

**Kansas City Royals - 1985**





Batter	1	2	3	4	5	6	7	8	9	AB	R	H	RBI	BB	SO	LOB
Willie Wilson, S OBP: 0.250, SLG: 0.500 (1, 8)	0-0 6-3		0-3 K		0-0 6-3		0-0 1-H 3-H 2B			4	0	1	2	0	1	0
Pat Sheridan, L OBP: 0.500, SLG: 0.500 (1, 9)	0-0 BB 1B		0-0 G4-6-3 1B		0-0 F9		0-0 K			4	0	2	0	0	1	1
George Brett, L OBP: 0.500, SLG: 0.333 (1, 5)	4-0 1-2 BB		0-0 G4-6-3 1-2f		0-0 4-3		0-0 FC5-4 1B			3	0	1	0	1	0	1
Jorge Orta, L (1, 10)	0-0 F8			0-0 E8 1B		0-0 5-3		0-0 FC5-4 G6-4-3 1-2f		4	0	0	0	0	0	3
Steve Balboni, R OBP: 0.250, SLG: 0.250 (1, 3)	0-0 F8			0-0 2-3 1B		0-0 6-3		0-0 G6-4-3 1-2f		4	0	1	0	0	0	3
Darryl Motley, R OBP: 0.667, SLG: 1.000 (1, 7)		H 1-0 HBP		0-0 F2		0-0 F9 2B 2B				2	1	1	0	0	0	2
Frank White, R (1, 4)		X 0-0 F4		0-3 K		0-0 F9				3	0	0	0	0	1	4
Jim Sundberg, R (1, 2)		X 0-0 5-3		0-0 K		0-3 K				2	0	0	0	0	0	3
Dane Iorg, L (7, PH)		X 0-0 1-2		0-0 1-3						1	0	0	0	0	1	1
John Wathan, R (8, 2)		X 0-0 F4								0	0	0	0	0	0	0
Onix Concepcion, R (1, 6)		X 0-0 F4			0-0 5-3		H 1-0 2B HBP			2	1	0	0	0	0	1

Inning Stats	R: 0	H: 1	E: 0	LOB: 2	K: 0	BB: 1	S: 4	P: 8	R: 0	H: 0	E: 0	LOB: 1	K: 0	BB: 0	S: 3	P: 4	R: 0	H: 1	E: 0	LOB: 0	K: 1	BB: 0	S: 5	P: 5	R: 0	H: 1	E: 1	LOB: 2	K: 1	BB: 0	S: 7	P: 7	R: 0	H: 0	E: 0	LOB: 0	K: 0	BB: 0	S: 3	P: 3	R: 0	H: 0	E: 0	LOB: 0	K: 0	BB: 0	S: 3	P: 3	R: 2	H: 2	E: 0	LOB: 1	K: 2	BB: 0	S: 9	P: 10	R: 0	H: 1	E: 0	LOB: 0	K: 0	BB: 0	S: 3	P: 3
--------------	------	------	------	--------	------	-------	------	------	------	------	------	--------	------	-------	------	------	------	------	------	--------	------	-------	------	------	------	------	------	--------	------	-------	------	------	------	------	------	--------	------	-------	------	------	------	------	------	--------	------	-------	------	------	------	------	------	--------	------	-------	------	-------	------	------	------	--------	------	-------	------	------


PITCHER	IP	WLS	BF	H	R	ER	SO	BB	IBB	HBP	BLK	WP	HR	S	P	ERA	WHIP
Dave Stieb, R ERA: 2.7 (1, 1)	6.2	L	28	5	2	2	3	1	0	2	0	0	0	31	37	2.70	0.900
Gary Lavelle, L ERA: (7, 1)	1.1		4	1	0	0	1	0	0	0	0	0	0	6	6	0.00	0.750

**BOTTOM**

**Toronto Blue Jays @ Kansas City Royals**  
**Royals Stadium, Kansas City, MO**

Mon Apr 08 1985, 4:33 AM EST  
 Att. 41,086 - Unknown

AB	29
R	2
H	6
RBI	2
BB	1
SO	4
LOB	19



WP	HR	S	P	ERA	WHIP
0	0	0	0	0	0





BOTTOM

Toronto Blue Jays @ Kansas City Royals  
Royals Stadium, Kansas City, MO  
Wed Apr 10 1985, 7:05 PM EST  
Att: 14,740 - Unknown

livebaseballscorecards.com

AB 33  
R 0  
H 6  
RBI 0  
BB 6  
SO 6  
LOB 17



WP: 0 PA: 40  
PB: 0  
SB: 1  
CS: 1

AB R H RBI BB SO LOB

4 0 1 0 1 1 2

3 0 0 0 1 0 2  
1 0 0 0 0 1 0

3 0 0 0 2 0 1

3 0 1 0 1 0 3  
1 0 0 0 0 0 0

4 0 1 0 0 2 3

4 0 2 0 0 1 1

3 0 0 0 0 1 1

3 0 1 0 0 0 0  
0 0 0 0 1 0 0  
0 0 0 0 0 0 0

4 0 0 0 0 0 4

1B: 4 SF: 0  
2B: 2 SAC: 1  
3B: 0 DP: 0  
HR: 0 HBP: 0

Batter	1	2	3	4	5	6	7	8	9	10
Willie Wilson, S OBP: 0.333, SLG: 0.375 (1, 8)	4-0 G3 1B BB		0-0 CS 1B			0-0 F8		0-3 K	0-0 F8	
Pat Sheridan, L OBP: 0.375, SLG: 0.286 (1, 9)	0-0 G3		0-0 F7			4-0 BB		0-0 F7		0-3 K
Lynn Jones, R (10, PH)	1-2		1-2			BB				
George Brett, L OBP: 0.444, SLG: 0.167 (1, 5)	4-0 1B BB			0-0 G3		0-0 F8		4-0 S BB		0-0 6-3
Jorge Orta, L OBP: 0.250, SLG: 0.286 (1, 10)	0-0 F8			0-0		0-0		4-0		0-0
Hal McRae, R (10, PH)				2B		4-3		1-2 IBB		F8
Steve Balboni, R OBP: 0.250, SLG: 0.250 (1, 3)	0-0 1-2 2-H 1B			0-0 F5		0-0		0-3 K	0-3 K	
Darryl Motley, R OBP: 0.571, SLG: 0.833 (1, 7)		0-0 F8		0-3 K				0-0 1B 1B	0-0 SH3-4 2B	
Frank White, R (1, 4)		0-0 5-3				0-3 K		0-0 F8	0-0 SH3-4	
Jim Sundberg, R OBP: 0.200, SLG: 0.200 (1, 2)		0-0 6-3				0-0		0-0	4-0	
Dane Iorg, L (9, PH)						F9		K: 1 BB: 0 P: 7	1-3 1B	
John Wathan, R (9, PR)										IBB
Onix Concepcion, R (1, 6)			0-0 F4			0-0 6-3		0-0 F8	0-0 F4	

Inning Stats	R: 0	H: 1	E: 0	K: 0	S: 3	R: 0	H: 0	E: 0	K: 0	S: 3	R: 0	H: 1	E: 0	K: 0	S: 3	R: 0	H: 0	E: 0	K: 1	S: 5	R: 0	H: 0	E: 0	K: 0	S: 3	R: 0	H: 2	E: 0	K: 1	S: 7	R: 0	H: 0	E: 0	K: 2	S: 7	R: 0	H: 1	E: 0	K: 0	S: 4	R: 0	H: 0	E: 0	K: 1	S: 5
	1	2	2	11		0	0	0	3		0	0	0	3		0	0	0	1	6		0	0	0	0		2	0	7		0	0	0	15		1	8		0	5		0	5		

PITCHER	IP	WLS	BF	H	R	ER	SO	BB	IBB	HBP	BLK	WP	HR	S	P	ERA	WHIP
Doyle Alexander, R ERA:	(1, 1)	6.2	26	5	0	0	3	3	0	0	0	0	0	29	41	0.00	1.200
Bill Caudill, R ERA:	(7, 1)	2.1	11	1	0	0	2	1	2	0	0	0	0	12	24	0.00	0.857
Gary Lavelle, L ERA:	(10, 1)	1.0	3	0	0	0	1	0	0	0	0	0	0	5	5	0.00	0.000















Batter	1	2	3	4	5	6	7	8	9	AB R H RBI BB SO LOB	TOP										
Lou Whitaker, L (1, 4) OBP: 0.474, SLG: 0.867	0-0 1-3		0-0 1B 6-3 1B		0-0 4-3 1B		0-0 4-3		0-3 K	5 1 2 0 0 1 0											
Alan Trammell, R (1, 6) Doug Baker, S (9, 6)	0-0 3-1		0-0 6-3 1B 1-3 2-H		0-0 F8		0-0 HR 2B		0-0 F9	5 1 2 1 0 0 1 0 0 0 0 0 0 0											
Kirk Gibson, L (1, 9) OBP: 0.292, SLG: 0.500	0-3 K		0-0 F5		0-0 4-3		4-0 HR IBB			3 1 0 0 1 1 3											
Lance Parrish, R (1, 2) OBP: 0.364, SLG: 0.500		0-0 6-3	0-0 6-3 2-3 3-H		0-0 6-3		0-0 HR			4 1 1 4 0 0 2											
Johnny Grubb, L (1, 10) OBP: 0.385, SLG: 0.200		4-0 BB 5-3 BB	0-0 F6		0-0 F4		0-3 K			3 0 0 0 1 1 1											
Darrell Evans, L (1, 3) OBP: 0.417, SLG: 0.455		4-0 BB 5-3 BB		0-0 F8		0-0 FC5-4 1B		0-0 F9		3 0 1 0 1 0 0											
Larry Herndon, R (1, 7) OBP: 0.333, SLG: 0.316		0-0 5-3 1-2 2-3		0-0 4-3		0-0 FC5-4		0-0 6-3		4 0 0 0 0 0 3											
Chet Lemon, R (1, 8) OBP: 0.381, SLG: 0.389		0-0 L7		0-0 2B		0-3 K		0-0 5-3		4 0 1 0 0 1 3											
Chris Pittaro, S (1, 5) Tom Brookens, R (7, 5) OBP: 0.625, SLG: 1.143			0-0 1B 1B		0-0 F7		0-0 4-3		0-0 F8	3 1 1 0 0 0 1 1 0 0 0 0 0 0											
<b>Inning Stats</b>	R: 0 E: 0 K: 1 S: 5	H: 0 LOB: 0 BB: 0 P: 5	R: 0 E: 0 K: 0 S: 3	H: 0 LOB: 2 BB: 2 P: 11	R: 2 E: 0 K: 0 S: 6	H: 3 LOB: 1 BB: 0 P: 6	R: 0 E: 0 K: 0 S: 4	H: 1 LOB: 1 BB: 0 P: 4	R: 0 E: 0 K: 1 S: 6	H: 1 LOB: 1 BB: 0 P: 6	R: 3 E: 0 K: 1 S: 7	H: 2 LOB: 0 BB: 1 P: 11	R: 0 E: 0 K: 0 S: 3	H: 0 LOB: 0 BB: 0 P: 3	R: 0 E: 0 K: 1 S: 5	H: 0 LOB: 0 BB: 0 P: 5	1B: 5 2B: 2 3B: 0 HR: 1	SF: 0 SAC: 0 DP: 0 HBP: 0	WP: 0 PB: 0 SB: 0 CS: 0	PA: 38	
<b>PITCHER</b> Bret Saberhagen, R (1, 1) ERA: 4.05 Michael LaCoss, R (7, 1) ERA: 13.5 Mike Jones, L (9, 1) ERA:	IP 6.2 1.1 1.0	WLS L	BF 29 6 3	H 7 1 0	R 3 2 0	ER 3 2 0	SO 2 1 1	BB 2 0 0	IBB 0 1 0	HBP 0 0 0	BLK 0 0 0	WP 0 0 0	HR 0 1 0	S 31 7 5	P 39 11 5	ERA 4.05 13.50 0.00	WHIP 1.350 0.750 0.000				

**Detroit Tigers @ Kansas City Royals**  
 Royals Stadium, Kansas City, MO  
 Sun Apr 14 1985, 4:33 AM EST  
 Att. 24,447 - Unknown

[livebaseballscorecards.com](http://livebaseballscorecards.com)

<b>AB</b>	<b>35</b>
<b>R</b>	<b>5</b>
<b>H</b>	<b>8</b>
<b>RBI</b>	<b>5</b>
<b>BB</b>	<b>3</b>
<b>SO</b>	<b>4</b>
<b>LOB</b>	<b>14</b>







Batter	1	2	3	4	5	6	7	8	9	AB R H RBI BB SO LOB	TOP																				
Wade Boggs, L (1, 5) OBP: 0.471, SLG: 0.429	0-0 5-3		4-0 BB			0-0 4-3		0-0 F7		3 0 0 0 1 0 0																					
Dwight Evans, R (1, 9) OBP: 0.412, SLG: 0.643	4-0 6-3 BB		0-0 4-3			0-0 1B		0-0 1-3		3 0 1 0 1 0 1																					
Jim Rice, R (1, 7) OBP: 0.469, SLG: 0.643	0-0 6-3 1-2			4-0 G4-6-3 BB		0-0 1-3		0-0 5-3		3 0 0 0 1 0 2																					
Mike Easler, L (1, 10) OBP: 0.355, SLG: 0.357	0-0 G4-1			0-0 G4-6-3 1-2f			4-0 G5-4-3 BB	0-0 1B		3 0 1 0 1 0 2																					
Tony Armas, R (1, 8) OBP: 0.258, SLG: 0.536		0-0 F9		0-0 6-3			0-0 G5-4-3 1-2f	0-0 F6		4 0 0 0 0 0 2																					
Bill Buckner, L (1, 3) OBP: 0.414, SLG: 0.556		0-0 6-3			0-0 F8		0-0 1B			3 0 1 0 0 0 0																					
Rich Gedman, L (1, 2) OBP: 0.464, SLG: 0.560		0-0 4-3			0-3 K		0-3 K			3 0 0 0 0 2 1																					
Marty Barrett, R (1, 4) OBP: 0.286, SLG: 0.200			0-0 F6		0-0 6-3			0-0 6-3		3 0 0 0 0 0 0																					
Jackie Gutierrez, R (1, 6) OBP: 0.250, SLG: 0.273			0-0 4-3			0-0 F4		0-0 6-3		3 0 0 0 0 0 0																					
<b>Inning Stats</b>	R: 0 E: 0 K: 0 S: 3	H: 0 LOB: 1 BB: 1 P: 7	R: 0 E: 0 K: 0 S: 3	H: 0 LOB: 0 BB: 0 P: 3	R: 0 E: 0 K: 0 S: 3	H: 0 LOB: 1 BB: 1 P: 7	R: 0 E: 0 K: 0 S: 2	H: 0 LOB: 0 BB: 1 P: 6	R: 0 E: 0 K: 1 S: 5	H: 0 LOB: 0 BB: 1 P: 5	R: 0 E: 0 K: 1 S: 4	H: 1 LOB: 1 BB: 0 P: 4	R: 0 E: 0 K: 1 S: 5	H: 1 LOB: 1 BB: 1 P: 9	R: 0 E: 0 K: 0 S: 3	H: 0 LOB: 0 BB: 0 P: 3	R: 0 E: 0 K: 0 S: 4	H: 1 LOB: 1 BB: 0 P: 4	1B: 3 2B: 0 3B: 0 HR: 0	SF: 0 SAC: 0 DP: 2 HBP: 0	WP: 0 PB: 0 SB: 0 CS: 0	PA: 32									
<b>PITCHER</b> Danny Jackson, L (1, 1) ERA:	IP 9.0	WLS W	BF 32	H 3	R 0	ER 0	SO 2	BB 4	IBB 0	HBP 0	BLK 0	WP 0	HR 0	S 32	P 48	ERA 0.00	WHIP 0.778														
											<b>PITCHER</b>	IP	WLS	BF	H	R	ER	SO	BB	IBB	HBP	BLK	WP	HR	S	P	ERA	WHIP			

**Boston Red Sox @ Kansas City Royals**  
 Royals Stadium, Kansas City, MO  
 Tue Apr 16 1985, 7:05 PM EST  
 Att: 16,886 - Unknown

AB	28
R	0
H	3
RBI	0
BB	4
SO	2
LOB	8





Batter	1	2	3	4	5	6	7	8	9	AB R H RBI BB SO LOB	TOP
Wade Boggs, L (1, 5) OBP: 0.447, SLG: 0.387	4-0 FC1-4 BB			0-0 1-3		0-0 F7		0-0 6-3		3 0 0 0 1 0 2	<b>Boston Red Sox @ Kansas City Royals</b> Royals Stadium, Kansas City, MO Wed Apr 17 1985, 7:05 PM EST Att: 18,685 - Unknown <a href="http://livebaseballscorecards.com">livebaseballscorecards.com</a>
Dwight Evans, R (1, 9) OBP: 0.368, SLG: 0.563	0-0 FC1-4 G5-4-3 1-2f			0-0 1-3		0-0 F8		0-0 4-3	4 0 0 0 0 0 2		
Jim Rice, R (1, 7) OBP: 0.472, SLG: 0.613	0-0 G5-4-3 1-2f			4-0 BB		0-0 FC5-4 1-2f		0-0 2B 1B	3 1 1 0 1 0 2		
Mike Easler, L (1, 10) OBP: 0.343, SLG: 0.375		0-3 K		0-0 F7		0-3 K		0-0 2B 1-H	4 0 1 1 0 2 1		
Tony Armas, R (1, 8) OBP: 0.229, SLG: 0.469		0-3 K			0-0 6-3	0-3 K		0-3 K	4 0 0 0 0 3 1		
Bill Buckner, L (1, 3) OBP: 0.364, SLG: 0.484		0-0 4-3			0-0 4-3	0-0 F3		0-0 G1	4 0 0 0 0 0 1		
Rich Gedman, L (1, 2) OBP: 0.452, SLG: 0.536			0-0 G3		0-0 WP 1B		0-0 F6		3 0 1 0 0 0 0		
Marty Barrett, R (1, 4) OBP: 0.290, SLG: 0.250			0-0 F6		0-0 6-3 1-2		0-0 2B		3 0 1 0 0 0 1		
Jackie Gutierrez, R (1, 6) OBP: 0.259, SLG: 0.250			0-0 5-3		4-0 FC5-4 BB		0-0 F4		2 0 0 0 1 0 1		
<b>Inning Stats</b>	R: 0 H: 0 E: 0 LOB: 0 K: 0 BB: 1 S: 2 P: 6	R: 0 H: 0 E: 0 LOB: 0 K: 2 BB: 0 S: 7 P: 7	R: 0 H: 0 E: 0 LOB: 0 K: 0 BB: 0 S: 3 P: 3	R: 0 H: 0 E: 0 LOB: 1 K: 0 BB: 1 S: 3 P: 7	R: 0 H: 1 E: 0 LOB: 1 K: 0 BB: 0 S: 4 P: 4	R: 0 H: 0 E: 0 LOB: 1 K: 0 BB: 1 S: 3 P: 7	R: 0 H: 0 E: 0 LOB: 0 K: 2 BB: 0 S: 7 P: 7	R: 0 H: 1 E: 0 LOB: 1 K: 1 BB: 0 S: 4 P: 4	R: 1 H: 2 E: 0 LOB: 1 K: 1 BB: 0 S: 7 P: 7	1B: 2 SF: 0 2B: 2 SAC: 0 3B: 0 DP: 1 HR: 0 HBP: 0	WP: 1 PA: 33 PB: 0 SB: 0 CS: 0
<b>PITCHER</b> Charlie Leibrandt, L (1, 1) ERA: 2.3	IP WLS BF H R ER SO BB IBB HBP BLK WP HR S P ERA WHIP										
	9.0 W 33 4 1 1 5 3 0 0 0 1 0 40 52 1.00 0.778										

**Boston Red Sox @ Kansas City Royals**  
 Royals Stadium, Kansas City, MO  
 Wed Apr 17 1985, 7:05 PM EST  
 Att: 18,685 - Unknown

AB	30
R	1
H	4
RBI	1
BB	3
SO	5
LOB	11





Batter	1	2	3	4	5	6	7	8	9
Willie Wilson, S OBP: 0.419, SLG: 0.536 (1, 8)	0-0 G6-4-3 1B	0-0 F8			0-0 E 2B 1B	4-0 1-2 BB		0-0 FC1-2 1-3 2-H 1B	
Frank White, R OBP: 0.160, SLG: 0.261 (1, 4)	0-0 G6-4-3 1-2f		0-0 F8		0-0 6-4-3 1-2	0-0 F3		0-0 3-1	
George Brett, L OBP: 0.533, SLG: 0.350 (1, 5)	0-0 2B		0-0 1B		4-0 2B IBB		0-0 BB 1B	4-0 FC1-2 IBB	
Jorge Orta, L OBP: 0.231, SLG: 0.320 (1, 10)	0-0 1-3		0-3 K		0-0 2B		0-0 F8	0-0 FC1-2 1-2 2-3 3-Hf	
Darryl Motley, R OBP: 0.296, SLG: 0.292 (1, 7)		0-3 K	0-0 F6		0-0 F7		4-0 1-2 BB	0-0 F8	
Steve Balboni, R OBP: 0.222, SLG: 0.407 (1, 3)		0-0 E6 BB HR		0-0 F8		0-0 G3 2B	0-3 K		
Pat Sheridan, L OBP: 0.346, SLG: 0.227 (1, 9)		4-0 1-2 HR BB		0-0 4-3		0-0 G3 2-3	0-3 K		
Jim Sundberg, R OBP: 0.136, SLG: 0.095 (1, 2)		0-0 F4		0-0 5-3		4-0 BB BB	0-0 BB 1B		
Buddy Biancalana, S OBP: 0.286, SLG: 0.667 (1, 6)		0-0 1-H 2-H HR		0-3 K		0-0 F5	4-0 1B FC1-2 BB		

AB	R	H	RBI	BB	SO	LOB
4	1	3	1	1	0	0
5	0	0	0	0	0	7
3	1	3	0	2	0	0
5	0	1	2	0	1	6
4	0	0	0	1	1	5
4	1	1	0	0	1	2
3	1	0	0	1	1	3
3	1	1	0	1	0	2
3	1	1	3	1	1	2

**BOTTOM**

**Boston Red Sox @ Kansas City Royals**  
**Royals Stadium, Kansas City, MO**  
 Wed Apr 17 1985, 7:05 PM EST  
 Att. 18,685 - Unknown


[livebaseballscorecards.com](http://livebaseballscorecards.com)

<b>AB</b>	<b>34</b>
<b>R</b>	<b>6</b>
<b>H</b>	<b>10</b>
<b>RBI</b>	<b>6</b>
<b>BB</b>	<b>7</b>
<b>SO</b>	<b>5</b>
<b>LOB</b>	<b>27</b>



Inning Stats	R: 0	H: 2	E: 0	K: 0	S: 4	H: 1	LOB: 1	BB: 0	P: 4	R: 3	H: 1	E: 1	K: 1	S: 7	R: 0	H: 1	E: 0	K: 1	S: 6	R: 0	H: 0	E: 0	K: 0	S: 3	R: 2	H: 2	E: 1	K: 1	S: 7	R: 0	H: 1	E: 0	K: 0	S: 4	R: 0	H: 1	E: 0	K: 2	S: 8	R: 1	H: 2	E: 0	K: 0	S: 5	R: 1	H: 2	E: 0	K: 0	S: 5	1B: 6	2B: 3	3B: 0	HR: 1	SF: 0	SAC: 0	DP: 1	HBP: 0	WP: 0	PB: 0	SB: 0	CS: 0	PA: 41
--------------	------	------	------	------	------	------	--------	-------	------	------	------	------	------	------	------	------	------	------	------	------	------	------	------	------	------	------	------	------	------	------	------	------	------	------	------	------	------	------	------	------	------	------	------	------	------	------	------	------	------	-------	-------	-------	-------	-------	--------	-------	--------	-------	-------	-------	-------	--------

PITCHER	IP	WLS	BF	H	R	ER	SO	BB	IBB	HBP	BLK	WP	HR	S	P	ERA	WHIP
Al Nipper, R ERA:	(1, 1)	5.1	L	26	7	5	0	3	2	1	0	0	0	29	41	0.00	1.688
Mark Clear, R ERA: 4.15	(6, 1)	1.2		10	2	1	2	3	0	0	0	0	0	11	23	5.40	3.000
Bob Ojeda, L ERA:	(8, 1)	1.0		5	1	0	0	0	1	0	0	0	0	4	8	0.00	1.000

Batter	1	2	3	4	5	6	7	8	9	10	11	12	13	14	AB R H RBI BB SO LOB	TOP																
Wade Boggs, L (1, 5) OBP: 0.455, SLG: 0.371	0-0 6-3		0-0 6-3		4-0 BB			0-0 SH1-4	0-0 FC5 BB 1B		4-0 FC6-4 IBB			0-0 6-3	4 0 1 0 2 0 0	<b>Boston Red Sox @ Kansas City Royals</b> Royals Stadium, Kansas City, MO Thu Apr 18 1985, 7:05 PM EST Att. 22,587 - Unknown  <a href="http://livebaseballscorecards.com">livebaseballscorecards.com</a>  <b>AB 50</b> <b>R 4</b> <b>H 9</b> <b>RBI 3</b> <b>BB 7</b> <b>SO 3</b> <b>LOB 19</b> 																
Dwight Evans, R (1, 9) OBP: 0.356, SLG: 0.486	0-0 6-3		4-0 FC6-4 BB		0-0 3			0-0 4-3	4-0 BB 1B		0-0 FC6-4			0-0 F7	5 0 0 0 2 0 5																	
Jim Rice, R (1, 7) OBP: 0.442, SLG: 0.622	4-0 FC4-6 BB		0-0 FC6-4					0-0 E4 1B	0-0 FC5			0-0 5-3		0-0 HR	6 2 1 1 1 0 5																	
Mike Easler, L (1, 10) OBP: 0.310, SLG: 0.333	0-0 FC4-6			0-0 F7				0-0 1B 1B		0-0 6-3		0-0 F7		0-0 4-3	7 0 1 0 0 0 1																	
Tony Armas, R (1, 8) OBP: 0.244, SLG: 0.474		0-0 F8		0-0 2B				0-0 1B 1B		0-3 K2-3		0-0 6-3			6 1 2 1 0 1 0																	
Bill Buckner, L (1, 3) OBP: 0.333, SLG: 0.459		0-0 G3		0-0 F9 2B				0-0 F8	0-0 F8				0-0 6-3		6 0 1 1 0 0 2																	
Marty Barrett, R (1, 4) OBP: 0.297, SLG: 0.219		4-0 BB		0-0 F9				0-0 F7	0-0 5-3		0-0 6-3		4-0 BB		4 0 0 0 2 0 1																	
Jackie Gutierrez, R (1, 6) OBP: 0.233, SLG: 0.222		0-0 5-3		0-0 5-3				0-0 1-3	0-3 K		0-0 S 1B		0-0 F3		3 0 0 0 0 0 2																	
Rick Miller, L (9, PH) OBP: 0.500, SLG: 1.000														0-0 G3	1 0 0 0 0 1 0																	
Glenn Hoffman, R (9, 6) OBP: 0.667, SLG: 1.000														0-0 G3	2 0 1 0 0 0 1																	
Marc Sullivan, R (1, 2) OBP: 0.250, SLG: 0.250			0-0 F8		0-0 5-3			0-0 4-3 SH1-4 E 1B	0-0 BB 1B		0-3 K		0-0 G3		3 0 1 0 0 0 0																	
Steve Lyons, L (8, PR)															0 1 0 0 0 0 0																	
Rich Gedman, L (8, 2) OBP: 0.441, SLG: 0.516															3 0 1 0 0 1 2																	
<b>Inning Stats</b>	R: 0 E: 0 K: 0 S: 3	H: 0 LOB: 1 BB: 1 P: 7	R: 0 E: 0 K: 0 S: 3	H: 0 LOB: 1 BB: 1 P: 7	R: 0 E: 0 K: 0 S: 3	H: 0 LOB: 1 BB: 1 P: 7	R: 1 E: 0 K: 0 S: 5	H: 2 LOB: 1 BB: 0 P: 5	R: 0 E: 0 K: 0 S: 2	H: 0 LOB: 0 BB: 1 P: 6	R: 0 E: 0 K: 0 S: 3	H: 0 LOB: 0 BB: 0 P: 3	R: 0 E: 0 K: 0 S: 3	H: 0 LOB: 0 BB: 0 P: 3	R: 2 E: 1 K: 0 S: 7		H: 3 LOB: 2 BB: 0 P: 7	R: 0 E: 0 K: 1 S: 7	H: 2 LOB: 3 BB: 1 P: 11	R: 0 E: 0 K: 1 S: 5	H: 0 LOB: 0 BB: 0 P: 5	R: 0 E: 0 K: 1 S: 6	H: 1 LOB: 2 BB: 1 P: 10	R: 0 E: 0 K: 0 S: 3	H: 0 LOB: 0 BB: 0 P: 3	R: 0 E: 0 K: 0 S: 3	H: 0 LOB: 1 BB: 1 P: 7	R: 1 E: 0 K: 0 S: 4	H: 1 LOB: 0 BB: 0 P: 4	1B: 6 2B: 3 3B: 0 HR: 1	SF: 0 SAC: 1 DP: 1 HBP: 0	WP: 0 PB: 0 SB: 1 CS: 0
<b>PITCHER</b>	IP WLS BF H R ER SO BB IBB HBP BLK WP HR S P ERA WHIP																															
Bud Black, L (1, 1) ERA: 1.89	7.1		28	3	3	1	0	4	0	0	0	0	0	0	0	0	24	40	1.23	0.955												
Dan Quisenberry, R (8, 1) ERA: 1.69	1.2		11	4	0	0	1	1	0	0	0	0	0	0	0	0	12	16	0.00	3.000												
Joe Beckwith, R (10, 1) ERA: 1.42	3.0		11	1	0	0	2	0	1	0	0	0	0	0	0	0	14	18	0.00	0.333												
Mike Jones, L (13, 1) ERA: 3.0	2.0	L	8	1	1	1	0	1	0	0	0	0	0	0	0	0	7	11	4.50	1.000												



Batter	1	2	3	4	5	6	7	8	9	10	11	12	13	14	AB	R	H	RBI	BB	SO	LOB
Willie Wilson, S (1, 8) OBP: 0.421, SLG: 0.500	1-0 2B HBP		x 0-0 4-3		x 0-0 F9		x 0-0 FC3-6 1B		x 0-0 5-3			x 0-0 G3 1B		x 0-3 K	6	1	2	0	0	1	1
Pat Sheridan, L (1, 9) OBP: 0.364, SLG: 0.345	0-0 2B		x 0-0 1B		x 0-0 3-1		x 0-0 FC3-6				x 0-3 K		x 0-3 K		7	0	3	1	0	2	4
George Brett, L (1, 5) OBP: 0.486, SLG: 0.308	0-0 F6		x 0-0 6-3			x 0-0 FC5-4 1B		x 4-0 G6-4-3 1B BB		x 0-0 4-3		x 0-0 G3		x 0-0 F7	6	1	1	0	1	0	5
Jorge Orta, L (1, 10) OBP: 0.290, SLG: 0.400	0-0 F8			x 0-0 1B 2B		x 0-0 F9		x 0-0 G6-4-3 1B		x 0-0 1B		x 4-0 IBB			5	1	3	0	0	0	2
Hal McRae, R (12, PH) OBP: 0.500, SLG: 0.500															0	0	0	0	1	0	0
Dane Iorg, L (1, 7) Lynn Jones, R (7, 7) John Wathan, R (10, 2)	0-0 F2			x 0-0 F8		x 0-0 F8		x 0-0 G6-4-3 1-2f 2-3		x 0-0 F5		x 0-0 F7			3	0	0	0	0	0	3
Steve Balboni, R (1, 3) OBP: 0.212, SLG: 0.364		x 0-0 F8		x 0-3 K		x 0-0 FC5-4 1-2f		x 0-0 FC6-4 1B			x 0-0 5-3		x 0-0 F3		6	0	1	1	0	1	2
Frank White, R (1, 4) OBP: 0.161, SLG: 0.241		x 0-3 K		x 0-0 1B			x 0-3 K	x 0-0 FC6-4 1-2f		x 0-0 F8		x 0-0 F6			6	0	1	1	0	2	1
Jim Sundberg, R (1, 2) OBP: 0.160, SLG: 0.087		x 0-0 F8		x 0-0 F9			x 4-0 1B BB		x 0-0 5-3		x 0-0 4-3		x 0-3 K		2	0	0	0	1	0	1
Darryl Motley, R (9, PH) OBP: 0.267, SLG: 0.259															3	0	0	0	0	1	0
Buddy Biancalana, S (1, 6) OBP: 0.308, SLG: 0.500			x 0-0 F4		x 0-0 F7		x 0-3 K		x 0-0 F7			x 0-0 1B		x 0-0 CS 1B	6	0	2	0	0	1	1

Inning Stats	R: 1	H: 1	E: 0	LOB: 1	K: 0	BB: 0	S: 4	P: 5	R: 0	H: 0	E: 0	LOB: 0	K: 1	BB: 0	S: 5	P: 5	R: 0	H: 1	E: 0	LOB: 1	K: 0	BB: 0	S: 4	P: 4	R: 0	H: 2	E: 0	LOB: 1	K: 1	BB: 0	S: 7	P: 7	R: 0	H: 0	E: 0	LOB: 0	K: 0	BB: 0	S: 3	P: 3	R: 0	H: 1	E: 0	LOB: 1	K: 0	BB: 0	S: 4	P: 4	R: 0	H: 1	E: 0	LOB: 2	K: 2	BB: 1	S: 8	P: 12	R: 1	H: 2	E: 0	LOB: 1	K: 0	BB: 1	S: 4	P: 8	R: 0	H: 0	E: 0	LOB: 0	K: 0	BB: 0	S: 3	P: 3	R: 0	H: 1	E: 0	LOB: 1	K: 1	BB: 0	S: 6	P: 6	R: 0	H: 0	E: 0	LOB: 0	K: 0	BB: 0	S: 3	P: 3	R: 0	H: 2	E: 0	LOB: 3	K: 1	BB: 1	S: 7	P: 11	R: 0	H: 0	E: 0	LOB: 0	K: 1	BB: 0	S: 5	P: 5	R: 0	H: 2	E: 0	LOB: 1	K: 1	BB: 0	S: 6	P: 6	R: 0	H: 0	E: 0	LOB: 0	K: 0	BB: 0	S: 3	P: 3	R: 0	H: 0	E: 0	LOB: 0	K: 0	BB: 0	S: 3	P: 3	R: 0	H: 0	E: 0	LOB: 0	K: 0	BB: 0	S: 3	P: 3	R: 0	H: 0	E: 0	LOB: 0	K: 0	BB: 0	S: 3	P: 3
--------------	------	------	------	--------	------	-------	------	------	------	------	------	--------	------	-------	------	------	------	------	------	--------	------	-------	------	------	------	------	------	--------	------	-------	------	------	------	------	------	--------	------	-------	------	------	------	------	------	--------	------	-------	------	------	------	------	------	--------	------	-------	------	-------	------	------	------	--------	------	-------	------	------	------	------	------	--------	------	-------	------	------	------	------	------	--------	------	-------	------	------	------	------	------	--------	------	-------	------	------	------	------	------	--------	------	-------	------	-------	------	------	------	--------	------	-------	------	------	------	------	------	--------	------	-------	------	------	------	------	------	--------	------	-------	------	------	------	------	------	--------	------	-------	------	------	------	------	------	--------	------	-------	------	------	------	------	------	--------	------	-------	------	------

PITCHER	IP	WLS	BF	H	R	ER	SO	BB	IBB	HBP	BLK	WP	HR	S	P	ERA	WHIP
Oil Can Boyd, R (1, 1) ERA: 2.74	7.0		31	7	3	3	4	2	0	1	0	0	0	36	45	3.86	1.286
Bob Stanley, R (8, 1) ERA: 1.38	4.0		15	4	0	0	1	0	0	0	0	0	0	17	17	0.00	1.000
Bob Ojeda, L (12, 1) ERA:	3.0	W	11	2	0	0	3	0	1	0	0	0	0	16	20	0.00	0.667

**BOTTOM**

**Boston Red Sox @ Kansas City Royals**  
**Royals Stadium, Kansas City, MO**

Thu Apr 18 1985, 7:05 PM EST  
Att. 22,587 - Unknown

livebaseballscorecards.com

AB	53
R	3
H	13
RBI	3
BB	3
SO	8
LOB	26



WP	PA
0	57
0	0
1	1
1	0



Batter	1	2	3	4	5	6	7	8	9	AB R H RBI BB SO LOB	TOP									
Willie Wilson, S OBP: 0.372, SLG: 0.436 (1, 8)	0-3 K	0-0 1-3		0-0 6-3		0-0 5-3		0-0 F2		5 0 0 0 0 1 0										
Pat Sheridan, L OBP: 0.368, SLG: 0.333 (1, 9)	0-0 4-3	4-0 HR BB		0-0 FC4 1B		0-0 F7		0-0 4-3		4 1 1 0 1 0 0										
George Brett, L OBP: 0.476, SLG: 0.516 Greg Pryor, R (1, 5) (9, 5)	0-0 HR	0-0 HR		0-0 FC4 1-2f		0-3 K		0-0 F9		5 2 2 3 0 1 1 0 0 0 0 0 0 0										
Jorge Orta, L OBP: 0.324, SLG: 0.424 Hal McRae, R OBP: 0.333, SLG: 0.250 (1, 10) (7, PH)	0-0 1B 1B	0-0 F3		0-0 FC6-4 1B		0-0 F9		0-0 5-3		3 1 2 0 0 0 0 2 0 0 0 0 0 0										
Darryl Motley, R OBP: 0.324, SLG: 0.419 (1, 7)	0-0 1B 1B		0-0 HR		0-0 F4		0-0 HR 1B			4 3 3 1 0 0 1										
Steve Balboni, R OBP: 0.243, SLG: 0.459 (1, 3)	0-0 1B 1B		0-0 5-3		0-3 K		0-0 HR			4 1 2 3 0 1 1										
Frank White, R OBP: 0.171, SLG: 0.242 (1, 4)	0-0 1-2 3-H 1B		0-0 F4		0-0 FC6-4 1-2f		0-0 F9			4 0 1 1 0 0 1										
Jim Sundberg, R OBP: 0.172, SLG: 0.222 (1, 2)	0-3 K		0-0 F8		0-0 F5		0-0 HR			4 1 1 1 0 1 2										
Buddy Biancalana, S OBP: 0.235, SLG: 0.375 (1, 6)		0-3 K		0-3 K		0-3 K		0-0 F7		4 0 0 0 0 3 0										
<b>Inning Stats</b>	R: 3 E: 0 K: 2 S: 12	H: 5 LOB: 2 BB: 0 P: 12	R: 2 E: 0 K: 1 S: 6	H: 1 LOB: 0 BB: 1 P: 10	R: 1 E: 0 K: 0 S: 4	H: 1 LOB: 0 BB: 0 P: 4	R: 0 E: 0 K: 1 S: 6	H: 1 LOB: 1 BB: 0 P: 6	R: 0 E: 0 K: 1 S: 5	H: 0 LOB: 0 BB: 0 P: 5	R: 0 E: 0 K: 1 S: 5	H: 0 LOB: 0 BB: 0 P: 5	R: 3 E: 0 K: 0 S: 6	H: 3 LOB: 0 BB: 0 P: 6	R: 0 E: 0 K: 0 S: 3	H: 0 LOB: 0 BB: 0 P: 3	1B: 7 2B: 0 3B: 0 HR: 5	SF: 0 SAC: 0 DP: 0 HBP: 0	WP: 0 PB: 0 SB: 0 CS: 0	PA: 40
<b>PITCHER</b>	IP WLS BF H R ER SO BB IBB HBP BLK WP HR S P ERA WHIP																			
Dan Petry, R ERA: 3.38 (1, 1)	2.0 L 13 6 5 5 3 1 0 0 0 0 0 2 18 22 22.50 3.500																			
Juan Berenguer, R ERA: 2.25 (3, 1)	4.0 15 3 1 1 3 0 0 0 0 0 0 1 21 21 2.25 0.750																			
Bill Scherrer, L ERA: (7, 1)	1.0 3 0 0 0 1 0 0 0 0 0 0 0 5 5 0.00 0.000																			
Aurelio Lopez, R ERA: 5.4 (8, 1)	1.0 6 3 3 3 0 0 0 0 0 0 0 2 6 6 27.00 3.000																			
Willie Hernandez, L ERA: (9, 1)	1.0 3 0 0 0 0 0 0 0 0 0 0 0 3 3 0.00 0.000																			

**Kansas City Royals @ Detroit Tigers**  
Tiger Stadium, Detroit, MI  
Fri Apr 19 1985, 6:05 PM EST  
Att. 35,432 - Unknown

[livebaseballscorecards.com](http://livebaseballscorecards.com)

AB	39
R	9
H	12
RBI	9
BB	1
SO	7
LOB	6



Batter	1	2	3	4	5	6	7	8	9	AB R H RBI BB SO LOB
Lou Whitaker, L (1, 4) OBP: 0.406, SLG: 0.714	0-0 1B 1B		0-0 G3		0-0 4-3		0-0 1B 2B		0-3 K	5 1 2 0 0 1 1
Alan Trammell, R (1, 6) OBP: 0.421, SLG: 0.606	0-3 K		0-0 1-3		0-0 1B 1B		0-0 FC5 1B 1B		0-0 5-3	5 0 2 1 0 1 2
Kirk Gibson, L (1, 9) OBP: 0.324, SLG: 0.455	0-0 G6-4-3 1-2 1B		0-0 1B 1B		0-0 1-2 1B		0-0 1-2 FC5 1B		0-3 K	5 0 4 0 0 1 1
Lance Parrish, R (1, 2) OBP: 0.353, SLG: 0.419 Marty Castillo, R (9, 2)	0-0 G6-4-3 1-2f		0-0 1-2 1B		0-0 F9		0-0 FC5 1-2 2-3f			4 0 1 0 0 0 6 0 0 0 0 0 0 0
Johnny Grubb, L (1, 10) OBP: 0.217, SLG: 0.100		0-3 K	0-0 F6		0-0 4-3		0-0 F8			4 0 0 0 0 1 4
Darrell Evans, L (1, 3) OBP: 0.318, SLG: 0.263		0-0 F8		0-0 F8		0-0 F9		0-0 F4		4 0 0 0 0 0 0
Larry Herndon, R (1, 7) OBP: 0.323, SLG: 0.321		0-0 1B 2B		0-0 6-3		0-0 E3		0-0 F8		4 1 1 0 0 0 0
Chet Lemon, R (1, 8) OBP: 0.290, SLG: 0.286 Tom Brookens, R (9, 5) OBP: 0.625, SLG: 1.143		0-0 2-H 1B		0-0 6-3		0-0 F7		0-0 4-3		4 0 1 1 0 0 1 0 0 0 0 0 0 0
Chris Pittaro, S (1, 5) OBP: 0.269, SLG: 0.280 Jim Weaver, L (9, 8) OBP: 0.500, SLG: 1.000		0-0 G3		0-0 F8		0-0 3-1		0-0 2B		3 0 0 0 0 0 1 1 0 1 0 0 0 0

Inning Stats	R: 0	H: 2	E: 0	K: 1	S: 6	LOB: 1	BB: 0	P: 6	R: 1	H: 2	E: 0	K: 1	S: 7	LOB: 1	BB: 0	P: 7	R: 0	H: 2	E: 0	K: 0	S: 5	LOB: 2	BB: 0	P: 5	R: 0	H: 0	E: 0	K: 0	S: 3	LOB: 0	BB: 0	P: 3	R: 0	H: 2	E: 1	K: 0	S: 4	LOB: 1	BB: 0	P: 4	R: 1	H: 3	E: 0	K: 0	S: 6	LOB: 2	BB: 0	P: 6	R: 0	H: 0	E: 0	K: 0	S: 3	LOB: 0	BB: 0	P: 3	R: 0	H: 1	E: 0	K: 2	S: 8	LOB: 1	BB: 0	P: 8	1B: 9	2B: 3	3B: 0	HR: 0	SF: 0	SAC: 0	DP: 1	HBP: 0	WP: 0	PB: 0	SB: 0	CS: 0	PA: 39
--------------	------	------	------	------	------	--------	-------	------	------	------	------	------	------	--------	-------	------	------	------	------	------	------	--------	-------	------	------	------	------	------	------	--------	-------	------	------	------	------	------	------	--------	-------	------	------	------	------	------	------	--------	-------	------	------	------	------	------	------	--------	-------	------	------	------	------	------	------	--------	-------	------	-------	-------	-------	-------	-------	--------	-------	--------	-------	-------	-------	-------	--------

PITCHER	IP	WLS	BF	H	R	ER	SO	BB	IBB	HBP	BLK	WP	HR	S	P	ERA	WHIP
Bret Saberhagen, R (1, 1) ERA: 3.46	6.1	W	29	10	2	2	2	0	0	0	0	0	0	33	33	2.84	1.579
Dan Quisenberry, R (7, 1) ERA: 1.13	2.2		10	2	0	0	2	0	0	0	0	0	0	14	14	0.00	0.750

BOTTOM

Kansas City Royals @ Detroit Tigers  
Tiger Stadium, Detroit, MI  
Fri Apr 19 1985, 6:05 PM EST  
Att. 35,432 - Unknown

livebaseballscorecards.com

AB	39
R	2
H	12
RBI	2
BB	0
SO	4
LOB	16





Batter	1	2	3	4	5	6	7	8	9	AB R H RBI BB SO LOB	TOP																	
Willie Wilson, S OBP: 0.396, SLG: 0.465 (1, 8) X	0-0 F7 ① X	0-0 1-3 ③			0-0 1B 2B X	4-0 IBB X			0-0 S 1B X	4 1 2 0 1 0 2																		
Pat Sheridan, L OBP: 0.341, SLG: 0.306 (1, 9) X Lynn Jones, R (6, PH) (6, 9)	0-0 6-3 ② X		0-0 4-3 ① X		0-0 F7 ① X	0-3 K ③ X			0-0 F7 ① X	3 0 0 0 0 0 1 2 0 0 0 0 1 4																		
George Brett, L OBP: 0.447, SLG: 0.457 (1, 5) X	0-0 F7 ③ X		0-0 3-1 ② X		4-0 1B IBB X		0-0 3-1 ① X		0-3 K ② X	4 0 0 0 1 1 1																		
Jorge Orta, L OBP: 0.342, SLG: 0.459 (1, 10) X Hal McRae, R OBP: 0.286, SLG: 0.200 (9, PH)		0-0 6-3 ① X	0-0 E 2B X		0-0 G6-4-3 1B X		0-0 6-3 ② X		0-0 6-3 ③ X	4 0 2 1 0 0 0 1 0 0 0 0 0 1																		
Darryl Motley, R OBP: 0.316, SLG: 0.429 (1, 7) X		0-0 1B 2B X	0-0 E4 2-3 X		0-0 G6-4-3 1-2f ② ③ X		0-0 1-3 ③ X			4 1 1 0 0 0 3																		
Steve Balboni, R OBP: 0.293, SLG: 0.488 (1, 3) X		0-0 2B FC1-4 1B 2-H X	0-0 F8 ③ X			0-0 F8 1B 1B X				4 1 3 1 0 0 2																		
Frank White, R OBP: 0.205, SLG: 0.297 (1, 4) X		0-0 FC1-4 1-3 2B X		0-0 B2 ① X		0-0 F8 1B 1B X		0-3 K ① X		4 0 2 0 0 1 1																		
Jim Sundberg, R OBP: 0.182, SLG: 0.200 (1, 2) X		4-0 FC1-4 IBB X		0-0 F7 ② X		0-0 F8 1-2 2-3 ① X		0-3 K ② X		3 0 0 0 1 1 3																		
Buddy Biancalana, S OBP: 0.190, SLG: 0.300 (1, 6) X		0-0 FC1-4 1-2f 2-3 3-H ② X		0-0 4-3 ③ X		0-3 K ② X		0-0 F8 ③ X		4 0 0 1 0 1 5																		
<b>Inning Stats</b>	R: 0 E: 0 K: 0 S: 3 H: 0 LOB: 0 BB: 0 P: 3	R: 2 E: 0 K: 0 S: 6 H: 3 LOB: 2 BB: 1 P: 10	R: 0 E: 1 K: 0 S: 5 H: 1 LOB: 2 BB: 0 P: 5	R: 0 E: 0 K: 0 S: 3 H: 0 LOB: 0 BB: 0 P: 3	R: 1 E: 0 K: 0 S: 4 H: 2 LOB: 1 BB: 1 P: 8	R: 0 E: 0 K: 2 S: 9 H: 2 LOB: 3 BB: 1 P: 13	R: 0 E: 0 K: 0 S: 3 H: 0 LOB: 0 BB: 0 P: 3	R: 0 E: 0 K: 2 S: 8 H: 1 LOB: 1 BB: 0 P: 8	R: 0 E: 0 K: 1 S: 6 H: 1 LOB: 1 BB: 0 P: 6	1B: 6 2B: 4 3B: 0 HR: 0 SF: 0 SAC: 0 DP: 1 HBP: 0	WP: 0 PB: 0 SB: 1 CS: 0 PA: 40																	
<b>PITCHER</b>	IP WLS BF H R ER SO BB IBB HBP BLK WP HR S P ERA WHIP											<b>PITCHER</b>	IP WLS BF H R ER SO BB IBB HBP BLK WP HR S P ERA WHIP															
Walt Terrell, R ERA: 4.11 (1, 1)	5.2		27	8	3	3	1	0	2	0	0	0	0	27	35	4.76	1.412											
Bill Scherrer, L ERA: (6, 1)	1.0		4	0	0	0	1	0	1	0	0	0	0	5	9	0.00	0.000											
Doug Bair, R ERA: 7.71 (7, 1)	1.1		5	1	0	0	2	0	0	0	0	0	0	9	9	0.00	0.750											
Willie Hernandez, L ERA: (9, 1)	1.0	W	4	1	0	0	1	0	0	0	0	0	0	6	6	0.00	1.000											

Kansas City Royals @ Detroit Tigers

Tiger Stadium, Detroit, MI

Sat Apr 20 1985, 3:33 AM EST

Att. 27,339 - Unknown

livebaseballscorecards.com

AB	37
R	3
H	10
RBI	3
BB	3
SO	5
LOB	23



Batter	1	2	3	4	5	6	7	8	9	AB	R	H	RBI	BB	SO	LOB
Lou Whitaker, L (1, 4) OBP: 0.405, SLG: 0.667	0-0 F8		0-0 1B			0-0 6-3		0-0 F7	0-0 1B	5	0	2	1	0	0	1
Alan Trammell, R (1, 6) OBP: 0.405, SLG: 0.568	0-0 4-3		0-3 K			0-0 G3		0-0 1B		4	0	1	0	0	1	3
Kirk Gibson, L (1, 9) OBP: 0.317, SLG: 0.432	0-3 K		0-3 K			0-0 3-1		0-0 1B		4	0	1	1	0	2	3
Lance Parrish, R (1, 2) OBP: 0.316, SLG: 0.371		0-0 6-3		0-0 F9			0-0 F8	0-0 5-3		4	0	0	0	0	0	2
Johnny Grubb, L (1, 10) OBP: 0.222, SLG: 0.125		0-3 K		0-3 K			0-0 4-3		0-0 1B	4	0	1	0	0	2	0
Jim Weaver, L (9, PR) OBP: 0.500, SLG: 1.000									0-0 1B	0	1	0	0	0	0	0
Darrell Evans, L (1, 3) OBP: 0.346, SLG: 0.435		0-0 4-3		0-0 F8			0-0 HR		0-0 1B	4	1	2	1	0	0	0
Tom Brookens, R (9, PR) OBP: 0.625, SLG: 1.143									0-0 1B	0	1	0	0	0	0	0
Larry Herndon, R (1, 7) OBP: 0.314, SLG: 0.313			0-0 1B		0-0 4-3		0-0 F9		0-0 B3	4	0	1	0	0	0	2
Chet Lemon, R (1, 8) OBP: 0.286, SLG: 0.281			0-0 F9		0-0 F7			0-0 5-3	0-0 1B	4	0	1	1	0	0	1
Chris Pittaro, S (1, 5) OBP: 0.333, SLG: 0.321			0-0 1B		0-0 F7			0-0 1B	0-0 1B	3	1	2	0	1	0	0

Inning Stats	R: 0	H: 0	E: 0	K: 1	S: 5	R: 0	H: 0	E: 0	K: 1	S: 5	R: 0	H: 3	E: 0	K: 2	S: 10	R: 0	H: 0	E: 0	K: 1	S: 5	R: 0	H: 0	E: 0	K: 0	S: 3	R: 1	H: 1	E: 0	K: 0	S: 4	R: 1	H: 3	E: 0	K: 0	S: 6	R: 2	H: 4	E: 0	K: 0	S: 5	R: 0	H: 4	E: 0	K: 0	S: 5	1B: 10	SF: 0	2B: 0	SAC: 0	3B: 0	DP: 0	HR: 1	HBP: 0	WP: 0	PA: 37
--------------	------	------	------	------	------	------	------	------	------	------	------	------	------	------	-------	------	------	------	------	------	------	------	------	------	------	------	------	------	------	------	------	------	------	------	------	------	------	------	------	------	------	------	------	------	------	--------	-------	-------	--------	-------	-------	-------	--------	-------	--------

PITCHER	IP	WLS	BF	H	R	ER	SO	BB	IBB	HBP	BLK	WP	HR	S	P	ERA	WHIP
Mark Gubicza, R (1, 1) ERA: 1.29	7.0		25	4	1	1	5	0	0	0	0	0	1	35	35	1.29	0.571
Dan Quisenberry, R (8, 1) ERA: 3.86	1.1	L	12	7	3	3	0	1	0	0	0	0	0	11	15	20.25	6.000

**TOP**

**Kansas City Royals @ Detroit Tigers**

Tiger Stadium, Detroit, MI

Sat Apr 20 1985, 3:33 AM EST  
Att. 27,339 - Unknown

<b>AB</b>	<b>36</b>
<b>R</b>	<b>4</b>
<b>H</b>	<b>11</b>
<b>RBI</b>	<b>4</b>
<b>BB</b>	<b>1</b>
<b>SO</b>	<b>5</b>
<b>LOB</b>	<b>12</b>



PITCHER	IP	WLS	BF	H	R	ER	SO	BB	IBB	HBP	BLK	WP	HR	S	P	ERA	WHIP
---------	----	-----	----	---	---	----	----	----	-----	-----	-----	----	----	---	---	-----	------



Batter	1	2	3	4	5	6	7	8	9	10	11	12	13	AB R H RBI BB SO LOB	TOP																	
Willie Wilson, S (1, 8) OBP: 0.389, SLG: 0.490	0-0 G3 3B		0-0 E4 CS		0-0 F3		0-0 F2			0-0 4-3			0-0 BB F8 1B	6 2 2 0 0 0 1																		
Pat Sheridan, L (1, 9) OBP: 0.311, SLG: 0.275 Lynn Jones, R (11, PH) (11, 9)	0-0 G3		0-3 K		0-0 F9			0-3 K			0-0 F7		0-0 F8 1-2	4 0 0 1 0 2 2 2 0 0 0 0 0 1																		
George Brett, L (1, 5) OBP: 0.453, SLG: 0.436	0-0 F7 3-H		0-0 BB 1-2		0-0 1B 1-2			0-0 F6			0-0 F8		4-0 BB 1B IBB	4 0 1 0 2 0 0																		
Jorge Orta, L (1, 10) OBP: 0.310, SLG: 0.415 Hal McRae, R (11, PH) OBP: 0.444, SLG: 0.200	0-0 K		0-0 F8		0-0 L8			0-3 K			4-0 BB		4-0 1B BB	4 0 0 0 0 2 3 0 0 0 0 2 0 0																		
Darryl Motley, R (1, 7) OBP: 0.295, SLG: 0.390		0-3 K		0-0 6-3				0-0 F6		0-0 F9			0-0 1B 1-2 2-H 3-H	6 0 1 1 0 1 1																		
Steve Balboni, R (1, 3) OBP: 0.304, SLG: 0.565 John Wathan, R (12, PR) (12, 3)		0-0 HR		0-3 K				0-0 4-3		0-0 4-3		0-0 FC1-5 2B	0-0 F2	5 1 2 1 0 1 0 1 0 0 0 0 0 2																		
Greg Pryor, R (1, 4)		4-0 BB		4-0 BB				0-0 F7		0-0 F4		0-0 FC1-5 2-3		3 0 0 0 2 0 1																		
Jim Sundberg, R (1, 2) OBP: 0.158, SLG: 0.171		0-0 F8		0-0 F8				0-0 6-3			0-0 F9		0-0 F9	5 0 0 0 0 0 4																		
Onix Concepcion, R (1, 6) OBP: 0.150, SLG: 0.105 Dane Iorg, L (10, PH) Buddy Biancalana, S (10, 6) OBP: 0.182, SLG: 0.286		0-0 F5			0-0 1B 1B			0-0 F4		0-0 1-3		0-3 K		3 0 1 0 0 0 1 1 0 0 0 0 0 0 1 0 0 0 0 1 2																		
<b>Inning Stats</b>	R: 1 E: 0 K: 1 S: 6	H: 1 LOB: 0 BB: 0 P: 6	R: 1 E: 0 K: 1 S: 6	H: 1 LOB: 1 BB: 1 P: 10	R: 0 E: 1 K: 1 S: 5	H: 0 LOB: 1 BB: 1 P: 9	R: 0 E: 0 K: 1 S: 5	H: 2 LOB: 2 BB: 0 P: 5	R: 0 E: 0 K: 0 S: 3	H: 0 LOB: 0 BB: 0 P: 3	R: 0 E: 0 K: 2 S: 7	H: 0 LOB: 0 BB: 0 P: 7	R: 0 E: 0 K: 0 S: 3	H: 0 LOB: 0 BB: 0 P: 3	R: 0 E: 0 K: 0 S: 3	H: 0 LOB: 1 BB: 1 P: 7	R: 0 E: 0 K: 1 S: 6	H: 1 LOB: 2 BB: 0 P: 6	R: 1 E: 0 K: 0 S: 4	H: 2 LOB: 2 BB: 2 P: 12	1B: 4 2B: 1 3B: 1 HR: 1	SF: 0 SAC: 0 DP: 0 HBP: 0	WP: 0 PB: 0 SB: 0 CS: 1	PA: 51								
<b>PITCHER</b>	IP WLS BF H R ER SO BB IBB HBP BLK WP HR S P ERA WHIP																															
Milt Wilcox, R (1, 1) ERA: 2.57	7.0	28	4	2	2	4	3	0	0	0	0	0	0	1	33	45	2.57	1.000														
Bill Scherrer, L (8, 1) ERA:	1.0	3	0	0	0	2	0	0	0	0	0	0	0	0	7	7	0.00	0.000														
Aurelio Lopez, R (9, 1) ERA: 4.35	2.0	6	0	0	0	0	0	0	0	0	0	0	0	0	6	6	0.00	0.000														
Willie Hernandez, L (11, 1) ERA:	2.0	8	1	0	0	1	1	0	0	0	0	0	0	0	9	13	0.00	1.000														
Juan Berenguer, R (13, 1) ERA: 3.6	1.0	L 6	2	1	1	0	1	1	0	0	0	0	0	0	4	12	9.00	3.000														

**Kansas City Royals @ Detroit Tigers**  
 Tiger Stadium, Detroit, MI  
 Sun Apr 21 1985, 3:33 AM EST  
 Att. 30,168 - Unknown

livebaseballscorecards.com

AB	45
R	3
H	7
RBI	3
BB	6
SO	7
LOB	18



Batter	1	2	3	4	5	6	7	8	9	10	11	12	13	AB R H RBI BB SO LOB
Tom Brookens, R (1, 5) OBP: 0.533, SLG: 0.769	0-0 5-3		0-0 CS 1B		0-0 1-2 G4-6-3 1B	0-0 4-3			0-0 F3		0-0 F4		4-0 1-2 1B BB	6 0 2 0 1 0 4
Alan Trammell, R (1, 6) OBP: 0.408, SLG: 0.581	0-0 1B 3B		0-0 F7		0-0 2-3 F8		0-3 K		0-0 F7		4-0 BB		0-0 1-2 2-3 1B	6 1 2 0 1 1 3
Kirk Gibson, L (1, 9) OBP: 0.333, SLG: 0.390	4-0 1B BB		4-0 1-2 BB		0-0 1-2f G4-6-3		0-0 F8			4-0 2B P2-5 BB			0-0 3-1	4 0 0 0 3 0 7
Lance Parrish, R (1, 10) (9, 2) OBP: 0.318, SLG: 0.390	0-0 1-3 3-H 1B		0-0 F6			0-0 2B	0-3 K			0-0 F5		0-0 6-3		6 1 2 1 0 1 2
Larry Herndon, R (1, 7) OBP: 0.317, SLG: 0.342	0-3 K			0-0 G6-4-3 1B		0-0 F9	0-3 K			0-0 1-3 2B		0-3 K		6 0 2 0 0 3 3
Chet Lemon, R (1, 8) OBP: 0.317, SLG: 0.324	0-0 F8			0-0 1-2 G6-4-3 1B		0-0 BB 2H 2B	0-3 K			4-0 1B BB		0-0 F9		5 0 2 1 1 1 2
Barbaro Garbey, R (1, 3) Darrell Evans, L (8, PH) Jim Weaver, L (8, PH) Dave Bergman, L (9, 3) Rusty Kuntz, R (10, PH) (11, 3)		0-0 5-3		0-0 1-2f 2-3 G6-4-3		4-0 BB BB	0-0 2B		0-0 2B	0-0 P2-5 3-Hf		0-0 F9		2 0 0 0 1 0 2 1 0 1 0 0 0 0 0 0 0 0 0 0 0 0 0 0 0 0 0 0 2 0 0 0 0 0 3
Marty Castillo, R (1, 2) Johnny Grubb, L (8, PH) Aurelio Lopez, R (9, 1) Willie Hernandez, L (11, 1) Juan Berenguer, R (13, 1) Doug Baker, S (13, PH)		0-3 K		0-0 6-3		0-3 K	0-3 K		0-0 K		0-0 5-3		0-3 K	3 0 0 0 0 0 2 3 1 0 0 0 0 0 1 1 0 0 0 0 0 0 0 0 1 0 0 0 0 0 0 0 0 0 0 0 0 0 0 0 1 0 0 0 0 0 1 0
Chris Pittaro, S (1, 4) Lou Whitaker, L (6, PH) (7, 4) OBP: 0.344, SLG: 0.310 OBP: 0.439, SLG: 0.686		0-3 K			4-0 F8 1B BB	4-0 BB 1-2 2-3 BB			0-0 F7		0-0 2B		4-0 1B WP BB	1 0 0 0 1 1 0 2 0 1 0 2 0 0

BOTTOM

Kansas City Royals @ Detroit Tigers  
Tiger Stadium, Detroit, MI  
Sun Apr 21 1985, 3:33 AM EST  
Att: 30,168 - Unknown

livebaseballscorecards.com

AB	47
R	2
H	12
RBI	2
BB	10
SO	11
LOB	30



Inning Stats	R: 1	H: 2	E: 0	K: 1	S: 7	H: 2	LOB: 2	BB: 1	P: 11	R: 0	H: 0	E: 0	K: 2	S: 7	H: 0	LOB: 0	BB: 0	P: 7	R: 0	H: 1	E: 0	K: 0	S: 3	H: 1	LOB: 1	BB: 1	P: 7	R: 0	H: 2	E: 0	K: 0	S: 4	H: 2	LOB: 1	BB: 0	P: 4	R: 0	H: 1	E: 0	K: 0	S: 3	H: 1	LOB: 1	BB: 1	P: 7	R: 1	H: 2	E: 0	K: 1	S: 7	H: 0	LOB: 0	BB: 0	P: 7	R: 0	H: 1	E: 0	K: 3	S: 10	H: 1	LOB: 1	BB: 0	P: 10	R: 0	H: 0	E: 0	K: 0	S: 3	H: 0	LOB: 0	BB: 0	P: 3	R: 0	H: 1	E: 0	K: 0	S: 3	H: 0	LOB: 2	BB: 2	P: 11	R: 0	H: 1	E: 0	K: 0	S: 4	H: 0	LOB: 0	BB: 1	P: 8	R: 0	H: 0	E: 0	K: 1	S: 5	H: 0	LOB: 0	BB: 0	P: 5	R: 0	H: 1	E: 0	K: 1	S: 6	H: 1	LOB: 3	BB: 2	P: 14	1B: 6	SF: 0	2B: 6	SAC: 0	3B: 1	DP: 3	HR: 0	HBP: 0	WP: 1	PA: 57
--------------	------	------	------	------	------	------	--------	-------	-------	------	------	------	------	------	------	--------	-------	------	------	------	------	------	------	------	--------	-------	------	------	------	------	------	------	------	--------	-------	------	------	------	------	------	------	------	--------	-------	------	------	------	------	------	------	------	--------	-------	------	------	------	------	------	-------	------	--------	-------	-------	------	------	------	------	------	------	--------	-------	------	------	------	------	------	------	------	--------	-------	-------	------	------	------	------	------	------	--------	-------	------	------	------	------	------	------	------	--------	-------	------	------	------	------	------	------	------	--------	-------	-------	-------	-------	-------	--------	-------	-------	-------	--------	-------	--------

PITCHER	IP	WLS	BF	H	R	ER	SO	BB	IBB	HBP	BLK	WP	HR	S	P	ERA	WHIP
Danny Jackson, L ERA: 0.77	(1, 1)	5.1	25	8	2	2	3	4	0	0	0	0	0	27	43	3.38	2.250
Joe Beckwith, R ERA: 0.9	(6, 1)	3.2	13	1	0	0	6	1	0	0	0	0	0	24	28	0.00	0.545
Mike Jones, L ERA: 2.7	(10, 1)	0.1	4	1	0	0	0	1	1	0	0	0	0	2	10	0.00	6.000
Dan Quisenberry, R ERA: 3.0	(10, 1)	2.2	W	9	1	0	1	1	0	0	0	0	0	10	14	0.00	0.750
Larry Gura, L ERA:	(13, 1)	1.0	S	6	1	0	1	2	0	0	0	1	0	6	14	0.00	3.000



Batter	1	2	3	4	5	6	7	8	9	AB R H RBI BB SO LOB	TOP
Willie Wilson, S (1, 8) OBP: 0.390, SLG: 0.472	0-0 4-3 S 1B	0-0 G3			0-3 K		4-0 1B BB		0-0 1-3	4 0 1 0 1 1 2	
Pat Sheridan, L (1, 9) OBP: 0.306, SLG: 0.273	0-0 F7		0-0 P6		0-0 4-3		0-0 1-2 2-3 1B			4 0 1 0 0 0 1	
George Brett, L (1, 5) OBP: 0.439, SLG: 0.405	4-0 1-2 4-3 BB		0-0 4-3		0-0 4-3		0-0 F8			3 0 0 0 1 0 3	
Jorge Orta, L (1, 10) OBP: 0.283, SLG: 0.378	0-0 1-2 2-3 4-3		0-0 3-1			0-0 G3		0-0 3-1		4 0 0 0 0 0 2	
Darryl Motley, R (1, 7) OBP: 0.313, SLG: 0.455	0-3 K			0-0 5-3		4-0 G5-4-3 BB		0-0 HR		3 1 1 1 1 1 2	
Steve Balboni, R (1, 3) OBP: 0.300, SLG: 0.600		0-0 F7		0-0 HR		0-0 G5-4-3		0-3 K		4 1 1 1 0 1 1	
Greg Pryor, R (1, 4) OBP: 0.333, SLG: 0.143		0-0 1B 1B		0-0 F9			0-0 P4	0-3 K		4 0 1 0 0 1 0	
Jim Sundberg, R (1, 2) OBP: 0.190, SLG: 0.205		0-3 K		0-0 FC6-4 1B			0-0 1B WP 1B		0-0 F9	4 0 2 0 0 1 1	
Onix Concepcion, R (1, 6) OBP: 0.167, SLG: 0.130		0-0 1-2 1B		0-0 FC6-4			0-0 F8		0-0 5-3	4 0 1 0 0 0 2	
<b>Inning Stats</b>	R: 0 E: 0 K: 1 S: 6 H: 1 LOB: 2 BB: 1 P: 10	R: 0 E: 0 K: 1 S: 7 H: 2 LOB: 2 BB: 0 P: 7	R: 0 E: 0 K: 0 S: 3 H: 0 LOB: 0 BB: 0 P: 3	R: 1 E: 0 K: 0 S: 5 H: 2 LOB: 1 BB: 0 P: 5	R: 0 E: 0 K: 1 S: 5 H: 0 LOB: 0 BB: 0 P: 5	R: 0 E: 0 K: 0 S: 2 H: 0 LOB: 0 BB: 1 P: 6	R: 0 E: 0 K: 0 S: 5 H: 2 LOB: 3 BB: 1 P: 9	R: 1 E: 0 K: 2 S: 8 H: 1 LOB: 0 BB: 0 P: 8	R: 0 E: 0 K: 0 S: 3 H: 0 LOB: 0 BB: 0 P: 3	1B: 6 2B: 0 3B: 0 HR: 2 SF: 0 SAC: 0 DP: 1 HBP: 0	WP: 1 PB: 0 SB: 1 CS: 0 PA: 37
<b>PITCHER</b> Dave Stieb, R (1, 1) ERA: 2.25	IP: 9.0 WLS: L BF: 37 H: 8 R: 2 ER: 2 SO: 5 BB: 3 IBB: 0 HBP: 0 BLK: 0 WP: 1 HR: 2 S: 44 P: 56 ERA: 2.00 WHIP: 1.222										

**Kansas City Royals @ Toronto Blue Jays**  
 Exhibition Stadium, Toronto, ON  
 Mon Apr 22 1985, 6:05 PM EST  
 Att. 20,281 - Unknown

livebaseballscorecards.com

<b>AB</b>	<b>34</b>
<b>R</b>	<b>2</b>
<b>H</b>	<b>8</b>
<b>RBI</b>	<b>2</b>
<b>BB</b>	<b>3</b>
<b>SO</b>	<b>5</b>
<b>LOB</b>	<b>14</b>







**Kansas City Royals @ Toronto Blue Jays**  
 Exhibition Stadium, Toronto, ON

Tue Apr 23 1985, 6:05 PM EST  
 Att. 18,491 - Unknown

[livebaseballscorecards.com](http://livebaseballscorecards.com)

<b>AB</b>	<b>40</b>
<b>R</b>	<b>7</b>
<b>H</b>	<b>14</b>
<b>RBI</b>	<b>7</b>
<b>BB</b>	<b>1</b>
<b>SO</b>	<b>5</b>
<b>LOB</b>	<b>17</b>



AB R H RBI BB SO LOB

TOP

Batter	1	2	3	4	5	6	7	8	9
<b>Willie Wilson, S</b> (1, 8) OBP: 0.391, SLG: 0.456	0-0 G3	0-0 FC6-4 1B			0-0 P6		0-0 5-3 1B		1-0 2B HBP
<b>Pat Sheridan, L</b> (1, 9) OBP: 0.315, SLG: 0.286	0-0 2B 1B	0-0 FC4-6 1B			0-0 F8		0-0 P6		0-0 F6
<b>George Brett, L</b> (1, 5) OBP: 0.452, SLG: 0.457	0-0 2B 2B	0-0 FC4-6			4-0 BB		0-0 5-3		0-0 HR 2B
<b>Jorge Orta, L</b> (1, 10) OBP: 0.294, SLG: 0.460	0-0 1B 2B		0-0 F8		0-0 1-3		0-0 F9		0-0 HR
<b>Steve Balboni, R</b> (1, 3) OBP: 0.309, SLG: 0.582	0-0 2-3 1B		0-0 G4-3 1B		0-3 K		0-3 K		0-0 1-3
<b>Darryl Motley, R</b> (1, 7) OBP: 0.283, SLG: 0.408	0-3 K		0-0 G4-3		0-0 F8		0-0 P4		0-0 6-3
<b>Greg Pryor, R</b> (1, 4) OBP: 0.308, SLG: 0.182	0-3 K			0-0 F9		0-0 1B 1B		0-0 F7	
<b>Jim Sundberg, R</b> (1, 2) OBP: 0.217, SLG: 0.233		0-0 6-3		0-0 6-3		0-0 1B 1B		0-0 HBP 1B 2B 1B	
<b>Onix Concepcion, R</b> (1, 6) OBP: 0.185, SLG: 0.154 <b>Dane Iorg, L</b> (9, PH) OBP: 0.250, SLG: 0.143 <b>Buddy Biancalana, S</b> (9, 6) OBP: 0.182, SLG: 0.286		0-0 FC6-4 1B		0-0 5-3		0-3 K		0-0 HBP 2B 1B	

Inning Stats	R: 2	H: 4	E: 0	K: 2	S: 11	P: 11	R: 0	H: 2	E: 0	K: 0	S: 5	P: 5	R: 0	H: 1	E: 0	K: 0	S: 3	P: 3	R: 0	H: 0	E: 0	K: 0	S: 3	P: 3	R: 0	H: 0	E: 0	K: 0	S: 3	P: 7	R: 0	H: 2	E: 0	K: 2	S: 9	P: 9	R: 0	H: 1	E: 0	K: 0	S: 4	P: 4	R: 0	H: 0	E: 0	K: 1	S: 5	P: 5	R: 5	H: 4	E: 0	K: 0	S: 7	P: 8	1B: 10	2B: 3	3B: 0	HR: 1	SF: 0	SAC: 0	DP: 1	HBP: 1	WP: 0	PA: 42
--------------	------	------	------	------	-------	-------	------	------	------	------	------	------	------	------	------	------	------	------	------	------	------	------	------	------	------	------	------	------	------	------	------	------	------	------	------	------	------	------	------	------	------	------	------	------	------	------	------	------	------	------	------	------	------	------	--------	-------	-------	-------	-------	--------	-------	--------	-------	--------

PITCHER	IP	WLS	BF	H	R	ER	SO	BB	IBB	HBP	BLK	WP	HR	S	P	ERA	WHIP
<b>Doyle Alexander, R</b> (1, 1) ERA: 3.08	7.0		31	10	2	2	4	1	0	0	0	0	0	38	42	2.57	1.571
<b>Bill Caudill, R</b> (8, 1) ERA: 9.31	1.1	L	9	4	5	5	1	0	0	1	0	0	1	10	11	33.75	3.000
<b>Jim Acker, R</b> (9, 1) ERA:	0.2		2	0	0	0	0	0	0	0	0	0	0	2	2	0.00	0.000

PITCHER	IP	WLS	BF	H	R	ER	SO	BB	IBB	HBP	BLK	WP	HR	S	P	ERA	WHIP
---------	----	-----	----	---	---	----	----	----	-----	-----	-----	----	----	---	---	-----	------

BOTTOM

Kansas City Royals @ Toronto Blue Jays  
Exhibition Stadium, Toronto, ON  
Tue Apr 23 1985, 6:05 PM EST  
Att. 18,491 - Unknown

livebaseballscorecards.com

AB 39  
R 6  
H 12  
RBI 5  
BB 1  
SO 7  
LOB 9



WP: 1 PA: 40  
PB: 0  
SB: 1  
CS: 0

AB R H RBI BB SO LOB

5	1	2	0	0	0	0
5	2	3	1	0	0	0
5	0	1	1	0	0	2
5	1	2	1	0	1	2
4	0	0	0	0	3	2
2	1	0	0	1	1	0
1	0	0	0	0	1	0
4	1	3	2	0	0	0
3	0	0	0	0	0	2
1	0	0	0	0	1	0
3	0	1	0	0	0	1
1	0	0	0	0	0	0

Batter	1	2	3	4	5	6	7	8	9
Damaso Garcia, R OBP: 0.270, SLG: 0.350 (1, 4)	0-0 F8 1B	0-0 1B 1-2 2-H			0-0 F3 1B		0-0 F9 1B		0-0 1B 2B
Lloyd Moseby, L OBP: 0.361, SLG: 0.365 (1, 8)	0-0 1B 2B		0-0 4-3 1B		0-0 F8 1B		0-0 E S 1B		0-0 2B 1B 2-H
Tony Fernandez, S OBP: 0.280, SLG: 0.354 (1, 6)	0-0 6-3 1B		0-0 F9 1B			0-0 G3 1B	0-0 F9 1B		0-0 2B 1-H
George Bell, R OBP: 0.328, SLG: 0.451 (1, 7)	0-0 1B 2-H		0-0 F9 1B			0-0 2B 1B WP	0-0 5-3 1-3		0-3 K 1-3
Jesse Barfield, R OBP: 0.333, SLG: 0.490 (1, 9)	0-3 K			0-0 F7 1B		0-3 K 1-2		0-3 K	
Jeff Burroughs, R OBP: 0.321, SLG: 0.280 Willie Aikens, L (8, PH) OBP: 0.273, SLG: 0.222		0-3 K		0-0 5-3 1B		4-0 2B BB		0-3 K	
Willie Upshaw, L OBP: 0.298, SLG: 0.423 (1, 3)		0-0 FC5-4 1B		0-0 1B		0-0 E 2B 1-H 2-H		0-0 F9 1B	
Buck Martinez, R OBP: 0.125, SLG: 0.130 Rance Mulliniks, L (9, PH) OBP: 0.344, SLG: 0.407		0-0 FC5-4 1B 1B 1-2		0-0 P4 1B		0-0 E6 2-H		0-3 K	
Garth Iorg, R OBP: 0.385, SLG: 0.458 Ernie Whitt, L (9, PH) OBP: 0.226, SLG: 0.267		0-0 1B 1B 1-2			0-0 F8 1B		0-0 F9 1B		0-0 F9 1B

Inning Stats	R: 1	H: 2	E: 0	K: 1	S: 7	H: 2	LOB: 1	BB: 0	P: 7	R: 0	H: 3	E: 0	K: 1	S: 7	H: 0	LOB: 2	BB: 0	P: 7	R: 0	H: 0	E: 0	K: 0	S: 3	R: 0	H: 1	E: 0	K: 0	S: 4	H: 0	LOB: 1	BB: 0	P: 3	R: 3	H: 2	E: 1	K: 1	S: 8	H: 1	LOB: 1	BB: 1	P: 12	R: 0	H: 1	E: 0	K: 0	S: 4	R: 0	H: 0	E: 0	K: 2	S: 7	H: 0	LOB: 0	BB: 0	P: 7	R: 2	H: 3	E: 0	K: 2	S: 10	H: 3	LOB: 1	BB: 0	P: 10	1B: 8	SF: 0	2B: 4	SAC: 0	3B: 0	DP: 0	HR: 0	HBP: 0	WP: 1	PA: 40
--------------	------	------	------	------	------	------	--------	-------	------	------	------	------	------	------	------	--------	-------	------	------	------	------	------	------	------	------	------	------	------	------	--------	-------	------	------	------	------	------	------	------	--------	-------	-------	------	------	------	------	------	------	------	------	------	------	------	--------	-------	------	------	------	------	------	-------	------	--------	-------	-------	-------	-------	-------	--------	-------	-------	-------	--------	-------	--------

PITCHER	IP	WLS	BF	H	R	ER	SO	BB	IBB	HBP	BLK	WP	HR	S	P	ERA	WHIP
Bud Black, L ERA: 2.43 (1, 1)	7.0		31	9	4	3	3	1	0	0	0	1	0	36	40	3.86	1.429
Joe Beckwith, R ERA: 0.82 (8, 1)	1.0	W	3	0	0	0	2	0	0	0	0	0	0	7	7	0.00	0.000
Dan Quisenberry, R ERA: 4.15 (9, 1)	1.0	S	6	3	2	2	2	0	0	0	0	0	0	10	10	18.00	3.000

PITCHER	IP	WLS	BF	H	R	ER	SO	BB	IBB	HBP	BLK	WP	HR	S	P	ERA	WHIP
---------	----	-----	----	---	---	----	----	----	-----	-----	-----	----	----	---	---	-----	------



Batter	1	2	3	4	5	6	7	8	9	AB R H RBI BB SO LOB	TOP										
Willie Wilson, S (1, 8) OBP: 0.373, SLG: 0.433 Lynn Jones, R (7, 8)	0-0 G3			0-0 4-3			0-0 F9		0-0 F9	3 0 0 0 0 0 0 1 0 0 0 0 0 0	<b>Kansas City Royals @ Toronto Blue Jays</b> Exhibition Stadium, Toronto, ON Wed Apr 24 1985, 3:33 AM EST Att: 18,006 - Unknown <a href="http://livebaseballscorecards.com">livebaseballscorecards.com</a>										
Pat Sheridan, L (1, 9) OBP: 0.310, SLG: 0.283	0-0 4-3			0-0 5-3			0-0 P4		0-0 BB 1B	4 0 1 0 0 0 0											
George Brett, L (1, 5) OBP: 0.431, SLG: 0.429 Buddy Biancalana, S (7, 4)	0-0 F7			0-0 F8			0-0 F8		4-0 BB 1-2 BB	3 0 0 0 0 0 0 0 0 0 0 1 0 0											
Jorge Orta, L (1, 10) OBP: 0.273, SLG: 0.426		0-0 4-3			0-0 L5			0-0 4-3	0-3 K	4 0 0 0 0 1 2											
Steve Balboni, R (1, 3) OBP: 0.310, SLG: 0.569		0-3 K			0-0 G6-4-3 1B			0-0 1-3		3 0 1 0 0 1 0											
Darryl Motley, R (1, 7) OBP: 0.268, SLG: 0.385		0-0 6-3			0-0 G6-4-3 1-2f			0-0 6-3		3 0 0 0 0 0 1											
Greg Pryor, R (1, 4) OBP: 0.313, SLG: 0.429			0-0 6-3			0-3 K			0-0 HR	3 1 1 1 0 1 0											
Jim Sundberg, R (1, 2) OBP: 0.208, SLG: 0.222 John Wathan, R (7, 2)			0-0 5-3			0-0 5-3			0-0 F2	2 0 0 0 0 0 0 1 0 0 0 0 0 0											
Onix Concepcion, R (1, 6) OBP: 0.200, SLG: 0.276			0-3 K			0-0 6-3			0-0 HR	3 1 1 1 0 1 0											
<b>Inning Stats</b>	R: 0 E: 0 K: 0 S: 3	H: 0 LOB: 0 BB: 0 P: 3	R: 0 E: 0 K: 1 S: 5	H: 0 LOB: 0 BB: 0 P: 5	R: 0 E: 0 K: 1 S: 5	H: 0 LOB: 0 BB: 0 P: 5	R: 0 E: 0 K: 0 S: 3	H: 1 LOB: 0 BB: 0 P: 3	R: 0 E: 0 K: 1 S: 5	H: 0 LOB: 0 BB: 0 P: 5	R: 0 E: 0 K: 0 S: 3	H: 0 LOB: 0 BB: 0 P: 3	R: 0 E: 0 K: 0 S: 3	H: 0 LOB: 0 BB: 0 P: 3	R: 2 E: 0 K: 1 S: 8	H: 3 LOB: 2 BB: 1 P: 12	1B: 2 2B: 0 3B: 0 HR: 2	SF: 0 SAC: 0 DP: 1 HBP: 0	WP: 0 PB: 0 SB: 0 CS: 0	PA: 31	
<b>PITCHER</b> Luis Leal, R (1, 1) ERA: 3.6 Ron Musselman, R (9, 1) ERA: 7.36	IP 8.1	WLS W	BF 27	H 3	R 2	ER 2	SO 3	BB 0	IBB 0	HBP 0	BLK 0	WP 0	HR 2	S 33	P 33	ERA 2.16	WHIP 0.360				
<b>PITCHER</b>	IP	WLS	BF	H	R	ER	SO	BB	IBB	HBP	BLK	WP	HR	S	P	ERA	WHIP				

**Kansas City Royals @ Toronto Blue Jays**  
 Exhibition Stadium, Toronto, ON  
 Wed Apr 24 1985, 3:33 AM EST  
 Att: 18,006 - Unknown

**AB 30**  
**R 2**  
**H 4**  
**RBI 2**  
**BB 1**  
**SO 4**  
**LOB 3**



Batter	1	2	3	4	5	6	7	8	9
Damaso Garcia, R (1, 4) OBP: 0.269, SLG: 0.344 Garth Iorg, R (7, 4) OBP: 0.407, SLG: 0.520	0-0 4-3		0-0 E8 1B	0-0 F7		0-0 F8		0-0 2B	
Rance Mulliniks, L (1, 5) OBP: 0.351, SLG: 0.387	0-0 1B		0-0 G3	0-0 F7		4-0 BB		0-0 6-3	
Lloyd Moseby, L (1, 8) OBP: 0.375, SLG: 0.370 Ron Shepherd, R (6, 8)	4-0 1-2 BB		0-0 1B		0-0 3-1	0-3 K			
Willie Upshaw, L (1, 3) OBP: 0.300, SLG: 0.436 Len Matuszek, L (6, 3) OBP: 0.333, SLG: 0.556	0-0 P6		0-0 F7 1-2		0-0 1B 2B	0-3 K			
George Bell, R (1, 7) OBP: 0.344, SLG: 0.463 Lou Thornton, L (6, 7)	0-0 F8		0-0 HR 1B		0-0 1B 3B 1B		0-0 4-3		
Ernie Whitt, L (1, 2) OBP: 0.286, SLG: 0.303		0-0 G4-6-3 1B	4-0 1-2 HR BB		0-0 1-3 2-H 3B 1B		0-0 G3		
Willie Aikens, L (1, 10) OBP: 0.261, SLG: 0.211 Jeff Burroughs, R (3, PH) OBP: 0.355, SLG: 0.500		0-0 G4-6-3	0-0 HR		0-0 1-H 3-H 1B 3B		0-0 6-3		
Jesse Barfield, R (1, 9) OBP: 0.328, SLG: 0.472		0-3 K	0-0 G3		0-0 G6-4-3 1B		0-3 K		
Tony Fernandez, S (1, 6) OBP: 0.283, SLG: 0.353 Manuel Lee, S (6, 6)			0-0 1B E 1B		0-0 F9	0-0 G6-4-3		0-3 K	

AB	R	H	RBI	BB	SO	LOB
4	1	1	0	0	0	0
1	0	1	0	0	0	0
4	0	1	0	1	0	2
2	1	1	1	1	0	0
1	0	0	0	0	1	1
3	1	1	0	0	0	3
1	0	0	0	0	1	1
3	2	2	1	0	0	2
1	0	0	0	0	0	0
3	2	2	1	1	0	0
1	0	0	0	0	0	1
3	2	2	5	0	0	0
4	0	1	1	0	2	0
3	1	1	0	0	0	1
1	0	0	0	0	1	0

AB	R	H	RBI	BB	SO	LOB
35	10	13	9	3	5	11

Inning Stats	R	H	E	K	S	H	LOB	BB	P	R	H	E	K	S	H	LOB	BB	P	R	H	E	K	S	H	LOB	BB	P	R	H	E	K	S	H	LOB	BB	P
R: 0 E: 0 K: 0 S: 4	H: 1 LOB: 2 BB: 1 P: 8	R: 0 E: 0 K: 1 S: 5	H: 1 LOB: 0 BB: 0 P: 5	R: 6 E: 1 K: 0 S: 8	H: 5 LOB: 0 BB: 1 P: 12	R: 0 E: 0 K: 0 S: 3	H: 0 LOB: 0 BB: 0 P: 3	R: 4 E: 0 K: 0 S: 7	H: 5 LOB: 0 BB: 0 P: 7	R: 0 E: 0 K: 2 S: 7	H: 0 LOB: 1 BB: 1 P: 11	R: 0 E: 0 K: 0 S: 3	H: 0 LOB: 0 BB: 0 P: 3	R: 0 E: 0 K: 2 S: 8	H: 1 LOB: 1 BB: 0 P: 8	1B: 9 2B: 2 3B: 1 HR: 1	SF: 0 SAC: 0 DP: 2 HBP: 0	WP: 0 PB: 0 SB: 2 CS: 0	PA: 38																	

PITCHER	IP	WLS	BF	H	R	ER	SO	BB	IBB	HBP	BLK	WP	HR	S	P	ERA	WHIP
Bret Saberhagen, R (1, 1) ERA: 5.17	2.2	L	14	6	4	4	1	1	0	0	0	0	0	15	19	13.50	2.625
Larry Gura, L (3, 1) ERA: 16.2	2.1		13	6	6	6	0	1	0	0	0	0	1	12	16	23.14	3.000
Mike Jones, L (6, 1) ERA: 1.42	3.0		11	1	0	0	4	1	0	0	0	0	0	18	22	0.00	0.667

PITCHER	IP	WLS	BF	H	R	ER	SO	BB	IBB	HBP	BLK	WP	HR	S	P	ERA	WHIP

**Kansas City Royals @ Toronto Blue Jays**  
Exhibition Stadium, Toronto, ON  
Wed Apr 24 1985, 3:33 AM EST  
Att. 18,006 - Unknown

livebaseballscorecards.com





Batter	1	2	3	4	5	6	7	8	9	AB R H RBI BB SO LOB	TOP
Willie Wilson, S (1, 8) OBP: 0.352, SLG: 0.406	0-0 6-3	0-0 F8			0-0 4-3		0-3 K			4 0 0 0 0 1 2	
Pat Sheridan, L (1, 9) OBP: 0.306, SLG: 0.281	0-3 K		0-0 F5		0-0 S 1B			0-0 4-3		4 0 1 0 0 1 0	
George Brett, L (1, 5) OBP: 0.406, SLG: 0.396	0-0 F6		0-0 F4		0-0 4-3 1-2			0-0 F8		4 0 0 0 0 0 1	
Jorge Orta, L (1, 10) OBP: 0.288, SLG: 0.431		0-0 1B 1B	0-0 1B		0-0 F7			0-0 4-3		4 1 2 0 0 0 0	
Steve Balboni, R (1, 3) OBP: 0.290, SLG: 0.532		0-3 K	0-3 K		0-0 F9			0-3 K		4 0 0 0 0 3 2	
Darryl Motley, R (1, 7) OBP: 0.283, SLG: 0.382		0-0 1B 1-2 1B		0-0 6-3	4-0 BB			0-0 F7		3 1 1 0 1 0 0	
Greg Pryor, R (1, 4) OBP: 0.300, SLG: 0.389		0-0 BLK 1-2 2-H 1B		0-0 5-3	0-0 6-3			0-3 K		4 0 1 1 0 1 1	
Jim Sundberg, R (1, 2) OBP: 0.216, SLG: 0.229		0-0 BLK 1-2 2-H 1B		0-0 F8			0-3 K			3 0 1 1 0 1 0	
Onix Concepcion, R (1, 6) OBP: 0.182, SLG: 0.250		0-3 K		0-0 F3			0-0 5-3			3 0 0 0 0 1 2	
<b>Inning Stats</b>	R: 0 E: 0 K: 1 S: 5 H: 0 LOB: 0 BB: 0 P: 5	R: 2 E: 0 K: 2 S: 11 H: 4 LOB: 2 BB: 0 P: 11	R: 0 E: 0 K: 1 S: 6 H: 1 LOB: 1 BB: 0 P: 6	R: 0 E: 0 K: 0 S: 3 H: 0 LOB: 0 BB: 0 P: 3	R: 0 E: 0 K: 0 S: 4 H: 1 LOB: 1 BB: 0 P: 4	R: 0 E: 0 K: 0 S: 3 H: 0 LOB: 1 BB: 1 P: 7	R: 0 E: 0 K: 2 S: 7 H: 0 LOB: 0 BB: 0 P: 7	R: 0 E: 0 K: 0 S: 3 H: 0 LOB: 0 BB: 0 P: 3	R: 0 E: 0 K: 2 S: 7 H: 0 LOB: 0 BB: 0 P: 7	1B: 6 2B: 0 3B: 0 HR: 0 SF: 0 SAC: 0 DP: 0 HBP: 0	WP: 0 PB: 0 SB: 1 CS: 0 PA: 34
<b>PITCHER</b> Roger Clemens, R (1, 1) ERA: 3.1	IP: 9.0 WLS: W BF: 34 H: 6 R: 2 ER: 2 SO: 8 BB: 1 IBB: 0 HBP: 0 BLK: 1 WP: 0 HR: 0 S: 49 P: 53 ERA: 2.00 WHIP: 0.778										

**Kansas City Royals @ Boston Red Sox**  
 Fenway Park, Boston, MA  
 Fri Apr 26 1985, 6:05 PM EST  
 Att. 26,647 - Unknown

AB	33
R	2
H	6
RBI	2
BB	1
SO	8
LOB	8







Batter	1	2	3	4	5	6	7	8	9	AB R H RBI BB SO LOB	TOP																
Willie Wilson, S (1, 8) OBP: 0.368, SLG: 0.449	0-0 3-1 3B	0-3 K			0-0 FC3-6 1B		0-0 F8		0-0 CS 1B	5 1 3 2 0 1 2																	
Pat Sheridan, L (1, 9) OBP: 0.299, SLG: 0.262	0-0 3-1		0-0 1-3		0-0 FC3-6 1B		4-0 1-2 BB		0-0 L4-6 1B	4 0 0 1 1 0 3																	
George Brett, L (1, 5) OBP: 0.411, SLG: 0.393	0-0 F8		0-0 F9		4-0 1-2 BB		0-0 1-2 1B		0-0 CS	3 0 1 1 1 0 0																	
Jorge Orta, L (1, 10) Hal McRae, R (7, PH) OBP: 0.290, SLG: 0.426 OBP: 0.400, SLG: 0.167	0-0 1B		0-0 F7		0-0 1-3		0-0 F8			3 0 1 0 0 0 2 1 0 0 0 0 0 2																	
Steve Balboni, R (1, 3) OBP: 0.273, SLG: 0.500	0-0 5-3			0-0 6-3		0-0 F9		0-0 F5		4 0 0 0 0 0 1																	
Darryl Motley, R (1, 7) OBP: 0.266, SLG: 0.356		0-3 K		0-0 6-3		0-0 6-3		0-0 4-3		4 0 0 0 0 1 0																	
Frank White, R (1, 4) OBP: 0.209, SLG: 0.317		0-0 2B		0-3 K		0-0 6-3		0-3 K		4 1 1 0 0 2 0																	
Jim Sundberg, R (1, 2) OBP: 0.255, SLG: 0.308		0-0 2B			0-0 4-3 1B		0-0 F6		0-0 E 1B	4 2 3 1 0 0 0																	
Onix Concepcion, R (1, 6) OBP: 0.189, SLG: 0.250		0-0 5-3			0-0 4-3		0-0 BB 1B		0-0 E3 L4-6 1B	4 1 1 0 0 0 3																	
<b>Inning Stats</b>	R: 1 E: 0 K: 0 S: 5	H: 2 LOB: 1 BB: 0 P: 5	R: 1 E: 0 K: 2 S: 9	H: 2 LOB: 1 BB: 0 P: 9	R: 0 E: 0 K: 0 S: 3	H: 0 LOB: 0 BB: 0 P: 3	R: 0 E: 0 K: 1 S: 5	H: 0 LOB: 0 BB: 0 P: 5	R: 1 E: 0 K: 0 S: 5	H: 2 LOB: 2 BB: 1 P: 9	R: 0 E: 0 K: 0 S: 3	H: 0 LOB: 0 BB: 0 P: 3	R: 1 E: 0 K: 0 S: 5	H: 2 LOB: 2 BB: 1 P: 9	R: 0 E: 0 K: 1 S: 5	H: 0 LOB: 0 BB: 0 P: 5	R: 1 E: 1 K: 0 S: 4	H: 2 LOB: 0 BB: 0 P: 4	1B: 6 2B: 4 3B: 1 HR: 0	SF: 0 SAC: 0 DP: 1 HBP: 0	WP: 0 PB: 0 SB: 1 CS: 1	PA: 39					
<b>PITCHER</b>	IP WLS BF H R ER SO BB IBB HBP BLK WP HR S P ERA WHIP																										
Al Nipper, R (1, 1) ERA: 6.43	6.2		29	7	4	4	3	2	0	0	0	0	0	33	41	5.40	1.350										
Bob Ojeda, L (7, 1) ERA: 2.0	0.0		1	1	0	0	0	0	0	0	0	0	0	1	1	∞	∞										
Bob Stanley, R (7, 1) ERA: 1.74	2.1	L	8	2	1	0	1	0	0	0	0	0	0	10	10	0.00	0.857										

**Kansas City Royals @ Boston Red Sox**  
 Fenway Park, Boston, MA  
 Sat Apr 27 1985, 3:33 AM EST  
 Att. 24,430 - Unknown

[livebaseballscorecards.com](http://livebaseballscorecards.com)

**AB 36**  
**R 5**  
**H 10**  
**RBI 5**  
**BB 2**  
**SO 4**  
**LOB 13**



Batter	1	2	3	4	5	6	7	8	9	AB	R	H	RBI	BB	SO	LOB
Wade Boggs, L (1, 5) OBP: 0.410, SLG: 0.328	0-0 CS 1B	0-3 K			0-0 6-3		4-0 1B BB	0-0 F7 1-2		4	0	1	0	1	1	2
Dwight Evans, R (1, 9) OBP: 0.422, SLG: 0.403	4-0 G5-4-3 1-2 BB		0-0 4-3		4-0 BB BB		0-0 1-2 1B		0-0 G6-4-3 1B	3	0	2	0	2	0	0
Jim Rice, R (1, 7) OBP: 0.375, SLG: 0.478	0-0 G5-4-3 1-2f		0-3 K		4-0 1-2 BB		0-3 K		0-0 G6-4-3 1-2f	4	0	0	0	1	2	4
Mike Easter, L (1, 10) OBP: 0.253, SLG: 0.338		0-3 K	4-0 BB		0-3 K		0-0 F8		0-3 K	4	0	0	0	1	3	4
Tony Armas, R (1, 8) OBP: 0.288, SLG: 0.571		0-0 1B 1B	0-3 K		0-3 K		0-3 K		0-3 K	4	1	1	0	0	3	3
Bill Buckner, L (1, 3) OBP: 0.342, SLG: 0.448		0-0 F9 1-2 3B 1B		0-0 F3		0-0 E 1B		0-0 F7		4	1	2	0	0	0	0
Rich Gedman, L (1, 2) OBP: 0.350, SLG: 0.446 Steve Lyons, L (8, PR) Marc Sullivan, R (9, 2) OBP: 0.125, SLG: 0.125		0-0 1-2 2-H 3B 1B		0-3 K		0-0 1-2 E5		0-0 FC1-6-5 E 1B		4	1	2	1	0	1	1
Marty Barrett, R (1, 4) OBP: 0.309, SLG: 0.300		0-0 F9 2-3		0-0 5-3		0-0 F7		0-0 FC1-6-5 1-3 1B		4	1	0	0	0	0	5
Jackie Gutierrez, R (1, 6) OBP: 0.269, SLG: 0.306 Rick Miller, L (8, PH) Glenn Hoffman, R (9, 6) OBP: 0.667, SLG: 1.000 OBP: 0.300, SLG: 0.500		0-0 1-H 3-H 3B		0-0 6-3		0-0 F9		0-0 2-H S 1B		3	0	1	2	0	0	2

Inning Stats	R: 0	H: 1	E: 0	K: 0	S: 2	R: 3	H: 4	E: 0	K: 2	S: 11	R: 0	H: 0	E: 0	K: 2	S: 7	R: 0	H: 0	E: 0	K: 1	S: 5	R: 0	H: 0	E: 0	K: 1	S: 5	R: 0	H: 1	E: 1	K: 1	S: 7	R: 0	H: 1	E: 0	K: 2	S: 8	R: 1	H: 2	E: 1	K: 0	S: 5	R: 0	H: 1	E: 0	K: 1	S: 5	1B: 9	2B: 0	3B: 1	HR: 0	SF: 0	SAC: 0	DP: 2	HBP: 0	WP: 0	PB: 0	SB: 1	CS: 1	PA: 40
--------------	------	------	------	------	------	------	------	------	------	-------	------	------	------	------	------	------	------	------	------	------	------	------	------	------	------	------	------	------	------	------	------	------	------	------	------	------	------	------	------	------	------	------	------	------	------	-------	-------	-------	-------	-------	--------	-------	--------	-------	-------	-------	-------	--------

PITCHER	IP	WLS	BF	H	R	ER	SO	BB	IBB	HBP	BLK	WP	HR	S	P	ERA	WHIP
Danny Jackson, L (1, 1) ERA: 1.53	6.0		28	6	3	3	7	5	0	0	0	0	0	37	57	4.50	1.833
Joe Beckwith, R (7, 1) ERA: 0.75	1.0		4	1	0	0	2	0	0	0	0	0	0	8	8	0.00	1.000
Dan Quisenberry, R (8, 1) ERA: 3.6	2.0	W	8	3	1	0	1	0	0	0	0	0	0	10	10	0.00	1.500

**BOTTOM**

**Kansas City Royals @ Boston Red Sox**  
Fenway Park, Boston, MA

Sat Apr 27 1985, 3:33 AM EST  
Att. 24,430 - Unknown

livebaseballscorecards.com

AB	35
R	4
H	10
RBI	4
BB	5
SO	10
LOB	21





Batter	1	2	3	4	5	6	7	8	9	AB R H RBI BB SO LOB	TOP																						
Willie Wilson, S (1, 8) OBP: 0.383, SLG: 0.459	0-3 K	0-3 K			0-0 3B 1B		0-0 1B 1B		0-0 1B	5 1 3 0 0 2 1																							
Pat Sheridan, L (1, 9) OBP: 0.296, SLG: 0.292 Lynn Jones, R (9, PH) (9, 9)	0-0 F6		0-0 5-3		0-0 1B 3B		0-3 K		0-0 F4	4 1 1 1 0 1 1 1 0 0 0 0 0 1																							
George Brett, L (1, 5) OBP: 0.423, SLG: 0.426	0-0 2B		0-0 1-3		0-0 1B		0-0 1B		0-0 F8	5 1 3 1 0 0 1																							
Jorge Orta, L (1, 10) OBP: 0.288, SLG: 0.431	0-0 2B		0-0 3-1		0-0 G6-3		0-0 F9			4 0 1 1 0 0 3																							
Steve Balboni, R (1, 3) OBP: 0.257, SLG: 0.471	0-3 K			0-3 K	0-0 F2		0-3 K			4 0 0 0 0 3 3																							
Darryl Motley, R (1, 7) OBP: 0.250, SLG: 0.333		0-0 5-3		0-0 F5		0-3 K		0-0 F8		4 0 0 0 0 1 0																							
Frank White, R (1, 4) OBP: 0.255, SLG: 0.511		0-0 HR		0-0 2B		0-0 HR		0-3 K		4 2 3 2 0 1 0																							
Jim Sundberg, R (1, 2) OBP: 0.271, SLG: 0.296		4-0 PB BB		4-0 BB		0-0 F8		0-3 K		2 0 0 0 2 1 0																							
Buddy Biancalana, S (1, 6) OBP: 0.185, SLG: 0.240		0-3 K		0-3 K		0-3 K			0-0 F6	4 0 0 0 0 3 3																							
<b>Inning Stats</b>	R: 1 E: 0 K: 2 S: 9	H: 2 LOB: 1 BB: 0 P: 9	R: 1 E: 0 K: 2 S: 8	H: 1 LOB: 1 BB: 1 P: 12	R: 0 E: 0 K: 0 S: 3	H: 0 LOB: 0 BB: 0 P: 3	R: 0 E: 0 K: 2 S: 8	H: 1 LOB: 2 BB: 1 P: 12	R: 2 E: 0 K: 0 S: 5	H: 3 LOB: 0 BB: 0 P: 5	R: 1 E: 0 K: 2 S: 8	H: 1 LOB: 0 BB: 0 P: 8	R: 0 E: 0 K: 2 S: 9	H: 2 LOB: 2 BB: 0 P: 9	R: 0 E: 0 K: 2 S: 7	H: 0 LOB: 0 BB: 0 P: 7	R: 0 E: 0 K: 0 S: 4	H: 1 LOB: 1 BB: 0 P: 4	1B: 5 2B: 3 3B: 1 HR: 2	SF: 0 SAC: 0 DP: 1 HBP: 0	WP: 0 PB: 1 SB: 0 CS: 0	PA: 39											
<b>PITCHER</b> Oil Can Boyd, R (1, 1) ERA: 3.58 Bob Ojeda, L (9, 1) ERA: 1.86	IP 8.1	WLS L	BF 37	H 11	R 5	ER 5	SO 12	BB 2	IBB 0	HBP 0	BLK 0	WP 0	HR 2	S 59	P 67	ERA 5.40	WHIP 1.560																
											<b>PITCHER</b>	IP	WLS	BF	H	R	ER	SO	BB	IBB	HBP	BLK	WP	HR	S	P	ERA	WHIP					

**Kansas City Royals @ Boston Red Sox**  
 Fenway Park, Boston, MA  
 Sun Apr 28 1985, 3:33 AM EDT  
 Att. 23,822 - Unknown

[livebaseballscorecards.com](http://livebaseballscorecards.com)

AB	37
R	5
H	11
RBI	5
BB	2
SO	12
LOB	13







Batter	1	2	3	4	5	6	7	8	9	AB R H RBI BB SO LOB	TOP											
<b>Brett Butler, L</b> (1, 8) OBP: 0.321, SLG: 0.329	0-0 4-3		0-0 CS 1B			0-0 1B 1B		0-0 1-2 1B		4 0 3 0 0 0 0												
<b>Julio Franco, R</b> (1, 6) OBP: 0.494, SLG: 0.556	0-0 3-1		0-0 CS 1-2	0-0 5-3		0-0 1-3 1B		0-0 1-2f 2-3 G4-6-3		4 0 1 0 0 0 2												
<b>Joe Carter, R</b> (1, 7) OBP: 0.218, SLG: 0.300	0-3 K			0-0 F4		0-3 K		0-0 F9		4 0 0 0 0 2 3												
<b>Pat Tabler, R</b> (1, 3) OBP: 0.378, SLG: 0.453		0-0 4-3		0-3 K		0-3 K		0-0 F8		4 0 0 0 0 2 2												
<b>Andre Thornton, R</b> (1, 10) OBP: 0.118, SLG: 0.118 <b>Otis Nixon, S</b> (9, PR) OBP: 0.350, SLG: 0.400		0-0 1B 1B			0-0 6-3		0-0 F9		0-0 1B 2B 1B	4 0 2 0 0 0 0 0 1 0 0 0 0 0												
<b>Brook Jacoby, R</b> (1, 5) OBP: 0.299, SLG: 0.314		0-0 1-2 1B			4-0 BB		4-0 FC5-4 BB		0-0 1-2 2B 4-3 1B	2 1 2 0 2 0 0												
<b>Carmen Castillo, R</b> (1, 9) OBP: 0.167, SLG: 0.118 <b>Mel Hall, L</b> (9, PH) OBP: 0.367, SLG: 0.396		0-0 3			0-3 K		0-3 K		0-0 4-3 2B	3 0 0 0 0 2 4 1 0 1 1 0 0 0												
<b>Butch Benton, R</b> (1, 2) OBP: 0.273, SLG: 0.300 <b>George Vukovich, L</b> (9, PH) OBP: 0.303, SLG: 0.250			0-0 F4		0-0 5-3		0-0 FC5-4		0-0 4-3 2B	3 0 0 0 0 0 2 1 0 0 1 0 0 1												
<b>Tony Bernazard, S</b> (1, 4) OBP: 0.423, SLG: 0.660			0-0 4-3			0-0 6-3		0-0 G4-6-3 1B 1B	0-0 F9	4 0 1 0 0 0 2												
<b>Inning Stats</b>	R: 0 E: 0 K: 1 S: 5	H: 0 LOB: 0 BB: 0 P: 5	R: 0 E: 0 K: 0 S: 4	H: 2 LOB: 1 BB: 0 P: 4	R: 0 E: 0 K: 0 S: 3	H: 1 LOB: 0 BB: 0 P: 3	R: 0 E: 0 K: 1 S: 5	H: 0 LOB: 0 BB: 0 P: 5	R: 0 E: 0 K: 1 S: 5	H: 0 LOB: 1 BB: 1 P: 9	R: 0 E: 0 K: 2 S: 9	H: 2 LOB: 2 BB: 0 P: 9	R: 0 E: 0 K: 1 S: 5	H: 0 LOB: 1 BB: 1 P: 9	R: 0 E: 0 K: 0 S: 4	H: 2 LOB: 1 BB: 0 P: 4	R: 2 E: 0 K: 0 S: 6	H: 3 LOB: 2 BB: 0 P: 6	1B: 9 2B: 2 3B: 0 HR: 0	SF: 0 SAC: 0 DP: 2 HBP: 0	WP: 0 PB: 0 SB: 0 CS: 1	PA: 37
<b>PITCHER</b>	IP WLS BF H R ER SO BB IBB HBP BLK WP HR S P ERA WHIP																					
<b>Bud Black, L</b> (1, 1) ERA: 2.37	8.1 W 33 9 2 2 6 2 0 0 0 0 0 0 43 51 2.16 1.320																					
<b>Dan Quisenberry, R</b> (9, 1) ERA: 3.45	0.2 S 3 1 0 0 0 0 0 0 0 0 0 0 3 3 0.00 1.500																					

**Cleveland Indians @ Kansas City Royals**  
**Royals Stadium, Kansas City, MO**  
 Mon Apr 29 1985, 8:05 PM EDT  
 Att. 19,295 - Unknown

AB	34
R	2
H	10
RBI	2
BB	2
SO	6
LOB	16



livebaseballscorecards.com

Batter	1	2	3	4	5	6	7	8	9	AB	R	H	RBI	BB	SO	LOB
Willie Wilson, S OBP: 0.400, SLG: 0.500 (1, 8)	0-0 G3-6-3 1B		0-0 FC5-2-5-1-6 3B		0-0 E S 1B		0-0 G6-4-3 1-2f			4	0	3	1	0	0	1
Lynn Jones, R (1, 9)	0-0 G3-6-3 1-2f		0-0 FC5-2-5-1-6 1B		0-0 4-3 1-3			0-0 6-3		4	0	0	0	0	0	3
George Brett, L OBP: 0.439, SLG: 0.477 (1, 5)	0-0 F8		0-0 1B			0-0 2B 3B		0-0 1B		4	1	3	0	0	0	0
Hal McRae, R OBP: 0.429, SLG: 0.333 (1, 10)		0-0 F8		0-0 F9		0-0 2B		0-0 BB		3	0	1	1	1	0	0
Steve Balboni, R OBP: 0.257, SLG: 0.459 (1, 3)		0-0 2B 1B		0-0 4-3		0-0 4-3		0-0 F6		4	1	1	0	0	0	2
Frank White, R OBP: 0.240, SLG: 0.479 (1, 4)		0-0 F7		0-0 G3		0-0 F9				3	0	0	0	0	0	2
Darryl Motley, R OBP: 0.254, SLG: 0.348 (1, 7)		0-0 1-H 2B			0-0 F3	0-0 5-3				3	0	1	1	0	0	1
Jim Sundberg, R OBP: 0.274, SLG: 0.333 (1, 2)		0-0 6-3			0-0 1B 3B		0-0 F3			3	1	1	0	0	0	1
Buddy Biancalana, S OBP: 0.200, SLG: 0.222 (1, 6)			0-0 F8		0-0 4-3		0-0 G6-4-3 BB			2	0	0	0	1	0	1

Inning Stats	R: 0	H: 1	E: 0	LOB: 0	K: 0	S: 3	P: 3	R: 1	H: 2	E: 0	LOB: 1	K: 0	S: 5	P: 5	R: 0	H: 2	E: 0	LOB: 2	K: 0	S: 4	P: 4	R: 0	H: 0	E: 0	LOB: 0	K: 0	S: 3	P: 3	R: 1	H: 2	E: 0	LOB: 1	K: 0	S: 5	P: 5	R: 1	H: 2	E: 0	LOB: 1	K: 0	S: 5	P: 5	R: 0	H: 0	E: 0	LOB: 0	K: 0	S: 2	P: 6	R: 0	H: 1	E: 0	LOB: 1	K: 0	S: 3	P: 7
--------------	------	------	------	--------	------	------	------	------	------	------	--------	------	------	------	------	------	------	--------	------	------	------	------	------	------	--------	------	------	------	------	------	------	--------	------	------	------	------	------	------	--------	------	------	------	------	------	------	--------	------	------	------	------	------	------	--------	------	------	------

PITCHER	IP	WLS	BF	H	R	ER	SO	BB	IBB	HBP	BLK	WP	HR	S	P	ERA	WHIP
Neal Heaton, L ERA: 2.1 (1, 1)	7.2	L	31	10	3	3	0	2	0	0	0	0	0	29	37	3.52	1.565
Rich Thompson, R ERA: (8, 1)	0.1		1	0	0	0	0	0	0	0	0	0	0	1	1	0.00	0.000

**BOTTOM**

**Cleveland Indians @ Kansas City Royals**  
**Royals Stadium, Kansas City, MO**  
 Mon Apr 29 1985, 8:05 PM EDT  
 Att. 19,295 - Unknown

[livebaseballscorecards.com](http://livebaseballscorecards.com)

<b>AB</b>	<b>30</b>
<b>R</b>	<b>3</b>
<b>H</b>	<b>10</b>
<b>RBI</b>	<b>3</b>
<b>BB</b>	<b>2</b>
<b>SO</b>	<b>0</b>
<b>LOB</b>	<b>11</b>



WP	PA	3B	SF	SAC	DP	HBP
0	32	0	0	0	2	0



Batter	1	2	3	4	5	6	7	8	9	AB R H RBI BB SO LOB	TOP											
<b>Brett Butler, L</b> (1, 8) OBP: 0.341, SLG: 0.370	0-0 4-3 1B			4-0 1B BB		0-0 F9			0-0 3B	3 1 2 0 1 0 0												
<b>Julio Franco, R</b> (1, 6) OBP: 0.482, SLG: 0.537	0-0 F9			0-0 1B 1-2 1B			0-0 5-3		0-0 5-3	4 0 1 0 0 0 2												
<b>Mel Hall, L</b> (1, 7) OBP: 0.365, SLG: 0.393	0-0 4-3 1-2			0-0 G1-6-3 1B 1-3 2-H			0-0 3-1			3 0 1 1 0 0 1												
<b>Pat Tabler, R</b> (1, 10) OBP: 0.365, SLG: 0.436		0-3 K		0-0 G1-6-3 1-2f			0-3 K			3 0 0 0 0 2 1												
<b>George Vukovich, L</b> (1, 9) OBP: 0.304, SLG: 0.254		0-0 4-3			0-0 G4-6-3 1B			0-3 K		3 0 1 0 0 1 0												
<b>Mike Hargrove, L</b> (1, 3) OBP: 0.273, SLG: 0.263		0-3 K			0-0 G4-6-3 1-2f			0-0 F4		3 0 0 0 0 1 1												
<b>Brook Jacoby, R</b> (1, 5) OBP: 0.288, SLG: 0.301			0-0 1-3		0-0 4-3			0-0 6-3		3 0 0 0 0 0 0												
<b>Chris Bando, S</b> (1, 2) OBP: 0.200, SLG: 0.040			0-0 3-1			0-0 F8			0-0 F8	3 0 0 0 0 0 0												
<b>Tony Bernazard, S</b> (1, 4) OBP: 0.400, SLG: 0.620			0-0 F7			0-0 F9			0-0 4-3	3 0 0 0 0 0 0												
<b>Inning Stats</b>	R: 0 E: 0 K: 0 S: 3	H: 1 LOB: 0 BB: 0 P: 3	R: 0 E: 0 K: 2 S: 7	H: 0 LOB: 0 BB: 0 P: 7	R: 0 E: 0 K: 0 S: 3	H: 0 LOB: 0 BB: 0 P: 3	R: 1 E: 0 K: 0 S: 3	H: 2 LOB: 0 BB: 1 P: 7	R: 0 E: 0 K: 0 S: 3	H: 1 LOB: 0 BB: 0 P: 3	R: 0 E: 0 K: 1 S: 5	H: 0 LOB: 0 BB: 0 P: 5	R: 0 E: 0 K: 1 S: 5	H: 0 LOB: 0 BB: 0 P: 5	R: 0 E: 0 K: 0 S: 4	H: 1 LOB: 1 BB: 0 P: 4	1B: 4 2B: 0 3B: 1 HR: 0	SF: 0 SAC: 0 DP: 2 HBP: 0	WP: 0 PB: 0 SB: 0 CS: 0	PA: 29		
<b>PITCHER</b> <b>Bret Saberhagen, R</b> (1, 1) ERA: 3.65	IP: 9.0 WLS: W BF: 29 H: 5 R: 1 ER: 1 SO: 4 BB: 1 IBB: 0 HBP: 0 BLK: 0 WP: 0 HR: 0 S: 36 P: 40 ERA: 1.00 WHIP: 0.667																					

**Cleveland Indians @ Kansas City Royals**  
**Royals Stadium, Kansas City, MO**  
 Tue Apr 30 1985, 8:05 PM EDT  
 Att. 16,282 - Unknown

AB	28
R	1
H	5
RBI	1
BB	1
SO	4
LOB	5



livebaseballscorecards.com

Batter	1	2	3	4	5	6	7	8	9	AB	R	H	RBI	BB	SO	LOB
Willie Wilson, S OBP: 0.382, SLG: 0.476 (1, 8)	F8		F8	K			K			4	0	0	0	0	2	2
Pat Sheridan, L OBP: 0.307, SLG: 0.294 (1, 9)	1B S 1B		BB 1-2 HR BB			G3	4-3			3	1	1	0	1	0	1
George Brett, L OBP: 0.430, SLG: 0.456 (1, 5)	F9		BB 1-2 HR BB			6-3	4-3			3	1	0	0	1	0	2
Jorge Orta, L OBP: 0.319, SLG: 0.448 (1, 10) Hal McRae, R OBP: 0.400, SLG: 0.300 (8, PH)	2-3 1B		BB 1-2 HR BB			1B		K		2	1	2	1	1	0	0
Steve Balboni, R OBP: 0.269, SLG: 0.500 (1, 3)	5-3		BB 1-2 2-3 3-H HR			K		WP 1B		4	1	2	4	0	1	3
Frank White, R OBP: 0.222, SLG: 0.442 (1, 4)		5-3	5-3			6-3		F8		4	0	0	0	0	0	1
Darryl Motley, R OBP: 0.253, SLG: 0.333 (1, 7)		5-3	5-3			F9		BB BB BB		3	0	0	0	1	0	0
Jim Sundberg, R OBP: 0.273, SLG: 0.328 (1, 2)		5-3		G6-4-3 1B		K		F5		4	0	1	0	0	1	2
Buddy Biancalana, S OBP: 0.242, SLG: 0.241 (1, 6)			BB BB BB	G6-4-3 1-2f			4-3 1B			2	1	1	0	1	0	1

Inning Stats	R: 0	H: 2	R: 0	H: 0	R: 5	H: 1	R: 0	H: 1	R: 0	H: 0	R: 0	H: 1	R: 0	H: 1	R: 0	H: 1
	E: 0	LOB: 2	E: 0	LOB: 0	E: 0	LOB: 0	E: 0	LOB: 1	E: 0	LOB: 0	E: 0	LOB: 0	E: 0	LOB: 1	E: 0	LOB: 2
	K: 0	BB: 0	K: 0	BB: 0	K: 0	BB: 4	K: 1	BB: 0	K: 1	BB: 0	K: 1	BB: 0	K: 1	BB: 0	K: 1	BB: 1
	S: 5	P: 5	S: 3	P: 3	S: 4	P: 20	S: 5	P: 6	S: 5	P: 5	S: 6	P: 6	S: 6	P: 6	S: 6	P: 10

PITCHER	IP	WLS	BF	H	R	ER	SO	BB	IBB	HBP	BLK	WP	HR	S	P	ERA	WHIP
Jose Roman, R ERA: 6.61 (1, 1)	2.1	L	14	3	5	5	0	4	0	0	0	0	1	10	26	19.29	3.000
Jamie Easterly, L ERA: 3.38 (3, 1)	5.2		21	4	0	0	5	1	0	0	0	1	0	30	34	0.00	0.882

**BOTTOM**

**Cleveland Indians @ Kansas City Royals**  
**Royals Stadium, Kansas City, MO**  
 Tue Apr 30 1985, 8:05 PM EDT  
 Att. 16,282 - Unknown

[livebaseballscorecards.com](http://livebaseballscorecards.com)

<b>AB</b>	<b>30</b>
<b>R</b>	<b>5</b>
<b>H</b>	<b>7</b>
<b>RBI</b>	<b>5</b>
<b>BB</b>	<b>5</b>
<b>SO</b>	<b>5</b>
<b>LOB</b>	<b>12</b>



1B: 6	SF: 0	WP: 1	PA: 35
2B: 0	SAC: 0	PB: 0	
3B: 0	DP: 1	SB: 1	
HR: 1	HBP: 0	CS: 0	

PITCHER	IP	WLS	BF	H	R	ER	SO	BB	IBB	HBP	BLK	WP	HR	S	P	ERA	WHIP
---------	----	-----	----	---	---	----	----	----	-----	-----	-----	----	----	---	---	-----	------



Batter	1	2	3	4	5	6	7	8	9	AB R H RBI BB SO LOB	TOP											
<b>Brett Butler, L</b> (1, 8) OBP: 0.341, SLG: 0.367	0-0 S S 1B	0-0 FC3-6 E WP 1-2f 2-3 3-H		0-0 F8	0-0 FC5-4 1B 1-2 2-H	0-0 1-3		0-0 F7		6 1 2 2 0 0 7												
<b>Julio Franco, R</b> (1, 6) OBP: 0.461, SLG: 0.507	0-0 F9	0-3 K 1-2		0-0 E 1B	0-0 FC5-4 1-2f		0-0 F4		0-0 F6	6 0 1 0 0 1 5												
<b>Mel Hall, L</b> (1, 7) OBP: 0.391, SLG: 0.400	4-0 WP 1B 1-2 BB	0-0 E4 1-2 2-3 3-H		0-3 K 1-2		0-0 1B 1B	4-0 FC6-4 BB		0-0 1B 1B	4 1 2 1 2 1 3												
<b>Andre Thornton, R</b> (1, 10) OBP: 0.130, SLG: 0.130	0-3 K 2-3	0-0 F4		0-0 E6 1-2		0-0 F8	0-3 K 2		0-0 1B	6 0 1 0 0 2 8												
<b>George Vukovich, L</b> (1, 9) OBP: 0.315, SLG: 0.269	0-0 WP 1-2 3-H 1B	0-0 4-3		0-0 4-3		0-0 BB 1B 1-2 SF8 1B	0-0 FC6-4 1-2f		0-0 F8	4 1 2 1 0 0 5 2 0 0 0 0 0 3												
<b>Otis Nixon, S</b> (6, 7) OBP: 0.318, SLG: 0.364																						
<b>Mike Hargrove, L</b> (1, 3) OBP: 0.280, SLG: 0.238	0-0 4-3		0-0 5-3		4-0 FC6-4 BB	0-0 BB BB 1-2 2-H 1B		0-0 5-3	0-0 F4	2 0 0 0 1 0 2 3 0 1 1 0 0 2												
<b>Pat Tabler, R</b> (6, PH) OBP: 0.364, SLG: 0.432																						
<b>Brook Jacoby, R</b> (1, 5) OBP: 0.318, SLG: 0.338		0-0 E BB FC3-6 1B	0-0 1B		0-0 FC6-4 1-2f 1B	4-0 BB 1-2 2-3 BB		0-0 2B		4 2 3 0 1 0 1												
<b>Chris Bando, S</b> (1, 2) OBP: 0.229, SLG: 0.037		4-0 FC3-6 E 1-2 E BB	0-3 K 2		0-0 F8	0-0 SF8		4-0 BB		2 1 0 1 2 1 2												
<b>Tony Bernazard, S</b> (1, 4) OBP: 0.400, SLG: 0.585		0-0 E6 FC3-6 1-2 2-3	0-0 4-3		4-0 1B 1-2 BB	4-0 BB 1-2 2-3 BB		0-3 K		3 0 0 0 2 1 5												
<b>Inning Stats</b>	R: 1 E: 0 K: 1 S: 7	H: 2 LOB: 2 BB: 1 P: 11	R: 2 E: 2 K: 1 S: 9	H: 1 LOB: 3 BB: 1 P: 13	R: 0 E: 0 K: 1 S: 6	H: 1 LOB: 1 BB: 0 P: 6	R: 0 E: 1 K: 1 S: 7	H: 1 LOB: 2 BB: 0 P: 7	R: 1 E: 0 K: 0 S: 4	H: 1 LOB: 2 BB: 2 P: 12	R: 2 E: 0 K: 0 S: 6	H: 3 LOB: 3 BB: 2 P: 14	R: 0 E: 0 K: 1 S: 5	H: 0 LOB: 1 BB: 1 P: 9	R: 0 E: 0 K: 1 S: 6	H: 1 LOB: 2 BB: 1 P: 10	R: 0 E: 0 K: 0 S: 5	H: 2 LOB: 2 BB: 0 P: 5	1B: 11 2B: 1 3B: 0 HR: 0	SF: 1 SAC: 0 DP: 0 HBP: 0	WP: 2 PB: 1 SB: 3 CS: 0	PA: 51
<b>PITCHER</b>	IP WLS BF H R ER SO BB IBB HBP BLK WP HR S P ERA WHIP																					
<b>Mark Gubicza, R</b> (1, 1) ERA: 5.19	5.1 L 32 8 6 5 4 4 0 0 0 2 0 36 52 8.44 2.250																					
<b>Mike Jones, L</b> (6, 1) ERA: 0.82	1.2 9 1 0 0 1 3 0 0 0 0 0 8 20 0.00 2.400																					
<b>Joe Beckwith, R</b> (8, 1) ERA: 0.57	2.0 10 3 0 0 0 1 1 0 0 0 0 0 11 0.00 2.000																					

Cleveland Indians @ Kansas City Royals  
Royals Stadium, Kansas City, MO  
Wed May 01 1985, 8:05 PM EDT  
Att. 16,699 - Unknown

AB	42
R	6
H	12
RBI	6
BB	8
SO	6
LOB	43



Batter	1	2	3	4	5	6	7	8	9	AB	R	H	RBI	BB	SO	LOB
Willie Wilson, S OBP: 0.362, SLG: 0.453 (1, 8)	0-3 K		0-0 F6		0-3 K		0-0 SF9		0-0 G3	4	0	0	1	0	2	0
Pat Sheridan, L OBP: 0.308, SLG: 0.296 (1, 9) Lynn Jones, R (7, PH)	0-0 S 1B		0-0 4-3			0-0 1-3	0-0 SF8-3			3	1	1	0	0	0	0
George Brett, L OBP: 0.456, SLG: 0.493 (1, 5)	0-0 5-3 1B			0-0 2-3 E 2B		0-0 1B		4-0 1B SH2-4 BB		3	1	3	1	1	0	0
Jorge Orta, L OBP: 0.306, SLG: 0.429 (1, 10)	0-0 5-3 1-2			0-0 2-3		0-0 F7		0-0 SH2-4		3	0	0	0	0	0	3
Steve Balboni, R OBP: 0.268, SLG: 0.488 (1, 3)	0-0 F6			0-0 E5		0-0 F7		0-0 FC5-2-5-1 1B		4	0	1	1	0	0	2
Frank White, R OBP: 0.224, SLG: 0.418 (1, 4)		0-3 K		0-0 F8			4-0 E 1B BB	0-0 FC5-2-5-1		3	1	0	0	1	1	3
Darryl Motley, R OBP: 0.241, SLG: 0.315 (1, 7)		0-0 6-3		0-0 4-3			0-0 E1 E 1B SF9	0-3 K		4	1	0	0	0	1	4
Jim Sundberg, R OBP: 0.271, SLG: 0.323 (1, 2)		0-3 K			0-3 K		0-0 E1 SF9 BB SF8-3 1B		0-3 K	4	1	1	1	0	3	0
Buddy Biancalana, S OBP: 0.229, SLG: 0.226 (1, 6) Dane Iorg, L OBP: 0.333, SLG: 0.143 (7, PH) Onix Concepcion, R OBP: 0.189, SLG: 0.250 (7, PR) Hal McRae, R OBP: 0.375, SLG: 0.273 (9, PH)			0-0 F6			0-0 G3		4-0 SF8-3 BB	0-0 1-3	2	0	0	0	0	0	0

Inning Stats	R: 1	H: 2	E: 0	K: 1	S: 7	H: 2	LOB: 1	BB: 0	P: 7	R: 0	H: 0	E: 0	K: 2	S: 7	H: 0	LOB: 0	BB: 0	P: 7	R: 0	H: 0	E: 0	K: 0	S: 3	R: 1	H: 1	E: 1	K: 0	S: 5	H: 0	LOB: 0	BB: 0	P: 3	R: 0	H: 0	E: 0	K: 2	S: 7	H: 0	LOB: 0	BB: 0	P: 7	R: 0	H: 1	E: 0	K: 0	S: 4	H: 1	LOB: 1	BB: 0	P: 4	R: 3	H: 1	E: 2	K: 0	S: 4	H: 1	LOB: 1	BB: 2	P: 12	R: 0	H: 1	E: 0	K: 1	S: 6	H: 1	LOB: 2	BB: 1	P: 10	R: 0	H: 0	E: 0	K: 1	S: 5	H: 0	LOB: 0	BB: 0	P: 5	1B: 5	SF: 2	2B: 2	SAC: 1	3B: 0	DP: 1	HR: 0	HBP: 0	WP: 0	PA: 37
--------------	------	------	------	------	------	------	--------	-------	------	------	------	------	------	------	------	--------	-------	------	------	------	------	------	------	------	------	------	------	------	------	--------	-------	------	------	------	------	------	------	------	--------	-------	------	------	------	------	------	------	------	--------	-------	------	------	------	------	------	------	------	--------	-------	-------	------	------	------	------	------	------	--------	-------	-------	------	------	------	------	------	------	--------	-------	------	-------	-------	-------	--------	-------	-------	-------	--------	-------	--------

PITCHER	IP	WLS	BF	H	R	ER	SO	BB	IBB	HBP	BLK	WP	HR	S	P	ERA	WHIP
Don Schulze, R ERA: 4.94 (1, 1)	6.0	W	24	4	3	3	5	1	0	0	0	0	0	33	37	4.50	0.833
Rich Thompson, R ERA: (7, 1)	0.0		3	1	0	0	0	1	0	0	0	0	0	2	6	∞	∞
Dave Vonohlen, L ERA: 2.35 (7, 1)	1.1		4	0	2	0	0	1	0	0	0	0	0	3	7	0.00	0.750
Tom Waddell, R ERA: 5.19 (8, 1)	1.2	S	6	1	0	0	2	0	0	0	0	0	0	10	10	0.00	0.600

BOTTOM

Cleveland Indians @ Kansas City Royals  
Royals Stadium, Kansas City, MO

Wed May 01 1985, 8:05 PM EDT  
Att. 16,699 - Unknown

livebaseballscorecards.com

AB	31
R	5
H	6
RBI	5
BB	3
SO	7
LOB	12





Batter	1	2	3	4	5	6	7	8	9	AB R H RBI BB SO LOB	TOP									
Willie Wilson, S OBP: 0.357, SLG: 0.444 (1, 8) X	0-0 5-3		0-0 4-3			0-0 5-3		0-0 1-2 1B		4 0 1 0 0 0 0	<b>Kansas City Royals @ New York Yankees</b> Yankee Stadium, Bronx, NY Fri May 03 1985, 7:05 PM EDT Att. 20,603 - Unknown <a href="http://livebaseballscorecards.com">livebaseballscorecards.com</a>									
Lynn Jones, R (1, 9) X	0-0 6-3			0-0 F6		0-0 F9		0-0 F6		4 0 0 0 0 0 2										
George Brett, L OBP: 0.457, SLG: 0.500 (1, 5) B B B	4-0 BB			0-0 1B 2B		0-0 4-3		0-0 3-1		3 1 1 0 1 0 2										
Hal McRae, R OBP: 0.400, SLG: 0.286 (1, 10) X	0-0 F3			0-0 FC5-4 2-H 1B		4-0 G1-4-3 BB		0-0 F7		3 0 1 1 1 0 1										
Steve Balboni, R OBP: 0.256, SLG: 0.465 (1, 3)		0-3 K		0-3 K		0-0 G1-4-3 1-2f		0-0 F3		4 0 0 0 0 2 2										
Frank White, R OBP: 0.226, SLG: 0.407 (1, 4)		0-0 F8		0-0 FC5-4 1-2f		0-0 1B		0-0 F3		4 0 1 0 0 0 1										
Darryl Motley, R OBP: 0.232, SLG: 0.303 (1, 7)		0-3 K			0-0 F4		0-0 F4			3 0 0 0 0 1 1										
Jim Sundberg, R OBP: 0.274, SLG: 0.324 (1, 2) X			0-0 5-3		0-0 6-3			0-0 1B 1B		3 0 1 0 0 0 0										
Onix Concepcion, R OBP: 0.175, SLG: 0.231 (1, 6) X			0-0 F4		0-0 F3			0-0 F3		3 0 0 0 0 0 1										
<b>Inning Stats</b>	R: 0 E: 0 K: 0 S: 3	H: 0 LOB: 1 BB: 1 P: 7	R: 0 E: 0 K: 2 S: 7	H: 0 LOB: 0 BB: 0 P: 7	R: 0 E: 0 K: 0 S: 3	H: 0 LOB: 0 BB: 0 P: 3	R: 1 E: 0 K: 1 S: 7	H: 2 LOB: 1 BB: 0 P: 7	R: 0 E: 0 K: 0 S: 3	H: 0 LOB: 0 BB: 0 P: 3	R: 0 E: 0 K: 0 S: 3	H: 1 LOB: 1 BB: 1 P: 7	R: 0 E: 0 K: 0 S: 5	H: 2 LOB: 2 BB: 0 P: 5	R: 0 E: 0 K: 0 S: 3	H: 0 LOB: 0 BB: 0 P: 3	1B: 4 2B: 1 3B: 0 HR: 0	SF: 0 SAC: 0 DP: 1 HBP: 0	WP: 0 PB: 0 SB: 0 CS: 0	PA: 33
<b>PITCHER</b> Dennis Rasmussen, L ERA: 2.25 (1, 1)	IP: 9.0 WLS: W BF: 33 H: 5 R: 1 ER: 1 SO: 3 BB: 2 IBB: 0 HBP: 0 BLK: 0 WP: 0 HR: 0 S: 37 P: 45 ERA: 1.00 WHIP: 0.778																			

AB	31
R	1
H	5
RBI	1
BB	2
SO	3
LOB	10



Batter	1	2	3	4	5	6	7	8	9
Rickey Henderson, R (1, 8) OBP: 0.327, SLG: 0.300	0-0 1B G4-6-3 1B		4-0 HBP S 1-2 2-3 BB		4-0 1B 2B BB	0-0 L4-3-6		0-0 FC6-4	
Don Mattingly, L (1, 3) OBP: 0.353, SLG: 0.455	0-0 1B G4-6-3 1B		0-0 SF9		0-0 2B 1B		0-0 2B 2B		
Dave Winfield, R (1, 9) OBP: 0.321, SLG: 0.411	0-0 G4-6-3 1-2f 3-H		4-0 HBP 1-2 IBB		0-0 1-3 2B		0-0 5-3		
Don Baylor, R (1, 10) OBP: 0.375, SLG: 0.441	0-0 F7		1-0 G5-4-3 HBP		0-0 F8		0-0 G3 2B		
Butch Wynegar, S (1, 2) OBP: 0.373, SLG: 0.403		0-3 K	0-0 G5-4-3		4-0 G6-4-3 IBB		0-0 G3		
Willie Randolph, R (1, 4) OBP: 0.299, SLG: 0.250		0-0 G1-4-3		0-0 6-3	0-0 G6-4-3		0-0 F8		
Dale Berra, R (1, 5) OBP: 0.324, SLG: 0.432		0-0 4-3		0-0 F4		4-0 1B E BB		0-0 G3	
Mike Pagliaruto, L (6, PH) OBP: 0.378, SLG: 0.389									
Bill Sample, R (1, 7) OBP: 0.364, SLG: 0.263			0-0 BB 1B SF9 1B		0-0 6-3		0-0 L4-3-6 E 1-3 1B	4-0 FC6-4 BB	
Henry Cotto, R (9, 8) OBP: 0.357, SLG: 0.385									
Bobby Meacham, S (1, 6) OBP: 0.361, SLG: 0.302			0-0 SF9 BB HBP 1B		0-0 S 1B 1B		0-0 E5 L4-3-6	0-3 K	

Inning Stats	R: 1	H: 2	R: 0	H: 0	R: 2	H: 2	R: 0	H: 0	R: 2	H: 3	R: 1	H: 1	R: 0	H: 0	R: 0	H: 2	R: 0	H: 0
	E: 0	LOB: 0	E: 0	LOB: 0	E: 0	LOB: 2	E: 0	LOB: 0	E: 0	LOB: 2	E: 1	LOB: 0	E: 0	LOB: 1	E: 0	LOB: 1	E: 0	LOB: 1
	K: 0	BB: 0	K: 1	BB: 0	K: 0	BB: 2	K: 0	BB: 0	K: 0	BB: 2	K: 0	BB: 1	K: 1	BB: 1	K: 1	BB: 1	K: 0	BB: 1
	S: 4	P: 4	S: 5	P: 5	S: 4	P: 13	S: 3	P: 3	S: 5	P: 13	S: 3	P: 7	S: 5	P: 5	S: 5	P: 9	S: 5	P: 9

PITCHER	IP	WLS	BF	H	R	ER	SO	BB	IBB	HBP	BLK	WP	HR	S	P	ERA	WHIP
Danny Jackson, L ERA: 2.7	4.0	L	21	7	5	5	1	2	1	1	0	0	0	19	32	11.25	2.250
Michael LaCoss, R ERA: 6.23	3.0		12	3	2	1	0	1	1	0	0	0	0	10	18	3.00	1.333
Larry Gura, L ERA: 12.46	1.0		4	0	0	0	1	1	0	0	0	0	0	5	9	0.00	1.000

**BOTTOM**

**Kansas City Royals @ New York Yankees**  
Yankee Stadium, Bronx, NY

Fri May 03 1985, 7:05 PM EDT  
Att. 20,603 - Unknown

AB	R	H	RBI	BB	SO	LOB
3	2	1	0	2	0	3
3	1	3	2	0	0	0
3	0	1	1	1	0	2
3	0	1	2	0	0	2
3	0	0	0	1	1	4
4	0	0	0	0	0	4
2	0	0	0	0	0	0
1	1	0	0	1	0	0
3	1	2	0	1	0	0
0	0	0	0	0	0	0
4	2	2	0	0	1	2

AB	29
R	7
H	10
RBI	5
BB	6
SO	2
LOB	17

WP: 0 PA: 37  
PB: 0  
SB: 2  
CS: 0



PITCHER	IP	WLS	BF	H	R	ER	SO	BB	IBB	HBP	BLK	WP	HR	S	P	ERA	WHIP
Danny Jackson, L ERA: 2.7	4.0	L	21	7	5	5	1	2	1	1	0	0	0	19	32	11.25	2.250
Michael LaCoss, R ERA: 6.23	3.0		12	3	2	1	0	1	1	0	0	0	0	10	18	3.00	1.333
Larry Gura, L ERA: 12.46	1.0		4	0	0	0	1	1	0	0	0	0	0	5	9	0.00	1.000



Batter	1	2	3	4	5	6	7	8	9	AB R H RBI BB SO LOB	TOP										
Willie Wilson, S OBP: 0.343, SLG: 0.426 (1, 8)	0-3 K	0-0 5-3			0-0 F7			0-3 K		4 0 0 0 0 2 1	<b>Kansas City Royals @ New York Yankees</b> Yankee Stadium, Bronx, NY Sat May 04 1985, 3:33 AM EDT Att: 22,532 - Unknown <a href="http://livebaseballscorecards.com">livebaseballscorecards.com</a>										
Frank White, R OBP: 0.212, SLG: 0.381 (1, 4)	0-0 F9		0-0 1-3			0-0 F9		0-0 L6		4 0 0 0 0 0 0											
George Brett, L OBP: 0.459, SLG: 0.538 (1, 5)	0-0 BB 1B		0-0 F8			0-0 HR		0-0 F7		4 1 2 1 0 0 0											
Hal McRae, R OBP: 0.375, SLG: 0.235 (1, 10)	4-0 1-2 BB		0-0 5-3			0-0 F8		0-0 6-3		3 0 0 0 1 0 0											
Steve Balboni, R OBP: 0.244, SLG: 0.444 (1, 3)	0-3 K			0-0 5-3		0-0 G3		0-3 K		4 0 0 0 0 2 2											
Darryl Motley, R OBP: 0.235, SLG: 0.342 (1, 7)		0-0 HR		0-0 6-3			0-0 F9			3 1 1 1 0 0 0											
Jim Sundberg, R OBP: 0.263, SLG: 0.310 (1, 2)		0-0 F8		0-0 F9			0-0 1-3			3 0 0 0 0 0 0											
Greg Pryor, R OBP: 0.304, SLG: 0.381 (1, 6)		0-0 1B			0-0 6-3		0-0 4-3			3 0 1 0 0 0 0											
Lynn Jones, R (1, 9)		0-0 F9			0-0 6-3			0-0 1-3		3 0 0 0 0 0 1											
<b>Inning Stats</b>	R: 0 E: 0 K: 2 S: 8	H: 1 LOB: 2 BB: 1 P: 12	R: 1 E: 0 K: 0 S: 5	H: 2 LOB: 1 BB: 0 P: 5	R: 0 E: 0 K: 0 S: 3	H: 0 LOB: 0 BB: 0 P: 3	R: 0 E: 0 K: 0 S: 3	H: 0 LOB: 0 BB: 0 P: 3	R: 1 E: 0 K: 0 S: 4	H: 1 LOB: 0 BB: 0 P: 4	R: 0 E: 0 K: 0 S: 3	H: 0 LOB: 0 BB: 0 P: 3	R: 0 E: 0 K: 1 S: 5	H: 0 LOB: 0 BB: 0 P: 5	R: 0 E: 0 K: 1 S: 5	H: 0 LOB: 0 BB: 0 P: 5	1B: 2 2B: 0 3B: 0 HR: 2	SF: 0 SAC: 0 DP: 0 HBP: 0	WP: 0 PB: 0 SB: 0 CS: 0	PA: 32	
<b>PITCHER</b> Ron Guidry, L ERA: 3.76 (1, 1)	IP 9.0	WLS W	BF 32	H 4	R 2	ER 2	SO 4	BB 1	IBB 0	HBP 0	BLK 0	WP 0	HR 2	S 39	P 43	ERA 2.00	WHIP 0.556				
<b>PITCHER</b>	IP	WLS	BF	H	R	ER	SO	BB	IBB	HBP	BLK	WP	HR	S	P	ERA	WHIP				

AB	31
R	2
H	4
RBI	2
BB	1
SO	4
LOB	4







Batter	1	2	3	4	5	6	7	8	9	AB R H RBI BB SO LOB	TOP											
Willie Wilson, S (1, 8) OBP: 0.330, SLG: 0.408	0-0 G3		0-0 F5			0-0 G3		0-0 6-3		4 0 0 0 0 0 0	<b>Kansas City Royals @ New York Yankees</b> Yankee Stadium, Bronx, NY Sun May 05 1985, 3:33 AM EDT Att: 50,209 - Unknown											
Pat Sheridan, L (1, 9) OBP: 0.341, SLG: 0.296	4-0 PB S BB			4-0 FC4-6 BB		4-0 G3-6-3 BB		4-0 FC3-6 BB		0 0 0 0 4 0 0												
George Brett, L (1, 5) OBP: 0.441, SLG: 0.512	0-3 K 1-2			0-0 FC4-6 G1-6-3 1-2f		0-0 G3-6-3 1-2f		0-0 FC3-6 1-2f		4 0 0 0 0 1 4												
Jorge Orta, L (1, 10) Hal McRae, R (8, PH) OBP: 0.293, SLG: 0.411 OBP: 0.360, SLG: 0.222	0-0 F4 2-3			0-0 G1-6-3 1-2f			0-0 4-3	0-0 F4		3 0 0 0 0 0 2 1 0 0 0 0 0 1												
Darryl Motley, R (1, 7) OBP: 0.236, SLG: 0.337		0-0 CS 1B			0-0 6-3		0-0 F8		0-3 K	4 0 1 0 0 1 0												
Steve Balboni, R (1, 3) OBP: 0.255, SLG: 0.473		0-0 F7			0-0 HR		4-0 1B 1B BB		0-3 K	3 2 1 1 1 1 1												
Frank White, R (1, 4) OBP: 0.214, SLG: 0.373		0-3 K 1-2			0-3 K		0-0 1B 1-2 1B		0-0 F9	4 0 1 0 0 2 1												
John Wathan, R (1, 2) OBP: 0.250, SLG: 0.143			0-0 5-3		4-0 BB		0-0 1-2 2-H 1B			2 0 1 1 1 0 0												
Buddy Biancalana, S (1, 6) Dane Iorg, L (7, PH) Onix Concepcion, R (7, 6) OBP: 0.216, SLG: 0.212 OBP: 0.300, SLG: 0.125 OBP: 0.175, SLG: 0.231			0-3 K		0-0 F4		0-0 4-3			2 0 0 0 0 1 1 1 0 0 0 0 0 2 0 0 0 0 0 0 0												
<b>Inning Stats</b>	R: 0 E: 0 K: 1 S: 5	H: 0 LOB: 1 BB: 1 P: 9	R: 0 E: 0 K: 1 S: 5	H: 1 LOB: 1 BB: 0 P: 5	R: 0 E: 0 K: 1 S: 5	H: 0 LOB: 0 BB: 0 P: 5	R: 0 E: 0 K: 0 S: 2	H: 0 LOB: 0 BB: 1 P: 6	R: 1 E: 0 K: 1 S: 6	H: 1 LOB: 1 BB: 1 P: 10	R: 0 E: 0 K: 0 S: 2	H: 0 LOB: 0 BB: 1 P: 6	R: 1 E: 0 K: 0 S: 5	H: 2 LOB: 2 BB: 1 P: 9	R: 0 E: 0 K: 0 S: 3	H: 0 LOB: 1 BB: 1 P: 7	R: 0 E: 0 K: 2 S: 7	H: 0 LOB: 0 BB: 0 P: 7	1B: 3 2B: 1 3B: 0 HR: 1	SF: 0 SAC: 0 DP: 3 HBP: 0	WP: 0 PB: 1 SB: 1 CS: 1	PA: 34
<b>PITCHER</b>	IP WLS BF H R ER SO BB IBB HBP BLK WP HR S P ERA WHIP																					
Phil Niekro, R (1, 1) ERA: 4.54	7.1 W 29 4 2 2 4 6 0 0 0 0 1 31 55 2.46 1.364																					
Dave Righetti, L (8, 1) ERA: 1.33	1.2 S 5 0 0 0 2 0 0 0 0 0 0 9 9 0.00 0.000																					

livebaseballscorecards.com

<b>AB</b>	28
<b>R</b>	2
<b>H</b>	4
<b>RBI</b>	2
<b>BB</b>	6
<b>SO</b>	6
<b>LOB</b>	12



Batter	1	2	3	4	5	6	7	8	9	AB	R	H	RBI	BB	SO	LOB
Rickey Henderson, R (1, 8) OBP: 0.345, SLG: 0.408	0-0 F8		0-0 F7		0-0 HR		0-0 4-3	0-0 F8		5	1	1	2	0	0	1
Don Mattingly, L (1, 3) OBP: 0.355, SLG: 0.482	0-0 F9		0-0 F6		0-0 HR		0-0 FC5-4			4	1	2	1	0	0	0
Dave Winfield, R (1, 9) OBP: 0.326, SLG: 0.392	0-0 6-3				0-0 HBP		0-0 FC5-4			4	0	1	0	0	0	1
Don Baylor, R (1, 10) OBP: 0.409, SLG: 0.500		4-0 BB		0-0 F6	1-0 HBP		1-0 HBP			1	0	0	0	1	0	0
Butch Wynegar, S (1, 2) OBP: 0.349, SLG: 0.365		0-0 G6-4-3		4-0 BB	0-0 F5		0-0 F8			3	0	0	0	1	0	5
Willie Randolph, R (1, 4) OBP: 0.306, SLG: 0.243		4-0 BB		0-0 FC6-4		4-0 CS		0-0 6-3		2	0	0	0	2	0	1
Dale Berra, R (1, 5) OBP: 0.318, SLG: 0.432		0-0 F8			0-0 FC5-4		0-0 F7			3	0	1	0	0	0	2
Mike Pagliaruto, L (8, PH) OBP: 0.391, SLG: 0.405					0-0 HR		1-2			1	1	1	0	0	0	0
Bill Sample, R (1, 7) OBP: 0.321, SLG: 0.360			0-0 HR		0-0 FC5-4		0-0 HR			2	2	1	1	0	0	1
Ken Griffey, L (6, PH) OBP: 0.324, SLG: 0.446					0-0 K		0-0 F7			2	1	2	1	0	0	0
Bobby Meacham, S (1, 6) OBP: 0.342, SLG: 0.279			0-0 1-3				0-0 SF7			3	0	0	1	0	1	1

Inning Stats	R: 0	H: 0	E: 0	LOB: 0	K: 0	BB: 0	S: 3	P: 3	R: 0	H: 0	E: 0	LOB: 1	K: 0	BB: 2	S: 2	P: 10	R: 1	H: 1	E: 0	LOB: 0	K: 0	BB: 0	S: 4	P: 4	R: 0	H: 0	E: 0	LOB: 1	K: 0	BB: 1	S: 3	P: 7	R: 3	H: 4	E: 0	LOB: 2	K: 1	BB: 0	S: 9	P: 10	R: 1	H: 1	E: 0	LOB: 0	K: 0	BB: 1	S: 3	P: 7	R: 0	H: 1	E: 0	LOB: 2	K: 0	BB: 0	S: 4	P: 5	R: 1	H: 2	E: 0	LOB: 1	K: 0	BB: 0	S: 5	P: 5
--------------	------	------	------	--------	------	-------	------	------	------	------	------	--------	------	-------	------	-------	------	------	------	--------	------	-------	------	------	------	------	------	--------	------	-------	------	------	------	------	------	--------	------	-------	------	-------	------	------	------	--------	------	-------	------	------	------	------	------	--------	------	-------	------	------	------	------	------	--------	------	-------	------	------

PITCHER	IP	WLS	BF	H	R	ER	SO	BB	IBB	HBP	BLK	WP	HR	S	P	ERA	WHIP
Bud Black, L (1, 1) ERA: 2.93	5.0	L	23	5	4	4	1	3	0	1	0	0	3	21	34	7.20	1.600
Joe Beckwith, R (6, 1) ERA: 1.02	2.0		9	2	1	1	0	1	0	1	0	0	1	7	12	4.50	1.500
Dan Quisenberry, R (8, 1) ERA: 3.78	1.0		5	2	1	1	0	0	0	0	0	0	0	5	5	9.00	2.000

**BOTTOM**

**Kansas City Royals @ New York Yankees**  
 Yankee Stadium, Bronx, NY

Sun May 05 1985, 3:33 AM EDT  
 Att. 50,209 - Unknown

livebaseballscorecards.com

<b>AB</b>	<b>30</b>
<b>R</b>	<b>6</b>
<b>H</b>	<b>9</b>
<b>RBI</b>	<b>6</b>
<b>BB</b>	<b>4</b>
<b>SO</b>	<b>1</b>
<b>LOB</b>	<b>12</b>



WP	PA	1B	SF	2B	SAC	3B	DP	HR	HBP	CS
0	37	4	1	1	0	0	1	4	2	1



Batter	1	2	3	4	5	6	7	8	9	AB R H RBI BB SO LOB	TOP											
Jim Dwyer, L (1, 9) OBP: 0.354, SLG: 0.511	0-0 G3 1B		0-0 6 1B		0-3 K		0-0 F7			4 1 2 0 0 1 2												
Wayne Gross, L (1, 5) OBP: 0.417, SLG: 0.491	0-0 G3 1-2		0-0 6 1-2f		4-0 FC6-4 BB			0-3 K		3 0 0 0 1 1 2												
Cal Ripken Jr., R (1, 6) OBP: 0.400, SLG: 0.570	0-0 F7			0-0 F8	0-0 FC6-4			0-0 F9		4 0 0 0 0 0 3												
Eddie Murray, S (1, 3) OBP: 0.325, SLG: 0.411	0-0 2-H 1B			0-0 HR 1B		0-0 G1-6-3		0-0 6-3		4 1 2 1 0 0 0												
Fred Lynn, L (1, 8) OBP: 0.359, SLG: 0.451	0-0 G3			0-0 F7		0-0 4-3		0-0 4-3		4 0 0 0 0 0 2												
Larry Sheets, L (1, 10) OBP: 0.352, SLG: 0.600		0-0 4-3		0-0 1-H HR		0-0 1-3		0-0 F3		4 1 1 2 0 0 0												
Mike Young, S (1, 7) OBP: 0.315, SLG: 0.377		0-0 CS 1B		0-0 F7		0-3 K		0-0 HR		4 1 2 1 0 1 0												
Rich Dauer, R (1, 4) OBP: 0.339, SLG: 0.358		0-0 F8 1-2			0-0 2B		4-0 BB	0-0 F9		3 0 1 0 1 0 1												
Rick Dempsey, R (1, 2) OBP: 0.337, SLG: 0.446			0-0 F5		0-0 F5		0-3 K			3 0 0 0 0 1 2												
<b>Inning Stats</b>	R: 1 E: 0 K: 0 S: 5	H: 2 LOB: 1 BB: 0 P: 5	R: 0 E: 0 K: 0 S: 3	H: 1 LOB: 0 BB: 0 P: 3	R: 0 E: 0 K: 0 S: 3	H: 1 LOB: 0 BB: 0 P: 3	R: 2 E: 0 K: 0 S: 5	H: 2 LOB: 0 BB: 0 P: 5	R: 0 E: 0 K: 1 S: 6	H: 1 LOB: 2 BB: 1 P: 10	R: 0 E: 0 K: 0 S: 3	H: 0 LOB: 0 BB: 0 P: 3	R: 0 E: 0 K: 2 S: 7	H: 0 LOB: 1 BB: 1 P: 11	R: 0 E: 0 K: 1 S: 5	H: 0 LOB: 0 BB: 0 P: 5	R: 1 E: 0 K: 0 S: 4	H: 1 LOB: 0 BB: 0 P: 4	1B: 5 2B: 2 3B: 0 HR: 2	SF: 0 SAC: 0 DP: 1 HBP: 0	WP: 0 PB: 0 SB: 0 CS: 1	PA: 35
<b>PITCHER</b> Bret Saberhagen, R (1, 1) ERA: 3.74	IP: 9.0 WLS: L BF: 35 H: 8 R: 4 ER: 4 SO: 4 BB: 2 IBB: 0 HBP: 0 BLK: 0 WP: 0 HR: 2 S: 41 P: 49 ERA: 4.00 WHIP: 1.111											<b>PITCHER</b>	IP: 9.0 WLS: L BF: 35 H: 8 R: 4 ER: 4 SO: 4 BB: 2 IBB: 0 HBP: 0 BLK: 0 WP: 0 HR: 2 S: 41 P: 49 ERA: 4.00 WHIP: 1.111									

**Baltimore Orioles @ Kansas City Royals**  
 Royals Stadium, Kansas City, MO  
 Tue May 07 1985, 8:05 PM EDT  
 Att: 21,664 - Unknown

livebaseballscorecards.com

AB	33
R	4
H	8
RBI	4
BB	2
SO	4
LOB	12









Batter	1	2	3	4	5	6	7	8	9	AB	R	H	RBI	BB	SO	LOB
Willie Wilson, S OBP: 0.330, SLG: 0.421 (1, 8)	F8	1B		FC3-2 3B		BB 4-3 1B	K			5	1	3	0	0	1	1
Frank White, R OBP: 0.231, SLG: 0.427 (1, 4)	HR	F9		5-3		4-3		5-3		5	1	1	1	0	0	4
George Brett, L OBP: 0.450, SLG: 0.528 (1, 5)	F7	K		FC3-2 IBB		BB 1B IBB		FC6-4 1B		3	1	1	0	2	1	2
Hal McRae, R OBP: 0.333, SLG: 0.200 (1, 10)	F8		F6	FC3-2		1B BB		FC6-4		2	0	0	0	0	0	0
Jorge Orta, L OBP: 0.280, SLG: 0.380 (4, PH)				1-2 3-H		1-2 2-3 BB		1-2f		2	0	0	0	1	0	3
Steve Balboni, R OBP: 0.252, SLG: 0.446 (1, 3)		1B 2B BB	F7	G3		1-2 2-H 3-H 1B		F7		4	1	1	2	1	0	3
Darryl Motley, R OBP: 0.229, SLG: 0.322 (1, 7)		E6 1B 2B	F6		G5-4-3 1B		F9			4	1	1	0	0	0	3
Jim Sundberg, R OBP: 0.268, SLG: 0.325 (1, 2)		1-2 2-3 2B 1B		1B 2B	G5-4-3		4-3			4	2	2	0	0	0	1
Lynn Jones, R OBP: 0.115, SLG: 0.160 (1, 9)		1-H 2-H 3-H 2B		E 1B	F3		FC5-4 1B			4	1	3	4	0	0	0
Onix Concepcion, R OBP: 0.174, SLG: 0.244 (1, 6)		5-3		E7 2B		6-3	FC5-4			4	1	1	1	0	0	2

Inning Stats	R: 1	H: 1	E: 0	LOB: 0	K: 0	S: 4	P: 4	R: 3	H: 3	E: 1	LOB: 2	K: 1	S: 9	P: 13	R: 0	H: 0	E: 0	LOB: 0	K: 0	S: 3	R: 3	H: 4	E: 1	LOB: 2	K: 0	S: 7	P: 11	R: 0	H: 1	E: 0	LOB: 0	K: 0	S: 3	R: 2	H: 2	E: 0	LOB: 2	K: 0	S: 5	R: 0	H: 1	E: 0	LOB: 1	K: 1	S: 6	R: 0	H: 1	E: 0	LOB: 1	K: 0	S: 4	P: 4
--------------	------	------	------	--------	------	------	------	------	------	------	--------	------	------	-------	------	------	------	--------	------	------	------	------	------	--------	------	------	-------	------	------	------	--------	------	------	------	------	------	--------	------	------	------	------	------	--------	------	------	------	------	------	--------	------	------	------

PITCHER	IP	WLS	BF	H	R	ER	SO	BB	IBB	HBP	BLK	WP	HR	S	P	ERA	WHIP
Scott McGregor, L ERA: 7.43 (1, 1)	3.0	L	18	7	7	6	1	1	0	0	0	0	1	19	23	18.00	2.667
Storm Davis, R ERA: 6.44 (4, 1)	3.0		15	4	2	2	0	1	2	0	0	0	0	12	24	6.00	1.667
Nate Snell, R ERA: 2.29 (7, 1)	1.0		4	1	0	0	1	0	0	0	0	0	0	6	6	0.00	1.000
Don Aase, R ERA: 4.5 (8, 1)	1.0		4	1	0	0	0	0	0	0	0	0	0	4	4	0.00	1.000

**BOTTOM**

**Baltimore Orioles @ Kansas City Royals**  
**Royals Stadium, Kansas City, MO**  
 Wed May 08 1985, 8:05 PM EDT  
 Att. 19,793 - Unknown

AB	37
R	9
H	13
RBI	8
BB	4
SO	2
LOB	19



WP	PA	ERA	WHIP
0	41		



Batter	1	2	3	4	5	6	7	8	9	AB R H RBI BB SO LOB	TOP
Rickey Henderson, R OBP: 0.384, SLG: 0.426 (1, 8) BBB	4-0 4-3 S 3-1 BB		0-0 F8	4-0 1-2 FC6-4 BB			0-0 3-1		0-0 WP E 1-2 1B	3 1 1 0 2 0 0	
Don Mattingly, L OBP: 0.315, SLG: 0.430 (1, 3) X	0-0 4-3		0-0 F4	0-0 1-2f FC6-4			0-0 F7		0-0 E4 WP 1-2 2-3	5 0 0 0 0 0 6	
Dave Winfield, R OBP: 0.311, SLG: 0.359 (1, 9) X	0-0 3-1		0-0 HR 1B				0-0 6-3		0-0 HR 1B 1-2 2-3 3-H	5 2 2 1 0 1 2	
Don Baylor, R OBP: 0.392, SLG: 0.506 (1, 10) BBB	4-0 3-H 2B BB		0-0 1-H HR				0-0 6-3		0-3 K 1-2 2-3 3-H	4 1 1 2 1 2 3	
Butch Wynegar, S OBP: 0.365, SLG: 0.430 (1, 2) X	0-0 1-3 2B		0-0 F8				0-3 K		0-0 HR 1-H	4 1 2 2 0 1 0	
Willie Randolph, R OBP: 0.340, SLG: 0.274 (1, 4) X	0-0 F5		0-0 FC6-4 E 1B				4-0 CS BB		4-0 G3-6-1 BB	2 0 1 0 2 0 2	
Bill Sample, R OBP: 0.323, SLG: 0.333 (1, 7) Ken Griffey, L OBP: 0.354, SLG: 0.541 (8, PH) (8, 7)			0-0 6-3	0-0 1-2 FC5 FC6-4			4-0 1-2 G5-4-3 BB		0-0 G3-6-1 1-2f	2 0 0 0 1 0 1 1 0 0 0 0 0 1	
Dale Berra, R OBP: 0.269, SLG: 0.365 (1, 5) X			0-0 6-3	0-3 K			0-0 G5-4-3 1-2f		0-3 K	4 0 0 0 0 2 3	
Bobby Meacham, S OBP: 0.356, SLG: 0.257 (1, 6) X			0-0 6-3	0-0 1-2f 2-3 FC6-4 S			0-0 F9		4-0 E 1B WP BB	3 1 0 0 1 0 2	
<b>Inning Stats</b>	R: 1 H: 1 E: 0 LOB: 2 K: 0 BB: 2 S: 4 P: 12	R: 0 H: 0 E: 0 LOB: 0 K: 0 BB: 0 S: 3 P: 3	R: 2 H: 2 E: 0 LOB: 0 K: 0 BB: 0 S: 5 P: 5	R: 0 H: 1 E: 1 LOB: 3 K: 1 BB: 1 S: 7 P: 11	R: 0 H: 0 E: 0 LOB: 0 K: 1 BB: 0 S: 5 P: 5	R: 0 H: 0 E: 0 LOB: 0 K: 0 BB: 2 S: 1 P: 9	R: 0 H: 0 E: 0 LOB: 0 K: 0 BB: 0 S: 3 P: 3	R: 2 H: 2 E: 0 LOB: 0 K: 1 BB: 1 S: 6 P: 10	R: 1 H: 1 E: 1 LOB: 2 K: 3 BB: 1 S: 11 P: 15	1B: 4 SF: 0 2B: 1 SAC: 0 3B: 0 DP: 2 HR: 2 HBP: 0	WP: 1 PA: 40 PB: 0 SB: 2 CS: 1
<b>PITCHER</b> Charlie Leibrandt, L ERA: 2.53 Joe Beckwith, R ERA: 1.4	IP WLS BF H R ER SO BB IBB HBP BLK WP HR S P ERA WHIP										
	(1, 1) 7.1 L 32 6 5 5 3 5 0 0 0 0 2 33 53 6.14 1.500										
	(8, 1) 1.2 8 1 1 1 3 2 0 0 0 1 0 12 20 5.40 1.800										

**New York Yankees @ Kansas City Royals**  
**Royals Stadium, Kansas City, MO**  
 Fri May 10 1985, 8:05 PM EDT  
 Att: 34,000 - Unknown

livebaseballscorecards.com

**AB 33**  
**R 6**  
**H 7**  
**RBI 5**  
**BB 7**  
**SO 6**  
**LOB 20**



Batter	1	2	3	4	5	6	7	8	9	AB	R	H	RBI	BB	SO	LOB
Willie Wilson, S OBP: 0.317, SLG: 0.402 (1, 8)	0-0 F7		0-0 F4		0-0 1-3		0-3 K2-3		0-0 6-3	5	0	0	0	0	1	2
Frank White, R OBP: 0.244, SLG: 0.468 (1, 4)	0-0 HR		0-0 F3		0-0 1B		0-0 6-3			4	1	2	3	0	0	0
George Brett, L OBP: 0.443, SLG: 0.516 (1, 5)	0-0 FC5-4 1B		0-0 4-3		0-0 L1			0-0 F7		4	0	1	0	0	0	1
Hal McRae, R OBP: 0.323, SLG: 0.250 (1, 10)	0-0 F8			0-0 F9		0-0 2B		0-0 F7		4	1	1	0	0	0	1
Steve Balboni, R OBP: 0.262, SLG: 0.457 (1, 3)	0-0 FC5-4			0-0 F9		0-0 2B		0-0 1B		4	0	2	1	0	0	1
John Wathan, R OBP: 0.250, SLG: 0.143 (8, PR) (9, 3)	1-2f					2-H		1B		0	0	0	0	0	0	0
Darryl Motley, R OBP: 0.230, SLG: 0.319 (1, 7)		0-0 F8		0-0 F3		0-0 6-3		0-0 1B		4	0	1	0	0	0	1
Jim Sundberg, R OBP: 0.256, SLG: 0.309 (1, 2)		0-0 E5 1B			0-0 F7	0-3 K		0-0 FC5-4 1B		4	0	0	0	0	1	3
Lynn Jones, R OBP: 0.167, SLG: 0.207 (1, 9)		0-0 G5-4-3 1B			0-0 1-3 1B	0-0 F8			0-0 4-3	4	1	2	0	0	0	1
Onix Concepcion, R OBP: 0.184, SLG: 0.250 (1, 6)		0-0 G5-4-3			0-0 1-3 1B		0-0 F9		0-0 F4	3	1	1	0	0	0	2
Greg Pryor, R OBP: 0.292, SLG: 0.364 (9, PH)	1-2f									1	0	0	0	0	0	0


Inning Stats	R: 1	H: 2	E: 0	K: 5	S: 5	LOB: 1	BB: 0	P: 5	R: 0	H: 1	E: 1	K: 0	S: 4	LOB: 1	BB: 0	P: 4	R: 0	H: 0	E: 0	K: 0	S: 3	LOB: 0	BB: 0	P: 3	R: 0	H: 0	E: 0	K: 0	S: 3	LOB: 0	BB: 0	P: 3	R: 2	H: 3	E: 0	K: 0	S: 6	LOB: 1	BB: 0	P: 6	R: 1	H: 2	E: 0	K: 1	S: 7	LOB: 1	BB: 0	P: 7	R: 0	H: 0	E: 0	K: 1	S: 5	LOB: 0	BB: 0	P: 5	R: 0	H: 2	E: 0	K: 0	S: 5	LOB: 2	BB: 0	P: 5	R: 0	H: 0	E: 0	K: 0	S: 3	LOB: 0	BB: 0	P: 3	1B: 7	SF: 0	2B: 2	SAC: 0	3B: 0	DP: 1	HR: 1	HBP: 0	WP: 0	PA: 37
--------------	------	------	------	------	------	--------	-------	------	------	------	------	------	------	--------	-------	------	------	------	------	------	------	--------	-------	------	------	------	------	------	------	--------	-------	------	------	------	------	------	------	--------	-------	------	------	------	------	------	------	--------	-------	------	------	------	------	------	------	--------	-------	------	------	------	------	------	------	--------	-------	------	------	------	------	------	------	--------	-------	------	-------	-------	-------	--------	-------	-------	-------	--------	-------	--------

PITCHER	IP	WLS	BF	H	R	ER	SO	BB	IBB	HBP	BLK	WP	HR	S	P	ERA	WHIP
Ron Guidry, L ERA: 3.97 (1, 1)	7.0	W	29	8	4	4	2	0	0	0	0	0	1	33	33	5.14	1.143
Dave Righetti, L ERA: 1.21 (8, 1)	2.0	S	8	2	0	0	0	0	0	0	0	0	0	8	8	0.00	1.000

**BOTTOM**

**New York Yankees @ Kansas City Royals**  
**Royals Stadium, Kansas City, MO**  
 Fri May 10 1985, 8:05 PM EDT  
 Att. 34,000 - Unknown

<b>AB</b>	<b>37</b>
<b>R</b>	<b>4</b>
<b>H</b>	<b>10</b>
<b>RBI</b>	<b>4</b>
<b>BB</b>	<b>0</b>
<b>SO</b>	<b>2</b>
<b>LOB</b>	<b>12</b>



PITCHER	IP	WLS	BF	H	R	ER	SO	BB	IBB	HBP	BLK	WP	HR	S	P	ERA	WHIP
---------	----	-----	----	---	---	----	----	----	-----	-----	-----	----	----	---	---	-----	------



Batter	1	2	3	4	5	6	7	8	9	AB R H RBI BB SO LOB
Rickey Henderson, R (1, 8) OBP: 0.390, SLG: 0.422 Henry Cotto, R (8, PH) OBP: 0.400, SLG: 0.429	0-0 1B		0-0 F8	4-0 HR IBB		0-0 F8		0-0 1-3 3B 1B		3 1 1 0 1 0 2 1 1 1 0 0 0 0
Don Mattingly, L (1, 3) OBP: 0.310, SLG: 0.429	0-3 K		0-0 G4-6-3	0-0 E3 HR		0-0 1B 2B		0-0 1-3		5 1 1 1 0 1 6
Dave Winfield, R (1, 9) OBP: 0.324, SLG: 0.392 Omar Moreno, L (9, 9) OBP: 0.217, SLG: 0.261	0-0 F9			1-2 2-3 3-H 1B		0-0 1B		0-0 1B 3B		5 2 3 1 0 0 3 0 0 0 0 0 0 0
Don Baylor, R (1, 10) OBP: 0.402, SLG: 0.540		4-0 5-3 G6-4-3 BB		K		0-3 K		0-0 1B		4 1 2 5 1 2 3
Butch Wynegar, S (1, 2) OBP: 0.356, SLG: 0.418		0-0 G6-4-3		E5 WP		0-0 G3		0-0 F4		5 1 1 0 0 0 4
Bill Sample, R (1, 7) OBP: 0.306, SLG: 0.290		0-0 5-3		WP 2B HBP		0-0 6-3		0-0 F9		4 1 0 0 0 1 2
Willie Randolph, R (1, 4) OBP: 0.343, SLG: 0.273		0-0 5-3		WP 2B BB	0-0 G5-4-3 1B		0-0 F9		0-0 6-3	4 1 1 0 1 0 1
Dale Berra, R (1, 5) OBP: 0.281, SLG: 0.357			0-0 F8 1B	1-2 2-3 3-H 2B E BB	0-0 G5-4-3		0-3 K		0-3 K	4 1 1 0 1 2 1
Bobby Meacham, S (1, 6) OBP: 0.362, SLG: 0.282			0-0 G4-6-3 1B	1-3 2-H 3-H E HR 2B	0-0 F5		0-0 1-3			4 1 2 2 0 0 0

Inning Stats	R: 0 E: 0 K: 1 S: 5	H: 1 LOB: 0 BB: 0 P: 5	R: 0 E: 0 K: 0 S: 3	H: 0 LOB: 1 BB: 1 P: 7	R: 0 E: 0 K: 0 S: 4	H: 2 LOB: 1 BB: 0 P: 4	R: 9 E: 2 K: 2 S: 13	H: 4 LOB: 1 BB: 3 P: 26	R: 0 E: 0 K: 0 S: 3	H: 1 LOB: 0 BB: 0 P: 3	R: 0 E: 0 K: 1 S: 7	H: 2 LOB: 2 BB: 0 P: 7	R: 0 E: 0 K: 1 S: 5	H: 0 LOB: 0 BB: 0 P: 5	R: 2 E: 0 K: 0 S: 6	H: 3 LOB: 1 BB: 0 P: 6	R: 0 E: 0 K: 1 S: 5	H: 0 LOB: 0 BB: 0 P: 5	1B: 9 2B: 2 3B: 1 HR: 1	SF: 0 SAC: 0 DP: 2 HBP: 1	WP: 1 PB: 0 SB: 0 CS: 0	PA: 44
--------------	------------------------------	---------------------------------	------------------------------	---------------------------------	------------------------------	---------------------------------	-------------------------------	----------------------------------	------------------------------	---------------------------------	------------------------------	---------------------------------	------------------------------	---------------------------------	------------------------------	---------------------------------	------------------------------	---------------------------------	----------------------------------	------------------------------------	----------------------------------	--------

PITCHER	IP	WLS	BF	H	R	ER	SO	BB	IBB	HBP	BLK	WP	HR	S	P	ERA	WHIP
Bud Black, L (1, 1) ERA: 3.28	3.2	L	22	6	9	3	2	3	1	1	0	1	1	21	38	7.36	2.455
Michael LaCoss, R (4, 1) ERA: 2.38	2.1		10	4	0	0	2	0	0	0	0	0	0	14	14	0.00	1.714
Mike Jones, L (7, 1) ERA: 1.93	2.0		9	3	2	2	1	0	0	0	0	0	0	11	11	9.00	1.500
Dan Quisenberry, R (9, 1) ERA: 5.3	1.0		3	0	0	0	1	0	0	0	0	0	0	5	5	0.00	0.000


**TOP**

**New York Yankees @ Kansas City Royals**  
Royals Stadium, Kansas City, MO

Sat May 11 1985, 4:33 AM EDT  
Att: 38,011 - Unknown

AB	39
R	11
H	13
RBI	9
BB	4
SO	6
LOB	22

[livebaseballscorecards.com](http://livebaseballscorecards.com)



Batter	1	2	3	4	5	6	7	8	9	AB	R	H	RBI	BB	SO	LOB
Willie Wilson, S OBP: 0.306, SLG: 0.388 (1, 8) X	0-0 5-3 ①	0-0 CS ③ X	0-0 F8 ①			0-3 K ①		0-3 K ③		4	0	0	0	0	2	0
Frank White, R OBP: 0.244, SLG: 0.451 (1, 4) X	0-0 4-3 ②		0-0 F3 ②			4-0 BB 1B			0-0 1-3 ①	3	0	0	0	1	0	0
George Brett, L OBP: 0.437, SLG: 0.505 (1, 5) X	0-0 F7 ③		0-0 F8 ③			0-0 G5-4-3 1B			0-3 K ②	4	0	1	0	0	1	0
Hal McRae, R OBP: 0.314, SLG: 0.357 (1, 10) X		0-0 HR		0-3 K ①		0-0 G5-4-3 ② ③			0-3 K ③	4	1	1	1	0	2	2
Steve Balboni, R OBP: 0.264, SLG: 0.449 (1, 3) X		4-0 BB 2B SF8 BB		0-0 E6 G1-6-3			0-0 F9 ①			2	1	0	0	1	0	0
Darryl Motley, R OBP: 0.233, SLG: 0.330 (1, 7) X		0-0 SF8 FC 2B		0-0 G1-6-3 ② ③			0-0 1-3 ②			3	1	1	0	0	0	1
Lynn Jones, R OBP: 0.152, SLG: 0.194 (1, 9) X		0-0 SF8 ①			0-0 F6 ①		0-0 F9 ③			2	0	0	1	0	0	0
Jim Sundberg, R OBP: 0.258, SLG: 0.301 (1, 2) X		0-0 FC FC6-4			0-0 5-3 ②			4-0 BB G4-6-3 BB		2	0	0	1	1	0	0
Onix Concepcion, R OBP: 0.176, SLG: 0.240 (1, 6) X		0-0 FC6-4 ②			0-0 F5 ③			0-0 G4-6-3 ① ②		2	0	0	0	0	0	1
Dane Iorg, L OBP: 0.250, SLG: 0.100 (8, PH)		0-0 FC6-4 ②								1	0	0	0	0	0	1
Buddy Biancalana, S OBP: 0.216, SLG: 0.212 (9, 6) X		0-0 CS ②								0	0	0	0	0	0	0

Inning Stats		R: 0	H: 0	E: 0	K: 0	S: 3	R: 3	H: 2	E: 0	K: 0	S: 5	R: 0	H: 0	E: 1	K: 1	S: 5	R: 0	H: 0	E: 0	K: 0	S: 3	R: 0	H: 1	E: 0	K: 1	S: 5	R: 0	H: 0	E: 0	K: 0	S: 3	R: 0	H: 0	E: 0	K: 1	S: 4	R: 0	H: 0	E: 0	K: 2	S: 7	1B: 1	SF: 1	2B: 1	SAC: 0	3B: 0	DP: 3	HR: 1	HBP: 0	WP: 0	PA: 32				
PITCHER	IP	WLS	BF	H	R	ER	SO	BB	IBB	HBP	BLK	WP	HR	S	P	ERA	WHIP	PITCHER	IP	WLS	BF	H	R	ER	SO	BB	IBB	HBP	BLK	WP	HR	S	P	ERA	WHIP																				
Dennis Rasmussen, L ERA: 2.57 (1, 1)	7.0	W	25	3	3	3	2	2	0	0	0	0	1	27	35	3.86	0.714																																						
Brian Fisher, R ERA: 1.5 (8, 1)	2.0		6	0	0	0	3	1	0	0	0	0	0	11	15	0.00	0.500																																						

**BOTTOM**

**New York Yankees @ Kansas City Royals**

Royals Stadium, Kansas City, MO

Sat May 11 1985, 4:33 AM EDT

Att. 38,011 - Unknown

livebaseballscorecards.com

AB	27
R	3
H	3
RBI	3
BB	3
SO	5
LOB	5







Batter	1	2	3	4	5	6	7	8	9	AB	R	H	RBI	BB	SO	LOB
Willie Wilson, S OBP: 0.302, SLG: 0.397 (1, 8)	0-0 F3		0-0 HR	0-0 F7		0-0 B5-3		0-3 K		5	1	1	0	0	1	2
Pat Sheridan, L OBP: 0.356, SLG: 0.397 (1, 9) Lynn Jones, R OBP: 0.147, SLG: 0.188 (8, PH) (9, 9)	0-0 F8		0-0 HR	0-3 K		0-0 HR		0-0 F8		4	2	2	3	0	1	2
George Brett, L OBP: 0.427, SLG: 0.490 (1, 5)	0-3 K		0-0 FC4-6 1B		0-0 F7		0-0 4-3		0-0 F7		5	0	1	0	0	1
Jorge Orta, L OBP: 0.294, SLG: 0.383 (1, 10) Hal McRae, R OBP: 0.351, SLG: 0.379 (7, PH) Buddy Biancalana, S OBP: 0.216, SLG: 0.212 (9, PR)		4-0 BB 5-3 BB	0-0 FC4-6 PB		0-0 1B 1B		0-0 1B SF8 1B		4-0 E 1B BB		2	1	1	0	1	0
Steve Balboni, R OBP: 0.270, SLG: 0.446 (1, 3)		0-0 F7	0-0 F7		0-0 1-3 1B 1B		0-0 BB 1B		0-3 K		5	0	2	0	0	1
Dane Iorg, L OBP: 0.267, SLG: 0.154 (1, 7) Darryl Motley, R OBP: 0.238, SLG: 0.337 (7, PH) (8, 7)		0-0 5-3	0-0 4-3		0-0 1-2 1B		0-0 SF8		0-0 1B E 1B		3	0	1	1	0	0
Frank White, R OBP: 0.242, SLG: 0.430 (1, 4)		4-0 BB BB		0-0 1-3		0-0 1-3		0-0 F9		4	0	0	0	1	0	5
John Wathan, R OBP: 0.417, SLG: 0.222 (1, 2) Jim Sundberg, R OBP: 0.267, SLG: 0.310 (9, PH)		4-0 BB 1-2 2-3 BB		0-0 1B 1B		0-0 5-3		4-0 BB		2	0	1	0	2	0	2
Onix Concepcion, R OBP: 0.182, SLG: 0.241 (1, 6)	0-0 F6			0-0 1-2 1B			0-0 F8			4	0	1	0	0	0	5

Inning Stats	R: 0	H: 0	E: 0	K: 1	S: 5	R: 0	H: 0	E: 0	K: 0	S: 3	R: 2	H: 3	E: 0	K: 0	S: 6	R: 0	H: 2	E: 0	K: 1	S: 7	R: 1	H: 3	E: 0	K: 0	S: 6	R: 1	H: 1	E: 0	K: 0	S: 4	R: 1	H: 2	E: 0	K: 0	S: 5	R: 0	H: 0	E: 0	K: 1	S: 5	R: 1	H: 2	E: 1	K: 1	S: 6	1B: 10	2B: 0	3B: 1	SF: 1	SAC: 0	DP: 0	HBP: 0	WP: 0	PB: 1	SB: 0	CS: 0	PA: 44
--------------	------	------	------	------	------	------	------	------	------	------	------	------	------	------	------	------	------	------	------	------	------	------	------	------	------	------	------	------	------	------	------	------	------	------	------	------	------	------	------	------	------	------	------	------	------	--------	-------	-------	-------	--------	-------	--------	-------	-------	-------	-------	--------

PITCHER	IP	WLS	BF	H	R	ER	SO	BB	IBB	HBP	BLK	WP	HR	S	P	ERA	WHIP
Phil Niekro, R ERA: 4.74 (1, 1)	6.0		30	9	4	4	2	3	0	0	0	0	2	31	43	6.00	2.000
Dave Righetti, L ERA: 1.82 (7, 1)	2.1	L	14	4	2	2	2	2	0	0	0	0	0	16	24	7.71	2.571

BOTTOM

New York Yankees @ Kansas City Royals  
 Royals Stadium, Kansas City, MO  
 Sun May 12 1985, 4:33 AM EDT  
 Att. 31,009 - Unknown

livebaseballscorecards.com

AB	38
R	6
H	13
RBI	6
BB	5
SO	4
LOB	22







Batter	1	2	3	4	5	6	7	8	9	AB R H RBI BB SO LOB
Dan Ford, R (1, 10) OBP: 0.266, SLG: 0.288 Larry Sheets, L (9, PH) OBP: 0.385, SLG: 0.633	0-0 F2	0-0 1-2 1B			4-0 G5-4-3 BB	0-0 F8			0-3 K	3 0 1 0 1 0 2 1 0 0 0 0 1 1
Rich Dauer, R (1, 4) OBP: 0.316, SLG: 0.318 Jim Dwyer, L (7, PH) OBP: 0.356, SLG: 0.463 Lenn Sakata, R (8, 4) OBP: 0.212, SLG: 0.161	4-0 1B 1B BB	0-0 4-3			0-0 G5-4-3 1-2f		0-0 F8		0-3 K	2 0 0 0 1 0 3 1 0 0 0 0 0 0 1 0 0 0 0 1 1
Cal Ripken Jr., R (1, 6) OBP: 0.378, SLG: 0.530	0-0 1-2 1B 1B		0-0 F9		0-0 6-3		0-0 4-3			4 0 1 0 0 0 0
Eddie Murray, S (1, 3)	0-0 F7		0-0 6-3			0-0 HR 1B	0-0 F8			4 1 1 0 0 0 2
Gary Roenicke, R (1, 7) OBP: 0.315, SLG: 0.500 Mike Young, S (9, 7) OBP: 0.314, SLG: 0.402	0-0 FC6-4 1-2 2-3 1B		0-0 1B			0-0 HR 1-H		0-3 K		4 1 3 2 0 1 0 0 0 0 0 0 0 0
Fred Lynn, L (1, 8) OBP: 0.388, SLG: 0.514	0-0 FC6-4 1-2f		0-3 K			0-0 F9		0-0 F5		4 0 0 0 0 1 4
Lee Lacy, R (1, 9) OBP: 0.250, SLG: 0.500		0-0 5-3		0-0 F3		0-0 1B 2B		0-3 K		4 0 1 0 0 1 0
Fritzie Connally, R (1, 5) OBP: 0.466, SLG: 0.409 Joe Nolan, L (9, PH) OBP: 0.364, SLG: 0.368		4-0 1B BB		0-0 F3		0-0 2-3 1B		0-0 2B		2 0 1 0 1 0 0 1 0 1 0 0 0 0
Rick Dempsey, R (1, 2) OBP: 0.351, SLG: 0.417 Wayne Gross, L (9, PH) OBP: 0.390, SLG: 0.439		0-0 F8		0-3 K		0-3 K		0-0 F8		3 0 0 0 0 2 3 1 0 0 0 0 0 1

Inning Stats	R: 0	H: 2	E: 0	K: 5	S: 5	LOB: 3	BB: 1	P: 9	R: 0	H: 1	E: 0	K: 0	S: 4	LOB: 2	BB: 1	P: 8	R: 0	H: 1	E: 0	K: 1	S: 6	LOB: 1	BB: 0	P: 6	R: 0	H: 0	E: 0	K: 1	S: 5	LOB: 0	BB: 0	P: 5	R: 2	H: 4	E: 0	K: 1	S: 9	LOB: 2	BB: 0	P: 9	R: 0	H: 0	E: 0	K: 0	S: 3	LOB: 0	BB: 0	P: 3	R: 0	H: 0	E: 0	K: 2	S: 7	LOB: 0	BB: 0	P: 7	R: 0	H: 1	E: 0	K: 2	S: 8	LOB: 1	BB: 0	P: 8	1B: 6	SF: 0	2B: 2	SAC: 0	3B: 0	DP: 1	HR: 1	HBP: 0	WP: 0	PA: 38
--------------	------	------	------	------	------	--------	-------	------	------	------	------	------	------	--------	-------	------	------	------	------	------	------	--------	-------	------	------	------	------	------	------	--------	-------	------	------	------	------	------	------	--------	-------	------	------	------	------	------	------	--------	-------	------	------	------	------	------	------	--------	-------	------	------	------	------	------	------	--------	-------	------	-------	-------	-------	--------	-------	-------	-------	--------	-------	--------


PITCHER	IP	WLS	BF	H	R	ER	SO	BB	IBB	HBP	BLK	WP	HR	S	P	ERA	WHIP
Danny Jackson, L (1, 1) ERA: 3.38	6.0	W	28	8	2	2	3	3	0	0	0	0	1	31	43	3.00	1.833
Dan Quisenberry, R (7, 1) ERA: 4.3	3.0	S	10	1	0	0	4	0	0	0	0	0	0	18	18	0.00	0.333

**BOTTOM**

**Kansas City Royals @ Baltimore Orioles**  
**Memorial Stadium, Baltimore, MD**  
 Mon May 13 1985, 7:05 PM EDT  
 Att. 24,611 - Unknown

livebaseballscorecards.com

<b>AB</b>	<b>35</b>
<b>R</b>	<b>2</b>
<b>H</b>	<b>9</b>
<b>RBI</b>	<b>2</b>
<b>BB</b>	<b>3</b>
<b>SO</b>	<b>7</b>
<b>LOB</b>	<b>17</b>





Batter	1	2	3	4	5	6	7	8	9	AB R H RBI BB SO LOB	TOP
Willie Wilson, S OBP: 0.312, SLG: 0.395 (1, 8) X	0-0 S 1B		0-0 F9		0-0 F8			0-3 K		4 0 1 0 0 1 0	
Frank White, R OBP: 0.242, SLG: 0.447 (1, 4) X	0-0 F4			0-0 HR	0-0 5-3			0-0 F8		4 1 1 1 0 0 1	
George Brett, L OBP: 0.421, SLG: 0.495 (1, 5) X	0-0 F6			0-0 HR	0-0 F8			0-0 F7		4 1 1 1 0 0 1	
Hal McRae, R OBP: 0.317, SLG: 0.333 (1, 10) X	0-0 F8 1-2			0-0 F8		0-0 5-3		0-0 F9		4 0 0 0 0 0 1	
Steve Balboni, R OBP: 0.266, SLG: 0.430 (1, 3) X		0-0 F3		0-0 HR 1B		0-0 F6		0-0 G6-4-3 1B		4 1 2 0 0 0 0	
Darryl Motley, R OBP: 0.239, SLG: 0.333 (1, 7) X		0-0 F8		0-0 HR 1B		0-0 F9		0-0 G6-4-3 1-2		4 1 1 0 0 0 1	
Lynn Jones, R OBP: 0.132, SLG: 0.167 (1, 9) X		0-0 5-3		0-0 F8			0-0 F8			3 0 0 0 0 0 2	
Jim Sundberg, R OBP: 0.268, SLG: 0.341 (1, 2) X			0-0 F4	0-0 HR 1-H 2-H			0-3 K			3 1 1 3 0 1 0	
Onix Concepcion, R OBP: 0.197, SLG: 0.237 (1, 6) X			0-0 F8	0-0 F8			0-3 K			3 0 0 0 0 1 0	
<b>Inning Stats</b>	R: 0 H: 1 E: 0 LOB: 1 K: 0 BB: 0 S: 4 P: 4	R: 0 H: 0 E: 0 LOB: 0 K: 0 BB: 0 S: 3 P: 3	R: 0 H: 0 E: 0 LOB: 0 K: 0 BB: 0 S: 3 P: 3	R: 5 H: 5 E: 0 LOB: 0 K: 0 BB: 0 S: 8 P: 8	R: 0 H: 0 E: 0 LOB: 0 K: 0 BB: 0 S: 3 P: 3	R: 0 H: 0 E: 0 LOB: 0 K: 0 BB: 0 S: 3 P: 3	R: 0 H: 0 E: 0 LOB: 0 K: 2 BB: 0 S: 7 P: 7	R: 0 H: 0 E: 0 LOB: 0 K: 1 BB: 0 S: 5 P: 5	R: 0 H: 1 E: 0 LOB: 0 K: 0 BB: 0 S: 3 P: 3	1B: 4 SF: 0 2B: 0 SAC: 0 3B: 0 DP: 1 HR: 3 HBP: 0	WP: 0 PA: 33 PB: 0 SB: 1 CS: 0
<b>PITCHER</b> Scott McGregor, L (1, 1) ERA: 7.92 Nate Snell, R (5, 1) ERA: 2.54	IP WLS BF H R ER SO BB IBB HBP BLK WP HR S P ERA WHIP										
	4.0 L 18 6 5 5 0 0 0 0 0 0 0 3 18 18 11.25 1.500										
	5.0 15 1 0 0 3 0 0 0 0 0 0 0 21 21 0.00 0.200										

**Kansas City Royals @ Baltimore Orioles**  
**Memorial Stadium, Baltimore, MD**  
 Tue May 14 1985, 7:05 PM EDT  
 Att: 22,202 - Unknown

AB	33
R	5
H	7
RBI	5
BB	0
SO	3
LOB	6



livebaseballscorecards.com

Batter	1	2	3	4	5	6	7	8	9	AB	R	H	RBI	BB	SO	LOB
Lee Lacy, R OBP: 0.250, SLG: 0.286 (1, 9) BBB	4-0 E S SF8 BB		0-0 6-3		0-3 K		0-0 F9			3	1	0	0	1	1	1
Wayne Gross, L OBP: 0.376, SLG: 0.420 Fritzie Connally, R OBP: 0.458, SLG: 0.400 (1, 5) (7, PH) (8, 5) SSS	0-3 K 1-3		0-3 K		0-3 K		0-3 K			3	0	0	0	0	3	2
Cal Ripken Jr., R OBP: 0.382, SLG: 0.542 (1, 6) X	0-0 SF8 3-H		0-0 2B		0-0 2B 1B		0-0 F7			3	1	2	1	0	0	0
Eddie Murray, S OBP: 0.321, SLG: 0.418 (1, 3) X	0-0 2B		0-0 L6		0-0 2B		0-0 6-3			4	0	2	2	0	0	1
Fred Lynn, L OBP: 0.364, SLG: 0.504 (1, 8) X	0-0 3-1			0-0 WP 1B		0-0 F7		0-0 F8		4	0	1	0	0	0	2
Larry Sheets, L OBP: 0.368, SLG: 0.603 Dan Ford, R OBP: 0.277, SLG: 0.288 (1, 10) (9, PH)		0-0 6-3		0-0 F4		0-0 G3		4-0 G6-4-3 BB		3	0	0	0	0	0	1
Mike Young, S OBP: 0.312, SLG: 0.396 (1, 7) X		0-0 1-3 1B		0-3 K 1-2		0-0 F8		0-0 F7		4	0	1	0	0	1	2
Rich Dauer, R OBP: 0.304, SLG: 0.304 Jim Dwyer, L OBP: 0.350, SLG: 0.455 (1, 4) (9, PH)		0-0 1-3		0-0 4-3		0-0 F9		0-0 G6-4-3		3	0	0	0	0	0	2
Rick Dempsey, R OBP: 0.350, SLG: 0.407 (1, 2) X		0-0 1-3			4-0 2B BB		0-3 K			1	0	0	0	1	1	1

Inning Stats	R: 1	H: 1	R: 0	H: 1	R: 0	H: 1	R: 2	H: 2	R: 0	H: 0	R: 0	H: 0	R: 0	H: 0	R: 0	H: 0	R: 0	H: 0	1B: 3	SF: 1	WP: 1	PA: 35
	E: 0	LOB: 1	E: 0	LOB: 1	E: 0	LOB: 1	E: 0	LOB: 1	E: 0	LOB: 0	E: 0	LOB: 0	E: 0	LOB: 0	E: 0	LOB: 0	E: 0	LOB: 0	2B: 3 <td>SAC: 0 <td>PB: 0 <td></td> </td></td>	SAC: 0 <td>PB: 0 <td></td> </td>	PB: 0 <td></td>	
	K: 1	BB: 1	K: 0	BB: 0	K: 1	BB: 0	K: 2	BB: 1	K: 0	BB: 0	K: 2	BB: 0	K: 0	BB: 1	K: 0	BB: 1	K: 0	BB: 0	3B: 0 <td>DP: 1 <td>SB: 1 <td></td> </td></td>	DP: 1 <td>SB: 1 <td></td> </td>	SB: 1 <td></td>	
	S: 6	P: 10	S: 4	P: 4	S: 6	P: 6	S: 9	P: 13	S: 3	P: 3	S: 7	P: 7	S: 3	P: 3	S: 2	P: 6	S: 3	P: 3	HR: 0 <td>HBP: 0 <td>CS: 0 <td></td> </td></td>	HBP: 0 <td>CS: 0 <td></td> </td>	CS: 0 <td></td>	

PITCHER	IP	WLS	BF	H	R	ER	SO	BB	IBB	HBP	BLK	WP	HR	S	P	ERA	WHIP
Mark Gubicza, R ERA: 5.01 (1, 1)	6.0	W	26	6	3	3	5	2	0	0	0	1	0	34	42	4.50	1.333
Mike Jones, L ERA: 1.69 (7, 1)	2.0		7	0	0	0	2	1	0	0	0	0	0	10	14	0.00	0.500
Dan Quisenberry, R ERA: 4.13 (9, 1)	1.0	S	2	0	0	0	0	0	0	0	0	0	0	2	2	0.00	0.000

BOTTOM

Kansas City Royals @ Baltimore Orioles  
Memorial Stadium, Baltimore, MD

Tue May 14 1985, 7:05 PM EDT  
Att. 22,202 - Unknown

livebaseballscorecards.com

AB	31
R	3
H	6
RBI	3
BB	3
SO	7
LOB	13











**Kansas City Royals @ Cleveland Indians**  
**Cleveland Municipal Stadium, Cleveland, OH**

Thu May 16 1985, 7:05 PM EDT  
 Att. 3,051 - Unknown

AB	38
R	7
H	13
RBI	6
BB	5
SO	4
LOB	24



WP:	0	PA:	44
PB:	0		
SB:	0		
CS:	0		

AB R H RBI BB SO LOB

5	2	2	1	0	0	4
4	1	0	0	0	1	2
4	3	3	2	1	0	0
4	1	0	0	1	0	2
4	0	2	0	1	1	3
3	0	1	2	0	2	3
1	0	1	0	1	0	0
4	0	2	1	1	0	2
5	0	1	0	0	0	5
4	0	1	0	0	0	3
1B:	9	SF:	0			
2B:	3	SAC:	1			
3B:	0	DP:	1			
HR:	2	HBP:	0			

Batter	1	2	3	4	5	6	7	8	9	
<b>Willie Wilson, S</b> (1, 8) OBP: 0.318, SLG: 0.417	0-0 HR	0-0 F7		0-0 L1-6		0-0 F7			0-0 SH	
<b>Pat Sheridan, L</b> (1, 9) OBP: 0.343, SLG: 0.364	0-0 F8		0-3 K	0-0 F4		0-0 F8		0-0 SH	0-0 SH	
<b>George Brett, L</b> (1, 5) OBP: 0.420, SLG: 0.508	0-0 HR		4-0 FC4-6 BB		0-0 BB 2B	0-0 F4		0-0 BB 2B	0-0 BB 2B	
<b>Jorge Orta, L</b> (1, 10) OBP: 0.333, SLG: 0.430	0-0 F4		0-0 FC4-6 1B		4-0 2B BB	0-0 G3		0-0 F8	0-0 F8	
<b>Steve Balboni, R</b> (1, 3) OBP: 0.284, SLG: 0.454	4-0 BB		0-0 1-3 1B		0-0 F6			0-0 1B 1B	0-3 K	
<b>Dane Iorg, L</b> (1, 7) OBP: 0.240, SLG: 0.182	0-3 K		0-3 K		0-0 2B			0-0 1B	4-0 2B BB	
<b>Lynn Jones, R</b> (5, 7) OBP: 0.175, SLG: 0.189					1-H 2-H			1-2 1B	1-2 BB	
<b>Frank White, R</b> (1, 4) OBP: 0.250, SLG: 0.446		4-0 6-3 BB		0-0 1B 1B	0-0 F9			0-0 F8	0-0 2B	
<b>Jim Sundberg, R</b> (1, 2) OBP: 0.264, SLG: 0.330		0-0 F9		0-0 L1-6 1B		0-0 5-3		0-0 F7	0-0 F8	
<b>Onix Concepcion, R</b> (1, 6) OBP: 0.217, SLG: 0.242		0-0 6-3		0-0 1-2 2-3 1B		0-0 6-3		0-0 F9		
<b>Inning Stats</b>	R: 2 E: 0 K: 1 S: 7 H: 2 LOB: 1 BB: 1 P: 11	R: 0 E: 0 K: 0 S: 3 H: 0 LOB: 1 BB: 1 P: 7	R: 0 E: 0 K: 2 S: 8 H: 1 LOB: 2 BB: 1 P: 12	R: 0 E: 0 K: 0 S: 5 H: 3 LOB: 2 BB: 0 P: 5	R: 2 E: 0 K: 0 S: 4 H: 2 LOB: 0 BB: 1 P: 8	R: 0 E: 0 K: 0 S: 3 H: 0 LOB: 0 BB: 0 P: 3	R: 0 E: 0 K: 0 S: 3 H: 0 LOB: 0 BB: 0 P: 3	R: 0 E: 0 K: 0 S: 5 H: 2 LOB: 2 BB: 0 P: 5	R: 3 E: 1 K: 1 S: 9 H: 3 LOB: 2 BB: 1 P: 13	
<b>PITCHER</b>	IP WLS BF H R ER SO BB IBB HBP BLK WP HR S P ERA WHIP									IP WLS BF H R ER SO BB IBB HBP BLK WP HR S P ERA WHIP
<b>Keith Creel, R</b> (1, 1) ERA: 3.06	8.0 L 37 11 5 5 3 4 0 0 0 0 2 39 55 5.62 1.875									
<b>Jamie Easterly, L</b> (9, 1) ERA: 2.95	0.1 3 1 1 0 0 0 0 0 0 0 0 0 3 3 0.00 3.000									
<b>Tom Waddell, R</b> (9, 1) ERA: 4.24	0.2 4 1 1 0 1 1 1 0 0 0 0 0 5 9 0.00 3.000									

livebaseballscorecards.com

Batter	1	2	3	4	5	6	7	8	9	AB	R	H	RBI	BB	SO	LOB
<b>Brett Butler, L</b> (1, 8) OBP: 0.314, SLG: 0.400	0-0 6-3		0-0 F8		0-0 F6			0-0 F7		4	0	0	0	0	0	2
<b>Julio Franco, R</b> (1, 4) OBP: 0.379, SLG: 0.437	0-0 1B			0-0 E1 1B		0-0 F1		0-0 FC6-4		4	0	2	0	0	0	1
<b>Brook Jacoby, R</b> (1, 5) OBP: 0.341, SLG: 0.376	0-0 F8			0-0 6-3		0-0 F7			0-0 6-3	4	0	0	0	0	0	2
<b>Andre Thornton, R</b> (1, 10) OBP: 0.186, SLG: 0.149	0-3 K			0-0 F7		0-0 F8			0-0 F5	4	0	0	0	0	1	2
<b>Benny Ayala, R</b> (1, 7)		0-0 F4		0-0 6-3			0-0 5-3		0-0 F4	4	0	0	0	0	0	1
<b>Pat Tabler, R</b> (1, 3) OBP: 0.338, SLG: 0.413		0-0 F9			0-0 G6-4-3 1B 1B		0-0 F9			3	1	1	0	0	0	0
<b>Joe Carter, R</b> (1, 9) OBP: 0.244, SLG: 0.289		0-0 6-3			0-0 G6-4-3 1-2 1B		0-0 F3			3	0	1	0	0	0	0
<b>Butch Benton, R</b> (1, 2) OBP: 0.250, SLG: 0.289			0-0 1-3		0-0 G6-4-3 1-2f 2-3			0-0 F9		3	0	0	0	0	0	2
<b>Johnnie LeMaster, R</b> (1, 6) OBP: 0.108, SLG: 0.083 <b>Tony Bemazard, S</b> (8, PH) OBP: 0.388, SLG: 0.536 <b>Mike Fischlin, R</b> (9, 6) OBP: 0.200, SLG: 0.214			0-0 5-3		0-0 3-H 1B			0-0 FC6-4 1B		2	0	1	1	0	0	0
										1	0	1	0	0	0	0
										0	0	0	0	0	0	0

Inning Stats	R: 0	H: 1	E: 0	LOB: 1	K: 1	P: 6	R: 0	H: 0	E: 0	LOB: 0	K: 0	P: 3	R: 0	H: 0	E: 0	LOB: 0	K: 0	P: 3	R: 0	H: 3	E: 0	LOB: 1	K: 0	P: 5	R: 0	H: 0	E: 0	LOB: 0	K: 0	P: 3	R: 0	H: 1	E: 0	LOB: 1	K: 0	P: 4	R: 0	H: 0	E: 0	LOB: 0	K: 0	P: 3	R: 0	H: 0	E: 0	LOB: 0	K: 0	P: 3	R: 0	H: 0	E: 0	LOB: 0	K: 0	P: 3
<b>Bud Black, L</b> (1, 1) ERA: 2.91	IP: 9.0	WLS: W	BF: 32	H: 6	R: 1	ER: 1	SO: 1	BB: 0	IBB: 0	HBP: 0	BLK: 0	WP: 0	HR: 0	S: 34	P: 34	ERA: 1.00	WHIP: 0.667																																					

**BOTTOM**

**Kansas City Royals @ Cleveland Indians**  
Cleveland Municipal Stadium, Cleveland, OH

Thu May 16 1985, 7:05 PM EDT  
Att. 3,051 - Unknown

livebaseballscorecards.com

<b>AB</b>	<b>32</b>
<b>R</b>	<b>1</b>
<b>H</b>	<b>6</b>
<b>RBI</b>	<b>1</b>
<b>BB</b>	<b>0</b>
<b>SO</b>	<b>1</b>
<b>LOB</b>	<b>10</b>



<b>WP:</b> 0	<b>PA:</b> 32
<b>PB:</b> 0	<b>SB:</b> 0
<b>CS:</b> 0	



Batter	1	2	3	4	5	6	7	8	9	AB R H RBI BB SO LOB
Willie Wilson, S (1, 8) OBP: 0.320, SLG: 0.431	0-0 2B		0-0 2B	0-3 K		0-0 F9		0-3 K		5 0 2 1 0 2 5
Pat Sheridan, L (1, 9) Darryl Motley, R (9, PH) OBP: 0.330, SLG: 0.348 OBP: 0.252, SLG: 0.365	0-0 F6		0-3 K		0-0 4-3		0-0 F6		0-0 F8 2B	4 0 0 0 0 1 2 1 0 1 0 0 0 0
George Brett, L (1, 5) OBP: 0.419, SLG: 0.508	0-3 K		4-0 BB		0-0 F5		0-0 4-3 2B		0-0 F4	4 0 1 0 1 1 2
Jorge Orta, L (1, 10) Hal McRae, R (9, PH) OBP: 0.330, SLG: 0.417 OBP: 0.302, SLG: 0.314	0-0 F8		0-0 4-3		4-0 FC5-4 BB		0-0 4-3		0-0 F8	3 0 0 0 1 0 4 1 0 0 0 0 0 1
Steve Balboni, R (1, 3) OBP: 0.273, SLG: 0.437		0-0 F5		0-0 F6		0-0 FC5-4		0-0 F9	0-3 K	5 0 0 0 0 1 3
Dane Iorg, L (1, 7) Lynn Jones, R (7, 7) OBP: 0.250, SLG: 0.320 OBP: 0.195, SLG: 0.189		0-0 6-3		0-0 HR		0-0 4-3		4-0 1B BB		3 1 1 1 0 0 0 0 0 0 0 1 0 0
Frank White, R (1, 4) OBP: 0.241, SLG: 0.429		0-0 6-3		0-0 5-3		0-0 F7		0-0 F4		4 0 0 0 0 0 1
Jim Sundberg, R (1, 2) OBP: 0.282, SLG: 0.356			0-0 SH5-3 2B 1B		0-0 1B 1B		0-0 1B 2B		0-0 F7	4 2 3 0 0 0 1
Onix Concepcion, R (1, 6) OBP: 0.250, SLG: 0.275			0-0 SH5-3		0-0 1B		0-0 1B		0-0 1B	3 0 3 1 0 0 0

**TOP**

**Kansas City Royals @ Milwaukee Brewers**  
Milwaukee County Stadium, Milwaukee, WI

Fri May 17 1985, 8:05 PM EDT  
Att: 10,587 - Unknown

livebaseballscorecards.com

<b>AB</b>	<b>37</b>
<b>R</b>	<b>3</b>
<b>H</b>	<b>11</b>
<b>RBI</b>	<b>3</b>
<b>BB</b>	<b>3</b>
<b>SO</b>	<b>5</b>
<b>LOB</b>	<b>19</b>



Inning Stats	R: 0 E: 0 K: 1 S: 6	H: 1 LOB: 1 BB: 0 P: 6	R: 0 E: 0 K: 0 S: 3	H: 0 LOB: 0 BB: 0 P: 3	R: 1 E: 0 K: 1 S: 7	H: 2 LOB: 2 BB: 1 P: 11	R: 1 E: 0 K: 1 S: 8	H: 3 LOB: 2 BB: 0 P: 8	R: 0 E: 0 K: 0 S: 3	H: 0 LOB: 1 BB: 1 P: 7	R: 1 E: 0 K: 0 S: 5	H: 2 LOB: 1 BB: 0 P: 5	R: 0 E: 0 K: 0 S: 4	H: 1 LOB: 1 BB: 0 P: 4	R: 0 E: 0 K: 1 S: 6	H: 1 LOB: 2 BB: 1 P: 10	R: 0 E: 0 K: 1 S: 6	H: 1 LOB: 1 BB: 0 P: 6	1B: 5 2B: 5 3B: 0 HR: 1	SF: 0 SAC: 1 DP: 0 HBP: 0	WP: 0 PB: 0 SB: 0 CS: 0	PA: 41
--------------	------------------------------	---------------------------------	------------------------------	---------------------------------	------------------------------	----------------------------------	------------------------------	---------------------------------	------------------------------	---------------------------------	------------------------------	---------------------------------	------------------------------	---------------------------------	------------------------------	----------------------------------	------------------------------	---------------------------------	----------------------------------	------------------------------------	----------------------------------	--------

PITCHER	IP	WLS	BF	H	R	ER	SO	BB	IBB	HBP	BLK	WP	HR	S	P	ERA	WHIP
Danny Darwin, R (1, 1) ERA: 3.47	7.0	L	32	9	3	3	3	2	0	0	0	0	1	36	44	3.86	1.571
Ray Searge, L (8, 1) ERA: 7.84	2.0		9	2	0	0	2	1	0	0	0	0	0	12	16	0.00	1.500

PITCHER	IP	WLS	BF	H	R	ER	SO	BB	IBB	HBP	BLK	WP	HR	S	P	ERA	WHIP
---------	----	-----	----	---	---	----	----	----	-----	-----	-----	----	----	---	---	-----	------

Batter	1	2	3	4	5	6	7	8	9	AB	R	H	RBI	BB	SO	LOB
Paul Molitor, R (1, 5) OBP: 0.386, SLG: 0.374	0-0 4-3			0-0 6-3			0-0 5-3			3	0	0	0	0	0	0
Dion James, L (1, 8) OBP: 0.326, SLG: 0.286 Rick Manning, L (6, 8) OBP: 0.280, SLG: 0.250	0-0 6-3			0-0 4-3			0-3 K			2	0	0	0	0	0	0
Cecil Cooper, L (1, 10) OBP: 0.341, SLG: 0.462	0-0 F8			0-0 F8			0-3 K			3	0	0	0	0	1	0
Robin Yount, R (1, 7) OBP: 0.320, SLG: 0.393		0-0 G1-6-3 1B		0-0 F9			0-3 K			3	0	1	0	0	1	0
Ted Simmons, S (1, 3) OBP: 0.364, SLG: 0.336		0-0 G1-6-3 1-2f		0-0 6-3			0-3 K			3	0	0	0	0	1	1
Paul Householder, S (1, 9) OBP: 0.340, SLG: 0.375		0-0 F7		0-0 F8			0-0 5-3			3	0	0	0	0	0	0
Charlie Moore, R (1, 2) OBP: 0.310, SLG: 0.359			0-0 F7		0-0 F6				0-0 4-3	3	0	0	0	0	0	0
Jim Gantner, L (1, 4) OBP: 0.239, SLG: 0.245			0-0 F5		0-0 G6-4-3 1B				0-0 F7	3	0	1	0	0	0	0
Ernest Riles, L (1, 6)			0-0 3-1		0-0 G6-4-3 1-2f				0-0 F8	3	0	0	0	0	0	1

Inning Stats	R: 0	H: 0	E: 0	LOB: 0	K: 0	BB: 0	S: 3	P: 3	R: 0	H: 1	E: 0	LOB: 0	K: 0	BB: 0	S: 3	P: 3	R: 0	H: 0	E: 0	LOB: 0	K: 0	BB: 0	S: 3	P: 3	R: 0	H: 0	E: 0	LOB: 0	K: 2	BB: 0	S: 7	P: 7	R: 0	H: 0	E: 0	LOB: 0	K: 2	BB: 0	S: 7	P: 7	R: 0	H: 0	E: 0	LOB: 0	K: 0	BB: 0	S: 3	P: 3	R: 0	H: 0	E: 0	LOB: 0	K: 0	BB: 0	S: 3	P: 3
PITCHER Bret Saberhagen, R (1, 1) ERA: 3.72	IP	WLS	BF	H	R	ER	SO	BB	IBB	HBP	BLK	WP	HR	S	P	ERA	WHIP	IP	WLS	BF	H	R	ER	SO	BB	IBB	HBP	BLK	WP	HR	S	P	ERA	WHIP	IP	WLS	BF	H	R	ER	SO	BB	IBB	HBP	BLK	WP	HR	S	P	ERA	WHIP					

BOTTOM

Kansas City Royals @ Milwaukee Brewers  
Milwaukee County Stadium, Milwaukee, WI

Fri May 17 1985, 8:05 PM EDT  
Att. 10,587 - Unknown

livebaseballscorecards.com

AB	27
R	0
H	2
RBI	0
BB	0
SO	4
LOB	2

















**Kansas City Royals @ Texas Rangers**  
 Arlington Stadium, Arlington, TX  
 Mon May 20 1985, 8:05 PM EDT  
 Att: 18,945 - Unknown

livebaseballscorecards.com

<b>AB</b>	<b>33</b>
<b>R</b>	<b>7</b>
<b>H</b>	<b>9</b>
<b>RBI</b>	<b>7</b>
<b>BB</b>	<b>4</b>
<b>SO</b>	<b>3</b>
<b>LOB</b>	<b>13</b>



WP: 0	PA: 40
PB: 0	
SB: 1	
CS: 0	

Batter	1	2	3	4	5	6	7	8	9	AB R H RBI BB SO LOB																	
Willie Wilson, S (1, 8) OBP: 0.333, SLG: 0.484	0-0 4-3 SF8 2B	0-0 1-H 3-H HR		0-0 4-3		0-0 F7		0-0 F7		5 2 2 3 0 0 0																	
Lonnie Smith, R (1, 7) OBP: 0.366, SLG: 0.308	0-0 4-3	0-0 5-3		0-0 F8		4-0 BB		0-0 F8	3 0 0 0 1 0 1																		
Lynn Jones, R (6, 7) OBP: 0.195, SLG: 0.189									0 0 0 0 0 0 0																		
Dane Iorg, L (9, PH) OBP: 0.265, SLG: 0.355	2-3								1 0 0 0 0 0 0																		
George Brett, L (1, 5) OBP: 0.395, SLG: 0.474	0-0 SF8		0-0 4-3		0-0 4-3	0-0 4-3		0-0 G3	4 0 0 1 0 0 1																		
Steve Balboni, R (1, 3) OBP: 0.301, SLG: 0.469	0-0 5-3		0-0 FC6-4 1B		4-0 2B SF8 BB		4-0 G6-4-3 BB	0-3 K	3 1 1 0 2 1 0																		
Frank White, R (1, 4) OBP: 0.258, SLG: 0.444		0-0 E 1B SF8 1B	0-0 FC6-4 1B		0-0 SF8 2B		0-0 G6-4-3 1-2f		4 1 3 0 0 0 1																		
Darryl Motley, R (1, 9) OBP: 0.261, SLG: 0.405		0-3 K	0-0 FC6-4 1-2f 2-3		0-0 SF8		0-0 S 1B		3 0 1 1 0 1 3																		
Hal McRae, R (1, 10) OBP: 0.333, SLG: 0.333		0-0 SF8 E HR 1B	0-0 5-3		4-0 BB		0-0 4-3 1-2		2 1 1 0 1 0 2																		
Jorge Orta, L (7, PH) OBP: 0.324, SLG: 0.404									1 0 0 0 0 0 1																		
Jim Sundberg, R (1, 2) OBP: 0.282, SLG: 0.387		0-0 E6 HR		0-0 HR		0-3 K		0-0 F7	4 2 1 1 0 1 4																		
Onix Concepcion, R (1, 6) OBP: 0.232, SLG: 0.256		0-0 SF8		0-0 F8		0-0 6-3		0-0 4-3	3 0 0 1 0 0 0																		
<b>Inning Stats</b>	R: 1 E: 0 K: 0 S: 4	H: 1 LOB: 0 BB: 0 P: 4	R: 4 E: 1 K: 1 S: 9	H: 3 LOB: 0 BB: 0 P: 9	R: 0 E: 0 K: 0 S: 5	H: 2 LOB: 2 BB: 0 P: 5	R: 1 E: 0 K: 0 S: 4	H: 1 LOB: 0 BB: 0 P: 4	R: 1 E: 0 K: 1 S: 6	H: 1 LOB: 2 BB: 2 P: 14	R: 0 E: 0 K: 0 S: 3	H: 0 LOB: 1 BB: 1 P: 7	R: 0 E: 0 K: 0 S: 3	H: 1 LOB: 1 BB: 1 P: 7	R: 0 E: 0 K: 0 S: 3	H: 0 LOB: 0 BB: 0 P: 3	R: 0 E: 0 K: 1 S: 5	H: 0 LOB: 0 BB: 0 P: 5	1B: 5 2B: 2 3B: 0 HR: 2	SF: 3 SAC: 0 DP: 1 HBP: 0	WP: 0 PB: 0 SB: 1 CS: 0						
<b>PITCHER</b>	IP WLS BF H R ER SO BB IBB HBP BLK WP HR S P ERA WHIP																										
Mike Mason, L (1, 1) ERA: 5.95	4.2		25	8	7	3	1	2	0	0	0	0	2	25	33	5.79	2.143										
Greg Harris, R (5, 1) ERA: 2.2	1.1		6	0	0	0	1	2	0	0	0	0	0	6	14	0.00	1.500										
Dave Schmidt, R (7, 1) ERA: 3.06	3.0	W	9	1	0	0	1	0	0	0	0	0	0	11	11	0.00	0.333										

Batter	1	2	3	4	5	6	7	8	9	AB R H RBI BB SO LOB
<b>Oddibe McDowell, L</b> (1, 8) OBP: 0.250, SLG: 0.143	0-0 1-3		0-0 1-3			0-0 E6 1B	0-0 CS 1B		0-0 SH4-3	4 1 1 0 0 0 1
<b>Toby Harrah, R</b> (1, 4) OBP: 0.486, SLG: 0.390	0-0 6-3			4-0 BB G5-4-3		0-0 1B 2B 1B	0-0 F7		4-0 IBB IBB	3 1 1 0 2 0 1
<b>Buddy Bell, R</b> (1, 5) OBP: 0.367, SLG: 0.450	0-0 1-3			0-0 G5-4-3 1-2f		0-0 2B 1B 1B	0-0 1B 1B		4-0 IBB	4 1 2 1 1 0 1
<b>Larry Parrish, R</b> (1, 9) OBP: 0.304, SLG: 0.392		0-0 1-3		0-3 K		0-0 F5	0-0 1B		0-0 WP	5 0 1 0 0 1 4
<b>Gary Ward, R</b> (1, 7) OBP: 0.286, SLG: 0.364		0-0 F8			0-0 HR	0-0 1B 2B	0-0 F8			4 2 2 2 0 0 2
<b>Cliff Johnson, R</b> (1, 10) OBP: 0.343, SLG: 0.475 <b>Wayne Tolleson, S</b> (8, PR) OBP: 0.308, SLG: 0.308		0-0 5-3			0-0 1B	0-0 HR 1B		0-0 FC2-8 1B		4 1 3 2 0 0 0 0 0 0 0 0 0 0
<b>Pete O'Brien, L</b> (1, 3) OBP: 0.269, SLG: 0.341			0-0 1B 2B		0-0 F8	0-0 HR 1B		0-0 FC2-6 CS		4 1 2 2 0 0 2
<b>Glenn Brummer, R</b> (1, 2) OBP: 0.500, SLG: 0.500			0-0 G5-4-3 1B		0-0 F8	0-3 K		0-3 K		4 0 1 0 0 2 2
<b>Curtis Wilkerson, S</b> (1, 6) OBP: 0.330, SLG: 0.376			0-0 G5-4-3 1-2f		0-0 F9	0-3 K		0-0 CS	0-0 SH4-3 PB WP 1B	4 1 1 0 0 1 3

Inning Stats	R: 0	H: 0	E: 0	LOB: 0	K: 0	BB: 0	S: 3	P: 3	R: 0	H: 0	E: 0	LOB: 0	K: 0	BB: 0	S: 4	P: 3	R: 0	H: 2	E: 0	LOB: 1	K: 1	BB: 1	S: 4	P: 8	R: 1	H: 2	E: 0	LOB: 1	K: 0	BB: 0	S: 5	P: 5	R: 6	H: 5	E: 1	LOB: 0	K: 12	BB: 0	S: 13	P: 13	R: 0	H: 3	E: 0	LOB: 2	K: 0	BB: 0	S: 5	P: 5	R: 0	H: 1	E: 0	LOB: 1	K: 1	BB: 0	S: 5	P: 5	R: 1	H: 1	E: 0	LOB: 2	K: 0	BB: 2	S: 2	P: 10	1B: 10	SF: 0	2B: 2	SAC: 1	3B: 0	DP: 2	HR: 2	HBP: 0	WP: 1	PA: 41
<b>PITCHER</b>	IP	WLS	BF	H	R	ER	SO	BB	IBB	HBP	BLK	WP	HR	S	P	ERA	WHIP																			IP	WLS	BF	H	R	ER	SO	BB	IBB	HBP	BLK	WP	HR	S	P	ERA	WHIP																						
<b>Charlie Leibrandt, L</b> (1, 1) ERA: 2.82	5.1		24	8	6	5	1	1	0	0	0	0	1	25	29	8.44	1.688																			5.1		24	8	6	5	1	1	0	0	0	1	25	29	8.44	1.688																							
<b>Joe Beckwith, R</b> (6, 1) ERA: 2.3	3.0	L	16	6	2	2	3	0	2	0	0	1	1	19	27	6.00	2.000																			3.0	L	16	6	2	2	3	0	2	0	0	1	1	19	27	6.00	2.000																						

**BOTTOM**

**Kansas City Royals @ Texas Rangers**  
Arlington Stadium, Arlington, TX

Mon May 20 1985, 8:05 PM EDT  
Att. 18,945 - Unknown

livebaseballscorecards.com

<b>AB</b>	<b>36</b>
<b>R</b>	<b>8</b>
<b>H</b>	<b>14</b>
<b>RBI</b>	<b>7</b>
<b>BB</b>	<b>3</b>
<b>SO</b>	<b>4</b>
<b>LOB</b>	<b>16</b>





Batter	1	2	3	4	5	6	7	8	9	AB R H RBI BB SO LOB	TOP		
Willie Wilson, S (1, 8) OBP: 0.331, SLG: 0.479	0-0 HR 1B		0-0 6-3		0-0 6-3			0-0 G3		4 1 1 0 0 0 0			
Lonnie Smith, R (1, 7) Lynn Jones, R (8, 7) OBP: 0.370, SLG: 0.318 OBP: 0.195, SLG: 0.189	0-0 F9		0-0 2B		0-0 E3 1-3 4-3			4-0 HR BB		3 1 1 0 1 0 1 0 0 0 0 0 0 0			
George Brett, L (1, 5) OBP: 0.398, SLG: 0.518	0-0 HR 1-H		0-0 4-3		0-0 4-3			0-0 HR		4 2 2 4 0 0 2			
Steve Balboni, R (1, 3) OBP: 0.293, SLG: 0.457	0-0 5-3			0-3 K		0-0 1-3		0-0 5-3		4 0 0 0 0 1 1			
Frank White, R (1, 4) OBP: 0.250, SLG: 0.430	0-3 K			0-0 F8		0-0 5-3			0-0 F9	4 0 0 0 0 1 1			
Darryl Motley, R (1, 9) OBP: 0.252, SLG: 0.391		0-0 L8		0-0 F9		0-3 K			0-0 F9	4 0 0 0 0 1 0			
Hal McRae, R (1, 10) OBP: 0.327, SLG: 0.310		4-0 BB G5-4-3			0-0 F9		0-0 5-3		0-0 4-3	3 0 0 0 1 0 0			
Jim Sundberg, R (1, 2) OBP: 0.283, SLG: 0.412		0-0 G5-4-3 1-2			0-0 HR		0-0 6-3			3 1 1 1 0 0 1			
Onix Concepcion, R (1, 6) OBP: 0.224, SLG: 0.247			0-3 K		0-0 5-3			0-0 6-3		3 0 0 0 0 1 0			
<b>Inning Stats</b>	R: 2 E: 0 K: 1 S: 7 H: 2 LOB: 0 BB: 0 P: 7	R: 0 E: 0 K: 0 S: 2 H: 0 LOB: 0 BB: 1 P: 6	R: 0 E: 0 K: 1 S: 6 H: 1 LOB: 1 BB: 0 P: 6	R: 0 E: 0 K: 1 S: 5 H: 0 LOB: 0 BB: 0 P: 5	R: 1 E: 0 K: 0 S: 4 H: 1 LOB: 0 BB: 0 P: 4	R: 0 E: 1 K: 0 S: 4 H: 0 LOB: 1 BB: 0 P: 4	R: 0 E: 0 K: 1 S: 5 H: 0 LOB: 0 BB: 0 P: 5	R: 2 E: 0 K: 0 S: 4 H: 1 LOB: 0 BB: 1 P: 8	R: 0 E: 0 K: 0 S: 3 H: 0 LOB: 0 BB: 0 P: 3	1B: 1 2B: 1 3B: 0 HR: 3 SF: 0 SAC: 0 DP: 1 HBP: 0	WP: 0 PB: 0 SB: 0 CS: 0 PA: 34		
<b>PITCHER</b>	IP WLS BF H R ER SO BB IBB HBP BLK WP HR S P ERA WHIP											<b>PITCHER</b>	IP WLS BF H R ER SO BB IBB HBP BLK WP HR S P ERA WHIP
Frank Tanana, L (1, 1) ERA: 5.79	8.0 L 31 5 5 5 4 2 0 0 0 0 0 3 37 45 5.62 0.875												
Dave Stewart, R (9, 1) ERA: 7.47	1.0 3 0 0 0 0 0 0 0 0 0 0 0 3 3 0.00 0.000												

**Kansas City Royals @ Texas Rangers**  
 Arlington Stadium, Arlington, TX  
 Tue May 21 1985, 8:05 PM EDT  
 Att: 14,018 - Unknown

livebaseballscorecards.com

AB	32
R	5
H	5
RBI	5
BB	2
SO	4
LOB	6



Batter	1	2	3	4	5	6	7	8	9	AB	R	H	RBI	BB	SO	LOB
Oddibe McDowell, L (1, 8) OBP: 0.250, SLG: 0.100	0-0 1-3		0-0 B1-3			0-0 1-3		4-0 G6-4-3 BB		3	0	0	0	1	0	0
Toby Harrah, R (1, 4) OBP: 0.480, SLG: 0.379	0-0 5-3		0-3 K			4-0 1B BB		0-3 K		3	0	0	0	1	2	1
Buddy Bell, R (1, 5) OBP: 0.364, SLG: 0.444	0-0 4-3				0-0 6-3	0-0 1B		0-0 G6-4-3 1-2f		4	0	1	0	0	0	1
Larry Parrish, R (1, 9) OBP: 0.295, SLG: 0.380		0-0 E5 BB		0-0 F3		0-0 F8		0-0 F8		4	0	0	0	0	0	2
Gary Ward, R (1, 7) OBP: 0.280, SLG: 0.354		0-0 F9		0-0 F8		0-3 K		0-0 L8		4	0	0	0	0	1	3
Cliff Johnson, R (1, 10) OBP: 0.341, SLG: 0.463		4-0 1-2 BB			0-0 F7		0-0 F7		0-0 F8		3	0	0	0	1	0
Pete O'Brien, L (1, 3) OBP: 0.270, SLG: 0.341		0-3 K			0-0 FC6-4 1B		0-0 6-3			3	0	1	0	0	1	2
Glenn Brummer, R (1, 2) OBP: 0.462, SLG: 0.455		0-0 L8			0-0 FC6-4 1-2f		0-0 1B			3	0	1	0	0	0	3
Curtis Wilkerson, S (1, 6) OBP: 0.320, SLG: 0.365			0-0 F9		0-0 F9		0-0 B5-3			3	0	0	0	0	0	2

Inning Stats	R: 0	H: 0	E: 0	K: 0	S: 3	R: 0	H: 0	E: 1	K: 1	S: 6	R: 0	H: 0	E: 0	K: 1	S: 5	R: 0	H: 0	E: 0	K: 0	S: 3	R: 0	H: 1	E: 0	K: 0	S: 4	R: 0	H: 1	E: 0	K: 1	S: 6	R: 0	H: 0	E: 0	K: 1	S: 4	R: 0	H: 1	E: 0	K: 0	S: 4	R: 0	H: 0	E: 0	K: 0	S: 4	R: 0	H: 0	E: 0	K: 0	S: 3	1B: 3	SF: 0	2B: 0	SAC: 0	3B: 0	DP: 1	HR: 0	HBP: 0	WP: 0	PA: 33
PITCHER Bud Black, L (1, 1) ERA: 2.51	IP	WLS	BF	H	R	ER	SO	BB	IBB	HBP	BLK	WP	HR	S	P	ERA	WHIP	IP	WLS	BF	H	R	ER	SO	BB	IBB	HBP	BLK	WP	HR	S	P	ERA	WHIP	IP	WLS	BF	H	R	ER	SO	BB	IBB	HBP	BLK	WP	HR	S	P	ERA	WHIP									

**BOTTOM**

**Kansas City Royals @ Texas Rangers**  
Arlington Stadium, Arlington, TX  
Tue May 21 1985, 8:05 PM EDT  
Att. 14,018 - Unknown

livebaseballscorecards.com

AB	30
R	0
H	3
RBI	0
BB	3
SO	4
LOB	14





Batter	1	2	3	4	5	6	7	8	9	AB R H RBI BB SO LOB	TOP											
Willie Wilson, S (1, 8) OBP: 0.328, SLG: 0.470	0-0 F3		0-0 1B	0-0 4-3			0-0 F7		0-0 3-1	5 1 1 0 0 0 1												
Lonnie Smith, R (1, 7) Lynn Jones, R (8, 7) OBP: 0.374, SLG: 0.324 OBP: 0.214, SLG: 0.237	0-0 2B		0-3 K				0-0 4-3	0-0 HR	0-0 2B	4 2 2 0 0 1 1 1 0 1 0 0 0 0												
George Brett, L (1, 5) OBP: 0.404, SLG: 0.521	0-0 2B		0-0 F7				0-0 G3	4-0 HR	4-0 IBB	3 1 1 1 2 0 1												
Jorge Orta, L (1, 10) OBP: 0.328, SLG: 0.431	0-0 F8		0-0 HBP				0-0 4-3	0-0 HR	0-0 G6-4-3	5 1 2 4 0 0 3												
Steve Balboni, R (1, 3) OBP: 0.292, SLG: 0.448	0-0 F9		1-0 HBP				0-3 K	0-0 5-3		3 0 0 0 0 1 1												
Darryl Motley, R (1, 9) OBP: 0.244, SLG: 0.378		0-3 K	0-0 F5				0-0 6-3	0-0 E5		4 1 0 0 0 1 2												
Jim Sundberg, R (1, 2) OBP: 0.290, SLG: 0.410		4-0 BB		0-0 6-3			0-3 K	0-0 1B		3 0 1 1 1 1 0												
Greg Pryor, R (1, 4) OBP: 0.286, SLG: 0.346		0-0 F8		0-0 1B			0-0 6-3	0-3 K		4 0 1 0 0 1 2												
Onix Concepcion, R (1, 6) OBP: 0.213, SLG: 0.235		0-0 F9		0-3 K			0-3 K	0-0 F8		4 0 0 0 0 2 3												
<b>Inning Stats</b>	R: 1 E: 0 K: 0 S: 5	H: 2 LOB: 1 BB: 0 P: 5	R: 0 E: 0 K: 1 S: 5	H: 0 LOB: 1 BB: 1 P: 9	R: 1 E: 0 K: 1 S: 7	H: 2 LOB: 2 BB: 0 P: 8	R: 0 E: 0 K: 1 S: 6	H: 1 LOB: 1 BB: 0 P: 6	R: 0 E: 0 K: 0 S: 3	H: 0 LOB: 0 BB: 0 P: 3	R: 0 E: 0 K: 2 S: 7	H: 0 LOB: 0 BB: 0 P: 7	R: 0 E: 0 K: 1 S: 5	H: 0 LOB: 0 BB: 0 P: 5	R: 4 E: 1 K: 1 S: 9	H: 3 LOB: 1 BB: 1 P: 13	R: 0 E: 0 K: 0 S: 3	H: 1 LOB: 1 BB: 1 P: 7	1B: 6 2B: 2 3B: 0 HR: 1	SF: 0 SAC: 0 DP: 1 HBP: 1	WP: 0 PB: 0 SB: 4 CS: 0	PA: 40
<b>PITCHER</b>	IP WLS BF H R ER SO BB IBB HBP BLK WP HR S P ERA WHIP																					
Dickie Noles, R (1, 1) ERA: 3.22	7.0 L 30 6 4 4 6 2 0 1 0 0 0 0 39 48 5.14 1.143																					
Dave Stewart, R (8, 1) ERA: 7.13	2.0 10 3 2 1 1 0 1 0 0 0 1 11 15 4.50 1.500																					

**Kansas City Royals @ Texas Rangers**  
 Arlington Stadium, Arlington, TX  
 Wed May 22 1985, 8:05 PM EDT  
 Att: 15,447 - Unknown

[livebaseballscorecards.com](http://livebaseballscorecards.com)

<b>AB</b>	36
<b>R</b>	6
<b>H</b>	9
<b>RBI</b>	6
<b>BB</b>	3
<b>SO</b>	7
<b>LOB</b>	14







Batter	1	2	3	4	5	6	7	8	9	AB R H RBI BB SO LOB	TOP											
<b>Scott Fletcher, R</b> (1, 5) <small>OBP: 0.333, SLG: 0.281</small> <b>Oscar Gamble, L</b> (9, PH) <small>OBP: 0.359, SLG: 0.426</small>	0-0 F9		0-0 3-1		0-0 E9		0-0 FC1-6 1B		0-0 1B	4 0 2 1 0 0 0 1 0 1 0 0 0 0	<b>Chicago White Sox @ Kansas City Royals</b> Royals Stadium, Kansas City, MO Fri May 24 1985, 8:05 PM EDT Att: 32,599 - Unknown <a href="http://livebaseballscorecards.com">livebaseballscorecards.com</a>											
<b>Tom Paciorek, R</b> (1, 7) <small>OBP: 0.283, SLG: 0.260</small> <b>Rudy Law, L</b> (7, PH) <small>OBP: 0.308, SLG: 0.378</small>	0-0 1B			0-0 F9	0-0 L8		0-0 FC1-6 FC4-6 1B		0-0 4-3	3 0 1 0 0 0 2 2 0 0 0 0 0 3												
<b>Harold Baines, L</b> (1, 9) <small>OBP: 0.338, SLG: 0.411</small>	0-0 F8			0-3 K		0-0 3-1	0-0 FC4-6 1B			4 0 0 1 0 1 2												
<b>Carlton Fisk, R</b> (1, 2) <small>OBP: 0.333, SLG: 0.530</small>	0-0 L7			0-0 1B		0-0 BB 1B	0-0 5-3			4 0 2 0 0 0 2												
<b>Ron Kittle, R</b> (1, 10) <small>OBP: 0.229, SLG: 0.270</small>		0-0 F8		0-0 F6		4-0 BB BB BB 1B		0-0 6-3		3 0 0 0 1 0 1												
<b>Greg Walker, L</b> (1, 3) <small>OBP: 0.318, SLG: 0.479</small>		0-3 K			0-0 1B E 1B		0-0 G6-4-3 1B		0-0 6-3	4 1 1 0 0 1 2												
<b>Luis Salazar, R</b> (1, 8) <small>OBP: 0.216, SLG: 0.290</small>		0-0 5-3			0-0 FC6-4 1B		0-0 1B 2B		0-0 1-3	4 1 2 0 0 0 0												
<b>Tim Hulett, R</b> (1, 4) <small>OBP: 0.400, SLG: 0.500</small> <b>Jerry Hairston, S</b> (9, PH) <small>OBP: 0.375, SLG: 0.323</small>			0-0 6-3		0-0 FC6-4 FC6-4 1B		0-0 E FC3 1B		0-3 K	3 1 1 1 0 0 1 1 0 0 0 0 1 0												
<b>Ozzie Guillen, L</b> (1, 6) <small>OBP: 0.274, SLG: 0.286</small>			0-0 B1-3		0-0 FC6-4 1B		0-0 FC3 FC1-6 1B FC4-6		0-0 4-3	4 1 0 0 0 0 2												
<b>Inning Stats</b>	R: 0 E: 0 K: 0 S: 4	H: 1 LOB: 1 BB: 0 P: 4	R: 0 E: 0 K: 1 S: 5	H: 0 LOB: 0 BB: 0 P: 5	R: 0 E: 0 K: 0 S: 3	H: 0 LOB: 0 BB: 0 P: 3	R: 0 E: 0 K: 1 S: 6	H: 1 LOB: 1 BB: 0 P: 6	R: 1 E: 2 K: 0 S: 6	H: 3 LOB: 2 BB: 0 P: 6		R: 0 E: 0 K: 0 S: 3	H: 1 LOB: 1 BB: 1 P: 7	R: 3 E: 1 K: 0 S: 7	H: 3 LOB: 1 BB: 0 P: 7	R: 0 E: 0 K: 0 S: 3	H: 0 LOB: 0 BB: 0 P: 3	R: 0 E: 0 K: 1 S: 6	H: 1 LOB: 1 BB: 0 P: 6	1B: 9 2B: 1 3B: 0 HR: 0	SF: 0 SAC: 0 DP: 1 HBP: 0	WP: 0 PB: 0 SB: 0 CS: 0
<b>PITCHER</b> <b>Danny Jackson, L</b> (1, 1) <small>ERA: 3.76</small> <b>Dan Quisenberry, R</b> (7, 1) <small>ERA: 3.3</small>	IP 6.0	WLS W	BF 28	H 9	R 4	ER 2	SO 2	BB 1	IBB 0	HBP 0	BLK 0	WP 0	HR 0	S 31	P 35	ERA 3.00	WHIP 1.667					
										<b>PITCHER</b> IP 3.0 WLS S BF 10 H 1 R 0 ER 0 SO 1 BB 0 IBB 0 HBP 0 BLK 0 WP 0 HR 0 S 12 P 12 ERA 0.00 WHIP 0.333												



Batter	1	2	3	4	5	6	7	8	9
Willie Wilson, S OBP: 0.324, SLG: 0.462 (1, 8)	0-0 5-3		0-0 FC6-4 1B		0-3 K		0-0 E 1B	0-3 K	
Lonnie Smith, R OBP: 0.378, SLG: 0.325 (1, 7)	0-0 L8		4-0 1B BB		0-0 S 1B		0-0 4-3	0-0 1-3	
Lynn Jones, R OBP: 0.209, SLG: 0.231 (8, 7)									
George Brett, L OBP: 0.415, SLG: 0.527 (1, 5)	0-0 4-3		0-0 BB 1B		0-0 1-H 1B		0-0 1B BB 1B	4-0 1B IBB	
Greg Pryor, R OBP: 0.286, SLG: 0.346 (9, 5)									
Steve Balboni, R OBP: 0.301, SLG: 0.446 (1, 3)		0-0 F5	4-0 BB BB		0-0 1-3		4-0 1B 1B BB	0-0 1-3 FC4-6 1B	
Frank White, R OBP: 0.263, SLG: 0.432 (1, 4)		0-3 K	4-0 1-2 2-3 3-H BB		0-0 2-H 1B		0-0 1-2 2-3 1B	0-0 FC4-6 1-2f BB	
Darryl Motley, R OBP: 0.244, SLG: 0.374 (1, 9)		0-0 4-3	0-3 K		0-0 6-3		0-0 1-2 2-3 3-H 1B		
Hal McRae, R OBP: 0.321, SLG: 0.326 (1, 10)			0-0 FC6-4 1B 2B	0-3 K		0-0 F8	0-0 L9		
Jim Sundberg, R OBP: 0.289, SLG: 0.400 (1, 2)			4-0 FC6-4 BB	0-0 6-3		0-0 F2	0-0 F7		
Onix Concepcion, R OBP: 0.215, SLG: 0.236 (1, 6)			0-0 B2	0-0 5-3		0-0 5-3		0-0 1-3 S 1B	

Inning Stats	R: 0	H: 0	E: 0	K: 0	S: 3	LOB: 0	BB: 0	P: 3	R: 0	H: 0	E: 0	K: 1	S: 5	LOB: 0	BB: 0	P: 5	R: 3	H: 2	E: 0	K: 1	S: 7	LOB: 3	BB: 4	P: 23	R: 0	H: 0	E: 0	K: 1	S: 5	LOB: 0	BB: 0	P: 5	R: 2	H: 3	E: 0	K: 1	S: 8	LOB: 1	BB: 0	P: 8	R: 0	H: 0	E: 0	K: 0	S: 3	LOB: 0	BB: 0	P: 3	R: 2	H: 4	E: 1	K: 0	S: 7	LOB: 3	BB: 1	P: 11	R: 1	H: 2	E: 0	K: 1	S: 7	LOB: 2	BB: 1	P: 11
--------------	------	------	------	------	------	--------	-------	------	------	------	------	------	------	--------	-------	------	------	------	------	------	------	--------	-------	-------	------	------	------	------	------	--------	-------	------	------	------	------	------	------	--------	-------	------	------	------	------	------	------	--------	-------	------	------	------	------	------	------	--------	-------	-------	------	------	------	------	------	--------	-------	-------

PITCHER	IP	WLS	BF	H	R	ER	SO	BB	IBB	HBP	BLK	WP	HR	S	P	ERA	WHIP
Britt Burns, L ERA: 3.15 (1, 1)	4.2	L	23	5	5	5	4	4	0	0	0	0	0	27	43	9.64	1.929
Dan Spillner, R ERA: 4.26 (5, 1)	1.1		5	1	1	1	0	0	0	0	0	0	0	5	5	6.75	0.750
Juan Agosto, L ERA: 4.15 (7, 1)	0.1		2	1	0	0	0	0	0	0	0	0	0	2	2	0.00	3.000
Gene Nelson, R ERA: 3.86 (7, 1)	1.2		11	4	2	2	1	1	1	0	0	0	0	11	19	10.80	3.000


**BOTTOM**

**Chicago White Sox @ Kansas City Royals**  
**Royals Stadium, Kansas City, MO**  
 Fri May 24 1985, 8:05 PM EDT  
 Att. 32,599 - Unknown

AB	R	H	RBI	BB	SO	LOB
5	2	1	0	0	2	3
3	2	1	0	1	0	1
1	0	0	0	0	0	1
4	2	3	4	1	0	0
0	0	0	0	0	0	0
3	0	1	1	2	0	1
4	0	2	2	1	1	2
4	0	1	1	0	1	4
4	1	1	0	0	1	3
3	0	0	0	1	0	3
4	1	1	0	0	0	2

AB	35
R	8
H	11
RBI	8
BB	6
SO	5
LOB	20

livebaseballscorecards.com



WP	PA
0	41

1B	SF	WP	PA
10	0	0	41
2B	0	PB	0
3B	0	SB	3
HR	0	CS	0



Batter	1	2	3	4	5	6	7	8	9	AB R H RBI BB SO LOB	TOP
<b>Scott Fletcher, R</b> (1, 5) <small>OBP: 0.330, SLG: 0.280</small> (8, 6)	0-0  1B		0-0 1-3			0-0 L5			0-0 1-3	4 0 1 0 0 0 1	<b>Chicago White Sox @ Kansas City Royals</b> Royals Stadium, Kansas City, MO Sat May 25 1985, 4:33 AM EDT Att: 25,920 - Unknown <a href="http://livebaseballscorecards.com">livebaseballscorecards.com</a>
<b>Tom Paciorek, R</b> (1, 3) <small>OBP: 0.263, SLG: 0.241</small>	0-0 F8			0-0 5-3		0-0 5-3			0-0 F9	4 0 0 0 0 0 2	
<b>Harold Baines, L</b> (1, 9) <small>OBP: 0.329, SLG: 0.400</small>	0-0 F5 1-2			0-0 F6			0-0 4-3		0-0 1-3	4 0 0 0 0 0 1	
<b>Carlton Fisk, R</b> (1, 10) <small>OBP: 0.326, SLG: 0.517</small>	0-0 F7			0-0 5-3			0-0 5-3			3 0 0 0 0 0 1	
<b>Ron Kittle, R</b> (1, 7) <small>OBP: 0.233, SLG: 0.262</small>		0-0 4-3			0-0 F9		4-0  BB			2 0 0 0 1 0 0	
<b>Luis Salazar, R</b> (1, 8) <small>OBP: 0.208, SLG: 0.278</small>		0-0 6-3			0-0 6-3		0-3 K			3 0 0 0 0 1 1	
<b>Marc Hill, R</b> (1, 2) <small>OBP: 0.182, SLG: 0.133</small>		0-0 1-3			0-0 4-3			0-0 L7		3 0 0 0 0 0 0	
<b>Tim Hulett, R</b> (1, 4) <small>OBP: 0.414, SLG: 0.509</small>			0-0  CS 1B			0-0  SH1-4 1B		0-0 F9		3 0 2 0 0 0 0	
<b>Ozzie Guillen, L</b> (1, 6) <small>OBP: 0.272, SLG: 0.283</small> <b>Greg Walker, L</b> (8, PH) <small>OBP: 0.315, SLG: 0.475</small> <b>Bryan Little, S</b> (8, 5) <small>OBP: 0.444, SLG: 0.500</small>			0-0 6-3 1-2			0-0 SH1-4 1-2		0-3 K		1 0 0 0 0 0 1 1 0 0 0 0 1 0 0 0 0 0 0 0 0	
<b>Inning Stats</b>	R: 0 H: 1 E: 0 LOB: 1 K: 0 BB: 0 S: 4 P: 4	R: 0 H: 0 E: 0 LOB: 0 K: 0 BB: 0 S: 3 P: 3	R: 0 H: 1 E: 0 LOB: 0 K: 0 BB: 0 S: 3 P: 3	R: 0 H: 0 E: 0 LOB: 0 K: 0 BB: 0 S: 3 P: 3	R: 0 H: 0 E: 0 LOB: 0 K: 0 BB: 0 S: 3 P: 3	R: 0 H: 1 E: 0 LOB: 1 K: 0 BB: 0 S: 4 P: 4	R: 0 H: 0 E: 0 LOB: 1 K: 1 BB: 1 S: 5 P: 9	R: 0 H: 0 E: 0 LOB: 0 K: 1 BB: 0 S: 5 P: 5	R: 0 H: 0 E: 0 LOB: 0 K: 0 BB: 0 S: 3 P: 3	1B: 3 SF: 0 2B: 0 SAC: 1 3B: 0 DP: 0 HR: 0 HBP: 0	
<b>PITCHER</b> <b>Charlie Leibrandt, L</b> (1, 1) <small>ERA: 2.45</small>	IP WLS BF H R ER SO BB IBB HBP BLK WP HR S P ERA WHIP 9.0 W 30 3 0 0 2 1 0 0 0 0 0 0 33 37 0.00 0.444										

**Chicago White Sox @ Kansas City Royals**  
 Royals Stadium, Kansas City, MO  
 Sat May 25 1985, 4:33 AM EDT  
 Att: 25,920 - Unknown  
[livebaseballscorecards.com](http://livebaseballscorecards.com)

<b>AB</b>	28
<b>R</b>	0
<b>H</b>	3
<b>RBI</b>	0
<b>BB</b>	1
<b>SO</b>	2
<b>LOB</b>	7



Batter	1	2	3	4	5	6	7	8	9	AB	R	H	RBI	BB	SO	LOB
Willie Wilson, S OBP: 0.317, SLG: 0.452 (1, 8)	0-0 3-1	0-0 1-3			0-0 4-3			0-3 K		4	0	0	0	0	1	3
Lonnie Smith, R OBP: 0.367, SLG: 0.314 Lynn Jones, R OBP: 0.209, SLG: 0.231 (1, 7) (9, 7)	0-0 F9		0-0 6-3		0-0 5-3			0-3 K		4	0	0	0	0	1	0
George Brett, L OBP: 0.411, SLG: 0.527 (1, 5)	0-0 F7		0-0 F7			0-0 4-3		0-0 E 2B		4	1	1	0	0	0	0
Jorge Orta, L OBP: 0.333, SLG: 0.438 (1, 10)		0-0 1B 2B	0-0 4-3		0-0 6-3		0-0 6-3	1-0 E 2B HBP		3	2	1	0	0	0	0
Steve Balboni, R OBP: 0.300, SLG: 0.441 (1, 3)		0-0 F7		0-0 E 1B		0-0 L8		0-0 E5 2B 1-2 2-3		4	0	1	0	0	0	3
Pat Sheridan, L OBP: 0.325, SLG: 0.350 (1, 9)		0-0 2B 2-H 1B		0-0 6-3 1-2		0-0 4-3		0-0 2B 1-3 2-H 3-H		4	0	2	3	0	0	1
Frank White, R OBP: 0.270, SLG: 0.438 (1, 4)		0-0 1-3 2B		0-0 F8		0-0 6-3		0-0 FC6-4 BB		3	0	1	0	1	0	1
Jim Sundberg, R OBP: 0.288, SLG: 0.395 (1, 2)		0-3 K		0-0 5-3		0-0 1B		0-0 FC6-4 1-2f		4	0	1	0	0	1	6
Onix Concepcion, R OBP: 0.219, SLG: 0.231 (1, 6)		4-0 BB		0-0 5-3		0-0 L6				2	0	0	0	1	0	1

Inning Stats	R: 0	H: 0	E: 0	K: 0	S: 3	R: 1	H: 3	E: 0	K: 1	S: 8	R: 0	H: 0	E: 0	K: 0	S: 3	R: 0	H: 1	E: 1	K: 0	S: 4	R: 0	H: 0	E: 0	K: 0	S: 3	R: 0	H: 0	E: 0	K: 0	S: 3	R: 0	H: 1	E: 0	K: 0	S: 4	R: 2	H: 2	E: 1	K: 2	S: 10	R: 0	H: 0	E: 0	K: 0	S: 3
	0	0	0	0	3	1	3	0	1	8	0	0	0	0	3	0	1	0	1	0	4	0	0	0	0	3	0	0	0	0	3	0	1	0	4	2	2	1	10	0	0	0	0	3	

PITCHER	IP	WLS	BF	H	R	ER	SO	BB	IBB	HBP	BLK	WP	HR	S	P	ERA	WHIP
Tom Seaver, R ERA: 2.91 (1, 1)	8.0	L	35	7	3	1	3	2	0	1	0	0	0	38	47	1.12	1.125

**BOTTOM**

**Chicago White Sox @ Kansas City Royals**  
**Royals Stadium, Kansas City, MO**  
 Sat May 25 1985, 4:33 AM EDT  
 Att. 25,920 - Unknown

AB	32
R	3
H	7
RBI	3
BB	2
SO	3
LOB	15



1B:	3	SF:	0	WP:	0	PA:	35
2B:	4	SAC:	0	PB:	0		
3B:	0	DP:	0	SB:	0		
HR:	0	HBP:	1	CS:	0		

livebaseballscorecards.com



Batter	1	2	3	4	5	6	7	8	9	AB R H RBI BB SO LOB	TOP		
Rudy Law, L (1, 7) OBP: 0.300, SLG: 0.366 Jerry Hairston, S (8, PH) OBP: 0.390, SLG: 0.375 Daryl Boston, L (8, PR) OBP: 0.276, SLG: 0.320 (8, 8)	0-0 4-3		0-0 L7		0-0 F9			0-0 2B		3 0 0 0 0 0 0	<b>Chicago White Sox @ Kansas City Royals</b> Royals Stadium, Kansas City, MO Sun May 26 1985, 4:33 AM EDT Att: 32,563 - Unknown <a href="http://livebaseballscorecards.com">livebaseballscorecards.com</a>		
Scott Fletcher, R (1, 5) OBP: 0.319, SLG: 0.269	0-0 F9		0-0 F9		0-0 5-3			0-0 5-3		4 0 0 0 0 0 1			
Tom Paciorek, R (1, 9) OBP: 0.246, SLG: 0.224	0-3 K		0-0 F9		0-0 5-3			0-3 K		4 0 0 0 0 2 1			
Carlton Fisk, R (1, 2) OBP: 0.323, SLG: 0.504		0-0 6-3		1-0 S 1B HBP		0-0 L5		0-0 5-3		3 1 0 0 0 0 0			
Ron Kittle, R (1, 10) OBP: 0.237, SLG: 0.265 Oscar Gamble, L (9, PH) OBP: 0.354, SLG: 0.418		0-0 2B 1B 1B		0-3 K		0-0 F8		0-0 G3		3 1 1 0 0 1 1 1 0 0 0 0 0 0			
Greg Walker, L (1, 3) OBP: 0.320, SLG: 0.483		0-0 1B 1-3 2B		0-3 K		0-0 G5-4-3 1B		0-0 4-3		4 0 2 0 0 1 1			
Tim Hulett, R (1, 4) OBP: 0.426, SLG: 0.517		0-0 2-3 3-H 1B		0-0 FC6-4 1B		0-0 L9				3 0 2 2 0 0 1			
Luis Salazar, R (1, 8) OBP: 0.200, SLG: 0.267 (8, 7)		0-0 F4		0-0 FC6-4 1-2f		0-0 G5-4-3 1-2f				3 0 0 0 0 0 4			
Ozzie Guillen, L (1, 6) OBP: 0.266, SLG: 0.276		0-0 6-3		0-0 F9				0-0 B5-3		3 0 0 0 0 0 2			
<b>Inning Stats</b>	R: 0 H: 0 E: 0 LOB: 0 K: 1 BB: 0 S: 5 P: 5	R: 1 H: 3 E: 0 LOB: 2 K: 0 BB: 0 S: 6 P: 6	R: 0 H: 0 E: 0 LOB: 0 K: 0 BB: 0 S: 3 P: 3	R: 1 H: 1 E: 0 LOB: 1 K: 2 BB: 0 S: 8 P: 9	R: 0 H: 0 E: 0 LOB: 0 K: 0 BB: 0 S: 3 P: 3	R: 0 H: 0 E: 0 LOB: 0 K: 0 BB: 0 S: 3 P: 3	R: 0 H: 1 E: 0 LOB: 0 K: 0 BB: 0 S: 3 P: 3	R: 0 H: 1 E: 0 LOB: 1 K: 1 BB: 0 S: 6 P: 6	R: 0 H: 0 E: 0 LOB: 0 K: 0 BB: 0 S: 3 P: 3	1B: 4 SF: 0 2B: 2 SAC: 0 3B: 0 DP: 1 HR: 0 HBP: 1	WP: 0 PA: 33 PB: 0 SB: 1 CS: 0		
<b>PITCHER</b>	IP WLS BF H R ER SO BB IBB HBP BLK WP HR S P ERA WHIP											<b>PITCHER</b>	IP WLS BF H R ER SO BB IBB HBP BLK WP HR S P ERA WHIP
Bud Black, L (1, 1) ERA: 2.48	8.0 W 30 6 2 2 4 0 0 1 0 0 0 0 37 38 2.25 0.750												
Dan Quisenberry, R (9, 1) ERA: 3.19	1.0 S 3 0 0 0 0 0 0 0 0 0 0 0 3 3 0.00 0.000												

Batter	1	2	3	4	5	6	7	8	9	AB	R	H	RBI	BB	SO	LOB
Willie Wilson, S OBP: 0.326, SLG: 0.456 (1, 8)	0-0 1B		0-0 5-3		4-0 F9 S 3-1 BB		0-0 E8 6-3 1B			3	1	2	0	1	0	0
Lonnie Smith, R OBP: 0.364, SLG: 0.306 (1, 7) Lynn Jones, R OBP: 0.209, SLG: 0.231 (9, 7)	0-0 F7		4-0 E S SF9 BB		0-0 F9 1-3		0-0 6-3 2-3			3	1	0	0	1	0	3
George Brett, L OBP: 0.408, SLG: 0.520 (1, 5)	0-0 F3 1-2		0-0 SF9 1-H		0-0 3-1 3-H		4-0 BB			2	0	0	2	1	0	1
Steve Balboni, R OBP: 0.299, SLG: 0.433 (1, 3)	4-0 BB		0-0 F5		0-3 K		0-0 F4			3	0	0	0	1	1	2
Frank White, R OBP: 0.270, SLG: 0.455 (1, 4)	0-0 F9			0-0 E6 1B		0-0 F4		0-0 HR		4	1	1	1	0	0	2
Darryl Motley, R OBP: 0.239, SLG: 0.365 (1, 9) Pat Sheridan, L OBP: 0.322, SLG: 0.347 (8, PH) (9, 9)		0-0 F3		0-0 F8		0-3 K2-3		0-3 K		3	0	0	0	0	1	1
Hal McRae, R OBP: 0.333, SLG: 0.327 (1, 10)		0-0 5-3		0-0 1-2 1B		4-0 BB		0-0 F9		3	0	1	0	1	0	0
John Wathan, R OBP: 0.429, SLG: 0.313 (1, 2)		0-0 2B		0-0 F7		0-0 F4		0-0 F9		4	0	1	0	0	0	3
Onix Concepcion, R OBP: 0.212, SLG: 0.223 (1, 6)		0-3 K		0-0 F6			0-0 6-3			3	0	0	0	0	1	3

Inning Stats	R: 0	H: 1	E: 0	LOB: 2	K: 0	BB: 1	S: 4	P: 8	R: 0	H: 1	E: 0	LOB: 1	K: 1	BB: 0	S: 6	P: 6	R: 1	H: 0	E: 0	LOB: 0	K: 0	BB: 1	S: 3	P: 7	R: 0	H: 1	E: 1	LOB: 2	K: 0	BB: 0	S: 5	P: 5	R: 1	H: 0	E: 0	LOB: 0	K: 1	BB: 1	S: 5	P: 9	R: 0	H: 0	E: 0	LOB: 1	K: 1	BB: 1	S: 5	P: 9	R: 0	H: 1	E: 1	LOB: 2	K: 0	BB: 1	S: 4	P: 8	R: 1	H: 1	E: 0	LOB: 0	K: 1	BB: 0	S: 6	P: 6
PITCHER	IP	WLS	BF	H	R	ER	SO	BB	IBB	HBP	BLK	WP	HR	S	P	ERA	WHIP																																															
Floyd Bannister, L ERA: 3.97 (1, 1)	7.0		31	4	2	1	3	5	0	0	0	0	0	32	52	1.29	1.286																																															
Bob James, R ERA: 3.38 (8, 1)	1.0	L	4	1	1	1	1	0	0	0	0	0	1	6	6	9.00	1.000																																															

BOTTOM

Chicago White Sox @ Kansas City Royals  
Royals Stadium, Kansas City, MO

Sun May 26 1985, 4:33 AM EDT  
Att. 32,563 - Unknown

livebaseballscorecards.com

AB	29
R	3
H	5
RBI	3
BB	5
SO	4
LOB	15



WP: 0	PA: 35
PB: 0	
SB: 3	
CS: 0	



Batter	1	2	3	4	5	6	7	8	9	AB R H RBI BB SO LOB	TOP	
Toby Harrah, R (1, 4) OBP: 0.488, SLG: 0.398 Wayne Tolleson, S (8, PR) OBP: 0.311, SLG: 0.311 (8, 4)	0-0 2B		0-0 F9			0-0 SF8 3B		0-0 1B		4 1 3 1 0 0 0 0 0 0 0 0 0 0		
Oddibe McDowell, L (1, 8) OBP: 0.184, SLG: 0.200	0-3 K			0-0 F9		0-0 SF8		0-0 F8		3 0 0 1 0 1 2		
Buddy Bell, R (1, 5) OBP: 0.347, SLG: 0.413	0-0 F2			0-0 F8		0-0 6-3		0-0 F4		4 0 0 0 0 0 2		
Pete O'Brien, L (1, 3) OBP: 0.283, SLG: 0.355	0-0 1-3			0-3 K		0-0 4-3			0-0 F7	4 0 0 0 0 1 1		
Gary Ward, R (1, 7) OBP: 0.313, SLG: 0.408		0-0 6-3			0-0 F9		4-0 4-3 1-3 BB		0-0 6-3	3 0 0 0 1 0 0		
Cliff Johnson, R (1, 10) OBP: 0.337, SLG: 0.451		0-0 4-3			0-0 1B		0-0 1-2 1-3		0-0 F9	4 0 1 0 0 0 1		
Larry Parrish, R (1, 9) OBP: 0.297, SLG: 0.364		0-3 K			0-0 F9		0-0 4-3 2-3			3 0 0 0 0 1 2		
Don Slaught, R (1, 2) OBP: 0.287, SLG: 0.342			0-0 1-3		0-0 F7		0-0 F8			3 0 0 0 0 0 2		
Curtis Wilkerson, S (1, 6) OBP: 0.298, SLG: 0.321			0-0 5-3			0-0 E7 3B		0-0 G3		3 1 0 0 0 0 0		
<b>Inning Stats</b>	R: 0 H: 1 E: 0 LOB: 1 K: 1 BB: 0 S: 6 P: 6	R: 0 H: 0 E: 0 LOB: 0 K: 1 BB: 0 S: 5 P: 5	R: 0 H: 0 E: 0 LOB: 0 K: 0 BB: 0 S: 3 P: 3	R: 0 H: 0 E: 0 LOB: 0 K: 1 BB: 0 S: 5 P: 5	R: 0 H: 1 E: 0 LOB: 1 K: 0 BB: 0 S: 4 P: 4	R: 2 H: 1 E: 1 LOB: 0 K: 0 BB: 0 S: 5 P: 5	R: 0 H: 0 E: 0 LOB: 1 K: 0 BB: 1 S: 3 P: 7	R: 0 H: 1 E: 0 LOB: 1 K: 0 BB: 0 S: 4 P: 4	R: 0 H: 0 E: 0 LOB: 0 K: 0 BB: 0 S: 3 P: 3	1B: 2 SF: 1 2B: 1 SAC: 0 3B: 1 DP: 0 HR: 0 HBP: 0	WP: 0 PA: 33 PB: 0 SB: 0 CS: 0	
<b>PITCHER</b> Bret Saberhagen, R (1, 1) ERA: 3.51 Dan Quisenberry, R (7, 1) ERA: 2.91	IP WLS BF H R ER SO BB IBB HBP BLK WP HR S P ERA WHIP											<b>PITCHER</b> IP WLS BF H R ER SO BB IBB HBP BLK WP HR S P ERA WHIP
	6.0 W 23 3 2 1 3 1 0 0 0 0 0 0 28 32 1.50 0.667											

Texas Rangers @ Kansas City Royals  
Royals Stadium, Kansas City, MO  
Mon May 27 1985, 8:05 PM EDT  
Att: 30,803 - Unknown

livebaseballscorecards.com

AB 31  
R 2  
H 4  
RBI 2  
BB 1  
SO 3  
LOB 10



Batter	1	2	3	4	5	6	7	8	9	AB	R	H	RBI	BB	SO	LOB
Willie Wilson, S OBP: 0.325, SLG: 0.462 (1, 8)	0-0 1-3		0-0 2B 3B	0-0 1-2f		0-0 F8				4	1	1	0	0	0	1
Lonnie Smith, R OBP: 0.374, SLG: 0.309 (1, 7) Lynn Jones, R OBP: 0.209, SLG: 0.231 (8, 7)	4-0 S S BB		1-0 2B HBP	0-0 1B			0-0 5-3			2	2	1	0	1	0	0
George Brett, L OBP: 0.415, SLG: 0.532 (1, 5)	0-3 K 1-2		0-0 G3 1B 2B	0-0 1B			0-0 1B 1B			4	1	3	3	0	1	1
Jorge Orta, L OBP: 0.333, SLG: 0.430 (1, 10) Hal McRae, R OBP: 0.328, SLG: 0.320 (7, PH)	4-0 S BB		0-0 G3 2-3	0-3 K			0-0 F7			2	0	0	0	1	1	2
Steve Balboni, R OBP: 0.303, SLG: 0.435 (1, 3)	0-3 K 1-2 2-3		0-0 1B 1B		0-0 6-3		0-0 1-2 1B			4	0	2	1	0	1	2
Pat Sheridan, L OBP: 0.319, SLG: 0.343 (1, 9)		0-3 K	0-0 1-2 1B		0-0 4-3		0-0 F7			4	0	1	0	0	1	2
Frank White, R OBP: 0.262, SLG: 0.441 (1, 4)		0-0 F8	0-0 F6		0-0 F8			0-0 5-3		4	0	0	0	0	0	2
Jim Sundberg, R OBP: 0.287, SLG: 0.391 (1, 2)		0-0 FC6-4 1B	0-0 F8			0-0 6-3		0-0 F9		4	0	1	0	0	0	2
Onix Concepcion, R OBP: 0.214, SLG: 0.224 (1, 6)		0-0 FC6-4		0-0 G5-4-3 1B		0-0 1-3		0-0 6-3		4	0	1	0	0	0	1

Inning Stats	R: 0	H: 0	E: 0	K: 2	S: 7	R: 0	H: 1	E: 0	K: 1	S: 6	R: 3	H: 4	E: 0	K: 0	S: 7	R: 1	H: 3	E: 0	K: 1	S: 7	R: 0	H: 0	E: 0	K: 0	S: 3	R: 0	H: 2	E: 0	K: 0	S: 5	R: 0	H: 0	E: 0	K: 0	S: 3	R: 0	H: 0	E: 0	K: 0	S: 3	1B: 8	2B: 1	3B: 1	HR: 0	SF: 0	SAC: 0	DP: 1	HBP: 1	WP: 0	PA: 36
--------------	------	------	------	------	------	------	------	------	------	------	------	------	------	------	------	------	------	------	------	------	------	------	------	------	------	------	------	------	------	------	------	------	------	------	------	------	------	------	------	------	-------	-------	-------	-------	-------	--------	-------	--------	-------	--------

PITCHER	IP	WLS	BF	H	R	ER	SO	BB	IBB	HBP	BLK	WP	HR	S	P	ERA	WHIP
Dickie Noles, R ERA: 3.59 (1, 1)	2.1	L	15	5	3	3	3	2	0	1	0	0	0	18	27	11.57	3.000
Chris Welsh, L ERA: 1.93 (3, 1)	4.2		18	5	1	1	1	0	0	0	0	0	0	20	20	1.93	1.071
Dave Stewart, R ERA: 6.75 (8, 1)	1.0		3	0	0	0	0	0	0	0	0	0	0	3	3	0.00	0.000

BOTTOM

Texas Rangers @ Kansas City Royals  
 Royals Stadium, Kansas City, MO  
 Mon May 27 1985, 8:05 PM EDT  
 Att. 30,803 - Unknown

livebaseballscores.com

AB	33
R	4
H	10
RBI	4
BB	2
SO	4
LOB	14





Batter	1	2	3	4	5	6	7	8	9	AB R H RBI BB SO LOB	TOP									
<b>Oddibe McDowell, L</b> (1, 8) OBP: 0.186, SLG: 0.231	0-0 B4-3		0-0 F8 1-H 2B	0-0 SF9			0-0 F7	0-0 F7		4 0 1 2 0 0 2										
<b>Curtis Wilkerson, S</b> (1, 6) OBP: 0.286, SLG: 0.308	0-3 K		0-0 F8	0-3 K			0-0 1-3		0-0 6-3	5 0 0 0 0 2 3										
<b>Buddy Bell, R</b> (1, 5) OBP: 0.348, SLG: 0.419	0-0 5-3		0-0 F8 2-3	0-0 1-3			0-0 1B		0-0 3-1 E 2B	5 1 2 0 0 0 3										
<b>Pete O'Brien, L</b> (1, 3) OBP: 0.281, SLG: 0.346		0-0 4-3	4-0 BB BB		0-0 F7		0-0 F7		0-0 3-1	4 0 0 0 1 0 2										
<b>Gary Ward, R</b> (1, 7) OBP: 0.321, SLG: 0.416		0-0 6-3	4-0 1-2 BB		0-0 F8			0-0 S 1B 2B	0-0 E1 2B 1B	4 2 2 1 1 0 0										
<b>Cliff Johnson, R</b> (1, 10) OBP: 0.339, SLG: 0.452		4-0 BB BB	0-0 F8		0-0 L4			0-0 F8	0-0 1B 2B	4 1 1 1 1 0 4										
<b>Larry Parrish, R</b> (1, 9) OBP: 0.306, SLG: 0.367		4-0 1-2 BB		0-0 1B SF9 1B		0-0 3-1		0-3 K	0-0 2-H 1B	4 1 2 1 1 1 1										
<b>Don Slaught, R</b> (1, 2) OBP: 0.291, SLG: 0.344	0-0 4-3		0-0 SF9 1B 1B		0-0 F3			0-0 2-H 1B	0-0 F9	5 0 2 1 0 0 3										
<b>Wayne Tolleson, S</b> (1, 4) OBP: 0.347, SLG: 0.347			0-0 S 2B 1B	0-0 S 1B		0-0 1-3		0-0 1-2 1B		4 1 3 0 0 0 0										
<b>Inning Stats</b>	R: 0 E: 0 K: 1 S: 5	H: 0 LOB: 0 BB: 0 P: 5	R: 0 E: 0 K: 0 S: 3	H: 0 LOB: 2 BB: 2 P: 11	R: 1 E: 0 K: 0 S: 5	H: 2 LOB: 3 BB: 2 P: 13	R: 1 E: 0 K: 1 S: 8	H: 3 LOB: 2 BB: 0 P: 8	R: 0 E: 0 K: 0 S: 3	H: 0 LOB: 0 BB: 0 P: 3	R: 0 E: 0 K: 0 S: 4	H: 1 LOB: 1 BB: 0 P: 4	R: 1 E: 0 K: 1 S: 8	H: 3 LOB: 2 BB: 0 P: 8	R: 3 E: 1 K: 0 S: 7	H: 4 LOB: 1 BB: 0 P: 7	1B: 9 2B: 4 3B: 0 HR: 0	SF: 1 SAC: 0 DP: 0 HBP: 0	WP: 0 PB: 0 SB: 3 CS: 0	PA: 44
<b>PITCHER</b>	IP WLS BF H R ER SO BB IBB HBP BLK WP HR S P ERA WHIP																			
<b>Mark Gubicza, R</b> (1, 1) ERA: 4.91	7.0 L 31 6 2 2 2 4 0 0 0 0 0 0 31 47 2.57 1.429																			
<b>Joe Beckwith, R</b> (8, 1) ERA: 3.38	2.0 13 7 4 4 1 0 0 0 0 0 0 0 15 15 18.00 3.500																			

Texas Rangers @ Kansas City Royals  
Royals Stadium, Kansas City, MO  
Tue May 28 1985, 8:05 PM EDT  
Att: 19,160 - Unknown

livebaseballscorecards.com

AB	39
R	6
H	13
RBI	6
BB	4
SO	3
LOB	18



Batter	1	2	3	4	5	6	7	8	9	AB R H RBI BB SO LOB
Willie Wilson, S OBP: 0.323, SLG: 0.463 (1, 8) X	0-0 4-3 ①			X 0-0 1B 2B		S 0-3 K ①		X 0-0 F5 ①		4 1 1 0 0 1 0
Lonnie Smith, R OBP: 0.364, SLG: 0.299 (1, 7) X	0-0 F9 ②			X 0-0 6-3 ①		X 0-0 F8 ②		X 0-0 F8 ②		4 0 0 0 0 0 1
George Brett, L OBP: 0.411, SLG: 0.525 (1, 5) X	0-0 4-3 ③			S 0-3 K ②		X 0-0 1B		X 0-0 L7 ③		4 0 1 0 0 1 1
Jorge Orta, L OBP: 0.331, SLG: 0.424 (1, 10)		X 0-0 F7 ①		X 0-0 2B 1B 2-H		X 0-0 L7 ③			X 0-0 F9 ①	4 0 1 1 0 0 1
Steve Balboni, R OBP: 0.302, SLG: 0.436 (1, 3)		S 0-3 K ②		X 0-0 1B 2B 1-3			X 0-0 5-3 ①		X 0-0 5-3 ②	4 0 1 0 0 1 0
Pat Sheridan, L OBP: 0.309, SLG: 0.330 (1, 9)		X 0-0 G3 ③		X 0-0 1-3 ③			X 0-0 G3 ②		X 0-0 F7 ③	4 0 0 0 0 0 2
Frank White, R OBP: 0.270, SLG: 0.446 (1, 4)			X 0-0 CS 1B		X 0-0 L6 ①		X 0-0 1B 1B			3 0 2 0 0 0 0
Jim Sundberg, R OBP: 0.288, SLG: 0.389 (1, 2)			S 0-3 K ① ②		X 0-0 5-3 ②		X 0-0 1B 1B 1-3			3 0 1 0 0 1 1
Onix Concepcion, R OBP: 0.210, SLG: 0.220 (1, 6)			X 0-0 F3 ③		X 0-0 6-3 ③		X 0-0 4-3 ③			2 0 0 0 0 0 0
Dane Iorg, L OBP: 0.257, SLG: 0.344 (7, PH)										1 0 0 0 0 0 2
Buddy Biancalana, S OBP: 0.211, SLG: 0.206 (8, 6)										0 0 0 0 0 0 0

<b>Inning Stats</b>	R: 0 H: 0 E: 0 K: 0 S: 3	H: 0 LOB: 0 BB: 0 P: 3	R: 0 H: 0 E: 0 K: 1 S: 5	H: 0 LOB: 0 BB: 0 P: 5	R: 0 H: 1 E: 0 K: 1 S: 5	H: 1 LOB: 0 BB: 0 P: 5	R: 1 H: 3 E: 0 K: 1 S: 8	H: 3 LOB: 2 BB: 0 P: 8	R: 0 H: 0 E: 0 K: 0 S: 3	H: 0 LOB: 0 BB: 0 P: 3	R: 0 H: 1 E: 0 K: 1 S: 6	H: 1 LOB: 1 BB: 0 P: 6	R: 0 H: 2 E: 0 K: 0 S: 5	H: 2 LOB: 2 BB: 0 P: 5	R: 0 H: 0 E: 0 K: 0 S: 3	H: 0 LOB: 0 BB: 0 P: 3	R: 0 H: 0 E: 0 K: 0 S: 3	H: 0 LOB: 0 BB: 0 P: 3	1B: 5 SF: 0 2B: 3 SAC: 0 3B: 0 DP: 1 HR: 0 HBP: 0
<b>PITCHER</b> Burt Hooton, R ERA: 2.82 (1, 1)	IP 9.0 WLS W BF 33 H 7 R 1 ER 1 SO 4 BB 0 IBB 0 HBP 0 BLK 0 WP 0 HR 0 S 41 P 41 ERA 1.00 WHIP 0.778																		
<b>PITCHER</b>	IP WLS BF H R ER SO BB IBB HBP BLK WP HR S P ERA WHIP																		

**BOTTOM**

**Texas Rangers @ Kansas City Royals**  
**Royals Stadium, Kansas City, MO**  
 Tue May 28 1985, 8:05 PM EDT  
 Att. 19,160 - Unknown

<b>AB</b>	<b>33</b>
<b>R</b>	<b>1</b>
<b>H</b>	<b>7</b>
<b>RBI</b>	<b>1</b>
<b>BB</b>	<b>0</b>
<b>SO</b>	<b>4</b>
<b>LOB</b>	<b>8</b>



WP: 0	PA: 33
PB: 0	
SB: 0	
CS: 1	

livebaseballscorecards.com



Batter	1	2	3	4	5	6	7	8	9	AB R H RBI BB SO LOB	TOP											
<b>Toby Harrah, R</b> (1, 4) OBP: 0.486, SLG: 0.393	4-0 F8 BB BB		x 0-0 F5		x 0-0 1B 1B		x 0-0 F9		x 0-0 F9	4 0 1 0 1 0 1												
<b>Oddibe McDowell, L</b> (1, 8) OBP: 0.208, SLG: 0.273	0-3 K		x 0-0 2B		x 0-0 1-2 1B		x 0-0 G1-6-3		x 0-0 G3	5 0 2 0 0 1 2												
<b>Buddy Bell, R</b> (1, 5) OBP: 0.357, SLG: 0.420	4-0 FC6-4 1-2 BB		4-0 BB		x 0-0 F9			x 0-0 1B 2B 1B		2 1 1 0 2 0 2												
<b>Larry Parrish, R</b> (1, 9) OBP: 0.305, SLG: 0.364	x 0-0 F8 2-3		0-3 K		x 0-0 6-3			x 0-0 2B 1-2 SF7 1B		4 1 1 0 0 1 6												
<b>Gary Ward, R</b> (1, 7) OBP: 0.325, SLG: 0.424	x 0-0 FC6-4 1-2f			x 0-0 3-1 B1-3 1B		x 0-0 4-3		x 0-0 4-3 1-3 2-H 2B		4 0 2 1 0 0 2												
<b>Cliff Johnson, R</b> (1, 10) OBP: 0.331, SLG: 0.443		x 0-0 5-3		x 0-0 1-2 B1-3		x 0-0 F7		x 0-0 3-H SF7		3 0 0 1 0 0 1												
<b>Pete O'Brien, L</b> (1, 3) OBP: 0.275, SLG: 0.337		x 0-0 1-3		x 0-0 2-3 3-1		x 0-0 6-3		x 0-0 2-3 4-3		4 0 0 0 0 0 2												
<b>Don Slaught, R</b> (1, 2) OBP: 0.285, SLG: 0.336		x 0-0 6-3		x 0-0 6-3			x 0-0 F8	x 0-0 4-3		3 0 0 0 0 0 1												
<b>Bob Jones, L</b> (8, PH) OBP: 0.207, SLG: 0.214										1 0 0 0 0 0 1												
<b>Glenn Brummer, R</b> (8, 2) OBP: 0.438, SLG: 0.346										0 0 0 0 0 0 0												
<b>Wayne Tolleson, S</b> (1, 6) OBP: 0.340, SLG: 0.340			x 0-0 4-3		x 0-0 4-3		x 0-0 1B	x 0-0 4-3		4 0 1 0 0 0 0												
<b>Inning Stats</b>	R: 0 E: 0 K: 1 S: 5	H: 0 LOB: 2 BB: 2 P: 13	R: 0 E: 0 K: 0 S: 3	H: 0 LOB: 0 BB: 0 P: 3	R: 0 E: 0 K: 1 S: 6	H: 1 LOB: 2 BB: 1 P: 10	R: 0 E: 0 K: 0 S: 4	H: 1 LOB: 1 BB: 0 P: 4	R: 0 E: 0 K: 0 S: 5	H: 2 LOB: 2 BB: 0 P: 5	R: 0 E: 0 K: 0 S: 3	H: 0 LOB: 0 BB: 0 P: 3	R: 0 E: 0 K: 0 S: 4	H: 1 LOB: 1 BB: 0 P: 4	R: 2 E: 0 K: 0 S: 6	H: 3 LOB: 1 BB: 0 P: 6	R: 0 E: 0 K: 0 S: 3	H: 0 LOB: 0 BB: 0 P: 3	1B: 6 2B: 2 3B: 0 HR: 0	SF: 1 SAC: 0 DP: 0 HBP: 0	WP: 0 PB: 0 SB: 0 CS: 0	PA: 38
<b>PITCHER</b>	IP WLS BF H R ER SO BB IBB HBP BLK WP HR S P ERA WHIP																					
<b>Danny Jackson, L</b> (1, 1) ERA: 3.63	7.0 W 32 8 2 2 2 3 0 0 0 0 0 0 33 45 2.57 1.571																					
<b>Dan Quisenberry, R</b> (8, 1) ERA: 2.75	2.0 S 6 0 0 0 0 0 0 0 0 0 0 0 6 6 0.00 0.000																					

**Texas Rangers @ Kansas City Royals**  
**Royals Stadium, Kansas City, MO**  
 Wed May 29 1985, 8:05 PM EDT  
 Att: 20,692 - Unknown

[livebaseballscorecards.com](http://livebaseballscorecards.com)

AB	34
R	2
H	8
RBI	2
BB	3
SO	2
LOB	18







Batter	1	2	3	4	5	6	7	8	9	AB R H RBI BB SO LOB	TOP
Willie Wilson, S (1, 8) OBP: 0.314, SLG: 0.444	4-0 1B SF7 6-3 BB	0-0 L5			0-0 G3		0-0 G3		0-3 K	4 1 0 0 1 1 2	<b>Kansas City Royals @ Chicago White Sox</b> Comiskey Park, Chicago, IL Thu May 30 1985, 8:05 PM EDT Att: 16,041 - Unknown <a href="http://livebaseballscorecards.com">livebaseballscorecards.com</a>
Lonnie Smith, R (1, 7) OBP: 0.354, SLG: 0.291	0-0 6-3		0-0 6-3		0-0 1B 1B		0-0 B1-3			4 0 1 0 0 0 1	
George Brett, L (1, 5) OBP: 0.420, SLG: 0.545	0-0 2B 1B		0-0 F7		0-0 1B 1B		0-0 6-3			4 1 2 0 0 0 0	
Jorge Orta, L (1, 10) OBP: 0.326, SLG: 0.416	0-0 SF7		0-0 1B		0-0 G3			0-0 G3		3 0 1 1 0 0 2	
Steve Balboni, R (1, 3) OBP: 0.305, SLG: 0.436	0-0 2B		0-0 F9		0-0 F2			4-0 FC6-5 WP BB		3 0 1 1 1 0 1	
Pat Sheridan, L (1, 9) OBP: 0.298, SLG: 0.310	0-3 K			0-0 6-3		0-0 4-3		0-0 FC6-5 CS		4 0 0 0 0 1 2	
Frank White, R (1, 4) OBP: 0.269, SLG: 0.445		0-0 F5		0-0 6-3		0-0 3B 3B		0-0 CS	4-0 FC3-6 BB	3 1 1 0 1 0 0	
Jim Sundberg, R (1, 2) OBP: 0.288, SLG: 0.401		0-0 5-3		0-0 5-3		0-0 3B			0-3 K	4 0 1 1 0 1 1	
Onix Concepcion, R (1, 6) OBP: 0.209, SLG: 0.219 Dane Iorg, L (9, PH) OBP: 0.250, SLG: 0.333 Buddy Biancalana, S (9, PR) OBP: 0.211, SLG: 0.206		0-0 1B			0-0 6-3	0-0 5-3			0-0 FC3-6	3 0 1 0 0 0 1 1 0 0 0 0 0 1 0 0 0 0 0 0 0	
<b>Inning Stats</b>	R: 2 H: 2 E: 0 LOB: 1 K: 1 BB: 1 S: 7 P: 11	R: 0 H: 1 E: 0 LOB: 1 K: 0 BB: 0 S: 4 P: 4	R: 0 H: 1 E: 0 LOB: 1 K: 0 BB: 0 S: 4 P: 4	R: 0 H: 0 E: 0 LOB: 0 K: 0 BB: 0 S: 3 P: 3	R: 0 H: 2 E: 0 LOB: 2 K: 0 BB: 0 S: 5 P: 5	R: 1 H: 2 E: 0 LOB: 1 K: 0 BB: 0 S: 5 P: 5	R: 0 H: 0 E: 0 LOB: 0 K: 0 BB: 1 S: 3 P: 3	R: 0 H: 0 E: 0 LOB: 0 K: 2 BB: 1 S: 7 P: 6	R: 0 H: 0 E: 0 LOB: 1 K: 2 BB: 1 S: 7 P: 11	1B: 5 SF: 1 2B: 1 SAC: 0 3B: 2 DP: 0 HR: 0 HBP: 0	WP: 1 PA: 38 PB: 0 SB: 1 CS: 1
<b>PITCHER</b>	IP WLS BF H R ER SO BB IBB HBP BLK WP HR S P ERA WHIP										
Tom Seaver, R (1, 1) ERA: 2.99	7.1 W 32 8 3 3 1 2 0 0 0 0 0 0 32 40 3.68 1.364										
Gene Nelson, R (8, 1) ERA: 3.75	0.2 2 0 0 0 0 1 0 0 0 1 0 1 5 0.00 1.500										
Bob James, R (9, 1) ERA: 2.96	1.0 S 3 0 0 0 2 0 0 0 0 0 0 0 7 7 0.00 0.000										








Batter	1	2	3	4	5	6	7	8	9
<b>Scott Fletcher, R</b> (1, 4) <small>OBP: 0.302, SLG: 0.248</small> <b>Jerry Hairston, S</b> (7, PH) <small>OBP: 0.372, SLG: 0.364</small> <b>Bryan Little, S</b> (8, 4) <small>OBP: 0.444, SLG: 0.500</small>	0-0 4-3		0-0 L8			0-0 F8	0-0 SF7		
<b>Tim Hulett, R</b> (1, 5) <small>OBP: 0.400, SLG: 0.542</small>	0-0 5-3			0-0 F9		0-0 HR	0-0 2B 1B		
<b>Harold Baines, L</b> (1, 9) <small>OBP: 0.322, SLG: 0.386</small>	0-0 F8			0-0 4-3		0-0 HR 1B	0-0 1-3 2B		
<b>Ron Kittle, R</b> (1, 7) <small>OBP: 0.242, SLG: 0.373</small> <b>Daryl Boston, L</b> (8, 8) <small>OBP: 0.278, SLG: 0.320</small>		0-0 HR		0-0 5-3		0-0 F8	0-3 K		
<b>Carlton Fisk, R</b> (1, 2) <small>OBP: 0.345, SLG: 0.593</small>		0-3 K			0-3 K	0-0 1-H HR	0-0 6-3		
<b>Tom Paciorek, R</b> (1, 10) <small>OBP: 0.265, SLG: 0.234</small> <b>Oscar Gamble, L</b> (6, PH) <small>OBP: 0.352, SLG: 0.400</small>		0-0 F9			0-0 HR 1B	0-0 6-3	0-0 6-4 WP 1B		
<b>Greg Walker, L</b> (1, 3) <small>OBP: 0.335, SLG: 0.484</small>		0-0 4-3			0-3 K		0-0 1B SF7 1B	4-0 1-2 BB	
<b>Luis Salazar, R</b> (1, 8) <small>OBP: 0.191, SLG: 0.286</small> <b>Rudy Law, L</b> (7, PH) <small>OBP: 0.283, SLG: 0.351</small>			0-3 K		0-0 1-H HR		0-0 F7	0-0 6-4	
<b>Ozzie Guillen, L</b> (1, 6) <small>OBP: 0.262, SLG: 0.267</small>			0-3 K		0-0 G4-1		0-0 1-3 1B 1B		

AB	R	H	RBI	BB	SO	LOB
3	0	0	0	0	0	0
0	0	0	1	0	0	0
0	0	0	0	0	0	0
4	1	2	2	0	0	0
4	1	2	0	0	0	0
4	1	1	1	0	1	3
0	0	0	0	0	0	0
4	1	1	2	0	2	0
2	1	1	0	0	0	0
2	0	1	0	0	0	0
3	1	1	0	1	1	1
2	1	1	2	0	1	0
2	0	0	0	0	0	3
3	1	1	0	0	1	0

**BOTTOM**

**Kansas City Royals @ Chicago White Sox**  
 Comiskey Park, Chicago, IL  
 Fri May 31 1985, 8:05 PM EDT  
 Att. 25,493 - Unknown

<b>AB</b>	<b>33</b>
<b>R</b>	<b>8</b>
<b>H</b>	<b>11</b>
<b>RBI</b>	<b>8</b>
<b>BB</b>	<b>1</b>
<b>SO</b>	<b>6</b>
<b>LOB</b>	<b>7</b>



Inning Stats	R: 0	H: 0	E: 0	K: 0	S: 3	R: 1	H: 1	E: 0	K: 1	S: 6	R: 0	H: 0	E: 0	K: 2	S: 7	R: 0	H: 0	E: 0	K: 0	S: 3	R: 2	H: 2	E: 0	K: 2	S: 9	R: 3	H: 3	E: 0	K: 0	S: 6	R: 2	H: 4	E: 1	K: 1	S: 9	R: 0	H: 1	E: 0	K: 0	S: 3	
<b>IP</b>	5.2	5.0	5.0	5.0	5.0	5.0	5.0	5.0	5.0	5.0	5.0	5.0	5.0	5.0	5.0	5.0	5.0	5.0	5.0	5.0	5.0	5.0	5.0	5.0	5.0	5.0	5.0	5.0	5.0	5.0	5.0	5.0	5.0	5.0	5.0	5.0	5.0	5.0	5.0	5.0	
<b>WLS</b>	L																																								
<b>BF</b>	23	23	23	23	23	23	23	23	23	23	23	23	23	23	23	23	23	23	23	23	23	23	23	23	23	23	23	23	23	23	23	23	23	23	23	23	23	23	23	23	23
<b>H</b>	6	6	6	6	6	6	6	6	6	6	6	6	6	6	6	6	6	6	6	6	6	6	6	6	6	6	6	6	6	6	6	6	6	6	6	6	6	6	6	6	6
<b>R</b>	6	6	6	6	6	6	6	6	6	6	6	6	6	6	6	6	6	6	6	6	6	6	6	6	6	6	6	6	6	6	6	6	6	6	6	6	6	6	6	6	6
<b>ER</b>	6	6	6	6	6	6	6	6	6	6	6	6	6	6	6	6	6	6	6	6	6	6	6	6	6	6	6	6	6	6	6	6	6	6	6	6	6	6	6	6	6
<b>SO</b>	5	5	5	5	5	5	5	5	5	5	5	5	5	5	5	5	5	5	5	5	5	5	5	5	5	5	5	5	5	5	5	5	5	5	5	5	5	5	5	5	5
<b>BB</b>	0	0	0	0	0	0	0	0	0	0	0	0	0	0	0	0	0	0	0	0	0	0	0	0	0	0	0	0	0	0	0	0	0	0	0	0	0	0	0	0	0
<b>IBB</b>	0	0	0	0	0	0	0	0	0	0	0	0	0	0	0	0	0	0	0	0	0	0	0	0	0	0	0	0	0	0	0	0	0	0	0	0	0	0	0	0	0
<b>HBP</b>	0	0	0	0	0	0	0	0	0	0	0	0	0	0	0	0	0	0	0	0	0	0	0	0	0	0	0	0	0	0	0	0	0	0	0	0	0	0	0	0	0
<b>BLK</b>	0	0	0	0	0	0	0	0	0	0	0	0	0	0	0	0	0	0	0	0	0	0	0	0	0	0	0	0	0	0	0	0	0	0	0	0	0	0	0	0	0
<b>WP</b>	0	0	0	0	0	0	0	0	0	0	0	0	0	0	0	0	0	0	0	0	0	0	0	0	0	0	0	0	0	0	0	0	0	0	0	0	0	0	0	0	0
<b>HR</b>	4	4	4	4	4	4	4	4	4	4	4	4	4	4	4	4	4	4	4	4	4	4	4	4	4	4	4	4	4	4	4	4	4	4	4	4	4	4	4	4	4
<b>S</b>	33	33	33	33	33	33	33	33	33	33	33	33	33	33	33	33	33	33	33	33	33	33	33	33	33	33	33	33	33	33	33	33	33	33	33	33	33	33	33	33	33
<b>P</b>	33	33	33	33	33	33	33	33	33	33	33	33	33	33	33	33	33	33	33	33	33	33	33	33	33	33	33	33	33	33	33	33	33	33	33	33	33	33	33	33	33
<b>ERA</b>	9.53	9.53	9.53	9.53	9.53	9.53	9.53	9.53	9.53	9.53	9.53	9.53	9.53	9.53	9.53	9.53	9.53	9.53	9.53	9.53	9.53	9.53	9.53	9.53	9.53	9.53	9.53	9.53	9.53	9.53	9.53	9.53	9.53	9.53	9.53	9.53	9.53	9.53	9.53	9.53	
<b>WHIP</b>	1.059	1.059	1.059	1.059	1.059	1.059	1.059	1.059	1.059	1.059	1.059	1.059	1.059	1.059	1.059	1.059	1.059	1.059	1.059	1.059	1.059	1.059	1.059	1.059	1.059	1.059	1.059	1.059	1.059	1.059	1.059	1.059	1.059	1.059	1.059	1.059	1.059	1.059	1.059	1.059	1.059

WP	PA	ERA	WHIP
1	35		
0			
0			



Batter	1	2	3	4	5	6	7	8	9	AB R H RBI BB SO LOB
Willie Wilson, S OBP: 0.313, SLG: 0.439 (1, 8)	4-0 1B BB		0-0 6-3		0-0 SF8 1B 2B	0-3 K		0-3 K		4 2 1 1 1 2 1
Lonnie Smith, R OBP: 0.352, SLG: 0.288 Lynn Jones, R OBP: 0.239, SLG: 0.286 (1, 7) (5, 7)	4-0 1B FC4-6 BB		0-0 5-3		0-0 SF8	0-0 BB 1B		0-3 K		1 1 0 1 1 0 0 2 0 1 0 0 1 0
George Brett, L OBP: 0.426, SLG: 0.552 (1, 5)	0-0 FC4-6 1B		0-0 F7		4-0 1B BB	4-0 BB BB			0-0 6-3	3 1 1 1 2 0 0
Steve Balboni, R OBP: 0.296, SLG: 0.417 (1, 3)	0-3 K			4-0 1B BB	0-3 K	0-3 K			0-0 F6	4 0 0 0 1 3 7
Frank White, R OBP: 0.267, SLG: 0.432 (1, 4)	0-0 FC4-6 FC6-4 1-2f 3-H			0-0 F7	0-0 E 1B			0-3 K	0-0 4-3	5 0 1 3 0 1 2
Darryl Motley, R OBP: 0.248, SLG: 0.386 (1, 9)	0-0 FC6-4			0-0 G4-6-3 1B	0-0 E5			0-0 HR		4 1 2 1 0 0 2
Hal McRae, R OBP: 0.318, SLG: 0.309 Jorge Orta, L OBP: 0.326, SLG: 0.414 (1, 10) (5, PH)		0-0 CS 1B		0-0 G4-6-3 1-2f	0-0 F8			0-0 F7		2 0 1 0 0 0 2 2 0 0 0 0 0 2
Jim Sundberg, R OBP: 0.286, SLG: 0.414 (1, 2)		0-0 F4			0-0 E5 1B 2B	0-0 6-3		0-3 K		4 1 0 0 0 1 1
Greg Pryor, R OBP: 0.323, SLG: 0.379 Onix Concepcion, R OBP: 0.211, SLG: 0.213 (1, 6) (6, PR) (6, 6)		0-0 F7			0-0 2B SF8 1B	0-0 1B 1B		0-3 K		3 1 2 0 0 0 1 1 0 0 0 0 1 0

Inning Stats	R: 2 E: 0 K: 1 S: 6	H: 1 LOB: 1 BB: 2 P: 14	R: 0 E: 0 K: 0 S: 3	H: 1 LOB: 0 BB: 0 P: 3	R: 0 E: 0 K: 0 S: 3	H: 0 LOB: 0 BB: 0 P: 3	R: 0 E: 0 K: 0 S: 3	H: 1 LOB: 1 BB: 1 P: 7	R: 4 E: 2 K: 1 S: 10	H: 3 LOB: 2 BB: 1 P: 14	R: 0 E: 0 K: 2 S: 9	H: 2 LOB: 3 BB: 1 P: 13	R: 1 E: 0 K: 2 S: 8	H: 1 LOB: 0 BB: 0 P: 8	R: 0 E: 0 K: 3 S: 9	H: 0 LOB: 0 BB: 0 P: 9	R: 0 E: 0 K: 0 S: 3	H: 0 LOB: 0 BB: 0 P: 3	1B: 7 2B: 1 3B: 0 HR: 1	SF: 1 SAC: 0 DP: 1 HBP: 0	WP: 0 PB: 0 SB: 2 CS: 1	PA: 41
--------------	------------------------------	----------------------------------	------------------------------	---------------------------------	------------------------------	---------------------------------	------------------------------	---------------------------------	-------------------------------	----------------------------------	------------------------------	----------------------------------	------------------------------	---------------------------------	------------------------------	---------------------------------	------------------------------	---------------------------------	----------------------------------	------------------------------------	----------------------------------	--------


PITCHER	IP	WLS	BF	H	R	ER	SO	BB	IBB	HBP	BLK	WP	HR	S	P	ERA	WHIP
Tim Lollar, L ERA: 4.79 (1, 1)	4.1		21	5	6	3	1	4	0	0	0	0	0	19	35	6.23	2.077
Dan Spillner, R ERA: 3.57 (5, 1)	2.2		14	4	1	1	5	1	0	0	0	0	1	23	27	3.38	1.875
Bob James, R ERA: 2.76 (8, 1)	2.0	W	6	0	0	0	3	0	0	0	0	0	0	12	12	0.00	0.000

**TOP**

**Kansas City Royals @ Chicago White Sox**  
Comiskey Park, Chicago, IL

Sat Jun 01 1985, 8:05 PM EDT  
Att. 32,398 - Unknown

AB	35
R	7
H	9
RBI	7
BB	5
SO	9
LOB	18



Batter	1	2	3	4	5	6	7	8	9
<b>Rudy Law, L</b> OBP: 0.290, SLG: 0.357 (1, 8) <b>Luis Salazar, R</b> OBP: 0.189, SLG: 0.282 (8, PH) (9, 7)	0-0 1B 2B 1B	0-0 F5		0-0 3-1			0-0 S 1B	0-0 F7	
<b>Bryan Little, S</b> OBP: 0.643, SLG: 0.600 (1, 4)	0-0 2B SF9 1B		4-0 HR BB		4-0 FC5-4 BB		0-0 2B 1B 1B	4-0 3-1 1B BB	
<b>Harold Baines, L</b> OBP: 0.324, SLG: 0.399 (1, 9)	0-0 2B		0-0 F8		0-0 F8		0-0 1B 2B	0-0 3-1	
<b>Greg Walker, L</b> OBP: 0.337, SLG: 0.481 (1, 3)	0-0 F7		0-0 F7		0-3 K		0-0 BB FC5-2 1B	0-0 1B	
<b>Carlton Fisk, R</b> OBP: 0.346, SLG: 0.612 (1, 2)	0-0 SF9		0-0 HR		0-0 FC5-4		0-0 FC5-2 BB 1B	0-0 F3	
<b>Oscar Gamble, L</b> OBP: 0.360, SLG: 0.387 (1, 10)	0-0 F6		0-3 K			4-0 BB	4-0 FC5-2 BB		
<b>Ron Kittle, R</b> OBP: 0.234, SLG: 0.360 (1, 7) <b>Jerry Hairston, S</b> OBP: 0.364, SLG: 0.353 (7, PH) <b>Daryl Boston, L</b> OBP: 0.278, SLG: 0.320 (8, 8)		0-0 6-3		0-3 K		0-3 K	0-0 FC5-2		
<b>Tim Hulett, R</b> OBP: 0.392, SLG: 0.539 (1, 5)		0-3 K		0-0 CS 2B		0-3 K	0-3 K		
<b>Ozzie Guillen, L</b> OBP: 0.264, SLG: 0.268 (1, 6) <b>Tom Paciorek, R</b> OBP: 0.261, SLG: 0.231 (7, PH) <b>Scott Fletcher, R</b> OBP: 0.302, SLG: 0.248 (8, 6)		0-0 1B		0-0 E3		0-3 K	0-3 K		


AB	R	H	RBI	BB	SO	LOB
4	2	2	0	0	0	2
1	0	0	0	0	0	0
2	4	2	1	3	0	0
5	1	2	1	0	0	3
5	0	2	2	0	1	4
4	1	2	4	0	0	2
2	0	0	0	2	1	1
3	0	0	0	0	2	1
1	0	0	0	0	0	3
0	0	0	0	0	0	0
4	0	1	0	0	3	4
3	0	1	0	0	1	2
1	0	0	0	0	1	3
0	0	0	0	0	0	0

**BOTTOM**

**Kansas City Royals @ Chicago White Sox**  
Comiskey Park, Chicago, IL

Sat Jun 01 1985, 8:05 PM EDT  
Att. 32,398 - Unknown

<b>AB</b>	<b>35</b>
<b>R</b>	<b>8</b>
<b>H</b>	<b>12</b>
<b>RBI</b>	<b>8</b>
<b>BB</b>	<b>5</b>
<b>SO</b>	<b>9</b>
<b>LOB</b>	<b>25</b>



Inning Stats	R: 2	H: 3	E: 0	K: 0	S: 6	H: 3	LOB: 1	BB: 0	P: 6	R: 0	H: 1	E: 0	K: 1	S: 6	H: 1	LOB: 0	BB: 1	P: 10	R: 0	H: 1	E: 1	K: 1	S: 6	H: 1	LOB: 1	BB: 0	P: 6	R: 0	H: 0	E: 0	K: 1	S: 5	H: 0	LOB: 1	BB: 1	P: 9	R: 0	H: 0	E: 0	K: 3	S: 9	H: 0	LOB: 1	BB: 1	P: 13	R: 3	H: 5	E: 0	K: 2	S: 12	H: 3	LOB: 3	BB: 1	P: 16	R: 1	H: 1	E: 0	K: 0	S: 4	H: 1	LOB: 1	BB: 1	P: 8
<b>PITCHER</b>	<b>IP</b>	<b>WLS</b>	<b>BF</b>	<b>H</b>	<b>R</b>	<b>ER</b>	<b>SO</b>	<b>BB</b>	<b>IBB</b>	<b>HBP</b>	<b>BLK</b>	<b>WP</b>	<b>HR</b>	<b>S</b>	<b>P</b>	<b>ERA</b>	<b>WHIP</b>																																														
<b>Bret Saberhagen, R</b> ERA: 3.74 (1, 1)	6.0		27	6	4	4	7	3	0	0	0	0	0	38	50	6.00	1.500																																														
<b>Dan Quisenberry, R</b> ERA: 3.5 (7, 1)	0.0		6	5	3	3	0	1	0	0	0	0	0	5	9	∞	∞																																														
<b>Mike Jones, L</b> ERA: 3.32 (7, 1)	2.0	L	8	1	1	1	2	1	0	0	0	0	0	11	15	4.50	1.000																																														

WP	PA	ERA	WHIP
0	41		





Batter	1	2	3	4	5	6	7	8	9
<b>Rudy Law, L</b> OBP: 0.305, SLG: 0.359 (1, 8) (7, 7)	0-0 BB 2B 1B	4-0 1-2 BB		0-0 L8			4-0 1-2 CS BB		
<b>Bryan Little, S</b> OBP: 0.556, SLG: 0.462 (1, 4)	4-0 1-2 2B HR BB	0-3 K			0-0 F9		0-3 1-2 K		
<b>Harold Baines, L</b> OBP: 0.322, SLG: 0.401 (1, 9)	0-0 1-3 2-H HR 2B	0-3 K			0-3 K			0-0 1-3	
<b>Greg Walker, L</b> OBP: 0.335, SLG: 0.494 (1, 3)	0-0 2-H 3-H HR		0-3 K		0-0 4-3			0-0 3-1	
<b>Oscar Gamble, L</b> OBP: 0.380, SLG: 0.381 <b>Luis Salazar, R</b> OBP: 0.189, SLG: 0.282 (1, 10) (8, PR)	4-0 G1-4-3 BB		4-0 G1-4-3 BB		0-0 4-3		4-0 BB	4-0 BB	
<b>Ron Kittle, R</b> OBP: 0.227, SLG: 0.348 <b>Daryl Boston, L</b> OBP: 0.275, SLG: 0.317 (1, 7) (7, 8)	0-3 K		0-0 G1-4-3 1-2f		0-0 F6		0-0 F7		
<b>Tim Hulett, R</b> OBP: 0.390, SLG: 0.526 (1, 5)	0-0 G1-4-3 1-2f			0-0 4-3		4-0 BB			
<b>Marc Hill, R</b> OBP: 0.222, SLG: 0.156 (1, 2)		4-0 BB BB		0-0 1B		0-0 F8			
<b>Ozzie Guillen, L</b> OBP: 0.265, SLG: 0.264 (1, 6)		0-0 F8		0-0 F6			4-0 CS BB		

Inning Stats	R: 4 E: 0 K: 1 S: 7	H: 3 LOB: 0 BB: 2 P: 15	R: 0 E: 0 K: 2 S: 7	H: 0 LOB: 2 BB: 2 P: 15	R: 0 E: 0 K: 1 S: 4	H: 0 LOB: 0 BB: 1 P: 8	R: 0 E: 0 K: 0 S: 4	H: 1 LOB: 1 BB: 0 P: 4	R: 0 E: 0 K: 1 S: 5	H: 0 LOB: 0 BB: 0 P: 5	R: 0 E: 0 K: 0 S: 3	H: 0 LOB: 1 BB: 1 P: 7	R: 0 E: 0 K: 1 S: 3	H: 0 LOB: 0 BB: 2 P: 11	R: 0 E: 0 K: 0 S: 3	H: 0 LOB: 1 BB: 1 P: 7
1B: 2 2B: 1 3B: 0 HR: 1	SF: 0 SAC: 0 DP: 2 HBP: 0	WP: 0 PB: 0 SB: 0 CS: 2	PA: 33													


PITCHER	IP	WLS	BF	H	R	ER	SO	BB	IBB	HBP	BLK	WP	HR	S	P	ERA	WHIP
<b>Mark Gubicza, R</b> ERA: 4.95 (1, 1)	7.0	L	29	4	4	4	6	8	0	0	0	0	1	33	65	5.14	1.714
<b>Michael LaCoss, R</b> ERA: 2.04 (8, 1)	1.0		4	0	0	0	0	1	0	0	0	0	0	3	7	0.00	1.000

**BOTTOM**

**Kansas City Royals @ Chicago White Sox**  
Comiskey Park, Chicago, IL

Sun Jun 02 1985, 4:33 AM EDT  
Att. 23,153 - Unknown

AB 24  
R 4  
H 4  
RBI 4  
BB 9  
SO 6  
LOB 13



livebaseballscorecards.com



Batter	1	2	3	4	5	6	7	8	9	AB R H RBI BB SO LOB	TOP		
Paul Molitor, R OBP: 0.369, SLG: 0.405 (1, 5) X	0-0 FC5-4 1B		0-0 F8		0-3 K		0-0 FC6-4 G4-6-3			4 0 1 0 0 1 3	<b>Milwaukee Brewers @ Kansas City Royals</b> Royals Stadium, Kansas City, MO Tue Jun 04 1985, 8:05 PM EDT Att: 18,788 - Unknown <a href="http://livebaseballscorecards.com">livebaseballscorecards.com</a>		
Charlie Moore, R OBP: 0.343, SLG: 0.375 (1, 2) X	0-0 FC5-4 BLK 1-2f		0-0 F2			0-0 2B 6-3 1B	0-0 G4-6-3 1-2f			4 1 1 0 0 0 3			
Cecil Cooper, L OBP: 0.341, SLG: 0.471 (1, 3) X	0-0 F8		0-0 3-1			0-0 6-3 SF7 2B		0-3 K		4 1 1 0 0 1 1			
Robin Yount, R OBP: 0.326, SLG: 0.447 (1, 7) X	0-0 F9 1-2			0-0 F9		0-0 6-3		0-3 K		4 0 0 1 0 1 2			
Ted Simmons, S OBP: 0.337, SLG: 0.325 (1, 10) X		0-0 5-3		0-0 5-3		0-0 SF7		0-0 F7		3 0 0 1 0 0 0			
Bobby Clark, R OBP: 0.321, SLG: 0.346 (1, 8) X		0-0 6-3		0-0 6-3		0-0 3-H 1B		0-3 K		4 0 1 0 0 1 0			
Mark Brouhard, R OBP: 0.400, SLG: 0.581 (1, 9) X		0-0 BLK 1B			0-0 F5	0-3 K		0-0 G6-4-3 1B		1 1 1 0 0 0 0 3 0 1 0 0 1 1			
Paul Householder, S OBP: 0.353, SLG: 0.373 (4, 9) X													
Jim Gantner, L OBP: 0.295, SLG: 0.351 (1, 4) X		0-0 1-H 1B			0-0 1B		0-0 FC6-4 1B		0-0 G6-4-3 1-2f	4 0 3 1 0 0 1			
Ed Romero, R OBP: 0.291, SLG: 0.229 (1, 6) X		0-0 5-3			0-0 F3		0-0 FC6-4 1B			3 0 1 0 0 0 2			
<b>Inning Stats</b>	R: 0 H: 1 E: 0 LOB: 1 K: 0 BB: 0 S: 4 P: 4	R: 1 H: 2 E: 0 LOB: 1 K: 0 BB: 0 S: 5 P: 5	R: 0 H: 0 E: 0 LOB: 0 K: 0 BB: 0 S: 3 P: 3	R: 0 H: 0 E: 0 LOB: 0 K: 0 BB: 0 S: 3 P: 3	R: 0 H: 1 E: 0 LOB: 1 K: 1 BB: 0 S: 6 P: 6	R: 2 H: 3 E: 0 LOB: 1 K: 1 BB: 0 S: 8 P: 8	R: 0 H: 2 E: 0 LOB: 1 K: 0 BB: 0 S: 4 P: 4	R: 0 H: 0 E: 0 LOB: 0 K: 2 BB: 0 S: 7 P: 7	R: 0 H: 1 E: 0 LOB: 0 K: 1 BB: 0 S: 5 P: 5	1B: 9 SF: 1 2B: 1 SAC: 0 3B: 0 DP: 2 HR: 0 HBP: 0	WP: 0 PA: 35 PB: 0 SB: 0 CS: 0		
<b>PITCHER</b>	IP WLS BF H R ER SO BB IBB HBP BLK WP HR S P ERA WHIP											<b>PITCHER</b>	IP WLS BF H R ER SO BB IBB HBP BLK WP HR S P ERA WHIP
Charlie Leibrandt, L ERA: 2.81 (1, 1)	5.2 W 24 7 3 3 1 0 0 0 2 0 0 26 26 4.76 1.235												
Michael LaCoss, R ERA: 1.71 (6, 1)	3.1 S 11 3 0 0 4 0 0 0 0 0 0 19 19 0.00 0.900												







Batter	1	2	3	4	5	6	7	8	9	AB R H RBI BB SO LOB	TOP											
Paul Molitor, R OBP: 0.368, SLG: 0.416 (1, 10) X	0-0 HR	0-0 F4	4-0 1B 1B IBB	0-0 F8		0-0 G4-6-3 1-2f			0-3 K	5 2 1 1 1 1 4												
Ernest Riles, L OBP: 0.298, SLG: 0.435 (1, 6) S S S	0-3 K	0-0 1B 3B	0-0 3B 1B 1-H 2-H 3-H	0-0 F7			0-0 5-3			5 2 2 3 0 1 2												
Cecil Cooper, L OBP: 0.348, SLG: 0.486 (1, 3) X	0-0 1B E 1B	0-0 BB 1B 3-H	0-0 1B 3B 2-H		0-0 F4		0-0 F8			5 2 3 2 0 0 0												
Robin Yount, R OBP: 0.333, SLG: 0.448 (1, 7) X	0-0 E 1-2 1B	4-0 BB 1-2	0-0 2B 1B 3-H		0-0 F8		0-0 6-3			4 1 2 1 1 0 0												
Bobby Clark, R OBP: 0.303, SLG: 0.355 (1, 8) X	0-0 E5 BB 1-3 2-H	0-0 6-3	0-0 2B 1B 1-H		0-0 6-3			0-0 4-3		5 0 1 1 0 0 3												
Paul Householder, S OBP: 0.342, SLG: 0.359 (1, 9) S S S	0-3 K		F3 F9		0-0 BB 1B		0-0 F7			5 1 1 0 0 1 3												
Charlie Moore, R OBP: 0.356, SLG: 0.374 (1, 2) B B B B	4-0 1-2 BB		0-0 4-3	0-0 1B 1B		4-0 F8 1-2 BB		0-3 K		3 0 1 0 2 1 0												
Jim Gantner, L OBP: 0.298, SLG: 0.353 (1, 5) X	0-0 F8		0-0 1B 1B	0-0 F7		0-0 G4-6-3 1-2 2-H 1B			0-0 4-3	5 1 2 1 0 0 4												
Brian Giles, R OBP: 0.255, SLG: 0.184 (1, 4) X		0-0 6-3	0-0 1B IBB 1B	0-0 1B		0-0 F8 2-3			0-0 4-3	5 1 2 0 0 0 2												
<b>Inning Stats</b>	R: 2 E: 1 K: 2 S: 11	H: 3 LOB: 3 BB: 1 P: 15	R: 1 E: 0 K: 0 S: 5	H: 2 LOB: 2 BB: 1 P: 9	R: 6 E: 0 K: 0 S: 9	H: 6 LOB: 1 BB: 1 P: 13	R: 0 E: 0 K: 0 S: 5	H: 2 LOB: 2 BB: 0 P: 5	R: 0 E: 0 K: 0 S: 3	H: 0 LOB: 0 BB: 0 P: 3	R: 1 E: 0 K: 0 S: 4	H: 2 LOB: 1 BB: 1 P: 8	R: 0 E: 0 K: 0 S: 3	H: 0 LOB: 0 BB: 0 P: 3	R: 0 E: 0 K: 1 S: 5	H: 0 LOB: 0 BB: 0 P: 5	R: 0 E: 0 K: 1 S: 5	H: 0 LOB: 0 BB: 0 P: 5	1B: 11 2B: 1 3B: 2 HR: 1	SF: 0 SAC: 0 DP: 1 HBP: 0	WP: 0 PB: 0 SB: 0 CS: 0	PA: 46
<b>PITCHER</b>	IP WLS BF H R ER SO BB IBB HBP BLK WP HR S P ERA WHIP																					
Bud Black, L ERA: 3.33 (1, 1)	2.2 L 18 7 5 4 2 2 0 0 0 0 0 1 20 28 13.50 3.375																					
Mike Jones, L ERA: 4.84 (3, 1)	3.1 19 8 5 5 0 1 1 0 0 0 0 0 17 25 13.50 2.700																					
Joe Beckwith, R ERA: 3.58 (7, 1)	2.0 6 0 0 0 1 0 0 0 0 0 0 0 8 8 0.00 0.000																					
Dan Quisenberry, R ERA: 3.41 (9, 1)	1.0 3 0 0 0 1 0 0 0 0 0 0 0 5 5 0.00 0.000																					

Milwaukee Brewers @ Kansas City Royals  
 Royals Stadium, Kansas City, MO  
 Wed Jun 05 1985, 8:05 PM EDT  
 Att: 18,666 - Unknown

AB	42
R	10
H	15
RBI	9
BB	4
SO	4
LOB	18



WP: 0	PA: 46
PB: 0	
SB: 0	
CS: 0	

Batter	1	2	3	4	5	6	7	8	9	AB	R	H	RBI	BB	SO	LOB
Willie Wilson, S OBP: 0.314, SLG: 0.444 Lynn Jones, R OBP: 0.234, SLG: 0.279	0-0 6-3		0-0 F9			0-0 E6		0-0 4-3		3	0	0	0	0	0	1
Lonnie Smith, R OBP: 0.331, SLG: 0.265	0-3 K			0-0 4-3		0-3 K		0-0 F4		4	0	0	0	0	2	1
George Brett, L OBP: 0.407, SLG: 0.532	0-0 F7			0-0 4-3			0-0 4-3		0-0 F8	4	0	0	0	0	0	0
Frank White, R OBP: 0.261, SLG: 0.416		0-0 L4		0-0 F3			0-3 K		0-0 5-3	4	0	0	0	0	1	0
Steve Balboni, R OBP: 0.290, SLG: 0.405		0-0 F5			0-0 6-3			0-0 1B 2B 1B	0-0 F3	4	1	1	0	0	0	0
Darryl Motley, R OBP: 0.250, SLG: 0.385		0-3 K			0-0 5-3			0-0 1-2 2B 1B		3	1	1	0	0	1	0
Hal McRae, R OBP: 0.319, SLG: 0.328			0-3 K		0-0 F2			0-0 1-H 2-H 2B		3	0	1	2	0	1	0
Jim Sundberg, R OBP: 0.277, SLG: 0.400 John Wathan, R OBP: 0.462, SLG: 0.381			0-0 F8			0-0 F4		0-0 F7		2	0	0	0	0	0	0
Onix Concepcion, R OBP: 0.225, SLG: 0.221			0-0 1B			0-0 6-3		0-0 5-3		1	0	0	0	0	0	1
										3	0	1	0	0	0	0

BOTTOM

Milwaukee Brewers @ Kansas City Royals  
Royals Stadium, Kansas City, MO

Wed Jun 05 1985, 8:05 PM EDT  
Att. 18,666 - Unknown

livebaseballscorecards.com

AB	32
R	2
H	4
RBI	2
BB	0
SO	5
LOB	3



Inning Stats	R: 0	H: 0	E: 0	K: 1	S: 5	LOB: 0	BB: 0	P: 5	R: 0	H: 0	E: 0	K: 1	S: 5	LOB: 0	BB: 0	P: 5	R: 0	H: 1	E: 0	K: 1	S: 6	LOB: 1	BB: 0	P: 6	R: 0	H: 0	E: 0	K: 0	S: 3	LOB: 0	BB: 0	P: 3	R: 0	H: 0	E: 1	K: 1	S: 6	LOB: 1	BB: 0	P: 6	R: 2	H: 3	E: 0	K: 1	S: 8	LOB: 1	BB: 0	P: 8	R: 0	H: 0	E: 0	K: 0	S: 3	LOB: 0	BB: 0	P: 3	R: 0	H: 0	E: 0	K: 0	S: 3	LOB: 0	BB: 0	P: 3
1B: 3	SF: 0	2B: 1	SAC: 0	3B: 0	DP: 0	HR: 0	HBP: 0	WP: 0	PA: 32	PB: 0	SB: 0	CS: 0																																																				

PITCHER	IP	WLS	BF	H	R	ER	SO	BB	IBB	HBP	BLK	WP	HR	S	P	ERA	WHIP
Teddy Higuera, L ERA: 4.04	(1, 1)	7.0	26	4	2	2	5	0	0	0	0	0	0	36	36	2.57	0.571
Ray Searage, L ERA: 7.53	(8, 1)	1.0	3	0	0	0	0	0	0	0	0	0	0	3	3	0.00	0.000
Rollie Fingers, R ERA: 4.12	(9, 1)	1.0	3	0	0	0	0	0	0	0	0	0	0	3	3	0.00	0.000



Batter	1	2	3	4	5	6	7	8	9	AB R H RBI BB SO LOB	TOP	
Willie Wilson, S (1, 8) OBP: 0.308, SLG: 0.434	0-3 K		0-0 E3 1B		0-0 G4-1		0-0 6-3		0-0 G3	5 0 0 0 0 1 1		
Lonnie Smith, R (1, 7) Lynn Jones, R (7, 7) OBP: 0.335, SLG: 0.271 OBP: 0.234, SLG: 0.279	0-0 G3		0-0 1B		0-0 1B		0-0 5-3			4 1 2 0 0 0 0 0 0 0 0 0 0 0		
George Brett, L (1, 5) Greg Pryor, R (5, 5) OBP: 0.406, SLG: 0.527 OBP: 0.306, SLG: 0.353	0-3 K		0-0 L7		4-0 1B IBB			0-0 5-3		2 0 0 0 1 1 2 1 0 0 0 0 0 0		
Jorge Orta, L (1, 10) OBP: 0.333, SLG: 0.410		0-0 4-3		0-0 HR 1B	0-0 1B			0-0 F8		4 1 2 1 0 0 0		
Steve Balboni, R (1, 3) OBP: 0.299, SLG: 0.442		0-0 F7		0-0 HR		0-0 HR		0-0 FC4-6 1B		4 2 3 3 0 0 0		
Pat Sheridan, L (1, 9) OBP: 0.280, SLG: 0.289		0-0 4-3		0-0 F7		0-0 F8		0-0 FC4-6 1-2f		4 0 0 0 0 0 1		
Frank White, R (1, 4) OBP: 0.272, SLG: 0.441			0-0 4-3 1B 1B	0-0 6-3		0-0 CS 1B		0-0 HR		4 2 3 1 0 0 0		
Jim Sundberg, R (1, 2) OBP: 0.270, SLG: 0.390			0-0 4-3	0-0 5-3		0-0 6-3		0-0 5-3		4 0 0 0 0 0 2		
Onix Concepcion, R (1, 6) OBP: 0.226, SLG: 0.222			0-0 CS 1B		0-0 1-3		0-0 G3		0-0 F7	4 0 1 1 0 0 0		
<b>Inning Stats</b>	R: 0 E: 0 K: 2 S: 7 H: 0 LOB: 0 BB: 0 P: 7	R: 0 E: 0 K: 0 S: 3 H: 0 LOB: 0 BB: 0 P: 3	R: 1 E: 1 K: 0 S: 6 H: 3 LOB: 2 BB: 0 P: 6	R: 2 E: 0 K: 0 S: 5 H: 2 LOB: 0 BB: 0 P: 5	R: 1 E: 0 K: 0 S: 4 H: 2 LOB: 2 BB: 1 P: 8	R: 1 E: 0 K: 0 S: 4 H: 2 LOB: 0 BB: 0 P: 4	R: 0 E: 0 K: 0 S: 3 H: 0 LOB: 0 BB: 0 P: 3	R: 0 E: 0 K: 0 S: 4 H: 1 LOB: 1 BB: 0 P: 4	R: 1 E: 0 K: 0 S: 4 H: 1 LOB: 0 BB: 0 P: 4	1B: 8 2B: 0 3B: 0 HR: 3 SF: 0 SAC: 0 DP: 0 HBP: 0	WP: 0 PB: 0 SB: 1 CS: 2 PA: 37	
<b>PITCHER</b>	IP WLS BF H R ER SO BB IBB HBP BLK WP HR S P ERA WHIP											
Mike Witt, R (1, 1) ERA: 3.46	6.0 L 26 9 5 5 2 0 1 0 0 0 0 2 29 33 7.50 1.500											
Urbano Lugo, R (7, 1) ERA: 1.38	3.0 11 2 1 1 0 0 0 0 0 0 0 1 11 11 3.00 0.667											

**Kansas City Royals @ California Angels**  
 Anaheim Stadium, Anaheim, CA  
 Fri Jun 07 1985, 10:05 PM EDT  
 Att: 29,414 - Unknown

<b>AB</b>	36
<b>R</b>	6
<b>H</b>	11
<b>RBI</b>	6
<b>BB</b>	1
<b>SO</b>	2
<b>LOB</b>	6



WP: 0	PA: 37
PB: 0	
SB: 1	
CS: 2	

ERA	WHIP
3.46	1.500
1.38	0.667

1B: 8	SF: 0
2B: 0	SAC: 0
3B: 0	DP: 0
HR: 3	HBP: 0





Batter	1	2	3	4	5	6	7	8	9	AB R H RBI BB SO LOB	TOP											
<b>Willie Wilson, S</b> (1, 8) <sup>x</sup> OBP: 0.305, SLG: 0.429 <b>Darryl Motley, R</b> (9, 7) OBP: 0.250, SLG: 0.385	0-0 <sup>1</sup> F8		0-0 <sup>2</sup> F8	0-0 <sup>2</sup> G4-6-3 1B			0-0 <sup>2</sup> G3		0-0 <sup>3</sup> G3	5 0 1 0 0 0 0 0 0 0 0 0 0 0												
<b>Lonnie Smith, R</b> (1, 7) <sup>s</sup> OBP: 0.339, SLG: 0.272 <b>Lynn Jones, R</b> (7, 7) <sup>s</sup> OBP: 0.234, SLG: 0.279 (9, 8)	0-3 <sup>2</sup> K		0-0 <sup>x</sup> 1B	0-0 <sup>2</sup> G4-6-3 1B			4-0 <sup>s</sup> 2B BB			3 1 1 0 1 1 2 0 0 0 0 0 0 0												
<b>Jorge Orta, L</b> (1, 10) <sup>x</sup> OBP: 0.344, SLG: 0.423	0-0 <sup>3</sup> F9		0-0 <sup>x</sup> 1B				0-0 <sup>x</sup> 2B 1-H			3 0 2 1 1 0 0												
<b>Steve Balboni, R</b> (1, 3) OBP: 0.302, SLG: 0.438		4-0 <sup>s</sup> 2B BB	4-0 <sup>s</sup> FC6 BB			0-0 <sup>1</sup> G6-4-3 1-2f			0-3 <sup>3</sup> K	2 1 0 0 2 1 2												
<b>Frank White, R</b> (1, 4) OBP: 0.277, SLG: 0.439		4-0 <sup>s</sup> 2B FC5-3 BB	0-0 <sup>3</sup> FC6 1-2f			0-0 <sup>3</sup> 5-3			0-0 FC4-6 1B	3 0 1 0 1 0 3												
<b>Pat Sheridan, L</b> (1, 9) OBP: 0.286, SLG: 0.303		0-0 <sup>x</sup> 2B 1-3 2-H		0-0 <sup>x</sup> SH1-3 2B 1B			0-0 <sup>1</sup> 1-3		0-0 <sup>1</sup> FC4-6 G6-4-3 1-2f	4 1 2 1 0 0 1												
<b>Greg Pryor, R</b> (1, 5) OBP: 0.282, SLG: 0.324		0-0 <sup>1</sup> 5-3		0-0 <sup>1</sup> SH1-3 1-2			0-0 <sup>2</sup> 5-3		0-0 <sup>2</sup> G6-4-3 1-2f	3 0 0 0 0 0 3												
<b>Jim Sundberg, R</b> (1, 2) OBP: 0.269, SLG: 0.392		0-0 <sup>2</sup> FC5-3 3-3		0-0 <sup>x</sup> 2B 2B			0-3 <sup>3</sup> K		0-3 <sup>1</sup> K	4 1 1 1 0 2 2												
<b>Onix Concepcion, R</b> (1, 6) OBP: 0.227, SLG: 0.231			0-0 <sup>1</sup> F6	0-0 <sup>x</sup> 1B 2B			0-0 <sup>1</sup> 5-3		0-0 <sup>2</sup> L9	4 0 1 1 0 0 0												
<b>Inning Stats</b>	R: 0 E: 0 K: 1 S: 5	H: 0 LOB: 0 BB: 0 P: 5	R: 1 E: 0 K: 0 S: 3	H: 1 LOB: 1 BB: 2 P: 11	R: 0 E: 0 K: 0 S: 5	H: 2 LOB: 3 BB: 1 P: 9	R: 2 E: 0 K: 0 S: 6	H: 4 LOB: 1 BB: 0 P: 6	R: 0 E: 0 K: 0 S: 2	H: 0 LOB: 0 BB: 1 P: 6	R: 0 E: 0 K: 1 S: 5	H: 0 LOB: 0 BB: 0 P: 5	R: 1 E: 0 K: 1 S: 6	H: 1 LOB: 1 BB: 1 P: 10	R: 0 E: 0 K: 0 S: 3	H: 1 LOB: 0 BB: 0 P: 3	R: 0 E: 0 K: 1 S: 5	H: 0 LOB: 0 BB: 0 P: 5	1B: 5 2B: 5 3B: 0 HR: 0	SF: 0 SAC: 1 DP: 4 HBP: 0	WP: 0 PB: 0 SB: 0 CS: 0	PA: 37
<b>PITCHER</b>	IP WLS BF H R ER SO BB IBB HBP BLK WP HR S P ERA WHIP																					
<b>Jim Slaton, R</b> (1, 1) ERA: 4.0 <b>Doug Corbett, R</b> (4, 1) ERA: 4.55 <b>Donnie Moore, R</b> (9, 1) ERA: 1.85	3.1 L 18 6 3 3 1 3 0 0 0 0 0 0 17 29 8.10 2.700																					

**Kansas City Royals @ California Angels**  
 Anaheim Stadium, Anaheim, CA  
 Sat Jun 08 1985, 10:05 PM EDT  
 Att: 46,393 - Unknown

[livebaseballscorecards.com](http://livebaseballscorecards.com)

<b>AB</b>	31
<b>R</b>	4
<b>H</b>	9
<b>RBI</b>	4
<b>BB</b>	5
<b>SO</b>	4
<b>LOB</b>	13



Batter	1	2	3	4	5	6	7	8	9	AB R H RBI BB SO LOB
Gary Pettis, S OBP: 0.354, SLG: 0.331 (1, 8)	4-0 FC4-6 BB			0-0 F7		0-3 K			0-0 4-3	3 0 0 0 1 1 2
Ruppert Jones, L OBP: 0.389, SLG: 0.492 (1, 10)	0-0 FC4-6 G6-4-3 1-2f			0-0 F8			0-0 4-3		0-0 1B 1B	4 0 1 1 0 0 1
Juan Beniquez, R OBP: 0.323, SLG: 0.365 (1, 3)	0-0 G6-4-3 1-2f			0-0 F8			4-0 L6-4 BB BB		0-0 G4-6-3 1B	3 0 1 0 1 0 1
Reggie Jackson, L OBP: 0.342, SLG: 0.445 (1, 9)				0-3 K		0-3 K			0-0 G4-6-3 1-2f	3 0 0 0 1 2 2
Doug DeCinces, R OBP: 0.312, SLG: 0.420 (1, 5)				0-0 FC6-4 1B		0-0 F4			0-0 L6-4 2-3	3 0 1 0 0 0 2
Brian Downing, R OBP: 0.347, SLG: 0.313 (1, 7)				0-0 FC6-4 CS		0-0 5-3			0-0 3-1	3 0 0 0 0 0 1
Bobby Grich, R OBP: 0.363, SLG: 0.366 (1, 4)				0-0 CS	0-0 F9		0-0 L3		0-0 5-3	3 0 0 0 0 0 0
Bob Boone, R OBP: 0.318, SLG: 0.319 (1, 2)				0-0 5-3			0-0 3-1 1B		0-0 F7	3 0 1 0 0 0 0
Dick Schofield, R OBP: 0.261, SLG: 0.333 Daryl Sconiers, L OBP: 0.333, SLG: 0.353 (9, PH)				0-0 F8			0-0 3-1		0-0 4-3 1B 2B	2 0 0 0 0 0 1 1 1 1 0 0 0 0

Inning Stats	R: 0	H: 0	E: 0	K: 0	S: 2	LOB: 0	BB: 1	P: 6	R: 0	H: 1	E: 0	K: 1	S: 5	LOB: 0	BB: 0	P: 5	R: 0	H: 0	E: 0	K: 0	S: 3	LOB: 0	BB: 0	P: 3	R: 0	H: 0	E: 0	K: 1	S: 5	LOB: 0	BB: 0	P: 5	R: 0	H: 1	E: 0	K: 1	S: 6	LOB: 1	BB: 0	P: 6	R: 0	H: 0	E: 0	K: 0	S: 2	LOB: 1	BB: 2	P: 10	R: 0	H: 0	E: 0	K: 0	S: 3	LOB: 0	BB: 0	P: 3	R: 1	H: 3	E: 0	K: 0	S: 5	LOB: 1	BB: 0	P: 5	1B: 4	SF: 0	2B: 2	SAC: 0	3B: 0	DP: 3	HR: 0	HBP: 0	WP: 0	PA: 32
--------------	------	------	------	------	------	--------	-------	------	------	------	------	------	------	--------	-------	------	------	------	------	------	------	--------	-------	------	------	------	------	------	------	--------	-------	------	------	------	------	------	------	--------	-------	------	------	------	------	------	------	--------	-------	-------	------	------	------	------	------	--------	-------	------	------	------	------	------	------	--------	-------	------	-------	-------	-------	--------	-------	-------	-------	--------	-------	--------

PITCHER	IP	WLS	BF	H	R	ER	SO	BB	IBB	HBP	BLK	WP	HR	S	P	ERA	WHIP
Mark Gubicza, R ERA: 4.28 (1, 1)	8.1	W	29	4	1	1	3	3	0	0	0	0	0	32	44	1.08	0.840
Dan Quisenberry, R ERA: 3.18 (9, 1)	0.2	S	2	1	0	0	0	0	0	0	0	0	0	2	2	0.00	1.500

**BOTTOM**

**Kansas City Royals @ California Angels**  
Anaheim Stadium, Anaheim, CA

Sat Jun 08 1985, 10:05 PM EDT  
Att. 46,393 - Unknown

[livebaseballscorecards.com](http://livebaseballscorecards.com)

<b>AB</b>	<b>28</b>
<b>R</b>	<b>1</b>
<b>H</b>	<b>5</b>
<b>RBI</b>	<b>1</b>
<b>BB</b>	<b>3</b>
<b>SO</b>	<b>3</b>
<b>LOB</b>	<b>10</b>





**Kansas City Royals @ California Angels**  
 Anaheim Stadium, Anaheim, CA

Sun Jun 09 1985, 6:33 AM EDT  
 Att: 41,973 - Unknown

AB	34
R	0
H	8
RBI	0
BB	1
SO	7
LOB	17



Batter	1	2	3	4	5	6	7	8	9	AB R H RBI BB SO LOB	
Lonnie Smith, R (1, 7) OBP: 0.337, SLG: 0.272	0-0 G1-6-3		0-3 K			0-0 CS 1B		0-3 K		4 0 1 0 0 2 0	
Lynn Jones, R (1, 8) OBP: 0.216, SLG: 0.255	0-0 2-3			0-0 4-3		0-0 F8 1-2		0-0 6-3		4 0 0 0 0 0 1	
Jorge Orta, L (1, 10) OBP: 0.342, SLG: 0.418	0-3 K			0-0 F7		0-0 1B		0-0 4-3		4 0 1 0 0 1 0	
Steve Balboni, R (1, 3) OBP: 0.311, SLG: 0.444 Willie Wilson, S (9, PR) OBP: 0.305, SLG: 0.429		0-0 FC4-6 1B		0-0 FC4-6 1B		0-3 K		0-0 1B 1B		4 0 3 0 0 1 1 0 0 0 0 0 0 0	
Frank White, R (1, 4) OBP: 0.277, SLG: 0.435		0-0 FC4-6 1-2f		0-0 FC4-6 1-2f		0-0 1B 1B		0-3 K		4 0 1 0 0 1 3	
Pat Sheridan, L (1, 9) OBP: 0.285, SLG: 0.301		0-3 K 1-2		0-0 G3		0-0 F9		0-0 FC6-4 1B		4 0 1 0 0 1 2	
Greg Pryor, R (1, 5) OBP: 0.286, SLG: 0.325 Dane Iorg, L (9, PH) OBP: 0.238, SLG: 0.308		0-0 F9		0-0 F9		0-0 FC6-4 1B		0-3 K		3 0 1 0 0 0 1 1 0 0 0 0 1 2	
John Wathan, R (1, 2) OBP: 0.448, SLG: 0.348 George Brett, L (9, PH) OBP: 0.404, SLG: 0.524			0-0 4-3		4-0 BB		0-0 L6		0-0 FC6-4 1-2f		2 0 0 0 1 0 2 1 0 0 0 0 0 2
Onix Concepcion, R (1, 6) OBP: 0.221, SLG: 0.226			0-0 F9		0-0 F8		0-0 FC6-4 1-2f			3 0 0 0 0 0 3	

Inning Stats	R: 0 E: 0 K: 1 S: 5	H: 0 LOB: 0 BB: 0 P: 5	R: 0 E: 0 K: 1 S: 6	H: 1 LOB: 1 BB: 0 P: 6	R: 0 E: 0 K: 1 S: 5	H: 0 LOB: 0 BB: 0 P: 5	R: 0 E: 0 K: 0 S: 4	H: 1 LOB: 1 BB: 0 P: 4	R: 0 E: 0 K: 0 S: 3	H: 0 LOB: 1 BB: 1 P: 7	R: 0 E: 0 K: 1 S: 6	H: 2 LOB: 1 BB: 0 P: 6	R: 0 E: 0 K: 0 S: 5	H: 2 LOB: 2 BB: 0 P: 5	R: 0 E: 0 K: 1 S: 5	H: 0 LOB: 0 BB: 0 P: 5	R: 0 E: 0 K: 2 S: 9	H: 2 LOB: 2 BB: 0 P: 9	1B: 8 2B: 0 3B: 0 HR: 0	SF: 0 SAC: 0 DP: 0 HBP: 0	WP: 0 PB: 0 SB: 1 CS: 1	PA: 35
--------------	------------------------------	---------------------------------	------------------------------	---------------------------------	------------------------------	---------------------------------	------------------------------	---------------------------------	------------------------------	---------------------------------	------------------------------	---------------------------------	------------------------------	---------------------------------	------------------------------	---------------------------------	------------------------------	---------------------------------	----------------------------------	------------------------------------	----------------------------------	--------

PITCHER	IP	WLS	BF	H	R	ER	SO	BB	IBB	HBP	BLK	WP	HR	S	P	ERA	WHIP
Ron Romanick, R (1, 1) ERA: 3.14	7.0	W	27	6	0	0	4	1	0	0	0	0	0	34	38	0.00	1.000
Donnie Moore, R (8, 1) ERA: 1.75	2.0	S	8	2	0	0	3	0	0	0	0	0	0	14	14	0.00	1.000







Batter	1	2	3	4	5	6	7	8	9	10	AB	R	H	RBI	BB	SO	LOB
Steve Henderson, R (1, 7) OBP: 0.333, SLG: 0.375 Donnie Hill, S (8, 4) OBP: 0.276, SLG: 0.314 Bruce Bochte, L (9, 3) OBP: 0.393, SLG: 0.397	0-0 5-3		0-0 F3		0-0 BB 1B		0-0 F7 1-2		0-0 2B	0-0 E4 1-2 3-H	4	0	1	0	0	0	1
Carney Lansford, R (1, 5) OBP: 0.290, SLG: 0.385	0-0 6-3		0-0 G3		0-3 K		0-0 F8		0-3 K		5	0	0	0	0	2	3
Mike Davis, L (1, 9) OBP: 0.390, SLG: 0.606	4-0 BB		4-0 FC5-4 BB		0-3 K		0-3 K		4-0 FC6-4 IBB		2	0	0	0	3	2	2
Dave Kingman, R (1, 10) OBP: 0.336, SLG: 0.488	0-0 F7		0-0 FC5-4 1-2f		4-0 FC6-4 1-2 BB				0-3 K		4	0	0	0	1	1	4
Dusty Baker Jr., R (1, 3) OBP: 0.365, SLG: 0.490		0-0 G6-4-3 BB 1B		0-0 F9		0-0 FC6-4 1-2f		0-0 BB 1B	0-0 FC6-4 1-2f		5	1	2	0	0	0	4
Dwayne Murphy, L (1, 8) OBP: 0.350, SLG: 0.393		4-0 G6-4-3 1-2 BB		0-0 4-3		0-3 K		0-3 K		0-0 F7	4	0	0	0	1	2	1
Mickey Tettleton, S (1, 2) OBP: 0.378, SLG: 0.287 Mike Gallego, R (8, PR) (9, 4)		0-0 G6-4-3 1-2f 2-3		4-0 BB 1B		0-0 K 1B		4-0 BB 1B		0-0 F8	2	0	1	0	2	0	2
Rob Picciolo, R (1, 4) OBP: 0.325, SLG: 0.385 Mike Heath, R (8, PH) (9, 2)		4-0 BB		0-0 BB 1B		0-3 K 1-2		0-0 BB 1B 1-3 2-H		0-0 1B E 1B	2	0	1	0	1	1	1
Alfredo Griffin, S (1, 6) OBP: 0.330, SLG: 0.352		0-0 G1		0-0 F3			0-0 F7 1B		0-0 5-3	0-0 DI 1B 1-3	5	0	2	0	0	0	6

Inning Stats	R: 0	H: 0	E: 0	K: 0	S: 3	P: 7	R: 0	H: 1	E: 0	K: 0	S: 3	P: 11	R: 0	H: 0	E: 0	K: 0	S: 3	P: 7	R: 0	H: 1	E: 0	K: 0	S: 4	P: 8	R: 0	H: 1	E: 0	K: 2	S: 8	P: 12	R: 0	H: 1	E: 0	K: 2	S: 7	P: 7	R: 0	H: 1	E: 0	K: 1	S: 6	P: 6	R: 1	H: 2	E: 0	K: 1	S: 7	P: 11	R: 0	H: 1	E: 0	K: 2	S: 8	P: 12	R: 1	H: 2	E: 1	K: 0	S: 5	P: 5	1B: 9	SF: 0	2B: 1	SAC: 0	3B: 0	DP: 1	HR: 0	HBP: 0	WP: 0	PA: 46	
PITCHER	IP	WLS	BF	H	R	ER	SO	BB	IBB	HBP	BLK	WP	HR	S	P	ERA	WHIP																			IP	WLS	BF	H	R	ER	SO	BB	IBB	HBP	BLK	WP	HR	S	P	ERA	WHIP																			
Charlie Leibrandt, L (1, 1) ERA: 2.67 Dan Quisenberry, R (8, 1) ERA: 3.02	7.2		35	7	1	1	6	7	0	0	0	0	0	40	68	1.17	1.826																			2.0	L	11	3	1	0	2	0	1	0	0	0	0	0	14	18	0.00	1.500																		


**BOTTOM**

**Kansas City Royals @ Oakland Athletics**  
Oakland-Alameda County Coliseum, Oakland, CA

Mon Jun 10 1985, 7:05 PM PDT  
Att: 16,500 - Unknown

livebaseballscorecards.com

AB	38
R	2
H	10
RBI	1
BB	8
SO	8
LOB	25







Batter	1	2	3	4	5	6	7	8	9	AB R H RBI BB SO LOB
Alfredo Griffin, S OBP: 0.333, SLG: 0.360 (1, 6)	0-0 4-3 3-1 2B		0-0 F8		0-0 G5-4-3 1B		0-0 SH1-3		0-3 K	4 1 2 0 0 1 3
Carney Lansford, R OBP: 0.292, SLG: 0.385 (1, 5)	0-0 4-3 2-3		0-0 WP 1B		0-0 G5-4-3 1-2f		0-0 4-3		0-0 1-2 2-H 1B	5 0 2 1 0 0 4
Mike Davis, L OBP: 0.383, SLG: 0.592 (1, 9)	0-0 3-1 3-H		0-0 4-3 1-2 2-3		0-0 F5		0-3 K			4 0 0 1 0 1 4
Dave Kingman, R OBP: 0.331, SLG: 0.478 (1, 10)	0-0 F9			0-0 5-3		0-0 E5		0-0 F4		4 0 0 0 0 0 0
Dusty Baker Jr., R OBP: 0.353, SLG: 0.471 (1, 3) (8, 7)		0-3 K		0-0 F9		0-0 E6 FC6-4		0-0 F4		4 0 0 0 0 1 1
Dwayne Murphy, L OBP: 0.344, SLG: 0.385 (1, 8)		0-0 4-3		0-0 1-3		0-3 K		0-3 K		4 0 0 0 0 2 2
Mike Heath, R OBP: 0.298, SLG: 0.399 (1, 7) (8, 2)		0-0 F8			0-0 1B 6-3 1B		0-0 FC6-4		0-0 6-3	4 1 1 0 0 0 2
Mickey Tettleton, S OBP: 0.400, SLG: 0.333 (1, 2) Rob Picciolo, R OBP: 0.341, SLG: 0.400 (7, PR) (8, 3)			0-3 K		0-0 1B 1-3 1B		0-0 SH 2B		0-0 BB 1B 1B	3 0 2 0 0 1 0 1 2 1 0 0 0 0
Donnie Hill, S OBP: 0.283, SLG: 0.316 (1, 4)			0-0 WP 1B 1B		0-0 6-3 1-2 3-H		0-0 SH 4-3 SH1-3 2-H		4-0 1B BB	2 0 1 1 1 0 1

Inning Stats	R: 1 E: 0 K: 0 S: 4	H: 1 LOB: 0 BB: 0 P: 4	R: 0 E: 0 K: 1 S: 5	H: 0 LOB: 0 BB: 0 P: 5	R: 0 E: 0 K: 1 S: 7	H: 2 LOB: 2 BB: 0 P: 7	R: 0 E: 0 K: 0 S: 3	H: 0 LOB: 0 BB: 0 P: 3	R: 1 E: 0 K: 0 S: 5	H: 3 LOB: 1 BB: 0 P: 5	R: 0 E: 2 K: 1 S: 7	H: 0 LOB: 2 BB: 0 P: 7	R: 1 E: 1 K: 1 S: 7	H: 1 LOB: 2 BB: 0 P: 7	R: 0 E: 0 K: 1 S: 5	H: 0 LOB: 0 BB: 0 P: 5	R: 1 E: 0 K: 1 S: 6	H: 2 LOB: 2 BB: 1 P: 10	1B: 7 2B: 2 3B: 0 HR: 0	SF: 0 SAC: 2 DP: 1 HBP: 0
--------------	------------------------------	---------------------------------	------------------------------	---------------------------------	------------------------------	---------------------------------	------------------------------	---------------------------------	------------------------------	---------------------------------	------------------------------	---------------------------------	------------------------------	---------------------------------	------------------------------	---------------------------------	------------------------------	----------------------------------	----------------------------------	------------------------------------

PITCHER	IP	WLS	BF	H	R	ER	SO	BB	IBB	HBP	BLK	WP	HR	S	P	ERA	WHIP
Bud Black, L ERA: 3.32 (1, 1)	8.1	L	36	8	4	3	5	1	0	0	0	1	0	45	49	3.24	1.080
Michael LaCoss, R ERA: 1.69 (9, 1)	0.1		2	1	0	0	1	0	0	0	0	0	0	4	4	0.00	3.000

**BOTTOM**

**Kansas City Royals @ Oakland Athletics**  
**Oakland-Alameda County Coliseum, Oakland, CA**  
 Tue Jun 11 1985, 7:05 PM PDT  
 Att. 7,201 - Unknown

livebaseballscorecards.com

<b>AB</b>	<b>35</b>
<b>R</b>	<b>4</b>
<b>H</b>	<b>9</b>
<b>RBI</b>	<b>3</b>
<b>BB</b>	<b>1</b>
<b>SO</b>	<b>6</b>
<b>LOB</b>	<b>17</b>



WP: 1	PA: 38
PB: 0	
SB: 0	
CS: 0	



Batter	1	2	3	4	5	6	7	8	9	10	11	12	13	14	AB	R	H	RBI	BB	SO	LOB	TOP									
Willie Wilson, S OBP: 0.306, SLG: 0.417 (1, 8)	4-0 6-3 S BB		0-3 K		0-0 FC5-4 1B		0-0 F7			0-0 F8		0-0 FC3-6 CS			5	1	1	0	1	1	2										
Lonnie Smith, R OBP: 0.337, SLG: 0.283 (1, 7)	0-0 6-3		0-0		0-0 FC5-4 S		0-0 F4			0-0		0-0 CS	0-0 F8		4	1	1	0	0	0	3										
Lynn Jones, R OBP: 0.241, SLG: 0.300 (7, 7)	1-3		2B		1-2					2B		1-2			2	0	1	0	0	0	0										
Jorge Orta, L OBP: 0.335, SLG: 0.408 (1, 10)	0-0 G3		0-0		0-0 G3					0-0 6-3		4-0 G6-3 IBB		0-3 K	5	0	1	2	1	1	1										
Steve Balboni, R OBP: 0.299, SLG: 0.427 (1, 3)	0-0 F4		0-3 K		1-2					0-0 K		0-0 G6-3		0-0 F7	6	0	0	0	0	3	3										
Frank White, R OBP: 0.262, SLG: 0.408 (1, 4)		0-0 F3	0-0 1-3			0-0 G3		0-0 F5				0-0 F4			6	0	0	0	0	0	1										
Pat Sheridan, L OBP: 0.319, SLG: 0.340 (1, 9)		0-0 6-3 2B		0-0 F7		1-0 PB HBP			4-0 SH3-4 BB		0-0 CS 1B			0-0 F6	4	1	3	0	1	0	0										
Greg Pryor, R OBP: 0.315, SLG: 0.353 (1, 5)		0-0 6-3		0-0 F3		0-0 6-3			0-0 SH3-4		0-0 F8			4-0 1B CS BB	4	0	0	0	1	0	3										
John Wathan, R OBP: 0.412, SLG: 0.296 (1, 2)		4-0 BB		0-0 6-3			0-0 F7		0-0 F5			0-0 6-3		0-0 1B	4	0	0	0	1	0	1										
Jim Sundberg, R OBP: 0.267, SLG: 0.383 (14, PH)														1-3 3-H	1	0	1	1	0	0	0										
Onix Concepcion, R OBP: 0.243, SLG: 0.237 (1, 6)										4-0 4-3		4-0 FC3-6 BB		0-0 F5	2	0	0	0	1	0	2										
Dane Jorg, L OBP: 0.227, SLG: 0.293 (9, PH)														3-H	1	0	0	0	0	0	1										
Buddy Biancalana, S OBP: 0.225, SLG: 0.200 (9, 6)															1	0	0	0	0	1	0										
Inning Stats	R: 1 E: 0 K: 0 S: 3	H: 0 LOB: 0 BB: 1 P: 7	R: 0 E: 0 K: 0 S: 4	H: 1 LOB: 2 BB: 1 P: 8	R: 1 E: 0 K: 0 S: 9	H: 2 LOB: 1 BB: 0 P: 9	R: 0 E: 0 K: 0 S: 3	H: 0 LOB: 0 BB: 0 P: 3	R: 0 E: 0 K: 1 S: 4	H: 1 LOB: 1 BB: 0 P: 4	R: 0 E: 0 K: 0 S: 5	H: 0 LOB: 0 BB: 0 P: 6	R: 0 E: 0 K: 1 S: 5	H: 0 LOB: 1 BB: 1 P: 5	R: 0 E: 0 K: 0 S: 3	H: 0 LOB: 1 BB: 1 P: 7	R: 0 E: 0 K: 0 S: 3	H: 1 LOB: 1 BB: 1 P: 7	R: 0 E: 0 K: 0 S: 3	H: 1 LOB: 0 BB: 0 P: 3	R: 0 E: 0 K: 1 S: 2	H: 0 LOB: 0 BB: 1 P: 6	R: 0 E: 0 K: 1 S: 5	H: 0 LOB: 0 BB: 0 P: 5	R: 1 E: 0 K: 0 S: 4	H: 2 LOB: 1 BB: 1 P: 8	1B: 3 2B: 4 3B: 1 HR: 0	SF: 0 SAC: 1 DP: 1 HBP: 1	WP: 0 PB: 1 SB: 2 CS: 3	PA: 55	
PITCHER	IP	WLS	BF	H	R	ER	SO	BB	IBB	HBP	BLK	WP	HR	S	P	ERA	WHIP														
Chris Codiroli, R ERA: 4.28 (1, 1)	5.0		21	4	2	2	2	2	0	0	0	0	0	23	31	3.60	1.200														
Mike Warren, R ERA: 6.34 (6, 1)	3.0		12	0	0	0	2	2	0	1	0	0	0	13	22	0.00	0.667														
Steve McCatty, R ERA: 5.73 (9, 1)	6.0	L	21	4	1	1	1	2	1	0	0	0	0	20	32	1.50	1.000														

Kansas City Royals @ Oakland Athletics  
Oakland-Alameda County Coliseum, Oakland, CA  
Wed Jun 12 1985, 7:05 PM PDT  
Att: 11,010 - Unknown

AB	45
R	3
H	8
RBI	3
BB	7
SO	5
LOB	19









Batter	1	2	3	4	5	6	7	8	9	AB R H RBI BB SO LOB	TOP											
Willie Wilson, S (1, 8) OBP: 0.301, SLG: 0.410	0-3 K		0-0 4-3		0-0 5-3		0-0 F8			4 0 0 0 0 1 0												
Lonnie Smith, R (1, 7) Lynn Jones, R (8, 7) OBP: 0.335, SLG: 0.282 OBP: 0.241, SLG: 0.300	0-3 K		0-0 BB 1B		0-0 1-3			0-0 F9		4 0 1 0 0 1 0 0 0 0 0 0 0 0												
Frank White, R (1, 4) OBP: 0.267, SLG: 0.407	0-0 BB HR 1B		4-0 1-2 BB		0-3 K			0-0 F9		3 1 1 0 1 1 0												
Steve Balboni, R (1, 3) OBP: 0.298, SLG: 0.421	4-0 1-2 HR BB		0-3 K		0-0 F7			0-0 F7		3 1 0 0 1 1 1												
Darryl Motley, R (1, 9) Pat Sheridan, L (9, PH) OBP: 0.253, SLG: 0.404 OBP: 0.323, SLG: 0.340	0-0 1-H 2-H HR			0-0 6-3		0-0 E6 1B			4-0 0-3 BB	3 1 2 3 0 0 0 0 0 0 0 1 0 0												
Hal McRae, R (1, 10) Jorge Orta, L (9, PH) OBP: 0.333, SLG: 0.323 OBP: 0.333, SLG: 0.405	0-0 F8		4-0 G5-4-3 BB		4-0 IBB			0-0 9-3		1 0 0 0 2 0 0 1 0 0 0 0 0 1												
Greg Pryor, R (1, 5) OBP: 0.293, SLG: 0.327		0-3 K		0-0 G5-4-3 1-2f		0-0 F7			0-0 5-3	4 0 0 0 0 1 3												
Jim Sundberg, R (1, 2) OBP: 0.268, SLG: 0.400		0-0 6-3			0-0 HR		0-0 F3			3 1 1 1 0 0 0												
Onix Concepcion, R (1, 6) OBP: 0.238, SLG: 0.231		0-0 L9			0-0 6-3		0-0 F7			3 0 0 0 0 0 0												
<b>Inning Stats</b>	R: 3 E: 0 K: 2 S: 9	H: 2 LOB: 0 BB: 1 P: 13	R: 0 E: 0 K: 1 S: 5	H: 0 LOB: 0 BB: 0 P: 5	R: 0 E: 0 K: 1 S: 5	H: 1 LOB: 1 BB: 1 P: 9	R: 0 E: 0 K: 0 S: 2	H: 0 LOB: 0 BB: 1 P: 6	R: 1 E: 0 K: 0 S: 4	H: 1 LOB: 0 BB: 0 P: 4	R: 0 E: 1 K: 1 S: 6	H: 1 LOB: 2 BB: 1 P: 10	R: 0 E: 0 K: 0 S: 3	H: 0 LOB: 0 BB: 0 P: 3	R: 0 E: 0 K: 0 S: 3	H: 0 LOB: 0 BB: 0 P: 3	R: 0 E: 0 K: 0 S: 2	H: 0 LOB: 0 BB: 1 P: 6	1B: 3 2B: 1 3B: 0 HR: 2	SF: 0 SAC: 0 DP: 2 HBP: 0	WP: 0 PB: 0 SB: 0 CS: 0	PA: 34
<b>PITCHER</b>	IP WLS BF H R ER SO BB IBB HBP BLK WP HR S P ERA WHIP																					
Bill Wilkinson, L (1, 1) ERA: 6.35	5.2 L 24 5 4 4 5 3 1 0 0 0 2 30 46 6.35 1.412																					
Bob Long, R (6, 1) ERA:	2.1 7 0 0 0 0 0 0 0 0 0 0 7 7 0.00 0.000																					
Ed Nunez, R (9, 1) ERA: 3.2	1.0 3 0 0 0 0 1 0 0 0 0 0 2 6 0.00 1.000																					

**Kansas City Royals @ Seattle Mariners**  
 The Kingdom, Seattle, WA  
 Thu Jun 13 1985, 10:05 PM EDT  
 Att. 8,691 - Unknown

[livebaseballscorecards.com](http://livebaseballscorecards.com)

AB	29
R	4
H	5
RBI	4
BB	5
SO	5
LOB	5







Batter	1	2	3	4	5	6	7	8	9	AB R H RBI BB SO LOB	TOP									
Willie Wilson, S (1, 8) OBP: 0.303, SLG: 0.410	0-3 K		0-0 F8 1B SF7 1B	0-3 K			0-0 BB 1B 1B		0-0 4-3	5 2 2 0 0 2 2	<b>Kansas City Royals @ Seattle Mariners</b> The Kingdome, Seattle, WA Fri Jun 14 1985, 10:05 PM EDT Att: 10,765 - Unknown <a href="http://livebaseballscorecards.com">livebaseballscorecards.com</a>									
Lonnie Smith, R (1, 7) OBP: 0.341, SLG: 0.283	0-3 K		0-0 F8 1B		0-0 F3		4-0 1B 1B BB		4-0 BB	3 1 1 0 2 1 0										
Jorge Orta, L (1, 10) OBP: 0.330, SLG: 0.399	0-0 F8		0-0 F8		0-0 F4		0-0 1B 1B		0-0 F9	5 0 1 2 0 0 3										
Steve Balboni, R (1, 3) OBP: 0.296, SLG: 0.418		0-3 K	0-0 SF7		0-0 F9		0-0 FC6-4 1B		0-0 F9	4 0 1 2 0 1 1										
Pat Sheridan, L (1, 9) OBP: 0.321, SLG: 0.358		0-0 HR	0-0 1-3			0-0 G3		0-3 K		4 1 1 1 0 1 3										
Frank White, R (1, 4) OBP: 0.267, SLG: 0.401		4-0 CS BB		0-0 5-3		0-0 6-3		0-0 FC6-4		3 0 0 0 1 0 2										
Buddy Biancalana, S (8, 4) OBP: 0.225, SLG: 0.200										0 0 0 0 0 0 0										
Greg Pryor, R (1, 5) OBP: 0.306, SLG: 0.328		4-0 BB 1-2 BB		0-0 BB 1B		0-0 F8			0-3 K	3 0 1 0 1 1 0										
Jim Sundberg, R (1, 2) OBP: 0.273, SLG: 0.395		4-0 BB 1-2 BB		4-0 BB BB		0-0 F9		0-0 F8		2 0 0 0 2 0 0										
John Wathan, R (8, 2) OBP: 0.412, SLG: 0.296										0 0 0 0 0 0 0										
Onix Concepcion, R (1, 6) OBP: 0.238, SLG: 0.226		0-0 6-3		0-0 F8			4-0 BB 1B 1B BB		0-0 5-3	3 1 0 0 1 0 4										
<b>Inning Stats</b>	R: 0 E: 0 K: 2 S: 7	H: 0 LOB: 0 BB: 0 P: 7	R: 1 E: 0 K: 1 S: 5	H: 1 LOB: 2 BB: 3 P: 17	R: 1 E: 0 K: 0 S: 5	H: 2 LOB: 1 BB: 0 P: 5	R: 0 E: 0 K: 1 S: 6	H: 1 LOB: 2 BB: 1 P: 10	R: 0 E: 0 K: 0 S: 3	H: 0 LOB: 0 BB: 0 P: 3	R: 3 E: 0 K: 1 S: 8	H: 3 LOB: 2 BB: 2 P: 16	R: 0 E: 0 K: 1 S: 5	H: 0 LOB: 0 BB: 0 P: 5	R: 0 E: 0 K: 0 S: 3	H: 0 LOB: 1 BB: 1 P: 7	1B: 6 2B: 0 3B: 0 HR: 1	SF: 1 SAC: 0 DP: 0 HBP: 0	WP: 0 PB: 0 SB: 0 CS: 1	PA: 40
<b>PITCHER</b>	IP WLS BF H R ER SO BB IBB HBP BLK WP HR S P ERA WHIP																			
Frank Wills, R (1, 1) ERA: 6.14	6.1 W 30 6 5 5 4 6 0 0 0 0 0 1 32 56 7.11 1.895																			
Karl Best, R (7, 1) ERA: 2.25	0.2 3 1 0 0 1 0 0 0 0 0 0 0 5 5 0.00 1.500																			
Ed Nunez, R (8, 1) ERA: 3.05	2.0 7 0 0 0 1 1 0 0 0 0 0 0 8 12 0.00 0.500																			

Batter	1	2	3	4	5	6	7	8	9
<b>Domingo Ramos, R</b> OBP: 0.241, SLG: 0.280 (1, 4)	0-0 6-3	0-3 K			5-3 K		0-0 6-3	0-3 K	
<b>Phil Bradley, R</b> OBP: 0.393, SLG: 0.550 <b>Barry Bonnell, R</b> OBP: 0.260, SLG: 0.282 (1, 7) (9, 7)	4-0 BB 1B BB		0-0 5-3		5-3 HR 1B F8		0-0 F7		
<b>Ivan Calderon, R</b> OBP: 0.364, SLG: 0.573 (1, 9)	4-0 1B 1-2 BB		0-0 BB 1B		4-0 HR BB	0-0 G6-3 1B 2B	4-0 BB HR BB		
<b>Gorman Thomas, R</b> OBP: 0.352, SLG: 0.512 (1, 10)	0-0 F3		0-0 F5		0-0 HR 1-H 2-H	4-0 G6-3 BB	4-0 1-2 HR BB		
<b>Alvin Davis, L</b> OBP: 0.378, SLG: 0.407 (1, 3)	0-0 1-3 2-H 1B		4-0 1-2 BB		0-0 1B 1B	0-0 G6-3 1-2 2-3	0-0 1-H 2-H HR		
<b>Jim Presley, R</b> OBP: 0.318, SLG: 0.507 <b>Spike Owen, S</b> OBP: 0.282, SLG: 0.272 (1, 5) (8, 6)	0-3 K		0-0 F4		4-0 1-2 1B BB	0-0 BB 1B	0-0 F9		
<b>Dave Henderson, R</b> OBP: 0.302, SLG: 0.386 (1, 8)			0-0 F4		0-0 F9	0-0 1-2 2-3 1B 1B	0-0 1B BB 1B	0-0 1B 7-2 2B	
<b>Darnell Coles, R</b> OBP: 0.360, SLG: 0.381 (1, 6) (8, 5)			0-0 6-3		0-0 6-3	0-0 1-2 2-3 3B 1B	4-0 1-2 2-3 BB	0-0 2-3 1B	
<b>Bob Kearney, R</b> OBP: 0.237, SLG: 0.324 <b>Donnie Scott, S</b> OBP: 0.222, SLG: 0.288 (1, 2) (8, PH) (9, 2)			0-0 HR		0-3 K	0-0 1-H 2-H 3B	0-0 F8	0-0 7-2	

Inning Stats	R: 1 E: 0 K: 1 S: 6	H: 1 LOB: 2 BB: 2 P: 14	R: 1 E: 0 K: 1 S: 6	H: 1 LOB: 0 BB: 0 P: 6	R: 0 E: 0 K: 0 S: 4	H: 1 LOB: 2 BB: 1 P: 8	R: 0 E: 0 K: 1 S: 5	H: 0 LOB: 0 BB: 0 P: 5	R: 7 E: 0 K: 1 S: 11	H: 6 LOB: 1 BB: 2 P: 19	R: 1 E: 0 K: 0 S: 5	H: 3 LOB: 3 BB: 2 P: 13	R: 3 E: 0 K: 0 S: 4	H: 1 LOB: 0 BB: 2 P: 12	R: 0 E: 0 K: 1 S: 6	H: 2 LOB: 1 BB: 0 P: 6
--------------	------------------------------	----------------------------------	------------------------------	---------------------------------	------------------------------	---------------------------------	------------------------------	---------------------------------	-------------------------------	----------------------------------	------------------------------	----------------------------------	------------------------------	----------------------------------	------------------------------	---------------------------------

PITCHER														PITCHER																			
IP	WLS	BF	H	R	ER	SO	BB	IBB	HBP	BLK	WP	HR	S	P	ERA	WHIP	IP	WLS	BF	H	R	ER	SO	BB	IBB	HBP	BLK	WP	HR	S	P	ERA	WHIP
Danny Jackson, L ERA: 3.87 (1, 1)	4.1	L	23	6	6	6	3	4	0	0	0	2	25	41	12.46	2.308																	
Michael LaCoss, R ERA: 2.77 (5, 1)	1.1		12	6	4	4	1	3	0	0	0	0	11	23	27.00	6.750																	
Mike Jones, L ERA: 5.13 (6, 1)	2.1		11	3	3	3	1	2	0	0	0	1	11	19	11.57	2.143																	

**BOTTOM**

**Kansas City Royals @ Seattle Mariners**  
The Kingdome, Seattle, WA  
Fri Jun 14 1985, 10:05 PM EDT  
Att. 10,765 - Unknown

livebaseballscores.com

<b>AB</b>	<b>37</b>
<b>R</b>	<b>13</b>
<b>H</b>	<b>15</b>
<b>RBI</b>	<b>13</b>
<b>BB</b>	<b>9</b>
<b>SO</b>	<b>5</b>
<b>LOB</b>	<b>17</b>



1B: 9	SF: 0	WP: 0	PA: 46
2B: 3	SAC: 0	PB: 0	
3B: 1	DP: 2	SB: 0	
HR: 3	HBP: 0	CS: 0	



Batter	1	2	3	4	5	6	7	8	9	AB R H RBI BB SO LOB	TOP											
Willie Wilson, S (1, 8) OBP: 0.302, SLG: 0.405	0-3 K		0-0 E6		4-0 BB			0-0 5-3		3 0 0 1 1 1 1												
Lonnie Smith, R (1, 7) OBP: 0.340, SLG: 0.279	0-0 G3		4-0 BB		0-0 5-3			0-0 5-3		3 0 0 0 1 0 1												
Frank White, R (1, 4) OBP: 0.271, SLG: 0.403	0-0 4-3		0-0 BB		0-0 5-3			0-0 1B		4 0 2 0 0 0 3												
Steve Balboni, R (1, 3) OBP: 0.300, SLG: 0.419		0-0 5-3		0-0 5-3				0-0 1B		4 0 2 0 0 0 0												
Darryl Motley, R (1, 9) OBP: 0.260, SLG: 0.403		4-0 BB		0-0 1B				0-0 1B		3 0 1 0 1 0 4												
Hal McRae, R (1, 10) OBP: 0.321, SLG: 0.308		0-0 BB		0-0 1B				0-0 1B		3 0 0 0 0 0 4												
Jorge Orta, L (9, PH) OBP: 0.328, SLG: 0.396		0-0 BB		0-0 1B				0-0 1B		1 0 0 0 0 0 0												
Greg Pryor, R (1, 5) OBP: 0.308, SLG: 0.328			0-0 BB		0-0 4-3			0-0 5-3		3 1 1 0 0 0 1												
Pat Sheridan, L (9, PH) OBP: 0.320, SLG: 0.356			4-0 BB		1-2 4-3			0-0 4-3		1 0 0 0 0 0 0												
Jim Sundberg, R (1, 2) OBP: 0.274, SLG: 0.391			4-0 BB		0-0 5-3			0-0 4-3		2 0 0 0 1 0 0												
George Brett, L (9, PH) OBP: 0.403, SLG: 0.521			0-0 BB		0-0 5-3			0-0 4-3		1 0 0 0 0 0 0												
Onix Concepcion, R (1, 6) OBP: 0.233, SLG: 0.221			0-0 BB		0-0 1-3			0-0 6-3		3 0 0 0 0 0 2												
<b>Inning Stats</b>	R: 0 E: 0 K: 1 S: 5	H: 0 LOB: 0 BB: 0 P: 5	R: 0 E: 0 K: 0 S: 2	H: 0 LOB: 0 BB: 1 P: 6	R: 1 E: 1 K: 0 S: 4	H: 1 LOB: 2 BB: 2 P: 12	R: 0 E: 0 K: 0 S: 4	H: 1 LOB: 1 BB: 0 P: 4	R: 0 E: 0 K: 0 S: 3	H: 0 LOB: 1 BB: 1 P: 7	R: 0 E: 0 K: 0 S: 4	H: 2 LOB: 1 BB: 0 P: 4	R: 0 E: 0 K: 0 S: 3	H: 0 LOB: 0 BB: 0 P: 3	R: 0 E: 0 K: 0 S: 5	H: 2 LOB: 2 BB: 0 P: 5	R: 0 E: 0 K: 0 S: 3	H: 0 LOB: 0 BB: 0 P: 3	1B: 6 2B: 0 3B: 0 HR: 0	SF: 0 SAC: 0 DP: 3 HBP: 0	WP: 0 PB: 0 SB: 1 CS: 0	PA: 35
<b>PITCHER</b>	IP WLS BF H R ER SO BB IBB HBP BLK WP HR S P ERA WHIP																					
Matt Young, L (1, 1) ERA: 4.8	8.0 W 32 6 1 1 1 1 4 0 0 0 0 0 0 30 46 1.12 1.250																					
Ed Nunez, R (9, 1) ERA: 3.0	0.2 2 0 0 0 0 0 0 0 0 0 0 0 0 2 2 0.00 0.000																					
Ed Vande Berg, L (9, 1) ERA: 2.97	0.1 S 1 0 0 0 0 0 0 0 0 0 0 0 0 1 1 0.00 0.000																					

**Kansas City Royals @ Seattle Mariners**  
 The Kingdom, Seattle, WA  
 Sat Jun 15 1985, 10:05 PM EDT  
 Att: 26,067 - Unknown

livebaseballscorecards.com

<b>AB</b>	31
<b>R</b>	1
<b>H</b>	6
<b>RBI</b>	1
<b>BB</b>	4
<b>SO</b>	1
<b>LOB</b>	16



Batter	1	2	3	4	5	6	7	8	9	AB	R	H	RBI	BB	SO	LOB
Jack Perconte, L (1, 4) OBP: 0.288, SLG: 0.342	0-0 L8	0-0 F7		0-0 1B			0-3 K			4	0	1	1	0	1	3
Phil Bradley, R (1, 7) OBP: 0.391, SLG: 0.545	0-0 F9		0-0 6-3		0-0 F8			0-0 1B		4	0	1	0	0	0	0
Ivan Calderon, R (1, 9) OBP: 0.348, SLG: 0.544	0-3 K		0-0 6-3		0-0 F9			0-0 F3		4	0	0	0	0	1	1
Gorman Thomas, R (1, 10) OBP: 0.356, SLG: 0.504		4-0 1B SF8 BB	0-3 K		4-0 CS BB			0-3 K		2	1	0	0	2	2	1
Alvin Davis, L (1, 3) OBP: 0.384, SLG: 0.408		0-0 1B SF8 1B		4-0 HBP 1B BB	0-0 CS	0-3 K		4-0 IBB		2	1	1	0	2	1	0
Jim Presley, R (1, 5) OBP: 0.313, SLG: 0.500		0-0 SF8		0-0 F2		0-0 F9		0-0 5-3		3	0	0	1	0	0	3
Dave Henderson, R (1, 8) OBP: 0.303, SLG: 0.386		0-0 BB 1B		0-0 5-3		0-0 F4				3	0	1	0	0	0	1
Darnell Coles, R (1, 6) Spike Owen, S (8, 6) OBP: 0.377, SLG: 0.372 OBP: 0.282, SLG: 0.272		4-0 BB 1B		4-0 HBP 1B BB		0-0 F9				1	0	0	0	2	0	0
Bob Kearney, R (1, 2) OBP: 0.239, SLG: 0.318		0-0 F3		1-0 1B HBP		0-0 F9				0	0	0	0	0	0	0

Inning Stats		R: 0	H: 0	E: 0	K: 1	S: 5	R: 1	H: 2	E: 0	K: 0	S: 5	R: 0	H: 0	E: 0	K: 1	S: 5	R: 1	H: 1	E: 0	K: 0	S: 3	R: 0	H: 0	E: 0	K: 0	S: 2	R: 0	H: 0	E: 0	K: 1	S: 5	R: 0	H: 1	E: 0	K: 1	S: 6	R: 0	H: 0	E: 0	K: 1	S: 5	R: 0	H: 1	E: 0	K: 1	S: 6										
PITCHER		IP	WLS	BF	H	R	ER	SO	BB	IBB	HBP	BLK	WP	HR	S	P	ERA	WHIP	PITCHER												IP	WLS	BF	H	R	ER	SO	BB	IBB	HBP	BLK	WP	HR	S	P	ERA	WHIP									
Charlie Leibrandt, L (1, 1) ERA: 2.66		7.0	L	28	3	2	2	4	5	0	1	0	0	0	30	51	2.57	1.143																																						
Joe Beckwith, R (8, 1) ERA: 3.22		1.0		5	1	0	0	1	0	1	0	0	0	0	6	10	0.00	1.000																																						

**BOTTOM**

**Kansas City Royals @ Seattle Mariners**  
The Kingdom, Seattle, WA

Sat Jun 15 1985, 10:05 PM EDT  
Att. 26,067 - Unknown

livebaseballscorecards.com

AB	25
R	2
H	4
RBI	2
BB	6
SO	5
LOB	12



WP: 0	PA: 34
PB: 0	SB: 1
CS: 1	





Batter	1	2	3	4	5	6	7	8	9	AB	R	H	RBI	BB	SO	LOB
Jack Perconte, L OBP: 0.292, SLG: 0.351 (1, 4)	0-0 1B 2B	0-0 F7			0-0 2-3 1B		0-0 FC4-6 1-2f			4	1	2	0	0	0	2
Phil Bradley, R OBP: 0.389, SLG: 0.540 (1, 8)	0-0 2B 2-3 1B		0-3 K CS		0-3 K 3-H			0-0 F9		4	0	1	0	0	2	2
Ivan Calderon, R OBP: 0.354, SLG: 0.554 (1, 9)	0-0 FC1-2 1-3 3-H 2B		0-0 F4			0-0 3-1 WP 1B		0-0 5-3		4	0	2	1	0	0	1
Gorman Thomas, R OBP: 0.353, SLG: 0.492 (1, 10)	0-3 K		0-3 K 1-2			0-0 3-1 1-3		4-0 BB		3	0	0	0	1	2	4
Alvin Davis, L OBP: 0.378, SLG: 0.400 (1, 3)	0-0 FC1-2 2-3 FC4-6			0-0 F8		0-3 K		0-0 F9		4	0	0	0	0	1	4
Barry Bonnell, R OBP: 0.273, SLG: 0.297 (1, 7)	0-0 FC4-6 1-2f			4-0 BB G5-4-3		0-3 K			0-0 1B 2B	3	1	1	0	1	1	3
Jim Presley, R OBP: 0.316, SLG: 0.500 (1, 5)		0-0 1B		0-0 G5-4-3 1-2f			0-3 K		0-0 1B	4	0	2	1	0	1	1
Bob Kearney, R OBP: 0.233, SLG: 0.310 (1, 2)		0-3 K			0-0 5-3		0-0 E5 FC4-6			3	0	0	0	0	1	1
Spike Owen, S OBP: 0.283, SLG: 0.279 (1, 6)		0-3 K			0-0 1B CS 2B		0-3 K			3	0	1	0	0	2	2

Inning Stats	R: 1	H: 3	E: 0	K: 1	S: 8	LOB: 2	BB: 0	P: 8	R: 0	H: 1	E: 0	K: 2	S: 8	LOB: 1	BB: 0	P: 8	R: 0	H: 0	E: 0	K: 2	S: 7	LOB: 1	BB: 0	P: 7	R: 0	H: 0	E: 0	K: 0	S: 2	LOB: 0	BB: 1	P: 6	R: 0	H: 2	E: 0	K: 1	S: 6	LOB: 2	BB: 0	P: 6	R: 0	H: 1	E: 0	K: 2	S: 8	LOB: 1	BB: 0	P: 8	R: 0	H: 0	E: 1	K: 2	S: 8	LOB: 1	BB: 0	P: 8	R: 0	H: 0	E: 0	K: 0	S: 3	LOB: 1	BB: 1	P: 7	R: 1	H: 2	E: 0	K: 0	S: 2	LOB: 1	BB: 0	P: 2	1B: 5	2B: 6	3B: 0	HR: 0	SF: 0	SAC: 0	DP: 3	HBP: 0	WP: 2	PB: 0	SB: 0	CS: 2	PA: 34
--------------	------	------	------	------	------	--------	-------	------	------	------	------	------	------	--------	-------	------	------	------	------	------	------	--------	-------	------	------	------	------	------	------	--------	-------	------	------	------	------	------	------	--------	-------	------	------	------	------	------	------	--------	-------	------	------	------	------	------	------	--------	-------	------	------	------	------	------	------	--------	-------	------	------	------	------	------	------	--------	-------	------	-------	-------	-------	-------	-------	--------	-------	--------	-------	-------	-------	-------	--------

PITCHER	IP	WLS	BF	H	R	ER	SO	BB	IBB	HBP	BLK	WP	HR	S	P	ERA	WHIP
Bud Black, L ERA: 3.14 (1, 1)	8.0		32	7	1	1	10	2	0	0	0	2	0	50	58	1.12	1.125
Joe Beckwith, R ERA: 3.47 (9, 1)	0.0	L	2	2	1	1	0	0	0	0	0	0	0	2	2	∞	∞

**BOTTOM**

**Kansas City Royals @ Seattle Mariners**  
 The Kingdom, Seattle, WA  
 Sun Jun 16 1985, 6:33 AM EDT  
 Att. 14,103 - Unknown

[livebaseballscorecards.com](http://livebaseballscorecards.com)

<b>AB</b>	<b>32</b>
<b>R</b>	<b>2</b>
<b>H</b>	<b>9</b>
<b>RBI</b>	<b>2</b>
<b>BB</b>	<b>2</b>
<b>SO</b>	<b>10</b>
<b>LOB</b>	<b>20</b>





Batter	1	2	3	4	5	6	7	8	9	AB R H RBI BB SO LOB
<b>Kirby Puckett, R</b> OBP: 0.323, SLG: 0.402 (1, 8) X	0-0 F7	0-0 4-3		0-0 4-3		0-0 6-3			0-0 4-3	5 0 0 0 0 0 2
<b>Mickey Hatcher, R</b> OBP: 0.324, SLG: 0.376 (1, 7) X	0-0 1B		0-3 K	0-0 5-3		0-0 G3		0-0 1B	0-0 1B	5 1 2 0 0 1 1
<b>Kent Hrbek, L</b> OBP: 0.313, SLG: 0.398 (1, 3) X	0-0 1B		0-0 1B		4-0 FC4-6 BB	0-3 K		0-0 1B	0-0 1B	4 2 3 0 1 1 0
<b>Tom Brunansky, R</b> OBP: 0.395, SLG: 0.589 (1, 9) X	0-0 2-3		0-0 1B		4-0 FC4-6 BB	0-0 1B		0-0 F8	0-0 1B	4 0 2 1 1 0 4
<b>Mike Stenhouse, L</b> OBP: 0.324, SLG: 0.400 (1, 10) X	0-0 1B		0-0 F4		0-0 FC4-6	0-0 F8		0-0 5-3	0-0 5-3	5 0 1 1 0 0 6
<b>Mark Salas, L</b> OBP: 0.345, SLG: 0.448 (1, 2) X	0-0 3-1		0-0 1B		0-0 SF7			0-0 G3		3 0 1 1 0 0 2
<b>Gary Gaetti, R</b> OBP: 0.346, SLG: 0.463 (1, 5) X		0-0 G3	0-3 K		0-0 F7			0-0 4-3		4 0 0 0 0 1 3
<b>Tim Teufel, R</b> OBP: 0.347, SLG: 0.415 (1, 4) X		0-0 6-3		0-0 2B		0-0 5-3		0-0 1B		4 0 2 0 0 0 0
<b>Greg Gagne, R</b> OBP: 0.353, SLG: 0.450 (1, 6) X		0-0 2B		0-0 F9		0-0 4-3		0-0 F9		4 0 1 0 0 0 2

**Minnesota Twins @ Kansas City Royals**  
**Royals Stadium, Kansas City, MO**  
 Mon Jun 17 1985, 8:05 PM EDT  
 Att: 31,885 - Unknown

AB	38
R	3
H	12
RBI	3
BB	2
SO	3
LOB	20



Inning Stats	R: 1	H: 3	R: 0	H: 1	R: 1	H: 0	R: 0	H: 0	R: 0	H: 1	R: 0	H: 1	R: 0	H: 2	1B: 9	SF: 1	WP: 0	PA: 41
E: 0	LOB: 2	E: 0	LOB: 1	E: 0	LOB: 1	E: 0	LOB: 0	E: 0	LOB: 1	E: 0	LOB: 2	E: 0	LOB: 2	2B: 3	SAC: 0	PB: 0		
K: 0	BB: 0	K: 0	BB: 0	K: 2	BB: 2	K: 0	BB: 0	K: 1	BB: 0	K: 0	BB: 0	K: 0	BB: 0	3B: 0	DP: 0	SB: 0		
S: 6	P: 6	S: 4	P: 4	S: 10	P: 10	S: 3	P: 11	S: 6	P: 6	S: 4	P: 4	S: 5	P: 5	HR: 0	HBP: 0	CS: 0		

PITCHER	IP	WLS	BF	H	R	ER	SO	BB	IBB	HBP	BLK	WP	HR	S	P	ERA	WHIP
<b>Bret Saberhagen, R</b> ERA: 3.35 (1, 1)	8.0	W	36	10	3	3	3	2	0	0	0	0	0	40	48	3.38	1.500
<b>Dan Quisenberry, R</b> ERA: 2.7 (9, 1)	1.0		5	2	0	0	0	0	0	0	0	0	0	5	5	0.00	2.000

Batter	1	2	3	4	5	6	7	8	9
Willie Wilson, S OBP: 0.310, SLG: 0.410 (1, 8)	0-3 K		0-0 FC5-4 1B			0-0 CS 1B	0-0 4-3 1B	0-0 G1-6-3 1B	
Lonnie Smith, R OBP: 0.327, SLG: 0.267 Greg Pryor, R OBP: 0.286, SLG: 0.303 (1, 7) (8, 5)	0-0 5-3		0-0 FC5-4 1-2f			0-0 F9 1-2	0-0 4-3 1-2	0-0 G1-6-3 1-2f	
George Brett, L OBP: 0.415, SLG: 0.526 Lynn Jones, R OBP: 0.241, SLG: 0.300 (1, 5) (7, PR) (8, 7)	0-0 F9			0-0 F7		0-0 1B 1B	4-0 1B 1B		
Darryl Motley, R OBP: 0.286, SLG: 0.405 (1, 9)		0-3 K		0-0 L3		0-0 1B 1B	0-0 1B 1B		
Frank White, R OBP: 0.280, SLG: 0.410 (1, 4)		0-0 F6		0-0 1B		0-0 HR 1B	0-0 1B 1B		
Hal McRae, R OBP: 0.325, SLG: 0.304 (1, 10)		0-0 F9		0-0 F5		0-0 E6 HR	0-0 2-H 1B		
Steve Balboni, R OBP: 0.298, SLG: 0.439 (1, 3)			0-0 HR		0-0 F6	0-0 1-H 2-H HR	0-0 F3		
Jim Sundberg, R OBP: 0.268, SLG: 0.382 (1, 2)			0-0 F9		0-0 F8	0-0 F8		0-3 K	
Onix Concepcion, R OBP: 0.240, SLG: 0.224 (1, 6)			0-0 6-3		0-0 F9		0-0 1B 1B	4-0 1B BB	

AB	R	H	RBI	BB	SO	LOB
5	1	4	0	0	1	0
4	0	0	0	0	0	4
1	0	0	0	0	0	2
3	1	1	0	1	0	0
0	1	0	0	0	0	0
4	1	2	2	0	1	0
4	2	3	2	0	0	0
4	1	1	1	0	0	2
4	2	2	4	0	0	1
4	0	0	0	0	1	0
3	1	1	0	1	0	0

AB	R	H	RBI	BB	SO	LOB
36	10	14	9	2	3	9

Inning	1	2	3	4	5	6	7	8	9						
R: 0 E: 0 K: 1 S: 5	H: 0 LOB: 0 BB: 0 P: 5	R: 0 E: 0 K: 1 S: 5	H: 0 LOB: 0 BB: 0 P: 5	R: 1 E: 0 K: 0 S: 5	H: 2 LOB: 1 BB: 0 P: 5	R: 0 E: 0 K: 0 S: 4	H: 1 LOB: 1 BB: 0 P: 4	R: 0 E: 0 K: 0 S: 3	H: 0 LOB: 0 BB: 0 P: 3	R: 5 E: 1 K: 0 S: 8	H: 5 LOB: 0 BB: 0 P: 8	R: 4 E: 0 K: 0 S: 7	H: 5 LOB: 1 BB: 1 P: 11	R: 0 E: 0 K: 1 S: 5	H: 1 LOB: 1 BB: 1 P: 9

WP	HR	S	P	ERA	WHIP
0	2	30	30	3.00	1.333
0	0	6	10	54.00	7.500
0	0	6	10	0.00	1.500

**BOTTOM**

**Minnesota Twins @ Kansas City Royals**  
**Royals Stadium, Kansas City, MO**  
 Mon Jun 17 1985, 8:05 PM EDT  
 Att. 31,885 - Unknown

[livebaseballscorecards.com](http://livebaseballscorecards.com)





Batter	1	2	3	4	5	6	7	8	9	AB R H RBI BB SO LOB	TOP											
Kirby Puckett, R OBP: 0.318, SLG: 0.396 (1, 8) X	0-0 3-1		0-0 L3		0-0 4-3			0-0 3-1		4 0 0 0 0 0 2	<b>Minnesota Twins @ Kansas City Royals</b> Royals Stadium, Kansas City, MO Tue Jun 18 1985, 8:05 PM EDT Att: 21,662 - Unknown											
Mickey Hatcher, R OBP: 0.319, SLG: 0.369 (1, 7) X	0-0 4-3			0-0 4-3		0-0 1-3		0-0 F7		4 0 0 0 0 0 0												
Kent Hrbek, L OBP: 0.320, SLG: 0.403 (1, 3) X	0-0 6-3			4-0 1B BB		4-0 G5-4-3 BB		0-0 2B		2 0 1 0 2 0 0												
Tom Brunansky, R OBP: 0.390, SLG: 0.578 (1, 9)		0-0 4-3		0-0 F8		0-0 G5-4-3		0-3 K		4 0 0 0 0 1 3												
Roy Smalley, S OBP: 0.381, SLG: 0.418 (1, 10)		4-0 FC5-4 BB		0-0 1-2 1B			4-0 1B 5-3 6-3 BB		0-0 3-1	2 1 1 0 2 0 0												
Gary Gaetti, R OBP: 0.340, SLG: 0.455 (1, 5) X		0-0 FC5-4 1-2f		0-3 K			0-0 5-3		0-0 E5 L4 1B	4 0 0 0 0 1 4												
Mark Salas, L OBP: 0.350, SLG: 0.449 (1, 2) X		0-0 F5			0-0 G3		0-0 2-3 6-3 1B		0-0 1-2 1B	4 0 2 0 0 0 1												
Tim Teufel, R OBP: 0.350, SLG: 0.414 (1, 4) X			0-0 L3 1B		4-0 BB		0-0 6-3		0-0 L4	3 0 1 1 1 0 3												
Greg Gagne, R OBP: 0.348, SLG: 0.443 Randy Bush, L OBP: 0.280, SLG: 0.506 Ron Washington, R OBP: 0.280, SLG: 0.261 (1, 6) (7, PH) (7, 6)			0-0 F8		0-3 K		0-0 F4			2 0 0 0 0 1 2 1 0 0 0 0 0 1 0 0 0 0 0 0 0												
<b>Inning Stats</b>	R: 0 E: 0 K: 0 S: 3	H: 0 LOB: 0 BB: 0 P: 3	R: 0 E: 0 K: 0 S: 3	H: 0 LOB: 1 BB: 1 P: 7	R: 0 E: 0 K: 0 S: 3	H: 1 LOB: 0 BB: 0 P: 3	R: 0 E: 0 K: 1 S: 6	H: 1 LOB: 2 BB: 1 P: 10	R: 0 E: 0 K: 1 S: 5	H: 0 LOB: 1 BB: 1 P: 9		R: 0 E: 0 K: 0 S: 2	H: 0 LOB: 0 BB: 1 P: 6	R: 1 E: 0 K: 0 S: 4	H: 1 LOB: 1 BB: 1 P: 8	R: 0 E: 0 K: 1 S: 6	H: 1 LOB: 1 BB: 0 P: 6	R: 0 E: 1 K: 0 S: 4	H: 1 LOB: 1 BB: 0 P: 4	1B: 4 2B: 3 3B: 0 HR: 0	SF: 0 SAC: 0 DP: 3 HBP: 0	WP: 0 PB: 0 SB: 0 CS: 0
<b>PITCHER</b>	IP WLS BF H R ER SO BB IBB HBP BLK WP HR S P ERA WHIP																					
Mark Gubicza, R ERA: 4.01 Dan Quisenberry, R ERA: 2.59 (1, 1) (8, 1)	7.0 W 27 3 1 1 2 5 0 0 0 0 0 0 26 46 1.29 1.143																					

livebaseballscores.com

<b>AB</b>	30
<b>R</b>	1
<b>H</b>	5
<b>RBI</b>	1
<b>BB</b>	5
<b>SO</b>	3
<b>LOB</b>	16



Batter	1	2	3	4	5	6	7	8	9
Willie Wilson, S (1, 8) Lynn Jones, R (9, 8) OBP: 0.312, SLG: 0.408 OBP: 0.241, SLG: 0.300	0-0 F8		0-0 F7		0-0 BB 1B	0-0 4-3		4-0 3B BB	
Lonnie Smith, R (1, 7) OBP: 0.325, SLG: 0.276	0-0 4-3		0-0 5-3		0-0 F8	0-0 1-3		0-0 1-H 2-H E 3B	
George Brett, L (1, 5) Greg Pryor, R (8, 5) OBP: 0.420, SLG: 0.533 OBP: 0.282, SLG: 0.299	0-3 K			0-0 2B 1B	4-0 1-2 2-3 BB		0-0 4-3 SF9 2B	0-0 E5 WP	
Jorge Orta, L (1, 10) OBP: 0.330, SLG: 0.394		0-0 E5 1B 1B		0-3 K	0-0 SF8		0-0 4-3	0-3 3-H K	
Darryl Motley, R (1, 9) OBP: 0.259, SLG: 0.397		0-0 F9		0-0 F8	0-0 F8		0-0 SF9		
Steve Balboni, R (1, 3) OBP: 0.297, SLG: 0.440		0-0 F2		0-0 1-H 2B		0-0 F7	0-3 K		
Frank White, R (1, 4) Buddy Biancalana, S (9, 4) OBP: 0.288, SLG: 0.416 OBP: 0.214, SLG: 0.189		0-0 S 1B			0-0 WP 3B 1B	0-0 1B 1B		0-0 5-3	
Jim Sundberg, R (1, 2) OBP: 0.278, SLG: 0.398		0-3 K			0-0 1B 3B	0-0 4-3 1B 1B		4-0 3B BB	
Onix Concepcion, R (1, 6) OBP: 0.247, SLG: 0.226			0-0 5-3		1-0 BB 1B SF8 HBP	0-0 1-2 3-H 1B		0-0 5-3	

Inning Stats	R: 0	H: 0	E: 0	K: 1	S: 5	LOB: 0	BB: 0	P: 5
	R: 1	H: 2	E: 1	K: 1	S: 7	LOB: 1	BB: 0	P: 7
	R: 0	H: 0	E: 0	K: 0	S: 3	LOB: 0	BB: 0	P: 3
	R: 1	H: 2	E: 0	K: 1	S: 6	LOB: 1	BB: 0	P: 6
	R: 3	H: 3	E: 0	K: 0	S: 6	LOB: 2	BB: 1	P: 11
	R: 1	H: 3	E: 0	K: 0	S: 6	LOB: 2	BB: 0	P: 6
	R: 1	H: 1	E: 0	K: 1	S: 6	LOB: 0	BB: 0	P: 6
	R: 3	H: 1	E: 1	K: 1	S: 7	LOB: 1	BB: 2	P: 15

PITCHER															PITCHER																			
IP	WLS	BF	H	R	ER	SO	BB	IBB	HBP	BLK	WP	HR	S	P	ERA	WHIP	IP	WLS	BF	H	R	ER	SO	BB	IBB	HBP	BLK	WP	HR	S	P	ERA	WHIP	
Mike Smithson, R (1, 1) ERA: 5.55	5.1	L	26	9	6	5	3	1	0	0	1	0	30	35	8.44	1.875																		
Frank Eufemia, R (6, 1) ERA: 2.08	0.2		3	1	0	0	0	0	0	0	0	0	3	3	0.00	1.500																		
Curt Wardle, L (7, 1) ERA: 4.91	0.1		2	1	1	0	0	0	0	0	0	0	2	2	27.00	3.000																		
Ron Davis, R (7, 1) ERA: 5.88	1.2		9	1	3	2	2	2	0	0	0	1	0	11	19	10.80	1.800																	

AB R H RBI BB SO LOB

4	1	1	1	1	0	2	5	1	1	2	0	0	4	3	2	2	0	1	1	0	4	1	1	1	0	2	3	3	0	0	1	0	0	4	4	0	1	1	0	1	1	4	2	3	1	0	0	0	0	0	0	0	0	0	0	3	2	2	1	1	1	1	3	1	1	1	0	0	1
0	0	0	0	0	0	0								1	0	0	0	0	0																																																		

WP: 2	PA: 40
PB: 0	
SB: 1	
CS: 0	



**Minnesota Twins @ Kansas City Royals**  
 Royals Stadium, Kansas City, MO  
 Tue Jun 18 1985, 8:05 PM EDT  
 Att. 21,662 - Unknown

livebaseballscorecards.com

AB	34
R	10
H	12
RBI	9
BB	3
SO	5
LOB	16



Batter	1	2	3	4	5	6	7	8	9	AB R H RBI BB SO LOB	TOP							
Kirby Puckett, R OBP: 0.313, SLG: 0.389 (1, 8) X	0-0 1-3 ①		0-0 G3 ①		0-0 4-3 ②			0-0 L9 ① X	0-0 F8 ③	5 0 0 0 0 0 4	<b>Minnesota Twins @ Kansas City Royals</b> Royals Stadium, Kansas City, MO Wed Jun 19 1985, 8:05 PM EDT Att: 22,033 - Unknown <a href="http://livebaseballscorecards.com">livebaseballscorecards.com</a>							
Ron Washington, R OBP: 0.241, SLG: 0.222 (1, 5) X	0-0 L4 ②		0-0 5-3 ②		0-0 5-3 ③			0-3 K ②		4 0 0 0 0 1 1								
Mickey Hatcher, R OBP: 0.322, SLG: 0.375 (1, 7) X	0-0 3-1 ③		0-0 2B ③					0-0 1B ③		4 0 2 1 0 0 0								
Tom Brunansky, R OBP: 0.384, SLG: 0.568 (1, 9) X		0-0 L8 ① X	0-0 F8 ③					0-0 5-3 ②		4 0 0 0 0 0 2								
Kent Hrbek, L OBP: 0.330, SLG: 0.423 (1, 3) X		0-0 BB 1B ②		0-0 HR ②				4-0 BB ③		3 1 3 1 1 0 0								
Roy Smalley, S OBP: 0.383, SLG: 0.425 (1, 10) X		0-0 F4 ②						0-0 F8 ③		4 0 2 0 0 0 2								
Gary Gaetti, R OBP: 0.340, SLG: 0.455 (9, PR) X					G6-4-3 1B ③				FC3-2 2B ③	0 0 0 0 0 0 0								
Tim Teufel, R OBP: 0.350, SLG: 0.410 (1, 4) X		4-0 BB 1B ②			G6-4-3 ① ②			0-0 F8 ①		2 0 0 0 1 0 1								
Randy Bush, L OBP: 0.277, SLG: 0.500 (9, PH) X		1-2 BB ③		1-2 ①					L3 ①	1 0 0 0 0 0 2								
Greg Gagne, R OBP: 0.341, SLG: 0.432 (1, 6) X		0-0 F9 ③						0-0 5-3 ②		3 0 0 0 0 0 2								
Mike Stenhouse, L OBP: 0.333, SLG: 0.400 (9, PH) X									4-0 FC3-2 1B ③	0 0 0 0 1 0 0								
Dave Engle, R OBP: 0.250, SLG: 0.182 (1, 2) X			0-0 E2 2B 1B ③					0-0 6-3 ③		3 1 1 0 0 0 0								
Mark Salas, L OBP: 0.347, SLG: 0.446 (9, PH) X					0-0 4-3 ①				0-0 FC3-2 ②	1 0 0 0 0 0 3								
<b>Inning Stats</b>	R: 0 H: 0 E: 0 K: 0 S: 3	H: 0 LOB: 0 BB: 0 P: 3	R: 0 H: 1 E: 0 K: 0 S: 4	H: 1 LOB: 2 BB: 1 P: 8	R: 1 H: 2 E: 1 K: 0 S: 5	H: 2 LOB: 1 BB: 0 P: 5	R: 1 H: 2 E: 0 K: 0 S: 4	H: 2 LOB: 0 BB: 0 P: 4	R: 0 H: 0 E: 0 K: 0 S: 3	H: 0 LOB: 0 BB: 0 P: 3	R: 0 H: 0 E: 0 K: 0 S: 3	H: 0 LOB: 0 BB: 0 P: 3	R: 0 H: 1 E: 0 K: 1 S: 6	H: 1 LOB: 1 BB: 0 P: 6	R: 0 H: 2 E: 0 K: 0 S: 5	H: 2 LOB: 3 BB: 1 P: 9	1B: 5 SF: 0 2B: 2 SAC: 0 3B: 0 DP: 1 HR: 1 HBP: 0	WP: 0 PA: 37 PB: 0 SB: 0 CS: 0
<b>PITCHER</b> Danny Jackson, L ERA: 3.61 (1, 1)	IP: 8.0 WLS: W BF: 31 H: 6 R: 2 ER: 1 SO: 1 BB: 2 IBB: 0 HBP: 0 BLK: 0 WP: 0 HR: 1 S: 31 P: 39 ERA: 1.12 WHIP: 1.000											<b>PITCHER</b> Dan Quisenberry, R ERA: 2.54 (9, 1)	IP: 1.0 WLS: S BF: 6 H: 2 R: 0 ER: 0 SO: 0 BB: 0 IBB: 1 HBP: 0 BLK: 0 WP: 0 HR: 0 S: 5 P: 9 ERA: 0.00 WHIP: 2.000					



Batter	1	2	3	4	5	6	7	8	9	AB	R	H	RBI	BB	SO	LOB
Willie Wilson, S OBP: 0.315, SLG: 0.413 (1, 8)	0-0 5-3		0-0 2B		0-0 F8		0-0 2B 1B			4	1	2	0	0	0	2
Lonnie Smith, R OBP: 0.323, SLG: 0.280 (1, 7)	0-0 F9		0-0 F9		0-0 F8		0-0 1-H 2B			4	0	1	1	0	0	3
George Brett, L OBP: 0.421, SLG: 0.527 (1, 5)	4-0 BB			0-0 F7		0-0 4-3	4-0 IBB			2	0	0	0	2	0	0
Darryl Motley, R OBP: 0.259, SLG: 0.394 (1, 9)	0-0 F3			0-0 F2		0-0 2B 1B	0-0 F8			4	1	1	0	0	0	3
Frank White, R OBP: 0.283, SLG: 0.408 (1, 4)		0-0 F6		0-0 E6		0-3 K		0-0 F8		4	0	0	0	0	1	1
Hal McRae, R OBP: 0.333, SLG: 0.370 (1, 10)		0-0 F7		0-0 F9		0-0 1-H 2B		0-0 HR		4	1	2	2	0	0	1
Steve Balboni, R OBP: 0.297, SLG: 0.434 (1, 3)		0-0 F9			4-0 FC1-6 1B BB	0-0 F5		0-3 K		3	0	0	0	1	1	1
Jim Sundberg, R OBP: 0.278, SLG: 0.395 (1, 2)			0-3 K		0-0 FC1-6 1B		0-0 5-3	0-0 F3		4	0	1	0	0	1	0
Buddy Biancalana, S OBP: 0.205, SLG: 0.179 (1, 6)			0-0 1-3		0-0 FC1-6		0-0 4-3			2	0	0	0	0	0	2
Lynn Jones, R OBP: 0.236, SLG: 0.294 (7, PH)					1-2 2-3f					1	0	0	0	0	0	0
Onix Concepcion, R OBP: 0.247, SLG: 0.226 (8, 6)										0	0	0	0	0	0	0

Inning Stats	R: 0	H: 0	E: 0	K: 0	S: 3	R: 0	H: 0	E: 0	K: 0	S: 3	R: 0	H: 1	E: 0	K: 1	S: 6	R: 0	H: 0	E: 1	K: 0	S: 4	R: 0	H: 1	E: 0	K: 0	S: 4	R: 1	H: 2	E: 0	K: 1	S: 7	R: 1	H: 2	E: 0	K: 0	S: 5	R: 1	H: 1	E: 0	K: 1	S: 6
	LOB: 1	BB: 1	P: 7	LOB: 0	BB: 0	P: 3	LOB: 1	BB: 0	P: 6	LOB: 2	BB: 1	P: 8	LOB: 1	BB: 0	P: 7	LOB: 2	BB: 1	LOB: 1	BB: 0	P: 7	LOB: 2	BB: 1	P: 9	LOB: 0	BB: 0	P: 6	LOB: 0	BB: 0	P: 6	LOB: 0	BB: 0	P: 6	LOB: 0	BB: 0	P: 6	LOB: 0	BB: 0	P: 6		

PITCHER	IP	WLS	BF	H	R	ER	SO	BB	IBB	HBP	BLK	WP	HR	S	P	ERA	WHIP
Pete Filson, L ERA: 4.2 (1, 1)	7.1	L	33	7	3	3	2	2	1	0	0	0	1	34	46	3.68	1.227
Ron Davis, R ERA: 5.74 (8, 1)	0.2		2	0	0	0	1	0	0	0	0	0	0	4	4	0.00	0.000


**BOTTOM**

**Minnesota Twins @ Kansas City Royals**  
**Royals Stadium, Kansas City, MO**

Wed Jun 19 1985, 8:05 PM EDT  
Att. 22,033 - Unknown

livebaseballscorecards.com

<b>AB</b>	<b>32</b>
<b>R</b>	<b>3</b>
<b>H</b>	<b>7</b>
<b>RBI</b>	<b>3</b>
<b>BB</b>	<b>3</b>
<b>SO</b>	<b>3</b>
<b>LOB</b>	<b>13</b>



WP	HR	S	P	ERA	WHIP
0	1	3	2	3.68	1.227
0	0	1	1	0.00	0.000



Batter	1	2	3	4	5	6	7	8	9	AB R H RBI BB SO LOB	TOP																									
Kirby Puckett, R OBP: 0.320, SLG: 0.402 (1, 8)	0-0 1-3		0-0 FC1-6 1B	0-0 BB 1B		0-0 1-3	0-0 3B		0-0 S 1B	6 0 4 4 0 0 1																										
Ron Washington, R OBP: 0.286, SLG: 0.250 (1, 5) (7, 6)	0-0 6-3 1B		0-0 FC1-6 2B E	0-0 BB 1B		4-0 BB	0-0 5-3		0-3 K	5 2 2 0 1 1 3																										
Mickey Hatcher, R OBP: 0.322, SLG: 0.376 (1, 7)	0-0 6-3		0-0 E7 4-3 2B	4-0 BB		0-0 5-3		0-3 K	0-0 F7	5 1 1 0 0 1 1 4																										
Tom Brunansky, R OBP: 0.388, SLG: 0.567 (1, 9)	0-0 2-H 1B		0-0 4-3	0-0 6-3			4-0 BB 1B BB	0-0 E7 F8 1B		4 1 2 2 1 0 3																										
Kent Hrbek, L OBP: 0.327, SLG: 0.416 (1, 3)	0-3 K		0-0 F8		0-0 F7		4-0 1B BB 3B BB	0-0 F8		4 1 0 0 1 1 2																										
Roy Smalley, S OBP: 0.383, SLG: 0.427 (1, 10)		0-3 K		0-0 6-3 1B 2B	0-0 F7		4-0 1-2 2-3 3B BB	0-3 K		4 2 1 0 1 2 1																										
Tim Teufel, R OBP: 0.351, SLG: 0.410 (1, 4)		0-0 G3 1B		0-0 6-3	0-0 F8		0-0 3B 1B		0-0 F5	5 1 2 1 0 0 1																										
Greg Gagne, R OBP: 0.348, SLG: 0.438 Randy Bush, L OBP: 0.274, SLG: 0.494 Gary Gaetti, R OBP: 0.343, SLG: 0.462 (1, 6) (7, PH) (7, 5)		0-0 G3		0-0 CS 1B		0-0 FC3-6 1B	0-3 K		0-0 1B 2B	3 0 2 1 0 0 1 1 0 0 0 0 1 3 1 1 1 0 0 0 0																										
Tim Laudner, R OBP: 0.276, SLG: 0.394 Mark Salas, L OBP: 0.349, SLG: 0.447 (1, 2) (7, PH) (7, 2)		0-0 6-3		0-0 HR		0-0 FC3-6 1-3	0-3 K		0-0 1B	3 1 1 1 0 0 2 2 1 1 1 0 1 3																										
<b>Inning Stats</b>	R: 1 E: 0 K: 1 S: 7	H: 2 LOB: 1 BB: 0 P: 7	R: 0 E: 0 K: 1 S: 6	H: 1 LOB: 1 BB: 0 P: 6	R: 2 E: 1 K: 0 S: 5	H: 2 LOB: 0 BB: 0 P: 5	R: 2 E: 0 K: 0 S: 7	H: 5 LOB: 3 BB: 1 P: 11	R: 0 E: 0 K: 0 S: 3	H: 0 LOB: 0 BB: 0 P: 3	R: 0 E: 0 K: 0 S: 4	H: 1 LOB: 2 BB: 1 P: 8	R: 4 E: 0 K: 2 S: 9	H: 2 LOB: 1 BB: 3 P: 21	R: 0 E: 1 K: 2 S: 8	H: 1 LOB: 1 BB: 0 P: 8	R: 2 E: 0 K: 1 S: 8	H: 3 LOB: 1 BB: 0 P: 8	1B: 12 2B: 3 3B: 1 HR: 1	SF: 0 SAC: 0 DP: 0 HBP: 0	WP: 0 PB: 0 SB: 1 CS: 1	PA: 48														
<b>PITCHER</b>	IP WLS BF H R ER SO BB IBB HBP BLK WP HR S P ERA WHIP																				<b>PITCHER</b>	IP WLS BF H R ER SO BB IBB HBP BLK WP HR S P ERA WHIP														
Charlie Leibrandt, L ERA: 2.92 (1, 1)	3.2		18	8	5	4	2	0	0	0	0	0	1	22	22	9.82	2.182																			
Michael LaCoss, R ERA: 3.49 (4, 1)	2.1		15	3	3	3	0	5	0	0	0	0	0	10	30	11.57	3.429																			
Joe Beckwith, R ERA: 3.89 (7, 1)	3.0	L	15	6	3	3	5	0	0	0	0	0	0	25	25	9.00	2.000																			

Minnesota Twins @ Kansas City Royals  
Royals Stadium, Kansas City, MO  
Thu Jun 20 1985, 8:05 PM EDT  
Att: 31,461 - Unknown

livebaseballscorecards.com

AB	43
R	11
H	17
RBI	10
BB	5
SO	7
LOB	24



BOTTOM

Minnesota Twins @ Kansas City Royals  
Royals Stadium, Kansas City, MO

Thu Jun 20 1985, 8:05 PM EDT  
Att. 31,461 - Unknown

livebaseballscorecards.com

AB	41
R	8
H	16
RBI	8
BB	3
SO	7
LOB	15



WP	0	PA	45
PB	0		
SB	2		
CS	0		

AB R H RBI BB SO LOB

4 4 4 1 1 0 0  
3 2 2 2 0 0 1  
0 0 0 0 0 0 0  
1 0 0 0 0 1 1

5 0 3 5 0 0 1

3 0 2 0 0 1 1  
0 0 0 0 2 0 0  
0 0 0 0 0 0 0

5 0 1 0 0 1 5

5 0 0 0 0 0 3

5 1 2 0 0 2 0

5 0 1 0 0 2 2

3 1 1 0 0 0 0  
1 0 0 0 0 0 0  
0 0 0 0 0 0 0  
1 0 0 0 0 0 1


1B: 11 SF: 1  
2B: 3 SAC: 0  
3B: 2 DP: 1  
HR: 0 HBP: 0

Batter	1	2	3	4	5	6	7	8	9
Willie Wilson, S OBP: 0.326, SLG: 0.432 (1, 8)	0-0 SF8 3B		4-0 F8 S 1B BB	0-0 1B 1B		0-0 S 3B 1B		0-0 2B	
Lonnie Smith, R OBP: 0.326, SLG: 0.296 (1, 7) Lynn Jones, R OBP: 0.236, SLG: 0.294 (7, 7) Dave Leeper, L (8, PH) (9, 7)	0-0 SF8		0-0 F8	0-0 1B 1B		0-0 1B 3B		0-3 K2-3	
George Brett, L OBP: 0.425, SLG: 0.529 (1, 5)	0-0 F9		0-0 1B 1B	0-0 1B 1B		0-0 1B BB 1B		0-0 F8	
Jorge Orta, L OBP: 0.335, SLG: 0.405 (1, 10) Hal McRae, R OBP: 0.348, SLG: 0.370 (6, PH) John Wathan, R OBP: 0.395, SLG: 0.323 (8, PR)	0-0 2B		0-0 FC6-4 1B	0-3 K		4-0 1B BB		4-0 FC6-4 BB	
Frank White, R OBP: 0.281, SLG: 0.404 (1, 4)	0-3 K		0-0 FC6-4		0-0 4-3	0-0 G5-4-3 1B		0-0 FC6-4	
Darryl Motley, R OBP: 0.251, SLG: 0.381 (1, 9)		0-0 F6		0-0 F8	0-0 F8	0-0 G5-4-3		0-0 6-3	
Steve Balboni, R OBP: 0.299, SLG: 0.438 (1, 3)		0-3 K		0-0 1B 2B	0-0 1B		0-3 K	0-0 F8	
Jim Sundberg, R OBP: 0.276, SLG: 0.389 (1, 2)		0-3 K		0-0 5-3	0-0 F8		0-3 K2-3	0-0 1B	
Buddy Biancalana, S OBP: 0.213, SLG: 0.190 (1, 6) Dane Iorg, L OBP: 0.222, SLG: 0.286 (7, PH) Onix Concepcion, R OBP: 0.247, SLG: 0.226 (8, 6) Greg Pryor, R OBP: 0.278, SLG: 0.294 (9, PH)			0-0 F9	0-0 1B 1B 1B		0-0 6-3	0-0 G3	0-0 F8	

Inning Stats	R: 1 H: 2 E: 0 K: 7	H: 2 LOB: 1 BB: 0 P: 7	R: 0 H: 0 E: 0 K: 7	H: 0 LOB: 0 BB: 0 P: 7	R: 1 H: 2 E: 0 K: 5	H: 2 LOB: 2 BB: 1 P: 9	R: 4 H: 5 E: 0 K: 10	H: 5 LOB: 1 BB: 0 P: 10	R: 0 H: 1 E: 0 K: 4	H: 1 LOB: 1 BB: 0 P: 4	R: 2 H: 4 E: 0 K: 6	H: 4 LOB: 2 BB: 1 P: 10	R: 0 H: 0 E: 0 K: 7	H: 0 LOB: 0 BB: 0 P: 7	R: 0 H: 1 E: 0 K: 6	H: 1 LOB: 2 BB: 1 P: 10	R: 0 H: 1 E: 0 K: 4	H: 1 LOB: 1 BB: 0 P: 4
--------------	---------------------	------------------------	---------------------	------------------------	---------------------	------------------------	----------------------	-------------------------	---------------------	------------------------	---------------------	-------------------------	---------------------	------------------------	---------------------	-------------------------	---------------------	------------------------

PITCHER	IP	WLS	BF	H	R	ER	SO	BB	IBB	HBP	BLK	WP	HR	S	P	ERA	WHIP
John Butcher, R ERA: 4.92 (1, 1)	3.2		21	9	6	6	3	1	0	0	0	0	0	26	30	14.73	2.727
Rick Lysander, R ERA: 6.16 (4, 1)	1.2		8	3	2	2	1	0	0	0	0	0	0	10	10	10.80	1.800
Curt Wardle, L ERA: 4.91 (6, 1)	0.0		2	1	0	0	0	1	0	0	0	0	0	1	5	∞	∞
Frank Eufemia, R ERA: 1.84 (6, 1)	1.2	W	6	2	0	0	2	0	0	0	0	0	0	10	10	0.00	1.200
Len Whitehouse, L ERA: 6.44 (8, 1)	2.0	S	8	1	0	0	1	1	0	0	0	0	0	9	13	0.00	1.000



Batter	1	2	3	4	5	6	7	8	9	AB R H RBI BB SO LOB	TOP										
Jack Perconte, L (1, 4) OBP: 0.308, SLG: 0.356	0-0 5-3			0-0 4-3			0-0 L4	0-0 G1-2-3		4 0 0 0 0 0 3	<b>Seattle Mariners @ Kansas City Royals</b> Royals Stadium, Kansas City, MO Sat Jun 22 1985, 8:05 PM EDT Att: 35,959 - Unknown  livebaseballscorecards.com  <b>AB 29</b> <b>R 2</b> <b>H 4</b> <b>RBI 1</b> <b>BB 2</b> <b>SO 7</b> <b>LOB 6</b> 										
Phil Bradley, R (1, 7) OBP: 0.386, SLG: 0.538	0-3 K			0-3 K			0-0 6-3		0-0 1B	4 0 1 0 0 2 0											
Alvin Davis, L (1, 3) OBP: 0.365, SLG: 0.389	0-0 1-3			0-0 F7			0-0 F5		0-0 F7	4 0 0 0 0 0 1											
Gorman Thomas, R (1, 10) OBP: 0.365, SLG: 0.468		0-0 F8			0-3 K			0-0 SH5-4 1B BLK 1B	0-0 F7	4 1 1 0 0 1 1											
Ivan Calderon, R (1, 9) OBP: 0.354, SLG: 0.550		0-0 F9			0-0 F8			0-0 BLK SH5-4 1-2 1B	0-0 5-3	4 1 1 0 0 0 1											
Dave Henderson, R (1, 8) OBP: 0.307, SLG: 0.388		0-3 K			0-0 6-3			0-0 SH5-4		2 0 0 0 0 1 0											
Jim Presley, R (1, 5) OBP: 0.326, SLG: 0.515			0-0 4-3			0-3 K		4-0 1B BLK G1-2-3 IBB		2 0 0 0 1 1 0											
Donnie Scott, S (1, 2) OBP: 0.239, SLG: 0.313 Ken Phelps, L (8, PH) OBP: 0.326, SLG: 0.474 Domingo Ramos, R (8, PR) OBP: 0.241, SLG: 0.280			0-3 K			0-3 K		4-0 1B 1-2 2-3 3-H BB		2 0 0 0 0 2 0 0 0 0 0 1 0 0 0 0 0 0 0 0 0											
Spike Owen, S (1, 6) OBP: 0.287, SLG: 0.280 Al Cowens, R (8, PH) OBP: 0.274, SLG: 0.423 Bob Kearney, R (8, 2) OBP: 0.228, SLG: 0.294			0-0 F7			0-0 1-3		0-0 1B 1-2 2-3 3-H		2 0 0 0 0 0 0 1 0 1 1 0 0 0 0 0 0 0 0 0 0											
<b>Inning Stats</b>	R: 0 E: 0 K: 1 S: 5	H: 0 LOB: 0 BB: 0 P: 5	R: 0 E: 0 K: 1 S: 5	H: 0 LOB: 0 BB: 0 P: 5	R: 0 E: 0 K: 1 S: 5	H: 0 LOB: 0 BB: 0 P: 5	R: 0 E: 0 K: 1 S: 5	H: 0 LOB: 0 BB: 0 P: 5	R: 0 E: 0 K: 2 S: 7	H: 0 LOB: 0 BB: 0 P: 7		R: 0 E: 0 K: 0 S: 3	H: 0 LOB: 0 BB: 0 P: 3	R: 2 E: 0 K: 0 S: 5	H: 3 LOB: 2 BB: 2 P: 13	R: 0 E: 0 K: 0 S: 4	H: 1 LOB: 1 BB: 0 P: 4	1B: 4 2B: 0 3B: 0 HR: 0	SF: 0 SAC: 1 DP: 1 HBP: 0	WP: 0 PB: 0 SB: 0 CS: 0	PA: 32
<b>PITCHER</b> Bret Saberhagen, R (1, 1) ERA: 3.28 Dan Quisenberry, R (8, 1) ERA: 2.45	IP 7.1	WLS L	BF 26	H 2	R 2	ER 2	SO 7	BB 1	IBB 1	HBP 0	BLK 1	WP 0	HR 0	S 38	P 46	ERA 2.46	WHIP 0.409				
<b>PITCHER</b>	IP	WLS	BF	H	R	ER	SO	BB	IBB	HBP	BLK	WP	HR	S	P	ERA	WHIP				

BOTTOM

Seattle Mariners @ Kansas City Royals  
Royals Stadium, Kansas City, MO

Sat Jun 22 1985, 8:05 PM EDT  
Att. 35,959 - Unknown

livebaseballscorecards.com

AB	32
R	1
H	6
RBI	1
BB	1
SO	4
LOB	13



WP:	0	PA:	33
PB:	0		
SB:	2		
CS:	0		

AB R H RBI BB SO LOB

3 0 0 0 1 0 2

4 0 0 0 0 1 4

4 1 1 0 0 1 0

3 0 1 0 0 0 0

1 0 0 0 0 0 1

4 0 0 1 0 0 1

4 0 1 0 0 2 0

3 0 1 0 0 0 1

3 0 1 0 0 0 1

3 0 1 0 0 0 3

1B:	4	SF:	0
2B:	3	SAC:	0
3B:	0	DP:	1
HR:	0	HBP:	0

Batter	1	2	3	4	5	6	7	8	9
Willie Wilson, S OBP: 0.325, SLG: 0.428 (1, 8) X	0-0 1-3 ①		4-0 FC5-4 BB			0-0 G3 ①		0-0 FC4-6 ②	
Lonnie Smith, R OBP: 0.321, SLG: 0.290 (1, 7) X	0-0 5-3 ②		0-0 FC5-4 ③			0-0 5-3 ②		0-3 K ③	
George Brett, L OBP: 0.422, SLG: 0.529 (1, 5) S S	0-3 K ③			0-0 G3 ①		0-0 F8 ③			0-0 F8 2B ①
Jorge Orta, L OBP: 0.335, SLG: 0.403 Hal McRae, R OBP: 0.344, SLG: 0.365 (1, 10) (9, PH)		0-0 G3 ①		0-0 7-4 1B			0-0 3-1 ①		0-0 F8 ①
Frank White, R OBP: 0.277, SLG: 0.396 (1, 4) X		0-0 F7 ②		0-0 7-4 ③			0-0 1-3 ②		0-0 6-3 ②
Darryl Motley, R OBP: 0.251, SLG: 0.378 (1, 9) S S		0-3 K ③			0-0 4-3 S 1B		0-0 L1 ③		0-3 K ③
Steve Balboni, R OBP: 0.299, SLG: 0.437 (1, 3) X			0-0 6-3 ①		0-0 F4 ①			0-0 FC2-5 1B 1B	
Jim Sundberg, R OBP: 0.277, SLG: 0.389 (1, 2) X			0-0 F9 ②		0-0 4-3 ②			0-0 FC4-6 FC2-5 1B	
Buddy Biancalana, S OBP: 0.220, SLG: 0.222 (1, 6) X			0-0 2B		0-0 F9 ③			0-0 FC2-5 FC4-8 ①	

Inning Stats	R: 0 E: 0 K: 1 S: 5	H: 0 LOB: 0 BB: 0 P: 5	R: 0 E: 0 K: 1 S: 5	H: 0 LOB: 0 BB: 0 P: 5	R: 0 E: 0 K: 0 S: 4	H: 1 LOB: 2 BB: 1 P: 8	R: 0 E: 0 K: 0 S: 3	H: 1 LOB: 0 BB: 0 P: 3	R: 0 E: 0 K: 0 S: 4	H: 1 LOB: 1 BB: 0 P: 4	R: 0 E: 0 K: 0 S: 3	H: 0 LOB: 0 BB: 0 P: 3	R: 0 E: 0 K: 0 S: 3	H: 0 LOB: 0 BB: 0 P: 3	R: 0 E: 0 K: 1 S: 7	H: 2 LOB: 2 BB: 0 P: 7	R: 1 E: 0 K: 1 S: 6	H: 1 LOB: 0 BB: 0 P: 6	1B: 4 2B: 3 3B: 0 HR: 0	SF: 0 SAC: 0 DP: 1 HBP: 0
--------------	------------------------------	---------------------------------	------------------------------	---------------------------------	------------------------------	---------------------------------	------------------------------	---------------------------------	------------------------------	---------------------------------	------------------------------	---------------------------------	------------------------------	---------------------------------	------------------------------	---------------------------------	------------------------------	---------------------------------	----------------------------------	------------------------------------

PITCHER	IP	WLS	BF	H	R	ER	SO	BB	IBB	HBP	BLK	WP	HR	S	P	ERA	WHIP
Bill Swift, R ERA: 2.39 (1, 1)	8.0	W	30	6	1	1	3	1	0	0	0	0	0	35	39	1.12	0.875
Ed Vande Berg, L ERA: 2.93 (9, 1)	0.1		1	0	0	0	0	0	0	0	0	0	0	1	1	0.00	0.000
Ed Nunez, R ERA: 2.78 (9, 1)	0.2	S	2	0	0	0	1	0	0	0	0	0	0	4	4	0.00	0.000

PITCHER	IP	WLS	BF	H	R	ER	SO	BB	IBB	HBP	BLK	WP	HR	S	P	ERA	WHIP
---------	----	-----	----	---	---	----	----	----	-----	-----	-----	----	----	---	---	-----	------



Batter	1	2	3	4	5	6	7	8	9	AB R H RBI BB SO LOB	TOP											
Jack Perconte, L (1, 4) OBP: 0.304, SLG: 0.347	0-0 F6		0-0 FC4-6 2B	0-0 3-1		0-0 F8		4-0 5-3 BB	0-0 L3	5 1 0 0 1 0 4												
Phil Bradley, R (1, 8) OBP: 0.383, SLG: 0.530	0-0 F8		4-0 2B SF7 BB	0-0 E1		0-3 K		0-0 5-3		4 1 0 0 1 1 2												
Ivan Calderon, R (1, 7) OBP: 0.356, SLG: 0.562	0-0 2B		0-0 2B 2B	0-3 K		0-3 K		0-3 K		5 1 2 1 0 3 3												
Gorman Thomas, R (1, 10) OBP: 0.366, SLG: 0.458	0-3 K		4-0 2B FC2 IBB	0-0 F7			0-0 5-3		4-0 2B BB	3 1 0 0 2 1 3												
Alvin Davis, L (1, 3) OBP: 0.369, SLG: 0.390		0-0 4-3	0-0 SF7		4-0 G3-6-3 BB		0-0 BB 1B		4-0 2B BB	2 1 1 1 2 0 0												
Al Cowens, R (1, 9) OBP: 0.273, SLG: 0.424		0-0 G3	0-0 3-H		0-0 G3-6-3		0-3 K		0-0 2B BB	4 0 1 1 0 1 2												
Dave Henderson, R (7, 8) OBP: 0.310, SLG: 0.395			1-3 2-H 2B		1-2 2B				1-3 2-H 2B	1 0 1 1 0 0 0												
Jim Presley, R (1, 5) OBP: 0.335, SLG: 0.525		0-3 K	4-0 IBB		0-0 1B 2B		4-0 1-2 BB		0-0 2B	3 1 2 1 2 1 0												
Bob Kearney, R (1, 2) OBP: 0.235, SLG: 0.323			HR FC2		0-0 2B		0-0 L9		0-3 K	5 1 2 2 0 1 7												
Spike Owen, S (1, 6) OBP: 0.295, SLG: 0.306			0-0 FC4-6 1B	0-0 3-1 1B		0-0 HR		0-0 F9	0-0 4-3	5 1 3 1 0 0 2												
<b>Inning Stats</b>	R: 0 E: 0 K: 1 S: 6	H: 1 LOB: 1 BB: 0 P: 6	R: 0 E: 0 K: 1 S: 5	H: 0 LOB: 0 BB: 0 P: 5	R: 4 E: 0 K: 0 S: 7	H: 4 LOB: 3 BB: 3 P: 19	R: 0 E: 1 K: 1 S: 7	H: 1 LOB: 2 BB: 0 P: 7	R: 1 E: 0 K: 0 S: 3	H: 2 LOB: 1 BB: 1 P: 7	R: 1 E: 0 K: 2 S: 8	H: 1 LOB: 0 BB: 0 P: 8	R: 0 E: 0 K: 1 S: 6	H: 1 LOB: 2 BB: 1 P: 10	R: 0 E: 0 K: 1 S: 5	H: 0 LOB: 1 BB: 1 P: 9	R: 2 E: 0 K: 1 S: 7	H: 2 LOB: 2 BB: 2 P: 15	1B: 4 2B: 6 3B: 0 HR: 2	SF: 1 SAC: 0 DP: 1 HBP: 0	WP: 0 PB: 0 SB: 0 CS: 0	PA: 46
<b>PITCHER</b>	IP WLS BF H R ER SO BB IBB HBP BLK WP HR S P ERA WHIP																				<b>PITCHER</b>	IP WLS BF H R ER SO BB IBB HBP BLK WP HR S P ERA WHIP
Bud Black, L (1, 1) ERA: 3.42	2.2 L 15 5 4 4 2 1 1 0 0 0 1 17 25 13.50 2.250																					
Joe Beckwith, R (3, 1) ERA: 3.89	2.1 11 3 1 1 1 1 1 1 0 0 0 0 11 19 3.86 1.714																					
Mike Jones, L (6, 1) ERA: 4.91	3.0 13 2 1 1 4 2 2 0 0 0 0 1 19 27 3.00 1.333																					
Michael LaCoss, R (9, 1) ERA: 3.99	1.0 7 2 2 2 1 2 0 0 0 0 0 0 7 15 18.00 4.000																					

Seattle Mariners @ Kansas City Royals  
Royals Stadium, Kansas City, MO  
Sun Jun 23 1985, 4:33 AM EDT  
Att: 31,080 - Unknown

AB	37
R	8
H	12
RBI	8
BB	8
SO	8
LOB	23







Batter	1	2	3	4	5	6	7	8	9	AB R H RBI BB SO LOB	TOP										
Willie Wilson, S (1, 8) OBP: 0.329, SLG: 0.424	0-0 HR 1B	0-0 5-3 1-2			4-0 E WP BB	0-0 1B	0-0 F8			4 2 2 0 1 0 1											
Lonnie Smith, R (1, 7) OBP: 0.323, SLG: 0.308 Lynn Jones, R (6, 7) OBP: 0.232, SLG: 0.288	0-0 HR 1-H	0-0 6-3			0-0 E4 G3 WP 1-3	0-3 K		0-0 F7		4 2 1 2 0 1 3 1 0 0 0 0 0 0											
George Brett, L (1, 5) OBP: 0.423, SLG: 0.521	0-0 4-3		0-0 L5-4 1B 1B		4-0 WP G3 1-2 3-H IBB		4-0 F8 BB HR BB	0-3 K		3 1 1 0 2 1 0											
Darryl Motley, R (1, 9) OBP: 0.260, SLG: 0.396	0-0 6-3		0-0 1-2 1B		0-0 G3 1-2 2-3		4-0 WP HR BB	0-0 HR		4 2 2 1 1 0 2											
Frank White, R (1, 4) OBP: 0.272, SLG: 0.384 Greg Pryor, R (8, PH) OBP: 0.274, SLG: 0.290	4-0 HR BB		0-0 L5-4 2-3		0-0 6-3 2-3 3-H		0-0 F8 2-3	0-0 4-3		3 1 0 0 1 0 5 1 0 0 0 0 0 0											
Hal McRae, R (1, 10) OBP: 0.354, SLG: 0.443	0-0 HR 1-H		0-0 F8		0-0 BB 4-0		0-0 HR 1-H 3-H	0-0 F8		4 2 2 5 1 0 1											
Steve Balboni, R (1, 3) OBP: 0.296, SLG: 0.441	0-3 K			0-3 K	0-3 K		0-0 HR 1B	0-0 6-3		5 1 1 0 0 3 2											
Jim Sundberg, R (1, 2) OBP: 0.284, SLG: 0.400		0-3 K		0-0 6-3		0-0 F7	0-0 HR 1-H	4-0 BB		4 1 1 2 1 1 0											
Onix Concepcion, R (1, 6) OBP: 0.244, SLG: 0.219		4-0 5-3 BB		0-0 6-3		0-3 K	0-0 6-3	0-0 F7		4 0 0 0 1 1 1											
<b>Inning Stats</b>	R: 4 E: 0 K: 1 S: 8	H: 3 LOB: 0 BB: 1 P: 12	R: 0 E: 0 K: 1 S: 5	H: 0 LOB: 1 BB: 1 P: 9	R: 0 E: 0 K: 0 S: 4	H: 2 LOB: 1 BB: 0 P: 4	R: 0 E: 0 K: 1 S: 5	H: 0 LOB: 0 BB: 0 P: 5	R: 2 E: 1 K: 1 S: 6	H: 0 LOB: 2 BB: 3 P: 18	R: 0 E: 0 K: 2 S: 8	H: 1 LOB: 1 BB: 0 P: 8	R: 5 E: 0 K: 0 S: 6	H: 3 LOB: 0 BB: 2 P: 14	R: 1 E: 0 K: 1 S: 6	H: 1 LOB: 0 BB: 0 P: 6	R: 0 E: 0 K: 0 S: 3	H: 0 LOB: 1 BB: 1 P: 7	1B: 5 2B: 1 3B: 0 HR: 5	SF: 0 SAC: 0 DP: 1 HBP: 0	WP: 3 PA: 45 PB: 0 SB: 0 CS: 0
<b>PITCHER</b>	IP WLS BF H R ER SO BB IBB HBP BLK WP HR S P ERA WHIP																				
Pete Filson, L (1, 1) ERA: 4.73	2.0 L 13 5 4 4 2 2 0 0 0 0 2 15 23 18.00 3.500																				
Rick Lysander, R (3, 1) ERA: 6.02	2.1 9 0 2 1 1 1 1 1 0 0 1 0 9 17 3.86 0.429																				
Frank Eufemia, R (5, 1) ERA: 2.79	1.2 9 1 2 2 3 3 0 0 0 1 0 12 24 10.80 2.400																				
Len Whitehouse, L (7, 1) ERA: 11.05	2.0 10 4 4 4 1 0 0 0 0 1 3 12 12 18.00 2.000																				
Curt Wardle, L (9, 1) ERA: 4.76	1.0 4 0 0 0 0 1 0 0 0 0 0 3 7 0.00 1.000																				

**Kansas City Royals @ Minnesota Twins**  
 Hubert H. Humphrey Metrodome, Minneapolis, MN  
 Mon Jun 24 1985, 8:05 PM EDT  
 Att. 24,035 - Unknown

livebaseballscorecards.com

AB	37
R	12
H	10
RBI	10
BB	8
SO	7
LOB	15



Batter	1	2	3	4	5	6	7	8	9	AB	R	H	RBI	BB	SO	LOB
Kirby Puckett, R OBP: 0.318, SLG: 0.394 (1, 8)	0-0 1-3		0-0 E5 1B	4-0 1-2 BB		0-0 1-H 1B		0-0 2-3		4	1	2	1	1	0	0
Roy Smalley, S OBP: 0.379, SLG: 0.418 (1, 10)	4-0 FC5-4 BB		0-0 FC4-6 1B	0-0 F8		0-0 F7		0-0 F9		4	0	1	1	1	0	3
Kent Hrbek, L OBP: 0.342, SLG: 0.441 (1, 3)	4-0 FC5-4 BB		0-0 FC4-6 PB		0-0 HR 1B	0-3 K		0-0 HR		4	2	2	1	1	1	2
Tom Brunansky, R OBP: 0.384, SLG: 0.559 (1, 9)	0-0 FC5-4		0-3 K		0-0 HR		0-0 F8		0-0 4-3	4	1	1	2	0	1	3
Randy Bush, L OBP: 0.265, SLG: 0.478 (9, PH)	1-2 2-3		1-2		1-H					1	0	0	0	0	0	0
Mark Salas, L OBP: 0.335, SLG: 0.421 (1, 2)	0-0 FC6-4		0-0 1-3		0-0 3-1		4-0 BB		0-0 F9	4	0	0	0	1	0	3
Mickey Hatcher, R OBP: 0.322, SLG: 0.376 (1, 7)		0-0 FC6-4 1B		0-0 G3	0-0 4-3		0-0 F9			4	0	1	0	0	0	1
Gary Gaetti, R OBP: 0.338, SLG: 0.451 (1, 5)		0-0 F9		0-0 4-3 1B	0-0 5-3		0-0 F7			4	1	1	0	0	0	2
Tim Teufel, R OBP: 0.340, SLG: 0.388 (1, 4)		0-3 K		0-0 4-3		4-0 WP 1B BB		0-0 F7		3	1	0	0	1	1	2
Greg Gagne, R OBP: 0.329, SLG: 0.410 (1, 6)		0-0 FC6-4		0-0 BB 1B		0-0 F9		0-0 4-3		3	0	1	1	0	0	2
Dave Engle, R OBP: 0.231, SLG: 0.167 (8, PH)		1-2		2-H						1	0	0	0	0	0	0
Ron Washington, R OBP: 0.289, SLG: 0.235 (9, 6)		1-2								0	0	0	0	0	0	0

Inning Stats	R: 0	H: 0	E: 0	K: 3	S: 3	R: 0	H: 1	E: 0	K: 1	S: 6	R: 1	H: 2	E: 1	K: 1	S: 7	R: 1	H: 2	E: 0	K: 0	S: 5	R: 2	H: 2	E: 0	K: 0	S: 5	R: 1	H: 1	E: 0	K: 1	S: 6	R: 0	H: 0	E: 0	K: 0	S: 3	R: 0	H: 0	E: 0	K: 0	S: 3	R: 1	H: 1	E: 0	K: 0	S: 4	R: 0	H: 1	E: 0	K: 0	S: 4	1B: 7	SF: 0	2B: 0	3B: 0	HR: 2	WP: 1	PB: 1	SB: 0	CS: 0
--------------	------	------	------	------	------	------	------	------	------	------	------	------	------	------	------	------	------	------	------	------	------	------	------	------	------	------	------	------	------	------	------	------	------	------	------	------	------	------	------	------	------	------	------	------	------	------	------	------	------	------	-------	-------	-------	-------	-------	-------	-------	-------	-------

PITCHER	IP	WLS	BF	H	R	ER	SO	BB	IBB	HBP	BLK	WP	HR	S	P	ERA	WHIP
Mark Gubicza, R ERA: 4.39 (1, 1)	5.0		26	7	5	5	2	4	0	0	0	0	1	26	42	9.00	2.200
Joe Beckwith, R ERA: 3.71 (6, 1)	2.0		8	1	0	0	1	1	0	0	0	1	0	9	13	0.00	1.000
Dan Quisenberry, R ERA: 2.53 (8, 1)	2.0		7	1	1	1	0	0	0	0	0	0	1	7	7	4.50	0.500

**BOTTOM**

**Kansas City Royals @ Minnesota Twins**  
**Hubert H. Humphrey Metrodome, Minneapolis, MN**  
 Mon Jun 24 1985, 8:05 PM EDT  
 Att. 24,035 - Unknown

<b>AB</b>	<b>36</b>
<b>R</b>	<b>6</b>
<b>H</b>	<b>9</b>
<b>RBI</b>	<b>6</b>
<b>BB</b>	<b>5</b>
<b>SO</b>	<b>3</b>
<b>LOB</b>	<b>18</b>



WP	PA
1	41



Batter	1	2	3	4	5	6	7	8	9	AB R H RBI BB SO LOB	TOP												
Willie Wilson, S (1, 8) OBP: 0.331, SLG: 0.432	0-0 F8		0-0 F7			0-0 1B 3B		0-0 CS 1B		4 1 2 0 0 0 0													
Lonnie Smith, R (1, 7) Lynn Jones, R (9, 7) OBP: 0.325, SLG: 0.312 OBP: 0.232, SLG: 0.288	0-0 6-3			0-0 1B G3 1B		0-0 G6-3 1B		0-0 F8 1-2		4 1 2 1 0 0 1 0 0 0 0 0 0 0													
George Brett, L (1, 5) OBP: 0.424, SLG: 0.525	0-0 F8			0-0 FC6-5 G3 1B		0-0 G6-3 1-2f		0-0 F8 2B		4 0 2 0 0 0 1													
Jorge Orta, L (1, 10) OBP: 0.328, SLG: 0.399		0-0 4-3 2B		0-0 G3 1-2 3-H		0-0 4-3		0-0 F8 2-3		4 0 1 1 0 0 2													
Darryl Motley, R (1, 9) OBP: 0.254, SLG: 0.387		0-0 6-3		0-0 FC6-5 2-3			0-0 5-3		0-3 K	4 0 0 0 0 1 3													
Steve Balboni, R (1, 3) OBP: 0.296, SLG: 0.436		0-0 4-3 2-3		0-0 F4			0-0 5-3		4-0 FC6-4 BB	3 0 0 0 1 0 2													
Jim Sundberg, R (1, 2) OBP: 0.288, SLG: 0.417		0-0 F8			0-0 G1-6-3 1B		0-0 HR		0-0 FC6-4 1-2f	4 1 2 1 0 0 3													
Greg Pryor, R (1, 4) OBP: 0.263, SLG: 0.278			0-0 F8		0-0 G1-6-3 1-2f		0-0 6-3			3 0 0 0 0 0 1													
Onix Concepcion, R (1, 6) OBP: 0.240, SLG: 0.214			0-0 6-3		0-0 6-3			0-0 5-3		3 0 0 0 0 0 0													
<b>Inning Stats</b>	R: 0 E: 0 K: 0 S: 3	H: 0 LOB: 0 BB: 0 P: 3	R: 0 E: 0 K: 0 S: 4	H: 1 LOB: 1 BB: 0 P: 4	R: 0 E: 0 K: 0 S: 3	H: 0 LOB: 0 BB: 0 P: 3	R: 1 E: 0 K: 0 S: 5	H: 2 LOB: 1 BB: 0 P: 5	R: 0 E: 0 K: 0 S: 3	H: 1 LOB: 0 BB: 0 P: 3	R: 1 E: 0 K: 0 S: 4	H: 2 LOB: 0 BB: 0 P: 4	R: 1 E: 0 K: 0 S: 4	H: 1 LOB: 0 BB: 0 P: 4	R: 0 E: 0 K: 1 S: 6	H: 1 LOB: 0 BB: 0 P: 3	R: 0 E: 0 K: 1 S: 6	H: 1 LOB: 2 BB: 1 P: 10	1B: 5 2B: 2 3B: 1 HR: 1	SF: 0 SAC: 0 DP: 2 HBP: 0	WP: 0 PB: 0 SB: 0 CS: 1	PA: 34	
<b>PITCHER</b> John Butcher, R (1, 1) ERA: 4.75	IP 9.0	WLS L	BF 34	H 9	R 3	ER 3	SO 1	BB 1	IBB 0	HBP 0	BLK 0	WP 0	HR 1	S 35	P 39	ERA 3.00	WHIP 1.111						<b>PITCHER</b> IP WLS BF H R ER SO BB IBB HBP BLK WP HR S P ERA WHIP

**Kansas City Royals @ Minnesota Twins**  
 Hubert H. Humphrey Metrodome, Minneapolis, MN  
 Tue Jun 25 1985, 8:05 PM EDT  
 Att. 19,614 - Unknown

AB	33
R	3
H	9
RBI	3
BB	1
SO	1
LOB	13



Batter	1	2	3	4	5	6	7	8	9	AB R H RBI BB SO LOB
Kirby Puckett, R OBP: 0.317, SLG: 0.390 (1, 8)	0-0 6-3		0-0 4-3		0-0 FC5-4			4-0 G6-4-3 BB		3 0 0 0 1 0 2
Mickey Hatcher, R OBP: 0.324, SLG: 0.381 (1, 7)	0-0 2B 1B		0-0 2B		0-3 K			0-0 G6-4-3		4 0 2 0 0 1 3
Kent Hrbek, L OBP: 0.338, SLG: 0.434 (1, 3)	0-3 K		0-0 F8					0-3 K		4 0 0 0 0 2 2
Tom Brunansky, R OBP: 0.382, SLG: 0.558 (1, 9)	0-0 1-3 2B			0-0 5-3				0-0 F7		4 0 1 0 0 0 0
Gary Gaetti, R OBP: 0.333, SLG: 0.443 (1, 5)	0-0 F7			0-3 K				0-0 6-3		4 0 0 0 0 2 2
Dave Engle, R OBP: 0.176, SLG: 0.125 (1, 10)				0-0 1-3				0-0 G3		4 0 0 0 0 0 0
Tim Laudner, R OBP: 0.305, SLG: 0.392 (1, 2)					1-0 FC5-4 1B HBP			4-0 FC6-4 BB		1 0 0 0 1 0 0
Tim Teufel, R OBP: 0.340, SLG: 0.387 (1, 4)					0-0 FC5-4 1B			0-0 FC6-4		3 0 1 0 0 0 1
Greg Gagne, R OBP: 0.323, SLG: 0.401 (1, 6)					0-0 F4			0-0 5-3		3 0 0 0 0 0 3

<b>Inning Stats</b>	R: 0 E: 0 K: 1 S: 7	H: 2 LOB: 2 BB: 0 P: 7	R: 0 E: 0 K: 0 S: 3	H: 0 LOB: 0 BB: 0 P: 3	R: 0 E: 0 K: 0 S: 4	H: 1 LOB: 1 BB: 0 P: 4	R: 0 E: 0 K: 1 S: 5	H: 0 LOB: 0 BB: 0 P: 5	R: 0 E: 0 K: 1 S: 6	H: 1 LOB: 2 BB: 0 P: 7	R: 0 E: 0 K: 1 S: 5	H: 0 LOB: 0 BB: 0 P: 5	R: 0 E: 0 K: 0 S: 3	H: 0 LOB: 1 BB: 1 P: 7	R: 0 E: 0 K: 1 S: 4	H: 0 LOB: 0 BB: 1 P: 8	R: 0 E: 0 K: 0 S: 3	H: 0 LOB: 0 BB: 0 P: 3	1B: 2 2B: 2 3B: 0 HR: 0	SF: 0 SAC: 0 DP: 1 HBP: 1	WP: 0 PB: 0 SB: 0 CS: 0	PA: 33											
<b>PITCHER</b> Danny Jackson, L ERA: 3.25 (1, 1)	IP 9.0	WLS W	BF 33	H 4	R 0	ER 0	SO 5	BB 2	IBB 0	HBP 1	BLK 0	WP 0	HR 0	S 40	P 49	ERA 0.00	WHIP 0.667																
											<b>PITCHER</b>	IP 9.0	WLS W	BF 33	H 4	R 0	ER 0	SO 5	BB 2	IBB 0	HBP 1	BLK 0	WP 0	HR 0	S 40	P 49	ERA 0.00	WHIP 0.667					

**BOTTOM**

**Kansas City Royals @ Minnesota Twins**  
**Hubert H. Humphrey Metrodome, Minneapolis, MN**  
 Tue Jun 25 1985, 8:05 PM EDT  
 Att. 19,614 - Unknown

[livebaseballscorecards.com](http://livebaseballscorecards.com)

<b>AB</b>	<b>30</b>
<b>R</b>	<b>0</b>
<b>H</b>	<b>4</b>
<b>RBI</b>	<b>0</b>
<b>BB</b>	<b>2</b>
<b>SO</b>	<b>5</b>
<b>LOB</b>	<b>13</b>





Batter	1	2	3	4	5	6	7	8	9	AB R H RBI BB SO LOB	TOP																					
Willie Wilson, S (1, 8) OBP: 0.330, SLG: 0.430	0-3 K		0-0 BB 1B		0-3 K			0-0 4-3		4 0 1 0 0 2 1																						
Lonnie Smith, R (1, 7) Darryl Motley, R (8, 7) OBP: 0.328, SLG: 0.309 OBP: 0.254, SLG: 0.387	4-0 E WP BB		4-0 G4-6-3 BB 1-2			0-0 5-3		0-0 1-3		2 1 0 0 2 0 0 0 0 0 0 0 0 0																						
George Brett, L (1, 5) OBP: 0.418, SLG: 0.516	0-0 F7 1-H		0-0 G4-6-3 1-2f			0-0 F8			0-0 F8	4 0 0 0 0 0 2																						
Jorge Orta, L (1, 10) OBP: 0.322, SLG: 0.390	0-0 F8			0-0 F4		0-0 6-3			0-0 4-3	4 0 0 0 0 0 0																						
Frank White, R (1, 4) OBP: 0.267, SLG: 0.378		0-0 F8		0-0 F9			0-0 F8		0-0 6-3	4 0 0 0 0 0 0																						
Dane Iorg, L (1, 9) Lynn Jones, R (8, 9) OBP: 0.229, SLG: 0.273 OBP: 0.232, SLG: 0.288		4-0 FC5-4 BB		0-0 4-3			0-0 F8			2 0 0 0 1 0 0 0 0 0 0 0 0 0																						
Steve Balboni, R (1, 3) OBP: 0.296, SLG: 0.432		0-3 K			0-0 F9		4-0 BB			2 0 0 0 1 1 1																						
Jim Sundberg, R (1, 2) OBP: 0.288, SLG: 0.413		0-0 FC5-4 1-2f			4-0 BB		0-3 K			2 0 0 0 1 1 2																						
Onix Concepcion, R (1, 6) OBP: 0.235, SLG: 0.210			0-0 F8		0-0 F7			0-0 G3		3 0 0 0 0 0 1																						
<b>Inning Stats</b>	R: 1 E: 1 K: 1 S: 5	H: 0 LOB: 0 BB: 1 P: 9	R: 0 E: 0 K: 1 S: 5	H: 0 LOB: 1 BB: 1 P: 9	R: 0 E: 0 K: 0 S: 3	H: 1 LOB: 1 BB: 1 P: 7	R: 0 E: 0 K: 0 S: 3	H: 0 LOB: 0 BB: 0 P: 3	R: 0 E: 0 K: 1 S: 5	H: 0 LOB: 1 BB: 1 P: 9	R: 0 E: 0 K: 0 S: 3	H: 0 LOB: 0 BB: 0 P: 3	R: 0 E: 0 K: 0 S: 3	H: 0 LOB: 0 BB: 0 P: 3	R: 0 E: 0 K: 0 S: 3	H: 0 LOB: 0 BB: 0 P: 3	1B: 1 2B: 0 3B: 0 HR: 0	SF: 0 SAC: 0 DP: 1 HBP: 0	WP: 1 PB: 0 SB: 0 CS: 0	PA: 32												
<b>PITCHER</b> Ken Schrom, R (1, 1) ERA: 4.2	IP 9.0	WLS W	BF 32	H 1	R 1	ER 0	SO 4	BB 5	IBB 0	HBP 0	BLK 0	WP 1	HR 0	S 35	P 55	ERA 0.00	WHIP 0.667															
											<b>PITCHER</b>	IP	WLS	BF	H	R	ER	SO	BB	IBB	HBP	BLK	WP	HR	S	P	ERA	WHIP				

**Kansas City Royals @ Minnesota Twins**  
 Hubert H. Humphrey Metrodome, Minneapolis, MN  
 Wed Jun 26 1985, 8:05 PM EDT  
 Att. 20,060 - Unknown

AB	27
R	1
H	1
RBI	0
BB	5
SO	4
LOB	7



Batter	1	2	3	4	5	6	7	8	9	AB R H RBI BB SO LOB
Kirby Puckett, R OBP: 0.320, SLG: 0.389 (1, 8) BB	4-0 BB		0-0 FC6-4			0-0 6-3			0-0 WP SH1 1B	3 1 1 0 1 0 1
Ron Washington, R OBP: 0.268, SLG: 0.216 (1, 5) X	0-0 F9		0-0 F8			0-0 6-3			0-0 SH1	3 0 0 0 0 0 2
Kent Hrbek, L OBP: 0.337, SLG: 0.429 (1, 3) Gary Gaetti, R OBP: 0.333, SLG: 0.443 (9, PR) SS	0-3 K			0-0 F1		0-3 K			4-0 WP 1B BB	3 0 0 0 1 2 1 0 1 0 0 0 0 0
Tom Brunansky, R OBP: 0.380, SLG: 0.552 (1, 9) X	0-0 F8			0-0 4-3			0-0 F8		4-0 1B IBB	3 0 0 0 1 0 1
Mickey Hatcher, R OBP: 0.324, SLG: 0.381 (1, 10) Roy Smalley, S OBP: 0.382, SLG: 0.421 (9, PH) SS		0-0 F3		0-0 1B		0-0 F1		0-0 F1	0-0 1B	3 0 1 0 0 0 0 1 0 1 2 0 0 0
Tim Laudner, R OBP: 0.294, SLG: 0.377 (1, 2) SS		0-3 K		0-3 K			0-0 F5			3 0 0 0 0 2 1
Tim Teufel, R OBP: 0.336, SLG: 0.382 (1, 4) SS		0-3 K			0-0 5-3			0-0 F5		3 0 0 0 0 1 0
Greg Gagne, R OBP: 0.316, SLG: 0.393 (1, 6) SS			0-0 B1-3		0-3 K			0-3 K		3 0 0 0 0 2 0
Dave Meier, R OBP: 0.345, SLG: 0.240 (1, 7) X			0-0 FC6-4 1B		0-0 6-3			0-0 6-3		3 0 1 0 0 0 0

Inning Stats	R: 0	H: 0	E: 0	K: 1	S: 5	LOB: 1	BB: 1	P: 9	R: 0	H: 0	E: 0	K: 2	S: 7	LOB: 0	BB: 0	P: 7	R: 0	H: 1	E: 0	K: 0	S: 4	LOB: 1	BB: 0	P: 4	R: 0	H: 1	E: 0	K: 1	S: 6	LOB: 1	BB: 0	P: 6	R: 0	H: 0	E: 0	K: 1	S: 5	LOB: 0	BB: 0	P: 5	R: 0	H: 0	E: 0	K: 0	S: 3	LOB: 0	BB: 0	P: 3	R: 0	H: 0	E: 0	K: 1	S: 5	LOB: 0	BB: 0	P: 5	R: 2	H: 2	E: 0	K: 0	S: 3	LOB: 2	BB: 2	P: 11	1B: 4	SF: 0	2B: 0	SAC: 1	3B: 0	DP: 0	HR: 0	HBP: 0	WP: 1	PA: 32
--------------	------	------	------	------	------	--------	-------	------	------	------	------	------	------	--------	-------	------	------	------	------	------	------	--------	-------	------	------	------	------	------	------	--------	-------	------	------	------	------	------	------	--------	-------	------	------	------	------	------	------	--------	-------	------	------	------	------	------	------	--------	-------	------	------	------	------	------	------	--------	-------	-------	-------	-------	-------	--------	-------	-------	-------	--------	-------	--------

PITCHER	IP	WLS	BF	H	R	ER	SO	BB	IBB	HBP	BLK	WP	HR	S	P	ERA	WHIP
Charlie Leibrandt, L ERA: 2.86 (1, 1)	8.1	L	31	3	2	2	7	2	1	0	0	1	0	42	54	2.16	0.600
Dan Quisenberry, R ERA: 2.53 (9, 1)	0.0		1	1	0	0	0	0	0	0	0	0	0	1	1	∞	∞

**BOTTOM**

**Kansas City Royals @ Minnesota Twins**  
 Hubert H. Humphrey Metrodome, Minneapolis, MN

Wed Jun 26 1985, 8:05 PM EDT  
 Att. 20,060 - Unknown

livebaseballscorecards.com

<b>AB</b>	<b>28</b>
<b>R</b>	<b>2</b>
<b>H</b>	<b>4</b>
<b>RBI</b>	<b>2</b>
<b>BB</b>	<b>3</b>
<b>SO</b>	<b>7</b>
<b>LOB</b>	<b>6</b>














Batter	1	2	3	4	5	6	7	8	9	AB R H RBI BB SO LOB	TOP												
<b>Mike Brown, R</b> (1, 9) <small>OBP: 0.287, SLG: 0.404</small> <b>Rod Carew, L</b> (8, PH) <small>OBP: 0.373, SLG: 0.329</small> (8, 3)	0-0 F8		0-0 6-3		0-0 FC5-2		0-0 SH1-3	0-0 SH1-3	0-0 F7	3 0 0 0 0 0 3 1 0 0 0 0 0 2													
<b>Juan Beniquez, R</b> (1, 3) <small>OBP: 0.347, SLG: 0.407</small> (8, 9)	0-0 F8		0-0 F8		0-0 5-3		0-0 1B 1B	4-0 1B SF7 IBB		4 2 1 1 1 0 3													
<b>Brian Downing, R</b> (1, 7) <small>OBP: 0.348, SLG: 0.327</small>	0-0 F4			0-0 F8		0-0 F9 1B 2B	0-0 1B 1B	0-0 1B 1B		5 2 3 2 0 0 0													
<b>Doug DeCinces, R</b> (1, 5) <small>OBP: 0.333, SLG: 0.407</small>		0-0 F8		4-0 BB		0-0 FC6-4 1B 1B	0-0 WP 1B G1-2-3 1B	0-0 SF7		3 0 2 2 1 0 0													
<b>Bobby Grich, R</b> (1, 4) <small>OBP: 0.355, SLG: 0.333</small>		0-0 FC6-4 1B		0-3 K		0-0 F9	0-0 WP 1B	0-0 5-3		5 0 2 1 0 1 4													
<b>Reggie Jackson, L</b> (1, 10) <small>OBP: 0.364, SLG: 0.477</small>		0-3 K		0-0 F7		0-0 FC6-4 1B	4-0 1B IBB		BB BB	3 0 1 1 2 1 2													
<b>Bob Boone, R</b> (1, 2) <small>OBP: 0.333, SLG: 0.338</small>		0-0 FC6-4			1-0 BB 1B HBP	0-0 FC6-4	0-0 G1-2-3		0-0 F3	4 0 0 0 0 0 7	<b>AB</b> 35 <b>R</b> 7 <b>H</b> 13 <b>RBI</b> 7 <b>BB</b> 6 <b>SO</b> 2 <b>LOB</b> 25												
<b>Dick Schofield, R</b> (1, 6) <small>OBP: 0.265, SLG: 0.309</small>			1-0 FC4-6 HBP		4-0 1B FC5-2 BB	0-0 FC6-4		0-0 SH1-3 1B 1B	0-0 F7	3 1 1 0 1 0 3													
<b>Gary Pettis, S</b> (1, 8) <small>OBP: 0.356, SLG: 0.326</small>			0-0 FC4-6		0-0 FC5-2 1B		0-0 SH1-3 1B 1B	4-0 1B 1B	4-0 BB	4 2 3 0 1 0 1													
<b>Inning Stats</b>	R: 0 E: 0 K: 0 S: 3	H: 0 LOB: 0 BB: 0 P: 3	R: 0 E: 0 K: 1 S: 6	H: 1 LOB: 1 BB: 0 P: 6	R: 0 E: 0 K: 0 S: 3	H: 0 LOB: 1 BB: 0 P: 4	R: 0 E: 0 K: 1 S: 5	H: 0 LOB: 1 BB: 1 P: 9	R: 0 E: 0 K: 0 S: 3	H: 1 LOB: 2 BB: 1 P: 8	R: 1 E: 0 K: 0 S: 6	H: 3 LOB: 2 BB: 0 P: 6	R: 3 E: 0 K: 0 S: 7	H: 5 LOB: 2 BB: 1 P: 11	R: 3 E: 0 K: 0 S: 6	H: 3 LOB: 1 BB: 1 P: 10	R: 0 E: 0 K: 0 S: 3	H: 0 LOB: 2 BB: 2 P: 11	1B: 12 2B: 1 3B: 0 HR: 0	SF: 1 SAC: 2 DP: 1 HBP: 2	WP: 1 PB: 0 SB: 1 CS: 0	PA: 46	
<b>PITCHER</b>	IP WLS BF H R ER SO BB IBB HBP BLK WP HR S P ERA WHIP																						
<b>Bud Black, L</b> (1, 1) <small>ERA: 3.55</small> <b>Michael LaCoss, R</b> (7, 1) <small>ERA: 4.75</small> <b>Mike Jones, L</b> (8, 1) <small>ERA: 4.65</small>	6.1 L 30 8 4 4 2 2 0 2 0 0 0 0 30 40 5.68 1.579	1.0 9 5 3 3 0 0 0 2 0 0 1 0 7 15 27.00 5.000	1.2 7 0 0 0 0 2 0 0 0 0 0 0 5 13 0.00 1.200																				

**California Angels @ Kansas City Royals**  
 Royals Stadium, Kansas City, MO  
 Sat Jun 29 1985, 8:05 PM EDT  
 Att: 39,451 - Unknown

livebaseballscorecards.com

BOTTOM

California Angels @ Kansas City Royals  
Royals Stadium, Kansas City, MO

Sat Jun 29 1985, 8:05 PM EDT  
Att. 39,451 - Unknown

livebaseballscorecards.com

AB	34
R	1
H	7
RBI	1
BB	2
SO	2
LOB	16



WP:	1	PA:	36
PB:	0		
SB:	0		
CS:	0		

AB R H RBI BB SO LOB

4 0 0 0 0 1 1

3 0 0 0 1 0 0

4 0 1 0 0 0 0

4 0 1 0 0 0 2

4 1 1 1 0 1 3

4 0 1 0 0 0 0

4 0 1 0 0 0 0

3 0 3 0 1 0 0

4 0 0 0 0 0 5

2 0 0 0 0 0 3

1 0 0 0 0 0 1

0 0 0 0 0 0 0

1 0 0 0 0 0 1

1B

BB

1B

FC5-4

1B

1-2

2B

1B

BB

FC6-4

1-2

BB

1B

BB

1-3

L9

4-3

L8

HR

2B

1B

F5

6-3

F7

F8

3-1

F7

F8

6-3

6-3

F7

F3

K

6-3

F8

F8

F8

H

L7

3-1

L7

3-1

0-0

0-0

0-0

0-0

0-0

0-0

0-0

0-0

0-0

0-0

0-0

0-0

0-0

0-0

1

2

3

1

2

3

1

2

3

1

2

3

1

2

0-0

0-0

0-0

0-0

0-3

0-0

0-0

0-0

0-0

0-0

0-0

0-0

0-0

0-0

1

2

3

1

2

3

1

2

3

1

2

3

1

2

0-0

0-0

0-0

0-0

0-3

0-0

0-0

0-0

0-0

0-0

0-0

0-0

0-0

0-0

1

2

3

1

2

3

1

2

3

1

2

3

1

2

0-0

0-0

0-0

0-0

0-3

0-0

0-0

0-0

0-0

0-0

0-0

0-0

0-0

0-0

1

2

3

1

2

3

1

2

3

1

2

3

1

2

0-0

0-0

0-0

0-0

0-3

0-0

0-0

0-0

0-0

0-0

0-0

0-0

0-0

0-0

1

2

3

1

2

3

1

2

3

1

2

3

1

2

0-0

0-0

0-0

0-0

0-3

0-0

0-0

0-0

0-0

0-0

0-0

0-0

0-0

0-0

1

2

3

1

2

3

1

2

3

1

2

3

1

2

0-0

0-0

0-0

0-0

0-3

0-0

0-0

0-0

0-0

0-0

0-0

0-0

0-0

0-0

1

2

3

1

2

3

1

2

3

1

2

3

1

2

0-0

0-0

0-0

0-0

0-3

0-0

0-0

0-0

0-0

0-0

0-0

0-0

0-0

0-0

1

2

3

1

2

3

1

2

3

1

2

3

1

2

0-0

0-0

0-0

0-0

0-3

0-0

0-0

0-0

0-0

0-0

0-0

0-0

0-0

0-0

1

2

3

1

2

3

1

2

3

1

2

3

1

2

0-0

0-0

0-0

0-0

0-3

0-0

0-0

0-0

0-0

0-0

0-0

0-0

0-0

0-0

1

2



Batter	1	2	3	4	5	6	7	8	9	AB R H RBI BB SO LOB	TOP											
Rod Carew, L (1, 3) OBP: 0.370, SLG: 0.322	0-0 5-3		0-0 1-3			4-0 G3 BB		0-3 K		3 0 0 0 1 1 3												
Ruppert Jones, L (1, 9) OBP: 0.365, SLG: 0.497	0-3 K			0-0 4-3		0-0 G3		0-0 HR		4 1 1 1 0 1 1												
Brian Downing, R (1, 7) OBP: 0.342, SLG: 0.321	0-0 6-3			0-0 F2		0-3 K		0-0 6-3		4 0 0 0 0 1 1												
Daryl Sconiers, L (1, 10) OBP: 0.404, SLG: 0.457		0-0 5-3 1B		0-0 E3		0-0 1-3		0-0 F8		4 0 1 0 0 0 0												
Doug DeCinces, R (1, 5) OBP: 0.328, SLG: 0.399		0-0 5-3		0-0 4-3		0-0 6-3		0-3 K		4 0 0 0 0 1 2												
Rob Wilfong, L (1, 4) OBP: 0.238, SLG: 0.230		0-0 L5		0-0 F9		0-0 F8				3 0 0 0 0 0 1												
Jerry Narron, L (1, 2) OBP: 0.310, SLG: 0.400		0-3 K		0-0 6-3		0-0 F8		0-0 F8		3 0 0 0 0 1 1												
Craig Gerber, L (1, 6) OBP: 0.256, SLG: 0.289			0-0 G3		0-3 K2-3		0-0 S 1B			2 0 0 0 0 1 0												
Reggie Jackson, L (8, PH) OBP: 0.366, SLG: 0.480										1 0 1 0 0 0 0												
Dick Schofield, R (8, PR) OBP: 0.265, SLG: 0.309										0 0 0 0 0 0 0												
Gary Pettis, S (1, 8) OBP: 0.356, SLG: 0.326			0-0 1-3 1B		0-3 K		0-3 K			3 0 1 0 0 2 1												
Juan Beniquez, R (8, 8) OBP: 0.347, SLG: 0.407										0 0 0 0 0 0 0												
<b>Inning Stats</b>	R: 0 E: 0 K: 1 S: 5	H: 0 LOB: 0 BB: 0 P: 5	R: 0 E: 0 K: 1 S: 6	H: 1 LOB: 1 BB: 0 P: 6	R: 0 E: 0 K: 0 S: 3	H: 1 LOB: 0 BB: 0 P: 3	R: 0 E: 1 K: 0 S: 4	H: 0 LOB: 1 BB: 0 P: 4	R: 0 E: 0 K: 1 S: 5	H: 0 LOB: 0 BB: 0 P: 5	R: 0 E: 0 K: 2 S: 7	H: 0 LOB: 1 BB: 1 P: 11	R: 0 E: 0 K: 0 S: 3	H: 0 LOB: 0 BB: 0 P: 3	R: 0 E: 0 K: 2 S: 8	H: 1 LOB: 2 BB: 0 P: 8	R: 1 E: 0 K: 1 S: 6	H: 1 LOB: 0 BB: 0 P: 6	1B: 3 2B: 1 3B: 0 HR: 1	SF: 0 SAC: 0 DP: 1 HBP: 0	WP: 0 PB: 0 SB: 1 CS: 0	PA: 32
<b>PITCHER</b>	IP WLS BF H R ER SO BB IBB HBP BLK WP HR S P ERA WHIP																					
Mark Gubicza, R (1, 1) ERA: 3.91	8.0 W 28 3 0 0 7 1 0 0 0 0 0 0 41 45 0.00 0.500																					
Dan Quisenberry, R (9, 1) ERA: 2.67	1.0 S 4 1 1 1 1 0 0 0 0 0 0 1 6 6 9.00 1.000																					

California Angels @ Kansas City Royals  
 Royals Stadium, Kansas City, MO  
 Sun Jun 30 1985, 4:33 AM EDT  
 Att. 33,173 - Unknown

livebaseballscorecards.com

AB	31
R	1
H	4
RBI	1
BB	1
SO	8
LOB	10







Batter	1	2	3	4	5	6	7	8	9	AB R H RBI BB SO LOB	TOP	
Steve Henderson, R (1, 7) OBP: 0.383, SLG: 0.389 Donnie Hill, S (9, PH) OBP: 0.287, SLG: 0.301 (9, 4)	0-0 4-3		0-0 2B 4-3 1B		0-0 E6		0-3 K		0-0 SH1-4	4 1 1 0 0 1 0 0 0 0 0 0 0 0		
Carney Lansford, R (1, 5) OBP: 0.307, SLG: 0.433	0-0 G3		0-0 4-3 1-3 2B		0-0 6-3		0-0 1B		0-0 F3	5 0 2 0 0 0 3		
Dusty Baker Jr., R (1, 3) OBP: 0.386, SLG: 0.542 Bruce Bochte, L (9, 3) OBP: 0.396, SLG: 0.430	0-0 5-3		0-0 4-3		4-0 BB		0-0 F6		0-0 HR	4 1 1 4 1 0 2 0 0 0 0 0 0 0		
Dave Kingman, R (1, 10) OBP: 0.321, SLG: 0.470		0-0 F8	0-0 L5		0-3 K		0-0 F4		0-0 FC4 1B	5 0 1 0 0 1 4		
Mike Heath, R (1, 9) OBP: 0.307, SLG: 0.412 (9, 7)		4-0 BB BB		0-0 4-3		0-3 K		0-0 5-3	0-0 FC4	4 0 0 0 1 1 1		
Dwayne Murphy, L (1, 8) OBP: 0.346, SLG: 0.409		0-3 K		0-3 K		0-3 K		0-0 G3		4 0 0 0 0 3 1		
Mickey Tettleton, S (1, 2) OBP: 0.382, SLG: 0.375		4-0 1-2 BB		1-0 HBP		0-0 E6 1B		0-3 K		2 0 0 0 1 1 0		
Rob Picciolo, R (1, 4) OBP: 0.361, SLG: 0.417 Mike Davis, L (9, 9) OBP: 0.384, SLG: 0.547		0-0 G3		0-0 6-3		0-0 1B			0-0 SH1-4 HR 1B	4 1 2 0 0 0 3 0 0 0 0 0 0 0		
Alfredo Griffin, S (1, 6) OBP: 0.321, SLG: 0.364			0-0 4-3		0-0 6-3		0-0 G4-1		0-0 SH HR	3 1 0 0 0 0 2		
<b>Inning Stats</b>	R: 0 H: 0 E: 0 LOB: 0 K: 0 BB: 0 S: 3 P: 3	R: 0 H: 0 E: 0 LOB: 2 K: 1 BB: 2 S: 5 P: 13	R: 1 H: 2 E: 0 LOB: 1 K: 0 BB: 0 S: 5 P: 5	R: 0 H: 0 E: 0 LOB: 1 K: 1 BB: 0 S: 5 P: 6	R: 0 H: 0 E: 1 LOB: 2 K: 1 BB: 1 S: 6 P: 10	R: 0 H: 1 E: 1 LOB: 2 K: 2 BB: 0 S: 9 P: 9	R: 0 H: 1 E: 0 LOB: 1 K: 1 BB: 0 S: 6 P: 6	R: 0 H: 0 E: 0 LOB: 0 K: 1 BB: 0 S: 5 P: 5	R: 3 H: 3 E: 0 LOB: 1 K: 0 BB: 0 S: 7 P: 7	1B: 5 SF: 0 2B: 1 SAC: 2 3B: 0 DP: 0 HR: 1 HBP: 1	WP: 0 PA: 41 PB: 0 SB: 0 CS: 0	
<b>PITCHER</b> Danny Jackson, L (1, 1) ERA: 3.26 Dan Quisenberry, R (9, 1) ERA: 2.78	IP WLS BF H R ER SO BB IBB HBP BLK WP HR S P ERA WHIP	8.0 L 36 5 3 3 7 3 0 1 0 0 0 1 5 5 3.38 1.000	1.0 5 2 1 1 0 0 0 0 0 0 0 1 5 5 9.00 2.000	<b>PITCHER</b> IP WLS BF H R ER SO BB IBB HBP BLK WP HR S P ERA WHIP								

Oakland Athletics @ Kansas City Royals  
 Royals Stadium, Kansas City, MO  
 Mon Jul 01 1985, 8:05 PM EDT  
 Att: 31,781 - Unknown

livebaseballscorecards.com

AB	35
R	4
H	7
RBI	4
BB	3
SO	7
LOB	16



BOTTOM

Oakland Athletics @ Kansas City Royals  
Royals Stadium, Kansas City, MO  
Mon Jul 01 1985, 8:05 PM EDT  
Att. 31,781 - Unknown

livebaseballscorecards.com

AB 37  
R 3  
H 13  
RBI 3  
BB 3  
SO 2  
LOB 19



WP: 0 PA: 41  
PB: 0  
SB: 4  
CS: 0

AB R H RBI BB SO LOB

5 2 2 0 0 0 0

2 0 1 0 3 0 0

5 0 3 2 0 0 1

4 0 1 1 0 0 5

4 0 1 0 0 1 3  
1 0 0 0 0 2

4 0 1 0 0 0 1

4 0 2 0 0 0 1

4 0 1 0 0 0 3

3 1 1 0 0 0 3  
1 0 0 0 0 1 0

1B: 12 SF: 1  
2B: 1 SAC: 0  
3B: 0 DP: 2  
HR: 0 HBP: 0

Batter	1	2	3	4	5	6	7	8	9
Willie Wilson, S OBP: 0.325, SLG: 0.416 (1, 8)	0-0 G3		0-0 F8		0-0 1B		0-0 4-3		0-0 1B
Lonnie Smith, R OBP: 0.341, SLG: 0.325 (1, 7)	4-0 S 1B BB		0-0 F7		4-0 1B BB		0-0 4-3 S 1B		4-0 1B BB
George Brett, L OBP: 0.431, SLG: 0.519 (1, 5)	0-0 S 1-2 1B		0-0 4-3		0-0 1-3 2-H 3-H 1B		0-0 4-3		0-0 1-2 2-3 1B
Jorge Orta, L OBP: 0.307, SLG: 0.371 (1, 10)	0-0 F9			0-0 G5-4-3 1B		0-0 G3		0-0 4-3	0-0 SF8
Steve Balboni, R OBP: 0.302, SLG: 0.431 John Wathan, R OBP: 0.405, SLG: 0.343 (1, 3) (8, PR) (9, 3)	0-3 K 1-2 2-3			0-0 G5-4-3 1-2f		0-0 F8		0-0 G4-6-3 1B	0-0 3-1
Jim Sundberg, R OBP: 0.295, SLG: 0.425 (1, 2)		0-0 FC6 1B		0-0 F3		0-0 1-3		0-0 G4-6-3 1-2f	
Frank White, R OBP: 0.268, SLG: 0.386 (1, 4)		0-0 F6			0-0 L6		0-0 1B 1B		0-0 2B
Lynn Jones, R OBP: 0.242, SLG: 0.279 (1, 9)		0-0 F8			0-0 5-3		0-0 FC6-4 1-2 1B		0-0 1-3
Onix Concepcion, R OBP: 0.232, SLG: 0.207 Hal McRae, R OBP: 0.353, SLG: 0.464 (1, 6) (9, PH)		0-0 FC6 1-2f			0-0 1B 1B		0-0 FC6-4 1-2f		0-3 K

Inning Stats	R: 0	H: 1	E: 0	LOB: 2	K: 1	BB: 1	S: 6	R: 0	H: 1	E: 0	LOB: 1	K: 0	BB: 0	S: 4	R: 0	H: 0	E: 0	LOB: 0	K: 0	BB: 0	S: 3	R: 0	H: 1	E: 0	LOB: 0	K: 0	BB: 0	S: 3	R: 2	H: 3	E: 0	LOB: 2	K: 0	BB: 1	S: 6	R: 0	H: 2	E: 0	LOB: 2	K: 0	BB: 0	S: 5	R: 0	H: 1	E: 0	LOB: 1	K: 0	BB: 0	S: 4	R: 0	H: 2	E: 0	LOB: 2	K: 0	BB: 0	S: 4	R: 1	H: 2	E: 0	LOB: 2	K: 1	BB: 1	S: 7	1B: 12	SF: 1	2B: 1	SAC: 0	3B: 0	DP: 2	HR: 0	HBP: 0
--------------	------	------	------	--------	------	-------	------	------	------	------	--------	------	-------	------	------	------	------	--------	------	-------	------	------	------	------	--------	------	-------	------	------	------	------	--------	------	-------	------	------	------	------	--------	------	-------	------	------	------	------	--------	------	-------	------	------	------	------	--------	------	-------	------	------	------	------	--------	------	-------	------	--------	-------	-------	--------	-------	-------	-------	--------

PITCHER	IP	WLS	BF	H	R	ER	SO	BB	IBB	HBP	BLK	WP	HR	S	P	ERA	WHIP
Don Sutton, R ERA: 4.27 (1, 1)	7.0		32	10	2	2	1	2	0	0	0	0	0	32	40	2.57	1.714
Keith Atherton, R ERA: 3.59 (8, 1)	1.0	W	3	1	0	0	0	0	0	0	0	0	0	3	3	0.00	1.000
Jay Howell, R ERA: 1.88 (9, 1)	1.0	S	6	2	1	1	1	1	0	0	0	0	0	7	11	9.00	3.000



Batter	1	2	3	4	5	6	7	8	9	AB R H RBI BB SO LOB	TOP									
Steve Henderson, R (1, 7) OBP: 0.376, SLG: 0.382	0-0 6-3		0-0 4-3			0-0 E6 1B 1-2		0-0 1B 1B		4 0 1 0 0 0 1										
Carney Lansford, R (1, 5) OBP: 0.308, SLG: 0.436 Mickey Tettleton, S (7, 2) OBP: 0.377, SLG: 0.369	0-0 G3 2B			0-0 F4		0-0 F7		0-3 K		3 0 1 0 0 0 2 1 0 0 0 0 1 1										
Mike Davis, L (1, 9) OBP: 0.382, SLG: 0.542	0-0 G3 2-3			0-0 5-3		0-0 1B 1-3 2-H		0-0 F8		4 0 1 1 0 0 2										
Dave Kingman, R (1, 10) OBP: 0.320, SLG: 0.467	0-0 B1			0-0 F4		0-3 K		0-0 1B 1-3		4 0 1 0 0 1 3										
Dusty Baker Jr., R (1, 3) OBP: 0.382, SLG: 0.534		0-0 1-3			0-0 F8		0-0 1B 1B	0-0 F9		4 0 1 0 0 0 2										
Mike Heath, R (1, 2) OBP: 0.310, SLG: 0.411		0-3 K			0-0 F9		0-0 FC6-4 1B 1-2	4-0 BB		3 0 1 0 1 1 0										
Dwayne Murphy, L (1, 8) OBP: 0.342, SLG: 0.404 Donnie Hill, S (7, 4) OBP: 0.286, SLG: 0.300		0-3 K			0-3 K		0-0 F7	0-0 F6		3 0 0 0 0 2 2 1 0 0 0 0 0 1										
Rob Picciolo, R (1, 4) OBP: 0.344, SLG: 0.397 Bruce Bochte, L (9, PH) OBP: 0.394, SLG: 0.428			0-0 F7			0-0 4-3		0-3 K		3 0 0 0 0 0 2 1 0 0 0 0 1 1										
Alfredo Griffin, S (1, 6) OBP: 0.318, SLG: 0.360 Mike Gallego, R (7, 6) OBP: 0.333			0-0 F9			0-0 E5 1B		0-0 FC6-4 1-2f		3 1 0 0 0 0 2 1 0 0 0 0 0 1										
<b>Inning Stats</b>	R: 0 E: 0 K: 0 S: 4	H: 1 LOB: 1 BB: 0 P: 4	R: 0 E: 0 K: 2 S: 7	H: 0 LOB: 0 BB: 0 P: 7	R: 0 E: 0 K: 0 S: 3	H: 0 LOB: 0 BB: 0 P: 3	R: 0 E: 0 K: 1 S: 5	H: 0 LOB: 0 BB: 0 P: 5	R: 1 E: 2 K: 1 S: 8	H: 1 LOB: 2 BB: 0 P: 8	R: 0 E: 0 K: 0 S: 5	H: 2 LOB: 2 BB: 0 P: 5	R: 0 E: 0 K: 1 S: 7	H: 2 LOB: 2 BB: 0 P: 7	R: 0 E: 0 K: 1 S: 5	H: 0 LOB: 1 BB: 1 P: 9	1B: 5 2B: 1 3B: 0 HR: 0	SF: 0 SAC: 0 DP: 0 HBP: 0	WP: 0 PB: 0 SB: 0 CS: 0	PA: 36
<b>PITCHER</b>	IP WLS BF H R ER SO BB IBB HBP BLK WP HR S P ERA WHIP																			
Charlie Leibrandt, L (1, 1) ERA: 2.67	8.0 W 32 6 1 0 5 0 0 0 0 0 0 0 42 42 0.00 0.750																			
Joe Beckwith, R (9, 1) ERA: 3.33	1.0 4 0 0 0 1 1 0 0 0 0 0 0 5 9 0.00 1.000																			

Oakland Athletics @ Kansas City Royals  
 Royals Stadium, Kansas City, MO  
 Tue Jul 02 1985, 8:05 PM EDT  
 Att. 19,676 - Unknown

livebaseballscorecards.com

AB	35
R	1
H	6
RBI	1
BB	1
SO	6
LOB	20



Batter	1	2	3	4	5	6	7	8	9	AB	R	H	RBI	BB	SO	LOB
Willie Wilson, S OBP: 0.329, SLG: 0.422 (1, 8)	0-0 FC6-4 1B	0-0 1-3 2-H 1B 2B		0-0 1-2 HR 1B		0-3 K	0-0 FC6-4			5	2	3	1	0	1	2
Lonnie Smith, R OBP: 0.343, SLG: 0.325 (1, 7)	0-0 FC6-4 F9 1-2f	0-0 1B 2B 1B		0-0 F4		4-0 BB 1-2 HR		0-0 5-3		3	1	1	2	1	0	3
George Brett, L OBP: 0.438, SLG: 0.549 (1, 5)	4-0 FC5-4 BB 1-2	0-0 1B 2B 1B		0-0 1-H 2-H HR		0-0 1-H 2-H HR		4-0 2B 1B BB		3	2	3	6	1	0	0
Greg Pryor, R OBP: 0.282, SLG: 0.288 (8, 5)										0	1	0	0	1	0	0
Jorge Orta, L OBP: 0.305, SLG: 0.372 (1, 10)	0-0 F9 2-3	0-0 F9		0-0 3-1		0-0 F8		0-0 1-3 1B 2B		5	0	1	0	0	0	4
Frank White, R OBP: 0.267, SLG: 0.380 (1, 4)	0-0 FC5-4 1-2f			0-3 K		4-0 BB FC4-6		0-0 F2		4	0	0	0	1	1	4
Jim Sundberg, R OBP: 0.298, SLG: 0.425 (1, 2)		0-0 BB 2B 1B		0-0 6-3		0-0 6-3	0-0 FC4-6 1-2f	0-0 2-H 3-H 1B		5	1	2	1	0	0	1
Steve Balboni, R OBP: 0.304, SLG: 0.435 (1, 3)		0-0 F8		0-0 2B		0-3 K		0-0 FC1-6 1B		4	0	2	0	0	1	1
Dave Leeper, L (1, 9)		4-0 BB 2B 1B BB		0-0 F5		0-0 F9		0-0 F6		3	1	0	0	1	0	2
Buddy Biancalana, S OBP: 0.220, SLG: 0.208 (1, 6)		0-0 F8		0-0 1B HR 1B		4-0 BB HR BB		0-0 FC1-6 FC6-4		3	2	1	0	1	0	3

Inning Stats	R: 0	H: 1	E: 0	K: 0	S: 4	LOB: 2	BB: 1	P: 8	R: 3	H: 4	E: 0	K: 0	S: 7	LOB: 2	BB: 1	P: 11	R: 0	H: 1	E: 0	K: 0	S: 4	LOB: 1	BB: 0	P: 4	R: 3	H: 3	E: 0	K: 1	S: 8	LOB: 0	BB: 0	P: 8	R: 0	H: 0	E: 0	K: 1	S: 5	LOB: 0	BB: 0	P: 5	R: 3	H: 1	E: 0	K: 1	S: 6	LOB: 1	BB: 3	P: 18	R: 0	H: 1	E: 0	K: 0	S: 4	LOB: 1	BB: 0	P: 4	R: 1	H: 2	E: 0	K: 0	S: 4	LOB: 2	BB: 1	P: 8
--------------	------	------	------	------	------	--------	-------	------	------	------	------	------	------	--------	-------	-------	------	------	------	------	------	--------	-------	------	------	------	------	------	------	--------	-------	------	------	------	------	------	------	--------	-------	------	------	------	------	------	------	--------	-------	-------	------	------	------	------	------	--------	-------	------	------	------	------	------	------	--------	-------	------

PITCHER	IP	WLS	BF	H	R	ER	SO	BB	IBB	HBP	BLK	WP	HR	S	P	ERA	WHIP
Rick Langford, R ERA: 6.23 (1, 1)	3.0	L	19	8	5	5	0	2	0	0	0	0	0	17	25	15.00	3.333
Mike Warren, R ERA: 6.61 (4, 1)	2.2		13	2	4	4	3	3	0	0	0	0	2	16	28	13.50	1.875
Steve Mura, R ERA: 3.86 (6, 1)	2.1		10	3	1	1	0	1	0	0	0	0	0	9	13	3.86	1.714


**BOTTOM**

**Oakland Athletics @ Kansas City Royals**  
**Royals Stadium, Kansas City, MO**

Tue Jul 02 1985, 8:05 PM EDT  
Att. 19,676 - Unknown

AB	36
R	10
H	13
RBI	10
BB	6
SO	3
LOB	20

WP: 0 PA: 42  
PB: 0  
SB: 1  
CS: 0



1B	2B	3B	HR	SF	SAC	DP	HBP	WP	HR	S	P	ERA	WHIP
8	3	0	2	0	0	0	0	0	0	0	0	0	0

livebaseballscorecards.com



Batter	1	2	3	4	5	6	7	8	9	AB R H RBI BB SO LOB	TOP	
Dave Collins, S (1, 7) OBP: 0.292, SLG: 0.333	0-0 F7		0-0 F6			0-0 F9		0-0 G3		4 0 0 0 0 0 1		
Carney Lansford, R (1, 5) OBP: 0.307, SLG: 0.433	0-0 E5		0-0 F3			0-0 5-3			0-0 G6-4-3 1B	4 0 1 0 0 0 0		
Bruce Bochte, L (1, 3) OBP: 0.391, SLG: 0.424 Rob Picciolo, R (9, PR) OBP: 0.344, SLG: 0.397	0-3 K		0-3 K			0-0 4-3			0-0 G6-4-3 1B	4 0 1 0 0 2 1 0 0 0 0 0 0 0		
Dave Kingman, R (1, 10) OBP: 0.319, SLG: 0.464	0-0 F9		0-0 L5			0-0 FC4 1B			0-0 G6-4-3 1-2f 2-3	4 0 1 0 0 0 3		
Mike Davis, L (1, 9) OBP: 0.377, SLG: 0.534		0-0 4-3		0-0 F7		0-0 FC4 1B			0-0 F7	4 0 0 0 0 0 3		
Dwayne Murphy, L (1, 8) OBP: 0.346, SLG: 0.407		0-0 1B		0-0 F7		0-0 1-3 1B				3 0 2 0 0 0 0		
Mike Heath, R (1, 2) OBP: 0.306, SLG: 0.406		0-0 F8		0-3 K		0-0 2-1 3-H		0-0 F8		3 0 0 0 0 1 1		
Donnie Hill, S (1, 4) OBP: 0.282, SLG: 0.295		0-0 F8		0-3 K				0-0 F8		3 0 0 0 0 1 1		
Alfredo Griffin, S (1, 6) OBP: 0.318, SLG: 0.360			0-0 F5			0-0 5-3		0-0 1B		3 0 1 0 0 0 0		
<b>Inning Stats</b>	R: 0 E: 1 K: 1 S: 6 H: 0 LOB: 1 BB: 0 P: 6	R: 0 E: 0 K: 0 S: 4 H: 1 LOB: 1 BB: 0 P: 4	R: 0 E: 0 K: 0 S: 3 H: 0 LOB: 0 BB: 0 P: 3	R: 0 E: 0 K: 1 S: 5 H: 0 LOB: 0 BB: 0 P: 5	R: 0 E: 0 K: 1 S: 7 H: 0 LOB: 0 BB: 0 P: 7	R: 0 E: 0 K: 0 S: 3 H: 0 LOB: 0 BB: 0 P: 3	R: 0 E: 0 K: 0 S: 4 H: 2 LOB: 2 BB: 0 P: 4	R: 0 E: 0 K: 0 S: 4 H: 1 LOB: 1 BB: 0 P: 4	R: 0 E: 0 K: 0 S: 4 H: 2 LOB: 2 BB: 0 P: 4	1B: 6 2B: 0 3B: 0 HR: 0 SF: 0 SAC: 0 DP: 1 HBP: 0	WP: 0 PB: 0 SB: 0 CS: 0 PA: 32	
<b>PITCHER</b> Bret Saberhagen, R (1, 1) ERA: 2.99 Dan Quisenberry, R (9, 1) ERA: 2.73	IP WLS BF H R ER SO BB IBB HBP BLK WP HR S P ERA WHIP	8.0 W 30 5 0 0 4 0 0 0 0 0 0 0 37 37 0.00 0.625	1.0 S 3 1 0 0 0 0 0 0 0 0 0 0 3 3 0.00 1.000									

Oakland Athletics @ Kansas City Royals  
 Royals Stadium, Kansas City, MO  
 Wed Jul 03 1985, 8:05 PM EDT  
 Att: 22,142 - Unknown

livebaseballscorecards.com

AB	32
R	0
H	6
RBI	0
BB	0
SO	4
LOB	10



Batter	1	2	3	4	5	6	7	8	9	AB	R	H	RBI	BB	SO	LOB
Willie Wilson, S OBP: 0.328, SLG: 0.429 (1, 8)	0-0 G3		0-0 F9		0-0 HR		0-0 F7			4	1	1	1	0	0	0
Lonnie Smith, R OBP: 0.342, SLG: 0.321 (1, 7) Lynn Jones, R OBP: 0.239, SLG: 0.274 (9, 7)	4-0 3-1 S BB		0-0 6-3		0-0 F4			0-0 6-3		3	0	0	0	1	0	0
George Brett, L OBP: 0.439, SLG: 0.556 (1, 5)	0-0 3-1 1-3			0-0 F7		0-0 1-3 SF7 2B		0-0 1B 2B		4	2	2	0	0	0	1
Jorge Orta, L OBP: 0.304, SLG: 0.370 (1, 10)	0-0 G1			0-0 6-3		0-0 1-3		0-0 FC6-4 1B		4	0	1	1	0	0	2
Jim Sundberg, R OBP: 0.301, SLG: 0.424 (1, 2)		0-3 K		0-0 2B 1B		4-0 IBB		0-0 F4		3	0	1	0	1	1	1
Steve Balboni, R OBP: 0.304, SLG: 0.438 (1, 3)		0-0 5-3		0-0 1-3 2B		0-0 SF7		0-0 FC6-4		3	0	1	1	0	0	1
Darryl Motley, R OBP: 0.266, SLG: 0.417 (1, 9)		0-0 2B		0-0 F8		0-0 5-3				3	0	1	0	0	0	3
Greg Pryor, R OBP: 0.272, SLG: 0.276 (1, 4) Frank White, R OBP: 0.267, SLG: 0.380 (8, 4)		0-0 5-3			0-3 K		0-0 F8			3	0	0	0	0	1	1
Buddy Biancalana, S OBP: 0.210, SLG: 0.196 (1, 6)			0-0 4-3		0-0 F7		0-0 6-3			0	0	0	0	0	0	0

Inning Stats	R: 0	H: 0	E: 0	K: 0	S: 3	R: 0	H: 1	E: 0	K: 1	S: 6	R: 0	H: 0	E: 0	K: 0	S: 3	R: 0	H: 2	E: 0	K: 0	S: 5	R: 1	H: 1	E: 0	K: 1	S: 6	R: 1	H: 1	E: 0	K: 0	S: 4	R: 0	H: 0	E: 0	K: 0	S: 3	R: 1	H: 2	E: 0	K: 0	S: 5
	LOB: 1	BB: 1	P: 7	LOB: 1	BB: 0	P: 6	LOB: 0	BB: 0	P: 3	LOB: 2	BB: 0	P: 5	LOB: 0	BB: 0	P: 6	LOB: 1	BB: 1	P: 8	LOB: 0	BB: 0	P: 3	LOB: 0	BB: 0	P: 5	LOB: 1	BB: 0	P: 5	LOB: 0	BB: 0	P: 5	LOB: 0	BB: 0	P: 5	LOB: 1	BB: 0	P: 5	LOB: 0	BB: 0	P: 5	

PITCHER	IP	WLS	BF	H	R	ER	SO	BB	IBB	HBP	BLK	WP	HR	S	P	ERA	WHIP
Chris Codiroli, R ERA: 4.3 (1, 1)	8.0	L	33	7	3	3	2	1	1	0	0	0	1	35	43	3.38	1.000

**BOTTOM**

**Oakland Athletics @ Kansas City Royals**  
**Royals Stadium, Kansas City, MO**  
 Wed Jul 03 1985, 8:05 PM EDT  
 Att. 22,142 - Unknown

AB	30
R	3
H	7
RBI	3
BB	2
SO	2
LOB	9



WP	PA	ERA	WHIP
0	33		



Batter	1	2	3	4	5	6	7	8	9	AB R H RBI BB SO LOB	TOP	
Floyd Rayford, R OBP: 0.383, SLG: 0.576 (1, 5) X	0-0 FC5-4 1B		0-0 4-3 1-H 3-H 1B 2B		0-0 5-3		0-0 5-3			4 1 2 2 0 0 1		
Lee Lacy, R OBP: 0.330, SLG: 0.408 (1, 9) S S	0-3 K		0-0 6-3		0-0 1B FC4-6 1B		0-0 5-3			4 1 1 0 0 1 2		
Fred Lynn, L OBP: 0.327, SLG: 0.428 (1, 8) X	0-0 F6		0-0 4-3		0-0 1-3 3-H FC4-6 1B		0-0 1-3			4 0 1 1 0 0 2		
Eddie Murray, S OBP: 0.353, SLG: 0.489 (1, 3) X	0-0 FC5-4 1-2f		0-0 1B		0-0 FC4-6 1-2f 3-H 1B			0-0 F8		4 0 1 2 0 0 2		
Cal Ripken Jr., R OBP: 0.347, SLG: 0.463 (1, 6) X		0-0 F7	0-0 F4		0-0 1-2 1B			0-3 K		4 0 1 0 0 1 1		
Gary Roenicke, R OBP: 0.336, SLG: 0.462 (1, 7) X		0-0 F6		0-0 5-3	0-0 1-3			0-0 5-3		4 0 0 0 0 0 2		
Mike Young, S OBP: 0.314, SLG: 0.423 (1, 10) X		0-0 5-3		0-0 5-3		0-3 K			0-3 K	4 0 0 0 0 2 0		
Rick Dempsey, R OBP: 0.333, SLG: 0.363 (1, 2) X			0-0 1B 2B 2B	0-0 F8		0-0 G5-4-3 1B			0-0 F2	4 1 2 0 0 0 0		
Rich Dauer, R OBP: 0.295, SLG: 0.272 (1, 4) X			0-0 2B 1B		0-0 1B 2B	0-0 G5-4-3 1-2f			0-0 4-3	4 2 2 0 0 0 1		
<b>Inning Stats</b>	R: 0 H: 1 E: 0 LOB: 1 K: 1 BB: 0 S: 6 P: 6	R: 0 H: 0 E: 0 LOB: 0 K: 0 BB: 0 S: 3 P: 3	R: 3 H: 4 E: 0 LOB: 1 K: 0 BB: 0 S: 7 P: 7	R: 0 H: 0 E: 0 LOB: 0 K: 0 BB: 0 S: 3 P: 3	R: 2 H: 4 E: 0 LOB: 2 K: 0 BB: 0 S: 7 P: 7	R: 0 H: 1 E: 0 LOB: 0 K: 1 BB: 0 S: 5 P: 5	R: 0 H: 0 E: 0 LOB: 0 K: 0 BB: 0 S: 3 P: 3	R: 0 H: 0 E: 0 LOB: 0 K: 1 BB: 0 S: 5 P: 5	R: 0 H: 0 E: 0 LOB: 0 K: 1 BB: 0 S: 5 P: 5	1B: 7 SF: 0 2B: 3 SAC: 0 3B: 0 DP: 1 HR: 0 HBP: 0	WP: 0 PA: 36 PB: 0 SB: 0 CS: 0	
<b>PITCHER</b> Bud Black, L (1, 1) ERA: 3.82 Michael LaCoss, R (5, 1) ERA: 4.11	IP WLS BF H R ER SO BB IBB HBP BLK WP HR S P ERA WHIP											<b>PITCHER</b> IP WLS BF H R ER SO BB IBB HBP BLK WP HR S P ERA WHIP
	4.1 L 21 8 5 5 1 0 0 0 0 0 0 0 0 23 23 10.38 1.846											

Baltimore Orioles @ Kansas City Royals  
Royals Stadium, Kansas City, MO  
Thu Jul 04 1985, 8:05 PM EDT  
Att: 40,616 - Unknown

livebaseballscorecards.com

AB	36
R	5
H	10
RBI	5
BB	0
SO	4
LOB	11







Batter	1	2	3	4	5	6	7	8	9	AB R H RBI BB SO LOB	TOP											
Alan Wiggins, S (1, 4) OBP: 0.159, SLG: 0.100	0-0 5-3		0-0 FC4 1B 1-2 3-H		1-0 WP S E HBP		4-0 SH5-3 BB		0-3 K	3 1 1 1 1 1 0												
Lee Lacy, R (1, 9) OBP: 0.333, SLG: 0.410	0-0 1-3		0-0 E 1-2 2-3		0-0 E5 1B 1-H		0-0 SH5-3		0-0 1B	4 1 2 1 0 0 0												
Cal Ripken Jr., R (1, 6) OBP: 0.345, SLG: 0.459	0-3 K		0-0 FC4 G4-6-3 1-2 2-3 3-H		0-0 E9 1B 1-H		0-0 F9		0-0 F8	5 1 1 1 0 1 4												
Eddie Murray, S (1, 3) OBP: 0.352, SLG: 0.483		0-0 F7	0-0 G4-6-3 1-2f		0-0 6-3		4-0 IBB			3 0 0 0 1 0 3												
Fred Lynn, L (1, 8) OBP: 0.326, SLG: 0.425		0-3 K		0-0 S 1B		0-3 K		0-0 3-1		4 0 1 0 0 2 2												
Jim Dwyer, L (1, 7) OBP: 0.346, SLG: 0.419		0-0 4-3		0-0 F9		0-0 E3 1B G4-1		0-0 5-3		3 1 0 0 0 0 1												
Gary Roenicke, R (8, PH) OBP: 0.333, SLG: 0.458										1 0 0 0 0 0 0												
Larry Sheets, L (1, 10) OBP: 0.325, SLG: 0.448			0-3 K	0-0 F7		0-0 G4-1 1-2		0-0 6-3		3 0 0 0 0 1 2												
Mike Young, S (8, PH) OBP: 0.313, SLG: 0.420										1 0 0 0 0 0 0												
Wayne Gross, L (1, 5) OBP: 0.408, SLG: 0.483			0-0 1B 1B	0-0 4-1		0-0 1B 2-H		0-0 F8		3 1 2 1 0 0 1												
Floyd Rayford, R (7, 5) OBP: 0.377, SLG: 0.567				1-2						1 0 0 0 0 0 0												
Al Pardo, S (1, 2) OBP: 0.200, SLG: 0.200			0-0 1B 1B FC4 1-3		0-0 F8	0-0 F7		0-0 F4		4 1 1 0 0 0 0												
<b>Inning Stats</b>	R: 0 E: 0 K: 1 S: 5	H: 0 LOB: 0 BB: 0 P: 5	R: 0 E: 0 K: 1 S: 5	H: 0 LOB: 0 BB: 0 P: 5	R: 2 E: 1 K: 1 S: 9	H: 4 LOB: 2 BB: 0 P: 9	R: 0 E: 0 K: 0 S: 4	H: 1 LOB: 1 BB: 0 P: 4	R: 3 E: 2 K: 1 S: 7	H: 1 LOB: 0 BB: 0 P: 8	R: 1 E: 1 K: 0 S: 4	H: 1 LOB: 0 BB: 0 P: 4	R: 0 E: 0 K: 0 S: 3	H: 0 LOB: 2 BB: 2 P: 11	R: 0 E: 0 K: 0 S: 3	H: 0 LOB: 0 BB: 0 P: 3	R: 0 E: 0 K: 1 S: 6	H: 1 LOB: 1 BB: 0 P: 6	1B: 8 2B: 0 3B: 0 HR: 0	SF: 0 SAC: 1 DP: 1 HBP: 1	WP: 1 PB: 0 SB: 2 CS: 0	PA: 39
<b>PITCHER</b>	IP WLS BF H R ER SO BB IBB HBP BLK WP HR S P ERA WHIP																					
Mark Gubicza, R (1, 1) ERA: 3.95	6.0 L 27 7 6 3 4 0 0 1 0 0 1 0 34 35 4.50 1.167																					
Mike Jones, L (7, 1) ERA: 4.24	3.0 12 1 0 0 1 1 1 0 0 0 0 0 12 20 0.00 0.667																					

Baltimore Orioles @ Kansas City Royals  
Royals Stadium, Kansas City, MO

Fri Jul 05 1985, 8:05 PM EDT  
Att. 30,488 - Unknown

livebaseballscorecards.com

AB	35
R	6
H	8
RBI	4
BB	2
SO	5
LOB	13



Batter	1	2	3	4	5	6	7	8	9	AB R H RBI BB SO LOB
Willie Wilson, S OBP: 0.329, SLG: 0.436 (1, 8) X	0-0 F8 ①		0-0 3B		0-0 F8 ③		0-0 FC6-5-4 1B		0-0 2B	5 0 3 0 0 0 2
Lonnie Smith, R OBP: 0.338, SLG: 0.321 (1, 7) X	0-0 E S 1B		0-0 B1-3 ③			0-0 S 1B 2B	0-0 FC6-5-4 1-3		0-0 5-3 ③	5 2 2 0 0 0 3
George Brett, L OBP: 0.447, SLG: 0.561 (1, 5) X	0-0 G1-6-3 1-H 1B			0-0 F9 ①		4-0 1B 1B BB	4-0 BB BB			2 1 1 1 2 0 0
Jorge Orta, L OBP: 0.311, SLG: 0.384 (1, 10) X	0-0 G1-6-3 1-2f ② ③			0-0 G6-4-3 1B		0-0 1B 1B	0-3 K ③			4 0 2 1 0 1 3
Darryl Motley, R OBP: 0.265, SLG: 0.426 (1, 9)		0-3 K ①		0-0 G6-4-3 1-2f ② ③		0-0 1-2 3-H 1B		0-0 F9 ①		4 0 1 1 0 1 1
Steve Balboni, R OBP: 0.296, SLG: 0.426 (1, 3)		0-3 K2-3 ②			0-0 6-3 ①	0-3 K ①		0-0 F5 ②		4 0 0 0 0 2 2
Frank White, R OBP: 0.266, SLG: 0.376 (1, 4)		0-0 F9 ③			0-0 6-3 ②	0-0 F7 ②		0-0 5-3 ③		4 0 0 0 0 0 2
Jim Sundberg, R OBP: 0.299, SLG: 0.418 (1, 2)			0-0 1-6-3 ①		0-0 1B 1B	0-3 K ③			0-0 F2 ①	4 0 1 0 0 1 2
Onix Concepcion, R OBP: 0.232, SLG: 0.208 (1, 6)			0-3 K ②		0-0 1-2 1B		0-0 F7 ①		0-3 K ②	2 0 1 0 0 1 0
Pat Sheridan, L OBP: 0.320, SLG: 0.351 (7, PH)										1 0 0 0 0 0 0
Buddy Biancalana, S OBP: 0.210, SLG: 0.196 (8, 6)										0 0 0 0 0 0 0
Hal McRae, R OBP: 0.346, SLG: 0.453 (9, PH)										1 0 0 0 0 1 0

Inning Stats	R: 1	H: 2	E: 0	K: 0	S: 4	LOB: 0	BB: 0	P: 4	R: 0	H: 0	E: 0	K: 2	S: 7	LOB: 0	BB: 0	P: 7	R: 0	H: 1	E: 0	K: 1	S: 6	LOB: 1	BB: 0	P: 6	R: 0	H: 1	E: 0	K: 0	S: 5	LOB: 2	BB: 0	P: 5	R: 2	H: 3	E: 0	K: 2	S: 10	LOB: 2	BB: 1	P: 14	R: 0	H: 1	E: 0	K: 1	S: 6	LOB: 2	BB: 1	P: 10	R: 0	H: 0	E: 0	K: 0	S: 3	LOB: 0	BB: 0	P: 3	R: 0	H: 1	E: 0	K: 1	S: 6	LOB: 1	BB: 0	P: 6	1B: 8	SF: 0	2B: 2	SAC: 0	3B: 1	DP: 2	HR: 0	HBP: 0	WP: 0	PA: 38
--------------	------	------	------	------	------	--------	-------	------	------	------	------	------	------	--------	-------	------	------	------	------	------	------	--------	-------	------	------	------	------	------	------	--------	-------	------	------	------	------	------	-------	--------	-------	-------	------	------	------	------	------	--------	-------	-------	------	------	------	------	------	--------	-------	------	------	------	------	------	------	--------	-------	------	-------	-------	-------	--------	-------	-------	-------	--------	-------	--------

PITCHER	IP	WLS	BF	H	R	ER	SO	BB	IBB	HBP	BLK	WP	HR	S	P	ERA	WHIP
Mike Boddicker, R ERA: 4.12 (1, 1)	5.0	W	22	8	3	2	3	1	0	0	0	0	0	27	31	3.60	1.800
Sammy Stewart, R ERA: 3.61 (6, 1)	4.0	S	16	3	0	0	4	1	0	0	0	0	0	23	27	0.00	1.000

**BOTTOM**

**Baltimore Orioles @ Kansas City Royals**  
**Royals Stadium, Kansas City, MO**  
 Fri Jul 05 1985, 8:05 PM EDT  
 Att. 30,488 - Unknown

<b>AB</b>	<b>36</b>
<b>R</b>	<b>3</b>
<b>H</b>	<b>11</b>
<b>RBI</b>	<b>3</b>
<b>BB</b>	<b>2</b>
<b>SO</b>	<b>7</b>
<b>LOB</b>	<b>15</b>



WP	PA	ERA	WHIP
0	38		



Batter	1	2	3	4	5	6	7	8	9	AB R H RBI BB SO LOB	TOP		
Alan Wiggins, S (1, 4) OBP: 0.184, SLG: 0.156	0-3 K		0-0 2B		0-0 E1 FC6-2 1B	0-0 1B		0-0 1-3		5 0 2 0 0 1 3			
John Shelby, S (1, 9) OBP: 0.335, SLG: 0.512	0-0 1B		0-0 F8		0-0 FC6-2 HR 1B	0-3 K		0-0 F6		5 1 2 1 0 1 2			
Cal Ripken Jr., R (1, 6) OBP: 0.340, SLG: 0.451	0-0 F4		0-0 F8		0-0 FC6-2 HR		0-0 6-3		0-0 5-3	5 1 0 0 0 0 4			
Eddie Murray, S (1, 3) OBP: 0.353, SLG: 0.480	0-3 K			0-0 4-3	4-0 HR IBB		0-0 F8		0-0 1B 1B	4 1 1 0 1 1 1			
Fred Lynn, L (1, 8) OBP: 0.330, SLG: 0.446		0-0 6-3 3B		0-0 F3	0-0 HR		0-0 F8		0-0 1B	5 2 3 4 0 0 0			
Gary Roenicke, R (1, 7) OBP: 0.321, SLG: 0.438		0-0 6-3		0-0 4-3	0-0 F4		0-3 K		0-0 4-3	5 0 0 1 0 1 2			
Mike Young, S (1, 10) OBP: 0.317, SLG: 0.422		0-0 F7		0-0 2B 1B	0-0 F8		0-0 2B 1B			4 1 2 0 0 0 0			
Rick Dempsey, R (1, 2) OBP: 0.341, SLG: 0.378		0-3 K		0-0 1B 2B	4-0 G4-6-3 BB		0-0 2B			3 1 2 0 1 1 0			
Rich Dauer, R (1, 5) OBP: 0.294, SLG: 0.272			0-0 F9		0-0 1B	0-0 G4-6-3		0-0 6-3		4 1 1 2 0 0 3			
<b>Inning Stats</b>	R: 0 E: 0 K: 2 S: 8 H: 1 LOB: 1 BB: 0 P: 8	R: 1 E: 0 K: 1 S: 6 H: 1 LOB: 0 BB: 0 P: 6	R: 0 E: 0 K: 0 S: 4 H: 1 LOB: 1 BB: 0 P: 4	R: 0 E: 0 K: 0 S: 3 H: 0 LOB: 0 BB: 0 P: 3	R: 7 E: 1 K: 0 S: 9 H: 5 LOB: 0 BB: 1 P: 13	R: 0 E: 0 K: 1 S: 5 H: 1 LOB: 1 BB: 1 P: 9	R: 0 E: 0 K: 0 S: 3 H: 0 LOB: 0 BB: 0 P: 3	R: 0 E: 0 K: 1 S: 7 H: 2 LOB: 2 BB: 0 P: 7	R: 0 E: 0 K: 0 S: 5 H: 2 LOB: 2 BB: 0 P: 5	1B: 8 2B: 3 3B: 1 HR: 1 SF: 0 SAC: 0 DP: 1 HBP: 0	WP: 0 PB: 0 SB: 2 CS: 0 PA: 42		
<b>PITCHER</b>	IP WLS BF H R ER SO BB IBB HBP BLK WP HR S P ERA WHIP											<b>PITCHER</b>	IP WLS BF H R ER SO BB IBB HBP BLK WP HR S P ERA WHIP
Danny Jackson, L (1, 1) ERA: 3.57	4.0 L 20 7 6 6 3 0 0 0 0 0 0 0 26 26 13.50 1.750												
Joe Beckwith, R (5, 1) ERA: 3.42	4.0 17 4 2 1 2 1 1 0 0 0 1 19 27 2.25 1.250												
Dan Quisenberry, R (9, 1) ERA: 2.69	1.0 5 2 0 0 0 0 0 0 0 0 0 0 5 5 0.00 2.000												

Baltimore Orioles @ Kansas City Royals  
 Royals Stadium, Kansas City, MO  
 Sat Jul 06 1985, 4:33 AM EDT  
 Att: 26,898 - Unknown

livebaseballscores.com

AB 40  
 R 8  
 H 13  
 RBI 8  
 BB 2  
 SO 5  
 LOB 15







Batter	1	2	3	4	5	6	7	8	9	AB R H RBI BB SO LOB	TOP									
<b>Alan Wiggins, S</b> (1, 4) <small>OBP: 0.170, SLG: 0.143</small> <b>Wayne Gross, L</b> (9, PH) <small>OBP: 0.405, SLG: 0.480</small>	0-0 5-3	0-0 F7			0-0 F4		0-0 5-3		0-0 4-3	4 0 0 0 0 0 1 1 0 0 0 0 0 1										
<b>Lee Lacy, R</b> (1, 9) <small>OBP: 0.332, SLG: 0.407</small>	0-0 BB 1B	0-0 6-3			0-3 K		0-0 6-3			4 1 1 0 0 1 1										
<b>Cal Ripken Jr., R</b> (1, 6) <small>OBP: 0.339, SLG: 0.458</small>	0-0 L9				0-0 F9		0-0 1-3		0-0 HR	4 1 1 1 0 0 1										
<b>Eddie Murray, S</b> (1, 3) <small>OBP: 0.354, SLG: 0.476</small>	4-0 1B 1-2 BB				0-3 K		4-0 FC4-6 BB		0-0 1-3	2 0 0 0 2 1 0										
<b>Fred Lynn, L</b> (1, 8) <b>John Shelby, S</b> (5, 8) <small>OBP: 0.318, SLG: 0.488</small>	0-0 BB 1-3 2-H 1B				0-0 F5		0-3 K		0-3 K	2 0 1 1 0 0 0 2 0 0 0 0 2 1										
<b>Gary Roenicke, R</b> (1, 7) <b>Jim Dwyer, L</b> (8, PH) <small>OBP: 0.344, SLG: 0.417</small>	4-0 1-2 BB				0-0 G4-1		0-0 FC4-6 1-2		0-0 F8	2 0 0 0 1 0 1 1 0 0 0 0 0 0										
<b>Mike Young, S</b> (1, 10) <small>OBP: 0.321, SLG: 0.437</small>	0-3 K				0-0 F9		0-0 2B		0-0 2B	4 1 2 0 0 1 3										
<b>Floyd Rayford, R</b> (1, 5) <b>Al Pardo, S</b> (9, PH) <small>OBP: 0.167, SLG: 0.167</small>					0-3 K		0-0 L1		0-0 L8	3 1 1 1 0 1 1 1 0 0 0 0 0 1										
<b>Rick Dempsey, R</b> (1, 2) <b>Larry Sheets, L</b> (9, PH) <small>OBP: 0.323, SLG: 0.446</small>					0-0 HR		0-0 B1-3		0-0 5-3	3 0 1 1 0 0 0 1 0 0 0 0 0 1										
<b>Inning Stats</b>	R: 1 E: 0 K: 1 S: 7	H: 2 LOB: 3 BB: 2 P: 15	R: 1 E: 0 K: 0 S: 4	H: 1 LOB: 0 BB: 0 P: 4	R: 0 E: 0 K: 1 S: 5	H: 0 LOB: 0 BB: 0 P: 5	R: 0 E: 0 K: 1 S: 5	H: 0 LOB: 0 BB: 0 P: 5	R: 0 E: 0 K: 1 S: 5	H: 0 LOB: 1 BB: 1 P: 9	R: 1 E: 0 K: 0 S: 5	H: 2 LOB: 1 BB: 0 P: 5	R: 1 E: 0 K: 1 S: 6	H: 1 LOB: 0 BB: 0 P: 6	R: 0 E: 0 K: 0 S: 4	H: 1 LOB: 1 BB: 0 P: 4	1B: 2 2B: 3 3B: 0 HR: 2	SF: 0 SAC: 0 DP: 0 HBP: 0	WP: 0 PB: 0 SB: 0 CS: 0	PA: 37
<b>PITCHER</b>	IP WLS BF H R ER SO BB IBB HBP BLK WP HR S P ERA WHIP																			
<b>Charlie Leibrandt, L</b> (1, 1) <small>ERA: 2.74</small> <b>Dan Quisenberry, R</b> (7, 1) <small>ERA: 2.73</small>	6.2 W 28 5 3 3 5 3 0 0 0 0 1 35 47 4.05 1.200																			
	2.1 S 9 2 1 1 1 0 0 0 0 0 1 11 11 3.86 0.857																			

**Baltimore Orioles @ Kansas City Royals**  
 Royals Stadium, Kansas City, MO  
 Sun Jul 07 1985, 4:33 AM EDT  
 Att. 24,131 - Unknown

livebaseballscorecards.com

<b>AB</b>	34
<b>R</b>	4
<b>H</b>	7
<b>RBI</b>	4
<b>BB</b>	3
<b>SO</b>	6
<b>LOB</b>	12







Batter	1	2	3	4	5	6	7	8	9	AB R H RBI BB SO LOB	TOP
Willie Wilson, S OBP: 0.329, SLG: 0.428 (1, 8) X	0-0 F9		0-0 4-3		0-0 F9		0-0 FC6-4 1B		0-0 F8	5 0 1 0 0 0 0	<b>Kansas City Royals @ New York Yankees</b> Yankee Stadium, Bronx, NY Mon Jul 08 1985, 7:05 PM EDT Att: 17,193 - Unknown <a href="http://livebaseballscorecards.com">livebaseballscorecards.com</a>
Lonnie Smith, R OBP: 0.349, SLG: 0.349 Lynn Jones, R OBP: 0.246, SLG: 0.297 (1, 7) X (9, 7) X	0-0 HR		0-0 1B 2B		0-0 5-3		0-0 FC6-4 1B E		0-0 F8	5 3 2 1 0 0 2 0 0 0 0 0 0 0	
George Brett, L OBP: 0.448, SLG: 0.564 (1, 5) X	0-0 L3 1B		0-0 BB 1B		0-0 4-3		0-0 E5 1B			4 0 3 2 0 0 0	
Jorge Orta, L OBP: 0.321, SLG: 0.387 (1, 10) X	0-0 L3		4-0 BB		0-0 F9		0-0 F9			3 0 0 0 1 0 2	
Pat Sheridan, L OBP: 0.319, SLG: 0.344 (1, 9) X		0-0 F9	0-3 K		0-0 F2		0-0 3-1			4 0 0 0 0 1 2	
Steve Balboni, R OBP: 0.305, SLG: 0.444 (1, 3) X		4-0 BB BB	0-3 K		4-0 BB		0-0 HR			2 1 1 1 2 1 2	
Frank White, R OBP: 0.262, SLG: 0.367 (1, 4) X		0-3 K		0-0 F8		0-3 K		0-0 6-3		4 0 0 0 0 2 2	
Jim Sundberg, R OBP: 0.299, SLG: 0.412 (1, 2) X		4-0 BB		0-0 F9		0-0 FC6-4 1B 1B		0-0 F8		3 1 1 0 1 0 0	
Onix Concepcion, R OBP: 0.229, SLG: 0.212 (1, 6) X		0-0 F8		0-0 5-3		0-3 K		0-0 F3		4 0 0 0 0 1 3	
<b>Inning Stats</b>	R: 1 H: 2 E: 0 LOB: 0 K: 0 BB: 0 S: 4 P: 4	R: 0 H: 0 E: 0 LOB: 2 K: 1 BB: 2 S: 5 P: 13	R: 1 H: 2 E: 0 LOB: 2 K: 2 BB: 1 S: 9 P: 13	R: 0 H: 0 E: 0 LOB: 0 K: 0 BB: 0 S: 3 P: 3	R: 0 H: 0 E: 0 LOB: 0 K: 0 BB: 0 S: 3 P: 3	R: 0 H: 0 E: 0 LOB: 1 K: 1 BB: 1 S: 5 P: 9	R: 2 H: 3 E: 1 LOB: 1 K: 1 BB: 0 S: 8 P: 8	R: 1 H: 1 E: 0 LOB: 0 K: 0 BB: 0 S: 4 P: 4	R: 0 H: 0 E: 0 LOB: 0 K: 0 BB: 0 S: 3 P: 3	1B: 5 SF: 0 2B: 2 SAC: 0 3B: 0 DP: 1 HR: 2 HBP: 0	WP: 0 PA: 38 PB: 0 SB: 0 CS: 0
<b>PITCHER</b> Phil Niekro, R (1, 1) ERA: 4.75	IP WLS BF H R ER SO BB IBB HBP BLK WP HR S P ERA WHIP										

**Kansas City Royals @ New York Yankees**  
 Yankee Stadium, Bronx, NY  
 Mon Jul 08 1985, 7:05 PM EDT  
 Att: 17,193 - Unknown

<b>AB</b>	34
<b>R</b>	5
<b>H</b>	8
<b>RBI</b>	4
<b>BB</b>	4
<b>SO</b>	5
<b>LOB</b>	13







Batter	1	2	3	4	5	6	7	8	9	AB R H RBI BB SO LOB	TOP										
Willie Wilson, S (1, 8) OBP: 0.328, SLG: 0.426	0-0 F8		0-0 FC6-4		0-0 SH5-3		0-0 1B		0-0 F7	4 0 1 0 0 0 2	<b>Kansas City Royals @ New York Yankees</b> Yankee Stadium, Bronx, NY Tue Jul 09 1985, 7:05 PM EDT Att. 24,528 - Unknown <a href="http://livebaseballscorecards.com">livebaseballscorecards.com</a>										
Lonnie Smith, R (1, 7) OBP: 0.356, SLG: 0.355	0-0 6-3			0-0 S 2B 1B	4-0 BB BB	0-0 1B	0-0 1B	0-0 1B 1B	4 2 3 0 1 0 0												
George Brett, L (1, 5) OBP: 0.450, SLG: 0.561	0-0 4-3			4-0 2B BB	4-0 BB BB	0-0 1B	0-0 F6	0-0 1B 1B	3 1 1 1 2 0 2												
Hal McRae, R (1, 10) OBP: 0.330, SLG: 0.433		0-0 L5		0-0 F8 2B	0-3 K			0-0 F7 FC6 1B	5 0 2 3 0 1 3												
Darryl Motley, R (1, 9) OBP: 0.261, SLG: 0.415		0-0 5-3		0-0 F8		0-0 G6-4-3 1B		0-0 4-3	3 0 1 0 0 0 1												
Lynn Jones, R (8, PH) OBP: 0.243, SLG: 0.292								0-0 FC6	1 0 0 0 0 0 0												
Jorge Orta, L (9, PH) OBP: 0.321, SLG: 0.387								0-0 1B	0 0 0 0 0 0 0												
John Wathan, R (9, PH) OBP: 0.417, SLG: 0.316								0-0 1B	1 0 0 0 0 0 2												
Steve Balboni, R (1, 3) OBP: 0.304, SLG: 0.442		0-0 F5		0-0 5-3		0-0 G6-4-3			4 0 1 0 0 0 2												
Frank White, R (1, 4) OBP: 0.259, SLG: 0.362			0-0 5-3	0-0 F4		0-0 F7		0-0 F7	4 0 0 0 0 0 2												
Jim Sundberg, R (1, 2) OBP: 0.298, SLG: 0.407			4-0 FC6-4 BB		0-0 L6		0-0 F8	0-0 F9	3 0 0 0 1 0 0												
Onix Concepcion, R (1, 6) OBP: 0.230, SLG: 0.213			0-0 FC6-4		0-0 BB SH5-3 1B		0-0 5-3	0-0 E5 1B	4 1 1 0 0 0 1												
<b>Inning Stats</b>	R: 0 E: 0 K: 0 S: 3	H: 0 LOB: 0 BB: 0 P: 3	R: 0 E: 0 K: 0 S: 3	H: 0 LOB: 0 BB: 1 P: 7	R: 2 E: 0 K: 0 S: 5	H: 2 LOB: 1 BB: 1 P: 9	R: 0 E: 0 K: 1 S: 6	H: 1 LOB: 3 BB: 2 P: 14	R: 0 E: 0 K: 0 S: 3	H: 1 LOB: 0 BB: 0 P: 3	R: 0 E: 0 K: 0 S: 5	H: 2 LOB: 2 BB: 0 P: 5	R: 0 E: 0 K: 0 S: 4	H: 1 LOB: 1 BB: 0 P: 4	R: 2 E: 1 K: 0 S: 7	H: 3 LOB: 2 BB: 0 P: 7	1B: 9 2B: 1 3B: 0 HR: 0	SF: 0 SAC: 1 DP: 1 HBP: 0	WP: 0 PB: 0 SB: 1 CS: 0	PA: 41	
<b>PITCHER</b>	IP WLS BF H R ER SO BB IBB HBP BLK WP HR S P ERA WHIP																				IP WLS BF H R ER SO BB IBB HBP BLK WP HR S P ERA WHIP
Ron Guidry, L (1, 1) ERA: 2.69	8.2 W 39 9 4 2 1 4 0 0 0 0 0 0 37 53 2.08 1.500																				
Brian Fisher, R (9, 1) ERA: 2.61	0.0 S 1 1 0 0 0 0 0 0 0 0 0 1 1 ∞ ∞																				
Dave Righetti, L (9, 1) ERA: 3.32	0.1 S 1 0 0 0 0 0 0 0 0 0 0 1 1 0.00 0.000																				

AB	36
R	4
H	10
RBI	4
BB	4
SO	1
LOB	15



Batter	1	2	3	4	5	6	7	8	9	AB	R	H	RBI	BB	SO	LOB
Rickey Henderson, R OBP: 0.438, SLG: 0.563 (1, 8)	0-3 K	0-3 K		0-0 E 1B 2B		0-0 S 1B 2B	0-0 FC6-4			5	2	2	1	0	2	2
Willie Randolph, R OBP: 0.379, SLG: 0.339 (1, 4)	0-0 1B FC6-4	0-0 1B		0-0 L4		0-0 L4	0-0 4-3			5	1	2	0	0	0	3
Don Mattingly, L OBP: 0.344, SLG: 0.464 (1, 3)	0-0 1B FC6-4	0-0 G3		0-0 1B		0-0 F8		0-0 F9		5	0	2	1	0	0	3
Dave Winfield, R OBP: 0.328, SLG: 0.438 (1, 9)	0-0 1B FC6-4		0-0 1B	0-0 F6		4-0 S E BB		0-0 6-3		4	1	1	1	1	0	2
Don Baylor, R OBP: 0.337, SLG: 0.450 (1, 10)	0-0 1B BB		0-3 K		0-3 K	0-0 E4 1B		0-0 F8		5	0	2	1	0	2	1
Butch Wynegar, S OBP: 0.348, SLG: 0.340 (1, 2)	4-0 BB		0-0 F9		0-3 K	0-0 4-3				3	0	0	0	1	1	2
Bill Sample, R OBP: 0.316, SLG: 0.319 Ken Griffey, L OBP: 0.308, SLG: 0.422 (7, PH) (8, 7)	0-3 K		0-0 F7		1-0 1B HBP		0-0 SH1-3 E 1B			2	0	0	0	0	1	4
Andre Robertson, R OBP: 0.500, SLG: 0.727 (1, 5)		0-0 F8		4-0 SH3 2B BB		0-0 1B	0-0 SH1-3			2	1	1	0	1	0	0
Bobby Meacham, S OBP: 0.331, SLG: 0.286 (1, 6)		0-0 1B		0-0 SH3		0-0 F9		4-0 FC6-4 BB		2	0	1	0	1	0	2

Inning Stats	R: 1	H: 3	E: 0	K: 2	S: 10	H: 3	LOB: 3	BB: 1	P: 14	R: 0	H: 2	E: 0	K: 1	S: 7	H: 2	LOB: 2	BB: 0	P: 7	R: 0	H: 1	E: 0	K: 1	S: 6	R: 2	H: 2	E: 1	K: 0	S: 5	H: 1	LOB: 2	BB: 0	P: 9	R: 2	H: 2	E: 1	K: 0	S: 5	H: 1	LOB: 1	BB: 1	P: 9	R: 1	H: 1	E: 1	K: 0	S: 4	R: 0	H: 0	E: 0	K: 0	S: 3	H: 0	LOB: 0	BB: 0	P: 3
--------------	------	------	------	------	-------	------	--------	-------	-------	------	------	------	------	------	------	--------	-------	------	------	------	------	------	------	------	------	------	------	------	------	--------	-------	------	------	------	------	------	------	------	--------	-------	------	------	------	------	------	------	------	------	------	------	------	------	--------	-------	------

PITCHER	IP	WLS	BF	H	R	ER	SO	BB	IBB	HBP	BLK	WP	HR	S	P	ERA	WHIP
Bud Black, L ERA: 3.95 (1, 1)	5.2	L	31	10	5	4	6	3	0	1	0	0	0	39	52	6.35	2.294
Michael LaCoss, R ERA: 3.96 (6, 1)	1.1		7	2	1	0	0	1	0	0	0	0	0	6	10	0.00	2.250
Mike Jones, L ERA: 4.11 (8, 1)	1.0		3	0	0	0	0	0	0	0	0	0	0	3	3	0.00	0.000

**BOTTOM**

**Kansas City Royals @ New York Yankees**  
Yankee Stadium, Bronx, NY

Tue Jul 09 1985, 7:05 PM EDT  
Att. 24,528 - Unknown

AB	34
R	6
H	12
RBI	4
BB	4
SO	6
LOB	19

livebaseballscorecards.com



PITCHER	IP	WLS	BF	H	R	ER	SO	BB	IBB	HBP	BLK	WP	HR	S	P	ERA	WHIP
Bud Black, L ERA: 3.95 (1, 1)	5.2	L	31	10	5	4	6	3	0	1	0	0	0	39	52	6.35	2.294
Michael LaCoss, R ERA: 3.96 (6, 1)	1.1		7	2	1	0	0	1	0	0	0	0	0	6	10	0.00	2.250
Mike Jones, L ERA: 4.11 (8, 1)	1.0		3	0	0	0	0	0	0	0	0	0	0	3	3	0.00	0.000



Batter	1	2	3	4	5	6	7	8	9	AB R H RBI BB SO LOB	TOP																								
Willie Wilson, S (1, 8) OBP: 0.324, SLG: 0.421	0-0 4-3	0-3 K			0-3 K			0-0 5-3		4 0 0 0 0 2 0	<b>Kansas City Royals @ New York Yankees</b> Yankee Stadium, Bronx, NY Wed Jul 10 1985, 7:05 PM EDT Att: 35,274 - Unknown <a href="http://livebaseballscorecards.com">livebaseballscorecards.com</a>																								
Lonnie Smith, R (1, 7) OBP: 0.351, SLG: 0.349	0-0 5-3		0-0 6-3		0-0 F8			0-0 5-3		4 0 0 0 0 0 0																									
George Brett, L (1, 5) OBP: 0.454, SLG: 0.574	0-0 BB HR 1B		4-0 BB			0-0 HR		0-0 1-3		3 2 2 1 1 0 0																									
Hal McRae, R (1, 10) OBP: 0.336, SLG: 0.424	4-0 1-2 HR BB		0-0 F8		0-3 K			4-0 1B BB		2 1 0 0 2 1 1																									
Steve Balboni, R (1, 3) OBP: 0.304, SLG: 0.437	4-0 1-2 2-3 HR BB		0-3 K		0-3 K			0-0 F8		3 1 0 0 1 2 2																									
Frank White, R (1, 4) OBP: 0.262, SLG: 0.375	0-0 1-H 2-H 3-H HR		0-3 K		0-0 F7			0-0 1-2 FC6-4 1B		4 1 2 4 0 1 0																									
Lynn Jones, R (1, 9) OBP: 0.230, SLG: 0.275	0-0 3-1		0-0 6-3		0-0 F4			0-0 F8		4 0 0 0 0 0 2																									
John Wathan, R (1, 2) OBP: 0.392, SLG: 0.293		0-0 6-3		0-0 L4		0-0 F8		0-0 FC6-4		3 0 0 0 0 0 0																									
Jim Sundberg, R (9, PH) OBP: 0.297, SLG: 0.405								1-2		1 0 0 0 0 0 2																									
Greg Pryor, R (1, 6) OBP: 0.265, SLG: 0.269		0-0 F9			0-0 6-3					2 0 0 0 0 0 0																									
Onix Concepcion, R (5, 6) OBP: 0.228, SLG: 0.212								0-3 K		1 0 0 0 0 1 0																									
<b>Inning Stats</b>	R: 4 E: 0 K: 0 S: 5	H: 2 LOB: 0 BB: 2 P: 13	R: 0 E: 0 K: 1 S: 5	H: 0 LOB: 0 BB: 0 P: 5	R: 0 E: 0 K: 1 S: 5	H: 0 LOB: 1 BB: 0 P: 9	R: 0 E: 0 K: 1 S: 5	H: 0 LOB: 0 BB: 0 P: 5	R: 1 E: 0 K: 2 S: 8	H: 1 LOB: 0 BB: 0 P: 8	R: 0 E: 0 K: 1 S: 5	H: 0 LOB: 0 BB: 0 P: 5	R: 0 E: 0 K: 0 S: 3	H: 0 LOB: 0 BB: 0 P: 3	R: 0 E: 0 K: 0 S: 4	H: 1 LOB: 2 BB: 1 P: 8	1B: 2 2B: 0 3B: 0 HR: 2	SF: 0 SAC: 0 DP: 0 HBP: 0	WP: 0 PB: 0 SB: 0 CS: 0	PA: 35															
<b>PITCHER</b>	IP WLS BF H R ER SO BB IBB HBP BLK WP HR S P ERA WHIP																																		
Dennis Rasmussen, L (1, 1) ERA: 3.76	7.0	27	3	5	5	7	3	0	0	0	0	2	38	50	6.43	0.857																			
Dave Righetti, L (8, 1) ERA: 3.2	2.0	W	8	1	0	0	1	0	0	0	0	0	7	11	0.00	1.000																			



BOTTOM

Kansas City Royals @ New York Yankees  
Yankee Stadium, Bronx, NY  
Wed Jul 10 1985, 7:05 PM EDT  
Att. 35,274 - Unknown

livebaseballscorecards.com

AB	35
R	6
H	12
RBI	6
BB	3
SO	2
LOB	16



WP:	0	PA:	40
PB:	0	SB:	4
CS:	1		

AB R H RBI BB SO LOB

3 4 2 0 2 0 0

5 0 1 2 0 0 4

2 0 1 3 1 0 1

5 0 2 1 0 1 2

4 0 1 0 0 0 1

4 0 0 0 0 0 2

4 0 2 0 0 0 2

4 1 2 0 0 0 2

1B:	8	SF:	2
2B:	3	SAC:	0
3B:	1	DP:	0
HR:	0	HBP:	0

1B: 8 SF: 2

2B: 3 SAC: 0

3B: 1 DP: 0

HR: 0 HBP: 0

R: 1 H: 2

E: 0 LOB: 2

K: 0 BB: 0

S: 5 P: 5

R: 0 H: 2

E: 0 LOB: 2

K: 0 BB: 1

S: 3 P: 7

R: 1 H: 2

E: 0 LOB: 2

K: 0 BB: 1

S: 3 P: 7

R: 1 H: 1

E: 1 LOB: 1

K: 2 BB: 1

S: 8 P: 12

R: 0 H: 1

E: 0 LOB: 1

K: 0 BB: 0

S: 4 P: 4

R: 0 H: 1

E: 0 LOB: 1

K: 0 BB: 0

S: 4 P: 4

R: 3 H: 3

E: 0 LOB: 0

K: 0 BB: 1

S: 5 P: 9

R: 0 H: 1

E: 0 LOB: 1

K: 0 BB: 0

S: 4 P: 4

R: 0 H: 1

E: 0 LOB: 1

K: 0 BB: 0

S: 4 P: 4

R: 0 H: 1

E: 0 LOB: 1

K: 0 BB: 0

S: 4 P: 4

R: 0 H: 1

E: 0 LOB: 1

K: 0 BB: 0

S: 4 P: 4

R: 0 H: 1

E: 0 LOB: 1

K: 0 BB: 0

S: 4 P: 4

R: 0 H: 1

E: 0 LOB: 1

K: 0 BB: 0

S: 4 P: 4

R: 0 H: 1

E: 0 LOB: 1

K: 0 BB: 0

S: 4 P: 4

R: 0 H: 1

E: 0 LOB: 1

K: 0 BB: 0

S: 4 P: 4

R: 0 H: 1

E: 0 LOB: 1

K: 0 BB: 0

S: 4 P: 4

R: 0 H: 1

E: 0 LOB: 1

K: 0 BB: 0

S: 4 P: 4

R: 0 H: 1

E: 0 LOB: 1

K: 0 BB: 0

S: 4 P: 4

R: 0 H: 1

E: 0 LOB: 1

K: 0 BB: 0

S: 4 P: 4

R: 0 H: 1

E: 0 LOB: 1

K: 0 BB: 0

S: 4 P: 4

R: 0 H: 1

E: 0 LOB: 1

K: 0 BB: 0

S: 4 P: 4

R: 0 H: 1

E: 0 LOB: 1

K: 0 BB: 0

S: 4 P: 4

R: 0 H: 1

E: 0 LOB: 1

K: 0 BB: 0

S: 4 P: 4

R: 0 H: 1

E: 0 LOB: 1

K: 0 BB: 0

S: 4 P: 4

R: 1 H: 0

E: 1 LOB: 0

K: 0 BB: 0

S: 4 P: 4

R: 0 H: 1

E: 0 LOB: 1

K: 0 BB: 0

S: 4 P: 4

R: 0 H: 1

E: 0 LOB: 1

K: 0 BB: 0

S: 4 P: 4

R: 1 H: 0

E: 1 LOB: 0

K: 0 BB: 0

S: 4 P: 4

R: 0 H: 1

E: 0 LOB: 1

K: 0 BB: 0

S: 4 P: 4

R: 0 H: 1

E: 0 LOB: 1

K: 0 BB: 0

S: 4 P: 4

PITCHER

Mark Gubicza, R (1, 1) IP 6.2 WLS 30 BF 8 H 5 ER 3 SO 1 BB 2 IBB 0 HBP 0 BLK 0 WP 0 HR 0 S 30 P 38 ERA 4.05 WHIP 1.500

Dan Quisenberry, R (7, 1) 1.2 L 10 4 1 1 1 0 0 1 0 0 0 0 0 0 11 15 5.40 2.400

Rickey Henderson, R (1, 8) OBP: 0.443, SLG: 0.564

Ken Griffey, L (1, 7) OBP: 0.306, SLG: 0.417

Don Mattingly, L (1, 3) OBP: 0.345, SLG: 0.467

Dave Winfield, R (1, 9) OBP: 0.329, SLG: 0.441

Don Baylor, R (1, 10) OBP: 0.335, SLG: 0.447

Butch Wynegar, S (1, 2) OBP: 0.342, SLG: 0.333

Mike Pagliarulo, L (1, 5) OBP: 0.324, SLG: 0.392

Andre Robertson, R (1, 4) OBP: 0.500, SLG: 0.731 (9, 6)

Bobby Meacham, S (1, 6) OBP: 0.331, SLG: 0.286

Ron Hassey, L (8, PH) OBP: 0.381, SLG: 0.530

Willie Randolph, R (9, 4) OBP: 0.379, SLG: 0.339

Inning Stats

PITCHER

Mark Gubicza, R (1, 1) IP 6.2 WLS 30 BF 8 H 5 ER 3 SO 1 BB 2 IBB 0 HBP 0 BLK 0 WP 0 HR 0 S 30 P 38 ERA 4.05 WHIP 1.500

Dan Quisenberry, R (7, 1) 1.2 L 10 4 1 1 1 0 0 1 0 0 0 0 0 0 11 15 5.40 2.400

Rickey Henderson, R (1, 8) OBP: 0.443, SLG: 0.564

Ken Griffey, L (1, 7) OBP: 0.306, SLG: 0.417

Don Mattingly, L (1, 3) OBP: 0.345, SLG: 0.467

Dave Winfield, R (1, 9) OBP: 0.329, SLG: 0.441

Don Baylor, R (1, 10) OBP: 0.335, SLG: 0.447

Butch Wynegar, S (1, 2) OBP: 0.342, SLG: 0.333

Mike Pagliarulo, L (1, 5) OBP: 0.324, SLG: 0.392

Andre Robertson, R (1, 4) OBP: 0.500, SLG: 0.731 (9, 6)

Bobby Meacham, S (1, 6) OBP: 0.331, SLG: 0.286

Ron Hassey, L (8, PH) OBP: 0.381, SLG: 0.530

Willie Randolph, R (9, 4) OBP: 0.379, SLG: 0.339

Inning Stats

PITCHER

Mark Gubicza, R (1, 1) IP 6.2 WLS 30 BF 8 H 5 ER 3 SO 1 BB 2 IBB 0 HBP 0 BLK 0 WP 0 HR 0 S 30 P 38 ERA 4.05 WHIP 1.500

Dan Quisenberry, R (7, 1) 1.2 L 10 4 1 1 1 0 0 1 0 0 0 0 0 0 11 15 5.40 2.400



Batter	1	2	3	4	5	6	7	8	9	AB R H RBI BB SO LOB	TOP									
Willie Wilson, S (1, 8) OBP: 0.324, SLG: 0.419	0-0 4-3		0-0 F9		0-0 1B			0-0 F6		4 0 1 0 0 0 0										
Lonnie Smith, R (1, 7) Lynn Jones, R (8, 7) OBP: 0.347, SLG: 0.344 OBP: 0.230, SLG: 0.275	0-0 5-3		0-0 F7		0-0 6-3			0-0 5-3		4 0 0 0 0 0 1 0 0 0 0 0 0 0										
George Brett, L (1, 5) OBP: 0.458, SLG: 0.587	0-0 HR		0-0 1B				0-0 3-1		0-0 CS 1B	4 1 3 1 0 0 0										
Jorge Orta, L (1, 10) OBP: 0.316, SLG: 0.380	0-0 F9		0-0 4-3				0-0 4-3		0-3 K 1-2	4 0 0 0 0 1 2										
Pat Sheridan, L (1, 9) OBP: 0.312, SLG: 0.335		0-0 4-3		0-3 K		0-0 G3		0-0 E3		4 0 0 0 0 1 0										
Steve Balboni, R (1, 3) OBP: 0.300, SLG: 0.432		0-0 E5 WP		0-3 K			0-0 F7		0-0 6-3 1-2	4 0 0 0 0 1 1										
Frank White, R (1, 4) OBP: 0.262, SLG: 0.374		0-0 F8 1-2		0-0 F9			0-0 G5-4-3 1B			3 0 1 0 0 0 1										
Jim Sundberg, R (1, 2) OBP: 0.297, SLG: 0.402		4-0 IBB			0-0 6-3		0-0 G5-4-3 1-2			2 0 0 0 1 0 1										
Buddy Biancalana, S (1, 6) OBP: 0.200, SLG: 0.186		0-3 K			0-0 G3			0-0 6-3		3 0 0 0 0 1 2										
<b>Inning Stats</b>	R: 1 E: 0 K: 0 S: 4	H: 1 LOB: 0 BB: 0 P: 4	R: 0 E: 1 K: 1 S: 6	H: 0 LOB: 2 BB: 1 P: 10	R: 0 E: 0 K: 0 S: 4	H: 1 LOB: 1 BB: 0 P: 4	R: 0 E: 0 K: 2 S: 7	H: 0 LOB: 0 BB: 0 P: 7	R: 0 E: 0 K: 0 S: 4	H: 1 LOB: 1 BB: 0 P: 4	R: 0 E: 0 K: 0 S: 3	H: 0 LOB: 0 BB: 0 P: 3	R: 0 E: 0 K: 0 S: 3	H: 1 LOB: 0 BB: 0 P: 3	R: 0 E: 1 K: 1 S: 6	H: 1 LOB: 1 BB: 0 P: 6	1B: 4 2B: 1 3B: 0 HR: 1	SF: 0 SAC: 0 DP: 2 HBP: 0	WP: 1 PB: 0 SB: 1 CS: 1	PA: 33
<b>PITCHER</b> Vern Ruhle, R (1, 1) ERA: 4.0	IP: 9.0 WLS: L BF: 33 H: 5 R: 1 ER: 1 SO: 4 BB: 0 IBB: 1 HBP: 0 BLK: 0 WP: 1 HR: 1 S: 40 P: 44 ERA: 1.00 WHIP: 0.556																			

Kansas City Royals @ Cleveland Indians  
Cleveland Municipal Stadium, Cleveland, OH

Thu Jul 11 1985, 7:05 PM EDT  
Att. 5,256 - Unknown

AB	32
R	1
H	5
RBI	1
BB	1
SO	4
LOB	8



Batter	1	2	3	4	5	6	7	8	9	AB R H RBI BB SO LOB
<b>Brett Butler, L</b> (1, 8) OBP: 0.350, SLG: 0.420	0-3 K		0-0 F9			0-0 E 1B		0-0 F7		4 0 1 0 0 1 1
<b>Julio Franco, R</b> (1, 6) OBP: 0.349, SLG: 0.370	0-0 4-3			0-0 F8		0-0 6-3 1-3			0-0 F9	4 0 0 0 0 0 1
<b>Tony Bernazard, S</b> (1, 4) OBP: 0.364, SLG: 0.454	0-3 K			0-0 F7		0-0 6-3			0-0 F4	4 0 0 0 0 1 1
<b>Andre Thornton, R</b> (1, 10) OBP: 0.247, SLG: 0.267		0-0 F7		0-0 5-3			4-0 G6-4-3 BB		0-0 PB 1B	3 0 1 0 1 0 0 0 0 0 0 0 0 0
<b>Brook Jacoby, R</b> (1, 5) OBP: 0.336, SLG: 0.418		0-0 6-3			0-0 FC5-4 1B		0-0 G6-4-3 1-2f		0-0 F8 1-2	4 0 1 0 0 0 2
<b>Pat Tabler, R</b> (1, 3) OBP: 0.312, SLG: 0.339		0-0 1B			0-0 FC5-4 1B		0-0 5-3			3 0 2 0 0 0 0
<b>Joe Carter, R</b> (1, 7) OBP: 0.277, SLG: 0.354		0-0 F8			0-0 FC5-4 G6-4-3 1-2f 2-3			0-0 F8		3 0 0 0 0 0 3
<b>Carmen Castillo, R</b> (1, 9) OBP: 0.262, SLG: 0.362			0-3 K		0-0 G6-4-3 1-2f			0-0 1B		3 0 1 0 0 1 2
<b>Chris Bando, S</b> (1, 2) OBP: 0.157, SLG: 0.095			0-3 K				0-0 F9	0-0 F9		2 0 0 0 0 1 0 1 0 0 0 0 0 1 0 0 0 0 0 0 0

Inning Stats	R: 0	H: 0	E: 0	K: 2	S: 7	R: 0	H: 1	E: 0	K: 0	S: 4	R: 0	H: 0	E: 0	K: 2	S: 7	R: 0	H: 0	E: 0	K: 0	S: 3	R: 0	H: 2	E: 0	K: 0	S: 4	R: 0	H: 1	E: 1	K: 0	S: 4	R: 0	H: 0	E: 0	K: 0	S: 2	R: 0	H: 1	E: 0	K: 0	S: 4	R: 0	H: 1	E: 0	K: 0	S: 4	1B: 6	SF: 0	2B: 0	SAC: 0	3B: 0	DP: 2	HR: 0	HBP: 0	WP: 0	PA: 32
<b>PITCHER</b> <b>Danny Jackson, L</b> (1, 1) ERA: 3.28	IP	WLS	BF	H	R	ER	SO	BB	IBB	HBP	BLK	WP	HR	S	P	ERA	WHIP																																						
	9.0	W	32	6	0	0	4	1	0	0	0	0	0	39	43	0.00	0.778																																						

**BOTTOM**

**Kansas City Royals @ Cleveland Indians**  
Cleveland Municipal Stadium, Cleveland, OH

Thu Jul 11 1985, 7:05 PM EDT  
Att. 5,256 - Unknown

livebaseballscorecards.com

<b>AB</b>	<b>31</b>
<b>R</b>	<b>0</b>
<b>H</b>	<b>6</b>
<b>RBI</b>	<b>0</b>
<b>BB</b>	<b>1</b>
<b>SO</b>	<b>4</b>
<b>LOB</b>	<b>11</b>





Batter	1	2	3	4	5	6	7	8	9	10	11	AB R H RBI BB SO LOB	TOP				
Willie Wilson, S OBP: 0.325, SLG: 0.419 (1, 8)	0-0 1B 7-2 1B		0-0 F9			0-0 F8 S 1B		0-0 5-3		0-0 6-3		5 0 2 0 0 0 0					
Lonnie Smith, R OBP: 0.351, SLG: 0.349 Pat Sheridan, L OBP: 0.312, SLG: 0.335 (10, PR) (10, 9)	0-0 S 1B 1-3		0-0 1-3			0-3 K 1-2			0-0 F8 1B 1B	0-0 L4 1B		5 1 3 0 0 1 1 0 0 0 0 0 0 0					
George Brett, L OBP: 0.457, SLG: 0.582 (1, 5)	0-0 7-2			0-0 4-3		0-0 F8			0-0 2B 1B	4-0 1B		4 1 1 0 1 0 3					
Hal McRae, R OBP: 0.323, SLG: 0.404 (1, 10)	0-0 F8			0-0 F8		0-3 K			0-0 F8	0-0 L4		5 0 0 0 0 1 6					
Darryl Motley, R OBP: 0.258, SLG: 0.410 (1, 9) (10, 7)		0-0 5-3		0-0 F7			0-0 L4		0-0 2B SF9 1B		0-0 L5	5 1 1 1 0 0 0					
Frank White, R OBP: 0.265, SLG: 0.388 (1, 4)		0-0 HR			0-0 L5		0-0 F9		0-0 3-H 2B		0-0 F7	5 1 2 2 0 0 0					
Steve Balboni, R OBP: 0.299, SLG: 0.426 (1, 3)		0-0 6-3			0-3 K		0-0 4-3		4-0 IBB		0-0 F3	4 0 0 0 1 1 0					
Jim Sundberg, R OBP: 0.297, SLG: 0.398 (1, 2)		0-3 K			4-0 BB			0-3 K	0-0 SF9			2 0 0 1 1 2 0					
Buddy Biancalana, S OBP: 0.194, SLG: 0.180 (8, PH) Lynn Jones, R OBP: 0.227, SLG: 0.271 (8, 6) Onix Concepcion, R OBP: 0.228, SLG: 0.212 (9, PH) Jorge Orta, L OBP: 0.319, SLG: 0.380 (9, PH) Greg Pryor, R OBP: 0.262, SLG: 0.266 (9, 6)			0-0 F8			0-0 F9		0-3 K	0-0 3-H F6			2 0 0 0 0 0 1 1 0 0 0 0 0 1 0 0 0 0 0 0 0 0 0 0 0 0 0 0 1 0 0 0 0 0 2					
<b>Inning Stats</b>	R: 0 H: 2 E: 0 LOB: 1 K: 0 BB: 0 S: 4 P: 4	R: 1 H: 1 E: 0 LOB: 0 K: 1 BB: 0 S: 6 P: 6	R: 0 H: 0 E: 0 LOB: 0 K: 0 BB: 0 S: 3 P: 3	R: 0 H: 0 E: 0 LOB: 0 K: 0 BB: 0 S: 3 P: 3	R: 0 H: 0 E: 0 LOB: 1 K: 1 BB: 1 S: 5 P: 9	R: 0 H: 1 E: 0 LOB: 1 K: 2 BB: 0 S: 8 P: 8	R: 0 H: 0 E: 0 LOB: 0 K: 0 BB: 0 S: 3 P: 3	R: 0 H: 0 E: 0 LOB: 0 K: 2 BB: 0 S: 7 P: 7	R: 3 H: 4 E: 0 LOB: 2 K: 0 BB: 1 S: 7 P: 11	R: 0 H: 1 E: 0 LOB: 2 K: 0 BB: 1 S: 3 P: 7	R: 0 H: 0 E: 0 LOB: 0 K: 0 BB: 0 S: 3 P: 3	1B: 7 SF: 1 2B: 3 SAC: 0 3B: 0 DP: 2 HR: 1 HBP: 0	WP: 1 PA: 43 PB: 0 SB: 2 CS: 0				
<b>PITCHER</b>	IP WLS BF H R ER SO BB IBB HBP BLK WP HR S P ERA WHIP																
Ramon Romero, L ERA: 5.02 (1, 1)	8.1	32	7	4	4	6	1	0	0	0	0	0	1	43	47	4.32	0.960
Jeff Barkley, R ERA: 4.37 (9, 1)	0.1	3	1	0	0	0	0	1	0	0	0	0	0	2	6	0.00	3.000
Bryan Clark, L ERA: 5.01 (9, 1)	0.2	4	1	0	0	0	0	1	0	0	1	0	0	3	7	0.00	1.500
Tom Waddell, R ERA: 4.3 (10, 1)	1.2	W	4	0	0	0	0	0	0	0	0	0	0	4	4	0.00	0.000

Kansas City Royals @ Cleveland Indians  
Cleveland Municipal Stadium, Cleveland, OH

Fri Jul 12 1985, 7:05 PM EDT  
Att: 8,058 - Unknown

livebaseballscores.com

AB	39
R	4
H	9
RBI	4
BB	3
SO	6
LOB	13



BOTTOM

Kansas City Royals @ Cleveland Indians  
Cleveland Municipal Stadium, Cleveland, OH

Fri Jul 12 1985, 7:05 PM EDT  
Att: 8,058 - Unknown

livebaseballscores.com

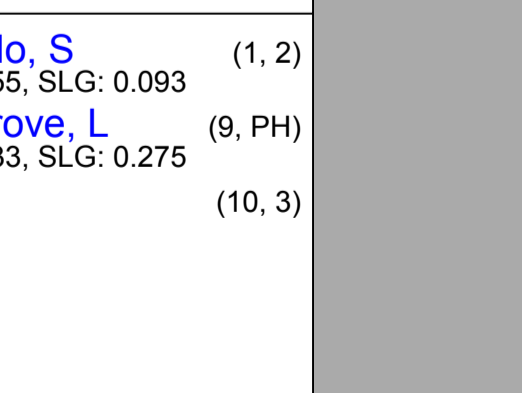
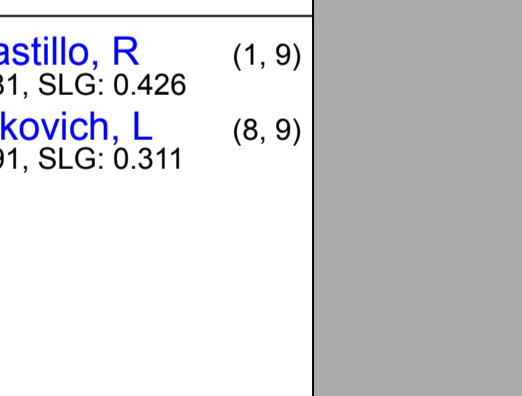

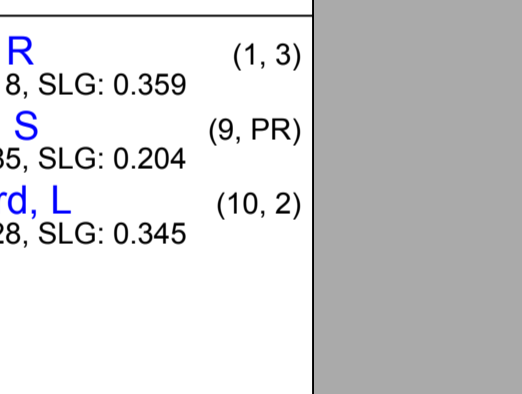
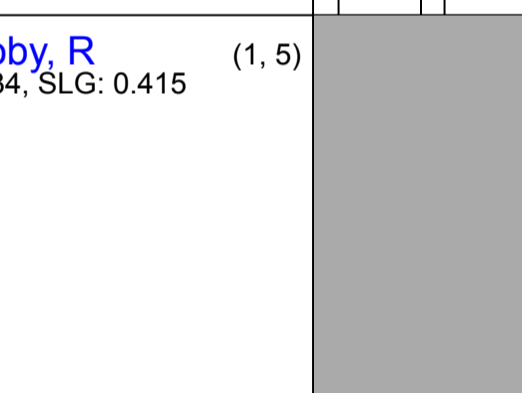
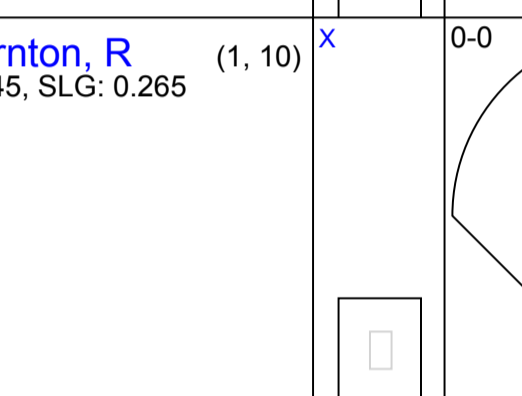
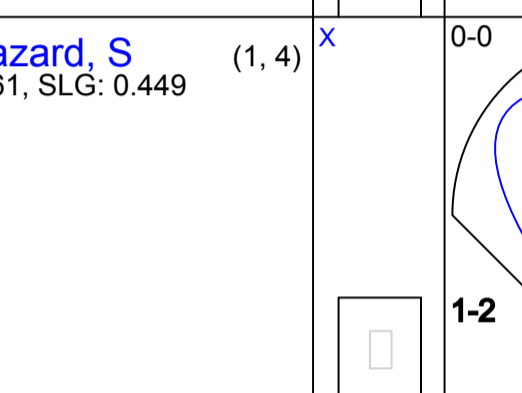
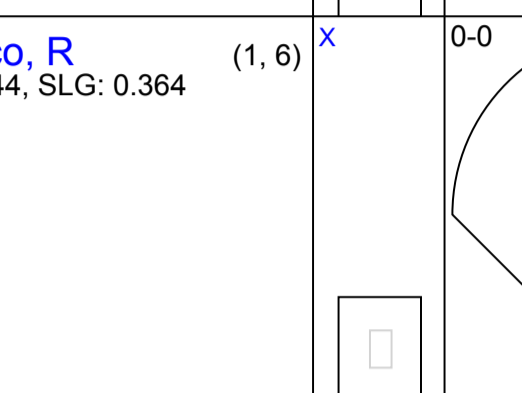
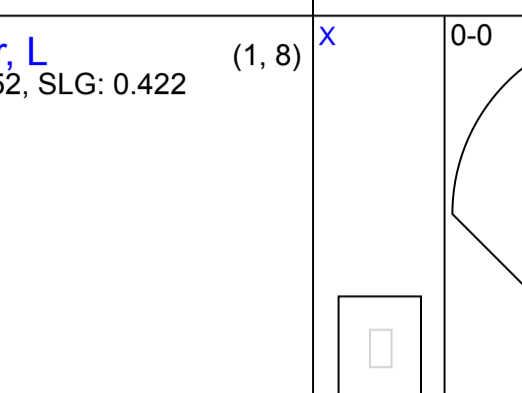
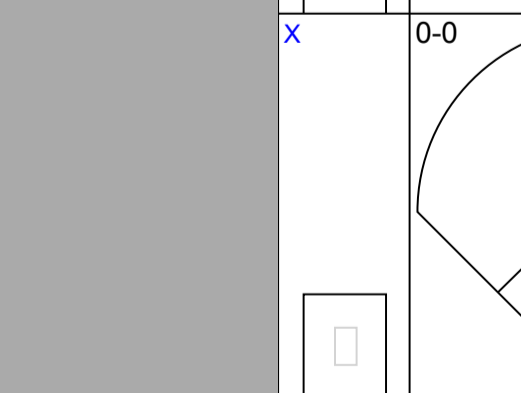
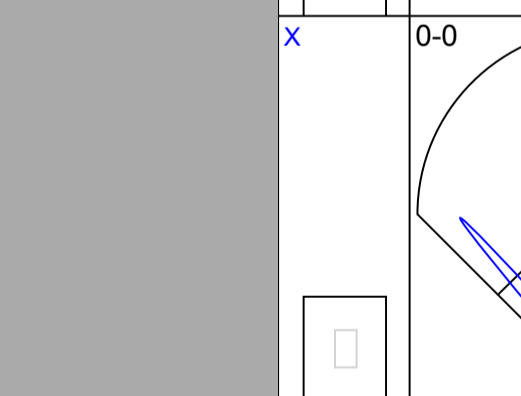
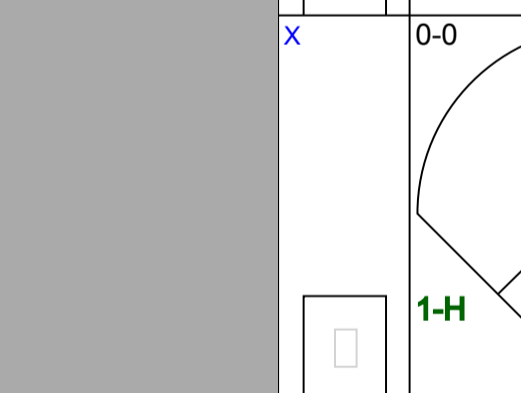
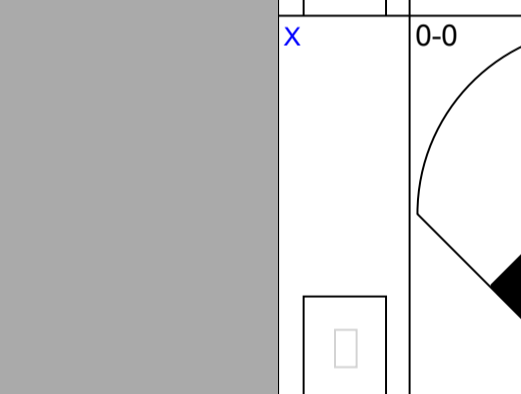
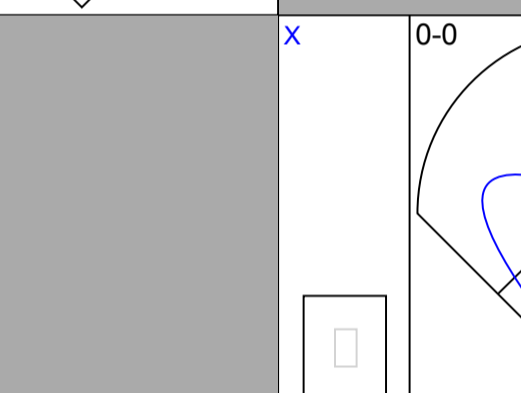
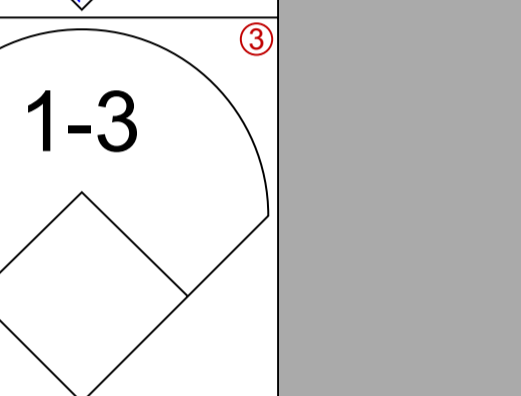
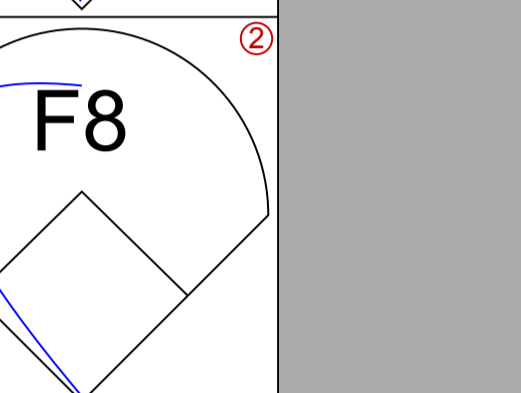
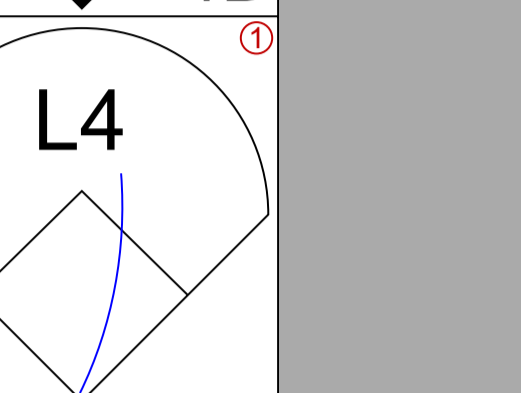
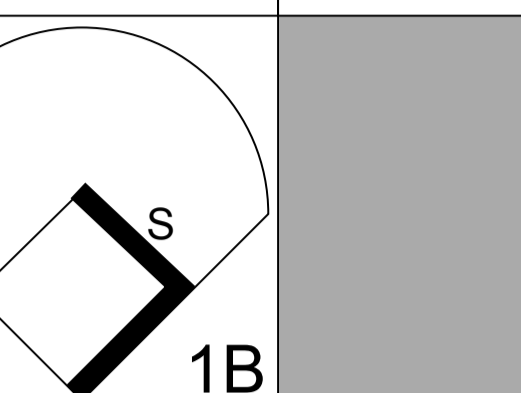
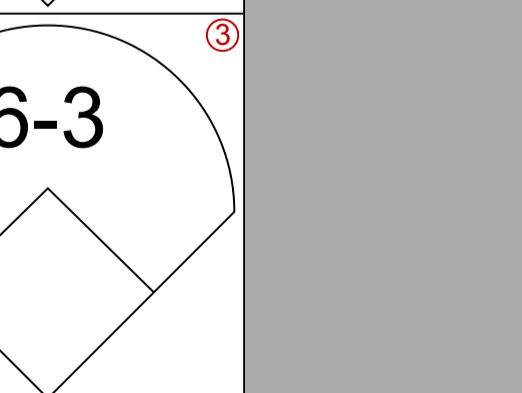
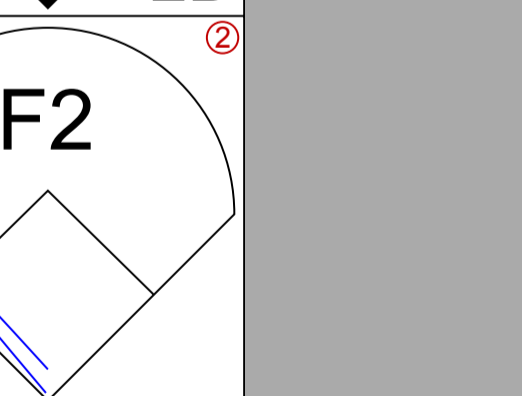
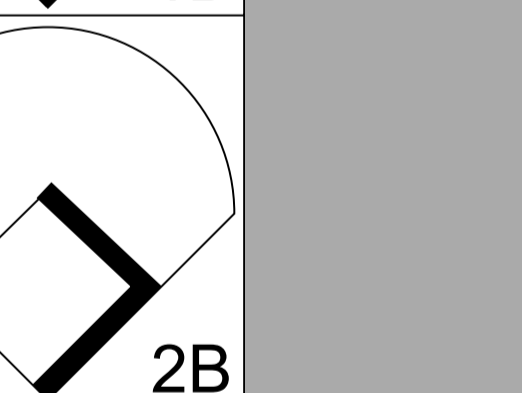
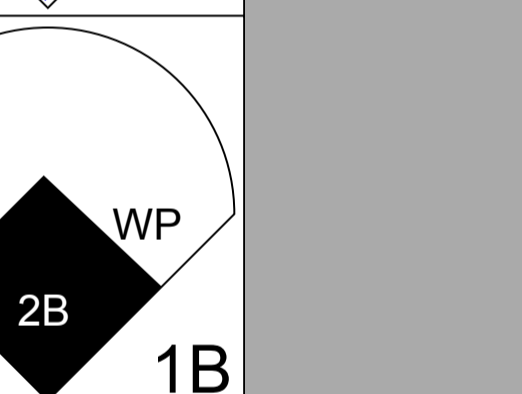
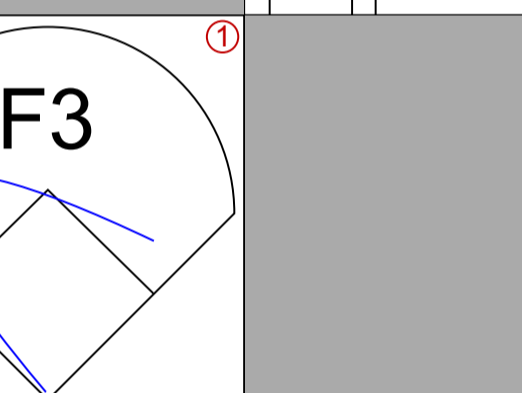
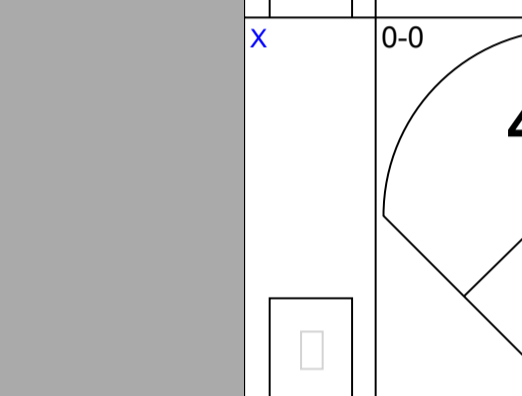
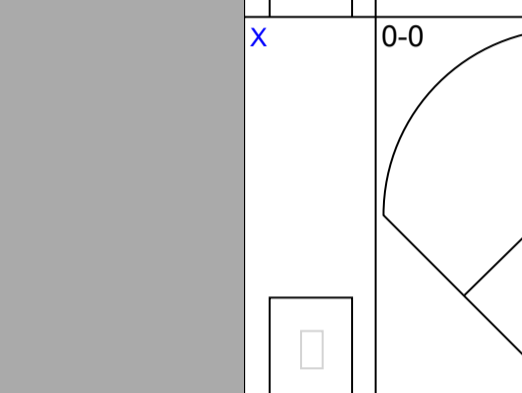
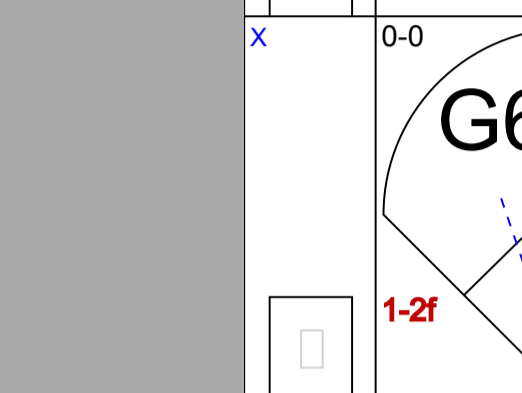
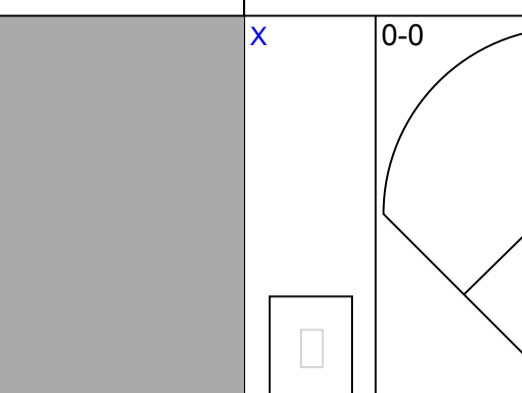

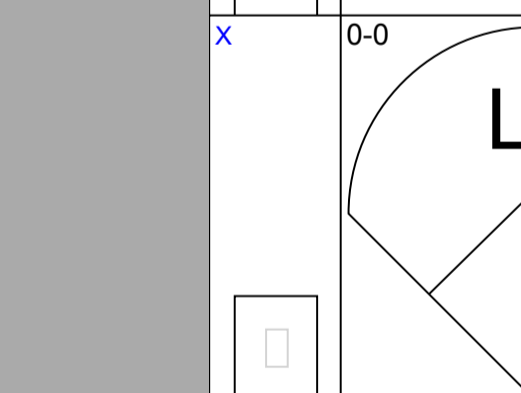
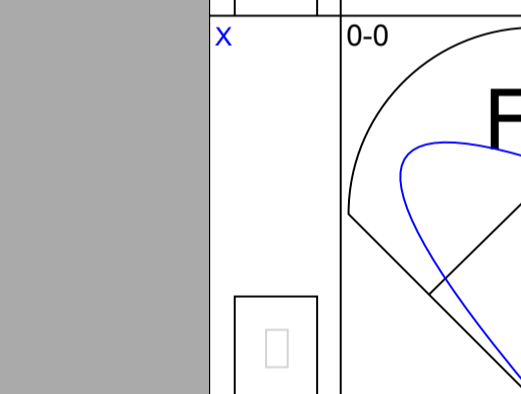
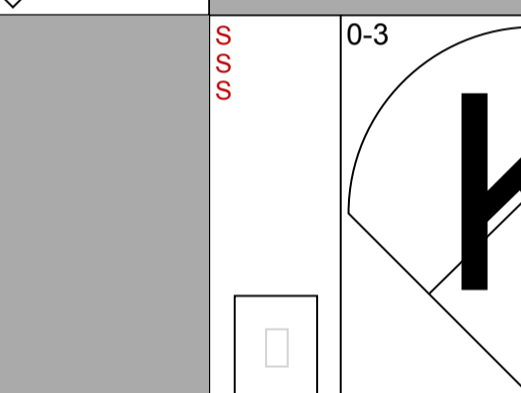
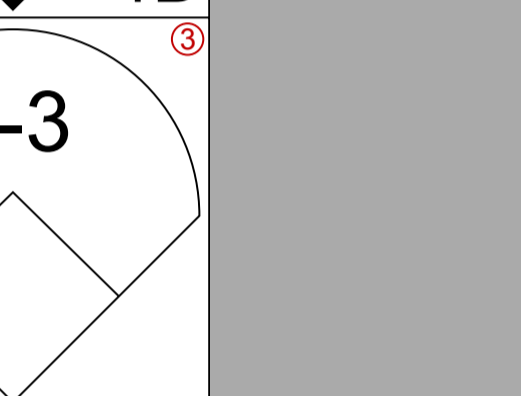
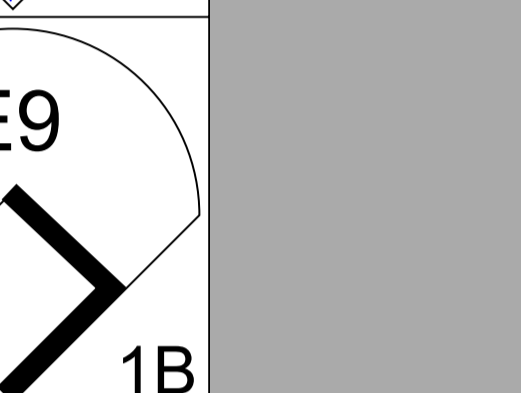
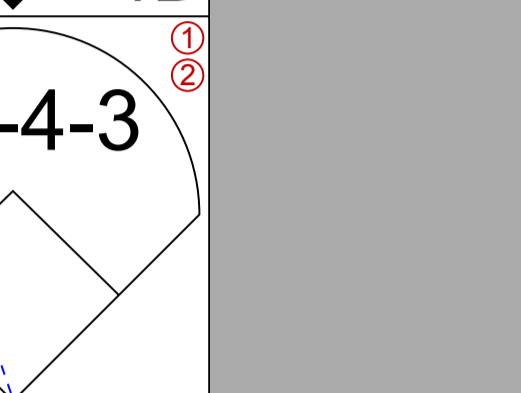
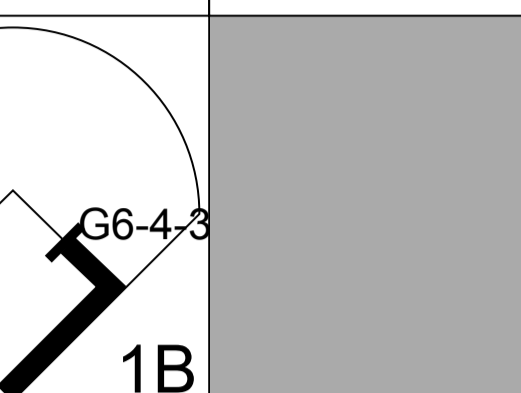
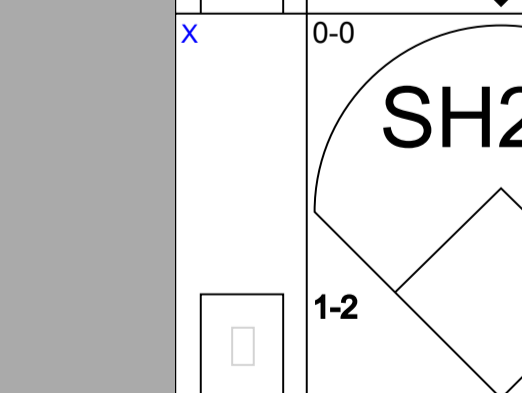
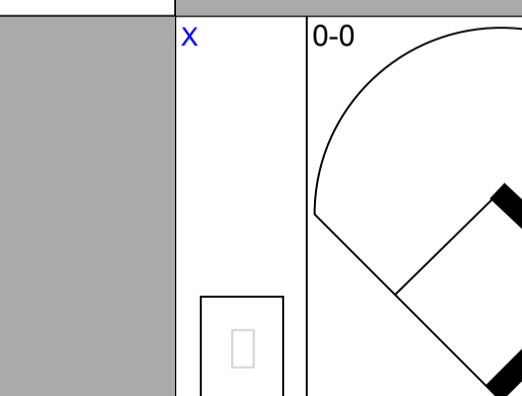
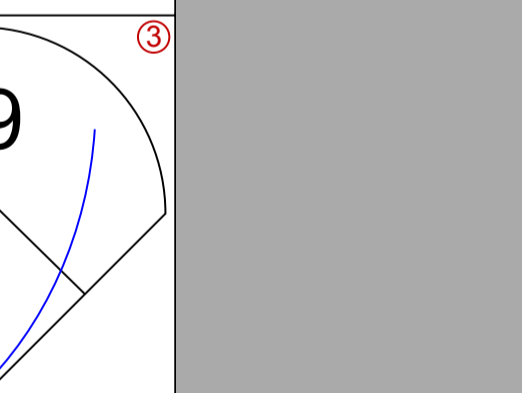
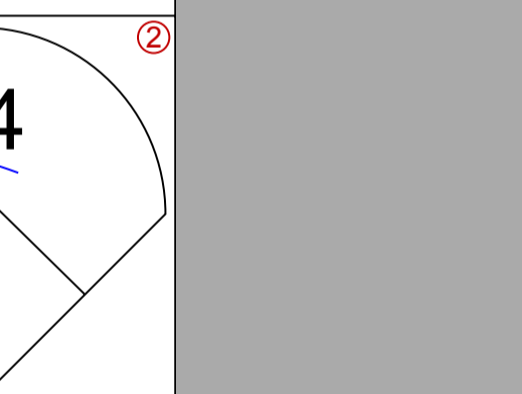
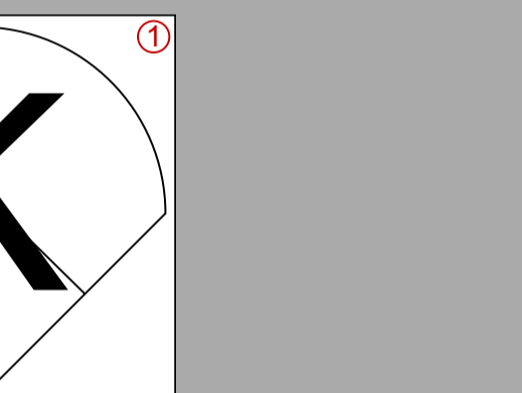

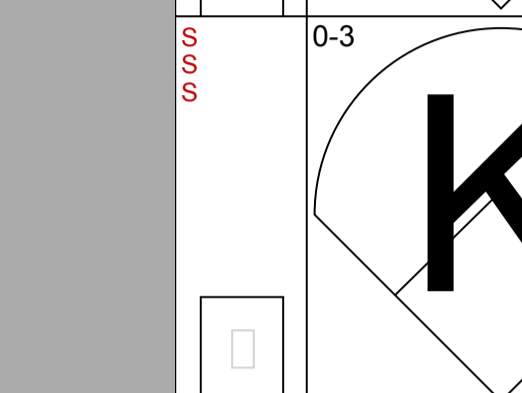
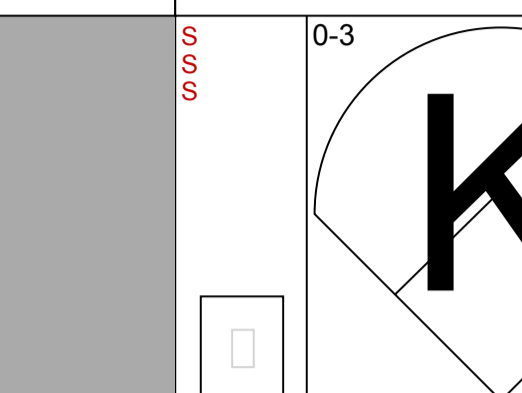
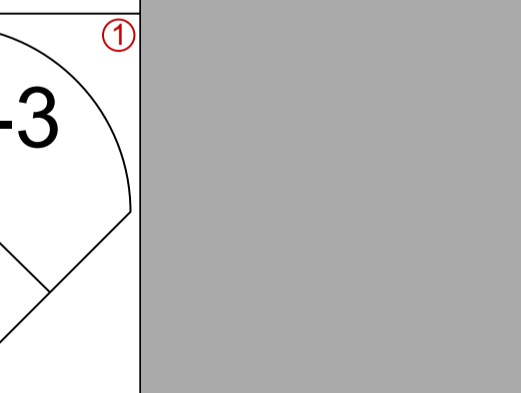
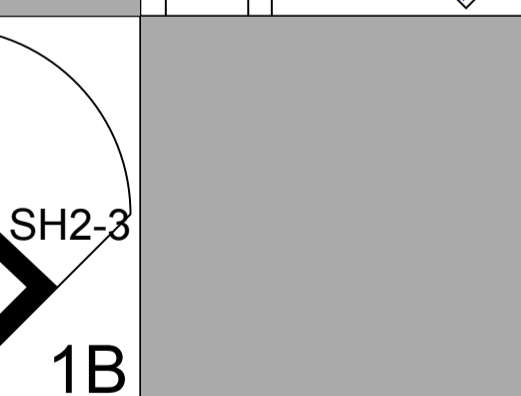
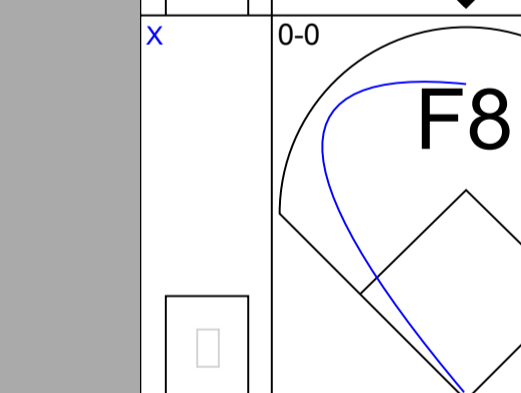
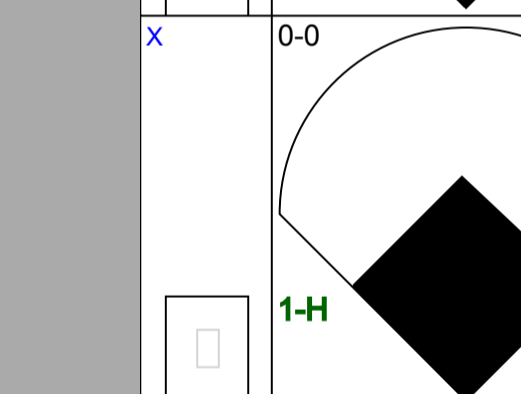
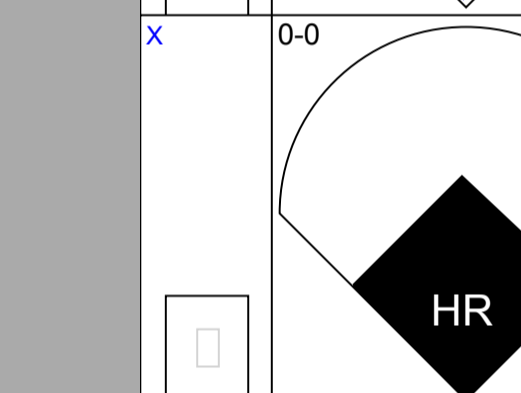
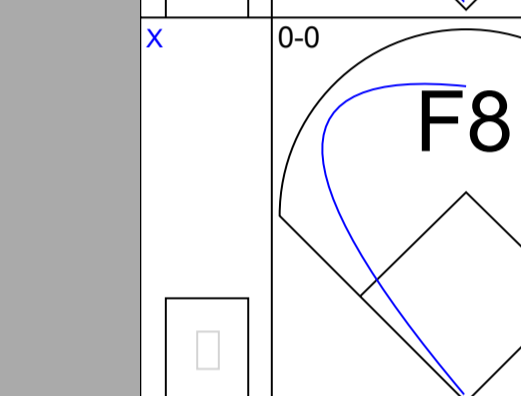
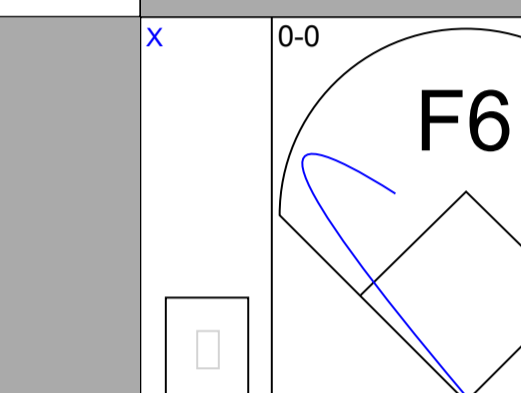
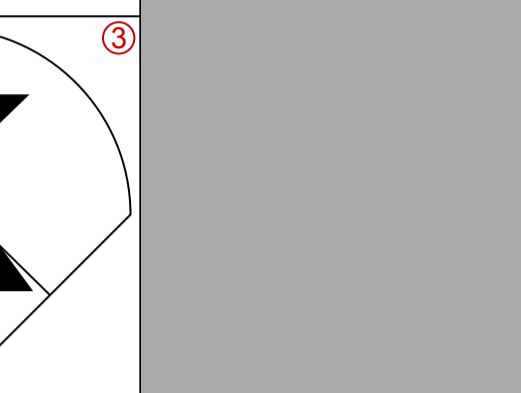
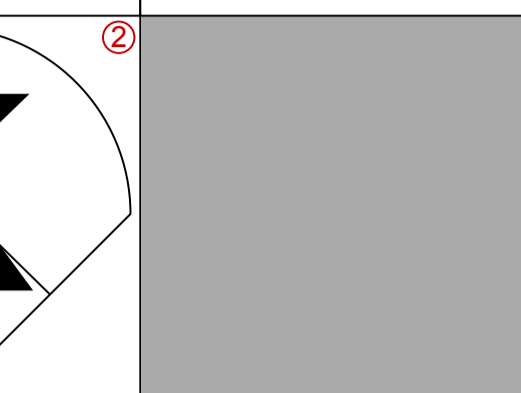
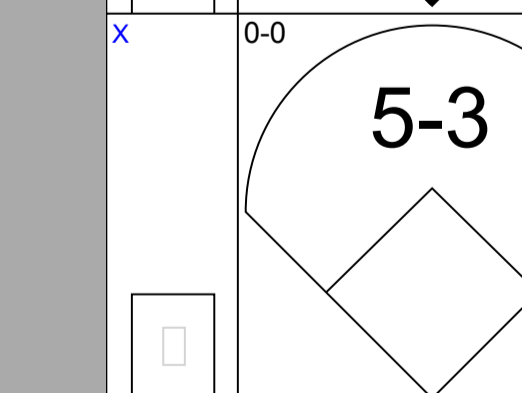
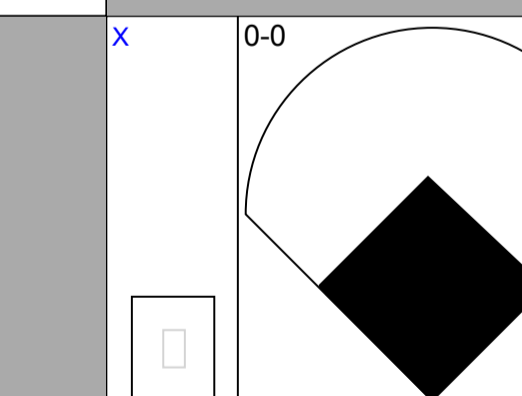
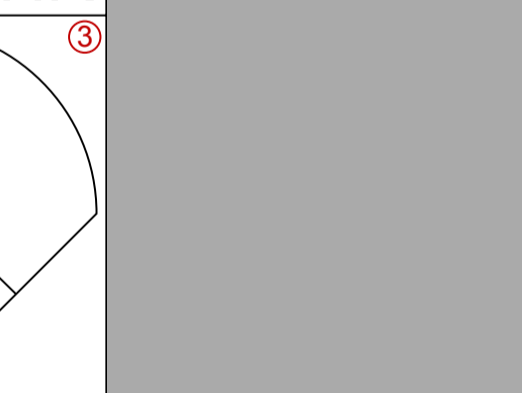
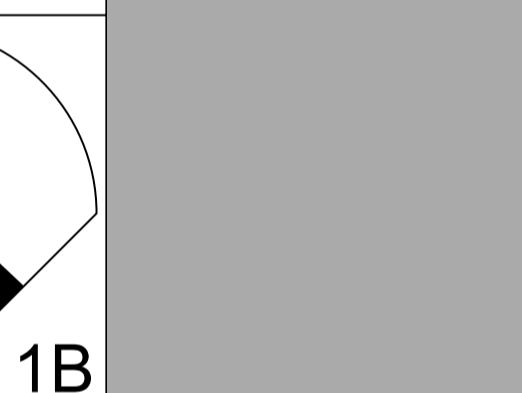
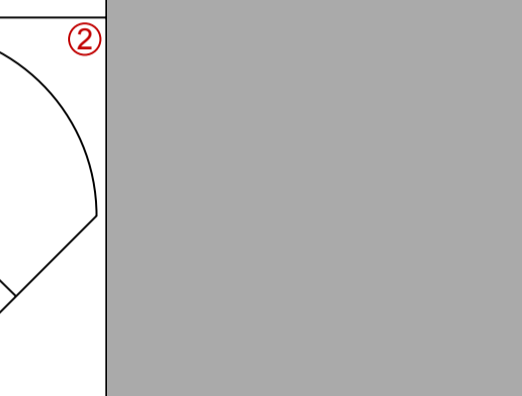
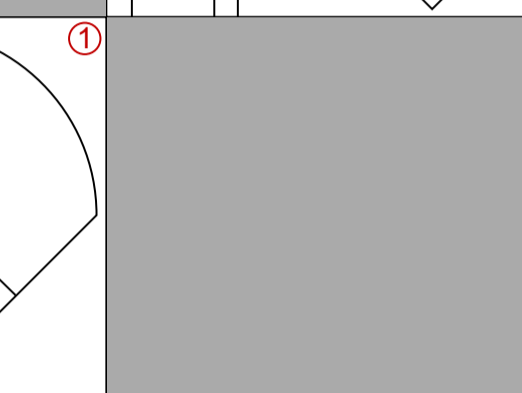
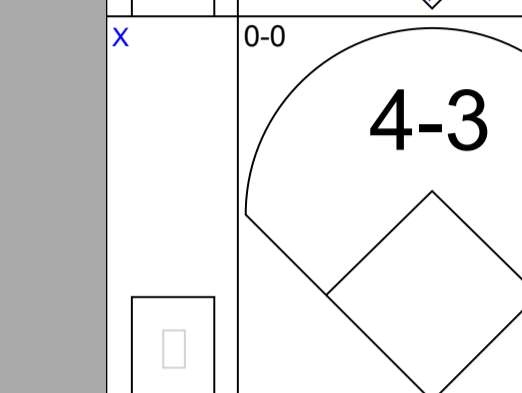
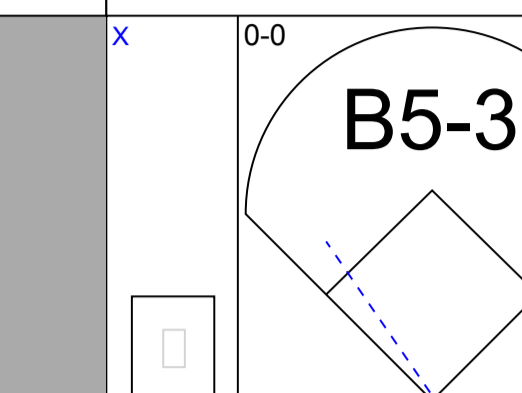



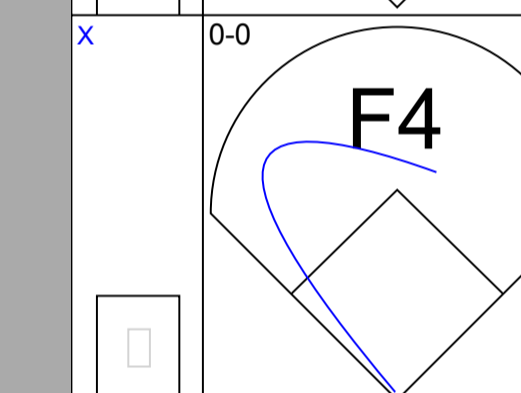
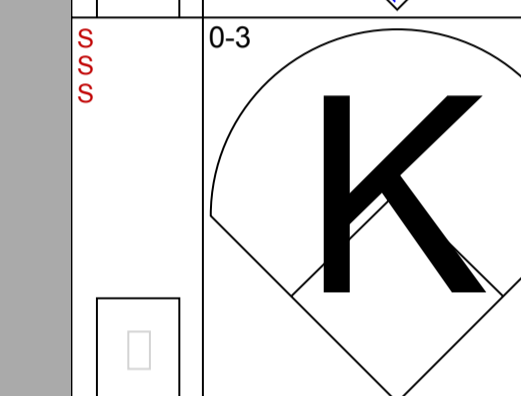
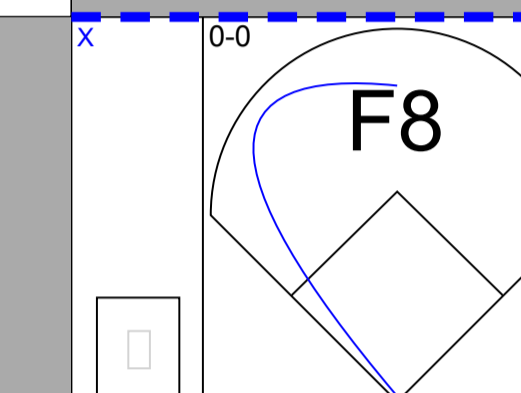

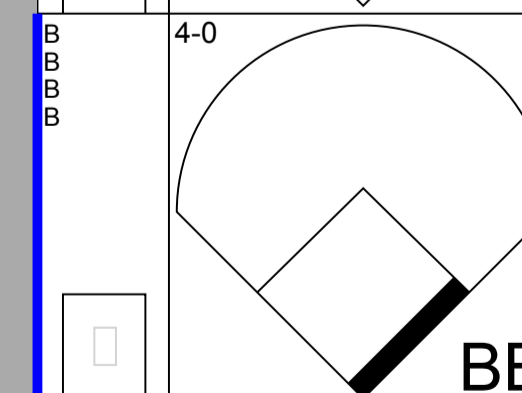
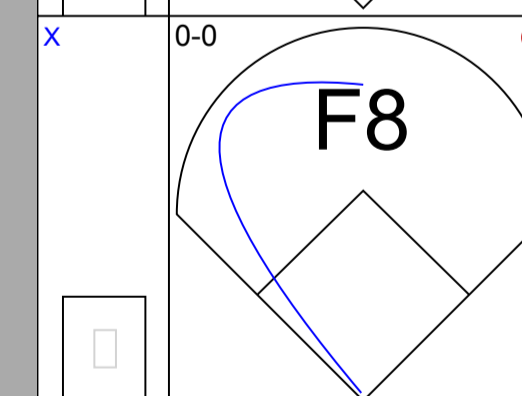
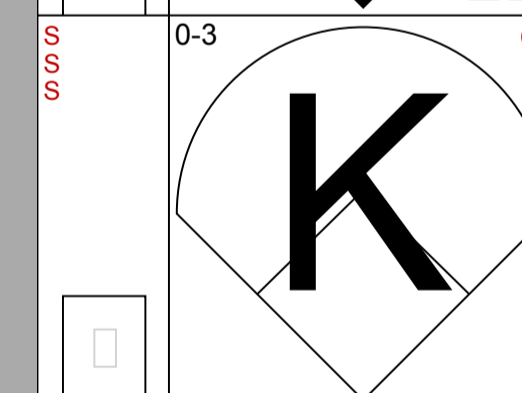
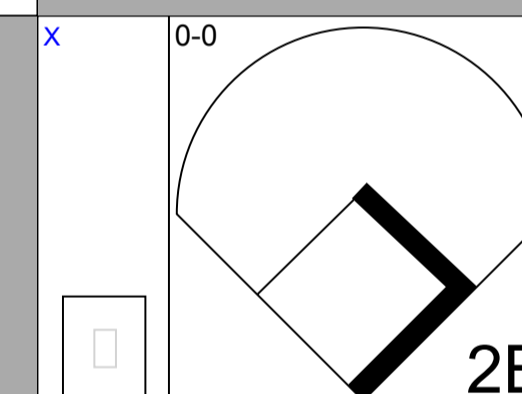

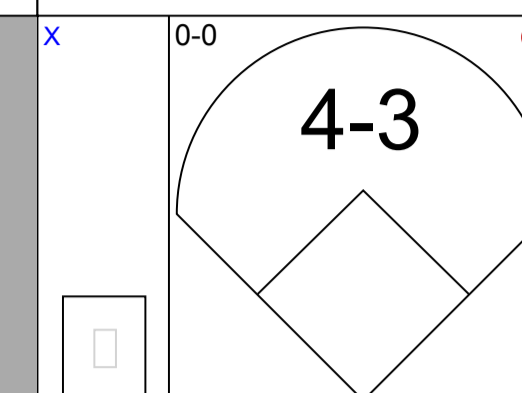

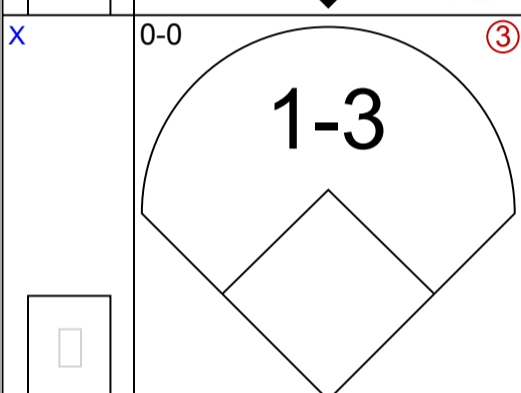
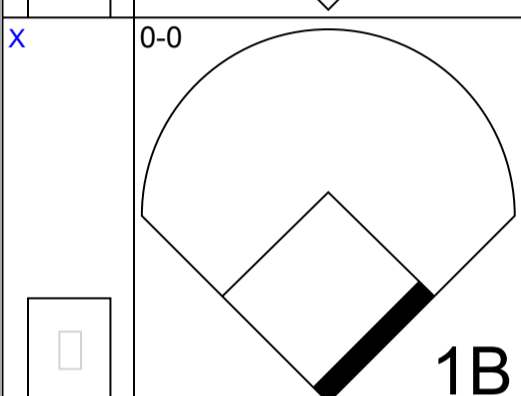
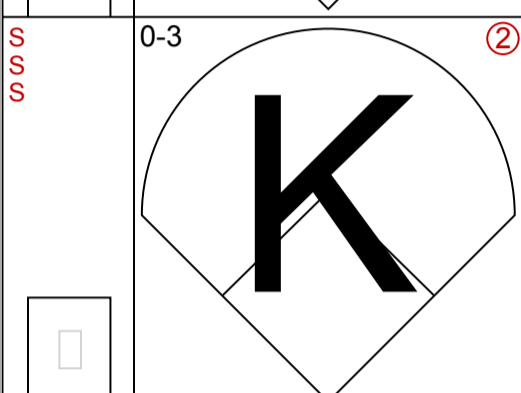
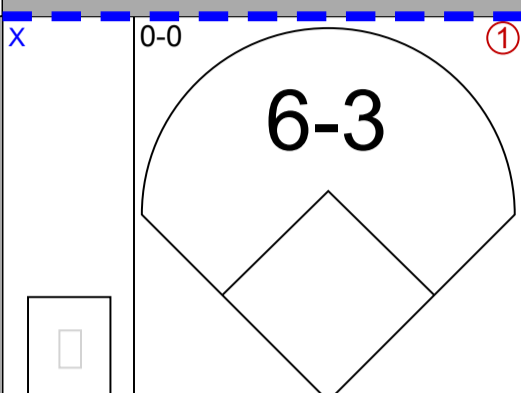

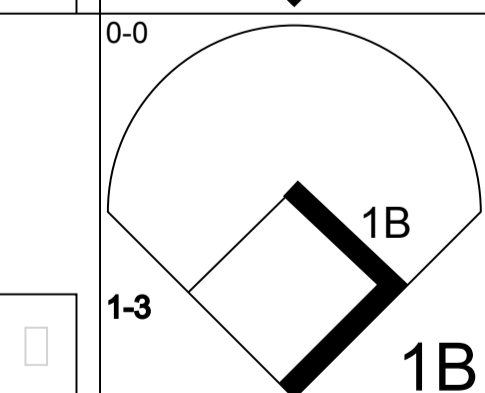
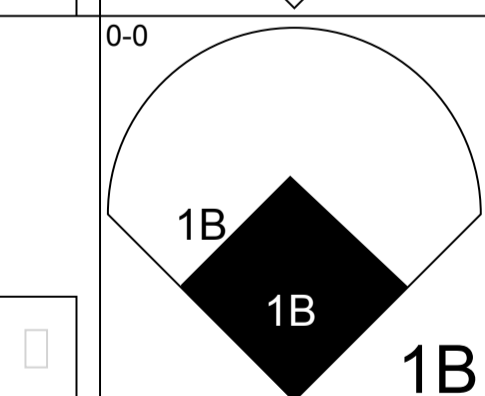
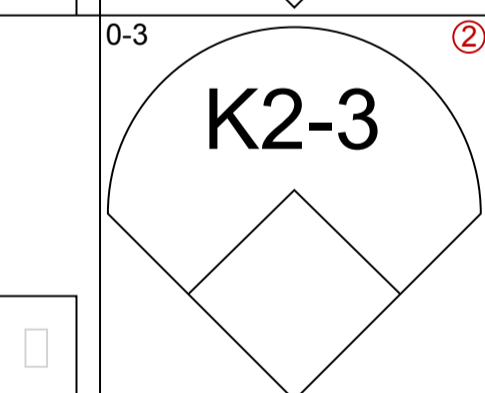
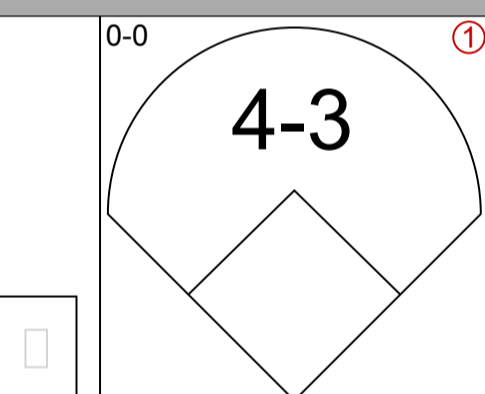

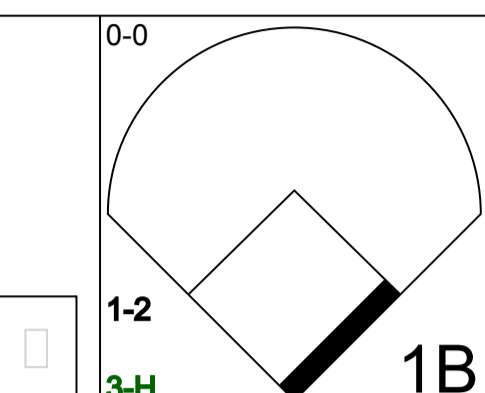
AB	44
R	5
H	14
RBI	5
BB	1
SO	7
LOB	14



WP	1	PA	46
PB	0		
SB	1		
CS	0		

AB R H RBI BB SO LOB

6	0	3	1	0	1	3
5	0	0	0	0	1	3
5	0	1	0	0	1	1
5	0	1	0	0	1	2
5	1	1	0	0	1	1
4	2	3	2	0	0	0
0	0	0	0	0	0	0
1	0	0	0	0	0	0
5	0	1	1	0	2	1
3	1	2	1	0	0	1
2	1	1	0	0	0	1
2	0	0	0	0	0	1
1	0	1	0	1	0	0



Inning Stats		PITCHER																PITCHER																
R	H	R	H	R	H	R	H	R	H	R	H	R	H	R	H	R	H	IP	WLS	BF	H	R	ER	SO	BB	IBB	HBP	BLK	WP	HR	S	P	ERA	WHIP
0	1	1	2	0	2	0	0	0	1	2	2	1	1	0	0	0	0	7.0		29	9	4	4	3	0	0	0	0	1	2	35	35	5.14	1.286
0	1	0	1	0	1	0	1	0	0	0	0	0	0	0	0	0	0	2.0		8	1	0	0	2	1	0	0	0	0	11	15	0.00	1.000	
0	0	0	0	0	0	0	0	0	0	0	0	0	0	0	0	0	0	1.2	L	9	4	1	1	2	0	0	0	0	0	13	13	5.40	2.400	

<b>Brett Butler, L</b> OBP: 0.352, SLG: 0.422 (1, 8)	X	0-0	S	1B
<b>Julio Franco, R</b> OBP: 0.344, SLG: 0.364 (1, 6)	X	0-0	L4	1B
<b>Tony Bernazard, S</b> OBP: 0.361, SLG: 0.449 (1, 4)	X	0-0	F8	1B
<b>Andre Thornton, R</b> OBP: 0.245, SLG: 0.265 (1, 10)	X	0-0	1-3	1B
<b>Brook Jacoby, R</b> OBP: 0.334, SLG: 0.415 (1, 5)	X	0-0	F3	1B
<b>Pat Tabler, R</b> OBP: 0.318, SLG: 0.359 (1, 3)	X	0-0	WP	2B
<b>Otis Nixon, S</b> OBP: 0.185, SLG: 0.204 (9, PR)	X	0-0	2B	1B
<b>Jerry Willard, L</b> OBP: 0.328, SLG: 0.345 (10, 2)	X	0-0	1-H	2B
<b>Joe Carter, R</b> OBP: 0.275, SLG: 0.355 (1, 7)	X	0-0	1-H	2B
<b>Carmen Castillo, R</b> OBP: 0.281, SLG: 0.426 (1, 9)	X	0-0	F2	1B
<b>George Vukovich, L</b> OBP: 0.291, SLG: 0.311 (8, 9)	X	0-0	F2	1B
<b>Chris Bando, S</b> OBP: 0.155, SLG: 0.093 (1, 2)	X	0-0	6-3	1B
<b>Mike Hargrove, L</b> OBP: 0.333, SLG: 0.275 (9, PH)	X	0-0	6-3	1B
<b>Mike Hargrove, L</b> OBP: 0.333, SLG: 0.275 (10, 3)	X	0-0	6-3	1B



Batter	1	2	3	4	5	6	7	8	9	AB R H RBI BB SO LOB	TOP
Willie Wilson, S (1, 8) OBP: 0.326, SLG: 0.419	0-3 K	0-0 1B			0-0 F7		0-0 G6-4-3 1B		0-3 K	5 0 2 0 0 2 1	
Dane Iorg, L (1, 7) OBP: 0.250, SLG: 0.288 Lynn Jones, R (5, PR) OBP: 0.221, SLG: 0.264 (5, 7)	0-3 K	0-0 1B			0-0 FC1-6 1B		0-0 G6-4-3 1-2f		0-3 K	3 0 2 2 0 1 0 2 0 0 0 0 1 1	
George Brett, L (1, 5) OBP: 0.457, SLG: 0.580	1-0 HBP	0-3 K			0-0 FC1-6 1B			0-3 K		3 0 1 0 0 2 2	
Jorge Orta, L (1, 10) OBP: 0.311, SLG: 0.373	0-0 G3		0-0 4-3		0-0 FC1-6 1-2f 2-3			0-0 F4		4 0 0 0 0 0 3	
Darryl Motley, R (1, 9) OBP: 0.259, SLG: 0.407		0-3 K	0-0 F4		0-3 K			0-0 S 1B		4 1 1 0 0 2 2	
Frank White, R (1, 4) OBP: 0.268, SLG: 0.400		0-0 HR	0-0 6-3		0-0 6-3			0-0 1-H 1B		4 2 2 2 0 0 0	
Steve Balboni, R (1, 3) OBP: 0.301, SLG: 0.425		1-0 1B 1B HBP		0-3 K		0-0 F7		0-0 FC6-4 1B		3 1 1 1 0 1 0	
Jim Sundberg, R (1, 2) OBP: 0.296, SLG: 0.396		0-0 1B 1B		0-0 F7		0-3 K		0-0 FC6-4 1-2f		4 1 1 0 0 1 1	
Buddy Biancalana, S (1, 6) OBP: 0.197, SLG: 0.185		0-0 L8		0-0 F8			0-0 4-3		0-0 CS 1B	4 0 1 0 0 0 2	
<b>Inning Stats</b>	R: 0 E: 0 K: 2 S: 7 H: 0 LOB: 1 BB: 0 P: 8	R: 3 E: 0 K: 2 S: 11 H: 4 LOB: 2 BB: 0 P: 12	R: 0 E: 0 K: 0 S: 3 H: 0 LOB: 0 BB: 0 P: 3	R: 0 E: 0 K: 1 S: 5 H: 0 LOB: 0 BB: 0 P: 5	R: 0 E: 0 K: 1 S: 7 H: 2 LOB: 2 BB: 0 P: 7	R: 0 E: 0 K: 1 S: 5 H: 0 LOB: 0 BB: 0 P: 5	R: 0 E: 0 K: 0 S: 3 H: 1 LOB: 0 BB: 0 P: 3	R: 2 E: 0 K: 1 S: 8 H: 3 LOB: 1 BB: 0 P: 8	R: 0 E: 0 K: 2 S: 7 H: 1 LOB: 0 BB: 0 P: 7	1B: 10 2B: 1 3B: 0 HR: 1 SF: 0 SAC: 0 DP: 2 HBP: 2	WP: 0 PB: 0 SB: 1 CS: 1 PA: 38
<b>PITCHER</b> Bert Blyleven, R (1, 1) ERA: 3.21	IP: 9.0 WLS: L BF: 38 H: 11 R: 5 ER: 5 SO: 10 BB: 0 IBB: 0 HBP: 2 BLK: 0 WP: 0 HR: 1 S: 56 P: 58 ERA: 5.00 WHIP: 1.222										

**Kansas City Royals @ Cleveland Indians**  
 Cleveland Municipal Stadium, Cleveland, OH  
 Sat Jul 13 1985, 7:05 PM EDT  
 Att: 12,794 - Unknown

AB	36
R	5
H	11
RBI	5
BB	0
SO	10
LOB	12







Kansas City Royals @ Cleveland Indians  
Cleveland Municipal Stadium, Cleveland, OH

Sun Jul 14 1985, 3:33 AM EDT  
Att: 25,466 - Unknown

AB	41
R	9
H	15
RBI	7
BB	3
SO	6
LOB	18



WP	0	PA	46
PB	0		
SB	2		
CS	1		

AB R H RBI BB SO LOB

5	3	4	0	0	0	0
3	2	3	1	0	0	0
1	0	0	0	0	0	0
5	1	2	0	0	1	5
5	0	1	2	0	0	3
4	1	1	1	1	1	1
4	1	1	1	1	2	2
4	0	1	0	1	1	4
5	0	1	2	0	0	1
5	1	1	0	0	1	2
1B	13	SF	0			
2B	2	SAC	0			
3B	0	DP	0			
HR	0	HBP	1			

Batter	1	2	3	4	5	6	7	8	9										
Willie Wilson, S OBP: 0.332, SLG: 0.424 (1, 8) X	0-0 F4		0-0 1B HBP	0-0 1B S			0-0 1B E	0-0 1B CS											
Darryl Motley, R OBP: 0.273, SLG: 0.415 Pat Sheridan, L OBP: 0.310, SLG: 0.333 (1, 9) X (7, 9)	0-0 1B		1-0 1B HBP	0-0 1B 1-H			0-0 1B E5 1-H	0-0 CS 1-2	0-0 F4										
George Brett, L OBP: 0.456, SLG: 0.580 (1, 5) X	0-0 F5		0-3 K	0-0 4-3			0-0 2B		0-0 1B S										
Hal McRae, R OBP: 0.318, SLG: 0.394 (1, 10) X	0-0 5-3		0-0 1B 1-2 2-H 3-H	0-0 4-3			0-0 F9		0-0 F8										
Frank White, R OBP: 0.270, SLG: 0.398 (1, 4) X		0-0 F4	0-0 1B 1-2 2-H	0-0 K			0-0 F3		4-0 1B 2B BB										
Steve Balboni, R OBP: 0.303, SLG: 0.423 (1, 3) X		0-3 K	0-0 F8	0-3 K			4-0 IBB		0-0 2B 1-3 2-H										
Lynn Jones, R OBP: 0.232, SLG: 0.263 (1, 7) X		0-0 1B	0-0 F4				0-0 F4		4-0 2B BB										
John Wathan, R OBP: 0.375, SLG: 0.304 (1, 2) X	0-0 F8			0-0 6-3			0-0 F9		0-0 F8 1-3 2-H 3-H										
Buddy Biancalana, S OBP: 0.197, SLG: 0.186 (1, 6) X			0-0 1B HBP 1B	0-0 4-3			0-0 4-3		0-3 K 2B										
<b>Inning Stats</b>	R: 0 H: 1 E: 0 LOB: 1 K: 0 BB: 0 S: 4 P: 4	R: 0 H: 1 E: 0 LOB: 1 K: 1 BB: 0 S: 6 P: 6	R: 3 H: 4 E: 0 LOB: 2 K: 1 BB: 0 S: 9 P: 10	R: 1 H: 2 E: 0 LOB: 1 K: 0 BB: 0 S: 5 P: 5	R: 0 H: 0 E: 0 LOB: 0 K: 2 BB: 0 S: 7 P: 7	R: 0 H: 0 E: 0 LOB: 0 K: 0 BB: 0 S: 3 P: 3	R: 2 H: 3 E: 1 LOB: 2 K: 1 BB: 1 S: 8 P: 12	R: 0 H: 1 E: 0 LOB: 0 K: 1 BB: 0 S: 5 P: 5	R: 3 H: 3 E: 0 LOB: 2 K: 0 BB: 2 S: 6 P: 14										
<b>PITCHER</b>	IP WLS BF H R ER SO BB IBB HBP BLK WP HR S P ERA WHIP																		
Neal Heaton, L ERA: 4.8 (1, 1)	2.1 L 14 6 3 3 2 0 0 0 1 0 0 0 17 18 11.57 2.571																		
Vern Ruhle, R ERA: 3.9 (3, 1)	1.2 7 2 1 0 0 0 0 0 0 0 0 0 7 7 0.00 1.200																		
Jerry Reed, R ERA: 4.66 (5, 1)	3.0 13 3 2 1 3 0 1 0 0 0 0 0 18 22 3.00 1.000																		
Jeff Barkley, R ERA: 4.91 (8, 1)	1.2 9 3 3 3 1 2 0 0 0 0 0 0 9 17 16.20 3.000																		
Tom Waddell, R ERA: 4.27 (9, 1)	0.1 2 1 0 0 0 0 0 0 0 0 0 0 2 2 0.00 3.000																		

livebaseballscorecards.com

Batter	1	2	3	4	5	6	7	8	9	AB	R	H	RBI	BB	SO	LOB
Brett Butler, L (1, 8) Mike Fischlin, R (9, 5) OBP: 0.354, SLG: 0.421 OBP: 0.262, SLG: 0.282	4-0 CS 1B BB		0-0 HR 1B	0-0 B1-3			0-0 E6 BB BB	0-0 1-2 2-H 1B		4	1	2	1	1	0	2
Julio Franco, R (1, 6) OBP: 0.349, SLG: 0.377	0-0 1-2 1B		0-0 1-H HR			0-3 K	4-0 1-2 BB BB	0-3 K		4	1	2	2	1	2	2
Brook Jacoby, R (1, 5) George Vukovich, L (8, PH) (9, 7) OBP: 0.330, SLG: 0.406 OBP: 0.289, SLG: 0.308	0-3 K		0-3 K			0-0 F9	4-0 1-2 2-3 FC6-4 BB	0-3 K		3	0	0	0	1	2	2
Andre Thornton, R (1, 10) OBP: 0.240, SLG: 0.273	0-3 K 2-3		0-0 5-3			0-0 6-3	0-3 K		0-0 F9	5	0	0	0	0	2	5
Benny Ayala, R (1, 7) Joe Carter, R (7, 7) (9, 8) OBP: 0.205, SLG: 0.333 OBP: 0.273, SLG: 0.350		0-3 K		0-0 F4		0-0 6-3	0-0 FC6-4 1-2f		0-0 DI 1B	3	0	0	0	0	1	0
Pat Tabler, R (1, 3) OBP: 0.322, SLG: 0.363		0-0 2B		0-3 K		0-0 F8		0-0 1B 1B	0-0 F9	5	1	2	0	0	1	1
Tony Bernazard, S (1, 4) OBP: 0.360, SLG: 0.442		0-0 F8		4-0 1B 1B BB		0-0 1B 1B		0-0 F8 1-2	0-0 F8	4	1	1	0	1	0	3
Carmen Castillo, R (1, 9) OBP: 0.294, SLG: 0.431		0-3 K		0-0 1B 1-2 1B		0-0 F9		0-0 1B 1B		4	1	2	0	0	1	2
Chris Bando, S (1, 2) Jerry Willard, L (7, PH) (8, 2) OBP: 0.161, SLG: 0.101 OBP: 0.338, SLG: 0.356			0-0 6-3	0-0 1-3 2-H 1B			0-0 F7	0-0 1-2 2-H 1B		2	0	1	1	0	0	0
										2	0	1	1	0	0	0

Inning Stats	R: 0	H: 1	E: 0	K: 2	S: 7	LOB: 2	BB: 1	P: 11	R: 0	H: 1	E: 0	K: 2	S: 8	LOB: 1	BB: 0	P: 8	R: 2	H: 2	E: 0	K: 1	S: 7	LOB: 0	BB: 0	P: 7	R: 1	H: 2	E: 0	K: 1	S: 7	LOB: 2	BB: 1	P: 11	R: 0	H: 0	E: 0	K: 1	S: 5	LOB: 0	BB: 0	P: 5	R: 0	H: 1	E: 0	K: 0	S: 4	LOB: 1	BB: 0	P: 4	R: 0	H: 0	E: 1	K: 1	S: 6	LOB: 3	BB: 2	P: 14	R: 2	H: 4	E: 0	K: 2	S: 11	LOB: 2	BB: 0	P: 11	R: 0	H: 1	E: 0	K: 0	S: 4	LOB: 1	BB: 0	P: 4	1B: 10	SF: 0	2B: 2	SAC: 0	3B: 0	DP: 1	HR: 1	HBP: 0	WP: 0	PA: 43
PITCHER	IP	WLS	BF	H	R	ER	SO	BB	IBB	HBP	BLK	WP	HR	S	P	ERA	WHIP																																																																	
Bud Black, L (1, 1) ERA: 3.97	6.0	W	26	7	3	3	7	2	0	0	0	0	0	38	46	4.50	1.500																																																																	
Michael LaCoss, R (7, 1) ERA: 4.3	1.1		9	2	2	2	1	2	0	0	0	0	0	9	17	13.50	3.000																																																																	
Dan Quisenberry, R (8, 1) ERA: 2.79	1.2	S	8	3	0	0	2	0	0	0	0	0	0	12	12	0.00	1.800																																																																	

**BOTTOM**

**Kansas City Royals @ Cleveland Indians**  
Cleveland Municipal Stadium, Cleveland, OH

Sun Jul 14 1985, 3:33 AM EDT  
Att. 25,466 - Unknown

livebaseballscorecards.com

AB	39
R	5
H	12
RBI	5
BB	4
SO	10
LOB	22





Batter	1	2	3	4	5	6	7	8	9	AB R H RBI BB SO LOB	TOP											
Willie Wilson, S (1, 8) OBP: 0.332, SLG: 0.429	0-0 F6		0-0 1B 1B 2B		0-0 1-3 2B		0-0 G3		0-0 4-3	5 1 2 0 0 0 1												
Lonnie Smith, R (1, 7) OBP: 0.354, SLG: 0.348 Lynn Jones, R (5, PR) OBP: 0.229, SLG: 0.260 (5, 7)	0-3 K		4-0 1B 1B BB		4-0 G3-6-3 BB		0-0 F6			1 0 0 0 2 1 0 1 0 0 0 0 0 0												
George Brett, L (1, 5) OBP: 0.457, SLG: 0.577	4-0 FC5-4 BB		0-0 1B 1B		0-0 G3-6-3 1-2f			0-3 K		3 0 1 0 1 1 3												
Frank White, R (1, 4) OBP: 0.276, SLG: 0.403	0-0 FC5-4 1-2f		0-0 1B			0-0 HR 1B		0-0 FC5-4 1B		4 1 3 1 0 0 1												
Darryl Motley, R (1, 9) OBP: 0.268, SLG: 0.408		0-3 K		0-0 6-3		0-0 F2		0-3 K		4 0 0 0 0 2 2												
Hal McRae, R (1, 10) OBP: 0.316, SLG: 0.416		0-0 F8		0-0 F7		0-0 HR		0-0 FC5-4 1-2f		4 1 1 2 0 0 1												
Steve Balboni, R (1, 3) OBP: 0.299, SLG: 0.418		0-3 K		0-0 F7		0-3 K			0-0 F3	4 0 0 0 0 2 0												
Jim Sundberg, R (1, 2) OBP: 0.299, SLG: 0.395			0-0 F9		0-0 2B 1B		0-0 5-3		4-0 BB	3 0 1 0 1 0 0												
Onix Concepcion, R (1, 6) OBP: 0.226, SLG: 0.210 Dane Iorg, L (7, PH) OBP: 0.246, SLG: 0.283 Buddy Biancalana, S (7, 6) OBP: 0.197, SLG: 0.186 Jorge Orta, L (9, PH) OBP: 0.310, SLG: 0.372			0-0 5-3		0-0 F8		0-0 4-3		0-3 K	2 0 0 0 0 0 1 1 0 0 0 0 0 0 0 0 0 0 0 0 0 1 0 0 0 0 1 1												
<b>Inning Stats</b>	R: 0 E: 0 K: 1 S: 5	H: 0 LOB: 1 BB: 1 P: 9	R: 0 E: 0 K: 2 S: 7	H: 0 LOB: 0 BB: 0 P: 7	R: 1 E: 0 K: 0 S: 5	H: 3 LOB: 2 BB: 1 P: 9	R: 0 E: 0 K: 0 S: 3	H: 0 LOB: 0 BB: 0 P: 3	R: 0 E: 0 K: 0 S: 4	H: 2 LOB: 3 BB: 1 P: 8	R: 2 E: 0 K: 1 S: 7	H: 2 LOB: 0 BB: 0 P: 7	R: 0 E: 0 K: 0 S: 3	H: 0 LOB: 0 BB: 0 P: 3	R: 0 E: 0 K: 2 S: 8	H: 1 LOB: 1 BB: 0 P: 8	R: 0 E: 0 K: 1 S: 5	H: 0 LOB: 1 BB: 1 P: 9	1B: 5 2B: 2 3B: 0 HR: 1	SF: 0 SAC: 0 DP: 1 HBP: 0	WP: 0 PB: 0 SB: 0 CS: 0	PA: 37
<b>PITCHER</b>	IP WLS BF H R ER SO BB IBB HBP BLK WP HR S P ERA WHIP																					
Scott McGregor, L (1, 1) ERA: 4.56	6.0 W 26 7 3 3 4 3 0 0 0 0 0 1 31 43 4.50 1.667																					
Sammy Stewart, R (7, 1) ERA: 3.29	3.0 S 11 1 0 0 3 1 0 0 0 0 0 0 16 20 0.00 0.667																					

**Kansas City Royals @ Baltimore Orioles**  
 Memorial Stadium, Baltimore, MD  
 Thu Jul 18 1985, 7:05 PM EDT  
 Att. 25,579 - Unknown

livebaseballscorecards.com

AB	33
R	3
H	8
RBI	3
BB	4
SO	7
LOB	10







**Kansas City Royals @ Baltimore Orioles**  
**Memorial Stadium, Baltimore, MD**

Fri Jul 19 1985, 7:05 PM EDT  
 Att: 29,410 - Unknown

livebaseballscorecards.com

<b>AB</b>	<b>41</b>
<b>R</b>	<b>10</b>
<b>H</b>	<b>15</b>
<b>RBI</b>	<b>10</b>
<b>BB</b>	<b>6</b>
<b>SO</b>	<b>5</b>
<b>LOB</b>	<b>30</b>



WP: 0	PA: 47
PB: 0	
SB: 3	
CS: 0	

Batter	1	2	3	4	5	6	7	8	9	AB R H RBI BB SO LOB
Willie Wilson, S (1, 8) OBP: 0.335, SLG: 0.433 Pat Sheridan, L (9, 9) OBP: 0.310, SLG: 0.333	0-0 E4 3-1		0-0 1B 1B	0-0 1B 1B	0-0 2B		0-0 6-3		0-0 FC5-4 1-2f	6 3 3 0 0 0 1 0 0 0 0 0 0 0
Dane Iorg, L (1, 7) OBP: 0.258, SLG: 0.293 Lynn Jones, R (7, 7) OBP: 0.226, SLG: 0.256	0-0 3-1 1-H		0-0 1B 1B	0-0 1B 1B	0-3 K		0-0 F8		0-0 F3	5 1 2 5 0 1 2 1 0 0 0 0 0 1
George Brett, L (1, 5) OBP: 0.459, SLG: 0.575 Greg Pryor, R (9, 5) OBP: 0.262, SLG: 0.266	4-0 G6-3 BB		0-0 1B 1B	0-3 K	4-0 IBB		0-0 F7			3 0 1 0 2 1 2 0 0 0 0 0 0 0
Jorge Orta, L (1, 10) OBP: 0.315, SLG: 0.382	0-0 G6-3 1-2f		4-0 IBB	0-0 2B 3B	0-0 F8		0-0 G6-4-3 1B			4 1 2 2 1 0 4
Frank White, R (1, 4) OBP: 0.275, SLG: 0.403 Onix Concepcion, R (9, 4) OBP: 0.226, SLG: 0.210		0-0 1-3	0-3 K	0-0 1B 2B	0-0 F7		0-0 G6-4-3 1-2f			5 1 1 1 0 1 7 0 0 0 0 0 0 0
Darryl Motley, R (1, 9) OBP: 0.266, SLG: 0.400		4-0 S BB	0-3 K	0-3 K		0-0 F8		0-0 F8		4 0 0 0 1 2 4
Steve Balboni, R (1, 3) OBP: 0.303, SLG: 0.433		0-0 F8	0-0 G3	0-0 1B		0-0 2B		0-0 HR		5 1 3 2 0 0 4
Jim Sundberg, R (1, 2) OBP: 0.301, SLG: 0.393		0-0 1-3		0-0 1B 1B	0-0 5-3		0-0 FC3-6 BB			4 1 1 0 1 0 3
Buddy Biancalana, S (1, 6) OBP: 0.222, SLG: 0.203			0-0 1B 1B	0-0 1B 1B	4-0 2B BB		0-0 F7		0-0 FC3-6 FC5-4 1-2f	4 2 2 0 1 0 2

Inning Stats	R: 1	H: 0	R: 0	H: 0	R: 2	H: 4	R: 6	H: 7	R: 0	H: 1	R: 0	H: 0	R: 0	H: 1	R: 1	H: 1	1B: 10	SF: 0	WP: 0	PA: 47
	E: 1	LOB: 0	E: 0	LOB: 1	E: 0	LOB: 3	E: 0	LOB: 1	E: 0	LOB: 3	E: 0	LOB: 0	E: 0	LOB: 0	E: 0	LOB: 1	2B: 3	SAC: 0	PB: 0	
	K: 0	BB: 1	K: 0	BB: 1	K: 2	BB: 1	K: 2	BB: 0	K: 1	BB: 2	K: 0	BB: 0	K: 0	BB: 0	K: 0	BB: 1	3B: 1	DP: 2	SB: 3	
	S: 3	P: 7	S: 3	P: 7	S: 11	P: 15	S: 14	P: 14	S: 6	P: 14	S: 4	P: 4	S: 3	P: 3	S: 3	P: 8	HR: 1	HBP: 0	CS: 0	

PITCHER	IP	WLS	BF	H	R	ER	SO	BB	IBB	HBP	BLK	WP	HR	S	P	ERA	WHIP
Mike Boddicker, R (1, 1) ERA: 4.22	3.0	L	18	6	5	4	2	2	1	0	0	0	0	19	31	12.00	2.667
Ken Dixon, R (4, 1) ERA: 4.77	5.0		24	8	4	4	3	1	1	0	0	0	0	28	36	7.20	1.800
Tippy Martinez, L (9, 1) ERA: 5.06	1.0		5	1	1	1	0	1	0	0	0	0	1	4	8	9.00	2.000

Batter	1	2	3	4	5	6	7	8	9	AB R H RBI BB SO LOB
Alan Wiggins, S (1, 4) OBP: 0.185, SLG: 0.151 Al Pardo, S (9, PH) OBP: 0.100, SLG: 0.100	0-0 6-3		0-0 4-3		0-0 1B 2B 1B		0-0 6-3		0-0 4-3	4 1 1 0 0 0 1 1 0 0 0 0 0 0
Lee Lacy, R (1, 9) OBP: 0.358, SLG: 0.431	0-0 5-3			0-0 1B 1B 1B	0-0 1-3 1B		0-0 F7		0-0 6-3	5 1 2 0 0 0 0
Cal Ripken Jr., R (1, 6) OBP: 0.344, SLG: 0.479	0-0 G3			0-0 1-2 1B 1B	0-0 F9		4-0 BB BB			3 1 1 0 1 0 2
Eddie Murray, S (1, 3) OBP: 0.360, SLG: 0.474		0-0 5-3		0-0 1-2 2-3 1B 1B	0-0 1-3 2B		0-0 6-3			4 0 2 1 0 0 1
Fred Lynn, L (1, 8) OBP: 0.331, SLG: 0.455		0-0 G6-4-3 1B		0-0 F8	0-0 4-3		0-0 G3			4 0 1 0 0 0 5
Mike Young, S (1, 10) OBP: 0.357, SLG: 0.494		0-0 G6-4-3		0-0 1-2 2-H 3-H 1B	0-0 2-3 1B		0-0 E4			4 0 2 2 0 0 1
Gary Roenicke, R (1, 7) OBP: 0.338, SLG: 0.465 Larry Sheets, L (8, PH) OBP: 0.309, SLG: 0.415			4-0 BB	0-0 1-2 2-3 1B	0-0 3-1	0-0 2-3 1B	0-0 F7	0-3 K		2 0 0 0 1 0 3 1 0 0 0 0 1 1
Floyd Rayford, R (1, 5) OBP: 0.321, SLG: 0.506 Wayne Gross, L (8, PH) OBP: 0.401, SLG: 0.472			0-0 F7	0-0 6-3		0-0 2-3	0-0 F8			3 0 0 0 0 0 4 1 0 0 0 0 0 1
Rick Dempsey, R (1, 2) OBP: 0.340, SLG: 0.381 Jim Dwyer, L (9, PH) OBP: 0.345, SLG: 0.420			0-0 F8		0-3 K	0-0 F3		0-0 6-3		3 0 0 0 0 0 1 2 1 0 0 0 0 0 0


Inning Stats	R: 0 E: 0 K: 0 S: 3	H: 0 LOB: 0 BB: 0 P: 3	R: 0 E: 0 K: 0 S: 3	H: 1 LOB: 0 BB: 0 P: 3	R: 0 E: 0 K: 0 S: 3	H: 0 LOB: 1 BB: 1 P: 7	R: 2 E: 0 K: 0 S: 7	H: 4 LOB: 2 BB: 0 P: 7	R: 1 E: 0 K: 1 S: 8	H: 3 LOB: 2 BB: 0 P: 8	R: 0 E: 0 K: 0 S: 4	H: 1 LOB: 1 BB: 0 P: 4	R: 0 E: 0 K: 0 S: 3	H: 0 LOB: 1 BB: 1 P: 7	R: 0 E: 1 K: 1 S: 6	H: 0 LOB: 1 BB: 0 P: 6	R: 0 E: 0 K: 0 S: 3	H: 0 LOB: 0 BB: 0 P: 3	1B: 8 2B: 1 3B: 0 HR: 0	SF: 0 SAC: 0 DP: 1 HBP: 0
--------------	------------------------------	---------------------------------	------------------------------	---------------------------------	------------------------------	---------------------------------	------------------------------	---------------------------------	------------------------------	---------------------------------	------------------------------	---------------------------------	------------------------------	---------------------------------	------------------------------	---------------------------------	------------------------------	---------------------------------	----------------------------------	------------------------------------

PITCHER	IP	WLS	BF	H	R	ER	SO	BB	IBB	HBP	BLK	WP	HR	S	P	ERA	WHIP
Charlie Leibrandt, L (1, 1) ERA: 2.92	7.0	W	31	9	3	3	1	2	0	0	0	0	0	31	39	3.86	1.571
Michael LaCoss, R (8, 1) ERA: 4.19	1.0		4	0	0	0	1	0	0	0	0	0	0	6	6	0.00	0.000
Dan Quisenberry, R (9, 1) ERA: 2.75	1.0		3	0	0	0	0	0	0	0	0	0	0	3	3	0.00	0.000

**BOTTOM**

**Kansas City Royals @ Baltimore Orioles**  
**Memorial Stadium, Baltimore, MD**  
 Fri Jul 19 1985, 7:05 PM EDT  
 Att. 29,410 - Unknown

<b>AB</b>	<b>36</b>
<b>R</b>	<b>3</b>
<b>H</b>	<b>9</b>
<b>RBI</b>	<b>3</b>
<b>BB</b>	<b>2</b>
<b>SO</b>	<b>2</b>
<b>LOB</b>	<b>21</b>



WP	PA	ERA	WHIP
0	38		





Batter	1	2	3	4	5	6	7	8	9	AB	R	H	RBI	BB	SO	LOB
Floyd Rayford, R OBP: 0.330, SLG: 0.500 John Shelby, S OBP: 0.290, SLG: 0.400	4-0 BLK WP FC6-4 BB	0-0 F9			4-3		0-0 1-2 1B		0-0 FC4-6 FC1-6	3	1	1	0	1	0	0
Lee Lacy, R OBP: 0.360, SLG: 0.430 Al Pardo, S OBP: 0.091, SLG: 0.091	4-0 FC6-4 BB		0-0 F9		0-0 1B		0-3 K		0-0 FC1-6	3	0	1	0	1	1	2
Cal Ripken Jr., R OBP: 0.340, SLG: 0.472	0-0 FC6-4 2B SF9		0-0 5-3		1-3		0-3 K		0-0 1-3	5	1	0	1	0	1	5
Eddie Murray, S OBP: 0.358, SLG: 0.475	0-0 E 1-3 2B		0-0 F8			0-3 K		0-0 4-3		4	0	1	0	0	1	0
Fred Lynn, L OBP: 0.333, SLG: 0.457	0-0 SF9			0-3 K		0-0 1B		0-0 G4-6-3 1B		3	0	2	1	0	1	0
Gary Roenicke, R OBP: 0.344, SLG: 0.488 Jim Dwyer, L OBP: 0.343, SLG: 0.418	4-0 FC6-4 BB			0-0 HR		0-0 F7		0-0 G4-6-3		2	1	1	1	1	0	1
Mike Young, S OBP: 0.360, SLG: 0.494	0-0 FC6-4 1-2f			0-0 CS 1B		0-0 F8			0-0 1B 1B	4	1	2	0	0	0	3
Rick Dempsey, R OBP: 0.340, SLG: 0.377 Wayne Gross, L OBP: 0.404, SLG: 0.476		0-3 K		0-3 K		4-0 FC6-4 BB		0-0 FC4-6 1B FC1-6 1B		2	0	0	0	1	2	1
Rich Dauer, R OBP: 0.294, SLG: 0.268 Larry Sheets, L OBP: 0.313, SLG: 0.417		0-0 5-3		0-0 CS	0-0 6-3		0-0 FC6-4 1B		0-0 FC4-6 1B	3	0	0	0	0	0	1

Inning Stats	R: 2	H: 1	E: 1	K: 0	S: 4	LOB: 2	BB: 3	P: 16	R: 0	H: 0	E: 0	K: 1	S: 5	LOB: 0	BB: 0	P: 5	R: 0	H: 0	E: 0	K: 0	S: 3	LOB: 0	BB: 0	P: 3	R: 0	H: 1	E: 0	K: 0	S: 4	LOB: 1	BB: 0	P: 4	R: 0	H: 1	E: 0	K: 1	S: 6	LOB: 1	BB: 0	P: 6	R: 0	H: 1	E: 0	K: 2	S: 8	LOB: 2	BB: 1	P: 12	R: 0	H: 1	E: 0	K: 0	S: 3	LOB: 0	BB: 0	P: 3	R: 2	H: 3	E: 0	K: 0	S: 6	LOB: 1	BB: 0	P: 6	1B: 8	SF: 1	2B: 1	3B: 0	HR: 1	SAC: 0	DP: 1	HBP: 0
--------------	------	------	------	------	------	--------	-------	-------	------	------	------	------	------	--------	-------	------	------	------	------	------	------	--------	-------	------	------	------	------	------	------	--------	-------	------	------	------	------	------	------	--------	-------	------	------	------	------	------	------	--------	-------	-------	------	------	------	------	------	--------	-------	------	------	------	------	------	------	--------	-------	------	-------	-------	-------	-------	-------	--------	-------	--------

PITCHER	IP	WLS	BF	H	R	ER	SO	BB	IBB	HBP	BLK	WP	HR	S	P	ERA	WHIP
Danny Jackson, L ERA: 3.34	(1, 1)	6.1	W	28	6	3	3	4	4	0	0	1	1	32	48	4.26	1.579
Dan Quisenberry, R ERA: 2.9	(7, 1)	2.2	S	11	4	2	2	2	0	0	0	0	0	15	15	6.75	1.500

**BOTTOM**

**Kansas City Royals @ Baltimore Orioles**  
Memorial Stadium, Baltimore, MD

Sat Jul 20 1985, 3:33 AM EDT  
Att. 26,366 - Unknown

AB	34
R	5
H	10
RBI	5
BB	4
SO	6
LOB	17



WP: 1	PA: 40
PB: 0	
SB: 0	
CS: 1	

PITCHER	IP	WLS	BF	H	R	ER	SO	BB	IBB	HBP	BLK	WP	HR	S	P	ERA	WHIP
---------	----	-----	----	---	---	----	----	----	-----	-----	-----	----	----	---	---	-----	------



Batter	1	2	3	4	5	6	7	8	9	AB R H RBI BB SO LOB	TOP																									
Willie Wilson, S (1, 8) OBP: 0.337, SLG: 0.441	0-0 4-3 S HR 1B	0-3 K			0-0 4-3		0-0 1-2 2-H 1B			4 1 2 1 0 1 2																										
Dane Iorg, L (1, 7) OBP: 0.262, SLG: 0.295 Darryl Motley, R (7, PH) OBP: 0.261, SLG: 0.391 (7, 7)	0-0 4-3 1-3		0-0 G6-3 1B			0-3 K	0-3 K			3 0 1 0 0 1 1 1 0 0 0 0 1 2																										
George Brett, L (1, 5) OBP: 0.460, SLG: 0.595	0-0 HR		0-0 F7			0-0 F9		4-0 BB		3 1 1 2 1 0 1																										
Jorge Orta, L (1, 10) OBP: 0.312, SLG: 0.378 Hal McRae, R (8, PH) OBP: 0.319, SLG: 0.436	0-0 3-H F3		0-0 G6-3 1-2f			0-0 3-1		0-0 F9		3 0 0 0 0 0 1 1 0 0 0 0 0 1																										
Frank White, R (1, 4) OBP: 0.268, SLG: 0.392	0-0 F7			0-3 K			0-0 F6	0-0 F9		4 0 0 0 0 1 1																										
Pat Sheridan, L (1, 9) OBP: 0.311, SLG: 0.329		0-0 6-3		0-0 4-3			0-0 1B 1B	0-0 F4		4 1 1 0 0 0 1																										
Steve Balboni, R (1, 3) OBP: 0.307, SLG: 0.431		H 1-0 1B HBP		0-3 K			0-0 1-2 1B 1B	0-0 F6		3 1 1 0 0 1 0																										
Jim Sundberg, R (1, 2) OBP: 0.303, SLG: 0.395		X 0-0 1-2 1B			0-0 6-3		0-0 1-2 2-H 1B 1B	0-0 4-3		4 0 2 1 0 0 0																										
Buddy Biancalana, S (1, 6) OBP: 0.221, SLG: 0.203 Lonnie Smith, R (7, PH) OBP: 0.353, SLG: 0.348 Onix Concepcion, R (7, 6) OBP: 0.226, SLG: 0.210 Lynn Jones, R (9, PH) OBP: 0.224, SLG: 0.253		X 0-0 F7			0-0 F9		0-0 F4	0-0 4-3		2 0 0 0 0 0 2 1 0 0 0 0 0 2 0 0 0 0 0 0 0 1 0 0 0 0 0 0																										
<b>Inning Stats</b>	R: 2 E: 1 K: 0 S: 5	H: 2 LOB: 0 BB: 0 P: 5	R: 0 E: 0 K: 1 S: 6	H: 1 LOB: 2 BB: 0 P: 7	R: 0 E: 0 K: 0 S: 3	H: 1 LOB: 0 BB: 0 P: 3	R: 0 E: 0 K: 2 S: 7	H: 0 LOB: 0 BB: 0 P: 7	R: 0 E: 0 K: 1 S: 5	H: 0 LOB: 0 BB: 0 P: 5	R: 2 E: 0 K: 1 S: 9	H: 4 LOB: 2 BB: 0 P: 9	R: 0 E: 0 K: 0 S: 3	H: 0 LOB: 1 BB: 1 P: 7	R: 0 E: 0 K: 0 S: 3	H: 0 LOB: 0 BB: 0 P: 3	1B: 7 2B: 0 3B: 0 HR: 1	SF: 0 SAC: 0 DP: 1 HBP: 1	WP: 0 PB: 0 SB: 1 CS: 0	PA: 36																
<b>PITCHER</b>	IP WLS BF H R ER SO BB IBB HBP BLK WP HR S P ERA WHIP																			<b>PITCHER</b>	IP WLS BF H R ER SO BB IBB HBP BLK WP HR S P ERA WHIP															
Dennis Martinez, R (1, 1) ERA: 4.98	6.2	28	8	4	3	4	0	0	1	0	0	0	1	35	36	4.05	1.200																			
Tippy Martinez, L (7, 1) ERA: 5.02	0.1	W	2	0	0	0	1	1	0	0	0	0	0	3	7	0.00	3.000																			
Don Aase, R (8, 1) ERA: 4.7	2.0	S	6	0	0	0	0	0	0	0	0	0	0	6	6	0.00	0.000																			

**Kansas City Royals @ Baltimore Orioles**  
 Memorial Stadium, Baltimore, MD  
 Sun Jul 21 1985, 3:33 AM EDT  
 Att: 31,278 - Unknown

[livebaseballscorecards.com](http://livebaseballscorecards.com)

<b>AB</b>	<b>34</b>
<b>R</b>	<b>4</b>
<b>H</b>	<b>8</b>
<b>RBI</b>	<b>4</b>
<b>BB</b>	<b>1</b>
<b>SO</b>	<b>5</b>
<b>LOB</b>	<b>14</b>



Batter	1	2	3	4	5	6	7	8	9	AB	R	H	RBI	BB	SO	LOB
Floyd Rayford, R OBP: 0.315, SLG: 0.478 (1, 5)	0-0 F9	0-0 F6		0-3 K			0-3 K			4	0	0	0	0	2	3
Lee Lacy, R OBP: 0.359, SLG: 0.425 (1, 9)	0-0 F9		0-3 K		0-0 6-3		4-0 BB 2B BB			3	1	0	0	1	1	0
Cal Ripken Jr., R OBP: 0.339, SLG: 0.468 (1, 6)	0-0 5-3		0-3 K		0-3 K		4-0 BB 2B BB			3	0	0	0	1	2	0
Eddie Murray, S OBP: 0.363, SLG: 0.479 (1, 3)		0-0 BB HR 1B	4-0 BLK 1B BB		0-0 F8		0-0 BB 1-3 2-H 3-H 2B			3	2	2	2	1	0	0
Fred Lynn, L OBP: 0.335, SLG: 0.456 (1, 8)		0-0 F5	0-0 1-H 1B		0-0 F8		4-0 IBB			3	0	1	1	1	0	1
Gary Roenicke, R OBP: 0.344, SLG: 0.481 John Shelby, S OBP: 0.286, SLG: 0.393 (7, PH) (8, 7)		4-0 BB 1-2 HR BB	0-0 F6		0-0 F4		0-0 F5			2	1	0	0	1	0	1
Mike Young, S OBP: 0.362, SLG: 0.516 (1, 10)		0-0 1-H 2-H HR		0-0 SH1-3 2B		0-3 K		0-3 K		4	1	2	3	0	2	0
Rick Dempsey, R OBP: 0.340, SLG: 0.377 (1, 2)		0-3 K		0-0 SH1-3 2-3			0-0 BB 5-3 2B 1B		0-0 6-3	3	1	1	0	0	1	0
Rich Dauer, R OBP: 0.293, SLG: 0.267 (1, 4)		0-0 1B		0-0 1-3			0-0 5-3 1-2		0-0 4-3	4	0	1	0	0	0	2

Inning Stats	R: 0	H: 0	E: 0	K: 0	S: 3	R: 3	H: 3	E: 0	K: 1	S: 8	R: 1	H: 1	E: 0	K: 2	S: 8	R: 0	H: 0	E: 0	K: 1	S: 5	R: 0	H: 0	E: 0	K: 1	S: 5	R: 2	H: 2	E: 0	K: 1	S: 7	R: 0	H: 0	E: 0	K: 1	S: 5	1B: 4	2B: 2	3B: 0	HR: 1	SF: 0	SAC: 1	DP: 0	HBP: 0	WP: 0	PA: 36
--------------	------	------	------	------	------	------	------	------	------	------	------	------	------	------	------	------	------	------	------	------	------	------	------	------	------	------	------	------	------	------	------	------	------	------	------	-------	-------	-------	-------	-------	--------	-------	--------	-------	--------

PITCHER	IP	WLS	BF	H	R	ER	SO	BB	IBB	HBP	BLK	WP	HR	S	P	ERA	WHIP
Bud Black, L ERA: 4.19 (1, 1)	6.2	L	29	6	6	6	7	3	0	0	1	0	1	40	52	8.10	1.350
Michael LaCoss, R ERA: 4.05 (7, 1)	1.1		7	1	0	0	1	1	1	0	0	0	0	7	15	0.00	1.500

**BOTTOM**

**Kansas City Royals @ Baltimore Orioles**  
**Memorial Stadium, Baltimore, MD**  
 Sun Jul 21 1985, 3:33 AM EDT  
 Att. 31,278 - Unknown

livebaseballscorecards.com

<b>AB</b>	<b>30</b>
<b>R</b>	<b>6</b>
<b>H</b>	<b>7</b>
<b>RBI</b>	<b>6</b>
<b>BB</b>	<b>5</b>
<b>SO</b>	<b>8</b>
<b>LOB</b>	<b>10</b>





Batter	1	2	3	4	5	6	7	8	9	AB R H RBI BB SO LOB	TOP																									
Rickey Henderson, R OBP: 0.445, SLG: 0.549 (1, 8)	0-0 F8		0-0 WP G3 1B		0-0 6-3		0-0 S 1B		0-0 G1	5 1 2 1 0 0 0	<b>New York Yankees @ Kansas City Royals</b> Royals Stadium, Kansas City, MO Mon Jul 22 1985, 8:05 PM EDT Att: 40,938 - Unknown <a href="http://livebaseballscorecards.com">livebaseballscorecards.com</a>																									
Ken Griffey, L OBP: 0.314, SLG: 0.404 (1, 7)	0-0 2B		0-0 G3		0-0 4-3		0-0 F5 1-2	0-0 F5 3-H	5 1 1 1 0 0 1																											
Don Mattingly, L OBP: 0.348, SLG: 0.493 (1, 3)	0-0 5-3		0-0 6-3		0-0 2B		0-0 F8		4 0 1 0 0 0 2																											
Dave Winfield, R OBP: 0.344, SLG: 0.477 (1, 9)	0-0 2B 2-H		0-0 3B		4-0 BB		0-0 F9		3 0 2 1 1 0 0																											
Ron Hassey, L OBP: 0.375, SLG: 0.484 (1, 2)	0-3 K		0-0 F8		0-0 4-3		4-0 1B BB		3 0 0 0 1 1 4																											
Dan Pasqua, L OBP: 0.265, SLG: 0.381 (1, 10)		0-0 6-3		0-0 F8		0-0 5-3		0-0 1B BB	2 0 0 0 0 0 0																											
Don Baylor, R OBP: 0.336, SLG: 0.454 (6, PH)								1-2 G4-6-3 1B	2 0 1 0 0 0 0																											
Willie Randolph, R OBP: 0.370, SLG: 0.341 (1, 4)		0-3 K		0-0 6-3		0-0 F6		0-0 G4-6-3 1-2	4 0 0 0 0 1 2																											
Mike Pagliarulo, L OBP: 0.319, SLG: 0.386 (1, 5)		0-0 4-3		0-0 1B		0-3 K		0-3 K	4 0 1 0 0 2 0																											
Bobby Meacham, S OBP: 0.335, SLG: 0.293 (1, 6)			0-0 WP 1B 2B		0-0 F7		0-0 5-3		0-0 G1 3B	3 1 1 0 0 0 1																										
Scott Bradley, L OBP: 0.244, SLG: 0.308 (9, PH)									1 1 1 0 0 0 0																											
<b>Inning Stats</b>	R: 1 E: 0 K: 1 S: 7	H: 2 LOB: 1 BB: 0 P: 7	R: 0 E: 0 K: 1 S: 5	H: 0 LOB: 0 BB: 0 P: 5	R: 2 E: 0 K: 0 S: 6	H: 3 LOB: 1 BB: 0 P: 6	R: 0 E: 0 K: 0 S: 4	H: 1 LOB: 1 BB: 0 P: 4	R: 0 E: 0 K: 1 S: 5	H: 0 LOB: 0 BB: 0 P: 5	R: 0 E: 0 K: 0 S: 4	H: 1 LOB: 1 BB: 0 P: 4	R: 0 E: 0 K: 0 S: 3	H: 1 LOB: 1 BB: 1 P: 7	R: 1 E: 0 K: 1 S: 6	H: 1 LOB: 0 BB: 0 P: 6	1B: 4 2B: 4 3B: 2 HR: 0	SF: 0 SAC: 0 DP: 1 HBP: 0	WP: 2 PB: 0 SB: 1 CS: 0	PA: 38																
<b>PITCHER</b>	IP WLS BF H R ER SO BB IBB HBP BLK WP HR S P ERA WHIP																																			
Mark Gubicza, R ERA: 4.05 (1, 1)	4.2		22	7	3	3	2	1	0	0	0	1	0	25	29	5.79	1.714																			
Mike Jones, L ERA: 3.92 (5, 1)	2.2	W	10	1	0	0	1	1	0	0	0	0	0	11	15	0.00	0.750																			
Dan Quisenberry, R ERA: 2.96 (8, 1)	1.2	S	6	2	1	1	1	0	0	0	0	0	0	8	8	5.40	1.200																			


**New York Yankees @ Kansas City Royals**  
 Royals Stadium, Kansas City, MO  
 Mon Jul 22 1985, 8:05 PM EDT  
 Att: 40,938 - Unknown

<b>AB</b>	36
<b>R</b>	4
<b>H</b>	10
<b>RBI</b>	3
<b>BB</b>	2
<b>SO</b>	4
<b>LOB</b>	10







Batter	1	2	3	4	5	6	7	8	9	AB R H RBI BB SO LOB	TOP														
Rickey Henderson, R OBP: 0.440, SLG: 0.542 (1, 10)	0-3 K		0-0 F8			0-0 5-3		0-3 K		4 0 0 0 0 2 0	<p><b>New York Yankees @ Kansas City Royals</b>  <b>Royals Stadium, Kansas City, MO</b>            Tue Jul 23 1985, 8:05 PM EDT            Att. 32,450 - Unknown</p> <p>livebaseballscorecards.com</p> <table border="1"> <tr><td>AB</td><td>35</td></tr> <tr><td>R</td><td>2</td></tr> <tr><td>H</td><td>8</td></tr> <tr><td>RBI</td><td>2</td></tr> <tr><td>BB</td><td>0</td></tr> <tr><td>SO</td><td>5</td></tr> <tr><td>LOB</td><td>9</td></tr> </table> 	AB	35	R	2	H	8	RBI	2	BB	0	SO	5	LOB	9
AB	35																								
R	2																								
H	8																								
RBI	2																								
BB	0																								
SO	5																								
LOB	9																								
Ken Griffey, L OBP: 0.320, SLG: 0.413 (1, 8)	0-0 1B FC4-6 1B		0-0 1-3			0-0 FC4-6 1B		0-0 2B		4 1 3 0 0 0 0															
Don Mattingly, L OBP: 0.347, SLG: 0.490 (1, 3)	0-0 FC4-6 1-3 1B				0-0 F7		0-0 FC4-6 1-2f		0-0 F7	4 0 1 0 0 0 2															
Dave Winfield, R OBP: 0.340, SLG: 0.472 (1, 9)	0-0 FC4-6 1-2f 3-H				0-0 6-3		0-0 4-3		0-0 6-3	4 0 0 1 0 0 2															
Dan Pasqua, L OBP: 0.283, SLG: 0.413 (1, 7)	0-0 G3				0-0 2B		0-3 K		0-0 1B 1B	4 0 2 0 0 1 1															
Ron Hassey, L OBP: 0.365, SLG: 0.469 (1, 2)			0-0 4-3		0-0 1-3		0-0 6-3		0-0 F8	4 0 0 0 0 0 2															
Willie Randolph, R OBP: 0.369, SLG: 0.340 (1, 4)			0-0 1-3			0-0 6-3		0-3 K	0-0 1-2 1B	4 0 1 0 0 1 0															
Mike Pagliarulo, L OBP: 0.318, SLG: 0.398 (1, 5)			0-0 F2			0-0 3-1		0-0 HR	0-3 K	4 1 1 1 0 1 2															
Bobby Meacham, S OBP: 0.333, SLG: 0.290 (1, 6)			0-0 4-3			0-0 5-3		0-0 F8		2 0 0 0 0 0 0															
Scott Bradley, L OBP: 0.238, SLG: 0.300 (8, PH)										1 0 0 0 0 0 0															
Andre Robertson, R OBP: 0.486, SLG: 0.750 (8, 6)										0 0 0 0 0 0 0															
<b>Inning Stats</b>	R: 1 E: 0 K: 1 S: 7	H: 2 LOB: 1 BB: 0 P: 7	R: 0 E: 0 K: 0 S: 3	H: 0 LOB: 0 BB: 0 P: 3	R: 0 E: 0 K: 0 S: 3	H: 1 LOB: 1 BB: 0 P: 4	R: 0 E: 0 K: 0 S: 3	H: 0 LOB: 0 BB: 0 P: 3	R: 0 E: 0 K: 2 S: 7	H: 1 LOB: 1 BB: 0 P: 4	R: 0 E: 0 K: 2 S: 7	H: 0 LOB: 0 BB: 0 P: 7	R: 1 E: 0 K: 1 S: 7	H: 2 LOB: 1 BB: 0 P: 7	R: 0 E: 0 K: 1 S: 7	H: 2 LOB: 2 BB: 0 P: 7	1B: 5 2B: 2 3B: 0 HR: 1	SF: 0 SAC: 0 DP: 0 HBP: 0	WP: 0 PB: 0 SB: 0 CS: 0	PA: 35					
<b>PITCHER</b> Bret Saberhagen, R ERA: 2.95 Dan Quisenberry, R ERA: 2.92	IP 8.0 WLS W BF 30 H 6 R 2 ER 2 SO 4 BB 0 IBB 0 HBP 0 BLK 0 WP 0 HR 1 S 38 P 38 ERA 2.25 WHIP 0.750	IP 1.0 WLS S BF 5 H 2 R 0 ER 0 SO 1 BB 0 IBB 0 HBP 0 BLK 0 WP 0 HR 0 S 7 P 7 ERA 0.00 WHIP 2.000																							

Batter	1	2	3	4	5	6	7	8	9	AB	R	H	RBI	BB	SO	LOB
Willie Wilson, S OBP: 0.336, SLG: 0.439 (1, 8)	0-0 5-3	0-0 F8			0-0 F5		0-3 K			4	0	0	0	0	1	2
Lonnie Smith, R OBP: 0.354, SLG: 0.344 (1, 7)	4-0 1B 1B BB		0-0 F8		0-0 6-3		0-0 6-3			3	0	0	0	1	0	0
Pat Sheridan, L OBP: 0.311, SLG: 0.329 (8, 9)										0	0	0	0	0	0	0
George Brett, L OBP: 0.453, SLG: 0.581 (1, 5)	0-0 F8		0-0 F3			0-3 K	0-0 4-3			4	0	0	0	0	1	1
Hal McRae, R OBP: 0.322, SLG: 0.432 (1, 10)	0-0 1B		0-0 F9			0-0 2B 1B		0-0 F8		4	1	2	0	0	0	0
Dane Iorg, L OBP: 0.279, SLG: 0.359 (1, 9)		0-0 1B 3B		0-0 F6		0-0 1B 2B		0-0 5-3 1B 1B		3	1	2	1	0	0	0
Lynn Jones, R OBP: 0.241, SLG: 0.263 (6, PR) (7, 9) (8, 7)										1	2	1	0	0	0	0
Frank White, R OBP: 0.268, SLG: 0.389 (1, 4)		0-0 F9		0-0 L6		0-0 S 1B 1B		0-0 1-2 1B 1B		4	1	2	0	0	0	1
Steve Balboni, R OBP: 0.312, SLG: 0.434 (1, 3)		0-0 F4		0-0 1B		0-0 S 1B		0-0 5-3		4	0	2	1	0	0	3
Jim Sundberg, R OBP: 0.302, SLG: 0.391 (1, 2)		0-0 1B 1B		0-0 F9		0-3 K		0-0 1-2 2-3 1B		4	0	2	3	0	1	3
Buddy Biancalana, S OBP: 0.220, SLG: 0.202 (1, 6)		0-0 1B		0-0 4-3		0-0 F7		0-0 F1		4	0	1	0	0	0	3

Inning Stats	R: 0	H: 1	E: 0	K: 0	S: 3	H: 1	LOB: 2	BB: 1	P: 7	R: 1	H: 3	E: 0	K: 0	S: 6	H: 0	LOB: 0	BB: 0	P: 3	R: 0	H: 1	E: 0	K: 0	S: 3	H: 0	LOB: 0	BB: 0	P: 3	R: 2	H: 4	E: 0	K: 2	S: 11	H: 0	LOB: 0	BB: 0	P: 5	R: 0	H: 0	E: 0	K: 1	S: 5	H: 3	LOB: 1	BB: 0	P: 6
--------------	------	------	------	------	------	------	--------	-------	------	------	------	------	------	------	------	--------	-------	------	------	------	------	------	------	------	--------	-------	------	------	------	------	------	-------	------	--------	-------	------	------	------	------	------	------	------	--------	-------	------

PITCHER																	1B: 10	SF: 0	WP: 0	PA: 36				
IP	WLS	BF	H	R	ER	SO	BB	IBB	HBP	BLK	WP	HR	S	P	ERA	WHIP	2B: 1	SAC: 0	PB: 0	3B: 1	DP: 0	SB: 2	CS: 0	
Ed Whitson, R ERA: 4.07 (1, 1)	5.1	L	24	8	3	3	1	1	0	0	0	0	25	29	5.06	1.688								
Brian Fisher, R ERA: 2.5 (6, 1)	1.2		6	1	0	0	2	0	0	0	0	0	10	10	0.00	0.600								
Rich Bardi, R ERA: 3.05 (8, 1)	0.1		3	2	2	2	0	0	0	0	0	0	3	3	54.00	6.000								
Dave Righetti, L ERA: 3.0 (8, 1)	0.2		3	1	0	0	0	0	0	0	0	0	3	3	0.00	1.500								


**BOTTOM**

**New York Yankees @ Kansas City Royals**  
**Royals Stadium, Kansas City, MO**

Tue Jul 23 1985, 8:05 PM EDT  
 Att. 32,450 - Unknown

livebaseballscores.com

<b>AB</b>	<b>35</b>
<b>R</b>	<b>5</b>
<b>H</b>	<b>12</b>
<b>RBI</b>	<b>5</b>
<b>BB</b>	<b>1</b>
<b>SO</b>	<b>3</b>
<b>LOB</b>	<b>13</b>











Batter	1	2	3	4	5	6	7	8	9	AB R H RBI BB SO LOB	TOP											
<b>Brett Butler, L</b> (1, 8) OBP: 0.349, SLG: 0.410	0-0 6-3	0-0 4-3			0-0 6-3		0-0 F8		4-0 BB	4 0 0 0 1 0 3												
<b>Julio Franco, R</b> (1, 6) OBP: 0.341, SLG: 0.365	0-0 F8		0-0 2B		0-0 6-3		0-0 G6-4-3 1-2f		0-0 3-1	5 0 1 0 0 0 2												
<b>Pat Tabler, R</b> (1, 3) OBP: 0.319, SLG: 0.353	4-0 BB		0-0 1-3		0-0 5-3			0-0 F9		3 0 0 0 1 0 1												
<b>Andre Thornton, R</b> (1, 10) OBP: 0.246, SLG: 0.258	0-0 5-3		0-0 F4		0-0 F6			4-0 FC6-4 BB		3 0 0 0 1 0 2												
<b>Carmen Castillo, R</b> (1, 9) OBP: 0.330, SLG: 0.461		0-0 5-3	0-3 K		0-0 1B 1B			0-0 FC6-4 1-2f 1B		4 0 1 0 0 1 2												
<b>Brook Jacoby, R</b> (1, 5) OBP: 0.329, SLG: 0.403		0-0 6-3		0-0 1B		0-0 1B 1-2		0-0 1B 1-2		4 0 3 0 0 0 0												
<b>Tony Bernazard, S</b> (1, 4) OBP: 0.366, SLG: 0.442		4-0 1B 1B BB		0-0 L7		0-0 F4		0-0 F5		3 1 0 0 1 0 5												
<b>Mike Fischlin, R</b> (8, 4) OBP: 0.262, SLG: 0.282										0 0 0 0 0 0 0												
<b>Joe Carter, R</b> (1, 7) OBP: 0.288, SLG: 0.339		0-0 1B 1-2 1B		0-0 F8		0-0 4-3			0-3 K	3 0 1 0 0 0 3												
<b>George Vukovich, L</b> (9, PH) OBP: 0.298, SLG: 0.335										1 0 0 0 0 1 0												
<b>Chris Bando, S</b> (1, 2) OBP: 0.183, SLG: 0.109		0-0 1-3 2-H 1B		0-0 4-3			0-0 G6-4-3 1B		0-3 K	3 0 2 1 0 0 1												
<b>Jerry Willard, L</b> (9, PH) OBP: 0.324, SLG: 0.333										1 0 0 0 0 1 0												
<b>Inning Stats</b>	R: 0 E: 0 K: 0 S: 3	H: 0 LOB: 1 BB: 1 P: 7	R: 1 E: 0 K: 0 S: 5	H: 2 LOB: 2 BB: 1 P: 9	R: 0 E: 0 K: 1 S: 6	H: 1 LOB: 1 BB: 0 P: 6	R: 0 E: 0 K: 0 S: 4	H: 1 LOB: 1 BB: 0 P: 4	R: 0 E: 0 K: 0 S: 3	H: 0 LOB: 0 BB: 0 P: 3	R: 0 E: 0 K: 0 S: 5	H: 2 LOB: 2 BB: 0 P: 5	R: 0 E: 0 K: 0 S: 3	H: 1 LOB: 0 BB: 0 P: 3	R: 0 E: 0 K: 0 S: 4	H: 1 LOB: 2 BB: 1 P: 8	R: 0 E: 0 K: 2 S: 7	H: 0 LOB: 1 BB: 1 P: 11	1B: 7 2B: 1 3B: 0 HR: 0	SF: 0 SAC: 0 DP: 1 HBP: 0	WP: 0 PB: 0 SB: 0 CS: 0	PA: 38
<b>PITCHER</b>	IP WLS BF H R ER SO BB IBB HBP BLK WP HR S P ERA WHIP																					
<b>Danny Jackson, L</b> (1, 1) ERA: 3.22	7.0 W 29 7 1 1 1 2 0 0 0 0 0 0 29 37 1.29 1.286																					
<b>Joe Beckwith, R</b> (8, 1) ERA: 3.45	2.0 9 1 0 0 2 2 0 0 0 0 0 0 11 19 0.00 1.500																					

Cleveland Indians @ Kansas City Royals  
 Royals Stadium, Kansas City, MO  
 Fri Jul 26 1985, 8:05 PM EDT  
 Att: 27,860 - Unknown

livebaseballscorecards.com

AB	34
R	1
H	8
RBI	1
BB	4
SO	3
LOB	19



Batter	1	2	3	4	5	6	7	8	9
Willie Wilson, S OBP: 0.336, SLG: 0.436 (1, 8)	0-0 F8	0-0 F9		0-0 G6-4-3		0-0 S 1B		0-0 4-3	
Lonnie Smith, R OBP: 0.356, SLG: 0.344 (1, 7)	1-0 F8 S 1B HBP		0-0 4-3 S 1B WP		0-0 6-3	0-0 F3			
George Brett, L OBP: 0.451, SLG: 0.576 (1, 5)	0-0 F8		0-0 4-3		0-0 1B		0-0 SH1-3 E 1B HR		
Frank White, R OBP: 0.277, SLG: 0.422 (1, 4)	4-0 1B BB		0-0 HR		0-0 F8		0-0 SH1-3		
Hal McRae, R OBP: 0.338, SLG: 0.481 (1, 10)	0-0 1-2 1B		0-0 2B		0-0 F7		0-0 HR		
Darryl Motley, R OBP: 0.264, SLG: 0.409 (1, 9)	0-3 K		0-0 F5			0-0 HR	0-3 K		
Steve Balboni, R OBP: 0.313, SLG: 0.448 (1, 3)		4-0 BB	0-3 K			0-0 HR	0-3 K		
Jim Sundberg, R OBP: 0.297, SLG: 0.381 (1, 2)		0-0 F9		0-3 K		0-3 K		4-0 G4-3 BB	
Onix Concepcion, R OBP: 0.225, SLG: 0.209 (1, 6)		0-0 F7		0-0 G6-4-3 1B		0-0 5-3		0-0 G4-3	

Inning Stats	R: 1	H: 1	E: 0	K: 1	S: 6	LOB: 2	BB: 1	P: 11
	R: 0	H: 0	E: 0	K: 0	S: 3	LOB: 1	BB: 1	P: 7
	R: 2	H: 3	E: 0	K: 1	S: 8	LOB: 1	BB: 0	P: 8
	R: 0	H: 1	E: 0	K: 1	S: 5	LOB: 0	BB: 0	P: 5
	R: 0	H: 1	E: 0	K: 0	S: 4	LOB: 1	BB: 0	P: 4
	R: 2	H: 3	E: 0	K: 1	S: 8	LOB: 1	BB: 0	P: 8
	R: 2	H: 2	E: 1	K: 2	S: 9	LOB: 0	BB: 0	P: 9
	R: 0	H: 0	E: 0	K: 0	S: 2	LOB: 0	BB: 1	P: 6

PITCHER	IP	WLS	BF	H	R	ER	SO	BB	IBB	HBP	BLK	WP	HR	S	P	ERA	WHIP
Ramon Romero, L ERA: 6.08 (1, 1)	5.0	L	24	7	4	4	3	2	0	0	0	1	2	27	36	7.20	1.800
Jeff Barkley, R ERA: 5.27 (6, 1)	2.0		10	4	3	3	3	0	0	0	0	0	2	16	16	13.50	2.000
Rich Thompson, R ERA: 3.99 (8, 1)	1.0		3	0	0	0	0	1	0	0	0	0	0	2	6	0.00	1.000

AB R H RBI BB SO LOB

5	0	1	0	0	0	2
3	2	1	0	0	0	1
0	0	0	0	0	0	0
4	1	2	0	0	0	2
2	1	1	1	1	0	1
4	1	3	3	0	0	1
4	1	1	1	0	2	3
3	1	1	1	1	2	1
3	0	0	0	1	2	1
4	0	1	0	0	0	2

AB	32
R	7
H	11
RBI	6
BB	3
SO	6
LOB	14



WP	HR	S	P	ERA	WHIP
1	0	0	37		
0	0	0			
0	0	0			
0	0	0			

**Cleveland Indians @ Kansas City Royals**  
 Royals Stadium, Kansas City, MO  
 Fri Jul 26 1985, 8:05 PM EDT  
 Att. 27,860 - Unknown

livebaseballscorecards.com



Batter	1	2	3	4	5	6	7	8	9	AB R H RBI BB SO LOB	TOP
<b>Brett Butler, L</b> (1, 8) OBP: 0.348, SLG: 0.406	4-0 1B WP BB	0-0 L6			0-0 L7		0-0 4-3			3 1 0 0 1 0 1	
<b>Julio Franco, R</b> (1, 6) OBP: 0.340, SLG: 0.364	0-0 FC1-4 1B		0-0 6-3		0-0 1-3			0-0 F4		4 0 1 0 0 0 0	
<b>Brook Jacoby, R</b> (1, 5) OBP: 0.326, SLG: 0.399	0-0 FC1-4 WP 1B		0-0 L4		0-0 4-3			0-0 6-3		4 1 0 0 0 0 2	
<b>Andre Thornton, R</b> (1, 10) OBP: 0.254, SLG: 0.261	4-0 1-2 3-H 1B BB		0-0 1B		4-0 G4-6-3 BB			0-0 L9		2 0 1 0 2 0 0	
<b>Pat Tabler, R</b> (1, 3) OBP: 0.319, SLG: 0.353 <b>George Vukovich, L</b> (9, PH) OBP: 0.297, SLG: 0.333	0-0 1-2 2-H 1B		0-0 5-3		0-0 G4-6-3 1-2f			0-0 F2		3 0 1 1 0 0 2 1 0 0 0 0 0 0	
<b>Tony Bernazard, S</b> (1, 4) OBP: 0.364, SLG: 0.440	0-0 G4-6-3 1-2f			0-0 1B		0-0 6-3		0-0 4-3		4 0 1 0 0 0 2	
<b>Carmen Castillo, R</b> (1, 9) OBP: 0.330, SLG: 0.489 <b>Otis Nixon, S</b> (7, 7) OBP: 0.213, SLG: 0.279 <b>Jerry Willard, L</b> (9, PH) OBP: 0.329, SLG: 0.333		0-0 G3		0-3 K		0-0 HR		4-0 BB		3 1 1 1 0 1 1 0 0 0 0 0 0 0 0 0 0 0 1 0 0	<b>AB 31</b>
<b>Joe Carter, R</b> (1, 7) OBP: 0.285, SLG: 0.336 <b>Mike Hargrove, L</b> (9, PH) OBP: 0.343, SLG: 0.330		0-0 5-3		0-3 K		0-0 6-3		0-0 4-3		3 0 0 0 0 1 1 1 0 0 0 0 0 1	<b>R 3</b>
<b>Chris Bando, S</b> (1, 2) OBP: 0.186, SLG: 0.115		0-0 1B		0-3 K		0-0 5-3				3 0 1 0 0 1 1	<b>H 6</b>
<b>Inning Stats</b>	R: 2 H: 2 E: 0 LOB: 1 K: 0 BB: 2 S: 4 P: 12	R: 0 H: 1 E: 0 LOB: 1 K: 0 BB: 0 P: 4	R: 0 H: 1 E: 0 LOB: 1 K: 0 BB: 0 P: 4	R: 0 H: 1 E: 0 LOB: 1 K: 3 BB: 0 P: 10	R: 0 H: 0 E: 0 LOB: 0 K: 0 BB: 0 P: 3	R: 0 H: 0 E: 0 LOB: 0 K: 0 BB: 1 P: 6	R: 1 H: 1 E: 0 LOB: 0 K: 0 BB: 0 P: 4	R: 0 H: 0 E: 0 LOB: 0 K: 0 BB: 0 P: 3	R: 0 H: 0 E: 0 LOB: 1 K: 0 BB: 1 P: 7	1B: 5 SF: 0 2B: 0 SAC: 0 3B: 0 DP: 2 HR: 1 HBP: 0	<b>WP: 1 PA: 35</b>
<b>PITCHER</b>	IP WLS BF H R ER SO BB IBB HBP BLK WP HR S P ERA WHIP										
<b>Bud Black, L</b> (1, 1) ERA: 4.17 <b>Dan Quisenberry, R</b> (8, 1) ERA: 2.77	7.0 W 28 6 3 3 3 3 0 0 0 1 1 31 43 3.86 1.286										

**Cleveland Indians @ Kansas City Royals**  
**Royals Stadium, Kansas City, MO**  
 Sat Jul 27 1985, 8:05 PM EDT  
 Att: 33,473 - Unknown

<b>AB</b>	31
<b>R</b>	3
<b>H</b>	6
<b>RBI</b>	2
<b>BB</b>	4
<b>SO</b>	3
<b>LOB</b>	11



<b>WP</b>	1	<b>PA</b>	35
<b>PB</b>	0		
<b>SB</b>	0		
<b>CS</b>	0		

Batter	1	2	3	4	5	6	7	8	9
Willie Wilson, S OBP: 0.335, SLG: 0.434 (1, 8)	0-0 3-1	0-0 E3		0-0 L6		0-0 E9 1B		0-0 SH1-3	
Lonnie Smith, R OBP: 0.354, SLG: 0.346 Lynn Jones, R OBP: 0.250, SLG: 0.272 (8, 7)	0-0 F7	0-3 K		0-0 F7 2B		0-0 F4		0-0 1B	
George Brett, L OBP: 0.455, SLG: 0.575 (1, 5)	0-0 L7			4-0 1B 2B 1B IBB		4-0 IBB		4-0 IBB	
Hal McRae, R OBP: 0.340, SLG: 0.474 (1, 10)		1-0 FC6-4 1B HBP	0-0 2B 1B 1B	0-0 F7 2-3		0-0 F9		0-0 F3	
Dane Iorg, L OBP: 0.283, SLG: 0.347 Pat Sheridan, L OBP: 0.311, SLG: 0.329 (8, 9)		0-0 E9 FC6-4	0-0 1B G6-4-3 2B	0-0 6-3		0-0 G3			
Frank White, R OBP: 0.276, SLG: 0.419 (1, 4)		0-3 K	1-0 G6-4-3 1B HBP		0-0 F9		0-0 F9		
Steve Balboni, R OBP: 0.312, SLG: 0.446 (1, 3)		0-0 FC6-4 1B 1B E	0-0 G6-4-3 1B		0-0 F5		0-0 5-3		
Jim Sundberg, R OBP: 0.300, SLG: 0.382 (1, 2)		0-0 E 1B 1B	0-0 G6-4-3		0-0 F8		0-0 SH1-3 1B 1B		
Onix Concepcion, R OBP: 0.226, SLG: 0.210 (1, 6)		0-0 E 1B	0-0 6-3		0-0 6-3		0-3 K		

Inning Stats	R: 0	H: 0	E: 0	K: 0	S: 3	R: 2	H: 2	E: 2	K: 2	S: 11	R: 3	H: 4	E: 0	K: 0	S: 6	R: 0	H: 1	E: 0	K: 0	S: 4	R: 0	H: 0	E: 1	K: 0	S: 4	R: 0	H: 0	E: 0	K: 0	S: 3	R: 1	H: 2	E: 0	K: 1	S: 7
	LOB: 0	BB: 0	P: 3	LOB: 3	BB: 0	LOB: 1	BB: 0	LOB: 2	BB: 1	P: 8	LOB: 0	BB: 0	LOB: 2	BB: 1	P: 8	LOB: 0	BB: 0	LOB: 0	BB: 0	P: 3	LOB: 2	BB: 1	LOB: 2	BB: 1	P: 8	LOB: 0	BB: 0	LOB: 0	BB: 0	P: 3	LOB: 2	BB: 1	LOB: 2	BB: 1	P: 11

PITCHER	IP	WLS	BF	H	R	ER	SO	BB	IBB	HBP	BLK	WP	HR	S	P	ERA	WHIP
Jerry Reed, R ERA: 4.76 (1, 1)	2.0	L	16	6	5	3	2	0	0	0	0	0	0	18	20	13.50	3.000
Tom Waddell, R ERA: 3.88 (3, 1)	6.0		24	4	1	1	1	0	3	0	0	0	0	23	35	1.50	0.667

**BOTTOM**

AB	R	H	RBI	BB	SO	LOB
4	0	1	0	0	0	2
4	0	1	0	0	1	4
1	0	1	1	0	0	0
2	1	1	0	3	0	0
4	2	1	0	0	0	6
4	1	1	1	0	0	3
0	0	0	0	0	0	0
3	0	0	0	0	1	2
4	1	1	1	0	0	2
4	1	2	1	0	0	2
4	0	1	0	0	1	2

<b>AB</b>	<b>34</b>
<b>R</b>	<b>6</b>
<b>H</b>	<b>10</b>
<b>RBI</b>	<b>4</b>
<b>BB</b>	<b>3</b>
<b>SO</b>	<b>3</b>
<b>LOB</b>	<b>23</b>



WP	PA	1B	2B	3B	HR	SF	SAC	DP	HBP	WP	HR	S	P	ERA	WHIP
0	40	8	2	0	0	0	1	1	2	0	0	0	0	0	0

**Cleveland Indians @ Kansas City Royals**  
**Royals Stadium, Kansas City, MO**  
 Sat Jul 27 1985, 8:05 PM EDT  
 Att. 33,473 - Unknown

[livebaseballscorecards.com](http://livebaseballscorecards.com)



Batter	1	2	3	4	5	6	7	8	9	AB R H RBI BB SO LOB	TOP											
<b>Brett Butler, L</b> (1, 8) OBP: 0.346, SLG: 0.406	0-0 4-3	0-0 F9			0-0 WP 2B			0-0 F7	0-0 FC3-6	5 0 1 0 0 0 3	<b>Cleveland Indians @ Kansas City Royals</b> <b>Royals Stadium, Kansas City, MO</b> Sun Jul 28 1985, 4:33 AM EDT Att: 38,352 - Unknown <a href="http://livebaseballscorecards.com">livebaseballscorecards.com</a>											
<b>Julio Franco, R</b> (1, 6) OBP: 0.338, SLG: 0.361	0-0 1B 1B		0-3 K		0-0 L4			0-0 5-3	0-0 5-3	5 1 1 1 0 1 2												
<b>Tony Bernazard, S</b> (1, 4) OBP: 0.362, SLG: 0.433	0-0 F7		0-0 4-3				0-0 G3	4-0 BB 1B BB	0-0 F8	4 1 0 0 1 0 2												
<b>Brook Jacoby, R</b> (1, 5) OBP: 0.330, SLG: 0.401	0-0 1B 1-2 1B		0-0 6-3				0-0 FC6-4 1B	4-0 1B BB BB		3 1 2 0 1 0 0												
<b>Mike Hargrove, L</b> (1, 3) OBP: 0.348, SLG: 0.331	0-0 FC6-4 1-2 2-H 1B			0-0 F4			0-0 F9	4-0 1B 1-2 2-3 BB		3 0 1 1 1 0 1												
<b>George Vukovich, L</b> (1, 9) OBP: 0.296, SLG: 0.332	0-0 FC6-4 1-2f			0-0 F7			0-0 FC6-4 1-2f	0-0 1-3 2-H 3-H 1B		4 0 1 2 0 0 3												
<b>Carmen Castillo, R</b> (1, 10) OBP: 0.317, SLG: 0.469		0-3 K		0-0 F9			0-0 F9	0-3 K		4 0 0 0 0 2 2												
<b>Joe Carter, R</b> (1, 7) OBP: 0.283, SLG: 0.332		0-0 4-3			0-3 K		0-3 K		0-0 FC3-6 1B 5-3 1B	3 0 0 0 0 2 0 1 1 1 0 0 0 0												
<b>Chris Bando, S</b> (9, PH) OBP: 0.192, SLG: 0.123																						
<b>Jerry Willard, L</b> (1, 2) OBP: 0.333, SLG: 0.338		0-0 1B			0-0 4-3		0-3 K		0-0 FC3-6 1-2 1B	4 0 2 0 0 1 0												
<b>Inning Stats</b>	R: 1 E: 0 K: 0 S: 6	H: 3 LOB: 2 BB: 0 P: 6	R: 0 E: 0 K: 1 S: 6	H: 1 LOB: 1 BB: 0 P: 6	R: 0 E: 0 K: 1 S: 5	H: 0 LOB: 0 BB: 0 P: 5	R: 0 E: 0 K: 0 S: 3	H: 0 LOB: 0 BB: 0 P: 3	R: 0 E: 0 K: 1 S: 6	H: 1 LOB: 1 BB: 0 P: 6	R: 0 E: 0 K: 0 S: 4	H: 1 LOB: 1 BB: 0 P: 4	R: 0 E: 0 K: 2 S: 7	H: 0 LOB: 0 BB: 0 P: 7	R: 2 E: 0 K: 1 S: 6	H: 1 LOB: 2 BB: 3 P: 18	R: 1 E: 0 K: 0 S: 5	H: 2 LOB: 1 BB: 0 P: 5	1B: 8 2B: 1 3B: 0 HR: 0	SF: 0 SAC: 0 DP: 0 HBP: 0	WP: 1 PB: 0 SB: 1 CS: 0	PA: 39
<b>PITCHER</b>	IP WLS BF H R ER SO BB IBB HBP BLK WP HR S P ERA WHIP																					
<b>Mark Gubicza, R</b> (1, 1) ERA: 3.86	7.0 W 27 6 1 1 5 0 0 0 0 1 0 37 37 1.29 0.857																					
<b>Michael LaCoss, R</b> (8, 1) ERA: 4.43	0.2 6 1 2 2 0 3 0 0 0 0 0 3 15 27.00 6.000																					
<b>Dan Quisenberry, R</b> (8, 1) ERA: 2.84	1.1 S 6 2 1 1 1 0 0 0 0 0 0 8 8 6.75 1.500																					

**Cleveland Indians @ Kansas City Royals**  
**Royals Stadium, Kansas City, MO**  
 Sun Jul 28 1985, 4:33 AM EDT  
 Att: 38,352 - Unknown

<b>AB</b>	36
<b>R</b>	4
<b>H</b>	9
<b>RBI</b>	4
<b>BB</b>	3
<b>SO</b>	6
<b>LOB</b>	13







Batter	1	2	3	4	5	6	7	8	9	AB R H RBI BB SO LOB	TOP	
Willie Wilson, S (1, 8) OBP: 0.333, SLG: 0.429	0-0 F8 S 1B		0-0 1B	0-0 F8			0-3 K		0-0 G3	5 1 2 0 0 1 2		
Lonnie Smith, R (1, 7) OBP: 0.353, SLG: 0.348 Lynn Jones, R (7, 7) OBP: 0.247, SLG: 0.268	0-0 6-3 1-2		0-0 F9			0-0 G6-4-3 2B			0-0 5-3	4 0 1 0 0 0 3 0 0 0 0 0 0 0		
George Brett, L (1, 5) OBP: 0.454, SLG: 0.568	0-0 F8 2-3		4-0 1B IBB			4-0 G6-4-3 BB		0-0 4-3		2 0 0 0 2 0 1		
Hal McRae, R (1, 10) OBP: 0.341, SLG: 0.490	0-3 K		0-0 1B			0-0 G6-4-3 1-2f 2-3		0-0 E5 G4-6-3		4 0 1 2 0 1 3		
Dane Iorg, L (1, 9) OBP: 0.241, SLG: 0.316 Pat Sheridan, L (9, 9) OBP: 0.314, SLG: 0.333			0-0 F8	0-0 F6		0-0 5-3		0-0 G4-6-3 1-2f		4 0 0 0 0 0 4 0 0 0 0 0 0 0		
Frank White, R (1, 4) OBP: 0.273, SLG: 0.412			0-0 5-3		0-0 L5		0-3 K		0-0 E5 HR	4 1 0 0 0 1 0		
Steve Balboni, R (1, 3) OBP: 0.317, SLG: 0.467			0-3 K		0-0 1B 5-3 1B		0-0 F7		0-0 HR	4 1 2 2 0 1 0		
Jim Sundberg, R (1, 2) OBP: 0.296, SLG: 0.377			0-0 F5	0-0 5-3		0-0 F4		0-0 F9		4 0 0 0 0 0 1		
Onix Concepcion, R (1, 6) OBP: 0.233, SLG: 0.214			1-0 1B HBP	0-0 1B			0-0 4-3		0-3 K	3 1 1 0 0 1 0		
<b>Inning Stats</b>	R: 0 H: 1 E: 0 LOB: 1 K: 1 BB: 0 S: 6 P: 6	R: 0 H: 0 E: 0 LOB: 0 K: 1 BB: 0 S: 5 P: 5	R: 2 H: 2 E: 0 LOB: 2 K: 0 BB: 1 S: 5 P: 10	R: 0 H: 2 E: 0 LOB: 2 K: 0 BB: 0 S: 5 P: 5	R: 0 H: 1 E: 0 LOB: 1 K: 0 BB: 1 S: 3 P: 7	R: 0 H: 0 E: 0 LOB: 0 K: 1 BB: 0 S: 5 P: 5	R: 0 H: 0 E: 0 LOB: 0 K: 1 BB: 0 S: 5 P: 5	R: 0 H: 0 E: 1 LOB: 0 K: 0 BB: 0 S: 3 P: 3	R: 2 H: 1 E: 1 LOB: 0 K: 1 BB: 0 S: 7 P: 7	1B: 5 SF: 0 2B: 1 SAC: 0 3B: 0 DP: 2 HR: 1 HBP: 1	WP: 0 PA: 37 PB: 0 SB: 1 CS: 0	
<b>PITCHER</b> Dan Petry, R (1, 1) ERA: 3.45	IP WLS BF H R ER SO BB IBB HBP BLK WP HR S P ERA WHIP	9.0 L 37 7 4 3 5 1 1 1 0 0 1 44 53 3.00 0.889										

**Kansas City Royals @ Detroit Tigers**  
 Tiger Stadium, Detroit, MI  
 Mon Jul 29 1985, 7:05 PM EDT  
 Att: 36,068 - Unknown

livebaseballscorecards.com

<b>AB</b>	<b>34</b>
<b>R</b>	<b>4</b>
<b>H</b>	<b>7</b>
<b>RBI</b>	<b>4</b>
<b>BB</b>	<b>2</b>
<b>SO</b>	<b>5</b>
<b>LOB</b>	<b>14</b>



**BOTTOM**

**Kansas City Royals @ Detroit Tigers**  
 Tiger Stadium, Detroit, MI  
 Mon Jul 29 1985, 7:05 PM EDT  
 Att. 36,068 - Unknown

livebaseballscorecards.com

<b>AB</b>	<b>34</b>
<b>R</b>	<b>2</b>
<b>H</b>	<b>9</b>
<b>RBI</b>	<b>2</b>
<b>BB</b>	<b>2</b>
<b>SO</b>	<b>7</b>
<b>LOB</b>	<b>23</b>



WP: 0	PA: 36
PB: 0	
SB: 0	
CS: 0	

AB R H RBI BB SO LOB

4 0 2 0 0 0 2

4 0 1 0 0 1 3

4 0 0 0 0 3 3

4 1 1 1 0 1 2

3 0 0 0 1 0 0

4 1 2 0 0 0 0

4 0 2 1 0 1 3

4 0 0 0 0 1 7

1B: 7 SF: 0  
 2B: 3 SAC: 0  
 3B: 0 DP: 3  
 HR: 1 HBP: 0

Batter	1	2	3	4	5	6	7	8	9
<b>Lou Whitaker, L</b> (1, 4) OBP: 0.394, SLG: 0.510	0-0 F7			0-0 2B 1B		0-0 6-3 1B		0-0 F7	
<b>Alan Trammell, R</b> (1, 6) OBP: 0.320, SLG: 0.396	0-0 F9			0-0 7-4 1-3 2B		0-0 F3		0-3 K	
<b>Kirk Gibson, L</b> (1, 9) OBP: 0.361, SLG: 0.526	0-3 K			0-3 K		0-0 6-3 1-2f		0-3 K	
<b>Lance Parrish, R</b> (1, 2) OBP: 0.307, SLG: 0.418		0-0 6-3		0-0 7-4 2-3f		0-3 K		0-0 HR	
<b>Darrell Evans, L</b> (1, 5) OBP: 0.358, SLG: 0.500		0-0 G3			4-0 1B BB	0-0 3-1		0-0 6-3	
<b>Barbaro Garbey, R</b> (1, 7) OBP: 0.327, SLG: 0.395		0-0 F6			0-0 1-2 1B	0-0 L5		0-0 E 1B	
<b>Johnny Grubb, L</b> (1, 10) OBP: 0.280, SLG: 0.256 <b>Alejandro Sanchez, R</b> (8, PR) OBP: 0.253, SLG: 0.540			4-0 G3-6-1 BB		0-0 F7			0-0 1B 1B	0-0 E4 1B 1-2
<b>Chet Lemon, R</b> (1, 8) OBP: 0.319, SLG: 0.385			0-3 K		0-0 F3			0-0 1-2 1B	0-0 1-3 2-H 1B
<b>Dave Bergman, L</b> (1, 3) OBP: 0.253, SLG: 0.247			0-0 G3-6-1 1-2f		0-0 G3			0-3 K	0-0 1-3

Inning Stats	R: 0	H: 0	E: 0	K: 1	S: 5	LOB: 0	BB: 0	P: 5	R: 0	H: 0	E: 0	K: 0	S: 3	LOB: 0	BB: 0	P: 3	R: 0	H: 2	E: 0	K: 1	S: 6	LOB: 1	BB: 0	P: 6	R: 0	H: 1	E: 0	K: 0	S: 4	LOB: 2	BB: 1	P: 8	R: 0	H: 1	E: 0	K: 0	S: 3	LOB: 0	BB: 0	P: 3	R: 0	H: 2	E: 0	K: 2	S: 9	LOB: 2	BB: 0	P: 9	R: 2	H: 3	E: 1	K: 1	S: 9	LOB: 2	BB: 0	P: 9	1B: 7	SF: 0	2B: 3	SAC: 0	3B: 0	DP: 3	HR: 1	HBP: 0	WP: 0	PA: 36
--------------	------	------	------	------	------	--------	-------	------	------	------	------	------	------	--------	-------	------	------	------	------	------	------	--------	-------	------	------	------	------	------	------	--------	-------	------	------	------	------	------	------	--------	-------	------	------	------	------	------	------	--------	-------	------	------	------	------	------	------	--------	-------	------	-------	-------	-------	--------	-------	-------	-------	--------	-------	--------

PITCHER	IP	WLS	BF	H	R	ER	SO	BB	IBB	HBP	BLK	WP	HR	S	P	ERA	WHIP
<b>Bret Saberhagen, R</b> (1, 1) ERA: 2.85	8.1	W	31	7	1	1	7	2	0	0	0	0	1	43	51	1.08	1.080
<b>Dan Quisenberry, R</b> (9, 1) ERA: 2.81	0.2		5	2	1	0	0	0	0	0	0	0	0	5	5	0.00	3.000

PITCHER	IP	WLS	BF	H	R	ER	SO	BB	IBB	HBP	BLK	WP	HR	S	P	ERA	WHIP
<b>Bret Saberhagen, R</b> (1, 1) ERA: 2.85	8.1	W	31	7	1	1	7	2	0	0	0	0	1	43	51	1.08	1.080
<b>Dan Quisenberry, R</b> (9, 1) ERA: 2.81	0.2		5	2	1	0	0	0	0	0	0	0	0	5	5	0.00	3.000



Batter	1	2	3	4	5	6	7	8	9	AB R H RBI BB SO LOB	TOP	
Willie Wilson, S (1, 8) OBP: 0.331, SLG: 0.431	0-0 1-3	0-0 3-1		0-0 3B		0-0 F7		0-0 F9		5 0 1 2 0 0 4		
Lonnie Smith, R (1, 7) OBP: 0.351, SLG: 0.349	0-0 L8		0-3 K	0-0 F3			0-0 HR 2B	0-0 F8		5 1 1 0 0 1 2		
George Brett, L (1, 5) OBP: 0.458, SLG: 0.579	0-0 1B		0-0 1B		4-0 BB		0-0 HR		0-0 E6 2B	4 2 3 2 1 0 0		
Hal McRae, R (1, 10) OBP: 0.337, SLG: 0.480	0-0 1B		0-0 G5-4-3		0-0 G6-4-3		0-0 F7		0-0 F8	5 0 1 0 0 0 3		
Dane Iorg, L (1, 9) Darryl Motley, R (7, PH) OBP: 0.233, SLG: 0.305 OBP: 0.266, SLG: 0.415	0-0 4-3			0-0 F7	0-0 L6		0-3 K		0-0 2B	3 0 0 0 0 0 2 2 0 1 1 0 1 0		
Frank White, R (1, 4) Greg Pryor, R (6, 4) OBP: 0.273, SLG: 0.420 OBP: 0.267, SLG: 0.272		0-3 K		0-0 HR		0-0 L5		0-0 1B	0-0 F7	3 1 1 1 0 1 0 2 0 1 0 0 0 1		
Steve Balboni, R (1, 3) OBP: 0.315, SLG: 0.472		0-3 K		0-3 K		0-0 HR		0-3 K	0-0 6-3	5 1 1 1 0 3 2		
Jim Sundberg, R (1, 2) OBP: 0.299, SLG: 0.375		4-0 1B		4-0 3B		0-3 K			0-0 F9	2 1 0 0 2 1 0		
Onix Concepcion, R (1, 6) OBP: 0.247, SLG: 0.229		0-0 1B		0-0 3B		0-0 1B				4 1 4 0 0 0 0		
<b>Inning Stats</b>	R: 0 H: 2 E: 0 LOB: 2 K: 0 BB: 0 S: 5 P: 5	R: 0 H: 1 E: 0 LOB: 2 K: 2 BB: 1 S: 8 P: 12	R: 0 H: 1 E: 0 LOB: 0 K: 1 BB: 0 S: 5 P: 5	R: 3 H: 3 E: 0 LOB: 1 K: 1 BB: 1 S: 8 P: 12	R: 0 H: 0 E: 0 LOB: 0 K: 0 BB: 1 S: 2 P: 6	R: 1 H: 2 E: 0 LOB: 1 K: 1 BB: 0 S: 7 P: 7	R: 2 H: 3 E: 0 LOB: 1 K: 2 BB: 0 S: 10 P: 10	R: 0 H: 1 E: 0 LOB: 1 K: 0 BB: 0 S: 4 P: 4	R: 1 H: 1 E: 1 LOB: 1 K: 0 BB: 0 S: 5 P: 5	1B: 8 SF: 0 2B: 2 SAC: 0 3B: 1 DP: 2 HR: 3 HBP: 0	WP: 0 PA: 43 PB: 0 SB: 0 CS: 0	
<b>PITCHER</b>	IP WLS BF H R ER SO BB IBB HBP BLK WP HR S P ERA WHIP											
Jack Morris, R (1, 1) ERA: 3.09	6.0 W 28 9 4 4 5 3 0 0 0 0 2 35 47 6.00 2.000											
Willie Hernandez, L (7, 1) ERA: 1.92	3.0 S 15 5 3 2 2 0 0 0 0 0 1 19 19 6.00 1.667											

Kansas City Royals @ Detroit Tigers

Tiger Stadium, Detroit, MI

Tue Jul 30 1985, 7:05 PM EDT  
Att: 34,261 - Unknown

livebaseballscorecards.com

AB	40
R	7
H	14
RBI	7
BB	3
SO	7
LOB	14







Batter	1	2	3	4	5	6	7	8	9	AB R H RBI BB SO LOB	TOP
Willie Wilson, S (1, 8) OBP: 0.328, SLG: 0.427	0-0 F9		0-0 G3		0-3 K			0-0 5-3		4 0 0 0 0 1 0	
Lonnie Smith, R (1, 7) Lynn Jones, R (8, 7) OBP: 0.355, SLG: 0.360 OBP: 0.247, SLG: 0.268	0-0 1B 2B		0-0 1B			0-0 F8 5-3 2B		0-0 6-3		4 2 3 0 0 0 0 0 0 0 0 0 0 0	
George Brett, L (1, 5) OBP: 0.459, SLG: 0.577	0-3 K		0-0 FC5-4 1B			0-0 F8		4-0 SH2 HR BB		3 1 1 0 1 1 2	
Hal McRae, R (1, 10) OBP: 0.337, SLG: 0.477	0-0 1B		0-0 FC5-4			0-0 5-3		0-0 SH2		3 0 1 2 0 0 2	
Frank White, R (1, 4) OBP: 0.273, SLG: 0.416	0-3 K			0-3 K		0-0 1-3		4-0 HR IBB		3 1 0 0 1 2 1	
Steve Balboni, R (1, 3) OBP: 0.317, SLG: 0.480		0-3 K		0-0 CS 1B		0-0 F8		0-0 HR		4 1 2 3 0 1 0	
Darryl Motley, R (1, 9) OBP: 0.262, SLG: 0.408		0-0 6-3		0-3 K		0-0 F8		0-0 6-3		4 0 0 0 0 1 1	
John Wathan, R (1, 2) OBP: 0.343, SLG: 0.281		0-0 F4-3			0-0 5-3		0-3 K		0-3 K	4 0 0 0 0 2 0	
Onix Concepcion, R (1, 6) OBP: 0.243, SLG: 0.226			0-0 F4		0-0 F3			0-0 F9		3 0 0 0 0 0 0	
<b>Inning Stats</b>	R: 1 H: 2 E: 0 LOB: 1 K: 2 BB: 0 S: 9 P: 9	R: 0 H: 0 E: 0 LOB: 0 K: 1 BB: 0 S: 5 P: 5	R: 0 H: 2 E: 0 LOB: 2 K: 0 BB: 0 S: 5 P: 5	R: 0 H: 1 E: 0 LOB: 1 K: 2 BB: 0 S: 7 P: 7	R: 0 H: 0 E: 0 LOB: 0 K: 1 BB: 0 S: 5 P: 5	R: 1 H: 1 E: 0 LOB: 0 K: 0 BB: 0 S: 4 P: 4	R: 0 H: 0 E: 0 LOB: 0 K: 1 BB: 0 S: 5 P: 5	R: 0 H: 0 E: 0 LOB: 0 K: 0 BB: 0 S: 3 P: 3	R: 3 H: 1 E: 0 LOB: 0 K: 1 BB: 2 S: 6 P: 14	1B: 4 SF: 0 2B: 3 SAC: 1 3B: 0 DP: 1 HR: 1 HBP: 0	WP: 0 PA: 35 PB: 0 SB: 0 CS: 1
<b>PITCHER</b> Walt Terrell, R (1, 1) ERA: 4.03	IP WLS BF H R ER SO BB IBB HBP BLK WP HR S P ERA WHIP										
	9.0 L 35 7 5 5 8 1 1 0 0 0 1 49 57 5.00 0.889										

**Kansas City Royals @ Detroit Tigers**  
 Tiger Stadium, Detroit, MI  
 Wed Jul 31 1985, 3:33 AM EDT  
 Att: 34,276 - Unknown

AB	32
R	5
H	7
RBI	5
BB	2
SO	8
LOB	6







Batter	1	2	3	4	5	6	7	8	9	10	AB R H RBI BB SO LOB	TOP																									
Dwight Evans, R (1, 9) OBP: 0.378, SLG: 0.378	0-0 F9	0-0 1B		0-0 1B		0-0 6-3			0-0 F8		5 0 2 3 0 0 1	<b>Boston Red Sox @ Kansas City Royals</b> Royals Stadium, Kansas City, MO Fri Aug 02 1985, 8:05 PM EDT Att. 37,212 - Unknown																									
Wade Boggs, L (1, 5) OBP: 0.438, SLG: 0.453	0-0 1-3	0-0 L7		0-0 1B		0-3 K			0-0 1B		5 0 2 0 0 1 2																										
Bill Buckner, L (1, 3) OBP: 0.310, SLG: 0.437	0-0 2B		0-0 1-3	0-0 F7			0-0 1-3		0-0 F9		5 0 1 0 0 0 3																										
Jim Rice, R (1, 7) OBP: 0.325, SLG: 0.431	4-0 BB		4-0 BB	FC9-6 BB		4-0 BB		0-0 F8	0-0 F8		2 0 0 0 3 0 1																										
Tony Armas, R (1, 10) OBP: 0.255, SLG: 0.500	0-0 1-3		0-0 FC9-6	1-2f K		0-3 K		0-0 F4		0-3 K	5 0 0 0 0 2 4																										
Marty Barrett, R (1, 4) OBP: 0.362, SLG: 0.374		0-0 F7	0-0 F9		0-0 F9			0-0 SH2-3 1B		0-0 G3	5 0 1 0 0 0 2																										
Dave Sax, R (1, 2) OBP: 0.333, SLG: 0.414		0-0 5-3 1B		0-3 K		0-0 F4		0-0 SH2-3		0-0 3-1	3 1 1 0 0 1 1																										
Mike Easler, L (10, PH) OBP: 0.328, SLG: 0.421								1-2 SH2-3			1 0 0 0 0 0 0																										
Marc Sullivan, R (10, 2) OBP: 0.209, SLG: 0.244											0 0 0 0 0 0 0																										
Steve Lyons, L (1, 8) OBP: 0.340, SLG: 0.355		0-0 5-3 1B		0-0 F8		0-0 SH3-4 1B		0-0 3-1		0-0 3-1	4 1 2 0 0 0 1																										
Jackie Gutierrez, R (1, 6) OBP: 0.282, SLG: 0.287		0-0 5-3		0-0 1B		0-0 SH3-4		0-0 4-3			3 1 1 0 0 0 3																										
<b>Inning Stats</b>	R: 0 E: 0 K: 0 S: 4	H: 1 LOB: 2 BB: 1 P: 8	R: 2 E: 0 K: 0 S: 6	H: 3 LOB: 1 BB: 0 P: 6	R: 0 E: 0 K: 0 S: 3	H: 0 LOB: 1 BB: 1 P: 7	R: 1 E: 0 K: 1 S: 8	H: 3 LOB: 2 BB: 0 P: 8	R: 0 E: 0 K: 1 S: 5	H: 0 LOB: 1 BB: 1 P: 9	R: 0 E: 0 K: 0 S: 3	H: 0 LOB: 0 BB: 0 P: 3	R: 0 E: 0 K: 0 S: 4	H: 1 LOB: 1 BB: 0 P: 4	R: 0 E: 0 K: 0 S: 4	H: 1 LOB: 1 BB: 0 P: 4	R: 0 E: 0 K: 1 S: 5	H: 0 LOB: 0 BB: 0 P: 5	R: 0 E: 0 K: 1 S: 5	H: 0 LOB: 0 BB: 0 P: 5	1B: 9 2B: 1 3B: 0 HR: 0	SF: 0 SAC: 2 DP: 0 HBP: 0	WP: 0 PB: 0 SB: 2 CS: 0	PA: 43													
<b>PITCHER</b>	IP WLS BF H R ER SO BB IBB HBP BLK WP HR S P ERA WHIP																																				
Bud Black, L (1, 1) ERA: 4.13	8.0																																				
Mike Jones, L (9, 1) ERA: 3.71	1.0																																				
Dan Quisenberry, R (10, 1) ERA: 2.76	1.0	W	3	0	0	0	1	0	0	0	0	0	0	0	5	5	0.00	0.000																			

livebaseballscorecards.com

**AB 38**  
**R 3**  
**H 10**  
**RBI 3**  
**BB 3**  
**SO 4**  
**LOB 18**



BOTTOM

Boston Red Sox @ Kansas City Royals  
Royals Stadium, Kansas City, MO

Fri Aug 02 1985, 8:05 PM EDT  
Att: 37,212 - Unknown

livebaseballscorecards.com

AB	32
R	4
H	7
RBI	4
BB	5
SO	7
LOB	9



WP	1	PA	38
PB	0		
SB	0		
CS	1		

AB R H RBI BB SO LOB


4	1	2	1	1	0	0
5	1	2	1	0	3	1
3	0	0	0	1	1	2
4	0	1	2	0	0	1
0	0	0	0	0	0	0
3	0	0	0	1	1	1
4	0	0	0	0	2	3
2	0	0	0	1	0	0
1	0	1	0	0	0	0
0	1	0	0	0	0	0
3	0	0	0	0	0	1
3	1	1	0	0	0	0
0	0	0	0	1	0	0
0	0	0	0	0	0	0

Batter	1	2	3	4	5	6	7	8	9	10
Willie Wilson, S (1, 8) OBP: 0.331, SLG: 0.428	L7			3-1		BLK 1B			2B 2B 1B	1-2 1B
Lonnie Smith, R (1, 7) OBP: 0.356, SLG: 0.364	K			K		K 1-2			2B 2B	1-2 2-3 3-H 1B
George Brett, L (1, 5) OBP: 0.457, SLG: 0.572	F8			4-3			BB		K	
Hal McRae, R (1, 10) OBP: 0.335, SLG: 0.478		6-3			6-3		F8			
John Wathan, R (9, PR) OBP: 0.343, SLG: 0.281									2B	
Frank White, R (1, 4) OBP: 0.273, SLG: 0.413		F9			K		F3		4-0 2-H 3-H IBB	
Steve Balboni, R (1, 3) OBP: 0.314, SLG: 0.475					F8		K		G4-3 1-2f	
Darryl Motley, R (1, 9) OBP: 0.263, SLG: 0.404							F8			WP SH2-3 1B 1B
Dane Iorg, L (10, PH) OBP: 0.241, SLG: 0.313										
Pat Sheridan, L (10, PR) OBP: 0.314, SLG: 0.333										
Jim Sundberg, R (1, 2) OBP: 0.296, SLG: 0.371					F8		F8		5-3	SH2-3
Onix Concepcion, R (1, 6) OBP: 0.244, SLG: 0.237										1-2
Jorge Orta, L (10, PH) OBP: 0.314, SLG: 0.378					5-3				5-3	1B IBB IBB
Jim Scranton, R (10, PR)						1B				2-3 IBB

Inning Stats	R: 0	H: 0	E: 0	K: 1	S: 5	R: 0	H: 0	E: 0	K: 1	S: 5	R: 0	H: 0	E: 0	K: 0	S: 2	R: 0	H: 0	E: 0	K: 1	S: 5	R: 1	H: 2	E: 0	K: 1	S: 7	R: 0	H: 0	E: 0	K: 1	S: 5	R: 0	H: 0	E: 0	K: 0	S: 3	R: 2	H: 3	E: 0	K: 1	S: 7	R: 1	H: 2	E: 0	K: 0	S: 3	1B: 4	2B: 2	3B: 1	HR: 0	SF: 0	SAC: 1	DP: 1	HBP: 0	WP: 1	PA: 38
--------------	------	------	------	------	------	------	------	------	------	------	------	------	------	------	------	------	------	------	------	------	------	------	------	------	------	------	------	------	------	------	------	------	------	------	------	------	------	------	------	------	------	------	------	------	------	-------	-------	-------	-------	-------	--------	-------	--------	-------	--------

PITCHER	IP	WLS	BF	H	R	ER	SO	BB	IBB	HBP	BLK	WP	HR	S	P	ERA	WHIP
Bruce Hurst, L (1, 1) ERA: 4.72	8.1		30	4	3	3	7	2	0	0	1	0	0	42	50	3.24	0.720
Mark Clear, R (9, 1) ERA: 2.85	1.0	L	7	2	1	1	0	0	3	0	0	1	0	4	16	9.00	2.000
Bob Stanley, R (10, 1) ERA: 2.48	0.0		1	1	0	0	0	0	0	0	0	0	0	1	1	∞	∞



Batter	1	2	3	4	5	6	7	8	9	AB R H RBI BB SO LOB	TOP														
Dwight Evans, R (1, 9) OBP: 0.376, SLG: 0.375	0-0 6-3		0-0 BB 1-2 1B		0-0 F9		0-0 F3		0-0 FC5-4 1-2f 1B	5 1 1 0 0 0 1	<p><b>Boston Red Sox @ Kansas City Royals</b>  <b>Royals Stadium, Kansas City, MO</b>  Sat Aug 03 1985, 8:05 PM EDT  Att: 40,370 - Unknown</p> <p>livebaseballscorecards.com</p> <table border="1"> <tr><td>AB</td><td>37</td></tr> <tr><td>R</td><td>5</td></tr> <tr><td>H</td><td>8</td></tr> <tr><td>RBI</td><td>5</td></tr> <tr><td>BB</td><td>5</td></tr> <tr><td>SO</td><td>3</td></tr> <tr><td>LOB</td><td>18</td></tr> </table> 	AB	37	R	5	H	8	RBI	5	BB	5	SO	3	LOB	18
AB	37																								
R	5																								
H	8																								
RBI	5																								
BB	5																								
SO	3																								
LOB	18																								
Wade Boggs, L (1, 5) OBP: 0.440, SLG: 0.455	0-0 5-3		4-0 BB 1-2 2-3 BB		0-0 E HR 1B		0-0 G4-1 2B		0-0 6-3 1-2	4 1 2 0 1 0 1															
Jim Rice, R (1, 7) OBP: 0.325, SLG: 0.430	0-0 6-3		0-0 4-3		0-0 E6 1-3 HR		4-0 G4-1 BB		0-0 WP 2-H 1B	4 2 1 1 1 0 4															
Bill Buckner, L (1, 3) OBP: 0.311, SLG: 0.442		0-0 F8		0-0 6-3		0-0 1-H 3-H HR		0-0 G4-1 1-2 2-3	4-0 1B 2-3 IBB	4 1 1 3 1 0 2															
Mike Easler, L (1, 10) OBP: 0.329, SLG: 0.419		0-0 F8		4-0 E 1B BB		0-0 F7		0-0 3-1	0-0 1-2 3-H 1B	4 0 1 1 1 0 2															
Rich Gedman, L (1, 2) OBP: 0.373, SLG: 0.477		0-3 K2-3		0-3 K		0-3 K		0-0 F7	0-0 F7	5 0 0 0 0 3 3															
Marty Barrett, R (1, 4) OBP: 0.361, SLG: 0.372			0-0 F3	0-0 E 1-2 1B		0-0 F9		0-0 6-3		4 0 1 0 0 0 0															
Steve Lyons, L (1, 8) OBP: 0.335, SLG: 0.349			0-0 F9	0-0 E6 1-2 2-3		0-0 G3		0-0 6-3		4 0 0 0 0 0 2															
Jackie Gutierrez, R (1, 6) OBP: 0.268, SLG: 0.288			4-0 BB 1B BB	0-0 F9		0-0 5-3		0-0 FC5-4 1B		3 0 1 0 1 0 3															
<b>Inning Stats</b>	R: 0 E: 0 K: 0 S: 3	H: 0 LOB: 0 BB: 0 P: 3	R: 0 E: 0 K: 1 S: 5	H: 0 LOB: 0 BB: 0 P: 5	R: 0 E: 0 K: 0 S: 4	H: 1 LOB: 3 BB: 2 P: 12	R: 0 E: 1 K: 1 S: 7	H: 1 LOB: 3 BB: 1 P: 11	R: 3 E: 1 K: 1 S: 8	H: 2 LOB: 0 BB: 0 P: 8	R: 0 E: 0 K: 0 S: 3	H: 0 LOB: 0 BB: 0 P: 3	R: 0 E: 0 K: 0 S: 4	H: 1 LOB: 2 BB: 1 P: 8	R: 0 E: 0 K: 0 S: 3	H: 0 LOB: 0 BB: 0 P: 3	R: 2 E: 0 K: 0 S: 6	H: 3 LOB: 2 BB: 1 P: 10	1B: 6 2B: 1 3B: 0 HR: 1	SF: 0 SAC: 0 DP: 0 HBP: 0	WP: 1 PB: 0 SB: 0 CS: 0	PA: 42			
<b>PITCHER</b>	IP WLS BF H R ER SO BB IBB HBP BLK WP HR S P ERA WHIP																								
Mark Gubicza, R (1, 1) ERA: 3.8	6.1 L 30 5 3 2 3 4 0 0 0 0 0 1 32 48 2.84 1.421																								
Mike Jones, L (7, 1) ERA: 3.65	0.2 2 0 0 0 0 0 0 0 0 0 0 0 2 2 0.00 0.000																								
Joe Beckwith, R (8, 1) ERA: 4.3	2.0 10 3 2 2 0 0 0 1 0 0 1 0 9 13 9.00 1.500																								

Batter	1	2	3	4	5	6	7	8	9	AB R H RBI BB SO LOB
Willie Wilson, S (1, 8) OBP: 0.330, SLG: 0.430	0-0 4-3		0-0 4-3		0-0 1-H 3B		0-3 K		0-0 4-3	5 0 1 1 0 1 0
Lonnie Smith, R (1, 7) OBP: 0.358, SLG: 0.364	4-0 3-1 S BB		0-0 6-3		0-3 K			0-0 E1 SF8 1B		3 1 1 0 1 1 1
George Brett, L (1, 5) OBP: 0.452, SLG: 0.567	0-0 3-1 1-3			0-0 3-1	0-0 F6			0-0 SF8 3-H		3 0 0 1 0 0 2
Hal McRae, R (1, 10) OBP: 0.333, SLG: 0.469	0-0 F8			4-0 BB BB		0-0 F4		0-0 F9		3 0 0 0 1 0 1
Dane Iorg, L (1, 9) OBP: 0.253, SLG: 0.314		4-0 BB BB		0-0 F6		0-0 6-3 1B		0-0 6-3		3 0 1 0 1 0 1
Frank White, R (1, 4) OBP: 0.273, SLG: 0.409		0-0 F8		4-0 1-2 BB		0-0 6-3		0-0 E8 3B		3 1 0 0 1 0 2
Steve Balboni, R (1, 3) OBP: 0.316, SLG: 0.479		4-0 1-2 BB G6-4-3		0-3 K		0-3 K		0-0 2-H SF8 3B		3 1 1 1 1 2 3
John Wathan, R (1, 2) OBP: 0.333, SLG: 0.271		0-0 G6-4-3 1-2f			0-0 F2		0-0 6-3	0-3 K	0-0 K	2 0 0 0 0 0 2
Pat Sheridan, L (7, PH) OBP: 0.313, SLG: 0.331									0-3 K	1 0 0 0 0 0 0
Jim Sundberg, R (8, 2) OBP: 0.295, SLG: 0.369									0-0 K	1 0 0 0 0 1 1
Onix Concepcion, R (1, 6) OBP: 0.247, SLG: 0.239			0-0 F8		0-0 3B 1B			0-0 SF8 3-H		2 1 1 0 0 0 0
Jorge Orta, L (7, PH) OBP: 0.313, SLG: 0.376										1 0 0 0 0 0 0
Jim Scranton, R (8, 6) OBP: 0.262, SLG: 0.404										0 0 0 0 0 0 0
Darryl Motley, R (9, PH) OBP: 0.262, SLG: 0.404										0 0 0 1 0 0 0

**BOTTOM**

**Boston Red Sox @ Kansas City Royals**  
**Royals Stadium, Kansas City, MO**  
 Sat Aug 03 1985, 8:05 PM EDT  
 Att. 40,370 - Unknown

livebaseballscorecards.com

<b>AB</b>	<b>30</b>
<b>R</b>	<b>4</b>
<b>H</b>	<b>5</b>
<b>RBI</b>	<b>4</b>
<b>BB</b>	<b>5</b>
<b>SO</b>	<b>5</b>
<b>LOB</b>	<b>13</b>



Inning Stats	R: 0	H: 0	E: 0	LOB: 1	K: 0	BB: 1	S: 3	R: 0	H: 0	E: 0	LOB: 1	K: 0	BB: 2	S: 2	R: 0	H: 0	E: 0	LOB: 0	K: 0	BB: 0	S: 3	R: 0	H: 0	E: 0	LOB: 2	K: 1	BB: 2	S: 5	R: 1	H: 2	E: 0	LOB: 1	K: 1	BB: 0	S: 7	R: 0	H: 1	E: 0	LOB: 1	K: 1	BB: 0	S: 6	R: 0	H: 0	E: 0	LOB: 0	K: 1	BB: 0	S: 5	R: 1	H: 1	E: 1	LOB: 0	K: 0	BB: 0	S: 4	R: 2	H: 1	E: 1	LOB: 0	K: 1	BB: 0	S: 7	R: 2	H: 1	E: 1	LOB: 0	K: 1	BB: 0	S: 7	1B: 3	SF: 2	2B: 0	SAC: 0	3B: 2	DP: 1	HR: 0	HBP: 0	WP: 0	PA: 37
--------------	------	------	------	--------	------	-------	------	------	------	------	--------	------	-------	------	------	------	------	--------	------	-------	------	------	------	------	--------	------	-------	------	------	------	------	--------	------	-------	------	------	------	------	--------	------	-------	------	------	------	------	--------	------	-------	------	------	------	------	--------	------	-------	------	------	------	------	--------	------	-------	------	------	------	------	--------	------	-------	------	-------	-------	-------	--------	-------	-------	-------	--------	-------	--------

PITCHER	IP	WLS	BF	H	R	ER	SO	BB	IBB	HBP	BLK	WP	HR	S	P	ERA	WHIP
Roger Clemens, R (1, 1) ERA: 3.38	6.0	W	25	3	1	1	3	5	0	0	0	0	0	26	46	1.50	1.333
Steve Crawford, R (7, 1) ERA: 3.24	3.0	S	12	2	3	0	2	0	0	0	0	0	0	16	16	0.00	0.667



Batter	1	2	3	4	5	6	7	8	9	10	11	12	AB	R	H	RBI	BB	SO	LOB	TOP						
Dwight Evans, R OBP: 0.378, SLG: 0.377 (1, 9)	0-3 K		4-0 2B 1B BB	4-0 BB			0-0 F8		0-0 6-3			0-0 1B 2B	4	2	1	0	2	1	0							
Wade Boggs, L OBP: 0.343, SLG: 0.461 (1, 5)	0-0 1B 1B		0-0 1B 2B FC1-5-2	0-0 F7			0-0 1B		0-0 F7			0-0 2-3 2B 1B	6	1	4	0	0	0	2							
Bill Buckner, L OBP: 0.313, SLG: 0.445 (1, 3)	0-0 1-3 1B		0-0 FC1-5-2 1B 1B S				0-0 1-3		0-3 K			0-0 4-3	6	2	3	3	0	1	1							
Jim Rice, R OBP: 0.325, SLG: 0.433 (1, 7)	0-0 F6		0-0 FC1-5-2 1B 1-3 3-H				0-0 6-3		0-0 1B 2B			0-0 F7	6	0	2	1	0	0	4							
Tony Armas, R OBP: 0.257, SLG: 0.495 Dave Stapleton, R OBP: 0.344, SLG: 0.419 (1, 10) (12, PR)	0-0 F3		0-0 1-3 2-H 3-H 1B				0-0 5-3		0-0 5-3			0-0 2-3 1B	6	0	2	1	0	1	3							
Rich Gedman, L OBP: 0.372, SLG: 0.474 (1, 2)			0-0 SH3 1B				0-0 G1-5-3		0-0 G6-3 1B			0-0 K	6	0	2	0	0	1	3							
Marty Barrett, R OBP: 0.356, SLG: 0.367 (1, 4)			0-0 SH3 1-2				0-0 F8		0-0 4-3			0-0 K2-3-2	5	0	0	0	0	1	4							
Steve Lyons, L OBP: 0.336, SLG: 0.347 (1, 8)			0-0 F8				0-0 F7		0-0 G3			0-0 3-3	4	0	1	0	1	0	1							
Jackie Gutierrez, R OBP: 0.283, SLG: 0.282 Mike Easler, L OBP: 0.330, SLG: 0.429 Ed Jurak, R OBP: 0.143, SLG: 0.143 (1, 6) (9, PH) (9, 6)			0-0 4-3				0-0 K		0-0 F9			0-0 F8	3	0	0	0	0	1	2							
<b>Inning Stats</b>	R: 0 E: 0 K: 1 S: 7	H: 2 LOB: 2 BB: 0 P: 7	R: 0 E: 0 K: 0 S: 4	H: 1 LOB: 1 BB: 0 P: 4	R: 2 E: 0 K: 0 S: 5	H: 3 LOB: 1 BB: 1 P: 9	R: 0 E: 0 K: 1 S: 6	H: 1 LOB: 2 BB: 1 P: 10	R: 0 E: 0 K: 0 S: 3	H: 0 LOB: 0 BB: 0 P: 3	R: 0 E: 0 K: 0 S: 3	H: 0 LOB: 0 BB: 0 P: 3	R: 0 E: 0 K: 1 S: 5	H: 0 LOB: 0 BB: 0 P: 5	R: 0 E: 0 K: 0 S: 3	H: 0 LOB: 1 BB: 1 P: 7	R: 3 E: 0 K: 2 S: 11	H: 5 LOB: 2 BB: 0 P: 11	1B: 10 2B: 6 3B: 0 HR: 1	SF: 0 SAC: 1 DP: 2 HBP: 0	WP: 0 PB: 0 SB: 2 CS: 0	PA: 52				
<b>PITCHER</b>	IP WLS BF H R ER SO BB IBB HBP BLK WP HR S P ERA WHIP																									
Charlie Leibrandt, L ERA: 3.12 (1, 1)	7.0		31	9	2	2	3	2	0	0	0	0	0	0	0	0	0	0	0	0	0	0	0	0	2.57	1.571
Dan Quisenberry, R ERA: 2.73 (8, 1)	4.0		14	2	1	1	1	1	0	0	0	0	0	0	0	0	0	0	0	0	0	0	0	0	2.25	0.750
Michael LaCoss, R ERA: 5.09 (12, 1)	0.0	L	5	5	3	3	0	0	0	0	0	0	0	0	0	0	0	0	0	0	0	0	0	∞	∞	
Joe Beckwith, R ERA: 4.23 (12, 1)	1.0		2	0	0	0	2	0	0	0	0	0	0	0	0	0	0	0	0	0	0	0	0	0.00	0.000	

**Boston Red Sox @ Kansas City Royals**  
 Royals Stadium, Kansas City, MO  
 Sun Aug 04 1985, 4:33 AM EDT  
 Att: 31,020 - Unknown

AB	48
R	6
H	16
RBI	6
BB	3
SO	6
LOB	21



1B	10
2B	6
3B	0
HR	1





Batter	1	2	3	4	5	6	7	8	9	AB R H RBI BB SO LOB	TOP	
Lou Whitaker, L (1, 4) OBP: 0.391, SLG: 0.506	1-0 F8 HBP		0-0 F6			4-0 G5-4-3 BB	0-0 5-3		0-0 HR	3 1 1 2 1 0 1		
Alan Trammell, R (1, 6) OBP: 0.324, SLG: 0.399	0-0 F8			0-3 K FC4		0-0 G5-4-3		0-0 F7	0-0 F8	5 0 0 0 0 1 2		
Kirk Gibson, L (1, 9) OBP: 0.362, SLG: 0.534	0-0 F8			0-3 K		0-0 5-3		0-0 HR		4 1 1 1 0 1 2		
Lance Parrish, R (1, 2) OBP: 0.315, SLG: 0.444	0-0 5-3			0-3 K			0-0 6-3	0-0 HR		4 1 1 1 0 1 2		
Barbaro Garbey, R (1, 10) OBP: 0.304, SLG: 0.356		0-0 6-3		0-0 FC4			0-0 6-3	0-0 F8		4 0 0 0 0 0 1		
Larry Herndon, R (1, 7) OBP: 0.301, SLG: 0.404		0-3 K			0-0 G3 3B		0-0 2B E 1B	0-0 4-3		4 2 2 0 0 1 0		
Darrell Evans, L (1, 3) OBP: 0.368, SLG: 0.509		0-3 K			0-0 G3		0-0 E 2B		0-0 F9	4 1 1 1 0 1 0		
Chet Lemon, R (1, 8) OBP: 0.327, SLG: 0.399			0-3 K		0-3 K		0-0 E7 1B 2B		0-0 HR 1B	4 2 2 2 0 2 0		
Tom Brookens, R (1, 5) OBP: 0.293, SLG: 0.397			0-0 F9		0-0 F8		0-0 S 1B		0-3 K	4 0 1 1 0 1 1		
<b>Inning Stats</b>	R: 0 E: 0 K: 0 S: 3 H: 0 LOB: 1 BB: 0 P: 4	R: 0 E: 0 K: 2 S: 7 H: 0 LOB: 0 BB: 0 P: 7	R: 0 E: 0 K: 1 S: 5 H: 0 LOB: 0 BB: 0 P: 5	R: 0 E: 0 K: 3 S: 10 H: 0 LOB: 1 BB: 0 P: 10	R: 1 E: 0 K: 1 S: 6 H: 1 LOB: 0 BB: 0 P: 6	R: 0 E: 0 K: 0 S: 2 H: 0 LOB: 0 BB: 1 P: 6	R: 3 E: 1 K: 0 S: 7 H: 4 LOB: 1 BB: 0 P: 7	R: 2 E: 0 K: 0 S: 5 H: 2 LOB: 0 BB: 0 P: 5	R: 2 E: 0 K: 1 S: 7 H: 2 LOB: 0 BB: 0 P: 7	1B: 3 2B: 2 3B: 1 HR: 3 SF: 0 SAC: 0 DP: 1 HBP: 1	WP: 1 PB: 0 SB: 1 CS: 0 PA: 38	
<b>PITCHER</b>	IP WLS BF H R ER SO BB IBB HBP BLK WP HR S P ERA WHIP											
Danny Jackson, L (1, 1) ERA: 3.19	7.0 L 28 5 4 4 7 1 0 1 0 1 0 1 0 40 45 5.14 0.857											
Mike Jones, L (8, 1) ERA: 4.14	1.1 7 3 3 3 0 0 0 0 0 0 0 2 7 7 20.25 2.250											
Joe Beckwith, R (9, 1) ERA: 4.33	0.2 3 1 1 1 1 0 0 0 0 0 0 1 5 5 13.50 1.500											

**Detroit Tigers @ Kansas City Royals**  
 Royals Stadium, Kansas City, MO  
 Mon Aug 05 1985, 8:05 PM EDT  
 Att: 41,251 - Unknown

[livebaseballscorecards.com](http://livebaseballscorecards.com)

<b>AB</b>	36
<b>R</b>	8
<b>H</b>	9
<b>RBI</b>	8
<b>BB</b>	1
<b>SO</b>	8
<b>LOB</b>	9



Batter	1	2	3	4	5	6	7	8	9	AB	R	H	RBI	BB	SO	LOB
Willie Wilson, S OBP: 0.328, SLG: 0.428 (1, 8)	0-0 B1-3		0-0 G3		0-3 K			0-0 FC5-4 1B	0-0 5-3	5	0	1	0	0	1	2
Lonnie Smith, R OBP: 0.355, SLG: 0.361 (1, 7)	0-0 F9		0-0 B1-3		0-0 6-3			0-0 FC5-4 1B 1-2f		4	0	0	0	0	0	2
George Brett, L OBP: 0.453, SLG: 0.569 (1, 5)	0-0 2B			4-0 BB 2B BB		0-0 F7		0-0 1B		3	1	2	0	1	0	0
Hal McRae, R OBP: 0.328, SLG: 0.452 (1, 10)	0-0 4-3			4-0 BB 2B BB		0-3 K		0-0 L4		1	1	0	0	1	0	1
Darryl Motley, R OBP: 0.260, SLG: 0.401 (6, PH)				1-2 BB 2B		0-3 K				2	0	0	0	0	1	2
Dane Iorg, L OBP: 0.263, SLG: 0.326 (1, 9)		4-0 BB BB BB		0-0 BB 2B		0-3 K		0-0 F7		2	0	1	2	1	1	0
Lynn Jones, R OBP: 0.250, SLG: 0.271 (7, 9)				1-H 2-H 2B						1	0	0	0	0	0	2
Frank White, R OBP: 0.276, SLG: 0.414 (1, 4)	0-0 F6		0-0 F2			0-0 6-3			0-0 F4	4	0	0	0	0	0	1
Steve Balboni, R OBP: 0.315, SLG: 0.490 (1, 3)		0-0 1B		0-0 5-3						4	2	3	2	0	0	0
John Wathan, R OBP: 0.356, SLG: 0.306 (1, 2)		0-3 K		4-0 BB SH1-3 BB		0-0 HR		0-0 CS 1B		3	0	2	0	1	1	2
Onix Concepcion, R OBP: 0.243, SLG: 0.236 (1, 6)			0-0 F9			0-3 K				1	0	0	0	0	0	0
Jorge Orta, L OBP: 0.311, SLG: 0.373 (7, PH)					0-0 SH1-3					1	0	0	0	0	1	1
Jim Scranton, R (8, 6)										0	0	0	0	0	0	0
Greg Pryor, R OBP: 0.261, SLG: 0.265 (9, PH)					1-2					1	0	0	0	0	0	1

Inning Stats	R: 0	H: 1	E: 0	LOB: 1	K: 0	BB: 0	S: 4	P: 4	R: 0	H: 1	E: 0	LOB: 2	K: 1	BB: 1	S: 5	P: 9	R: 0	H: 0	E: 0	LOB: 0	K: 0	BB: 0	S: 3	R: 2	H: 1	E: 0	LOB: 0	K: 0	BB: 2	S: 3	P: 11	R: 0	H: 0	E: 0	LOB: 1	K: 1	BB: 1	S: 5	P: 9	R: 0	H: 0	E: 0	LOB: 0	K: 2	BB: 0	S: 7	R: 1	H: 2	E: 0	LOB: 0	K: 1	BB: 0	S: 6	P: 6	R: 0	H: 2	E: 0	LOB: 2	K: 0	BB: 0	S: 5	P: 5	R: 1	H: 2	E: 0	LOB: 1	K: 0	BB: 0	S: 5	P: 5	1B: 4	SF: 0	2B: 4	SAC: 1	3B: 0	DP: 1	HR: 2	HBP: 0	WP: 0	PA: 37
--------------	------	------	------	--------	------	-------	------	------	------	------	------	--------	------	-------	------	------	------	------	------	--------	------	-------	------	------	------	------	--------	------	-------	------	-------	------	------	------	--------	------	-------	------	------	------	------	------	--------	------	-------	------	------	------	------	--------	------	-------	------	------	------	------	------	--------	------	-------	------	------	------	------	------	--------	------	-------	------	------	-------	-------	-------	--------	-------	-------	-------	--------	-------	--------

PITCHER	IP	WLS	BF	H	R	ER	SO	BB	IBB	HBP	BLK	WP	HR	S	P	ERA	WHIP
Walt Terrell, R ERA: 4.02 (1, 1)	7.0	W	27	5	3	3	5	4	0	0	0	0	1	33	49	3.86	1.286
Willie Hernandez, L ERA: 1.94 (8, 1)	2.0	S	10	4	1	1	0	0	0	0	0	0	1	10	10	4.50	2.000

**BOTTOM**

**Detroit Tigers @ Kansas City Royals**  
**Royals Stadium, Kansas City, MO**  
 Mon Aug 05 1985, 8:05 PM EDT  
 Att. 41,251 - Unknown

livebaseballscores.com

<b>AB</b>	<b>32</b>
<b>R</b>	<b>4</b>
<b>H</b>	<b>9</b>
<b>RBI</b>	<b>4</b>
<b>BB</b>	<b>4</b>
<b>SO</b>	<b>5</b>
<b>LOB</b>	<b>14</b>





Batter	1	2	3	4	5	6	7	8	9	AB R H RBI BB SO LOB	TOP
Lou Whitaker, L (1, 4) Alejandro Sanchez, R (7, 8) OBP: 0.391, SLG: 0.505 OBP: 0.242, SLG: 0.516	0-0 F7		0-0 F9 2-H 1B		0-0 F7			0-3 K		3 0 1 1 0 0 1 1 0 0 0 0 1 0	
Alan Trammell, R (1, 6) Marty Castillo, R (8, 5) OBP: 0.324, SLG: 0.396 OBP: 0.180, SLG: 0.241	4-0 S BB		0-0 F9 2-3		0-0 F7			0-0 5-3		3 0 0 0 1 0 1 0 0 0 0 0 0 0	
Kirk Gibson, L (1, 9) OBP: 0.358, SLG: 0.529	0-3 K		0-3 K		0-3 K			0-0 F7		4 0 0 0 0 3 2	
Lance Parrish, R (1, 2) Bob Melvin, R (8, 2) OBP: 0.313, SLG: 0.440 OBP: 0.196, SLG: 0.275	0-3 K 1-2			0-0 4-3		0-0 5-3			0-0 F9	3 0 0 0 0 1 1 1 0 0 0 0 0 0	
Darrell Evans, L (1, 10) OBP: 0.366, SLG: 0.516		0-0 F9		0-3 K			0-0 G3		0-0 HR	4 1 1 1 0 1 0	
Johnny Grubb, L (1, 7) OBP: 0.281, SLG: 0.268		0-0 1-3		0-3 K			0-0 1B 1B		0-0 G3 1B 2B	4 1 2 0 0 1 0	
Dave Bergman, L (1, 3) OBP: 0.250, SLG: 0.244		0-3 K			0-0 F8		0-0 1B 1-3 1B		0-0 G3 2-3	4 0 1 0 0 1 1	
Chet Lemon, R (1, 8) Doug Flynn, R (7, 4) OBP: 0.327, SLG: 0.396 OBP: 0.194, SLG: 0.222			4-0 1B 1-3 BB		0-0 F9		0-0 F5		0-0 1B	2 1 0 0 1 0 2 1 0 1 1 0 0 0	
Tom Brookens, R (1, 5) (8, 6) OBP: 0.292, SLG: 0.395			0-0 1-3		0-0 1B		0-3 K		0-0 F6 3-H	4 0 1 0 0 1 4	
<b>Inning Stats</b>	R: 0 E: 0 K: 2 S: 7 H: 0 LOB: 1 BB: 1 P: 11	R: 0 E: 0 K: 1 S: 5 H: 0 LOB: 0 BB: 0 P: 5	R: 1 E: 0 K: 1 S: 6 H: 1 LOB: 1 BB: 1 P: 10	R: 0 E: 0 K: 2 S: 7 H: 0 LOB: 0 BB: 0 P: 7	R: 0 E: 0 K: 0 S: 4 H: 1 LOB: 1 BB: 0 P: 4	R: 0 E: 0 K: 1 S: 5 H: 0 LOB: 0 BB: 0 P: 5	R: 0 E: 0 K: 1 S: 7 H: 2 LOB: 2 BB: 0 P: 7	R: 0 E: 0 K: 1 S: 5 H: 0 LOB: 0 BB: 0 P: 5	R: 2 E: 0 K: 0 S: 6 H: 3 LOB: 1 BB: 0 P: 6	1B: 5 2B: 1 3B: 0 HR: 1 SF: 0 SAC: 0 DP: 0 HBP: 0	WP: 0 PB: 0 SB: 1 CS: 0 PA: 36
<b>PITCHER</b> Bret Saberhagen, R (1, 1) ERA: 2.85	IP: 9.0 WLS: W BF: 36 H: 7 R: 3 ER: 3 SO: 9 BB: 2 IBB: 0 HBP: 0 BLK: 0 WP: 0 HR: 1 S: 52 P: 60 ERA: 3.00 WHIP: 1.000	<b>PITCHER</b> IP WLS BF H R ER SO BB IBB HBP BLK WP HR S P ERA WHIP									

**Detroit Tigers @ Kansas City Royals**  
 Royals Stadium, Kansas City, MO  
 Thu Aug 08 1985, 8:05 PM EDT  
 Unknown

[livebaseballscorecards.com](http://livebaseballscorecards.com)

AB	34
R	3
H	7
RBI	3
BB	2
SO	9
LOB	12







Batter	1	2	3	4	5	6	7	8	9	AB R H RBI BB SO LOB	TOP																
Lou Whitaker, L (1, 4) OBP: 0.391, SLG: 0.508	0-0 SF7 3B		0-3 K	0-3 K			0-0 FC6-4 BB 1-3 1B	0-0 E6		5 1 2 0 0 2 2																	
Alan Trammell, R (1, 6) OBP: 0.322, SLG: 0.394	0-0 SF7		0-0 BB 1B		0-0 F9		0-3 K	0-0 F7		4 1 1 1 0 1 4																	
Kirk Gibson, L (1, 9) OBP: 0.359, SLG: 0.525	0-0 4-3		4-0 BB 1-2 BB		0-3 K		4-0 FC6-4 1-2 BB		0-0 4-3	3 0 0 0 2 1 0																	
Lance Parrish, R (1, 10) OBP: 0.311, SLG: 0.437	0-3 K		0-0 BB 1-2 2-H 1B		0-3 K		0-0 FC6-4 FC5 BB 1-2f 2-3 3-H		0-3 K	5 0 1 2 0 3 2																	
Darrell Evans, L (1, 3) OBP: 0.370, SLG: 0.523		0-3 K	4-0 1-2 2-3 BB			0-0 HR	4-0 1-2 BB		0-0 F9	3 1 1 1 2 1 0																	
Barbaro Garbey, R (1, 7) OBP: 0.303, SLG: 0.354		0-0 1B	0-0 F9			0-0 5-3	0-0 FC5 2-3f			4 0 1 0 0 0 6																	
Bob Melvin, R (7, 2) OBP: 0.196, SLG: 0.275										0 0 0 0 0 0 0																	
Chet Lemon, R (1, 8) OBP: 0.326, SLG: 0.395		0-0 F7		0-0 F4		0-0 4-3		0-0 FC4-6 1B		4 0 1 0 0 0 1																	
Tom Brookens, R (1, 5) OBP: 0.292, SLG: 0.393		0-0 F4		0-0 S 1B		0-0 F3		0-0 FC4-6 E 1-2f		4 0 1 0 0 0 2																	
Marty Castillo, R (1, 2) OBP: 0.175, SLG: 0.233			0-0 L5		0-3 K		4-0 1B FC6-4 BB	0-3 K		2 0 0 0 0 1 1																	
Johnny Grubb, L (7, PH) OBP: 0.287, SLG: 0.268										0 1 0 0 1 0 0																	
Larry Herndon, R (7, 7) OBP: 0.300, SLG: 0.402										1 0 0 0 0 1 1																	
<b>Inning Stats</b>	R: 1 E: 0 K: 1 S: 6	H: 1 LOB: 0 BB: 0 P: 6	R: 0 E: 0 K: 1 S: 6	H: 1 LOB: 1 BB: 0 P: 6	R: 1 E: 0 K: 1 S: 7	H: 2 LOB: 3 BB: 2 P: 15	R: 0 E: 0 K: 2 S: 8	H: 1 LOB: 1 BB: 0 P: 8	R: 0 E: 0 K: 2 S: 7	H: 0 LOB: 0 BB: 0 P: 7	R: 1 E: 0 K: 0 S: 4	H: 1 LOB: 0 BB: 0 P: 4	R: 1 E: 0 K: 1 S: 6	H: 1 LOB: 3 BB: 3 P: 18	R: 0 E: 1 K: 1 S: 7	H: 1 LOB: 2 BB: 0 P: 7	R: 0 E: 0 K: 1 S: 5	H: 0 LOB: 0 BB: 0 P: 5	1B: 6 2B: 0 3B: 1 HR: 1	SF: 1 SAC: 0 DP: 0 HBP: 0	WP: 0 PB: 0 SB: 1 CS: 0	PA: 41					
<b>PITCHER</b>	IP WLS BF H R ER SO BB IBB HBP BLK WP HR S P ERA WHIP																										
Steve Farr, R (1, 1) ERA: 4.5	4.0		19	5	2	2	5	2	0	0	0	0	0	27	35	4.50	1.750										
Mark Gubicza, R (5, 1) ERA: 3.88	2.1	W	11	2	2	2	3	2	0	0	0	0	1	15	23	7.71	1.714										
Dan Quisenberry, R (7, 1) ERA: 2.65	2.2	S	11	1	0	0	2	1	0	0	0	0	0	14	18	0.00	0.750										

**Detroit Tigers @ Kansas City Royals**  
 Royals Stadium, Kansas City, MO  
 Thu Aug 08 1985, 8:05 PM EDT  
 Att: 35,585 - Unknown

[livebaseballscorecards.com](http://livebaseballscorecards.com)

<b>AB</b>	35
<b>R</b>	4
<b>H</b>	8
<b>RBI</b>	4
<b>BB</b>	5
<b>SO</b>	10
<b>LOB</b>	19



Batter	1	2	3	4	5	6	7	8	9	AB	R	H	RBI	BB	SO	LOB
Willie Wilson, S OBP: 0.331, SLG: 0.432 (1, 8) x	0-0 F7 ①			4-0 3-1 S 1B BB ⑤	0-3 K ②		0-0 CS 1B			3	1	1	0	1	1	1
Lonnie Smith, R OBP: 0.358, SLG: 0.366 (1, 7) x Lynn Jones, R OBP: 0.258, SLG: 0.291 (9, 7)	0-0 4-3 ②			0-0 3-1 1B 1B	0-0 6-3 ③		4-0 WP S SF8 1B ①			3	2	1	0	1	0	1
George Brett, L OBP: 0.453, SLG: 0.568 (1, 5) x	0-0 F7 ③			0-0 3-1 ①		0-0 F9 1B 2B	4-0 WP IBB ②			3	1	1	0	1	0	2
Hal McRae, R OBP: 0.328, SLG: 0.443 (1, 10)		0-0 6-3 ①		0-0 2B 1B ②		0-0 F9 ①	0-0 SF8 ②			3	1	1	3	0	0	1
Dane Iorg, L OBP: 0.265, SLG: 0.326 (1, 9) x Darryl Motley, R OBP: 0.265, SLG: 0.407 (6, PR) (7, 9)		0-0 1-4-3 ②		0-0 G3 ②		0-0 1B 1B ③	0-3 K ③			3	0	1	1	0	0	1
Frank White, R OBP: 0.281, SLG: 0.419 (1, 4) x		0-0 F6 ③		0-0 2B ③		0-0 1B 1B ②		0-0 F3 ①		4	0	2	1	0	0	0
Steve Balboni, R OBP: 0.312, SLG: 0.481 (1, 3) x			0-0 4-3 ①	0-0 F8 ③		0-0 F6 ②		0-0 F6 ②		4	0	0	0	0	0	3
John Wathan, R OBP: 0.377, SLG: 0.354 (1, 2) x			4-0 G6-3 BB ①		0-0 6-3 ①	0-0 1B ②		0-0 3B ②		3	0	2	1	1	0	0
Onix Concepcion, R OBP: 0.249, SLG: 0.243 (1, 6) x			0-0 G6-3 ② ③		0-0 2B ③	0-0 F5 ③		0-0 6-3 ③		4	0	1	0	0	0	5

Inning Stats	R: 0	H: 0	E: 0	LOB: 0	K: 0	S: 3	P: 3	R: 0	H: 0	E: 0	LOB: 0	K: 0	S: 3	P: 3	R: 0	H: 0	E: 0	LOB: 0	K: 0	S: 2	P: 6	R: 3	H: 3	E: 0	LOB: 1	K: 0	S: 6	P: 10	R: 0	H: 1	E: 0	LOB: 1	K: 1	S: 6	P: 6	R: 2	H: 4	E: 0	LOB: 3	K: 0	S: 7	P: 7	R: 1	H: 1	E: 0	LOB: 1	K: 1	S: 5	P: 13	R: 0	H: 1	E: 0	LOB: 1	K: 0	S: 4	P: 4
1B: 6	SF: 1	2B: 3	SAC: 0	3B: 1	DP: 1	HR: 0	HBP: 0	1B: 6	SF: 1	2B: 3	SAC: 0	3B: 1	DP: 1	HR: 0	HBP: 0	WP: 1	PA: 36	PB: 0	SB: 2	CS: 1																																				

PITCHER	IP	WLS	BF	H	R	ER	SO	BB	IBB	HBP	BLK	WP	HR	S	P	ERA	WHIP
Dan Petry, R ERA: 3.57 (1, 1)	5.2	L	26	8	5	5	1	2	0	0	0	0	0	26	34	7.94	1.765
Aurelio Lopez, R ERA: 4.46 (6, 1)	2.1		10	2	1	1	1	1	1	0	0	1	0	10	18	3.86	1.286

**DETROIT TIGERS @ KANSAS CITY ROYALS**  
 Royals Stadium, Kansas City, MO

Thu Aug 08 1985, 8:05 PM EDT  
 Att. 35,585 - Unknown

AB	31
R	6
H	10
RBI	6
BB	4
SO	2
LOB	15

livebaseballscores.com



Batter	1	2	3	4	5	6	7	8	9	AB R H RBI BB SO LOB	TOP											
Damaso Garcia, R (1, 4) OBP: 0.310, SLG: 0.377	0-0 F9		0-0 F9			0-0 F4		0-0 FC6-4 2-3 1B		4 0 1 0 0 0 1	<b>Toronto Blue Jays @ Kansas City Royals</b> Royals Stadium, Kansas City, MO Fri Aug 09 1985, 8:05 PM EDT Att. 25,868 - Unknown <a href="http://livebaseballscorecards.com">livebaseballscorecards.com</a>											
Lloyd Moseby, L (1, 8) OBP: 0.336, SLG: 0.383	0-0 4-3		0-0 FC6-4			0-0 FC6-4 1B		0-0 SF7		3 0 1 1 0 0 1												
Jeff Burroughs, R (1, 10) OBP: 0.370, SLG: 0.424	0-3 K		0-0 FC6-4			0-0 F8		0-0 F9		4 0 0 0 0 1 3												
George Bell, R (1, 7) OBP: 0.331, SLG: 0.501		1-0 1B 2-3 HBP		0-0 FC6-4 1B		0-0 FC6-4		0-0 FC6-4		3 1 1 0 0 0 2												
Jesse Barfield, R (1, 9) OBP: 0.358, SLG: 0.492		0-0 2-3 1B		0-3 K		0-0 6-3		0-0 F2		4 0 1 0 0 1 1												
Cecil Fielder, R (1, 3) OBP: 0.381, SLG: 0.421		0-0 2-3		0-0 G6-4-3		0-0 1B		0-0 F6		3 0 1 1 0 0 2												
Willie Upshaw, L (7, PR) OBP: 0.336, SLG: 0.421		1-2 3-H		1-2f						1 0 0 0 0 0 0												
Garth Iorg, R (1, 5) OBP: 0.369, SLG: 0.424		0-0 6-3				0-0 F8		0-0 F9		4 0 0 0 0 1 2												
Ernie Whitt, L (1, 2) OBP: 0.338, SLG: 0.493		0-3 K				0-0 F8		0-0 F6		3 0 0 0 0 1 2												
Tony Fernandez, S (1, 6) OBP: 0.323, SLG: 0.372			4-0 FC6-4 BB			0-0 4-3		0-0 1B SF7 2B		2 1 1 0 1 0 0												
<b>Inning Stats</b>	R: 0 E: 0 K: 1 S: 5	H: 0 LOB: 0 BB: 0 P: 5	R: 1 E: 0 K: 1 S: 6	H: 1 LOB: 1 BB: 0 P: 7	R: 0 E: 0 K: 0 S: 3	H: 0 LOB: 1 BB: 1 P: 7	R: 0 E: 0 K: 1 S: 5	H: 1 LOB: 0 BB: 0 P: 5	R: 0 E: 0 K: 0 S: 3	H: 0 LOB: 0 BB: 0 P: 3	R: 0 E: 0 K: 0 S: 4	H: 1 LOB: 1 BB: 0 P: 4	R: 0 E: 0 K: 0 S: 4	H: 1 LOB: 1 BB: 0 P: 4	R: 1 E: 0 K: 0 S: 5	H: 2 LOB: 1 BB: 0 P: 5	R: 0 E: 0 K: 1 S: 5	H: 0 LOB: 0 BB: 0 P: 5	1B: 5 2B: 1 3B: 0 HR: 0	SF: 1 SAC: 0 DP: 1 HBP: 1	WP: 0 PB: 0 SB: 0 CS: 0	PA: 34
<b>PITCHER</b> Bud Black, L (1, 1) ERA: 4.0	IP: 9.0 WLS: W BF: 34 H: 6 R: 2 ER: 2 SO: 4 BB: 1 IBB: 0 HBP: 1 BLK: 0 WP: 0 HR: 0 S: 40 P: 45 ERA: 2.00 WHIP: 0.778											<b>PITCHER</b>	IP: 9.0 WLS: W BF: 34 H: 6 R: 2 ER: 2 SO: 4 BB: 1 IBB: 0 HBP: 1 BLK: 0 WP: 0 HR: 0 S: 40 P: 45 ERA: 2.00 WHIP: 0.778									













**TOP**

**Toronto Blue Jays @ Kansas City Royals**  
 Royals Stadium, Kansas City, MO

Sun Aug 11 1985, 4:33 AM EDT  
 Att. 27,457 - Unknown

livebaseballscorecards.com

AB	40
R	5
H	14
RBI	5
BB	2
SO	6
LOB	17



AB R H RBI BB SO LOB

3	0	0	0	0	1	2
0	0	0	0	0	0	0
1	0	1	1	0	0	0
0	0	0	0	1	0	0
5	0	2	0	0	1	1
3	0	2	0	0	0	1
0	0	0	0	0	0	0
2	1	1	1	0	0	2
4	0	2	0	0	0	1
5	1	1	0	0	2	4
5	1	2	1	0	0	3
5	1	1	0	0	1	1
3	0	0	0	0	1	2
1	0	0	0	0	0	0
3	1	2	2	1	0	0

Batter	1	2	3	4	5	6	7	8	9	10
Damaso Garcia, R (1, 4) OBP: 0.307, SLG: 0.373	K		G5-4-3		F5		1B		BB	
Manuel Lee, S (5, 4) OBP: 0.143, SLG: 0.111	K					L5			F9	
Cecil Fielder, R (7, PH) OBP: 0.409, SLG: 0.450										
Rance Mulliniks, L (7, PR) OBP: 0.416, SLG: 0.514										
Lloyd Moseby, L (1, 8) OBP: 0.339, SLG: 0.385	K									
Jeff Burroughs, R (1, 10) OBP: 0.372, SLG: 0.421										
Lou Thornton, L (6, PR) OBP: 0.254, SLG: 0.316										
Al Oliver, L (7, PH) OBP: 0.311, SLG: 0.417	1B									
George Bell, R (1, 7) OBP: 0.333, SLG: 0.498	F8									
Jesse Barfield, R (1, 9) OBP: 0.356, SLG: 0.489										
Garth Iorg, R (1, 5) OBP: 0.369, SLG: 0.436										
Willie Upshaw, L (1, 3) OBP: 0.334, SLG: 0.419										
Gary Allenson, R (1, 2) OBP: 0.154, SLG: 0.192										
Ernie Whitt, L (8, 2) OBP: 0.336, SLG: 0.489										
Tony Fernandez, S (1, 6) OBP: 0.326, SLG: 0.380										

Inning Stats	R: 0	H: 1	R: 0	H: 0	R: 0	H: 0	R: 0	H: 1	R: 2	H: 3	R: 0	H: 2	R: 1	H: 3	R: 0	H: 2	R: 0	H: 0	R: 2	H: 2	
E: 0	LOB: 1	E: 0	LOB: 0	E: 0	LOB: 0	E: 0	LOB: 0	E: 0	LOB: 2	E: 0	LOB: 2	E: 0	LOB: 1	E: 0	LOB: 1	E: 0	LOB: 0	E: 0	LOB: 0	E: 0	LOB: 0
K: 2	BB: 0	K: 0	BB: 0	K: 1	BB: 1	K: 0	BB: 0	K: 1	BB: 0	K: 0	BB: 0	K: 2	BB: 0	K: 0	BB: 1	K: 0	BB: 0	K: 0	BB: 0	K: 0	BB: 0
S: 8	P: 8	S: 3	P: 3	S: 4	P: 8	S: 3	P: 3	S: 6	P: 6	S: 7	P: 7	S: 6	P: 6	S: 8	P: 8	S: 3	P: 7	S: 4	P: 5	S: 1	P: 1

PITCHER	IP	WLS	BF	H	R	ER	SO	BB	IBB	HBP	BLK	WP	HR	S	P	ERA	WHIP
Danny Jackson, L (1, 1) ERA: 3.23	6.2		28	9	3	3	4	1	0	0	0	0	0	35	39	4.05	1.500
Steve Farr, R (7, 1) ERA: 2.84	2.1		10	3	0	0	2	1	0	0	0	0	0	13	17	0.00	1.714
Joe Beckwith, R (10, 1) ERA: 4.55	1.0	L	5	2	2	2	0	0	0	1	0	0	2	4	5	18.00	2.000

1B: 9	SF: 0
2B: 3	SAC: 0
3B: 1	DP: 4
HR: 2	HBP: 1

WP: 0	PA: 43
PB: 0	
SB: 0	
CS: 1	

BOTTOM

Toronto Blue Jays @ Kansas City Royals  
Royals Stadium, Kansas City, MO  
Sun Aug 11 1985, 4:33 AM EDT  
Att: 27,457 - Unknown

livebaseballscorecards.com

AB 40  
R 3  
H 12  
RBI 2  
BB 2  
SO 7  
LOB 16



WP: 0 PA: 42  
PB: 0  
SB: 3  
CS: 0

AB R H RBI BB SO LOB

5 0 1 0 0 0 3

5 1 1 0 0 2 2

5 1 2 1 0 2 1

5 0 1 0 0 0 1

3 1 2 0 0 0 1

1 0 1 0 0 0 0

1 0 0 0 0 1 1

4 0 2 1 0 1 0

4 0 1 0 0 0 2

1 0 0 0 1 0 2

1 0 0 0 0 0 0

0 0 0 0 1 0 0

1B: 10 SF: 0  
2B: 1 SAC: 0  
3B: 0 DP: 2  
HR: 1 HBP: 0

Batter	1	2	3	4	5	6	7	8	9	10
Willie Wilson, S (1, 8) OBP: 0.328, SLG: 0.427	F4	F7			G3		1B		L6	
Lonnie Smith, R (1, 7) OBP: 0.354, SLG: 0.359	1B		5-3		1-3		K		K	
George Brett, L (1, 5) OBP: 0.453, SLG: 0.579	K		4-3		1B			HR		K
Frank White, R (1, 4) OBP: 0.280, SLG: 0.414	E5		F9		F4			F8		1B
Jorge Orta, L (1, 10) OBP: 0.315, SLG: 0.377	G3			1B				2B		K
Hal McRae, R (8, PH) OBP: 0.330, SLG: 0.447										
Lynn Jones, R (8, PR) OBP: 0.245, SLG: 0.275										
Dane Iorg, L (1, 9) OBP: 0.257, SLG: 0.313		6-3						F9		K
Darryl Motley, R (7, 9) OBP: 0.263, SLG: 0.399				1B						
Steve Balboni, R (1, 3) OBP: 0.310, SLG: 0.484		K		1B				2B		
John Wathan, R (1, 2) OBP: 0.370, SLG: 0.348					FC6-4					
Onix Concepcion, R (1, 6) OBP: 0.252, SLG: 0.240									F2	
Dave Leeper, L (7, PH) OBP: 0.278, SLG: 0.274										BB
Greg Pryor, R (8, 6) OBP: 0.278, SLG: 0.274										

Inning Stats	R: 1	H: 1	R: 0	H: 0	R: 0	H: 0	R: 1	H: 3	R: 0	H: 1	R: 0	H: 1	R: 0	H: 1	R: 1	H: 3	R: 0	H: 0	R: 0	H: 1	
E: 1	LOB: 1	E: 0	LOB: 2	E: 0	LOB: 0	E: 0	LOB: 1	E: 0	LOB: 1	E: 0	LOB: 0	E: 0	LOB: 3	E: 0	LOB: 1	E: 0	LOB: 3	E: 0	LOB: 1	E: 0	LOB: 1
K: 1	BB: 0	K: 1	BB: 1	K: 0	BB: 0	K: 0	BB: 0	K: 0	BB: 0	K: 0	BB: 0	K: 1	BB: 0	K: 0	BB: 0	K: 0	BB: 0	K: 1	BB: 1	K: 3	BB: 0
S: 7	P: 7	S: 6	P: 10	S: 3	P: 3	S: 5	P: 5	S: 4	P: 4	S: 3	P: 3	S: 6	P: 6	S: 5	P: 5	S: 5	P: 9	S: 10	P: 10	S: 10	P: 10

PITCHER	IP	WLS	BF	H	R	ER	SO	BB	IBB	HBP	BLK	WP	HR	S	P	ERA	WHIP
Ron Musselman, R (1, 1) ERA: 4.37	3.0		16	5	2	1	2	1	0	0	0	0	0	19	23	3.00	2.000
Dennis Lamp, R (4, 1) ERA: 3.36	4.0		13	3	0	0	1	0	0	0	0	0	0	15	15	0.00	0.750
Gary Lavelle, L (8, 1) ERA: 2.88	0.1		2	1	1	1	0	0	0	0	0	0	1	2	2	27.00	3.000
Tom Henke, R (8, 1) ERA:	2.2	W	11	3	0	0	4	1	0	0	0	0	0	18	22	0.00	1.500

PITCHER	IP	WLS	BF	H	R	ER	SO	BB	IBB	HBP	BLK	WP	HR	S	P	ERA	WHIP
Ron Musselman, R (1, 1) ERA: 4.37	3.0		16	5	2	1	2	1	0	0	0	0	0	19	23	3.00	2.000
Dennis Lamp, R (4, 1) ERA: 3.36	4.0		13	3	0	0	1	0	0	0	0	0	0	15	15	0.00	0.750
Gary Lavelle, L (8, 1) ERA: 2.88	0.1		2	1	1	1	0	0	0	0	0	0	1	2	2	27.00	3.000
Tom Henke, R (8, 1) ERA:	2.2	W	11	3	0	0	4	1	0	0	0	0	0	18	22	0.00	1.500





Batter	1	2	3	4	5	6	7	8	9	AB	R	H	RBI	BB	SO	LOB
Dwight Evans, R OBP: 0.374, SLG: 0.381 (1, 9)	0-0 6-3			0-0 3-1		0-0 5-3		4-0 1B BB		3	0	0	0	1	0	1
Wade Boggs, L OBP: 0.442, SLG: 0.466 (1, 5)	0-3 K			0-3 K		0-0 1B 1B		0-0 1-3 1B		4	0	2	0	0	2	0
Jim Rice, R OBP: 0.322, SLG: 0.434 (1, 7)	0-0 5-3			0-0 1B		0-0 1-2 1B		0-3 K		4	0	2	1	0	1	2
Bill Buckner, L OBP: 0.310, SLG: 0.443 (1, 3)		0-0 L9		0-0 F8		0-0 F9			0-0 2B E 1B	4	1	1	0	0	0	3
Mike Easler, L OBP: 0.327, SLG: 0.421 (1, 10)		0-0 F7			0-0 4-1				0-0 L3	4	0	0	0	0	1	1
Tony Armas, R OBP: 0.247, SLG: 0.485 (1, 8)		0-0 1-3			0-0 4-3				0-0 6-3	4	0	0	0	0	0	1
Rich Gedman, L OBP: 0.378, SLG: 0.486 (1, 2)			0-0 G6-3 1B		0-0 F8				0-0 2B	4	0	2	1	0	1	0
Ed Jurak, R OBP: 0.143, SLG: 0.143 (9, PR)										0	0	0	0	0	0	0
Marty Barrett, R OBP: 0.356, SLG: 0.361 (1, 4)			0-0 G6-3 1-2f			0-0 G3		0-3 K	0-3 K	4	0	0	0	0	2	2
Jackie Gutierrez, R OBP: 0.280, SLG: 0.287 (1, 6)						4-0 1B 5-3 1B BB		0-0 F9		1	1	0	0	1	0	0
Steve Lyons, L OBP: 0.335, SLG: 0.342 (8, PH) (9, 6)			0-0 4-3							1	0	0	0	0	0	0

BOTTOM

**Kansas City Royals @ Boston Red Sox**  
 Fenway Park, Boston, MA  
 Mon Aug 12 1985, 7:05 PM EDT  
 Att. 22,843 - Unknown

livebaseballscorecards.com

AB	33
R	2
H	7
RBI	2
BB	2
SO	7
LOB	10



Inning Stats	R: 0	H: 0	E: 0	LOB: 0	K: 1	BB: 0	S: 5	P: 5	R: 0	H: 0	E: 0	LOB: 0	K: 0	BB: 0	S: 3	P: 3	R: 0	H: 1	E: 0	LOB: 0	K: 0	BB: 0	S: 3	P: 3	R: 0	H: 1	E: 0	LOB: 1	K: 1	BB: 0	S: 6	P: 6	R: 0	H: 0	E: 0	LOB: 0	K: 0	BB: 0	S: 3	P: 3	R: 1	H: 2	E: 0	LOB: 2	K: 0	BB: 1	S: 5	P: 9	R: 0	H: 0	E: 0	LOB: 0	K: 2	BB: 0	S: 7	P: 7	R: 0	H: 1	E: 0	LOB: 2	K: 2	BB: 1	S: 8	P: 12	R: 1	H: 2	E: 1	LOB: 1	K: 1	BB: 0	S: 7	P: 7	1B: 6	SF: 0	2B: 1	SAC: 0	3B: 0	DP: 1	HR: 0	HBP: 0	WP: 0	PA: 35
--------------	------	------	------	--------	------	-------	------	------	------	------	------	--------	------	-------	------	------	------	------	------	--------	------	-------	------	------	------	------	------	--------	------	-------	------	------	------	------	------	--------	------	-------	------	------	------	------	------	--------	------	-------	------	------	------	------	------	--------	------	-------	------	------	------	------	------	--------	------	-------	------	-------	------	------	------	--------	------	-------	------	------	-------	-------	-------	--------	-------	-------	-------	--------	-------	--------

PITCHER	IP	WLS	BF	H	R	ER	SO	BB	IBB	HBP	BLK	WP	HR	S	P	ERA	WHIP
Mark Gubicza, R ERA: 3.7 (1, 1)	7.2	W	29	5	1	1	5	2	0	0	0	0	0	37	45	1.17	0.913
Dan Quisenberry, R ERA: 2.52 (8, 1)	1.1	S	6	2	1	0	2	0	0	0	0	0	0	10	10	0.00	1.500



Batter	1	2	3	4	5	6	7	8	9	AB R H RBI BB SO LOB	TOP	
Willie Wilson, S (1, 8) OBP: 0.328, SLG: 0.425	0-0 1B 1B		0-0 F8	0-3 K		0-0 CS 1B 1B	0-0 FC6-2 FC6-4			5 0 2 0 0 1 4		
Lonnie Smith, R (1, 7) OBP: 0.354, SLG: 0.359 Lynn Jones, R (7, 7) OBP: 0.242, SLG: 0.272	0-0 F9		0-0 F4		0-0 F3	0-0 CS 1B 1B	0-0 FC6-4			5 1 1 0 0 0 3 0 0 0 0 0 0 0		
George Brett, L (1, 5) OBP: 0.455, SLG: 0.586	0-0 1-3 1B		0-0 FC5 BB 1B		0-0 1B 2B	0-3 K		0-0 1B 3B		5 2 4 0 0 1 2		
Hal McRae, R (1, 10) OBP: 0.346, SLG: 0.453	4-0 BB BB BB		4-0 1-2 BB		4-0 1B HR BB	0-0 1-2 1B 1B		0-0 G6-4-3 1B		2 1 2 2 3 0 0		
Frank White, R (1, 4) OBP: 0.276, SLG: 0.407	0-3 K		0-0 FC5 2-3f		0-3 K	0-0 1-2 1B		0-0 G6-4-3		5 0 1 0 0 2 8		
Steve Balboni, R (1, 3) OBP: 0.309, SLG: 0.477	0-0 F3			4-0 BB 1B BB	0-0 1-3 2-H HR 1B	0-0 1-3 1B		0-0 F9		4 1 1 1 1 0 5		
Darryl Motley, R (1, 9) OBP: 0.265, SLG: 0.411		0-0 F3		0-0 6 BB 1B	0-0 2-H 3-H HR		0-3 K		0-0 4-3	5 1 2 3 0 1 0		
Jim Sundberg, R (1, 2) OBP: 0.311, SLG: 0.397		0-3 K		4-0 1-2 2-3 BB	0-0 2B		0-0 1B FC6-2 1B		0-3 K	4 0 2 0 1 2 0		
Onix Concepcion, R (1, 6) OBP: 0.252, SLG: 0.241		0-0 6-3		0-0 6 2-3f	0-0 3-1		0-0 1-3 FC6-2 1B		0-0 F2	5 0 1 0 0 0 4		
<b>Inning Stats</b>	R: 0 E: 0 K: 1 S: 7 H: 2 LOB: 3 BB: 1 P: 11	R: 0 E: 0 K: 1 S: 5 H: 0 LOB: 0 BB: 0 P: 5	R: 0 E: 0 K: 0 S: 4 H: 1 LOB: 2 BB: 1 P: 8	R: 0 E: 0 K: 1 S: 5 H: 1 LOB: 2 BB: 2 P: 13	R: 4 E: 0 K: 1 S: 9 H: 4 LOB: 1 BB: 1 P: 13	R: 1 E: 0 K: 1 S: 8 H: 4 LOB: 2 BB: 0 P: 8	R: 0 E: 0 K: 1 S: 7 H: 2 LOB: 2 BB: 0 P: 7	R: 1 E: 0 K: 0 S: 4 H: 2 LOB: 0 BB: 0 P: 4	R: 0 E: 0 K: 1 S: 5 H: 0 LOB: 0 BB: 0 P: 5	1B: 12 2B: 3 3B: 1 HR: 1 SF: 0 SAC: 0 DP: 2 HBP: 0	WP: 0 PB: 0 SB: 0 CS: 2 PA: 45	
<b>PITCHER</b>	IP WLS BF H R ER SO BB IBB HBP BLK WP HR S P ERA WHIP											
Bob Ojeda, L (1, 1) ERA: 4.45	5.2 L 31 11 5 5 5 5 5 0 0 0 0 0 1 36 56 7.94 2.824											
Mike Trujillo, R (6, 1) ERA: 5.4	2.1 11 5 1 1 1 0 0 0 0 0 0 0 0 13 13 3.86 2.143											
Bob Stanley, R (9, 1) ERA: 2.72	1.0 3 0 0 0 0 1 0 0 0 0 0 0 0 5 5 0.00 0.000											

**Kansas City Royals @ Boston Red Sox**  
 Fenway Park, Boston, MA  
 Tue Aug 13 1985, 7:05 PM EDT  
 Att: 23,189 - Unknown

livebaseballscorecards.com

**AB 40**  
**R 6**  
**H 16**  
**RBI 6**  
**BB 5**  
**SO 7**  
**LOB 26**



Batter	1	2	3	4	5	6	7	8	9	AB R H RBI BB SO LOB
Marty Barrett, R (1, 4) OBP: 0.354, SLG: 0.359	0-3 K	0-3 K			0-0 3		0-0 1-3		0-0 1B	5 0 1 0 0 2 3
Wade Boggs, L (1, 5) OBP: 0.441, SLG: 0.474	0-3 K		0-0 SH3 2B		0-0 HR		0-0 G3		0-0 F7	5 1 2 1 0 1 2
Dwight Evans, R (1, 9) OBP: 0.376, SLG: 0.385	0-0 1B		0-0 SH3 2B		0-0 2B		0-0 F4			3 0 2 0 0 0 1
Rich Gedman, L (1, 2) OBP: 0.376, SLG: 0.482	0-0 4-3		0-0 F5		0-0 F8			4-0 FC6-4 BB		3 0 0 0 1 0 3
Bill Buckner, L (1, 3) OBP: 0.310, SLG: 0.446		0-0 SF7 3B	0-0 F8		0-0 F7			0-0 FC6-4		4 1 1 0 0 0 2
Tony Armas, R (1, 10) OBP: 0.243, SLG: 0.479		0-0 SF7		0-3 K		0-0 4-3		0-0 F9		3 0 0 1 0 1 1
Mike Easler, L (1, 7) OBP: 0.328, SLG: 0.422		0-0 E 4-3 1B		0-3 K		0-0 1B		0-3 K		4 1 2 0 0 2 1
Steve Lyons, L (1, 8) OBP: 0.333, SLG: 0.340		0-0 E9 4-3 1B		0-0 G3		0-3 K			0-0 B1-3	4 0 1 0 0 1 1
Jackie Gutierrez, R (1, 6) Tim Lollar, L (9, PH)		0-0 4-3			0-0 1B		0-0 G3 1-3 1B		0-0 F5	3 0 2 1 0 0 1 1 0 0 0 0 0 0

Inning Stats	R: 0	H: 1	E: 0	K: 2	S: 8	H: 1	LOB: 1	BB: 0	P: 8	R: 2	H: 3	E: 1	K: 1	S: 8	R: 0	H: 1	E: 0	K: 0	S: 4	R: 0	H: 0	E: 0	K: 2	S: 7	R: 1	H: 3	E: 0	K: 0	S: 5	R: 0	H: 1	E: 0	K: 1	S: 6	R: 0	H: 1	E: 0	K: 0	S: 4	R: 0	H: 0	E: 0	K: 1	S: 5	R: 0	H: 1	E: 0	K: 1	S: 4	R: 0	H: 1	E: 0	K: 0	S: 4	R: 0	H: 1	E: 0	K: 0	S: 4	1B: 7	SF: 1	2B: 3	3B: 1	HR: 1	WP: 0	PB: 0	SB: 1	CS: 0	PA: 38
--------------	------	------	------	------	------	------	--------	-------	------	------	------	------	------	------	------	------	------	------	------	------	------	------	------	------	------	------	------	------	------	------	------	------	------	------	------	------	------	------	------	------	------	------	------	------	------	------	------	------	------	------	------	------	------	------	------	------	------	------	------	-------	-------	-------	-------	-------	-------	-------	-------	-------	--------

PITCHER	IP	WLS	BF	H	R	ER	SO	BB	IBB	HBP	BLK	WP	HR	S	P	ERA	WHIP
Bret Saberhagen, R (1, 1) ERA: 2.92	5.2	W	25	9	3	3	5	0	0	0	0	0	1	35	35	4.76	1.588
Steve Farr, R (6, 1) ERA: 2.08	2.1		9	1	0	0	2	1	0	0	0	0	0	12	16	0.00	0.857
Dan Quisenberry, R (9, 1) ERA: 2.49	1.0	S	4	1	0	0	0	0	0	0	0	0	0	4	4	0.00	1.000

BOTTOM

Kansas City Royals @ Boston Red Sox  
Fenway Park, Boston, MA  
Tue Aug 13 1985, 7:05 PM EDT  
Att. 23,189 - Unknown

livebaseballscorecards.com

AB	35
R	3
H	11
RBI	3
BB	1
SO	7
LOB	15





Batter	1	2	3	4	5	6	7	8	9	AB R H RBI BB SO LOB	TOP																								
Willie Wilson, S OBP: 0.325, SLG: 0.422 (1, 8) X	0-0 5-3	0-0 F7			0-0 6-3			0-3 K		4 0 0 0 0 1 3	<b>Kansas City Royals @ Boston Red Sox</b> Fenway Park, Boston, MA Wed Aug 14 1985, 7:05 PM EDT Att: 22,870 - Unknown																								
Lonnie Smith, R OBP: 0.353, SLG: 0.360 (1, 7) X	0-0 F9		0-0 HR 2B		0-0 F9			0-0 F6		4 0 1 0 0 0 1																									
George Brett, L OBP: 0.454, SLG: 0.582 (1, 5) X	0-0 FC6-4 1B		0-3 K			0-0 L6		0-0 4-3		4 0 1 0 0 1 2																									
Hal McRae, R OBP: 0.344, SLG: 0.465 (1, 10) X	0-0 FC6-4 1-2f		0-0 2-3 HR		0-0 5-3			0-0 3-1		4 1 1 1 0 0 1																									
Frank White, R OBP: 0.278, SLG: 0.415 (1, 4) X		0-0 1B 1B 1B	0-0 5-3		0-3 K			0-0 HR		4 2 2 1 0 1 0																									
Steve Balboni, R OBP: 0.308, SLG: 0.475 (1, 3) X		0-0 1-3 1B		0-3 K			0-0 F6	0-0 5-3		4 0 1 0 0 1 0																									
Darryl Motley, R OBP: 0.262, SLG: 0.405 (1, 9) X		0-0 5-3		0-0 L6			0-0 F8	0-0 5-3		4 0 0 0 0 0 1																									
Jim Sundberg, R OBP: 0.311, SLG: 0.395 (1, 2) X		4-0 1B BB		0-0 6-3			0-0 F8			2 0 0 0 1 0 0																									
Onix Concepcion, R OBP: 0.257, SLG: 0.246 (1, 6) X		0-0 1-2 3-H 1B		0-3 K				0-0 1B		3 0 2 1 0 1 0																									
<b>Inning Stats</b>	R: 0 E: 0 K: 0 S: 4 H: 1 LOB: 1 BB: 0 P: 4	R: 1 E: 0 K: 0 S: 5 H: 3 LOB: 2 BB: 1 P: 9	R: 1 E: 0 K: 1 S: 6 H: 2 LOB: 0 BB: 0 P: 6	R: 0 E: 0 K: 1 S: 5 H: 0 LOB: 0 BB: 0 P: 5	R: 0 E: 0 K: 1 S: 5 H: 0 LOB: 0 BB: 0 P: 5	R: 0 E: 0 K: 1 S: 5 H: 0 LOB: 0 BB: 0 P: 5	R: 0 E: 0 K: 0 S: 3 H: 0 LOB: 0 BB: 0 P: 3	R: 0 E: 0 K: 1 S: 6 H: 1 LOB: 1 BB: 0 P: 6	R: 1 E: 0 K: 0 S: 4 H: 1 LOB: 0 BB: 0 P: 4	1B: 5 2B: 1 3B: 0 HR: 2 SF: 0 SAC: 0 DP: 0 HBP: 0	WP: 0 PB: 0 SB: 0 CS: 0 PA: 34																								
<b>PITCHER</b> Bruce Hurst, L ERA: 4.87 (1, 1)	IP 9.0	WLS W	BF 34	H 8	R 3	ER 3	SO 5	BB 1	IBB 0	HBP 0	BLK 0	WP 0	HR 2	S 43	P 47	ERA 3.00	WHIP 1.000	<b>PITCHER</b>	IP 9.0	WLS W	BF 34	H 8	R 3	ER 3	SO 5	BB 1	IBB 0	HBP 0	BLK 0	WP 0	HR 2	S 43	P 47	ERA 3.00	WHIP 1.000

livebaseballscorecards.com

<b>AB</b>	<b>33</b>
<b>R</b>	<b>3</b>
<b>H</b>	<b>8</b>
<b>RBI</b>	<b>3</b>
<b>BB</b>	<b>1</b>
<b>SO</b>	<b>5</b>
<b>LOB</b>	<b>8</b>







**Kansas City Royals @ Toronto Blue Jays**  
 Exhibition Stadium, Toronto, ON

Fri Aug 16 1985, 7:05 PM EDT  
 Att: 38,269 - Unknown

[livebaseballscorecards.com](http://livebaseballscorecards.com)

<b>AB</b>	36
<b>R</b>	4
<b>H</b>	13
<b>RBI</b>	4
<b>BB</b>	3
<b>SO</b>	3
<b>LOB</b>	20



WP:	1	PA:	39
PB:	0		
SB:	0		
CS:	1		

Batter	1	2	3	4	5	6	7	8	9	AB R H RBI BB SO LOB											
<b>Lonnie Smith, R</b> (1, 7) OBP: 0.356, SLG: 0.364	0-0 1B 1B	0-0 F9			0-0 FC4-6 1B 1B		0-0 CS 1B		0-0 F8	5 2 3 0 0 0 0											
<b>Lynn Jones, R</b> (1, 8) OBP: 0.269, SLG: 0.299	0-0 1B 1B	0-0 1B 1B			0-0 FC4-6 1B		0-0 BB WP 1B		0-0 4-3	5 1 4 0 0 0 0											
<b>George Brett, L</b> (1, 5) OBP: 0.453, SLG: 0.579	0-0 F6	0-0 1B			0-0 FC4-6 1B		4-0 BB IBB		0-0 F9	4 0 1 0 1 0 4											
<b>Hal McRae, R</b> (1, 10) OBP: 0.352, SLG: 0.468	0-0 1B 2B 1B				0-0 FC6-4 1B		4-0 BB			3 1 2 2 1 0 0											
<b>Frank White, R</b> (1, 4) OBP: 0.276, SLG: 0.411	0-0 F7				0-0 K		0-3 K			4 0 0 0 0 2 7											
<b>Steve Balboni, R</b> (1, 3) OBP: 0.308, SLG: 0.473	0-0 2B 1B				0-0 FC6-4		0-0 F6			4 0 1 1 0 0 5											
<b>Darryl Motley, R</b> (1, 9) OBP: 0.265, SLG: 0.410	0-0 2B				0-0 5-3		0-0 G4-6-3 1B		0-0 6-3	4 0 2 1 0 0 0											
<b>Jim Sundberg, R</b> (1, 2) OBP: 0.311, SLG: 0.391	0-3 K				0-0 6-3		0-0 G4-6-3		4-0 G5-4-3 BB	3 0 0 0 1 1 3											
<b>Onix Concepcion, R</b> (1, 6) OBP: 0.253, SLG: 0.242		0-0 1-3			0-0 5-3		0-0 5-3		0-0 G5-4-3	4 0 0 0 0 0 1											
<b>Inning Stats</b>	R: 3 E: 0 K: 1 S: 10	H: 5 LOB: 2 BB: 0 P: 10	R: 0 E: 0 K: 0 S: 4	H: 2 LOB: 2 BB: 0 P: 4	R: 0 E: 0 K: 0 S: 3	H: 0 LOB: 0 BB: 0 P: 3	R: 0 E: 0 K: 0 S: 3	H: 0 LOB: 0 BB: 0 P: 3	R: 1 E: 0 K: 1 S: 8	H: 3 LOB: 2 BB: 0 P: 8	R: 0 E: 0 K: 0 S: 3	H: 1 LOB: 0 BB: 0 P: 3	R: 0 E: 0 K: 1 S: 6	H: 2 LOB: 3 BB: 2 P: 14	R: 0 E: 0 K: 0 S: 2	H: 0 LOB: 0 BB: 1 P: 6	R: 0 E: 0 K: 0 S: 3	H: 0 LOB: 0 BB: 0 P: 3	1B: 12 2B: 1 3B: 0 HR: 0	SF: 0 SAC: 0 DP: 2 HBP: 0	WP: 1 PA: 39
<b>PITCHER</b>	IP WLS BF H R ER SO BB IBB HBP BLK WP HR S P ERA WHIP																				
<b>Jimmy Key, L</b> (1, 1) ERA: 2.82	4.1 L 22 10 4 4 1 0 0 0 0 0 0 0 24 24 8.31 2.308																				
<b>Jim Acker, R</b> (5, 1) ERA: 3.0	2.2 11 3 0 0 2 1 1 0 0 1 0 13 21 0.00 1.500																				
<b>Ron Musselman, R</b> (8, 1) ERA: 4.28	1.0 3 0 0 0 0 1 0 0 0 0 0 2 6 0.00 1.000																				
<b>Bill Caudill, R</b> (9, 1) ERA: 3.48	1.0 3 0 0 0 0 0 0 0 0 0 0 3 3 0.00 0.000																				





Batter	1	2	3	4	5	6	7	8	9	AB R H RBI BB SO LOB	TOP									
Willie Wilson, S (1, 8) OBP: 0.329, SLG: 0.424	0-0 WP S SF7 1B		0-0 4-3 1B			0-0 3-1		0-0 1B 1B		4 2 3 1 0 0 0	<b>Kansas City Royals @ Toronto Blue Jays</b> Exhibition Stadium, Toronto, ON Sat Aug 17 1985, 3:33 AM EDT Att: 42,313 - Unknown <a href="http://livebaseballscorecards.com">livebaseballscorecards.com</a>									
Lonnie Smith, R (1, 7) Lynn Jones, R (8, 7) OBP: 0.355, SLG: 0.362 OBP: 0.269, SLG: 0.299	0-0 L1 1-3		0-0 4-3 1-2f			0-3 K		0-0 1B		4 0 1 2 0 1 2 0 0 0 0 0 0 0										
George Brett, L (1, 5) OBP: 0.451, SLG: 0.576	0-0 SF7 3-H			0-0 1-3			0-0 4-3	4-0 1B IBB		2 0 0 1 1 0 0										
Hal McRae, R (1, 10) OBP: 0.345, SLG: 0.458	0-0 6-3			0-3 K			0-3 K	0-0 1-3		4 0 0 0 0 2 2										
Dane Iorg, L (1, 9) Darryl Motley, R (8, 9) OBP: 0.261, SLG: 0.333 OBP: 0.264, SLG: 0.408		0-0 SH3-6 2B		0-0 F9			0-0 F9		0-3 K	3 0 1 0 0 0 0 1 0 0 0 0 1 0										
Frank White, R (1, 4) OBP: 0.276, SLG: 0.410		0-0 SH3-6 2-3			0-0 5-3			0-0 1B 1B	0-3 K	3 1 1 0 0 1 0										
Steve Balboni, R (1, 3) OBP: 0.305, SLG: 0.469		0-3 K			0-0 6-3			0-0 F3	0-0 F4	4 0 0 0 0 1 2										
John Wathan, R (1, 2) Jorge Orta, L (8, PH) Jim Sundberg, R (8, 2) OBP: 0.361, SLG: 0.338 OBP: 0.320, SLG: 0.378 OBP: 0.311, SLG: 0.391		0-3 K			0-0 4-3			0-0 1B 1B		2 0 0 0 0 1 1 1 1 1 0 0 0 0 0 0 0 0 0 0 0										
Onix Concepcion, R (1, 6) Dave Leeper, L (8, PH) Buddy Biancalana, S (8, 6) OBP: 0.251, SLG: 0.240 OBP: 0.223, SLG: 0.198			0-0 F9			0-0 L7		0-0 F7		2 0 0 0 0 0 0 1 0 0 0 0 0 2 0 0 0 0 0 0 0										
<b>Inning Stats</b>	R: 1 E: 0 K: 0 S: 4	H: 1 LOB: 0 BB: 0 P: 4	R: 0 E: 0 K: 2 S: 8	H: 1 LOB: 1 BB: 0 P: 8	R: 0 E: 0 K: 0 S: 3	H: 1 LOB: 0 BB: 0 P: 3	R: 0 E: 0 K: 1 S: 5	H: 0 LOB: 0 BB: 0 P: 5	R: 0 E: 0 K: 1 S: 5	H: 0 LOB: 0 BB: 0 P: 5		R: 0 E: 0 K: 1 S: 5	H: 0 LOB: 0 BB: 0 P: 5	R: 3 E: 0 K: 1 S: 7	H: 4 LOB: 2 BB: 1 P: 11	R: 0 E: 0 K: 2 S: 7	H: 0 LOB: 0 BB: 0 P: 7	1B: 6 2B: 2 3B: 0 HR: 0	SF: 1 SAC: 1 DP: 1 HBP: 0	WP: 1 PB: 0 SB: 1 CS: 0
<b>PITCHER</b>	IP WLS BF H R ER SO BB IBB HBP BLK WP HR S P ERA WHIP																			
Doyle Alexander, R (1, 1) ERA: 3.96	7.2 L 29 7 4 4 5 0 0 0 0 1 0 39 39 4.70 0.913																			
Tom Henke, R (8, 1) ERA:	1.1 5 0 0 0 2 0 1 0 0 0 0 8 12 0.00 0.000																			







Batter	1	2	3	4	5	6	7	8	9	AB	R	H	RBI	BB	SO	LOB
Tony Fernandez, S OBP: 0.327, SLG: 0.383 (1, 6)	0-0 1-3	0-0 G3		0-0 2B	0-0 F6		0-0 CS	0-0 E		5	2	2	0	0	0	3
Lloyd Moseby, L OBP: 0.349, SLG: 0.400 (1, 8)	4-0 S HR BB	0-0 5-3-2		0-0 1B SF8 2B		4-0 E SF7 BB		0-0 F5		3	3	1	1	2	0	3
Rance Mulliniks, L OBP: 0.401, SLG: 0.502 (1, 5)	0-0 6-3		0-0 F8	0-0 1B		0-0 F8		0-0 E7		5	0	1	0	0	0	2
George Bell, R OBP: 0.331, SLG: 0.496 (1, 7)	0-0 HR		4-0 BB 1B 3B BB	0-0 SF8		0-0 SF7		0-3 K		2	2	1	4	1	1	1
Al Oliver, L OBP: 0.301, SLG: 0.397 (1, 10)	4-0 2B BB		0-0 BB 3B 1B	0-3 K		0-0 F7		0-0 6-3		4	1	1	0	1	1	2
Willie Upshaw, L OBP: 0.338, SLG: 0.431 (1, 3)	0-0 1-3 2B		4-0 BB 3B BB	0-0 F7			0-0 HR			3	2	2	1	1	0	1
Ernie Whitt, L OBP: 0.339, SLG: 0.495 (1, 2)	0-0 F7		0-3 K		4-0 BB		0-0 F9			3	0	0	0	1	1	5
Jesse Barfield, R OBP: 0.360, SLG: 0.501 (1, 9)		0-0 G3 5-3-2 2B	0-0 BB 3B	0-0 F4		0-0 CS 1B				4	0	3	3	0	0	1
Garth Iorg, R OBP: 0.354, SLG: 0.414 (1, 4)		4-0 G3 BB	0-0 4-3	0-0 F8		0-3 K				3	0	0	0	1	1	3

Inning Stats		R: 2	H: 2	E: 0	K: 0	S: 5	R: 0	H: 1	E: 0	K: 0	S: 3	R: 0	H: 2	E: 0	K: 1	S: 7	R: 2	H: 3	E: 0	K: 1	S: 8	R: 0	H: 0	E: 0	K: 0	S: 3	R: 1	H: 0	E: 0	K: 0	S: 3	R: 1	H: 2	E: 0	K: 1	S: 6	R: 1	H: 1	E: 1	K: 1	S: 7					
PITCHER		IP	WLS	BF	H	R	ER	SO	BB	IBB	HBP	BLK	WP	HR	S	P	ERA	WHIP	PITCHER										IP	WLS	BF	H	R	ER	SO	BB	IBB	HBP	BLK	WP	HR	S	P	ERA	WHIP	
Mark Gubicza, R ERA: 4.0 (1, 1)	2.2	L	17	5	5	5	5	1	5	0	0	0	0	1	14	34	16.88	3.750											2.2		13	3	3	2	1	2	0	0	0	0	0	0	13	21	6.75	1.875
Mike Jones, L ERA: 4.67 (3, 1)	2.2		13	3	3	2	1	1	2	0	0	0	0	0	8	8	5.40	1.200											1.2		6	2	1	1	1	0	0	0	0	0	0	7	7	0.00	1.000	
Steve Farr, R ERA: 2.61 (6, 1)	1.0		5	1	1	0	1	1	0	0	0	0	0	0	7	7	0.00	1.000											1.0		5	1	1	0	1	0	0	0	0	0	0	7	7	0.00	1.000	
Joe Beckwith, R ERA: 5.18 (8, 1)	1.0		5	1	1	0	1	1	0	0	0	0	0	0	7	7	0.00	1.000											1.0		5	1	1	0	1	0	0	0	0	0	7	7	0.00	1.000		


**BOTTOM**

**Kansas City Royals @ Toronto Blue Jays**  
Exhibition Stadium, Toronto, ON

Sun Aug 18 1985, 3:33 AM EDT  
Att. 37,458 - Unknown

livebaseballscorecards.com

AB	32
R	10
H	11
RBI	9
BB	7
SO	4
LOB	21



WP: 0	PA: 42
PB: 0	
SB: 2	
CS: 1	



Batter	1	2	3	4	5	6	7	8	9	10	AB R H RBI BB SO LOB	TOP											
Lou Whitaker, L (1, 4) OBP: 0.385, SLG: 0.499	0-0 2B 1B		0-0 B1			0-0 1B		0-0 4-3			4 1 2 0 0 0 0	<b>Detroit Tigers @ Kansas City Royals</b> Royals Stadium, Kansas City, MO Mon Aug 19 1985, 8:05 PM EDT Att. 20,929 - Unknown											
Darrell Evans, L (1, 10) OBP: 0.354, SLG: 0.492	0-3 K		0-0 F5			0-0 F9		0-0 F5			4 0 0 0 0 1 2												
Kirk Gibson, L (1, 9) OBP: 0.363, SLG: 0.514	0-3 K			0-0 F8		0-3 K		0-0 F8			4 0 0 0 0 2 2												
Lance Parrish, R (1, 2) OBP: 0.320, SLG: 0.456	0-0 1-H 2B			0-3 K		0-0 F9		0-0 F7			4 0 1 1 0 1 1												
Nelson Simmons, S (1, 7) OBP: 0.331, SLG: 0.504	0-0 F8			0-0 F7			0-0 L7		0-0 3-1		4 0 0 0 0 0 1												
Chet Lemon, R (1, 8) OBP: 0.318, SLG: 0.388		0-0 5-3			0-0 3-1		0-0 5-3		0-0 6-3		4 0 0 0 0 0 0												
Alan Trammell, R (1, 6) OBP: 0.315, SLG: 0.379		0-3 K			0-3 K		0-3 K		0-0 1B		4 0 1 0 0 3 0												
Dave Bergman, L (1, 3) OBP: 0.268, SLG: 0.250		0-0 4-3			4-0 BB			0-0 4-3		0-0 F8	3 0 0 0 1 0 1												
Tom Brookens, R (1, 5) OBP: 0.283, SLG: 0.373			0-0 3-1		0-0 5-3			0-0 F7			3 0 0 0 0 0 1												
<b>Inning Stats</b>	R: 1 E: 0 K: 2 S: 9	H: 2 LOB: 1 BB: 0 P: 9	R: 0 E: 0 K: 1 S: 5	H: 0 LOB: 0 BB: 0 P: 5	R: 0 E: 0 K: 0 S: 3	H: 0 LOB: 0 BB: 0 P: 3	R: 0 E: 0 K: 1 S: 5	H: 0 LOB: 1 BB: 1 P: 9	R: 0 E: 0 K: 1 S: 6	H: 1 LOB: 1 BB: 0 P: 6	R: 0 E: 0 K: 1 S: 5		H: 0 LOB: 0 BB: 0 P: 5	R: 0 E: 0 K: 0 S: 3	H: 0 LOB: 0 BB: 0 P: 3	R: 0 E: 0 K: 0 S: 3	R: 0 E: 0 K: 0 S: 4	H: 1 LOB: 1 BB: 0 P: 4	R: 0 E: 0 K: 0 S: 4	H: 1 LOB: 1 BB: 0 P: 4	1B: 3 2B: 1 3B: 0 HR: 0	SF: 0 SAC: 0 DP: 0 HBP: 0	WP: 0 PB: 0 SB: 0 CS: 0
<b>PITCHER</b> Bret Saberhagen, R (1, 1) ERA: 2.8	IP 10.0 WLS W BF 35 H 4 R 1 ER 1 SO 7 BB 1 IBB 0 HBP 0 BLK 0 WP 0 HR 0 S 48 P 52 ERA 0.90 WHIP 0.500											<b>PITCHER</b> IP 10.0 WLS W BF 35 H 4 R 1 ER 1 SO 7 BB 1 IBB 0 HBP 0 BLK 0 WP 0 HR 0 S 48 P 52 ERA 0.90 WHIP 0.500											

livebaseballscorecards.com

AB	34
R	1
H	4
RBI	1
BB	1
SO	7
LOB	8



BOTTOM

Detroit Tigers @ Kansas City Royals  
Royals Stadium, Kansas City, MO  
Mon Aug 19 1985, 8:05 PM EDT  
Att: 20,929 - Unknown

livebaseballscorecards.com

AB 32  
R 2  
H 4  
RBI 2  
BB 3  
SO 5  
LOB 11



WP: 2 PA: 36  
PB: 0  
SB: 2  
CS: 0

AB R H RBI BB SO LOB

4 0 0 1 0 1 1

3 0 1 0 1 0 1

4 0 1 0 0 1 2

3 0 0 0 1 1 2

3 0 0 0 0 0 2

0 0 0 0 0 0 0

1 0 0 0 0 0 1

0 0 0 0 0 0 0

4 0 0 0 0 1 1

4 0 1 0 0 0 0

0 1 0 0 0 0 0

2 0 0 0 1 1 0

3 1 1 0 0 0 1

1 0 0 1 0 0 0

1B: 2 SF: 0

2B: 1 SAC: 1

3B: 1 DP: 0

HR: 0 HBP: 0

1B: 2 SF: 0

2B: 1 SAC: 1

3B: 1 DP: 0

HR: 0 HBP: 0

1B: 2 SF: 0

2B: 1 SAC: 1

3B: 1 DP: 0

HR: 0 HBP: 0

1B: 2 SF: 0

2B: 1 SAC: 1

3B: 1 DP: 0

HR: 0 HBP: 0

1B: 2 SF: 0

2B: 1 SAC: 1

3B: 1 DP: 0

HR: 0 HBP: 0

1B: 2 SF: 0

2B: 1 SAC: 1

3B: 1 DP: 0

HR: 0 HBP: 0

1B: 2 SF: 0

2B: 1 SAC: 1

3B: 1 DP: 0

HR: 0 HBP: 0

1B: 2 SF: 0

2B: 1 SAC: 1

3B: 1 DP: 0

HR: 0 HBP: 0

1B: 2 SF: 0

2B: 1 SAC: 1

3B: 1 DP: 0

HR: 0 HBP: 0

1B: 2 SF: 0

2B: 1 SAC: 1

3B: 1 DP: 0

HR: 0 HBP: 0

1B: 2 SF: 0

2B: 1 SAC: 1

3B: 1 DP: 0

HR: 0 HBP: 0

1B: 2 SF: 0

2B: 1 SAC: 1

3B: 1 DP: 0

HR: 0 HBP: 0

1B: 2 SF: 0

2B: 1 SAC: 1

3B: 1 DP: 0

HR: 0 HBP: 0

1B: 2 SF: 0

2B: 1 SAC: 1

3B: 1 DP: 0

HR: 0 HBP: 0

1B: 2 SF: 0

2B: 1 SAC: 1

3B: 1 DP: 0

HR: 0 HBP: 0

1B: 2 SF: 0

2B: 1 SAC: 1

3B: 1 DP: 0

HR: 0 HBP: 0

1B: 2 SF: 0

2B: 1 SAC: 1

3B: 1 DP: 0

HR: 0 HBP: 0

1B: 2 SF: 0

2B: 1 SAC: 1

3B: 1 DP: 0

HR: 0 HBP: 0

1B: 2 SF: 0

2B: 1 SAC: 1

3B: 1 DP: 0

HR: 0 HBP: 0

1B: 2 SF: 0

2B: 1 SAC: 1

3B: 1 DP: 0

HR: 0 HBP: 0

1B: 2 SF: 0

2B: 1 SAC: 1

3B: 1 DP: 0

HR: 0 HBP: 0

1B: 2 SF: 0

2B: 1 SAC: 1

3B: 1 DP: 0

HR: 0 HBP: 0

1B: 2 SF: 0

2B: 1 SAC: 1

3B: 1 DP: 0

HR: 0 HBP: 0

1B: 2 SF: 0

2B: 1 SAC: 1

3B: 1 DP: 0

HR: 0 HBP: 0

1B: 2 SF: 0

2B: 1 SAC: 1

3B: 1 DP: 0

HR: 0 HBP: 0

1B: 2 SF: 0

2B: 1 SAC: 1

3B: 1 DP: 0

HR: 0 HBP: 0

1B: 2 SF: 0

2B: 1 SAC: 1

3B: 1 DP: 0

HR: 0 HBP: 0

1B: 2 SF: 0

2B: 1 SAC: 1

3B: 1 DP: 0

HR: 0 HBP: 0

1B: 2 SF: 0

2B: 1 SAC: 1

3B: 1 DP: 0

HR: 0 HBP: 0

1B: 2 SF: 0

2B: 1 SAC: 1

3B: 1 DP: 0

HR: 0 HBP: 0

1B: 2 SF: 0

2B: 1 SAC: 1

3B: 1 DP: 0

HR: 0 HBP: 0

1B: 2 SF: 0

2B: 1 SAC: 1

3B: 1 DP: 0

HR: 0 HBP: 0

1B: 2 SF: 0

2B: 1 SAC: 1

3B: 1 DP: 0

HR: 0 HBP: 0

1B: 2 SF: 0

2B: 1 SAC: 1

3B: 1 DP: 0

HR: 0 HBP: 0

1B: 2 SF: 0

2B: 1 SAC: 1

3B: 1 DP: 0

HR: 0 HBP: 0

1B: 2 SF: 0

2B: 1 SAC: 1

3B: 1 DP: 0

HR: 0 HBP: 0

1B: 2 SF: 0

2B: 1 SAC: 1

3B: 1 DP: 0

HR: 0 HBP: 0

1B: 2 SF: 0

2B: 1 SAC: 1

3B: 1 DP: 0

HR: 0 HBP: 0

1B: 2 SF: 0

2B: 1 SAC: 1

3B: 1 DP: 0

HR: 0 HBP: 0

1B: 2 SF: 0

2B: 1 SAC: 1

3B: 1 DP: 0

HR: 0 HBP: 0

1B: 2 SF: 0

2B: 1 SAC: 1

3B: 1 DP: 0

HR: 0 HBP: 0

1B: 2 SF: 0

2B: 1 SAC: 1

3B: 1 DP: 0

HR: 0 HBP: 0

1B: 2 SF: 0

2B: 1 SAC: 1

3B: 1 DP: 0

HR: 0 HBP: 0

1B: 2 SF: 0

2B: 1 SAC: 1

3B: 1 DP: 0

HR: 0 HBP: 0

1B: 2 SF: 0

2B: 1 SAC: 1

3B: 1 DP: 0

HR: 0 HBP: 0

1B: 2 SF: 0

2B: 1 SAC: 1

3B: 1 DP: 0

HR: 0 HBP: 0

1B: 2 SF: 0

2B: 1 SAC: 1

3B: 1 DP: 0

HR: 0 HBP: 0

1B: 2 SF: 0

2B: 1 SAC: 1

3B: 1 DP: 0

HR: 0 HBP: 0

1B: 2 SF: 0

2B: 1 SAC: 1

3B: 1 DP: 0

HR: 0 HBP: 0

1B: 2 SF: 0

2B: 1 SAC: 1

3B: 1 DP: 0

HR: 0 HBP: 0

1B: 2 SF: 0

2B: 1 SAC: 1

3B: 1 DP: 0

HR: 0 HBP: 0

1B: 2 SF: 0

2B: 1 SAC: 1

3B: 1 DP: 0

HR: 0 HBP: 0

1B: 2 SF: 0

2B: 1 SAC: 1

3B: 1 DP: 0

HR: 0 HBP: 0

1B: 2 SF: 0

2B: 1 SAC: 1

3B: 1 DP: 0

HR: 0 HBP: 0

1B: 2 SF: 0

2B: 1 SAC: 1

3B: 1 DP: 0

HR: 0 HBP: 0

1B: 2 SF: 0

2B: 1 SAC: 1

3B: 1 DP: 0

HR: 0 HBP: 0

1B: 2 SF: 0

2B: 1 SAC: 1

3B: 1 DP: 0

HR: 0 HBP: 0

1B: 2 SF: 0

2B: 1 SAC: 1

3B: 1 DP: 0

HR: 0 HBP: 0

1B: 2 SF: 0

2B: 1 SAC: 1

3B: 1 DP: 0

HR: 0 HBP: 0

1B: 2 SF: 0

2B: 1 SAC: 1

3B: 1 DP: 0

HR: 0 HBP: 0

1B: 2 SF: 0

2B: 1 SAC: 1

3B: 1 DP: 0

HR: 0 HBP: 0

1B: 2 SF: 0

2B: 1 SAC: 1

3B: 1 DP: 0

HR: 0 HBP: 0

1B: 2 SF: 0

2B: 1 SAC: 1

3B: 1 DP: 0

HR: 0 HBP: 0



Batter	1	2	3	4	5	6	7	8	9	AB R H RBI BB SO LOB	TOP						
Willie Wilson, S (1, 8) OBP: 0.324, SLG: 0.416 Lynn Jones, R (3, 8) OBP: 0.267, SLG: 0.296	0-0 F5		0-0 FC5-4			0-0 SH1-4		0-0 5-3		2 0 0 0 0 0 1 1 0 0 0 0 0 0							
Lonnie Smith, R (1, 7) OBP: 0.349, SLG: 0.354	0-0 1-3		0-3 K			0-0 FC5-2		0-0 F7		4 0 0 0 0 1 2							
George Brett, L (1, 5) OBP: 0.448, SLG: 0.570	0-0 1B			0-0 4-3		4-0 1-2 BB			0-0 4-3	3 0 1 0 1 0 0							
Hal McRae, R (1, 10) OBP: 0.338, SLG: 0.455	0-0 1-3			0-0 6-3		0-0 F3			0-0 F8	4 0 0 0 0 0 3							
Dane Iorg, L (1, 9) OBP: 0.273, SLG: 0.336 Darryl Motley, R (7, 9) OBP: 0.263, SLG: 0.407		0-0 1B G5-4-3 1B		0-3 K		0-3 K			0-0 F9	3 1 1 0 0 2 0 1 0 0 0 0 0 0							
Frank White, R (1, 4) OBP: 0.274, SLG: 0.406		0-0 1-3 1B G5-4-3		0-0 4-3		0-0 L5				3 0 1 0 0 0 0							
Steve Balboni, R (1, 3) OBP: 0.304, SLG: 0.473		0-0 G5-4-3		0-0 F9		0-0 FC6-4 1B				3 0 1 0 0 0 1							
John Wathan, R (1, 2) OBP: 0.344, SLG: 0.325		0-0 6-3		0-3 K		0-0 FC6-4				3 0 0 0 0 1 1							
Buddy Biancalana, S (1, 6) OBP: 0.240, SLG: 0.242			4-0 BB FC5-4			0-0 SH1-4 FC5-2 2B		0-0 6-3		2 0 1 0 1 0 0							
<b>Inning Stats</b>	R: 0 H: 1 E: 0 LOB: 1 K: 0 BB: 0 S: 4 P: 4	R: 1 H: 2 E: 0 LOB: 0 K: 0 BB: 0 S: 4 P: 4	R: 0 H: 0 E: 0 LOB: 0 K: 1 BB: 1 S: 4 P: 8	R: 0 H: 0 E: 0 LOB: 0 K: 1 BB: 0 S: 5 P: 5	R: 0 H: 0 E: 0 LOB: 0 K: 1 BB: 0 S: 5 P: 5	R: 0 H: 1 E: 0 LOB: 2 K: 0 BB: 1 S: 4 P: 8	R: 0 H: 1 E: 0 LOB: 1 K: 1 BB: 0 S: 6 P: 6	R: 0 H: 0 E: 0 LOB: 0 K: 0 BB: 0 S: 3 P: 3	R: 0 H: 0 E: 0 LOB: 0 K: 0 BB: 0 S: 3 P: 3	1B: 4 SF: 0 2B: 1 SAC: 1 3B: 0 DP: 1 HR: 0 HBP: 0	WP: 0 PA: 32 PB: 0 SB: 1 CS: 1						
<b>PITCHER</b>	IP WLS BF H R ER SO BB IBB HBP BLK WP HR S P ERA WHIP																
Tom Seaver, R (1, 1) ERA: 3.06	8.0	29	5	1	1	4	2	0	0	0	0	0	0	35	43	1.12	0.875
Bob James, R (9, 1) ERA: 2.33	1.0	W	3	0	0	0	0	0	0	0	0	0	0	3	3	0.00	0.000

**Kansas City Royals @ Chicago White Sox**  
 Comiskey Park, Chicago, IL  
 Tue Aug 20 1985, 8:05 PM EDT  
 Att: 19,318 - Unknown

AB	29
R	1
H	5
RBI	0
BB	2
SO	4
LOB	8



livebaseballscorecards.com

Batter	1	2	3	4	5	6	7	8	9	AB R H RBI BB SO LOB
Reid Nichols, R (1, 7) OBP: 0.311, SLG: 0.325 Joseph DeSa, L (9, PH) OBP: 0.300, SLG: 0.474	0-0 4-3		0-3 K		0-0 F9		0-3 K2-3		0-0 FC4-2	4 0 0 0 0 2 2 1 0 0 0 0 0 3
Luis Salazar, R (1, 8) OBP: 0.238, SLG: 0.338	0-3 K		0-0 WP 1B			0-0 FC1-5 3B		0-0 4-3 SF8 2B	0-0 E4	5 1 3 0 0 1 2
Harold Baines, L (1, 9) OBP: 0.352, SLG: 0.428	0-0 WP 1B		0-3 K			0-0 FC1-5		0-0 4-3		4 0 1 0 0 1 3
Carlton Fisk, R (1, 2) OBP: 0.325, SLG: 0.543	0-0 5-3		1-2 K		0-0 FC5-4 1B		0-3 K	0-0 SF8		3 0 1 1 0 1 2
Ron Kittle, R (1, 10) OBP: 0.289, SLG: 0.429		0-0 6-3		0-0 FC5-4 4-3 1-2f		0-0 F9		0-3 K2-3		4 0 0 0 0 1 2
Greg Walker, L (1, 3) OBP: 0.324, SLG: 0.462		0-3 K		0-0 4-3			0-3 K		0-0 6-3	4 0 0 0 0 2 1
Tim Hulett, R (1, 5) OBP: 0.320, SLG: 0.361 Rudy Law, L (9, PR) OBP: 0.311, SLG: 0.375		4-0 BB		0-3 K			0-0 4-3 2B		0-0 2B FC4-2 1B	3 0 2 0 1 1 1 0 0 0 0 0 0 0
Julio Cruz, S (1, 4) OBP: 0.293, SLG: 0.202 Jerry Hairston, S (9, PH) OBP: 0.411, SLG: 0.390 Scott Fletcher, R (9, PR) OBP: 0.312, SLG: 0.269		0-0 1-3			0-0 F9		0-0 4-3		0-0 FC4-2 E 2B	3 0 0 0 0 0 2 1 0 1 0 0 0 0 0 1 0 0 0 0 0
Ozzie Guillen, L (1, 6) OBP: 0.301, SLG: 0.354			0-3 K		0-0 L7			4-0 BB	4-0 E FC4-2 IBB	2 0 0 0 2 1 0

Inning Stats	R: 0 E: 0 K: 1 S: 6	H: 1 LOB: 1 BB: 0 P: 6	R: 0 E: 0 K: 1 S: 5	H: 0 LOB: 1 BB: 1 P: 9	R: 0 E: 0 K: 3 S: 10	H: 1 LOB: 1 BB: 0 P: 10	R: 0 E: 0 K: 1 S: 6	H: 1 LOB: 1 BB: 0 P: 6	R: 0 E: 0 K: 0 S: 3	H: 0 LOB: 0 BB: 0 P: 3	R: 0 E: 0 K: 1 S: 6	H: 1 LOB: 1 BB: 0 P: 6	R: 0 E: 0 K: 2 S: 8	H: 1 LOB: 2 BB: 1 P: 12	R: 1 E: 0 K: 1 S: 6	H: 1 LOB: 0 BB: 0 P: 6	R: 1 E: 1 K: 0 S: 5	H: 2 LOB: 3 BB: 1 P: 9	1B: 4 2B: 3 3B: 1 HR: 0	SF: 1 SAC: 0 DP: 0 HBP: 0
--------------	------------------------------	---------------------------------	------------------------------	---------------------------------	-------------------------------	----------------------------------	------------------------------	---------------------------------	------------------------------	---------------------------------	------------------------------	---------------------------------	------------------------------	----------------------------------	------------------------------	---------------------------------	------------------------------	---------------------------------	----------------------------------	------------------------------------

PITCHER	IP	WLS	BF	H	R	ER	SO	BB	IBB	HBP	BLK	WP	HR	S	P	ERA	WHIP
Bud Black, L (1, 1) ERA: 4.14	7.1		30	6	1	1	9	2	0	0	0	2	0	46	54	1.23	1.091
Dan Quisenberry, R (8, 1) ERA: 2.4	1.1	L	8	2	1	0	1	0	1	0	0	0	0	9	13	0.00	1.500


**BOTTOM**

**Kansas City Royals @ Chicago White Sox**  
Comiskey Park, Chicago, IL

Tue Aug 20 1985, 8:05 PM EDT  
Att. 19,318 - Unknown

livebaseballscorecards.com

<b>AB</b>	<b>34</b>
<b>R</b>	<b>2</b>
<b>H</b>	<b>8</b>
<b>RBI</b>	<b>1</b>
<b>BB</b>	<b>3</b>
<b>SO</b>	<b>10</b>
<b>LOB</b>	<b>18</b>



WP	PA
2	38



Batter	1	2	3	4	5	6	7	8	9	AB R H RBI BB SO LOB	TOP
Lonnie Smith, R (1, 7) OBP: 0.347, SLG: 0.351	0-0 F7		0-0 SF9		0-0 FC6-4		0-0 CS	4-0 WP S BB	0-0 F8	3 0 0 1 1 0 3	
Lynn Jones, R (1, 8) OBP: 0.266, SLG: 0.294	0-0 4-3		0-0 6-3			0-0 FC5-4 WP 1B		0-0 F9		4 0 1 0 0 0 1	
George Brett, L (1, 5) OBP: 0.453, SLG: 0.578	4-0 BB			0-0 HR		4-0 FC5-4 BB		4-0 IBB		1 1 1 1 3 0 0	
Hal McRae, R (1, 10) OBP: 0.332, SLG: 0.447	0-3 K			0-3 K		0-0 F9		0-0 F4		4 0 0 0 0 2 5	
Frank White, R (1, 4) OBP: 0.271, SLG: 0.402		0-3 K		0-3 K		0-0 FC5-4		0-0 F4		4 0 0 0 0 2 4	
Steve Balboni, R (1, 3) OBP: 0.302, SLG: 0.469		0-3 K		0-3 K		0-3 K			0-0 F3	4 0 0 0 0 3 2	
Darryl Motley, R (1, 9) OBP: 0.263, SLG: 0.408		0-0 F6			0-0 F9		0-0 F7		0-0 1B 2B	4 0 1 0 0 0 0	
John Wathan, R (1, 2) OBP: 0.351, SLG: 0.337			0-0 SH1-3 SF9 2B		4-0 FC5-4 BB		0-3 K		0-0 5-3	3 1 1 0 1 1 1	
Buddy Biancalana, S (1, 6) OBP: 0.243, SLG: 0.245			0-0 SH1-3		0-0 FC5-4		0-3 K CS		0-0 2-3 1B	3 0 1 0 0 1 1	
<b>Inning Stats</b>	R: 0 H: 0 E: 0 LOB: 1 K: 1 BB: 1 S: 5 P: 9	R: 0 H: 0 E: 0 LOB: 0 K: 2 BB: 0 S: 7 P: 7	R: 1 H: 1 E: 0 LOB: 0 K: 0 BB: 0 S: 4 P: 4	R: 1 H: 1 E: 0 LOB: 0 K: 3 BB: 0 S: 10 P: 10	R: 0 H: 0 E: 0 LOB: 1 K: 0 BB: 1 S: 3 P: 7	R: 0 H: 1 E: 0 LOB: 2 K: 1 BB: 1 S: 6 P: 10	R: 0 H: 0 E: 0 LOB: 0 K: 2 BB: 0 S: 7 P: 7	R: 0 H: 0 E: 0 LOB: 2 K: 0 BB: 2 S: 3 P: 11	R: 0 H: 2 E: 0 LOB: 2 K: 0 BB: 0 S: 5 P: 5	1B: 2 SF: 1 2B: 2 SAC: 1 3B: 0 DP: 0 HR: 1 HBP: 0	WP: 3 PA: 38 PB: 0 SB: 1 CS: 1
<b>PITCHER</b>	IP WLS BF H R ER SO BB IBB HBP BLK WP HR S P ERA WHIP										
Floyd Bannister, L (1, 1) ERA: 4.59	7.1 L 30 3 2 2 9 4 1 0 0 3 1 43 63 2.46 0.955										
Bob James, R (8, 1) ERA: 2.28	1.2 7 2 0 0 0 0 0 0 0 0 0 0 7 7 0.00 1.200										

**Kansas City Royals @ Chicago White Sox**  
 Comiskey Park, Chicago, IL  
 Wed Aug 21 1985, 8:05 PM EDT  
 Att: 16,243 - Unknown

[livebaseballscorecards.com](http://livebaseballscorecards.com)

AB	30
R	2
H	5
RBI	2
BB	5
SO	9
LOB	17



Batter	1	2	3	4	5	6	7	8	9	AB	R	H	RBI	BB	SO	LOB
Reid Nichols, R OBP: 0.312, SLG: 0.325 (1, 7)	0-0 6-3		0-0 SH3		0-3 K			0-0 G6-4-3 1B		3	0	1	1	0	1	0
Luis Salazar, R OBP: 0.238, SLG: 0.340 (1, 8)	0-0 F4		0-0 3-H 2B			0-0 F9		0-0 G6-4-3 1-2f		4	0	1	0	0	0	2
Harold Baines, L OBP: 0.353, SLG: 0.429 (1, 9)	0-0 1B		0-0 F6			0-0 F8			0-0 G6-4-3 1B	4	0	2	0	0	0	1
Carlton Fisk, R OBP: 0.324, SLG: 0.539 (1, 2)	0-0 F4			4-0 BB G3		0-3 K			0-0 G6-4-3 1-2f	3	0	0	0	1	1	2
Ron Kittle, R OBP: 0.286, SLG: 0.423 (1, 10)		0-0 1-3		0-3 K			0-0 F9		0-0 6-3	3	0	0	0	0	1	1
Jerry Hairston, S OBP: 0.408, SLG: 0.386 (9, PH)										1	0	0	0	0	0	0
Greg Walker, L OBP: 0.322, SLG: 0.458 (1, 3)		0-0 F9		0-0 G3 1-2			0-0 4-3			3	0	0	0	0	0	1
Tim Hulett, R OBP: 0.318, SLG: 0.357 (1, 5)		0-0 6-3		0-3 K			0-3 K			3	0	0	0	0	2	1
Julio Cruz, S OBP: 0.299, SLG: 0.221 (1, 4)			0-0 SH3 3B			0-0 6-3		0-0 FC1-6 1B		3	1	2	0	0	0	0
Ozzie Guillen, L OBP: 0.299, SLG: 0.351 (1, 6)			0-0 5-3			0-0 L8		0-0 FC1-6 1B 1-2f		3	0	0	0	0	0	2

Inning Stats		R: 0	H: 1	R: 0	H: 0	R: 1	H: 2	R: 0	H: 0	R: 0	H: 0	R: 0	H: 0	R: 0	H: 2	R: 0	H: 1	1B: 4	SF: 0
		E: 0	LOB: 1	E: 0	LOB: 0	E: 0	LOB: 1	E: 0	LOB: 1	E: 0	LOB: 0	E: 0	LOB: 0	E: 0	LOB: 1	E: 0	LOB: 0	2B: 1	SAC: 1
		K: 0	BB: 0	K: 0	BB: 0	K: 0	BB: 0	K: 2	BB: 1	K: 1	BB: 0	K: 1	BB: 0	K: 0	BB: 0	K: 0	BB: 0	3B: 1	DP: 2
		S: 4	P: 4	S: 3	P: 3	S: 5	P: 5	S: 7	P: 11	S: 5	P: 5	S: 5	P: 5	S: 5	P: 5	S: 4	P: 3	HR: 0	HBP: 0

PITCHER										PITCHER																								
IP	WLS	BF	H	R	ER	SO	BB	IBB	HBP	BLK	WP	HR	S	P	ERA	WHIP	IP	WLS	BF	H	R	ER	SO	BB	IBB	HBP	BLK	WP	HR	S	P	ERA	WHIP	
Charlie Leibrandt, L ERA: 2.91 (1, 1)	8.0	W	30	6	1	1	5	1	0	0	0	0	0	39	43	1.12	0.875																	
Dan Quisenberry, R ERA: 2.38 (9, 1)	1.0	S	2	0	0	0	0	0	0	0	0	0	0	2	2	0.00	0.000																	


**BOTTOM**

**Kansas City Royals @ Chicago White Sox**  
Comiskey Park, Chicago, IL

Wed Aug 21 1985, 8:05 PM EDT  
Att. 16,243 - Unknown

livebaseballscorecards.com

AB	30
R	1
H	6
RBI	1
BB	1
SO	5
LOB	10



WP: 0	PA: 32
PB: 0	SB: 0
CS: 0	



Batter	1	2	3	4	5	6	7	8	9	AB R H RBI BB SO LOB	TOP											
Willie Wilson, S (1, 8) OBP: 0.326, SLG: 0.426	0-0 E 3B	0-0 F7		0-0 F8		0-0 FC3-2 3B			0-0 FC5-4 1B	5 1 3 2 0 0 3												
Lonnie Smith, R (1, 7) OBP: 0.346, SLG: 0.350 Lynn Jones, R (6, 7) OBP: 0.264, SLG: 0.291	0-0 E6 G4-6-3		0-0 1B 1B		0-0 5-3	0-0 FC3-2			0-0 FC5-4	4 1 1 1 0 0 1 1 0 0 0 0 0 1												
George Brett, L (1, 5) OBP: 0.450, SLG: 0.574	0-0 G4-6-3		0-0 1B 1B		0-0 F6				0-0 F8	5 0 1 0 0 0 2												
Hal McRae, R (1, 10) OBP: 0.333, SLG: 0.445	0-0 FC6-4 1B		0-0 1B 5-3 1B		0-0 5-3				0-3 K	5 0 2 1 0 1 1												
Dane Iorg, L (1, 9) OBP: 0.266, SLG: 0.328 Darryl Motley, R (6, 9) OBP: 0.262, SLG: 0.407	0-0 FC6-4		0-3 K			0-0 L9			0-0 F4	3 0 0 0 0 1 3 1 0 0 0 0 0 0												
Frank White, R (1, 4) OBP: 0.271, SLG: 0.399		0-0 F8	0-0 5-3			4-0 HR BB			0-0 F4	3 1 0 0 1 0 2												
Steve Balboni, R (1, 3) OBP: 0.301, SLG: 0.473		0-3 K		0-0 F9		0-0 HR			0-3 K	4 1 1 2 0 2 0												
John Wathan, R (1, 2) OBP: 0.366, SLG: 0.341		0-0 BB 1B		1-0 FC4-6 HBP		4-0 CI 3B BB			0-3 K	2 1 1 0 1 1 0												
Buddy Biancalana, S (1, 6) OBP: 0.255, SLG: 0.250		4-0 BB		0-0 FC4-6		0-1 CI 3B			0-0 1B E 1B	2 2 1 0 1 0 1												
<b>Inning Stats</b>	R: 1 E: 1 K: 0 S: 5	H: 2 LOB: 1 BB: 0 P: 5	R: 0 E: 0 K: 1 S: 6	H: 1 LOB: 2 BB: 1 P: 10	R: 1 E: 0 K: 1 S: 7	H: 3 LOB: 1 BB: 0 P: 7	R: 0 E: 0 K: 0 S: 3	H: 0 LOB: 1 BB: 0 P: 4	R: 0 E: 0 K: 0 S: 3	H: 0 LOB: 0 BB: 0 P: 3	R: 4 E: 1 K: 0 S: 5	H: 2 LOB: 0 BB: 2 P: 13	R: 0 E: 0 K: 0 S: 3	H: 0 LOB: 0 BB: 0 P: 3	R: 0 E: 0 K: 2 S: 7	H: 0 LOB: 0 BB: 0 P: 7	R: 1 E: 1 K: 1 S: 7	H: 2 LOB: 1 BB: 0 P: 7	1B: 7 2B: 2 3B: 2 HR: 1	SF: 0 SAC: 0 DP: 3 HBP: 1	WP: 0 PB: 0 SB: 0 CS: 0	PA: 40
<b>PITCHER</b>	IP WLS BF H R ER SO BB IBB HBP BLK WP HR S P ERA WHIP																					
Joel Davis, R (1, 1) ERA: 3.72	5.1 L 26 7 5 5 2 3 0 1 0 0 1 26 39 8.44 1.875																					
Dan Spillner, R (6, 1) ERA: 3.5	1.2 6 1 1 0 0 0 0 0 0 0 0 6 6 0.00 0.600																					
Dave Wehmeister, R (8, 1) ERA: 2.35	1.0 3 0 0 0 2 0 0 0 0 0 0 7 7 0.00 0.000																					
Juan Agosto, L (9, 1) ERA: 4.5	0.0 2 2 1 1 0 0 0 0 0 0 0 2 2 ∞ ∞																					
Jerry Don Gleaton, L (9, 1) ERA: 7.47	1.0 3 0 0 0 1 0 0 0 0 0 0 5 5 0.00 0.000																					

**Kansas City Royals @ Chicago White Sox**  
 Comiskey Park, Chicago, IL  
 Thu Aug 22 1985, 8:05 PM EDT  
 Att: 22,505 - Unknown

AB	35
R	7
H	10
RBI	6
BB	3
SO	5
LOB	14



WP: 0	PA: 40
PB: 0	
SB: 0	
CS: 0	

PITCHER	IP	WLS	BF	H	R	ER	SO	BB	IBB	HBP	BLK	WP	HR	S	P	ERA	WHIP
Joel Davis, R	5.1	L	26	7	5	5	2	3	0	1	0	0	1	26	39	8.44	1.875
Dan Spillner, R	1.2		6	1	1	0	0	0	0	0	0	0	0	6	6	0.00	0.600
Dave Wehmeister, R	1.0		3	0	0	0	2	0	0	0	0	0	0	7	7	0.00	0.000
Juan Agosto, L	0.0		2	2	1	1	0	0	0	0	0	0	0	2	2	∞	∞
Jerry Don Gleaton, L	1.0		3	0	0	0	1	0	0	0	0	0	0	5	5	0.00	0.000

Batter	1	2	3	4	5	6	7	8	9
<b>Reid Nichols, R</b> (1, 7) <small>OBP: 0.330, SLG: 0.341</small> <b>Joseph DeSa, L</b> (9, PH) <small>OBP: 0.286, SLG: 0.450</small>	0-0 F8	0-0 2B			4-0 FC4-6 BB		4-0 BB		0-0 1-3
<b>Scott Fletcher, R</b> (1, 6) <small>OBP: 0.307, SLG: 0.265</small>	0-3 K	0-0 4-3			0-0 B3		0-3 K		
<b>Harold Baines, L</b> (1, 9) <small>OBP: 0.354, SLG: 0.429</small>	0-0 1B				0-0 FC4-6 1-2f		0-0 4-3		
<b>Carlton Fisk, R</b> (1, 2) <small>OBP: 0.321, SLG: 0.533</small>	0-3 K				0-0 L8		0-0 F9		
<b>Tim Lincecum, R</b> (1, 5) <small>OBP: 0.317, SLG: 0.354</small>		0-3 K			0-0 5-3 1-2f		0-0 F7		
<b>Ron Kittle, R</b> (1, 10) <small>OBP: 0.285, SLG: 0.418</small>		0-0 E7 1B 1B			4-0 BB		0-3 K		
<b>Greg Walker, L</b> (1, 3) <small>OBP: 0.321, SLG: 0.456</small>		0-0 1B 1-2 4-3 1B			0-3 K		0-3 K		
<b>Luis Salazar, R</b> (1, 8) <small>OBP: 0.239, SLG: 0.340</small> <b>Rudy Law, L</b> (9, PH) <small>OBP: 0.310, SLG: 0.373</small>		0-0 4-3 2B 1-3 2-H 1B			0-0 F7		0-0 F9		
<b>Julio Cruz, S</b> (1, 4) <small>OBP: 0.294, SLG: 0.217</small> <b>Jerry Hairston, S</b> (9, PH) <small>OBP: 0.412, SLG: 0.386</small>		0-0 4-3			0-0 4-3		0-3 K		

AB	R	H	RBI	BB	SO	LOB
2	0	1	1	2	0	0
1	0	0	0	0	0	1
4	0	0	0	0	2	3
4	0	2	0	0	0	1
4	0	0	0	0	1	3
3	0	0	0	1	1	1
3	1	0	0	1	1	1
4	1	1	0	0	2	1
3	1	1	1	0	0	1
1	0	0	0	0	1	0
3	0	0	1	0	1	2
0	0	0	0	1	0	0

**BOTTOM**

**Kansas City Royals @ Chicago White Sox**  
**Comiskey Park, Chicago, IL**  
 Thu Aug 22 1985, 8:05 PM EDT  
 Att. 22,505 - Unknown

[livebaseballscorecards.com](http://livebaseballscorecards.com)

<b>AB</b>	<b>32</b>
<b>R</b>	<b>3</b>
<b>H</b>	<b>5</b>
<b>RBI</b>	<b>3</b>
<b>BB</b>	<b>5</b>
<b>SO</b>	<b>9</b>
<b>LOB</b>	<b>14</b>



Inning Stats		R: 0	H: 1	K: 2	S: 8	R: 3	H: 3	K: 1	S: 9	R: 0	H: 1	K: 0	S: 3	R: 0	H: 0	K: 0	S: 5	R: 0	H: 0	K: 2	S: 7	R: 0	H: 0	K: 0	S: 7	R: 0	H: 0	K: 0	S: 3	R: 0	H: 0	K: 0	S: 7	R: 0	H: 0	K: 0	S: 5	R: 0	H: 0	K: 0	S: 7	R: 0	H: 0	K: 0	S: 7	R: 0	H: 0	K: 0	S: 5
<b>PITCHER</b>		<b>IP</b>	<b>WLS</b>	<b>BF</b>	<b>H</b>	<b>R</b>	<b>ER</b>	<b>SO</b>	<b>BB</b>	<b>IBB</b>	<b>HBP</b>	<b>BLK</b>	<b>WP</b>	<b>HR</b>	<b>S</b>	<b>P</b>	<b>ERA</b>	<b>WHIP</b>																															
<b>Danny Jackson, L</b> (1, 1) <small>ERA: 3.05</small>		7.2	W	32	5	3	0	8	4	0	0	0	0	0	44	60	0.00	1.174																															
<b>Dan Quisenberry, R</b> (8, 1) <small>ERA: 2.35</small>		1.1	S	5	0	0	0	1	1	0	0	0	0	0	6	10	0.00	0.750																															

WP	PA
0	37



Batter	1	2	3	4	5	6	7	8	9	AB R H RBI BB SO LOB	TOP													
Wayne Tolleson, S OBP: 0.379, SLG: 0.402 (1, 6) (8, 5)	0-0 L7		0-0 4-3		0-0 5-3			0-0 FC6-4 2B	0-0 1B	5 1 1 0 0 0 2														
Toby Harrah, R OBP: 0.443, SLG: 0.404 (1, 4) SS	0-3 K		4-0 3B BB			0-0 6-3		0-0 1B 2B	0-0 F4 1B	4 2 1 1 1 1 2														
Pete O'Brien, L OBP: 0.333, SLG: 0.437 (1, 3) X	0-0 1B		0-0 3B			0-0 1-4-3		0-0 1B 1B		4 0 3 2 0 0 0														
Cliff Johnson, R OBP: 0.335, SLG: 0.454 (1, 10) X	0-0 4-3		0-0 F4			0-3 K		0-0 1B		4 0 1 0 0 1 2														
Gary Ward, R OBP: 0.317, SLG: 0.413 Glenn Brummer, R OBP: 0.358, SLG: 0.309 (1, 7) (8, 2)		0-0 G3 1B		0-0 4-3			0-0 1-3	0-0 5-3		4 0 1 0 0 0 2 0 0 0 0 0 0 0														
George Wright, S OBP: 0.257, SLG: 0.263 (1, 8) (8, 9)		0-0 G3		4-0 CS BB			0-0 F8		0-0 CS 1B	3 0 1 0 1 0 1														
Duane Walker, L OBP: 0.305, SLG: 0.383 (1, 9) (8, 7)		0-0 F6		0-3 K			0-0 F6		0-0 1-3 1-2	4 0 0 0 0 1 3														
Geno Petrali, L OBP: 0.302, SLG: 0.237 Oddibe McDowell, L OBP: 0.277, SLG: 0.401 (1, 2) (8, PH) (8, 8)		0-3 K		0-0 CS		0-0 G3		0-3 K	0-0 HR	2 0 0 0 0 1 1 2 1 1 1 0 1 0														
Steve Buechele, R OBP: 0.271, SLG: 0.253 Bob Jones, L OBP: 0.263, SLG: 0.261 Curtis Wilkerson, S OBP: 0.293, SLG: 0.297 (1, 5) (8, PH) (8, 6)			4-0 4-3 BB		0-0 F9			0-0 FC6-4 1B	0-0 1B	1 0 0 0 1 0 0 1 0 1 0 0 0 0 1 0 1 0 0 0 0														
<b>Inning Stats</b>	R: 0 E: 0 K: 1 S: 6	H: 1 LOB: 1 BB: 0 P: 6	R: 0 E: 0 K: 1 S: 6	H: 1 LOB: 1 BB: 0 P: 6	R: 1 E: 0 K: 0 S: 3	H: 1 LOB: 1 BB: 2 P: 11	R: 0 E: 0 K: 1 S: 4	H: 0 LOB: 0 BB: 1 P: 8	R: 0 E: 0 K: 0 S: 3	H: 0 LOB: 0 BB: 0 P: 3	R: 0 E: 0 K: 1 S: 5	H: 0 LOB: 0 BB: 0 P: 5	R: 0 E: 0 K: 0 S: 3	H: 0 LOB: 0 BB: 0 P: 3	R: 2 E: 0 K: 1 S: 9	H: 4 LOB: 2 BB: 0 P: 9	R: 1 E: 0 K: 0 S: 6	H: 4 LOB: 2 BB: 0 P: 6	1B: 8 2B: 2 3B: 1 HR: 1	SF: 0 SAC: 0 DP: 1 HBP: 0	WP: 0 PB: 0 SB: 0 CS: 2	PA: 39		
<b>PITCHER</b> Mark Gubicza, R ERA: 3.97 Dan Quisenberry, R ERA: 2.41	IP 7.2 (1, 1)	WLS 29	BF 29	H 5	R 3	ER 3	SO 5	BB 3	IBB 0	HBP 0	BLK 0	WP 0	HR 0	S 36	P 48	ERA 3.52	WHIP 1.043							
	IP 1.1 (8, 1)	L	9	6	1	1	0	0	0	0	0	0	1	9	9	6.75	4.500							

Texas Rangers @ Kansas City Royals  
 Royals Stadium, Kansas City, MO  
 Fri Aug 23 1985, 8:05 PM EDT  
 Att: 33,483 - Unknown

livebaseballscorecards.com

AB	35
R	4
H	11
RBI	4
BB	3
SO	5
LOB	13



Batter	1	2	3	4	5	6	7	8	9	AB	R	H	RBI	BB	SO	LOB
Willie Wilson, S OBP: 0.325, SLG: 0.427 (1, 8)	0-3 K		0-0 FC5		0-0	0-3 K		0-0 F7		5	0	1	0	0	2	7
Lonnie Smith, R OBP: 0.343, SLG: 0.346 (1, 7)	0-0 F8		0-0 1-3		0-3 K		0-3 K		0-0 5-3	4	0	0	0	0	2	3
Darryl Motley, R OBP: 0.261, SLG: 0.405 (8, 9)										1	0	0	0	0	0	0
George Brett, L OBP: 0.450, SLG: 0.581 (1, 5)	0-3 K			0-0 1B		0-0 HR		0-0 F8		5	2	2	1	0	1	0
Hal McRae, R OBP: 0.343, SLG: 0.456 (1, 10)		0-0 4-3		0-0 1B		0-0 2B		0-0 1B		4	1	3	1	1	0	0
Greg Pryor, R OBP: 0.277, SLG: 0.264 (9, PR)				2-H		2B		FC5-4		0	0	0	0	0	0	0
Dane Iorg, L OBP: 0.288, SLG: 0.328 (1, 9)		0-0 F7		0-0 1B		0-0 L3		0-0 FC5-4		3	0	1	0	0	0	1
Lynn Jones, R OBP: 0.259, SLG: 0.286 (7, 9)				WP		1-3		1-2f		2	0	0	0	0	1	2
Frank White, R OBP: 0.273, SLG: 0.402 (1, 4)		0-0 5-3		0-0 5-3		0-0 BB		0-0 G3		4	0	2	1	0	0	1
Steve Balboni, R OBP: 0.301, SLG: 0.470 (1, 3)			0-0 F5		0-3 K		0-0 BB		0-0 G3	3	0	0	0	1	1	2
John Wathan, R OBP: 0.365, SLG: 0.341 (1, 2)			0-0 FC5		0-0 F4		0-0 F3		0-0 IBB	3	0	1	0	0	0	2
Jorge Orta, L OBP: 0.320, SLG: 0.375 (8, PH)										0	0	0	0	1	0	0
Onix Concepcion, R OBP: 0.256, SLG: 0.242 (8, PR)										0	0	0	0	0	0	0
Buddy Biancalana, S OBP: 0.275, SLG: 0.268 (1, 6)			4-0 FC5		0-0 2B		4-0 BB		0-0 F7	1	0	1	0	2	0	0
Jamie Quirk, L OBP: 0.275, SLG: 0.268 (8, PH)			1-2		1-2		1-2			1	0	0	0	0	0	2
Jamie Quirk, L OBP: 0.275, SLG: 0.268 (9, 2)																

Inning Stats	R: 0	H: 0	E: 0	K: 2	S: 7	H: 0	LOB: 0	BB: 0	P: 7	R: 0	H: 0	E: 0	K: 0	S: 3	H: 0	LOB: 0	BB: 0	P: 3	R: 0	H: 1	E: 0	K: 0	S: 4	H: 1	LOB: 2	BB: 1	P: 8	R: 1	H: 3	E: 0	K: 1	S: 7	H: 2	LOB: 1	BB: 0	P: 6	R: 0	H: 3	E: 0	K: 1	S: 8	H: 3	LOB: 3	BB: 2	P: 16	R: 0	H: 0	E: 0	K: 1	S: 5	H: 0	LOB: 1	BB: 1	P: 9	R: 0	H: 1	E: 0	K: 0	S: 4	H: 1	LOB: 2	BB: 1	P: 8	R: 0	H: 1	E: 0	K: 1	S: 6	H: 1	LOB: 1	BB: 0	P: 6	1B: 5	SF: 0	2B: 4	SAC: 0	3B: 1	DP: 0	HR: 1	HBP: 0	WP: 1	PA: 41
--------------	------	------	------	------	------	------	--------	-------	------	------	------	------	------	------	------	--------	-------	------	------	------	------	------	------	------	--------	-------	------	------	------	------	------	------	------	--------	-------	------	------	------	------	------	------	------	--------	-------	-------	------	------	------	------	------	------	--------	-------	------	------	------	------	------	------	------	--------	-------	------	------	------	------	------	------	------	--------	-------	------	-------	-------	-------	--------	-------	-------	-------	--------	-------	--------

PITCHER	IP	WLS	BF	H	R	ER	SO	BB	IBB	HBP	BLK	WP	HR	S	P	ERA	WHIP
Dave Stewart, R ERA: 5.08 (1, 1)	5.0		22	8	3	3	4	1	0	0	0	1	1	29	33	5.40	1.800
Dwayne Henry, R ERA: 1.29 (6, 1)	2.0		10	1	0	0	2	3	0	0	0	0	0	11	23	0.00	2.000
Dave Schmidt, R ERA: 2.63 (8, 1)	2.0	W	9	2	0	0	1	0	1	0	0	0	0	10	14	0.00	1.000

BOTTOM

Texas Rangers @ Kansas City Royals  
 Royals Stadium, Kansas City, MO  
 Fri Aug 23 1985, 8:05 PM EDT  
 Att. 33,483 - Unknown

livebaseballscorecards.com

AB	36
R	3
H	11
RBI	3
BB	5
SO	7
LOB	20





Batter	1	2	3	4	5	6	7	8	9	AB R H RBI BB SO LOB	TOP												
<b>Oddibe McDowell, L</b> (1, 8) OBP: 0.283, SLG: 0.406	0-0 6-3 S 1B		0-0 FC6 1B			0-0 FC3-6 1B 1B		0-3 K		4 1 3 0 0 1 0													
<b>Wayne Tolleson, S</b> (1, 4) OBP: 0.377, SLG: 0.399	0-3 K		0-0 FC6 8-3 1-2f			0-0 FC3-6 1-2 1B		0-0 B1-3		4 0 1 0 0 1 2													
<b>Pete O'Brien, L</b> (1, 3) OBP: 0.333, SLG: 0.438	0-0 6-3 1-3		0-0 8-3 1-2f			0-0 F8		0-0 2B		4 0 1 0 0 0 4													
<b>Duane Walker, L</b> (1, 10) OBP: 0.296, SLG: 0.370	0-0 G3				0-0 G3		0-0 FC3-6 1-2f 2-3 1B		0-0 F5		4 0 0 0 0 0 4												
<b>Gary Ward, R</b> (1, 7) OBP: 0.319, SLG: 0.414		0-0 CS 1B			0-3 K		0-0 1-3 3-H 1B		0-0 F8		4 0 2 1 0 1 0												
<b>George Wright, S</b> (1, 9) OBP: 0.254, SLG: 0.259		0-3 K 1-2			0-0 F6		0-3 K		0-3 K		4 0 0 0 0 3 3												
<b>Geno Petrali, L</b> (1, 2) OBP: 0.303, SLG: 0.241		0-0 2B 1B				0-3 K		0-0 1-3		3 1 1 0 0 1 0													
<b>Alan Bannister, R</b> (9, PH) OBP: 0.358, SLG: 0.350									4-0 DI BB	0 0 0 0 1 0 0	<b>AB 34</b>												
<b>Steve Buechele, R</b> (1, 5) OBP: 0.270, SLG: 0.264		0-0 1-H 2B				0-3 K		0-0 4-3		4 0 1 1 0 1 1	<b>R 2</b>												
<b>Curtis Wilkerson, S</b> (1, 6) OBP: 0.290, SLG: 0.293		0-0 1-3				0-3 K		0-0 F9		3 0 0 0 0 1 1	<b>H 9</b>												
											<b>RBI 2</b>												
											<b>BB 1</b>												
											<b>SO 9</b>												
											<b>LOB 15</b>												
<b>Inning Stats</b>	R: 0 E: 0 K: 1 S: 6	H: 1 LOB: 1 BB: 0 P: 6	R: 1 E: 0 K: 1 S: 7	H: 3 LOB: 1 BB: 0 P: 7	R: 0 E: 0 K: 0 S: 3	H: 1 LOB: 0 BB: 0 P: 3	R: 0 E: 0 K: 1 S: 5	H: 0 LOB: 0 BB: 0 P: 5	R: 0 E: 0 K: 3 S: 9	H: 0 LOB: 0 BB: 0 P: 9	R: 1 E: 0 K: 1 S: 8	H: 3 LOB: 2 BB: 0 P: 8	R: 0 E: 0 K: 0 S: 3	H: 0 LOB: 0 BB: 0 P: 3	R: 0 E: 0 K: 1 S: 6	H: 1 LOB: 1 BB: 0 P: 6	R: 0 E: 0 K: 1 S: 5	H: 0 LOB: 1 BB: 1 P: 9	1B: 7 2B: 3 3B: 0 HR: 0	SF: 0 SAC: 0 DP: 1 HBP: 0	WP: 0 PB: 0 SB: 1 CS: 1	PA: 35	
<b>PITCHER</b>	IP WLS BF H R ER SO BB IBB HBP BLK WP HR S P ERA WHIP																					<b>PITCHER</b>	IP WLS BF H R ER SO BB IBB HBP BLK WP HR S P ERA WHIP
<b>Bret Saberhagen, R</b> (1, 1) ERA: 2.81	6.0 W 24 8 2 2 7 0 0 0 0 0 0 0 38 38 3.00 1.333																						
<b>Steve Farr, R</b> (7, 1) ERA: 2.19	2.0 7 1 0 0 1 0 0 0 0 0 0 0 9 9 0.00 0.500																						
<b>Mike Jones, L</b> (9, 1) ERA: 4.58	1.0 4 0 0 0 1 1 0 0 0 0 0 0 5 9 0.00 1.000																						

Texas Rangers @ Kansas City Royals  
 Royals Stadium, Kansas City, MO  
 Sat Aug 24 1985, 8:05 PM EDT  
 Att: 39,100 - Unknown

livebaseballscorecards.com



Batter	1	2	3	4	5	6	7	8	9
Willie Wilson, S OBP: 0.326, SLG: 0.427 (1, 8)	0-0 S 2B 1B		0-3 K		0-0 G3 1B	0-0 FC6-2 1B		0-3 K	
Lonnie Smith, R OBP: 0.343, SLG: 0.346 (1, 7) Lynn Jones, R OBP: 0.263, SLG: 0.283 (6, 7)	0-0 B1		0-0 HR 1B		0-0 G3 1-3	4-0 1B BB		0-0 F8	
George Brett, L OBP: 0.454, SLG: 0.594 (1, 5)	0-0 1-H 1B 2B		0-0 1-H HR		4-0 1B BB	0-0 1-3 2-H 1B			
Hal McRae, R OBP: 0.345, SLG: 0.457 (1, 10)	0-0 2-H 1B		0-0 F8		0-0 1-2 3-H 1B	0-0 F5			
Dane Iorg, L OBP: 0.264, SLG: 0.322 (1, 9) Darryl Motley, R OBP: 0.263, SLG: 0.413 (4, 9)	0-0 F6		0-0 G3		0-3 K		0-0 3B		
Frank White, R OBP: 0.271, SLG: 0.399 (1, 4) Greg Pryor, R OBP: 0.277, SLG: 0.264 (8, 4)	0-0 5-3			0-0 5-3		0-0 E6 2B 1B	0-0 G2		
Steve Balboni, R OBP: 0.300, SLG: 0.470 (1, 3)		0-0 6-3		0-0 6-3		0-0 1B WP 2B	0-3 K		
John Wathan, R OBP: 0.361, SLG: 0.337 (1, 2)		0-0 F8		0-0 6-3		0-0 4-3 WP FC6-2 1B	0-0 L6		
Buddy Biancalana, S OBP: 0.265, SLG: 0.257 (1, 6)		0-0 4-3			0-3 K	0-0 4-3		0-0 1-3	

Inning Stats	R: 2 E: 0 K: 0 S: 6	H: 3 LOB: 1 BB: 0 P: 6	R: 0 E: 0 K: 0 S: 3	H: 0 LOB: 0 BB: 0 P: 3	R: 2 E: 0 K: 1 S: 7	H: 2 LOB: 0 BB: 0 P: 7	R: 0 E: 0 K: 0 S: 3	H: 0 LOB: 0 BB: 0 P: 3	R: 1 E: 0 K: 2 S: 9	H: 2 LOB: 2 BB: 1 P: 13	R: 3 E: 1 K: 0 S: 7	H: 3 LOB: 2 BB: 1 P: 11	R: 0 E: 0 K: 1 S: 6	H: 1 LOB: 1 BB: 0 P: 6	R: 0 E: 0 K: 1 S: 5	H: 0 LOB: 0 BB: 0 P: 5
1B: 7 2B: 2 3B: 1 HR: 1	SF: 0 SAC: 0 DP: 0 HBP: 0	WP: 1 PB: 0 SB: 2 CS: 0	PA: 38	ERA: 9.00 WHIP: 1.600	ERA: 13.50 WHIP: 6.000	ERA: 0.00 WHIP: 0.429	ERA: 0.00 WHIP: 0.429	ERA: 0.00 WHIP: 0.429	ERA: 0.00 WHIP: 0.429	ERA: 0.00 WHIP: 0.429	ERA: 0.00 WHIP: 0.429	ERA: 0.00 WHIP: 0.429	ERA: 0.00 WHIP: 0.429	ERA: 0.00 WHIP: 0.429	ERA: 0.00 WHIP: 0.429	

PITCHER	IP	WLS	BF	H	R	ER	SO	BB	IBB	HBP	BLK	WP	HR	S	P	ERA	WHIP
Burt Hooton, R ERA: 5.08 (1, 1)	5.0	L	23	7	5	5	3	1	0	0	0	0	1	28	32	9.00	1.600
Chris Welsh, L ERA: 4.6 (6, 1)	0.2		7	3	3	1	0	1	0	0	0	1	0	6	10	13.50	6.000
Mike Mason, L ERA: 4.93 (6, 1)	2.1		8	1	0	0	2	0	0	0	0	0	0	12	12	0.00	0.429


**BOTTOM**

**Texas Rangers @ Kansas City Royals**  
**Royals Stadium, Kansas City, MO**

Sat Aug 24 1985, 8:05 PM EDT  
 Att. 39,100 - Unknown

AB	36
R	8
H	11
RBI	7
BB	2
SO	5
LOB	13

livebaseballscorecards.com





Batter	1	2	3	4	5	6	7	8	9	AB R H RBI BB SO LOB	TOP											
<b>Oddibe McDowell, L</b> (1, 8) OBP: 0.289, SLG: 0.410	0-0 S 1B 2B	0-0 FC6-4 1B		0-0 1-3		4-0 S 1B BB	4-0 BB 3B IBB		0-3 K	4 3 2 0 2 1 0												
<b>Toby Harrah, R</b> (1, 4) OBP: 0.445, SLG: 0.405	0-0 BB 1B	0-0 SF8		4-0 S 4-3 BB		0-3 K	4-0 3B BB			2 1 1 3 2 1 1												
<b>Pete O'Brien, L</b> (1, 3) OBP: 0.333, SLG: 0.442	0-0 F8	0-0 FC6-4		0-0 4-3		0-0 FC5-4 1B	0-0 3B			5 0 2 4 0 0 3												
<b>Cliff Johnson, R</b> (1, 10) OBP: 0.330, SLG: 0.446	0-0 F8		0-0 4-3	0-3 K		0-0 F8	0-3 K			5 0 0 0 0 2 4												
<b>Gary Ward, R</b> (1, 7) OBP: 0.322, SLG: 0.414	4-0 BB 1-2 BB		0-0 1B 1B		0-0 K2 1B	0-0 FC5-4		0-0 3-1		4 0 2 0 1 0 1												
<b>George Wright, S</b> (1, 9) OBP: 0.260, SLG: 0.267	4-0 FC6-4 1-2 2-3 BB		0-0 1B 1B		0-3 K2		0-0 1B BB 2B	0-0 4-3		4 1 2 0 1 1 1												
<b>Steve Buechele, R</b> (1, 5) OBP: 0.286, SLG: 0.281	0-0 FC6-4		0-0 1B		0-0 2B 1B		0-0 BB 5-3 3B 1B	0-3 K		5 1 3 0 0 1 3												
<b>Glenn Brummer, R</b> (1, 2) OBP: 0.351, SLG: 0.314		0-0 4-3	0-3 K		0-0 2B		0-0 5-3		0-0 4-3	5 0 1 0 0 1 5												
<b>Curtis Wilkerson, S</b> (1, 6) OBP: 0.291, SLG: 0.298 <b>Duane Walker, L</b> (7, PH) OBP: 0.294, SLG: 0.367 <b>Wayne Tolleson, S</b> (7, 6) OBP: 0.375, SLG: 0.397		0-0 1B SF8 2B	0-0 F9		0-0 6-3		0-3 K		0-3 K	3 1 1 0 0 0 5 1 0 0 0 0 1 2 1 0 0 0 0 1 0												
<b>Inning Stats</b>	R: 1 E: 0 K: 0 S: 5	H: 2 LOB: 3 BB: 2 P: 13	R: 1 E: 0 K: 0 S: 5	H: 2 LOB: 1 BB: 0 P: 5	R: 0 E: 0 K: 1 S: 8	H: 3 LOB: 3 BB: 0 P: 8	R: 0 E: 0 K: 1 S: 5	H: 0 LOB: 1 BB: 1 P: 9	R: 0 E: 0 K: 1 S: 7	H: 3 LOB: 2 BB: 0 P: 7	R: 1 E: 0 K: 1 S: 6	H: 1 LOB: 1 BB: 1 P: 10	R: 4 E: 0 K: 2 S: 10	H: 3 LOB: 1 BB: 2 P: 18	R: 0 E: 0 K: 1 S: 5	H: 0 LOB: 0 BB: 0 P: 5	R: 0 E: 0 K: 2 S: 7	H: 0 LOB: 0 BB: 0 P: 7	1B: 9 2B: 5 3B: 1 HR: 0	SF: 1 SAC: 0 DP: 1 HBP: 0	WP: 0 PB: 0 SB: 3 CS: 0	PA: 46
<b>PITCHER</b>	IP WLS BF H R ER SO BB IBB HBP BLK WP HR S P ERA WHIP																					
<b>Bud Black, L</b> (1, 1) ERA: 4.17	5.1 L 30 11 3 3 4 4 0 0 0 0 0 0 34 50 5.06 2.812																					
<b>Steve Farr, R</b> (6, 1) ERA: 4.61	1.1 9 3 4 4 1 1 1 0 0 0 0 9 17 27.00 3.000																					
<b>Joe Beckwith, R</b> (7, 1) ERA: 5.0	2.1 7 0 0 0 4 0 0 0 0 0 0 0 15 15 0.00 0.000																					

**Texas Rangers @ Kansas City Royals**  
**Royals Stadium, Kansas City, MO**  
 Sun Aug 25 1985, 4:33 AM EDT  
 Att: 28,350 - Unknown

[livebaseballscorecards.com](http://livebaseballscorecards.com)

<b>AB</b>	<b>39</b>
<b>R</b>	<b>7</b>
<b>H</b>	<b>14</b>
<b>RBI</b>	<b>7</b>
<b>BB</b>	<b>6</b>
<b>SO</b>	<b>9</b>
<b>LOB</b>	<b>25</b>



Batter	1	2	3	4	5	6	7	8	9	AB	R	H	RBI	BB	SO	LOB
Willie Wilson, S OBP: 0.323, SLG: 0.424 (1, 8)	0-0 F8		0-0 L5			0-3 K		0-0 F8		4	0	0	0	0	1	1
Lonnie Smith, R OBP: 0.342, SLG: 0.353 (1, 7)	0-0 F7			0-0 HR		0-0 F4		0-3 K		4	1	1	1	0	1	1
George Brett, L OBP: 0.457, SLG: 0.601 (1, 5)	0-0 HR			4-0 FC5-4 BB		0-3 K			4-0 1B BB FC5 BB	2	2	1	1	2	1	0
Hal McRae, R OBP: 0.344, SLG: 0.450 (1, 10)	0-0 6-3			0-0 L6			0-0 F7		4-0 FC5 1B 1-2 BB	3	0	0	0	1	0	1
Frank White, R OBP: 0.273, SLG: 0.402 (1, 4)		0-0 5-3		0-0 FC5-4 1-2f			0-0 2B		0-0 FC5 1B 1-2 2-3	4	0	2	0	0	0	1
Steve Balboni, R OBP: 0.298, SLG: 0.466 (1, 3)		0-0 F8		0-0 1-3			0-0 6-3		0-3 K	4	0	0	0	0	1	5
Dave Leeper, L OBP: 0.095, SLG: 0.050 (1, 9)		0-3 K				0-0 F8		0-0 F6		4	0	0	1	0	1	3
John Wathan, R OBP: 0.357, SLG: 0.333 (1, 2)			0-0 L8			0-0 L7			0-0 L6 1B	4	0	1	0	0	0	2
Onix Concepcion, R OBP: 0.254, SLG: 0.240 (1, 6)			0-0 5-3			0-0 6-3				2	0	0	0	0	0	0
Jorge Orta, L OBP: 0.319, SLG: 0.374 (8, PH)										1	0	0	0	0	0	1
Greg Pryor, R OBP: 0.277, SLG: 0.264 (9, 6)										0	0	0	0	0	0	0


Inning Stats	R: 1	H: 1	E: 0	K: 0	S: 4	LOB: 0	BB: 0	P: 4	R: 0	H: 0	E: 0	K: 1	S: 5	LOB: 0	BB: 0	P: 5	R: 0	H: 0	E: 0	K: 0	S: 3	LOB: 0	BB: 0	P: 3	R: 1	H: 1	E: 0	K: 0	S: 4	LOB: 1	BB: 1	P: 8	R: 0	H: 0	E: 0	K: 0	S: 3	LOB: 0	BB: 0	P: 3	R: 0	H: 0	E: 0	K: 2	S: 7	LOB: 0	BB: 0	P: 7	R: 0	H: 1	E: 0	K: 0	S: 4	LOB: 1	BB: 0	P: 4	R: 0	H: 1	E: 0	K: 1	S: 6	LOB: 1	BB: 0	P: 6	R: 1	H: 1	E: 0	K: 1	S: 6	LOB: 2	BB: 2	P: 14	1B: 2	SF: 0	2B: 1	SAC: 0	3B: 0	DP: 0	HR: 2	HBP: 0	WP: 0	PA: 35
--------------	------	------	------	------	------	--------	-------	------	------	------	------	------	------	--------	-------	------	------	------	------	------	------	--------	-------	------	------	------	------	------	------	--------	-------	------	------	------	------	------	------	--------	-------	------	------	------	------	------	------	--------	-------	------	------	------	------	------	------	--------	-------	------	------	------	------	------	------	--------	-------	------	------	------	------	------	------	--------	-------	-------	-------	-------	-------	--------	-------	-------	-------	--------	-------	--------

PITCHER	IP	WLS	BF	H	R	ER	SO	BB	IBB	HBP	BLK	WP	HR	S	P	ERA	WHIP
Charlie Hough, R ERA: 3.23 (1, 1)	9.0	W	35	5	3	3	5	3	0	0	0	0	2	42	54	3.00	0.889

**TEXAS RANGERS @ KANSAS CITY ROYALS**  
**ROYALS STADIUM, KANSAS CITY, MO**

Sun Aug 25 1985, 4:33 AM EDT  
Att. 28,350 - Unknown

<b>AB</b>	<b>32</b>
<b>R</b>	<b>3</b>
<b>H</b>	<b>5</b>
<b>RBI</b>	<b>3</b>
<b>BB</b>	<b>3</b>
<b>SO</b>	<b>5</b>
<b>LOB</b>	<b>15</b>





Batter	1	2	3	4	5	6	7	8	9	AB R H RBI BB SO LOB	TOP		
Oddibe McDowell, L (1, 8) OBP: 0.286, SLG: 0.405	0-0 1-3	0-0 5-3			0-3 K		0-0 1-3			4 0 0 0 0 1 1			
Toby Harrah, R (1, 4) OBP: 0.444, SLG: 0.402 Alan Bannister, R (7, 4) OBP: 0.353, SLG: 0.344 (8, 3)	0-0 5-3		0-0 F4		4-0 BB			0-0 5-3		2 0 0 0 1 0 0 1 0 0 0 0 0 0			
Pete O'Brien, L (1, 3) OBP: 0.331, SLG: 0.438 Curtis Wilkerson, S (8, 4) OBP: 0.291, SLG: 0.298	0-0 E6 1B		0-3 K		0-0 6-3			0-0 G3		4 1 0 0 0 1 2 0 0 0 0 0 0 0			
Cliff Johnson, R (1, 10) OBP: 0.332, SLG: 0.450	0-0 1B		0-0 6-3		0-0 F9			0-0 2B		4 1 2 0 0 0 2			
Gary Ward, R (1, 7) OBP: 0.321, SLG: 0.413	0-0 1B			0-0 F3		0-0 5-3		0-0 4-3		4 0 1 1 0 0 1			
George Wright, S (1, 9) OBP: 0.260, SLG: 0.266	0-0 1B			0-0 5-3		0-0 5-3		0-0 G3		4 0 1 1 0 0 0			
Steve Buechele, R (1, 5) OBP: 0.296, SLG: 0.313 Duane Walker, L (9, PH) OBP: 0.289, SLG: 0.372	0-0 1B			0-0 3B		0-0 5-3		0-0 1B		3 0 2 0 0 0 0 1 0 1 0 0 0 0	AB 34 R 2 H 8 RBI 2 BB 1 SO 2 LOB 8		
Glenn Brummer, R (1, 2) OBP: 0.345, SLG: 0.308 Don Slaught, R (6, 2) OBP: 0.310, SLG: 0.378		0-0 L1		0-0 F8		0-0 6-3		0-0 G4-6-3		2 0 0 0 0 0 1 2 0 0 0 0 0 1			
Wayne Tolleson, S (1, 6) OBP: 0.374, SLG: 0.401		0-0 6-3			0-0 2B		0-0 6-3			3 0 1 0 0 0 0			
Inning Stats	R: 2 H: 4 E: 1 LOB: 2 K: 0 BB: 0 S: 7 P: 7	R: 0 H: 0 E: 0 LOB: 0 K: 0 BB: 0 S: 3 P: 3	R: 0 H: 0 E: 0 LOB: 0 K: 1 BB: 0 S: 5 P: 5	R: 0 H: 1 E: 0 LOB: 1 K: 0 BB: 0 S: 4 P: 4	R: 0 H: 1 E: 0 LOB: 2 K: 1 BB: 1 S: 6 P: 10	R: 0 H: 0 E: 0 LOB: 0 K: 0 BB: 0 S: 3 P: 3	R: 0 H: 0 E: 0 LOB: 0 K: 0 BB: 0 S: 3 P: 3	R: 0 H: 1 E: 0 LOB: 1 K: 0 BB: 0 S: 4 P: 4	R: 0 H: 1 E: 0 LOB: 0 K: 0 BB: 0 S: 3 P: 3	1B: 5 SF: 0 2B: 2 SAC: 0 3B: 1 DP: 1 HR: 0 HBP: 0	WP: 0 PA: 35 PB: 0 SB: 0 CS: 0		
PITCHER	IP WLS BF H R ER SO BB IBB HBP BLK WP HR S P ERA WHIP											PITCHER	IP WLS BF H R ER SO BB IBB HBP BLK WP HR S P ERA WHIP
Charlie Leibrandt, L (1, 1) ERA: 2.79	8.0 W 32 7 2 0 2 1 0 0 0 0 0 0 35 39 0.00 1.000												
Dan Quisenberry, R (9, 1) ERA: 2.38	1.0 3 1 0 0 0 0 0 0 0 0 0 0 3 3 0.00 1.000												

Texas Rangers @ Kansas City Royals  
Royals Stadium, Kansas City, MO  
Mon Aug 26 1985, 8:05 PM EDT  
Att: 28,085 - Unknown

livebaseballscorecards.com



Batter	1	2	3	4	5	6	7	8	9
<b>Willie Wilson, S</b> (1, 8) <small>OBP: 0.326, SLG: 0.426</small> <b>Darryl Motley, R</b> (9, 7) <small>OBP: 0.263, SLG: 0.413</small>	0-0  6-3 1B		0-0  SF7 1B	0-0  F8		0-0  HR 1B		0-0  L8	
<b>Lonnie Smith, R</b> (1, 7) <small>OBP: 0.341, SLG: 0.350</small> <b>Lynn Jones, R</b> (7, 7) <small>OBP: 0.270, SLG: 0.290</small>	0-3  K 1-3		0-0  F9 1-2	0-0  6-3 2-3		4-0  HR BB		0-0  1B	
<b>George Brett, L</b> (1, 5) <small>OBP: 0.459, SLG: 0.608</small> <b>Greg Pryor, R</b> (7, 5) <small>OBP: 0.284, SLG: 0.273</small>	0-0  6-3 3-H		4-0  1B BB	4-0  1B IBB		0-0  HR 1-H 2-H		0-0  1B G1-6-3	
<b>Hal McRae, R</b> (1, 10) <small>OBP: 0.346, SLG: 0.449</small> <b>Jorge Orta, L</b> (8, PH) <small>OBP: 0.318, SLG: 0.373</small>	0-0  5-3		4-0  1B BB	0-0  2B 1-H 3-H		0-0  4-3		0-0  1B G1-6-3 1-2f	
<b>Frank White, R</b> (1, 4) <small>OBP: 0.273, SLG: 0.404</small>		0-0  F8	0-0  SF7	0-0  2B 1-3		0-3  K			
<b>Steve Balboni, R</b> (1, 3) <small>OBP: 0.300, SLG: 0.464</small>		4-0  1B FC4-6 BB	4-0  1B BB	0-0  F4		0-0  5-3			
<b>Dave Leeper, L</b> (1, 9) <small>OBP: 0.120, SLG: 0.083</small>		0-0  1B FC4-6 1-2f	0-0  1B 1-2 2-H 3-H		0-0  G3		0-0  F5		
<b>John Wathan, R</b> (1, 2) <small>OBP: 0.353, SLG: 0.330</small>		0-0  1B	0-3  K		0-3  K		0-0  4-3		
<b>Onix Concepcion, R</b> (1, 6) <small>OBP: 0.254, SLG: 0.244</small>	0-0  1-3			0-0  1B 6-3		0-0  F8		0-0  6-3	

AB	R	H	RBI	BB	SO	LOB
5	3	3	0	0	0	1
0	0	0	0	0	0	0
3	1	0	0	1	1	3
1	0	1	0	0	0	0
2	3	1	4	2	0	0
1	0	1	0	0	0	0
3	1	1	2	1	0	0
1	0	0	0	0	0	2
3	0	1	1	0	1	0
2	0	0	0	2	0	2
4	0	1	2	0	0	1
4	0	1	0	0	2	2
4	1	1	0	0	0	2

AB	R	H	RBI	BB	SO	LOB
33	9	11	9	6	4	13

Inning Stats	R	H	E	K	S	P	IP	WLS	BF	H	R	ER	SO	BB	IBB	HBP	BLK	WP	HR	S	P	ERA	WHIP
<b>Jeff Russell, R</b> (1, 1) <small>ERA: 9.43</small>	1	1	0	1	6	5	5.0	L	30	9	9	8	3	5	1	0	0	0	0	30	54	14.40	2.800
<b>Greg Harris, R</b> <small>ERA: 2.22</small>	0	0	0	0	0	0	1.0		3	0	0	0	1	0	0	0	0	0	0	5	5	0.00	0.000
<b>Dwayne Henry, R</b> <small>ERA: 1.13</small>	0	0	0	0	0	0	1.0		3	0	0	0	0	0	0	0	0	0	0	3	3	0.00	0.000
<b>Dave Schmidt, R</b> <small>ERA: 2.59</small>	0	0	0	0	0	0	1.0		4	2	0	0	0	0	0	0	0	0	0	4	4	0.00	2.000

WP	HR	S	P	ERA	WHIP
0	0	0	0	0	0

**BOTTOM**

**Texas Rangers @ Kansas City Royals**  
 Royals Stadium, Kansas City, MO  
 Mon Aug 26 1985, 8:05 PM EDT  
 Att. 28,085 - Unknown

livebaseballscorecards.com





Batter	1	2	3	4	5	6	7	8	9	AB R H RBI BB SO LOB	TOP											
Willie Wilson, S (1, 8) OBP: 0.327, SLG: 0.424	0-0 S 2B 1B	0-0 G3			0-0 4-3		0-0 4-3		0-0 F2	4 1 1 0 1 0 0	<b>Kansas City Royals @ Milwaukee Brewers</b> <b>Milwaukee County Stadium, Milwaukee, WI</b> Tue Aug 27 1985, 8:05 PM EDT Att. 8,034 - Unknown <a href="http://livebaseballscorecards.com">livebaseballscorecards.com</a>											
Lonnie Smith, R (1, 7) OBP: 0.342, SLG: 0.349	0-3 K 1-2		0-0 4-3		0-0 4-3		0-0 4-3	0-0 F2	4 1 1 0 1 1 1													
George Brett, L (1, 5) OBP: 0.456, SLG: 0.605	0-0 F7		0-0 E4 BB		0-0 4-3		0-0 G3	0-0 F9 1-H	5 0 1 1 0 0 3													
Hal McRae, R (1, 10) OBP: 0.351, SLG: 0.454	0-0 1B 2B		4-0 1-2 BB		0-0 1B 1B		0-0 FC5-2	0-0 F9	4 2 2 1 1 0 3													
Frank White, R (1, 4) OBP: 0.274, SLG: 0.402	0-0 2B 1B		0-3 K		4-0 1B BB		0-0 1-3	0-3 K	4 1 1 1 1 2 5													
Steve Balboni, R (1, 3) OBP: 0.301, SLG: 0.467	0-0 WP 1-H 2B		0-0 F9		0-0 1-3 2-H 1B		0-0 6-3		4 0 2 2 0 0 2													
Dave Leeper, L (1, 9) OBP: 0.103, SLG: 0.071	0-0 F4 2-3			0-0 1-3		0-0 F7		0-0 G3	4 0 0 0 0 0 3													
John Wathan, R (1, 2) OBP: 0.350, SLG: 0.327		0-0 6-3		0-0 1-3		0-0 F6		0-0 1B	4 0 1 0 0 0 2													
Onix Concepcion, R (1, 6) OBP: 0.251, SLG: 0.241		0-0 6-3		0-0 4-3		0-0 4-3		0-0 3-1	3 0 0 0 0 0 2													
Jorge Orta, L (8, PH) OBP: 0.317, SLG: 0.371									1 0 0 0 0 0 1													
Greg Pryor, R (8, 6) OBP: 0.284, SLG: 0.273									0 0 0 0 0 0 0													
<b>Inning Stats</b>	R: 3 E: 0 K: 1 S: 9	H: 4 LOB: 1 BB: 0 P: 9	R: 0 E: 0 K: 0 S: 3	H: 0 LOB: 0 BB: 0 P: 3	R: 0 E: 1 K: 1 S: 6	H: 0 LOB: 2 BB: 1 P: 10	R: 0 E: 0 K: 0 S: 3	H: 0 LOB: 0 BB: 0 P: 3	R: 0 E: 0 K: 0 S: 3	H: 0 LOB: 0 BB: 0 P: 3	R: 1 E: 0 K: 0 S: 5	H: 2 LOB: 2 BB: 1 P: 9	R: 0 E: 0 K: 0 S: 3	H: 0 LOB: 2 BB: 2 P: 11	R: 0 E: 0 K: 0 S: 4	H: 1 LOB: 1 BB: 0 P: 4	R: 1 E: 0 K: 1 S: 7	H: 2 LOB: 1 BB: 0 P: 7	1B: 6 2B: 3 3B: 0 HR: 0	SF: 0 SAC: 0 DP: 0 HBP: 0	WP: 1 PB: 0 SB: 1 CS: 0	PA: 41
<b>PITCHER</b>	IP WLS BF H R ER SO BB IBB HBP BLK WP HR S P ERA WHIP																					
Jaime Cocanower, R (1, 1) ERA: 4.35	6.0 W 28 6 4 4 2 3 0 0 0 1 0 29 41 6.00 1.500																					
Bob Gibson, R (7, 1) ERA: 3.28	3.0 S 13 3 1 1 1 1 0 0 0 0 0 14 18 3.00 1.333																					



Batter	1	2	3	4	5	6	7	8	9	AB	R	H	RBI	BB	SO	LOB
Randy Ready, R OBP: 0.309, SLG: 0.361 (1, 7)	0-0 1B 1B	0-0 SH E 1B 1-3 2-H	0-3 K		0-0 5-3			0-0 F6		4	2	1	0	0	1	3
Robin Yount, R OBP: 0.341, SLG: 0.447 (1, 8)	0-0 1B 1B SF9	0-0 E5 1B 2-3 3-H		0-0 F8	0-0 2B 2-H 3-H			0-0 1-3		5	2	2	2	0	0	1
Cecil Cooper, L OBP: 0.329, SLG: 0.477 (1, 10)	0-0 SF9 1B 1-2 2-H	0-0 F4		0-0 1B 1B	0-3 K			0-0 4-3		5	0	2	1	0	1	3
Ted Simmons, S OBP: 0.345, SLG: 0.412 (1, 3)	0-0 F4	0-0 F7		0-0 1B 1-2		0-3 K				4	0	1	0	0	1	4
Ernest Riles, L OBP: 0.351, SLG: 0.414 (1, 6)	0-0 1B 1-2 2-3	0-0 1B 2-H 3-H		0-3 K		0-0 1B				4	0	3	2	0	1	2
Carlos Ponce, R OBP: 0.167, SLG: 0.286 (1, 9)	0-0 SF9	0-0 F8		0-0 F8		0-3 K				3	0	0	1	0	1	3
Rick Manning, L OBP: 0.274, SLG: 0.292 (9, 9)	0-0 SF9 2-3 3-H	0-0 F8		0-0 F8		0-3 K				0	0	0	0	0	0	0
Jim Gantner, L OBP: 0.284, SLG: 0.306 (1, 5)	0-0 F8		0-0 4-3		0-0 SH3 1B 2B 1B			0-3 K		4	1	1	0	0	1	2
Charlie Moore, R OBP: 0.287, SLG: 0.282 (1, 2)		0-0 SH 2B	0-0 F8		0-0 SH3 2B 1B			0-0 F7		4	2	2	0	0	0	0
Ed Romero, R OBP: 0.337, SLG: 0.320 (1, 4)		4-0 SH E BB	0-0 1B		0-0 SH3 1-2 2-3			0-0 F8		2	1	1	0	1	0	0

Inning Stats	R: 2	H: 4	E: 0	LOB: 2	K: 0	BB: 0	S: 7	R: 4	H: 2	E: 2	LOB: 1	K: 0	BB: 1	S: 7	R: 0	H: 1	E: 0	LOB: 1	K: 1	BB: 0	S: 6	R: 0	H: 2	E: 0	LOB: 2	K: 1	BB: 0	S: 7	R: 2	H: 3	E: 0	LOB: 1	K: 1	BB: 0	S: 8	R: 0	H: 1	E: 0	LOB: 0	K: 2	BB: 0	S: 7	R: 0	H: 0	E: 0	LOB: 0	K: 1	BB: 0	S: 5	R: 0	H: 0	E: 0	LOB: 0	K: 0	BB: 0	S: 3
--------------	------	------	------	--------	------	-------	------	------	------	------	--------	------	-------	------	------	------	------	--------	------	-------	------	------	------	------	--------	------	-------	------	------	------	------	--------	------	-------	------	------	------	------	--------	------	-------	------	------	------	------	--------	------	-------	------	------	------	------	--------	------	-------	------

PITCHER	IP	WLS	BF	H	R	ER	SO	BB	IBB	HBP	BLK	WP	HR	S	P	ERA	WHIP
Danny Jackson, L ERA: 3.18 (1, 1)	4.2	L	29	12	8	4	2	1	0	0	0	0	0	32	36	7.71	2.786
Joe Beckwith, R ERA: 4.77 (5, 1)	3.1		10	1	0	0	4	0	0	0	0	0	0	18	18	0.00	0.300

**BOTTOM**

**Kansas City Royals @ Milwaukee Brewers**  
**Milwaukee County Stadium, Milwaukee, WI**

Tue Aug 27 1985, 8:05 PM EDT  
 Att. 8,034 - Unknown

livebaseballscorecards.com

<b>AB</b>	<b>35</b>
<b>R</b>	<b>8</b>
<b>H</b>	<b>13</b>
<b>RBI</b>	<b>6</b>
<b>BB</b>	<b>1</b>
<b>SO</b>	<b>6</b>
<b>LOB</b>	<b>18</b>



<b>WP: 0</b>	<b>PA: 39</b>
<b>PB: 0</b>	<b>SB: 0</b>
<b>CS: 0</b>	



Batter	1	2	3	4	5	6	7	8	9	AB R H RBI BB SO LOB	TOP											
Willie Wilson, S (1, 8) OBP: 0.326, SLG: 0.421	0-0 F7	4-0 BB		0-0 4-3		0-3 K		0-3 K		4 0 0 0 1 2 1												
Lonnie Smith, R (1, 7) Lynn Jones, R (7, 7) OBP: 0.341, SLG: 0.355 OBP: 0.276, SLG: 0.296	0-0 HR	0-3 K		0-0 F9			0-0 1-3	0-0 BB 1B		4 1 1 1 0 1 3 1 0 1 0 0 0 0												
George Brett, L (1, 5) Greg Pryor, R (9, 5) OBP: 0.458, SLG: 0.603 OBP: 0.284, SLG: 0.273	0-0 F6			4-0 FC4-6 1B HR BB		0-0 F8	0-0 2B 1B	4-0 BB 1-2 BB		3 2 1 0 2 0 0 0 0 0 0 0 0 0												
Hal McRae, R (1, 10) OBP: 0.356, SLG: 0.462	0-0 1B			0-0 FC4-6 1-2 1B		0-3 K	0-0 1-H HR 2B	0-3 K		5 1 3 1 0 2 3												
Frank White, R (1, 4) OBP: 0.273, SLG: 0.407	0-0 F7			0-0 FC4-6 CS 1-2 2-3		0-0 HR	0-3 K		0-0 L7	5 1 1 1 0 1 4												
Steve Balboni, R (1, 3) OBP: 0.306, SLG: 0.479				0-0 F8 1-2 HR BB		0-0 3B	0-0 2-H HR	4-0 BB		3 2 2 2 2 0 0												
Darryl Motley, R (1, 9) OBP: 0.265, SLG: 0.421				4-0 BB 1B BB		0-0 F9 1-H 3-H HR	0-0 F7	0-0 F7		4 1 1 3 1 0 2												
Jamie Quirk, L (1, 2) OBP: 0.167, SLG: 0.167				0-0 BB 1-2 1B		0-0 4-3	0-0 6-3	0-3 K	0-3 K	5 0 1 0 0 2 1												
Onix Concepcion, R (1, 6) OBP: 0.251, SLG: 0.241				0-0 F9 1-2 1B		0-0 6-3	0-0 L6	0-0 1B 1B		4 0 1 0 0 0 2												
<b>Inning Stats</b>	R: 1 E: 0 K: 0 S: 5	H: 2 LOB: 1 BB: 0 P: 5	R: 0 E: 0 K: 1 S: 6	H: 1 LOB: 3 BB: 2 P: 14	R: 3 E: 0 K: 0 S: 4	H: 2 LOB: 0 BB: 2 P: 12	R: 0 E: 0 K: 0 S: 3	H: 0 LOB: 0 BB: 0 P: 3	R: 1 E: 0 K: 1 S: 7	H: 2 LOB: 1 BB: 0 P: 7	R: 0 E: 0 K: 1 S: 5	H: 0 LOB: 0 BB: 0 P: 5	R: 3 E: 0 K: 1 S: 8	H: 3 LOB: 0 BB: 0 P: 8	R: 0 E: 0 K: 3 S: 11	H: 2 LOB: 3 BB: 1 P: 15	R: 0 E: 0 K: 1 S: 5	H: 0 LOB: 1 BB: 1 P: 9	1B: 6 2B: 1 3B: 1 HR: 4	SF: 0 SAC: 0 DP: 0 HBP: 0	WP: 0 PB: 0 SB: 0 CS: 1	PA: 44
<b>PITCHER</b>	IP WLS BF H R ER SO BB IBB HBP BLK WP HR S P ERA WHIP																					
Pete Vuckovich, R (1, 1) ERA: 5.11	5.0 L 25 7 5 5 2 4 0 0 0 0 0 3 25 41 9.00 2.200																					
Bob McClure, L (6, 1) ERA: 4.92	2.0 9 3 3 3 2 0 0 0 0 0 1 13 13 13.50 1.500																					
Ray Searage, L (8, 1) ERA: 8.34	2.0 10 2 0 0 4 2 0 0 0 0 0 0 16 24 0.00 2.000																					

**Kansas City Royals @ Milwaukee Brewers**  
 Milwaukee County Stadium, Milwaukee, WI  
 Wed Aug 28 1985, 8:05 PM EDT  
 Att. 7,626 - Unknown

AB	38
R	8
H	12
RBI	8
BB	6
SO	8
LOB	16







Batter	1	2	3	4	5	6	7	8	9	AB R H RBI BB SO LOB	TOP											
Willie Wilson, S (1, 8) OBP: 0.325, SLG: 0.420	0-0 F4		0-0 4-3			0-0 F4		0-0 E7 WP 6-3 1B		4 1 1 0 0 0 0	<b>Kansas City Royals @ Texas Rangers</b> Arlington Stadium, Arlington, TX Fri Aug 30 1985, 8:05 PM EDT Att. 14,330 - Unknown											
Lonnie Smith, R (1, 7) OBP: 0.338, SLG: 0.352	0-3 K		0-0 F9			0-0 F8		0-0 6-3 2-H		4 0 0 1 0 1 0												
George Brett, L (1, 5) OBP: 0.460, SLG: 0.603	4-0 BB			4-0 BB G5-4-3		0-0 WP 1B		0-0 L4		2 0 1 0 2 0 0												
Hal McRae, R (1, 10) OBP: 0.350, SLG: 0.454	0-3 K			0-0 F8		0-0 5-3 1-2		0-3 K		4 0 0 0 0 2 3												
Frank White, R (1, 4) OBP: 0.277, SLG: 0.412		0-0 FC6-4 1B		0-0 G5-4-3 1-2f		0-0 G5-4-3 2B		0-0 1B		4 0 3 0 0 0 1												
Steve Balboni, R (1, 3) OBP: 0.306, SLG: 0.477		0-0 L5			0-0 F7		0-0 G5-4-3 1B		0-0 F8			4 0 1 0 0 0 2										
Darryl Motley, R (1, 9) OBP: 0.262, SLG: 0.415		0-0 FC6-4 1-2f			0-0 F8		0-0 G5-4-3 1-2f 2-3		0-3 K			4 0 0 0 0 1 4										
John Wathan, R (1, 2) OBP: 0.350, SLG: 0.336		0-0 6-3			0-0 2B		0-0 F9					3 0 1 0 0 0 2										
Onix Concepcion, R (1, 6) OBP: 0.249, SLG: 0.240 Jorge Orta, L (8, PH) OBP: 0.315, SLG: 0.370 Buddy Biancalana, S (8, 6) OBP: 0.265, SLG: 0.257			0-0 B1-3		0-0 5-3			0-0 F8		2 0 0 0 0 0 1 1 0 0 0 0 0 0 0 0 0 0 0 0 0		<b>AB 32</b> <b>R 1</b> <b>H 7</b> <b>RBI 1</b> <b>BB 2</b> <b>SO 4</b> <b>LOB 13</b>										
<b>Inning Stats</b>	R: 0 E: 0 K: 2 S: 7	H: 0 LOB: 1 BB: 1 P: 11	R: 0 E: 0 K: 0 S: 4	H: 1 LOB: 1 BB: 0 P: 4	R: 0 E: 0 K: 0 S: 3	H: 0 LOB: 0 BB: 0 P: 3	R: 0 E: 0 K: 0 S: 2	H: 0 LOB: 0 BB: 1 P: 6	R: 0 E: 0 K: 0 S: 4	H: 1 LOB: 1 BB: 0 P: 4	R: 0 E: 0 K: 0 S: 4	H: 1 LOB: 1 BB: 0 P: 4	R: 0 E: 1 K: 0 S: 4	H: 2 LOB: 1 BB: 0 P: 4	R: 1 E: 1 K: 0 S: 4	H: 1 LOB: 0 BB: 0 P: 4	R: 0 E: 0 K: 2 S: 8	H: 1 LOB: 1 BB: 0 P: 8	1B: 5 2B: 2 3B: 0 HR: 0	SF: 0 SAC: 0 DP: 2 HBP: 0	WP: 2 PB: 0 SB: 0 CS: 0	PA: 34
<b>PITCHER</b> Charlie Hough, R (1, 1) ERA: 3.1	IP: 9.0 WLS: W BF: 34 H: 7 R: 1 ER: 0 SO: 4 BB: 2 IBB: 0 HBP: 0 BLK: 0 WP: 2 HR: 0 S: 40 P: 48 ERA: 0.00 WHIP: 1.000																				<b>PITCHER</b>	IP: WLS: BF: H: R: ER: SO: BB: IBB: HBP: BLK: WP: HR: S: P: ERA: WHIP:

livebaseballscorecards.com



Batter	1	2	3	4	5	6	7	8	9	AB	R	H	RBI	BB	SO	LOB
Oddibe McDowell, L (1, 8) OBP: 0.294, SLG: 0.408	0-0 E S 1B	0-0 F8			0-0 1B 2B 1B	0-0 F4				4	2	2	0	0	0	2
Toby Harrah, R (1, 4) OBP: 0.441, SLG: 0.399	0-0 FC1-6 1B		0-0 5-3		0-0 1B 2B 1B		0-3 K			4	1	2	1	0	1	0
Pete O'Brien, L (1, 3) OBP: 0.329, SLG: 0.441	0-0 FC1-6 1B		0-0 FC6-4 1B		0-0 PB SF8 2B		0-0 4-3			4	1	2	2	0	0	1
George Wright, S (1, 9) OBP: 0.254, SLG: 0.257	0-0 1-3 1B		0-0 F3		4-0 BB		0-0 F5			3	0	1	0	1	0	1
Gary Ward, R (1, 7) OBP: 0.317, SLG: 0.406	0-3 K		0-0 FC6-4		0-0 SF8			0-0 F8		3	0	0	1	0	1	3
Don Slaught, R (1, 2) OBP: 0.315, SLG: 0.380	0-0 L8			0-0 F4		0-0 F8		0-3 K2-3		4	0	0	0	0	1	3
Alan Bannister, R (1, 10) OBP: 0.361, SLG: 0.369		0-3 K		0-0 F7		0-3 K		0-0 G3		2	0	0	0	0	1	0
Duane Walker, L (6, PH) OBP: 0.306, SLG: 0.364		0-3 K		0-3 K		0-3 K				2	0	0	0	0	1	0
Steve Buechele, R (1, 5) OBP: 0.301, SLG: 0.315		0-3 K								3	0	0	0	0	3	0
Wayne Tolleson, S (1, 6) OBP: 0.375, SLG: 0.402		0-0 2B				0-0 F9				3	0	2	0	0	0	0

Inning Stats	R: 1	H: 3	E: 0	K: 1	S: 8	H: 3	LOB: 2	BB: 0	P: 8	R: 0	H: 1	E: 0	K: 2	S: 8	H: 1	LOB: 1	BB: 0	P: 8	R: 0	H: 1	E: 0	K: 1	S: 5	R: 3	H: 3	E: 0	K: 0	S: 6	R: 0	H: 1	E: 0	K: 2	S: 8	R: 0	H: 0	E: 0	K: 1	S: 5	R: 0	H: 0	E: 0	K: 1	S: 5	R: 0	H: 0	E: 0	K: 1	S: 5	1B: 7	2B: 2	3B: 0	HR: 0	SF: 1	SAC: 0	DP: 0	HBP: 0	WP: 0	PB: 1	SB: 1	CS: 0	PA: 34
--------------	------	------	------	------	------	------	--------	-------	------	------	------	------	------	------	------	--------	-------	------	------	------	------	------	------	------	------	------	------	------	------	------	------	------	------	------	------	------	------	------	------	------	------	------	------	------	------	------	------	------	-------	-------	-------	-------	-------	--------	-------	--------	-------	-------	-------	-------	--------

PITCHER	IP	WLS	BF	H	R	ER	SO	BB	IBB	HBP	BLK	WP	HR	S	P	ERA	WHIP
Bud Black, L (1, 1) ERA: 4.22	4.1	L	22	8	4	3	4	1	0	0	0	0	0	29	33	6.23	2.077
Joe Beckwith, R (5, 1) ERA: 4.6	2.2		9	1	0	0	3	0	0	0	0	0	0	15	15	0.00	0.375
Mike Jones, L (8, 1) ERA: 4.5	1.0		3	0	0	0	1	0	0	0	0	0	0	5	5	0.00	0.000

**BOTTOM**

**Kansas City Royals @ Texas Rangers**  
Arlington Stadium, Arlington, TX  
Fri Aug 30 1985, 8:05 PM EDT  
Att. 14,330 - Unknown

[livebaseballscorecards.com](http://livebaseballscorecards.com)

<b>AB</b>	<b>32</b>
<b>R</b>	<b>4</b>
<b>H</b>	<b>9</b>
<b>RBI</b>	<b>4</b>
<b>BB</b>	<b>1</b>
<b>SO</b>	<b>8</b>
<b>LOB</b>	<b>10</b>







Batter	1	2	3	4	5	6	7	8	9
<b>Oddibe McDowell, L</b> (1, 8) OBP: 0.295, SLG: 0.419	0-0 L7		0-0 F9		0-0 6-3		0-0 HR	0-0 2B	
<b>Toby Harrah, R</b> (1, 4) OBP: 0.443, SLG: 0.397	0-0 4-3		4-0 BB		4-0 FC6-4 BB		4-0 1B FC3-2-5-1 BB	0-0 F9	
<b>Pete O'Brien, L</b> (1, 3) OBP: 0.329, SLG: 0.439	0-0 F8		0-3 K		0-0 F6		0-0 FC3-2-5-1 1-3 BB 1B		
<b>George Wright, S</b> (1, 9) OBP: 0.251, SLG: 0.254		0-0 F3	0-0 5-3		0-0 FC6-4 1-2f		0-0 FC3-2-5-1 BB 1-3 3-H		
<b>Gary Ward, R</b> (1, 7) OBP: 0.320, SLG: 0.418		0-0 HR		0-0 1B 3B		0-0 1-3	4-0 BB IBB		
<b>Don Slaught, R</b> (1, 2) OBP: 0.318, SLG: 0.392		0-3 K		0-0 5-3		0-0 HR	4-0 1-2 2-3 3-H BB		
<b>Alan Bannister, R</b> (1, 10) OBP: 0.355, SLG: 0.362		0-3 K		0-0 1-3 1B		0-0 4-3	0-3 K		
<b>Steve Buechele, R</b> (1, 5) OBP: 0.299, SLG: 0.313			0-0 2B 1B	0-0 1-3		0-0 F4		0-0 6-3	
<b>Wayne Tolleson, S</b> (1, 6) OBP: 0.373, SLG: 0.403			0-0 F9 1-H 2B	0-0 6-3			0-0 F3	0-3 K	

Inning Stats	R: 0	H: 0	E: 0	K: 0	S: 3	LOB: 0	BB: 0	P: 3
	R: 1	H: 1	E: 0	K: 2	S: 8 <td>LOB: 0</td> <td>BB: 0</td> <td>P: 8 </td>	LOB: 0	BB: 0	P: 8
	R: 1	H: 2	E: 0	K: 1	S: 7 <td>LOB: 2</td> <td>BB: 1</td> <td>P: 11 </td>	LOB: 2	BB: 1	P: 11
	R: 1	H: 2	E: 0	K: 0	S: 5 <td>LOB: 1</td> <td>BB: 0</td> <td>P: 5 </td>	LOB: 1	BB: 0	P: 5
	R: 0	H: 0	E: 0	K: 0	S: 3 <td>LOB: 1</td> <td>BB: 1</td> <td>P: 7 </td>	LOB: 1	BB: 1	P: 7
	R: 1	H: 1	E: 0	K: 0	S: 4 <td>LOB: 0</td> <td>BB: 0</td> <td>P: 4 </td>	LOB: 0	BB: 0	P: 4
	R: 2	H: 2	E: 0	K: 1	S: 7 <td>LOB: 3</td> <td>BB: 3</td> <td>P: 19 </td>	LOB: 3	BB: 3	P: 19
	R: 0	H: 1	E: 0	K: 1	S: 6 <td>LOB: 1</td> <td>BB: 0</td> <td>P: 6 </td>	LOB: 1	BB: 0	P: 6

PITCHER	IP	WLS	BF	H	R	ER	SO	BB	IBB	HBP	BLK	WP	HR	S	P	ERA	WHIP
<b>Charlie Leibrandt, L</b> (1, 1) ERA: 2.97	6.1	L	30	8	6	6	3	3	0	0	0	0	3	33	45	8.53	1.737
<b>Steve Farr, R</b> (7, 1) ERA: 4.11	1.2		8	1	0	0	2	1	1	0	0	0	0	10	18	0.00	1.200

AB R H RBI BB SO LOB

5	1	2	1	0	0	1
2	0	0	0	3	0	1
4	1	1	0	0	1	3
4	0	0	0	0	0	5
3	2	2	1	1	0	0
3	1	1	2	1	1	1
4	0	1	1	0	2	3
4	1	1	0	0	0	1
4	0	1	1	0	1	1

1B: 3	SF: 0	WP: 0	PA: 38
2B: 2	SAC: 0	PB: 0	
3B: 1	DP: 0	SB: 0	
HR: 3	HBP: 0	CS: 0	

AB	R	H	RBI	BB	SO	LOB
33	6	9	6	5	5	16

**Kansas City Royals @ Texas Rangers**  
Arlington Stadium, Arlington, TX  
Sat Aug 31 1985, 8:05 PM EDT  
Att. 14,709 - Unknown

livebaseballscorecards.com





Batter	1	2	3	4	5	6	7	8	9	AB R H RBI BB SO LOB	TOP									
Lonnie Smith, R (1, 7) OBP: 0.342, SLG: 0.353	0-0 L7		0-0 SH1-4 1B	0-0 PO 1B			0-0 6-3			4 0 2 1 0 0 0										
Lynn Jones, R (1, 8) OBP: 0.286, SLG: 0.300	4-0 1B BB		0-0 SH1-4	0-0 PO 1B	0-0 FC6-4 1B		0-0 F9			2 0 1 0 1 0 0										
George Brett, L (1, 5) OBP: 0.459, SLG: 0.605	0-0 1-2 1B		0-0 4-3		0-0 FC6-4 1-2f			1-0 G3-6-1 HBP		3 0 1 1 0 0 2										
Hal McRae, R (1, 10) OBP: 0.348, SLG: 0.445	0-0 F4		0-0 BB		0-0 F8			0-0 G3-6-1 1-2f		3 0 0 0 1 0 4										
Darryl Motley, R (1, 9) OBP: 0.258, SLG: 0.418	0-3 K		0-0 F9		0-0 1-3			0-0 5-3		4 0 0 0 0 1 5										
Steve Balboni, R (1, 3) OBP: 0.307, SLG: 0.481		0-0 G5-4-3 1B		0-0 HR		0-0 F7		0-0 F8		4 1 2 1 0 0 0										
Greg Pryor, R (1, 4) OBP: 0.277, SLG: 0.266		0-0 F8		0-0 6-3		0-0 F6		0-3 K		3 0 0 0 0 0 1										
Dave Leeper, L (9, PH) OBP: 0.100, SLG: 0.069										1 0 0 0 0 1 0	AB 31 R 3 H 8 RBI 3 BB 2 SO 2 LOB 14									
John Wathan, R (1, 2) OBP: 0.346, SLG: 0.327		0-0 G5-4-3		0-0 5-3 1B		0-0 F8		0-0 F9		3 1 1 0 0 0 1										
Jamie Quirk, L (9, PH) OBP: 0.125, SLG: 0.125										1 0 0 0 0 0 0										
Onix Concepcion, R (1, 6) OBP: 0.252, SLG: 0.243			0-0 SH1-4 4-3 1B	0-0 5-3 1B			0-0 4-3			3 1 1 0 0 0 1										
Inning Stats	R: 0 E: 0 K: 1 S: 6	H: 1 LOB: 2 BB: 1 P: 10	R: 0 E: 0 K: 0 S: 3	H: 1 LOB: 0 BB: 0 P: 3	R: 1 E: 0 K: 0 S: 5	H: 2 LOB: 2 BB: 1 P: 9	R: 2 E: 0 K: 0 S: 5	H: 3 LOB: 0 BB: 0 P: 5	R: 0 E: 0 K: 0 S: 4	H: 1 LOB: 1 BB: 0 P: 4	R: 0 E: 0 K: 0 S: 3	H: 0 LOB: 0 BB: 0 P: 3	R: 0 E: 0 K: 0 S: 2	H: 0 LOB: 0 BB: 0 P: 3	R: 0 E: 0 K: 1 S: 5	H: 0 LOB: 0 BB: 0 P: 5	1B: 7 2B: 0 3B: 0 HR: 1	SF: 0 SAC: 1 DP: 2 HBP: 1	WP: 0 PB: 0 SB: 0 CS: 0	PA: 36
PITCHER	IP WLS BF H R ER SO BB IBB HBP BLK WP HR S P ERA WHIP																			
Mike Mason, L (1, 1) ERA: 4.87	7.0 W 30 8 3 3 1 2 0 1 0 0 0 1 29 38 3.86 1.429																			
Dwayne Henry, R (8, 1) ERA: 1.46	2.0 S 5 0 0 0 1 0 0 0 0 0 0 0 7 7 0.00 0.000																			

Kansas City Royals @ Texas Rangers  
Arlington Stadium, Arlington, TX  
Sun Sep 01 1985, 8:05 PM EDT  
Att: 10,587 - Unknown

livebaseballscorecards.com



Batter	1	2	3	4	5	6	7	8	9
<b>Oddibe McDowell, L</b> (1, 8) OBP: 0.300, SLG: 0.427	0-0 SF8 3B		H 1-0 1B WP HBP		X 0-0 1-H 3-H G4-6-3 1B		X 0-0 4-3		
<b>Toby Harrah, R</b> (1, 4) OBP: 0.441, SLG: 0.397	0-0 SF8 3-H		X 0-0 1-3 1B 1B		X 0-0 L7		X 0-0 6-3		
<b>Pete O'Brien, L</b> (1, 3) OBP: 0.328, SLG: 0.438	0-0 F7 3-H		X 0-0 1-H 3-H 1B		X 0-0 G4-6-3 1-2f		X 0-0 4-3		
<b>Gary Ward, R</b> (1, 7) OBP: 0.318, SLG: 0.414	0-0 6-3		X 0-0 F8		X 0-3 K		X 0-3 K		
<b>Don Slaught, R</b> (1, 2) OBP: 0.314, SLG: 0.387		X 0-0 B1-3		X 0-0 5-3		X 0-0 5-3			
<b>George Wright, S</b> (1, 9) OBP: 0.255, SLG: 0.258		X 0-0 1B 1B		X 0-0 F5		X 0-0 1B			
<b>Alan Bannister, R</b> (1, 10) OBP: 0.359, SLG: 0.366		X 0-0 1-2 G1-6-3 1B		X 0-0 6-3		X 0-0 F4			
<b>Duane Walker, L</b> (6, PH) OBP: 0.304, SLG: 0.362									
<b>Steve Buechele, R</b> (1, 5) OBP: 0.300, SLG: 0.308		X 0-0 G1-6-3 1-2f		B 4-0 1B E BB		X 0-3 K			
<b>Wayne Tolleson, S</b> (1, 6) OBP: 0.373, SLG: 0.402			X 0-0 F8		X 0-0 E S 1B 1B		X 0-0 4-3		

Inning Stats	R: 1	H: 1	E: 0	K: 0	S: 4	LOB: 0	BB: 0	P: 4	R: 0	H: 2	E: 0	K: 0	S: 4	LOB: 1	BB: 0	P: 4	R: 2	H: 2	E: 0	K: 0	S: 4	LOB: 0	BB: 0	P: 5	R: 0	H: 0	E: 0	K: 0	S: 3	LOB: 0	BB: 0	P: 3	R: 2	H: 2	E: 0	K: 0	S: 4	LOB: 0	BB: 1	P: 8	R: 0	H: 1	E: 0	K: 1	S: 6	LOB: 1	BB: 0	P: 6	R: 0	H: 0	E: 0	K: 1	S: 5	LOB: 0	BB: 0	P: 5	R: 0	H: 0	E: 0	K: 1	S: 5	LOB: 0	BB: 0	P: 5
--------------	------	------	------	------	------	--------	-------	------	------	------	------	------	------	--------	-------	------	------	------	------	------	------	--------	-------	------	------	------	------	------	------	--------	-------	------	------	------	------	------	------	--------	-------	------	------	------	------	------	------	--------	-------	------	------	------	------	------	------	--------	-------	------	------	------	------	------	------	--------	-------	------

PITCHER										PITCHER																																									
IP	WLS	BF	H	R	ER	SO	BB	IBB	HBP	BLK	WP	HR	S	P	ERA	WHIP	IP	WLS	BF	H	R	ER	SO	BB	IBB	HBP	BLK	WP	HR	S	P	ERA	WHIP																		
Danny Jackson, L (1, 1) ERA: 3.35	5.0	L	21	7	5	5	0	1	0	0	1	0	19	24	9.00	1.600	Joe Beckwith, R (6, 1) ERA: 4.48	2.0		7	1	0	0	2	0	0	0	0	0	0	11	11	0.00	0.500	Dan Quisenberry, R (8, 1) ERA: 2.34	1.0		3	0	0	0	1	0	0	0	0	0	5	5	0.00	0.000

**BOTTOM**

AB	R	H	RBI	BB	SO	LOB
3	2	2	1	0	0	0
3	1	1	1	0	0	1
4	0	1	1	0	0	1
4	0	0	0	0	2	0
3	0	0	0	0	0	0
3	0	2	0	0	0	0
2	0	1	0	0	0	0
1	0	0	0	0	0	1
2	1	0	0	1	1	2
3	1	1	0	0	0	0

<b>AB</b>	<b>28</b>
<b>R</b>	<b>5</b>
<b>H</b>	<b>8</b>
<b>RBI</b>	<b>3</b>
<b>BB</b>	<b>1</b>
<b>SO</b>	<b>3</b>
<b>LOB</b>	<b>5</b>



WP: 1	PA: 31
PB: 0	CS: 0
SB: 1	

**Kansas City Royals @ Texas Rangers**  
Arlington Stadium, Arlington, TX  
Sun Sep 01 1985, 8:05 PM EDT  
Att. 10,587 - Unknown

livebaseballscores.com



Batter	1	2	3	4	5	6	7	8	9	AB R H RBI BB SO LOB	TOP		
Rudy Law, L (1, 7) x OBP: 0.304, SLG: 0.367	0-0 ① 6-3		x 0-0 ① WP BB 2-H 1B		x 0-0 ③ F7		x 0-0 ③ F9		x 0-0 ③ 4-3	5 0 1 1 0 0 1	<b>Chicago White Sox @ Kansas City Royals</b> Royals Stadium, Kansas City, MO Mon Sep 02 1985, 8:05 PM EDT Att: 32,681 - Unknown <a href="http://livebaseballscorecards.com">livebaseballscorecards.com</a>		
Bryan Little, S (1, 4) x OBP: 0.397, SLG: 0.388	0-0 ② 4-3		B B B B 4-0 WP BB 1-2		B B B B 4-0 FC6-4 BB		x 0-0 ① F8			2 0 0 0 2 0 0			
Harold Baines, L (1, 9) x OBP: 0.344, SLG: 0.446	0-0 ③ 5-3		B B B B 4-0 1-2 2-3 BB		x 0-0 ① FC6-4 WP 1B 1-2f		x 0-0 ② 4-3			3 0 0 0 1 0 1			
Greg Walker, L (1, 3) x OBP: 0.317, SLG: 0.454		x 0-0 ① L8	x 0-0 ③ L8		x 0-0 WP 1B 1-2		x 0-0 HR			4 1 2 1 0 0 3			
Carlton Fisk, R (1, 2) x OBP: 0.313, SLG: 0.506		x 0-0 ② 4-3		x 0-0 ① 4-3		x 0-0 ② F2 1-2 2-3		B B B B 4-0 S BB		3 0 0 0 1 0 2			
Jerry Hairston, S (1, 10) x OBP: 0.388, SLG: 0.357		x 0-0 ③ F5		x 0-0 ② 4-3		H 1-0 HBP		x 0-0 ③ 4-3 1-2		3 0 0 0 0 0 1			
Daryl Boston, L (1, 8) x OBP: 0.272, SLG: 0.337			x 0-0 4-3 1B 1B		x 0-0 ③ F5		x 0-0 ③ F9		x 0-0 G1-6-3 1B	4 1 2 0 0 0 3			
Ozzie Guillen, L (1, 6) x OBP: 0.294, SLG: 0.345			x 0-0 ① 4-3 1-2		0-0 ① K		x 0-0 ① F8		x 0-0 ① G1-6-3	4 0 0 0 0 1 2			
Luis Salazar, R (1, 5) x OBP: 0.258, SLG: 0.364			x 0-0 ② F6		x 0-0 ② 1-3		x 0-0 ② F9		x 0-0 ② L7	4 0 0 0 0 0 2			
<b>Inning Stats</b>	R: 0 H: 0 E: 0 LOB: 0 K: 0 BB: 0 S: 3 P: 3	R: 0 H: 0 E: 0 LOB: 0 K: 0 BB: 0 S: 3 P: 3	R: 1 H: 2 E: 0 LOB: 3 K: 0 BB: 2 S: 5 P: 13	R: 0 H: 0 E: 0 LOB: 0 K: 0 BB: 0 S: 3 P: 3	R: 0 H: 0 E: 0 LOB: 0 K: 1 BB: 0 S: 5 P: 5	R: 0 H: 1 E: 0 LOB: 3 K: 0 BB: 1 S: 4 P: 9	R: 0 H: 0 E: 0 LOB: 0 K: 0 BB: 0 S: 3 P: 3	R: 1 H: 1 E: 0 LOB: 1 K: 0 BB: 1 S: 4 P: 8	R: 0 H: 1 E: 0 LOB: 1 K: 0 BB: 0 S: 4 P: 4	1B: 4 SF: 0 2B: 0 SAC: 0 3B: 0 DP: 0 HR: 1 HBP: 1	WP: 2 PA: 37 PB: 0 SB: 1 CS: 0		
<b>PITCHER</b>	IP WLS BF H R ER SO BB IBB HBP BLK WP HR S P ERA WHIP											<b>PITCHER</b>	IP WLS BF H R ER SO BB IBB HBP BLK WP HR S P ERA WHIP
Mark Gubicza, R (1, 1) ERA: 3.78	7.2 W 32 4 2 2 1 4 0 1 0 2 1 29 46 2.35 1.043												
Dan Quisenberry, R (8, 1) ERA: 2.31	1.1 S 5 1 0 0 0 0 0 0 0 0 0 5 5 0.00 0.750												







Batter	1	2	3	4	5	6	7	8	9	AB R H RBI BB SO LOB	TOP							
Rudy Law, L (1, 7) OBP: 0.306, SLG: 0.369	0-3 K		0-0 SF7 1B		0-0 F4			0-0 PO 1B		4 1 2 0 0 1 0	<b>Chicago White Sox @ Kansas City Royals</b> Royals Stadium, Kansas City, MO Tue Sep 03 1985, 8:05 PM EDT Att: 17,521 - Unknown <a href="http://livebaseballscorecards.com">livebaseballscorecards.com</a>							
Bryan Little, S (1, 4) OBP: 0.400, SLG: 0.392	0-0 1B		0-0 1B			0-0 L7		0-0 PO 1-2	0-0 1-3	4 0 2 0 0 0 0								
Harold Baines, L (1, 9) OBP: 0.343, SLG: 0.451	0-0 L8		0-0 SF7			0-0 L7			0-0 HR	3 1 1 2 0 0 1								
Greg Walker, L (1, 3) OBP: 0.314, SLG: 0.450	0-0 L7		0-0 5-3			0-0 6-3			0-0 4-3	4 0 0 0 0 0 2								
Carlton Fisk, R (1, 2) OBP: 0.314, SLG: 0.506		0-0 B2-3 1B		0-0 F8			0-0 CS 1B		0-3 K	4 0 2 0 0 1 0								
Jerry Hairston, S (1, 10) OBP: 0.380, SLG: 0.347		0-0 F8		0-0 F4			0-3 K			3 0 0 0 0 1 2								
Daryl Boston, L (1, 8) OBP: 0.268, SLG: 0.331		0-0 B2-3 1-2		0-0 L9			0-3 K 1-2			3 0 0 0 0 1 2								
Ozzie Guillen, L (1, 6) OBP: 0.292, SLG: 0.343		0-0 4-3			0-0 B4			0-0 6-3		3 0 0 0 0 0 1								
Scott Fletcher, R (1, 5) OBP: 0.319, SLG: 0.287			0-0 6-3		0-0 6-3			0-0 L8		2 0 0 0 0 0 0								
Joseph DeSa, L (8, PH) OBP: 0.220, SLG: 0.289										1 0 0 0 0 0 0								
Tim Hulett, R (8, 5) OBP: 0.318, SLG: 0.348										0 0 0 0 0 0 0								
<b>Inning Stats</b>	R: 0 E: 0 K: 1 S: 6	H: 1 LOB: 1 BB: 0 P: 6	R: 0 E: 0 K: 0 S: 4	H: 1 LOB: 1 BB: 0 P: 4	R: 1 E: 0 K: 0 S: 5	H: 2 LOB: 1 BB: 0 P: 5	R: 0 E: 0 K: 0 S: 3	H: 0 LOB: 0 BB: 0 P: 3	R: 0 E: 0 K: 2 S: 7	H: 1 LOB: 1 BB: 0 P: 7	R: 0 E: 0 K: 0 S: 3	H: 1 LOB: 0 BB: 0 P: 3	R: 1 E: 0 K: 1 S: 6	H: 1 LOB: 0 BB: 0 P: 6	1B: 6 2B: 1 3B: 0 HR: 1	SF: 1 SAC: 0 DP: 1 HBP: 0	WP: 0 PB: 0 SB: 1 CS: 1	PA: 33
<b>PITCHER</b> Bret Saberhagen, R (1, 1) ERA: 2.77	IP: 9.0 WLS: W BF: 32 H: 7 R: 2 ER: 2 SO: 4 BB: 0 IBB: 0 HBP: 0 BLK: 0 WP: 0 HR: 1 S: 40 P: 40 ERA: 2.00 WHIP: 0.778											<b>PITCHER</b>	IP: WLS: BF: H: R: ER: SO: BB: IBB: HBP: BLK: WP: HR: S: P: ERA: WHIP:					



Batter	1	2	3	4	5	6	7	8	9	AB	R	H	RBI	BB	SO	LOB	
Lynn Jones, R OBP: 0.278, SLG: 0.291 (1, 8)	0-0 6-3		0-0 5-3			0-0 FC5-4 1-2 1B		0-0 SH 1B		3	0	1	0	0	0	0	
Pat Sheridan, L OBP: 0.310, SLG: 0.330 (1, 9)	0-0 4-3		0-0 F8			0-0 FC5-4 1-2f 2-3 BB		0-0 SF7 3-H		3	0	0	1	0	0	2	
George Brett, L OBP: 0.459, SLG: 0.607 (1, 5)	4-0 HR BB				0-0 F9			4-0 1B IBB		1	1	0	0	3	0	0	
Hal McRae, R OBP: 0.349, SLG: 0.468 (1, 10)	0-0 1-H HR			0-3 K		0-0 G5-4-3 1-2f		0-0 1B		4	1	2	2	0	1	3	
Steve Balboni, R OBP: 0.305, SLG: 0.479 (1, 3)	0-0 6-3			0-0 F3				0-0 5-3		4	0	0	0	0	0	3	
Darryl Motley, R OBP: 0.256, SLG: 0.416 (1, 7)		0-0 6-3			0-0 L7			0-0 F6		3	0	0	0	0	0	0	
Jamie Quirk, L OBP: 0.286, SLG: 0.308 (1, 2)		0-0 F5			0-0 G5-4-3 1B			0-0 6-3		3	0	1	0	0	0	0	
Greg Pryor, R OBP: 0.271, SLG: 0.260 (1, 4)		0-0 L9			0-0 G5-4-3 1-2f			0-0 6-3		3	0	0	0	0	0	1	
Onix Concepcion, R OBP: 0.254, SLG: 0.245 (1, 6)			0-0 5-3			0-0 FC5-4 1B 1B		0-0 SH SF7 1B		3	1	2	0	0	0	0	
<b>Inning Stats</b>	R: 2 E: 0 K: 0 S: 4	H: 1 LOB: 0 BB: 1 P: 8	R: 0 E: 0 K: 0 S: 3	H: 0 LOB: 0 BB: 0 P: 3	R: 0 E: 0 K: 1 S: 5	H: 0 LOB: 0 BB: 0 P: 5	R: 0 E: 0 K: 0 S: 3	H: 1 LOB: 0 BB: 0 P: 3	R: 0 E: 0 K: 0 S: 4	H: 0 LOB: 0 BB: 1 P: 8	R: 0 E: 0 K: 0 S: 3	H: 0 LOB: 0 BB: 0 P: 3	R: 1 E: 1 K: 0 S: 6	H: 2 LOB: 3 BB: 1 P: 10	1B: 5 2B: 0 3B: 0 HR: 1	SF: 1 SAC: 1 DP: 2 HBP: 0	
<b>PITCHER</b> Tom Seaver, R ERA: 3.22 (1, 1)	IP 8.0	WLS L	BF 32	H 6	R 3	ER 2	SO 1	BB 2	IBB 1	HBP 0	BLK 0	WP 0	HR 1	S 31	P 43	ERA 2.25	WHIP 1.000
<b>PITCHER</b>	IP	WLS	BF	H	R	ER	SO	BB	IBB	HBP	BLK	WP	HR	S	P	ERA	WHIP

**BOTTOM**

**Chicago White Sox @ Kansas City Royals**  
Royals Stadium, Kansas City, MO

Tue Sep 03 1985, 8:05 PM EDT  
Att. 17,521 - Unknown

[livebaseballscorecards.com](http://livebaseballscorecards.com)

<b>AB</b>	<b>27</b>
<b>R</b>	<b>3</b>
<b>H</b>	<b>6</b>
<b>RBI</b>	<b>3</b>
<b>BB</b>	<b>3</b>
<b>SO</b>	<b>1</b>
<b>LOB</b>	<b>9</b>



WP: 0	PA: 32
PB: 0	
SB: 0	
CS: 0	









Batter	1	2	3	4	5	6	7	8	9	AB R H RBI BB SO LOB	TOP
Paul Molitor, R OBP: 0.364, SLG: 0.414 (1, 5) X	0-0 4-3 4-3 1B		0-0 1-3			0-0 E6 4-3		4-0 SH1-4 1B BB		3 1 1 0 1 0 0	<b>Milwaukee Brewers @ Kansas City Royals</b> Royals Stadium, Kansas City, MO Thu Sep 05 1985, 8:05 PM EDT Att. 2,527 - Unknown
Ernest Riles, L OBP: 0.354, SLG: 0.416 (1, 6) X	0-0 4-3 1-2		0-3 K			0-0 4-3 1-2		0-0 SH1-4 1-2		3 0 0 0 0 1 2	
Cecil Cooper, L OBP: 0.333, SLG: 0.485 (1, 3) X	0-0 4-3 2-3				0-0 4-3			0-0 G6-4-3 1B		4 0 1 1 0 0 2	
Ted Simmons, S OBP: 0.344, SLG: 0.409 (1, 10) X	0-0 6-3				0-0 F4			0-0 G6-4-3 1-2f		4 0 0 0 0 0 3	
Bill Schroeder, R OBP: 0.294, SLG: 0.415 (1, 2) S S S		0-3 K			0-0 1B			0-3 K		4 0 1 0 0 2 0	
Ed Romero, R OBP: 0.327, SLG: 0.315 (1, 7) X		0-0 F8			0-0 L4			0-0 2B		4 0 1 0 0 0 1	
Jim Gantner, L OBP: 0.294, SLG: 0.324 (1, 4) X		0-0 1B			0-0 G5-4-3 1B			0-3 K		4 0 3 0 0 1 1	
Charlie Moore, R OBP: 0.289, SLG: 0.283 (1, 9) X		0-0 1-3			0-0 G5-4-3 1-2f			0-0 F9		4 0 0 0 0 0 4	
Rick Manning, L OBP: 0.281, SLG: 0.319 (1, 8) X			0-0 F4		0-0 F7			0-0 4-3		3 0 0 0 0 0 2	
<b>Inning Stats</b>	R: 0 H: 1 E: 0 LOB: 1 K: 0 BB: 0 S: 4 P: 4	R: 0 H: 1 E: 0 LOB: 1 K: 1 BB: 0 S: 6 P: 6	R: 0 H: 0 E: 0 LOB: 0 K: 1 BB: 0 S: 5 P: 5	R: 0 H: 1 E: 0 LOB: 1 K: 0 BB: 0 S: 4 P: 4	R: 0 H: 1 E: 0 LOB: 0 K: 0 BB: 0 S: 3 P: 3	R: 0 H: 0 E: 1 LOB: 1 K: 0 BB: 0 S: 4 P: 4	R: 0 H: 1 E: 1 LOB: 2 K: 0 BB: 0 S: 5 P: 5	R: 1 H: 1 E: 0 LOB: 0 K: 2 BB: 1 S: 3 P: 7	R: 0 H: 1 E: 0 LOB: 1 K: 2 BB: 0 S: 8 P: 8	1B: 5 SF: 0 2B: 2 SAC: 1 3B: 0 DP: 2 HR: 0 HBP: 0	WP: 0 PA: 35 PB: 0 SB: 0 CS: 0
<b>PITCHER</b> Charlie Leibrandt, L (1, 1) ERA: 2.89	IP WLS BF H R ER SO BB IBB HBP BLK WP HR S P ERA WHIP										
	9.0 W 35 7 1 1 4 1 0 0 0 0 0 0 42 46 1.00 0.889										

livebaseballscorecards.com

<b>AB</b>	33
<b>R</b>	1
<b>H</b>	7
<b>RBI</b>	1
<b>BB</b>	1
<b>SO</b>	4
<b>LOB</b>	15



Batter	1	2	3	4	5	6	7	8	9
Omar Moreno, L (1, 8) OBP: 0.236, SLG: 0.423	0-0 HR		0-0 G4-6-3 1-2 1B			0-0 F6		0-0 1-H 2-H 3B	
Pat Sheridan, L (1, 9) OBP: 0.303, SLG: 0.321	0-0 F8		0-0 G4-6-3 1-2f			0-0 G3		0-0 4-3	
George Brett, L (1, 5) OBP: 0.457, SLG: 0.599	0-0 F8			0-0 G3			0-0 F7	4-0 IBB	
Hal McRae, R (1, 10) OBP: 0.342, SLG: 0.456	0-3 K			0-0 6-3			0-0 F9	0-0 L7	
Darryl Motley, R (1, 7) OBP: 0.259, SLG: 0.418		0-0 CS 1-3 1B		0-0 F6			0-3 K		
Steve Balboni, R (1, 3) OBP: 0.302, SLG: 0.475 Buddy Biancalana, S (8, PR) OBP: 0.272, SLG: 0.257 (9, 6)		0-0 1-3		0-3 K			0-0 1B 2B		
Frank White, R (1, 4) OBP: 0.277, SLG: 0.411		0-0 F9		0-0 5-3			0-0 L3		
John Wathan, R (1, 2) OBP: 0.355, SLG: 0.364			0-0 1B 1B		0-0 L9		0-0 1B 3B 1B		
Onix Concepcion, R (1, 6) OBP: 0.256, SLG: 0.247 Jorge Orta, L (8, PH) OBP: 0.316, SLG: 0.369 Greg Pryor, R (9, 3) OBP: 0.273, SLG: 0.272			0-0 F9			0-0 F4	0-0 1-2 3-H 3B 1B		

Inning Stats	R: 1	H: 1	R: 0	H: 1	R: 0	H: 2	R: 0	H: 0	R: 0	H: 0	R: 0	H: 0	R: 3	H: 4
	E: 0	LOB: 0	E: 0	LOB: 0	E: 0	LOB: 1	E: 0	LOB: 0	E: 0	LOB: 0	E: 0	LOB: 0	E: 0	LOB: 2
	K: 1	BB: 0	K: 0	BB: 0	K: 0	BB: 0	K: 0	BB: 0	K: 1	BB: 0	K: 1	BB: 0	K: 0	BB: 1
	S: 6	P: 6	S: 3	P: 3	S: 4	P: 4	S: 3	P: 3	S: 5	P: 5	S: 3	P: 3	S: 7	P: 11

PITCHER	IP	WLS	BF	H	R	ER	SO	BB	IBB	HBP	BLK	WP	HR	S	P	ERA	WHIP
Moose Haas, R (1, 1) ERA: 3.87	8.0	L	31	8	4	4	3	0	1	0	0	0	1	36	40	4.50	1.000

AB R H RBI BB SO LOB

4	1	3	3	0	0	0
4	0	0	0	0	0	3
3	0	0	0	1	0	0
4	0	0	0	0	1	2
3	0	1	0	0	1	0
3	0	1	0	0	1	1
0	1	0	0	0	0	0
3	0	0	0	0	0	2
3	1	2	0	0	0	0
2	0	0	0	0	0	1
1	1	1	1	0	0	0
0	0	0	0	0	0	0

1B: 5	SF: 0	WP: 0	PA: 31
2B: 1	SAC: 0	PB: 0	
3B: 1	DP: 1	SB: 0	
HR: 1	HBP: 0	CS: 1	

**Milwaukee Brewers @ Kansas City Royals**  
**Royals Stadium, Kansas City, MO**  
 Thu Sep 05 1985, 8:05 PM EDT  
 Att. 2,527 - Unknown

livebaseballscores.com

AB	30
R	4
H	8
RBI	4
BB	1
SO	3
LOB	9





Batter	1	2	3	4	5	6	7	8	9	10	11	AB R H RBI BB SO LOB	TOP												
Paul Molitor, R (1.5) OBP: 0.362, SLG: 0.412	0-0 F9		0-3 K			0-0 1B		0-0 L7		0-0 G3		5 0 1 0 0 1 0													
Randy Ready, R (1.7) OBP: 0.299, SLG: 0.314	0-0 6-3			0-0 6-3		0-0 1B		4-0 2B		0-0 4-3		4 1 1 1 1 0 0													
Cecil Cooper, L (1.3) OBP: 0.334, SLG: 0.483	4-0 BB			0-0 5-3		0-0 F2		0-0 2-3			0-0 FC2-6	4 0 1 0 1 0 3													
Ted Simmons, S (1.10) OBP: 0.344, SLG: 0.410 Rick Manning, L (8, PR) OBP: 0.279, SLG: 0.318	0-0 5-3			0-0 4-3		0-0 F9		0-0 2B			0-0 FC2-6	4 0 1 1 0 0 3 1 1 0 0 0 0 1													
Ernest Riles, L (1.6) OBP: 0.350, SLG: 0.410		0-0 1-3			0-0 F7		0-0 6-3	0-3 K			0-0 5-3	5 0 0 0 0 1 2													
Bill Schroeder, R (1.2) OBP: 0.292, SLG: 0.409		0-3 K		0-3 K		0-0 4-3			0-0 5-3		0-0 1B	5 0 1 1 0 2 0													
Paul Householder, S (1.8) OBP: 0.285, SLG: 0.307		0-3 K		0-0 6-3		0-0 1B			0-0 5-3		0-0 F9	5 0 1 0 0 1 1													
Jim Gantner, L (1.4) OBP: 0.296, SLG: 0.326			0-0 CS			0-0 6-3	0-0 1B		0-0 L3			4 0 2 0 0 0 0													
Ed Romero, R (1.9) OBP: 0.326, SLG: 0.313			0-0 5-3			0-0 1B	0-0 1B			0-0 6-3		4 1 1 0 0 0 3													
<b>Inning Stats</b>	R: 0 H: 0 E: 0 LOB: 1 K: 0 BB: 1 S: 3 P: 7	R: 0 H: 0 E: 0 LOB: 0 K: 2 BB: 0 S: 7 P: 7	R: 0 H: 1 E: 0 LOB: 0 K: 1 BB: 0 S: 5 P: 5	R: 0 H: 0 E: 0 LOB: 0 K: 0 BB: 0 S: 3 P: 3	R: 0 H: 0 E: 0 LOB: 0 K: 1 BB: 0 S: 5 P: 5	R: 1 H: 3 E: 0 LOB: 2 K: 0 BB: 0 S: 6 P: 6	R: 0 H: 2 E: 0 LOB: 2 K: 0 BB: 0 S: 5 P: 5	R: 1 H: 1 E: 0 LOB: 1 K: 1 BB: 1 S: 6 P: 10	R: 0 H: 0 E: 0 LOB: 0 K: 0 BB: 0 S: 3 P: 3	R: 0 H: 0 E: 0 LOB: 0 K: 0 BB: 0 S: 3 P: 3	R: 1 H: 2 E: 0 LOB: 1 K: 0 BB: 0 S: 5 P: 5	1B: 8 SF: 0 2B: 1 SAC: 0 3B: 0 DP: 0 HR: 0 HBP: 0	WP: 0 PA: 43 PB: 0 SB: 0 CS: 1												
<b>PITCHER</b>	IP WLS BF H R ER SO BB IBB HBP BLK WP HR S P ERA WHIP																								
Danny Jackson, L (1.1) ERA: 3.3	8.0	32	7	2	2	5	2	0	0	0	0														
Dan Quisenberry, R (9.1) ERA: 2.37	3.0	W	11	2	1	1	0	0	0	0	0														

Milwaukee Brewers @ Kansas City Royals  
 Royals Stadium, Kansas City, MO  
 Fri Sep 06 1985, 8:05 PM EDT  
 Unknown

AB	41
R	3
H	9
RBI	3
BB	2
SO	5
LOB	13



Batter	1	2	3	4	5	6	7	8	9	10	11	AB	R	H	RBI	BB	SO	LOB	BOTTOM						
<b>Lonnie Smith, R</b> (1, 7) <small>OBP: 0.341, SLG: 0.351</small> <b>Omar Moreno, L</b> (8, 8) <small>OBP: 0.233, SLG: 0.417</small>	G3		SF8 HBP FC1 1B		6-3		F8		CS	G3		4	0	1	0	0	0	1							
<b>Lynn Jones, R</b> (1, 8) <small>OBP: 0.289, SLG: 0.296</small> <small>(8, 7)</small>	4-3		FC1 HBP		K				F8			4	0	1	0	0	1	0							
<b>George Brett, L</b> (1, 5) <small>OBP: 0.453, SLG: 0.593</small>	F8		SF8				F9		F7			4	0	0	1	0	0	1							
<b>Hal McRae, R</b> (1, 10) <small>OBP: 0.344, SLG: 0.455</small> <b>Pat Sheridan, L</b> (8, PR) <small>OBP: 0.302, SLG: 0.319</small>			FC1				K					3	0	1	0	1	1	2							
<b>Frank White, R</b> (1, 4) <small>OBP: 0.278, SLG: 0.411</small>			1-3				F4					5	0	2	0	0	0	2							
<b>Steve Balboni, R</b> (1, 3) <small>OBP: 0.303, SLG: 0.486</small>							K					5	2	2	2	0	1	4							
<b>Darryl Motley, R</b> (1, 9) <small>OBP: 0.255, SLG: 0.412</small>							F7					5	1	0	0	0	0	2							
<b>John Wathan, R</b> (1, 2) <small>OBP: 0.350, SLG: 0.365</small>	4-3						K					5	0	1	1	0	1	2							
<b>Onix Concepcion, R</b> (1, 6) <small>OBP: 0.262, SLG: 0.249</small>			HBP SF8 1B BB				5-3					2	1	1	0	2	0	0							
<b>Inning Stats</b>	R: 0 E: 0 K: 0 S: 3	H: 0 LOB: 0 BB: 0 P: 3	R: 0 E: 0 K: 0 S: 5	H: 2 LOB: 2 BB: 0 P: 5	R: 1 E: 0 K: 0 S: 4	H: 1 LOB: 2 BB: 1 P: 9	R: 0 E: 0 K: 2 S: 7	H: 0 LOB: 0 BB: 0 P: 7	R: 0 E: 0 K: 1 S: 5	H: 0 LOB: 0 BB: 0 P: 5	R: 1 E: 0 K: 0 S: 5	H: 2 LOB: 1 BB: 0 P: 5	R: 0 E: 0 K: 0 S: 4	H: 1 LOB: 2 BB: 1 P: 8	R: 0 E: 0 K: 0 S: 2	H: 0 LOB: 0 BB: 1 P: 6	R: 0 E: 0 K: 0 S: 4	H: 1 LOB: 1 BB: 0 P: 4	R: 2 E: 1 K: 0 S: 4	H: 2 LOB: 1 BB: 0 P: 4	1B: 6 2B: 1 3B: 0 HR: 2	SF: 1 SAC: 0 DP: 0 HBP: 1	WP: 0 PB: 0 SB: 0 CS: 1	PA: 45	
<b>PITCHER</b>	IP	WLS	BF	H	R	ER	SO	BB	IBB	HBP	BLK	WP	HR	S	P	ERA	WHIP								
<b>Teddy Higuera, L</b> (1, 1) <small>ERA: 4.19</small>	10.0		40	7	2	2	4	3	0	1	0	0	1	44	57	1.80	1.000								
<b>Rollie Fingers, R</b> (11, 1) <small>ERA: 4.75</small>	0.1	L	4	2	2	1	0	0	0	0	0	0	1	4	4	27.00	6.000								

Milwaukee Brewers @ Kansas City Royals  
Royals Stadium, Kansas City, MO  
Fri Sep 06 1985, 8:05 PM EDT  
Unknown

AB	39
R	4
H	9
RBI	4
BB	3
SO	4
LOB	15





Batter	1	2	3	4	5	6	7	8	9	AB R H RBI BB SO LOB	TOP											
<b>Paul Molitor, R</b> (1, 5) OBP: 0.361, SLG: 0.410	0-3 K	0-0 F4			0-3 K		0-3 K		0-0 FC4-6 1B	5 0 1 0 0 3 2	<b>Milwaukee Brewers @ Kansas City Royals</b> <b>Royals Stadium, Kansas City, MO</b> Fri Sep 06 1985, 8:05 PM EDT Att. 26,403 - Unknown <a href="http://livebaseballscorecards.com">livebaseballscorecards.com</a>											
<b>Ernest Riles, L</b> (1, 6) OBP: 0.356, SLG: 0.412	4-0 BB BB		0-0 WP 1B		4-0 1B 1B BB		0-0 1B	0-0 FC4-6 1-2f	3 1 2 0 2 0 1													
<b>Cecil Cooper, L</b> (1, 10) OBP: 0.333, SLG: 0.481	0-0 F9		0-0 F7		0-0 1B 1-2 1B		0-3 K	0-0 6-3	5 0 1 0 0 1 4													
<b>Ted Simmons, S</b> (1, 3) OBP: 0.345, SLG: 0.409	4-0 1-2 BB		0-0 L9		0-0 1-2 2-H 1B G6-3		0-0 3-1		3 0 1 1 1 0 1													
<b>Ben Oglivie, L</b> (1, 7) OBP: 0.360, SLG: 0.449	0-3 K		0-0 G3		0-0 1-2f G6-3		0-0 4-3		4 0 0 0 0 1 5													
<b>Rick Manning, L</b> (1, 8) OBP: 0.284, SLG: 0.323		0-3 K		0-0 2B		0-0 F8		4-0 2B BB	3 0 1 0 1 1 0													
<b>Paul Householder, S</b> (1, 9) OBP: 0.284, SLG: 0.311		0-0 F7		0-0 F6		0-0 4-3		0-0 1-3 2B	4 0 1 0 0 0 1													
<b>Jim Gantner, L</b> (1, 4) OBP: 0.296, SLG: 0.325		0-0 E 1B		0-0 F7		0-0 F7		0-0 L5	4 0 1 0 0 0 3													
<b>Charlie Moore, R</b> (1, 2) OBP: 0.286, SLG: 0.279		0-0 E6 1-2		0-0 F8		0-0 6-3		0-0 L8	4 0 0 0 0 0 2													
<b>Inning Stats</b>	R: 0 E: 0 K: 2 S: 7	H: 0 LOB: 2 BB: 2 P: 15	R: 0 E: 1 K: 1 S: 7	H: 1 LOB: 2 BB: 0 P: 7	R: 0 E: 0 K: 0 S: 4	H: 1 LOB: 1 BB: 0 P: 4	R: 0 E: 0 K: 0 S: 4	H: 1 LOB: 1 BB: 0 P: 4	R: 1 E: 0 K: 1 S: 6	H: 2 LOB: 1 BB: 1 P: 10		R: 0 E: 0 K: 0 S: 3	H: 0 LOB: 0 BB: 0 P: 3	R: 0 E: 0 K: 2 S: 8	H: 1 LOB: 1 BB: 0 P: 8	R: 0 E: 0 K: 0 S: 4	H: 1 LOB: 2 BB: 1 P: 8	R: 0 E: 0 K: 0 S: 4	H: 1 LOB: 1 BB: 0 P: 4	1B: 6 2B: 2 3B: 0 HR: 0	SF: 0 SAC: 0 DP: 1 HBP: 0	WP: 1 PB: 0 SB: 0 CS: 0
<b>PITCHER</b>	IP WLS BF H R ER SO BB IBB HBP BLK WP HR S P ERA WHIP																					
<b>Steve Farr, R</b> (1, 1) ERA: 3.54	5.0 W 23 5 1 1 4 3 0 0 0 1 0 28 40 1.80 1.600																					
<b>Joe Beckwith, R</b> (6, 1) ERA: 4.15	3.0 12 2 0 0 2 1 0 0 0 0 0 15 19 0.00 1.000																					
<b>Dennis Leonard, R</b> (9, 1) ERA:	1.0 4 1 0 0 0 0 0 0 0 0 0 4 4 0.00 1.000																					

Batter	1	2	3	4	5	6	7	8	9
Omar Moreno, L (1, 8) OBP: 0.247, SLG: 0.447	0-0 1B 3B	0-0 F2		0-0 2-H 1B		0-0 4-3			
Lonnie Smith, R (1, 7) OBP: 0.340, SLG: 0.350	0-0 F8 4-3 1B		0-0 F8	0-0 6-3		0-0 F3			
George Brett, L (1, 5) OBP: 0.452, SLG: 0.592	0-0 F8		0-0 F8	0-0 BB 1B			0-0 F5		
Greg Pryor, R (6, 5) OBP: 0.270, SLG: 0.269	1-3 F8			2-H 1B					
Hal McRae, R (1, 10) OBP: 0.348, SLG: 0.453	0-0 4-3		4-0 BB	4-0 1-2 BB			4-0 CS BB		
Jorge Orta, L (7, PH) OBP: 0.318, SLG: 0.369	3-H 4-3		BB	1-2 BB			BB		
Frank White, R (1, 4) OBP: 0.278, SLG: 0.408	4-0 BB		0-0 F5	0-0 6-3			0-3 K		
Onix Concepcion, R (8, 4) OBP: 0.262, SLG: 0.249	BB		4-0 F5	0-0 6-3			1-2 K		
Steve Balboni, R (1, 3) OBP: 0.302, SLG: 0.486	0-0 4-3			0-0 G3 3B 2B	0-3 K			0-0 6-3	
Darryl Motley, R (1, 9) OBP: 0.258, SLG: 0.422		0-0 HR		0-0 G3	0-0 4-3			0-0 4-3 1B	
Jamie Quirk, L (1, 2) OBP: 0.278, SLG: 0.412		0-0 F8		0-0 2B 3B	0-0 F7			0-0 4-3	
Buddy Biancalana, S (1, 6) OBP: 0.271, SLG: 0.267		0-0 1-3		3-H 0-0 1B 2B		0-0 G3		0-0 F6	


AB	R	H	RBI	BB	SO	LOB
4	2	2	1	0	0	0
4	1	1	1	0	0	1
3	0	1	1	0	0	1
1	0	0	0	0	0	0
1	0	0	1	2	0	0
0	0	0	0	1	0	0
3	0	0	0	1	1	4
0	0	0	0	0	0	0
4	1	1	0	0	1	1
4	1	2	1	0	0	1
4	1	1	1	0	0	1
4	1	1	1	0	0	1

AB	32
R	7
H	9
RBI	7
BB	4
SO	2
LOB	10

Inning Stats		R: 2	H: 2	E: 0	K: 0	S: 5	R: 1	H: 1	E: 0	K: 0	S: 4	R: 0	H: 0	E: 0	K: 0	S: 3	R: 4	H: 5	E: 0	K: 0	S: 8	R: 0	H: 0	E: 0	K: 1	S: 5	R: 0	H: 0	E: 0	K: 0	S: 3	R: 0	H: 0	E: 0	K: 0	S: 4	R: 0	H: 1	E: 0	K: 0	S: 4
PITCHER		IP	WLS	BF	H	R	ER	SO	BB	IBB	HBP	BLK	WP	HR	S	P	ERA	WHIP	PITCHER		IP	WLS	BF	H	R	ER	SO	BB	IBB	HBP	BLK	WP	HR	S	P	ERA	WHIP				
Ray Burris, R (1, 1) ERA: 4.13	3.1	L	17	5	5	5	0	0	2	0	0	0	0	1	15	23	13.50	2.100	Bob McClure, L (4, 1) ERA: 4.9		0.2		6	3	2	2	0	1	0	0	0	0	0	5	9	27.00	6.000				
Chuck Porter, R (5, 1) ERA:	4.0		13	1	0	0	2	1	0	0	0	0	0	0	16	20	0.00	0.500	Buddy Biancalana, S (1, 6) ERA:		0.2		6	3	2	2	0	1	0	0	0	0	5	9	27.00	6.000					

**Milwaukee Brewers @ Kansas City Royals**  
**Royals Stadium, Kansas City, MO**  
 Fri Sep 06 1985, 8:05 PM EDT  
 Att. 26,403 - Unknown

[livebaseballscorecards.com](http://livebaseballscorecards.com)





Batter	1	2	3	4	5	6	7	8	9	AB R H RBI BB SO LOB	TOP											
Paul Molitor, R (1, 5) OBP: 0.361, SLG: 0.412	0-0 4-3 6-3 2B		0-0 F9		0-3 K		0-0 4-1		0-0 DI 1-3 1B	5 1 2 0 0 1 1												
Jim Gantner, L (1, 4) OBP: 0.293, SLG: 0.321	0-0 4-3 2-3		0-0 3-1		0-0 L4			0-0 4-3	0-0 4-3 1-2	5 0 0 0 0 0 3												
Cecil Cooper, L (1, 3) OBP: 0.332, SLG: 0.485	0-0 6-3 3-H		0-0 4-3			0-0 F9		0-0 HR		4 1 1 2 0 0 0												
Ted Simmons, S (1, 10) OBP: 0.344, SLG: 0.408	0-3 K			0-0 3B 1B		0-0 6-3		0-0 F8		4 1 1 0 0 1 0												
Ernest Riles, L (1, 6) OBP: 0.354, SLG: 0.410		0-0 1-3		0-0 F7		0-0 FC5-4 1B		0-0 4-3		4 0 1 0 0 0 1												
Bill Schroeder, R (1, 2) OBP: 0.290, SLG: 0.407		0-3 K		0-3 K		0-0 FC5-4 1-2f			0-0 6-3	1 0 0 0 0 1 0												
Charlie Moore, R (3, 2) OBP: 0.283, SLG: 0.276										3 0 0 0 0 1 2												
Randy Ready, R (1, 7) OBP: 0.317, SLG: 0.389		0-0 3B		0-0 1-H 3B			0-0 L5		0-0 1B FC3-6 2B	4 1 3 1 0 0 0												
Paul Householder, S (1, 9) OBP: 0.293, SLG: 0.316		1-0 HBP		0-0 4-3			0-0 4-3 1B		0-0 FC3-6 2-3 1B	3 0 2 0 0 0 1												
Rick Manning, L (1, 8) OBP: 0.278, SLG: 0.317		0-3 K			0-0 4-3		0-0 4-3 1-2		0-0 FC3-6 1B 1-2f 3-H	4 0 0 1 0 1 4												
<b>Inning Stats</b>	R: 1 E: 0 K: 1 S: 6	H: 1 LOB: 0 BB: 0 P: 6	R: 0 E: 0 K: 2 S: 8	H: 1 LOB: 2 BB: 0 P: 9	R: 0 E: 0 K: 0 S: 3	H: 0 LOB: 0 BB: 0 P: 3	R: 1 E: 0 K: 1 S: 7	H: 2 LOB: 1 BB: 0 P: 7	R: 0 E: 0 K: 1 S: 5	H: 0 LOB: 0 BB: 0 P: 5	R: 0 E: 0 K: 0 S: 4	H: 1 LOB: 1 BB: 0 P: 4	R: 0 E: 0 K: 0 S: 4	H: 1 LOB: 1 BB: 0 P: 4	R: 1 E: 0 K: 0 S: 4	H: 1 LOB: 0 BB: 0 P: 4	R: 1 E: 0 K: 0 S: 6	H: 3 LOB: 2 BB: 0 P: 6	1B: 5 2B: 2 3B: 2 HR: 1	SF: 0 SAC: 0 DP: 0 HBP: 1	WP: 0 PB: 0 SB: 0 CS: 0	PA: 38
<b>PITCHER</b>	IP WLS BF H R ER SO BB IBB HBP BLK WP HR S P ERA WHIP																					
Mark Gubicza, R (1, 1) ERA: 3.81	8.1 W 35 9 4 4 5 0 0 1 0 0 1 44 45 4.32 1.080																					
Dan Quisenberry, R (9, 1) ERA: 2.35	0.2 S 3 1 0 0 0 0 0 0 0 0 0 0 3 3 0.00 1.500																					

Milwaukee Brewers @ Kansas City Royals  
 Royals Stadium, Kansas City, MO  
 Sat Sep 07 1985, 8:05 PM EDT  
 Att: 29,510 - Unknown

AB	37
R	4
H	10
RBI	4
BB	0
SO	5
LOB	12



Batter	1	2	3	4	5	6	7	8	9
Omar Moreno, L (1, 8) OBP: 0.284, SLG: 0.506	0-0 E 1B		4-0 BB		0-0 1-3 2-H 1B	0-0 1-H 3-H HR			
Lonnie Smith, R (1, 7) OBP: 0.337, SLG: 0.348 Lynn Jones, R (7, 7) OBP: 0.289, SLG: 0.296	0-0 F4		0-0 F8		0-0 3-H SF7	0-0 F8			
George Brett, L (1, 5) OBP: 0.449, SLG: 0.586	0-0 1-3			0-0 L7	0-0 1-2f FC4-6		0-0 L7		
Hal McRae, R (1, 10) OBP: 0.346, SLG: 0.448	0-3 K			0-0 L9		4-0 1B SF8 BB	0-0 L9		
Frank White, R (1, 4) OBP: 0.280, SLG: 0.407		0-0 6-3		4-0 BB		0-0 2B S FC5-2-4 1B	0-0 4-3		
Steve Balboni, R (1, 3) OBP: 0.302, SLG: 0.484		1-0 HBP G6-4-3		0-0 6-3		0-0 3-H SF8	0-3 K		
Darryl Motley, R (1, 9) OBP: 0.264, SLG: 0.428		0-0 G6-4-3 1-2f			4-0 BB FC5-4	0-0 1-3 1B 2B	0-0 1B		
John Wathan, R (1, 2) OBP: 0.347, SLG: 0.362			0-0 G4-6-3 1B		0-0 1-2f FC5-4 1B	0-0 3-H FC5-2-5 1B HR	0-0 F9		
Onix Concepcion, R (1, 6) OBP: 0.264, SLG: 0.248 Jorge Orta, L (6, PH) OBP: 0.320, SLG: 0.372 Buddy Biancalana, S (6, PR) OBP: 0.269, SLG: 0.264			0-0 G4-6-3 1-2f		0-0 1-2 SF7 HBP	0-0 1-3 2-H HR 1B	0-0 6-3		

AB	R	H	RBI	BB	SO	LOB
3	1	3	4	1	0	0
3	0	0	1	0	0	3
0	0	0	0	0	0	0
4	0	0	0	0	0	2
3	1	0	0	1	1	1
3	0	1	0	1	0	0
2	0	0	1	0	1	1
3	1	2	0	1	0	1
4	2	1	0	0	0	4
1	1	0	0	0	0	1
1	0	1	1	0	0	0
1	1	0	0	0	0	1

1B	2B	3B	HR	SF	SAC	DP	HBP
6	1	0	1	2	0	2	2
0	0	0	0	0	0	0	0
0	0	0	0	0	0	0	0

**BOTTOM**

**Milwaukee Brewers @ Kansas City Royals**  
**Royals Stadium, Kansas City, MO**  
 Sat Sep 07 1985, 8:05 PM EDT  
 Att. 29,510 - Unknown

livebaseballscorecards.com


<b>AB</b>	<b>28</b>
<b>R</b>	<b>7</b>
<b>H</b>	<b>8</b>
<b>RBI</b>	<b>7</b>
<b>BB</b>	<b>4</b>
<b>SO</b>	<b>2</b>
<b>LOB</b>	<b>14</b>



Inning Stats															Inning Stats														
R	H	E	K	S	H	LOB	BB	P	R	H	E	K	S	H	LOB	BB	P	R	H	E	K	S	H	LOB	BB	P	ERA	WHIP	
0	1	1	1	6	0	1	0	6	0	0	0	0	3	0	0	0	3	0	0	0	0	6	0	0	0	0	6	5.2	1.765
1	0	0	0	27	0	0	0	27	0	0	0	0	27	0	0	0	27	0	0	0	0	27	0	0	0	0	27	5.0	3.000
1	0	0	0	6	0	0	0	6	0	0	0	0	6	0	0	0	6	0	0	0	0	6	0	0	0	0	6	3.86	0.500
6	0	0	0	2	0	0	0	2	0	0	0	0	2	0	0	0	2	0	0	0	0	2	0	0	0	0	2	4.99	

WP	PA	ERA	WHIP
0	36		
0	0		
1	0		



Batter	1	2	3	4	5	6	7	8	9	10	11	AB R H RBI BB SO LOB	TOP													
Randy Ready, R (1, 5) OBP: 0.324, SLG: 0.392 (10, 7)	F4		F8	K		BB 1B	1B		1B		K2-3	7 0 3 3 0 2 3														
Ernest Riles, L (1, 6) OBP: 0.352, SLG: 0.405	G3		4-3	4-3		BB 1B	F5		4-1			5 0 0 0 1 0 4														
Cecil Cooper, L (1, 10) OBP: 0.332, SLG: 0.483	F5			1B 1B	G3	F7		4-3		G6-3 1B		6 1 2 0 0 0 2														
Ted Simmons, S (1, 3) OBP: 0.344, SLG: 0.405		FC6-4 BB		1B 1B	F8		F6	6-3		K		5 1 1 0 1 1 1														
Carlos Ponce, R (1, 7) OBP: 0.200, SLG: 0.286 Paul Molitor, R (10, PH) OBP: 0.360, SLG: 0.411 (10, 5)	FC6-4 1B		HBP 1B	2B 1B		HR 1B		F5		G6-3		4 2 2 0 1 0 1 1 0 0 0 0 0 1														
Paul Householder, S (1, 8) OBP: 0.302, SLG: 0.340		1-2 1B	HBP 2B 1B		F9		HR		FC1-5 SH 1B		L4	6 2 4 3 0 0 1														
Jim Gantner, L (1, 4) OBP: 0.294, SLG: 0.321		K	HBP 2B HBP		F9		HR		SH FC4-6 FC1-5 1B		F8	4 3 1 1 0 1 2	AB 50 R 11 H 18 RBI 11 BB 3 SO 4 LOB 26													
Ed Romero, R (1, 9) OBP: 0.330, SLG: 0.324	F8		F9			G3 1B	3-1 1B 2B		FC1-5 FC4-6		1B 1B	6 2 3 0 0 0 7														
Charlie Moore, R (1, 2) OBP: 0.284, SLG: 0.280			F4	PB 2B		G3	3-1		FC4-6 1B		1B	6 0 2 4 0 0 4														
<b>Inning Stats</b>	R: 0 E: 0 K: 0 S: 3	H: 0 LOB: 0 BB: 0 P: 3	R: 0 E: 0 K: 1 S: 6	H: 1 LOB: 2 BB: 1 P: 10	R: 0 E: 0 K: 0 S: 3	H: 0 LOB: 0 BB: 0 P: 3	R: 5 E: 0 K: 1 S: 10	H: 5 LOB: 1 BB: 0 P: 11	R: 0 E: 0 K: 0 S: 3	H: 0 LOB: 1 BB: 1 P: 7	R: 1 E: 0 K: 0 S: 5	H: 2 LOB: 2 BB: 1 P: 9	R: 4 E: 0 K: 0 S: 8	H: 5 LOB: 1 BB: 0 P: 8	R: 0 E: 0 K: 0 S: 3	H: 0 LOB: 0 BB: 0 P: 3	R: 1 E: 0 K: 0 S: 6	H: 2 LOB: 2 BB: 0 P: 6	R: 0 E: 0 K: 1 S: 5	H: 1 LOB: 0 BB: 0 P: 5	R: 0 E: 0 K: 1 S: 7	H: 2 LOB: 2 BB: 0 P: 7	1B: 15 2B: 2 3B: 0 HR: 1	SF: 0 SAC: 1 DP: 1 HBP: 1	WP: 0 PB: 1 SB: 0 CS: 0	PA: 55
<b>PITCHER</b>	IP WLS BF H R ER SO BB IBB HBP BLK WP HR S P ERA WHIP															IP WLS BF H R ER SO BB IBB HBP BLK WP HR S P ERA WHIP										
Bud Black, L ERA: 4.5	(1, 1) 3.1 18 6 5 5 1 1 0 0 0 0 0 0 18 23 13.50 2.100															Steve Farr, R ERA: 3.22										
Mark Huisman, R ERA: 3.38	(4, 1) 2.2 12 2 1 1 1 2 0 0 0 0 0 0 12 20 3.38 1.500																									
Joe Beckwith, R ERA: 4.55	(7, 1) 0.2 7 5 4 4 0 0 0 0 0 0 0 1 7 7 54.00 7.500																									
Mike Jones, L ERA: 4.47	(7, 1) 1.1 6 1 1 1 0 0 0 0 0 0 0 0 6 6 6.75 0.750																									
Dan Quisenberry, R ERA: 2.33	(9, 1) 1.0 4 1 0 0 0 0 0 0 0 0 0 0 4 4 0.00 1.000																									

Milwaukee Brewers @ Kansas City Royals  
Royals Stadium, Kansas City, MO  
Sun Sep 08 1985, 4:33 AM EDT  
Att. 20,737 - Unknown

livebaseballscores.com

Batter	1	2	3	4	5	6	7	8	9	10	11	AB R H RBI BB SO LOB
Omar Moreno, L (1, 8) OBP: 0.287, SLG: 0.488	0-0 6-3		1-0 SF7 HBP	0-0 CS 1B		0-0 F8		0-0 3-1		0-0 F8		5 1 1 0 0 0 0
Lonnie Smith, R (1, 7) Lynn Jones, R (8, PH) Lynn Jones, R (9, 7) OBP: 0.356, SLG: 0.291	0-0 F9		0-0 SF7 6-3 2B	0-0 CS 1-2	0-0 S 2B 1B	0-0 2B 2B		0-0 F8		0-0 F8		4 3 3 0 0 0 0 2 0 0 0 0 0 0
George Brett, L (1, 5) OBP: 0.450, SLG: 0.595	0-0 HR		0-0 SF7 2-3 3-H		0-0 2B 1B	0-0 2B 2B		0-0 G3		0-0 3-1		5 2 3 3 0 0 0
Hal McRae, R (1, 10) OBP: 0.346, SLG: 0.449	0-3 K		0-0 6-3		0-0 1B FC6-4 1-H 2-H	0-0 F7			0-3 K		0-0 FC2-6 1B	6 1 2 3 0 2 1
Frank White, R (1, 4) Greg Pryor, R (11, 4) OBP: 0.281, SLG: 0.409		0-0 F7	0-3 K		0-0 FC6-4 1B		0-3 K		0-0 1B 2B		0-0 FC2-6 HR	5 0 2 0 0 2 0 1 1 0 0 0 0 1
Steve Balboni, R (1, 3) OBP: 0.306, SLG: 0.490	0-0 5-3			0-0 HR 1B	0-3 K		4-0 BB BB		4-0 1B IBB		0-0 HR	4 2 2 2 2 1 2
Darryl Motley, R (1, 9) OBP: 0.263, SLG: 0.433	0-3 K			0-0 HR	0-0 FC6-4	0-0 F4		0-0 F6				5 1 1 3 0 1 4
Jamie Quirk, L (1, 2) John Wathan, R (7, PH) John Wathan, R (8, 2) Jorge Orta, L (9, PH) Jim Sundberg, R (10, 2) OBP: 0.323, SLG: 0.374			0-0 HR 1B	0-0 L4-3 1B	0-3 K		4-0 BB BB		0-0 1B			3 1 2 0 0 1 1 0 0 0 0 1 0 0 1 0 1 0 0 0 0 0 0 0 0 0 0 0
Onix Concepcion, R (1, 6) Pat Sheridan, L (9, PH) Buddy Biancalana, S (10, 6) OBP: 0.264, SLG: 0.259			0-0 HR	0-0 L4-3		0-0 F6		0-0 F7		0-0 G3		4 1 1 2 0 0 3 1 0 0 0 0 0 3 0 0 0 0 0 0 0

Inning Stats	R: 1	H: 1	E: 0	K: 1	S: 6	P: 6	R: 0	H: 0	E: 0	K: 1	S: 5	P: 5	R: 4	H: 3	E: 0	K: 1	S: 8	P: 9	R: 2	H: 4	E: 0	K: 0	S: 5	P: 5	R: 3	H: 4	E: 0	K: 2	S: 11	P: 11	R: 1	H: 2	E: 0	K: 0	S: 5	P: 5	R: 0	H: 0	E: 0	K: 1	S: 5	P: 13	R: 0	H: 0	E: 0	K: 0	S: 3	P: 3	R: 0	H: 2	E: 0	K: 1	S: 7	P: 11	R: 0	H: 0	E: 0	K: 0	S: 3	P: 3	R: 2	H: 2	E: 0	K: 0	S: 3	P: 3	1B: 9	SF: 1	2B: 6	SAC: 0	3B: 0	DP: 1	HR: 4	HBP: 1	WP: 0	PA: 52
--------------	------	------	------	------	------	------	------	------	------	------	------	------	------	------	------	------	------	------	------	------	------	------	------	------	------	------	------	------	-------	-------	------	------	------	------	------	------	------	------	------	------	------	-------	------	------	------	------	------	------	------	------	------	------	------	-------	------	------	------	------	------	------	------	------	------	------	------	------	-------	-------	-------	--------	-------	-------	-------	--------	-------	--------

PITCHER	IP	WLS	BF	H	R	ER	SO	BB	IBB	HBP	BLK	WP	HR	S	P	ERA	WHIP
Danny Darwin, R (1, 1) ERA: 3.84	3.0		16	6	7	7	3	0	0	1	0	0	3	21	22	21.00	2.000
Rick Waits, L (4, 1) ERA: 5.4	2.0		10	6	3	3	2	0	0	0	0	0	0	14	14	13.50	3.000
Bob McClure, L (6, 1) ERA: 4.96	1.0		5	2	1	1	0	0	0	0	0	0	0	5	5	9.00	2.000
Ray Seavage, L (7, 1) ERA: 6.59	2.1		11	1	0	0	2	2	1	0	0	0	0	12	24	0.00	1.286
Rollie Fingers, R (9, 1) ERA: 4.91	2.0	L	9	3	2	2	0	0	0	0	0	0	1	9	9	9.00	1.500

BOTTOM

Milwaukee Brewers @ Kansas City Royals  
 Royals Stadium, Kansas City, MO  
 Sun Sep 08 1985, 4:33 AM EDT  
 Att. 20,737 - Unknown

livebaseballscores.com

AB	46
R	13
H	18
RBI	13
BB	3
SO	7
LOB	15





Batter	1	2	3	4	5	6	7	8	9	AB R H RBI BB SO LOB	TOP									
Lonnie Smith, R (1, 7) OBP: 0.338, SLG: 0.353	0-0 L8		0-3 K			0-0 F3			0-0 5-3	4 0 0 0 0 1 0										
Lynn Jones, R (1, 8) OBP: 0.279, SLG: 0.285 Omar Moreno, L (9, PH) OBP: 0.284, SLG: 0.482	0-0 1-3			0-0 4-3			0-0 L4		0-0 4-3	3 0 0 0 0 0 0 1 0 0 0 0 0 0										
George Brett, L (1, 5) OBP: 0.447, SLG: 0.591	0-0 4-3			0-3 K			0-3 K			3 0 0 0 0 2 0										
Hal McRae, R (1, 10) OBP: 0.346, SLG: 0.451		0-0 2B		0-3 K			0-0 5-3			3 0 1 0 0 1 0										
Frank White, R (1, 4) OBP: 0.279, SLG: 0.407		0-0 F8			0-0 5-3			0-0 F5		3 0 0 0 0 0 1										
Steve Balboni, R (1, 3) OBP: 0.304, SLG: 0.487		0-0 F3			0-0 5-3			0-0 L7		3 0 0 0 0 0 1										
Darryl Motley, R (1, 9) OBP: 0.264, SLG: 0.442		0-0 F4			0-0 L4			0-0 HR		3 1 1 1 0 0 1										
John Wathan, R (1, 2) OBP: 0.344, SLG: 0.353			0-0 6-3			0-0 F7		0-0 5-3		3 0 0 0 0 0 0										
Onix Concepcion, R (1, 6) OBP: 0.262, SLG: 0.257 Jorge Orta, L (9, PH) OBP: 0.322, SLG: 0.373			0-0 4-3			0-0 F8			0-0 4-3	2 0 0 0 0 0 0 1 0 0 0 0 0 0										
<b>Inning Stats</b>	R: 0 E: 0 K: 0 S: 3	H: 0 LOB: 0 BB: 0 P: 3	R: 0 E: 0 K: 0 S: 4	H: 1 LOB: 1 BB: 0 P: 4	R: 0 E: 0 K: 1 S: 5	H: 0 LOB: 0 BB: 0 P: 5	R: 0 E: 0 K: 2 S: 7	H: 0 LOB: 0 BB: 0 P: 7	R: 0 E: 0 K: 0 S: 3	H: 0 LOB: 0 BB: 0 P: 3	R: 0 E: 0 K: 1 S: 5	H: 0 LOB: 0 BB: 0 P: 5	R: 1 E: 0 K: 0 S: 4	H: 1 LOB: 0 BB: 0 P: 4	R: 0 E: 0 K: 0 S: 3	H: 0 LOB: 0 BB: 0 P: 3	1B: 0 2B: 1 3B: 0 HR: 1	SF: 0 SAC: 0 DP: 0 HBP: 0	WP: 0 PB: 0 SB: 0 CS: 0	PA: 29
<b>PITCHER</b>	IP WLS BF H R ER SO BB IBB HBP BLK WP HR S P ERA WHIP																			
John Candelaria, L (1, 1) ERA: 3.97	8.0 W 26 2 1 1 4 0 0 0 0 0 1 34 34 1.12 0.250																			
Doug Corbett, R (9, 1) ERA: 4.89	1.0 3 0 0 0 0 0 0 0 0 0 0 3 3 0.00 0.000																			

**Kansas City Royals @ California Angels**  
**Anaheim Stadium, Anaheim, CA**  
 Mon Sep 09 1985, 10:05 PM EDT  
 Att. 29,688 - Unknown

[livebaseballscorecards.com](http://livebaseballscorecards.com)

<b>AB</b>	29
<b>R</b>	1
<b>H</b>	2
<b>RBI</b>	1
<b>BB</b>	0
<b>SO</b>	4
<b>LOB</b>	3



Batter	1	2	3	4	5	6	7	8	9
Rod Carew, L (1, 3) OBP: 0.366, SLG: 0.337	0-0 F7		0-0 F8		0-0 SF8		0-0 4-3		
Ruppert Jones, L (1, 7) OBP: 0.351, SLG: 0.484	0-0 1-3			0-0 HR	0-0 F7			0-0 HR 1B	
Daryl Sconiers, L (1, 10) OBP: 0.367, SLG: 0.419	0-3 K			0-0 G3		0-0 F2		0-0 HR	
Reggie Jackson, L (1, 9) OBP: 0.356, SLG: 0.476 Darrell Miller, R (7, 9) OBP: 0.314, SLG: 0.382		0-0 F7		0-3 K		0-3 K		0-3 K	
Jack Howell, L (1, 5) OBP: 0.286, SLG: 0.357		0-0 L7		0-0 1-3		0-0 3-1		0-0 G3	
Bobby Grich, R (1, 4) OBP: 0.351, SLG: 0.368		0-0 F8			0-0 BLK E 3B 1B		4-0 SH1-4 1B BB	0-0 6-3	
Gary Pettis, S (1, 8) OBP: 0.349, SLG: 0.307			0-0 1-3		0-0 E3 3B BLK		0-0 SH1-4		
Craig Gerber, L (1, 6) OBP: 0.265, SLG: 0.321			0-0 4-1 1B		0-0 SF8 3B		0-0 2-H 1B		
Bob Boone, R (1, 2) OBP: 0.300, SLG: 0.304			0-0 4-1		0-0 5-3		0-0 F7		

Inning Stats	R: 0	H: 0	E: 0	K: 1	S: 5	R: 0	H: 0	E: 0	K: 0	S: 3	R: 0	H: 1	E: 0	K: 0	S: 4	R: 1	H: 1	E: 0	K: 1	S: 6	R: 3	H: 2	E: 1	K: 0	S: 6	R: 0	H: 0	E: 0	K: 1	S: 5	R: 1	H: 1	E: 0	K: 0	S: 7	R: 2	H: 2	E: 0	K: 1	S: 7
	LOB: 0	BB: 0	P: 5	LOB: 0	BB: 0	P: 3	LOB: 1	BB: 0	P: 4	LOB: 0	BB: 0	LOB: 0	BB: 0	P: 6	LOB: 0	BB: 0	LOB: 0	BB: 0	P: 6	LOB: 0	BB: 0	LOB: 1	BB: 0	LOB: 0	BB: 0	LOB: 0	BB: 0	P: 5	LOB: 0	BB: 0	LOB: 0	BB: 0	P: 7	LOB: 0	BB: 0	LOB: 0	BB: 0	P: 7		

PITCHER	IP	WLS	BF	H	R	ER	SO	BB	IBB	HBP	BLK	WP	HR	S	P	ERA	WHIP
Bret Saberhagen, R (1, 1) ERA: 2.81	7.0	L	28	5	5	3	3	1	0	0	1	0	1	33	37	3.86	0.857
Mark Huismann, R (8, 1) ERA: 7.36	1.0		5	2	2	2	1	0	0	0	0	0	1	7	7	18.00	2.000

AB R H RBI BB SO LOB

3	0	0	1	0	0	2
4	2	2	1	0	0	0
4	1	1	2	0	1	0
3	0	0	0	0	2	0
1	0	0	0	0	1	0
4	0	0	0	0	0	0
3	2	1	0	1	0	0
2	1	0	0	0	0	1
3	1	3	3	0	0	0
3	0	0	0	0	0	3

AB	30
R	7
H	7
RBI	7
BB	1
SO	4
LOB	6



**Kansas City Royals @ California Angels**  
**Anaheim Stadium, Anaheim, CA**  
 Mon Sep 09 1985, 10:05 PM EDT  
 Att. 29,688 - Unknown

livebaseballscorecards.com

WP	PA	3B	SF	SAC	DP	HBP
0	33	0	1	1	0	0



Batter	1	2	3	4	5	6	7	8	9	AB R H RBI BB SO LOB	TOP									
Omar Moreno, L (1, 8) OBP: 0.283, SLG: 0.466	0-0 1-3		0-0 F9		4-0 HR BB		0-0 L3			3 1 0 0 1 0 0	<b>Kansas City Royals @ California Angels</b> Anaheim Stadium, Anaheim, CA Tue Sep 10 1985, 10:05 PM EDT Att: 37,813 - Unknown <a href="http://livebaseballscorecards.com">livebaseballscorecards.com</a>									
Lonnie Smith, R (1, 7) Lynn Jones, R (8, 7) OBP: 0.337, SLG: 0.359 OBP: 0.279, SLG: 0.285	0-0 5-3			0-0 4-3	0-0 HR 1-H		0-0 F8			4 1 1 2 0 0 0 0 0 0 0 0 0 0										
George Brett, L (1, 5) OBP: 0.448, SLG: 0.591	0-0 2B 1B			0-0 2B 1B	0-0 3-1		0-0 F7			4 2 2 0 0 0 0										
Hal McRae, R (1, 10) OBP: 0.351, SLG: 0.461	0-0 1-H 2B			0-0 HR 2B 1-H	4-0 2B BB		0-0 6-3			3 1 2 2 1 0 0										
Frank White, R (1, 4) OBP: 0.281, SLG: 0.414		0-0 G6-4-3 1B		0-0 HR 2-H	0-0 F4		0-0 6-3			4 1 2 2 0 0 1										
Steve Balboni, R (1, 3) OBP: 0.304, SLG: 0.487		0-0 G6-4-3 1-2f		0-0 L5	0-0 2B 1-3		0-3 K			4 0 1 0 0 1 1										
Darryl Motley, R (1, 9) OBP: 0.264, SLG: 0.438		0-0 5-3		0-0 F9	4-0 IBB			0-0 E6 G6-4-3		3 0 0 0 1 0 0										
John Wathan, R (1, 2) OBP: 0.335, SLG: 0.343			0-0 F3		0-0 F5	0-0 F6		0-0 G6-4-3 1-2f		4 0 0 0 0 0 4										
Onix Concepcion, R (1, 6) OBP: 0.259, SLG: 0.253			0-0 6-3		0-0 4-3	0-0 F5		0-0 6-3		4 0 0 0 0 0 3										
<b>Inning Stats</b>	R: 1 E: 0 K: 0 S: 4	H: 2 LOB: 1 BB: 0 P: 4	R: 0 E: 0 K: 0 S: 3	H: 1 LOB: 0 BB: 0 P: 3	R: 0 E: 0 K: 0 S: 3	H: 0 LOB: 0 BB: 0 P: 3	R: 3 E: 0 K: 0 S: 6	H: 3 LOB: 0 BB: 0 P: 6	R: 2 E: 0 K: 0 S: 4	H: 1 LOB: 0 BB: 1 P: 8	R: 0 E: 0 K: 0 S: 4	H: 1 LOB: 3 BB: 2 P: 12	R: 0 E: 0 K: 1 S: 5	H: 0 LOB: 0 BB: 0 P: 5	R: 0 E: 1 K: 0 S: 3	H: 0 LOB: 0 BB: 0 P: 3	1B: 3 2B: 3 3B: 0 HR: 2	SF: 0 SAC: 0 DP: 2 HBP: 0	WP: 0 PB: 0 SB: 0 CS: 0	PA: 36
<b>PITCHER</b>	IP WLS BF H R ER SO BB IBB HBP BLK WP HR S P ERA WHIP																			
Kirk McCaskill, R (1, 1) ERA: 4.95	4.2 L 20 7 6 6 0 1 0 0 0 0 0 2 19 23 11.57 1.714																			
Al Holland, L (5, 1) ERA: 2.99	2.1 10 1 0 0 0 1 1 0 0 0 0 8 16 0.00 0.857																			
Dave Smith, R (8, 1) ERA: 4.15	2.0 6 0 0 0 0 1 0 0 0 0 0 0 8 8 0.00 0.000																			



Batter	1	2	3	4	5	6	7	8	9	AB	R	H	RBI	BB	SO	LOB
Gary Pettis, S OBP: 0.345, SLG: 0.304 (1, 8)	0-0 6-3		0-0 G6-4-3			0-0 F8			0-3 K	4	0	0	0	0	1	2
Dick Schofield, R OBP: 0.276, SLG: 0.328 (1, 6)	0-0 L8			0-0 4-3		0-0 5-3			0-0 G5-4-3 1B	4	0	1	0	0	0	0
Juan Beniquez, R OBP: 0.354, SLG: 0.402 (1, 3)	0-0 L4			0-3 K			0-0 FC5-4 1B		0-0 G5-4-3	4	0	1	0	0	1	1
Brian Downing, R OBP: 0.378, SLG: 0.442 (1, 7)		0-0 6-3		4-0 BLK BB			0-3 K			2	0	0	0	1	1	1
Rufino Linares, R OBP: 0.250, SLG: 0.583 (1, 10)		0-0 6-3		0-0 F7			0-0 FC5-4			3	0	0	0	0	0	2
Bobby Grich, R OBP: 0.351, SLG: 0.367 (1, 4)		0-3 K			0-0 G5-4-3 1B		0-0 5-3			3	0	1	0	0	1	1
George Hendrick, R OBP: 0.268, SLG: 0.312 (1, 9)			0-0 6-3		0-0 G5-4-3			0-0 6-3		3	0	0	0	0	0	1
Bob Boone, R OBP: 0.298, SLG: 0.301 (1, 2)			0-0 E5 BB		0-0 F9			0-0 5-3		3	0	0	0	0	0	0
Jack Howell, L OBP: 0.289, SLG: 0.354 (1, 5)			4-0 G6-4-3 BB			0-0 6-3		0-3 K		1	0	0	0	1	0	0
Doug DeCinces, R OBP: 0.322, SLG: 0.420 (8, PH)										1	0	0	0	0	1	0
Pat Keedy, R (9, 5)										0	0	0	0	0	0	0

Inning Stats	R: 0	H: 0	E: 0	K: 0	S: 3	R: 0	H: 0	E: 0	K: 1	S: 5	R: 0	H: 0	E: 1	K: 0	S: 3	R: 0	H: 1	E: 0	K: 0	S: 3	R: 0	H: 0	E: 0	K: 1	S: 6	R: 0	H: 0	E: 0	K: 1	S: 5	R: 0	H: 1	E: 0	K: 1	S: 5	1B: 3	SF: 0	2B: 0	3B: 0	HR: 0
	0	0	0	0	3	0	0	0	1	5	0	0	1	0	3	0	0	0	0	0	3	0	0	0	0	6	0	0	0	0	5	0	1	0	5	3	0	0	0	0

PITCHER	IP	WLS	BF	H	R	ER	SO	BB	IBB	HBP	BLK	WP	HR	S	P	ERA	WHIP
Charlie Leibrandt, L ERA: 2.76 (1, 1)	9.0	W	30	3	0	0	5	2	0	0	1	0	0	38	46	0.00	0.556

**BOTTOM**

**Kansas City Royals @ California Angels**  
**Anaheim Stadium, Anaheim, CA**

Tue Sep 10 1985, 10:05 PM EDT  
 Att. 37,813 - Unknown

livebaseballscorecards.com

<b>AB</b>	<b>28</b>
<b>R</b>	<b>0</b>
<b>H</b>	<b>3</b>
<b>RBI</b>	<b>0</b>
<b>BB</b>	<b>2</b>
<b>SO</b>	<b>5</b>
<b>LOB</b>	<b>8</b>



WP	PA	ERA	WHIP
0	30		



Batter	1	2	3	4	5	6	7	8	9	AB R H RBI BB SO LOB	TOP		
Omar Moreno, L (1, 8) OBP: 0.281, SLG: 0.457	0-0 G3		0-0 L1			0-0 BB 1B	0-0 F7			4 0 1 0 0 0 2	<b>Kansas City Royals @ California Angels</b> Anaheim Stadium, Anaheim, CA Wed Sep 11 1985, 10:05 PM EDT Att: 32,906 - Unknown <a href="http://livebaseballscorecards.com">livebaseballscorecards.com</a>		
Lonnie Smith, R (1, 7) Lynn Jones, R (9, 7) OBP: 0.339, SLG: 0.362 OBP: 0.279, SLG: 0.285	0-0 G5-4-3 1B		0-0 F7			0-0 F8		0-0 2B		4 0 2 0 0 0 2 0 0 0 0 0 0 0			
George Brett, L (1, 5) OBP: 0.446, SLG: 0.587	0-0 G5-4-3 1-2f			0-0 G3		4-0 BB 1-2 BB		0-3 K		3 0 0 0 1 1 2			
Hal McRae, R (1, 10) OBP: 0.347, SLG: 0.454		0-0 F8		0-0 5-3		0-0 F8		0-0 6-3		4 0 0 0 0 0 3			
Frank White, R (1, 4) OBP: 0.283, SLG: 0.415				0-0 6-3			0-0 5-3 S 1B 1B	0-0 F7		4 1 2 0 0 0 1			
Steve Balboni, R (1, 3) OBP: 0.304, SLG: 0.485		0-0 F6			0-0 5-3		4-0 BB BB BB 1B 1-2 2B BB 5-3	0-0 F7		3 1 0 0 1 0 1			
Darryl Motley, R (1, 9) OBP: 0.261, SLG: 0.432		0-3 K			0-0 5-3		0-0 5-3		0-0 F6	4 0 0 0 0 1 3			
Jamie Quirk, L (1, 2) OBP: 0.360, SLG: 0.458			0-0 SH1-4 1B		0-0 F8		0-0 2B 1B 2-3 3-H	0-0 L8		4 0 2 1 0 0 0			
Onix Concepcion, R (1, 6) Jorge Orta, L (7, PH) Buddy Biancalana, S (7, PR) OBP: 0.258, SLG: 0.253 OBP: 0.324, SLG: 0.379 OBP: 0.269, SLG: 0.264			0-0 SH1-4		0-0 1-2		0-0 G3	0-0 2B 1-H 3-H		1 0 0 0 0 0 0 1 0 1 1 0 0 0 0 0 0 0 0 0 0			
<b>Inning Stats</b>	R: 0 H: 1 E: 0 LOB: 0 K: 0 BB: 0 S: 3 P: 3	R: 0 H: 1 E: 0 LOB: 1 K: 1 BB: 0 S: 6 P: 6	R: 0 H: 1 E: 0 LOB: 1 K: 0 BB: 0 S: 4 P: 4	R: 0 H: 0 E: 0 LOB: 0 K: 0 BB: 0 S: 3 P: 3	R: 0 H: 0 E: 0 LOB: 0 K: 0 BB: 0 S: 3 P: 3	R: 0 H: 1 E: 0 LOB: 2 K: 0 BB: 1 S: 4 P: 8	R: 2 H: 3 E: 0 LOB: 1 K: 0 BB: 1 S: 5 P: 9	R: 0 H: 1 E: 0 LOB: 1 K: 1 BB: 0 S: 6 P: 6	R: 0 H: 0 E: 0 LOB: 0 K: 0 BB: 0 S: 3 P: 3	1B: 6 SF: 0 2B: 2 SAC: 1 3B: 0 DP: 1 HR: 0 HBP: 0		WP: 0 PA: 35 PB: 0 SB: 1 CS: 0	
<b>PITCHER</b>	IP WLS BF H R ER SO BB IBB HBP BLK WP HR S P ERA WHIP											<b>PITCHER</b>	IP WLS BF H R ER SO BB IBB HBP BLK WP HR S P ERA WHIP
Ron Romanick, R (1, 1) ERA: 4.0	7.0 L 28 7 2 2 1 2 0 0 0 0 0 0 28 36 2.57 1.286												
Donnie Moore, R (8, 1) ERA: 1.67	2.0 7 1 0 0 1 0 0 0 0 0 0 0 9 9 0.00 0.500												

AB	32
R	2
H	8
RBI	2
BB	2
SO	2
LOB	14



BOTTOM

Kansas City Royals @ California Angels  
Anaheim Stadium, Anaheim, CA  
Wed Sep 11 1985, 10:05 PM EDT  
Att. 32,906 - Unknown

livebaseballscorecards.com

AB 32  
R 1  
H 7  
RBI 1  
BB 3  
SO 4  
LOB 13



WP: 0 PA: 36  
PB: 0  
SB: 4  
CS: 2

AB	R	H	RBI	BB	SO	LOB
4	0	1	0	0	0	0
0	0	0	0	0	0	0
3	0	0	0	0	0	0
1	0	0	0	0	0	1
3	0	1	0	1	0	2
4	0	0	0	0	1	4
3	0	0	0	1	2	0
2	1	1	0	1	0	0
1	0	0	0	0	0	0
4	0	3	0	0	0	1
3	0	1	1	0	0	2
1	0	0	0	0	1	1
2	0	0	0	0	0	1
1	0	0	0	0	0	1
0	0	0	0	0	0	0

Batter	1	2	3	4	5	6	7	8	9
Rod Carew, L (1, 3) OBP: 0.365, SLG: 0.336 Devon White, S (8, PR) (9, 9)	0-0 4-3 1B		0-0 L7			0-0 F7		0-0 4-3 S 1B	
Rufino Linares, R (1, 10) OBP: 0.222, SLG: 0.519 Rob Wilfong, L (8, PH) OBP: 0.237, SLG: 0.256	0-0 L9		0-0 6-3			0-0 L4		0-0 F9 1-2	
Juan Beniquez, R (1, 9) OBP: 0.355, SLG: 0.401 (9, 3)	0-0 1B			0-0 5-3		4-0 FC5-4 BB		0-0 4-3 2-3	
Brian Downing, R (1, 7) OBP: 0.375, SLG: 0.438	0-0 F4			0-0 L7		0-0 FC5-4 1-2f		0-3 K	
Bobby Grich, R (1, 4) OBP: 0.350, SLG: 0.365		0-3 K		4-0 CS BB			0-3 K		0-0 6-3
Dick Schofield, R (1, 6) OBP: 0.279, SLG: 0.329 Reggie Jackson, L (9, PH) OBP: 0.355, SLG: 0.475		0-0 5-3		0-0 CS 1-2	0-0 CS 1B		4-0 5-3 1B BB		0-0 5-3
Gary Pettis, S (1, 8) OBP: 0.349, SLG: 0.309		0-0 S 1B			0-0 S 1B 1-2		0-0 5-3 1-2		0-0 S 1B
Bob Boone, R (1, 2) OBP: 0.298, SLG: 0.302 Ruppert Jones, L (9, PH) OBP: 0.350, SLG: 0.483		0-0 F8 1-2			0-0 F9 1-2		0-0 2-H 1B		0-3 K 1-2
Jack Howell, L (1, 5) OBP: 0.285, SLG: 0.349 Doug DeCinces, R (7, PH) OBP: 0.322, SLG: 0.419 Pat Keedy, R (8, 5)			0-0 6-3			0-0 L8		0-0 6-3	

Inning	R	H	E	K	S	H	LOB	BB	P
1	0	1	0	0	4	1	1	0	6
2	0	1	0	1	6	1	1	0	6
3	0	0	0	0	3	0	0	0	3
4	0	0	0	0	2	0	0	1	6
5	0	2	0	0	4	1	1	0	4
6	0	0	0	0	7	1	1	1	7
7	1	1	0	1	10	1	1	1	10
8	0	1	0	0	6	2	2	0	6
9	0	1	0	0	6	1	1	0	6

PITCHER	IP	WLS	BF	H	R	ER	SO	BB	IBB	HBP	BLK	WP	HR	S	P	ERA	WHIP
Danny Jackson, L (1, 1) ERA: 3.22	7.0	W	28	6	1	1	2	3	0	0	0	0	0	29	41	1.29	1.286
Dan Quisenberry, R (8, 1) ERA: 2.29	2.0	S	7	1	0	0	2	0	0	0	0	0	0	11	11	0.00	0.500

PITCHER	IP	WLS	BF	H	R	ER	SO	BB	IBB	HBP	BLK	WP	HR	S	P	ERA	WHIP
Danny Jackson, L (1, 1) ERA: 3.22	7.0	W	28	6	1	1	2	3	0	0	0	0	0	29	41	1.29	1.286
Dan Quisenberry, R (8, 1) ERA: 2.29	2.0	S	7	1	0	0	2	0	0	0	0	0	0	11	11	0.00	0.500





Batter	1	2	3	4	5	6	7	8	9	AB	R	H	RBI	BB	SO	LOB
Alfredo Griffin, S OBP: 0.289, SLG: 0.329 (1, 6)	0-0 F8		0-0 G3			0-0 5-3		0-0 FC4-6		4	0	0	0	0	0	2
Tony Phillips, S OBP: 0.282, SLG: 0.400 (1, 5) (9, 4)	0-3 K			0-0 4-3			0-0 HR	0-0 G3		4	1	1	1	0	1	1
Bruce Bochte, L OBP: 0.384, SLG: 0.454 (1, 3)	0-3 K			0-3 K			0-0 F8		0-0 5-3	4	0	0	0	0	2	0
Dave Kingman, R OBP: 0.310, SLG: 0.418 (1, 10)		0-3 K		0-0 F6			0-0 F6		0-0 4-3 1B 1B	4	0	1	0	0	1	0
Mike Davis, L OBP: 0.356, SLG: 0.496 (1, 9)		0-0 1-3			0-0 G1-6-3 1B		0-0 1B 2B		0-0 1-2 4-3 1B	4	1	3	0	0	0	0
Dwayne Murphy, L OBP: 0.343, SLG: 0.408 (1, 8)		0-0 G3			0-0 G1-6-3 1-2		0-0 2-H 1B		0-0 4-3 1-2 2-3	4	0	1	1	0	0	3
Jose Canseco, R OBP: 0.273, SLG: 0.350 (1, 7) Dusty Baker Jr., R OBP: 0.367, SLG: 0.462 (9, PH)			4-0 CS BB		0-3 K			0-0 F7	0-0 F4	2	0	0	0	1	1	1
Mickey Tettleton, S OBP: 0.328, SLG: 0.329 (1, 2) Dave Collins, S OBP: 0.303, SLG: 0.349 (8, PH) Steve Kiefer, R OBP: 0.169, SLG: 0.214 (9, 5)			0-3 K			0-0 F8		0-0 FC4-6 1B		2	0	0	0	0	1	1
Mike Gallego, R OBP: 0.333, SLG: 0.235 (1, 4) Steve Henderson, R OBP: 0.369, SLG: 0.405 (8, PH) Charlie O'Brien, R OBP: 0.333, SLG: 0.400 (9, 2)			4-0 1-2 BB			0-0 6-3			0-3 K	1	0	0	0	0	1	0

Inning Stats	R: 0	H: 0	E: 0	LOB: 0	K: 2	BB: 0	S: 7	P: 7	R: 0	H: 0	E: 0	LOB: 0	K: 1	BB: 0	S: 5	P: 5	R: 0	H: 0	E: 0	LOB: 0	K: 1	BB: 0	S: 5	P: 5	R: 0	H: 1	E: 0	LOB: 0	K: 1	BB: 0	S: 5	P: 5	R: 2	H: 3	E: 0	LOB: 1	K: 0	BB: 0	S: 6	P: 6	R: 0	H: 1	E: 0	LOB: 1	K: 1	BB: 0	S: 6	P: 6	R: 0	H: 2	E: 0	LOB: 2	K: 0	BB: 0	S: 5	P: 5	1B: 5	SF: 0	2B: 1	SAC: 0	3B: 0	DP: 1	HR: 1	HBP: 0	WP: 0	PA: 34
--------------	------	------	------	--------	------	-------	------	------	------	------	------	--------	------	-------	------	------	------	------	------	--------	------	-------	------	------	------	------	------	--------	------	-------	------	------	------	------	------	--------	------	-------	------	------	------	------	------	--------	------	-------	------	------	------	------	------	--------	------	-------	------	------	-------	-------	-------	--------	-------	-------	-------	--------	-------	--------

PITCHER	IP	WLS	BF	H	R	ER	SO	BB	IBB	HBP	BLK	WP	HR	S	P	ERA	WHIP
Mark Gubicza, R ERA: 3.77 (1, 1)	6.2	W	24	4	2	2	6	2	0	0	0	0	0	34	42	2.70	0.900
Dan Quisenberry, R ERA: 2.24 (7, 1)	2.1	S	10	3	0	0	1	0	0	0	0	0	0	12	12	0.00	1.286

**BOTTOM**

**Kansas City Royals @ Oakland Athletics**  
Oakland-Alameda County Coliseum, Oakland, CA

livebaseballscores.com

<b>AB</b>	<b>32</b>
<b>R</b>	<b>2</b>
<b>H</b>	<b>7</b>
<b>RBI</b>	<b>2</b>
<b>BB</b>	<b>2</b>
<b>SO</b>	<b>7</b>
<b>LOB</b>	<b>11</b>



WP	HR	S	P	ERA	WHIP
0	1	12	12	0.00	1.286

Fri Sep 13 1985, 7:05 PM PDT  
Att. 11,253 - Unknown



Batter	1	2	3	4	5	6	7	8	9	AB R H RBI BB SO LOB	TOP							
<b>Lonnie Smith, R</b> (1, 7) <small>OBP: 0.339, SLG: 0.365</small> <b>Omar Moreno, L</b> (8, 8) <small>OBP: 0.277, SLG: 0.443</small>	0-0 <b>E8</b> SH5-3 <b>1B</b>		0-0 <b>FC3-6</b> <b>1B</b>		0-0 <b>F9</b>			0-0 <b>6-3</b>		4 0 2 0 0 0 0 0 0 0 0 0 0 0								
<b>Lynn Jones, R</b> (1, 8) <small>OBP: 0.271, SLG: 0.276</small>	0-0 <b>SH5-3</b> <b>2-3</b>		0-0 <b>FC3-6</b> <b>1-2f</b>			0-0 <b>F9</b>		0-0 <b>6-3</b>		3 0 0 0 0 0 1								
<b>George Brett, L</b> (1, 5) <small>OBP: 0.440, SLG: 0.577</small>	0-3 <b>K</b>		0-0 <b>4-3</b>			0-0 <b>E4</b> <b>HR</b>		0-0 <b>5-3</b>		4 1 0 0 0 1 2								
<b>Hal McRae, R</b> (1, 10) <small>OBP: 0.350, SLG: 0.467</small>	0-0 <b>6-3</b>			0-0 <b>1-3</b> <b>2B</b>		0-0 <b>HR</b> <b>1-H</b>		0-3 <b>K</b>	0-3 <b>K</b>	4 1 2 2 0 1 1								
<b>Frank White, R</b> (1, 4) <small>OBP: 0.278, SLG: 0.408</small>		0-0 <b>5-3</b>		0-0 <b>1-3</b> <b>2-3</b>		0-0 <b>5-3</b>		0-0 <b>F9</b>	0-0 <b>F9</b>	4 0 0 0 0 0 1								
<b>Steve Balboni, R</b> (1, 3) <small>OBP: 0.303, SLG: 0.479</small>		0-0 <b>6-3</b>		0-0 <b>E5</b> <b>G5-4-3</b>		0-0 <b>5-3</b>		0-3 <b>K</b>	0-3 <b>K</b>	4 0 0 0 0 1 1								
<b>Darryl Motley, R</b> (1, 9) <small>OBP: 0.267, SLG: 0.437</small>		0-0 <b>1B</b>		0-0 <b>G5-4-3</b> <b>1-2f</b>			0-0 <b>F8</b>			3 0 1 0 0 0 2								
<b>Jim Sundberg, R</b> (1, 2) <small>OBP: 0.308, SLG: 0.388</small>	0-0 <b>F9</b>				0-0 <b>F8</b>		0-0 <b>L8</b>			3 0 0 0 0 0 1								
<b>Onix Concepcion, R</b> (1, 6) <small>OBP: 0.255, SLG: 0.249</small>			0-0 <b>5-3</b>		0-0 <b>1-3</b>		0-0 <b>G3</b>			3 0 0 0 0 0 0								
<b>Inning Stats</b>	R: 0 E: 1 K: 1 S: 6	H: 1 LOB: 1 BB: 0 P: 6	R: 0 E: 0 K: 0 S: 4	H: 1 LOB: 1 BB: 0 P: 4	R: 0 E: 0 K: 0 S: 4	H: 1 LOB: 1 BB: 0 P: 4	R: 0 E: 0 K: 0 S: 3	H: 0 LOB: 0 BB: 0 P: 3	R: 2 E: 1 K: 0 S: 5	H: 1 LOB: 0 BB: 0 P: 5	R: 0 E: 0 K: 0 S: 3	H: 0 LOB: 0 BB: 0 P: 3	R: 0 E: 0 K: 2 S: 7	H: 0 LOB: 0 BB: 0 P: 7	1B: 3 2B: 1 3B: 0 HR: 1	SF: 0 SAC: 1 DP: 1 HBP: 0	WP: 0 PB: 0 SB: 0 CS: 0	PA: 33
<b>PITCHER</b>	IP WLS BF H R ER SO BB IBB HBP BLK WP HR S P ERA WHIP																	
<b>Tommy John, L</b> (1, 1) <small>ERA: 4.61</small> <b>Jay Howell, R</b> (9, 1) <small>ERA: 2.3</small>	8.0 L 30 5 2 1 1 0 0 0 0 0 0 1 32 32 1.12 0.625																	

**Kansas City Royals @ Oakland Athletics**  
 Oakland-Alameda County Coliseum, Oakland, CA

Sat Sep 14 1985, 3:33 AM PDT  
 Att: 30,628 - Unknown

<b>AB</b>	<b>32</b>
<b>R</b>	<b>2</b>
<b>H</b>	<b>5</b>
<b>RBI</b>	<b>2</b>
<b>BB</b>	<b>0</b>
<b>SO</b>	<b>3</b>
<b>LOB</b>	<b>9</b>







Batter	1	2	3	4	5	6	7	8	9	AB R H RBI BB SO LOB	TOP											
<b>Omar Moreno, L</b> (1, 8) OBP: 0.267, SLG: 0.426	0-0 F7		0-3 K		0-0 G4-6-3			0-0 G3		4 0 0 0 0 1 1	<b>Kansas City Royals @ Oakland Athletics</b> <b>Oakland-Alameda County Coliseum, Oakland, CA</b> Sun Sep 15 1985, 3:33 AM PDT Unknown <a href="http://livebaseballscorecards.com">livebaseballscorecards.com</a>											
<b>Lonnie Smith, R</b> (1, 7) OBP: 0.340, SLG: 0.366	0-0 G3 1B		0-0 5-3			0-0 1B 4-3 1B		0-0 5-3		4 0 2 0 0 0 0												
<b>George Brett, L</b> (1, 5) OBP: 0.437, SLG: 0.572	0-0 G3		0-3 K			0-0 4-3		0-0 4-3		4 0 0 0 0 1 2												
<b>Hal McRae, R</b> (1, 10) OBP: 0.352, SLG: 0.471	0-0 F8			0-0 6-3 SF7 2B		0-0 2-3 1B		0-0 F9		4 1 2 0 0 0 1												
<b>Frank White, R</b> (1, 4) OBP: 0.278, SLG: 0.407		0-0 F7 BB 1B		0-0 6-3		0-0 G5-4-3		0-3 K		4 0 1 0 0 1 3												
<b>Steve Balboni, R</b> (1, 3) OBP: 0.306, SLG: 0.487		4-0 BB		0-0 SF7			0-0 HR		0-0 1B	2 1 2 2 1 0 0												
<b>John Wathan, R</b> (9, PR) OBP: 0.335, SLG: 0.343		1-2 BB		0-0 3-H K						0 0 0 0 0 0 0												
<b>Darryl Motley, R</b> (1, 9) OBP: 0.264, SLG: 0.431		0-0 F7		0-3 K			0-0 E6		0-0 F3	4 0 0 0 0 1 3												
<b>Jamie Quirk, L</b> (1, 2) OBP: 0.344, SLG: 0.419		0-0 F6			0-0 G3		0-0 G4-6-3			3 0 0 0 0 0 3												
<b>Buddy Biancalana, S</b> (1, 6) OBP: 0.268, SLG: 0.264		0-0 L6			0-0 G4-6-3 1B		0-0 4-3			3 0 1 0 0 0 2												
<b>Inning Stats</b>	R: 0 E: 0 K: 0 S: 4	H: 1 LOB: 1 BB: 0 P: 4	R: 0 E: 0 K: 0 S: 4	H: 1 LOB: 2 BB: 1 P: 8	R: 0 E: 0 K: 2 S: 7	H: 0 LOB: 0 BB: 0 P: 7	R: 1 E: 0 K: 1 S: 6	H: 1 LOB: 0 BB: 0 P: 6	R: 0 E: 0 K: 0 S: 3	H: 1 LOB: 0 BB: 0 P: 3	R: 0 E: 0 K: 0 S: 4	H: 2 LOB: 1 BB: 0 P: 4	R: 1 E: 1 K: 0 S: 4	H: 1 LOB: 0 BB: 0 P: 4	R: 0 E: 0 K: 0 S: 3	H: 0 LOB: 0 BB: 0 P: 3	R: 0 E: 0 K: 1 S: 6	H: 1 LOB: 1 BB: 0 P: 6	1B: 6 2B: 1 3B: 0 HR: 1	SF: 1 SAC: 0 DP: 3 HBP: 0	WP: 0 PB: 0 SB: 0 CS: 0	PA: 34
<b>PITCHER</b>	IP WLS BF H R ER SO BB IBB HBP BLK WP HR S P ERA WHIP																					
<b>Chris Codiroli, R</b> (1, 1) ERA: 4.46	5.1 W 22 6 1 1 3 1 0 0 0 0 0 0 27 31 1.69 1.312																					
<b>Steve Ontiveros, R</b> (6, 1) ERA: 1.67	2.2 8 1 1 1 0 0 0 0 0 0 0 1 8 8 3.38 0.375																					
<b>Jay Howell, R</b> (9, 1) ERA: 2.27	1.0 S 4 1 0 0 1 0 0 0 0 0 0 0 6 6 0.00 1.000																					

**Kansas City Royals @ Oakland Athletics**  
**Oakland-Alameda County Coliseum, Oakland, CA**  
 Sun Sep 15 1985, 3:33 AM PDT  
 Unknown

AB	32
R	2
H	8
RBI	2
BB	1
SO	4
LOB	15



Batter	1	2	3	4	5	6	7	8	9	AB	R	H	RBI	BB	SO	LOB
Alfredo Griffin, S (1, 6) OBP: 0.286, SLG: 0.326	0-3 K ①		0-0 4-3 ②		0-0 B1-3 ①		0-0 5-3 ①②			4	0	0	0	0	1	2
Tony Phillips, S (1, 5) OBP: 0.302, SLG: 0.434	0-3 K ②		0-0 1-3 ③		0-0 FC4-6 1B		0-0 2B			4	0	2	0	0	1	1
Steve Henderson, R (1, 7) OBP: 0.366, SLG: 0.401 Bruce Bochte, L (7, PH) OBP: 0.382, SLG: 0.449 (8, 3)	0-0 5-3 ③			0-0 WP 1B E 1B	0-0 FC4-6 ②		0-0 4-3 ③			3	1	1	0	0	0	1
Dave Kingman, R (1, 10) OBP: 0.309, SLG: 0.417 Rob Picciolo, R (8, PR) OBP: 0.314, SLG: 0.357		0-0 6-3 ①		0-0 E 1B 1-2 HR 1B	0-0 F2 ③			0-0 4-3 2B		4	1	2	0	0	0	1
Dusty Baker Jr., R (1, 3) OBP: 0.365, SLG: 0.457 (8, 7)		4-0 BB		0-3 K ①		0-0 F8 ①		0-0 F7 ①		3	0	0	0	1	1	3
Jose Canseco, R (1, 9) OBP: 0.214, SLG: 0.269 Mike Davis, L (7, 9) OBP: 0.353, SLG: 0.491		0-3 K ②		0-3 K ②		0-0 6-3 ②		0-0 4-3 ②		3	0	0	0	0	2	3
Dwayne Murphy, L (1, 8) OBP: 0.342, SLG: 0.405		0-3 K ③		0-0 E1 1B 1-3 HR ③-H		0-0 FC6-4 1B ③		0-0 F7 ③		4	1	1	0	0	1	4
Mike Heath, R (1, 2) OBP: 0.297, SLG: 0.382			0-0 F3 ①	0-0 HR ②-H ③-H		0-0 FC6-4 ③				3	1	1	3	0	0	1
Mike Gallego, R (1, 4) OBP: 0.347, SLG: 0.263			0-0 4-3 1B	0-0 F9 ③			0-0 CS 1B			3	0	2	0	0	0	0

Inning Stats	R: 0	H: 0	E: 0	LOB: 0	K: 2	S: 7	R: 0	H: 0	E: 0	LOB: 1	K: 2	S: 7	R: 0	H: 1	E: 1	LOB: 0	K: 2	S: 11	R: 0	H: 1	E: 0	LOB: 1	K: 0	S: 4	R: 0	H: 1	E: 0	LOB: 1	K: 0	S: 4	R: 0	H: 2	E: 0	LOB: 1	K: 0	S: 4	R: 0	H: 1	E: 0	LOB: 2	K: 0	S: 4			
	0	0	0	0	2	7	0	0	0	1	2	7	0	1	1	0	2	0	11	0	1	0	1	0	4	0	1	0	1	0	1	0	2	0	1	0	4	0	1	0	4	0	2	0	4

PITCHER	IP	WLS	BF	H	R	ER	SO	BB	IBB	HBP	BLK	WP	HR	S	P	ERA	WHIP
Charlie Leibrandt, L (1, 1) ERA: 2.68	6.2	L	29	8	4	0	6	1	0	0	0	1	1	40	44	0.00	1.350
Mark Huisman, R (7, 1) ERA: 5.4	1.1		5	1	0	0	0	0	0	0	0	0	0	5	5	0.00	0.750

**BOTTOM**

**Kansas City Royals @ Oakland Athletics**  
**Oakland-Alameda County Coliseum, Oakland, CA**  
 Sun Sep 15 1985, 3:33 AM PDT  
 Unknown

<b>AB</b>	<b>33</b>
<b>R</b>	<b>4</b>
<b>H</b>	<b>9</b>
<b>RBI</b>	<b>3</b>
<b>BB</b>	<b>1</b>
<b>SO</b>	<b>6</b>
<b>LOB</b>	<b>18</b>



1B: 6	SF: 0	WP: 1	PA: 34
2B: 2	SAC: 0	PB: 0	
3B: 0	DP: 0	SB: 0	
HR: 1	HBP: 0	CS: 1	



Batter	1	2	3	4	5	6	7	8	9	AB R H RBI BB SO LOB	TOP																
<b>Lonnie Smith, R</b> (1, 7) <small>OBP: 0.342, SLG: 0.370</small> <b>Pat Sheridan, L</b> (5, 9) <small>OBP: 0.298, SLG: 0.314</small>	0-0 F8		0-0 1-H 2B		0-0 1-2 HR 1B		0-3 K	0-3 K		3 1 2 1 0 0 0 2 0 0 0 0 2 2	<b>Kansas City Royals @ Oakland Athletics</b> <b>Oakland-Alameda County Coliseum, Oakland, CA</b> <small>Sun Sep 15 1985, 3:38 AM PDT</small> <small>Att: 15,236 - Unknown</small>																
<b>Lynn Jones, R</b> (1, 8) <small>OBP: 0.274, SLG: 0.287</small> <b>Omar Moreno, L</b> (5, PH) <small>OBP: 0.259, SLG: 0.413</small>	0-3 K		0-0 2B		0-0 F6		0-0 5-3	0-0 F5		2 0 1 0 0 1 0 3 0 0 0 0 0 2																	
<b>George Brett, L</b> (1, 5) <small>OBP: 0.437, SLG: 0.576</small> <b>Greg Pryor, R</b> (9, 5) <small>OBP: 0.268, SLG: 0.267</small>	4-0 FC5-4 BB		0-0 F7		0-0 1-H 2-H HR		0-0 F7	0-0 F6		4 1 1 3 1 0 1 0 0 0 0 0 0 0																	
<b>Hal McRae, R</b> (1, 10) <small>OBP: 0.350, SLG: 0.465</small>	0-0 FC5-4 1-2f				0-0 F8		0-3 K	4-0 BB G1-2-3 1B BB	0-0 6-3	4 0 0 0 1 1 1																	
<b>Frank White, R</b> (1, 4) <small>OBP: 0.280, SLG: 0.413</small>		0-3 K		0-0 HR	0-0 5-3			0-0 G1-2-3 1B 1B		4 2 2 1 0 1 0																	
<b>Steve Balboni, R</b> (1, 3) <small>OBP: 0.305, SLG: 0.484</small>		0-0 F8		0-0 F9		0-3 K		4-0 1-2 2-3 1B BB G1-2-3		3 1 0 0 1 1 0																	
<b>Darryl Motley, R</b> (1, 9) <small>OBP: 0.266, SLG: 0.435</small>		0-0 F4		0-0 1B		0-0 2B		0-0 G1-2-3 1-2 2-3 3-Hf		4 0 2 0 0 0 3																	
<b>Jim Sundberg, R</b> (1, 2) <small>OBP: 0.307, SLG: 0.384</small>			0-0 F8		0-0 5-3		0-3 K	4-0 1B BB		3 0 0 0 1 1 2																	
<b>Onix Concepcion, R</b> (1, 6) <small>OBP: 0.261, SLG: 0.256</small>			0-0 2B 1B		0-0 HR 1B		0-0 F8	0-0 1-3 2-H 3-H 1B		4 2 3 2 0 0 1																	
<b>Inning Stats</b>	R: 0 E: 0 K: 1 S: 5	H: 0 LOB: 1 BB: 1 P: 9	R: 0 E: 0 K: 1 S: 5	H: 0 LOB: 0 BB: 0 P: 5	R: 1 E: 0 K: 0 S: 5	H: 3 LOB: 1 BB: 0 P: 5	R: 1 E: 0 K: 0 S: 5	H: 2 LOB: 1 BB: 0 P: 5	R: 3 E: 0 K: 1 S: 8	H: 3 LOB: 0 BB: 0 P: 8	R: 0 E: 0 K: 2 S: 8	H: 1 LOB: 1 BB: 0 P: 8	R: 0 E: 0 K: 1 S: 5	H: 0 LOB: 0 BB: 0 P: 5	R: 2 E: 0 K: 1 S: 6	H: 2 LOB: 2 BB: 3 P: 18	R: 0 E: 0 K: 0 S: 3	H: 0 LOB: 0 BB: 0 P: 3	1B: 6 2B: 3 3B: 0 HR: 2	SF: 0 SAC: 0 DP: 1 HBP: 0	WP: 0 PB: 0 SB: 0 CS: 0	PA: 40					
<b>PITCHER</b>	IP WLS BF H R ER SO BB IBB HBP BLK WP HR S P ERA WHIP	IP WLS BF H R ER SO BB IBB HBP BLK WP HR S P ERA WHIP											IP WLS BF H R ER SO BB IBB HBP BLK WP HR S P ERA WHIP														
<b>Curt Young, L</b> (1, 1) <small>ERA: 7.34</small> <b>Keith Atherton, R</b> (5, 1) <small>ERA: 4.37</small> <b>Bill Krueger, L</b> (7, 1) <small>ERA: 4.75</small> <b>Steve Mura, R</b> (8, 1) <small>ERA: 4.04</small> <b>Steve McCatty, R</b> (8, 1) <small>ERA: 5.63</small>	4.0 L 19 7 4 4 2 1 0 0 0 0 1 22 26 9.00 2.000	2.0 8 2 1 1 3 0 0 0 0 0 0 0 1 14 14 4.50 1.000	1.0 3 0 0 0 1 0 0 0 0 0 0 0 5 5 0.00 0.000	0.0 3 1 2 2 0 2 0 0 0 0 0 0 1 9 ∞ ∞	1.0 4 1 0 0 1 1 0 0 0 0 0 0 5 9 0.00 2.000											<b>Tim Conroy, L</b> (9, 1) <small>ERA: 4.73</small>	1.0 3 0 0 0 0 0 0 0 0 0 0 0 3 3 0.00 0.000										

livebaseballscorecards.com

<b>AB</b>	36
<b>R</b>	7
<b>H</b>	11
<b>RBI</b>	7
<b>BB</b>	4
<b>SO</b>	7
<b>LOB</b>	12







Batter	1	2	3	4	5	6	7	8	9	AB R H RBI BB SO LOB	TOP
<b>Jack Perconte, L</b> (1, 4) <small>OBP: 0.334, SLG: 0.343</small> <b>Harold Reynolds, S</b> (7, 4) <small>OBP: 0.263, SLG: 0.196</small>	0-0  WP 3B	4-0  BB		0-0  F7			0-0  L9			3 1 1 0 1 0 1 0 0 0 0 0 0 0	
<b>Phil Bradley, R</b> (1, 7) <small>OBP: 0.367, SLG: 0.481</small>	4-0  PB WP G5-4-3 BB	0-0  G3			0-3  K		0-3  K			3 1 0 0 1 2 2	
<b>Alvin Davis, L</b> (1, 3) <small>OBP: 0.393, SLG: 0.464</small>	4-0  G5-4-3 BB 1-3 3-H		4-0  E BB		0-3  K			0-0  L4-6 2B		2 1 1 0 2 1 0	
<b>Gorman Thomas, R</b> (1, 10) <small>OBP: 0.336, SLG: 0.482</small>	0-0  G5-4-3 1-2f 3-H		0-3  K		0-0  F4			0-0  6-3		4 0 0 0 0 1 3	
<b>Al Cowens, R</b> (1, 9) <small>OBP: 0.307, SLG: 0.448</small> <b>John Moses, S</b> (8, 8) <small>OBP: 0.133, SLG: 0.133</small>	0-0  F8		0-0  F7		0-0  L7			0-0  L4-6 2-3		4 0 0 0 0 0 2 0 0 0 0 0 0 0	
<b>Dave Henderson, R</b> (1, 8) <small>OBP: 0.317, SLG: 0.387</small> (8, 9)		0-0  HR 1B	0-0  E7 1-H 2B		0-0  1-3			0-3  K		4 1 2 1 0 1 0	
<b>Danny Tartabull, R</b> (1, 6) <small>OBP: 0.429, SLG: 0.583</small>		0-0  HR 1B	0-0  L6		0-0  6-3			0-0  1B 1B		4 1 2 2 0 0 1	
<b>Domingo Ramos, R</b> (1, 5) <small>OBP: 0.261, SLG: 0.247</small>		0-0  L3		0-0  6-3			0-0  2B	0-0  G5-4-3 1B 1-2		4 0 2 0 0 0 0	
<b>Dave Valle, R</b> (1, 2) <small>OBP: 0.175, SLG: 0.158</small>		0-0  6-3		0-0  6-3			0-0  6-3	0-0  G5-4-3 1-2f		4 0 0 0 0 0 3	
<b>Inning Stats</b>	R: 2 H: 1 E: 0 LOB: 0 K: 0 BB: 2 S: 3 P: 11	R: 2 H: 2 E: 0 LOB: 1 K: 0 BB: 1 S: 5 P: 9	R: 1 H: 1 E: 1 LOB: 1 K: 1 BB: 1 S: 6 P: 10	R: 0 H: 0 E: 0 LOB: 0 K: 0 BB: 0 S: 3 P: 3	R: 0 H: 0 E: 0 LOB: 0 K: 2 BB: 0 S: 7 P: 7	R: 0 H: 0 E: 0 LOB: 0 K: 0 BB: 0 S: 3 P: 3	R: 0 H: 1 E: 0 LOB: 1 K: 1 BB: 0 S: 6 P: 6	R: 0 H: 1 E: 0 LOB: 0 K: 0 BB: 0 S: 3 P: 3	R: 0 H: 2 E: 0 LOB: 1 K: 1 BB: 0 S: 6 P: 6	1B: 3 SF: 0 2B: 4 SAC: 0 3B: 1 DP: 3 HR: 1 HBP: 0	WP: 1 PA: 36 PB: 1 SB: 0 CS: 0
<b>PITCHER</b> <b>Danny Jackson, L</b> (1, 1) <small>ERA: 3.37</small> <b>Joe Beckwith, R</b> (3, 1) <small>ERA: 4.33</small> <b>Mark Huismann, R</b> (8, 1) <small>ERA: 3.86</small>	IP WLS BF H R ER SO BB IBB HBP BLK WP HR S P ERA WHIP 2.2 L 15 4 5 4 1 4 0 0 0 1 1 13 29 13.50 3.000										

Seattle Mariners @ Kansas City Royals  
 Royals Stadium, Kansas City, MO  
 Mon Sep 16 1985, 8:05 PM EDT  
 Att: 21,666 - Unknown

livebaseballscorecards.com

AB	32
R	5
H	8
RBI	3
BB	4
SO	5
LOB	12







Batter	1	2	3	4	5	6	7	8	9	AB R H RBI BB SO LOB	TOP		
<b>Jack Perconte, L</b> (1, 4) <small>OBP: 0.338, SLG: 0.342</small> <b>Harold Reynolds, S</b> (8, PH) <small>OBP: 0.269, SLG: 0.196</small> (8, 4)	4-0  HR BB		0-0 5-3  1B BB		4-0  1-2 BB	4-0  1-2 BB		4-0  BB		1 1 0 0 3 0 0 0 0 0 0 1 0 0	<b>Seattle Mariners @ Kansas City Royals</b> Royals Stadium, Kansas City, MO Tue Sep 17 1985, 8:05 PM EDT Att: 17,770 - Unknown		
<b>Phil Bradley, R</b> (1, 7) <small>OBP: 0.369, SLG: 0.486</small>	0-0  HR		1-0  HBP		0-0  1-3 2-H 3-H 1B	0-3  2		0-0  1-2f		4 1 2 4 0 1 4			
<b>Alvin Davis, L</b> (1, 3) <small>OBP: 0.391, SLG: 0.460</small>	0-3  1-2f		0-0  1-2f		0-3  1-2	4-0  1-2 2-3 3-H		0-0  1-2f		4 0 0 1 1 2 3			
<b>Gorman Thomas, R</b> (1, 10) <small>OBP: 0.333, SLG: 0.476</small>	0-0  5-3			0-0  1	0-0  3	0-0  3		0-0  2		5 0 0 0 0 0 5			
<b>Al Cowens, R</b> (1, 9) <small>OBP: 0.309, SLG: 0.449</small> <b>John Moses, S</b> (7, 8) <small>OBP: 0.125, SLG: 0.125</small>	0-0  1B			0-3  2		0-0  1B	0-0  1		0-3  3	4 1 2 0 0 1 0 1 0 0 0 0 1 0			
<b>Dave Henderson, R</b> (1, 8) <small>OBP: 0.318, SLG: 0.390</small> (7, 9)	0-0  3			0-3  3		0-0  1B	0-0  2B			4 1 2 0 0 1 1			
<b>Danny Tartabull, R</b> (1, 5) <small>OBP: 0.419, SLG: 0.568</small> <b>Domingo Ramos, R</b> (3, 5) <small>OBP: 0.262, SLG: 0.248</small>		0-0  1			0-0  5-3 1B	0-0  1-2 2-3	0-0  2			1 0 0 0 0 0 0 3 1 1 0 0 0 3			
<b>Dave Valle, R</b> (1, 2) <small>OBP: 0.182, SLG: 0.167</small>		0-0  2			0-0  1-2	0-0  BB 1B	0-3  3			4 1 1 2 0 1 2			
<b>Spike Owen, S</b> (1, 6) <small>OBP: 0.323, SLG: 0.346</small>		0-0  3			0-0  BB 1B	0-0  BB 1B		0-0  1		4 1 1 0 0 0 1			
<b>Inning Stats</b>	R: 2 H: 2 E: 0 LOB: 1 K: 1 BB: 1 S: 7 P: 11	R: 0 H: 0 E: 0 LOB: 0 K: 0 BB: 0 S: 3 P: 3	R: 0 H: 0 E: 0 LOB: 0 K: 0 BB: 0 S: 2 P: 3	R: 0 H: 0 E: 0 LOB: 0 K: 2 BB: 0 S: 7 P: 7	R: 2 H: 2 E: 1 LOB: 2 K: 1 BB: 1 S: 8 P: 12	R: 3 H: 4 E: 0 LOB: 3 K: 1 BB: 2 S: 9 P: 17	R: 0 H: 1 E: 0 LOB: 1 K: 1 BB: 0 S: 6 P: 6	R: 0 H: 0 E: 0 LOB: 0 K: 0 BB: 1 S: 2 P: 6	R: 0 H: 0 E: 0 LOB: 0 K: 1 BB: 0 S: 5 P: 5	1B: 7 SF: 0 2B: 1 SAC: 0 3B: 0 DP: 2 HR: 1 HBP: 1	WP: 0 PA: 41 PB: 0 SB: 1 CS: 0		
<b>PITCHER</b>	IP WLS BF H R ER SO BB IBB HBP BLK WP HR S P ERA WHIP											<b>PITCHER</b>	IP WLS BF H R ER SO BB IBB HBP BLK WP HR S P ERA WHIP
<b>Steve Farr, R</b> (1, 1) <small>ERA: 3.71</small> <b>Mike Jones, L</b> (5, 1) <small>ERA: 4.72</small> <b>Tony Ferreira, L</b> (8, 1) <small>ERA:</small>	4.1 L 20 4 4 3 3 2 0 1 0 0 1 23 32 6.23 1.385												

livebaseballscorecards.com

<b>AB</b>	35
<b>R</b>	7
<b>H</b>	9
<b>RBI</b>	7
<b>BB</b>	5
<b>SO</b>	7
<b>LOB</b>	19



Batter	1	2	3	4	5	6	7	8	9	AB	R	H	RBI	BB	SO	LOB
Lonnie Smith, R OBP: 0.345, SLG: 0.372 (1, 7)	0-3 K		0-0 G3			0-0 5-3 WP 1B			0-0 G5-4-3 1B	4	0	2	0	0	1	0
Lynn Jones, R OBP: 0.267, SLG: 0.279 (1, 8)	0-0 6-3			0-0 6-3		0-0 5-3 1-3			0-0 G5-4-3 1-2f	4	0	0	0	0	0	2
George Brett, L OBP: 0.438, SLG: 0.576 (1, 5)	0-0 FC6 1B			0-0 G6-4-3 1B		0-0 6-3			0-0 E5	4	0	2	0	0	0	1
Hal McRae, R OBP: 0.350, SLG: 0.459 (1, 10)	0-0 FC6 1-2f			0-0 G6-4-3 1-2f			0-0 F9		0-0 F3	4	0	0	0	0	0	3
Frank White, R OBP: 0.280, SLG: 0.414 (1, 4)		0-0 F7			0-0 2B		0-0 G6-4-3 1B			3	0	2	0	0	0	0
Steve Balboni, R OBP: 0.302, SLG: 0.478 (1, 3)		0-0 6-3			0-0 6-3		0-0 G6-4-3 1-2f			3	0	0	0	0	0	2
Darryl Motley, R OBP: 0.264, SLG: 0.429 (1, 9)		0-0 F7			0-0 5-3			0-0 G6-4-3 1B		3	0	1	0	0	0	1
Jim Sundberg, R OBP: 0.305, SLG: 0.381 (1, 2)			0-0 5-3		0-0 6-3			0-0 G6-4-3 1-2f		3	0	0	0	0	0	2
Onix Concepcion, R OBP: 0.258, SLG: 0.252 (1, 6)			0-0 5-3			0-0 5-3		0-0 F8		2	0	0	0	0	0	0
John Wathan, R OBP: 0.333, SLG: 0.341 (8, PH)										1	0	0	0	0	0	0
Buddy Biancalana, S OBP: 0.268, SLG: 0.264 (9, 6)										0	0	0	0	0	0	0

Inning Stats	R: 0	H: 1	E: 0	LOB: 1	K: 1	S: 6	P: 6	R: 0	H: 0	E: 0	LOB: 0	K: 0	BB: 0	S: 3	P: 3	R: 0	H: 1	E: 0	LOB: 0	K: 0	BB: 0	S: 3	P: 3	R: 0	H: 1	E: 0	LOB: 1	K: 0	BB: 0	S: 4	P: 4	R: 0	H: 1	E: 0	LOB: 1	K: 0	BB: 0	S: 4	P: 4	R: 0	H: 1	E: 0	LOB: 0	K: 0	BB: 0	S: 3	P: 3	R: 0	H: 1	E: 1	LOB: 1	K: 0	BB: 0	S: 4	P: 4
Matt Young, L ERA: 4.58 (1, 1)	IP	WLS	BF	H	R	ER	SO	BB	IBB	HBP	BLK	WP	HR	S	P	ERA	WHIP	IP	WLS	BF	H	R	ER	SO	BB	IBB	HBP	BLK	WP	HR	S	P	ERA	WHIP	IP	WLS	BF	H	R	ER	SO	BB	IBB	HBP	BLK	WP	HR	S	P	ERA	WHIP				


**BOTTOM**

**Seattle Mariners @ Kansas City Royals**  
Royals Stadium, Kansas City, MO

Tue Sep 17 1985, 8:05 PM EDT  
Att. 17,770 - Unknown

livebaseballscorecards.com

AB	31
R	0
H	7
RBI	0
BB	0
SO	1
LOB	11



WP: 1	PA: 31
PB: 0	
SB: 0	
CS: 0	



Batter	1	2	3	4	5	6	7	8	9	AB R H RBI BB SO LOB	TOP											
<b>Jack Perconte, L</b> (1, 4) <small>OBP: 0.338, SLG: 0.340</small> <b>Harold Reynolds, S</b> (8, 4) <small>OBP: 0.269, SLG: 0.196</small>	4-0 PB BB	0-0 FC4-6 BB S 1-2f 2-3		0-0 1-3		4-0 BB		0-0 F3		3 0 0 0 2 0 2 0 0 0 0 0 0 0												
<b>Phil Bradley, R</b> (1, 7) <small>OBP: 0.367, SLG: 0.483</small>	0-3 K	4-0 BB 1-2 BB		0-0 6-3		0-0 6-3		0-0 L4		4 0 0 0 1 1 2												
<b>Alvin Davis, L</b> (1, 3) <small>OBP: 0.393, SLG: 0.459</small>	4-0 BB 1-2 BB	4-0 BB 1-2 2-3 3-H BB		0-0 4-3			0-0 6-3		0-0 1B 1B	3 1 1 1 2 0 0												
<b>Gorman Thomas, R</b> (1, 10) <small>OBP: 0.333, SLG: 0.475</small>	0-3 K	0-0 L4			0-0 1B 1B		0-0 F4		0-0 1B DI 1B	5 1 2 0 0 1 5												
<b>Jim Presley, R</b> (1, 5) <small>OBP: 0.327, SLG: 0.493</small>	0-0 F9		4-0 SH1-3 BB SF7 BB		0-0 1B 1B G6-4-3		0-0 1B 2B		0-0 6-3	4 2 2 0 1 0 4												
<b>Dave Henderson, R</b> (1, 9) <small>OBP: 0.323, SLG: 0.395</small>		0-0 1B 1B 2B	4-0 SH1-3 BB		0-0 F7		0-0 1B		0-0 1B	4 1 3 3 1 0 2												
<b>John Moses, S</b> (1, 8) <small>OBP: 0.150, SLG: 0.150</small>		0-0 FC4-6 BB 1B	0-0 SH1-3		0-0 G6-4-3		0-0 1-3		0-0 1-3	4 1 1 0 0 0 4												
<b>Donnie Scott, S</b> (1, 2) <small>OBP: 0.271, SLG: 0.355</small> <b>Dave Valle, R</b> (7, 2) <small>OBP: 0.178, SLG: 0.163</small>		0-0 L4	0-0 SF7		0-0 3-1			0-3 K		2 0 0 1 0 0 2 1 0 0 0 0 1 0												
<b>Spike Owen, S</b> (1, 6) <small>OBP: 0.322, SLG: 0.345</small>		0-0 FC4-6 1B	0-0 4-3		0-0 4-3			0-0 4-3		4 0 1 1 0 0 1												
<b>Inning Stats</b>	R: 0 E: 0 K: 2 S: 7	H: 0 LOB: 2 BB: 2 P: 15	R: 2 E: 0 K: 0 S: 6	H: 3 LOB: 3 BB: 2 P: 14	R: 1 E: 0 K: 0 S: 3	H: 0 LOB: 1 BB: 2 P: 11	R: 0 E: 0 K: 0 S: 3	H: 0 LOB: 0 BB: 0 P: 3	R: 0 E: 0 K: 0 S: 4	H: 2 LOB: 1 BB: 0 P: 4	R: 0 E: 0 K: 0 S: 3	H: 0 LOB: 1 BB: 1 P: 7	R: 1 E: 0 K: 0 S: 5	H: 2 LOB: 1 BB: 0 P: 5	R: 0 E: 0 K: 1 S: 5	H: 0 LOB: 0 BB: 0 P: 5	R: 2 E: 0 K: 0 S: 6	H: 3 LOB: 1 BB: 0 P: 6	1B: 8 2B: 2 3B: 0 HR: 0	SF: 1 SAC: 1 DP: 1 HBP: 0	WP: 0 PB: 1 SB: 2 CS: 0	PA: 43
<b>PITCHER</b>	IP WLS BF H R ER SO BB IBB HBP BLK WP HR S P ERA WHIP																					
<b>Mark Gubicza, R</b> (1, 1) <small>ERA: 3.89</small> <b>Mark Huisman, R</b> (3, 1) <small>ERA: 3.0</small> <b>Dennis Leonard, R</b> (8, 1) <small>ERA:</small> <b>Dan Quisenberry, R</b> (9, 1) <small>ERA: 2.38</small>	2.0 L 15 3 3 3 2 6 0 0 0 0 0 0 13 37 13.50 4.500																					
<b>PITCHER</b>	IP WLS BF H R ER SO BB IBB HBP BLK WP HR S P ERA WHIP																					

Seattle Mariners @ Kansas City Royals  
Royals Stadium, Kansas City, MO  
Wed Sep 18 1985, 8:05 PM EDT  
Att: 16,863 - Unknown

AB	34
R	6
H	10
RBI	6
BB	7
SO	3
LOB	22







Batter	1	2	3	4	5	6	7	8	9	AB	R	H	RBI	BB	SO	LOB	TOP								
<b>Jack Perconte, L</b> (1, 4) <small>OBP: 0.337, SLG: 0.338</small> <b>Harold Reynolds, S</b> (9, 4) <small>OBP: 0.269, SLG: 0.196</small>	0-0 4-3		0-0 1-2 1B		0-0 1-2 B1-3		0-0 6-3	0-0 F7		5	0	1	0	0	0	3									
<b>Phil Bradley, R</b> (1, 7) <small>OBP: 0.366, SLG: 0.482</small>	0-3 K		0-0 4-3		0-0 2-H 1B 2B		0-0 F8	0-0 6-3		5	1	1	1	0	1	4									
<b>Alvin Davis, L</b> (1, 3) <small>OBP: 0.394, SLG: 0.462</small> <b>Ricky Nelson, L</b> (9, PR) <b>Barry Bonnell, R</b> (9, 3) <small>OBP: 0.284, SLG: 0.345</small>	0-0 F5			0-0 F5	2B 1B		4-0 BB		0-0 SH1-3 2B	4	0	2	1	1	0	0									
<b>Gorman Thomas, R</b> (1, 10) <small>OBP: 0.335, SLG: 0.478</small>		0-3 K		0-0 1B 1B	1-3 2B		0-0 5-3		0-0 SH1-3	4	0	2	0	0	1	1									
<b>Dave Henderson, R</b> (1, 9) <small>OBP: 0.322, SLG: 0.396</small>		0-0 F9		0-0 F9	6-3			0-0 6-3	0-0 1B 2B	5	1	1	1	0	0	3									
<b>Danny Tartabull, R</b> (1, 5) <small>OBP: 0.417, SLG: 0.548</small> (8, 6)		0-0 5-3		0-0 1-2 1B		0-0 L7		0-0 1B 1B 1B	0-3 K	5	1	2	0	0	1	1									
<b>John Moses, S</b> (1, 8) <small>OBP: 0.240, SLG: 0.240</small>			0-3 K	0-0 F6		0-0 FC4-6 1B		0-0 1-2 1B 1B	0-0 1B 1B	5	1	3	1	0	1	2									
<b>Donnie Scott, S</b> (1, 2) <small>OBP: 0.272, SLG: 0.354</small> <b>Dave Valle, R</b> (6, 2) <small>OBP: 0.213, SLG: 0.200</small>			0-0 1B 1B		0-0 F9	0-0 FC4-6		0-0 1-2 2-3 1B 1B	0-0 2-3 1B	3	0	1	0	0	0	1									
<b>Spike Owen, S</b> (1, 6) <small>OBP: 0.322, SLG: 0.345</small> <b>Ken Phelps, L</b> (8, PH) <small>OBP: 0.333, SLG: 0.438</small> <b>Domingo Ramos, R</b> (8, PR) <small>OBP: 0.262, SLG: 0.248</small> (8, 5)			0-0 F8		0-0 B1-3 2B 1B	0-0 F8		0-0 1-2 2-H 3-H 1B		3	1	1	0	0	0	2									
<b>Inning Stats</b>	R: 0 E: 0 K: 1 S: 5	H: 0 LOB: 0 BB: 0 P: 5	R: 0 E: 0 K: 1 S: 5	H: 0 LOB: 0 BB: 0 P: 5	R: 0 E: 0 K: 1 S: 7	H: 2 LOB: 2 BB: 0 P: 7	R: 0 E: 0 K: 0 S: 5	H: 2 LOB: 2 BB: 0 P: 5	R: 2 E: 0 K: 0 S: 7	H: 4 LOB: 2 BB: 0 P: 7	R: 0 E: 0 K: 0 S: 4	H: 1 LOB: 1 BB: 0 P: 4	R: 0 E: 0 K: 0 S: 3	H: 0 LOB: 1 BB: 1 P: 7	R: 2 E: 0 K: 0 S: 7	H: 4 LOB: 2 BB: 0 P: 7	R: 2 E: 0 K: 1 S: 8	H: 4 LOB: 2 BB: 0 P: 8	1B: 13 2B: 4 3B: 0 HR: 0	SF: 0 SAC: 1 DP: 0 HBP: 0	WP: 0 PB: 0 SB: 0 CS: 0	PA: 44			
<b>PITCHER</b>	IP	WLS	BF	H	R	ER	SO	BB	IBB	HBP	BLK	WP	HR	S	P	ERA	WHIP								
<b>Bret Saberhagen, R</b> (1, 1) <small>ERA: 2.81</small> <b>Dan Quisenberry, R</b> (8, 1) <small>ERA: 2.5</small>	7.1		34	11	4	4	3	1	0	0	0	0	0	39	43	4.91	1.636								
	1.2	L	10	6	2	2	1	0	0	0	0	0	0	12	12	10.80	3.600								

Seattle Mariners @ Kansas City Royals  
Royals Stadium, Kansas City, MO  
Thu Sep 19 1985, 8:05 PM EDT  
Att. 7,633 - Unknown

livebaseballscorecards.com

<b>AB</b>	42
<b>R</b>	6
<b>H</b>	17
<b>RBI</b>	6
<b>BB</b>	1
<b>SO</b>	4
<b>LOB</b>	17















Minnesota Twins @ Kansas City Royals  
 Royals Stadium, Kansas City, MO

Sat Sep 21 1985, 8:05 PM EDT  
 Att: 25,102 - Unknown

livebaseballscorecards.com

AB	36
R	6
H	11
RBI	6
BB	4
SO	6
LOB	8



WP	1	PA	42
PB	0		
SB	0		
CS	0		

Batter	1	2	3	4	5	6	7	8	9	10	AB	R	H	RBI	BB	SO	LOB
Willie Wilson, S OBP: 0.316, SLG: 0.406 (1, 8)	0-0 1B	0-3 K			0-0 F8		0-0 F7		0-0 6-3		5	0	1	0	0	1	2
Lonnie Smith, R OBP: 0.342, SLG: 0.372 (1, 7)	0-0 F9		0-0 5-3		0-0 F7			4-0 2B BB	0-0 6-3		4	1	0	0	1	0	0
George Brett, L OBP: 0.443, SLG: 0.574 (1, 5)	0-0 1B		0-0 1B			0-0 F7		0-0 WP SF9 2B		4-0 SH1-3 BB	4	2	3	1	1	0	0
Jorge Orta, L OBP: 0.326, SLG: 0.386 (1, 10)	0-0 1B		0-0 F7			0-0 HR		0-0 SF9		0-0 SH1-3	3	1	2	2	0	0	1
Steve Balboni, R OBP: 0.306, SLG: 0.483 (1, 3)	0-0 F7		0-3 K			0-0 F7		0-0 HR		4-0 1B BB	4	1	1	1	1	1	3
Frank White, R OBP: 0.278, SLG: 0.406 (1, 4)		0-3 K		0-0 F9		0-0 5-3		0-0 5-3		0-0 1B	5	0	1	1	0	1	0
Omar Moreno, L OBP: 0.262, SLG: 0.410 (1, 9)		0-0 4-3		0-3 K			0-0 4-3		0-0 3B		4	0	1	0	0	1	0
Jamie Quirk, L OBP: 0.318, SLG: 0.357 (1, 2)		4-0 2B BB		0-0 4-3			0-0 1B		0-3 K		3	1	1	0	1	1	1
Buddy Biancalana, S OBP: 0.269, SLG: 0.274 (1, 6)		0-0 2B		0-0 L9			0-3 K		0-0 F6		3	0	1	1	0	1	1
Dave Leeper, L OBP: 0.097, SLG: 0.067 (9, PH)											1	0	0	0	0	0	0
Onix Concepcion, R OBP: 0.261, SLG: 0.251 (10, 6)											0	0	0	0	0	0	0

Inning Stats	R	H	E	K	S	P	1B	2B	3B	HR	WP	BB	IBB	HBP	BLK	ERA	WHIP
	0	3	0	0	5	5	0	0	0	0	0	0	0	0	0	5.14	1.429
	1	1	0	1	5	4	0	0	0	0	1	0	0	0	0	7.71	2.143
	3	3	0	1	8	12	3	1	1	0	0	3	0	0	0	5.14	1.429
	0	0	0	0	3	3	0	0	0	0	0	0	0	0	0	7.71	2.143
	1	1	0	1	4	4	0	0	0	0	0	0	0	0	0	7.71	2.143
	3	3	0	1	8	12	3	1	1	0	0	3	0	0	0	5.14	1.429
	0	0	0	0	3	3	0	0	0	0	0	0	0	0	0	7.71	2.143
	1	1	0	1	10	10	0	0	0	0	0	0	0	0	0	5.14	1.429

PITCHER	IP	WLS	BF	H	R	ER	SO	BB	IBB	HBP	BLK	WP	HR	S	P	ERA	WHIP
Mike Smithson, R ERA: 4.39 (1, 1)	7.0		30	8	4	4	5	2	0	0	0	0	1	38	46	5.14	1.429
Ron Davis, R ERA: 3.52 (8, 1)	2.1	L	12	3	2	2	1	2	0	0	0	1	1	12	20	7.71	2.143



Batter	1	2	3	4	5	6	7	8	9	AB R H RBI BB SO LOB	TOP											
Kirby Puckett, R (1, 8) OBP: 0.324, SLG: 0.373	0-0 B1-3		0-0 FC5-4		0-0 6-3	0-3 K		0-0 6-3		5 0 0 0 0 1 3												
Mickey Hatcher, R (1, 10) OBP: 0.309, SLG: 0.367	0-0 G4-6-3 1B		0-0 4-3		0-0 2B 2B		0-0 E 1B 2B		0-0 F4	5 2 3 0 0 0 2												
Kent Hrbek, L (1, 3) OBP: 0.351, SLG: 0.442	0-0 G4-6-3			0-0 1B 2B	0-0 1B 2B		0-0 E6 WP 1B 1B		0-0 F3	5 3 2 1 0 0 2												
Tom Brunansky, R (1, 9) OBP: 0.326, SLG: 0.461		0-0 F8		0-0 1B 2B 1B	4-0 1B BB		0-0 1B WP 1B		0-0 FC6-4 1B	4 1 3 1 1 0 0												
Mark Funderburk, R (1, 7) OBP: 0.426, SLG: 0.688 Dave Meier, R (8, 7) OBP: 0.375, SLG: 0.317		0-3 K		0-0 1B 2B 1B	0-0 1B		0-0 1B		0-0 FC6-4	4 1 3 3 0 1 0 1 0 0 0 0 0 1												
Dave Engle, R (1, 2) OBP: 0.335, SLG: 0.430		0-0 5-3		0-0 4-3 2B	0-3 K		0-0 F9			4 0 1 2 0 1 3												
Gary Gaetti, R (1, 5) OBP: 0.303, SLG: 0.404			0-0 FC5-4 SH3 1B	0-0 4-3	0-3 K		0-3 K			4 0 1 0 0 2 4												
Greg Gagne, R (1, 6) OBP: 0.282, SLG: 0.326			0-0 SH3	0-3 K		0-0 6-3		0-0 5-3		3 0 0 0 0 1 1												
Steve Lombardozzi, R (1, 4) OBP: 0.379, SLG: 0.423			4-0 FC5-4 BB	0-0 L4		0-0 CS 1B		0-0 F7		3 0 1 0 1 0 1												
<b>Inning Stats</b>	R: 0 E: 0 K: 0 S: 3	H: 1 LOB: 0 BB: 0 P: 3	R: 0 E: 0 K: 1 S: 5	H: 0 LOB: 0 BB: 0 P: 5	R: 0 E: 0 K: 0 S: 4	H: 1 LOB: 2 BB: 1 P: 8	R: 3 E: 0 K: 1 S: 9	H: 4 LOB: 1 BB: 0 P: 9	R: 2 E: 0 K: 2 S: 10	H: 3 LOB: 2 BB: 1 P: 14	R: 0 E: 0 K: 1 S: 5	H: 1 LOB: 0 BB: 0 P: 5	R: 2 E: 1 K: 1 S: 8	H: 3 LOB: 1 BB: 0 P: 8	R: 0 E: 0 K: 0 S: 3	H: 0 LOB: 0 BB: 0 P: 3	R: 0 E: 0 K: 0 S: 4	H: 1 LOB: 1 BB: 0 P: 4	1B: 9 2B: 5 3B: 0 HR: 0	SF: 0 SAC: 1 DP: 1 HBP: 0	WP: 1 PB: 0 SB: 0 CS: 1	PA: 41
<b>PITCHER</b>	IP WLS BF H R ER SO BB IBB HBP BLK WP HR S P ERA WHIP																					
Danny Jackson, L (1, 1) ERA: 3.53	4.1 L 21 8 5 5 2 1 0 0 0 0 0 0 24 28 10.38 2.077																					
Steve Farr, R (5, 1) ERA: 3.48	2.2 13 5 2 1 4 1 0 0 0 1 0 20 24 3.38 2.250																					
Mike Jones, L (8, 1) ERA: 4.65	1.0 3 0 0 0 0 0 0 0 0 0 0 3 3 0.00 0.000																					
Dan Quisenberry, R (9, 1) ERA: 2.48	1.0 4 1 0 0 0 0 0 0 0 0 0 4 4 0.00 1.000																					

Minnesota Twins @ Kansas City Royals  
Royals Stadium, Kansas City, MO  
Sun Sep 22 1985, 4:33 AM EDT  
Att. 21,277 - Unknown

livebaseballscorecards.com

AB	38
R	7
H	14
RBI	7
BB	2
SO	6
LOB	17




Batter	1	2	3	4	5	6	7	8	9	AB	R	H	RBI	BB	SO	LOB
Willie Wilson, S OBP: 0.313, SLG: 0.403 (1, 8)	0-0 F5		0-0 4-3		0-3 K			0-3 K		4	0	0	0	0	2	0
Lonnie Smith, R OBP: 0.342, SLG: 0.373 (1, 7)	0-0 F8 2B		0-3 K			0-0 F8		0-0 4-3		4	0	1	0	0	1	0
George Brett, L OBP: 0.440, SLG: 0.569 (1, 5)	0-0 F8 2-3		0-0 4-3			0-0 F7		0-0 4-3		4	0	0	0	0	0	1
Hal McRae, R OBP: 0.345, SLG: 0.450 (1, 10)	0-0 L6			0-0 F9		0-3 K			0-0 FC4-6 1B 1B	4	0	1	0	0	1	1
Frank White, R OBP: 0.282, SLG: 0.410 (1, 4)		0-0 G6-4-3 1B		0-0 4-3 2B			0-0 HR 1B		0-0 F8	4	2	3	0	0	0	1
Steve Balboni, R OBP: 0.307, SLG: 0.482 (1, 3)		4-0 BB BB BB G6-4-3 1-2 BB		0-0 4-3		0-0 F3		0-0 FC4-6 1B		3	0	1	0	1	0	2
Darryl Motley, R OBP: 0.266, SLG: 0.433 (1, 9)		0-0 G6-4-3 1-2f 2-3		0-0 5-3		0-0 HR		0-0 FC4-6 1-2f 2-3		4	1	1	2	0	0	5
Jim Sundberg, R OBP: 0.303, SLG: 0.377 (1, 2)		0-0 3-H 1B			0-0 F7		0-0 1-3		0-0 F9	4	0	1	1	0	0	2
Buddy Biancalana, S OBP: 0.265, SLG: 0.269 (1, 6)		0-0 F6			0-0 6-3			0-0 F8		2	0	0	0	0	0	1
Lynn Jones, R OBP: 0.260, SLG: 0.271 (7, PH)										1	0	0	0	0	0	0
Onix Concepcion, R OBP: 0.261, SLG: 0.251 (8, 6)										0	0	0	0	0	0	0

Inning Stats	R: 0	H: 1	E: 0	K: 0	S: 4	R: 1	H: 2	E: 0	K: 0	S: 4	R: 0	H: 0	E: 0	K: 1	S: 5	R: 0	H: 1	E: 0	K: 0	S: 4	R: 0	H: 0	E: 0	K: 1	S: 5	R: 0	H: 0	E: 0	K: 1	S: 5	R: 2	H: 2	E: 0	K: 0	S: 5	R: 0	H: 0	E: 0	K: 1	S: 5	R: 0	H: 2	E: 0	K: 0	S: 5	R: 0	H: 2	E: 0	K: 0	S: 5	1B: 5	SF: 0	2B: 2	SAC: 0	3B: 0	DP: 1	HR: 1	HBP: 0	WP: 0	PA: 35
--------------	------	------	------	------	------	------	------	------	------	------	------	------	------	------	------	------	------	------	------	------	------	------	------	------	------	------	------	------	------	------	------	------	------	------	------	------	------	------	------	------	------	------	------	------	------	------	------	------	------	------	-------	-------	-------	--------	-------	-------	-------	--------	-------	--------

PITCHER	IP	WLS	BF	H	R	ER	SO	BB	IBB	HBP	BLK	WP	HR	S	P	ERA	WHIP
Frank Viola, L ERA: 4.33 (1, 1)	9.0	W	35	8	3	3	4	1	0	0	0	0	1	42	46	3.00	1.000

**MINNESOTA TWINS @ KANSAS CITY ROYALS**  
**ROYALS STADIUM, KANSAS CITY, MO**  
 Sun Sep 22 1985, 4:33 AM EDT  
 Att. 21,277 - Unknown

AB	34
R	3
H	8
RBI	3
BB	1
SO	4
LOB	13





Batter	1	2	3	4	5	6	7	8	9	AB R H RBI BB SO LOB	TOP											
Willie Wilson, S (1, 8) OBP: 0.311, SLG: 0.400	0-0 3-1		0-0 F8		0-0 F5		0-0 F5-4			4 0 0 0 0 0 2												
Lonnie Smith, R (1, 7) OBP: 0.341, SLG: 0.372	0-0 1B		0-0 5-3		0-0 B2-3			0-0 6-3		4 0 1 0 0 0 1												
George Brett, L (1, 5) OBP: 0.439, SLG: 0.567	0-0 F7			0-0 G3		0-0 L5		0-0 1B		4 0 1 0 0 0 1												
Jorge Orta, L (1, 10) OBP: 0.328, SLG: 0.385	0-3 K			0-0 2B 1B		4-0 1B BB		0-3 K		3 1 1 0 1 2 2												
Steve Balboni, R (1, 3) OBP: 0.305, SLG: 0.479		0-0 F4		0-3 K		0-3 K		0-3 K		4 0 0 0 0 3 3												
Frank White, R (1, 4) OBP: 0.283, SLG: 0.413		0-3 K		0-0 1B 2B		0-0 1B		0-0 5-3		4 1 2 0 0 1 0												
Omar Moreno, L (1, 9) OBP: 0.262, SLG: 0.405		0-3 K		0-0 1B		0-0 F7		0-0 F9		4 0 1 2 0 1 2												
Jamie Quirk, L (1, 2) OBP: 0.292, SLG: 0.326			0-0 3-1		0-0 1-3		0-0 F6		0-0 F6	4 0 0 0 0 0 1												
Buddy Biancalana, S (1, 6) OBP: 0.274, SLG: 0.273			0-0 1B		0-0 4-3		4-0 F5-4 BB			2 0 1 0 1 0 0												
<b>Inning Stats</b>	R: 0 E: 0 K: 1 S: 6	H: 1 LOB: 1 BB: 0 P: 6	R: 0 E: 0 K: 2 S: 7	H: 0 LOB: 0 BB: 0 P: 7	R: 0 E: 0 K: 0 S: 4	H: 1 LOB: 1 BB: 0 P: 4	R: 2 E: 0 K: 1 S: 8	H: 3 LOB: 1 BB: 0 P: 8	R: 0 E: 0 K: 0 S: 3	H: 0 LOB: 0 BB: 0 P: 3	R: 0 E: 0 K: 1 S: 6	H: 1 LOB: 2 BB: 1 P: 10	R: 0 E: 0 K: 0 S: 2	H: 0 LOB: 0 BB: 1 P: 6	R: 0 E: 0 K: 2 S: 8	H: 1 LOB: 1 BB: 0 P: 8	R: 0 E: 0 K: 0 S: 3	H: 0 LOB: 0 BB: 0 P: 3	1B: 6 2B: 2 3B: 0 HR: 0	SF: 0 SAC: 0 DP: 1 HBP: 0	WP: 0 PB: 0 SB: 0 CS: 0	PA: 35
<b>PITCHER</b> Mike Moore, R (1, 1) ERA: 3.34	IP: 9.0 WLS: W BF: 35 H: 7 R: 2 ER: 2 SO: 7 BB: 2 IBB: 0 HBP: 0 BLK: 0 WP: 0 HR: 0 S: 47 P: 55 ERA: 2.00 WHIP: 1.000																					

**Kansas City Royals @ Seattle Mariners**  
 The Kingdom, Seattle, WA  
 Tue Sep 24 1985, 10:05 PM EDT  
 Att. 6,433 - Unknown

[livebaseballscorecards.com](http://livebaseballscorecards.com)

<b>AB</b>	33
<b>R</b>	2
<b>H</b>	7
<b>RBI</b>	2
<b>BB</b>	2
<b>SO</b>	7
<b>LOB</b>	12



Batter	1	2	3	4	5	6	7	8	9
<b>Jack Perconte, L</b> (1, 4) <small>OBP: 0.336, SLG: 0.342</small> <b>Ken Phelps, L</b> (8, PH) <small>OBP: 0.336, SLG: 0.439</small> <b>Harold Reynolds, S</b> (8, PR) <small>OBP: 0.269, SLG: 0.196</small> (9, 4)	0-0 <b>F6</b> 		0-0 <b>F5</b> 			0-0 <b>F7</b> 		0-0 <b>HR</b> <b>1B</b> 	
<b>Phil Bradley, R</b> (1, 7) <small>OBP: 0.367, SLG: 0.493</small>	0-0 <b>L7</b> 		0-0 <b>F1</b> 			0-0 <b>HR</b> 		0-0 <b>HR</b> <b>HR</b> 	
<b>Alvin Davis, L</b> (1, 3) <small>OBP: 0.389, SLG: 0.454</small>	0-0 <b>L6</b> 			0-0 <b>FC6-4</b> <b>1B</b> 		0-0 <b>G5-4-3</b> <b>1B</b> 		0-0 <b>F7</b> 	
<b>Gorman Thomas, R</b> (1, 10) <small>OBP: 0.336, SLG: 0.475</small>		0-0 <b>F6</b> 		0-3 <b>K</b> 		0-0 <b>G5-4-3</b> 		0-0 <b>1-3</b> 	
<b>Jim Presley, R</b> (1, 5) <small>OBP: 0.325, SLG: 0.492</small>		4-0 <b>9-6</b> <b>WP</b> <b>BB</b> 		0-0 <b>FC6-4</b> <b>1-2f</b> 			0-0 <b>6-3</b> 		
<b>Dave Henderson, R</b> (1, 9) <small>OBP: 0.313, SLG: 0.389</small>		0-0 <b>9-6</b> <b>1-3f</b> 		0-0 <b>F5</b> 			0-3 <b>K</b> 		
<b>John Moses, S</b> (1, 8) <small>OBP: 0.227, SLG: 0.209</small>			0-0 <b>G3</b> 				0-0 <b>F7</b> 		
<b>Dave Valle, R</b> (1, 2) <small>OBP: 0.211, SLG: 0.200</small>			0-0 <b>3B</b> <b>1B</b> 				0-0 <b>F4</b> 	0-0 <b>F4</b> 	
<b>Spike Owen, S</b> (1, 6) <small>OBP: 0.326, SLG: 0.368</small>			0-0 <b>1-H</b> <b>3B</b> 				0-0 <b>F7</b> 	4-0 <b>1B</b> <b>HR</b> <b>BB</b> 	

AB	R	H	RBI	BB	SO	LOB
3	0	0	0	0	0	1
1	0	1	0	0	0	0
0	1	0	0	0	0	0
4	2	2	4	0	0	1
4	0	2	0	0	0	1
4	0	0	0	0	1	3
2	0	0	0	1	0	1
3	0	0	0	0	1	2
3	0	0	0	0	0	0
3	1	1	0	0	0	0
2	1	1	1	1	0	0
1B: 4	SF: 0	2B: 1	SAC: 0	3B: 1	DP: 2	HR: 2

**BOTTOM**

**Kansas City Royals @ Seattle Mariners**  
 The Kingdom, Seattle, WA

Tue Sep 24 1985, 10:05 PM EDT  
 Att. 6,433 - Unknown

livebaseballscorecards.com

<b>AB</b>	<b>29</b>
<b>R</b>	<b>5</b>
<b>H</b>	<b>7</b>
<b>RBI</b>	<b>5</b>
<b>BB</b>	<b>2</b>
<b>SO</b>	<b>2</b>
<b>LOB</b>	<b>9</b>

Inning Stats	R: 0	H: 0	E: 0	LOB: 0	K: 0	S: 3	P: 3
	0	0	0	0	0	3	3
	0	0	0	0	0	2	2
	1	2	0	1	0	5	5
	0	1	0	1	0	6	6
	0	1	0	0	0	3	3
	0	2	0	0	0	4	4
	0	0	0	0	0	5	5
	3	2	0	1	1	9	9

PITCHER	IP	WLS	BF	H	R	ER	SO	BB	IBB	HBP	BLK	WP	HR	S	P	ERA	WHIP
<b>Mark Gubicza, R</b> (1, 1) <small>ERA: 3.94</small>	7.1	L	28	6	4	4	2	2	0	0	0	1	1	30	38	4.91	1.091
<b>Dan Quisenberry, R</b> (8, 1) <small>ERA: 2.54</small>	0.2		3	1	1	1	0	0	0	0	0	0	1	3	3	13.50	1.500

WP	PA	ERA	WHIP
1	31		
0			
0			
0			



Batter	1	2	3	4	5	6	7	8	9	AB R H RBI BB SO LOB	TOP											
Willie Wilson, S OBP: 0.312, SLG: 0.402 (1, 8)	0-3 K		0-0 S 1B 1B		0-0 6-3		0-0 2B 2B	0-0 5-3		5 1 2 0 0 1 2												
Lonnie Smith, R OBP: 0.343, SLG: 0.375 (1, 7)	0-0 F9		0-0 1-H 1B		4-0 1B PB BB		0-0 S 1B 2B		0-0 F9	4 2 2 2 1 0 0												
George Brett, L OBP: 0.438, SLG: 0.565 (1, 5)	0-0 1B		0-3 K		0-0 PB BB 1B		0-0 F7		0-0 F9	5 0 2 1 0 1 2												
Hal McRae, R OBP: 0.349, SLG: 0.451 (1, 10)	0-0 F8			0-3 K	4-0 PB BB		0-0 2-H 1B		0-0 1B	4 0 2 1 1 1 1												
Frank White, R OBP: 0.283, SLG: 0.411 (1, 4)		4-0 FC6-4 BB		0-0 L7	0-0 5-3		0-3 K			3 0 0 0 1 1 3												
Steve Balboni, R OBP: 0.305, SLG: 0.476 (1, 3)		0-3 K		4-0 BB		0-0 L8	0-0 F8			3 0 0 0 1 1 2												
Darryl Motley, R OBP: 0.263, SLG: 0.428 (1, 9)		0-0 FC6-4 1-2f		0-0 F7		0-0 5-3		0-0 F8		4 0 0 0 0 0 2												
Jim Sundberg, R OBP: 0.302, SLG: 0.375 (1, 2)		0-3 K			0-0 6-3 1B SH3-4 1B	0-0 4-3		0-0 4-3		4 1 1 0 0 1 1												
Buddy Biancalana, S OBP: 0.283, SLG: 0.282 (1, 6)			0-0 4-3		0-0 SH3-4		0-0 2B 2B 1B	0-0 1B		3 1 2 0 0 0 0												
<b>Inning Stats</b>	R: 0 E: 0 K: 1 S: 6	H: 1 LOB: 1 BB: 0 P: 6	R: 0 E: 0 K: 2 S: 7	H: 0 LOB: 1 BB: 1 P: 11	R: 0 E: 0 K: 1 S: 6	H: 2 LOB: 1 BB: 0 P: 6	R: 0 E: 0 K: 1 S: 5	H: 0 LOB: 1 BB: 1 P: 9	R: 2 E: 0 K: 0 S: 5	H: 2 LOB: 2 BB: 2 P: 13	R: 0 E: 0 K: 0 S: 3	H: 0 LOB: 0 BB: 0 P: 3	R: 3 E: 0 K: 1 S: 9	H: 4 LOB: 1 BB: 0 P: 9	R: 0 E: 0 K: 0 S: 4	H: 1 LOB: 1 BB: 0 P: 4	R: 0 E: 0 K: 0 S: 3	H: 1 LOB: 1 BB: 0 P: 3	1B: 9 2B: 2 3B: 0 HR: 0	SF: 0 SAC: 1 DP: 0 HBP: 0	WP: 0 PB: 1 SB: 2 CS: 0	PA: 40
<b>PITCHER</b>	IP WLS BF H R ER SO BB IBB HBP BLK WP HR S P ERA WHIP																					
Matt Young, L ERA: 4.64 (1, 1)	6.0 L 29 8 5 4 5 4 0 0 0 0 0 0 35 51 6.00 2.000																					
Ed Vande Berg, L ERA: 3.94 (7, 1)	0.1 1 0 0 0 0 0 0 0 0 0 0 0 0 1 1 0.00 0.000																					
Roy Thomas, R ERA: 3.23 (7, 1)	2.2 10 3 0 0 0 1 0 0 0 0 0 0 0 12 12 0.00 1.125																					

**Kansas City Royals @ Seattle Mariners**  
 The Kingdome, Seattle, WA  
 Wed Sep 25 1985, 10:05 PM EDT  
 Att. 6,588 - Unknown

[livebaseballscorecards.com](http://livebaseballscorecards.com)

<b>AB</b>	35
<b>R</b>	5
<b>H</b>	11
<b>RBI</b>	4
<b>BB</b>	4
<b>SO</b>	6
<b>LOB</b>	13



BOTTOM

Kansas City Royals @ Seattle Mariners  
The Kingdome, Seattle, WA

livebaseballscorecards.com

AB	36
R	4
H	9
RBI	4
BB	3
SO	5
LOB	14



WP:	0	PA:	39
PB:	0	SB:	0
CS:	2		

Wed Sep 25 1985, 10:05 PM EDT  
Att. 6,588 - Unknown

AB R H RBI BB SO LOB

4	0	0	0	1	1	1
5	0	2	0	0	0	1
3	0	0	0	1	0	2
0	0	0	0	0	0	0
1	0	0	0	0	1	2
4	1	1	0	0	1	3
4	0	2	1	0	0	0
4	1	2	0	0	0	2
2	0	0	0	0	0	0
1	0	0	0	0	0	1
1	0	0	0	0	1	1
3	0	0	0	1	1	1
0	1	0	0	0	0	0
3	0	1	0	0	0	0
1	1	1	3	0	0	0

Batter	1	2	3	4	5	6	7	8	9
Jack Perconte, L (1, 4) OBP: 0.335, SLG: 0.339	0-3 K		0-0 4-3			0-0 F7		0-0 F7	0-0 E BB
Phil Bradley, R (1, 7) OBP: 0.368, SLG: 0.494	0-0 5-3			0-0 4-3		0-0 E 1B		0-0 E 2B	0-0 E 1-2
Alvin Davis, L (1, 3) OBP: 0.388, SLG: 0.451	0-0 6-3			4-0 CS 1B		0-0 F7		0-0 E 2-3	0-3 K
Domingo Ramos, R (8, PR) OBP: 0.267, SLG: 0.250				BB BB					
Danny Tartabull, R (9, PH) OBP: 0.412, SLG: 0.556				BB BB					
Gorman Thomas, R (1, 10) OBP: 0.336, SLG: 0.473		0-0 F9		0-0 CS 1B		0-3 K 1-3		0-0 6-3	
Jim Presley, R (1, 5) OBP: 0.326, SLG: 0.494		0-0 G6-4-3 1B		0-0 1-2 2B 1B			0-0 5-3		0-0 6-3
Dave Henderson, R (1, 9) OBP: 0.314, SLG: 0.394		0-0 G6-4-3 1-2f		0-0 1-H 2-3 2B			0-0 2B		0-0 HR 2B
John Moses, S (1, 8) OBP: 0.217, SLG: 0.200			0-0 F8		0-0 4-3		0-0 F7		0-3 K
Al Chambers, L (7, PH)									
Barry Bonnell, R (8, 9) OBP: 0.282, SLG: 0.342									
Donnie Scott, S (1, 2) OBP: 0.266, SLG: 0.345			0-0 F7		0-3 K		0-0 3-1		4-0 HR BB
Ricky Nelson, L (9, PR)									
Spike Owen, S (1, 6) OBP: 0.326, SLG: 0.368			0-0 1B		0-0 5-3			0-0 G3	0-0 1-H 2-H HR
Ken Phelps, L (9, PH) OBP: 0.341, SLG: 0.470									

Inning Stats	R: 0	H: 0	R: 0	H: 1	R: 0	H: 1	R: 0	H: 0	R: 0	H: 1	R: 0	H: 1	R: 0	H: 1	R: 3	H: 2	1B: 4	SF: 0	WP: 0	PA: 39
	E: 0	LOB: 0	E: 0	LOB: 0	E: 0	LOB: 1	E: 0	LOB: 0	E: 1	LOB: 1	E: 0	LOB: 1	E: 1	LOB: 2	E: 1	LOB: 2	2B: 4	SAC: 0	PB: 0	
	K: 1	BB: 0	K: 0	BB: 0	K: 0	BB: 1	K: 1	BB: 0	K: 1	BB: 0	K: 0	BB: 0	K: 0	BB: 0	K: 2	BB: 2	3B: 0	DP: 1	SB: 0	
	S: 5	P: 5	S: 3	P: 3	S: 4	P: 4	S: 5	P: 5	S: 6	P: 6	S: 4	P: 4	S: 5	P: 5	S: 10	P: 18	HR: 1	HBP: 0	CS: 2	

PITCHER	IP	WLS	BF	H	R	ER	SO	BB	IBB	HBP	BLK	WP	HR	S	P	ERA	WHIP
Bret Saberhagen, R (1, 1) ERA: 2.86	8.2	W	36	9	4	4	4	2	0	0	0	0	1	42	50	4.15	1.269
Steve Farr, R (9, 1) ERA: 3.45	0.1	S	3	0	0	0	1	1	0	0	0	0	0	4	8	0.00	3.000



Batter	1	2	3	4	5	6	7	8	9	AB R H RBI BB SO LOB	TOP											
Willie Wilson, S (1, 8) OBP: 0.313, SLG: 0.400	4-0 S 2B BB		4-0 S BB	0-0 G3		0-0 FC4-6 1B 1-2f 2-3		0-0 1-3		3 1 0 0 2 0 4												
Lonnie Smith, R (1, 7) OBP: 0.344, SLG: 0.375	0-3 K 1-2		0-3 K 1-2		0-0 CS 1B	0-0 1B 1-2 3-H		0-3 K	5 0 2 1 0 3 2													
George Brett, L (1, 5) OBP: 0.438, SLG: 0.565	0-0 4-3 2H 2B		1-0 HBP		0-3 K 1-2	0-0 4-3		0-0 F9	4 0 1 1 0 1 3													
Jorge Orta, L (1, 10) OBP: 0.322, SLG: 0.379	0-0 4-3 2-3		0-0 4-3		0-0 F9		0-3 K	5 0 0 0 0 2 3														
Frank White, R (1, 4) OBP: 0.286, SLG: 0.414	0-3 K			0-0 E S 3-1 1B		4-0 HR BB	0-0 2B	3 2 2 0 1 1 1														
Steve Balboni, R (1, 3) OBP: 0.306, SLG: 0.481		0-3 K		4-0 3-1 E BB		0-0 HR 1-H	0-0 5-3	3 1 1 2 1 1 1														
Omar Moreno, L (1, 9) OBP: 0.262, SLG: 0.400		0-0 F8		0-0 E3 3-1		0-0 FC1-5 BB 1B	0-3 K	4 0 1 0 0 1 3														
Jim Sundberg, R (1, 2) OBP: 0.302, SLG: 0.372		0-3 K		0-0 F4		4-0 FC4-6 FC1-5 1B BB	0-0 4-3	3 1 0 0 1 1 3														
Buddy Biancalana, S (1, 6) OBP: 0.281, SLG: 0.280			0-3 K		0-0 3-1	0-0 FC1-5 FC4-6	0-0 6-3	1 0 0 0 0 1 0														
Dane Iorg, L (4, PH) OBP: 0.262, SLG: 0.320								1 0 0 1 0 0 2														
Onix Concepcion, R (4, 6) OBP: 0.259, SLG: 0.249								2 0 0 0 0 0 2														
<b>Inning Stats</b>	R: 1 E: 0 K: 2 S: 8	H: 1 LOB: 1 BB: 1 P: 12	R: 0 E: 0 K: 2 S: 7	H: 0 LOB: 0 BB: 0 P: 7	R: 0 E: 0 K: 2 S: 7	H: 0 LOB: 2 BB: 1 P: 12	R: 1 E: 1 K: 0 S: 5	H: 1 LOB: 2 BB: 1 P: 9	R: 0 E: 0 K: 1 S: 5	H: 1 LOB: 0 BB: 0 P: 5	R: 3 E: 0 K: 0 S: 6	H: 3 LOB: 2 BB: 2 P: 14	R: 0 E: 0 K: 2 S: 8	H: 1 LOB: 1 BB: 0 P: 8	R: 0 E: 0 K: 0 S: 3	H: 0 LOB: 0 BB: 0 P: 3	R: 0 E: 0 K: 2 S: 7	H: 0 LOB: 0 BB: 0 P: 7	1B: 4 2B: 2 3B: 0 HR: 1	SF: 0 SAC: 0 DP: 0 HBP: 1	WP: 0 PB: 0 SB: 3 CS: 1	PA: 40
<b>PITCHER</b>	IP WLS BF H R ER SO BB IBB HBP BLK WP HR S P ERA WHIP												<b>PITCHER</b>	IP WLS BF H R ER SO BB IBB HBP BLK WP HR S P ERA WHIP								
Bill Swift, R (1, 1) ERA: 4.83	3.0 L 16 2 2 1 6 3 0 1 0 0 0 0 24 37 3.00 1.667																					
Jack Lazorko, R (4, 1) ERA: 3.72	2.2 13 4 3 3 1 2 0 0 0 0 0 1 13 21 10.12 2.250																					
Ed Vande Berg, L (6, 1) ERA: 3.79	2.1 8 1 0 0 2 0 0 0 0 0 0 0 12 12 0.00 0.429																					
Ed Nunez, R (9, 1) ERA: 2.8	1.0 3 0 0 0 2 0 0 0 0 0 0 0 7 7 0.00 0.000																					

**Kansas City Royals @ Seattle Mariners**  
 The Kingdome, Seattle, WA  
 Thu Sep 26 1985, 10:05 PM EDT  
 Att. 6,840 - Unknown

[livebaseballscorecards.com](http://livebaseballscorecards.com)

AB	34
R	5
H	7
RBI	5
BB	5
SO	11
LOB	24



BOTTOM

Kansas City Royals @ Seattle Mariners  
The Kingdome, Seattle, WA

livebaseballscorecards.com

AB	35
R	2
H	8
RBI	2
BB	1
SO	2
LOB	12



WP:	0	PA:	36
PB:	0	SB:	1
CS:	0		

Thu Sep 26 1985, 10:05 PM EDT  
Att. 6,840 - Unknown

AB R H RBI BB SO LOB

4	0	1	0	0	0	1
4	1	1	0	0	0	1
4	0	0	1	0	0	2
3	0	1	1	1	1	0
4	0	1	0	0	0	3
4	0	1	0	0	1	0
4	0	2	0	0	0	0
2	0	0	0	0	0	0
1	0	0	0	0	0	3
1	0	0	0	0	0	1
0	0	0	0	0	0	0
4	1	1	0	0	0	1

Batter	1	2	3	4	5	6	7	8	9
Jack Perconte, L (1, 4) OBP: 0.334, SLG: 0.338	0-0 E S 1B		0-0 F4			0-0 L7		0-0 F5	
Phil Bradley, R (1, 7) OBP: 0.367, SLG: 0.494	0-0 F7 1-3		0-0 F7			0-0 6-3		0-0 4-3 1-3 1B 2B	
Alvin Davis, L (1, 3) OBP: 0.386, SLG: 0.448	0-0 F5			0-0 F8			0-0 F8	0-0 4-3 2-3 3-H	
Gorman Thomas, R (1, 10) OBP: 0.337, SLG: 0.473	4-0 BB			0-0 5-3			0-3 K	0-0 1B 3-H	
Jim Presley, R (1, 5) OBP: 0.325, SLG: 0.492	0-0 F4			0-0 F9			0-0 1B 1B 1B	0-0 4-3	
Dave Henderson, R (1, 9) (8, 8) OBP: 0.313, SLG: 0.393		0-0 F9			0-0 F5		0-0 1B 1-2 1B	0-3 K	
Danny Tartabull, R (1, 6) OBP: 0.418, SLG: 0.571		0-0 5-3			0-0 6-3		0-0 1B 1-2 2-3 1B	0-0 2B	
John Moses, S (1, 8) OBP: 0.208, SLG: 0.191		0-0 F7			0-0 6-3		0-0 4-3	0-0 L3	
Al Cowens, R (7, PH) OBP: 0.308, SLG: 0.448									
Ricky Nelson, L (8, 9)									
Dave Valle, R (1, 2) OBP: 0.211, SLG: 0.200			0-0 5-3			0-0 F8		0-0 2B 4-3 1B	0-0 5-3
Donnie Scott, S (1, 2) OBP: 0.266, SLG: 0.343									

Inning Stats	R: 0	H: 1	E: 0	K: 0	S: 4	LOB: 2	BB: 1	P: 8	R: 0	H: 0	E: 0	K: 0	S: 3	LOB: 0	BB: 0	P: 3	R: 0	H: 0	E: 0	K: 0	S: 3	LOB: 0	BB: 0	P: 3	R: 0	H: 0	E: 0	K: 0	S: 3	LOB: 0	BB: 0	P: 3	R: 0	H: 3	E: 0	K: 1	S: 8	LOB: 3	BB: 0	P: 8	R: 2	H: 3	E: 0	K: 0	S: 6	LOB: 1	BB: 0	P: 6	R: 0	H: 1	E: 0	K: 1	S: 6	LOB: 1	BB: 0	P: 6	1B: 6	SF: 0	2B: 2	SAC: 0	3B: 0	DP: 0	HR: 0	HBP: 0	WP: 0	PA: 36
--------------	------	------	------	------	------	--------	-------	------	------	------	------	------	------	--------	-------	------	------	------	------	------	------	--------	-------	------	------	------	------	------	------	--------	-------	------	------	------	------	------	------	--------	-------	------	------	------	------	------	------	--------	-------	------	------	------	------	------	------	--------	-------	------	-------	-------	-------	--------	-------	-------	-------	--------	-------	--------

PITCHER	IP	WLS	BF	H	R	ER	SO	BB	IBB	HBP	BLK	WP	HR	S	P	ERA	WHIP
Charlie Leibrandt, L (1, 1) ERA: 2.62	7.2	W	31	7	2	2	1	1	0	0	0	0	0	32	36	2.35	1.043
Dan Quisenberry, R (8, 1) ERA: 2.51	1.1	S	5	1	0	0	1	0	0	0	0	0	0	7	7	0.00	0.750



Batter	1	2	3	4	5	6	7	8	9	AB R H RBI BB SO LOB	TOP											
Willie Wilson, S (1, 8) OBP: 0.312, SLG: 0.400	0-0 G3		0-0 F8			0-0 2B			0-0 L6	4 0 1 0 0 0 0												
Lonnie Smith, R (1, 7) OBP: 0.341, SLG: 0.373	0-0 F3			0-0 L6		0-3 K			0-0 F3	4 0 0 0 0 1 1												
George Brett, L (1, 5) OBP: 0.435, SLG: 0.560	0-0 F9			0-0 6-3		0-0 G3			0-0 L5	4 0 0 0 0 0 1												
Frank White, R (1, 4) OBP: 0.288, SLG: 0.420		0-0 HR		4-0 BB		0-0 5-3			0-0 5-3	2 1 1 1 1 0 0												
Steve Balboni, R (1, 3) OBP: 0.305, SLG: 0.478		0-3 K		0-0 F9		0-0 F4			0-0 F4	3 0 0 0 0 1 1												
Darryl Motley, R (1, 10) OBP: 0.261, SLG: 0.425		0-3 K		0-3 K		0-0 F7			0-0 F7	3 0 0 0 0 2 0												
Jim Sundberg, R (1, 2) OBP: 0.302, SLG: 0.372		0-0 F9		0-0 5-3		0-0 5-3			0-0 G4-6-3 1B	3 0 1 0 0 0 0												
Lynn Jones, R (1, 9) OBP: 0.255, SLG: 0.265		0-3 K		0-0 6-3		0-0 6-3			0-0 G4-6-3 1-2f	3 0 0 0 0 1 1												
Onix Concepcion, R (1, 6) OBP: 0.257, SLG: 0.248		0-0 6-3		0-0 F3		0-0 F3			0-0 F7	2 0 0 0 0 0 0												
Greg Pryor, R (8, PH) OBP: 0.272, SLG: 0.264 (8, 6)										1 0 0 0 0 0 0												
<b>Inning Stats</b>	R: 0 E: 0 K: 0 S: 3	H: 0 LOB: 0 BB: 0 P: 3	R: 1 E: 0 K: 2 S: 8	H: 1 LOB: 0 BB: 0 P: 8	R: 0 E: 0 K: 1 S: 5	H: 0 LOB: 0 BB: 0 P: 5	R: 0 E: 0 K: 0 S: 3	H: 0 LOB: 1 BB: 1 P: 7	R: 0 E: 0 K: 1 S: 5	H: 0 LOB: 0 BB: 0 P: 5	R: 0 E: 0 K: 1 S: 6	H: 1 LOB: 1 BB: 0 P: 6	R: 0 E: 0 K: 0 S: 3	H: 0 LOB: 0 BB: 0 P: 3	R: 0 E: 0 K: 0 S: 3	H: 1 LOB: 0 BB: 0 P: 3	R: 0 E: 0 K: 0 S: 3	H: 0 LOB: 0 BB: 0 P: 3	1B: 1 2B: 1 3B: 0 HR: 1	SF: 0 SAC: 0 DP: 1 HBP: 0	WP: 0 PB: 0 SB: 0 CS: 0	PA: 30
<b>PITCHER</b> Frank Viola, L (1, 1) ERA: 4.21	IP: 9.0 WLS: W BF: 30 H: 3 R: 1 ER: 1 SO: 5 BB: 1 IBB: 0 HBP: 0 BLK: 0 WP: 0 HR: 1 S: 39 P: 43 ERA: 1.00 WHIP: 0.444											<b>PITCHER</b>	IP: 9.0 WLS: W BF: 30 H: 3 R: 1 ER: 1 SO: 5 BB: 1 IBB: 0 HBP: 0 BLK: 0 WP: 0 HR: 1 S: 39 P: 43 ERA: 1.00 WHIP: 0.444									

**Kansas City Royals @ Minnesota Twins**  
 Hubert H. Humphrey Metrodome, Minneapolis, MN  
 Fri Sep 27 1985, 8:05 PM EDT  
 Att. 13,035 - Unknown

livebaseballscorecards.com

AB	29
R	1
H	3
RBI	1
BB	1
SO	5
LOB	4



Batter	1	2	3	4	5	6	7	8	9
Kirby Puckett, R OBP: 0.321, SLG: 0.372 (1, 8)	0-0 4-3		0-0 3-1		0-0 HR			0-0 F7	
Mickey Hatcher, R OBP: 0.305, SLG: 0.360 (1, 7)	0-0 1B 9-2 1B		0-0 F8		0-0 5-3			0-0 5-3	
Kent Hrbek, L OBP: 0.351, SLG: 0.440 (1, 3)	0-0 1-3 1B		0-0 4-3		0-3 K			4-0 FC5-4 BB	
Tom Brunansky, R OBP: 0.321, SLG: 0.451 (1, 9)	0-0 9-2 3-Hr			0-0 F7			0-0 F9	0-0 FC5-4 1-2r	
Mark Funderburk, R OBP: 0.400, SLG: 0.630 (1, 10)		0-0 FC5-4 1B		0-0 F4			0-0 F8		
Dave Engle, R OBP: 0.328, SLG: 0.420 (1, 2)		0-0 FC5-4 1B 1-2r		0-0 F8			0-0 2-3		
Gary Gaetti, R OBP: 0.303, SLG: 0.407 (1, 5)		0-0 6-3 1-2			0-0 HR		0-3 K		
Greg Gagne, R OBP: 0.280, SLG: 0.324 (1, 6)		0-0 1B 2-H			0-0 F8		0-0 5-3		
Steve Lombardozzi, R OBP: 0.378, SLG: 0.441 (1, 4)		0-0 5-3			0-0 HR 2B		0-0 4-3		

Inning Stats	R: 0 E: 0 K: 0 S: 4	H: 2 LOB: 1 BB: 0 P: 4	R: 1 E: 0 K: 0 S: 5	H: 2 LOB: 1 BB: 0 P: 5	R: 0 E: 0 K: 0 S: 3	H: 0 LOB: 0 BB: 0 P: 3	R: 0 E: 0 K: 0 S: 3	H: 0 LOB: 0 BB: 0 P: 3	R: 3 E: 0 K: 1 S: 8	H: 3 LOB: 0 BB: 0 P: 8	R: 0 E: 0 K: 0 S: 3	H: 0 LOB: 0 BB: 0 P: 3	R: 0 E: 0 K: 1 S: 5	H: 0 LOB: 0 BB: 0 P: 5	R: 0 E: 0 K: 0 S: 3	H: 0 LOB: 1 BB: 1 P: 7
1B: 4 2B: 2 3B: 0 HR: 2	SF: 0 SAC: 0 DP: 1 HBP: 0	WP: 0 PB: 0 SB: 1 CS: 0														

PITCHER	IP	WLS	BF	H	R	ER	SO	BB	IBB	HBP	BLK	WP	HR	S	P	ERA	WHIP
Bud Black, L ERA: 4.53 (1, 1)	5.0	L	21	7	4	4	1	0	0	0	0	0	2	23	23	7.20	1.400
Mark Huisman, R ERA: 2.25 (6, 1)	2.0		6	0	0	0	1	0	0	0	0	0	0	8	8	0.00	0.000
Joe Beckwith, R ERA: 4.22 (8, 1)	1.0		4	0	0	0	0	1	0	0	0	0	0	3	7	0.00	1.000

BOTTOM

Kansas City Royals @ Minnesota Twins  
Hubert H. Humphrey Metrodome, Minneapolis, MN

Fri Sep 27 1985, 8:05 PM EDT  
Att. 13,035 - Unknown

livebaseballscorecards.com

AB	30
R	4
H	7
RBI	4
BB	1
SO	2
LOB	6



WP: 0	PA: 31
PB: 0	
SB: 1	
CS: 0	



Batter	1	2	3	4	5	6	7	8	9	AB R H RBI BB SO LOB	TOP											
Willie Wilson, S (1, 8) OBP: 0.314, SLG: 0.400	0-0 F8		0-0 FC4-6			4-0 FC4-6 BB	0-0 FC6-4 1B			3 0 1 0 1 0 2	<b>Kansas City Royals @ Minnesota Twins</b> Hubert H. Humphrey Metrodome, Minneapolis, MN Sat Sep 28 1985, 4:33 AM EDT Att: 13,256 - Unknown											
Lonnie Smith, R (1, 7) OBP: 0.339, SLG: 0.370	0-3 K		0-0 6-3			0-3 K	0-0 FC6-4 1-2f			4 0 0 0 0 2 5												
George Brett, L (1, 5) OBP: 0.432, SLG: 0.556	0-0 F7				0-0 G3	0-0 FC4-6 1-2f HR		0-3 K		4 1 0 0 0 1 1												
Jorge Orta, L (1, 10) Hal McRae, R (8, PH) Dane Iorg, L (8, PH) OBP: 0.323, SLG: 0.389 OBP: 0.349, SLG: 0.451 OBP: 0.260, SLG: 0.317		0-0 4-3			0-0 F8	0-0 HR		0-3 K		3 1 1 2 0 0 0 0 0 0 0 0 0 0 1 0 0 0 0 1 0												
Frank White, R (1, 4) OBP: 0.288, SLG: 0.418		0-0 F9			4-0 BB	0-3 K		0-0 5-3		3 0 0 0 1 1 0												
Steve Balboni, R (1, 3) OBP: 0.304, SLG: 0.476		0-3 K			0-0 F7	4-0 FC5-4 BB		0-3 K		3 0 0 0 1 2 1												
Darryl Motley, R (1, 9) OBP: 0.259, SLG: 0.420			0-0 F7			0-0 FC5-4		0-3 K		4 1 0 0 0 1 1												
Jamie Quirk, L (1, 2) OBP: 0.308, SLG: 0.380			0-0 FC4-6 2B			0-0 F9		0-0 F8		4 0 2 1 0 0 0												
Buddy Biancalana, S (1, 6) Jim Sundberg, R (7, PH) Onix Concepcion, R (7, 6) OBP: 0.284, SLG: 0.278 OBP: 0.301, SLG: 0.371 OBP: 0.257, SLG: 0.248			4-0 FC4-6 BB			0-0 F7		0-0 F4		1 0 0 0 1 0 0 1 0 0 0 0 0 1 0 0 0 0 0 0 0												
<b>Inning Stats</b>	R: 0 E: 0 K: 1 S: 5	H: 0 LOB: 0 BB: 0 P: 5	R: 0 E: 0 K: 1 S: 5	H: 0 LOB: 0 BB: 0 P: 5	R: 0 E: 0 K: 0 S: 4	H: 1 LOB: 2 BB: 1 P: 8	R: 0 E: 0 K: 0 S: 3	H: 0 LOB: 1 BB: 1 P: 7	R: 0 E: 0 K: 0 S: 3	H: 0 LOB: 0 BB: 0 P: 3		R: 2 E: 0 K: 2 S: 8	H: 1 LOB: 0 BB: 1 P: 12	R: 1 E: 0 K: 0 S: 5	H: 2 LOB: 2 BB: 1 P: 9	R: 0 E: 0 K: 2 S: 7	H: 0 LOB: 0 BB: 0 P: 7	R: 0 E: 0 K: 2 S: 7	H: 0 LOB: 0 BB: 0 P: 7	1B: 1 2B: 2 3B: 0 HR: 1	SF: 0 SAC: 0 DP: 0 HBP: 0	WP: 0 PB: 0 SB: 0 CS: 0
<b>PITCHER</b>	IP WLS BF H R ER SO BB IBB HBP BLK WP HR S P ERA WHIP																					
Dennis Burt, R (1, 1) ERA: 3.92	6.1 W 26 3 3 3 4 4 0 0 0 0 0 1 30 46 4.26 1.105																					
Pete Filson, L (7, 1) ERA: 3.73	1.0 4 1 0 0 1 0 0 0 0 0 0 0 6 6 0.00 1.000																					
Ron Davis, R (8, 1) ERA: 3.43	1.2 S 5 0 0 0 3 0 0 0 0 0 0 0 11 11 0.00 0.000																					

livebaseballscores.com

AB	31
R	3
H	4
RBI	3
BB	4
SO	8
LOB	11



Batter	1	2	3	4	5	6	7	8	9
Kirby Puckett, R OBP: 0.320, SLG: 0.370 (1, 8)	0-0 E6 E		0-0 1-3		0-0 4-3		0-3 K		
Mickey Hatcher, R OBP: 0.306, SLG: 0.364 (1, 7)	0-0 E9 G3 2B		0-0 F8			0-0 F7 2B 1B		0-0 4-3	
Kent Hrbek, L OBP: 0.351, SLG: 0.441 (1, 3)	0-0 G3		0-0 2B			0-0 F7 1-2		0-3 K	
Tom Brunansky, R OBP: 0.324, SLG: 0.453 (1, 9)	4-0 CS BB		0-0 L7			0-0 2B		4-0 BB	
Mark Funderburk, R OBP: 0.375, SLG: 0.586 (1, 10)	0-0 F8 1-2			0-0 G1-6-3		0-0 F7		0-0 F9	
Dave Engle, R OBP: 0.330, SLG: 0.439 Mark Salas, L OBP: 0.334, SLG: 0.448 (6, PH) (7, 2)				0-0 6-3		0-0 F7			
Gary Gaetti, R OBP: 0.301, SLG: 0.405 (1, 5)				0-0 F8		0-0 F4		0-0 F4	
Greg Gagne, R OBP: 0.281, SLG: 0.321 (1, 6)				0-0 F9		0-0 F9		1-0 S 1B HBP	
Steve Lombardozzi, R OBP: 0.375, SLG: 0.432 (1, 4)				0-0 L9		0-0 L8		0-0 CS 1B	

Inning Stats	R: 2	H: 1	E: 2	LOB: 0	K: 0	BB: 1	S: 4	P: 8
	R: 1	H: 1	E: 0	LOB: 0	K: 0	BB: 0	S: 4	P: 4
	R: 0	H: 1	E: 0	LOB: 1	K: 0	BB: 0	S: 4	P: 4
	R: 0	H: 0	E: 0	LOB: 0	K: 0	BB: 0	S: 3	P: 3
	R: 0	H: 0	E: 0	LOB: 0	K: 0	BB: 0	S: 3	P: 3
	R: 1	H: 2	E: 0	LOB: 1	K: 0	BB: 0	S: 5	P: 5
	R: 1	H: 1	E: 0	LOB: 0	K: 1	BB: 0	S: 5	P: 6
	R: 0	H: 0	E: 0	LOB: 1	K: 1	BB: 1	S: 5	P: 9

PITCHER										PITCHER																								
IP	WLS	BF	H	R	ER	SO	BB	IBB	HBP	BLK	WP	HR	S	P	ERA	WHIP	IP	WLS	BF	H	R	ER	SO	BB	IBB	HBP	BLK	WP	HR	S	P	ERA	WHIP	
Danny Jackson, L ERA: 3.52 (1, 1)	5.1	L	22	5	4	2	0	1	0	0	0	1	21	25	3.38	1.125																		
Steve Farr, R ERA: 3.44 (6, 1)	2.2		10	1	1	1	2	1	0	1	0	0	12	17	3.38	0.750																		

**BOTTOM**

AB	R	H	RBI	BB	SO	LOB
4	1	0	0	0	1	1
4	2	2	1	0	0	0
4	0	1	1	0	1	1
2	0	1	1	2	0	1
4	0	0	0	0	0	3
2	1	1	1	0	0	0
1	0	0	0	0	0	1
3	0	0	0	0	0	0
2	1	0	0	0	0	0
3	0	1	1	0	0	0

<b>AB</b>	<b>29</b>
<b>R</b>	<b>5</b>
<b>H</b>	<b>6</b>
<b>RBI</b>	<b>5</b>
<b>BB</b>	<b>2</b>
<b>SO</b>	<b>2</b>
<b>LOB</b>	<b>7</b>



1B: 2	SF: 0	WP: 0	PA: 32
2B: 3	SAC: 0	PB: 0	
3B: 0	DP: 0	SB: 1	
HR: 1	HBP: 1	CS: 2	

**Kansas City Royals @ Minnesota Twins**  
**Hubert H. Humphrey Metrodome, Minneapolis, MN**  
 Sat Sep 28 1985, 4:33 AM EDT  
 Att. 13,256 - Unknown

livebaseballscorecards.com



Batter	1	2	3	4	5	6	7	8	9	AB R H RBI BB SO LOB	TOP											
Lonnie Smith, R (1, 7) OBP: 0.341, SLG: 0.371	0-0 F7		0-0 2B SF7 1B		0-0 2B G3 1B		0-0 F7		4-0 BB	4 2 2 0 1 0 1												
Willie Wilson, S (1, 8) OBP: 0.313, SLG: 0.400	0-0 G3		0-0 1-3 2-H 2B		0-0 G3		0-0 F9		0-3 K	5 0 1 1 0 1 5												
George Brett, L (1, 5) OBP: 0.433, SLG: 0.560	0-0 F7		0-0 3-H SF7		0-0 2-H 2B			0-0 2B		3 0 2 2 0 0 0												
Jorge Orta, L (1, 10) Darryl Motley, R (8, PH) OBP: 0.319, SLG: 0.385 OBP: 0.258, SLG: 0.419		0-0 4-3	0-0 L3		0-0 F9			0-3 K		3 0 0 0 0 0 2 1 0 0 0 0 1 1												
Frank White, R (1, 4) OBP: 0.288, SLG: 0.418		0-3 K		0-0 2B		0-0 6-3		0-0 F3		4 0 1 0 0 1 1												
Steve Balboni, R (1, 3) OBP: 0.304, SLG: 0.474		0-0 1B		0-0 F8		0-0 6-3		0-3 K		4 0 1 0 0 1 2												
Omar Moreno, L (1, 9) Lynn Jones, R (9, PH) OBP: 0.256, SLG: 0.391 OBP: 0.253, SLG: 0.264		0-0 F7		0-0 F7		0-3 K			0-0 5-3	3 0 0 0 0 1 2 1 0 0 0 0 0 0												
Jamie Quirk, L (1, 2) Jim Sundberg, R (9, PH) OBP: 0.309, SLG: 0.377 OBP: 0.303, SLG: 0.372			0-0 FC6-4 1B	0-0 4-3		0-0 F2			0-0 BB 1B	3 0 1 0 0 0 1 1 0 1 0 0 0 0												
Buddy Biancalana, S (1, 6) Dane Iorg, L (7, PH) Onix Concepcion, R (7, PR) Greg Pryor, R (9, PH) Pat Sheridan, L (9, PH) OBP: 0.280, SLG: 0.273 OBP: 0.265, SLG: 0.331 OBP: 0.257, SLG: 0.248 OBP: 0.272, SLG: 0.264 OBP: 0.296, SLG: 0.313			0-0 FC6-4 1B 2B		0-0 F7		0-0 F7 2B		0-3 K	2 1 0 0 0 0 1 1 0 1 0 0 0 0 0 0 0 0 0 0 0 0 0 0 0 0 0 0 1 0 0 0 0 1 1												
<b>Inning Stats</b>	R: 0 E: 0 K: 0 S: 3	H: 0 LOB: 0 BB: 0 P: 3	R: 0 E: 0 K: 1 S: 6	H: 1 LOB: 1 BB: 0 P: 6	R: 2 E: 0 K: 0 S: 6	H: 3 LOB: 1 BB: 0 P: 6	R: 0 E: 0 K: 0 S: 4	H: 1 LOB: 1 BB: 0 P: 4	R: 1 E: 0 K: 0 S: 5	H: 2 LOB: 1 BB: 0 P: 5	R: 0 E: 0 K: 1 S: 5	H: 0 LOB: 0 BB: 0 P: 5	R: 0 E: 0 K: 0 S: 4	H: 1 LOB: 2 BB: 0 P: 4	R: 0 E: 0 K: 2 S: 8	H: 1 LOB: 1 BB: 0 P: 8	R: 0 E: 0 K: 2 S: 8	H: 1 LOB: 2 BB: 1 P: 12	1B: 5 2B: 5 3B: 0 HR: 0	SF: 1 SAC: 0 DP: 0 HBP: 0	WP: 0 PB: 0 SB: 0 CS: 0	PA: 38
<b>PITCHER</b>	IP WLS BF H R ER SO BB IBB HBP BLK WP HR S P ERA WHIP																					
John Butcher, R (1, 1) ERA: 4.82	6.2 W 28 8 3 3 2 0 0 0 0 0 0 0 32 32 4.05 1.200																					
Pete Filson, L (7, 1) ERA: 3.67	1.2 7 2 0 0 2 0 0 0 0 0 0 0 11 11 0.00 1.200																					
Ron Davis, R (9, 1) ERA: 3.39	0.2 S 3 0 0 0 2 1 0 0 0 0 0 0 6 10 0.00 1.500																					

**Kansas City Royals @ Minnesota Twins**  
 Hubert H. Humphrey Metrodome, Minneapolis, MN  
 Sun Sep 29 1985, 4:33 AM EDT  
 Att: 11,292 - Unknown

livebaseballscorecards.com

AB	36
R	3
H	10
RBI	3
BB	1
SO	6
LOB	17







Batter	1	2	3	4	5	6	7	8	9	AB R H RBI BB SO LOB	TOP											
Rod Carew, L (1, 3) OBP: 0.371, SLG: 0.349	0-0 4-3		0-0 2-H 1B		0-0 F5			0-3 K		4 0 1 0 0 1 2												
Ruppert Jones, L (1, 7) OBP: 0.333, SLG: 0.455	0-0 4-3		0-3 K			0-3 K			0-0 6-3	4 0 0 0 0 2 1												
Daryl Sconiers, L (1, 10) OBP: 0.357, SLG: 0.404	0-3 K			0-0 F7		0-3 K			0-0 6-3	4 0 0 0 0 2 0												
Doug DeCinces, R (1, 5) OBP: 0.317, SLG: 0.443		0-0 HR		0-0 F8		0-3 K			4-0 BB	3 1 1 1 1 1 0												
Reggie Jackson, L (1, 9) OBP: 0.354, SLG: 0.479		0-0 F2		0-0 1-3			0-0 F9		0-3 K	4 0 0 0 0 1 1												
Bobby Grich, R (1, 4) OBP: 0.360, SLG: 0.367		0-3 K			0-3 K		0-0 F7			3 0 0 0 0 2 0												
Gary Pettis, S (1, 8) OBP: 0.355, SLG: 0.331		0-3 K			0-0 BB 1B		0-0 CS 1B			3 0 2 0 0 1 0												
Craig Gerber, L (1, 6) OBP: 0.289, SLG: 0.333			0-0 SH3 1B 1B		4-0 BB 1B		0-0 CS 1-2	0-0 4-3		2 0 1 0 1 0 0												
Bob Boone, R (1, 2) OBP: 0.311, SLG: 0.324			0-0 SH3 1-2		0-0 L8			0-0 6-3		2 0 0 0 0 0 2												
<b>Inning Stats</b>	R: 0 E: 0 K: 1 S: 5	H: 0 LOB: 0 BB: 0 P: 5	R: 1 E: 0 K: 2 S: 8	H: 1 LOB: 0 BB: 0 P: 8	R: 0 E: 0 K: 1 S: 6	H: 2 LOB: 1 BB: 0 P: 6	R: 0 E: 0 K: 0 S: 3	H: 0 LOB: 0 BB: 0 P: 3	R: 0 E: 0 K: 1 S: 6	H: 1 LOB: 2 BB: 1 P: 10	R: 0 E: 0 K: 3 S: 9	H: 0 LOB: 0 BB: 0 P: 9	R: 0 E: 0 K: 0 S: 3	H: 1 LOB: 0 BB: 0 P: 3	R: 0 E: 0 K: 1 S: 5	H: 0 LOB: 0 BB: 0 P: 5	R: 0 E: 0 K: 1 S: 5	H: 0 LOB: 1 BB: 1 P: 9	1B: 4 2B: 0 3B: 0 HR: 1	SF: 0 SAC: 1 DP: 0 HBP: 0	WP: 0 PB: 0 SB: 0 CS: 1	PA: 33
<b>PITCHER</b> Bret Saberhagen, R (1, 1) ERA: 2.79	IP: 9.0 WLS: W BF: 32 H: 5 R: 1 ER: 1 SO: 10 BB: 2 IBB: 0 HBP: 0 BLK: 0 WP: 0 HR: 1 S: 50 P: 58 ERA: 1.00 WHIP: 0.778											<b>PITCHER</b>	IP: 9.0 WLS: W BF: 32 H: 5 R: 1 ER: 1 SO: 10 BB: 2 IBB: 0 HBP: 0 BLK: 0 WP: 0 HR: 1 S: 50 P: 58 ERA: 1.00 WHIP: 0.778									

California Angels @ Kansas City Royals  
Royals Stadium, Kansas City, MO  
Mon Sep 30 1985, 8:05 PM EDT  
Att: 34,200 - Unknown

livebaseballscorecards.com

AB	29
R	1
H	5
RBI	1
BB	2
SO	10
LOB	6



Batter	1	2	3	4	5	6	7	8	9	AB	R	H	RBI	BB	SO	LOB
Lonnie Smith, R OBP: 0.341, SLG: 0.370 (1, 7)	0-0 1B 1B		0-0 5-3		0-0 FC5-2		0-0 6-3			4	0	1	0	0	0	2
Willie Wilson, S OBP: 0.314, SLG: 0.404 (1, 8)	0-0 1B G6-3		0-0 5-3		0-0 F9			0-0 SF9 3B		4	1	2	0	0	0	2
George Brett, L OBP: 0.432, SLG: 0.565 (1, 5)	0-0 F7			0-0 HR		0-0 F7		0-0 SF9		3	1	1	2	0	0	2
Hal McRae, R OBP: 0.349, SLG: 0.450 (1, 10)	0-0 G6-3			0-3 K		0-0 FC4-6 1B		0-0 4-3		3	0	1	0	0	1	2
Lynn Jones, R OBP: 0.252, SLG: 0.262 (8, PH)	1-2									1	0	0	0	0	0	0
Frank White, R OBP: 0.286, SLG: 0.415 (1, 4)		0-0 6-3		0-0 F7		0-0 FC4-6 1B		0-3 K		4	0	0	0	0	1	1
Steve Balboni, R OBP: 0.304, SLG: 0.473 (1, 3)		0-3 K		0-3 K		0-0 1B				3	0	1	0	0	2	0
Darryl Motley, R OBP: 0.261, SLG: 0.418 (1, 9)		4-0 BB			4-0 WP SH1-4 FC5-2 BB		0-0 F8			1	0	0	0	2	0	0
Jim Sundberg, R OBP: 0.304, SLG: 0.382 (1, 2)		0-0 F8			0-0 SH1-4		0-0 HR			2	1	1	1	0	0	1
Onix Concepcion, R OBP: 0.255, SLG: 0.245 (1, 6)			0-0 G3		0-3 K FC5-2		0-0 6-3			3	0	0	0	0	1	1

Inning Stats	R: 0	H: 2	E: 0	LOB: 1	K: 0	BB: 0	S: 4	P: 4	R: 0	H: 0	E: 0	LOB: 1	K: 1	BB: 1	S: 5	P: 9	R: 0	H: 0	E: 0	LOB: 0	K: 0	BB: 0	S: 3	P: 3	R: 1	H: 1	E: 0	LOB: 0	K: 2	BB: 0	S: 8	P: 8	R: 0	H: 0	E: 0	LOB: 2	K: 1	BB: 1	S: 6	P: 10	R: 0	H: 2	E: 0	LOB: 2	K: 0	BB: 0	S: 4	P: 4	R: 1	H: 1	E: 0	LOB: 0	K: 0	BB: 0	S: 6	P: 6	R: 1	H: 1	E: 0	LOB: 0	K: 1	BB: 0	S: 6	P: 6
1B: 4	SF: 1	2B: 0	SAC: 1	3B: 1	DP: 1	HR: 2	HBP: 0	WP: 1	PA: 32	1B: 4	SF: 1	2B: 0	SAC: 1	3B: 1	DP: 1	HR: 2	HBP: 0	WP: 1	PA: 32	1B: 4	SF: 1	2B: 0	SAC: 1	3B: 1	DP: 1	HR: 2	HBP: 0	WP: 1	PA: 32																																			

PITCHER	IP	WLS	BF	H	R	ER	SO	BB	IBB	HBP	BLK	WP	HR	S	P	ERA	WHIP
John Candelaria, L ERA: 3.89 (1, 1)	7.1	L	30	7	3	3	4	2	0	0	0	1	2	36	44	3.68	1.227
Stu Cliburn, R ERA: 2.11 (8, 1)	0.2		2	0	0	0	1	0	0	0	0	0	0	4	4	0.00	0.000

BOTTOM

California Angels @ Kansas City Royals  
 Royals Stadium, Kansas City, MO  
 Mon Sep 30 1985, 8:05 PM EDT  
 Att. 34,200 - Unknown

livebaseballscorecards.com

AB	28
R	3
H	7
RBI	3
BB	2
SO	5
LOB	11





Batter	1	2	3	4	5	6	7	8	9	AB R H RBI BB SO LOB	TOP	
Brian Downing, R (1, 7) OBP: 0.379, SLG: 0.438 Devon White, S (9, 7)	0-0 SH5-3 1B		0-0 5-3		0-0 1B 1B 2B		4-0 SH1-3 BB BB		0-0 G3	4 1 2 1 1 0 0 0 0 0 0 0 0 0		
Rod Carew, L (1, 3) OBP: 0.372, SLG: 0.349	0-0 SH5-3 1-2		0-0 6-3		0-0 E 1B G5-2-3 1B		4-0 SH1-3 BB		0-0 6-3	3 0 1 1 1 0 0		
Juan Beniquez, R (1, 9) OBP: 0.370, SLG: 0.426 Darrell Miller, R (9, 9) OBP: 0.372, SLG: 0.488	0-3 K		0-0 1B		0-0 F9		0-0 SH1-3		0-0 5-3	4 0 1 0 0 1 3 0 0 0 0 0 0 0		
Doug DeCinces, R (1, 5) OBP: 0.317, SLG: 0.441	0-0 F3		0-3 K		0-0 E5 1B		0-3 K			4 0 1 1 0 2 4		
Reggie Jackson, L (1, 10) OBP: 0.355, SLG: 0.477		0-3 K		0-3 K		4-0 IBB		4-0 IBB		2 0 0 0 2 2 0		
Bobby Grich, R (1, 4) OBP: 0.359, SLG: 0.373		0-0 HR		0-0 F9		0-0 G5-2-3		0-0 F8		4 1 1 1 0 0 6		
Bob Boone, R (1, 2) OBP: 0.308, SLG: 0.321		0-0 6-3		0-0 F4		0-0 1-3		0-0 F8		4 0 0 0 0 0 0		
Dick Schofield, R (1, 6) OBP: 0.288, SLG: 0.335		0-0 1B			0-0 SH 2B 1B		0-0 F2		0-0 2-3	4 1 2 0 0 0 0		
Gary Pettis, S (1, 8) OBP: 0.353, SLG: 0.329		0-3 K			0-0 SH 2B 1B		0-3 K		0-0 F7	3 1 0 0 0 2 1		
<b>Inning Stats</b>	R: 0 E: 0 K: 1 S: 6 H: 1 LOB: 1 BB: 0 P: 6	R: 1 E: 0 K: 2 S: 9 H: 2 LOB: 1 BB: 0 P: 9	R: 0 E: 0 K: 1 S: 6 H: 1 LOB: 1 BB: 0 P: 6	R: 0 E: 0 K: 1 S: 5 H: 0 LOB: 0 BB: 0 P: 5	R: 3 E: 2 K: 0 S: 7 H: 4 LOB: 2 BB: 1 P: 11	R: 0 E: 0 K: 1 S: 5 H: 0 LOB: 0 BB: 0 P: 5	R: 0 E: 0 K: 1 S: 5 H: 0 LOB: 3 BB: 3 P: 17	R: 0 E: 0 K: 0 S: 3 H: 0 LOB: 0 BB: 0 P: 3	R: 0 E: 0 K: 0 S: 3 H: 0 LOB: 0 BB: 0 P: 3	1B: 6 2B: 1 3B: 0 HR: 1 SF: 0 SAC: 3 DP: 1 HBP: 0	WP: 0 PB: 0 SB: 0 CS: 0 PA: 39	
<b>PITCHER</b>	IP WLS BF H R ER SO BB IBB HBP BLK WP HR S P ERA WHIP											
Charlie Leibrandt, L (1, 1) ERA: 2.69	4.1 L 22 8 4 3 5 0 0 0 0 0 1 32 32 6.23 1.846											
Steve Farr, R (5, 1) ERA: 3.19	2.2 11 0 0 0 2 2 2 0 0 0 0 11 27 0.00 0.750											
Joe Beckwith, R (8, 1) ERA: 4.18	1.0 3 0 0 0 0 0 0 0 0 0 0 3 3 0.00 0.000											
Dan Quisenberry, R (9, 1) ERA: 2.49	1.0 3 0 0 0 0 0 0 0 0 0 0 3 3 0.00 0.000											

California Angels @ Kansas City Royals  
 Royals Stadium, Kansas City, MO  
 Tue Oct 01 1985, 8:05 PM EDT  
 Att: 26,273 - Unknown

livebaseballscorecards.com

AB	32
R	4
H	8
RBI	4
BB	4
SO	7
LOB	14







Batter	1	2	3	4	5	6	7	8	9	AB R H RBI BB SO LOB	TOP									
<b>Brian Downing, R</b> (1, 7) OBP: 0.376, SLG: 0.435	0-0 5-3			0-0 F9		0-0 6-3			0-0 F8	4 0 0 0 0 0 0										
<b>Rod Carew, L</b> (1, 3) OBP: 0.371, SLG: 0.346	0-3 K			0-0 6-3			0-0 L7		4-0 BB	3 0 0 0 1 1 0										
<b>Juan Beniquez, R</b> (1, 9) OBP: 0.366, SLG: 0.422	0-0 4-3			0-0 6-3			0-0 F4		0-0 F8	4 0 0 0 0 0 1										
<b>Doug DeCinces, R</b> (1, 5) OBP: 0.316, SLG: 0.439		0-0 F8			0-0 5-3		0-0 1B		0-0 5-3	4 0 1 0 0 0 1										
<b>Bobby Grich, R</b> (1, 4) OBP: 0.359, SLG: 0.373		0-0 G6-3 1B			0-0 F8		0-3 K			3 0 1 0 0 1 1										
<b>Reggie Jackson, L</b> (1, 10) OBP: 0.355, SLG: 0.475		0-0 G6-3 1-2f			4-0 BB			0-3 K		2 0 0 0 1 1 1										
<b>Gary Pettis, S</b> (1, 8) OBP: 0.353, SLG: 0.329			0-3 K		0-3 K			0-0 4-3 1B		3 0 1 0 0 2 1	<b>AB 29</b>									
<b>Dick Schofield, R</b> (1, 6) OBP: 0.286, SLG: 0.333			0-0 4-3			0-0 F4		0-0 4-3 1-2		3 0 0 0 0 0 1	<b>R 0</b>									
<b>Bob Boone, R</b> (1, 2) OBP: 0.306, SLG: 0.318			0-0 5-3			0-0 5-3		0-0 6-3		3 0 0 0 0 0 1	<b>H 3</b>									
<b>Inning Stats</b>	R: 0 E: 0 K: 1 S: 5	H: 0 LOB: 0 BB: 0 P: 5	R: 0 E: 0 K: 0 S: 3	H: 1 LOB: 0 BB: 0 P: 3	R: 0 E: 0 K: 1 S: 5	H: 0 LOB: 0 BB: 0 P: 5	R: 0 E: 0 K: 0 S: 3	H: 0 LOB: 0 BB: 0 P: 3	R: 0 E: 0 K: 0 S: 3	H: 0 LOB: 0 BB: 0 P: 3	R: 0 E: 0 K: 1 S: 6	H: 1 LOB: 1 BB: 0 P: 6	R: 0 E: 0 K: 1 S: 6	H: 1 LOB: 1 BB: 0 P: 6	R: 0 E: 0 K: 0 S: 3	H: 0 LOB: 1 BB: 1 P: 7	1B: 3 2B: 0 3B: 0 HR: 0	SF: 0 SAC: 0 DP: 1 HBP: 0	WP: 0 PB: 0 SB: 0 CS: 0	PA: 31
<b>PITCHER</b> <b>Bud Black, L</b> (1, 1) ERA: 4.33	IP 9.0 WLS W BF 31 H 3 R 0 ER 0 SO 5 BB 2 IBB 0 HBP 0 BLK 0 WP 0 HR 0 S 39 P 47 ERA 0.00 WHIP 0.556											<b>PITCHER</b>	IP WLS BF H R ER SO BB IBB HBP BLK WP HR S P ERA WHIP							

California Angels @ Kansas City Royals  
 Royals Stadium, Kansas City, MO  
 Wed Oct 02 1985, 8:05 PM EDT  
 Att: 28,401 - Unknown

livebaseballscorecards.com







Batter	1	2	3	4	5	6	7	8	9	AB R H RBI BB SO LOB	TOP											
Juan Beniquez, R (1, 8) OBP: 0.364, SLG: 0.420	0-0 5-3		0-0 4-3		0-0 G1-6-3			0-0 4-3 1B	0-3 K	5 0 1 0 0 1 3												
Rod Carew, L (1, 3) OBP: 0.373, SLG: 0.348	0-0 1B 1B		0-0 1B		0-0 F7			0-0 4-3		4 0 2 0 0 0 2												
Brian Downing, R (1, 7) OBP: 0.374, SLG: 0.432	0-0 F2		0-0 F9		0-0 5-3			0-3 K		4 0 0 0 0 1 4												
Doug DeCinces, R (1, 5) OBP: 0.316, SLG: 0.437	0-0 1-2 1B			0-0 6-3				0-0 F8		4 0 1 0 0 0 2												
Bob Boone, R (1, 2) OBP: 0.306, SLG: 0.318	0-0 F4			0-0 F9 1B 1B				0-0 6-3		4 0 1 0 0 0 2												
Dick Schofield, R (1, 6) OBP: 0.288, SLG: 0.334		0-0 F6		0-0 1-2 1B				0-0 1-3		4 0 2 0 0 0 0												
Rufino Linares, R (1, 10) OBP: 0.238, SLG: 0.410		0-0 1-3		0-0 F9				0-0 FC4-6 1B		4 1 1 0 0 0 3												
Bobby Grich, R (1, 4) OBP: 0.359, SLG: 0.376		0-3 K		0-3 K				0-0 FC4-6 G5-4-3 1B		4 0 1 1 0 2 3												
Darrell Miller, R (1, 9) OBP: 0.391, SLG: 0.500			0-0 5-3		0-0 K			0-0 G5-4-3		4 0 1 1 0 2 3												
Reggie Jackson, L (9, PH) OBP: 0.356, SLG: 0.475					0-0 G1-6-3 1B			0-0 4-3 1B 1B	3-H 4-0 BB BB BB	3 0 2 0 0 0 0 0 0 0 0 1 0 0												
<b>Inning Stats</b>	R: 0 E: 0 K: 0 S: 5	H: 2 LOB: 2 BB: 0 P: 5	R: 0 E: 0 K: 1 S: 5	H: 0 LOB: 0 BB: 0 P: 5	R: 0 E: 0 K: 0 S: 4	H: 1 LOB: 1 BB: 0 P: 4	R: 0 E: 0 K: 1 S: 7	H: 2 LOB: 2 BB: 0 P: 7	R: 0 E: 0 K: 0 S: 3	H: 1 LOB: 0 BB: 0 P: 3	R: 0 E: 0 K: 0 S: 3	H: 0 LOB: 0 BB: 0 P: 3	R: 0 E: 0 K: 0 S: 3	H: 1 LOB: 0 BB: 0 P: 3	R: 0 E: 0 K: 1 S: 7	H: 2 LOB: 2 BB: 0 P: 7	R: 1 E: 1 K: 1 S: 7	H: 2 LOB: 2 BB: 1 P: 11	1B: 10 2B: 0 3B: 1 HR: 0	SF: 0 SAC: 0 DP: 2 HBP: 0	WP: 0 PB: 0 SB: 0 CS: 0	PA: 37
<b>PITCHER</b>	IP WLS BF H R ER SO BB IBB HBP BLK WP HR S P ERA WHIP																				IP WLS BF H R ER SO BB IBB HBP BLK WP HR S P ERA WHIP	
Danny Jackson, L (1, 1) ERA: 3.42	8.2 W 35 11 1 1 3 0 0 0 0 0 0 41 41 1.04 1.269																					
Dan Quisenberry, R (9, 1) ERA: 2.48	0.1 S 2 0 0 0 1 1 0 0 0 0 0 3 7 0.00 3.000																					

California Angels @ Kansas City Royals  
Royals Stadium, Kansas City, MO  
Thu Oct 03 1985, 8:05 PM EDT  
Att: 40,894 - Unknown

livebaseballscorecards.com

AB 36  
R 1  
H 11  
RBI 1  
BB 1  
SO 4  
LOB 19



Batter	1	2	3	4	5	6	7	8	9	AB	R	H	RBI	BB	SO	LOB
Lonnie Smith, R OBP: 0.336, SLG: 0.363 (1, 7)	0-3 K	0-3 K			0-0 L9		0-3 K			4	0	0	0	0	3	1
Willie Wilson, S OBP: 0.313, SLG: 0.403 (1, 8)	0-3 K		0-0 F6		0-0 3-1		0-0 6-3			4	0	0	0	0	1	0
George Brett, L OBP: 0.434, SLG: 0.576 (1, 10)	4-0 HR BB		0-0 F9		0-0 HR		0-0 4-3			3	2	1	1	1	0	0
Frank White, R OBP: 0.283, SLG: 0.415 (1, 4)	0-0 HR		0-0 F8		0-0 L7		0-0 F6			4	1	1	2	0	0	0
Steve Balboni, R OBP: 0.306, SLG: 0.479 (1, 3)	0-0 2B			0-0 HR		0-3 K		0-0 6-3		4	1	2	1	0	1	0
Pat Sheridan, L OBP: 0.308, SLG: 0.332 (1, 9)	0-3 K		4-0 CS BB		0-0 1B 2B		0-0 1B 2B			2	0	1	0	1	1	1
Jim Sundberg, R OBP: 0.305, SLG: 0.379 (1, 2)		4-0 6-3 BB		0-0 1B		0-0 2B 1B		0-0 G5-4-3 1B		2	0	2	0	1	0	0
Greg Pryor, R OBP: 0.265, SLG: 0.257 (1, 5)		0-0 6-3		0-3 K		0-0 G5-4-3		0-0 1-2f		3	0	0	0	0	1	4
Buddy Biancalana, S OBP: 0.273, SLG: 0.267 (1, 6)		0-3 K		0-3 K			0-3 K			3	0	0	0	0	3	2

Inning Stats	R: 2	H: 2	E: 0	K: 3	S: 11	LOB: 1	BB: 1	P: 15	R: 0	H: 0	E: 0	K: 2	S: 7	LOB: 1	BB: 1	P: 11	R: 0	H: 0	E: 0	K: 0	S: 3	LOB: 0	BB: 0	P: 3	R: 1	H: 2	E: 0	K: 2	S: 8	LOB: 1	BB: 1	P: 12	R: 1	H: 1	E: 0	K: 0	S: 4	LOB: 0	BB: 0	P: 4	R: 0	H: 2	E: 0	K: 1	S: 6	LOB: 1	BB: 0	P: 6	R: 0	H: 0	E: 0	K: 2	S: 7	LOB: 0	BB: 0	P: 7	R: 0	H: 0	E: 0	K: 0	S: 3	LOB: 0	BB: 0	P: 3
--------------	------	------	------	------	-------	--------	-------	-------	------	------	------	------	------	--------	-------	-------	------	------	------	------	------	--------	-------	------	------	------	------	------	------	--------	-------	-------	------	------	------	------	------	--------	-------	------	------	------	------	------	------	--------	-------	------	------	------	------	------	------	--------	-------	------	------	------	------	------	------	--------	-------	------

PITCHER	IP	WLS	BF	H	R	ER	SO	BB	IBB	HBP	BLK	WP	HR	S	P	ERA	WHIP
Don Sutton, R ERA: 3.86 (1, 1)	5.0	L	22	5	4	4	7	3	0	0	0	0	3	33	45	7.20	1.600
Stu Cliburn, R ERA: 2.04 (6, 1)	3.0		10	2	0	0	3	0	0	0	0	0	0	16	16	0.00	0.667

**BOTTOM**

**California Angels @ Kansas City Royals**  
**Royals Stadium, Kansas City, MO**

Thu Oct 03 1985, 8:05 PM EDT  
 Att. 40,894 - Unknown

livebaseballscorecards.com

<b>AB</b>	<b>29</b>
<b>R</b>	<b>4</b>
<b>H</b>	<b>7</b>
<b>RBI</b>	<b>4</b>
<b>BB</b>	<b>3</b>
<b>SO</b>	<b>10</b>
<b>LOB</b>	<b>8</b>



WP: 0	PA: 32
PB: 0	
SB: 0	
CS: 1	



Batter	1	2	3	4	5	6	7	8	9	AB R H RBI BB SO LOB	TOP											
Alfredo Griffin, S OBP: 0.289, SLG: 0.331 (1, 6) X	0-0 6-3		0-0 F7			0-0 3B 1B		0-0 6-3		4 1 1 0 0 0 1												
Tony Phillips, S OBP: 0.339, SLG: 0.474 (1, 4) (8, 5) S	0-3 K			0-0 3-1		0-0 1-H 3B		0-0 2B		4 0 2 1 0 1 0												
Bruce Bochte, L OBP: 0.369, SLG: 0.434 (1, 3) X	0-0 F9			0-0 F6		0-0 1-3		0-0 6-3		4 0 0 0 0 0 2												
Dave Kingman, R OBP: 0.308, SLG: 0.415 (1, 10) S		0-3 K		0-0 6-3		0-0 HR		0-0 5-3		4 1 1 1 0 1 1												
Mike Davis, L OBP: 0.348, SLG: 0.486 (1, 9) S		0-0 G4-6-3 1B			0-3 K		0-0 L7		0-0 F8	4 0 1 0 0 1 1												
Dwayne Murphy, L OBP: 0.342, SLG: 0.400 (1, 8) X		0-0 G4-6-3 1-2f			0-3 K		0-0 G1-6-3 1B			3 0 1 0 0 1 1												
Jose Canseco, R OBP: 0.330, SLG: 0.511 (1, 7) X			0-0 F9		0-0 F8		0-0 G1-6-3 1-2f			3 0 0 0 0 0 1												
Mike Heath, R OBP: 0.311, SLG: 0.402 (1, 5) (8, 2) S			0-0 6-3			0-0 G6-4-3 1B		0-3 K		3 0 1 0 0 1 0												
Mickey Tettleton, S OBP: 0.344, SLG: 0.351 (1, 2) B B B			4-0 BB			0-0 G6-4-3 1-2f		0-0 F8		1 0 0 0 1 0 1												
Dave Collins, S OBP: 0.303, SLG: 0.347 (8, PH)										1 0 0 0 0 0 0												
Mike Gallego, R OBP: 0.310, SLG: 0.300 (8, 4)										0 0 0 0 0 0 0												
<b>Inning Stats</b>	R: 0 E: 0 K: 1 S: 5	H: 0 LOB: 0 BB: 0 P: 5	R: 0 E: 0 K: 1 S: 5	H: 1 LOB: 0 BB: 0 P: 5	R: 0 E: 0 K: 0 S: 3	H: 0 LOB: 1 BB: 1 P: 7	R: 0 E: 0 K: 0 S: 3	H: 0 LOB: 0 BB: 0 P: 3	R: 0 E: 0 K: 2 S: 7	H: 0 LOB: 0 BB: 0 P: 7	R: 1 E: 0 K: 0 S: 5	H: 3 LOB: 1 BB: 0 P: 5	R: 1 E: 0 K: 0 S: 4	H: 2 LOB: 0 BB: 0 P: 4	R: 0 E: 0 K: 1 S: 5	H: 0 LOB: 0 BB: 0 P: 5	R: 0 E: 0 K: 0 S: 4	H: 1 LOB: 1 BB: 0 P: 4	1B: 4 2B: 1 3B: 1 HR: 1	SF: 0 SAC: 0 DP: 3 HBP: 0	WP: 0 PB: 0 SB: 0 CS: 0	PA: 32
<b>PITCHER</b>	IP WLS BF H R ER SO BB IBB HBP BLK WP HR S P ERA WHIP																					
Mark Gubicza, R ERA: 4.06 (1, 1)	6.1 W 24 6 2 2 4 1 0 0 0 0 1 31 35 2.84 1.105																					
Dan Quisenberry, R ERA: 2.43 (7, 1)	2.2 S 8 1 0 0 1 0 0 0 0 0 0 10 10 0.00 0.375																					

Oakland Athletics @ Kansas City Royals  
 Royals Stadium, Kansas City, MO  
 Fri Oct 04 1985, 8:05 PM EDT  
 Att: 19,694 - Unknown

livebaseballscorecards.com

AB	31
R	2
H	7
RBI	2
BB	1
SO	5
LOB	8



Batter	1	2	3	4	5	6	7	8	9
Lonnie Smith, R OBP: 0.333, SLG: 0.361 (1, 7)	0-3 K	0-0 F9		0-0 FC5-6 1B 1B		0-0 F8			
Willie Wilson, S OBP: 0.314, SLG: 0.406 (1, 8)	0-0 3-1		0-0 2B	0-0 1B 1B		0-3 K			
George Brett, L OBP: 0.435, SLG: 0.581 (1, 5)	0-3 K		0-0 F8	0-0 1B			0-0 HR		
Jorge Orta, L OBP: 0.317, SLG: 0.380 (1, 10)		4-0 1B S 1B BB	0-0 1B 2B	0-0 F7		0-0 5-3			
Frank White, R OBP: 0.283, SLG: 0.414 (1, 4)		0-3 K	0-0 S 1B	0-0 F7		0-0 F7			
Steve Balboni, R OBP: 0.306, SLG: 0.477 (1, 3)		0-0 BB 1B 2-3 1B	0-3 K		0-3 K		0-0 F9		
Pat Sheridan, L OBP: 0.307, SLG: 0.330 (1, 9)		0-0 BB 1-2 1B	0-3 K		0-0 F7		0-0 F3		
Jim Sundberg, R OBP: 0.304, SLG: 0.377 (1, 2)		0-3 K		0-0 FC5-6 SH 1B		0-0 F9		0-3 K	
Buddy Biancalana, S OBP: 0.275, SLG: 0.263 (1, 6)		4-0 BB		0-0 SH 1B FC5-6 1B		0-0 F7		0-3 K	

Inning Stats	R: 0	H: 0	E: 0	K: 2	S: 7	R: 1	H: 2	E: 0	K: 2	S: 9	R: 1	H: 3	E: 0	K: 2	S: 10	R: 1	H: 3	E: 1	K: 0	S: 7	R: 0	H: 0	E: 0	K: 1	S: 5	R: 1	H: 1	E: 0	K: 0	S: 4	R: 0	H: 0	E: 0	K: 2	S: 7	R: 0	H: 0	E: 0	K: 2	S: 7	1B: 6	SF: 0	2B: 2	SAC: 1	3B: 0	DP: 0	HR: 1	HBP: 0	WP: 0	PA: 36
--------------	------	------	------	------	------	------	------	------	------	------	------	------	------	------	-------	------	------	------	------	------	------	------	------	------	------	------	------	------	------	------	------	------	------	------	------	------	------	------	------	------	-------	-------	-------	--------	-------	-------	-------	--------	-------	--------

PITCHER	IP	WLS	BF	H	R	ER	SO	BB	IBB	HBP	BLK	WP	HR	S	P	ERA	WHIP
Jose Rijo, R ERA: 3.53 (1, 1)	6.0	L	30	9	4	3	8	2	0	0	0	0	1	44	52	4.50	1.833
Steve Ontiveros, R ERA: 1.94 (7, 1)	2.0		6	0	0	0	2	0	0	0	0	0	0	10	10	0.00	0.000

BOTTOM

AB R H RBI BB SO LOB

4 0 0 0 0 1 5

4 1 2 0 0 1 0

4 1 2 2 0 1 1

3 1 1 1 1 0 3

4 0 1 0 0 1 4

4 0 1 0 0 2 2

4 0 1 1 0 1 2

4 0 1 0 0 2 2

2 1 0 0 1 1 0

livebaseballscorecards.com

AB 33

R 4

H 9

RBI 4

BB 2

SO 10

LOB 19



Oakland Athletics @ Kansas City Royals

Royals Stadium, Kansas City, MO

Fri Oct 04 1985, 8:05 PM EDT

Att. 19,694 - Unknown



Batter	1	2	3	4	5	6	7	8	9	10	AB R H RBI BB SO LOB	TOP
<b>Alfredo Griffin, S</b> (1, 6) OBP: 0.290, SLG: 0.332 <b>Rob Picciolo, R</b> (2, 5) OBP: 0.300, SLG: 0.337 (10, 6)	0-0 1B		4-3		L3		K			0-0 1B	1 0 1 0 0 0 0 4 0 1 0 0 1 0	<b>Oakland Athletics @ Kansas City Royals</b> Royals Stadium, Kansas City, MO Sat Oct 05 1985, 8:05 PM EDT Att. 32,949 - Unknown
<b>Tony Phillips, S</b> (1, 5) OBP: 0.335, SLG: 0.462 (2, 4)	0-3 1-2 K		K		4-0 HR BB		4-3			0-0 F9	4 1 0 0 1 2 2	
<b>Bruce Bochte, L</b> (1, 3) OBP: 0.367, SLG: 0.439	0-0 5-3		K		0-0 1-H HR					0-0 4-3	5 1 1 2 0 1 2	
<b>Dave Kingman, R</b> (1, 10) OBP: 0.309, SLG: 0.417	0-3 K				0-0 1B 2B		K			0-0 G6-4-3 1B	4 1 2 0 0 2 1	
<b>Mike Davis, L</b> (1, 9) OBP: 0.348, SLG: 0.484					0-0 F5					0-0 G6-4-3 1-2f	4 0 1 0 0 0 2	
<b>Dwayne Murphy, L</b> (1, 8) OBP: 0.343, SLG: 0.403					0-0 F8					0-0 4-3	4 1 2 0 0 0 1	
<b>Jose Canseco, R</b> (1, 7) OBP: 0.337, SLG: 0.511					0-0 CS 1B					0-0 1B SF9 2B	4 0 2 1 0 0 1	
<b>Mike Heath, R</b> (1, 2) OBP: 0.310, SLG: 0.400 (10, 5)					0-0 1-2 3-H 1B					0-0 3-5 E 1B	2 0 0 1 1 1 2	
<b>Mike Gallego, R</b> (1, 4) OBP: 0.299, SLG: 0.288 (2, 6) <b>Dave Collins, S</b> (10, PH) OBP: 0.303, SLG: 0.346 <b>Charlie O'Brien, R</b> (10, 2) OBP: 0.500, SLG: 0.429					0-3 K					0-0 SF9	3 0 0 0 0 0 2 1 0 0 0 0 0 0 0 0 0 0 0 0 0	
<b>Inning Stats</b>	R: 0 H: 1 E: 0 LOB: 1 K: 2 BB: 0 S: 8 P: 8	R: 0 H: 1 E: 0 LOB: 2 K: 0 BB: 1 S: 4 P: 8	R: 0 H: 0 E: 0 LOB: 0 K: 2 BB: 0 S: 7 P: 7	R: 1 H: 3 E: 0 LOB: 1 K: 1 BB: 0 S: 7 P: 7	R: 2 H: 1 E: 0 LOB: 0 K: 1 BB: 1 S: 6 P: 10	R: 1 H: 2 E: 1 LOB: 1 K: 0 BB: 0 S: 4 P: 4	R: 0 H: 0 E: 0 LOB: 0 K: 1 BB: 0 S: 5 P: 5	R: 0 H: 1 E: 0 LOB: 0 K: 0 BB: 0 S: 3 P: 3	R: 0 H: 0 E: 0 LOB: 0 K: 0 BB: 0 S: 3 P: 3	R: 0 H: 1 E: 0 LOB: 1 K: 0 BB: 0 S: 4 P: 4	1B: 7 SF: 1 2B: 2 SAC: 0 3B: 0 DP: 1 HR: 1 HBP: 0	
<b>PITCHER</b> <b>Bret Saberhagen, R</b> (1, 1) ERA: 2.87 <b>Joe Beckwith, R</b> (7, 1) ERA: 4.13 <b>Dan Quisenberry, R</b> (8, 1) ERA: 2.37	IP WLS BF H R ER SO BB IBB HBP BLK WP HR S P ERA WHIP 6.0 27 8 4 4 6 2 0 0 0 0 0 0 5 5 0.00 0.000 3.0 W 10 2 0 0 0 0 0 0 0 0 0 0 10 10 0.00 0.667	<b>PITCHER</b> IP WLS BF H R ER SO BB IBB HBP BLK WP HR S P ERA WHIP										

livebaseballscorecards.com

AB	36
R	4
H	10
RBI	4
BB	2
SO	7
LOB	13







Batter	1	2	3	4	5	6	7	8	9	AB R H RBI BB SO LOB	TOP									
Steve Henderson, R (1, 7) OBP: 0.358, SLG: 0.420	0-0 3-1 SF7 2B	4-0 E 2B BB		0-0 6-3		0-0 1-3		0-0 5-3		4 2 1 0 1 0 2										
Tony Phillips, S (1, 4) OBP: 0.331, SLG: 0.453	0-0 3-1 2-3	0-0 E7 2B 1-3 2-H		0-0 5-3			0-0 2B 1B	0-3 K		5 1 1 0 0 1 3										
Dusty Baker Jr., R (1, 3) OBP: 0.359, SLG: 0.440	4-0 BB	0-0 1-3 3-H 2B			0-0 6-3		0-0 1-H 3B 2B	0-0 F4		4 1 2 2 1 0 0										
Dave Kingman, R (1, 10) OBP: 0.309, SLG: 0.417	0-0 SF7	0-0 F2			0-0 F8		0-3 K		0 0 0 1 0 0 0	4 0 0 0 0 2 3										
Rob Picciolo, R (2, PH) OBP: 0.288, SLG: 0.324																				
Jose Canseco, R (1, 9) OBP: 0.330, SLG: 0.490	0-0 F7		0-3 K		0-3 K		4-0 3B BB	0-3 K	4 1 0 0 1 3 1											
Mike Heath, R (1, 5) OBP: 0.313, SLG: 0.408		4-0 G3 2B BB	0-0 F9		0-0 S 1B 2B		0-0 1-H 2-H 1B 3B	0-0 F4	4 3 2 2 1 0 0											
Dwayne Murphy, L (1, 8) OBP: 0.340, SLG: 0.400		0-0 G3	0-3 K		0-3 K		0-0 F5		4 0 0 0 0 2 3	0 0 0 0 0 0 0										
Mike Davis, L (8, 8) OBP: 0.348, SLG: 0.484		1-2																		
Charlie O'Brien, R (1, 2) OBP: 0.429, SLG: 0.364		0-0 F3		0-0 F7		0-3 K	0-0 FC5-4 1B		4 0 1 1 0 1 2											
Alfredo Griffin, S (1, 6) OBP: 0.290, SLG: 0.332		0-0 E 2B		0-0 2B		0-0 1B	0-0 FC5-4		0 0 0 0 0 0 0	4 1 3 2 0 0 1										
Mike Gallego, R (2, PH) OBP: 0.319, SLG: 0.338		2-H				3-H	1-2f													
<b>Inning Stats</b>	R: 1 E: 0 K: 0 S: 4	H: 1 LOB: 1 BB: 1 P: 8	R: 3 E: 1 K: 0 S: 6	H: 2 LOB: 2 BB: 2 P: 14	R: 0 E: 0 K: 2 S: 7	H: 0 LOB: 0 BB: 0 P: 7	R: 0 E: 0 K: 1 S: 5	H: 0 LOB: 0 BB: 0 P: 5	R: 1 E: 0 K: 2 S: 9	H: 2 LOB: 1 BB: 0 P: 9	R: 4 E: 0 K: 1 S: 9	H: 4 LOB: 1 BB: 1 P: 13	R: 0 E: 0 K: 1 S: 5	H: 0 LOB: 0 BB: 0 P: 5	R: 0 E: 0 K: 2 S: 7	H: 0 LOB: 0 BB: 0 P: 7	1B: 3 2B: 6 3B: 1 HR: 0	SF: 1 SAC: 0 DP: 0 HBP: 0	WP: 0 PB: 0 SB: 1 CS: 0	PA: 42
<b>PITCHER</b>	IP WLS BF H R ER SO BB IBB HBP BLK WP HR S P ERA WHIP																			
Mike Jones, L (1, 1) ERA: 4.78	2.0 L 13 3 4 2 0 3 0 0 0 0 0 0 10 22 9.00 3.000																			
Steve Farr, R (3, 1) ERA: 3.11	1.0 3 0 0 0 2 0 0 0 0 0 0 0 7 7 0.00 0.000																			
Tony Ferreira, L (4, 1) ERA: 7.94	3.2 18 6 5 5 4 1 0 0 0 0 0 0 25 29 12.27 1.909																			
Joe Beckwith, R (7, 1) ERA: 4.07	1.1 5 1 0 0 1 0 0 0 0 0 0 0 7 7 0.00 0.750																			
Mark Huismann, R (9, 1) ERA: 1.93	1.0 3 0 0 0 2 0 0 0 0 0 0 0 7 7 0.00 0.000																			

Oakland Athletics @ Kansas City Royals  
 Royals Stadium, Kansas City, MO  
 Sun Oct 06 1985, 4:33 AM EDT  
 Att: 20,935 - Unknown

livebaseballscorecards.com

AB	37
R	9
H	10
RBI	8
BB	4
SO	9
LOB	15



Batter	1	2	3	4	5	6	7	8	9	AB R H RBI BB SO LOB
Dave Leeper, L (1, 7) OBP: 0.114, SLG: 0.088	F8		F7		F7			3-1		4 0 1 0 0 0 0
Omar Moreno, L (1, 9) OBP: 0.246, SLG: 0.382	E9 SF8 2B		SF9		G3			4-3		3 1 1 1 0 0 0
Darryl Motley, R (1, 10) OBP: 0.257, SLG: 0.413	SF8		F8		F6			K		3 0 0 1 0 1 2
Dane Iorg, L (1, 5) OBP: 0.268, SLG: 0.331	4-3		4-3		F7			FC6-4 1B 1B		4 0 2 1 0 0 0
Jamie Quirk, L (1, 2) (7, 3) OBP: 0.305, SLG: 0.368		1-3	K		4-3			FC6-4 1B 1B		4 0 1 0 0 1 2
John Wathan, R (1, 3) (7, 2) OBP: 0.319, SLG: 0.324		4-3			F9			FC6-4 BB		4 0 0 0 0 0 2
Greg Pryor, R (1, 4) OBP: 0.270, SLG: 0.272		1-3						K		4 0 1 0 0 1 2
Lynn Jones, R (1, 8) OBP: 0.261, SLG: 0.257			1B E SF9 BB		K			F7		2 1 0 0 2 1 1
Jim Scranton, R (1, 6)			E3 1B 1B		6-3			5-3		4 1 0 0 0 0 5

Inning Stats	R: 1	H: 1	E: 1	K: 0	S: 4	LOB: 0	BB: 0	P: 4	R: 0	H: 0	E: 0	K: 0	S: 3	LOB: 0	BB: 0	P: 3	R: 2	H: 2	E: 1	K: 1	S: 8	LOB: 2	BB: 1	P: 12	R: 0	H: 1	E: 0	K: 1	S: 6	LOB: 1	BB: 0	P: 6	R: 0	H: 0	E: 0	K: 0	S: 3	LOB: 0	BB: 0	P: 3	R: 0	H: 0	E: 0	K: 0	S: 3	LOB: 0	BB: 0	P: 3	R: 0	H: 0	E: 0	K: 1	S: 5	LOB: 0	BB: 0	P: 5	R: 0	H: 2	E: 0	K: 1	S: 7	LOB: 3	BB: 1	P: 11	1B: 4	SF: 2	2B: 2	SAC: 0	3B: 0	DP: 0	HR: 0	HBP: 0	WP: 0	PA: 36
--------------	------	------	------	------	------	--------	-------	------	------	------	------	------	------	--------	-------	------	------	------	------	------	------	--------	-------	-------	------	------	------	------	------	--------	-------	------	------	------	------	------	------	--------	-------	------	------	------	------	------	------	--------	-------	------	------	------	------	------	------	--------	-------	------	------	------	------	------	------	--------	-------	-------	-------	-------	-------	--------	-------	-------	-------	--------	-------	--------

PITCHER	IP	WLS	BF	H	R	ER	SO	BB	IBB	HBP	BLK	WP	HR	S	P	ERA	WHIP
Chris Codioli, R (1, 1) ERA: 4.46	5.0	W	21	4	3	1	2	1	0	0	0	0	0	24	28	1.80	1.000
Rick Langford, R (6, 1) ERA: 3.51	1.0		3	0	0	0	0	0	0	0	0	0	0	3	3	0.00	0.000
Steve Mura, R (7, 1) ERA: 4.13	3.0	S	12	2	0	0	2	1	0	0	0	0	0	15	19	0.00	1.000

**BOTTOM**

**Oakland Athletics @ Kansas City Royals**  
**Royals Stadium, Kansas City, MO**

Sun Oct 06 1985, 4:33 AM EDT  
Att. 20,935 - Unknown

AB	32
R	3
H	6
RBI	3
BB	2
SO	4
LOB	14





Batter	1	2	3	4	5	6	7	8	9	AB R H RBI BB SO LOB	TOP	
Lonnie Smith, R (1, 7) X	0-0 F7 ①		0-0 F3 ③			0-0 F7 ①		0-0 F8 ③		4 0 0 0 0 0 1		
Willie Wilson, S (1, 8) X OBP: 0.250, SLG: 0.250	0-0 1-3 ②			0-0 G3 ①		0-3 K ②			0-0 1B FC3-6 1B	4 1 1 0 0 1 0		
George Brett, L (1, 5) X	0-0 2B			0-0 FC5 BB 1B		0-3 K ③			0-0 1-3 FC3-6 1B	4 0 3 0 0 1 0		
Jorge Orta, L (1, 10) X	0-0 F5 ③			0-3 K ②			0-0 4-3 ①		0-0 F9 ①	4 0 0 0 0 1 4		
Pat Sheridan, L (1, 9) X		0-0 4-3 ①		4-0 BB BB BB 1-2 BB		0-3 K ②			0-0 FC3-6 ②	3 0 0 1 1 1 1		
Frank White, R (1, 4) X		0-3 K ②		0-0 FC5 ③			0-0 F7 ③		0-0 F8 ③	4 0 0 0 0 1 3		
Steve Balboni, R (1, 3) X		0-0 F3 ③			0-3 K ①			0-0 F8 ①		3 0 0 0 0 1 0		
Jim Sundberg, R (1, 2) X			0-0 5-3 ①		0-3 K ②			0-0 F8 ②		3 0 0 0 0 1 0		
Buddy Biancalana, S (1, 6) X			0-3 K ②		0-0 G3 ③			0-0 2B		2 0 0 0 0 1 0		
Dane Iorg, L (8, PH) X OBP: 1.000, SLG: 2.000										1 0 1 0 0 0 0		
Onix Concepcion, R (8, 6) X										0 0 0 0 0 0 0		
<b>Inning Stats</b>	R: 0 H: 1 E: 0 LOB: 1 K: 0 BB: 0 S: 4 P: 4	R: 0 H: 0 E: 0 LOB: 0 K: 1 BB: 0 S: 5 P: 5	R: 0 H: 0 E: 0 LOB: 0 K: 1 BB: 0 S: 5 P: 5	R: 0 H: 1 E: 0 LOB: 2 K: 1 BB: 1 S: 6 P: 10	R: 0 H: 0 E: 0 LOB: 0 K: 2 BB: 0 S: 7 P: 7	R: 0 H: 0 E: 0 LOB: 0 K: 2 BB: 0 S: 7 P: 7	R: 0 H: 0 E: 0 LOB: 0 K: 1 BB: 0 S: 5 P: 5	R: 0 H: 1 E: 0 LOB: 1 K: 0 BB: 0 S: 4 P: 4	R: 1 H: 2 E: 0 LOB: 1 K: 0 BB: 0 S: 5 P: 5	1B: 3 SF: 0 2B: 2 SAC: 0 3B: 0 DP: 0 HR: 0 HBP: 0	WP: 0 PA: 33 PB: 0 SB: 0 CS: 0	
<b>PITCHER</b>	IP WLS BF H R ER SO BB IBB HBP BLK WP HR S P ERA WHIP											
Dave Stieb, R (1, 1) ERA:	8.0 W 28 3 0 0 8 1 0 0 0 0 0 0 43 47 0.00 0.500											
Tom Henke, R (9, 1) ERA: 9.0	1.0 5 2 1 1 0 0 0 0 0 0 0 0 5 5 9.00 2.000											


**Kansas City Royals @ Toronto Blue Jays**  
 Exhibition Stadium, Toronto, ON  
 Tue Oct 08 1985, 7:05 PM EDT  
 Att. 39,115 - Unknown - 57 F

<b>AB</b>	32
<b>R</b>	1
<b>H</b>	5
<b>RBI</b>	1
<b>BB</b>	1
<b>SO</b>	8
<b>LOB</b>	9







Batter	1	2	3	4	5	6	7	8	9	10	AB R H RBI BB SO LOB	TOP												
Lonnie Smith, R (1, 7) X	0-0 6-3		X 0-0 5-3	X 0-0 6-3			S S S 0-3 K		S S S 0-3 K		5 0 0 0 0 2 3													
Willie Wilson, S (1, 8) X OBP: 0.444, SLG: 0.778	0-0 FC4-6 1B		X 0-0 2-H HR	X 0-0 F9			X 0-0 3-1		X 0-0 1B		5 2 3 2 0 0 1													
George Brett, L (1, 5) X OBP: 0.444, SLG: 0.500	0-0 FC4-6 FC5 1B		X 0-0 G3		X 0-0 6-3			B B B 4-0 CS BB	S S S 0-3 K		4 0 0 0 1 1 2													
Hal McRae, R (1, 10) X OBP: 0.400, SLG: 0.400	0-0 1-2 1B		X 0-0 1B 1B		X 0-0 5-3		X 0-0 F8		S S S 0-3 K		5 0 2 0 0 1 2													
Frank White, R (1, 4) X OBP: 0.333, SLG: 0.250	0-0 FC5 2-3f		X 0-0 1-2 1B		X 0-0 F9		B B B 4-0 1-2 BB		X 0-0 2-H 1B		4 0 2 1 1 0 2													
Steve Balboni, R (1, 3) X		X 0-0 F5	S S S 0-3 K		X 0-0 F9		S S S 0-3 K		X 0-0 4-3		5 0 0 0 0 2 4													
Darryl Motley, R (1, 9) Pat Sheridan, L (9, PH) (9, 9) OBP: 0.400, SLG: 1.000		S S S 0-3 K		B B B 4-0 2B BB		S S S 0-3 K		X 0-0 HR			2 1 0 0 1 2 0 1 1 1 1 0 0 0	AB 37 R 5 H 10 RBI 5 BB 4 SO 9 LOB 14												
Jim Sundberg, R (1, 2) X OBP: 0.143, SLG: 0.286		X 0-0 6-3	X 0-0 SH5-4 1-H 2B		S S S 0-3 K		X 0-0 6-3		X 0-0 6-3		4 0 1 1 0 1 0													
Buddy Biancalana, S (1, 6) Dane Iorg, L (9, PH) Onix Concepcion, R (9, PR) (9, 6)			X 0-0 HR 1B	X 0-0 SH5-4 2-3		X 0-0 G3		B B B 4-0 CS BB			2 1 1 0 0 0 0 0 0 0 0 1 0 0 0 0 0 0 0 0 0													
<b>Inning Stats</b>	R: 0 E: 0 K: 0 S: 5	H: 2 LOB: 2 BB: 0 P: 5	R: 0 E: 0 K: 1 S: 5	H: 0 LOB: 0 BB: 0 P: 5	R: 2 E: 0 K: 1 S: 9	H: 4 LOB: 2 BB: 0 P: 9	R: 1 E: 0 K: 0 S: 4	H: 1 LOB: 1 BB: 1 P: 8	R: 0 E: 0 K: 0 S: 3	H: 0 LOB: 0 BB: 0 P: 3	R: 0 E: 0 K: 2 S: 7	H: 0 LOB: 0 BB: 0 P: 7	R: 0 E: 0 K: 1 S: 4	H: 0 LOB: 1 BB: 2 P: 12	R: 1 E: 0 K: 1 S: 5	H: 1 LOB: 1 BB: 1 P: 9	R: 1 E: 0 K: 2 S: 9	H: 2 LOB: 1 BB: 0 P: 9	1B: 7 2B: 2 3B: 0 HR: 2	SF: 0 SAC: 1 DP: 1 HBP: 0	WP: 0 PB: 0 SB: 1 CS: 2	PA: 42		
<b>PITCHER</b>	IP WLS BF H R ER SO BB IBB HBP BLK WP HR S P ERA WHIP																							
Jimmy Key, L (1, 1) ERA: 8.1	3.1																							
Dennis Lamp, R (4, 1) ERA:	3.2		11	0	0	0	3	0	0	0	0	0	0	0	0	17	17	0.00	0.000					
Gary Lavelle, L (8, 1) ERA:	0.0		1	0	0	0	0	1	0	0	0	0	0	0	0	4	∞	∞						
Tom Henke, R (8, 1) ERA: 6.75	3.0	W	12	3	2	2	4	2	0	0	0	0	1	18	26	6.00	1.667							

**Kansas City Royals @ Toronto Blue Jays**  
 Exhibition Stadium, Toronto, ON  
 Wed Oct 09 1985, 3:33 AM EDT  
 Att. 34,029 - Sunny - 65 F

livebaseballscorecards.com

**BOTTOM**

**Kansas City Royals @ Toronto Blue Jays**  
Exhibition Stadium, Toronto, ON

Wed Oct 09 1985, 3:33 AM EDT  
Att. 34,029 - Sunny - 65 F

[livebaseballscorecards.com](http://livebaseballscorecards.com)



<b>AB</b>	37
<b>R</b>	6
<b>H</b>	10
<b>RBI</b>	6
<b>BB</b>	1
<b>SO</b>	7
<b>LOB</b>	11

<b>WP</b>	1	<b>PA</b>	40
<b>PB</b>	0		
<b>SB</b>	1		
<b>CS</b>	0		

AB R H RBI BB SO LOB

5 0 0 0 0 2 2

5 2 2 1 0 0 0

3 2 0 1 0 1 1

3 0 2 1 0 0 0

0 1 0 0 0 0 0

2 0 1 1 0 0 0

4 0 1 2 0 1 0

4 0 1 0 0 0 2

3 0 1 0 0 1 1

1 0 1 0 0 0 0

4 0 0 0 0 1 3

4 0 0 0 0 1 3

3 1 1 0 1 1 2

3 1 1 0 1 1 2

1B: 9 SF: 1

2B: 1 SAC: 0

3B: 0 DP: 1

HR: 0 HBP: 1

1B: 9 SF: 1

2B: 1 SAC: 0

3B: 0 DP: 1

HR: 0 HBP: 1

1B: 9 SF: 1

2B: 1 SAC: 0

3B: 0 DP: 1

HR: 0 HBP: 1

1B: 9 SF: 1

2B: 1 SAC: 0

3B: 0 DP: 1

HR: 0 HBP: 1

1B: 9 SF: 1

2B: 1 SAC: 0

3B: 0 DP: 1

HR: 0 HBP: 1

1B: 9 SF: 1

2B: 1 SAC: 0

3B: 0 DP: 1

HR: 0 HBP: 1

1B: 9 SF: 1

2B: 1 SAC: 0

3B: 0 DP: 1

HR: 0 HBP: 1

1B: 9 SF: 1

2B: 1 SAC: 0

3B: 0 DP: 1

HR: 0 HBP: 1

1B: 9 SF: 1

2B: 1 SAC: 0

3B: 0 DP: 1

HR: 0 HBP: 1

1B: 9 SF: 1

2B: 1 SAC: 0

3B: 0 DP: 1

HR: 0 HBP: 1

1B: 9 SF: 1

2B: 1 SAC: 0

3B: 0 DP: 1

HR: 0 HBP: 1

1B: 9 SF: 1

2B: 1 SAC: 0

3B: 0 DP: 1

HR: 0 HBP: 1

1B: 9 SF: 1

2B: 1 SAC: 0

3B: 0 DP: 1

HR: 0 HBP: 1

1B: 9 SF: 1

2B: 1 SAC: 0

3B: 0 DP: 1

HR: 0 HBP: 1

1B: 9 SF: 1

2B: 1 SAC: 0

3B: 0 DP: 1

HR: 0 HBP: 1

1B: 9 SF: 1

2B: 1 SAC: 0

3B: 0 DP: 1

HR: 0 HBP: 1

1B: 9 SF: 1

2B: 1 SAC: 0

3B: 0 DP: 1

HR: 0 HBP: 1

1B: 9 SF: 1

2B: 1 SAC: 0

3B: 0 DP: 1

HR: 0 HBP: 1

1B: 9 SF: 1

2B: 1 SAC: 0

3B: 0 DP: 1

HR: 0 HBP: 1

1B: 9 SF: 1

2B: 1 SAC: 0

3B: 0 DP: 1

HR: 0 HBP: 1

1B: 9 SF: 1

2B: 1 SAC: 0

3B: 0 DP: 1

HR: 0 HBP: 1

1B: 9 SF: 1

2B: 1 SAC: 0

3B: 0 DP: 1

HR: 0 HBP: 1

1B: 9 SF: 1

2B: 1 SAC: 0

3B: 0 DP: 1

HR: 0 HBP: 1

1B: 9 SF: 1

2B: 1 SAC: 0

3B: 0 DP: 1

HR: 0 HBP: 1

1B: 9 SF: 1

2B: 1 SAC: 0

3B: 0 DP: 1

HR: 0 HBP: 1

1B: 9 SF: 1

2B: 1 SAC: 0

3B: 0 DP: 1

HR: 0 HBP: 1

1B: 9 SF: 1

2B: 1 SAC: 0

3B: 0 DP: 1

HR: 0 HBP: 1

1B: 9 SF: 1

2B: 1 SAC: 0

3B: 0 DP: 1

HR: 0 HBP: 1

1B: 9 SF: 1

2B: 1 SAC: 0

3B: 0 DP: 1

HR: 0 HBP: 1

1B: 9 SF: 1

2B: 1 SAC: 0

3B: 0 DP: 1

HR: 0 HBP: 1

1B: 9 SF: 1

2B: 1 SAC: 0

3B: 0 DP: 1

HR: 0 HBP: 1

1B: 9 SF: 1

2B: 1 SAC: 0

3B: 0 DP: 1

HR: 0 HBP: 1

1B: 9 SF: 1

2B: 1 SAC: 0

3B: 0 DP: 1

HR: 0 HBP: 1

1B: 9 SF: 1

2B: 1 SAC: 0

3B: 0 DP: 1

HR: 0 HBP: 1

1B: 9 SF: 1

2B: 1 SAC: 0

3B: 0 DP: 1

HR: 0 HBP: 1

1B: 9 SF: 1

2B: 1 SAC: 0

3B: 0 DP: 1

HR: 0 HBP: 1

1B: 9 SF: 1

2B: 1 SAC: 0

3B: 0 DP: 1

HR: 0 HBP: 1

1B: 9 SF: 1

2B: 1 SAC: 0

3B: 0 DP: 1

HR: 0 HBP: 1

1B: 9 SF: 1

2B: 1 SAC: 0

3B: 0 DP: 1

HR: 0 HBP: 1

1B: 9 SF: 1

2B: 1 SAC: 0

3B: 0 DP: 1

HR: 0 HBP: 1

1B: 9 SF: 1

2B: 1 SAC: 0

3B: 0 DP: 1

HR: 0 HBP: 1

1B: 9 SF: 1

2B: 1 SAC: 0

3B: 0 DP: 1

HR: 0 HBP: 1

1B: 9 SF: 1

2B: 1 SAC: 0

3B: 0 DP: 1

HR: 0 HBP: 1

1B: 9 SF: 1

2B: 1 SAC: 0

3B: 0 DP: 1

HR: 0 HBP: 1

1B: 9 SF: 1

2B: 1 SAC: 0

3B: 0 DP: 1

HR: 0 HBP: 1

1B: 9 SF: 1

2B: 1 SAC: 0

3B: 0 DP: 1

HR: 0 HBP: 1

1B: 9 SF: 1

2B: 1 SAC: 0

3B: 0 DP: 1

HR: 0 HBP: 1

1B: 9 SF: 1

2B: 1 SAC: 0

3B: 0 DP: 1

HR: 0 HBP: 1

1B: 9 SF: 1

2B: 1 SAC: 0

3B: 0 DP: 1

HR: 0 HBP: 1

1B: 9 SF: 1

2B: 1 SAC: 0

3B: 0 DP: 1

HR: 0 HBP: 1

1B: 9 SF: 1

2B: 1 SAC: 0

3B: 0 DP: 1

HR: 0 HBP: 1

1B: 9 SF: 1

2B: 1 SAC: 0

3B: 0 DP: 1

HR: 0 HBP: 1

1B: 9 SF: 1

2B: 1 SAC: 0

3B: 0 DP: 1

HR: 0 HBP: 1

1B: 9 SF: 1

2B: 1 SAC: 0

3B: 0 DP: 1

HR: 0 HBP: 1

1B: 9 SF: 1

2B: 1 SAC: 0

3B: 0 DP: 1

HR: 0 HBP: 1

HR: 0 HBP: 1

HR: 0 HBP: 1

HR: 0 HBP: 1

HR: 0 HBP: 1

HR: 0 HBP: 1

HR: 0 HBP: 1

HR: 0 HBP: 1

HR: 0 HBP: 1

HR: 0 H



Batter	1	2	3	4	5	6	7	8	9	AB R H RBI BB SO LOB	TOP		
<b>Damaso Garcia, R</b> (1, 4) OBP: 0.267, SLG: 0.400	1-2 6-3		0-1 E7 FC5-2 2B		0-2 1B 2B	0-0 FC6-4 G1-6-3 1-2f			1-0 6-3	5 1 2 0 0 0 1			
<b>Lloyd Moseby, L</b> (1, 8) OBP: 0.267, SLG: 0.214	4-1 G4-6-3 BB		2-2 FC5-2 PO		3-2 HR 1B	1-1 G1-6-3 1-2f			2-2 F5	4 1 1 1 1 0 2			
<b>Rance Mulliniks, L</b> (1, 5) OBP: 0.375, SLG: 0.750	0-0 G4-6-3 1-2f		1-0 PO	2-3 K	1-2 HR				1-3 K	4 1 1 2 0 2 1			
<b>Willie Upshaw, L</b> (1, 3) OBP: 0.333, SLG: 0.364		3-2 4-3		1-1 2B	3-1 4-3			2-2 F3		4 0 1 0 0 0 0			
<b>Al Oliver, L</b> (1, 10) OBP: 0.500, SLG: 0.500		0-0		1-1 F7	2-1 BB 1B			1-3 K		2 0 1 0 0 0 1			
<b>Cliff Johnson, R</b> (5, PH) OBP: 0.444, SLG: 0.667					BB 1B					2 0 1 0 0 1 0			
<b>George Bell, R</b> (1, 7) OBP: 0.429, SLG: 0.500		1-0 1B		1-3 K	1-0 BB 1B			0-0 CS 1B		4 0 3 0 0 1 1			
<b>Ernie Whitt, L</b> (1, 2) OBP: 0.333, SLG: 0.200		0-3 K			HR 1B			1-3 K 1-2		3 1 1 0 1 2 3			
<b>Jesse Barfield, R</b> (1, 9) OBP: 0.417, SLG: 0.600		3-3 K			HR			1-0 P4		4 1 1 2 0 1 5			
<b>Tony Fernandez, S</b> (1, 6) OBP: 0.417, SLG: 0.400			0-0 F7		2-2 F7	0-0 FC6-4 1B			0-0 6-3	4 0 1 0 0 0 0			
<b>Inning Stats</b>	R: 0 E: 0 K: 0 S: 6 H: 0 LOB: 0 BB: 1 P: 11	R: 0 E: 0 K: 2 S: 13 H: 2 LOB: 2 BB: 0 P: 20	R: 0 E: 1 K: 0 S: 7 H: 1 LOB: 0 BB: 0 P: 9	R: 0 E: 0 K: 2 S: 11 H: 1 LOB: 1 BB: 0 P: 16	R: 5 E: 0 K: 0 S: 27 H: 7 LOB: 3 BB: 1 P: 45	R: 0 E: 0 K: 0 S: 4 H: 1 LOB: 0 BB: 0 P: 5	R: 0 E: 0 K: 2 S: 9 H: 0 LOB: 0 BB: 0 P: 13	R: 0 E: 0 K: 1 S: 5 H: 1 LOB: 0 BB: 0 P: 7	R: 0 E: 0 K: 0 S: 5 H: 0 LOB: 0 BB: 0 P: 8	1B: 8 2B: 4 3B: 0 HR: 2 SF: 0 SAC: 0 DP: 3 HBP: 0	WP: 0 PB: 0 SB: 0 CS: 1 PA: 39		
<b>PITCHER</b>	IP WLS BF H R ER SO BB IBB HBP BLK WP HR S P ERA WHIP											<b>PITCHER</b>	IP WLS BF H R ER SO BB IBB HBP BLK WP HR S P ERA WHIP
<b>Bret Saberhagen, R</b> (1, 1) ERA: 10.38	4.1												
<b>Bud Black, L</b> (5, 1) ERA: 2.45	0.1												
<b>Steve Farr, R</b> (5, 1) ERA: 1.42	4.1 W												

Toronto Blue Jays @ Kansas City Royals  
 Royals Stadium, Kansas City, MO  
 Fri Oct 11 1985, 8:05 PM EDT  
 Att: 40,224 - Unknown

AB	36
R	5
H	13
RBI	5
BB	2
SO	7
LOB	14



Batter	1	2	3	4	5	6	7	8	9	AB	R	H	RBI	BB	SO	LOB
Lonnie Smith, R (1, 7) OBP: 0.077, SLG: 0.077 Lynn Jones, R (9, 7)	0-0 F9		1-2 F9		0-3 K		1-0 1B			4	0	1	0	0	1	0
Willie Wilson, S (1, 8) OBP: 0.462, SLG: 0.692	3-1 CS 1B		3-1			1-1 HR 1B	1 SAFE 0-0 L9			4	1	2	0	0	0	1
George Brett, L (1, 5) OBP: 0.615, SLG: 1.250	1-1 HR 1-2			0-1 SF9 2B		1-1 HR 1-H		1-1 SH1-4 1B		4	4	4	3	0	0	0
Hal McRae, R (1, 10) OBP: 0.375, SLG: 0.500	2-3 K			1-2 F9 2-3		0-0 F9 2B		0-0 SH1-4 1-2		3	0	1	0	0	1	1
Frank White, R (1, 4) OBP: 0.231, SLG: 0.182		2-2 4-3		0-0 SF9 3-H		1-1 F9 2-3		0-0 6-3 2-3		3	0	0	1	0	0	2
Pat Sheridan, L (1, 9) OBP: 0.333, SLG: 0.571		2-2 E3		0-1 F9		1-2 1-3		4-0 1B IBB		3	0	0	0	1	0	1
Steve Balboni, R (1, 3) OBP: 0.083, SLG: 0.083		1-0 F9			2-2 F7	1-3 K		2-0 1-3 3-H 1B		4	0	1	1	0	1	2
Jim Sundberg, R (1, 2) OBP: 0.182, SLG: 0.545		1 SAFE 1 SAFE 1-2 F8			0-1 HR		2-3 K	3-2 F9		4	1	1	1	0	1	3
Buddy Biancalana, S (1, 6) OBP: 0.200, SLG: 0.200 Daneborg, L (5, PH) Onix Concepcion, R (6, 6)			2-3 K		2-1 F7		1-0 6-3			1	0	0	0	0	1	0
										1	0	0	0	0	0	0
										1	0	0	0	0	0	0

Inning Stats	R: 1	H: 2	E: 0	K: 1	S: 8	R: 0	H: 0	E: 1	K: 0	S: 11	R: 0	H: 0	E: 0	K: 1	S: 8	R: 1	H: 1	E: 0	K: 1	S: 11	R: 2	H: 3	E: 0	K: 1	S: 13	R: 0	H: 1	E: 0	K: 1	S: 6	R: 1	H: 2	E: 0	K: 0	S: 8	
	LOB: 0	BB: 0	P: 14			LOB: 1	BB: 0	P: 17			LOB: 0	BB: 0	P: 14			LOB: 1	BB: 0	P: 15			LOB: 1	BB: 0	P: 18			LOB: 1	BB: 0	P: 10	LOB: 2	BB: 1	P: 18					

**BOTTOM**

**Toronto Blue Jays @ Kansas City Royals**  
Royals Stadium, Kansas City, MO

Fri Oct 11 1985, 8:05 PM EDT  
Att. 40,224 - Unknown

AB	32
R	6
H	10
RBI	6
BB	1
SO	5
LOB	10

WP: 0 PA: 35  
PB: 0  
SB: 0  
CS: 1



livebaseballscores.com

PITCHER	IP	WLS	BF	H	R	ER	SO	BB	IBB	HBP	BLK	WP	HR	S	P	ERA	WHIP
Doyle Alexander, R (1, 1) ERA: 9.0	5.0		22	7	5	5	3	0	0	0	0	0	3	51	76	9.00	1.400
Dennis Lamp, R (6, 1) ERA:	2.0		7	1	0	0	2	0	0	0	0	0	0	14	21	0.00	0.500
Jim Clancy, R (8, 1) ERA: 9.0	1.0	L	6	2	1	1	0	0	1	0	0	0	0	8	18	9.00	2.000



Batter	1	2	3	4	5	6	7	8	9	AB R H RBI BB SO LOB	TOP											
<b>Damaso Garcia, R</b> (1, 4) OBP: 0.316, SLG: 0.444	0-0 4-3		1-2 1-3			0-0 L6 2B			4-0 2B BB	3 1 1 0 1 0 0												
<b>Lloyd Moseby, L</b> (1, 8) OBP: 0.263, SLG: 0.278	2-2 1-3		0-0 6-3			1-1 L6 2-3			1-1 SAFE 1B 2B	4 1 1 1 0 0 1												
<b>George Bell, R</b> (1, 7) OBP: 0.389, SLG: 0.438	0-1 F8								2-2 2B 1B	4 1 1 0 0 0 0												
<b>Cliff Johnson, R</b> (1, 10) OBP: 0.417, SLG: 0.545 <b>Al Oliver, L</b> (9, PH) OBP: 0.600, SLG: 0.800		4-2 2B BB				3-2 F7			2-0 1B 2B	2 0 0 0 1 0 0 1 0 1 2 0 0 0												
<b>Jesse Barfield, R</b> (1, 9) OBP: 0.438, SLG: 0.643		2-2 SAFE 1-3 2B				3-3 K			1-1 6-3	4 0 2 0 0 1 1												
<b>Willie Upshaw, L</b> (1, 3) OBP: 0.250, SLG: 0.267		0-1 F7				2-1 3-1			0-0 SAFE CS 1-2	4 0 0 0 0 0 3												
<b>Garth Iorg, R</b> (1, 5) OBP: 0.125, SLG: 0.125		0-0 F8				2-2 5-3			0-1 F7	4 0 0 0 0 0 3												
<b>Ernie Whitt, L</b> (1, 2) OBP: 0.286, SLG: 0.167 <b>Cecil Fielder, R</b> (8, PH) OBP: 1.000, SLG: 2.000 <b>Lou Thornton, L</b> (8, PR) <b>Jeff Hearn, R</b> (8, 2)		1-2 1-3				0-1 3-1			1-0 2B	2 0 0 0 0 0 2 1 0 1 0 0 0 0 0 0 0 0 0 0 0 0 0 0 0 0 0 0												
<b>Tony Fernandez, S</b> (1, 6) OBP: 0.333, SLG: 0.308			2-2 1-3			3-2 4-3			2-2 3-1	3 0 0 0 0 0 1												
<b>Inning Stats</b>	R: 0 E: 0 K: 0 S: 8	H: 0 LOB: 0 BB: 0 P: 10	R: 0 E: 0 K: 0 S: 13	H: 1 LOB: 2 BB: 1 P: 20	R: 0 E: 0 K: 0 S: 7	H: 0 LOB: 0 BB: 0 P: 10	R: 0 E: 0 K: 1 S: 10	H: 0 LOB: 0 BB: 0 P: 19	R: 0 E: 0 K: 0 S: 7	H: 0 LOB: 0 BB: 0 P: 11	R: 0 E: 0 K: 0 S: 8	H: 1 LOB: 0 BB: 0 P: 12	R: 0 E: 0 K: 0 S: 10	H: 1 LOB: 0 BB: 0 P: 16	R: 0 E: 0 K: 0 S: 8	H: 1 LOB: 1 BB: 0 P: 12	R: 3 E: 0 K: 0 S: 13	H: 3 LOB: 1 BB: 1 P: 23	1B: 2 2B: 6 3B: 0 HR: 0	SF: 0 SAC: 0 DP: 1 HBP: 0	WP: 0 PB: 0 SB: 0 CS: 1	PA: 35
<b>PITCHER</b>	IP WLS BF H R ER SO BB IBB HBP BLK WP HR S P ERA WHIP																					
<b>Charlie Leibrandt, L</b> (1, 1) ERA: 6.3	8.0 L 29 5 2 2 1 2 0 0 0 0 0 0 73 117 2.25 0.875																					
<b>Dan Quisenberry, R</b> (9, 1) ERA: 4.91	1.0 5 2 1 1 0 0 0 0 0 0 0 0 11 16 9.00 2.000																					

Toronto Blue Jays @ Kansas City Royals  
 Royals Stadium, Kansas City, MO  
 Sat Oct 12 1985, 8:05 PM EDT  
 Att: 41,112 - Unknown

livebaseballscorecards.com

AB	32
R	3
H	7
RBI	3
BB	2
SO	1
LOB	11



Batter	1	2	3	4	5	6	7	8	9	AB R H RBI BB SO LOB
Lonnie Smith, R (1, 7) OBP: 0.235, SLG: 0.071 Lynn Jones, R (8, 7) Jamie Quirk, L (9, PH)	4-1 SH1-3 BB		1-2 F7			4-1 1B BB	1 SAFE 1 B 1 B 1 B SAFE 4-0 1-2 BB		3-2 P6	1 1 0 0 3 0 0 0 0 0 0 0 0 0 1 0 0 0 0 0 2
Willie Wilson, S (1, 8) OBP: 0.500, SLG: 0.688	0-1 SH1-3		0-2 FC6 1B			1-1 BB 1B	1-0 F8			3 0 2 0 0 0 2
George Brett, L (1, 5) OBP: 0.588, SLG: 1.071	4-1 4-3 IBB		1 SAFE 0-1 FC6 1-2f			4-0 1-2 BB IBB		2-2 3-1		2 0 0 0 2 0 1
Hal McRae, R (1, 10) OBP: 0.333, SLG: 0.364	1-2 4-3			1-3 K		4-2 1-2 2-3 3-H BB		0-1 5-3		3 0 0 1 1 1 2
Pat Sheridan, L (1, 9) OBP: 0.231, SLG: 0.364	0-0 F8			2-2 K		0-0 P5		2-2 F9		4 0 0 0 0 1 5
Frank White, R (1, 4) OBP: 0.176, SLG: 0.133		0-1 P4		1-2 3-1		1-1 G6-4-3 1-2f			1-2 F8	4 0 0 0 0 0 3
Steve Balboni, R (1, 3) OBP: 0.125, SLG: 0.067		0-3 K			0-3 K		1-0 5-3		4-1 BB BB	3 0 0 0 1 2 0
Jim Sundberg, R (1, 2) OBP: 0.143, SLG: 0.429 Jorge Orta, L (9, PH)		3-1 6-3			1-0 F7		1-3 K		0-1 F8	3 0 0 0 0 1 0 1 0 0 0 0 0 1
Buddy Biancalana, S (1, 6) OBP: 0.250, SLG: 0.143 Dane Iorg, L (9, PH) Onix Concepcion, R (9, PR)			1-3 K		0-1 L6		4-2 BB BB		4-1 BB 1-2 BB	2 0 0 0 1 1 0 0 0 0 0 1 0 0 0 0 0 0 0 0 0

Inning Stats	R: 0 E: 0 K: 0 S: 8	H: 0 LOB: 2 BB: 2 P: 17	R: 0 E: 0 K: 1 S: 7	H: 0 LOB: 0 BB: 0 P: 10	R: 0 E: 0 K: 1 S: 12	H: 1 LOB: 1 BB: 0 P: 14	R: 0 E: 0 K: 2 S: 10	H: 0 LOB: 0 BB: 0 P: 14	R: 0 E: 0 K: 1 S: 7	H: 0 LOB: 0 BB: 0 P: 8	R: 1 E: 0 K: 0 S: 8	H: 1 LOB: 2 BB: 3 P: 22	R: 0 E: 0 K: 1 S: 7	H: 0 LOB: 2 BB: 2 P: 18	R: 0 E: 0 K: 0 S: 10	H: 0 LOB: 0 BB: 0 P: 14	R: 0 E: 0 K: 0 S: 10	H: 0 LOB: 2 BB: 2 P: 22	1B: 2 2B: 0 3B: 0 HR: 0	SF: 0 SAC: 1 DP: 1 HBP: 0	
PITCHER	IP	WLS	BF	H	R	ER	SO	BB	IBB	HBP	BLK	WP	HR	S	P	ERA	WHIP	WP: 0 PB: 0 SB: 0 CS: 0	PA: 37	ERA	WHIP
Dave Stieb, R (1, 1) ERA: 0.61	6.2		28	2	1	1	6	5	2	0	0	0	0	58	101	1.35	1.050				
Tom Henke, R (7, 1) ERA: 4.26	2.1	W	9	0	0	0	0	2	0	0	0	0	0	21	38	0.00	0.857				

BOTTOM

Toronto Blue Jays @ Kansas City Royals  
Royals Stadium, Kansas City, MO  
Sat Oct 12 1985, 8:05 PM EDT  
Att. 41,112 - Unknown

livebaseballscorecards.com

AB	27
R	1
H	2
RBI	1
BB	9
SO	6
LOB	16





Batter	1	2	3	4	5	6	7	8	9	AB R H RBI BB SO LOB	TOP																						
<b>Damaso Garcia, R</b> (1, 4) OBP: 0.261, SLG: 0.364	0-3 K		0-2 P4		1-1 P4		1-1 6-3			4 0 0 0 0 1 3																							
<b>Lloyd Moseby, L</b> (1, 8) OBP: 0.217, SLG: 0.227	2-1 G3		0-0 4-3		2-1 4-3		1-3 K			4 0 0 0 0 1 3																							
<b>George Bell, R</b> (1, 7) OBP: 0.409, SLG: 0.500	3-1 2B			2-2 1B		1-0 F8		0-0 F9		4 0 2 0 0 0 0																							
<b>Cliff Johnson, R</b> (1, 10) OBP: 0.375, SLG: 0.467	0-1 P4			1-2 1B		3-3 K		1-0 F9		4 0 1 0 0 1 1																							
<b>Jesse Barfield, R</b> (1, 9) OBP: 0.400, SLG: 0.556		3-3 K		2-0 1-3		1-1 BB 1B		1-1 5-3		4 0 1 0 0 1 1																							
<b>Willie Upshaw, L</b> (1, 3) OBP: 0.250, SLG: 0.263		1-3 K		0-2 5-3		1-1 BB 1B		1-1 G3		4 0 1 0 0 1 1																							
<b>Garth Iorg, R</b> (1, 5) OBP: 0.250, SLG: 0.182		2-3 K			0-0 2B 1B		4-2 BB		0-2 6-3	3 0 1 0 1 1 0																							
<b>Ernie Whitt, L</b> (1, 2) OBP: 0.294, SLG: 0.267			1-2 5-3		0-0 2B		0-0 4-3		0-0 G3	3 0 1 0 0 0 3																							
<b>Cecil Fielder, R</b> (9, PH) OBP: 0.500, SLG: 1.000					1-3 2B					1 0 0 0 0 0 0																							
<b>Tony Fernandez, S</b> (1, 6) OBP: 0.333, SLG: 0.313			0-0 1B		2-1 5-3		0-2 F9			3 0 1 0 0 0 2																							
<b>Inning Stats</b>	R: 0 E: 0 K: 1 S: 9	H: 1 LOB: 1 BB: 0 P: 14	R: 0 E: 0 K: 3 S: 9	H: 0 LOB: 0 BB: 0 P: 15	R: 0 E: 0 K: 0 S: 10	H: 1 LOB: 1 BB: 0 P: 11	R: 0 E: 0 K: 0 S: 10	H: 2 LOB: 1 BB: 0 P: 15	R: 0 E: 0 K: 0 S: 8	H: 2 LOB: 2 BB: 0 P: 13	R: 0 E: 0 K: 1 S: 11	H: 2 LOB: 3 BB: 1 P: 21	R: 0 E: 0 K: 1 S: 8	H: 0 LOB: 0 BB: 0 P: 10	R: 0 E: 0 K: 0 S: 4	H: 0 LOB: 0 BB: 0 P: 6	R: 0 E: 0 K: 0 S: 7	H: 0 LOB: 0 BB: 0 P: 8	1B: 6 2B: 2 3B: 0 HR: 0	SF: 0 SAC: 0 DP: 0 HBP: 0	WP: 0 PB: 0 SB: 0 CS: 0	PA: 35											
<b>PITCHER</b> <b>Danny Jackson, L</b> (1, 1) ERA:	IP 9.0	WLS W	BF 35	H 8	R 0	ER 0	SO 6	BB 1	IBB 0	HBP 0	BLK 0	WP 0	HR 0	S 76	P 113	ERA 0.00	WHIP 1.000																
											<b>PITCHER</b>	IP	WLS	BF	H	R	ER	SO	BB	IBB	HBP	BLK	WP	HR	S	P	ERA	WHIP					

Toronto Blue Jays @ Kansas City Royals  
 Royals Stadium, Kansas City, MO  
 Sun Oct 13 1985, 4:33 AM EDT  
 Att. 40,046 - Cloudy - 70 F

livebaseballscorecards.com

AB	34
R	0
H	8
RBI	0
BB	1
SO	6
LOB	14







Batter	1	2	3	4	5	6	7	8	9	AB R H RBI BB SO LOB	TOP
Lonnie Smith, R (1, 7) OBP: 0.308, SLG: 0.304 Lynn Jones, R (8, 7)	0-0 F8	1-0 F7		2-3 K		3-2 2B		0-3 K		5 0 1 1 0 2 2 0 0 0 0 0 0 0	
Willie Wilson, S (1, 8) OBP: 0.400, SLG: 0.500	4-1 BB 1B BB		1-0 FC5-4 1B		2-3 K	1-1 F7		0-0 G3		4 1 1 0 1 1 1	
George Brett, L (1, 5) OBP: 0.538, SLG: 0.950	4-1 1B BB		1-1 FC5-4 2B		2-2 HR	4-0 IBB		1-3 K		3 2 1 1 2 1 1	
Hal McRae, R (1, 10) OBP: 0.333, SLG: 0.400	0-1 1B		3-2 WP 2B		1-2 1B	0-0 1-3		0-3 K		5 0 3 2 0 1 2	
Pat Sheridan, L (1, 9) OBP: 0.167, SLG: 0.250	2-3 K		0-0 F7		1-2 F9		0-1 F9			4 0 0 0 0 1 4	
Steve Balboni, R (1, 3) OBP: 0.174, SLG: 0.136	1-1 F2		3-3 K		0-1 F9		2-1 P4			4 0 0 0 0 1 4	
Jim Sundberg, R (1, 2) OBP: 0.143, SLG: 0.300		1-3 K		0-0 5-3		4-2 SH3-4 BB		1-0 4-3		3 1 0 0 1 1 0	
Frank White, R (1, 4) OBP: 0.217, SLG: 0.190		0-0 6-3		1-1 E6		1-0 SH3-4		2-3 K		3 0 0 0 0 1 0	
Buddy Biancalana, S (1, 6) OBP: 0.267, SLG: 0.286		3-2 1B		1-2 K		1-0 E9 2B		2-3 K		4 1 2 1 0 2 1	
<b>Inning Stats</b>	R: 1 H: 1 E: 0 LOB: 2 K: 1 BB: 2 S: 10 P: 21	R: 0 H: 1 E: 0 LOB: 1 K: 1 BB: 0 S: 9 P: 14	R: 1 H: 2 E: 0 LOB: 1 K: 1 BB: 0 S: 12 P: 20	R: 0 H: 0 E: 1 LOB: 1 K: 2 BB: 0 S: 10 P: 14	R: 1 H: 2 E: 0 LOB: 1 K: 1 BB: 0 S: 17 P: 23	R: 2 H: 2 E: 1 LOB: 2 K: 0 BB: 2 S: 11 P: 25	R: 0 H: 0 E: 0 LOB: 0 K: 0 BB: 0 S: 5 P: 8	R: 0 H: 0 E: 0 LOB: 0 K: 3 BB: 0 S: 9 P: 13	R: 0 H: 0 E: 0 LOB: 0 K: 2 BB: 0 S: 7 P: 8	1B: 4 SF: 0 2B: 3 SAC: 1 3B: 0 DP: 0 HR: 1 HBP: 0	WP: 1 PA: 40 PB: 0 SB: 0 CS: 0
<b>PITCHER</b> Doyle Alexander, R (1, 1) ERA: 8.71 Dennis Lamp, R (6, 1) ERA:	IP WLS BF H R ER SO BB IBB HBP BLK WP HR S P ERA WHIP										
	5.1 L 27 7 5 5 6 3 0 0 0 1 1 63 103 8.44 1.875										
	3.2 13 1 0 0 5 0 1 0 0 0 0 27 43 0.00 0.273										

**Kansas City Royals @ Toronto Blue Jays**  
 Exhibition Stadium, Toronto, ON  
 Tue Oct 15 1985, 7:05 PM EDT  
 Att: 37,557 - Unknown

AB	35
R	5
H	8
RBI	5
BB	4
SO	11
LOB	15



**BOTTOM**

**Kansas City Royals @ Toronto Blue Jays**  
 Exhibition Stadium, Toronto, ON  
 Tue Oct 15 1985, 7:05 PM EDT  
 Att. 37,557 - Unknown

[livebaseballscorecards.com](http://livebaseballscorecards.com)

<b>AB</b>	<b>34</b>
<b>R</b>	<b>3</b>
<b>H</b>	<b>8</b>
<b>RBI</b>	<b>2</b>
<b>BB</b>	<b>5</b>
<b>SO</b>	<b>6</b>
<b>LOB</b>	<b>17</b>



WP: 2	PA: 39
PB: 0	
SB: 0	
CS: 0	

AB R H RBI BB SO LOB

3	1	1	0	2	0	1
4	1	3	1	1	0	1
2	0	0	0	1	0	2
2	0	0	0	0	1	4
3	0	0	0	1	1	2
2	0	0	0	0	0	0
2	0	2	1	0	0	0
4	0	0	0	0	1	3
3	0	0	0	0	0	2
1	0	0	0	0	1	1
0	0	0	0	0	0	0
4	0	0	0	0	2	0
4	1	2	0	0	0	1

1B: 6	SF: 0
2B: 2	SAC: 0
3B: 0	DP: 2
HR: 0	HBP: 0

Batter	1	2	3	4	5	6	7	8	9
<b>Damaso Garcia, R</b> (1, 4) OBP: 0.321, SLG: 0.400	1-1 1B G1-6-3 2B		4-0 6-3 2-3 BB		3-1 F9		4-1 BB BB		0-2 FC4-6 1-2f 1B
<b>Lloyd Moseby, L</b> (1, 8) OBP: 0.321, SLG: 0.308	2-0 G1-6-3 2-3 1B		0-0 6-3 1-2 3-H			3-2 BB 1B	4-2 SAFE 1-2 BB		2-1 1-2 1B
<b>Rance Mulliniks, L</b> (1, 5) OBP: 0.364, SLG: 0.600 <b>Garth Iorg, R</b> (7, PH) OBP: 0.214, SLG: 0.154 (8, 5)	2-2 G1-6-3 1-2f 3-H		4-2 BB			1 SAFE F8	0-2 1-3		1-3 K
<b>Willie Upshaw, L</b> (1, 3) OBP: 0.250, SLG: 0.227	1-0 4-3		0-0 4-3			1 SAFE 4-1 WP 1B 1-2 BB		1-3 K	
<b>Al Oliver, L</b> (1, 10) OBP: 0.429, SLG: 0.571 <b>Cliff Johnson, R</b> (6, PH) OBP: 0.444, SLG: 0.529		1-0 4-3		1-1 F8		3-1 WP 1B 1-2 2-H		1-1 1B	
<b>George Bell, R</b> (1, 7) OBP: 0.346, SLG: 0.417		2-0 6-3		1-3 K		1-1 F3 1-2 2-3		1-1 F9	
<b>Ernie Whitt, L</b> (1, 2) OBP: 0.250, SLG: 0.222 <b>Cecil Fielder, R</b> (8, PH) OBP: 0.333, SLG: 0.667 <b>Jeff Hearn, R</b> (9, 2)		3-1 F2-5-2		0-0 G3		2-0 F2		2-3 K	
<b>Jesse Barfield, R</b> (1, 9) OBP: 0.333, SLG: 0.455			0-3 K		3-2 P4		3-2 E5 G4-6-3		2-3 K
<b>Tony Fernandez, S</b> (1, 6) OBP: 0.364, SLG: 0.400			2-1 WP 6-3 2B		1-1 4-3		1-2 G4-6-3 1-2f		2-2 FC4-6 1B

Inning Stats	R: 1	H: 2	E: 0	K: 8	LOB: 0	BB: 0	P: 14	R: 0	H: 0	E: 0	K: 4	LOB: 0	BB: 0	P: 10	R: 1	H: 1	E: 0	K: 1	LOB: 2	BB: 2	P: 19	R: 0	H: 0	E: 0	K: 1	LOB: 0	BB: 0	P: 8	R: 0	H: 0	E: 0	K: 7	LOB: 0	BB: 0	P: 14	R: 1	H: 2	E: 0	K: 11	LOB: 2	BB: 1	P: 24	R: 0	H: 0	E: 1	K: 0	LOB: 2	BB: 2	P: 29	R: 0	H: 1	E: 0	K: 2	LOB: 1	BB: 0	P: 19	R: 0	H: 2	E: 0	K: 15	LOB: 2	BB: 0	P: 22	1B: 6	SF: 0	2B: 2	SAC: 0	3B: 0	DP: 2	HR: 0	HBP: 0	WP: 2	PA: 39
--------------	------	------	------	------	--------	-------	-------	------	------	------	------	--------	-------	-------	------	------	------	------	--------	-------	-------	------	------	------	------	--------	-------	------	------	------	------	------	--------	-------	-------	------	------	------	-------	--------	-------	-------	------	------	------	------	--------	-------	-------	------	------	------	------	--------	-------	-------	------	------	------	-------	--------	-------	-------	-------	-------	-------	--------	-------	-------	-------	--------	-------	--------

PITCHER	IP	WLS	BF	H	R	ER	SO	BB	IBB	HBP	BLK	WP	HR	S	P	ERA	WHIP
<b>Mark Gubicza, R</b> (1, 1) ERA: 3.24	5.1	W	22	4	3	3	2	3	0	0	0	1	0	40	78	5.06	1.312
<b>Bud Black, L</b> (6, 1) ERA: 1.69	3.1		16	4	0	0	3	2	0	0	0	1	0	48	77	0.00	1.800
<b>Dan Quisenberry, R</b> (9, 1) ERA: 4.5	0.1	S	1	0	0	0	1	0	0	0	0	0	0	3	4	0.00	0.000



Batter	1	2	3	4	5	6	7	8	9	AB R H RBI BB SO LOB	TOP
<b>Lonnie Smith, R</b> (1, 7) OBP: 0.323, SLG: 0.321 <b>Lynn Jones, R</b> (9, 7)	2-2 		0-1 5-3 		0-3 1 SAFE 1 SAFE 1 SAFE K 		1-2 5-3 		0-0 1-2 1B 	5 0 2 0 0 1 1 0 0 0 0 0 0 0	
<b>Willie Wilson, S</b> (1, 8) OBP: 0.333, SLG: 0.414	0-2 G4-3 1-2f 		0-2 F7 			1-2 F8 	1-3 K 		0-1 F8 	5 0 0 0 0 1 3	
<b>George Brett, L</b> (1, 5) OBP: 0.500, SLG: 0.826	3-3 K 			1-2 G3 		4-0 FC6-5 HBP BB 	1-3 K 			3 0 0 0 1 2 0	
<b>Hal McRae, R</b> (1, 10) OBP: 0.320, SLG: 0.348		2-0 F7 		1-3 K 		2-2 BB FC6-5 3B HBP 		1-1 5-3 		3 1 0 0 0 1 0	
<b>Pat Sheridan, L</b> (1, 9) OBP: 0.227, SLG: 0.450		0-1 5-3 1B 		0-0 HR 		2-2 FC6-5 BB 3B 		0-1 F8 		4 3 2 1 0 0 2	
<b>Steve Balboni, R</b> (1, 3) OBP: 0.185, SLG: 0.120		0-0 5-3 1-2 		1-0 F7 		4-2 BB 3B 		3-3 K 		3 1 0 0 1 1 1	
<b>Jim Sundberg, R</b> (1, 2) OBP: 0.200, SLG: 0.417		1-2 2-H 1B 			0-2 1-3 	1-0 1-H 2-H 3-H 1B 3B 		1-2 6-3 		4 1 2 4 0 0 0	<b>AB</b> 35 <b>R</b> 6 <b>H</b> 8 <b>RBI</b> 6 <b>BB</b> 2 <b>SO</b> 7 <b>LOB</b> 10
<b>Frank White, R</b> (1, 4) OBP: 0.222, SLG: 0.200		1-2 F9 			0-0 6-3 	2-2 FC4-6 1B 		1-0 E6 1B 		4 0 1 1 0 0 1	
<b>Buddy Biancalana, S</b> (1, 6) OBP: 0.263, SLG: 0.278			3-2 K 		2-0 1B 	1-1 FC4-6 1-2f 		1-0 F8 		4 0 1 0 0 1 2	
<b>Inning Stats</b>	R: 0 H: 1 E: 0 LOB: 0 K: 1 BB: 0 S: 11 P: 16	R: 1 H: 2 E: 0 LOB: 1 K: 0 BB: 0 S: 10 P: 14	R: 0 H: 0 E: 0 LOB: 0 K: 1 BB: 0 S: 10 P: 13	R: 1 H: 1 E: 0 LOB: 0 K: 1 BB: 0 S: 9 P: 12	R: 0 H: 1 E: 0 LOB: 1 K: 1 BB: 0 S: 8 P: 10	R: 4 H: 2 E: 0 LOB: 1 K: 0 BB: 2 S: 18 P: 35	R: 0 H: 0 E: 0 LOB: 0 K: 2 BB: 0 S: 10 P: 13	R: 0 H: 0 E: 0 LOB: 0 K: 1 BB: 0 S: 8 P: 12	R: 0 H: 1 E: 1 LOB: 2 K: 0 BB: 0 S: 8 P: 11	1B: 6 SF: 0 2B: 0 SAC: 0 3B: 1 DP: 1 HR: 1 HBP: 1	WP: 0 PA: 38 PB: 0 SB: 0 CS: 0
<b>PITCHER</b> <b>Dave Stieb, R</b> (1, 1) ERA: 3.1 <b>Jim Acker, R</b> (6, 1) ERA:	IP WLS BF H R ER SO BB IBB HBP BLK WP HR S P ERA WHIP 5.2 L 25 6 6 6 4 2 0 1 0 0 1 61 92 9.53 1.412 3.1 13 2 0 0 3 0 0 0 0 0 0 31 44 0.00 0.600	<b>PITCHER</b> IP WLS BF H R ER SO BB IBB HBP BLK WP HR S P ERA WHIP									

**Kansas City Royals @ Toronto Blue Jays**  
 Exhibition Stadium, Toronto, ON  
 Wed Oct 16 1985, 7:05 PM EDT  
 Att. 32,084 - Unknown - 44 F

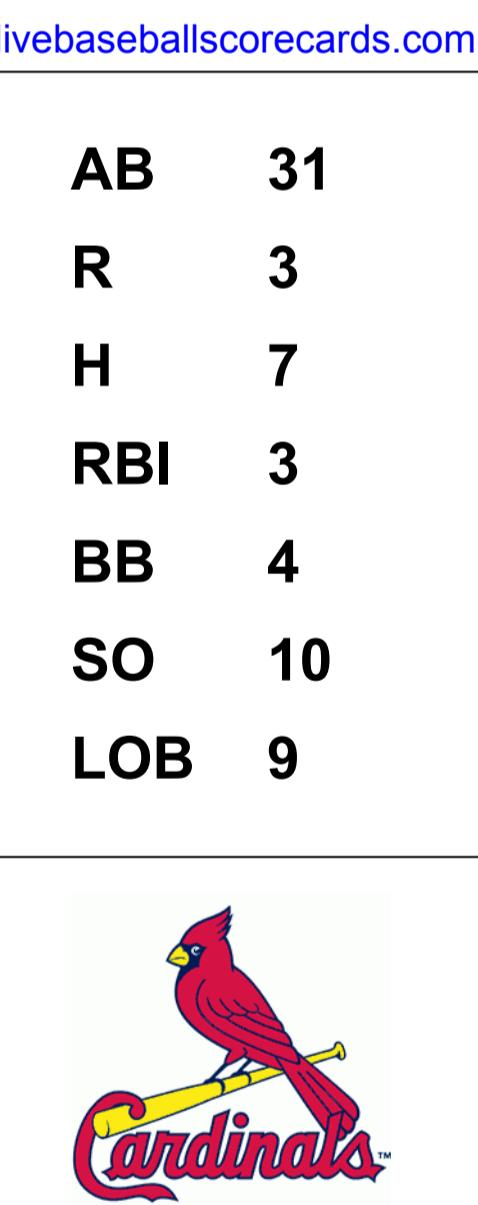
[livebaseballscorecards.com](http://livebaseballscorecards.com)





Batter	1	2	3	4	5	6	7	8	9	AB R H RBI BB SO LOB	TOP											
Willie McGee, S OBP: 0.333, SLG: 0.333 (1, 8)	1-3 K		0-0 4-3		0-0 2B			2-2 4-3		4 0 1 1 0 1 1												
Ozzie Smith, S OBP: 0.467, SLG: 0.615 (1, 6)	2-1 6-3		2-3 3-H 4-0 S BB		3-2 4-3			2-0 6-3		3 0 0 0 1 0 0												
Tom Herr, S OBP: 0.419, SLG: 0.600 (1, 4)	2-0 5-3		1 SAFE 1 SAFE 0-1 1-3 1-2		0-0 B5-3			1-1 2B 1B		4 1 1 0 0 0 2												
Jack Clark, R OBP: 0.467, SLG: 0.520 (1, 3)		0-2 F3		2-3 K		1-0 F9		1-0 2B		4 0 1 1 0 1 0												
Tito Landrum, R OBP: 0.474, SLG: 0.500 (1, 7)		0-1 L4		3-2 2B 2B		0-2 F2		1-1 BB PB 1B		4 1 2 0 0 0 0												
Cesar Cedeno, R OBP: 0.294, SLG: 0.333 (1, 9) Todd Worrell, R (7, 1)		2-3 K		2-2 4-3 2-H 2B		1-2 F3		0-3 K		3 0 1 1 0 1 0 1 0 0 0 0 1 1												
Terry Pendleton, S OBP: 0.276, SLG: 0.231 (1, 5)			4-1 1B 4-3 BB		0-0 4-3		0-3 K		4-1 BB 1-2 IBB	2 1 0 0 2 1 1	AB 31 R 3 H 7 RBI 3 BB 4 SO 10 LOB 9											
Darrell Porter, L OBP: 0.458, SLG: 0.333 (1, 2)			1 SAFE 1-0 4-3 SH1-4 1B		2-3 K		3-3 K		4-1 BB 1-2 2-3 BB	3 0 1 0 1 2 1												
John Tudor, L (1, 1) Andy Van Slyke, L (7, 9)			1-0 SH1-4		1-3 K			2-3 K		1 0 0 0 0 1 0 2 0 0 0 0 2 3												
<b>Inning Stats</b>	R: 0 E: 0 K: 1 S: 6	H: 0 LOB: 0 BB: 0 P: 11	R: 0 E: 0 K: 1 S: 9	H: 0 LOB: 0 BB: 0 P: 11	R: 1 E: 0 K: 0 S: 7	H: 1 LOB: 2 BB: 2 P: 16	R: 1 E: 0 K: 2 S: 13	H: 2 LOB: 1 BB: 0 P: 22	R: 0 E: 0 K: 1 S: 7	H: 1 LOB: 0 BB: 0 P: 11	R: 0 E: 0 K: 0 S: 6	H: 0 LOB: 0 BB: 0 P: 7	R: 0 E: 0 K: 2 S: 9	H: 0 LOB: 0 BB: 0 P: 13	R: 0 E: 0 K: 1 S: 8	H: 0 LOB: 0 BB: 0 P: 14	R: 1 E: 0 K: 2 S: 13	H: 3 LOB: 3 BB: 2 P: 25	1B: 3 2B: 4 3B: 0 HR: 0	SF: 0 SAC: 1 DP: 0 HBP: 0	WP: 0 PB: 1 SB: 1 CS: 0	PA: 36
<b>PITCHER</b>	IP WLS BF H R ER SO BB IBB HBP BLK WP HR S P ERA WHIP																					
Danny Jackson, L (1, 1) ERA: 1.06	7.0 L 26 4 2 2 7 2 0 0 0 0 0 0 57 91 2.57 0.857																					
Dan Quisenberry, R (8, 1) ERA: 4.26	1.2 7 3 1 1 2 0 0 0 0 0 0 0 16 25 5.40 1.800																					
Bud Black, L (9, 1) ERA: 1.64	0.1 3 0 0 0 1 1 1 0 0 0 0 0 5 14 0.00 3.000																					

St. Louis Cardinals @ Kansas City Royals  
 Royals Stadium, Kansas City, MO  
 Sat Oct 19 1985, 8:05 PM EDT  
 Att. 41,650 - Unknown - 50 F



Batter	1	2	3	4	5	6	7	8	9	AB	R	H	RBI	BB	SO	LOB
Lonnie Smith, R OBP: 0.343, SLG: 0.323 (1, 7)	2-2 F9		2-1 CS 1B		2-3 K		4-2 BB			3	0	1	0	1	1	0
Willie Wilson, S OBP: 0.324, SLG: 0.394 (1, 8)	0-0 F9		0-2 P4			1-1 1B	0-0 F7			4	0	1	0	0	0	4
George Brett, L OBP: 0.471, SLG: 0.741 (1, 5)	2-3 K		0-0 1B			0-0 P4		1-0 F9		4	0	1	0	0	1	1
Frank White, R OBP: 0.194, SLG: 0.172 (1, 4)		0-0 G2-3	3-1 G3			2-0 F7		1-0 F2		4	0	0	0	0	0	2
Jim Sundberg, R OBP: 0.241, SLG: 0.444 (1, 2)		4-2 1B BB		0-0 F9 P5-2 2B		3-2 5-3		0-1 5-3		3	1	1	0	1	0	1
Darryl Motley, R OBP: 0.375, SLG: 0.333 (1, 9)		1-0 1B		0-1 F9			1-2 F7		0-0 G3 2B	3	0	1	0	0	0	1
Pat Sheridan, L OBP: 0.261, SLG: 0.524 (9, PH)		1-2 CS 1B		2-3 F9						1	0	1	0	0	0	0
Steve Balboni, R OBP: 0.194, SLG: 0.138 (1, 3)		3-1 E5 CS 1B		1-2 P5-2			2-3 K		1-0 G3	4	0	1	1	0	1	2
Buddy Biancalana, S OBP: 0.286, SLG: 0.263 (1, 6)		4-2 1B		1-0 6-3			0-1 3B		0-1 F8	1	0	0	0	0	1	0
Lynn Jones, R OBP: 1.000, SLG: 3.000 (7, PH)		1-3 3-H BB		2-3 K			3-0 BB HBP		3-2 F9	1	0	1	0	0	0	0
Dan Quisenberry, R (8, 1)										0	0	0	0	0	0	0
Bud Black, L (9, 1)										0	0	0	0	0	0	0
Jorge Orta, L (9, PH)										0	0	0	0	0	0	0
Danny Jackson, R (1, 1)										0	0	0	0	0	0	0
Hal McRae, R OBP: 0.346, SLG: 0.348 (7, PH)										0	0	0	0	0	0	0
Onix Concepcion, R (7, PR)										0	0	0	0	0	0	0
Dane Iorg, L OBP: 0.600, SLG: 0.667 (9, PH)										1	0	0	0	0	0	1

Inning Stats	R: 0	H: 0	E: 0	K: 1	S: 10	R: 1	H: 2	E: 1	K: 1	S: 11	R: 0	H: 2	E: 0	K: 0	S: 8	R: 0	H: 1	E: 0	K: 0	S: 6	R: 0	H: 0	E: 0	K: 2	S: 7	R: 0	H: 1	E: 0	K: 0	S: 11	R: 0	H: 0	E: 0	K: 1	S: 11	R: 0	H: 1	E: 0	K: 0	S: 4	R: 0	H: 0	E: 0	K: 0	S: 10	R: 0	H: 1	E: 0	K: 0	S: 10	1B: 5	2B: 3	3B: 1	HR: 0	SF: 0	SAC: 0	DP: 1	HBP: 1	WP: 0	PB: 0	SB: 0	CS: 3
--------------	------	------	------	------	-------	------	------	------	------	-------	------	------	------	------	------	------	------	------	------	------	------	------	------	------	------	------	------	------	------	-------	------	------	------	------	-------	------	------	------	------	------	------	------	------	------	-------	------	------	------	------	-------	-------	-------	-------	-------	-------	--------	-------	--------	-------	-------	-------	-------

PITCHER	IP	WLS	BF	H	R	ER	SO	BB	IBB	HBP	BLK	WP	HR	S	P	ERA	WHIP
John Tudor, L ERA: 2.33 (1, 1)	6.2	W	27	7	1	1	5	2	0	1	0	0	0	61	101	1.35	1.350
Todd Worrell, R ERA: 1.04 (7, 1)	2.1	S	9	1	0	0	0	1	0	0	0	0	0	17	27	0.00	0.857

BOTTOM

St. Louis Cardinals @ Kansas City Royals  
 Royals Stadium, Kansas City, MO  
 Sat Oct 19 1985, 8:05 PM EDT  
 Att: 41,650 - Unknown - 50 F

livebaseballscorecards.com

AB	32
R	1
H	8
RBI	1
BB	3
SO	5
LOB	15





Batter	1	2	3	4	5	6	7	8	9	AB R H RBI BB SO LOB	TOP
Willie McGee, S (1, 8) OBP: 0.324, SLG: 0.353	0-0 6-3		0-0 F8			1-1 1-3			1-2 1B	4 1 1 0 0 0 1	<b>St. Louis Cardinals @ Kansas City Royals</b> Royals Stadium, Kansas City, MO Sun Oct 20 1985, 8:05 PM EDT Att. 41,656 - Unknown - 60 F <a href="http://livebaseballscorecards.com">livebaseballscorecards.com</a>
Ozzie Smith, S (1, 6) OBP: 0.412, SLG: 0.533	2-1 F5			1-2 1-3		2-1 F8		2-2 5-3	4 0 0 0 0 0 1		
Tom Herr, S (1, 4) OBP: 0.371, SLG: 0.517	2-2 G5-3			1-1 6-3		0-0 G5-3		1-2 F9	4 0 0 0 0 0 1		
Jack Clark, R (1, 3) OBP: 0.471, SLG: 0.500		3-3 K		4-2 1B BB		0-0 F2		3-0 2B 2B 1B	3 1 1 1 1 1 0		
Tito Landrum, R (1, 7) OBP: 0.478, SLG: 0.545		2-3 K		1-2 1-3 1B		2-2 6-3		2-2 1-3 2B 2B	4 1 2 0 0 1 0		
Cesar Cedeno, R (1, 9) OBP: 0.286, SLG: 0.278 Jeff Lahti, R (9, 1)		1-1 6-3		1-2 F6		2-2 5-3		4-0 2B IBB	3 1 0 0 1 0 2 0 0 0 0 0 0 0		
Terry Pendleton, S (1, 5) OBP: 0.303, SLG: 0.300			1-1 1B		1-1 5-3		0-0 G3	2-1 1-H 2-H 3-H 4-0 2B	4 0 2 3 0 0 0		
Darrell Porter, L (1, 2) OBP: 0.429, SLG: 0.286			0-3 K		1-3 K		2-2 F7	4-0 IBB	3 0 0 0 1 2 1		
Danny Cox, R (1, 1) Brian Harper, R (8, PH) Ken Dayley, L (8, 1) Andy Van Slyke, L (9, PH) OBP: 0.188, SLG: 0.071			3-3 K		1-3 K		2-2 F7	0-0 F8	2 0 0 0 0 2 1 1 0 0 0 0 0 0 0 0 0 0 0 0 0 1 0 0 0 0 0 2		
<b>Inning Stats</b>	R: 0 H: 0 E: 0 LOB: 0 K: 0 BB: 0 S: 6 P: 10	R: 0 H: 0 E: 0 LOB: 0 K: 2 BB: 0 S: 9 P: 15	R: 0 H: 1 E: 0 LOB: 1 K: 2 BB: 0 S: 9 P: 13	R: 0 H: 1 E: 0 LOB: 2 K: 0 BB: 1 S: 15 P: 23	R: 0 H: 0 E: 0 LOB: 0 K: 2 BB: 0 S: 9 P: 12	R: 0 H: 0 E: 0 LOB: 0 K: 0 BB: 0 S: 5 P: 8	R: 0 H: 0 E: 0 LOB: 0 K: 0 BB: 0 S: 8 P: 12	R: 0 H: 0 E: 0 LOB: 0 K: 0 BB: 0 S: 9 P: 13	R: 4 H: 4 E: 0 LOB: 2 K: 0 BB: 2 S: 16 P: 35	1B: 3 SF: 0 2B: 3 SAC: 0 3B: 0 DP: 0 HR: 0 HBP: 0	WP: 0 PA: 36 PB: 0 SB: 0 CS: 0
<b>PITCHER</b>	IP WLS BF H R ER SO BB IBB HBP BLK WP HR S P ERA WHIP										
Charlie Leibrandt, L (1, 1) ERA: 4.88 Dan Quisenberry, R (9, 1) ERA: 4.05	8.2 L 34 6 4 4 6 1 1 0 0 0 0 85 136 4.15 0.808										
	0.1 2 0 0 0 0 0 0 1 0 0 0 0 1 5 0.00 0.000										



Batter	1	2	3	4	5	6	7	8	9	AB	R	H	RBI	BB	SO	LOB
Lonnie Smith, R (1, 7) OBP: 0.359, SLG: 0.343 Lynn Jones, R (8, 7) OBP: 1.000, SLG: 3.000	2-0 G4-6-3 1B		0-1 G5-3		1-2 F7		1-1 2-H 1B			4	0	2	0	0	0	0
Willie Wilson, S (1, 8) OBP: 0.342, SLG: 0.405	1-0 G4-6-3 1-2f			1-0 2B 1B		2-2 S 1B		0-0 4-3		4	1	2	0	0	0	1
George Brett, L (1, 5) OBP: 0.447, SLG: 0.710	1-2 G3			0-1 1-H 2B 2B		1-2 F7		3-3 K		4	1	1	1	0	1	1
Frank White, R (1, 4) OBP: 0.286, SLG: 0.313		0-0 S 1B		3-1 4-3 2-H 2B		4-0 1-2 BB		1-2 2B		3	0	3	1	1	0	0
Pat Sheridan, L (1, 9) OBP: 0.222, SLG: 0.440 Dan Quisenberry, R (9, 1)		2-3 K 1-2		0-1 4-3 2-3		2-3 K		0-0 4-3		4	0	0	0	0	2	5
Jim Sundberg, R (1, 2) OBP: 0.212, SLG: 0.387		2-3 K		1-3 K		1-1 1-3				4	0	0	0	0	2	4
Steve Balboni, R (1, 3) OBP: 0.200, SLG: 0.152		1-3 K		2-2 F8						4	0	1	0	0	1	2
Buddy Biancalana, S (1, 6) OBP: 0.333, SLG: 0.250 Jorge Orta, L (9, PH)			4-1 B1-6-4 BB		0-0 4-3		4-1 SH1 1B BB		2-2 G4-6-3 1-2f	1	0	0	0	2	0	0
Charlie Leibrandt, R (1, 1) Darryl Motley, R (9, 9) OBP: 0.375, SLG: 0.333			0-0 B1-6-4 1-2f		0-0 F5		0-2 SH1			2	0	0	0	0	0	1

Inning Stats	R: 0	H: 1	E: 0	LOB: 0	K: 0	S: 5	R: 0	H: 1	E: 0	LOB: 1	K: 3	S: 10	R: 0	H: 0	E: 0	LOB: 0	K: 0	S: 4	R: 2	H: 3	E: 0	LOB: 1	K: 1	S: 15	R: 0	H: 0	E: 0	LOB: 0	K: 0	S: 5	R: 0	H: 1	E: 0	LOB: 2	K: 1	S: 12	R: 0	H: 1	E: 0	LOB: 2	K: 0	S: 7	R: 0	H: 1	E: 0	LOB: 1	K: 1	S: 10	R: 0	H: 1	E: 0	LOB: 0	K: 0	S: 6	1B: 6	SF: 0	2B: 3	SAC: 1	3B: 0	DP: 3	HR: 0	HBP: 0	WP: 0	PA: 35
--------------	------	------	------	--------	------	------	------	------	------	--------	------	-------	------	------	------	--------	------	------	------	------	------	--------	------	-------	------	------	------	--------	------	------	------	------	------	--------	------	-------	------	------	------	--------	------	------	------	------	------	--------	------	-------	------	------	------	--------	------	------	-------	-------	-------	--------	-------	-------	-------	--------	-------	--------

PITCHER	IP	WLS	BF	H	R	ER	SO	BB	IBB	HBP	BLK	WP	HR	S	P	ERA	WHIP
Danny Cox, R (1, 1) ERA: 2.77	7.0		28	7	2	2	5	3	0	0	0	0	0	58	94	2.57	1.429
Ken Dayley, L (8, 1) ERA:	1.0	W	4	1	0	0	1	0	0	0	0	0	0	10	14	0.00	1.000
Jeff Lahti, R (9, 1) ERA:	1.0	S	3	1	0	0	0	0	0	0	0	0	0	6	11	0.00	1.000

BOTTOM

St. Louis Cardinals @ Kansas City Royals  
Royals Stadium, Kansas City, MO

Sun Oct 20 1985, 8:05 PM EDT  
Att: 41,656 - Unknown - 60 F

livebaseballscorecards.com

AB	31
R	2
H	9
RBI	2
BB	3
SO	6
LOB	15





Batter	1	2	3	4	5	6	7	8	9	AB	R	H	RBI	BB	SO	LOB	TOP										
<b>Lonnie Smith, R</b> (1, 7) OBP: 0.364, SLG: 0.375 <b>Lynn Jones, R</b> (8, 7) OBP: 1.000, SLG: 3.000	2-3 K		0-0 CS 1B	2-1 2-H 3-H 2B		0-1 6-3		2-3 K		5	0	2	2	0	2	0											
<b>Willie Wilson, S</b> (1, 8) OBP: 0.349, SLG: 0.405	0-0 S 1B		2-2 1B 1-2	0-0 F7		1-3 K		3-3 K		5	0	2	0	0	2	1											
<b>George Brett, L</b> (1, 5) OBP: 0.512, SLG: 0.727	4-0 G4-3 1-2 IBB		1-0 BB 1-3 1B		2-0 HR 1B		4-2 BLK 2B BB		4-2 BB	2	2	2	0	3	0	0											
<b>Frank White, R</b> (1, 4) OBP: 0.325, SLG: 0.444	3-2 G4-3 1-2f		4-1 BB 1-2		0-0 1-H HR		2-1 1-H 1B 2B		3-2 F3	4	2	2	3	1	0	3											
<b>Pat Sheridan, L</b> (1, 9) OBP: 0.188, SLG: 0.367		2-2 F8	2-3 K		0-2 G3		0-1 6-3		1-0 6-3	5	0	0	0	0	1	4											
<b>Jim Sundberg, R</b> (1, 2) OBP: 0.289, SLG: 0.394		1-1 1B		4-2 SH1-4 2B BB		4-2 BB		3-1 L1		4-2 BB	2	1	1	0	3	0	1										
<b>Steve Balboni, R</b> (1, 3) OBP: 0.200, SLG: 0.135		1-0 F7		3-2 L7		1-3 K		4-0 1B IBB		1-2 F9	4	0	0	0	1	1	4										
<b>Buddy Biancalana, S</b> (1, 6) OBP: 0.345, SLG: 0.280		1-0 F7		0-0 SH1-4 2B 1B		2-3 K		0-0 1-3 2-H 1B		1-2 P3	5	1	2	1	0	1	3										
<b>Bret Saberhagen, R</b> (1, 1)			0-3 K		0-0 SH1-4 1-2 2-3		1-1 G6-3		2-0 6-3	3	0	0	0	0	1	2											
<b>Inning Stats</b>	R: 0 E: 0 K: 1 S: 7	H: 1 LOB: 1 BB: 1 P: 16	R: 0 E: 0 K: 0 S: 7	H: 1 LOB: 1 BB: 0 P: 12	R: 0 E: 0 K: 2 S: 15	H: 3 LOB: 3 BB: 1 P: 23	R: 2 E: 0 K: 0 S: 10	H: 2 LOB: 1 BB: 1 P: 19	R: 2 E: 0 K: 2 S: 15	H: 2 LOB: 1 BB: 1 P: 24	R: 0 E: 0 K: 1 S: 7	H: 0 LOB: 0 BB: 0 P: 9	R: 2 E: 0 K: 0 S: 11	H: 2 LOB: 2 BB: 2 P: 26	R: 0 E: 0 K: 2 S: 16	H: 0 LOB: 1 BB: 1 P: 28	R: 0 E: 0 K: 0 S: 10	H: 0 LOB: 1 BB: 1 P: 17	1B: 8 2B: 2 3B: 0 HR: 1	SF: 0 SAC: 1 DP: 1 HBP: 0	WP: 0 PB: 0 SB: 1 CS: 1	PA: 44					
<b>PITCHER</b>	IP	WLS	BF	H	R	ER	SO	BB	IBB	HBP	BLK	WP	HR	S	P	ERA	WHIP										
<b>Joaquin Andujar, R</b> (1, 1) ERA: 7.53	4.0	L	22	9	4	4	3	2	1	0	0	0	1	41	74	9.00	2.750										
<b>Bill Campbell, R</b> (5, 1) ERA:	1.0		4	0	0	0	2	1	0	0	0	0	0	13	20	0.00	1.000										
<b>Ricky Horton, L</b> (6, 1) ERA: 9.0	2.0		10	2	2	2	1	1	1	0	1	0	0	18	35	9.00	1.500										
<b>Ken Dayley, L</b> (8, 1) ERA:	2.0		8	0	0	0	2	2	0	0	0	0	0	26	45	0.00	1.000										

**Kansas City Royals @ St. Louis Cardinals**  
 Busch Stadium, St. Louis, MO  
 Tue Oct 22 1985, 7:05 PM CDT  
 Att. 53,634 - Unknown - 65 F

<b>AB</b>	<b>35</b>
<b>R</b>	<b>6</b>
<b>H</b>	<b>11</b>
<b>RBI</b>	<b>6</b>
<b>BB</b>	<b>8</b>
<b>SO</b>	<b>8</b>
<b>LOB</b>	<b>18</b>



Batter	1	2	3	4	5	6	7	8	9	AB R H RBI BB SO LOB
<b>Willie McGee, S</b> OBP: 0.317, SLG: 0.342 (1, 8)	2-2 CS S 1B		2-3 K			1-2 P5		0-0 4-3		4 0 1 0 0 1 0
<b>Ozzie Smith, S</b> OBP: 0.395, SLG: 0.500 (1, 6)	1-0 F4		1-2 5-3			0-1 1B 1B		1-2 5-3		4 1 1 0 0 0 1
<b>Tom Herr, S</b> OBP: 0.385, SLG: 0.500 (1, 4)	4-1 1-2 BB				3-1 6-3	0-2 1-2 1B 1B		1-1 L8		3 0 1 0 1 0 0
<b>Jack Clark, R</b> OBP: 0.447, SLG: 0.469 (1, 3)	3-3 K 2-3				3-3 K	0-1 1-2 2-H 1B		2-3 K		4 0 1 1 0 3 2
<b>Andy Van Slyke, L</b> OBP: 0.150, SLG: 0.056 (1, 9)		2-2 G5-3			2-3 K	0-2 F8		1-3 K		4 0 0 0 0 2 2
<b>Terry Pendleton, S</b> OBP: 0.297, SLG: 0.294 (1, 5)		2-2 1B			0-1 4-3	1-1 L9		1-2 L7		4 0 1 0 0 0 2
<b>Darrell Porter, L</b> OBP: 0.387, SLG: 0.250 (1, 2)		1-0 F7			1-1 F8		0-0 P6			3 0 0 0 0 0 1
<b>Tito Landrum, R</b> OBP: 0.462, SLG: 0.520 (1, 7)		0-2 G3			3-1 1B		2-3 K			3 0 1 0 0 1 1
<b>Joaquin Andujar, S</b> OBP: 0.280, SLG: 0.400 (5, 1)			1-3 K			2-2 2-3		1-2 4-3		1 0 0 0 0 0 1 0 0 0 0 0 0 0 0 0 1 0 0 0 0 0 0 1 0 0 0 0 0 0 0 0 1 0 0 0 0 0 0 0 0 0 0 0 0 0 0 0

Inning Stats	R: 0 E: 0 K: 1 S: 11	H: 1 LOB: 2 BB: 1 P: 20	R: 0 E: 0 K: 0 S: 11	H: 1 LOB: 1 BB: 0 P: 16	R: 0 E: 0 K: 2 S: 9	H: 0 LOB: 0 BB: 0 P: 13	R: 0 E: 0 K: 2 S: 9	H: 0 LOB: 0 BB: 0 P: 17	R: 0 E: 0 K: 0 S: 9	H: 1 LOB: 1 BB: 0 P: 15	R: 1 E: 0 K: 0 S: 17	H: 3 LOB: 2 BB: 0 P: 19	R: 0 E: 0 K: 1 S: 7	H: 0 LOB: 0 BB: 0 P: 10	R: 0 E: 0 K: 0 S: 6	H: 0 LOB: 0 BB: 0 P: 8	R: 0 E: 0 K: 2 S: 10	H: 0 LOB: 0 BB: 0 P: 14	1B: 6 2B: 1 3B: 0 HR: 0	SF: 0 SAC: 0 DP: 1 HBP: 0	WP: 0 PB: 0 SB: 1 CS: 1	PA: 33
<b>PITCHER</b> <b>Bret Saberhagen, R</b> ERA: 3.31 (1, 1)	IP 9.0	WLS W	BF 33	H 6	R 1	ER 1	SO 8	BB 1	IBB 0	HBP 0	BLK 0	WP 0	HR 0	S 89	P 132	ERA 1.00	WHIP 0.778					

**BOTTOM**

**Kansas City Royals @ St. Louis Cardinals**  
 Busch Stadium, St. Louis, MO  
 Tue Oct 22 1985, 7:05 PM CDT  
 Att: 53,634 - Unknown - 65 F

livebaseballscorecards.com

<b>AB</b>	<b>32</b>
<b>R</b>	<b>1</b>
<b>H</b>	<b>6</b>
<b>RBI</b>	<b>1</b>
<b>BB</b>	<b>1</b>
<b>SO</b>	<b>8</b>
<b>LOB</b>	<b>10</b>





Batter	1	2	3	4	5	6	7	8	9	AB R H RBI BB SO LOB	TOP											
Lonnie Smith, R (1, 7) OBP: 0.333, SLG: 0.341	0-2 B2		3-3 K			1-0 P3		2-3 K		4 0 0 0 0 2 1	<b>Kansas City Royals @ St. Louis Cardinals</b> Busch Stadium, St. Louis, MO Wed Oct 23 1985, 7:05 PM CDT Att. 53,634 - Unknown - 73 F <a href="http://livebaseballscorecards.com">livebaseballscorecards.com</a>											
Willie Wilson, S (1, 8) OBP: 0.340, SLG: 0.391	0-0 G3 1B			1-1 G3		0-0 P3		0-1 4-3		4 0 1 0 0 0 1												
George Brett, L (1, 5) OBP: 0.489, SLG: 0.676	0-0 G3			1-3 K			0-0 BB 1B	0-3 K		4 0 1 0 0 2 2												
Frank White, R (1, 4) OBP: 0.295, SLG: 0.400	1-2 F9			0-1 4-3			0-0 F8		0-1 1-3	4 0 0 0 0 0 2												
Jim Sundberg, R (1, 2) OBP: 0.286, SLG: 0.378		1-2 L9			1-1 L9		1 SAFE 1-2 FC5 BB 1B		1-1 F3	4 0 1 0 0 0 0												
Darryl Motley, R (1, 9) OBP: 0.250, SLG: 0.200		1-3 K			2-1 5-3		2-2 F7		0-2 F8	4 0 0 0 0 1 2												
Steve Balboni, R (1, 3) OBP: 0.233, SLG: 0.154		1-2 5-3			2-1 1B		4-1 1-2 2-3 BB			2 0 1 0 1 0 0												
Buddy Biancalana, S (1, 6) OBP: 0.323, SLG: 0.259 Hal McRae, R (7, PH) OBP: 0.333, SLG: 0.333 Onix Concepcion, R (7, 6)			1-3 K		0-1 F9		0-0 FC5			2 0 0 0 0 1 1 1 0 0 0 0 0 3 0 0 0 0 0 0 0												
Bud Black, L (1, 1) John Wathan, R (6, PH) Joe Beckwith, L (6, 1) Lynn Jones, R (8, PH) Dan Quisenberry, R (8, 1)			0-3 K			0-2 K		2-2 4-3 2B		1 0 0 0 0 1 0 1 0 0 0 0 1 0 0 0 0 0 0 0 0 1 0 1 0 0 0 0 0 0 0 0 0 0 0												
<b>Inning Stats</b>	R: 0 E: 0 K: 0 S: 9	H: 1 LOB: 1 BB: 0 P: 10	R: 0 E: 0 K: 1 S: 12	H: 0 LOB: 0 BB: 0 P: 15	R: 0 E: 0 K: 3 S: 9	H: 0 LOB: 0 BB: 0 P: 13	R: 0 E: 0 K: 1 S: 7	H: 0 LOB: 0 BB: 0 P: 9	R: 0 E: 0 K: 0 S: 8	H: 1 LOB: 1 BB: 0 P: 13		R: 0 E: 0 K: 1 S: 6	H: 0 LOB: 0 BB: 0 P: 7	R: 0 E: 0 K: 0 S: 10	H: 2 LOB: 3 BB: 1 P: 17	R: 0 E: 0 K: 2 S: 11	H: 1 LOB: 1 BB: 0 P: 15	R: 0 E: 0 K: 0 S: 8	H: 0 LOB: 0 BB: 0 P: 9	1B: 4 2B: 1 3B: 0 HR: 0	SF: 0 SAC: 0 DP: 0 HBP: 0	WP: 0 PB: 0 SB: 0 CS: 0
<b>PITCHER</b> John Tudor, L (1, 1) ERA: 1.59	IP: 9.0 WLS: W BF: 33 H: 5 R: 0 ER: 0 SO: 8 BB: 1 IBB: 0 HBP: 0 BLK: 0 WP: 0 HR: 0 S: 80 P: 108 ERA: 0.00 WHIP: 0.667											<b>PITCHER</b>	IP: 9.0 WLS: W BF: 33 H: 5 R: 0 ER: 0 SO: 8 BB: 1 IBB: 0 HBP: 0 BLK: 0 WP: 0 HR: 0 S: 80 P: 108 ERA: 0.00 WHIP: 0.667									



Batter	1	2	3	4	5	6	7	8	9
Willie McGee, S OBP: 0.356, SLG: 0.439 (1, 8)	0-0 5-3		1-2 HR		4-0 IBB			3-2 WP SH1-3 1B	
Ozzie Smith, S OBP: 0.390, SLG: 0.472 (1, 6)	4-0 CS BB		1-0 G6-3		2-0 F7			0-0 SH1-3 1-2	
Tom Herr, S OBP: 0.395, SLG: 0.514 (1, 4)	2-3 K 1-2			2-2 5-3		1-0 2B		4-0 WP IBB	
Jack Clark, R OBP: 0.452, SLG: 0.457 (1, 3)		2-3 K		0-1 1B		1-3 K		4-2 BB 1-3 2-3	
Tito Landrum, R OBP: 0.433, SLG: 0.586 (1, 7)		3-2 HR		0-2 6-3		1-0 G5-3		3-1 4-3	
Cesar Cedeno, R OBP: 0.250, SLG: 0.238 (1, 9)		0-1 6-3			0-1 P3		0-0 F8		
Andy Van Slyke, L OBP: 0.150, SLG: 0.056 (7, 9)									
Terry Pendleton, S OBP: 0.300, SLG: 0.351 (1, 5)		0-0 4-3			1-0 SH 3B		0-0 G4-3		
Tom Nieto, R (1, 2)			4-2 B1-4 BB		3-2 SH		0-3 K		
John Tudor, L (1, 1)			0-0 B1-4 1-1f		1-3 K		2-3 K		

Inning Stats	R: 0	H: 0	E: 0	K: 1	S: 4	LOB: 0	BB: 1	P: 10
	R: 1	H: 1	E: 0	K: 1	S: 11	LOB: 0	BB: 0	P: 16
	R: 1	H: 1	E: 0	K: 0	S: 8	LOB: 0	BB: 1	P: 14
	R: 0	H: 1	E: 0	K: 0	S: 9	LOB: 0	BB: 0	P: 11
	R: 1	H: 1	E: 1	K: 1	S: 11	LOB: 2	BB: 1	P: 21
	R: 0	H: 1	E: 0	K: 1	S: 6	LOB: 1	BB: 0	P: 9
	R: 0	H: 0	E: 0	K: 2	S: 7	LOB: 0	BB: 0	P: 9
	R: 0	H: 1	E: 0	K: 0	S: 12	LOB: 2	BB: 2	P: 26

PITCHER	IP	WLS	BF	H	R	ER	SO	BB	IBB	HBP	BLK	WP	HR	S	P	ERA	WHIP
Bud Black, L ERA: 2.81 (1, 1)	5.0	L	20	4	3	3	3	2	1	0	0	0	2	43	72	5.40	1.200
Joe Beckwith, R ERA: (6, 1)	2.0		7	1	0	0	3	0	0	0	0	0	0	13	18	0.00	0.500
Dan Quisenberry, R ERA: 3.52 (8, 1)	1.0		5	1	0	0	0	1	1	0	0	1	0	12	26	0.00	2.000

AB R H RBI BB SO LOB

3	1	2	1	1	0	0
2	0	0	0	1	0	2
3	0	1	0	1	1	1
3	0	1	0	1	2	1
4	1	1	1	0	0	3
3	0	0	0	0	0	1
0	0	0	0	0	0	0
3	1	1	0	0	0	0
1	0	0	1	1	1	0
3	0	0	0	0	2	2

AB	25
R	3
H	6
RBI	3
BB	5
SO	6
LOB	10



**Kansas City Royals @ St. Louis Cardinals**  
 Busch Stadium, St. Louis, MO  
 Wed Oct 23 1985, 7:05 PM CDT  
 Att: 53,634 - Unknown - 73 F

livebaseballscorecards.com

AB	25
R	3
H	6
RBI	3
BB	5
SO	6
LOB	10



WP	2	PA	32
PB	0		
SB	0		
CS	1		



Batter	1	2	3	4	5	6	7	8	9	AB R H RBI BB SO LOB	TOP
<b>Lonnie Smith, R</b> (1, 7) OBP: 0.358, SLG: 0.354 <b>Lynn Jones, R</b> (8, 7) OBP: 1.000, SLG: 2.500	3-2  1B	4-2  3B BB		0-0  1B		1-3  K		1-3  K		4 2 2 0 1 2 2 0 0 0 0 0 0 0	
<b>Willie Wilson, S</b> (1, 8) OBP: 0.346, SLG: 0.431	1-2  1B	1-0  3B		3-3  K2-3			1-3  K		0-1  G3	5 0 2 2 0 2 2	
<b>George Brett, L</b> (1, 5) OBP: 0.481, SLG: 0.634 <b>Greg Pryor, R</b> (9, 5)	0-1  1B	0-1  3-1		4-0  IBB			2-3  K		1-1  FC5-4 1B	4 0 1 0 1 1 3 0 0 0 0 0 0 0	
<b>Frank White, R</b> (1, 4) OBP: 0.265, SLG: 0.356	3-1  6-3			2-3  K		2-3  K		0-3  K	0-2  FC5-4 2B	5 1 0 1 0 3 5	
<b>Pat Sheridan, L</b> (1, 9) OBP: 0.216, SLG: 0.400	3-3  K			1-3  K		1-0  3-1		2-0  FC5-4 1B	0-0  1-H 2B	5 0 2 1 0 2 1	
<b>Steve Balboni, R</b> (1, 3) OBP: 0.250, SLG: 0.163		1-1  F9 1B	4-2  BB			0-3  K		0-0  FC5-4 1B	1-0  5-3	4 0 1 0 1 1 1	
<b>Jim Sundberg, R</b> (1, 2) OBP: 0.283, SLG: 0.390		2-1  1B 2B	1-1  4-3			2-2  5-3		3-2  FC5-4 1B		4 2 1 0 0 0 3	
<b>Buddy Biancalana, S</b> (1, 6) OBP: 0.371, SLG: 0.300		3-2  2-H 3B 1B		4-2  1B BB		0-3  K		2-1  E 1B		3 1 2 1 1 1 0	
<b>Danny Jackson, R</b> (1, 1)		2-3  K		0-3  K		2-3  K		1-2  E6 1B		4 0 0 0 0 3 3	
<b>Inning Stats</b>	R: 1 H: 2 E: 0 LOB: 1 K: 1 BB: 0 S: 16 P: 26	R: 3 H: 3 E: 0 LOB: 1 K: 1 BB: 1 S: 17 P: 30	R: 0 H: 0 E: 0 LOB: 1 K: 2 BB: 1 S: 10 P: 18	R: 0 H: 1 E: 0 LOB: 3 K: 3 BB: 2 S: 12 P: 25	R: 0 H: 0 E: 0 LOB: 0 K: 1 BB: 0 S: 7 P: 10	R: 0 H: 0 E: 0 LOB: 0 K: 3 BB: 0 S: 10 P: 13	R: 0 H: 0 E: 0 LOB: 0 K: 3 BB: 0 S: 11 P: 14	R: 1 H: 3 E: 1 LOB: 2 K: 1 BB: 0 S: 14 P: 23	R: 1 H: 2 E: 0 LOB: 1 K: 0 BB: 0 S: 9 P: 11	1B: 8 SF: 0 2B: 2 SAC: 0 3B: 1 DP: 1 HR: 0 HBP: 0	WP: 0 PA: 42 PB: 0 SB: 1 CS: 0
<b>PITCHER</b> <b>Bob Forsch, R</b> (1, 1) ERA: 10.8 <b>Ricky Horton, L</b> (2, 1) ERA: 6.43 <b>Bill Campbell, R</b> (4, 1) ERA: <b>Todd Worrell, R</b> (6, 1) ERA: 0.84 <b>Jeff Lahti, R</b> (8, 1) ERA: 1.8	IP WLS BF H R ER SO BB IBB HBP BLK WP HR S P ERA WHIP 1.2 L 11 5 4 4 2 1 0 0 0 0 0 0 31 54 21.60 3.600 2.0 10 1 0 0 4 2 1 0 0 0 0 0 21 40 0.00 1.500 1.1 4 0 0 0 2 0 0 0 0 0 0 0 10 15 0.00 0.000 2.0 6 0 0 0 6 0 0 0 0 0 0 0 21 27 0.00 0.000 2.0 11 5 2 1 1 0 0 0 0 0 0 0 23 34 4.50 2.500	<b>PITCHER</b> IP WLS BF H R ER SO BB IBB HBP BLK WP HR S P ERA WHIP									

**Kansas City Royals @ St. Louis Cardinals**  
 Busch Stadium, St. Louis, MO  
 Thu Oct 24 1985, 7:05 PM CDT  
 Att. 53,634 - Unknown - 70 F

<b>AB</b>	<b>38</b>
<b>R</b>	<b>6</b>
<b>H</b>	<b>11</b>
<b>RBI</b>	<b>5</b>
<b>BB</b>	<b>4</b>
<b>SO</b>	<b>15</b>
<b>LOB</b>	<b>20</b>







Batter	1	2	3	4	5	6	7	8	9	AB R H RBI BB SO LOB	TOP																	
Ozzie Smith, S (1, 6) OBP: 0.367, SLG: 0.405	1-2 5-3			2-1 F2		1-0 G6-4-3		4-2 FC4-6 BB		3 0 0 0 1 0 2																		
Willie McGee, S (1, 8) OBP: 0.340, SLG: 0.408	1-2 F8			2-1 G6-3			1-0 G6-3	1-1 FC4-6		4 0 0 0 0 0 3																		
Tom Herr, S (1, 4) OBP: 0.353, SLG: 0.465	3-3 K			1-2 5-3			1-0 G6-3		2-1 G3	4 0 0 0 0 1 0																		
Jack Clark, R (1, 3) OBP: 0.420, SLG: 0.429		1-1 P5			2-2 P4				0-3 K	4 0 0 0 0 2 0																		
Tito Landrum, R (1, 7) OBP: 0.395, SLG: 0.514		0-0 F9			2-2 F9			1-2 F8	1-2 1B	4 0 1 0 0 0 0																		
Terry Pendleton, S (1, 5) OBP: 0.292, SLG: 0.318		0-0 G5-3			1-1 5-3			0-0 1B BB	0-0 F8	4 1 1 0 0 0 1																		
Cesar Cedeño, R (1, 9) OBP: 0.258, SLG: 0.222			1-3 K		2-2 1B 1B			1 SAFE 1 SAFE 1 SAFE BB 1B BB		2 0 1 0 1 1 0																		
Andy Van Slyke, L (8, PR) OBP: 0.150, SLG: 0.056										0 0 0 0 0 0 0	AB 31																	
Darrell Porter, L (1, 2) OBP: 0.382, SLG: 0.259		3-2 F5			1 SAFE 1 SAFE 1 SAFE G6-4-3 1B			0-3 K		3 0 1 0 0 1 2	R 1																	
Danny Cox, R (1, 1)		0-0 G3-1			0-1 B5			1-2 BB 1B		2 0 0 0 0 0 2	H 5																	
Brian Harper, R (8, PH) OBP: 0.200, SLG: 0.200										1 0 1 1 0 0 0	RBI 1																	
Tom Lawless, R (8, PR)										0 0 0 0 0 0 0	BB 2																	
Ken Dayley, L (8, 1) OBP: 0.500, SLG: 0.500										0 0 0 0 0 0 0	SO 5																	
Todd Worrell, R (9, 1)										0 0 0 0 0 0 0	LOB 10																	
<b>Inning Stats</b>	R: 0 E: 0 K: 1 S: 10	H: 0 LOB: 0 BB: 0 P: 15	R: 0 E: 0 K: 0 S: 4	H: 0 LOB: 0 BB: 0 P: 5	R: 0 E: 0 K: 1 S: 10	H: 0 LOB: 0 BB: 0 P: 14	R: 0 E: 0 K: 0 S: 7	H: 0 LOB: 0 BB: 0 P: 12	R: 0 E: 0 K: 0 S: 9	H: 0 LOB: 0 BB: 0 P: 14	R: 0 E: 0 K: 1 S: 5	H: 2 LOB: 1 BB: 0 P: 12	R: 0 E: 0 K: 1 S: 5	H: 0 LOB: 0 BB: 0 P: 7	R: 1 E: 0 K: 1 S: 17	H: 2 LOB: 3 BB: 2 P: 27	R: 0 E: 0 K: 1 S: 10	H: 1 LOB: 1 BB: 0 P: 13	1B: 5 2B: 0 3B: 0 HR: 0	SF: 0 SAC: 0 DP: 1 HBP: 0	WP: 0 PB: 0 SB: 0 CS: 0	PA: 33						
<b>PITCHER</b>	IP WLS BF H R ER SO BB IBB HBP BLK WP HR S P ERA WHIP																											
Charlie Leibrandt, L (1, 1) ERA: 3.98	7.2		28	4	1	1	4	2	0	0	0	0	0	0	68	103	1.17	0.783										
Dan Quisenberry, R (8, 1) ERA: 3.0	1.1	W	5	1	0	0	1	0	0	0	0	0	0	0	12	16	0.00	0.750										

St. Louis Cardinals @ Kansas City Royals  
 Royals Stadium, Kansas City, MO  
 Sat Oct 26 1985, 8:05 PM EDT  
 Att. 41,628 - Unknown - 68 F

AB	31
R	1
H	5
RBI	1
BB	2
SO	5
LOB	10



Batter	1	2	3	4	5	6	7	8	9	AB R H RBI BB SO LOB	
Lonnie Smith, R OBP: 0.351, SLG: 0.365 (1, 7)	3-2 4-3 2B		2-0 L8		0-0 5-3			1-3 K		4 0 1 0 0 1 1	
Willie Wilson, S OBP: 0.357, SLG: 0.426 (1, 8)	2-2 4-3 2-3		2-0 F7			0-0 G4-6-3 1B		4-2 BB		3 0 1 0 1 0 1	
George Brett, L OBP: 0.446, SLG: 0.578 (1, 5)	2-3 K			3-2 F9		0-0 G4-6-3 1-2f		1-3 K		4 0 0 0 0 2 3	
Frank White, R OBP: 0.264, SLG: 0.347 (1, 4)	2-1 6-3			0-0 CS 1B		2-3 K		1-1 F8		4 0 1 0 0 1 2	
Pat Sheridan, L OBP: 0.225, SLG: 0.395 (1, 9)		0-3 K		3-2 1-2 1B			0-3 K		0-2 FC1-5 1B	3 0 1 0 0 2 0 0 0 0 0 0 0 0 1 0 1 0 0 0 0	
Darryl Motley, R OBP: 0.250, SLG: 0.200 (9, PH)											
Jorge Orta, L OBP: 0.125, SLG: 0.125 (9, PH)											
Steve Balboni, R OBP: 0.288, SLG: 0.196 (1, 3)		3-2 FC6-4 1B		0-0 L8			4-1 1B BB		0-2 PB FC1-5 1B	3 0 2 0 1 0 1 0 1 0 0 0 0 0	
Onix Concepcion, R (9, PR)											
Jim Sundberg, R OBP: 0.280, SLG: 0.378 (1, 2)		2-3 K			3-2 SH3 1B		0-3 K		2-2 FC1-5 PB 1B	4 1 1 0 0 2 4	
Buddy Biancalana, S OBP: 0.368, SLG: 0.303 (1, 6)											
Hal McRae, R OBP: 0.357, SLG: 0.333 (9, PH)		0-0 FC6-4 1-2f			2-2 F8		1-0 1B		4-0 1B IBB	3 0 1 0 0 0 2 0 0 0 0 1 0 0 0 0 0 0 0 0 0	
John Wathan, R (9, PR)											
Charlie Leibrandt, R (1, 1)			1-3 K			0-0 SH3		0-3 K		1-0 1B	2 0 0 0 0 2 2 0 0 0 0 0 0 0 1 0 1 2 0 0 0
Dan Quisenberry, R (8, 1)											
Dane Iorg, L OBP: 0.667, SLG: 0.750 (9, PH)											

Inning Stats	R: 0 E: 0 K: 1 S: 12	H: 1 LOB: 1 BB: 0 P: 21	R: 0 E: 0 K: 2 S: 11	H: 1 LOB: 1 BB: 0 P: 16	R: 0 E: 0 K: 1 S: 5	H: 0 LOB: 0 BB: 0 P: 10	R: 0 E: 0 K: 0 S: 9	H: 2 LOB: 1 BB: 0 P: 15	R: 0 E: 0 K: 0 S: 8	H: 1 LOB: 1 BB: 0 P: 13	R: 0 E: 0 K: 1 S: 5	H: 1 LOB: 0 BB: 0 P: 7	R: 0 E: 0 K: 3 S: 12	H: 1 LOB: 2 BB: 1 P: 17	R: 0 E: 0 K: 2 S: 11	H: 0 LOB: 1 BB: 1 P: 18	R: 2 E: 0 K: 0 S: 11	H: 3 LOB: 2 BB: 1 P: 18	1B: 9 2B: 1 3B: 0 HR: 0	SF: 0 SAC: 1 DP: 1 HBP: 0
--------------	-------------------------------	----------------------------------	-------------------------------	----------------------------------	------------------------------	----------------------------------	------------------------------	----------------------------------	------------------------------	----------------------------------	------------------------------	---------------------------------	-------------------------------	----------------------------------	-------------------------------	----------------------------------	-------------------------------	----------------------------------	----------------------------------	------------------------------------

PITCHER	IP	WLS	BF	H	R	ER	SO	BB	IBB	HBP	BLK	WP	HR	S	P	ERA	WHIP
Danny Cox, R ERA: 1.8 (1, 1)	7.0		27	7	0	0	8	1	0	0	0	0	0	62	99	0.00	1.143
Ken Dayley, L ERA: (8, 1)	1.0		4	0	0	0	2	1	0	0	0	0	0	11	18	0.00	1.000
Todd Worrell, R ERA: 2.45 (9, 1)	0.1	L	5	3	2	2	0	0	1	0	0	0	0	11	18	54.00	9.000


**BOTTOM**

**St. Louis Cardinals @ Kansas City Royals**  
 Royals Stadium, Kansas City, MO

Sat Oct 26 1985, 8:05 PM EDT  
 Att: 41,628 - Unknown - 68 F

<b>AB</b>	<b>32</b>
<b>R</b>	<b>2</b>
<b>H</b>	<b>10</b>
<b>RBI</b>	<b>2</b>
<b>BB</b>	<b>3</b>
<b>SO</b>	<b>10</b>
<b>LOB</b>	<b>16</b>

livebaseballscorecards.com





Batter	1	2	3	4	5	6	7	8	9	AB R H RBI BB SO LOB	TOP
Ozzie Smith, S (1, 6) OBP: 0.358, SLG: 0.391	1-2 F8 ①		2-1 4-3 ③			3-2 F8 1B		1-1 F5 ②		4 0 1 0 0 0 0	<b>St. Louis Cardinals @ Kansas City Royals</b> Royals Stadium, Kansas City, MO Sun Oct 27 1985, 8:05 PM EST Att. 41,658 - Unknown - 62 F <a href="http://livebaseballscorecards.com">livebaseballscorecards.com</a>
Willie McGee, S (1, 8) OBP: 0.316, SLG: 0.377	1-1 F8 ②			0-0 4-3 ①		0-2 F9 ②		0-0 4-3 ③		4 0 0 0 0 0 1	
Tom Herr, S (1, 4) OBP: 0.327, SLG: 0.426	1-2 F6 ③			1-0 F7 ②		0-1 P6 ③			0-0 4-3 ①	4 0 0 0 0 0 1	
Jack Clark, R (1, 3) OBP: 0.407, SLG: 0.413		2-1 F8 1B		2-2 6-3 ③		2-0 F7 ①			1-2 F8 ②	4 0 1 0 0 0 0	
Andy Van Slyke, L (1, 9) OBP: 0.167, SLG: 0.091		1-3 K ①			1-0 L8 ①		0-0 F8 1B		1-0 F9 ③	4 0 1 0 0 1 1	
Terry Pendleton, S (1, 5) OBP: 0.294, SLG: 0.319		0-1 F8 ②			0-0 F7 ②		0-0 F8 1B			3 0 1 0 0 0 1	
Tito Landrum, R (1, 7) OBP: 0.400, SLG: 0.513					2-0 F7 1B		0-1 F8 ②			2 0 1 0 0 0 1	
Ken Dayley, L (7, 1) OBP: 0.500, SLG: 0.500					2-0 F7 1B		2-3 F8 ②			0 0 0 0 0 0 0	
Darrell Porter, L (1, 2) OBP: 0.351, SLG: 0.233					1-1 F8 ③		0-0 F9 ③			3 0 0 0 0 0 3	
John Tudor, L (1, 1)										1 0 0 0 0 0 1 0	
Bill Campbell, R (3, 1)										0 0 0 0 0 0 0 0	
Jeff Lahti, R (5, 1)										0 0 0 0 0 0 0 0	
Ricky Horton, L (5, 1)										0 0 0 0 0 0 0 0	
Joaquin Andujar, S (5, 1) OBP: 0.200, SLG: 0.400										0 0 0 0 0 0 0 0	
Mike Jorgensen, L (5, 7)										2 0 0 0 0 0 0 0	
Bob Forsch, R (5, 1)										0 0 0 0 0 0 0 0	
Steve Braun, L (7, PH)										1 0 0 0 0 0 0 2	
<b>Inning Stats</b>	R: 0 H: 0 E: 0 LOB: 0 K: 0 BB: 0 S: 10 P: 13	R: 0 H: 1 E: 0 LOB: 1 K: 1 BB: 0 S: 9 P: 12	R: 0 H: 0 E: 0 LOB: 0 K: 1 BB: 0 S: 6 P: 9	R: 0 H: 0 E: 0 LOB: 0 K: 0 BB: 0 S: 5 P: 8	R: 0 H: 1 E: 0 LOB: 1 K: 0 BB: 0 S: 5 P: 9	R: 0 H: 1 E: 0 LOB: 1 K: 0 BB: 0 S: 11 P: 17	R: 0 H: 2 E: 0 LOB: 2 K: 0 BB: 0 S: 6 P: 8	R: 0 H: 0 E: 0 LOB: 0 K: 0 BB: 0 S: 7 P: 9	R: 0 H: 0 E: 0 LOB: 0 K: 0 BB: 0 S: 5 P: 7	1B: 5 SF: 0 2B: 0 SAC: 0 3B: 0 DP: 0 HR: 0 HBP: 0	WP: 0 PA: 32 PB: 0 SB: 0 CS: 0
<b>PITCHER</b> Bret Saberhagen, R (1, 1) ERA: 2.13	IP WLS BF H R ER SO BB IBB HBP BLK WP HR S P ERA WHIP										
	9.0 W 32 5 0 0 2 0 0 0 0 0 0 0 64 92 0.00 0.556										



Batter	1	2	3	4	5	6	7	8	9	AB	R	H	RBI	BB	SO	LOB
Lonnie Smith, R OBP: 0.361, SLG: 0.382 Lynn Jones, R OBP: 0.667, SLG: 1.667	1-1 F9		4-1 S 1B BB	0-1 F9	2-2 1B 2B		1-0 F9			3	2	1	2	1	0	0
Willie Wilson, S OBP: 0.361, SLG: 0.424	1-2 6-3		0-0 F9	2-1 S 1B 1B	0-1 1B 1B		0-0 F8			5	1	2	1	0	0	1
George Brett, L OBP: 0.475, SLG: 0.600	0-0 1B		1-1 BB S 1B	0-2 G5-4-3 1B	0-0 BB 1B WP 1B		3-1 F8			5	2	4	0	0	0	0
Frank White, R OBP: 0.276, SLG: 0.340	0-0 F8		4-2 BB 1B BB	1-1 G5-4-3 1B	3-2 WP BB 1B		3-2 F7			4	1	1	1	1	0	3
Jim Sundberg, R OBP: 0.309, SLG: 0.375		1-1 F8	4-2 G3 1B BB		1-0 1B 1B		0-0 P4			3	1	1	1	2	0	0
Steve Balboni, R OBP: 0.316, SLG: 0.220		4-2 HR BB	2-1 G3 1B		FC3-6 1B		0-1 F9			4	2	2	2	1	0	2
Darryl Motley, R OBP: 0.375, SLG: 0.571		3-2 HR	1-1 G3		1-2 FC3-6 1B		1-2 G4-6-3 1B			4	1	3	3	0	0	2
Buddy Biancalana, S OBP: 0.357, SLG: 0.278		1-0 L5	4-0 IBB		1-3 K		1-1 G4-6-3			3	0	0	0	1	1	3
Bret Saberhagen, R OBP: 0.357, SLG: 0.278		0-3 K	2-3 K		0-0 FC3-6 2B		3-3 K			4	1	0	0	0	3	5

Inning Stats	R: 0	H: 1	E: 0	LOB: 1	K: 0	BB: 0	S: 8	P: 10	R: 2	H: 1	E: 0	LOB: 0	K: 1	BB: 1	S: 13	P: 22	R: 3	H: 2	E: 0	LOB: 3	K: 1	BB: 4	S: 18	P: 40	R: 0	H: 2	E: 0	LOB: 1	K: 0	BB: 0	S: 9	P: 12	R: 6	H: 7	E: 0	LOB: 2	K: 1	BB: 1	S: 32	P: 47	R: 0	H: 1	E: 0	LOB: 0	K: 1	BB: 0	S: 10	P: 15	R: 0	H: 0	E: 0	LOB: 0	K: 0	BB: 0	S: 4	P: 8	R: 0	H: 0	E: 0	LOB: 0	K: 0	BB: 0	S: 8	P: 11
--------------	------	------	------	--------	------	-------	------	-------	------	------	------	--------	------	-------	-------	-------	------	------	------	--------	------	-------	-------	-------	------	------	------	--------	------	-------	------	-------	------	------	------	--------	------	-------	-------	-------	------	------	------	--------	------	-------	-------	-------	------	------	------	--------	------	-------	------	------	------	------	------	--------	------	-------	------	-------

PITCHER	IP	WLS	BF	H	R	ER	SO	BB	IBB	HBP	BLK	WP	HR	S	P	ERA	WHIP
John Tudor, L ERA: 2.93	(1, 1)	2.1	L	14	3	5	5	1	4	0	0	0	0	31	55	19.29	3.000
Bill Campbell, R ERA: 1.42	(3, 1)	1.2		9	4	1	1	0	1	0	0	0	0	18	31	5.40	2.400
Jeff Lahti, R ERA: 7.94	(5, 1)	0.2		6	4	3	3	1	0	0	0	0	0	18	23	40.50	6.000
Ricky Horton, L ERA: 7.71	(5, 1)	0.0		1	1	0	0	0	0	0	0	0	0	1	1	∞	∞
Joaquin Andujar, R ERA: 7.53	(5, 1)	0.0		2	1	1	1	0	1	0	0	0	0	10	17	∞	∞

**BOTTOM**

**St. Louis Cardinals @ Kansas City Royals**  
**Royals Stadium, Kansas City, MO**

Sun Oct 27 1985, 8:05 PM EST  
 Att: 41,658 - Unknown - 62 F

AB	36
R	11
H	14
RBI	10
BB	6
SO	4
LOB	16

livebaseballscorecards.com

WP: 1 PA: 42  
 PB: 0  
 SB: 3  
 CS: 0

