

Kansas City Royals - 1985

Batter	1	2	3	4	5	6	7	8	9	AB	R	H	RBI	BB	SO	LOB	TOP			
Damaso Garcia, R (1,4)	F8		F8			F4		4-3		4	0	0	0	0	0	0				
Lloyd Moseby, L (1,8) OBP: 0.500, SLG: 0.750	K		F7							4	0	2	0	0	1	0				
George Bell, R (1,7)	F9			1-3		CI				2	0	0	0	1	0	0				
Jesse Barfield, R (1,9) OBP: 0.333, SLG: 0.333 Rance Mulliniks, L (8,PH) Lou Thornton, L (8,9)		1B SF7		F9		K		F7		3	1	1	0	0	1	2				
Jeff Burroughs, R (1,10) OBP: 0.333, SLG: 0.333 Willie Aikens, L (9,PH)				5-3		F7				1	0	0	0	0	0	0				
Willie Upshaw, L (1,3)	K					F8				4	0	0	0	0	1	2				
Buck Martinez, R (1,2) Ernie Whitt, L (9,PH) OBP: 1.000, SLG: 1.000	SF7					E6		F7		2	0	0	1	0	0	0				
Garth Iorg, R (1,5) Len Matuszek, L (9,PH)	F7					FC4-6		6-3		3	0	0	0	0	0	2				
Tony Fernandez, S (1,6)			F5			4-3		1-3		3	0	0	0	0	0	1				
Inning Stats	R: 0 E: 0 K: 1 S: 5	H: 0 LOB: 0 BB: 0 P: 5	R: 1 E: 0 K: 1 S: 7	H: 2 LOB: 1 BB: 0 P: 7	R: 0 E: 0 K: 0 S: 3	H: 0 LOB: 0 BB: 0 P: 3	R: 0 E: 0 K: 0 S: 3	H: 0 LOB: 0 BB: 0 P: 3	R: 0 E: 1 K: 1 S: 4	H: 1 LOB: 2 BB: 0 P: 7	R: 0 E: 0 K: 0 S: 3	H: 0 LOB: 0 BB: 0 P: 3	R: 0 E: 0 K: 0 S: 4	H: 1 LOB: 2 BB: 1 P: 8	R: 0 E: 0 K: 0 S: 4	H: 1 LOB: 1 BB: 0 P: 4	1B: 4 2B: 1 3B: 0 HR: 0	SF: 1 SAC: 0 DP: 0 HBP: 0	WP: 0 PB: 0 SB: 1 CS: 0	PA: 35
PITCHER	IP WLS BF H R ER SO BB IBB HBP BLK WP HR S P ERA WHIP																			
Bud Black, L (1,1) ERA: 1.17	7.2 W 30 4 1 1 3 1 0 0 0 0 0 35 39 1.17 0.652																			
Dan Quisenberry, R (8,1) ERA:	1.1 S 5 1 0 0 0 0 0 0 0 0 0 5 5 0.00 0.750																			

Toronto Blue Jays @ Kansas City Royals
 Royals Stadium, Kansas City, MO
 Mon Apr 08 1985, 4:33 AM EST
 Att: 41,086 - Unknown

AB 32
 R 1
 H 5
 RBI 1
 BB 1
 SO 3
 LOB 12



Batter	1	2	3	4	5	6	7	8	9	AB	R	H	RBI	BB	SO	LOB	BOTTOM	
Willie Wilson, S (1,8) OBP: 0.250, SLG: 0.500	6-3		K			6-3				4	0	1	2	0	1	0		
Pat Sheridan, L (1,9)										4	0	2	0	0	1	1		
George Brett, L (1,5) OBP: 0.500, SLG: 0.333										3	0	1	0	1	0	1		
Jorge Orta, L (1,10)										4	0	0	0	0	0	3		
Steve Balboni, R (1,3)										4	0	1	0	0	0	3		
Darryl Motley, R (1,7) OBP: 0.697, SLG: 1.000										2	1	1	0	0	0	2		
Frank White, R (1,4)										3	0	0	0	0	1	4		
Jim Sundberg, R (1,2) Dane Iorg, L (7,PH) John Wathan, R (8,2)										2	0	0	0	0	0	3		
Onix Concepcion, R (1,6)										2	1	0	0	0	0	1		
Inning Stats	R: 0 E: 0 K: 0 S: 4	H: 1 LOB: 2 BB: 1 P: 8	R: 0 E: 0 K: 0 S: 3	H: 0 LOB: 1 BB: 0 P: 4	R: 0 E: 0 K: 1 S: 5	H: 1 LOB: 0 BB: 0 P: 5	R: 0 E: 1 K: 1 S: 7	H: 1 LOB: 2 BB: 0 P: 7	R: 0 E: 0 K: 0 S: 3	H: 0 LOB: 0 BB: 0 P: 3	R: 0 E: 0 K: 2 S: 9	H: 2 LOB: 1 BB: 0 P: 10	R: 0 E: 0 K: 0 S: 3	H: 1 LOB: 0 BB: 0 P: 3	1B: 4 2B: 2 3B: 0 HR: 0	SF: 0 SAC: 0 DP: 2 HBP: 2	WP: 0 PB: 0 SB: 0 CS: 0	PA: 32
PITCHER	IP WLS BF H R ER SO BB IBB HBP BLK WP HR S P ERA WHIP																	
Dave Stieb, R (1,1) ERA: 2.7	6.2 L 28 5 2 2 3 1 0 2 0 0 0 31 37 2.70 0.900																	
Gary Lavelle, L (7,1) ERA:	1.1 4 1 0 0 1 0 0 0 0 0 0 6 6 0.00 0.750																	

Toronto Blue Jays @ Kansas City Royals
 Royals Stadium, Kansas City, MO
 Mon Apr 08 1985, 4:33 AM EST
 Att: 41,086 - Unknown

AB 29
 R 2
 H 6
 RBI 2
 BB 1
 SO 4
 LOB 19



Batter	1	2	3	4	5	6	7	8	9	10	AB	R	H	RBI	BB	SO	LOB	TOP
Damaso Garcia, R (1.4) OBP: 0.143, SLG: 0.375	K		FC6-4			6-3		F7		F5	5	0	0	0	0	1	2	
Lloyd Moseby, L (1.8) OBP: 0.250, SLG: 0.375	4-3					6-3				K	4	0	0	0	0	1	0	
George Bell, R (1.7) OBP: 0.429, SLG: 0.667	F4					6-3					4	0	2	0	0	0	0	
Manuel Lee, S (9, PR)											0	0	0	0	0	0	0	
Mitch Webster, S (9, 7)											0	0	0	0	0	0	0	
Jesse Barfield, R (1.9) OBP: 0.286, SLG: 0.429		K						F9		F4	4	0	1	0	0	1	2	
Jeff Burroughs, R (1.10) OBP: 0.143, SLG: 0.143		6-3				6-3					4	0	0	0	0	0	2	
Willie Upshaw, L (1.3) OBP: 0.125, SLG: 0.125		6-3						F2		F7	4	1	1	0	0	0	0	
Buck Martinez, R (1.2) OBP: 0.167, SLG: 0.200																		
Ernie Whitt, L (10, PH) OBP: 1.000, SLG: 1.000			F2			FC6-4				SH1-2	3	0	1	0	0	0	0	
Garth Iorg, R (1.5)																		
Rance Mulliniks, L (10, PH) (10, 5)			5-3			FC6-4				6-3	1	0	0	0	0	0	1	
Tony Fernandez, S (1.6) OBP: 0.286, SLG: 0.286						4-3					4	0	2	1	0	0	1	
Inning Stats	R: 0 E: 0 K: 1 S: 5	H: 0 LOB: 0 BB: 0 P: 5	R: 0 E: 0 K: 1 S: 5	H: 0 LOB: 0 BB: 0 P: 5	R: 0 E: 0 K: 0 S: 4	H: 1 LOB: 1 BB: 0 P: 4	R: 0 E: 0 K: 0 S: 4	H: 1 LOB: 1 BB: 0 P: 4	R: 0 E: 0 K: 0 S: 3	H: 0 LOB: 0 BB: 0 P: 3	R: 0 E: 0 K: 1 S: 6	H: 1 LOB: 1 BB: 0 P: 6	R: 1 E: 1 K: 0 S: 5	H: 2 LOB: 1 BB: 0 P: 5	1B: 5 2B: 1 3B: 0 HR: 0	SF: 0 SAC: 1 DP: 0 HBP: 0	WP: 0 PA: 37	
PITCHER	IP 9.0	WLS L	BF 5	H 2	R 1	ER 1	SO 0	BB 0	IBB 0	HBP 0	BLK 0	WP 0	HR 0	S 38	P 38	ERA 9.00	WHIP 2.000	

Toronto Blue Jays @ Kansas City Royals
 Royals Stadium, Kansas City, MO
 Wed Apr 10 1986, 7:05 PM EST
 Att. 14,740 - Unknown

AB	36
R	1
H	7
RBI	1
BB	0
SO	3
LOB	9



Batter	1	2	3	4	5	6	7	8	9	10	AB	R	H	RBI	BB	SO	LOB	BOTTOM			
Willie Wilson, S (1.8) OBP: 0.333, SLG: 0.375	G3		CS			F8		K		F8	4	0	1	0	1	1	2				
Pat Sheridan, L (1.9) OBP: 0.375, SLG: 0.286	G3										3	0	0	0	1	0	2				
Lynn Jones, R (10, PH)			F7							K	1	0	0	0	0	1	0				
George Brett, L (1.5) OBP: 0.444, SLG: 0.167						G3				6-3	3	0	0	0	2	0	1				
Jorge Orta, L (1.10) OBP: 0.286, SLG: 0.286																					
Hal McRae, R (10, PH)																					
Steve Balboni, R (1.3) OBP: 0.250, SLG: 0.250											4	0	1	0	0	2	3				
Darryl Motley, R (1.7) OBP: 0.571, SLG: 0.833											4	0	2	0	0	1	1				
Frank White, R (1.4)											3	0	0	0	0	1	1				
Jim Sundberg, R (1.2) OBP: 0.200, SLG: 0.200											3	0	1	0	0	0	0				
Dane Iorg, L (9, PH)											0	0	0	0	1	0	0				
John Wathan, R (9, PR) (10, 2)											0	0	0	0	0	0	0				
Onix Concepcion, R (1.6)											4	0	0	0	0	0	4				
Inning Stats	R: 0 E: 0 K: 0 S: 3	H: 1 LOB: 2 BB: 2 P: 11	R: 0 E: 0 K: 0 S: 3	H: 0 LOB: 0 BB: 0 P: 3	R: 0 E: 0 K: 0 S: 3	H: 1 LOB: 0 BB: 0 P: 3	R: 0 E: 0 K: 1 S: 6	H: 1 LOB: 1 BB: 0 P: 6	R: 0 E: 0 K: 1 S: 5	H: 0 LOB: 0 BB: 0 P: 5	R: 0 E: 0 K: 2 S: 7	H: 2 LOB: 2 BB: 0 P: 7	R: 0 E: 0 K: 2 S: 7	H: 0 LOB: 2 BB: 2 P: 15	R: 0 E: 0 K: 0 S: 4	H: 1 LOB: 2 BB: 1 P: 8	R: 0 E: 0 K: 1 S: 5	H: 0 LOB: 0 BB: 0 P: 5	1B: 4 2B: 2 3B: 0 HR: 0	SF: 0 SAC: 1 DP: 0 HBP: 0	WP: 0 PA: 40
PITCHER	IP 6.2	WLS W	BF 26	H 1	R 0	ER 0	SO 3	BB 3	IBB 0	HBP 0	BLK 0	WP 0	HR 0	S 29	P 41	ERA 0.00	WHIP 1.200				

Toronto Blue Jays @ Kansas City Royals
 Royals Stadium, Kansas City, MO
 Wed Apr 10 1986, 7:05 PM EST
 Att. 14,740 - Unknown

AB	33
R	0
H	6
RBI	0
BB	6
SO	6
LOB	17



Batter	1	2	3	4	5	6	7	8	9	AB	R	H	RBI	BB	SO	LOB	TOP				
Lou Whitaker, L (1,4) OBP: 0.474, SLG: 0.867	1-3		1B						K	5	1	2	0	0	1	0					
Alan Trammell, R (1,6) OBP: 0.480, SLG: 0.619 Doug Baker, S (9,6)	3-1		1B						F9	5	1	2	1	0	0	1					
Kirk Gibson, L (1,9) OBP: 0.292, SLG: 0.500	K		F5							3	1	0	0	1	1	3					
Lance Parrish, R (1,2) OBP: 0.364, SLG: 0.500		6-3	6-3							4	1	1	4	0	0	2					
Johnny Grubb, L (1,10) OBP: 0.385, SLG: 0.200		BB	F6						K	3	0	0	0	1	1	1					
Darrell Evans, L (1,3) OBP: 0.417, SLG: 0.455		BB							F9	3	0	1	0	1	0	0					
Larry Hemdon, R (1,7) OBP: 0.333, SLG: 0.316		BB								4	0	0	0	0	0	3					
Chet Lemon, R (1,8) OBP: 0.381, SLG: 0.389										4	0	1	0	0	1	3					
Chris Pittaro, S (1,5) OBP: 0.353, SLG: 0.412 Tom Brookens, R (7,5) OBP: 0.625, SLG: 1.143			1B						F8	3	1	1	0	0	0	1					
			1B							1	0	0	0	0	0	0					
Inning Stats	R: 0 E: 0 K: 1 S: 5	H: 0 LOB: 0 BB: 0 P: 5	R: 0 E: 0 K: 0 S: 3	H: 0 LOB: 2 BB: 2 P: 11	R: 2 E: 0 K: 0 S: 6	H: 3 LOB: 1 BB: 0 P: 6	R: 0 E: 0 K: 0 S: 4	H: 1 LOB: 1 BB: 0 P: 4	R: 0 E: 0 K: 1 S: 6	H: 1 LOB: 1 BB: 0 P: 6	R: 3 E: 0 K: 1 S: 7	H: 2 LOB: 0 BB: 1 P: 11	R: 0 E: 0 K: 1 S: 3	H: 0 LOB: 0 BB: 0 P: 3	R: 0 E: 0 K: 1 S: 5	H: 0 LOB: 0 BB: 0 P: 5	1B: 5 2B: 2 3B: 0 HR: 1	SF: 0 SAC: 0 DP: 0 HBP: 0	WP: 0 PB: 0 SB: 0 CS: 0	PA: 38	
PITCHER	IP	WLS	BF	H	R	ER	SO	BB	IBB	HBP	BLK	WP	HR	S	P	ERA	WHIP				
Bret Saberhagen, R (1,1) ERA: 4.05	6.2	L	29	7	3	3	2	2	0	0	0	0	0	31	39	4.05	1.350				
Michael LaCoss, R (7,1) ERA: 13.5	1.1		6	1	2	2	1	0	1	0	0	0	1	7	11	13.50	0.750				
Mike Jones, L (9,1) ERA:	1.0		3	0	0	0	1	0	0	0	0	0	0	5	5	0.00	0.000				

Detroit Tigers @ Kansas City Royals
 Royals Stadium, Kansas City, MO
 Sun Apr 14 1985, 4:33 AM EST
 Att: 24,447 - Unknown

AB	35
R	5
H	8
RBI	5
BB	3
SO	4
LOB	14



Batter	1	2	3	4	5	6	7	8	9	AB	R	H	RBI	BB	SO	LOB	BOTTOM				
Willie Wilson, S (1,8) OBP: 0.364, SLG: 0.550	F8			4-3					1B	4	1	2	0	0	0	0					
Pat Sheridan, L (1,9) OBP: 0.388, SLG: 0.250	6-3			4-3					1B	3	0	0	0	1	0	1					
George Brett, L (1,5) OBP: 0.455, SLG: 0.200	F8			3-1						4	0	1	0	0	0	0					
Jorge Orta, L (1,10) OBP: 0.278, SLG: 0.353 Hal McRae, R (9,PH) OBP: 0.333, SLG: 0.500				2B					SF7	3	0	2	0	0	0	0					
Darryl Motley, R (1,7) OBP: 0.316, SLG: 0.353		G4-6-3		6-3					F3	4	0	0	0	0	0	4					
Steve Balboni, R (1,3) OBP: 0.200, SLG: 0.250				1-3					F9	4	0	0	0	0	1	3					
Frank White, R (1,4) OBP: 0.250, SLG: 0.429			K						F7	3	0	0	0	0	1	1					
Jim Sundberg, R (1,2) OBP: 0.067, SLG: 0.067				F8					E5	3	0	0	0	0	0	0					
Onix Conception, R (1,6) OBP: 0.118, SLG: 0.063			K						FC6-4	3	0	0	0	0	1	1					
Inning Stats	R: 0 E: 0 K: 0 S: 3	H: 0 LOB: 0 BB: 0 P: 3	R: 0 E: 0 K: 0 S: 3	H: 1 LOB: 0 BB: 0 P: 3	R: 0 E: 0 K: 2 S: 7	H: 0 LOB: 0 BB: 0 P: 7	R: 0 E: 0 K: 0 S: 3	H: 0 LOB: 0 BB: 0 P: 3	R: 0 E: 0 K: 0 S: 4	H: 1 LOB: 1 BB: 0 P: 4	R: 0 E: 0 K: 0 S: 3	H: 0 LOB: 0 BB: 0 P: 3	R: 0 E: 1 K: 1 S: 6	H: 0 LOB: 1 BB: 0 P: 6	R: 1 E: 0 K: 0 S: 5	H: 2 LOB: 2 BB: 1 P: 9	1B: 4 2B: 1 3B: 0 HR: 0	SF: 1 SAC: 0 DP: 1 HBP: 0	WP: 0 PB: 0 SB: 0 CS: 0	PA: 33	
PITCHER	IP	WLS	BF	H	R	ER	SO	BB	IBB	HBP	BLK	WP	HR	S	P	ERA	WHIP				
Dan Petry, R (1,1) ERA: 0.64	8.0	W	30	5	1	1	3	1	0	0	0	0	0	35	39	1.12	0.750				
Willie Hernandez, L (9,1) ERA:	1.0	S	3	0	0	0	0	0	0	0	0	0	0	3	3	0.00	0.000				

Detroit Tigers @ Kansas City Royals
 Royals Stadium, Kansas City, MO
 Sun Apr 14 1985, 4:33 AM EST
 Att: 24,447 - Unknown


AB	31
R	1
H	5
RBI	1
BB	1
SO	3
LOB	10



Batter	1	2	3	4	5	6	7	8	9	AB	R	H	RBI	BB	SO	LOB	TOP					
Wade Boggs, L (1.5) OBP: 0.371, SLG: 0.429	0-0 5-3		4-0 BB			0-0 4-3		0-0 F7		3	0	0	0	1	0	0	Boston Red Sox @ Kansas City Royals Royals Stadium, Kansas City, MO Tue Apr 16 1985, 7:05 PM EST Att: 16,886 - Unknown					
Dwight Evans, R (1.9) OBP: 0.412, SLG: 0.643	4-0 6-3 BB		0-0 4-3			0-0 1B		0-0 1-3		3	0	1	0	1	0	1						
Jim Rice, R (1.7) OBP: 0.469, SLG: 0.643	0-0 6-3			4-0 G4-6-3 BB		0-0 1-3		0-0 5-3		3	0	0	0	1	0	2						
Mike Easler, L (1.10) OBP: 0.355, SLG: 0.357	0-0 G4-1			0-0 G4-6-3 1-2				0-0 1B		3	0	1	0	1	0	2						
Tony Armas, R (1.8) OBP: 0.258, SLG: 0.536		0-0 F9		0-0 6-3			0-0 G5-4-3	0-0 F6		4	0	0	0	0	0	2						
Bill Buckner, L (1.3) OBP: 0.414, SLG: 0.556		0-0 6-3			0-0 F8					3	0	1	0	0	0	0						
Rich Gedman, L (1.2) OBP: 0.404, SLG: 0.560		0-0 4-3			0-3 K		0-3 K			3	0	0	0	0	2	1						
Marty Barrett, R (1.4) OBP: 0.286, SLG: 0.200			0-0 F6		0-0 6-3			0-0 6-3		3	0	0	0	0	0	0						
Jackie Gutierrez, R (1.6) OBP: 0.250, SLG: 0.273			0-0 4-3			0-0 F4		0-0 6-3		3	0	0	0	0	0	0						
Inning Stats	R: 0 E: 0 K: 0 S: 3	H: 0 LOB: 1 BB: 1 P: 7	R: 0 E: 0 K: 0 S: 3	H: 0 LOB: 0 BB: 0 P: 3	R: 0 E: 0 K: 0 S: 3	H: 0 LOB: 1 BB: 1 P: 7	R: 0 E: 0 K: 0 S: 2	H: 0 LOB: 0 BB: 1 P: 6	R: 0 E: 0 K: 1 S: 5	H: 0 LOB: 0 BB: 0 P: 5	R: 0 E: 0 K: 0 S: 4	H: 1 LOB: 1 BB: 0 P: 4	R: 0 E: 0 K: 1 S: 5	H: 1 LOB: 1 BB: 1 P: 9	R: 0 E: 0 K: 0 S: 3	H: 0 LOB: 0 BB: 0 P: 3	R: 0 E: 0 K: 0 S: 4	H: 1 LOB: 1 BB: 0 P: 4	1B: 3 2B: 0 3B: 0 HR: 0	SF: 0 SAC: 0 DP: 2 HBP: 0	WP: 0 PB: 0 SB: 0 CS: 0	PA: 32
PITCHER Danny Jackson, L (1.1) ERA: 0.00	IP: 9.0 WLS: W BF: 32 H: 3 R: 0 ER: 0 SO: 2 BB: 4 IBB: 0 HBP: 0 BLK: 0 WP: 0 HR: 0 S: 32 P: 48 ERA: 0.00 WHIP: 0.778															PITCHER						

Batter	1	2	3	4	5	6	7	8	9	AB	R	H	RBI	BB	SO	LOB	BOTTOM					
Willie Wilson, S (1.8) OBP: 0.346, SLG: 0.500	0-0 G4-1 S 1B		0-3 K			0-0 F9		0-0 F8		4	0	1	0	0	1	0	Boston Red Sox @ Kansas City Royals Royals Stadium, Kansas City, MO Tue Apr 16 1985, 7:05 PM EST Att: 16,886 - Unknown					
Frank White, R (1.4) OBP: 0.200, SLG: 0.333	0-0 F4		0-3 K			0-0 F9		0-0 F8		4	0	0	0	0	1	1						
George Brett, L (1.5) OBP: 0.440, SLG: 0.176	0-0 G4-1 1-3		4-0 FC6-4 BB			0-0 6-3				2	0	0	0	1	0	1						
Jorge Orta, L (1.10) OBP: 0.238, SLG: 0.300	0-0 F6		0-0 FC6-4			0-0 F5				3	0	0	0	0	0	2						
Darryl Motley, R (1.7) OBP: 0.318, SLG: 0.350		0-0 HR 1B		0-0 5-3			0-0 F4			3	1	1	0	0	0	0						
Steve Balboni, R (1.3) OBP: 0.217, SLG: 0.391		0-0 1-H HR		0-0 6-3			0-0 1-3			3	1	1	2	0	0	0						
Pat Sheridan, L (1.9) OBP: 0.364, SLG: 0.263		0-3 K		0-3 K			0-0 S 1B			3	0	1	0	0	2	0						
Jim Sundberg, R (1.2) OBP: 0.056, SLG: 0.056		0-3 K2-3			0-3 K		0-0 5-3			3	0	0	0	0	2	1						
Buddy Biancalana, S (1.6) OBP: 0.056, SLG: 0.056		0-3 K			0-0 3-1			0-0 F3		3	0	0	0	0	1	0						
Inning Stats	R: 0 E: 0 K: 0 S: 4	H: 1 LOB: 1 BB: 0 P: 4	R: 2 E: 0 K: 3 S: 11	H: 2 LOB: 0 BB: 0 P: 11	R: 0 E: 0 K: 2 S: 7	H: 0 LOB: 1 BB: 1 P: 11	R: 0 E: 0 K: 1 S: 5	H: 0 LOB: 0 BB: 0 P: 5	R: 0 E: 0 K: 1 S: 5	H: 0 LOB: 0 BB: 0 P: 5	R: 0 E: 0 K: 0 S: 3	H: 0 LOB: 0 BB: 0 P: 3	R: 0 E: 0 K: 0 S: 4	H: 1 LOB: 1 BB: 0 P: 4	R: 0 E: 0 K: 0 S: 3	H: 0 LOB: 0 BB: 0 P: 3	R: 0 E: 0 K: 0 S: 3	H: 0 LOB: 0 BB: 0 P: 3	1B: 3 2B: 0 3B: 0 HR: 1	SF: 0 SAC: 0 DP: 0 HBP: 0	WP: 0 PB: 0 SB: 2 CS: 0	PA: 29
PITCHER Roger Clemens, R (1.1) ERA: 3.86	IP: 8.0 WLS: L BF: 29 H: 4 R: 2 ER: 2 SO: 7 BB: 1 IBB: 0 HBP: 0 BLK: 0 WP: 0 HR: 1 S: 42 P: 46 ERA: 2.25 WHIP: 0.625															PITCHER						

AB	28
R	0
H	3
RBI	0
BB	4
SO	2
LOB	8



AB	28
R	2
H	4
RBI	2
BB	1
SO	7
LOB	5



Batter	1	2	3	4	5	6	7	8	9	AB	R	H	RBI	BB	SO	LOB	TOP
Wade Boggs, L (1.5) OBP: 0.347, SLG: 0.387	FC1-4 BB			1-3		F7		6-3		3	0	0	0	1	0	2	<p>Boston Red Sox @ Kansas City Royals Royals Stadium, Kansas City, MO Wed Apr 17 1985, 7:05 PM EST Att: 18,685 - Unknown</p> <p>livebaseballscores.com</p>
Dwight Evans, R (1.9) OBP: 0.368, SLG: 0.563	FC1-4 G5-4-3			1-3		F8			4-3	4	0	0	0	0	0	2	
Jim Rice, R (1.7) OBP: 0.472, SLG: 0.613	G5-4-3					FC5-4 BB			2B 1B	3	1	1	0	1	0	2	
Mike Easler, L (1.10) OBP: 0.343, SLG: 0.375		K		F7				K		4	0	1	1	0	2	1	
Tony Armas, R (1.8) OBP: 0.229, SLG: 0.469		K				6-3			K	4	0	0	0	0	3	1	
Bill Buckner, L (1.3) OBP: 0.384, SLG: 0.484				4-3		4-3		F3		4	0	0	0	0	0	1	
Rich Gedman, L (1.2) OBP: 0.452, SLG: 0.536				G3		WP 1B		F6		3	0	1	0	0	0	0	
Marty Barrett, R (1.4) OBP: 0.290, SLG: 0.250				F6		6-3				3	0	1	0	0	0	1	
Jackie Gutierrez, R (1.6) OBP: 0.299, SLG: 0.250				5-3				F4		2	0	0	0	1	0	1	
Inning Stats	R: 0 E: 0 K: 0 S: 2	H: 0 LOB: 0 BB: 1 P: 6	R: 0 E: 0 K: 2 S: 7	H: 0 LOB: 0 BB: 0 P: 7	R: 0 E: 0 K: 0 S: 3	H: 0 LOB: 1 BB: 0 P: 3	R: 0 E: 0 K: 0 S: 3	H: 1 LOB: 1 BB: 0 P: 4	R: 0 E: 0 K: 2 S: 7	H: 0 LOB: 0 BB: 0 P: 7	R: 0 E: 0 K: 0 S: 4	H: 1 LOB: 1 BB: 0 P: 4	R: 1 E: 0 K: 1 S: 7	H: 2 LOB: 1 BB: 0 P: 7	1B: 2 2B: 2 3B: 0 HR: 0	SF: 0 SAC: 0 DP: 1 HBP: 0	
PITCHER Charlie Leibrandt, L (1.1) ERA: 2.3	IP: 9.0 WLS: W BF: 33 H: 4 R: 1 ER: 1 SO: 5 BB: 3 IBB: 0 HBP: 0 BLK: 0 WP: 1 HR: 0 S: 40 P: 52 ERA: 1.00 WHIP: 0.778											PITCHER	IP: 9.0 WLS: W BF: 33 H: 4 R: 1 ER: 1 SO: 5 BB: 3 IBB: 0 HBP: 0 BLK: 0 WP: 1 HR: 0 S: 40 P: 52 ERA: 1.00 WHIP: 0.778				

Batter	1	2	3	4	5	6	7	8	9	AB	R	H	RBI	BB	SO	LOB	BOTTOM		
Willie Wilson, S (1.8) OBP: 0.419, SLG: 0.536	G6-4-3 1B	F8			E 2B			FC1-2 1-3 2-H 1B		4	1	3	1	1	0	0	<p>Boston Red Sox @ Kansas City Royals Royals Stadium, Kansas City, MO Wed Apr 17 1985, 7:05 PM EST Att: 18,685 - Unknown</p> <p>livebaseballscores.com</p>		
Frank White, R (1.4) OBP: 0.160, SLG: 0.261	G6-4-3 1-2		F8		6-4-3 1-2	F3		3-1		5	0	0	0	0	0	7			
George Brett, L (1.5) OBP: 0.533, SLG: 0.350										3	1	3	0	2	0	0			
Jorge Orta, L (1.10) OBP: 0.231, SLG: 0.320	1-3									5	0	1	2	0	1	6			
Darryl Motley, R (1.7) OBP: 0.296, SLG: 0.292		K		F6		F7		F8		4	0	0	0	1	1	5			
Steve Balboni, R (1.3) OBP: 0.222, SLG: 0.407		E6 BB HR			F8			G3 2B		4	1	1	0	0	1	2			
Pat Sheridan, L (1.9) OBP: 0.346, SLG: 0.227										3	1	0	0	1	1	3			
Jim Sundberg, R (1.2) OBP: 0.136, SLG: 0.095										3	1	1	0	1	0	2			
Buddy Biancalana, S (1.6) OBP: 0.286, SLG: 0.667										3	1	1	3	1	1	2			
Inning Stats	R: 0 E: 0 K: 0 S: 4	H: 2 LOB: 1 BB: 0 P: 4	R: 3 E: 1 K: 1 S: 7	H: 1 LOB: 0 BB: 1 P: 11	R: 0 E: 0 K: 1 S: 3	H: 1 LOB: 0 BB: 0 P: 6	R: 0 E: 0 K: 0 S: 3	H: 0 LOB: 0 BB: 0 P: 3	R: 2 E: 1 K: 1 S: 7	H: 2 LOB: 1 BB: 1 P: 11	R: 0 E: 0 K: 0 S: 4	H: 1 LOB: 3 BB: 2 P: 12	R: 0 E: 0 K: 2 S: 8	H: 1 LOB: 2 BB: 1 P: 12	R: 1 E: 0 K: 0 S: 5	H: 2 LOB: 3 BB: 2 P: 13		1B: 6 2B: 3 3B: 0 HR: 1	SF: 0 SAC: 0 DP: 1 HBP: 0
PITCHER Al Nipper, R (1.1) ERA: 4.15	IP: 5.1 WLS: L BF: 26 H: 7 R: 5 ER: 5 SO: 3 BB: 2 IBB: 1 HBP: 0 BLK: 0 WP: 0 HR: 1 S: 29 P: 41 ERA: 5.40 WHIP: 3.000											PITCHER Mark Clear, R (6.1) ERA: 4.15	IP: 6.1 WLS: L BF: 26 H: 7 R: 5 ER: 5 SO: 3 BB: 2 IBB: 1 HBP: 0 BLK: 0 WP: 0 HR: 1 S: 29 P: 41 ERA: 5.40 WHIP: 3.000						
PITCHER Bob Ojeda, L (8.1) ERA: 4.15	IP: 1.0 WLS: L BF: 5 H: 1 R: 0 ER: 0 SO: 0 BB: 0 IBB: 0 HBP: 0 BLK: 0 WP: 0 HR: 0 S: 4 P: 8 ERA: 0.00 WHIP: 1.000											PITCHER Bob Ojeda, L (8.1) ERA: 4.15	IP: 1.0 WLS: L BF: 5 H: 1 R: 0 ER: 0 SO: 0 BB: 0 IBB: 0 HBP: 0 BLK: 0 WP: 0 HR: 0 S: 4 P: 8 ERA: 0.00 WHIP: 1.000						

Batter	1	2	3	4	5	6	7	8	9	AB	R	H	RBI	BB	SO	LOB	TOP											
Willie Wilson, S OBP: 0.372, SLG: 0.436 (1, 8)	0-3 K	0-0 1-3		0-0 6-3		0-0 5-3		0-0 F2		5	0	0	0	0	1	0	Kansas City Royals @ Detroit Tigers Tiger Stadium, Detroit, MI Fri Apr 19 1985, 6:05 PM EST Att: 35,432 - Unknown											
Pat Sheridan, L OBP: 0.368, SLG: 0.333 (1, 9)	0-0 4-3	4-0 HR BB		0-0 FC4 1B		0-0 F7		0-0 4-3		4	1	1	0	1	0	0												
George Brett, L OBP: 0.476, SLG: 0.516 Greg Pryor, R (9, 5)	0-0 HR	0-0 HR		0-0 FC4 1-2		0-3 K		0-0 F9		5	2	2	3	0	1	1												
Jorge Orta, L OBP: 0.324, SLG: 0.424 Hal McRae, R OBP: 0.333, SLG: 0.250 (7, PH)	0-0 1B 1B	0-0 F3			0-0 FC6-4 1B		0-0 F9		0-0 5-3		3	1	2	0	0	0												
Darryl Motley, R OBP: 0.324, SLG: 0.419 (1, 7)	0-0 1B 1B		0-0 HR		0-0 F4			0-0 HR 1B		4	3	3	1	0	0	1												
Steve Balboni, R OBP: 0.243, SLG: 0.459 (1, 3)	0-0 1B		0-0 5-3		0-3 K			0-0 HR		4	1	2	3	0	1	1												
Frank White, R OBP: 0.171, SLG: 0.242 (1, 4)	0-0 1B		0-0 F4		0-0 FC6-4 1-2			0-0 F9		4	0	1	1	0	0	1												
Jim Sundberg, R OBP: 0.172, SLG: 0.222 (1, 2)	0-3 K		0-0 F8		0-0 F5			0-0 HR		4	1	1	1	0	1	2												
Buddy Biancalana, S OBP: 0.235, SLG: 0.375 (1, 6)		0-3 K		0-3 K		0-3 K		0-0 F7		4	0	0	0	0	3	0												
Inning Stats	R: 3 E: 0 K: 2 S: 12	H: 5 LOB: 2 BB: 0 P: 12	R: 2 E: 0 K: 1 S: 6	H: 1 LOB: 0 BB: 1 P: 10	R: 1 E: 0 K: 0 S: 4	H: 1 LOB: 1 BB: 0 P: 4	R: 0 E: 0 K: 1 S: 6	H: 1 LOB: 1 BB: 0 P: 6	R: 0 E: 0 K: 1 S: 5	H: 0 LOB: 0 BB: 0 P: 5	R: 0 E: 0 K: 1 S: 5	H: 0 LOB: 0 BB: 0 P: 5	R: 3 E: 0 K: 0 S: 6	H: 3 LOB: 0 BB: 0 P: 6	R: 0 E: 0 K: 0 S: 3	H: 0 LOB: 0 BB: 0 P: 3	1B: 7 2B: 0 3B: 0 HR: 5	SF: 0 SAC: 0 DP: 0 HBP: 0	WP: 0 PB: 0 SB: 0 CS: 0	PA: 40								
PITCHER	IP	WLS	BF	H	R	ER	SO	BB	IBB	HBP	BLK	WP	HR	S	P	ERA	WHIP	PITCHER										
Dan Petry, R ERA: 3.38 Juan Berenguer, R ERA: 2.25 Bill Scherrer, L ERA: 2.25 Aurelio Lopez, R ERA: 5.4 Willie Hernandez, L ERA: 0.000	(1, 1)	2.0	L	13	6	5	3	1	0	0	0	0	0	2	18	22	22.50	3.500										

Batter	1	2	3	4	5	6	7	8	9	AB	R	H	RBI	BB	SO	LOB	BOTTOM										
Lou Whitaker, L OBP: 0.406, SLG: 0.714 (1, 4)	0-0 1B 1B		0-0 G3		0-0 4-3		0-0 1B 2B		0-3 K		5	1	2	0	0	1	Kansas City Royals @ Detroit Tigers Tiger Stadium, Detroit, MI Fri Apr 19 1985, 6:05 PM EST Att: 35,432 - Unknown										
Alan Trammell, R OBP: 0.421, SLG: 0.606 (1, 6)	0-3 K		0-0 1-3		0-0 1B 1B		0-0 FC5 1B 2H		0-0 5-3		5	0	2	1	0	1											
Kirk Gibson, L OBP: 0.324, SLG: 0.455 (1, 9)	0-0 G6-4-3 1B		0-0 1B 1B		0-0 1B 1B		0-0 FC5 1B		0-3 K		5	0	4	0	0	1											
Lance Parrish, R OBP: 0.353, SLG: 0.419 Marty Castillo, R (9, 2)	0-0 G6-4-3 1-2		0-0 1B		0-0 F9		0-0 FC5 1-2 2-3				4	0	1	0	0	0											
Johnny Grubb, L OBP: 0.217, SLG: 0.100 (1, 10)		0-3 K	0-0 F6		0-0 4-3		0-0 F8		0-3 K		4	0	0	0	0	1											
Darrell Evans, L OBP: 0.318, SLG: 0.263 (1, 3)		0-0 F8		0-0 F8		0-0 F9		0-0 F4		4	0	0	0	0	0	0											
Larry Hemdon, R OBP: 0.323, SLG: 0.321 (1, 7)		0-0 1B 2B		0-0 6-3		0-0 E3		0-0 F8		4	1	1	0	0	0	0											
Chet Lemon, R OBP: 0.290, SLG: 0.286 Tom Brookens, R OBP: 0.625, SLG: 1.143 (9, 5)		0-0 2H 1B		0-0 6-3		0-0 F7		0-0 4-3		4	0	1	1	0	0	1											
Chris Pittaro, S OBP: 0.269, SLG: 0.280 Jim Weaver, L OBP: 0.500, SLG: 1.000 (9, 8)		0-0 G3		0-0 F8		0-0 3-1		0-0 2B		3	0	0	0	0	0	1											
Inning Stats	R: 0 E: 0 K: 1 S: 6	H: 2 LOB: 1 BB: 0 P: 6	R: 1 E: 0 K: 1 S: 7	H: 2 LOB: 1 BB: 0 P: 7	R: 0 E: 0 K: 0 S: 5	H: 2 LOB: 2 BB: 0 P: 5	R: 0 E: 0 K: 0 S: 3	H: 0 LOB: 0 BB: 0 P: 3	R: 0 E: 1 K: 0 S: 4	H: 0 LOB: 1 BB: 0 P: 4	R: 1 E: 0 K: 0 S: 6	H: 3 LOB: 2 BB: 0 P: 6	R: 0 E: 0 K: 0 S: 3	H: 0 LOB: 0 BB: 0 P: 3	R: 0 E: 0 K: 2 S: 8	H: 1 LOB: 1 BB: 0 P: 8	1B: 9 2B: 3 3B: 0 HR: 0	SF: 0 SAC: 0 DP: 1 HBP: 0	WP: 0 PB: 0 SB: 0 CS: 0	PA: 39							
PITCHER	IP	WLS	BF	H	R	ER	SO	BB	IBB	HBP	BLK	WP	HR	S	P	ERA	WHIP	PITCHER									
Bret Saberhagen, R ERA: 3.46 Dan Quisenberry, R ERA: 1.13	(1, 1)	2.2	10	2	0	0	2	0	0	0	0	0	0	14	14	0.00	0.750										

Batter	1	2	3	4	5	6	7	8	9	10	11	12	13	AB	R	H	RBI	BB	SO	LOB	TOP	
Willie Wilson, S OBP: 0.399, SLG: 0.490 (1, 8)			E4 		F3 		F2 			4-3 			F8 	6	2	2	0	0	0	1		
Pat Sheridan, L OBP: 0.311, SLG: 0.275 Lynn Jones, R (11, PH) (11, 9)	G3 		K 		F9 			K 			F7 		F8 	4	0	0	1	0	2	2	2	
George Brett, L OBP: 0.453, SLG: 0.436 (1, 5)	F7 							F6 			F8 			4	0	1	0	2	0	0		
Jorge Orta, L OBP: 0.310, SLG: 0.415 Hal McRae, R OBP: 0.444, SLG: 0.200 (11, PH) (11, 9)	K 		F8 		L8 			K 						4	0	0	0	0	2	3		
Darryl Motley, R OBP: 0.295, SLG: 0.390 (1, 7)		K 			6-3 			F6 			F9 			6	0	1	1	0	1	1		
Steve Balboni, R OBP: 0.304, SLG: 0.965 John Wathan, R (12, PR) (12, 3)					K 			4-3 			4-3 		FC1-5 	5	1	2	1	0	1	0		
Greg Pryor, R (1, 4)								F7 			F4 		FC1-5 	3	0	0	0	2	0	1		
Jim Sundberg, R OBP: 0.156, SLG: 0.171 (1, 2)		F8 			F8 						6-3 		F9 	5	0	0	0	0	0	4		
Onix Conception, R OBP: 0.150, SLG: 0.105 Dane Iorg, L (10, PH) (10, 6)		F5 						F4 			1-3 		K 	3	0	1	0	0	0	1		
Inning Stats	R: 1 E: 0 K: 1 S: 6	H: 1 LOB: 0 BB: 0 P: 6	R: 1 E: 0 K: 1 S: 6	H: 1 LOB: 1 BB: 1 P: 10	R: 0 E: 1 K: 1 S: 5	H: 0 LOB: 1 BB: 1 P: 9	R: 0 E: 0 K: 0 S: 5	H: 2 LOB: 2 BB: 0 P: 5	R: 0 E: 0 K: 0 S: 3	H: 0 LOB: 0 BB: 0 P: 3	R: 0 E: 0 K: 2 S: 7	H: 0 LOB: 0 BB: 0 P: 7	R: 0 E: 0 K: 0 S: 3	H: 0 LOB: 1 BB: 1 P: 7	R: 0 E: 0 K: 1 S: 6	H: 1 LOB: 2 BB: 2 P: 12	R: 1 E: 0 K: 0 S: 4	H: 2 LOB: 2 BB: 2 P: 12	1B: 4 2B: 1 3B: 1 HR: 1	SF: 0 SAC: 0 DP: 0 HBP: 0	WIP: 0 PB: 0 SB: 0 CS: 1	PA: 51
PITCHER	IP WLS BF H R ER SO BB IBB HBP BLK WP HR S P ERA WHIP	Milt Wilcox, R ERA: 2.97 Bill Scherrer, L ERA: Aurelio Lopez, R ERA: 4.35 Willie Hernandez, L ERA: Juan Berenguer, R ERA: 3.8	7.0 1.0 2.0 2.0 1.0	5.1 3.2 0.1 2.2 1.0	28 3 6 8 6	4 0 0 1 2	2 0 0 0 1	2 0 0 0 1	3 0 0 0 1	0 0 0 0 0	0 0 0 0 0	1 0 0 0 0	33 7 6 9 4	45 7 6 13 12	2.57 0.00 0.00 1.00 9.00	1.000 0.000 0.000 1.000 3.000						

Kansas City Royals @ Detroit Tigers
Tiger Stadium, Detroit, MI
Sun Apr 21 1985, 3:33 AM EST
Att. 30,168 - Unknown

AB 45
R 3
H 7
RBI 3
BB 6
SO 7
LOB 18



Batter	1	2	3	4	5	6	7	8	9	10	11	12	13	AB	R	H	RBI	BB	SO	LOB	BOTTOM					
Tom Brookens, R OBP: 0.553, SLG: 0.769 (1, 5)	5-3 						4-3 			F3 			F4 	6	0	2	0	1	0	4						
Alan Trammell, R OBP: 0.406, SLG: 0.581 (1, 6)			F7 		F8 		K 			F7 				6	1	2	0	1	1	3						
Kirk Gibson, L OBP: 0.333, SLG: 0.390 (1, 9)					G4-6-3 			F8 					4-3 	4	0	0	0	3	0	7						
Lance Parrish, R OBP: 0.318, SLG: 0.390 (9, 2)			F6 							K 			F5 	6	1	2	1	0	1	2						
Larry Herndon, R OBP: 0.317, SLG: 0.342 (1, 7)	K 				G6-4-3 			F9 					K 	6	0	2	0	0	3	3						
Chet Lemon, R OBP: 0.317, SLG: 0.324 (1, 8)	F8 												2B 	5	0	2	1	1	1	2						
Barbaro Garbey, R Darrell Evans, L Jim Weaver, S Doug Sisk, R Rusty Kuntz, R (8, PH) (8, PH) (8, 9) (10, PH) (11, 3)		5-3 			G6-4-3 								P2-5 	2	0	0	0	1	0	2						
Marty Castillo, R Johnny Grubb, L Aurelio Lopez, R Willie Hernandez, L Juan Berenguer, R Doug Baker, S (8, PH) (8, PH) (8, 1) (11, 1) (13, PH)		K 			6-3 			K 						F9 	3	0	0	0	0	2	3					
Chris Pittaro, S Lou Whitaker, R OBP: 0.344, SLG: 0.310 OBP: 0.439, SLG: 0.686 (6, PH) (7, 4)		K 						F8 						5-3 	1	0	0	0	1	1	0					
Inning Stats	R: 1 E: 0 K: 1 S: 7	H: 2 LOB: 2 BB: 1 P: 11	R: 0 E: 0 K: 2 S: 7	H: 0 LOB: 0 BB: 0 P: 7	R: 0 E: 0 K: 0 S: 4	H: 2 LOB: 1 BB: 0 P: 4	R: 0 E: 0 K: 0 S: 3	H: 1 LOB: 1 BB: 1 P: 7	R: 1 E: 0 K: 1 S: 7	H: 2 LOB: 3 BB: 2 P: 15	R: 0 E: 0 K: 2 S: 7	H: 0 LOB: 0 BB: 0 P: 7	R: 0 E: 0 K: 3 S: 10	H: 1 LOB: 1 BB: 0 P: 10	R: 0 E: 0 K: 0 S: 3	H: 0 LOB: 2 BB: 2 P: 11	R: 0 E: 0 K: 0 S: 4	H: 1 LOB: 2 BB: 1 P: 8	R: 0 E: 0 K: 1 S: 5	H: 0 LOB: 0 BB: 0 P: 5	R: 0 E: 0 K: 1 S: 6	H: 1 LOB: 3 BB: 2 P: 14	1B: 6 2B: 6 3B: 1 HR: 0	SF: 0 SAC: 0 DP: 3 HBP: 0	WIP: 1 PB: 0 SB: 0 CS: 1	PA: 57
PITCHER	IP WLS BF H R ER SO BB IBB HBP BLK WP HR S P ERA WHIP	Danny Jackson, L ERA: 0.77 Joe Backwith, R ERA: 0.9 Mike Jones, L ERA: 2.7 Dan Quisenberry, R ERA: 3.0 Larry Gura, L ERA:	5.1 3.2 0.1 2.2 1.0	13 4 1 9 6	8 1 0 0 1	2 0 0 0 1	2 0 0 0 1	3 0 0 0 1	2 0 0 0 0	27 28 10 14 14	43 28 10 14 14	3.38 0.00 0.00 0.750 0.00	2.250 0.545 6.000 0.750 3.000													

Kansas City Royals @ Detroit Tigers
Tiger Stadium, Detroit, MI
Sun Apr 21 1985, 3:33 AM EST
Att. 30,168 - Unknown

AB 47
R 2
H 12
RBI 2
BB 10
SO 11
LOB 30



Batter	1	2	3	4	5	6	7	8	9	AB	R	H	RBI	BB	SO	LOB	TOP					
Willie Wilson, S (1, 8) OBP: 0.390, SLG: 0.472	0-0 4-3 S 1B	0-0 G3			0-3 K		4-0 1-2 1B BB		0-0 1-3	4	0	1	0	1	1	2	Kansas City Royals @ Toronto Blue Jays Exhibition Stadium, Toronto, ON Mon Apr 22 1985, 6:05 PM EST Att: 20,281 - Unknown livebaseballscorecards.com					
Pat Sheridan, L (1, 9) OBP: 0.306, SLG: 0.273	0-0 F7		0-0 P6		0-0 4-3		0-0 1-2 2-3 1B			4	0	1	0	0	0	1						
George Brett, L (1, 5) OBP: 0.439, SLG: 0.405	4-0 1-2 4-3 BB		0-0 4-3		0-0 4-3		0-0 F8			3	0	0	0	1	0	3						
Jorge Orta, L (1, 10) OBP: 0.283, SLG: 0.378	0-0 4-3		0-0 3-1			0-0 G3		0-0 3-1		4	0	0	0	0	0	2						
Darryl Motley, R (1, 7) OBP: 0.313, SLG: 0.455	0-3 K			0-0 5-3		4-0 G5-4-3 BB		0-0 HR		3	1	1	1	1	1	2						
Steve Balboni, R (1, 3) OBP: 0.300, SLG: 0.600		0-0 F7		0-0 HR		0-0 G5-4-3		0-3 K		4	1	1	1	0	1	1						
Greg Pryor, R (1, 4) OBP: 0.333, SLG: 0.143		0-0 1B 1B		0-0 F9			0-0 P4	0-3 K		4	0	1	0	0	1	0						
Jim Sundberg, R (1, 2) OBP: 0.190, SLG: 0.205		0-3 K		0-0 FC6-4 1B			0-0 1B WP 1B		0-0 F9	4	0	2	0	0	1	1						
Onix Concepcion, R (1, 6) OBP: 0.167, SLG: 0.130		0-0 1-2 1B		0-0 FC6-4			0-0 F8		0-0 5-3	4	0	1	0	0	0	2						
Inning Stats	R: 0 E: 0 K: 1 S: 6	H: 1 LOB: 2 BB: 1 P: 10	R: 0 E: 0 K: 1 S: 7	H: 2 LOB: 2 BB: 0 P: 7	R: 0 E: 0 K: 0 S: 3	H: 0 LOB: 0 BB: 0 P: 3	R: 1 E: 0 K: 0 S: 5	H: 2 LOB: 1 BB: 0 P: 5	R: 0 E: 0 K: 1 S: 5	H: 0 LOB: 0 BB: 0 P: 6	R: 0 E: 0 K: 0 S: 2	H: 0 LOB: 0 BB: 1 P: 6	R: 0 E: 0 K: 0 S: 5	H: 2 LOB: 3 BB: 1 P: 9	R: 1 E: 0 K: 2 S: 8	H: 1 LOB: 0 BB: 0 P: 8	R: 0 E: 0 K: 0 S: 3	H: 0 LOB: 0 BB: 0 P: 3	1B: 6 2B: 0 3B: 0 HR: 2	SF: 0 SAC: 0 DP: 1 HBP: 0	WP: 1 PB: 0 CS: 1	PA: 37
PITCHER Dave Stieb, R (1, 1) ERA: 2.25	IP: 9.0 WLS: L BF: 37 H: 8 R: 2 ER: 2 SO: 5 BB: 3 IBB: 0 HBP: 0 BLK: 0 WP: 1 HR: 2 S: 44 P: 56 ERA: 2.00 WHIP: 1.222															PITCHER						

Batter	1	2	3	4	5	6	7	8	9	AB	R	H	RBI	BB	SO	LOB	BOTTOM			
Damaso Garcia, R (1, 4) OBP: 0.259, SLG: 0.327	0-0 F8		0-0 5-3			0-0 F9		0-0 P4		4	0	0	0	0	0	0	Kansas City Royals @ Toronto Blue Jays Exhibition Stadium, Toronto, ON Mon Apr 22 1985, 6:05 PM EST Att: 20,281 - Unknown livebaseballscorecards.com			
Garth Iorg, R (1, 5) OBP: 0.391, SLG: 0.476	0-0 G1-6-3 1B			0-0 1-3		0-0 1B		0-0 P4		4	0	2	0	0	0	0				
Lloyd Moseby, L (1, 8) OBP: 0.339, SLG: 0.319	0-0 G1-6-3			0-0 6-3		0-0 5-3		0-0 6-3		4	0	0	0	0	0	1				
George Bell, R (1, 7) OBP: 0.321, SLG: 0.457		0-0 5-3		0-0 F8			0-0 F8		0-0 P4	4	0	0	0	0	0	0				
Jesse Barfield, R (1, 9) OBP: 0.360, SLG: 0.533		0-0 F9			0-0 F9		0-3 K			3	0	0	0	0	1	0				
Jeff Burroughs, R (1, 10) OBP: 0.320, SLG: 0.304 Lou Thornton, L (7, FR)		4-0 BB			0-0 1B 2B		0-0 1B			2	0	2	0	1	0	0				
Willie Upshaw, L (1, 3) OBP: 0.264, SLG: 0.375		0-0 G3			0-0 5-3		0-3 K			3	0	0	0	0	1	3				
Buck Martinez, R (1, 2) OBP: 0.143, SLG: 0.150			0-0 1-3		0-0 2-3 1B			0-3 K		3	0	1	0	0	1	0				
Tony Fernandez, S (1, 6) OBP: 0.289, SLG: 0.349			0-0 L1		0-0 F8			0-0 1-3		3	0	0	0	0	0	2				
Inning Stats	R: 0 E: 0 K: 0 S: 3	H: 1 LOB: 0 BB: 0 P: 3	R: 0 E: 0 K: 0 S: 3	H: 0 LOB: 1 BB: 1 P: 7	R: 0 E: 0 K: 0 S: 3	H: 0 LOB: 0 BB: 0 P: 3	R: 0 E: 0 K: 0 S: 3	H: 0 LOB: 0 BB: 0 P: 3	R: 0 E: 0 K: 2 S: 8	H: 1 LOB: 1 BB: 0 P: 8	R: 0 E: 0 K: 1 S: 5	H: 0 LOB: 0 BB: 0 P: 5	R: 0 E: 0 K: 0 S: 3	H: 0 LOB: 0 BB: 0 P: 3	R: 0 E: 0 K: 0 S: 3	H: 0 LOB: 0 BB: 0 P: 3	1B: 4 2B: 1 3B: 0 HR: 0	SF: 0 SAC: 0 DP: 1 HBP: 0	WP: 0 PB: 0 CS: 0	PA: 31
PITCHER Charlie Leibrandt, L (1, 1) ERA: 1.46	IP: 9.0 WLS: W BF: 31 H: 5 R: 0 ER: 0 SO: 3 BB: 1 IBB: 0 HBP: 0 BLK: 0 WP: 0 HR: 0 S: 36 P: 40 ERA: 0.00 WHIP: 0.667															PITCHER				

Batter	1	2	3	4	5	6	7	8	9	AB	R	H	RBI	BB	SO	LOB	TOP			
Willie Wilson, S OBP: 0.391, SLG: 0.456 (1, 8)	G3	FC6-4 1B			P6		5-3 1B		2B HBP	4	1	1	0	0	0	1	Kansas City Royals @ Toronto Blue Jays Exhibition Stadium, Toronto, ON Tue Apr 23 1985, 6:05 PM EST Att: 18,491 - Unknown			
Pat Sheridan, L OBP: 0.315, SLG: 0.286 (1, 9)	2B 1B	FC4-6 1B			F8		P6		F6	5	1	2	0	0	0	4				
George Brett, L OBP: 0.452, SLG: 0.457 (1, 5)	2B	FC4-6			BB		5-3		HR 2B	4	2	2	4	1	0	3				
Jorge Orta, L OBP: 0.294, SLG: 0.460 (1, 10)	1B 2B				F8		1-3		HR	5	1	2	3	0	0	2				
Steve Balboni, R OBP: 0.309, SLG: 0.582 (1, 3)	1B				G4-3 1B		K		1-3	5	0	2	0	0	2	0				
Darryl Motley, R OBP: 0.283, SLG: 0.408 (1, 7)	K				G4-3		F8		6-3	5	0	0	0	0	1	3				
Greg Pryor, R OBP: 0.308, SLG: 0.182 (1, 4)	K				F9		1B 1B		F7	4	0	1	0	0	1	2				
Jim Sundberg, R OBP: 0.217, SLG: 0.233 (1, 2)		6-3			6-3		1B 1B		HBP 2B 1B	4	1	2	0	0	0	0				
Onix Concepcion, R OBP: 0.185, SLG: 0.154 (9, PH)					5-3		K		HBP 2B 1B	3	0	1	0	0	1	2				
Dane Iorg, L OBP: 0.250, SLG: 0.143 (9, PH)										1	1	1	0	0	0	0				
Buddy Biancalana, S OBP: 0.182, SLG: 0.286 (9, 6)		FC6-4 1B								0	0	0	0	0	0	0				
Inning Stats	R: 2 E: 0 K: 2 S: 11	H: 4 LOB: 2 BB: 0 P: 11	R: 0 E: 0 K: 0 S: 5	H: 2 LOB: 2 BB: 0 P: 5	R: 0 E: 0 K: 0 S: 3	H: 1 LOB: 0 BB: 0 P: 3	R: 0 E: 0 K: 0 S: 3	H: 0 LOB: 0 BB: 0 P: 3	R: 0 E: 0 K: 0 S: 3	H: 2 LOB: 2 BB: 0 P: 9	R: 0 E: 0 K: 1 S: 4	H: 1 LOB: 1 BB: 0 P: 4	R: 0 E: 0 K: 1 S: 5	H: 0 LOB: 0 BB: 0 P: 5	R: 5 E: 0 K: 0 S: 7	H: 4 LOB: 0 BB: 0 P: 8	1B: 10 2B: 3 3B: 0 HR: 1	SF: 0 SAC: 0 DP: 1 HBP: 1	WP: 0 PB: 0 SB: 0 CS: 0	PA: 42
PITCHER	IP WLS BF H R ER SO BB IBB HBP BLK WP HR S P ERA WHIP	IP WLS BF H R ER SO BB IBB HBP BLK WP HR S P ERA WHIP																		
Doyle Alexander, R ERA: 3.08 (1, 1)	7.0	31	10	2	2	4	1	0	0	0	0	0	0	0	38	42	2.57	1.571		
Bill Caudill, R ERA: 9.51 (8, 1)	1.1	L	9	4	5	5	1	0	0	1	0	0	0	1	10	11	33.75	3.000		
Jim Acker, R ERA: (9, 1)	0.2		2	0	0	0	0	0	0	0	0	0	0	0	2	2	0.00	0.000		


Batter	1	2	3	4	5	6	7	8	9	AB	R	H	RBI	BB	SO	LOB	BOTTOM					
Damaso Garcia, R OBP: 0.270, SLG: 0.350 (1, 4)	F8	1B			F3		F9		1B 2B	5	1	2	0	0	0	0	Kansas City Royals @ Toronto Blue Jays Exhibition Stadium, Toronto, ON Tue Apr 23 1985, 6:05 PM EST Att: 18,491 - Unknown					
Lloyd Moseby, L OBP: 0.361, SLG: 0.365 (1, 8)	1B 2B				F8		E S 1B		2B 1B	5	2	3	1	0	0	0						
Tony Fernandez, S OBP: 0.280, SLG: 0.354 (1, 6)	6-3				F9		F9		2B	5	0	1	1	0	0	2						
George Bell, R OBP: 0.328, SLG: 0.451 (1, 7)	1B				F9		5-3		K	5	1	2	1	0	1	2						
Jesse Barfield, R OBP: 0.333, SLG: 0.490 (1, 9)	K				F7		K		K	4	0	0	0	0	3	2						
Jeff Burroughs, R OBP: 0.321, SLG: 0.280 (1, 10)					5-3		2B BB		K	2	1	0	0	1	1	0						
Willie Aikens, L OBP: 0.273, SLG: 0.222 (8, PH)										1	0	0	0	0	1	0						
Willie Upshaw, L OBP: 0.298, SLG: 0.423 (1, 3)		FC5-4 1B			1B		1B E 2B		F9	4	1	3	2	0	0	0						
Buck Martinez, R OBP: 0.125, SLG: 0.130 (9, PH)		FC5-4 1B			P4		E6		K	3	0	0	0	0	0	2						
Rance Mulliniks, L OBP: 0.344, SLG: 0.407 (9, PH)		1B					2H		K	1	0	0	0	0	1	0						
Garth Iorg, R OBP: 0.385, SLG: 0.458 (9, PH)		1B			F8		F9		F9	3	0	1	0	0	0	1						
Ernie Whitt, L OBP: 0.226, SLG: 0.267 (9, PH)		1B								1	0	0	0	0	0	0						
Inning Stats	R: 1 E: 0 K: 1 S: 7	H: 2 LOB: 1 BB: 0 P: 7	R: 0 E: 0 K: 1 S: 7	H: 3 LOB: 2 BB: 0 P: 7	R: 0 E: 0 K: 0 S: 3	H: 0 LOB: 0 BB: 0 P: 3	R: 0 E: 0 K: 0 S: 4	H: 1 LOB: 0 BB: 0 P: 4	R: 0 E: 0 K: 0 S: 3	H: 0 LOB: 0 BB: 0 P: 3	R: 3 E: 1 K: 1 S: 8	H: 2 LOB: 1 BB: 1 P: 12	R: 0 E: 0 K: 2 S: 4	H: 1 LOB: 1 BB: 0 P: 4	R: 0 E: 0 K: 2 S: 7	H: 0 LOB: 0 BB: 0 P: 7	R: 2 E: 0 K: 2 S: 10	H: 3 LOB: 1 BB: 0 P: 10	1B: 8 2B: 4 3B: 0 HR: 0	SF: 0 SAC: 0 DP: 0 HBP: 0	WP: 1 PB: 0 SB: 1 CS: 0	PA: 40
PITCHER	IP WLS BF H R ER SO BB IBB HBP BLK WP HR S P ERA WHIP	IP WLS BF H R ER SO BB IBB HBP BLK WP HR S P ERA WHIP																				
Bud Black, L ERA: 2.43 (1, 1)	7.0		31	4	3	3	1	0	0	0	0	0	0	0	36	40	3.86	1.429				
Joe Beckwith, R ERA: 0.92 (8, 1)	1.0	W	3	0	0	0	2	0	0	0	0	0	0	7	7	0.00	0.000					
Dan Quisenberry, R ERA: 4.15 (9, 1)	1.0	S	6	3	2	2	2	0	0	0	0	0	0	10	10	18.00	3.000					



Batter	1	2	3	4	5	6	7	8	9	AB	R	H	RBI	BB	SO	LOB	TOP										
Willie Wilson, S OBP: 0.373, SLG: 0.433 Lynn Jones, R (1, 8)	G3			4-3			F9		F9	3	0	0	0	0	0	0											
Pat Sheridan, L OBP: 0.310, SLG: 0.283 (1, 9)	4-3			5-3			P4		BB	4	0	1	0	0	0	0											
George Brett, L OBP: 0.431, SLG: 0.429 Buddy Biancalana, S OBP: 0.217, SLG: 0.286 (1, 5)	F7			F8			F8		BB	3	0	0	0	0	0	0											
Jorge Orta, L OBP: 0.273, SLG: 0.426 (1, 10)		4-3			L5			4-3	K	4	0	0	0	0	1	2											
Steve Balboni, R OBP: 0.310, SLG: 0.569 (1, 3)		K			G6-4-3			1-3		3	0	1	0	0	1	0											
Darryl Motley, R OBP: 0.288, SLG: 0.385 (1, 7)		6-3			G6-4-3			6-3		3	0	0	0	0	0	1											
Greg Pryor, R OBP: 0.313, SLG: 0.429 (1, 4)			6-3				K		HR	3	1	1	1	0	1	0											
Jim Sundberg, R OBP: 0.208, SLG: 0.222 John Wathan, R (1, 2)			5-3				5-3		F2	2	0	0	0	0	0	0											
Onix Concepcion, R OBP: 0.200, SLG: 0.276 (1, 6)			K				6-3		HR	3	1	1	1	0	1	0											
Inning Stats	R: 0 E: 0 K: 0 S: 3	H: 0 LOB: 0 BB: 0 P: 3	R: 0 E: 0 K: 1 S: 5	H: 0 LOB: 0 BB: 0 P: 5	R: 0 E: 0 K: 1 S: 5	H: 0 LOB: 0 BB: 0 P: 5	R: 0 E: 0 K: 0 S: 3	H: 0 LOB: 0 BB: 0 P: 3	R: 0 E: 0 K: 1 S: 5	H: 0 LOB: 0 BB: 0 P: 5	R: 0 E: 0 K: 0 S: 3	H: 0 LOB: 0 BB: 0 P: 3	R: 0 E: 0 K: 0 S: 3	H: 0 LOB: 0 BB: 0 P: 3	R: 2 E: 0 K: 1 S: 8	H: 3 LOB: 2 BB: 1 P: 12	1B: 2 2B: 0 3B: 0 HR: 2	SF: 0 SAC: 0 DP: 1 HBP: 0	WP: 0 PA: 31 PB: 0 SB: 0 CS: 0								
PITCHER	IP	WLS	BF	H	R	ER	SO	BB	IBB	HBP	BLK	WP	HR	S	P	ERA	WHIP										
Luis Leal, R ERA: 3.6 Ron Musselman, R ERA: 7.36	8.1	W	27	3	2	2	3	0	0	0	0	0	2	33	33	2.16	0.360										

Kansas City Royals @ Toronto Blue Jays
Exhibition Stadium, Toronto, ON
Wed Apr 24 1985, 3:33 AM EST
Att: 18,006 - Unknown


AB 30
R 2
H 4
RBI 2
BB 1
SO 4
LOB 3



Batter	1	2	3	4	5	6	7	8	9	AB	R	H	RBI	BB	SO	LOB	BOTTOM										
Damaso Garcia, R OBP: 0.269, SLG: 0.344 Garth Iorg, R OBP: 0.307, SLG: 0.520 (1, 4)	4-3		E8	F7		F8				4	1	1	0	0	0	0											
Rance Mulliniks, L OBP: 0.351, SLG: 0.387 (1, 5)			G3	F7				6-3		4	0	1	0	1	0	2											
Lloyd Moseby, L OBP: 0.375, SLG: 0.370 Ron Shepherd, R (1, 8)					3-1		K			2	1	1	1	1	0	0											
Willie Upshaw, L OBP: 0.300, SLG: 0.436 Len Matuszek, L OBP: 0.333, SLG: 0.556 (1, 3)	P6		F7							3	1	1	0	0	0	3											
George Bell, R OBP: 0.344, SLG: 0.463 Lou Thornton, L (1, 7)	F8									3	2	2	1	0	0	2											
Ernie Whitt, L OBP: 0.286, SLG: 0.303 (1, 2)										3	2	2	1	1	0	0											
Willie Aikens, L OBP: 0.251, SLG: 0.211 Jeff Burroughs, R OBP: 0.355, SLG: 0.500 (1, 10)										1	0	0	0	0	0	1											
Jesse Barfield, R OBP: 0.328, SLG: 0.472 (1, 9)										3	2	2	5	0	0	0											
Tony Fernandez, S OBP: 0.283, SLG: 0.353 Manuel Lee, S (1, 6)										3	1	1	0	0	0	1											
Inning Stats	R: 0 E: 0 K: 0 S: 4	H: 1 LOB: 2 BB: 1 P: 8	R: 0 E: 0 K: 1 S: 5	H: 1 LOB: 0 BB: 0 P: 5	R: 6 E: 1 K: 0 S: 8	H: 5 LOB: 0 BB: 1 P: 12	R: 0 E: 0 K: 0 S: 3	H: 0 LOB: 0 BB: 0 P: 3	R: 4 E: 0 K: 0 S: 7	H: 5 LOB: 0 BB: 0 P: 7	R: 0 E: 0 K: 2 S: 7	H: 0 LOB: 1 BB: 1 P: 11	R: 0 E: 0 K: 0 S: 3	H: 0 LOB: 0 BB: 0 P: 3	R: 0 E: 0 K: 2 S: 8	H: 1 LOB: 1 BB: 0 P: 8	1B: 9 2B: 2 3B: 1 HR: 1	SF: 0 SAC: 0 DP: 2 HBP: 0	WP: 0 PA: 38 PB: 0 SB: 2 CS: 0								
PITCHER	IP	WLS	BF	H	R	ER	SO	BB	IBB	HBP	BLK	WP	HR	S	P	ERA	WHIP										
Bret Saberhagen, R ERA: 5.17 Larry Gura, L ERA: 16.2 Mike Jones, L ERA: 1.42	2.2	L	14	6	4	4	1	1	0	0	0	0	1	12	16	23.14	3.000										

Kansas City Royals @ Toronto Blue Jays
Exhibition Stadium, Toronto, ON
Wed Apr 24 1985, 3:33 AM EST
Att: 18,006 - Unknown

AB 35
R 10
H 13
RBI 9
BB 3
SO 5
LOB 11



Batter	1	2	3	4	5	6	7	8	9	AB	R	H	RBI	BB	SO	LOB	TOP			
Willie Wilson, S OBP: 0.352, SLG: 0.406	6-3	F8			4-3		K			4	0	0	0	0	1	2				
Pat Sheridan, L OBP: 0.306, SLG: 0.281	K		F5			1B		4-3		4	0	1	0	0	1	0				
George Brett, L OBP: 0.406, SLG: 0.396	F6		F4		4-3			F8		4	0	0	0	0	0	1				
Jorge Orta, L OBP: 0.288, SLG: 0.431		1B				F7		4-3		4	1	2	0	0	0	0				
Steve Balboni, R OBP: 0.290, SLG: 0.532	K	K				F9			K	4	0	0	0	0	3	2				
Darryl Motley, R OBP: 0.283, SLG: 0.382		1B			6-3			F7		3	1	1	0	1	0	0				
Greg Pryor, R OBP: 0.300, SLG: 0.389		1B			5-3			K		4	0	1	1	0	1	1				
Jim Sundberg, R OBP: 0.216, SLG: 0.229		1B			F8					3	0	1	1	0	1	0				
Onix Concepcion, R OBP: 0.182, SLG: 0.250	K				F3			5-3		3	0	0	0	0	1	2				
Inning Stats	R: 0 E: 0 K: 1 S: 5	H: 0 LOB: 0 BB: 0 P: 5	R: 2 E: 0 K: 2 S: 11	H: 4 LOB: 2 BB: 0 P: 11	R: 0 E: 0 K: 1 S: 6	H: 1 LOB: 1 BB: 0 P: 6	R: 0 E: 0 K: 0 S: 3	H: 0 LOB: 0 BB: 0 P: 3	R: 0 E: 0 K: 0 S: 4	H: 1 LOB: 1 BB: 0 P: 4	R: 0 E: 0 K: 0 S: 3	H: 0 LOB: 0 BB: 0 P: 7	R: 0 E: 0 K: 2 S: 7	H: 0 LOB: 0 BB: 0 P: 7	R: 0 E: 0 K: 0 S: 3	H: 0 LOB: 0 BB: 0 P: 7	1B: 6 2B: 0 3B: 0 HR: 0	SF: 0 SAC: 0 DP: 0 HBP: 0	WP: 0 PB: 0 SB: 1 CS: 0	PA: 34
PITCHER Rogier Clemens, R ERA: 3.1	IP: 9.0 WLS: W BF: 34 H: 6 R: 2 ER: 2 SO: 8 BB: 1 IBB: 0 HBP: 0 BLK: 1 WP: 0 HR: 0 S: 49 P: 53 ERA: 2.00 WHIP: 0.778																			

Kansas City Royals @ Boston Red Sox
Fenway Park, Boston, MA
Fri Apr 26 1985, 6:05 PM EST
Att: 26,647 - Unknown

AB 33
R 2
H 6
RBI 2
BB 1
SO 8
LOB 8



Batter	1	2	3	4	5	6	7	8	9	AB	R	H	RBI	BB	SO	LOB	BOTTOM			
Wade Boggs, L OBP: 0.310, SLG: 0.333	E		E		FC5-4	3-1		G4-6-3		3	1	2	0	2	0	2				
Dwight Evans, R OBP: 0.397, SLG: 0.390	K		E6		FC5-4	F2		G4-6-3		5	1	0	0	0	1	7				
Jim Rice, R OBP: 0.387, SLG: 0.508	G3		K		2B			5-3		4	0	1	2	1	1	2				
Mike Easler, L OBP: 0.257, SLG: 0.359	3-1				4-3	F5				3	0	0	1	1	0	4				
Tony Armas, R OBP: 0.290, SLG: 0.591		F6	G6-4-3		6-3					4	0	1	0	0	0	4				
Bill Buckner, L OBP: 0.333, SLG: 0.444		1B			F8			E4		4	1	2	0	0	0	1				
Rich Gedman, L OBP: 0.339, SLG: 0.442		1B			F3			K		4	1	1	0	0	1	3				
Marty Barrett, R OBP: 0.328, SLG: 0.321		1B			F9			F7		2	0	0	0	2	0	2				
Jackie Gutierrez, R OBP: 0.285, SLG: 0.281		1B			FC5-4			F8		4	1	2	2	0	0	5				
Inning Stats	R: 1 E: 1 K: 1 S: 5	H: 0 LOB: 0 BB: 1 P: 9	R: 0 E: 1 K: 0 S: 4	H: 1 LOB: 2 BB: 1 P: 8	R: 0 E: 1 K: 1 S: 6	H: 1 LOB: 2 BB: 1 P: 10	R: 0 E: 0 K: 0 S: 3	H: 0 LOB: 0 BB: 0 P: 3	R: 2 E: 0 K: 0 S: 5	H: 2 LOB: 1 BB: 1 P: 9	R: 2 E: 0 K: 0 S: 6	H: 3 LOB: 3 BB: 2 P: 14	R: 0 E: 1 K: 1 S: 7	H: 1 LOB: 2 BB: 0 P: 7	R: 0 E: 0 K: 0 S: 3	H: 1 LOB: 0 BB: 0 P: 3	1B: 6 2B: 3 3B: 0 HR: 0	SF: 0 SAC: 0 DP: 3 HBP: 0	WP: 0 PB: 0 SB: 1 CS: 0	PA: 39
PITCHER Mark Gubicza, R ERA: 3.75 Mike Jones, L ERA: 0.96	IP: 5.0 WLS: L BF: 27 H: 7 R: 5 ER: 4 SO: 2 BB: 5 IBB: 0 HBP: 0 BLK: 0 WP: 0 HR: 0 S: 26 P: 46 ERA: 7.20 WHIP: 2.400																			

Kansas City Royals @ Boston Red Sox
Fenway Park, Boston, MA
Fri Apr 26 1985, 6:05 PM EST
Att: 26,647 - Unknown

AB 33
R 5
H 9
RBI 5
BB 6
SO 3
LOB 30



Batter	1	2	3	4	5	6	7	8	9	AB	R	H	RBI	BB	SO	LOB	TOP										
Willie Wilson, S OBP: 0.368, SLG: 0.449 (1, 8)	0-0 3-1 3B	0-3 K					0-0 FC3-6 1B		0-0 F8		0-0 CS 1B	5	1	3	2	0	1	2									
Pat Sheridan, L OBP: 0.262, SLG: 0.262 (1, 9)	0-0 3-1		0-0 1-3			0-0 FC3-6 1B		0-0 BB	0-0 L4-6 1B	4	0	0	1	1	0	3											
George Brett, L OBP: 0.411, SLG: 0.393 (1, 5)	0-0 F8		0-0 F9			0-0 BB		0-0 BB	0-0 CS	3	0	1	1	1	0	0											
Jorge Orta, L OBP: 0.290, SLG: 0.426 Hal McRae, R OBP: 0.400, SLG: 0.167 (7, PH)	0-0 1B		0-0 F7			0-0 1-3		0-0 F8		3	0	1	0	0	0	2											
Steve Balboni, R OBP: 0.273, SLG: 0.500 (1, 3)	0-0 5-3			0-0 6-3			0-0 F9		0-0 F5	4	0	0	0	0	0	1											
Darryl Motley, R OBP: 0.286, SLG: 0.356 (1, 7)		0-3 K		0-0 6-3			0-0 6-3		0-0 4-3	4	0	0	0	0	1	0											
Frank White, R OBP: 0.209, SLG: 0.317 (1, 4)		0-0 2B		0-3 K			0-0 6-3		0-3 K	4	1	1	0	0	2	0											
Jim Sundberg, R OBP: 0.255, SLG: 0.308 (1, 2)		0-0 2B		0-0 2B			0-0 4-3 1B		0-0 F6	4	2	3	1	0	0	0											
Onix Concepcion, R OBP: 0.189, SLG: 0.250 (1, 6)		0-0 5-3		0-0 4-3			0-0 4-3		0-0 BB 1B	4	1	1	0	0	0	3											
Inning Stats	R: 1 E: 0 K: 0 S: 5	H: 2 LOB: 1 BB: 0 P: 5	R: 1 E: 0 K: 2 S: 9	H: 2 LOB: 1 BB: 0 P: 9	R: 0 E: 0 K: 1 S: 3	H: 0 LOB: 0 BB: 0 P: 3	R: 0 E: 0 K: 1 S: 5	H: 0 LOB: 0 BB: 0 P: 5	R: 1 E: 0 K: 0 S: 5	H: 2 LOB: 2 BB: 1 P: 9	R: 0 E: 0 K: 1 S: 5	H: 0 LOB: 0 BB: 0 P: 5	R: 1 E: 1 K: 0 S: 4	H: 2 LOB: 0 BB: 0 P: 4	R: 0 E: 0 K: 1 S: 5	H: 0 LOB: 0 BB: 0 P: 5	R: 1 E: 1 K: 0 S: 4	H: 2 LOB: 0 BB: 0 P: 4	1B: 6 2B: 4 3B: 1 HR: 0	SF: 0 SAC: 0 DP: 1 HBP: 0	WP: 0 PB: 0 SB: 1 CS: 1	PA: 39					
PITCHER	IP	WLS	BF	H	R	ER	SO	BB	IBB	HBP	BLK	WP	HR	S	P	ERA	WHIP										
Al Nipper, R ERA: 6.43 (1, 1)	6.2		29	7	4	4	3	2	0	0	0	0	0	33	41	5.40	1.350										
Bob Ojeda, L ERA: 2.0 (7, 1)	0.0		1	1	0	0	0	0	0	0	0	0	0	1	1	∞	∞										
Bob Stanley, R ERA: 1.74 (7, 1)	2.1	L	8	2	1	0	1	0	0	0	0	0	0	10	10	0.00	0.857										

Kansas City Royals @ Boston Red Sox
Fenway Park, Boston, MA
Sat Apr 27 1985, 3:33 AM EST
Att: 24,430 - Unknown

AB 36
R 5
H 10
RBI 5
BB 2
SO 4
LOB 13





Batter	1	2	3	4	5	6	7	8	9	AB	R	H	RBI	BB	SO	LOB	BOTTOM										
Wade Boggs, L OBP: 0.310, SLG: 0.328 (1, 5)	0-0 CS 1B	0-3 K			0-0 6-3		0-0 1B	0-0 F7		4	0	1	0	1	1	2											
Dwight Evans, R OBP: 0.422, SLG: 0.403 (1, 9)	4-0 BB		0-0 4-3		4-0 BB		0-0 1B		0-0 BB	3	0	2	0	2	0	0											
Jim Rice, R OBP: 0.375, SLG: 0.478 (1, 7)	0-0 G5-4-3		0-3 K		4-0 BB		0-3 K		0-0 G6-4-3	4	0	0	0	1	2	4											
Mike Easler, L OBP: 0.253, SLG: 0.338 (1, 10)		0-3 K	4-0 BB		0-3 K		0-0 F8		0-3 K	4	0	0	0	1	3	4											
Tony Armas, R OBP: 0.288, SLG: 0.571 (1, 8)		0-0 1B	0-3 K		0-3 K		0-3 K		0-3 K	4	1	1	0	0	3	3											
Bill Buckner, L OBP: 0.342, SLG: 0.448 (1, 3)	0-0 F9 3B			0-0 F3		0-0 E 1B		0-0 F7		4	1	2	0	0	0	0											
Rich Gedman, L OBP: 0.350, SLG: 0.446 Steve Lyons, L OBP: 0.657, SLG: 1.000 Marc Sullivan, R OBP: 0.125, SLG: 0.125 (8, PR)	0-0 BB		0-0 K		0-3 K		0-0 E5		0-0 FC1-6-5 1B	4	1	2	1	0	1	1											
Marty Barrett, R OBP: 0.309, SLG: 0.300 (1, 4)	0-0 F9		0-0 5-3		0-0 5-3		0-0 F7		0-0 FC1-6-5 1B	4	1	0	0	0	5												
Jackie Gutierrez, R OBP: 0.289, SLG: 0.306 Rick Miller, L OBP: 0.657, SLG: 1.000 Glenn Hoffman, R OBP: 0.300, SLG: 0.500 (8, PH)	0-0 3B		0-0 3B		0-0 6-3		0-0 F9		0-0 S 1B	3	0	1	2	0	0	2											
Inning Stats	R: 0 E: 0 K: 0 S: 2	H: 1 LOB: 0 BB: 1 P: 6	R: 3 E: 0 K: 2 S: 11	H: 4 LOB: 1 BB: 0 P: 11	R: 0 E: 0 K: 1 S: 5	H: 0 LOB: 0 BB: 0 P: 5	R: 0 E: 0 K: 1 S: 5	H: 0 LOB: 2 BB: 2 P: 13	R: 0 E: 1 K: 1 S: 7	H: 1 LOB: 2 BB: 0 P: 7	R: 0 E: 0 K: 2 S: 8	H: 1 LOB: 2 BB: 1 P: 12	R: 1 E: 1 K: 0 S: 5	H: 2 LOB: 2 BB: 0 P: 5	R: 0 E: 0 K: 1 S: 5	H: 1 LOB: 0 BB: 0 P: 5	1B: 9 2B: 0 3B: 1 HR: 0	SF: 0 SAC: 0 DP: 2 HBP: 0	WP: 0 PB: 0 SB: 1 CS: 1	PA: 40							
PITCHER	IP	WLS	BF	H	R	ER	SO	BB	IBB	HBP	BLK	WP	HR	S	P	ERA	WHIP										
Danny Jackson, L ERA: 1.53 (1, 1)	6.0		28	6	3	3	7	5	0	0	0	0	0	37	57	4.50	1.833										
Joe Beckwith, R ERA: 0.75 (7, 1)	1.0		4	1	0	0	2	0	0	0	0	0	0	8	8	0.00	1.000										
Dan Quisenberry, R ERA: 3.6 (8, 1)	2.0	W	8	3	1	0	1	0	0	0	0	0	0	10	10	0.00	1.500										

Kansas City Royals @ Boston Red Sox
Fenway Park, Boston, MA
Sat Apr 27 1985, 3:33 AM EST
Att: 24,430 - Unknown

AB 35
R 4
H 10
RBI 4
BB 5
SO 10
LOB 21



Batter	1	2	3	4	5	6	7	8	9	AB	R	H	RBI	BB	SO	LOB	TOP			
Willie Wilson, S OBP: 0.383, SLG: 0.459 (1, 8)	0-3 K	0-3 K								5	1	3	0	0	2	1	Kansas City Royals @ Boston Red Sox Fenway Park, Boston, MA Sun Apr 28 1985, 3:33 AM EDT Att: 23,822 - Unknown AB 37 R 5 H 11 RBI 5 BB 2 SO 12 LOB 13 			
Pat Sheridan, L OBP: 0.296, SLG: 0.292 Lynn Jones, R (9, FH) (9, 9)	0-0 F6		0-0 5-3						0-0 F4	4	1	1	1	0	1	1				
George Brett, L OBP: 0.423, SLG: 0.426 (1, 5)	0-0 2B		0-0 1-3						0-0 F8	5	1	3	1	0	0	1				
Jorge Orta, L OBP: 0.288, SLG: 0.431 (1, 10)	0-0 2B		0-0 3-1							4	0	1	1	0	0	3				
Steve Balboni, R OBP: 0.257, SLG: 0.471 (1, 3)	0-3 K			0-3 K						4	0	0	0	0	3	3				
Darryl Motley, R OBP: 0.250, SLG: 0.333 (1, 7)		0-0 5-3								4	0	0	0	0	1	0				
Frank White, R OBP: 0.255, SLG: 0.511 (1, 4)		0-0 HR								4	2	3	2	0	1	0				
Jim Sundberg, R OBP: 0.271, SLG: 0.296 (1, 2)		4-0 BB								2	0	0	0	2	1	0				
Buddy Biancalana, S OBP: 0.185, SLG: 0.240 (1, 6)	0-3 K		0-3 K						0-0 F6	4	0	0	0	0	3	3				
Inning Stats	R: 1 E: 0 K: 2 S: 9	H: 2 LOB: 1 BB: 0 P: 9	R: 0 E: 0 K: 0 S: 3	H: 0 LOB: 0 BB: 0 P: 3	R: 0 E: 0 K: 2 S: 8	H: 1 LOB: 2 BB: 1 P: 12	R: 2 E: 0 K: 0 S: 5	H: 3 LOB: 0 BB: 0 P: 5	R: 1 E: 0 K: 2 S: 8	H: 1 LOB: 0 BB: 0 P: 8	R: 0 E: 0 K: 2 S: 9	H: 2 LOB: 2 BB: 0 P: 9	R: 0 E: 0 K: 0 S: 7	H: 0 LOB: 0 BB: 0 P: 7	R: 0 E: 0 K: 0 S: 4	H: 1 LOB: 1 BB: 0 P: 4	1B: 5 2B: 3 3B: 1 HR: 2	SF: 0 SAC: 0 DP: 1 HBP: 0	WP: 0 PB: 1 SB: 0 CS: 0	PA: 39
PITCHER	IP WLS BF H R ER SO BB IBB HBP BLK WP HR S P ERA WHIP	IP WLS BF H R ER SO BB IBB HBP BLK WP HR S P ERA WHIP																		
Oil Can Boyd, R ERA: 3.58 (1, 1)	8.1 L 37 11 5 5 12 2 0 0 0 0 2 59 67 5.40 1.560	0.2 2 0 0 0 0 0 0 0 0 0 0 0 2 2 0.00 0.000																		

Batter	1	2	3	4	5	6	7	8	9	AB	R	H	RBI	BB	SO	LOB	BOTTOM					
Wade Boggs, L OBP: 0.309, SLG: 0.375 (1, 5)	0-0 F7		0-0 1-3 1B						0-0 F8	5	2	2	1	0	0	1	Kansas City Royals @ Boston Red Sox Fenway Park, Boston, MA Sun Apr 28 1985, 3:33 AM EDT Att: 23,822 - Unknown AB 38 R 2 H 12 RBI 2 BB 0 SO 4 LOB 20 					
Dwight Evans, R OBP: 0.490, SLG: 0.388 (1, 9)	0-3 K		0-0 1-3 1B						0-3 K	5	0	1	0	0	2	1						
Jim Rice, R OBP: 0.393, SLG: 0.493 (1, 7)	0-0 1B		0-0 1-3							4	0	3	0	0	0	2						
Tony Armas, R OBP: 0.286, SLG: 0.554 (1, 10)	0-0 E6		0-0 6-3							4	0	1	1	0	0	3						
Bill Buckner, L OBP: 0.338, SLG: 0.437 (1, 3)	0-0 F4		0-0 F7							4	0	1	0	0	0	3						
Reid Nichols, R OBP: 0.500, SLG: 0.667 Steve Lyons, L (8, FH) (9, 8)		0-0 F8							0-0 F9	3	0	2	0	0	0	0						
Glenn Hoffman, R OBP: 0.286, SLG: 0.429 (1, 4)		0-0 1B							0-0 1-3	4	0	1	0	0	0	4						
Marc Sullivan, R OBP: 0.091, SLG: 0.091 Rick Miller, L OBP: 0.500, SLG: 0.750 (9, FH)		0-0 4-3							0-0 4-3	3	0	0	0	0	1	2						
Jackie Gutierrez, R OBP: 0.255, SLG: 0.288 Rich Gedman, L OBP: 0.361, SLG: 0.456 (9, FH)		0-3 K								3	0	0	0	0	1	2						
Inning Stats	R: 0 E: 1 K: 1 S: 7	H: 1 LOB: 2 BB: 0 P: 7	R: 0 E: 0 K: 1 S: 6	H: 1 LOB: 1 BB: 0 P: 6	R: 1 E: 0 K: 0 S: 5	H: 2 LOB: 1 BB: 0 P: 5	R: 0 E: 0 K: 0 S: 4	H: 1 LOB: 1 BB: 0 P: 4	R: 0 E: 0 K: 0 S: 4	H: 1 LOB: 0 BB: 0 P: 4	R: 0 E: 0 K: 0 S: 3	H: 1 LOB: 0 BB: 0 P: 3	R: 1 E: 0 K: 1 S: 6	H: 1 LOB: 0 BB: 0 P: 6	R: 0 E: 0 K: 0 S: 5	H: 3 LOB: 2 BB: 0 P: 5	R: 0 E: 0 K: 1 S: 6	H: 1 LOB: 1 BB: 0 P: 6	1B: 10 2B: 1 3B: 0 HR: 1	SF: 0 SAC: 0 DP: 1 HBP: 0	WP: 0 PB: 0 SB: 0 CS: 0	PA: 38
PITCHER	IP WLS BF H R ER SO BB IBB HBP BLK WP HR S P ERA WHIP	IP WLS BF H R ER SO BB IBB HBP BLK WP HR S P ERA WHIP																				
Charlie Leibrandt, L ERA: 1.68 (1, 1)	7.1 W 32 11 2 2 3 0 0 0 0 0 0 1 38 38 2.46 1.500	1.2 S 6 1 0 0 1 0 0 0 0 0 0 8 8 0.00 0.600																				

Batter	1	2	3	4	5	6	7	8	9	AB	R	H	RBI	BB	SO	LOB	TOP									
Brett Butler, L (1, 8) OBP: 0.321, SLG: 0.329	0-0 4-3		0-0 CS 1B			0-0 1B		0-0 1-2 1B		4	0	3	0	0	0	0	Cleveland Indians @ Kansas City Royals Royals Stadium, Kansas City, MO Mon Apr 29 1985, 8:05 PM EDT Att: 19,295 - Unknown									
Julio Franco, R (1, 6) OBP: 0.494, SLG: 0.556	0-0 3-1		0-0 CS 1-2	0-0 5-3		0-0 1-3 1B		0-0 1-2 2-3 G4-6-3		4	0	1	0	0	0	2										
Joe Carter, R (1, 7) OBP: 0.218, SLG: 0.300	0-3 K			0-0 F4		0-3 K		0-0 F9		4	0	0	0	0	2	3										
Pat Tabler, R (1, 3) OBP: 0.378, SLG: 0.453		0-0 4-3		0-3 K		0-3 K			0-0 F8	4	0	0	0	0	2	2										
Andre Thornton, R (1, 10) OBP: 0.118, SLG: 0.118 Otis Nixon, S (9, PR) OBP: 0.350, SLG: 0.400		0-0 1B 1B			0-0 6-3			0-0 F9	0-0 1B 2B 1B	4	0	2	0	0	0	0		0								
Brook Jacoby, R (1, 5) OBP: 0.299, SLG: 0.314		0-0 1-2 1B			4-0 BB			4-0 FC5-4 BB	0-0 2B 1-2 4-3 1B	2	1	2	0	2	0	0										
Carmen Castillo, R (1, 9) OBP: 0.167, SLG: 0.118 Mel Hall, L (9, PH) OBP: 0.367, SLG: 0.396		0-0 3			0-3 K			0-3 K	0-0 4-3 1-3 2-H 2B	3	0	0	0	0	2	4										
Butch Benton, R (1, 2) OBP: 0.273, SLG: 0.300 George Vukovich, L (9, PH) OBP: 0.303, SLG: 0.250			0-0 F4		0-0 5-3			0-0 FC5-4	0-0 4-3	3	0	0	0	0	0	2										
Tony Bernazard, S (1, 4) OBP: 0.423, SLG: 0.660			0-0 4-3			0-0 6-3			0-0 G4-6-3 1B 1B	4	0	1	0	0	0	2										
Inning Stats	R: 0 E: 0 K: 1 S: 5	H: 0 LOB: 0 BB: 0 P: 5	R: 0 E: 0 K: 0 S: 4	H: 2 LOB: 1 BB: 0 P: 4	R: 0 E: 0 K: 0 S: 3	H: 1 LOB: 0 BB: 0 P: 3	R: 0 E: 0 K: 1 S: 5	H: 0 LOB: 0 BB: 0 P: 5	R: 0 E: 0 K: 1 S: 5	H: 0 LOB: 1 BB: 1 P: 9	R: 0 E: 0 K: 2 S: 9	H: 2 LOB: 2 BB: 0 P: 9	R: 0 E: 0 K: 1 S: 5	H: 0 LOB: 1 BB: 1 P: 9	R: 0 E: 0 K: 0 S: 4	H: 2 LOB: 1 BB: 0 P: 4		R: 2 E: 0 K: 0 S: 6	H: 3 LOB: 2 BB: 0 P: 6	1B: 9 2B: 2 3B: 0 HR: 0	SF: 0 SAC: 0 DP: 2 HBP: 0	WP: 0 PB: 0 CS: 1	PA: 37			
PITCHER	IP	WLS	BF	H	R	ER	SO	BB	IBB	HBP	BLK	WP	HR	S	P	ERA		WHIP								
Bud Black, L (1, 1) ERA: 2.37	8.1	W	33	9	2	2	6	2	0	0	0	0	0	43	51	2.16		1.320								
Dan Quisenberry, R (9, 1) ERA: 3.45	0.2	S	3	1	0	0	0	0	0	0	0	0	0	3	3	0.00	1.500									

AB	34
R	2
H	10
RBI	2
BB	2
SO	6
LOB	16



Batter	1	2	3	4	5	6	7	8	9	AB	R	H	RBI	BB	SO	LOB	BOTTOM									
Willie Wilson, S (1, 8) OBP: 0.400, SLG: 0.500	0-0 G3-6-3 1B		0-0 3B				0-0 E S 1B		0-0 G6-4-3 1-2	4	0	3	1	0	0	1	Cleveland Indians @ Kansas City Royals Royals Stadium, Kansas City, MO Mon Apr 29 1985, 8:05 PM EDT Att: 19,295 - Unknown									
Lynn Jones, R (1, 9)	0-0 G3-6-3 1-2		0-0 FC5-2-5-1-6 1B		0-0 4-3			0-0 6-3		4	0	0	0	0	0	3										
George Brett, L (1, 5) OBP: 0.439, SLG: 0.477	0-0 F8		0-0 2-H 1B			0-0 2B 3B		0-0 1B		4	1	3	0	0	0	0										
Hal McRae, R (1, 10) OBP: 0.429, SLG: 0.333		0-0 F8			0-0 F9			0-0 2B 2B	4-0 BB	3	0	1	1	1	0	0										
Steve Balboni, R (1, 3) OBP: 0.257, SLG: 0.459		0-0 2B 1B			0-0 4-3			0-0 4-3	0-0 F6	4	1	1	0	0	0	2										
Frank White, R (1, 4) OBP: 0.240, SLG: 0.479		0-0 F7			0-0 G3			0-0 F9		3	0	0	0	0	0	2										
Darryl Motley, R (1, 7) OBP: 0.254, SLG: 0.348		0-0 1-H 2B			0-0 F3			0-0 5-3		3	0	1	1	0	0	1										
Jim Sundberg, R (1, 2) OBP: 0.274, SLG: 0.333		0-0 6-3			0-0 1B 3B			0-0 F3		3	1	1	0	0	0	1										
Buddy Biancalana, S (1, 6) OBP: 0.200, SLG: 0.222			0-0 F8		0-0 4-3			4-0 G6-4-3 BB		2	0	0	0	1	0	1										
Inning Stats	R: 0 E: 0 K: 0 S: 3	H: 1 LOB: 0 BB: 0 P: 3	R: 1 E: 0 K: 0 S: 5	H: 2 LOB: 1 BB: 0 P: 5	R: 0 E: 0 K: 0 S: 4	H: 2 LOB: 2 BB: 0 P: 4	R: 0 E: 0 K: 0 S: 3	H: 0 LOB: 0 BB: 0 P: 3	R: 1 E: 0 K: 0 S: 5	H: 2 LOB: 1 BB: 0 P: 5	R: 1 E: 0 K: 0 S: 5	H: 2 LOB: 1 BB: 0 P: 5	R: 0 E: 0 K: 0 S: 2	H: 0 LOB: 0 BB: 1 P: 6	R: 0 E: 0 K: 0 S: 3	H: 1 LOB: 1 BB: 1 P: 7		1B: 5 2B: 2 3B: 3 HR: 0	SF: 0 SAC: 0 DP: 2 HBP: 0	WP: 0 PB: 0 CS: 0	PA: 32					
PITCHER	IP	WLS	BF	H	R	ER	SO	BB	IBB	HBP	BLK	WP	HR	S	P	ERA		WHIP								
Neal Heaton, L (1, 1) ERA: 2.1	7.2	L	31	10	3	3	0	2	0	0	0	0	0	29	37	3.52		1.565								
Rich Thompson, R (8, 1) ERA:	0.1		1	0	0	0	0	0	0	0	0	0	0	1	1	0.00	0.000									

AB	30
R	3
H	10
RBI	3
BB	2
SO	0
LOB	11



Batter	1	2	3	4	5	6	7	8	9	AB	R	H	RBI	BB	SO	LOB	TOP			
Brett Butler, L OBP: 0.341, SLG: 0.370 (1, 8)	0-0 1B			4-0 1B BB		0-0 F9			0-0 3B	3	1	2	0	1	0	0	Cleveland Indians @ Kansas City Royals Royals Stadium, Kansas City, MO Tue Apr 30 1985, 8:05 PM EDT Att: 16,282 - Unknown livebaseballscorecards.com			
Julio Franco, R OBP: 0.482, SLG: 0.537 (1, 6)	0-0 F9			0-0 1B 1-2			0-0 5-3		0-0 5-3	4	0	1	0	0	0	2				
Mel Hall, L OBP: 0.365, SLG: 0.393 (1, 7)	0-0 4-3			0-0 1B G1-6-3 1-3 2-H			0-0 3-1			3	0	1	1	0	0	1				
Pat Tabler, R OBP: 0.365, SLG: 0.436 (1, 10)		0-3 K		0-0 G1-6-3 1-2			0-3 K			3	0	0	0	0	2	1				
George Vukovich, L OBP: 0.304, SLG: 0.254 (1, 9)	0-0 4-3			0-0 1B G4-6-3			0-3 K			3	0	1	0	0	1	0				
Mike Hargrove, L OBP: 0.273, SLG: 0.263 (1, 3)	0-3 K			0-0 G4-6-3 1-2			0-0 F4			3	0	0	0	0	1	1				
Brook Jacoby, R OBP: 0.288, SLG: 0.301 (1, 5)			0-0 1-3		0-0 4-3			0-0 6-3		3	0	0	0	0	0	0				
Chris Bando, S OBP: 0.200, SLG: 0.040 (1, 2)			0-0 3-1			0-0 F8			0-0 F8	3	0	0	0	0	0	0				
Tony Bernazard, S OBP: 0.400, SLG: 0.620 (1, 4)			0-0 F7			0-0 F9			0-0 4-3	3	0	0	0	0	0	0				
Inning Stats	R: 0 E: 0 K: 0 S: 3	H: 1 LOB: 0 BB: 0 P: 3	R: 0 E: 0 K: 2 S: 7	H: 0 LOB: 0 BB: 0 P: 7	R: 0 E: 0 K: 0 S: 3	H: 0 LOB: 0 BB: 1 P: 3	R: 1 E: 0 K: 0 S: 3	H: 2 LOB: 0 BB: 1 P: 7	R: 0 E: 0 K: 0 S: 3	H: 0 LOB: 0 BB: 0 P: 3	R: 0 E: 0 K: 1 S: 5	H: 0 LOB: 0 BB: 0 P: 5	R: 0 E: 0 K: 1 S: 5	H: 0 LOB: 0 BB: 0 P: 5	R: 0 E: 0 K: 0 S: 4	H: 1 LOB: 1 BB: 0 P: 4	1B: 4 2B: 0 3B: 1 HR: 0	SF: 0 SAC: 0 DP: 2 HBP: 0	WP: 0 PB: 0 CS: 0	PA: 29
PITCHER Bret Saberhagen, R ERA: 3.65 (1, 1)	IP: 9.0 WLS: W BF: 29 H: 5 R: 1 ER: 1 SO: 4 BB: 1 IBB: 0 HBP: 0 BLK: 0 WP: 0 HR: 0 S: 36 P: 40 ERA: 1.00 WHIP: 0.667															PITCHER				

Batter	1	2	3	4	5	6	7	8	9	AB	R	H	RBI	BB	SO	LOB	BOTTOM				
Willie Wilson, S OBP: 0.382, SLG: 0.476 (1, 8)	0-0 F8		0-0 F8	0-3 K			0-3 K			4	0	0	0	0	2	2	Cleveland Indians @ Kansas City Royals Royals Stadium, Kansas City, MO Tue Apr 30 1985, 8:05 PM EDT Att: 16,282 - Unknown livebaseballscorecards.com				
Pat Sheridan, L OBP: 0.307, SLG: 0.294 (1, 9)	0-0 1B S 1B		4-0 BB HR BB		0-0 G3		0-0 4-3			3	1	1	0	1	0	1					
George Brett, L OBP: 0.430, SLG: 0.456 (1, 5)	0-0 F9		4-0 HR BB		0-0 6-3		0-0 4-3			3	1	0	0	1	0	2					
Jorge Orta, L OBP: 0.319, SLG: 0.448 Hal McRae, R OBP: 0.400, SLG: 0.300 (8, PH)	0-0 1B		4-0 HR BB		0-0 1B			0-3 K		2	1	2	1	1	0	0					
Steve Balboni, R OBP: 0.269, SLG: 0.500 (1, 3)	0-0 5-3		1-2 2-3 3-H HR		0-0 K			0-0 WP 1B		4	1	2	4	0	1	3					
Frank White, R OBP: 0.222, SLG: 0.442 (1, 4)	0-0 5-3		0-0 5-3		0-0 6-3			0-0 F8		4	0	0	0	0	0	1					
Darryl Motley, R OBP: 0.253, SLG: 0.333 (1, 7)	0-0 5-3		0-0 5-3		0-0 F9			4-0 BB		3	0	0	0	1	0	0					
Jim Sundberg, R OBP: 0.273, SLG: 0.328 (1, 2)	0-0 5-3			0-0 G6-4-3 1B		0-3 K		0-0 F5		4	0	1	0	0	1	2					
Buddy Biancalana, S OBP: 0.242, SLG: 0.241 (1, 6)			4-0 BB BB BB		0-0 G6-4-3 1-2			0-0 4-3 1B		2	1	1	0	1	0	1					
Inning Stats	R: 0 E: 0 K: 0 S: 5	H: 2 LOB: 2 BB: 0 P: 5	R: 0 E: 0 K: 0 S: 3	H: 0 LOB: 0 BB: 0 P: 3	R: 5 E: 0 K: 0 S: 4	H: 1 LOB: 0 BB: 4 P: 20	R: 0 E: 0 K: 1 S: 5	H: 1 LOB: 0 BB: 0 P: 5	R: 0 E: 0 K: 1 S: 6	H: 0 LOB: 0 BB: 0 P: 5	R: 0 E: 0 K: 1 S: 6	H: 1 LOB: 1 BB: 0 P: 6	R: 0 E: 0 K: 1 S: 6	H: 1 LOB: 2 BB: 1 P: 10	R: 0 E: 0 K: 1 S: 6	H: 1 LOB: 2 BB: 1 P: 10		1B: 6 2B: 0 3B: 0 HR: 1	SF: 0 SAC: 0 DP: 1 HBP: 0	WP: 1 PB: 0 CS: 0	PA: 35
PITCHER Jose Roman, R ERA: 6.61 Jamie Easterly, L ERA: 3.39 (3, 1)	IP: 5.2 WLS: L BF: 21 H: 4 R: 0 ER: 0 SO: 5 BB: 1 IBB: 0 HBP: 0 BLK: 0 WP: 1 HR: 0 S: 30 P: 34 ERA: 0.00 WHIP: 0.882															PITCHER					

Batter	1	2	3	4	5	6	7	8	9	AB	R	H	RBI	BB	SO	LOB	TOP					
Brett Butler, L OBP: 0.341, SLG: 0.367 (1, 8)										6	1	2	2	0	0	7						
Julio Franco, R OBP: 0.461, SLG: 0.507 (1, 6)										6	0	1	0	0	1	5						
Mel Hall, L OBP: 0.391, SLG: 0.400 (1, 7) (6, 9)										4	1	2	1	2	1	3						
Andre Thornton, R OBP: 0.130, SLG: 0.130 (1, 10)										6	0	1	0	0	2	8						
George Vukovich, L OBP: 0.315, SLG: 0.269 (1, 9)										4	1	2	1	0	0	5						
Otis Nixon, S OBP: 0.318, SLG: 0.364 (6, 7)										2	0	0	0	0	3							
Mike Hargrove, L OBP: 0.280, SLG: 0.238 (1, 3)										2	0	0	0	1	0	2						
Pat Tabler, R OBP: 0.364, SLG: 0.432 (6, 3) (6, 3)										3	0	1	1	0	0	2						
Brook Jacoby, R OBP: 0.318, SLG: 0.338 (1, 5)										4	2	3	0	1	0	1						
Chris Bando, S OBP: 0.229, SLG: 0.037 (1, 2)										2	1	0	1	2	1	2						
Tony Bernazard, S OBP: 0.400, SLG: 0.585 (1, 4)										3	0	0	0	2	1	5						
Inning Stats	R: 1 E: 0 K: 1 S: 7	H: 2 LOB: 2 BB: 1 P: 11	R: 2 E: 2 K: 1 S: 9	H: 1 LOB: 3 BB: 1 P: 13	R: 0 E: 0 K: 1 S: 6	H: 1 LOB: 1 BB: 0 P: 6	R: 0 E: 1 K: 1 S: 7	H: 1 LOB: 2 BB: 0 P: 7	R: 1 E: 0 K: 0 S: 4	H: 1 LOB: 2 BB: 2 P: 12	R: 2 E: 0 K: 0 S: 6	H: 3 LOB: 3 BB: 2 P: 14	R: 0 E: 0 K: 1 S: 5	H: 0 LOB: 1 BB: 1 P: 9	R: 0 E: 0 K: 1 S: 6	H: 1 LOB: 2 BB: 1 P: 10	R: 0 E: 0 K: 0 S: 5	H: 2 LOB: 2 BB: 0 P: 5	1B: 11 2B: 1 3B: 0 HR: 0	SF: 1 SAC: 0 DP: 0 HBP: 0	WP: 2 PB: 1 SB: 3 CS: 0	PA: 51
PITCHER	IP	WLS	BF	H	R	ER	SO	BB	IBB	HBP	BLK	WP	HR	S	P	ERA	WHIP					
Mark Gubicza, R ERA: 5.19 (1, 1)	5.1	L	32	8	6	5	4	4	0	0	0	2	0	36	52	8.44	2.250					
Mike Jones, L ERA: 0.92 (6, 1)	1.2		9	1	0	0	1	3	0	0	0	0	0	8	20	0.00	2.400					
Joe Beckwith, R ERA: 0.57 (8, 1)	2.0		10	3	0	0	1	1	0	0	0	0	0	11	15	0.00	2.000					

Cleveland Indians @ Kansas City Royals
 Royals Stadium, Kansas City, MO
 Wed May 01 1985, 8:05 PM EDT
 Att: 16,699 - Unknown

AB	42
R	6
H	12
RBI	6
BB	8
SO	6
LOB	43



Batter	1	2	3	4	5	6	7	8	9	AB	R	H	RBI	BB	SO	LOB	BOTTOM					
Willie Wilson, S OBP: 0.362, SLG: 0.453 (1, 8)										4	0	0	1	0	2	0						
Pat Sheridan, L OBP: 0.308, SLG: 0.296 (1, 9)										3	1	1	0	0	0	0						
Lynn Jones, R (7, PH) (8, 9)										0	0	0	1	0	0	0						
George Brett, L OBP: 0.456, SLG: 0.493 (1, 5)										3	1	3	1	1	0	0						
Jorge Orta, L OBP: 0.306, SLG: 0.429 (1, 10)										3	0	0	0	0	0	3						
Steve Balboni, R OBP: 0.268, SLG: 0.488 (1, 3)										4	0	1	1	0	0	2						
Frank White, R OBP: 0.224, SLG: 0.418 (1, 4)										3	1	0	0	1	1	3						
Darryl Motley, R OBP: 0.241, SLG: 0.315 (1, 7)										4	1	0	0	0	1	4						
Jim Sundberg, R OBP: 0.271, SLG: 0.323 (1, 2)										4	1	1	1	0	3	0						
Buddy Biancalana, S OBP: 0.229, SLG: 0.226 (1, 6)										2	0	0	0	0	0	0						
Dane Long, L OBP: 0.333, SLG: 0.143 (7, PH)										0	0	0	0	1	0	0						
Onix Concepcion, R OBP: 0.189, SLG: 0.250 (7, PH)										0	0	0	0	0	0	0						
Hal McRae, R OBP: 0.375, SLG: 0.273 (8, PH)										1	0	0	0	0	0	0						
Inning Stats	R: 1 E: 0 K: 1 S: 7	H: 2 LOB: 1 BB: 0 P: 7	R: 0 E: 0 K: 2 S: 7	H: 0 LOB: 0 BB: 0 P: 7	R: 0 E: 0 K: 0 S: 3	H: 0 LOB: 0 BB: 0 P: 3	R: 1 E: 1 K: 0 S: 5	H: 1 LOB: 1 BB: 0 P: 5	R: 0 E: 0 K: 2 S: 7	H: 0 LOB: 0 BB: 0 P: 7	R: 0 E: 0 K: 0 S: 4	H: 1 LOB: 1 BB: 0 P: 4	R: 3 E: 2 K: 0 S: 4	H: 1 LOB: 1 BB: 2 P: 12	R: 0 E: 0 K: 1 S: 6	H: 1 LOB: 2 BB: 1 P: 10	R: 0 E: 0 K: 1 S: 5	H: 0 LOB: 0 BB: 0 P: 5	1B: 5 2B: 2 3B: 0 HR: 0	SF: 2 SAC: 1 DP: 1 HBP: 0	WP: 0 PB: 0 SB: 1 CS: 0	PA: 37
PITCHER	IP	WLS	BF	H	R	ER	SO	BB	IBB	HBP	BLK	WP	HR	S	P	ERA	WHIP					
Don Schulze, R ERA: 4.94 (1, 1)	6.0	W	24	4	3	3	5	1	0	0	0	0	0	2	6	4.50	0.833					
Rich Thompson, R ERA: (7, 1)	0.0		3	1	0	0	0	1	0	0	0	0	0	2	6	∞	∞					
Dave Vonohlen, L ERA: 2.35 (7, 1)	1.1		4	0	2	0	0	1	0	0	0	0	0	3	7	0.00	0.750					
Tom Waddell, R ERA: 5.19 (8, 1)	1.2	S	6	1	0	0	2	0	0	0	0	0	0	10	10	0.00	0.600					

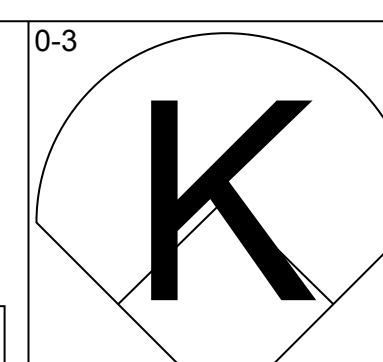
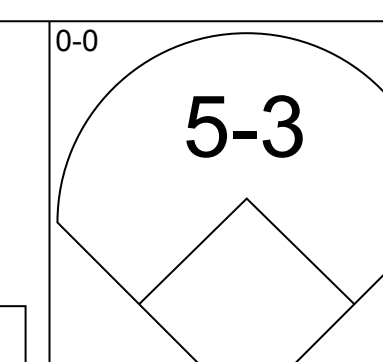
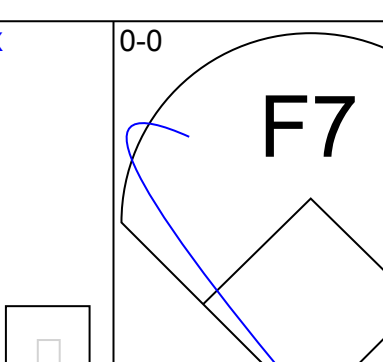
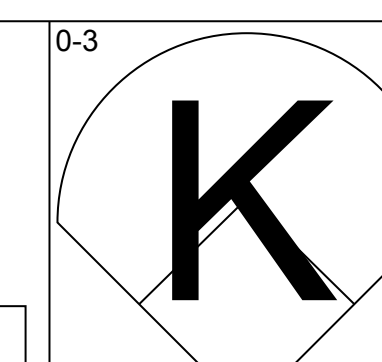
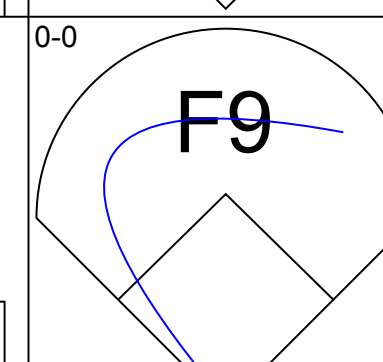
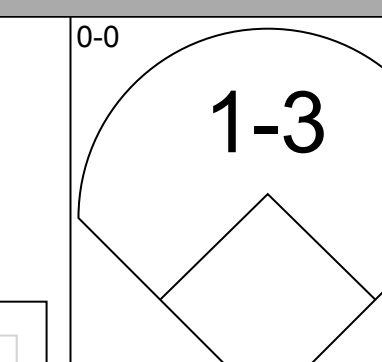
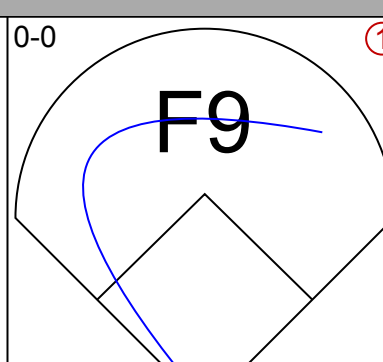
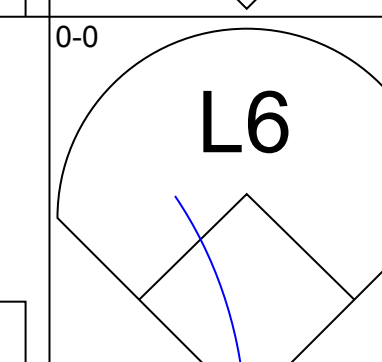
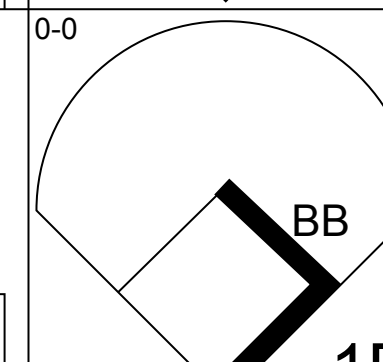
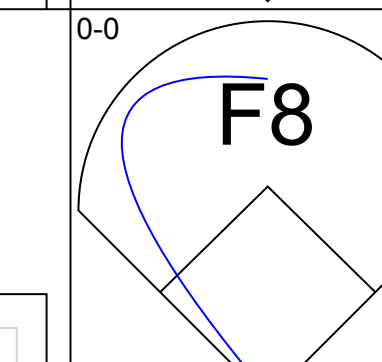
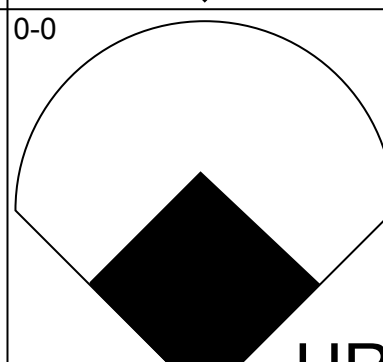

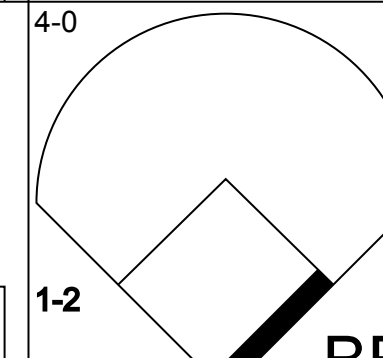
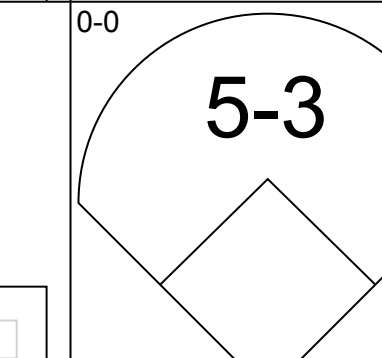
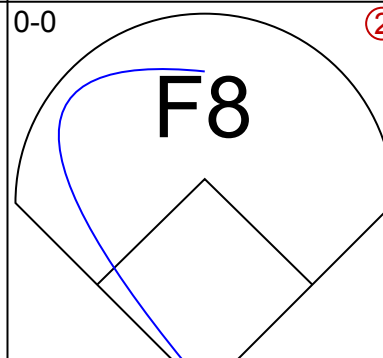

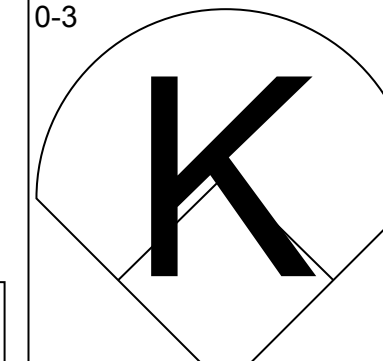
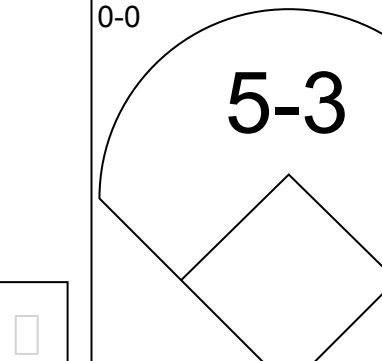
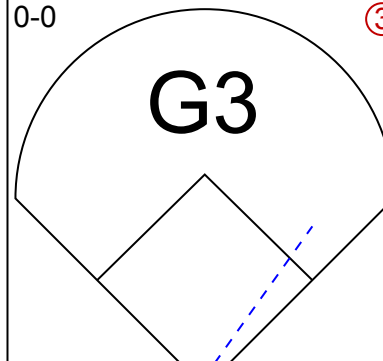

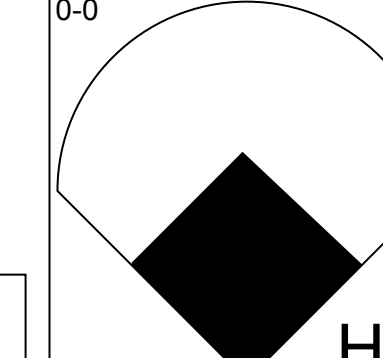
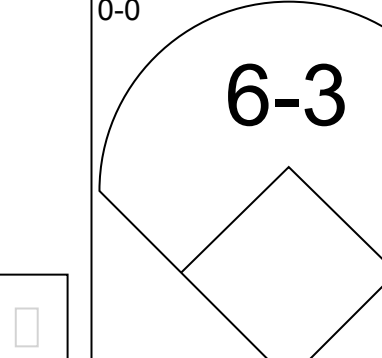
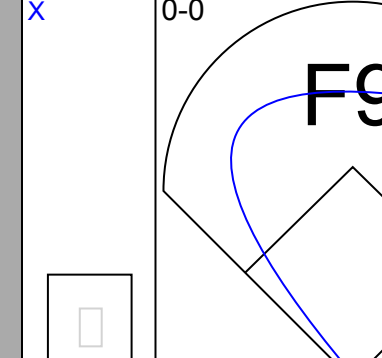

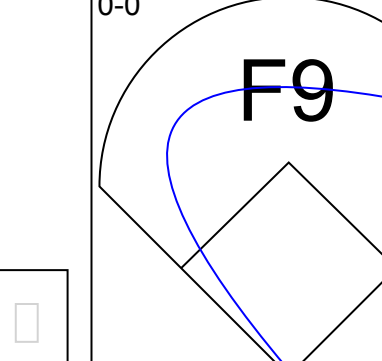
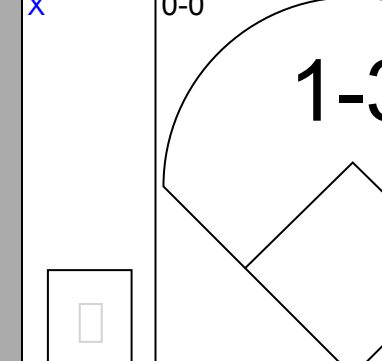
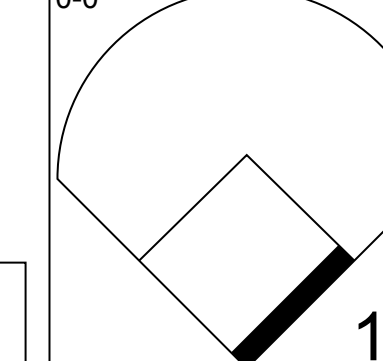
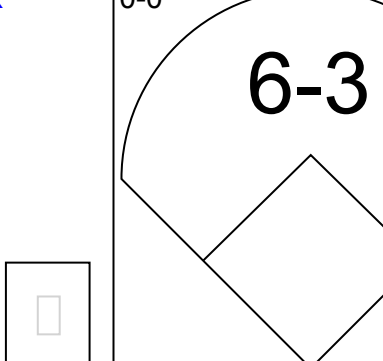
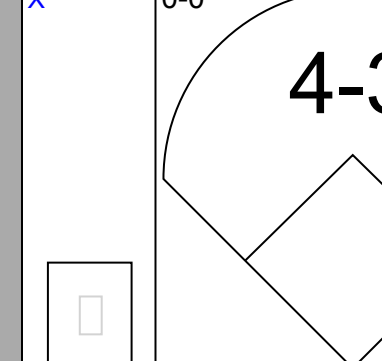

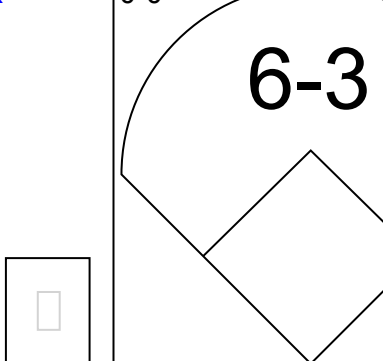
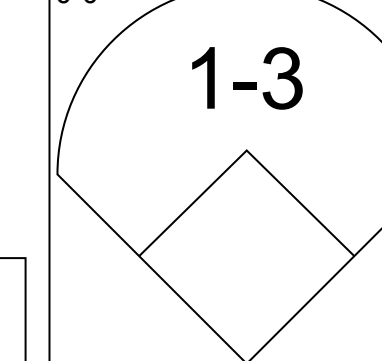
Cleveland Indians @ Kansas City Royals
 Royals Stadium, Kansas City, MO
 Wed May 01 1985, 8:05 PM EDT
 Att: 16,699 - Unknown

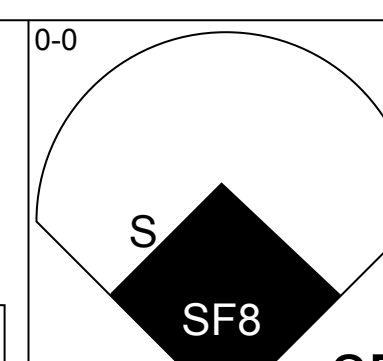
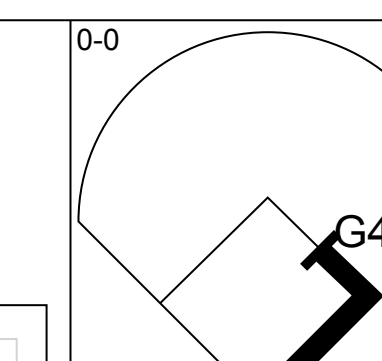
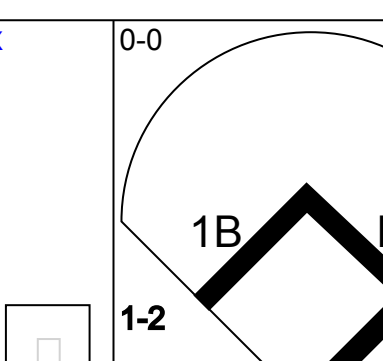
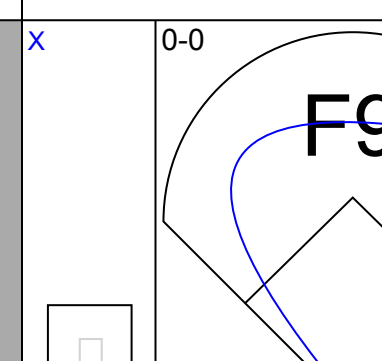
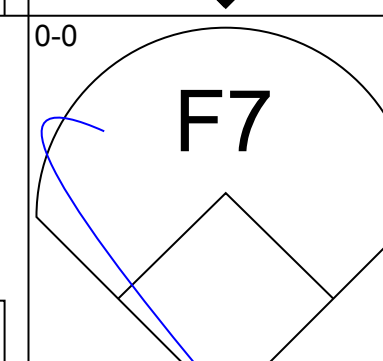
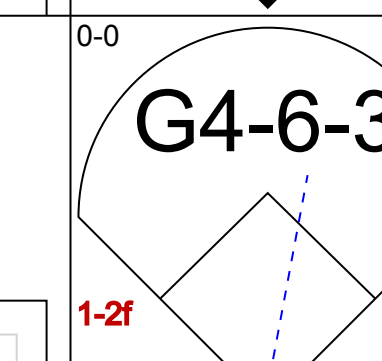
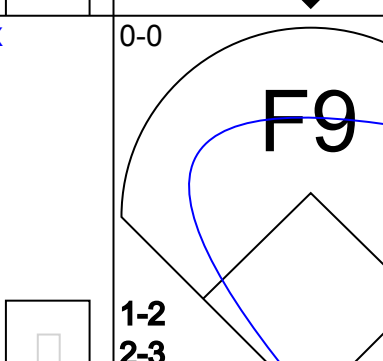
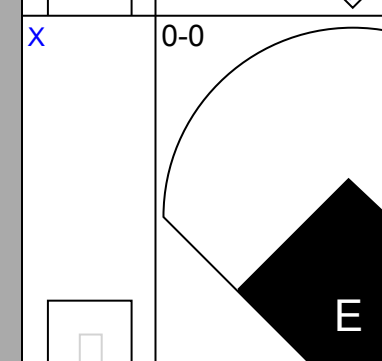

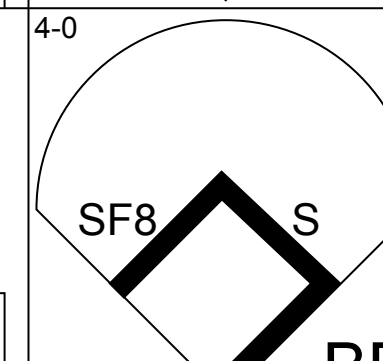
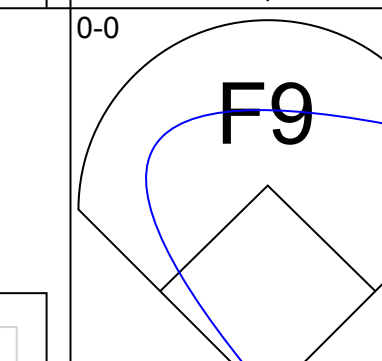
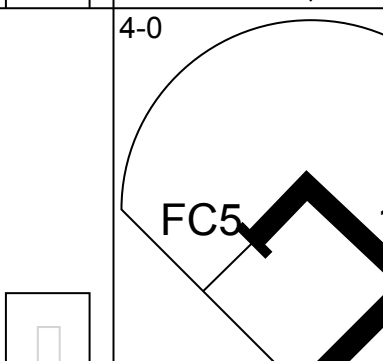
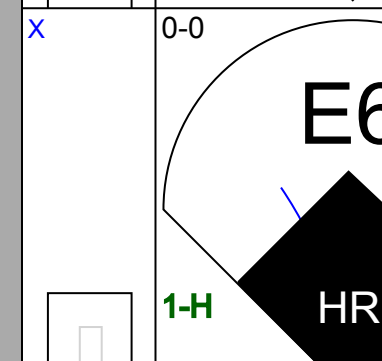

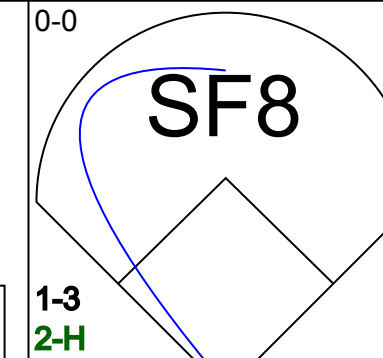
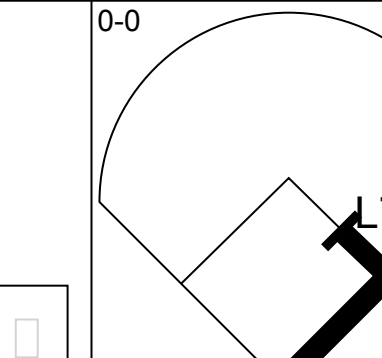
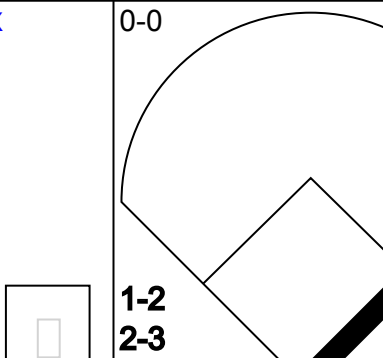
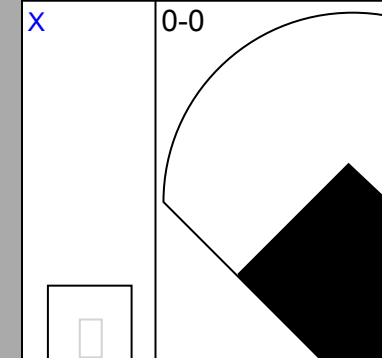
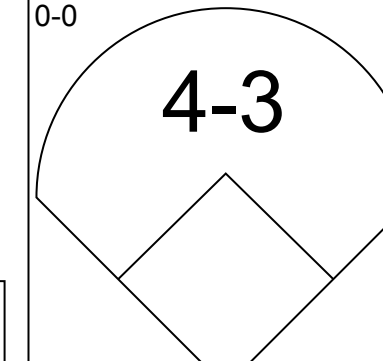
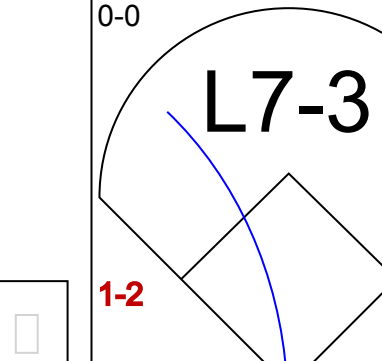
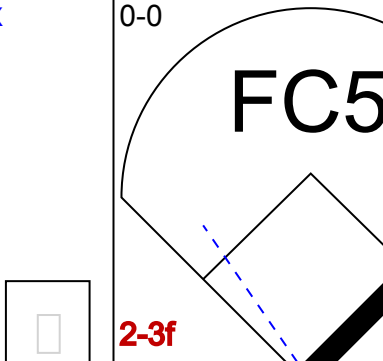
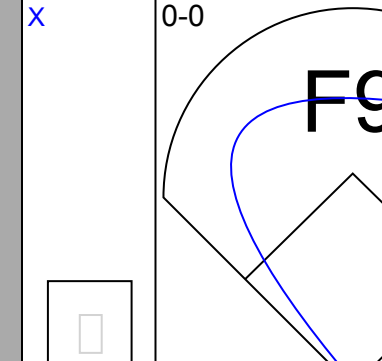
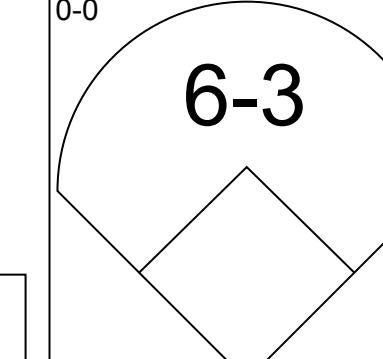
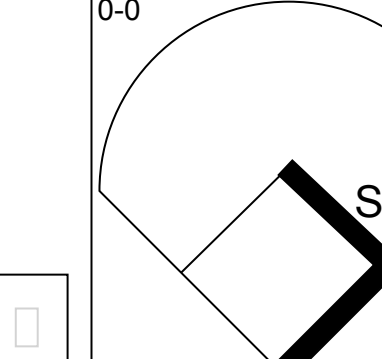
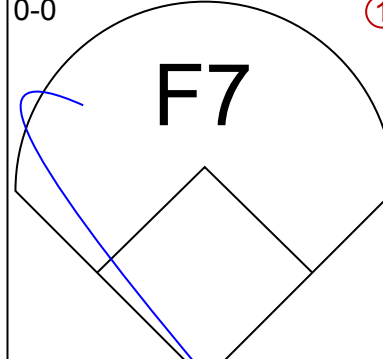
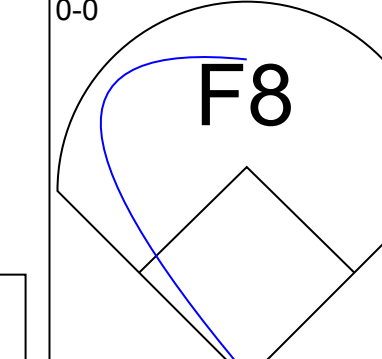
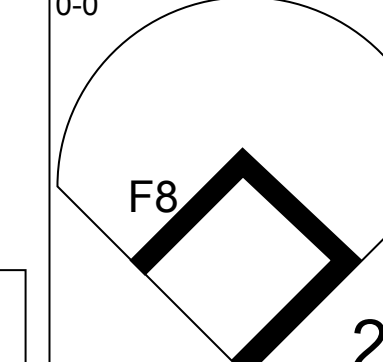
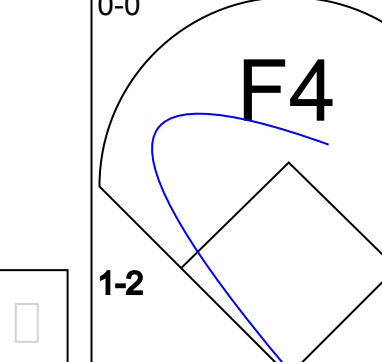
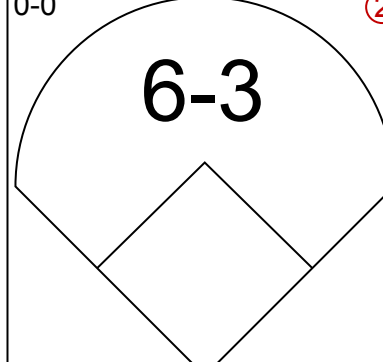
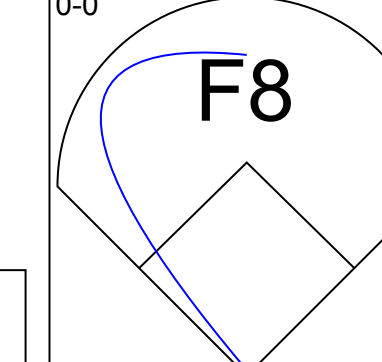
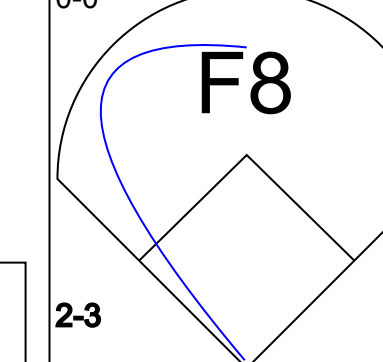
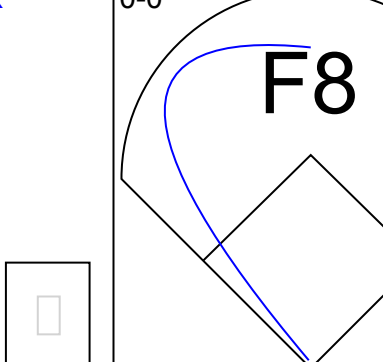
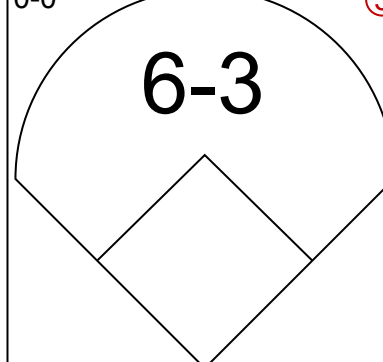
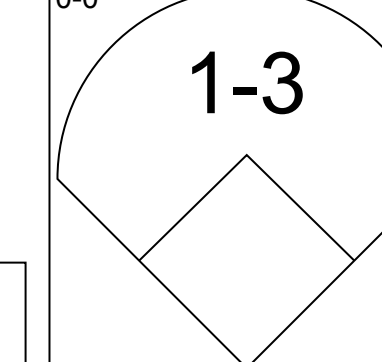
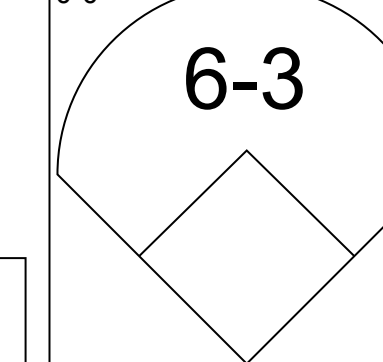
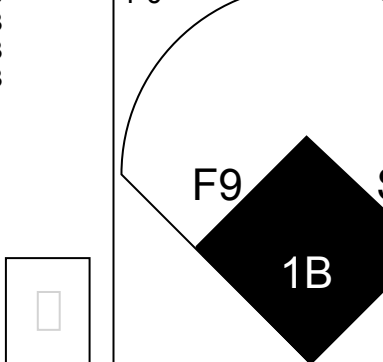
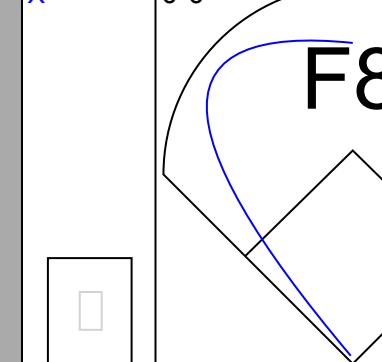
AB	31
R	5
H	6
RBI	5
BB	3
SO	7
LOB	12



Batter	1	2	3	4	5	6	7	8	9	AB	R	H	RBI	BB	SO	LOB	TOP			
Willie Wilson, S OBP: 0.397, SLG: 0.444 (1, 8)	0-0 5-3		0-0 4-3			0-0 5-3		0-0 1-2 1B		4	0	1	0	0	0	0	Kansas City Royals @ New York Yankees Yankee Stadium, Bronx, NY Fri May 03 1985, 7:05 PM EDT Att: 20,603 - Unknown livebaseballscores.com			
Lynn Jones, R (1, 9)	0-0 6-3			0-0 F6		0-0 F9		0-0 F6		4	0	0	0	0	2					
George Brett, L OBP: 0.457, SLG: 0.500 (1, 5)	4-0 BB			0-0 1B 2B		0-0 4-3		0-0 3-1		3	1	1	0	1	2					
Hal McRae, R OBP: 0.400, SLG: 0.286 (1, 10)	0-0 F3			0-0 FC5-4 1B		0-0 G1-4-3 BB		0-0 F7		3	0	1	1	1	0	1				
Steve Balboni, R OBP: 0.256, SLG: 0.465 (1, 3)		0-3 K		0-3 K		0-0 G1-4-3 1-2†		0-0 F3		4	0	0	0	2	2					
Frank White, R OBP: 0.226, SLG: 0.407 (1, 4)		0-0 F8		0-0 FC5-4 1-2†		0-0 1B		0-0 F3		4	0	1	0	0	1					
Darryl Motley, R OBP: 0.232, SLG: 0.303 (1, 7)		0-3 K			0-0 F4		0-0 F4			3	0	0	0	0	1	1				
Jim Sundberg, R OBP: 0.274, SLG: 0.324 (1, 2)			0-0 5-3		0-0 6-3			0-0 1B 1B		3	0	1	0	0	0	0				
Onix Conception, R OBP: 0.175, SLG: 0.231 (1, 6)			0-0 F4		0-0 F3			0-0 F3		3	0	0	0	0	1	1				
Inning Stats	R: 0 E: 0 K: 0 S: 3	H: 0 LOB: 1 BB: 1 P: 7	R: 0 E: 0 K: 2 S: 7	H: 0 LOB: 0 BB: 0 P: 7	R: 0 E: 0 K: 0 S: 3	H: 0 LOB: 0 BB: 0 P: 3	R: 1 E: 0 K: 1 S: 7	H: 2 LOB: 1 BB: 0 P: 7	R: 0 E: 0 K: 0 S: 3	H: 0 LOB: 0 BB: 0 P: 3	R: 0 E: 0 K: 0 S: 3	H: 1 LOB: 1 BB: 1 P: 7	R: 0 E: 0 K: 0 S: 5	H: 2 LOB: 2 BB: 0 P: 5	R: 0 E: 0 K: 0 S: 3	H: 0 LOB: 0 BB: 0 P: 3	1B: 4 2B: 1 3B: 0 HR: 0	SF: 0 SAC: 0 DP: 1 HBP: 0	WP: 0 PB: 0 SB: 0 CS: 0	PA: 33
PITCHER Dennis Rasmussen, L ERA: 2.25 (1, 1)	IP: 9.0 WLS: W BF: 33 H: 5 R: 1 ER: 1 SO: 3 BB: 2 IBB: 0 HBP: 0 BLK: 0 WP: 0 HR: 0 S: 37 P: 45 ERA: 1.00 WHIP: 0.778																			

Batter	1	2	3	4	5	6	7	8	9	AB	R	H	RBI	BB	SO	LOB	BOTTOM			
Rickey Henderson, R OBP: 0.324, SLG: 0.300 (1, 8) (9, 7)	0-0 1B G4-6-3		4-0 HBP S BB		4-0 1B 2B BB	0-0 L4-3-6		0-0 FC6-4		3	2	1	0	2	0	3	Kansas City Royals @ New York Yankees Yankee Stadium, Bronx, NY Fri May 03 1985, 7:05 PM EDT Att: 20,603 - Unknown livebaseballscores.com			
Don Mattingly, L OBP: 0.353, SLG: 0.455 (1, 3)	0-0 1B G4-6-3		0-0 SF9		0-0 2B 1B		0-0 2B		3	1	3	2	0	0	0					
Dave Winfield, R OBP: 0.321, SLG: 0.411 (1, 9)	0-0 1B G4-6-3		2-3 3-H 4-0		0-0 1B 2B		0-0 2B		3	0	1	1	1	0	2					
Don Baylor, R OBP: 0.375, SLG: 0.441 (1, 10)	0-0 F7		1-0 HBP IBB		0-0 F8		0-0 G3 2B		3	0	1	2	0	0	2					
Butch Wynegar, S OBP: 0.373, SLG: 0.403 (1, 2)		0-3 K	0-0 G5-4-3		4-0 IBB		0-0 G3		3	0	0	0	1	1	4					
Willie Randolph, R OBP: 0.295, SLG: 0.250 (1, 4)		0-0 G1-4-3		0-0 6-3		0-0 G6-4-3		0-0 F8		4	0	0	0	0	4					
Dale Berra, R OBP: 0.364, SLG: 0.432 (1, 5)		0-0 4-3		0-0 F4		4-0 1B E BB		0-0 G3		2	0	0	0	0	0					
Mike Pagliarulo, L OBP: 0.378, SLG: 0.389 (6, PH) (7, 5)				0-0 F4		0-0 1B E BB		0-0 G3		1	1	0	0	1	0					
Bill Sample, R OBP: 0.364, SLG: 0.263 (1, 7)			0-0 BB 1B SF9		0-0 6-3		0-0 L4-3-6 E 1B		3	1	2	0	1	0	0					
Henry Cotto, R OBP: 0.357, SLG: 0.385 (9, 8)			0-0 BB 1B SF9		0-0 6-3		0-0 L4-3-6 E 1B		0	0	0	0	0	0	0					
Bobby Meacham, S OBP: 0.361, SLG: 0.302 (1, 6)			0-0 SF9 BB HBP 1B		0-0 1B 1B		0-0 E5 L4-3-6		4	2	2	0	0	1	2					
Inning Stats	R: 1 E: 0 K: 0 S: 4	H: 2 LOB: 0 BB: 0 P: 4	R: 0 E: 0 K: 1 S: 5	H: 0 LOB: 0 BB: 0 P: 5	R: 2 E: 0 K: 0 S: 4	H: 2 LOB: 2 BB: 2 P: 13	R: 0 E: 0 K: 0 S: 3	H: 0 LOB: 0 BB: 0 P: 3	R: 2 E: 0 K: 0 S: 5	H: 3 LOB: 2 BB: 2 P: 13	R: 1 E: 1 K: 0 S: 3	H: 1 LOB: 0 BB: 1 P: 7	R: 1 E: 0 K: 0 S: 5	H: 2 LOB: 1 BB: 0 P: 5	R: 0 E: 0 K: 1 S: 5	H: 0 LOB: 1 BB: 1 P: 9		1B: 7 2B: 3 3B: 1 HR: 0	SF: 1 SAC: 0 DP: 3 HBP: 1	WP: 0 PB: 0 SB: 0 CS: 0
PITCHER Danny Jackson, L ERA: 2.7 Michael LaCoss, R ERA: 6.23 Larry Gura, L ERA: 12.46	IP: 3.0 WLS: L BF: 12 H: 3 R: 2 ER: 1 SO: 0 BB: 1 IBB: 1 HBP: 0 BLK: 0 WP: 0 HR: 0 S: 10 P: 18 ERA: 3.00 WHIP: 1.333																			

Batter	1	2	3	4	5	6	7	8	9	AB	R	H	RBI	BB	SO	LOB	TOP			
Willie Wilson, S OBP: 0.343, SLG: 0.426 (1, 8)										4	0	0	0	0	2	1	Kansas City Royals @ New York Yankees Yankee Stadium, Bronx, NY Sat May 04 1985, 3:33 AM EDT Att: 22,532 - Unknown livebaseballscorecards.com			
Frank White, R OBP: 0.212, SLG: 0.381 (1, 4)										4	0	0	0	0	0	0				
George Brett, L OBP: 0.459, SLG: 0.538 (1, 5)										4	1	2	1	0	0	0				
Hal McRae, R OBP: 0.375, SLG: 0.235 (1, 10)										3	0	0	0	1	0	0				
Steve Balboni, R OBP: 0.244, SLG: 0.444 (1, 3)										4	0	0	0	0	2	2				
Darryl Motley, R OBP: 0.235, SLG: 0.342 (1, 7)										3	1	1	1	0	0	0				
Jim Sundberg, R OBP: 0.263, SLG: 0.310 (1, 2)										3	0	0	0	0	0	0				
Greg Pryor, R OBP: 0.304, SLG: 0.381 (1, 6)										3	0	1	0	0	0	0				
Lynn Jones, R (1, 9)										3	0	0	0	0	0	1				
Inning Stats	R: 0 E: 0 K: 2 S: 8	H: 1 LOB: 2 BB: 1 P: 12	R: 1 E: 0 K: 0 S: 5	H: 2 LOB: 1 BB: 0 P: 5	R: 0 E: 0 K: 0 S: 3	H: 0 LOB: 0 BB: 0 P: 3	R: 0 E: 0 K: 0 S: 3	H: 0 LOB: 0 BB: 0 P: 3	R: 1 E: 0 K: 0 S: 4	H: 1 LOB: 0 BB: 0 P: 4	R: 0 E: 0 K: 0 S: 3	H: 0 LOB: 0 BB: 0 P: 3	R: 0 E: 0 K: 1 S: 5	H: 0 LOB: 0 BB: 0 P: 5	R: 0 E: 0 K: 1 S: 5	H: 0 LOB: 0 BB: 0 P: 5	1B: 2 2B: 0 3B: 0 HR: 2	SF: 0 SAC: 0 DP: 0 HBP: 0	WP: 0 PB: 0 CS: 0	PA: 32
PITCHER Ron Guidry, L ERA: 3.76 (1, 1)	IP: 9.0 WLS: W BF: 32 H: 4 R: 2 ER: 2 SO: 4 BB: 1 IBB: 0 HBP: 0 BLK: 0 WP: 0 HR: 2 S: 39 P: 43 ERA: 2.00 WHIP: 0.556															PITCHER				

Batter	1	2	3	4	5	6	7	8	9	AB	R	H	RBI	BB	SO	LOB	BOTTOM			
Rickey Henderson, R OBP: 0.358, SLG: 0.364 (1, 8) (9, 7)										4	1	3	0	0	0	0	Kansas City Royals @ New York Yankees Yankee Stadium, Bronx, NY Sat May 04 1985, 3:33 AM EDT Att: 22,532 - Unknown livebaseballscorecards.com			
Don Mattingly, L OBP: 0.348, SLG: 0.444 (1, 3)										4	1	1	0	0	0	4				
Dave Winfield, R OBP: 0.329, SLG: 0.400 (1, 9)										2	1	0	0	2	0	0				
Don Baylor, R OBP: 0.393, SLG: 0.507 (1, 10)										3	1	3	4	0	0	0				
Butch Wynegar, S OBP: 0.354, SLG: 0.380 (1, 2)										4	0	0	0	0	0	5				
Willie Randolph, R OBP: 0.296, SLG: 0.250 (1, 4)										4	0	1	0	0	0	0				
Dale Berra, R OBP: 0.317, SLG: 0.439 (1, 5)										4	0	1	0	0	0	1				
Bill Sample, R OBP: 0.308, SLG: 0.217 Henry Cotto, R OBP: 0.357, SLG: 0.385 (1, 7) (9, 8)											4	0	0	0	0	0		1		
Bobby Meacham, S OBP: 0.360, SLG: 0.292 (1, 6)										2	1	0	0	1	0	1				
Inning Stats	R: 1 E: 0 K: 0 S: 4	H: 1 LOB: 1 BB: 1 P: 8	R: 0 E: 0 K: 0 S: 4	H: 1 LOB: 0 BB: 0 P: 4	R: 0 E: 0 K: 0 S: 3	H: 1 LOB: 1 BB: 0 P: 3	R: 0 E: 0 K: 0 S: 4	H: 2 LOB: 1 BB: 0 P: 4	R: 1 E: 0 K: 0 S: 5	H: 2 LOB: 3 BB: 2 P: 13	R: 0 E: 0 K: 0 S: 3	H: 0 LOB: 0 BB: 0 P: 3	R: 3 E: 1 K: 0 S: 6	H: 2 LOB: 0 BB: 0 P: 6	R: 0 E: 0 K: 0 S: 3	H: 0 LOB: 0 BB: 0 P: 3	1B: 6 2B: 3 3B: 0 HR: 1	SF: 1 SAC: 0 DP: 2 HBP: 0	WP: 0 PB: 0 CS: 0	PA: 35
PITCHER Charlie Leibrandt, L ERA: 1.85 Mike Jones, L ERA: 0.75 (1, 1) (8, 1)	IP: 7.0 WLS: L BF: 32 H: 5 R: 5 ER: 2 SO: 0 BB: 1 IBB: 0 HBP: 0 BLK: 0 WP: 0 HR: 1 S: 29 P: 41 ERA: 2.57 WHIP: 1.571															PITCHER				

Batter	1	2	3	4	5	6	7	8	9	AB	R	H	RBI	BB	SO	LOB	TOP					
Willie Wilson, S (1, 8) OBP: 0.330, SLG: 0.408	G3		F5			G3		6-3		4	0	0	0	0	0	0	Kansas City Royals @ New York Yankees Yankee Stadium, Bronx, NY Sun May 05 1985, 3:33 AM EDT Att: 50,209 - Unknown					
Pat Sheridan, L (1, 9) OBP: 0.341, SLG: 0.296	PB S BB			FC4-6 BB		G3-6-3 BB		FC3-6 BB		0	0	0	0	4	0							
George Brett, L (1, 5) OBP: 0.441, SLG: 0.512	K			FC4-6 G1-6-3		G3-6-3		FC3-6		4	0	0	0	0	1	4						
Jorge Orta, L (1, 10) Hal McRae, R (8, PH) OBP: 0.293, SLG: 0.411 OBP: 0.390, SLG: 0.222	F4			G1-6-3			4-3	F4		3	0	0	0	0	0	2						
Darryl Motley, R (1, 7) OBP: 0.236, SLG: 0.337										1	0	0	0	0	0	1						
Steve Balboni, R (1, 3) OBP: 0.255, SLG: 0.473										3	2	1	1	1	1	1						
Frank White, R (1, 4) OBP: 0.214, SLG: 0.373										4	0	1	0	0	2	1						
John Wathan, R (1, 2) OBP: 0.250, SLG: 0.143										2	0	1	1	1	0	0						
Buddy Biancalana, S (1, 6) Dane Long, L (7, PH) Onix Concepcion, R (7, 6) OBP: 0.216, SLG: 0.212 OBP: 0.300, SLG: 0.125 OBP: 0.175, SLG: 0.231										2	0	0	0	0	1	1						
										1	0	0	0	0	0	2						
										0	0	0	0	0	0	0						
Inning Stats	R: 0 E: 0 K: 1 S: 5	H: 0 LOB: 1 BB: 1 P: 9	R: 0 E: 0 K: 1 S: 5	H: 1 LOB: 1 BB: 0 P: 5	R: 0 E: 0 K: 1 S: 5	H: 0 LOB: 0 BB: 0 P: 5	R: 0 E: 0 K: 0 S: 2	H: 0 LOB: 0 BB: 1 P: 6	R: 1 E: 0 K: 1 S: 6	H: 1 LOB: 1 BB: 1 P: 10	R: 0 E: 0 K: 0 S: 2	H: 0 LOB: 0 BB: 1 P: 6	R: 1 E: 0 K: 0 S: 5	H: 2 LOB: 2 BB: 1 P: 9	R: 0 E: 0 K: 2 S: 3	H: 0 LOB: 1 BB: 1 P: 7	R: 0 E: 0 K: 2 S: 7	H: 0 LOB: 0 BB: 0 P: 7	1B: 3 2B: 1 3B: 0 HR: 1	SF: 0 SAC: 0 DP: 3 HBP: 0	WP: 0 SB: 1 CS: 1	PA: 34
PITCHER	IP WLS BF H R ER SO BB IBB HBP BLK WP HR S P ERA WHIP																					
Phil Niekro, R (1, 1) ERA: 4.54	7.1 W 29 4 2 2 4 6 0 0 0 0 1 31 55 2.46 1.364																					
Dave Righetti, L (8, 1) ERA: 1.33	1.2 S 5 0 0 0 2 0 0 0 0 0 0 9 9 0.00 0.000																					

Batter	1	2	3	4	5	6	7	8	9	AB	R	H	RBI	BB	SO	LOB	BOTTOM			
Rickey Henderson, R (1, 8) OBP: 0.345, SLG: 0.408	F8		F7				4-3	F8		5	1	1	2	0	0	1	Kansas City Royals @ New York Yankees Yankee Stadium, Bronx, NY Sun May 05 1985, 3:33 AM EDT Att: 50,209 - Unknown			
Don Mattingly, L (1, 3) OBP: 0.355, SLG: 0.482	F9		F6							4	1	2	1	0	0	0				
Dave Winfield, R (1, 9) OBP: 0.326, SLG: 0.392										4	0	1	0	0	0	1				
Don Baylor, R (1, 10) OBP: 0.409, SLG: 0.500										1	0	0	0	1	0	0				
Butch Wynegar, S (1, 2) OBP: 0.349, SLG: 0.365										3	0	0	0	1	0	5				
Willie Randolph, R (1, 4) OBP: 0.306, SLG: 0.243										2	0	0	0	2	0	1				
Dale Berra, R (1, 5) Mike Pagliarulo, L (8, PH) OBP: 0.321, SLG: 0.432 OBP: 0.391, SLG: 0.405										3	0	1	0	0	0	2				
Ken Griffey, L (9, 5) OBP: 0.324, SLG: 0.446										1	1	1	0	0	0	0				
Bill Sample, R (1, 7) Ken Griffey, L (6, PH) OBP: 0.321, SLG: 0.360 OBP: 0.324, SLG: 0.446										2	2	1	1	0	0	1				
Ken Griffey, L (7, 7) OBP: 0.324, SLG: 0.446										2	1	2	1	0	0	0				
Bobby Meacham, S (1, 6) OBP: 0.342, SLG: 0.279										3	0	0	1	0	1	1				
Inning Stats	R: 0 E: 0 K: 0 S: 3	H: 0 LOB: 0 BB: 0 P: 3	R: 0 E: 0 K: 0 S: 2	H: 0 LOB: 1 BB: 2 P: 10	R: 1 E: 0 K: 0 S: 4	H: 1 LOB: 0 BB: 0 P: 4	R: 0 E: 0 K: 0 S: 3	H: 0 LOB: 1 BB: 1 P: 7	R: 3 E: 0 K: 1 S: 9	H: 4 LOB: 2 BB: 0 P: 10	R: 1 E: 0 K: 0 S: 3	H: 1 LOB: 0 BB: 1 P: 7	R: 0 E: 0 K: 0 S: 4	H: 1 LOB: 2 BB: 0 P: 5	R: 1 E: 0 K: 0 S: 5	H: 2 LOB: 1 BB: 0 P: 5	1B: 4 2B: 1 3B: 0 HR: 4	SF: 1 SAC: 0 DP: 1 HBP: 2	WP: 0 SB: 0 CS: 1	PA: 37
PITCHER	IP WLS BF H R ER SO BB IBB HBP BLK WP HR S P ERA WHIP																			
Bud Black, L (1, 1) ERA: 2.93	5.0 L 23 5 4 4 1 0 3 0 1 0 0 3 21 34 7.20 1.600																			
Joe Beckwith, R (6, 1) ERA: 1.02	2.0 9 2 1 1 0 1 0 1 0 0 0 1 7 12 4.50 1.500																			
Dan Quisenberry, R (8, 1) ERA: 3.78	1.0 5 2 1 1 0 0 0 0 0 0 0 0 5 5 9.00 2.000																			

Batter	1	2	3	4	5	6	7	8	9	AB	R	H	RBI	BB	SO	LOB	TOP					
Jim Dwyer, L OBP: 0.354, SLG: 0.511 (1, 9)										4	1	2	0	0	1	2	Baltimore Orioles @ Kansas City Royals Royals Stadium, Kansas City, MO Tue May 07 1985, 8:05 PM EDT Att: 21,664 - Unknown					
Wayne Gross, L OBP: 0.417, SLG: 0.491 (1, 5)										3	0	0	0	1	1	2						
Cal Ripken Jr., R OBP: 0.400, SLG: 0.570 (1, 6)										4	0	0	0	0	0	3						
Eddie Murray, S OBP: 0.325, SLG: 0.411 (1, 3)										4	1	2	1	0	0	0						
Fred Lynn, L OBP: 0.359, SLG: 0.451 (1, 8)										4	0	0	0	0	0	2						
Larry Sheets, L OBP: 0.352, SLG: 0.600 (1, 10)										4	1	1	2	0	0	0						
Mike Young, S OBP: 0.315, SLG: 0.377 (1, 7)										4	1	2	1	0	1	0						
Rich Dauer, R OBP: 0.339, SLG: 0.358 (1, 4)										3	0	1	0	1	0	1						
Rick Dempsey, R OBP: 0.337, SLG: 0.446 (1, 2)										3	0	0	0	0	1	2						
Inning Stats	R: 1 E: 0 K: 0 S: 5	H: 2 LOB: 1 BB: 0 P: 5	R: 0 E: 0 K: 0 S: 3	H: 1 LOB: 0 BB: 0 P: 3	R: 0 E: 0 K: 0 S: 3	H: 1 LOB: 0 BB: 0 P: 3	R: 2 E: 0 K: 0 S: 5	H: 2 LOB: 0 BB: 0 P: 5	R: 0 E: 0 K: 1 S: 6	H: 1 LOB: 2 BB: 1 P: 10	R: 0 E: 0 K: 0 S: 3	H: 0 LOB: 0 BB: 0 P: 3	R: 0 E: 0 K: 2 S: 7	H: 0 LOB: 1 BB: 1 P: 11	R: 0 E: 0 K: 1 S: 5	H: 0 LOB: 0 BB: 0 P: 5	R: 1 E: 0 K: 0 S: 4	H: 1 LOB: 1 BB: 0 P: 4	1B: 5 2B: 2 3B: 0 HR: 2	SF: 0 SAC: 0 DP: 1 HBP: 0	WP: 0 PB: 0 SB: 0 CS: 1	PA: 35
PITCHER Bret Saberhagen, R ERA: 3.74 (1, 1)	IP: 9.0 WLS: L BF: 35 H: 8 R: 4 ER: 4 SO: 4 BB: 2 IBB: 0 HBP: 0 BLK: 0 WP: 0 HR: 2 S: 41 P: 49 ERA: 4.00 WHIP: 1.111															PITCHER						

Batter	1	2	3	4	5	6	7	8	9	AB	R	H	RBI	BB	SO	LOB	BOTTOM			
Willie Wilson, S OBP: 0.318, SLG: 0.392 (1, 8)										4	0	0	0	0	0	1	Baltimore Orioles @ Kansas City Royals Royals Stadium, Kansas City, MO Tue May 07 1985, 8:05 PM EDT Att: 21,664 - Unknown			
Pat Sheridan, L OBP: 0.348, SLG: 0.311 (1, 9)										3	0	1	0	1	0	0				
George Brett, L OBP: 0.443, SLG: 0.535 (1, 5)										4	1	2	0	0	0	1				
Jorge Orta, L OBP: 0.278, SLG: 0.390 (1, 10)										4	0	0	1	0	1	2				
Steve Balboni, R OBP: 0.245, SLG: 0.454 (1, 3)										4	0	0	0	0	2	2				
Darryl Motley, R OBP: 0.228, SLG: 0.326 (1, 7)										3	0	0	0	0	1	0				
Frank White, R OBP: 0.233, SLG: 0.400 (1, 4)										3	1	2	0	0	0	0				
Jim Sundberg, R OBP: 0.256, SLG: 0.301 (1, 2)										2	0	0	0	0	0	1				
Onix Conception, R OBP: 0.167, SLG: 0.220 (1, 6)										2	0	0	1	0	0	0				
Dane Long, L OBP: 0.273, SLG: 0.111 (8, PH)										1	0	0	0	0	0	1				
Buddy Biancalana, S OBP: 0.216, SLG: 0.212 (9, 6)										0	0	0	0	0	0	0				
Inning Stats	R: 0 E: 0 K: 0 S: 3	H: 0 LOB: 0 BB: 0 P: 3	R: 0 E: 0 K: 1 S: 5	H: 0 LOB: 0 BB: 0 P: 5	R: 1 E: 0 K: 0 S: 4	H: 1 LOB: 0 BB: 0 P: 4	R: 0 E: 0 K: 0 S: 4	H: 0 LOB: 0 BB: 0 P: 4	R: 0 E: 0 K: 1 S: 5	H: 0 LOB: 0 BB: 0 P: 5	R: 0 E: 0 K: 0 S: 4	H: 1 LOB: 1 BB: 0 P: 4	R: 0 E: 0 K: 0 S: 4	H: 1 LOB: 1 BB: 0 P: 4	R: 0 E: 0 K: 1 S: 5	H: 1 LOB: 1 BB: 1 P: 9	1B: 2 2B: 2 3B: 1 HR: 0	SF: 0 SAC: 1 DP: 1 HBP: 0	WP: 0 PB: 0 SB: 0 CS: 0	PA: 32
PITCHER Ken Dixon, R ERA: 1.52 (1, 1)	IP: 8.0 WLS: W BF: 29 H: 4 R: 2 ER: 2 SO: 3 BB: 1 IBB: 0 HBP: 0 BLK: 0 WP: 0 HR: 0 S: 34 P: 38 ERA: 2.25 WHIP: 0.625															PITCHER				
Tippy Martinez, L ERA: 4.5 (9, 1)	0.1	2	1	0	0	1	0	0	0	0	0	4	4	0.00	3.000					
Sammy Stewart, R ERA: 2.16 (9, 1)	0.2	S	1	0	0	0	0	0	0	0	0	1	1	0.00	0.000					

AB 33
R 4
H 8
RBI 4
BB 2
SO 4
LOB 12



AB 30
R 2
H 5
RBI 2
BB 1
SO 4
LOB 8



Batter	1	2	3	4	5	6	7	8	9	AB	R	H	RBI	BB	SO	LOB	TOP								
Rickey Henderson, R OBP: 0.390, SLG: 0.422 Henry Cotto, R OBP: 0.400, SLG: 0.429 (8, PH)	0-0 1B		0-0 F8	4-0 HR IBB		0-0 F8		0-0 1-3 3B 1B		3	1	1	0	1	0	2									
Don Mattingly, L OBP: 0.310, SLG: 0.429 (1, 3)	0-3 K		0-0 G4-6-3	0-0 E3 HR		0-0 1B		0-0 1-3		5	1	1	1	0	1	6									
Dave Winfield, R OBP: 0.324, SLG: 0.392 Omar Moreno, L OBP: 0.217, SLG: 0.261 (1, 9)	0-0 F9			1-2 2-3 3-H 1B		0-0 1B		0-0 1B 3B		5	2	3	1	0	0	3									
Don Baylor, R OBP: 0.402, SLG: 0.540 (1, 10)		4-0 5-3 G6-4-3 BB		K		0-3 K		0-0 1B		4	1	2	5	1	2	3									
Butch Wynegar, S OBP: 0.356, SLG: 0.418 (1, 2)	0-0 G6-4-3		0-0 E5	HR		0-0 G3		0-0 F4		5	1	1	0	0	0	4									
Bill Sample, R OBP: 0.306, SLG: 0.290 (1, 7)	0-0 5-3		0-0 2-3	WP BB 1B		0-0 K		0-0 F9		4	1	0	0	0	1	2									
Willie Randolph, R OBP: 0.343, SLG: 0.273 (1, 4)	0-0 5-3		0-0 2-3	2B WP BB 1B		0-0 F9		0-0 6-3		4	1	1	0	1	0	1									
Dale Berra, R OBP: 0.281, SLG: 0.357 (1, 5)			0-0 F8 1B	4-0 2B E BB 1B		0-0 G5-4-3		0-3 K		4	1	1	0	1	2	1									
Bobby Meacham, S OBP: 0.362, SLG: 0.282 (1, 6)			0-0 G4-6-3 1B	0-0 E HR 2B		0-0 F5		0-0 1-3		4	1	2	2	0	0	0									
Inning Stats	R: 0 E: 0 K: 1 S: 5	H: 1 LOB: 0 BB: 0 P: 5	R: 0 E: 0 K: 0 S: 3	H: 0 LOB: 1 BB: 1 P: 7	R: 0 E: 0 K: 0 S: 4	H: 2 LOB: 1 BB: 0 P: 4	R: 9 E: 2 K: 2 S: 13	H: 4 LOB: 1 BB: 3 P: 26	R: 0 E: 0 K: 0 S: 3	H: 1 LOB: 0 BB: 0 P: 3	R: 0 E: 0 K: 1 S: 7	H: 2 LOB: 2 BB: 0 P: 7	R: 0 E: 0 K: 1 S: 5	H: 0 LOB: 0 BB: 0 P: 5	R: 2 E: 0 K: 0 S: 6	H: 3 LOB: 1 BB: 0 P: 6	R: 0 E: 0 K: 1 S: 5	H: 0 LOB: 0 BB: 0 P: 5	1B: 9 2B: 2 3B: 1 HR: 1	SF: 0 SAC: 0 DP: 2 HBP: 1	WP: 1 PB: 0 SB: 0 CS: 0	PA: 44			
PITCHER	IP	WLS	BF	H	R	ER	SO	BB	IBB	HBP	BLK	WP	HR	S	P	ERA	WHIP								
Bud Black, L ERA: 3.28 Michael LaCoss, R ERA: 2.39 Mike Jones, L ERA: 1.93 Dan Quisenberry, R ERA: 5.3	3.2	L	22	6	9	3	2	3	1	1	0	1	1	21	38	7.36	2.455								

New York Yankees @ Kansas City Royals
Royals Stadium, Kansas City, MO
Sat May 11 1985, 4:33 AM EDT
Att: 38,011 - Unknown

AB 39
R 11
H 13
RBI 9
BB 4
SO 6
LOB 22



Batter	1	2	3	4	5	6	7	8	9	AB	R	H	RBI	BB	SO	LOB	BOTTOM								
Willie Wilson, S OBP: 0.306, SLG: 0.388 (1, 8)	0-0 5-3	0-0 CS	0-0 F8			0-3 K		0-3 K		4	0	0	0	0	2	0									
Frank White, R OBP: 0.244, SLG: 0.451 (1, 4)	0-0 4-3		0-0 F3			4-0 1B BB		0-0 1-3		3	0	0	0	1	0	0									
George Brett, L OBP: 0.437, SLG: 0.505 (1, 5)	0-0 F7		0-0 F8			0-0 G5-4-3 1B		0-3 K		4	0	1	0	0	1	0									
Hal McRae, R OBP: 0.314, SLG: 0.357 (1, 10)		0-0 HR		0-3 K		0-0 G5-4-3		0-3 K		4	1	1	1	0	2	2									
Steve Balboni, R OBP: 0.264, SLG: 0.449 (1, 3)		4-0 2B SF8 BB		0-0 E6 G1-6-3		0-0 F9				2	1	0	0	1	0	0									
Darryl Motley, R OBP: 0.233, SLG: 0.330 (1, 7)		0-0 SF8 FC 2B		0-0 G1-6-3		0-0 1-3				3	1	1	0	0	0	1									
Lynn Jones, R OBP: 0.152, SLG: 0.194 (1, 9)		0-0 SF8				0-0 F6		0-0 F9		2	0	0	1	0	0	0									
Jim Sundberg, R OBP: 0.258, SLG: 0.301 (1, 2)		0-0 FC				0-0 5-3				2	0	0	1	1	0	0									
Onix Conception, R OBP: 0.176, SLG: 0.240 Dane Long, L OBP: 0.250, SLG: 0.100 Buddy Biancalana, S OBP: 0.216, SLG: 0.212 (8, PH)		0-0 3-H FC6-4				0-0 F5		0-0 G4-6-3		2	0	0	0	0	0	1									
Inning Stats	R: 0 E: 0 K: 0 S: 3	H: 0 LOB: 0 BB: 0 P: 3	R: 3 E: 0 K: 0 S: 5	H: 2 LOB: 0 BB: 1 P: 9	R: 0 E: 0 K: 0 S: 3	H: 0 LOB: 0 BB: 0 P: 3	R: 0 E: 0 K: 1 S: 5	H: 0 LOB: 0 BB: 0 P: 5	R: 0 E: 0 K: 0 S: 3	H: 0 LOB: 0 BB: 0 P: 3	R: 0 E: 0 K: 1 S: 5	H: 1 LOB: 1 BB: 1 P: 9	R: 0 E: 0 K: 0 S: 3	H: 0 LOB: 0 BB: 0 P: 3	R: 0 E: 0 K: 1 S: 4	H: 0 LOB: 1 BB: 1 P: 8	R: 0 E: 0 K: 2 S: 7	H: 0 LOB: 0 BB: 0 P: 7	1B: 1 2B: 1 3B: 0 HR: 1	SF: 1 SAC: 0 DP: 3 HBP: 0	WP: 0 PB: 0 SB: 0 CS: 1	PA: 32			
PITCHER	IP	WLS	BF	H	R	ER	SO	BB	IBB	HBP	BLK	WP	HR	S	P	ERA	WHIP								
Dennis Rasmussen, L ERA: 2.97 Brian Fisher, R ERA: 1.5	7.0	W	25	3	3	3	2	2	0	0	0	0	0	11	15	0.00	0.500								

New York Yankees @ Kansas City Royals
Royals Stadium, Kansas City, MO
Sat May 11 1985, 4:33 AM EDT
Att: 38,011 - Unknown

AB 27
R 3
H 3
RBI 3
BB 3
SO 5
LOB 5



Batter	1	2	3	4	5	6	7	8	9	AB	R	H	RBI	BB	SO	LOB	TOP										
Rickey Henderson, R OBP: 0.402, SLG: 0.449	0-0 2B		0-0 1B	0-0 2B		G6-4-3		K		5	0	3	1	0	1	4											
Ken Griffey, L OBP: 0.356, SLG: 0.538	0-0 F4		4-0 FC6-4	0-0 2B		K		F6		4	0	1	1	1	1	2											
Don Mattingly, L OBP: 0.314, SLG: 0.422	0-0 F6		0-0 F7	4-0 G5-4-3			G5-4-3	F7		4	0	1	0	1	0	2											
Dave Winfield, R OBP: 0.310, SLG: 0.373	0-0 4-3		0-0 FC6-4	0-0 G5-4-3			F8	4-3		5	0	0	0	0	0	6											
Don Baylor, R OBP: 0.405, SLG: 0.560		0-0 4-3		0-0 FC1-5			F9	G5-4-3		4	1	2	0	0	0	1											
Ron Hassey, L OBP: 0.444, SLG: 0.471		0-0 4-3		4-0 FC1-5			F8	F7		3	1	0	1	1	0	0											
Willie Randolph, R OBP: 0.340, SLG: 0.272		3-H SH1-3		0-0 FC1-5			F8	6-3		4	1	1	0	0	0	2											
Mike Pagliarulo, L OBP: 0.415, SLG: 0.405		0-0 SH1-3		0-0 SH				2B		2	1	2	1	1	0	0											
Bobby Meacham, S OBP: 0.371, SLG: 0.309		0-0 4-3		0-0 SH				2B		3	1	2	1	0	0	1											
Inning Stats	R: 0 E: 0 K: 0 S: 4	H: 1 LOB: 1 BB: 0 P: 4	R: 1 E: 0 K: 0 S: 5	H: 2 LOB: 1 BB: 0 P: 5	R: 0 E: 0 K: 0 S: 3	H: 1 LOB: 1 BB: 1 P: 7	R: 4 E: 0 K: 0 S: 7	H: 4 LOB: 2 BB: 2 P: 15	R: 0 E: 0 K: 1 S: 6	H: 2 LOB: 1 BB: 0 P: 6	R: 0 E: 0 K: 0 S: 3	H: 1 LOB: 0 BB: 0 P: 3	R: 0 E: 0 K: 1 S: 6	H: 1 LOB: 2 BB: 1 P: 10	R: 0 E: 0 K: 0 S: 3	H: 0 LOB: 0 BB: 0 P: 3	1B: 8 2B: 3 3B: 1 HR: 0	SF: 0 SAC: 2 DP: 3 HBP: 0	WP: 0 PB: 0 SB: 0 CS: 0	PA: 40							
PITCHER	IP	WLS	BF	H	R	ER	SO	BB	IBB	HBP	BLK	WP	HR	S	P	ERA	WHIP										
Bret Saberhagen, R ERA: 4.62	3.1		20	8	5	5	0	2	0	0	0	0	0	18	26	13.50	3.000										
Joe Beckwith, R ERA: 1.14	4.1		16	4	0	0	1	1	1	0	0	0	0	16	24	0.00	1.154										
Dan Quisenberry, R ERA: 4.95	1.1	W	4	0	0	0	1	0	0	0	0	0	0	6	6	0.00	0.000										

New York Yankees @ Kansas City Royals
 Royals Stadium, Kansas City, MO
 Sun May 12 1985, 4:33 AM EDT
 Att: 31,009 - Unknown

AB 34
 R 5
 H 12
 RBI 5
 BB 4
 SO 2
 LOB 18



Batter	1	2	3	4	5	6	7	8	9	AB	R	H	RBI	BB	SO	LOB	BOTTOM										
Willie Wilson, S OBP: 0.302, SLG: 0.397	0-0 F3		0-0 HR	0-0 F7		B5-3		K		5	1	1	0	0	1	2											
Pat Sheridan, L OBP: 0.356, SLG: 0.397	0-0 F8		0-0 HR	0-3 K				F8		4	2	2	3	0	1	2											
Lynn Jones, R OBP: 0.147, SLG: 0.188			3-H HR					HR		1	0	0	0	0	0	0											
George Brett, L OBP: 0.427, SLG: 0.490	0-3 K		0-0 FC4-6				F7	4-3		5	0	1	0	0	1	0											
Jorge Orta, L OBP: 0.294, SLG: 0.383		4-0 BB	0-0 FC4-6					1B		2	1	1	0	1	0	1											
Hal McRae, R OBP: 0.351, SLG: 0.379		BB	1-2 PB				1B	1B		1	1	1	0	1	0	0											
Buddy Biancalana, S OBP: 0.216, SLG: 0.212		BB					1B	SF8		0	1	0	0	0	0	0											
Steve Balboni, R OBP: 0.270, SLG: 0.446	0-0 F7		0-0 F7				1-3 1B	K		5	0	2	0	0	1	3											
Dane Iorg, L OBP: 0.267, SLG: 0.154	0-0 5-3		0-0 4-3				1-3 1B	1B		3	0	1	1	0	0	2											
Darryl Motley, R OBP: 0.238, SLG: 0.337							1-2 1B	SF8		1	0	1	1	0	0	0											
Frank White, R OBP: 0.242, SLG: 0.430		4-0 BB		0-0 1-3			1-2 2-3	F9		4	0	0	0	1	0	5											
John Wathan, R OBP: 0.417, SLG: 0.222		4-0 BB		0-0 1B				1B		2	0	1	0	2	0	2											
Jim Sundberg, R OBP: 0.287, SLG: 0.310		1-2 2-3		0-0 1B			5-3	BB		1	0	1	1	0	0	0											
Onix Concepcion, R OBP: 0.182, SLG: 0.241	0-0 F6		0-0 1B					F8		4	0	1	0	0	0	5											
Inning Stats	R: 0 E: 0 K: 1 S: 5	H: 0 LOB: 0 BB: 3 P: 5	R: 0 E: 0 K: 0 S: 3	H: 0 LOB: 3 BB: 3 P: 15	R: 2 E: 0 K: 0 S: 6	H: 3 LOB: 1 BB: 0 P: 6	R: 0 E: 0 K: 1 S: 7	H: 2 LOB: 2 BB: 0 P: 7	R: 1 E: 0 K: 0 S: 6	H: 3 LOB: 2 BB: 0 P: 6	R: 1 E: 0 K: 0 S: 4	H: 1 LOB: 0 BB: 0 P: 4	R: 1 E: 0 K: 0 S: 5	H: 2 LOB: 2 BB: 1 P: 9	R: 0 E: 0 K: 1 S: 5	H: 0 LOB: 0 BB: 0 P: 5	R: 1 E: 1 S: 6	H: 2 LOB: 3 BB: 1 P: 10	1B: 10 2B: 0 3B: 1 HR: 2	SF: 1 SAC: 0 DP: 0 HBP: 0	WP: 0 PB: 1 SB: 0 CS: 0	PA: 44					
PITCHER	IP	WLS	BF	H	R	ER	SO	BB	IBB	HBP	BLK	WP	HR	S	P	ERA	WHIP										
Phil Niekro, R ERA: 4.74	6.0		30	9	4	4	2	3	0	0	0	0	0	31	43	6.00	2.000										
Dave Righetti, L ERA: 1.82	2.1	L	14	4	2	2	2	2	0	0	0	0	0	16	24	7.71	2.571										

New York Yankees @ Kansas City Royals
 Royals Stadium, Kansas City, MO
 Sun May 12 1985, 4:33 AM EDT
 Att: 31,009 - Unknown

AB 38
 R 6
 H 13
 RBI 6
 BB 5
 SO 4
 LOB 22



Batter	1	2	3	4	5	6	7	8	9	AB	R	H	RBI	BB	SO	LOB	TOP				
Willie Wilson, S (1, 8) OBP: 0.312, SLG: 0.395	0-0 S 1B		0-0 F9		0-0 F8			0-3 K		4	0	1	0	0	1	0					
Frank White, R (1, 4) OBP: 0.242, SLG: 0.447	0-0 F4			0-0 HR	0-0 5-3			0-0 F8		4	1	1	1	0	0	1					
George Brett, L (1, 5) OBP: 0.421, SLG: 0.495	0-0 F6			0-0 HR	0-0 F8			0-0 F7		4	1	1	1	0	0	1					
Hal McRae, R (1, 10) OBP: 0.317, SLG: 0.333	0-0 F8 1-2			0-0 F8	0-0 5-3			0-0 F9		4	0	0	0	0	0	1					
Steve Balboni, R (1, 3) OBP: 0.266, SLG: 0.430		0-0 F3		0-0 1B HR 1B	0-0 F6			0-0 G6-4-3 1B		4	1	2	0	0	0	0					
Darryl Motley, R (1, 7) OBP: 0.239, SLG: 0.333		0-0 F8		0-0 1B HR 1B	0-0 F9			0-0 G6-4-3 1-2		4	1	1	0	0	0	1					
Lynn Jones, R (1, 9) OBP: 0.132, SLG: 0.167		0-0 5-3		0-0 F8	0-0 F8		0-0 F8			3	0	0	0	0	0	2					
Jim Sundberg, R (1, 2) OBP: 0.268, SLG: 0.341			0-0 F4	0-0 1B HR 2H	0-3 K					3	1	1	3	0	1	0					
Onix Concepcion, R (1, 6) OBP: 0.197, SLG: 0.237			0-0 F8	0-0 F8	0-3 K					3	0	0	0	0	1	0					
Inning Stats	R: 0 E: 0 K: 0 S: 4	H: 1 LOB: 1 BB: 0 P: 4	R: 0 E: 0 K: 0 S: 3	H: 0 LOB: 0 BB: 0 P: 3	R: 0 E: 0 K: 0 S: 3	H: 0 LOB: 0 BB: 0 P: 3	R: 5 E: 0 K: 0 S: 8	H: 5 LOB: 0 BB: 0 P: 8	R: 0 E: 0 K: 0 S: 3	H: 0 LOB: 0 BB: 0 P: 3	R: 0 E: 0 K: 2 S: 7	H: 0 LOB: 0 BB: 0 P: 7	R: 0 E: 0 K: 1 S: 5	H: 0 LOB: 0 BB: 0 P: 5	R: 0 E: 0 K: 0 S: 3	H: 1 LOB: 0 BB: 0 P: 3	1B: 4 2B: 0 3B: 0 HR: 3	SF: 0 SAC: 0 DP: 1 HBP: 0	WP: 0 PB: 0 SB: 1 CS: 0	PA: 33	
PITCHER	IP	WLS	BF	H	R	ER	SO	BB	IBB	HBP	BLK	WP	HR	S	P	ERA	WHIP				
Scott McGregor, L (1, 1) ERA: 7.92	4.0	L	18	6	5	5	0	0	0	0	0	0	3	18	18	11.25	1.500				
Nate Snell, R (5, 1) ERA: 2.54	5.0		15	1	0	0	3	0	0	0	0	0	0	21	21	0.00	0.200				

Kansas City Royals @ Baltimore Orioles
Memorial Stadium, Baltimore, MD
Tue May 14 1985, 7:05 PM EDT
Att: 22,202 - Unknown

AB 33
R 5
H 7
RBI 5
BB 0
SO 3
LOB 6



Batter	1	2	3	4	5	6	7	8	9	AB	R	H	RBI	BB	SO	LOB	BOTTOM					
Lee Lacy, R (1, 9) OBP: 0.250, SLG: 0.286	4-0 E S SF8 BB		0-0 6-3		0-3 K		0-0 F9			3	1	0	0	1	1	1						
Wayne Gross, L (1, 5) OBP: 0.379, SLG: 0.420	0-3 K		0-3 K		0-3 K		0-3 K			3	0	0	0	0	3	2						
Fritzie Connally, R (7, PH) OBP: 0.459, SLG: 0.400	1-3 K									1	0	0	0	0	1	0						
Cal Ripken Jr., R (1, 6) OBP: 0.382, SLG: 0.542	0-0 SF8 3H		0-0 2B		0-0 1-2 2B 1B			0-0 F7		3	1	2	1	0	0	0						
Eddie Murray, S (1, 3) OBP: 0.321, SLG: 0.418	0-0 2B		0-0 L6		0-0 1-1 2H 2B			0-0 6-3		4	0	2	2	0	0	1						
Fred Lynn, L (1, 8) OBP: 0.364, SLG: 0.504	0-0 3-1			0-0 WP 1B	0-0 F7			0-0 F8		4	0	1	0	0	0	2						
Larry Sheets, L (1, 10) OBP: 0.388, SLG: 0.603		0-0 6-3		0-0 F4	0-0 G3			4-0 G6-4-3 BB		3	0	0	0	0	0	1						
Dan Ford, R (9, PH) OBP: 0.277, SLG: 0.288										0	0	0	0	1	0	0						
Mike Young, S (1, 7) OBP: 0.312, SLG: 0.396		0-0 1-3 1B		0-3 K 1-2	0-0 F8			0-0 F7		4	0	1	0	0	1	2						
Rich Dauer, R (1, 4) OBP: 0.304, SLG: 0.304		0-0 1-3		0-0 4-3	0-0 F9			0-0 G6-4-3		3	0	0	0	0	0	2						
Jim Dwyer, L (9, PH) OBP: 0.350, SLG: 0.455		1-2						1-2		1	0	0	0	0	0	1						
Rick Dempsey, R (1, 2) OBP: 0.350, SLG: 0.407		0-0 1-3			4-0 1B 2B BB		0-3 K			2	1	0	0	1	1	1						
Inning Stats	R: 1 E: 0 K: 1 S: 6	H: 1 LOB: 1 BB: 1 P: 10	R: 0 E: 0 K: 0 S: 4	H: 1 LOB: 1 BB: 0 P: 4	R: 0 E: 0 K: 1 S: 6	H: 1 LOB: 1 BB: 0 P: 6	R: 0 E: 0 K: 1 S: 6	H: 1 LOB: 1 BB: 0 P: 6	R: 2 E: 0 K: 2 S: 9	H: 2 LOB: 1 BB: 1 P: 13	R: 0 E: 0 K: 0 S: 3	H: 0 LOB: 0 BB: 0 P: 3	R: 0 E: 0 K: 0 S: 7	H: 0 LOB: 0 BB: 0 P: 7	R: 0 E: 0 K: 0 S: 3	H: 0 LOB: 0 BB: 0 P: 3	R: 0 E: 0 K: 0 S: 2	H: 0 LOB: 0 BB: 1 P: 6	1B: 3 2B: 3 3B: 0 HR: 0	SF: 1 SAC: 0 DP: 1 HBP: 0	WP: 1 PB: 0 SB: 1 CS: 0	PA: 35
PITCHER	IP	WLS	BF	H	R	ER	SO	BB	IBB	HBP	BLK	WP	HR	S	P	ERA	WHIP					
Mark Gubicza, R (1, 1) ERA: 5.01	6.0	W	26	6	3	3	5	2	0	0	0	0	0	34	42	4.50	1.333					
Mike Jones, L (7, 1) ERA: 1.69	2.0		7	0	0	0	2	1	0	0	0	0	0	10	14	0.00	0.500					
Dan Quisenberry, R (9, 1) ERA: 4.13	1.0	S	2	0	0	0	0	0	0	0	0	0	0	2	2	0.00	0.000					

Kansas City Royals @ Baltimore Orioles
Memorial Stadium, Baltimore, MD
Tue May 14 1985, 7:05 PM EDT
Att: 22,202 - Unknown

AB 31
R 3
H 6
RBI 3
BB 3
SO 7
LOB 13



Batter	1	2	3	4	5	6	7	8	9	AB	R	H	RBI	BB	SO	LOB	TOP		
Willie Wilson, S OBP: 0.318, SLG: 0.417										5	2	1	0	0	4		Kansas City Royals @ Cleveland Indians Cleveland Municipal Stadium, Cleveland, OH Thu May 16 1985, 7:05 PM EDT Att: 3,051 - Unknown		
Pat Sheridan, L OBP: 0.343, SLG: 0.364									4	1	0	0	0	1	2				
George Brett, L OBP: 0.420, SLG: 0.508									4	3	3	2	1	0	0				
Jorge Orta, L OBP: 0.333, SLG: 0.430									4	1	0	0	1	0	2				
Steve Balboni, R OBP: 0.284, SLG: 0.454									4	0	2	0	1	1	3				
Dane Iorg, L OBP: 0.240, SLG: 0.182									3	0	1	2	0	2	3				
Lynn Jones, R OBP: 0.175, SLG: 0.189									1	0	1	0	1	0	0				
Frank White, R OBP: 0.250, SLG: 0.446									4	0	2	1	1	0	2				
Jim Sundberg, R OBP: 0.264, SLG: 0.330									5	0	1	0	0	0	5				
Onix Concepcion, R OBP: 0.217, SLG: 0.242									4	0	1	0	0	0	3				
Inning Stats	R: 2 E: 0 K: 1 S: 7	H: 2 LOB: 1 BB: 1 P: 11	R: 0 E: 0 K: 2 S: 3	H: 0 LOB: 1 BB: 1 P: 7	R: 0 E: 0 K: 2 S: 8	H: 1 LOB: 2 BB: 1 P: 12	R: 0 E: 0 K: 0 S: 5	H: 3 LOB: 0 BB: 0 P: 5	R: 2 E: 0 K: 0 S: 4	H: 2 LOB: 0 BB: 1 P: 8	R: 0 E: 0 K: 0 S: 3	H: 0 LOB: 0 BB: 0 P: 3	R: 0 E: 0 K: 0 S: 3	H: 2 LOB: 2 BB: 0 P: 5	R: 3 E: 1 K: 1 S: 9	H: 3 LOB: 2 BB: 1 P: 13	1B: 9 2B: 3 3B: 0 HR: 2	SF: 0 SAC: 1 DP: 1 HBP: 0	WP: 0 PA: 44 PB: 0 SB: 0 CS: 0
PITCHER	IP WLS BF H R ER SO BB IBB HBP BLK WP HR S P ERA WHIP																		
Keith Creel, R ERA: 3.06	(1, 1)	8.0	L	37	11	5	5	3	4	0	0	0	0	0	2	39	55	5.62	1.875
Jamie Easterly, L ERA: 2.95	(9, 1)	0.1		3	1	1	0	0	0	0	0	0	0	0	3	3	0.00	3.000	
Tom Waddell, R ERA: 4.24	(9, 1)	0.2		4	1	1	0	1	1	0	0	0	0	0	5	9	0.00	3.000	

Batter	1	2	3	4	5	6	7	8	9	AB	R	H	RBI	BB	SO	LOB	BOTTOM		
Brett Butler, L OBP: 0.314, SLG: 0.400										4	0	0	0	0	0	2	Kansas City Royals @ Cleveland Indians Cleveland Municipal Stadium, Cleveland, OH Thu May 16 1985, 7:05 PM EDT Att: 3,051 - Unknown		
Julio Franco, R OBP: 0.379, SLG: 0.437										4	0	2	0	0	1				
Brook Jacoby, R OBP: 0.341, SLG: 0.376										4	0	0	0	0	2				
Andre Thornton, R OBP: 0.186, SLG: 0.149										4	0	0	0	1	2				
Benny Ayala, R										4	0	0	0	0	1				
Pat Tabler, R OBP: 0.338, SLG: 0.413										3	1	1	0	0	0				
Joe Carter, R OBP: 0.244, SLG: 0.289										3	0	1	0	0	0				
Butch Benton, R OBP: 0.250, SLG: 0.289										3	0	0	0	0	2				
Johnnie LeMaster, R OBP: 0.108, SLG: 0.083										2	0	1	1	0	0				
Tony Bernazard, S OBP: 0.358, SLG: 0.536										1	0	1	0	0	0				
Mike Fischlin, R OBP: 0.200, SLG: 0.214										0	0	0	0	0	0				
Inning Stats	R: 0 E: 0 K: 1 S: 6	H: 1 LOB: 1 BB: 0 P: 6	R: 0 E: 0 K: 0 S: 3	H: 0 LOB: 0 BB: 0 P: 3	R: 0 E: 0 K: 0 S: 3	H: 0 LOB: 0 BB: 0 P: 3	R: 0 E: 1 K: 0 S: 4	H: 1 LOB: 1 BB: 0 P: 4	R: 1 E: 0 K: 0 S: 5	H: 3 LOB: 1 BB: 0 P: 5	R: 0 E: 0 K: 0 S: 3	H: 0 LOB: 0 BB: 0 P: 3	R: 0 E: 0 K: 0 S: 3	H: 1 LOB: 1 BB: 0 P: 4	R: 0 E: 0 K: 0 S: 3	H: 0 LOB: 0 BB: 0 P: 3	1B: 6 2B: 0 3B: 0 HR: 0	SF: 0 SAC: 0 DP: 1 HBP: 0	WP: 0 PA: 32 PB: 0 SB: 0 CS: 0
PITCHER	IP WLS BF H R ER SO BB IBB HBP BLK WP HR S P ERA WHIP																		
Bud Black, L ERA: 2.91	(1, 1)	9.0	W	32	6	1	1	1	0	0	0	0	0	0	34	34	1.00	0.667	

Batter	1	2	3	4	5	6	7	8	9	AB	R	H	RBI	BB	SO	LOB	TOP					
Willie Wilson, S OBP: 0.320, SLG: 0.431 (1, 8)										5	0	2	1	0	2	5	Kansas City Royals @ Milwaukee Brewers Milwaukee County Stadium, Milwaukee, WI Fri May 17 1985, 8:05 PM EDT Att: 10,587 - Unknown livebaseballscorecards.com					
Pat Sheridan, L OBP: 0.330, SLG: 0.348 Darryl Motley, R OBP: 0.252, SLG: 0.365 (1, 9)										4	0	0	0	0	1	2						
George Brett, L OBP: 0.419, SLG: 0.508 (1, 5)										4	0	1	0	1	1	2						
Jorge Orta, L OBP: 0.330, SLG: 0.417 Hal McRae, R OBP: 0.302, SLG: 0.314 (1, 10)										3	0	0	0	1	0	4						
Steve Balboni, R OBP: 0.273, SLG: 0.437 (1, 3)										5	0	0	0	0	1	3						
Dane Iorg, L OBP: 0.250, SLG: 0.320 Lynn Jones, R OBP: 0.195, SLG: 0.189 (1, 7)										3	1	1	1	0	0	0						
Frank White, R OBP: 0.241, SLG: 0.429 (1, 4)										4	0	0	0	0	0	1						
Jim Sundberg, R OBP: 0.282, SLG: 0.356 (1, 2)										4	2	3	0	0	0	1						
Onix Conception, R OBP: 0.250, SLG: 0.275 (1, 6)										3	0	3	1	0	0	0						
Inning Stats	R: 0 E: 0 K: 1 S: 6	H: 1 LOB: 1 BB: 0 P: 6	R: 0 E: 0 K: 0 S: 3	H: 0 LOB: 0 BB: 0 P: 3	R: 1 E: 0 K: 1 S: 7	H: 2 LOB: 2 BB: 1 P: 11	R: 1 E: 0 K: 1 S: 8	H: 3 LOB: 2 BB: 0 P: 8	R: 0 E: 0 K: 0 S: 3	H: 0 LOB: 1 BB: 1 P: 7	R: 1 E: 0 K: 0 S: 5	H: 2 LOB: 1 BB: 0 P: 5	R: 0 E: 0 K: 0 S: 4	H: 1 LOB: 1 BB: 0 P: 4	R: 0 E: 0 K: 1 S: 6	H: 1 LOB: 2 BB: 1 P: 10		R: 0 E: 0 K: 1 S: 6	H: 1 LOB: 1 BB: 0 P: 6	1B: 5 2B: 5 3B: 0 HR: 1	SF: 0 SAC: 1 DP: 0 HBP: 0	WP: 0 PB: 0 SB: 0 CS: 0
PITCHER	IP WLS BF H R ER SO BB IBB HBP BLK WP HR S P ERA WHIP	7.0 L 32 9 3 3 3 2 0 0 0 0 1 36 44 3.86 1.571	2.0 9 2 0 0 2 1 0 0 0 0 0 0 12 16 0.00 1.500	PITCHER																		

Batter	1	2	3	4	5	6	7	8	9	AB	R	H	RBI	BB	SO	LOB	BOTTOM			
Paul Molitor, R OBP: 0.386, SLG: 0.374 (1, 5)										3	0	0	0	0	0	0	Kansas City Royals @ Milwaukee Brewers Milwaukee County Stadium, Milwaukee, WI Fri May 17 1985, 8:05 PM EDT Att: 10,587 - Unknown livebaseballscorecards.com			
Dion James, L OBP: 0.326, SLG: 0.286 Rick Manning, L OBP: 0.280, SLG: 0.250 (1, 8)										2	0	0	0	0	0	0				
Cecil Cooper, L OBP: 0.341, SLG: 0.462 (1, 10)										3	0	0	0	0	1	0				
Robin Yount, R OBP: 0.320, SLG: 0.393 (1, 7)										3	0	1	0	0	1	0				
Ted Simmons, S OBP: 0.364, SLG: 0.336 (1, 3)										3	0	0	0	0	1	1				
Paul Householder, S OBP: 0.340, SLG: 0.375 (1, 9)										3	0	0	0	0	0	0				
Charlie Moore, R OBP: 0.310, SLG: 0.359 (1, 2)										3	0	0	0	0	0	0				
Jim Gantner, L OBP: 0.239, SLG: 0.245 (1, 4)										3	0	1	0	0	0	0				
Ernest Riles, L (1, 6)										3	0	0	0	0	0	1				
Inning Stats	R: 0 E: 0 K: 0 S: 3	H: 0 LOB: 0 BB: 0 P: 3	R: 0 E: 0 K: 0 S: 3	H: 1 LOB: 0 BB: 0 P: 3	R: 0 E: 0 K: 0 S: 3	H: 0 LOB: 0 BB: 0 P: 3	R: 0 E: 0 K: 0 S: 3	H: 0 LOB: 0 BB: 0 P: 3	R: 0 E: 0 K: 2 S: 7	H: 1 LOB: 0 BB: 0 P: 3	R: 0 E: 0 K: 2 S: 7	H: 0 LOB: 0 BB: 0 P: 7	R: 0 E: 0 K: 2 S: 7	H: 0 LOB: 0 BB: 0 P: 7	R: 0 E: 0 K: 0 S: 3	H: 0 LOB: 0 BB: 0 P: 3		1B: 2 2B: 0 3B: 0 HR: 0	SF: 0 SAC: 0 DP: 2 HBP: 0	WP: 0 PB: 0 SB: 0 CS: 0
PITCHER	IP WLS BF H R ER SO BB IBB HBP BLK WP HR S P ERA WHIP	9.0 W 27 2 0 0 4 0 0 0 0 0 0 35 35 0.00 0.222	PITCHER																	

Batter	1	2	3	4	5	6	7	8	9	AB	R	H	RBI	BB	SO	LOB	TOP					
Willie Wilson, S (1, 8) OBP: 0.331, SLG: 0.446										4	0	3	0	0	0	0	Kansas City Royals @ Milwaukee Brewers Milwaukee County Stadium, Milwaukee, WI Sat May 18 1985, 4:33 AM EDT Att: 20,334 - Unknown livebaseballscorecards.com					
Dane Iorg, L (1, 7) OBP: 0.250, SLG: 0.345										4	0	1	0	0	0	3						
George Brett, L (1, 5) OBP: 0.408, SLG: 0.492										4	0	0	0	0	2							
Jorge Orta, L (1, 10) OBP: 0.318, SLG: 0.400										4	0	0	0	0	2							
Steve Balboni, R (1, 3) OBP: 0.280, SLG: 0.460										4	1	2	1	0	2							
Frank White, R (1, 4) OBP: 0.235, SLG: 0.417										3	0	0	0	0	1							
Pat Sheridan, L (1, 9) OBP: 0.321, SLG: 0.337										3	1	0	0	0	1							
Jim Sundberg, R (1, 2) OBP: 0.283, SLG: 0.364										3	0	1	1	0	0							
Onix Conception, R (1, 6) OBP: 0.253, SLG: 0.278										3	0	1	0	0	0							
Inning Stats	R: 0 E: 0 K: 0 S: 3	H: 1 LOB: 0 BB: 0 P: 3	R: 0 E: 0 K: 1 S: 5	H: 0 LOB: 0 BB: 0 P: 5	R: 0 E: 0 K: 0 S: 3	H: 0 LOB: 0 BB: 0 P: 3	R: 0 E: 0 K: 0 S: 4	H: 1 LOB: 1 BB: 0 P: 4	R: 1 E: 0 K: 0 S: 5	H: 3 LOB: 2 BB: 0 P: 5	R: 0 E: 0 K: 0 S: 4	H: 1 LOB: 1 BB: 0 P: 4	R: 1 E: 0 K: 1 S: 6	H: 1 LOB: 0 BB: 0 P: 6	R: 0 E: 0 K: 0 S: 3	H: 1 LOB: 0 BB: 0 P: 3	R: 0 E: 0 K: 1 S: 5	H: 0 LOB: 0 BB: 0 P: 5	1B: 4 2B: 3 3B: 0 HR: 1	SF: 0 SAC: 0 DP: 2 HBP: 0	WP: 0 PB: 0 SB: 0 CS: 0	PA: 32
PITCHER Moose Haas, R (1, 1) ERA: 2.6	IP: 9.0 WLS: W BF: 32 H: 8 R: 2 ER: 2 SO: 3 BB: 0 IBB: 0 HBP: 0 BLK: 0 WP: 0 HR: 1 S: 38 P: 38 ERA: 2.00 WHIP: 0.889															PITCHER	IP: 9.0 WLS: W BF: 32 H: 8 R: 2 ER: 2 SO: 3 BB: 0 IBB: 0 HBP: 0 BLK: 0 WP: 0 HR: 1 S: 38 P: 38 ERA: 2.00 WHIP: 0.889					

Batter	1	2	3	4	5	6	7	8	9	AB	R	H	RBI	BB	SO	LOB	BOTTOM			
Paul Molitor, R (1, 5) OBP: 0.380, SLG: 0.375										5	1	1	0	0	0	2	Kansas City Royals @ Milwaukee Brewers Milwaukee County Stadium, Milwaukee, WI Sat May 18 1985, 4:33 AM EDT Att: 20,334 - Unknown livebaseballscorecards.com			
Charlie Moore, R (1, 2) OBP: 0.362, SLG: 0.419										4	2	3	0	1	0	0				
Cecil Cooper, L (1, 3) OBP: 0.344, SLG: 0.451										3	0	0	0	2	0	3				
Robin Yount, R (1, 7) OBP: 0.318, SLG: 0.383										3	1	0	0	1	2	4				
Rick Manning, L (8, 8) OBP: 0.269, SLG: 0.240										1	0	0	0	0	0	1				
Ted Simmons, S (1, 10) OBP: 0.376, SLG: 0.360										4	2	3	3	0	0	3				
Mark Brouhard, R (1, 9) OBP: 0.390, SLG: 0.538 (8, 7)										4	1	2	2	0	0	3				
Bobby Clark, R (1, 8) OBP: 0.333, SLG: 0.250 (8, 9)										3	0	1	1	1	0	1				
Jim Gantner, L (1, 4) OBP: 0.248, SLG: 0.255										4	0	2	1	0	0	1				
Brian Giles, R (1, 6) OBP: 0.233, SLG: 0.132										4	0	0	0	0	3	5				
Inning Stats	R: 0 E: 0 K: 0 S: 3	H: 0 LOB: 0 BB: 0 P: 3	R: 1 E: 0 K: 2 S: 9	H: 2 LOB: 2 BB: 1 P: 13	R: 0 E: 1 K: 0 S: 4	H: 1 LOB: 2 BB: 1 P: 8	R: 0 E: 0 K: 0 S: 4	H: 1 LOB: 1 BB: 0 P: 4	R: 1 E: 0 K: 1 S: 7	H: 2 LOB: 2 BB: 1 P: 11	R: 0 E: 0 K: 1 S: 5	H: 0 LOB: 0 BB: 0 P: 5	R: 5 E: 0 K: 1 S: 10	H: 5 LOB: 2 BB: 2 P: 18	R: 0 E: 0 K: 0 S: 3	H: 1 LOB: 0 BB: 0 P: 3	1B: 8 2B: 4 3B: 0 HR: 0	SF: 0 SAC: 0 DP: 2 HBP: 0	WP: 0 PB: 0 SB: 0 CS: 0	PA: 40
PITCHER Danny Jackson, L (1, 1) ERA: 3.86 Joe Beckwith, R (7, 1) ERA: 1.95 Dan Quisenberry, R (8, 1) ERA: 3.96	IP: 6.1 WLS: L BF: 31 H: 7 R: 5 ER: 5 SO: 4 BB: 5 IBB: 0 HBP: 0 BLK: 0 WP: 0 HR: 0 S: 34 P: 54 ERA: 7.11 WHIP: 1.895															PITCHER	IP: 6.1 WLS: L BF: 31 H: 7 R: 5 ER: 5 SO: 4 BB: 5 IBB: 0 HBP: 0 BLK: 0 WP: 0 HR: 0 S: 34 P: 54 ERA: 7.11 WHIP: 1.895			

Batter	1	2	3	4	5	6	7	8	9	AB	R	H	RBI	BB	SO	LOB	TOP				
Willie Wilson, S OBP: 0.331, SLG: 0.461 (1, 8)	F5		1B	F7		F9	F4		F4	6	1	2	0	0	0	2	Kansas City Royals @ Milwaukee Brewers Milwaukee County Stadium, Milwaukee, WI Sun May 19 1985, 4:33 AM EDT Att: 43,256 - Unknown livebaseballscorecards.com				
Lonnie Smith, R OBP: 0.370, SLG: 0.317 (1, 7)	F9		1B	K		K	K			5	1	1	1	0	3	3					
George Brett, L OBP: 0.408, SLG: 0.489 (1, 5)	4-3		1B	F7					6-3	5	1	2	0	0	0	1					
Jorge Orta, L OBP: 0.327, SLG: 0.408 Hal McRae, R OBP: 0.311, SLG: 0.324 (6, PH)		WP	1B	1B		K			1B	3	2	2	0	0	1	1					
Steve Balboni, R OBP: 0.291, SLG: 0.472 (1, 3)		WP	1B	F4			K		1B	5	2	3	0	0	1	3					
Pat Sheridan, L OBP: 0.318, SLG: 0.333 Darryl Motley, R OBP: 0.261, SLG: 0.407 (3, PH)	F7		E6				2B		F7	1	0	0	0	0	0	2					
Frank White, R OBP: 0.242, SLG: 0.425 (1, 4)	F7		1B			HR			F7	4	2	2	3	0	0	4					
John Wathan, R OBP: 0.471, SLG: 0.250 (1, 2)			1B	BB			1B		K	3	0	1	2	2	1	0					
Onix Concepcion, R OBP: 0.244, SLG: 0.267 Dane Iorg, L OBP: 0.273, SLG: 0.367 Buddy Biancalana, S OBP: 0.211, SLG: 0.206 (7, PH)	1-3		G4-6-3						K	3	0	0	0	0	0	4					
			1-2				1B			1	0	0	0	0	1	0					
Inning Stats	R: 0 E: 0 K: 0 S: 3	H: 0 LOB: 0 BB: 0 P: 3	R: 2 E: 0 K: 0 S: 6	H: 3 LOB: 1 BB: 0 P: 6	R: 4 E: 1 K: 0 S: 8	H: 5 LOB: 2 BB: 1 P: 12	R: 0 E: 0 K: 2 S: 8	H: 1 LOB: 0 BB: 0 P: 8	R: 2 E: 0 K: 0 S: 5	H: 2 LOB: 0 BB: 0 P: 5	R: 0 E: 0 K: 2 S: 10	H: 3 LOB: 2 BB: 1 P: 14	R: 0 E: 0 K: 0 S: 5	H: 2 LOB: 2 BB: 0 P: 5	R: 0 E: 0 K: 2 S: 7	H: 0 LOB: 0 BB: 0 P: 7	1B: 11 2B: 4 3B: 1 HR: 1	SF: 0 SAC: 0 DP: 1 HBP: 0	WP: 1 PB: 0 SB: 0 CS: 0	PA: 46	
PITCHER	IP	WLS	BF	H	R	ER	SO	BB	IBB	HBP	BLK	WP	HR	S	P	ERA	WHIP				
Ray Burris, R ERA: 3.19 (1, 1)	2.0		13	7	6	5	0	0	0	0	0	1	0	13	13	22.50	3.500				
Bob McClure, L ERA: 4.29 (3, 1)	4.1		21	7	4	4	5	1	0	0	0	0	1	30	34	8.31	1.846				
Bob Gibson, R ERA: 3.0 (7, 1)	2.2	W	12	3	0	0	3	1	0	0	0	0	0	17	21	0.00	1.500				

Batter	1	2	3	4	5	6	7	8	9	AB	R	H	RBI	BB	SO	LOB	BOTTOM					
Paul Molitor, R OBP: 0.392, SLG: 0.379 (1, 5)	5-3			BB		K			1B	4	2	2	1	2	1	1	Kansas City Royals @ Milwaukee Brewers Milwaukee County Stadium, Milwaukee, WI Sun May 19 1985, 4:33 AM EDT Att: 43,256 - Unknown livebaseballscorecards.com					
Charlie Moore, R OBP: 0.377, SLG: 0.490 (1, 2)		FC6-4				6-3			E8	6	1	3	1	0	1	5						
Cecil Cooper, L OBP: 0.338, SLG: 0.452 (1, 3)	6-3		1B	SF		4-3			5-3	4	2	1	1	0	0	1						
Robin Yount, R OBP: 0.336, SLG: 0.420 (1, 7)			1B	2B					K	4	2	3	3	0	1	0						
Ted Simmons, S OBP: 0.369, SLG: 0.362 (1, 10)	4-1		G4-6-3			4-3			4-3	5	1	1	1	0	0	3						
Ben Oglivie, L OBP: 0.287, SLG: 0.293 (1, 9)		3-1	1B	BB		K			CS	5	1	3	0	0	1	1						
Paul Householder, S OBP: 0.346, SLG: 0.386 (1, 8)		WP	1B	1B		F9			FC	4	1	1	0	1	1	3						
Jim Gantner, L OBP: 0.263, SLG: 0.264 (1, 4)		S	1B	BB		4-3			FC6-4	4	1	2	2	1	0	1						
Ernest Riles, L OBP: 0.182, SLG: 0.182 (1, 6)	F6		F6						F8	5	0	2	1	0	0	4						
			1-2																			
Inning Stats	R: 0 E: 0 K: 0 S: 4	H: 1 LOB: 2 BB: 0 P: 5	R: 1 E: 0 K: 0 S: 5	H: 2 LOB: 2 BB: 1 P: 9	R: 2 E: 0 K: 0 S: 6	H: 4 LOB: 2 BB: 1 P: 10	R: 6 E: 1 K: 2 S: 13	H: 5 LOB: 2 BB: 2 P: 21	R: 1 E: 0 K: 1 S: 7	H: 2 LOB: 1 BB: 0 P: 7	R: 0 E: 0 K: 1 S: 6	H: 1 LOB: 0 BB: 0 P: 6	R: 0 E: 0 K: 1 S: 5	H: 0 LOB: 0 BB: 0 P: 5	R: 0 E: 0 K: 0 S: 6	H: 1 LOB: 1 BB: 0 P: 6	R: 1 E: 1 K: 0 S: 2	H: 2 LOB: 1 BB: 0 P: 2	1B: 12 2B: 4 3B: 1 HR: 1	SF: 1 SAC: 0 DP: 1 HBP: 1	WP: 1 PB: 0 SB: 0 CS: 1	PA: 47
PITCHER	IP	WLS	BF	H	R	ER	SO	BB	IBB	HBP	BLK	WP	HR	S	P	ERA	WHIP					
Mark Gubicza, R ERA: 5.54 (1, 1)	2.2		17	7	3	3	0	2	0	0	0	0	0	10	18	27.00	6.000					
Mike Jones, L ERA: 3.18 (3, 1)	1.0		10	4	6	3	1	2	0	0	0	0	0	10	18	27.00	6.000					
Michael LaCoss, R ERA: 2.3 (4, 1)	4.1		18	5	1	1	5	0	0	0	0	0	1	28	28	2.08	1.154					
Dan Quisenberry, R ERA: 3.96 (9, 1)	0.0	L	2	2	1	0	0	0	0	0	0	0	0	2	2	∞	∞					

Batter	1	2	3	4	5	6	7	8	9	AB	R	H	RBI	BB	SO	LOB	TOP										
Willie Wilson, S (1, 8) OBP: 0.333, SLG: 0.484	0-0 4-3 SF8 2B	0-0 1-H 3-H HR		0-0 4-3		0-0 F7		0-0 F7		5	2	3	0	0	0												
Lonnie Smith, R (1, 7) OBP: 0.386, SLG: 0.308	0-0 4-3	0-0 5-3		0-0 F8		4-0 BB			0-0 F8	3	0	0	0	1	0	1											
Lynn Jones, R (6, 7) OBP: 0.195, SLG: 0.189										0	0	0	0	0	0	0											
Dane Iorg, L (9, PH) OBP: 0.265, SLG: 0.355	2-3									1	0	0	0	0	0	0											
George Brett, L (1, 5) OBP: 0.395, SLG: 0.474	0-0 SF8		0-0 4-3		0-0 4-3		0-0 4-3		0-0 G3	4	0	0	1	0	0	1											
Steve Balboni, R (1, 3) OBP: 0.301, SLG: 0.469	0-0 5-3		0-0 FC6-4 1B		4-0 2B SF8 BB		4-0 G6-4-3 BB		0-3 K	3	1	1	0	2	1	0											
Frank White, R (1, 4) OBP: 0.258, SLG: 0.444		0-0 E SF8 1B	0-0 FC6-4 1B		0-0 SF8 1-3 2B		0-0 G6-4-3 1-2			4	1	3	0	0	0	1											
Darryl Motley, R (1, 9) OBP: 0.261, SLG: 0.405		0-3 K	0-0 FC6-4 1B		0-0 SF8		0-0 S 1B			3	0	1	1	0	1	3											
Hal McRae, R (1, 10) OBP: 0.333, SLG: 0.333		0-0 SF8 E HR 1B	0-0 5-3		0-0 BB		0-0 4-3			2	1	1	0	1	0	2											
Jorge Orta, L (7, PH) OBP: 0.324, SLG: 0.404										1	0	0	0	0	0	1											
Jim Sundberg, R (1, 2) OBP: 0.282, SLG: 0.387		0-0 E6 HR		0-0 HR		0-3 K		0-0 F7		4	2	1	1	0	1	4											
Onix Concepcion, R (1, 6) OBP: 0.232, SLG: 0.256	0-0 SF8		0-0 F8		0-0 6-3		0-0 4-3			3	0	0	1	0	0	0											
Inning Stats	R: 1 E: 0 K: 0 S: 4	H: 1 LOB: 0 BB: 0 P: 4	R: 4 E: 1 K: 1 S: 9	H: 3 LOB: 0 BB: 0 P: 9	R: 0 E: 0 K: 0 S: 5	H: 2 LOB: 2 BB: 0 P: 5	R: 1 E: 0 K: 0 S: 4	H: 1 LOB: 0 BB: 0 P: 4	R: 1 E: 0 K: 1 S: 6	H: 1 LOB: 2 BB: 2 P: 14	R: 0 E: 0 K: 0 S: 3	H: 1 LOB: 1 BB: 1 P: 7	R: 0 E: 0 K: 0 S: 3	H: 0 LOB: 0 BB: 0 P: 3	R: 0 E: 0 K: 1 S: 5	H: 0 LOB: 0 BB: 0 P: 5	1B: 5 2B: 2 3B: 0 HR: 2	SF: 3 SAC: 0 DP: 1 HBP: 0	WP: 0 PB: 0 SB: 1 CS: 0	PA: 40							
PITCHER	IP	WLS	BF	H	R	ER	SO	BB	IBB	HBP	BLK	WP	HR	S	P	ERA	WHIP										
Mike Mason, L (1, 1) ERA: 5.95	4.2		25	8	7	3	1	2	0	0	0	0	2	25	33	5.79	2.143										
Greg Harris, R (5, 1) ERA: 2.2	1.1		6	0	0	0	1	2	0	0	0	0	0	6	14	0.00	1.500										
Dave Schmidt, R (7, 1) ERA: 3.06	3.0	W	9	1	0	0	1	0	0	0	0	0	0	11	11	0.00	0.333										

Kansas City Royals @ Texas Rangers
Arlington Stadium, Arlington, TX
Mon May 20 1985, 8:05 PM EDT
Att: 18,945 - Unknown

AB 33
R 7
H 9
RBI 7
BB 4
SO 3
LOB 13



Batter	1	2	3	4	5	6	7	8	9	AB	R	H	RBI	BB	SO	LOB	BOTTOM										
Oddibe McDowell, L (1, 8) OBP: 0.250, SLG: 0.143	0-0 1-3		0-0 1-3			0-0 E6 1B	0-0 CS 1B		0-0 SH4-3	4	1	1	0	0	0	1											
Toby Harrah, R (1, 4) OBP: 0.486, SLG: 0.390	0-0 6-3			4-0 G5-4-3 BB		0-0 1B 2B	0-0 F7		4-0 IBB IBB	3	1	1	0	2	0	1											
Buddy Bell, R (1, 5) OBP: 0.367, SLG: 0.450	0-0 1-3			0-0 G5-4-3 1-2		0-0 2B 1B	0-0 1B		4-0 1-2 IBB	4	1	2	1	1	0	1											
Larry Parrish, R (1, 9) OBP: 0.304, SLG: 0.392		0-0 1-3		0-3 K		0-0 F5	0-0 1-2 1B		0-0 WP	5	0	1	0	0	1	4											
Gary Ward, R (1, 7) OBP: 0.288, SLG: 0.364		0-0 F8				0-0 HR	0-0 1-3 3-H 1B 2B		0-0 F8	4	2	2	2	0	0	2											
Cliff Johnson, R (1, 10) OBP: 0.343, SLG: 0.475		0-0 5-3				0-0 1B	0-0 2B HR 1B		0-0 FC2-6 1B	4	1	3	2	0	0	0											
Wayne Tolleson, S (8, FR) OBP: 0.308, SLG: 0.308										0	0	0	0	0	0	0											
Pete O'Brien, L (1, 3) OBP: 0.269, SLG: 0.341			0-0 1B 2B		0-0 F8	0-0 1-H HR		0-0 FC2-6 CS	4	1	2	2	0	0	2												
Glenn Brummer, R (1, 2) OBP: 0.500, SLG: 0.500			0-0 G5-4-3 1B		0-0 F8	0-3 K		0-3 K	4	0	1	0	0	2	2												
Curtis Wilkerson, S (1, 6) OBP: 0.330, SLG: 0.376			0-0 G5-4-3		0-0 F9	0-3 K		0-0 CS	4	1	1	0	0	1	3												
Inning Stats	R: 0 E: 0 K: 0 S: 3	H: 0 LOB: 0 BB: 0 P: 3	R: 0 E: 0 K: 0 S: 3	H: 0 LOB: 0 BB: 0 P: 3	R: 0 E: 0 K: 1 S: 4	H: 2 LOB: 1 BB: 0 P: 4	R: 0 E: 0 K: 1 S: 4	H: 0 LOB: 0 BB: 1 P: 8	R: 1 E: 0 K: 0 S: 5	H: 2 LOB: 1 BB: 0 P: 5	R: 6 E: 1 K: 2 S: 13	H: 5 LOB: 0 BB: 0 P: 13	R: 0 E: 0 K: 0 S: 5	H: 3 LOB: 2 BB: 0 P: 5	R: 0 E: 0 K: 1 S: 5	H: 1 LOB: 1 BB: 0 P: 5	R: 1 E: 0 K: 0 S: 2	H: 1 LOB: 2 BB: 2 P: 10	1B: 10 2B: 2 3B: 0 HR: 2	SF: 0 SAC: 1 DP: 2 HBP: 0	WP: 1 PB: 1 SB: 0 CS: 2	PA: 41					
PITCHER	IP	WLS	BF	H	R	ER	SO	BB	IBB	HBP	BLK	WP	HR	S	P	ERA	WHIP										
Charlie Leibrandt, L (1, 1) ERA: 2.82	5.1		24	8	6	5	1	1	0	0	0	0	1	25	29	8.44	1.688										
Joe Beckwith, R (6, 1) ERA: 2.3	3.0	L	16	6	2	2	3	0	2	0	0	1	1	19	27	6.00	2.000										

Kansas City Royals @ Texas Rangers
Arlington Stadium, Arlington, TX
Mon May 20 1985, 8:05 PM EDT
Att: 18,945 - Unknown

AB 36
R 8
H 14
RBI 7
BB 3
SO 4
LOB 16



Batter	1	2	3	4	5	6	7	8	9	AB	R	H	RBI	BB	SO	LOB	TOP										
Willie Wilson, S (1, 8) OBP: 0.331, SLG: 0.479	0-0 HR 1B		0-0 6-3		0-0 6-3			0-0 G3		4	1	1	0	0	0	0	Kansas City Royals @ Texas Rangers Arlington Stadium, Arlington, TX Tue May 21 1985, 8:05 PM EDT Att: 14,018 - Unknown										
Lonnie Smith, R (1, 7) OBP: 0.370, SLG: 0.318 Lynn Jones, R (8, 7) OBP: 0.195, SLG: 0.189	0-0 F9		0-0 2B		0-0 E3 1-3 4-3		0-0 HR BB		3	1	1	0	1	0	1	0											
George Brett, L (1, 5) OBP: 0.398, SLG: 0.518	0-0 HR		0-0 4-3		0-0 4-3		0-0 HR		4	2	2	4	0	0	2												
Steve Balboni, R (1, 3) OBP: 0.293, SLG: 0.457	0-0 5-3		0-0 K		0-0 1-3		0-0 5-3		4	0	0	0	0	1	1												
Frank White, R (1, 4) OBP: 0.250, SLG: 0.430	0-0 K		0-0 F8		0-0 5-3		0-0 F9		4	0	0	0	0	1	1												
Darryl Motley, R (1, 9) OBP: 0.252, SLG: 0.391		0-0 L8		0-0 F9		0-0 K		0-0 F9		4	0	0	0	0	1	0											
Hal McRae, R (1, 10) OBP: 0.327, SLG: 0.310		0-0 G5-4-3 BB		0-0 F9		0-0 5-3		0-0 4-3		3	0	0	0	1	0	0											
Jim Sundberg, R (1, 2) OBP: 0.283, SLG: 0.412		0-0 G5-4-3		0-0 HR		0-0 6-3			3	1	1	1	0	0	1												
Onix Concepcion, R (1, 6) OBP: 0.224, SLG: 0.247			0-0 K		0-0 5-3		0-0 6-3		3	0	0	0	0	1	0												
Inning Stats	R: 2 E: 0 K: 1 S: 7	H: 2 LOB: 0 BB: 0 P: 7	R: 0 E: 0 K: 0 S: 2	H: 0 LOB: 0 BB: 1 P: 6	R: 0 E: 0 K: 1 S: 6	H: 1 LOB: 1 BB: 0 P: 6	R: 0 E: 0 K: 1 S: 5	H: 0 LOB: 0 BB: 0 P: 5	R: 1 E: 0 K: 0 S: 4	H: 1 LOB: 0 BB: 0 P: 4	R: 0 E: 0 K: 0 S: 4	H: 0 LOB: 0 BB: 0 P: 4	R: 0 E: 0 K: 1 S: 5	H: 0 LOB: 0 BB: 0 P: 5	R: 2 E: 0 K: 0 S: 4	H: 1 LOB: 0 BB: 1 P: 8	R: 0 E: 0 K: 0 S: 3	H: 0 LOB: 0 BB: 0 P: 3	1B: 1 2B: 1 3B: 0 HR: 3	SF: 0 SAC: 0 DP: 1 HBP: 0	WP: 0 PB: 0 SB: 0 CS: 0	PA: 34					
PITCHER	IP	WLS	BF	H	R	ER	SO	BB	IBB	HBP	BLK	WP	HR	S	P	ERA	WHIP										
Frank Tanana, L (1, 1) ERA: 5.79	8.0	L	31	5	5	5	4	2	0	0	0	0	3	37	45	5.62	0.875										
Dave Stewart, R (9, 1) ERA: 7.47	1.0		3	0	0	0	0	0	0	0	0	0	0	3	3	0.00	0.000										

AB	32
R	5
H	5
RBI	5
BB	2
SO	4
LOB	6



Batter	1	2	3	4	5	6	7	8	9	AB	R	H	RBI	BB	SO	LOB	BOTTOM										
Oddibe McDowell, L (1, 8) OBP: 0.250, SLG: 0.100	0-0 1-3		0-0 B1-3			0-0 1-3		0-0 G6-4-3 BB		3	0	0	0	1	0	0	Kansas City Royals @ Texas Rangers Arlington Stadium, Arlington, TX Tue May 21 1985, 8:05 PM EDT Att: 14,018 - Unknown										
Toby Harrah, R (1, 4) OBP: 0.480, SLG: 0.379	0-0 5-3		0-0 K		0-0 1B BB		0-0 K		3	0	0	0	1	2	1												
Buddy Bell, R (1, 5) OBP: 0.364, SLG: 0.444	0-0 4-3			0-0 6-3		0-0 1-2 1B		0-0 G6-4-3		4	0	1	0	0	0	1											
Larry Parrish, R (1, 9) OBP: 0.295, SLG: 0.380		0-0 E5 BB		0-0 F3		0-0 F8		0-0 F8		4	0	0	0	0	2												
Gary Ward, R (1, 7) OBP: 0.280, SLG: 0.354		0-0 F9		0-0 F8		0-0 K		0-0 L8		4	0	0	0	1	3												
Cliff Johnson, R (1, 10) OBP: 0.341, SLG: 0.463		0-0 1-2 BB		0-0 F7		0-0 F7		0-0 F8		3	0	0	0	1	0	0											
Pete O'Brien, L (1, 3) OBP: 0.270, SLG: 0.341		0-0 K		0-0 FC6-4 1B		0-0 6-3			3	0	1	0	0	1	2												
Glenn Brummer, R (1, 2) OBP: 0.462, SLG: 0.455		0-0 L8		0-0 FC6-4		0-0 1B			3	0	1	0	0	0	3												
Curtis Wilkerson, S (1, 6) OBP: 0.320, SLG: 0.365			0-0 F9		0-0 F9		0-0 B5-3		3	0	0	0	0	0	2												
Inning Stats	R: 0 E: 0 K: 0 S: 3	H: 0 LOB: 0 BB: 0 P: 3	R: 0 E: 1 K: 1 S: 6	H: 0 LOB: 2 BB: 1 P: 10	R: 0 E: 0 K: 1 S: 5	H: 0 LOB: 0 BB: 0 P: 5	R: 0 E: 0 K: 0 S: 3	H: 0 LOB: 0 BB: 0 P: 3	R: 0 E: 0 K: 0 S: 4	H: 1 LOB: 1 BB: 0 P: 4	R: 0 E: 0 K: 1 S: 6	H: 1 LOB: 2 BB: 1 P: 10	R: 0 E: 0 K: 0 S: 4	H: 1 LOB: 1 BB: 0 P: 4	R: 0 E: 0 K: 1 S: 4	H: 0 LOB: 0 BB: 1 P: 8	R: 0 E: 0 K: 0 S: 3	H: 0 LOB: 0 BB: 0 P: 3	1B: 3 2B: 0 3B: 0 HR: 0	SF: 0 SAC: 0 DP: 1 HBP: 0	WP: 0 PB: 0 SB: 0 CS: 0	PA: 33					
PITCHER	IP	WLS	BF	H	R	ER	SO	BB	IBB	HBP	BLK	WP	HR	S	P	ERA	WHIP										
Bud Black, L (1, 1) ERA: 2.51	9.0	W	33	3	0	0	4	3	0	0	0	0	0	38	50	0.00	0.667										



Batter	1	2	3	4	5	6	7	8	9	AB	R	H	RBI	BB	SO	LOB	TOP								
Willie Wilson, S (1, 8) OBP: 0.328, SLG: 0.470	F3		1B	4-3			F7		3-1	5	1	1	0	0	0	1									
Lonnie Smith, R (1, 7) OBP: 0.374, SLG: 0.324 Lynn Jones, R (8, 7) OBP: 0.214, SLG: 0.237	2B		K				4-3		HR	4	2	2	0	0	1	1									
George Brett, L (1, 5) OBP: 0.404, SLG: 0.521	2B		F7				G3		HR	3	1	1	1	2	0	1									
Jorge Orta, L (1, 10) OBP: 0.328, SLG: 0.431	F8		HBP				4-3		HR	5	1	2	4	0	0	3									
Steve Balboni, R (1, 3) OBP: 0.292, SLG: 0.448	F9		HBP				K		5-3	3	0	0	0	0	1	1									
Darryl Motley, R (1, 9) OBP: 0.244, SLG: 0.378		K	F5				6-3		E5	4	1	0	0	0	1	2									
Jim Sundberg, R (1, 2) OBP: 0.290, SLG: 0.410		BB					K		1B	3	0	1	1	1	1	0									
Greg Pryor, R (1, 4) OBP: 0.286, SLG: 0.346	F8						6-3		K	4	0	1	0	0	1	2									
Onix Concepcion, R (1, 6) OBP: 0.213, SLG: 0.235	F9						K		F8	4	0	0	0	0	2	3									
Inning Stats	R: 1 E: 0 K: 0 S: 5	H: 2 LOB: 1 BB: 0 P: 5	R: 0 E: 0 K: 1 S: 5	H: 0 LOB: 1 BB: 1 P: 9	R: 1 E: 0 K: 1 S: 7	H: 2 LOB: 2 BB: 0 P: 8	R: 0 E: 0 K: 1 S: 6	H: 1 LOB: 1 BB: 0 P: 6	R: 0 E: 0 K: 0 S: 3	H: 0 LOB: 0 BB: 0 P: 3	R: 0 E: 0 K: 2 S: 7	H: 0 LOB: 0 BB: 0 P: 7	R: 0 E: 0 K: 1 S: 5	H: 0 LOB: 0 BB: 0 P: 5	R: 4 E: 1 K: 1 S: 9	H: 3 LOB: 1 BB: 1 P: 13	R: 0 E: 0 K: 0 S: 3	H: 1 LOB: 1 BB: 1 P: 7	1B: 6 2B: 2 3B: 0 HR: 1	SF: 0 SAC: 0 DP: 1 HBP: 1	WP: 0 PB: 0 SB: 4 CS: 0	PA: 40			
PITCHER	IP	WLS	BF	H	R	ER	SO	BB	IBB	HBP	BLK	WP	HR	S	P	ERA	WHIP								
Dickie Noles, R (1, 1) ERA: 3.22	7.0	L	30	6	4	4	6	2	0	1	0	0	0	39	48	5.14	1.143								
Dave Stewart, R (8, 1) ERA: 7.13	2.0		10	3	2	1	1	0	1	0	0	0	1	11	15	4.50	1.500								

Kansas City Royals @ Texas Rangers
Arlington Stadium, Arlington, TX
Wed May 22 1985, 8:05 PM EDT
Att: 15,447 - Unknown

AB 36
R 6
H 9
RBI 6
BB 3
SO 7
LOB 14



Batter	1	2	3	4	5	6	7	8	9	AB	R	H	RBI	BB	SO	LOB	BOTTOM								
Oddibe McDowell, L (1, 8) OBP: 0.188, SLG: 0.071	F9		E3				F9			4	0	0	1	0	1	3									
Curtis Wilkerson, S (1, 6) OBP: 0.318, SLG: 0.380	G6-3		F8				3-1		6-3	4	0	1	0	0	0	3									
Buddy Bell, R (1, 5) OBP: 0.355, SLG: 0.432	G6-3		F8				6-3		6-3	4	0	0	0	0	0	3									
Cliff Johnson, R (1, 10) OBP: 0.338, SLG: 0.457		G3					6-3		6-3	4	0	1	0	0	0	0									
Gary Ward, R (1, 7) OBP: 0.273, SLG: 0.344	F9						6-3		1-3	4	0	0	0	0	0	1									
Larry Parrish, R (1, 9) OBP: 0.294, SLG: 0.376	4-3						K		6-3	4	0	1	0	0	1	0									
Pete O'Brien, L (1, 3) OBP: 0.276, SLG: 0.368			1B				HR		F6	4	2	2	1	0	0	1									
Glenn Brummer, R (1, 2) OBP: 0.438, SLG: 0.429 Alan Bannister, R (7, PR) Luis Pujols, R (8, 2) OBP: 1.000, SLG: 1.000			G3				K		1B	3	0	1	0	0	1	1									
Wayne Tolleson, S (1, 4) OBP: 0.326, SLG: 0.326			E				4-3		1-3	4	0	2	0	0	0	1									
Inning Stats	R: 0 E: 0 K: 0 S: 3	H: 1 LOB: 0 BB: 0 P: 3	R: 0 E: 0 K: 0 S: 3	H: 0 LOB: 0 BB: 0 P: 3	R: 1 E: 1 K: 0 S: 6	H: 2 LOB: 2 BB: 0 P: 6	R: 0 E: 0 K: 0 S: 4	H: 1 LOB: 1 BB: 0 P: 4	R: 0 E: 0 K: 2 S: 7	H: 0 LOB: 0 BB: 0 P: 7	R: 0 E: 0 K: 0 S: 4	H: 1 LOB: 1 BB: 0 P: 4	R: 2 E: 0 K: 1 S: 8	H: 3 LOB: 2 BB: 0 P: 8	R: 0 E: 0 K: 0 S: 3	H: 0 LOB: 0 BB: 0 P: 3	R: 0 E: 0 K: 0 S: 4	H: 1 LOB: 1 BB: 0 P: 4	1B: 8 2B: 0 3B: 0 HR: 1	SF: 0 SAC: 0 DP: 1 HBP: 0	WP: 0 PB: 0 SB: 0 CS: 0	PA: 36			
PITCHER	IP	WLS	BF	H	R	ER	SO	BB	IBB	HBP	BLK	WP	HR	S	P	ERA	WHIP								
Bret Saberhagen, R (1, 1) ERA: 3.74	7.0		29	8	3	3	3	0	0	0	1	0	0	35	35	3.86	1.143								
Dan Quisenberry, R (8, 1) ERA: 3.67	2.0	S	7	1	0	0	0	0	0	0	0	0	0	7	7	0.00	0.500								

Kansas City Royals @ Texas Rangers
Arlington Stadium, Arlington, TX
Wed May 22 1985, 8:05 PM EDT
Att: 15,447 - Unknown

AB 36
R 3
H 9
RBI 2
BB 0
SO 3
LOB 13



Batter	1	2	3	4	5	6	7	8	9	AB	R	H	RBI	BB	SO	LOB	TOP					
Scott Fletcher, R (1, 5) OBP: 0.333, SLG: 0.281 Oscar Gamble, L (9, PH) OBP: 0.359, SLG: 0.426	F9		3-1		E9		FC1-6		1B	4	0	2	1	0	0	0	Chicago White Sox @ Kansas City Royals Royals Stadium, Kansas City, MO Fri May 24 1985, 8:05 PM EDT Att: 32,599 - Unknown					
Tom Paciorek, R (1, 7) OBP: 0.283, SLG: 0.260 Rudy Law, L (7, PH) OBP: 0.308, SLG: 0.378	1B				F9	L8	FC1-6		4-3	3	0	1	0	0	0	2						
Harold Baines, L (1, 9) OBP: 0.338, SLG: 0.411	F8			K		3-1	FC4-6			4	0	0	1	0	1	2						
Carlton Fisk, R (1, 2) OBP: 0.333, SLG: 0.530	L7						5-3			4	0	2	0	0	0	2						
Ron Kittle, R (1, 10) OBP: 0.229, SLG: 0.270		F8		F6					6-3	3	0	0	0	1	0	1						
Greg Walker, L (1, 3) OBP: 0.318, SLG: 0.479		K				G6-4-3			6-3	4	1	1	0	0	1	2						
Luis Salazar, R (1, 8) OBP: 0.216, SLG: 0.290									1-3	4	1	2	0	0	0	0						
Tim Hulett, R (1, 4) OBP: 0.400, SLG: 0.500 Jerry Hairston, S (9, PH) OBP: 0.375, SLG: 0.323			6-3		FC6-4		FC3		K	3	1	1	1	0	0	1						
Ozzie Guillen, L (1, 6) OBP: 0.274, SLG: 0.286			B1-3		FC6-4		FC3		4-3	4	1	0	0	0	0	2						
Inning Stats	R: 0 E: 0 K: 0 S: 4	H: 1 LOB: 1 BB: 0 P: 4	R: 0 E: 0 K: 1 S: 5	H: 0 LOB: 0 BB: 0 P: 5	R: 0 E: 0 K: 0 S: 3	H: 0 LOB: 0 BB: 0 P: 3	R: 0 E: 0 K: 1 S: 6	H: 1 LOB: 1 BB: 0 P: 6	R: 1 E: 2 K: 0 S: 6	H: 3 LOB: 2 BB: 0 P: 6	R: 0 E: 0 K: 0 S: 3	H: 1 LOB: 1 BB: 1 P: 7	R: 3 E: 1 K: 0 S: 7	H: 3 LOB: 0 BB: 0 P: 7	R: 0 E: 0 K: 0 S: 3	H: 0 LOB: 0 BB: 0 P: 3		R: 0 E: 0 K: 1 S: 6	H: 1 LOB: 1 BB: 0 P: 6	1B: 9 2B: 1 3B: 0 HR: 0	SF: 0 SAC: 0 DP: 1 HBP: 0	WP: 0 PB: 0 CS: 0
PITCHER	IP	WLS	BF	H	R	ER	SO	BB	IBB	HBP	BLK	WP	HR	S	P	ERA	WHIP					
Danny Jackson, L (1, 1) ERA: 3.76 Dan Quisenberry, R (7, 1) ERA: 3.3	6.0	W	28	9	4	2	2	1	0	0	0	0	0	31	35	3.00	1.667					
Danny Jackson, L (1, 1) ERA: 3.76 Dan Quisenberry, R (7, 1) ERA: 3.3	3.0	S	10	1	0	0	1	0	0	0	0	0	0	12	12	0.00	0.333					

Batter	1	2	3	4	5	6	7	8	9	AB	R	H	RBI	BB	SO	LOB	BOTTOM				
Willie Wilson, S (1, 8) OBP: 0.324, SLG: 0.462	5-3		FC6-4		K		E		K	5	2	1	0	0	2	3	Chicago White Sox @ Kansas City Royals Royals Stadium, Kansas City, MO Fri May 24 1985, 8:05 PM EDT Att: 32,599 - Unknown				
Lonnie Smith, R (1, 7) OBP: 0.378, SLG: 0.325 Lynn Jones, R (8, 7) OBP: 0.209, SLG: 0.231	L8		1B		1B		4-3		1-3	3	2	1	0	1	0	1					
George Brett, L (1, 5) OBP: 0.415, SLG: 0.527 Greg Pryor, R (9, 5) OBP: 0.286, SLG: 0.346	4-3		BB		1B		1B		1B	4	2	3	4	1	0	0					
Steve Balboni, R (1, 3) OBP: 0.301, SLG: 0.446		F5			1-3		1B		1B	3	0	1	1	2	0	1					
Frank White, R (1, 4) OBP: 0.263, SLG: 0.432		K					1B		FC4-6	4	0	2	2	1	1	2					
Darryl Motley, R (1, 9) OBP: 0.244, SLG: 0.374		4-3		K			1B			4	0	1	1	0	1	4					
Hal McRae, R (1, 10) OBP: 0.321, SLG: 0.326			FC6-4		K		F8		L9	4	1	1	0	0	1	3					
Jim Sundberg, R (1, 2) OBP: 0.289, SLG: 0.400			BB		6-3		F2		F7	3	0	0	0	1	0	3					
Onix Concepcion, R (1, 6) OBP: 0.215, SLG: 0.236			B2		5-3		5-3			4	1	1	0	0	0	2					
Inning Stats	R: 0 E: 0 K: 0 S: 3	H: 0 LOB: 0 BB: 0 P: 3	R: 0 E: 0 K: 1 S: 5	H: 0 LOB: 0 BB: 0 P: 5	R: 3 E: 0 K: 1 S: 7	H: 2 LOB: 3 BB: 4 P: 23	R: 0 E: 0 K: 1 S: 5	H: 0 LOB: 0 BB: 0 P: 5	R: 2 E: 0 K: 1 S: 8	H: 3 LOB: 1 BB: 0 P: 8	R: 0 E: 0 K: 0 S: 3	H: 0 LOB: 0 BB: 0 P: 3	R: 2 E: 1 K: 0 S: 7	H: 4 LOB: 3 BB: 1 P: 11	R: 1 E: 0 K: 1 S: 7	H: 2 LOB: 2 BB: 1 P: 11		1B: 10 2B: 1 3B: 0 HR: 0	SF: 0 SAC: 0 DP: 0 HBP: 0	WP: 0 PB: 0 CS: 0	PA: 41
PITCHER	IP	WLS	BF	H	R	ER	SO	BB	IBB	HBP	BLK	WP	HR	S	P	ERA	WHIP				
Britt Burns, L (1, 1) ERA: 3.15 Dan Spillner, R (5, 1) ERA: 4.29 Juan Agosto, L (7, 1) ERA: 4.15 Gene Nelson, R (7, 1) ERA: 3.86	4.2	L	23	5	5	5	4	4	0	0	0	0	0	5	5	6.75	0.750				
Britt Burns, L (1, 1) ERA: 3.15 Dan Spillner, R (5, 1) ERA: 4.29 Juan Agosto, L (7, 1) ERA: 4.15 Gene Nelson, R (7, 1) ERA: 3.86	0.1		2	1	0	0	0	0	0	0	0	0	0	2	2	0.00	3.000				
Britt Burns, L (1, 1) ERA: 3.15 Dan Spillner, R (5, 1) ERA: 4.29 Juan Agosto, L (7, 1) ERA: 4.15 Gene Nelson, R (7, 1) ERA: 3.86	1.2		11	4	2	2	1	1	1	0	0	0	0	11	19	10.80	3.000				

Batter	1	2	3	4	5	6	7	8	9	AB	R	H	RBI	BB	SO	LOB	TOP			
Scott Fletcher, R OBP: 0.330, SLG: 0.280 (1, 5)										4	0	1	0	0	0	1				
Tom Paciorek, R OBP: 0.263, SLG: 0.241 (1, 3)										4	0	0	0	0	0	2				
Harold Baines, L OBP: 0.329, SLG: 0.400 (1, 9)										4	0	0	0	0	0	1				
Carlton Fisk, R OBP: 0.326, SLG: 0.517 (1, 10)										3	0	0	0	0	0	1				
Ron Kittle, R OBP: 0.233, SLG: 0.262 (1, 7)										2	0	0	0	1	0	0				
Luis Salazar, R OBP: 0.208, SLG: 0.278 (1, 8)										3	0	0	0	0	1	1				
Marc Hill, R OBP: 0.182, SLG: 0.133 (1, 2)										3	0	0	0	0	0	0				
Tim Lueftl, R OBP: 0.414, SLG: 0.509 (1, 4)										3	0	2	0	0	0	0				
Ozzie Guillen, L OBP: 0.272, SLG: 0.283 (1, 6)										1	0	0	0	0	0	1				
Greg Walker, L OBP: 0.315, SLG: 0.475 (8, PH)										1	0	0	0	0	1	0				
Bryan Little, S OBP: 0.444, SLG: 0.500 (8, 5)										0	0	0	0	0	0	0				
Inning Stats	R: 0 E: 0 K: 0 S: 4	H: 1 LOB: 1 BB: 0 P: 4	R: 0 E: 0 K: 0 S: 3	H: 0 LOB: 0 BB: 0 P: 3	R: 0 E: 0 K: 0 S: 3	H: 1 LOB: 0 BB: 0 P: 3	R: 0 E: 0 K: 0 S: 3	H: 0 LOB: 0 BB: 0 P: 3	R: 0 E: 0 K: 0 S: 4	H: 1 LOB: 1 BB: 0 P: 4	R: 0 E: 0 K: 1 S: 5	H: 0 LOB: 1 BB: 1 P: 9	R: 0 E: 0 K: 1 S: 5	H: 0 LOB: 0 BB: 0 P: 5	R: 0 E: 0 K: 0 S: 3	H: 0 LOB: 0 BB: 0 P: 3	1B: 3 2B: 0 3B: 0 HR: 0	SF: 0 SAC: 1 DP: 0 HBP: 0	WP: 0 PB: 0 SB: 1 CS: 1	PA: 30
PITCHER Charlie Leibrandt, L ERA: 2.45 (1, 1)	IP: 9.0 WLS: W BF: 30 H: 3 R: 0 ER: 0 SO: 2 BB: 1 IBB: 0 HBP: 0 BLK: 0 WP: 0 HR: 0 S: 33 P: 37 ERA: 0.00 WHIP: 0.444															PITCHER				

Chicago White Sox @ Kansas City Royals
 Royals Stadium, Kansas City, MO
 Sat May 25 1985, 4:33 AM EDT
 Att: 25,920 - Unknown

AB 28
 R 0
 H 3
 RBI 0
 BB 1
 SO 2
 LOB 7

Batter	1	2	3	4	5	6	7	8	9	AB	R	H	RBI	BB	SO	LOB	BOTTOM			
Willie Wilson, S OBP: 0.317, SLG: 0.452 (1, 8)										4	0	0	0	0	1	3				
Lonnie Smith, R OBP: 0.367, SLG: 0.314 (1, 7)										4	0	0	0	0	1	0				
Lynn Jones, R OBP: 0.209, SLG: 0.231 (9, 7)										0	0	0	0	0	0	0				
George Brett, L OBP: 0.411, SLG: 0.527 (1, 5)										4	1	1	0	0	0	0				
Jorge Orta, L OBP: 0.333, SLG: 0.438 (1, 10)										3	2	1	0	0	0	0				
Steve Balboni, R OBP: 0.300, SLG: 0.441 (1, 3)										4	0	1	0	0	0	3				
Pat Sheridan, L OBP: 0.325, SLG: 0.350 (1, 9)										4	0	2	3	0	0	1				
Frank White, R OBP: 0.270, SLG: 0.438 (1, 4)										3	0	1	0	1	0	1				
Jim Sundberg, R OBP: 0.288, SLG: 0.395 (1, 2)										4	0	1	0	0	1	6				
Onix Concepcion, R OBP: 0.219, SLG: 0.231 (1, 6)										2	0	0	0	1	0	1				
Inning Stats	R: 0 E: 0 K: 0 S: 3	H: 0 LOB: 3 BB: 1 P: 12	R: 1 E: 0 K: 1 S: 8	H: 3 LOB: 3 BB: 1 P: 12	R: 0 E: 0 K: 0 S: 3	H: 0 LOB: 0 BB: 0 P: 3	R: 0 E: 1 K: 0 S: 4	H: 1 LOB: 1 BB: 0 P: 4	R: 0 E: 0 K: 0 S: 3	H: 0 LOB: 0 BB: 0 P: 3	R: 0 E: 0 K: 0 S: 3	H: 0 LOB: 0 BB: 0 P: 3	R: 0 E: 0 K: 0 S: 4	H: 1 LOB: 1 BB: 0 P: 4	R: 2 E: 1 K: 2 S: 10	H: 2 LOB: 3 BB: 1 P: 15	1B: 3 2B: 4 3B: 0 HR: 0	SF: 0 SAC: 0 DP: 0 HBP: 1	WP: 0 PB: 0 SB: 0 CS: 0	PA: 35
PITCHER Tom Seaver, R ERA: 2.91 (1, 1)	IP: 8.0 WLS: L BF: 35 H: 7 R: 3 ER: 1 SO: 3 BB: 2 IBB: 0 HBP: 1 BLK: 0 WP: 0 HR: 0 S: 38 P: 47 ERA: 1.12 WHIP: 1.125															PITCHER				

Chicago White Sox @ Kansas City Royals
 Royals Stadium, Kansas City, MO
 Sat May 25 1985, 4:33 AM EDT
 Att: 25,920 - Unknown

AB 32
 R 3
 H 7
 RBI 3
 BB 2
 SO 3
 LOB 15

Batter	1	2	3	4	5	6	7	8	9	AB	R	H	RBI	BB	SO	LOB	TOP				
Rudy Law, L OBP: 0.300, SLG: 0.366 Jerry Hairston, S OBP: 0.390, SLG: 0.375 Daryl Boston, L OBP: 0.276, SLG: 0.320	4-3		L7		F9			2B		3	0	0	0	0	0	0	Chicago White Sox @ Kansas City Royals Royals Stadium, Kansas City, MO Sun May 26 1985, 4:33 AM EDT Att: 32,563 - Unknown				
Scott Fletcher, R OBP: 0.319, SLG: 0.269	F9		F9		5-3			5-3		4	0	0	0	0	0	1					
Tom Paciorek, R OBP: 0.246, SLG: 0.224	K		F9		5-3			K		4	0	0	0	0	2	1					
Carlton Fisk, R OBP: 0.323, SLG: 0.504		6-3		S 1B HBP		L5		5-3		3	1	0	0	0	0	0					
Ron Kittle, R OBP: 0.237, SLG: 0.265 Oscar Gamble, L OBP: 0.354, SLG: 0.418		2B 1B		K		F8		G3		3	1	1	0	0	1	1					
Greg Walker, L OBP: 0.320, SLG: 0.483		1B 2B		K				G5-4-3 1B		4	0	2	0	0	1	1					
Tim Lulett, R OBP: 0.426, SLG: 0.517				FC6-4 1B		L9				3	0	2	2	0	0	1					
Luis Salazar, R OBP: 0.200, SLG: 0.267		2-3 3-H 1B		FC6-4 1B		G5-4-3				3	0	0	0	0	0	4					
Ozzie Guillen, L OBP: 0.266, SLG: 0.276		6-3		1-2		F9		B5-3		3	0	0	0	0	0	2					
Inning Stats	R: 0 E: 0 K: 1 S: 5	H: 0 LOB: 0 BB: 0 P: 5	R: 1 E: 0 K: 0 S: 6	H: 3 LOB: 2 BB: 0 P: 6	R: 0 E: 0 K: 0 S: 3	H: 0 LOB: 0 BB: 0 P: 3	R: 1 E: 0 K: 2 S: 8	H: 1 LOB: 1 BB: 0 P: 9	R: 0 E: 0 K: 0 S: 3	H: 0 LOB: 0 BB: 0 P: 3	R: 0 E: 0 K: 0 S: 3	H: 1 LOB: 0 BB: 0 P: 3	R: 0 E: 0 K: 1 S: 6	H: 1 LOB: 1 BB: 0 P: 6	R: 0 E: 0 K: 0 S: 3	H: 0 LOB: 0 BB: 0 P: 3		1B: 4 2B: 2 3B: 0 HR: 0	SF: 0 SAC: 0 DP: 1 HBP: 1	WP: 0 PB: 0 SB: 1 CS: 0	PA: 33
PITCHER	IP	WLS	BF	H	R	ER	SO	BB	IBB	HBP	BLK	WP	HR	S	P	ERA	WHIP				
Bud Black, L ERA: 2.48 Dan Quisenberry, R ERA: 3.19	8.0	W	30	6	2	2	4	0	0	1	0	0	0	37	38	2.25	0.750				
	1.0	S	3	0	0	0	0	0	0	0	0	0	0	3	3	0.00	0.000				

Batter	1	2	3	4	5	6	7	8	9	AB	R	H	RBI	BB	SO	LOB	BOTTOM				
Willie Wilson, S OBP: 0.326, SLG: 0.456	S 1B		5-3		F9 S 3-1 BB		E8 6-3 1B			3	1	2	0	1	0	0	Chicago White Sox @ Kansas City Royals Royals Stadium, Kansas City, MO Sun May 26 1985, 4:33 AM EDT Att: 32,563 - Unknown				
Lonnie Smith, R OBP: 0.384, SLG: 0.306 Lynn Jones, R OBP: 0.209, SLG: 0.231	F7		E S SF9 BB		F9 1-3		6-3		3	1	0	0	1	0	3	0					
George Brett, L OBP: 0.408, SLG: 0.520	F3 1-2		SF9 1-H		3-1		BB		2	0	0	2	1	0	1	0					
Steve Balboni, R OBP: 0.299, SLG: 0.433	BB		F5		K		F4		3	0	0	0	1	1	2	0					
Frank White, R OBP: 0.270, SLG: 0.455	F9				E6 1B		F4		4	1	1	1	0	0	2	0					
Darryl Motley, R OBP: 0.239, SLG: 0.365 Pat Sheridan, L OBP: 0.322, SLG: 0.347		F3		F8		K2-3		K		3	0	0	0	0	1	1					
Hal McRae, R OBP: 0.333, SLG: 0.327		5-3		1-2 1B		BB		F9		3	0	1	0	1	0	0					
John Wathan, R OBP: 0.429, SLG: 0.313				F7		F4		F9		4	0	1	0	0	3	0					
Onix Concepcion, R OBP: 0.212, SLG: 0.223		2B		F6		6-3				3	0	0	0	1	3	0					
Inning Stats	R: 0 E: 0 K: 0 S: 4	H: 1 LOB: 2 BB: 1 P: 8	R: 0 E: 0 K: 1 S: 6	H: 1 LOB: 1 BB: 0 P: 6	R: 1 E: 0 K: 0 S: 3	H: 0 LOB: 0 BB: 1 P: 7	R: 0 E: 1 K: 0 S: 5	H: 1 LOB: 2 BB: 0 P: 5	R: 1 E: 0 K: 1 S: 5	H: 0 LOB: 0 BB: 1 P: 9	R: 0 E: 0 K: 1 S: 5	H: 0 LOB: 1 BB: 1 P: 9	R: 0 E: 1 K: 0 S: 4	H: 1 LOB: 2 BB: 1 P: 8	R: 0 E: 0 K: 1 S: 6	H: 1 LOB: 0 BB: 0 P: 6		1B: 3 2B: 1 3B: 0 HR: 1	SF: 1 SAC: 0 DP: 0 HBP: 0	WP: 0 PB: 0 SB: 3 CS: 0	PA: 35
PITCHER	IP	WLS	BF	H	R	ER	SO	BB	IBB	HBP	BLK	WP	HR	S	P	ERA	WHIP				
Floyd Bannister, L ERA: 3.97 Bob James, R ERA: 3.38	7.0	L	4	1	1	1	1	0	0	0	0	0	1	6	6	9.00	1.000				

Batter	1	2	3	4	5	6	7	8	9	AB	R	H	RBI	BB	SO	LOB	TOP				
Toby Harrah, R (1, 4) Wayne Tolleson, S (8, FR) OBP: 0.311, SLG: 0.311	0-0 2B		0-0 F9			0-0 SF8 3B		0-0 1B		4	1	3	1	0	0	0					
Oddibe McDowell, L (1, 8) OBP: 0.184, SLG: 0.200	0-3 K			0-0 F9		0-0 SF8		0-0 F8		3	0	0	1	0	1	2					
Buddy Bell, R (1, 5) OBP: 0.347, SLG: 0.413	0-0 F2			0-0 F8		0-0 6-3		0-0 F4		4	0	0	0	0	0	2					
Pete O'Brien, L (1, 3) OBP: 0.283, SLG: 0.355	0-0 1-3			0-3 K		0-0 4-3			0-0 F7	4	0	0	0	0	1	1					
Gary Ward, R (1, 7) OBP: 0.313, SLG: 0.408		0-0 6-3				0-0 F9		4-0 4-3 1-3 BB	0-0 6-3	3	0	0	0	1	0	0					
Cliff Johnson, R (1, 10) OBP: 0.337, SLG: 0.451		0-0 4-3				0-0 1B		0-0 1-2 1-3	0-0 F9	4	0	1	0	0	0	1					
Larry Parrish, R (1, 9) OBP: 0.297, SLG: 0.364		0-3 K				0-0 F9		0-0 4-3		3	0	0	0	0	1	2					
Don Slaught, R (1, 2) OBP: 0.287, SLG: 0.342			0-0 1-3			0-0 F7		0-0 F8		3	0	0	0	0	0	2					
Curtis Wilkerson, S (1, 6) OBP: 0.298, SLG: 0.321			0-0 5-3			0-0 E7 3B		0-0 G3		3	1	0	0	0	0	0					
Inning Stats	R: 0 E: 0 K: 1 S: 6	H: 1 LOB: 1 BB: 0 P: 6	R: 0 E: 0 K: 1 S: 5	H: 0 LOB: 0 BB: 0 P: 5	R: 0 E: 0 K: 0 S: 3	H: 0 LOB: 0 BB: 0 P: 3	R: 0 E: 0 K: 1 S: 5	H: 0 LOB: 1 BB: 0 P: 4	R: 2 E: 1 K: 0 S: 5	H: 1 LOB: 0 BB: 0 P: 5	R: 0 E: 0 K: 0 S: 3	H: 0 LOB: 1 BB: 1 P: 7	R: 0 E: 0 K: 0 S: 4	H: 1 LOB: 1 BB: 0 P: 4	R: 0 E: 0 K: 0 S: 3	H: 0 LOB: 0 BB: 0 P: 3	1B: 2 2B: 1 3B: 1 HR: 0	SF: 1 SAC: 0 DP: 0 HBP: 0	WP: 0 PB: 0 SB: 0 CS: 0	PA: 33	
PITCHER	IP	WLS	BF	H	R	ER	SO	BB	IBB	HBP	BLK	WP	HR	S	P	ERA	WHIP				
Bret Saberhagen, R (1, 1) ERA: 3.51	6.0	W	23	3	2	1	3	1	0	0	0	0	0	28	32	1.50	0.667				
Dan Quisenberry, R (7, 1) ERA: 2.91	3.0	S	10	1	0	0	0	0	0	0	0	0	0	10	10	0.00	0.333				

Texas Rangers @ Kansas City Royals
Royals Stadium, Kansas City, MO
Mon May 27 1985, 8:05 PM EDT
Att: 30,803 - Unknown

AB 31
R 2
H 4
RBI 2
BB 1
SO 3
LOB 10



Batter	1	2	3	4	5	6	7	8	9	AB	R	H	RBI	BB	SO	LOB	BOTTOM				
Willie Wilson, S (1, 8) OBP: 0.325, SLG: 0.462	0-0 1-3		0-0 2B 3B	0-0 G5-4-3		0-0 F8				4	1	1	0	0	0	1					
Lonnie Smith, R (1, 7) Lynn Jones, R (8, 7) OBP: 0.209, SLG: 0.231	4-0 S BB		1-0 2B HBP	0-0 1B		0-0 5-3				2	2	1	0	1	0	0					
George Brett, L (1, 5) OBP: 0.415, SLG: 0.532	0-3 K		0-0 G3 1B	0-0 1B		0-0 1B		0-0 1B		4	1	3	3	0	1	1					
Jorge Orta, L (1, 10) Hal McRae, R (7, PH) OBP: 0.328, SLG: 0.320	4-0 S BB		0-0 G3	0-3 K		0-0 F7		0-0 F7		2	0	0	0	1	1	2					
Steve Balboni, R (1, 3) OBP: 0.303, SLG: 0.435	0-3 K		0-0 1B		0-0 6-3		0-0 1B	0-0 1-2 1B		4	0	2	1	0	1	2					
Pat Sheridan, L (1, 9) OBP: 0.318, SLG: 0.343		0-3 K	0-0 1B	0-0 4-3		0-0 F7				4	0	1	0	0	1	2					
Frank White, R (1, 4) OBP: 0.282, SLG: 0.441		0-0 F8	0-0 F6	0-0 F8		0-0 5-3				4	0	0	0	0	0	2					
Jim Sundberg, R (1, 2) OBP: 0.287, SLG: 0.391		0-0 FC6-4 1B	0-0 F8		0-0 6-3		0-0 F9			4	0	1	0	0	0	2					
Onix Concepcion, R (1, 6) OBP: 0.214, SLG: 0.224		0-0 FC6-4		0-0 G5-4-3 1B		0-0 1-3		0-0 6-3		4	0	1	0	0	0	1					
Inning Stats	R: 0 E: 0 K: 2 S: 7	H: 0 LOB: 2 BB: 2 P: 15	R: 0 E: 0 K: 1 S: 6	H: 1 LOB: 1 BB: 0 P: 6	R: 3 E: 0 K: 0 S: 7	H: 4 LOB: 2 BB: 0 P: 8	R: 1 E: 0 K: 1 S: 7	H: 3 LOB: 1 BB: 0 P: 7	R: 0 E: 0 K: 0 S: 3	H: 0 LOB: 0 BB: 0 P: 3	R: 0 E: 0 K: 0 S: 5	H: 2 LOB: 2 BB: 0 P: 5	R: 0 E: 0 K: 0 S: 3	H: 0 LOB: 0 BB: 0 P: 3	R: 0 E: 0 K: 0 S: 3	H: 0 LOB: 0 BB: 0 P: 3	1B: 8 2B: 1 3B: 1 HR: 0	SF: 0 SAC: 0 DP: 1 HBP: 1	WP: 0 PB: 0 SB: 4 CS: 0	PA: 36	
PITCHER	IP	WLS	BF	H	R	ER	SO	BB	IBB	HBP	BLK	WP	HR	S	P	ERA	WHIP				
Dickie Noles, R (1, 1) ERA: 3.59	2.1	L	15	5	3	3	3	2	0	1	0	0	0	18	27	11.57	3.000				
Chris Welsh, L (3, 1) ERA: 1.93	4.2		18	5	1	1	1	0	0	0	0	0	0	20	20	1.93	1.071				
Dave Stewart, R (8, 1) ERA: 6.75	1.0		3	0	0	0	0	0	0	0	0	0	0	3	3	0.00	0.000				

Texas Rangers @ Kansas City Royals
Royals Stadium, Kansas City, MO
Mon May 27 1985, 8:05 PM EDT
Att: 30,803 - Unknown

AB 33
R 4
H 10
RBI 4
BB 2
SO 4
LOB 14



Batter	1	2	3	4	5	6	7	8	9	AB	R	H	RBI	BB	SO	LOB	TOP			
Oddibe McDowell, L OBP: 0.186, SLG: 0.231 (1.8)	B4-3		F8 1-H 2B	SF9			F7	F7		4	0	1	2	0	0	2	Texas Rangers @ Kansas City Royals Royals Stadium, Kansas City, MO Tue May 28 1985, 8:05 PM EDT Att: 19,160 - Unknown			
Curtis Wilkerson, S OBP: 0.266, SLG: 0.308 (1.6)	K		F8	K			1-3		6-3	5	0	0	0	0	2	3				
Buddy Bell, R OBP: 0.348, SLG: 0.419 (1.5)	5-3		F8	1-3					3-1 E 2B	5	1	2	0	0	0	3				
Pete O'Brien, L OBP: 0.281, SLG: 0.346 (1.3)		4-3	BB BB				F7		3-1 2-3 2B	4	0	0	0	1	0	2				
Gary Ward, R OBP: 0.321, SLG: 0.416 (1.7)	6-3		1-2 BB				F8		E1 2B 1B	4	2	2	1	1	0	0				
Cliff Johnson, R OBP: 0.339, SLG: 0.452 (1.10)	BB BB BB		F8				L4		F8 3-H 1B 2B	4	1	1	1	1	0	4				
Larry Parrish, R OBP: 0.306, SLG: 0.367 (1.9)		1-2 BB		1B SF9 1B			3-1		K 2B 1B	4	1	2	1	1	1	1				
Don Slaught, R OBP: 0.291, SLG: 0.344 (1.2)	4-3		1-2 1B	SF9 1B			F3		F9 2-H 1B	5	0	2	1	0	0	3				
Wayne Tolleson, S OBP: 0.347, SLG: 0.347 (1.4)			S 2B 1B	1-2 2-3 1B			1-3		1-2 1B	4	1	3	0	0	0	0				
Inning Stats	R: 0 E: 0 K: 1 S: 5	H: 0 LOB: 0 BB: 0 P: 5	R: 0 E: 0 K: 0 S: 3	H: 0 LOB: 2 BB: 2 P: 11	R: 1 E: 0 K: 0 S: 5	H: 2 LOB: 3 BB: 2 P: 13	R: 1 E: 0 K: 1 S: 8	H: 3 LOB: 2 BB: 0 P: 8	R: 0 E: 0 K: 0 S: 3	H: 0 LOB: 0 BB: 0 P: 3	R: 0 E: 0 K: 0 S: 4	H: 1 LOB: 1 BB: 0 P: 4	R: 1 E: 0 K: 1 S: 8	H: 3 LOB: 2 BB: 0 P: 8	R: 3 E: 1 K: 0 S: 7	H: 4 LOB: 1 BB: 0 P: 7	1B: 9 2B: 4 3B: 0 HR: 0	SF: 1 SAC: 0 DP: 0 HBP: 0	WP: 0 PB: 0 SB: 3 CS: 0	PA: 44
PITCHER	IP	WLS	BF	H	R	ER	SO	BB	IBB	HBP	BLK	WP	HR	S	P	ERA	WHIP			
Mark Gubicza, R ERA: 4.91 (1.1)	7.0	L	31	6	2	2	2	4	0	0	0	0	0	31	47	2.57	1.429			
Joe Beckwith, R ERA: 3.35 (8.1)	2.0		13	7	4	4	1	0	0	0	0	0	0	15	15	18.00	3.500			

AB 39
R 6
H 13
RBI 6
BB 4
SO 3
LOB 18



Batter	1	2	3	4	5	6	7	8	9	AB	R	H	RBI	BB	SO	LOB	BOTTOM					
Willie Wilson, S OBP: 0.323, SLG: 0.463 (1.8)	4-3			1B 2B			K		F5	4	1	1	0	0	1	0	Texas Rangers @ Kansas City Royals Royals Stadium, Kansas City, MO Tue May 28 1985, 8:05 PM EDT Att: 19,160 - Unknown					
Lonnie Smith, R OBP: 0.394, SLG: 0.299 (1.7)	F9			6-3			F8		F8	4	0	0	0	0	0	1						
George Brett, L OBP: 0.411, SLG: 0.525 (1.5)	4-3			K					L7	4	0	1	0	0	1	1						
Jorge Orta, L OBP: 0.331, SLG: 0.424 (1.10)		F7		2B 2-H 1B			L7		F9	4	0	1	1	0	0	1						
Steve Balboni, R OBP: 0.302, SLG: 0.436 (1.3)		K		1-3 2B			5-3		5-3	4	0	1	0	0	1	0						
Pat Sheridan, L OBP: 0.309, SLG: 0.330 (1.9)		G3		1-3 2B			G3		F7	4	0	0	0	0	0	2						
Frank White, R OBP: 0.270, SLG: 0.446 (1.4)				CS 1B			L6		1B 1B	3	0	2	0	0	0	0						
Jim Sundberg, R OBP: 0.288, SLG: 0.389 (1.2)				K			5-3		1-3 1B	3	0	1	0	0	1	1						
Onix Concepcion, R OBP: 0.210, SLG: 0.220 (1.6)				F3			6-3			2	0	0	0	0	0	0						
Dane Long, L OBP: 0.257, SLG: 0.344 (7. PH)										1	0	0	0	0	0	2						
Buddy Biancalana, S OBP: 0.211, SLG: 0.206 (8.6)										0	0	0	0	0	0	0						
Inning Stats	R: 0 E: 0 K: 0 S: 3	H: 0 LOB: 0 BB: 0 P: 3	R: 0 E: 0 K: 1 S: 5	H: 0 LOB: 0 BB: 0 P: 5	R: 0 E: 0 K: 1 S: 5	H: 1 LOB: 0 BB: 0 P: 5	R: 1 E: 0 K: 1 S: 8	H: 3 LOB: 2 BB: 0 P: 8	R: 0 E: 0 K: 0 S: 3	H: 0 LOB: 0 BB: 0 P: 3	R: 0 E: 0 K: 0 S: 6	H: 1 LOB: 1 BB: 0 P: 6	R: 0 E: 0 K: 0 S: 5	H: 2 LOB: 2 BB: 0 P: 5	R: 0 E: 0 K: 0 S: 3	H: 0 LOB: 0 BB: 0 P: 3	R: 0 E: 0 K: 0 S: 3	H: 0 LOB: 0 BB: 0 P: 3	1B: 5 2B: 3 3B: 0 HR: 0	SF: 0 SAC: 0 DP: 1 HBP: 0	WP: 0 PB: 0 SB: 0 CS: 1	PA: 33
PITCHER	IP	WLS	BF	H	R	ER	SO	BB	IBB	HBP	BLK	WP	HR	S	P	ERA	WHIP					
Burt Hooton, R ERA: 2.82 (1.1)	9.0	W	33	7	1	1	4	0	0	0	0	0	0	41	41	1.00	0.778					

AB 33
R 1
H 7
RBI 1
BB 0
SO 4
LOB 8



Batter	1	2	3	4	5	6	7	8	9	AB	R	H	RBI	BB	SO	LOB	TOP										
Toby Harrah, R OBP: 0.486, SLG: 0.393 (1, 4)										4	0	1	0	1	0	1	Texas Rangers @ Kansas City Royals Royals Stadium, Kansas City, MO Wed May 29 1985, 8:05 PM EDT Att: 20,692 - Unknown										
Oddibe McDowell, L OBP: 0.208, SLG: 0.273 (1, 8)										5	0	2	0	0	1	2											
Buddy Bell, R OBP: 0.357, SLG: 0.420 (1, 5)										2	1	1	0	2	0	2											
Larry Parrish, R OBP: 0.305, SLG: 0.364 (1, 9)										4	1	1	0	0	1	6											
Gary Ward, R OBP: 0.325, SLG: 0.424 (1, 7)										4	0	2	1	0	0	2											
Cliff Johnson, R OBP: 0.331, SLG: 0.443 (1, 10)									3	0	0	1	0	0	1												
Pete O'Brien, L OBP: 0.275, SLG: 0.337 (1, 3)									4	0	0	0	0	0	2												
Don Slaught, R OBP: 0.285, SLG: 0.336 (8, PH)										3	0	0	0	0	0	1											
Bob Jones, L OBP: 0.207, SLG: 0.214 (8, PH)										1	0	0	0	0	0	1											
Glenn Brummer, R OBP: 0.438, SLG: 0.346 (8, 2)										0	0	0	0	0	0	0											
Wayne Tolleson, S OBP: 0.340, SLG: 0.340 (1, 6)										4	0	1	0	0	0	0											
Inning Stats	R: 0 E: 0 K: 1 S: 5	H: 0 LOB: 2 BB: 2 P: 13	R: 0 E: 0 K: 0 S: 3	H: 0 LOB: 0 BB: 0 P: 3	R: 0 E: 0 K: 1 S: 6	H: 1 LOB: 2 BB: 1 P: 10	R: 0 E: 0 K: 0 S: 4	H: 1 LOB: 1 BB: 0 P: 4	R: 0 E: 0 K: 0 S: 5	H: 2 LOB: 2 BB: 0 P: 5	R: 0 E: 0 K: 0 S: 3	H: 0 LOB: 0 BB: 0 P: 3	R: 0 E: 0 K: 0 S: 4	H: 1 LOB: 1 BB: 0 P: 4	R: 2 E: 0 K: 0 S: 6	H: 3 LOB: 1 BB: 0 P: 6	R: 0 E: 0 K: 0 S: 3	H: 0 LOB: 0 BB: 0 P: 3	1B: 6 2B: 2 3B: 0 HR: 0	SF: 1 SAC: 0 DP: 0 HBP: 0	WP: 0 PB: 0 SB: 0 CS: 0	PA: 38					
PITCHER	IP	WLS	BF	H	R	ER	SO	BB	IBB	HBP	BLK	WP	HR	S	P	ERA	WHIP										
Danny Jackson, L ERA: 3.63 (1, 1)	7.0	W	32	8	2	2	2	3	0	0	0	0	0	33	45	2.57	1.571										
Dan Quisenberry, R ERA: 2.75 (8, 1)	2.0	S	6	0	0	0	0	0	0	0	0	0	0	6	6	0.00	0.000										

AB	34
R	2
H	8
RBI	2
BB	3
SO	2
LOB	18



Batter	1	2	3	4	5	6	7	8	9	AB	R	H	RBI	BB	SO	LOB	BOTTOM										
Willie Wilson, S OBP: 0.317, SLG: 0.453 (1, 8)										4	0	0	0	0	1	2	Texas Rangers @ Kansas City Royals Royals Stadium, Kansas City, MO Wed May 29 1985, 8:05 PM EDT Att: 20,692 - Unknown										
Lonnie Smith, R OBP: 0.357, SLG: 0.292 (1, 7)										3	0	0	0	0	0	2											
Lynn Jones, R OBP: 0.227, SLG: 0.275 (6, 7)										1	1	1	0	0	0	0											
George Brett, L OBP: 0.418, SLG: 0.546 (1, 5)										3	2	2	2	1	0	0											
Jorge Orta, L OBP: 0.328, SLG: 0.418 (1, 10)										4	1	1	0	0	1	2											
Steve Balboni, R OBP: 0.301, SLG: 0.432 (1, 3)									4	1	1	0	0	1	1												
Pat Sheridan, L OBP: 0.307, SLG: 0.321 (1, 9)									3	0	0	0	1	1	1												
Frank White, R OBP: 0.283, SLG: 0.434 (1, 4)									4	0	0	1	0	1	3												
Jim Sundberg, R OBP: 0.289, SLG: 0.391 (1, 2)									2	1	1	1	0	0	0												
Onix Concepcion, R OBP: 0.206, SLG: 0.216 (1, 6)									2	0	0	0	0	0	1												
Inning Stats	R: 0 E: 0 K: 0 S: 3	H: 0 LOB: 0 BB: 0 P: 3	R: 2 E: 0 K: 0 S: 5	H: 2 LOB: 1 BB: 1 P: 9	R: 1 E: 0 K: 1 S: 6	H: 1 LOB: 0 BB: 0 P: 6	R: 0 E: 0 K: 0 S: 3	H: 0 LOB: 0 BB: 0 P: 3	R: 0 E: 0 K: 0 S: 3	H: 0 LOB: 0 BB: 0 P: 3	R: 0 E: 0 K: 0 S: 3	H: 0 LOB: 0 BB: 0 P: 3	R: 0 E: 0 K: 3 S: 11	H: 1 LOB: 1 BB: 1 P: 15	R: 2 E: 1 K: 3 S: 11	H: 1 LOB: 1 BB: 1 P: 15	R: 0 E: 0 K: 0 S: 3	H: 0 LOB: 0 BB: 0 P: 3	1B: 4 2B: 1 3B: 0 HR: 1	SF: 1 SAC: 1 DP: 0 HBP: 0	WP: 0 PB: 0 SB: 0 CS: 0	PA: 34					
PITCHER	IP	WLS	BF	H	R	ER	SO	BB	IBB	HBP	BLK	WP	HR	S	P	ERA	WHIP										
Charlie Hough, R ERA: 3.24 (1, 1)	6.0	L	25	5	4	3	2	1	0	0	0	0	0	28	32	4.50	1.000										
Dave Schmidt, R ERA: 2.89 (7, 1)	1.0		3	0	0	0	0	0	0	0	0	0	0	3	3	0.00	0.000										
Dave Stewart, R ERA: 6.41 (8, 1)	1.0		6	1	2	0	3	0	1	0	0	0	0	11	15	0.00	1.000										

AB	30
R	6
H	6
RBI	4
BB	2
SO	5
LOB	12




Batter	1	2	3	4	5	6	7	8	9	AB	R	H	RBI	BB	SO	LOB	TOP										
Willie Wilson, S (1, 8) OBP: 0.314, SLG: 0.444										4	1	0	0	1	1	2	Kansas City Royals @ Chicago White Sox Comiskey Park, Chicago, IL Thu May 30 1985, 8:05 PM EDT Att: 16,041 - Unknown AB 33 R 3 H 8 RBI 3 BB 3 SO 3 LOB 11										
Lonnie Smith, R (1, 7) OBP: 0.354, SLG: 0.291										4	0	1	0	0	0	1											
George Brett, L (1, 5) OBP: 0.420, SLG: 0.545										4	1	2	0	0	0	0											
Jorge Orta, L (1, 10) OBP: 0.326, SLG: 0.416										3	0	1	1	0	0	2											
Steve Balboni, R (1, 3) OBP: 0.305, SLG: 0.436										3	0	1	1	1	0	1											
Pat Sheridan, L (1, 9) OBP: 0.298, SLG: 0.310										4	0	0	0	0	1	2											
Frank White, R (1, 4) OBP: 0.289, SLG: 0.445										3	1	1	0	1	0	0											
Jim Sundberg, R (1, 2) OBP: 0.288, SLG: 0.401										4	0	1	1	0	1	1											
Onix Concepcion, R (1, 6) OBP: 0.209, SLG: 0.219										3	0	1	0	0	0	1											
Dane Iorg, L (9, PH) OBP: 0.250, SLG: 0.333										1	0	0	0	0	0	1											
Buddy Biancalana, S (9, PR) OBP: 0.211, SLG: 0.206										0	0	0	0	0	0	0											
Inning Stats	R: 2 E: 0 K: 1 S: 7	H: 2 LOB: 1 BB: 1 P: 11	R: 0 E: 0 K: 0 S: 4	H: 1 LOB: 1 BB: 0 P: 4	R: 0 E: 0 K: 0 S: 4	H: 1 LOB: 0 BB: 0 P: 4	R: 0 E: 0 K: 0 S: 3	H: 0 LOB: 0 BB: 0 P: 3	R: 0 E: 0 K: 0 S: 5	H: 2 LOB: 2 BB: 0 P: 5	R: 1 E: 0 K: 0 S: 5	H: 2 LOB: 1 BB: 0 P: 5	R: 0 E: 0 K: 0 S: 3	H: 0 LOB: 0 BB: 0 P: 3	R: 0 E: 0 K: 0 S: 2	H: 0 LOB: 0 BB: 1 P: 6	R: 0 E: 0 K: 2 S: 7	H: 0 LOB: 1 BB: 1 P: 11	1B: 5 2B: 1 3B: 2 HR: 0	SF: 1 SAC: 0 DP: 0 HBP: 0	WP: 1 PB: 0 CS: 1	PA: 38					
PITCHER	IP	WLS	BF	H	R	ER	SO	BB	IBB	HBP	BLK	WP	HR	S	P	ERA	WHIP										
Tom Seaver, R (1, 1) ERA: 2.99	7.1	W	32	8	3	3	1	2	0	0	0	0	0	32	40	3.68	1.364										
Gene Nelson, R (8, 1) ERA: 3.75	0.2		2	0	0	0	0	1	0	0	0	1	0	1	5	0.00	1.500										
Bob James, R (9, 1) ERA: 2.96	1.0	S	3	0	0	0	2	0	0	0	0	0	0	7	7	0.00	0.000										

Batter	1	2	3	4	5	6	7	8	9	AB	R	H	RBI	BB	SO	LOB	BOTTOM										
Scott Fletcher, R (1, 4) OBP: 0.309, SLG: 0.255										3	0	0	0	1	0	0	Kansas City Royals @ Chicago White Sox Comiskey Park, Chicago, IL Thu May 30 1985, 8:05 PM EDT Att: 16,041 - Unknown AB 29 R 4 H 8 RBI 4 BB 3 SO 0 LOB 11										
Tim Lincecum, R (1, 5) OBP: 0.394, SLG: 0.500										4	1	2	0	0	0	1											
Harold Baines, L (1, 9) OBP: 0.318, SLG: 0.377										3	0	0	1	0	0	2											
Ron Kittle, R (1, 7) OBP: 0.241, SLG: 0.342										4	1	1	0	0	0	1											
Daryl Boston, L (9, 8) OBP: 0.276, SLG: 0.320										0	0	0	0	0	0	0											
Carlton Fisk, R (1, 2) OBP: 0.347, SLG: 0.580										4	1	2	2	0	0	0											
Tom Paciorek, R (1, 10) OBP: 0.258, SLG: 0.226										3	1	1	0	1	0	1											
Greg Walker, L (1, 3) OBP: 0.331, SLG: 0.487										2	0	2	0	1	0	0											
Luis Salazar, R (1, 8) OBP: 0.184, SLG: 0.244										3	0	0	1	0	0	4											
Ozzie Guillen, L (1, 6) OBP: 0.281, SLG: 0.265										3	0	0	0	0	0	2											
Inning Stats	R: 0 E: 0 K: 0 S: 4	H: 1 LOB: 1 BB: 0 P: 4	R: 1 E: 0 K: 0 S: 4	H: 1 LOB: 1 BB: 1 P: 8	R: 0 E: 0 K: 0 S: 3	H: 0 LOB: 0 BB: 0 P: 3	R: 2 E: 0 K: 0 S: 5	H: 3 LOB: 1 BB: 1 P: 9	R: 1 E: 0 K: 0 S: 4	H: 1 LOB: 0 BB: 0 P: 4	R: 0 E: 0 K: 0 S: 4	H: 2 LOB: 1 BB: 0 P: 4	R: 0 E: 0 K: 0 S: 3	H: 0 LOB: 1 BB: 1 P: 7	R: 0 E: 0 K: 0 S: 3	H: 0 LOB: 0 BB: 0 P: 3	R: 0 E: 0 K: 0 S: 3	H: 0 LOB: 0 BB: 0 P: 3	1B: 5 2B: 1 3B: 1 HR: 1	SF: 1 SAC: 0 DP: 1 HBP: 0	WP: 0 PB: 0 CS: 1	PA: 33					
PITCHER	IP	WLS	BF	H	R	ER	SO	BB	IBB	HBP	BLK	WP	HR	S	P	ERA	WHIP										
Charlie Leibrandt, L (1, 1) ERA: 2.87	8.0	L	33	8	4	4	0	3	0	0	0	0	1	30	42	4.50	1.375										

Batter	1	2	3	4	5	6	7	8	9	AB	R	H	RBI	BB	SO	LOB	TOP			
Willie Wilson, S (1,8) OBP: 0.311, SLG: 0.438	F4		F9		L6		FC5-4 1B		6-3	5	0	1	0	0	0	1				
Lonnie Smith, R (1,7) OBP: 0.352, SLG: 0.290	CS 1B		K		K		FC5-4 1-2 2-3			4	0	1	0	0	0	2				
George Brett, L (1,5) OBP: 0.422, SLG: 0.556	1-2 2B			WP 1B 2B	F8		F8			4	1	2	0	0	0	2				
Steve Balboni, R (1,3) OBP: 0.299, SLG: 0.426	K			K		K		F8		4	0	0	0	0	3	2				
Frank White, R (1,4) OBP: 0.269, SLG: 0.440		4-3		BB 1B	E5 F9 PB		F2			4	1	1	1	0	0	0				
Darryl Motley, R (1,9) OBP: 0.241, SLG: 0.359	L5			2H 1B	F9		4-3			2	0	0	0	1	0	1				
Pat Sheridan, L (8, PH) OBP: 0.295, SLG: 0.308				1B 1-2 BB						1	0	0	0	0	0	0				
Hal McRae, R (1,10) OBP: 0.311, SLG: 0.421	L6			F3		6-3				3	0	0	0	0	0	3				
Jorge Orta, L (9, PH)								FC6-4 1B		1	0	1	0	0	0	0				
Jim Sundberg, R (1,2) OBP: 0.293, SLG: 0.426				HR 1-3 2H 1B			K	FC6-4 G3		4	1	2	2	0	1	1				
Onix Concepcion, R (1,6) OBP: 0.212, SLG: 0.215				K				G3		2	0	0	0	1	1	2				
Dane Iorg, L (9, PH) OBP: 0.243, SLG: 0.324				5-3			FC5-4 1B BB		1-2 G3	1	0	0	0	0	0	1				
Inning Stats	R: 0 E: 0 K: 1 S: 6	H: 2 LOB: 1 BB: 0 P: 6	R: 0 E: 0 K: 0 S: 3	H: 0 LOB: 0 BB: 0 P: 3	R: 1 E: 0 K: 2 S: 8	H: 1 LOB: 0 BB: 0 P: 8	R: 2 E: 0 K: 1 S: 8	H: 3 LOB: 2 BB: 1 P: 12	R: 0 E: 0 K: 1 S: 5	H: 0 LOB: 0 BB: 0 P: 6	R: 0 E: 0 K: 1 S: 6	H: 1 LOB: 2 BB: 1 P: 10	R: 0 E: 0 K: 0 S: 3	H: 0 LOB: 0 BB: 0 P: 3	R: 0 E: 0 K: 0 S: 4	H: 1 LOB: 1 BB: 0 P: 4	1B: 5 2B: 2 HR: 1	SF: 0 SAC: 0 DP: 0 HBP: 0	WP: 1 PB: 1 SB: 0 CS: 1	PA: 37
PITCHER	IP WLS BF H R ER SO BB IBB HBP BLK WP HR S P ERA WHIP	IP WLS BF H R ER SO BB IBB HBP BLK WP HR S P ERA WHIP																		
Floyd Bannister, L (1,1) ERA: 4.0	6.1 W 28 7 3 3 7 2 0 0 0 1 1 40 48 4.26 1.421	2.2 S 9 1 0 0 0 0 0 0 0 0 0 0 9 9 0.00 0.375																		
Gene Nelson, R (7,1) ERA: 3.35																				

Kansas City Royals @ Chicago White Sox
Comiskey Park, Chicago, IL
Fri May 31 1985, 8:05 PM EDT
Att: 25,493 - Unknown


AB 35
R 3
H 8
RBI 3
BB 2
SO 7
LOB 15



Batter	1	2	3	4	5	6	7	8	9	AB	R	H	RBI	BB	SO	LOB	BOTTOM			
Scott Fletcher, R (1,4) OBP: 0.302, SLG: 0.248	4-3					F8	SF7			3	0	0	0	0	0	0				
Jerry Hairston, S (7, PH) OBP: 0.372, SLG: 0.364			L8							0	0	0	1	0	0	0				
Bryan Little, S (8,4) OBP: 0.444, SLG: 0.500										0	0	0	0	0	0	0				
Tim Lincecum, R (1,5) OBP: 0.400, SLG: 0.542	5-3				F9	HR	2B 1B			4	1	2	2	0	0	0				
Harold Baines, L (1,9) OBP: 0.322, SLG: 0.386	F8				4-3	HR	1B 2B			4	1	2	0	0	0	0				
Ron Kittle, R (1,7) OBP: 0.242, SLG: 0.373					5-3					4	1	1	1	0	1	3				
Daryl Boston, L (8,8) OBP: 0.276, SLG: 0.320						F8	K			0	0	0	0	0	0	0				
Carlton Fisk, R (1,2) OBP: 0.345, SLG: 0.593						K	HR			4	1	1	2	0	2	0				
Tom Paciorek, R (1,10) OBP: 0.285, SLG: 0.234										2	1	1	0	0	0	0				
Oscar Gamble, L (6, PH) OBP: 0.352, SLG: 0.400						HR	1B			2	0	1	0	0	0	0				
Greg Walker, L (1,3) OBP: 0.335, SLG: 0.484										3	1	1	0	1	1	1				
Luis Salazar, R (1,8) OBP: 0.191, SLG: 0.286										2	1	1	2	0	1	0				
Rudy Law, L (7, PH) OBP: 0.283, SLG: 0.351										2	0	0	0	0	0	3				
Ozzie Guillen, L (1,6) OBP: 0.262, SLG: 0.267										3	1	1	0	0	1	0				
Inning Stats	R: 0 E: 0 K: 0 S: 3	H: 0 LOB: 0 BB: 0 P: 3	R: 1 E: 0 K: 1 S: 6	H: 1 LOB: 0 BB: 0 P: 6	R: 0 E: 0 K: 2 S: 7	H: 0 LOB: 0 BB: 0 P: 7	R: 0 E: 0 K: 0 S: 3	H: 0 LOB: 0 BB: 0 P: 3	R: 2 E: 0 K: 2 S: 9	H: 2 LOB: 0 BB: 0 P: 9	R: 3 E: 0 K: 0 S: 6	H: 3 LOB: 0 BB: 0 P: 6	R: 2 E: 1 K: 1 S: 9	H: 4 LOB: 2 BB: 0 P: 9	R: 0 E: 0 K: 0 S: 3	H: 1 LOB: 1 BB: 1 P: 7	1B: 6 2B: 2 3B: 0 HR: 4	SF: 1 SAC: 0 DP: 1 HBP: 0	WP: 1 PB: 0 SB: 0 CS: 0	PA: 35
PITCHER	IP WLS BF H R ER SO BB IBB HBP BLK WP HR S P ERA WHIP	IP WLS BF H R ER SO BB IBB HBP BLK WP HR S P ERA WHIP																		
Bud Black, L (1,1) ERA: 2.99	1.1 L 8 4 2 2 1 0 0 0 0 0 0 10 10 13.50 3.000	1.0 L 4 1 0 0 0 1 0 0 0 1 0 3 7 0.00 2.000																		
Joe Beckwith, R (6,1) ERA: 3.92																				
Michael LaCoss, R (8,1) ERA: 2.16																				

Kansas City Royals @ Chicago White Sox
Comiskey Park, Chicago, IL
Fri May 31 1985, 8:05 PM EDT
Att: 25,493 - Unknown

AB 33
R 8
H 11
RBI 8
BB 1
SO 6
LOB 7



Batter	1	2	3	4	5	6	7	8	9	AB	R	H	RBI	BB	SO	LOB	TOP					
Willie Wilson, S OBP: 0.315, SLG: 0.435 (1, 8)	F7		K				FC3-6			4	0	1	0	0	1	2						
Lonnie Smith, R OBP: 0.341, SLG: 0.278 (1, 7)	K			6-3	5-3		K		K	5	0	0	1	0	3	6						
George Brett, L OBP: 0.418, SLG: 0.539 (1, 5)	G1-5-3			4-3	F8				F7	4	0	0	0	0	0	2						
Jorge Orta, L OBP: 0.338, SLG: 0.420 (1, 10)		BB		1B			K		FC6-4 1B	3	0	2	0	1	1	0						
Dane Iorg, L OBP: 0.244, SLG: 0.316 (1, 3)	F5				G1-5-3				FC6-4 1B	4	0	1	0	0	0	2						
Pat Sheridan, L OBP: 0.287, SLG: 0.298 (1, 9)	K			K			F8		F7	4	0	0	0	0	2	4						
Frank White, R OBP: 0.266, SLG: 0.428 (1, 4)	F5				6-3				6-3	4	0	1	0	0	0	1						
Greg Pryor, R OBP: 0.314, SLG: 0.364 (1, 6)			F4		HBP 5-3 1B		F3		F8	4	1	1	0	0	0	1						
John Wathan, R OBP: 0.480, SLG: 0.400 (1, 2)			K		5-3 HBP 1B				1B	4	0	3	0	0	1	0						
Inning Stats	R: 0 E: 0 K: 1 S: 5	H: 0 LOB: 0 BB: 0 P: 5	R: 0 E: 0 K: 1 S: 5	H: 0 LOB: 1 BB: 1 P: 9	R: 0 E: 0 K: 2 S: 7	H: 0 LOB: 0 BB: 0 P: 7	R: 0 E: 0 K: 1 S: 7	H: 2 LOB: 2 BB: 0 P: 7	R: 1 E: 0 K: 0 S: 5	H: 2 LOB: 2 BB: 0 P: 6	R: 0 E: 0 K: 1 S: 5	H: 0 LOB: 0 BB: 0 P: 5	R: 0 E: 0 K: 1 S: 7	H: 2 LOB: 2 BB: 0 P: 7	R: 0 E: 0 K: 0 S: 4	H: 1 LOB: 1 BB: 0 P: 4	R: 0 E: 0 K: 1 S: 7	H: 2 LOB: 2 BB: 0 P: 7	1B: 9 2B: 0 3B: 0 HR: 0	SF: 0 SAC: 0 DP: 0 HBP: 1	WP: 0 PB: 0 SB: 0 CS: 0	PA: 38
PITCHER	IP	WLS	BF	H	R	ER	SO	BB	IBB	HBP	BLK	WP	HR	S	P	ERA	WHIP					
Richard Dotson, R ERA: 3.83 (1, 1)	6.1	W	27	6	1	1	6	1	0	1	0	0	0	37	42	1.42	1.105					
Gene Nelson, R ERA: 3.18 (7, 1)	1.2		6	1	0	0	1	0	0	0	0	0	0	8	8	0.00	0.600					
Bob James, R ERA: 2.67 (9, 1)	1.0	S	5	2	0	0	1	0	0	0	0	0	0	7	7	0.00	2.000					

Kansas City Royals @ Chicago White Sox
Comiskey Park, Chicago, IL
Sun Jun 02 1985, 4:33 AM EDT
Att: 23,153 - Unknown

AB	36
R	1
H	9
RBI	1
BB	1
SO	8
LOB	18



Batter	1	2	3	4	5	6	7	8	9	AB	R	H	RBI	BB	SO	LOB	BOTTOM				
Rudy Law, L OBP: 0.305, SLG: 0.359 (1, 8) (7, 7)	BB 2B			L8						2	1	1	0	2	0	1					
Bryan Little, S OBP: 0.556, SLG: 0.462 (1, 4)	BB 2B HR		K		F9		K			3	1	0	0	1	2	3					
Harold Baines, L OBP: 0.322, SLG: 0.401 (1, 9)	HR 2B		K		K				1-3	4	1	1	1	0	2	2					
Greg Walker, L OBP: 0.335, SLG: 0.494 (1, 3)	HR		K		4-3				3-1	4	1	1	3	0	1	0					
Oscar Gamble, L OBP: 0.380, SLG: 0.381 (1, 10)							4-3			1	0	0	0	3	0	0					
Luis Salazar, R OBP: 0.189, SLG: 0.282 (8, PR)										0	0	0	0	0	0	0					
Ron Kittle, R OBP: 0.227, SLG: 0.348 (1, 7)										3	0	0	0	0	1	2					
Daryl Boston, L OBP: 0.275, SLG: 0.317 (7, 8)	K			G1-4-3			F6		F7	1	0	0	0	0	0	1					
Tim Hulett, R OBP: 0.390, SLG: 0.526 (1, 5)	G1-4-3				4-3					2	0	0	0	1	0	1					
Marc Hill, R OBP: 0.222, SLG: 0.156 (1, 2)		BB							F8	2	0	1	0	1	0	1					
Ozzie Guillen, L OBP: 0.265, SLG: 0.264 (1, 6)					F6				CS BB	2	0	0	0	1	0	2					
Inning Stats	R: 4 E: 0 K: 1 S: 7	H: 3 LOB: 0 BB: 2 P: 15	R: 0 E: 0 K: 2 S: 7	H: 0 LOB: 2 BB: 2 P: 15	R: 0 E: 0 K: 1 S: 4	H: 0 LOB: 0 BB: 1 P: 8	R: 0 E: 0 K: 0 S: 4	H: 1 LOB: 1 BB: 0 P: 4	R: 0 E: 0 K: 1 S: 5	H: 0 LOB: 0 BB: 0 P: 5	R: 0 E: 0 K: 0 S: 3	H: 0 LOB: 1 BB: 1 P: 7	R: 0 E: 0 K: 1 S: 3	H: 0 LOB: 0 BB: 2 P: 11	R: 0 E: 0 K: 0 S: 3	H: 0 LOB: 1 BB: 1 P: 7	1B: 2 2B: 1 3B: 0 HR: 1	SF: 0 SAC: 0 DP: 2 HBP: 0	WP: 0 PB: 0 SB: 0 CS: 2	PA: 33	
PITCHER	IP	WLS	BF	H	R	ER	SO	BB	IBB	HBP	BLK	WP	HR	S	P	ERA	WHIP				
Mark Gubicza, R ERA: 4.95 (1, 1)	7.0	L	29	4	4	4	6	8	0	0	0	0	1	33	65	5.14	1.714				
Michael LaCoss, R ERA: 2.04 (8, 1)	1.0		4	0	0	0	0	1	0	0	0	0	0	3	7	0.00	1.000				

Kansas City Royals @ Chicago White Sox
Comiskey Park, Chicago, IL
Sun Jun 02 1985, 4:33 AM EDT
Att: 23,153 - Unknown

AB	24
R	4
H	4
RBI	4
BB	9
SO	6
LOB	13



Batter	1	2	3	4	5	6	7	8	9	AB	R	H	RBI	BB	SO	LOB	TOP									
Paul Moltitor, R OBP: 0.369, SLG: 0.405										4	0	1	0	0	1	3	Milwaukee Brewers @ Kansas City Royals Royals Stadium, Kansas City, MO Tue Jun 04 1985, 8:05 PM EDT Att: 18,788 - Unknown									
Charlie Moore, R OBP: 0.343, SLG: 0.375										4	1	1	0	0	0	3										
Cecil Cooper, L OBP: 0.341, SLG: 0.471										4	1	1	0	0	1	1										
Robin Yount, R OBP: 0.326, SLG: 0.447										4	0	0	1	0	1	2										
Ted Simmons, S OBP: 0.337, SLG: 0.325										3	0	0	1	0	0	0										
Bobby Clark, R OBP: 0.321, SLG: 0.346										4	0	1	0	0	1	0										
Mark Brouhard, R OBP: 0.400, SLG: 0.591										1	1	1	0	0	0	0										
Paul Householder, S OBP: 0.353, SLG: 0.373										3	0	1	0	0	1	1										
Jim Gantner, L OBP: 0.295, SLG: 0.351										4	0	3	1	0	0	1										
Ed Romero, R OBP: 0.291, SLG: 0.229										3	0	1	0	0	0	2										
Inning Stats	R: 0 E: 0 K: 0 S: 4	H: 1 LOB: 1 BB: 0 P: 4	R: 1 E: 0 K: 0 S: 5	H: 2 LOB: 1 BB: 0 P: 5	R: 0 E: 0 K: 0 S: 3	H: 0 LOB: 0 BB: 0 P: 3	R: 0 E: 0 K: 0 S: 3	H: 0 LOB: 0 BB: 0 P: 3	R: 0 E: 0 K: 1 S: 6	H: 1 LOB: 1 BB: 0 P: 6	R: 2 E: 0 K: 1 S: 8	H: 3 LOB: 1 BB: 0 P: 8	R: 0 E: 0 K: 0 S: 4	H: 2 LOB: 1 BB: 0 P: 4	R: 0 E: 0 K: 2 S: 7	H: 0 LOB: 0 BB: 0 P: 7	R: 0 E: 0 K: 1 S: 5	H: 1 LOB: 0 BB: 0 P: 5	1B: 9 2B: 1 3B: 0 HR: 0	SF: 1 SAC: 0 DP: 2 HBP: 0	WP: 0 PB: 0 CS: 0	PA: 35				
PITCHER	IP	WLS	BF	H	R	ER	SO	BB	IBB	HBP	BLK	WP	HR	S	P	ERA	WHIP									
Charlie Leibrandt, L ERA: 2.81	(1, 1)	5.2	W	24	7	3	3	1	0	0	0	2	0	0	26	26	4.76	1.235								
Michael LaCoss, R ERA: 1.71	(6, 1)	3.1	S	11	3	0	0	4	0	0	0	0	0	0	19	19	0.00	0.900								

Batter	1	2	3	4	5	6	7	8	9	AB	R	H	RBI	BB	SO	LOB	BOTTOM									
Willie Wilson, S OBP: 0.319, SLG: 0.451										4	1	2	2	0	0	0	Milwaukee Brewers @ Kansas City Royals Royals Stadium, Kansas City, MO Tue Jun 04 1985, 8:05 PM EDT Att: 18,788 - Unknown									
Lonnie Smith, R OBP: 0.339, SLG: 0.272										3	0	0	0	1	2	1										
Lynn Jones, R OBP: 0.239, SLG: 0.286										0	0	0	0	0	0	0										
George Brett, L OBP: 0.415, SLG: 0.544										4	0	1	2	0	0	2										
Jorge Orta, L OBP: 0.329, SLG: 0.407										4	0	0	0	0	0	3										
Steve Balboni, R OBP: 0.291, SLG: 0.408										4	0	0	0	0	1	0										
Pat Sheridan, L OBP: 0.288, SLG: 0.298										3	0	1	0	0	0	0										
Frank White, R OBP: 0.267, SLG: 0.426										3	1	1	0	0	0	1										
Jim Sundberg, R OBP: 0.280, SLG: 0.405										3	0	0	0	0	1	2										
Onix Concepcion, R OBP: 0.222, SLG: 0.218										2	2	1	0	0	1	0										
Inning Stats	R: 0 E: 0 K: 0 S: 3	H: 0 LOB: 0 BB: 0 P: 3	R: 0 E: 0 K: 0 S: 3	H: 0 LOB: 0 BB: 0 P: 3	R: 2 E: 0 K: 1 S: 8	H: 3 LOB: 2 BB: 1 P: 12	R: 0 E: 0 K: 0 S: 3	H: 0 LOB: 0 BB: 0 P: 3	R: 0 E: 0 K: 0 S: 3	H: 0 LOB: 0 BB: 0 P: 3	R: 2 E: 0 K: 2 S: 7	H: 1 LOB: 1 BB: 0 P: 4	R: 0 E: 0 K: 0 S: 7	H: 0 LOB: 0 BB: 0 P: 7	R: 0 E: 0 K: 1 S: 5	H: 0 LOB: 0 BB: 0 P: 5	1B: 3 2B: 1 3B: 2 HR: 0	SF: 0 SAC: 0 DP: 0 HBP: 1	WP: 0 PB: 0 CS: 0	PA: 32						
PITCHER	IP	WLS	BF	H	R	ER	SO	BB	IBB	HBP	BLK	WP	HR	S	P	ERA	WHIP									
Pete Vuckovich, R ERA: 6.29	(1, 1)	5.0	L	22	5	4	4	2	1	0	1	0	0	0	24	29	7.20	1.200								
Jaime Coanower, R ERA:	(6, 1)	3.0		10	1	0	0	3	0	0	0	0	0	16	16	0.00	0.333									

Batter	1	2	3	4	5	6	7	8	9	AB	R	H	RBI	BB	SO	LOB	TOP										
Willie Wilson, S OBP: 0.308, SLG: 0.434	0-3 K		0-0 E3 1B		0-0 G4-1		0-0 6-3		0-0 G3	5	0	0	0	0	1	1	Kansas City Royals @ California Angels Anaheim Stadium, Anaheim, CA Fri Jun 07 1985, 10:05 PM EDT Att: 29,414 - Unknown livebaseballscorecards.com										
Lonnie Smith, R OBP: 0.335, SLG: 0.271 Lynn Jones, R OBP: 0.234, SLG: 0.279	0-0 G3		0-0 1B		0-0 1B		0-0 5-3			4	1	2	0	0	0	0											
George Brett, L OBP: 0.406, SLG: 0.527 Greg Pryor, R OBP: 0.306, SLG: 0.353	0-3 K		0-0 L7		4-0 1B IBB				0-0 5-3	2	0	0	0	1	1	2											
Jorge Orta, L OBP: 0.333, SLG: 0.410		0-0 4-3		0-0 HR 1B		0-0 1B			0-0 F8	4	1	2	1	0	0	0											
Steve Balboni, R OBP: 0.299, SLG: 0.442		0-0 F7		0-0 HR 1B		0-0 HR			0-0 FC4-6 1B	4	2	3	3	0	0	0											
Pat Sheridan, L OBP: 0.280, SLG: 0.289		0-0 4-3		0-0 F7		0-0 F8			0-0 FC4-6	4	0	0	0	0	0	1											
Frank White, R OBP: 0.272, SLG: 0.441			0-0 4-3 1B		0-0 6-3		0-0 CS 1B		0-0 HR	4	2	3	1	0	0	0											
Jim Sundberg, R OBP: 0.270, SLG: 0.390			0-0 4-3		0-0 5-3		0-0 6-3		0-0 5-3	4	0	0	0	0	0	2											
Onix Concepcion, R OBP: 0.226, SLG: 0.222			0-0 CS 1B		0-0 1-3				0-0 F7	4	0	1	1	0	0	0											
Inning Stats	R: 0 E: 0 K: 2 S: 7	H: 0 LOB: 0 BB: 0 P: 7	R: 0 E: 0 K: 0 S: 3	H: 0 LOB: 0 BB: 0 P: 3	R: 1 E: 1 K: 0 S: 6	H: 3 LOB: 2 BB: 0 P: 6	R: 2 E: 0 K: 0 S: 5	H: 2 LOB: 0 BB: 0 P: 5	R: 1 E: 0 K: 0 S: 4	H: 2 LOB: 2 BB: 1 P: 8	R: 1 E: 0 K: 0 S: 4	H: 2 LOB: 0 BB: 0 P: 4	R: 0 E: 0 K: 0 S: 3	H: 0 LOB: 0 BB: 0 P: 3	R: 0 E: 0 K: 0 S: 4	H: 1 LOB: 1 BB: 0 P: 4		R: 1 E: 0 K: 0 S: 4	H: 1 LOB: 0 BB: 0 P: 4	1B: 8 2B: 0 3B: 0 HR: 3	SF: 0 SAC: 0 DP: 0 HBP: 0	WP: 0 PB: 0 SB: 1 CS: 2	PA: 37				
PITCHER	IP	WLS	BF	H	R	ER	SO	BB	IBB	HBP	BLK	WP	HR	S	P	ERA	WHIP										
Mike Witt, R ERA: 3.46 Urbano Lugo, R ERA: 1.35	(1, 1) 6.0	L	26	9	5	5	2	0	0	0	0	0	2	29	33	7.50	1.500										
(7, 1) 3.0			11	2	1	1	0	0	0	0	0	0	1	11	11	3.00	0.667										

Batter	1	2	3	4	5	6	7	8	9	AB	R	H	RBI	BB	SO	LOB	BOTTOM										
Gary Pettis, S OBP: 0.356, SLG: 0.337	0-0 G3 1B	0-0 F7			0-0 4-3		0-3 K			4	0	1	0	0	1	3	Kansas City Royals @ California Angels Anaheim Stadium, Anaheim, CA Fri Jun 07 1985, 10:05 PM EDT Att: 29,414 - Unknown livebaseballscorecards.com										
Juan Beniquez, R OBP: 0.319, SLG: 0.366	0-0 G3		0-0 1B		0-0 1B		0-0 1B			4	0	3	0	0	0	1											
Ruppert Jones, L OBP: 0.392, SLG: 0.500	4-0 FC6-4 BB		0-3 K		0-0 F6		0-0 F7			3	0	0	0	1	1	4											
Reggie Jackson, L OBP: 0.344, SLG: 0.455	0-0 L8		0-3 K		0-3 K				0-0 6-3	4	0	0	0	0	2	3											
Doug DeCinces, R OBP: 0.311, SLG: 0.422	0-0 FC6-4		0-0 F3				0-0 2B		0-0 6-3	4	0	1	0	0	0	3											
Brian Downing, R OBP: 0.352, SLG: 0.319		0-0 G3		0-0 G1-4-3		0-0 F7		0-0 6-3		4	0	0	0	0	0	1											
Bob Boone, R OBP: 0.318, SLG: 0.319		0-0 F3		0-0 6-3		0-0 L5			0-0 F8	4	0	0	0	0	0	1											
Bobby Grich, R OBP: 0.369, SLG: 0.373		0-0 E3 2B		0-3 K			0-0 1B 1B		0-0 4-3	4	0	1	0	0	1	0											
Dick Schofield, R OBP: 0.264, SLG: 0.338		0-0 2B		0-0 F3		0-3 K			0-0 3-1	4	0	1	0	0	1	1											
Inning Stats	R: 0 E: 0 K: 0 S: 4	H: 1 LOB: 2 BB: 1 P: 8	R: 0 E: 1 K: 0 S: 5	H: 1 LOB: 2 BB: 0 P: 5	R: 0 E: 0 K: 1 S: 5	H: 0 LOB: 0 BB: 0 P: 5	R: 0 E: 0 K: 1 S: 6	H: 1 LOB: 1 BB: 0 P: 6	R: 0 E: 0 K: 2 S: 9	H: 2 LOB: 2 BB: 0 P: 9	R: 0 E: 0 K: 0 S: 3	H: 0 LOB: 0 BB: 0 P: 3	R: 0 E: 0 K: 0 S: 3	H: 0 LOB: 0 BB: 0 P: 3	R: 0 E: 0 K: 0 S: 3	H: 0 LOB: 0 BB: 0 P: 3		1B: 5 2B: 2 3B: 0 HR: 0	SF: 0 SAC: 0 DP: 0 HBP: 0	WP: 0 PB: 0 SB: 0 CS: 0	PA: 36						
PITCHER	IP	WLS	BF	H	R	ER	SO	BB	IBB	HBP	BLK	WP	HR	S	P	ERA	WHIP										
Bret Saberhagen, R ERA: 3.38 Dan Quisenberry, R ERA: 3.23	(1, 1) 7.0	W	30	7	0	0	0	0	0	0	0	0	0	41	45	0.00	1.143										
(8, 1) 2.0			6	0	0	0	0	0	0	0	0	0	0	6	6	0.00	0.000										

Batter	1	2	3	4	5	6	7	8	9	AB	R	H	RBI	BB	SO	LOB	TOP			
Willie Wilson, S OBP: 0.305, SLG: 0.429 Darryl Motley, R OBP: 0.250, SLG: 0.385	F8		F8	G4-6-3 1B			G3		G3	5	0	1	0	0	0	0				
Lonnie Smith, R OBP: 0.339, SLG: 0.272 Lynn Jones, R OBP: 0.234, SLG: 0.279	K		1B	G4-6-3 1-2f			2B			3	1	1	0	1	1	2				
Jorge Orta, L OBP: 0.344, SLG: 0.423	F9		1B				2B			3	0	2	1	1	0	0				
Steve Balboni, R OBP: 0.302, SLG: 0.438		BB 2B	FC6 BB				G6-4-3 1-2f		K	2	1	0	0	2	1	2				
Frank White, R OBP: 0.277, SLG: 0.439		BB 2B	FC6 BB				5-3			3	0	1	0	1	0	3				
Pat Sheridan, L OBP: 0.286, SLG: 0.303							1-3		FC4-6 G6-4-3 1-2f	4	1	2	1	0	0	1				
Greg Pryor, R OBP: 0.282, SLG: 0.324							5-3		G6-4-3 1-2f	3	0	0	0	0	0	3				
Jim Sundberg, R OBP: 0.269, SLG: 0.392			FC5-3				K		K	4	1	1	1	0	2	2				
Onix Concepcion, R OBP: 0.227, SLG: 0.231							5-3		L9	4	0	1	1	0	0	0				
Inning Stats	R: 0 E: 0 K: 1 S: 5	H: 0 LOB: 0 BB: 0 P: 5	R: 1 E: 0 K: 0 S: 3	H: 1 LOB: 1 BB: 2 P: 11	R: 0 E: 0 K: 0 S: 5	H: 2 LOB: 3 BB: 1 P: 9	R: 2 E: 0 K: 0 S: 6	H: 4 LOB: 1 BB: 0 P: 6	R: 0 E: 0 K: 1 S: 5	H: 0 LOB: 0 BB: 0 P: 5	R: 1 E: 0 K: 1 S: 6	H: 1 LOB: 1 BB: 1 P: 10	R: 0 E: 0 K: 0 S: 3	H: 1 LOB: 0 BB: 0 P: 3	R: 0 E: 0 K: 1 S: 5	H: 0 LOB: 0 BB: 0 P: 5	1B: 5 2B: 5 3B: 0 HR: 0	SF: 0 SAC: 1 DP: 4 HBP: 0	WP: 0 PB: 0 SB: 0 CS: 0	PA: 37
PITCHER	IP	WLS	BF	H	R	ER	SO	BB	IBB	HBP	BLK	WP	HR	S	P	ERA	WHIP			
Jim Slaton, R ERA: 4.0	3.1	L	18	6	3	3	1	3	0	0	0	0	0	17	29	8.10	2.700			
Doug Corbett, R ERA: 4.55	4.2		16	3	1	1	2	2	0	0	0	0	0	18	26	1.93	1.071			
Donnie Moore, R ERA: 1.85	1.0		3	0	0	0	1	0	0	0	0	0	0	5	5	0.00	0.000			

Kansas City Royals @ California Angels
Anaheim Stadium, Anaheim, CA
Sat Jun 08 1985, 10:05 PM EDT
Att: 46,393 - Unknown

AB 31
R 4
H 9
RBI 4
BB 5
SO 4
LOB 13



Batter	1	2	3	4	5	6	7	8	9	AB	R	H	RBI	BB	SO	LOB	BOTTOM					
Gary Pettis, S OBP: 0.354, SLG: 0.331	FC4-6 BB			F7			K		4-3	3	0	0	0	1	1	2						
Ruppert Jones, L OBP: 0.389, SLG: 0.492	FC4-6 G6-4-3 1-2f			F8			4-3		1B	4	0	1	1	0	0	1						
Juan Beniquez, R OBP: 0.323, SLG: 0.365	G6-4-3 1-2f			F8			L6-4 BB		1B	3	0	1	0	1	0	1						
Reggie Jackson, L OBP: 0.342, SLG: 0.445			K				K		G4-6-3 1-2f	3	0	0	0	1	2	2						
Doug DeCinces, R OBP: 0.312, SLG: 0.420				F4			L6-4 2-3			3	0	1	0	0	0	2						
Brian Downing, R OBP: 0.347, SLG: 0.313				FC6-4 CS			5-3		3-1	3	0	0	0	0	0	1						
Bobby Grich, R OBP: 0.363, SLG: 0.366			CS	F9			L3		5-3	3	0	0	0	0	0	0						
Bob Boone, R OBP: 0.318, SLG: 0.319				5-3			3-1 1B		F7	3	0	1	0	0	0	0						
Dick Schofield, R OBP: 0.261, SLG: 0.333 Daryl Sconiers, L OBP: 0.333, SLG: 0.353				F8			3-1		4-3 1B 2B	2	0	0	0	0	0	1						
Inning Stats	R: 0 E: 0 K: 0 S: 2	H: 0 LOB: 0 BB: 1 P: 6	R: 0 E: 0 K: 1 S: 5	H: 1 LOB: 0 BB: 0 P: 5	R: 0 E: 0 K: 0 S: 3	H: 0 LOB: 0 BB: 0 P: 3	R: 0 E: 0 K: 0 S: 3	H: 0 LOB: 0 BB: 0 P: 3	R: 0 E: 0 K: 1 S: 5	H: 0 LOB: 0 BB: 0 P: 5	R: 0 E: 0 K: 1 S: 6	H: 1 LOB: 1 BB: 0 P: 6	R: 0 E: 0 K: 0 S: 2	H: 0 LOB: 1 BB: 2 P: 10	R: 0 E: 0 K: 0 S: 3	H: 0 LOB: 0 BB: 0 P: 3	R: 1 E: 0 K: 0 S: 5	H: 3 LOB: 1 BB: 0 P: 5	1B: 4 2B: 2 3B: 0 HR: 0	SF: 0 SAC: 0 DP: 3 HBP: 0	WP: 0 PB: 0 SB: 0 CS: 1	PA: 32
PITCHER	IP	WLS	BF	H	R	ER	SO	BB	IBB	HBP	BLK	WP	HR	S	P	ERA	WHIP					
Mark Gubicza, R ERA: 4.28	1		29	4	1	1	3	3	0	0	0	0	0	32	44	1.08	0.840					
Dan Quisenberry, R ERA: 3.19	0.2	S	2	1	0	0	0	0	0	0	0	0	0	2	2	0.00	1.500					

Kansas City Royals @ California Angels
Anaheim Stadium, Anaheim, CA
Sat Jun 08 1985, 10:05 PM EDT
Att: 46,393 - Unknown

AB 28
R 1
H 5
RBI 1
BB 3
SO 3
LOB 10



Batter	1	2	3	4	5	6	7	8	9	AB	R	H	RBI	BB	SO	LOB	TOP			
Lonnie Smith, R OBP: 0.337, SLG: 0.272 (1, 7)	G1-6-3		K					K		4	0	1	0	0	2	0	Kansas City Royals @ California Angels Anaheim Stadium, Anaheim, CA Sun Jun 09 1985, 6:33 AM EDT Att: 41,973 - Unknown livebaseballscorecards.com			
Lynn Jones, R OBP: 0.216, SLG: 0.255 (1, 8)	2-3			4-3		F8		6-3		4	0	0	0	0	0	1				
Jorge Orta, L OBP: 0.342, SLG: 0.418 (1, 10)	K			F7				4-3		4	0	1	0	0	1	0				
Steve Balboni, R OBP: 0.311, SLG: 0.444 Willie Wilson, S OBP: 0.305, SLG: 0.429 (9, PR)		FC4-6 1B		FC4-6 1B		K		1B 1B		4	0	3	0	0	1	1				
Frank White, R OBP: 0.277, SLG: 0.435 (1, 4)		FC4-6 1-2f		FC4-6 1-2f			1B 1B	K		4	0	1	0	0	1	3				
Pat Sheridan, L OBP: 0.285, SLG: 0.301 (1, 9)		K			G3		F9	FC6-4 1B		4	0	1	0	0	1	2				
Greg Pryor, R Dane Iorg, L OBP: 0.238, SLG: 0.308 (9, PH)		F9			F9			K		3	0	1	0	0	0	1				
John Wathan, R George Brett, L OBP: 0.448, SLG: 0.348 OBP: 0.404, SLG: 0.524 (9, PH)			4-3				L6	FC6-4		2	0	0	0	1	0	2				
Onix Concepcion, R OBP: 0.221, SLG: 0.226 (1, 6)			F9			F8		FC6-4		3	0	0	0	0	0	3				
Inning Stats	R: 0 E: 0 K: 1 S: 5	H: 0 LOB: 0 BB: 0 P: 5	R: 0 E: 0 K: 1 S: 6	H: 1 LOB: 1 BB: 0 P: 6	R: 0 E: 0 K: 1 S: 5	H: 0 LOB: 0 BB: 0 P: 5	R: 0 E: 0 K: 0 S: 4	H: 1 LOB: 1 BB: 0 P: 4	R: 0 E: 0 K: 0 S: 3	H: 0 LOB: 1 BB: 1 P: 7	R: 0 E: 0 K: 0 S: 6	H: 2 LOB: 1 BB: 0 P: 6	R: 0 E: 0 K: 0 S: 5	H: 2 LOB: 2 BB: 0 P: 5	R: 0 E: 0 K: 1 S: 9	H: 2 LOB: 2 BB: 0 P: 9		1B: 8 2B: 0 3B: 0 HR: 0	SF: 0 SAC: 0 DP: 0 HBP: 0	WP: 0 PB: 0 SB: 1 CS: 1
PITCHER	IP WLS BF H R ER SO BB IBB HBP BLK WP HR S P ERA WHIP																			
Ron Romanick, R ERA: 3.14 (1, 1)	7.0 W 27 6 0 0 4 1 0 0 0 0 0 0 34 38 0.00 1.000																			
Donnie Moore, R ERA: 1.75 (8, 1)	2.0 S 8 2 0 0 3 0 0 0 0 0 0 0 14 14 0.00 1.000																			

Batter	1	2	3	4	5	6	7	8	9	AB	R	H	RBI	BB	SO	LOB	BOTTOM			
Gary Pettis, S OBP: 0.352, SLG: 0.325 (1, 8)	3-4-3		1B BB					F9		3	0	0	0	1	1	1	Kansas City Royals @ California Angels Anaheim Stadium, Anaheim, CA Sun Jun 09 1985, 6:33 AM EDT Att: 41,973 - Unknown livebaseballscorecards.com			
Juan Beniquez, R OBP: 0.333, SLG: 0.367 (1, 3)	G4-3 HBP		1-2 2-3 1B		G6-4-3 BB			6-3		2	0	1	0	1	0	0				
Brian Downing, R OBP: 0.340, SLG: 0.305 (1, 7)	G4-3 1-2f		K		G6-4-3			4-3		4	0	0	0	0	1	5				
Doug DeCinces, R OBP: 0.310, SLG: 0.415 (1, 5)		5-3		L8			F9	FC6-4 1B		4	0	1	0	0	0	0				
Mike Brown, R OBP: 0.276, SLG: 0.333 (1, 9)		6-3		BB 1B 1B			F8	FC6-4		4	1	1	0	0	0	1				
Reggie Jackson, L OBP: 0.342, SLG: 0.439 (1, 10)		K		1-2 BB 1B			F5			2	0	0	0	1	1	0				
Bob Boone, R OBP: 0.318, SLG: 0.319 (1, 2)			5-3		1-2 2-H 1B			5-3		3	0	1	1	0	0	0				
Bobby Grich, R OBP: 0.358, SLG: 0.360 (1, 4)			F9		L9			F8		3	0	0	0	0	0	2				
Dick Schofield, R OBP: 0.268, SLG: 0.340 (1, 6)			1B BB 1B		L7					3	0	2	0	0	0	2				
Inning Stats	R: 0 E: 0 K: 0 S: 2	H: 0 LOB: 0 BB: 0 P: 3	R: 0 E: 0 K: 1 S: 7	H: 0 LOB: 0 BB: 0 P: 5	R: 0 E: 0 K: 1 S: 5	H: 2 LOB: 3 BB: 1 P: 11	R: 1 E: 0 K: 0 S: 5	H: 2 LOB: 2 BB: 1 P: 9	R: 0 E: 0 K: 0 S: 4	H: 0 LOB: 0 BB: 0 P: 8	R: 0 E: 0 K: 0 S: 3	H: 0 LOB: 0 BB: 0 P: 3	R: 0 E: 0 K: 0 S: 4	H: 1 LOB: 1 BB: 0 P: 4	R: 0 E: 0 K: 0 S: 4	H: 1 LOB: 1 BB: 0 P: 4		1B: 6 2B: 0 3B: 0 HR: 0	SF: 0 SAC: 0 DP: 2 HBP: 1	WP: 0 PB: 0 SB: 0 CS: 0
PITCHER	IP WLS BF H R ER SO BB IBB HBP BLK WP HR S P ERA WHIP																			
Danny Jackson, L ERA: 3.34 (1, 1)	8.0 L 32 6 1 1 3 3 0 1 0 0 0 0 34 47 1.12 1.125																			

Batter	1	2	3	4	5	6	7	8	9	AB	R	H	RBI	BB	SO	LOB	TOP								
Willie Wilson, S OBP: 0.305, SLG: 0.421 (1, 8)	F6		F8		4-3 1-3 S 1B		F4		1-3	5	0	1	0	0	0	3									
Lonnie Smith, R OBP: 0.338, SLG: 0.278 Lynn Jones, R OBP: 0.231, SLG: 0.271 (1, 7) (7, 7)	1-3			1B SF8 1B	F4		F8			4	1	1	0	0	0	3									
Jorge Orta, L OBP: 0.335, SLG: 0.408 (1, 10)	F6			1B 1-2 1B	4-3				F5	4	1	1	1	0	0	1									
Steve Balboni, R OBP: 0.307, SLG: 0.439 (1, 3)		K		SF8 2H	F7				K	3	0	0	1	0	2	1									
Frank White, R OBP: 0.270, SLG: 0.422 (1, 4)	F9			FC5 1-3 1B			K		F9	4	0	1	0	0	1	0									
Pat Sheridan, L OBP: 0.299, SLG: 0.307 (1, 9)	S 1B			1-2 3H 1B			K		K	4	0	2	1	0	2	0									
Greg Pryor, R OBP: 0.327, SLG: 0.383 (1, 5)	5-3			F9			6-3			4	0	1	0	0	0	3									
Jim Sundberg, R OBP: 0.263, SLG: 0.380 (1, 2)			F9	FC5 2-3			WP SH1-3 1B		K	4	0	1	0	0	1	3									
Onix Concepcion, R OBP: 0.241, SLG: 0.240 (1, 6)			K		1B 4-3 1B		SH1-3			2	1	1	0	1	1	0									
Inning Stats	R: 0 E: 0 K: 0 S: 3	H: 0 LOB: 0 BB: 0 P: 3	R: 0 E: 0 K: 1 S: 6	H: 1 LOB: 1 BB: 0 P: 6	R: 0 E: 0 K: 1 S: 5	H: 0 LOB: 0 BB: 0 P: 5	R: 2 E: 0 K: 0 S: 7	H: 4 LOB: 2 BB: 0 P: 7	R: 1 E: 0 K: 0 S: 5	H: 2 LOB: 1 BB: 0 P: 5	R: 0 E: 0 K: 2 S: 7	H: 0 LOB: 0 BB: 0 P: 7	R: 0 E: 0 K: 0 S: 4	H: 1 LOB: 1 BB: 0 P: 4	R: 0 E: 0 K: 1 S: 5	H: 0 LOB: 0 BB: 0 P: 5	R: 0 E: 0 K: 2 S: 8	H: 1 LOB: 2 BB: 1 P: 12	1B: 9 2B: 0 3B: 0 HR: 0	SF: 1 SAC: 1 DP: 0 HBP: 0	WP: 1 PB: 1 SB: 2 CS: 0	PA: 37			
PITCHER	IP	WLS	BF	H	R	ER	SO	BB	IBB	HBP	BLK	WP	HR	S	P	ERA	WHIP								
Don Sutton, R ERA: 5.36 Jay Howell, R ERA: 2.18 (1, 1) (8, 1)	7.0		29	8	3	3	4	0	0	0	0	1	0	37	37	3.86	1.143								

Kansas City Royals @ Oakland Athletics
Oakland-Alameda County Coliseum, Oakland, CA

AB 34
R 3
H 9
RBI 3
BB 1
SO 7
LOB 14



Tue Jun 11 1985, 7:05 PM PDT
Att: 7,201 - Unknown

Batter	1	2	3	4	5	6	7	8	9	AB	R	H	RBI	BB	SO	LOB	BOTTOM								
Alfredo Griffin, S OBP: 0.333, SLG: 0.360 (1, 6)	4-3 3-1 2B		F8		G5-4-3 2-3 1B		SH1-3		K	4	1	2	0	0	1	3									
Carney Lansford, R OBP: 0.292, SLG: 0.385 (1, 5)	4-3		WP 1-2 1B		G5-4-3 1-2		4-3			5	0	2	1	0	0	4									
Mike Davis, L OBP: 0.383, SLG: 0.592 (1, 9)	3-1		4-3		1-2 2-3		F5		K	4	0	0	1	0	1	4									
Dave Kingman, R OBP: 0.331, SLG: 0.478 (1, 10)	F9			5-3			E5		F4	4	0	0	0	0	0	0									
Dusty Baker Jr., R OBP: 0.353, SLG: 0.471 (1, 3) (8, 7)		K		F9			E6 FC6-4		F4	4	0	0	0	0	1	1									
Dwayne Murphy, L OBP: 0.344, SLG: 0.385 (1, 8)	4-3			1-3			K		K	4	0	0	0	0	2	2									
Mike Heath, R OBP: 0.298, SLG: 0.399 (1, 7) (8, 2)	F8				1B 6-3 1B		FC6-4		6-3	4	1	1	0	0	0	2									
Mickey Tettleton, S OBP: 0.400, SLG: 0.333 Rob Piccolo, R OBP: 0.341, SLG: 0.400 (1, 2) (7, PR) (8, 3)			K		1B 6-3 1B				BB 1B 1B	3	0	2	0	0	1	0									
Donnie Hill, S OBP: 0.283, SLG: 0.316 (1, 4)	WP 1B			6-3			SH 4-3 SH1-3		1B	2	0	1	1	1	0	1									
Inning Stats	R: 1 E: 0 K: 0 S: 4	H: 1 LOB: 0 BB: 0 P: 4	R: 0 E: 0 K: 1 S: 5	H: 0 LOB: 0 BB: 0 P: 5	R: 0 E: 0 K: 1 S: 7	H: 2 LOB: 2 BB: 0 P: 7	R: 0 E: 0 K: 0 S: 3	H: 0 LOB: 0 BB: 0 P: 3	R: 0 E: 0 K: 1 S: 5	H: 3 LOB: 1 BB: 0 P: 5	R: 0 E: 2 K: 1 S: 7	H: 0 LOB: 2 BB: 0 P: 7	R: 1 E: 1 K: 1 S: 7	H: 1 LOB: 2 BB: 0 P: 7	R: 0 E: 0 K: 1 S: 5	H: 0 LOB: 0 BB: 0 P: 5	R: 0 E: 0 K: 1 S: 6	H: 2 LOB: 2 BB: 1 P: 10	1B: 7 2B: 2 3B: 0 HR: 0	SF: 0 SAC: 2 DP: 1 HBP: 0	WP: 1 PB: 0 SB: 0 CS: 0	PA: 38			
PITCHER	IP	WLS	BF	H	R	ER	SO	BB	IBB	HBP	BLK	WP	HR	S	P	ERA	WHIP								
Bud Black, L ERA: 3.32 Michael LaCoss, R ERA: 1.69 (1, 1) (9, 1)	8.1	L	36	8	4	3	5	1	0	0	0	0	0	45	49	3.24	1.080								

Kansas City Royals @ Oakland Athletics
Oakland-Alameda County Coliseum, Oakland, CA

AB 35
R 4
H 9
RBI 3
BB 1
SO 6
LOB 17



Tue Jun 11 1985, 7:05 PM PDT
Att: 7,201 - Unknown

Batter	1	2	3	4	5	6	7	8	9	10	11	12	13	14	AB	R	H	RBI	BB	SO	LOB	TOP
Willie Wilson, S OBP: 0.306, SLG: 0.417															5	1	1	0	1	1	2	
Lonnie Smith, R OBP: 0.337, SLG: 0.283															4	1	1	0	0	0	3	
Lynn Jones, R OBP: 0.241, SLG: 0.300															2	0	1	0	0	0	0	
Jorge Orta, L OBP: 0.335, SLG: 0.408															5	0	1	2	1	1	1	
Steve Balboni, R OBP: 0.299, SLG: 0.427															6	0	0	0	0	3	3	
Frank White, R OBP: 0.262, SLG: 0.408															6	0	0	0	0	0	1	
Pat Sheridan, L OBP: 0.319, SLG: 0.340															4	1	3	0	1	0	0	
Greg Pryor, R OBP: 0.315, SLG: 0.353															4	0	0	0	1	0	3	
John Wathan, R OBP: 0.412, SLG: 0.296															4	0	0	0	1	0	1	
Jim Sundberg, R OBP: 0.267, SLG: 0.383															1	0	1	1	0	0	0	
Onix Concepcion, R OBP: 0.227, SLG: 0.237															2	0	0	0	1	0	2	
Dang Iorga, L OBP: 0.225, SLG: 0.200															1	0	0	0	0	1	2	
Buddy Biancalana, S OBP: 0.225, SLG: 0.200															1	0	0	0	1	0	2	
Inning Stats	R: 1 E: 0 K: 0 S: 3	H: 0 LOB: 0 BB: 1 P: 7	R: 0 E: 0 K: 0 S: 4	H: 1 LOB: 2 BB: 1 P: 8	R: 1 E: 0 K: 2 S: 9	H: 2 LOB: 0 BB: 0 P: 9	R: 0 E: 0 K: 0 S: 3	H: 1 LOB: 1 BB: 0 P: 3	R: 0 E: 0 K: 1 S: 5	H: 0 LOB: 0 BB: 0 P: 6	R: 0 E: 0 K: 0 S: 3	H: 0 LOB: 1 BB: 1 P: 7	R: 0 E: 0 K: 0 S: 2	H: 0 LOB: 0 BB: 1 P: 6	R: 0 E: 0 K: 1 S: 5	H: 0 LOB: 0 BB: 0 P: 5	R: 0 E: 0 K: 0 S: 4	H: 2 LOB: 1 BB: 1 P: 8	1B: 3 2B: 4 3B: 1 HR: 0	SF: 0 SAC: 1 DP: 1 HBP: 1	WP: 0 PB: 1 SB: 2 CS: 3	PA: 55
PITCHER	IP	WLS	BF	H	R	ER	SO	BB	IBB	HBP	BLK	WP	HR	S	P	ERA	WHIP					
Chris Codrili, R ERA: 4.26	(1.1)	5.0	21	4	2	2	2	2	0	1	0	0	0	13	22	0.00	0.667					
Mike Warren, R ERA: 6.34	(6.1)	3.0	12	0	0	0	2	2	0	0	0	0	0	13	22	0.00	0.667					
Steve McCatty, R ERA: 5.73	(9.1)	6.0	21	4	1	1	1	2	1	0	0	0	0	20	32	1.50	1.000					

Kansas City Royals @ Oakland Athletics
Oakland-Alameda County Coliseum, Oakland, CA
Wed Jun 12 1985, 7:05 PM PDT
Att: 11,010 - Unknown

AB 45
R 3
H 8
RBI 3
BB 7
SO 5
LOB 19



Batter	1	2	3	4	5	6	7	8	9	10	11	12	13	14	AB	R	H	RBI	BB	SO	LOB	BOTTOM		
Alfredo Griffin, S OBP: 0.332, SLG: 0.354															6	0	1	0	1	1	2			
Carney Lansford, R OBP: 0.292, SLG: 0.382															7	1	2	0	0	0	5			
Bruce Bochte, L OBP: 0.396, SLG: 0.396															3	0	1	0	1	0	1			
Rob Picciolo, R OBP: 0.333, SLG: 0.390															1	0	0	0	0	0	0			
Dusty Baker Jr., R OBP: 0.350, SLG: 0.466															1	0	0	0	0	1	2			
Dave Kingman, R OBP: 0.326, SLG: 0.470															6	0	1	1	0	2	1			
Mike Davis, L OBP: 0.381, SLG: 0.584															6	0	2	0	0	1	2			
Dwayne Murphy, L OBP: 0.352, SLG: 0.403															4	1	2	1	2	1	2			
Mike Heath, R OBP: 0.294, SLG: 0.391															6	0	1	0	0	1	5			
Mickey Tettleton, S OBP: 0.272, SLG: 0.356															3	0	0	0	0	1	1			
Steve Henderson, R OBP: 0.358, SLG: 0.388															1	0	1	0	1	0	0			
Donnie Hill, S OBP: 0.262, SLG: 0.315															4	0	1	0	0	0	1			
Inning Stats	R: 0 E: 0 K: 1 S: 5	H: 0 LOB: 0 BB: 0 P: 5	R: 0 E: 0 K: 0 S: 4	H: 1 LOB: 1 BB: 0 P: 4	R: 0 E: 0 K: 1 S: 5	H: 1 LOB: 0 BB: 0 P: 5	R: 0 E: 0 K: 1 S: 5	H: 0 LOB: 1 BB: 1 P: 9	R: 0 E: 0 K: 0 S: 6	H: 2 LOB: 2 BB: 0 P: 9	R: 1 E: 0 K: 0 S: 6	H: 3 LOB: 2 BB: 0 P: 6	R: 0 E: 0 K: 0 S: 3	H: 0 LOB: 0 BB: 0 P: 3	R: 0 E: 0 K: 1 S: 5	H: 0 LOB: 2 BB: 2 P: 13	R: 0 E: 0 K: 1 S: 5	H: 1 LOB: 1 BB: 1 P: 9	R: 0 E: 0 K: 0 S: 4	H: 1 LOB: 1 BB: 0 P: 4	1B: 11 2B: 1 3B: 0 HR: 1	SF: 0 SAC: 3 DP: 2 HBP: 0	WP: 0 PB: 0 SB: 1 CS: 1	PA: 56
PITCHER	IP	WLS	BF	H	R	ER	SO	BB	IBB	HBP	BLK	WP	HR	S	P	ERA	WHIP							
Bret Saberhagen, R ERA: 3.35	(1.1)	6.0	25	7	2	2	4	2	0	0	0	0	0	14	14	3.00	1.500							
Dan Quisenberry, R ERA: 2.82	(7.1)	3.0	12	3	0	0	1	0	0	0	0	0	0	14	14	0.00	1.000							
Michael LaCoss, R ERA: 1.46	(10.1)	3.1	12	0	0	0	3	1	1	0	0	0	0	16	24	0.00	0.300							
Mike Jones, L ERA: 4.5	(13.1)	1.2	W	7	2	0	0	0	1	0	0	0	0	6	10	0.00	1.800							

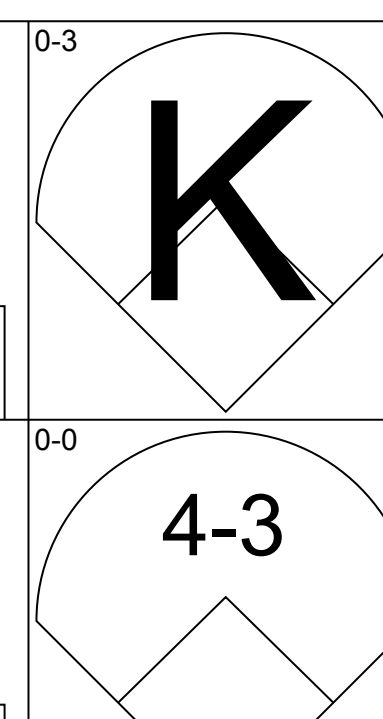
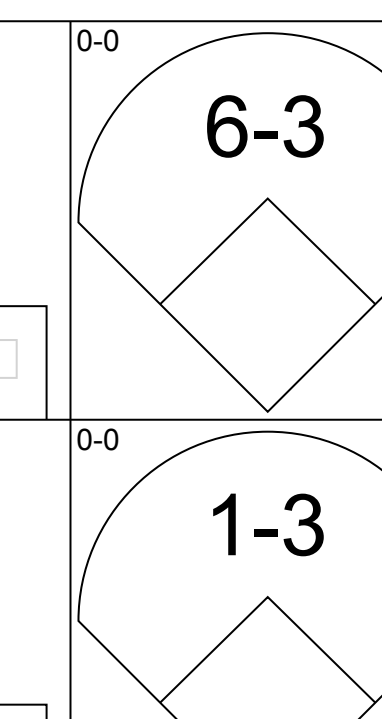
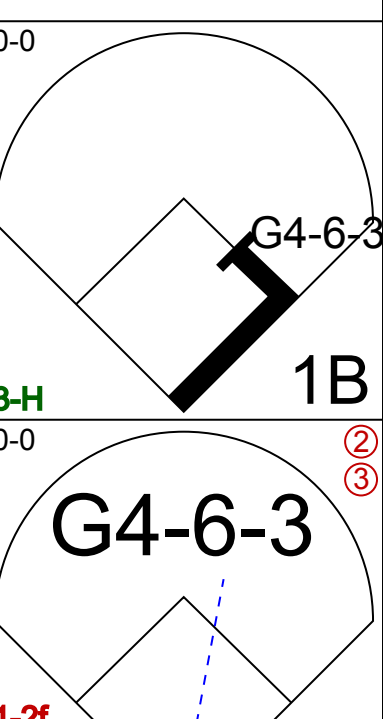
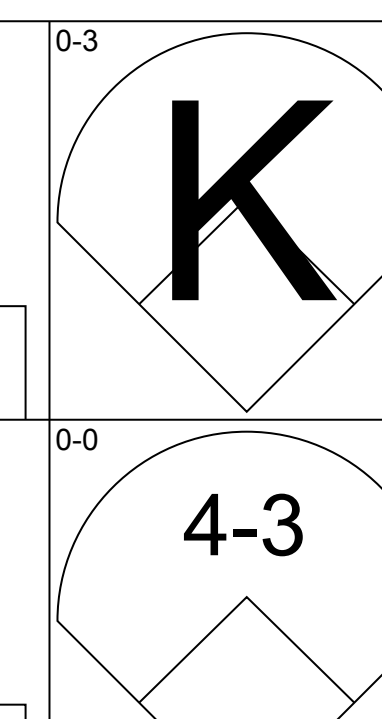
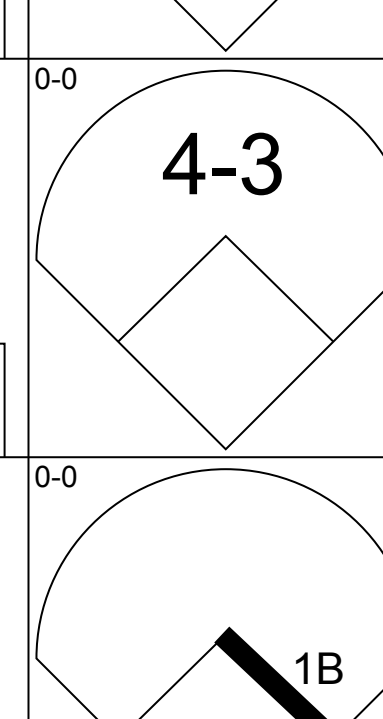
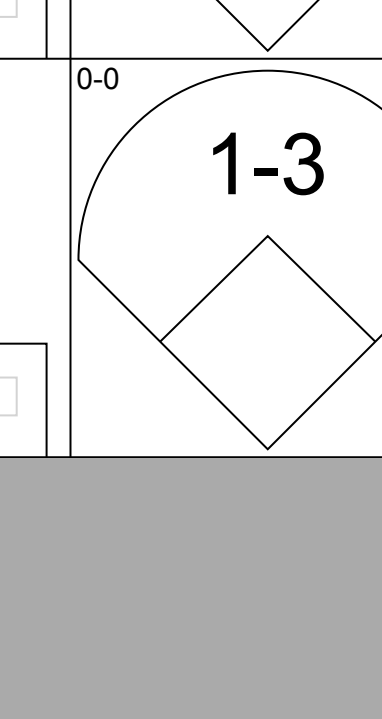
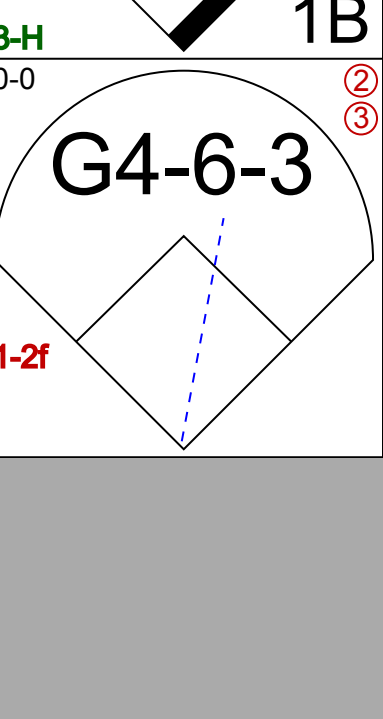
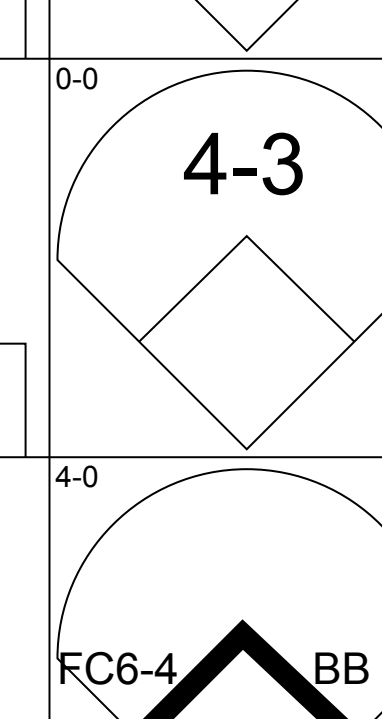
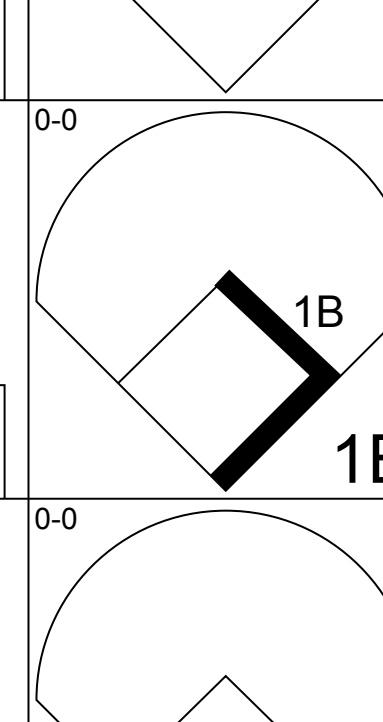
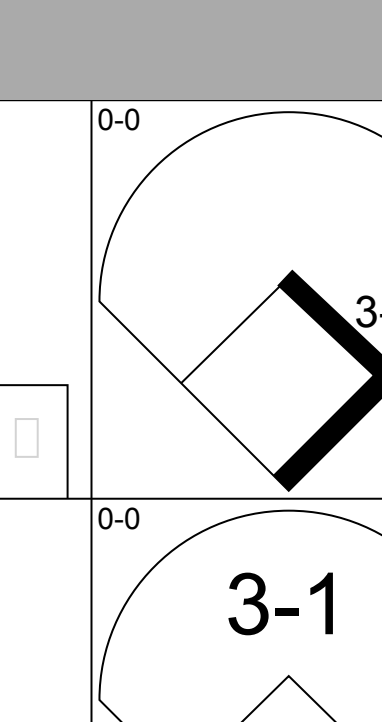
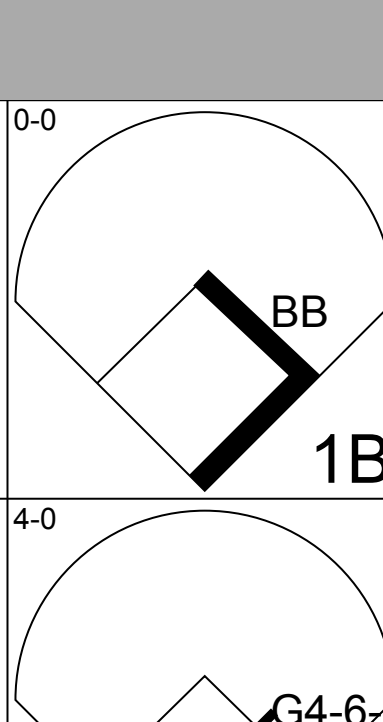
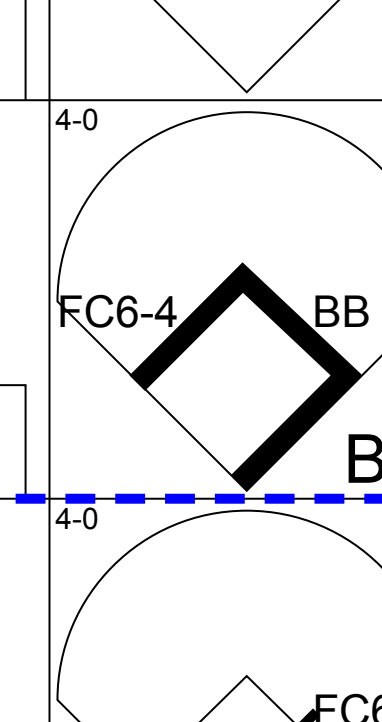
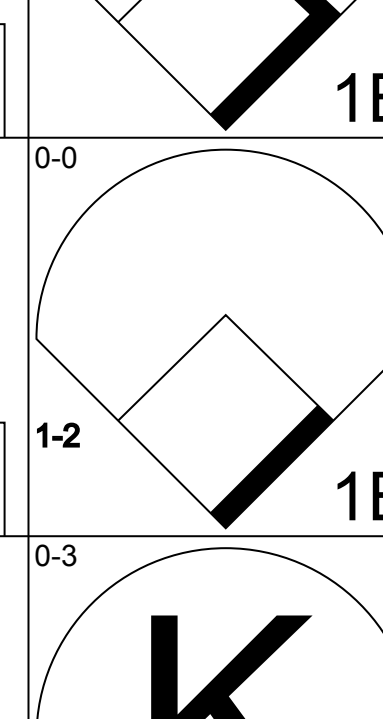
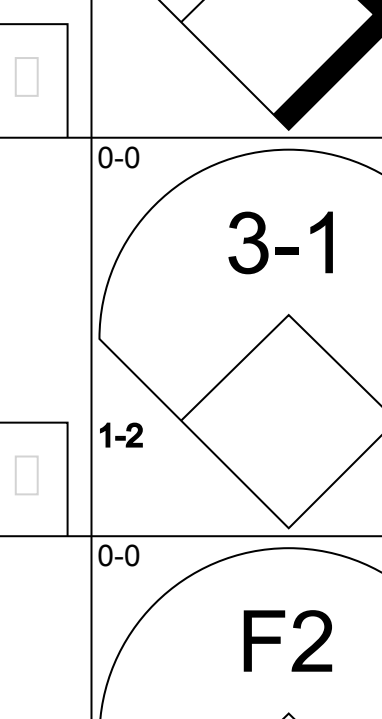
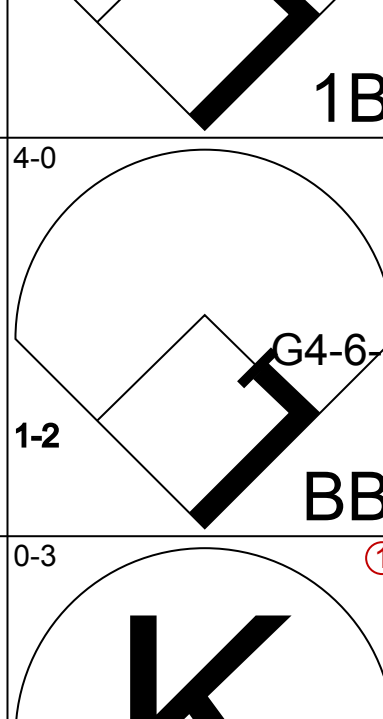
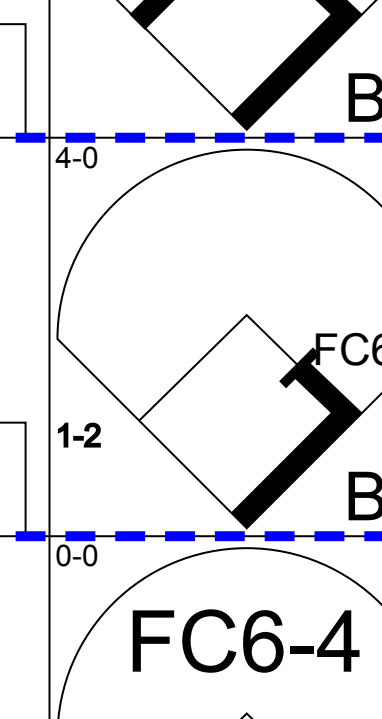
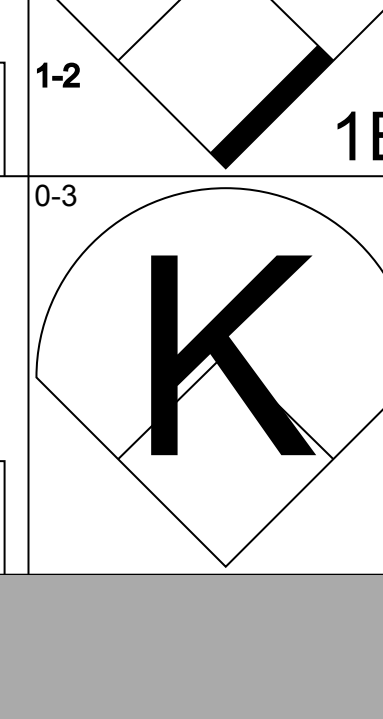
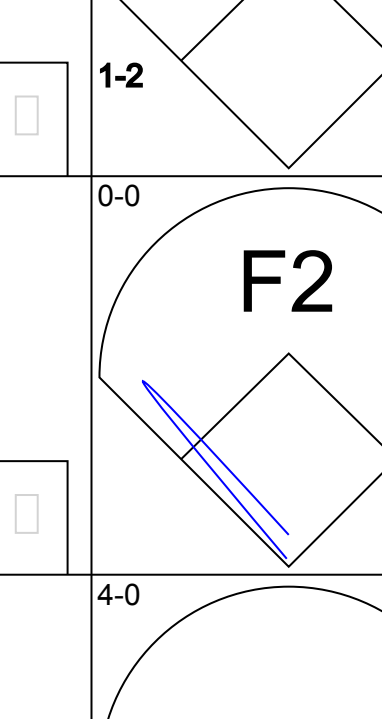
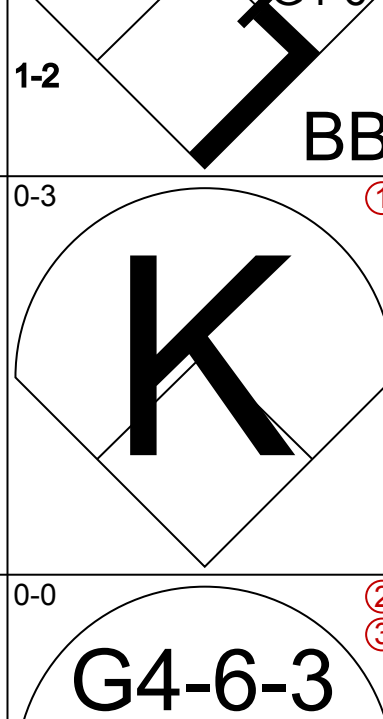
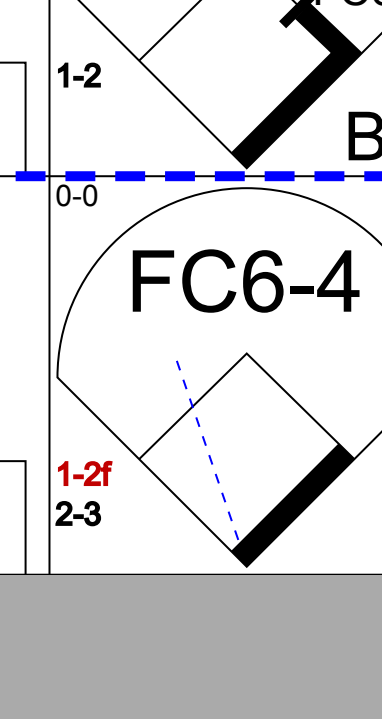
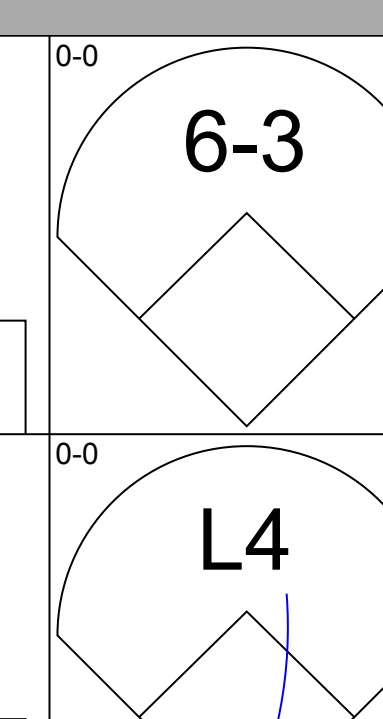
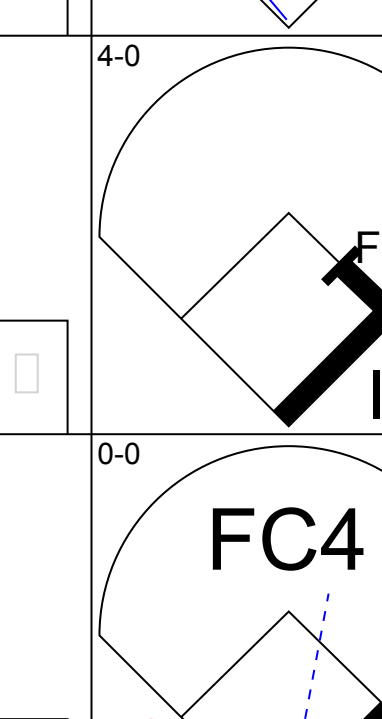
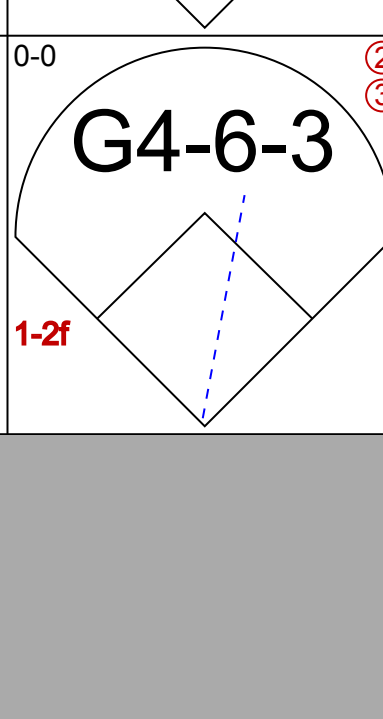
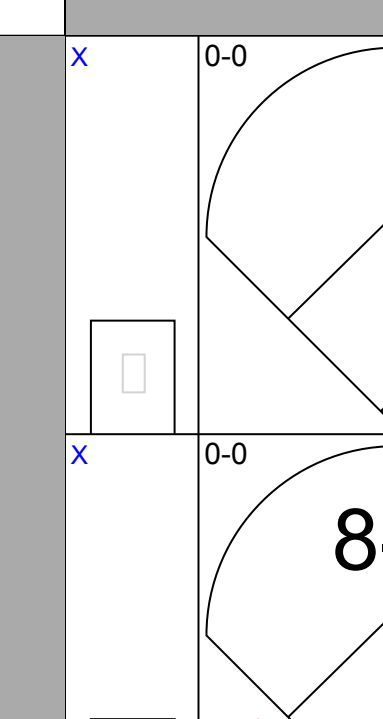
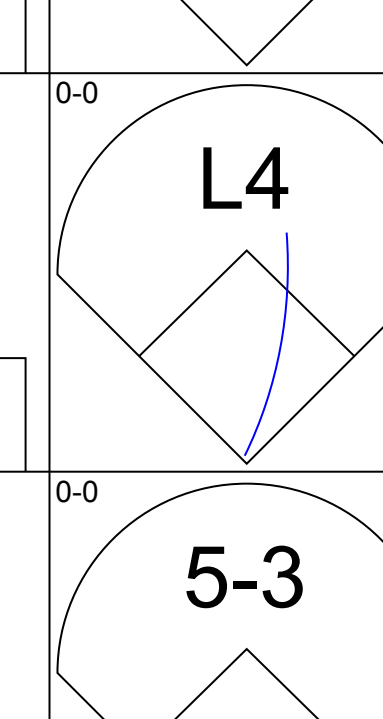
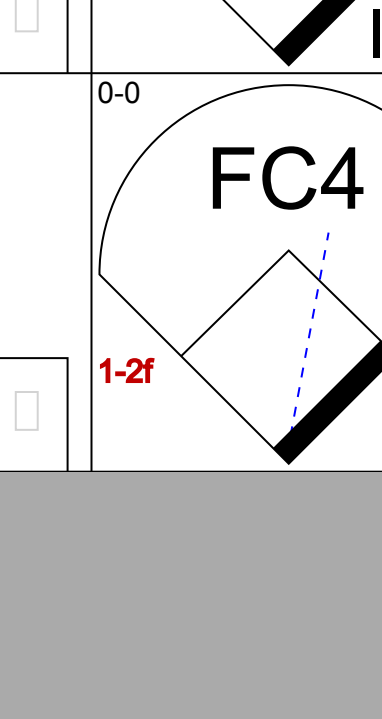
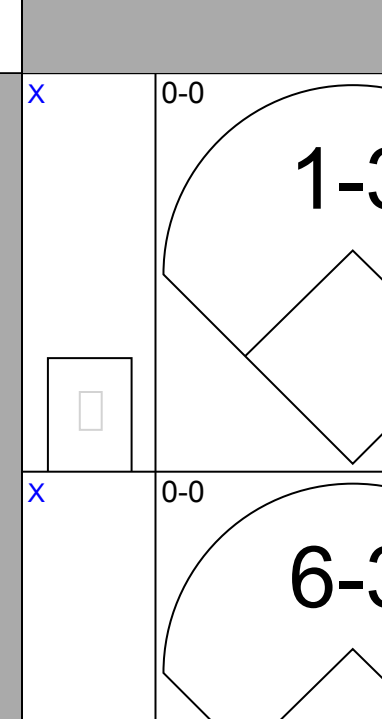
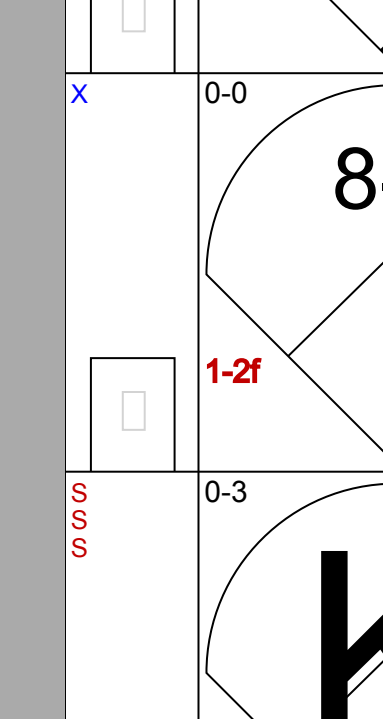
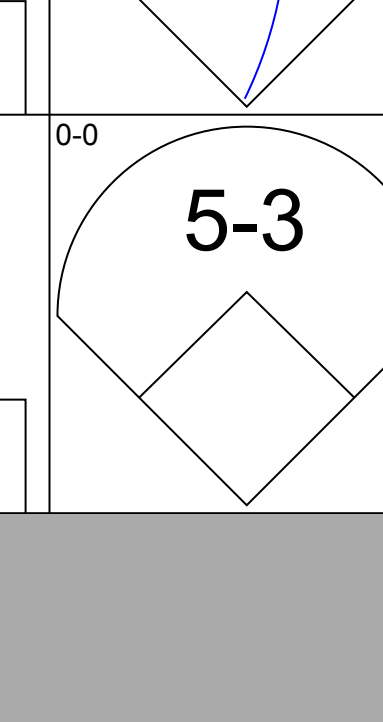
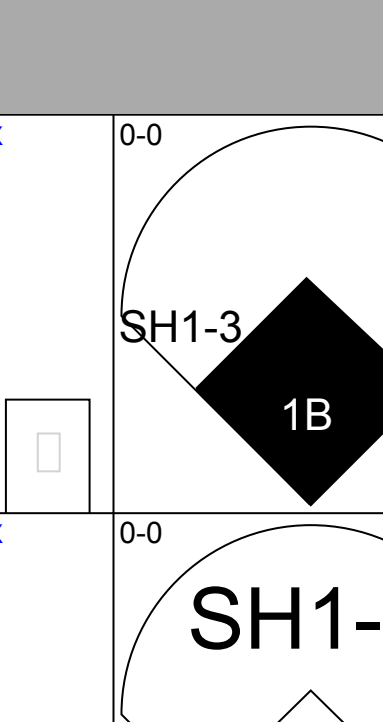
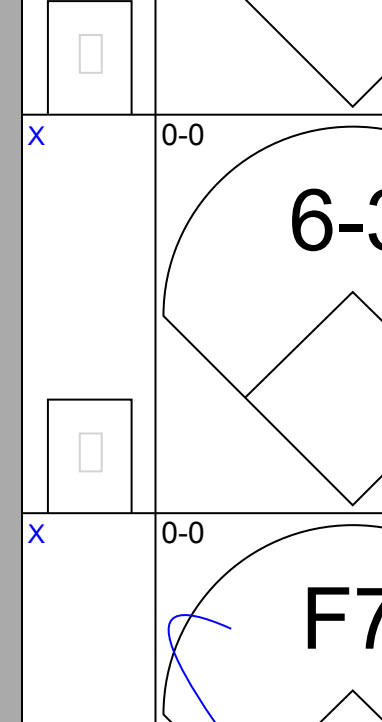
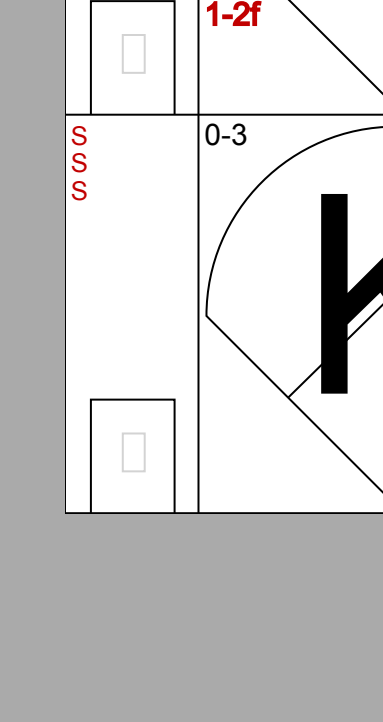
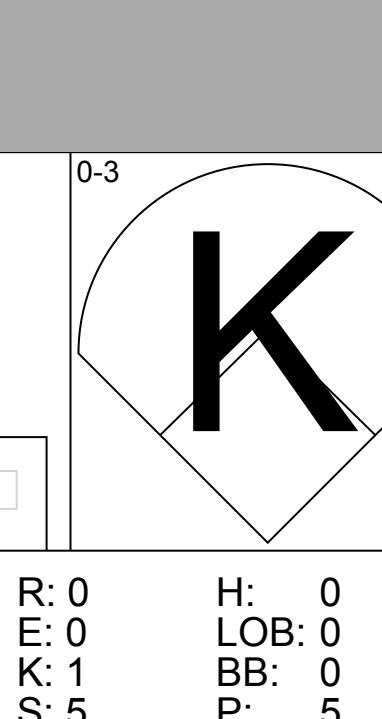
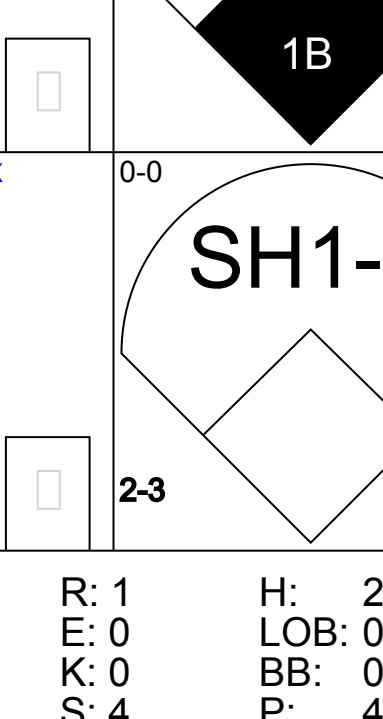
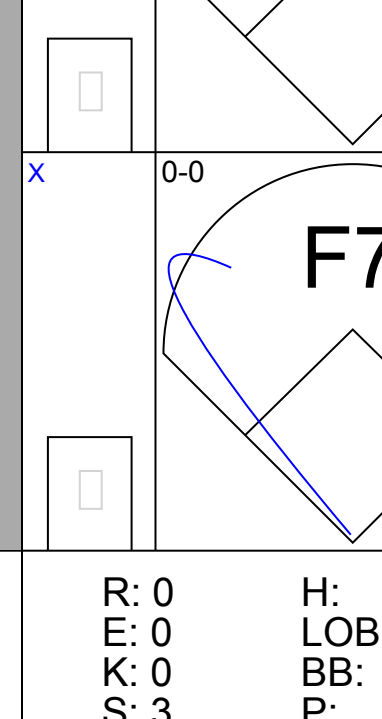
Kansas City Royals @ Oakland Athletics
Oakland-Alameda County Coliseum, Oakland, CA
Wed Jun 12 1985, 7:05 PM PDT
Att: 11,010 - Unknown

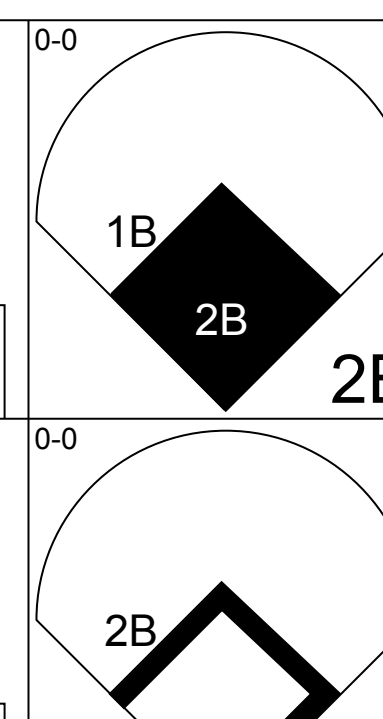
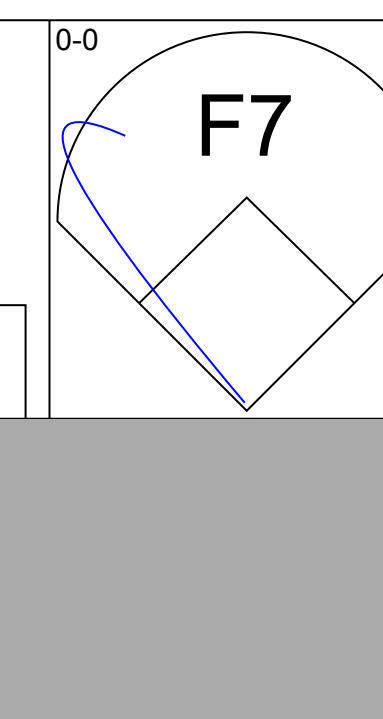
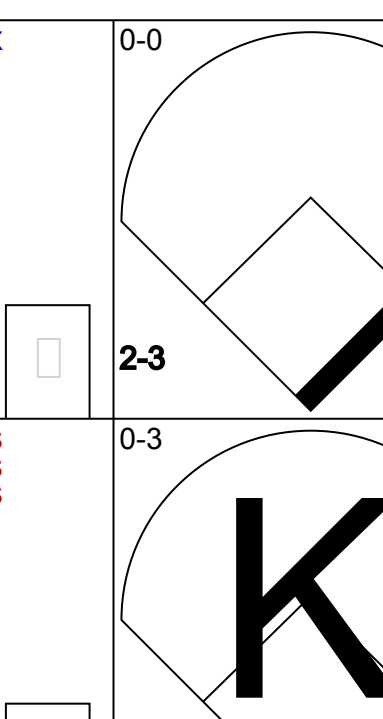
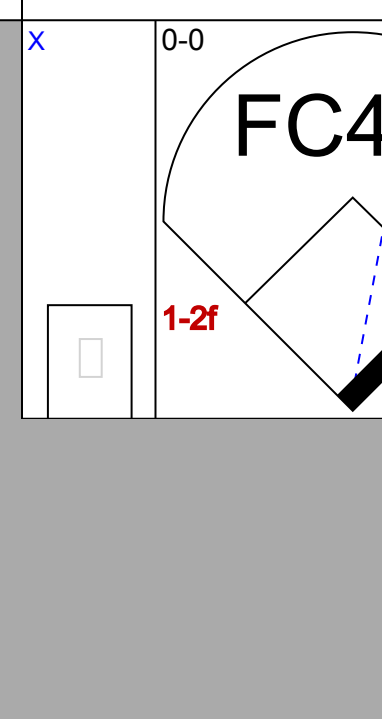
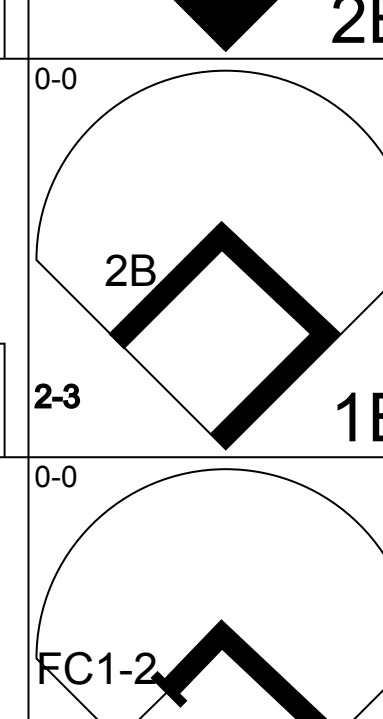
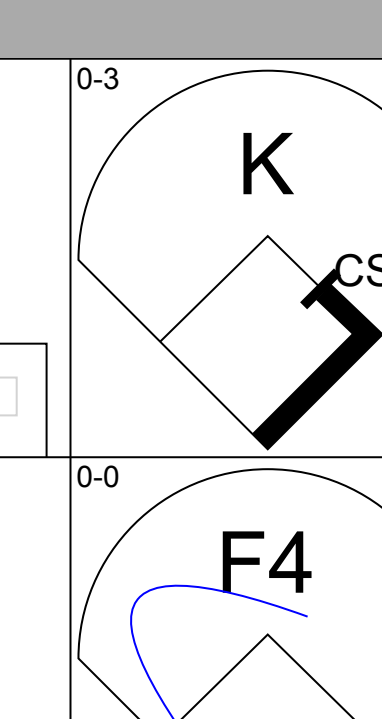
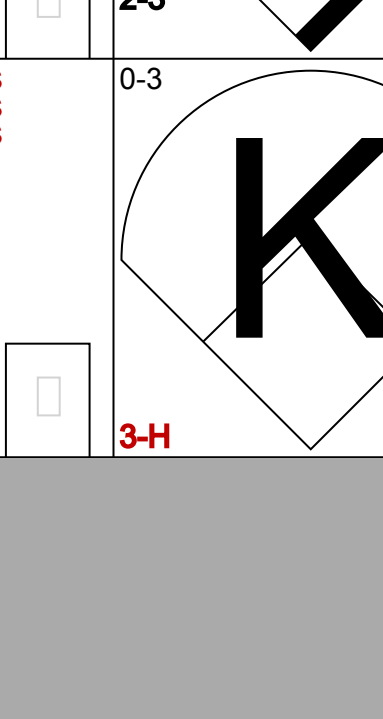
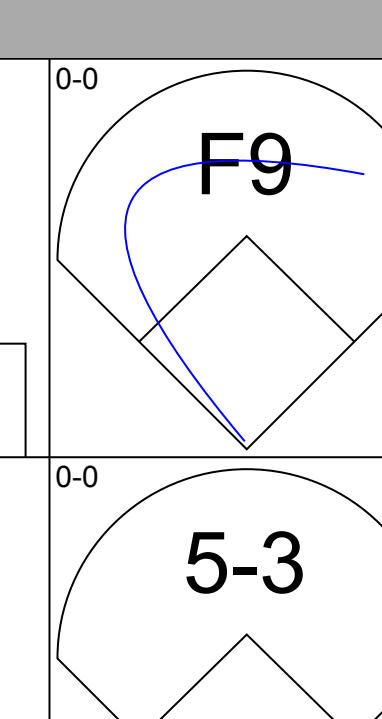
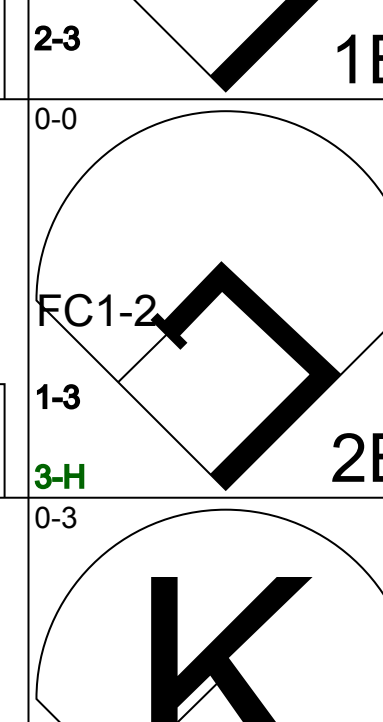
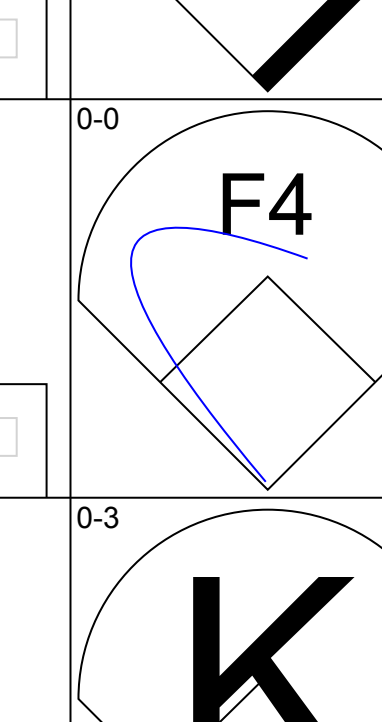

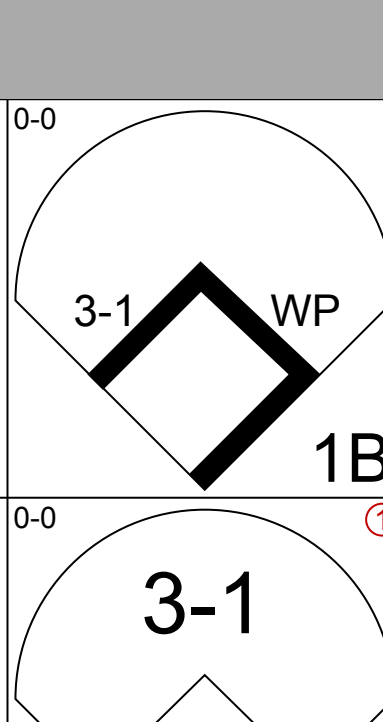
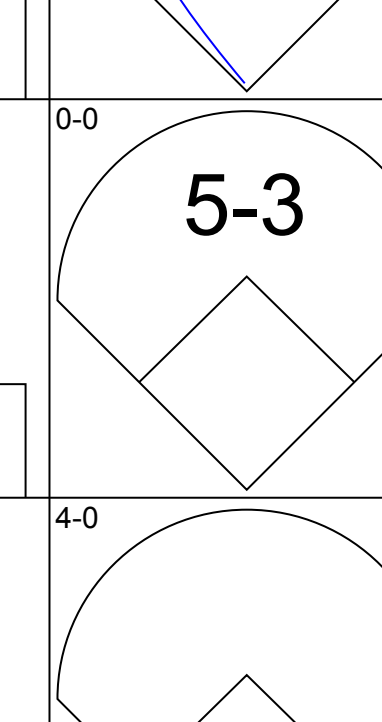
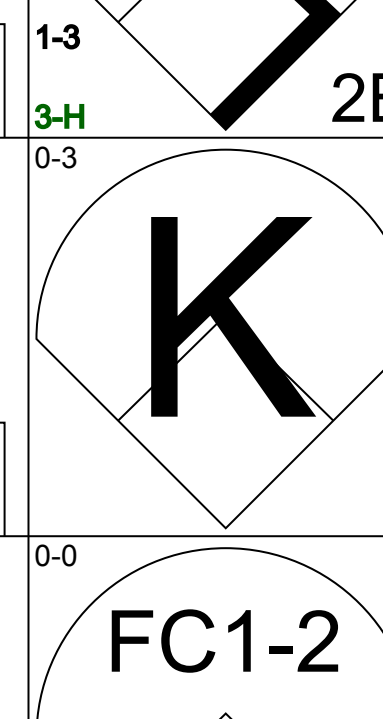
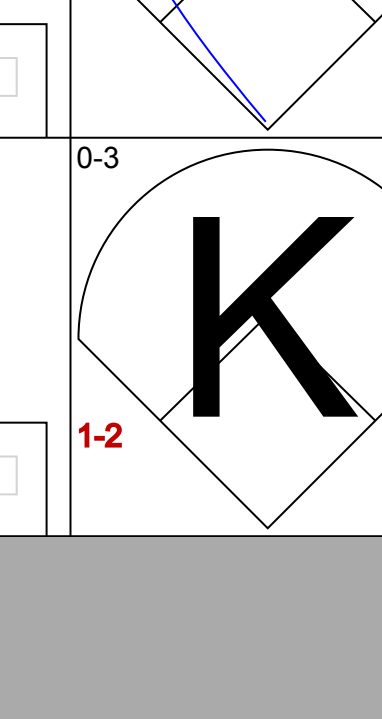
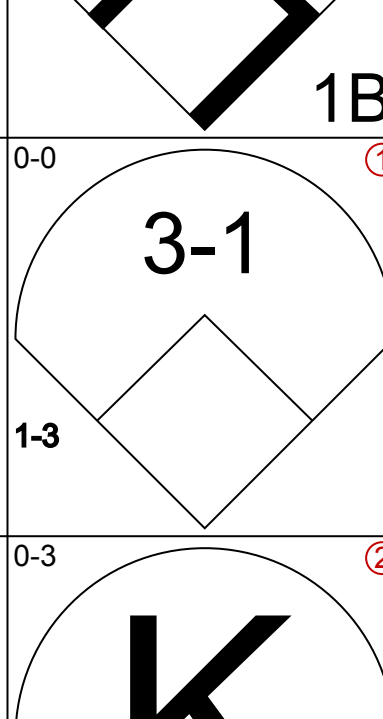
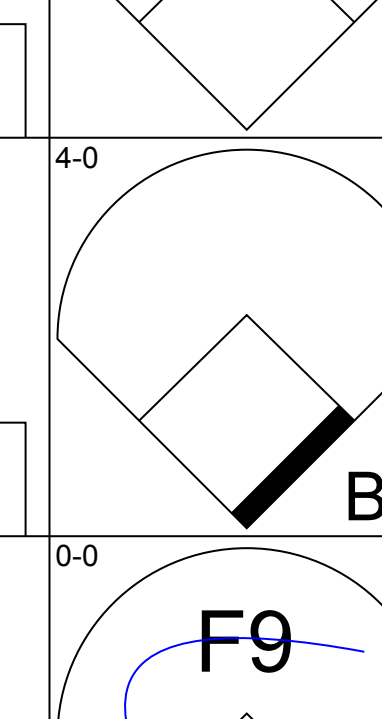
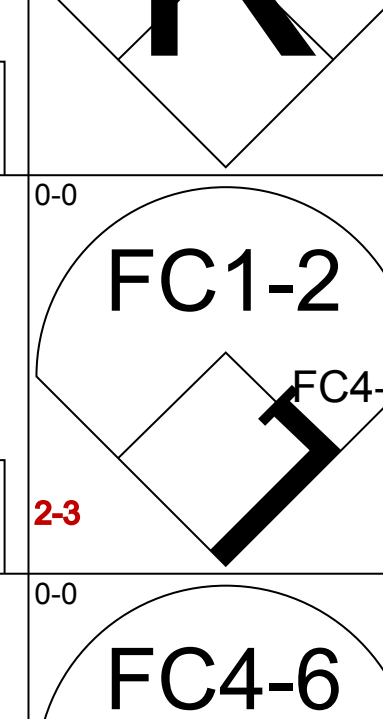
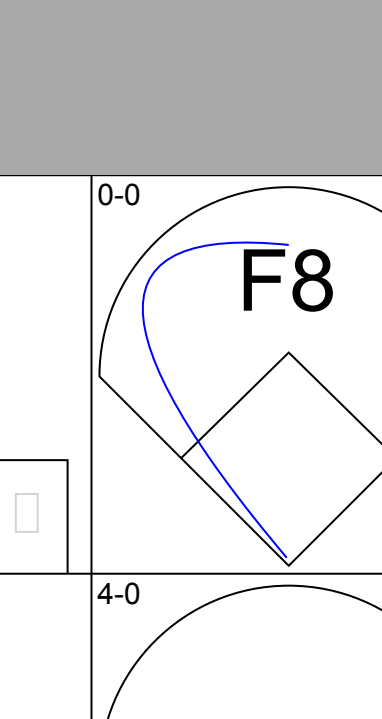
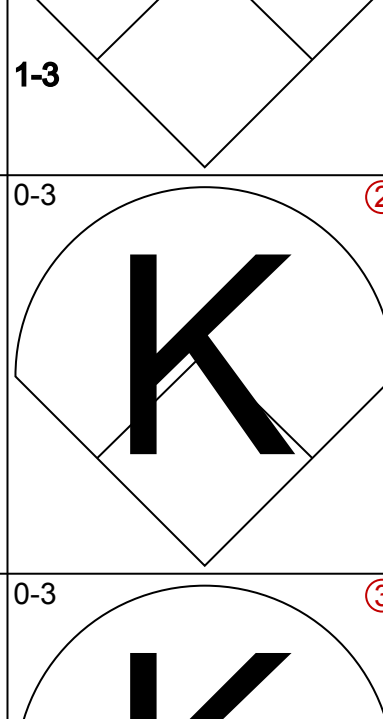
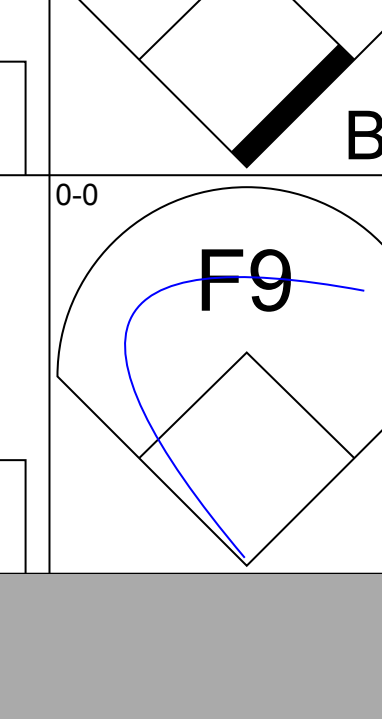
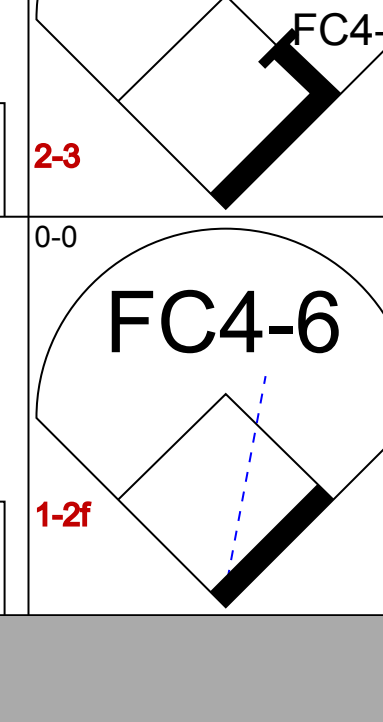
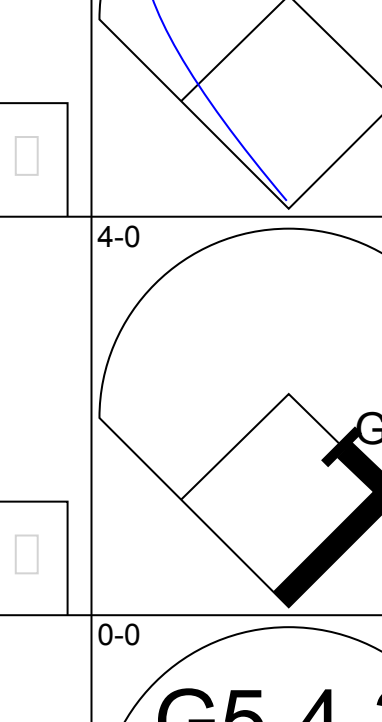
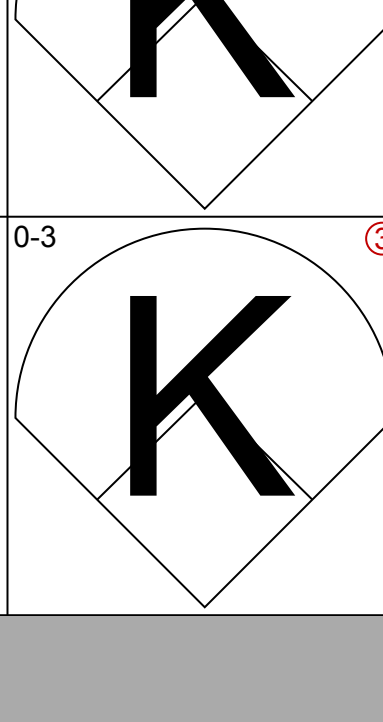
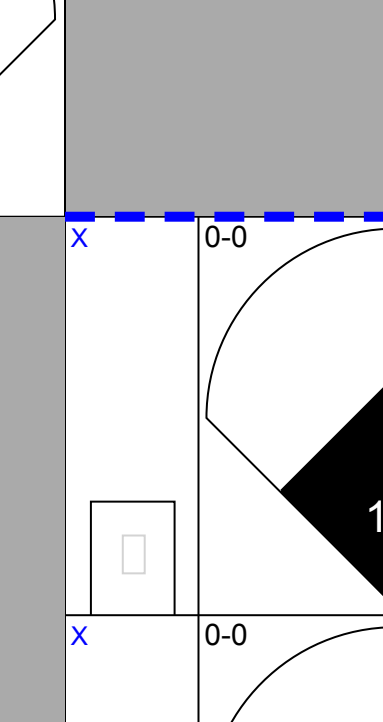
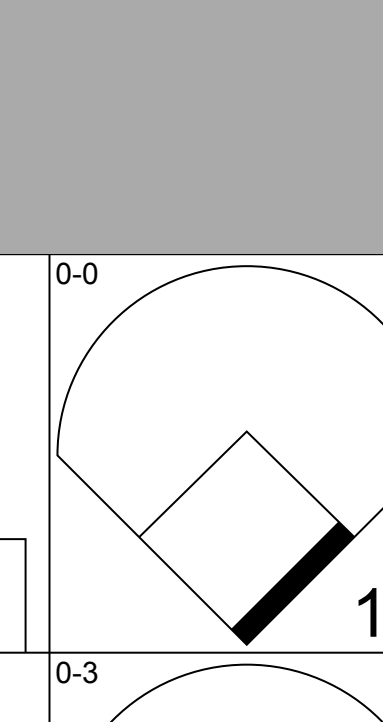
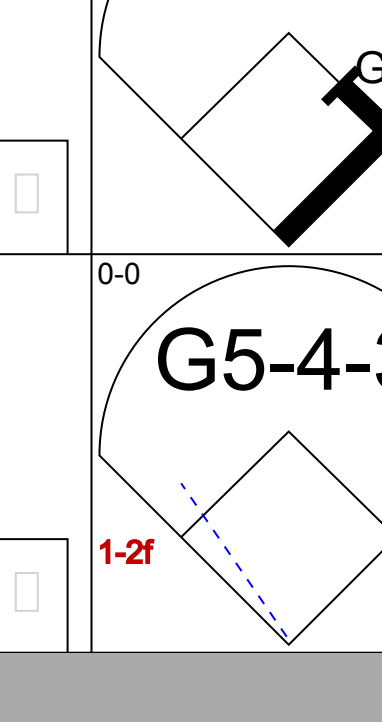
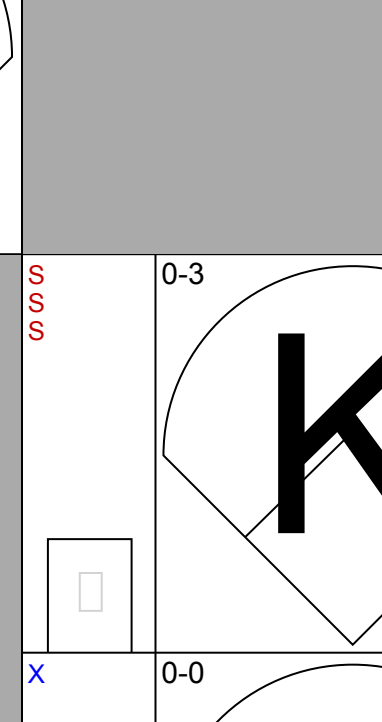
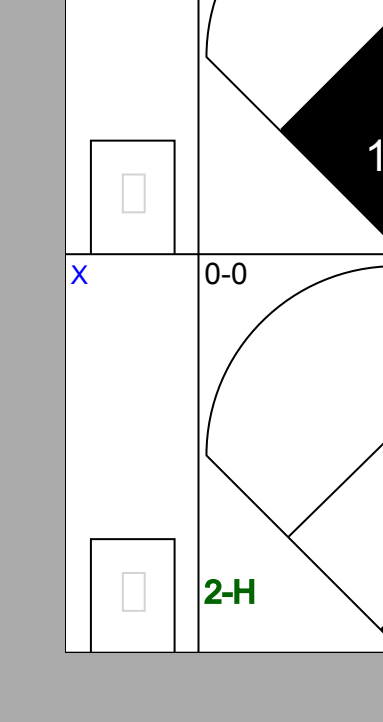
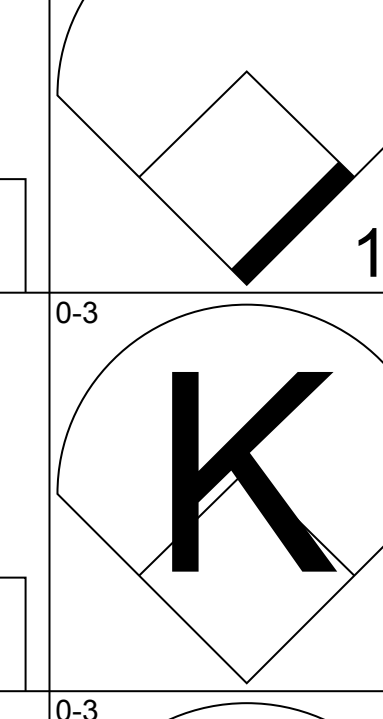
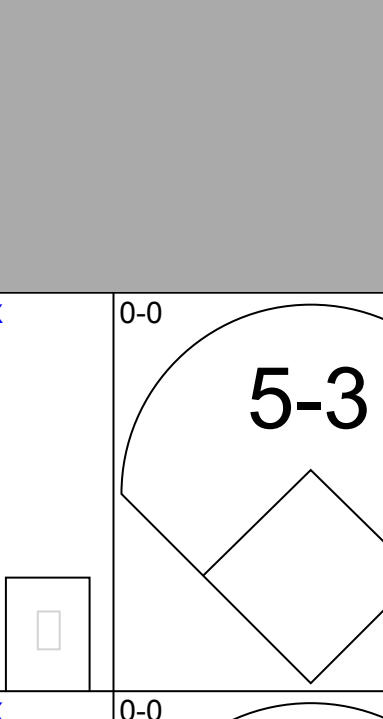
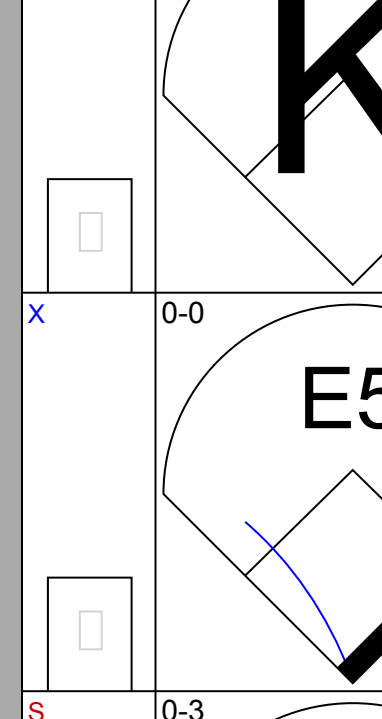
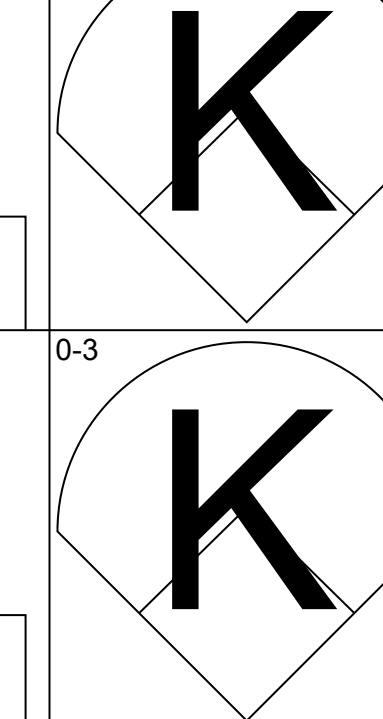
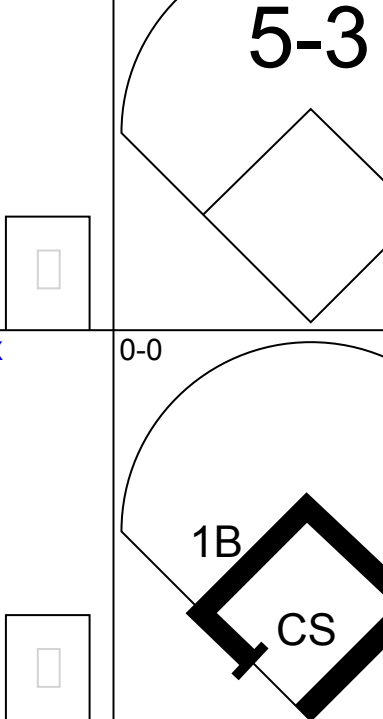
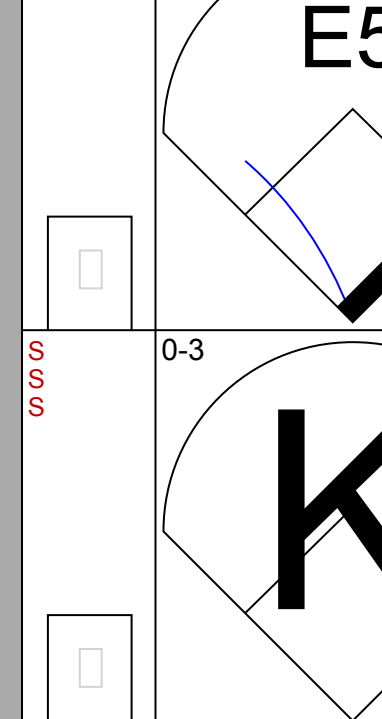
AB 48
R 2
H 12
RBI 2
BB 5
SO 8
LOB 22



Batter	1	2	3	4	5	6	7	8	9	AB	R	H	RBI	BB	SO	LOB	TOP										
Willie Wilson, S (1, 8) OBP: 0.302, SLG: 0.405	0-3 K		0-0 E6		4-0 BB			0-0 5-3		3	0	1	1	1	1		Kansas City Royals @ Seattle Mariners The Kingdome, Seattle, WA Sat Jun 15 1985, 10:05 PM EDT Att: 26,067 - Unknown livebaseballscores.com										
Lonnie Smith, R (1, 7) OBP: 0.340, SLG: 0.279	0-0 G3		1-3 3-H 4-0 G4-6-3 BB		0-0 5-3			0-0 5-3		3	0	0	0	1	0	1											
Frank White, R (1, 4) OBP: 0.271, SLG: 0.403	0-0 4-3		0-0 G4-6-3 1-2				0-0 FC6-4 1B	0-0 1B		4	0	2	0	0	0	3											
Steve Balboni, R (1, 3) OBP: 0.300, SLG: 0.419		0-0 5-3		0-0 5-3		0-0 FC6-4 1B		0-0 FC6-4 1B		4	0	2	0	0	0	0											
Darryl Motley, R (1, 9) OBP: 0.260, SLG: 0.403		4-0 G5-4-3 BB		0-0 S 1B		0-0 FC6-4 1B 1-2 2-3		0-0 FC6-4 1B 1-2		3	0	1	0	1	0	4											
Hal McRae, R (1, 10) OBP: 0.321, SLG: 0.308 Jorge Orta, L (9, PH) OBP: 0.328, SLG: 0.396		0-0 G5-4-3 1-2		0-0 F9		0-0 G6-4-3 1-2		0-0 F8		3	0	0	0	0	0	4											
Greg Pryor, R (1, 5) OBP: 0.308, SLG: 0.328 Pat Sheridan, L (9, PH) OBP: 0.320, SLG: 0.356			0-0 FC5-4 BB E 1B	0-0 4-3			0-0 5-3	0-0 F9		3	1	1	0	0	0	1											
Jim Sundberg, R (1, 2) OBP: 0.274, SLG: 0.391 George Brett, L (9, PH) OBP: 0.403, SLG: 0.521			4-0 FC5-4 BB 1-2		0-0 5-3		0-0 4-3	0-0 G3		2	0	0	0	1	0	0											
Onix Concepcion, R (1, 6) OBP: 0.233, SLG: 0.221			0-0 FC5-4 E 1-2 2-3		0-0 1-3		0-0 6-3			3	0	0	0	0	0	2											
Inning Stats	R: 0 E: 0 K: 1 S: 5	H: 0 LOB: 0 BB: 0 P: 5	R: 0 E: 0 K: 0 S: 2	H: 0 LOB: 0 BB: 1 P: 6	R: 1 E: 1 K: 0 S: 4	H: 1 LOB: 2 BB: 2 P: 12	R: 0 E: 0 K: 0 S: 4	H: 1 LOB: 1 BB: 0 P: 4	R: 0 E: 0 K: 0 S: 3	H: 0 LOB: 0 BB: 0 P: 7	R: 0 E: 0 K: 0 S: 4	H: 2 LOB: 1 BB: 0 P: 4	R: 0 E: 0 K: 0 S: 3	H: 0 LOB: 0 BB: 0 P: 3	R: 0 E: 0 K: 0 S: 5	H: 2 LOB: 2 BB: 0 P: 5		R: 0 E: 0 K: 0 S: 3	H: 0 LOB: 0 BB: 0 P: 3	1B: 6 2B: 0 3B: 0 HR: 0	SF: 0 SAC: 0 DP: 3 HBP: 0	WP: 0 PB: 0 SB: 1 CS: 0	PA: 35				
PITCHER	IP	WLS	BF	H	R	ER	SO	BB	IBB	HBP	BLK	WP	HR	S	P	ERA	WHIP										
Matt Young, L (1, 1) ERA: 4.8	8.0	W	32	6	1	1	1	4	0	0	0	0	0	30	46	1.12	1.250										
Ed Nunez, R (9, 1) ERA: 3.0	0.2		2	0	0	0	0	0	0	0	0	0	0	2	2	0.00	0.000										
Ed Vande Berg, L (9, 1) ERA: 2.97	0.1	S	1	0	0	0	0	0	0	0	0	0	0	1	1	0.00	0.000										

Batter	1	2	3	4	5	6	7	8	9	AB	R	H	RBI	BB	SO	LOB	BOTTOM										
Jack Perconte, L (1, 4) OBP: 0.288, SLG: 0.342	0-0 L8	0-0 F7		0-0 1B 1-2 2-H 3-H			0-3 K			4	0	1	1	0	1	3	Kansas City Royals @ Seattle Mariners The Kingdome, Seattle, WA Sat Jun 15 1985, 10:05 PM EDT Att: 26,067 - Unknown livebaseballscores.com										
Phil Bradley, R (1, 7) OBP: 0.391, SLG: 0.545	0-0 F9		0-0 6-3		0-0 F8			0-0 S 1B		4	0	1	0	0	0	0											
Ivan Calderon, R (1, 9) OBP: 0.348, SLG: 0.544	0-3 K		0-0 6-3		0-0 F9			0-0 F3		4	0	0	0	0	1	1											
Gorman Thomas, R (1, 10) OBP: 0.356, SLG: 0.504		4-0 1B SF8 BB	0-3 K		4-0 CS BB		0-3 K	0-3 K		2	1	0	0	2	2	1											
Alvin Davis, L (1, 3) OBP: 0.384, SLG: 0.408		0-0 1B SF8 1B		4-0 HBP 1B BB	0-0 CS	0-3 K		4-0 IBB		2	1	1	0	2	1	0											
Jim Prestley, R (1, 5) OBP: 0.313, SLG: 0.500		0-0 SF8		0-0 F2		0-0 F9		0-0 5-3		3	0	0	1	0	0	3											
Dave Henderson, R (1, 8) OBP: 0.303, SLG: 0.386		0-0 BB 2-3 1B		0-0 5-3		0-0 F4				3	0	1	0	0	0	1											
Darnell Coles, R (1, 6) OBP: 0.377, SLG: 0.372 Spike Owen, S (8, 6) OBP: 0.282, SLG: 0.272		4-0 BB 1-2 BB		4-0 HBP 1B BB		0-0 F9		0-0 F9		1	0	0	0	2	0	0											
Bob Kearney, R (1, 2) OBP: 0.239, SLG: 0.318		0-0 F3		1-0 HBP 1B		0-0 F9				2	0	0	0	0	0	3											
Inning Stats	R: 0 E: 0 K: 1 S: 5	H: 0 LOB: 0 BB: 0 P: 5	R: 1 E: 0 K: 0 S: 5	H: 2 LOB: 3 BB: 2 P: 13	R: 0 E: 0 K: 1 S: 5	H: 0 LOB: 0 BB: 0 P: 5	R: 1 E: 0 K: 0 S: 3	H: 1 LOB: 2 BB: 2 P: 12	R: 0 E: 0 K: 0 S: 2	H: 0 LOB: 0 BB: 1 P: 6	R: 0 E: 0 K: 1 S: 5	H: 0 LOB: 0 BB: 0 P: 5	R: 0 E: 0 K: 1 S: 5	H: 0 LOB: 0 BB: 0 P: 5	R: 0 E: 0 K: 1 S: 6	H: 1 LOB: 2 BB: 1 P: 10		1B: 4 2B: 0 3B: 0 HR: 0	SF: 1 SAC: 0 DP: 0 HBP: 1	WP: 0 PB: 0 SB: 1 CS: 1	PA: 34						
PITCHER	IP	WLS	BF	H	R	ER	SO	BB	IBB	HBP	BLK	WP	HR	S	P	ERA	WHIP										
Charlie Leibrandt, L (1, 1) ERA: 2.68	7.0	L	28	3	2	2	4	5	0	1	0	0	0	30	51	2.57	1.143										
Joe Beckwith, R (8, 1) ERA: 3.22	1.0		5	1	0	0	1	0	1	0	0	0	0	6	10	0.00	1.000										

Batter	1	2	3	4	5	6	7	8	9	AB	R	H	RBI	BB	SO	LOB	TOP																	
Willie Wilson, S OBP: 0.301, SLG: 0.402 (1, 8)										4	0	1	1	0	2	0	Kansas City Royals @ Seattle Mariners The Kingdome, Seattle, WA Sun Jun 16 1985, 6:33 AM EDT Att: 14,103 - Unknown																	
Lonnie Smith, R OBP: 0.333, SLG: 0.273 (1, 7)										4	0	0	0	0	0	1																		
George Brett, L OBP: 0.413, SLG: 0.528 Frank White, R OBP: 0.271, SLG: 0.403 (8, PR) (8, 4)										3	0	3	0	1	0	0																		
Jorge Orta, L OBP: 0.333, SLG: 0.398 Hal McRae, R OBP: 0.329, SLG: 0.308 (8, PH) (1, 10)										2	0	1	0	1	0	1																		
Steve Balboni, R OBP: 0.295, SLG: 0.412 (1, 3)										4	0	0	0	0	2	7																		
Pat Sheridan, L OBP: 0.324, SLG: 0.355 Lynn Jones, R OBP: 0.241, SLG: 0.300 (9, 9) (1, 9)										3	0	1	0	1	0	2																		
Greg Pryor, R OBP: 0.290, SLG: 0.308 (1, 4) (8, 5)											4	0	0	0	0	3																		
John Wathan, R OBP: 0.395, SLG: 0.323 (1, 2)											4	1	1	0	0	1																		
Buddy Biancalana, S OBP: 0.214, SLG: 0.189 (1, 6)										2	0	0	0	0	1	0																		
Inning Stats	R: 0 E: 0 K: 2 S: 9	H: 2 LOB: 2 BB: 0 P: 9	R: 0 E: 0 K: 0 S: 3	H: 0 LOB: 0 BB: 0 P: 3	R: 0 E: 0 K: 1 S: 5	H: 0 LOB: 0 BB: 0 P: 5	R: 0 E: 0 K: 0 S: 4	H: 1 LOB: 2 BB: 1 P: 8	R: 1 E: 0 K: 0 S: 4	H: 2 LOB: 0 BB: 0 P: 4	R: 0 E: 0 K: 1 S: 5	H: 1 LOB: 1 BB: 1 P: 9	R: 0 E: 0 K: 0 S: 3	H: 0 LOB: 0 BB: 0 P: 3	R: 0 E: 0 K: 1 S: 5	H: 1 LOB: 0 BB: 0 P: 5		1B: 6 2B: 2 3B: 0 HR: 0	SF: 0 SAC: 1 DP: 3 HBP: 0	WP: 0 PB: 0 SB: 0 CS: 0	PA: 35													
PITCHER	IP WLS BF H R ER SO BB IBB HBP BLK WP HR S P ERA WHIP																																	
Bill Swift, R ERA: 2.95 (1, 1)	7.2	30	6	1	1	5	2	1	0	0	0	0	0	0	37	49	1.17	1.043																
Ed Vande Berg, L ERA: 2.97 (8, 1)	0.0	1	0	0	0	0	1	0	0	0	0	0	0	0	4	∞	∞																	
Karl Best, R ERA: 2.15 (8, 1)	1.1	W	4	1	0	0	1	0	0	0	0	0	0	0	6	6	0.00	0.750																

Batter	1	2	3	4	5	6	7	8	9	AB	R	H	RBI	BB	SO	LOB	BOTTOM																
Jack Perconte, L OBP: 0.292, SLG: 0.351 (1, 4)										4	1	2	0	0	0	2	Kansas City Royals @ Seattle Mariners The Kingdome, Seattle, WA Sun Jun 16 1985, 6:33 AM EDT Att: 14,103 - Unknown																
Phil Bradley, R OBP: 0.385, SLG: 0.540 (1, 8)										4	0	1	0	0	2	2																	
Ivan Calderon, R OBP: 0.354, SLG: 0.554 (1, 9)										4	0	2	1	0	0	1																	
Gorman Thomas, R OBP: 0.353, SLG: 0.492 (1, 10)										3	0	0	0	1	2	4																	
Alvin Davis, L OBP: 0.378, SLG: 0.400 (1, 3)										4	0	0	0	0	1	4																	
Barry Bonnell, R OBP: 0.273, SLG: 0.297 (1, 7)										3	1	1	0	1	1	3																	
Jim Prestley, R OBP: 0.316, SLG: 0.500 (1, 5)										4	0	2	1	0	1	1																	
Bob Kearney, R OBP: 0.233, SLG: 0.310 (1, 2)										3	0	0	0	0	1	1																	
Spike Owen, S OBP: 0.283, SLG: 0.279 (1, 6)										3	0	1	0	0	2	2																	
Inning Stats	R: 1 E: 0 K: 1 S: 8	H: 3 LOB: 2 BB: 0 P: 8	R: 0 E: 0 K: 2 S: 8	H: 1 LOB: 1 BB: 0 P: 8	R: 0 E: 0 K: 2 S: 7	H: 0 LOB: 1 BB: 0 P: 7	R: 0 E: 0 K: 0 S: 2	H: 0 LOB: 0 BB: 1 P: 6	R: 0 E: 0 K: 1 S: 6	H: 2 LOB: 2 BB: 0 P: 6	R: 0 E: 0 K: 2 S: 8	H: 1 LOB: 1 BB: 0 P: 8	R: 0 E: 0 K: 2 S: 8	H: 0 LOB: 1 BB: 0 P: 8	R: 0 E: 0 K: 0 S: 3	H: 0 LOB: 1 BB: 1 P: 7		R: 1 E: 0 K: 0 S: 2	H: 2 LOB: 1 BB: 0 P: 2	1B: 5 2B: 6 3B: 0 HR: 0	SF: 0 SAC: 0 DP: 3 HBP: 0	WP: 2 PB: 0 SB: 0 CS: 2	PA: 34										
PITCHER	IP WLS BF H R ER SO BB IBB HBP BLK WP HR S P ERA WHIP																																
Bud Black, L ERA: 3.14 (1, 1)	8.0	32	7	1	1	10	2	0	0	0	0	0	0	2	2	∞	∞																
Joe Beckwith, R ERA: 3.47 (9, 1)	0.0	L	2	2	1	1	0	0	0	0	0	0	0	2	2	∞	∞																

Batter	1	2	3	4	5	6	7	8	9	AB	R	H	RBI	BB	SO	LOB	TOP					
Kirby Puckett, R OBP: 0.323, SLG: 0.402	F7	4-3		4-3		6-3			4-3	5	0	0	0	0	0	2						
Mickey Hatcher, R OBP: 0.324, SLG: 0.376	1B		K	5-3			G3		1B	5	1	2	0	0	1	1						
Kent Hrbek, L OBP: 0.313, SLG: 0.398	2-3		1B	2B		FC4-6	K		1B	4	2	3	0	1	1	0						
Tom Brunansky, R OBP: 0.395, SLG: 0.589	2-3		1B	1B		FC4-6			F8	4	0	2	1	1	0	4						
Mike Stenhouse, L OBP: 0.324, SLG: 0.400	1B		F4	1B		FC4-6			5-3	5	0	1	1	0	0	6						
Mark Salas, L OBP: 0.345, SLG: 0.448	3-1		1B	1B		SF7			G3	3	0	1	1	0	0	2						
Gary Gaetti, R OBP: 0.346, SLG: 0.463			G3	K		F7			4-3	4	0	0	0	0	1	3						
Tim Teufel, R OBP: 0.347, SLG: 0.415			6-3			2B			5-3	4	0	2	0	0	0	0						
Greg Gagne, R OBP: 0.353, SLG: 0.450				F9					4-3	4	0	1	0	0	0	2						
Inning Stats	R: 1 E: 0 K: 0 S: 6	H: 3 LOB: 2 BB: 0 P: 6	R: 0 E: 0 K: 0 S: 4	H: 1 LOB: 1 BB: 0 P: 4	R: 1 E: 0 K: 2 S: 10	H: 3 LOB: 2 BB: 0 P: 10	R: 0 E: 0 K: 0 S: 4	H: 1 LOB: 1 BB: 0 P: 4	R: 1 E: 0 K: 0 S: 3	H: 0 LOB: 1 BB: 2 P: 11	R: 0 E: 0 K: 0 S: 3	H: 0 LOB: 0 BB: 0 P: 3	R: 0 E: 0 K: 1 S: 6	H: 1 LOB: 1 BB: 0 P: 6	R: 0 E: 0 K: 0 S: 4	H: 1 LOB: 2 BB: 0 P: 5	R: 0 E: 0 K: 0 S: 5	H: 2 LOB: 2 BB: 0 P: 5	1B: 9 2B: 3 3B: 0 HR: 0	SF: 1 SAC: 0 DP: 0 HBP: 0	WP: 0 PB: 0 SB: 0 CS: 0	PA: 41
PITCHER	IP	WLS	BF	H	R	ER	SO	BB	IBB	HBP	BLK	WP	HR	S	P	ERA	WHIP					
Bret Saberhagen, R ERA: 3.35	(1, 1)	8.0	W	36	10	3	3	2	0	0	0	0	0	40	48	3.38	1.500					
Dan Quisenberry, R ERA: 2.7	(9, 1)	1.0		5	2	0	0	0	0	0	0	0	0	5	5	0.00	2.000					

Minnesota Twins @ Kansas City Royals
Royals Stadium, Kansas City, MO
Mon Jun 17 1985, 8:05 PM EDT
Att: 31,885 - Unknown

AB 38
R 3
H 12
RBI 3
BB 2
SO 3
LOB 20



Batter	1	2	3	4	5	6	7	8	9	AB	R	H	RBI	BB	SO	LOB	BOTTOM					
Willie Wilson, S OBP: 0.310, SLG: 0.410	K									5	1	4	0	0	1	0						
Lonnie Smith, R OBP: 0.327, SLG: 0.267	5-3		FC5-4			CS	4-3		G1-6-3	4	0	0	0	0	0	4						
Greg Pryor, R OBP: 0.286, SLG: 0.303			FC5-4			F9	4-3		G1-6-3	1	0	0	0	0	0	2						
George Brett, L OBP: 0.415, SLG: 0.526	F9									3	1	1	0	1	0	0						
Lynn Jones, R OBP: 0.241, SLG: 0.300						1B	1B		1B	0	1	0	0	0	0	0						
Darryl Motley, R OBP: 0.266, SLG: 0.405			K			L3				4	1	2	2	0	1	0						
Frank White, R OBP: 0.280, SLG: 0.410			F6							4	2	3	2	0	0	0						
Hal McRae, R OBP: 0.325, SLG: 0.304			F9							4	1	1	1	0	0	2						
Steve Balboni, R OBP: 0.298, SLG: 0.439										4	2	2	4	0	0	1						
Jim Sundberg, R OBP: 0.268, SLG: 0.382										4	0	0	0	0	1	0						
Onix Conception, R OBP: 0.240, SLG: 0.224										3	1	1	0	1	0	0						
Inning Stats	R: 0 E: 0 K: 1 S: 5	H: 0 LOB: 0 BB: 0 P: 5	R: 0 E: 0 K: 1 S: 5	H: 0 LOB: 0 BB: 0 P: 5	R: 1 E: 0 K: 0 S: 5	H: 2 LOB: 1 BB: 0 P: 5	R: 0 E: 0 K: 0 S: 4	H: 1 LOB: 1 BB: 0 P: 4	R: 0 E: 0 K: 0 S: 3	H: 0 LOB: 0 BB: 0 P: 3	R: 5 E: 1 K: 0 S: 8	H: 5 LOB: 0 BB: 0 P: 8	R: 4 E: 0 K: 0 S: 7	H: 5 LOB: 1 BB: 1 P: 11	R: 0 E: 0 K: 1 S: 5	H: 1 LOB: 1 BB: 1 P: 9	R: 0 E: 0 K: 1 S: 5	H: 1 LOB: 1 BB: 1 P: 9	1B: 12 2B: 0 3B: 0 HR: 2	SF: 0 SAC: 0 DP: 1 HBP: 0	WP: 0 PB: 0 SB: 0 CS: 1	PA: 38
PITCHER	IP	WLS	BF	H	R	ER	SO	BB	IBB	HBP	BLK	WP	HR	S	P	ERA	WHIP					
Frank Viola, L ERA: 4.27	(1, 1)	6.0	L	26	8	6	2	2	0	0	0	0	0	6	10	3.00	1.333					
Rick Lysander, R ERA: 5.94	(7, 1)	0.2		7	5	4	4	0	0	0	0	0	0	6	10	54.00	7.500					
Curt Wardle, L ERA: 4.68	(7, 1)	1.1		5	1	0	0	1	0	0	0	0	0	6	10	0.00	1.500					

Minnesota Twins @ Kansas City Royals
Royals Stadium, Kansas City, MO
Mon Jun 17 1985, 8:05 PM EDT
Att: 31,885 - Unknown

AB 36
R 10
H 14
RBI 9
BB 2
SO 3
LOB 9



Batter	1	2	3	4	5	6	7	8	9	AB	R	H	RBI	BB	SO	LOB	TOP				
Kirby Puckett, R OBP: 0.313, SLG: 0.389 (1, 8)	0-0 1-3		0-0 G3		0-0 4-3			0-0 L9	0-0 F8	5	0	0	0	0	0	4	Minnesota Twins @ Kansas City Royals Royals Stadium, Kansas City, MO Wed Jun 19 1985, 8:05 PM EDT Att: 22,033 - Unknown				
Ron Washington, R OBP: 0.241, SLG: 0.222 (1, 5)	0-0 L4		0-0 5-3		0-0 5-3			0-3 K		4	0	0	0	0	1						
Mickey Hatcher, R OBP: 0.322, SLG: 0.375 (1, 7)	0-0 3-1		0-0 2B					0-0 1B		4	0	2	1	0	0						
Tom Brunansky, R OBP: 0.384, SLG: 0.568 (1, 9)		0-0 L8	0-0 F8					0-0 F8		4	0	0	0	0	2						
Kent Hrbek, L OBP: 0.330, SLG: 0.423 (1, 3)		0-0 BB 1B						0-0 BB 1B		3	1	3	1	1	0	0					
Roy Smalley, S OBP: 0.383, SLG: 0.425 (1, 10)		0-0 F4						0-0 FC3-2 1B		4	0	2	0	0	2						
Gary Gaetti, R OBP: 0.340, SLG: 0.455 (9, PR)								0-0 FC3-2 2B		0	0	0	0	0	0						
Tim Teufel, R OBP: 0.350, SLG: 0.410 (1, 4)		4-0 BB						0-0 L3		2	0	0	0	1	0	1					
Randy Bush, L OBP: 0.277, SLG: 0.500 (9, PH)		1-2 BB						0-0 BB		1	0	0	0	0	2						
Greg Gagne, R OBP: 0.341, SLG: 0.432 (1, 6)		0-0 F9						4-0 FC3-2 IBB		3	0	0	0	0	2						
Mike Stenhouse, L OBP: 0.333, SLG: 0.400 (9, PH)								0-0 FC3-2		0	0	0	0	1	0	0					
Dave Engle, R OBP: 0.250, SLG: 0.182 (1, 2)								0-0 FC3-2		3	1	1	0	0	0	0					
Mark Salas, L OBP: 0.347, SLG: 0.446 (9, PH)			0-0 E2 2B 1B		0-0 4-3			0-0 FC3-2		1	0	0	0	0	3						
Inning Stats	R: 0 E: 0 K: 0 S: 3	H: 0 LOB: 0 BB: 0 P: 3	R: 0 E: 0 K: 0 S: 4	H: 1 LOB: 2 BB: 1 P: 8	R: 1 E: 1 K: 0 S: 5	H: 2 LOB: 1 BB: 0 P: 5	R: 1 E: 0 K: 0 S: 4	H: 2 LOB: 0 BB: 0 P: 4	R: 0 E: 0 K: 0 S: 3	H: 0 LOB: 1 BB: 1 P: 7	R: 0 E: 0 K: 0 S: 3	H: 0 LOB: 0 BB: 0 P: 3	R: 0 E: 0 K: 1 S: 6	H: 1 LOB: 1 BB: 0 P: 6	R: 0 E: 0 K: 0 S: 5	H: 2 LOB: 3 BB: 1 P: 9	1B: 5 2B: 2 3B: 0 HR: 1	SF: 0 SAC: 0 DP: 1 HBP: 0	WP: 0 PB: 0 SB: 0 CS: 0	PA: 37	
PITCHER	IP	WLS	BF	H	R	ER	SO	BB	IBB	HBP	BLK	WP	HR	S	P	ERA	WHIP				
Danny Jackson, L ERA: 3.61 (1, 1)	8.0	W	31	6	2	1	1	2	0	0	0	0	1	31	39	1.12	1.000				
Dan Quisenberry, R ERA: 2.54 (9, 1)	1.0	S	6	2	0	0	0	0	1	0	0	0	0	5	9	0.00	2.000				

AB	34
R	2
H	8
RBI	2
BB	3
SO	1
LOB	17



Batter	1	2	3	4	5	6	7	8	9	AB	R	H	RBI	BB	SO	LOB	BOTTOM				
Willie Wilson, S OBP: 0.315, SLG: 0.413 (1, 8)	0-0 5-3		0-0 2B		0-0 F8			0-0 2B 1B		4	1	2	0	0	2		Minnesota Twins @ Kansas City Royals Royals Stadium, Kansas City, MO Wed Jun 19 1985, 8:05 PM EDT Att: 22,033 - Unknown				
Lonnie Smith, R OBP: 0.323, SLG: 0.280 (1, 7)	0-0 F9		0-0 F9		0-0 F8			0-0 2B		4	0	1	1	0	3						
George Brett, L OBP: 0.421, SLG: 0.527 (1, 5)	4-0 BB				0-0 F7			0-0 IBB		2	0	0	0	2	0						
Darryl Motley, R OBP: 0.259, SLG: 0.394 (1, 9)	0-0 F3				0-0 F2			0-0 F8		4	1	1	0	0	3						
Frank White, R OBP: 0.283, SLG: 0.408 (1, 4)		0-0 F6			0-0 E6			0-3 K		4	0	0	0	0	1						
Hal McRae, R OBP: 0.333, SLG: 0.370 (1, 10)		0-0 F7			0-0 F9			0-0 2B		4	1	2	2	0	1						
Steve Balboni, R OBP: 0.297, SLG: 0.434 (1, 3)		0-0 F9						0-3 K		3	0	0	0	1	1						
Jim Sundberg, R OBP: 0.278, SLG: 0.395 (1, 2)			0-3 K		0-0 FC1-6 1B			0-0 F5		4	0	1	0	0	1						
Buddy Biancalana, S OBP: 0.205, SLG: 0.179 (1, 6)					0-0 K			0-0 FC1-6 1B		4	0	1	0	0	1						
Lynn Jones, R OBP: 0.236, SLG: 0.294 (7, PH)					0-0 1-3			0-0 FC1-6		2	0	0	0	0	2						
Onix Concepcion, R OBP: 0.247, SLG: 0.226 (8, 6)					0-0 1-2 2-3			0-0 4-3		1	0	0	0	0	0						
Inning Stats	R: 0 E: 0 K: 0 S: 3	H: 0 LOB: 1 BB: 1 P: 7	R: 0 E: 0 K: 0 S: 3	H: 0 LOB: 0 BB: 0 P: 3	R: 0 E: 1 K: 0 S: 6	H: 1 LOB: 1 BB: 0 P: 6	R: 0 E: 1 K: 0 S: 4	H: 0 LOB: 1 BB: 0 P: 4	R: 0 E: 0 K: 0 S: 7	H: 2 LOB: 1 BB: 0 P: 7	R: 1 E: 0 K: 0 S: 5	H: 2 LOB: 2 BB: 1 P: 9	R: 1 E: 0 K: 1 S: 6	H: 1 LOB: 0 BB: 0 P: 6	R: 0 E: 0 K: 0 S: 5	H: 3 LOB: 3 3B: 0 HR: 1	SF: 0 SAC: 0 DP: 0 HBP: 0	WP: 0 PB: 0 SB: 0 CS: 0	PA: 35		
PITCHER	IP	WLS	BF	H	R	ER	SO	BB	IBB	HBP	BLK	WP	HR	S	P	ERA	WHIP				
Pete Filson, L ERA: 4.2 (1, 1)	7.1	L	33	7	3	3	2	2	1	0	0	0	1	34	46	3.68	1.227				
Ron Davis, R ERA: 5.74 (8, 1)	0.2		2	0	0	0	1	0	0	0	0	0	0	4	4	0.00	0.000				



Batter	1	2	3	4	5	6	7	8	9	AB	R	H	RBI	BB	SO	LOB	TOP								
Kirby Puckett, R OBP: 0.320, SLG: 0.402 (1, 8)	0-0 1-3		0-0 FC1-6 1B	0-0 BB 1B		0-0 1-3	0-0 1-2 3B		0-0 2H 1B	6	0	4	4	0	0	1	Minnesota Twins @ Kansas City Royals Royals Stadium, Kansas City, MO Thu Jun 20 1985, 8:05 PM EDT Att: 31,461 - Unknown livebaseballscorecards.com								
Ron Washington, R OBP: 0.286, SLG: 0.250 (1, 5) (7, 6)	0-0 6-3 1B		0-0 FC1-6 2B 1-2 E	0-0 BB 1B		0-0 BB	0-0 5-3		0-3 K	5	2	2	0	1	1	3									
Mickey Hatcher, R OBP: 0.322, SLG: 0.376 (1, 7)	0-0 6-3		0-0 E7 4-3 1H 2B	0-0 BB 1B		0-0 5-3		0-3 K	0-0 F7	5	1	1	0	1	1	4									
Tom Brunansky, R OBP: 0.388, SLG: 0.567 (1, 9)	0-0 2H 1B		0-0 4-3	0-0 6-3			0-0 BB 1B BB		0-0 F8 1B	4	1	2	2	1	0	3									
Kent Hrbek, L OBP: 0.327, SLG: 0.416 (1, 3)	0-3 K		0-0 F8		0-0 F7		0-0 1B BB 3B BB		0-0 F8	4	1	0	0	1	1	2									
Roy Smalley, S OBP: 0.383, SLG: 0.427 (1, 10)		0-3 K		0-0 6-3 1B	0-0 F7		0-0 1-2 2-3 BB		0-3 K	4	2	1	0	1	2	1									
Tim Teufel, R OBP: 0.351, SLG: 0.410 (1, 4)		0-0 G3 1B		0-0 6-3	0-0 F8		0-0 1-2 2-3 3H BB 1B		0-0 F5	5	1	2	1	0	0	1									
Greg Gagne, R OBP: 0.348, SLG: 0.438 (1, 6) Randy Bush, L OBP: 0.274, SLG: 0.494 (7, PH) Gary Gaetti, R OBP: 0.343, SLG: 0.462 (7, 5)		0-0 G3		0-0 CS 1B		0-0 FC3-6 1B	0-0 K		0-0 1B 2B	3	0	2	1	0	0	1									
Tim Laudner, R OBP: 0.276, SLG: 0.394 (1, 2) Mark Salas, L OBP: 0.349, SLG: 0.447 (7, PH) (7, 2)		0-0 6-3		0-0 1-2 HR	0-0 FC3-6 1-3		0-0 K		0-0 2H 1B 1B	2	1	1	1	0	1	3									
Inning Stats	R: 1 E: 0 K: 1 S: 7	H: 2 LOB: 1 BB: 0 P: 7	R: 0 E: 0 K: 1 S: 6	H: 1 LOB: 1 BB: 0 P: 6	R: 2 E: 1 K: 0 S: 5	H: 2 LOB: 0 BB: 0 P: 5	R: 2 E: 0 K: 0 S: 7	H: 5 LOB: 3 BB: 1 P: 11	R: 0 E: 0 K: 0 S: 3	H: 0 LOB: 0 BB: 0 P: 3	R: 0 E: 0 K: 0 S: 4	H: 1 LOB: 2 BB: 1 P: 8	R: 4 E: 0 K: 2 S: 9	H: 2 LOB: 1 BB: 3 P: 21	R: 0 E: 1 K: 2 S: 8	H: 1 LOB: 1 BB: 0 P: 8		R: 2 E: 0 K: 1 S: 8	H: 3 LOB: 1 BB: 0 P: 8	1B: 12 2B: 3 3B: 1 HR: 1	SF: 0 SAC: 0 DP: 0 HBP: 0	WP: 0 PB: 0 SB: 1 CS: 1	PA: 48		
PITCHER	IP	WLS	BF	H	R	ER	SO	BB	IBB	HBP	BLK	WP	HR	S	P	ERA	WHIP								
Charlie Leibrandt, L ERA: 2.92 (1, 1)	3.2		18	8	5	4	2	0	0	0	0	0	1	22	22	9.82	2.182								
Michael LaCoss, R ERA: 3.49 (4, 1)	2.1		15	3	3	3	0	5	0	0	0	0	0	10	30	11.57	3.429								
Joe Beckwith, R ERA: 9.89 (7, 1)	3.0	L	15	6	3	3	5	0	0	0	0	0	0	25	25	9.00	2.000								

Batter	1	2	3	4	5	6	7	8	9	AB	R	H	RBI	BB	SO	LOB	BOTTOM								
Willie Wilson, S OBP: 0.326, SLG: 0.432 (1, 8)	0-0 SF8 3B		0-0 F8 1B BB	0-0 1-2 1B 1B		0-0 S 3B 1B				4	4	4	1	1	0	0	Minnesota Twins @ Kansas City Royals Royals Stadium, Kansas City, MO Thu Jun 20 1985, 8:05 PM EDT Att: 31,461 - Unknown livebaseballscorecards.com								
Lonnie Smith, R OBP: 0.326, SLG: 0.296 (1, 7) Lynn Jones, R OBP: 0.236, SLG: 0.294 (7, 7) Dave Leeper, L (8, PH) (9, 7)	0-0 SF8		0-0 F8	0-0 1-3 1B 1B		0-0 1H 1B 3B			0-3 K2-3	3	2	2	2	0	0	1									
George Brett, L OBP: 0.425, SLG: 0.529 (1, 5)	0-0 F9		0-0 1B	0-0 1H 2H 3H 1B		0-0 3H 1B BB			0-0 F8	5	0	3	5	0	0	1									
Jorge Orta, L OBP: 0.335, SLG: 0.405 (1, 10) Hal McRae, R OBP: 0.348, SLG: 0.370 (6, PH) John Wathan, R OBP: 0.395, SLG: 0.323 (8, FR)	0-0 2B		0-0 FC6-4 1B	0-0 K		0-0 1B BB			0-0 FC6-4 BB	3	0	2	0	0	1	1									
Frank White, R OBP: 0.281, SLG: 0.404 (1, 4)	0-3 K		0-0 FC6-4		0-0 4-3		0-0 1-2 2-3 1B		0-0 FC6-4	5	0	1	0	0	1	5									
Darryl Motley, R OBP: 0.251, SLG: 0.381 (1, 9)		0-0 F6		0-0 F8	0-0 F8	0-0 G5-4-3 1B			0-0 6-3	5	0	0	0	0	0	3									
Steve Balboni, R OBP: 0.299, SLG: 0.438 (1, 3)		0-3 K		0-0 1B 2B					0-0 F8	5	1	2	0	0	2	0									
Jim Sundberg, R OBP: 0.276, SLG: 0.389 (1, 2)		0-3 K		0-0 5-3	0-0 F8				0-0 K2-3	5	0	1	0	0	2	2									
Buddy Biancalana, S OBP: 0.213, SLG: 0.190 (1, 6) Dane Iorg, L OBP: 0.222, SLG: 0.286 (7, PH) Onix Conception, R OBP: 0.247, SLG: 0.226 (8, 6) Greg Pryor, R OBP: 0.278, SLG: 0.294 (9, PH)		0-0 F9		0-0 1B 1B 1B		0-0 6-3			0-0 F8	3	1	1	0	0	0	0									
Inning Stats	R: 1 E: 0 K: 1 S: 7	H: 2 LOB: 1 BB: 0 P: 7	R: 0 E: 0 K: 2 S: 7	H: 0 LOB: 0 BB: 0 P: 7	R: 1 E: 0 K: 0 S: 5	H: 2 LOB: 1 BB: 1 P: 9	R: 4 E: 0 K: 1 S: 10	H: 5 LOB: 1 BB: 0 P: 10	R: 0 E: 0 K: 0 S: 4	H: 1 LOB: 1 BB: 0 P: 4	R: 2 E: 0 K: 0 S: 6	H: 4 LOB: 2 BB: 1 P: 10	R: 0 E: 0 K: 2 S: 7	H: 0 LOB: 0 BB: 0 P: 7	R: 0 E: 0 K: 1 S: 6	H: 1 LOB: 2 BB: 1 P: 10		R: 0 E: 0 K: 0 S: 4	H: 1 LOB: 1 BB: 0 P: 4	1B: 11 2B: 3 3B: 2 HR: 0	SF: 1 SAC: 0 DP: 1 HBP: 0	WP: 0 PB: 0 SB: 2 CS: 0	PA: 45		
PITCHER	IP	WLS	BF	H	R	ER	SO	BB	IBB	HBP	BLK	WP	HR	S	P	ERA	WHIP								
John Butcher, R ERA: 4.92 (1, 1)	3.2		21	9	6	6	3	1	0	0	0	0	0	10	10	14.73	2.727								
Rick Lysander, R ERA: 5.16 (4, 1)	1.2		8	3	2	2	1	0	0	0	0	0	0	10	10	10.80	1.800								
Curt Wardle, L ERA: 4.91 (6, 1)	0.0		2	1	0	0	0	1	0	0	0	0	0	1	5	∞	∞								
Frank Eufemia, R ERA: 1.84 (6, 1)	1.2	W	6	2	0	0	2	0	0	0	0	0	0	10	10	0.00	1.200								
Len Whitehouse, L ERA: 8.44 (8, 1)	2.0	S	8	1	0	0	1	1	0	0	0	0	0	9	13	0.00	1.000								

Batter	1	2	3	4	5	6	7	8	9	AB	R	H	RBI	BB	SO	LOB	TOP
Jack Perconte, L (1,4) OBP: 0.308, SLG: 0.356	5-3			4-3			L4	G1-2-3		4	0	0	0	0	0	3	
Phil Bradley, R (1,7) OBP: 0.396, SLG: 0.538	K			K			6-3			4	0	1	0	0	2	0	
Alvin Davis, L (1,3) OBP: 0.365, SLG: 0.389	1-3			F7			F5			4	0	0	0	0	0	1	
Gorman Thomas, R (1,10) OBP: 0.365, SLG: 0.468		F8			K			SH5-4 1B BLK 1B	F7	4	1	1	0	0	1	1	
Ivan Calderon, R (1,9) OBP: 0.354, SLG: 0.550		F9			F8			BLK SH5-4 1B 1B	5-3	4	1	1	0	0	0	1	
Dave Henderson, R (1,8) OBP: 0.307, SLG: 0.388		K			6-3			SH5-4		2	0	0	0	0	1	0	
Jim Presley, R (1,5) OBP: 0.326, SLG: 0.515			4-3			K		1B BLK G1-2-3 IBB		2	0	0	0	1	1	0	
Donnie Scott, S (1,2) OBP: 0.239, SLG: 0.313			K			K				2	0	0	0	0	2	0	
Ken Phelps, L (8, PH) OBP: 0.326, SLG: 0.474										0	0	0	0	1	0	0	
Domingo Ramos, R (8, FR) OBP: 0.241, SLG: 0.280										0	0	0	0	0	0	0	
Spike Owen, S (1,6) OBP: 0.287, SLG: 0.280			F7			1-3				2	0	0	0	0	0	0	
Al Cowens, R (8, PH) OBP: 0.274, SLG: 0.423										1	0	1	1	0	0	0	
Bob Kearney, R (8, 2) OBP: 0.228, SLG: 0.294										0	0	0	0	0	0	0	
Inning Stats	R: 0 E: 0 K: 1 S: 5	H: 0 LOB: 0 BB: 0 P: 5	R: 0 E: 0 K: 1 S: 5	H: 0 LOB: 0 BB: 0 P: 5	R: 0 E: 0 K: 1 S: 5	H: 0 LOB: 0 BB: 0 P: 5	R: 0 E: 0 K: 1 S: 5	H: 0 LOB: 0 BB: 0 P: 5	R: 0 E: 0 K: 0 S: 3	H: 0 LOB: 0 BB: 0 P: 3	R: 2 E: 0 K: 0 S: 5	H: 3 LOB: 2 BB: 2 P: 13	R: 0 E: 0 K: 0 S: 4	H: 1 LOB: 1 BB: 0 P: 4	1B: 4 2B: 0 3B: 0 HR: 0	SF: 0 SAC: 1 DP: 1 HBP: 0	WP: 0 PA: 32
PITCHER	IP WLS BF H R ER SO BB IBB HBP BLK WP HR S P ERA WHIP																
Bret Saberhagen, R (1,1) ERA: 3.28	7.1 L 26 2 2 2 7 1 1 0 0 0 0 0 38 46 2.46 0.409																
Dan Quisenberry, R (8,1) ERA: 2.45	1.2 6 2 0 0 0 0 0 0 0 0 0 0 6 6 0.00 1.200																

Seattle Mariners @ Kansas City Royals
Royals Stadium, Kansas City, MO
Sat Jun 22 1985, 8:05 PM EDT
Att: 35,959 - Unknown

AB 29
R 2
H 4
RBI 1
BB 2
SO 7
LOB 6



Batter	1	2	3	4	5	6	7	8	9	AB	R	H	RBI	BB	SO	LOB	BOTTOM
Willie Wilson, S (1,8) OBP: 0.325, SLG: 0.428	1-3		4-0 FC5-4 BB			G3		FC4-6		3	0	0	0	1	0	2	
Lonnie Smith, R (1,7) OBP: 0.321, SLG: 0.290	5-3		FC5-4			5-3		K		4	0	0	0	0	1	4	
George Brett, L (1,5) OBP: 0.422, SLG: 0.529	K					F8				4	1	1	0	0	1	0	
Jorge Orta, L (1,10) OBP: 0.335, SLG: 0.403		G3								3	0	1	0	0	0	0	
Hal McRae, R (9, PH) OBP: 0.344, SLG: 0.365										1	0	0	0	0	0	1	
Frank White, R (1,4) OBP: 0.277, SLG: 0.396		F7				7-4 1B		3-1		4	0	0	1	0	0	1	
Darryl Motley, R (1,9) OBP: 0.251, SLG: 0.378		K								4	0	1	0	0	2	0	
Steve Balboni, R (1,3) OBP: 0.299, SLG: 0.437						4-3 S 1B		1-3		3	0	1	0	0	0	1	
Jim Sundberg, R (1,2) OBP: 0.277, SLG: 0.389						F4		FC2-5 1B 1B		3	0	1	0	0	0	1	
Buddy Biancalana, S (1,6) OBP: 0.220, SLG: 0.222						F9		FC4-6 FC2-5 1B		3	0	1	0	0	0	3	
Inning Stats	R: 0 E: 0 K: 1 S: 5	H: 0 LOB: 0 BB: 0 P: 5	R: 0 E: 0 K: 1 S: 5	H: 0 LOB: 0 BB: 0 P: 5	R: 0 E: 0 K: 0 S: 4	H: 1 LOB: 2 BB: 1 P: 8	R: 0 E: 0 K: 0 S: 3	H: 1 LOB: 0 BB: 0 P: 3	R: 0 E: 0 K: 0 S: 3	H: 0 LOB: 0 BB: 0 P: 3	R: 0 E: 0 K: 1 S: 7	H: 2 LOB: 2 BB: 0 P: 7	R: 1 E: 0 K: 1 S: 6	H: 1 LOB: 0 BB: 0 P: 6	1B: 4 2B: 3 3B: 0 HR: 0	SF: 0 SAC: 0 DP: 1 HBP: 0	WP: 0 PA: 33
PITCHER	IP WLS BF H R ER SO BB IBB HBP BLK WP HR S P ERA WHIP																
Bill Swift, R (1,1) ERA: 2.39	8.0 W 30 6 1 1 1 3 1 0 0 0 0 0 35 39 1.12 0.875																
Ed Yarde Berg, L (9,1) ERA: 2.93	0.1 1 0 0 0 0 0 0 0 0 0 0 0 1 1 0.00 0.000																
Ed Nunez, R (9,1) ERA: 2.78	0.2 S 2 0 0 0 0 1 0 0 0 0 0 0 4 4 0.00 0.000																

Seattle Mariners @ Kansas City Royals
Royals Stadium, Kansas City, MO
Sat Jun 22 1985, 8:05 PM EDT
Att: 35,959 - Unknown

AB 32
R 1
H 6
RBI 1
BB 1
SO 4
LOB 13



Batter	1	2	3	4	5	6	7	8	9	AB	R	H	RBI	BB	SO	LOB	TOP								
Jack Perconte, L OBP: 0.304, SLG: 0.347 (1, 4)	F6		FC4-6 2B	3-1		F8		5-3 BB	L3	5	1	0	0	1	0	4									
Phil Bradley, R OBP: 0.393, SLG: 0.530 (1, 8) (7, 7)	F8		2B SF7 BB	E1		K		5-3		4	1	0	0	1	1	2									
Ivan Calderon, R OBP: 0.356, SLG: 0.562 (1, 7) (7, 9)			2B	K		K		K		5	1	2	1	0	3	3									
Gorman Thomas, R OBP: 0.366, SLG: 0.458 (1, 10)	K		2B FC2 IBB	F7			5-3		2B BB	3	1	0	0	2	1	3									
Alvin Davis, L OBP: 0.369, SLG: 0.390 (1, 3)		4-3	SF7			G3-6-3 BB			2B BB	2	1	1	1	2	0	0									
Al Cowens, R OBP: 0.273, SLG: 0.424 Dave Henderson, R OBP: 0.310, SLG: 0.395 (1, 9) (7, 8)	G3		2B	G3-6-3		K			2B	4	0	1	1	0	1	2									
Jim Presley, R OBP: 0.335, SLG: 0.525 (1, 5)	K		IBB			1B 2B			2B	3	1	2	1	2	1	0									
Bob Kearney, R OBP: 0.235, SLG: 0.323 (1, 2)			HR	FC2		1B		L9	K	5	1	2	2	0	1	7									
Spike Owen, S OBP: 0.295, SLG: 0.306 (1, 6)			FC4-6 1B	3-1 1B		HR		F9	4-3	5	1	3	1	0	0	2									
Inning Stats	R: 0 E: 0 K: 1 S: 6	H: 1 LOB: 1 BB: 0 P: 6	R: 0 E: 0 K: 1 S: 5	H: 0 LOB: 0 BB: 0 P: 5	R: 4 E: 0 K: 0 S: 7	H: 4 LOB: 3 BB: 3 P: 19	R: 0 E: 1 K: 1 S: 7	H: 1 LOB: 2 BB: 0 P: 7	R: 1 E: 0 K: 2 S: 3	H: 2 LOB: 1 BB: 1 P: 7	R: 1 E: 0 K: 2 S: 8	H: 1 LOB: 0 BB: 0 P: 8	R: 0 E: 0 K: 1 S: 6	H: 1 LOB: 2 BB: 1 P: 10	R: 0 E: 0 K: 1 S: 5	H: 0 LOB: 1 BB: 1 P: 9	R: 2 E: 0 K: 1 S: 7	H: 2 LOB: 2 BB: 2 P: 15	1B: 4 2B: 6 3B: 0 HR: 2	SF: 1 SAC: 0 DP: 1 HBP: 0	WP: 0 PB: 0 SB: 0 CS: 0	PA: 46			
PITCHER	IP	WLS	BF	H	R	ER	SO	BB	IBB	HBP	BLK	WP	HR	S	P	ERA	WHIP								
Bud Black, L ERA: 3.42 (1, 1)	2.2	L	15	5	4	4	2	1	1	0	0	0	1	17	25	13.50	2.250								
Joe Beckwith, R ERA: 3.99 (3, 1)	2.1		11	3	1	1	1	1	1	0	0	0	0	11	19	3.86	1.714								
Mike Jones, L ERA: 4.91 (6, 1)	3.0		13	2	1	1	4	2	0	0	0	0	1	19	27	3.00	1.333								
Michael LaCoss, R ERA: 3.99 (9, 1)	1.0		7	2	2	2	1	2	0	0	0	0	0	7	15	18.00	4.000								

Seattle Mariners @ Kansas City Royals
Royals Stadium, Kansas City, MO
Sun Jun 23 1985, 4:33 AM EDT
Att: 31,080 - Unknown

AB 37
R 8
H 12
RBI 8
BB 8
SO 8
LOB 23



Batter	1	2	3	4	5	6	7	8	9	AB	R	H	RBI	BB	SO	LOB	BOTTOM								
Willie Wilson, S OBP: 0.324, SLG: 0.423 (1, 8)	4-3		F9		2B BB		K			3	0	0	0	1	1	2									
Lonnie Smith, R OBP: 0.324, SLG: 0.295 (1, 7)	F8		BB		2B			B1-3		3	0	1	1	1	0	0									
George Brett, L OBP: 0.420, SLG: 0.523 (1, 5)	1B		F8		K			4-3		4	0	1	0	0	1	4									
Jorge Orta, L OBP: 0.330, SLG: 0.397 Hal McRae, R OBP: 0.341, SLG: 0.360 (8, PH)	F7		F8		F8		F8	K		3	0	0	0	0	0	1									
Frank White, R OBP: 0.272, SLG: 0.389 (1, 4)		5-3		F8		K		5-3		4	0	0	0	0	1	0									
Dave Leeper, L (1, 9) Darryl Motley, R OBP: 0.250, SLG: 0.376 (9, PH)		G3		G3		F7		5-3		3	0	0	0	0	0	0									
Steve Balboni, R OBP: 0.298, SLG: 0.445 (1, 3)		K			K		K		HR	4	1	1	1	0	3	0									
Jim Sundberg, R OBP: 0.281, SLG: 0.388 (1, 2)			K		2B 1B			4-3		3	1	1	0	1	1	0									
Buddy Biancalana, S OBP: 0.212, SLG: 0.213 Dane Iorg, L OBP: 0.222, SLG: 0.286 Onix Conception, R OBP: 0.245, SLG: 0.224 (8, 6)			E6 BB		K		K			2	0	0	0	0	1	1									
Inning Stats	R: 0 E: 0 K: 0 S: 4	H: 1 LOB: 1 BB: 0 P: 4	R: 0 E: 0 K: 1 S: 5	H: 0 LOB: 0 BB: 0 P: 5	R: 0 E: 1 K: 1 S: 6	H: 0 LOB: 2 BB: 1 P: 10	R: 0 E: 0 K: 0 S: 3	H: 0 LOB: 0 BB: 0 P: 3	R: 1 E: 0 K: 3 S: 11	H: 2 LOB: 2 BB: 1 P: 15	R: 0 E: 0 K: 1 S: 5	H: 0 LOB: 1 BB: 1 P: 5	R: 0 E: 0 K: 1 S: 5	H: 0 LOB: 0 BB: 0 P: 5	R: 1 E: 0 K: 0 S: 4	H: 1 LOB: 0 BB: 0 P: 4	1B: 2 2B: 1 3B: 0 HR: 1	SF: 0 SAC: 0 DP: 0 HBP: 0	WP: 0 PB: 0 SB: 0 CS: 0	PA: 35					
PITCHER	IP	WLS	BF	H	R	ER	SO	BB	IBB	HBP	BLK	WP	HR	S	P	ERA	WHIP								
Mike Moore, R ERA: 4.16 (1, 1)	6.1	W	26	3	1	1	7	3	0	0	0	0	0	37	49	1.42	0.947								
Ed Vande Berg, L ERA: 2.97 (7, 1)	2.2		9	1	1	1	3	0	0	0	0	0	1	15	15	3.38	0.375								

Seattle Mariners @ Kansas City Royals
Royals Stadium, Kansas City, MO
Sun Jun 23 1985, 4:33 AM EDT
Att: 31,080 - Unknown

AB 32
R 2
H 4
RBI 2
BB 3
SO 10
LOB 9



Batter	1	2	3	4	5	6	7	8	9	AB	R	H	RBI	BB	SO	LOB	TOP										
Willie Wilson, S OBP: 0.329, SLG: 0.424 (1, 8)	0-0 HR 1B	0-0 5-3				4-0 E WP BB	0-0 1B	0-0 F8		4	2	2	0	1	0	1											
Lonnie Smith, R OBP: 0.323, SLG: 0.308 (1, 7)	0-0 HR	0-0 6-3				0-0 E4 G3 WP WP	0-3 K	0-0 F7		4	2	1	2	0	1	3											
Lynn Jones, R OBP: 0.232, SLG: 0.288 (6, 7)	0-0 HR									1	0	0	0	0	0	0											
George Brett, L OBP: 0.423, SLG: 0.521 (1, 5)	0-0 4-3									3	1	1	0	2	1	0											
Darryl Motley, R OBP: 0.260, SLG: 0.396 (1, 9)	0-0 6-3									4	2	2	1	1	0	2											
Frank White, R OBP: 0.272, SLG: 0.384 (8, PH)	4-0 HR BB									3	1	0	0	1	0	5											
Greg Pryor, R OBP: 0.274, SLG: 0.290 (8, 4)	0-0 HR									1	0	0	0	0	0	0											
Hal McRae, R OBP: 0.354, SLG: 0.443 (1, 10)	0-0 HR									4	2	2	5	1	0	1											
Steve Balboni, R OBP: 0.296, SLG: 0.441 (1, 3)	0-3 K									5	1	1	0	0	3	2											
Jim Sundberg, R OBP: 0.284, SLG: 0.400 (1, 2)										4	1	1	2	1	1	0											
Onix Conception, R OBP: 0.244, SLG: 0.219 (1, 6)										4	0	0	0	1	1	1											
Inning Stats	R: 4 E: 0 K: 1 S: 8	H: 3 LOB: 0 BB: 1 P: 12	R: 0 E: 0 K: 1 S: 5	H: 0 LOB: 1 BB: 1 P: 9	R: 0 E: 0 K: 0 S: 4	H: 2 LOB: 1 BB: 0 P: 4	R: 0 E: 0 K: 1 S: 5	H: 0 LOB: 0 BB: 0 P: 5	R: 2 E: 1 K: 1 S: 6	H: 0 LOB: 2 BB: 3 P: 18	R: 0 E: 0 K: 2 S: 8	H: 1 LOB: 1 BB: 0 P: 8	R: 5 E: 0 K: 0 S: 6	H: 3 LOB: 0 BB: 2 P: 14	R: 1 E: 0 K: 1 S: 6	H: 1 LOB: 0 BB: 0 P: 6	R: 0 E: 0 K: 0 S: 3	H: 0 LOB: 1 BB: 1 P: 7	1B: 5 2B: 1 3B: 0 HR: 5	SF: 0 SAC: 0 DP: 1 HBP: 0	WP: 3 PB: 0 SB: 0 CS: 0	PA: 45					
PITCHER	IP	WLS	BF	H	R	ER	SO	BB	IBB	HBP	BLK	WP	HR	S	P	ERA	WHIP										
Pete Filson, L ERA: 4.73 (1, 1)	2.0	L	13	5	4	4	2	2	0	0	0	0	2	15	23	18.00	3.500										
Rick Lysander, R ERA: 6.02 (3, 1)	2.1		9	0	2	1	1	1	1	0	0	1	0	9	17	3.86	0.429										
Frank Eufemia, R ERA: 2.79 (5, 1)	1.2		9	1	2	2	3	3	0	0	0	1	0	12	24	10.80	2.400										
Len Whitehouse, L ERA: 11.05 (7, 1)	2.0		10	4	4	4	1	0	0	0	0	1	3	12	12	18.00	2.000										
Curt Wardle, L ERA: 4.79 (9, 1)	1.0		4	0	0	0	0	1	0	0	0	0	0	3	7	0.00	1.000										

Kansas City Royals @ Minnesota Twins
Hubert H. Humphrey Metrodome, Minneapolis, MN
Mon Jun 24 1985, 8:05 PM EDT
Att: 24,035 - Unknown

AB 37
R 12
H 10
RBI 10
BB 8
SO 7
LOB 15



Batter	1	2	3	4	5	6	7	8	9	AB	R	H	RBI	BB	SO	LOB	BOTTOM										
Kirby Puckett, R OBP: 0.318, SLG: 0.394 (1, 8)	0-0 1-3									4	1	2	1	1	0	0											
Roy Smalley, S OBP: 0.375, SLG: 0.418 (1, 10)	4-0 FC5-4 BB									4	0	1	1	1	0	3											
Kent Hrbek, L OBP: 0.342, SLG: 0.441 (1, 3)	4-0 FC5-4 BB									4	2	2	1	1	1	2											
Tom Brunansky, R OBP: 0.384, SLG: 0.559 (9, PH)	0-0 FC5-4 FC6-4									4	1	1	2	0	1	3											
Randy Bush, L OBP: 0.265, SLG: 0.478 (9, PH)	0-0 FC6-4									1	0	0	0	0	0	0											
Mark Salas, L OBP: 0.335, SLG: 0.421 (1, 2)	0-0 FC6-4									4	0	0	0	1	0	3											
Mickey Hatcher, R OBP: 0.322, SLG: 0.376 (1, 7)										4	0	1	0	0	0	1											
Gary Gaetti, R OBP: 0.338, SLG: 0.451 (1, 5)										4	1	1	0	0	0	2											
Tim Lincecum, R OBP: 0.340, SLG: 0.388 (1, 4)										3	1	0	0	1	1	2											
Greg Gagne, R OBP: 0.329, SLG: 0.410 (8, PH)										3	0	1	1	0	0	2											
Dave Engle, R OBP: 0.231, SLG: 0.167 (9, 6)										1	0	0	0	0	0	0											
Ron Washington, R OBP: 0.289, SLG: 0.235 (9, 6)										0	0	0	0	0	0	0											
Inning Stats	R: 0 E: 0 K: 0 S: 3	H: 0 LOB: 2 BB: 2 P: 11	R: 0 E: 0 K: 1 S: 6	H: 1 LOB: 1 BB: 0 P: 6	R: 1 E: 1 K: 1 S: 7	H: 2 LOB: 1 BB: 0 P: 7	R: 1 E: 0 K: 0 S: 5	H: 2 LOB: 2 BB: 1 P: 9	R: 2 E: 0 K: 0 S: 5	H: 2 LOB: 0 BB: 0 P: 5	R: 1 E: 0 K: 1 S: 6	H: 1 LOB: 1 BB: 1 P: 10	R: 0 E: 0 K: 0 S: 3	H: 0 LOB: 1 BB: 1 P: 7	R: 0 E: 0 K: 0 S: 3	H: 0 LOB: 0 BB: 0 P: 3	R: 1 E: 0 K: 0 S: 4	H: 1 LOB: 0 BB: 0 P: 4	1B: 7 2B: 0 3B: 0 HR: 2	SF: 0 SAC: 0 DP: 0 HBP: 0	WP: 1 PB: 1 SB: 0 CS: 0	PA: 41					
PITCHER	IP	WLS	BF	H	R	ER	SO	BB	IBB	HBP	BLK	WP	HR	S	P	ERA	WHIP										
Mark Gubicza, R ERA: 4.39 (1, 1)	5.0	W	26	7	5	5	2	4	0	0	0	0	1	26	42	9.00	2.200										
Joe Beckwith, R ERA: 3.71 (6, 1)	2.0		8	1	0	0	1	1	0	0	0	1	0	9	13	0.00	1.000										
Dan Quisenberry, R ERA: 2.53 (8, 1)	2.0		7	1	1	1	0	0	0	0	0	0	1	7	7	4.50	0.500										

Kansas City Royals @ Minnesota Twins
Hubert H. Humphrey Metrodome, Minneapolis, MN
Mon Jun 24 1985, 8:05 PM EDT
Att: 24,035 - Unknown

AB 36
R 6
H 9
RBI 6
BB 5
SO 3
LOB 18



Batter	1	2	3	4	5	6	7	8	9	AB	R	H	RBI	BB	SO	LOB	TOP			
Willie Wilson, S OBP: 0.331, SLG: 0.432 (1, 8)	F8		F7			1B 3B		CS 1B		4	1	2	0	0	0	0	Kansas City Royals @ Minnesota Twins Hubert H. Humphrey Metrodome, Minneapolis, MN Tue Jun 25 1985, 8:05 PM EDT Att: 19,614 - Unknown			
Lonnie Smith, R OBP: 0.325, SLG: 0.312 Lynn Jones, R OBP: 0.232, SLG: 0.288 (9, 7)	6-3			1B G3		G6-3 1B		F8 1-2		4	1	2	1	0	0	1				
George Brett, L OBP: 0.424, SLG: 0.525 (1, 5)	F8			FC6-5 G3 1-3		G6-3 1-2		F8 2B		4	0	2	0	0	0	1				
Jorge Orta, L OBP: 0.328, SLG: 0.399 (1, 10)		4-3 2B		G3 1-2 3-H		4-3		F8 2-3		4	0	1	1	0	0	2				
Darryl Motley, R OBP: 0.254, SLG: 0.387 (1, 9)	6-3			FC6-5 2-3		5-3		K		4	0	0	0	0	1	3				
Steve Balboni, R OBP: 0.296, SLG: 0.436 (1, 3)	4-3			F4		5-3		FC6-4 BB		3	0	0	0	1	0	2				
Jim Sundberg, R OBP: 0.288, SLG: 0.417 (1, 2)	F8			G1-6-3 1B		HR		FC6-4 1-2		4	1	2	1	0	0	3				
Greg Pryor, R OBP: 0.263, SLG: 0.278 (1, 4)			F8		G1-6-3 1-2	6-3				3	0	0	0	0	0	1				
Onix Concepcion, R OBP: 0.240, SLG: 0.214 (1, 6)	6-3			6-3		6-3		5-3		3	0	0	0	0	0	0				
Inning Stats	R: 0 E: 0 K: 0 S: 3	H: 0 LOB: 0 BB: 0 P: 3	R: 0 E: 0 K: 0 S: 4	H: 1 LOB: 1 BB: 0 P: 4	R: 0 E: 0 K: 0 S: 3	H: 0 LOB: 0 BB: 0 P: 3	R: 1 E: 0 K: 0 S: 5	H: 2 LOB: 1 BB: 0 P: 5	R: 0 E: 0 K: 0 S: 3	H: 1 LOB: 0 BB: 0 P: 3	R: 1 E: 0 K: 0 S: 4	H: 2 LOB: 0 BB: 0 P: 4	R: 1 E: 0 K: 0 S: 4	H: 1 LOB: 0 BB: 0 P: 4	R: 0 E: 0 K: 1 S: 6	H: 1 LOB: 2 BB: 1 P: 10	1B: 5 2B: 2 3B: 1 HR: 1	SF: 0 SAC: 0 DP: 2 HBP: 0	WP: 0 PB: 0 CS: 1	PA: 34
PITCHER John Butcher, R ERA: 4.75 (1, 1)	IP: 9.0 WLS: L BF: 34 H: 9 R: 3 ER: 3 SO: 1 BB: 1 IBB: 0 HBP: 0 BLK: 0 WP: 0 HR: 1 S: 35 P: 39 ERA: 3.00 WHIP: 1.111															PITCHER				

Batter	1	2	3	4	5	6	7	8	9	AB	R	H	RBI	BB	SO	LOB	BOTTOM	
Kirby Puckett, R OBP: 0.317, SLG: 0.390 (1, 8)	6-3		4-3			FC5-4 1-2 2-3		G6-4-3 BB		3	0	0	0	1	0	2	Kansas City Royals @ Minnesota Twins Hubert H. Humphrey Metrodome, Minneapolis, MN Tue Jun 25 1985, 8:05 PM EDT Att: 19,614 - Unknown	
Mickey Hatcher, R OBP: 0.324, SLG: 0.381 (1, 7)	2B 1B				K			G6-4-3 1-2		4	0	2	0	0	1	3		
Kent Hrbek, L OBP: 0.338, SLG: 0.434 (1, 3)	K		F8			F2		K		4	0	0	0	0	2	2		
Tom Brunansky, R OBP: 0.382, SLG: 0.558 (1, 9)	2B			5-3		5-3		F7		4	0	1	0	0	0	0		
Gary Gaetti, R OBP: 0.333, SLG: 0.443 (1, 5)	F7			K		K		6-3		4	0	0	0	0	2	2		
Dave Engle, R OBP: 0.176, SLG: 0.125 (1, 10)		5-3		1-3				G3		4	0	0	0	0	0	0		
Tim Laudner, R OBP: 0.305, SLG: 0.392 (1, 2)	F7				FC5-4 1B HBP			FC6-4 BB		1	0	0	0	1	0	0		
Tim Teufel, R OBP: 0.340, SLG: 0.387 (1, 4)	6-3				FC5-4 1-2 1B			FC6-4 1-2		3	0	1	0	0	0	1		
Greg Gagne, R OBP: 0.323, SLG: 0.401 (1, 6)			F4		F3			5-3		3	0	0	0	0	0	3		
Inning Stats	R: 0 E: 0 K: 1 S: 7	H: 2 LOB: 2 BB: 0 P: 7	R: 0 E: 0 K: 0 S: 3	H: 0 LOB: 0 BB: 0 P: 3	R: 0 E: 0 K: 0 S: 4	H: 1 LOB: 1 BB: 0 P: 4	R: 0 E: 0 K: 1 S: 5	H: 0 LOB: 0 BB: 0 P: 5	R: 0 E: 0 K: 1 S: 3	H: 0 LOB: 1 BB: 1 P: 7	R: 0 E: 0 K: 1 S: 4	H: 0 LOB: 0 BB: 1 P: 8	R: 0 E: 0 K: 1 S: 3	H: 0 LOB: 0 BB: 0 P: 3	1B: 2 2B: 2 3B: 0 HR: 0	SF: 0 SAC: 0 DP: 1 HBP: 1	WP: 0 PB: 0 CS: 0	PA: 33
PITCHER Danny Jackson, L ERA: 3.25 (1, 1)	IP: 9.0 WLS: W BF: 33 H: 4 R: 0 ER: 0 SO: 5 BB: 2 IBB: 0 HBP: 1 BLK: 0 WP: 0 HR: 0 S: 40 P: 49 ERA: 0.00 WHIP: 0.667															PITCHER		


Batter	1	2	3	4	5	6	7	8	9	AB	R	H	RBI	BB	SO	LOB	TOP			
Willie Wilson, S OBP: 0.330, SLG: 0.430 (1, 8)	0-3 K		0-0 BB 1B		0-3 K			0-0 4-3		4	0	1	0	0	2	1	Kansas City Royals @ Minnesota Twins Hubert H. Humphrey Metrodome, Minneapolis, MN Wed Jun 26 1985, 8:05 PM EDT Att: 20,060 - Unknown livebaseballscorecards.com			
Lonnie Smith, R OBP: 0.328, SLG: 0.309 Darryl Motley, R OBP: 0.254, SLG: 0.387 (1, 7) (8, 7)	4-0 F WP BB		4-0 G4-6-3 BB		4-0 5-3			0-0 1-3		2	1	0	0	2	0	0				
George Brett, L OBP: 0.418, SLG: 0.516 (1, 5)	0-0 F7 1-H		0-0 G4-6-3		0-0 F8			0-0 F8		4	0	0	0	0	2					
Jorge Orta, L OBP: 0.322, SLG: 0.390 (1, 10)	0-0 F8				0-0 F4			0-0 6-3		4	0	0	0	0	0					
Frank White, R OBP: 0.267, SLG: 0.378 (1, 4)					0-0 F9			0-0 F8		4	0	0	0	0	0					
Dane Iorg, L OBP: 0.229, SLG: 0.273 Lynn Jones, R OBP: 0.232, SLG: 0.288 (1, 9) (8, 9)					0-0 4-3			0-0 F8		2	0	0	0	1	0	0				
Steve Balboni, R OBP: 0.296, SLG: 0.432 (1, 3)					0-0 F9			4-0 BB		2	0	0	0	1	1					
Jim Sundberg, R OBP: 0.288, SLG: 0.413 (1, 2)					4-0 FC5-4 BB			0-3 K		2	0	0	0	1	1	2				
Onix Conception, R OBP: 0.235, SLG: 0.210 (1, 6)					0-0 F8			0-0 F7		3	0	0	0	0	1					
					0-0 F7			0-0 G3												
Inning Stats	R: 1 E: 1 K: 1 S: 5	H: 0 LOB: 0 BB: 1 P: 9	R: 0 E: 0 K: 1 S: 5	H: 0 LOB: 1 BB: 1 P: 9	R: 0 E: 0 K: 0 S: 3	H: 1 LOB: 1 BB: 1 P: 7	R: 0 E: 0 K: 0 S: 3	H: 0 LOB: 0 BB: 0 P: 3	R: 0 E: 0 K: 1 S: 5	H: 0 LOB: 1 BB: 1 P: 9	R: 0 E: 0 K: 0 S: 3	H: 0 LOB: 0 BB: 0 P: 3	R: 0 E: 0 K: 0 S: 3	H: 0 LOB: 0 BB: 0 P: 3	R: 0 E: 0 K: 0 S: 3	H: 0 LOB: 0 BB: 0 P: 3	1B: 1 2B: 0 3B: 0 HR: 0	SF: 0 SAC: 0 DP: 1 HBP: 0	WP: 1 PB: 0 SB: 0 CS: 0	PA: 32
PITCHER Ken Schrom, R ERA: 4.2 (1, 1)	IP: 9.0 WLS: W BF: 32 H: 1 R: 1 ER: 0 SO: 4 BB: 5 IBB: 0 HBP: 0 BLK: 0 WP: 1 HR: 0 S: 35 P: 55 ERA: 0.00 WHIP: 0.667																			

Batter	1	2	3	4	5	6	7	8	9	AB	R	H	RBI	BB	SO	LOB	BOTTOM					
Kirby Puckett, R OBP: 0.320, SLG: 0.389 (1, 8)	4-0 S BB		0-0 FC6-4 1-2			0-0 6-3			0-0 WP SH1 1B	3	1	1	0	1	0	1	Kansas City Royals @ Minnesota Twins Hubert H. Humphrey Metrodome, Minneapolis, MN Wed Jun 26 1985, 8:05 PM EDT Att: 20,060 - Unknown livebaseballscorecards.com					
Ron Washington, R OBP: 0.268, SLG: 0.216 (1, 5)	0-0 F9		0-0 F8			0-0 6-3		0-0 SH1 1-2		3	0	0	0	0	2							
Kent Hrbek, L OBP: 0.337, SLG: 0.429 Gary Gaetti, R OBP: 0.333, SLG: 0.443 (1, 3) (9, PR)	0-3 K 1-2				0-0 F1		0-3 K	4-0 WP 1B BB		3	0	0	0	1	2	1						
Tom Brunansky, R OBP: 0.380, SLG: 0.552 (1, 9)	0-0 F8				0-0 4-3			4-0 1B IBB		3	0	0	0	1	0	1						
Mickey Hatcher, R OBP: 0.324, SLG: 0.381 Roy Smalley, S OBP: 0.382, SLG: 0.421 (1, 10) (9, PH)			0-0 F3		0-0 1B			0-0 1-2 2-H 3-H 1B		3	0	1	0	0	0	0						
Tim Laudner, R OBP: 0.294, SLG: 0.377 (1, 2)			0-3 K		0-3 K			0-0 F5		3	0	0	0	0	2	1						
Tim Teufel, R OBP: 0.336, SLG: 0.382 (1, 4)			0-3 K		0-0 5-3			0-0 F5		3	0	0	0	0	1	0						
Greg Gagne, R OBP: 0.316, SLG: 0.393 (1, 6)			0-0 B1-3		0-3 K			0-3 K		3	0	0	0	0	2	0						
Dave Meier, R OBP: 0.345, SLG: 0.240 (1, 7)			0-0 FC6-4 1B		0-0 6-3			0-0 6-3		3	0	1	0	0	0	0						
					0-0 F5																	
Inning Stats	R: 0 E: 0 K: 1 S: 5	H: 0 LOB: 1 BB: 1 P: 9	R: 0 E: 0 K: 2 S: 7	H: 0 LOB: 0 BB: 0 P: 7	R: 0 E: 0 K: 0 S: 4	H: 1 LOB: 1 BB: 0 P: 4	R: 0 E: 0 K: 1 S: 6	H: 1 LOB: 1 BB: 0 P: 6	R: 0 E: 0 K: 1 S: 5	H: 0 LOB: 0 BB: 0 P: 5	R: 0 E: 0 K: 1 S: 5	H: 0 LOB: 0 BB: 0 P: 5	R: 0 E: 0 K: 0 S: 3	H: 0 LOB: 0 BB: 0 P: 3	R: 0 E: 0 K: 1 S: 5	H: 0 LOB: 0 BB: 0 P: 5	R: 2 E: 0 K: 0 S: 3	H: 2 LOB: 2 BB: 2 P: 11	1B: 4 2B: 0 3B: 0 HR: 0	SF: 0 SAC: 1 DP: 0 HBP: 0	WP: 1 PB: 0 SB: 1 CS: 0	PA: 32
PITCHER Charlie Leibrandt, L ERA: 2.96 Dan Quisenberry, R ERA: 2.53 (1, 1) (9, 1)	IP: 8.1 WLS: L BF: 31 H: 3 R: 2 ER: 2 SO: 7 BB: 2 IBB: 1 HBP: 0 BLK: 0 WP: 1 HR: 0 S: 42 P: 54 ERA: 2.16 WHIP: 0.600																					

Batter	1	2	3	4	5	6	7	8	9	10	11	12	13	14	AB	R	H	RBI	BB	SO	LOB	TOP												
Juan Beniquez, R OBP: 0.346, SLG: 0.410 (1, 9)	5-3		FC3-6 FC6-4		G3		6-3			G1-4-3 1B		5-3		SH1-4	6	0	1	0	0	0	3													
Rod Carew, L OBP: 0.375, SLG: 0.331 (1, 3)	1-3		F7		FC6 1B		F5			G1-4-3		L7		G6-4-3 IBB	6	0	1	1	1	0	3													
Doug DeCinces, R OBP: 0.327, SLG: 0.403 (1, 5)	5-3		FC6-4		FC6 1B			6-3		K				G6-4-3 1B	7	1	1	0	0	1	5													
Daryl Sconiers, L OBP: 0.415, SLG: 0.476 (1, 10)		HR			SH1-3 1B			K						1B 1B	4	1	3	1	2	1	0													
Ruppert Jones, L OBP: 0.368, SLG: 0.484 (1, 7)		4-3			SH1-3			E 1B		F8				L4	4	1	1	0	0	0	3													
Bobby Grich, R OBP: 0.354, SLG: 0.332 (1, 4)					K		5-3			1-3				1B	4	0	1	1	2	1	1													
Gary Pettis, S OBP: 0.348, SLG: 0.318 (1, 8)					K		L5			K				1B	5	0	1	0	1	3	3													
Craig Gerber, L OBP: 0.270, SLG: 0.306 (8, PH)														1B																				
Reggie Jackson, L OBP: 0.358, SLG: 0.479 (9, PH)														1B																				
Dick Schofield, R OBP: 0.298, SLG: 0.309 (9, 6)					G3 SH1-3 1B			6-3 SH1-3 1B		K				G4-2-3	3	1	2	0	0	0	2													
Bob Boone, R OBP: 0.338, SLG: 0.345 (14, PR)														1B	0	0	0	0	0	0	0													
Rob Wilfong, L OBP: 0.243, SLG: 0.235 (14, 2)					SH1-3			SH1-3		1-3				1B	0	0	0	0	0	0	0													
Jerry Nannon, L OBP: 0.321, SLG: 0.417 (14, 2)					FC3-6 1B			1-2						SH1-4 1B	4	0	2	0	0	0	0													
Inning Stats	R: 0 E: 0 K: 0 S: 3	H: 0 LOB: 0 BB: 0 P: 3	R: 1 E: 0 K: 0 S: 3	H: 1 LOB: 1 BB: 2 P: 11	R: 0 E: 0 K: 0 S: 4	H: 1 LOB: 1 BB: 0 P: 4	R: 0 E: 0 K: 2 S: 8	H: 1 LOB: 1 BB: 0 P: 8	R: 1 E: 1 K: 1 S: 5	H: 2 LOB: 1 BB: 0 P: 5	R: 1 E: 1 K: 1 S: 6	H: 1 LOB: 1 BB: 0 P: 6	R: 0 E: 0 K: 0 S: 4	H: 1 LOB: 0 BB: 0 P: 4	R: 0 E: 0 K: 1 S: 6	H: 1 LOB: 1 BB: 0 P: 6	R: 0 E: 0 K: 0 S: 2	H: 0 LOB: 0 BB: 1 P: 6	R: 0 E: 0 K: 2 S: 7	H: 0 LOB: 0 BB: 0 P: 7	R: 0 E: 0 K: 1 S: 6	H: 1 LOB: 1 BB: 2 P: 6	R: 0 E: 0 K: 0 S: 5	H: 0 LOB: 0 BB: 2 P: 13	R: 0 E: 0 K: 0 S: 3	H: 0 LOB: 0 BB: 0 P: 3	R: 1 E: 0 K: 0 S: 6	H: 4 LOB: 2 BB: 0 P: 6	R: 0 E: 0 K: 0 S: 3	H: 1 LOB: 2 BB: 1 P: 7	1B: 12 2B: 0 3B: 0 HR: 1	SF: 0 SAC: 5 DP: 3 HBP: 0	WP: 0 PB: 0 SB: 0 CS: 1	PA: 57
PITCHER	IP	WLS	BF	H	R	ER	SO	BB	IBB	HBP	BLK	WP	HR	S	P	ERA	WHIP																	
Bret Saberhagen, R ERA: 3.23 (8, 1)	7.0		29	7	3	3	3	2	0	0	0	0	0	33	41	2.57	1.286																	
Joe Beckwith, R ERA: 3.4 (12, 1)	4.0		15	1	0	0	4	3	0	0	0	0	0	20	32	0.00	1.000																	
Dan Quisenberry, R ERA: 2.56 (12, 1)	3.0	W	13	5	1	1	0	0	1	0	0	0	0	12	16	3.00	1.667																	

California Angels @ Kansas City Royals
Royals Stadium, Kansas City, MO
Fri Jun 28 1985, 8:05 PM EDT
Att. 32,651 - Unknown


AB 46
R 13
H 13
RBI 3
BB 6
SO 7
LOB 25



Batter	1	2	3	4	5	6	7	8	9	10	11	12	13	14	AB	R	H	RBI	BB	SO	LOB	BOTTOM								
Willie Wilson, S OBP: 0.320, SLG: 0.424 (1, 8)	F7		CS 1B		K					4-3				K	6	0	1	0	1	3	2									
Lonnie Smith, R OBP: 0.331, SLG: 0.319 (1, 7)	K		5-3		PO 1B				F9	6-3				BB	6	0	2	1	1	1	1									
George Brett, L OBP: 0.433, SLG: 0.526 (1, 5)	1B				PO									3B	3	1	3	0	4	0	0									
Jorge Orta, L OBP: 0.317, SLG: 0.384 (8, PH)	F7		K					HR 2B		5-3 SH1-4 BB				IBB	3	0	0	0	0	2	4									
Hal McRae, R OBP: 0.364, SLG: 0.481 (1, 10)	F7		K					HR 2B		SH1-4 FC6-4				IBB	2	1	1	2	1	0	3									
Darryl Motley, R OBP: 0.265, SLG: 0.412 (9, 9)								HR 1B						IBB	4	1	3	1	0	1	1									
Lynn Jones, R OBP: 0.237, SLG: 0.291 (1, 4)								HR 1B						IBB	3	0	1	0	0	0	3									
Frank White, R OBP: 0.284, SLG: 0.371 (1, 3)	G1-4-3				K					5-3				6-3	7	0	1	0	0	2	4									
Steve Balboni, R OBP: 0.298, SLG: 0.424 (14, PR)														1B	5	0	0	0	2	2	4									
John Wathan, R OBP: 0.395, SLG: 0.323 (1, 2)					L9									BB	0	1	0	0	0	0	0									
Jim Sundberg, R OBP: 0.297, SLG: 0.432 (1, 6)					1-3									5-3	7	1	4	0	0	0	3									
Onix Concepcion, R OBP: 0.321, SLG: 0.288 (7, PH)														BB	2	0	0	0	0	0	2									
Dang Iorg, L OBP: 0.224, SLG: 0.267 (8, 6)					4-3									1B	1	0	0	0	0	0	1									
Buddy Biancalana, S OBP: 0.204, SLG: 0.204 (13, PH)														BB	2	0	0	0	0	0	1									
Dave Leeper, L OBP: 0.273, SLG: 0.288 (14, 6)														1B	1	0	1	1	0	0	0									
Inning Stats	R: 0 E: 0 K: 1 S: 6	H: 1 LOB: 1 BB: 0 P: 6	R: 0 E: 0 K: 0 S: 4	H: 1 LOB: 2 BB: 1 P: 8	R: 0 E: 0 K: 1 S: 5	H: 1 LOB: 0 BB: 1 P: 9	R: 1 E: 0 K: 1 S: 6	H: 1 LOB: 0 BB: 0 P: 6	R: 0 E: 0 K: 3 S: 10	H: 1 LOB: 1 BB: 0 P: 10	R: 0 E: 0 K: 2 S: 8	H: 1 LOB: 1 BB: 0 P: 8	R: 2 E: 0 K: 0 S: 7	H: 5 LOB: 2 BB: 0 P: 7	R: 0 E: 0 K: 1 S: 5	H: 0 LOB: 0 BB: 0 P: 5	R: 0 E: 0 K: 1 S: 6	H: 1 LOB: 2 BB: 1 P: 10	R: 0 E: 0 K: 0 S: 3	H: 1 LOB: 3 BB: 3 P: 15	R: 0 E: 0 K: 0 S: 3	H: 0 LOB: 0 BB: 0 P: 3	R: 1 E: 0 K: 1 S: 7	H: 2 LOB: 3 BB: 2 P: 15	R: 0 E: 0 K: 0 S: 3	H: 1 LOB: 1 BB: 1 P: 7	1B: 11 2B: 4 3B: 2 HR: 2	SF: 0 SAC: 1 DP: 2 HBP: 0	WP: 0 PB: 0 SB: 2 CS: 1	PA: 64
PITCHER	IP	WLS	BF	H	R	ER	SO	BB	IBB	HBP	BLK	WP	HR	S	P	ERA	WHIP													
Mike Witt, R ERA: 3.13 (8, 1)	0.0		1	1	0	0	0	0	0	0	0	0	0	1	1	∞	∞													
Pat Clements, L ERA: 3.27 (8, 1)	2.2		13	5	2	2	2	1	0	0	0	0	0	16	20	6.75	2.250													
Donnie Moore, R ERA: 1.92 (11, 1)	3.0		16	3	1	1	1	3	2	0	0	0	0	13	33	3.00	2.000													
Stu Cliburn, R ERA: 1.91 (14, 1)	0.2	L	4	1	1	1	0	1	0	0	0	0	0	3	7	13.50	3.000													

California Angels @ Kansas City Royals
Royals Stadium, Kansas City, MO
Fri Jun 28 1985, 8:05 PM EDT
Att. 32,651 - Unknown

AB 53
R 5
H 17
RBI 5
BB 9
SO 12
LOB 30



Batter	1	2	3	4	5	6	7	8	9	AB	R	H	RBI	BB	SO	LOB	TOP					
Mike Brown, R OBP: 0.287, SLG: 0.404 Rod Carew, L OBP: 0.373, SLG: 0.329	F8		6-3		FC5-2		SH1-3	SH1-3	F7	3	0	0	0	0	0	3						
Juan Beniquez, R OBP: 0.347, SLG: 0.407	F8		F8		5-3		1B	1B	IBB	4	2	1	1	1	0	3						
Brian Downing, R OBP: 0.348, SLG: 0.327	F4			F8		F9	1B	1B	1B	5	2	3	2	0	0	0						
Doug DeCinces, R OBP: 0.333, SLG: 0.407		F8				FC6-4	1B	WP	SF7	3	0	2	2	1	0	0						
Bobby Grich, R OBP: 0.355, SLG: 0.333				BB		F9		WP	5-3	5	0	2	1	0	1	4						
Reggie Jackson, L OBP: 0.384, SLG: 0.477		K			F7		FC6-4	1B	IBB	3	0	1	1	2	1	2						
Bob Boone, R OBP: 0.333, SLG: 0.338		FC6-4				FC6-4	G1-2-3		F3	4	0	0	0	0	0	7						
Dick Schofield, R OBP: 0.265, SLG: 0.309					FC4-6	1B	FC5-2		F7	3	1	1	0	1	0	3						
Gary Pettis, S OBP: 0.356, SLG: 0.326			FC4-6			FC5-2		SH1-3	1B	4	2	3	0	1	0	1						
Inning Stats	R: 0 E: 0 K: 0 S: 3	H: 0 LOB: 0 BB: 0 P: 3	R: 0 E: 0 K: 1 S: 6	H: 1 LOB: 1 BB: 0 P: 6	R: 0 E: 0 K: 1 S: 3	H: 0 LOB: 1 BB: 0 P: 4	R: 0 E: 0 K: 1 S: 5	H: 0 LOB: 1 BB: 1 P: 9	R: 0 E: 0 K: 0 S: 6	H: 1 LOB: 2 BB: 1 P: 8	R: 1 E: 0 K: 0 S: 6	H: 3 LOB: 2 BB: 0 P: 6	R: 3 E: 0 K: 0 S: 7	H: 5 LOB: 2 BB: 1 P: 11	R: 3 E: 0 K: 0 S: 6	H: 3 LOB: 1 BB: 2 P: 10	R: 0 E: 0 K: 0 S: 3	H: 0 LOB: 2 BB: 2 P: 11	1B: 12 2B: 1 3B: 0 HR: 0	SF: 1 SAC: 2 DP: 1 HBP: 2	WP: 1 PB: 0 SB: 1 CS: 0	PA: 46
PITCHER	IP	WLS	BF	H	R	ER	SO	BB	IBB	HBP	BLK	WP	HR	S	P	ERA	WHIP					
Bud Black, L ERA: 3.55	6.1	L	30	8	4	4	2	2	0	2	0	0	0	30	40	5.68	1.579					
Michael LaCoss, R ERA: 4.75	1.0		9	5	3	3	0	0	2	0	0	1	0	7	15	27.00	5.000					
Mike Jones, L ERA: 4.65	1.2		7	0	0	0	0	2	0	0	0	0	0	5	13	0.00	1.200					

California Angels @ Kansas City Royals
Royals Stadium, Kansas City, MO
Sat Jun 29 1985, 8:05 PM EDT
Att: 39,451 - Unknown

AB 35
R 7
H 13
RBI 7
BB 6
SO 2
LOB 25



Batter	1	2	3	4	5	6	7	8	9	AB	R	H	RBI	BB	SO	LOB	BOTTOM					
Willie Wilson, S OBP: 0.325, SLG: 0.419	1-3		F7		6-3			K		4	0	0	0	0	1	1						
Lonnie Smith, R OBP: 0.330, SLG: 0.314	L9		6-3			6-3		WP	1B	3	0	0	0	1	0	0						
George Brett, L OBP: 0.430, SLG: 0.522	4-3		F9			F7		WP	1B	4	0	1	0	0	0	0						
Jorge Orta, L OBP: 0.316, SLG: 0.381		L8		F3		FC5-4	1B	F7		4	0	1	0	0	0	2						
Frank White, R OBP: 0.284, SLG: 0.381				K		FC5-4		6-3		4	1	1	1	0	1	3						
Jim Sundberg, R OBP: 0.296, SLG: 0.429				6-3			F7		F8	4	0	1	0	0	0	0						
Steve Balboni, R OBP: 0.305, SLG: 0.438						F8			FC6-4	3	0	3	0	1	0	0						
Dave Leeper, L		F5				F8		L7	L8	4	0	0	0	0	0	5						
Onix Conception, R OBP: 0.230, SLG: 0.205									FC6-4	2	0	0	0	0	0	3						
Dane Long, L OBP: 0.220, SLG: 0.261			6-3							1	0	0	0	0	0	1						
Buddy Biancalana, S OBP: 0.204, SLG: 0.204										0	0	0	0	0	0	0						
Hai McRae, R OBP: 0.360, SLG: 0.476										1	0	0	0	0	0	1						
Inning Stats	R: 0 E: 0 K: 0 S: 3	H: 3 LOB: 2 BB: 0 P: 6	R: 1 E: 0 K: 0 S: 6	H: 3 LOB: 0 BB: 0 P: 6	R: 0 E: 0 K: 1 S: 5	H: 0 LOB: 0 BB: 0 P: 5	R: 0 E: 0 K: 0 S: 4	H: 1 LOB: 1 BB: 0 P: 4	R: 0 E: 0 K: 0 S: 4	H: 1 LOB: 1 BB: 0 P: 4	R: 0 E: 0 K: 0 S: 4	H: 1 LOB: 2 BB: 1 P: 10	R: 0 E: 0 K: 0 S: 3	H: 0 LOB: 1 BB: 1 P: 7	1B: 4 2B: 2 3B: 0 HR: 1	SF: 0 SAC: 0 DP: 0 HBP: 0	WP: 1 PB: 0 SB: 0 CS: 0	PA: 36				
PITCHER	IP	WLS	BF	H	R	ER	SO	BB	IBB	HBP	BLK	WP	HR	S	P	ERA	WHIP					
Urbano Lugo, R ERA: 1.8	9.0	W	36	7	1	1	2	2	0	0	0	1	1	38	46	1.00	1.000					

California Angels @ Kansas City Royals
Royals Stadium, Kansas City, MO
Sat Jun 29 1985, 8:05 PM EDT
Att: 39,451 - Unknown

AB 34
R 1
H 7
RBI 1
BB 2
SO 2
LOB 16



Batter	1	2	3	4	5	6	7	8	9	AB	R	H	RBI	BB	SO	LOB	TOP										
Rod Carew, L OBP: 0.370, SLG: 0.322 (1, 3)	5-3		1-3			G3 BB		K		3	0	0	0	1	1	3	California Angels @ Kansas City Royals Royals Stadium, Kansas City, MO Sun Jun 30 1985, 4:33 AM EDT Att: 33,173 - Unknown livebaseballscorecards.com										
Ruppert Jones, L OBP: 0.395, SLG: 0.497 (1, 9)	K			4-3		G3			4	1	1	1	0	1	1												
Brian Downing, R OBP: 0.342, SLG: 0.321 (1, 7)	6-3			F2		K			4	0	0	0	0	1	1												
Daryl Sconiers, L OBP: 0.404, SLG: 0.457 (1, 10)		5-3 1B		E3			1-3		4	0	1	0	0	0	0												
Doug DeCinces, R OBP: 0.328, SLG: 0.399 (1, 5)	5-3			4-3			6-3		4	0	0	0	0	1	2												
Rob Wilfong, L OBP: 0.238, SLG: 0.230 (1, 4)	L5				F9		F8		3	0	0	0	0	0	1												
Jerry Narron, L OBP: 0.310, SLG: 0.400 (1, 2)	K				6-3			F8	3	0	0	0	0	1	1												
Craig Gerber, L OBP: 0.256, SLG: 0.289 (8, PH)			G3			K2-3			2	0	0	0	0	1	0												
Reggie Jackson, L OBP: 0.356, SLG: 0.480 (8, FR)								S 1B	1	0	1	0	0	0	0												
Dick Schofield, R OBP: 0.265, SLG: 0.309 (8, 6)								K	0	0	0	0	0	0	0												
Gary Pettis, S OBP: 0.356, SLG: 0.326 (1, 8)								K	3	0	1	0	0	2	1												
Juan Beniquez, R OBP: 0.347, SLG: 0.407 (8, 8)								K	0	0	0	0	0	0	0												
Inning Stats	R: 0 E: 0 K: 1 S: 5	H: 0 LOB: 0 BB: 0 P: 5	R: 0 E: 0 K: 1 S: 6	H: 1 LOB: 1 BB: 0 P: 6	R: 0 E: 0 K: 0 S: 3	H: 1 LOB: 0 BB: 0 P: 3	R: 0 E: 1 K: 0 S: 4	H: 0 LOB: 1 BB: 0 P: 4	R: 0 E: 0 K: 1 S: 5	H: 0 LOB: 0 BB: 0 P: 5	R: 0 E: 0 K: 2 S: 7	H: 0 LOB: 1 BB: 1 P: 11	R: 0 E: 0 K: 0 S: 3	H: 0 LOB: 0 BB: 0 P: 3	R: 0 E: 0 K: 2 S: 8	H: 1 LOB: 2 BB: 0 P: 8	R: 1 E: 0 K: 1 S: 6	H: 1 LOB: 0 BB: 0 P: 6	1B: 3 2B: 1 3B: 0 HR: 1	SF: 0 SAC: 0 DP: 1 HBP: 0	WP: 0 PB: 0 SB: 1 CS: 0	PA: 32					
PITCHER	IP	WLS	BF	H	R	ER	SO	BB	IBB	HBP	BLK	WP	HR	S	P	ERA	WHIP	PITCHER									
Mark Gubicza, R ERA: 3.91 (1, 1)	8.0	W	28	3	0	0	7	1	0	0	0	0	0	41	45	0.00	0.500										
Dan Quisenberry, R ERA: 2.67 (9, 1)	1.0	S	4	1	1	1	1	0	0	0	0	0	1	6	6	9.00	1.000										

Batter	1	2	3	4	5	6	7	8	9	AB	R	H	RBI	BB	SO	LOB	BOTTOM										
Willie Wilson, S OBP: 0.328, SLG: 0.416 (1, 8)	4-3		G3		F9			S 3B 1B		4	1	1	0	0	0	2	California Angels @ Kansas City Royals Royals Stadium, Kansas City, MO Sun Jun 30 1985, 4:33 AM EDT Att: 33,173 - Unknown livebaseballscorecards.com										
Lonnie Smith, R OBP: 0.332, SLG: 0.323 (1, 7)	S BB		L8			5-3		S 1B 3B		3	1	1	1	1	0	1											
George Brett, L OBP: 0.428, SLG: 0.517 (1, 5)	F7				K	4-3			4	0	1	1	0	1	1												
Jorge Orta, L OBP: 0.310, SLG: 0.374 (1, 10)	F8				F9			S 1B	4	0	0	0	0	0	2												
Steve Balboni, R OBP: 0.302, SLG: 0.433 (1, 3)		F8			4-3				3	0	0	0	0	1	0												
Frank White, R OBP: 0.284, SLG: 0.381 (1, 4)		F8				1B HBP G6-4-3 1B		K	3	1	1	0	0	1	0												
Lynn Jones, R OBP: 0.242, SLG: 0.281 (1, 9)			E6			G6-4-3 1B HBP		4-3	2	0	0	0	0	0	0												
John Wathan, R OBP: 0.415, SLG: 0.353 (1, 2)					G3 SH1-3 1B			F9	3	0	2	0	0	0	0												
Onix Concepcion, R OBP: 0.230, SLG: 0.205 (1, 6)									0	0	0	0	0	0	0												
Hal McRae, R OBP: 0.356, SLG: 0.470 (6, PH)			SH1-3						1	0	0	0	0	0	2												
Buddy Biancalana, S OBP: 0.200, SLG: 0.200 (6, 6)						G6-4-3		4-3	1	0	0	0	0	0	0												
Inning Stats	R: 0 E: 0 K: 0 S: 3	H: 0 LOB: 1 BB: 1 P: 7	R: 0 E: 1 K: 0 S: 3	H: 0 LOB: 0 BB: 0 P: 3	R: 0 E: 0 K: 0 S: 4	H: 1 LOB: 1 BB: 0 P: 4	R: 0 E: 0 K: 1 S: 5	H: 0 LOB: 0 BB: 0 P: 5	R: 2 E: 0 K: 0 S: 6	H: 3 LOB: 1 BB: 0 P: 6	R: 0 E: 0 K: 0 S: 3	H: 0 LOB: 0 BB: 0 P: 3	R: 0 E: 0 K: 2 S: 7	H: 0 LOB: 0 BB: 0 P: 7	R: 2 E: 0 K: 0 S: 6	H: 3 LOB: 1 BB: 0 P: 6	1B: 5 2B: 0 3B: 1 HR: 0	SF: 0 SAC: 1 DP: 1 HBP: 1	WP: 0 PB: 0 SB: 2 CS: 0	PA: 31							
PITCHER	IP	WLS	BF	H	R	ER	SO	BB	IBB	HBP	BLK	WP	HR	S	P	ERA	WHIP	PITCHER									
Ron Romanick, R ERA: 3.04 (1, 1)	7.2	L	29	5	3	3	3	1	0	1	0	0	0	33	38	3.52	0.783										
Pat Clements, L ERA: 3.24 (8, 1)	0.1		2	1	0	0	0	0	0	0	0	0	0	2	2	0.00	3.000										

Batter	1	2	3	4	5	6	7	8	9	AB	R	H	RBI	BB	SO	LOB	TOP								
Steve Henderson, R (1, 7) OBP: 0.383, SLG: 0.389 Donnie Hill, S (9, PH) OBP: 0.287, SLG: 0.301	0-0 4-3		0-0 2B 4-3 1B		0-0 E6		0-3 K		0-0 SH1-4	4	1	1	0	0	1	0									
Carney Lansford, R (1, 5) OBP: 0.307, SLG: 0.433	0-0 G3		0-0 4-3 1-3 2B		0-0 6-3		0-0 1B		0-0 F3	5	0	2	0	0	0	3									
Dusty Baker Jr., R (1, 3) OBP: 0.386, SLG: 0.542 Bruce Bochte, L (9, 3) OBP: 0.396, SLG: 0.430	0-0 5-3		0-0 4-3		4-0 BB		0-0 F6		0-0 HR	4	1	1	4	1	0	2									
Dave Kingman, R (1, 10) OBP: 0.321, SLG: 0.470		0-0 F8	0-0 L5		0-3 K		0-0 F4		0-0 FC4 1B	5	0	1	0	0	1	4									
Mike Heath, R (1, 9) OBP: 0.307, SLG: 0.412		4-0 BB BB		0-0 4-3		0-3 K		0-0 5-3	4	0	0	0	1	1	1										
Dwayne Murphy, L (1, 8) OBP: 0.346, SLG: 0.409		0-3 K		0-3 K		0-3 K		0-0 G3	4	0	0	0	0	3	1										
Mickey Tettleton, S (1, 2) OBP: 0.382, SLG: 0.375		4-0 1-2 BB		1-0 HBP		0-0 E6 1B		0-3 K	2	0	0	0	1	1	0										
Rob Picciolo, R (1, 4) OBP: 0.361, SLG: 0.417 Mike Davis, L (9, 9) OBP: 0.384, SLG: 0.547	0-0 G3			0-0 6-3		0-0 1-2 1B			4	1	2	0	0	0	3										
Alfredo Griffin, S (1, 6) OBP: 0.321, SLG: 0.364			0-0 4-3		0-0 6-3		0-0 G4-1		0-0 SH SH1-4 1B	3	1	0	0	0	2										
Inning Stats	R: 0 E: 0 K: 0 S: 3	H: 0 LOB: 0 BB: 0 P: 3	R: 0 E: 0 K: 1 S: 5	H: 0 LOB: 2 BB: 2 P: 13	R: 1 E: 0 K: 0 S: 5	H: 2 LOB: 1 BB: 0 P: 5	R: 0 E: 0 K: 1 S: 5	H: 0 LOB: 1 BB: 0 P: 6	R: 0 E: 0 K: 1 S: 6	H: 0 LOB: 2 BB: 1 P: 10	R: 0 E: 1 K: 2 S: 9	H: 1 LOB: 2 BB: 0 P: 9	R: 0 E: 0 K: 1 S: 6	H: 1 LOB: 1 BB: 0 P: 6	R: 0 E: 0 K: 1 S: 5	H: 0 LOB: 0 BB: 0 P: 5	R: 3 E: 0 K: 0 S: 7	H: 3 LOB: 1 BB: 0 P: 7	1B: 5 2B: 1 3B: 0 HR: 1	SF: 0 SAC: 2 DP: 0 HBP: 1	WP: 0 PB: 0 SB: 0 CS: 0	PA: 41			
PITCHER	IP	WLS	BF	H	R	ER	SO	BB	IBB	HBP	BLK	WP	HR	S	P	ERA	WHIP								
Danny Jackson, L (1, 1) ERA: 3.26	8.0	L	36	5	3	3	7	3	0	1	0	0	0	46	59	3.38	1.000								
Dan Quisenberry, R (9, 1) ERA: 2.79	1.0		5	2	1	1	0	0	0	0	0	0	1	5	5	9.00	2.000								

Oakland Athletics @ Kansas City Royals
 Royals Stadium, Kansas City, MO
 Mon Jul 01 1985, 8:05 PM EDT
 Att: 31,781 - Unknown

AB	35
R	4
H	7
RBI	4
BB	3
SO	7
LOB	16



Batter	1	2	3	4	5	6	7	8	9	AB	R	H	RBI	BB	SO	LOB	BOTTOM								
Willie Wilson, S (1, 8) OBP: 0.325, SLG: 0.416	0-0 G3		0-0 F8		0-0 S 1B 1B		0-0 4-3		0-0 1B BB SF8 1B	5	2	2	0	0	0										
Lonnie Smith, R (1, 7) OBP: 0.341, SLG: 0.325	4-0 S 1B BB		0-0 F7		4-0 1B 1-2 BB		0-0 4-3 S 1B		4-0 1B 1-2 BB	2	0	1	0	3	0										
George Brett, L (1, 5) OBP: 0.431, SLG: 0.519	0-0 1-2 1B		0-0 4-3		0-0 1-3 2-H 3-H 1B		0-0 4-3		0-0 1-2 2-3 1B	5	0	3	2	0	0	1									
Jorge Orta, L (1, 10) OBP: 0.307, SLG: 0.371	0-0 F9			0-0 G5-4-3 1B	0-0 G3		0-0 4-3		0-0 SF8	4	0	1	1	0	0	5									
Steve Balboni, R (1, 3) OBP: 0.302, SLG: 0.431 John Wathan, R (8, PR) OBP: 0.405, SLG: 0.343	0-3 K			0-0 G5-4-3 1-2 2-3	0-0 G5-4-3 1B		0-0 F8		0-0 G4-6-3 1B	4	0	1	0	0	1	3									
Jim Sundberg, R (1, 2) OBP: 0.295, SLG: 0.425		0-0 FC6 1B		0-0 F3		0-0 1-3		0-0 G4-6-3 1-2	4	0	1	0	0	0	1										
Frank White, R (1, 4) OBP: 0.288, SLG: 0.386		0-0 F6			0-0 L6		0-0 1B 1B		0-0 1B 2B	4	0	2	0	0	0	1									
Lynn Jones, R (1, 9) OBP: 0.242, SLG: 0.279		0-0 F8			0-0 5-3		0-0 FC6-4 1B		0-0 1-3	4	0	1	0	0	3										
Onix Concepcion, R (1, 6) OBP: 0.232, SLG: 0.207 Hal McRae, R (9, PH) OBP: 0.353, SLG: 0.464		0-0 FC6			0-0 1B 1B		0-0 FC6-4		0-3 K	3	1	1	0	0	0	3									
Inning Stats	R: 0 E: 0 K: 1 S: 6	H: 1 LOB: 2 BB: 1 P: 10	R: 0 E: 0 K: 0 S: 4	H: 1 LOB: 0 BB: 0 P: 4	R: 0 E: 0 K: 0 S: 3	H: 0 LOB: 0 BB: 0 P: 3	R: 0 E: 0 K: 0 S: 3	H: 1 LOB: 0 BB: 0 P: 3	R: 2 E: 0 K: 0 S: 6	H: 3 LOB: 2 BB: 1 P: 10	R: 0 E: 0 K: 0 S: 5	H: 2 LOB: 2 BB: 0 P: 5	R: 0 E: 0 K: 0 S: 4	H: 1 LOB: 1 BB: 0 P: 4	R: 0 E: 0 K: 0 S: 4	H: 2 LOB: 2 BB: 0 P: 4	R: 1 E: 0 K: 1 S: 7	H: 2 LOB: 2 BB: 1 P: 11	1B: 12 2B: 1 3B: 0 HR: 0	SF: 1 SAC: 0 DP: 2 HBP: 0	WP: 0 PB: 0 SB: 4 CS: 0	PA: 41			
PITCHER	IP	WLS	BF	H	R	ER	SO	BB	IBB	HBP	BLK	WP	HR	S	P	ERA	WHIP								
Don Sutton, R (1, 1) ERA: 4.27	7.0		32	10	2	2	1	2	0	0	0	0	0	32	40	2.57	1.714								
Keith Ahernton, R (8, 1) ERA: 3.59	1.0	W	3	1	0	0	0	0	0	0	0	0	0	3	3	0.00	1.000								
Jay Howell, R (9, 1) ERA: 1.88	1.0	S	6	2	1	1	1	1	0	0	0	0	0	7	11	9.00	3.000								

Oakland Athletics @ Kansas City Royals
 Royals Stadium, Kansas City, MO
 Mon Jul 01 1985, 8:05 PM EDT
 Att: 31,781 - Unknown

AB	37
R	3
H	13
RBI	3
BB	3
SO	2
LOB	19



Batter	1	2	3	4	5	6	7	8	9	AB	R	H	RBI	BB	SO	LOB	TOP			
Dave Collins, S OBP: 0.292, SLG: 0.333 (1, 7)										4	0	0	0	0	0	1				
Carney Lansford, R OBP: 0.307, SLG: 0.433 (1, 5)										4	0	1	0	0	0	0				
Bruce Bochte, L OBP: 0.391, SLG: 0.424 (1, 3) Rob Piccolo, R OBP: 0.344, SLG: 0.397 (9, PR)										4	0	1	0	0	2	1				
Dave Kingman, R OBP: 0.319, SLG: 0.464 (1, 10)										4	0	1	0	0	0	3				
Mike Davis, L OBP: 0.377, SLG: 0.534 (1, 9)										4	0	0	0	0	0	3				
Dwayne Murphy, L OBP: 0.346, SLG: 0.407 (1, 8)										3	0	2	0	0	0	0				
Mike Heath, R OBP: 0.306, SLG: 0.406 (1, 2)										3	0	0	0	0	1	1				
Donnie Hill, S OBP: 0.282, SLG: 0.295 (1, 4)										3	0	0	0	0	1	1				
Alfredo Griffin, S OBP: 0.318, SLG: 0.360 (1, 6)										3	0	1	0	0	0	0				
Inning Stats	R: 0 E: 1 K: 1 S: 6	H: 0 LOB: 1 BB: 0 P: 6	R: 0 E: 0 K: 0 S: 4	H: 1 LOB: 1 BB: 0 P: 4	R: 0 E: 0 K: 0 S: 3	H: 0 LOB: 0 BB: 0 P: 3	R: 0 E: 0 K: 1 S: 5	H: 0 LOB: 0 BB: 0 P: 5	R: 0 E: 0 K: 2 S: 7	H: 0 LOB: 0 BB: 0 P: 7	R: 0 E: 0 K: 0 S: 3	H: 2 LOB: 2 BB: 0 P: 4	R: 0 E: 0 K: 0 S: 4	H: 1 LOB: 1 BB: 0 P: 4	R: 0 E: 0 K: 0 S: 4	H: 2 LOB: 2 BB: 0 P: 4	1B: 6 2B: 0 3B: 0 HR: 0	SF: 0 SAC: 0 DP: 1 HBP: 0	WP: 0 PB: 0 SB: 0 CS: 0	PA: 32
PITCHER	IP WLS BF H R ER SO BB IBB HBP BLK WP HR S P ERA WHIP																			
Bret Saberhagen, R ERA: 2.99 (1, 1)	8.0 W 30	5 0 0 4	0 0 0 0	0 0 0 0	0 0 0 0	0 0 0 0	0 0 3 3	0.00 1.000												
Dan Quisenberry, R ERA: 2.73 (9, 1)	1.0 S 3	1 0 0 0	0 0 0 0	0 0 0 0	0 0 0 0	0 0 3 3	0.00 1.000													

Oakland Athletics @ Kansas City Royals
Royals Stadium, Kansas City, MO
Wed Jul 03 1985, 8:05 PM EDT
Att: 22,142 - Unknown

AB 32
R 0
H 6
RBI 0
BB 0
SO 4
LOB 10



Batter	1	2	3	4	5	6	7	8	9	AB	R	H	RBI	BB	SO	LOB	BOTTOM			
Willie Wilson, S OBP: 0.326, SLG: 0.429 (1, 8)										4	1	1	1	0	0	0				
Lonnie Smith, R OBP: 0.342, SLG: 0.321 (1, 7) Lynn Jones, R OBP: 0.239, SLG: 0.274 (9, 7)										3	0	0	0	1	0	0				
George Brett, L OBP: 0.439, SLG: 0.556 (1, 5)										4	2	2	0	0	0	1				
Jorge Orta, L OBP: 0.304, SLG: 0.370 (1, 10)										4	0	1	1	0	0	2				
Jim Sundberg, R OBP: 0.301, SLG: 0.424 (1, 2)										3	0	1	0	1	1	1				
Steve Balboni, R OBP: 0.304, SLG: 0.438 (1, 3)										3	0	1	1	0	0	1				
Darryl Motley, R OBP: 0.266, SLG: 0.417 (1, 9)										3	0	1	0	0	0	3				
Greg Pryor, R OBP: 0.272, SLG: 0.276 (1, 4) Frank White, R OBP: 0.297, SLG: 0.380 (8, 4)										3	0	0	0	0	1	1				
Buddy Biancalana, S OBP: 0.210, SLG: 0.196 (1, 6)										3	0	0	0	0	0	0				
Inning Stats	R: 0 E: 0 K: 0 S: 3	H: 0 LOB: 1 BB: 1 P: 7	R: 0 E: 0 K: 1 S: 6	H: 1 LOB: 1 BB: 0 P: 6	R: 0 E: 0 K: 0 S: 3	H: 0 LOB: 0 BB: 0 P: 3	R: 0 E: 0 K: 0 S: 5	H: 2 LOB: 2 BB: 0 P: 5	R: 1 E: 0 K: 1 S: 6	H: 1 LOB: 0 BB: 0 P: 6	R: 1 E: 0 K: 0 S: 4	H: 1 LOB: 1 BB: 1 P: 8	R: 0 E: 0 K: 0 S: 3	H: 0 LOB: 0 BB: 0 P: 3	R: 1 E: 0 K: 0 S: 5	H: 2 LOB: 1 BB: 0 P: 5	1B: 2 2B: 4 3B: 0 HR: 1	SF: 1 SAC: 0 DP: 0 HBP: 0	WP: 0 PB: 0 SB: 1 CS: 0	PA: 33
PITCHER	IP WLS BF H R ER SO BB IBB HBP BLK WP HR S P ERA WHIP																			
Chris Codiroli, R ERA: 4.3 (1, 1)	8.0 L 33	7 3 3 2	1 1 0 0	0 0 0 0	0 0 0 0	0 1 35 43	3.38 1.000													

Oakland Athletics @ Kansas City Royals
Royals Stadium, Kansas City, MO
Wed Jul 03 1985, 8:05 PM EDT
Att: 22,142 - Unknown

AB 30
R 3
H 7
RBI 3
BB 2
SO 2
LOB 9



Batter	1	2	3	4	5	6	7	8	9	AB	R	H	RBI	BB	SO	LOB	TOP								
Floyd Rayford, R OBP: 0.383, SLG: 0.576 (1, 5)	0-0 FC5-4 1B		0-0 4-3 1B 2B		0-0 5-3		0-0 5-3			4	1	2	2	0	0	1									
Lee Lacy, R OBP: 0.330, SLG: 0.408 (1, 9)	0-3 K		0-0 6-3		0-0 1B FC4-6 1B		0-0 5-3			4	1	1	0	0	1	2									
Fred Lynn, L OBP: 0.327, SLG: 0.428 (1, 8)	0-0 F6		0-0 4-3		0-0 1-3 FC4-6 1B		0-0 1-3			4	0	1	1	0	0	2									
Eddie Murray, S OBP: 0.353, SLG: 0.489 (1, 3)	0-0 FC5-4 1-2		0-0 1B		0-0 FC4-6 1B 1-2			0-0 F8		4	0	1	2	0	0	2									
Cal Ripken Jr., R OBP: 0.347, SLG: 0.463 (1, 6)		0-0 F7	0-0 F4		0-0 1-2 1B			0-3 K		4	0	1	0	0	1	1									
Gary Roenicke, R OBP: 0.336, SLG: 0.462 (1, 7)		0-0 F6		0-0 5-3	0-0 1-3			0-0 5-3		4	0	0	0	0	0	2									
Mike Young, S OBP: 0.314, SLG: 0.423 (1, 10)		0-0 5-3		0-0 5-3		0-3 K			0-3 K	4	0	0	0	0	2	0									
Rick Dempsey, R OBP: 0.333, SLG: 0.363 (1, 2)			0-0 1B 2B	0-0 F8		0-0 G5-4-3 1B			0-0 F2	4	1	2	0	0	0	0									
Rich Dauer, R OBP: 0.295, SLG: 0.272 (1, 4)			0-0 2B 1B		0-0 1B 2B	0-0 G5-4-3 1-2			0-0 4-3	4	2	2	0	0	0	1									
Inning Stats	R: 0 E: 0 K: 1 S: 6	H: 1 LOB: 1 BB: 0 P: 6	R: 0 E: 0 K: 0 S: 3	H: 0 LOB: 0 BB: 0 P: 3	R: 3 E: 0 K: 0 S: 7	H: 4 LOB: 1 BB: 0 P: 7	R: 0 E: 0 K: 0 S: 3	H: 0 LOB: 0 BB: 0 P: 3	R: 2 E: 0 K: 1 S: 5	H: 4 LOB: 2 BB: 0 P: 7	R: 0 E: 0 K: 0 S: 3	H: 0 LOB: 0 BB: 0 P: 3	R: 0 E: 0 K: 1 S: 5	H: 0 LOB: 0 BB: 0 P: 5	R: 0 E: 0 K: 1 S: 5	H: 0 LOB: 0 BB: 0 P: 5	R: 0 E: 0 K: 1 S: 5	H: 0 LOB: 0 BB: 0 P: 5	1B: 7 2B: 3 3B: 0 HR: 0	SF: 0 SAC: 0 DP: 1 HBP: 0	WP: 0 PB: 0 SB: 0 CS: 0	PA: 36			
PITCHER	IP WLS BF H R ER SO BB IBB HBP BLK WP HR S P ERA WHIP	4.1 L 21 8 5 5 1 0 0 0 0 0 0 23 23 10.38 1.846	4.2 S 15 2 0 0 3 0 0 0 0 0 0 21 21 0.00 0.429																						

Baltimore Orioles @ Kansas City Royals
Royals Stadium, Kansas City, MO
Thu Jul 04 1985, 8:05 PM EDT
Att: 40,616 - Unknown

AB 36
R 5
H 10
RBI 5
BB 0
SO 4
LOB 11

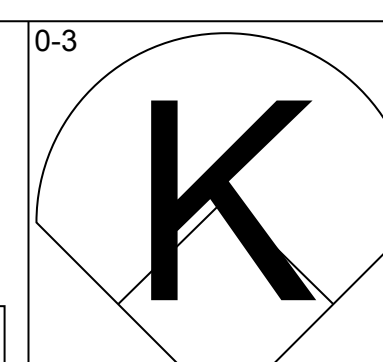
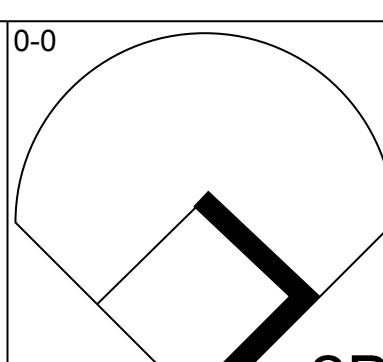
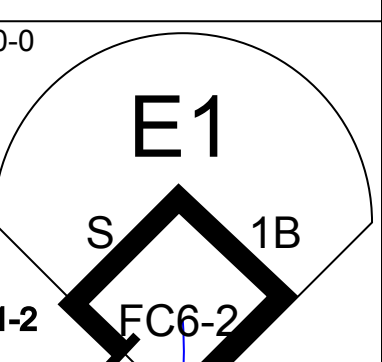
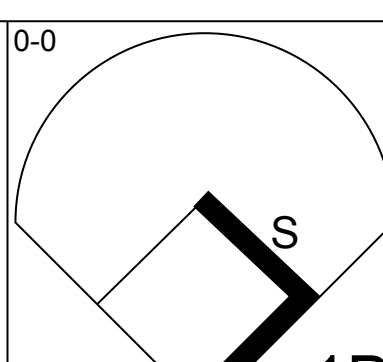
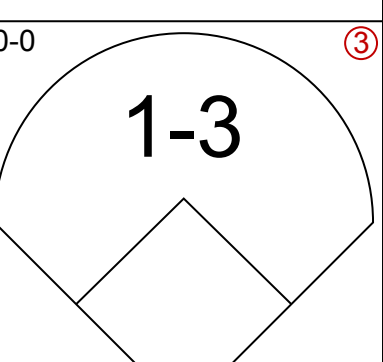

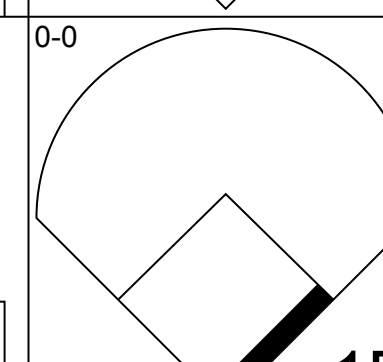
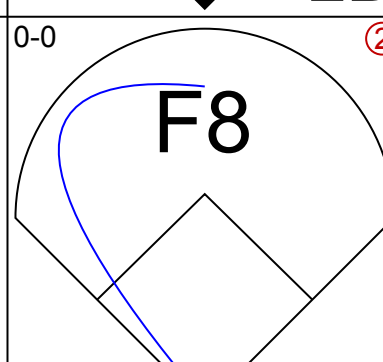
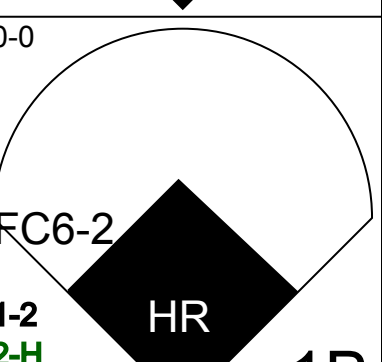
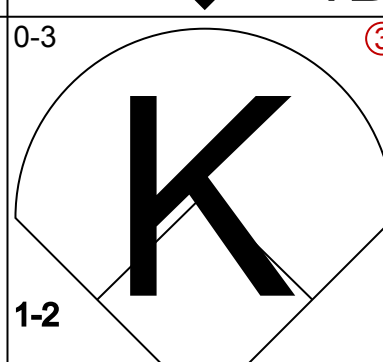
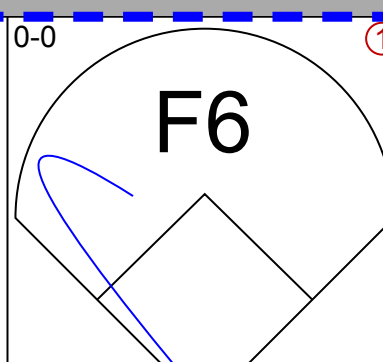
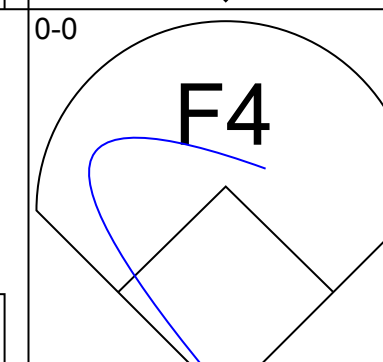
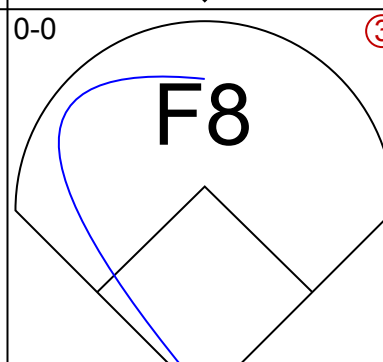
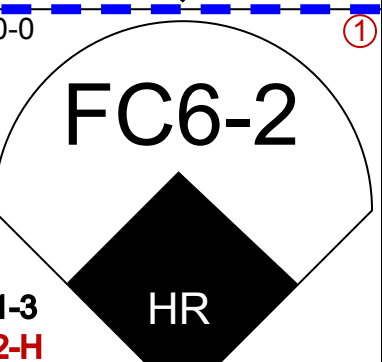
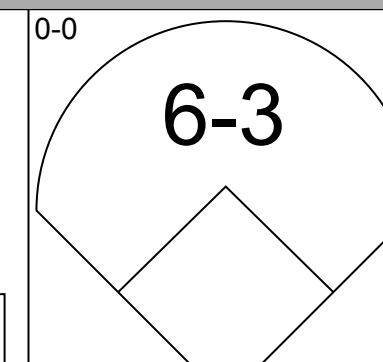
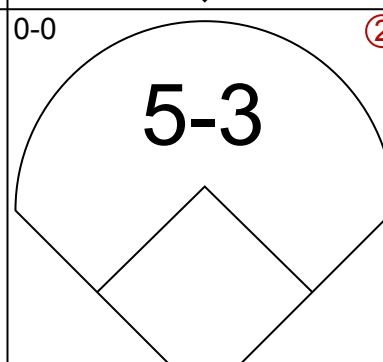
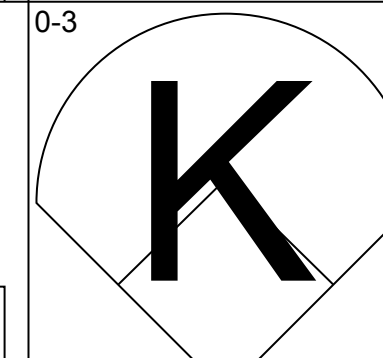
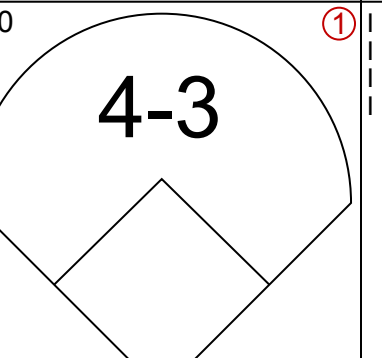
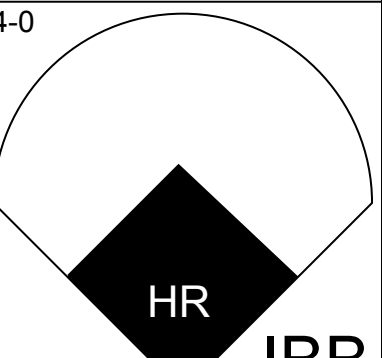
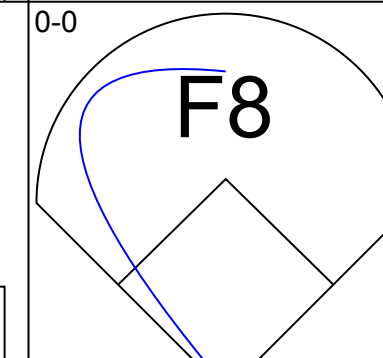
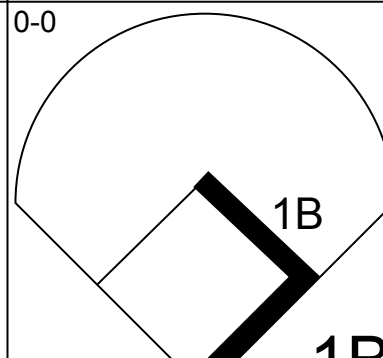
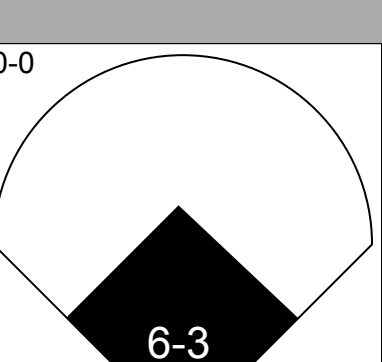
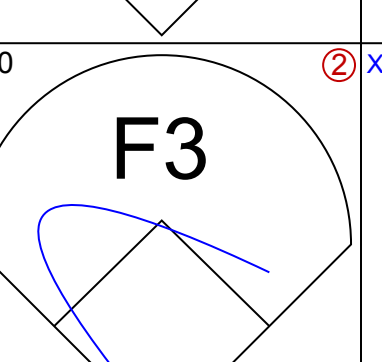
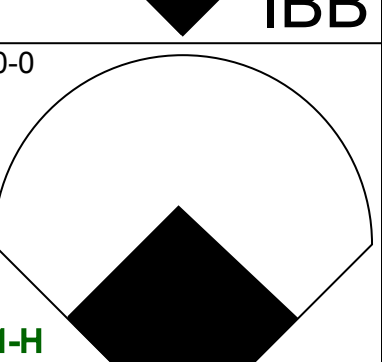
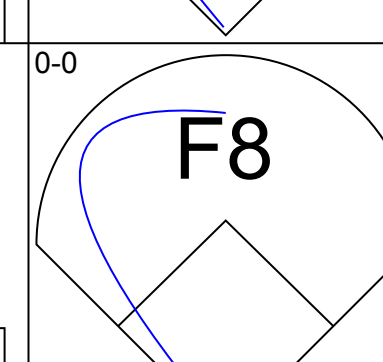
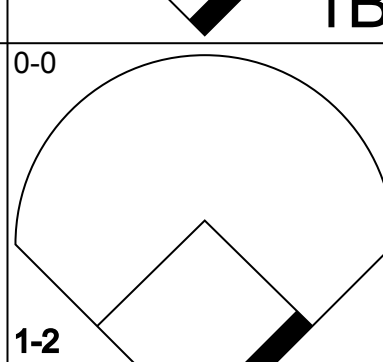
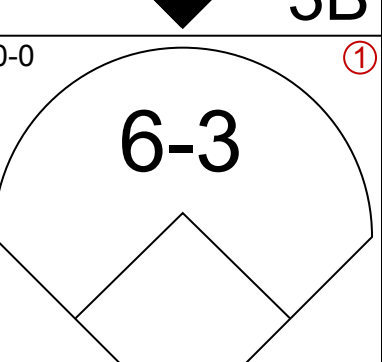
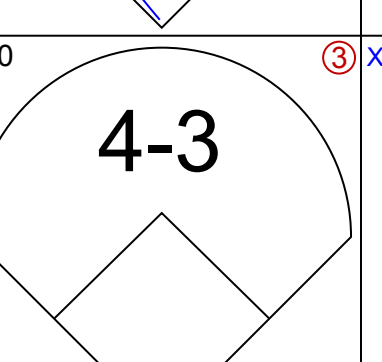
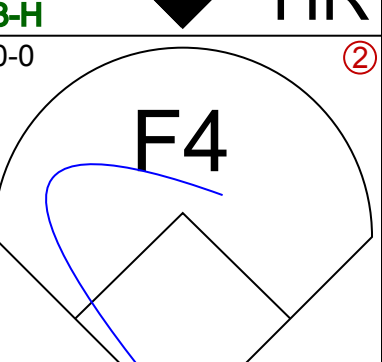
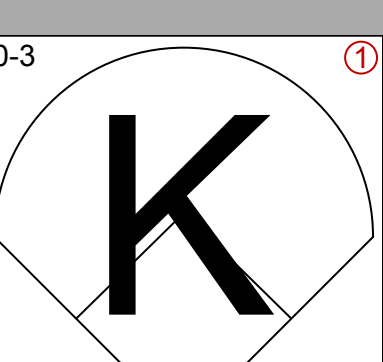
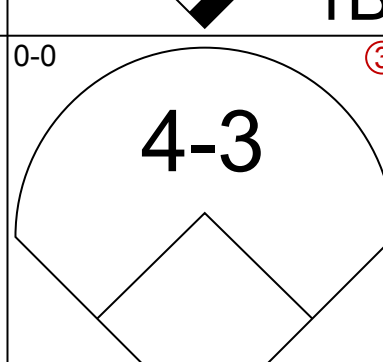
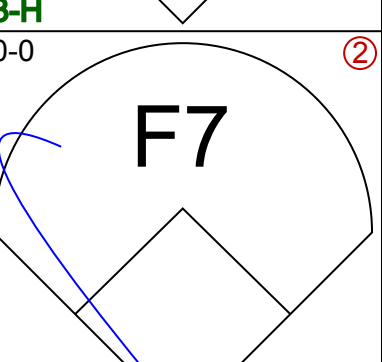
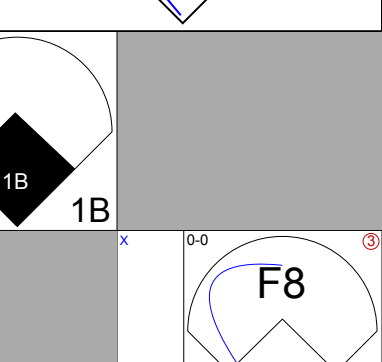
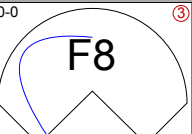
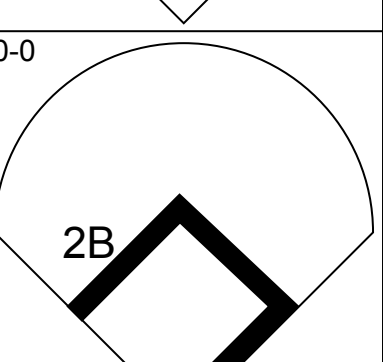
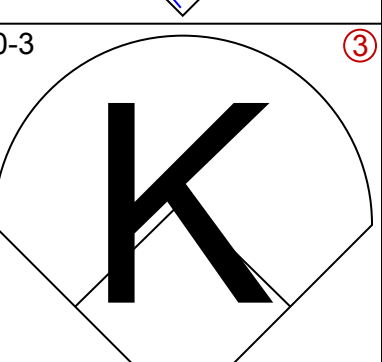
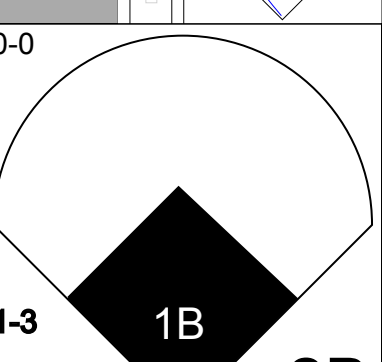
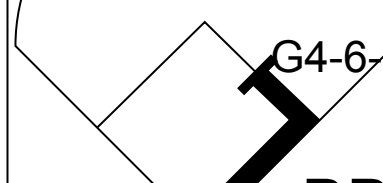
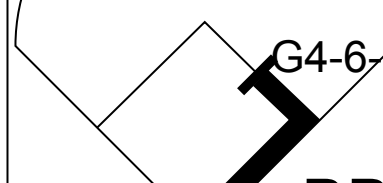
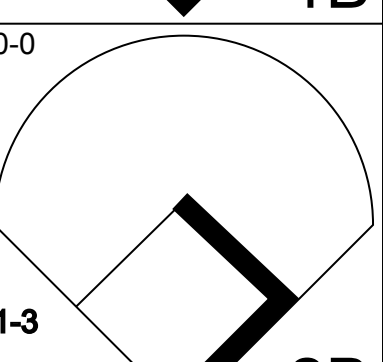
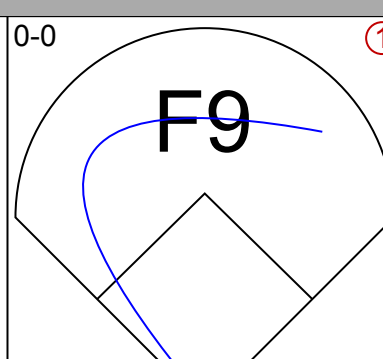
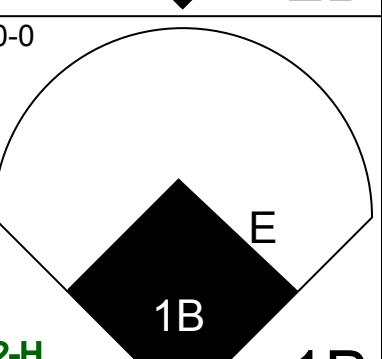
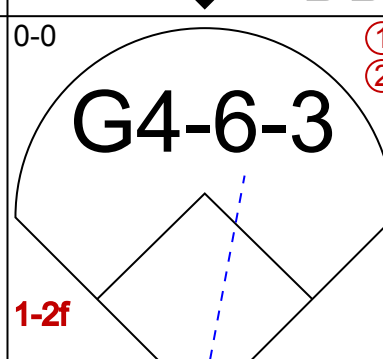
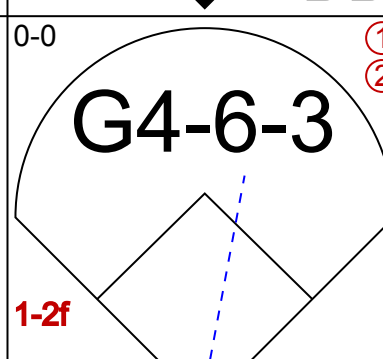
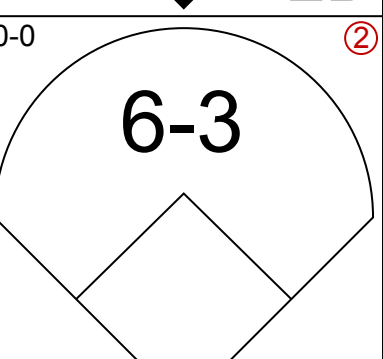


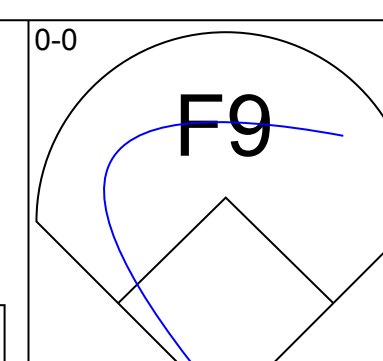
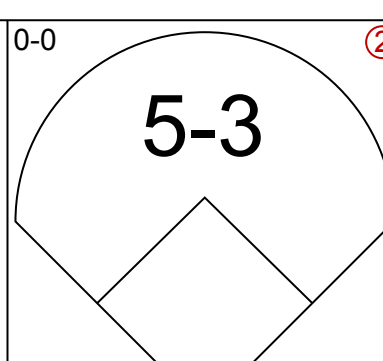
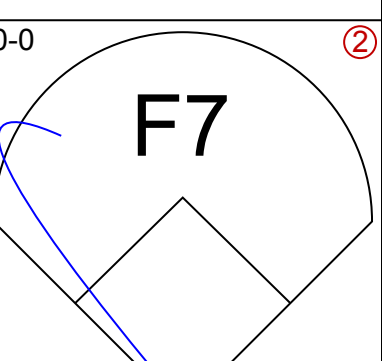
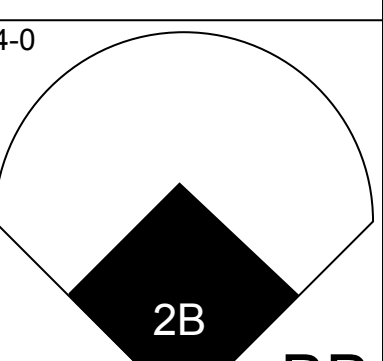
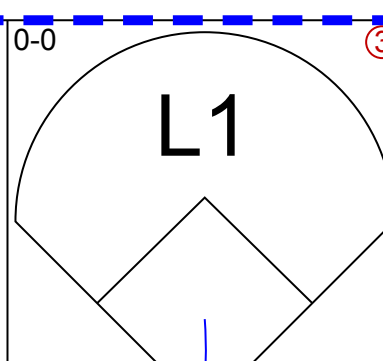

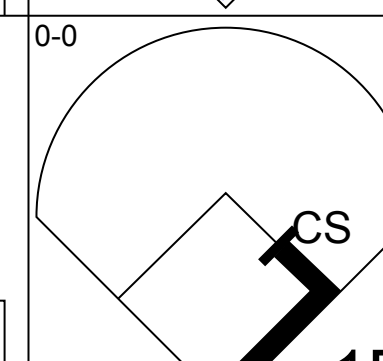
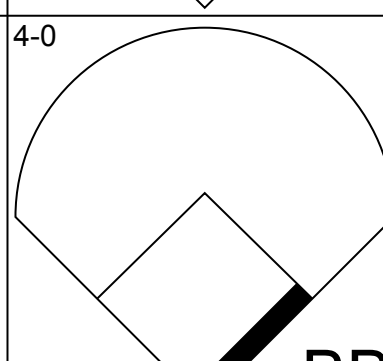
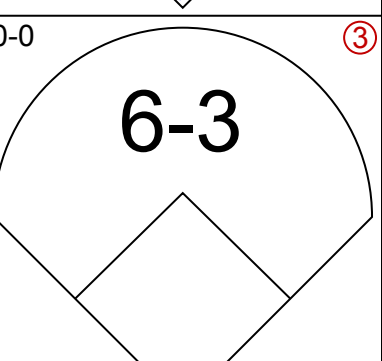
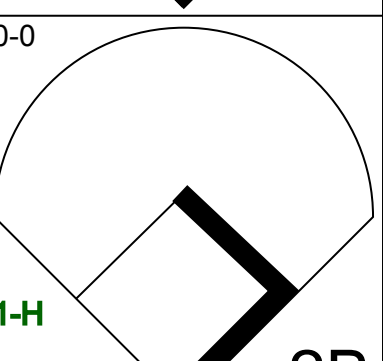
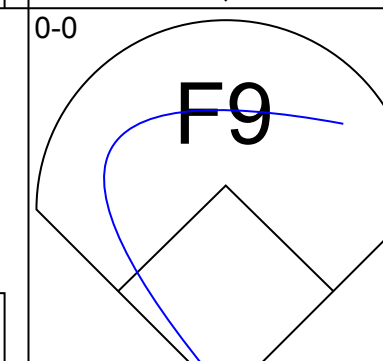
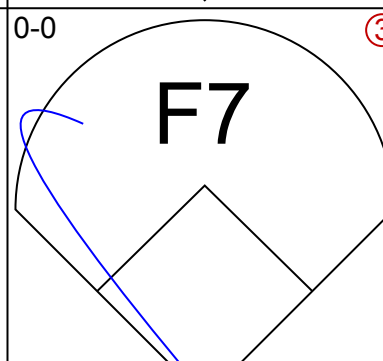
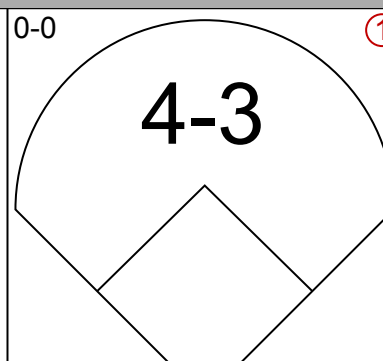
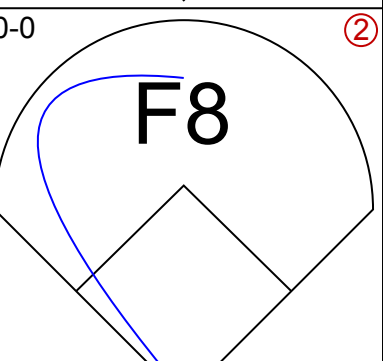
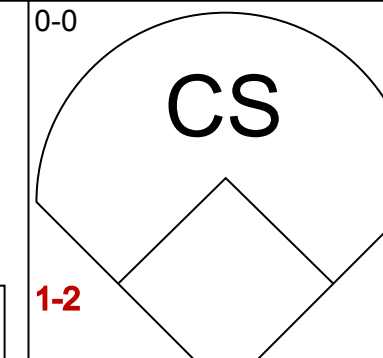
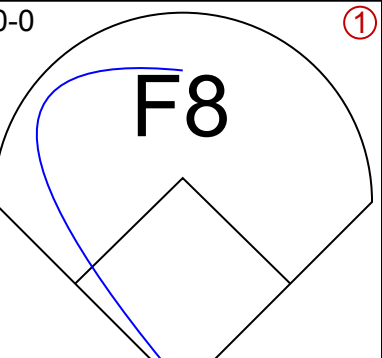
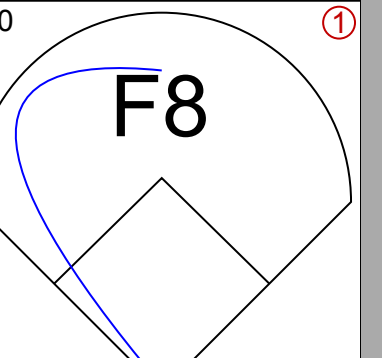
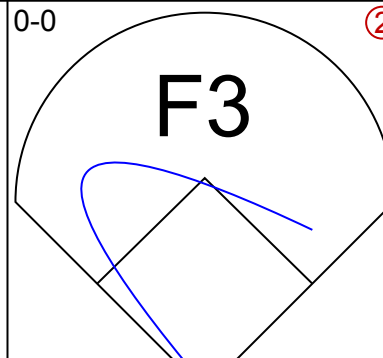
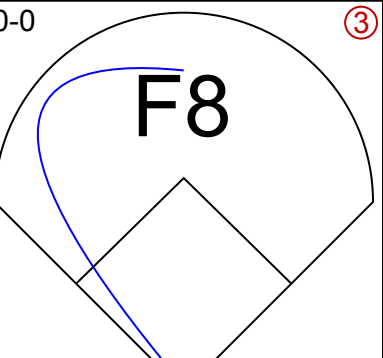
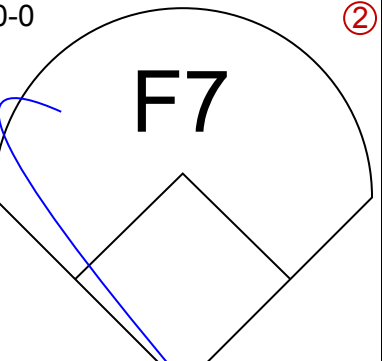
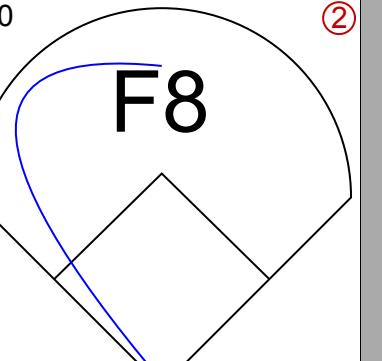
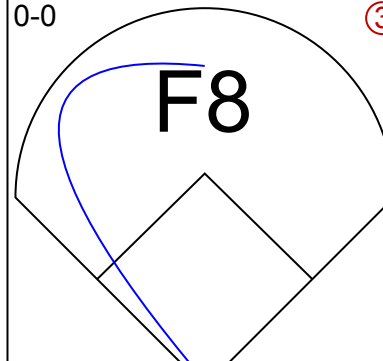

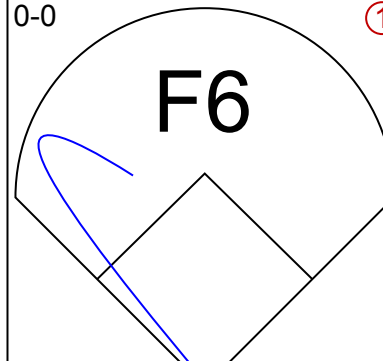
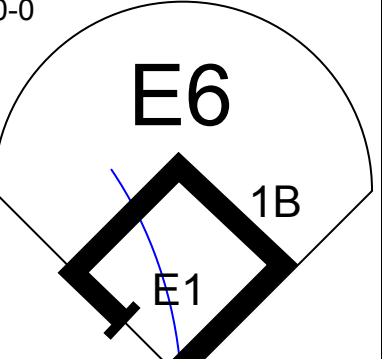
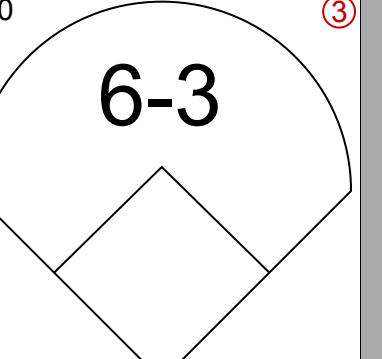
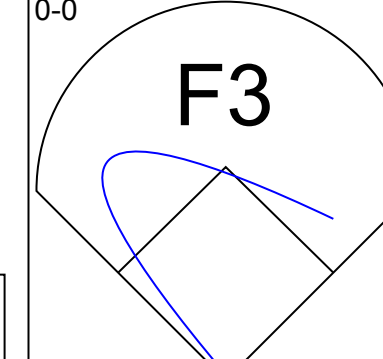
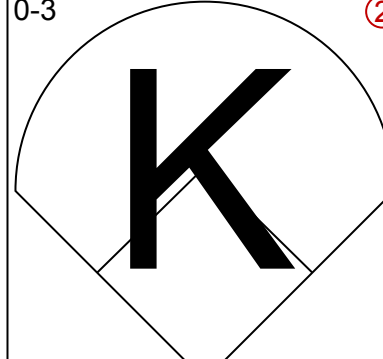
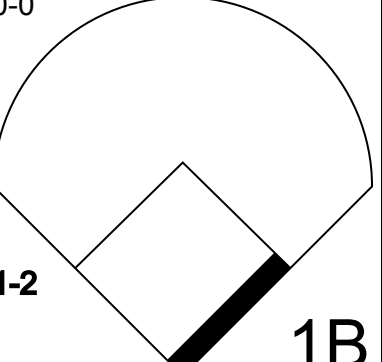
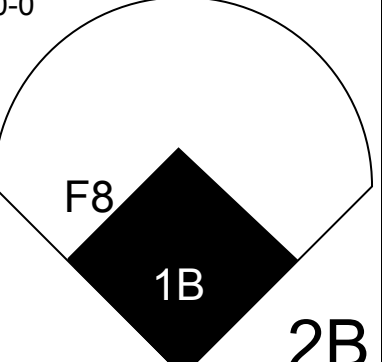
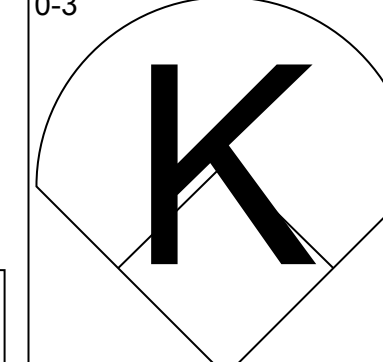
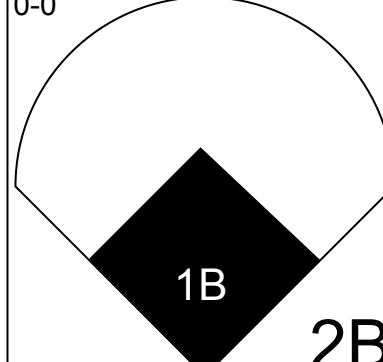
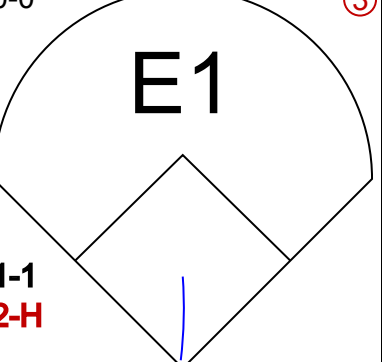
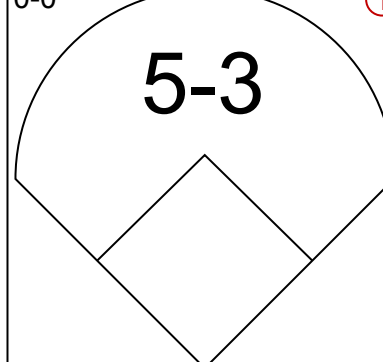
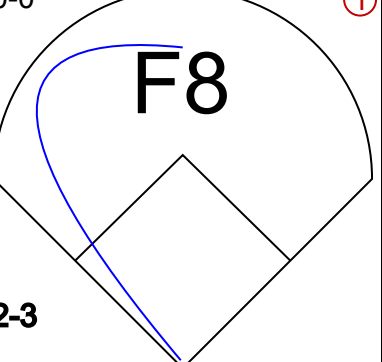
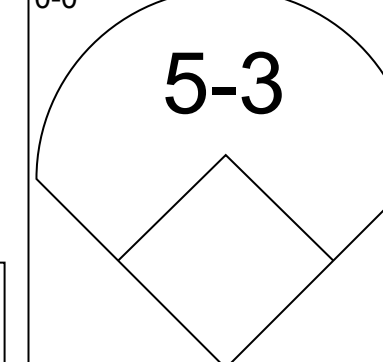
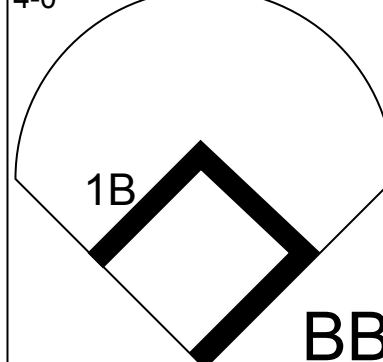

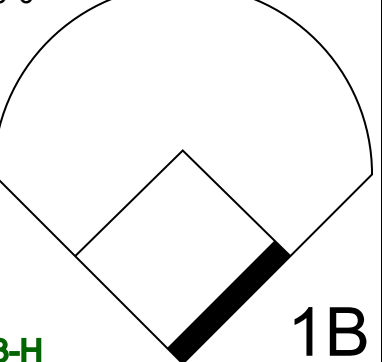

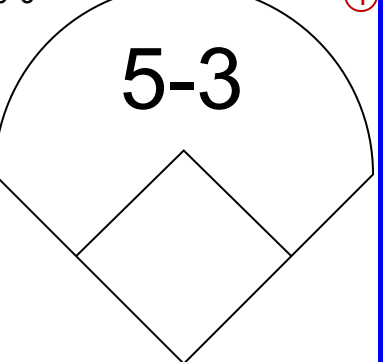
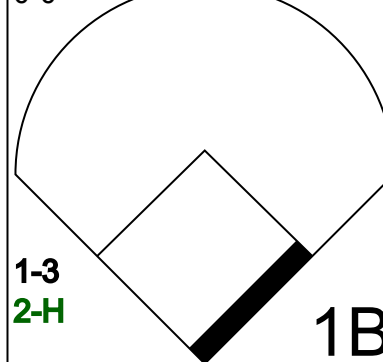
Batter	1	2	3	4	5	6	7	8	9	AB	R	H	RBI	BB	SO	LOB	BOTTOM								
Willie Wilson, S OBP: 0.325, SLG: 0.424 (1, 8)	0-0 F9		0-3 K		0-3 K		0-0 4-3			4	0	0	0	0	2	1									
Lonnie Smith, R OBP: 0.337, SLG: 0.316 (1, 7)	0-3 K		0-0 4-3			0-0 F9		0-0 5-3		4	0	0	0	0	1	1									
George Brett, L OBP: 0.443, SLG: 0.562 (1, 5)	4-0 BB			0-0 4-3		0-0 2B HR 1B		0-0 4-3 2B		3	1	2	0	1	0	0									
Jorge Orta, L OBP: 0.307, SLG: 0.381 (1, 10)	0-0 F8			0-0 1B 2B		0-0 1-3 HR 2B		0-0 4-3		4	1	2	0	0	0	2									
Jim Sundberg, R OBP: 0.300, SLG: 0.421 (1, 2)		0-0 5-3		0-0 2-3 1B		0-0 K		0-3 K		4	0	1	0	0	2	3									
Darryl Motley, R OBP: 0.285, SLG: 0.429 (1, 9)		0-3 K		0-0 F4		0-0 HR			0-0 6-3	4	1	1	3	0	1	2									
Steve Balboni, R OBP: 0.300, SLG: 0.432 (1, 3)		0-0 F7		0-0 4-3		0-0 6-3			0-0 F4	4	0	0	0	0	0	2									
Frank White, R OBP: 0.270, SLG: 0.382 (1, 4)			0-0 1B		0-0 5-3		0-3 K		0-0 1B	4	0	2	0	0	1	0									
Onix Concepcion, R OBP: 0.228, SLG: 0.205 Pat Sheridan, L OBP: 0.322, SLG: 0.353 Buddy Biancalana, S OBP: 0.210, SLG: 0.196 Hal McRae, R OBP: 0.350, SLG: 0.459 (1, 6) (7, PH) (8, 6) (9, PH)			0-0 F7		0-0 6-3		0-3 K		0-0 4-3	2	0	0	0	0	0	1									
Inning Stats	R: 0 E: 0 K: 1 S: 5	H: 0 LOB: 1 BB: 1 P: 9	R: 0 E: 0 K: 1 S: 5	H: 0 LOB: 0 BB: 0 P: 5	R: 0 E: 0 K: 1 S: 6	H: 1 LOB: 1 BB: 0 P: 6	R: 0 E: 0 K: 0 S: 5	H: 2 LOB: 2 BB: 0 P: 5	R: 0 E: 0 K: 1 S: 5	H: 0 LOB: 0 BB: 0 P: 5	R: 3 E: 0 K: 1 S: 8	H: 3 LOB: 0 BB: 0 P: 8	R: 0 E: 0 K: 2 S: 7	H: 0 LOB: 0 BB: 0 P: 7	R: 0 E: 0 K: 1 S: 6	H: 1 LOB: 1 BB: 0 P: 6	R: 0 E: 0 K: 0 S: 4	H: 1 LOB: 1 BB: 0 P: 4	1B: 4 2B: 3 3B: 0 HR: 1	SF: 0 SAC: 0 DP: 0 HBP: 0	WP: 0 PB: 0 SB: 0 CS: 0	PA: 36			
PITCHER	IP WLS BF H R ER SO BB IBB HBP BLK WP HR S P ERA WHIP	5.2 W 24 6 3 3 5 1 0 0 0 0 0 33 37 4.76 1.235	3.1 S 12 2 0 0 3 0 0 0 0 0 0 18 18 0.00 0.600																						

Baltimore Orioles @ Kansas City Royals
Royals Stadium, Kansas City, MO
Thu Jul 04 1985, 8:05 PM EDT
Att: 40,616 - Unknown

AB 35
R 3
H 8
RBI 3
BB 1
SO 8
LOB 13



Batter	1	2	3	4	5	6	7	8	9	AB	R	H	RBI	BB	SO	LOB	TOP					
Alan Wiggins, S OBP: 0.184, SLG: 0.156 (1, 4)										5	0	2	0	0	1	3	<p>Baltimore Orioles @ Kansas City Royals Royals Stadium, Kansas City, MO Sat Jul 06 1985, 4:33 AM EDT Att: 26,898 - Unknown</p> <p>livebaseballscores.com</p> <p>AB 40 R 8 H 13 RBI 8 BB 2 SO 5 LOB 15</p> 					
John Shelby, S OBP: 0.333, SLG: 0.512 (1, 9)										5	1	2	1	0	1	2						
Cal Ripken Jr., R OBP: 0.340, SLG: 0.451 (1, 6)										5	1	0	0	0	0	4						
Eddie Murray, S OBP: 0.353, SLG: 0.480 (1, 3)										4	1	1	0	1	1	1						
Fred Lynn, L OBP: 0.330, SLG: 0.446 (1, 8)										5	2	3	4	0	0	0						
Gary Roenicke, R OBP: 0.321, SLG: 0.438 (1, 7)										5	0	0	1	0	1	2						
Mike Young, S OBP: 0.317, SLG: 0.422 (1, 10)										4	1	2	0	0	0	0						
Rick Dempsey, R OBP: 0.341, SLG: 0.378 (1, 2)										3	1	2	0	1	1	0						
Rich Dauer, R OBP: 0.294, SLG: 0.272 (1, 5)										4	1	1	2	0	0	3						
Inning Stats	R: 0 E: 0 K: 2 S: 8	H: 1 LOB: 1 BB: 0 P: 8	R: 1 E: 0 K: 1 S: 6	H: 1 LOB: 0 BB: 0 P: 6	R: 0 E: 0 K: 0 S: 4	H: 1 LOB: 1 BB: 0 P: 4	R: 0 E: 0 K: 0 S: 3	H: 0 LOB: 0 BB: 0 P: 3	R: 7 E: 1 K: 0 S: 9	H: 5 LOB: 0 BB: 1 P: 13	R: 0 E: 0 K: 1 S: 5	H: 1 LOB: 1 BB: 1 P: 9	R: 0 E: 0 K: 0 S: 3	H: 0 LOB: 0 BB: 0 P: 3	R: 0 E: 0 K: 1 S: 7	H: 2 LOB: 2 BB: 0 P: 7	R: 0 E: 0 K: 0 S: 5	H: 2 LOB: 2 BB: 0 P: 5	1B: 8 2B: 3 3B: 1 HR: 1	SF: 0 SAC: 0 DP: 1 HBP: 0	WP: 0 PB: 0 SB: 2 CS: 0	PA: 42
PITCHER	IP	WLS	BF	H	R	ER	SO	BB	IBB	HBP	BLK	WP	HR	S	P	ERA	WHIP					
Danny Jackson, L ERA: 3.57 (1, 1)	4.0	L	20	7	6	6	3	0	0	0	0	0	0	26	26	13.50	1.750					
Joe Beckwith, R ERA: 3.42 (5, 1)	4.0		17	4	2	1	2	1	1	0	0	0	1	19	27	2.25	1.250					
Dan Quisenberry, R ERA: 2.69 (9, 1)	1.0		5	2	0	0	0	0	0	0	0	0	0	5	5	0.00	2.000					

Batter	1	2	3	4	5	6	7	8	9	AB	R	H	RBI	BB	SO	LOB	BOTTOM					
Willie Wilson, S OBP: 0.327, SLG: 0.431 (1, 8)										4	1	0	0	1	0	4	<p>Baltimore Orioles @ Kansas City Royals Royals Stadium, Kansas City, MO Sat Jul 06 1985, 4:33 AM EDT Att: 26,898 - Unknown</p> <p>livebaseballscores.com</p> <p>AB 35 R 3 H 8 RBI 3 BB 3 SO 2 LOB 13</p> 					
Lonnie Smith, R OBP: 0.343, SLG: 0.329 (1, 7)										3	0	2	1	1	0	1						
George Brett, L OBP: 0.442, SLG: 0.553 (1, 5)										4	0	0	0	0	0	4						
Hal McRae, R OBP: 0.333, SLG: 0.433 (1, 10)										4	0	0	0	0	0	1						
Darryl Motley, R OBP: 0.260, SLG: 0.417 (1, 9)										4	0	0	0	0	0	0						
Frank White, R OBP: 0.282, SLG: 0.371 (1, 4)										4	0	0	0	0	1	0						
Steve Balboni, R OBP: 0.302, SLG: 0.437 (1, 3)										4	2	3	0	0	1	0						
Jim Sundberg, R OBP: 0.296, SLG: 0.413 John Wathan, R OBP: 0.419, SLG: 0.343 (1, 2) (9, 2)										4	0	0	0	0	0	3						
Onix Concepcion, R OBP: 0.239, SLG: 0.222 Jorge Orta, L OBP: 0.314, SLG: 0.386 (1, 6) (9, PH)										3	0	2	1	0	0	0						
Inning Stats	R: 0 E: 0 K: 0 S: 3	H: 1 LOB: 0 BB: 0 P: 3	R: 0 E: 3 K: 0 S: 4	H: 1 LOB: 2 BB: 0 P: 4	R: 0 E: 0 K: 0 S: 4	H: 1 LOB: 1 BB: 1 P: 8	R: 0 E: 0 K: 0 S: 3	H: 0 LOB: 0 BB: 0 P: 3	R: 0 E: 0 K: 1 S: 5	H: 2 LOB: 1 BB: 0 P: 5	R: 0 E: 0 K: 0 S: 3	H: 0 LOB: 0 BB: 0 P: 3	R: 0 E: 0 K: 1 S: 5	H: 0 LOB: 0 BB: 0 P: 5	R: 1 E: 0 K: 0 S: 4	H: 1 LOB: 1 BB: 1 P: 8	R: 1 E: 0 K: 1 S: 7	H: 2 LOB: 2 BB: 1 P: 11	1B: 4 2B: 4 3B: 0 HR: 0	SF: 0 SAC: 0 DP: 0 HBP: 0	WP: 0 PB: 0 SB: 0 CS: 1	PA: 39
PITCHER	IP	WLS	BF	H	R	ER	SO	BB	IBB	HBP	BLK	WP	HR	S	P	ERA	WHIP					
Scott McGregor, L ERA: 4.38 (1, 1)	8.2	W	36	7	3	3	2	3	0	0	0	0	0	36	48	3.12	1.154					
Don Aase, R ERA: 5.5 (9, 1)	0.1		2	1	0	0	0	0	0	0	0	0	0	2	2	0.00	3.000					

Batter	1	2	3	4	5	6	7	8	9	AB	R	H	RBI	BB	SO	LOB	TOP		
Willie Wilson, S (1.8) OBP: 0.329, SLG: 0.428	F9		4-3		F9		FC6-4 1B		F8	5	0	1	0	0	0	0	Kansas City Royals @ New York Yankees Yankee Stadium, Bronx, NY Mon Jul 08 1985, 7:05 PM EDT Att: 17,193 - Unknown		
Lonnie Smith, R (1.7) OBP: 0.349, SLG: 0.349					5-3		FC6-4 1B		F8	5	3	2	1	0	0	2			
Lynn Jones, R (9.7) OBP: 0.246, SLG: 0.297	HR		1B 2B				E			0	0	0	0	0	0	0			
George Brett, L (1.5) OBP: 0.448, SLG: 0.564					4-3		E5 1B			4	0	3	2	0	0	0			
Jorge Orta, L (1.10) OBP: 0.321, SLG: 0.387	L3						F9		F9	3	0	0	0	1	0	2			
Pat Sheridan, L (1.9) OBP: 0.319, SLG: 0.344			F9				F2		3-1	4	0	0	0	0	1	2			
Steve Balboni, R (1.3) OBP: 0.305, SLG: 0.444									HR	2	1	1	1	2	1	2			
Frank White, R (1.4) OBP: 0.282, SLG: 0.367					F8				6-3	4	0	0	0	0	2	2			
Jim Sundberg, R (1.2) OBP: 0.299, SLG: 0.412					F9				F8	3	1	1	0	1	0	0			
Onix Concepcion, R (1.6) OBP: 0.229, SLG: 0.212					5-3				F3	4	0	0	0	0	1	3			
Inning Stats	R: 1 E: 0 K: 0 S: 4	H: 2 LOB: 0 BB: 0 P: 4	R: 0 E: 0 K: 2 S: 5	H: 0 LOB: 2 BB: 2 P: 13	R: 1 E: 0 K: 2 S: 9	H: 2 LOB: 2 BB: 1 P: 13	R: 0 E: 0 K: 0 S: 3	H: 0 LOB: 0 BB: 0 P: 3	R: 0 E: 0 K: 1 S: 5	H: 0 LOB: 1 BB: 1 P: 9	R: 2 E: 1 K: 1 S: 8	H: 3 LOB: 1 BB: 0 P: 8	R: 1 E: 0 K: 0 S: 4	H: 1 LOB: 0 BB: 0 P: 4	R: 0 E: 0 K: 0 S: 3	H: 0 LOB: 0 BB: 0 P: 3	1B: 5 2B: 2 3B: 0 HR: 2	SF: 0 SAC: 0 DP: 1 HBP: 0	WP: 0 PA: 38 CS: 0
PITCHER Phil Niekro, R (1.1) ERA: 4.75	IP: 9.0 WLS: L BF: 38	H: 8 R: 5 ER: 4 SO: 5	BB: 4 IBB: 0 HBP: 0 BLK: 0	WP: 0 HR: 2 S: 44 P: 60	ERA: 4.00 WHIP: 1.333	PITCHER											ERA: 4.00 WHIP: 1.333		

Batter	1	2	3	4	5	6	7	8	9	AB	R	H	RBI	BB	SO	LOB	BOTTOM				
Rickey Henderson, R (1.8) OBP: 0.438, SLG: 0.558	F9		F4			WP E 1B		F9		4	1	1	1	0	0	1	Kansas City Royals @ New York Yankees Yankee Stadium, Bronx, NY Mon Jul 08 1985, 7:05 PM EDT Att: 17,193 - Unknown				
Ken Griffey, L (1.7) OBP: 0.305, SLG: 0.419					F8		E9 CS 4-3 1B		F9	4	0	1	0	0	1	0					
Don Mattingly, L (1.3) OBP: 0.343, SLG: 0.465	F9						4-3 1B		F8	4	0	1	0	0	0	1					
Dave Winfield, R (1.9) OBP: 0.327, SLG: 0.441					F7				4-3	4	0	0	0	0	2	2					
Butch Wynegar, S (1.2) OBP: 0.350, SLG: 0.345					G3				F8	3	0	0	0	0	1	1					
Don Baylor, R (1.10) OBP: 0.336, SLG: 0.451					F8				F5	3	0	0	0	0	0	0					
Willie Randolph, R (1.4) OBP: 0.379, SLG: 0.338					F9				F9	3	0	1	0	0	0	0					
Mike Pagliarulo, L (1.5) OBP: 0.320, SLG: 0.378									F8	3	0	0	0	0	2	1					
Bobby Meacham, S (1.6) OBP: 0.327, SLG: 0.284					F8				K	3	1	1	0	0	1	1					
Inning Stats	R: 0 E: 0 K: 1 S: 5	H: 0 LOB: 0 BB: 0 P: 5	R: 0 E: 0 K: 2 S: 7	H: 0 LOB: 0 BB: 0 P: 7	R: 0 E: 0 K: 1 S: 6	H: 1 LOB: 1 BB: 0 P: 6	R: 0 E: 0 K: 0 S: 4	H: 1 LOB: 1 BB: 0 P: 4	R: 0 E: 0 K: 1 S: 5	H: 0 LOB: 0 BB: 0 P: 5	R: 2 E: 1 K: 1 S: 7	H: 3 LOB: 1 BB: 0 P: 7	R: 0 E: 0 K: 0 S: 3	H: 0 LOB: 0 BB: 0 P: 3	R: 0 E: 0 K: 1 S: 5	H: 0 LOB: 0 BB: 0 P: 5	R: 0 E: 0 K: 0 S: 3	H: 0 LOB: 0 BB: 0 P: 3	1B: 4 2B: 1 3B: 1 HR: 0	SF: 0 SAC: 0 DP: 1 HBP: 0	WP: 1 PA: 31 CS: 1
PITCHER Bret Saberhagen, R (1.1) ERA: 2.91	IP: 9.0 WLS: W BF: 31	H: 5 R: 2 ER: 2 SO: 7	BB: 0 IBB: 0 HBP: 0 BLK: 0	WP: 1 HR: 0 S: 45 P: 45	ERA: 2.00 WHIP: 0.556	PITCHER											ERA: 2.00 WHIP: 0.556				

Batter	1	2	3	4	5	6	7	8	9	AB	R	H	RBI	BB	SO	LOB	TOP										
Willie Wilson, S OBP: 0.328, SLG: 0.426 (1, 8)	F8		FC6-4		SH5-3		1B		F7	4	0	1	0	0	0	2	Kansas City Royals @ New York Yankees Yankee Stadium, Bronx, NY Tue Jul 09 1985, 7:05 PM EDT Att: 24,528 - Unknown livebaseballscorecards.com										
Lonnie Smith, R OBP: 0.356, SLG: 0.355 (1, 7)	6-3			2B	BB		1B		1B	4	2	3	0	1	0	0											
George Brett, L OBP: 0.450, SLG: 0.561 (1, 5)	4-3			2B	BB				1B	3	1	1	1	2	0	2											
Hal McRae, R OBP: 0.330, SLG: 0.433 (1, 10)		L5		F8	K				F7	5	0	2	3	0	1	3											
Darryl Motley, R OBP: 0.261, SLG: 0.415 Lynn Jones, R OBP: 0.243, SLG: 0.292 (8, PH) (8, 9)	5-3			F8					4-3	3	0	1	0	0	0	1											
Jorge Orta, L OBP: 0.321, SLG: 0.387 John Wathan, R OBP: 0.417, SLG: 0.316 (9, PH) (9, PH)							G6-4-3		FC6	0	0	0	0	0	0	0											
Steve Balboni, R OBP: 0.304, SLG: 0.442 (1, 3)	F5			5-3			G6-4-3			4	0	1	0	0	0	2											
Frank White, R OBP: 0.299, SLG: 0.362 (1, 4)			5-3	F4			F7		F7	4	0	0	0	0	0	2											
Jim Sundberg, R OBP: 0.298, SLG: 0.407 (1, 2)				FC6-4	L6		F8		F9	3	0	0	0	1	0	0											
Onix Conception, R OBP: 0.230, SLG: 0.213 (1, 6)			FC6-4		BB	SH5-3			E5	4	1	1	0	0	0	1											
Inning Stats	R: 0 E: 0 K: 0 S: 3	H: 0 LOB: 0 BB: 0 P: 3	R: 0 E: 0 K: 0 S: 3	H: 0 LOB: 0 BB: 0 P: 3	R: 0 E: 0 K: 0 S: 3	H: 0 LOB: 1 BB: 1 P: 7	R: 2 E: 0 K: 0 S: 5	H: 2 LOB: 1 BB: 2 P: 9	R: 0 E: 0 K: 1 S: 6	H: 1 LOB: 3 BB: 2 P: 14	R: 0 E: 0 K: 0 S: 5	H: 2 LOB: 2 BB: 0 P: 5	R: 0 E: 0 K: 0 S: 4	H: 1 LOB: 1 BB: 0 P: 4	R: 2 E: 1 K: 0 S: 7	H: 3 LOB: 2 BB: 0 P: 7	1B: 9 2B: 1 3B: 0 HR: 0	SF: 0 SAC: 1 DP: 1 HBP: 0	WP: 0 PB: 0 SB: 1 CS: 0	PA: 41							
PITCHER	IP	WLS	BF	H	R	ER	SO	BB	IBB	HBP	BLK	WP	HR	S	P	ERA	WHIP										
Ron Guidry, L ERA: 2.69 (1, 1)	8.2	W	39	9	4	2	1	4	0	0	0	0	0	37	53	2.08	1.500										
Brian Fisher, R ERA: 2.51 (9, 1)	0.0		1	1	0	0	0	0	0	0	0	0	0	1	1	∞	∞										
Dave Righetti, L ERA: 3.32 (9, 1)	0.1	S	1	0	0	0	0	0	0	0	0	0	0	1	1	0.00	0.000										

Batter	1	2	3	4	5	6	7	8	9	AB	R	H	RBI	BB	SO	LOB	BOTTOM										
Rickey Henderson, R OBP: 0.438, SLG: 0.563 (1, 8)	K	K		E		S	FC6-4			5	2	2	1	0	2	2	Kansas City Royals @ New York Yankees Yankee Stadium, Bronx, NY Tue Jul 09 1985, 7:05 PM EDT Att: 24,528 - Unknown livebaseballscorecards.com										
Willie Randolph, R OBP: 0.379, SLG: 0.339 (1, 4)	1B			L4		L4	4-3			5	1	2	0	0	0	3											
Don Mattingly, L OBP: 0.344, SLG: 0.464 (1, 3)	FC6-4	G3				F8			F9	5	0	2	1	0	0	3											
Dave Winfield, R OBP: 0.328, SLG: 0.438 (1, 9)	FC6-4				F6				6-3	4	1	1	1	1	0	2											
Don Baylor, R OBP: 0.337, SLG: 0.450 (1, 10)			K		K	E4			F8	5	0	2	1	0	2	1											
Butch Wynegar, S OBP: 0.348, SLG: 0.340 (1, 2)			F9		K		4-3			3	0	0	0	1	1	2											
Bill Sample, R OBP: 0.316, SLG: 0.319 Ken Griffey, L OBP: 0.308, SLG: 0.422 (7, PH) (8, 7)	K			F7					SH1-3	2	0	0	0	0	1	4											
Andre Robertson, R OBP: 0.500, SLG: 0.727 (1, 5)		F8			SH3				SH1-3	2	1	1	0	1	0	0											
Bobby Meacham, S OBP: 0.331, SLG: 0.286 (1, 6)				SH3			F9		FC6-4	2	0	1	0	1	0	2											
Inning Stats	R: 1 E: 0 K: 2 S: 10	H: 3 LOB: 3 BB: 1 P: 14	R: 0 E: 0 K: 1 S: 7	H: 2 LOB: 2 BB: 0 P: 7	R: 0 E: 0 K: 1 S: 6	H: 1 LOB: 1 BB: 0 P: 6	R: 2 E: 1 K: 0 S: 5	H: 2 LOB: 1 BB: 1 P: 9	R: 0 E: 0 K: 2 S: 8	H: 1 LOB: 2 BB: 0 P: 9	R: 2 E: 1 K: 0 S: 5	H: 2 LOB: 1 BB: 1 P: 9	R: 1 E: 1 K: 0 S: 4	H: 1 LOB: 1 BB: 1 P: 8	R: 0 E: 0 K: 0 S: 3	H: 0 LOB: 0 BB: 0 P: 3		1B: 10 2B: 2 3B: 0 HR: 0	SF: 0 SAC: 2 DP: 0 HBP: 1	WP: 0 PB: 0 SB: 2 CS: 0	PA: 41						
PITCHER	IP	WLS	BF	H	R	ER	SO	BB	IBB	HBP	BLK	WP	HR	S	P	ERA	WHIP										
Bud Black, L ERA: 3.95 (1, 1)	5.2	L	31	10	5	4	6	3	0	1	0	0	0	39	52	6.35	2.294										
Michael LaCoss, R ERA: 3.99 (6, 1)	1.1		7	2	1	0	0	1	0	0	0	0	0	6	10	0.00	2.250										
Mike Jones, L ERA: 4.11 (8, 1)	1.0		3	0	0	0	0	0	0	0	0	0	0	3	3	0.00	0.000										

Batter	1	2	3	4	5	6	7	8	9	AB	R	H	RBI	BB	SO	LOB	TOP	
Willie Wilson, S (1, 8) OBP: 0.324, SLG: 0.421	0-0 4-3	0-3 K			0-3 K			0-0 5-3		4	0	0	0	0	2	0	Kansas City Royals @ New York Yankees Yankee Stadium, Bronx, NY Wed Jul 10 1985, 7:05 PM EDT Att: 35,274 - Unknown livebaseballscorecards.com	
Lonnie Smith, R (1, 7) OBP: 0.351, SLG: 0.349	0-0 5-3		0-0 6-3		0-0 F8			0-0 5-3		4	0	0	0	0	0	0		
George Brett, L (1, 5) OBP: 0.454, SLG: 0.574	0-0 BB HR 1B		4-0 BB		0-0 HR			0-0 1-3		3	2	2	1	1	0	0		
Hal McRae, R (1, 10) OBP: 0.336, SLG: 0.424	4-0 BB HR BB		0-0 F8		0-3 K			4-0 1B BB		2	1	0	0	2	1	1		
Steve Balboni, R (1, 3) OBP: 0.304, SLG: 0.437	4-0 1-2 HR BB		0-3 K		0-3 K			0-0 F8		3	1	0	0	1	2	2		
Frank White, R (1, 4) OBP: 0.282, SLG: 0.375	0-0 1-H 2-H 3-H HR		0-3 K		0-0 F7			0-0 FC6-4 1B		4	1	2	4	0	1	0		
Lynn Jones, R (1, 9) OBP: 0.230, SLG: 0.275	0-0 3-1		0-0 6-3		0-0 F4			0-0 F8		4	0	0	0	0	0	2		
John Wathan, R (1, 2) OBP: 0.392, SLG: 0.293		0-0 6-3		0-0 L4				0-0 F8		3	0	0	0	0	0	0		
Jim Sundberg, R (9, PH) OBP: 0.297, SLG: 0.405								0-0 FC6-4		1	0	0	0	0	0	2		
Greg Pryor, R (1, 6) OBP: 0.265, SLG: 0.269		0-0 F9			0-0 6-3					2	0	0	0	0	0	0		
Onix Conception, R (5, 6) OBP: 0.228, SLG: 0.212								0-3 K		1	0	0	0	0	1	0		
Inning Stats	R: 4 E: 0 K: 0 S: 5	H: 2 LOB: 0 BB: 2 P: 13	R: 0 E: 0 K: 1 S: 5	H: 0 LOB: 0 BB: 0 P: 5	R: 0 E: 0 K: 1 S: 5	H: 0 LOB: 0 BB: 1 P: 9	R: 0 E: 0 K: 1 S: 5	H: 0 LOB: 0 BB: 0 P: 5	R: 1 E: 0 K: 2 S: 8	H: 1 LOB: 0 BB: 0 P: 8	R: 0 E: 0 K: 0 S: 3	H: 0 LOB: 0 BB: 0 P: 3	R: 0 E: 0 K: 0 S: 4	H: 1 LOB: 2 BB: 1 P: 8	1B: 2 2B: 3 3B: 0 HR: 2	SF: 0 SAC: 0 DP: 0 HBP: 0	WP: 0 PA: 35 CS: 0	
PITCHER	IP WLS BF H R ER SO BB IBB HBP BLK WP HR S P ERA WHIP	IP WLS BF H R ER SO BB IBB HBP BLK WP HR S P ERA WHIP	IP WLS BF H R ER SO BB IBB HBP BLK WP HR S P ERA WHIP	IP WLS BF H R ER SO BB IBB HBP BLK WP HR S P ERA WHIP	IP WLS BF H R ER SO BB IBB HBP BLK WP HR S P ERA WHIP	IP WLS BF H R ER SO BB IBB HBP BLK WP HR S P ERA WHIP	IP WLS BF H R ER SO BB IBB HBP BLK WP HR S P ERA WHIP	IP WLS BF H R ER SO BB IBB HBP BLK WP HR S P ERA WHIP	IP WLS BF H R ER SO BB IBB HBP BLK WP HR S P ERA WHIP	IP WLS BF H R ER SO BB IBB HBP BLK WP HR S P ERA WHIP	IP WLS BF H R ER SO BB IBB HBP BLK WP HR S P ERA WHIP	IP WLS BF H R ER SO BB IBB HBP BLK WP HR S P ERA WHIP	IP WLS BF H R ER SO BB IBB HBP BLK WP HR S P ERA WHIP	IP WLS BF H R ER SO BB IBB HBP BLK WP HR S P ERA WHIP	IP WLS BF H R ER SO BB IBB HBP BLK WP HR S P ERA WHIP	IP WLS BF H R ER SO BB IBB HBP BLK WP HR S P ERA WHIP	IP WLS BF H R ER SO BB IBB HBP BLK WP HR S P ERA WHIP	
Dennis Rasmussen, L (1, 1) ERA: 3.78	7.0	27	3	5	5	7	3	0	0	0	0	0	0	0	0	0	6.43	0.857
Dave Righetti, L (8, 1) ERA: 3.2	2.0	8	1	0	0	0	1	0	0	0	0	0	0	0	0	0	0.00	1.000

Batter	1	2	3	4	5	6	7	8	9	AB	R	H	RBI	BB	SO	LOB	BOTTOM	
Rickey Henderson, R (1, 8) OBP: 0.443, SLG: 0.564	0-0 E6 3-1 SF7		0-0 S 1B		4-0 1B SF9 BB		4-0 E G3 2B BB		0-0 S 1B	3	4	2	0	2	0	0	Kansas City Royals @ New York Yankees Yankee Stadium, Bronx, NY Wed Jul 10 1985, 7:05 PM EDT Att: 35,274 - Unknown livebaseballscorecards.com	
Ken Griffey, L (1, 7) OBP: 0.306, SLG: 0.417	0-0 3-1		0-0 F8		0-0 CS 1B		0-0 G3		0-0 F2	5	0	1	2	0	0	4		
Don Mattingly, L (1, 3) OBP: 0.345, SLG: 0.467	0-0 SF7		0-0 F9		0-0 SF9		0-0 2B		4-0 1B IBB	2	0	1	3	1	0	1		
Dave Winfield, R (1, 9) OBP: 0.329, SLG: 0.441	0-0 1-3			0-0 F7 2B	0-0 5-3		0-3 K		0-0 1-2 2-H 1B	5	0	2	1	0	1	2		
Don Baylor, R (1, 10) OBP: 0.335, SLG: 0.447		0-0 G3 1B		0-0 F7		0-0 F5		0-0 F8		4	0	1	0	0	0	1		
Butch Wynegar, S (1, 2) OBP: 0.342, SLG: 0.333		0-0 G3		0-0 F7		0-0 4-3		0-0 4-3		4	0	0	0	0	0	2		
Mike Pagliarulo, L (1, 5) OBP: 0.324, SLG: 0.392		0-0 F7		0-0 F7		0-0 3B		0-0 1B 1B		4	0	2	0	0	0	2		
Andre Robertson, R (1, 4) OBP: 0.500, SLG: 0.731		0-0 F8			0-0 1B 1B 2B		0-0 F9		0-0 1-3 1B	4	1	2	0	0	0	2		
Bobby Meacham, S (1, 6) OBP: 0.331, SLG: 0.286			0-0 4-3		0-0 1B 1B		0-3 K		0-0 F8	3	1	1	0	0	1	0		
Ron Hassey, L (8, PH) OBP: 0.381, SLG: 0.530					2-3 1B 1B					1	0	0	0	0	0	2		
Willie Randolph, R (9, 4) OBP: 0.379, SLG: 0.339										0	0	0	0	0	0	0		
Inning Stats	R: 1 E: 1 K: 0 S: 4	H: 0 LOB: 0 BB: 0 P: 4	R: 0 E: 0 K: 0 S: 4	H: 1 LOB: 1 BB: 0 P: 4	R: 0 E: 0 K: 0 S: 4	H: 1 LOB: 1 BB: 0 P: 4	R: 0 E: 0 K: 0 S: 4	H: 1 LOB: 1 BB: 0 P: 4	R: 1 E: 1 K: 2 S: 8	H: 1 LOB: 1 BB: 1 P: 12	R: 0 E: 0 K: 0 S: 5	H: 2 LOB: 2 BB: 0 P: 5	R: 1 E: 0 K: 0 S: 3	H: 2 LOB: 2 BB: 1 P: 7	1B: 8 2B: 3 3B: 1 HR: 0	SF: 2 SAC: 0 DP: 0 HBP: 0	WP: 0 PA: 40 CS: 1	
PITCHER	IP WLS BF H R ER SO BB IBB HBP BLK WP HR S P ERA WHIP	IP WLS BF H R ER SO BB IBB HBP BLK WP HR S P ERA WHIP	IP WLS BF H R ER SO BB IBB HBP BLK WP HR S P ERA WHIP	IP WLS BF H R ER SO BB IBB HBP BLK WP HR S P ERA WHIP	IP WLS BF H R ER SO BB IBB HBP BLK WP HR S P ERA WHIP	IP WLS BF H R ER SO BB IBB HBP BLK WP HR S P ERA WHIP	IP WLS BF H R ER SO BB IBB HBP BLK WP HR S P ERA WHIP	IP WLS BF H R ER SO BB IBB HBP BLK WP HR S P ERA WHIP	IP WLS BF H R ER SO BB IBB HBP BLK WP HR S P ERA WHIP	IP WLS BF H R ER SO BB IBB HBP BLK WP HR S P ERA WHIP	IP WLS BF H R ER SO BB IBB HBP BLK WP HR S P ERA WHIP	IP WLS BF H R ER SO BB IBB HBP BLK WP HR S P ERA WHIP	IP WLS BF H R ER SO BB IBB HBP BLK WP HR S P ERA WHIP	IP WLS BF H R ER SO BB IBB HBP BLK WP HR S P ERA WHIP	IP WLS BF H R ER SO BB IBB HBP BLK WP HR S P ERA WHIP	IP WLS BF H R ER SO BB IBB HBP BLK WP HR S P ERA WHIP		
Mark Gubicza, R (1, 1) ERA: 3.96	6.2	30	8	5	3	1	2	0	0	0	0	0	0	0	0	0	4.05	1.500
Dan Quisenberry, R (7, 1) ERA: 2.6	1.2	10	4	1	1	1	0	1	0	0	0	0	0	11	15	5.40	2.400	

Batter	1	2	3	4	5	6	7	8	9	AB	R	H	RBI	BB	SO	LOB	TOP				
Willie Wilson, S (1.8) OBP: 0.324, SLG: 0.419	0-0 4-3		0-0 F9		0-0 1B			0-0 F6		4	0	1	0	0	0	0	Kansas City Royals @ Cleveland Indians Cleveland Municipal Stadium, Cleveland, OH Thu Jul 11 1985, 7:05 PM EDT Att: 5,256 - Unknown				
Lonnie Smith, R (1.7) OBP: 0.347, SLG: 0.344 Lynn Jones, R (8.7) OBP: 0.230, SLG: 0.275	0-0 5-3		0-0 F7		0-0 6-3			0-0 5-3		4	0	0	0	0	0	1					
George Brett, L (1.5) OBP: 0.458, SLG: 0.587	0-0 HR		0-0 1B		0-0 3-1			0-0 1B		4	1	3	1	0	0	0					
Jorge Orta, L (1.10) OBP: 0.316, SLG: 0.380	0-0 F9		0-0 4-3		0-0 4-3			0-0 K		4	0	0	0	0	1	2					
Pat Sheridan, L (1.9) OBP: 0.312, SLG: 0.335		0-0 4-3		0-3 K		0-0 G3		0-0 E3		4	0	0	0	0	1	0					
Steve Balboni, R (1.3) OBP: 0.300, SLG: 0.432		0-0 E5 WP		0-3 K		0-0 F7		0-0 6-3		4	0	0	0	0	1	1					
Frank White, R (1.4) OBP: 0.282, SLG: 0.374		0-0 F8		0-0 F9		0-0 G5-4-3 1B				3	0	1	0	0	0	1					
Jim Sundberg, R (1.2) OBP: 0.297, SLG: 0.402		4-0 IBB		0-0 6-3		0-0 G5-4-3				2	0	0	0	1	0	1					
Buddy Biancalana, S (1.6) OBP: 0.200, SLG: 0.186		0-3 K		0-0 G3		0-0 6-3				3	0	0	0	0	1	2					
Inning Stats	R: 1 E: 0 K: 0 S: 4	H: 1 LOB: 0 BB: 0 P: 4	R: 0 E: 1 K: 1 S: 6	H: 0 LOB: 2 BB: 1 P: 10	R: 0 E: 0 K: 0 S: 4	H: 1 LOB: 1 BB: 0 P: 4	R: 0 E: 0 K: 2 S: 7	H: 0 LOB: 0 BB: 0 P: 7	R: 0 E: 0 K: 0 S: 4	H: 1 LOB: 1 BB: 0 P: 4	R: 0 E: 0 K: 0 S: 3	H: 0 LOB: 0 BB: 0 P: 3	R: 0 E: 0 K: 0 S: 3	H: 1 LOB: 0 BB: 0 P: 3	R: 0 E: 1 K: 1 S: 6	H: 1 LOB: 1 BB: 0 P: 6		1B: 4 2B: 1 3B: 0 HR: 1	SF: 0 SAC: 0 DP: 2 HBP: 0	WP: 1 PB: 0 CS: 1	PA: 33
PITCHER Vern Ruhle, R (1.1) ERA: 4.0	IP: 9.0 WLS: L BF: 33	H: 5 R: 1 ER: 1 SO: 4	BB: 0 IBB: 1 HBP: 0 BLK: 0	WP: 1 HR: 1 S: 40 P: 44	ERA: 1.00 WHIP: 0.556	PITCHER											IP: 9.0 WLS: W BF: 32	H: 6 R: 0 ER: 0 SO: 4	BB: 1 IBB: 0 HBP: 0 BLK: 0	WP: 0 HR: 0 S: 39 P: 43	ERA: 0.00 WHIP: 0.778

AB 32
R 1
H 5
RBI 1
BB 1
SO 4
LOB 8



Batter	1	2	3	4	5	6	7	8	9	AB	R	H	RBI	BB	SO	LOB	BOTTOM				
Brett Butler, L (1.8) OBP: 0.350, SLG: 0.420	0-3 K		0-0 F9		0-0 E 1B			0-0 F7		4	0	1	0	0	1	1	Kansas City Royals @ Cleveland Indians Cleveland Municipal Stadium, Cleveland, OH Thu Jul 11 1985, 7:05 PM EDT Att: 5,256 - Unknown				
Julio Franco, R (1.6) OBP: 0.348, SLG: 0.370	0-0 4-3		0-0 F8		0-0 6-3			0-0 F9		4	0	0	0	0	0	1					
Tony Bernazard, S (1.4) OBP: 0.384, SLG: 0.454	0-3 K		0-0 F7		0-0 6-3			0-0 F4		4	0	0	0	0	1	1					
Andre Thornton, R (1.10) OBP: 0.247, SLG: 0.267 Otis Nixon, S (9, PR) OBP: 0.185, SLG: 0.204		0-0 F7		0-0 5-3		4-0 G6-4-3 BB		0-0 PB 1B		3	0	1	0	1	0	0					
Brook Jacoby, R (1.5) OBP: 0.336, SLG: 0.418		0-0 6-3		0-0 FC5-4 1B		0-0 G6-4-3		0-0 F8		4	0	1	0	0	0	2					
Pat Tabler, R (1.3) OBP: 0.312, SLG: 0.339		0-0 1B		0-0 FC5-4 1B		0-0 5-3				3	0	2	0	0	0	0					
Joe Carter, R (1.7) OBP: 0.277, SLG: 0.354		0-0 F8		0-0 FC5-4 G6-4-3		0-0 F8				3	0	0	0	0	0	3					
Carmen Castillo, R (1.9) OBP: 0.262, SLG: 0.362			0-3 K		0-0 G6-4-3			0-0 1B		3	0	1	0	0	1	2					
Chris Bando, S (1.2) OBP: 0.157, SLG: 0.095 Benny Ayala, R (8, PH) OBP: 0.222, SLG: 0.361 Jerry Willard, L (9.2) OBP: 0.331, SLG: 0.348			0-3 K		0-0 F9			0-0 F9		2	0	0	0	0	1	0					
Inning Stats	R: 0 E: 0 K: 2 S: 7	H: 0 LOB: 0 BB: 0 P: 7	R: 0 E: 0 K: 0 S: 4	H: 1 LOB: 1 BB: 0 P: 4	R: 0 E: 0 K: 0 S: 3	H: 0 LOB: 0 BB: 0 P: 3	R: 0 E: 0 K: 0 S: 4	H: 2 LOB: 1 BB: 0 P: 4	R: 0 E: 1 K: 0 S: 4	H: 1 LOB: 1 BB: 0 P: 4	R: 0 E: 0 K: 0 S: 2	H: 0 LOB: 0 BB: 1 P: 6	R: 0 E: 0 K: 0 S: 4	H: 1 LOB: 1 BB: 0 P: 4	R: 0 E: 0 K: 0 S: 4	H: 1 LOB: 2 BB: 0 P: 4		1B: 6 2B: 0 3B: 0 HR: 0	SF: 0 SAC: 0 DP: 2 HBP: 0	WP: 0 PB: 1 SB: 0 CS: 0	PA: 32
PITCHER Danny Jackson, L (1.1) ERA: 3.28	IP: 9.0 WLS: W BF: 32	H: 6 R: 0 ER: 0 SO: 4	BB: 1 IBB: 0 HBP: 0 BLK: 0	WP: 0 HR: 0 S: 39 P: 43	ERA: 0.00 WHIP: 0.778	PITCHER											IP: 9.0 WLS: W BF: 32	H: 6 R: 0 ER: 0 SO: 4	BB: 1 IBB: 0 HBP: 0 BLK: 0	WP: 0 HR: 0 S: 39 P: 43	ERA: 0.00 WHIP: 0.778

AB 31
R 0
H 6
RBI 0
BB 1
SO 4
LOB 11



Batter	1	2	3	4	5	6	7	8	9	10	11	AB	R	H	RBI	BB	SO	LOB	TOP					
Willie Wilson, S OBP: 0.325, SLG: 0.419 (1, 8)												5	0	2	0	0	0	0						
Lonnie Smith, R OBP: 0.351, SLG: 0.349 Pat Sheridan, L OBP: 0.312, SLG: 0.335 (1, 7) (10, PR) (10, 9)												5	1	3	0	0	1	1						
George Brett, L OBP: 0.457, SLG: 0.582 (1, 5)												4	1	1	0	1	0	3						
Hal McRae, R OBP: 0.323, SLG: 0.404 (1, 10)												5	0	0	0	0	1	6						
Darryl Motley, R OBP: 0.259, SLG: 0.410 (1, 9) (10, 7)													5	1	1	1	0	0	0					
Frank White, R OBP: 0.255, SLG: 0.388 (1, 4)													5	1	2	2	0	0	0					
Steve Balboni, R OBP: 0.299, SLG: 0.426 (1, 3)													4	0	0	0	1	1	0					
Jim Sundberg, R OBP: 0.297, SLG: 0.398 (1, 2)													2	0	0	1	1	2	0					
Buddy Biancatana, S OBP: 0.210, SLG: 0.360 Lynn Jones, S OBP: 0.215, SLG: 0.271 Chris Cunningham, R OBP: 0.228, SLG: 0.212 Jonny Lee, L OBP: 0.218, SLG: 0.380 Greg Fryer, R OBP: 0.262, SLG: 0.296 (1, 6) (8, PH) (8, 6) (8, 6) (8, PH) (8, 6)													2	0	0	0	0	0	1					
Inning Stats	R: 0 E: 0 K: 0 S: 4	H: 2 LOB: 1 BB: 0 P: 4	R: 1 E: 0 K: 1 S: 6	H: 1 LOB: 0 BB: 0 P: 6	R: 0 E: 0 K: 0 S: 3	H: 0 LOB: 0 BB: 0 P: 3	R: 0 E: 0 K: 0 S: 3	H: 0 LOB: 0 BB: 0 P: 3	R: 0 E: 0 K: 2 S: 8	H: 1 LOB: 1 BB: 0 P: 8	R: 0 E: 0 K: 0 S: 3	H: 0 LOB: 0 BB: 0 P: 3	R: 0 E: 0 K: 2 S: 7	H: 0 LOB: 0 BB: 0 P: 7	R: 3 E: 0 K: 0 S: 7	H: 4 LOB: 2 BB: 1 P: 11	R: 0 E: 0 K: 0 S: 3	H: 1 LOB: 1 BB: 0 P: 7	R: 0 E: 0 K: 0 S: 3	H: 0 LOB: 0 BB: 0 P: 3	1B: 7 2B: 3 3B: 0 HR: 1	SF: 1 SAC: 0 DP: 2 HBP: 0	WP: 1 PB: 0 SB: 2 CS: 0	PA: 43
PITCHER	IP ERA WLS BF H R ER SO BB IBB HBP BLK WP HR S P ERA WHIP	IP ERA WLS BF H R ER SO BB IBB HBP BLK WP HR S P ERA WHIP	IP ERA WLS BF H R ER SO BB IBB HBP BLK WP HR S P ERA WHIP	IP ERA WLS BF H R ER SO BB IBB HBP BLK WP HR S P ERA WHIP	IP ERA WLS BF H R ER SO BB IBB HBP BLK WP HR S P ERA WHIP	IP ERA WLS BF H R ER SO BB IBB HBP BLK WP HR S P ERA WHIP	IP ERA WLS BF H R ER SO BB IBB HBP BLK WP HR S P ERA WHIP	IP ERA WLS BF H R ER SO BB IBB HBP BLK WP HR S P ERA WHIP	IP ERA WLS BF H R ER SO BB IBB HBP BLK WP HR S P ERA WHIP	IP ERA WLS BF H R ER SO BB IBB HBP BLK WP HR S P ERA WHIP	IP ERA WLS BF H R ER SO BB IBB HBP BLK WP HR S P ERA WHIP	IP ERA WLS BF H R ER SO BB IBB HBP BLK WP HR S P ERA WHIP	IP ERA WLS BF H R ER SO BB IBB HBP BLK WP HR S P ERA WHIP	IP ERA WLS BF H R ER SO BB IBB HBP BLK WP HR S P ERA WHIP	IP ERA WLS BF H R ER SO BB IBB HBP BLK WP HR S P ERA WHIP	IP ERA WLS BF H R ER SO BB IBB HBP BLK WP HR S P ERA WHIP	IP ERA WLS BF H R ER SO BB IBB HBP BLK WP HR S P ERA WHIP	IP ERA WLS BF H R ER SO BB IBB HBP BLK WP HR S P ERA WHIP	IP ERA WLS BF H R ER SO BB IBB HBP BLK WP HR S P ERA WHIP	IP ERA WLS BF H R ER SO BB IBB HBP BLK WP HR S P ERA WHIP	IP ERA WLS BF H R ER SO BB IBB HBP BLK WP HR S P ERA WHIP	IP ERA WLS BF H R ER SO BB IBB HBP BLK WP HR S P ERA WHIP	IP ERA WLS BF H R ER SO BB IBB HBP BLK WP HR S P ERA WHIP	IP ERA WLS BF H R ER SO BB IBB HBP BLK WP HR S P ERA WHIP

Kansas City Royals @ Cleveland Indians
Cleveland Municipal Stadium, Cleveland, OH
Fri Jul 12 1985, 7:05 PM EDT
Att: 8,058 - Unknown

livebaseballscores.com

AB 39
R 4
H 9
RBI 4
BB 3
SO 6
LOB 13



Batter	1	2	3	4	5	6	7	8	9	10	11	AB	R	H	RBI	BB	SO	LOB	BOTTOM					
Brett Butler, L OBP: 0.352, SLG: 0.422 (1, 8)												6	0	3	1	0	1	3						
Julio Franco, R OBP: 0.344, SLG: 0.364 (1, 6)												5	0	0	0	0	1	3						
Tony Bernard, S OBP: 0.361, SLG: 0.449 (1, 4)												5	0	1	0	0	1	1						
Andre Thornton, R OBP: 0.245, SLG: 0.265 (1, 10)												5	0	1	0	0	1	2						
Brook Jacoby, R OBP: 0.334, SLG: 0.415 (1, 5)												5	1	1	0	0	1	1						
Pat Tabler, R OBP: 0.318, SLG: 0.359 Otis Nixon, S OBP: 0.185, SLG: 0.204 Jerry Willard, L OBP: 0.328, SLG: 0.345 (1, 3) (9, PR) (10, 2)												4	2	3	2	0	0	0						
Joe Carter, R OBP: 0.275, SLG: 0.355 (1, 7)												5	0	1	1	0	2	1						
Carmen Castillo, R OBP: 0.281, SLG: 0.426 George Vukovich, L OBP: 0.291, SLG: 0.311 (1, 9) (8, 9)												3	1	2	1	0	0	1						
Chris Bando, S OBP: 0.193, SLG: 0.093 Mike Hargrove, L OBP: 0.333, SLG: 0.275 (1, 2) (9, PH) (10, 3)												2	0	0	0	0	0	1						
Inning Stats	R: 0 E: 0 K: 0 S: 4	H: 1 LOB: 1 BB: 0 P: 4	R: 1 E: 0 K: 0 S: 5	H: 2 LOB: 1 BB: 0 P: 5	R: 0 E: 1 K: 0 S: 4	H: 2 LOB: 1 BB: 0 P: 4	R: 0 E: 0 K: 1 S: 5	H: 0 LOB: 0 BB: 0 P: 5	R: 0 E: 0 K: 2 S: 8	H: 1 LOB: 1 BB: 0 P: 8	R: 1 E: 0 K: 0 S: 4	H: 1 LOB: 0 BB: 0 P: 4	R: 0 E: 0 K: 1 S: 5	H: 0 LOB: 0 BB: 0 P: 5	R: 0 E: 0 K: 1 S: 6	H: 1 LOB: 2 BB: 1 P: 10	R: 0 E: 0 K: 1 S: 6	H: 1 LOB: 1 BB: 0 P: 6	R: 1 E: 0 K: 1 S: 7	H: 3 LOB: 2 BB: 0 P: 7	1B: 10 2B: 2 3B: 0 HR: 2	SF: 0 SAC: 1 DP: 1 HBP: 0	WP: 1 PB: 0 SB: 0 CS: 0	PA: 46
PITCHER	IP ERA WLS BF H R ER SO BB IBB HBP BLK WP HR S P ERA WHIP	IP ERA WLS BF H R ER SO BB IBB HBP BLK WP HR S P ERA WHIP	IP ERA WLS BF H R ER SO BB IBB HBP BLK WP HR S P ERA WHIP	IP ERA WLS BF H R ER SO BB IBB HBP BLK WP HR S P ERA WHIP	IP ERA WLS BF H R ER SO BB IBB HBP BLK WP HR S P ERA WHIP	IP ERA WLS BF H R ER SO BB IBB HBP BLK WP HR S P ERA WHIP	IP ERA WLS BF H R ER SO BB IBB HBP BLK WP HR S P ERA WHIP	IP ERA WLS BF H R ER SO BB IBB HBP BLK WP HR S P ERA WHIP	IP ERA WLS BF H R ER SO BB IBB HBP BLK WP HR S P ERA WHIP	IP ERA WLS BF H R ER SO BB IBB HBP BLK WP HR S P ERA WHIP	IP ERA WLS BF H R ER SO BB IBB HBP BLK WP HR S P ERA WHIP	IP ERA WLS BF H R ER SO BB IBB HBP BLK WP HR S P ERA WHIP	IP ERA WLS BF H R ER SO BB IBB HBP BLK WP HR S P ERA WHIP	IP ERA WLS BF H R ER SO BB IBB HBP BLK WP HR S P ERA WHIP	IP ERA WLS BF H R ER SO BB IBB HBP BLK WP HR S P ERA WHIP	IP ERA WLS BF H R ER SO BB IBB HBP BLK WP HR S P ERA WHIP	IP ERA WLS BF H R ER SO BB IBB HBP BLK WP HR S P ERA WHIP	IP ERA WLS BF H R ER SO BB IBB HBP BLK WP HR S P ERA WHIP	IP ERA WLS BF H R ER SO BB IBB HBP BLK WP HR S P ERA WHIP	IP ERA WLS BF H R ER SO BB IBB HBP BLK WP HR S P ERA WHIP	IP ERA WLS BF H R ER SO BB IBB HBP BLK WP HR S P ERA WHIP	IP ERA WLS BF H R ER SO BB IBB HBP BLK WP HR S P ERA WHIP	IP ERA WLS BF H R ER SO BB IBB HBP BLK WP HR S P ERA WHIP	IP ERA WLS BF H R ER SO BB IBB HBP BLK WP HR S P ERA WHIP

Kansas City Royals @ Cleveland Indians
Cleveland Municipal Stadium, Cleveland, OH
Fri Jul 12 1985, 7:05 PM EDT
Att: 8,058 - Unknown

livebaseballscores.com

AB 44
R 5
H 14
RBI 5
BB 1
SO 7
LOB 14



Batter	1	2	3	4	5	6	7	8	9	AB	R	H	RBI	BB	SO	LOB	TOP			
Willie Wilson, S (1, 8) OBP: 0.326, SLG: 0.419	0-3 K	0-0 1B			0-0 F7		0-0 G6-4-3 1B	0-3 K	5	0	2	0	0	2	1					
Dane Iorg, L (1, 7) OBP: 0.290, SLG: 0.288	0-3 K	0-0 1B			0-0 FC1-6 1B		0-0 G6-4-3 1B	0-3 K	3	0	2	2	0	1	0					
Lynn Jones, R (5, FR) OBP: 0.221, SLG: 0.264	0-3 K	0-0 1B			0-0 FC1-6 1B		0-0 G6-4-3 1B	0-3 K	2	0	0	0	0	1	1					
George Brett, L (1, 5) OBP: 0.457, SLG: 0.580	1-0 HBP	0-3 K			0-0 FC1-6 1B			0-3 K	3	0	1	0	0	2	2					
Jorge Orta, L (1, 10) OBP: 0.311, SLG: 0.373	0-0 G3		0-0 4-3		0-0 FC1-6 1B			0-0 F4	4	0	0	0	0	0	3					
Darryl Motley, R (1, 9) OBP: 0.259, SLG: 0.407		0-3 K	0-0 F4		0-3 K			0-0 S 1B	4	1	1	0	0	2	2					
Frank White, R (1, 4) OBP: 0.288, SLG: 0.400		0-0 HR	0-0 6-3		0-0 6-3			0-0 1B	4	2	2	2	0	0	0					
Steve Balboni, R (1, 3) OBP: 0.301, SLG: 0.425		1-0 1B 1B HBP	0-3 K		0-0 F7			0-0 FC6-4 1B	3	1	1	1	0	1	0					
Jim Sundberg, R (1, 2) OBP: 0.296, SLG: 0.396		0-0 1B 1B	0-0 F7		0-3 K			0-0 FC6-4	4	1	1	0	0	1	1					
Buddy Biancalana, S (1, 6) OBP: 0.197, SLG: 0.185		0-0 L8	0-0 F8		0-0 4-3			0-0 CS 1B	4	0	1	0	0	0	2					
Inning Stats	R: 0 E: 0 K: 2 S: 7	H: 0 LOB: 1 BB: 0 P: 8	R: 3 E: 0 K: 2 S: 11	H: 4 LOB: 2 BB: 0 P: 12	R: 0 E: 0 K: 0 S: 3	H: 0 LOB: 0 BB: 0 P: 3	R: 0 E: 0 K: 1 S: 5	H: 2 LOB: 2 BB: 0 P: 7	R: 0 E: 0 K: 1 S: 5	H: 0 LOB: 0 BB: 0 P: 5	R: 0 E: 0 K: 0 S: 3	H: 1 LOB: 0 BB: 0 P: 3	R: 2 E: 0 K: 1 S: 8	H: 3 LOB: 1 BB: 0 P: 8	R: 0 E: 0 K: 2 S: 7	H: 1 LOB: 0 BB: 0 P: 7	1B: 10 2B: 1 3B: 0 HR: 1	SF: 0 SAC: 0 DP: 2 HBP: 2	WP: 0 PB: 0 SB: 1 CS: 1	PA: 38
PITCHER Bert Blyleven, R (1, 1) ERA: 3.21	IP: 9.0 WLS: L BF: 38	H: 11 R: 5 ER: 5 SO: 10	BB: 0 IBB: 0 HBP: 2 BLK: 0	WP: 0 HR: 1 S: 56 P: 58	ERA: 5.00 WHIP: 1.222	PITCHER														

Kansas City Royals @ Cleveland Indians
Cleveland Municipal Stadium, Cleveland, OH

AB 36
R 5
H 11
RBI 5
BB 0
SO 10
LOB 12



WP: 0
PB: 0
SB: 1
CS: 1

PA: 38

ERA: 3.21

WHIP: 1.222

Batter	1	2	3	4	5	6	7	8	9	AB	R	H	RBI	BB	SO	LOB	BOTTOM					
Brett Butler, L (1, 8) OBP: 0.351, SLG: 0.420	0-0 G3		0-0 1B		0-0 G6-4-3 1B		0-0 G1-4-3		4	0	1	0	0	0	2							
Julio Franco, R (1, 6) OBP: 0.345, SLG: 0.366	0-0 6-3		0-0 1B		0-0 S 1B		0-0 F9		4	0	2	0	0	0	0							
Tony Bernazard, S (1, 4) OBP: 0.359, SLG: 0.445	0-0 1B		0-3 K		0-3 K		0-0 F9		4	0	1	0	0	2	3							
Andre Thornton, R (1, 10) OBP: 0.246, SLG: 0.279	0-0 F8		0-0 F4		0-0 HR		0-0 5-3		4	1	1	1	0	0	3							
Brook Jacoby, R (1, 5) OBP: 0.331, SLG: 0.409		0-0 F8		0-3 K		0-0 1-3		0-3 K	4	0	0	0	0	2	0							
Pat Tabler, R (1, 3) OBP: 0.320, SLG: 0.359		1-0 HBP		0-0 4-3		0-0 F9		0-0 1B	3	0	1	0	0	0	0							
George Vukovich, L (1, 9) OBP: 0.290, SLG: 0.310		0-3 K		0-0 1B		0-3 K		0-0 F7	4	0	1	0	0	2	2							
Joe Carter, R (1, 7) OBP: 0.271, SLG: 0.349		0-3 K		0-0 L9		0-0 4-1		0-3 K	4	0	0	0	0	2	3							
Jerry Willard, L (1, 2) OBP: 0.336, SLG: 0.353			0-3 K		0-0 G6-4-3 1B		0-0 G1-4-3 1B		3	0	2	0	0	1	0							
Inning Stats	R: 0 E: 0 K: 0 S: 4	H: 1 LOB: 1 BB: 0 P: 4	R: 0 E: 0 K: 2 S: 7	H: 0 LOB: 1 BB: 0 P: 8	R: 0 E: 0 K: 2 S: 9	H: 2 LOB: 2 BB: 0 P: 9	R: 0 E: 0 K: 1 S: 6	H: 1 LOB: 1 BB: 0 P: 6	R: 0 E: 0 K: 1 S: 6	H: 2 LOB: 1 BB: 0 P: 6	R: 1 E: 0 K: 1 S: 6	H: 1 LOB: 0 BB: 0 P: 6	R: 0 E: 0 K: 0 S: 3	H: 1 LOB: 0 BB: 0 P: 3	R: 0 E: 0 K: 0 S: 3	H: 0 LOB: 0 BB: 0 P: 3	R: 0 E: 0 K: 2 S: 8	H: 1 LOB: 1 BB: 0 P: 8	1B: 8 2B: 0 3B: 0 HR: 1	SF: 0 SAC: 0 DP: 2 HBP: 1	WP: 0 PB: 0 SB: 1 CS: 0	PA: 35
PITCHER Bret Saberhagen, R (1, 1) ERA: 2.78	IP: 9.0 WLS: W BF: 35	H: 9 R: 1 ER: 1 SO: 9	BB: 0 IBB: 0 HBP: 1 BLK: 0	WP: 0 HR: 1 S: 52 P: 53	ERA: 1.00 WHIP: 1.000	PITCHER																

Kansas City Royals @ Cleveland Indians
Cleveland Municipal Stadium, Cleveland, OH

AB 34
R 1
H 9
RBI 1
BB 0
SO 9
LOB 13



WP: 0
PB: 0
SB: 1
CS: 0

PA: 35

ERA: 2.78

WHIP: 1.000

1B: 8
2B: 0
3B: 0
HR: 1

SF: 0
SAC: 0
DP: 2
HBP: 1

WP: 0
PB: 0
SB: 1
CS: 0

PA: 35

ERA: 2.78

WHIP: 1.000

1B: 8
2B: 0
3B: 0
HR: 1

SF: 0
SAC: 0
DP: 2
HBP: 1

WP: 0
PB: 0
SB: 1
CS: 0

PA: 35

ERA: 2.78

WHIP: 1.000

1B: 8
2B: 0
3B: 0
HR: 1

SF: 0
SAC: 0
DP: 2
HBP: 1

WP: 0
PB: 0
SB: 1
CS: 0

PA: 35

ERA: 2.78

WHIP: 1.000

1B: 8
2B: 0
3B: 0
HR: 1

SF: 0
SAC: 0
DP: 2
HBP: 1

WP: 0
PB: 0
SB: 1
CS: 0

PA: 35

ERA: 2.78

WHIP: 1.000

1B: 8
2B: 0
3B: 0
HR: 1

SF: 0
SAC: 0
DP: 2
HBP: 1

WP: 0
PB: 0
SB: 1
CS: 0

PA: 35

ERA: 2.78

WHIP: 1.000

1B: 8
2B: 0
3B: 0
HR: 1

SF: 0
SAC: 0
DP: 2
HBP: 1

WP: 0
PB: 0
SB: 1
CS: 0

PA: 35

ERA: 2.78

WHIP: 1.000

1B: 8
2B: 0
3B: 0
HR: 1

SF: 0
SAC: 0
DP: 2
HBP: 1

WP: 0
PB: 0
SB: 1
CS: 0

PA: 35

ERA: 2.78

WHIP: 1.000

1B: 8
2B: 0
3B: 0
HR: 1

SF: 0
SAC: 0
DP: 2
HBP: 1

WP: 0
PB: 0
SB: 1
CS: 0

PA: 35

ERA: 2.78

WHIP: 1.000

1B: 8
2B: 0
3B: 0
HR: 1

SF: 0
SAC: 0
DP: 2
HBP: 1

WP: 0
PB: 0
SB: 1
CS: 0

PA: 35

ERA: 2.78

WHIP: 1.000

1B: 8
2B: 0
3B: 0
HR: 1

SF: 0
SAC: 0
DP: 2
HBP: 1

WP: 0
PB: 0
SB: 1
CS: 0

PA: 35

ERA: 2.78

WHIP: 1.000

1B: 8
2B: 0
3B: 0
HR: 1

SF: 0
SAC: 0
DP: 2
HBP: 1

WP: 0
PB: 0
SB: 1
CS: 0

PA: 35

ERA: 2.78

WHIP: 1.000

1B: 8
2B: 0
3B: 0
HR: 1

SF: 0
SAC: 0
DP: 2
HBP: 1

WP: 0
PB: 0
SB: 1
CS: 0

PA: 35

ERA: 2.78

WHIP: 1.000

1B: 8
2B: 0
3B: 0
HR: 1

SF: 0
SAC: 0
DP: 2
HBP: 1

WP: 0
PB: 0
SB: 1
CS: 0

PA: 35

ERA: 2.78

WHIP: 1.000

1B: 8
2B: 0
3B: 0
HR: 1

SF: 0
SAC: 0
DP: 2
HBP: 1

WP: 0
PB: 0
SB: 1
CS: 0

PA: 35

ERA: 2.78

WHIP: 1.000

1B: 8
2B: 0
3B: 0
HR: 1

SF: 0
SAC: 0
DP: 2
HBP: 1

WP: 0
PB: 0
SB: 1
CS: 0

PA: 35

ERA: 2.78

WHIP: 1.000

1B: 8
2B: 0
3B: 0
HR: 1

SF: 0
SAC: 0
DP: 2
HBP: 1

WP: 0
PB: 0
SB: 1
CS: 0

PA: 35

ERA: 2.78

WHIP: 1.000

1B: 8
2B: 0
3B: 0
HR: 1

SF: 0
SAC: 0
DP: 2
HBP: 1

WP: 0
PB: 0
SB: 1
CS: 0

PA: 35

ERA: 2.78

WHIP: 1.000

1B: 8
2B: 0
3B: 0
HR: 1

SF: 0
SAC: 0
DP: 2
HBP: 1

WP: 0
PB: 0
SB: 1
CS: 0

PA: 35

ERA: 2.78

WHIP: 1.000

1B: 8
2B: 0
3B: 0
HR: 1

SF: 0
SAC: 0
DP: 2
HBP: 1

WP: 0
PB: 0
SB: 1
CS: 0

PA: 35

ERA: 2.78

WHIP: 1.000

1B: 8
2B: 0
3B: 0
HR: 1

SF: 0
SAC: 0
DP: 2
HBP: 1

WP: 0
PB: 0
SB: 1
CS: 0

Batter	1	2	3	4	5	6	7	8	9	AB	R	H	RBI	BB	SO	LOB	TOP				
Willie Wilson, S (1, 8) OBP: 0.332, SLG: 0.429	F6		1B 2B		1-3 2B		G3		4-3	5	1	2	0	0	0	1	Kansas City Royals @ Baltimore Orioles Memorial Stadium, Baltimore, MD Thu Jul 18 1985, 7:05 PM EDT Att: 25,579 - Unknown livebaseballscorecards.com				
Lonnie Smith, R (1, 7) OBP: 0.354, SLG: 0.348 Lynn Jones, R (5, FR) OBP: 0.229, SLG: 0.260	K		1B BB		G3-6-3 BB		F6			1	0	0	0	2	1	0					
George Brett, L (1, 5) OBP: 0.457, SLG: 0.577	FC5-4 BB		1B 1-2 2-3		G3-6-3 1-2			K	3	0	1	0	1	1	3						
Frank White, R (1, 4) OBP: 0.276, SLG: 0.403	FC5-4 1-2		1B 1-2 2-3 3-H			HR 1B		FC5-4 1B	4	1	3	1	0	0	1						
Darryl Motley, R (1, 9) OBP: 0.268, SLG: 0.408		K		6-3		F2		K	4	0	0	0	0	2	2						
Hal McRae, R (1, 10) OBP: 0.316, SLG: 0.416	F8			F7		HR		FC5-4 1-2	4	1	1	2	0	0	1						
Steve Balboni, R (1, 3) OBP: 0.299, SLG: 0.418				F7		K			4	0	0	0	0	2	0						
Jim Sundberg, R (1, 2) OBP: 0.299, SLG: 0.395				F9		2B 1B		5-3	3	0	1	0	1	0	0						
Onix Concepcion, R (1, 6) OBP: 0.226, SLG: 0.210 Dane Iorg, L (7, PH) OBP: 0.236, SLG: 0.283 Buddy Biancalana, S (7, 6) OBP: 0.197, SLG: 0.186 Jorge Orta, L (9, PH) OBP: 0.310, SLG: 0.372				5-3		F8		4-3	2	0	0	0	0	0	1						
Inning Stats	R: 0 E: 0 K: 1 S: 5	H: 0 LOB: 1 BB: 1 P: 9	R: 0 E: 0 K: 2 S: 7	H: 0 LOB: 0 BB: 0 P: 7	R: 1 E: 0 K: 0 S: 5	H: 3 LOB: 2 BB: 1 P: 9	R: 0 E: 0 K: 0 S: 3	H: 0 LOB: 0 BB: 0 P: 3	R: 0 E: 0 K: 1 S: 4	H: 2 LOB: 3 BB: 1 P: 8	R: 2 E: 0 K: 1 S: 7	H: 2 LOB: 0 BB: 0 P: 7	R: 0 E: 0 K: 0 S: 3	H: 0 LOB: 0 BB: 0 P: 3	R: 0 E: 0 K: 2 S: 8	H: 1 LOB: 1 BB: 0 P: 8		R: 0 E: 0 K: 1 S: 5	H: 0 LOB: 1 BB: 1 P: 9	1B: 5 2B: 2 3B: 0 HR: 1	SF: 0 SAC: 0 DP: 1 HBP: 0
PITCHER	IP WLS BF H R ER SO BB IBB HBP BLK WP HR S P ERA WHIP	6.0 W 26 7 3 3 4 3 0 0 0 0 1 31 43 4.50 1.667	3.0 S 11 1 0 0 3 1 0 0 0 0 0 16 20 0.00 0.667	PITCHER																	

Batter	1	2	3	4	5	6	7	8	9	AB	R	H	RBI	BB	SO	LOB	BOTTOM				
Alan Wiggins, S (1, 4) OBP: 0.182, SLG: 0.146 Jim Dwyer, L (8, PH) OBP: 0.347, SLG: 0.423 Rich Dauer, R (9, 4) OBP: 0.299, SLG: 0.273	F8	4-3			6-3		6-3	WP 1B		4	0	0	0	0	0	0	Kansas City Royals @ Baltimore Orioles Memorial Stadium, Baltimore, MD Thu Jul 18 1985, 7:05 PM EDT Att: 25,579 - Unknown livebaseballscorecards.com				
Lee Lacy, R (1, 9) OBP: 0.357, SLG: 0.431	1B 2B		4-3		F9			WP 1B	5	1	3	1	0	0	0						
Cal Ripken Jr., R (1, 6) OBP: 0.343, SLG: 0.480	1-3 2B 1B		4-3		HR		F7	F6	5	2	2	1	0	0	3						
Eddie Murray, S (1, 3) OBP: 0.358, SLG: 0.471	1-H 3-H 2B		BB		1B		F7		3	0	2	2	1	0	1						
Fred Lynn, L (1, 8) OBP: 0.332, SLG: 0.458	BB BB		K		4-3			CS 1B	3	0	1	0	1	1	2						
Mike Young, S (1, 7) OBP: 0.354, SLG: 0.494	K			HR		F7		E 1-2 1B BB	3	2	1	1	1	1	2						
Larry Sheets, L (1, 10) OBP: 0.311, SLG: 0.417 Gary Roenicke, R (8, PH) OBP: 0.338, SLG: 0.472	K			G3		F5		E7 1-3 1B 1B	3	0	0	0	0	1	2						
Wayne Gross, L (1, 5) OBP: 0.403, SLG: 0.475 Floyd Rayford, R (8, 5) OBP: 0.353, SLG: 0.525		F8		K		HR		F3	3	1	1	1	0	1	0						
Rick Dempsey, R (1, 2) OBP: 0.344, SLG: 0.386		6-3		F5		6-3		1B 1B BB	3	1	0	0	1	0	0						
Inning Stats	R: 2 E: 0 K: 2 S: 10	H: 3 LOB: 2 BB: 1 P: 14	R: 0 E: 0 K: 0 S: 3	H: 0 LOB: 0 BB: 0 P: 3	R: 0 E: 0 K: 1 S: 5	H: 0 LOB: 1 BB: 1 P: 9	R: 1 E: 0 K: 1 S: 6	H: 1 LOB: 0 BB: 0 P: 6	R: 1 E: 0 K: 0 S: 5	H: 2 LOB: 1 BB: 0 P: 5	R: 1 E: 0 K: 0 S: 4	H: 1 LOB: 0 BB: 0 P: 4	R: 0 E: 0 K: 0 S: 4	H: 1 LOB: 1 BB: 0 P: 4	R: 3 E: 1 K: 0 S: 6	H: 4 LOB: 2 BB: 2 P: 14		R: 0 E: 0 K: 0 S: 6	H: 0 LOB: 1 BB: 1 P: 9	1B: 8 2B: 1 3B: 0 HR: 3	SF: 0 SAC: 0 DP: 0 HBP: 0
PITCHER	IP WLS BF H R ER SO BB IBB HBP BLK WP HR S P ERA WHIP	6.0 L 27 7 5 5 4 2 0 0 0 0 0 5 9 6.75 2.250	1.1 6 2 1 1 0 1 0 0 0 0 0 0 5 9 6.75 2.250	0.2 6 3 2 2 0 1 0 0 0 1 0 5 9 27.00 6.000	PITCHER																

Batter	1	2	3	4	5	6	7	8	9	AB	R	H	RBI	BB	SO	LOB	TOP				
Willie Wilson, S (1, 8) Pat Sheridan, L (9, 9) OBP: 0.335, SLG: 0.433 OBP: 0.310, SLG: 0.333	E4 3-1		1B	3B	1B		6-3		FC5-4	6	3	3	0	0	0	1					
Dane Iorg, L (1, 7) Lynn Jones, R (7, 7) OBP: 0.298, SLG: 0.293 OBP: 0.226, SLG: 0.256	3-1		1B	3B	1B		F8		F3	5	1	2	5	0	1	2					
George Brett, L (1, 5) Greg Pryor, R (9, 5) OBP: 0.459, SLG: 0.575 OBP: 0.262, SLG: 0.266	G6-3 BB		1B	K			F7			3	0	1	0	2	1	2					
Jorge Orta, L (1, 10) OBP: 0.315, SLG: 0.382	G6-3		1B	2B	3B		F8		G6-4-3 1B	4	1	2	2	1	0	4					
Frank White, R (1, 4) Onix Concepcion, R (9, 4) OBP: 0.275, SLG: 0.403 OBP: 0.226, SLG: 0.210	1-3		K	1B	2B		F7		G6-4-3	5	1	1	1	0	1	7					
Darryl Motley, R (1, 9) OBP: 0.286, SLG: 0.400	S BB		K	K			F8		F8	4	0	0	0	1	2	4					
Steve Balboni, R (1, 3) OBP: 0.303, SLG: 0.433	F8		G3	1B					HR	5	1	3	2	0	0	4					
Jim Sundberg, R (1, 2) OBP: 0.301, SLG: 0.393	1-3			1B	1B		5-3		FC3-6 BB	4	1	1	0	1	0	3					
Buddy Biancalana, S (1, 6) OBP: 0.222, SLG: 0.203			1B	1B	1B		F7		FC3-6 FC5-4	4	2	2	0	1	0	2					
Inning Stats	R: 1 E: 1 K: 0 S: 3	H: 0 LOB: 0 BB: 1 P: 7	R: 0 E: 0 K: 0 S: 3	H: 0 LOB: 1 BB: 1 P: 7	R: 2 E: 0 K: 2 S: 11	H: 4 LOB: 3 BB: 1 P: 15	R: 6 E: 0 K: 2 S: 14	H: 7 LOB: 1 BB: 0 P: 14	R: 0 E: 0 K: 1 S: 6	H: 1 LOB: 1 BB: 0 P: 4	R: 0 E: 0 K: 0 S: 3	H: 0 LOB: 0 BB: 0 P: 3	R: 0 E: 0 K: 0 S: 3	H: 1 LOB: 0 BB: 0 P: 3	R: 1 E: 0 K: 0 S: 4	H: 1 LOB: 1 BB: 1 P: 8	1B: 10 2B: 3 3B: 1 HR: 1	SF: 0 SAC: 0 DP: 2 HBP: 0	WP: 0 PB: 0 SB: 3 CS: 0	PA: 47	
PITCHER	IP	WLS	BF	H	R	ER	SO	BB	IBB	HBP	BLK	WP	HR	S	P	ERA	WHIP				
Mike Boddicker, R (1, 1) ERA: 4.22	3.0	L	18	6	5	4	2	2	1	0	0	0	0	19	31	12.00	2.667				
Ken Dixon, R (4, 1) ERA: 4.77	5.0		24	8	4	4	3	1	1	0	0	0	0	28	36	7.20	1.800				
Tippy Martinez, L (9, 1) ERA: 5.06	1.0		5	1	1	1	0	1	0	0	0	0	1	4	8	9.00	2.000				

Kansas City Royals @ Baltimore Orioles
Memorial Stadium, Baltimore, MD
Fri Jul 19 1985, 7:05 PM EDT
Att: 29,410 - Unknown

livebaseballscorecards.com

AB 41
R 10
H 15
RBI 10
BB 6
SO 5
LOB 30



Batter	1	2	3	4	5	6	7	8	9	AB	R	H	RBI	BB	SO	LOB	BOTTOM					
Alan Wiggins, S (1, 4) Al Pardo, S (9, PH) OBP: 0.185, SLG: 0.151 OBP: 0.100, SLG: 0.100	6-3		4-3		1B		6-3		4-3	4	1	1	0	0	0	1						
Lee Lacy, R (1, 9) OBP: 0.358, SLG: 0.431	5-3			1B	1B		F7		6-3	5	1	2	0	0	0	0						
Cal Ripken Jr., R (1, 6) OBP: 0.344, SLG: 0.479	G3			1B	1B		F9			3	1	1	0	1	0	2						
Eddie Murray, S (1, 3) OBP: 0.360, SLG: 0.474		5-3		3-1	1B		6-3			4	0	2	1	0	0	1						
Fred Lynn, L (1, 8) OBP: 0.331, SLG: 0.455		G6-4-3 1B		F8	4-3				G3	4	0	1	0	0	0	5						
Mike Young, S (1, 10) OBP: 0.357, SLG: 0.494		G6-4-3			3-1		2-3		E4	4	0	2	2	0	0	1						
Gary Roenicke, R (1, 7) Larry Sheets, L (9, PH) OBP: 0.338, SLG: 0.465 OBP: 0.309, SLG: 0.415			BB		3-1		F7		K	2	0	0	0	1	0	3						
Floyd Rayford, R (1, 5) Wayne Gross, L (9, PH) OBP: 0.321, SLG: 0.506 OBP: 0.401, SLG: 0.472			F7		6-3		2-3		F8	3	0	0	0	0	0	4						
Rick Dempsey, R (1, 2) Jim Dwyer, L (9, PH) OBP: 0.340, SLG: 0.381 OBP: 0.345, SLG: 0.420			F8		K		F3		6-3	3	0	0	0	0	1	2						
Inning Stats	R: 0 E: 0 K: 0 S: 3	H: 0 LOB: 0 BB: 0 P: 3	R: 0 E: 0 K: 0 S: 3	H: 1 LOB: 0 BB: 0 P: 3	R: 0 E: 0 K: 0 S: 3	H: 0 LOB: 1 BB: 1 P: 7	R: 2 E: 0 K: 0 S: 7	H: 4 LOB: 2 BB: 0 P: 7	R: 1 E: 0 K: 1 S: 8	H: 3 LOB: 2 BB: 0 P: 8	R: 0 E: 0 K: 0 S: 4	H: 1 LOB: 1 BB: 0 P: 4	R: 0 E: 0 K: 0 S: 3	H: 0 LOB: 1 BB: 1 P: 7	R: 0 E: 1 K: 1 S: 6	H: 0 LOB: 1 BB: 0 P: 6	R: 0 E: 0 K: 0 S: 3	H: 0 LOB: 0 BB: 0 P: 3	1B: 8 2B: 1 3B: 0 HR: 0	SF: 0 SAC: 0 DP: 1 HBP: 0	WP: 0 PB: 0 SB: 0 CS: 0	PA: 38
PITCHER	IP	WLS	BF	H	R	ER	SO	BB	IBB	HBP	BLK	WP	HR	S	P	ERA	WHIP					
Charlie Leibrandt, L (1, 1) ERA: 2.92	7.0	W	31	9	3	3	1	2	0	0	0	0	0	31	39	3.86	1.571					
Michael LaCoss, R (8, 1) ERA: 4.19	1.0		4	0	0	0	1	0	0	0	0	0	0	6	6	0.00	0.000					
Dan Quisenberry, R (9, 1) ERA: 2.75	1.0		3	0	0	0	0	0	0	0	0	0	0	3	3	0.00	0.000					

Kansas City Royals @ Baltimore Orioles
Memorial Stadium, Baltimore, MD
Fri Jul 19 1985, 7:05 PM EDT
Att: 29,410 - Unknown

livebaseballscorecards.com

AB 36
R 3
H 9
RBI 3
BB 2
SO 2
LOB 21



Batter	1	2	3	4	5	6	7	8	9	AB	R	H	RBI	BB	SO	LOB	TOP					
Willie Wilson, S OBP: 0.336, SLG: 0.440	F8		E	4-3		CS	HR		3-1	5	2	2	2	0	0	1						
Lonnie Smith, R OBP: 0.355, SLG: 0.349 Pat Sheridan, L OBP: 0.312, SLG: 0.331	6-3		E	K						2	1	1	0	0	0	0						
George Brett, L OBP: 0.459, SLG: 0.587	4-3		E9						G6-4-3	4	1	2	4	0	0	1						
Frank White, R OBP: 0.271, SLG: 0.397		6-3	F6							4	0	0	0	0	2	1						
Darryl Motley, R OBP: 0.262, SLG: 0.393		K	K							4	0	0	0	0	2	1						
Hal McRae, R OBP: 0.321, SLG: 0.440										3	1	1	1	1	0	0						
Steve Balboni, R OBP: 0.305, SLG: 0.432										3	1	1	0	1	1	1						
John Wathan, R OBP: 0.367, SLG: 0.300										4	0	1	0	0	0	1						
Buddy Biancalana, S OBP: 0.226, SLG: 0.208										3	1	1	0	0	1	1						
Inning Stats	R: 0 E: 0 K: 0 S: 3	H: 0 LOB: 0 BB: 0 P: 3	R: 0 E: 0 K: 1 S: 5	H: 0 LOB: 1 BB: 1 P: 9	R: 3 E: 1 K: 1 S: 9	H: 4 LOB: 1 BB: 0 P: 9	R: 2 E: 0 K: 1 S: 7	H: 2 LOB: 1 BB: 1 P: 11	R: 1 E: 0 K: 0 S: 6	H: 1 LOB: 0 BB: 0 P: 6	R: 0 E: 0 K: 0 S: 3	H: 1 LOB: 0 BB: 0 P: 3	R: 1 E: 0 K: 1 S: 5	H: 1 LOB: 0 BB: 1 P: 9	R: 0 E: 0 K: 1 S: 5	H: 0 LOB: 0 BB: 0 P: 5	R: 0 E: 0 K: 1 S: 5	H: 0 LOB: 0 BB: 0 P: 5	1B: 5 2B: 1 3B: 0 HR: 3	SF: 0 SAC: 1 DP: 1 HBP: 0	WP: 0 PB: 0 SB: 0 CS: 1	PA: 38
PITCHER	IP	WLS	BF	H	R	ER	SO	BB	IBB	HBP	BLK	WP	HR	S	P	ERA	WHIP					
Mike Flanagan, L ERA: 15.0	3.0	L	16	5	5	5	2	2	0	0	0	0	1	18	26	15.00	2.3333					
Sammy Stewart, R ERA: 3.33	3.0		13	4	2	2	2	1	0	0	0	0	2	16	20	6.00	1.667					
Don Aase, R ERA: 4.89	3.0		8	0	0	0	3	0	0	0	0	0	0	14	14	0.00	0.000					

Kansas City Royals @ Baltimore Orioles
Memorial Stadium, Baltimore, MD

AB 33
R 7
H 9
RBI 7
BB 3
SO 7
LOB 8



Sat Jul 20 1985, 3:33 AM EDT
Att: 26,366 - Unknown

Batter	1	2	3	4	5	6	7	8	9	AB	R	H	RBI	BB	SO	LOB	BOTTOM					
Floyd Rayford, R OBP: 0.330, SLG: 0.500 John Shelby, S OBP: 0.290, SLG: 0.400	BLK	F9							FC4-6	3	1	1	0	1	0	0						
Lee Lacy, R OBP: 0.380, SLG: 0.430 Al Pardo, S OBP: 0.091, SLG: 0.091										3	0	1	0	1	1	2						
Cal Ripken Jr., R OBP: 0.340, SLG: 0.472										5	1	0	1	0	1	5						
Eddie Murray, S OBP: 0.358, SLG: 0.475										4	0	1	0	0	1	0						
Fred Lynn, L OBP: 0.333, SLG: 0.457										3	0	2	1	0	1	0						
Gary Roenicke, R OBP: 0.344, SLG: 0.488 Jim Dwyer, L OBP: 0.343, SLG: 0.418										2	1	1	1	1	0	1						
Mike Young, S OBP: 0.360, SLG: 0.494										4	1	2	0	0	0	3						
Rick Dempsey, R OBP: 0.340, SLG: 0.377 Wayne Gross, L OBP: 0.404, SLG: 0.476										2	0	0	0	1	2	1						
Rich Dauer, R OBP: 0.294, SLG: 0.268 Larry Sheets, L OBP: 0.313, SLG: 0.417										1	0	1	1	0	0	0						
Inning Stats	R: 2 E: 1 K: 0 S: 4	H: 1 LOB: 2 BB: 3 P: 16	R: 0 E: 0 K: 1 S: 5	H: 0 LOB: 0 BB: 0 P: 5	R: 0 E: 0 K: 0 S: 3	H: 0 LOB: 0 BB: 0 P: 3	R: 1 E: 0 K: 2 S: 8	H: 2 LOB: 0 BB: 0 P: 8	R: 0 E: 0 K: 0 S: 4	H: 1 LOB: 1 BB: 0 P: 4	R: 0 E: 0 K: 1 S: 6	H: 1 LOB: 1 BB: 0 P: 6	R: 0 E: 0 K: 2 S: 8	H: 1 LOB: 2 BB: 1 P: 12	R: 0 E: 0 K: 0 S: 3	H: 1 LOB: 0 BB: 0 P: 3	R: 2 E: 0 K: 0 S: 6	H: 3 LOB: 1 BB: 0 P: 6	1B: 8 2B: 1 3B: 0 HR: 1	SF: 1 SAC: 0 DP: 1 HBP: 0	WP: 1 PB: 0 SB: 0 CS: 1	PA: 40
PITCHER	IP	WLS	BF	H	R	ER	SO	BB	IBB	HBP	BLK	WP	HR	S	P	ERA	WHIP					
Danny Jackson, L ERA: 3.34	6.1	W	28	6	3	3	4	4	0	0	1	0	1	32	48	4.26	1.579					
Dan Quisenberry, R ERA: 2.9	2.2	S	11	4	2	2	2	0	0	0	0	0	0	15	15	6.75	1.500					

Kansas City Royals @ Baltimore Orioles
Memorial Stadium, Baltimore, MD

AB 34
R 5
H 10
RBI 5
BB 4
SO 6
LOB 17



Sat Jul 20 1985, 3:33 AM EDT
Att: 26,366 - Unknown

Batter	1	2	3	4	5	6	7	8	9	AB	R	H	RBI	BB	SO	LOB	TOP			
Willie Wilson, S (1, 8) OBP: 0.337, SLG: 0.441	0-0 4-3 HR 1B	0-3 K			0-0 4-3		0-0 1-2 2H 1B			4	1	2	1	0	1	2				
Dane Iorg, L (1, 7) OBP: 0.262, SLG: 0.295	0-0 4-3		0-0 G6-3 1B			0-3 K	0-3 K			3	0	1	0	0	1	1				
Darryl Motley, R (7, PH) OBP: 0.261, SLG: 0.391	1-3									1	0	0	0	0	1	2				
George Brett, L (1, 5) OBP: 0.460, SLG: 0.595	0-0 HR		0-0 F7			0-0 F9		4-0 BB		3	1	1	2	1	0	1				
Jorge Orta, L (1, 10) OBP: 0.312, SLG: 0.378	0-0 F3		0-0 G6-3			0-0 3-1		0-0 F9		3	0	0	0	0	0	1				
Hal McRae, R (8, PH) OBP: 0.319, SLG: 0.436	1-2									1	0	0	0	0	0	1				
Frank White, R (1, 4) OBP: 0.268, SLG: 0.392	0-0 F7			0-3 K			0-0 F6	0-0 F9		4	0	0	0	0	1	1				
Pat Sheridan, L (1, 9) OBP: 0.311, SLG: 0.329		0-0 6-3		0-0 4-3			0-0 1B 1B	0-0 F4		4	1	1	0	0	0	1				
Steve Balboni, R (1, 3) OBP: 0.307, SLG: 0.431		1-0 1B HBP		0-3 K			0-0 1-2 1B 1B	0-0 F6		3	1	1	0	0	1	0				
Jim Sundberg, R (1, 2) OBP: 0.303, SLG: 0.395		0-0 1-2 1B			0-0 6-3		0-0 1-2 2H 1B	0-0 4-3		4	0	2	1	0	0	0				
Buddy Biancalana, S (1, 6) OBP: 0.221, SLG: 0.203		0-0 F7			0-0 F9		0-0 F4	0-0 4-3		2	0	0	0	0	0	2				
Lonnie Smith, R (7, PH) OBP: 0.353, SLG: 0.348										1	0	0	0	0	0	2				
Onix Concepcion, R (7, 6) OBP: 0.238, SLG: 0.210										0	0	0	0	0	0	0				
Lynn Jones, R (9, PH) OBP: 0.224, SLG: 0.253										1	0	0	0	0	0	0				
Inning Stats	R: 2 E: 1 K: 0 S: 5	H: 2 LOB: 0 BB: 0 P: 5	R: 0 E: 0 K: 1 S: 6	H: 1 LOB: 2 BB: 0 P: 7	R: 0 E: 0 K: 2 S: 3	H: 1 LOB: 0 BB: 0 P: 3	R: 0 E: 0 K: 2 S: 7	H: 0 LOB: 0 BB: 0 P: 7	R: 0 E: 0 K: 1 S: 5	H: 0 LOB: 0 BB: 0 P: 5	R: 2 E: 0 K: 1 S: 9	H: 4 LOB: 2 BB: 0 P: 9	R: 0 E: 0 K: 0 S: 3	H: 0 LOB: 1 BB: 1 P: 7	R: 0 E: 0 K: 0 S: 3	H: 0 LOB: 0 BB: 0 P: 3	1B: 7 2B: 0 3B: 0 HR: 1	SF: 0 SAC: 0 DP: 1 HBP: 1	WP: 0 PB: 0 SB: 1 CS: 0	PA: 36
PITCHER	IP WLS BF H R ER SO BB IBB HBP BLK WP HR S P ERA WHIP	6.2 L 28 8 4 3 4 0 0 1 0 0 1 35 36 4.05 1.200	0.1 W 2 0 0 0 1 1 0 0 0 0 0 3 7 0.00 3.000	2.0 S 6 0 0 0 0 0 0 0 0 0 0 6 6 0.00 0.000	PITCHER															

Kansas City Royals @ Baltimore Orioles
Memorial Stadium, Baltimore, MD
Sun Jul 21 1985, 3:33 AM EDT
Att: 31,278 - Unknown

AB 34
R 4
H 8
RBI 4
BB 1
SO 5
LOB 14



Batter	1	2	3	4	5	6	7	8	9	AB	R	H	RBI	BB	SO	LOB	BOTTOM		
Floyd Rayford, R (1, 5) OBP: 0.315, SLG: 0.478	0-0 F9	0-0 F6		0-3 K			0-3 K			4	0	0	0	0	2	3			
Lee Lacy, R (1, 9) OBP: 0.359, SLG: 0.425	0-0 F9		0-3 K		0-0 6-3		4-0 BB 2B BB			3	1	0	0	1	1	0			
Cal Ripken Jr., R (1, 6) OBP: 0.339, SLG: 0.468	0-0 5-3		0-3 K		0-3 K		4-0 2B 1-2 2-3 BB			3	0	0	0	1	2	0			
Eddie Murray, S (1, 3) OBP: 0.363, SLG: 0.479		0-0 BB HR 1B	4-0 BLK 1B BB		0-0 F8		0-0 1-3 2H 3H 2B			3	2	2	2	1	0	0			
Fred Lynn, L (1, 8) OBP: 0.335, SLG: 0.456		0-0 F5	0-0 1H 1B		0-0 F8		4-0 F8	0-0 1B		3	0	1	1	1	0	1			
Gary Roenicke, R (1, 7) OBP: 0.344, SLG: 0.481		4-0 BB BB	0-0 F6		0-0 F8		0-0 F4	0-0 F5		2	1	0	0	1	0	1			
John Shelby, S (7, PH) OBP: 0.286, SLG: 0.393		1-2 HR BB	0-0 F6		0-0 F4		0-0 F5			1	0	0	0	0	0	3			
Mike Young, S (1, 10) OBP: 0.362, SLG: 0.516		0-0 1H 2H HR		0-0 SH1-3 2B		0-3 K		0-3 K		4	1	2	3	0	2	0			
Rick Dempsey, R (1, 2) OBP: 0.340, SLG: 0.377		0-3 K		0-0 SH1-3			0-0 BB 2B 5-3 1B	0-0 6-3		3	1	1	0	0	1	0			
Rich Dauer, R (1, 4) OBP: 0.293, SLG: 0.267		0-0 1B		0-0 1-3			0-0 5-3	0-0 4-3		4	0	1	0	0	0	2			
Inning Stats	R: 0 E: 0 K: 0 S: 3	H: 0 LOB: 0 BB: 0 P: 3	R: 3 E: 0 K: 1 S: 8	H: 3 LOB: 1 BB: 1 P: 12	R: 1 E: 0 K: 2 S: 8	H: 1 LOB: 1 BB: 1 P: 12	R: 0 E: 0 K: 1 S: 6	H: 1 LOB: 0 BB: 0 P: 6	R: 0 E: 0 K: 1 S: 5	H: 0 LOB: 0 BB: 0 P: 5	R: 2 E: 0 K: 1 S: 7	H: 2 LOB: 3 BB: 3 P: 19	R: 0 E: 0 K: 1 S: 5	H: 0 LOB: 0 BB: 0 P: 5	1B: 4 2B: 2 3B: 0 HR: 1	SF: 0 SAC: 1 DP: 0 HBP: 0	WP: 0 PB: 0 SB: 0 CS: 0	PA: 36	
PITCHER	IP WLS BF H R ER SO BB IBB HBP BLK WP HR S P ERA WHIP	6.2 L 29 6 6 6 7 3 0 0 1 0 1 40 52 8.10 1.350	1.1 L 7 1 0 0 1 1 1 0 0 0 0 7 15 0.00 1.500	PITCHER															

Kansas City Royals @ Baltimore Orioles
Memorial Stadium, Baltimore, MD
Sun Jul 21 1985, 3:33 AM EDT
Att: 31,278 - Unknown

AB 30
R 6
H 7
RBI 6
BB 5
SO 8
LOB 10



Batter	1	2	3	4	5	6	7	8	9	AB	R	H	RBI	BB	SO	LOB	TOP																	
Rickey Henderson, R OBP: 0.445, SLG: 0.549 (1, 8)										5	1	2	1	0	0	0	New York Yankees @ Kansas City Royals Royals Stadium, Kansas City, MO Mon Jul 22 1985, 8:05 PM EDT Att: 40,938 - Unknown																	
Ken Griffey, L OBP: 0.314, SLG: 0.404 (1, 7)										5	1	1	1	0	0	1																		
Don Mattingly, L OBP: 0.348, SLG: 0.493 (1, 3)										4	0	1	0	0	0	2																		
Dave Winfield, R OBP: 0.344, SLG: 0.477 (1, 9)										3	0	2	1	1	0	0																		
Ron Hassey, L OBP: 0.375, SLG: 0.484 (1, 2)										3	0	0	0	1	1	4																		
Dan Pasqua, L OBP: 0.285, SLG: 0.381 Don Baylor, R OBP: 0.336, SLG: 0.454 (6, PH)										2	0	0	0	0	0	0																		
Willie Randolph, R OBP: 0.370, SLG: 0.341 (1, 4)										4	0	0	0	0	1	2																		
Mike Pagliarulo, L OBP: 0.319, SLG: 0.386 (1, 5)										4	0	1	0	0	2	0																		
Bobby Meacham, S OBP: 0.335, SLG: 0.293 Scott Bradley, L OBP: 0.244, SLG: 0.308 (9, PH)										3	1	1	0	0	0	1																		
Inning Stats	R: 1 E: 0 K: 1 S: 7	H: 2 LOB: 1 BB: 0 P: 7	R: 0 E: 0 K: 1 S: 5	H: 0 LOB: 0 BB: 0 P: 5	R: 2 E: 0 K: 0 S: 6	H: 3 LOB: 1 BB: 0 P: 6	R: 0 E: 0 K: 0 S: 4	H: 1 LOB: 1 BB: 0 P: 4	R: 0 E: 0 K: 1 S: 5	H: 0 LOB: 0 BB: 0 P: 5	R: 0 E: 0 K: 0 S: 4	H: 1 LOB: 1 BB: 0 P: 4	R: 0 E: 0 K: 0 S: 3	H: 1 LOB: 1 BB: 1 P: 7	R: 1 E: 0 K: 1 S: 6	H: 1 LOB: 0 BB: 0 P: 6		1B: 4 2B: 4 3B: 2 HR: 0	SF: 0 SAC: 0 DP: 1 HBP: 0	WP: 2 PB: 0 SB: 1 CS: 0	PA: 38													
PITCHER	IP WLS BF H R ER SO BB IBB HBP BLK WP HR S P ERA WHIP																																	
Mark Gubicza, R ERA: 4.05 (1, 1)	4.2	W	22	7	3	3	2	1	0	0	0	0	1	0	25	29	5.79	1.714																
Mike Jones, L ERA: 3.92 (5, 1)	2.2	W	10	1	0	0	1	1	0	0	0	0	0	0	11	15	0.00	0.750																
Dan Quisenberry, R ERA: 2.96 (8, 1)	1.2	S	6	2	1	1	1	0	0	0	0	0	0	0	8	8	5.40	1.200																

Batter	1	2	3	4	5	6	7	8	9	AB	R	H	RBI	BB	SO	LOB	BOTTOM																	
Willie Wilson, S OBP: 0.339, SLG: 0.444 (1, 8)										4	1	2	2	0	0	0	New York Yankees @ Kansas City Royals Royals Stadium, Kansas City, MO Mon Jul 22 1985, 8:05 PM EDT Att: 40,938 - Unknown																	
Lonnie Smith, R OBP: 0.355, SLG: 0.347 Pat Sheridan, L OBP: 0.311, SLG: 0.329 (8, 9)										3	1	1	1	1	0	0																		
George Brett, L OBP: 0.458, SLG: 0.589 (1, 5)										3	0	0	0	1	1	2																		
Frank White, R OBP: 0.265, SLG: 0.388 (1, 4)										4	0	0	0	0	0	5																		
Hal McRae, R OBP: 0.317, SLG: 0.430 (1, 10)										4	0	1	2	0	0	2																		
Steve Balboni, R OBP: 0.310, SLG: 0.433 (1, 3)										3	1	1	0	1	1	2																		
Darryl Motley, R OBP: 0.265, SLG: 0.397 (8, 7)										4	1	2	0	0	1	0																		
Jim Sundberg, R OBP: 0.299, SLG: 0.389 (1, 2)										4	0	0	0	0	3	4																		
Buddy Biancalana, S OBP: 0.218, SLG: 0.200 Lynn Jones, R OBP: 0.233, SLG: 0.253 Onix Concepcion, R OBP: 0.225, SLG: 0.299 (6, 6)										1	0	0	0	0	0	0																		
Inning Stats	R: 0 E: 0 K: 0 S: 3	H: 0 LOB: 0 BB: 0 P: 3	R: 0 E: 0 K: 0 S: 4	H: 1 LOB: 2 BB: 1 P: 8	R: 0 E: 0 K: 0 S: 3	H: 0 LOB: 0 BB: 0 P: 3	R: 0 E: 0 K: 0 S: 3	H: 0 LOB: 0 BB: 0 P: 3	R: 5 E: 0 K: 2 S: 12	H: 5 LOB: 2 BB: 1 P: 17	R: 0 E: 0 K: 2 S: 7	H: 0 LOB: 0 BB: 0 P: 7	R: 0 E: 0 K: 1 S: 6	H: 1 LOB: 2 BB: 1 P: 10	R: 0 E: 0 K: 1 S: 5	H: 0 LOB: 0 BB: 0 P: 5		1B: 4 2B: 3 3B: 0 HR: 0	SF: 0 SAC: 0 DP: 0 HBP: 1	WP: 0 PB: 0 SB: 0 CS: 0	PA: 35													
PITCHER	IP WLS BF H R ER SO BB IBB HBP BLK WP HR S P ERA WHIP																																	
Dennis Rasmussen, L ERA: 3.87 (1, 1)	4.1	L	19	4	4	4	1	0	0	0	0	0	0	19	24	8.31	1.154																	
Rich Bordi, R ERA: 2.75 (5, 1)	1.2		10	3	1	1	3	1	1	0	0	0	0	0	14	22	5.40	2.400																
Bob Shirley, L ERA: 3.45 (7, 1)	0.1		1	0	0	0	1	0	0	0	0	0	0	0	3	3	0.00	0.000																
Brian Fisher, R ERA: 2.58 (7, 1)	1.2		5	0	0	0	1	0	0	0	0	0	0	0	7	7	0.00	0.000																

AB	36
R	4
H	10
RBI	3
BB	2
SO	4
LOB	10



Batter	1	2	3	4	5	6	7	8	9	AB	R	H	RBI	BB	SO	LOB	TOP																																																						
Rickey Henderson, R OBP: 0.440, SLG: 0.542 (1, 10)	0-3 K		0-0 F8			0-0 5-3		0-3 K		4	0	0	0	0	2	0	<p>New York Yankees @ Kansas City Royals Royals Stadium, Kansas City, MO Tue Jul 23 1985, 8:05 PM EDT Att: 32,450 - Unknown</p> <p>livebaseballscores.com</p>																																																						
Ken Griffey, L OBP: 0.320, SLG: 0.413 (1, 8)	0-0 1B FC4-6		0-0 1-3			0-0 FC4-6 1B		0-0 2B		4	1	3	0	0	0	0																																																							
Don Mattingly, L OBP: 0.347, SLG: 0.490 (1, 3)	0-0 FC4-6 1B			0-0 F7		0-0 FC4-6 1-2		0-0 F7		4	0	1	0	0	0	2																																																							
Dave Winfield, R OBP: 0.340, SLG: 0.472 (1, 9)	0-0 FC4-6 1-2 3-H			0-0 6-3		0-0 4-3			0-0 6-3	4	0	0	1	0	0	2																																																							
Dan Pasqua, L OBP: 0.283, SLG: 0.413 (1, 7)	0-0 G3			0-0 2B			0-3 K		0-0 1B 1B	4	0	2	0	0	1	1																																																							
Ron Hassey, L OBP: 0.365, SLG: 0.469 (1, 2)		0-0 4-3		0-0 1-3			0-0 6-3		0-0 F8	4	0	0	0	0	0	2																																																							
Willie Randolph, R OBP: 0.369, SLG: 0.340 (1, 4)		0-0 1-3			0-0 6-3		0-3 K		0-0 1-2 1B	4	0	1	0	0	1	0																																																							
Mike Pagliarulo, L OBP: 0.318, SLG: 0.398 (1, 5)		0-0 F2			0-0 3-1			0-0 HR	0-3 K	4	1	1	1	0	1	2																																																							
Bobby Meacham, S OBP: 0.333, SLG: 0.290 Scott Bradley, L OBP: 0.238, SLG: 0.300 Andre Robertson, R OBP: 0.486, SLG: 0.750 (1, 6) (8, PH) (8, 6)			0-0 4-3		0-0 5-3			0-0 F8		2	0	0	0	0	0	0																																																							
Inning Stats	R: 1 E: 0 K: 1 S: 7	H: 2 LOB: 1 BB: 0 P: 7	R: 0 E: 0 K: 0 S: 3	H: 0 LOB: 0 BB: 0 P: 3	R: 0 E: 0 K: 0 S: 3	H: 1 LOB: 1 BB: 0 P: 4	R: 0 E: 0 K: 0 S: 4	H: 0 LOB: 0 BB: 0 P: 3	R: 0 E: 0 K: 2 S: 7	H: 0 LOB: 0 BB: 0 P: 7	R: 1 E: 0 K: 1 S: 7	H: 2 LOB: 1 BB: 0 P: 7	R: 0 E: 0 K: 1 S: 7	H: 2 LOB: 2 BB: 0 P: 7	1B: 5 2B: 2 3B: 0 HR: 1	SF: 0 SAC: 0 DP: 0 HBP: 0	WP: 0 PB: 0 SB: 0 CS: 0	PA: 35																																																					
PITCHER	IP WLS BF H R ER SO BB IBB HBP BLK WP HR S P ERA WHIP	<table border="1"> <thead> <tr> <th>PITCHER</th> <th>IP</th> <th>WLS</th> <th>BF</th> <th>H</th> <th>R</th> <th>ER</th> <th>SO</th> <th>BB</th> <th>IBB</th> <th>HBP</th> <th>BLK</th> <th>WP</th> <th>HR</th> <th>S</th> <th>P</th> <th>ERA</th> <th>WHIP</th> </tr> </thead> <tbody> <tr> <td>Bret Saberhagen, R ERA: 2.95 (1, 1)</td> <td>8.0</td> <td>W</td> <td>30</td> <td>6</td> <td>2</td> <td>2</td> <td>4</td> <td>0</td> <td>0</td> <td>0</td> <td>0</td> <td>0</td> <td>1</td> <td>38</td> <td>38</td> <td>2.25</td> <td>0.750</td> </tr> <tr> <td>Dan Quisenberry, R ERA: 2.92 (9, 1)</td> <td>1.0</td> <td>S</td> <td>5</td> <td>2</td> <td>0</td> <td>0</td> <td>1</td> <td>0</td> <td>0</td> <td>0</td> <td>0</td> <td>0</td> <td>0</td> <td>7</td> <td>7</td> <td>0.00</td> <td>2.000</td> </tr> </tbody> </table>																PITCHER	IP	WLS	BF	H	R	ER	SO	BB	IBB	HBP	BLK	WP	HR	S	P	ERA	WHIP	Bret Saberhagen, R ERA: 2.95 (1, 1)	8.0	W	30	6	2	2	4	0	0	0	0	0	1	38	38	2.25	0.750	Dan Quisenberry, R ERA: 2.92 (9, 1)	1.0	S	5	2	0	0	1	0	0	0	0	0	0	7	7	0.00	2.000
PITCHER	IP	WLS	BF	H	R	ER	SO	BB	IBB	HBP	BLK	WP	HR	S	P	ERA	WHIP																																																						
Bret Saberhagen, R ERA: 2.95 (1, 1)	8.0	W	30	6	2	2	4	0	0	0	0	0	1	38	38	2.25	0.750																																																						
Dan Quisenberry, R ERA: 2.92 (9, 1)	1.0	S	5	2	0	0	1	0	0	0	0	0	0	7	7	0.00	2.000																																																						

Batter	1	2	3	4	5	6	7	8	9	AB	R	H	RBI	BB	SO	LOB	BOTTOM																																																																																										
Willie Wilson, S OBP: 0.336, SLG: 0.439 (1, 8)	0-0 5-3	0-0 F8			0-0 F5		0-3 K			4	0	0	0	0	1	2	<p>New York Yankees @ Kansas City Royals Royals Stadium, Kansas City, MO Tue Jul 23 1985, 8:05 PM EDT Att: 32,450 - Unknown</p> <p>livebaseballscores.com</p>																																																																																										
Lonnie Smith, R OBP: 0.354, SLG: 0.344 Pat Sheridan, L OBP: 0.311, SLG: 0.329 (1, 7) (8, 9)	4-0 1B 1B BB		0-0 F8		0-0 6-3		0-0 6-3			3	0	0	0	1	0	0																																																																																											
George Brett, L OBP: 0.453, SLG: 0.581 (1, 5)	0-0 F8		0-0 F3		0-3 K		0-0 4-3			4	0	0	0	0	1	1																																																																																											
Hal McRae, R OBP: 0.322, SLG: 0.432 (1, 10)	0-0 1-2 1B		0-0 F9		0-0 2B 1B		0-0 F8			4	1	2	0	0	0	0																																																																																											
Dane Iorg, L OBP: 0.279, SLG: 0.359 Lynn Jones, R OBP: 0.241, SLG: 0.263 (6, PR) (7, 9) (8, 7)		0-0 1B 3B		0-0 F6		0-0 1B 1-2 2B		0-0 5-3 1B 1B		3	1	2	1	0	0	0																																																																																											
Frank White, R OBP: 0.288, SLG: 0.389 (1, 4)		0-0 F9		0-0 L6		0-0 S 1B 2-3 1B		0-0 1-2 2-3 1B 1B		4	1	2	0	0	0	1																																																																																											
Steve Balboni, R OBP: 0.312, SLG: 0.434 (1, 3)		0-0 F4			0-0 1B		0-0 1-2 2-3 1B		0-0 5-3	4	0	2	1	0	0	3																																																																																											
Jim Sundberg, R OBP: 0.302, SLG: 0.391 (1, 2)		0-0 1B 1B		0-0 F9		0-0 K		0-0 1-2 2-3 1B		4	0	2	3	0	1	3																																																																																											
Buddy Biancalana, S OBP: 0.220, SLG: 0.202 (1, 6)		0-0 1-2 1B			0-0 4-3		0-0 F7		0-0 F1	4	0	1	0	0	0	3																																																																																											
Inning Stats	R: 0 E: 0 K: 0 S: 3	H: 1 LOB: 2 BB: 1 P: 7	R: 1 E: 0 K: 0 S: 6	H: 3 LOB: 2 BB: 0 P: 6	R: 0 E: 0 K: 0 S: 3	H: 0 LOB: 0 BB: 0 P: 3	R: 0 E: 0 K: 0 S: 4	H: 1 LOB: 1 BB: 0 P: 4	R: 0 E: 0 K: 2 S: 11	H: 4 LOB: 2 BB: 0 P: 11	R: 0 E: 0 K: 1 S: 5	H: 0 LOB: 0 BB: 0 P: 5	R: 2 E: 0 K: 0 S: 6	H: 3 LOB: 1 BB: 0 P: 6	1B: 10 2B: 1 3B: 1 HR: 0	SF: 0 SAC: 0 DP: 0 HBP: 0	WP: 0 PB: 0 SB: 2 CS: 0	PA: 36																																																																																									
PITCHER	IP WLS BF H R ER SO BB IBB HBP BLK WP HR S P ERA WHIP	<table border="1"> <thead> <tr> <th>PITCHER</th> <th>IP</th> <th>WLS</th> <th>BF</th> <th>H</th> <th>R</th> <th>ER</th> <th>SO</th> <th>BB</th> <th>IBB</th> <th>HBP</th> <th>BLK</th> <th>WP</th> <th>HR</th> <th>S</th> <th>P</th> <th>ERA</th> <th>WHIP</th> </tr> </thead> <tbody> <tr> <td>Ed Whitson, R ERA: 4.07 (1, 1)</td> <td>5.1</td> <td>L</td> <td>24</td> <td>8</td> <td>3</td> <td>3</td> <td>1</td> <td>1</td> <td>0</td> <td>0</td> <td>0</td> <td>0</td> <td>0</td> <td>25</td> <td>29</td> <td>5.06</td> <td>1.688</td> </tr> <tr> <td>Brian Fisher, R ERA: 2.5 (6, 1)</td> <td>1.2</td> <td></td> <td>6</td> <td>1</td> <td>0</td> <td>0</td> <td>2</td> <td>0</td> <td>0</td> <td>0</td> <td>0</td> <td>0</td> <td>0</td> <td>10</td> <td>10</td> <td>0.00</td> <td>0.600</td> </tr> <tr> <td>Rich Bordi, R ERA: 3.05 (8, 1)</td> <td>0.1</td> <td></td> <td>3</td> <td>2</td> <td>2</td> <td>2</td> <td>0</td> <td>0</td> <td>0</td> <td>0</td> <td>0</td> <td>0</td> <td>0</td> <td>3</td> <td>3</td> <td>54.00</td> <td>6.000</td> </tr> <tr> <td>Dave Righetti, L ERA: 3.0 (8, 1)</td> <td>0.2</td> <td></td> <td>3</td> <td>1</td> <td>0</td> <td>0</td> <td>0</td> <td>0</td> <td>0</td> <td>0</td> <td>0</td> <td>0</td> <td>0</td> <td>3</td> <td>3</td> <td>0.00</td> <td>1.500</td> </tr> </tbody> </table>																PITCHER	IP	WLS	BF	H	R	ER	SO	BB	IBB	HBP	BLK	WP	HR	S	P	ERA	WHIP	Ed Whitson, R ERA: 4.07 (1, 1)	5.1	L	24	8	3	3	1	1	0	0	0	0	0	25	29	5.06	1.688	Brian Fisher, R ERA: 2.5 (6, 1)	1.2		6	1	0	0	2	0	0	0	0	0	0	10	10	0.00	0.600	Rich Bordi, R ERA: 3.05 (8, 1)	0.1		3	2	2	2	0	0	0	0	0	0	0	3	3	54.00	6.000	Dave Righetti, L ERA: 3.0 (8, 1)	0.2		3	1	0	0	0	0	0	0	0	0	0	3	3	0.00	1.500
PITCHER	IP	WLS	BF	H	R	ER	SO	BB	IBB	HBP	BLK	WP	HR	S	P	ERA	WHIP																																																																																										
Ed Whitson, R ERA: 4.07 (1, 1)	5.1	L	24	8	3	3	1	1	0	0	0	0	0	25	29	5.06	1.688																																																																																										
Brian Fisher, R ERA: 2.5 (6, 1)	1.2		6	1	0	0	2	0	0	0	0	0	0	10	10	0.00	0.600																																																																																										
Rich Bordi, R ERA: 3.05 (8, 1)	0.1		3	2	2	2	0	0	0	0	0	0	0	3	3	54.00	6.000																																																																																										
Dave Righetti, L ERA: 3.0 (8, 1)	0.2		3	1	0	0	0	0	0	0	0	0	0	3	3	0.00	1.500																																																																																										

Batter	1	2	3	4	5	6	7	8	9	AB	R	H	RBI	BB	SO	LOB	TOP										
Brett Butler, L OBP: 0.348, SLG: 0.410 (1, 8)	0-0 6-3	0-0 4-3			0-0 6-3		0-0 F8		4-0 BB	4	0	0	0	1	0	3	Cleveland Indians @ Kansas City Royals Royals Stadium, Kansas City, MO Fri Jul 26 1985, 8:05 PM EDT Att: 27,860 - Unknown livebaseballscorecards.com										
Julio Franco, R OBP: 0.341, SLG: 0.365 (1, 6)	0-0 F8		0-0 2B		0-0 6-3		0-0 G6-4-3 1-2		0-0 3-1	5	0	1	0	0	0	2											
Pat Tabler, R OBP: 0.319, SLG: 0.353 (1, 3)	4-0 BB		0-0 1-3		0-0 5-3			0-0 F9		3	0	0	0	1	0	1											
Andre Thornton, R OBP: 0.246, SLG: 0.258 (1, 10)	0-0 5-3		0-0 F4		0-0 F6		0-0 FC6-4 BB	4-0 FC6-4 BB		3	0	0	0	1	0	2											
Carmen Castillo, R OBP: 0.330, SLG: 0.461 (1, 9)		0-0 5-3	0-3 K		0-0 1B 1B		0-0 1B 1B	0-0 FC6-4 1B	0-0 FC6-4 1B	4	0	1	0	0	1	2											
Brook Jacoby, R OBP: 0.329, SLG: 0.403 (1, 5)		0-0 6-3		0-0 1B		0-0 1B 1-2		0-0 1B 1-2		4	0	3	0	0	0	0											
Tony Bernazard, S OBP: 0.366, SLG: 0.442 (1, 4)		4-0 1B BB		0-0 L7		0-0 F4		0-0 F5		3	1	0	0	1	0	5											
Mike Fischlin, R OBP: 0.282, SLG: 0.282 (8, 4)										0	0	0	0	0	0	0											
Joe Carter, R OBP: 0.268, SLG: 0.339 (1, 7)		0-0 1B 1-2		0-0 F8		0-0 4-3			0-3 K	3	0	1	0	0	0	3											
George Vukovich, L OBP: 0.236, SLG: 0.335 (9, PH)										1	0	0	0	0	1	0											
Chris Bando, S OBP: 0.183, SLG: 0.109 (1, 2)		0-0 1-3 2-H		0-0 4-3			0-0 G6-4-3 1B		0-3 K	3	0	2	1	0	0	1											
Jerry Willard, L OBP: 0.324, SLG: 0.333 (9, PH)										1	0	0	0	0	1	0											
Inning Stats	R: 0 E: 0 K: 0 S: 3	H: 0 LOB: 1 BB: 1 P: 7	R: 1 E: 0 K: 0 S: 5	H: 2 LOB: 2 BB: 1 P: 9	R: 0 E: 0 K: 1 S: 6	H: 1 LOB: 1 BB: 0 P: 6	R: 0 E: 0 K: 0 S: 4	H: 1 LOB: 0 BB: 0 P: 4	R: 0 E: 0 K: 0 S: 5	H: 2 LOB: 2 BB: 0 P: 5	R: 0 E: 0 K: 0 S: 3	H: 1 LOB: 0 BB: 0 P: 3	R: 0 E: 0 K: 0 S: 4	H: 1 LOB: 2 BB: 1 P: 8	R: 0 E: 0 K: 2 S: 7	H: 0 LOB: 1 BB: 1 P: 11		1B: 7 2B: 1 3B: 0 HR: 0	SF: 0 SAC: 0 DP: 1 HBP: 0	WP: 0 PB: 0 SB: 0 CS: 0	PA: 38						
PITCHER	IP	WLS	BF	H	R	ER	SO	BB	IBB	HBP	BLK	WP	HR	S	P	ERA	WHIP										
Danny Jackson, L ERA: 3.22 (1, 1)	7.0	W	29	7	1	1	1	2	0	0	0	0	0	29	37	1.29	1.286										
Joe Beckwith, R ERA: 3.45 (8, 1)	2.0		9	1	0	0	2	2	0	0	0	0	0	11	19	0.00	1.500										

Batter	1	2	3	4	5	6	7	8	9	AB	R	H	RBI	BB	SO	LOB	BOTTOM											
Willie Wilson, S OBP: 0.336, SLG: 0.436 (1, 8)	0-0 F8	0-0 F9		0-0 G6-4-3 1-2		0-0 S 1B		0-0 4-3		5	0	1	0	0	0	2	Cleveland Indians @ Kansas City Royals Royals Stadium, Kansas City, MO Fri Jul 26 1985, 8:05 PM EDT Att: 27,860 - Unknown livebaseballscorecards.com											
Lonnie Smith, R OBP: 0.356, SLG: 0.344 (1, 7)	1-0 F8 S 1B HBP		0-0 4-3 S WP 1B		0-0 6-3	0-0 F3 1-2				3	2	1	0	0	0	1												
Pat Sheridan, L OBP: 0.311, SLG: 0.329 (8, 9)										0	0	0	0	0	0	0												
George Brett, L OBP: 0.451, SLG: 0.576 (1, 5)	0-0 F8 1-3		0-0 4-3 1-3		0-0 1B		0-0 SH1-3 HR 1B			4	1	2	0	0	0	2												
Frank White, R OBP: 0.277, SLG: 0.422 (1, 4)	4-0 1B BB		0-0 HR 3-H		0-0 F8 1-2		0-0 SH1-3 1-3			2	1	1	1	1	0	1												
Hal McRae, R OBP: 0.338, SLG: 0.481 (1, 10)	0-0 1-2 3-H		0-0 2B		0-0 F7		0-0 HR			4	1	3	3	0	0	1												
Darryl Motley, R OBP: 0.284, SLG: 0.409 (1, 9)	0-3 K		0-0 F5		0-0 HR		0-0 K			4	1	1	1	0	2	3												
Steve Balboni, R OBP: 0.313, SLG: 0.448 (1, 3)		4-0 BB	0-3 K		0-0 HR		0-3 K			3	1	1	1	1	2	1												
Jim Sundberg, R OBP: 0.297, SLG: 0.381 (1, 2)		0-0 F9		0-3 K		0-3 K		4-0 G4-3 BB		3	0	0	0	1	2	1												
Onix Concepcion, R OBP: 0.225, SLG: 0.209 (1, 6)		0-0 F7		0-0 G6-4-3 1B		0-0 5-3		0-0 G4-3 1-2		4	0	1	0	0	0	2												
Inning Stats	R: 1 E: 0 K: 1 S: 6	H: 1 LOB: 2 BB: 1 P: 11	R: 0 E: 0 K: 0 S: 3	H: 0 LOB: 1 BB: 1 P: 7	R: 2 E: 0 K: 1 S: 8	H: 3 LOB: 1 BB: 0 P: 8	R: 0 E: 0 K: 1 S: 5	H: 1 LOB: 0 BB: 0 P: 5	R: 0 E: 0 K: 0 S: 4	H: 1 LOB: 0 BB: 0 P: 4	R: 2 E: 0 K: 1 S: 8	H: 3 LOB: 1 BB: 0 P: 8	R: 2 E: 1 K: 2 S: 9	H: 2 LOB: 0 BB: 0 P: 9	R: 0 E: 0 K: 0 S: 2	H: 0 LOB: 0 BB: 1 P: 6		1B: 6 2B: 1 3B: 0 HR: 4	SF: 0 SAC: 1 DP: 2 HBP: 1	WP: 1 PB: 0 SB: 3 CS: 0	PA: 37							
PITCHER	IP	WLS	BF	H	R	ER	SO	BB	IBB	HBP	BLK	WP	HR	S	P	ERA		WHIP										
Ramon Romero, L ERA: 6.08 (1, 1)	5.0	L	24	7	4	4	3	2	0	1	0	0	0	27	36	7.20		1.800										
Jeff Barkley, R ERA: 5.27 (6, 1)	2.0		10	4	3	3	3	0	0	0	0	0	2	16	16	13.50	2.000											
Rich Thompson, R ERA: 3.99 (8, 1)	1.0		3	0	0	0	0	1	0	0	0	0	0	2	6	0.00	1.000											

Batter	1	2	3	4	5	6	7	8	9	AB	R	H	RBI	BB	SO	LOB	TOP			
Brett Butler, L OBP: 0.348, SLG: 0.406 (1, 8)										3	1	0	0	1	0	1				
Julio Franco, R OBP: 0.340, SLG: 0.364 (1, 6)										4	0	1	0	0	0	0				
Brook Jacoby, R OBP: 0.326, SLG: 0.399 (1, 5)										4	1	0	0	0	0	2				
Andre Thornton, R OBP: 0.254, SLG: 0.261 (1, 10)										2	0	1	0	2	0	0				
Pat Tabler, R OBP: 0.319, SLG: 0.353 George Vukovich, L OBP: 0.297, SLG: 0.333 (9, PH)										3	0	1	1	0	0	2				
Tony Bemazzard, S OBP: 0.384, SLG: 0.440 (1, 4)										4	0	1	0	0	0	2				
Carmen Castillo, R OBP: 0.330, SLG: 0.489 Otis Nixon, S OBP: 0.213, SLG: 0.279 Jerry Willard, L OBP: 0.329, SLG: 0.333 (9, PH)										3	1	1	1	0	1	1	AB 31			
Joe Carter, R OBP: 0.265, SLG: 0.336 (7, 9)										3	0	0	0	0	1	1	R 3			
Mike Hargrove, L OBP: 0.343, SLG: 0.330 (9, PH)										1	0	0	0	0	1		H 6			
Chris Bando, S OBP: 0.186, SLG: 0.115 (1, 2)										3	0	1	0	0	1		RBI 2			
Inning Stats	R: 2 E: 0 K: 0 S: 4	H: 2 LOB: 1 BB: 2 P: 12	R: 0 E: 0 K: 0 S: 4	H: 1 LOB: 1 BB: 0 P: 4	R: 0 E: 0 K: 0 S: 4	H: 1 LOB: 1 BB: 0 P: 4	R: 0 E: 0 K: 3 S: 10	H: 0 LOB: 0 BB: 0 P: 10	R: 0 E: 0 K: 0 S: 2	H: 0 LOB: 0 BB: 1 P: 6	R: 1 E: 0 K: 0 S: 4	H: 1 LOB: 0 BB: 0 P: 4	R: 0 E: 0 K: 0 S: 3	H: 0 LOB: 0 BB: 0 P: 3	R: 0 E: 0 K: 0 S: 3	H: 0 LOB: 1 BB: 1 P: 7	1B: 5 2B: 0 3B: 0 HR: 1	SF: 0 SAC: 0 DP: 2 HBP: 0	WP: 1 PB: 0 SB: 0 CS: 0	PA: 35
PITCHER	IP WLS BF H R ER SO BB IBB HBP BLK WP HR S P ERA WHIP																			
Bud Black, L ERA: 4.17 Dan Quisenberry, R ERA: 2.77	(1, 1) 7.0 W 28 6 3 3 3 3 3 0 0 0 1 1 31 43 3.86 1.286																			
(8, 1) 2.0 S 7 0 0 0 0 1 0 0 0 0 0 0 6 10 0.00 0.500																				

Cleveland Indians @ Kansas City Royals
Royals Stadium, Kansas City, MO
Sat Jul 27 1985, 8:05 PM EDT
Att: 33,473 - Unknown

AB 31
R 3
H 6
RBI 2
BB 4
SO 3
LOB 11



Batter	1	2	3	4	5	6	7	8	9	AB	R	H	RBI	BB	SO	LOB	BOTTOM
Willie Wilson, S OBP: 0.335, SLG: 0.434 (1, 8)										4	0	1	0	0	0	2	
Lonnie Smith, R OBP: 0.354, SLG: 0.346 Lynn Jones, R OBP: 0.250, SLG: 0.272 (8, 7)										4	0	1	0	0	1	4	
George Brett, L OBP: 0.455, SLG: 0.575 (1, 5)										2	1	1	0	3	0	0	
Hal McRae, R OBP: 0.340, SLG: 0.474 (1, 10)										4	2	1	0	0	0	6	
Dane Iorg, L OBP: 0.263, SLG: 0.347 Pat Sheridan, L OBP: 0.311, SLG: 0.329 (8, 9)										4	1	1	1	0	0	3	
Frank White, R OBP: 0.276, SLG: 0.419 (1, 4)										3	0	0	0	0	1	2	
Steve Balboni, R OBP: 0.312, SLG: 0.446 (1, 3)										4	1	1	1	0	0	2	
Jim Sundberg, R OBP: 0.300, SLG: 0.382 (1, 2)										4	1	2	1	0	0	2	
Onix Concepcion, R OBP: 0.226, SLG: 0.210 (1, 6)										4	0	1	0	0	1	2	
Inning Stats	R: 0 E: 0 K: 0 S: 3	H: 2 LOB: 3 BB: 0 P: 11	R: 3 E: 0 K: 0 S: 6	H: 4 LOB: 1 BB: 0 P: 7	R: 0 E: 0 K: 0 S: 4	H: 1 LOB: 2 BB: 1 P: 8	R: 0 E: 0 K: 0 S: 3	H: 0 LOB: 0 BB: 0 P: 3	R: 1 E: 0 K: 1 S: 7	H: 2 LOB: 2 BB: 1 P: 11	1B: 8 2B: 2 3B: 0 HR: 0	SF: 0 SAC: 1 DP: 1 HBP: 2	WP: 0 PB: 0 SB: 0 CS: 0	PA: 40			
PITCHER	IP WLS BF H R ER SO BB IBB HBP BLK WP HR S P ERA WHIP																
Jerry Reed, R ERA: 4.76 Tom Waddell, R ERA: 3.66	(1, 1) 2.0 L 16 6 5 3 2 0 0 0 0 0 0 23 35 13.50 3.000																
(3, 1) 6.0 24 4 1 1 1 0 3 0 0 0 0 23 35 1.50 0.667																	

Cleveland Indians @ Kansas City Royals
Royals Stadium, Kansas City, MO
Sat Jul 27 1985, 8:05 PM EDT
Att: 33,473 - Unknown

AB 34
R 6
H 10
RBI 4
BB 3
SO 3
LOB 23



Batter	1	2	3	4	5	6	7	8	9	AB	R	H	RBI	BB	SO	LOB	TOP										
Brett Butler, L OBP: 0.346, SLG: 0.406 (1, 8)	4-3	F9						F7	FC3-6	5	0	1	0	0	0	3	Cleveland Indians @ Kansas City Royals Royals Stadium, Kansas City, MO Sun Jul 28 1985, 4:33 AM EDT Att: 38,352 - Unknown										
Julio Franco, R OBP: 0.338, SLG: 0.361 (1, 6)	1B		K					5-3	5-3	5	1	1	1	0	1	2											
Tony Bernazard, S OBP: 0.362, SLG: 0.433 (1, 4)	F7		4-3					G3	F8	4	1	0	0	1	0	2											
Brook Jacoby, R OBP: 0.330, SLG: 0.401 (1, 5)	1B		6-3					FC6-4	1B	3	1	2	0	1	0	0											
Mike Hargrove, L OBP: 0.348, SLG: 0.331 (1, 3)	FC6-4							F9	1B	3	0	1	1	1	0	1											
George Vukovich, L OBP: 0.296, SLG: 0.332 (1, 9)	FC6-4							FC6-4	1B	4	0	1	2	0	0	3											
Carmen Castillo, R OBP: 0.317, SLG: 0.469 (1, 10)		K						F9	K	4	0	0	0	0	2	2											
Joe Carter, R OBP: 0.263, SLG: 0.332 (1, 7)		4-3						K		3	0	0	0	0	2	0											
Chris Bando, S OBP: 0.192, SLG: 0.123 (9, PH)									FC3-6	1B	1	1	1	0	0	0											
Jerry Willard, L OBP: 0.333, SLG: 0.338 (1, 2)								K	FC3-6	4	0	2	0	0	1	0											
Inning Stats	R: 1 E: 0 K: 0 S: 6	H: 3 LOB: 2 BB: 0 P: 6	R: 0 E: 0 K: 1 S: 6	H: 1 LOB: 1 BB: 0 P: 6	R: 0 E: 0 K: 1 S: 5	H: 0 LOB: 0 BB: 0 P: 5	R: 0 E: 0 K: 0 S: 3	H: 0 LOB: 0 BB: 0 P: 3	R: 0 E: 0 K: 1 S: 6	H: 1 LOB: 1 BB: 0 P: 6	R: 0 E: 0 K: 0 S: 4	H: 1 LOB: 1 BB: 0 P: 4	R: 0 E: 0 K: 2 S: 7	H: 0 LOB: 0 BB: 0 P: 7	R: 2 E: 0 K: 1 S: 6	H: 1 LOB: 2 BB: 3 P: 18	R: 1 E: 0 K: 0 S: 5	H: 2 LOB: 1 BB: 0 P: 5	1B: 8 2B: 1 3B: 0 HR: 0	SF: 0 SAC: 0 DP: 0 HBP: 0	WP: 1 PB: 0 CS: 1	PA: 39					
PITCHER	IP	WLS	BF	H	R	ER	SO	BB	IBB	HBP	BLK	WP	HR	S	P	ERA	WHIP										
Mark Gubicza, R ERA: 3.86 (1, 1)	7.0	W	27	6	1	1	5	0	0	0	0	1	0	37	37	1.29	0.857										
Michael LaCoss, R ERA: 4.43 (8, 1)	0.2		6	1	2	2	0	3	0	0	0	0	0	3	15	27.00	6.000										
Dan Quisenberry, R ERA: 2.84 (8, 1)	1.1	S	6	2	1	1	1	0	0	0	0	0	0	8	8	6.75	1.500										

Batter	1	2	3	4	5	6	7	8	9	AB	R	H	RBI	BB	SO	LOB	BOTTOM										
Willie Wilson, S OBP: 0.332, SLG: 0.430 (1, 8)	6-3		4-3					F4		4	0	0	0	0	0	1	Cleveland Indians @ Kansas City Royals Royals Stadium, Kansas City, MO Sun Jul 28 1985, 4:33 AM EDT Att: 38,352 - Unknown										
Lonnie Smith, R OBP: 0.354, SLG: 0.346 (1, 7)	F8		K					G3		3	1	1	0	0	1	0											
Lynn Jones, R OBP: 0.247, SLG: 0.268 (7, 7)										1	0	0	0	0	0	0											
George Brett, L OBP: 0.453, SLG: 0.571 (1, 5)	HR		6-3					4-3		4	1	1	0	0	1	1											
Hal McRae, R OBP: 0.344, SLG: 0.496 (1, 10)	HR							F9		4	2	2	3	0	0	0											
Dane Iorg, L OBP: 0.253, SLG: 0.333 (1, 9)	5-3									3	0	0	0	0	1	1											
Pat Sheridan, L OBP: 0.314, SLG: 0.333 (7, 9)										1	0	1	0	0	0	0											
Frank White, R OBP: 0.276, SLG: 0.417 (1, 4)			6-3					5-3		4	1	1	0	0	1	1											
Steve Balboni, R OBP: 0.315, SLG: 0.459 (1, 3)			F9					1B		3	2	2	3	0	0	0											
John Wathan, R OBP: 0.365, SLG: 0.302 (1, 2)								5-3		3	0	1	0	0	0	1											
Onix Concepcion, R OBP: 0.227, SLG: 0.212 (1, 6)			F4					G3-6		3	0	1	1	0	1	1											
Inning Stats	R: 2 E: 0 K: 0 S: 5	H: 2 LOB: 0 BB: 0 P: 5	R: 0 E: 0 K: 0 S: 4	H: 1 LOB: 1 BB: 0 P: 4	R: 0 E: 0 K: 1 S: 5	H: 0 LOB: 0 BB: 0 P: 5	R: 0 E: 0 K: 1 S: 5	H: 0 LOB: 0 BB: 0 P: 5	R: 1 E: 0 K: 0 S: 4	H: 2 LOB: 0 BB: 0 P: 4	R: 4 E: 0 K: 2 S: 11	H: 4 LOB: 0 BB: 0 P: 11	R: 0 E: 0 K: 1 S: 5	H: 0 LOB: 0 BB: 0 P: 5	R: 0 E: 0 K: 0 S: 4	H: 1 LOB: 1 BB: 0 P: 4	1B: 7 2B: 1 3B: 0 HR: 2	SF: 0 SAC: 0 DP: 1 HBP: 0	WP: 0 PB: 0 CS: 0	PA: 33							
PITCHER	IP	WLS	BF	H	R	ER	SO	BB	IBB	HBP	BLK	WP	HR	S	P	ERA	WHIP										
Vern Ruhle, R ERA: 5.0 (1, 1)	5.2	L	25	9	7	7	4	0	0	0	0	0	2	33	33	11.12	1.588										
Jamie Easterly, L ERA: 1.99 (6, 1)	1.1		4	0	0	0	1	0	0	0	0	0	0	6	6	0.00	0.000										
Rich Thompson, R ERA: 3.91 (8, 1)	1.0		4	1	0	0	0	0	0	0	0	0	0	4	4	0.00	1.000										

Batter	1	2	3	4	5	6	7	8	9	AB	R	H	RBI	BB	SO	LOB	TOP			
Willie Wilson, S (1, 8) OBP: 0.333, SLG: 0.429										5	1	2	0	0	1	2	Kansas City Royals @ Detroit Tigers Tiger Stadium, Detroit, MI Mon Jul 29 1985, 7:05 PM EDT Att: 36,068 - Unknown			
Lonnie Smith, R (1, 7) OBP: 0.353, SLG: 0.348 Lynn Jones, R (7, 7) OBP: 0.247, SLG: 0.268										4	0	1	0	0	0	3				
George Brett, L (1, 5) OBP: 0.454, SLG: 0.568										2	0	0	0	2	0	1				
Hal McRae, R (1, 10) OBP: 0.341, SLG: 0.490										4	0	1	2	0	1	3				
Dane Iorg, L (1, 9) OBP: 0.241, SLG: 0.316 Pat Sheridan, L (9, 9) OBP: 0.314, SLG: 0.333										4	0	0	0	0	0	4				
Frank White, R (1, 4) OBP: 0.273, SLG: 0.412										4	1	0	0	0	1	0				
Steve Balboni, R (1, 3) OBP: 0.317, SLG: 0.467										4	1	2	2	0	1	0				
Jim Sundberg, R (1, 2) OBP: 0.296, SLG: 0.377										4	0	0	0	0	0	1				
Onix Conception, R (1, 6) OBP: 0.233, SLG: 0.214										3	1	1	0	0	1	0				
Inning Stats	R: 0 E: 0 K: 1 S: 6	H: 1 LOB: 1 BB: 0 P: 6	R: 0 E: 0 K: 1 S: 5	H: 0 LOB: 0 BB: 0 P: 5	R: 2 E: 0 K: 0 S: 5	H: 2 LOB: 2 BB: 1 P: 10	R: 0 E: 0 K: 0 S: 5	H: 2 LOB: 1 BB: 1 P: 5	R: 0 E: 0 K: 1 S: 5	H: 0 LOB: 0 BB: 0 P: 5	R: 0 E: 0 K: 1 S: 5	H: 0 LOB: 0 BB: 0 P: 5	R: 0 E: 1 K: 0 S: 3	H: 0 LOB: 0 BB: 0 P: 3	R: 2 E: 1 K: 1 S: 7	H: 1 LOB: 0 BB: 0 P: 7		1B: 5 2B: 1 3B: 0 HR: 1	SF: 0 SAC: 0 DP: 2 HBP: 1	WP: 0 PB: 0 SB: 1 CS: 0
PITCHER Dan Petry, R (1, 1) ERA: 3.45	IP: 9.0 WLS: L BF: 37	H: 7 R: 4 ER: 3 SO: 5	BB: 1 IBB: 1 HBP: 1 BLK: 0	WP: 0 HR: 1 S: 44 P: 53	ERA: 3.00 WHIP: 0.889	PITCHER										IP: 0 WLS: 0 BF: 0 H: 0 R: 0 ER: 0 SO: 0 BB: 0 IBB: 0 HBP: 0 BLK: 0 WP: 0 HR: 0 S: 0 P: 0	ERA: 0 WHIP: 0			

Batter	1	2	3	4	5	6	7	8	9	AB	R	H	RBI	BB	SO	LOB	BOTTOM					
Lou Whitaker, L (1, 4) OBP: 0.394, SLG: 0.510										4	0	2	0	0	0	2	Kansas City Royals @ Detroit Tigers Tiger Stadium, Detroit, MI Mon Jul 29 1985, 7:05 PM EDT Att: 36,068 - Unknown					
Alan Trammell, R (1, 6) OBP: 0.320, SLG: 0.396										4	0	1	0	0	1	3						
Kirk Gibson, L (1, 9) OBP: 0.361, SLG: 0.526										4	0	0	0	0	3	3						
Lance Parrish, R (1, 2) OBP: 0.307, SLG: 0.418										4	1	1	1	0	1	2						
Darrell Evans, L (1, 5) OBP: 0.358, SLG: 0.500										3	0	0	0	1	0	0						
Barbaro Garbey, R (1, 7) OBP: 0.327, SLG: 0.395										4	1	2	0	0	0	0						
Johnny Grubb, L (1, 10) OBP: 0.290, SLG: 0.256 Alejandro Sanchez, R (8, PR) OBP: 0.253, SLG: 0.540										2	0	1	0	1	0	2						
Chet Lemon, R (1, 8) OBP: 0.319, SLG: 0.385										4	0	2	1	0	1	3						
Dave Bergman, L (1, 3) OBP: 0.253, SLG: 0.247										4	0	0	0	0	1	7						
Inning Stats	R: 0 E: 0 K: 1 S: 5	H: 0 LOB: 0 BB: 0 P: 5	R: 0 E: 0 K: 0 S: 3	H: 0 LOB: 0 BB: 0 P: 3	R: 0 E: 0 K: 1 S: 4	H: 0 LOB: 0 BB: 1 P: 8	R: 0 E: 0 K: 1 S: 6	H: 2 LOB: 1 BB: 0 P: 6	R: 0 E: 0 K: 0 S: 4	H: 1 LOB: 2 BB: 1 P: 8	R: 0 E: 0 K: 0 S: 3	H: 1 LOB: 0 BB: 0 P: 3	R: 0 E: 0 K: 1 S: 5	H: 0 LOB: 0 BB: 0 P: 5	R: 0 E: 0 K: 2 S: 9	H: 2 LOB: 2 BB: 0 P: 9		R: 2 E: 1 K: 1 S: 9	H: 3 LOB: 2 BB: 0 P: 9	1B: 7 2B: 3 3B: 0 HR: 1	SF: 0 SAC: 0 DP: 3 HBP: 0	WP: 0 PB: 0 SB: 0 CS: 0
PITCHER Bret Saberhagen, R (1, 1) ERA: 2.85 Dan Quisenberry, R (9, 1) ERA: 2.81	IP: 8.1 WLS: W BF: 31	H: 7 R: 1 ER: 1 SO: 7	BB: 2 IBB: 0 HBP: 0 BLK: 0	WP: 0 HR: 1 S: 43 P: 51	ERA: 1.08 WHIP: 1.080	PITCHER										IP: 0 WLS: 0 BF: 0 H: 0 R: 0 ER: 0 SO: 0 BB: 0 IBB: 0 HBP: 0 BLK: 0 WP: 0 HR: 0 S: 0 P: 0	ERA: 0 WHIP: 0					

Batter	1	2	3	4	5	6	7	8	9	AB	R	H	RBI	BB	SO	LOB	TOP					
Willie Wilson, S (1, 8) OBP: 0.328, SLG: 0.427	F9		G3		K			5-3		4	0	0	0	0	1	0	Kansas City Royals @ Detroit Tigers Tiger Stadium, Detroit, MI Wed Jul 31 1985, 3:33 AM EDT Att: 34,276 - Unknown					
Lonnie Smith, R (1, 7) OBP: 0.355, SLG: 0.360										4	2	3	0	0	0	0						
Lynn Jones, R (8, 7) OBP: 0.247, SLG: 0.268	1B		1B					6-3		0	0	0	0	0	0	0						
George Brett, L (1, 5) OBP: 0.459, SLG: 0.577	K		FC5-4					F8		3	1	1	0	1	1	2						
Hal McRae, R (1, 10) OBP: 0.337, SLG: 0.477			FC5-4					5-3		3	0	1	2	0	0	2						
Frank White, R (1, 4) OBP: 0.273, SLG: 0.416	K				K			1-3		3	1	0	0	1	2	1						
Steve Balboni, R (1, 3) OBP: 0.317, SLG: 0.480										4	1	2	3	0	1	0						
Darryl Motley, R (1, 9) OBP: 0.262, SLG: 0.408	6-3							F8		4	0	0	0	0	1	1						
John Wathan, R (1, 2) OBP: 0.343, SLG: 0.281	F4-3							K		4	0	0	0	0	2	0						
Onix Concepcion, R (1, 6) OBP: 0.243, SLG: 0.226			F4					F3		3	0	0	0	0	0	0						
Inning Stats	R: 1 E: 0 K: 2 S: 9	H: 2 LOB: 1 BB: 0 P: 9	R: 0 E: 0 K: 1 S: 5	H: 0 LOB: 0 BB: 0 P: 5	R: 0 E: 0 K: 0 S: 5	H: 2 LOB: 2 BB: 0 P: 5	R: 0 E: 0 K: 2 S: 7	H: 1 LOB: 1 BB: 0 P: 7	R: 0 E: 0 K: 1 S: 5	H: 0 LOB: 0 BB: 0 P: 5	R: 1 E: 0 K: 0 S: 4	H: 1 LOB: 0 BB: 0 P: 4	R: 0 E: 0 K: 1 S: 5	H: 0 LOB: 0 BB: 0 P: 5	R: 0 E: 0 K: 0 S: 3	H: 0 LOB: 0 BB: 0 P: 3	R: 3 E: 0 K: 1 S: 6	H: 1 LOB: 0 BB: 2 P: 14	1B: 4 2B: 3 3B: 0 HR: 1	SF: 0 SAC: 1 DP: 1 HBP: 0	WP: 0 PB: 0 SB: 0 CS: 1	PA: 35
PITCHER Walt Terrell, R (1, 1) ERA: 4.03	IP: 9.0 WLS: L BF: 35 H: 7 R: 5 ER: 5 SO: 8 BB: 1 IBB: 1 HBP: 0 BLK: 0 WP: 0 HR: 1 S: 49 P: 57 ERA: 5.00 WHIP: 0.889															PITCHER						

Batter	1	2	3	4	5	6	7	8	9	AB	R	H	RBI	BB	SO	LOB	BOTTOM					
Tom Brookens, R (1, 5) OBP: 0.296, SLG: 0.403			E7		K				F7	4	0	2	0	0	2	1	Kansas City Royals @ Detroit Tigers Tiger Stadium, Detroit, MI Wed Jul 31 1985, 3:33 AM EDT Att: 34,276 - Unknown					
Lou Whitaker, L (9, PH) OBP: 0.395, SLG: 0.509	5-3		2B							1	0	0	0	0	0	2						
Alan Trammell, R (1, 6) OBP: 0.318, SLG: 0.391	B1		K		E5			F3		5	0	0	0	0	1	4						
Kirk Gibson, L (1, 9) OBP: 0.363, SLG: 0.528	5-3		K		K			F7		4	0	0	0	0	2	3						
Lance Parrish, R (1, 2) OBP: 0.307, SLG: 0.417	F9				4-3			F7		4	1	1	0	0	0	1						
Barbaro Garbey, R (1, 10) OBP: 0.316, SLG: 0.381			6-3		F8			FC6-4		4	0	1	0	0	1	1						
Larry Hemdon, R (1, 7) OBP: 0.299, SLG: 0.393			K					CI		2	0	1	1	1	1	0						
Darrell Evans, L (1, 3) OBP: 0.358, SLG: 0.492					K			FC6-4		3	0	0	0	1	1	3						
Chet Lemon, R (1, 8) OBP: 0.325, SLG: 0.389			F2							4	1	2	0	0	1	3						
Doug Flynn, R (1, 4) OBP: 0.152, SLG: 0.182										1	0	0	0	0	0	0						
Alejandro Sanchez, R (7, PH) OBP: 0.250, SLG: 0.504			F7		SH1-4					1	0	0	0	0	1	0						
Marty Castillo, R (8, 5) OBP: 0.159, SLG: 0.148										1	0	1	0	0	0	0						
Inning Stats	R: 0 E: 0 K: 0 S: 4	H: 1 LOB: 1 BB: 0 P: 4	R: 0 E: 0 K: 1 S: 5	H: 0 LOB: 1 BB: 1 P: 9	R: 0 E: 1 K: 2 S: 8	H: 1 LOB: 1 BB: 0 P: 8	R: 0 E: 0 K: 1 S: 5	H: 0 LOB: 1 BB: 1 P: 9	R: 1 E: 1 K: 2 S: 9	H: 1 LOB: 1 BB: 0 P: 9	R: 0 E: 0 K: 1 S: 7	H: 1 LOB: 2 BB: 0 P: 7	R: 0 E: 0 K: 2 S: 7	H: 0 LOB: 0 BB: 0 P: 7	R: 1 E: 0 K: 1 S: 6	H: 2 LOB: 0 BB: 0 P: 6	R: 0 E: 0 K: 0 S: 5	H: 2 LOB: 2 BB: 0 P: 5	1B: 5 2B: 3 3B: 0 HR: 0	SF: 0 SAC: 1 DP: 0 HBP: 0	WP: 0 PB: 0 SB: 0 CS: 1	PA: 39
PITCHER Danny Jackson, L (1, 1) ERA: 3.09	IP: 8.1 WLS: W BF: 36 H: 8 R: 2 ER: 1 SO: 10 BB: 2 IBB: 0 HBP: 0 BLK: 0 WP: 0 HR: 0 S: 54 P: 62 ERA: 1.08 WHIP: 1.200															PITCHER Dan Quisenberry, R (9, 1) ERA: 2.79						

Batter	1	2	3	4	5	6	7	8	9	AB	R	H	RBI	BB	SO	LOB	TOP								
Lou Whitaker, L (1, 4) OBP: 0.391, SLG: 0.506	F8 HBP		F6			G5-4-3 BB	5-3		HR	3	1	2	1	0	1		Detroit Tigers @ Kansas City Royals Royals Stadium, Kansas City, MO Mon Aug 05 1985, 8:05 PM EDT Att: 41,251 - Unknown								
Alan Trammell, R (1, 6) OBP: 0.324, SLG: 0.399	F8			K FC4		G5-4-3		F7	F8	5	0	0	0	0	1	2									
Kirk Gibson, L (1, 9) OBP: 0.362, SLG: 0.534	F8			K		5-3			HR	4	1	1	1	0	1	2									
Lance Parrish, R (1, 2) OBP: 0.315, SLG: 0.444	5-3			K				6-3	HR	4	1	1	1	0	1	2									
Barbaro Garbey, R (1, 10) OBP: 0.304, SLG: 0.356		6-3		FC4				6-3	F8	4	0	0	0	0	0	1									
Larry Hemdon, R (1, 7) OBP: 0.301, SLG: 0.404		K				G3 3B		2B E	1B	4	2	2	0	0	1	0									
Darrell Evans, L (1, 3) OBP: 0.368, SLG: 0.509		K				G3		E 1-3	2B	4	1	1	1	0	1	0									
Chet Lemon, R (1, 8) OBP: 0.327, SLG: 0.399			K			K		E7 1B	2B	4	2	2	2	0	2	0									
Tom Brookens, R (1, 5) OBP: 0.293, SLG: 0.397			F9			F8		S 1B		4	0	1	1	0	1	1	AB 36 R 8 H 9 RBI 8 BB 1 SO 8 LOB 9								
Inning Stats	R: 0 E: 0 K: 0 S: 3	H: 0 LOB: 1 BB: 0 P: 4	R: 0 E: 0 K: 2 S: 7	H: 0 LOB: 0 BB: 0 P: 7	R: 0 E: 0 K: 1 S: 5	H: 0 LOB: 0 BB: 0 P: 5	R: 0 E: 0 K: 3 S: 10	H: 0 LOB: 1 BB: 0 P: 10	R: 1 E: 0 K: 1 S: 6	H: 1 LOB: 0 BB: 0 P: 6	R: 0 E: 0 K: 0 S: 2	H: 0 LOB: 0 BB: 1 P: 6	R: 3 E: 1 K: 0 S: 7	H: 4 LOB: 1 BB: 0 P: 7	R: 2 E: 0 K: 0 S: 5	H: 2 LOB: 0 BB: 0 P: 5		R: 2 E: 0 K: 1 S: 7	H: 2 LOB: 0 BB: 0 P: 7	1B: 3 2B: 2 3B: 1 HR: 3	SF: 0 SAC: 0 DP: 1 HBP: 1	WP: 1 PB: 0 SB: 1 CS: 0	PA: 38		
PITCHER	IP	WLS	BF	H	R	ER	SO	BB	IBB	HBP	BLK	WP	HR	S	P	ERA	WHIP								
Danny Jackson, L (1, 1) ERA: 3.19	7.0	L	28	5	4	4	7	1	0	1	0	1	0	40	45	5.14	0.857								
Mike Jones, L (8, 1) ERA: 4.14	1.1		7	3	3	3	0	0	0	0	0	0	2	7	7	20.25	2.250								
Joe Beckwith, R (9, 1) ERA: 4.33	0.2		3	1	1	1	1	0	0	0	0	0	1	5	5	13.50	1.500								

Batter	1	2	3	4	5	6	7	8	9	AB	R	H	RBI	BB	SO	LOB	BOTTOM								
Willie Wilson, S (1, 8) OBP: 0.328, SLG: 0.428	B1-3		G3		K			FC5-4 1B	5-3	5	0	1	0	0	1	2	Detroit Tigers @ Kansas City Royals Royals Stadium, Kansas City, MO Mon Aug 05 1985, 8:05 PM EDT Att: 41,251 - Unknown								
Lonnie Smith, R (1, 7) OBP: 0.355, SLG: 0.361	F9		B1-3		6-3			1B 1-2		4	0	0	0	0	0	2									
George Brett, L (1, 5) OBP: 0.453, SLG: 0.569					BB 2B			F7	1B	3	1	2	0	1	0	0									
Hal McRae, R (1, 10) OBP: 0.328, SLG: 0.452					BB 2B			K		1	1	0	0	1	0	1									
Darryl Motley, R (6, PH) OBP: 0.260, SLG: 0.401	4-3				BB 2B			L4		2	0	0	0	0	1	2									
Dane Iorg, L (1, 9) OBP: 0.263, SLG: 0.326					CS 1B			F7		2	0	1	2	1	1	0									
Lynn Jones, R (7, 9) OBP: 0.250, SLG: 0.271					1H 2H			K		1	0	0	0	0	0	2									
Frank White, R (1, 4) OBP: 0.276, SLG: 0.414		F6			F2			6-3		4	0	0	0	0	0	1									
Steve Balboni, R (1, 3) OBP: 0.315, SLG: 0.490					5-3			HR		4	2	3	2	0	0	0	AB 32 R 4 H 9 RBI 4 BB 4 SO 5 LOB 14								
John Wathan, R (1, 2) OBP: 0.356, SLG: 0.306					K			SH1-3 BB	1B	3	0	2	0	1	1	2									
Onix Concepcion, R (1, 6) OBP: 0.243, SLG: 0.236					F9			K		1	0	0	0	0	0	0									
Jorge Orta, L (7, PH) OBP: 0.311, SLG: 0.373					SH1-3			6-3		1	0	0	0	0	1	1									
Jim Scranton, R (8, 6)										0	0	0	0	0	0	0									
Greg Pryor, R (8, PH) OBP: 0.261, SLG: 0.265					F9			1-2		1	0	0	0	0	0	1									
Inning Stats	R: 0 E: 0 K: 0 S: 4	H: 1 LOB: 1 BB: 0 P: 4	R: 0 E: 0 K: 1 S: 5	H: 1 LOB: 2 BB: 1 P: 9	R: 0 E: 0 K: 0 S: 3	H: 0 LOB: 0 BB: 0 P: 3	R: 2 E: 0 K: 0 S: 3	H: 1 LOB: 0 BB: 2 P: 11	R: 0 E: 0 K: 2 S: 7	H: 0 LOB: 0 BB: 0 P: 7	R: 1 E: 0 K: 1 S: 6	H: 2 LOB: 0 BB: 0 P: 6	R: 0 E: 0 K: 0 S: 5	H: 2 LOB: 2 BB: 0 P: 5	R: 1 E: 0 K: 0 S: 5	H: 2 LOB: 1 BB: 0 P: 5	1B: 4 2B: 4 3B: 0 HR: 2	SF: 0 SAC: 1 DP: 1 HBP: 0	WP: 0 PB: 0 SB: 0 CS: 2	PA: 37					
PITCHER	IP	WLS	BF	H	R	ER	SO	BB	IBB	HBP	BLK	WP	HR	S	P	ERA	WHIP								
Walt Terrell, R (1, 1) ERA: 4.02	7.0	W	27	5	3	3	5	4	0	0	0	0	0	33	49	3.86	1.286								
Willie Hernandez, L (8, 1) ERA: 1.94	2.0	S	10	4	1	1	0	0	0	0	0	0	1	10	10	4.50	2.000								


Batter	1	2	3	4	5	6	7	8	9	AB	R	H	RBI	BB	SO	LOB	TOP						
Lou Whitaker, L OBP: 0.391, SLG: 0.505 Alejandro Sanchez, R OBP: 0.242, SLG: 0.519	0-0 F7		0-0 F9 2H 1B		0-0 F7			0-3 K		3	0	1	1	0	0	1	Detroit Tigers @ Kansas City Royals Royals Stadium, Kansas City, MO Thu Aug 08 1985, 8:05 PM EDT Unknown						
Alan Trammell, R OBP: 0.324, SLG: 0.396 Marty Castillo, R OBP: 0.180, SLG: 0.241	4-0 BB		0-0 F9 2-3		0-0 F7			0-0 5-3		3	0	0	0	1	0	1							
Kirk Gibson, L OBP: 0.358, SLG: 0.529	0-3 K		0-3 K					0-0 F7		4	0	0	0	0	3	2							
Lance Parrish, R OBP: 0.313, SLG: 0.440 Bob Melvin, R OBP: 0.196, SLG: 0.275	0-3 K			0-0 4-3				0-0 5-3		3	0	0	0	0	1	1							
Darrell Evans, L OBP: 0.366, SLG: 0.516		0-0 F9		0-3 K				0-0 G3		4	1	1	1	0	1	0							
Johnny Grubb, L OBP: 0.281, SLG: 0.268		0-0 1-3		0-3 K				0-0 1B		4	1	2	0	0	1	0							
Dave Bergman, L OBP: 0.250, SLG: 0.244		0-3 K			0-0 F8			0-0 G3		4	0	1	0	0	1	1							
Chet Lemon, R OBP: 0.327, SLG: 0.396 Doug Flynn, R OBP: 0.194, SLG: 0.222			4-0 1B BB		0-0 F9			0-0 F5		2	1	0	0	1	0	2							
Tom Brookens, R OBP: 0.292, SLG: 0.395			0-0 1-3		0-0 1B			0-3 K		4	0	1	0	0	1	4							
Inning Stats	R: 0 E: 0 K: 2 S: 7	H: 0 LOB: 1 BB: 1 P: 11	R: 0 E: 0 K: 1 S: 5	H: 0 LOB: 0 BB: 0 P: 5	R: 1 E: 0 K: 1 S: 6	H: 1 LOB: 1 BB: 1 P: 10	R: 0 E: 0 K: 2 S: 7	H: 0 LOB: 0 BB: 0 P: 7	R: 0 E: 0 K: 0 S: 4	H: 1 LOB: 1 BB: 0 P: 4	R: 0 E: 0 K: 1 S: 5	H: 0 LOB: 0 BB: 0 P: 5	R: 0 E: 0 K: 2 S: 7	H: 2 LOB: 2 BB: 0 P: 7	R: 0 E: 0 K: 1 S: 5	H: 0 LOB: 1 BB: 0 P: 5		R: 2 E: 0 K: 0 S: 6	H: 3 LOB: 1 BB: 0 P: 6	1B: 5 2B: 1 3B: 0 HR: 1	SF: 0 SAC: 0 DP: 0 HBP: 0	WP: 0 PB: 0 SB: 1 CS: 0	PA: 36
PITCHER Bret Saberhagen, R ERA: 2.85	IP: 9.0 WLS: W BF: 36 H: 7 R: 3 ER: 3 SO: 9 BB: 2 IBB: 0 HBP: 0 BLK: 0 WP: 0 HR: 1 S: 52 P: 60 ERA: 3.00 WHIP: 1.000											PITCHER	IP: 9.0 WLS: W BF: 36 H: 7 R: 3 ER: 3 SO: 9 BB: 2 IBB: 0 HBP: 0 BLK: 0 WP: 0 HR: 1 S: 52 P: 60 ERA: 3.00 WHIP: 1.000										

Batter	1	2	3	4	5	6	7	8	9	AB	R	H	RBI	BB	SO	LOB	BOTTOM						
Willie Wilson, S OBP: 0.329, SLG: 0.432 John Wathan, R OBP: 0.356, SLG: 0.306	0-0 L8		0-0 SF9 3B	0-0 4-3		0-0 WP 2B 1B	0-3 K			5	2	2	3	0	1	2	Detroit Tigers @ Kansas City Royals Royals Stadium, Kansas City, MO Thu Aug 08 1985, 8:05 PM EDT Unknown						
Lonnie Smith, R OBP: 0.357, SLG: 0.367 Lynn Jones, R OBP: 0.258, SLG: 0.291	0-0 CS 1B		0-0 SF9 3H		0-0 F5	0-0 1B 2B		0-0 3-1 WP 2B		3	1	2	2	0	0	0							
George Brett, L OBP: 0.453, SLG: 0.567 Bob Hegman, R	0-0 F8 1-2		0-0 BB 1B		0-0 1-3	0-0 1B		0-0 3-1		5	1	2	1	0	0	2							
Hal McRae, R OBP: 0.330, SLG: 0.444		0-3 K	4-0 1B 1B BB		0-0 6-3	0-0 F8 2H		4-0 1B BB		3	0	0	0	2	1	1							
Frank White, R OBP: 0.278, SLG: 0.415 Greg Pryor, R OBP: 0.270, SLG: 0.274		0-0 5-3	0-0 1B			0-0 1B		0-0 F5-4-3 1B		4	1	2	1	0	0	1							
Darryl Motley, R OBP: 0.286, SLG: 0.409		0-0 1B	0-0 1B		0-0 6-3	0-0 F8 2H		0-0 F5-4-3 1B		5	1	3	0	0	0	2							
Steve Balboni, R OBP: 0.315, SLG: 0.486 Dane Iorg, L OBP: 0.263, SLG: 0.326	0-0 F5		0-3 K		0-0 5-3	4-0 HBP 1B 2B		0-3 K		3	1	0	0	1	2	4							
Jim Sundberg, R OBP: 0.300, SLG: 0.376			0-0 SH1-3 3B 2B	0-0 5-3		0-3 K		0-0 1B		4	1	2	0	0	1	3							
Onix Concepcion, R OBP: 0.249, SLG: 0.239			0-0 SH1-3 2-3	0-3 K		1-0 1B HBP		0-0 1B		2	1	1	1	0	1	0							
Inning Stats	R: 0 E: 0 K: 0 S: 3	H: 1 LOB: 0 BB: 0 P: 3	R: 0 E: 0 K: 1 S: 6	H: 1 LOB: 1 BB: 0 P: 6	R: 3 E: 0 K: 1 S: 10	H: 5 LOB: 3 BB: 1 P: 14	R: 0 E: 0 K: 1 S: 5	H: 0 LOB: 0 BB: 0 P: 5	R: 0 E: 0 K: 0 S: 3	H: 0 LOB: 0 BB: 0 P: 3	R: 6 E: 0 K: 1 S: 10	H: 5 LOB: 1 BB: 1 P: 15	R: 0 E: 0 K: 2 S: 9	H: 2 LOB: 2 BB: 0 P: 9	R: 1 E: 0 K: 0 S: 4	H: 2 LOB: 1 BB: 1 P: 8		1B: 11 2B: 4 3B: 1 HR: 0	SF: 1 SAC: 1 DP: 1 HBP: 1	WP: 2 PB: 0 SB: 0 CS: 1	PA: 42		
PITCHER Frank Tanana, L ERA: 4.61 Juan Berenguer, R ERA: 7.79 Doug Bair, R ERA: 6.04 Aurelio Lopez, R ERA: 4.48	IP: 5.0 WLS: L BF: 25 H: 9 R: 6 ER: 6 SO: 3 BB: 1 IBB: 0 HBP: 0 BLK: 0 WP: 1 HR: 0 S: 29 P: 37 ERA: 10.80 WHIP: 2.000											PITCHER	IP: 5.0 WLS: L BF: 25 H: 9 R: 6 ER: 6 SO: 3 BB: 1 IBB: 0 HBP: 0 BLK: 0 WP: 1 HR: 0 S: 29 P: 37 ERA: 10.80 WHIP: 2.000										

Batter	1	2	3	4	5	6	7	8	9	AB	R	H	RBI	BB	SO	LOB	TOP					
Lou Whitaker, L (1, 4) OBP: 0.391, SLG: 0.508										5	1	2	0	0	2	2						
Alan Trammell, R (1, 6) OBP: 0.322, SLG: 0.394										4	1	1	1	0	1	4						
Kirk Gibson, L (1, 9) OBP: 0.359, SLG: 0.525										3	0	0	0	2	1	0						
Lance Parrish, R (1, 10) OBP: 0.311, SLG: 0.437										5	0	1	2	0	3	2						
Darrell Evans, L (1, 3) OBP: 0.370, SLG: 0.523										3	1	1	1	2	1	0						
Barbaro Garbey, R (1, 7) OBP: 0.303, SLG: 0.354										4	0	1	0	0	0	6						
Bob Melvin, R (7, 2) OBP: 0.196, SLG: 0.275										0	0	0	0	0	0	0						
Chet Lemon, R (1, 8) OBP: 0.326, SLG: 0.395										4	0	1	0	0	0	1	AB 35					
Tom Brookens, R (1, 5) OBP: 0.292, SLG: 0.393										4	0	1	0	0	0	2	R 4					
Marty Castillo, R (1, 2) OBP: 0.175, SLG: 0.233										2	0	0	0	0	1	1	H 8					
Johanny Grubb, L (7, PH) OBP: 0.287, SLG: 0.268										0	1	0	0	1	0	0	RBI 4					
Larry Herndon, R (7, 7) OBP: 0.300, SLG: 0.402										1	0	0	0	0	1	1	BB 5					
Inning Stats	R: 1 E: 0 K: 1 S: 6	H: 1 LOB: 0 BB: 0 P: 6	R: 0 E: 0 K: 1 S: 6	H: 1 LOB: 1 BB: 0 P: 6	R: 1 E: 0 K: 1 S: 7	H: 2 LOB: 3 BB: 2 P: 15	R: 0 E: 0 K: 2 S: 8	H: 1 LOB: 1 BB: 0 P: 8	R: 0 E: 0 K: 0 S: 4	H: 0 LOB: 0 BB: 0 P: 7	R: 1 E: 0 K: 0 S: 4	H: 1 LOB: 0 BB: 0 P: 4	R: 1 E: 0 K: 1 S: 6	H: 1 LOB: 3 BB: 3 P: 18	R: 0 E: 1 K: 1 S: 7	H: 1 LOB: 2 BB: 0 P: 7	R: 0 E: 0 K: 1 S: 5	H: 0 LOB: 0 BB: 0 P: 5	1B: 6 2B: 0 3B: 1 HR: 1	SF: 1 SAC: 0 DP: 0 HBP: 0	WP: 0 PB: 0 SB: 1 CS: 0	PA: 41
PITCHER	IP WLS BF H R ER SO BB IBB HBP BLK WP HR S P ERA WHIP																					
Steve Farr, R (1, 1) ERA: 4.5	4.0	W	19	5	2	2	5	2	0	0	0	0	0	0	27	35	4.50	1.750				
Mark Gubicza, R (5, 1) ERA: 3.89	2.1	W	11	2	2	2	3	2	0	0	0	0	0	1	15	23	7.71	1.714				
Dan Quisenberry, R (7, 1) ERA: 2.65	2.2	S	11	1	0	0	2	1	0	0	0	0	0	0	14	18	0.00	0.750				

Detroit Tigers @ Kansas City Royals
Royals Stadium, Kansas City, MO
Thu Aug 08 1985, 8:05 PM EDT
Att: 35,585 - Unknown


AB 35
R 4
H 8
RBI 4
BB 5
SO 10
LOB 19



Batter	1	2	3	4	5	6	7	8	9	AB	R	H	RBI	BB	SO	LOB	BOTTOM			
Willie Wilson, S (1, 8) OBP: 0.331, SLG: 0.432										3	1	1	0	1	1	1				
Lonnie Smith, R (1, 7) OBP: 0.358, SLG: 0.366										3	2	1	0	1	0	1				
Lynn Jones, R (9, 7) OBP: 0.258, SLG: 0.291										0	0	0	0	0	0	0				
George Brett, L (1, 5) OBP: 0.453, SLG: 0.568										3	1	1	0	1	0	2				
Hal McRae, R (1, 10) OBP: 0.328, SLG: 0.443										3	1	1	3	0	0	1				
Dane Iorg, L (1, 9) OBP: 0.265, SLG: 0.326										3	0	1	1	0	0	1				
Darryl Motley, R (6, PR) OBP: 0.265, SLG: 0.407										1	1	0	0	0	1	1				
Frank White, R (1, 4) OBP: 0.281, SLG: 0.419										4	0	2	1	0	0	0				
Steve Balboni, R (1, 3) OBP: 0.312, SLG: 0.481										4	0	0	0	0	0	3	AB 31			
John Wathan, R (1, 2) OBP: 0.377, SLG: 0.354										3	0	2	1	1	0	0	R 6			
Onix Concepcion, R (1, 6) OBP: 0.249, SLG: 0.243										4	0	1	0	0	0	5	H 10			
Inning Stats	R: 0 E: 0 K: 0 S: 3	H: 0 LOB: 0 BB: 0 P: 3	R: 0 E: 0 K: 0 S: 3	H: 0 LOB: 0 BB: 0 P: 3	R: 0 E: 0 K: 0 S: 2	H: 0 LOB: 1 BB: 1 P: 6	R: 3 E: 0 K: 0 S: 6	H: 3 LOB: 1 BB: 1 P: 10	R: 0 E: 0 K: 1 S: 6	H: 1 LOB: 1 BB: 0 P: 6	R: 2 E: 0 K: 0 S: 7	H: 4 LOB: 3 BB: 0 P: 7	R: 1 E: 0 K: 1 S: 5	H: 1 LOB: 1 BB: 2 P: 13	R: 0 E: 0 K: 0 S: 4	H: 1 LOB: 1 BB: 0 P: 4	1B: 6 2B: 3 3B: 1 HR: 0	SF: 1 SAC: 0 DP: 1 HBP: 0	WP: 1 PB: 0 SB: 2 CS: 1	PA: 36
PITCHER	IP WLS BF H R ER SO BB IBB HBP BLK WP HR S P ERA WHIP																			
Dan Petry, R (1, 1) ERA: 3.57	5.2	L	26	8	5	5	1	2	0	0	0	0	0	26	34	7.94	1.765			
Aurelio Lopez, R (6, 1) ERA: 4.46	2.1		10	2	1	1	1	1	1	0	0	1	0	10	18	3.86	1.286			

Detroit Tigers @ Kansas City Royals
Royals Stadium, Kansas City, MO
Thu Aug 08 1985, 8:05 PM EDT
Att: 35,585 - Unknown

AB 31
R 6
H 10
RBI 6
BB 4
SO 2
LOB 15



Batter	1	2	3	4	5	6	7	8	9	AB	R	H	RBI	BB	SO	LOB	TOP			
Damaso Garcia, R OBP: 0.310, SLG: 0.377 (1, 4)	F9		F9			F4		FC6-4 1B		4	0	1	0	0	0	1	Toronto Blue Jays @ Kansas City Royals Royals Stadium, Kansas City, MO Fri Aug 09 1985, 8:05 PM EDT Att: 25,868 - Unknown			
Lloyd Moseby, L OBP: 0.336, SLG: 0.383 (1, 8)	4-3		FC6-4 1-2			FC6-4 1B		SF7		3	0	1	1	0	0	1				
Jeff Burroughs, R OBP: 0.370, SLG: 0.424 (1, 10)	K		FC6-4 1-2			F8		F9		4	0	0	0	0	1	3				
George Bell, R OBP: 0.331, SLG: 0.501 (1, 7)		1B 2-3 HBP				FC6-4 1-2		FC6-4 1-2		3	1	1	0	0	0	2				
Jesse Barfield, R OBP: 0.358, SLG: 0.492 (1, 9)		2-3 1B								4	0	1	0	0	1	1				
Cecil Fielder, R OBP: 0.381, SLG: 0.421 Willie Upshaw, L OBP: 0.336, SLG: 0.421 (7, PR) (7, 3)	2-3		G6-4-3 1-2							3	0	1	1	0	0	2				
Garth Iorg, R OBP: 0.369, SLG: 0.424 (1, 5)	6-3					F8		F9		4	0	0	0	0	1	2				
Ernie Whitt, L OBP: 0.338, SLG: 0.493 (1, 2)	K					F8		F6		3	0	0	0	0	1	2				
Tony Fernandez, S OBP: 0.323, SLG: 0.372 (1, 6)						4-3		1B SF7 2B		2	1	1	0	1	0	0				
Inning Stats	R: 0 E: 0 K: 1 S: 5	H: 0 LOB: 0 BB: 0 P: 5	R: 1 E: 0 K: 1 S: 6	H: 1 LOB: 1 BB: 0 P: 7	R: 0 E: 0 K: 0 S: 3	H: 0 LOB: 1 BB: 1 P: 7	R: 0 E: 0 K: 1 S: 5	H: 1 LOB: 0 BB: 0 P: 5	R: 0 E: 0 K: 0 S: 4	H: 1 LOB: 1 BB: 0 P: 4	R: 0 E: 0 K: 0 S: 4	H: 1 LOB: 1 BB: 0 P: 4	R: 1 E: 0 K: 0 S: 5	H: 2 LOB: 1 BB: 0 P: 5	R: 0 E: 0 K: 1 S: 5	H: 0 LOB: 0 BB: 0 P: 5	1B: 5 2B: 1 3B: 0 HR: 0	SF: 1 SAC: 0 DP: 1 HBP: 1	WP: 0 PB: 0 SB: 0 CS: 0	PA: 34
PITCHER Bud Black, L ERA: 4.0 (1, 1)	IP: 9.0 WLS: W BF: 34 H: 6 R: 2 ER: 2 SO: 4 BB: 1 IBB: 0 HBP: 1 BLK: 0 WP: 0 HR: 0 S: 40 P: 45 ERA: 2.00 WHIP: 0.778																			

Batter	1	2	3	4	5	6	7	8	9	AB	R	H	RBI	BB	SO	LOB	BOTTOM			
Willie Wilson, S OBP: 0.330, SLG: 0.429 (1, 8)	G3	K				1-3				3	0	0	0	0	1	4	Toronto Blue Jays @ Kansas City Royals Royals Stadium, Kansas City, MO Fri Aug 09 1985, 8:05 PM EDT Att: 25,868 - Unknown			
Lonnie Smith, R OBP: 0.357, SLG: 0.365 Darryl Motley, R OBP: 0.265, SLG: 0.407 (8, 9)	E 1B		F4	1-3				G3		4	1	1	0	0	0	2				
George Brett, L OBP: 0.453, SLG: 0.570 (1, 5)	E3 1H 2B		2B 4-3 1B			4-3		F8		4	2	2	1	0	0	0				
Hal McRae, R OBP: 0.327, SLG: 0.444 (1, 10)	4-3		4-3 2B			K		6-3		4	0	1	1	0	1	0				
Dane Iorg, L OBP: 0.257, SLG: 0.316 Lynn Jones, R OBP: 0.255, SLG: 0.287 (8, 7)	5-3		4-3			3-1				3	0	0	1	0	0	1				
Frank White, R OBP: 0.280, SLG: 0.417 (1, 4)			K					5-3		4	0	1	0	0	1	1				
Steve Balboni, R OBP: 0.311, SLG: 0.486 (1, 3)	F6					6-3		1-3		4	1	1	1	0	0	1				
Jim Sundberg, R OBP: 0.308, SLG: 0.384 (1, 2)						HBP BB		HBP BB		2	0	2	0	1	0	0				
Onix Concepcion, R OBP: 0.249, SLG: 0.240 (1, 6)	F3					K		F4		3	0	0	0	1	1	4				
Inning Stats	R: 2 E: 1 K: 0 S: 5	H: 2 LOB: 2 BB: 0 P: 5	R: 0 E: 0 K: 1 S: 7	H: 2 LOB: 2 BB: 0 P: 7	R: 1 E: 0 K: 1 S: 7	H: 2 LOB: 1 BB: 0 P: 7	R: 0 E: 0 K: 1 S: 5	H: 0 LOB: 2 BB: 0 P: 7	R: 0 E: 0 K: 0 S: 3	H: 0 LOB: 2 BB: 2 P: 11	R: 0 E: 0 K: 0 S: 3	H: 0 LOB: 0 BB: 0 P: 3	R: 1 E: 0 K: 1 S: 7	H: 2 LOB: 1 BB: 0 P: 7	R: 0 E: 0 K: 1 S: 5	H: 0 LOB: 0 BB: 0 P: 5	1B: 4 2B: 3 3B: 0 HR: 1	SF: 0 SAC: 0 DP: 0 HBP: 2	WP: 0 PB: 0 SB: 0 CS: 0	PA: 36
PITCHER Dave Stieb, R ERA: 2.29 Bill Caudill, R ERA: 3.1 (8, 1)	IP: 7.2 WLS: L BF: 35 H: 8 R: 4 ER: 3 SO: 3 BB: 2 IBB: 0 HBP: 2 BLK: 0 WP: 0 HR: 1 S: 41 P: 51 ERA: 3.52 WHIP: 1.304																			

AB	31
R	2
H	6
RBI	2
BB	1
SO	4
LOB	14



AB	32
R	4
H	8
RBI	4
BB	2
SO	5
LOB	13



Batter	1	2	3	4	5	6	7	8	9	10	AB	R	H	RBI	BB	SO	LOB	TOP						
Damaso Garcia, R OBP: 0.309, SLG: 0.375 (1.4)	4-3		5-3		4-3		BB HBP 1B		F8		5	0	1	0	0	0	0	Toronto Blue Jays @ Kansas City Royals Royals Stadium, Kansas City, MO Sat Aug 10 1985, 8:05 PM EDT Att: 34,448 - Unknown livebaseballscorecards.com						
Lloyd Moseby, L OBP: 0.338, SLG: 0.385 (1.8)	F7			E 1B	F8		BB HBP		CS 1B		4	1	2	0	0	0								
Jeff Burroughs, R OBP: 0.368, SLG: 0.416 (1, 10)	6-3			K		6-3			CS	4-3	3	0	0	1	1	1								
Lou Thornton, L OBP: 0.254, SLG: 0.316 (7, PR)							1-2 2-3 3-H BB				0	0	0	0	0	0								
Al Oliver, L OBP: 0.309, SLG: 0.396 (9, PH)											1	0	0	0	0	0								
George Bell, R OBP: 0.330, SLG: 0.488 (1.7)		F9		E4 BB 1B FC3-6			S 1B	F8		K	5	1	1	0	0	1	4							
Jesse Barfield, R OBP: 0.339, SLG: 0.493 (1.9)				FC3-6 BB 1B 1-2 2-H						F3	5	0	2	1	0	1								
Garth Iorg, R OBP: 0.368, SLG: 0.419 (1.5)		2B		FC3-6 BB 1B 1-2 2-3							2	0	0	0	1	0	2							
Rance Mulliniks, L OBP: 0.414, SLG: 0.514 (8, PH)	6-3			FC3-6 BB 1B 1-2 2-3		L6			G3		1	0	0	0	0	0								
Willie Upshaw, L OBP: 0.336, SLG: 0.420 (1.3)				FC3-6 BB 1B 1-2 2-3				F8			4	0	1	1	0	0	3							
Gary Allenson, R OBP: 0.174, SLG: 0.217 (1.2)										1B	3	0	0	0	0	2	2							
Ernie Whitt, L OBP: 0.337, SLG: 0.491 (8, PH)			5-3	K					K	4-3	1	0	0	0	0	0	1							
Tony Fernandez, S OBP: 0.322, SLG: 0.369 (1.6)			4-3			5-3				4-3	3	1	0	0	1	0	0							
Inning Stats	R: 0 E: 0 K: 0 S: 3	H: 0 LOB: 0 BB: 0 P: 3	R: 0 E: 0 K: 0 S: 4	H: 1 LOB: 1 BB: 0 P: 4	R: 0 E: 0 K: 0 S: 3	H: 0 LOB: 0 BB: 0 P: 3	R: 2 E: 1 K: 2 S: 10	H: 2 LOB: 2 BB: 1 P: 14	R: 0 E: 0 K: 0 S: 3	H: 0 LOB: 0 BB: 0 P: 3	R: 0 E: 0 K: 1 S: 6	H: 1 LOB: 1 BB: 0 P: 6	R: 1 E: 0 K: 1 S: 6	H: 1 LOB: 3 BB: 2 P: 15	R: 0 E: 0 K: 0 S: 4	H: 1 LOB: 1 BB: 0 P: 4	R: 0 E: 0 K: 0 S: 5	H: 0 LOB: 0 BB: 0 P: 5	1B: 6 2B: 1 3B: 0 HR: 0	SF: 0 SAC: 0 DP: 0 HBP: 1	WP: 0 PB: 0 SB: 1 CS: 1	PA: 42		
PITCHER	IP 6.2	WLS 3	BF 30	H 5	R 3	ER 1	SO 4	BB 3	IBB 0	HBP 1	BLK 0	WP 0	HR 0	S 34	P 47	ERA 1.35	WHIP 1.200							
Charlie Leibrandt, L ERA: 3.05																								
Dan Quisenberry, R ERA: 2.55	(7.1)	3.1	W	11	2	0	0	1	0	0	0	0	0	0	0	13	13	0.00	0.600					

Batter	1	2	3	4	5	6	7	8	9	10	AB	R	H	RBI	BB	SO	LOB	BOTTOM						
Willie Wilson, S OBP: 0.329, SLG: 0.430 (1.8)	5-3		5-3			G3 SF8 2B		L6			4	1	1	0	0	0	1	Toronto Blue Jays @ Kansas City Royals Royals Stadium, Kansas City, MO Sat Aug 10 1985, 8:05 PM EDT Att: 34,448 - Unknown livebaseballscorecards.com						
Lonnie Smith, R OBP: 0.358, SLG: 0.362 (1.7)	2B 1B BB		6-3			G3		F8			3	1	0	0	1	0	2							
George Brett, L OBP: 0.454, SLG: 0.573 (1.5)	1B 2B		G3			SF8			G5-3 SH1-4 1B		3	1	2	1	0	0	0							
Frank White, R OBP: 0.281, SLG: 0.416 (1.4)	FC6-4 1B			F7		6-3			SH1-4		3	0	1	2	0	0	0							
Darryl Motley, R OBP: 0.295, SLG: 0.402 (1.10)	FC6-4			5-3			6-3			IBB	3	0	0	0	1	0	1							
Steve Balboni, R OBP: 0.309, SLG: 0.482 (1.3)	K			6-3			F8		G5-3		4	0	0	0	0	1	3							
Lynn Jones, R OBP: 0.247, SLG: 0.278 (1.9)			1-3				6-3			6-3	3	0	0	0	0	0	0							
Dane Iorg, L OBP: 0.255, SLG: 0.313 (10, PH)											1	0	0	0	0	0	0							
Jim Sundberg, R OBP: 0.308, SLG: 0.392 (1.2)		F9						F7			4	1	1	1	0	0	0							
Onix Concepcion, R OBP: 0.250, SLG: 0.241 (1.6)			4-3							HR	3	0	1	0	0	0	0							
Inning Stats	R: 2 E: 0 K: 1 S: 7	H: 2 LOB: 1 BB: 1 P: 11	R: 0 E: 0 K: 0 S: 3	H: 0 LOB: 0 BB: 0 P: 3	R: 0 E: 0 K: 0 S: 3	H: 0 LOB: 0 BB: 0 P: 3	R: 0 E: 0 K: 0 S: 3	H: 0 LOB: 0 BB: 0 P: 3	R: 0 E: 0 K: 0 S: 3	H: 0 LOB: 0 BB: 0 P: 3	R: 0 E: 0 K: 0 S: 4	H: 1 LOB: 1 BB: 0 P: 4	R: 0 E: 0 K: 0 S: 3	H: 0 LOB: 0 BB: 0 P: 3	R: 0 E: 0 K: 0 S: 4	H: 1 LOB: 1 BB: 0 P: 4	R: 0 E: 0 K: 0 S: 3	H: 1 LOB: 1 BB: 0 P: 7	R: 1 E: 0 K: 0 S: 2	H: 1 LOB: 1 BB: 0 P: 2	1B: 3 2B: 2 3B: 0 HR: 1	SF: 1 SAC: 1 DP: 1 HBP: 0	WP: 0 PB: 0 SB: 1 CS: 0	PA: 35
PITCHER	IP 9.0	WLS 3	BF 33	H 5	R 3	ER 3	SO 1	BB 1	IBB 1	HBP 0	BLK 0	WP 0	HR 0	S 33	P 41	ERA 3.00	WHIP 0.667							
Jimmy Key, L ERA: 2.66																								
Bill Caudill, R ERA: 3.26	(10.1)	0.1	L	2	1	1	0	0	0	0	0	0	0	0	0	2	2	27.00	3.000					

Batter	1	2	3	4	5	6	7	8	9	10	AB	R	H	RBI	BB	SO	LOB								
Damaso Garcia, R OBP: 0.307, SLG: 0.373 Manuel Lee, S OBP: 0.143, SLG: 0.111 Cecil Fielder, R OBP: 0.409, SLG: 0.450 Rance Mulliniks, L OBP: 0.416, SLG: 0.514 (7, 5)	K		G5-4-3		F5		1B		BB		3	0	0	0	0	1	2								
Lloyd Moseby, L OBP: 0.339, SLG: 0.385	K				L5		1B		F9		5	0	2	0	0	1	1								
Jeff Burroughs, R OBP: 0.372, SLG: 0.421 Lou Thornton, L OBP: 0.254, SLG: 0.316 Al Oliver, L OBP: 0.311, SLG: 0.417			G5-4-3				4-3				3	0	2	0	0	0	1								
George Bell, R OBP: 0.333, SLG: 0.488										HR	4	0	2	0	0	0	1								
Jesse Barfield, R OBP: 0.356, SLG: 0.489		6-3			2B		K		G6-4-3		5	1	1	0	0	2	4								
Garth Iorg, R OBP: 0.369, SLG: 0.436 (7, 4)		G3			F9		5-3			HR	5	1	2	1	0	0	3								
Willie Upshaw, L OBP: 0.334, SLG: 0.419					2B		F8		K		5	1	1	0	0	1	1								
Gary Allenson, R OBP: 0.154, SLG: 0.192 Ernie Whitt, L OBP: 0.336, SLG: 0.489			K		5-3		5-3		F9		3	0	0	0	0	1	2								
Tony Fernandez, S OBP: 0.326, SLG: 0.380									6-3		1	0	0	0	0	0	0								
Inning Stats	R: 0 E: 0 K: 2 S: 8	H: 1 LOB: 1 BB: 0 P: 8	R: 0 E: 0 K: 0 S: 3	H: 0 LOB: 0 BB: 0 P: 3	R: 0 E: 0 K: 1 S: 4	H: 0 LOB: 0 BB: 1 P: 8	R: 0 E: 0 K: 0 S: 3	H: 1 LOB: 0 BB: 0 P: 3	R: 2 E: 0 K: 0 S: 6	H: 3 LOB: 1 BB: 0 P: 6	R: 0 E: 0 K: 1 S: 7	H: 2 LOB: 2 BB: 0 P: 7	R: 1 E: 0 K: 0 S: 6	H: 3 LOB: 2 BB: 0 P: 6	R: 0 E: 0 K: 2 S: 8	H: 2 LOB: 1 BB: 0 P: 8	R: 0 E: 0 K: 0 S: 3	H: 0 LOB: 1 BB: 1 P: 7	R: 2 E: 0 K: 0 S: 4	H: 2 LOB: 0 BB: 0 P: 5	1B: 9 2B: 3 3B: 1 HR: 2	SF: 0 SAC: 0 DP: 4 HBP: 1	WP: 0 PB: 0 SB: 0 CS: 1	PA: 43	
PITCHER	IP	WLS	BF	H	R	ER	SO	BB	IBB	HBP	BLK	WP	HR	S	P	ERA	WHIP								
Danny Jackson, L ERA: 3.23	(1, 1)	6.2	28	9	3	3	4	1	0	0	0	0	0	35	39	4.05	1.500								
Steve Farr, R ERA: 2.84	(7, 1)	2.1	10	3	0	0	2	1	0	0	0	0	0	13	17	0.00	1.714								
Joe Beckwith, R ERA: 4.55	(10, 1)	1.0	5	2	2	2	0	0	0	1	0	0	2	4	5	18.00	2.000								

Toronto Blue Jays @ Kansas City Royals
Royals Stadium, Kansas City, MO
Sun Aug 11 1985, 4:33 AM EDT
Att: 27,457 - Unknown

livebaseballscorecards.com

AB	40
R	5
H	14
RBI	5
BB	2
SO	6
LOB	17



Batter	1	2	3	4	5	6	7	8	9	10	AB	R	H	RBI	BB	SO	LOB								
Willie Wilson, S OBP: 0.328, SLG: 0.427	F4	F7			G3				L6		5	0	1	0	0	0	3								
Lonnie Smith, R OBP: 0.354, SLG: 0.399					5-3		1-3		K		5	1	1	0	0	2	2								
George Brett, L OBP: 0.453, SLG: 0.579					4-3						5	1	2	1	0	2	1								
Frank White, R OBP: 0.280, SLG: 0.414	E5				F9		F4		F8		5	0	1	0	0	0	1								
Jorge Orta, L OBP: 0.315, SLG: 0.377 Hal McRae, R OBP: 0.330, SLG: 0.447 Lynn Jones, R OBP: 0.245, SLG: 0.275											3	1	2	0	0	0	1								
Dane Iorg, L OBP: 0.257, SLG: 0.313 Darryl Motley, R OBP: 0.263, SLG: 0.399					6-3		G4-6-3		F9		3	0	1	0	0	0	1								
Steve Balboni, R OBP: 0.310, SLG: 0.484					K		5-3				4	0	2	1	0	1	0								
John Wathan, R OBP: 0.370, SLG: 0.348											4	0	1	0	0	0	2								
Onix Concepcion, R OBP: 0.252, SLG: 0.240 Dave Leeper, L OBP: 0.278, SLG: 0.274											1	0	0	0	1	0	2								
Greg Pryor, R OBP: 0.278, SLG: 0.274											1	0	0	0	0	0	0								
Inning Stats	R: 1 E: 1 K: 1 S: 7	H: 1 LOB: 1 BB: 0 P: 7	R: 0 E: 0 K: 1 S: 6	H: 1 LOB: 2 BB: 1 P: 10	R: 0 E: 0 K: 0 S: 3	H: 0 LOB: 0 BB: 0 P: 3	R: 0 E: 0 K: 0 S: 5	H: 3 LOB: 1 BB: 0 P: 5	R: 0 E: 0 K: 0 S: 4	H: 1 LOB: 1 BB: 0 P: 6	R: 1 E: 0 K: 0 S: 5	H: 3 LOB: 3 BB: 0 P: 5	R: 0 E: 0 K: 1 S: 5	H: 0 LOB: 1 BB: 1 P: 9	R: 0 E: 0 K: 3 S: 10	H: 1 LOB: 1 BB: 0 P: 10	1B: 10 2B: 1 3B: 0 HR: 1	SF: 0 SAC: 0 DP: 2 HBP: 0	WP: 0 PB: 0 SB: 3 CS: 0	PA: 42					
PITCHER	IP	WLS	BF	H	R	ER	SO	BB	IBB	HBP	BLK	WP	HR	S	P	ERA	WHIP								
Ron Musselman, R ERA: 4.37	(1, 1)	3.0	16	5	2	1	2	1	0	0	0	0	0	19	23	3.00	2.000								
Dennis Lamp, R ERA: 3.36	(4, 1)	4.0	13	3	0	0	1	0	0	0	0	0	0	15	15	0.00	0.750								
Gary Lavelle, L ERA: 2.88	(8, 1)	0.1	2	1	1	1	0	0	0	0	0	0	1	2	2	27.00	3.000								
Tom Henke, R ERA:	(8, 1)	2.2	11	3	0	0	4	1	0	0	0	0	0	18	22	0.00	1.500								

Toronto Blue Jays @ Kansas City Royals
Royals Stadium, Kansas City, MO
Sun Aug 11 1985, 4:33 AM EDT
Att: 27,457 - Unknown

livebaseballscorecards.com

AB	40
R	3
H	12
RBI	2
BB	2
SO	7
LOB	16



Batter	1	2	3	4	5	6	7	8	9	AB	R	H	RBI	BB	SO	LOB	TOP					
Willie Wilson, S OBP: 0.327, SLG: 0.426 (1, 8)	F9	K					K			4	0	1	1	0	2	2	Kansas City Royals @ Boston Red Sox Fenway Park, Boston, MA Mon Aug 12 1985, 7:05 PM EDT Att: 22,843 - Unknown					
Lonnie Smith, R OBP: 0.356, SLG: 0.361 Darryl Motley, R OBP: 0.263, SLG: 0.399 (1, 7) (9, 7)	BB		F9			3-H	G4-6-3	5-3		4	0	2	0	0	0	0						
George Brett, L OBP: 0.451, SLG: 0.575 (1, 5)	FC4		F7				G4-6-3	4-3		3	0	0	0	1	0	2						
Frank White, R OBP: 0.277, SLG: 0.409 (1, 4)	FC4		5-3					E6		4	1	0	0	0	1	1						
Jorge Orta, L OBP: 0.317, SLG: 0.376 (1, 10)		2B						1B		3	1	1	0	0	1	0						
Dane Iorg, L OBP: 0.299, SLG: 0.324 Lynn Jones, R OBP: 0.242, SLG: 0.272 (6, PR) (6, 9)	1B		F3					E4		3	0	1	0	0	0	0						
Steve Balboni, R OBP: 0.308, SLG: 0.480 (1, 3)	F4		5-3					F7		4	0	0	0	0	1	3						
Jim Sundberg, R OBP: 0.307, SLG: 0.393 (1, 2)	K						SH1-3	5-3		4	1	1	0	0	2	2						
Onix Concepcion, R OBP: 0.253, SLG: 0.241 (1, 6)							SH1-3	F5		3	0	1	1	0	0	0						
Inning Stats	R: 0 E: 0 K: 0 S: 3	H: 1 LOB: 1 BB: 1 P: 7	R: 1 E: 0 K: 2 S: 9	H: 2 LOB: 2 BB: 0 P: 10	R: 0 E: 0 K: 0 S: 3	H: 0 LOB: 0 BB: 0 P: 3	R: 0 E: 0 K: 0 S: 3	H: 0 LOB: 0 BB: 0 P: 3	R: 1 E: 0 K: 0 S: 5	H: 3 LOB: 1 BB: 0 P: 5	R: 0 E: 1 K: 3 S: 10	H: 0 LOB: 1 BB: 0 P: 10	R: 0 E: 0 K: 2 S: 7	H: 0 LOB: 0 BB: 0 P: 7	R: 1 E: 1 K: 0 S: 5	H: 1 LOB: 1 BB: 0 P: 5	R: 0 E: 0 K: 0 S: 3	H: 0 LOB: 0 BB: 0 P: 3	1B: 5 2B: 2 3B: 0 HR: 0	SF: 0 SAC: 1 DP: 1 HBP: 1	WP: 1 PB: 0 SB: 0 CS: 0	PA: 36
PITCHER Al Nipper, R ERA: 4.14 (1, 1)	IP: 9.0 WLS: L BF: 36 H: 7 R: 3 ER: 2 SO: 7 BB: 1 IBB: 0 HBP: 1 BLK: 0 WP: 1 HR: 0 S: 48 P: 53 ERA: 2.00 WHIP: 0.889																					

Batter	1	2	3	4	5	6	7	8	9	AB	R	H	RBI	BB	SO	LOB	BOTTOM			
Dwight Evans, R OBP: 0.374, SLG: 0.381 (1, 9)	6-3									3	0	0	0	1	0	1	Kansas City Royals @ Boston Red Sox Fenway Park, Boston, MA Mon Aug 12 1985, 7:05 PM EDT Att: 22,843 - Unknown			
Wade Boggs, L OBP: 0.442, SLG: 0.466 (1, 5)	K									4	0	2	0	0	2	0				
Jim Rice, R OBP: 0.322, SLG: 0.434 (1, 7)	5-3									4	0	2	1	0	1	2				
Bill Buckner, L OBP: 0.310, SLG: 0.443 (1, 3)										4	1	1	0	0	0	3				
Mike Easter, L OBP: 0.327, SLG: 0.421 (1, 10)	F7									4	0	0	0	0	1	1				
Tony Armas, R OBP: 0.247, SLG: 0.485 (1, 8)	1-3									4	0	0	0	0	0	1				
Rich Gedman, L OBP: 0.278, SLG: 0.486 Ed Jurak, R OBP: 0.143, SLG: 0.143 (9, PR)										4	0	2	1	0	1	0				
Marty Barrett, R OBP: 0.356, SLG: 0.361 (1, 4)										4	0	0	0	0	2	2				
Jackie Gutierrez, R OBP: 0.280, SLG: 0.287 Steve Lyons, L OBP: 0.335, SLG: 0.342 (8, PH) (9, 6)										1	1	0	0	1	0	0				
										1	0	0	0	0	0	0				
Inning Stats	R: 0 E: 0 K: 1 S: 5	H: 0 LOB: 0 BB: 0 P: 5	R: 0 E: 0 K: 0 S: 3	H: 0 LOB: 0 BB: 0 P: 3	R: 0 E: 0 K: 1 S: 6	H: 1 LOB: 1 BB: 0 P: 6	R: 0 E: 0 K: 0 S: 3	H: 0 LOB: 0 BB: 0 P: 3	R: 1 E: 0 K: 0 S: 5	H: 2 LOB: 2 BB: 1 P: 9	R: 0 E: 0 K: 2 S: 7	H: 0 LOB: 0 BB: 0 P: 7	R: 0 E: 0 K: 2 S: 8	H: 1 LOB: 2 BB: 1 P: 12	R: 1 E: 1 K: 1 S: 7	H: 2 LOB: 1 BB: 0 P: 7	1B: 6 2B: 1 3B: 0 HR: 0	SF: 0 SAC: 0 DP: 1 HBP: 0	WP: 0 PB: 0 SB: 0 CS: 0	PA: 35
PITCHER Mark Gubicza, R ERA: 3.7 Dan Quisenberry, R ERA: 2.52 (8, 1)	IP: 7.2 WLS: W BF: 29 H: 5 R: 1 ER: 1 SO: 5 BB: 2 IBB: 0 HBP: 0 BLK: 0 WP: 0 HR: 0 S: 37 P: 45 ERA: 1.17 WHIP: 0.913																			

Batter	1	2	3	4	5	6	7	8	9	AB	R	H	RBI	BB	SO	LOB	TOP						
Willie Wilson, S OBP: 0.328, SLG: 0.425 (1, 8)										5	0	2	0	0	1	4	Kansas City Royals @ Boston Red Sox Fenway Park, Boston, MA Tue Aug 13 1985, 7:05 PM EDT Att: 23,189 - Unknown						
Lonnie Smith, R OBP: 0.354, SLG: 0.359 (1, 7)										5	1	1	0	0	0	3							
Lynn Jones, R OBP: 0.242, SLG: 0.272 (7, 7)										0	0	0	0	0	0	0							
George Brett, L OBP: 0.455, SLG: 0.586 (1, 5)										5	2	4	0	0	1	2							
Hal McRae, R OBP: 0.346, SLG: 0.453 (1, 10)										2	1	2	2	3	0	0							
Frank White, R OBP: 0.276, SLG: 0.407 (1, 4)										5	0	1	0	0	2	8							
Steve Balboni, R OBP: 0.309, SLG: 0.477 (1, 3)										4	1	1	1	1	0	5							
Darryl Motley, R OBP: 0.265, SLG: 0.411 (1, 9)										5	1	2	3	0	1	0	AB 40 R 6 H 16 RBI 6 BB 5 SO 7 LOB 26						
Jim Sundberg, R OBP: 0.311, SLG: 0.397 (1, 2)										4	0	2	0	1	2	0							
Onix Conception, R OBP: 0.252, SLG: 0.241 (1, 6)										5	0	1	0	0	0	4							
Inning Stats	R: 0 E: 0 K: 1 S: 7	H: 2 LOB: 3 BB: 1 P: 11	R: 0 E: 0 K: 1 S: 5	H: 0 LOB: 0 BB: 0 P: 5	R: 0 E: 0 K: 0 S: 4	H: 1 LOB: 2 BB: 1 P: 8	R: 0 E: 0 K: 1 S: 5	H: 1 LOB: 2 BB: 2 P: 13	R: 4 E: 0 K: 1 S: 9	H: 4 LOB: 1 BB: 1 P: 13	R: 1 E: 0 K: 1 S: 8	H: 4 LOB: 2 BB: 0 P: 8	R: 0 E: 0 K: 1 S: 7	H: 2 LOB: 0 BB: 0 P: 7	R: 1 E: 0 K: 0 S: 4	H: 2 LOB: 0 BB: 0 P: 4		R: 0 E: 0 K: 1 S: 5	H: 0 LOB: 0 BB: 0 P: 5	1B: 12 2B: 3 3B: 1 HR: 1	SF: 0 SAC: 0 DP: 2 HBP: 0	WP: 0 PB: 0 SB: 0 CS: 2	PA: 45
PITCHER	IP WLS BF H R ER SO BB IBB HBP BLK WP HR S P ERA WHIP	IP WLS BF H R ER SO BB IBB HBP BLK WP HR S P ERA WHIP	IP WLS BF H R ER SO BB IBB HBP BLK WP HR S P ERA WHIP	IP WLS BF H R ER SO BB IBB HBP BLK WP HR S P ERA WHIP	IP WLS BF H R ER SO BB IBB HBP BLK WP HR S P ERA WHIP	IP WLS BF H R ER SO BB IBB HBP BLK WP HR S P ERA WHIP	IP WLS BF H R ER SO BB IBB HBP BLK WP HR S P ERA WHIP	IP WLS BF H R ER SO BB IBB HBP BLK WP HR S P ERA WHIP	IP WLS BF H R ER SO BB IBB HBP BLK WP HR S P ERA WHIP	IP WLS BF H R ER SO BB IBB HBP BLK WP HR S P ERA WHIP	IP WLS BF H R ER SO BB IBB HBP BLK WP HR S P ERA WHIP	IP WLS BF H R ER SO BB IBB HBP BLK WP HR S P ERA WHIP	IP WLS BF H R ER SO BB IBB HBP BLK WP HR S P ERA WHIP	IP WLS BF H R ER SO BB IBB HBP BLK WP HR S P ERA WHIP	IP WLS BF H R ER SO BB IBB HBP BLK WP HR S P ERA WHIP	IP WLS BF H R ER SO BB IBB HBP BLK WP HR S P ERA WHIP		IP WLS BF H R ER SO BB IBB HBP BLK WP HR S P ERA WHIP					
Bob Ojeda, L ERA: 4.45 (1, 1)	5.2 L	31 11	5 5	5 5	5 5	5 5	0 0	0 0	0 0	0 0	0 0	13 13	3.86 2.143										
Mike Trujillo, R ERA: 5.4 (6, 1)	2.1	11	5	1	1	1	0	0	0	0	0	13	3.86										
Bob Stanley, R ERA: 2.72 (9, 1)	1.0	3	0	0	0	1	0	0	0	0	0	5	0.00										

Batter	1	2	3	4	5	6	7	8	9	AB	R	H	RBI	BB	SO	LOB	BOTTOM						
Marty Barrett, R OBP: 0.354, SLG: 0.359 (1, 4)										5	0	1	0	0	2	3	Kansas City Royals @ Boston Red Sox Fenway Park, Boston, MA Tue Aug 13 1985, 7:05 PM EDT Att: 23,189 - Unknown						
Wade Boggs, L OBP: 0.441, SLG: 0.474 (1, 5)										5	1	2	1	0	1	2							
Dwight Evans, R OBP: 0.376, SLG: 0.385 (1, 9)										3	0	2	0	0	0	1							
Rich Gedman, L OBP: 0.376, SLG: 0.482 (1, 2)										3	0	0	0	1	0	3							
Bill Buckner, L OBP: 0.310, SLG: 0.446 (1, 3)										4	1	1	0	0	0	2							
Tony Armas, R OBP: 0.243, SLG: 0.479 (1, 10)										3	0	0	1	0	1	1							
Mike Easler, L OBP: 0.328, SLG: 0.422 (1, 7)										4	1	2	0	0	2	1		AB 35 R 3 H 11 RBI 3 BB 1 SO 7 LOB 15					
Steve Lyons, L OBP: 0.333, SLG: 0.340 (1, 8)										4	0	1	0	0	1	1							
Jackie Gutierrez, R OBP: 0.286, SLG: 0.293 (1, 6)										3	0	2	1	0	0	1							
Tim Lollar, L (9, PH)										1	0	0	0	0	0	0							
Inning Stats	R: 0 E: 0 K: 2 S: 8	H: 1 LOB: 1 BB: 0 P: 8	R: 2 E: 1 K: 1 S: 8	H: 3 LOB: 1 BB: 0 P: 8	R: 0 E: 0 K: 0 S: 4	H: 0 LOB: 0 BB: 0 P: 4	R: 0 E: 0 K: 2 S: 7	H: 0 LOB: 0 BB: 0 P: 7	R: 1 E: 0 K: 0 S: 5	H: 3 LOB: 1 BB: 0 P: 5	R: 0 E: 0 K: 1 S: 6	H: 1 LOB: 1 BB: 0 P: 6	R: 0 E: 0 K: 0 S: 4	H: 1 LOB: 1 BB: 0 P: 4	R: 0 E: 0 K: 1 S: 5	H: 0 LOB: 1 BB: 1 P: 9	R: 0 E: 0 K: 0 S: 4		H: 1 LOB: 1 BB: 0 P: 4	1B: 7 2B: 3 3B: 1 HR: 1	SF: 1 SAC: 1 DP: 1 HBP: 0	WP: 0 PB: 0 SB: 1 CS: 0	PA: 38
PITCHER	IP WLS BF H R ER SO BB IBB HBP BLK WP HR S P ERA WHIP	IP WLS BF H R ER SO BB IBB HBP BLK WP HR S P ERA WHIP	IP WLS BF H R ER SO BB IBB HBP BLK WP HR S P ERA WHIP	IP WLS BF H R ER SO BB IBB HBP BLK WP HR S P ERA WHIP	IP WLS BF H R ER SO BB IBB HBP BLK WP HR S P ERA WHIP	IP WLS BF H R ER SO BB IBB HBP BLK WP HR S P ERA WHIP	IP WLS BF H R ER SO BB IBB HBP BLK WP HR S P ERA WHIP	IP WLS BF H R ER SO BB IBB HBP BLK WP HR S P ERA WHIP	IP WLS BF H R ER SO BB IBB HBP BLK WP HR S P ERA WHIP	IP WLS BF H R ER SO BB IBB HBP BLK WP HR S P ERA WHIP	IP WLS BF H R ER SO BB IBB HBP BLK WP HR S P ERA WHIP	IP WLS BF H R ER SO BB IBB HBP BLK WP HR S P ERA WHIP	IP WLS BF H R ER SO BB IBB HBP BLK WP HR S P ERA WHIP	IP WLS BF H R ER SO BB IBB HBP BLK WP HR S P ERA WHIP	IP WLS BF H R ER SO BB IBB HBP BLK WP HR S P ERA WHIP	IP WLS BF H R ER SO BB IBB HBP BLK WP HR S P ERA WHIP							
Bret Saberhagen, R ERA: 2.92 (1, 1)	5.2	25	9	3	3	5	1	0	0	0	0	12	0.00										
Steve Farr, R ERA: 2.08 (6, 1)	2.1	9	1	0	0	2	1	0	0	0	0	12	0.00										
Dan Quisenberry, R ERA: 2.49 (9, 1)	1.0	S	4	1	0	0	0	0	0	0	0	4	0.00										

Batter	1	2	3	4	5	6	7	8	9	AB	R	H	RBI	BB	SO	LOB	TOP			
Willie Wilson, S OBP: 0.325, SLG: 0.422	5-3	F7			6-3			K		4	0	0	0	0	1	3	Kansas City Royals @ Boston Red Sox Fenway Park, Boston, MA Wed Aug 14 1985, 7:05 PM EDT Att: 22,870 - Unknown			
Lonnie Smith, R OBP: 0.353, SLG: 0.360	F9		HR	2B	F9			F6		4	0	1	0	0	0	1				
George Brett, L OBP: 0.454, SLG: 0.582	FC6-4	1B	K		L6			4-3		4	0	1	0	0	1	2				
Hal McRae, R OBP: 0.344, SLG: 0.465	FC6-4	1-2	HR		5-3			3-1		4	1	1	1	0	0	1				
Frank White, R OBP: 0.278, SLG: 0.415		1B	5-3		K			HR		4	2	2	1	0	1	0				
Steve Balboni, R OBP: 0.308, SLG: 0.475		1B			K			5-3		4	0	1	0	0	1	0				
Darryl Motley, R OBP: 0.262, SLG: 0.405		5-3			L6			5-3		4	0	0	0	0	0	1				
Jim Sundberg, R OBP: 0.311, SLG: 0.395		1B	BB		6-3			F8		2	0	0	0	1	0	0				
Onix Conception, R OBP: 0.257, SLG: 0.246		1-2	3H	1B		K				3	0	2	1	0	1	0				
Inning Stats	R: 0 E: 0 K: 0 S: 4	H: 1 LOB: 1 BB: 0 P: 4	R: 1 E: 0 K: 0 S: 5	H: 3 LOB: 2 BB: 1 P: 9	R: 1 E: 0 K: 1 S: 6	H: 2 LOB: 0 BB: 0 P: 6	R: 0 E: 0 K: 1 S: 5	H: 0 LOB: 0 BB: 0 P: 5	R: 0 E: 0 K: 1 S: 5	H: 0 LOB: 0 BB: 0 P: 5	R: 0 E: 0 K: 0 S: 3	H: 0 LOB: 0 BB: 0 P: 3	R: 0 E: 0 K: 1 S: 6	H: 1 LOB: 0 BB: 0 P: 6	R: 1 E: 0 K: 0 S: 4	H: 1 LOB: 0 BB: 0 P: 4	1B: 5 2B: 1 3B: 0 HR: 2	SF: 0 SAC: 0 DP: 0 HBP: 0	WP: 0 PB: 0 SB: 0 CS: 0	PA: 34
PITCHER Bruce Hurst, L ERA: 4.87	IP: 9.0 WLS: W BF: 34 H: 8 R: 3 ER: 3 SO: 5 BB: 1 IBB: 0 HBP: 0 BLK: 0 WP: 0 HR: 2 S: 43 P: 47 ERA: 3.00 WHIP: 1.000																			

Batter	1	2	3	4	5	6	7	8	9	AB	R	H	RBI	BB	SO	LOB	BOTTOM					
Marty Barrett, R OBP: 0.354, SLG: 0.361	2B		FC5	1-3		K		1B		6	2	2	0	0	1	3	Kansas City Royals @ Boston Red Sox Fenway Park, Boston, MA Wed Aug 14 1985, 7:05 PM EDT Att: 22,870 - Unknown					
Wade Boggs, L OBP: 0.444, SLG: 0.477	HR	1B	HR	1-3		6-3		1B		6	3	4	1	0	0	0						
Dwight Evans, R OBP: 0.380, SLG: 0.394	HR	1B	HR					1B		4	3	2	2	1	0	0						
Dave Sax, R OBP: 0.353, SLG: 0.387	HR	1B	HR		F7			BB		0	0	0	1	1	0	0						
Bill Buckner, L OBP: 0.310, SLG: 0.451	F7	F8	HR					4-3		6	2	2	4	0	0	5						
Tony Armas, R OBP: 0.247, SLG: 0.485	1B	SF8								3	1	2	1	0	1	1						
Dave Stapleton, R OBP: 0.324, SLG: 0.394	1B									1	0	0	0	0	0	0						
Mike Easler, L OBP: 0.325, SLG: 0.420	K	1B	K					2B		4	1	1	0	1	2	3						
Ed Jurak, R OBP: 0.143, SLG: 0.143		1B			6-3			BB		0	0	0	0	0	0	0						
Rich Gedman, L OBP: 0.380, SLG: 0.487	1B		3-1							3	1	2	2	1	0	1						
Marc Sullivan, R OBP: 0.238, SLG: 0.279	1B	1B						1B		1	0	1	0	0	0	0						
Jackie Gutierrez, R OBP: 0.289, SLG: 0.296	1B	1-5-3						6-3		5	1	2	2	0	0	4						
Steve Lyons, L OBP: 0.342, SLG: 0.364	1B		FC5		HR			1B		4	2	3	3	1	1	0						
Inning Stats	R: 5 E: 0 K: 1 S: 11	H: 6 LOB: 2 BB: 1 P: 15	R: 2 E: 0 K: 0 S: 7	H: 4 LOB: 2 BB: 0 P: 7	R: 4 E: 0 K: 1 S: 9	H: 4 LOB: 1 BB: 1 P: 13	R: 2 E: 0 K: 0 S: 5	H: 2 LOB: 0 BB: 0 P: 5	R: 1 E: 0 K: 1 S: 7	H: 2 LOB: 1 BB: 0 P: 7	R: 0 E: 0 K: 2 S: 7	H: 0 LOB: 0 BB: 0 P: 7	R: 0 E: 0 K: 0 S: 3	H: 0 LOB: 0 BB: 0 P: 3	R: 2 E: 0 K: 0 S: 5	H: 3 LOB: 3 BB: 3 P: 17	R: 2 E: 0 K: 0 S: 5	H: 3 LOB: 3 BB: 3 P: 17	1B: 13 2B: 5 3B: 0 HR: 3	SF: 1 SAC: 0 DP: 0 HBP: 0	WP: 1 PB: 0 SB: 0 CS: 0	PA: 49
PITCHER Bud Black, L ERA: 4.28	IP: 0.2 WLS: L BF: 9 H: 6 R: 5 ER: 5 SO: 1 BB: 1 IBB: 0 HBP: 0 BLK: 0 WP: 0 HR: 1 S: 10 P: 14 ERA: 67.50 WHIP: 10.500																					
Joe Beckwith, R ERA: 5.29	IP: 1.2 WLS: L BF: 13 H: 7 R: 6 ER: 6 SO: 0 BB: 1 IBB: 0 HBP: 0 BLK: 0 WP: 0 HR: 1 S: 12 P: 16 ERA: 32.40 WHIP: 4.800																					
Mike Jones, L ERA: 4.56	IP: 5.2 WLS: L BF: 27 H: 8 R: 5 ER: 5 SO: 4 BB: 3 IBB: 0 HBP: 0 BLK: 0 WP: 1 HR: 1 S: 32 P: 44 ERA: 7.94 WHIP: 1.941																					

Batter	1	2	3	4	5	6	7	8	9	AB	R	H	RBI	BB	SO	LOB	TOP	
Lonnie Smith, R OBP: 0.356, SLG: 0.364 (1, 7)										5	2	3	0	0	0	0		
Lynn Jones, R OBP: 0.269, SLG: 0.299 (1, 8)										5	1	4	0	0	0	0		
George Brett, L OBP: 0.453, SLG: 0.579 (1, 5)										4	0	1	0	1	0	4		
Hal McRae, R OBP: 0.352, SLG: 0.468 (1, 10)										3	1	2	2	1	0	0		
Frank White, R OBP: 0.276, SLG: 0.411 (1, 4)										4	0	0	0	0	2	7		
Steve Balboni, R OBP: 0.308, SLG: 0.473 (1, 3)										4	0	1	1	0	0	5		
Darryl Motley, R OBP: 0.265, SLG: 0.410 (1, 9)										4	0	2	1	0	0	0		
Jim Sundberg, R OBP: 0.311, SLG: 0.391 (1, 2)										3	0	0	0	1	1	3		
Onix Concepcion, R OBP: 0.253, SLG: 0.242 (1, 6)										4	0	0	0	0	0	1		
Inning Stats	R: 3 E: 0 K: 1 S: 10	H: 5 LOB: 2 BB: 0 P: 10	R: 0 E: 0 K: 0 S: 4	H: 2 LOB: 2 BB: 0 P: 4	R: 0 E: 0 K: 0 S: 3	H: 0 LOB: 0 BB: 0 P: 3	R: 0 E: 0 K: 0 S: 3	H: 1 LOB: 0 BB: 0 P: 3	R: 0 E: 0 K: 1 S: 6	H: 2 LOB: 2 BB: 2 P: 14	R: 0 E: 0 K: 0 S: 2	H: 0 LOB: 0 BB: 1 P: 6	R: 0 E: 0 K: 0 S: 3	H: 0 LOB: 0 BB: 0 P: 3	1B: 12 2B: 1 3B: 0 HR: 0	SF: 0 SAC: 0 DP: 2 HBP: 0	WP: 1 PB: 0 CS: 1	PA: 39
PITCHER	IP WLS BF H R ER SO BB IBB HBP BLK WP HR S P ERA WHIP																	
Jimmy Key, L ERA: 2.82 (1, 1)	4.1 L 22 10 4 4 1 0 0 0 0 0 0 0 24 24 8.31 2.308																	
Jim Acker, R ERA: 3.0 (5, 1)	2.2 11 3 0 0 2 1 1 0 0 1 0 13 21 0.00 1.500																	
Ron Musselman, R ERA: 4.28 (8, 1)	1.0 3 0 0 0 0 1 0 0 0 0 0 0 2 6 0.00 1.000																	
Bill Caudill, R ERA: 3.48 (9, 1)	1.0 3 0 0 0 0 0 0 0 0 0 0 0 3 3 0.00 0.000																	

Kansas City Royals @ Toronto Blue Jays
Exhibition Stadium, Toronto, ON
Fri Aug 16 1985, 7:05 PM EDT
Att: 38,269 - Unknown

livebaseballscorecards.com

AB 36
R 4
H 13
RBI 4
BB 3
SO 3
LOB 20

Batter	1	2	3	4	5	6	7	8	9	AB	R	H	RBI	BB	SO	LOB	BOTTOM	
Tony Fernandez, S OBP: 0.329, SLG: 0.384 (1, 6)										3	1	2	0	2	0	3		
Lloyd Moseby, L OBP: 0.347, SLG: 0.400 (1, 8)										5	1	2	2	0	1	2		
Damaso Garcia, R OBP: 0.308, SLG: 0.374 (1, 4)										3	0	1	0	0	0	3		
Manuel Lee, S OBP: 0.172, SLG: 0.143 (8, 4)										1	0	1	0	0	0	0		
Cecil Fielder, R OBP: 0.391, SLG: 0.429 (9, PH)										1	0	0	0	0	1	0		
George Bell, R OBP: 0.331, SLG: 0.491 (1, 7)										4	0	0	0	0	0	4		
Jesse Barfield, R OBP: 0.357, SLG: 0.491 (1, 9)										3	0	0	0	1	1	2		
Jeff Burroughs, R OBP: 0.370, SLG: 0.413 (1, 10)										3	0	0	0	1	1	4		
Willie Upshaw, L OBP: 0.336, SLG: 0.420 (1, 3)										4	0	1	0	0	0	2		
Garth Iorg, R OBP: 0.356, SLG: 0.425 (1, 5)										4	0	1	0	0	0	0		
Gary Allenson, R OBP: 0.133, SLG: 0.167 (1, 2)										4	0	0	0	0	3	3		
Inning Stats	R: 0 E: 0 K: 0 S: 3	H: 1 LOB: 1 BB: 1 P: 7	R: 0 E: 0 K: 2 S: 9	H: 2 LOB: 3 BB: 1 P: 13	R: 0 E: 0 K: 2 S: 8	H: 1 LOB: 2 BB: 1 P: 12	R: 0 E: 0 K: 0 S: 3	H: 0 LOB: 0 BB: 0 P: 3	R: 0 E: 0 K: 0 S: 5	H: 0 LOB: 1 BB: 1 P: 9	R: 0 E: 1 K: 0 S: 5	H: 1 LOB: 2 BB: 0 P: 5	R: 2 E: 0 K: 2 S: 9	H: 2 LOB: 0 BB: 0 P: 9	1B: 7 2B: 0 3B: 0 HR: 1	SF: 0 SAC: 0 DP: 1 HBP: 0	WP: 0 PB: 0 CS: 0	PA: 39
PITCHER	IP WLS BF H R ER SO BB IBB HBP BLK WP HR S P ERA WHIP																	
Charlie Leibrandt, L ERA: 2.99 (1, 1)	9.0 W 39 8 2 2 7 4 0 0 0 0 0 1 49 65 2.00 1.333																	

Kansas City Royals @ Toronto Blue Jays
Exhibition Stadium, Toronto, ON
Fri Aug 16 1985, 7:05 PM EDT
Att: 38,269 - Unknown

livebaseballscorecards.com

AB 35
R 2
H 8
RBI 2
BB 4
SO 7
LOB 23

Batter	1	2	3	4	5	6	7	8	9	AB	R	H	RBI	BB	SO	LOB	TOP					
Willie Wilson, S (1, 8) OBP: 0.329, SLG: 0.424										4	2	3	1	0	0	0	Kansas City Royals @ Toronto Blue Jays Exhibition Stadium, Toronto, ON Sat Aug 17 1985, 3:33 AM EDT Att: 42,313 - Unknown					
Lonnie Smith, R (1, 7) OBP: 0.355, SLG: 0.362										4	0	1	2	0	1	2						
Lynn Jones, R (8, 7) OBP: 0.269, SLG: 0.299										0	0	0	0	0	0	0						
George Brett, L (1, 5) OBP: 0.451, SLG: 0.576										2	0	0	1	1	0	0						
Hal McRae, R (1, 10) OBP: 0.345, SLG: 0.458										4	0	0	0	0	2	2						
Dane Iorg, L (1, 9) OBP: 0.261, SLG: 0.333										3	0	1	0	0	0	0						
Darryl Motley, R (8, 9) OBP: 0.264, SLG: 0.408										1	0	0	0	0	1	0						
Frank White, R (1, 4) OBP: 0.276, SLG: 0.410										3	1	1	0	0	1	0						
Steve Balboni, R (1, 3) OBP: 0.305, SLG: 0.469										4	0	0	0	0	1	2						
John Wathan, R (1, 2) OBP: 0.361, SLG: 0.338										2	0	0	0	0	1	1						
Jorge Orta, L (8, PH) OBP: 0.320, SLG: 0.378										1	1	1	0	0	0	0						
Jim Sundberg, R (8, 2) OBP: 0.311, SLG: 0.391										0	0	0	0	0	0	0						
Onix Concepcion, R (1, 6) OBP: 0.251, SLG: 0.240										2	0	0	0	0	0	0						
Dave Leeper, L (8, PH) OBP: 0.223, SLG: 0.198										1	0	0	0	0	0	2						
Buddy Biancalana, S (8, 6) OBP: 0.223, SLG: 0.198										0	0	0	0	0	0	0						
Inning Stats	R: 1 E: 0 K: 0 S: 4	H: 1 LOB: 0 BB: 0 P: 4	R: 0 E: 0 K: 2 S: 8	H: 1 LOB: 1 BB: 0 P: 8	R: 0 E: 0 K: 0 S: 3	H: 1 LOB: 0 BB: 0 P: 3	R: 0 E: 0 K: 1 S: 5	H: 0 LOB: 0 BB: 0 P: 5	R: 0 E: 0 K: 0 S: 3	H: 0 LOB: 0 BB: 0 P: 3	R: 0 E: 0 K: 1 S: 5	H: 0 LOB: 0 BB: 0 P: 5	R: 0 E: 0 K: 0 S: 5	H: 0 LOB: 0 BB: 0 P: 5	R: 3 E: 0 K: 0 S: 7	H: 4 LOB: 2 BB: 1 P: 11	R: 0 E: 0 K: 2 S: 7	H: 0 LOB: 0 BB: 0 P: 7	1B: 6 2B: 2 3B: 0 HR: 0	SF: 1 SAC: 1 DP: 1 HBP: 0	WP: 1 PB: 0 SB: 1 CS: 0	PA: 34
PITCHER	IP WLS BF H R ER SO BB IBB HBP BLK WP HR S P ERA WHIP																					
Doyle Alexander, R (1, 1) ERA: 3.96	7.2 L 29 7 4 4 5 0 0 0 0 0 1 0 39 39 4.70 0.913																					
Tom Henke, R (8, 1) ERA:	1.1 5 0 0 0 2 0 1 0 0 0 0 0 8 12 0.00 0.000																					

Batter	1	2	3	4	5	6	7	8	9	AB	R	H	RBI	BB	SO	LOB	BOTTOM					
Tony Fernandez, S (1, 6) OBP: 0.326, SLG: 0.381										4	0	0	0	0	1	0	Kansas City Royals @ Toronto Blue Jays Exhibition Stadium, Toronto, ON Sat Aug 17 1985, 3:33 AM EDT Att: 42,313 - Unknown					
Lloyd Moseby, L (1, 8) OBP: 0.347, SLG: 0.398										4	1	1	0	0	1	0						
Jeff Burroughs, R (1, 10) OBP: 0.369, SLG: 0.424										3	0	1	1	0	0	0						
Lou Thornton, L (7, PR) OBP: 0.254, SLG: 0.316										0	1	0	0	0	0	0						
Al Oliver, L (8, PH) OBP: 0.298, SLG: 0.400										1	0	0	0	0	0	0						
George Bell, R (1, 7) OBP: 0.331, SLG: 0.489										4	0	1	1	0	1	0						
Jesse Barfield, R (1, 9) OBP: 0.356, SLG: 0.491										4	0	1	0	0	1	0						
Cecil Fielder, R (1, 3) OBP: 0.385, SLG: 0.417										3	0	1	0	0	1	2						
Willie Upshaw, L (8, 3) OBP: 0.335, SLG: 0.419										1	0	0	0	0	0	0						
Garth Iorg, R (1, 5) OBP: 0.356, SLG: 0.420										2	0	0	0	1	1	1						
Ernie Whitt, L (1, 2) OBP: 0.340, SLG: 0.500										2	0	0	0	0	1	0						
Damaso Garcia, R (7, PH) OBP: 0.309, SLG: 0.373										1	0	0	0	0	1	3						
Gary Allenson, R (8, 2) OBP: 0.133, SLG: 0.167										0	0	0	0	0	0	0						
Manuel Lee, S (1, 4) OBP: 0.156, SLG: 0.129										3	0	0	0	0	2	3						
Inning Stats	R: 0 E: 0 K: 0 S: 3	H: 0 LOB: 0 BB: 0 P: 3	R: 0 E: 0 K: 1 S: 5	H: 0 LOB: 0 BB: 0 P: 5	R: 0 E: 0 K: 3 S: 9	H: 0 LOB: 0 BB: 0 P: 9	R: 0 E: 0 K: 2 S: 7	H: 0 LOB: 0 BB: 0 P: 7	R: 0 E: 0 K: 0 S: 6	H: 1 LOB: 1 BB: 0 P: 6	R: 0 E: 0 K: 0 S: 3	H: 0 LOB: 0 BB: 0 P: 3	R: 2 E: 0 K: 2 S: 11	H: 4 LOB: 3 BB: 1 P: 15	R: 0 E: 0 K: 0 S: 3	H: 0 LOB: 0 BB: 0 P: 3	R: 0 E: 0 K: 1 S: 5	H: 0 LOB: 0 BB: 0 P: 5	1B: 3 2B: 1 3B: 1 HR: 0	SF: 0 SAC: 0 DP: 0 HBP: 0	WP: 0 PB: 0 SB: 0 CS: 0	PA: 33
PITCHER	IP WLS BF H R ER SO BB IBB HBP BLK WP HR S P ERA WHIP																					
Danny Jackson, L (1, 1) ERA: 3.2	7.0 W 27 5 2 2 9 0 0 0 0 0 0 0 44 48 2.57 0.714																					
Dan Quisenberry, R (8, 1) ERA: 2.44	2.0 S 6 0 0 0 1 0 0 0 0 0 0 0 8 8 0.00 0.000																					

livebaseballscores.com

AB 31
R 4
H 7
RBI 4
BB 1
SO 7
LOB 9

livebaseballscores.com

AB 32
R 2
H 5
RBI 2
BB 1
SO 10
LOB 9

Batter	1	2	3	4	5	6	7	8	9	AB	R	H	RBI	BB	SO	LOB	TOP																			
Willie Wilson, S OBP: 0.328, SLG: 0.421 (1, 8)	0-3 K		0-0 CS	4-0 FC4-6 BB	0-0 FC6-4		0-0 E3		0-3 K	4	0	0	1	1	2	2																				
Lonnie Smith, R OBP: 0.350, SLG: 0.358 (1, 7)	0-0 1-3			0-0 F8	0-0 FC6-4		0-3 K		0-3 K	5	0	0	0	0	2	4																				
George Brett, L OBP: 0.449, SLG: 0.575 (1, 5)	0-0 4-3			0-0 FC4-6 HR		0-0 2B	0-0 4-3			4	2	1	0	0	0	2																				
Hal McRae, R OBP: 0.345, SLG: 0.472 Jorge Orta, L OBP: 0.319, SLG: 0.377 (8, PH)		0-0 F9		0-0 HR		0-3 K		0-0 G3		3	1	1	2	0	1	1																				
Dane Iorg, L OBP: 0.278, SLG: 0.346 (1, 9)		0-0 G3		4-0 BB		0-0 HR	0-0 5-3 BB			2	1	1	1	2	0	0																				
Steve Balboni, R OBP: 0.304, SLG: 0.474 (1, 3)		0-0 5-3		0-0 F4		0-0 HR	0-0 5-3			4	1	1	2	0	0	2																				
Greg Pryor, R OBP: 0.277, SLG: 0.264 (1, 4)			4-0 G5-4-3 BB		0-0 L6	0-0 F3		0-0 F8		3	0	0	0	1	0	1																				
John Wathan, R OBP: 0.356, SLG: 0.347 (1, 2)			0-0 G5-4-3		0-0 L8			0-0 4-3		4	1	1	0	0	0	1																				
Onix Concepcion, R OBP: 0.256, SLG: 0.242 Dave Leeper, L OBP: 0.125, SLG: 0.067 (9, PH)			4-0 CS BB		0-0 FC6-4		0-3 K		0-0 1B	2	0	1	0	1	1	0																				
Inning Stats	R: 0 E: 0 K: 1 S: 5	H: 0 LOB: 0 BB: 0 P: 5	R: 0 E: 0 K: 0 S: 3	H: 0 LOB: 0 BB: 0 P: 3	R: 0 E: 0 K: 0 S: 1	H: 0 LOB: 0 BB: 2 P: 9	R: 2 E: 0 K: 0 S: 4	H: 1 LOB: 1 BB: 2 P: 12	R: 1 E: 0 K: 0 S: 5	H: 2 LOB: 1 BB: 0 P: 5	R: 3 E: 0 K: 1 S: 8	H: 3 LOB: 0 BB: 0 P: 8	R: 0 E: 1 K: 2 S: 8	H: 0 LOB: 1 BB: 0 P: 8	R: 0 E: 0 K: 0 S: 3	H: 0 LOB: 1 BB: 1 P: 7	R: 0 E: 0 K: 2 S: 8	H: 1 LOB: 1 BB: 0 P: 8	1B: 2 2B: 3 3B: 0 HR: 2	SF: 0 SAC: 0 DP: 1 HBP: 0	WP: 0 PA: 39 PB: 0 SB: 0 CS: 1															
PITCHER	IP	WLS	BF	H	R	ER	SO	BB	IBB	HBP	BLK	WP	HR	S	P	ERA	WHIP	PITCHER	IP	WLS	BF	H	R	ER	SO	BB	IBB	HBP	BLK	WP	HR	S	P	ERA	WHIP	
Tom Filer, R ERA: 3.72 (1, 1)	5.1	W	23	5	5	5	2	4	0	0	0	0	1	23	39	8.44	1.688																			
Dennis Lamp, R ERA: 3.25 (6, 1)	2.2		11	1	1	1	2	1	0	0	0	0	1	14	18	3.38	0.750																			
Tom Henke, R ERA: (9, 1)	1.0		4	1	0	0	2	0	0	0	0	0	0	8	8	0.00	1.000																			

Kansas City Royals @ Toronto Blue Jays
Exhibition Stadium, Toronto, ON
Sun Aug 18 1985, 3:33 AM EDT
Att: 37,458 - Unknown

AB 33
R 6
H 7
RBI 6
BB 5
SO 6
LOB 13



Batter	1	2	3	4	5	6	7	8	9	AB	R	H	RBI	BB	SO	LOB	BOTTOM																			
Tony Fernandez, S OBP: 0.327, SLG: 0.383 (1, 6)	0-0 1-3	0-0 G3		0-0 2B	0-0 F6		0-0 CS	0-0 E		5	2	2	0	0	0	3																				
Lloyd Moseby, L OBP: 0.349, SLG: 0.400 (1, 8)	4-0 HR	0-0 5-3-2		0-0 1B	0-0 SF8	4-0 E	0-0 F5			3	3	1	1	2	0	3																				
Rance Mulliniks, L OBP: 0.401, SLG: 0.502 (1, 5)	0-0 6-3		0-0 F8	0-0 1B		0-0 F8	0-0 E7			5	0	1	0	0	0	2																				
George Bell, R OBP: 0.331, SLG: 0.496 (1, 7)	0-0 HR		4-0 BB	0-0 SF8		0-0 SF7	0-3 K			2	2	1	4	1	1	1																				
Al Oliver, L OBP: 0.301, SLG: 0.397 (1, 10)	4-0 2B		0-0 BB	0-0 K		0-0 F7	0-0 6-3			4	1	1	0	1	1	2																				
Willie Upshaw, L OBP: 0.338, SLG: 0.431 (1, 3)	0-0 2B		4-0 BB	0-0 F7			0-0 HR			3	2	2	1	1	0	1																				
Ernie Whitt, L OBP: 0.339, SLG: 0.495 (1, 2)	0-0 F7		0-3 K		4-0 BB		0-0 F9			3	0	0	0	1	1	5																				
Jesse Barfield, R OBP: 0.360, SLG: 0.501 (1, 9)		0-0 G3	0-0 BB	0-0 3B	0-0 F4		0-0 CS			4	0	3	3	0	0	1																				
Garth Iorg, R OBP: 0.354, SLG: 0.414 (1, 4)		4-0 G3	0-0 4-3		0-0 F8		0-3 K			3	0	0	0	1	1	3																				
Inning Stats	R: 2 E: 0 K: 0 S: 5	H: 2 LOB: 2 BB: 2 P: 13	R: 0 E: 0 K: 0 S: 3	H: 1 LOB: 1 BB: 1 P: 7	R: 3 E: 0 K: 1 S: 7	H: 2 LOB: 1 BB: 2 P: 15	R: 2 E: 0 K: 1 S: 8	H: 3 LOB: 1 BB: 0 P: 8	R: 0 E: 0 K: 0 S: 3	H: 0 LOB: 0 BB: 1 P: 7	R: 1 E: 0 K: 0 S: 3	H: 0 LOB: 0 BB: 1 P: 7	R: 1 E: 1 K: 1 S: 7	H: 2 LOB: 0 BB: 0 P: 6	R: 1 E: 1 K: 1 S: 7	H: 1 LOB: 1 BB: 0 P: 7	1B: 4 2B: 5 3B: 1 HR: 2	SF: 2 SAC: 0 DP: 1 HBP: 0	WP: 0 PA: 42 PB: 0 SB: 2 CS: 1																	
PITCHER	IP	WLS	BF	H	R	ER	SO	BB	IBB	HBP	BLK	WP	HR	S	P	ERA	WHIP	PITCHER	IP	WLS	BF	H	R	ER	SO	BB	IBB	HBP	BLK	WP	HR	S	P	ERA	WHIP	
Mark Gubicza, R ERA: 4.0 (1, 1)	2.2	L	17	5	5	5	1	5	0	0	0	0	1	14	34	16.88	3.750																			
Mike Jones, L ERA: 4.67 (3, 1)	2.2		13	3	3	2	1	2	0	0	0	0	0	13	21	6.75	1.875																			
Steve Farr, R ERA: 2.61 (6, 1)	1.2		6	2	1	1	1	0	0	0	0	0	1	8	8	5.40	1.200																			
Joe Beckwith, R ERA: 5.18 (8, 1)	1.0		5	1	1	0	1	0	0	0	0	0	0	7	7	0.00	1.000																			

Kansas City Royals @ Toronto Blue Jays
Exhibition Stadium, Toronto, ON
Sun Aug 18 1985, 3:33 AM EDT
Att: 37,458 - Unknown

AB 32
R 10
H 11
RBI 9
BB 7
SO 4
LOB 21



Batter	1	2	3	4	5	6	7	8	9	10	AB	R	H	RBI	BB	SO	LOB	TOP				
Lou Whitaker, L (1.4) OBP: 0.385, SLG: 0.499	0-0 2B		0-0 B1			0-0 1B		0-0 4-3			4	1	2	0	0	0	0	Detroit Tigers @ Kansas City Royals Royals Stadium, Kansas City, MO Mon Aug 19 1986, 8:05 PM EDT Att: 20,929 - Unknown				
Darrell Evans, L (1.10) OBP: 0.354, SLG: 0.492	0-3 K		0-0 F5			0-0 F9			0-0 F5		4	0	0	0	0	1	2					
Kirk Gibson, L (1.9) OBP: 0.363, SLG: 0.514	0-3 K					0-3 K			0-0 F8		4	0	0	0	0	2	2					
Lance Parrish, R (1.2) OBP: 0.320, SLG: 0.456	0-0 2B					0-3 K			0-0 F9		4	0	1	1	0	1	1					
Nelson Simmons, S (1.7) OBP: 0.331, SLG: 0.504	0-0 F8					0-0 F7			0-0 L7		4	0	0	0	0	0	1					
Chat Lemon, R (1.8) OBP: 0.318, SLG: 0.388		0-0 5-3				0-0 3-1			0-0 5-3		4	0	0	0	0	0	0					
Alan Trammell, R (1.6) OBP: 0.315, SLG: 0.379		0-3 K				0-3 K			0-3 K		4	0	1	0	0	3	0					
Dave Bergman, L (1.3) OBP: 0.288, SLG: 0.250		0-0 4-3				4-0 BB			0-0 4-3		3	0	0	0	1	0	1					
Tom Brookens, R (1.5) OBP: 0.283, SLG: 0.373					0-0 3-1				0-0 F7		3	0	0	0	0	0	1					
Inning Stats	R: 1 E: 0 K: 2 S: 9	H: 2 LOB: 1 BB: 0 P: 9	R: 0 E: 0 K: 1 S: 5	H: 0 LOB: 0 BB: 0 P: 5	R: 0 E: 0 K: 0 S: 3	H: 0 LOB: 0 BB: 0 P: 3	R: 0 E: 0 K: 1 S: 5	H: 0 LOB: 1 BB: 0 P: 5	R: 0 E: 0 K: 1 S: 6	H: 0 LOB: 0 BB: 0 P: 5	R: 0 E: 0 K: 0 S: 3	H: 0 LOB: 0 BB: 0 P: 3	R: 0 E: 0 K: 0 S: 4	H: 0 LOB: 1 BB: 0 P: 4	R: 0 E: 0 K: 0 S: 4	H: 1 LOB: 1 BB: 0 P: 4	1B: 3 2B: 1 3B: 0 HR: 0		SF: 0 SAC: 0 DP: 0 HBP: 0	WP: 0 PA: 35 PB: 0 SB: 0 CS: 0		
PITCHER Bret Saberhagen, R ERA: 2.8	(1.1)	IP: 10.0 WLS: W BF: 35 H: 4 R: 1 ER: 1 SO: 7 BB: 1 IBB: 0 HBP: 0 BLK: 0 WP: 0 HR: 0 S: 48 P: 52 ERA: 0.90 WHIP: 0.500																				

Batter	1	2	3	4	5	6	7	8	9	10	AB	R	H	RBI	BB	SO	LOB	BOTTOM				
Willie Wilson, S (1.8) OBP: 0.325, SLG: 0.418	0-0 F7		0-0 6-3			0-3 K2-3		0-0 F6			4	0	0	1	0	1	1	Detroit Tigers @ Kansas City Royals Royals Stadium, Kansas City, MO Mon Aug 19 1986, 8:05 PM EDT Att: 20,929 - Unknown				
Lonnie Smith, R (1.7) OBP: 0.352, SLG: 0.357	4-0 BB		0-0 F8			0-0 WP S 1B		0-0 F8			3	0	1	0	1	0	1					
George Brett, L (1.5) OBP: 0.448, SLG: 0.571	0-0 F6		0-0 F4			0-3 K			0-0 FC6-4 1B		4	0	1	0	0	1	2					
Hal McRae, R (1.10) OBP: 0.343, SLG: 0.465	4-0 BB					0-0 F9			0-3 K		3	0	0	0	1	1	2					
Dane Iorg, L (1.9) OBP: 0.271, SLG: 0.336	0-0 F7					0-0 3-1			0-0 FC6-4		3	0	0	0	0	0	2					
Lynn Jones, R (8.9) OBP: 0.269, SLG: 0.299									0-0 FC6-4		0	0	0	0	0	0	0					
Jorge Orta, L (9. PH) OBP: 0.319, SLG: 0.375									1-2 K		1	0	0	0	0	0	1					
Darryl Motley, R (9. PR) OBP: 0.264, SLG: 0.408									1-2 K		0	0	0	0	0	0	0					
Frank White, R (1.4) OBP: 0.273, SLG: 0.406		0-0 F5				0-0 6-3			0-3 K		4	0	0	0	0	1	1					
Steve Balboni, R (1.3) OBP: 0.304, SLG: 0.474		0-0 F2				0-0 6-3			0-0 F7		4	0	1	0	0	0	0					
Onix Concepcion, R (10. PR) OBP: 0.256, SLG: 0.242										SH5-3 FC 2B	0	1	0	0	0	0	0					
John Wathan, R (1.2) OBP: 0.356, SLG: 0.338		0-0 5-3				0-3 K			0-0 SH5-3		2	0	0	0	1	1	0					
Buddy Biancalana, S (1.6) OBP: 0.227, SLG: 0.225						0-0 3-1			0-0 FC		3	1	1	0	0	0	1					
Dave Legner, L (10. PH) OBP: 0.118, SLG: 0.063			0-0 6-3 3B						3-H K		1	0	0	1	0	0	0					
Inning Stats	R: 0 E: 0 K: 0 S: 3	H: 0 LOB: 2 BB: 2 P: 11	R: 0 E: 0 K: 0 S: 3	H: 0 LOB: 0 BB: 0 P: 3	R: 1 E: 0 K: 0 S: 4	H: 1 LOB: 0 BB: 0 P: 4	R: 0 E: 0 K: 0 S: 3	H: 0 LOB: 0 BB: 0 P: 3	R: 0 E: 0 K: 0 S: 3	H: 0 LOB: 1 BB: 1 P: 7	R: 0 E: 0 K: 2 S: 8	H: 0 LOB: 0 BB: 0 P: 3	R: 0 E: 0 K: 2 S: 8	H: 1 LOB: 1 BB: 0 P: 8	R: 1 E: 0 K: 0 S: 3	H: 1 LOB: 2 BB: 0 P: 3	1B: 2 2B: 1 3B: 1 HR: 0	SF: 0 SAC: 1 DP: 0 HBP: 0	WP: 2 PA: 36 PB: 0 SB: 2 CS: 0			
PITCHER Jack Morris, R ERA: 3.07	(1.1)	IP: 9.1 WLS: L BF: 36 H: 4 R: 2 ER: 2 SO: 5 BB: 3 IBB: 0 HBP: 0 BLK: 0 WP: 2 HR: 0 S: 43 P: 55 ERA: 1.93 WHIP: 0.750																				

Batter	1	2	3	4	5	6	7	8	9	AB	R	H	RBI	BB	SO	LOB	TOP											
Willie Wilson, S (1, 8) OBP: 0.324, SLG: 0.416 Lynn Jones, R (3, 8) OBP: 0.267, SLG: 0.296	F5		FC5-4			SH1-4		5-3		2	0	0	0	0	0	1	Kansas City Royals @ Chicago White Sox Comiskey Park, Chicago, IL Tue Aug 20 1985, 8:05 PM EDT Att: 19,318 - Unknown livebaseballscorecards.com											
Lonnie Smith, R (1, 7) OBP: 0.349, SLG: 0.354	1-3		K			FC5-2		F7		4	0	0	0	0	1	2												
George Brett, L (1, 5) OBP: 0.448, SLG: 0.570	1B			4-3				4-3		3	0	1	0	1	0	0												
Hal McRae, R (1, 10) OBP: 0.338, SLG: 0.455	1-3			6-3				F8		4	0	0	0	0	0	3												
Dane Iorg, L (1, 9) OBP: 0.273, SLG: 0.336 Darryl Motley, R (7, 9) OBP: 0.263, SLG: 0.407	1B	G5-4-3		K				F9		3	1	1	0	0	2	0												
Frank White, R (1, 4) OBP: 0.274, SLG: 0.406	1B			4-3				L5		3	0	1	0	0	0	0												
Steve Balboni, R (1, 3) OBP: 0.304, SLG: 0.473	G5-4-3			F9				FC6-4		3	0	1	0	0	0	1												
John Wathan, R (1, 2) OBP: 0.344, SLG: 0.325	6-3			K				FC6-4		3	0	0	0	0	1	1												
Buddy Biancalana, S (1, 6) OBP: 0.240, SLG: 0.242								6-3		2	0	1	0	1	0	0												
Inning Stats	R: 0 E: 0 K: 0 S: 4	H: 1 LOB: 1 BB: 0 P: 4	R: 1 E: 0 K: 0 S: 4	H: 2 LOB: 0 BB: 0 P: 4	R: 0 E: 0 K: 1 S: 4	H: 0 LOB: 0 BB: 1 P: 8	R: 0 E: 0 K: 1 S: 5	H: 0 LOB: 0 BB: 0 P: 5	R: 0 E: 0 K: 1 S: 5	H: 1 LOB: 2 BB: 1 P: 8	R: 0 E: 0 K: 1 S: 6	H: 1 LOB: 1 BB: 0 P: 6	R: 0 E: 0 K: 0 S: 3	H: 0 LOB: 0 BB: 0 P: 3	R: 0 E: 0 K: 0 S: 3	H: 0 LOB: 0 BB: 0 P: 3		1B: 4 2B: 1 3B: 0 HR: 0	SF: 0 SAC: 1 DP: 1 HBP: 0	WP: 0 PB: 0 CS: 1	PA: 32							
PITCHER	IP	WLS	BF	H	R	ER	SO	BB	IBB	HBP	BLK	WP	HR	S	P	ERA		WHIP										
Tom Seaver, R (1, 1) ERA: 3.06	8.0		29	5	1	1	4	2	0	0	0	0	0	35	43	1.12		0.875										
Bob James, R (9, 1) ERA: 2.33	1.0	W	3	0	0	0	0	0	0	0	0	0	0	3	3	0.00	0.000											

Batter	1	2	3	4	5	6	7	8	9	AB	R	H	RBI	BB	SO	LOB	BOTTOM											
Reid Nichols, R (1, 7) OBP: 0.311, SLG: 0.325 Joseph DeSa, L (9, PH) OBP: 0.300, SLG: 0.474	4-3		K						FC4-2	4	0	0	0	0	2	2	Kansas City Royals @ Chicago White Sox Comiskey Park, Chicago, IL Tue Aug 20 1985, 8:05 PM EDT Att: 19,318 - Unknown livebaseballscorecards.com											
Luis Salazar, R (1, 8) OBP: 0.238, SLG: 0.338	K		WP					E4		5	1	3	0	0	1	2												
Harold Baines, L (1, 9) OBP: 0.352, SLG: 0.428	1B		K					4-3		4	0	1	0	0	1	3												
Carlton Fisk, R (1, 2) OBP: 0.325, SLG: 0.543	5-3							SF8		3	0	1	1	0	1	2												
Ron Kittle, R (1, 10) OBP: 0.289, SLG: 0.429	6-3							K2-3		4	0	0	0	0	1	2												
Greg Walker, L (1, 3) OBP: 0.324, SLG: 0.462	K							6-3		4	0	0	0	0	2	1												
Tim Hulett, R (1, 5) OBP: 0.320, SLG: 0.361 Rudy Law, L (9, PR) OBP: 0.311, SLG: 0.375	BB							2B		3	0	2	0	1	1	1												
Julio Cruz, S (1, 4) OBP: 0.293, SLG: 0.202 Jery Hairston, S (9, PH) OBP: 0.411, SLG: 0.390 Scott Fletcher, R (9, PR) OBP: 0.312, SLG: 0.269	1-3							FC4-2		0	0	0	0	0	0	0												
Ozzie Guillen, L (1, 6) OBP: 0.301, SLG: 0.354	K							E		2	0	0	0	2	1	0												
Inning Stats	R: 0 E: 0 K: 1 S: 6	H: 1 LOB: 1 BB: 0 P: 6	R: 0 E: 0 K: 1 S: 5	H: 0 LOB: 1 BB: 1 P: 9	R: 0 E: 0 K: 3 S: 10	H: 1 LOB: 1 BB: 0 P: 10	R: 0 E: 0 K: 1 S: 6	H: 1 LOB: 1 BB: 0 P: 6	R: 0 E: 0 K: 2 S: 8	H: 1 LOB: 2 BB: 1 P: 12	R: 1 E: 0 K: 1 S: 6	H: 1 LOB: 0 BB: 0 P: 6	R: 0 E: 1 K: 0 S: 5	H: 2 LOB: 3 BB: 1 P: 9	R: 1 E: 0 K: 0 S: 5	H: 2 LOB: 3 BB: 1 P: 9		1B: 4 2B: 3 3B: 1 HR: 0	SF: 1 SAC: 0 DP: 0 HBP: 0	WP: 2 PB: 0 CS: 0	PA: 38							
PITCHER	IP	WLS	BF	H	R	ER	SO	BB	IBB	HBP	BLK	WP	HR	S	P	ERA		WHIP										
Bud Black, L (1, 1) ERA: 4.14	7.1		30	6	1	1	9	2	0	0	0	2	0	46	54	1.23		1.091										
Dan Quisenberry, R (8, 1) ERA: 2.4	1.1	L	8	2	1	0	1	0	1	0	0	0	0	9	13	0.00	1.500											

Batter	1	2	3	4	5	6	7	8	9	AB	R	H	RBI	BB	SO	LOB	TOP								
Lonnie Smith, R OBP: 0.347, SLG: 0.351 (1, 7)	F7		SF9		FC6-4		CS	WP S BB	F8	3	0	0	1	1	0	3	Kansas City Royals @ Chicago White Sox Comiskey Park, Chicago, IL Wed Aug 21 1985, 8:05 PM EDT Att: 16,243 - Unknown livebaseballscorecards.com								
Lynn Jones, R OBP: 0.266, SLG: 0.294 (1, 8)	4-3		6-3			FC5-4 WP 1B		F9		4	0	1	0	0	0	1									
George Brett, L OBP: 0.453, SLG: 0.578 (1, 5)										1	1	1	1	3	0	0									
Hal McRae, R OBP: 0.332, SLG: 0.447 (1, 10)										4	0	0	0	0	2	5									
Frank White, R OBP: 0.271, SLG: 0.402 (1, 4)										4	0	0	0	0	2	4									
Steve Balboni, R OBP: 0.302, SLG: 0.469 (1, 3)										4	0	0	0	0	3	2									
Darryl Motley, R OBP: 0.263, SLG: 0.408 (1, 9)										4	0	1	0	0	0	0									
John Wathan, R OBP: 0.351, SLG: 0.337 (1, 2)										3	1	1	0	1	1	1									
Buddy Biancalana, S OBP: 0.243, SLG: 0.245 (1, 6)										3	0	1	0	0	1	1									
Inning Stats	R: 0 E: 0 K: 1 S: 5	H: 0 LOB: 1 BB: 1 P: 9	R: 0 E: 0 K: 2 S: 7	H: 0 LOB: 0 BB: 0 P: 7	R: 1 E: 0 K: 0 S: 4	H: 1 LOB: 0 BB: 0 P: 4	R: 1 E: 0 K: 3 S: 10	H: 1 LOB: 0 BB: 0 P: 10	R: 0 E: 0 K: 0 S: 3	H: 0 LOB: 1 BB: 1 P: 7	R: 0 E: 0 K: 2 S: 6	H: 1 LOB: 2 BB: 0 P: 10	R: 0 E: 0 K: 0 S: 3	H: 0 LOB: 0 BB: 0 P: 7	R: 0 E: 0 K: 0 S: 3	H: 0 LOB: 2 BB: 2 P: 11		R: 0 E: 0 K: 0 S: 5	H: 2 LOB: 2 BB: 0 P: 5	1B: 2 2B: 2 3B: 0 HR: 1	SF: 1 SAC: 1 DP: 0 HBP: 0	WP: 3 PB: 0 SB: 1 CS: 1	PA: 38		
PITCHER	IP	WLS	BF	H	R	ER	SO	BB	IBB	HBP	BLK	WP	HR	S	P	ERA	WHIP								
Floyd Bannister, L ERA: 4.59 (1, 1)	7.1	L	30	3	2	2	9	4	1	0	0	3	1	43	63	2.46	0.955								
Bob James, R ERA: 2.28 (8, 1)	1.2		7	2	0	0	0	0	0	0	0	0	0	7	7	0.00	1.200								

Batter	1	2	3	4	5	6	7	8	9	AB	R	H	RBI	BB	SO	LOB	BOTTOM								
Reid Nichols, R OBP: 0.312, SLG: 0.325 (1, 7)	6-3		SH3		K					3	0	1	1	0	1	0	Kansas City Royals @ Chicago White Sox Comiskey Park, Chicago, IL Wed Aug 21 1985, 8:05 PM EDT Att: 16,243 - Unknown livebaseballscorecards.com								
Luis Salazar, R OBP: 0.238, SLG: 0.340 (1, 8)	F4									4	0	1	0	0	0	2									
Harold Baines, L OBP: 0.353, SLG: 0.429 (1, 9)										4	0	2	0	0	0	1									
Carlton Fisk, R OBP: 0.324, SLG: 0.539 (1, 2)	F4									3	0	0	0	1	1	2									
Ron Kittle, R OBP: 0.266, SLG: 0.423 (1, 10)										3	0	0	0	0	1	1									
Jerry Hairston, S OBP: 0.408, SLG: 0.386 (9, PH)										1	0	0	0	0	0	0									
Greg Walker, L OBP: 0.322, SLG: 0.458 (1, 3)										3	0	0	0	0	0	1									
Tim Hulett, R OBP: 0.318, SLG: 0.357 (1, 5)										3	0	0	0	0	2	1									
Julio Cruz, S OBP: 0.299, SLG: 0.221 (1, 4)										3	1	2	0	0	0	0									
Ozzie Guillen, L OBP: 0.299, SLG: 0.351 (1, 6)										3	0	0	0	0	0	2									
Inning Stats	R: 0 E: 0 K: 0 S: 4	H: 1 LOB: 1 BB: 0 P: 4	R: 0 E: 0 K: 0 S: 3	H: 0 LOB: 0 BB: 0 P: 3	R: 1 E: 0 K: 0 S: 5	H: 2 LOB: 1 BB: 0 P: 5	R: 0 E: 0 K: 2 S: 7	H: 0 LOB: 1 BB: 1 P: 11	R: 0 E: 0 K: 1 S: 5	H: 0 LOB: 0 BB: 0 P: 5	R: 0 E: 0 K: 1 S: 5	H: 0 LOB: 0 BB: 0 P: 5	R: 0 E: 0 K: 1 S: 4	H: 2 LOB: 1 BB: 0 P: 4	R: 0 E: 0 K: 0 S: 3	H: 1 LOB: 0 BB: 0 P: 3	1B: 4 2B: 1 3B: 1 HR: 0	SF: 0 SAC: 1 DP: 2 HBP: 0	WP: 0 PB: 0 SB: 0 CS: 0	PA: 32					
PITCHER	IP	WLS	BF	H	R	ER	SO	BB	IBB	HBP	BLK	WP	HR	S	P	ERA	WHIP								
Charlie Leibrandt, L ERA: 2.91 (1, 1)	8.0	W	30	6	1	1	5	1	0	0	0	0	0	2	43	1.12	0.875								
Dan Quisenberry, R ERA: 2.38 (9, 1)	1.0	S	2	0	0	0	0	0	0	0	0	0	0	2	2	0.00	0.000								

Batter	1	2	3	4	5	6	7	8	9	AB	R	H	RBI	BB	SO	LOB	TOP											
Willie Wilson, S OBP: 0.326, SLG: 0.426										5	1	3	2	0	0	3	Kansas City Royals @ Chicago White Sox Comiskey Park, Chicago, IL Thu Aug 22 1985, 8:05 PM EDT Att: 22,505 - Unknown livebaseballscorecards.com											
Lonnie Smith, R OBP: 0.346, SLG: 0.350 Lynn Jones, R OBP: 0.264, SLG: 0.291										4	1	1	1	0	0	1												
George Brett, L OBP: 0.450, SLG: 0.574										5	0	1	0	0	0	2												
Hal McRae, R OBP: 0.333, SLG: 0.445										5	0	2	1	0	1	1												
Dane Iorg, L OBP: 0.266, SLG: 0.328 Darryl Motley, R OBP: 0.262, SLG: 0.407										3	0	0	0	0	1	3												
Frank White, R OBP: 0.271, SLG: 0.399										3	1	0	0	1	0	2												
Steve Balboni, R OBP: 0.301, SLG: 0.473										4	1	1	2	0	2	0												
John Wathan, R OBP: 0.366, SLG: 0.341										2	1	1	0	1	1	0												
Buddy Biancalana, S OBP: 0.255, SLG: 0.250										2	2	1	0	1	0	1												
Inning Stats	R: 1 E: 1 K: 0 S: 5	H: 2 LOB: 1 BB: 0 P: 5	R: 0 E: 0 K: 1 S: 6	H: 1 LOB: 2 BB: 1 P: 10	R: 1 E: 0 K: 1 S: 7	H: 3 LOB: 1 BB: 0 P: 7	R: 0 E: 0 K: 0 S: 3	H: 0 LOB: 0 BB: 0 P: 4	R: 0 E: 0 K: 0 S: 3	H: 0 LOB: 0 BB: 0 P: 3	R: 0 E: 0 K: 0 S: 3	H: 0 LOB: 0 BB: 0 P: 3	R: 0 E: 0 K: 2 S: 7	H: 0 LOB: 0 BB: 0 P: 7	R: 0 E: 1 K: 1 S: 7	H: 2 LOB: 1 BB: 0 P: 7	1B: 7 2B: 2 3B: 2 HR: 1	SF: 0 SAC: 0 DP: 3 HBP: 1	WP: 0 PB: 0 CS: 0	PA: 40								
PITCHER	IP	WLS	BF	H	R	ER	SO	BB	IBB	HBP	BLK	WP	HR	S	P	ERA	WHIP											
Joel Davis, R ERA: 3.72	(1, 1)	5.1	L	26	7	5	5	2	3	0	1	0	0	1	26	39	8.44	1.875										
Dan Spillner, R ERA: 3.5	(6, 1)	1.2		6	1	1	0	0	0	0	0	0	0	0	6	6	0.00	0.600										
Dave Wehrmeister, R ERA: 2.25	(8, 1)	1.0		3	0	0	0	2	0	0	0	0	0	7	7	0.00	0.000											
Juan Agosto, L ERA: 4.5	(9, 1)	0.0		2	2	1	1	0	0	0	0	0	0	2	2	=	=											
Jerry Don Gleaton, L ERA: 7.47	(9, 1)	1.0		3	0	0	0	1	0	0	0	0	0	5	5	0.00	0.000											

Batter	1	2	3	4	5	6	7	8	9	AB	R	H	RBI	BB	SO	LOB	BOTTOM										
Reid Nichols, R OBP: 0.330, SLG: 0.341 Joseph DeSa, L OBP: 0.286, SLG: 0.450										2	0	1	1	2	0	0	Kansas City Royals @ Chicago White Sox Comiskey Park, Chicago, IL Thu Aug 22 1985, 8:05 PM EDT Att: 22,505 - Unknown livebaseballscorecards.com										
Scott Fletcher, R OBP: 0.307, SLG: 0.265										4	0	0	0	0	2	3											
Harold Baines, L OBP: 0.354, SLG: 0.429										4	0	2	0	0	0	1											
Carlton Fisk, R OBP: 0.321, SLG: 0.533										4	0	0	0	0	1	3											
Tim Lincecum, R OBP: 0.317, SLG: 0.354										3	0	0	0	1	1	1											
Ron Kittle, R OBP: 0.285, SLG: 0.418										3	1	0	0	1	1	1											
Greg Walker, L OBP: 0.321, SLG: 0.456										4	1	1	0	0	2	1											
Luis Salazar, R OBP: 0.239, SLG: 0.340 Rudy Law, L OBP: 0.310, SLG: 0.373										3	1	1	1	0	0	1											
Julio Cruz, S OBP: 0.294, SLG: 0.217 Jerry Hairston, S OBP: 0.412, SLG: 0.386										0	0	0	0	1	0	0											
Inning Stats	R: 0 E: 0 K: 2 S: 8	H: 1 LOB: 1 BB: 0 P: 8	R: 3 E: 1 K: 1 S: 9	H: 3 LOB: 0 BB: 0 P: 9	R: 0 E: 0 K: 1 S: 5	H: 0 LOB: 1 BB: 1 P: 9	R: 0 E: 0 K: 0 S: 3	H: 0 LOB: 0 BB: 0 P: 7	R: 0 E: 0 K: 2 S: 7	H: 0 LOB: 1 BB: 1 P: 11	R: 0 E: 0 K: 0 S: 3	H: 0 LOB: 1 BB: 1 P: 7	R: 0 E: 0 K: 1 S: 5	H: 0 LOB: 1 BB: 1 P: 9	1B: 4 2B: 2 3B: 0 HR: 0	SF: 0 SAC: 0 DP: 1 HBP: 0	WP: 0 PB: 0 CS: 0	PA: 37									
PITCHER	IP	WLS	BF	H	R	ER	SO	BB	IBB	HBP	BLK	WP	HR	S	P	ERA	WHIP										
Danny Jackson, L ERA: 3.05	(1, 1)	7.2	W	32	5	3	0	8	4	0	0	0	0	44	60	0.00	1.174										
Dan Quisenberry, R ERA: 2.35	(8, 1)	1.1	S	5	0	0	0	1	1	0	0	0	0	6	10	0.00	0.750										

Batter	1	2	3	4	5	6	7	8	9	AB	R	H	RBI	BB	SO	LOB	TOP								
Wayne Tolleson, S OBP: 0.379, SLG: 0.402 (1, 6)	L7		4-3		5-3			FC6-4 2B		5	1	1	0	0	0	2	Texas Rangers @ Kansas City Royals Royals Stadium, Kansas City, MO Fri Aug 23 1985, 8:05 PM EDT Att: 33,483 - Unknown								
Toby Harrah, R OBP: 0.443, SLG: 0.404 (1, 4)	K		3B BB			6-3		1B 2B	F4	4	2	1	1	1	1	2									
Pete O'Brien, L OBP: 0.333, SLG: 0.437 (1, 3)	1B		3B		1-4-3			1B 1B		4	0	3	2	0	0	0									
Cliff Johnson, R OBP: 0.335, SLG: 0.454 (1, 10)	4-3		F4		K			1B		4	0	1	0	0	1	2									
Gary Ward, R OBP: 0.317, SLG: 0.413 Glenn Brummer, R OBP: 0.358, SLG: 0.309 (8, 2)		G3 1B			4-3			1-3	5-3	4	0	1	0	0	0	2									
George Wright, S OBP: 0.257, SLG: 0.263 (8, 9)		G3						F8		3	0	1	0	1	0	1									
Duane Walker, L OBP: 0.305, SLG: 0.383 (8, 7)		F6			K			F6	1-3	4	0	0	0	0	1	3									
Geno Petralli, L OBP: 0.302, SLG: 0.237 Oddibe McDowell, L OBP: 0.277, SLG: 0.401 (8, PH)	K				CS	G3		K		2	0	0	0	0	1	1									
Steve Buechele, R OBP: 0.271, SLG: 0.253 Bob Jones, L OBP: 0.253, SLG: 0.251 Curtis Wilkerson, S OBP: 0.293, SLG: 0.297 (8, PH)						F9				1	0	0	0	1	0	0									
								FC6-4 1B	1B	1	0	1	0	0	0	0									
Inning Stats	R: 0 E: 0 K: 1 S: 6	H: 1 LOB: 1 BB: 0 P: 6	R: 0 E: 0 K: 0 S: 6	H: 1 LOB: 1 BB: 0 P: 6	R: 1 E: 0 K: 0 S: 3	H: 1 LOB: 1 BB: 2 P: 11	R: 0 E: 0 K: 1 S: 4	H: 0 LOB: 0 BB: 1 P: 8	R: 0 E: 0 K: 0 S: 3	H: 0 LOB: 0 BB: 0 P: 3	R: 0 E: 0 K: 0 S: 5	H: 0 LOB: 0 BB: 0 P: 5	R: 0 E: 0 K: 0 S: 3	H: 0 LOB: 0 BB: 0 P: 3	R: 2 E: 0 K: 1 S: 9	H: 4 LOB: 2 BB: 0 P: 9	R: 1 E: 0 K: 0 S: 6	H: 4 LOB: 2 BB: 0 P: 6	1B: 8 2B: 2 3B: 1 HR: 1	SF: 0 SAC: 0 DP: 1 HBP: 0	WP: 0 PB: 0 SB: 0 CS: 2	PA: 39			
PITCHER	IP	WLS	BF	H	R	ER	SO	BB	IBB	HBP	BLK	WP	HR	S	P	ERA	WHIP								
Mark Gubicza, R ERA: 3.97 (1, 1)	7.2		29	5	3	3	5	3	0	0	0	0	0	36	48	3.52	1.043								
Dan Quisenberry, R ERA: 2.41 (8, 1)	1.1	L	9	6	1	1	0	0	0	0	0	0	1	9	9	6.75	4.500								

Batter	1	2	3	4	5	6	7	8	9	AB	R	H	RBI	BB	SO	LOB	BOTTOM								
Willie Wilson, S OBP: 0.325, SLG: 0.427 (1, 8)	K		FC5			K		F7		5	0	1	0	0	2	7	Texas Rangers @ Kansas City Royals Royals Stadium, Kansas City, MO Fri Aug 23 1985, 8:05 PM EDT Att: 33,483 - Unknown								
Lonnie Smith, R OBP: 0.343, SLG: 0.346 Darryl Motley, R OBP: 0.261, SLG: 0.405 (8, 9)	F8		1-3		K				5-3	4	0	0	0	0	2	3									
George Brett, L OBP: 0.450, SLG: 0.581 (1, 5)	K							F8	F7	5	2	2	1	0	1	0									
Hal McRae, R OBP: 0.343, SLG: 0.456 Greg Pryor, R OBP: 0.320, SLG: 0.264 (9, PR)		4-3				2B		HR		4	1	3	1	1	0	0									
Dane Iorg, L OBP: 0.268, SLG: 0.328 Lynn Jones, R OBP: 0.259, SLG: 0.286 (8, 7)						1B		FC5-4 BB	1B	0	0	0	0	0	0	0									
Frank White, R OBP: 0.273, SLG: 0.402 (1, 4)										3	0	1	0	0	0	1									
Steve Balboni, R OBP: 0.301, SLG: 0.470 (1, 3)										2	0	0	1	0	0	1									
John Wathan, R OBP: 0.365, SLG: 0.341 Jorge Orta, L OBP: 0.320, SLG: 0.375 Onix Concepcion, R OBP: 0.256, SLG: 0.242 (9, 6)										3	0	1	0	0	0	2									
Buddy Biancalana, S OBP: 0.275, SLG: 0.268 Jamie Quirk, L (8, PH)										0	0	0	0	1	0	0									
										0	0	0	0	0	0	0									
Inning Stats	R: 0 E: 0 K: 2 S: 7	H: 0 LOB: 0 BB: 0 P: 7	R: 0 E: 0 K: 0 S: 3	H: 0 LOB: 0 BB: 0 P: 3	R: 0 E: 0 K: 0 S: 4	H: 1 LOB: 2 BB: 1 P: 8	R: 1 E: 0 K: 1 S: 7	H: 3 LOB: 1 BB: 0 P: 7	R: 0 E: 0 K: 1 S: 6	H: 2 LOB: 1 BB: 0 P: 6	R: 2 E: 0 K: 1 S: 8	H: 3 LOB: 3 BB: 2 P: 16	R: 0 E: 0 K: 1 S: 5	H: 0 LOB: 1 BB: 1 P: 9	R: 0 E: 0 K: 0 S: 4	H: 1 LOB: 2 BB: 1 P: 8	R: 0 E: 0 K: 1 S: 6	H: 1 LOB: 1 BB: 0 P: 6	1B: 5 2B: 4 3B: 1 HR: 1	SF: 0 SAC: 0 DP: 0 HBP: 0	WP: 1 PB: 0 SB: 2 CS: 0	PA: 41			
PITCHER	IP	WLS	BF	H	R	ER	SO	BB	IBB	HBP	BLK	WP	HR	S	P	ERA	WHIP								
Dave Stewart, R ERA: 5.08 (1, 1)	5.0		22	8	3	3	4	1	0	0	0	0	0	29	33	5.40	1.800								
Dwayne Henry, R ERA: 1.29 (6, 1)	2.0		10	1	0	0	2	3	0	0	0	0	0	11	23	0.00	2.000								
Dave Schmidt, R ERA: 2.63 (8, 1)	2.0	W	9	2	0	0	1	0	1	0	0	0	0	10	14	0.00	1.000								

AB	35
R	4
H	11
RBI	4
BB	3
SO	5
LOB	13




AB	36
R	3
H	11
RBI	3
BB	5
SO	7
LOB	20




Batter	1	2	3	4	5	6	7	8	9	AB	R	H	RBI	BB	SO	LOB	TOP										
Oddibe McDowell, L (1,8) OBP: 0.283, SLG: 0.406	0-0 6-3 S 1B		0-0 FC6 1B			0-0 FC3-6 1B 1B		0-3 K		4	1	3	0	0	1	0	Texas Rangers @ Kansas City Royals Royals Stadium, Kansas City, MO Sat Aug 24 1985, 8:05 PM EDT Att: 39,100 - Unknown livebaseballscorecards.com										
Wayne Tolleson, S (1,4) OBP: 0.377, SLG: 0.359	0-3 K		0-0 FC6 8-3 1-2			0-0 FC3-6 1-2 1B		0-0 B1-3		4	0	1	0	0	1	2											
Pete O'Brien, L (1,3) OBP: 0.333, SLG: 0.438	0-0 6-3 1-3		0-0 8-3 1-2			0-0 F8		0-0 2B		4	0	1	0	0	0	4											
Duane Walker, L (1,10) OBP: 0.296, SLG: 0.370	0-0 G3			0-0 G3		0-0 FC3-6 1B 1-2 2-3		0-0 F5		4	0	0	0	0	0	4											
Gary Ward, R (1,7) OBP: 0.319, SLG: 0.414		0-0 CS 1B		0-3 K		0-0 1-3 3-H 1B		0-0 F8		4	0	2	1	0	1	0											
George Wright, S (1,9) OBP: 0.254, SLG: 0.259		0-3 K 1-2		0-0 F6		0-3 K		0-3 K		4	0	0	0	0	3	3											
Geno Petralli, L (1,2) Alan Bannister, R (9, PH) OBP: 0.358, SLG: 0.350		0-0 2B 1B				0-3 K		4-0 DI BB		3	1	1	0	0	1	0											
Steve Buechele, R (1,5) OBP: 0.270, SLG: 0.264		0-0 1-H 2B				0-3 K		0-0 F8 1-2		4	0	1	1	0	1	1											
Curtis Wilkerson, S (1,6) OBP: 0.290, SLG: 0.293		0-0 1-3				0-3 K		0-0 F9		3	0	0	0	0	1	1											
Inning Stats	R: 0 E: 0 K: 1 S: 6	H: 1 LOB: 1 BB: 0 P: 6	R: 1 E: 0 K: 1 S: 7	H: 3 LOB: 1 BB: 0 P: 7	R: 0 E: 0 K: 0 S: 3	H: 1 LOB: 0 BB: 0 P: 3	R: 0 E: 0 K: 1 S: 5	H: 0 LOB: 0 BB: 0 P: 5	R: 0 E: 0 K: 3 S: 9	H: 0 LOB: 2 BB: 0 P: 9	R: 1 E: 0 K: 1 S: 8	H: 3 LOB: 2 BB: 0 P: 8	R: 0 E: 0 K: 0 S: 3	H: 0 LOB: 0 BB: 0 P: 3	R: 0 E: 0 K: 1 S: 6	H: 1 LOB: 1 BB: 0 P: 6		R: 0 E: 0 K: 1 S: 5	H: 0 LOB: 1 BB: 1 P: 9	1B: 7 2B: 3 3B: 0 HR: 0	SF: 0 SAC: 0 DP: 1 HBP: 0	WP: 0 PB: 0 SB: 1 CS: 1	PA: 35				
PITCHER	IP	WLS	BF	H	R	ER	SO	BB	IBB	HBP	BLK	WP	HR	S	P	ERA	WHIP										
Bret Saberhagen, R (1,1) ERA: 2.81	6.0	W	24	8	2	2	7	0	0	0	0	0	0	38	38	3.00	1.333										
Steve Farr, R (7,1) ERA: 2.19	2.0		7	1	0	0	1	0	0	0	0	0	0	9	9	0.00	0.500										
Mike Jones, L (9,1) ERA: 4.58	1.0		4	0	0	0	1	1	0	0	0	0	0	5	9	0.00	1.000										

Batter	1	2	3	4	5	6	7	8	9	AB	R	H	RBI	BB	SO	LOB	BOTTOM										
Willie Wilson, S (1,8) OBP: 0.326, SLG: 0.427	0-0 S 2B 1B		0-3 K			0-0 G3 S 1B		0-3 FC6-2 1B		0-3 K		5	3	2	0	2	1										
Lonnie Smith, R (1,7) OBP: 0.343, SLG: 0.346	0-0 B1		0-0 HR 1B			0-0 G3 1-3		4-0 1B BB		0-0 F8		3	1	1	0	0	2										
Lynn Jones, R (6,7) OBP: 0.263, SLG: 0.283												1	0	0	0	1	0										
George Brett, L (1,5) OBP: 0.454, SLG: 0.594	0-0 1-H 1B 2B		0-0 1-H HR			4-0 1B BB		0-0 1-3 2-H 1B				3	2	3	4	1	0										
Hal McRae, R (1,10) OBP: 0.345, SLG: 0.457	0-0 2-H 1B		0-0 F8			0-0 1-2 3-H 1B		0-0 F5				4	0	2	2	0	2										
Dane Iorg, L (1,9) OBP: 0.264, SLG: 0.322	0-0 F6		0-0 G3			0-3 K						2	0	0	0	0	1										
Darryl Motley, R (4,9) OBP: 0.263, SLG: 0.413												2	0	1	0	0	1										
Frank White, R (1,4) OBP: 0.271, SLG: 0.399	0-0 5-3					0-0 5-3		0-0 E6 2B 1B		0-0 G2		4	1	0	0	0	2										
Greg Pryor, R (8,4) OBP: 0.277, SLG: 0.264												0	0	0	0	0	0										
Steve Balboni, R (1,3) OBP: 0.300, SLG: 0.470		0-0 6-3				0-0 6-3		0-0 1B 1-3 WP 2B		0-3 K		4	1	1	0	0	1										
John Wathan, R (1,2) OBP: 0.361, SLG: 0.337		0-0 F8				0-0 6-3		0-0 4-3 WP FC6-2 1B		0-0 L6		4	0	1	1	0	0										
Buddy Biancalana, S (1,6) OBP: 0.265, SLG: 0.257		0-0 4-3				0-3 K		0-0 4-3 1-3 3-H		0-0 1-3		4	0	0	0	1	1										
Inning Stats	R: 2 E: 0 K: 0 S: 6	H: 3 LOB: 1 BB: 0 P: 6	R: 0 E: 0 K: 0 S: 3	H: 0 LOB: 0 BB: 0 P: 3	R: 2 E: 0 K: 1 S: 7	H: 2 LOB: 0 BB: 0 P: 7	R: 0 E: 0 K: 0 S: 3	H: 0 LOB: 0 BB: 0 P: 3	R: 1 E: 0 K: 2 S: 9	H: 2 LOB: 2 BB: 1 P: 13	R: 3 E: 1 K: 0 S: 7	H: 3 LOB: 2 BB: 1 P: 11	R: 0 E: 0 K: 1 S: 6	H: 1 LOB: 1 BB: 0 P: 6	R: 0 E: 0 K: 1 S: 5	H: 0 LOB: 0 BB: 0 P: 5	1B: 7 2B: 2 3B: 1 HR: 1	SF: 0 SAC: 0 DP: 0 HBP: 0	WP: 1 PB: 0 SB: 2 CS: 0	PA: 38							
PITCHER	IP	WLS	BF	H	R	ER	SO	BB	IBB	HBP	BLK	WP	HR	S	P	ERA	WHIP										
Burt Hooton, R (1,1) ERA: 5.08	5.0	L	23	7	5	5	3	1	0	0	0	1	0	28	32	9.00	1.600										
Chris Welsh, L (6,1) ERA: 4.6	0.2		7	3	3	1	0	1	0	0	0	1	0	6	10	13.50	6.000										
Mike Mason, L (6,1) ERA: 4.93	2.1		8	1	0	0	2	0	0	0	0	0	0	12	12	0.00	0.429										

AB 34
R 2
H 9
RBI 2
BB 1
SO 9
LOB 15



AB 36
R 8
H 11
RBI 7
BB 2
SO 5
LOB 13



Batter	1	2	3	4	5	6	7	8	9	AB	R	H	RBI	BB	SO	LOB	TOP					
Oddibe McDowell, L (1, 8) OBP: 0.289, SLG: 0.410										4	3	2	0	2	1	0	Texas Rangers @ Kansas City Royals Royals Stadium, Kansas City, MO Sun Aug 25 1985, 4:33 AM EDT Att: 28,350 - Unknown					
Toby Harrah, R (1, 4) OBP: 0.445, SLG: 0.405										2	1	1	3	2	1	1						
Pete O'Brien, L (1, 3) OBP: 0.333, SLG: 0.442										5	0	2	4	0	0	3						
Cliff Johnson, R (1, 10) OBP: 0.330, SLG: 0.446										5	0	0	0	0	2	4						
Gary Ward, R (1, 7) OBP: 0.322, SLG: 0.414										4	0	2	0	1	0	1						
George Wright, S (1, 9) OBP: 0.285, SLG: 0.267										4	1	2	0	1	1	1						
Steve Buechele, R (1, 5) OBP: 0.286, SLG: 0.281										5	1	3	0	0	1	3						
Glenn Brummer, R (1, 2) OBP: 0.351, SLG: 0.314										5	0	1	0	0	1	5						
Curtis Wilkerson, S (1, 6) OBP: 0.291, SLG: 0.298										3	1	1	0	0	0	5						
Duane Walker, L (7, PH) OBP: 0.294, SLG: 0.367										1	0	0	0	0	1	2						
Wayne Tolleson, S (7, 6) OBP: 0.375, SLG: 0.397										1	0	0	0	0	1	0						
Inning Stats	R: 1 E: 0 K: 0 S: 5	H: 2 LOB: 3 BB: 2 P: 13	R: 1 E: 0 K: 0 S: 5	H: 2 LOB: 1 BB: 0 P: 5	R: 0 E: 0 K: 1 S: 8	H: 3 LOB: 3 BB: 0 P: 8	R: 0 E: 0 K: 1 S: 5	H: 0 LOB: 1 BB: 1 P: 9	R: 0 E: 0 K: 1 S: 7	H: 3 LOB: 2 BB: 0 P: 7	R: 0 E: 0 K: 1 S: 6	H: 1 LOB: 1 BB: 1 P: 10	R: 4 E: 0 K: 2 S: 10	H: 3 LOB: 1 BB: 2 P: 18	R: 0 E: 0 K: 1 S: 5	H: 0 LOB: 0 BB: 0 P: 5	R: 0 E: 0 K: 2 S: 7	H: 0 LOB: 0 BB: 0 P: 7	1B: 9 2B: 5 3B: 1 HR: 0	SF: 1 SAC: 0 DP: 1 HBP: 0	WP: 0 PB: 0 SB: 3 CS: 0	PA: 46
PITCHER	IP	WLS	BF	H	R	ER	SO	BB	IBB	HBP	BLK	WP	HR	S	P	ERA	WHIP					
Bud Black, L (1, 1) ERA: 4.17	5.1	L	30	11	3	3	4	4	0	0	0	0	0	34	50	5.06	2.812					
Steve Farr, R (6, 1) ERA: 4.51	1.1		9	3	4	4	1	1	1	0	0	0	0	9	17	27.00	3.000					
Joe Beckwith, R (7, 1) ERA: 5.0	2.1		7	0	0	0	4	0	0	0	0	0	0	15	15	0.00	0.000					

Batter	1	2	3	4	5	6	7	8	9	AB	R	H	RBI	BB	SO	LOB	BOTTOM					
Willie Wilson, S (1, 8) OBP: 0.323, SLG: 0.424										4	0	0	0	0	1	1	Texas Rangers @ Kansas City Royals Royals Stadium, Kansas City, MO Sun Aug 25 1985, 4:33 AM EDT Att: 28,350 - Unknown					
Lonnie Smith, R (1, 7) OBP: 0.342, SLG: 0.353										4	1	1	1	0	1	1						
George Brett, L (1, 5) OBP: 0.457, SLG: 0.601										2	2	1	1	2	1	0						
Hal McRae, R (1, 10) OBP: 0.344, SLG: 0.450										3	0	0	0	1	0	1						
Frank White, R (1, 4) OBP: 0.273, SLG: 0.402										4	0	2	0	0	0	1						
Steve Balboni, R (1, 3) OBP: 0.298, SLG: 0.466										4	0	0	0	0	1	5						
Dave Leeper, L (1, 9) OBP: 0.095, SLG: 0.050										4	0	0	1	0	1	3						
John Wathan, R (1, 2) OBP: 0.357, SLG: 0.333										4	0	1	0	0	0	2						
Onix Concepcion, R (1, 6) OBP: 0.254, SLG: 0.240										2	0	0	0	0	0	0						
Jorge Orta, L (8, PH) OBP: 0.319, SLG: 0.374										1	0	0	0	0	0	1						
Greg Pryor, R (9, 6) OBP: 0.277, SLG: 0.264										0	0	0	0	0	0	0						
Inning Stats	R: 1 E: 0 K: 0 S: 4	H: 1 LOB: 0 BB: 0 P: 4	R: 0 E: 0 K: 1 S: 5	H: 0 LOB: 0 BB: 0 P: 5	R: 0 E: 0 K: 0 S: 3	H: 0 LOB: 0 BB: 0 P: 3	R: 1 E: 0 K: 0 S: 4	H: 1 LOB: 1 BB: 1 P: 8	R: 0 E: 0 K: 0 S: 3	H: 0 LOB: 0 BB: 0 P: 3	R: 0 E: 0 K: 2 S: 7	H: 0 LOB: 0 BB: 0 P: 7	R: 0 E: 0 K: 0 S: 4	H: 1 LOB: 1 BB: 0 P: 4	R: 0 E: 0 K: 1 S: 6	H: 1 LOB: 2 BB: 0 P: 6	R: 1 E: 0 K: 1 S: 6	H: 1 LOB: 2 BB: 2 P: 14	1B: 2 2B: 1 3B: 0 HR: 2	SF: 0 SAC: 0 DP: 0 HBP: 0	WP: 0 PB: 0 SB: 0 CS: 0	PA: 35
PITCHER	IP	WLS	BF	H	R	ER	SO	BB	IBB	HBP	BLK	WP	HR	S	P	ERA	WHIP					
Charlie Hough, R (1, 1) ERA: 3.23	9.0	W	35	5	3	3	5	3	0	0	0	0	2	42	54	3.00	0.889					

AB 39
R 7
H 14
RBI 7
BB 6
SO 9
LOB 25

AB 32
R 3
H 5
RBI 3
BB 3
SO 5
LOB 15

Batter	1	2	3	4	5	6	7	8	9	AB	R	H	RBI	BB	SO	LOB	TOP										
Oddibe McDowell, L OBP: 0.286, SLG: 0.405 (1, 8)	1-3	5-3			K		1-3			4	0	0	0	0	1	1	Texas Rangers @ Kansas City Royals Royals Stadium, Kansas City, MO Mon Aug 26 1985, 8:05 PM EDT Att: 28,085 - Unknown										
Toby Harrah, R OBP: 0.444, SLG: 0.402 Alan Bannister, R OBP: 0.353, SLG: 0.344 (1, 4) (7, 4) (8, 3)	5-3		F4		BB	6-3		5-3		2	0	0	0	1	0	0											
Pete O'Brien, L OBP: 0.331, SLG: 0.438 Curtis Wilkerson, S OBP: 0.291, SLG: 0.298 (1, 3) (8, 4)	E6 1B		K		6-3			G3		4	1	0	0	0	1	2											
Cliff Johnson, R OBP: 0.332, SLG: 0.450 (1, 10)	1B 1B		6-3		F9			2B		4	1	2	0	0	0	2											
Gary Ward, R OBP: 0.321, SLG: 0.413 (1, 7)	1B 1B				F3		5-3	4-3		4	0	1	1	0	0	1											
George Wright, S OBP: 0.285, SLG: 0.266 (1, 9)	1B		5-3		5-3			G3		4	0	1	1	0	0	0											
Steve Buechele, R OBP: 0.296, SLG: 0.313 Duane Walker, L OBP: 0.299, SLG: 0.372 (1, 5) (9, PH)	1B				5-3			G4-6-3 1B		3	0	2	0	0	0	0											
Glenn Brummer, R OBP: 0.345, SLG: 0.308 Don Staught, R OBP: 0.310, SLG: 0.378 (1, 2) (6, 2)		L1			F8		6-3	G4-6-3 1B		2	0	0	0	0	0	1											
Wayne Tolleson, S OBP: 0.374, SLG: 0.401 (1, 6)		6-3					6-3			3	0	1	0	0	0	0											
Inning Stats	R: 2 E: 1 K: 0 S: 7	H: 4 LOB: 2 BB: 0 P: 7	R: 0 E: 0 K: 0 S: 3	H: 0 LOB: 0 BB: 0 P: 3	R: 0 E: 0 K: 1 S: 5	H: 0 LOB: 0 BB: 0 P: 5	R: 0 E: 0 K: 0 S: 4	H: 1 LOB: 2 BB: 0 P: 4	R: 0 E: 0 K: 1 S: 6	H: 1 LOB: 0 BB: 1 P: 10	R: 0 E: 0 K: 0 S: 3	H: 0 LOB: 0 BB: 0 P: 3	R: 0 E: 0 K: 0 S: 4	H: 1 LOB: 1 BB: 0 P: 4	R: 0 E: 0 K: 0 S: 3	H: 1 LOB: 0 BB: 0 P: 3		1B: 5 2B: 2 3B: 1 HR: 0	SF: 0 SAC: 0 DP: 1 HBP: 0	WP: 0 PB: 0 SB: 0 CS: 0	PA: 35						
PITCHER	IP	WLS	BF	H	R	ER	SO	BB	IBB	HBP	BLK	WP	HR	S	P	ERA	WHIP										
Charlie Leibrandt, L ERA: 2.79 Dan Quisenberry, R ERA: 2.38 (1, 1) (9, 1)	8.0	W	32	7	2	0	2	1	0	0	0	0	0	35	39	0.00	1.000										

AB 34
R 2
H 8
RBI 2
BB 1
SO 2
LOB 8



Batter	1	2	3	4	5	6	7	8	9	AB	R	H	RBI	BB	SO	LOB	BOTTOM										
Willie Wilson, S OBP: 0.326, SLG: 0.426 Darryl Motley, R OBP: 0.263, SLG: 0.413 (1, 8) (9, 7)	E S 6-3 1B		BB S SF7 1B		F8		HR 1B	L8		5	3	3	0	0	0	1	Texas Rangers @ Kansas City Royals Royals Stadium, Kansas City, MO Mon Aug 26 1985, 8:05 PM EDT Att: 28,085 - Unknown										
Lonnie Smith, R OBP: 0.341, SLG: 0.350 Lynn Jones, R OBP: 0.270, SLG: 0.290 (1, 7) (7, 7) (9, 8)	K		F9		6-3		HR BB	1B		3	1	0	0	1	1	3											
George Brett, L OBP: 0.459, SLG: 0.608 Greg Pryor, R OBP: 0.284, SLG: 0.273 (1, 5) (7, 5)	6-3		BB BB 1B BB		S 1B IBB		HR	G1-6-3 1B		2	3	1	4	2	0	0											
Hal McRae, R OBP: 0.346, SLG: 0.449 Jorge Orta, L OBP: 0.316, SLG: 0.373 (1, 10) (8, PH)	5-3		BB BB 1B BB		2B 1B		4-3	G1-6-3 1B		3	1	1	2	1	0	0											
Frank White, R OBP: 0.273, SLG: 0.404 (1, 4)			F8		SF7		K			3	0	1	1	0	1	0											
Steve Balboni, R OBP: 0.300, SLG: 0.464 (1, 3)			FC4-6 BB		1B BB		F4			2	0	0	0	2	0	2											
Dave Leeper, L OBP: 0.120, SLG: 0.083 (1, 9)			FC4-6 1B		1B		G3			4	0	1	2	0	0	1											
John Wathan, R OBP: 0.353, SLG: 0.330 (1, 2)			K		K		K			4	0	1	0	0	2	2											
Onix Concepcion, R OBP: 0.254, SLG: 0.244 (1, 6)	1-3				F8		6-3			4	1	1	0	0	0	2											
Inning Stats	R: 1 E: 1 K: 1 S: 6	H: 1 LOB: 2 BB: 1 P: 6	R: 0 E: 0 K: 0 S: 4	H: 1 LOB: 2 BB: 1 P: 8	R: 3 E: 0 K: 1 S: 7	H: 2 LOB: 3 BB: 3 P: 19	R: 2 E: 0 K: 0 S: 6	H: 3 LOB: 2 BB: 1 P: 10	R: 0 E: 0 K: 1 S: 5	H: 0 LOB: 0 BB: 0 P: 5	R: 3 E: 0 K: 1 S: 7	H: 2 LOB: 1 BB: 1 P: 11	R: 0 E: 0 K: 0 S: 3	H: 0 LOB: 0 BB: 0 P: 3	R: 0 E: 0 K: 0 S: 4	H: 2 LOB: 1 BB: 0 P: 4		1B: 8 2B: 2 3B: 0 HR: 1	SF: 1 SAC: 0 DP: 1 HBP: 0	WP: 0 PB: 0 SB: 4 CS: 0	PA: 40						
PITCHER	IP	WLS	BF	H	R	ER	SO	BB	IBB	HBP	BLK	WP	HR	S	P	ERA	WHIP										
Jeff Russell, R ERA: 9.43 Greg Harris, R ERA: 2.22 Dwayne Henry, R ERA: 1.13 Dave Schmidt, R ERA: 2.59 (1, 1) (6, 1) (7, 1) (8, 1)	5.0	L	30	9	9	8	3	5	0	0	0	0	0	5	5	0.00	0.000										

AB 33
R 9
H 11
RBI 9
BB 6
SO 4
LOB 13



Batter	1	2	3	4	5	6	7	8	9	AB	R	H	RBI	BB	SO	LOB	TOP			
Willie Wilson, S (1,8) OBP: 0.327, SLG: 0.424										4	1	1	0	1	0	0	Kansas City Royals @ Milwaukee Brewers Milwaukee County Stadium, Milwaukee, WI Tue Aug 27 1985, 8:05 PM EDT Att: 8,034 - Unknown livebaseballscorecards.com			
Lonnie Smith, R (1,7) OBP: 0.342, SLG: 0.349										4	1	1	0	1	1	1				
George Brett, L (1,5) OBP: 0.456, SLG: 0.605										5	0	1	1	0	0	3				
Hal McRae, R (1,10) OBP: 0.351, SLG: 0.454										4	2	2	1	1	0	3				
Frank White, R (1,4) OBP: 0.274, SLG: 0.402										4	1	1	1	1	2	5				
Steve Balboni, R (1,3) OBP: 0.301, SLG: 0.467										4	0	2	2	0	2					
Dave Leeper, L (1,9) OBP: 0.103, SLG: 0.071										4	0	0	0	0	0	3				
John Wathan, R (1,2) OBP: 0.350, SLG: 0.327										4	0	1	0	0	0	2				
Onix Concepcion, R (1,6) OBP: 0.251, SLG: 0.241										3	0	0	0	0	0	2	AB 37 R 5 H 9 RBI 5 BB 4 SO 3 LOB 22 			
Jorge Orta, L (8,PH) OBP: 0.317, SLG: 0.371										1	0	0	0	0	0	1				
Greg Pryor, R (8,6) OBP: 0.284, SLG: 0.273										0	0	0	0	0	0	0				
Inning Stats	R: 3 E: 0 K: 1 S: 9	H: 4 LOB: 1 BB: 0 P: 9	R: 0 E: 0 K: 0 S: 3	H: 0 LOB: 0 BB: 0 P: 3	R: 0 E: 1 K: 1 S: 6	H: 0 LOB: 2 BB: 1 P: 10	R: 0 E: 0 K: 0 S: 3	H: 0 LOB: 0 BB: 0 P: 3	R: 1 E: 0 K: 0 S: 5	H: 2 LOB: 2 BB: 1 P: 9	R: 0 E: 0 K: 0 S: 3	H: 0 LOB: 2 BB: 2 P: 11	R: 0 E: 0 K: 0 S: 4	H: 1 LOB: 1 BB: 0 P: 4	R: 1 E: 0 K: 1 S: 7	H: 2 LOB: 1 BB: 0 P: 7	1B: 6 2B: 3 3B: 0 HR: 0	SF: 0 SAC: 0 DP: 0 HBP: 0	WP: 1 PB: 0 SB: 1 CS: 0	PA: 41
PITCHER	IP WLS BF H R ER SO BB IBB HBP BLK WP HR S P ERA WHIP																			
Jaime Cocanower, R (1,1) ERA: 4.35	6.0 W 28 6 4 4 2 3 0 0 0 1 0 29 41 6.00 1.500																			
Bob Gibson, R (7,1) ERA: 3.28	3.0 S 13 3 1 1 1 1 0 0 0 0 0 14 18 3.00 1.333																			

Batter	1	2	3	4	5	6	7	8	9	AB	R	H	RBI	BB	SO	LOB	BOTTOM			
Randy Ready, R (1,7) OBP: 0.308, SLG: 0.361										4	2	1	0	0	1	3	Kansas City Royals @ Milwaukee Brewers Milwaukee County Stadium, Milwaukee, WI Tue Aug 27 1985, 8:05 PM EDT Att: 8,034 - Unknown livebaseballscorecards.com			
Robin Yount, R (1,8) OBP: 0.341, SLG: 0.447										5	2	2	2	0	0	1				
Cecil Cooper, L (1,10) OBP: 0.329, SLG: 0.477										5	0	2	1	0	1	3				
Ted Simmons, S (1,3) OBP: 0.345, SLG: 0.412										4	0	1	0	0	1	4				
Ernest Riles, L (1,6) OBP: 0.351, SLG: 0.414										4	0	3	2	0	1	2				
Carlos Ponce, R (1,9) OBP: 0.167, SLG: 0.286										3	0	0	1	0	1	3				
Rick Manning, L (9,9) OBP: 0.274, SLG: 0.292										0	0	0	0	0	0	0				
Jim Gantner, L (1,5) OBP: 0.284, SLG: 0.306										4	1	1	0	0	1	2				
Charlie Moore, R (1,2) OBP: 0.287, SLG: 0.282										4	2	2	0	0	0	0				
Ed Romero, R (1,4) OBP: 0.337, SLG: 0.320										2	1	1	0	1	0	0				
Inning Stats	R: 2 E: 0 K: 0 S: 7	H: 4 LOB: 2 BB: 0 P: 7	R: 4 E: 2 K: 0 S: 7	H: 2 LOB: 1 BB: 1 P: 11	R: 0 E: 0 K: 1 S: 6	H: 1 LOB: 1 BB: 0 P: 6	R: 0 E: 0 K: 1 S: 7	H: 2 LOB: 2 BB: 0 P: 7	R: 2 E: 0 K: 1 S: 8	H: 3 LOB: 1 BB: 0 P: 8	R: 0 E: 0 K: 2 S: 7	H: 1 LOB: 0 BB: 0 P: 7	R: 0 E: 0 K: 1 S: 5	H: 0 LOB: 0 BB: 0 P: 5	R: 0 E: 0 K: 0 S: 3	H: 0 LOB: 0 BB: 0 P: 3	1B: 11 2B: 2 3B: 0 HR: 0	SF: 1 SAC: 2 DP: 0 HBP: 0	WP: 0 PB: 0 SB: 0 CS: 0	PA: 39
PITCHER	IP WLS BF H R ER SO BB IBB HBP BLK WP HR S P ERA WHIP																			
Danny Jackson, L (1,1) ERA: 3.18	4.2 L 29 12 8 4 2 1 0 0 0 0 0 32 36 7.71 2.786																			
Joe Beckwith, R (5,1) ERA: 4.77	3.1 10 1 0 0 4 0 0 0 0 0 0 18 18 0.00 0.300																			

Batter	1	2	3	4	5	6	7	8	9	AB	R	H	RBI	BB	SO	LOB	TOP								
Willie Wilson, S (1, 8) OBP: 0.326, SLG: 0.421	F7	BB		4-3		K		K		4	0	0	0	1	2	1	Kansas City Royals @ Milwaukee Brewers Milwaukee County Stadium, Milwaukee, WI Wed Aug 28 1985, 8:05 PM EDT Att: 7,626 - Unknown livebaseballscorecards.com								
Lonnie Smith, R (1, 7) OBP: 0.341, SLG: 0.355		BB								4	1	1	1	0	1	3									
Lynn Jones, R (7, 7) OBP: 0.276, SLG: 0.296	HR	K					1-3	BB	1B	1	0	1	0	0	0	0									
George Brett, L (1, 5) OBP: 0.458, SLG: 0.603	F6					F8				3	2	1	0	2	0	0									
Greg Pryor, R (9, 5) OBP: 0.284, SLG: 0.273			FC4-6	1B			2B	1B	1-2	0	0	0	0	0	0	0									
Hal McRae, R (1, 10) OBP: 0.356, SLG: 0.462						K				5	1	3	1	0	2	3									
Frank White, R (1, 4) OBP: 0.273, SLG: 0.407	F7						HR	2B		5	1	1	1	0	1	4									
Steve Balboni, R (1, 3) OBP: 0.306, SLG: 0.479										3	2	2	2	2	0	0									
Darryl Motley, R (1, 9) OBP: 0.273, SLG: 0.421							F9			4	1	1	3	1	0	2									
Jamie Quirk, L (1, 2) OBP: 0.167, SLG: 0.167										5	0	1	0	0	2	1									
Onix Concepcion, R (1, 6) OBP: 0.251, SLG: 0.241	F9									4	0	1	0	0	0	2									
Inning Stats	R: 1 E: 0 K: 0 S: 5	H: 2 LOB: 1 BB: 0 P: 5	R: 0 E: 0 K: 1 S: 6	H: 1 LOB: 3 BB: 2 P: 14	R: 3 E: 0 K: 0 S: 4	H: 2 LOB: 0 BB: 2 P: 12	R: 0 E: 0 K: 0 S: 3	H: 0 LOB: 0 BB: 0 P: 3	R: 1 E: 0 K: 1 S: 7	H: 2 LOB: 1 BB: 0 P: 7	R: 0 E: 0 K: 1 S: 5	H: 0 LOB: 0 BB: 0 P: 5	R: 3 E: 0 K: 1 S: 8	H: 3 LOB: 0 BB: 0 P: 8	R: 0 E: 0 K: 3 S: 11	H: 2 LOB: 3 BB: 1 P: 15	R: 0 E: 0 K: 1 S: 5	H: 0 LOB: 1 BB: 1 P: 9	1B: 6 2B: 1 3B: 1 HR: 4	SF: 0 SAC: 0 DP: 0 HBP: 0	WP: 0 PB: 0 SB: 0 CS: 1	PA: 44			
PITCHER	IP	WLS	BF	H	R	ER	SO	BB	IBB	HBP	BLK	WP	HR	S	P	ERA	WHIP								
Pete Vuckovich, R (1, 1) ERA: 5.11	5.0	L	25	7	5	5	2	4	0	0	0	0	3	25	41	9.00	2.200								
Bob McClure, L (6, 1) ERA: 4.92	2.0		9	3	3	3	2	0	0	0	0	0	1	13	13	13.50	1.500								
Ray Seearge, L (8, 1) ERA: 8.34	2.0		10	2	0	0	4	2	0	0	0	0	0	16	24	0.00	2.000								

Batter	1	2	3	4	5	6	7	8	9	AB	R	H	RBI	BB	SO	LOB	BOTTOM								
Jim Gantner, L (1, 5) OBP: 0.281, SLG: 0.303	F7					G3	F5			4	0	0	0	0	0	1	Kansas City Royals @ Milwaukee Brewers Milwaukee County Stadium, Milwaukee, WI Wed Aug 28 1985, 8:05 PM EDT Att: 7,626 - Unknown livebaseballscorecards.com								
Robin Yount, R (1, 8) OBP: 0.340, SLG: 0.444	1-3					1B		6-3		3	1	0	0	1	0	0									
Cecil Cooper, L (1, 10) OBP: 0.329, SLG: 0.475										4	1	1	0	0	0	0									
Ted Simmons, S (1, 3) OBP: 0.346, SLG: 0.413										4	0	2	1	0	0	0									
Paul Householder, S (8, PR) OBP: 0.284, SLG: 0.311										0	0	0	0	0	0	0									
Ernest Riles, L (1, 6) OBP: 0.352, SLG: 0.413										3	0	1	0	0	1	1									
Carlos Ponce, R (1, 7) OBP: 0.150, SLG: 0.263										3	0	0	1	0	1	1									
Rick Manning, L (1, 9) OBP: 0.268, SLG: 0.285										4	0	0	0	0	0	3									
Charlie Moore, R (1, 2) OBP: 0.293, SLG: 0.289										4	0	3	0	0	0	0									
Ed Romero, R (1, 4) OBP: 0.330, SLG: 0.313										4	0	0	0	0	2	4									
Inning Stats	R: 0 E: 0 K: 0 S: 3	H: 0 LOB: 0 BB: 0 P: 3	R: 0 E: 0 K: 0 S: 3	H: 0 LOB: 0 BB: 0 P: 3	R: 0 E: 0 K: 0 S: 4	H: 1 LOB: 1 BB: 0 P: 4	R: 0 E: 0 K: 0 S: 3	H: 0 LOB: 0 BB: 0 P: 3	R: 0 E: 0 K: 2 S: 9	H: 2 LOB: 2 BB: 0 P: 9	R: 2 E: 0 K: 0 S: 5	H: 2 LOB: 2 BB: 1 P: 10	R: 0 E: 0 K: 0 S: 3	H: 0 LOB: 0 BB: 0 P: 3	R: 0 E: 0 K: 1 S: 6	H: 1 LOB: 1 BB: 0 P: 6	R: 0 E: 0 K: 1 S: 6	H: 1 LOB: 1 BB: 0 P: 6	1B: 7 2B: 0 3B: 0 HR: 0	SF: 1 SAC: 0 DP: 0 HBP: 1	WP: 0 PB: 0 SB: 0 CS: 0	PA: 36			
PITCHER	IP	WLS	BF	H	R	ER	SO	BB	IBB	HBP	BLK	WP	HR	S	P	ERA	WHIP								
Mark Gubicza, R (1, 1) ERA: 3.87	8.0	W	32	6	2	2	3	1	0	1	0	0	0	36	41	2.25	0.875								
Dan Quisenberry, R (9, 1) ERA: 2.36	1.0		4	1	0	0	1	0	0	0	0	0	0	6	6	0.00	1.000								

Batter	1	2	3	4	5	6	7	8	9	AB	R	H	RBI	BB	SO	LOB	TOP			
Willie Wilson, S (1,8) OBP: 0.325, SLG: 0.420	F4		4-3			F4		E7 WP 6-3 1B		4	1	1	0	0	0	0	Kansas City Royals @ Texas Rangers Arlington Stadium, Arlington, TX Fri Aug 30 1985, 8:05 PM EDT Att: 14,330 - Unknown			
Lonnie Smith, R (1,7) OBP: 0.338, SLG: 0.352	K		F9			F8		6-3		4	0	0	1	0	1	0				
George Brett, L (1,5) OBP: 0.460, SLG: 0.603								L4		2	0	1	0	2	0	0				
Hal McRae, R (1,10) OBP: 0.350, SLG: 0.454	K					5-3				4	0	0	0	0	2	3				
Frank White, R (1,4) OBP: 0.277, SLG: 0.412										4	0	3	0	0	0	1				
Steve Balboni, R (1,3) OBP: 0.306, SLG: 0.477										4	0	1	0	0	0	2				
Darryl Motley, R (1,9) OBP: 0.262, SLG: 0.415										4	0	0	0	0	1	4				
John Wathan, R (1,2) OBP: 0.350, SLG: 0.336										3	0	1	0	0	0	2				
Onix Concepcion, R (1,6) OBP: 0.249, SLG: 0.240										2	0	0	0	0	0	1				
Jorge Orta, L (8, PH) OBP: 0.315, SLG: 0.370										1	0	0	0	0	0	0				
Buddy Biancalana, S (8,6) OBP: 0.265, SLG: 0.257										0	0	0	0	0	0	0				
Inning Stats	R: 0 E: 0 K: 2 S: 7	H: 0 LOB: 1 BB: 1 P: 11	R: 0 E: 0 K: 0 S: 4	H: 1 LOB: 1 BB: 0 P: 4	R: 0 E: 0 K: 0 S: 3	H: 0 LOB: 0 BB: 0 P: 3	R: 0 E: 0 K: 0 S: 2	H: 0 LOB: 0 BB: 1 P: 6	R: 0 E: 0 K: 0 S: 4	H: 1 LOB: 1 BB: 0 P: 4	R: 0 E: 0 K: 0 S: 4	H: 2 LOB: 0 BB: 0 P: 4	R: 1 E: 1 K: 0 S: 4	H: 1 LOB: 0 BB: 0 P: 4	R: 0 E: 0 K: 2 S: 8	H: 1 LOB: 1 BB: 0 P: 8	1B: 5 2B: 2 3B: 0 HR: 0	SF: 0 SAC: 0 DP: 2 HBP: 0	WP: 2 PB: 2 SB: 0 CS: 0	PA: 34
PITCHER Charlie Hough, R (1,1) ERA: 3.1	IP: 9.0 WLS: W BF: 34 H: 7 R: 1 ER: 0 SO: 4 BB: 2 IBB: 0 HBP: 0 BLK: 0 WP: 2 HR: 0 S: 40 P: 48 ERA: 0.00 WHIP: 1.000																			

Batter	1	2	3	4	5	6	7	8	9	AB	R	H	RBI	BB	SO	LOB	BOTTOM			
Oddibe McDowell, L (1,8) OBP: 0.294, SLG: 0.408	E S 1B	F8				F4				4	2	2	0	0	0	2	Kansas City Royals @ Texas Rangers Arlington Stadium, Arlington, TX Fri Aug 30 1985, 8:05 PM EDT Att: 14,330 - Unknown			
Toby Harrah, R (1,4) OBP: 0.441, SLG: 0.399										4	1	2	1	0	1	0				
Pete O'Brien, L (1,3) OBP: 0.329, SLG: 0.441										4	1	2	2	0	0	1				
George Wright, S (1,9) OBP: 0.254, SLG: 0.257										3	0	1	0	1	0	1				
Gary Ward, R (1,7) OBP: 0.317, SLG: 0.406	K									3	0	0	1	0	1	3				
Don Slaught, R (1,2) OBP: 0.315, SLG: 0.380	L8									4	0	0	0	0	1	3				
Alan Bannister, R (1,10) OBP: 0.361, SLG: 0.369										2	0	0	0	0	1	0				
Duane Walker, L (6, PH) OBP: 0.306, SLG: 0.364										2	0	0	0	0	1	0				
Steve Buechele, R (1,5) OBP: 0.301, SLG: 0.315										3	0	0	0	0	3	0				
Wayne Tolleson, S (1,6) OBP: 0.375, SLG: 0.402										3	0	2	0	0	0	0				
Inning Stats	R: 1 E: 0 K: 1 S: 8	H: 3 LOB: 2 BB: 0 P: 8	R: 0 E: 0 K: 2 S: 8	H: 1 LOB: 0 BB: 0 P: 8	R: 0 E: 0 K: 1 S: 5	H: 0 LOB: 0 BB: 0 P: 5	R: 0 E: 0 K: 1 S: 5	H: 0 LOB: 0 BB: 0 P: 5	R: 3 E: 0 K: 2 S: 8	H: 3 LOB: 1 BB: 1 P: 10	R: 0 E: 0 K: 2 S: 8	H: 1 LOB: 0 BB: 0 P: 8	R: 0 E: 0 K: 1 S: 5	H: 0 LOB: 0 BB: 0 P: 5	R: 0 E: 0 K: 1 S: 5	H: 0 LOB: 0 BB: 0 P: 5	1B: 7 2B: 2 3B: 0 HR: 0	SF: 1 SAC: 0 DP: 0 HBP: 0	WP: 0 PB: 1 SB: 1 CS: 0	PA: 34
PITCHER Bud Black, L (1,1) ERA: 4.22	IP: 4.1 WLS: L BF: 22 H: 8 R: 4 ER: 3 SO: 4 BB: 1 IBB: 0 HBP: 0 BLK: 0 WP: 0 HR: 0 S: 29 P: 33 ERA: 6.23 WHIP: 2.077																			
Joe Beckwith, R (5,1) ERA: 4.6	IP: 2.2 WLS: 9 BF: 1 H: 0 R: 0 ER: 0 SO: 3 BB: 0 IBB: 0 HBP: 0 BLK: 0 WP: 0 HR: 15 S: 15 P: 15 ERA: 0.00 WHIP: 0.375																			
Mike Jones, L (8,1) ERA: 4.5	IP: 1.0 WLS: 3 BF: 0 H: 0 R: 0 ER: 0 SO: 1 BB: 0 IBB: 0 HBP: 0 BLK: 0 WP: 0 HR: 5 S: 5 P: 5 ERA: 0.00 WHIP: 0.000																			

AB	32
R	1
H	7
RBI	1
BB	2
SO	4
LOB	13



Batter	1	2	3	4	5	6	7	8	9	AB	R	H	RBI	BB	SO	LOB	TOP																	
Willie Wilson, S (1, 8) OBP: 0.322, SLG: 0.416	0-0 4-3		0-0 F8		0-0 1-3		0-0 F8		0-0 F2	5	0	0	0	0	0	0	Kansas City Royals @ Texas Rangers Arlington Stadium, Arlington, TX Sat Aug 31 1985, 8:05 PM EDT Att: 14,709 - Unknown																	
Lonnie Smith, R (1, 7) OBP: 0.341, SLG: 0.352	0-3 K		1-0 HBP		0-0 HR		1-0 HBP		0-3 K	3	1	1	0	0	2	0																		
George Brett, L (1, 5) OBP: 0.458, SLG: 0.607	0-3 K		0-0 F7		0-0 HR		0-3 K			4	1	1	2	0	2	2																		
Hal McRae, R (1, 10) OBP: 0.349, SLG: 0.450		0-0 FC 1B E 1B	0-0 F8		0-0 F8		0-3 K			4	1	1	0	0	1	2																		
Frank White, R (1, 4) OBP: 0.279, SLG: 0.413		0-0 E 1B 1-2 1B		0-0 5-3		0-0 BB 1B		0-3 K		1	0	1	0	0	0	0																		
Greg Pryor, R (2, 4) OBP: 0.286, SLG: 0.275		0-0 E 1B 1-2 1B		0-0 5-3		0-0 BB 1B		0-3 K		3	0	1	0	0	1	0																		
Steve Balboni, R (1, 3) OBP: 0.305, SLG: 0.475	0-3 K		0-0 F7		0-0 F7		1-2 BB 1B		0-3 K	4	0	1	0	0	2	2																		
Darryl Motley, R (1, 9) OBP: 0.261, SLG: 0.424	0-0 FC 1B 1-2 2-H		0-0 F9		0-0 F7		0-0 F7		0-0 HR	4	1	1	1	0	0	3																		
John Wathan, R (1, 2) OBP: 0.346, SLG: 0.327	0-0 F7		0-0 F7		0-0 5-3		4-0 1-2 2-3 BB		0-0 5-3	3	0	0	0	1	0	2																		
Onix Concepcion, R (1, 6) OBP: 0.251, SLG: 0.242	0-0 1-2 2-H 1B		0-0 1-3		0-0 1-3		0-3 K		0-3 K	2	0	1	0	0	0	0																		
Jorge Orta, L (6, PH) OBP: 0.314, SLG: 0.368										1	0	0	0	0	1	3																		
Buddy Biancalana, S (6, 6) OBP: 0.263, SLG: 0.257										0	0	0	0	0	0	0																		
Jamie Quirk, L (9, PH) OBP: 0.143, SLG: 0.143										1	0	0	0	0	1	0																		
Inning Stats	R: 0 E: 0 K: 2 S: 7	H: 0 LOB: 0 BB: 0 P: 7	R: 1 E: 1 K: 1 S: 8	H: 3 LOB: 2 BB: 0 P: 8	R: 0 E: 0 K: 0 S: 3	H: 0 LOB: 0 BB: 0 P: 3	R: 0 E: 0 K: 0 S: 3	H: 0 LOB: 0 BB: 0 P: 3	R: 2 E: 0 K: 1 S: 9	H: 4 LOB: 3 BB: 1 P: 13	R: 0 E: 0 K: 2 S: 7	H: 0 LOB: 0 BB: 0 P: 8	R: 1 E: 0 K: 2 S: 8	H: 1 LOB: 0 BB: 0 P: 8	R: 0 E: 0 K: 2 S: 7	H: 0 LOB: 0 BB: 0 P: 7	1B: 6 2B: 0 3B: 0 HR: 2	SF: 0 SAC: 0 DP: 0 HBP: 2	WP: 0 PB: 0 SB: 2 CS: 0	PA: 38														
PITCHER	IP WLS BF H R ER SO BB IBB HBP BLK WP HR S P ERA WHIP																																	
Jeff Russell, R (1, 1) ERA: 8.2	5.1		24	7	3	2	3	0	0	1	0	0	0	1	29	30	3.38	1.312																
Greg Harris, R (6, 1) ERA: 2.19	3.2	W	14	1	1	1	7	1	0	1	0	0	0	1	26	31	2.46	0.545																

Batter	1	2	3	4	5	6	7	8	9	AB	R	H	RBI	BB	SO	LOB	BOTTOM																	
Oddibe McDowell, L (1, 8) OBP: 0.295, SLG: 0.419	0-0 L7		0-0 F9		0-0 6-3		0-0 HR		0-0 2B	5	1	2	1	0	0	1	Kansas City Royals @ Texas Rangers Arlington Stadium, Arlington, TX Sat Aug 31 1985, 8:05 PM EDT Att: 14,709 - Unknown																	
Toby Harrah, R (1, 4) OBP: 0.443, SLG: 0.397	0-0 4-3		2-3 BB		4-0 FC6-4 BB		4-0 1B FC3-2-5-1 BB		0-0 F9	2	0	0	0	3	0	1																		
Pete O'Brien, L (1, 3) OBP: 0.329, SLG: 0.439	0-0 F8		0-3 K		0-0 F6		0-0 FC3-2-5-1 1-3 BB 1B			4	1	1	0	0	1	3																		
George Wright, S (1, 9) OBP: 0.251, SLG: 0.254	0-0 F3		0-0 5-3		0-0 FC6-4		0-0 FC3-2-5-1 BB			4	0	0	0	0	0	5																		
Gary Ward, R (1, 7) OBP: 0.320, SLG: 0.418	0-0 HR		0-0 1B		0-0 3B		4-0 1-3 BB IBB			3	2	2	1	1	0	0																		
Don Slaught, R (1, 2) OBP: 0.318, SLG: 0.392	0-3 K		0-0 5-3		0-0 5-3		4-0 HR 1-2 2-3 3-H BB			3	1	1	2	1	1	1																		
Alan Bannister, R (1, 10) OBP: 0.355, SLG: 0.362	0-3 K		0-0 1-3 1B		0-0 1-3 1B		0-0 4-3 K			4	0	1	1	0	2	3																		
Steve Buechele, R (1, 5) OBP: 0.299, SLG: 0.313	0-0 1-3		0-0 2B 1B		0-0 1-3		0-0 F4		0-0 6-3	4	1	1	0	0	0	1																		
Wayne Tolleson, S (1, 6) OBP: 0.373, SLG: 0.403	0-0 1-2 2-H 1B		0-0 F9 1-H 2B		0-0 6-3		0-0 F3		0-3 K	4	0	1	1	0	1	1																		
Inning Stats	R: 0 E: 0 K: 0 S: 3	H: 0 LOB: 0 BB: 0 P: 3	R: 1 E: 0 K: 2 S: 8	H: 1 LOB: 0 BB: 0 P: 8	R: 1 E: 0 K: 1 S: 7	H: 2 LOB: 2 BB: 1 P: 11	R: 1 E: 0 K: 0 S: 5	H: 2 LOB: 1 BB: 0 P: 5	R: 0 E: 0 K: 0 S: 3	H: 0 LOB: 1 BB: 1 P: 7	R: 1 E: 0 K: 0 S: 4	H: 1 LOB: 0 BB: 0 P: 4	R: 2 E: 0 K: 1 S: 7	H: 2 LOB: 3 BB: 3 P: 19	R: 0 E: 0 K: 1 S: 6	H: 1 LOB: 1 BB: 0 P: 6		1B: 3 2B: 2 3B: 1 HR: 3	SF: 0 SAC: 0 DP: 0 HBP: 0	WP: 0 PB: 0 SB: 0 CS: 0	PA: 38													
PITCHER	IP WLS BF H R ER SO BB IBB HBP BLK WP HR S P ERA WHIP																																	
Charlie Leibrandt, L (1, 1) ERA: 2.97	6.1	L	30	8	6	6	3	3	0	0	0	0	0	3	33	45	8.53	1.737																
Steve Farr, R (7, 1) ERA: 4.11	1.2		8	1	0	0	2	1	1	0	0	0	0	0	10	18	0.00	1.200																

Batter	1	2	3	4	5	6	7	8	9	AB	R	H	RBI	BB	SO	LOB	TOP																			
Rudy Law, L OBP: 0.304, SLG: 0.367 (1, 7)	6-3		WP BB 2H 1B		F7		F9		4-3	5	0	1	1	0	0	1																				
Bryan Little, S OBP: 0.397, SLG: 0.388 (1, 4)	4-3		WP BB 1-2			FC6-4 BB		F8		2	0	0	0	2	0	0																				
Harold Baines, L OBP: 0.344, SLG: 0.446 (1, 9)	5-3		WP BB 1-2 2-3			FC6-4 WP 1B 1-2		4-3		3	0	0	0	1	0	1																				
Greg Walker, L OBP: 0.317, SLG: 0.454 (1, 3)		L8	L8			WP 1B		HR		4	1	2	1	0	0	3																				
Carlton Fisk, R OBP: 0.313, SLG: 0.506 (1, 2)	4-3			4-3		F2		HR		3	0	0	0	1	0	2																				
Jerry Hairston, S OBP: 0.386, SLG: 0.357 (1, 10)	F5			4-3		1-2 2-3		BB		3	0	0	0	0	0	1																				
Daryl Boston, L OBP: 0.272, SLG: 0.337 (1, 8)			4-3 1B	F5		F9				4	1	2	0	0	0	3																				
Ozzie Guillen, L OBP: 0.294, SLG: 0.345 (1, 6)			4-3		K		F8	G1-6-3 1B		4	0	0	0	0	1	2																				
Luis Salazar, R OBP: 0.258, SLG: 0.364 (1, 5)			F6	1-3		F9		L7		4	0	0	0	0	0	2																				
Inning Stats	R: 0 E: 0 K: 0 S: 3	H: 0 LOB: 0 BB: 0 P: 3	R: 0 E: 0 K: 0 S: 3	H: 0 LOB: 0 BB: 0 P: 3	R: 1 E: 0 K: 0 S: 5	H: 2 LOB: 2 BB: 2 P: 13	R: 0 E: 0 K: 0 S: 3	H: 0 LOB: 0 BB: 0 P: 3	R: 0 E: 0 K: 1 S: 5	H: 1 LOB: 3 BB: 1 P: 9	R: 0 E: 0 K: 0 S: 3	H: 0 LOB: 0 BB: 0 P: 3	R: 1 E: 0 K: 0 S: 4	H: 1 LOB: 1 BB: 0 P: 8	R: 0 E: 0 K: 0 S: 4	H: 1 LOB: 1 BB: 0 P: 4	1B: 4 2B: 0 3B: 0 HR: 1	SF: 0 SAC: 0 DP: 0 HBP: 1	WP: 2 PA: 37 PB: 0 SB: 1 CS: 0																	
PITCHER	IP	WLS	BF	H	R	ER	SO	BB	IBB	HBP	BLK	WP	HR	S	P	ERA	WHIP	PITCHER		IP	WLS	BF	H	R	ER	SO	BB	IBB	HBP	BLK	WP	HR	S	P	ERA	WHIP
Mark Gubicza, R ERA: 3.78 (1, 1)	7.2	W	32	4	2	2	1	4	0	1	0	2	1	29	46	2.35	1.043																			
Dan Quisenberry, R ERA: 2.31 (8, 1)	1.1	S	5	1	0	0	0	0	0	0	0	0	0	5	5	0.00	0.750																			

Chicago White Sox @ Kansas City Royals
 Royals Stadium, Kansas City, MO
 Mon Sep 02 1985, 8:05 PM EDT
 Att: 32,681 - Unknown

AB 32
 R 2
 H 5
 RBI 2
 BB 4
 SO 1
 LOB 15



Batter	1	2	3	4	5	6	7	8	9	AB	R	H	RBI	BB	SO	LOB	BOTTOM																			
Lonnie Smith, R OBP: 0.342, SLG: 0.352 (1, 7)	1-3		5-3		CS 1B			F8		4	0	1	0	0	0	1																				
Lynn Jones, R OBP: 0.276, SLG: 0.289 (1, 8)	6-3		6-3		F8			4-3		4	0	0	0	0	0	2																				
George Brett, L OBP: 0.457, SLG: 0.608 (1, 5)	4-3			HR	4-3			F7		4	1	1	1	0	0	0																				
Hal McRae, R OBP: 0.347, SLG: 0.456 (1, 10)		HR		K		F9				3	1	1	1	0	1	0																				
Steve Balboni, R OBP: 0.307, SLG: 0.482 (1, 3)		K		2B		K				3	1	1	0	0	2	0																				
Darryl Motley, R OBP: 0.295, SLG: 0.420 (1, 9)		L7		2B		L7				3	0	1	1	0	0	0																				
Greg Pryor, R OBP: 0.279, SLG: 0.268 (1, 4)	F6			K				G6-3 1B		3	0	1	0	0	1	1																				
Jamie Quirk, L OBP: 0.273, SLG: 0.300 (1, 2)			SH2-4 2B	FC6-4 BB		K				2	0	1	0	1	1	1																				
Onix Concepcion, R OBP: 0.250, SLG: 0.241 (1, 6)			SH2-4	FC6-4		G6-3				2	0	0	0	0	0	3																				
Inning Stats	R: 0 E: 0 K: 0 S: 3	H: 0 LOB: 0 BB: 0 P: 3	R: 1 E: 0 K: 1 S: 6	H: 1 LOB: 0 BB: 0 P: 6	R: 0 E: 0 K: 0 S: 4	H: 1 LOB: 1 BB: 0 P: 4	R: 2 E: 0 K: 2 S: 10	H: 3 LOB: 2 BB: 1 P: 14	R: 0 E: 0 K: 0 S: 3	H: 1 LOB: 0 BB: 0 P: 3	R: 0 E: 0 K: 1 S: 5	H: 0 LOB: 0 BB: 0 P: 5	R: 0 E: 0 K: 1 S: 5	H: 1 LOB: 0 BB: 0 P: 5	R: 0 E: 0 K: 0 S: 3	H: 0 LOB: 0 BB: 0 P: 3	1B: 2 2B: 3 3B: 0 HR: 2	SF: 0 SAC: 1 DP: 1 HBP: 0	WP: 0 PA: 30 PB: 0 SB: 0 CS: 1																	
PITCHER	IP	WLS	BF	H	R	ER	SO	BB	IBB	HBP	BLK	WP	HR	S	P	ERA	WHIP	PITCHER		IP	WLS	BF	H	R	ER	SO	BB	IBB	HBP	BLK	WP	HR	S	P	ERA	WHIP
Gene Nelson, R ERA: 4.57 (1, 1)	4.0	L	19	6	3	3	3	1	0	0	0	0	0	24	28	6.75	1.750																			
Dave Wehrmeister, R ERA: 2.6 (5, 1)	4.0		11	1	0	0	2	0	0	0	0	0	0	15	15	0.00	0.250																			


Chicago White Sox @ Kansas City Royals
 Royals Stadium, Kansas City, MO
 Mon Sep 02 1985, 8:05 PM EDT
 Att: 32,681 - Unknown

AB 28
 R 3
 H 7
 RBI 3
 BB 1
 SO 5
 LOB 8




Batter	1	2	3	4	5	6	7	8	9	AB	R	H	RBI	BB	SO	LOB	TOP		
Rudy Law, L OBP: 0.306, SLG: 0.369 (1, 7)										4	1	2	0	0	1	0	Chicago White Sox @ Kansas City Royals Royals Stadium, Kansas City, MO Tue Sep 03 1985, 8:05 PM EDT Att: 17,521 - Unknown		
Bryan Little, S OBP: 0.400, SLG: 0.392 (1, 4)										4	0	2	0	0	0	0			
Harold Baines, L OBP: 0.343, SLG: 0.451 (1, 9)										3	1	1	2	0	0	1			
Greg Walker, L OBP: 0.314, SLG: 0.450 (1, 3)										4	0	0	0	0	0	2			
Carlton Fisk, R OBP: 0.314, SLG: 0.506 (1, 2)										4	0	2	0	0	1	0			
Jerry Hairston, S OBP: 0.380, SLG: 0.347 (1, 10)										3	0	0	0	0	1	2			
Daryl Boston, L OBP: 0.268, SLG: 0.331 (1, 8)										3	0	0	0	0	1	2			
Ozzie Guillen, L OBP: 0.292, SLG: 0.343 (1, 6)										3	0	0	0	0	0	1			
Scott Fletcher, R OBP: 0.319, SLG: 0.287 (1, 5)										2	0	0	0	0	0	0			
Joseph DeSa, L OBP: 0.220, SLG: 0.289 (8, PH)										1	0	0	0	0	0	0			
Tim Hulett, R OBP: 0.318, SLG: 0.348 (8, 5)										0	0	0	0	0	0	0			
Inning Stats	R: 0 E: 0 K: 1 S: 6	H: 1 LOB: 1 BB: 0 P: 6	R: 0 E: 0 K: 0 S: 4	H: 1 LOB: 1 BB: 0 P: 4	R: 1 E: 0 K: 0 S: 5	H: 2 LOB: 1 BB: 0 P: 5	R: 0 E: 0 K: 0 S: 3	H: 0 LOB: 0 BB: 0 P: 3	R: 0 E: 0 K: 0 S: 3	H: 0 LOB: 0 BB: 0 P: 3	R: 0 E: 0 K: 2 S: 7	H: 1 LOB: 1 BB: 0 P: 7	R: 0 E: 0 K: 0 S: 3	H: 1 LOB: 0 BB: 0 P: 3	R: 1 E: 0 K: 1 S: 6	H: 1 LOB: 0 BB: 0 P: 6	1B: 6 2B: 1 3B: 0 HR: 1	SF: 1 SAC: 0 DP: 1 HBP: 0	WP: 0 PA: 33 CS: 1
PITCHER Bret Saberhagen, R ERA: 2.77 (1, 1)	IP: 9.0 WLS: W BF: 32 H: 7 R: 2 ER: 2 SO: 4 BB: 0 IBB: 0 HBP: 0 BLK: 0 WP: 0 HR: 1 S: 40 P: 40 ERA: 2.00 WHIP: 0.778															PITCHER IP: WLS: BF: H: R: ER: SO: BB: IBB: HBP: BLK: WP: HR: S: P: ERA: WHIP			

AB	31
R	2
H	7
RBI	2
BB	0
SO	4
LOB	8



Batter	1	2	3	4	5	6	7	8	9	AB	R	H	RBI	BB	SO	LOB	BOTTOM		
Lynn Jones, R OBP: 0.278, SLG: 0.291 (1, 8)										3	0	1	0	0	0	0	Chicago White Sox @ Kansas City Royals Royals Stadium, Kansas City, MO Tue Sep 03 1985, 8:05 PM EDT Att: 17,521 - Unknown		
Pat Sheridan, L OBP: 0.310, SLG: 0.330 (1, 9)										3	0	0	1	0	0	2			
George Brett, L OBP: 0.459, SLG: 0.607 (1, 5)										1	1	0	0	3	0	0			
Hal McRae, R OBP: 0.349, SLG: 0.468 (1, 10)										4	1	2	2	0	1	3			
Steve Balboni, R OBP: 0.305, SLG: 0.479 (1, 3)										4	0	0	0	0	0	3			
Darryl Motley, R OBP: 0.256, SLG: 0.416 (1, 7)										3	0	0	0	0	0	0			
Jamie Quirk, L OBP: 0.286, SLG: 0.308 (1, 2)										3	0	1	0	0	0	0			
Greg Pryor, R OBP: 0.271, SLG: 0.260 (1, 4)										3	0	0	0	0	0	1			
Onix Concepcion, R OBP: 0.254, SLG: 0.245 (1, 6)										3	1	2	0	0	0	0			
Inning Stats	R: 2 E: 0 K: 0 S: 4	H: 1 LOB: 0 BB: 1 P: 8	R: 0 E: 0 K: 0 S: 3	H: 0 LOB: 0 BB: 0 P: 3	R: 0 E: 0 K: 0 S: 3	H: 0 LOB: 0 BB: 0 P: 3	R: 0 E: 0 K: 1 S: 5	H: 0 LOB: 0 BB: 0 P: 5	R: 0 E: 0 K: 0 S: 3	H: 0 LOB: 0 BB: 0 P: 3	R: 0 E: 0 K: 0 S: 3	H: 0 LOB: 0 BB: 0 P: 3	R: 0 E: 0 K: 0 S: 3	H: 0 LOB: 0 BB: 0 P: 3	R: 1 E: 1 K: 0 S: 6	H: 2 LOB: 3 BB: 1 P: 10	1B: 5 2B: 0 3B: 0 HR: 1	SF: 1 SAC: 1 DP: 2 HBP: 0	WP: 0 PA: 32 CS: 0
PITCHER Tom Seaver, R ERA: 3.22 (1, 1)	IP: 8.0 WLS: L BF: 32 H: 6 R: 3 ER: 2 SO: 1 BB: 2 IBB: 1 HBP: 0 BLK: 0 WP: 0 HR: 1 S: 31 P: 43 ERA: 2.25 WHIP: 1.000															PITCHER IP: WLS: BF: H: R: ER: SO: BB: IBB: HBP: BLK: WP: HR: S: P: ERA: WHIP			


AB	27
R	3
H	6
RBI	3
BB	3
SO	1
LOB	9



Batter	1	2	3	4	5	6	7	8	9	AB	R	H	RBI	BB	SO	LOB	TOP			
Paul Moltzer, R OBP: 0.364, SLG: 0.414 (1, 5)	0-0 4-3 1B		0-0 1-3			0-0 E6		4-0 SH1-4 1B BB		3	1	1	0	1	0	0				
Ernest Riles, L OBP: 0.354, SLG: 0.416 (1, 6)	0-0 4-3		0-3 K			0-0 4-3		0-0 SH1-4		3	0	0	0	0	1	2				
Cecil Cooper, L OBP: 0.333, SLG: 0.485 (1, 3)	0-0 4-3			0-0 4-3		0-0 L7		0-0 G6-4-3 1B		4	0	1	1	0	0	2				
Ted Simmons, S OBP: 0.344, SLG: 0.409 (1, 10)	0-0 6-3			0-0 F4		0-0 L7		0-0 G6-4-3		4	0	0	0	0	0	3				
Bill Schroeder, R OBP: 0.294, SLG: 0.415 (1, 2)		0-3 K		0-0 1B				0-0 5-3		4	0	1	0	0	2	0				
Ed Romero, R OBP: 0.327, SLG: 0.315 (1, 7)		0-0 F8		0-0 L4				0-0 F4		4	0	1	0	0	0	1				
Jim Gantner, L OBP: 0.294, SLG: 0.324 (1, 4)					0-0 G5-4-3 1B			0-0 E 2B		4	0	3	0	0	1	1				
Charlie Moore, R OBP: 0.289, SLG: 0.283 (1, 9)		0-0 1-3			0-0 G5-4-3			0-0 E6		4	0	0	0	0	0	4				
Rick Manning, L OBP: 0.281, SLG: 0.319 (1, 8)			0-0 F4			0-0 F7		0-0 4-3		3	0	0	0	0	0	2				
Inning Stats	R: 0 E: 0 K: 0 S: 4	H: 1 LOB: 1 BB: 0 P: 4	R: 0 E: 0 K: 1 S: 6	H: 1 LOB: 1 BB: 0 P: 6	R: 0 E: 0 K: 1 S: 5	H: 0 LOB: 0 BB: 0 P: 5	R: 0 E: 0 K: 0 S: 4	H: 1 LOB: 1 BB: 0 P: 4	R: 0 E: 1 K: 0 S: 5	H: 0 LOB: 0 BB: 0 P: 4	R: 0 E: 0 K: 0 S: 3	H: 1 LOB: 2 BB: 0 P: 5	R: 1 E: 0 K: 0 S: 3	H: 1 LOB: 0 BB: 1 P: 7	R: 0 E: 0 K: 2 S: 8	H: 1 LOB: 1 BB: 0 P: 8	1B: 5 2B: 2 3B: 0 HR: 0	SF: 0 SAC: 1 DP: 2 HBP: 0	WP: 0 PB: 0 CS: 0	PA: 35
PITCHER Charlie Leibrandt, L ERA: 2.89 (1, 1)	IP: 9.0 WLS: W BF: 35 H: 7 R: 1 ER: 1 SO: 4 BB: 1 IBB: 0 HBP: 0 BLK: 0 WP: 0 HR: 0 S: 42 P: 46 ERA: 1.00 WHIP: 0.889																			

Milwaukee Brewers @ Kansas City Royals
Royals Stadium, Kansas City, MO
Thu Sep 05 1985, 8:05 PM EDT
Att: 2,527 - Unknown


AB 33
R 1
H 7
RBI 1
BB 1
SO 4
LOB 15



Batter	1	2	3	4	5	6	7	8	9	AB	R	H	RBI	BB	SO	LOB	BOTTOM			
Omar Moreno, L OBP: 0.236, SLG: 0.423 (1, 8)	0-0 HR		0-0 G4-6-3 1B			0-0 F6		0-0 1-1H 2-H 3B		4	1	3	3	0	0	0				
Pat Sheridan, L OBP: 0.303, SLG: 0.321 (1, 9)	0-0 F8		0-0 G4-6-3			0-0 G3		0-0 4-3		4	0	0	0	0	0	3				
George Brett, L OBP: 0.457, SLG: 0.599 (1, 5)	0-0 F8			0-0 G3			0-0 F7	4-0 IBB		3	0	0	0	1	0	0				
Hal McRae, R OBP: 0.342, SLG: 0.456 (1, 10)	0-3 K			0-0 6-3			0-0 F9	0-0 L7		4	0	0	0	0	1	2				
Darryl Motley, R OBP: 0.259, SLG: 0.418 (1, 7)		0-0 CS 1-3 1B		0-0 F6			0-3 K			3	0	1	0	0	1	0				
Steve Balboni, R OBP: 0.302, SLG: 0.475 (1, 3)		0-0 1-3			0-3 K			0-0 1B 2B		3	0	1	0	0	1	1				
Buddy Biancalana, S OBP: 0.272, SLG: 0.257 (8, PR) (9, 6)		1-2 1B								0	1	0	0	0	0	0				
Frank White, R OBP: 0.277, SLG: 0.411 (1, 4)		0-0 F9			0-0 5-3			0-0 L3		3	0	0	0	0	0	2				
John Wathan, R OBP: 0.355, SLG: 0.364 (1, 2)			0-0 1B 1B		0-0 L9			0-0 1B 3B 1B		3	1	2	0	0	0	0				
Onix Concepcion, R OBP: 0.256, SLG: 0.247 (1, 6)			0-0 F9			0-0 F4		0-0 1-2 3-H 3B 1B		2	0	0	0	0	0	1				
Jorge Orta, L OBP: 0.316, SLG: 0.369 (8, PH)										1	1	1	1	0	0	0				
Greg Pryor, R OBP: 0.273, SLG: 0.272 (9, 3)										0	0	0	0	0	0	0				
Inning Stats	R: 1 E: 0 K: 1 S: 6	H: 1 LOB: 0 BB: 0 P: 6	R: 0 E: 0 K: 0 S: 3	H: 1 LOB: 0 BB: 0 P: 3	R: 0 E: 0 K: 0 S: 4	H: 2 LOB: 1 BB: 0 P: 4	R: 0 E: 0 K: 0 S: 3	H: 0 LOB: 0 BB: 0 P: 3	R: 0 E: 0 K: 0 S: 3	H: 0 LOB: 0 BB: 0 P: 3	R: 0 E: 0 K: 0 S: 5	H: 0 LOB: 0 BB: 0 P: 5	R: 0 E: 0 K: 1 S: 5	H: 0 LOB: 0 BB: 0 P: 5	R: 3 E: 0 K: 0 S: 7	H: 4 LOB: 2 BB: 1 P: 11	1B: 5 2B: 1 3B: 1 HR: 1	SF: 0 SAC: 0 DP: 1 HBP: 0	WP: 0 PB: 0 CS: 1	PA: 31
PITCHER Moose Haas, R ERA: 3.87 (1, 1)	IP: 8.0 WLS: L BF: 31 H: 8 R: 4 ER: 4 SO: 3 BB: 0 IBB: 1 HBP: 0 BLK: 0 WP: 0 HR: 1 S: 36 P: 40 ERA: 4.50 WHIP: 1.000																			

Milwaukee Brewers @ Kansas City Royals
Royals Stadium, Kansas City, MO
Thu Sep 05 1985, 8:05 PM EDT
Att: 2,527 - Unknown

AB 30
R 4
H 8
RBI 4
BB 1
SO 3
LOB 9



Batter	1	2	3	4	5	6	7	8	9	10	11	AB	R	H	RBI	BB	SO	LOB	TOP												
Paul Molitor, R OBP: 0.362, SLG: 0.412	(1, 5) X F9												5	0	1	0	0	1	0												
Randy Ready, R OBP: 0.299, SLG: 0.314	(1, 7) X 6-3												4	1	1	1	1	0	0												
Cecil Cooper, L OBP: 0.334, SLG: 0.483	(1, 3) B BB												4	0	1	0	1	0	3												
Ted Simmons, S OBP: 0.344, SLG: 0.410	(1, 10) X 5-3												4	0	1	1	0	0	3												
Rick Manning, L OBP: 0.279, SLG: 0.318	(8, PR)												1	1	0	0	0	0	1												
Ernest Riles, L OBP: 0.350, SLG: 0.410	(1, 6) X 1-3												5	0	0	0	0	1	2												
Bill Schroeder, R OBP: 0.292, SLG: 0.409	(1, 2) S K												5	0	1	1	0	2	0												
Paul Householder, S OBP: 0.285, SLG: 0.307	(1, 8) S K												5	0	1	0	0	1	1												
Jim Gantner, L OBP: 0.296, SLG: 0.326	(1, 4) X CS 1B												4	0	2	0	0	0	0												
Ed Romero, R OBP: 0.326, SLG: 0.313	(1, 9) X 5-3												4	1	1	0	0	0	3												
Inning Stats	R: 0 E: 0 K: 0 S: 3	H: 0 LOB: 1 BB: 1 P: 7	R: 0 E: 0 K: 2 S: 7	H: 0 LOB: 0 BB: 0 P: 7	R: 0 E: 0 K: 1 S: 5	H: 1 LOB: 0 BB: 0 P: 5	R: 0 E: 0 K: 0 S: 3	H: 0 LOB: 0 BB: 0 P: 3	R: 0 E: 0 K: 1 S: 5	H: 0 LOB: 0 BB: 0 P: 5	R: 1 E: 0 K: 0 S: 6	H: 3 LOB: 2 BB: 0 P: 6	R: 1 E: 0 K: 1 S: 6	H: 1 LOB: 1 BB: 1 P: 10	R: 0 E: 0 K: 0 S: 3	H: 0 LOB: 0 BB: 0 P: 3	R: 0 E: 0 K: 0 S: 3	H: 0 LOB: 0 BB: 0 P: 3	R: 1 E: 0 K: 0 S: 5	H: 2 LOB: 1 BB: 0 P: 5	1B: 8 2B: 1 3B: 0 HR: 0	SF: 0 SAC: 0 DP: 0 HBP: 0	WP: 0 PB: 0 SB: 0 CS: 1	PA: 43							
PITCHER	IP WLS BF H R ER SO BB IBB HBP BLK WP HR S P ERA WHIP																														
Danny Jackson, L ERA: 3.3	(1, 1)	8.0	32	7	2	1	0	0	0	0	0	0	0	0	11	11	3.00	0.667													
Dan Quisenberry, R ERA: 2.37	(9, 1)	3.0	W	11	2	1	1	0	0	0	0	0	0	0	0	0	11	11	3.00	0.667											

Milwaukee Brewers @ Kansas City Royals
 Royals Stadium, Kansas City, MO
 Fri Sep 06 1985, 8:05 PM EDT
 Unknown

AB 41
 R 3
 H 9
 RBI 3
 BB 2
 SO 5
 LOB 13

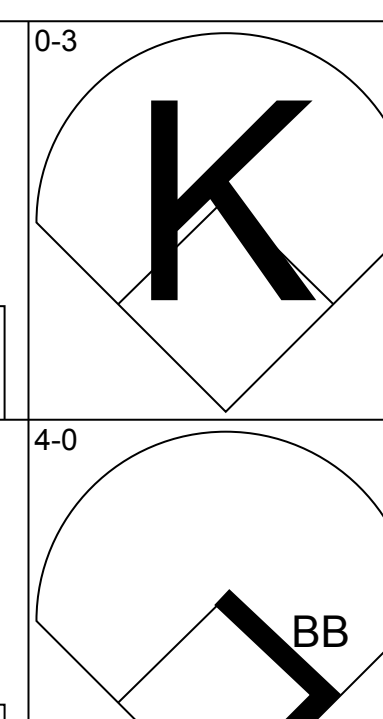
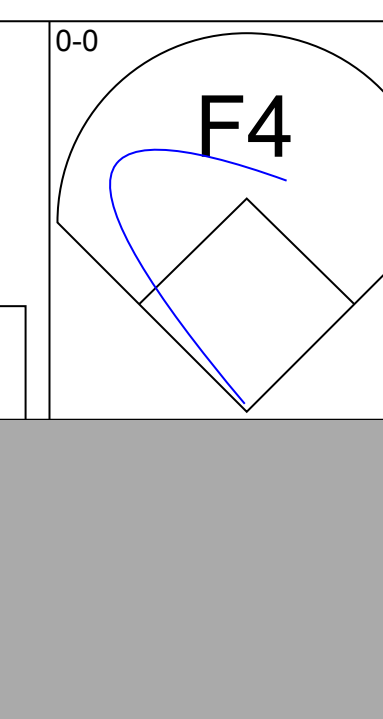
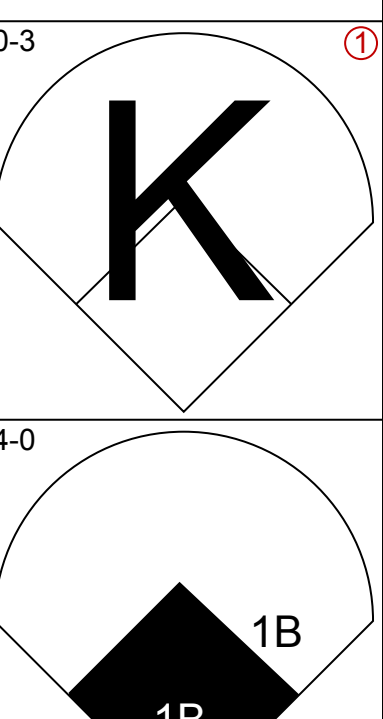
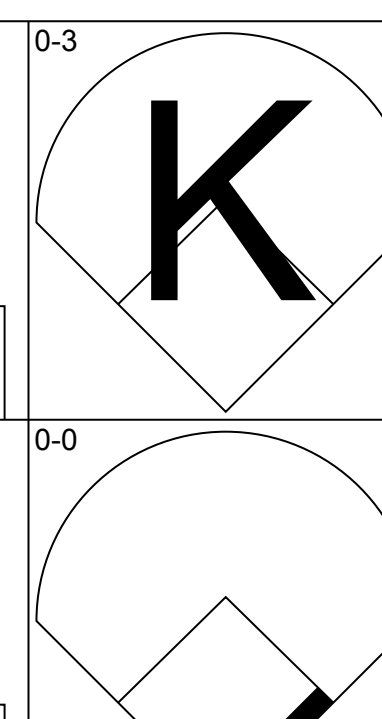
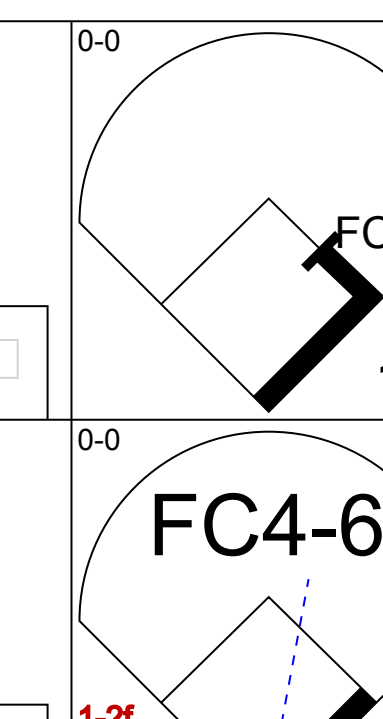
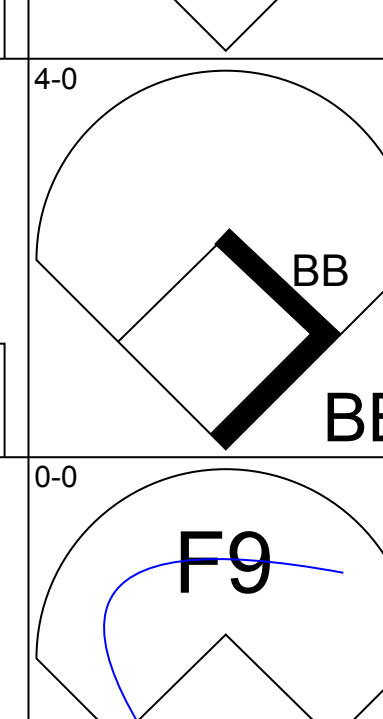
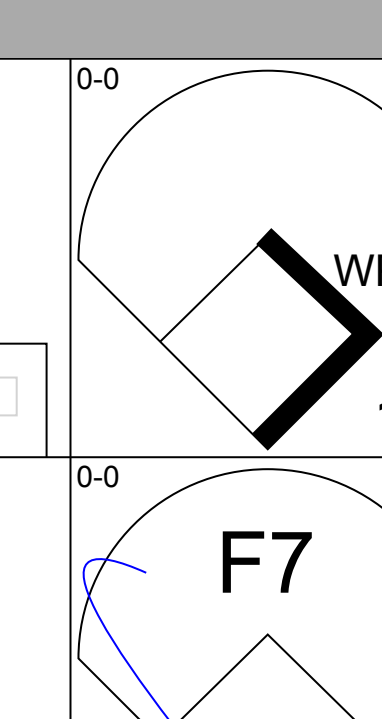
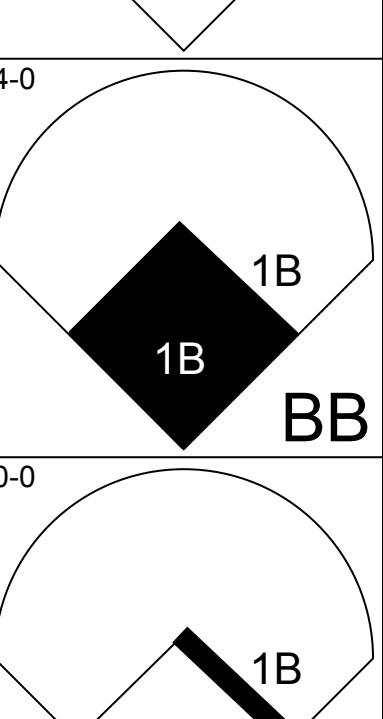
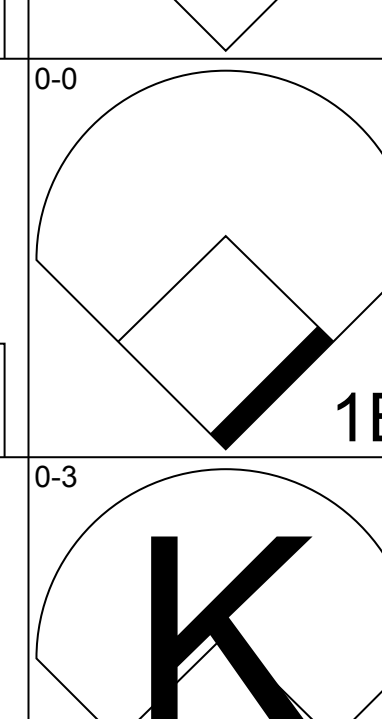
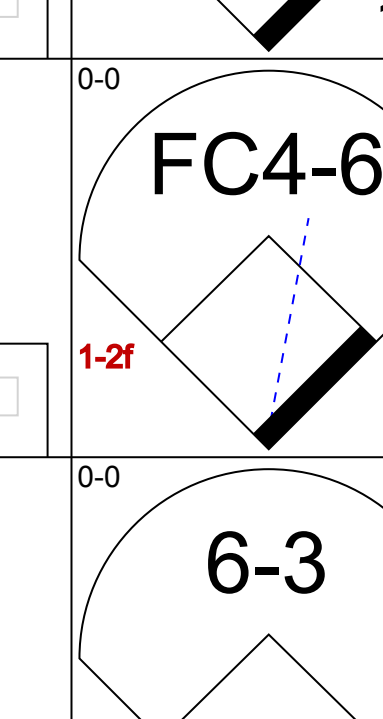
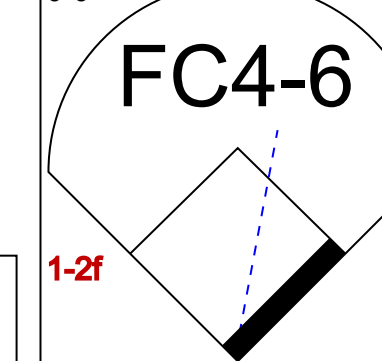
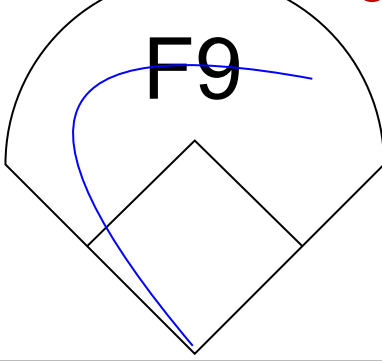
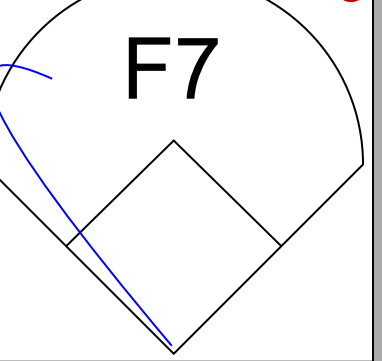
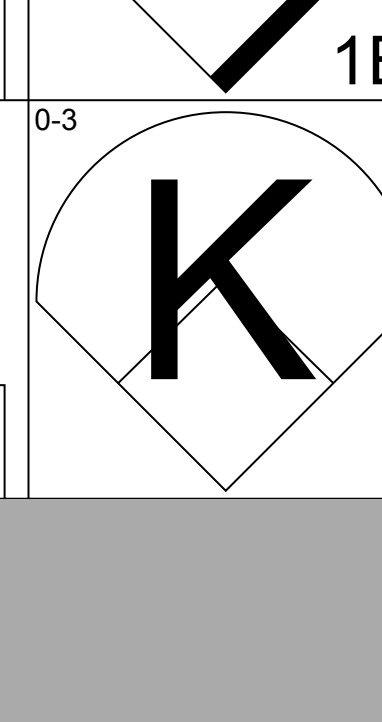
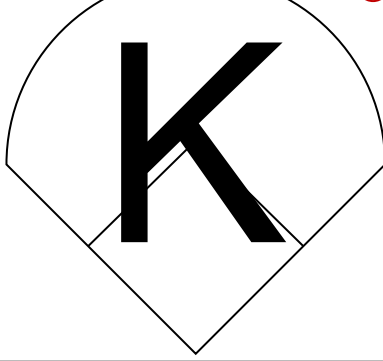
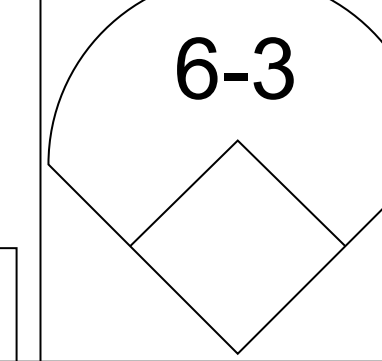
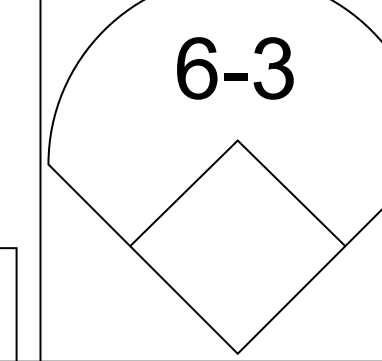
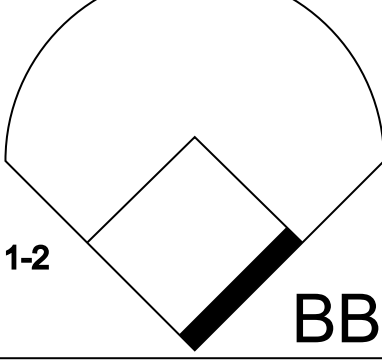
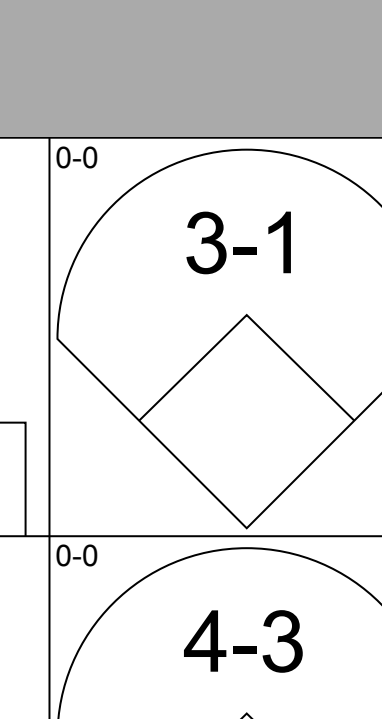
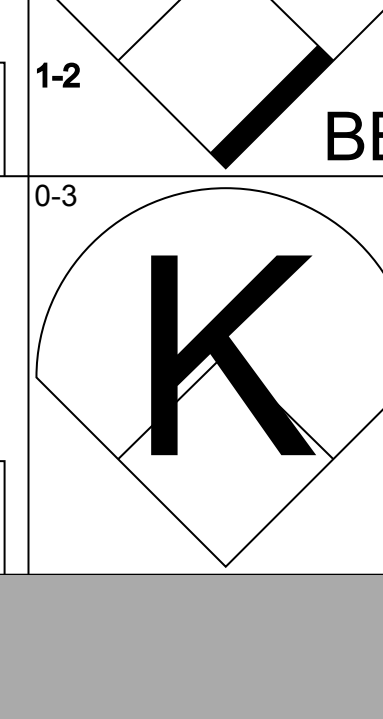


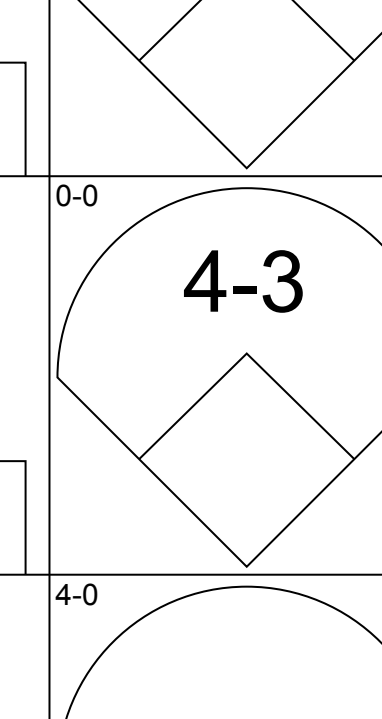
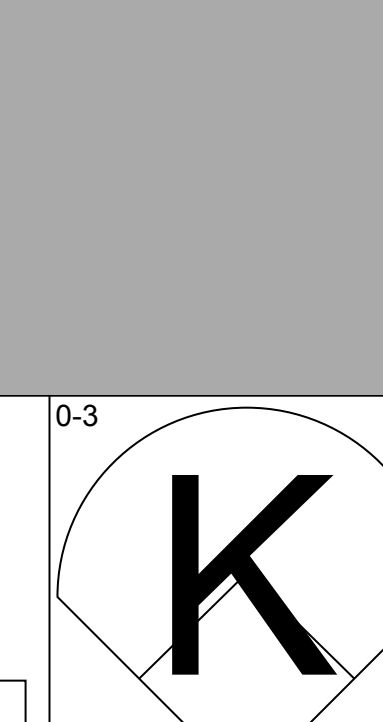
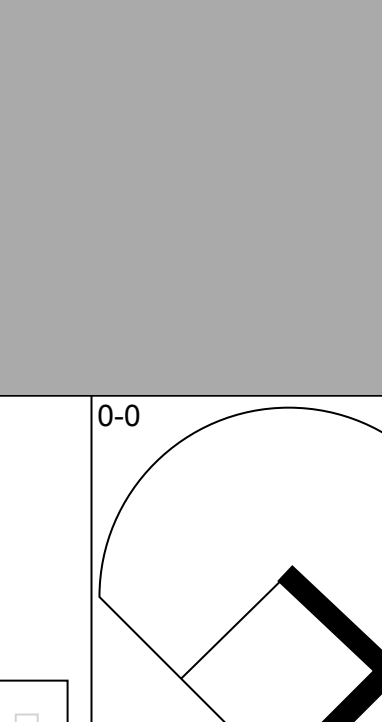
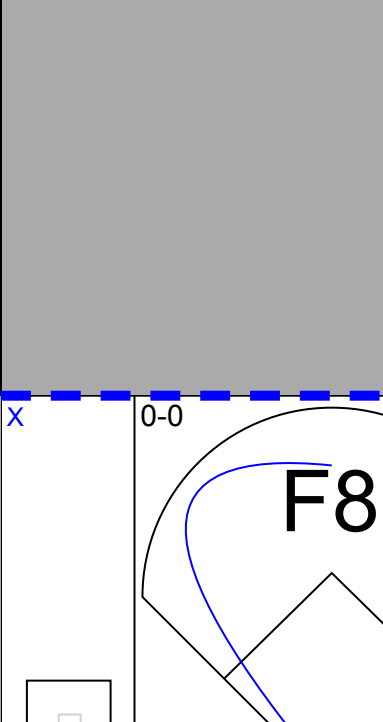
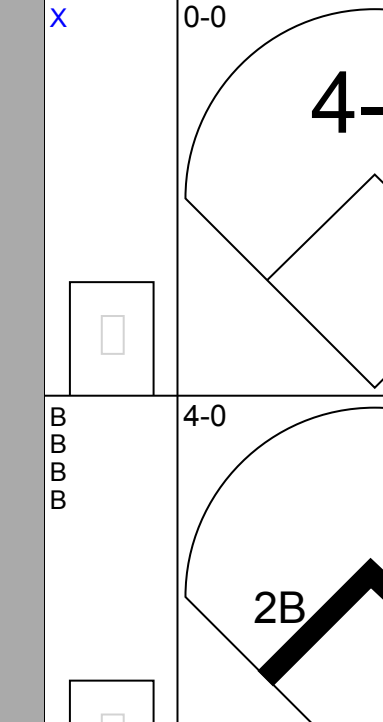
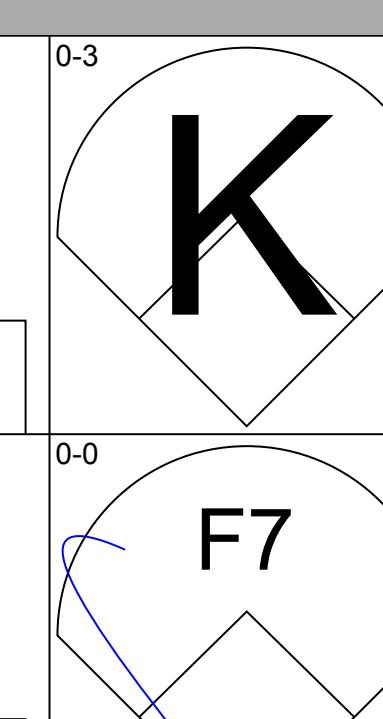
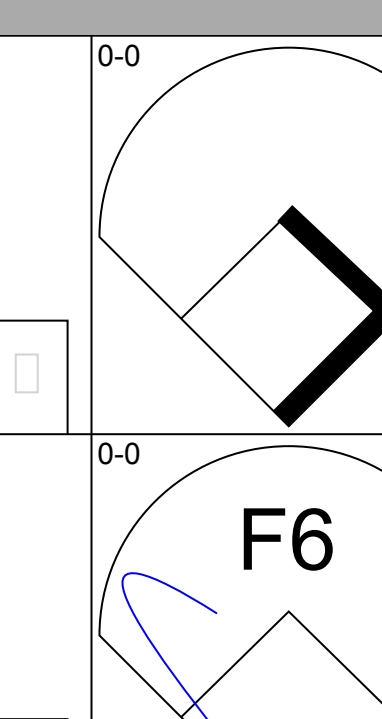
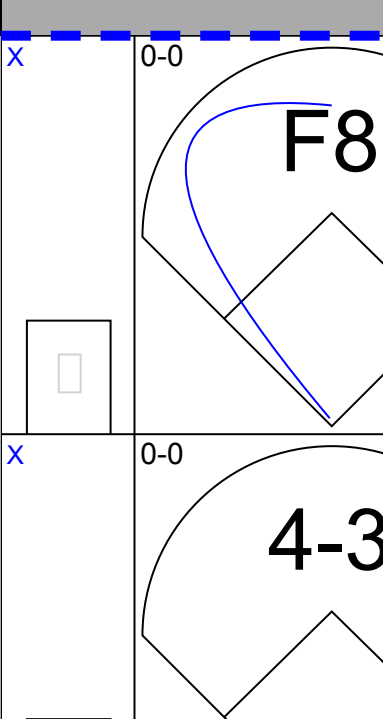
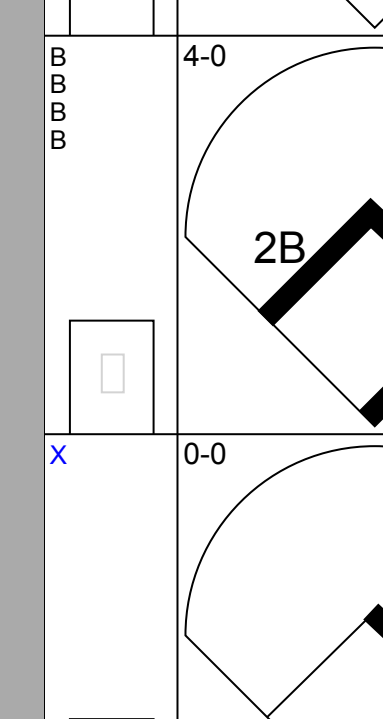
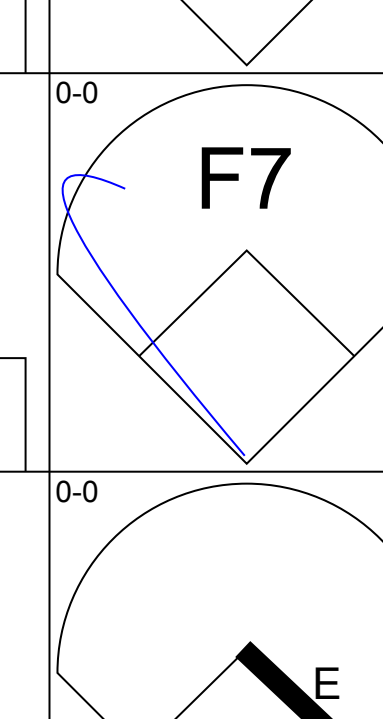
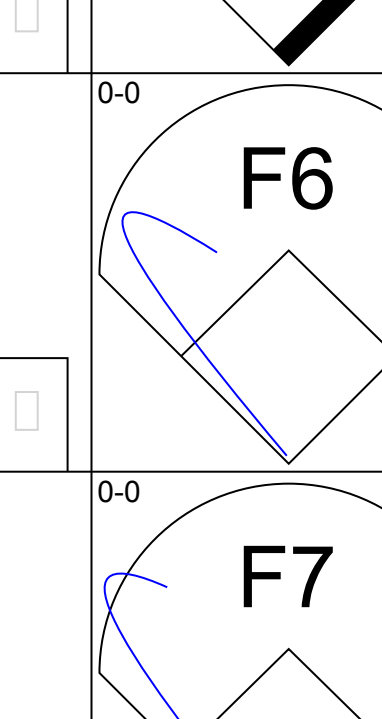
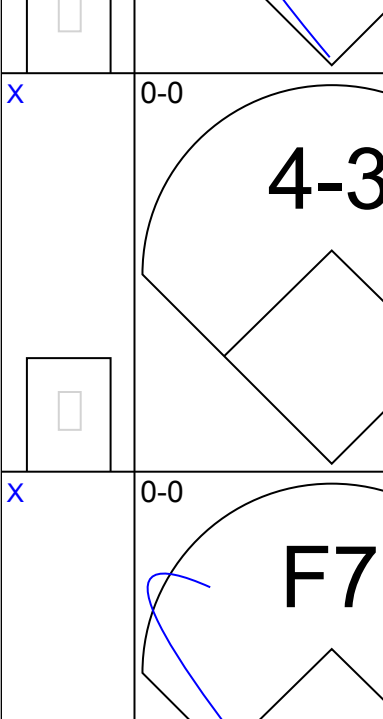
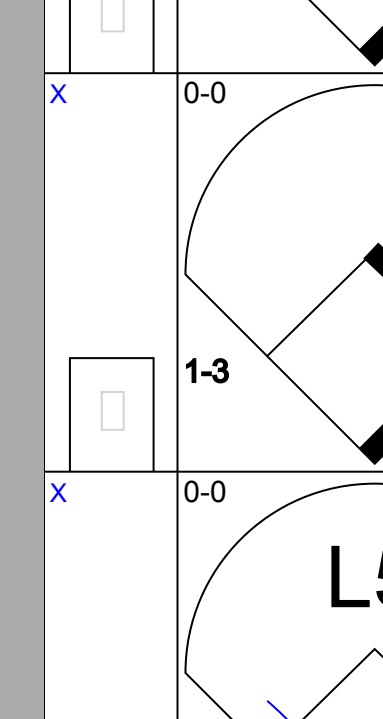
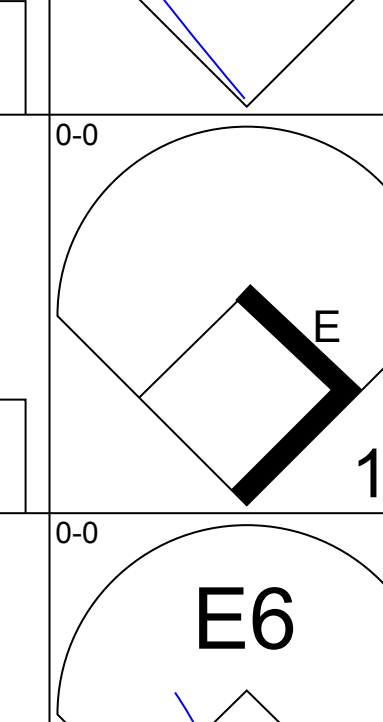
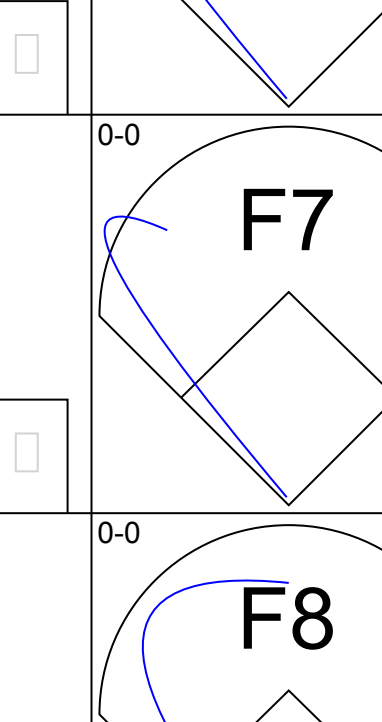
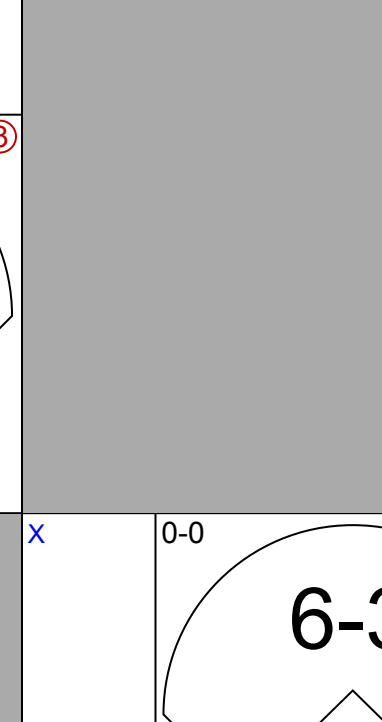
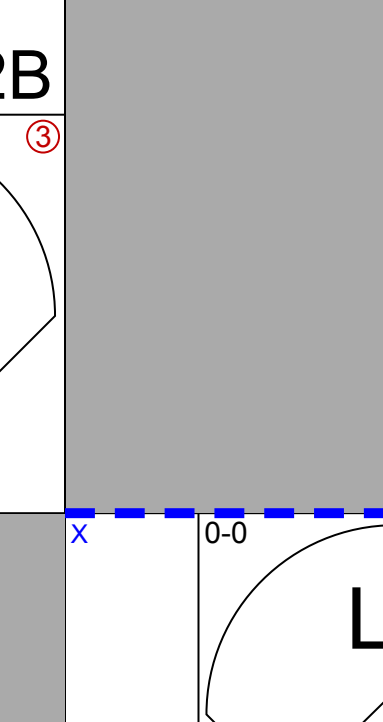
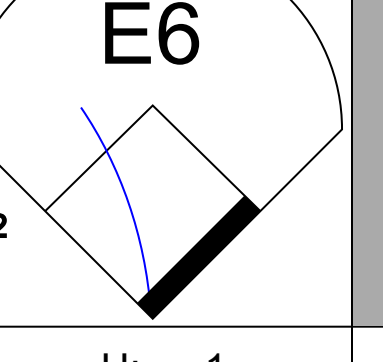

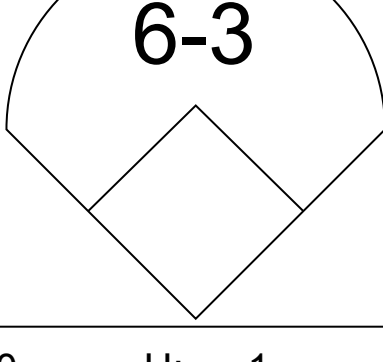
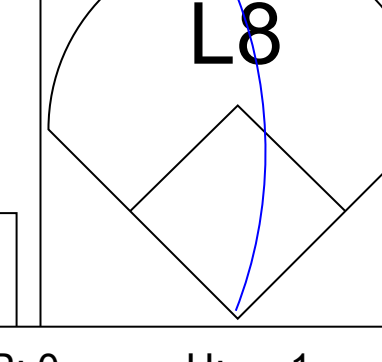


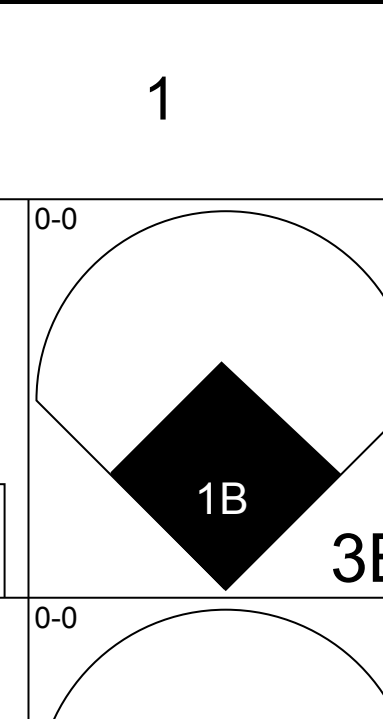
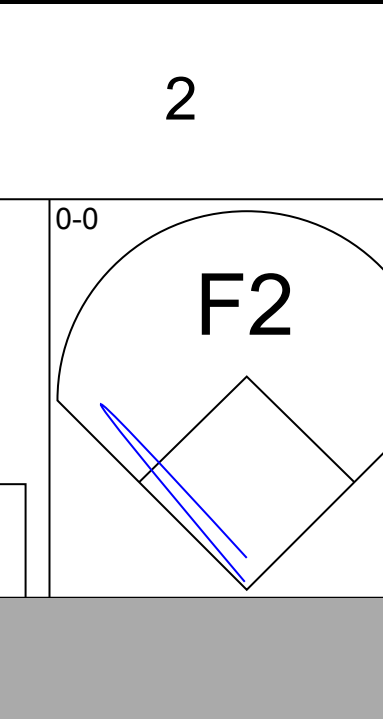
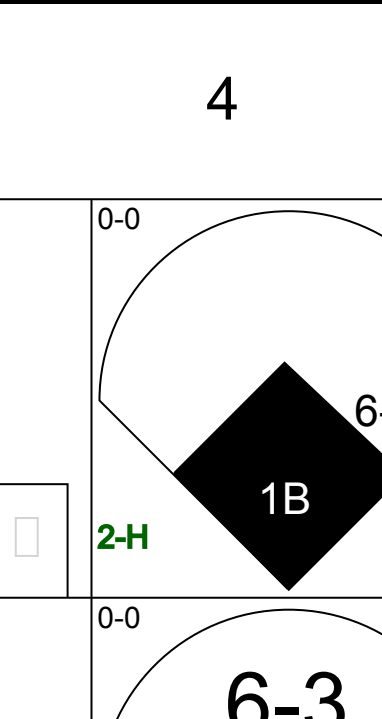
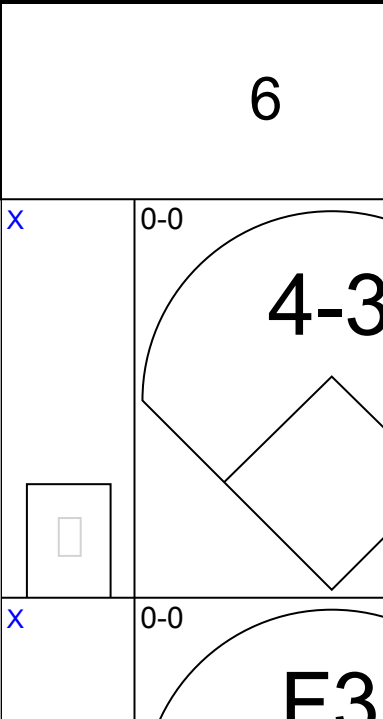
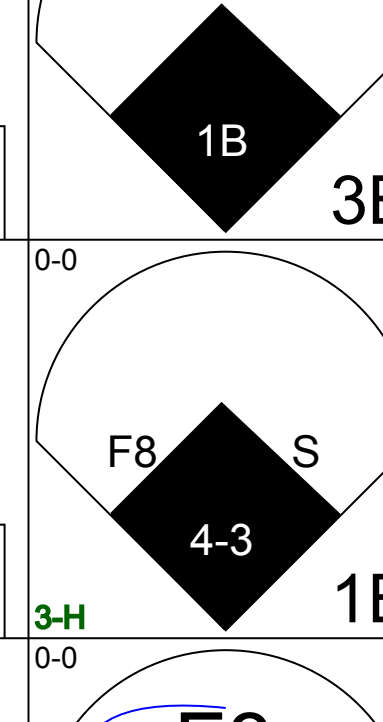
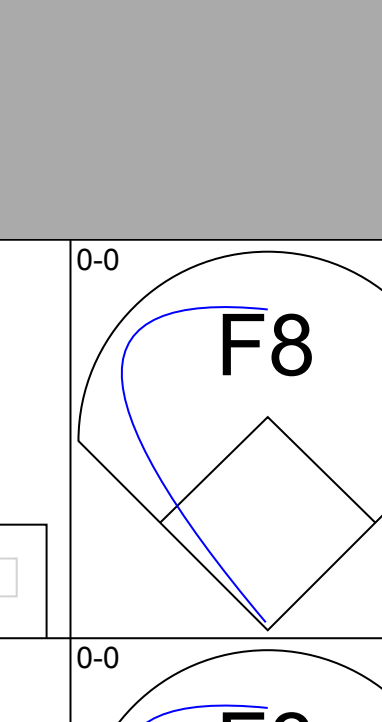
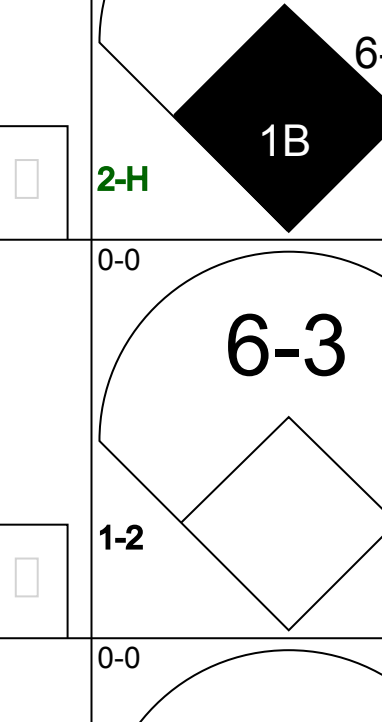
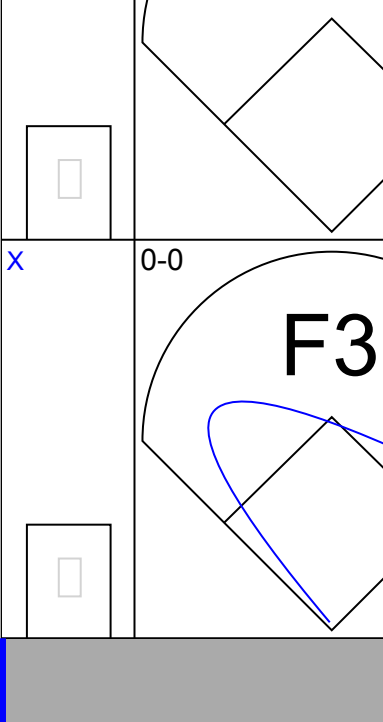

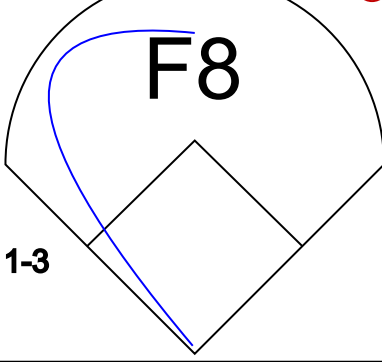
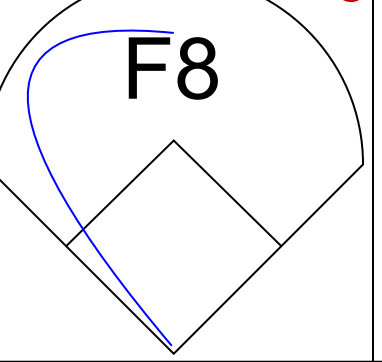
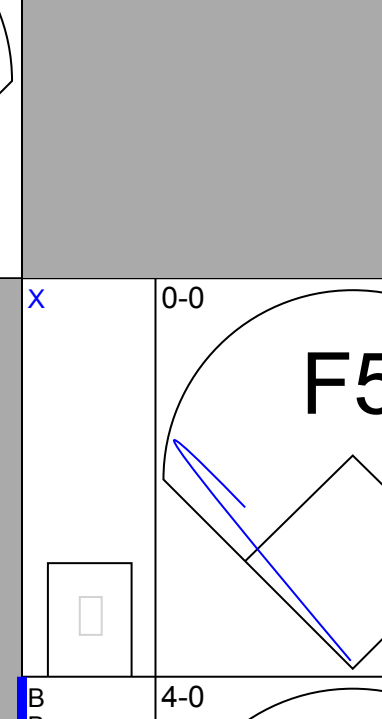
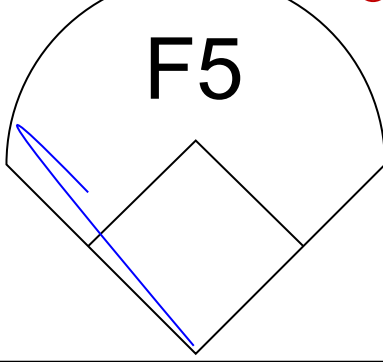
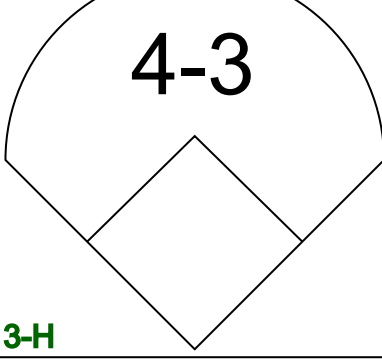
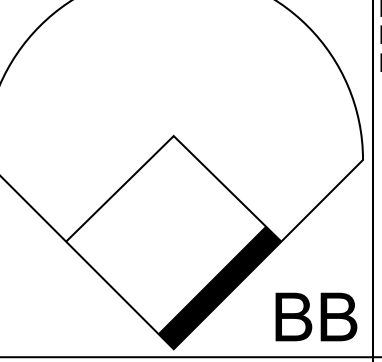
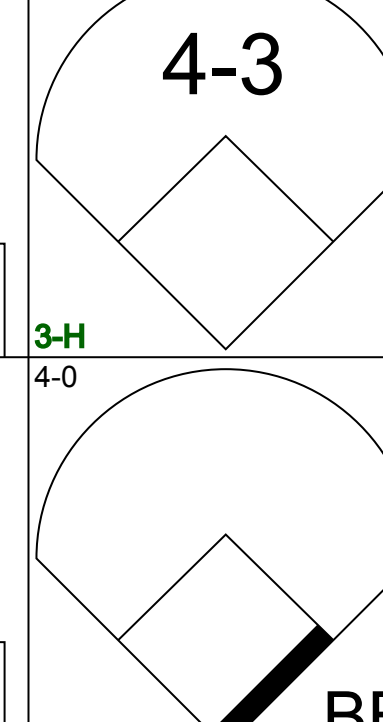
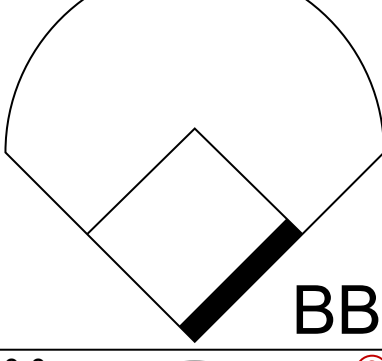
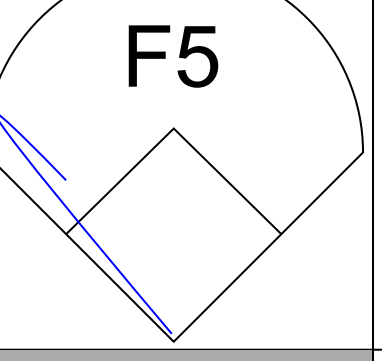
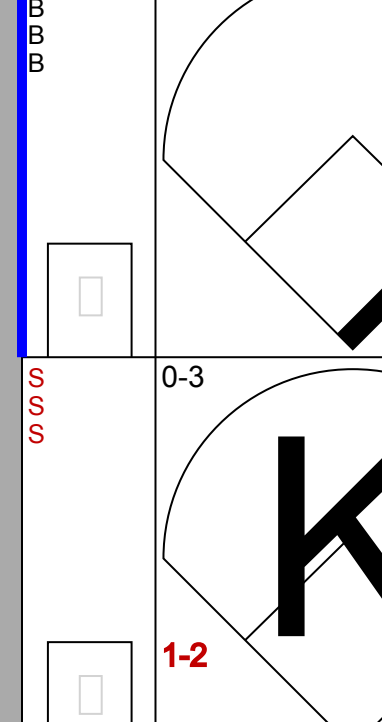
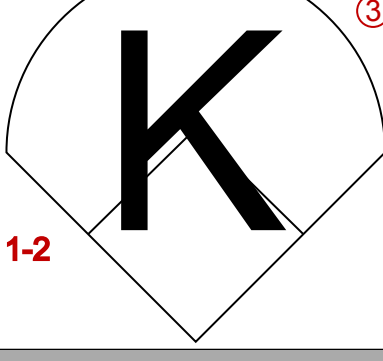
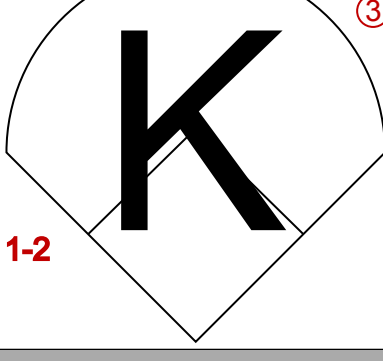
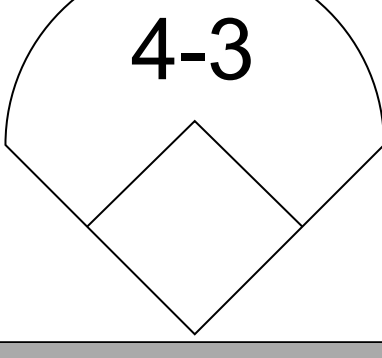
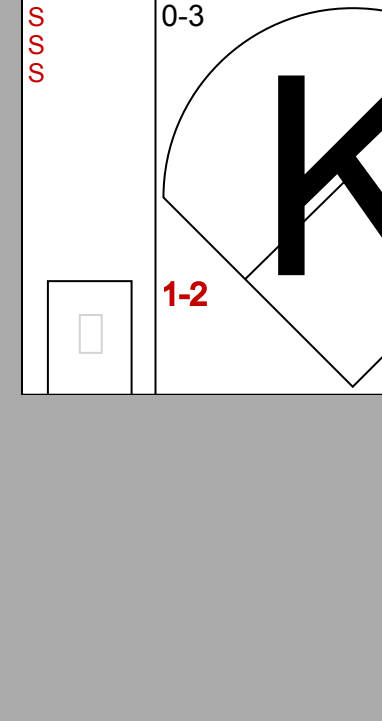
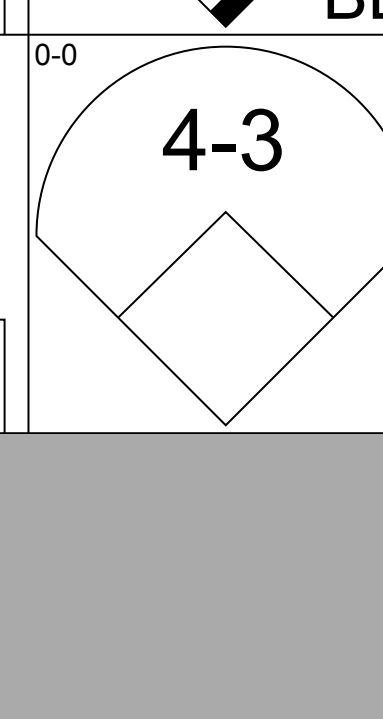










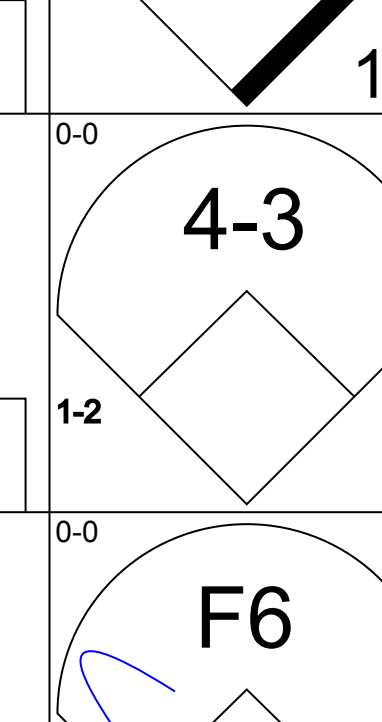
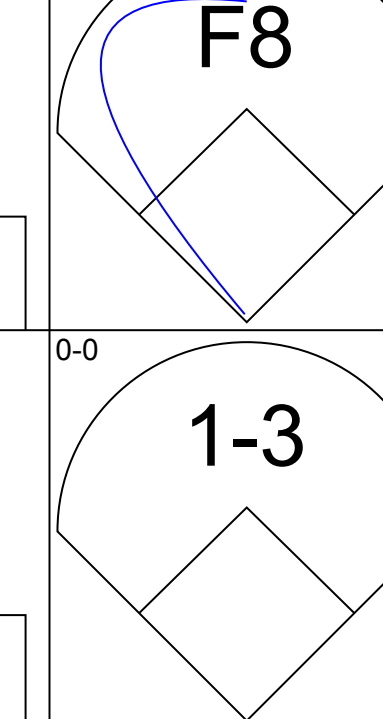


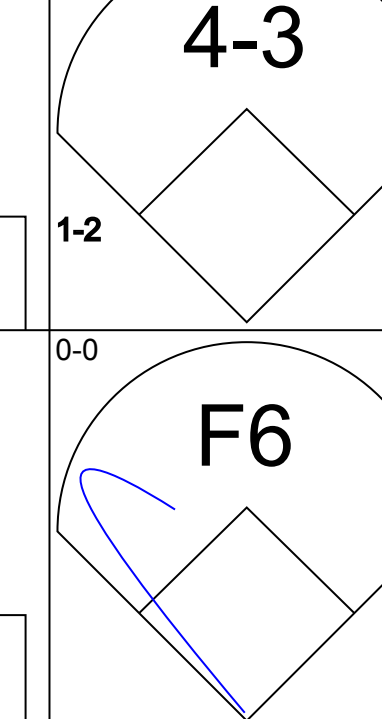
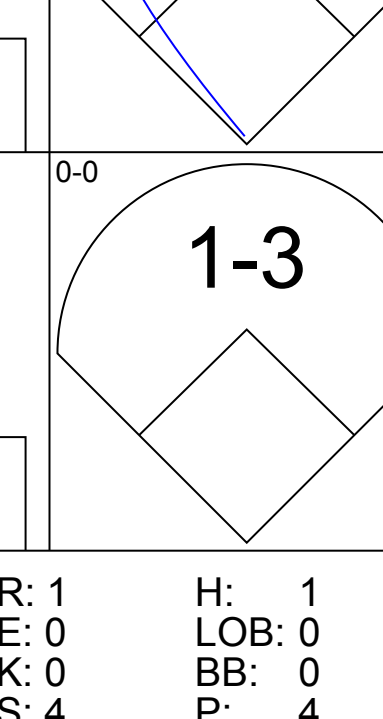
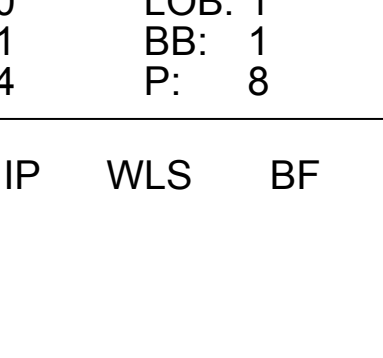

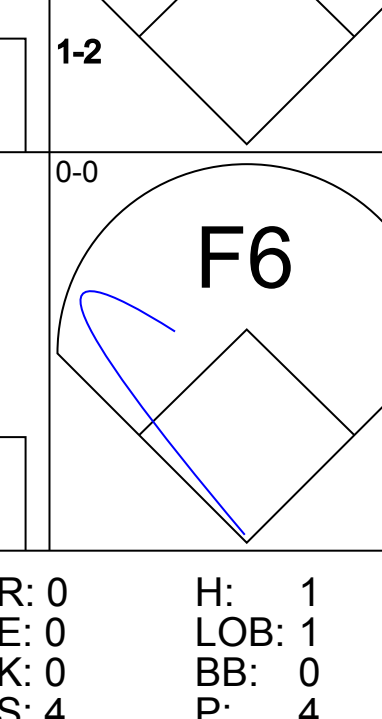
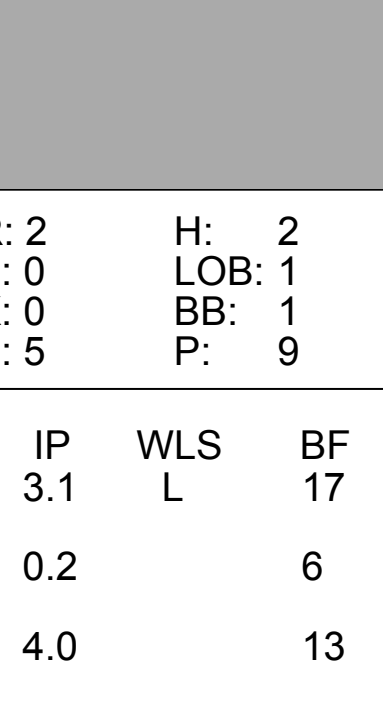


Batter	1	2	3	4	5	6	7	8	9	10	11	AB	R	H	RBI	BB	SO	LOB	BOTTOM										
Lonnie Smith, R OBP: 0.341, SLG: 0.351	(1, 7) X G3												4	0	1	0	0	0	1										
Omar Moreno, L OBP: 0.233, SLG: 0.417	(8, 8)												1	0	0	0	0	0	0										
Lynn Jones, R OBP: 0.299, SLG: 0.296	(1, 8) X 4-3												4	0	1	0	0	1	0										
George Brett, L OBP: 0.453, SLG: 0.593	(1, 5) X F8												4	0	0	1	0	0	1										
Hal McRae, R OBP: 0.344, SLG: 0.455	(1, 10) X 1B												3	0	1	0	1	1	2										
Pat Sheridan, L OBP: 0.302, SLG: 0.319	(8, PR)												1	0	0	0	0	0	1										
Frank White, R OBP: 0.278, SLG: 0.411	(1, 4) X 1B												5	0	2	0	0	0	2										
Steve Balboni, R OBP: 0.303, SLG: 0.486	(1, 3) X F7												5	2	2	2	0	1	4										
Darryl Motley, R OBP: 0.285, SLG: 0.412	(1, 9) X F8												5	1	0	0	0	0	2										
John Wathan, R OBP: 0.350, SLG: 0.365	(1, 2) X 4-3												5	0	1	1	0	1	2										
Onix Concepcion, R OBP: 0.262, SLG: 0.249	(1, 6) B HBP 1B SF BB												2	1	1	0	2	0	0										
Inning Stats	R: 0 E: 0 K: 0 S: 3	H: 0 LOB: 0 BB: 0 P: 3	R: 0 E: 0 K: 0 S: 5	H: 2 LOB: 2 BB: 0 P: 5	R: 1 E: 0 K: 0 S: 4	H: 1 LOB: 2 BB: 1 P: 9	R: 0 E: 0 K: 2 S: 7	H: 0 LOB: 0 BB: 0 P: 7	R: 0 E: 0 K: 1 S: 5	H: 0 LOB: 0 BB: 0 P: 5	R: 1 E: 0 K: 0 S: 5	H: 2 LOB: 1 BB: 0 P: 5	R: 0 E: 0 K: 0 S: 4	H: 1 LOB: 2 BB: 1 P: 8	R: 0 E: 0 K: 0 S: 4	H: 0 LOB: 0 BB: 1 P: 6	R: 0 E: 0 K: 0 S: 4	H: 1 LOB: 1 BB: 0 P: 4	R: 2 E: 1 K: 0 S: 4	H: 2 LOB: 1 BB: 0 P: 4	1B: 6 2B: 1 3B: 0 HR: 2	SF: 1 SAC: 0 DP: 0 HBP: 1	WP: 0 PB: 0 SB: 0 CS: 1	PA: 45					
PITCHER	IP WLS BF H R ER SO BB IBB HBP BLK WP HR S P ERA WHIP																												
Teddy Figueroa, L ERA: 4.19	(1, 1)	10.0	L	4	2	2	1	0	0	0	0	0	0	1	4	4	27.00	6.000											
Rollie Fingers, R ERA: 4.75	(11, 1)	0.1	L	4	2	1	0	0	0	0	0	0	0	1	4	4	27.00	6.000											

Milwaukee Brewers @ Kansas City Royals
 Royals Stadium, Kansas City, MO
 Fri Sep 06 1985, 8:05 PM EDT
 Unknown

AB 39
 R 4
 H 9
 RBI 4
 BB 3
 SO 4
 LOB 15



Batter	1	2	3	4	5	6	7	8	9	AB	R	H	RBI	BB	SO	LOB	TOP					
Paul Moltzer, R OBP: 0.361, SLG: 0.410 (1, 5)										5	0	1	0	0	3	2	Milwaukee Brewers @ Kansas City Royals Royals Stadium, Kansas City, MO Fri Sep 06 1985, 8:05 PM EDT Att: 26,403 - Unknown livebaseballscorecards.com					
Ernest Riles, L OBP: 0.356, SLG: 0.412 (1, 6)									3	1	2	0	2	0	1							
Cecil Cooper, L OBP: 0.333, SLG: 0.481 (1, 10)									5	0	1	0	0	1	4							
Ted Simmons, S OBP: 0.345, SLG: 0.409 (1, 3)									3	0	1	1	1	0	1							
Ben Oglivie, L OBP: 0.360, SLG: 0.449 (1, 7)									4	0	0	0	0	1	5							
Rick Manning, L OBP: 0.284, SLG: 0.323 (1, 8)									3	0	1	0	1	1	0							
Paul Householder, S OBP: 0.284, SLG: 0.311 (1, 9)									4	0	1	0	0	0	1							
Jim Gantner, L OBP: 0.296, SLG: 0.325 (1, 4)									4	0	1	0	0	0	3							
Charlie Moore, R OBP: 0.286, SLG: 0.279 (1, 2)									4	0	0	0	0	0	2							
Inning Stats	R: 0 E: 0 K: 2 S: 7	H: 0 LOB: 2 BB: 2 P: 15	R: 0 E: 1 K: 1 S: 7	H: 1 LOB: 2 BB: 0 P: 7	R: 0 E: 0 K: 0 S: 4	H: 1 LOB: 1 BB: 0 P: 4	R: 0 E: 0 K: 0 S: 4	H: 1 LOB: 1 BB: 0 P: 4	R: 1 E: 0 K: 1 S: 6	H: 2 LOB: 1 BB: 1 P: 10	R: 0 E: 0 K: 0 S: 3	H: 0 LOB: 0 BB: 0 P: 3	R: 0 E: 0 K: 2 S: 8	H: 1 LOB: 1 BB: 0 P: 8	R: 0 E: 0 K: 0 S: 4	H: 1 LOB: 2 BB: 1 P: 8	R: 0 E: 0 K: 0 S: 4	H: 1 LOB: 1 BB: 0 P: 4	1B: 6 2B: 2 3B: 0 HR: 0	SF: 0 SAC: 0 DP: 1 HBP: 0	WP: 1 PB: 0 CS: 0	PA: 39
PITCHER	IP	WLS	BF	H	R	ER	SO	BB	IBB	HBP	BLK	WP	HR	S	P	ERA	WHIP					
Steve Farr, R ERA: 3.54 (1, 1)	5.0	W	23	5	1	1	4	3	0	0	0	1	0	28	40	1.80	1.600					
Joe Beckwith, R ERA: 4.15 (6, 1)	3.0		12	2	0	0	2	1	0	0	0	0	0	15	19	0.00	1.000					
Dennis Leonard, R ERA: (9, 1)	1.0		4	1	0	0	0	0	0	0	0	0	0	4	4	0.00	1.000					

Batter	1	2	3	4	5	6	7	8	9	AB	R	H	RBI	BB	SO	LOB	BOTTOM					
Omar Moreno, L OBP: 0.247, SLG: 0.447 (1, 8)										4	2	2	1	0	0	0	Milwaukee Brewers @ Kansas City Royals Royals Stadium, Kansas City, MO Fri Sep 06 1985, 8:05 PM EDT Att: 26,403 - Unknown livebaseballscorecards.com					
Lonnie Smith, R OBP: 0.340, SLG: 0.350 (1, 7)									4	1	1	1	0	0	1							
George Brett, L OBP: 0.452, SLG: 0.592 (1, 5)									3	0	1	1	0	0	1							
Greg Pryor, R OBP: 0.270, SLG: 0.269 (6, 5)									1	0	0	0	0	0	0							
Hal McRae, R OBP: 0.348, SLG: 0.453 (1, 10)									1	0	0	1	2	0	0							
Jorge Orta, L OBP: 0.316, SLG: 0.369 (7, PH)									0	0	0	0	1	0	0							
Frank White, R OBP: 0.278, SLG: 0.408 (1, 4)									3	0	0	0	1	1	4							
Onix Concepcion, R OBP: 0.262, SLG: 0.249 (8, 4)									0	0	0	0	0	0	0							
Steve Balboni, R OBP: 0.302, SLG: 0.486 (1, 3)									4	1	1	0	0	1	1							
Darryl Motley, R OBP: 0.258, SLG: 0.422 (1, 9)									4	1	2	1	0	0	1							
Jamie Quirk, L OBP: 0.278, SLG: 0.412 (1, 2)									4	1	1	1	0	0	1							
Buddy Biancalana, S OBP: 0.271, SLG: 0.287 (1, 6)									4	1	1	1	0	0	1							
Inning Stats	R: 2 E: 0 K: 0 S: 5	H: 2 LOB: 1 BB: 1 P: 9	R: 1 E: 0 K: 0 S: 4	H: 1 LOB: 0 BB: 0 P: 4	R: 0 E: 0 K: 0 S: 3	H: 0 LOB: 1 BB: 1 P: 7	R: 4 E: 0 K: 0 S: 8	H: 5 LOB: 2 BB: 1 P: 12	R: 0 E: 0 K: 1 S: 5	H: 0 LOB: 0 BB: 0 P: 5	R: 0 E: 0 K: 0 S: 3	H: 0 LOB: 0 BB: 0 P: 3	R: 0 E: 0 K: 1 S: 4	H: 0 LOB: 1 BB: 1 P: 8	R: 0 E: 0 K: 0 S: 4	H: 1 LOB: 1 BB: 0 P: 4	R: 0 E: 0 K: 0 S: 4	H: 1 LOB: 1 BB: 0 P: 4	1B: 4 2B: 3 3B: 2 HR: 1	SF: 0 SAC: 0 DP: 1 HBP: 0	WP: 0 PB: 0 SB: 1 CS: 1	PA: 36
PITCHER	IP	WLS	BF	H	R	ER	SO	BB	IBB	HBP	BLK	WP	HR	S	P	ERA	WHIP					
Ray Burris, R ERA: 4.13 (1, 1)	3.1	L	17	5	5	5	0	2	0	0	0	0	1	15	23	13.50	2.100					
Bob McClure, L ERA: 4.9 (4, 1)	0.2		6	3	2	2	0	1	0	0	0	0	0	5	9	27.00	6.000					
Chuck Porter, R ERA: (5, 1)	4.0		13	1	0	0	2	1	0	0	0	0	0	16	20	0.00	0.500					

Batter	1	2	3	4	5	6	7	8	9	AB	R	H	RBI	BB	SO	LOB	TOP			
Paul Moltzer, R OBP: 0.361, SLG: 0.412 (1, 5)										5	1	2	0	0	1	1	Milwaukee Brewers @ Kansas City Royals Royals Stadium, Kansas City, MO Sat Sep 07 1985, 8:05 PM EDT Att: 29,510 - Unknown			
Jim Gantner, L OBP: 0.293, SLG: 0.321 (1, 4)										5	0	0	0	0	0	3				
Cecil Cooper, L OBP: 0.332, SLG: 0.485 (1, 3)										4	1	1	2	0	0	0				
Ted Simmons, S OBP: 0.344, SLG: 0.408 (1, 10)										4	1	1	0	0	1	0				
Ernest Riles, L OBP: 0.354, SLG: 0.410 (1, 6)										4	0	1	0	0	0	1				
Bill Schroeder, R OBP: 0.290, SLG: 0.407 (1, 2)										1	0	0	0	0	1	0				
Charlie Moore, R OBP: 0.283, SLG: 0.276 (3, 2)										3	0	0	0	0	1	2				
Randy Ready, R OBP: 0.317, SLG: 0.389 (1, 7)										4	1	3	1	0	0	0				
Paul Householder, S OBP: 0.293, SLG: 0.316 (1, 9)										3	0	2	0	0	0	1				
Rick Manning, L OBP: 0.278, SLG: 0.317 (1, 8)										4	0	0	1	0	1	4				
Inning Stats	R: 1 E: 0 K: 1 S: 6	H: 1 LOB: 0 BB: 0 P: 6	R: 0 E: 0 K: 2 S: 8	H: 1 LOB: 2 BB: 0 P: 9	R: 0 E: 0 K: 0 S: 3	H: 0 LOB: 0 BB: 0 P: 3	R: 1 E: 0 K: 1 S: 7	H: 2 LOB: 1 BB: 0 P: 7	R: 0 E: 0 K: 1 S: 5	H: 0 LOB: 0 BB: 0 P: 5	R: 0 E: 0 K: 0 S: 4	H: 1 LOB: 1 BB: 0 P: 4	R: 0 E: 0 K: 0 S: 4	H: 1 LOB: 1 BB: 0 P: 4	R: 1 E: 0 K: 0 S: 6	H: 3 LOB: 2 BB: 0 P: 6	1B: 5 2B: 2 3B: 2 HR: 1	SF: 0 SAC: 0 DP: 0 HBP: 1	WP: 0 PB: 0 SB: 0 CS: 0	PA: 38
PITCHER	IP WLS BF H R ER SO BB IBB HBP BLK WP HR S P ERA WHIP																			
Mark Gubicza, R ERA: 3.81 (1, 1)	8.1 W 35 9 4 4 5 0 0 0 0 0 0 1 44 45 4.32 1.080																			
Dan Quisenberry, R ERA: 2.35 (9, 1)	0.2 S 3 1 0 0 0 0 0 0 0 0 0 0 3 3 0.00 1.500																			

Batter	1	2	3	4	5	6	7	8	9	AB	R	H	RBI	BB	SO	LOB	BOTTOM			
Omar Moreno, L OBP: 0.284, SLG: 0.506 (1, 8)										3	1	3	4	1	0	0	Milwaukee Brewers @ Kansas City Royals Royals Stadium, Kansas City, MO Sat Sep 07 1985, 8:05 PM EDT Att: 29,510 - Unknown			
Lonnie Smith, R OBP: 0.337, SLG: 0.348 (1, 7)										3	0	0	1	0	0	3				
Lynn Jones, R OBP: 0.289, SLG: 0.296 (7, 7)										0	0	0	0	0	0	0				
George Brett, L OBP: 0.449, SLG: 0.586 (1, 5)										4	0	0	0	0	0	2				
Hal McRae, R OBP: 0.346, SLG: 0.448 (1, 10)										3	1	0	0	1	1	1				
Frank White, R OBP: 0.280, SLG: 0.407 (1, 4)										3	0	1	0	1	0	0				
Steve Balboni, R OBP: 0.302, SLG: 0.484 (1, 3)										2	0	0	1	0	1	1				
Darryl Motley, R OBP: 0.264, SLG: 0.428 (1, 9)										3	1	2	0	1	0	1				
John Wathan, R OBP: 0.347, SLG: 0.362 (1, 2)										4	2	1	0	0	0	4				
Onix Conception, R OBP: 0.264, SLG: 0.248 (1, 6)										1	1	0	0	0	0	1				
Jorge Orta, L ERA: 3.66 (6, PH)										1	0	1	1	0	0	0				
Buddy Biancalana, S OBP: 0.269, SLG: 0.264 (7, 6)										1	1	0	0	0	0	1				
Inning Stats	R: 0 E: 1 K: 1 S: 6	H: 1 LOB: 1 BB: 0 P: 6	R: 0 E: 0 K: 0 S: 2	H: 0 LOB: 0 BB: 0 P: 3	R: 0 E: 0 K: 0 S: 3	H: 0 LOB: 1 BB: 1 P: 7	R: 0 E: 0 K: 0 S: 3	H: 0 LOB: 1 BB: 1 P: 7	R: 2 E: 0 K: 0 S: 4	H: 1 LOB: 1 BB: 1 P: 9	R: 5 E: 0 K: 0 S: 7	H: 4 LOB: 1 BB: 1 P: 11	R: 0 E: 0 K: 0 S: 3	H: 0 LOB: 0 BB: 0 P: 3	R: 0 E: 0 K: 1 S: 6	H: 1 LOB: 1 BB: 0 P: 6	1B: 6 2B: 1 3B: 0 HR: 1	SF: 2 SAC: 0 DP: 2 HBP: 2	WP: 0 PB: 0 SB: 1 CS: 0	PA: 36
PITCHER	IP WLS BF H R ER SO BB IBB HBP BLK WP HR S P ERA WHIP																			
Jaime Coanower, R ERA: 5.0 (1, 1)	5.2 L 27 6 6 6 1 4 0 0 0 0 0 1 23 41 9.53 1.765																			
Bob Gibson, R ERA: 3.66 (6, 1)	0.1 2 1 1 1 0 0 0 0 0 0 0 1 2 2 27.00 3.000																			
Rick Waits, L ERA: 4.99 (7, 1)	2.0 7 1 0 0 1 0 0 0 0 0 0 0 9 9 0.00 0.500																			

Batter	1	2	3	4	5	6	7	8	9	AB	R	H	RBI	BB	SO	LOB	TOP				
Lonnie Smith, R OBP: 0.338, SLG: 0.353 (1, 7)	L8		K			F3			5-3	4	0	0	0	0	1	0					
Lynn Jones, R OBP: 0.279, SLG: 0.285 Omar Moreno, L OBP: 0.284, SLG: 0.482 (1, 8) (9, PH)	1-3			4-3			L4		4-3	3	0	0	0	0	0	0					
George Brett, L OBP: 0.447, SLG: 0.591 (1, 5)	4-3			K			K			3	0	0	0	0	2	0					
Hal McRae, R OBP: 0.346, SLG: 0.451 (1, 10)		2B		K					5-3	3	0	1	0	0	1	0					
Frank White, R OBP: 0.279, SLG: 0.407 (1, 4)	F8				5-3				F5	3	0	0	0	0	0	1					
Steve Balboni, R OBP: 0.304, SLG: 0.487 (1, 3)	F3				5-3				L7	3	0	0	0	0	0	1					
Darryl Motley, R OBP: 0.264, SLG: 0.442 (1, 9)	F4				L4				HR	3	1	1	1	0	0	1					
John Wathan, R OBP: 0.344, SLG: 0.353 (1, 2)			6-3			F7			5-3	3	0	0	0	0	0	0					
Onix Concepcion, R OBP: 0.262, SLG: 0.257 Jorge Orta, L OBP: 0.322, SLG: 0.373 (1, 6) (9, PH)	4-3					F8			4-3	2	0	0	0	0	0	0					
Inning Stats	R: 0 E: 0 K: 0 S: 3	H: 0 LOB: 0 BB: 0 P: 3	R: 0 E: 0 K: 0 S: 4	H: 1 LOB: 1 BB: 0 P: 4	R: 0 E: 0 K: 1 S: 5	H: 0 LOB: 0 BB: 0 P: 5	R: 0 E: 0 K: 2 S: 7	H: 0 LOB: 0 BB: 0 P: 7	R: 0 E: 0 K: 0 S: 3	H: 0 LOB: 0 BB: 0 P: 3	R: 0 E: 0 K: 1 S: 5	H: 0 LOB: 0 BB: 0 P: 5	R: 0 E: 0 K: 0 S: 4	H: 1 LOB: 0 BB: 0 P: 4	R: 0 E: 0 K: 0 S: 3	H: 0 LOB: 0 BB: 0 P: 3	1B: 0 2B: 1 3B: 0 HR: 1	SF: 0 SAC: 0 DP: 0 HBP: 0	WP: 0 PB: 0 SB: 0 CS: 0	PA: 29	
PITCHER	IP	WLS	BF	H	R	ER	SO	BB	IBB	HBP	BLK	WP	HR	S	P	ERA	WHIP				
John Candelaria, L ERA: 3.97 Doug Corbett, R ERA: 4.89	(1, 1)	8.0	W	26	2	1	1	4	0	0	0	0	1	34	34	1.12	0.250				
(9, 1)	1.0		3	0	0	0	0	0	0	0	0	0	0	3	3	0.00	0.000				

Kansas City Royals @ California Angels
Anaheim Stadium, Anaheim, CA
Mon Sep 09 1985, 10:05 PM EDT
Att: 29,688 - Unknown

AB 29
R 1
H 2
RBI 1
BB 0
SO 4
LOB 3



Batter	1	2	3	4	5	6	7	8	9	AB	R	H	RBI	BB	SO	LOB	BOTTOM				
Rod Carew, L OBP: 0.366, SLG: 0.337 (1, 3)	F7		F8		SF8		4-3			3	0	0	1	0	0	2					
Ruppert Jones, L OBP: 0.351, SLG: 0.484 (1, 7)	1-3			HR	F7			HR		4	2	2	1	0	0	0					
Daryl Sconiers, L OBP: 0.367, SLG: 0.419 (1, 10)	K			G3		F2		HR		4	1	1	2	0	1	0					
Reggie Jackson, L OBP: 0.356, SLG: 0.476 Darrell Miller, R OBP: 0.314, SLG: 0.382 (1, 9) (7, 9)	F7			K		K		K		3	0	0	0	0	2	0					
Jack Howell, L OBP: 0.286, SLG: 0.357 (1, 5)	L7			1-3		3-1		G3		4	0	0	0	0	0	0					
Bobby Grich, R OBP: 0.351, SLG: 0.368 (1, 4)	F8				BLK E 3B	SH1-4 1B		6-3		3	2	1	0	1	0	0					
Gary Pettis, S OBP: 0.349, SLG: 0.307 (1, 8)	1-3				E3 3B	SH1-4				2	1	0	0	0	0	1					
Craig Gerber, L OBP: 0.265, SLG: 0.321 (1, 6)	4-1 1B				SH1-4 3B	1B				3	1	3	3	0	0	0					
Bob Boone, R OBP: 0.300, SLG: 0.304 (1, 2)	4-1				5-3	F7				3	0	0	0	0	0	3					
Inning Stats	R: 0 E: 0 K: 1 S: 5	H: 0 LOB: 0 BB: 0 P: 5	R: 0 E: 0 K: 0 S: 3	H: 0 LOB: 0 BB: 0 P: 3	R: 0 E: 0 K: 0 S: 4	H: 1 LOB: 1 BB: 0 P: 4	R: 1 E: 0 K: 1 S: 6	H: 1 LOB: 0 BB: 0 P: 6	R: 3 E: 1 K: 0 S: 6	H: 2 LOB: 0 BB: 0 P: 6	R: 0 E: 0 K: 1 S: 5	H: 0 LOB: 0 BB: 0 P: 5	R: 1 E: 0 K: 0 S: 4	H: 1 LOB: 1 BB: 1 P: 8	R: 2 E: 0 K: 1 S: 7	H: 2 LOB: 0 BB: 0 P: 7	1B: 4 2B: 0 3B: 1 HR: 2	SF: 1 SAC: 1 DP: 0 HBP: 0	WP: 0 PB: 0 SB: 0 CS: 0	PA: 33	
PITCHER	IP	WLS	BF	H	R	ER	SO	BB	IBB	HBP	BLK	WP	HR	S	P	ERA	WHIP				
Bret Saberhagen, R ERA: 2.81 Mark Huisman, R ERA: 7.36	(1, 1)	7.0	L	28	5	5	3	3	1	0	0	1	33	37	3.86	0.857					
(8, 1)	1.0		5	2	2	2	1	0	0	0	0	0	1	7	7	18.00	2.000				

Kansas City Royals @ California Angels
Anaheim Stadium, Anaheim, CA
Mon Sep 09 1985, 10:05 PM EDT
Att: 29,688 - Unknown

AB 30
R 7
H 7
RBI 7
BB 1
SO 4
LOB 6



Batter	1	2	3	4	5	6	7	8	9	AB	R	H	RBI	BB	SO	LOB	TOP										
Omar Moreno, L (1, 8) OBP: 0.283, SLG: 0.466	0-0 1-3		0-0 F9		4-0 HR BB		0-0 L3			3	1	0	0	1	0	0											
Lonnie Smith, R (1, 7) OBP: 0.337, SLG: 0.359 Lynn Jones, R (8, 7) OBP: 0.279, SLG: 0.285	0-0 5-3			0-0 4-3	0-0 HR		0-0 F8			4	1	1	2	0	0	0											
George Brett, L (1, 5) OBP: 0.448, SLG: 0.591	0-0 2B 1B			0-0 2B 1B	0-0 3-1		0-0 F7			4	2	2	0	0	0	0											
Hal McRae, R (1, 10) OBP: 0.351, SLG: 0.461	0-0 1-H 2B			0-0 1-H HR 2B	4-0 2B BB		0-0 6-3			3	1	2	2	1	0	0											
Frank White, R (1, 4) OBP: 0.281, SLG: 0.414		0-0 G6-4-3 1B		0-0 2H HR	0-0 F4		0-0 6-3			4	1	2	2	0	0	1											
Steve Balboni, R (1, 3) OBP: 0.304, SLG: 0.487		0-0 G6-4-3 1-2f		0-0 L5	0-0 2B		0-3 K			4	0	1	0	0	1	1											
Darryl Motley, R (1, 9) OBP: 0.264, SLG: 0.438		0-0 5-3		0-0 F9	4-0 IBB			0-0 E6 G6-4-3		3	0	0	0	1	0	0											
John Wathan, R (1, 2) OBP: 0.335, SLG: 0.343			0-0 F3		0-0 F5	0-0 F6		0-0 G6-4-3 1-2f		4	0	0	0	0	0	4											
Onix Concepcion, R (1, 6) OBP: 0.259, SLG: 0.253			0-0 6-3		0-0 4-3	0-0 F5		0-0 6-3		4	0	0	0	0	0	3											
Inning Stats	R: 1 E: 0 K: 0 S: 4	H: 2 LOB: 1 BB: 0 P: 4	R: 0 E: 0 K: 0 S: 3	H: 1 LOB: 0 BB: 0 P: 3	R: 0 E: 0 K: 0 S: 3	H: 0 LOB: 0 BB: 0 P: 3	R: 3 E: 0 K: 0 S: 6	H: 3 LOB: 0 BB: 0 P: 6	R: 2 E: 0 K: 0 S: 4	H: 1 LOB: 3 BB: 1 P: 8	R: 0 E: 0 K: 0 S: 3	H: 0 LOB: 0 BB: 0 P: 3	R: 0 E: 0 K: 1 S: 5	H: 0 LOB: 0 BB: 0 P: 5	R: 0 E: 1 K: 0 S: 3	H: 0 LOB: 0 BB: 0 P: 3	1B: 3 2B: 3 3B: 0 HR: 2	SF: 0 SAC: 0 DP: 2 HBP: 0	WP: 0 PB: 0 SB: 0 CS: 0	PA: 36							
PITCHER	IP	WLS	BF	H	R	ER	SO	BB	IBB	HBP	BLK	WP	HR	S	P	ERA	WHIP										
Kirk McCaskill, R (1, 1) ERA: 4.95	4.2	L	20	7	6	6	0	1	0	0	0	0	2	19	23	11.57	1.714										
Al Holland, L (5, 1) ERA: 2.59	2.1		10	1	0	0	0	1	1	0	0	0	0	8	16	0.00	0.857										
Dave Smith, R (8, 1) ERA: 4.15	2.0		6	0	0	0	1	0	0	0	0	0	0	8	8	0.00	0.000										

Kansas City Royals @ California Angels
Anaheim Stadium, Anaheim, CA
Tue Sep 10 1985, 10:05 PM EDT
Att: 37,813 - Unknown

AB	33
R	6
H	8
RBI	6
BB	3
SO	1
LOB	9



Batter	1	2	3	4	5	6	7	8	9	AB	R	H	RBI	BB	SO	LOB	BOTTOM										
Gary Pettis, S (1, 8) OBP: 0.345, SLG: 0.304	0-0 6-3		0-0 G6-4-3 1-2f			0-0 F8			0-3 K	4	0	0	0	0	1	2											
Dick Schofield, R (1, 6) OBP: 0.276, SLG: 0.328	0-0 L8			0-0 4-3		0-0 5-3			0-0 G5-4-3 1B	4	0	1	0	0	0	0											
Juan Beniquez, R (1, 3) OBP: 0.354, SLG: 0.402	0-0 L4			0-3 K		0-0 FC5-4 1B			0-0 G5-4-3 1-2f	4	0	1	0	0	1	1											
Brian Downing, R (1, 7) OBP: 0.378, SLG: 0.442		0-0 6-3		4-0 BLK BB		0-3 K			0-0 FC5-4 S	2	0	0	0	1	1	1											
Rufino Linares, R (1, 10) OBP: 0.250, SLG: 0.583		0-0 6-3		0-0 F7 1-2		0-0 5-3			0-0 6-3	3	0	0	0	0	0	2											
Bobby Grich, R (1, 4) OBP: 0.351, SLG: 0.367		0-3 K			0-0 G5-4-3 1B		0-0 5-3		0-0 6-3	3	0	1	0	0	1	1											
George Hendrick, R (1, 9) OBP: 0.268, SLG: 0.312			0-0 6-3		0-0 G5-4-3 1-2f			0-0 6-3		3	0	0	0	0	0	1											
Bob Boone, R (1, 2) OBP: 0.298, SLG: 0.301			0-0 E5 BB		0-0 F9			0-0 5-3		3	0	0	0	0	0	0											
Jack Howell, L (1, 5) OBP: 0.289, SLG: 0.354 Doug DeCinces, R (8, PH) OBP: 0.322, SLG: 0.420 Pat Keedy, R (9, 5)			4-0 G6-4-3 1-2			0-0 6-3			0-3 K	1	0	0	0	1	0	0											
Inning Stats	R: 0 E: 0 K: 0 S: 3	H: 0 LOB: 0 BB: 0 P: 3	R: 0 E: 0 K: 1 S: 5	H: 0 LOB: 0 BB: 0 P: 5	R: 0 E: 1 K: 0 S: 3	H: 0 LOB: 1 BB: 1 P: 7	R: 0 E: 0 K: 1 S: 5	H: 0 LOB: 1 BB: 1 P: 9	R: 0 E: 0 K: 0 S: 3	H: 1 LOB: 0 BB: 0 P: 3	R: 0 E: 0 K: 0 S: 6	H: 0 LOB: 0 BB: 0 P: 6	R: 0 E: 0 K: 1 S: 5	H: 0 LOB: 0 BB: 0 P: 5	R: 0 E: 0 K: 1 S: 5	H: 1 LOB: 0 BB: 0 P: 5	1B: 3 2B: 0 3B: 0 HR: 0	SF: 0 SAC: 0 DP: 3 HBP: 0	WP: 0 PB: 0 SB: 1 CS: 0	PA: 30							
PITCHER	IP	WLS	BF	H	R	ER	SO	BB	IBB	HBP	BLK	WP	HR	S	P	ERA	WHIP										
Charlie Leibrandt, L (1, 1) ERA: 2.76	9.0	W	30	3	0	0	5	2	0	0	0	0	0	38	46	0.00	0.556										

Kansas City Royals @ California Angels
Anaheim Stadium, Anaheim, CA
Tue Sep 10 1985, 10:05 PM EDT
Att: 37,813 - Unknown

AB	28
R	0
H	3
RBI	0
BB	2
SO	5
LOB	8



Batter	1	2	3	4	5	6	7	8	9	AB	R	H	RBI	BB	SO	LOB	TOP					
Omar Moreno, L (1, 8) OBP: 0.277, SLG: 0.443										5	1	1	1	0	1	3	Kansas City Royals @ Oakland Athletics Oakland-Alameda County Coliseum, Oakland, CA Fri Sep 13 1985, 7:05 PM PDT Att: 11,253 - Unknown					
Lonnie Smith, R (1, 7) OBP: 0.338, SLG: 0.363										4	0	1	1	0	3	2						
Lynn Jones, R (7, 7) OBP: 0.277, SLG: 0.282										1	0	0	0	0	0	0						
George Brett, L (1, 5) OBP: 0.443, SLG: 0.582										4	0	0	0	0	1	4						
Hal McRae, R (1, 10) OBP: 0.348, SLG: 0.453										3	1	1	0	1	1	0						
Frank White, R (1, 4) OBP: 0.281, SLG: 0.411										4	0	0	0	0	0	2						
Steve Balboni, R (1, 3) OBP: 0.305, SLG: 0.483										2	1	0	0	2	2	0						
Darryl Motley, R (1, 9) OBP: 0.266, SLG: 0.438										3	1	2	0	1	0	0						
Jamie Quirk, L (1, 2) OBP: 0.379, SLG: 0.464										4	0	2	1	0	0	3						
Onix Concepcion, R (1, 6) OBP: 0.257, SLG: 0.252										1	0	0	0	0	1	1						
Jorge Orta, L (7, PH) OBP: 0.353, SLG: 0.377										1	0	0	1	0	0	2						
Buddy Biancalana, S (7, PH) OBP: 0.267, SLG: 0.262										1	1	0	0	0	0	0						
Inning Stats	R: 0 E: 0 K: 2 S: 7	H: 0 LOB: 0 BB: 0 P: 7	R: 0 E: 0 K: 2 S: 7	H: 0 LOB: 0 BB: 0 P: 7	R: 0 E: 0 K: 1 S: 6	H: 1 LOB: 1 BB: 0 P: 6	R: 0 E: 0 K: 2 S: 7	H: 0 LOB: 0 BB: 0 P: 7	R: 0 E: 0 K: 1 S: 5	H: 0 LOB: 0 BB: 0 P: 5	R: 0 E: 0 K: 0 S: 7	H: 1 LOB: 2 BB: 0 P: 7	R: 0 E: 0 K: 0 S: 8	H: 5 LOB: 1 BB: 1 P: 12	R: 0 E: 0 K: 0 S: 2	H: 0 LOB: 3 BB: 3 P: 14	R: 0 E: 0 K: 0 S: 3	H: 0 LOB: 0 BB: 0 P: 3	1B: 5 2B: 2 3B: 0 HR: 0	SF: 0 SAC: 1 DP: 1 HBP: 0	WP: 0 PB: 1 SB: 0 CS: 0	PA: 38
PITCHER	IP WLS BF H R ER SO BB IBB HBP BLK WP HR S P ERA WHIP																					
Jose Rijo, R (1, 1) ERA: 3.86	6.1 L 26 5 4 4 9 1 0 0 0 0 0 0 43 47 5.68 0.947																					
Steve Ontiveros, R (7, 1) ERA: 1.5	0.2 4 2 1 1 0 0 0 0 0 0 0 0 4 4 13.50 3.000																					
Steve Mura, R (8, 1) ERA: 3.53	0.2 4 0 0 0 0 3 0 0 0 0 0 0 1 13 0.00 4.500																					
Keith Atherton, R (8, 1) ERA: 4.37	1.1 4 0 0 0 0 0 0 0 0 0 0 0 4 4 0.00 0.000																					

Batter	1	2	3	4	5	6	7	8	9	AB	R	H	RBI	BB	SO	LOB	BOTTOM			
Alfredo Griffin, S (1, 6) OBP: 0.289, SLG: 0.329										4	0	0	0	0	0	2	Kansas City Royals @ Oakland Athletics Oakland-Alameda County Coliseum, Oakland, CA Fri Sep 13 1985, 7:05 PM PDT Att: 11,253 - Unknown			
Tony Phillips, S (1, 5) OBP: 0.282, SLG: 0.400										4	1	1	1	0	1	1				
Bruce Bochte, L (1, 3) OBP: 0.384, SLG: 0.454										4	0	0	0	0	2	0				
Dave Kingman, R (1, 10) OBP: 0.310, SLG: 0.418										4	0	1	0	0	1	0				
Mike Davis, L (1, 9) OBP: 0.356, SLG: 0.496										4	1	3	0	0	0	0				
Dwayne Murphy, L (1, 8) OBP: 0.343, SLG: 0.408										4	0	1	1	0	0	3				
Jose Canseco, R (1, 7) OBP: 0.328, SLG: 0.350										2	0	0	0	1	1	1				
Dusty Baker Jr., R (9, PH) OBP: 0.367, SLG: 0.462										1	0	0	0	0	0	2				
Mickey Tettleton, S (1, 2) OBP: 0.328, SLG: 0.329										2	0	0	0	0	1	1				
Dave Collins, S (8, PH) OBP: 0.303, SLG: 0.349										1	0	1	0	0	0	0				
Steve Kiefer, R (9, 5) OBP: 0.156, SLG: 0.214										0	0	0	0	0	0	0				
Mike Gallego, R (1, 4) OBP: 0.333, SLG: 0.235										1	0	0	0	1	0	0				
Steve Henderson, R (8, PH) OBP: 0.369, SLG: 0.405										1	0	0	0	0	1	1				
Charlie O'Brien, R (9, 2) OBP: 0.333, SLG: 0.400										0	0	0	0	0	0	0				
Inning Stats	R: 0 E: 0 K: 2 S: 7	H: 0 LOB: 0 BB: 0 P: 7	R: 0 E: 0 K: 1 S: 5	H: 0 LOB: 0 BB: 0 P: 5	R: 0 E: 0 K: 1 S: 4	H: 0 LOB: 1 BB: 2 P: 12	R: 0 E: 0 K: 1 S: 5	H: 0 LOB: 0 BB: 0 P: 5	R: 0 E: 0 K: 0 S: 3	H: 1 LOB: 0 BB: 0 P: 5	R: 0 E: 0 K: 0 S: 6	H: 3 LOB: 1 BB: 0 P: 6	R: 0 E: 0 K: 1 S: 6	H: 1 LOB: 1 BB: 0 P: 6	R: 0 E: 0 K: 0 S: 5	H: 2 LOB: 2 BB: 0 P: 5	1B: 5 2B: 1 3B: 0 HR: 1	SF: 0 SAC: 0 DP: 1 HBP: 0	WP: 0 PB: 0 SB: 0 CS: 1	PA: 34
PITCHER	IP WLS BF H R ER SO BB IBB HBP BLK WP HR S P ERA WHIP																			
Mark Gubicza, R (1, 1) ERA: 3.77	6.2 W 24 4 2 2 6 2 0 0 0 0 0 0 1 34 42 2.70 0.900																			
Dan Quisenberry, R (7, 1) ERA: 2.24	2.1 S 10 3 0 0 1 0 0 0 0 0 0 0 12 12 0.00 1.286																			



Batter	1	2	3	4	5	6	7	8	9	AB	R	H	RBI	BB	SO	LOB	TOP			
Omar Moreno, L (1,8) OBP: 0.267, SLG: 0.426	F7		K		G4-6-3			G3		4	0	0	0	0	1	1	Kansas City Royals @ Oakland Athletics Oakland-Alameda County Coliseum, Oakland, CA Sun Sep 15 1985, 3:33 AM PDT Unknown livebaseballscores.com			
Lonnie Smith, R (1,7) OBP: 0.340, SLG: 0.366	G3 1B		5-3				1B 4-3 1B	5-3		4	0	2	0	0	0	0				
George Brett, L (1,5) OBP: 0.437, SLG: 0.572	G3		K				4-3	4-3		4	0	0	0	0	1	2				
Hal McRae, R (1,10) OBP: 0.352, SLG: 0.471	F8				6-3 SF7 2B		2-3 1B G5-4-3	F9		4	1	2	0	0	0	1				
Frank White, R (1,4) OBP: 0.278, SLG: 0.407					6-3		1-2 G5-4-3	K		4	0	1	0	0	1	3				
Steve Balboni, R (1,3) OBP: 0.306, SLG: 0.487										2	1	2	2	1	0	0				
John Wathan, R (9, PR) OBP: 0.335, SLG: 0.343					SF7					0	0	0	0	0	0	0				
Darryl Motley, R (1,9) OBP: 0.264, SLG: 0.431					3-H 6-3 K			E6 G4-6-3		4	0	0	0	0	1	3				
Jamie Quirk, L (1,2) OBP: 0.344, SLG: 0.419										3	0	0	0	0	0	3				
Buddy Biancalana, S (1,6) OBP: 0.268, SLG: 0.264										3	0	1	0	0	0	2				
Inning Stats	R: 0 E: 0 K: 0 S: 4	H: 1 LOB: 1 BB: 0 P: 4	R: 0 E: 0 K: 0 S: 4	H: 1 LOB: 2 BB: 1 P: 8	R: 0 E: 0 K: 2 S: 7	H: 0 LOB: 0 BB: 0 P: 7	R: 1 E: 0 K: 1 S: 6	H: 1 LOB: 0 BB: 0 P: 6	R: 0 E: 0 K: 0 S: 3	H: 2 LOB: 1 BB: 0 P: 4	R: 1 E: 1 K: 0 S: 4	H: 1 LOB: 0 BB: 0 P: 4	R: 0 E: 0 K: 0 S: 3	H: 0 LOB: 0 BB: 0 P: 3	R: 0 E: 0 K: 1 S: 6	H: 1 LOB: 1 BB: 0 P: 6	1B: 6 2B: 1 3B: 0 HR: 1	SF: 1 SAC: 0 DP: 3 HBP: 0	WP: 0 PB: 0 SB: 0 CS: 0	PA: 34
PITCHER	IP WLS BF H R ER SO BB IBB HBP BLK WP HR S P ERA WHIP																			
Chris Codiroli, R (1,1) ERA: 4.46	5.1 W 22 6 1 1 3 1 0 0 0 0 0 27 31 1.69 1.312																			
Steve Ontiveros, R (6,1) ERA: 1.57	2.2 8 1 1 1 0 0 0 0 0 0 1 8 8 3.38 0.375																			
Jay Howell, R (9,1) ERA: 2.27	1.0 S 4 1 0 0 1 0 0 0 0 0 0 6 6 0.00 1.000																			

Batter	1	2	3	4	5	6	7	8	9	AB	R	H	RBI	BB	SO	LOB	BOTTOM			
Alfredo Griffin, S (1,6) OBP: 0.286, SLG: 0.326	K		4-3		B1-3			5-3		4	0	0	0	0	1	2	Kansas City Royals @ Oakland Athletics Oakland-Alameda County Coliseum, Oakland, CA Sun Sep 15 1985, 3:33 AM PDT Unknown livebaseballscores.com			
Tony Phillips, S (1,5) OBP: 0.302, SLG: 0.434	K		1-3		FC4-6 1B					4	0	2	0	0	1	1				
Steve Henderson, R (1,7) OBP: 0.366, SLG: 0.401										3	1	1	0	0	0	1				
Bruce Bochte, L (7, PH) OBP: 0.382, SLG: 0.449	5-3				WP E 1B		1-2 FC4-6 1B	4-3		1	0	0	0	0	0	1				
Dave Kingman, R (1,10) OBP: 0.309, SLG: 0.417										4	1	2	0	0	0	1				
Rob Picciolo, R (8, PR) OBP: 0.314, SLG: 0.357					E HR 1B			4-3 2B		0	0	0	0	0	0	0				
Dusty Baker Jr., R (1,3) OBP: 0.365, SLG: 0.457										3	0	0	0	1	1	3				
Jose Canseco, R (1,9) OBP: 0.214, SLG: 0.269										3	0	0	0	0	2	3				
Mike Davis, L (7,9) OBP: 0.353, SLG: 0.491	K				2-3 K			4-3		1	0	0	0	0	0	1				
Dwayne Murphy, L (1,8) OBP: 0.342, SLG: 0.405	K				E1 HR 1-3 3-H					4	1	1	0	0	1	4				
Mike Heath, R (1,2) OBP: 0.297, SLG: 0.382										3	1	1	3	0	0	1				
Mike Gallego, R (1,4) OBP: 0.347, SLG: 0.263										3	0	2	0	0	0	0				
Inning Stats	R: 0 E: 0 K: 2 S: 7	H: 0 LOB: 0 BB: 0 P: 7	R: 0 E: 0 K: 2 S: 7	H: 0 LOB: 1 BB: 1 P: 11	R: 0 E: 0 K: 0 S: 4	H: 1 LOB: 1 BB: 0 P: 4	R: 4 E: 1 K: 2 S: 11	H: 3 LOB: 0 BB: 0 P: 11	R: 0 E: 0 K: 0 S: 4	H: 1 LOB: 1 BB: 0 P: 4	R: 0 E: 0 K: 0 S: 4	H: 2 LOB: 1 BB: 0 P: 4	R: 0 E: 0 K: 0 S: 4	H: 1 LOB: 2 BB: 0 P: 4	R: 0 E: 0 K: 0 S: 4	H: 0 LOB: 0 BB: 0 P: 4	1B: 6 2B: 2 3B: 0 HR: 1	SF: 0 SAC: 0 DP: 0 HBP: 0	WP: 1 PB: 0 SB: 0 CS: 1	PA: 34
PITCHER	IP WLS BF H R ER SO BB IBB HBP BLK WP HR S P ERA WHIP																			
Charlie Leibrandt, L (1,1) ERA: 2.68	6.2 L 29 8 4 0 6 1 0 0 0 0 0 40 44 0.00 1.350																			
Mark Huisman, R (7,1) ERA: 5.4	1.1 5 1 0 0 0 0 0 0 0 0 0 5 5 0.00 0.750																			

Batter	1	2	3	4	5	6	7	8	9	AB	R	H	RBI	BB	SO	LOB	TOP			
Lonnie Smith, R OBP: 0.342, SLG: 0.370 Pat Sheridan, L OBP: 0.298, SLG: 0.314	F8		1-H 2B		1-2 HR		0-3 K	0-3 K		3	1	2	1	0	0	0				
Lynn Jones, R OBP: 0.274, SLG: 0.287 Omar Moreno, L OBP: 0.259, SLG: 0.413	K		2B		F6		5-3		F5	2	0	1	0	0	1	0				
George Brett, L OBP: 0.437, SLG: 0.576 Greg Pryor, R OBP: 0.268, SLG: 0.267	FC5-4 BB		F7		1-H 2-H HR		F7		F6	4	1	1	3	1	0	1				
Hal McRae, R OBP: 0.350, SLG: 0.465	FC5-4				F8		K		6-3	4	0	0	0	1	1	1				
Frank White, R OBP: 0.280, SLG: 0.413			K		HR		5-3			4	2	2	1	0	1	0				
Steve Balboni, R OBP: 0.305, SLG: 0.484	F8		F9				K		G1-2-3 1B	3	1	0	0	1	1	0				
Darryl Motley, R OBP: 0.266, SLG: 0.435	F4				1B		2B		G1-2-3 BB	4	0	2	0	0	0	3				
Jim Sundberg, R OBP: 0.307, SLG: 0.384			F8		5-3		K		1B BB	3	0	0	0	1	1	2				
Onix Concepcion, R OBP: 0.261, SLG: 0.256					2B 1B		HR 1B		F8	4	2	3	2	0	0	1				
Inning Stats	R: 0 E: 0 K: 1 S: 5	H: 0 LOB: 1 BB: 1 P: 9	R: 0 E: 0 K: 1 S: 5	H: 0 LOB: 0 BB: 0 P: 5	R: 1 E: 0 K: 0 S: 5	H: 3 LOB: 1 BB: 0 P: 5	R: 1 E: 0 K: 0 S: 5	H: 2 LOB: 1 BB: 0 P: 5	R: 3 E: 0 K: 2 S: 8	H: 3 LOB: 0 BB: 0 P: 8	R: 0 E: 0 K: 1 S: 5	H: 0 LOB: 0 BB: 0 P: 5	R: 2 E: 0 K: 1 S: 6	H: 2 LOB: 2 BB: 3 P: 18	R: 0 E: 0 K: 0 S: 3	H: 0 LOB: 0 BB: 0 P: 3	1B: 6 2B: 3 3B: 0 HR: 2	SF: 0 SAC: 0 DP: 1 HBP: 0	WP: 0 PB: 0 SB: 0 CS: 0	PA: 40
PITCHER	IP	WLS	BF	H	R	ER	SO	BB	IBB	HBP	BLK	WP	HR	S	P	ERA	WHIP			
Curt Young, L ERA: 7.34	4.0	L	19	7	4	4	2	1	0	0	0	0	1	22	26	9.00	2.000			
Keith Atherton, R ERA: 4.37	2.0		8	2	1	1	3	0	0	0	0	0	1	14	14	4.50	1.000			
Bill Krueger, L ERA: 4.75	1.0		3	0	0	0	1	0	0	0	0	0	0	5	5	0.00	0.000			
Steve Mura, R ERA: 4.04	0.0		3	1	2	2	0	2	0	0	0	0	0	1	9	∞	∞			
Steve McCatty, R ERA: 5.63	1.0		4	1	0	0	1	1	0	0	0	0	0	5	9	0.00	2.000			

Kansas City Royals @ Oakland Athletics
Oakland-Alameda County Coliseum, Oakland, CA

AB 36
R 7
H 11
RBI 7
BB 4
SO 7
LOB 12



Sun Sep 15 1985, 3:38 AM PDT
Att: 15,236 - Unknown

Batter	1	2	3	4	5	6	7	8	9	AB	R	H	RBI	BB	SO	LOB	BOTTOM					
Alfredo Griffin, S OBP: 0.286, SLG: 0.325	F4		5-3			E6 9-5 1B			K	4	0	1	0	0	1	0						
Tony Phillips, S OBP: 0.300, SLG: 0.437	F9				K	9-5			2B	4	0	1	0	0	1	1						
Steve Henderson, R OBP: 0.358, SLG: 0.391	F8				4-3				F2	4	0	0	0	0	1	1						
Dave Kingman, R OBP: 0.307, SLG: 0.415			L7		K					3	0	0	0	0	1	0						
Mike Heath, R OBP: 0.298, SLG: 0.384			F9			4-3 6-3 2B				3	1	1	0	0	0	0						
Bruce Bochte, L OBP: 0.379, SLG: 0.445			F8		2-3	4-3			K	3	0	0	0	0	1	1						
Mike Davis, L OBP: 0.353, SLG: 0.496					HR	6-3			F7	3	1	1	2	0	0	0						
Mickey Tettleton, S OBP: 0.323, SLG: 0.324					K	3-H			K	3	0	0	0	0	3	0						
Mike Gallego, R OBP: 0.333, SLG: 0.250 Rob Picciolo, R OBP: 0.310, SLG: 0.353			F8			F9			F9	2	0	0	0	0	0	0						
Inning Stats	R: 0 E: 0 K: 0 S: 3	H: 0 LOB: 0 BB: 0 P: 3	R: 0 E: 0 K: 0 S: 3	H: 0 LOB: 0 BB: 0 P: 3	R: 1 E: 0 K: 1 S: 6	H: 1 LOB: 0 BB: 0 P: 6	R: 0 E: 0 K: 2 S: 7	H: 0 LOB: 0 BB: 0 P: 7	R: 1 E: 0 K: 1 S: 6	H: 1 LOB: 0 BB: 0 P: 6	R: 0 E: 1 K: 0 S: 3	H: 1 LOB: 0 BB: 0 P: 3	R: 0 E: 0 K: 1 S: 5	H: 0 LOB: 0 BB: 0 P: 5	R: 0 E: 0 K: 2 S: 7	H: 0 LOB: 0 BB: 0 P: 7	R: 0 E: 0 K: 1 S: 6	H: 1 LOB: 1 BB: 0 P: 6	1B: 1 2B: 3 3B: 0 HR: 1	SF: 0 SAC: 0 DP: 1 HBP: 0	WP: 0 PB: 0 SB: 0 CS: 0	PA: 30
PITCHER	IP	WLS	BF	H	R	ER	SO	BB	IBB	HBP	BLK	WP	HR	S	P	ERA	WHIP					
Bud Black, L ERA: 4.38	9.0	W	30	4	2	2	8	0	0	0	0	0	1	46	46	2.00	0.444					

Kansas City Royals @ Oakland Athletics
Oakland-Alameda County Coliseum, Oakland, CA

AB 30
R 2
H 4
RBI 2
BB 0
SO 8
LOB 3



Sun Sep 15 1985, 3:38 AM PDT
Att: 15,236 - Unknown

Batter	1	2	3	4	5	6	7	8	9	AB	R	H	RBI	BB	SO	LOB	TOP								
Jack Perconte, L (1,4) OBP: 0.338, SLG: 0.340 Harold Reynolds, S (8,4) OBP: 0.269, SLG: 0.196	4-0 PB BB	0-0 FC4-6 BB S 1-2 2-3		0-0 1-3		4-0 BB		0-0 F3		3	0	0	0	2	0	2									
Phil Bradley, R (1,7) OBP: 0.307, SLG: 0.483	0-3 K	4-0 BB BB 1-2		0-0 6-3		0-0 6-3			0-0 L4	4	0	0	0	1	1	2									
Alvin Davis, L (1,3) OBP: 0.393, SLG: 0.459	4-0 BB BB 1-2	4-0 BB BB 1-2 2-3 3-H		0-0 4-3			0-0 6-3		0-0 1B 1B	3	1	1	1	2	0	0									
Gorman Thomas, R (1,10) OBP: 0.333, SLG: 0.475	0-3 K	0-0 L4			0-0 1B 1B		0-0 F4		0-0 1B DI 1B	5	1	2	0	0	1	5									
Jim Prestley, R (1,5) OBP: 0.327, SLG: 0.493	0-0 F9		4-0 SH1-3 BB SF7		0-0 1B G6-4-3		0-0 1B 2B		0-0 6-3	4	2	2	0	1	0	4									
Dave Henderson, R (1,9) OBP: 0.323, SLG: 0.395		0-0 1B 2B	4-0 SH1-3 BB		0-0 1B F7		0-0 1B 2-H		0-0 1B 2-H 3-H	4	1	3	3	1	0	2									
John Moses, S (1,8) OBP: 0.150, SLG: 0.150		0-0 FC4-6 BB S 2-3	0-0 SH1-3		0-0 G6-4-3		0-0 1-3		0-0 1-3	4	1	1	0	0	0	4									
Donnie Scott, S (1,2) OBP: 0.271, SLG: 0.355 Dave Valle, R (7,2) OBP: 0.176, SLG: 0.163		0-0 L4	0-0 SF7		0-0 3-1			0-3 K		2	0	0	1	0	0	2									
Spike Owen, S (1,6) OBP: 0.322, SLG: 0.345		0-0 FC4-6 1B 3-H	0-0 4-3		0-0 4-3			0-0 4-3		4	0	1	1	0	0	1									
Inning Stats	R: 0 E: 0 K: 2 S: 7	H: 0 LOB: 2 BB: 2 P: 15	R: 2 E: 0 K: 0 S: 6	H: 3 LOB: 3 BB: 2 P: 14	R: 1 E: 0 K: 0 S: 3	H: 0 LOB: 1 BB: 2 P: 11	R: 0 E: 0 K: 0 S: 3	H: 0 LOB: 0 BB: 0 P: 3	R: 0 E: 0 K: 0 S: 4	H: 2 LOB: 1 BB: 0 P: 4	R: 0 E: 0 K: 0 S: 3	H: 0 LOB: 1 BB: 1 P: 7	R: 1 E: 0 K: 0 S: 5	H: 2 LOB: 1 BB: 0 P: 5	R: 0 E: 0 K: 1 S: 5	H: 0 LOB: 0 BB: 0 P: 5	R: 2 E: 0 K: 0 S: 6	H: 3 LOB: 1 BB: 0 P: 6	1B: 8 2B: 2 3B: 0 HR: 0	SF: 1 SAC: 1 DP: 1 HBP: 0	WP: 0 PB: 1 SB: 2 CS: 0	PA: 43			
PITCHER	IP	WLS	BF	H	R	ER	SO	BB	IBB	HBP	BLK	WP	HR	S	P	ERA	WHIP								
Mark Gubicza, R (1,1) ERA: 3.89	2.0	L	15	3	3	3	2	6	0	0	0	0	0	13	37	13.50	4.500								
Mark Huisman, R (3,1) ERA: 3.0	5.0		19	4	1	1	0	1	0	0	0	0	0	18	22	1.80	1.000								
Dennis Leonard, R (8,1) ERA:	1.0		3	0	0	0	1	0	0	0	0	0	0	5	5	0.00	0.000								
Dan Quisenberry, R (9,1) ERA: 2.38	1.0		6	3	2	2	0	0	0	0	0	0	0	6	6	18.00	3.000								

Seattle Mariners @ Kansas City Royals
Royals Stadium, Kansas City, MO
Wed Sep 18 1985, 8:05 PM EDT
Att: 16,863 - Unknown

AB 34
R 6
H 10
RBI 6
BB 7
SO 3
LOB 22



Batter	1	2	3	4	5	6	7	8	9	AB	R	H	RBI	BB	SO	LOB	BOTTOM								
Willie Wilson, S (1,8) OBP: 0.320, SLG: 0.413	0-3 K		0-0 6-3			0-0 F8		0-0 FC4-6 1-2		4	0	0	0	0	1	2									
Lonnie Smith, R (1,7) OBP: 0.342, SLG: 0.369	0-3 K			0-0 F6		0-0 F9		0-0 5-3		4	0	0	0	0	1	2									
George Brett, L (1,5) OBP: 0.436, SLG: 0.573	0-0 6-3			0-3 K		0-0 6-3			0-0 1B	4	0	1	0	0	1	0									
Hal McRae, R (1,10) OBP: 0.346, SLG: 0.453		0-0 G3		0-0 F9		0-0 6-3			0-0 F9	4	0	0	0	0	0	1									
Frank White, R (1,4) OBP: 0.280, SLG: 0.411		0-0 L8			0-0 F3		4-0 BB BB		0-0 F8	3	0	0	0	1	0	1									
Steve Balboni, R (1,3) OBP: 0.303, SLG: 0.477		0-0 1B			0-3 K		4-0 BB BB		0-0 5-3	3	0	1	0	1	1	1									
Darryl Motley, R (1,9) OBP: 0.265, SLG: 0.429		0-0 5-3			0-0 CS 1B		0-3 K			3	0	1	0	0	1	3									
Jim Sundberg, R (1,2) OBP: 0.303, SLG: 0.378 Jamie Quirk, L (8,PH) OBP: 0.305, SLG: 0.371 (9,2)			0-3 K		0-0 CS		0-3 K		0-3 K	2	0	0	0	0	2	0									
Onix Conception, R (1,6) OBP: 0.257, SLG: 0.252 Omar Moreno, L (6,PH) OBP: 0.255, SLG: 0.407 Buddy Biancalana, S (7,6) OBP: 0.288, SLG: 0.284 Jorge Orta, L (8,PH) OBP: 0.324, SLG: 0.376 Jim Scranton, R (9,6)				0-0 4-3		4-0 BB		4-0 BB		1	0	0	0	0	0	0									
Inning Stats	R: 0 E: 0 K: 2 S: 7	H: 0 LOB: 0 BB: 0 P: 7	R: 0 E: 0 K: 0 S: 4	H: 1 LOB: 1 BB: 0 P: 4	R: 0 E: 0 K: 1 S: 5	H: 0 LOB: 0 BB: 0 P: 5	R: 0 E: 0 K: 1 S: 5	H: 0 LOB: 0 BB: 0 P: 5	R: 0 E: 0 K: 1 S: 5	H: 1 LOB: 1 BB: 1 P: 9	R: 0 E: 0 K: 1 S: 5	H: 0 LOB: 2 BB: 2 P: 13	R: 0 E: 0 K: 1 S: 5	H: 0 LOB: 1 BB: 1 P: 9	R: 0 E: 0 K: 0 S: 4	H: 1 LOB: 1 BB: 0 P: 4	1B: 3 2B: 0 3B: 0 HR: 0	SF: 0 SAC: 0 DP: 0 HBP: 0	WP: 0 PB: 0 SB: 0 CS: 1	PA: 34					
PITCHER	IP	WLS	BF	H	R	ER	SO	BB	IBB	HBP	BLK	WP	HR	S	P	ERA	WHIP								
Bill Swift, R (1,1) ERA: 4.88	3.0		10	1	0	0	3	4	0	0	0	0	0	23	39	0.00	1.154								
Roy Thomas, R (4,1) ERA: 3.32	4.1	W	17	1	0	0	5	0	0	0	0	0	0	6	6	0.00	0.600								
Ed Nunez, R (8,1) ERA: 2.64	1.2		6	1	0	0	0	0	0	0	0	0	0	6	6	0.00	0.600								

Seattle Mariners @ Kansas City Royals
Royals Stadium, Kansas City, MO
Wed Sep 18 1985, 8:05 PM EDT
Att: 16,863 - Unknown


AB 29
R 0
H 3
RBI 0
BB 4
SO 8
LOB 10



Batter	1	2	3	4	5	6	7	8	9	AB	R	H	RBI	BB	SO	LOB	TOP								
Jack Perconte, L (1,4) Harold Reynolds, S (9,4) OBP: 0.337, SLG: 0.338 OBP: 0.269, SLG: 0.196	0-0 4-3		0-0 1-2 1B		0-0 1-2 B1-3		0-0 6-3	0-0 F7		5	0	1	0	0	0	3									
Phil Bradley, R (1,7) OBP: 0.482, SLG: 0.482	0-3 K		0-0 4-3		0-0 1B 2B		0-0 F8	0-0 6-3		5	1	1	1	0	1	4									
Alvin Davis, L (1,3) Ricky Nelson, L (9, PR) Barry Bonnell, R (9,3) OBP: 0.394, SLG: 0.462 OBP: 0.284, SLG: 0.345	0-0 F5			0-0 F5	0-0 2B 1B		4-0 BB	0-0 SH1-3 2B		4	0	2	1	1	0	0									
Gorman Thomas, R (1,10) OBP: 0.335, SLG: 0.478		0-3 K		0-0 1B 1B	0-0 1B 2B		0-0 5-3	0-0 SH1-3 2B		4	0	2	0	0	1	1									
Dave Henderson, R (1,9) OBP: 0.322, SLG: 0.396	0-0 F9			0-0 F9	0-0 6-3			0-0 6-3 1B 2B		5	1	1	1	0	0	3									
Danny Tartabull, R (1,5) OBP: 0.417, SLG: 0.548	0-0 5-3			0-0 1B		0-0 L7		0-0 1B 1B K		5	1	2	0	0	1	1									
John Moses, S (1,8) OBP: 0.240, SLG: 0.240			0-3 K	0-0 F6		0-0 FC4-6 1B		0-0 1B 1B 1B	0-0 1B 1B	5	1	3	1	0	1	2									
Donnie Scott, S (1,2) Dave Valle, R (6,2) OBP: 0.272, SLG: 0.354 OBP: 0.215, SLG: 0.200			0-0 1B		0-0 F9	0-0 FC4-6		0-0 1B 1B	0-0 1B 1B	3	0	1	0	0	0	1									
Spike Owen, S (1,6) Ken Phelps, L (8, PH) Domingo Ramos, R (8,5) OBP: 0.322, SLG: 0.345 OBP: 0.333, SLG: 0.438 OBP: 0.262, SLG: 0.248			0-0 F8		0-0 B1-3 2B 1B		0-0 F8		0-0 1B	3	1	1	0	0	0	2									
Inning Stats	R: 0 E: 0 K: 1 S: 5	H: 0 LOB: 0 BB: 0 P: 5	R: 0 E: 0 K: 1 S: 5	H: 0 LOB: 0 BB: 0 P: 5	R: 0 E: 0 K: 1 S: 7	H: 2 LOB: 2 BB: 0 P: 7	R: 0 E: 0 K: 0 S: 5	H: 2 LOB: 2 BB: 0 P: 5	R: 2 E: 0 K: 0 S: 7	H: 4 LOB: 2 BB: 0 P: 7	R: 0 E: 0 K: 0 S: 4	H: 1 LOB: 1 BB: 0 P: 4	R: 0 E: 0 K: 0 S: 3	H: 0 LOB: 1 BB: 1 P: 7	R: 2 E: 0 K: 0 S: 7	H: 4 LOB: 2 BB: 0 P: 7	R: 2 E: 0 K: 1 S: 8	H: 4 LOB: 2 BB: 0 P: 8	1B: 13 2B: 4 3B: 0 HR: 0	SF: 0 SAC: 1 DP: 0 HBP: 0	WP: 0 PB: 0 SB: 0 CS: 0	PA: 44			
PITCHER	IP WLS BF H R ER SO BB IBB HBP BLK WP HR S P ERA WHIP	7.1 L 10 6 2 2 1 0 0 0 0 0 0 12 43 4.91 1.636	1.2 L 10 6 2 2 1 0 0 0 0 0 0 12 12 10.80 3.600																						

Seattle Mariners @ Kansas City Royals
Royals Stadium, Kansas City, MO
Thu Sep 19 1985, 8:05 PM EDT
Att: 7,633 - Unknown

AB 42
R 6
H 17
RBI 6
BB 1
SO 4
LOB 17



Batter	1	2	3	4	5	6	7	8	9	AB	R	H	RBI	BB	SO	LOB	BOTTOM							
Willie Wilson, S (1,8) OBP: 0.317, SLG: 0.409	0-3 K		0-3 K		0-0 F4		0-0 6-3	0-0 F7		5	0	0	0	0	2	4								
Lonnie Smith, R (1,7) OBP: 0.342, SLG: 0.374	0-0 4-3		0-0 F8		0-0 1B HR		4-0 HBP 1B BB	0-0 F8		4	2	1	2	1	0	3								
George Brett, L (1,5) OBP: 0.439, SLG: 0.573	0-3 K			0-0 1B	4-0 E BB		4-0 1B HBP BB		4-0 BB	2	1	1	0	3	1	0								
Frank White, R (1,4) OBP: 0.277, SLG: 0.407		0-0 L5		0-0 F7	0-0 E9 BB		0-0 F2		0-0 F8	5	0	0	0	0	0	5								
Steve Balboni, R (1,3) OBP: 0.306, SLG: 0.475		4-0 FC6-4 BB		0-0 F7	4-0 1B BB		1-0 1B HBP		0-3 K	2	0	0	0	2	1	2								
Darryl Motley, R (1,10) OBP: 0.286, SLG: 0.427		0-3 K		4-0 FC6-4 BB	0-0 L7		0-0 1B		0-0 F7	4	0	1	2	1	1	5								
Lynn Jones, R (1,9) Omar Moreno, L (8, PH) OBP: 0.251, SLG: 0.273 OBP: 0.263, SLG: 0.404		0-0 FC6-4		0-0 FC6-4		0-3 K		0-0 E6 F7 SH1		3	0	0	0	0	1	3								
John Wathan, R (1,2) OBP: 0.327, SLG: 0.333			0-0 5-3		0-0 5-3		0-0 F7		0-0 SH1	3	0	0	0	0	0	0								
Onix Conception, R (1,6) Jorge Orta, L (8, PH) Greg Pryor, R (8, PH) Buddy Biancalana, S (9,6) OBP: 0.281, SLG: 0.251 OBP: 0.324, SLG: 0.376 OBP: 0.267, SLG: 0.267 OBP: 0.268, SLG: 0.264			4-0 BB		4-0 BB HR		0-0 F6		4-0 BB	1	1	0	0	2	0	0								
Inning Stats	R: 0 E: 0 K: 2 S: 7	H: 0 LOB: 0 BB: 0 P: 7	R: 0 E: 0 K: 1 S: 5	H: 0 LOB: 1 BB: 1 P: 9	R: 0 E: 0 K: 1 S: 5	H: 0 LOB: 1 BB: 1 P: 9	R: 0 E: 0 K: 0 S: 4	H: 1 LOB: 2 BB: 1 P: 8	R: 2 E: 1 K: 0 S: 5	H: 1 LOB: 3 BB: 3 P: 17	R: 0 E: 0 K: 1 S: 5	H: 0 LOB: 0 BB: 0 P: 5	R: 2 E: 0 K: 0 S: 3	H: 1 LOB: 2 BB: 2 P: 12	R: 0 E: 1 K: 0 S: 4	H: 0 LOB: 2 BB: 1 P: 8	R: 0 E: 0 K: 1 S: 5	H: 0 LOB: 1 BB: 1 P: 9	1B: 2 2B: 0 3B: 0 HR: 1	SF: 0 SAC: 1 DP: 0 HBP: 1	WP: 0 PB: 0 SB: 2 CS: 0	PA: 42		
PITCHER	IP WLS BF H R ER SO BB IBB HBP BLK WP HR S P ERA WHIP	6.1 S 30 2 4 4 4 5 8 0 0 0 0 0 0 4 5 5.68 1.579	1.0 S 3 2 0 0 0 0 0 0 0 0 0 0 0 1 5 0.00 3.000	0.1 W 1 0 0 0 0 0 0 0 0 0 0 0 0 1 1 0.00 0.000	0.0 S 1 0 0 0 0 1 0 0 0 0 0 0 0 4 ∞ ∞																			

Seattle Mariners @ Kansas City Royals
Royals Stadium, Kansas City, MO
Thu Sep 19 1985, 8:05 PM EDT
Att: 7,633 - Unknown

AB 30
R 4
H 3
RBI 4
BB 10
SO 6
LOB 22



Batter	1	2	3	4	5	6	7	8	9	AB	R	H	RBI	BB	SO	LOB	TOP										
Kirby Puckett, R OBP: 0.325, SLG: 0.377 (1, 8)	L6		4-3 2B	2H 3B		K		F4		5	0	2	1	0	1	3	Minnesota Twins @ Kansas City Royals Royals Stadium, Kansas City, MO Fri Sep 20 1985, 8:05 PM EDT Att: 22,845 - Unknown										
Dave Meier, R OBP: 0.381, SLG: 0.323 (1, 7)			4-3	4-3		5-3			G3	3	0	1	0	0	0	2											
Dave Engle, R OBP: 0.327, SLG: 0.413 (6, PH)	BB									1	0	0	0	0	0	2											
Mike Stenhouse, L OBP: 0.330, SLG: 0.339 (9, PH)	1B		2-3							1	0	0	0	0	0	0											
Kent Hrbek, L OBP: 0.353, SLG: 0.442 (1, 3)	1-2 BB		BB BB	BB BB		B3			G3	3	0	0	0	2	1	0											
Tom Brunansky, R OBP: 0.323, SLG: 0.459 (1, 9)	K		F6			F7			K	5	0	0	0	0	2	4											
Mark Funderburk, R OBP: 0.400, SLG: 0.590 (1, 10)	F6		FC6-4 BB							3	0	2	0	1	0	2											
Gary Gaetti, R OBP: 0.302, SLG: 0.405 (1, 5)		5-3	FC6-4 1-2			K			F9	4	0	0	0	0	1	5											
Tim Laudner, R OBP: 0.301, SLG: 0.409 (1, 2)	1-3 1B			5-3 3B		4-3			F9	4	1	2	0	0	0	0											
Tim Teufel, R OBP: 0.335, SLG: 0.391 (1, 4)	1-3			K		1B BB				2	0	0	0	2	1	2											
Greg Gagne, R OBP: 0.282, SLG: 0.327 (6, PH)	F7			5-3					F8	2	0	0	0	0	0	2											
Mickey Hatcher, R OBP: 0.306, SLG: 0.359 (6, PH)				1-2		1-3 1B				1	0	1	0	0	0	0											
Alvaro Espinoza, R OBP: 0.288, SLG: 0.298 (6, 6)										0	0	0	0	0	0	0											
Roy Smalley, S OBP: 0.365, SLG: 0.415 (8, 6)				1-2						1	0	0	0	0	0	1											
Inning Stats	R: 0 E: 0 K: 1 S: 6	H: 1 LOB: 2 BB: 1 P: 10	R: 0 E: 0 K: 0 S: 4	H: 1 LOB: 1 BB: 0 P: 4	R: 0 E: 0 K: 0 S: 4	H: 1 LOB: 3 BB: 2 P: 12	R: 1 E: 0 K: 1 S: 7	H: 2 LOB: 1 BB: 0 P: 7	R: 0 E: 0 K: 1 S: 6	H: 1 LOB: 1 BB: 0 P: 6	R: 0 E: 0 K: 0 S: 4	H: 1 LOB: 1 BB: 0 P: 4	R: 0 E: 0 K: 0 S: 3	H: 0 LOB: 1 BB: 1 P: 7	R: 0 E: 0 K: 2 S: 7	H: 0 LOB: 0 BB: 0 P: 7	1B: 6 2B: 1 3B: 1 HR: 0	SF: 0 SAC: 0 DP: 0 HBP: 0	WP: 0 PB: 0 SB: 0 CS: 0	PA: 40							
PITCHER	IP	WLS	BF	H	R	ER	SO	BB	IBB	HBP	BLK	WP	HR	S	P	ERA	WHIP										
Charlie Leibrandt, L ERA: 2.63 (1, 1)	7.1	W	35	8	1	1	4	5	0	0	0	0	0	38	58	1.23	1.773										
Steve Farr, R ERA: 3.49 (8, 1)	1.2		5	0	0	0	2	0	0	0	0	0	0	9	9	0.00	0.000										

AB	35
R	1
H	8
RBI	1
BB	5
SO	6
LOB	23



Batter	1	2	3	4	5	6	7	8	9	AB	R	H	RBI	BB	SO	LOB	BOTTOM										
Willie Wilson, S OBP: 0.317, SLG: 0.408 (1, 8)	F4	F6		1B		K				4	0	1	0	0	1	1	Minnesota Twins @ Kansas City Royals Royals Stadium, Kansas City, MO Fri Sep 20 1985, 8:05 PM EDT Att: 22,845 - Unknown										
Lonnie Smith, R OBP: 0.344, SLG: 0.375 (1, 7)				F8		K2-3				4	1	2	0	0	1	2											
Lynn Jones, R OBP: 0.261, SLG: 0.273 (7, 7)	BB HR	S 1B								0	0	0	0	0	0	0											
George Brett, L OBP: 0.440, SLG: 0.570 (1, 5)	4-0 BB									2	1	0	0	2	0	1											
Greg Pryor, R OBP: 0.274, SLG: 0.267 (9, 5)	1-2 BB	BB		4-3						0	0	0	0	0	0	0											
Jorge Orta, L OBP: 0.323, SLG: 0.372 (1, 10)	4-0 HR	5-3				K				3	1	0	0	1	1	2											
Steve Balboni, R OBP: 0.305, SLG: 0.479 (1, 3)	1-1 2H 3H HR			K		K			F7	4	1	1	4	0	2	0											
Frank White, R OBP: 0.279, SLG: 0.408 (1, 4)	1B			S 1B		F8			L5	4	0	2	0	0	0	0											
Omar Moreno, L OBP: 0.263, SLG: 0.398 (1, 9)	F7			F6		E 1B			G3	4	1	1	0	0	0	2											
Jamie Quirk, L OBP: 0.300, SLG: 0.359 (1, 2)	6-3			L4		F8				4	0	1	0	0	0	3											
Buddy Biancalana, S OBP: 0.288, SLG: 0.263 (1, 6)				K		E2 1B			K	4	0	1	0	0	3	1											
Inning Stats	R: 4 E: 0 K: 0 S: 6	H: 3 LOB: 1 BB: 2 P: 14	R: 0 E: 0 K: 1 S: 6	H: 1 LOB: 2 BB: 1 P: 10	R: 0 E: 0 K: 1 S: 6	H: 1 LOB: 1 BB: 0 P: 6	R: 0 E: 0 K: 1 S: 6	H: 1 LOB: 0 BB: 0 P: 6	R: 0 E: 0 K: 2 S: 7	H: 0 LOB: 0 BB: 0 P: 7	R: 1 E: 2 K: 2 S: 9	H: 2 LOB: 1 BB: 0 P: 9	R: 0 E: 0 K: 0 S: 3	H: 0 LOB: 0 BB: 0 P: 3	R: 0 E: 0 K: 1 S: 6	H: 1 LOB: 1 BB: 0 P: 6		1B: 8 2B: 0 3B: 0 HR: 1	SF: 0 SAC: 0 DP: 0 HBP: 0	WP: 0 PB: 0 SB: 3 CS: 0	PA: 36						
PITCHER	IP	WLS	BF	H	R	ER	SO	BB	IBB	HBP	BLK	WP	HR	S	P	ERA		WHIP									
Bert Blyleven, R ERA: 3.34 (1, 1)	8.0	L	36	9	5	4	8	3	0	0	0	0	1	49	61	4.50	1.500										

AB	33
R	5
H	9
RBI	4
BB	3
SO	8
LOB	12



Batter	1	2	3	4	5	6	7	8	9	AB	R	H	RBI	BB	SO	LOB	TOP								
Kirby Puckett, R OBP: 0.324, SLG: 0.373 (1, 8)	0-0 B1-3		0-0 FC5-4		0-0 6-3	0-3 K		0-0 6-3		5	0	0	0	0	1	3									
Mickey Hatcher, R OBP: 0.309, SLG: 0.367 (1, 10)	0-0 G4-6-3 1B		0-0 4-3		0-0 2B		0-0 1B 2B		0-0 F4	5	2	3	0	0	0	2									
Kent Hrbek, L OBP: 0.351, SLG: 0.442 (1, 3)	0-0 G4-6-3			0-0 1B 2B	0-0 1B 2B		0-0 E6 WP 1B		0-0 F3	5	3	2	1	0	0	2									
Tom Brunansky, R OBP: 0.326, SLG: 0.461 (1, 9)		0-0 F8		0-0 1B 2B	4-0 1B		0-0 1B WP		0-0 FC6-4 1B	4	1	3	1	1	0	0									
Mark Funderburk, R OBP: 0.426, SLG: 0.688 Dave Meier, R OBP: 0.375, SLG: 0.317 (1, 7) (8, 7)		0-3 K		0-0 2B 1B	0-0 1B		0-0 1-2 3-H 1B		0-0 FC6-4 1B	4	1	3	3	0	1	0									
Dave Engle, R OBP: 0.335, SLG: 0.430 (1, 2)	0-0 5-3		0-0 4-3	0-0 2B	0-3 K		0-0 F9			4	0	1	2	0	1	3									
Gary Gaetti, R OBP: 0.303, SLG: 0.404 (1, 5)			0-0 FC5-4 SH3 1B	0-0 4-3	0-3 K		0-3 K			4	0	1	0	0	2	4									
Greg Gagne, R OBP: 0.282, SLG: 0.326 (1, 6)		0-0 SH3	0-3 K		0-0 6-3		0-0 5-3			3	0	0	0	0	1	1									
Steve Lombardozzi, R OBP: 0.379, SLG: 0.423 (1, 4)		4-0 FC5-4 BB	0-0 L4		0-0 CS 1B		0-0 F7			3	0	1	0	1	0	1									
Inning Stats	R: 0 E: 0 K: 0 S: 3	H: 1 LOB: 0 BB: 0 P: 3	R: 0 E: 0 K: 1 S: 5	H: 0 LOB: 0 BB: 0 P: 5	R: 0 E: 0 K: 0 S: 4	H: 1 LOB: 2 BB: 1 P: 8	R: 3 E: 0 K: 1 S: 9	H: 4 LOB: 1 BB: 0 P: 9	R: 2 E: 0 K: 2 S: 10	H: 3 LOB: 2 BB: 1 P: 14	R: 0 E: 0 K: 1 S: 5	H: 1 LOB: 0 BB: 0 P: 5	R: 2 E: 1 K: 1 S: 8	H: 3 LOB: 1 BB: 0 P: 8	R: 0 E: 0 K: 0 S: 3	H: 0 LOB: 0 BB: 0 P: 3	R: 0 E: 0 K: 0 S: 4	H: 1 LOB: 1 BB: 0 P: 4	1B: 9 2B: 5 3B: 0 HR: 0	SF: 0 SAC: 1 DP: 1 HBP: 0	WP: 1 PB: 0 SB: 0 CS: 1	PA: 41			
PITCHER	IP	WLS	BF	H	R	ER	SO	BB	IBB	HBP	BLK	WP	HR	S	P	ERA	WHIP								
Danny Jackson, L ERA: 3.53 (1, 1)	4.1	L	21	8	5	5	2	1	0	0	0	0	0	24	28	10.38	2.077								
Steve Farr, R ERA: 3.48 (5, 1)	2.2		13	5	2	1	4	1	0	0	0	1	0	20	24	3.38	2.250								
Mike Jones, L ERA: 4.65 (8, 1)	1.0		3	0	0	0	0	0	0	0	0	0	0	3	3	0.00	0.000								
Dan Quisenberry, R ERA: 2.48 (9, 1)	1.0		4	1	0	0	0	0	0	0	0	0	0	4	4	0.00	1.000								

Minnesota Twins @ Kansas City Royals
Royals Stadium, Kansas City, MO
Sun Sep 22 1985, 4:33 AM EDT
Att: 21,277 - Unknown

AB 38
R 7
H 14
RBI 7
BB 2
SO 6
LOB 17



Batter	1	2	3	4	5	6	7	8	9	AB	R	H	RBI	BB	SO	LOB	BOTTOM								
Willie Wilson, S OBP: 0.313, SLG: 0.403 (1, 8)	0-0 F5		0-0 4-3		0-3 K			0-3 K		4	0	0	0	0	2	0									
Lonnie Smith, R OBP: 0.342, SLG: 0.373 (1, 7)	0-0 F8 2B		0-3 K		0-0 F8		0-0 4-3			4	0	1	0	0	1	0									
George Brett, L OBP: 0.440, SLG: 0.569 (1, 5)	0-0 F8		0-0 4-3		0-0 F7		0-0 4-3			4	0	0	0	0	0	1									
Hal McRae, R OBP: 0.345, SLG: 0.450 (1, 10)	0-0 L6			0-0 F9		0-3 K		0-0 FC4-6 1B		4	0	1	0	0	1	1									
Frank White, R OBP: 0.282, SLG: 0.410 (1, 4)		0-0 G6-4-3 BB 1B		0-0 4-3 2B		0-0 HR 1B		0-0 F8		4	2	3	0	0	0	1									
Steve Balboni, R OBP: 0.307, SLG: 0.482 (1, 3)		4-0 G6-4-3 BB		0-0 4-3		0-0 F3		0-0 FC4-6 1B		3	0	1	0	1	0	2									
Darryl Motley, R OBP: 0.266, SLG: 0.433 (1, 9)		0-0 G6-4-3		0-0 5-3		0-0 HR		0-0 FC4-6		4	1	1	2	0	0	5									
Jim Sundberg, R OBP: 0.303, SLG: 0.377 (1, 2)		0-0 1B		0-0 F7		0-0 1-3		0-0 F9		4	0	1	1	0	0	2									
Buddy Biancalana, S OBP: 0.285, SLG: 0.289 Lynn Jones, R OBP: 0.250, SLG: 0.271 Onix Concepcion, R OBP: 0.281, SLG: 0.251 (1, 6) (7, PH) (8, 6)		0-0 F6		0-0 6-3		0-0 F8				2	0	0	0	0	0	1									
Inning Stats	R: 0 E: 0 K: 0 S: 4	H: 1 LOB: 1 BB: 0 P: 4	R: 1 E: 0 K: 0 S: 4	H: 2 LOB: 1 BB: 1 P: 8	R: 0 E: 0 K: 1 S: 5	H: 0 LOB: 0 BB: 0 P: 5	R: 0 E: 0 K: 0 S: 4	H: 1 LOB: 1 BB: 0 P: 4	R: 0 E: 0 K: 1 S: 5	H: 0 LOB: 0 BB: 0 P: 5	R: 2 E: 0 K: 0 S: 5	H: 2 LOB: 0 BB: 0 P: 5	R: 0 E: 0 K: 1 S: 5	H: 0 LOB: 0 BB: 0 P: 5	R: 0 E: 0 K: 0 S: 5	H: 2 LOB: 2 BB: 0 P: 5	1B: 5 2B: 2 3B: 0 HR: 1	SF: 0 SAC: 0 DP: 1 HBP: 0	WP: 0 PB: 0 SB: 0 CS: 0	PA: 35					
PITCHER	IP	WLS	BF	H	R	ER	SO	BB	IBB	HBP	BLK	WP	HR	S	P	ERA	WHIP								
Frank Viola, L ERA: 4.33 (1, 1)	9.0	W	35	8	3	3	4	1	0	0	0	0	1	42	46	3.00	1.000								

Minnesota Twins @ Kansas City Royals
Royals Stadium, Kansas City, MO
Sun Sep 22 1985, 4:33 AM EDT
Att: 21,277 - Unknown

AB 34
R 3
H 8
RBI 3
BB 1
SO 4
LOB 13



Batter	1	2	3	4	5	6	7	8	9	AB	R	H	RBI	BB	SO	LOB	TOP			
Willie Wilson, S OBP: 0.311, SLG: 0.400 (1, 8)	3-1		F8		F5		F5-4			4	0	0	0	0	0	2	Kansas City Royals @ Seattle Mariners The Kingdome, Seattle, WA Tue Sep 24 1985, 10:05 PM EDT Att: 6,433 - Unknown livebaseballscorecards.com			
Lonnie Smith, R OBP: 0.341, SLG: 0.372 (1, 7)	1B		5-3		B2-3			6-3		4	0	1	0	0	0	1				
George Brett, L OBP: 0.439, SLG: 0.567 (1, 5)	F7			G3		L5		1B		4	0	1	0	0	0	1				
Jorge Orta, L OBP: 0.328, SLG: 0.385 (1, 10)	K			2B 1B		1B BB		K		3	1	1	0	1	2	2				
Steve Balboni, R OBP: 0.305, SLG: 0.479 (1, 3)		F4		K		K		K		4	0	0	0	0	3	3				
Frank White, R OBP: 0.283, SLG: 0.413 (1, 4)	K			1B 2B		1B		5-3		4	1	2	0	0	1	0				
Omar Moreno, L OBP: 0.262, SLG: 0.405 (1, 9)	K			1B		F7		F9		4	0	1	2	0	1	2				
Jamie Quirk, L OBP: 0.292, SLG: 0.326 (1, 2)			3-1	1-3		F6		F6		4	0	0	0	0	0	1				
Buddy Biancalana, S OBP: 0.274, SLG: 0.273 (1, 6)				1B		4-3		F5-4 BB		2	0	1	0	1	0	0				
Inning Stats	R: 0 E: 0 K: 1 S: 6	H: 1 LOB: 1 BB: 0 P: 6	R: 0 E: 0 K: 2 S: 7	H: 0 LOB: 0 BB: 0 P: 7	R: 0 E: 0 K: 0 S: 4	H: 1 LOB: 1 BB: 0 P: 4	R: 2 E: 0 K: 1 S: 8	H: 3 LOB: 1 BB: 0 P: 8	R: 0 E: 0 K: 0 S: 3	H: 0 LOB: 0 BB: 0 P: 3	R: 0 E: 0 K: 1 S: 2	H: 0 LOB: 0 BB: 1 P: 6	R: 0 E: 0 K: 2 S: 8	H: 1 LOB: 1 BB: 0 P: 8	R: 0 E: 0 K: 0 S: 3	H: 0 LOB: 0 BB: 0 P: 3		1B: 6 2B: 2 3B: 0 HR: 0	SF: 0 SAC: 0 DP: 1 HBP: 0	WP: 0 PB: 0 SB: 0 CS: 0
PITCHER Mike Moore, R ERA: 3.34 (1, 1)	IP: 9.0 WLS: W BF: 35 H: 7 R: 2 ER: 2 SO: 7 BB: 2 IBB: 0 HBP: 0 BLK: 0 WP: 0 HR: 0 S: 47 P: 55 ERA: 2.00 WHIP: 1.000															PITCHER				

Batter	1	2	3	4	5	6	7	8	9	AB	R	H	RBI	BB	SO	LOB	BOTTOM			
Jack Perconte, L OBP: 0.336, SLG: 0.342 (1, 4)	F6		F5			F7		HR 1B		3	0	0	0	0	0	1	Kansas City Royals @ Seattle Mariners The Kingdome, Seattle, WA Tue Sep 24 1985, 10:05 PM EDT Att: 6,433 - Unknown livebaseballscorecards.com			
Ken Phelps, L OBP: 0.336, SLG: 0.439 (8, FH)			F1			HR		HR		4	2	2	4	0	0	1				
Harold Reynolds, S OBP: 0.269, SLG: 0.196 (8, PR)						HR		F7		4	0	2	0	0	0	1				
Phil Bradley, R OBP: 0.307, SLG: 0.493 (1, 7)	L7					HR		HR		4	0	0	0	0	1	3				
Alvin Davis, L OBP: 0.389, SLG: 0.454 (1, 3)	L6			FC6-4 1B		G5-4-3 1B		F7		4	0	2	0	0	0	1				
Gorman Thomas, R OBP: 0.336, SLG: 0.475 (1, 10)		F6		K		G5-4-3		1-3		4	0	0	0	0	1	3				
Jim Prestley, R OBP: 0.325, SLG: 0.492 (1, 5)		9-6 WP BB		FC6-4		6-3				2	0	0	0	1	0	1				
Dave Henderson, R OBP: 0.313, SLG: 0.389 (1, 9)		9-6		F5		K				3	0	0	0	0	1	2				
John Moses, S OBP: 0.227, SLG: 0.209 (1, 8)			G3			F7		F7		3	0	0	0	0	0	0				
Dave Valle, R OBP: 0.211, SLG: 0.200 (1, 2)				3B 1B		F4		F4		3	1	1	0	0	0	0				
Spike Owen, S OBP: 0.326, SLG: 0.368 (1, 6)				1B 3B		F7		1B HR BB		2	1	1	1	1	0	0				
Inning Stats	R: 0 E: 0 K: 0 S: 3	H: 0 LOB: 0 BB: 0 P: 3	R: 0 E: 0 K: 0 S: 2	H: 0 LOB: 1 BB: 1 P: 6	R: 1 E: 0 K: 0 S: 5	H: 2 LOB: 1 BB: 0 P: 5	R: 0 E: 0 K: 1 S: 6	H: 1 LOB: 1 BB: 0 P: 6	R: 0 E: 0 K: 0 S: 3	H: 0 LOB: 0 BB: 0 P: 3	R: 1 E: 0 K: 0 S: 4	H: 2 LOB: 0 BB: 0 P: 4	R: 0 E: 0 K: 1 S: 5	H: 0 LOB: 0 BB: 0 P: 5	R: 3 E: 0 K: 0 S: 5	H: 2 LOB: 1 BB: 1 P: 9	1B: 4 2B: 1 3B: 1 HR: 2	SF: 0 SAC: 0 DP: 2 HBP: 0	WP: 1 PB: 0 SB: 0 CS: 0	PA: 31
PITCHER Mark Gubicza, R ERA: 3.94 (1, 1)	IP: 7.1 WLS: L BF: 28 H: 6 R: 4 ER: 4 SO: 2 BB: 2 IBB: 0 HBP: 0 BLK: 0 WP: 1 HR: 1 S: 30 P: 38 ERA: 4.91 WHIP: 1.091															PITCHER				
Dan Quisenberry, R ERA: 2.54 (8, 1)	IP: 0.2 WLS: L BF: 3 H: 1 R: 1 ER: 1 SO: 0 BB: 0 IBB: 0 HBP: 0 BLK: 0 WP: 0 HR: 1 S: 3 P: 3 ERA: 13.50 WHIP: 1.500															PITCHER				

Batter	1	2	3	4	5	6	7	8	9	AB	R	H	RBI	BB	SO	LOB	TOP			
Willie Wilson, S OBP: 0.312, SLG: 0.400 (1, 8)	G3		F8						L6	4	0	1	0	0	0	0				
Lonnie Smith, R OBP: 0.341, SLG: 0.373 (1, 7)	F3			L6		K			F3	4	0	0	0	0	1	1				
George Brett, L OBP: 0.435, SLG: 0.560 (1, 5)	F9			6-3		G3			L5	4	0	0	0	0	0	1				
Frank White, R OBP: 0.288, SLG: 0.420 (1, 4)		HR			BB				5-3	2	1	1	1	1	0	0				
Steve Balboni, R OBP: 0.305, SLG: 0.478 (1, 3)		K			F9				F4	3	0	0	0	0	1	1				
Darryl Motley, R OBP: 0.261, SLG: 0.425 (1, 10)		K							F7	3	0	0	0	0	2	0				
Jim Sundberg, R OBP: 0.302, SLG: 0.372 (1, 2)		F9				5-3			G4-6-3 1B	3	0	1	0	0	0	0				
Lynn Jones, R OBP: 0.255, SLG: 0.265 (1, 9)			K			6-3			G4-6-3 1-2	3	0	0	0	0	1	1				
Onix Conception, R OBP: 0.257, SLG: 0.248 (1, 6)									F7	2	0	0	0	0	0	0				
Greg Pryor, R OBP: 0.272, SLG: 0.264 (8, PH) (8, 6)			6-3						F7	1	0	0	0	0	0	0				
Inning Stats	R: 0 E: 0 K: 0 S: 3	H: 0 LOB: 0 BB: 0 P: 3	R: 1 E: 0 K: 2 S: 8	H: 1 LOB: 0 BB: 0 P: 8	R: 0 E: 0 K: 1 S: 5	H: 0 LOB: 0 BB: 0 P: 5	R: 0 E: 0 K: 0 S: 3	H: 0 LOB: 1 BB: 1 P: 7	R: 0 E: 0 K: 1 S: 5	H: 0 LOB: 1 BB: 0 P: 5	R: 0 E: 0 K: 0 S: 3	H: 0 LOB: 0 BB: 0 P: 3	R: 0 E: 0 K: 0 S: 3	H: 1 LOB: 0 BB: 0 P: 3	R: 0 E: 0 K: 0 S: 3	H: 0 LOB: 0 BB: 0 P: 3	1B: 1 2B: 1 3B: 0 HR: 1	SF: 0 SAC: 0 DP: 1 HBP: 0	WP: 0 PB: 0 SB: 0 CS: 0	PA: 30
PITCHER Frank Viola, L ERA: 4.21 (1, 1)	IP: 9.0 WLS: W BF: 30 H: 3 R: 1 ER: 1 SO: 5 BB: 1 IBB: 0 HBP: 0 BLK: 0 WP: 0 HR: 1 S: 39 P: 43 ERA: 1.00 WHIP: 0.444															PITCHER				

Kansas City Royals @ Minnesota Twins
Hubert H. Humphrey Metrodome, Minneapolis, MN

AB 29
R 1
H 3
RBI 1
BB 1
SO 5
LOB 4



WP: 0 PA: 30
PB: 0
SB: 0
CS: 0

Batter	1	2	3	4	5	6	7	8	9	AB	R	H	RBI	BB	SO	LOB	BOTTOM			
Kirby Puckett, R OBP: 0.321, SLG: 0.372 (1, 8)	4-3		3-1					F7		4	1	1	2	0	0	0				
Mickey Hatcher, R OBP: 0.305, SLG: 0.360 (1, 7)	1B 9-2		F8		5-3			5-3		4	0	1	0	0	0	0				
Kent Hrbek, L OBP: 0.351, SLG: 0.440 (1, 3)			4-3		K			FC5-4 BB		3	0	1	0	1	1	0				
Tom Brunansky, R OBP: 0.321, SLG: 0.451 (1, 9)	9-2				F7			F9 FC5-4		4	0	0	0	0	0	3				
Mark Funderburk, R OBP: 0.400, SLG: 0.630 (1, 10)					F4			F8		3	0	1	0	0	0	0				
Dave Engle, R OBP: 0.326, SLG: 0.420 (1, 2)					F8			2-3		3	1	0	0	0	0	1				
Gary Gaetti, R OBP: 0.303, SLG: 0.407 (1, 5)			6-3					K		3	1	1	1	0	1	1				
Greg Gagne, R OBP: 0.280, SLG: 0.324 (1, 6)					F8			5-3		3	0	1	1	0	0	0				
Steve Lombardozzi, R OBP: 0.378, SLG: 0.441 (1, 4)			5-3					4-3		3	1	1	0	0	0	1				
Inning Stats	R: 0 E: 0 K: 0 S: 4	H: 2 LOB: 1 BB: 0 P: 4	R: 1 E: 0 K: 0 S: 5	H: 2 LOB: 1 BB: 0 P: 5	R: 0 E: 0 K: 0 S: 3	H: 0 LOB: 0 BB: 0 P: 3	R: 0 E: 0 K: 0 S: 3	H: 0 LOB: 0 BB: 0 P: 3	R: 3 E: 0 K: 1 S: 8	H: 3 LOB: 0 BB: 0 P: 8	R: 0 E: 0 K: 0 S: 3	H: 0 LOB: 0 BB: 0 P: 3	R: 0 E: 0 K: 1 S: 5	H: 0 LOB: 1 BB: 1 P: 7	R: 0 E: 0 K: 0 S: 3	H: 0 LOB: 0 BB: 0 P: 3	1B: 4 2B: 2 3B: 0 HR: 2	SF: 0 SAC: 0 DP: 1 HBP: 0	WP: 0 PB: 0 SB: 1 CS: 0	PA: 31
PITCHER Bud Black, L ERA: 4.53 (1, 1)	IP: 5.0 WLS: L BF: 21 H: 7 R: 4 ER: 4 SO: 1 BB: 0 IBB: 0 HBP: 0 BLK: 0 WP: 0 HR: 2 S: 23 P: 23 ERA: 7.20 WHIP: 1.400															PITCHER				
Mark Huisman, R ERA: 2.25 (6, 1)	IP: 2.0 WLS: L BF: 6 H: 0 R: 0 ER: 0 SO: 1 BB: 0 IBB: 0 HBP: 0 BLK: 0 WP: 0 HR: 0 S: 8 P: 8 ERA: 0.00 WHIP: 0.000															PITCHER				
Joe Beckwith, R ERA: 4.22 (8, 1)	IP: 1.0 WLS: L BF: 4 H: 0 R: 0 ER: 0 SO: 0 BB: 0 IBB: 0 HBP: 0 BLK: 0 WP: 0 HR: 0 S: 3 P: 7 ERA: 0.00 WHIP: 1.000															PITCHER				

Kansas City Royals @ Minnesota Twins
Hubert H. Humphrey Metrodome, Minneapolis, MN

AB 30
R 4
H 7
RBI 4
BB 1
SO 2
LOB 6



WP: 0 PA: 31
PB: 0
SB: 1
CS: 0

Batter	1	2	3	4	5	6	7	8	9	AB	R	H	RBI	BB	SO	LOB	TOP										
Willie Wilson, S (1, 8) OBP: 0.314, SLG: 0.400	F8		FC4-6			FC4-6	FC6-4			3	0	1	0	1	0	2	Kansas City Royals @ Minnesota Twins Hubert H. Humphrey Metrodome, Minneapolis, MN Sat Sep 28 1985, 4:33 AM EDT Att: 13,256 - Unknown										
Lonnie Smith, R (1, 7) OBP: 0.339, SLG: 0.370	K		6-3			K	FC6-4			4	0	0	0	0	2	5											
George Brett, L (1, 5) OBP: 0.432, SLG: 0.556	F7			G3		FC4-6		K		4	1	0	0	0	1	1											
Jorge Orta, L (1, 10) OBP: 0.323, SLG: 0.389		4-3		F8				K		3	1	1	2	0	0	0											
Hal McRae, R (8, PH) OBP: 0.349, SLG: 0.451										0	0	0	0	0	0	0											
Dane Iorg, L (8, PH) OBP: 0.260, SLG: 0.317										1	0	0	0	0	1	0											
Frank White, R (1, 4) OBP: 0.288, SLG: 0.418	F9					K		5-3		3	0	0	0	1	1	0											
Steve Balboni, R (1, 3) OBP: 0.304, SLG: 0.476	K									3	0	0	0	1	2	1											
Darryl Motley, R (1, 9) OBP: 0.299, SLG: 0.420			F7		5-3		FC5-4			4	1	0	0	0	1	1											
Jamie Quirk, L (1, 2) OBP: 0.308, SLG: 0.380										4	0	2	1	0	0	0											
Buddy Biancalana, S (1, 6) OBP: 0.284, SLG: 0.278										1	0	0	0	1	0	0											
Jim Sundberg, R (7, PH) OBP: 0.301, SLG: 0.371										1	0	0	0	0	0	1											
Onix Concepcion, R (7, 6) OBP: 0.297, SLG: 0.248										0	0	0	0	0	0	0											
Inning Stats	R: 0 E: 0 K: 1 S: 5	H: 0 LOB: 0 BB: 0 P: 5	R: 0 E: 0 K: 1 S: 5	H: 0 LOB: 0 BB: 0 P: 5	R: 0 E: 0 K: 0 S: 4	H: 1 LOB: 2 BB: 1 P: 8	R: 0 E: 0 K: 0 S: 3	H: 0 LOB: 1 BB: 1 P: 7	R: 0 E: 0 K: 0 S: 3	H: 0 LOB: 0 BB: 0 P: 3	R: 2 E: 0 K: 2 S: 8	H: 1 LOB: 0 BB: 1 P: 12	R: 1 E: 0 K: 0 S: 5	H: 2 LOB: 2 BB: 1 P: 9	R: 0 E: 0 K: 2 S: 7	H: 0 LOB: 0 BB: 0 P: 7	R: 0 E: 0 K: 2 S: 7	H: 0 LOB: 0 BB: 0 P: 7	1B: 1 2B: 2 3B: 0 HR: 1	SF: 0 SAC: 0 DP: 0 HBP: 0	WP: 0 PB: 0 SB: 0 CS: 0	PA: 35					
PITCHER	IP	WLS	BF	H	R	ER	SO	BB	IBB	HBP	BLK	WP	HR	S	P	ERA	WHIP										
Dennis Burtz, R (1, 1) ERA: 3.92	6.1	W	26	3	3	3	4	4	0	0	0	0	1	30	46	4.26	1.105										
Pete Filson, L (7, 1) ERA: 3.73	1.0		4	1	0	0	1	0	0	0	0	0	0	6	6	0.00	1.000										
Ron Davis, R (8, 1) ERA: 3.43	1.2	S	5	0	0	0	3	0	0	0	0	0	0	11	11	0.00	0.000										

Batter	1	2	3	4	5	6	7	8	9	AB	R	H	RBI	BB	SO	LOB	BOTTOM										
Kirby Puckett, R (1, 8) OBP: 0.320, SLG: 0.370	E6		1-3		4-3				K	4	1	0	0	0	1	1	Kansas City Royals @ Minnesota Twins Hubert H. Humphrey Metrodome, Minneapolis, MN Sat Sep 28 1985, 4:33 AM EDT Att: 13,256 - Unknown										
Mickey Hatcher, R (1, 7) OBP: 0.306, SLG: 0.364	E9		F8			F7		4-3		4	2	2	1	0	0	0											
Kent Hrbek, L (1, 3) OBP: 0.351, SLG: 0.441	G3					F7		K		4	0	1	1	0	1	1											
Tom Brunansky, R (1, 9) OBP: 0.324, SLG: 0.453										2	0	1	1	2	0	1											
Mark Funderburk, R (1, 10) OBP: 0.375, SLG: 0.586	F8				G1-6-3		F7		F9	4	0	0	0	0	3	0											
Dave Engle, R (1, 2) OBP: 0.330, SLG: 0.439										2	1	1	1	0	0	0											
Mark Salas, L (6, PH) OBP: 0.334, SLG: 0.448					6-3		F7			1	0	0	0	0	1	0											
Gary Gaetti, R (1, 5) OBP: 0.301, SLG: 0.405			F8		F4				F4	3	0	0	0	0	0	0											
Greg Gagne, R (1, 6) OBP: 0.281, SLG: 0.321			F9							2	1	0	0	0	0	0											
Steve Lombardozzi, R (1, 4) OBP: 0.375, SLG: 0.432			L9							3	0	1	1	0	0	0											
Inning Stats	R: 2 E: 2 K: 0 S: 4	H: 1 LOB: 0 BB: 1 P: 8	R: 1 E: 0 K: 0 S: 4	H: 1 LOB: 0 BB: 0 P: 4	R: 0 E: 0 K: 0 S: 4	H: 1 LOB: 1 BB: 0 P: 4	R: 0 E: 0 K: 0 S: 3	H: 0 LOB: 0 BB: 0 P: 3	R: 0 E: 0 K: 0 S: 3	H: 0 LOB: 0 BB: 0 P: 3	R: 1 E: 0 K: 0 S: 5	H: 2 LOB: 1 BB: 0 P: 5	R: 1 E: 0 K: 1 S: 5	H: 1 LOB: 0 BB: 0 P: 6	R: 0 E: 0 K: 1 S: 5	H: 0 LOB: 1 BB: 1 P: 9	1B: 2 2B: 3 3B: 0 HR: 1	SF: 0 SAC: 0 DP: 0 HBP: 1	WP: 0 PB: 0 SB: 1 CS: 2	PA: 32							
PITCHER	IP	WLS	BF	H	R	ER	SO	BB	IBB	HBP	BLK	WP	HR	S	P	ERA	WHIP										
Danny Jackson, L (1, 1) ERA: 3.52	5.1	L	22	5	4	2	0	1	0	0	0	0	1	21	25	3.38	1.125										
Steve Farr, R (6, 1) ERA: 3.44	2.2		10	1	1	1	2	1	0	1	0	0	0	12	17	3.38	0.750										

Batter	1	2	3	4	5	6	7	8	9	AB	R	H	RBI	BB	SO	LOB	TOP					
Lonnie Smith, R OBP: 0.341, SLG: 0.371 (1, 7)										4	2	2	0	1	0	1	Kansas City Royals @ Minnesota Twins Hubert H. Humphrey Metrodome, Minneapolis, MN Sun Sep 29 1985, 4:33 AM EDT Att: 11,292 - Unknown					
Willie Wilson, S OBP: 0.313, SLG: 0.400 (1, 8)										5	0	1	1	0	1	5						
George Brett, L OBP: 0.433, SLG: 0.560 (1, 5)										3	0	2	2	0	0	0						
Jorge Orta, L OBP: 0.319, SLG: 0.385 (1, 10)										3	0	0	0	0	0	2						
Darryl Motley, R OBP: 0.236, SLG: 0.419 (8, PH)										1	0	0	0	0	1	1						
Frank White, R OBP: 0.288, SLG: 0.418 (1, 4)										4	0	1	0	0	1	1						
Steve Balboni, R OBP: 0.304, SLG: 0.474 (1, 3)										4	0	1	0	0	1	2						
Omar Moreno, L OBP: 0.256, SLG: 0.391 (1, 9)										3	0	0	0	0	1	2						
Lynn Jones, R OBP: 0.253, SLG: 0.264 (9, PH)										1	0	0	0	0	0	0						
Jamie Quirk, L OBP: 0.309, SLG: 0.377 (1, 2)										3	0	1	0	0	0	1						
Jim Sundberg, R OBP: 0.303, SLG: 0.372 (9, PH)										1	0	1	0	0	0	0						
Buddy Biancalana, S OBP: 0.288, SLG: 0.373 (7, PH)										2	1	0	0	0	0	1						
Dane Long, L OBP: 0.288, SLG: 0.331 (7, PH)										1	0	1	0	0	0	0						
Onix Concepcion, R OBP: 0.257, SLG: 0.248 (7, 6)										0	0	0	0	0	0	0						
Greg Pryor, R OBP: 0.371, SLG: 0.264 (9, PH)										0	0	0	0	0	0	0						
Pat Sheridan, L OBP: 0.298, SLG: 0.313 (9, PH)										1	0	0	0	0	1	1						
Inning Stats	R: 0 E: 0 K: 0 S: 3	H: 0 LOB: 0 BB: 0 P: 3	R: 0 E: 0 K: 1 S: 6	H: 1 LOB: 1 BB: 0 P: 6	R: 2 E: 0 K: 0 S: 6	H: 3 LOB: 1 BB: 0 P: 6	R: 0 E: 0 K: 0 S: 4	H: 1 LOB: 1 BB: 0 P: 4	R: 1 E: 0 K: 0 S: 5	H: 2 LOB: 1 BB: 0 P: 5	R: 0 E: 0 K: 1 S: 5	H: 0 LOB: 0 BB: 0 P: 5	R: 0 E: 0 K: 0 S: 4	H: 1 LOB: 2 BB: 0 P: 4	R: 0 E: 0 K: 2 S: 8	H: 1 LOB: 1 BB: 0 P: 8	R: 0 E: 0 K: 2 S: 8	H: 1 LOB: 2 BB: 1 P: 12	1B: 5 2B: 5 3B: 0 HR: 0	SF: 1 SAC: 0 DP: 0 HBP: 0	WP: 0 PB: 0 SB: 0 CS: 0	PA: 38
PITCHER	IP	WLS	BF	H	R	ER	SO	BB	IBB	HBP	BLK	WP	HR	S	P	ERA	WHIP					
John Butcher, R ERA: 4.82 (1, 1)	6.2	W	28	8	3	3	2	0	0	0	0	0	0	32	32	4.05	1.200					
Pete Filson, L ERA: 3.87 (7, 1)	1.2		7	2	0	0	2	0	0	0	0	0	0	11	11	0.00	1.200					
Ron Davis, R ERA: 3.39 (9, 1)	0.2	S	3	0	0	0	2	1	0	0	0	0	0	6	10	0.00	1.500					

Batter	1	2	3	4	5	6	7	8	9	AB	R	H	RBI	BB	SO	LOB	BOTTOM				
Kirby Puckett, R OBP: 0.322, SLG: 0.371 (1, 8)										3	3	2	0	1	0	2	Kansas City Royals @ Minnesota Twins Hubert H. Humphrey Metrodome, Minneapolis, MN Sun Sep 29 1985, 4:33 AM EDT Att: 11,292 - Unknown				
Mickey Hatcher, R OBP: 0.308, SLG: 0.365 (1, 7)										4	0	2	2	0	0	1					
Kent Hrbek, L OBP: 0.350, SLG: 0.441 (1, 3)										2	0	1	3	0	0	0					
Tom Brunansky, R OBP: 0.322, SLG: 0.450 (1, 9)										4	0	0	0	0	0	3					
Mark Salas, L OBP: 0.333, SLG: 0.454 (1, 2)										4	1	1	1	0	0	0					
Roy Smalley, S OBP: 0.382, SLG: 0.408 (1, 10)										4	0	1	0	0	0	0					
Ron Washington, R OBP: 0.308, SLG: 0.394 (8, FR)										0	0	0	0	0	0	0					
Gary Gaetti, R OBP: 0.301, SLG: 0.404 (1, 5)										4	0	1	0	0	0	1					
Greg Gagne, R OBP: 0.281, SLG: 0.318 (1, 6)										3	1	0	0	1	0	2					
Steve Lombardozzi, R OBP: 0.405, SLG: 0.447 (1, 4)										1	1	1	0	1	0	0					
Inning Stats	R: 1 E: 0 K: 0 S: 3	H: 0 LOB: 0 BB: 1 P: 7	R: 1 E: 0 K: 0 S: 5	H: 2 LOB: 2 BB: 1 P: 9	R: 0 E: 0 K: 0 S: 3	H: 0 LOB: 0 BB: 0 P: 3	R: 0 E: 0 K: 0 S: 3	H: 0 LOB: 0 BB: 0 P: 3	R: 2 E: 0 K: 0 S: 6	H: 3 LOB: 1 BB: 0 P: 6	R: 0 E: 0 K: 0 S: 4	H: 1 LOB: 1 BB: 0 P: 4	R: 0 E: 0 K: 0 S: 4	H: 1 LOB: 1 BB: 0 P: 4	1B: 7 2B: 1 3B: 0 HR: 1	SF: 2 SAC: 1 DP: 1 HBP: 0	WP: 0 PB: 0 SB: 2 CS: 0	PA: 35			
PITCHER	IP	WLS	BF	H	R	ER	SO	BB	IBB	HBP	BLK	WP	HR	S	P	ERA	WHIP				
Mark Gubicza, R ERA: 4.11 (1, 1)	6.1	L	28	7	6	6	0	3	0	0	0	0	0	25	37	8.53	1.579				
Mark Huisman, R ERA: 2.04 (7, 1)	1.2		7	2	0	0	0	0	0	0	0	0	0	7	7	0.00	1.200				



livebaseballscores.com

livebaseballscores.com

Batter	1	2	3	4	5	6	7	8	9	AB	R	H	RBI	BB	SO	LOB	TOP					
Rod Carew, L OBP: 0.371, SLG: 0.349 (1, 3)	0-0 4-3		0-0 1B		0-0 F5			0-3 K		4	0	1	0	0	1	2						
Ruppert Jones, L OBP: 0.333, SLG: 0.455 (1, 7)	0-0 4-3		0-3 K					0-3 K	0-0 6-3	4	0	0	0	0	2	1						
Daryl Sconiers, L OBP: 0.357, SLG: 0.404 (1, 10)	0-3 K			0-0 F7				0-3 K	0-0 6-3	4	0	0	0	0	2	0						
Doug DeCinces, R OBP: 0.317, SLG: 0.443 (1, 5)		0-0 HR		0-0 F8				0-3 K	4-0 BB	3	1	1	1	1	1	0						
Reggie Jackson, L OBP: 0.354, SLG: 0.479 (1, 9)	0-0 F2			0-0 1-3					0-3 K	4	0	0	0	0	1	1						
Bobby Grich, R OBP: 0.380, SLG: 0.367 (1, 4)	0-3 K				0-3 K				0-0 F7	3	0	0	0	0	2	0						
Gary Pettis, S OBP: 0.355, SLG: 0.331 (1, 8)	0-3 K				0-0 BB 1B				0-0 CS 1B	3	0	2	0	0	1	0						
Craig Gerber, L OBP: 0.289, SLG: 0.333 (1, 6)			0-0 SH3 1B 1B		4-0 1-2 BB			0-0 CS	0-0 4-3	2	0	1	0	1	0	0						
Bob Boone, R OBP: 0.311, SLG: 0.324 (1, 2)			0-0 SH3		0-0 L8				0-0 6-3	2	0	0	0	0	0	2						
Inning Stats	R: 0 E: 0 K: 1 S: 5	H: 0 LOB: 0 BB: 0 P: 5	R: 1 E: 0 K: 2 S: 8	H: 1 LOB: 0 BB: 0 P: 8	R: 0 E: 0 K: 1 S: 6	H: 2 LOB: 1 BB: 0 P: 6	R: 0 E: 0 K: 0 S: 3	H: 0 LOB: 0 BB: 0 P: 3	R: 0 E: 0 K: 1 S: 6	H: 1 LOB: 2 BB: 1 P: 10	R: 0 E: 0 K: 3 S: 9	H: 0 LOB: 0 BB: 0 P: 9	R: 0 E: 0 K: 0 S: 3	H: 1 LOB: 0 BB: 0 P: 3	R: 0 E: 0 K: 1 S: 5	H: 0 LOB: 0 BB: 0 P: 5	R: 0 E: 0 K: 1 S: 5	H: 0 LOB: 1 BB: 1 P: 9	1B: 4 2B: 0 3B: 0 HR: 1	SF: 0 SAC: 1 DP: 0 HBP: 0	WP: 0 PB: 0 SB: 0 CS: 1	PA: 33
PITCHER Bret Saberhagen, R ERA: 2.79 (1, 1)	IP: 9.0 WLS: W BF: 32 H: 5 R: 1 ER: 1 SO: 10 BB: 2 IBB: 0 HBP: 0 BLK: 0 WP: 0 HR: 1 S: 50 P: 58 ERA: 1.00 WHIP: 0.778															PITCHER						

California Angels @ Kansas City Royals
 Royals Stadium, Kansas City, MO
 Mon Sep 30 1985, 8:05 PM EDT
 Att: 34,200 - Unknown

AB 29
 R 1
 H 5
 RBI 1
 BB 2
 SO 10
 LOB 6



Batter	1	2	3	4	5	6	7	8	9	AB	R	H	RBI	BB	SO	LOB	BOTTOM			
Lonnie Smith, R OBP: 0.341, SLG: 0.370 (1, 7)	0-0 1B		0-0 5-3		0-0 FC5-2			0-0 6-3		4	0	1	0	0	0	2				
Willie Wilson, S OBP: 0.314, SLG: 0.404 (1, 8)	0-0 1B		0-0 5-3		0-0 F9			0-0 SF9 3B		4	1	2	0	0	0	2				
George Brett, L OBP: 0.432, SLG: 0.565 (1, 5)	0-0 F7			0-0 HR				0-0 SF9		3	1	1	2	0	0	2				
Hal McRae, R OBP: 0.349, SLG: 0.450 Lynn Jones, R OBP: 0.292, SLG: 0.262 (8, PH)	0-0 G6-3			0-3 K				0-0 4-3		3	0	1	0	0	1	2				
Frank White, R OBP: 0.286, SLG: 0.415 (1, 4)		0-0 6-3		0-0 F7				0-3 K		4	0	0	0	0	1	1				
Steve Balboni, R OBP: 0.304, SLG: 0.473 (1, 3)		0-3 K		0-3 K						3	0	1	0	0	2	0				
Darryl Motley, R OBP: 0.261, SLG: 0.418 (1, 9)		4-0 BB			4-0 WP SH1-4 FC5-2 BB			0-0 F8		1	0	0	0	2	0	0				
Jim Sundberg, R OBP: 0.304, SLG: 0.382 (1, 2)		0-0 F8			0-0 SH1-4			0-0 HR		2	1	1	1	0	0	1				
Onix Conception, R OBP: 0.255, SLG: 0.245 (1, 6)			0-0 G3		0-3 K FC5-2			0-0 6-3		3	0	0	0	0	1	1				
Inning Stats	R: 0 E: 0 K: 0 S: 4	H: 2 LOB: 1 BB: 0 P: 4	R: 0 E: 0 K: 1 S: 5	H: 0 LOB: 1 BB: 1 P: 9	R: 0 E: 0 K: 0 S: 3	H: 0 LOB: 0 BB: 0 P: 3	R: 1 E: 0 K: 2 S: 8	H: 1 LOB: 0 BB: 0 P: 8	R: 0 E: 0 K: 1 S: 6	H: 0 LOB: 2 BB: 1 P: 10	R: 0 E: 0 K: 0 S: 4	H: 2 LOB: 0 BB: 0 P: 4	R: 1 E: 0 K: 0 S: 4	H: 1 LOB: 0 BB: 0 P: 4	R: 1 E: 0 K: 1 S: 6	H: 1 LOB: 0 BB: 0 P: 6	1B: 4 2B: 0 3B: 1 HR: 2	SF: 1 SAC: 1 DP: 1 HBP: 0	WP: 1 PB: 0 SB: 0 CS: 0	PA: 32
PITCHER John Candelaria, L ERA: 3.89 Stu Clifton, R ERA: 2.11 (8, 1)	IP: 7.1 WLS: L BF: 30 H: 7 R: 3 ER: 3 SO: 4 BB: 0 IBB: 0 HBP: 0 BLK: 0 WP: 1 HR: 2 S: 36 P: 44 ERA: 3.68 WHIP: 1.227															PITCHER				

California Angels @ Kansas City Royals
 Royals Stadium, Kansas City, MO
 Mon Sep 30 1985, 8:05 PM EDT
 Att: 34,200 - Unknown

AB 28
 R 3
 H 7
 RBI 3
 BB 2
 SO 5
 LOB 11



Batter	1	2	3	4	5	6	7	8	9	AB	R	H	RBI	BB	SO	LOB	TOP										
Brian Downing, R OBP: 0.379, SLG: 0.438 Devon White, S (9, 7)	0-0 SH5-3 1B		0-0 5-3		0-0 1B 2B		4-0 SH1-3 BB BB		0-0 G3	4	1	2	1	1	0	0											
Rod Carew, L OBP: 0.372, SLG: 0.349 (1, 3)	0-0 SH5-3 1-2		0-0 6-3		0-0 E G5-2-3 1B		4-0 SH1-3 BB		0-0 6-3	3	0	1	1	1	0	0											
Juan Beniquez, R OBP: 0.370, SLG: 0.426 Darrell Miller, R OBP: 0.372, SLG: 0.488 (1, 9) (9, 9)	0-3 K		0-0 1B		0-0 F9		0-0 SH1-3		0-0 5-3	4	0	1	0	0	1	3											
Doug DeCinces, R OBP: 0.317, SLG: 0.441 (1, 5)	0-0 F3		0-3 K		0-0 E5 1B		0-3 K			4	0	1	1	0	2	4											
Reggie Jackson, L OBP: 0.355, SLG: 0.477 (1, 10)		0-3 K		0-3 K		0-0 IBB		4-0 IBB		2	0	0	0	2	2	0											
Bobby Grich, R OBP: 0.359, SLG: 0.373 (1, 4)		0-0 HR		0-0 F9		0-0 G5-2-3		0-0 F8		4	1	1	1	0	0	6											
Bob Boone, R OBP: 0.308, SLG: 0.321 (1, 2)		0-0 6-3		0-0 F4		0-0 1-3		0-0 F8		4	0	0	0	0	0	0											
Dick Schofield, R OBP: 0.288, SLG: 0.335 (1, 6)		0-0 1B		0-0 SH 2B 1B		0-0 F2		0-0 2-3		4	1	2	0	0	0	0											
Gary Pettis, S OBP: 0.353, SLG: 0.329 (1, 8)	0-3 K		0-0 SH 2B 1B		0-0 K		0-0 F7			3	1	0	0	0	2	1											
Inning Stats	R: 0 E: 0 K: 1 S: 6	H: 1 LOB: 1 BB: 0 P: 6	R: 1 E: 0 K: 2 S: 9	H: 2 LOB: 1 BB: 0 P: 9	R: 0 E: 0 K: 1 S: 6	H: 1 LOB: 1 BB: 0 P: 6	R: 0 E: 0 K: 1 S: 5	H: 0 LOB: 0 BB: 0 P: 5	R: 3 E: 2 K: 0 S: 7	H: 4 LOB: 2 BB: 1 P: 11	R: 0 E: 0 K: 1 S: 5	H: 0 LOB: 3 BB: 3 P: 17	R: 0 E: 0 K: 0 S: 3	H: 0 LOB: 0 BB: 0 P: 3	R: 0 E: 0 K: 0 S: 3	H: 0 LOB: 0 BB: 0 P: 3	1B: 6 2B: 1 3B: 0 HR: 1	SF: 0 SAC: 3 DP: 1 HBP: 0	WP: 0 PA: 39 CS: 0								
PITCHER	IP	WLS	BF	H	R	ER	SO	BB	IBB	HBP	BLK	WP	HR	S	P	ERA	WHIP										
Charlie Leibrandt, L ERA: 2.69 Steve Farr, R ERA: 3.19 Joe Beckwith, R ERA: 4.18 Dan Quisenberry, R ERA: 2.49	4.1	L	22	8	4	3	5	0	0	0	0	0	1	32	32	6.23	1.846										

California Angels @ Kansas City Royals
Royals Stadium, Kansas City, MO
Tue Oct 01 1985, 8:05 PM EDT
Att: 26,273 - Unknown

AB 32
R 4
H 8
RBI 4
BB 4
SO 7
LOB 14



Batter	1	2	3	4	5	6	7	8	9	AB	R	H	RBI	BB	SO	LOB	BOTTOM										
Lonnie Smith, R OBP: 0.338, SLG: 0.367 (1, 7)	0-0 1-3			0-0 F9		0-0 F5		0-0 FC6-4 3B		4	1	0	0	0	0	1											
Willie Wilson, S OBP: 0.315, SLG: 0.408 (1, 8)	0-0 F7			0-0 F8 BB 1B		0-0 4-3		0-0 1B 3B		4	1	2	1	0	0	0											
George Brett, L OBP: 0.432, SLG: 0.563 (1, 5)	0-0 L6			4-0 1-2 BB		0-0 4-3		0-0 1B		3	0	1	1	1	0	0											
Jorge Orta, L OBP: 0.315, SLG: 0.379 (1, 10)		0-0 F8		0-0 F8		0-0 4-3		0-0 L8		4	0	0	0	0	0	3											
Frank White, R OBP: 0.285, SLG: 0.414 (1, 4)		0-0 4-3		0-3 K		0-0 1B		0-3 K		4	0	1	0	0	2	2											
Steve Balboni, R OBP: 0.304, SLG: 0.472 (1, 3)		0-3 K		0-0 G3 1B		0-0 F9		0-0 L6		4	0	1	0	0	1	1											
Omar Moreno, L OBP: 0.248, SLG: 0.379 (1, 9)			0-0 1-3		0-0 G3		0-0 F7		0-3 K	4	0	0	0	0	1	2											
Jim Sundberg, R OBP: 0.302, SLG: 0.379 (1, 2)			0-3 K		0-0 5-3			0-3 K		3	0	0	0	0	2	1											
Buddy Biancalana, S OBP: 0.278, SLG: 0.271 Dane Long, L OBP: 0.253, SLG: 0.328 Onix Conception, R OBP: 0.254, SLG: 0.245 Pat Sheridan, L OBP: 0.300, SLG: 0.316 Greg Pryor, R OBP: 0.272, SLG: 0.264			0-3 K		0-0 5-3			0-0 FC6-4 1B		1	0	0	0	0	1	0											
Inning Stats	R: 0 E: 0 K: 0 S: 3	H: 0 LOB: 0 BB: 0 P: 3	R: 0 E: 0 K: 1 S: 5	H: 0 LOB: 0 BB: 0 P: 5	R: 0 E: 0 K: 2 S: 7	H: 0 LOB: 0 BB: 0 P: 7	R: 0 E: 0 K: 1 S: 6	H: 1 LOB: 2 BB: 1 P: 10	R: 0 E: 0 K: 0 S: 4	H: 1 LOB: 1 BB: 0 P: 4	R: 0 E: 0 K: 0 S: 3	H: 0 LOB: 0 BB: 0 P: 3	R: 0 E: 0 K: 0 S: 4	H: 1 LOB: 1 BB: 0 P: 4	R: 2 E: 0 K: 1 S: 8	H: 3 LOB: 1 BB: 0 P: 8	R: 0 E: 0 K: 2 S: 7	H: 0 LOB: 0 BB: 0 P: 7	1B: 5 2B: 0 3B: 1 HR: 0	SF: 0 SAC: 0 DP: 0 HBP: 0	WP: 0 PA: 34 CS: 0						
PITCHER	IP	WLS	BF	H	R	ER	SO	BB	IBB	HBP	BLK	WP	HR	S	P	ERA	WHIP										
Mike Witt, R ERA: 3.48 Donnie Moore, R ERA: 1.96	7.2	W	30	6	2	2	5	1	0	0	0	0	0	8	43	2.35	0.913										

California Angels @ Kansas City Royals
Royals Stadium, Kansas City, MO
Tue Oct 01 1985, 8:05 PM EDT
Att: 26,273 - Unknown

AB 33
R 2
H 6
RBI 2
BB 1
SO 7
LOB 11



Batter	1	2	3	4	5	6	7	8	9	AB	R	H	RBI	BB	SO	LOB	TOP			
Brian Downing, R OBP: 0.376, SLG: 0.435	0-0 5-3			0-0 F9		0-0 6-3			0-0 F8	4	0	0	0	0	0	0				
Rod Carew, L OBP: 0.371, SLG: 0.346	0-3 K			0-0 6-3			0-0 L7		4-0 BB	3	0	0	0	1	1	0				
Juan Beniquez, R OBP: 0.366, SLG: 0.422	0-0 4-3			0-0 6-3			0-0 F4		0-0 F8	4	0	0	0	0	0	1				
Doug DeCinces, R OBP: 0.316, SLG: 0.439		0-0 F8			0-0 5-3			0-0 1B	0-0 5-3	4	0	1	0	0	0	1				
Bobby Grich, R OBP: 0.359, SLG: 0.373		0-0 G6-3 1B			0-0 F8			0-3 K		3	0	1	0	0	1	1				
Reggie Jackson, L OBP: 0.355, SLG: 0.475		0-0 G6-3 1-2			4-0 BB			0-3 K		2	0	0	0	1	1	1				
Gary Pettis, S OBP: 0.353, SLG: 0.329			0-3 K		0-3 K			0-0 4-3 1B		3	0	1	0	0	2	1				
Dick Schofield, R OBP: 0.286, SLG: 0.333			0-0 4-3			0-0 F4		0-0 4-3		3	0	0	0	0	0	1				
Bob Boone, R OBP: 0.306, SLG: 0.318			0-0 5-3			0-0 5-3		0-0 6-3		3	0	0	0	0	0	1				
Inning Stats	R: 0 E: 0 K: 1 S: 5	H: 0 LOB: 0 BB: 0 P: 5	R: 0 E: 0 K: 0 S: 3	H: 1 LOB: 0 BB: 0 P: 3	R: 0 E: 0 K: 1 S: 5	H: 0 LOB: 0 BB: 0 P: 5	R: 0 E: 0 K: 0 S: 3	H: 0 LOB: 0 BB: 0 P: 3	R: 0 E: 0 K: 1 S: 5	H: 0 LOB: 1 BB: 0 P: 3	R: 0 E: 0 K: 1 S: 6	H: 1 LOB: 1 BB: 0 P: 6	R: 0 E: 0 K: 1 S: 6	H: 1 LOB: 1 BB: 0 P: 6	R: 0 E: 0 K: 0 S: 3	H: 0 LOB: 1 BB: 1 P: 7	1B: 3 2B: 0 3B: 0 HR: 0	SF: 0 SAC: 0 DP: 1 HBP: 0	WP: 0 PB: 0 SB: 0 CS: 0	PA: 31
PITCHER Bud Black, L ERA: 4.33	IP: 9.0 WLS: W BF: 31 H: 3 R: 0 ER: 0 SO: 5 BB: 2 IBB: 0 HBP: 0 BLK: 0 WP: 0 HR: 0 S: 39 P: 47 ERA: 0.00 WHIP: 0.556															PITCHER				

California Angels @ Kansas City Royals
Royals Stadium, Kansas City, MO
Wed Oct 02 1985, 8:05 PM EDT
Att: 28,401 - Unknown

AB 29
R 0
H 3
RBI 0
BB 2
SO 5
LOB 7



Batter	1	2	3	4	5	6	7	8	9	AB	R	H	RBI	BB	SO	LOB	BOTTOM
Lonnie Smith, R OBP: 0.338, SLG: 0.366	0-0 HR 1B	0-0 3			0-0 5-3		0-0 6-3			4	1	1	0	0	0	1	
Willie Wilson, S OBP: 0.315, SLG: 0.406	1-0 HR HBP		0-0 F9		0-3 K		0-0 4-3			3	1	0	0	0	1	0	
George Brett, L OBP: 0.434, SLG: 0.572	0-0 HR		0-0 4-3 FC1-2 2B		0-0 1B			0-0 F7		4	1	3	3	0	0	0	
Jorge Orta, L OBP: 0.315, SLG: 0.378	0-0 4-3		0-0 4-3		0-0 F7			0-0 1B 1B		4	1	1	0	0	0	2	
Frank White, R OBP: 0.284, SLG: 0.411	0-0 F7		0-0 FC1-2			0-3 K		0-0 F4		4	0	0	0	0	1	2	
Steve Balboni, R OBP: 0.305, SLG: 0.472	0-0 E5			0-0 4-3 1B		0-3 K		0-0 1B 1B		4	0	2	0	0	1	0	
Pat Sheridan, L OBP: 0.303, SLG: 0.325	0-3 K			0-0 4-3		0-0 2B		0-0 1B		4	0	2	1	0	1	2	
Jim Sundberg, R OBP: 0.299, SLG: 0.375		0-0 6-3			0-3 K		0-0 L6			3	0	0	0	0	1	2	
Buddy Biancalana, S OBP: 0.279, SLG: 0.273		0-0 1B			0-3 K			0-3 K		3	0	1	0	0	2	1	
Inning Stats	R: 3 E: 1 K: 1 S: 8	H: 2 LOB: 1 BB: 0 P: 9	R: 0 E: 0 K: 0 S: 3	H: 1 LOB: 0 BB: 0 P: 3	R: 0 E: 0 K: 2 S: 8	H: 1 LOB: 1 BB: 0 P: 4	R: 0 E: 0 K: 2 S: 8	H: 1 LOB: 1 BB: 0 P: 8	R: 0 E: 0 K: 1 S: 5	H: 0 LOB: 0 BB: 0 P: 5	R: 1 E: 0 K: 0 S: 5	H: 3 LOB: 2 BB: 0 P: 5	1B: 7 2B: 3 3B: 0 HR: 1	SF: 0 SAC: 0 DP: 1 HBP: 1	WP: 0 PB: 0 SB: 1 CS: 0	PA: 34	
PITCHER Ron Romanick, R ERA: 4.11	IP: 8.0 WLS: L BF: 34 H: 10 R: 4 ER: 4 SO: 7 BB: 0 IBB: 0 HBP: 1 BLK: 0 WP: 0 HR: 1 S: 47 P: 48 ERA: 4.50 WHIP: 1.250															PITCHER	

California Angels @ Kansas City Royals
Royals Stadium, Kansas City, MO
Wed Oct 02 1985, 8:05 PM EDT
Att: 28,401 - Unknown

AB 33
R 4
H 10
RBI 4
BB 0
SO 7
LOB 10



Batter	1	2	3	4	5	6	7	8	9	AB	R	H	RBI	BB	SO	LOB	TOP			
Juan Beniquez, R OBP: 0.364, SLG: 0.420 (1, 8)	5-3		4-3		G1-6-3			4-3 1B	K	5	0	1	0	0	1	3				
Rod Carew, L OBP: 0.373, SLG: 0.348 (1, 3)	1B		1B		F7			4-3		4	0	2	0	0	0	2				
Brian Downing, R OBP: 0.374, SLG: 0.432 (1, 7)	F2		F9		5-3			K		4	0	0	0	0	1	4				
Doug DeCinces, R OBP: 0.316, SLG: 0.437 (1, 5)	1B			6-3		5-3		F8		4	0	1	0	0	0	2				
Bob Boone, R OBP: 0.306, SLG: 0.318 (1, 2)	F4			F9 1B		6-3			6-3	4	0	1	0	0	0	2				
Dick Schofield, R OBP: 0.286, SLG: 0.334 (1, 6)		F6		1B			FC4-6 1B		1-3	4	0	2	0	0	0	0				
Rufino Linares, R OBP: 0.238, SLG: 0.410 (1, 10)	1-3		F9		F9		FC4-6 G5-4-3		E9 3B	4	1	1	0	0	0	3				
Bobby Grich, R OBP: 0.359, SLG: 0.376 (1, 4)	K		K		K		G5-4-3			4	0	1	1	0	2	3				
Darrell Miller, R OBP: 0.391, SLG: 0.500 (1, 9)			5-3					4-3 1B		3	0	2	0	0	0	0				
Reggie Jackson, L OBP: 0.356, SLG: 0.475 (9, PH)					G1-6-3 1B					0	0	0	0	0	1	0				
Inning Stats	R: 0 E: 0 K: 0 S: 5	H: 2 LOB: 2 BB: 0 P: 5	R: 0 E: 0 K: 1 S: 5	H: 0 LOB: 0 BB: 0 P: 5	R: 0 E: 0 K: 0 S: 4	H: 1 LOB: 1 BB: 0 P: 4	R: 0 E: 0 K: 1 S: 7	H: 2 LOB: 2 BB: 0 P: 7	R: 0 E: 0 K: 0 S: 3	H: 0 LOB: 0 BB: 0 P: 3	R: 0 E: 0 K: 0 S: 3	H: 1 LOB: 0 BB: 0 P: 3	R: 0 E: 0 K: 1 S: 7	H: 2 LOB: 2 BB: 0 P: 7	R: 1 E: 1 K: 1 S: 7	H: 2 LOB: 2 BB: 1 P: 11	1B: 10 2B: 0 3B: 1 HR: 0	SF: 0 SAC: 0 DP: 2 HBP: 0	WP: 0 PB: 0 SB: 0 CS: 0	PA: 37
PITCHER	IP	WLS	BF	H	R	ER	SO	BB	IBB	HBP	BLK	WP	HR	S	P	ERA	WHIP			
Danny Jackson, L ERA: 3.42 (1, 1)	8.2	W	35	11	1	1	3	0	0	0	0	0	0	41	41	1.04	1.269			
Dan Quisenberry, R ERA: 2.45 (9, 1)	0.1	S	2	0	0	0	1	1	0	0	0	0	0	3	7	0.00	3.000			

California Angels @ Kansas City Royals
Royals Stadium, Kansas City, MO
Thu Oct 03 1985, 8:05 PM EDT
Att: 40,894 - Unknown

AB 36
R 1
H 11
RBI 1
BB 1
SO 4
LOB 19



Batter	1	2	3	4	5	6	7	8	9	AB	R	H	RBI	BB	SO	LOB	BOTTOM			
Lonnie Smith, R OBP: 0.336, SLG: 0.363 (1, 7)	K	K			L9			K		4	0	0	0	0	3	1				
Willie Wilson, S OBP: 0.313, SLG: 0.403 (1, 8)	K		F6		3-1		6-3			4	0	0	0	0	1	0				
George Brett, L OBP: 0.434, SLG: 0.576 (1, 10)	HR BB		F9		HR		4-3			3	2	1	1	1	0	0				
Frank White, R OBP: 0.283, SLG: 0.415 (1, 4)	HR		F8		L7		F6			4	1	1	2	0	0	0				
Steve Balboni, R OBP: 0.306, SLG: 0.479 (1, 3)	2B			HR		K		6-3		4	1	2	1	0	1	0				
Pat Sheridan, L OBP: 0.308, SLG: 0.332 (1, 9)	K			CS BB		1B 2B				2	0	1	0	1	1	1				
Jim Sundberg, R OBP: 0.305, SLG: 0.379 (1, 2)		6-3 BB			1-2 1B		G5-4-3 1B			2	0	2	0	1	0	0				
Greg Pryor, R OBP: 0.265, SLG: 0.257 (1, 5)		6-3		K		G5-4-3				3	0	0	0	0	1	4				
Buddy Biancalana, S OBP: 0.273, SLG: 0.267 (1, 6)		K		K			K			3	0	0	0	0	3	2				
Inning Stats	R: 2 E: 0 K: 3 S: 11	H: 2 LOB: 1 BB: 1 P: 15	R: 0 E: 0 K: 2 S: 7	H: 0 LOB: 1 BB: 1 P: 11	R: 0 E: 0 K: 0 S: 3	H: 0 LOB: 0 BB: 0 P: 3	R: 1 E: 0 K: 2 S: 8	H: 2 LOB: 1 BB: 1 P: 12	R: 1 E: 0 K: 0 S: 4	H: 1 LOB: 0 BB: 0 P: 4	R: 0 E: 0 K: 1 S: 6	H: 2 LOB: 1 BB: 0 P: 6	R: 0 E: 0 K: 2 S: 7	H: 0 LOB: 0 BB: 0 P: 7	R: 0 E: 0 K: 0 S: 3	H: 0 LOB: 0 BB: 0 P: 3	1B: 2 2B: 2 3B: 0 HR: 3	SF: 0 SAC: 0 DP: 1 HBP: 0	WP: 0 PB: 0 SB: 0 CS: 1	PA: 32
PITCHER	IP	WLS	BF	H	R	ER	SO	BB	IBB	HBP	BLK	WP	HR	S	P	ERA	WHIP			
Don Sutton, R ERA: 3.86 (1, 1)	5.0	L	22	5	4	4	7	3	0	0	0	0	0	16	16	0.00	0.667			
Stu Cliburn, R ERA: 2.04 (6, 1)	3.0		10	2	0	0	3	0	0	0	0	0	0	16	16	0.00	0.667			

California Angels @ Kansas City Royals
Royals Stadium, Kansas City, MO
Thu Oct 03 1985, 8:05 PM EDT
Att: 40,894 - Unknown

AB 29
R 4
H 7
RBI 4
BB 3
SO 10
LOB 8



Batter	1	2	3	4	5	6	7	8	9	AB	R	H	RBI	BB	SO	LOB	TOP								
Alfredo Griffin, S OBP: 0.289, SLG: 0.331 (1, 6)	0-0 6-3		0-0 F7			0-0 3B 1B		0-0 6-3		4	1	1	0	0	0	1									
Tony Phillips, S OBP: 0.335, SLG: 0.474 (1, 4) (8, 5)	0-3 K			0-0 3-1		0-0 1-H 3B			0-0 2B	4	0	2	1	0	1	0									
Bruce Bochte, L OBP: 0.369, SLG: 0.434 (1, 3)	0-0 F9			0-0 F6		0-0 1-3			0-0 6-3	4	0	0	0	0	0	2									
Dave Kingman, R OBP: 0.308, SLG: 0.415 (1, 10)		0-3 K		0-0 6-3			0-0 HR		0-0 5-3	4	1	1	1	0	1	1									
Mike Davis, L OBP: 0.348, SLG: 0.486 (1, 9)		0-0 G4-6-3 1B			0-3 K		0-0 L7		0-0 F8	4	0	1	0	0	1	1									
Dwayne Murphy, L OBP: 0.342, SLG: 0.400 (1, 8)		0-0 G4-6-3 1-2			0-3 K		0-0 G1-6-3 1B			3	0	1	0	0	1	1									
Jose Canseco, R OBP: 0.330, SLG: 0.511 (1, 7)			0-0 F9		0-0 F8		0-0 G1-6-3 1-2			3	0	0	0	0	0	1									
Mike Heath, R OBP: 0.311, SLG: 0.402 (1, 5) (8, 2)			0-0 6-3			0-0 G6-4-3 1B		0-3 K		3	0	1	0	0	1	0									
Mickey Tettleton, S OBP: 0.344, SLG: 0.351 Dave Collins, S OBP: 0.303, SLG: 0.347 (8, PH) Mike Gallego, R OBP: 0.310, SLG: 0.300 (8, 4)			4-0 BB			0-0 G6-4-3 1-2		0-0 F8		1	0	0	0	1	0	1									
										1	0	0	0	0	0	0									
										0	0	0	0	0	0	0									
Inning Stats	R: 0 E: 0 K: 1 S: 5	H: 0 LOB: 0 BB: 0 P: 5	R: 0 E: 0 K: 1 S: 5	H: 1 LOB: 0 BB: 0 P: 5	R: 0 E: 0 K: 0 S: 3	H: 0 LOB: 1 BB: 1 P: 7	R: 0 E: 0 K: 0 S: 3	H: 0 LOB: 0 BB: 0 P: 3	R: 0 E: 0 K: 2 S: 7	H: 0 LOB: 0 BB: 0 P: 7	R: 1 E: 0 K: 0 S: 5	H: 3 LOB: 1 BB: 0 P: 5	R: 1 E: 0 K: 0 S: 4	H: 2 LOB: 0 BB: 0 P: 4	R: 0 E: 0 K: 1 S: 5	H: 0 LOB: 0 BB: 0 P: 5	R: 0 E: 0 K: 0 S: 4	H: 1 LOB: 1 BB: 0 P: 4	1B: 4 2B: 1 3B: 1 HR: 1	SF: 0 SAC: 0 DP: 3 HBP: 0	WP: 0 PB: 0 SB: 0 CS: 0	PA: 32			
PITCHER	IP	WLS	BF	H	R	ER	SO	BB	IBB	HBP	BLK	WP	HR	S	P	ERA	WHIP								
Mark Gubicza, R ERA: 4.06 Dan Quisenberry, R ERA: 2.43	(1, 1) (7, 1)	6.1 S	24 8	6 1	2 0	2 0	4 1	1 0	0 0	0 0	0 0	0 0	1 0	31 10	35 10	2.84 0.00	1.105 0.375								

Oakland Athletics @ Kansas City Royals
Royals Stadium, Kansas City, MO
Fri Oct 04 1985, 8:05 PM EDT
Att: 19,694 - Unknown

AB	31
R	2
H	7
RBI	2
BB	1
SO	5
LOB	8



Batter	1	2	3	4	5	6	7	8	9	AB	R	H	RBI	BB	SO	LOB	BOTTOM								
Lonnie Smith, R OBP: 0.333, SLG: 0.361 (1, 7)	0-3 K	0-0 F9		0-0 FC5-6 1B 1B 1-2 2-3		0-0 F8				4	0	0	0	0	1	5									
Willie Wilson, S OBP: 0.314, SLG: 0.406 (1, 8)	0-0 3-1		0-0 2B	0-0 1B 1B 1-2 2-3		0-3 K				4	1	2	0	0	1	0									
George Brett, L OBP: 0.435, SLG: 0.581 (1, 5)	0-3 K		0-0 F8	0-0 1B 1-2 2-3 3-H			0-0 HR			4	1	2	2	0	1	1									
Jorge Orta, L OBP: 0.317, SLG: 0.380 (1, 10)		4-0 1B 1B S BB	0-0 1B 1B 2H	0-0 F7		0-0 5-3				3	1	1	1	1	0	3									
Frank White, R OBP: 0.283, SLG: 0.414 (1, 4)	0-3 K	0-3 1-2	0-0 1B S	0-0 F7		0-0 F7				4	0	1	0	0	1	4									
Steve Balboni, R OBP: 0.306, SLG: 0.477 (1, 3)		0-0 BB 1B 2-3	0-3 K	0-0 K	0-3 K		0-0 F9			4	0	1	0	0	2	2									
Pat Sheridan, L OBP: 0.307, SLG: 0.330 (1, 9)		0-0 1-2 3-H BB 1B	0-3 K		0-0 F7			0-0 F3		4	0	1	1	0	1	2									
Jim Sundberg, R OBP: 0.304, SLG: 0.377 (1, 2)		0-3 K		0-0 FC5-6 SH 1B		0-0 F9		0-3 K		4	0	1	0	0	2	2									
Buddy Biancalana, S OBP: 0.275, SLG: 0.263 (1, 6)		4-0 1-2 2-3 BB		0-0 SH 1B FC5-6 1B 1-2		0-0 F7		0-3 K		2	1	0	0	1	1	0									
										1B: 6 2B: 2 3B: 0 HR: 1	SF: 0 SAC: 1 DP: 0 HBP: 0	WP: 0 PB: 0 SB: 2 CS: 0	PA: 36												
Inning Stats	R: 0 E: 0 K: 2 S: 7	H: 2 LOB: 3 BB: 2 P: 17	R: 1 E: 0 K: 2 S: 10	H: 3 LOB: 2 BB: 0 P: 10	R: 1 E: 1 K: 0 S: 7	H: 3 LOB: 3 BB: 0 P: 7	R: 0 E: 0 K: 1 S: 5	H: 0 LOB: 0 BB: 0 P: 5	R: 0 E: 0 K: 1 S: 5	H: 0 LOB: 0 BB: 0 P: 5	R: 1 E: 0 K: 0 S: 4	H: 1 LOB: 0 BB: 0 P: 4	R: 0 E: 0 K: 2 S: 7	H: 0 LOB: 0 BB: 0 P: 7	R: 0 E: 0 K: 0 S: 4	H: 0 LOB: 0 BB: 0 P: 7	1B: 6 2B: 2 3B: 0 HR: 1	SF: 0 SAC: 1 DP: 0 HBP: 0	WP: 0 PB: 0 SB: 2 CS: 0	PA: 36					
PITCHER	IP	WLS	BF	H	R	ER	SO	BB	IBB	HBP	BLK	WP	HR	S	P	ERA	WHIP								
Jose Rijo, R ERA: 3.53 Steve Ontiveros, R ERA: 1.94	(1, 1) (7, 1)	6.0 L	30 6	9 0	4 0	3 0	8 2	0 0	0 0	0 0	0 0	0 0	1 0	44 10	52 10	4.50 0.00	1.833 0.000								

Oakland Athletics @ Kansas City Royals
Royals Stadium, Kansas City, MO
Fri Oct 04 1985, 8:05 PM EDT
Att: 19,694 - Unknown

AB	33
R	4
H	9
RBI	4
BB	2
SO	10
LOB	19



Batter	1	2	3	4	5	6	7	8	9	10	AB	R	H	RBI	BB	SO	LOB	TOP					
Alfredo Griffin, S OBP: 0.290, SLG: 0.332 Rob Picciolo, R OBP: 0.300, SLG: 0.337 (1.6) (2, 5) (10, 6)	0-0 1B		0-0 4-3		0-0 L3		0-0 K		0-0 K	0-0 1B	1	0	1	0	0	0	0						
Tony Phillips, S OBP: 0.335, SLG: 0.462 (1.5) (2, 4)	0-3 K		0-3 K		4-0 HR BB		0-0 4-3		0-0 F9	0-0 1B	4	1	0	0	1	2	2						
Bruce Bochte, L OBP: 0.367, SLG: 0.439 (1.3)	0-0 5-3		0-3 K		0-0 HR		0-0 4-3		0-0 4-3	0-0 1B	5	1	1	2	0	1	2						
Dave Kingman, R OBP: 0.309, SLG: 0.417 (1, 10)	0-3 K			0-0 1B 2B	0-3 K		0-0 1B		0-0 G6-4-3 1B	0-0 1B	4	1	2	0	0	2	1						
Mike Davis, L OBP: 0.348, SLG: 0.484 (1, 9)		0-0 1B		0-0 F5		0-0 F7		0-0 G6-4-3 1-2			4	0	1	0	0	0	2						
Dwayne Murphy, L OBP: 0.343, SLG: 0.403 (1, 8)	0-0 F8			0-0 CS 1B		0-0 1B SF9			0-0 4-3		4	1	2	0	0	0	1						
Jose Canseco, R OBP: 0.337, SLG: 0.511 (1, 7)	0-0 F9			2-3 CS 1B		0-0 3-5 E 1B			0-0 6-3		4	0	2	1	0	0	1						
Mike Heath, R OBP: 0.310, SLG: 0.400 (1, 2) (10, 5)	4-0 BB			3-H K		0-0 SF9			0-0 4-3		2	0	0	1	1	1	2						
Mike Gallego, R OBP: 0.289, SLG: 0.288 (2, 6)	0-0 4-3			1-2 2-3		3-H 0-0 5-3		0-0 3-5		0-0 4-3	3	0	0	0	0	0	2						
Dave Collins, S OBP: 0.303, SLG: 0.346 Charlie O'Brien, R OBP: 0.500, SLG: 0.429 (10, PH) (10, 2)						1-3 F7				0-0 4-3	1	0	0	0	0	0	0						
Inning Stats	R: 0 E: 0 K: 2 S: 8	H: 1 LOB: 1 BB: 0 P: 8	R: 0 E: 0 K: 2 S: 4	H: 1 LOB: 2 BB: 1 P: 8	R: 0 E: 0 K: 2 S: 7	H: 0 LOB: 0 BB: 0 P: 7	R: 1 E: 0 K: 1 S: 7	H: 3 LOB: 1 BB: 0 P: 7	R: 2 E: 0 K: 1 S: 6	H: 1 LOB: 0 BB: 1 P: 10	R: 1 E: 1 K: 0 S: 4	H: 2 LOB: 1 BB: 0 P: 4	R: 0 E: 0 K: 1 S: 5	H: 0 LOB: 0 BB: 0 P: 5	R: 0 E: 0 K: 0 S: 3	H: 1 LOB: 0 BB: 0 P: 3	R: 0 E: 0 K: 0 S: 3	H: 0 LOB: 0 BB: 0 P: 3	R: 0 E: 0 K: 0 S: 4	H: 1 LOB: 1 BB: 0 P: 4	1B: 7 2B: 2 3B: 0 HR: 1	SF: 1 SAC: 0 DP: 1 HBP: 0	WP: 0 PA: 39
PITCHER	IP WLS BF H R ER SO BB IBB HBP BLK WP HR S P ERA WHIP																						
Bret Saberhagen, R ERA: 2.87 Joe Beckwith, R ERA: 4.13 Dan Quisenberry, R ERA: 2.37 (1, 1) (7, 1) (8, 1)	6.0 3 27 8 4 4 6 2 0 0 0 0 1 36 44 6.00 1.667																						

Oakland Athletics @ Kansas City Royals
Royals Stadium, Kansas City, MO
Sat Oct 05 1985, 8:05 PM EDT
Att: 32,949 - Unknown

AB	36
R	4
H	10
RBI	4
BB	2
SO	7
LOB	13



Batter	1	2	3	4	5	6	7	8	9	10	AB	R	H	RBI	BB	SO	LOB	BOTTOM					
Lonnie Smith, R OBP: 0.332, SLG: 0.358 (1, 7)	0-0 F3		0-3 K			0-0 6-3	0-0 WP G3 1B	0-0 L4		0-0 L6	6	1	1	0	0	1	5						
Willie Wilson, S OBP: 0.316, SLG: 0.408 (1, 8)	0-0 4-3			0-0 F9 2B		0-0 HR 1B	0-0 G3 1-2		0-0 4-3	0-0 1B	6	1	3	1	0	0	1						
George Brett, L OBP: 0.436, SLG: 0.585 (1, 5)	0-0 G3			0-0 F9		0-0 1H HR	4-0 1B BB		4-0 1B BB		3	2	1	2	2	0	1						
Frank White, R OBP: 0.284, SLG: 0.414 (1, 4)		0-3 K		0-3 K		0-0 F7	0-0 1B BB		0-0 1B BB		5	0	2	1	0	2	1						
Steve Balboni, R OBP: 0.307, SLG: 0.477 (1, 3)	0-0 5-3			0-0 F2		0-0 2B 1B	0-0 1-2 2H 1B		0-3 K		5	0	2	1	0	1	3						
Daryl Motley, R OBP: 0.280, SLG: 0.416 Jorge Orta, L OBP: 0.317, SLG: 0.383 (1, 10) (6, PH)	0-0 4-3				0-0 F9	0-0 1-3 2B	0-0 F8		0-0 4-3		2	0	0	0	0	0	0						
Jim Sundberg, R OBP: 0.308, SLG: 0.381 (1, 2)			0-0 CS 2B		0-0 6-3	4-0 BB		0-0 FC5-4 1B		0-0 5-3	4	0	2	0	1	0	0						
Lynn Jones, R OBP: 0.255, SLG: 0.280 Pat Sheridan, L OBP: 0.307, SLG: 0.335 (1, 9) (6, PH) (7, 9)			0-3 K		4-0 BB	0-0 4-3		0-0 FC5-4 1-2		0-0 1B 2B	1	0	0	0	1	1	1						
Buddy Biancalana, S OBP: 0.277, SLG: 0.261 Omar Moreno, L OBP: 0.248, SLG: 0.376 Onix Concepcion, R OBP: 0.295, SLG: 0.245 Dane Iorg, L OBP: 0.261, SLG: 0.325 Greg Fryor, R OBP: 0.271, SLG: 0.264 (1, 6) (7, PH) (8, 6) (8, PH) (9, 6)			4-0 K		0-3 K		0-0 F8	0-3 K		0-0 1B	1	0	0	0	1	1	1						
Inning Stats	R: 0 E: 0 K: 3 S: 3	H: 0 LOB: 0 BB: 0 P: 3	R: 0 E: 0 K: 1 S: 5	H: 0 LOB: 0 BB: 0 P: 5	R: 0 E: 0 K: 2 S: 7	H: 1 LOB: 2 BB: 1 P: 11	R: 0 E: 0 K: 1 S: 6	H: 1 LOB: 1 BB: 0 P: 6	R: 0 E: 0 K: 1 S: 5	H: 0 LOB: 1 BB: 1 P: 9	R: 2 E: 0 K: 0 S: 7	H: 4 LOB: 3 BB: 1 P: 11	R: 2 E: 0 K: 0 S: 6	H: 3 LOB: 2 BB: 1 P: 10	R: 0 E: 0 K: 1 S: 6	H: 1 LOB: 1 BB: 0 P: 6	R: 0 E: 0 K: 1 S: 6	H: 1 LOB: 2 BB: 1 P: 10	R: 1 E: 0 K: 0 S: 5	H: 3 LOB: 2 BB: 0 P: 5	1B: 9 2B: 5 3B: 0 HR: 1	SF: 0 SAC: 0 DP: 1 HBP: 0	WP: 1 PA: 47
PITCHER	IP WLS BF H R ER SO BB IBB HBP BLK WP HR S P ERA WHIP																						
Tim Lincecum, L ERA: 4.01 Steve Ontiveros, R ERA: 1.93 Jay Howell, R ERA: 2.85 (1, 1) (6, 1) (6, 1)	5.1 4 21 4 2 2 5 2 0 0 0 0 1 29 37 3.38 1.125																						

Oakland Athletics @ Kansas City Royals
Royals Stadium, Kansas City, MO
Sat Oct 05 1985, 8:05 PM EDT
Att: 32,949 - Unknown

AB	42
R	5
H	14
RBI	5
BB	5
SO	7
LOB	22



Batter	1	2	3	4	5	6	7	8	9	AB	R	H	RBI	BB	SO	LOB	TOP			
Lonnie Smith, R (1,7)										4	0	0	0	0	0	1				
Willie Wilson, S (1,8) OBP: 0.250, SLG: 0.250										4	1	1	0	0	1	0				
George Brett, L (1,5) OBP: 0.750, SLG: 1.000										4	0	3	0	0	1	0				
Jorge Orta, L (1,10)										4	0	0	0	0	1	4				
Pat Sheridan, L (1,9)										3	0	0	1	1	1	1				
Frank White, R (1,4)										4	0	0	0	0	1	3				
Steve Balboni, R (1,3)										3	0	0	0	0	1	0				
Jim Sundberg, R (1,2)										3	0	0	0	0	1	0				
Buddy Biancalana, S (1,6) Dane Iorg, L (8, PH) Onix Concepcion, R (8, PR)										2	0	0	0	0	1	0				
										1	0	1	0	0	0	0				
										0	0	0	0	0	0	0				
Inning Stats	R: 0 E: 0 K: 0 S: 4	H: 1 LOB: 1 BB: 0 P: 4	R: 0 E: 0 K: 1 S: 5	H: 0 LOB: 0 BB: 0 P: 5	R: 0 E: 0 K: 1 S: 5	H: 0 LOB: 0 BB: 0 P: 5	R: 0 E: 0 K: 1 S: 6	H: 1 LOB: 2 BB: 1 P: 10	R: 0 E: 0 K: 2 S: 7	H: 0 LOB: 0 BB: 0 P: 7	R: 0 E: 0 K: 1 S: 5	H: 0 LOB: 0 BB: 0 P: 5	R: 0 E: 0 K: 0 S: 4	H: 1 LOB: 1 BB: 0 P: 4	R: 1 E: 0 K: 0 S: 5	H: 2 LOB: 1 BB: 0 P: 5	1B: 3 2B: 2 3B: 0 HR: 0	SF: 0 SAC: 0 DP: 0 HBP: 0	WP: 0 PB: 0 SB: 0 CS: 0	PA: 33
PITCHER	IP WLS BF H R ER SO BB IBB HBP BLK WP HR S P ERA WHIP																			
Dave Stieb, R (1,1) ERA: 9.0	8.0 W 28 3 0 0 8 1 0 0 0 0 0 0 43 47 0.00 0.500																			
Tom Henke, R (9,1) ERA: 9.0	1.0 5 2 1 1 0 0 0 0 0 0 0 0 5 5 9.00 2.000																			

Kansas City Royals @ Toronto Blue Jays
Exhibition Stadium, Toronto, ON
Tue Oct 08 1985, 7:05 PM EDT
Att: 39,115 - Unknown - 57 F

AB 32
R 1
H 5
RBI 1
BB 1
SO 8
LOB 9

Batter	1	2	3	4	5	6	7	8	9	AB	R	H	RBI	BB	SO	LOB	BOTTOM	
Damaso Garcia, R (1,4) Manuel Lee, S (8, PR)										5	0	2	0	0	0	2		
Lloyd Moseby, L (1,8)										5	0	0	0	0	1	7		
George Bell, R (1,7) Cliff Johnson, R (1,10)										5	1	2	0	0	0	5		
Cliff Johnson, R (1,10) Jesse Barfield, R (1,9)										4	1	1	0	0	1	1		
Jesse Barfield, R (1,9) Willie Upshaw, L (1,3)										2	1	1	0	2	0	0		
Willie Upshaw, L (1,3) Garth Iorg, R (1,5)										3	2	1	0	0	1	1		
Garth Iorg, R (1,5) Rance Mulliniks, L (3, PH)										1	1	0	0	0	2			
Rance Mulliniks, L (3, PH) Ernie Whitt, L (1,2)										3	0	1	2	1	0	0		
Ernie Whitt, L (1,2) Tony Fernandez, S (1,6)										3	0	2	2	0	0			
Tony Fernandez, S (1,6) Inning Stats	R: 2 E: 0 K: 0 S: 4	H: 4 LOB: 3 BB: 0 P: 8	R: 3 E: 0 K: 0 S: 6	H: 3 LOB: 2 BB: 2 P: 14	R: 1 E: 1 K: 0 S: 4	H: 1 LOB: 0 BB: 0 P: 4	R: 0 E: 0 K: 0 S: 3	H: 0 LOB: 0 BB: 0 P: 3	R: 0 E: 0 K: 0 S: 3	H: 0 LOB: 0 BB: 0 P: 3	R: 0 E: 0 K: 2 S: 7	H: 0 LOB: 1 BB: 1 P: 11	R: 0 E: 0 K: 1 S: 7	H: 2 LOB: 2 BB: 0 P: 7	1B: 9 2B: 2 3B: 0 HR: 0	SF: 1 SAC: 0 DP: 0 HBP: 1	WP: 0 PB: 0 SB: 1 CS: 0	PA: 39
PITCHER	IP WLS BF H R ER SO BB IBB HBP BLK WP HR S P ERA WHIP																	
Charlie Leibrandt, L (1,1) Steve Farr, R (3,1) Mark Gubicza, R (5,1) Danny Jackson, L (8,1)	2.0 L 15 7 5 5 0 1 0 0 0 0 0 0 8 12 4.50 1.500																	
	3.0 10 0 0 0 2 1 0 0 0 0 0 0 13 17 0.00 0.333																	
	1.0 5 2 0 0 1 0 0 0 0 0 0 0 7 7 0.00 2.000																	

Kansas City Royals @ Toronto Blue Jays
Exhibition Stadium, Toronto, ON
Tue Oct 08 1985, 7:05 PM EDT
Att: 39,115 - Unknown - 57 F

AB 34
R 6
H 11
RBI 5
BB 3
SO 3
LOB 19

Batter	1	2	3	4	5	6	7	8	9	10	AB	R	H	RBI	BB	SO	LOB					
Lonnie Smith, R (1, 7)	6-3		5-3	6-3			K		K		5	0	0	0	0	2	3					
Willie Wilson, S OBP: 0.444, SLG: 0.778 (1, 8)	FC4-6 1B		HR	F9			3-1			1B	5	2	3	2	0	0	1					
George Brett, L OBP: 0.444, SLG: 0.500 (1, 5)	FC4-6 1B		G3					CS BB		K	4	0	0	0	1	1	2					
Hal McRae, R OBP: 0.400, SLG: 0.400 (1, 10)	1B		1B				F8			K	5	0	2	0	0	1	2					
Frank White, R OBP: 0.333, SLG: 0.250 (1, 4)	FC5		1B				F9			1B	4	0	2	1	1	0	2					
Steve Balboni, R (1, 3)		F5	K				F9			4-3	5	0	0	0	0	2	4					
Darryl Motley, R (1, 9)		K					K				2	1	0	0	1	2	0					
Pat Sheridan, L OBP: 0.400, SLG: 1.000 (9, PH) (9, 9)						2B BB	K			HR	1	1	1	1	0	0	0					
Jim Sundberg, R OBP: 0.143, SLG: 0.286 (1, 2)		6-3					K			6-3	4	0	1	1	0	1	0					
Buddy Biancalana, S OBP: 0.250, SLG: 0.250 (9, PH) Dane Iorg, L OBP: 1.000, SLG: 2.000 Onix Concepcion, R (9, PR) (9, 6)						SH5-4 1B				G3	2	1	1	0	0	0	0					
						SH5-4 1B				CS BB	0	0	0	0	1	0	0					
						SH5-4 1B				CS BB	0	0	0	0	0	0	0					
Inning Stats	R: 0 E: 0 K: 0 S: 5	H: 2 LOB: 2 BB: 0 P: 5	R: 0 E: 0 K: 1 S: 5	H: 0 LOB: 0 BB: 0 P: 5	R: 2 E: 0 K: 1 S: 9	H: 4 LOB: 2 BB: 0 P: 9	R: 1 E: 0 K: 0 S: 4	H: 1 LOB: 1 BB: 1 P: 8	R: 0 E: 0 K: 2 S: 7	H: 0 LOB: 0 BB: 0 P: 7	R: 0 E: 0 K: 1 S: 5	H: 0 LOB: 0 BB: 0 P: 5	R: 0 E: 0 K: 1 S: 4	H: 0 LOB: 1 BB: 2 P: 12	R: 1 E: 0 K: 1 S: 5	H: 1 LOB: 1 BB: 1 P: 9	R: 1 E: 0 K: 2 S: 9	H: 2 LOB: 1 BB: 0 P: 9	1B: 7 2B: 2 3B: 0 HR: 2	SF: 0 SAC: 1 DP: 1 HBP: 0	WP: 0 PB: 0 SB: 1 CS: 2	PA: 42

PITCHER	IP	WLS	BF	H	R	ER	SO	BB	IBB	HBP	BLK	WP	HR	S	P	ERA	WHIP
Jimmy Key, L ERA: 8.1 (1, 1)	3.1		18	7	3	3	2	1	0	0	0	0	1	21	25	8.10	2.400
Dennis Lamp, R ERA: (4, 1)	3.2		11	0	0	0	3	0	0	0	0	0	0	17	17	0.00	0.000
Gary Lavelle, L ERA: (8, 1)	0.0		1	0	0	0	0	1	0	0	0	0	0	4	4	∞	∞
Tom Henke, R ERA: 6.75 (8, 1)	3.0	W	12	3	2	2	4	2	0	0	0	0	1	18	26	6.00	1.667

Kansas City Royals @ Toronto Blue Jays
Exhibition Stadium, Toronto, ON
Wed Oct 09 1985, 3:33 AM EDT
Alt. 34,029 - Sunny - 65 F

TOP

AB	37
R	5
H	10
RBI	5
BB	4
SO	9
LOB	14

livebaseballscores.com

Batter	1	2	3	4	5	6	7	8	9	10	AB	R	H	RBI	BB	SO	LOB							
Damaso Garcia, R OBP: 0.200, SLG: 0.200 (1, 4)	F9		K			K		5-3		5-3	5	0	0	0	0	2	2							
Lloyd Moseby, L OBP: 0.200, SLG: 0.200 (1, 8)	4-3					4-3		4-3		1B	5	2	2	1	0	0	0							
George Bell, R OBP: 0.300, SLG: 0.375 (1, 7)	K					E5 2B		WP 1B HBP		SF9	3	2	0	1	0	1	1							
Cliff Johnson, R OBP: 0.429, SLG: 0.714 (6, PR) Lou Thornton, L OBP: 0.500, SLG: 0.500 (8, PH) Al Oliver, L OBP: 0.500, SLG: 0.500 (1, 9)		F9				F9		F8		F8	3	0	2	1	0	0	0							
Jesse Barfield, R OBP: 0.500, SLG: 0.333 (1, 9)		F8				F9		F8		1B	0	1	0	0	0	0	0							
Willie Upshaw, L OBP: 0.375, SLG: 0.286 (1, 3)		4-3				4-3		1B		1B	2	0	1	1	0	0	0							
Garth Iorg, R OBP: 0.250, SLG: 0.250 (9, PH) Rance Mulliniks, L OBP: 0.500, SLG: 0.500 (10, 5)						FC6-4 1B		4-3		3-1	4	0	1	2	0	1	0							
Ernie Whitt, L OBP: 0.250, SLG: 0.143 (1, 2)						K		FC1-6 1B		1B	3	0	1	0	0	1	1							
Tony Fernandez, S OBP: 0.500, SLG: 0.500 (1, 6)						4-1		F2		FC1-6 G6-3	4	0	0	0	0	1	3							
						4-1		F2		FC1-6 G6-3	3	1	1	0	1	1	2							
						K		G6-3		5-3 1B	3	1	1	0	1	1	2							
Inning Stats	R: 0 E: 0 K: 1 S: 5	H: 0 LOB: 0 BB: 0 P: 5	R: 0 E: 0 K: 0 S: 3	H: 0 LOB: 0 BB: 0 P: 3	R: 0 E: 0 K: 2 S: 7	H: 0 LOB: 1 BB: 0 P: 11	R: 1 E: 1 K: 0 S: 4	H: 1 LOB: 0 BB: 0 P: 4	R: 0 E: 0 K: 1 S: 6	H: 1 LOB: 1 BB: 0 P: 6	R: 2 E: 0 K: 1 S: 7	H: 2 LOB: 2 BB: 0 P: 8	R: 0 E: 0 K: 0 S: 3	H: 1 LOB: 0 BB: 0 P: 3	R: 1 E: 0 K: 0 S: 4	H: 1 LOB: 0 BB: 0 P: 4	R: 0 E: 0 K: 2 S: 8	H: 1 LOB: 1 BB: 0 P: 8	R: 2 E: 1 K: 0 S: 5	H: 3 LOB: 1 BB: 0 P: 5	1B: 9 2B: 1 3B: 0 HR: 0	SF: 1 SAC: 0 DP: 1 HBP: 1	WP: 1 PB: 0 SB: 1 CS: 0	PA: 40

PITCHER	IP	WLS	BF	H	R	ER	SO	BB	IBB	HBP	BLK	WP	HR	S	P	ERA	WHIP
Bud Black, L ERA: 2.57 (1, 1)	7.0		27	5	3	2	5	1	0	0	0	1	0	35	40	2.57	0.857
Dan Quisenberry, R ERA: 3.38 (8, 1)	2.2	L	13	5	3	1	2	0	0	0	0	0	0	17	17	3.38	1.875

Kansas City Royals @ Toronto Blue Jays
Exhibition Stadium, Toronto, ON
Wed Oct 09 1985, 3:33 AM EDT
Alt. 34,029 - Sunny - 65 F

BOTTOM

AB	37
R	6
H	10
RBI	6
BB	1
SO	7
LOB	11

livebaseballscores.com

Batter	1	2	3	4	5	6	7	8	9	AB	R	H	RBI	BB	SO	LOB	TOP										
Damaso Garcia, R (1, 4) OBP: 0.316, SLG: 0.444	0-0 4-3		1-2 1-3			0-0 L6 2B			4-0 2B BB	3	1	1	0	1	0	0											
Lloyd Moseby, L (1, 8) OBP: 0.293, SLG: 0.278	2-2 1-3		0-0 6-3			1-1 L6			1-1 1B 1-H 2B	4	1	1	1	1	0	0											
George Bell, R (1, 7) OBP: 0.389, SLG: 0.438	0-1 F8			3-1 F7			2-1 F9		2-2 2B 1B	4	1	1	0	0	0	0											
Cliff Johnson, R (1, 10) OBP: 0.417, SLG: 0.545 Al Oliver, L (9, PH) OBP: 0.600, SLG: 0.800		4-2 2B BB		3-2 F7			2-2 F3		2-0 1-H 2B	2	0	0	0	1	0	0											
Jesse Barfield, R (1, 9) OBP: 0.438, SLG: 0.643		2-2 1-3 2B		3-3 K			2-2 CS 1B		1-1 6-3	4	0	2	0	0	1	1											
Willie Upshaw, L (1, 3) OBP: 0.250, SLG: 0.267		0-1 F7			2-1 3-1		0-0 CS	1-0 4-3	0-0 F7	4	0	0	0	0	0	3											
Garth Iorg, R (1, 5) OBP: 0.125, SLG: 0.125		0-0 F8			2-2 5-3			0-1 F7	0-1 6-3	4	0	0	0	0	0	3											
Ernie Whitt, L (1, 2) OBP: 0.286, SLG: 0.167 Cecil Fielder, R (8, PH) OBP: 1.000, SLG: 2.000 Lou Thornton, L (8, FR) Jeff Hearnon, R (8, 2)		1-2 1-3			0-1 3-1			1-0 2B		2	0	0	0	0	0	2											
Tony Fernandez, S (1, 6) OBP: 0.333, SLG: 0.308			2-2 1-3			3-2 4-3			2-2 3-1	3	0	0	0	0	0	1											
Inning Stats	R: 0 E: 0 K: 0 S: 8	H: 0 LOB: 0 BB: 0 P: 10	R: 0 E: 0 K: 0 S: 13	H: 1 LOB: 2 BB: 1 P: 20	R: 0 E: 0 K: 0 S: 7	H: 0 LOB: 0 BB: 0 P: 10	R: 0 E: 0 K: 1 S: 10	H: 0 LOB: 0 BB: 0 P: 19	R: 0 E: 0 K: 0 S: 7	H: 0 LOB: 0 BB: 0 P: 11	R: 0 E: 0 K: 0 S: 8	H: 1 LOB: 0 BB: 0 P: 12	R: 0 E: 0 K: 0 S: 10	H: 1 LOB: 0 BB: 0 P: 16	R: 0 E: 0 K: 0 S: 8	H: 1 LOB: 1 BB: 0 P: 12	R: 3 E: 0 K: 0 S: 13	H: 3 LOB: 1 BB: 1 P: 23	1B: 2 2B: 6 HR: 0	SF: 0 SAC: 0 DP: 1 HBP: 0	WP: 0 PB: 0 CS: 1	PA: 35					
PITCHER	IP	WLS	BF	H	R	ER	SO	BB	IBB	HBP	BLK	WP	HR	S	P	ERA	WHIP										
Charlie Leibrandt, L (1, 1) ERA: 6.3	8.0	L	29	5	2	2	1	2	0	0	0	0	0	73	117	2.25	0.875										
Dan Quisenberry, R (9, 1) ERA: 4.91	1.0		5	2	1	1	0	0	0	0	0	0	0	11	16	9.00	2.000										

Toronto Blue Jays @ Kansas City Royals
 Royals Stadium, Kansas City, MO
 Sat Oct 12 1985, 8:05 PM EDT
 Att: 41,112 - Unknown

AB 32
 R 3
 H 7
 RBI 3
 BB 2
 SO 1
 LOB 11



Batter	1	2	3	4	5	6	7	8	9	AB	R	H	RBI	BB	SO	LOB	BOTTOM										
Lonnie Smith, R (1, 7) OBP: 0.235, SLG: 0.071 Lynn Jones, R (8, 7) Jamie Quirk, L (9, PH)	4-1 4-3 SH1-3 BB		1-2 F7			4-1 1B BB	1-2 BB		3-2 P6	1	1	0	0	3	0	0											
Willie Wilson, S (1, 8) OBP: 0.500, SLG: 0.688	0-1 SH1-3		0-2 FC6 1B			1-1 BB IBB 1B	1-0 F8			3	0	2	0	0	0	2											
George Brett, L (1, 5) OBP: 0.588, SLG: 1.071	4-1 4-3 IBB		0-1 FC6			4-0 1B IBB		2-2 3-1		2	0	0	0	2	0	1											
Hal McRae, R (1, 10) OBP: 0.333, SLG: 0.364	1-2 4-3			1-3 K		4-2 G6-4-3 BB		0-1 5-3		3	0	0	1	1	1	2											
Pat Sheridan, L (1, 9) OBP: 0.231, SLG: 0.364	0-0 F8			2-2 K		0-0 P5		2-2 F9		4	0	0	0	0	1	5											
Frank White, R (1, 4) OBP: 0.176, SLG: 0.133		0-1 P4		1-2 3-1		1-1 G6-4-3			1-2 F8	4	0	0	0	0	0	3											
Steve Balboni, R (1, 3) OBP: 0.125, SLG: 0.067		0-3 K			0-3 K		1-0 5-3		4-1 BB BB	3	0	0	0	1	2	0											
Jim Sundberg, R (1, 2) OBP: 0.143, SLG: 0.429 Jorge Orta, L (9, PH)		3-1 6-3			1-0 F7		1-3 K		0-1 F8	3	0	0	0	0	1	0											
Buddy Biancalana, S (1, 6) OBP: 0.250, SLG: 0.143 Dane Iorg, L (9, PH) Onix Concepcion, R (9, PR)			1-3 K		0-1 L6		4-2 BB BB		4-1 1-2 BB	2	0	0	0	1	1	0											
Inning Stats	R: 0 E: 0 K: 0 S: 8	H: 0 LOB: 2 BB: 2 P: 17	R: 0 E: 0 K: 1 S: 7	H: 0 LOB: 0 BB: 0 P: 10	R: 0 E: 0 K: 1 S: 12	H: 1 LOB: 1 BB: 0 P: 14	R: 0 E: 0 K: 2 S: 10	H: 0 LOB: 0 BB: 0 P: 14	R: 0 E: 0 K: 1 S: 7	H: 0 LOB: 2 BB: 2 P: 18	R: 0 E: 0 K: 0 S: 10	H: 0 LOB: 0 BB: 0 P: 14	R: 0 E: 0 K: 0 S: 10	H: 0 LOB: 2 BB: 2 P: 22	R: 0 E: 0 K: 0 S: 10	H: 0 LOB: 2 BB: 2 P: 22	1B: 2 2B: 0 3B: 0 HR: 0	SF: 0 SAC: 1 DP: 1 HBP: 0	WP: 0 PB: 0 CS: 0	PA: 37							
PITCHER	IP	WLS	BF	H	R	ER	SO	BB	IBB	HBP	BLK	WP	HR	S	P	ERA	WHIP										
Dave Stieb, R (1, 1) ERA: 0.61	6.2		28	2	1	1	6	5	2	0	0	0	0	58	101	1.35	1.050										
Tom Henke, R (7, 1) ERA: 4.29	2.1	W	9	0	0	0	0	2	0	0	0	0	0	21	38	0.00	0.857										

Toronto Blue Jays @ Kansas City Royals
 Royals Stadium, Kansas City, MO
 Sat Oct 12 1985, 8:05 PM EDT
 Att: 41,112 - Unknown


AB 27
 R 1
 H 2
 RBI 1
 BB 9
 SO 6
 LOB 16



Batter	1	2	3	4	5	6	7	8	9	AB	R	H	RBI	BB	SO	LOB	TOP			
Damaso Garcia, R OBP: 0.261, SLG: 0.364	0-3 K		0-2 P4		1-1 P4		1-1 6-3			4	0	0	0	0	1	3				
Lloyd Moseby, L OBP: 0.217, SLG: 0.227	2-1 G3		0-0 4-3		2-1 4-3		1-3 K			4	0	0	0	0	1	3				
George Bell, R OBP: 0.409, SLG: 0.500	3-1 2B			2-2 1B		1-0 F8		0-0 F9		4	0	2	0	0	0	0				
Cliff Johnson, R OBP: 0.375, SLG: 0.467	0-1 P4			1-2 1B		3-3 K		1-0 F9		4	0	1	0	0	1	1				
Jesse Barfield, R OBP: 0.400, SLG: 0.556		3-3 K		2-0 1-3		1-1 BB 1B		1-1 5-3		4	0	1	0	0	1	1				
Willie Upshaw, L OBP: 0.250, SLG: 0.263		1-3 K		0-2 5-3		1-1 BB 1B			1-1 G3	4	0	1	0	0	1	1				
Garth Iorg, R OBP: 0.250, SLG: 0.182		2-3 K			0-0 2B 1B		4-2 BB		0-2 6-3	3	0	1	0	1	1	0				
Ernie Whitt, L OBP: 0.294, SLG: 0.267			1-2 5-3		0-0 BB		0-0 4-3		0-0 G3	3	0	1	0	0	0	3				
Cecil Fielder, R OBP: 0.500, SLG: 1.000				1-3 2B						1	0	0	0	0	0	0				
Tony Fernandez, S OBP: 0.333, SLG: 0.313			0-0 1B		2-1 5-3				0-2 F9	3	0	1	0	0	0	2				
Inning Stats	R: 0 E: 0 K: 1 S: 9	H: 1 LOB: 1 BB: 0 P: 14	R: 0 E: 0 K: 3 S: 9	H: 0 LOB: 0 BB: 0 P: 15	R: 0 E: 0 K: 0 S: 10	H: 1 LOB: 1 BB: 0 P: 11	R: 0 E: 0 K: 0 S: 10	H: 2 LOB: 1 BB: 0 P: 15	R: 0 E: 0 K: 0 S: 8	H: 2 LOB: 3 BB: 1 P: 13	R: 0 E: 0 K: 1 S: 11	H: 0 LOB: 0 BB: 0 P: 10	R: 0 E: 0 K: 0 S: 4	H: 0 LOB: 0 BB: 0 P: 6	R: 0 E: 0 K: 0 S: 7	H: 0 LOB: 0 BB: 0 P: 8	1B: 6 2B: 2 3B: 0 HR: 0	SF: 0 SAC: 0 DP: 0 HBP: 0	WP: 0 PB: 0 SB: 0 CS: 0	PA: 35
PITCHER Danny Jackson, L ERA:	IP: 9.0 WLS: W BF: 35 H: 8 R: 0 ER: 0 SO: 6 BB: 1 IBB: 0 HBP: 0 BLK: 0 WP: 0 HR: 0 S: 76 P: 113 ERA: 0.00 WHIP: 1.000																			

Toronto Blue Jays @ Kansas City Royals
Royals Stadium, Kansas City, MO
Sun Oct 13 1985, 4:33 AM EDT
Att: 40,046 - Cloudy - 70 F


AB	34
R	0
H	8
RBI	0
BB	1
SO	6
LOB	14



Batter	1	2	3	4	5	6	7	8	9	AB	R	H	RBI	BB	SO	LOB	BOTTOM			
Lonnie Smith, R OBP: 0.333, SLG: 0.278	1-1 S 6-3 2B		0-0 P4-3 1B		3-1 CS 1B		0-0 F9			4	1	3	0	0	0	0				
Lynn Jones, R										0	0	0	0	0	0	0				
Willie Wilson, S OBP: 0.400, SLG: 0.550	1-3 K		1-2 P4-3		2-3 K			0-1 G3		4	0	0	0	0	2	3				
George Brett, L OBP: 0.524, SLG: 0.882	1-1 6-3		1-1 F9			4-1 1B BB		1-0 G3		3	0	0	1	1	0	0				
Hal McRae, R OBP: 0.250, SLG: 0.267	1-1 5-3			0-0 1-3		1-0 P4		2-3 K		4	0	0	0	0	1	1				
Frank White, R OBP: 0.250, SLG: 0.222		1-1 1B SF8 1B		0-1 F9		3-2 1B		1-3 1B		3	1	2	0	0	0	0				
Steve Balboni, R OBP: 0.211, SLG: 0.167		3-2 SF8 1B		0-0 1B		0-0 F3				3	0	2	0	0	0	2				
Darryl Motley, R OBP: 0.400, SLG: 0.333		1-1 SF8		0-0 1B		2-2 4-3				1	0	1	1	0	0	0				
Pat Sheridan, L OBP: 0.214, SLG: 0.333		2-3 3-H		1-2 1B						1	0	0	0	0	0	2				
Jim Sundberg, R OBP: 0.118, SLG: 0.353		1-3 K		1-1 FC6-4					2-3 K	3	0	0	0	0	2	3				
Buddy Biancalana, S OBP: 0.182, SLG: 0.100		0-0 1-3			0-1 5-3					3	0	0	0	0	0	1				
Inning Stats	R: 1 E: 0 K: 1 S: 9	H: 1 LOB: 0 BB: 0 P: 13	R: 1 E: 0 K: 1 S: 11	H: 2 LOB: 1 BB: 0 P: 17	R: 0 E: 0 K: 0 S: 6	H: 1 LOB: 0 BB: 0 P: 8	R: 0 E: 0 K: 0 S: 7	H: 2 LOB: 2 BB: 0 P: 8	R: 0 E: 0 K: 1 S: 7	H: 1 LOB: 0 BB: 0 P: 12	R: 0 E: 0 K: 0 S: 9	H: 1 LOB: 2 BB: 1 P: 19	R: 0 E: 0 K: 1 S: 5	H: 0 LOB: 0 BB: 0 P: 7	R: 0 E: 0 K: 1 S: 6	H: 0 LOB: 0 BB: 0 P: 9	1B: 7 2B: 2 3B: 0 HR: 0	SF: 1 SAC: 0 DP: 1 HBP: 0	WP: 0 PB: 0 SB: 1 CS: 1	PA: 31
PITCHER Jimmy Key, L ERA: 5.19	IP: 5.1 WLS: L BF: 23 H: 8 R: 2 ER: 2 SO: 3 BB: 1 IBB: 0 HBP: 0 BLK: 0 WP: 0 HR: 0 S: 45 P: 71 ERA: 3.38 WHIP: 1.688																			
PITCHER Jim Acker, R ERA:	IP: 2.2 WLS: 8 BF: 8 H: 0 R: 0 ER: 0 SO: 2 BB: 0 IBB: 0 HBP: 0 BLK: 0 WP: 0 HR: 0 S: 15 P: 22 ERA: 0.00 WHIP: 0.000																			

Toronto Blue Jays @ Kansas City Royals
Royals Stadium, Kansas City, MO
Sun Oct 13 1985, 4:33 AM EDT
Att: 40,046 - Cloudy - 70 F

AB	29
R	2
H	8
RBI	2
BB	1
SO	5
LOB	12



Batter	1	2	3	4	5	6	7	8	9	AB	R	H	RBI	BB	SO	LOB	TOP					
Lonnie Smith, R OBP: 0.364, SLG: 0.375 Lynn Jones, R OBP: 1.000, SLG: 3.000	2-3 K		0-0 CS 1B	2-1 2B		0-1 6-3		2-3 K		5	0	2	2	0	2	0						
Willie Wilson, S OBP: 0.349, SLG: 0.405	0-0 S 1B		2-2 1B 1-2 1B	0-0 F7		1-3 K		3-3 K		5	0	2	0	0	2	1						
George Brett, L OBP: 0.512, SLG: 0.727	4-0 G4-3 1-2 IBB		1-0 BB 1-3 1B		2-0 HR 1B		4-2 BLK 2B BB	4-2 BB		2	2	2	0	3	0	0						
Frank White, R OBP: 0.325, SLG: 0.444	3-2 G4-3 1-2		4-1 BB		0-0 HR		2-1 1B 2B	3-2 F3		4	2	2	3	1	0	3						
Pat Sheridan, L OBP: 0.188, SLG: 0.367		2-2 F8	2-3 K		0-2 G3		0-1 6-3		1-0 6-3	5	0	0	0	0	1	4						
Jim Sundberg, R OBP: 0.289, SLG: 0.394		1-1 1B		4-2 SH1-4 2B BB		4-2 BB	3-1 L1		4-2 BB	2	1	1	0	3	0	1						
Steve Balboni, R OBP: 0.200, SLG: 0.135		1-0 F7		3-2 L7		1-3 K	4-0 1B IBB		1-2 F9	4	0	0	0	1	1	4						
Buddy Biancalana, S OBP: 0.345, SLG: 0.280		1-0 F7		0-0 SH1-4 2B 1B		2-3 K	0-0 1B		1-2 P3	5	1	2	1	0	1	3						
Bret Saberhagen, R OBP: 0.111, SLG: 0.111			0-3 K		0-0 SH1-4		1-1 G6-3		2-0 6-3	3	0	0	0	0	1	2						
Inning Stats	R: 0 E: 0 K: 1 S: 7	H: 1 LOB: 1 BB: 1 P: 16	R: 0 E: 0 K: 0 S: 7	H: 1 LOB: 1 BB: 0 P: 12	R: 0 E: 0 K: 2 S: 15	H: 3 LOB: 3 BB: 1 P: 23	R: 2 E: 0 K: 0 S: 10	H: 2 LOB: 1 BB: 1 P: 19	R: 2 E: 0 K: 1 S: 15	H: 2 LOB: 1 BB: 1 P: 24	R: 0 E: 0 K: 1 S: 7	H: 0 LOB: 0 BB: 0 P: 9	R: 2 E: 0 K: 0 S: 11	H: 2 LOB: 2 BB: 2 P: 26	R: 0 E: 0 K: 2 S: 16	H: 0 LOB: 1 BB: 1 P: 28	R: 0 E: 0 K: 0 S: 10	H: 0 LOB: 1 BB: 1 P: 17	1B: 8 2B: 2 3B: 0 HR: 1	SF: 0 SAC: 1 DP: 1 HBP: 0	WP: 0 PB: 0 SB: 1 CS: 1	PA: 44
PITCHER	IP	WLS	BF	H	R	ER	SO	BB	IBB	HBP	BLK	WP	HR	S	P	ERA	WHIP					
Joaquin Andujar, R ERA: 7.53	4.0	L	22	9	4	4	3	2	1	0	0	0	1	41	74	9.00	2.750					
Bill Campbell, R ERA:	1.0		4	0	0	0	2	1	0	0	0	0	0	13	20	0.00	1.000					
Ricky Horton, L ERA: 9.0	2.0		10	2	2	2	1	1	0	0	1	0	0	18	35	9.00	1.500					
Ken Dayley, L ERA:	2.0		8	0	0	0	2	2	0	0	0	0	0	26	45	0.00	1.000					

Kansas City Royals @ St. Louis Cardinals
 Busch Stadium, St. Louis, MO
 Tue Oct 22 1985, 7:05 PM CDT
 Att: 53,634 - Unknown - 65 F

livebaseballscorecards.com

AB	35
R	6
H	11
RBI	6
BB	8
SO	8
LOB	18

Batter	1	2	3	4	5	6	7	8	9	AB	R	H	RBI	BB	SO	LOB	BOTTOM					
Willie McGee, S OBP: 0.317, SLG: 0.342	2-2 CS S 1B		2-3 K			1-2 P5		0-0 4-3		4	0	1	0	0	1	0						
Ozzie Smith, S OBP: 0.395, SLG: 0.500	1-0 F4		1-2 5-3			0-1 1B 1B		1-2 5-3		4	1	1	0	0	0	1						
Tom Herr, S OBP: 0.385, SLG: 0.500	4-1 1-2 BB			3-1 6-3		0-2 1B 1B		1-1 L8		3	0	1	0	1	0	0						
Jack Clark, R OBP: 0.447, SLG: 0.469	3-3 K			3-3 K		0-1 1B		1-1 K		4	0	1	1	0	3	2						
Andy Van Slyke, L OBP: 0.150, SLG: 0.056		2-2 G5-3		2-3 K		0-2 F8		1-3 K		4	0	0	0	0	2	2						
Terry Pendleton, S OBP: 0.297, SLG: 0.294		2-2 1B				0-1 4-3		1-1 L9		4	0	1	0	0	0	2						
Darrell Porter, L OBP: 0.387, SLG: 0.250		1-0 F7				1-1 F8		0-0 P6		3	0	0	0	0	0	1						
Tito Landrum, R OBP: 0.462, SLG: 0.520		0-2 G3				3-1 1B		2-3 K		3	0	1	0	0	1	1						
Joaquin Andujar, S OBP: 0.220, SLG: 0.400			1-3 K			2-2 2-3		1-2 4-3		1	0	0	0	0	1	0						
Bill Campbell, R ERA:										0	0	0	0	0	0	0						
Mike Jorgensen, L ERA:										0	0	0	0	0	0	1						
Ricky Horton, L ERA:										0	0	0	0	0	0	0						
Brian Harper, R ERA:										0	0	0	0	0	0	0						
Ken Dayley, L OBP: 0.500, SLG: 0.500										0	0	0	0	0	0	0						
Inning Stats	R: 0 E: 0 K: 1 S: 11	H: 1 LOB: 2 BB: 1 P: 20	R: 0 E: 0 K: 0 S: 11	H: 1 LOB: 1 BB: 0 P: 16	R: 0 E: 0 K: 2 S: 9	H: 0 LOB: 0 BB: 0 P: 13	R: 0 E: 0 K: 2 S: 9	H: 0 LOB: 0 BB: 0 P: 17	R: 0 E: 0 K: 0 S: 9	H: 1 LOB: 1 BB: 0 P: 15	R: 1 E: 0 K: 0 S: 17	H: 3 LOB: 2 BB: 0 P: 19	R: 0 E: 0 K: 1 S: 7	H: 0 LOB: 0 BB: 0 P: 10	R: 0 E: 0 K: 0 S: 6	H: 0 LOB: 0 BB: 0 P: 8	R: 0 E: 0 K: 2 S: 10	H: 0 LOB: 0 BB: 0 P: 14	1B: 6 2B: 1 3B: 0 HR: 0	SF: 0 SAC: 0 DP: 1 HBP: 0	WP: 0 PB: 0 SB: 1 CS: 1	PA: 33
PITCHER	IP	WLS	BF	H	R	ER	SO	BB	IBB	HBP	BLK	WP	HR	S	P	ERA	WHIP					
Bret Saberhagen, R ERA: 3.31	9.0	W	33	6	1	1	8	1	0	0	0	0	0	89	132	1.00	0.778					

Kansas City Royals @ St. Louis Cardinals
 Busch Stadium, St. Louis, MO
 Tue Oct 22 1985, 7:05 PM CDT
 Att: 53,634 - Unknown - 65 F

livebaseballscorecards.com

AB	32
R	1
H	6
RBI	1
BB	1
SO	8
LOB	10

Batter	1	2	3	4	5	6	7	8	9	AB	R	H	RBI	BB	SO	LOB	TOP						
Lonnie Smith, R OBP: 0.333, SLG: 0.341 (1, 7)	B2		K					K		4	0	0	0	0	2	1	Kansas City Royals @ St. Louis Cardinals Busch Stadium, St. Louis, MO Wed Oct 23 1985, 7:05 PM CDT Att: 53,634 - Unknown - 73 F livebaseballscorecards.com	AB 32 R 0 H 5 RBI 0 BB 1 SO 8 LOB 12					
Willie Wilson, S OBP: 0.340, SLG: 0.391 (1, 8)	G3 1B			G3		P3		4-3		4	0	1	0	0	0	1							
George Brett, L OBP: 0.489, SLG: 0.676 (1, 5)	G3			K				K		4	0	1	0	0	2	2							
Frank White, R OBP: 0.295, SLG: 0.400 (1, 4)	F9			4-3				F8		4	0	0	0	0	0	2							
Jim Sundberg, R OBP: 0.286, SLG: 0.378 (1, 2)		L9						F3		4	0	1	0	0	0	0							
Darryl Motley, R OBP: 0.250, SLG: 0.200 (1, 9)		K						F8		4	0	0	0	0	1	2							
Steve Balboni, R OBP: 0.233, SLG: 0.154 (1, 3)		5-3						BB		2	0	1	0	1	0	0							
Buddy Biancalana, S OBP: 0.323, SLG: 0.259 (7, PH)				K				FC5		2	0	0	0	0	1	1							
Hai McRae, R OBP: 0.333, SLG: 0.333 (7, 6)								F9		1	0	0	0	0	0	3							
Onix Concepcion, R (7, 6)								FC5		0	0	0	0	0	0	0							
Bud Black, L (6, PH)				K						1	0	0	0	0	1	0							
John Wathan, R (6, PH)				K						1	0	0	0	0	1	0							
Joe Beckwith, L (6, 1)										0	0	0	0	0	0	0							
Lynn Jones, R OBP: 1.000, SLG: 2.500 (8, PH)										1	0	1	0	0	0	0							
Dan Quisenberry, R (8, 1)								4-3		0	0	0	0	0	0	0							
Inning Stats	R: 0 E: 0 K: 0 S: 9	H: 1 LOB: 1 BB: 0 P: 10	R: 0 E: 0 K: 1 S: 12	H: 0 LOB: 0 BB: 0 P: 15	R: 0 E: 0 K: 3 S: 9	H: 0 LOB: 0 BB: 0 P: 13	R: 0 E: 0 K: 1 S: 7	H: 0 LOB: 0 BB: 0 P: 9	R: 0 E: 0 K: 0 S: 8	H: 1 LOB: 1 BB: 0 P: 13	R: 0 E: 0 K: 1 S: 6	H: 0 LOB: 0 BB: 0 P: 7	R: 0 E: 0 K: 0 S: 10	H: 2 LOB: 3 BB: 1 P: 17	R: 0 E: 0 K: 2 S: 11	H: 1 LOB: 1 BB: 0 P: 15	R: 0 E: 0 K: 0 S: 8	H: 0 LOB: 0 BB: 0 P: 9	1B: 4 2B: 1 3B: 0 HR: 0	SF: 0 SAC: 0 DP: 0 HBP: 0	WP: 0 PB: 0 SB: 0 CS: 0	PA: 33	
PITCHER John Tudor, L ERA: 1.59 (1, 1)	IP: 9.0 WLS: W BF: 33 H: 5 R: 0 ER: 0 SO: 8 BB: 1 IBB: 0 HBP: 0 BLK: 0 WP: 0 HR: 0 S: 80 P: 108 ERA: 0.00 WHIP: 0.667											PITCHER	IP: 9.0 WLS: W BF: 33 H: 5 R: 0 ER: 0 SO: 8 BB: 1 IBB: 0 HBP: 0 BLK: 0 WP: 0 HR: 0 S: 80 P: 108 ERA: 0.00 WHIP: 0.667										

Batter	1	2	3	4	5	6	7	8	9	AB	R	H	RBI	BB	SO	LOB	BOTTOM						
Willie McGee, S OBP: 0.356, SLG: 0.439 (1, 8)	5-3									3	1	2	1	1	0	0	Kansas City Royals @ St. Louis Cardinals Busch Stadium, St. Louis, MO Wed Oct 23 1985, 7:05 PM CDT Att: 53,634 - Unknown - 73 F livebaseballscorecards.com	AB 25 R 3 H 6 RBI 3 BB 5 SO 6 LOB 10					
Ozzie Smith, S OBP: 0.390, SLG: 0.472 (1, 6)	CS BB		HR					SH1-3 1B		2	0	0	0	1	0	2							
Tom Herr, S OBP: 0.395, SLG: 0.514 (1, 4)	K							SH1-3		3	0	1	0	1	1	1							
Jack Clark, R OBP: 0.452, SLG: 0.457 (1, 3)		K						IBB		3	0	1	0	1	2	1							
Tito Landrum, R OBP: 0.433, SLG: 0.586 (1, 7)		HR						BB		4	1	1	1	0	0	3							
Cesar Cedeno, R OBP: 0.250, SLG: 0.238 (7, 9)								4-3		3	0	0	0	0	0	1							
Andy Van Slyke, L OBP: 0.150, SLG: 0.056 (7, 9)										0	0	0	0	0	0	0							
Terry Pendleton, S OBP: 0.300, SLG: 0.351 (1, 5)										3	1	1	0	0	0	0							
Tom Nieto, R (1, 2)										1	0	0	1	1	1	0							
John Tudor, L (1, 1)										3	0	0	0	0	2	2							
Inning Stats	R: 0 E: 0 K: 1 S: 4	H: 0 LOB: 1 BB: 1 P: 10	R: 1 E: 0 K: 1 S: 11	H: 1 LOB: 0 BB: 0 P: 16	R: 1 E: 0 K: 0 S: 8	H: 1 LOB: 0 BB: 1 P: 14	R: 0 E: 0 K: 0 S: 9	H: 1 LOB: 0 BB: 0 P: 11	R: 1 E: 1 K: 1 S: 11	H: 1 LOB: 2 BB: 1 P: 21	R: 0 E: 0 K: 2 S: 7	H: 0 LOB: 0 BB: 0 P: 9	R: 0 E: 0 K: 0 S: 12	H: 1 LOB: 2 BB: 2 P: 26	R: 0 E: 0 K: 0 S: 8	H: 0 LOB: 0 BB: 0 P: 9	1B: 2 2B: 2 3B: 1 HR: 2	SF: 0 SAC: 2 DP: 1 HBP: 0	WP: 2 PB: 0 SB: 0 CS: 1	PA: 32			
PITCHER Bud Black, L ERA: 2.81 (6, 1)	IP: 5.0 WLS: L BF: 20 H: 4 R: 3 ER: 3 SO: 3 BB: 4 IBB: 3 HBP: 3 BLK: 3 WP: 0 HR: 2 S: 43 P: 72 ERA: 5.40 WHIP: 1.200											PITCHER Joe Beckwith, R ERA: 3.52 (8, 1)	IP: 2.0 WLS: 7 BF: 1 H: 0 R: 0 ER: 0 SO: 3 BB: 0 IBB: 0 HBP: 0 BLK: 0 WP: 0 HR: 13 S: 18 P: 18 ERA: 0.00 WHIP: 0.500										
PITCHER Joe Beckwith, R ERA: 3.52 (8, 1)	IP: 1.0 WLS: 5 BF: 1 H: 0 R: 0 ER: 0 SO: 0 BB: 1 IBB: 1 HBP: 0 BLK: 0 WP: 1 HR: 0 S: 12 P: 26 ERA: 0.00 WHIP: 2.000											PITCHER Dan Quisenberry, R ERA: 3.52 (8, 1)	IP: 1.0 WLS: 5 BF: 1 H: 0 R: 0 ER: 0 SO: 0 BB: 1 IBB: 1 HBP: 0 BLK: 0 WP: 1 HR: 0 S: 12 P: 26 ERA: 0.00 WHIP: 2.000										

Batter	1	2	3	4	5	6	7	8	9	AB	R	H	RBI	BB	SO	LOB	TOP		
Ozzie Smith, S (1, 6) OBP: 0.367, SLG: 0.405	1-2 5-3			2-1 F2		1-0 G6-4-3		4-2 FC4-6 BB		3	0	0	0	1	0	2			
Willie McGee, S (1, 8) OBP: 0.340, SLG: 0.408	1-2 F8			2-1 G6-3			1-0 G6-3	1-1 FC4-6		4	0	0	0	0	0	3			
Tom Herr, S (1, 4) OBP: 0.353, SLG: 0.465	3-3 K			1-2 5-3			1-0 G6-3		2-1 G3	4	0	0	0	0	1	0			
Jack Clark, R (1, 3) OBP: 0.420, SLG: 0.429		1-1 P5			2-2 P4				0-3 K	4	0	0	0	0	2	0			
Tito Landrum, R (1, 7) OBP: 0.395, SLG: 0.514		0-0 F9			2-2 F9			1-2 F8	1-2 1B	4	0	1	0	0	0	0			
Terry Pendleton, S (1, 5) OBP: 0.292, SLG: 0.318		0-0 G5-3			1-1 5-3			0-0 BB 1B	0-0 F8	4	1	1	0	0	0	1			
Cesar Cedeno, R (1, 9) OBP: 0.256, SLG: 0.222			1-3 K		2-2 1B 1B			1-2 BB 1B BB		2	0	1	0	1	1	0			
Andy Van Slyke, L (8, PR) OBP: 0.150, SLG: 0.056								1-2 BB 1B		0	0	0	0	0	0	0			
Darrell Porter, L (1, 2) OBP: 0.382, SLG: 0.259			3-2 F5		1-1 G6-4-3 1B			0-3 K		3	0	1	0	0	1	2			
Danny Cox, R (1, 1) OBP: 0.200, SLG: 0.200			0-0 G3-1		0-1 B5			1-2 BB 1B		2	0	0	0	0	0	2			
Brian Harper, R (8, PH) OBP: 0.200, SLG: 0.200										1	0	1	1	0	0	0			
Tom Lawless, R (8, PR) OBP: 0.500, SLG: 0.500										0	0	0	0	0	0	0			
Ken Dayley, L (8, 1) OBP: 0.500, SLG: 0.500										0	0	0	0	0	0	0			
Todd Worrell, R (9, 1)										0	0	0	0	0	0	0			
Inning Stats	R: 0 E: 0 K: 1 S: 10	H: 0 LOB: 0 BB: 0 P: 15	R: 0 E: 0 K: 0 S: 4	H: 0 LOB: 0 BB: 0 P: 5	R: 0 E: 0 K: 1 S: 10	H: 0 LOB: 0 BB: 0 P: 14	R: 0 E: 0 K: 0 S: 7	H: 0 LOB: 0 BB: 0 P: 12	R: 0 E: 0 K: 0 S: 9	H: 2 LOB: 1 BB: 0 P: 14	R: 0 E: 0 K: 1 S: 5	H: 0 LOB: 0 BB: 0 P: 7	R: 1 E: 0 K: 1 S: 17	H: 2 LOB: 2 BB: 2 P: 27	R: 0 E: 0 K: 1 S: 10	H: 1 LOB: 1 BB: 0 P: 13	1B: 5 2B: 0 3B: 0 HR: 0	SF: 0 SAC: 0 DP: 1 HBP: 0	WP: 0 PA: 33 PB: 0 SB: 0 CS: 0
PITCHER	IP WLS BF H R ER SO BB IBB HBP BLK WP HR S P ERA WHIP																		
Charlie Leibrandt, L (1, 1) ERA: 3.98	7.2 28 4 1 1 4 2 0 0 0 0 0 0 68 103 1.17 0.783																		
Dan Quisenberry, R (8, 1) ERA: 3.0	1.1 W 5 1 0 0 1 0 0 0 0 0 0 0 12 16 0.00 0.750																		

St. Louis Cardinals @ Kansas City Royals
 Royals Stadium, Kansas City, MO
 Sat Oct 26 1985, 8:05 PM EDT
 Att: 41,628 - Unknown - 68 F

AB 31
 R 1
 H 5
 RBI 1
 BB 2
 SO 5
 LOB 10



Batter	1	2	3	4	5	6	7	8	9	AB	R	H	RBI	BB	SO	LOB	BOTTOM				
Lonnie Smith, R (1, 7) OBP: 0.351, SLG: 0.365	3-2 4-3 2B		2-0 L8		0-0 5-3			1-3 K		4	0	1	0	0	1	1					
Willie Wilson, S (1, 8) OBP: 0.397, SLG: 0.426	2-2 4-3		2-0 F7			0-0 G4-6-3 1B		4-2 BB		3	0	1	0	1	0	1					
George Brett, L (1, 5) OBP: 0.446, SLG: 0.578	2-3 K			3-2 F9		0-0 G4-6-3		1-3 K		4	0	0	0	0	2	3					
Frank White, R (1, 4) OBP: 0.264, SLG: 0.347	2-1 6-3			0-0 CS 1B		2-3 K		1-1 F8		4	0	1	0	0	1	2					
Pat Sheridan, L (1, 9) OBP: 0.225, SLG: 0.395		0-3 K		3-2 1B			0-3 K		0-2 FC1-5 1B	3	0	1	0	0	2	0					
Darryl Motley, R (9, PH) OBP: 0.250, SLG: 0.200				1-2 1B					0-2 1B	0	0	0	0	0	0	0					
Jorge Orta, L (9, PH) OBP: 0.125, SLG: 0.125									1-1 1B	1	0	1	0	0	0	0					
Steve Balboni, R (1, 3) OBP: 0.288, SLG: 0.196		3-2 FC6-4 1B		0-0 L8			4-1 1B BB		0-2 PB FC1-5 1B	3	0	2	0	1	0	1					
Onix Concepcion, R (9, PR)									1-2 1B	0	1	0	0	0	0	0					
Jim Sundberg, R (1, 2) OBP: 0.280, SLG: 0.378		2-3 K			3-2 SH3 1B		0-3 K		2-2 FC1-5 PB 1B	4	1	1	0	0	2	4					
Buddy Biancalana, S (1, 6) OBP: 0.368, SLG: 0.303		0-0 FC6-4			2-2 F8				4-0 1B	3	0	1	0	0	0	2					
Hal McRae, R (9, PH) OBP: 0.357, SLG: 0.333									1-2 2-3 1B	0	0	0	0	1	0	0					
John Wathan, R (9, PR)									1-2 2-3 IBB	0	0	0	0	0	0	0					
Charlie Leibrandt, R (1, 1) OBP: 0.287, SLG: 0.750			1-3 K		0-0 SH3			0-3 K		2	0	0	0	0	2	2					
Dan Quisenberry, R (8, 1)									1-0 1B	0	0	0	0	0	0	0					
Dane Iorg, L (9, PH)									1-2 2-4 1B	1	0	1	2	0	0	0					
Inning Stats	R: 0 E: 0 K: 1 S: 12	H: 1 LOB: 1 BB: 0 P: 21	R: 0 E: 0 K: 2 S: 11	H: 1 LOB: 0 BB: 0 P: 16	R: 0 E: 0 K: 1 S: 5	H: 0 LOB: 0 BB: 0 P: 10	R: 0 E: 0 K: 0 S: 9	H: 2 LOB: 1 BB: 0 P: 15	R: 0 E: 0 K: 0 S: 8	H: 1 LOB: 1 BB: 0 P: 13	R: 0 E: 0 K: 1 S: 5	H: 1 LOB: 0 BB: 0 P: 7	R: 0 E: 0 K: 3 S: 12	H: 1 LOB: 2 BB: 1 P: 17	R: 0 E: 0 K: 2 S: 11	H: 0 LOB: 1 BB: 1 P: 18	R: 2 E: 0 K: 0 S: 11	H: 3 LOB: 2 BB: 1 P: 18	1B: 9 2B: 1 3B: 0 HR: 0	SF: 0 SAC: 1 DP: 1 HBP: 0	WP: 0 PA: 36 PB: 1 SB: 0 CS: 1
PITCHER	IP WLS BF H R ER SO BB IBB HBP BLK WP HR S P ERA WHIP																				
Danny Cox, R (1, 1) ERA: 1.8	7.0 27 7 0 0 8 1 0 0 0 0 0 0 62 99 0.00 1.143																				
Ken Dayley, L (8, 1) ERA: 2.45	1.0 4 0 0 0 2 1 0 0 0 0 0 0 11 18 0.00 1.000																				
Todd Worrell, R (9, 1) ERA: 2.45	0.1 L 5 3 2 2 0 0 1 0 0 0 0 0 11 18 54.00 9.000																				

St. Louis Cardinals @ Kansas City Royals
 Royals Stadium, Kansas City, MO
 Sat Oct 26 1985, 8:05 PM EDT
 Att: 41,628 - Unknown - 68 F

AB 32
 R 2
 H 10
 RBI 2
 BB 3
 SO 10
 LOB 16



