

Kansas City Royals - 1986

Batter	1	2	3	4	5	6	7	8	9	AB	R	H	RBI	BB	SO	LOB	TOP								
Lonnie Smith, R (1,7)	L5		5-3			K		K		4	0	0	0	0	2	4	Kansas City Royals @ New York Yankees Yankee Stadium, Bronx, NY Tue Apr 08 1986, 3:33 AM EST Att: 55,602 - Unknown livebaseballscorecards.com								
Willie Wilson, S (1,8)	6-3			K		F9		FC6-4 HBP		4	0	0	0	0	1										
George Brett, L (1,5)	K			HR		3-1				2	1	0	0	2	1										
Hal McRae, R (1,10) OBP: 0.500, SLG: 1.250		6-3		HR				FC5		4	1	2	2	0	2										
Frank White, R (1,4) OBP: 0.250, SLG: 0.250		F7		K		1-3				4	0	1	0	0	1										
Steve Balboni, R (1,3)		4-3		F8						3	0	0	0	1	0										
Darryl Motley, R (1,9) OBP: 0.250, SLG: 0.500						K				4	0	1	0	0	2										
Jim Sundberg, R (1,2) OBP: 0.250, SLG: 0.250			6-3			G3				4	0	1	0	0	1										
Angel Salazar, R (1,6) Lynn Jones, R (8, PH) Buddy Biancalana, S (8, 6) Greg Pryor, R (9, PH)			5-3			K		1-3		2	0	0	0	0	1										
Inning Stats	R: 0 E: 0 K: 1 S: 5	H: 0 LOB: 0 BB: 0 P: 5	R: 0 E: 0 K: 0 S: 3	H: 0 LOB: 0 BB: 0 P: 3	R: 0 E: 0 K: 0 S: 4	H: 1 LOB: 1 BB: 0 P: 4	R: 2 E: 0 K: 2 S: 8	H: 1 LOB: 0 BB: 1 P: 12	R: 0 E: 0 K: 2 S: 7	H: 0 LOB: 0 BB: 0 P: 7	R: 0 E: 0 K: 1 S: 5	H: 0 LOB: 0 BB: 0 P: 5	R: 0 E: 0 K: 2 S: 8	H: 1 LOB: 2 BB: 1 P: 12	R: 0 E: 0 K: 0 S: 3	H: 0 LOB: 2 BB: 1 P: 8		R: 0 E: 1 K: 2 S: 10	H: 2 LOB: 3 BB: 0 P: 10	1B: 3 2B: 1 3B: 0 HR: 1	SF: 0 SAC: 0 DP: 0 HBP: 1	WP: 0 PB: 0 CS: 0	PA: 37		
PITCHER	IP	WLS	BF	H	R	ER	SO	BB	IBB	HBP	BLK	WP	HR	S	P	ERA	WHIP								
Ron Guidry, L (1,1) ERA: 3.6	5.0	W	18	2	2	2	5	1	0	0	0	0	1	27	31	3.60	0.600								
Rod Scurry, L (6,1) ERA:	2.1		10	1	0	0	3	1	0	1	0	0	0	14	19	0.00	0.857								
Dave Righetti, L (8,1) ERA:	1.2	S	9	2	0	0	2	1	0	0	0	0	0	12	16	0.00	1.800								

Batter	1	2	3	4	5	6	7	8	9	AB	R	H	RBI	BB	SO	LOB	BOTTOM								
Rickey Henderson, R (1,8)	5-3									3	0	0	0	1	1	2	Kansas City Royals @ New York Yankees Yankee Stadium, Bronx, NY Tue Apr 08 1986, 3:33 AM EST Att: 55,602 - Unknown livebaseballscorecards.com								
Willie Randolph, R (1,4) OBP: 0.500, SLG: 0.500	6-3		F8							4	0	2	1	0	0										
Don Mattingly, L (1,3) OBP: 0.250, SLG: 0.250	L3		6-3							4	0	1	0	0	0										
Dave Winfield, R (1,9)		HR	2-3							3	1	0	0	1	0										
Gary Roenicke, R (1,10) Mike Easter, L (8, PH)	K			4-3						3	0	0	0	0	1										
Henry Cotto, R (1,7) OBP: 0.333, SLG: 0.333	F9									3	0	1	0	0	0										
Dale Berra, R (1,5) Mike Pagliarulo, L (8, 5)		HR		E5						3	1	1	0	0	1										
Butch Wynegar, S (1,2) OBP: 0.333, SLG: 1.333		HR		G6-4-3						3	1	1	3	0	0										
Bobby Meacham, S (1,6) OBP: 0.667, SLG: 0.667										3	1	2	0	0	0										
Inning Stats	R: 0 E: 0 K: 0 S: 3	H: 3 LOB: 1 BB: 1 P: 14	R: 0 E: 0 K: 0 S: 3	H: 0 LOB: 0 BB: 0 P: 3	R: 0 E: 1 K: 0 S: 4	H: 1 LOB: 1 BB: 0 P: 4	R: 1 E: 0 K: 0 S: 5	H: 2 LOB: 1 BB: 0 P: 5	R: 0 E: 0 K: 1 S: 5	H: 0 LOB: 0 BB: 0 P: 5	R: 0 E: 0 K: 0 S: 2	H: 0 LOB: 0 BB: 1 P: 6	R: 0 E: 0 K: 0 S: 4	H: 2 LOB: 1 BB: 0 P: 4	1B: 7 2B: 1 3B: 0 HR: 1	SF: 0 SAC: 0 DP: 2 HBP: 0		WP: 0 PB: 0 CS: 1	PA: 33						
PITCHER	IP	WLS	BF	H	R	ER	SO	BB	IBB	HBP	BLK	WP	HR	S	P	ERA	WHIP								
Bud Black, L (1,1) ERA: 5.14	7.0	L	28	6	4	4	3	2	0	0	0	0	0	32	40	5.14	1.143								
Dan Quisenberry, R (8,1) ERA:	1.0		4	2	0	0	0	0	0	0	0	0	0	4	4	0.00	2.000								

Batter	1	2	3	4	5	6	7	8	9	10	AB	R	H	RBI	BB	SO	LOB					
Lonnie Smith, R OBP: 0.400, SLG: 0.308 (1, 7)											5	1	2	0	0	0	2					
Willie Wilson, S (1, 8)											5	0	0	0	0	0	2					
George Brett, L OBP: 0.357, SLG: 0.727 (1, 5)											5	0	0	0	0	0	2					
Frank White, R OBP: 0.357, SLG: 0.500 (1, 4)											5	2	3	1	0	1	0					
Steve Balboni, R OBP: 0.357, SLG: 0.417 (1, 3)											4	1	1	0	1	1	1					
Rudy Law, L OBP: 0.556, SLG: 0.875 Hal McRae, R OBP: 0.400, SLG: 0.714 (1, 10) (10, PH)											3	1	2	1	1	0	0					
Darryl Motley, R OBP: 0.429, SLG: 0.714 Lynn Jones, R (7, 9)											3	0	2	3	0	0	1					
Jim Sundberg, R OBP: 0.308, SLG: 0.250 (1, 2)											5	0	0	0	0	1	7					
Angel Salazar, R OBP: 0.200, SLG: 0.200 (1, 6)											4	0	1	0	0	0	0					
Inning Stats	R: 2 E: 0 K: 0 S: 7	H: 4 LOB: 3 BB: 1 P: 11	R: 0 E: 0 K: 1 S: 3	H: 0 LOB: 0 BB: 0 P: 3	R: 0 E: 0 K: 1 S: 5	H: 0 LOB: 0 BB: 0 P: 5	R: 0 E: 0 K: 0 S: 5	H: 2 LOB: 2 BB: 0 P: 5	R: 3 E: 0 K: 0 S: 6	H: 3 LOB: 1 BB: 1 P: 10	R: 0 E: 0 K: 1 S: 3	H: 0 LOB: 0 BB: 0 P: 3	R: 0 E: 0 K: 0 S: 3	H: 0 LOB: 0 BB: 0 P: 3	R: 0 E: 0 K: 0 S: 4	H: 1 LOB: 1 BB: 0 P: 4	R: 0 E: 0 K: 1 S: 5	H: 1 LOB: 2 BB: 2 P: 13	1B: 7 2B: 4 3B: 0 HR: 0	SF: 0 SAC: 0 DP: 0 HBP: 0	WP: 0 PB: 0 SB: 1 CS: 2	PA: 44
PITCHER	IP	WLS	BF	H	R	ER	SO	BB	IBB	HBP	BLK	WP	HR	S	P	ERA	WHIP					
Joe Niekro, R ERA: 9.64 (1, 1)	4.2		25	9	5	5	1	2	0	0	0	0	0	25	33	9.64	2.357					
Brian Fisher, R ERA: (5, 1)	3.1		10	0	0	0	1	0	0	0	0	0	0	12	12	0.00	0.000					
Rod Scurry, L ERA: (9, 1)	1.0		5	2	0	0	0	0	0	0	0	0	0	5	5	0.00	2.000					
Dave Righetti, L ERA: (10, 1)	1.0	W	4	0	0	0	1	1	1	0	0	0	0	4	12	0.00	1.000					

Kansas City Royals @ New York Yankees
 Yankee Stadium, Bronx, NY
 Thu Apr 10 1986, 3:33 AM EST
 Att: 13,052 - Unknown

livebaseballscores.com

AB	40
R	5
H	11
RBI	5
BB	4
SO	3
LOB	15

Batter	1	2	3	4	5	6	7	8	9	10	AB	R	H	RBI	BB	SO	LOB							
Rickey Henderson, R OBP: 0.357, SLG: 0.100 (1, 8)											4	0	0	0	1	0	1							
Willie Randolph, R OBP: 0.500, SLG: 0.455 (1, 4)											3	1	1	0	2	1	1							
Don Mattingly, L OBP: 0.429, SLG: 0.385 (1, 3)											4	0	1	1	1	1	2							
Dave Winfield, R OBP: 0.214, SLG: 0.250 (1, 9)											4	1	1	1	1	1	5							
Mike Easter, L OBP: 0.250, SLG: 0.375 (1, 10)											5	1	2	1	0	0	1							
Ken Griffey, L OBP: 0.286, SLG: 0.286 (1, 7)											5	1	1	0	0	0	2							
Mike Pagliarulo, L OBP: 0.429, SLG: 0.800 (1, 5)											3	1	1	2	2	2	1							
Butch Wynegar, S OBP: 0.250, SLG: 0.400 (1, 2)											4	0	0	0	1	1	2							
Bobby Meacham, S OBP: 0.222, SLG: 0.222 Ron Hassey, L OBP: 0.500, SLG: 0.500 Henry Cotto, R OBP: 0.400, SLG: 0.400 Mike Fischlin, R OBP: 0.500, SLG: 0.400 (1, 6) (9, PH) (9, PR) (10, 6) (10, PH)											3	0	0	0	0	1	0							
Inning Stats	R: 0 E: 0 K: 0 S: 3	H: 0 LOB: 1 BB: 1 P: 7	R: 0 E: 0 K: 1 S: 5	H: 0 LOB: 0 BB: 0 P: 5	R: 0 E: 0 K: 1 S: 5	H: 0 LOB: 0 BB: 0 P: 5	R: 0 E: 0 K: 0 S: 3	H: 0 LOB: 1 BB: 1 P: 7	R: 2 E: 0 K: 1 S: 7	H: 2 LOB: 0 BB: 0 P: 7	R: 2 E: 0 K: 1 S: 8	H: 3 LOB: 2 BB: 1 P: 12	R: 0 E: 0 K: 2 S: 7	H: 0 LOB: 2 BB: 2 P: 15	R: 0 E: 1 K: 1 S: 5	H: 0 LOB: 1 BB: 0 P: 5	R: 1 E: 0 K: 0 S: 5	H: 2 LOB: 2 BB: 1 P: 9	R: 1 E: 0 K: 0 S: 3	H: 2 LOB: 3 BB: 2 P: 11	1B: 6 2B: 2 3B: 1 HR: 1	SF: 0 SAC: 0 DP: 1 HBP: 0	WP: 1 PB: 0 SB: 1 CS: 1	PA: 45
PITCHER	IP	WLS	BF	H	R	ER	SO	BB	IBB	HBP	BLK	WP	HR	S	P	ERA	WHIP							
Bret Saberhagen, R ERA: 6.35 (1, 1)	5.2		25	4	4	4	4	3	0	0	0	0	1	30	42	6.35	1.412							
Mark Husmann, R ERA: 5.7 (8, 1)	3.1		15	2	1	1	3	3	0	0	0	1	0	18	30	2.70	1.500							
Alan Hargesheimer, R ERA: 27.0 (10, 1)	0.1	L	5	2	1	1	0	0	2	0	0	0	0	3	11	27.00	6.000							

Kansas City Royals @ New York Yankees
 Yankee Stadium, Bronx, NY
 Thu Apr 10 1986, 3:33 AM EST
 Att: 13,052 - Unknown

livebaseballscores.com

AB	37
R	6
H	9
RBI	6
BB	8
SO	7
LOB	15

Batter	1	2	3	4	5	6	7	8	9	AB	R	H	RBI	BB	SO	LOB	TOP			
Lloyd Moseby, L OBP: 0.417, SLG: 0.545 (1, 8)	0-0 6-3		0-0 S 1B			0-0 F8			0-0 F9	4	0	1	0	0	0	0				
Tony Fernandez, S OBP: 0.304, SLG: 0.286 (1, 6)	0-0 G3		0-0 4-3 1-2			0-0 5-3			0-0 1B	4	0	1	0	0	0	1				
Rance Mulliniks, L OBP: 0.421, SLG: 0.333 (1, 5)	0-3 K			0-0 F5			0-0 4-3		0-3 K	4	0	0	0	0	2	1				
Willie Upshaw, L OBP: 0.476, SLG: 0.647 (1, 3)		0-0 F8		0-0 F8			0-0 F7			3	0	0	0	0	0	0				
George Bell, R OBP: 0.429, SLG: 0.800 (1, 7)		0-0 F4		0-0 F4			0-0 F9			3	0	0	0	0	0	0				
Jesse Barfield, R OBP: 0.333, SLG: 0.368 (1, 9)		0-0 2B			0-0 F7			0-0 F7		3	0	1	0	0	0	0				
Cecil Fielder, R OBP: 0.143, SLG: 0.333 (1, 10)		0-0 F6			0-0 F8			0-3 K		3	0	0	0	0	1	1				
Buck Martinez, R OBP: 0.267, SLG: 0.083 (1, 2)			0-0 6-3		0-0 F8			0-0 5-3		3	0	0	0	0	0	0				
Damaso Garcia, R OBP: 0.263, SLG: 0.222 (1, 4)			0-0 F8			0-0 F8			0-0 F8	3	0	0	0	0	0	0				
Inning Stats	R: 0 E: 0 K: 1 S: 5	H: 0 LOB: 0 BB: 0 P: 5	R: 0 E: 0 K: 0 S: 4	H: 1 LOB: 1 BB: 0 P: 4	R: 0 E: 0 K: 0 S: 4	H: 1 LOB: 1 BB: 0 P: 4	R: 0 E: 0 K: 0 S: 3	H: 0 LOB: 0 BB: 0 P: 3	R: 0 E: 0 K: 0 S: 3	H: 0 LOB: 0 BB: 0 P: 3	R: 0 E: 0 K: 0 S: 3	H: 0 LOB: 0 BB: 0 P: 3	R: 0 E: 0 K: 1 S: 5	H: 0 LOB: 0 BB: 0 P: 5	R: 0 E: 0 K: 1 S: 6	H: 1 LOB: 1 BB: 0 P: 6	1B: 2 2B: 1 3B: 0 HR: 0	SF: 0 SAC: 0 DP: 0 HBP: 0	WP: 0 PB: 0 SB: 1 CS: 1	PA: 30
PITCHER Dennis Leonard, R ERA:	IP: 9.0 WLS: W BF: 30 H: 3 R: 0 ER: 0 SO: 3 BB: 0 IBB: 0 HBP: 0 BLK: 0 WP: 0 HR: 0 S: 36 P: 36 ERA: 0.00 WHIP: 0.333															PITCHER				

Toronto Blue Jays @ Kansas City Royals
Royals Stadium, Kansas City, MO
Sat Apr 12 1986, 4:33 AM EST
Att: 24,332 - Unknown

AB	30
R	0
H	3
RBI	0
BB	0
SO	3
LOB	3



Batter	1	2	3	4	5	6	7	8	9	AB	R	H	RBI	BB	SO	LOB	BOTTOM			
Lonnie Smith, R OBP: 0.273, SLG: 0.200 Lynn Jones, R (7, 7)	0-0 4-3			0-3 K		0-3 K		0-0 5-3		3	0	0	0	0	2	1				
Willie Wilson, S OBP: 0.046, SLG: 0.048 (1, 8)	0-0 F7			0-3 K		0-0 CS 1-2	0-0 4-3			3	0	0	0	0	1	0				
George Brett, L OBP: 0.476, SLG: 0.813 (1, 5)	0-0 F7			4-0 S BB			0-0 6-3 1B			2	0	1	0	1	0	0				
Hal McRae, R OBP: 0.235, SLG: 0.357 (1, 10)		0-0 F8		0-3 K 1-2			0-0 6-3			3	0	0	0	0	1	2				
Frank White, R OBP: 0.333, SLG: 0.429 (1, 4)		0-3 K			0-0 G5-4-3 1B		0-0 F3			3	0	1	0	0	1	1				
Steve Balboni, R OBP: 0.333, SLG: 0.421 (1, 3)		0-3 K			0-0 G5-4-3 1-2			0-0 F7		3	0	0	0	0	1	1				
Darryl Motley, R OBP: 0.300, SLG: 0.500 (1, 9)			0-0 5-3		0-0 F6			0-0 F8		3	0	0	0	0	0	0				
Jim Sundberg, R OBP: 0.300, SLG: 0.222 Buddy Biancalana, S (8, PR) (9, 6)			0-0 F8			0-3 K		0-0 2B 1B		3	0	1	0	0	1	0				
Angel Salazar, R OBP: 0.214, SLG: 0.214 Jorge Orta, L OBP: 0.500, SLG: 1.000 Jamie Quirk, L (8, PH) (9, 2)		0-0 4-3				0-0 CS 1B		0-0 1B 2B		2	0	1	0	0	0	0				
Inning Stats	R: 0 E: 0 K: 0 S: 3	H: 0 LOB: 0 BB: 0 P: 3	R: 0 E: 0 K: 2 S: 7	H: 0 LOB: 0 BB: 0 P: 7	R: 0 E: 0 K: 0 S: 3	H: 0 LOB: 0 BB: 0 P: 3	R: 0 E: 0 K: 3 S: 9	H: 0 LOB: 1 BB: 1 P: 13	R: 0 E: 0 K: 0 S: 3	H: 1 LOB: 0 BB: 0 P: 3	R: 0 E: 0 K: 2 S: 7	H: 1 LOB: 0 BB: 0 P: 7	R: 0 E: 0 K: 0 S: 4	H: 1 LOB: 1 BB: 0 P: 4	R: 1 E: 0 K: 0 S: 5	H: 2 LOB: 2 BB: 0 P: 5	1B: 4 2B: 1 3B: 0 HR: 0	SF: 0 SAC: 0 DP: 1 HBP: 0	WP: 0 PB: 0 SB: 1 CS: 1	PA: 29
PITCHER Jim Acker, R ERA: 1.17 Don Gordon, R ERA: 19.0	IP: 7.2 WLS: L BF: 26 H: 4 R: 1 ER: 1 SO: 7 BB: 1 IBB: 0 HBP: 0 BLK: 0 WP: 0 HR: 0 S: 39 P: 43 ERA: 1.17 WHIP: 0.652															PITCHER				

Toronto Blue Jays @ Kansas City Royals
Royals Stadium, Kansas City, MO
Sat Apr 12 1986, 4:33 AM EST
Att: 24,332 - Unknown

AB	27
R	1
H	5
RBI	1
BB	1
SO	7
LOB	7



Batter	1	2	3	4	5	6	7	8	9	AB	R	H	RBI	BB	SO	LOB	TOP				
Lloyd Moseby, L (1, 8) OBP: 0.357, SLG: 0.462	L7		L7		4-3		K			4	0	0	0	0	1	1	Toronto Blue Jays @ Kansas City Royals Royals Stadium, Kansas City, MO Sun Apr 13 1986, 4:33 AM EST Att: 26,684 - Unknown				
Tony Fernandez, S (1, 6) OBP: 0.296, SLG: 0.280	L4		L6		5-3			1B		4	0	1	0	0	0	1					
George Bell, R (1, 7) OBP: 0.400, SLG: 0.833	K			F8	HR			9-3		4	1	1	1	0	1	1					
Jesse Barfield, R (1, 9) OBP: 0.320, SLG: 0.391		F9		1B	2B		K			4	1	1	0	0	2	0					
Willie Upshaw, L (1, 3) OBP: 0.480, SLG: 0.619	K			2B	1B			F9		4	1	2	1	0	1	0					
Cliff Johnson, R (1, 10) OBP: 0.500, SLG: 1.000				2B	1B		F8			4	1	2	1	0	0	1					
Damaso Garcia, R (1, 4) OBP: 0.217, SLG: 0.182		F8		4-3	2B		G4-6-3			4	0	0	0	0	0	3					
Garth Iorg, R (1, 5) OBP: 0.500, SLG: 0.600			F3				4-3			2	0	1	1	0	0	0					
Rick Leach, L (7, PH) OBP: 0.500, SLG: 0.500				FC6-4	1B					1	0	0	0	0	0	0					
Ernie Whitt, L (7, 2)				3-H	1B					0	0	0	0	0	0	0					
Buck Martinez, R (1, 2) OBP: 0.294, SLG: 0.214					FC6-4		L5			2	0	1	0	0	0	1					
Rance Mulliniks, L (7, PH) OBP: 0.400, SLG: 0.313				2B	1-2					1	0	0	0	0	0	0					
Inning Stats	R: 0 E: 0 K: 1 S: 5	H: 0 LOB: 0 BB: 0 P: 5	R: 0 E: 0 K: 1 S: 6	H: 1 LOB: 1 BB: 0 P: 6	R: 0 E: 0 K: 0 S: 4	H: 1 LOB: 1 BB: 0 P: 4	R: 3 E: 0 K: 0 S: 7	H: 4 LOB: 1 BB: 0 P: 7	R: 1 E: 0 K: 1 S: 6	H: 1 LOB: 0 BB: 0 P: 6	R: 0 E: 0 K: 0 S: 3	H: 0 LOB: 0 BB: 0 P: 5	R: 0 E: 0 K: 0 S: 3	H: 1 LOB: 0 BB: 0 P: 3	R: 0 E: 0 K: 0 S: 3	H: 0 LOB: 0 BB: 0 P: 3	1B: 4 2B: 5 3B: 0 HR: 1	SF: 0 SAC: 0 DP: 2 HBP: 0	WP: 0 PB: 0 SB: 0 CS: 0	PA: 34	
PITCHER	IP	WLS	BF	H	R	ER	SO	BB	IBB	HBP	BLK	WP	HR	S	P	ERA	WHIP				
Bud Black, L (1, 1) ERA: 6.0	5.0	W	23	8	4	4	3	0	0	0	0	0	1	29	29	7.20	1.600				
Steve Farr, R (6, 1) ERA:	4.0	S	11	1	0	0	2	0	0	0	0	0	0	15	15	0.00	0.250				

Batter	1	2	3	4	5	6	7	8	9	AB	R	H	RBI	BB	SO	LOB	BOTTOM				
Rudy Law, L (1, 7) OBP: 0.438, SLG: 0.643	F7		F8		1B	2B		4-3		4	1	1	0	0	0	0	Toronto Blue Jays @ Kansas City Royals Royals Stadium, Kansas City, MO Sun Apr 13 1986, 4:33 AM EST Att: 26,684 - Unknown				
Willie Wilson, S (1, 8) OBP: 0.720, SLG: 0.240	F8				1B	S		1-3		4	2	2	2	0	0	0					
George Brett, L (1, 5) OBP: 0.480, SLG: 0.895	F8				1B	IBB		L8		3	2	1	1	1	0	0					
Hal McRae, R (1, 10) OBP: 0.238, SLG: 0.333		6-3	F7		1B	1B		5-3		4	0	1	1	0	0	0					
Frank White, R (1, 4) OBP: 0.320, SLG: 0.400		E6	5-3		1B	1B		F7		4	1	1	1	0	0	0					
Steve Balboni, R (1, 3) OBP: 0.320, SLG: 0.522		L9			HR			F3		4	1	1	1	0	0	3					
Darryl Motley, R (1, 9) OBP: 0.357, SLG: 0.500		1B			6-3			F6		4	0	2	0	0	0	2					
Jim Sundberg, R (1, 2) OBP: 0.292, SLG: 0.227		1B			6-3			K		4	0	1	1	0	1	2					
Angel Salazar, R (1, 6) OBP: 0.176, SLG: 0.176		K			1-3			K		3	0	0	0	0	2	2					
Inning Stats	R: 0 E: 0 K: 0 S: 3	H: 0 LOB: 0 BB: 0 P: 3	R: 1 E: 1 K: 1 S: 8	H: 2 LOB: 2 BB: 0 P: 8	R: 2 E: 0 K: 0 S: 5	H: 2 LOB: 0 BB: 0 P: 5	R: 1 E: 0 K: 0 S: 4	H: 1 LOB: 0 BB: 0 P: 4	R: 3 E: 0 K: 1 S: 9	H: 4 LOB: 2 BB: 1 P: 13	R: 0 E: 0 K: 1 S: 5	H: 0 LOB: 0 BB: 0 P: 5	R: 0 E: 0 K: 0 S: 3	H: 0 LOB: 0 BB: 0 P: 3	R: 0 E: 0 K: 0 S: 3	H: 1 LOB: 0 BB: 0 P: 3		1B: 6 2B: 1 3B: 0 HR: 3	SF: 0 SAC: 0 DP: 0 HBP: 0	WP: 0 PB: 0 SB: 1 CS: 0	PA: 35
PITCHER	IP	WLS	BF	H	R	ER	SO	BB	IBB	HBP	BLK	WP	HR	S	P	ERA	WHIP				
Dave Stieb, R (1, 1) ERA: 10.8	4.0	L	20	7	6	5	1	0	0	0	0	0	3	22	22	11.25	1.750				
Dennis Lamp, R (5, 1) ERA: 2.05	4.0		15	3	1	1	2	0	1	0	0	0	0	18	22	2.25	0.750				

Batter	1	2	3	4	5	6	7	8	9	AB	R	H	RBI	BB	SO	LOB	TOP								
Rudy Law, L OBP: 0.429, SLG: 0.632 (1, 7)	F7		1B		F8		F7	1-2 2-H 1B		5	1	2	1	0	0	0	Kansas City Royals @ Boston Red Sox Fenway Park, Boston, MA Mon Apr 14 1986, 3:33 AM EST Att: 34,764 - Unknown								
Willie Wilson, S OBP: 0.200, SLG: 0.300 (1, 8)	4-3		2B		1B			1B	4-3	5	1	3	1	0	0	2									
George Brett, L OBP: 0.500, SLG: 0.818 (1, 5)	3-1		1B		G3			1B		3	1	1	0	2	0	1									
Hal McRae, R OBP: 0.200, SLG: 0.273 Dwight Taylor, L (8, PR)		5-3	FC6-4			6-3		FC6	FC4-6	4	0	0	1	0	0	2									
Frank White, R OBP: 0.333, SLG: 0.433 (1, 4)		1B	K2-3			4-3		1B	F5	5	2	2	1	0	1	1									
Steve Balboni, R OBP: 0.400, SLG: 0.556 (1, 3)		1B			5-3			1B	1B	4	1	3	1	1	0	0									
Darryl Motley, R OBP: 0.368, SLG: 0.474 (1, 9)		1B			F5			1B	1B	5	1	2	1	0	1	3									
Jim Sundberg, R OBP: 0.276, SLG: 0.222 (1, 2)		1B			K			1B	K	5	0	1	1	0	3	4									
Angel Salazar, R OBP: 0.150, SLG: 0.150 Jorge Orta, L OBP: 0.333, SLG: 0.667 Buddy Biancalana, S (8, 6)		F4			K			F3	K	3	0	0	0	0	0	2									
					F8			5-3	E6	1	0	0	0	0	0	2									
								F8	F8	3	0	0	0	0	0	2									
										1	0	0	0	0	0	1									
										1	0	0	0	0	0	2									
Inning Stats	R: 0 E: 0 K: 0 S: 3	H: 0 LOB: 0 BB: 0 P: 3	R: 1 E: 0 K: 0 S: 6	H: 3 LOB: 2 BB: 0 P: 6	R: 1 E: 0 K: 1 S: 6	H: 2 LOB: 1 BB: 1 P: 10	R: 0 E: 0 K: 2 S: 7	H: 0 LOB: 0 BB: 0 P: 7	R: 0 E: 0 K: 0 S: 4	H: 1 LOB: 1 BB: 0 P: 4	R: 0 E: 0 K: 0 S: 3	H: 0 LOB: 1 BB: 1 P: 7	R: 0 E: 0 K: 0 S: 3	H: 0 LOB: 0 BB: 0 P: 3	R: 6 E: 1 K: 1 S: 13	H: 6 LOB: 3 BB: 1 P: 17	R: 0 E: 0 K: 1 S: 7	H: 2 LOB: 2 BB: 0 P: 7	1B: 12 2B: 2 3B: 0 HR: 0	SF: 0 SAC: 0 DP: 0 HBP: 0	WP: 0 PB: 0 SB: 0 CS: 0	PA: 45			
PITCHER	IP	WLS	BF	H	R	ER	SO	BB	IBB	HBP	BLK	WP	HR	S	P	ERA	WHIP								
Oil Can Boyd, R ERA: 5.14 (1, 1)	7.0	L	32	9	7	7	3	2	0	0	0	0	0	36	44	9.00	1.571								
Bob Stanley, R ERA: 9.0 (8, 1)	0.1		5	3	1	0	1	0	0	0	0	0	0	7	7	0.00	9.000								
Steve Crawford, R ERA: (8, 1)	1.2		8	2	0	0	1	0	1	0	0	0	0	9	13	0.00	1.200								

Batter	1	2	3	4	5	6	7	8	9	AB	R	H	RBI	BB	SO	LOB	BOTTOM								
Dwight Evans, R OBP: 0.497, SLG: 0.552 (1, 9)	F9	1-3			F9		F3			4	0	0	0	0	0	3	Kansas City Royals @ Boston Red Sox Fenway Park, Boston, MA Mon Apr 14 1986, 3:33 AM EST Att: 34,764 - Unknown								
Wade Boggs, L OBP: 0.423, SLG: 0.516 (1, 5)	BB 1B		F8		FC4-5		L7			4	1	1	0	0	0	2									
Bill Buckner, L OBP: 0.265, SLG: 0.355 (1, 3)	E 1B 1-2 BB		L5		F3			G3-6-4 1B		3	0	1	0	1	0	1									
Jim Rice, R OBP: 0.281, SLG: 0.414 (1, 7)	F8		F8			1-3		G3-6-1 1B		4	0	0	0	0	0	3									
Don Baylor, R OBP: 0.267, SLG: 0.429 (1, 10)	E7 1-3 2-H 1B			F7				4-3		3	0	1	1	1	0	0									
Tony Armas, R OBP: 0.233, SLG: 0.267 (1, 8)	F9			6-3		F9			6-3	4	0	0	0	0	0	3									
Rich Gedman, L OBP: 0.269, SLG: 0.360 (1, 2)		L6		F8		F7			F4	4	0	0	0	0	0	1									
Marty Barrett, R OBP: 0.483, SLG: 0.680 (1, 4)						HR		FC1-8 BB	4-3	2	1	1	1	2	0	0									
Ed Romero, R OBP: 0.421, SLG: 0.438 (1, 6)		F7			F9		FC1-6			3	0	1	0	0	0	2									
										1	0	0	0	0	0	2									
Inning Stats	R: 1 E: 1 K: 0 S: 5	H: 2 LOB: 2 BB: 1 P: 9	R: 0 E: 0 K: 0 S: 3	H: 0 LOB: 1 BB: 1 P: 7	R: 0 E: 0 K: 0 S: 3	H: 0 LOB: 0 BB: 0 P: 3	R: 0 E: 0 K: 0 S: 3	H: 0 LOB: 1 BB: 1 P: 3	R: 0 E: 0 K: 0 S: 3	H: 0 LOB: 1 BB: 1 P: 7	R: 0 E: 0 K: 0 S: 3	H: 0 LOB: 0 BB: 0 P: 3	R: 0 E: 0 K: 0 S: 3	H: 0 LOB: 0 BB: 0 P: 3	R: 0 E: 0 K: 0 S: 3	H: 1 LOB: 0 BB: 0 P: 3	R: 0 E: 0 K: 0 S: 3	H: 0 LOB: 0 BB: 0 P: 3	1B: 3 2B: 1 3B: 0 HR: 1	SF: 0 SAC: 0 DP: 1 HBP: 0	WP: 0 PB: 0 SB: 0 CS: 0	PA: 35			
PITCHER	IP	WLS	BF	H	R	ER	SO	BB	IBB	HBP	BLK	WP	HR	S	P	ERA	WHIP								
Charlie Leibrandt, L ERA: 5.23 (1, 1)	7.0	W	29	4	2	2	0	4	0	0	0	0	0	25	41	2.57	1.143								
Dan Quisenberry, R ERA: (8, 1)	2.0		6	1	0	0	0	0	0	0	0	0	0	6	6	0.00	0.500								

Batter	1	2	3	4	5	6	7	8	9	AB	R	H	RBI	BB	SO	LOB	TOP								
Rudy Law, L OBP: 0.400, SLG: 0.565 (1, 7)	F8	FC4-6			1-3		FC4-6 1B			4	0	1	0	0	0	1									
Willie Wilson, S OBP: 0.235, SLG: 0.353 (1, 8)	FC4-6 1B		F8		FC4-6 2B		FC4-6 1-2			4	0	2	0	0	0	1									
George Brett, L OBP: 0.500, SLG: 0.750 (1, 5)	FC4-6 1-2			BB				3-1		2	0	0	0	2	0	1									
Hal McRae, R OBP: 0.207, SLG: 0.240 (1, 10)	FC6-4 1-2		F8		F9			6-3		3	0	0	0	1	0	3									
Frank White, R OBP: 0.294, SLG: 0.382 (1, 4)	FC6-4 1-2		F5			5-3		F5		4	0	0	0	0	0	3									
Steve Balboni, R OBP: 0.382, SLG: 0.613 (1, 3)					F6		1-3		6-3	4	1	1	1	0	0	0									
Darryl Motley, R OBP: 0.304, SLG: 0.391 (1, 9)			F5		1-3		K		2-3	4	0	0	0	0	1	0									
Jim Sundberg, R OBP: 0.273, SLG: 0.226 (1, 2)					5-3				F5 1B	4	0	1	0	0	0	0									
Angel Salazar, R OBP: 0.167, SLG: 0.130 (1, 6)							F6		F6	3	0	0	0	1	0	1									
Inning Stats	R: 0 E: 0 K: 0 S: 4	H: 1 LOB: 2 BB: 1 P: 8	R: 1 E: 0 K: 0 S: 4	H: 1 LOB: 1 BB: 1 P: 8	R: 0 E: 0 K: 0 S: 3	H: 0 LOB: 1 BB: 1 P: 7	R: 0 E: 0 K: 0 S: 3	H: 0 LOB: 0 BB: 0 P: 3	R: 0 E: 0 K: 1 S: 4	H: 1 LOB: 2 BB: 1 P: 8	R: 0 E: 0 K: 0 S: 5	H: 0 LOB: 0 BB: 0 P: 5	R: 0 E: 0 K: 0 S: 4	H: 1 LOB: 1 BB: 0 P: 4	R: 0 E: 0 K: 0 S: 3	H: 0 LOB: 0 BB: 0 P: 3	R: 0 E: 0 K: 0 S: 4	H: 1 LOB: 1 BB: 0 P: 4	1B: 3 2B: 1 3B: 0 HR: 1	SF: 0 SAC: 0 DP: 0 HBP: 0	WP: 0 PB: 0 SB: 0 CS: 0	PA: 36			
PITCHER Al Nipper, R ERA: 1.02 (1, 1)	IP: 9.0 WLS: L BF: 36	H: 5 R: 1 ER: 1 SO: 1	BB: 3 IBB: 1 HBP: 0 BLK: 0	WP: 0 HR: 1 S: 34 P: 50	ERA: 1.00 WHIP: 0.889																				

Kansas City Royals @ Boston Red Sox
Fenway Park, Boston, MA
Wed Apr 16 1986, 3:33 AM EST
Att: 11,164 - Unknown

AB 32
R 1
H 5
RBI 1
BB 4
SO 1
LOB 10



Batter	1	2	3	4	5	6	7	8	9	AB	R	H	RBI	BB	SO	LOB	BOTTOM								
Dwight Evans, R OBP: 0.410, SLG: 0.485 (1, 9)	F9		K			4-3			F9	4	0	0	0	0	1	0									
Wade Boggs, L OBP: 0.410, SLG: 0.471 (1, 5)	3-1			G5-4-3 BB		1-3			F7	3	0	0	0	1	0	0									
Bill Buckner, L OBP: 0.243, SLG: 0.324 (1, 3)	1-3			F2		4-3			F8	3	0	0	0	0	0	1									
Jim Rice, R OBP: 0.257, SLG: 0.375 (1, 7)		6-3		G5-4-3 1-2		F8			F4	3	0	0	0	0	0	1									
Don Baylor, R OBP: 0.273, SLG: 0.419 (1, 10)		F6				F4 1B			F4	3	0	1	0	0	0	0									
Tony Armas, R OBP: 0.242, SLG: 0.273 (1, 8)						K 1B			K	3	0	1	0	0	2	1									
Rich Gedman, L OBP: 0.241, SLG: 0.321 (1, 2)		6-3				K			F6	3	0	0	0	0	1	2									
Marty Barrett, R OBP: 0.438, SLG: 0.607 (1, 4)			6-3			4-3			1-3	3	0	0	0	0	0	1									
Ed Romero, R OBP: 0.381, SLG: 0.389 (1, 6)									K	2	0	0	0	0	1	0									
Steve Lyons, L (9, PH)			5-3						K	1	0	0	0	0	1	0									
Inning Stats	R: 0 E: 0 K: 0 S: 3	H: 0 LOB: 0 BB: 0 P: 3	R: 0 E: 0 K: 0 S: 4	H: 1 LOB: 0 BB: 0 P: 4	R: 0 E: 0 K: 1 S: 5	H: 0 LOB: 0 BB: 0 P: 5	R: 0 E: 0 K: 0 S: 2	H: 0 LOB: 0 BB: 1 P: 6	R: 0 E: 0 K: 2 S: 8	H: 1 LOB: 1 BB: 0 P: 8	R: 0 E: 0 K: 1 S: 5	H: 0 LOB: 0 BB: 0 P: 5	R: 0 E: 0 K: 0 S: 3	H: 0 LOB: 0 BB: 0 P: 3	R: 0 E: 0 K: 1 S: 5	H: 0 LOB: 0 BB: 0 P: 5	R: 0 E: 0 K: 1 S: 5	H: 0 LOB: 0 BB: 0 P: 5	1B: 2 2B: 0 3B: 0 HR: 0	SF: 0 SAC: 0 DP: 1 HBP: 0	WP: 0 PB: 0 SB: 0 CS: 0	PA: 29			
PITCHER Bret Saberhagen, R ERA: 2.45 (1, 1)	IP: 9.0 WLS: W BF: 29	H: 2 R: 0 ER: 0 SO: 6	BB: 1 IBB: 0 HBP: 0 BLK: 0	WP: 0 HR: 0 S: 40 P: 44	ERA: 0.00 WHIP: 0.333																				

Kansas City Royals @ Boston Red Sox
Fenway Park, Boston, MA
Wed Apr 16 1986, 3:33 AM EST
Att: 11,164 - Unknown

AB 28
R 0
H 2
RBI 0
BB 1
SO 6
LOB 6



Batter	1	2	3	4	5	6	7	8	9	AB	R	H	RBI	BB	SO	LOB	TOP			
Rudy Law, L OBP: 0.414, SLG: 0.577 (1, 7)	4-0 CS BB		3-1			1B E 2B	F8			3	1	1	0	1	0	1				
Willie Wilson, S OBP: 0.211, SLG: 0.316 (1, 8)	0-0 G3 1-2					K		F6		4	0	0	0	0	1	2				
George Brett, L OBP: 0.526, SLG: 0.769 (1, 5)	0-0 2B			4-0 5-3 BB		E BB		K		2	0	1	0	2	1	0				
Hal McRae, R OBP: 0.212, SLG: 0.241 (1, 10)	0-0 6-3			0-0 5-3		E6 1B		K		3	4	0	1	0	0	1	2			
Frank White, R OBP: 0.263, SLG: 0.342 (1, 4)		0-3 K		0-0 F9		K		F8		1	4	0	0	0	0	2	3			
Steve Balboni, R OBP: 0.398, SLG: 0.657 (1, 3)		0-3 K			0-0 5-3			F3		2	4	1	1	1	0	1	0			
Darryl Motley, R OBP: 0.299, SLG: 0.333 (1, 9)		0-0 6-3			0-0 6-3		HR K	F8		3	4	0	0	0	0	1	0			
Jim Sundberg, R OBP: 0.250, SLG: 0.206 (1, 2)			0-0 F6		0-0 4-3			F8		2	3	0	0	0	0	0	0			
Angel Salazar, R OBP: 0.185, SLG: 0.154 (1, 6)			0-0 G3			4-3		1B		1	3	0	1	0	0	0	0			
Inning Stats	R: 0 E: 0 K: 0 S: 3	H: 1 LOB: 1 BB: 1 P: 7	R: 0 E: 0 K: 2 S: 7	H: 0 LOB: 0 BB: 0 P: 7	R: 0 E: 0 K: 0 S: 3	H: 0 LOB: 0 BB: 0 P: 3	R: 0 E: 0 K: 0 S: 3	H: 0 LOB: 1 BB: 1 P: 7	R: 0 E: 0 K: 0 S: 3	H: 0 LOB: 0 BB: 0 P: 3	R: 1 E: 1 K: 2 S: 9	H: 2 LOB: 2 BB: 1 P: 13	R: 1 E: 0 K: 1 S: 7	H: 2 LOB: 1 BB: 0 P: 7	R: 0 E: 0 K: 0 S: 3	H: 0 LOB: 0 BB: 0 P: 3	1B: 2 2B: 2 3B: 0 HR: 1	SF: 0 SAC: 0 DP: 0 HBP: 0	WP: 0 PB: 0 SB: 0 CS: 1	PA: 34
PITCHER Roger Clemens, R ERA: 1.02 (1, 1)	IP: 9.0 WLS: W BF: 34 H: 5 R: 2 ER: 1 SO: 7 BB: 3 IBB: 0 HBP: 0 BLK: 0 WP: 0 HR: 1 S: 45 P: 57 ERA: 1.00 WHIP: 0.889																			

Kansas City Royals @ Boston Red Sox
Fenway Park, Boston, MA
Thu Apr 17 1986, 3:33 AM EST
Att: 10,583 - Unknown

AB 31
R 2
H 5
RBI 1
BB 3
SO 7
LOB 8



Batter	1	2	3	4	5	6	7	8	9	AB	R	H	RBI	BB	SO	LOB	BOTTOM			
Dwight Evans, R OBP: 0.442, SLG: 0.514 (1, 9)	1-0 G1-4-3 HBP		0-0 2H 2B			F3		2B HR BB		2	1	1	1	1	0	0				
Wade Boggs, L OBP: 0.395, SLG: 0.432 (1, 5)	0-0 G1-4-3 1-2		4-0 BB		4-3			F7		2	3	0	0	0	1	0	2			
Bill Buckner, L OBP: 0.244, SLG: 0.342 (1, 3)	0-0 5-3		0-0 4-3			F7		HR 2B		1	4	1	1	0	0	0	2			
Jim Rice, R OBP: 0.256, SLG: 0.343 (1, 7)		0-0 4-3		0-0 4-3		F8		HR BB		2	3	1	0	0	1	0	0			
Glenn Hoffman, R OBP: 0.222, SLG: 0.143 (9, 6)								HR BB		0	0	0	0	0	0	0	0			
Don Baylor, R OBP: 0.270, SLG: 0.486 (1, 10)		0-3 K		0-0 6-3		1-3		HR		3	4	1	1	4	0	1	0			
Tony Armas, R OBP: 0.270, SLG: 0.257 (1, 8) (9, 7)		0-0 1-3		4-0 2B BB		K		HBP		3	2	1	0	0	1	1	0			
Rich Gedman, L OBP: 0.242, SLG: 0.344 (1, 2)			0-0 G3		0-0 1-H 2B			F9		3	4	0	1	1	0	0	1			
Marty Barrett, R OBP: 0.429, SLG: 0.613 (1, 4)			0-0 2B 2B		1-3					3	3	1	1	0	0	0	1			
Ed Romero, R OBP: 0.348, SLG: 0.350 (1, 6)			0-0 F8					1-3		1	2	0	0	0	0	0	1			
Steve Lyons, L (8, PH) (9, 8)										0	1	0	0	0	0	0	0			
Inning Stats	R: 0 E: 0 K: 0 S: 2	H: 0 LOB: 0 BB: 0 P: 3	R: 0 E: 0 K: 1 S: 5	H: 0 LOB: 0 BB: 0 P: 5	R: 1 E: 0 K: 0 S: 5	H: 2 LOB: 2 BB: 1 P: 9	R: 1 E: 0 K: 0 S: 4	H: 1 LOB: 1 BB: 1 P: 8	R: 0 E: 0 K: 0 S: 3	H: 0 LOB: 0 BB: 0 P: 3	R: 0 E: 0 K: 0 S: 3	H: 0 LOB: 0 BB: 0 P: 3	R: 0 E: 0 K: 1 S: 5	H: 0 LOB: 0 BB: 0 P: 5	R: 4 E: 0 K: 0 S: 5	H: 2 LOB: 1 BB: 2 P: 14	1B: 0 2B: 4 3B: 0 HR: 1	SF: 0 SAC: 0 DP: 1 HBP: 2	WP: 0 PB: 0 SB: 0 CS: 0	PA: 34
PITCHER Mark Gubicza, R ERA: 7.15 (1, 1)	IP: 7.2 WLS: L BF: 30 H: 4 R: 4 ER: 4 SO: 2 BB: 3 IBB: 0 HBP: 1 BLK: 0 WP: 0 HR: 0 S: 30 P: 43 ERA: 4.70 WHIP: 0.913																			
Steve Farr, R ERA: 2.0 (8, 1)	IP: 0.1 WLS: L BF: 4 H: 1 R: 2 ER: 2 SO: 0 BB: 1 IBB: 0 HBP: 1 BLK: 0 WP: 0 HR: 1 S: 2 P: 7 ERA: 54.00 WHIP: 6.000																			

Kansas City Royals @ Boston Red Sox
Fenway Park, Boston, MA
Thu Apr 17 1986, 3:33 AM EST
Att: 10,583 - Unknown

AB 28
R 6
H 5
RBI 6
BB 4
SO 2
LOB 7



Batter	1	2	3	4	5	6	7	8	9	AB	R	H	RBI	BB	SO	LOB	TOP				
Rudy Law, L OBP: 0.394, SLG: 0.567 (1, 7)	F8			SH1-3		F7		FC6-4		4	0	1	2	0	0	2	Kansas City Royals @ Toronto Blue Jays Exhibition Stadium, Toronto, ON Fri Apr 18 1986, 6:05 PM EST Att: 21,224 - Unknown livebaseballscorecards.com				
Willie Wilson, S OBP: 0.299, SLG: 0.293 (1, 8)	5-3 BB HBP	4-3		SF8		1-3			4-3	3	0	0	1	0	0	2					
George Brett, L OBP: 0.535, SLG: 0.714 (1, 5)	5-3 BB			2B BB			4-3		F7	2	1	0	0	3	0	0					
Frank White, R OBP: 0.256, SLG: 0.349 (1, 4)	5-3			F4			F7		6-3	5	1	1	1	0	0	3					
Steve Balboni, R OBP: 0.357, SLG: 0.615 (1, 3)	L6			1B			K			4	0	1	0	0	2	2					
Hal McRae, R OBP: 0.216, SLG: 0.250 (1, 10)		E 2B		SF9			6-3		6-3	3	1	1	1	0	0	0					
Darryl Motley, R OBP: 0.298, SLG: 0.323 (1, 9)		K 1B		F9			F6		1B E 1B	4	1	1	0	0	1	2					
Jim Sundberg, R OBP: 0.250, SLG: 0.211 (1, 2)		L4		F9			5-3		E4 E 1B	4	0	1	0	0	0	2					
Angel Salazar, R OBP: 0.226, SLG: 0.207 (1, 6)	E5 2B			SH1-3 SF8 2B			WP BB		E4 FC6-4	3	2	1	0	1	0	2					
Inning Stats	R: 0 E: 0 K: 0 S: 3	H: 0 LOB: 2 BB: 1 P: 8	R: 2 E: 1 K: 1 S: 8	H: 2 LOB: 1 BB: 0 P: 8	R: 2 E: 0 K: 0 S: 5	H: 2 LOB: 1 BB: 1 P: 9	R: 1 E: 0 K: 0 S: 4	H: 1 LOB: 1 BB: 1 P: 8	R: 0 E: 0 K: 1 S: 5	H: 0 LOB: 1 BB: 1 P: 5	R: 0 E: 0 K: 1 S: 5	H: 0 LOB: 0 BB: 0 P: 5	R: 0 E: 1 K: 0 S: 5	H: 2 LOB: 1 BB: 0 P: 5	R: 0 E: 0 K: 0 S: 3	H: 0 LOB: 0 BB: 0 P: 3	1B: 4 2B: 3 3B: 0 HR: 0	SF: 2 SAC: 1 DP: 0 HBP: 1	WP: 1 PB: 0 SB: 0 CS: 0	PA: 40	
PITCHER	IP	WLS	BF	H	R	ER	SO	BB	IBB	HBP	BLK	WP	HR	S	P	ERA	WHIP				
Dave Stieb, R ERA: 7.47 (1, 1)	7.1	L	35	7	6	3	3	4	0	1	0	1	0	36	53	3.68	1.500				
Dennis Lamp, R ERA: 2.53 (8, 1)	1.2	S	5	0	0	0	0	0	0	0	0	0	0	5	5	0.00	0.000				

Batter	1	2	3	4	5	6	7	8	9	AB	R	H	RBI	BB	SO	LOB	BOTTOM				
Lloyd Moseby, L OBP: 0.333, SLG: 0.405 (1, 8)	4-3			E4 1B		K		4-3		4	1	0	0	0	1	3	Kansas City Royals @ Toronto Blue Jays Exhibition Stadium, Toronto, ON Fri Apr 18 1986, 6:05 PM EST Att: 21,224 - Unknown livebaseballscorecards.com				
Tony Fernandez, S OBP: 0.279, SLG: 0.268 (1, 6)	L4-3 1B			E3 1B		4-3			BB 1B	4	1	2	0	0	0	3					
Rance Mulliniks, L OBP: 0.469, SLG: 0.417 (1, 5)	L4-3			1-3 2-H 3-H 1B			6-3		G6-4-3 1B BB	3	1	1	2	1	0	1					
Willie Upshaw, L OBP: 0.405, SLG: 0.500 (1, 3)		G3		1-3			FC5-4 1B		G6-4-3 1B	4	0	2	1	0	0	1					
George Bell, R OBP: 0.310, SLG: 0.561 (1, 7)		1B		4-3			FC5-4		G6-4-3	4	0	1	0	0	0	2					
Jesse Barfield, R OBP: 0.288, SLG: 0.270 (1, 9)		F9		K			K		4-3	4	0	0	0	0	2	2					
Cliff Johnson, R OBP: 0.429, SLG: 0.500 (1, 10)		K		F8			1B		K	4	0	1	0	0	2	1					
Garth Iorg, R OBP: 0.357, SLG: 0.357 (1, 4)				E1 1B			F5 1B		K	4	1	1	0	0	1	1					
Buck Martinez, R OBP: 0.238, SLG: 0.167 (1, 2)				K			F6		6-3	2	0	0	0	0	1	2					
Rick Leach, L OBP: 0.400, SLG: 0.400 (7, PH)							F4			1	0	0	0	0	0	1					
Jeff Hearnon, R (8, 2)										0	0	0	0	0	0	0					
Cecil Fielder, R OBP: 0.120, SLG: 0.280 (8, PH)										1	0	0	0	0	0	0					
Inning Stats	R: 0 E: 0 K: 0 S: 3	H: 1 LOB: 0 BB: 0 P: 3	R: 0 E: 0 K: 1 S: 6	H: 1 LOB: 1 BB: 0 P: 6	R: 2 E: 3 K: 1 S: 8	H: 1 LOB: 1 BB: 0 P: 8	R: 0 E: 0 K: 1 S: 5	H: 0 LOB: 0 BB: 0 P: 5	R: 0 E: 0 K: 1 S: 6	H: 1 LOB: 1 BB: 0 P: 6	R: 0 E: 0 K: 1 S: 4	H: 1 LOB: 0 BB: 0 P: 4	R: 2 E: 1 K: 0 S: 4	H: 2 LOB: 0 BB: 1 P: 8	R: 0 E: 0 K: 2 S: 7	H: 0 LOB: 0 BB: 0 P: 7	1B: 8 2B: 1 3B: 0 HR: 0	SF: 0 SAC: 0 DP: 2 HBP: 0	WP: 0 PB: 0 SB: 0 CS: 0	PA: 36	
PITCHER	IP	WLS	BF	H	R	ER	SO	BB	IBB	HBP	BLK	WP	HR	S	P	ERA	WHIP				
Dennis Leonard, R ERA: 0.56 (1, 1)	7.0	W	30	7	4	1	5	1	0	0	0	0	0	39	43	1.29	1.143				
Dan Quisenberry, R ERA: (8, 1)	2.0	S	6	1	0	0	2	0	0	0	0	0	0	10	10	0.00	0.500				

Batter	1	2	3	4	5	6	7	8	9	AB	R	H	RBI	BB	SO	LOB	TOP										
Rudy Law, L OBP: 0.419, SLG: 0.579 (1, 7)	0-0 3-1 S 1B	0-0 1-3 3-H 2B			4-0 S BB		0-0 F8		0-0 6-3	4	0	2	1	1	0	1											
Willie Wilson, S OBP: 0.205, SLG: 0.275 (1, 8)	0-0 F8	0-0 F8			0-0 F8		0-0 F8		0-0 F9	5	1	1	1	1	0	0	4										
George Brett, L OBP: 0.547, SLG: 0.625 (1, 5)	0-0 3-1				4-0 FC6-4 IBB		4-0 HR		4-0 1B	2	1	0	0	3	0	1											
Frank White, R OBP: 0.283, SLG: 0.434 (1, 4)	0-0 G1				0-0 FC6-4		0-0 HR		0-0 1B	5	1	2	3	0	0	3											
Steve Balboni, R OBP: 0.333, SLG: 0.542 (1, 3)		0-0 2B SF8 1B			0-3 K		0-0 K		0-3 K	5	1	2	0	0	3	2											
Hal McRae, R OBP: 0.220, SLG: 0.278 (1, 10)		0-0 1B 1-3 2B			0-0 F9		0-0 4-3		0-0 4-3	4	1	1	0	0	0	1											
Darryl Motley, R OBP: 0.231, SLG: 0.359 (1, 9)		0-0 F8			0-0 6-3		0-0 6-3		0-3 K	4	0	0	0	0	1	2											
Jamie Quirk, L OBP: 0.167, SLG: 0.200 (1, 2)		0-0 SF8			0-0 4-3		0-0 SH1-3 1B		0-0 G3	3	1	1	1	0	0	0											
Buddy Biancalana, S OBP: 0.250, SLG: 0.250 (1, 6)		0-0 2B 2-3 1B			0-0 6-3		0-0 SH1-3		0-0 F7	3	0	1	0	0	0	0											
Inning Stats	R: 0 E: 0 K: 0 S: 4	H: 1 LOB: 1 BB: 0 P: 4	R: 2 E: 0 K: 0 S: 7	H: 4 LOB: 2 BB: 0 P: 7	R: 0 E: 0 K: 1 S: 5	H: 0 LOB: 0 BB: 0 P: 5	R: 0 E: 0 K: 0 S: 3	H: 0 LOB: 0 BB: 0 P: 3	R: 0 E: 0 K: 1 S: 5	H: 0 LOB: 0 BB: 0 P: 5	R: 4 E: 0 K: 0 S: 7	H: 4 LOB: 1 BB: 1 P: 11	R: 0 E: 0 K: 1 S: 5	H: 0 LOB: 0 BB: 0 P: 5	R: 0 E: 0 K: 1 S: 6	H: 1 LOB: 2 BB: 1 P: 10	1B: 7 2B: 2 3B: 0 HR: 1	SF: 1 SAC: 1 DP: 0 HBP: 0	WP: 0 PB: 0 SB: 2 CS: 0	PA: 41							
PITCHER	IP	WLS	BF	H	R	ER	SO	BB	IBB	HBP	BLK	WP	HR	S	P	ERA	WHIP										
Jim Acker, R ERA: 2.13 (1, 1)	5.0		22	5	2	2	1	1	1	0	0	0	0	22	30	3.60	1.200										
Dennis Lamp, R ERA: 4.97 (6, 1)	2.0	L	11	4	4	4	1	0	1	0	0	0	1	12	16	18.00	2.000										
Don Gordon, R ERA: 2.7 (8, 1)	2.0		8	1	0	0	2	1	0	0	0	0	0	11	15	0.00	1.000										

Kansas City Royals @ Toronto Blue Jays
Exhibition Stadium, Toronto, ON
Sun Apr 20 1986, 3:33 AM EST
Att: 38,141 - Unknown

AB	35
R	6
H	10
RBI	6
BB	4
SO	4
LOB	14



Batter	1	2	3	4	5	6	7	8	9	AB	R	H	RBI	BB	SO	LOB	BOTTOM										
Lloyd Moseby, L OBP: 0.364, SLG: 0.538 (1, 8)	0-0 HR	0-0 1B			0-0 F8		0-3 K		0-0 3-1	5	1	2	1	0	1	0											
Tony Fernandez, S OBP: 0.283, SLG: 0.260 (1, 6)	0-3 K	0-0 G1-6-3			4-0 BB		0-0 6-3		0-0 L6-3 1B	4	0	1	0	1	1	1											
Cliff Johnson, R OBP: 0.409, SLG: 0.474 (1, 10)	0-0 1B 1B 2B				4-0 1-2 BB		0-0 K		0-0 L6-3	4	1	1	0	1	0	1											
Jesse Barfield, R OBP: 0.306, SLG: 0.318 (1, 9)	0-0 1B 2-3 1B				0-3 K		0-0 K		4-0 1B 1B BB	3	1	1	0	1	2	3											
Willie Upshaw, L OBP: 0.420, SLG: 0.476 (1, 3)	0-0 1-2 3-H 1B				0-0 G3		0-3 K		0-0 1B 1B	4	1	2	1	0	1	3											
Garth Iorg, R OBP: 0.286, SLG: 0.286 (1, 4)	0-3 K				0-0 F6		0-0 F6		0-0 1B 1B	3	0	0	0	0	1	3											
George Bell, R OBP: 0.326, SLG: 0.571 (8, PH)									0-0 1B 1B	1	0	1	0	0	0	0											
Damaso Garcia, R OBP: 0.233, SLG: 0.241 (8, PR)									1-2 2-3 1B	0	0	0	0	0	0	0											
Buck Martinez, R OBP: 0.238, SLG: 0.167 (9, 2)									0-0 1B 1B	0	0	0	0	0	0	0											
Kelly Gruber, R OBP: 0.273, SLG: 0.545 (1, 5)	0-0 3-1				0-0 CS 1B		0-0 G1-6-3 1B		0-0 L6	3	0	2	0	0	0	2											
Rance Mulliniks, L OBP: 0.429, SLG: 0.370 (8, PH) (9, 4)									0-0 L6	1	0	0	0	0	0	3											
Rick Leach, L OBP: 0.385, SLG: 0.385 (1, 7)		0-0 4-3			0-0 F7		0-0 G1-6-3		0-0 1B	4	0	1	2	0	0	2											
Jeff Hearnon, R OBP: 0.364, SLG: 0.222 (1, 2)		0-3 K			0-0 6-3		0-0 F4		0-3 1B	3	0	0	0	0	1	1											
Cecil Fielder, R OBP: 0.115, SLG: 0.269 (8, PH) (9, 5)					1-2 K				0-3 K	1	0	0	0	0	1	2											
Inning Stats	R: 2 E: 0 K: 2 S: 11	H: 4 LOB: 2 BB: 0 P: 11	R: 0 E: 0 K: 1 S: 6	H: 1 LOB: 1 BB: 0 P: 6	R: 0 E: 1 K: 1 S: 6	H: 0 LOB: 0 BB: 0 P: 6	R: 0 E: 0 K: 0 S: 3	H: 1 LOB: 0 BB: 0 P: 3	R: 0 E: 0 K: 2 S: 7	H: 0 LOB: 2 BB: 2 P: 15	R: 0 E: 0 K: 0 S: 3	H: 1 LOB: 0 BB: 0 P: 3	R: 0 E: 0 K: 1 S: 5	H: 0 LOB: 0 BB: 0 P: 5	R: 2 E: 0 K: 1 S: 8	H: 3 LOB: 2 BB: 1 P: 12	R: 0 E: 0 K: 0 S: 3	H: 1 LOB: 0 BB: 0 P: 3	1B: 9 2B: 2 3B: 0 HR: 1	SF: 0 SAC: 0 DP: 2 HBP: 0	WP: 0 PB: 0 SB: 0 CS: 1	PA: 39					
PITCHER	IP	WLS	BF	H	R	ER	SO	BB	IBB	HBP	BLK	WP	HR	S	P	ERA	WHIP										
Charlie Leibrandt, L ERA: 5.09 (1, 1)	7.1	W	32	8	4	4	7	3	0	0	0	0	0	43	55	4.91	1.500										
Dan Quisenberry, R ERA: (8, 1)	1.2	S	7	3	0	0	1	0	0	0	0	0	0	9	9	0.00	1.800										

Kansas City Royals @ Toronto Blue Jays
Exhibition Stadium, Toronto, ON
Sun Apr 20 1986, 3:33 AM EST
Att: 38,141 - Unknown

AB	36
R	4
H	11
RBI	4
BB	3
SO	8
LOB	21



Batter	1	2	3	4	5	6	7	8	9	AB	R	H	RBI	BB	SO	LOB	TOP					
Rickey Henderson, R OBP: 0.386, SLG: 0.348 (1, 8)	0-0 6-3 4-3 1B		0-0 2B S 2B 1B		0-0 FC1-4-3 2B	4-0 CS 1B BB		4-0 2B IBB		3	2	3	0	2	0	0						
Ken Griffey, L OBP: 0.425, SLG: 0.457 (1, 7)	0-0 4-3 1-2		0-0 2B 2B		0-0 FC1-6-5 2B	0-0 1-3 1B		0-3 K		5	2	2	1	0	1	4						
Don Mattingly, L OBP: 0.364, SLG: 0.360 (1, 3)	0-0 6-3 2-3		0-0 4-3 2B		0-0 4-3 1B 2B	0-0 F8		0-0 2B		5	1	3	5	0	0	3						
Ron Hassey, L OBP: 0.412, SLG: 0.429 (1, 2)	0-0 L5		0-0 4-3		0-3 K		4-0 4-3 PB BB	0-0 4-3		4	0	0	0	1	1	4						
Dave Winfield, R OBP: 0.370, SLG: 0.467 (1, 9)		4-0 PB 4-3 BB	0-0 6-3		0-0 2H E 1B		0-0 L3		0-0 1B 1B	4	1	2	1	1	0	2						
Mike Easter, L OBP: 0.263, SLG: 0.324 (1, 10)	0-0 4-3 1-2			0-0 S 1B	0-0 E4		0-0 4-3		0-0 4-3 1B	5	0	2	0	0	0	2						
Mike Pagliarulo, L OBP: 0.308, SLG: 0.406 (1, 5)	0-0 F4		0-0 F7		0-3 K		0-0 F9		0-0 4-3	5	0	0	0	0	1	5						
Willie Randolph, R OBP: 0.400, SLG: 0.388 (1, 4)	0-0 6-3		0-0 E5 G4-6-3		0-0 E S 1B 1B		4-0 SH5-3 BB		4-0 BB	3	2	1	0	2	0	2						
Bobby Meacham, S OBP: 0.310, SLG: 0.263 (1, 6)			0-3 K		0-0 G4-6-3		0-0 F8		0-0 SH5-3 5-3	4	0	0	0	0	1	5						
Inning Stats	R: 0 E: 0 K: 0 S: 4	H: 1 LOB: 1 BB: 0 P: 4	R: 0 E: 0 K: 0 S: 3	H: 0 LOB: 1 BB: 1 P: 7	R: 2 E: 0 K: 1 S: 8	H: 3 LOB: 1 BB: 0 P: 8	R: 0 E: 1 K: 0 S: 4	H: 1 LOB: 1 BB: 0 P: 4	R: 3 E: 0 K: 2 S: 11	H: 3 LOB: 1 BB: 0 P: 11	R: 1 E: 0 K: 0 S: 4	H: 2 LOB: 1 BB: 1 P: 8	R: 0 E: 0 K: 0 S: 3	H: 0 LOB: 1 BB: 1 P: 7	R: 2 E: 0 K: 1 S: 6	H: 1 LOB: 1 BB: 2 P: 14	R: 0 E: 0 K: 0 S: 4	H: 2 LOB: 2 BB: 1 P: 8	1B: 8 2B: 5 3B: 0 HR: 0	SF: 0 SAC: 1 DP: 1 HBP: 0	WP: 0 PB: 2 SB: 4 CS: 1	PA: 45
PITCHER	IP WLS BF H R ER SO BB IBB HBP BLK WP HR S P ERA WHIP	PITCHER																				
Bret Saberhagen, R ERA: 3.72 (1, 1)	4.2 L 23 8 5 4 2 1 0 0 0 0 0 26 30 7.71 1.929																					
Steve Farr, R ERA: 1.59 (5, 1)	2.1 11 2 1 0 1 2 0 0 0 0 0 11 19 0.00 1.714																					
Danny Jackson, L ERA: 9.0 (8, 1)	2.0 11 3 2 2 1 2 1 0 0 0 0 10 22 9.00 2.500																					

New York Yankees @ Kansas City Royals
Royals Stadium, Kansas City, MO
Mon Apr 21 1986, 7:05 PM EST
Att: 30,569 - Unknown

AB 38
R 8
H 13
RBI 7
BB 6
SO 4
LOB 27



Batter	1	2	3	4	5	6	7	8	9	AB	R	H	RBI	BB	SO	LOB	BOTTOM			
Rudy Law, L OBP: 0.417, SLG: 0.537 (1, 7)	0-0 5-3		4-0 4-3 SH1-3 BB		0-0 5-3		4-0 1-2 2-3 BB		0-0 F8	3	0	0	0	2	0	0				
Willie Wilson, S OBP: 0.211, SLG: 0.273 (1, 8)	0-0 3B 1B		0-0 SH1-3		0-0 L3		0-0 F3		0-3 K	4	1	1	0	0	1	3				
George Brett, L OBP: 0.561, SLG: 0.686 (1, 5)	0-0 1H SF8 3B		0-0 4-3		0-0 1B		4-0 1B BB		0-0 2B BB	3	2	2	1	1	0	1				
Frank White, R OBP: 0.281, SLG: 0.429 (1, 4)	0-0 SF8		0-0 F8		0-3 K		0-0 2B 1B		0-0 2B 1B	3	1	1	1	0	1	2				
Steve Balboni, R OBP: 0.327, SLG: 0.510 (1, 3)	4-0 BB		0-0 F4		0-0 6-3		0-3 K		0-0 K	3	0	0	0	1	1	3				
Hal McRae, R OBP: 0.244, SLG: 0.325 (1, 10)	0-0 F9		0-3 K		0-0 BB 1B		0-0 BB 1B		0-0 1H 2H 2B	4	0	2	2	0	1	1				
Darryl Motley, R OBP: 0.209, SLG: 0.326 (1, 9)		0-0 F4		0-0 F9		0-0 F4		0-0 F4		4	0	0	0	0	0	2				
Jim Sundberg, R OBP: 0.229, SLG: 0.178 (1, 2)		0-0 5-3		0-0 5-3		0-0 F9		0-0 6-3		4	0	0	0	0	0	2				
Buddy Biancalana, S OBP: 0.167, SLG: 0.167 (1, 6)		0-3 K		0-0 4-3		0-0 BB 1B		0-3 K		2	0	0	0	0	1	0				
Jorge Orta, L OBP: 0.375, SLG: 0.429 (7, PH)										1	0	1	0	0	0	0				
Angel Salazar, R OBP: 0.212, SLG: 0.194 (8, 6)										0	0	0	0	0	0	0				
Jamie Quirk, L OBP: 0.143, SLG: 0.167 (9, PH)										1	0	0	0	0	1	0				
Inning Stats	R: 2 E: 0 K: 0 S: 5	H: 2 LOB: 1 BB: 1 P: 9	R: 0 E: 0 K: 1 S: 5	H: 0 LOB: 0 BB: 0 P: 5	R: 0 E: 0 K: 1 S: 5	H: 0 LOB: 0 BB: 1 P: 7	R: 0 E: 0 K: 1 S: 5	H: 0 LOB: 0 BB: 0 P: 5	R: 0 E: 0 K: 1 S: 6	H: 1 LOB: 1 BB: 0 P: 6	R: 0 E: 0 K: 0 S: 5	H: 2 LOB: 2 BB: 1 P: 9	R: 2 E: 0 K: 1 S: 7	H: 2 LOB: 1 BB: 1 P: 11	R: 0 E: 0 K: 2 S: 7	H: 0 LOB: 0 BB: 0 P: 7	1B: 5 2B: 1 3B: 1 HR: 0	SF: 1 SAC: 1 DP: 0 HBP: 0	WP: 0 PB: 0 SB: 0 CS: 0	PA: 38
PITCHER	IP WLS BF H R ER SO BB IBB HBP BLK WP HR S P ERA WHIP	PITCHER																		
Ed Whitson, R ERA: 4.91 (1, 1)	6.2 W 28 5 2 2 3 3 0 0 0 0 0 31 43 2.70 1.200																			
Rod Seery, L ERA: 5.4 (7, 1)	0.2 5 2 2 2 1 1 0 0 0 0 0 6 10 27.00 4.500																			
Brian Fisher, R ERA: 3.72 (8, 1)	1.2 5 0 0 0 2 0 0 0 0 0 0 9 9 0.00 0.000																			

New York Yankees @ Kansas City Royals
Royals Stadium, Kansas City, MO
Mon Apr 21 1986, 7:05 PM EST
Att: 30,569 - Unknown

AB 32
R 4
H 7
RBI 4
BB 4
SO 6
LOB 14



Batter	1	2	3	4	5	6	7	8	9	AB	R	H	RBI	BB	SO	LOB	TOP				
Rickey Henderson, R OBP: 0.388, SLG: 0.382 (1, 8)	4-3	5-3		G4-6-3 1-2 1B		1-3		E S BB		4	0	1	0	1	0	4					
Ken Griffey, L OBP: 0.400, SLG: 0.432 (1, 7)	4-3 1B		E 1B	G4-6-3 1-2			BB 1B	4-3		5	1	3	0	0	0	3					
Don Mattingly, L OBP: 0.375, SLG: 0.362 (1, 3)	4-3		E1 1B		4-3		BB 1B	4-3		5	1	1	0	0	0	1					
Ron Hassey, L OBP: 0.385, SLG: 0.333 (1, 2)	BB		1B		F7		F2	F7		4	0	1	1	1	0	2					
Dave Winfield, R OBP: 0.349, SLG: 0.426 (1, 9)	K		L7		F7		K	BB 1B		5	0	1	0	0	2	5					
Mike Easter, L OBP: 0.273, SLG: 0.310 Gary Roenicke, R OBP: 0.375, SLG: 0.091 (7, PH)		1B CS 1B	F8		6-3		1-2 2-3 BB	1-2 BB		3	0	1	0	0	0	1					
Mike Pagliarulo, L OBP: 0.292, SLG: 0.400 (1, 5)		E CS 1B	K		G3		F7	F5		5	0	1	0	0	1	6					
Willie Randolph, R OBP: 0.397, SLG: 0.386 (1, 4)		K		L8		1B 1B		4-3		4	0	1	0	0	1	2					
Bobby Meacham, S OBP: 0.320, SLG: 0.267 (1, 6)		E1 1B		1B BB		1-2 1B		5-3		3	0	2	0	1	0	0					
Inning Stats	R: 0 E: 0 K: 1 S: 6	H: 1 LOB: 2 BB: 1 P: 10	R: 0 E: 1 K: 1 S: 7	H: 3 LOB: 2 BB: 0 P: 7	R: 2 E: 1 K: 1 S: 8	H: 2 LOB: 1 BB: 0 P: 8	R: 0 E: 0 K: 0 S: 3	H: 1 LOB: 0 BB: 1 P: 7	R: 0 E: 0 K: 0 S: 5	H: 2 LOB: 3 BB: 0 P: 5	R: 0 E: 0 K: 1 S: 7	H: 2 LOB: 3 BB: 1 P: 11	R: 0 E: 0 K: 0 S: 3	H: 0 LOB: 1 BB: 1 P: 7	R: 0 E: 0 K: 0 S: 4	H: 1 LOB: 2 BB: 1 P: 8	1B: 12 2B: 0 3B: 0 HR: 0	SF: 0 SAC: 0 DP: 1 HBP: 0	WP: 0 PB: 0 CS: 1	PA: 43	
PITCHER	IP WLS BF H R ER SO BB IBB HBP BLK WP HR S P ERA WHIP	IP WLS BF H R ER SO BB IBB HBP BLK WP HR S P ERA WHIP	IP WLS BF H R ER SO BB IBB HBP BLK WP HR S P ERA WHIP	IP WLS BF H R ER SO BB IBB HBP BLK WP HR S P ERA WHIP	IP WLS BF H R ER SO BB IBB HBP BLK WP HR S P ERA WHIP	IP WLS BF H R ER SO BB IBB HBP BLK WP HR S P ERA WHIP	IP WLS BF H R ER SO BB IBB HBP BLK WP HR S P ERA WHIP	IP WLS BF H R ER SO BB IBB HBP BLK WP HR S P ERA WHIP	IP WLS BF H R ER SO BB IBB HBP BLK WP HR S P ERA WHIP	IP WLS BF H R ER SO BB IBB HBP BLK WP HR S P ERA WHIP	IP WLS BF H R ER SO BB IBB HBP BLK WP HR S P ERA WHIP	IP WLS BF H R ER SO BB IBB HBP BLK WP HR S P ERA WHIP	IP WLS BF H R ER SO BB IBB HBP BLK WP HR S P ERA WHIP	IP WLS BF H R ER SO BB IBB HBP BLK WP HR S P ERA WHIP	IP WLS BF H R ER SO BB IBB HBP BLK WP HR S P ERA WHIP	IP WLS BF H R ER SO BB IBB HBP BLK WP HR S P ERA WHIP	IP WLS BF H R ER SO BB IBB HBP BLK WP HR S P ERA WHIP	IP WLS BF H R ER SO BB IBB HBP BLK WP HR S P ERA WHIP	IP WLS BF H R ER SO BB IBB HBP BLK WP HR S P ERA WHIP	IP WLS BF H R ER SO BB IBB HBP BLK WP HR S P ERA WHIP	IP WLS BF H R ER SO BB IBB HBP BLK WP HR S P ERA WHIP

New York Yankees @ Kansas City Royals
 Royals Stadium, Kansas City, MO
 Wed Apr 23 1986, 7:05 PM EST
 Att: 25,861 - Unknown

AB	38
R	2
H	12
RBI	1
BB	5
SO	4
LOB	24



Batter	1	2	3	4	5	6	7	8	9	AB	R	H	RBI	BB	SO	LOB	BOTTOM				
Rudy Law, L OBP: 0.375, SLG: 0.469 (1, 7)	F6		F5			4-3			4-3 SH1-4 1B	4	0	1	0	0	0	0					
Willie Wilson, S OBP: 0.234, SLG: 0.267 (1, 8)	K			G6-4-3 1B		K			SH1-4	3	0	1	0	0	2	0					
George Brett, L OBP: 0.508, SLG: 0.605 (1, 5)				K			F9		4-3	4	0	1	0	0	1	2					
Frank White, R OBP: 0.262, SLG: 0.406 (1, 4)	F8		G6-4-3 1-2			F2			F8	4	0	0	0	0	0	3					
Steve Balboni, R OBP: 0.323, SLG: 0.474 (1, 3)			F9		F3		6-3			3	0	0	0	0	0	0					
Hal McRae, R OBP: 0.231, SLG: 0.283 Dwight Taylor, L (8, FR)		L7			F8			4-0 SH3-4 BB		2	0	0	0	1	0	0					
Darryl Motley, R OBP: 0.245, SLG: 0.417 (1, 9)		L8			HR			SH3-4		2	1	1	1	0	0	0					
Jim Sundberg, R OBP: 0.218, SLG: 0.173 (1, 2)			F8		K			F6		3	0	0	0	0	1	2					
Angel Salazar, R OBP: 0.200, SLG: 0.182 Jorge Orta, L OBP: 0.400, SLG: 0.667 Buddy Biancalana, S OBP: 0.125, SLG: 0.125 (8, PH) (9, 6)			F8			F8		F7		2	0	0	0	0	0	0					
Inning Stats	R: 0 E: 0 K: 1 S: 6	H: 1 LOB: 1 BB: 0 P: 6	R: 0 E: 0 K: 0 S: 3	H: 0 LOB: 0 BB: 0 P: 3	R: 0 E: 0 K: 0 S: 3	H: 0 LOB: 0 BB: 0 P: 3	R: 0 E: 0 K: 1 S: 5	H: 1 LOB: 0 BB: 0 P: 5	R: 1 E: 0 K: 1 S: 6	H: 1 LOB: 0 BB: 0 P: 6	R: 0 E: 0 K: 1 S: 5	H: 0 LOB: 0 BB: 0 P: 5	R: 0 E: 0 K: 0 S: 3	H: 0 LOB: 1 BB: 1 P: 7	R: 0 E: 0 K: 0 S: 4	H: 1 LOB: 0 BB: 0 P: 4	1B: 2 2B: 1 3B: 0 HR: 1	SF: 0 SAC: 2 DP: 1 HBP: 0	WP: 0 PB: 0 CS: 0	PA: 31	
PITCHER	IP WLS BF H R ER SO BB IBB HBP BLK WP HR S P ERA WHIP	IP WLS BF H R ER SO BB IBB HBP BLK WP HR S P ERA WHIP	IP WLS BF H R ER SO BB IBB HBP BLK WP HR S P ERA WHIP	IP WLS BF H R ER SO BB IBB HBP BLK WP HR S P ERA WHIP	IP WLS BF H R ER SO BB IBB HBP BLK WP HR S P ERA WHIP	IP WLS BF H R ER SO BB IBB HBP BLK WP HR S P ERA WHIP	IP WLS BF H R ER SO BB IBB HBP BLK WP HR S P ERA WHIP	IP WLS BF H R ER SO BB IBB HBP BLK WP HR S P ERA WHIP	IP WLS BF H R ER SO BB IBB HBP BLK WP HR S P ERA WHIP	IP WLS BF H R ER SO BB IBB HBP BLK WP HR S P ERA WHIP	IP WLS BF H R ER SO BB IBB HBP BLK WP HR S P ERA WHIP	IP WLS BF H R ER SO BB IBB HBP BLK WP HR S P ERA WHIP	IP WLS BF H R ER SO BB IBB HBP BLK WP HR S P ERA WHIP	IP WLS BF H R ER SO BB IBB HBP BLK WP HR S P ERA WHIP	IP WLS BF H R ER SO BB IBB HBP BLK WP HR S P ERA WHIP	IP WLS BF H R ER SO BB IBB HBP BLK WP HR S P ERA WHIP	IP WLS BF H R ER SO BB IBB HBP BLK WP HR S P ERA WHIP	IP WLS BF H R ER SO BB IBB HBP BLK WP HR S P ERA WHIP	IP WLS BF H R ER SO BB IBB HBP BLK WP HR S P ERA WHIP	IP WLS BF H R ER SO BB IBB HBP BLK WP HR S P ERA WHIP	IP WLS BF H R ER SO BB IBB HBP BLK WP HR S P ERA WHIP

New York Yankees @ Kansas City Royals
 Royals Stadium, Kansas City, MO
 Wed Apr 23 1986, 7:05 PM EST
 Att: 25,861 - Unknown

AB	28
R	1
H	4
RBI	1
BB	1
SO	4
LOB	9



Batter	1	2	3	4	5	6	7	8	9	AB	R	H	RBI	BB	SO	LOB	TOP
Dwight Evans, R OBP: 0.338, SLG: 0.361 (1, 9)	0-0 5-3			0-0 F4		0-0 F7		0-0 FC6-4		4	0	0	0	0	0	3	
Wade Boggs, L OBP: 0.419, SLG: 0.500 (1, 5)	0-0 3-1			4-0 G6-3 BB		0-3 K			4-0 1B BB	2	0	0	0	2	1	2	
Bill Buckner, L OBP: 0.254, SLG: 0.323 (1, 3)	0-0 F4			0-0 G6-3					0-0 G5-4-3 1B	4	0	1	0	0	0	2	
Jim Rice, R OBP: 0.304, SLG: 0.429 (1, 7)		0-0 F8			0-0 F9				0-0 G5-4-3 1B	4	0	1	0	0	0	1	
Don Baylor, R OBP: 0.299, SLG: 0.426 (1, 10)		0-0 F7			0-0 F8				0-0 F7	4	0	1	0	0	0	2	
Tony Armas, R OBP: 0.277, SLG: 0.317 (1, 8)		0-0 6-3			0-0 3-1				0-0 F9	4	0	0	0	0	0	3	
Rich Gedman, L OBP: 0.321, SLG: 0.481 (1, 2)			0-0 4-3						0-0 FC6-4 1B	3	0	2	0	0	0	0	
Marty Barrett, R OBP: 0.397, SLG: 0.490 (1, 4)			0-0 F2						0-0 F9	3	0	0	0	0	0	2	
Ed Romero, R OBP: 0.326, SLG: 0.341 (1, 6)			0-0 6-3						0-0 F7	2	0	0	0	1	0	1	
Inning Stats	R: 0 E: 0 K: 0 S: 3	H: 0 LOB: 0 BB: 0 P: 3	R: 0 E: 0 K: 0 S: 3	H: 0 LOB: 0 BB: 0 P: 3	R: 0 E: 0 K: 0 S: 3	H: 0 LOB: 0 BB: 1 P: 6	R: 0 E: 0 K: 1 S: 6	H: 1 LOB: 2 BB: 1 P: 10	R: 0 E: 0 K: 0 S: 4	H: 2 LOB: 1 BB: 0 P: 4	R: 0 E: 0 K: 0 S: 4	H: 1 LOB: 1 BB: 0 P: 4	R: 0 E: 0 K: 0 S: 4	H: 1 LOB: 2 BB: 1 P: 8	1B: 4 2B: 1 3B: 0 HR: 0	SF: 0 SAC: 0 DP: 2 HBP: 0	WP: 0 PA: 33 PB: 0 SB: 0 CS: 0
PITCHER Charlie Leibrandt, L ERA: 3.38 (1, 1)	IP: 9.0 WLS: W BF: 33 H: 5 R: 0 ER: 0 SO: 1 BB: 3 IBB: 0 HBP: 0 BLK: 0 WP: 0 HR: 0 S: 32 P: 44 ERA: 0.00 WHIP: 0.889																

Boston Red Sox @ Kansas City Royals
 Royals Stadium, Kansas City, MO
 Fri Apr 25 1986, 7:05 PM EST
 Att: 26,400 - Unknown

AB	30
R	0
H	5
RBI	0
BB	3
SO	1
LOB	16



Batter	1	2	3	4	5	6	7	8	9	AB	R	H	RBI	BB	SO	LOB	BOTTOM
Rudy Law, L OBP: 0.367, SLG: 0.442 (1, 7)	4-0 4-3 SF8 BB		0-0 B1-3		0-0 F8		0-0 F7			3	1	0	0	1	0	0	
Willie Wilson, S OBP: 0.235, SLG: 0.254 (1, 8)	0-0 4-3		4-0 HR BB		0-0 F6		0-0 G3			3	1	0	0	1	0	1	
George Brett, L OBP: 0.493, SLG: 0.652 (1, 5)	0-0 SF8		0-0 HR		0-0 G3			0-0 F7		3	1	1	3	0	0	0	
Frank White, R OBP: 0.275, SLG: 0.441 (1, 4)	0-0 F6		0-0 1B			0-0 F2		0-0 2B 3B		4	1	2	0	0	0	0	
Steve Balboni, R OBP: 0.333, SLG: 0.475 (1, 3)		0-0 1B	0-0 1B		0-3 K			0-0 5-3		4	0	2	0	0	1	1	
Hal McRae, R OBP: 0.250, SLG: 0.340 (1, 10)		0-0 F4	0-0 F4		0-0 HR 2B			0-0 E 2B		4	1	2	1	0	0	3	
Darryl Motley, R OBP: 0.245, SLG: 0.462 (1, 9)		0-3 K		0-3 K		0-0 HR		0-0 6-3		4	1	1	2	0	2	2	
Jim Sundberg, R OBP: 0.207, SLG: 0.164 (1, 2)		0-0 F8		0-0 F7		0-0 4-3				3	0	0	0	0	0	1	
Angel Salazar, R OBP: 0.184, SLG: 0.167 (1, 6)			0-0 4-3		0-0 1-3			0-0 F9		3	0	0	0	0	0	0	
Inning Stats	R: 1 E: 0 K: 0 S: 3	H: 0 LOB: 0 BB: 1 P: 7	R: 0 E: 0 K: 1 S: 6	H: 1 LOB: 0 BB: 0 P: 6	R: 2 E: 0 K: 0 S: 6	H: 3 LOB: 2 BB: 1 P: 10	R: 0 E: 0 K: 1 S: 5	H: 0 LOB: 0 BB: 0 P: 5	R: 0 E: 0 K: 0 S: 3	H: 0 LOB: 0 BB: 0 P: 3	R: 2 E: 0 K: 1 S: 7	H: 2 LOB: 0 BB: 0 P: 7	R: 0 E: 1 K: 0 S: 5	H: 0 LOB: 1 BB: 0 P: 5	1B: 3 2B: 2 3B: 1 HR: 2	SF: 1 SAC: 0 DP: 0 HBP: 0	WP: 0 PA: 34 PB: 0 SB: 1 CS: 0
PITCHER Oil Can Boyd, R ERA: 4.66 (1, 1)	IP: 6.0 WLS: L BF: 26 H: 6 R: 5 ER: 5 SO: 3 BB: 2 IBB: 0 HBP: 0 BLK: 0 WP: 0 HR: 2 S: 20 P: 38 ERA: 7.50 WHIP: 1.333																
Tim Lollar, L ERA: 2.45 (7, 1)	1.1 5 1 1 1 0 0 0 0 0 0 0 5 5 6.75 0.750																
Mike Brown, R ERA: 2.35 (8, 1)	0.2 3 1 0 0 0 0 0 0 0 0 0 3 3 0.00 1.500																

Boston Red Sox @ Kansas City Royals
 Royals Stadium, Kansas City, MO
 Fri Apr 25 1986, 7:05 PM EST
 Att: 26,400 - Unknown

AB	31
R	6
H	8
RBI	6
BB	2
SO	3
LOB	8



Batter	1	2	3	4	5	6	7	8	9	AB	R	H	RBI	BB	SO	LOB	TOP										
Dwight Evans, R OBP: 0.354, SLG: 0.379	E9 2B 1B		5-3		CS 1B		BB BB 1B	F9		5	2	3	0	0	0	0											
Wade Boggs, L OBP: 0.430, SLG: 0.515	4-3 2B 2B		1-3		1-2 1B		1B BB	4-3		4	1	2	2	1	0	0											
Bill Buckner, L OBP: 0.250, SLG: 0.357	4-3		HR		2-3		F8	G3		5	1	1	1	0	1	5											
Jim Rice, R OBP: 0.297, SLG: 0.426	F8 2B		4-3		6-3		K	E6		5	0	1	1	0	1	2											
Don Baylor, R OBP: 0.319, SLG: 0.422 Dave Stapleton, R (9, 3)	F8		G6-4-3 1B		1B BB		1B BB	K		3	1	1	0	2	1	2											
Tony Armas, R OBP: 0.269, SLG: 0.306 Steve Lyons, L OBP: 0.200, SLG: 0.200	3-1		G6-4-3 1-2		F8		1-2 2-3 3-H 1B			2	0	0	0	0	0	2											
Rich Gedman, L OBP: 0.317, SLG: 0.466			G3		1B 1B		6-3			4	0	1	0	0	0	3											
Marty Barrett, R OBP: 0.403, SLG: 0.491					1B SH1-4 1B		1-3 2-H 1B	F8		4	1	2	1	0	0	0											
Ed Romero, R OBP: 0.306, SLG: 0.318			5-3		SH1-4 1-2		5-3	5-3		3	0	0	0	0	0	2											
Inning Stats	R: 2 E: 1 K: 0 S: 6	H: 3 LOB: 1 BB: 0 P: 6	R: 0 E: 0 K: 0 S: 3	H: 0 LOB: 0 BB: 0 P: 3	R: 1 E: 0 K: 0 S: 4	H: 1 LOB: 0 BB: 0 P: 4	R: 0 E: 0 K: 0 S: 3	H: 1 LOB: 0 BB: 0 P: 3	R: 1 E: 0 K: 1 S: 7	H: 3 LOB: 2 BB: 0 P: 7	R: 1 E: 0 K: 0 S: 5	H: 2 LOB: 2 BB: 1 P: 9	R: 1 E: 0 K: 1 S: 7	H: 2 LOB: 3 BB: 2 P: 15	R: 0 E: 0 K: 0 S: 3	H: 0 LOB: 0 BB: 0 P: 3	R: 0 E: 1 K: 1 S: 6	H: 0 LOB: 1 BB: 0 P: 6	1B: 9 2B: 3 3B: 0 HR: 1	SF: 0 SAC: 1 DP: 2 HBP: 0	WP: 0 PB: 0 SB: 0 CS: 1	PA: 41					
PITCHER	IP	WLS	BF	H	R	ER	SO	BB	IBB	HBP	BLK	WP	HR	S	P	ERA	WHIP										
Bret Saberhagen, R ERA: 4.56	4.1	L	20	8	4	4	0	0	0	0	0	0	1	20	20	8.31	1.846										
Danny Jackson, L ERA: 4.05	1.2		7	2	1	1	1	1	0	0	0	0	0	8	12	5.40	1.800										
Steve Farr, R ERA: 2.19	1.0		7	2	1	1	1	2	0	0	0	0	0	7	15	9.00	4.000										
Mark Huisman, R ERA: 2.38	1.0		3	0	0	0	0	0	0	0	0	0	0	3	3	0.00	0.000										
Dan Quisenberry, R ERA:	1.0		4	0	0	0	1	0	0	0	0	0	0	6	6	0.00	0.000										

Boston Red Sox @ Kansas City Royals
Royals Stadium, Kansas City, MO
Sat Apr 26 1986, 7:05 PM EST
Att: 31,497 - Unknown

AB 37
R 6
H 12
RBI 6
BB 3
SO 3
LOB 17



Batter	1	2	3	4	5	6	7	8	9	AB	R	H	RBI	BB	SO	LOB	BOTTOM										
Rudy Law, L OBP: 0.359, SLG: 0.429	FC4-6 1B		FC4-6 CS 1-2			F8		4-3		4	0	1	0	0	0	1											
Willie Wilson, S OBP: 0.236, SLG: 0.254	FC4-6 1B		F6 1-2			1B		3-1		4	1	1	0	0	0	2											
George Brett, L OBP: 0.466, SLG: 0.600	F6				F9		F8	F7		4	0	0	0	0	0	2											
Frank White, R OBP: 0.292, SLG: 0.451					F6		G6-4-3 1B			3	0	2	1	0	0	0											
Steve Balboni, R OBP: 0.319, SLG: 0.453	4-3				F8		F2			3	0	0	0	0	0	2											
Hal McRae, R OBP: 0.237, SLG: 0.321			F8		6-3		G6-4-3 1-2			3	0	0	0	0	0	1											
Darryl Motley, R OBP: 0.232, SLG: 0.436			F8		F9			5-3		3	0	0	0	0	0	0											
Jim Sundberg, R OBP: 0.197, SLG: 0.155			6-3		F4			F9		3	0	0	0	0	0	0											
Angel Salazar, R OBP: 0.200, SLG: 0.162 Jorge Orta, L OBP: 0.356, SLG: 0.600 Buddy Biancalana, S OBP: 0.125, SLG: 0.125			FC4-6 BB			F8		K		1	0	0	0	0	0	0											
Inning Stats	R: 1 E: 0 K: 0 S: 5	H: 2 LOB: 1 BB: 0 P: 5	R: 0 E: 0 K: 0 S: 3	H: 0 LOB: 0 BB: 0 P: 3	R: 0 E: 0 K: 0 S: 2	H: 0 LOB: 0 BB: 1 P: 6	R: 0 E: 0 K: 0 S: 3	H: 0 LOB: 0 BB: 0 P: 3	R: 0 E: 0 K: 0 S: 4	H: 1 LOB: 1 BB: 0 P: 4	R: 0 E: 0 K: 0 S: 3	H: 1 LOB: 0 BB: 0 P: 3	R: 0 E: 0 K: 1 S: 5	H: 0 LOB: 0 BB: 0 P: 5	R: 0 E: 0 K: 0 S: 3	H: 0 LOB: 0 BB: 0 P: 3	1B: 4 2B: 0 3B: 0 HR: 0	SF: 0 SAC: 0 DP: 1 HBP: 0	WP: 0 PB: 0 SB: 1 CS: 1	PA: 30							
PITCHER	IP	WLS	BF	H	R	ER	SO	BB	IBB	HBP	BLK	WP	HR	S	P	ERA	WHIP										
Al Nipper, R ERA: 2.14	9.0	W	30	4	1	1	1	1	0	0	0	0	0	31	35	1.00	0.556										

Boston Red Sox @ Kansas City Royals
Royals Stadium, Kansas City, MO
Sat Apr 26 1986, 7:05 PM EST
Att: 31,497 - Unknown

AB 29
R 1
H 4
RBI 1
BB 1
SO 1
LOB 8



Batter	1	2	3	4	5	6	7	8	9	AB	R	H	RBI	BB	SO	LOB	TOP			
Rudy Law, L OBP: 0.338, SLG: 0.400 (1, 7)	1-3		4-3		L1			F9		4	0	0	0	0	0	1				
Willie Wilson, S OBP: 0.237, SLG: 0.254 (1, 8)	K		5-3			K			1B	4	0	1	0	0	2	1				
George Brett, L OBP: 0.455, SLG: 0.566 (1, 5)	K			SH1-3 1B		F8		F5		3	1	0	0	1	1	1				
Frank White, R OBP: 0.293, SLG: 0.446 (1, 4)		G1-4-3 1B		SH1-3		F7			K	3	0	1	0	0	1	1				
Steve Balboni, R OBP: 0.315, SLG: 0.441 (1, 3)		G1-4-3		K						4	0	1	0	0	1	2				
Darryl Motley, R OBP: 0.250, SLG: 0.475 (1, 9)						F7				4	0	2	1	0	0	2				
Jim Sundberg, R OBP: 0.188, SLG: 0.148 (1, 2)		K2-3								3	0	0	0	0	3	2				
Lynn Jones, R (1, 10)			5-3		5-3			F4		3	0	0	0	0	0	0				
Angel Salazar, R OBP: 0.214, SLG: 0.179 (8, PH) Greg Pryor, R (8, 6)					1-3			F5		2	0	1	0	0	0	0				
Inning Stats	R: 0 E: 0 K: 2 S: 7	H: 0 LOB: 0 BB: 0 P: 7	R: 0 E: 0 K: 1 S: 6	H: 2 LOB: 1 BB: 0 P: 6	R: 0 E: 0 K: 0 S: 4	H: 1 LOB: 1 BB: 0 P: 4	R: 1 E: 0 K: 2 S: 8	H: 1 LOB: 1 BB: 1 P: 12	R: 0 E: 0 K: 0 S: 3	H: 0 LOB: 0 BB: 0 P: 3	R: 0 E: 0 K: 1 S: 5	H: 0 LOB: 0 BB: 0 P: 5	R: 0 E: 0 K: 0 S: 3	H: 0 LOB: 0 BB: 0 P: 3	R: 0 E: 0 K: 1 S: 7	H: 2 LOB: 2 BB: 0 P: 7	1B: 5 2B: 0 3B: 1 HR: 0	SF: 0 SAC: 1 DP: 1 HBP: 0	WP: 0 PB: 0 SB: 0 CS: 0	PA: 33
PITCHER Frank Tanana, L ERA: 3.13 (1, 1)	IP: 9.0 WLS: W BF: 33 H: 6 R: 1 ER: 1 SO: 8 BB: 1 IBB: 0 HBP: 0 BLK: 0 WP: 0 HR: 0 S: 48 P: 52 ERA: 1.00 WHIP: 0.778																			

Kansas City Royals @ Detroit Tigers
Tiger Stadium, Detroit, MI
Tue Apr 29 1986, 7:05 PM EDT
Att: 15,386 - Unknown

AB 31
R 1
H 6
RBI 1
BB 1
SO 8
LOB 10



Batter	1	2	3	4	5	6	7	8	9	AB	R	H	RBI	BB	SO	LOB	BOTTOM			
Larry Herndon, R OBP: 0.333, SLG: 0.386 (1, 7)	SH2-4 E 1B		F9			6-3				3	1	1	0	0	0	0				
Darnell Coles, R OBP: 0.304, SLG: 0.433 (1, 5)	SH2-4		L7			F7		F7		3	0	0	0	0	0	1				
Lou Whitaker, L OBP: 0.304, SLG: 0.369 (1, 4)	F5		4-3			F7				3	0	0	0	0	0	1				
Lance Parrish, R OBP: 0.240, SLG: 0.254 (1, 2)	E9			5-3			5-3			3	0	0	0	0	0	0				
Darrell Evans, L OBP: 0.328, SLG: 0.464 (1, 10)	K				F9		1-3			3	0	0	0	0	1	1				
Mike Lago, L OBP: 0.361, SLG: 0.581 (1, 3)					F2					2	1	1	1	1	0	0				
Chet Lemon, R OBP: 0.303, SLG: 0.383 (1, 8)						F4				3	0	0	0	0	1	1				
Pat Sheridan, L OBP: 0.154, SLG: 0.167 (1, 9)							F7			3	0	0	0	0	0	1				
Alan Trammell, R OBP: 0.273, SLG: 0.468 (1, 6)							F7			3	0	0	0	0	1	1				
Inning Stats	R: 1 E: 1 K: 1 S: 7	H: 1 LOB: 1 BB: 0 P: 7	R: 0 E: 0 K: 2 S: 7	H: 0 LOB: 1 BB: 1 P: 11	R: 0 E: 0 K: 0 S: 3	H: 0 LOB: 0 BB: 0 P: 3	R: 0 E: 0 K: 0 S: 3	H: 0 LOB: 0 BB: 0 P: 3	R: 0 E: 0 K: 0 S: 3	H: 0 LOB: 0 BB: 0 P: 3	R: 1 E: 0 K: 0 S: 4	H: 1 LOB: 0 BB: 0 P: 4	R: 0 E: 0 K: 0 S: 3	H: 0 LOB: 1 BB: 0 P: 4	R: 0 E: 0 K: 1 S: 7	H: 0 LOB: 0 BB: 0 P: 7	1B: 1 2B: 0 3B: 0 HR: 1	SF: 0 SAC: 1 DP: 0 HBP: 1	WP: 0 PB: 0 SB: 0 CS: 0	PA: 29
PITCHER Dennis Leonard, R ERA: 0.9 (1, 1)	IP: 8.0 WLS: L BF: 29 H: 2 R: 2 ER: 1 SO: 3 BB: 1 IBB: 0 HBP: 1 BLK: 0 WP: 0 HR: 1 S: 33 P: 38 ERA: 1.12 WHIP: 0.375																			

Kansas City Royals @ Detroit Tigers
Tiger Stadium, Detroit, MI
Tue Apr 29 1986, 7:05 PM EDT
Att: 15,386 - Unknown

AB 26
R 2
H 2
RBI 1
BB 1
SO 3
LOB 6



Batter	1	2	3	4	5	6	7	8	9	AB	R	H	RBI	BB	SO	LOB	TOP								
Rudy Law, L OBP: 0.333, SLG: 0.391 Jim Sundberg, R OBP: 0.200, SLG: 0.161	0-3 K		0-0 6-3		0-0 L5		0-0 1B		0-0 1B	4	0	1	1	0	1	1	Kansas City Royals @ Detroit Tigers Tiger Stadium, Detroit, MI Wed Apr 30 1986, 7:05 PM EDT Att: 14,606 - Unknown								
Willie Wilson, S OBP: 0.247, SLG: 0.263	0-3 K			0-0 1B	0-0 4-3		0-3 K		0-0 1B	5	1	2	1	0	2	3									
George Brett, L OBP: 0.451, SLG: 0.552	0-0 1B			0-0 F9		0-0 F9		0-0 F8	0-0 1B	5	1	2	1	0	0	1									
Frank White, R OBP: 0.300, SLG: 0.429	0-0 F7			4-0 BB		0-0 5-3		0-0 5-3	4-0 1B	3	0	0	0	2	0	1									
Jorge Orta, L OBP: 0.438, SLG: 0.571		0-0 1B		0-3 K		0-0 F7		4-0 BB	0-0 1B	4	0	2	2	1	1	2									
Steve Balboni, R OBP: 0.295, SLG: 0.411	0-0 F6			0-0 6-3			0-3 K	0-0 F7	0-0 G1-6-3	5	0	0	0	0	1	5									
Darryl Motley, R OBP: 0.250, SLG: 0.452	0-0 G6-4-3				0-0 1-3		0-0 F8		4-0 SH2-4	3	1	0	0	1	0	1									
Jamie Quirk, L OBP: 0.200, SLG: 0.556 Lynn Jones, R OBP: 0.295, SLG: 0.411			0-0 G3		0-0 HR		0-0 E6		0-0 SH2-4	3	2	1	1	0	0	0									
Angel Salazar, R OBP: 0.261, SLG: 0.279			0-0 4-3		0-0 2B		0-0 1B		0-0 1B	4	1	3	1	0	0	0									
Inning Stats	R: 0 E: 0 K: 2 S: 8	H: 1 LOB: 1 BB: 0 P: 8	R: 0 E: 0 K: 0 S: 3	H: 1 LOB: 0 BB: 0 P: 3	R: 0 E: 0 K: 1 S: 3	H: 0 LOB: 0 BB: 0 P: 3	R: 0 E: 0 K: 1 S: 6	H: 1 LOB: 2 BB: 1 P: 10	R: 1 E: 0 K: 0 S: 5	H: 2 LOB: 1 BB: 0 P: 5	R: 0 E: 0 K: 0 S: 3	H: 0 LOB: 0 BB: 0 P: 3	R: 1 E: 1 K: 2 S: 10	H: 2 LOB: 2 BB: 0 P: 10	R: 0 E: 0 K: 0 S: 3	H: 0 LOB: 1 BB: 1 P: 7		R: 5 E: 0 K: 0 S: 7	H: 5 LOB: 1 BB: 2 P: 15	1B: 9 2B: 2 3B: 0 HR: 1	SF: 0 SAC: 1 DP: 1 HBP: 0	WP: 1 PB: 0 SB: 1 CS: 0	PA: 42		
PITCHER	IP	WLS	BF	H	R	ER	SO	BB	IBB	HBP	BLK	WP	HR	S	P	ERA	WHIP								
Dan Petry, R ERA: 6.1	(1, 1)	8.0	34	7	3	2	5	3	0	0	0	1	1	41	53	2.25	1.250								
Willie Hernandez, L ERA: 5.56	(9, 1)	0.1	L 5	4	2	2	0	0	0	0	0	0	0	5	5	54.00	12.000								
Chuck Cary, L ERA: 7.18	(9, 1)	0.1	2	1	2	2	0	0	1	0	0	0	0	1	5	54.00	3.000								
Randy O'Neal, R ERA: 2.57	(9, 1)	0.1	1	0	0	0	0	0	0	0	0	0	0	1	1	0.00	0.000								

Batter	1	2	3	4	5	6	7	8	9	AB	R	H	RBI	BB	SO	LOB	BOTTOM								
Alan Trammell, R OBP: 0.286, SLG: 0.530	0-0 SH1-4		0-0 HR			0-0 6-3		0-0 F7		4	1	2	2	0	0	0	Kansas City Royals @ Detroit Tigers Tiger Stadium, Detroit, MI Wed Apr 30 1986, 7:05 PM EDT Att: 14,606 - Unknown								
Darnell Coles, R OBP: 0.292, SLG: 0.414	0-0 SH1-4		0-3 K			0-0 5-3		0-0 F9		3	0	0	0	0	1	0									
Larry Hemdon, R OBP: 0.313, SLG: 0.361	0-0 L6		0-0 F8			0-0 3-1			0-3 K	4	0	0	0	0	1	1									
Lance Parrish, R OBP: 0.241, SLG: 0.254	0-0 F4			0-0 G3			0-0 SH1-4		0-0 6-3	4	0	1	0	0	0	1									
Brian Harper, R Dave Bergman, L OBP: 0.400, SLG: 0.333		0-0 F4		0-0 F5			0-0 SH1-4		0-0 3-1	2	0	0	0	0	0	0									
Chet Lemon, R OBP: 0.290, SLG: 0.365		0-0 F7		0-0 F7			0-0 1-3			3	0	0	0	0	0	1									
Tom Brookens, R OBP: 0.333, SLG: 0.471		0-0 F9			0-3 K			0-0 6-3		3	0	0	0	0	1	1									
Darrell Evans, L OBP: 0.328, SLG: 0.508 Pat Sheridan, L OBP: 0.154, SLG: 0.167			0-0 F7		0-0 5-3			0-0 HR		3	1	1	1	0	0	0									
Dave Collins, S OBP: 0.444, SLG: 0.415			0-0 HR		0-0 B1-3			0-3 K		3	1	1	0	0	1	0									
Inning Stats	R: 0 E: 0 K: 0 S: 4	H: 1 LOB: 1 BB: 0 P: 4	R: 0 E: 0 K: 0 S: 3	H: 0 LOB: 0 BB: 0 P: 3	R: 2 E: 0 K: 1 S: 7	H: 2 LOB: 0 BB: 0 P: 7	R: 0 E: 0 K: 0 S: 3	H: 0 LOB: 0 BB: 0 P: 3	R: 0 E: 0 K: 0 S: 5	H: 0 LOB: 0 BB: 0 P: 5	R: 0 E: 0 K: 0 S: 3	H: 0 LOB: 0 BB: 0 P: 3	R: 0 E: 0 K: 0 S: 4	H: 1 LOB: 1 BB: 0 P: 4	R: 1 E: 0 K: 1 S: 6	H: 1 LOB: 0 BB: 0 P: 6		R: 0 E: 0 K: 1 S: 5	H: 0 LOB: 0 BB: 0 P: 5	1B: 1 2B: 2 3B: 0 HR: 2	SF: 0 SAC: 2 DP: 0 HBP: 0	WP: 0 PB: 0 SB: 0 CS: 0	PA: 32		
PITCHER	IP	WLS	BF	H	R	ER	SO	BB	IBB	HBP	BLK	WP	HR	S	P	ERA	WHIP								
Charlie Leibrandt, L ERA: 3.38	(1, 1)	8.0	W 29	3	3	3	3	0	0	0	0	0	0	5	5	0.00	0.000								
Dan Quisenberry, R ERA:	(9, 1)	1.0	3	0	0	0	1	0	0	0	0	0	0	5	5	0.00	0.000								

Batter	1	2	3	4	5	6	7	8	9	AB	R	H	RBI	BB	SO	LOB	TOP					
Alan Wiggins, S (1,4) OBP: 0.250, SLG: 0.239	1-3		F8		1B		1B		F7	5	0	2	0	0	0	2	Baltimore Orioles @ Kansas City Royals Royals Stadium, Kansas City, MO Fri May 02 1986, 8:05 PM EDT Att: 27,691 - Unknown					
Lee Lacy, R (1,9) OBP: 0.351, SLG: 0.384	4-3 1B		F9		BB		6-3		FC6	4	0	1	0	1	0	3						
Cal Ripken Jr., R (1,6) OBP: 0.326, SLG: 0.407	4-3 1-2		F9		4-3				1B	4	0	1	0	0	0	3						
Eddie Murray, S (1,3) OBP: 0.344, SLG: 0.430	K		F8		F7		F7		F7	4	0	0	0	0	1	2						
Fred Lynn, L (1,8) OBP: 0.358, SLG: 0.389	1-3		K		F2		L7		L7	4	0	0	0	0	1	1						
Mike Young, S (1,7) OBP: 0.418, SLG: 0.345	K		1B		1B		L3		L3	4	0	2	0	0	1	1						
Larry Sheets, L (1,10) OBP: 0.382, SLG: 0.545	1B 1B		5-3		4-3				1B 2-3 1B	4	0	2	0	0	0	2						
Floyd Rayford, R (1,5) OBP: 0.233, SLG: 0.310	1-2 1B		K		K		6-3		2-3	4	0	1	0	0	1	1						
John Stefero, L (1,2) OBP: 0.353, SLG: 0.467	K		K		K		F9		FC6	3	0	0	0	0	2	2						
Jim Dwyer, L (9, PH) OBP: 0.267, SLG: 0.407	K		K		K		F9		1B	1	0	1	0	0	0	0						
Inning Stats	R: 0 E: 0 K: 1 S: 6	H: 1 LOB: 1 BB: 0 P: 6	R: 0 E: 0 K: 2 S: 9	H: 2 LOB: 0 BB: 0 P: 9	R: 0 E: 0 K: 0 S: 3	H: 0 LOB: 0 BB: 0 P: 3	R: 0 E: 0 K: 1 S: 6	H: 1 LOB: 1 BB: 0 P: 6	R: 0 E: 0 K: 0 S: 8	H: 1 LOB: 2 BB: 1 P: 12	R: 0 E: 0 K: 0 S: 4	H: 1 LOB: 1 BB: 0 P: 4	R: 0 E: 0 K: 0 S: 4	H: 1 LOB: 1 BB: 0 P: 4	R: 0 E: 0 K: 0 S: 4	H: 1 LOB: 1 BB: 0 P: 4	R: 0 E: 0 K: 0 S: 5	H: 2 LOB: 2 BB: 0 P: 5	1B: 10 2B: 0 3B: 0 HR: 0	SF: 0 SAC: 0 DP: 0 HBP: 0	WP: 0 PB: 0 SB: 1 CS: 0	PA: 38
PITCHER Bret Saberhagen, R (1,1) ERA: 3.31	IP: 9.0 WLS: W BF: 38 H: 10 R: 0 ER: 0 SO: 6 BB: 1 IBB: 0 HBP: 0 BLK: 0 WP: 0 HR: 0 S: 49 P: 53 ERA: 0.00 WHIP: 1.222											PITCHER	IP: 9.0 WLS: W BF: 38 H: 10 R: 0 ER: 0 SO: 6 BB: 1 IBB: 0 HBP: 0 BLK: 0 WP: 0 HR: 0 S: 49 P: 53 ERA: 0.00 WHIP: 1.222									

AB 37
R 0
H 10
RBI 0
BB 1
SO 6
LOB 17



Batter	1	2	3	4	5	6	7	8	9	AB	R	H	RBI	BB	SO	LOB	BOTTOM					
Darryl Motley, R (1,9) OBP: 0.250, SLG: 0.431	F7		K		4-3					3	0	0	0	1	1	0	Baltimore Orioles @ Kansas City Royals Royals Stadium, Kansas City, MO Fri May 02 1986, 8:05 PM EDT Att: 27,691 - Unknown					
Willie Wilson, S (1,8) OBP: 0.247, SLG: 0.263	G3 1B		G3		6-3					4	0	1	0	0	0	3						
George Brett, L (1,5) OBP: 0.453, SLG: 0.590	G3 1-2		2B BB		HR		F8			3	2	1	1	1	0	1						
Frank White, R (1,4) OBP: 0.321, SLG: 0.468	5-3		2B 6-3 BB		HR		CS BB			2	2	1	1	2	0	1						
Steve Balboni, R (1,3) OBP: 0.317, SLG: 0.434	1B SF8 BB		1-3 2-H 2B		1B		K			3	1	2	1	1	1	1						
Hal McRae, R (1,10) OBP: 0.238, SLG: 0.316	BB 1B 1B		6-3		G5-4-3		CS		F3	4	0	1	1	0	0	2						
Jim Sundberg, R (1,2) OBP: 0.203, SLG: 0.169	SF8		5-3		FC4-6 1B		F9			3	0	1	1	0	0	1						
Lynn Jones, R (1,7) Rudy Law, L (3, PH) OBP: 0.320, SLG: 0.373	F8		F8		FC4-6		F8			1	0	0	0	0	0	1						
Angel Salazar, R (1,6) OBP: 0.265, SLG: 0.283	BB 1-2 1B		6-3		K					3	0	0	0	0	0	2						
Inning Stats	R: 0 E: 0 K: 0 S: 4	H: 1 LOB: 1 BB: 0 P: 4	R: 1 E: 0 K: 0 S: 5	H: 2 LOB: 3 BB: 2 P: 13	R: 2 E: 0 K: 0 S: 4	H: 1 LOB: 1 BB: 2 P: 12	R: 0 E: 0 K: 1 S: 5	H: 0 LOB: 0 BB: 0 P: 5	R: 2 E: 0 K: 0 S: 6	H: 4 LOB: 1 BB: 0 P: 6	R: 0 E: 0 K: 1 S: 5	H: 0 LOB: 0 BB: 0 P: 5	R: 0 E: 0 K: 1 S: 4	H: 0 LOB: 0 BB: 1 P: 8	R: 0 E: 0 K: 0 S: 3	H: 0 LOB: 0 BB: 0 P: 3		R: 0 E: 0 K: 0 S: 3	H: 0 LOB: 0 BB: 0 P: 3	1B: 5 2B: 1 3B: 0 HR: 2	SF: 1 SAC: 0 DP: 1 HBP: 0	WP: 0 PB: 0 SB: 0 CS: 1
PITCHER Mike Flanagan, L (1,1) ERA: 4.97 Nate Snell, R (3,1) ERA: 3.24 Brad Havens, L (8,1) ERA: 6.75	IP: 5.0 WLS: L BF: 18 H: 4 R: 2 ER: 2 SO: 3 BB: 1 IBB: 0 HBP: 0 BLK: 0 WP: 0 HR: 2 S: 23 P: 27 ERA: 3.60 WHIP: 1.000											PITCHER	IP: 5.0 WLS: L BF: 18 H: 4 R: 2 ER: 2 SO: 3 BB: 1 IBB: 0 HBP: 0 BLK: 0 WP: 0 HR: 2 S: 23 P: 27 ERA: 3.60 WHIP: 1.000									

AB 29
R 5
H 8
RBI 5
BB 5
SO 3
LOB 12



Batter	1	2	3	4	5	6	7	8	9	AB	R	H	RBI	BB	SO	LOB	TOP								
Alan Wiggins, S (1, 4) <small>OBP: 0.234, SLG: 0.222</small> Jackie Gutierrez, R (9, 4) <small>OBP: 0.154, SLG: 0.167</small>	0-0 6-3		0-0 4-3		0-0 F9		0-3 K		0-0 FC4-6	5	0	0	0	0	1	3									
Lee Lacy, R (1, 9) <small>OBP: 0.346, SLG: 0.368</small>	0-3 K		0-0 4-3		0-0 4-3			4-0 WP 2B BB		3	1	0	0	1	1	2									
Cal Ripken Jr., R (1, 6) <small>OBP: 0.333, SLG: 0.424</small>	0-0 6-3		0-0 5-3			0-0 3-1 BB G3 1B		0-0 G6-4-3 1-H 2B		4	1	2	1	0	0	1									
Eddie Murray, S (1, 3) <small>OBP: 0.362, SLG: 0.444</small>		0-0 1B 2B		0-0 4-3		4-0 G3 3-1 BB		4-0 G6-4-3 IBB		2	1	1	0	2	0	0									
Mike Young, S (1, 7) <small>OBP: 0.408, SLG: 0.328</small>		0-3 K		4-0 BB		0-0 3-1		0-0 G6-4-3		3	0	0	0	1	1	5									
Larry Sheets, L (1, 10) <small>OBP: 0.342, SLG: 0.486</small>		0-3 K		0-3 BB		0-0 G3		0-0 6-3		4	0	0	1	0	2	4									
Floyd Rayford, R (1, 5) <small>OBP: 0.235, SLG: 0.303</small>		0-0 1B 2-1 1B		0-0 F8		0-0 F9		0-0 6-3		4	0	1	1	0	0	2									
John Shelby, S (1, 8) <small>OBP: 0.250, SLG: 0.281</small>		0-0 1-2 1B		0-0 6-3		0-0 6-3		0-0 F4		4	0	1	0	0	0	0									
Rick Dempsey, R (1, 2) <small>OBP: 0.328, SLG: 0.474</small>		0-0 2-1 2-H 1B		0-0 4-3 4-3 1B		4-0 BB		0-3 K		3	0	2	0	1	1	0									
Inning Stats	R: 0 E: 0 K: 1 S: 5	H: 0 LOB: 0 BB: 0 P: 5	R: 1 E: 0 K: 2 S: 9	H: 3 LOB: 2 BB: 0 P: 9	R: 0 E: 0 K: 0 S: 4	H: 1 LOB: 1 BB: 0 P: 4	R: 0 E: 0 K: 1 S: 5	H: 0 LOB: 1 BB: 1 P: 9	R: 0 E: 0 K: 0 S: 3	H: 0 LOB: 1 BB: 1 P: 7	R: 1 E: 0 K: 0 S: 4	H: 1 LOB: 1 BB: 1 P: 8	R: 0 E: 0 K: 2 S: 7	H: 0 LOB: 0 BB: 0 P: 7	R: 1 E: 0 K: 0 S: 3	H: 1 LOB: 1 BB: 2 P: 11	R: 0 E: 0 K: 0 S: 4	H: 1 LOB: 1 BB: 0 P: 4	1B: 5 2B: 2 3B: 0 HR: 0	SF: 0 SAC: 0 DP: 1 HBP: 0	WP: 1 PB: 0 SB: 0 CS: 0	PA: 37			
PITCHER	IP	WLS	BF	H	R	ER	SO	BB	IBB	HBP	BLK	WP	HR	S	P	ERA	WHIP								
Mark Gubicza, R (1, 1) <small>ERA: 5.96</small>	7.0	L	31	6	3	3	6	4	0	0	0	1	0	38	54	3.86	1.429								
Dan Quisenberry, R (8, 1) <small>ERA:</small>	2.0		7	1	0	0	0	0	1	0	0	0	0	6	10	0.00	0.500								

Baltimore Orioles @ Kansas City Royals
 Royals Stadium, Kansas City, MO
 Sat May 03 1986, 8:05 PM EDT
 Att: 31,417 - Unknown

AB 32
 R 3
 H 7
 RBI 3
 BB 5
 SO 6
 LOB 17



Batter	1	2	3	4	5	6	7	8	9	AB	R	H	RBI	BB	SO	LOB	BOTTOM								
Rudy Law, L (1, 7) <small>OBP: 0.329, SLG: 0.400</small>	0-0 F7		4-0 S 1B BB		0-0 F9		0-0 3B			3	1	1	0	1	0	0									
Willie Wilson, S (1, 8) <small>OBP: 0.236, SLG: 0.250</small>	0-0 F9		0-0 F7		0-0 G3		0-0 4-3			4	0	0	0	0	0	2									
George Brett, L (1, 5) <small>OBP: 0.444, SLG: 0.563</small>	0-0 G3		4-0 1-2 1B BB		0-0 E6		0-0 F5			3	0	0	0	1	0	0									
Frank White, R (1, 4) <small>OBP: 0.330, SLG: 0.482</small>		0-0 1B 2B		0-0 1-2 2-H 1B		0-0 F2		0-0 6-3		4	1	2	1	0	0	1									
Jorge Orta, L (1, 10) <small>OBP: 0.400, SLG: 0.471</small>		0-3 K		0-0 G1-4-3		4-0 G5-4-3 BB		0-0 G3		3	0	0	0	1	1	3									
Steve Balboni, R (1, 3) <small>OBP: 0.302, SLG: 0.413</small>		0-3 K			0-3 K		0-0 F8		0-0 1-3	4	0	0	0	0	2	2									
Darryl Motley, R (1, 9) <small>OBP: 0.264, SLG: 0.426</small>		0-0 2-H 1B			4-0 BB		0-0 G5-4-3		0-0 F8	3	0	1	1	1	0	1									
Jamie Quirk, L (1, 2) <small>OBP: 0.143, SLG: 0.385</small>		0-3 K			0-0 F8		0-0 F9		0-0 G3	4	0	0	0	0	1	2									
Angel Salazar, R (1, 6) <small>OBP: 0.250, SLG: 0.265</small>				0-0 F8		0-3 K		0-0 L8		3	0	0	0	0	1	1									
Inning Stats	R: 0 E: 0 K: 0 S: 3	H: 0 LOB: 0 BB: 0 P: 3	R: 1 E: 0 K: 3 S: 11	H: 2 LOB: 1 BB: 0 P: 11	R: 1 E: 0 K: 0 S: 4	H: 1 LOB: 2 BB: 2 P: 12	R: 0 E: 0 K: 2 S: 7	H: 0 LOB: 1 BB: 1 P: 11	R: 0 E: 1 K: 0 S: 4	H: 0 LOB: 1 BB: 0 P: 4	R: 0 E: 0 K: 0 S: 2	H: 0 LOB: 0 BB: 1 P: 6	R: 0 E: 0 K: 0 S: 4	H: 1 LOB: 1 BB: 0 P: 4	R: 0 E: 0 K: 0 S: 3	H: 0 LOB: 0 BB: 0 P: 3	R: 0 E: 0 K: 0 S: 3	H: 0 LOB: 0 BB: 0 P: 3	1B: 2 2B: 1 3B: 1 HR: 0	SF: 0 SAC: 0 DP: 1 HBP: 0	WP: 0 PB: 0 SB: 1 CS: 0	PA: 35			
PITCHER	IP	WLS	BF	H	R	ER	SO	BB	IBB	HBP	BLK	WP	HR	S	P	ERA	WHIP								
Ken Dixon, R (1, 1) <small>ERA: 2.53</small>	8.0	W	32	4	2	2	5	4	0	0	0	0	0	38	54	2.25	1.000								
Don Aase, R (9, 1) <small>ERA: 1.5</small>	1.0	S	3	0	0	0	0	0	0	0	0	0	0	3	3	0.00	0.000								

Baltimore Orioles @ Kansas City Royals
 Royals Stadium, Kansas City, MO
 Sat May 03 1986, 8:05 PM EDT
 Att: 31,417 - Unknown

AB 31
 R 2
 H 4
 RBI 2
 BB 4
 SO 5
 LOB 12



Batter	1	2	3	4	5	6	7	8	9	AB	R	H	RBI	BB	SO	LOB	TOP								
Alan Wiggins, S OBP: 0.247, SLG: 0.237 (1, 4)										4	0	2	0	0	1	0	<p>Baltimore Orioles @ Kansas City Royals Royals Stadium, Kansas City, MO Sun May 04 1986, 4:33 AM EDT Att: 33,690 - Unknown</p>								
John Shelby, S OBP: 0.234, SLG: 0.262 (1, 9)										4	0	0	0	0	0	3									
Cal Ripken Jr., R OBP: 0.330, SLG: 0.409 (1, 6)										3	1	0	0	1	0	1									
Eddie Murray, S OBP: 0.357, SLG: 0.429 (1, 3)										3	0	0	0	1	0	1									
Fred Lynn, L OBP: 0.341, SLG: 0.368 (1, 8)										4	0	0	0	0	1	2									
Larry Sheets, L OBP: 0.357, SLG: 0.488 (1, 10)										4	0	2	0	0	0	0									
Mike Young, S OBP: 0.413, SLG: 0.355 (1, 7)										4	0	2	1	0	2	0									
Floyd Rayford, R OBP: 0.211, SLG: 0.270 (1, 5)										4	0	0	0	0	1	4									
Rick Dempsey, R OBP: 0.328, SLG: 0.483 (1, 2)										3	0	1	0	0	2	0									
Inning Stats	R: 0 E: 0 K: 1 S: 5	H: 0 LOB: 0 BB: 0 P: 5	R: 0 E: 0 K: 0 S: 5	H: 2 LOB: 0 BB: 0 P: 5	R: 0 E: 0 K: 1 S: 6	H: 1 LOB: 1 BB: 0 P: 6	R: 0 E: 0 K: 0 S: 2	H: 0 LOB: 0 BB: 1 P: 6	R: 0 E: 0 K: 2 S: 7	H: 0 LOB: 0 BB: 0 P: 7	R: 0 E: 0 K: 0 S: 3	H: 0 LOB: 0 BB: 0 P: 3	R: 0 E: 0 K: 0 S: 3	H: 0 LOB: 0 BB: 0 P: 3	R: 0 E: 0 K: 1 S: 7	H: 2 LOB: 2 BB: 0 P: 7	R: 1 E: 0 K: 2 S: 9	H: 2 LOB: 2 BB: 1 P: 13	1B: 5 2B: 2 3B: 0 HR: 0	SF: 0 SAC: 0 DP: 1 HBP: 0	WP: 0 PB: 0 SB: 1 CS: 0	PA: 35			
PITCHER	IP	WLS	BF	H	R	ER	SO	BB	IBB	HBP	BLK	WP	HR	S	P	ERA	WHIP								
Dennis Leonard, R ERA: 0.73 (1, 1)	7.0	W	24	3	0	0	4	1	0	0	0	0	0	31	35	0.00	0.571								
Mark Huisman, R ERA: 2.19 (8, 1)	1.0		5	2	0	0	1	0	0	0	0	0	0	7	7	0.00	2.000								
Steve Farr, R ERA: 2.7 (9, 1)	1.0		6	2	1	1	2	1	0	0	0	0	0	9	13	9.00	3.000								

Batter	1	2	3	4	5	6	7	8	9	AB	R	H	RBI	BB	SO	LOB	BOTTOM								
Lonnie Smith, R OBP: 0.360, SLG: 0.391 (1, 7)										3	1	3	1	0	0	0	<p>Baltimore Orioles @ Kansas City Royals Royals Stadium, Kansas City, MO Sun May 04 1986, 4:33 AM EDT Att: 33,690 - Unknown</p>								
Lynn Jones, R (5, 7)										2	0	0	0	0	2	3									
Willie Wilson, S OBP: 0.295, SLG: 0.281 (1, 8)										5	1	3	0	0	1	2									
Rudy Law, L OBP: 0.329, SLG: 0.400 (8, 7)										0	0	0	0	0	0	0									
George Brett, L OBP: 0.442, SLG: 0.552 (1, 5)										3	0	1	1	1	0	3									
Greg Pryor, R (8, 5)										0	0	0	0	0	0	0									
Frank White, R OBP: 0.333, SLG: 0.477 (1, 4)										3	1	1	1	1	0	3									
Buddy Biancalana, S OBP: 0.125, SLG: 0.125 (8, 4)										0	0	0	0	0	0	0									
Steve Balboni, R OBP: 0.330, SLG: 0.415 (1, 3)										2	2	1	0	3	1	1									
Hal McRae, R OBP: 0.235, SLG: 0.306 (1, 10)										5	1	1	1	0	2	5									
Darryl Motley, R OBP: 0.273, SLG: 0.452 (1, 9)										5	2	2	0	0	0	2									
Jim Sundberg, R OBP: 0.230, SLG: 0.203 (1, 2)										4	2	2	1	1	1	1									
Angel Salazar, R OBP: 0.281, SLG: 0.315 (1, 6)										5	1	3	5	0	0	1									
Inning Stats	R: 2 E: 0 K: 0 S: 5	H: 2 LOB: 1 BB: 1 P: 9	R: 1 E: 0 K: 0 S: 5	H: 2 LOB: 1 BB: 0 P: 5	R: 0 E: 0 K: 2 S: 7	H: 0 LOB: 1 BB: 1 P: 11	R: 2 E: 0 K: 0 S: 7	H: 5 LOB: 2 BB: 0 P: 7	R: 2 E: 0 K: 2 S: 11	H: 4 LOB: 3 BB: 1 P: 15	R: 4 E: 0 K: 2 S: 11	H: 4 LOB: 1 BB: 1 P: 15	R: 0 E: 0 K: 0 S: 2	H: 0 LOB: 2 BB: 2 P: 10	R: 0 E: 0 K: 1 S: 5	H: 0 LOB: 0 BB: 0 P: 5	R: 0 E: 0 K: 1 S: 5	H: 0 LOB: 0 BB: 0 P: 5	1B: 11 2B: 5 3B: 1 HR: 0	SF: 2 SAC: 0 DP: 1 HBP: 0	WP: 2 PB: 0 SB: 0 CS: 0	PA: 45			
PITCHER	IP	WLS	BF	H	R	ER	SO	BB	IBB	HBP	BLK	WP	HR	S	P	ERA	WHIP								
Scott McGregor, L ERA: 5.4 (1, 1)	3.1	L	18	6	5	5	2	2	0	0	0	0	0	20	28	13.50	2.400								
Bill Swagerty, R ERA: 16.0 (4, 1)	1.0		9	6	2	2	1	0	1	0	0	1	0	10	14	18.00	6.000								
Brad Havens, L ERA: 7.47 (5, 1)	3.2		18	5	4	4	4	3	0	0	0	1	0	23	35	9.82	2.182								


Batter	1	2	3	4	5	6	7	8	9	10	AB	R	H	RBI	BB	SO	LOB					
Lonnie Smith, R OBP: 0.300, SLG: 0.321 (1, 10)	F9		5-3		K			F9	F9		5	0	0	0	0	1	1					
Willie Wilson, S OBP: 0.273, SLG: 0.298 (1, 8)	2B 1B		F5		K			1B 1B BB	FC4-6 1B		5	1	3	1	0	1	0					
George Brett, L OBP: 0.440, SLG: 0.556 (1, 5)	F8							BB 1B SF8	FC4-6		5	1	2	0	0	0	2					
Frank White, R OBP: 0.337, SLG: 0.484 (1, 4)			5-3		K			FC5 BB 1B			5	0	2	0	0	1	1					
Steve Balboni, R OBP: 0.333, SLG: 0.407 (1, 3)	6-3							1-2 2-3 1B			4	1	1	1	1	1	2					
Rudy Law, L OBP: 0.345, SLG: 0.411 (1, 7)		6-3						6-3 1B	SF8		3	0	2	1	1	0	0					
Darryl Motley, R OBP: 0.268, SLG: 0.449 (1, 9)				L4-3 1B				6-3 1B	FC5		5	0	1	0	0	1	6					
Jim Sundberg, R OBP: 0.231, SLG: 0.219 (1, 2)		6-3						6-3			4	1	1	1	0	0	2					
Angel Salazar, R OBP: 0.271, SLG: 0.304 Jorge Orta, L OBP: 0.381, SLG: 0.444 Buddy Biancalana, S OBP: 0.125, SLG: 0.125 (1, 6) (7, PH) (7, 6)					F9			4-3	SH1-4 1B		2	0	0	0	0	0	1					
Inning Stats	R: 0 E: 0 K: 0 S: 5	H: 2 LOB: 2 BB: 0 P: 5	R: 0 E: 0 K: 0 S: 4	H: 1 LOB: 1 BB: 0 P: 4	R: 0 E: 0 K: 0 S: 3	H: 1 LOB: 0 BB: 0 P: 3	R: 0 E: 0 K: 1 S: 5	H: 0 LOB: 0 BB: 0 P: 5	R: 0 E: 0 K: 2 S: 7	H: 0 LOB: 0 BB: 0 P: 7	R: 1 E: 0 K: 0 S: 5	H: 2 LOB: 1 BB: 0 P: 5	R: 2 E: 0 K: 0 S: 6	H: 3 LOB: 2 BB: 1 P: 10	R: 1 E: 0 K: 0 S: 5	H: 2 LOB: 1 BB: 0 P: 5	R: 0 E: 0 K: 2 S: 7	H: 0 LOB: 1 BB: 1 P: 11	1B: 8 2B: 5 3B: 0 HR: 0	SF: 1 SAC: 1 DP: 1 HBP: 0	WP: 0 PA: 43	
PITCHER	IP	WLS	BF	H	R	ER	SO	BB	IBB	HBP	BLK	WP	HR	S	P	ERA	WHIP					
Don Schulte, R ERA: 2.25 (1, 1)	7.0		27	7	1	1	3	0	0	0	0	0	0	0	33	33	1.29	1.000				
Scott Bailes, L ERA: 6.27 (8, 1)	0.1		3	2	2	2	0	0	0	0	0	0	0	3	3	54.00	6.000					
Rich Yett, R ERA: 3.68 (8, 1)	0.0		1	1	0	0	0	0	0	0	0	0	0	1	1	∞	∞					
Ernie Camacho, R ERA: 3.38 (8, 1)	1.2		8	2	1	1	0	1	0	0	0	0	0	7	11	5.40	1.800					
Phil Niekro, R ERA: 3.34 (10, 1)	1.0	W	4	0	0	0	2	1	0	0	0	0	0	7	11	0.00	1.000					

TOP

Kansas City Royals @ Cleveland Indians
Cleveland Municipal Stadium, Cleveland, OH

Mon May 05 1986, 7:05 PM EDT
Att: 27,118 - Unknown

AB	39
R	4
H	12
RBI	4
BB	2
SO	5
LOB	16




Batter	1	2	3	4	5	6	7	8	9	10	AB	R	H	RBI	BB	SO	LOB				
Brett Butler, L OBP: 0.347, SLG: 0.365 (1, 8)	6-3		SH FC4-6		4-3			F3			4	0	1	1	0	0	1				
Julio Franco, R OBP: 0.295, SLG: 0.361 (1, 6)	6-3		FC4-6						CS 1B		4	0	1	0	1	0	2				
Joe Carter, R OBP: 0.303, SLG: 0.451 (1, 7) (7, 9)	F8		SF8		F4			G3			4	1	0	1	0	0	3				
Andre Thornton, R OBP: 0.291, SLG: 0.276 (1, 10)		5-3	F4		F8			F6			5	0	1	0	0	0	2				
Brook Jacoby, R OBP: 0.410, SLG: 0.549 (1, 5)	F9				F8			5-3			4	0	0	0	1	0	0				
Pat Tabler, R OBP: 0.392, SLG: 0.506 (1, 3)					F8			F7			5	0	2	1	0	0	0				
Carmen Castillo, R OBP: 0.294, SLG: 0.375 Otis Nixon, S OBP: 0.375, SLG: 0.333 (1, 9) (7, 7)								K			2	1	1	0	1	1	0				
Tony Bernazard, S OBP: 0.344, SLG: 0.415 (1, 4)	F9										3	1	2	2	0	0	2				
Andy Allanson, R OBP: 0.393, SLG: 0.414 Mel Hall, L OBP: 0.254, SLG: 0.333 Chris Bando, S OBP: 0.522, SLG: 0.524 (1, 2) (9, PH) (10, 2)					F8			SH3 1B			2	1	1	0	0	0	0				
Inning Stats	R: 0 E: 0 K: 0 S: 3	H: 0 LOB: 0 BB: 0 P: 3	R: 0 E: 0 K: 0 S: 5	H: 2 LOB: 2 BB: 0 P: 5	R: 1 E: 1 K: 0 S: 5	H: 1 LOB: 1 BB: 0 P: 5	R: 2 E: 0 K: 0 S: 4	H: 1 LOB: 0 BB: 1 P: 8	R: 0 E: 0 K: 1 S: 4	H: 0 LOB: 0 BB: 0 P: 5	R: 0 E: 0 K: 0 S: 4	H: 1 LOB: 1 BB: 1 P: 8	R: 0 E: 0 K: 0 S: 3	H: 0 LOB: 0 BB: 0 P: 3	R: 1 E: 0 K: 0 S: 4	H: 2 LOB: 0 BB: 0 P: 4	R: 1 E: 1 K: 0 S: 4	H: 2 LOB: 3 BB: 1 P: 8	1B: 9 2B: 0 3B: 0 HR: 1	SF: 1 SAC: 3 DP: 0 HBP: 0	WP: 0 PA: 43
PITCHER	IP	WLS	BF	H	R	ER	SO	BB	IBB	HBP	BLK	WP	HR	S	P	ERA	WHIP				
Charlie Leibrandt, L ERA: 3.24 (1, 1)	7.0		30	6	3	2	1	2	0	0	0	0	0	1	30	2.57	1.143				
Mark Husmann, R ERA: 2.03 (8, 1)	1.0		3	0	0	0	0	0	0	0	0	0	0	3	3	0.00	0.000				
Dan Quisenberry, R ERA: 0.69 (9, 1)	1.1	L	9	4	2	1	0	0	1	0	0	0	0	8	12	6.75	3.000				

BOTTOM

Kansas City Royals @ Cleveland Indians
Cleveland Municipal Stadium, Cleveland, OH

Mon May 05 1986, 7:05 PM EDT
Att: 27,118 - Unknown

AB	35
R	5
H	10
RBI	5
BB	3
SO	1
LOB	11



Batter	1	2	3	4	5	6	7	8	9	AB	R	H	RBI	BB	SO	LOB	TOP	
Rudy Law, L OBP: 0.345, SLG: 0.408 (1, 7)										3	0	1	0	0	1	1	Kansas City Royals @ Cleveland Indians Cleveland Municipal Stadium, Cleveland, OH Tue May 06 1986, 7:05 PM EDT Att: 13,496 - Unknown livebaseballscorecards.com	
Willie Wilson, S OBP: 0.265, SLG: 0.289 (1, 8)										3	0	0	0	0	2	3		
Lonnie Smith, R OBP: 0.303, SLG: 0.323 (1, 10)										3	0	1	0	0	1	2		
George Brett, L OBP: 0.431, SLG: 0.541 (1, 5)										2	0	0	0	0	1	1		
Steve Balboni, R OBP: 0.327, SLG: 0.398 (1, 3)										2	0	0	0	0	1	1		
Darryl Motley, R OBP: 0.274, SLG: 0.450 (1, 9)										2	0	1	0	0	0	1		
Jim Sundberg, R OBP: 0.238, SLG: 0.240 (1, 2)										2	1	1	0	0	0	1		
Greg Pryor, R (1, 4)										2	0	0	0	0	0	1		
Angel Salazar, R OBP: 0.295, SLG: 0.328 (1, 6)										2	0	2	1	0	0	0		
Inning Stats	R: 0 E: 0 K: 3 S: 9	H: 0 LOB: 0 BB: 0 P: 9	R: 0 E: 0 K: 1 S: 6	H: 1 LOB: 1 BB: 0 P: 6	R: 0 E: 0 K: 1 S: 4	H: 1 LOB: 1 BB: 0 P: 4	R: 0 E: 0 K: 1 S: 6	H: 1 LOB: 1 BB: 0 P: 6	R: 1 E: 0 K: 1 S: 8	H: 3 LOB: 2 BB: 0 P: 8						1B: 5 2B: 1 3B: 0 HR: 0	SF: 0 SAC: 0 DP: 0 HBP: 0	WP: 2 PA: 21 PB: 0 SB: 0 CS: 0
PITCHER Tom Candiotti, R ERA: 2.2 (1, 1)	IP: 5.0 WLS: W BF: 21 H: 6 R: 1 ER: 1 SO: 6 BB: 0 IBB: 0 HBP: 0 BLK: 0 WP: 2 HR: 0 S: 33 P: 33 ERA: 1.80 WHIP: 1.200																	

Batter	1	2	3	4	5	6	7	8	9	AB	R	H	RBI	BB	SO	LOB	BOTTOM	
Brett Butler, L OBP: 0.347, SLG: 0.364 (1, 8)										3	1	1	0	0	1	0	Kansas City Royals @ Cleveland Indians Cleveland Municipal Stadium, Cleveland, OH Tue May 06 1986, 7:05 PM EDT Att: 13,496 - Unknown livebaseballscorecards.com	
Julio Franco, R OBP: 0.299, SLG: 0.374 (1, 6)										2	1	1	0	0	0	2		
Joe Carter, R OBP: 0.297, SLG: 0.440 (1, 7) (5, 9)										2	0	0	0	0	2	3		
Andre Thornton, R OBP: 0.305, SLG: 0.360 (1, 10)										2	2	2	5	0	0	0		
Brook Jacoby, R OBP: 0.402, SLG: 0.538 (1, 5)										2	0	0	0	0	2	0		
Pat Tabler, R OBP: 0.394, SLG: 0.505 (1, 3)										2	1	1	0	0	0	0		
Carmen Castillo, R OBP: 0.306, SLG: 0.382 (1, 9)										2	0	1	0	0	0	0		
Otis Nixon, S OBP: 0.375, SLG: 0.333 (4, PR) (5, 7)										0	0	0	0	0	0	0		
Tony Bernazard, S OBP: 0.337, SLG: 0.410 (1, 4)										1	0	0	1	0	0	0		
Andy Allanson, R OBP: 0.397, SLG: 0.417 (1, 2)										2	1	1	0	0	1	1		
Inning Stats	R: 2 E: 0 K: 3 S: 11	H: 2 LOB: 0 BB: 0 P: 11	R: 0 E: 0 K: 0 S: 3	H: 0 LOB: 0 BB: 0 P: 3	R: 3 E: 0 K: 2 S: 10	H: 3 LOB: 0 BB: 0 P: 10	R: 1 E: 0 K: 1 S: 6	H: 2 LOB: 1 BB: 0 P: 6	R: 0 E: 0 K: 0 S: 1	H: 0 LOB: 0 BB: 0 P: 1						1B: 4 2B: 2 3B: 0 HR: 2	SF: 1 SAC: 0 DP: 1 HBP: 0	WP: 0 PA: 19 PB: 0 SB: 0 CS: 0
PITCHER Bud Black, L ERA: 8.15 Steve Farr, R ERA: 2.45 (4, 1)	IP: 3.0 WLS: L BF: 16 H: 7 R: 6 ER: 6 SO: 5 BB: 0 IBB: 0 HBP: 0 BLK: 0 WP: 0 HR: 2 S: 26 P: 26 ERA: 18.00 WHIP: 2.333																	

Batter	1	2	3	4	5	6	7	8	9	AB	R	H	RBI	BB	SO	LOB	TOP					
Lonnie Smith, R OBP: 0.270, SLG: 0.286 (1, 7)	6-3		5-3		F9		5-3			4	0	0	0	0	0	3						
Willie Wilson, S OBP: 0.294, SLG: 0.287 (1, 8)	1B		F7		FC4-6			F8		4	0	1	1	0	0	1						
George Brett, L OBP: 0.415, SLG: 0.513 (1, 5)	F5		K		4-3			4-3		4	0	0	0	0	1	2						
Hal McRae, R OBP: 0.236, SLG: 0.303 (1, 10)	4-3			FC6-4 1B		F9		F8		4	0	1	0	0	0	1						
Steve Balboni, R OBP: 0.333, SLG: 0.396 (1, 3)		1B 1B		F8		F8			BB	3	0	1	0	1	0	1						
Darryl Motley, R OBP: 0.273, SLG: 0.440 (1, 9)		FC6-4 1B		F9		K		F9		4	0	1	0	0	1	2						
Jim Sundberg, R OBP: 0.238, SLG: 0.241 (1, 2)		K		FC6-4			FC4-6 1B	F4		4	0	1	0	0	1	4						
Angel Salazar, R OBP: 0.292, SLG: 0.323 (1, 6)		F9			F9 FC4-6 1B		FC4-6 FC6-4 1B	K		4	1	1	0	0	1	4						
Greg Pryor, R OBP: 0.143, SLG: 0.143 (1, 4)		FC6-4			FC4-6 1B		FC6-4			3	0	1	0	0	0	3						
Inning Stats	R: 0 E: 0 K: 0 S: 4	H: 1 LOB: 1 BB: 0 P: 4	R: 0 E: 0 K: 1 S: 7	H: 2 LOB: 2 BB: 0 P: 7	R: 0 E: 0 K: 1 S: 5	H: 0 LOB: 0 BB: 0 P: 5	R: 0 E: 0 K: 0 S: 4	H: 1 LOB: 1 BB: 0 P: 4	R: 1 E: 0 K: 0 S: 5	H: 2 LOB: 1 BB: 0 P: 5	R: 0 E: 0 K: 1 S: 5	H: 0 LOB: 0 BB: 0 P: 5	R: 0 E: 0 K: 0 S: 4	H: 1 LOB: 1 BB: 0 P: 4	R: 0 E: 0 K: 0 S: 3	H: 0 LOB: 0 BB: 0 P: 3	R: 0 E: 0 K: 1 S: 5	H: 0 LOB: 1 BB: 1 P: 9	1B: 7 2B: 0 3B: 0 HR: 0	SF: 0 SAC: 0 DP: 0 HBP: 0	WP: 0 PB: 0 SB: 0 CS: 0	PA: 35
PITCHER Neal Heaton, L ERA: 3.41 (1, 1)	IP: 9.0 WLS: W BF: 35 H: 7 R: 1 ER: 1 SO: 4 BB: 1 IBB: 0 HBP: 0 BLK: 0 WP: 0 HR: 0 S: 42 P: 46 ERA: 1.00 WHIP: 0.889															PITCHER						

Kansas City Royals @ Cleveland Indians
Cleveland Municipal Stadium, Cleveland, OH
Wed May 07 1986, 7:05 PM EDT
Att: 23,064 - Unknown

AB 34
R 1
H 7
RBI 1
BB 1
SO 4
LOB 21



Batter	1	2	3	4	5	6	7	8	9	AB	R	H	RBI	BB	SO	LOB	BOTTOM									
Brett Butler, L OBP: 0.346, SLG: 0.356 (1, 8)	4-3				SH		1-3			2	0	0	0	1	0	2										
Julio Franco, R OBP: 0.306, SLG: 0.379 (1, 6)	4-3		PO		G4-6-3			1B SF8 1B		4	1	2	0	0	0	1										
Joe Carter, R OBP: 0.295, SLG: 0.432 (1, 9)	K			FC6-4 1B	F9			HR 1B		4	2	1	0	0	1	1										
Andre Thornton, R OBP: 0.303, SLG: 0.359 (1, 10)		6-3		K			G4-3 1B	SF8		3	0	1	1	0	1	1										
Brook Jacoby, R OBP: 0.406, SLG: 0.567 (1, 5)		K		2B 1B		G4-3		HR		4	2	2	2	0	1	1										
Pat Tabler, R OBP: 0.388, SLG: 0.505 (1, 3)		5-3		2B 2B		K		K		4	1	1	2	0	2	0										
Mel Hall, L OBP: 0.290, SLG: 0.389 (1, 7)										3	0	3	1	0	0	0										
Otis Nixon, S OBP: 0.353, SLG: 0.313 (7, PR) (8, 7)			PO 1B		2B			6-3		1	0	0	0	0	0	0										
Tony Bernazard, S OBP: 0.326, SLG: 0.395 (1, 4)			K		F7					3	0	0	0	0	1	3										
Andy Allanson, R OBP: 0.394, SLG: 0.413 (1, 2)			5-3				SH G4-6-3 1B			3	1	1	0	0	0	3										
Inning Stats	R: 0 E: 0 K: 1 S: 5	H: 0 LOB: 0 BB: 0 P: 5	R: 0 E: 0 K: 1 S: 5	H: 0 LOB: 0 BB: 0 P: 5	R: 0 E: 0 K: 1 S: 5	H: 1 LOB: 1 BB: 1 P: 9	R: 3 E: 0 K: 1 S: 9	H: 4 LOB: 1 BB: 0 P: 9	R: 1 E: 1 K: 0 S: 4	H: 1 LOB: 0 BB: 0 P: 4	R: 0 E: 0 K: 1 S: 5	H: 1 LOB: 2 BB: 0 P: 5	R: 0 E: 0 K: 0 S: 4	H: 1 LOB: 2 BB: 0 P: 4	R: 3 E: 0 K: 1 S: 8	H: 3 LOB: 0 BB: 0 P: 8	R: 0 E: 0 K: 1 S: 5	H: 0 LOB: 0 BB: 0 P: 5	R: 0 E: 0 K: 1 S: 4	H: 1 LOB: 2 BB: 0 P: 4	R: 3 E: 0 K: 1 S: 8	H: 3 LOB: 0 BB: 0 P: 8	1B: 8 2B: 2 3B: 0 HR: 1	SF: 1 SAC: 1 DP: 2 HBP: 0	WP: 0 PB: 0 SB: 1 CS: 0	PA: 35
PITCHER Bret Saberhagen, R ERA: 3.58 Mark Huisman, R ERA: 3.31 (1, 1) (6, 1)	IP: 5.0 WLS: L BF: 21 H: 6 R: 4 ER: 3 SO: 4 BB: 1 IBB: 0 HBP: 0 BLK: 0 WP: 0 HR: 0 S: 28 P: 32 ERA: 5.40 WHIP: 1.400															PITCHER										

Kansas City Royals @ Cleveland Indians
Cleveland Municipal Stadium, Cleveland, OH
Wed May 07 1986, 7:05 PM EDT
Att: 23,064 - Unknown

AB 31
R 7
H 11
RBI 6
BB 1
SO 6
LOB 12



Batter	1	2	3	4	5	6	7	8	9	AB	R	H	RBI	BB	SO	LOB	TOP								
Willie Wilson, S OBP: 0.288, SLG: 0.340 (1, 8)	0-0 HR		0-0 1B		0-0 HR	0-0 1B		0-3 K		5	2	4	1	0	1	1	Kansas City Royals @ Baltimore Orioles Memorial Stadium, Baltimore, MD Fri May 09 1986, 7:05 PM EDT Att: 29,873 - Unknown livebaseballscorecards.com								
Rudy Law, L OBP: 0.348, SLG: 0.400 (1, 7)	4-0 BB		0-0 G4-6-3		0-3 K	0-0 1B		0-3 K		4	0	1	1	1	2	4									
George Brett, L OBP: 0.405, SLG: 0.530 (1, 5)	0-3 K		0-0 G3		0-0 HR	0-0 G3			0-3 K	5	1	1	2	0	2	4									
Frank White, R OBP: 0.330, SLG: 0.479 (1, 4)	0-0 F9			0-0 6-3	0-0 E3			0-0 F4		5	0	1	0	0	0	1									
Steve Balboni, R OBP: 0.318, SLG: 0.375 (1, 3)	0-0 6-3			0-3 K2-3	0-3 K			0-0 5-3		5	0	0	0	0	2	3									
Darryl Motley, R OBP: 0.293, SLG: 0.517 (1, 9)		0-3 K		4-0 BB		0-0 HR		0-0 HR		3	2	2	2	1	1	0									
Lonnie Smith, R OBP: 0.244, SLG: 0.256 (1, 10)	0-0 4-3			0-0 F7		0-0 F8		0-0 F9		4	0	0	0	0	0	1									
Jim Sundberg, R OBP: 0.250, SLG: 0.301 (1, 2)	0-0 F5				0-0 HR	0-0 F4		0-0 CS		4	1	2	1	0	0	0									
Angel Salazar, R OBP: 0.290, SLG: 0.308 (1, 6)			0-0 E6		0-3 K	4-0 1B		0-0 E3		3	1	0	0	1	1	1									
Inning Stats	R: 1 E: 0 K: 1 S: 6	H: 1 LOB: 1 BB: 1 P: 10	R: 0 E: 0 K: 1 S: 5	H: 0 LOB: 0 BB: 0 P: 5	R: 0 E: 1 K: 0 S: 4	H: 1 LOB: 1 BB: 0 P: 4	R: 0 E: 0 K: 1 S: 5	H: 0 LOB: 0 BB: 1 P: 9	R: 3 E: 1 K: 3 S: 13	H: 3 LOB: 1 BB: 0 P: 13	R: 2 E: 0 K: 0 S: 6	H: 3 LOB: 2 BB: 1 P: 10	R: 1 E: 0 K: 0 S: 4	H: 1 LOB: 0 BB: 0 P: 4	R: 0 E: 1 K: 2 S: 8	H: 1 LOB: 1 BB: 0 P: 8	R: 0 E: 1 K: 1 S: 5	H: 1 LOB: 0 BB: 0 P: 5	1B: 4 2B: 3 3B: 0 HR: 5	SF: 0 SAC: 0 DP: 2 HBP: 0	WP: 0 PB: 0 SB: 2 CS: 1	PA: 41			
PITCHER	IP	WLS	BF	H	R	ER	SO	BB	IBB	HBP	BLK	WP	HR	S	P	ERA	WHIP								
Ken Dixon, R ERA: 3.41 (1, 1)	5.0	L	24	6	5	5	6	2	0	0	0	0	4	34	42	9.00	1.600								
Rich Bordi, R ERA: 3.27 (6, 1)	4.0		17	5	2	2	3	1	0	0	0	0	1	22	26	4.50	1.500								

Batter	1	2	3	4	5	6	7	8	9	AB	R	H	RBI	BB	SO	LOB	BOTTOM								
Alan Wiggins, S OBP: 0.275, SLG: 0.262 (1, 4)	4-0 1B	0-0 F2		0-0 G3		0-0 1B			0-0 L5	4	1	1	0	1	0	0	Kansas City Royals @ Baltimore Orioles Memorial Stadium, Baltimore, MD Fri May 09 1986, 7:05 PM EDT Att: 29,873 - Unknown livebaseballscorecards.com								
John Shelby, S OBP: 0.233, SLG: 0.257 (1, 9)	0-0 1B	0-0 5-3		0-0 6-3		0-0 4-3			0-0 4-3	5	1	1	0	0	0	1									
Cal Ripken Jr., R OBP: 0.363, SLG: 0.433 (1, 6)	0-0 1B	0-3 K		0-3 K		4-0 BB		0-3 K		3	0	1	2	1	2	0									
Eddie Murray, S OBP: 0.351, SLG: 0.442 (1, 3)	0-0 FC4-6		4-0 BB		0-0 F7			0-3 K		3	1	1	0	1	1	2									
Fred Lynn, L OBP: 0.337, SLG: 0.375 (1, 8)	4-0 1B		0-0 F8		0-0 6-3			0-0 G5-4-3		3	1	0	0	1	0	3									
Juan Beniquez, R OBP: 0.417, SLG: 0.296 (1, 5)	4-0 1B		4-0 BB		0-0 F7			0-0 L9		2	0	0	0	2	0	1									
Larry Sheets, L OBP: 0.386, SLG: 0.500 (1, 10)	0-0 BB		0-0 F4		0-0 5-3			0-0 L8		1	0	1	2	0	0	0									
Lee Lacy, R OBP: 0.333, SLG: 0.400 (9, PH)	0-0 1B		0-0 F4		0-0 5-3			0-0 L8		3	0	0	0	0	0	3									
Mike Young, S OBP: 0.402, SLG: 0.314 (1, 7)	0-0 L4		4-0 BB		1-0 HBP			0-0 G3		2	0	0	0	1	0	2									
Rick Dempsey, R OBP: 0.308, SLG: 0.429 (1, 2)	0-0 FC6-4		0-0 L5		0-0 G1-4-3			0-0 4-3		3	0	0	0	0	0	6									
Jim Dwyer, L OBP: 0.257, SLG: 0.438 (9, PH)	0-0 1B		0-0 L5		0-0 G1-4-3			0-0 4-3		1	0	0	0	0	0	0									
Inning Stats	R: 4 E: 0 K: 0 S: 6	H: 3 LOB: 2 BB: 3 P: 18	R: 0 E: 0 K: 1 S: 5	H: 0 LOB: 0 BB: 0 P: 5	R: 0 E: 0 K: 1 S: 5	H: 0 LOB: 0 BB: 0 P: 5	R: 0 E: 0 K: 0 S: 4	H: 0 LOB: 0 BB: 0 P: 4	R: 0 E: 0 K: 0 S: 3	H: 1 LOB: 1 BB: 0 P: 4	R: 0 E: 0 K: 1 S: 4	H: 0 LOB: 0 BB: 1 P: 8	R: 0 E: 0 K: 0 S: 3	H: 0 LOB: 0 BB: 0 P: 3	R: 0 E: 0 K: 0 S: 3	H: 0 LOB: 0 BB: 0 P: 3	1B: 4 2B: 1 3B: 0 HR: 0	SF: 0 SAC: 0 DP: 2 HBP: 1	WP: 0 PB: 0 SB: 1 CS: 0	PA: 38					
PITCHER	IP	WLS	BF	H	R	ER	SO	BB	IBB	HBP	BLK	WP	HR	S	P	ERA	WHIP								
Mark Gubicza, R ERA: 7.27 (1, 1)	0.1		7	3	4	4	0	3	0	0	0	0	0	4	16	108.00	18.000								
Bud Black, L ERA: 5.17 (1, 1)	5.2	W	22	2	0	0	2	3	0	1	0	0	0	22	35	0.00	0.882								
Steve Farr, R ERA: 2.04 (7, 1)	3.0	S	9	0	0	0	1	1	0	0	0	0	0	10	14	0.00	0.333								

Batter	1	2	3	4	5	6	7	8	9	AB	R	H	RBI	BB	SO	LOB	TOP										
Willie Wilson, S (1, 8) OBP: 0.283, SLG: 0.325	F7		CS 1B		K	F7		K		5	0	1	0	0	2	3	Kansas City Royals @ Baltimore Orioles Memorial Stadium, Baltimore, MD Sun May 11 1986, 3:33 AM EDT Att: 24,108 - Unknown livebaseballscorecards.com										
Rudy Law, L (1, 7) OBP: 0.327, SLG: 0.371	K		4-3		S 2B	6-3		F4		5	1	1	0	0	1	2											
George Brett, L (1, 5) OBP: 0.408, SLG: 0.522	2B		4-3		2B 1-2	BB		4-3		4	0	1	0	1	0	0											
Frank White, R (1, 4) OBP: 0.336, SLG: 0.495	F8				1B 1B	2B 1-3 2-H		K		5	1	2	1	0	1	1											
Jorge Orta, L (1, 10) OBP: 0.440, SLG: 0.476 Hal McRae, R (7, PH) OBP: 0.230, SLG: 0.294	E9 1B				1B	FC4-6 IBB		K		2	1	2	0	1	0	0											
Steve Balboni, R (1, 3) OBP: 0.339, SLG: 0.412	1B				2-3 1B	1B		K		4	0	2	2	0	2	3											
Darryl Motley, R (1, 9) OBP: 0.270, SLG: 0.474	2-H 1B				1-2 3-H 1B	F8		6-3		4	0	0	0	0	1	6											
Jim Sundberg, R (1, 2) OBP: 0.260, SLG: 0.308	1B				K			E7 G3 1B		4	0	2	0	0	2	3											
Angel Salazar, R (1, 6) OBP: 0.270, SLG: 0.286 Lonnie Smith, R (8, PH) OBP: 0.253, SLG: 0.282 Buddy Biancalana, S (8, PR) OBP: 0.125, SLG: 0.125	K				4-3			G3 1-2 1B		3	0	0	0	0	1	4											
Inning Stats	R: 0 E: 0 K: 1 S: 6	H: 1 LOB: 1 BB: 0 P: 6	R: 1 E: 1 K: 3 S: 11	H: 2 LOB: 1 BB: 0 P: 11	R: 0 E: 0 K: 0 S: 3	H: 1 LOB: 0 BB: 0 P: 3	R: 1 E: 0 K: 1 S: 8	H: 3 LOB: 2 BB: 0 P: 8	R: 1 E: 0 K: 2 S: 9	H: 2 LOB: 2 BB: 0 P: 17	R: 0 E: 1 K: 0 S: 4	H: 1 LOB: 1 BB: 0 P: 4	R: 0 E: 0 K: 2 S: 7	H: 0 LOB: 0 BB: 0 P: 7	R: 0 E: 0 K: 2 S: 9	H: 2 LOB: 2 BB: 0 P: 9		R: 0 E: 0 K: 0 S: 3	H: 0 LOB: 0 BB: 0 P: 3	1B: 9 2B: 3 3B: 0 HR: 0	SF: 0 SAC: 0 DP: 0 HBP: 0	WP: 0 PB: 0 SB: 1 CS: 1	PA: 40				
PITCHER	IP	WLS	BF	H	R	ER	SO	BB	IBB	HBP	BLK	WP	HR	S	P	ERA	WHIP										
Storm Davis, R (1, 1) ERA: 2.93	6.0	W	29	10	3	2	7	1	1	0	0	0	0	41	49	3.00	1.833										
Brad Havens, L (7, 1) ERA: 8.75	1.2		7	2	0	0	3	0	0	0	0	0	0	13	13	0.00	1.200										
Don Aase, R (8, 1) ERA: 1.15	1.1	S	4	0	0	0	1	0	0	0	0	0	0	6	6	0.00	0.000										

Batter	1	2	3	4	5	6	7	8	9	AB	R	H	RBI	BB	SO	LOB	BOTTOM										
Juan Bonilla, R (1, 4) OBP: 0.358, SLG: 0.413	4-1		F5		4-3			F9		4	0	0	0	0	0	1	Kansas City Royals @ Baltimore Orioles Memorial Stadium, Baltimore, MD Sun May 11 1986, 3:33 AM EDT Att: 24,108 - Unknown livebaseballscorecards.com										
Lee Lacy, R (1, 9) OBP: 0.316, SLG: 0.376	F2		5-3		F8			5-3		4	0	0	0	0	0	1											
Fred Lynn, L (1, 8) OBP: 0.340, SLG: 0.394	BB				4-3			F9		3	0	0	0	1	1	0											
Eddie Murray, S (1, 3) OBP: 0.336, SLG: 0.417	4-3				F7			F8		4	0	0	0	0	0	1											
Cal Ripken Jr., R (1, 6) OBP: 0.350, SLG: 0.408			G3		F8			K		3	0	0	0	0	1	0											
Juan Beniquez, R (1, 7) OBP: 0.405, SLG: 0.333			L9		1B HR			1B		3	1	2	0	0	0	0											
Mike Young, S (1, 10) OBP: 0.387, SLG: 0.303			6-3		HR BB			L7		3	1	1	0	0	0	1											
Floyd Rayford, R (1, 5) OBP: 0.229, SLG: 0.244			SH3 1B		HR BB			6-3		2	1	1	0	1	0	0											
Rick Dempsey, R (1, 2) OBP: 0.313, SLG: 0.472			SH3		HR BB			F9		2	1	1	4	0	0	0											
Inning Stats	R: 0 E: 0 K: 0 S: 3	H: 0 LOB: 1 BB: 1 P: 7	R: 0 E: 0 K: 0 S: 3	H: 0 LOB: 0 BB: 0 P: 3	R: 0 E: 0 K: 0 S: 4	H: 1 LOB: 1 BB: 0 P: 4	R: 0 E: 0 K: 0 S: 3	H: 0 LOB: 0 BB: 0 P: 3	R: 4 E: 0 K: 1 S: 6	H: 3 LOB: 0 BB: 1 P: 10	R: 0 E: 0 K: 1 S: 6	H: 1 LOB: 1 BB: 0 P: 6	R: 0 E: 0 K: 0 S: 3	H: 0 LOB: 0 BB: 0 P: 3	R: 0 E: 0 K: 1 S: 5	H: 0 LOB: 0 BB: 0 P: 5		1B: 3 2B: 1 3B: 0 HR: 1	SF: 0 SAC: 1 DP: 0 HBP: 0	WP: 0 PB: 0 SB: 0 CS: 0	PA: 31						
PITCHER	IP	WLS	BF	H	R	ER	SO	BB	IBB	HBP	BLK	WP	HR	S	P	ERA	WHIP										
Charlie Leibrandt, L (1, 1) ERA: 3.44	8.0	L	31	5	4	4	2	2	0	0	0	0	1	33	41	4.50	0.875										



Batter	1	2	3	4	5	6	7	8	9	AB	R	H	RBI	BB	SO	LOB	TOP										
Lou Whitaker, L (1, 4) OBP: 0.321, SLG: 0.406										4	2	1	0	1	0	2											
Alan Trammell, R (1, 6) OBP: 0.297, SLG: 0.462										4	1	1	0	1	0	2											
Darnell Coles, R (1, 5) OBP: 0.355, SLG: 0.500										4	1	2	2	1	0	1											
Lance Parrish, R (1, 2) OBP: 0.314, SLG: 0.406										4	0	2	1	1	1	6											
Chet Lemon, R (1, 8) OBP: 0.326, SLG: 0.390										4	0	2	2	0	0	2											
Larry Hemdon, R (1, 7) OBP: 0.242, SLG: 0.256										3	0	0	0	0	1	2											
Dave Collins, S (8, PH) OBP: 0.415, SLG: 0.402										1	0	0	0	0	1	2											
Darrell Evans, L (1, 3) OBP: 0.296, SLG: 0.417										4	0	0	0	0	0	4											
Brian Harper, R (1, 9) OBP: 0.059, SLG: 0.059										3	0	0	0	0	1	0											
Harry Spillman, L (9, PH) OBP: 0.345, SLG: 0.607										1	0	0	0	0	1	0											
Tom Brookens, R (1, 10) OBP: 0.370, SLG: 0.462										2	0	1	0	0	0	0											
Dave Bergman, L (8, PH) OBP: 0.462, SLG: 0.364										0	1	1	0	1	0	0											
Pat Sheridan, L (9, PR) OBP: 0.220, SLG: 0.410										0	0	0	0	0	0	0											
Inning Stats	R: 2 E: 0 K: 0 S: 5	H: 3 LOB: 0 BB: 0 P: 5	R: 0 E: 0 K: 1 S: 5	H: 0 LOB: 0 BB: 0 P: 5	R: 0 E: 1 K: 0 S: 4	H: 0 LOB: 1 BB: 0 P: 4	R: 0 E: 0 K: 0 S: 3	H: 1 LOB: 1 BB: 1 P: 7	R: 0 E: 0 K: 0 S: 4	H: 1 LOB: 0 BB: 0 P: 4	R: 0 E: 0 K: 1 S: 5	H: 0 LOB: 0 BB: 0 P: 5	R: 3 E: 0 K: 2 S: 11	H: 4 LOB: 2 BB: 1 P: 15	R: 0 E: 0 K: 1 S: 5	H: 0 LOB: 3 BB: 3 P: 17	1B: 9 2B: 1 3B: 0 HR: 0	SF: 0 SAC: 0 DP: 3 HBP: 0	WP: 0 PB: 0 SB: 1 CS: 0	PA: 40							
PITCHER	IP	WLS	BF	H	R	ER	SO	BB	IBB	HBP	BLK	WP	HR	S	P	ERA	WHIP										
Danny Jackson, L (1, 1) ERA: 3.29	7.0	W	26	6	2	2	2	1	0	0	0	0	0	29	33	2.57	1.000										
Dan Quisenberry, R (8, 1) ERA: 2.57	0.0		4	3	3	3	0	1	0	0	0	0	0	3	7	∞	∞										
Steve Farr, R (8, 1) ERA: 1.93	1.0		4	1	0	0	2	0	0	0	0	0	0	8	8	0.00	1.000										
Bud Black, L (9, 1) ERA: 6.0	0.2	S	3	0	0	0	1	1	0	0	0	0	0	4	8	0.00	1.500										
Mark Huisman, R (9, 1) ERA: 3.24	0.1	S	3	0	0	0	0	2	0	0	0	0	0	1	9	0.00	6.000										

Detroit Tigers @ Kansas City Royals
 Royals Stadium, Kansas City, MO
 Mon May 12 1986, 8:05 PM EDT
 Att: 31,509 - Unknown

AB 35
 R 5
 H 10
 RBI 5
 BB 5
 SO 5
 LOB 21



Batter	1	2	3	4	5	6	7	8	9	AB	R	H	RBI	BB	SO	LOB	BOTTOM										
Willie Wilson, S (1, 8) OBP: 0.282, SLG: 0.316										3	0	0	0	1	0	1											
Lonnie Smith, R (1, 7) OBP: 0.280, SLG: 0.239										4	1	0	0	0	0	3											
Lynn Jones, R (8, 7)										0	0	0	0	0	0	0											
George Brett, L (1, 5) OBP: 0.411, SLG: 0.516										3	1	1	0	1	0	0											
Frank White, R (1, 4) OBP: 0.333, SLG: 0.481										3	0	0	0	1	1	1											
Steve Balboni, R (1, 3) OBP: 0.345, SLG: 0.415										4	1	2	2	0	2	1											
Darryl Motley, R (1, 9) OBP: 0.295, SLG: 0.465										4	1	1	0	0	0	2											
Hal McRae, R (1, 10) OBP: 0.231, SLG: 0.306										4	1	1	1	0	1	0											
Jim Sundberg, R (1, 2) OBP: 0.260, SLG: 0.337										4	1	1	3	0	1	0											
Angel Salazar, R (1, 6) OBP: 0.286, SLG: 0.292										2	0	1	0	0	0	0											
Inning Stats	R: 0 E: 0 K: 0 S: 3	H: 0 LOB: 0 BB: 0 P: 3	R: 4 E: 0 K: 0 S: 7	H: 4 LOB: 0 BB: 0 P: 7	R: 0 E: 0 K: 1 S: 5	H: 0 LOB: 1 BB: 1 P: 9	R: 0 E: 0 K: 0 S: 3	H: 0 LOB: 0 BB: 0 P: 3	R: 2 E: 0 K: 0 S: 6	H: 3 LOB: 2 BB: 1 P: 10	R: 0 E: 0 K: 2 S: 7	H: 0 LOB: 0 BB: 0 P: 7	R: 0 E: 0 K: 2 S: 7	H: 0 LOB: 0 BB: 0 P: 7	R: 0 E: 0 K: 2 S: 7	H: 0 LOB: 0 BB: 0 P: 7	1B: 5 2B: 1 3B: 0 HR: 1	SF: 0 SAC: 0 DP: 0 HBP: 1	WP: 1 PB: 0 SB: 0 CS: 0	PA: 35							
PITCHER	IP	WLS	BF	H	R	ER	SO	BB	IBB	HBP	BLK	WP	HR	S	P	ERA	WHIP										
Dave LaPoint, L (1, 1) ERA: 5.01	4.2	L	23	7	6	6	1	2	0	0	0	0	0	23	31	11.57	1.929										
Bill Campbell, R (5, 1) ERA: 5.01	1.1		6	0	0	0	0	1	0	1	0	0	0	4	9	0.00	0.750										
Bill Scherrer, L (7, 1) ERA: 5.01	1.0		3	0	0	0	2	0	0	0	0	0	0	7	7	0.00	0.000										
Willie Hernandez, L (8, 1) ERA: 3.86	1.0		3	0	0	0	2	0	0	0	0	0	0	7	7	0.00	0.000										

Detroit Tigers @ Kansas City Royals
 Royals Stadium, Kansas City, MO
 Mon May 12 1986, 8:05 PM EDT
 Att: 31,509 - Unknown

AB 31
 R 6
 H 7
 RBI 6
 BB 3
 SO 5
 LOB 8



Batter	1	2	3	4	5	6	7	8	9	10	11	AB	R	H	RBI	BB	SO	LOB	TOP									
Lou Whitaker, L OBP: 0.316, SLG: 0.406 (1, 4)	3-1 ①		E 2B		F8		F6		4-3			5	1	1	0	0	0	1										
Alan Trammell, R OBP: 0.302, SLG: 0.459 (1, 6)	3-1 ②		E7 1B			F7		F9		FC5-4 1B		5	0	2	1	0	0	0										
Dave Collins, S OBP: 0.404, SLG: 0.391 (1, 7)	1B		L9			K		3-1		FC5-4 CS		5	0	1	0	0	1	2										
Lance Parrish, R OBP: 0.317, SLG: 0.400 (1, 2)	F3				K		BB 1B		1B BB			4	1	1	0	1	2	2										
Darrell Evans, L OBP: 0.304, SLG: 0.414 (1, 10)												3	0	1	0	1	1	0										
Brian Harper, R OBP: 0.059, SLG: 0.059 (8, PR)					F6							0	0	0	0	0	0	0										
Harry Spilman, L OBP: 0.333, SLG: 0.586 (11, PH)												1	0	0	0	0	1	0										
Danell Coles, R OBP: 0.307, SLG: 0.495 (1, 5)	6-3 ②											5	0	2	1	0	2	2										
Chet Lemon, R OBP: 0.319, SLG: 0.379 (1, 8)	6-3 ③											5	0	1	0	0	2	3										
Mike Laga, L OBP: 0.280, SLG: 0.422 (1, 3)												4	0	0	0	0	1	1										
Dave Bergman, L OBP: 0.462, SLG: 0.364 (9, 3)					4-3		F8					0	0	0	0	0	0	0										
Pat Sheridan, L OBP: 0.200, SLG: 0.372 (1, 9)					4-1		F7					4	0	0	0	0	0	1										
Inning Stats	R: 0 E: 0 K: 0 S: 4	H: 1 LOB: 1 BB: 0 P: 4	R: 0 E: 0 K: 1 S: 5	H: 0 LOB: 0 BB: 0 P: 5	R: 1 E: 1 K: 0 S: 5	H: 2 LOB: 1 BB: 0 P: 5	R: 0 E: 0 K: 2 S: 8	H: 1 LOB: 1 BB: 0 P: 8	R: 0 E: 0 K: 2 S: 8	H: 1 LOB: 2 BB: 1 P: 12	R: 0 E: 0 K: 1 S: 6	H: 1 LOB: 1 BB: 0 P: 6	R: 1 E: 0 K: 1 S: 7	H: 2 LOB: 2 BB: 1 P: 11	R: 0 E: 0 K: 0 S: 3	H: 0 LOB: 0 BB: 0 P: 3	R: 0 E: 0 K: 1 S: 5	H: 1 LOB: 0 BB: 0 P: 5	R: 0 E: 0 K: 2 S: 7	H: 0 LOB: 0 BB: 0 P: 7	1B: 8 2B: 1 3B: 0 HR: 0	SF: 0 SAC: 0 DP: 0 HBP: 0	WP: 0 PB: 0 SB: 0 CS: 1	PA: 43				
PITCHER	IP 9.0	WLS 9	BF 37	H 8	R 2	ER 2	SO 7	BB 2	IBB 0	HBP 0	BLK 0	WP 0	HR 0	S 49	P 57	ERA 2.00	WHIP 1.111											
Bret Saberhagen, R ERA: 3.28 (1, 1)																												
Steve Farr, R ERA: 1.74 (10, 1)	2.0	W	6	1	0	0	3	0	0	0	0	0	0	0	12	12	0.00	0.500										

Detroit Tigers @ Kansas City Royals
Royals Stadium, Kansas City, MO
Tue May 13 1986, 8:05 PM EDT
Att: 22,566 - Unknown

AB 41
R 2
H 9
RBI 2
BB 2
SO 10
LOB 12



Batter	1	2	3	4	5	6	7	8	9	10	11	AB	R	H	RBI	BB	SO	LOB	BOTTOM								
Willie Wilson, S OBP: 0.271, SLG: 0.303 (1, 8)	F5		6-3			E5 1B		K		1-3		5	1	0	0	0	1	1									
Rudy Law, L OBP: 0.340, SLG: 0.376 (1, 7)	G3 BB					CS 1B		K		L9		4	0	2	1	1	1	1									
George Brett, L OBP: 0.411, SLG: 0.500 (1, 5)	G3					F8		K				3	0	0	0	2	0	2									
Frank White, R OBP: 0.328, SLG: 0.468 (1, 4)	K					F4		K		F9		5	1	1	0	0	2	6									
Jorge Orta, L OBP: 0.270, SLG: 0.458 (1, 10)												3	0	1	0	0	0	0									
Hal McRae, R OBP: 0.238, SLG: 0.351 (9, PH)						CS		1-4-3		6-3		2	1	1	2	0	0	0									
Steve Balboni, R OBP: 0.341, SLG: 0.436 (1, 3)												4	1	1	1	0	1	1									
Jim Sundberg, R OBP: 0.280, SLG: 0.327 (1, 2)												3	0	0	0	1	1	0									
Darryl Motley, R OBP: 0.259, SLG: 0.447 (1, 9)												4	0	0	0	0	1	2									
Angel Salazar, R OBP: 0.270, SLG: 0.284 (1, 6)												2	0	0	0	0	2	0									
Jamie Quirk, L OBP: 0.168, SLG: 0.467 (8, PR)												1	0	1	0	0	0	0									
Buddy Biancalana, S OBP: 0.111, SLG: 0.111 (8, 6)												1	0	0	0	0	1	0									
Inning Stats	R: 0 E: 0 K: 1 S: 5	H: 0 LOB: 1 BB: 1 P: 9	R: 0 E: 0 K: 0 S: 3	H: 0 LOB: 0 BB: 0 P: 3	R: 0 E: 0 K: 2 S: 7	H: 0 LOB: 0 BB: 0 P: 7	R: 0 E: 0 K: 0 S: 3	H: 1 LOB: 1 BB: 0 P: 3	R: 0 E: 0 K: 2 S: 9	H: 1 LOB: 2 BB: 1 P: 13	R: 0 E: 0 K: 2 S: 8	H: 1 LOB: 2 BB: 1 P: 12	R: 0 E: 0 K: 0 S: 4	H: 1 LOB: 0 BB: 0 P: 4	R: 0 E: 0 K: 1 S: 5	H: 0 LOB: 0 BB: 0 P: 5	R: 2 E: 0 K: 0 S: 3	H: 2 LOB: 0 BB: 0 P: 3	1B: 4 2B: 1 3B: 0 HR: 2	SF: 0 SAC: 0 DP: 1 HBP: 0	WP: 0 PB: 0 SB: 2 CS: 1	PA: 42					
PITCHER	IP 8.0	WLS L	BF 31	H 4	R 3	ER 3	SO 9	BB 3	IBB 1	HBP 0	BLK 0	WP 0	HR 0	S 45	P 61	ERA 0.00	WHIP 0.875										
Jack Morris, R ERA: 4.78 (1, 1)																											
Willie Hernandez, L ERA: 4.82 (9, 1)	2.1	L	10	3	3	3	1	0	0	0	0	0	2	12	12	11.57	1.286										

Detroit Tigers @ Kansas City Royals
Royals Stadium, Kansas City, MO
Tue May 13 1986, 8:05 PM EDT
Att: 22,566 - Unknown


AB 37
R 4
H 7
RBI 4
BB 4
SO 10
LOB 13



Batter	1	2	3	4	5	6	7	8	9	AB	R	H	RBI	BB	SO	LOB	TOP
Brett Butler, L OBP: 0.354, SLG: 0.336 (1, 8)	F8			F8		4-3			4-1	4	0	0	0	0	0	1	
Tony Bernazard, S OBP: 0.373, SLG: 0.438 (1, 4)	F7			4-3 WP 1B		F5			K	4	0	1	0	0	1	1	
Julio Franco, R OBP: 0.288, SLG: 0.346 (1, 6)	K			4-3					4-3	4	0	1	0	0	1	1	
Joe Carter, R OBP: 0.300, SLG: 0.418 (1, 9)		6-3		K					F8	3	0	0	0	0	1	2	
Brook Jacoby, R OBP: 0.356, SLG: 0.471 (1, 5)		K			K				6-3	3	0	0	0	0	2	1	
Pat Tabler, R OBP: 0.367, SLG: 0.479 (1, 3)					6-3				F8	3	0	0	0	0	0	1	
Carmen Castillo, R OBP: 0.262, SLG: 0.325 (1, 10)					F7				4-3	3	0	0	0	0	0	0	
Chris Bando, S OBP: 0.419, SLG: 0.414 (1, 2)				L8					K	3	0	0	0	0	2	0	
Otis Nixon, S OBP: 0.308, SLG: 0.280 (1, 7)				K					5-3	3	0	1	0	0	1	0	
Inning Stats	R: 0 E: 0 K: 1 S: 5	H: 0 LOB: 0 BB: 0 P: 5	R: 0 E: 0 K: 1 S: 5	H: 0 LOB: 0 BB: 0 P: 5	R: 0 E: 0 K: 1 S: 5	H: 1 LOB: 1 BB: 0 P: 6	R: 0 E: 0 K: 1 S: 6	H: 0 LOB: 0 BB: 0 P: 5	R: 0 E: 0 K: 1 S: 4	H: 1 LOB: 1 BB: 0 P: 4	R: 0 E: 0 K: 1 S: 5	H: 0 LOB: 0 BB: 0 P: 5	R: 0 E: 0 K: 1 S: 5	H: 0 LOB: 0 BB: 0 P: 5	1B: 2 2B: 1 3B: 0 HR: 0	SF: 0 SAC: 0 DP: 0 HBP: 0	WP: 2 PA: 30
PITCHER Mark Gubicza, R ERA: 5.4 (1, 1)	IP: 9.0 WLS: W BF: 30 H: 3 R: 0 ER: 0 SO: 8 BB: 0 IBB: 0 HBP: 0 BLK: 0 WP: 2 HR: 0 S: 46 P: 46 ERA: 0.00 WHIP: 0.333																

Cleveland Indians @ Kansas City Royals
Royals Stadium, Kansas City, MO
Wed May 14 1986, 8:05 PM EDT
Att: 20,326 - Unknown


AB 30
R 0
H 3
RBI 0
BB 0
SO 8
LOB 7



Batter	1	2	3	4	5	6	7	8	9	AB	R	H	RBI	BB	SO	LOB	BOTTOM		
Willie Wilson, S OBP: 0.284, SLG: 0.304 (1, 8)	F7		1-3		1B 2B					3	1	1	0	2	0	1			
Rudy Law, L OBP: 0.351, SLG: 0.398 (1, 7)	S 1B		1B		2B 1B				E6 BB	5	2	3	1	0	0	4			
George Brett, L OBP: 0.425, SLG: 0.515 (1, 5)	BB		CS 1B		1B 2B				G6-4-3 BB	3	1	2	3	2	0	3			
Frank White, R OBP: 0.325, SLG: 0.461 (1, 4)	L8		CS 1B		1B K				G5-4-3 BB	4	0	1	0	0	1	4			
Jorge Orta, L OBP: 0.419, SLG: 0.444 Hal McRae, R OBP: 0.247, SLG: 0.373 (7, PH)	F7				L9 1B					3	0	1	1	0	0	3			
Steve Balboni, R OBP: 0.331, SLG: 0.421 (1, 3)					1B					1	0	1	0	0	0	0			
Steve Balboni, R OBP: 0.331, SLG: 0.421 (1, 3)		F4			K				F8	4	0	0	0	0	1	3			
Jim Sundberg, R OBP: 0.269, SLG: 0.327 (1, 2)		F7			BB				5-3 1B	3	0	1	0	1	0	0			
Darryl Motley, R OBP: 0.259, SLG: 0.439 (1, 9)		F4			F8				F9	4	1	1	0	0	0	3			
Angel Salazar, R OBP: 0.277, SLG: 0.282 (1, 6)					F4				5-3 E4	4	0	1	0	0	0	2			
Inning Stats	R: 0 E: 0 K: 0 S: 4	H: 1 LOB: 2 BB: 1 P: 8	R: 0 E: 0 K: 0 S: 3	H: 0 LOB: 0 BB: 0 P: 3	R: 1 E: 0 K: 0 S: 4	H: 3 LOB: 0 BB: 0 P: 4	R: 0 E: 0 K: 1 S: 6	H: 1 LOB: 2 BB: 1 P: 10	R: 3 E: 0 K: 1 S: 9	H: 4 LOB: 1 BB: 0 P: 9	R: 0 E: 0 K: 0 S: 4	H: 1 LOB: 2 BB: 1 P: 8	R: 0 E: 0 K: 0 S: 3	H: 1 LOB: 2 BB: 1 P: 7	R: 1 E: 2 K: 0 S: 5	H: 1 LOB: 2 BB: 1 P: 9	1B: 9 2B: 3 3B: 0 HR: 0	SF: 0 SAC: 0 DP: 2 HBP: 0	WP: 0 PA: 40
PITCHER Phil Niekro, R ERA: 3.38 Jamie Easterly, L ERA: 7.2 (6, 1)	IP: 5.2 WLS: L BF: 28 H: 10 R: 4 ER: 4 SO: 4 BB: 3 IBB: 0 HBP: 0 BLK: 0 WP: 0 HR: 0 S: 29 P: 41 ERA: 6.35 WHIP: 2.294																		

Cleveland Indians @ Kansas City Royals
Royals Stadium, Kansas City, MO
Wed May 14 1986, 8:05 PM EDT
Att: 20,326 - Unknown

AB 34
R 5
H 12
RBI 5
BB 5
SO 2
LOB 23



Batter	1	2	3	4	5	6	7	8	9	AB	R	H	RBI	BB	SO	LOB	TOP										
Brett Butler, L OBP: 0.351, SLG: 0.333 (1, 8)										4	1	1	0	0	0	3	Cleveland Indians @ Kansas City Royals Royals Stadium, Kansas City, MO Thu May 15 1986, 8:05 PM EDT Att: 29,201 - Unknown										
Julio Franco, R OBP: 0.297, SLG: 0.343 (1, 6)										4	0	1	1	0	1												
Joe Carter, R OBP: 0.306, SLG: 0.416 (1, 9)										3	1	1	0	1	0	1											
Andre Thornton, R OBP: 0.308, SLG: 0.375 (1, 10)										4	1	1	1	0	1	3											
Pat Tabler, R OBP: 0.364, SLG: 0.488 (1, 3)										4	0	1	1	0	0	2											
Brook Jacoby, R OBP: 0.346, SLG: 0.456 (1, 5)										4	0	0	0	0	2	1											
Tony Bernazard, S OBP: 0.361, SLG: 0.422 (1, 4)										4	0	0	0	0	2	0											
Mel Hall, L OBP: 0.268, SLG: 0.365 (1, 7)									3	0	2	0	0	0	0	0											
Carmen Castillo, R OBP: 0.256, SLG: 0.317 (9, PH)									1	0	0	0	0	0	0	0											
Andy Allanson, R OBP: 0.346, SLG: 0.364 (1, 2)										3	0	1	0	0	0	1											
Inning Stats	R: 0 E: 0 K: 0 S: 4	H: 1 LOB: 2 BB: 1 P: 8	R: 0 E: 0 K: 0 S: 3	H: 0 LOB: 0 BB: 0 P: 3	R: 1 E: 1 K: 0 S: 4	H: 1 LOB: 0 BB: 0 P: 4	R: 0 E: 0 K: 1 S: 5	H: 0 LOB: 0 BB: 0 P: 5	R: 0 E: 0 K: 0 S: 4	H: 2 LOB: 1 BB: 0 P: 4	R: 1 E: 0 K: 3 S: 11	H: 2 LOB: 1 BB: 0 P: 11	R: 0 E: 0 K: 1 S: 6	H: 1 LOB: 1 BB: 0 P: 6	R: 1 E: 0 K: 0 S: 4	H: 1 LOB: 0 BB: 0 P: 4	R: 0 E: 0 K: 1 S: 5	H: 0 LOB: 0 BB: 0 P: 5	1B: 5 2B: 3 3B: 1 HR: 1	SF: 0 SAC: 0 DP: 2 HBP: 0	WP: 1 PB: 0 SB: 0 CS: 1	PA: 35					
PITCHER	IP	WLS	BF	H	R	ER	SO	BB	IBB	HBP	BLK	WP	HR	S	P	ERA	WHIP										
Dennis Leonard, R ERA: 1.73 (1, 1)	8.0	W	32	8	3	2	5	1	0	0	0	1	1	41	45	2.25	1.125										
Bud Black, L ERA: 5.75 (9, 1)	1.0	S	3	0	0	0	1	0	0	0	0	0	0	5	5	0.00	0.000										

Batter	1	2	3	4	5	6	7	8	9	AB	R	H	RBI	BB	SO	LOB	BOTTOM										
Willie Wilson, S OBP: 0.283, SLG: 0.302 (1, 8)										4	1	1	0	0	0	2	Cleveland Indians @ Kansas City Royals Royals Stadium, Kansas City, MO Thu May 15 1986, 8:05 PM EDT Att: 29,201 - Unknown										
Rudy Law, L OBP: 0.348, SLG: 0.402 (1, 9)										4	0	1	0	0	1	3											
George Brett, L OBP: 0.416, SLG: 0.500 (1, 5)										3	0	0	0	0	0	1											
Greg Pryor, R OBP: 0.125, SLG: 0.125 (7, 5)										0	0	0	0	0	0	0											
Hal McRae, R OBP: 0.256, SLG: 0.373 (8, PH)										0	0	0	0	1	0	0											
Lynn Jones, R (8, PR)										0	1	0	0	0	0	0											
Frank White, R OBP: 0.323, SLG: 0.479 (1, 4)										4	1	1	4	0	1	1											
Jorge Orta, L OBP: 0.371, SLG: 0.387 (1, 10)										4	0	0	0	0	0	1											
Steve Balboni, R OBP: 0.321, SLG: 0.407 (1, 3)										4	0	0	0	0	0	1											
Lonnie Smith, R OBP: 0.284, SLG: 0.229 (1, 7)										2	1	0	0	0	0	0											
Jim Sundberg, R OBP: 0.279, SLG: 0.337 (1, 2)										3	1	2	0	0	0	0											
Buddy Biancalana, S OBP: 0.182, SLG: 0.182 (1, 6)										2	0	1	1	0	0	0											
Jamie Quirk, L OBP: 0.235, SLG: 0.500 (8, PH)										1	0	1	0	0	0	0											
Angel Salazar, R OBP: 0.277, SLG: 0.282 (8, PR)										0	1	0	0	0	0	0											
Inning Stats	R: 0 E: 0 K: 0 S: 3	H: 0 LOB: 0 BB: 0 P: 3	R: 0 E: 0 K: 0 S: 3	H: 0 LOB: 0 BB: 0 P: 3	R: 0 E: 0 K: 1 S: 6	H: 1 LOB: 1 BB: 0 P: 6	R: 0 E: 0 K: 0 S: 3	H: 0 LOB: 0 BB: 0 P: 3	R: 0 E: 0 K: 0 S: 3	H: 0 LOB: 0 BB: 0 P: 3	R: 5 E: 1 K: 1 S: 9	H: 4 LOB: 1 BB: 1 P: 13	R: 0 E: 0 K: 0 S: 3	H: 0 LOB: 0 BB: 0 P: 3	R: 0 E: 0 K: 0 S: 3	H: 0 LOB: 0 BB: 0 P: 3	R: 0 E: 0 K: 0 S: 3	H: 0 LOB: 0 BB: 0 P: 3	1B: 5 2B: 1 3B: 0 HR: 1	SF: 0 SAC: 0 DP: 0 HBP: 1	WP: 0 PB: 0 SB: 0 CS: 0	PA: 33					
PITCHER	IP	WLS	BF	H	R	ER	SO	BB	IBB	HBP	BLK	WP	HR	S	P	ERA	WHIP										
Ken Schrom, R ERA: 2.95 (1, 1)	7.0	L	27	5	3	3	1	0	0	1	0	0	0	28	29	3.86	0.714										
Scott Bailes, L ERA: 8.75 (8, 1)	0.1	L	3	1	0	0	1	0	1	0	0	0	0	4	8	0.00	3.000										
Rich Yett, R ERA: 3.38 (8, 1)	0.2	L	3	1	3	3	0	0	0	0	0	0	1	3	3	40.50	1.500										

Batter	1	2	3	4	5	6	7	8	9	AB	R	H	RBI	BB	SO	LOB	TOP								
Willie Wilson, S (1, 8) OBP: 0.287, SLG: 0.306	0-0 BB S SF7 1B	0-0 2H 1B		0-0 G6-3 1-2			0-3 K 1		0-0 G3 3	5	1	2	1	0	1	3	Kansas City Royals @ Chicago White Sox Comiskey Park, Chicago, IL Fri May 16 1986, 8:05 PM EDT Att: 24,215 - Unknown livebaseballscorecards.com								
Rudy Law, L (1, 9) OBP: 0.345, SLG: 0.390	4-0 F BB 1-2 BB	0-0 4-3 3			0-0 F2 1		0-3 K 2			3	0	0	0	1	1	1									
George Brett, L (1, 5) OBP: 0.418, SLG: 0.495	4-0 E 1-2 2-3 BB		0-0 G4-6-3 1B		0-3 K 2		0-0 F8 3			3	0	1	0	1	1	0									
Frank White, R (1, 4) OBP: 0.313, SLG: 0.463	0-0 F7 1		0-0 G4-6-3 1-2		0-0 F7 3			0-0 F6 1		4	0	0	0	0	0	4									
Jorge Orta, L (1, 10) OBP: 0.385, SLG: 0.394	0-0 SF7 1-2 2-3 3H		0-0 FC6-4 1B		4-0 4-3 6-3 BB			0-0 F4 2		2	0	1	1	1	0	0									
Steve Balboni, R (1, 3) OBP: 0.311, SLG: 0.393	0-0 F8 3		0-0 FC6-4 1-2		0-0 6-3 1-2			0-0 F9 3		4	0	0	0	0	0	4									
Lonnie Smith, R (1, 7) OBP: 0.283, SLG: 0.216		0-0 L6 1		0-3 K 1		0-0 4-3 2-3		4-0 BB 1-4-6-3		3	0	0	0	1	1	1									
Jamie Quirk, L (1, 2) OBP: 0.286, SLG: 0.474		0-0 4-3 2		0-0 1B 1B		4-0 BB BB		0-0 G1-4-6-3 1-2		3	0	1	0	1	0	1									
Angel Salazar, R (1, 6) OBP: 0.294, SLG: 0.313								4-0 BB		2	1	2	0	0	0	0									
Hal McRae, R (6, PH) OBP: 0.253, SLG: 0.368										1	0	0	0	0	1	2									
Buddy Biancalana, S (6, 6) OBP: 0.162, SLG: 0.162										0	0	0	0	0	0	0									
Jim Sundberg, R (9, PH) OBP: 0.286, SLG: 0.337										0	0	0	0	1	0	0									
Inning Stats	R: 1 E: 1 K: 0 S: 4	H: 1 LOB: 2 BB: 2 P: 12	R: 1 E: 0 K: 0 S: 5	H: 2 LOB: 1 BB: 0 P: 5	R: 0 E: 0 K: 0 S: 4	H: 2 LOB: 1 BB: 0 P: 4	R: 0 E: 0 K: 1 S: 6	H: 2 LOB: 0 BB: 0 P: 6	R: 0 E: 0 K: 1 S: 5	H: 0 LOB: 0 BB: 0 P: 5	R: 0 E: 0 K: 1 S: 5	H: 0 LOB: 2 BB: 2 P: 13	R: 0 E: 0 K: 2 S: 7	H: 0 LOB: 0 BB: 0 P: 7	R: 0 E: 0 K: 0 S: 3	H: 0 LOB: 0 BB: 0 P: 3	R: 0 E: 0 K: 0 S: 2	H: 0 LOB: 1 BB: 2 P: 10	1B: 6 2B: 1 3B: 0 HR: 0	SF: 1 SAC: 0 DP: 3 HBP: 0	WP: 0 PB: 0 CS: 1	PA: 37			
PITCHER	IP	WLS	BF	H	R	ER	SO	BB	IBB	HBP	BLK	WP	HR	S	P	ERA	WHIP								
Richard Dotson, R (1, 1) ERA: 5.87	5.0	W	23	7	2	2	2	3	0	0	0	0	0	24	36	3.60	2.000								
Gene Nelson, R (6, 1) ERA: 2.93	3.2		13	0	0	0	3	3	0	0	0	0	0	16	28	0.00	0.818								
Bob James, R (9, 1) ERA: 6.55	0.1	S	1	0	0	0	0	0	0	0	0	0	0	1	1	0.00	0.000								

Batter	1	2	3	4	5	6	7	8	9	AB	R	H	RBI	BB	SO	LOB	BOTTOM								
Wayne Tolleson, S (1, 5) OBP: 0.367, SLG: 0.412	0-0 1B 2B 1B			0-0 F8 3		4-0 G5-4-3 BB		0-0 G6-4-3 1-2		4	1	1	0	1	1	2	Kansas City Royals @ Chicago White Sox Comiskey Park, Chicago, IL Fri May 16 1986, 8:05 PM EDT Att: 24,215 - Unknown livebaseballscorecards.com								
Tim Lincecum, R (1, 4) OBP: 0.316, SLG: 0.366	0-0 2B 1-3 1B		0-0 4-3 1		0-0 F9 1	0-0 G5-4-3 1-2				4	0	1	0	0	0	1									
Harold Baines, L (1, 9) OBP: 0.317, SLG: 0.485	0-0 1-3 3H 2B		0-0 BB BB 1B		0-0 BB BB 2B 1B		0-0 WP 2B			4	1	4	1	0	0	0									
Carlton Fisk, R (1, 10) OBP: 0.277, SLG: 0.302	0-0 K 1		0-3 K 2		0-0 F7 2		0-3 K 1			4	0	0	0	0	3	5									
Ron Kittle, R (1, 7) OBP: 0.259, SLG: 0.443	0-0 5-3 2		4-0 BB BB		4-0 BB BB 2B BB		0-0 L5 2			2	1	0	0	2	0	3									
John Cangelosi, S (8, 8) OBP: 0.392, SLG: 0.308			1-2 BB BB		1-2 2B BB					0	0	0	0	0	0	0									
Greg Walker, L (1, 3) OBP: 0.474, SLG: 0.767	0-0 F9 3		4-0 1-2 2-3 BB		4-0 1-2 2-3 2B BB		4-0 WP IBB			1	1	0	0	3	0	2									
Reid Nichols, R (1, 8) OBP: 0.278, SLG: 0.314		0-0 2-3 1		0-3 K 3		0-0 1-3 2B 3H		0-0 3-1 1-2 2-3		3	0	1	3	0	1	3									
Bobby Bonilla, S (7, PH) OBP: 0.361, SLG: 0.379										1	0	0	0	0	0	2									
Ozzie Guillen, L (1, 6) OBP: 0.257, SLG: 0.306		0-0 WP 1B		0-0 F4 1		0-0 1-3 3		0-0 F6 1		4	0	1	0	0	0	1									
Joel Skinner, R (1, 2) OBP: 0.206, SLG: 0.190	0-0 4-3 1-3		0-0 5-3 2		0-0 F3 1			0-0 G6-4-3 1B		4	0	1	0	0	0	1									
Inning Stats	R: 1 E: 0 K: 1 S: 8	H: 3 LOB: 2 BB: 0 P: 8	R: 0 E: 0 K: 1 S: 6	H: 1 LOB: 0 BB: 0 P: 6	R: 0 E: 0 K: 2 S: 8	H: 1 LOB: 2 BB: 2 P: 16	R: 0 E: 0 K: 0 S: 3	H: 0 LOB: 0 BB: 0 P: 3	R: 3 E: 0 K: 0 S: 5	H: 2 LOB: 1 BB: 2 P: 13	R: 0 E: 0 K: 0 S: 2	H: 0 LOB: 1 BB: 1 P: 6	R: 0 E: 0 K: 1 S: 6	H: 1 LOB: 2 BB: 1 P: 10	R: 0 E: 0 K: 0 S: 3	H: 1 LOB: 0 BB: 0 P: 3	1B: 6 2B: 3 3B: 0 HR: 0	SF: 0 SAC: 0 DP: 2 HBP: 0	WP: 3 PB: 0 CS: 0	PA: 37					
PITCHER	IP	WLS	BF	H	R	ER	SO	BB	IBB	HBP	BLK	WP	HR	S	P	ERA	WHIP								
Charlie Leibrandt, L (1, 1) ERA: 3.79	5.0	L	26	7	4	4	4	4	0	0	0	1	0	30	46	7.20	2.200								
Steve Farr, R (6, 1) ERA: 1.52	3.0		11	2	0	0	1	1	1	0	0	1	0	11	19	0.00	1.000								

Batter	1	2	3	4	5	6	7	8	9	AB	R	H	RBI	BB	SO	LOB	TOP				
Willie Wilson, S (1, 8) OBP: 0.314, SLG: 0.352	F9		HR		F8 1B		1B		1B	5	1	4	1	0	0	0	Kansas City Royals @ Chicago White Sox Sun May 18 1986, 4:33 AM EDT Att: 18,425 - Unknown livebaseballscorecards.com				
Lonnie Smith, R (1, 7) OBP: 0.246, SLG: 0.203 Rudy Law, L (9, PH) OBP: 0.344, SLG: 0.405	K		K		F8 1-2 2-3		K		F9	4	0	0	0	0	3	3					
George Brett, L (1, 5) OBP: 0.420, SLG: 0.504	6-3		FC6-4 1B		1-3		L9			4	0	1	0	0	0	3					
Frank White, R (1, 4) OBP: 0.314, SLG: 0.450		6-3	FC6-4 1-2 1B		K				K	4	0	0	0	0	2	3					
Steve Balboni, R (1, 3) OBP: 0.306, SLG: 0.377		FC5-4 1B BB		K		1B		K		3	0	1	0	1	2	0					
Hal McRae, R (1, 10) OBP: 0.284, SLG: 0.375		FC5-4 1-2 1B		F9		K		1B		4	0	2	0	0	1	1					
Jim Sundberg, R (1, 2) OBP: 0.292, SLG: 0.321		FC5-4 1-2 2-3		BB		F3		F8		3	0	0	0	1	0	4					
Darryl Motley, R (1, 9) OBP: 0.250, SLG: 0.423		F8		L6		F4			K	4	0	0	0	0	1	4					
Angel Salazar, R (1, 6) OBP: 0.297, SLG: 0.314 Jorge Orta, L (9, PH) OBP: 0.356, SLG: 0.368			F4		F8 1B		F3		F5	3	0	1	0	0	0	0					
Inning Stats	R: 0 E: 0 K: 1 S: 5	H: 0 LOB: 0 BB: 0 P: 5	R: 0 E: 0 K: 0 S: 4	H: 1 LOB: 2 BB: 1 P: 8	R: 1 E: 0 K: 1 S: 7	H: 2 LOB: 1 BB: 0 P: 7	R: 0 E: 0 K: 1 S: 5	H: 0 LOB: 1 BB: 1 P: 9	R: 0 E: 0 K: 1 S: 6	H: 1 LOB: 1 BB: 0 P: 6	R: 0 E: 0 K: 2 S: 8	H: 1 LOB: 1 BB: 0 P: 8	R: 0 E: 0 K: 1 S: 6	H: 1 LOB: 1 BB: 0 P: 6	R: 0 E: 0 K: 1 S: 6	H: 1 LOB: 1 BB: 0 P: 6	1B: 8 2B: 0 3B: 0 HR: 1	SF: 0 SAC: 0 DP: 0 HBP: 0	WP: 0 PB: 0 SB: 0 CS: 0	PA: 38	
PITCHER	IP	WLS	BF	H	R	ER	SO	BB	IBB	HBP	BLK	WP	HR	S	P	ERA	WHIP				
Floyd Bannister, L (1, 1) ERA: 2.85	7.0	W	30	7	1	1	6	2	0	0	0	0	1	40	48	1.29	1.286				
Gene Nelson, R (8, 1) ERA: 2.76	2.0		8	2	0	0	3	0	0	0	0	0	0	14	14	0.00	1.000				

Batter	1	2	3	4	5	6	7	8	9	AB	R	H	RBI	BB	SO	LOB	BOTTOM				
John Cangelosi, S (1, 8) OBP: 0.381, SLG: 0.296	6-3		6-3	4-3			6-3			4	0	0	0	0	0	0	Kansas City Royals @ Chicago White Sox Sun May 18 1986, 4:33 AM EDT Att: 18,425 - Unknown livebaseballscorecards.com				
Jerry Hairston, S (1, 10) OBP: 0.340, SLG: 0.432	F7		1B 1B		G3		F7			4	1	1	0	0	0	0					
Harold Baines, L (1, 9) OBP: 0.338, SLG: 0.493 Reid Nichols, R (8, 9) OBP: 0.250, SLG: 0.282	4-3		1B HR 1B		F9		2B 1B			4	1	2	0	0	0	0					
Greg Walker, L (1, 3) OBP: 0.532, SLG: 0.811		BB BB	BB HR 1B		2B		2B			3	1	3	1	1	0	0					
Carlton Fisk, R (1, 2) OBP: 0.293, SLG: 0.336	F7		1-3 3-H HR		6-3		G4-3 BB			3	1	1	3	1	0	2					
Bobby Bonilla, S (1, 7) OBP: 0.371, SLG: 0.376		BB BB	1-2 BB		G3 6-3 BB		G4-3 1-2			2	0	0	0	2	1	1					
Tim Lincecum, R (1, 4) OBP: 0.305, SLG: 0.371	F9			SH1-3 3B		6-3		K		4	1	1	0	0	1	3					
Ozzie Guillen, L (1, 6) OBP: 0.250, SLG: 0.295	4-3			1-3		G3				3	0	0	0	0	4						
Wayne Tolleson, S (1, 5) OBP: 0.370, SLG: 0.408			K	SH1-3		F9				2	0	0	1	0	1	1					
Inning Stats	R: 0 E: 0 K: 0 S: 3	H: 0 LOB: 0 BB: 0 P: 3	R: 0 E: 0 K: 0 S: 3	H: 0 LOB: 2 BB: 2 P: 11	R: 4 E: 0 K: 2 S: 11	H: 4 LOB: 0 BB: 0 P: 11	R: 1 E: 0 K: 0 S: 4	H: 1 LOB: 0 BB: 0 P: 4	R: 0 E: 0 K: 0 S: 3	H: 0 LOB: 1 BB: 1 P: 7	R: 0 E: 0 K: 0 S: 4	H: 2 LOB: 2 BB: 0 P: 4	R: 0 E: 0 K: 1 S: 4	H: 0 LOB: 0 BB: 1 P: 8	R: 0 E: 0 K: 1 S: 4	H: 0 LOB: 0 BB: 1 P: 8	1B: 4 2B: 2 3B: 1 HR: 1	SF: 0 SAC: 1 DP: 1 HBP: 0	WP: 0 PB: 0 SB: 0 CS: 0	PA: 34	
PITCHER	IP	WLS	BF	H	R	ER	SO	BB	IBB	HBP	BLK	WP	HR	S	P	ERA	WHIP				
Bret Saberhagen, R (1, 1) ERA: 3.76	6.0	L	27	6	5	5	2	3	0	0	0	0	0	4	4	0.00	2.000				
Dan Quisenberry, R (7, 1) ERA: 2.65	1.0		4	2	0	0	0	0	0	0	0	0	0	4	4	0.00	1.000				
Bud Black, L (8, 1) ERA: 5.54	1.0		3	0	0	0	1	1	0	0	0	0	0	4	8	0.00	1.000				

Batter	1	2	3	4	5	6	7	8	9	AB	R	H	RBI	BB	SO	LOB	TOP			
Willie Wilson, S (1, 8) OBP: 0.321, SLG: 0.356	0-0 4-3		0-0 F9 2B		0-0 F8		0-3 K			4	0	1	0	0	1	2				
Darryl Motley, R (1, 9) OBP: 0.242, SLG: 0.409	0-3 K		0-0 F9 2-3		0-3 K		0-0 FC5-4 1-2			4	0	0	0	0	2	3				
George Brett, L (1, 5) OBP: 0.421, SLG: 0.496	0-0 1B		0-3 K		0-3 K			0-3 K		4	0	1	0	0	3	2				
Frank White, R (1, 4) OBP: 0.315, SLG: 0.460	0-0 F4		4-0 BB		0-0 5-3			0-0 FC6-4 1B		3	0	1	0	1	0	1				
Steve Balboni, R (1, 3) OBP: 0.301, SLG: 0.374		0-3 K	0-3 K		0-0 2B			0-0 FC6-4 1-2		4	0	1	0	0	2	3				
Hal McRae, R (1, 10) OBP: 0.269, SLG: 0.384		0-0 2B		0-0 F6		0-0 1-3		0-0 F8		4	0	1	0	0	0	2				
Jim Sundberg, R (1, 2) OBP: 0.279, SLG: 0.299		0-3 K		0-0 F4		0-0 F8			0-0 F3	4	0	0	0	0	1	2				
Lynn Jones, R (1, 7) OBP: 0.269, SLG: 0.384		4-0 BB		0-3 K			0-0 E5 FC5-4		4-0 G6-3 BB	2	0	0	0	2	1	0				
Angel Salazar, R (1, 6) OBP: 0.303, SLG: 0.312		0-0 G3			0-0 1B		0-0 L9		0-0 G6-3 1-2	4	0	1	0	0	0	4				
Inning Stats	R: 0 E: 0 K: 1 S: 6	H: 1 LOB: 1 BB: 0 P: 6	R: 0 E: 0 K: 2 S: 8	H: 1 LOB: 2 BB: 1 P: 12	R: 0 E: 0 K: 1 S: 8	H: 1 LOB: 0 BB: 0 P: 12	R: 0 E: 0 K: 1 S: 5	H: 0 LOB: 0 BB: 0 P: 5	R: 0 E: 0 K: 2 S: 8	H: 1 LOB: 1 BB: 0 P: 4	R: 0 E: 1 K: 1 S: 6	H: 0 LOB: 1 BB: 0 P: 6	R: 0 E: 0 K: 1 S: 6	H: 1 LOB: 0 BB: 0 P: 6	R: 0 E: 0 K: 0 S: 2	H: 0 LOB: 0 BB: 1 P: 6	1B: 3 2B: 3 3B: 0 HR: 0	SF: 0 SAC: 0 DP: 1 HBP: 0	WP: 0 PB: 0 SB: 0 CS: 0	PA: 36
PITCHER Mike Mason, L (1, 1) ERA: 3.0	IP: 9.0 WLS: W BF: 36 H: 6 R: 0 ER: 0 SO: 10 BB: 3 IBB: 0 HBP: 0 BLK: 0 WP: 0 HR: 0 S: 53 P: 65 ERA: 0.00 WHIP: 1.000															PITCHER				

Kansas City Royals @ Texas Rangers
Arlington Stadium, Arlington, TX
Tue May 20 1986, 8:05 PM EDT
Att: 15,035 - Unknown

AB 33
R 0
H 6
RBI 0
BB 3
SO 10
LOB 19



Batter	1	2	3	4	5	6	7	8	9	AB	R	H	RBI	BB	SO	LOB	BOTTOM	
Oddibe McDowell, L (1, 8) OBP: 0.366, SLG: 0.444	0-0 F6		0-0 1B 1-2 1B	0-0 CS 1-2	0-3 K		0-0 PO 1-2	0-0 4-3		4	1	1	0	0	1	0		
Gary Ward, R (1, 7) OBP: 0.356, SLG: 0.348	0-0 F9		0-0 E 1B 1-3 2-H		0-0 6-3			0-0 5-3		4	0	1	1	0	0	0		
Pete O'Brien, L (1, 3) OBP: 0.408, SLG: 0.575	0-0 L7		0-0 E 1B 1-2 3-H		0-0 F4			0-0 HR		4	1	2	2	0	0	0		
Pete Incaviglia, R (1, 9) OBP: 0.344, SLG: 0.547		0-3 K	4-0 1B			0-0 F3 1B		0-3 K		3	0	1	0	1	2	0		
George Wright, S (9, 9) OBP: 0.220, SLG: 0.310			1-2 2-3 IBB							0	0	0	0	0	0	0		
Tom Paciorek, R (1, 10) OBP: 0.358, SLG: 0.404		0-3 K	0-3 K			0-0 F3 1-2				3	0	0	0	0	2	4		
Darrell Porter, L (1, 2) OBP: 0.340, SLG: 0.500		0-0 HR		0-0 3-1		0-0 4-3				3	1	1	1	0	0	3		
Toby Harrah, R (1, 4) OBP: 0.308, SLG: 0.295		0-3 K			0-0 F3		0-3 K			3	0	0	0	0	2	0		
Geno Petralli, L (1, 5) OBP: 0.278, SLG: 0.353			0-0 F8		0-0 4-3		0-3 K			3	0	0	0	0	1	0		
Curtis Wilkerson, S (8, 6) OBP: 0.225, SLG: 0.211										0	0	0	0	0	0	0		
Scott Fletcher, R (1, 6) OBP: 0.404, SLG: 0.441			4-0 1B BB		0-0 CS 1B		0-0 PO 1B			2	1	2	0	1	0	0		
Inning Stats	R: 0 E: 0 K: 0 S: 3	H: 0 LOB: 0 BB: 0 P: 3	R: 1 E: 0 K: 3 S: 10	H: 1 LOB: 0 BB: 0 P: 10	R: 2 E: 1 K: 1 S: 8	H: 3 LOB: 3 BB: 2 P: 16	R: 0 E: 0 K: 0 S: 3	H: 1 LOB: 0 BB: 0 P: 3	R: 0 E: 0 K: 2 S: 7	H: 1 LOB: 0 BB: 0 P: 7	R: 0 E: 0 K: 1 S: 6	H: 1 LOB: 0 BB: 0 P: 6	R: 1 E: 0 K: 1 S: 6	H: 1 LOB: 0 BB: 0 P: 6	1B: 6 2B: 1 3B: 0 HR: 2	SF: 0 SAC: 0 DP: 1 HBP: 0	WP: 0 PB: 0 SB: 0 CS: 1	PA: 33
PITCHER Dennis Leonard, R (1, 1) ERA: 2.1	IP: 8.0 WLS: L BF: 31 H: 8 R: 4 ER: 4 SO: 8 BB: 1 IBB: 1 HBP: 0 BLK: 0 WP: 0 HR: 2 S: 45 P: 53 ERA: 4.50 WHIP: 1.125															PITCHER		

Kansas City Royals @ Texas Rangers
Arlington Stadium, Arlington, TX
Tue May 20 1986, 8:05 PM EDT
Att: 15,035 - Unknown

AB 29
R 4
H 8
RBI 4
BB 2
SO 8
LOB 7



Batter	1	2	3	4	5	6	7	8	9	10	AB	R	H	RBI	BB	SO	LOB	TOP		
Willie Wilson, S OBP: 0.313, SLG: 0.346 (1.8)	3-1		F7			4-3		K			4	0	0	0	0	1	1	Kansas City Royals @ Texas Rangers Arlington Stadium, Arlington, TX Wed May 21 1986, 8:05 PM EDT Att: 20,728 - Unknown livebaseballscorecards.com		
Rudy Law, L OBP: 0.351, SLG: 0.417 (1.7)	1B		1B			4-3			WP FC5 2B		4	1	3	0	0	0	0			
George Brett, L OBP: 0.411, SLG: 0.480 (1.5)	F3		G3			F7			F5		4	0	0	0	0	0	3			
Frank White, R OBP: 0.307, SLG: 0.448 (1.4)	K					F7		K	FC5		4	0	0	1	0	2	1			
Jorge Orta, L OBP: 0.327, SLG: 0.318 (1.10)		F7				4-3			F5		4	0	0	0	0	1				
Steve Balboni, R OBP: 0.233, SLG: 0.364 (1.3)	K					4-3			K		4	0	0	0	0	2	1			
Darryl Motley, R OBP: 0.242, SLG: 0.403 (1.9)	1B					5-3			6-3		4	0	1	0	0	0	0			
Jamie Quirk, L OBP: 0.320, SLG: 0.522 (1.2)	1B					K			6-3		3	0	2	0	0	1	0			
Lonnie Smith, R OBP: 0.271, SLG: 0.210 (8. PR)	FC6-4					K			6-3		0	0	0	0	0	0	0			
Jim Sundberg, R OBP: 0.277, SLG: 0.297 (8.2)	1B					K			2B		1	0	0	0	0	0	0			
Angel Salazar, R OBP: 0.297, SLG: 0.305 (1.6)	FC6-4					1-3			3-1		2	0	0	0	0	0	2			
Hal McRae, R OBP: 0.268, SLG: 0.379 (8. PH)											1	0	0	0	0	0	1			
Buddy Biancalana, S OBP: 0.197, SLG: 0.167 (8.6)											1	0	0	0	0	1	0			
Inning Stats	R: 0 E: 0 K: 1 S: 6	H: 1 LOB: 1 BB: 0 P: 6	R: 0 E: 0 K: 1 S: 7	H: 2 LOB: 2 BB: 0 P: 7	R: 0 E: 0 K: 0 S: 3	H: 0 LOB: 0 BB: 0 P: 3	R: 0 E: 0 K: 1 S: 5	H: 0 LOB: 0 BB: 0 P: 5	R: 0 E: 0 K: 1 S: 5	H: 0 LOB: 0 BB: 0 P: 5	R: 0 E: 0 K: 1 S: 6	H: 1 LOB: 1 BB: 0 P: 6	R: 1 E: 0 K: 1 S: 7	H: 1 LOB: 1 BB: 0 P: 7	R: 0 E: 0 K: 1 S: 5	H: 0 LOB: 0 BB: 0 P: 5	1B: 4 2B: 2 3B: 0 HR: 0	SF: 0 SAC: 0 DP: 0 HBP: 0	WP: 1 PB: 0 SB: 1 CS: 1	PA: 36
PITCHER	IP WLS BF H R ER SO BB IBB HBP BLK WP HR S P ERA WHIP	IP WLS BF H R ER SO BB IBB HBP BLK WP HR S P ERA WHIP	IP WLS BF H R ER SO BB IBB HBP BLK WP HR S P ERA WHIP	IP WLS BF H R ER SO BB IBB HBP BLK WP HR S P ERA WHIP	IP WLS BF H R ER SO BB IBB HBP BLK WP HR S P ERA WHIP	IP WLS BF H R ER SO BB IBB HBP BLK WP HR S P ERA WHIP	IP WLS BF H R ER SO BB IBB HBP BLK WP HR S P ERA WHIP	IP WLS BF H R ER SO BB IBB HBP BLK WP HR S P ERA WHIP	IP WLS BF H R ER SO BB IBB HBP BLK WP HR S P ERA WHIP	IP WLS BF H R ER SO BB IBB HBP BLK WP HR S P ERA WHIP	IP WLS BF H R ER SO BB IBB HBP BLK WP HR S P ERA WHIP	IP WLS BF H R ER SO BB IBB HBP BLK WP HR S P ERA WHIP	IP WLS BF H R ER SO BB IBB HBP BLK WP HR S P ERA WHIP	IP WLS BF H R ER SO BB IBB HBP BLK WP HR S P ERA WHIP	IP WLS BF H R ER SO BB IBB HBP BLK WP HR S P ERA WHIP	IP WLS BF H R ER SO BB IBB HBP BLK WP HR S P ERA WHIP	IP WLS BF H R ER SO BB IBB HBP BLK WP HR S P ERA WHIP	IP WLS BF H R ER SO BB IBB HBP BLK WP HR S P ERA WHIP		
Jose Guzman, R ERA: 3.74 (1.1)	8.0	29	6	1	1	5	0	0	0	0	0	0	0	0	0	0	0	1.12	0.750	
Mitch Williams, L ERA: 2.57 (9.1)	0.1	1	0	0	0	0	0	0	0	0	0	0	0	0	0	0	0	0.00	0.000	
Greg Harris, R ERA: 3.9 (9.1)	1.2	6	0	0	0	2	0	0	0	0	0	0	0	0	0	0	0	0.00	0.000	

Batter	1	2	3	4	5	6	7	8	9	10	AB	R	H	RBI	BB	SO	LOB	BOTTOM				
Oddie McDowell, L OBP: 0.367, SLG: 0.438 (1.8)	F7		K							1-3	4	1	1	0	1	1	0	Kansas City Royals @ Texas Rangers Arlington Stadium, Arlington, TX Wed May 21 1986, 8:05 PM EDT Att: 20,728 - Unknown livebaseballscorecards.com				
Gary Ward, R OBP: 0.350, SLG: 0.336 (1.7)	BB		F9			6-3		1B	F8		4	0	0	0	1	1	2					
Pete O'Brien, L OBP: 0.408, SLG: 0.568 (1.3)	G6-4-3		1B			F7		K			5	1	2	0	0	1	2					
Pete Incaviglia, R OBP: 0.348, SLG: 0.554 (1.9)		FC5-4				K					4	0	2	0	0	1	1					
George Wright, S OBP: 0.233, SLG: 0.356 (9.9)		2B				K		1B			1	0	1	1	0	0	0					
Tom Paciorek, R OBP: 0.351, SLG: 0.393 (1.10)	K					F8					4	0	1	1	0	2	1					
Toby Harrah, R OBP: 0.315, SLG: 0.308 (1.4)	FC5-4		1B			L5		1B	F9		3	0	1	0	1	0	2					
Steve Buechele, R OBP: 0.286, SLG: 0.441 (1.5)	BB							SH1-4			3	0	0	0	0	0	2					
Orlando Mercado, R (1.2)	FC5-4					4-3		2B														
Scott Fletcher, R OBP: 0.390, SLG: 0.425 (1.6)	BB					6-3					3	0	0	0	1	0	1					
Inning Stats	R: 0 E: 0 K: 0 S: 2	H: 0 LOB: 0 BB: 1 P: 6	R: 0 E: 0 K: 1 S: 6	H: 1 LOB: 3 BB: 2 P: 14	R: 0 E: 0 K: 1 S: 6	H: 1 LOB: 1 BB: 1 P: 6	R: 0 E: 0 K: 1 S: 5	H: 0 LOB: 0 BB: 0 P: 5	R: 0 E: 0 K: 0 S: 3	H: 0 LOB: 0 BB: 0 P: 5	R: 0 E: 0 K: 0 S: 4	H: 1 LOB: 1 BB: 0 P: 4	R: 1 E: 0 K: 1 S: 8	H: 3 LOB: 2 BB: 0 P: 8	R: 0 E: 0 K: 0 S: 3	H: 0 LOB: 0 BB: 0 P: 3	R: 1 E: 0 K: 1 S: 6	H: 2 LOB: 1 BB: 0 P: 6	1B: 5 2B: 2 3B: 1 HR: 0	SF: 0 SAC: 1 DP: 1 HBP: 0	WP: 0 PB: 0 SB: 0 CS: 0	PA: 40
PITCHER	IP WLS BF H R ER SO BB IBB HBP BLK WP HR S P ERA WHIP	IP WLS BF H R ER SO BB IBB HBP BLK WP HR S P ERA WHIP	IP WLS BF H R ER SO BB IBB HBP BLK WP HR S P ERA WHIP	IP WLS BF H R ER SO BB IBB HBP BLK WP HR S P ERA WHIP	IP WLS BF H R ER SO BB IBB HBP BLK WP HR S P ERA WHIP	IP WLS BF H R ER SO BB IBB HBP BLK WP HR S P ERA WHIP	IP WLS BF H R ER SO BB IBB HBP BLK WP HR S P ERA WHIP	IP WLS BF H R ER SO BB IBB HBP BLK WP HR S P ERA WHIP	IP WLS BF H R ER SO BB IBB HBP BLK WP HR S P ERA WHIP	IP WLS BF H R ER SO BB IBB HBP BLK WP HR S P ERA WHIP	IP WLS BF H R ER SO BB IBB HBP BLK WP HR S P ERA WHIP	IP WLS BF H R ER SO BB IBB HBP BLK WP HR S P ERA WHIP	IP WLS BF H R ER SO BB IBB HBP BLK WP HR S P ERA WHIP	IP WLS BF H R ER SO BB IBB HBP BLK WP HR S P ERA WHIP	IP WLS BF H R ER SO BB IBB HBP BLK WP HR S P ERA WHIP	IP WLS BF H R ER SO BB IBB HBP BLK WP HR S P ERA WHIP	IP WLS BF H R ER SO BB IBB HBP BLK WP HR S P ERA WHIP	IP WLS BF H R ER SO BB IBB HBP BLK WP HR S P ERA WHIP				
Charlie Leibrandt, L ERA: 3.47 (1.1)	7.2	32	6	1	1	5	4	0	0	0	0	0	0	0	0	0	0	1.17	1.304			
Steve Farr, R ERA: 1.88 (8.1)	2.0	8	2	1	1	1	0	0	0	0	0	0	0	0	0	0	0	4.50	1.000			

Batter	1	2	3	4	5	6	7	8	9	AB	R	H	RBI	BB	SO	LOB	TOP											
Willie Wilson, S OBP: 0.316, SLG: 0.348 (1, 8)	0-3 K		0-3 K		0-0 2B 1B		0-0 F7		0-0 1B	5	1	2	1	0	2	0	Kansas City Royals @ Texas Rangers Arlington Stadium, Arlington, TX Thu May 22 1986, 8:05 PM EDT Att: 22,064 - Unknown AB 35 R 5 H 10 RBI 5 BB 2 SO 5 LOB 12											
Jorge Orta, L OBP: 0.339, SLG: 0.417 Hal McRae, R OBP: 0.263, SLG: 0.375 (1, 10) (9, PH)	0-0 G3		0-0 HR		2-3 2B 3B		0-0 G3		0-0 F7	4	1	2	3	0	0	0												
Rudy Law, L OBP: 0.345, SLG: 0.408 (1, 7)	0-0 4-3		0-3 K		0-0 K		0-0 1B		0-0 F6	5	0	1	0	0	2	2												
George Brett, L OBP: 0.407, SLG: 0.469 (1, 5)		0-0 F8	3-1		4-0 FC5-4 IBB		0-0 F4			3	0	0	0	1	0	1												
Frank White, R OBP: 0.306, SLG: 0.463 (1, 4)		0-0 HR		0-0 F7	0-0 FC5-4			0-3 K		4	1	1	1	0	1	2												
Jamie Quirk, L OBP: 0.310, SLG: 0.462 (1, 3)	4-0 1B BB			0-0 F8		0-0 4-3		0-0 F9		3	0	0	0	1	0	0												
Jim Sundberg, R OBP: 0.284, SLG: 0.311 (1, 2)	0-0 1-2 1B			0-0 6-3		0-0 2B		0-0 5-3		4	0	2	0	0	0	0												
Darryl Motley, R OBP: 0.250, SLG: 0.415 (1, 9)	0-0 F4			0-0 1B SH3 2B 1B		0-0 F8		0-0 SH3 1B 2B		4	2	2	0	0	0	3												
Angel Salazar, R OBP: 0.291, SLG: 0.299 (1, 6)	0-0 F4			0-0 SH3		0-0 6-3		0-0 SH3		2	0	0	0	0	0	3												
Inning Stats	R: 0 E: 0 K: 1 S: 5	H: 0 LOB: 0 BB: 0 P: 5	R: 1 E: 0 K: 0 S: 5	H: 2 LOB: 2 BB: 1 P: 9	R: 1 E: 0 K: 2 S: 8	H: 1 LOB: 0 BB: 0 P: 8	R: 0 E: 0 K: 0 S: 3	H: 0 LOB: 0 BB: 0 P: 3	R: 2 E: 0 K: 1 S: 8	H: 3 LOB: 2 BB: 1 P: 12	R: 0 E: 0 K: 0 S: 4	H: 1 LOB: 1 BB: 0 P: 4	R: 0 E: 0 K: 0 S: 4	H: 1 LOB: 0 BB: 0 P: 4	R: 0 E: 0 K: 1 S: 5	H: 0 LOB: 0 BB: 0 P: 5		R: 1 E: 0 K: 0 S: 5	H: 2 LOB: 1 BB: 0 P: 5	1B: 5 2B: 3 3B: 0 HR: 2	SF: 0 SAC: 2 DP: 0 HBP: 0	WP: 0 PB: 0 SB: 0 CS: 0	PA: 39					
PITCHER	IP	WLS	BF	H	R	ER	SO	BB	IBB	HBP	BLK	WP	HR	S	P	ERA	WHIP	PITCHER										
Charlie Hough, R ERA: 6.14 Mitch Williams, L ERA: 2.45 (1, 1) (9, 1)	8.1	L	36	9	5	5	5	1	1	0	0	0	0	2	44	52	5.40	1.200										

Batter	1	2	3	4	5	6	7	8	9	AB	R	H	RBI	BB	SO	LOB	BOTTOM										
Oddibe McDowell, L OBP: 0.362, SLG: 0.426 (1, 8)	4-0 G6-3 BB		0-0 1-3			0-0 6-3	0-3 K		0-0 FC4-6 1B	4	1	0	0	1	1	4	Kansas City Royals @ Texas Rangers Arlington Stadium, Arlington, TX Thu May 22 1986, 8:05 PM EDT Att: 22,064 - Unknown AB 33 R 4 H 9 RBI 4 BB 4 SO 7 LOB 17										
Gary Ward, R OBP: 0.345, SLG: 0.331 (1, 7)	0-0 G6-3			0-0 F9		0-0 5-3	0-0 L6		0-0 1B	5	0	1	1	0	0	4											
Pete O'Brien, L OBP: 0.401, SLG: 0.555 (1, 3)	0-0 5-3			0-3 K		0-0 1B 1B	0-0 F9		0-0 4-3	5	1	1	0	0	1	1											
Pete Incaviglia, R OBP: 0.360, SLG: 0.556 (1, 9)		0-3 K		0-0 1B		0-0 1B 1B	4-0 HBP BB			3	1	2	0	1	1	0											
Tom Paciorek, R OBP: 0.361, SLG: 0.400 (1, 10)		0-0 WP 1B		0-0 F6		0-0 1B 1B	0-0 F3			4	1	2	0	0	0	2											
Toby Harrah, R OBP: 0.321, SLG: 0.309 (1, 4)		0-3 K			0-0 1-3		0-0 1B 1B	1-0 HBP		3	0	1	2	0	1	1											
Steve Buechele, R OBP: 0.297, SLG: 0.439 George Wright, S OBP: 0.230, SLG: 0.350 Currie Wilkerson, S OBP: 0.225, SLG: 0.211 (1, 5) (8, PH) (9, 6)		0-3 K		0-0 6-3		0-0 SH3 1B	0-0 4-3			3	0	1	1	0	1	1											
Orlando Mercado, R OBP: 0.429, SLG: 0.200 (1, 2)			4-0 G6-3 BB		0-0 5-3		0-0 SH3		0-0 FC4-6 1B	2	0	1	0	1	0	0											
Scott Fletcher, R OBP: 0.385, SLG: 0.413 (1, 6) (9, 5)			0-0 G6-3			0-3 K		0-0 K		3	0	0	0	1	2	2											
Inning Stats	R: 0 E: 0 K: 0 S: 2	H: 0 LOB: 1 BB: 1 P: 6	R: 0 E: 0 K: 3 S: 10	H: 1 LOB: 0 BB: 0 P: 10	R: 0 E: 0 K: 1 S: 6	H: 1 LOB: 0 BB: 0 P: 6	R: 0 E: 0 K: 0 S: 3	H: 0 LOB: 0 BB: 0 P: 3	R: 0 E: 0 K: 1 S: 5	H: 0 LOB: 0 BB: 0 P: 5	R: 3 E: 0 K: 1 S: 10	H: 5 LOB: 3 BB: 1 P: 14	R: 0 E: 0 K: 0 S: 3	H: 0 LOB: 2 BB: 1 P: 8	R: 1 E: 0 K: 1 S: 7	H: 2 LOB: 1 BB: 0 P: 7		1B: 9 2B: 0 3B: 0 HR: 0	SF: 0 SAC: 1 DP: 2 HBP: 1	WP: 1 PB: 0 SB: 1 CS: 0	PA: 39						
PITCHER	IP	WLS	BF	H	R	ER	SO	BB	IBB	HBP	BLK	WP	HR	S	P	ERA	WHIP	PITCHER									
Danny Jackson, L ERA: 4.1 Dan Quisenberry, R ERA: 2.84 Bud Black, L ERA: 5.47 (1, 1) (7, 1) (9, 1)	6.2	W	28	7	3	3	6	3	0	0	0	0	0	10	15	4.05	1.500										

Batter	1	2	3	4	5	6	7	8	9	AB	R	H	RBI	BB	SO	LOB	TOP										
John Cangelosi, S (1, 8) OBP: 0.382, SLG: 0.299	0-0 4-3	0-0 F8		0-0 L8		0-0 F8		0-0 F8		5	0	0	0	0	0	5											
Jerry Hairston, S (1, 10) OBP: 0.316, SLG: 0.392	0-0 4-3	0-3 K			0-0 F7		0-0 F9	0-0 F8		5	0	0	0	0	1	2											
Harold Baines, L (1, 9) OBP: 0.345, SLG: 0.477 Reid Nichols, R (9, PR) OBP: 0.217, SLG: 0.244 (9, 9)	0-0 G4-1		0-0 G3		0-0 6-3		0-3 K	0-0 BB		5	0	1	0	0	1	0											
Greg Walker, L (1, 3) OBP: 0.523, SLG: 0.712		0-0 1B 2B	0-0 1B		0-0 1B		0-0 1B	0-0 1B		4	1	4	0	1	0	0											
Carlton Fisk, R (1, 2) OBP: 0.289, SLG: 0.322		0-0 2B 1-2 2B	0-0 1B		0-0 F5		0-3 K	0-3 K		5	1	2	0	0	2	4											
Bobby Bonilla, S (1, 7) OBP: 0.351, SLG: 0.362		0-0 2B	0-0 F8			0-0 4-3 PB		0-0 G3	0-0 4-3	5	1	2	1	0	0	4											
Tim Lincecum, R (1, 4) OBP: 0.306, SLG: 0.381		0-0 1-3 2H	0-0 F8			0-0 4-3		0-0 F9		4	1	1	0	0	0	5											
Ozzie Guillen, L (1, 6) OBP: 0.246, SLG: 0.319		0-0 2B		0-3 K		0-0 B1-3		0-0 F9		4	0	1	2	0	1	2											
Wayne Tolleson, S (1, 5) OBP: 0.373, SLG: 0.394		0-0 BB		0-3 K				0-0 BB		2	0	1	1	2	1	0											
Inning Stats	R: 0 E: 0 K: 0 S: 3	H: 0 LOB: 0 BB: 0 P: 3	R: 3 E: 0 K: 1 S: 9	H: 4 LOB: 2 BB: 1 P: 13	R: 0 E: 0 K: 2 S: 5	H: 2 LOB: 0 BB: 0 P: 5	R: 0 E: 0 K: 2 S: 7	H: 0 LOB: 0 BB: 0 P: 7	R: 0 E: 0 K: 0 S: 4	H: 1 LOB: 2 BB: 1 P: 4	R: 0 E: 0 K: 0 S: 4	H: 1 LOB: 1 BB: 0 P: 8	R: 0 E: 0 K: 2 S: 8	H: 1 LOB: 1 BB: 0 P: 8	R: 1 E: 0 K: 0 S: 5	H: 2 LOB: 1 BB: 0 P: 5	R: 0 E: 0 K: 1 S: 6	H: 1 LOB: 2 BB: 1 P: 10	1B: 9 2B: 3 3B: 0 HR: 0	SF: 0 SAC: 0 DP: 0 HBP: 0	WP: 0 PB: 1 CS: 0	PA: 42					
PITCHER	IP	WLS	BF	H	R	ER	SO	BB	IBB	HBP	BLK	WP	HR	S	P	ERA	WHIP										
Bret Saberhagen, R (1, 1) ERA: 3.77	7.0	L	32	9	3	3	5	2	0	0	0	0	0	40	48	3.86	1.571										
Steve Farr, R (8, 1) ERA: 2.05	2.0		10	3	1	1	1	1	0	0	0	0	0	11	15	4.50	2.000										

Chicago White Sox @ Kansas City Royals
 Royals Stadium, Kansas City, MO
 Fri May 23 1986, 8:05 PM EDT
 Att: 25,311 - Unknown

AB	39
R	4
H	12
RBI	4
BB	3
SO	6
LOB	22



Batter	1	2	3	4	5	6	7	8	9	AB	R	H	RBI	BB	SO	LOB	BOTTOM										
Willie Wilson, S (1, 8) OBP: 0.309, SLG: 0.340	0-3 K	0-0 F6			0-0 F7			0-0 4-3		4	0	0	0	0	1	3											
Jorge Orta, L (1, 10) OBP: 0.350, SLG: 0.412	0-0 F9		4-0 FC4-6 BB		0-0 FC4-6 1-2			0-0 BB 1B		3	0	1	0	1	0	1											
Rudy Law, L (1, 7) OBP: 0.345, SLG: 0.402 Steve Balboni, R (6, PH) OBP: 0.291, SLG: 0.361 (9, 3)	4-0 BB		0-0 FC4-6 1-2		0-0 F7			0-0 F4		2	0	0	0	1	0	2											
George Brett, L (1, 5) OBP: 0.404, SLG: 0.458	0-0 F6		0-0 FC4-6 1-2			0-3 K		4-0 1-2 BB		3	0	0	0	1	1	2											
Frank White, R (1, 4) OBP: 0.298, SLG: 0.450		0-0 F6	0-0 F2			0-0 5-3		0-0 L9		4	0	0	0	0	0	3											
Jamie Quirk, L (1, 3) OBP: 0.303, SLG: 0.414 (9, 7)		4-0 BB 1B		0-0 6-3		0-0 3-1			0-3 K	3	1	0	0	1	1	0											
Jim Sundberg, R (1, 2) OBP: 0.290, SLG: 0.312		4-0 1B 1-2 BB		0-0 6-3			0-0 5-3		0-0 G1-4-3 1B	3	0	1	0	1	0	0											
Darryl Motley, R (1, 9) OBP: 0.242, SLG: 0.402		0-3 K		0-0 F8			0-0 6-3		0-0 G1-4-3 1-2	4	0	0	0	0	1	3											
Angel Salazar, R (1, 6) OBP: 0.302, SLG: 0.310		0-0 1-2 2H 1B			0-0 FC4-6 1B			0-0 4-3		3	0	2	1	0	0	0											
Inning Stats	R: 0 E: 0 K: 1 S: 5	H: 0 LOB: 1 BB: 1 P: 9	R: 1 E: 0 K: 1 S: 6	H: 1 LOB: 2 BB: 2 P: 14	R: 0 E: 0 K: 0 S: 3	H: 0 LOB: 1 BB: 1 P: 7	R: 0 E: 0 K: 0 S: 3	H: 0 LOB: 0 BB: 0 P: 3	R: 0 E: 0 K: 1 S: 5	H: 0 LOB: 0 BB: 0 P: 5	R: 0 E: 0 K: 0 S: 3	H: 0 LOB: 0 BB: 0 P: 3	R: 0 E: 0 K: 0 S: 4	H: 1 LOB: 2 BB: 1 P: 8	R: 0 E: 0 K: 1 S: 5	H: 1 LOB: 0 BB: 0 P: 5	1B: 4 2B: 0 3B: 0 HR: 0	SF: 0 SAC: 0 DP: 1 HBP: 0	WP: 0 PB: 0 CS: 0	PA: 35							
PITCHER	IP	WLS	BF	H	R	ER	SO	BB	IBB	HBP	BLK	WP	HR	S	P	ERA	WHIP										
Joe Cowley, R (1, 1) ERA: 5.59	7.1	W	29	3	1	1	3	4	0	0	0	0	0	31	47	1.23	0.955										
Joel McKeon, L (8, 1) ERA:	0.1		2	0	0	0	0	1	0	0	0	0	0	1	5	0.00	3.000										
Gene Nelson, R (8, 1) ERA: 2.5	1.1	S	4	1	0	0	1	0	0	0	0	0	0	6	6	0.00	0.750										

Chicago White Sox @ Kansas City Royals
 Royals Stadium, Kansas City, MO
 Fri May 23 1986, 8:05 PM EDT
 Att: 25,311 - Unknown

AB	30
R	1
H	4
RBI	1
BB	5
SO	4
LOB	15



Batter	1	2	3	4	5	6	7	8	9	AB	R	H	RBI	BB	SO	LOB	TOP										
John Cangelosi, S (1, 8) OBP: 0.378, SLG: 0.298 Tim Hulett, R (9, 4) OBP: 0.306, SLG: 0.381	4-3		G3		G1-6-3			1B S 1B		4	1	1	1	0	0	1											
Wayne Tolleson, S (1, 5) OBP: 0.370, SLG: 0.390	K		5-3				4-3	1B HR 1B		4	1	1	0	0	1	0											
Jerry Hairston, S (1, 10) OBP: 0.311, SLG: 0.382	G3		3-1				4-3	1B HR 1B		4	1	1	1	0	0	0											
Greg Walker, L (1, 3) OBP: 0.507, SLG: 0.679		FC5-4 1B		K			1-3	L5		4	0	1	0	0	1	2											
Carlton Fisk, R (1, 2) OBP: 0.288, SLG: 0.340		FC5-4 WP 1B		6-3			F4	HR		4	2	1	3	0	0	1											
Bobby Bonilla, S (1, 9) OBP: 0.348, SLG: 0.353		1B BB		F7			K	6-3		3	0	0	0	1	1	0											
Ron Kittle, R (1, 7) OBP: 0.267, SLG: 0.413		1B		K			6-3	FC1-6 BB		3	0	1	1	1	1	0	AB 34 R 6 H 8 RBI 6 BB 2 SO 5 LOB 12										
Ozzie Guillen, L (1, 6) OBP: 0.254, SLG: 0.325		1-3		S 1B				1-3 1B	FC1-6 G4-6-3	4	1	2	0	0	0	3											
Julio Cruz, S (1, 4) OBP: 0.235, SLG: 0.103 Reid Nichols, R (9, PH) OBP: 0.213, SLG: 0.239		3-1		K				1-3 1B	G4-6-3	3	0	0	0	0	1	4											
Inning Stats	R: 0 E: 0 K: 1 S: 5	H: 0 LOB: 0 BB: 0 P: 5	R: 1 E: 0 K: 0 S: 5	H: 2 LOB: 2 BB: 1 P: 9	R: 0 E: 0 K: 1 S: 3	H: 0 LOB: 0 BB: 0 P: 3	R: 0 E: 0 K: 1 S: 5	H: 0 LOB: 0 BB: 0 P: 5	R: 0 E: 0 K: 2 S: 8	H: 1 LOB: 1 BB: 0 P: 8	R: 0 E: 0 K: 0 S: 3	H: 0 LOB: 0 BB: 0 P: 3	R: 0 E: 0 K: 1 S: 5	H: 0 LOB: 0 BB: 0 P: 5	R: 5 E: 0 K: 0 S: 8	H: 5 LOB: 0 BB: 0 P: 8	R: 0 E: 0 K: 0 S: 2	H: 0 LOB: 0 BB: 1 P: 6	1B: 7 2B: 0 3B: 0 HR: 1	SF: 0 SAC: 0 DP: 1 HBP: 0	WP: 1 PB: 0 CS: 2	PA: 36					
PITCHER	IP	WLS	BF	H	R	ER	SO	BB	IBB	HBP	BLK	WP	HR	S	P	ERA	WHIP										
Mark Gubicza, R (1, 1) ERA: 5.21	7.1		29	6	4	4	5	1	0	0	0	1	0	38	42	4.91	0.955										
Bud Black, L (8, 1) ERA: 5.79	1.2	W	7	2	2	2	0	1	0	0	0	0	1	6	10	10.80	1.800										

Chicago White Sox @ Kansas City Royals
 Royals Stadium, Kansas City, MO
 Sat May 24 1986, 8:05 PM EDT
 Att: 37,011 - Unknown

AB	34
R	6
H	8
RBI	6
BB	2
SO	5
LOB	12



Batter	1	2	3	4	5	6	7	8	9	AB	R	H	RBI	BB	SO	LOB	BOTTOM										
Willie Wilson, S (1, 8) OBP: 0.317, SLG: 0.347	G6-3 1B		4-3	4-3			F9 S 1B	2B 1B		5	1	3	0	0	0	4											
Jorge Orta, L (1, 10) OBP: 0.354, SLG: 0.418	G6-3 1-2		F5		HR BB		F9	1B		4	1	1	0	1	0	3											
Rudy Law, L (1, 7) OBP: 0.354, SLG: 0.432	S 1B		3-1		HR		1B	1B		5	2	3	3	0	0	1											
George Brett, L (1, 5) OBP: 0.403, SLG: 0.452	3-1			3-1	F8		1B 1B	2B BB		4	2	1	0	1	0	1											
Frank White, R (1, 4) OBP: 0.307, SLG: 0.474		K		HR	CS 1B		1B 1B	K		5	1	3	2	0	2	1											
Jim Sundberg, R (1, 2) OBP: 0.301, SLG: 0.326		FC6-4 BB		F8	F9		G6-4-3 1B	2B		4	0	2	2	1	0	1											
Steve Balboni, R (1, 3) OBP: 0.290, SLG: 0.354		L5		1B BB			G6-4-3	1B		3	0	0	0	1	0	3	AB 37 R 7 H 15 RBI 7 BB 5 SO 3 LOB 15										
Darryl Motley, R (1, 9) OBP: 0.243, SLG: 0.392		FC6-4 1-2		1B BB			4-3	F8		3	0	0	0	1	0	1											
Angel Salazar, R (1, 6) OBP: 0.309, SLG: 0.327				2B	1-2 2-3 1B		K	L9		4	0	2	0	0	1	0											
Inning Stats	R: 0 E: 0 K: 0 S: 4	H: 2 LOB: 1 BB: 0 P: 4	R: 0 E: 0 K: 1 S: 5	H: 0 LOB: 1 BB: 1 P: 9	R: 0 E: 0 K: 0 S: 4	H: 1 LOB: 1 BB: 0 P: 4	R: 1 E: 0 K: 0 S: 5	H: 2 LOB: 2 BB: 2 P: 13	R: 2 E: 0 K: 0 S: 4	H: 2 LOB: 0 BB: 1 P: 8	R: 0 E: 0 K: 1 S: 5	H: 0 LOB: 0 BB: 0 P: 5	R: 3 E: 0 K: 0 S: 7	H: 5 LOB: 1 BB: 0 P: 7	R: 0 E: 0 K: 0 S: 4	H: 2 LOB: 2 BB: 0 P: 4	R: 1 E: 0 K: 1 S: 5	H: 1 LOB: 1 BB: 1 P: 9	1B: 10 2B: 3 3B: 0 HR: 2	SF: 0 SAC: 0 DP: 2 HBP: 0	WP: 0 PB: 0 CS: 1	PA: 42					
PITCHER	IP	WLS	BF	H	R	ER	SO	BB	IBB	HBP	BLK	WP	HR	S	P	ERA	WHIP										
Neil Allen, R (1, 1) ERA: 4.96	4.1		23	7	3	3	1	4	0	0	0	0	0	8	8	4.50	0.500										
Bill Dawley, R (5, 1) ERA: 2.63	2.0		6	1	1	1	1	0	0	0	0	0	0	8	8	4.50	0.500										
Bryan Clark, L (7, 1) ERA: 4.5	0.2		5	4	2	2	0	0	0	0	0	0	0	5	5	27.00	6.000										
Bob James, R (8, 1) ERA: 6.41	1.2	L	8	3	1	1	1	1	0	0	0	0	0	9	13	5.40	2.400										

Chicago White Sox @ Kansas City Royals
 Royals Stadium, Kansas City, MO
 Sat May 24 1986, 8:05 PM EDT
 Att: 37,011 - Unknown

AB	37
R	7
H	15
RBI	7
BB	5
SO	3
LOB	15



Batter	1	2	3	4	5	6	7	8	9	AB	R	H	RBI	BB	SO	LOB	TOP										
Jim Gantner, L OBP: 0.361, SLG: 0.426 (1, 4)	0-0 4-3	0-0 1B		0-0 G3		0-0 4-3		0-0 F8		5	0	1	0	0	0	1	Milwaukee Brewers @ Kansas City Royals Royals Stadium, Kansas City, MO Tue May 27 1986, 8:05 PM EDT Att: 21,969 - Unknown										
Randy Ready, R OBP: 0.253, SLG: 0.263 Paul Householder, S OBP: 0.221, SLG: 0.230 (1, 7) (7, 7)	0-0 2B	0-3 K		0-0 F8		4-0 BB		0-0 F8		3	1	1	0	1	1	1											
Cecil Cooper, L OBP: 0.335, SLG: 0.420 (1, 3)	0-0 FC1 2B		4-0 E 1-3 3B	0-0 F8		0-0 FC6		0-0 G3		4	2	0	0	1	0	3											
Bill Schroeder, R OBP: 0.352, SLG: 0.438 (1, 10)	0-3 K		0-0 1-3		0-0 BB		0-0 WP 1B		0-0 G3	5	1	2	0	0	1	3											
Dale Sveum, S OBP: 0.375, SLG: 0.509 (1, 5)	0-0 HR 2B		0-3 K		0-0 F4		0-3 K		0-0 3-1	5	1	1	2	0	2	3											
Rob Deer, R OBP: 0.364, SLG: 0.545 (1, 9)	0-0 HR		4-0 E 3B		4-0 BB		0-3 K		0-0 HR	3	3	2	3	2	1	1											
Ernest Riles, L OBP: 0.309, SLG: 0.378 (1, 6)	0-3 K		0-0 E6 3B		0-0 F7		0-0 FC6-4 1B		0-0 G3	5	1	1	1	0	1	4											
Charlie Moore, R OBP: 0.368, SLG: 0.448 (1, 2)			0-0 F9 3B		0-0 F4		0-0 FC6-4			4	0	1	3	0	0	3											
Rick Manning, L OBP: 0.265, SLG: 0.205 (1, 8)	0-3 K		0-3 K		0-0 3-1				0-0 E4	4	0	0	0	0	2	1											
Inning Stats	R: 4 E: 1 K: 2 S: 11	H: 3 LOB: 0 BB: 0 P: 11	R: 0 E: 0 K: 2 S: 8	H: 1 LOB: 1 BB: 0 P: 8	R: 3 E: 1 K: 2 S: 9	H: 1 LOB: 1 BB: 2 P: 17	R: 0 E: 0 K: 0 S: 3	H: 0 LOB: 0 BB: 0 P: 3	R: 0 E: 0 K: 0 S: 4	H: 1 LOB: 2 BB: 1 P: 8	R: 0 E: 0 K: 0 S: 3	H: 0 LOB: 1 BB: 1 P: 7	R: 1 E: 0 K: 2 S: 9	H: 2 LOB: 1 BB: 0 P: 9	R: 0 E: 1 K: 0 S: 4	H: 0 LOB: 1 BB: 0 P: 4	R: 1 E: 0 K: 0 S: 4	H: 1 LOB: 0 BB: 0 P: 4	1B: 5 2B: 1 3B: 1 HR: 2	SF: 0 SAC: 0 DP: 0 HBP: 0	WP: 1 PA: 43						
PITCHER	IP	WLS	BF	H	R	ER	SO	BB	IBB	HBP	BLK	WP	HR	S	P	ERA	WHIP										
Danny Jackson, L ERA: 3.45 (1, 1)	5.0	L	26	6	7	0	6	3	0	0	0	0	1	35	47	0.00	1.800										
Mark Gubicza, R ERA: 5.09 (6, 1)	3.0		13	2	1	1	2	1	0	0	0	1	0	16	20	3.00	1.000										
Dan Quisenberry, R ERA: 2.82 (9, 1)	1.0		4	1	1	1	0	0	0	0	0	0	1	4	4	9.00	1.000										

Batter	1	2	3	4	5	6	7	8	9	AB	R	H	RBI	BB	SO	LOB	BOTTOM										
Willie Wilson, S OBP: 0.303, SLG: 0.326 (1, 8)	0-0 F4		0-0 L1		0-0 F8			0-0 F9		4	0	0	0	0	0	0	Milwaukee Brewers @ Kansas City Royals Royals Stadium, Kansas City, MO Tue May 27 1986, 8:05 PM EDT Att: 21,969 - Unknown										
Lonnie Smith, R OBP: 0.270, SLG: 0.212 (1, 7)	0-3 K		0-0 1B			0-0 6-3		0-0 1-3		4	0	1	0	0	1	0											
George Brett, L OBP: 0.398, SLG: 0.446 (1, 5)	0-3 K		0-0 L3			0-0 1B FC5-4 2B		0-0 F5		4	1	1	0	0	1	1											
Frank White, R OBP: 0.304, SLG: 0.456 (1, 4)			0-0 F3		0-0 1B		0-0 FC5-4 1B		0-0 F3	4	0	2	0	0	0	0											
Hal McRae, R OBP: 0.250, SLG: 0.355 (1, 10)			0-0 F8		0-0 F6		0-0 FC5-4		0-3 K	4	0	0	1	0	1	2											
Jim Sundberg, R OBP: 0.299, SLG: 0.319 (1, 2)			0-0 BB 1B		0-0 F8		0-0 F9		0-0 1B	4	0	2	0	0	0	2											
Steve Balboni, R OBP: 0.282, SLG: 0.354 (1, 3)			4-0 1B BB		0-3 K				0-0 F3	3	0	0	0	1	1	2											
Lynn Jones, R OBP: 0.222, SLG: 0.067 (1, 9)			0-0 1B		0-0 5-3				0-0 F9	3	0	1	0	0	0	0											
Angel Salazar, R OBP: 0.305, SLG: 0.324 (1, 6)			0-0 F3		0-0 6-3				0-0 5-3	3	0	0	0	0	0	0											
Inning Stats	R: 0 E: 0 K: 2 S: 7	H: 0 LOB: 0 BB: 0 P: 7	R: 0 E: 0 K: 0 S: 4	H: 2 LOB: 2 BB: 1 P: 8	R: 0 E: 0 K: 0 S: 4	H: 1 LOB: 1 BB: 0 P: 4	R: 0 E: 0 K: 1 S: 6	H: 1 LOB: 1 BB: 0 P: 6	R: 0 E: 0 K: 0 S: 3	H: 0 LOB: 0 BB: 0 P: 3	R: 1 E: 0 K: 0 S: 5	H: 2 LOB: 1 BB: 0 P: 5	R: 0 E: 0 K: 0 S: 3	H: 0 LOB: 0 BB: 0 P: 3	R: 0 E: 0 K: 1 S: 6	H: 1 LOB: 1 BB: 0 P: 6	1B: 6 2B: 1 3B: 0 HR: 0	SF: 0 SAC: 0 DP: 0 HBP: 0	WP: 0 PA: 34								
PITCHER	IP	WLS	BF	H	R	ER	SO	BB	IBB	HBP	BLK	WP	HR	S	P	ERA	WHIP										
Teddy Figueroa, L ERA: 2.43 (1, 1)	9.0	W	34	7	1	1	4	1	0	0	0	0	0	41	45	1.00	0.889										

AB	39
R	9
H	9
RBI	9
BB	4
SO	8
LOB	21



AB	33
R	1
H	7
RBI	1
BB	1
SO	4
LOB	7



Batter	1	2	3	4	5	6	7	8	9	AB	R	H	RBI	BB	SO	LOB	TOP										
Jim Gantner, L (1, 4) OBP: 0.358, SLG: 0.421										4	1	1	0	0	1	0	Milwaukee Brewers @ Kansas City Royals Royals Stadium, Kansas City, MO Wed May 28 1986, 8:05 PM EDT Att: 20,461 - Unknown										
Ernest Riles, L (1, 6) OBP: 0.306, SLG: 0.373										5	0	1	0	0	1	3											
Cecil Cooper, L (1, 10) OBP: 0.338, SLG: 0.427										5	0	2	1	0	1	2											
Ben Oglivie, L (1, 7) OBP: 0.372, SLG: 0.459 Rick Manning, L (8, PR) OBP: 0.295, SLG: 0.205										4	0	2	0	0	0	3											
Jim Adduci, L (1, 3) OBP: 0.167, SLG: 0.182										2	1	0	0	1	0	1											
Dale Sveum, S (1, 5) OBP: 0.383, SLG: 0.536										3	0	1	1	1	1	2											
Rob Deer, R (1, 9) OBP: 0.353, SLG: 0.526										4	0	0	0	0	2	3											
Paul Householder, S (1, 8) OBP: 0.236, SLG: 0.246										4	0	2	1	0	2	1											
Charlie Moore, R (1, 2) OBP: 0.363, SLG: 0.437										4	0	1	0	0	2	2											
Inning Stats	R: 1 E: 0 K: 1 S: 7	H: 2 LOB: 2 BB: 1 P: 11	R: 0 E: 0 K: 2 S: 7	H: 0 LOB: 0 BB: 0 P: 7	R: 0 E: 0 K: 1 S: 5	H: 0 LOB: 0 BB: 0 P: 5	R: 1 E: 0 K: 2 S: 9	H: 2 LOB: 1 BB: 0 P: 9	R: 0 E: 0 K: 1 S: 7	H: 2 LOB: 2 BB: 0 P: 7	R: 0 E: 0 K: 2 S: 3	H: 0 LOB: 0 BB: 0 P: 3	R: 0 E: 0 K: 1 S: 9	H: 2 LOB: 2 BB: 0 P: 9	R: 1 E: 0 K: 1 S: 7	H: 2 LOB: 2 BB: 1 P: 11	R: 0 E: 0 K: 0 S: 3	H: 0 LOB: 0 BB: 0 P: 3	1B: 8 2B: 1 3B: 1 HR: 0	SF: 0 SAC: 2 DP: 0 HBP: 0	WP: 0 PB: 0 CS: 0	PA: 39					
PITCHER	IP	WLS	BF	H	R	ER	SO	BB	IBB	HBP	BLK	WP	HR	S	P	ERA	WHIP										
Bret Saberhagen, R (1, 1) ERA: 3.7	6.0		27	8	2	2	7	1	0	0	0	0	0	40	44	3.00	1.500										
Bud Black, L (7, 1) ERA: 5.29	1.2		8	2	1	1	3	1	0	0	0	0	0	13	17	5.40	1.800										
Steve Farr, R (8, 1) ERA: 1.73	1.1	W	4	0	0	0	0	0	0	0	0	0	0	4	4	0.00	0.000										

Batter	1	2	3	4	5	6	7	8	9	AB	R	H	RBI	BB	SO	LOB	BOTTOM										
Willie Wilson, S (1, 8) OBP: 0.302, SLG: 0.324										4	1	1	0	0	0	3	Milwaukee Brewers @ Kansas City Royals Royals Stadium, Kansas City, MO Wed May 28 1986, 8:05 PM EDT Att: 20,461 - Unknown										
Lonnie Smith, R (1, 7) OBP: 0.256, SLG: 0.200										4	0	0	0	0	0	3											
Rudy Law, L (1, 9) OBP: 0.333, SLG: 0.415										4	1	1	0	0	0	0											
George Brett, L (1, 5) OBP: 0.395, SLG: 0.437										3	1	0	0	1	1	0											
Frank White, R (1, 4) OBP: 0.303, SLG: 0.451										4	1	1	1	0	1	1											
Jorge Orta, L (1, 10) OBP: 0.350, SLG: 0.406										4	0	2	0	0	0	0											
Steve Balboni, R (1, 3) OBP: 0.275, SLG: 0.346										4	0	0	0	0	3	3											
Jamie Quirk, L (1, 2) OBP: 0.318, SLG: 0.395										2	0	0	0	2	1	0											
Buddy Biancalana, S (1, 6) OBP: 0.250, SLG: 0.250 Hal McRae, R (8, PH) OBP: 0.257, SLG: 0.362										3	0	1	0	0	0	2											
Inning Stats	R: 0 E: 0 K: 0 S: 3	H: 0 LOB: 0 BB: 0 P: 3	R: 0 E: 0 K: 0 S: 3	H: 0 LOB: 0 BB: 0 P: 3	R: 0 E: 0 K: 1 S: 5	H: 0 LOB: 0 BB: 0 P: 5	R: 3 E: 0 K: 0 S: 5	H: 2 LOB: 0 BB: 1 P: 9	R: 0 E: 1 K: 1 S: 7	H: 1 LOB: 2 BB: 0 P: 7	R: 0 E: 0 K: 1 S: 5	H: 0 LOB: 0 BB: 0 P: 5	R: 0 E: 0 K: 1 S: 6	H: 1 LOB: 2 BB: 1 P: 10	R: 0 E: 0 K: 1 S: 5	H: 0 LOB: 0 BB: 0 P: 5	R: 1 E: 1 K: 1 S: 6	H: 3 LOB: 3 BB: 1 P: 10	1B: 5 2B: 2 3B: 0 HR: 0	SF: 0 SAC: 0 DP: 0 HBP: 0	WP: 2 PB: 1 CS: 0	PA: 36					
PITCHER	IP	WLS	BF	H	R	ER	SO	BB	IBB	HBP	BLK	WP	HR	S	P	ERA	WHIP										
Tim Leary, R (1, 1) ERA: 5.66	7.0		28	4	3	2	4	2	0	0	0	0	0	34	42	2.57	0.857										
Mark Clear, R (8, 1) ERA: 1.1	1.1	L	8	3	1	1	2	0	1	0	0	0	0	11	15	6.75	2.250										

Batter	1	2	3	4	5	6	7	8	9	AB	R	H	RBI	BB	SO	LOB	TOP										
Oddibe McDowell, L OBP: 0.349, SLG: 0.426 (1, 8)	F8	G3-6-3					K			4	0	1	0	0	1	3	Texas Rangers @ Kansas City Royals Royals Stadium, Kansas City, MO Fri May 30 1986, 8:05 PM EDT Att: 26,414 - Unknown										
Tom Paciorek, R OBP: 0.324, SLG: 0.357 (1, 5)	E5 BB	F7			6-3		1B			4	1	1	1	0	0	2											
Pete O'Brien, L OBP: 0.389, SLG: 0.513 (1, 3)	F8		F8		F5		L6			4	0	0	0	0	0	3											
Pete Incaviglia, R OBP: 0.333, SLG: 0.540 Bob Jones, L OBP: 0.167, SLG: 0.167 (5, 7)	E2 BB HBP		F5		K		K			3	0	0	0	0	1	2											
Gary Ward, R OBP: 0.356, SLG: 0.354 George Wright, S OBP: 0.203, SLG: 0.295 (3, 7), (5, 9)	BB HBP				F8		L4			0	0	0	0	0	0	0											
Darrell Porter, L OBP: 0.333, SLG: 0.516 (1, 10)	BB HBP				1B		F9			3	0	0	1	1	1	1											
Toby Harrah, R OBP: 0.313, SLG: 0.288 (1, 4)	F8				5-3		F9			4	0	0	0	0	1	3											
Orlando Mercado, R OBP: 0.286, SLG: 0.211 Geno Petralli, L OBP: 0.217, SLG: 0.273 (6, 2)					5-3		3-1			2	0	1	0	0	0	0											
Curtis Wilkerson, S OBP: 0.298, SLG: 0.270 (1, 6)					K		WP 1B 2B			4	1	2	0	0	1	0											
Inning Stats	R: 1 E: 2 K: 0 S: 5	H: 0 LOB: 3 BB: 1 P: 10	R: 0 E: 0 K: 0 S: 4	H: 2 LOB: 1 BB: 0 P: 4	R: 0 E: 0 K: 0 S: 4	H: 1 LOB: 1 BB: 0 P: 4	R: 0 E: 0 K: 1 S: 5	H: 0 LOB: 0 BB: 0 P: 5	R: 0 E: 0 K: 1 S: 6	H: 0 LOB: 0 BB: 0 P: 5	R: 1 E: 0 K: 1 S: 7	H: 2 LOB: 1 BB: 0 P: 7	R: 0 E: 0 K: 1 S: 5	H: 0 LOB: 0 BB: 0 P: 5	R: 0 E: 0 K: 1 S: 5	H: 0 LOB: 0 BB: 0 P: 5		1B: 4 2B: 2 3B: 0 HR: 0	SF: 0 SAC: 0 DP: 1 HBP: 1	WP: 1 PB: 0 SB: 0 CS: 0	PA: 36						
PITCHER	IP	WLS	BF	H	R	ER	SO	BB	IBB	HBP	BLK	WP	HR	S	P	ERA	WHIP										
Dennis Leonard, R ERA: 1.89 (1, 1)	7.0	W	30	6	2	1	4	1	0	1	0	1	0	36	41	1.29	1.000										
Scott Bankhead, R ERA: (8, 1)	2.0		6	0	0	0	2	0	0	0	0	0	0	10	10	0.00	0.000										

AB	34
R	2
H	6
RBI	2
BB	1
SO	6
LOB	14



Batter	1	2	3	4	5	6	7	8	9	AB	R	H	RBI	BB	SO	LOB	BOTTOM										
Willie Wilson, S OBP: 0.304, SLG: 0.339 Darryl Motley, R OBP: 0.238, SLG: 0.379 (8, 9)	HR	FC1-6		2-3	F8		FC1-6 BB	F9		4	1	1	1	1	0	2	Texas Rangers @ Kansas City Royals Royals Stadium, Kansas City, MO Fri May 30 1986, 8:05 PM EDT Att: 26,414 - Unknown										
Lonnie Smith, R OBP: 0.285, SLG: 0.192 (1, 7)	S 2B BB	6-3		2B 1B BB	5-3		FC1-6 1B BB			3	3	0	0	2	0	2											
Rudy Law, L OBP: 0.347, SLG: 0.444 (8, 8)	4-3 1-H 6-3 2B			E BB	1-3 1B 2B		1B 1B 2B	G3		4	4	3	2	1	0	1											
George Brett, L OBP: 0.402, SLG: 0.438 Greg Pryor, R OBP: 0.364, SLG: 0.364 (7, 5), (8, 5)	4-3			FC4-6 BB	E 1B		1B BB	2B 1B		2	1	1	2	2	0	1											
Frank White, R OBP: 0.305, SLG: 0.456 Buddy Biancalana, S OBP: 0.250, SLG: 0.250 (8, 4)	6-3			FC4-6 BB	E5 1B		BB 1B	1B 2B		5	1	2	1	0	0	2											
Jorge Orta, L OBP: 0.354, SLG: 0.400 Hal McRae, R OBP: 0.269, SLG: 0.365 (1, 10), (4, 7)	3-H 4-0 BB			1-2 2-H FC4-6 IBB	F7 FC6-4 1B		FC5 1B	F7 2B		1	0	0	0	1	0	1											
Jim Sundberg, R OBP: 0.296, SLG: 0.310 (1, 2)	K2-3			5-3	FC6-4 1B		FC5 BB			4	0	0	0	1	2	5											
Steve Balboni, R OBP: 0.290, SLG: 0.376 (1, 3)				2-3 2B 2B			FC5 G1-6-3			3	2	2	2	2	0	2											
Angel Salazar, R OBP: 0.293, SLG: 0.310 (1, 6)				K	G3		G1-6-3	F9		5	0	0	0	0	1	5											
Inning Stats	R: 3 E: 0 K: 1 S: 7	H: 2 LOB: 2 BB: 1 P: 15	R: 0 E: 0 K: 0 S: 3	H: 0 LOB: 1 BB: 1 P: 7	R: 1 E: 2 K: 0 S: 3	H: 0 LOB: 1 BB: 2 P: 11	R: 3 E: 1 K: 1 S: 9	H: 3 LOB: 3 BB: 2 P: 17	R: 1 E: 0 K: 0 S: 4	H: 1 LOB: 0 BB: 0 P: 4	R: 3 E: 0 K: 0 S: 5	H: 3 LOB: 1 BB: 2 P: 13	R: 1 E: 0 K: 0 S: 5	H: 2 LOB: 2 BB: 1 P: 9	R: 0 E: 0 K: 1 S: 5	H: 0 LOB: 1 BB: 1 P: 9		1B: 4 2B: 5 3B: 0 HR: 2	SF: 0 SAC: 0 DP: 1 HBP: 0	WP: 0 PB: 0 SB: 1 CS: 0	PA: 46						
PITCHER	IP	WLS	BF	H	R	ER	SO	BB	IBB	HBP	BLK	WP	HR	S	P	ERA	WHIP										
Bobby Witt, R ERA: 5.94 (1, 1)	3.2	L	21	4	7	6	2	6	0	0	0	0	1	19	43	14.73	2.727										
Mickey Mahler, L ERA: 3.34 (4, 1)	1.1		8	2	1	1	0	0	1	0	0	0	1	7	11	6.75	1.500										
Ricky Wright, L ERA: 4.55 (6, 1)	1.0		7	3	3	3	0	2	0	0	0	0	0	5	13	27.00	5.000										
Dwayne Henry, R ERA: 5.19 (7, 1)	2.0		10	2	1	1	1	2	0	0	0	0	0	10	18	4.50	2.000										

AB	35
R	12
H	11
RBI	11
BB	11
SO	3
LOB	24



Batter	1	2	3	4	5	6	7	8	9	AB	R	H	RBI	BB	SO	LOB	TOP										
Oddibe McDowell, L (1, 8) OBP: 0.342, SLG: 0.416	0-0 4-3		0-0 G3-6-3		0-0 L7		0-3 K			4	0	0	0	0	1	3											
Scott Fletcher, R (1, 6) OBP: 0.372, SLG: 0.388	0-3 K			4-0 1B BB		0-0 6-3		0-0 5-3		3	0	0	0	1	1	0											
Pete O'Brien, L (1, 3) OBP: 0.386, SLG: 0.506	0-0 3-1			0-0 1-2 1B		0-0 L6		0-0 3-1		4	0	1	0	0	0	0											
Darrell Porter, L (1, 10) OBP: 0.356, SLG: 0.538		0-0 FC3-6 1B		0-3 K		4-0 FC5 1B BB		0-0 2B		3	0	2	0	1	1	2											
George Wright, S (1, 9) OBP: 0.205, SLG: 0.293		0-0 FC3-6 CS		0-3 K		0-0 1-2 1B		0-0 F8		4	0	1	0	0	1	4											
Bob Jones, L (1, 7) OBP: 0.311, SLG: 0.111		0-0 F8		0-0 F8		0-0 FC5		0-0 L8		3	0	0	0	0	0	5											
Tom Paciorek, R (9, PH) OBP: 0.319, SLG: 0.352						2-3f				1	0	0	0	0	0	0											
Toby Harrah, R (1, 4) OBP: 0.319, SLG: 0.316		0-0 CS	4-0 1B BB		0-0 HR		0-3 K		0-0 L7	3	1	1	1	1	1	0											
Steve Buechele, R (1, 5) OBP: 0.294, SLG: 0.463			0-0 G3-6-3 1B		0-0 L9		4-0 BB		0-0 2B	3	0	2	0	1	0	0											
Orlando Mercado, R (1, 2) OBP: 0.261, SLG: 0.190			0-0 F6		0-0 F8		0-0 L7		0-0 F7	2	0	0	0	0	0	2											
Geno Petralli, L (7, PH) OBP: 0.200, SLG: 0.250										2	0	0	0	0	0	2											
Inning Stats	R: 0 E: 0 K: 1 S: 5	H: 0 LOB: 0 BB: 0 P: 5	R: 0 E: 0 K: 0 S: 3	H: 1 LOB: 0 BB: 0 P: 3	R: 0 E: 0 K: 0 S: 3	H: 1 LOB: 1 BB: 1 P: 7	R: 0 E: 0 K: 2 S: 8	H: 1 LOB: 2 BB: 1 P: 12	R: 1 E: 0 K: 0 S: 4	H: 1 LOB: 0 BB: 0 P: 4	R: 0 E: 0 K: 0 S: 4	H: 1 LOB: 1 BB: 1 P: 8	R: 0 E: 0 K: 2 S: 7	H: 0 LOB: 1 BB: 1 P: 11	R: 0 E: 0 K: 0 S: 4	H: 1 LOB: 1 BB: 0 P: 4	R: 0 E: 0 K: 0 S: 4	H: 1 LOB: 1 BB: 0 P: 4	1B: 4 2B: 2 3B: 0 HR: 1	SF: 0 SAC: 0 DP: 1 HBP: 0	WP: 0 PB: 0 SB: 0 CS: 1	PA: 37					
PITCHER	IP	WLS	BF	H	R	ER	SO	BB	IBB	HBP	BLK	WP	HR	S	P	ERA	WHIP										
Mark Gubicza, R (1, 1) ERA: 4.71	6.0	W	24	5	1	1	3	3	0	0	0	0	1	27	39	1.50	1.333										
Steve Farr, R (7, 1) ERA: 1.54	2.0		8	1	0	0	2	1	0	0	0	0	0	11	15	0.00	1.000										
Bud Black, L (9, 1) ERA: 5.13	1.0		4	1	0	0	0	0	0	0	0	0	0	4	4	0.00	1.000										

Texas Rangers @ Kansas City Royals
Royals Stadium, Kansas City, MO
Sat May 31 1986, 8:05 PM EDT
Att: 34,442 - Unknown

AB 32
R 1
H 7
RBI 1
BB 4
SO 5
LOB 18



Batter	1	2	3	4	5	6	7	8	9	AB	R	H	RBI	BB	SO	LOB	BOTTOM										
Willie Wilson, S (1, 8) OBP: 0.301, SLG: 0.335	0-0 4-3	0-0 1-3		0-0 F3		0-0 E FC6-4 1B	0-0 FC5-4			5	1	1	1	0	0	2											
Lonnie Smith, R (1, 7) OBP: 0.287, SLG: 0.221				0-0 F8		0-0 E7 FC6-4 1B		0-0 5-3		4	3	3	1	0	0	0											
Lynn Jones, R (7, 7) OBP: 0.211, SLG: 0.063	1B 1B		0-0 2B 1B	0-0 F8		0-0 E7 FC6-4 1B		0-0 5-3		1	0	0	0	0	0	0											
George Brett, L (1, 5) OBP: 0.407, SLG: 0.439			0-0 2B 1B	0-0 6-3		4-0 FC6-4 IBB		0-0 L4		4	1	2	0	1	0	0											
Greg Pryor, R (9, 5) OBP: 0.364, SLG: 0.364	1-3 FC1-4 1B		1-2 BB 1B			0-0 FC6-4 IBB		0-0 L4		0	0	0	0	0	0	0											
Frank White, R (1, 4) OBP: 0.303, SLG: 0.454	0-0 FC1-4 1B		0-0 BB FC5-2 2B		0-3 K	0-0 FC6-4 E		0-0 F4		5	0	1	2	0	1	4											
Hal McRae, R (1, 10) OBP: 0.278, SLG: 0.364	0-0 FC5-4 1B		4-0 FC5-2 BB IBB		0-0 F9	0-0 E4 FC6-4		0-0 F4		3	0	1	1	1	0	1											
Steve Balboni, R (1, 3) OBP: 0.289, SLG: 0.369	0-0 FC5-4		4-0 FC5-2 BB		0-3 K	0-0 FC6-4		0-0 F4		3	0	0	1	1	1	4											
Jim Sundberg, R (1, 2) OBP: 0.301, SLG: 0.310		0-0 E 1B	0-0 FC5-2 BB		4-0 K	0-0 E 1B BB	0-3 K			3	2	1	0	1	1	3											
Darryl Motley, R (1, 9) OBP: 0.238, SLG: 0.375		0-0 E5 F9 CS 1B	0-0 F2		0-0 F8	0-0 F9		0-0 F9		4	0	1	0	0	0	4											
Angel Salazar, R (1, 6) OBP: 0.299, SLG: 0.317		0-0 F9	0-0 5-3		0-0 F8	0-0 F9		0-0 F9		4	1	2	0	0	0	4											
Inning Stats	R: 1 E: 0 K: 0 S: 6	H: 3 LOB: 2 BB: 0 P: 6	R: 1 E: 1 K: 0 S: 4	H: 2 LOB: 0 BB: 0 P: 4	R: 2 E: 0 K: 0 S: 6	H: 3 LOB: 3 BB: 2 P: 14	R: 0 E: 0 K: 0 S: 3	H: 0 LOB: 0 BB: 0 P: 3	R: 0 E: 0 K: 2 S: 7	H: 0 LOB: 0 BB: 0 P: 7	R: 4 E: 2 K: 0 S: 7	H: 3 LOB: 2 BB: 2 P: 15	R: 0 E: 0 K: 1 S: 6	H: 1 LOB: 1 BB: 0 P: 6	R: 0 E: 0 K: 0 S: 3	H: 0 LOB: 0 BB: 0 P: 3	1B: 11 2B: 1 3B: 0 HR: 0	SF: 0 SAC: 0 DP: 0 HBP: 0	WP: 0 PB: 0 SB: 0 CS: 1	PA: 40							
PITCHER	IP	WLS	BF	H	R	ER	SO	BB	IBB	HBP	BLK	WP	HR	S	P	ERA	WHIP										
Mike Mason, L (1, 1) ERA: 4.1	5.1	L	28	10	7	6	2	2	1	0	0	0	0	29	41	10.12	2.250										
Dale Mohorcic, R (6, 1) ERA	0.2		5	1	1	0	0	0	1	0	0	0	0	4	8	0.00	1.500										
Ricky Wright, L (7, 1) ERA: 4.41	1.0		4	1	0	0	1	0	0	0	0	0	0	6	6	0.00	1.000										
Greg Harris, R (8, 1) ERA: 3.49	1.0		3	0	0	0	0	0	0	0	0	0	0	3	3	0.00	0.000										

Texas Rangers @ Kansas City Royals
Royals Stadium, Kansas City, MO
Sat May 31 1986, 8:05 PM EDT
Att: 34,442 - Unknown

AB 36
R 8
H 12
RBI 6
BB 4
SO 3
LOB 22



Batter	1	2	3	4	5	6	7	8	9	AB	R	H	RBI	BB	SO	LOB	TOP			
Scott Fletcher, R (1, 6) OBP: 0.362, SLG: 0.376	E6 		5-3 		1-3 		F9 			4	0	0	0	0	0	2				
Gary Ward, R (1, 7) OBP: 0.353, SLG: 0.351	5-3 				F8 		K 			4	1	1	0	0	1	3				
Pete O'Brien, L (1, 3) OBP: 0.383, SLG: 0.500	K 			K 			F7 			4	0	1	0	0	2	2				
Pete Incaviglia, R (1, 9) OBP: 0.331, SLG: 0.529		K 			F8 		F9 			3	1	0	0	1	1	1				
Ruben Sierra, S (1, 8) OBP: 0.750, SLG: 2.000		5-3 			HR 		F9 			3	1	2	3	1	0	0				
Tom Paciorek, R (1, 10) OBP: 0.303, SLG: 0.333	E5 			K 			F9 			4	0	0	0	0	2	3				
Toby Harrah, R (1, 4) OBP: 0.317, SLG: 0.322				F5 			L7 			4	0	1	0	0	1	2				
Steve Buechele, R (1, 5) OBP: 0.299, SLG: 0.464				F9 			1B 			4	0	2	0	0	0	0				
Orlando Mercado, R (1, 2) OBP: 0.269, SLG: 0.208				6-3 			2-3 			3	0	1	0	0	0	1				
George Wright, S (9, PH) OBP: 0.202, SLG: 0.289							1B 			1	0	0	0	0	0	0				
Inning Stats	R: 0 E: 1 K: 1 S: 5	H: 0 LOB: 0 BB: 0 P: 5	R: 0 E: 1 K: 1 S: 6	H: 1 LOB: 2 BB: 0 P: 6	R: 0 E: 0 K: 0 S: 3	H: 0 LOB: 0 BB: 0 P: 3	R: 3 E: 0 K: 2 S: 9	H: 2 LOB: 1 BB: 1 P: 13	R: 0 E: 0 K: 0 S: 4	H: 1 LOB: 2 BB: 1 P: 8	R: 0 E: 0 K: 1 S: 6	H: 2 LOB: 1 BB: 0 P: 6	R: 0 E: 0 K: 1 S: 6	H: 1 LOB: 1 BB: 0 P: 6	R: 0 E: 0 K: 1 S: 5	H: 0 LOB: 0 BB: 0 P: 5	1B: 5 2B: 2 3B: 0 HR: 1	SF: 0 SAC: 0 DP: 0 HBP: 0	WP: 0 PB: 0 SB: 0 CS: 1	PA: 36
PITCHER Charlie Leibrandt, L (1, 1) ERA: 3.72	IP: 9.0 WLS: W BF: 36 H: 8 R: 3 ER: 3 SO: 7 BB: 2 IBB: 0 HBP: 0 BLK: 0 WP: 0 HR: 1 S: 48 P: 56 ERA: 3.00 WHIP: 1.111																			

Texas Rangers @ Kansas City Royals
Royals Stadium, Kansas City, MO
Sun Jun 01 1986, 4:33 AM EDT
Att: 40,023 - Unknown

AB 34
R 3
H 8
RBI 3
BB 2
SO 7
LOB 14



Batter	1	2	3	4	5	6	7	8	9	AB	R	H	RBI	BB	SO	LOB	BOTTOM			
Willie Wilson, S (1, 8) OBP: 0.296, SLG: 0.328	G3 		F8 		FC4-6 		K 			4	0	0	1	0	1	3				
Lonnie Smith, R (1, 7) OBP: 0.286, SLG: 0.247	F8 				K 					4	0	1	2	0	1	1				
Lynn Jones, R (8, 9) OBP: 0.211, SLG: 0.063			6-3 		K 					0	0	0	0	0	0	0				
Rudy Law, L (1, 9) OBP: 0.351, SLG: 0.452					1B 		F5 			4	1	2	0	0	0	1				
George Brett, L (1, 5) OBP: 0.409, SLG: 0.460	F8 				1B 					4	1	2	1	0	0	1				
Jorge Orta, L (1, 10) OBP: 0.365, SLG: 0.425					FC4-6 					3	0	2	1	0	0	1				
Hal McRae, R (8, PH) OBP: 0.275, SLG: 0.360					G3-6 					1	0	0	0	0	1	0				
Jamie Quirk, L (1, 2) OBP: 0.292, SLG: 0.357			L8 		G3-6 					4	0	0	0	0	2	3				
Steve Balboni, R (1, 3) OBP: 0.299, SLG: 0.365					K 					2	0	0	0	1	2	1				
Buddy Biancalana, S (8, 6) OBP: 0.294, SLG: 0.412										1	0	1	0	0	0	0				
Greg Pryor, R (1, 4) OBP: 0.333, SLG: 0.400										4	2	1	0	0	0	3				
Angel Salazar, R (1, 6) OBP: 0.302, SLG: 0.320										2	0	1	0	0	0	0				
Frank White, R (7, PH) OBP: 0.306, SLG: 0.457										1	1	1	0	0	0	0				
Inning Stats	R: 0 E: 0 K: 0 S: 4	H: 1 LOB: 1 BB: 0 P: 4	R: 0 E: 0 K: 1 S: 6	H: 1 LOB: 0 BB: 0 P: 6	R: 0 E: 0 K: 0 S: 3	H: 0 LOB: 0 BB: 0 P: 3	R: 1 E: 0 K: 0 S: 4	H: 2 LOB: 0 BB: 0 P: 4	R: 1 E: 0 K: 2 S: 9	H: 2 LOB: 1 BB: 0 P: 9	R: 0 E: 0 K: 1 S: 6	H: 1 LOB: 1 BB: 0 P: 6	R: 2 E: 0 K: 1 S: 7	H: 2 LOB: 1 BB: 1 P: 11	R: 1 E: 0 K: 2 S: 9	H: 2 LOB: 1 BB: 0 P: 9	1B: 5 2B: 3 3B: 2 HR: 1	SF: 0 SAC: 0 DP: 1 HBP: 0	WP: 0 PB: 0 SB: 1 CS: 0	PA: 35
PITCHER Jose Guzman, R (1, 1) ERA: 3.92	IP: 6.1 WLS: L BF: 27 H: 8 R: 4 ER: 4 SO: 4 BB: 1 IBB: 0 HBP: 0 BLK: 0 WP: 0 HR: 0 S: 34 P: 38 ERA: 5.68 WHIP: 1.421																			
Mitch Williams, L (7, 1) ERA: 2.14	IP: 1.2 WLS: L BF: 8 H: 3 R: 1 ER: 1 SO: 3 BB: 0 IBB: 0 HBP: 0 BLK: 0 WP: 0 HR: 1 S: 14 P: 14 ERA: 5.40 WHIP: 1.800																			

Texas Rangers @ Kansas City Royals
Royals Stadium, Kansas City, MO
Sun Jun 01 1986, 4:33 AM EDT
Att: 40,023 - Unknown

AB 34
R 5
H 11
RBI 5
BB 1
SO 7
LOB 14



Batter	1	2	3	4	5	6	7	8	9	AB	R	H	RBI	BB	SO	LOB	TOP					
Willie Wilson, S OBP: 0.300, SLG: 0.328	4-0 BB G6-4-3		0-0 1-2 G1-6-3		0-0 2-3 1B		0-0 F9			3	0	1	0	1	0	2	Kansas City Royals @ Milwaukee Brewers Milwaukee County Stadium, Milwaukee, WI Mon Jun 02, 1986, 8:05 PM EDT Att: 7,714 - Unknown livebaseballscores.com					
Lonnie Smith, R OBP: 0.274, SLG: 0.238	0-0 1-2 G6-4-3		0-0 1-2 F7		0-0 3-H SF9		0-0 F2			3	0	0	1	0	0	2						
George Brett, L OBP: 0.410, SLG: 0.457	0-0 1B			0-0 1B	0-0 F5			4-0 BB G5-4-3		3	0	1	0	1	0	1						
Frank White, R OBP: 0.310, SLG: 0.458	0-0 1-2 1B			0-3 K		0-0 1B		0-3 K		4	0	2	0	0	2	1						
Hal McRae, R OBP: 0.274, SLG: 0.356	0-0 F9			0-0 1B	0-0 F3			0-0 1-2 G5-4-3		4	0	1	0	0	0	4						
Jim Sundberg, R OBP: 0.293, SLG: 0.302		0-3 K		0-0 4-3		0-3 K			0-0 F5	4	0	0	0	0	2	2						
Steve Balboni, R OBP: 0.294, SLG: 0.382		0-3 K			0-0 HR	0-0 F9		4-0 BB G5-4-3		3	1	1	1	1	1	1						
Darryl Motley, R OBP: 0.239, SLG: 0.372		0-0 F8			0-0 1B SF9 6-3 1B		0-0 F4		0-0 1-2 G5-4-3	4	1	1	0	0	0	1						
Angel Salazar, R OBP: 0.311, SLG: 0.336			0-0 1B G1-6-3		0-0 6-3					3	0	2	0	0	0	1						
Inning Stats	R: 0 E: 0 K: 0 S: 4	H: 2 LOB: 2 BB: 1 P: 8	R: 0 E: 0 K: 2 S: 7	H: 0 LOB: 0 BB: 0 P: 7	R: 0 E: 0 K: 0 S: 3	H: 1 LOB: 0 BB: 0 P: 3	R: 0 E: 0 K: 1 S: 6	H: 1 LOB: 1 BB: 0 P: 6	R: 2 E: 0 K: 0 S: 6	H: 3 LOB: 1 BB: 0 P: 6	R: 0 E: 0 K: 1 S: 6	H: 1 LOB: 1 BB: 0 P: 6	R: 0 E: 0 K: 0 S: 4	H: 1 LOB: 1 BB: 0 P: 4	R: 0 E: 0 K: 1 S: 4	H: 0 LOB: 0 BB: 1 P: 8	R: 0 E: 0 K: 0 S: 2	H: 0 LOB: 0 BB: 1 P: 6	1B: 7 2B: 1 3B: 0 HR: 1	SF: 1 SAC: 0 DP: 4 HBP: 0	WP: 0 PB: 0 SB: 0 CS: 0	PA: 35
PITCHER Teddy Higuera, L ERA: 2.39	IP: 9.0 WLS: W BF: 35	H: 9 R: 2 ER: 2 SO: 5	BB: 3 IBB: 0 HBP: 0 BLK: 0	WP: 0 HR: 1 S: 42 P: 54	ERA: 2.00 WHIP: 1.333																	

Batter	1	2	3	4	5	6	7	8	9	AB	R	H	RBI	BB	SO	LOB	BOTTOM			
Randy Ready, R OBP: 0.273, SLG: 0.278	4-0 BB F8 6-3		0-0 1-H 1B 2B	0-0 F3		4-0 BB G3		0-0 4-3		3	1	1	1	2	0	2	Kansas City Royals @ Milwaukee Brewers Milwaukee County Stadium, Milwaukee, WI Mon Jun 02, 1986, 8:05 PM EDT Att: 7,714 - Unknown livebaseballscores.com			
Charlie Moore, R OBP: 0.352, SLG: 0.415	0-0 1-2 6-3		0-0 2-H 2B SF8	0-0 F2		0-0 1-2 G3		0-0 L6		5	1	1	1	0	0	4				
Ben Oglivie, L OBP: 0.389, SLG: 0.465	0-0 2-3 F8		0-0 1-3 SF8		0-0 HR 1B	4-0 IBB		0-0 3-1		4	1	2	0	1	0	1				
Rob Deer, R OBP: 0.354, SLG: 0.504	0-3 K		0-0 2-3 3-H SF8		0-0 1-H HR	0-0 F7				1	0	0	1	0	1	1				
Rick Manning, L OBP: 0.296, SLG: 0.339										2	1	1	2	0	0	2				
Bill Schroeder, R OBP: 0.349, SLG: 0.456		0-3 K	0-0 F8		0-0 F8 E7		0-0 FC4-6 1B			4	0	1	0	0	1	1				
Dale Sveum, S OBP: 0.436, SLG: 0.554		0-0 G5-4-3 1B		0-0 WP 1B	0-0 F8		0-0 1-2 FC4-6 1B SF7			4	2	2	0	0	0	2				
Ernest Riles, L OBP: 0.315, SLG: 0.362		0-0 1-2 G5-4-3		0-3 1-2 K	0-0 F8		0-0 1-3 1B			4	0	1	0	0	1	3				
Paul Householder, S OBP: 0.284, SLG: 0.296			0-0 F2	0-0 2-H 1B	0-0 K		0-0 3-H SF7			3	0	1	2	0	1	1				
Jim Gantner, L OBP: 0.355, SLG: 0.409			0-0 2B 1B	0-0 1-2 1B		0-0 F7		0-0 F7		4	1	2	0	0	0	1				
Inning Stats	R: 0 E: 0 K: 1 S: 5	H: 0 LOB: 1 BB: 1 P: 9	R: 0 E: 0 K: 1 S: 5	H: 1 LOB: 0 BB: 0 P: 5	R: 3 E: 0 K: 0 S: 7	H: 4 LOB: 1 BB: 0 P: 7	R: 1 E: 0 K: 1 S: 8	H: 3 LOB: 2 BB: 0 P: 8	R: 2 E: 0 K: 1 S: 8	H: 2 LOB: 1 BB: 0 P: 8	R: 0 E: 0 K: 0 S: 3	H: 0 LOB: 2 BB: 2 P: 11	R: 1 E: 0 K: 0 S: 5	H: 2 LOB: 1 BB: 0 P: 5	R: 0 E: 0 K: 0 S: 3	H: 0 LOB: 0 BB: 0 P: 3	1B: 9 2B: 2 3B: 0 HR: 1	SF: 2 SAC: 0 DP: 1 HBP: 0	WP: 2 PB: 0 SB: 0 CS: 0	PA: 39
PITCHER Danny Jackson, L ERA: 4.15	IP: 3.1 WLS: L BF: 18	H: 8 R: 4 ER: 4 SO: 3	BB: 1 IBB: 0 HBP: 0 BLK: 0	WP: 1 HR: 0 S: 23 P: 27	ERA: 10.80 WHIP: 2.700															
Scott Bankhead, R ERA: 2.08	IP: 2.2 WLS: L BF: 13	H: 2 R: 2 ER: 2 SO: 1	BB: 1 IBB: 0 HBP: 0 BLK: 0	WP: 0 HR: 1 S: 13 P: 21	ERA: 6.75 WHIP: 1.125															
Dan Quisenberry, R ERA: 2.96	IP: 2.0 WLS: L BF: 8	H: 2 R: 1 ER: 1 SO: 0	BB: 0 IBB: 0 HBP: 0 BLK: 0	WP: 0 HR: 0 S: 8 P: 8	ERA: 4.50 WHIP: 1.000															

Batter	1	2	3	4	5	6	7	8	9	AB	R	H	RBI	BB	SO	LOB	TOP					
Willie Wilson, S OBP: 0.308, SLG: 0.341 (1, 8)										4	1	3	1	0	1	0	Kansas City Royals @ Milwaukee Brewers Milwaukee County Stadium, Milwaukee, WI Tue Jun 03 1986, 8:05 PM EDT Att: 9,815 - Unknown livebaseballscorecards.com					
Lonnie Smith, R OBP: 0.283, SLG: 0.227 Lynn Jones, R OBP: 0.211, SLG: 0.063 (1, 7) (8, 9)										4	0	0	0	0	2	4						
Rudy Law, L OBP: 0.354, SLG: 0.449 (1, 9) (8, 7)										3	0	1	1	1	0	0						
George Brett, L OBP: 0.403, SLG: 0.446 (1, 5)										4	0	0	0	0	2	3						
Frank White, R OBP: 0.304, SLG: 0.448 (1, 4)										4	0	0	0	0	0	2						
Jorge Orta, L OBP: 0.360, SLG: 0.416 (1, 10)										4	1	1	0	0	0	0						
Jamie Quirk, L OBP: 0.288, SLG: 0.348 (1, 2)										4	1	1	0	0	1	1						
Steve Balboni, R OBP: 0.298, SLG: 0.407 (1, 3)										4	1	2	2	0	0	2						
Angel Salazar, R OBP: 0.301, SLG: 0.326 (1, 6)										4	0	0	0	0	1	2						
Inning Stats	R: 0 E: 0 K: 1 S: 6	H: 1 LOB: 2 BB: 1 P: 10	R: 0 E: 0 K: 0 S: 3	H: 0 LOB: 0 BB: 0 P: 3	R: 1 E: 0 K: 2 S: 9	H: 2 LOB: 1 BB: 0 P: 9	R: 0 E: 0 K: 1 S: 5	H: 0 LOB: 0 BB: 0 P: 5	R: 1 E: 0 K: 1 S: 6	H: 1 LOB: 0 BB: 0 P: 6	R: 0 E: 0 K: 0 S: 3	H: 0 LOB: 0 BB: 0 P: 3	R: 1 E: 0 K: 1 S: 8	H: 3 LOB: 2 BB: 0 P: 8	R: 0 E: 0 K: 0 S: 3	H: 0 LOB: 0 BB: 0 P: 3	R: 1 E: 1 K: 1 S: 6	H: 1 LOB: 0 BB: 0 P: 6	1B: 5 2B: 2 3B: 0 HR: 1	SF: 0 SAC: 0 DP: 0 HBP: 0	WP: 1 PB: 0 SB: 0 CS: 0	PA: 36
PITCHER Tim Leary, R ERA: 5.32 (1, 1)	IP: 9.0 WLS: L BF: 36	H: 8 R: 4 ER: 3 SO: 7	BB: 1 IBB: 0 HBP: 0 BLK: 0	WP: 1 HR: 1 S: 49 P: 53	ERA: 3.00 WHIP: 1.000	PITCHER																

Batter	1	2	3	4	5	6	7	8	9	AB	R	H	RBI	BB	SO	LOB	BOTTOM					
Jim Gantner, L OBP: 0.353, SLG: 0.405 (1, 4)										4	0	1	0	0	1	0	Kansas City Royals @ Milwaukee Brewers Milwaukee County Stadium, Milwaukee, WI Tue Jun 03 1986, 8:05 PM EDT Att: 9,815 - Unknown livebaseballscorecards.com					
Charlie Moore, R OBP: 0.347, SLG: 0.407 (1, 2)										4	0	1	0	0	0	1						
Robin Yount, R OBP: 0.434, SLG: 0.490 (1, 8)										3	0	1	0	1	1	1						
Ben Oglivie, L OBP: 0.376, SLG: 0.448 (1, 10)										4	0	0	0	0	0	3						
Dale Sveum, S OBP: 0.427, SLG: 0.538 (1, 5)										4	0	1	0	0	1	0						
Ernest Riles, L OBP: 0.314, SLG: 0.360 (1, 6)										4	0	1	0	0	1	1						
Bill Schroeder, R OBP: 0.343, SLG: 0.443 (1, 3)										4	1	1	0	0	1	1						
Paul Householder, S OBP: 0.286, SLG: 0.297 (1, 7)										3	0	1	1	0	0	2						
Rick Manning, L OBP: 0.254, SLG: 0.323 (1, 9)										3	0	0	0	0	0	3						
Inning Stats	R: 0 E: 0 K: 1 S: 6	H: 1 LOB: 1 BB: 0 P: 6	R: 1 E: 0 K: 0 S: 5	H: 2 LOB: 1 BB: 0 P: 5	R: 0 E: 0 K: 0 S: 4	H: 1 LOB: 1 BB: 0 P: 4	R: 0 E: 0 K: 1 S: 7	H: 2 LOB: 2 BB: 0 P: 7	R: 0 E: 0 K: 1 S: 5	H: 0 LOB: 0 BB: 0 P: 5	R: 0 E: 0 K: 1 S: 5	H: 0 LOB: 0 BB: 0 P: 5	R: 0 E: 0 K: 1 S: 5	H: 0 LOB: 0 BB: 0 P: 5	R: 0 E: 0 K: 0 S: 3	H: 1 LOB: 1 BB: 1 P: 7	R: 0 E: 0 K: 0 S: 3	H: 0 LOB: 0 BB: 0 P: 3	1B: 7 2B: 0 3B: 0 HR: 0	SF: 0 SAC: 0 DP: 1 HBP: 0	WP: 0 PB: 0 SB: 1 CS: 0	PA: 34
PITCHER Bret Saberhagen, R ERA: 3.38 (1, 1)	IP: 9.0 WLS: W BF: 34	H: 7 R: 1 ER: 1 SO: 5	BB: 1 IBB: 0 HBP: 0 BLK: 0	WP: 0 HR: 0 S: 43 P: 47	ERA: 1.00 WHIP: 0.889	PITCHER																

Batter	1	2	3	4	5	6	7	8	9	AB	R	H	RBI	BB	SO	LOB	TOP										
Willie Wilson, S OBP: 0.314, SLG: 0.344	0-0 CS 1B	4-0 1B BB		4-3		0-3 K		0-0 2H 1B 1B		4	1	2	1	1	1	0	Kansas City Royals @ Milwaukee Brewers Milwaukee County Stadium, Milwaukee, WI Wed Jun 04 1986, 8:05 PM EDT Att: 11,913 - Unknown livebaseballscorecards.com										
Lonnie Smith, R OBP: 0.279, SLG: 0.231 Lynn Jones, R OBP: 0.211, SLG: 0.063	0-3 K	0-0 1-2 2-3 1B		4-0 S 1B BB		0-0 F9		1-0 1B 7-2 HBP		3	1	1	1	1	1	1											
George Brett, L OBP: 0.407, SLG: 0.451	0-0 1-2 1B	3-1		0-0 1H 1B 1B		0-0 F9		0-0 1-3 2-H 1B		5	0	3	2	0	0	3											
Frank White, R OBP: 0.301, SLG: 0.442	0-3 K		0-0 E6 HR	1-2 1B			0-0 F9	0-0 7-2		5	1	1	0	0	1	3											
Hal McRae, R OBP: 0.288, SLG: 0.398		0-0 2B 2B	0-0 1-H HR	0-3 K			4-0 BB		0-0 F8		4	2	2	2	1	2											
Steve Balboni, R OBP: 0.300, SLG: 0.429		0-0 BB 2B	0-3 K	0-0 6-3			0-0 F9		0-0 HR		5	2	2	2	0	1		3									
Jim Sundberg, R OBP: 0.291, SLG: 0.294		4-0 1B BB BB	0-0 5-3		0-3 K		0-3 K		0-0 E5 G6-3		4	0	0	0	1	2		1									
Darryl Motley, R OBP: 0.244, SLG: 0.364		0-0 F3	4-0 BB		0-0 F3			4-0 SH1-4 1B BB	0-0 G6-3		3	1	0	0	2	0		3									
Angel Salazar, R OBP: 0.295, SLG: 0.318		0-0 F8	0-0 4-3		0-0 F8			0-0 SH1-4			3	0	0	0	0	0	3										
Inning Stats	R: 0 E: 0 K: 2 S: 8	H: 2 LOB: 1 BB: 0 P: 8	R: 2 E: 0 K: 0 S: 6	H: 3 LOB: 3 BB: 2 P: 14	R: 2 E: 1 K: 1 S: 7	H: 1 LOB: 1 BB: 1 P: 11	R: 1 E: 0 K: 1 S: 7	H: 2 LOB: 2 BB: 1 P: 11	R: 0 E: 0 K: 1 S: 5	H: 0 LOB: 0 BB: 0 P: 5	R: 0 E: 0 K: 1 S: 5	H: 0 LOB: 1 BB: 1 P: 9	R: 2 E: 0 K: 0 S: 4	H: 2 LOB: 1 BB: 1 P: 9	R: 1 E: 1 K: 0 S: 4	H: 1 LOB: 0 BB: 0 P: 4	1B: 7 2B: 3 3B: 0 HR: 2	SF: 0 SAC: 1 DP: 2 HBP: 1	WP: 0 PB: 0 SB: 2 CS: 1	PA: 44							
PITCHER	IP	WLS	BF	H	R	ER	SO	BB	IBB	HBP	BLK	WP	HR	S	P	ERA	WHIP										
Juan Nieves, L ERA: 4.98	3.1	L	21	7	5	4	3	4	0	0	0	0	1	23	39	10.80	3.300										
Jaime Cocanower, R ERA: 4.11	4.0		17	2	2	2	4	2	0	1	0	0	0	22	31	4.50	1.000										
Dan Plesac, L ERA: 3.58	0.2		2	1	0	0	0	0	0	0	0	0	0	2	2	0.00	1.500										
Bob McClure, L ERA: 3.86	1.0		4	1	1	1	0	0	0	0	0	0	1	4	4	9.00	1.000										

Batter	1	2	3	4	5	6	7	8	9	AB	R	H	RBI	BB	SO	LOB	BOTTOM										
Jim Gantner, L OBP: 0.349, SLG: 0.399	0-0 F8	0-0 F7			0-0 FC6-4 1B	4-3			0-0 4-3		5	0	1	0	0	0	2										
Robin Yount, R OBP: 0.433, SLG: 0.497	0-0 2B 3B		0-0 6-3		0-0 FC6-4 S 1B		0-0 5-3		4-0 E E BB		4	2	1	0	1	0	1										
Ben Oglivie, L OBP: 0.385, SLG: 0.464 Rick Manning, L OBP: 0.254, SLG: 0.323	0-0 WP 2B		0-3 K		0-0 1-H 1B		0-0 CS 1B		0-0 E E		5	0	3	3	0	1	1										
Rob Deer, R OBP: 0.349, SLG: 0.488	4-0 BB		0-3 K		0-0 F7		0-3 K		0-0 FC1		4	0	0	0	1	2	4										
Bill Schroeder, R OBP: 0.333, SLG: 0.424	0-0 F7			0-0 FC4-6 BB 1B	0-3 K			0-3 K	0-3 K		5	0	1	0	0	3	6										
Dale Sveum, S OBP: 0.425, SLG: 0.561	0-3 K			4-0 FC4-6 BB		0-0 HR		0-0 F5	0-0 1-3		4	1	1	1	1	1	5										
Paul Householder, S OBP: 0.284, SLG: 0.321		0-0 F8		0-0 F8		0-0 G3 3B		0-3 K			4	1	1	0	0	1	2										
Juan Castillo, S OBP: 0.414, SLG: 0.261		0-0 F7		0-0 FC4-6		0-0 G3			0-0 2B 1B		4	1	1	1	0	0	2										
Rick Cerone, R OBP: 0.250, SLG: 0.342		0-0 1B		0-0 5-3		0-0 F9			0-0 4-3 E 2B		4	1	2	1	0	0	2										
Inning Stats	R: 1 E: 0 K: 1 S: 7	H: 2 LOB: 2 BB: 1 P: 11	R: 0 E: 0 K: 0 S: 4	H: 1 LOB: 0 BB: 0 P: 4	R: 0 E: 0 K: 2 S: 7	H: 0 LOB: 0 BB: 0 P: 7	R: 0 E: 0 K: 0 S: 4	H: 1 LOB: 2 BB: 1 P: 8	R: 1 E: 0 K: 1 S: 7	H: 2 LOB: 1 BB: 0 P: 7	R: 2 E: 0 K: 0 S: 5	H: 2 LOB: 0 BB: 0 P: 5	R: 0 E: 0 K: 1 S: 5	H: 1 LOB: 1 BB: 0 P: 5	R: 0 E: 0 K: 2 S: 7	H: 0 LOB: 0 BB: 0 P: 7	R: 2 E: 2 K: 1 S: 9	H: 2 LOB: 3 BB: 1 P: 13	1B: 6 2B: 3 3B: 2 HR: 1	SF: 0 SAC: 0 DP: 1 HBP: 0	WP: 1 PB: 0 SB: 1 CS: 1	PA: 42					
PITCHER	IP	WLS	BF	H	R	ER	SO	BB	IBB	HBP	BLK	WP	HR	S	P	ERA	WHIP										
Dennis Leonard, R ERA: 2.22	5.0	W	25	8	4	4	4	2	0	0	0	0	0	18	22	5.40	1.200										
Steve Farr, R ERA: 1.94	3.1		13	3	2	2	3	1	0	0	0	0	0	1	1												
Bud Black, L ERA: 5.13	0.0	S	1	0	0	0	0	0	0	0	0	0	0	1	1												
Dan Quisenberry, R ERA: 2.88	0.2	S	3	0	0	0	1	0	0	0	0	0	0	5	5	0.00	0.000										

Batter	1	2	3	4	5	6	7	8	9	AB	R	H	RBI	BB	SO	LOB	TOP	
Kirby Puckett, R OBP: 0.404, SLG: 0.618 (1, 8)	F4						WP 1B		4-3	4	0	2	1	1	0	1	Minnesota Twins @ Kansas City Royals Royals Stadium, Kansas City, MO Thu Jun 05 1986, 8:05 PM EDT Att: 30,343 - Unknown	
Mickey Hatcher, R OBP: 0.252, SLG: 0.311 (1, 7)	F8						F4		F5	4	0	1	0	0	1	4		
Billy Beane, R OBP: 0.245, SLG: 0.265 (7, 7)		K					F4		F5	1	0	0	0	0	0	1		
Kent Hrbek, L OBP: 0.386, SLG: 0.505 (1, 3)	4-3						K		1-3	5	0	0	0	0	1	4		
Tom Brunansky, R OBP: 0.346, SLG: 0.550 (1, 9)							K			2	0	0	0	2	1	2		
Roy Smalley, S OBP: 0.345, SLG: 0.519 (1, 10)							K			4	1	0	0	0	1	3		
Gary Gaetti, R OBP: 0.335, SLG: 0.518 (1, 5)							6-3			4	0	1	0	0	1	1		
Sveve Lombardozi, R OBP: 0.364, SLG: 0.482 (1, 4)							1B			3	1	2	0	1	0	1		
Jeff Reed, L OBP: 0.333, SLG: 0.393 (8, 2)							F9			2	0	0	0	1	0	2		
Tim Laudner, R OBP: 0.406, SLG: 0.566 (8, 2)							F8			1	0	0	0	0	0	1		
Greg Gagne, R OBP: 0.299, SLG: 0.390 (1, 6)							F8			2	0	0	1	1	0	2		
Ron Washington, R OBP: 0.269, SLG: 0.423 (9, 2)							5-3			1	0	1	0	0	0	0		
Inning Stats	R: 0 E: 0 K: 0 S: 3	H: 0 LOB: 0 BB: 0 P: 3	R: 2 E: 0 K: 2 S: 8	H: 1 LOB: 3 BB: 4 P: 24	R: 0 E: 0 K: 1 S: 5	H: 0 LOB: 0 BB: 0 P: 5	R: 0 E: 0 K: 0 S: 4	H: 1 LOB: 2 BB: 1 P: 4	R: 0 E: 0 K: 0 S: 4	H: 2 LOB: 2 BB: 0 P: 4	R: 0 E: 0 K: 0 S: 3	H: 0 LOB: 1 BB: 1 P: 7	R: 0 E: 0 K: 0 S: 4	H: 1 LOB: 1 BB: 0 P: 4	1B: 5 2B: 2 3B: 0 HR: 0	SF: 0 SAC: 0 DP: 1 HBP: 0	WP: 1 PA: 39 PB: 0 SB: 0 CS: 0	
PITCHER	IP	WLS	BF	H	R	ER	SO	BB	IBB	HBP	BLK	WP	HR	S	P	ERA	WHIP	
Mark Gubicza, R ERA: 4.88 (1, 1)	1.2		10	1	2	2	1	4	0	0	0	0	0	8	24	10.80	3.000	
Scott Bankhead, R ERA: 1.25 (2, 1)	5.1	W	21	5	0	0	4	1	0	0	0	1	0	28	32	0.00	1.125	
Bud Black, L ERA: 4.84 (8, 1)	2.0		8	1	0	0	0	1	0	0	0	0	0	7	11	0.00	1.000	

Batter	1	2	3	4	5	6	7	8	9	AB	R	H	RBI	BB	SO	LOB	BOTTOM		
Willie Wilson, S OBP: 0.316, SLG: 0.355 (1, 8)	1B									5	2	2	0	0	0	1	Minnesota Twins @ Kansas City Royals Royals Stadium, Kansas City, MO Thu Jun 05 1986, 8:05 PM EDT Att: 30,343 - Unknown		
Lonnie Smith, R OBP: 0.287, SLG: 0.234 (1, 7)										3	2	1	1	0	0	2			
Lynn Jones, R OBP: 0.250, SLG: 0.118 (8, 9)										1	0	1	0	0	0	0			
Rudy Law, L OBP: 0.372, SLG: 0.472 (1, 9)										3	2	3	2	2	0	0			
George Brett, L OBP: 0.407, SLG: 0.466 (1, 5)										5	1	2	4	0	1	4			
Frank White, R OBP: 0.300, SLG: 0.443 (1, 4)										4	0	1	0	0	0	3			
Greg Pryor, R OBP: 0.333, SLG: 0.400 (9, 4)										0	0	0	0	0	0	0			
Jorge Orta, L OBP: 0.355, SLG: 0.400 (1, 10)										3	0	0	0	1	0	1			
Steve Balboni, R OBP: 0.295, SLG: 0.419 (1, 3)										4	0	0	0	0	0	3			
Jim Sundberg, R OBP: 0.290, SLG: 0.293 (1, 2)										4	0	1	0	0	0	1			
Angel Salazar, R OBP: 0.294, SLG: 0.316 (1, 6)										4	1	1	0	0	0	1			
Inning Stats	R: 3 E: 0 K: 0 S: 5	H: 3 LOB: 1 BB: 1 P: 10	R: 0 E: 1 K: 0 S: 4	H: 0 LOB: 1 BB: 0 P: 4	R: 2 E: 0 K: 0 S: 5	H: 2 LOB: 1 BB: 1 P: 9	R: 2 E: 0 K: 1 S: 8	H: 3 LOB: 1 BB: 0 P: 8	R: 0 E: 0 K: 0 S: 4	H: 1 LOB: 1 BB: 1 P: 4	R: 1 E: 0 K: 0 S: 4	H: 1 LOB: 1 BB: 1 P: 8	R: 0 E: 0 K: 0 S: 3	H: 0 LOB: 0 BB: 0 P: 3	R: 0 E: 1 K: 0 S: 5	H: 2 LOB: 2 BB: 0 P: 5	1B: 8 2B: 1 3B: 2 HR: 1	SF: 0 SAC: 0 DP: 1 HBP: 1	WP: 1 PA: 40 PB: 1 SB: 5 CS: 0
PITCHER	IP	WLS	BF	H	R	ER	SO	BB	IBB	HBP	BLK	WP	HR	S	P	ERA	WHIP		
Mike Smithson, R ERA: 4.1 (1, 1)	2.0	L	14	5	3	2	1	1	0	0	0	0	0	19	23	4.50	1.500		
Roy Lee Jackson, R ERA: 3.18 (3, 1)	4.0		18	5	3	2	1	1	0	0	0	0	0	19	23	4.50	1.500		
John Butcher, R ERA: 5.77 (7, 1)	2.0		8	2	0	0	0	0	0	0	0	0	0	8	8	0.00	1.000		

Batter	1	2	3	4	5	6	7	8	9	AB	R	H	RBI	BB	SO	LOB	TOP			
Kirby Puckett, R OBP: 0.402, SLG: 0.612 (1, 8)	L8			G3		G1-6-3			G5-4-3 1B	4	0	1	0	0	0	1	Minnesota Twins @ Kansas City Royals Royals Stadium, Kansas City, MO Fri Jun 06 1986, 8:05 PM EDT Att: 32,516 - Unknown livebaseballscores.com			
Mickey Hatcher, R OBP: 0.281, SLG: 0.318 (1, 10)	6-3			K					G5-4-3 1B	4	0	2	0	0	1	0				
Gary Gaetti, R OBP: 0.329, SLG: 0.507 (1, 5)	F7			1-3		K			G5-4-3	4	0	0	0	0	1	3				
Tom Brunansky, R OBP: 0.345, SLG: 0.545 (1, 9)		6-3			BB 1B				K2-3	4	1	1	0	0	1	1				
Tim Laudner, R OBP: 0.403, SLG: 0.545 (1, 2)	L7				G6-4-3 1B BB					2	0	0	0	1	1	0				
Kent Hrbek, L OBP: 0.386, SLG: 0.503 (1, 3)	4-3									3	0	1	1	0	1	0				
Billy Beane, R OBP: 0.232, SLG: 0.250 (1, 7)										3	0	0	0	0	0	2				
Steve Lombardozzi, R OBP: 0.350, SLG: 0.476 Ron Washington, R OBP: 0.259, SLG: 0.407 (8, PH) (8, 4)	6-3									2	0	0	0	0	0	1				
Greg Gagne, R OBP: 0.300, SLG: 0.389 (1, 6)	F7									1	0	0	0	0	1	0				
Inning Stats	R: 0 E: 0 K: 0 S: 3	H: 0 LOB: 0 BB: 0 P: 3	R: 0 E: 0 K: 0 S: 3	H: 0 LOB: 0 BB: 0 P: 3	R: 0 E: 0 K: 1 S: 5	H: 0 LOB: 0 BB: 0 P: 5	R: 1 E: 0 K: 0 S: 4	H: 2 LOB: 1 BB: 1 P: 8	R: 0 E: 0 K: 1 S: 6	H: 2 LOB: 1 BB: 0 P: 6	R: 0 E: 0 K: 2 S: 7	H: 0 LOB: 0 BB: 0 P: 7	R: 0 E: 0 K: 2 S: 7	H: 0 LOB: 0 BB: 0 P: 7	R: 0 E: 0 K: 1 S: 6	H: 2 LOB: 1 BB: 0 P: 6	1B: 6 2B: 0 3B: 0 HR: 0	SF: 0 SAC: 0 DP: 3 HBP: 0	WP: 0 PB: 0 SB: 0 CS: 0	PA: 31
PITCHER Charlie Leibrandt, L ERA: 3.43 (1, 1)	IP: 9.0 WLS: W BF: 31 H: 6 R: 1 ER: 1 SO: 7 BB: 1 IBB: 0 HBP: 0 BLK: 0 WP: 0 HR: 0 S: 44 P: 48 ERA: 1.00 WHIP: 0.778																			

Batter	1	2	3	4	5	6	7	8	9	AB	R	H	RBI	BB	SO	LOB	BOTTOM				
Willie Wilson, S OBP: 0.322, SLG: 0.358 (1, 8)	BB 1B	1B BB		1B BB		1-3		L7		4	2	2	1	1	0	0	Minnesota Twins @ Kansas City Royals Royals Stadium, Kansas City, MO Fri Jun 06 1986, 8:05 PM EDT Att: 32,516 - Unknown livebaseballscores.com				
Lonnie Smith, R OBP: 0.301, SLG: 0.255 Lynn Jones, R OBP: 0.250, SLG: 0.118 (1, 7) (9, 9)	BB 1B	1B BB		F8		F8		BB		4	2	2	1	1	0	1					
George Brett, L OBP: 0.420, SLG: 0.478 (1, 5)	BB 1B	1B BB		F8		F8		BB		0	0	0	0	0	0	0					
Frank White, R OBP: 0.307, SLG: 0.449 Greg Pryor, R OBP: 0.333, SLG: 0.400 (1, 4) (9, 4)	BB 1B	1B BB		G6-4-3 1B		BB 1B		BB 1B		4	0	4	2	1	0	0					
Hal McRae, R OBP: 0.283, SLG: 0.391 Jorge Orta, L OBP: 0.344, SLG: 0.386 (1, 10) (5, PH)	F4	F4		G6-4-3		BB 1B		BB 1B		4	0	2	2	1	0	4					
Steve Balboni, R OBP: 0.299, SLG: 0.426 (1, 3)	F4	F4		BB 1B		BB 1B		BB 1B		0	0	0	0	0	0	0					
Hal McRae, R OBP: 0.283, SLG: 0.391 Jorge Orta, L OBP: 0.344, SLG: 0.386 (1, 10) (5, PH)	F9	F3		G3		L8		3-1		2	0	0	0	0	0	4					
Steve Balboni, R OBP: 0.299, SLG: 0.426 (1, 3)	F9	F3		L8		3-1				3	0	0	0	0	0	3					
Steve Balboni, R OBP: 0.299, SLG: 0.426 (1, 3)	K	FC6-4								4	0	2	0	0	1	4					
Jim Sundberg, R OBP: 0.294, SLG: 0.304 (1, 2)	K	BB 1B								4	1	2	0	0	1	1					
Darryl Motley, R OBP: 0.241, SLG: 0.359 Rudy Law, L OBP: 0.374, SLG: 0.469 (1, 9) (5, PH) (6, 9) (9, 7)	BB 1B	BB 1B		BB 1B		BB 1B		BB 1B		2	0	0	0	0	0	1					
Angel Salazar, R OBP: 0.293, SLG: 0.314 (1, 6)	BB 1B	BB 1B		BB 1B		BB 1B		BB 1B		1	0	0	0	1	0	2					
Angel Salazar, R OBP: 0.293, SLG: 0.314 (1, 6)	BB 1B	BB 1B		BB 1B		BB 1B		BB 1B		4	1	1	0	0	0	4					
Inning Stats	R: 1 E: 0 K: 1 S: 7	H: 2 LOB: 2 BB: 1 P: 11	R: 4 E: 0 K: 0 S: 9	H: 6 LOB: 2 BB: 0 P: 9	R: 0 E: 0 K: 1 S: 5	H: 0 LOB: 0 BB: 0 P: 5	R: 0 E: 0 K: 0 S: 3	H: 1 LOB: 1 BB: 1 P: 7	R: 0 E: 0 K: 0 S: 4	H: 1 LOB: 2 BB: 1 P: 8	R: 0 E: 0 K: 0 S: 4	H: 2 LOB: 1 BB: 0 P: 4	R: 0 E: 0 K: 0 S: 4	H: 2 LOB: 1 BB: 1 P: 8	R: 1 E: 0 K: 0 S: 4	H: 2 LOB: 1 BB: 1 P: 8		1B: 11 2B: 4 3B: 0 HR: 0	SF: 0 SAC: 0 DP: 2 HBP: 0	WP: 0 PB: 0 SB: 0 CS: 1	PA: 41
PITCHER Juan Agosto, L ERA: 9.41 Keith Aitherton, R ERA: 4.37 Ron Davis, R ERA: 9.15 (1, 1) (2, 1) (7, 1)	IP: 1.1 WLS: L BF: 10 H: 5 R: 4 ER: 4 SO: 1 BB: 1 IBB: 0 HBP: 0 BLK: 0 WP: 0 HR: 0 S: 21 P: 15 ERA: 27.00 WHIP: 4.500																				

Batter	1	2	3	4	5	6	7	8	9	AB	R	H	RBI	BB	SO	LOB	TOP				
Kirby Puckett, R OBP: 0.398, SLG: 0.603 (1, 8)	4-3	K				F8			F8	5	0	1	0	0	1	2					
Mickey Hatcher, R OBP: 0.283, SLG: 0.319 (1, 10)			4-3	G3		G4-3			4-3	3	1	1	0	0	0	2					
Roy Smalley, S OBP: 0.341, SLG: 0.513 (6, PH)	2B									2	0	0	0	0	0	1					
Kent Hrbek, L OBP: 0.399, SLG: 0.536 (1, 3)	HR									5	2	5	2	0	0	0					
Tom Brunansky, R OBP: 0.338, SLG: 0.532 (1, 9)	6-3		F8		F8				FC5-4	5	0	0	0	0	0	4					
Gary Gaetti, R OBP: 0.332, SLG: 0.522 (1, 5)	HR		E5		BB				6-3	4	1	2	2	0	0	1					
Billy Beane, R OBP: 0.233, SLG: 0.236 (1, 7)	L9		FC5-4						F7	3	0	0	0	1	0	2					
Steve Lombardozzi, R OBP: 0.357, SLG: 0.489 (1, 4)		6-3			F9				F7	4	0	1	0	0	1	3					
Tim Laudner, R OBP: 0.395, SLG: 0.542 (1, 2)		4-3		4-3					F7	4	0	1	0	0	1	4					
Greg Gagne, R OBP: 0.304, SLG: 0.392 (1, 6)		4-3							1-3	4	0	2	0	0	0	1					
Inning Stats	R: 3 E: 0 K: 0 S: 6	H: 3 LOB: 0 BB: 0 P: 6	R: 0 E: 0 K: 1 S: 6	H: 1 LOB: 1 BB: 0 P: 6	R: 0 E: 1 K: 0 S: 5	H: 1 LOB: 2 BB: 0 P: 5	R: 0 E: 0 K: 0 S: 5	H: 2 LOB: 2 BB: 0 P: 5	R: 0 E: 0 K: 2 S: 9	H: 1 LOB: 0 BB: 0 P: 3	R: 1 E: 0 K: 0 S: 4	H: 1 LOB: 0 BB: 0 P: 4	R: 0 E: 1 K: 0 S: 3	H: 1 LOB: 1 BB: 0 P: 3	R: 0 E: 0 K: 0 S: 4	H: 1 LOB: 1 BB: 0 P: 4	1B: 9 2B: 2 3B: 0 HR: 2	SF: 0 SAC: 0 DP: 1 HBP: 0	WP: 0 PB: 1 SB: 0 CS: 0	PA: 40	
PITCHER	IP	WLS	BF	H	R	ER	SO	BB	IBB	HBP	BLK	WP	HR	S	P	ERA	WHIP				
Danny Jackson, L ERA: 4.38 (1, 1)	4.1	L	24	9	3	3	1	1	0	0	0	0	1	25	29	6.23	2.308				
Steve Farr, R ERA: 2.03 (5, 1)	2.2		9	2	1	1	2	0	0	0	0	0	1	13	13	3.38	0.750				
Dan Quisenberry, R ERA: 2.67 (8, 1)	2.0		7	2	0	0	0	0	0	0	0	0	0	7	7	0.00	1.000				

Minnesota Twins @ Kansas City Royals
Royals Stadium, Kansas City, MO
Sat Jun 07 1986, 8:05 PM EDT
Att: 37,204 - Unknown

AB	39
R	4
H	13
RBI	4
BB	1
SO	3
LOB	20



Batter	1	2	3	4	5	6	7	8	9	AB	R	H	RBI	BB	SO	LOB	BOTTOM				
Willie Wilson, S OBP: 0.321, SLG: 0.365 (1, 8)	K								K	4	0	1	0	0	2	1					
Lonnie Smith, R OBP: 0.299, SLG: 0.255 (1, 7)									5-3	4	0	1	0	0	1	2					
Rudy Law, L OBP: 0.376, SLG: 0.470 (1, 9)	G3-6-3								4-3	4	0	2	0	0	0	1					
George Brett, L OBP: 0.417, SLG: 0.473 (9, 6)									F8	4	0	1	0	0	0	2					
Jorge Orta, L OBP: 0.340, SLG: 0.379 (1, 10)		F6							4-3	4	1	1	0	0	0	2					
Steve Balboni, R OBP: 0.298, SLG: 0.428 (1, 3)	K								4-3	4	0	1	1	0	1	3					
Jim Sundberg, R OBP: 0.288, SLG: 0.297 (1, 2)	L9								K	4	0	0	0	0	1	4					
Greg Pryor, R OBP: 0.294, SLG: 0.353 (8, PH)										2	0	0	0	0	0	0					
Frank White, R OBP: 0.311, SLG: 0.449 (9, 4)										0	0	0	0	1	0	0					
Angel Salazar, R OBP: 0.289, SLG: 0.310 (8, PH)										2	0	0	0	0	0	0					
Jamie Quirk, L OBP: 0.283, SLG: 0.340 (9, 5)										1	0	0	0	0	0	1					
Inning Stats	R: 0 E: 0 K: 1 S: 5	H: 1 LOB: 0 BB: 0 P: 5	R: 0 E: 0 K: 1 S: 6	H: 1 LOB: 1 BB: 0 P: 6	R: 0 E: 0 K: 1 S: 5	H: 1 LOB: 1 BB: 0 P: 5	R: 0 E: 0 K: 0 S: 3	H: 0 LOB: 0 BB: 0 P: 3	R: 0 E: 0 K: 0 S: 3	H: 0 LOB: 0 BB: 0 P: 3	R: 0 E: 0 K: 1 S: 5	H: 0 LOB: 1 BB: 1 P: 9	R: 0 E: 0 K: 1 S: 7	H: 2 LOB: 2 BB: 0 P: 7	R: 0 E: 0 K: 0 S: 4	H: 0 LOB: 1 BB: 0 P: 4	1B: 5 2B: 1 3B: 1 HR: 0	SF: 0 SAC: 0 DP: 1 HBP: 0	WP: 0 PB: 1 SB: 0 CS: 0	PA: 34	
PITCHER	IP	WLS	BF	H	R	ER	SO	BB	IBB	HBP	BLK	WP	HR	S	P	ERA	WHIP				
Bert Blyleven, R ERA: 4.54 (1, 1)	9.0	W	34	7	1	1	5	1	0	0	0	0	0	43	47	1.00	0.889				

Minnesota Twins @ Kansas City Royals
Royals Stadium, Kansas City, MO
Sat Jun 07 1986, 8:05 PM EDT
Att: 37,204 - Unknown

AB	33
R	1
H	7
RBI	1
BB	1
SO	5
LOB	16



Batter	1	2	3	4	5	6	7	8	9	AB	R	H	RBI	BB	SO	LOB	TOP	
Kirby Puckett, R OBP: 0.394, SLG: 0.595 (1, 8)	0-0 4-3		0-0 2B 1B	0-0 CS	0-0 F5			0-0 F9	0-0 FC6-2	5	1	1	0	0	0	2		
Randy Bush, L OBP: 0.333, SLG: 0.408 (1, 7)	0-3 K		0-0 6-3 1B 2B		0-0 F6			0-0 4-3	0-0 G4-1	5	1	1	2	0	1	2		
Kent Hrbek, L OBP: 0.397, SLG: 0.545 (1, 3)	0-3 K		0-0 6-3		0-0 1-3			0-0 HR		4	1	1	1	0	1	1		
Tom Brunansky, R OBP: 0.344, SLG: 0.536 (1, 9)		0-0 F8	0-0 1B 1B			0-0 G6-4-3 1B		0-0 1B		4	0	3	1	0	0	0		
Roy Smalley, S OBP: 0.344, SLG: 0.512 (1, 10)		0-0 1B	0-0 1B		0-0 K			0-0 4-3		4	0	2	0	0	1	2		
Gary Gaetti, R OBP: 0.326, SLG: 0.512 (1, 5)		0-0 F7	0-0 6-3		0-0 G6-4-3				0-0 5-3	4	0	0	0	0	0	4		
Steve Lombardozzi, R OBP: 0.355, SLG: 0.464 (1, 4)		0-0 6-3		0-3 K				0-0 F7	0-0 1B 1B	4	1	1	0	0	1	1		
Jeff Reed, L OBP: 0.351, SLG: 0.406 (1, 2)			0-0 1B 2B 1B	0-0 F8				0-0 4-3	0-0 1B FC6-2 1B	4	1	2	0	0	0	0		
Greg Gagne, R OBP: 0.309, SLG: 0.394 (1, 6)			0-3 K	0-0 CS 1B				0-0 L5	0-0 FC6-2 1B	4	0	2	1	0	1	1		
Inning Stats	R: 0 E: 0 K: 2 S: 7	H: 0 LOB: 0 BB: 0 P: 7	R: 0 E: 0 K: 0 S: 4	H: 1 LOB: 1 BB: 0 P: 4	R: 3 E: 0 K: 1 S: 10	H: 5 LOB: 2 BB: 0 P: 10	R: 0 E: 0 K: 1 S: 5	H: 1 LOB: 0 BB: 0 P: 5	R: 0 E: 0 K: 0 S: 3	H: 0 LOB: 0 BB: 0 P: 3	R: 1 E: 0 K: 0 S: 5	H: 2 LOB: 1 BB: 0 P: 5	R: 1 E: 0 K: 0 S: 6	H: 3 LOB: 2 BB: 0 P: 6	1B: 11 2B: 2 3B: 0 HR: 1	SF: 0 SAC: 0 DP: 1 HBP: 0	WP: 0 PA: 39	
PITCHER	IP	WLS	BF	H	R	ER	SO	BB	IBB	HBP	BLK	WP	HR	S	P	ERA	WHIP	
Bret Saberhagen, R ERA: 3.48 (1, 1)	8.0	L	32	10	4	4	5	0	0	0	0	0	1	42	42	4.50	1.250	
David Cone, R ERA: 9.0 (9, 1)	1.0	S	6	3	1	1	0	0	0	0	0	0	0	6	6	9.00	3.000	

Minnesota Twins @ Kansas City Royals
 Royals Stadium, Kansas City, MO
 Sun Jun 08 1986, 4:33 AM EDT
 Att: 25,870 - Unknown

AB	38
R	5
H	13
RBI	5
BB	0
SO	5
LOB	13



Batter	1	2	3	4	5	6	7	8	9	AB	R	H	RBI	BB	SO	LOB	BOTTOM	
Willie Wilson, S OBP: 0.324, SLG: 0.362 (1, 8)	4-0 K BB		0-0 5-3			4-0 BB		0-3 K		2	0	0	0	2	1	1		
Lonnie Smith, R OBP: 0.285, SLG: 0.245 (1, 7)	0-3 K			0-0 F3		0-0 F9		0-0 F8		4	0	0	0	0	1	3		
Rudy Law, L OBP: 0.368, SLG: 0.459 (1, 9)	0-0 F5			0-3 K		0-0 4-3		0-0 4-3		4	0	0	0	0	1	2		
George Brett, L OBP: 0.414, SLG: 0.466 (1, 5)		0-3 K		0-0 4-3		4-0 FC3 G6-4-3 WP BB		0-0 F7		3	1	0	0	1	1	0		
Frank White, R OBP: 0.314, SLG: 0.445 (1, 4)		0-0 L4			0-0 L4	4-0 G6-4-3 E BB		4-0 2B SF8 BB		2	1	0	0	2	0	0		
Jorge Orta, L OBP: 0.356, SLG: 0.407 (1, 10)					0-0 1B	0-0 FC3 G6-4-3		0-0 2B		4	0	3	0	0	0	2		
Steve Balboni, R OBP: 0.292, SLG: 0.421 (1, 3)		0-3 K			0-3 K	0-0 G6-4-3		0-0 SF8		3	0	0	1	0	2	4		
Jamie Quirk, L OBP: 0.281, SLG: 0.333 (1, 2)			0-0 G1-6-3 1B		0-0 F3	0-0 6-3		0-0 G3		4	0	1	0	0	0	3		
Buddy Biancalana, S OBP: 0.283, SLG: 0.368 (1, 6)						0-0 B3				2	0	0	0	0	0	1		
Hal McRae, R OBP: 0.238, SLG: 0.405 (8, PH)										1	0	1	0	0	0	0		
Angel Salazar, R OBP: 0.289, SLG: 0.310 (8, PH)										0	0	0	0	0	0	0		
Inning Stats	R: 0 E: 0 K: 1 S: 4	H: 0 LOB: 1 BB: 1 P: 8	R: 0 E: 0 K: 2 S: 8	H: 1 LOB: 0 BB: 0 P: 8	R: 0 E: 0 K: 0 S: 3	H: 1 LOB: 0 BB: 0 P: 3	R: 0 E: 0 K: 1 S: 5	H: 0 LOB: 0 BB: 0 P: 5	R: 0 E: 0 K: 0 S: 6	H: 1 LOB: 1 BB: 0 P: 6	R: 0 E: 0 K: 1 S: 6	H: 1 LOB: 1 BB: 0 P: 6	R: 1 E: 0 K: 0 S: 4	H: 1 LOB: 1 BB: 1 P: 8	1B: 3 2B: 2 3B: 0 HR: 0	SF: 1 SAC: 0 DP: 2 HBP: 0	WP: 1 PA: 35	
PITCHER	IP	WLS	BF	H	R	ER	SO	BB	IBB	HBP	BLK	WP	HR	S	P	ERA	WHIP	
Mark Portugal, R ERA: 5.5 (1, 1)	6.0	W	24	3	1	1	1	1	0	0	0	0	0	12	16	3.00	1.000	
Frank Pastore, R ERA: 1.14 (7, 1)	3.0	S	11	2	1	1	1	1	0	0	0	0	0	12	16	3.00	1.000	

Minnesota Twins @ Kansas City Royals
 Royals Stadium, Kansas City, MO
 Sun Jun 08 1986, 4:33 AM EDT
 Att: 25,870 - Unknown

AB	29
R	2
H	5
RBI	1
BB	5
SO	6
LOB	16



Batter	1	2	3	4	5	6	7	8	9	AB R H RBI BB SO LOB	TOP											
Harold Reynolds, S (1, 4) OBP: 0.300, SLG: 0.340										5 1 1 0 0 1 2	Seattle Mariners @ Kansas City Royals Royals Stadium, Kansas City, MO Mon Jun 09 1986, 8:05 PM EDT Att: 28,242 - Unknown											
John Moses, S (1, 8) OBP: 0.296, SLG: 0.327										5 0 2 0 0 0 2												
Alvin Davis, L (1, 3) OBP: 0.402, SLG: 0.500										4 0 1 1 0 1 1												
Jim Presley, R (1, 5) OBP: 0.290, SLG: 0.455										4 1 1 0 0 0 2												
Ken Phelps, L (1, 10) OBP: 0.400, SLG: 0.635 Gorman Thomas, R (7, PH) OBP: 0.305, SLG: 0.400										3 1 1 1 0 1 2 1 0 0 0 0 0 0												
Danny Tartabull, R (1, 7) OBP: 0.385, SLG: 0.494										2 0 0 0 2 0 0												
Dave Henderson, R (1, 9) OBP: 0.333, SLG: 0.452										4 0 2 1 0 0 1												
Spike Owen, S (1, 6) OBP: 0.312, SLG: 0.353										4 1 1 0 0 1 3												
Bob Kearney, R (1, 2) OBP: 0.222, SLG: 0.279										4 1 1 2 0 1 3												
Inning Stats	R: 1 E: 0 K: 2 S: 9	H: 1 LOB: 1 BB: 0 P: 9	R: 0 E: 1 K: 0 S: 4	H: 1 LOB: 1 BB: 0 P: 4	R: 0 E: 0 K: 0 S: 3	H: 0 LOB: 0 BB: 0 P: 3	R: 2 E: 1 K: 0 S: 6	H: 3 LOB: 2 BB: 1 P: 10	R: 0 E: 0 K: 0 S: 4	H: 1 LOB: 1 BB: 0 P: 4		R: 2 E: 0 K: 0 S: 6	H: 3 LOB: 1 BB: 0 P: 6	R: 0 E: 0 K: 1 S: 5	H: 0 LOB: 0 BB: 0 P: 5	R: 0 E: 0 K: 1 S: 4	H: 0 LOB: 0 BB: 1 P: 8	R: 0 E: 0 K: 1 S: 5	H: 1 LOB: 0 BB: 0 P: 5	1B: 5 2B: 4 3B: 0 HR: 1	SF: 0 SAC: 0 DP: 0 HBP: 0	WP: 1 PB: 0 SB: 2 CS: 2
PITCHER	IP WLS BF H R ER SO BB IBB HBP BLK WP HR S P ERA WHIP											PITCHER	IP WLS BF H R ER SO BB IBB HBP BLK WP HR S P ERA WHIP									
Dennis Leonard, R (1, 1) ERA: 2.6	5.2 L 28 9 5 5 2 1 0 0 0 1 1 31 35 7.94 1.765																					
Bud Black, L (6, 1) ERA: 4.42	3.1 10 1 0 0 3 1 0 0 0 0 0 15 19 0.00 0.600																					

Batter	1	2	3	4	5	6	7	8	9	AB R H RBI BB SO LOB	BOTTOM											
Willie Wilson, S (1, 8) OBP: 0.327, SLG: 0.370										3 1 1 0 0 0 0	Seattle Mariners @ Kansas City Royals Royals Stadium, Kansas City, MO Mon Jun 09 1986, 8:05 PM EDT Att: 28,242 - Unknown											
Lonnie Smith, R (1, 7) OBP: 0.288, SLG: 0.255										4 0 1 1 0 2 1												
George Brett, L (1, 5) OBP: 0.412, SLG: 0.458										3 1 0 0 1 0 1												
Frank White, R (1, 4) OBP: 0.308, SLG: 0.437										4 0 0 0 0 0 2												
Hal McRae, R (1, 10) OBP: 0.280, SLG: 0.391										4 0 0 0 0 1 1												
Steve Balboni, R (1, 3) OBP: 0.300, SLG: 0.435										3 0 2 1 1 0 0												
Rudy Law, L (1, 9) OBP: 0.361, SLG: 0.448										4 1 0 0 0 0 2												
Jim Sundberg, R (1, 2) OBP: 0.283, SLG: 0.292										3 0 0 0 0 1 1												
Angel Salazar, R (1, 6) OBP: 0.283, SLG: 0.303										3 0 0 0 0 1 0												
Inning Stats	R: 0 E: 0 K: 0 S: 3	H: 0 LOB: 0 BB: 0 P: 3	R: 0 E: 0 K: 0 S: 3	H: 0 LOB: 0 BB: 0 P: 3	R: 1 E: 1 K: 1 S: 7	H: 1 LOB: 1 BB: 0 P: 7	R: 0 E: 0 K: 0 S: 3	H: 0 LOB: 0 BB: 0 P: 3	R: 0 E: 0 K: 0 S: 4	H: 0 LOB: 0 BB: 0 P: 8		R: 1 E: 0 K: 1 S: 6	H: 1 LOB: 1 BB: 0 P: 7	R: 0 E: 0 K: 0 S: 4	H: 1 LOB: 1 BB: 0 P: 4	R: 0 E: 0 K: 1 S: 5	H: 0 LOB: 0 BB: 0 P: 5	R: 1 E: 1 K: 1 S: 6	H: 1 LOB: 1 BB: 1 P: 10	1B: 0 2B: 3 3B: 1 HR: 0	SF: 0 SAC: 0 DP: 1 HBP: 1	WP: 0 PB: 0 SB: 1 CS: 0
PITCHER	IP WLS BF H R ER SO BB IBB HBP BLK WP HR S P ERA WHIP											PITCHER	IP WLS BF H R ER SO BB IBB HBP BLK WP HR S P ERA WHIP									
Mark Langston, L (1, 1) ERA: 5.27	8.0 W 30 3 3 2 4 2 0 0 1 0 0 35 44 2.25 0.625																					
Mark Huisman, R (9, 1) ERA: 3.39	1.0 S 4 1 0 0 1 0 0 0 0 0 0 6 6 0.00 1.000																					

Batter	1	2	3	4	5	6	7	8	9	AB	R	H	RBI	BB	SO	LOB	TOP																		
Harold Reynolds, S (1,4) OBP: 0.298, SLG: 0.330										3	1	0	0	0	1	1	<p>Seattle Mariners @ Kansas City Royals</p> <p>Royals Stadium, Kansas City, MO</p> <p>Tue Jun 10 1986, 8:05 PM EDT</p> <p>Att: 23,319 - Unknown</p>																		
John Moses, S (1,8) OBP: 0.395, SLG: 0.333										5	2	2	0	0	0	1																			
Alvin Davis, L (1,3) OBP: 0.406, SLG: 0.505										4	0	2	3	1	0	1																			
Jim Presley, R (1,5) OBP: 0.294, SLG: 0.456										4	0	2	1	0	1	2																			
Ken Phelps, L (1,10) OBP: 0.392, SLG: 0.618 Gorman Thomas, R (5, PH) OBP: 0.307, SLG: 0.397										2	0	0	0	0	2	2																			
Danny Tartabull, R (1,7) OBP: 0.382, SLG: 0.488										4	0	1	0	0	1	4																			
Dave Henderson, R (1,9) OBP: 0.332, SLG: 0.464										4	1	1	1	0	1	1																			
Spike Owen, S (1,6) OBP: 0.311, SLG: 0.351										4	0	1	0	0	0	1																			
Bob Kearney, R (1,2) OBP: 0.223, SLG: 0.278										4	1	1	0	0	1	2																			
Inning Stats	R: 2 E: 0 K: 1 S: 6	H: 2 LOB: 1 BB: 0 P: 7	R: 0 E: 0 K: 1 S: 5	H: 0 LOB: 0 BB: 0 P: 5	R: 2 E: 0 K: 1 S: 8	H: 3 LOB: 1 BB: 0 P: 8	R: 0 E: 0 K: 0 S: 4	H: 1 LOB: 1 BB: 0 P: 4	R: 0 E: 0 K: 1 S: 6	H: 1 LOB: 3 BB: 2 P: 14	R: 1 E: 0 K: 2 S: 9	H: 2 LOB: 1 BB: 0 P: 9	R: 0 E: 0 K: 2 S: 8	H: 1 LOB: 0 BB: 0 P: 8	R: 0 E: 0 K: 0 S: 3	H: 0 LOB: 0 BB: 0 P: 3		R: 0 E: 0 K: 0 S: 3	H: 0 LOB: 0 BB: 0 P: 3	1B: 8 2B: 2 3B: 0 HR: 1	SF: 0 SAC: 1 DP: 1 HBP: 1	WP: 0 PB: 0 SB: 3 CS: 1	PA: 39												
PITCHER	IP WLS BF H R ER SO BB IBB HBP BLK WP HR S P ERA WHIP																																		
Scott Bankhead, R (1,1) ERA: 2.89	4.2	W	23	7	4	4	3	2	0	1	0	0	0	0	0	26	35	7.71	1.929																
Steve Farr, R (5,1) ERA: 2.03	4.1	W	16	3	1	1	5	0	0	0	0	0	0	0	1	26	26	2.08	0.692																

Batter	1	2	3	4	5	6	7	8	9	AB	R	H	RBI	BB	SO	LOB	BOTTOM																		
Willie Wilson, S (1,8) OBP: 0.328, SLG: 0.365										3	0	0	0	2	0	2	<p>Seattle Mariners @ Kansas City Royals</p> <p>Royals Stadium, Kansas City, MO</p> <p>Tue Jun 10 1986, 8:05 PM EDT</p> <p>Att: 23,319 - Unknown</p>																		
Lonnie Smith, R (1,7) OBP: 0.300, SLG: 0.278 Lynn Jones, R (9,9) OBP: 0.250, SLG: 0.118										5	2	3	0	0	0	1																			
Rudy Law, L (1,9) OBP: 0.357, SLG: 0.441										5	1	1	1	0	0	2																			
George Brett, L (1,5) OBP: 0.423, SLG: 0.477										5	3	5	1	0	0	0																			
Frank White, R (1,4) OBP: 0.310, SLG: 0.440										5	1	2	1	0	0	4																			
Jorge Orta, L (1,10) OBP: 0.376, SLG: 0.448										5	2	4	3	0	0	2																			
Steve Balboni, R (1,3) OBP: 0.300, SLG: 0.433										3	0	1	2	0	2	2																			
Jim Sundberg, R (1,2) OBP: 0.283, SLG: 0.291										4	0	1	1	0	1	2																			
Angel Salazar, R (1,6) OBP: 0.282, SLG: 0.302										4	0	1	0	0	1	1																			
Inning Stats	R: 1 E: 0 K: 0 S: 5	H: 2 LOB: 1 BB: 0 P: 5	R: 1 E: 0 K: 2 S: 8	H: 2 LOB: 1 BB: 1 P: 12	R: 3 E: 0 K: 0 S: 7	H: 4 LOB: 1 BB: 0 P: 7	R: 0 E: 0 K: 0 S: 4	H: 1 LOB: 1 BB: 0 P: 4	R: 2 E: 0 K: 1 S: 9	H: 4 LOB: 2 BB: 0 P: 9	R: 2 E: 0 K: 1 S: 8	H: 3 LOB: 1 BB: 0 P: 8	R: 0 E: 0 K: 0 S: 3	H: 0 LOB: 1 BB: 1 P: 7	R: 0 E: 0 K: 0 S: 4	H: 2 LOB: 1 BB: 0 P: 4		1B: 13 2B: 5 3B: 0 HR: 0	SF: 1 SAC: 0 DP: 1 HBP: 0	WP: 0 PB: 1 SB: 2 CS: 1	PA: 43														
PITCHER	IP WLS BF H R ER SO BB IBB HBP BLK WP HR S P ERA WHIP																																		
Bill Swift, R (1,1) ERA: 5.13	2.0	L	12	6	4	4	2	1	0	0	0	0	0	0	0	15	19	18.00	3.500																
Milt Wilcox, R (3,1) ERA: 5.2	3.2	L	20	9	5	5	1	0	0	0	0	0	0	0	0	22	22	12.27	2.455																
Lee Guetterman, L (6,1) ERA: 5.6	0.1		2	1	0	0	1	0	0	0	0	0	0	0	4	4	0.00	3.000																	
Pete Ladd, R (7,1) ERA: 3.41	2.0		8	2	0	0	0	1	0	0	0	0	0	0	7	11	0.00	1.500																	

AB 35
R 5
H 10
RBI 5
BB 2
SO 8
LOB 16

AB 39
R 9
H 18
RBI 9
BB 2
SO 4
LOB 16

Batter	1	2	3	4	5	6	7	8	9	AB	R	H	RBI	BB	SO	LOB	TOP					
Harold Reynolds, S (1, 4) OBP: 0.308, SLG: 0.339	F8	E5 2B 1B	E7 2B 1B		3-1 1B		6-3		1B 1B	6	2	3	2	0	0	2						
John Moses, S (1, 8) OBP: 0.323, SLG: 0.383	4-3	1B 1-3 2-H	2B 2-H 3-H		3-1 1B		E5		1B	6	2	3	3	0	0	3						
Alvin Davis, L (1, 3) OBP: 0.403, SLG: 0.500 Ken Phelps, L (7, PH) OBP: 0.384, SLG: 0.603 (7, 3)	F9	1B 2-H 3-H	6-3		K		F7		K	4	0	1	2	0	1	3						
Jim Presley, R (1, 5) OBP: 0.296, SLG: 0.459		E8 1B	F9 2H		F9				5-3	5	1	2	1	0	0	3						
Danny Tartabull, R (1, 7) OBP: 0.358, SLG: 0.479		5-3	K		F8		6-3		FC4-6 1B	5	0	1	0	0	1	3						
Dave Henderson, R (1, 9) OBP: 0.333, SLG: 0.462		1B 3B 1B	1B 1B		K		F6		FC4-6 1-2	5	2	2	1	0	1	1						
Gorman Thomas, R (1, 10) OBP: 0.304, SLG: 0.391		1B 3B 1B	L7		K		F7		F9	5	1	1	0	0	1	2						
Spike Owen, S (1, 6) OBP: 0.316, SLG: 0.366 Domingo Ramos, R (6, 6) OBP: 0.196, SLG: 0.200		1B 3B 1B	1B BB		F8		F8		1-3	3	2	2	2	0	0	0						
Steve Yeager, R (1, 2) OBP: 0.274, SLG: 0.267		2B 1B	E 1B BB		3-1 1B		6-3		K	4	2	2	1	1	1	1						
Inning Stats	R: 0 E: 0 K: 0 S: 3	H: 0 LOB: 0 BB: 0 P: 3	R: 7 E: 2 K: 1 S: 13	H: 7 LOB: 1 BB: 0 P: 13	R: 5 E: 1 K: 0 S: 8	H: 5 LOB: 1 BB: 1 P: 12	R: 0 E: 0 K: 2 S: 7	H: 0 LOB: 0 BB: 0 P: 7	R: 0 E: 0 K: 1 S: 7	H: 2 LOB: 2 BB: 0 P: 7	R: 0 E: 0 K: 0 S: 3	H: 0 LOB: 0 BB: 0 P: 3	R: 0 E: 1 K: 0 S: 5	H: 1 LOB: 2 BB: 0 P: 5	R: 0 E: 0 K: 0 S: 4	H: 1 LOB: 1 BB: 0 P: 4	R: 0 E: 0 K: 2 S: 9	H: 2 LOB: 2 BB: 0 P: 9	1B: 14 2B: 3 3B: 1 HR: 0	SF: 0 SAC: 0 DP: 0 HBP: 0	WP: 0 PB: 0 SB: 0 CS: 0	PA: 48
PITCHER	IP	WLS	BF	H	R	ER	SO	BB	IBB	HBP	BLK	WP	HR	S	P	ERA	WHIP					
Charlie Leibrandt, L (1, 1) ERA: 4.01	1.1	L	12	7	7	6	0	0	0	0	0	0	0	12	12	40.50	5.250					
David Cone, R (2, 1) ERA: 9.53	4.2		22	7	5	5	4	1	0	0	0	0	0	29	33	9.64	1.714					
Dan Quisenberry, R (7, 1) ERA: 2.4	3.0		14	4	0	0	2	0	0	0	0	0	0	18	18	0.00	1.333					

Seattle Mariners @ Kansas City Royals
Royals Stadium, Kansas City, MO
Wed Jun 11 1986, 8:05 PM EDT
Att: 26,230 - Unknown

AB 47
R 12
H 18
RBI 12
BB 1
SO 6
LOB 22



Batter	1	2	3	4	5	6	7	8	9	AB	R	H	RBI	BB	SO	LOB	BOTTOM					
Willie Wilson, S (1, 8) OBP: 0.323, SLG: 0.359	F8		F8		L6			F8		4	0	0	0	0	0	2						
Lonnie Smith, R (1, 7) OBP: 0.291, SLG: 0.269	F4		F9			5-3		4-3		4	0	0	0	0	0	2						
George Brett, L (1, 5) OBP: 0.421, SLG: 0.470	6-3				F2	G4-6-3 BB		L3		3	0	0	0	1	0	0						
Jorge Orta, L (1, 10) OBP: 0.381, SLG: 0.450		G6-4-3 1B			HR 1B	G4-6-3 1-2		F9		4	1	2	0	0	0	1						
Frank White, R (1, 4) OBP: 0.318, SLG: 0.464		F9			1-H HR			BB 2B		4	1	3	2	0	0	1						
Steve Balboni, R (1, 3) OBP: 0.294, SLG: 0.425		G6-4-3 1-2			K			6-3		4	0	0	0	0	2	3						
Mike Brewer, R (1, 9)			6-3		K			F4		3	0	0	0	1	1	1						
Jim Sundberg, R (1, 2) OBP: 0.292, SLG: 0.297			1B 1B		L9			FC5-4 BB		3	0	2	0	1	0	0						
Angel Salazar, R (1, 6) OBP: 0.283, SLG: 0.303 Hal McRae, R (8, PH) OBP: 0.278, SLG: 0.388			1B		6-3			F4		3	0	1	0	0	0	2						
Inning Stats	R: 0 E: 0 K: 0 S: 3	H: 0 LOB: 0 BB: 0 P: 3	R: 0 E: 0 K: 0 S: 5	H: 1 LOB: 0 BB: 0 P: 3	R: 0 E: 0 K: 2 S: 9	H: 2 LOB: 0 BB: 0 P: 9	R: 2 E: 0 K: 2 S: 9	H: 2 LOB: 0 BB: 0 P: 9	R: 0 E: 0 K: 1 S: 7	H: 0 LOB: 0 BB: 1 P: 6	R: 0 E: 0 K: 0 S: 2	H: 0 LOB: 0 BB: 0 P: 6	R: 0 E: 0 K: 1 S: 7	H: 2 LOB: 2 BB: 0 P: 7	R: 0 E: 0 K: 0 S: 3	H: 0 LOB: 0 BB: 0 P: 3	R: 0 E: 0 K: 0 S: 4	H: 1 LOB: 3 BB: 2 P: 12	1B: 6 2B: 1 3B: 0 HR: 1	SF: 0 SAC: 0 DP: 2 HBP: 0	WP: 0 PB: 0 SB: 0 CS: 0	PA: 36
PITCHER	IP	WLS	BF	H	R	ER	SO	BB	IBB	HBP	BLK	WP	HR	S	P	ERA	WHIP					
Mike Morgan, R (1, 1) ERA: 4.03	9.0	W	36	8	2	2	3	3	0	0	0	0	1	39	51	2.00	1.222					

Seattle Mariners @ Kansas City Royals
Royals Stadium, Kansas City, MO
Wed Jun 11 1986, 8:05 PM EDT
Att: 26,230 - Unknown

AB 33
R 2
H 8
RBI 2
BB 3
SO 3
LOB 15




Batter	1	2	3	4	5	6	7	8	9	AB	R	H	RBI	BB	SO	LOB	TOP				
Willie Wilson, S (1.8) OBP: 0.322, SLG: 0.357	0-3 K		0-3 K					0-0 6-3		4	1	1	0	0	2	0	Kansas City Royals @ California Angels Anaheim Stadium, Anaheim, CA Thu Jun 12 1986, 10:05 PM EDT Att: 27,701 - Unknown livebaseballscorecards.com				
Lonnie Smith, R (1.7) OBP: 0.304, SLG: 0.281	4-0 BB BB		4-0 BB BB			0-0 2B 1B		0-0 F4		2	0	1	1	2	0	0					
Rudy Law, L (1.9) OBP: 0.355, SLG: 0.437	0-3 K		0-0 F9			0-0 5-3		0-0 1B 1B		4	1	1	0	0	1	3					
George Brett, L (1.5) OBP: 0.422, SLG: 0.468	4-0 BB BB			0-0 L4		0-0 FC3-2 FC3-6		0-0 1B 1B		3	0	1	0	1	0	1					
Jorge Orta, L (1.10) OBP: 0.376, SLG: 0.442	0-0 F8			0-0 6-3		0-0 FC3-6 FC3-6		0-0 1B 1B		4	0	1	1	0	0	3					
Frank White, R (1.4) OBP: 0.313, SLG: 0.456		0-0 L8		0-3 K			0-0 5-3	0-3 K		4	0	0	0	0	2	2					
Steve Balboni, R (1.3) OBP: 0.289, SLG: 0.417		0-3 K			0-0 F3		0-0 F4	0-3 K		4	0	0	0	0	2	0					
Jim Sundberg, R (1.2) OBP: 0.291, SLG: 0.296		0-3 K			0-0 L8		0-0 1B	0-0 1-3		4	0	1	0	0	1	0					
Angel Salazar, R (1.6) OBP: 0.280, SLG: 0.299			0-3 K			0-0 1-3		0-0 F7		2	0	0	0	0	1	0					
Jamie Quirk, L (7. PH) OBP: 0.276, SLG: 0.327										1	0	0	0	0	0	1					
Buddy Biancalana, S (7.6) OBP: 0.283, SLG: 0.368										0	0	0	0	0	0	0					
Hal McRae, R (9. PH) OBP: 0.276, SLG: 0.385										1	0	0	0	0	0	0					
Inning Stats	R: 0 E: 0 K: 2 S: 7	H: 0 LOB: 2 BB: 2 P: 15	R: 0 E: 0 K: 2 S: 7	H: 0 LOB: 0 BB: 0 P: 7	R: 0 E: 0 K: 2 S: 7	H: 0 LOB: 1 BB: 1 P: 11	R: 0 E: 0 K: 1 S: 5	H: 0 LOB: 0 BB: 0 P: 5	R: 0 E: 0 K: 0 S: 3	H: 0 LOB: 0 BB: 0 P: 3	R: 1 E: 0 K: 0 S: 5	H: 2 LOB: 1 BB: 0 P: 5	R: 0 E: 0 K: 0 S: 4	H: 1 LOB: 1 BB: 0 P: 4	R: 1 E: 0 K: 1 S: 8	H: 3 LOB: 2 BB: 0 P: 8	R: 0 E: 0 K: 1 S: 5	H: 0 LOB: 0 BB: 0 P: 5	1B: 5 2B: 1 3B: 0 HR: 0	SF: 0 SAC: 0 DP: 0 HBP: 0	WP: 0 PA: 36 SB: 0 CS: 0
PITCHER Mike Witt, R (1.1) ERA: 3.12	IP: 9.0 WLS: W BF: 36	H: 6 R: 2 ER: 2 SO: 9	BB: 3 IBB: 0 HBP: 0 BLK: 0	WP: 0 HR: 0 S: 51 P: 63	ERA: 2.00 WHIP: 1.000	PITCHER										IP: 9.0 WLS: W BF: 36	H: 6 R: 2 ER: 2 SO: 9	BB: 3 IBB: 0 HBP: 0 BLK: 0	WP: 0 HR: 0 S: 51 P: 63	ERA: 2.00 WHIP: 1.000	

Batter	1	2	3	4	5	6	7	8	9	AB	R	H	RBI	BB	SO	LOB	BOTTOM			
Gary Pettis, S (1.8) OBP: 0.284, SLG: 0.304	4-0 6-3 BB SF8 BB		0-3 K		0-3 K		0-3 K			3	1	0	0	1	3	2	Kansas City Royals @ California Angels Anaheim Stadium, Anaheim, CA Thu Jun 12 1986, 10:05 PM EDT Att: 27,701 - Unknown livebaseballscorecards.com			
Dick Schofield, R (1.6) OBP: 0.325, SLG: 0.441	4-0 SF8 6-3 BB		0-0 3B 1B		0-0 F4		0-0 F8			3	1	1	0	1	0	0				
Brian Downing, R (1.7) OBP: 0.393, SLG: 0.465	0-0 6-3		0-0 1B		0-0 5-3		0-0 5-3			4	0	1	2	0	0	2				
Doug DeCinces, R (1.5) OBP: 0.308, SLG: 0.394	0-0 SF8		0-0 F2		0-0 6-3		0-0 5-3			3	0	0	1	0	0	1				
George Hendrick, R (1.9) OBP: 0.319, SLG: 0.488	0-0 F7		0-3 K		0-0 1B		0-0 K			3	0	1	0	0	1	2				
Bobby Grich, R (1.4) OBP: 0.311, SLG: 0.358		0-3 K		0-3 K		0-3 K				3	0	0	0	0	3	1				
Wally Joyner, L (1.3) OBP: 0.331, SLG: 0.551		0-0 1-3		0-3 K		0-0 4-3				3	0	0	0	0	1	0				
Rick Burleson, R (1.10) OBP: 0.362, SLG: 0.383		0-0 F3		0-0 5-3		0-0 1B		0-0 L5		3	0	1	0	0	0	0				
Bob Boone, R (1.2) OBP: 0.272, SLG: 0.265			0-0 1B 3B 2B		0-0 6-3					3	1	1	0	0	0	1				
Inning Stats	R: 1 E: 0 K: 0 S: 3	H: 0 LOB: 1 BB: 2 P: 11	R: 0 E: 0 K: 1 S: 5	H: 0 LOB: 0 BB: 0 P: 5	R: 2 E: 0 K: 2 S: 10	H: 3 LOB: 1 BB: 0 P: 10	R: 0 E: 0 K: 2 S: 7	H: 0 LOB: 0 BB: 0 P: 7	R: 0 E: 0 K: 1 S: 5	H: 0 LOB: 0 BB: 0 P: 5	R: 0 E: 0 K: 1 S: 6	H: 1 LOB: 1 BB: 0 P: 6	R: 0 E: 0 K: 1 S: 6	H: 1 LOB: 1 BB: 0 P: 6	R: 0 E: 0 K: 0 S: 3	H: 0 LOB: 0 BB: 0 P: 3		1B: 3 2B: 1 3B: 1 HR: 0	SF: 1 SAC: 0 DP: 0 HBP: 0	WP: 0 PA: 31 SB: 0 CS: 0
PITCHER Danny Jackson, L (1.1) ERA: 4.21	IP: 8.0 WLS: L BF: 31	H: 5 R: 3 ER: 3 SO: 8	BB: 2 IBB: 0 HBP: 0 BLK: 0	WP: 0 HR: 0 S: 45 P: 53	ERA: 3.38 WHIP: 0.875	PITCHER										IP: 8.0 WLS: L BF: 31	H: 5 R: 3 ER: 3 SO: 8	BB: 2 IBB: 0 HBP: 0 BLK: 0	WP: 0 HR: 0 S: 45 P: 53	ERA: 3.38 WHIP: 0.875

Batter	1	2	3	4	5	6	7	8	9	AB	R	H	RBI	BB	SO	LOB	TOP								
Willie Wilson, S OBP: 0.321, SLG: 0.360 Lynn Jones, R OBP: 0.238, SLG: 0.111	G3	FC1-6 E S 1B		FC4-2 E 2B		3-1		1-3		4	2	1	1	0	0	1									
Lonnie Smith, R OBP: 0.317, SLG: 0.315 Mike Brewer, R OBP: 0.400, SLG: 0.250	1B BB	1B		FC4-2 E		HR		1B	1B	3	3	2	2	1	0	2									
Rudy Law, L OBP: 0.346, SLG: 0.426	F5	4-3		E6 FC6-4		G3		F9		5	0	0	0	0	0	3									
George Brett, L OBP: 0.419, SLG: 0.464 Greg Pryor, R OBP: 0.276, SLG: 0.333	1B HR	1B		F7 FC6-4		3-1		F9		4	1	1	0	0	0	1									
Jorge Orta, L OBP: 0.377, SLG: 0.440	1B HR	1B		F7		3-1		F6		5	1	2	1	0	0	0									
Steve Balboni, R OBP: 0.292, SLG: 0.444	HR	HR		6-3		HR		K		5	2	2	4	0	1	2									
Jim Sundberg, R OBP: 0.291, SLG: 0.291	L4			1B 2B BB		6-3		L8		3	1	0	0	1	0	0									
Buddy Biancalana, S OBP: 0.348, SLG: 0.381		FC1-6 BB		2B FC4-2 1B		K		BB		2	0	1	0	2	1	0									
Angel Salazar, R OBP: 0.273, SLG: 0.291	K	K		K		1-3		L8		4	0	0	0	0	2	4									
Inning Stats	R: 4 E: 0 K: 0 S: 6	H: 3 LOB: 0 BB: 1 P: 10	R: 1 E: 0 K: 1 S: 6	H: 1 LOB: 1 BB: 1 P: 10	R: 0 E: 0 K: 0 S: 3	H: 0 LOB: 0 BB: 0 P: 3	R: 3 E: 1 K: 1 S: 8	H: 2 LOB: 1 BB: 1 P: 12	R: 1 E: 0 K: 0 S: 6	H: 1 LOB: 0 BB: 0 P: 6	R: 1 E: 0 K: 0 S: 4	H: 1 LOB: 0 BB: 0 P: 4	R: 0 E: 0 K: 1 S: 5	H: 0 LOB: 0 BB: 0 P: 5	R: 0 E: 0 K: 0 S: 3	H: 0 LOB: 1 BB: 1 P: 7	R: 0 E: 0 K: 0 S: 5	H: 2 LOB: 2 BB: 0 P: 5	1B: 6 2B: 1 3B: 0 HR: 3	SF: 0 SAC: 0 DP: 0 HBP: 0	WP: 0 PB: 0 SB: 1 CS: 0	PA: 42			
PITCHER	IP	WLS	BF	H	R	ER	SO	BB	IBB	HBP	BLK	WP	HR	S	P	ERA	WHIP								
Jim Slaton, R ERA: 5.7	3.1	L	19	6	8	6	2	3	0	0	0	0	1	20	32	16.20	2.700								
Chuck Finley, L ERA: 5.23	3.2		14	2	2	2	2	0	0	0	0	0	2	18	18	4.91	0.545								
Todd Fischer, R ERA: 5.59	2.0		9	2	0	0	0	1	0	0	0	0	0	8	12	0.00	1.500								
Batter	1	2	3	4	5	6	7	8	9	AB	R	H	RBI	BB	SO	LOB	BOTTOM								
Gary Pettis, S OBP: 0.284, SLG: 0.303	K			1-2 1B		FC1-6		K		4	0	1	0	0	2	2									
Wally Joyner, L OBP: 0.326, SLG: 0.542	4-3			F8		F8		4-3		4	0	0	0	0	0	3									
Ruppert Jones, L OBP: 0.358, SLG: 0.445	1-3			K		F9		4-3		4	0	0	0	0	1	2									
Reggie Jackson, L OBP: 0.419, SLG: 0.483		G6-4-3 BB		K		F7		3B 1B		3	1	1	0	1	1	0									
Doug DeCinces, R OBP: 0.305, SLG: 0.390 Jack Howell, L OBP: 0.240, SLG: 0.458	G6-4-3			K		G3		1B 3B		2	0	0	0	0	1	1									
Brian Downing, R OBP: 0.399, SLG: 0.485	1B			1B		HR		K		4	1	3	1	0	1	1									
Rob Wilfong, L OBP: 0.295, SLG: 0.364	1-3			K		FC5-4 1B		3-1		4	0	1	0	0	1	2									
Dick Schofield, R OBP: 0.322, SLG: 0.429				F8		F7		3-1		4	0	0	0	0	0	1									
Bob Boone, R OBP: 0.276, SLG: 0.269 Jerry Narron, L OBP: 0.333, SLG: 0.308	1B			1B		FC1-6 1B		L9		1	0	1	0	0	0	0									
Inning Stats	R: 0 E: 0 K: 1 S: 5	H: 0 LOB: 0 BB: 0 P: 5	R: 0 E: 0 K: 0 S: 3	H: 1 LOB: 1 BB: 1 P: 7	R: 0 E: 0 K: 1 S: 7	H: 2 LOB: 2 BB: 0 P: 7	R: 0 E: 0 K: 3 S: 10	H: 1 LOB: 1 BB: 0 P: 10	R: 0 E: 0 K: 0 S: 4	H: 1 LOB: 1 BB: 0 P: 4	R: 0 E: 0 K: 0 S: 3	H: 0 LOB: 0 BB: 0 P: 3	R: 1 E: 0 K: 1 S: 7	H: 2 LOB: 1 BB: 0 P: 7	R: 1 E: 0 K: 1 S: 7	H: 2 LOB: 1 BB: 0 P: 7	R: 0 E: 0 K: 0 S: 3	H: 0 LOB: 0 BB: 0 P: 3	1B: 7 2B: 0 3B: 1 HR: 1	SF: 0 SAC: 0 DP: 1 HBP: 0	WP: 0 PB: 0 SB: 1 CS: 0	PA: 36			
PITCHER	IP	WLS	BF	H	R	ER	SO	BB	IBB	HBP	BLK	WP	HR	S	P	ERA	WHIP								
Bret Saberhagen, R ERA: 3.31	7.0	W	28	7	1	1	6	1	0	0	0	0	0	7	7	9.00	2.000								
Bud Black, L ERA: 4.54	1.0		5	2	1	1	1	0	0	0	0	0	0	7	7	9.00	2.000								
Steve Farr, R ERA: 1.99	1.0		3	0	0	0	0	0	0	0	0	0	0	3	3	0.00	0.000								


Kansas City Royals @ California Angels
Anaheim Stadium, Anaheim, CA
Fri Jun 13 1986, 10:05 PM EDT
Att: 35,992 - Unknown

AB 38
R 10
H 10
RBI 8
BB 4
SO 4
LOB 15



Kansas City Royals @ California Angels
Anaheim Stadium, Anaheim, CA
Fri Jun 13 1986, 10:05 PM EDT
Att: 35,992 - Unknown

AB 35
R 2
H 9
RBI 2
BB 1
SO 7
LOB 13




Batter	1	2	3	4	5	6	7	8	9	AB	R	H	RBI	BB	SO	LOB	TOP										
Willie Wilson, S (1, 8) OBP: 0.319, SLG: 0.354										4	1	0	0	1	0	1	Kansas City Royals @ California Angels Anaheim Stadium, Anaheim, CA Sat Jun 14 1986, 6:33 AM EDT Att: 40,005 - Unknown livebaseballscorecards.com										
Lonnie Smith, R (1, 7) OBP: 0.327, SLG: 0.352										4	2	2	1	0	0	0											
Rudy Law, L (1, 9) OBP: 0.354, SLG: 0.435										3	1	2	1	1	0	1											
George Brett, L (1, 5) OBP: 0.420, SLG: 0.462										3	0	1	1	1	1	3											
Jorge Orta, L (1, 10) OBP: 0.373, SLG: 0.434										4	0	1	1	0	1	4											
Frank White, R (1, 4) OBP: 0.307, SLG: 0.448										4	0	0	0	0	1	2											
Steve Balboni, R (1, 3) OBP: 0.291, SLG: 0.445										4	0	1	0	0	1	0											
Jamie Quirk, L (1, 2) OBP: 0.258, SLG: 0.304										4	0	0	0	0	2	1											
Buddy Biancalana, S (1, 6) OBP: 0.346, SLG: 0.500										3	1	1	1	0	1	1											
Hal McRae, R (9, PH) OBP: 0.273, SLG: 0.381										1	0	0	0	0	0	0											
Inning Stats	R: 1 E: 0 K: 0 S: 5	H: 2 LOB: 1 BB: 0 P: 5	R: 0 E: 0 K: 2 S: 7	H: 0 LOB: 0 BB: 0 P: 7	R: 3 E: 0 K: 0 S: 6	H: 4 LOB: 1 BB: 1 P: 10	R: 0 E: 0 K: 1 S: 6	H: 1 LOB: 1 BB: 0 P: 6	R: 0 E: 0 K: 2 S: 7	H: 0 LOB: 1 BB: 1 P: 11	R: 0 E: 0 K: 1 S: 5	H: 0 LOB: 0 BB: 0 P: 5	R: 1 E: 0 K: 0 S: 4	H: 1 LOB: 2 BB: 1 P: 9	R: 0 E: 0 K: 1 S: 5	H: 0 LOB: 0 BB: 0 P: 5	R: 0 E: 0 K: 0 S: 3	H: 0 LOB: 0 BB: 0 P: 3	1B: 3 2B: 3 3B: 0 HR: 2	SF: 0 SAC: 0 DP: 1 HBP: 1	WP: 0 PB: 0 SB: 0 CS: 0	PA: 38					
PITCHER	IP	WLS	BF	H	R	ER	SO	BB	IBB	HBP	BLK	WP	HR	S	P	ERA	WHIP										
Don Sutton, R (1, 1) ERA: 5.56	6.1		29	7	5	5	6	2	1	1	0	0	2	37	50	7.11	1.421										
Terry Forster, L (7, 1) ERA: 4.57	0.2		3	1	0	0	0	0	0	0	0	0	0	3	3	0.00	1.500										
Doug Corbett, R (8, 1) ERA: 4.13	2.0	W	6	0	0	0	1	0	0	0	0	0	0	8	8	0.00	0.000										

Batter	1	2	3	4	5	6	7	8	9	AB	R	H	RBI	BB	SO	LOB	BOTTOM										
Ruppert Jones, L (1, 9) OBP: 0.367, SLG: 0.471										3	2	2	1	0	1	0	Kansas City Royals @ California Angels Anaheim Stadium, Anaheim, CA Sat Jun 14 1986, 6:33 AM EDT Att: 40,005 - Unknown livebaseballscorecards.com										
George Hendrick, R (8, PH) OBP: 0.317, SLG: 0.484										1	0	0	0	0	1	2											
Wally Joyner, L (1, 3) OBP: 0.328, SLG: 0.557										4	2	2	2	0	1	1											
Brian Downing, R (1, 7) OBP: 0.401, SLG: 0.481										2	0	0	0	2	1	0											
Reggie Jackson, L (1, 10) OBP: 0.426, SLG: 0.493										3	1	2	1	1	0	1											
Doug DeCinces, R (1, 5) OBP: 0.304, SLG: 0.402										4	1	1	1	0	2	4											
Rob Wilong, L (1, 4) OBP: 0.295, SLG: 0.363										3	0	1	0	0	2	3											
Bobby Grich, R (8, PH) OBP: 0.308, SLG: 0.355										1	0	0	0	0	0	0											
Dick Schofield, R (1, 6) OBP: 0.315, SLG: 0.419										4	0	0	0	0	2	2											
Bob Boone, R (1, 2) OBP: 0.270, SLG: 0.263										4	0	0	0	0	1	1											
Gary Pettis, S (1, 8) OBP: 0.283, SLG: 0.299										3	0	0	0	1	0	1											
Inning Stats	R: 3 E: 1 K: 3 S: 12	H: 3 LOB: 1 BB: 1 P: 16	R: 1 E: 1 K: 1 S: 6	H: 1 LOB: 0 BB: 0 P: 6	R: 0 E: 0 K: 1 S: 6	H: 1 LOB: 1 BB: 0 P: 6	R: 0 E: 0 K: 2 S: 7	H: 0 LOB: 0 BB: 0 P: 7	R: 1 E: 0 K: 3 S: 11	H: 2 LOB: 2 BB: 1 P: 15	R: 0 E: 0 K: 0 S: 3	H: 0 LOB: 0 BB: 0 P: 3	R: 0 E: 0 K: 0 S: 2	H: 0 LOB: 1 BB: 1 P: 7	R: 1 E: 2 K: 1 S: 7	H: 1 LOB: 2 BB: 1 P: 11	1B: 3 2B: 2 3B: 0 HR: 3	SF: 0 SAC: 0 DP: 1 HBP: 1	WP: 0 PB: 0 SB: 0 CS: 0	PA: 37							
PITCHER	IP	WLS	BF	H	R	ER	SO	BB	IBB	HBP	BLK	WP	HR	S	P	ERA	WHIP										
Dennis Leonard, R (1, 1) ERA: 2.82	6.0		28	7	5	4	10	2	0	1	0	0	1	6	14	5.40	1.500										
Bud Black, L (7, 1) ERA: 4.57	1.2	L	8	1	1	1	0	2	0	0	0	0	1	6	14	5.40	1.800										
David Cone, R (8, 1) ERA: 9.0	0.1		1	0	0	0	1	0	0	0	0	0	0	3	3	0.00	0.000										

Batter	1	2	3	4	5	6	7	8	9	AB	R	H	RBI	BB	SO	LOB	TOP				
Willie Wilson, S (1.8) OBP: 0.316, SLG: 0.351	G3		G4-6-3 1B		G3		F8		K	5	0	1	0	0	1	1	Kansas City Royals @ California Angels Anaheim Stadium, Anaheim, CA Sun Jun 15 1986, 6:33 AM EDT Att: 53,659 - Unknown				
Lonnie Smith, R (1.7) OBP: 0.325, SLG: 0.348 Lynn Jones, R (7.9) OBP: 0.273, SLG: 0.111			G4-6-3 1-2		6-3		K			4	0	1	0	0	1	2					
Rudy Law, L (1.9) OBP: 0.350, SLG: 0.426	G3				3-1		F9		F8	4	0	0	0	1	0	2					
George Brett, L (1.5) OBP: 0.420, SLG: 0.458									F9	4	1	1	0	1	0	3					
Jorge Orta, L (1.10) OBP: 0.377, SLG: 0.436									F6	4	1	2	0	0	0	1					
Frank White, R (1.4) OBP: 0.310, SLG: 0.462									F4	4	2	2	2	0	0	2					
Steve Balboni, R (1.3) OBP: 0.294, SLG: 0.457										3	1	1	3	1	1	2					
Jim Sundberg, R (1.2) OBP: 0.290, SLG: 0.290										4	0	1	0	0	0	2					
Buddy Biancalana, S (1.6) OBP: 0.367, SLG: 0.607			1-3						K	4	1	2	1	0	1	2					
Inning Stats	R: 0 E: 0 K: 0 S: 3	H: 1 LOB: 0 BB: 0 P: 3	R: 0 E: 0 K: 0 S: 5	H: 2 LOB: 2 BB: 0 P: 5	R: 0 E: 0 K: 0 S: 3	H: 1 LOB: 0 BB: 0 P: 3	R: 2 E: 0 K: 1 S: 6	H: 1 LOB: 0 BB: 1 P: 10	R: 1 E: 0 K: 0 S: 4	H: 1 LOB: 0 BB: 0 P: 4	R: 3 E: 0 K: 0 S: 6	H: 3 LOB: 0 BB: 0 P: 6	R: 0 E: 0 K: 1 S: 6	H: 1 LOB: 2 BB: 1 P: 10	R: 0 E: 0 K: 1 S: 6	H: 0 LOB: 1 BB: 1 P: 9		1B: 8 2B: 0 3B: 0 HR: 3	SF: 0 SAC: 0 DP: 1 HBP: 0	WP: 0 PB: 0 SB: 0 CS: 1	PA: 40
PITCHER	IP	WLS	BF	H	R	ER	SO	BB	IBB	HBP	BLK	WP	HR	S	P	ERA	WHIP				
Ron Romanick, R (1.1) ERA: 5.25	6.0	L	26	9	6	6	1	1	0	0	0	0	3	27	31	9.00	1.667				
Todd Fischer, R (7.1) ERA: 4.53	2.0		10	2	0	0	2	2	0	0	0	0	0	12	20	0.00	2.000				
Terry Forster, L (9.1) ERA: 4.37	1.0		4	0	0	0	1	1	0	0	0	0	0	5	9	0.00	1.000				

Batter	1	2	3	4	5	6	7	8	9	AB	R	H	RBI	BB	SO	LOB	BOTTOM				
Rick Burleson, R (1.10) OBP: 0.366, SLG: 0.387 Jack Howell, L (9, PH) OBP: 0.231, SLG: 0.440	SH5-3 1B		F6			F8 1B 1B		F8	6-3	4	1	2	0	0	0	0	Kansas City Royals @ California Angels Anaheim Stadium, Anaheim, CA Sun Jun 15 1986, 6:33 AM EDT Att: 53,659 - Unknown				
Dick Schofield, R (1.6) OBP: 0.319, SLG: 0.421	SH5-3 1-2		F9			F8 E 1B		1B BB 1B	K	4	2	2	0	0	1	0					
Brian Downing, R (1.7) OBP: 0.398, SLG: 0.476	K					F8 1-2 2-3		BB BB 2B 1B		4	1	1	0	0	1	3					
Doug DeCinces, R (1.5) OBP: 0.307, SLG: 0.401	5-3					E6 2H 3H 1B		BB BB 2B BB		3	1	1	1	1	0	1					
George Hendrick, R (1.9) OBP: 0.317, SLG: 0.481						F8 2H 3H 1B		BB BB 2B BB		3	0	1	0	0	0	1					
Reggie Jackson, L (8, PH) OBP: 0.429, SLG: 0.493 Rob Wilfong, L (9.4) OBP: 0.295, SLG: 0.363			G5-4-3 1B			F8		2B 1-2 2-3 3H BB		0	0	0	1	1	0	0					
Bobby Grich, R (1.4) OBP: 0.306, SLG: 0.360			G5-4-3 1-2			F8		2B 1-2 2-3 3H BB		0	0	0	0	0	0	0					
Wally Joyner, L (1.3) ERA: 3.97 Ruppert Jones, L (6.9) OBP: 0.368, SLG: 0.468						F7		2B 1-3 2H 3H IBB		1	0	0	0	1	0	0					
Bob Boone, R (1.2) OBP: 0.264, SLG: 0.257						6-3		IBB		1	0	0	0	1	0	0					
Gary Pettis, S (1.8) OBP: 0.278, SLG: 0.293			4-3			L8		F8	K	4	0	0	0	0	1	0					
Inning Stats	R: 0 E: 0 K: 1 S: 6	H: 1 LOB: 1 BB: 0 P: 6	R: 0 E: 0 K: 0 S: 3	H: 1 LOB: 1 BB: 1 P: 7	R: 0 E: 0 K: 0 S: 3	H: 0 LOB: 0 BB: 0 P: 3	R: 0 E: 0 K: 0 S: 3	H: 0 LOB: 0 BB: 0 P: 3	R: 2 E: 1 K: 0 S: 6	H: 3 LOB: 1 BB: 0 P: 6	R: 0 E: 0 K: 0 S: 3	H: 0 LOB: 0 BB: 0 P: 3	R: 3 E: 0 K: 0 S: 6	H: 3 LOB: 3 BB: 3 P: 18	R: 0 E: 0 K: 2 S: 7	H: 0 LOB: 0 BB: 0 P: 7	1B: 7 2B: 1 3B: 0 HR: 0	SF: 0 SAC: 1 DP: 1 HBP: 0	WP: 0 PB: 0 SB: 0 CS: 0	PA: 38	
PITCHER	IP	WLS	BF	H	R	ER	SO	BB	IBB	HBP	BLK	WP	HR	S	P	ERA	WHIP				
Charlie Leibrandt, L (1.1) ERA: 3.97	7.2	W	30	7	4	3	1	1	0	0	0	0	0	31	35	3.52	1.043				
Steve Farr, R (8.1) ERA: 2.17	0.0		2	0	0	0	0	2	0	0	0	0	0	0	8	-	-				
Dan Quisenberry, R (8.1) ERA: 2.3	1.1	S	6	1	1	1	2	0	1	0	0	0	0	9	13	6.75	0.750				

AB	36
R	6
H	11
RBI	6
BB	4
SO	4
LOB	17



Batter	1	2	3	4	5	6	7	8	9	10	11	AB	R	H	RBI	BB	SO	LOB							
Lonnie Smith, R OBP: 0.323, SLG: 0.346 Angel Salazar, R OBP: 0.271, SLG: 0.289	(1, 7) X 0-0 F8		(1, 8) X 0-0 1B 1-2		(1, 7) X 0-0 F9		(1, 8) X 0-0 F9		(1, 8) X 0-0 6-3		(1, 8) X 0-3 K	4	0	1	0	0	0	0	0						
Rudy Law, L OBP: 0.347, SLG: 0.425	(1, 8) X 0-0 4-3		(1, 8) X 0-0 F8		(1, 8) X 0-3 K						(1, 8) X 0-0 1B 2B	5	1	1	1	0	1	2							
George Brett, L OBP: 0.423, SLG: 0.456	(1, 5) H 1-0 HBP		(1, 5) X 0-0 1B 1-3 2-H			(1, 5) X 0-0 F8			(1, 5) X 0-0 1-3		(1, 5) X 4-0 1B IBB	3	0	1	1	1	0	0							
Jorge Orta, L OBP: 0.370, SLG: 0.426	(1, 10) X 0-0 F8		(1, 10) X 0-0 4-3			(1, 10) X 0-0 F7			(1, 10) X 0-3 K		(1, 10) X 0-0 1B 1-3 2-H	5	0	1	1	0	1	3							
Frank White, R OBP: 0.308, SLG: 0.454	(1, 4) X 0-0 F8		(1, 4) X 0-0 F8		(1, 4) X 0-0 F7		(1, 4) X 0-3 K		(1, 4) X 0-0 F8		(1, 4) X 4-0 IBB	4	0	0	0	1	1	0							
Steve Balboni, R OBP: 0.289, SLG: 0.447	(1, 3) X 0-3 K		(1, 3) X 0-0 K		(1, 3) X 0-0 F8		(1, 3) X 0-0 F7		(1, 3) X 0-3 K		(1, 3) X 0-3 K	5	0	0	0	0	3	3							
Mike Brewer, R OBP: 0.300, SLG: 0.222	(1, 9) X 0-0 F9		(1, 9) X 0-0 F9		(1, 9) X 0-0 E7		(1, 9) X 0-0 CS 1B		(1, 9) X 0-3 K		(1, 9) X 0-3 K	5	0	1	0	0	2	3							
Jim Sundberg, R OBP: 0.284, SLG: 0.284	(1, 2) X 0-0 F8		(1, 2) X 0-0 6-3		(1, 2) X 0-3 K		(1, 2) X 0-3 K 1-2		(1, 2) X 0-0 F7		(1, 2) X 4-0 IBB	4	0	0	0	0	2	2							
Buddy Biancalana, S OBP: 0.375, SLG: 0.609 Willie Wilson, S OBP: 0.318, SLG: 0.349	(1, 6) X (8, PH) (8, 8)		(1, 6) X 0-0 1B 1B		(1, 6) X 0-0 F9		(1, 6) X 0-0 4-3		(1, 6) X 4-0 S 2B BB		(1, 6) X 2 1 1 0 0 0 0 0	2	1	1	0	0	0	0							
Inning Stats	R: 0 E: 0 K: 1 S: 3	H: 0 LOB: 1 BB: 0 P: 4	R: 0 E: 0 K: 1 S: 5	H: 0 LOB: 0 BB: 0 P: 5	R: 1 E: 0 K: 0 S: 6	H: 3 LOB: 2 BB: 0 P: 6	R: 0 E: 1 K: 1 S: 6	H: 0 LOB: 1 BB: 0 P: 6	R: 0 E: 0 K: 1 S: 5	H: 1 LOB: 0 BB: 0 P: 5	R: 0 E: 0 K: 0 S: 3	H: 0 LOB: 0 BB: 0 P: 3	R: 0 E: 0 K: 2 S: 5	H: 0 LOB: 0 BB: 0 P: 5	R: 0 E: 0 K: 2 S: 7	H: 0 LOB: 0 BB: 0 P: 7	R: 2 E: 0 K: 3 S: 11	H: 2 LOB: 3 BB: 3 P: 23	1B: 5 2B: 1 3B: 0 HR: 0	SF: 0 SAC: 0 DP: 0 HBP: 1	WP: 0 PB: 0 SB: 1 CS: 1	PA: 43			
PITCHER	IP 6.1	WLS 25	BF 4	H 4	R 1	ER 1	SO 4	BB 0	IBB 0	HBP 1	BLK 0	WP 0	HR 0	S 32	P 33	ERA 1.42	WHIP 0.632								
Rick Langford, R ERA: 5.61 Steve Ontiveros, R ERA: 4.41 Jose Rijo, R ERA: 4.61	(1, 1) (7, 1) (11, 1)																								

TOP

Kansas City Royals @ Oakland Athletics
Oakland-Alameda County Coliseum, Oakland, CA

Mon Jun 16 1986, 7:05 PM PDT
Att: 15,958 - Unknown

livebaseballscorecards.com

AB 39
R 3
H 6
RBI 3
BB 3
SO 11
LOB 14



Batter	1	2	3	4	5	6	7	8	9	10	11	AB	R	H	RBI	BB	SO	LOB							
Tony Phillips, S OBP: 0.374, SLG: 0.354	(1, 4) X 0-3 K		(1, 4) X 0-3 K		(1, 4) X 0-0 F8		(1, 4) X 0-0 F7		(1, 4) X 4-0 1B FC1-5 SF9 BB		(1, 4) X 4 1 0 0 1 2 0	4	1	0	0	1	2	0							
Bruce Bochte, L OBP: 0.344, SLG: 0.343 Donnie Hill, S OBP: 0.370, SLG: 0.434	(1, 3) X (11, PR) 0-0 F8		(1, 3) X 0-0 F7		(1, 3) X 0-3 K		(1, 3) X 0-0 L6		(1, 3) X 0-0 FC1-5 SF9 1B 1-2 2-3f		(1, 3) X 5 0 0 0 0 0 1 2	5	0	0	0	0	1	2							
Carney Lansford, R OBP: 0.347, SLG: 0.414	(1, 5) X 0-0 1B		(1, 5) X 0-0 1B		(1, 5) X 0-0 1B		(1, 5) X 0-0 6-3		(1, 5) X 0-0 1B 1-2 2-3		(1, 5) X 5 0 4 0 0 0 0 0	5	0	4	0	0	0	0							
Jose Canseco, R OBP: 0.374, SLG: 0.530	(1, 7) X 0-0 1-3		(1, 7) X 0-3 K		(1, 7) X 0-0 F8		(1, 7) X 0-3 K		(1, 7) X 0-0 SF9		(1, 7) X 4 0 0 1 0 2 3	4	0	0	1	0	2	3							
Dave Kingman, R OBP: 0.249, SLG: 0.411	(1, 10) X 0-0 F4		(1, 10) X 0-0 F8		(1, 10) X 0-0 F7		(1, 10) X 0-0 F8		(1, 10) X 0-0 5-3		(1, 10) X 5 0 0 0 0 0 0 4	5	0	0	0	0	0	4							
Mike Davis, L OBP: 0.304, SLG: 0.443	(1, 9) X 0-0 G3		(1, 9) X 0-0 HR		(1, 9) X 0-0 F5		(1, 9) X 0-0 L3		(1, 9) X 4 1 1 1 0 0 0 0		(1, 9) X 4 1 1 1 0 0 0 0	4	1	1	1	0	0	0							
Alfredo Griffin, S OBP: 0.351, SLG: 0.382	(1, 6) X 0-3 K		(1, 6) X 0-0 F6		(1, 6) X 0-0 F8		(1, 6) X 0-0 S CS 2B		(1, 6) X 4 0 0 0 0 0 0 0		(1, 6) X 4 0 1 0 0 1 0 0	4	0	1	0	0	1	0							
Mickey Tettleton, S OBP: 0.242, SLG: 0.218 Rick Peters, S OBP: 0.341, SLG: 0.235	(1, 2) X (8, PH) (9, 8)		(1, 2) X 0-0 F7		(1, 2) X 0-0 4-3		(1, 2) X 0-0 6-3		(1, 2) X 2 0 0 0 0 0 0 0		(1, 2) X 1 0 0 0 0 1 0 0	2	0	0	0	0	0	0							
Stan Javier, S OBP: 0.312, SLG: 0.250 Jerry Willard, L OBP: 0.327, SLG: 0.250	(1, 8) X (8, PH) (9, 2)		(1, 8) X 0-0 1-3		(1, 8) X 0-3 K		(1, 8) X 0-0 F5		(1, 8) X 0-0 CS IBB		(1, 8) X 2 0 0 0 0 1 0 0	2	0	0	0	0	1	0							
Inning Stats	R: 0 E: 0 K: 1 S: 6	H: 1 LOB: 1 BB: 0 P: 6	R: 0 E: 0 K: 1 S: 5	H: 0 LOB: 0 BB: 0 P: 5	R: 0 E: 0 K: 1 S: 5	H: 0 LOB: 0 BB: 0 P: 5	R: 0 E: 0 K: 1 S: 6	H: 1 LOB: 1 BB: 0 P: 6	R: 0 E: 0 K: 1 S: 6	H: 0 LOB: 0 BB: 0 P: 3	R: 0 E: 0 K: 0 S: 3	H: 0 LOB: 0 BB: 0 P: 3	R: 0 E: 0 K: 1 S: 5	H: 0 LOB: 0 BB: 0 P: 5	R: 0 E: 0 K: 0 S: 3	H: 1 LOB: 1 BB: 1 P: 7	R: 1 E: 0 K: 0 S: 4	H: 1 LOB: 3 BB: 2 P: 12	1B: 4 2B: 1 3B: 0 HR: 1	SF: 1 SAC: 0 DP: 0 HBP: 0	WP: 0 PB: 0 SB: 2 CS: 1	PA: 42			
PITCHER	IP 9.0	WLS 5	BF 31	H 4	R 1	ER 1	SO 7	BB 0	IBB 0	HBP 0	BLK 0	WP 0	HR 1	S 45	P 45	ERA 1.00	WHIP 0.444								
Scott Bankhead, R ERA: 2.28 Bud Black, L ERA: 4.68 Dan Quisenberry, R ERA: 2.23	(1, 1) (10, 1) (11, 1)																								


BOTTOM

Kansas City Royals @ Oakland Athletics
Oakland-Alameda County Coliseum, Oakland, CA

Mon Jun 16 1986, 7:05 PM PDT
Att: 15,958 - Unknown

livebaseballscorecards.com

AB 37
R 2
H 6
RBI 2
BB 3
SO 7
LOB 9



Batter	1	2	3	4	5	6	7	8	9	AB	R	H	RBI	BB	SO	LOB	TOP				
Willie Wilson, S (1.8) OBP: 0.318, SLG: 0.349 Lynn Jones, R (5.8) OBP: 0.304, SLG: 0.111	0-0 6-3		0-0 F7		0-0 G6-4-3 1B			4-0 SH2-3 BB		3	0	1	0	0	0	2	Kansas City Royals @ Oakland Athletics Oakland-Alameda County Coliseum, Oakland, CA Tue Jun 17 1986, 3:33 AM PDT Att: 10,168 - Unknown livebaseballscores.com				
Lonnie Smith, R (1.7) OBP: 0.316, SLG: 0.338	0-0 6-3		0-3 K		0-3 K			0-0 SH2-3		3	0	0	0	0	2	3					
Rudy Law, L (1.9) OBP: 0.341, SLG: 0.417 Mike Brewer, R (8.9) OBP: 0.300, SLG: 0.222	0-0 4-3			0-0 F8	0-0 G6-4-3			0-0 4-3		4	0	0	0	0	0	2					
George Brett, L (1.5) OBP: 0.424, SLG: 0.455		0-0 G6-4-3 1B		0-0 G3		0-0 L7		4-0 IBB		3	0	1	0	1	0	0					
Jorge Orta, L (1.10) OBP: 0.370, SLG: 0.424 Hal McRae, R (8, PH) OBP: 0.271, SLG: 0.378		0-0 G6-4-3		0-0 E 1B		0-0 F9		0-0 F9		3	1	1	0	0	0	1					
Frank White, R (1.4) OBP: 0.307, SLG: 0.450		0-0 5-3		0-0 E4 1B		0-3 K			0-0 6-3	4	1	1	1	0	1	0					
Steve Balboni, R (1.3) OBP: 0.292, SLG: 0.446			4-0 FC1-5 BB	0-0 1B			0-0 5-3		0-3 K	3	0	1	1	1	1	0					
Jamie Quirk, L (1.2) OBP: 0.273, SLG: 0.305			4-0 FC1-5 BB	0-0 1B			0-0 4-3		0-3 K	3	0	1	0	1	1	0					
Buddy Biancalana, S (1.6) OBP: 0.343, SLG: 0.545			0-0 FC1-5	0-0 1-3			0-3 K			3	0	0	0	0	1	4					
Inning Stats	R: 0 E: 0 K: 0 S: 3	H: 0 LOB: 0 BB: 0 P: 3	R: 0 E: 0 K: 0 S: 3	H: 1 LOB: 0 BB: 0 P: 3	R: 0 E: 0 K: 1 S: 5	H: 0 LOB: 2 BB: 2 P: 13	R: 2 E: 2 K: 0 S: 7	H: 4 LOB: 2 BB: 0 P: 7	R: 0 E: 0 K: 1 S: 5	H: 0 LOB: 0 BB: 0 P: 5	R: 0 E: 0 K: 1 S: 5	H: 0 LOB: 0 BB: 0 P: 5	R: 0 E: 0 K: 1 S: 5	H: 0 LOB: 2 BB: 0 P: 11	R: 0 E: 0 K: 2 S: 7	H: 0 LOB: 3 BB: 0 P: 7		1B: 6 2B: 0 3B: 0 HR: 0	SF: 0 SAC: 1 DP: 2 HBP: 0	WP: 0 PB: 0 SB: 0 CS: 0	PA: 35
PITCHER	IP WLS BF H R ER SO	IP WLS BF H R ER SO	IP WLS BF H R ER SO	IP WLS BF H R ER SO	IP WLS BF H R ER SO	IP WLS BF H R ER SO	IP WLS BF H R ER SO	IP WLS BF H R ER SO	IP WLS BF H R ER SO	IP WLS BF H R ER SO	IP WLS BF H R ER SO	IP WLS BF H R ER SO	IP WLS BF H R ER SO	IP WLS BF H R ER SO	IP WLS BF H R ER SO	IP WLS BF H R ER SO	ERA WHIP	ERA WHIP			
Bill Mooneyham, R (1.1) ERA: 3.3	7.1 L 29 6 2 2 4																	2.46	1.227		
Dave Leiper, L (8.1) ERA: 3.12	0.1 2 0 0 0 0																	0.00	0.000		
Jose Rijo, R (8.1) ERA: 4.52	1.1 4 0 0 0 2																	0.00	0.000		

Batter	1	2	3	4	5	6	7	8	9	AB	R	H	RBI	BB	SO	LOB	BOTTOM					
Tony Phillips, S (1.4) OBP: 0.378, SLG: 0.354	4-0 G4-6-3 BB		4-0 FC6-4 BB		0-0 1-3 2-H 1B		0-0 FC6-4		0-0 FC3-6 E 1B	3	0	1	1	2	0	3	Kansas City Royals @ Oakland Athletics Oakland-Alameda County Coliseum, Oakland, CA Tue Jun 17 1986, 3:33 AM PDT Att: 10,168 - Unknown livebaseballscores.com					
Donnie Hill, S (1.5) OBP: 0.371, SLG: 0.433	0-0 G4-6-3		0-0 FC6-4		0-0 5-3			0-0 1B FC5-2 1B	0-0 E 1B	5	0	2	0	0	0	4						
Carney Lansford, R (1.3) OBP: 0.344, SLG: 0.406	0-3 K			4-0 CS-6-4 BB		0-0 6-3		0-0 4-3	0-0 E3	4	0	0	0	1	1	3						
Jose Canseco, R (1.9) OBP: 0.371, SLG: 0.523		0-3 K		0-0 FC1-6-4 CS		0-0 F8		0-0 HBP FC5-2 1B	0-0 1-3	5	0	1	0	0	1	4						
Dave Kingman, R (1.10) OBP: 0.245, SLG: 0.404		0-0 F9		0-0 F7		0-3 K		0-0 FC5-2 HBP		4	0	0	0	0	1	3						
Dusty Baker Jr., R (1.7) OBP: 0.297, SLG: 0.287 Stan Javier, S (7, PR) OBP: 0.321, SLG: 0.250		0-0 1B		0-0 CS	0-0 5-3		0-0 SH5-3 1B	1-0 1-2 2-3 HBP		3	0	2	0	0	0	0						
Rick Peters, S (8, PR) OBP: 0.341, SLG: 0.235				1-2				0-0 SH5-3	0-0 F8	3	0	0	0	0	1	4						
Mike Davis, L (1.8) OBP: 0.299, SLG: 0.436	0-0 F7				0-3 K			0-0 SH5-3	0-0 F8	3	0	0	0	0	1	4						
Alfredo Griffin, S (1.6) OBP: 0.349, SLG: 0.380			0-0 5-3		0-0 1B 1B			0-0 5-3	0-0 4-3	4	1	1	0	0	0	2						
Mickey Tettleton, S (1.2) OBP: 0.281, SLG: 0.228 Bruce Bochte, L (8, PH) OBP: 0.347, SLG: 0.343 Rick Langford, R (8, PR)			0-3 K		0-0 1B 1B			4-0 FC6-4 BB	4-0 FC3-6 BB	2	0	1	0	1	1	0						
Inning Stats	R: 0 E: 0 K: 1 S: 4	H: 0 LOB: 1 BB: 1 P: 8	R: 0 E: 0 K: 1 S: 6	H: 1 LOB: 0 BB: 0 P: 6	R: 0 E: 0 K: 1 S: 5	H: 0 LOB: 1 BB: 1 P: 9	R: 0 E: 0 K: 0 S: 2	H: 0 LOB: 0 BB: 1 P: 6	R: 1 E: 0 K: 1 S: 8	H: 3 LOB: 2 BB: 0 P: 8	R: 0 E: 0 K: 1 S: 5	H: 0 LOB: 0 BB: 0 P: 5	R: 0 E: 0 K: 0 S: 4	H: 1 LOB: 2 BB: 1 P: 8	R: 0 E: 0 K: 0 S: 5	H: 2 LOB: 3 BB: 0 P: 6	R: 0 E: 1 K: 0 S: 5	H: 1 LOB: 3 BB: 1 P: 9	1B: 8 2B: 0 3B: 0 HR: 0	SF: 0 SAC: 1 DP: 1 HBP: 1	WP: 0 PB: 0 SB: 0 CS: 1	PA: 41
PITCHER	IP WLS BF H R ER SO	IP WLS BF H R ER SO	IP WLS BF H R ER SO	IP WLS BF H R ER SO	IP WLS BF H R ER SO	IP WLS BF H R ER SO	IP WLS BF H R ER SO	IP WLS BF H R ER SO	IP WLS BF H R ER SO	IP WLS BF H R ER SO	IP WLS BF H R ER SO	IP WLS BF H R ER SO	IP WLS BF H R ER SO	IP WLS BF H R ER SO	IP WLS BF H R ER SO	IP WLS BF H R ER SO	ERA WHIP	ERA WHIP				
Danny Jackson, L (1.1) ERA: 3.76	8.0 W 34 7 1 1 0																	1.12	1.375			
Dan Quisenberry, R (9.1) ERA: 2.16	1.0 S 6 1 0 0 0																	0.00	2.000			



Batter	1	2	3	4	5	6	7	8	9	AB	R	H	RBI	BB	SO	LOB	TOP					
Lonnie Smith, R OBP: 0.315, SLG: 0.336 (1.7)	0-0 5-3 1B		0-0 5-3		0-0 G5-4-3			0-0 FC6-2		4	0	1	0	0	0	3	Kansas City Royals @ Oakland Athletics Oakland-Alameda County Coliseum, Oakland, CA Wed Jun 18 1986, 3:33 AM PDT Att: 11,878 - Unknown livebaseballscorecards.com					
Lynn Jones, R OBP: 0.259, SLG: 0.091 (1.8)	0-0 5-3		0-0 B1			0-0 5-3		0-0 1-3		4	0	0	0	0	0	2						
George Brett, L OBP: 0.426, SLG: 0.450 (1.5)	0-3 K			4-0 BB		0-0 4-3		1-0 G1-6-3 HBP		2	0	0	0	1	1	1						
Frank White, R OBP: 0.303, SLG: 0.443 (1.4)	0-0 6-3			0-0 F8		0-0 5-3		0-0 G1-6-3		4	0	0	0	0	0	3						
Hal McRae, R OBP: 0.271, SLG: 0.382 (1.10)		0-0 2B		0-0 F7			0-0 F8		0-0 F7		4	0	1	0	0	0		1				
Steve Balboni, R OBP: 0.288, SLG: 0.440 (1.3)		0-0 F5		0-0 F9			0-0 L7				3	0	0	0	0	0		2				
Jim Sundberg, R OBP: 0.285, SLG: 0.281 (1.2)		0-0 6-3			4-0 1B BB		0-0 5-3				2	0	0	0	1	0		1				
Mike Brewer, R OBP: 0.308, SLG: 0.333 (1.9)		0-0 F8			0-3 K			0-0 SH2-3 FC6-2 2B		3	0	1	0	0	1	2						
Buddy Biancalana, S OBP: 0.351, SLG: 0.543 (1.6)			0-0 6-3		0-0 G5-4-3 1B			0-0 SH2-3		2	0	1	0	0	0	0						
Inning Stats	R: 0 E: 0 K: 1 S: 6	H: 1 LOB: 1 BB: 0 P: 6	R: 0 E: 0 K: 0 S: 4	H: 1 LOB: 1 BB: 0 P: 4	R: 0 E: 0 K: 0 S: 3	H: 0 LOB: 0 BB: 0 P: 3	R: 0 E: 0 K: 0 S: 3	H: 0 LOB: 1 BB: 1 P: 7	R: 0 E: 0 K: 1 S: 5	H: 1 LOB: 1 BB: 1 P: 9	R: 0 E: 0 K: 0 S: 3	H: 0 LOB: 0 BB: 0 P: 3	R: 0 E: 0 K: 0 S: 3	H: 0 LOB: 0 BB: 0 P: 3	R: 0 E: 0 K: 0 S: 4	H: 1 LOB: 1 BB: 0 P: 4	R: 0 E: 0 K: 0 S: 2	H: 0 LOB: 0 BB: 0 P: 3	1B: 2 2B: 2 3B: 0 HR: 0	SF: 0 SAC: 1 DP: 2 HBP: 1	WP: 0 PB: 0 SB: 1 CS: 0	PA: 32
PITCHER Curt Young, L ERA: 3.08 (1.1)	IP: 9.0 WLS: W BF: 32 H: 4 R: 0 ER: 0 SO: 2 BB: 2 IBB: 0 HBP: 1 BLK: 0 WP: 0 HR: 0 S: 33 P: 42 ERA: 0.00 WHIP: 0.667															PITCHER						

Batter	1	2	3	4	5	6	7	8	9	AB	R	H	RBI	BB	SO	LOB	BOTTOM					
Tony Phillips, S OBP: 0.374, SLG: 0.350 (1.4)	0-0 4-3		0-0 F7			0-0 6-3				3	0	0	0	0	0	0	Kansas City Royals @ Oakland Athletics Oakland-Alameda County Coliseum, Oakland, CA Wed Jun 18 1986, 3:33 AM PDT Att: 11,878 - Unknown livebaseballscorecards.com					
Donnie Hill, S OBP: 0.363, SLG: 0.423 (1.5)	0-0 F8			0-0 F9		0-0 4-3				3	0	0	0	0	0	0						
Carney Lansford, R OBP: 0.340, SLG: 0.401 (1.3)	0-0 6-3			0-0 L6			0-0 5-3			3	0	0	0	0	0	0						
Jose Canseco, R OBP: 0.367, SLG: 0.516 (1.7)		0-0 5-3		0-0 1-3		0-0 6-3				3	0	0	0	0	0	0						
Dave Kingman, R OBP: 0.250, SLG: 0.420 (1.10)		0-0 HR			0-3 K		0-0 1B			3	1	2	1	0	1	0						
Mike Davis, L OBP: 0.300, SLG: 0.434 (1.9)		0-3 K			0-0 1B		0-0 F2			3	0	1	0	0	1	1						
Alfredo Griffin, S OBP: 0.349, SLG: 0.379 (1.6)		0-3 K			0-0 F6			0-0 F7-4 1B		3	0	1	0	0	1	1						
Mickey Tettleton, S OBP: 0.250, SLG: 0.217 (1.2)			0-0 4-3		0-0 F6			0-0 F7		3	0	0	0	0	0	2						
Rick Peters, S OBP: 0.318, SLG: 0.216 (1.8)			0-3 K			0-0 4-3		0-0 F7-4		3	0	0	0	0	1	1						
Inning Stats	R: 0 E: 0 K: 0 S: 3	H: 0 LOB: 0 BB: 0 P: 3	R: 1 E: 0 K: 2 S: 8	H: 1 LOB: 0 BB: 0 P: 8	R: 0 E: 0 K: 1 S: 5	H: 0 LOB: 0 BB: 0 P: 5	R: 0 E: 0 K: 0 S: 3	H: 0 LOB: 0 BB: 0 P: 3	R: 0 E: 0 K: 0 S: 6	H: 1 LOB: 1 BB: 0 P: 6	R: 0 E: 0 K: 0 S: 3	H: 0 LOB: 0 BB: 0 P: 3	R: 0 E: 0 K: 0 S: 4	H: 1 LOB: 1 BB: 0 P: 4	R: 0 E: 0 K: 0 S: 3	H: 1 LOB: 0 BB: 0 P: 3	R: 0 E: 0 K: 0 S: 3	H: 1 LOB: 0 BB: 0 P: 3	1B: 3 2B: 1 3B: 0 HR: 1	SF: 0 SAC: 0 DP: 1 HBP: 0	WP: 0 PB: 0 SB: 0 CS: 0	PA: 27
PITCHER Bret Saberhagen, R ERA: 3.13 (1.1)	IP: 8.0 WLS: L BF: 27 H: 4 R: 1 ER: 1 SO: 4 BB: 0 IBB: 0 HBP: 0 BLK: 0 WP: 0 HR: 1 S: 35 P: 35 ERA: 1.12 WHIP: 0.500															PITCHER						

Batter	1	2	3	4	5	6	7	8	9	AB	R	H	RBI	BB	SO	LOB	TOP											
Ruppert Jones, L OBP: 0.376, SLG: 0.517 (1, 9)	0-0 HR	0-0 1-H 3-H 3B		0-0 F7		0-0 E6 G4-6-3		0-0 F8		5	1	2	3	0	0	2	California Angels @ Kansas City Royals Royals Stadium, Kansas City, MO Fri Jun 20 1986, 8:05 PM EDT Att: 35,086 - Unknown											
Wally Joyner, L OBP: 0.324, SLG: 0.531 (1, 3)	4-0 BB	0-0 F7			0-0 F8	0-0 G4-6-3 1-2		0-0 F8		4	0	0	0	1	0	2												
Brian Downing, R OBP: 0.392, SLG: 0.482 (1, 7)	0-0 F3		1-0 1B SF7 HBP		0-0 2B 2B		0-0 F7		0-0 6-3	4	2	1	0	0	0	1												
Reggie Jackson, L OBP: 0.433, SLG: 0.482 (1, 10)	0-3 K		0-0 1-3 FC3-6 1B		0-0 F7		0-0 F8		0-0 4-3	5	0	1	0	0	1	2												
Jack Howell, L OBP: 0.226, SLG: 0.448 (1, 5)	0-0 F5		0-0 SF7		0-0 1B 2B		0-0 L7			3	1	1	2	0	0	1												
Rob Wilfong, L OBP: 0.308, SLG: 0.368 (1, 4)		0-0 F8	0-0 FC3-6 1-2		0-0 1B			0-0 BB HBP		3	0	1	1	0	0	1												
Rick Burleson, R OBP: 0.370, SLG: 0.385 (1, 6)		0-0 1B 3B 1B	0-0 F8		0-0 FC6-4 BB			0-3 K		3	1	1	0	1	1	2												
Gary Pettis, S OBP: 0.286, SLG: 0.290 (1, 8)		0-0 1-3 3B 1B		0-0 F8	0-0 FC6-4 1-2			4-0 BB		3	1	1	0	1	0	2												
Bob Boone, R OBP: 0.261, SLG: 0.246 (1, 2)	0-0 F4		0-0 1-3		0-0 F7			0-0 F4		4	0	0	0	0	0	4												
Inning Stats	R: 1 E: 0 K: 1 S: 6	H: 1 LOB: 1 BB: 1 P: 10	R: 2 E: 0 K: 0 S: 6	H: 3 LOB: 1 BB: 0 P: 6	R: 1 E: 0 K: 0 S: 4	H: 1 LOB: 0 BB: 0 P: 5	R: 0 E: 0 K: 0 S: 3	H: 0 LOB: 0 BB: 0 P: 3	R: 2 E: 0 K: 0 S: 6	H: 3 LOB: 2 BB: 1 P: 10	R: 0 E: 1 K: 0 S: 3	H: 0 LOB: 0 BB: 0 P: 3	R: 0 E: 0 K: 1 S: 5	H: 0 LOB: 2 BB: 1 P: 10	R: 0 E: 0 K: 0 S: 3	H: 0 LOB: 0 BB: 0 P: 3	1B: 4 2B: 2 3B: 1 HR: 1	SF: 1 SAC: 0 DP: 1 HBP: 2	WP: 0 PB: 0 SB: 1 CS: 0	PA: 40								
PITCHER	IP	WLS	BF	H	R	ER	SO	BB	IBB	HBP	BLK	WP	HR	S	P	ERA	WHIP											
Dennis Leonard, R ERA: 3.1 (1, 1)	3.0	L	16	5	4	4	1	1	0	1	0	0	0	1	16	21	12.00	2.000										
Bud Black, L ERA: 4.66 (4, 1)	4.0		16	3	2	2	0	1	0	0	0	0	0	15	19	4.50	1.000											
David Cone, R ERA: 7.71 (8, 1)	1.0		5	0	0	0	1	1	0	1	0	0	0	5	10	0.00	1.000											
Steve Farr, R ERA: 2.13 (9, 1)	1.0		3	0	0	0	0	0	0	0	0	0	0	3	3	0.00	0.000											

Batter	1	2	3	4	5	6	7	8	9	AB	R	H	RBI	BB	SO	LOB	BOTTOM										
Willie Wilson, S OBP: 0.326, SLG: 0.359 (1, 8)	4-0 5-3 BB		0-0 4-3		0-0 1-2 1B		0-0 4-3 2B		0-0 E 1B	4	0	3	0	1	0	0	California Angels @ Kansas City Royals Royals Stadium, Kansas City, MO Fri Jun 20 1986, 8:05 PM EDT Att: 35,086 - Unknown										
Lonnie Smith, R OBP: 0.311, SLG: 0.331 (1, 7)	0-0 5-3 1-2		0-0 1B		0-0 F8		0-0 4-3		0-0 E5 G4-6-3 1-2	5	0	1	1	0	0	5											
Rudy Law, L OBP: 0.341, SLG: 0.413 (1, 9)	4-0 BB		0-0 1-3			0-0 3-1	0-0 6-3		0-0 G4-6-3 1-2	2	0	0	0	1	0	1											
Mike Brewer, R OBP: 0.286, SLG: 0.308 (7, 9)										1	0	0	0	0	0	1											
Jamie Quirk, L OBP: 0.269, SLG: 0.300 (9, PH)										1	0	0	0	0	0	2											
George Brett, L OBP: 0.423, SLG: 0.447 (1, 5)	0-0 F5			0-0 F7		0-0 F9		0-0 1B SF7 4-3 1B		4	1	1	0	0	0	2											
Jorge Orta, L OBP: 0.366, SLG: 0.419 (1, 10)	0-0 4-3			0-0 G3		0-0 1B 1B		0-0 4-3		4	0	1	0	0	0	3											
Frank White, R OBP: 0.306, SLG: 0.444 (1, 4)		0-3 K		0-0 5-3		0-0 1B 1B		0-0 FC4-6 1B		4	0	2	0	0	1	0											
Steve Balboni, R OBP: 0.284, SLG: 0.435 (1, 3)		0-0 5-3			0-0 4-3	0-0 L6		0-0 SF7		3	0	0	1	0	0	2											
Jim Sundberg, R OBP: 0.284, SLG: 0.281 (1, 2)		0-0 F3			0-0 FC4-6 1B		0-0 6-3	0-0 FC4-6 1-2		4	0	1	0	0	0	1											
Buddy Biancalana, S OBP: 0.341, SLG: 0.513 (1, 6)			0-0 3-1		0-0 FC4-6 1B		0-0 2B 4-3 1B		0-0 1-3	4	1	1	0	0	0	1											
Inning Stats	R: 0 E: 0 K: 0 S: 3	H: 0 LOB: 2 BB: 2 P: 11	R: 0 E: 0 K: 1 S: 5	H: 0 LOB: 0 BB: 0 P: 5	R: 0 E: 0 K: 0 S: 4	H: 1 LOB: 1 BB: 0 P: 4	R: 0 E: 0 K: 0 S: 3	H: 0 LOB: 0 BB: 0 P: 3	R: 0 E: 0 K: 0 S: 5	H: 2 LOB: 2 BB: 0 P: 5	R: 0 E: 0 K: 0 S: 5	H: 2 LOB: 1 BB: 0 P: 5	R: 1 E: 0 K: 0 S: 5	H: 2 LOB: 1 BB: 0 P: 5	R: 0 E: 1 K: 0 S: 4	H: 1 LOB: 1 BB: 0 P: 4	1B: 9 2B: 1 3B: 0 HR: 0	SF: 1 SAC: 0 DP: 1 HBP: 0	WP: 0 PB: 0 SB: 0 CS: 0	PA: 39							
PITCHER	IP	WLS	BF	H	R	ER	SO	BB	IBB	HBP	BLK	WP	HR	S	P	ERA	WHIP										
Ron Romanick, R ERA: 5.01 (1, 1)	7.0	W	31	8	2	2	1	2	0	0	0	0	0	31	39	2.57	1.429										
Doug Corbett, R ERA: 3.89 (8, 1)	2.0		8	2	0	0	0	0	0	0	0	0	0	8	8	0.00	1.000										

Batter	1	2	3	4	5	6	7	8	9	AB	R	H	RBI	BB	SO	LOB	TOP			
Rick Burleson, R OBP: 0.359, SLG: 0.373 Rob Wilfong, L OBP: 0.306, SLG: 0.366	F7	F6		L8			F7		L7	4	0	0	0	0	0	3	California Angels @ Kansas City Royals Royals Stadium, Kansas City, MO Sat Jun 21 1986, 8:05 PM EDT Att: 40,646 - Unknown			
Dick Schofield, R OBP: 0.317, SLG: 0.401	1B	1B		F8			L4		6-3	4	1	1	0	1	0	3				
Brian Downing, R OBP: 0.399, SLG: 0.487	2B	1B							L8	4	1	3	2	1	0	1				
Doug DeCinces, R OBP: 0.304, SLG: 0.405	1B	2B					F3			4	1	1	0	0	0	5				
George Hendrick, R OBP: 0.298, SLG: 0.464 Ruppert Jones, L OBP: 0.374, SLG: 0.513	1B			F9					1-3	3	0	1	2	0	0	0				
Bobby Grich, R OBP: 0.320, SLG: 0.347 Wally Joyner, L OBP: 0.326, SLG: 0.531	F3			6-3			F3		2-3	3	0	0	0	0	0	1				
Jack Howell, L OBP: 0.200, SLG: 0.394	4-3			L8			G3		2-3	4	0	0	0	0	0	2				
Bob Boone, R OBP: 0.256, SLG: 0.241				F8			L7		L6	4	0	0	0	0	0	1				
Gary Pettis, S OBP: 0.298, SLG: 0.314		1B							6-3	3	1	3	0	1	0	0				
Inning Stats	R: 3 E: 0 K: 0 S: 7	H: 4 LOB: 1 BB: 0 P: 7	R: 1 E: 0 K: 0 S: 5	H: 2 LOB: 2 BB: 1 P: 9	R: 0 E: 0 K: 0 S: 3	H: 0 LOB: 0 BB: 0 P: 3	R: 0 E: 0 K: 0 S: 4	H: 1 LOB: 1 BB: 0 P: 4	R: 0 E: 0 K: 0 S: 3	H: 0 LOB: 0 BB: 0 P: 3	R: 0 E: 0 K: 0 S: 4	H: 1 LOB: 2 BB: 1 P: 8	R: 0 E: 0 K: 0 S: 3	H: 0 LOB: 1 BB: 1 P: 7	R: 0 E: 0 K: 0 S: 3	H: 0 LOB: 1 BB: 1 P: 7		1B: 5 2B: 3 3B: 1 HR: 0	SF: 0 SAC: 0 DP: 0 HBP: 0	WP: 0 PB: 0 SB: 1 CS: 1
PITCHER	IP	WLS	BF	H	R	ER	SO	BB	IBB	HBP	BLK	WP	HR	S	P	ERA	WHIP			
Charlie Leibrandt, L ERA: 4.05 Steve Farr, R ERA: 2.05	7.0	L	31	9	4	4	0	2	0	0	0	0	0	29	37	5.14	1.571			

Batter	1	2	3	4	5	6	7	8	9	AB	R	H	RBI	BB	SO	LOB	BOTTOM			
Willie Wilson, S OBP: 0.324, SLG: 0.356	F7	FC1-5		4-3		K		FC1-6		5	0	1	0	0	1	2	California Angels @ Kansas City Royals Royals Stadium, Kansas City, MO Sat Jun 21 1986, 8:05 PM EDT Att: 40,646 - Unknown			
Lonnie Smith, R OBP: 0.326, SLG: 0.355	1B	FC1-5		BLK		BB		L5-3		4	1	3	0	1	0	2				
Rudy Law, L OBP: 0.338, SLG: 0.408	1B	F4		F4		K		L5-3		5	1	1	1	0	1	7				
George Brett, L OBP: 0.426, SLG: 0.455	1B	F8				2B		1-3		5	1	3	0	0	0	2				
Jorge Orta, L OBP: 0.370, SLG: 0.421 Mike Brewer, R OBP: 0.333, SLG: 0.308	1B			F5		F6		SH5-4		4	0	2	1	0	0	1				
Frank White, R OBP: 0.305, SLG: 0.441	1B			6-3		F8		SH5-4		4	0	1	1	0	1	2				
Steve Balboni, R OBP: 0.283, SLG: 0.430	K					6-3		FC5-2-5		5	0	1	0	0	1	6				
Jim Sundberg, R OBP: 0.285, SLG: 0.281 Hai McRae, R OBP: 0.289, SLG: 0.379 Jamie Quirk, L OBP: 0.269, SLG: 0.300	F8			B1-3		FC3-6		F5		3	0	1	0	0	0	3				
Buddy Biancalana, S OBP: 0.356, SLG: 0.488		FC1-5				6-3		FC3-6		2	0	0	0	2	0	1				
Inning Stats	R: 3 E: 0 K: 1 S: 10	H: 5 LOB: 2 BB: 0 P: 10	R: 0 E: 0 K: 0 S: 4	H: 1 LOB: 2 BB: 1 P: 8	R: 0 E: 0 K: 0 S: 4	H: 1 LOB: 1 BB: 0 P: 4	R: 0 E: 0 K: 0 S: 4	H: 1 LOB: 1 BB: 0 P: 4	R: 0 E: 0 K: 2 S: 8	H: 1 LOB: 2 BB: 1 P: 12	R: 0 E: 0 K: 0 S: 5	H: 2 LOB: 2 BB: 0 P: 5	R: 0 E: 0 K: 0 S: 3	H: 1 LOB: 1 BB: 1 P: 7	R: 0 E: 0 K: 1 S: 5	H: 0 LOB: 1 BB: 1 P: 9		1B: 11 2B: 2 3B: 1 HR: 0	SF: 0 SAC: 1 DP: 1 HBP: 0	WP: 0 PB: 0 SB: 0 CS: 0
PITCHER	IP	WLS	BF	H	R	ER	SO	BB	IBB	HBP	BLK	WP	HR	S	P	ERA	WHIP			
Kirk McCaskill, R ERA: 3.87 Doug Corbett, R ERA: 3.82 Terry Forster, L ERA: 4.01	6.1	W	33	12	3	3	3	2	0	0	0	0	0	2	2	0.00	0.000			


Batter	1	2	3	4	5	6	7	8	9	AB	R	H	RBI	BB	SO	LOB	TOP					
Ruppert Jones, L OBP: 0.376, SLG: 0.510										3	2	1	0	1	2	2	California Angels @ Kansas City Royals Royals Stadium, Kansas City, MO Sun Jun 22 1986, 4:33 AM EDT Att: 33,417 - Unknown					
Wally Joyner, L OBP: 0.325, SLG: 0.527										4	1	1	0	0	0	2						
Brian Downing, R OBP: 0.397, SLG: 0.483										4	0	1	1	0	1	1						
Reggie Jackson, L OBP: 0.429, SLG: 0.476										4	0	1	1	0	1	2						
Rob Wilfong, L OBP: 0.299, SLG: 0.360										2	0	0	1	0	1	0						
Bobby Grich, R OBP: 0.298, SLG: 0.347										0	0	0	0	0	0	0						
Jack Howell, L OBP: 0.194, SLG: 0.382										1	0	0	0	0	0	1						
Rick Burleson, R OBP: 0.359, SLG: 0.373										0	0	0	0	0	0	0						
Doug DeCinces, R OBP: 0.307, SLG: 0.402										2	0	0	0	2	0	1						
Jerry Narron, L OBP: 0.324, SLG: 0.400										4	1	1	1	0	1	2						
Gary Pettis, S OBP: 0.293, SLG: 0.308										4	0	0	0	0	3	1						
Dick Schofield, R OBP: 0.320, SLG: 0.400										3	0	1	0	0	0	1						
Inning Stats	R: 2 E: 0 K: 0 S: 6	H: 3 LOB: 1 BB: 0 P: 6	R: 0 E: 0 K: 2 S: 7	H: 0 LOB: 0 BB: 0 P: 8	R: 0 E: 0 K: 2 S: 7	H: 0 LOB: 0 BB: 0 P: 7	R: 0 E: 0 K: 1 S: 4	H: 0 LOB: 0 BB: 0 P: 8	R: 0 E: 0 K: 1 S: 6	H: 1 LOB: 0 BB: 0 P: 6	R: 0 E: 0 K: 0 S: 3	H: 0 LOB: 0 BB: 0 P: 3	R: 1 E: 0 K: 1 S: 6	H: 1 LOB: 0 BB: 0 P: 6	R: 1 E: 0 K: 0 S: 4	H: 1 LOB: 1 BB: 1 P: 8	R: 0 E: 0 K: 2 S: 7	H: 0 LOB: 1 BB: 1 P: 11	1B: 5 2B: 0 3B: 0 HR: 1	SF: 1 SAC: 0 DP: 1 HBP: 1	WP: 0 PB: 0 SB: 2 CS: 0	PA: 36
PITCHER	IP WLS BF H R ER SO BB IBB HBP BLK WP HR S P ERA WHIP																					
Scott Bankhead, R ERA: 2.86	(1, 1) 7.0 W 28 5 4 4 7 2 0 0 1 0 0 1 39 48 5.14 1.000																					
Bud Black, L ERA: 4.5	(8, 1) 0.2 3 1 0 0 0 0 0 0 0 0 0 0 3 3 0.00 1.500																					
Dan Quisenberry, R ERA: 2.08	(8, 1) 1.1 S 5 0 0 0 2 1 0 0 0 0 0 0 8 12 0.00 0.750																					

Batter	1	2	3	4	5	6	7	8	9	AB	R	H	RBI	BB	SO	LOB	BOTTOM			
Willie Wilson, S OBP: 0.323, SLG: 0.354										4	0	1	0	0	2	1	California Angels @ Kansas City Royals Royals Stadium, Kansas City, MO Sun Jun 22 1986, 4:33 AM EDT Att: 33,417 - Unknown			
Lonnie Smith, R OBP: 0.324, SLG: 0.353										4	0	1	0	0	2	2				
Lynn Jones, R OBP: 0.259, SLG: 0.091										0	0	0	0	0	0	0				
Rudy Law, L OBP: 0.332, SLG: 0.400										4	0	0	0	0	0	1				
Mike Brewer, R OBP: 0.333, SLG: 0.308										0	0	0	0	0	0	0				
George Brett, L OBP: 0.431, SLG: 0.462										3	3	2	0	1	0	0				
Jorge Orta, L OBP: 0.369, SLG: 0.419										3	1	1	0	0	0	1				
Hal McRae, R OBP: 0.274, SLG: 0.384										1	1	1	0	0	0	0				
Frank White, R OBP: 0.311, SLG: 0.451										3	1	2	2	1	0	0				
Steve Balboni, R OBP: 0.282, SLG: 0.439										4	1	1	3	0	1	2				
Buddy Biancalana, S OBP: 0.347, SLG: 0.467										4	0	1	0	0	2	3				
Jamie Quirk, L OBP: 0.271, SLG: 0.290										2	0	0	0	0	0	1				
Inning Stats	R: 0 E: 0 K: 1 S: 5	H: 1 LOB: 0 BB: 0 P: 5	R: 4 E: 0 K: 2 S: 10	H: 3 LOB: 1 BB: 1 P: 15	R: 0 E: 0 K: 0 S: 3	H: 0 LOB: 0 BB: 0 P: 3	R: 0 E: 0 K: 1 S: 6	H: 1 LOB: 1 BB: 0 P: 6	R: 0 E: 0 K: 2 S: 7	H: 0 LOB: 0 BB: 0 P: 7	R: 1 E: 0 K: 1 S: 7	H: 2 LOB: 1 BB: 0 P: 7	R: 0 E: 0 K: 0 S: 3	H: 1 LOB: 0 BB: 0 P: 3	R: 2 E: 1 K: 0 S: 5	H: 2 LOB: 1 BB: 1 P: 9	1B: 7 2B: 1 3B: 1 HR: 1	SF: 0 SAC: 0 DP: 1 HBP: 1	WP: 0 PB: 0 SB: 0 CS: 2	PA: 36
PITCHER	IP WLS BF H R ER SO BB IBB HBP BLK WP HR S P ERA WHIP																			
Mike Witt, R ERA: 3.08	(1, 1) 7.0 L 29 8 5 5 7 1 0 1 0 0 0 1 41 46 6.43 1.286																			
Terry Forster, L ERA: 3.99	(8, 1) 0.1 2 1 1 0 0 0 0 0 0 0 0 0 2 2 0.00 3.000																			
Doug Corbett, R ERA: 3.75	(8, 1) 0.2 4 1 1 0 0 1 0 0 0 0 0 0 3 7 0.00 3.000																			

Batter	1	2	3	4	5	6	7	8	9	AB	R	H	RBI	BB	SO	LOB	TOP										
Tony Phillips, S OBP: 0.361, SLG: 0.332 (1, 4)	0-3 K		0-3 K		4-0 BB		0-0 G3			3	0	0	0	1	2	1											
Donnie Hill, S OBP: 0.351, SLG: 0.403 (1, 5)	0-0 F8			4-0 CS BB	0-3 K			0-0 4-3		3	0	0	0	1	1	1											
Carney Lansford, R OBP: 0.340, SLG: 0.499 (1, 3)	0-0 6-3			0-0 1B 2B				0-0 F8		4	2	2	1	0	0	0											
Jose Canseco, R OBP: 0.361, SLG: 0.523 (1, 9)		0-0 5-3		0-0 F4				0-0 6-3		4	0	0	0	0	1	1											
Dave Kingman, R OBP: 0.253, SLG: 0.437 (1, 10)		0-0 4-3		4-0 1B BB					0-0 5-3	3	1	1	1	1	0	0											
Dusty Baker Jr., R OBP: 0.306, SLG: 0.301 (1, 7)		0-0 6-3		0-0 1B				0-0 F9		4	0	1	1	0	1	0											
Mike Davis, L OBP: 0.292, SLG: 0.425 (1, 8)			0-0 E4 SH3-1 1B	0-0 4-3				0-0 F9		4	0	1	0	0	0	2											
Alfredo Griffin, S OBP: 0.343, SLG: 0.377 (1, 6)			0-0 SH3-1		0-0 6-3			0-0 F9		2	0	0	0	0	0	0											
Mickey Tettleton, S OBP: 0.270, SLG: 0.299 (1, 2)			0-0 F4		0-0 CS 1B			0-3 K		3	0	1	0	0	1	1											
Inning Stats	R: 0 E: 0 K: 1 S: 5	H: 0 LOB: 0 BB: 0 P: 5	R: 0 E: 0 K: 0 S: 3	H: 0 LOB: 0 BB: 0 P: 3	R: 0 E: 1 K: 1 S: 6	H: 1 LOB: 1 BB: 0 P: 6	R: 1 E: 0 K: 0 S: 4	H: 2 LOB: 2 BB: 2 P: 12	R: 0 E: 0 K: 1 S: 5	H: 1 LOB: 1 BB: 1 P: 9	R: 2 E: 0 K: 0 S: 5	H: 2 LOB: 0 BB: 0 P: 5	R: 0 E: 0 K: 1 S: 5	H: 0 LOB: 0 BB: 0 P: 5	R: 0 E: 0 K: 1 S: 5	H: 0 LOB: 0 BB: 0 P: 5	R: 0 E: 0 K: 1 S: 5	H: 0 LOB: 0 BB: 0 P: 5	1B: 3 2B: 1 3B: 0 HR: 2	SF: 0 SAC: 1 DP: 0 HBP: 0	WP: 0 PB: 0 SB: 0 CS: 2	PA: 34					
PITCHER	IP	WLS	BF	H	R	ER	SO	BB	IBB	HBP	BLK	WP	HR	S	P	ERA	WHIP										
Danny Jackson, L ERA: 3.84 (1, 1)	6.0	W	25	6	3	3	3	3	0	0	0	0	2	28	40	4.50	1.500										
Steve Farr, R ERA: 1.94 (7, 1)	3.0	S	9	0	0	0	3	0	0	0	0	0	0	15	15	0.00	0.000										

Oakland Athletics @ Kansas City Royals
Royals Stadium, Kansas City, MO
Mon Jun 23 1986, 8:05 PM EDT
Att: 35,832 - Unknown

livebaseballscores.com




AB	30
R	3
H	6
RBI	3
BB	3
SO	6
LOB	6

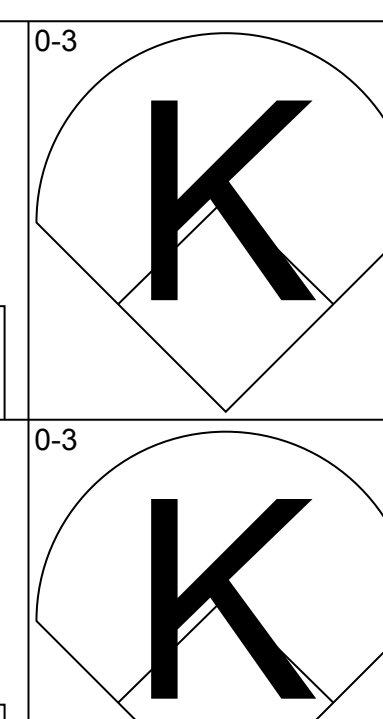
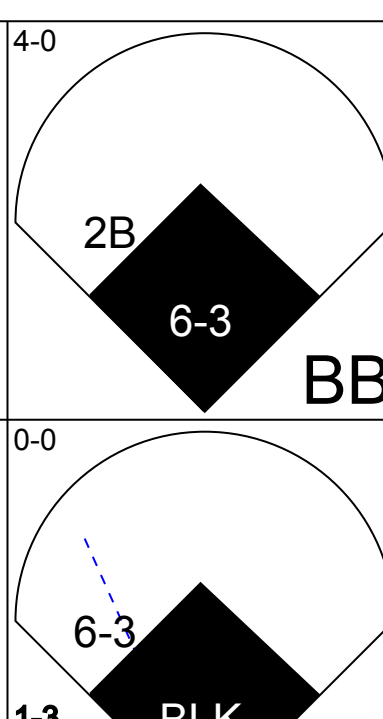
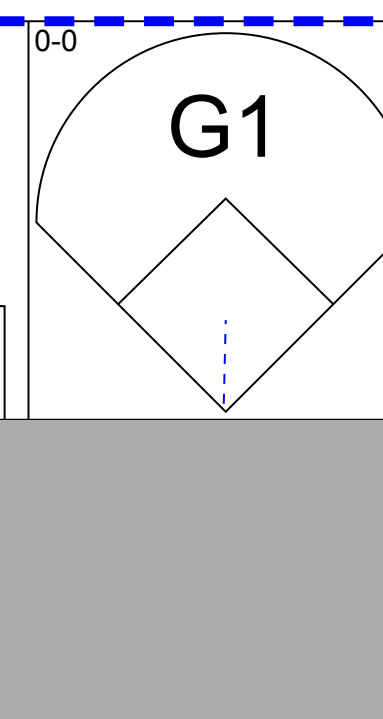
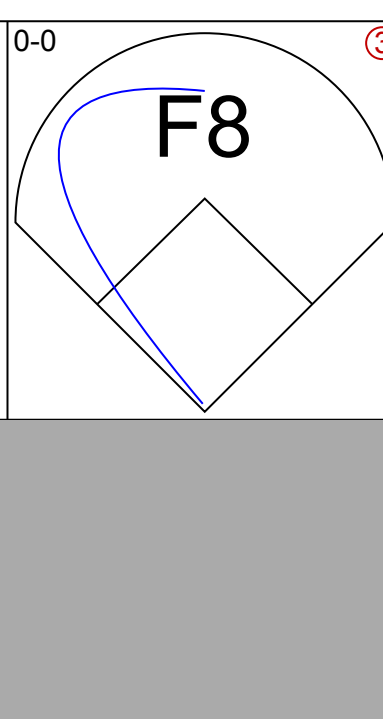
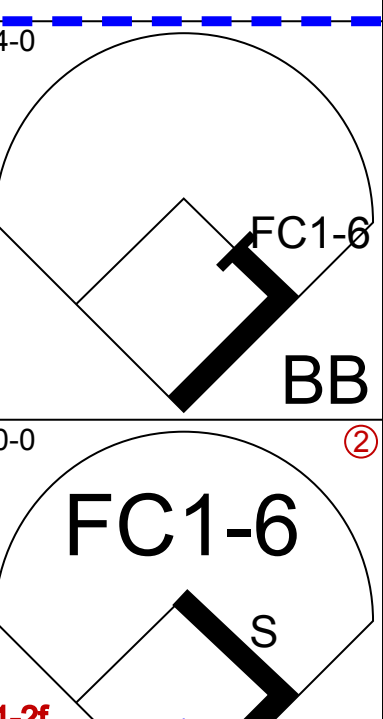
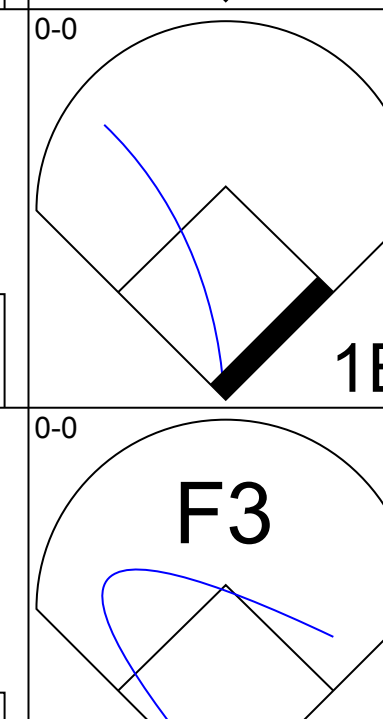
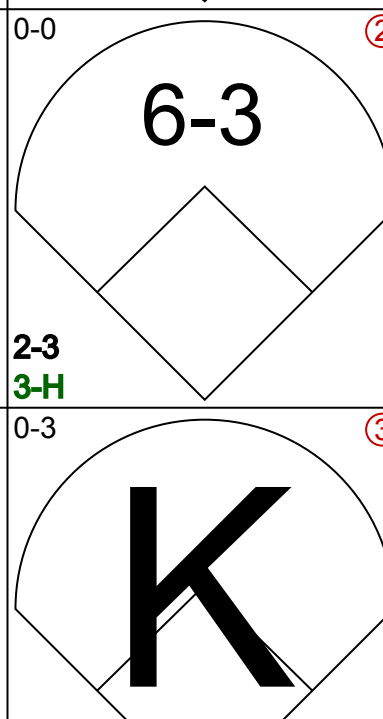
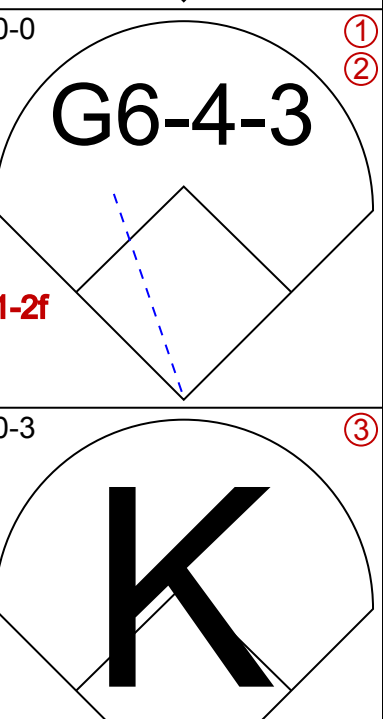
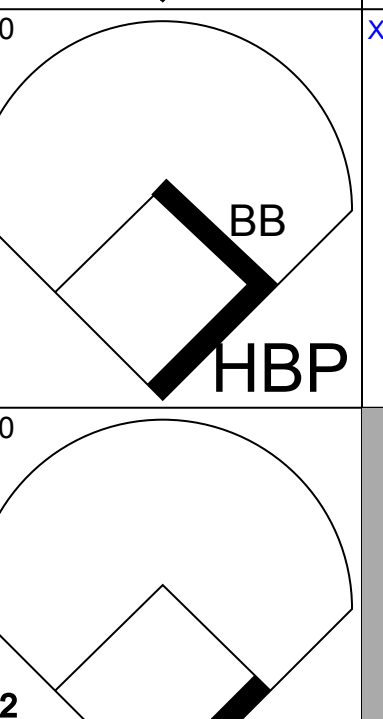
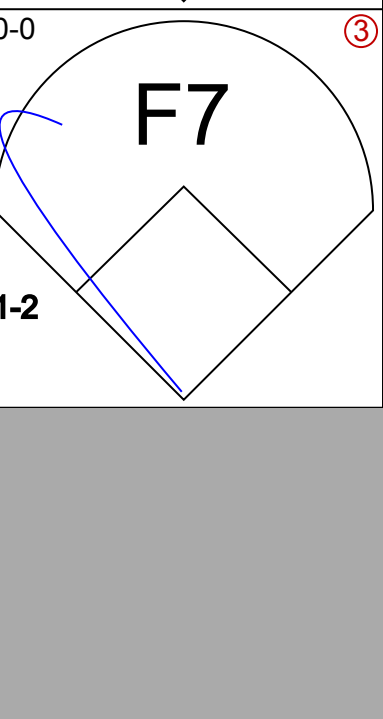



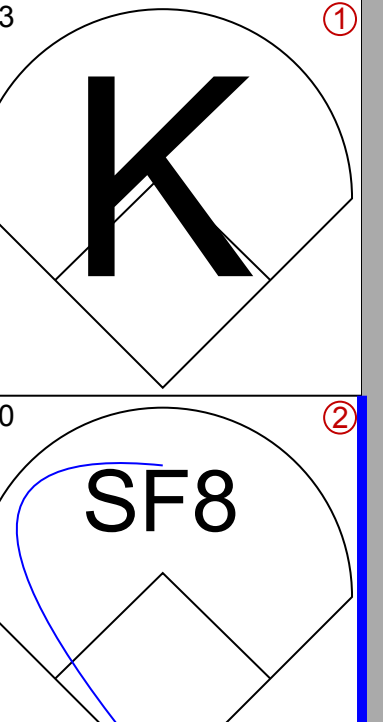


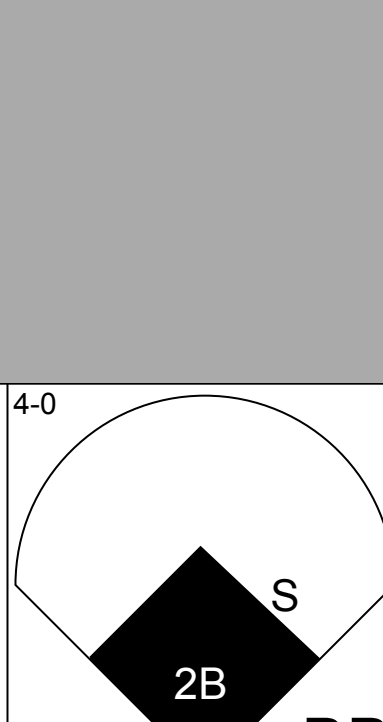

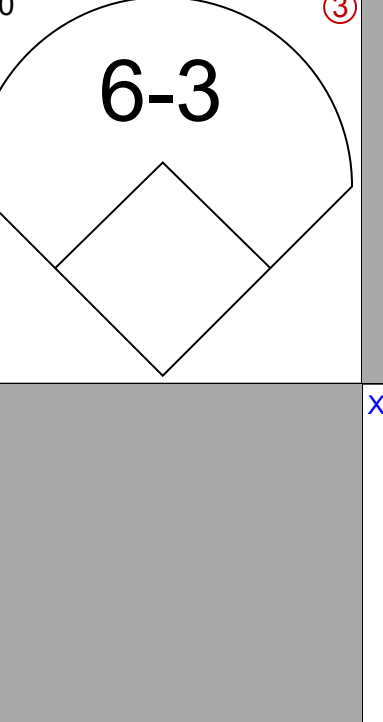
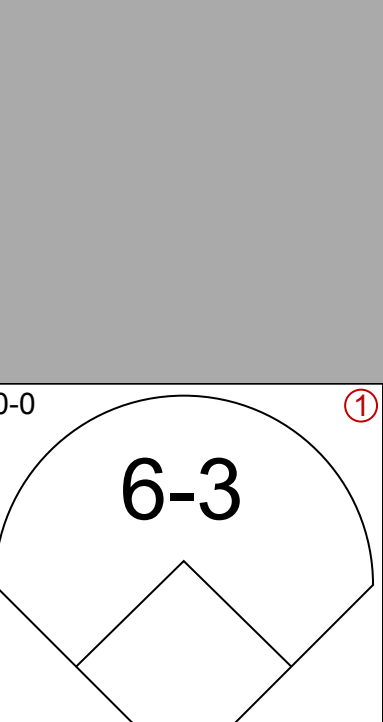
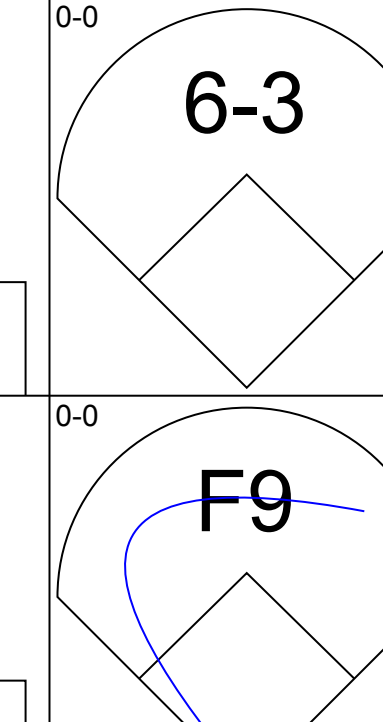
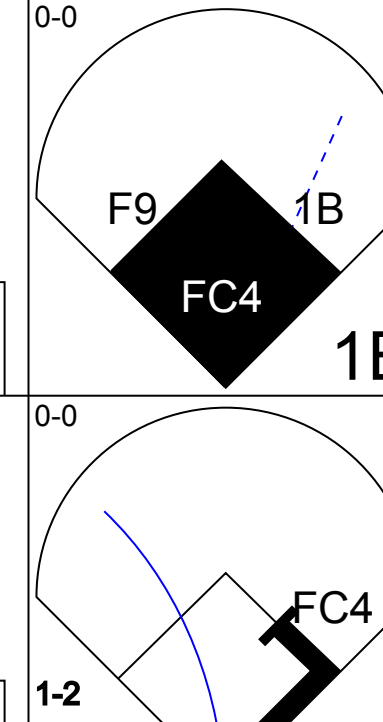
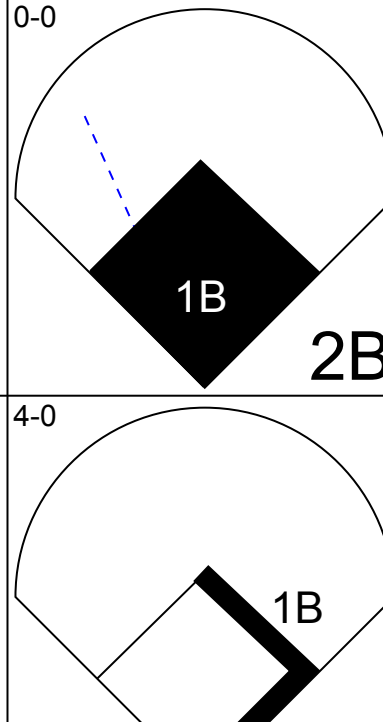


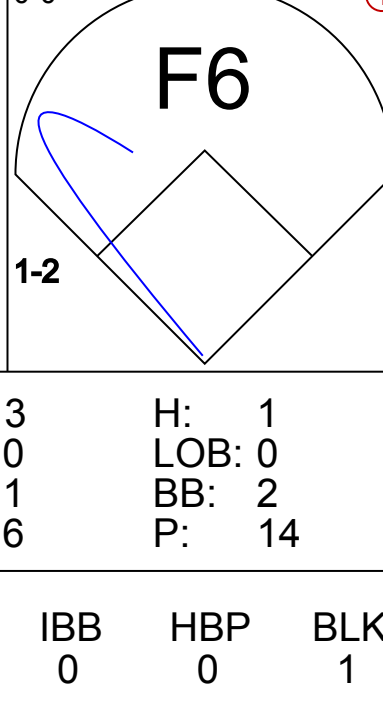
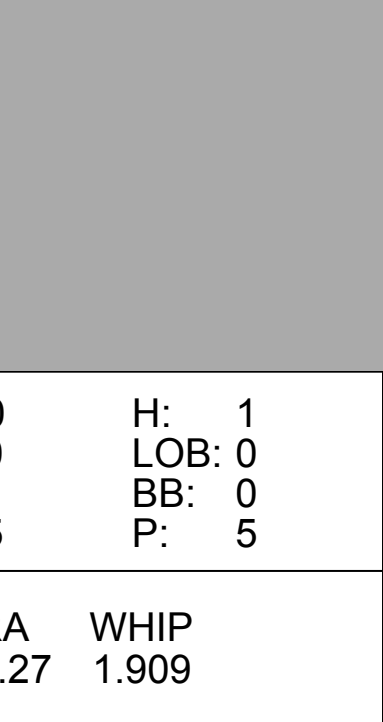

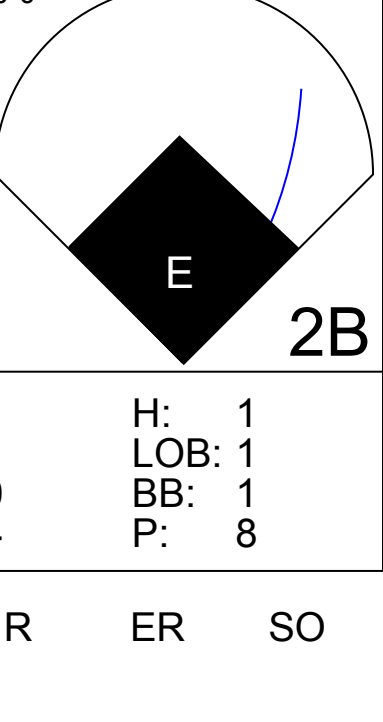
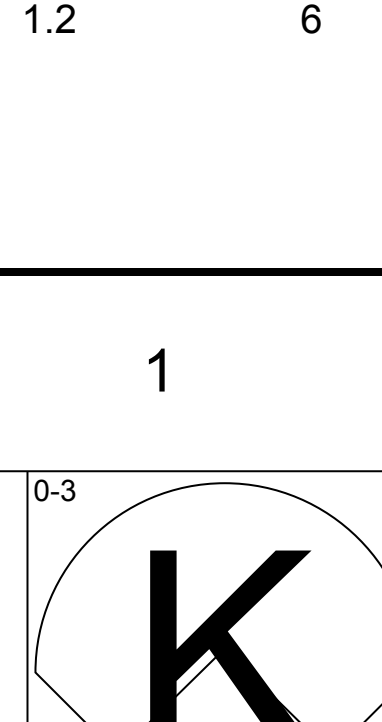
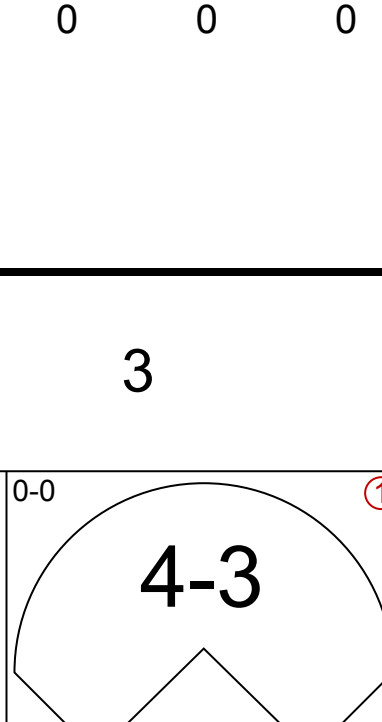
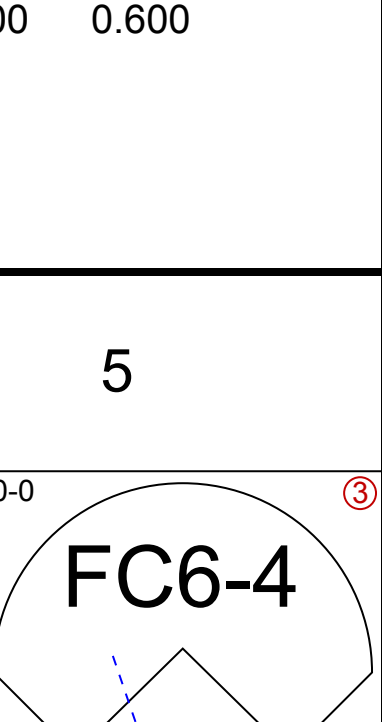
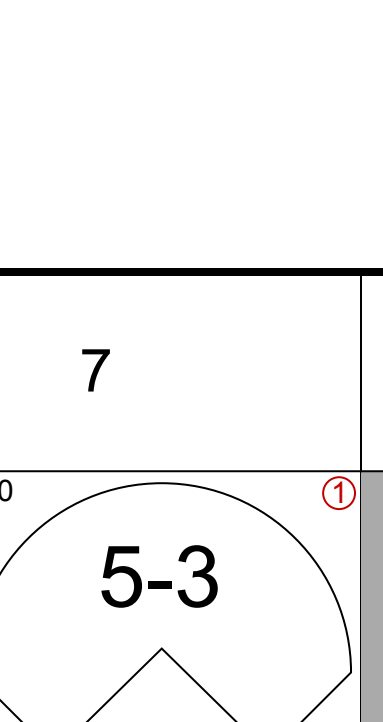
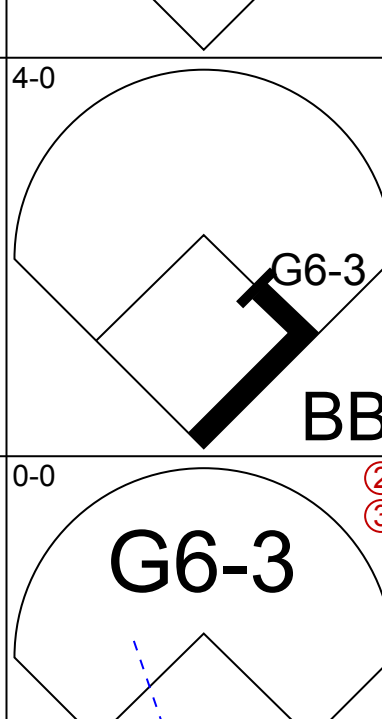

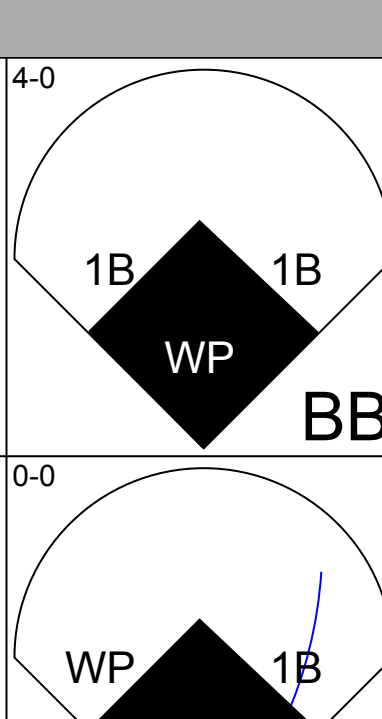

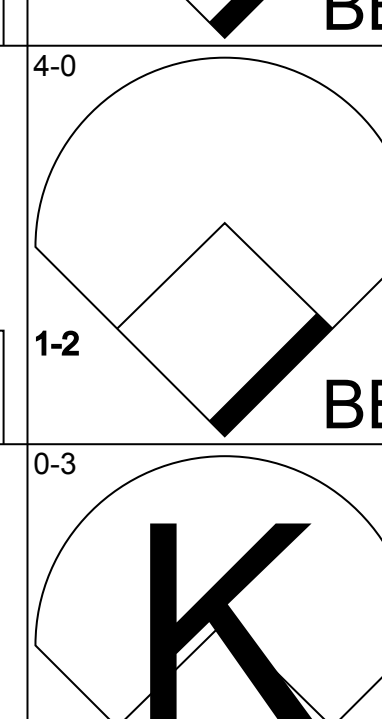

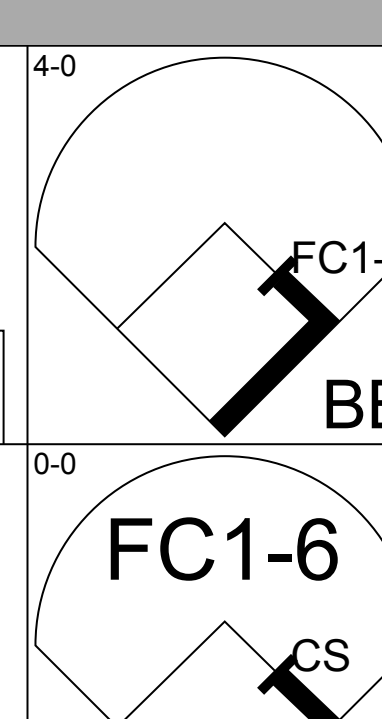
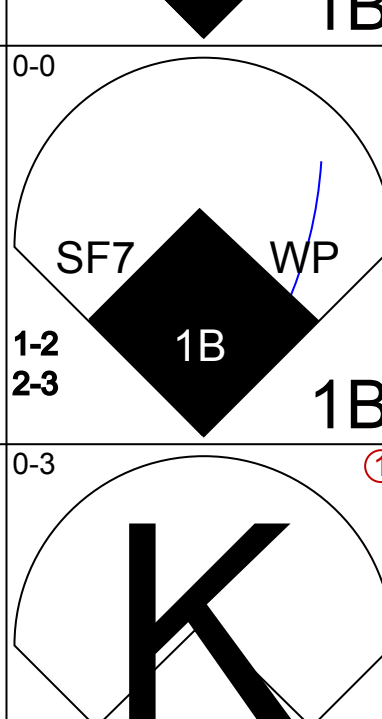

Batter	1	2	3	4	5	6	7	8	9	AB	R	H	RBI	BB	SO	LOB	BOTTOM										
Willie Wilson, S OBP: 0.324, SLG: 0.363 (1, 8)	0-0 F9		0-0 F4	0-0 2-1	0-0 1B 3B	0-0 2B 1B		0-0 FC4-6		5	2	2	0	0	0	1											
Lonnie Smith, R OBP: 0.331, SLG: 0.356 (1, 7)			0-0 F6	3-H	0-0 FC4-6 1B	4-0 2B BB		0-0 4-3		4	1	2	2	1	0	1											
Lynn Jones, R OBP: 0.259, SLG: 0.091 (9, 7)										0	0	0	0	0	0	0											
George Brett, L OBP: 0.428, SLG: 0.462 (1, 5)	0-0 F8		0-0 E6		0-0 FC4-6 FC4-6	1-2 2-3 3-H		0-0 2B		4	0	1	2	0	0	2											
Frank White, R OBP: 0.310, SLG: 0.446 (1, 4)	4-0 1B BB		0-0 F9		0-0 FC4-6	0-0 6-3				3	0	0	0	1	0	4											
Hal McRae, R OBP: 0.281, SLG: 0.388 (1, 10)	0-0 1-2 3-H		0-0 F3		0-3 K			0-0 G1-6-3 1B		4	0	2	1	0	1	1											
Steve Balboni, R OBP: 0.285, SLG: 0.450 (1, 3)	0-0 F9				0-0 HR	4-0 1B BB		0-3 K		3	2	1	1	1	1	3											
Jim Sundberg, R OBP: 0.284, SLG: 0.277 (1, 2)		0-0 F7		4-0 1B S BB		0-3 K		0-0 G1-6-3		3	0	0	0	1	1	2											
Mike Brewer, R OBP: 0.263, SLG: 0.235 (1, 9)		0-0 5-3		0-3 K		0-0 F7		0-0 6-3		4	0	0	0	0	1	2											
Buddy Biancalana, S OBP: 0.377, SLG: 0.479 (1, 6)		0-0 4-3		0-0 1B		0-0 BB 1B		4-0 FC4-6 BB		3	1	2	0	1	0	0											
Inning Stats	R: 1 E: 0 K: 0 S: 5	H: 2 LOB: 2 BB: 1 P: 9	R: 0 E: 0 K: 0 S: 3	H: 0 LOB: 0 BB: 0 P: 3	R: 0 E: 1 K: 0 S: 4	H: 0 LOB: 1 BB: 0 P: 4	R: 1 E: 0 K: 1 S: 6	H: 2 LOB: 2 BB: 1 P: 10	R: 1 E: 0 K: 1 S: 7	H: 2 LOB: 1 BB: 0 P: 7	R: 3 E: 0 K: 1 S: 8	H: 3 LOB: 2 BB: 2 P: 16	R: 0 E: 0 K: 1 S: 5	H: 1 LOB: 0 BB: 0 P: 5	R: 0 E: 0 K: 0 S: 3	H: 0 LOB: 1 BB: 1 P: 7	1B: 7 2B: 1 3B: 1 HR: 1	SF: 0 SAC: 0 DP: 1 HBP: 0	WP: 0 PB: 0 SB: 2 CS: 0	PA: 38							
PITCHER	IP	WLS	BF	H	R	ER	SO	BB	IBB	HBP	BLK	WP	HR	S	P	ERA	WHIP										
Curt Young, L ERA: 3.49 (1, 1)	5.2	L	29	8	6	5	3	3	0	0	0	0	1	31	43	7.94	1.941										
Doug Bair, R ERA: 3.86 (6, 1)	0.1		3	1	0	0	0	1	0	0	0	0	0	2	6	0.00	6.000										
Dave Stewart, R ERA: 6.19 (7, 1)	2.0		7	1	0	0	1	1	0	0	0	0	0	8	12	0.00	1.000										

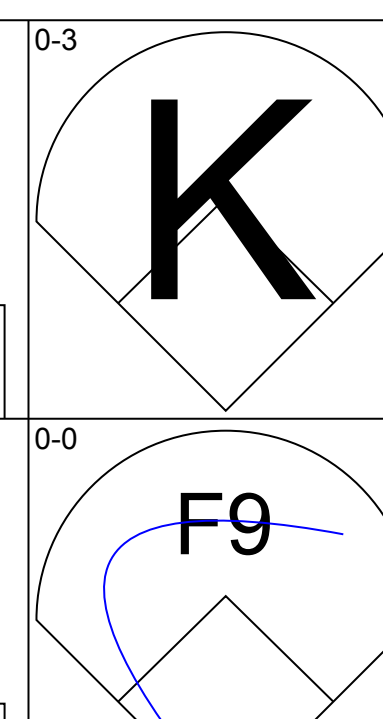
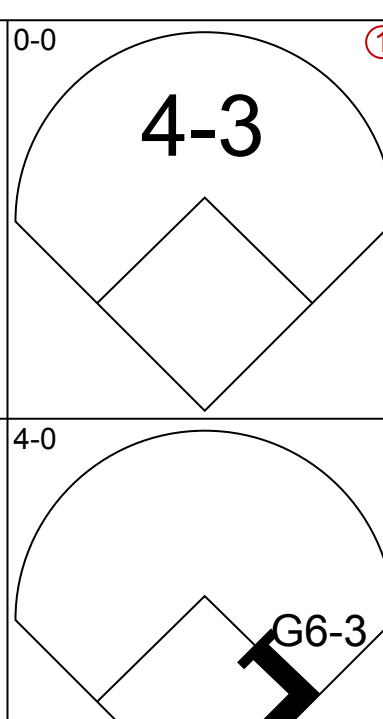
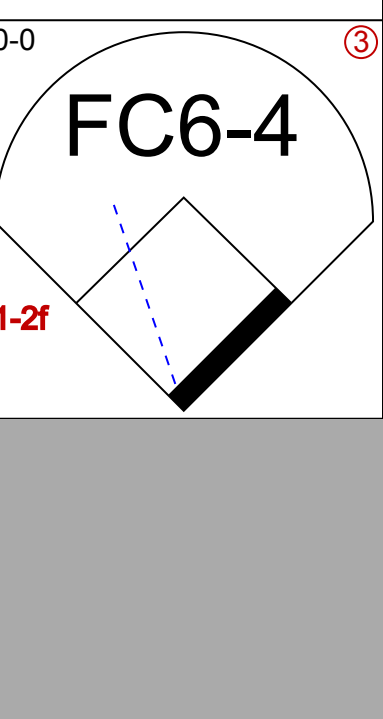
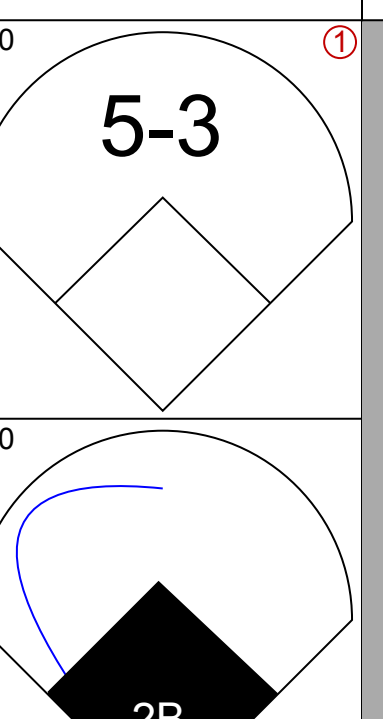

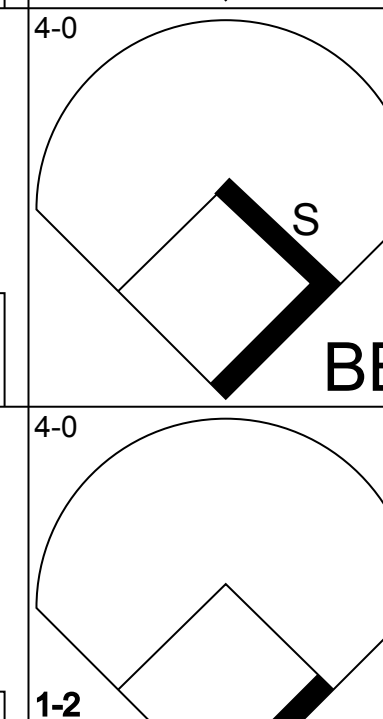
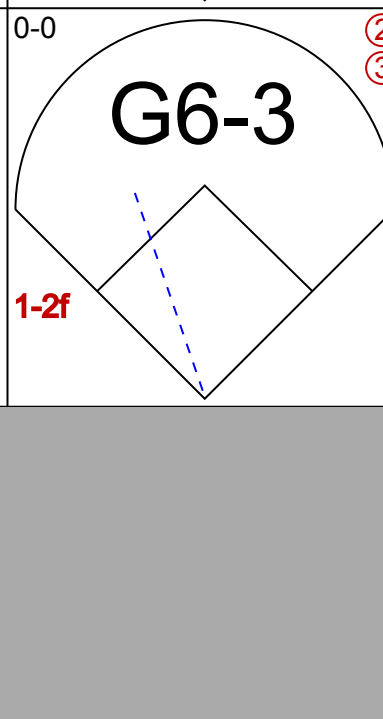

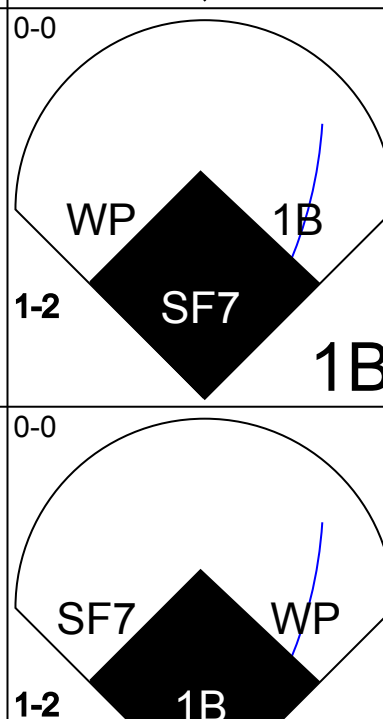
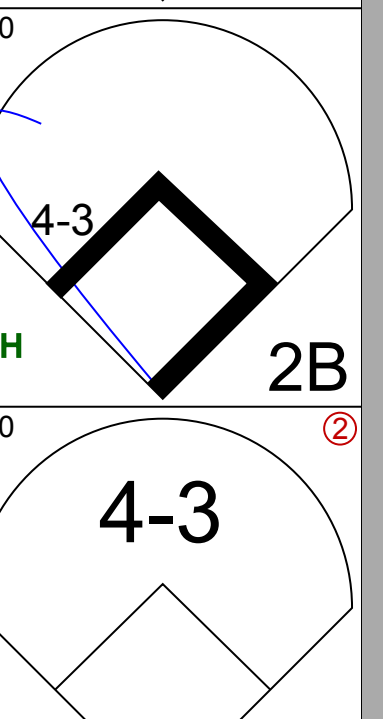

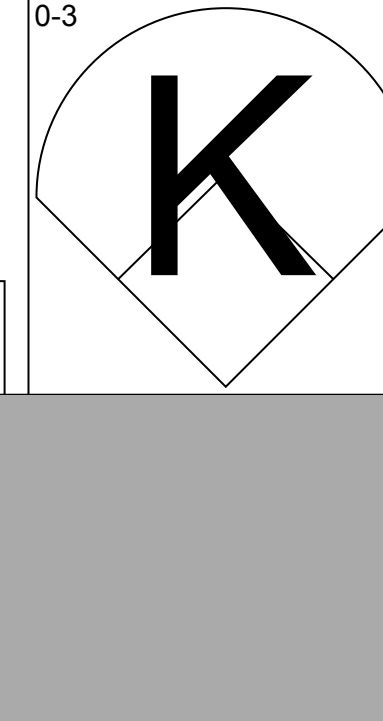


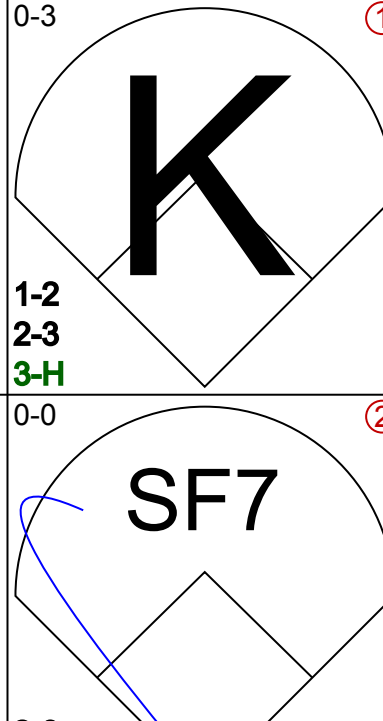
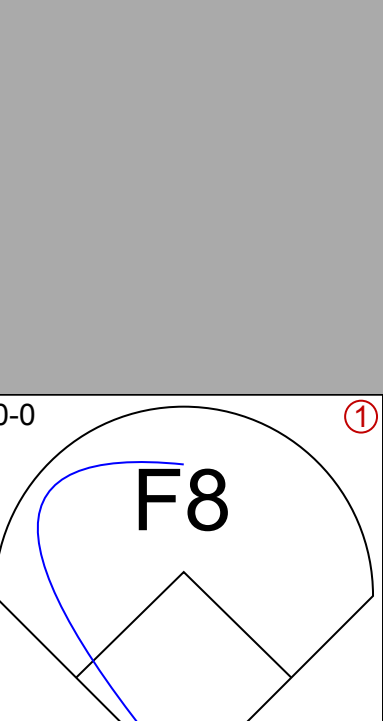


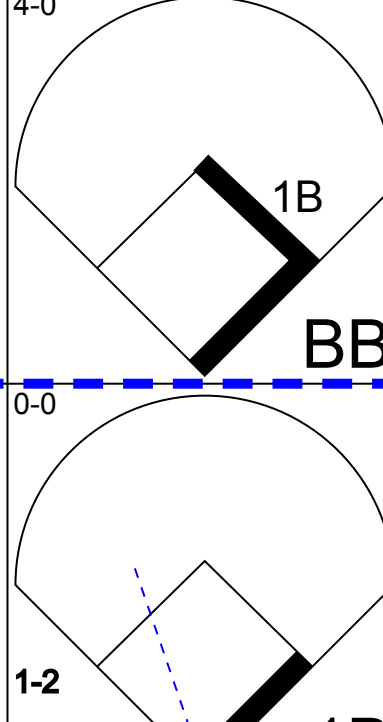



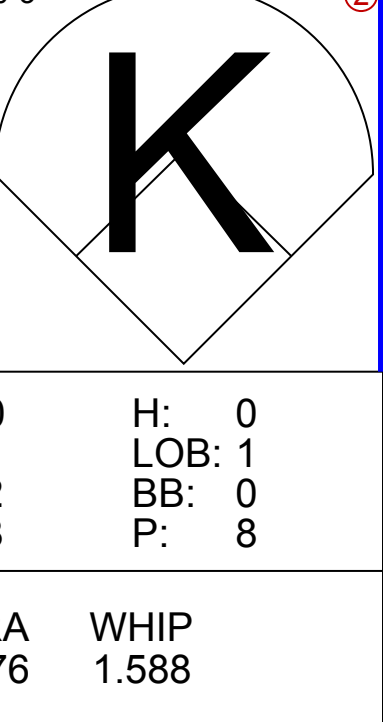
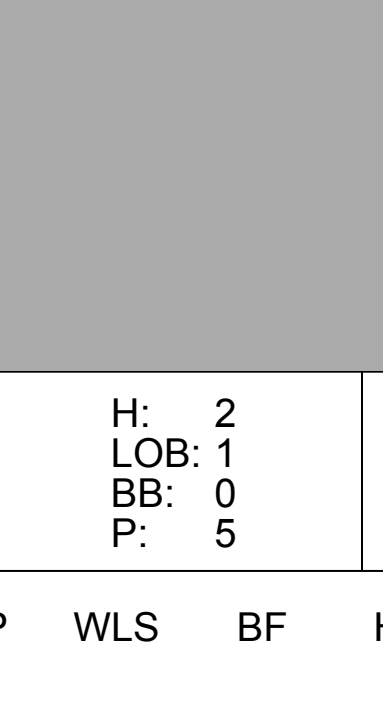
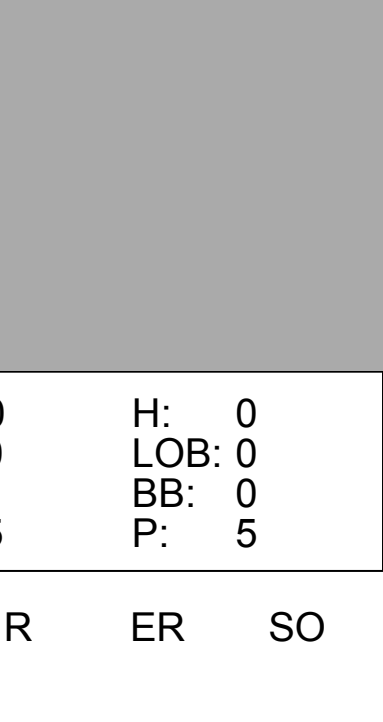
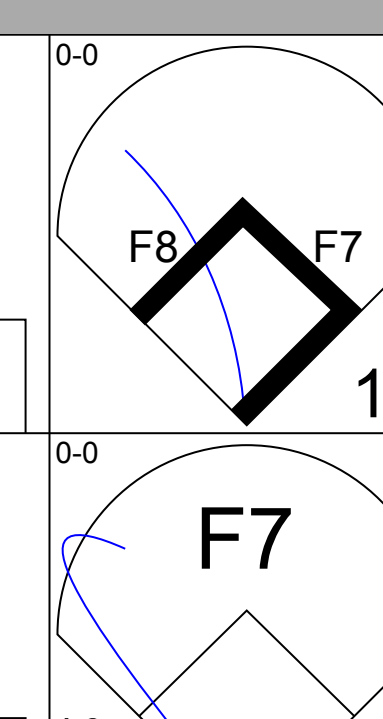
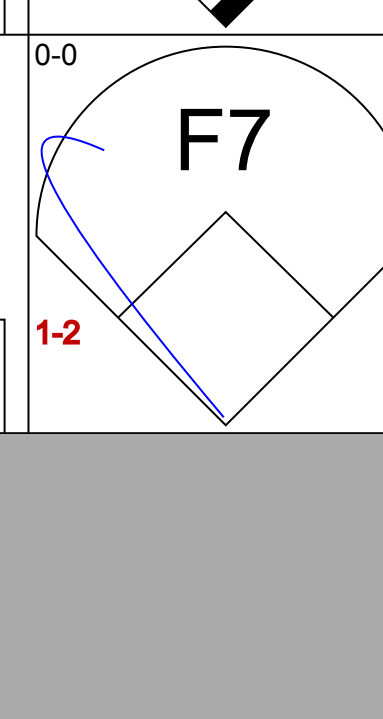
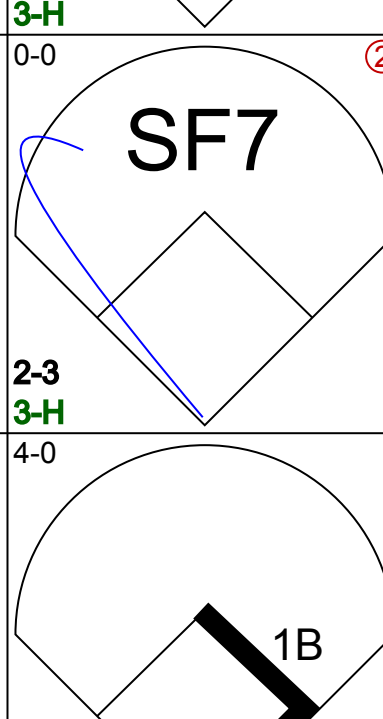
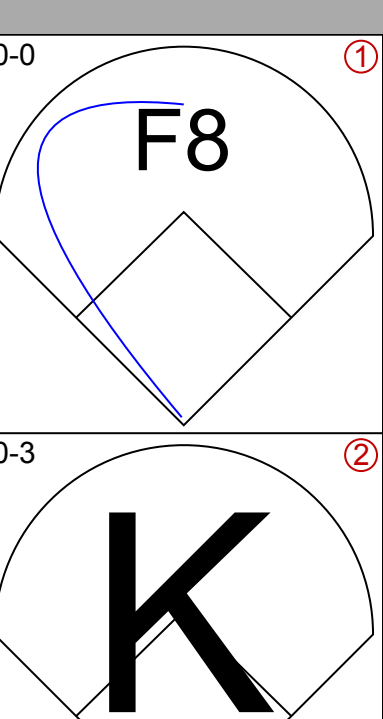





Oakland Athletics @ Kansas City Royals
Royals Stadium, Kansas City, MO
Mon Jun 23 1986, 8:05 PM EDT
Att: 35,832 - Unknown

livebaseballscores.com



AB	33
R	6
H	10
RBI	6
BB	5
SO	4
LOB	16

Batter	1	2	3	4	5	6	7	8	9	AB	R	H	RBI	BB	SO	LOB	TOP					
Tony Phillips, S OBP: 0.362, SLG: 0.329 (1, 4)										3	1	0	0	2	1	3	Oakland Athletics @ Kansas City Royals Royals Stadium, Kansas City, MO Tue Jun 24 1986, 8:05 PM EDT Att: 27,538 - Unknown livebaseballscorecards.com					
Mike Davis, L OBP: 0.299, SLG: 0.439 (1, 8) (7, 9)										5	2	3	1	0	1	1						
Carney Lansford, R OBP: 0.341, SLG: 0.406 (1, 5)										4	0	1	1	0	0	3						
Jose Canseco, R OBP: 0.359, SLG: 0.515 (1, 9) (7, 7)										4	0	0	0	1	2	1						
Bruce Bochte, L OBP: 0.350, SLG: 0.355 (1, 3)										5	2	2	0	0	1	3						
Dusty Baker Jr., R OBP: 0.312, SLG: 0.304 Stan Javier, S OBP: 0.305, SLG: 0.235 (1, 7) (7, 8)										2	0	1	1	1	0	0						
Donnie Hill, S OBP: 0.342, SLG: 0.392 (1, 10)										4	0	0	0	0	0	6						
Alfredo Griffin, S OBP: 0.342, SLG: 0.372 (1, 6)										3	2	0	1	1	0	3						
Jerry Willard, L OBP: 0.358, SLG: 0.318 (1, 2)										4	1	3	2	0	0	1						
Inning Stats	R: 0 E: 0 K: 2 S: 8	H: 1 LOB: 1 BB: 0 P: 8	R: 0 E: 0 K: 0 S: 3	H: 0 LOB: 0 BB: 0 P: 3	R: 3 E: 0 K: 1 S: 6	H: 1 LOB: 0 BB: 2 P: 14	R: 2 E: 0 K: 0 S: 6	H: 3 LOB: 1 BB: 0 P: 6	R: 0 E: 0 K: 1 S: 5	H: 1 LOB: 0 BB: 0 P: 5	R: 1 E: 0 K: 0 S: 5	H: 2 LOB: 2 BB: 1 P: 9	R: 1 E: 0 K: 1 S: 6	H: 1 LOB: 2 BB: 1 P: 11	R: 1 E: 1 K: 0 S: 4	H: 1 LOB: 1 BB: 1 P: 8		R: 0 E: 0 K: 1 S: 5	H: 0 LOB: 0 BB: 0 P: 5	1B: 6 2B: 4 3B: 0 HR: 0	SF: 1 SAC: 0 DP: 1 HBP: 1	WP: 0 PB: 0 SB: 3 CS: 0
PITCHER	IP	WLS	BF	H	R	ER	SO	BB	IBB	HBP	BLK	WP	HR	S	P	ERA	WHIP					
Bret Saberhagen, R ERA: 3.46 (1, 1)	3.2	L	18	5	5	5	3	2	0	0	1	0	0	22	30	12.27	1.909					
Mark Gubicza, R ERA: 4.95 (4, 1)	3.2		18	5	3	2	2	2	0	1	0	0	0	19	28	4.91	1.909					
Bud Black, L ERA: 4.44 (8, 1)	1.2		6	0	0	0	1	1	0	0	0	0	0	7	11	0.00	0.600					

Batter	1	2	3	4	5	6	7	8	9	AB	R	H	RBI	BB	SO	LOB	BOTTOM					
Willie Wilson, S OBP: 0.319, SLG: 0.356 (1, 8)										5	0	0	0	0	2	2	Oakland Athletics @ Kansas City Royals Royals Stadium, Kansas City, MO Tue Jun 24 1986, 8:05 PM EDT Att: 27,538 - Unknown livebaseballscorecards.com					
Lonnie Smith, R OBP: 0.339, SLG: 0.362 (1, 7)										3	2	1	0	2	1	1						
Rudy Law, L OBP: 0.337, SLG: 0.406 (1, 9)										4	1	2	1	1	0	2						
George Brett, L OBP: 0.432, SLG: 0.463 (1, 5)										2	1	1	0	2	0	1						
Jorge Orta, L OBP: 0.359, SLG: 0.407 (1, 10)										4	0	0	0	0	2	6						
Frank White, R OBP: 0.310, SLG: 0.445 (1, 4)										3	0	1	1	0	0	1						
Steve Balboni, R OBP: 0.285, SLG: 0.444 (1, 3)										3	0	0	0	1	2	1						
Jim Sundberg, R OBP: 0.285, SLG: 0.278 Angel Salazar, R OBP: 0.271, SLG: 0.289 Hal McRae, R OBP: 0.279, SLG: 0.385 Greg Pryor, R OBP: 0.276, SLG: 0.333 (1, 2) (7, 6) (8, PH) (9, 6)										3	0	1	1	0	0	1						
Buddy Biancalana, S OBP: 0.364, SLG: 0.460 Jamie Quirk, L OBP: 0.276, SLG: 0.286 (1, 6) (8, PH) (7, 2)										2	0	0	0	0	2	2						
Inning Stats	R: 0 E: 0 K: 2 S: 7	H: 0 LOB: 2 BB: 2 P: 15	R: 0 E: 0 K: 1 S: 6	H: 1 LOB: 0 BB: 0 P: 6	R: 0 E: 0 K: 0 S: 2	H: 0 LOB: 0 BB: 1 P: 6	R: 0 E: 0 K: 0 S: 2	H: 0 LOB: 0 BB: 1 P: 6	R: 0 E: 1 K: 2 S: 8	H: 0 LOB: 1 BB: 0 P: 8	R: 3 E: 0 K: 1 S: 8	H: 3 LOB: 2 BB: 2 P: 16	R: 1 E: 0 K: 0 S: 5	H: 2 LOB: 1 BB: 0 P: 5	R: 0 E: 0 K: 1 S: 5	H: 0 LOB: 0 BB: 0 P: 5		R: 0 E: 0 K: 2 S: 7	H: 0 LOB: 1 BB: 1 P: 11	1B: 4 2B: 2 3B: 0 HR: 0	SF: 1 SAC: 0 DP: 1 HBP: 0	WP: 1 PB: 0 SB: 1 CS: 1
PITCHER	IP	WLS	BF	H	R	ER	SO	BB	IBB	HBP	BLK	WP	HR	S	P	ERA	WHIP					
Eric Plunk, R ERA: 5.01 (1, 1)	5.2	W	25	3	3	3	6	6	0	0	0	0	0	31	55	4.76	1.588					
Steve Ontiveros, R ERA: 4.23 (6, 1)	3.1	S	14	3	1	1	3	1	0	0	0	0	0	19	23	2.70	1.200					

Batter	1	2	3	4	5	6	7	8	9	AB	R	H	RBI	BB	SO	LOB	TOP										
Willie Wilson, S OBP: 0.321, SLG: 0.356 (1, 8)	0-0 4-3			0-0 F7			0-0 F7		0-0 FC6-4 1B 2B	4	1	0	0	0	0	1	Kansas City Royals @ Minnesota Twins Hubert H. Humphrey Metrodome, Minneapolis, MN Fri Jun 27 1986, 8:05 PM EDT Att: 22,439 - Unknown livebaseballscorecards.com										
Lonnie Smith, R OBP: 0.350, SLG: 0.366 (1, 7)	0-3 K			0-0 F9			0-0 5-3		0-0 2B 1B	4	1	1	0	0	1	0											
Rudy Law, L OBP: 0.344, SLG: 0.416 (1, 9)	0-0 F8			0-0 5-3			0-0 F7		0-0 1B 2B	4	1	1	1	0	0	0											
George Brett, L OBP: 0.434, SLG: 0.458 (1, 5)		0-0 G5-4-3 1B			0-0 F9			0-0 4-3	0-0 FC5-4 2B 1B	4	1	2	1	0	0	0											
Jorge Orta, L OBP: 0.361, SLG: 0.425 (1, 10)		0-0 G5-4-3 1-2			0-0 F7			0-0 4-3	0-0 FC5-4 1B	4	0	1	1	0	0	1											
Frank White, R OBP: 0.304, SLG: 0.435 (1, 4)		0-3 K			0-0 4-3			0-0 1B	0-0 FC5-4 2B	4	0	1	0	0	1	2											
Steve Balboni, R OBP: 0.328, SLG: 0.445 (9, PR)			0-3 K			0-3 K		0-0 1B	0-0 1B 2B	4	0	2	1	0	2	0											
Mike Brewer, R OBP: 0.263, SLG: 0.235 (9, PR)				0-3 K				1-3 1B	1-3 2B	0	0	0	0	0	0	0											
Jamie Quirk, L OBP: 0.298, SLG: 0.351 (1, 2)			0-3 K					0-0 1-3	0-0 F7	4	0	0	0	0	2	4											
Buddy Biancalana, S OBP: 0.328, SLG: 0.407 (9, PH)			0-0 F5			0-3 K			0-0 FC6-4 1B	2	0	0	0	0	1	0											
Hal McRae, R OBP: 0.252, SLG: 0.396 (9, PH)										1	0	1	0	0	0	0											
Inning Stats	R: 0 E: 0 K: 1 S: 5	H: 0 LOB: 0 BB: 0 P: 5	R: 0 E: 0 K: 1 S: 5	H: 1 LOB: 0 BB: 0 P: 5	R: 0 E: 0 K: 2 S: 7	H: 0 LOB: 0 BB: 0 P: 7	R: 0 E: 0 K: 0 S: 3	H: 0 LOB: 0 BB: 0 P: 3	R: 0 E: 0 K: 0 S: 3	H: 0 LOB: 0 BB: 0 P: 3	R: 0 E: 0 K: 0 S: 3	H: 0 LOB: 0 BB: 0 P: 3	R: 0 E: 0 K: 0 S: 3	H: 2 LOB: 2 BB: 0 P: 5	R: 4 E: 0 K: 0 S: 9	H: 6 LOB: 2 BB: 0 P: 9	1B: 7 2B: 2 3B: 0 HR: 0	SF: 0 SAC: 0 DP: 1 HBP: 0	WP: 0 PB: 0 SB: 1 CS: 0	PA: 35							
PITCHER	IP	WLS	BF	H	R	ER	SO	BB	IBB	HBP	BLK	WP	HR	S	P	ERA	WHIP										
Mike Smithson, R ERA: 4.15 (1, 1)	8.1	W	32	8	4	4	7	0	0	0	0	0	0	46	46	4.32	0.960										
Frank Pastore, R ERA: 2.73 (9, 1)	0.1		2	1	0	0	0	0	0	0	0	0	0	2	2	0.00	3.000										
Keith Atherton, R ERA: 3.06 (9, 1)	0.1	S	1	0	0	0	0	0	0	0	0	0	0	1	1	0.00	0.000										

Batter	1	2	3	4	5	6	7	8	9	AB	R	H	RBI	BB	SO	LOB	BOTTOM										
Kirby Puckett, R OBP: 0.380, SLG: 0.539 (1, 8)	0-0 FC4-6 1B	0-3 K		0-0 FC1-6 2H 1B		0-0 5-3		0-3 K		5	0	2	1	0	2	1	Kansas City Royals @ Minnesota Twins Hubert H. Humphrey Metrodome, Minneapolis, MN Fri Jun 27 1986, 8:05 PM EDT Att: 22,439 - Unknown livebaseballscorecards.com										
Randy Bush, L OBP: 0.333, SLG: 0.465 (1, 10)	0-0 FC4-6 1-2 3B	0-3 K		0-0 FC1-6 2-3		0-0 F7		0-0 F9		3	1	0	0	0	1	2											
Mickey Hatcher, R OBP: 0.263, SLG: 0.287 (6, PH)										2	0	0	0	0	0	2											
Kent Hrbek, L OBP: 0.421, SLG: 0.589 (1, 3)	0-0 1H E 3B		0-0 F4	4-0 IBB		0-3 K		0-0 F4		4	1	1	1	1	1	2											
Tom Brunansky, R OBP: 0.337, SLG: 0.528 (1, 9)	0-0 FC1 S 1B		4-0 BB	0-3 K			0-0 F3			3	1	0	0	1	1	2											
Roy Smalley, S OBP: 0.321, SLG: 0.488 (1, 5)	0-3 K		0-0 F7		0-3 K		0-0 1B FC4-6			4	1	1	0	0	2	2											
Mark Salas, L OBP: 0.317, SLG: 0.424 (1, 2)	0-0 1B		0-0 F9		0-3 K		0-0 FC4-6 1B			4	0	2	1	0	1	1											
Steve Lombardozzi, R OBP: 0.359, SLG: 0.455 (1, 4)	0-0 1-2 1B		4-0 SH3-4 2B BB	0-0 2B			0-0 FC4-6 1-2 3H 1B			3	1	2	1	1	0	1											
Mark Davidson, R (1, 7)	0-0 1-3		0-0 SH3-4	0-0 4-3			0-0 F5			3	0	0	0	0	0	4											
Greg Gagne, R OBP: 0.291, SLG: 0.352 (1, 6)		0-3 K		0-0 2H 1B 2B		4-0 5-3 BB		0-0 5-3		3	1	1	1	1	0	0											
Inning Stats	R: 3 E: 1 K: 1 S: 10	H: 4 LOB: 2 BB: 0 P: 10	R: 0 E: 0 K: 3 S: 9	H: 0 LOB: 0 BB: 0 P: 9	R: 0 E: 0 K: 0 S: 3	H: 0 LOB: 1 BB: 1 P: 7	R: 2 E: 0 K: 1 S: 7	H: 2 LOB: 2 BB: 2 P: 15	R: 0 E: 0 K: 2 S: 8	H: 1 LOB: 1 BB: 0 P: 8	R: 0 E: 0 K: 1 S: 5	H: 0 LOB: 1 BB: 1 P: 9	R: 1 E: 0 K: 0 S: 5	H: 2 LOB: 1 BB: 0 P: 5	R: 0 E: 0 K: 1 S: 6	H: 0 LOB: 1 BB: 0 P: 6	1B: 5 2B: 3 3B: 1 HR: 0	SF: 0 SAC: 1 DP: 0 HBP: 0	WP: 1 PB: 0 SB: 1 CS: 0	PA: 39							
PITCHER	IP	WLS	BF	H	R	ER	SO	BB	IBB	HBP	BLK	WP	HR	S	P	ERA	WHIP										
Scott Bankhead, R ERA: 3.18 (1, 1)	5.0	L	26	7	5	3	7	2	1	0	0	0	0	10	14	4.50	1.800										
Bud Black, L ERA: 4.44 (6, 1)	2.0		9	2	1	1	1	1	0	0	0	0	0	6	6	0.00	0.000										
Mark Gubicza, R ERA: 4.81 (8, 1)	1.0		4	0	0	0	1	0	0	0	0	1	0	6	6	0.00	0.000										

Batter	1	2	3	4	5	6	7	8	9	AB	R	H	RBI	BB	SO	LOB	TOP										
Willie Wilson, S OBP: 0.319, SLG: 0.354 (1, 8)	F7		4-3		6-3				FC6-4	5	0	1	0	0	0	2	Kansas City Royals @ Minnesota Twins Hubert H. Humphrey Metrodome, Minneapolis, MN Sat Jun 28 1986, 8:05 PM EDT Att: 31,789 - Unknown livebaseballscorecards.com										
Lonnie Smith, R OBP: 0.348, SLG: 0.381 (1, 7)	K		F7				F8			4	1	1	2	0	1	1											
Rudy Law, L OBP: 0.342, SLG: 0.413 (1, 9)	K			4-3			4-3			4	0	1	0	0	1	1											
George Brett, L OBP: 0.431, SLG: 0.459 (1, 5)		1-3		4-3					4-3	4	0	1	0	0	0	0											
Jorge Orta, L OBP: 0.361, SLG: 0.419 (1, 10)		F8								2	0	0	0	1	0	2											
Hal McRae, R OBP: 0.280, SLG: 0.383 (8, PH)				1B	F8				K	1	0	0	0	0	1	0											
Frank White, R OBP: 0.311, SLG: 0.442 (1, 4)		WP		1B					4-3	3	0	2	0	0	0	0											
Steve Balboni, R OBP: 0.286, SLG: 0.440 (1, 3)		WP		K			G5-4-3		F7	3	0	0	0	1	1	3											
Jamie Quirk, L OBP: 0.287, SLG: 0.338 (1, 2)					F8				K	3	0	0	0	0	1	2											
Jim Sundberg, R OBP: 0.294, SLG: 0.277 (9, PH)							4-3			1	0	0	0	0	1	0											
Buddy Biancalana, S OBP: 0.338, SLG: 0.413 (1, 6)			K							4	1	2	0	0	1	0											
Inning Stats	R: 0 E: 0 K: 2 S: 7	H: 0 LOB: 0 BB: 0 P: 7	R: 0 E: 0 K: 1 S: 6	H: 1 LOB: 2 BB: 1 P: 10	R: 0 E: 0 K: 1 S: 5	H: 0 LOB: 0 BB: 0 P: 5	R: 0 E: 0 K: 1 S: 6	H: 1 LOB: 2 BB: 1 P: 10	R: 2 E: 0 K: 0 S: 7	H: 4 LOB: 2 BB: 0 P: 7	R: 0 E: 0 K: 0 S: 2	H: 0 LOB: 0 BB: 0 P: 3	R: 0 E: 0 K: 0 S: 4	H: 1 LOB: 1 BB: 0 P: 4	R: 0 E: 0 K: 1 S: 5	H: 0 LOB: 0 BB: 0 P: 5	R: 0 E: 0 K: 1 S: 6	H: 1 LOB: 1 BB: 0 P: 6	1B: 5 2B: 2 3B: 0 HR: 1	SF: 0 SAC: 0 DP: 1 HBP: 1	WP: 1 PB: 0 SB: 0 CS: 0	PA: 37					
PITCHER	IP	WLS	BF	H	R	ER	SO	BB	IBB	HBP	BLK	WP	HR	S	P	ERA	WHIP										
Bert Blyleven, R ERA: 5.43 (1, 1)	6.0	W	26	6	2	2	5	2	0	1	0	1	1	33	42	3.00	1.333										
Neal Heaton, L ERA: 3.61 (7, 1)	3.0	S	11	2	0	0	2	0	0	0	0	0	0	15	15	0.00	0.667										

Batter	1	2	3	4	5	6	7	8	9	AB	R	H	RBI	BB	SO	LOB	BOTTOM										
Kirby Puckett, R OBP: 0.384, SLG: 0.551 (1, 8)	FC6-4		6-3							4	2	3	1	0	0	0	Kansas City Royals @ Minnesota Twins Hubert H. Humphrey Metrodome, Minneapolis, MN Sat Jun 28 1986, 8:05 PM EDT Att: 31,789 - Unknown livebaseballscorecards.com										
Mickey Hatcher, R OBP: 0.269, SLG: 0.293 (1, 3)	FC6-4		3-1		E6					4	1	2	1	0	0	0											
Gary Gaetti, R OBP: 0.332, SLG: 0.513 (1, 5)	F6									2	1	0	0	2	0	3											
Tom Brunansky, R OBP: 0.339, SLG: 0.527 (1, 9)	FC6-4				F9					4	1	2	1	0	0	3											
Tim Laudner, R OBP: 0.400, SLG: 0.592 (1, 2)										3	1	1	1	0	1	2											
Mark Salas, L OBP: 0.314, SLG: 0.421 (7, PH) (8, 2)	5-3				K					1	0	0	0	0	0	2											
Steve Lombardozzi, R OBP: 0.352, SLG: 0.449 (1, 4)		K			4-3					4	0	0	0	0	1	0											
Ron Washington, R OBP: 0.286, SLG: 0.471 (1, 10)		1-3								3	0	1	0	1	0	0											
Mark Davidson, R OBP: 0.176, SLG: 0.067 (1, 7)		5-3								4	1	1	0	0	0	2											
Greg Gagne, R OBP: 0.287, SLG: 0.348 (1, 6)			5-3							3	0	0	0	0	1	1											
Inning Stats	R: 0 E: 0 K: 0 S: 5	H: 2 LOB: 2 BB: 0 P: 5	R: 0 E: 0 K: 1 S: 5	H: 0 LOB: 0 BB: 0 P: 5	R: 0 E: 0 K: 0 S: 3	H: 0 LOB: 0 BB: 0 P: 3	R: 1 E: 0 K: 0 S: 3	H: 1 LOB: 1 BB: 1 P: 7	R: 5 E: 1 K: 1 S: 8	H: 2 LOB: 2 BB: 2 P: 16	R: 0 E: 0 K: 0 S: 3	H: 1 LOB: 0 BB: 0 P: 3	R: 1 E: 0 K: 1 S: 8	H: 3 LOB: 2 BB: 0 P: 8	R: 0 E: 0 K: 0 S: 3	H: 1 LOB: 0 BB: 0 P: 3	1B: 7 2B: 1 3B: 1 HR: 1	SF: 0 SAC: 0 DP: 0 HBP: 0	WP: 2 PB: 0 SB: 0 CS: 3	PA: 36							
PITCHER	IP	WLS	BF	H	R	ER	SO	BB	IBB	HBP	BLK	WP	HR	S	P	ERA	WHIP										
Danny Jackson, L ERA: 3.86 (1, 1)	6.2	L	31	9	7	3	3	3	0	0	0	0	0	34	46	4.05	1.800										
Dan Quisenberry, R ERA: 1.95 (7, 1)	1.1		4	1	0	0	0	0	0	0	0	0	0	4	4	0.00	0.750										

Batter	1	2	3	4	5	6	7	8	9	AB	R	H	RBI	BB	SO	LOB	TOP								
Willie Wilson, S OBP: 0.320, SLG: 0.354	F8		5-3		K			1B 2B 1B	G6-4 1B	5	1	2	0	0	1	3									
Lonnie Smith, R OBP: 0.340, SLG: 0.372	K			5-3		L8		SF9 1B	G6-4 1B	4	0	0	1	0	1	3									
George Brett, L OBP: 0.429, SLG: 0.456	L7			G5-4-3 1B		4-3		F8		4	0	1	0	0	0	1									
Frank White, R OBP: 0.313, SLG: 0.442		F8		G5-4-3 1B				1B 2B 1B		4	1	2	0	0	0	1									
Hal McRae, R OBP: 0.286, SLG: 0.401		5-3			1B FC6-4 2B		F9			4	1	2	2	0	0	1									
Steve Balboni, R OBP: 0.282, SLG: 0.433	K				F4		K	F8		4	0	0	0	0	2	2									
Lynn Jones, R OBP: 0.290, SLG: 0.192			F8			5-3			1B 2B	4	0	2	0	0	0	0									
Jim Sundberg, R OBP: 0.288, SLG: 0.278						F9		F8		3	0	1	0	1	0	1									
Angel Salazar, R OBP: 0.272, SLG: 0.296										3	1	1	1	0	0	3									
Rudy Law, L OBP: 0.345, SLG: 0.413	F8				FC6-4			1B SF9 2B	1B	0	0	0	0	1	0	0									
Inning Stats	R: 0 E: 0 K: 1 S: 5	H: 0 LOB: 0 BB: 0 P: 5	R: 0 E: 0 K: 1 S: 5	H: 0 LOB: 0 BB: 0 P: 5	R: 0 E: 0 K: 0 S: 4	H: 1 LOB: 1 BB: 0 P: 4	R: 0 E: 0 K: 0 S: 3	H: 1 LOB: 0 BB: 0 P: 3	R: 1 E: 0 K: 1 S: 7	H: 2 LOB: 2 BB: 1 P: 11	R: 0 E: 0 K: 0 S: 4	H: 1 LOB: 1 BB: 0 P: 4	R: 0 E: 0 K: 1 S: 5	H: 0 LOB: 0 BB: 0 P: 5	R: 3 E: 0 K: 0 S: 7	H: 4 LOB: 1 BB: 0 P: 7	R: 0 E: 0 K: 0 S: 4	H: 2 LOB: 2 BB: 1 P: 8	1B: 7 2B: 4 3B: 0 HR: 0	SF: 1 SAC: 0 DP: 2 HBP: 0	WP: 0 PB: 0 SB: 0 CS: 0	PA: 38			
PITCHER	IP	WLS	BF	H	R	ER	SO	BB	IBB	HBP	BLK	WP	HR	S	P	ERA	WHIP								
Allan Anderson, L ERA: 3.69	7.2	W	32	9	4	4	4	1	0	0	0	0	0	39	43	4.70	1.304								
Frank Pastore, R ERA: 2.97	0.2		5	2	0	0	0	1	0	0	0	0	0	4	8	0.00	4.500								
Keith Atherton, R ERA: 3.02	0.2	S	1	0	0	0	0	0	0	0	0	0	0	1	1	0.00	0.000								

Kansas City Royals @ Minnesota Twins
Hubert H. Humphrey Metrodome, Minneapolis, MN

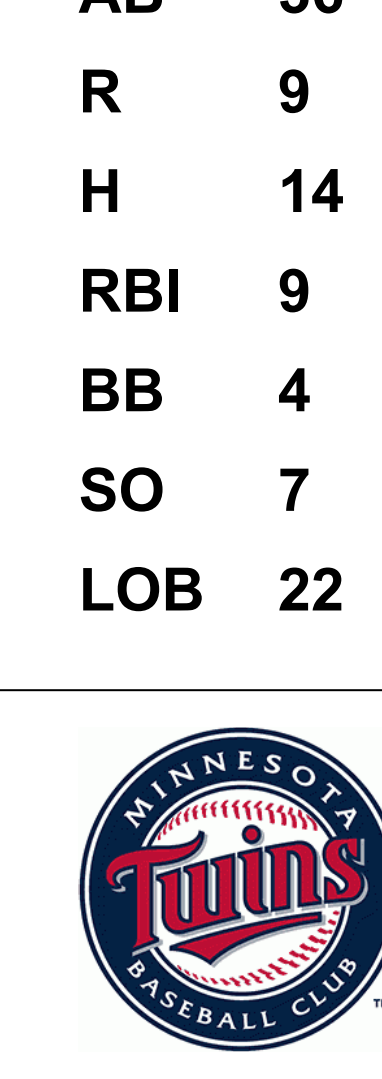
AB 35
R 4
H 11
RBI 4
BB 2
SO 4
LOB 15



WP: 0 PA: 38
PB: 0
SB: 0
CS: 0

Kansas City Royals @ Minnesota Twins
Hubert H. Humphrey Metrodome, Minneapolis, MN


AB 36
R 9
H 14
RBI 9
BB 4
SO 7
LOB 22




WP: 1 PA: 43
PB: 0
SB: 0
CS: 0

Batter	1	2	3	4	5	6	7	8	9	AB	R	H	RBI	BB	SO	LOB	BOTTOM								
Kirby Puckett, R OBP: 0.397, SLG: 0.551	1B HR HBP	3B 1B	F4		F8		WP 1B			4	2	2	0	0	0	3									
Randy Bush, L OBP: 0.343, SLG: 0.481	F7						F8			3	1	2	2	1	0	1									
Mark Davidson, R OBP: 0.167, SLG: 0.063		SF7 3B								1	0	0	0	0	0	2									
Mark Salas, L OBP: 0.310, SLG: 0.408	L7	1B SF7 BB			F9		K			4	1	0	0	1	2	7									
Tom Brunansky, R OBP: 0.340, SLG: 0.527	HR 1B	SF7		4-3				F9		4	1	2	1	0	0	0									
Roy Smalley, S OBP: 0.326, SLG: 0.514	HR 1B			3-1			L7			5	1	3	3	0	0	1									
Gary Gaetti, R OBP: 0.330, SLG: 0.507	1B BB	SF7		K			K			3	1	0	1	1	3	2									
Steve Lombardozzi, R OBP: 0.353, SLG: 0.452	1B 1B	L5			F8 2B		K			5	1	2	0	0	2	3									
Mickey Hatcher, R OBP: 0.275, SLG: 0.298					F8		L7			4	1	2	2	0	0	1									
Greg Gagne, R OBP: 0.291, SLG: 0.348	FC6-4			3-1 1B				WP 1B		3	0	1	0	1	0	2									
Inning Stats	R: 5 E: 0 K: 0 S: 7	H: 4 LOB: 1 BB: 1 P: 12	R: 3 E: 0 K: 0 S: 6	H: 3 LOB: 1 BB: 1 P: 10	R: 1 E: 0 K: 0 S: 5	H: 2 LOB: 1 BB: 0 P: 5	R: 0 E: 0 K: 1 S: 5	H: 0 LOB: 0 BB: 0 P: 5	R: 0 E: 0 K: 2 S: 8	H: 1 LOB: 1 BB: 0 P: 8	R: 0 E: 0 K: 1 S: 7	H: 2 LOB: 2 BB: 0 P: 7	R: 0 E: 0 K: 2 S: 8	H: 1 LOB: 1 BB: 0 P: 8	1B: 10 2B: 1 3B: 2 HR: 1	SF: 2 SAC: 0 DP: 0 HBP: 1	WP: 1 PB: 0 SB: 0 CS: 0	PA: 43							
PITCHER	IP	WLS	BF	H	R	ER	SO	BB	IBB	HBP	BLK	WP	HR	S	P	ERA	WHIP								
Bret Saberhagen, R ERA: 4.13	1.0	L	12	6	8	8	0	2	0	1	0	0	1	9	18	72.00	8.000								
Mark Gubicza, R ERA: 4.66	4.0		18	4	1	1	2	2	0	0	0	0	0	20	28	2.25	1.500								
Bud Black, L ERA: 4.27	2.0		9	3	0	0	3	0	0	0	0	1	0	15	15	0.00	1.500								
Steve Farr, R ERA: 1.78	1.0		4	1	0	0	2	0	0	0	0	0	0	8	8	0.00	1.000								

WP: 1 PA: 43
PB: 0
SB: 0
CS: 0

Batter	1	2	3	4	5	6	7	8	9	AB	R	H	RBI	BB	SO	LOB	TOP			
Willie Wilson, S (1, 8) OBP: 0.315, SLG: 0.349	0-3 K	0-0 5-3			0-0 1-3	0-0 F7		0-3 K	5 0 0 0 0 2 2								Kansas City Royals @ Seattle Mariners The Kingdome, Seattle, WA Mon Jun 30 1986, 10:05 PM EDT Att: 20,611 - Unknown livebaseballscorecards.com			
Lonnie Smith, R (1, 7) OBP: 0.350, SLG: 0.377	4-0 BB		0-0 F9		4-0 BB 1B		0-0 4-3 S 1B	0-0 1B	3 0 2 0 2 0 0											
George Brett, L (1, 5) OBP: 0.422, SLG: 0.447	0-0 F7		0-3 K		0-0 F8		0-0 4-3	0-0 F8	5 0 0 0 0 1 4											
Frank White, R (1, 4) OBP: 0.316, SLG: 0.443	0-0 5-3		0-0 S 1B		0-0 BB 1B		0-0 F3		4 0 2 0 0 0 2											
Hal McRae, R (1, 10)		0-3 K	0-3 K		4-0 1-2 BB		0-0 F9		3 0 0 0 1 2 2											
Steve Balboni, R (1, 3) OBP: 0.282, SLG: 0.429		4-0 1B 3B BB		0-3 K	0-3 K		0-0 F9		3 1 0 0 1 2 3											
Lynn Jones, R (1, 9) OBP: 0.286, SLG: 0.172		0-0 F9		4-0 BB		0-0 5-3		0-0 4-3	3 0 0 0 1 0 1											
Jim Sundberg, R (1, 2) OBP: 0.287, SLG: 0.277		0-0 3B 1B		0-0 P6		0-3 K		0-0 F3	4 1 1 0 0 1 1											
Angel Salazar, R (1, 6) OBP: 0.277, SLG: 0.319		0-0 1-H 2-H 3B		0-3 K		0-0 2B		0-0 4-3	4 0 2 2 0 1 1											
Inning Stats	R: 0 E: 0 K: 1 S: 5	H: 0 LOB: 1 BB: 1 P: 9	R: 2 E: 0 K: 1 S: 7	H: 2 LOB: 1 BB: 1 P: 11	R: 0 E: 0 K: 2 S: 8	H: 1 LOB: 1 BB: 0 P: 8	R: 0 E: 0 K: 2 S: 7	H: 0 LOB: 1 BB: 1 P: 11	R: 0 E: 0 K: 1 S: 6	H: 1 LOB: 3 BB: 2 P: 14	R: 0 E: 0 K: 0 S: 4	H: 1 LOB: 1 BB: 0 P: 4	R: 0 E: 0 K: 0 S: 3	H: 0 LOB: 0 BB: 0 P: 3	R: 0 E: 0 K: 1 S: 6	H: 1 LOB: 1 BB: 0 P: 6		1B: 5 2B: 1 3B: 1 HR: 0	SF: 0 SAC: 0 DP: 0 HBP: 0	WP: 0 PB: 0 SB: 2 CS: 0
PITCHER	IP WLS BF H R ER SO BB IBB HBP BLK WP HR S P ERA WHIP																			
Mark Langston, L (1, 1) ERA: 4.5	7.0 W 32 6 2 2 8 5 0 0 0 0 0 0 43 63 2.57 1.571																			
Matt Young, L (8, 1) ERA: 3.9	2.0 S 7 1 0 0 1 0 0 0 0 0 0 0 9 9 0.00 0.500																			

Batter	1	2	3	4	5	6	7	8	9	AB	R	H	RBI	BB	SO	LOB	BOTTOM				
John Moses, S (1, 8) OBP: 0.336, SLG: 0.336	0-0 5-3		4-0 BB		0-0 1-3		0-0 F8		3 0 0 0 1 0 0								Kansas City Royals @ Seattle Mariners The Kingdome, Seattle, WA Mon Jun 30 1986, 10:05 PM EDT Att: 20,611 - Unknown livebaseballscorecards.com				
Phil Bradley, R (1, 7) OBP: 0.357, SLG: 0.404	0-0 F9		0-0 6-3		0-0 CS 1B		0-0 6-3		4 0 1 0 0 0 1												
Jim Presley, R (1, 5) OBP: 0.327, SLG: 0.519	0-3 K			0-0 2B 2B	0-0 1-2 1B		0-0 5-3		4 1 2 0 0 1 0												
Ken Phelps, L (1, 3) OBP: 0.413, SLG: 0.579		0-0 4-3		4-0 2B BB	0-3 K		4-0 FC6-4 BB		2 1 0 0 2 1 2												
Danny Tartabull, R (1, 9) OBP: 0.357, SLG: 0.509		0-0 FC4-6 1B		0-0 F8		0-0 5-3		0-0 FC6-4	4 0 1 0 0 0 3												
Scott Bradley, L (1, 2) OBP: 0.344, SLG: 0.310		0-0 FC4-6		0-0 1-2 1B 2B		0-0 F5		0-0 1-2	3 1 1 2 0 0 1												
Dave Henderson, R (1, 10) OBP: 0.326, SLG: 0.453		0-0 F9		0-0 L5		0-3 K			3 0 0 0 0 1 2												
Spike Owen, S (1, 6) OBP: 0.310, SLG: 0.367			0-3 K		0-0 2H 1B		0-0 F7		3 0 1 1 0 1 0												
Harold Reynolds, S (1, 4) OBP: 0.274, SLG: 0.282			0-0 F4		0-0 F8		0-0 F7		3 0 0 0 0 0 1												
Inning Stats	R: 0 E: 0 K: 1 S: 5	H: 0 LOB: 0 BB: 0 P: 5	R: 0 E: 0 K: 0 S: 4	H: 1 LOB: 1 BB: 0 P: 4	R: 0 E: 0 K: 1 S: 5	H: 0 LOB: 1 BB: 1 P: 9	R: 3 E: 0 K: 0 S: 6	H: 3 LOB: 1 BB: 1 P: 10	R: 0 E: 0 K: 1 S: 5	H: 2 LOB: 2 BB: 0 P: 6	R: 0 E: 0 K: 1 S: 5	H: 0 LOB: 0 BB: 0 P: 5	R: 0 E: 0 K: 0 S: 3	H: 0 LOB: 1 BB: 1 P: 7	R: 0 E: 0 K: 1 S: 3	H: 0 LOB: 1 BB: 0 P: 3			1B: 4 2B: 3 3B: 0 HR: 0	SF: 0 SAC: 0 DP: 1 HBP: 0	WP: 0 PB: 0 SB: 0 CS: 1
PITCHER	IP WLS BF H R ER SO BB IBB HBP BLK WP HR S P ERA WHIP																				
Dennis Leonard, R (1, 1) ERA: 3.31	8.0 L 32 6 3 3 4 3 0 0 0 0 0 0 37 49 3.38 1.125																				

Batter	1	2	3	4	5	6	7	8	9	AB	R	H	RBI	BB	SO	LOB	TOP										
Willie Wilson, S (1,8) OBP: 0.317, SLG: 0.349										5	1	2	0	0	1	1	Kansas City Royals @ Seattle Mariners The Kingdome, Seattle, WA Tue Jul 01 1986, 10:05 PM EDT Att: 9,966 - Unknown										
Lonnie Smith, R (1,7) OBP: 0.356, SLG: 0.385										4	2	2	0	1	0	2											
George Brett, L (1,5) OBP: 0.423, SLG: 0.448										4	1	2	1	0	1	1											
Frank White, R (1,4) OBP: 0.315, SLG: 0.442										3	0	1	2	0	0	1											
Hal McRae, R (1,10) OBP: 0.286, SLG: 0.392										3	0	1	0	0	1	0											
Jorge Orta, L (8, PH) OBP: 0.359, SLG: 0.417										1	0	0	0	0	1	2											
Rudy Law, L (1,9) OBP: 0.340, SLG: 0.406										4	0	0	0	0	1	4											
Steve Balboni, R (1,3) OBP: 0.288, SLG: 0.437										4	1	3	1	0	0	0											
Jim Sundberg, R (1,2) OBP: 0.283, SLG: 0.273										3	0	0	0	0	1	3											
Jamie Quirk, L (9, PH) OBP: 0.294, SLG: 0.333										1	0	0	0	0	1	1											
Angel Salazar, R (1,6) OBP: 0.277, SLG: 0.324										4	0	1	1	0	1	0											
Inning Stats	R: 0 E: 0 K: 0 S: 3	H: 1 LOB: 0 BB: 0 P: 3	R: 0 E: 0 K: 1 S: 5	H: 0 LOB: 0 BB: 0 P: 5	R: 0 E: 0 K: 1 S: 5	H: 1 LOB: 0 BB: 0 P: 5	R: 0 E: 0 K: 1 S: 5	H: 0 LOB: 1 BB: 1 P: 9	R: 0 E: 0 K: 1 S: 5	H: 0 LOB: 0 BB: 0 P: 3	R: 2 E: 0 K: 0 S: 7	H: 4 LOB: 2 BB: 0 P: 7	R: 2 E: 0 K: 2 S: 11	H: 4 LOB: 2 BB: 0 P: 11	R: 1 E: 0 K: 2 S: 9	H: 2 LOB: 1 BB: 0 P: 9	1B: 9 2B: 3 3B: 0 HR: 0	SF: 1 SAC: 0 DP: 2 HBP: 0	WP: 1 PB: 0 SB: 1 CS: 0	PA: 38							
PITCHER	IP	WLS	BF	H	R	ER	SO	BB	IBB	HBP	BLK	WP	HR	S	P	ERA	WHIP										
Lee Guetterman, L (1,1) ERA: 6.23	6.1		23	5	2	2	4	1	0	0	0	0	0	30	34	2.84	0.947										
Matt Young, L (7,1) ERA: 4.14	1.0		7	4	2	2	0	0	0	0	0	1	0	7	7	18.00	4.000										
Pete Ladd, R (8,1) ERA: 4.12	1.2	W	8	3	1	1	4	0	0	0	0	0	0	16	16	5.40	1.800										

AB	36
R	5
H	12
RBI	5
BB	1
SO	8
LOB	15



Batter	1	2	3	4	5	6	7	8	9	AB	R	H	RBI	BB	SO	LOB	BOTTOM										
John Moses, S (1,8) OBP: 0.333, SLG: 0.333										4	1	1	2	0	0	0	Kansas City Royals @ Seattle Mariners The Kingdome, Seattle, WA Tue Jul 01 1986, 10:05 PM EDT Att: 9,966 - Unknown										
Phil Bradley, R (1,7) OBP: 0.335, SLG: 0.403										5	0	2	1	0	1	2											
Jim Presley, R (1,5) OBP: 0.328, SLG: 0.515										4	1	1	0	1	1	2											
Ken Phelps, L (1,3) OBP: 0.421, SLG: 0.585										2	1	1	3	1	1	1											
Danny Tartabull, R (1,9) OBP: 0.359, SLG: 0.509										4	1	2	1	0	2	3											
Dave Henderson, R (1,10) OBP: 0.322, SLG: 0.448										3	0	0	0	0	0	2											
Spike Owen, S (1,6) OBP: 0.310, SLG: 0.365										4	0	1	0	0	0	2											
Dave Valle, R (1,2) OBP: 0.474, SLG: 0.571										3	1	1	0	0	2	1											
Scott Bradley, L (8, PH) OBP: 0.354, SLG: 0.310										0	1	0	0	1	0	0											
Harold Reynolds, S (1,4) OBP: 0.275, SLG: 0.282										3	1	1	0	0	0	1											
Ricky Nelson, L (8, PH) OBP: 0.500, SLG: 0.590										1	1	1	1	0	0	0											
Domingo Ramos, R (9,4) OBP: 0.189, SLG: 0.192										0	0	0	0	0	0	0											
Inning Stats	R: 0 E: 0 K: 1 S: 5	H: 0 LOB: 0 BB: 0 P: 5	R: 0 E: 0 K: 1 S: 5	H: 0 LOB: 1 BB: 0 P: 6	R: 4 E: 0 K: 0 S: 7	H: 4 LOB: 1 BB: 1 P: 11	R: 0 E: 0 K: 1 S: 5	H: 0 LOB: 0 BB: 0 P: 5	R: 0 E: 0 K: 2 S: 8	H: 1 LOB: 2 BB: 1 P: 12	R: 0 E: 0 K: 1 S: 6	H: 1 LOB: 1 BB: 0 P: 6	R: 0 E: 0 K: 1 S: 6	H: 1 LOB: 1 BB: 0 P: 6	R: 4 E: 0 K: 0 S: 7	H: 4 LOB: 1 BB: 1 P: 11	1B: 10 2B: 1 3B: 0 HR: 0	SF: 0 SAC: 2 DP: 0 HBP: 1	WP: 0 PB: 0 SB: 2 CS: 0	PA: 39							
PITCHER	IP	WLS	BF	H	R	ER	SO	BB	IBB	HBP	BLK	WP	HR	S	P	ERA	WHIP										
Charlie Leibrandt, L (1,1) ERA: 3.92	6.2		30	7	4	4	6	2	0	1	0	0	0	39	48	5.40	1.350										
Bud Black, L (7,1) ERA: 4.25	0.1		1	0	0	0	1	0	0	0	0	0	0	3	3	0.00	0.000										
Dan Quisenberry, R (8,1) ERA: 2.97	0.2	L	6	3	4	4	0	0	1	0	0	0	0	5	9	54.00	4.500										
Steve Farr, R (8,1) ERA: 1.77	0.1		2	1	0	0	0	0	0	0	0	0	0	2	2	0.00	3.000										



Batter	1	2	3	4	5	6	7	8	9	AB	R	H	RBI	BB	SO	LOB	TOP								
Willie Wilson, S (1, 8) OBP: 0.313, SLG: 0.345	0-0 4-3		0-0 F8		0-0 FC4-6		0-0 FC4-6			4	0	0	0	0	0	2									
Lonnie Smith, R (1, 7) OBP: 0.355, SLG: 0.393	0-0 4-3 2B		0-0 F3			0-0 SF9 1B		0-0 5-3		4	1	2	0	0	0	0									
Rudy Law, L (1, 9) OBP: 0.335, SLG: 0.399	0-0 4-3 2-3			0-0 6-3		0-3 K		0-0 F7		4	0	0	0	0	1	2									
Frank White, R (1, 4) OBP: 0.314, SLG: 0.444	0-0 5-3			0-0 WP 2B		0-0 SF9 1-H		0-0 5-3		3	0	1	1	0	0	1									
Jorge Orta, L (1, 10) OBP: 0.362, SLG: 0.444		0-0 F7		0-0 5-3 2-3		0-0 IHR			0-0 1B FC5-4 2B	4	2	2	1	0	0	1									
Steve Balboni, R (1, 3) OBP: 0.288, SLG: 0.434		0-0 F4		0-0 F8		0-0 F7			0-0 FC5-4 2-3 1B	4	0	1	0	0	0	1									
Greg Pryor, R (1, 5) OBP: 0.240, SLG: 0.320					0-3 K				0-0 FC5-4 FC6-4 1-2 3-H	3	0	1	0	0	2	0	AB 35								
George Brett, L (9, PH) OBP: 0.423, SLG: 0.448										0	0	0	0	0	0	0	R 3								
Hal McRae, R (9, PH) OBP: 0.284, SLG: 0.389										1	0	0	1	0	0	1	H 9								
Jamie Quirk, L (1, 2) OBP: 0.275, SLG: 0.321		0-0 3-1							0-0 FC6-4 1-2	3	0	0	0	0	0	1	RBI 3								
Jim Sundberg, R (9, PH) OBP: 0.292, SLG: 0.272										1	0	0	0	0	0	1	BB 0								
Angel Salazar, R (1, 6) OBP: 0.283, SLG: 0.329									0-3 K	3	0	2	0	0	0	0	SO 4								
Mike Brewer, R (9, PH) OBP: 0.250, SLG: 0.222			0-0 5-3						0-0 K	1	0	0	0	0	1	1	LOB 11								
Inning Stats	R: 0 E: 0 K: 0 S: 4	H: 1 LOB: 1 BB: 0 P: 4	R: 0 E: 0 K: 0 S: 4	H: 1 LOB: 1 BB: 0 P: 4	R: 0 E: 0 K: 0 S: 3	H: 0 LOB: 0 BB: 0 P: 3	R: 0 E: 0 K: 0 S: 4	H: 1 LOB: 1 BB: 0 P: 4	R: 0 E: 0 K: 1 S: 6	H: 1 LOB: 1 BB: 0 P: 6	R: 2 E: 0 K: 1 S: 7	H: 2 LOB: 0 BB: 0 P: 7	R: 0 E: 0 K: 1 S: 6	H: 1 LOB: 1 BB: 0 P: 6	R: 0 E: 0 K: 0 S: 3	H: 0 LOB: 0 BB: 0 P: 3	R: 1 E: 0 K: 1 S: 7	H: 2 LOB: 1 BB: 0 P: 7	1B: 4 2B: 4 3B: 0 HR: 1	SF: 1 SAC: 0 DP: 0 HBP: 0	WP: 1 PB: 0 SB: 1 CS: 0	PA: 36			
PITCHER	IP	WLS	BF	H	R	ER	SO	BB	IBB	HBP	BLK	WP	HR	S	P	ERA	WHIP								
Mike Morgan, R (1, 1) ERA: 4.02	8.0	W	33	9	3	3	3	0	0	0	0	1	0	39	39	3.38	1.125								
Matt Young, L (9, 1) ERA: 4.07	1.0	S	3	0	0	0	1	0	0	0	0	0	0	5	5	0.00	0.000								

Kansas City Royals @ Seattle Mariners
The Kingdome, Seattle, WA
Wed Jul 02 1986, 10:05 PM EDT
Att: 13,976 - Unknown

AB 35
R 3
H 9
RBI 3
BB 0
SO 4
LOB 11



Batter	1	2	3	4	5	6	7	8	9	AB	R	H	RBI	BB	SO	LOB	BOTTOM								
John Moses, S (1, 8) OBP: 0.331, SLG: 0.326	0-0 5-3		0-0 E6 SF8		0-0 4-3		4-0 G6-4-3 IBB			3	1	0	0	1	0	0									
Phil Bradley, R (1, 7) OBP: 0.357, SLG: 0.400	4-0 CS BB		0-0 SF8			0-3 K	0-0 G6-4-3 1-2			2	0	0	1	1	1	3									
Jim Presley, R (1, 5) OBP: 0.327, SLG: 0.518	0-3 K 1-2		0-0 L6			0-0 1B 3B		0-0 5-3		4	1	1	0	0	1	1									
Ken Phelps, L (1, 3) OBP: 0.423, SLG: 0.603		0-0 HR		0-3 K		0-0 G3		4-0 3B BB		3	2	1	1	1	1	1									
Danny Tartabull, R (1, 9) OBP: 0.365, SLG: 0.520		4-0 G3 BB		0-0 5-3		0-0 1B		0-0 3B		3	0	2	2	1	0	0									
Scott Bradley, L (1, 2) OBP: 0.378, SLG: 0.406		0-0 G3		0-0 HR		0-0 F8		4-0 IBB		3	1	1	1	1	0	2									
Dave Henderson, R (1, 10) OBP: 0.321, SLG: 0.442		0-3 K		0-0 3-1			4-0 CS BB	0-3 K		3	0	0	0	1	2	3									
Spike Owen, S (1, 6) OBP: 0.309, SLG: 0.361		0-0 F2			0-0 G3		4-0 2B BB	0-0 4-3		3	0	0	0	1	0	3									
Harold Reynolds, S (1, 4) OBP: 0.276, SLG: 0.289			0-0 F9		0-0 F7		0-0 2B			3	0	1	0	0	0	0									
Inning Stats	R: 0 E: 0 K: 1 S: 4	H: 0 LOB: 1 BB: 1 P: 8	R: 1 E: 0 K: 1 S: 6	H: 1 LOB: 1 BB: 1 P: 10	R: 1 E: 1 K: 0 S: 4	H: 0 LOB: 0 BB: 0 P: 4	R: 1 E: 0 K: 1 S: 6	H: 1 LOB: 0 BB: 0 P: 6	R: 0 E: 0 K: 0 S: 3	H: 0 LOB: 0 BB: 0 P: 3	R: 1 E: 0 K: 1 S: 7	H: 2 LOB: 1 BB: 0 P: 7	R: 0 E: 0 K: 0 S: 2	H: 1 LOB: 2 BB: 3 P: 14	R: 0 E: 0 K: 1 S: 6	H: 1 LOB: 2 BB: 2 P: 14	1B: 1 2B: 2 3B: 2 HR: 2	SF: 1 SAC: 0 DP: 2 HBP: 0	WP: 0 PB: 0 SB: 0 CS: 2	PA: 35					
PITCHER	IP	WLS	BF	H	R	ER	SO	BB	IBB	HBP	BLK	WP	HR	S	P	ERA	WHIP								
Scott Bankhead, R (1, 1) ERA: 3.35	6.0	L	25	4	4	3	4	3	0	0	0	0	2	30	42	4.50	1.167								
Steve Farr, R (7, 1) ERA: 1.86	2.0		10	2	1	1	1	2	2	0	0	0	0	8	24	4.50	2.000								

Kansas City Royals @ Seattle Mariners
The Kingdome, Seattle, WA
Wed Jul 02 1986, 10:05 PM EDT
Att: 13,976 - Unknown

AB 27
R 5
H 6
RBI 5
BB 7
SO 5
LOB 13



Batter	1	2	3	4	5	6	7	8	9	AB	R	H	RBI	BB	SO	LOB	TOP			
Lonnie Smith, R OBP: 0.397, SLG: 0.390 (1, 7)	B5-3		4-3 1B		F2		5-3			4	0	1	0	0	0	0	Kansas City Royals @ Cleveland Indians Cleveland Municipal Stadium, Cleveland, OH Fri Jul 04, 1986, 7:05 PM EDT Att: 73,303 - Unknown livebaseballscorecards.com			
Willie Wilson, S OBP: 0.309, SLG: 0.341 Lynn Jones, R OBP: 0.286, SLG: 0.172 (1, 8) (8, 9)	F4		4-3		G3			K	4	0	0	1	0	1	1	0				
Rudy Law, L OBP: 0.333, SLG: 0.394 (1, 9) (8, 8)	1B BB		4-3		F8			6-3	3	0	0	0	1	0	1	0				
Jorge Orta, L OBP: 0.360, SLG: 0.439 (1, 10)	1-3 1B		4-3		F7			1-3	4	0	1	0	0	0	1	0				
Frank White, R OBP: 0.313, SLG: 0.442 (1, 4)	6-3			K	L4			FC5-4 1B	4	0	1	0	0	1	2	0				
Steve Balboni, R OBP: 0.287, SLG: 0.435 (1, 3)		F5		1-3				F8	4	0	1	0	0	0	1	0				
Greg Pryor, R OBP: 0.241, SLG: 0.310 (1, 5)		5-3		1B 1B				5-3	4	1	1	0	0	0	2	0				
Jim Sundberg, R OBP: 0.286, SLG: 0.290 (1, 2)		4-3		1-2 1B				F9	4	1	2	2	0	0	0	0				
Angel Salazar, R OBP: 0.283, SLG: 0.333 (1, 6)			1B 4-3 2B		F8			F7	4	1	1	0	0	0	2	0				
Inning Stats	R: 0 E: 0 K: 0 S: 4	H: 1 LOB: 2 BB: 1 P: 8	R: 0 E: 0 K: 0 S: 3	H: 0 LOB: 0 BB: 0 P: 3	R: 1 E: 0 K: 0 S: 5	H: 2 LOB: 1 BB: 0 P: 5	R: 0 E: 0 K: 1 S: 7	H: 2 LOB: 2 BB: 0 P: 7	R: 0 E: 0 K: 0 S: 3	H: 0 LOB: 0 BB: 0 P: 3	R: 0 E: 0 K: 0 S: 3	H: 0 LOB: 0 BB: 0 P: 3	R: 0 E: 0 K: 1 S: 5	H: 0 LOB: 0 BB: 0 P: 5	R: 2 E: 0 K: 0 S: 5	H: 2 LOB: 2 BB: 0 P: 5	1B: 5 2B: 2 3B: 0 HR: 1	SF: 0 SAC: 0 DP: 0 HBP: 0	WP: 0 PB: 0 SB: 0 CS: 0	PA: 36
PITCHER Phil Niekro, R ERA: 4.46 (1, 1)	IP: 9.0 WLS: W BF: 36 H: 8 R: 3 ER: 3 SO: 2 BB: 1 IBB: 0 HBP: 0 BLK: 0 WP: 0 HR: 1 S: 39 P: 43 ERA: 3.00 WHIP: 1.000																			

Batter	1	2	3	4	5	6	7	8	9	AB	R	H	RBI	BB	SO	LOB	BOTTOM			
Tony Bernazard, S OBP: 0.377, SLG: 0.469 (1, 4)	6-3	F4		1B 1-3 2H 5-3 1B		F7		4-3		5	1	1	1	0	0	1	Kansas City Royals @ Cleveland Indians Cleveland Municipal Stadium, Cleveland, OH Fri Jul 04, 1986, 7:05 PM EDT Att: 73,303 - Unknown livebaseballscorecards.com			
Julio Franco, R OBP: 0.319, SLG: 0.373 (1, 6) B B B	1B BB	4-3		F9 5-3 1B		1-3 HR		6-3	4	2	2	1	1	0	1	0				
Joe Carter, R OBP: 0.340, SLG: 0.480 (1, 8) (5, 9)	1B 2B 1B		L7	5-3		1-3		1B	5	1	2	1	0	0	2	0				
Andre Thornton, R OBP: 0.341, SLG: 0.421 (1, 10)	2B 1B		HR	BB		HR		1B	4	3	4	3	1	0	0	0				
Brook Jacoby, R OBP: 0.323, SLG: 0.431 (1, 5)	2B		L9	F9		F9		4-3	5	0	1	2	0	0	5	0				
Cory Snyder, R OBP: 0.280, SLG: 0.608 (1, 7)	F8		HR	K		F9			4	1	1	2	0	1	3	0				
Pat Tabler, R OBP: 0.326, SLG: 0.413 (1, 3)	F9		L8		5-3			6-3	4	0	0	0	0	0	1	0				
Carmen Castillo, R OBP: 0.327, SLG: 0.447 Brett Butler, L OBP: 0.329, SLG: 0.329 (1, 9) (5, 8)		SH3-4 2B		1B 1B		4-3		1B	2	1	2	0	0	0	0	0				
Chris Bando, S OBP: 0.356, SLG: 0.361 (1, 2)		SH3-4		1B 1-2 1B		6-3		F4	3	1	1	0	0	0	1	0				
Inning Stats	R: 3 E: 0 K: 0 S: 6	H: 3 LOB: 1 BB: 1 P: 10	R: 0 E: 0 K: 0 S: 4	H: 1 LOB: 1 BB: 0 P: 4	R: 2 E: 0 K: 0 S: 5	H: 2 LOB: 0 BB: 0 P: 5	R: 3 E: 0 K: 1 S: 9	H: 4 LOB: 2 BB: 1 P: 13	R: 0 E: 0 K: 0 S: 3	H: 0 LOB: 0 BB: 0 P: 3	R: 2 E: 0 K: 0 S: 5	H: 2 LOB: 0 BB: 0 P: 5	R: 0 E: 0 K: 0 S: 4	H: 1 LOB: 1 BB: 0 P: 4	R: 0 E: 0 K: 0 S: 5	H: 2 LOB: 2 BB: 0 P: 5	1B: 11 2B: 2 3B: 0 HR: 2	SF: 0 SAC: 1 DP: 0 HBP: 0	WP: 0 PB: 0 SB: 0 CS: 0	PA: 41
PITCHER Danny Jackson, L ERA: 4.33 Mark Gubicza, R ERA: 5.09 Dan Quisenberry, R ERA: 2.72 (1, 1) (4, 1) (7, 1)	IP: 3.0 WLS: L BF: 16 H: 6 R: 5 ER: 5 SO: 1 BB: 1 IBB: 0 HBP: 0 BLK: 0 WP: 0 HR: 1 S: 15 P: 19 ERA: 15.00 WHIP: 2.333																			

Batter	1	2	3	4	5	6	7	8	9	AB	R	H	RBI	BB	SO	LOB	TOP					
Lonnie Smith, R OBP: 0.391, SLG: 0.382 (1, 7)	0-3 K		0-0 4-3		0-0 F9			0-0 F7		4	0	0	0	0	1	0						
Willie Wilson, S OBP: 0.309, SLG: 0.346 (1, 8)	0-0 HR		0-3 K		0-0 F5			0-0 3-1		4	1	1	0	0	1	0						
Jorge Orta, L OBP: 0.363, SLG: 0.476 (1, 10)	0-0 HR		0-0 3-1					0-0 HR		4	2	2	3	0	0	0						
Frank White, R OBP: 0.312, SLG: 0.449 (1, 4)	0-3 K			0-3 K				0-0 HR		4	1	1	1	0	2	0						
Steve Balboni, R OBP: 0.290, SLG: 0.446 (1, 3)	0-0 F4			0-0 BB				0-0 F8		4	1	2	1	0	0	0						
Greg Pryor, R OBP: 0.250, SLG: 0.313 (1, 5)			0-0 F9		0-0 BB			0-0 F6		3	0	1	0	0	0	1						
Hal McRae, R OBP: 0.282, SLG: 0.386 (9, PH)				0-0 1-2				0-0 K		1	0	0	0	0	0	0						
Jim Sundberg, R OBP: 0.285, SLG: 0.286 (1, 2)		0-0 6-3		4-0 BB				0-0 1-3		3	0	0	0	1	0	0						
Lynn Jones, R OBP: 0.282, SLG: 0.212 (1, 9)			0-0 2B		0-0 G5-4-3			0-0 F7		4	0	1	0	0	0	3						
Angel Salazar, R OBP: 0.278, SLG: 0.328 (1, 6)	0-3 K			0-3 K				0-0 6-3		3	0	0	0	0	2	1						
Inning Stats	R: 2 E: 0 K: 2 S: 9	H: 2 LOB: 0 BB: 0 P: 9	R: 0 E: 0 K: 1 S: 6	H: 1 LOB: 1 BB: 0 P: 6	R: 0 E: 0 K: 1 S: 5	H: 0 LOB: 0 BB: 0 P: 5	R: 0 E: 0 K: 1 S: 6	H: 2 LOB: 2 BB: 1 P: 10	R: 0 E: 0 K: 1 S: 5	H: 0 LOB: 0 BB: 0 P: 5	R: 1 E: 0 K: 0 S: 6	H: 1 LOB: 0 BB: 0 P: 6	R: 0 E: 0 K: 0 S: 3	H: 0 LOB: 0 BB: 0 P: 3	R: 1 E: 0 K: 0 S: 4	H: 1 LOB: 0 BB: 0 P: 4	R: 1 E: 0 K: 0 S: 4	H: 1 LOB: 0 BB: 0 P: 4	1B: 2 2B: 1 3B: 1 HR: 4	SF: 0 SAC: 0 DP: 1 HBP: 0	WP: 0 PB: 0 SB: 0 CS: 0	PA: 35
PITCHER Ken Schrom, R ERA: 3.97 (1, 1)	IP: 9.0 WLS: W BF: 35 H: 8 R: 5 ER: 5 SO: 7 BB: 1 IBB: 0 HBP: 0 BLK: 0 WP: 0 HR: 4 S: 48 P: 52 ERA: 5.00 WHIP: 1.000															PITCHER						

Kansas City Royals @ Cleveland Indians
Cleveland Municipal Stadium, Cleveland, OH
Sat Jul 05 1986, 3:33 AM EDT
Att: 20,085 - Unknown

AB	34
R	5
H	8
RBI	5
BB	1
SO	7
LOB	4



Batter	1	2	3	4	5	6	7	8	9	AB	R	H	RBI	BB	SO	LOB	BOTTOM			
Tony Bernazard, S OBP: 0.377, SLG: 0.468 (1, 4)	0-0 1B			0-0 L7						5	1	2	1	0	0	4				
Fran Mullins, R OBP: 0.130, SLG: 0.182 (9, 4)	0-0 1B			0-0 2-3						0	0	0	0	0	0	0				
Julio Franco, R OBP: 0.317, SLG: 0.373 (1, 6)	0-0 1-2			0-0 SF8				0-0 4-3		5	1	1	1	0	0	2				
Joe Carter, R OBP: 0.344, SLG: 0.500 (1, 3)	0-0 L5			0-0 HR				0-0 HR		4	3	2	2	1	1	1				
Andre Thornton, R OBP: 0.340, SLG: 0.420 (1, 10)	0-0 1B			0-0 SF8				0-0 K		3	0	1	2	0	0	0				
Carmen Castillo, R OBP: 0.324, SLG: 0.442 (8, PH)	0-0 2H			0-0 SF8				0-0 K		1	0	0	0	0	1	0				
Mel Hall, L OBP: 0.358, SLG: 0.589 (1, 7)	0-3 K			0-0 E9						4	0	1	2	0	2	2				
Otis Nixon, S OBP: 0.234, SLG: 0.200 (9, 7)				0-0 2H						0	0	0	0	0	0	0				
Brook Jacoby, R OBP: 0.319, SLG: 0.425 (1, 5)				0-0 G3						4	0	0	0	0	3	2				
Brett Butler, L OBP: 0.328, SLG: 0.327 (1, 8)				0-0 F8						4	1	1	0	0	1	1				
Cory Snyder, R OBP: 0.304, SLG: 0.649 (1, 9)				0-0 HR						3	2	2	1	1	1	0				
Andy Allanson, R OBP: 0.291, SLG: 0.339 (1, 2)				0-0 E6						4	2	2	1	0	0	0				
Inning Stats	R: 1 E: 0 K: 1 S: 7	H: 2 LOB: 1 BB: 0 P: 7	R: 2 E: 1 K: 0 S: 6	H: 2 LOB: 1 BB: 0 P: 6	R: 1 E: 1 K: 2 S: 9	H: 1 LOB: 1 BB: 0 P: 9	R: 4 E: 1 K: 1 S: 8	H: 3 LOB: 1 BB: 2 P: 16	R: 0 E: 0 K: 2 S: 7	H: 0 LOB: 0 BB: 0 P: 7	R: 1 E: 0 K: 0 S: 4	H: 1 LOB: 0 BB: 0 P: 4	R: 1 E: 0 K: 1 S: 8	H: 3 LOB: 2 BB: 0 P: 8	R: 0 E: 0 K: 2 S: 7	H: 0 LOB: 0 BB: 0 P: 7	1B: 8 2B: 1 3B: 0 HR: 3	SF: 1 SAC: 0 DP: 0 HBP: 0	WP: 0 PB: 0 SB: 1 CS: 0	PA: 40
PITCHER Bret Saberhagen, R ERA: 4.51 (1, 1)	IP: 3.1 WLS: L BF: 20 H: 7 R: 7 ER: 6 SO: 3 BB: 1 IBB: 0 HBP: 0 BLK: 0 WP: 0 HR: 2 S: 25 P: 29 ERA: 16.20 WHIP: 2.400															PITCHER				
Steve Farr, R ERA: 2.06 (4, 1)	2.2 11 2 2 2 3 0 1 0 0 0 1 16 20 6.75 0.750																			
Bud Black, L ERA: 4.25 (7, 1)	2.0 9 3 1 1 3 0 0 0 0 0 0 15 15 4.50 1.500																			

Kansas City Royals @ Cleveland Indians
Cleveland Municipal Stadium, Cleveland, OH
Sat Jul 05 1986, 3:33 AM EDT
Att: 20,085 - Unknown

AB	37
R	10
H	12
RBI	10
BB	2
SO	9
LOB	12



Batter	1	2	3	4	5	6	7	8	9	AB	R	H	RBI	BB	SO	LOB	TOP					
Willie Wilson, S (1, 8) OBP: 0.305, SLG: 0.341	L7		K		G3		4-3			4	0	0	0	0	1	1	Kansas City Royals @ Cleveland Indians Cleveland Municipal Stadium, Cleveland, OH Sun Jul 06 1986, 3:33 AM EDT Att: 28,443 - Unknown livebaseballscorecards.com					
Lonnie Smith, R (1, 7) OBP: 0.353, SLG: 0.386	PB 2B		E BB		K			5-3		3	0	1	0	1	1	0						
Jorge Orta, L (1, 10) OBP: 0.360, SLG: 0.468	F5		4-3				F8			3	0	0	0	1	0	2						
Frank White, R (1, 4) OBP: 0.318, SLG: 0.450	2-3 BB				FC4-6 BB		1B			2	0	1	0	2	0	1						
Steve Balboni, R (1, 3) OBP: 0.286, SLG: 0.440	F9		FC4-6 1B G1-2-3		F8		F8			4	0	0	0	0	0	5						
Jamie Quirk, L (1, 2) OBP: 0.274, SLG: 0.318		K			1B 1-2		4-3			4	0	1	0	0	1	1						
Greg Pryor, R (1, 5) Hal McRae, R (9, PH) OBP: 0.257, SLG: 0.314 OBP: 0.280, SLG: 0.384		K			1B 1-2 2-3		5-3			3	0	1	0	0	1	0						
Lynn Jones, R (1, 9) Jim Sundberg, R (9, PH) OBP: 0.262, SLG: 0.194 OBP: 0.294, SLG: 0.284		F9			G1-2-3		E6			3	0	0	0	0	0	3						
Angel Salazar, R (1, 6) OBP: 0.274, SLG: 0.322			5-3				L9			3	0	0	0	0	0	1						
Inning Stats	R: 0 E: 0 K: 0 S: 4	H: 1 LOB: 2 BB: 1 P: 8	R: 0 E: 0 K: 2 S: 7	H: 0 LOB: 0 BB: 0 P: 7	R: 0 E: 1 K: 1 S: 5	H: 0 LOB: 1 BB: 1 P: 9	R: 0 E: 0 K: 0 S: 4	H: 2 LOB: 2 BB: 1 P: 8	R: 0 E: 0 K: 1 S: 5	H: 0 LOB: 0 BB: 0 P: 5	R: 0 E: 0 K: 0 S: 4	H: 1 LOB: 1 BB: 0 P: 4	R: 0 E: 1 K: 0 S: 4	H: 0 LOB: 0 BB: 0 P: 4	R: 0 E: 0 K: 0 S: 3	H: 0 LOB: 1 BB: 1 P: 7		R: 0 E: 0 K: 0 S: 3	H: 0 LOB: 0 BB: 0 P: 3	1B: 3 2B: 1 3B: 0 HR: 0	SF: 0 SAC: 0 DP: 1 HBP: 0	WP: 0 PB: 1 SB: 0 CS: 0
PITCHER Tom Candiotti, R (1, 1) ERA: 3.7	IP: 9.0 WLS: W BF: 35 H: 4 R: 0 ER: 0 SO: 4 BB: 4 IBB: 0 HBP: 0 BLK: 0 WP: 0 HR: 0 S: 39 P: 55 ERA: 0.00 WHIP: 0.889															PITCHER						

Batter	1	2	3	4	5	6	7	8	9	AB	R	H	RBI	BB	SO	LOB	BOTTOM			
Tony Bernazard, S (1, 4) OBP: 0.377, SLG: 0.468	F7		1B S BB		K		1-H 2B			4	1	1	1	1	2	2	Kansas City Royals @ Cleveland Indians Cleveland Municipal Stadium, Cleveland, OH Sun Jul 06 1986, 3:33 AM EDT Att: 28,443 - Unknown livebaseballscorecards.com			
Julio Franco, R (1, 6) OBP: 0.316, SLG: 0.372	6-3		1B 1-3		K		F2			4	0	1	0	0	1	1				
Joe Carter, R (1, 9) OBP: 0.343, SLG: 0.497	F7		F8		F7			1B S		4	1	1	0	0	0	2				
Andre Thornton, R (1, 10) OBP: 0.342, SLG: 0.421		E7 4-3 1B	1-2 3-H 1B		K			5-3		4	0	2	1	0	1	1				
Mel Hall, L (1, 7) Otis Nixon, S (8, PR) OBP: 0.357, SLG: 0.581 OBP: 0.234, SLG: 0.200		F7	F9		F7			1B 1B IBB		3	0	0	0	1	0	3				
Pat Tabler, R (1, 3) OBP: 0.329, SLG: 0.414		4-3			BB 1B		F7			4	1	2	1	0	0	1				
Brett Butler, L (1, 8) OBP: 0.336, SLG: 0.332					G1-6-3 BB			1B CS 1B		2	0	2	1	2	0	0				
Cory Snyder, R (1, 5) OBP: 0.301, SLG: 0.630					K			1B 1-3 3-H 1B		4	0	1	1	0	1	5				
Chris Bando, S (1, 2) OBP: 0.351, SLG: 0.356			F7		G1-6-3			1B K		4	1	1	0	0	1	4				
Inning Stats	R: 0 E: 0 K: 0 S: 3	H: 0 LOB: 0 BB: 0 P: 3	R: 0 E: 1 K: 0 S: 4	H: 1 LOB: 2 BB: 1 P: 8	R: 1 E: 0 K: 0 S: 5	H: 2 LOB: 1 BB: 1 P: 9	R: 0 E: 0 K: 1 S: 5	H: 1 LOB: 1 BB: 1 P: 9	R: 0 E: 0 K: 2 S: 7	H: 0 LOB: 0 BB: 0 P: 7	R: 0 E: 0 K: 1 S: 5	H: 0 LOB: 0 BB: 0 P: 5	R: 1 E: 0 K: 0 S: 5	H: 3 LOB: 1 BB: 0 P: 5	R: 3 E: 0 K: 2 S: 11	H: 4 LOB: 2 BB: 1 P: 15		1B: 10 2B: 1 3B: 0 HR: 0	SF: 0 SAC: 0 DP: 1 HBP: 0	WP: 0 PB: 0 SB: 2 CS: 1
PITCHER Dennis Leonard, R (1, 1) ERA: 3.49 Dan Quisenberry, R (8, 1) ERA: 2.69	IP: 7.1 WLS: L BF: 33 H: 9 R: 5 ER: 5 SO: 4 BB: 3 IBB: 1 HBP: 0 BLK: 0 WP: 0 HR: 0 S: 37 P: 53 ERA: 6.14 WHIP: 1.636															PITCHER				

Batter	1	2	3	4	5	6	7	8	9	AB	R	H	RBI	BB	SO	LOB	TOP				
Juan Bonilla, R (1,4) OBP: 0.329, SLG: 0.344	5-3		F8	G4-3		HBP	G3		2-3	5	0	0	0	0	0	5	Baltimore Orioles @ Kansas City Royals Royals Stadium, Kansas City, MO Mon Jul 07 1986, 8:05 PM EDT Att: 32,818 - Unknown				
Lee Lacy, R (1,9) OBP: 0.310, SLG: 0.373	CS 1B		5-3		K	FC4-6 1B		4-3		5	0	2	1	0	1	0					
Fred Lynn, L (1,8) OBP: 0.402, SLG: 0.563	K			HR	2B BB	F5		HR		5	3	3	1	0	1	3					
Cal Ripken Jr., R (1,6) OBP: 0.388, SLG: 0.498		5-3 1B		HR	BB	L7		1B		5	1	4	2	0	0	2					
Juan Beniquez, R (1,3) OBP: 0.386, SLG: 0.419	5-3			1B BB	BB	FC4-6		F9		3	1	0	0	2	0	4					
Rick Dempsey, R (1,2) OBP: 0.309, SLG: 0.384	G5-4-3 BB			BB 1B	K			1-3		3	0	0	0	2	2	4					
Mike Young, S (1,10) OBP: 0.344, SLG: 0.352	G5-4-3			BB				K		4	0	1	1	1	1	2					
Floyd Rayford, R (1,5) OBP: 0.195, SLG: 0.231										1	1	1	1	0	0	0					
Tom O'Malley, L (4,PH) OBP: 0.330, SLG: 0.356			HR	G4-3 BB	G3			FC3-6 1B		2	1	1	1	2	0	3					
John Shelby, S (1,7) OBP: 0.256, SLG: 0.345			L7	K		HBP 1B		FC3-6		5	1	2	1	0	1	4					
Inning Stats	R: 0 E: 0 K: 1 S: 5	H: 1 LOB: 1 BB: 0 P: 5	R: 0 E: 0 K: 0 S: 3	H: 1 LOB: 1 BB: 1 P: 7	R: 1 E: 0 K: 0 S: 4	H: 1 LOB: 0 BB: 0 P: 4	R: 3 E: 0 K: 1 S: 7	H: 3 LOB: 2 BB: 3 P: 19	R: 1 E: 0 K: 0 S: 9	H: 2 LOB: 3 BB: 2 P: 17	R: 1 E: 0 K: 2 S: 8	H: 1 LOB: 1 BB: 1 P: 12	R: 1 E: 0 K: 0 S: 5	H: 2 LOB: 1 BB: 0 P: 5	R: 0 E: 0 K: 0 S: 4	H: 1 LOB: 1 BB: 0 P: 4	1B: 9 2B: 2 3B: 1 HR: 3	SF: 0 SAC: 0 DP: 3 HBP: 1	WP: 0 PB: 0 SB: 0 CS: 1	PA: 46	
PITCHER	IP WLS BF H R ER SO BB IBB HBP BLK WP HR S P ERA WHIP	IP WLS BF H R ER SO BB IBB HBP BLK WP HR S P ERA WHIP	IP WLS BF H R ER SO BB IBB HBP BLK WP HR S P ERA WHIP	IP WLS BF H R ER SO BB IBB HBP BLK WP HR S P ERA WHIP	IP WLS BF H R ER SO BB IBB HBP BLK WP HR S P ERA WHIP	IP WLS BF H R ER SO BB IBB HBP BLK WP HR S P ERA WHIP	IP WLS BF H R ER SO BB IBB HBP BLK WP HR S P ERA WHIP	IP WLS BF H R ER SO BB IBB HBP BLK WP HR S P ERA WHIP	IP WLS BF H R ER SO BB IBB HBP BLK WP HR S P ERA WHIP	IP WLS BF H R ER SO BB IBB HBP BLK WP HR S P ERA WHIP	IP WLS BF H R ER SO BB IBB HBP BLK WP HR S P ERA WHIP	IP WLS BF H R ER SO BB IBB HBP BLK WP HR S P ERA WHIP	IP WLS BF H R ER SO BB IBB HBP BLK WP HR S P ERA WHIP	IP WLS BF H R ER SO BB IBB HBP BLK WP HR S P ERA WHIP	IP WLS BF H R ER SO BB IBB HBP BLK WP HR S P ERA WHIP	IP WLS BF H R ER SO BB IBB HBP BLK WP HR S P ERA WHIP	IP WLS BF H R ER SO BB IBB HBP BLK WP HR S P ERA WHIP	IP WLS BF H R ER SO BB IBB HBP BLK WP HR S P ERA WHIP	IP WLS BF H R ER SO BB IBB HBP BLK WP HR S P ERA WHIP	IP WLS BF H R ER SO BB IBB HBP BLK WP HR S P ERA WHIP	IP WLS BF H R ER SO BB IBB HBP BLK WP HR S P ERA WHIP

AB	38
R	8
H	14
RBI	8
BB	7
SO	6
LOB	27



Batter	1	2	3	4	5	6	7	8	9	AB	R	H	RBI	BB	SO	LOB	BOTTOM					
Willie Wilson, S (1,8) OBP: 0.304, SLG: 0.340	G3		S 1B		FC4-6			K		4	0	1	0	0	1	1	Baltimore Orioles @ Kansas City Royals Royals Stadium, Kansas City, MO Mon Jul 07 1986, 8:05 PM EDT Att: 32,818 - Unknown					
Lonnie Smith, R (1,7) OBP: 0.347, SLG: 0.379	L7		6-3				F9	F7		4	0	0	0	0	0	2						
Mike Kingery, L (1,9) OBP: 0.500, SLG: 0.500	F6			G6-4-3 1B			1B	F8		4	0	2	0	0	0	0						
Jorge Orta, L (1,10) OBP: 0.358, SLG: 0.463		F4		G6-4-3			G6-4-3 1B	K		4	0	1	0	0	1	1						
Frank White, R (1,4) OBP: 0.314, SLG: 0.444		F4		5-3			G6-4-3	F3		4	0	0	0	0	0	2						
Steve Balboni, R (1,3) OBP: 0.292, SLG: 0.456		F8			HR			1B BB		3	1	2	1	1	0	0						
Jim Sundberg, R (1,2) OBP: 0.281, SLG: 0.281			5-3		5-3					3	0	0	0	0	1	1						
Hal McRae, R (9,PH) OBP: 0.285, SLG: 0.388								1B		1	0	1	0	0	0	0						
Greg Pryor, R (1,5) OBP: 0.237, SLG: 0.289			E5 1B S		F7			F8		3	0	0	0	0	0	1						
Jamie Quirk, L (9,PH) OBP: 0.271, SLG: 0.314								K		1	0	0	0	0	1	2						
Angel Salazar, R (1,6) OBP: 0.275, SLG: 0.323			K		FC4-6 1B			1-3		3	0	1	0	0	1	2						
Inning Stats	R: 0 E: 0 K: 0 S: 3	H: 0 LOB: 0 BB: 0 P: 3	R: 0 E: 0 K: 0 S: 3	H: 0 LOB: 0 BB: 0 P: 3	R: 0 E: 1 K: 1 S: 7	H: 1 LOB: 2 BB: 0 P: 7	R: 0 E: 0 K: 0 S: 3	H: 1 LOB: 0 BB: 0 P: 3	R: 1 E: 0 K: 0 S: 5	H: 2 LOB: 1 BB: 0 P: 5	R: 0 E: 0 K: 0 S: 4	H: 2 LOB: 1 BB: 0 P: 4	R: 0 E: 0 K: 1 S: 6	H: 1 LOB: 1 BB: 0 P: 6	R: 0 E: 0 K: 1 S: 5	H: 0 LOB: 0 BB: 0 P: 5	R: 0 E: 0 K: 2 S: 8	H: 1 LOB: 2 BB: 1 P: 12	1B: 6 2B: 1 3B: 0 HR: 1	SF: 0 SAC: 0 DP: 2 HBP: 0	WP: 0 PB: 0 SB: 2 CS: 0	PA: 35
PITCHER	IP WLS BF H R ER SO BB IBB HBP BLK WP HR S P ERA WHIP	IP WLS BF H R ER SO BB IBB HBP BLK WP HR S P ERA WHIP	IP WLS BF H R ER SO BB IBB HBP BLK WP HR S P ERA WHIP	IP WLS BF H R ER SO BB IBB HBP BLK WP HR S P ERA WHIP	IP WLS BF H R ER SO BB IBB HBP BLK WP HR S P ERA WHIP	IP WLS BF H R ER SO BB IBB HBP BLK WP HR S P ERA WHIP	IP WLS BF H R ER SO BB IBB HBP BLK WP HR S P ERA WHIP	IP WLS BF H R ER SO BB IBB HBP BLK WP HR S P ERA WHIP	IP WLS BF H R ER SO BB IBB HBP BLK WP HR S P ERA WHIP	IP WLS BF H R ER SO BB IBB HBP BLK WP HR S P ERA WHIP	IP WLS BF H R ER SO BB IBB HBP BLK WP HR S P ERA WHIP	IP WLS BF H R ER SO BB IBB HBP BLK WP HR S P ERA WHIP	IP WLS BF H R ER SO BB IBB HBP BLK WP HR S P ERA WHIP	IP WLS BF H R ER SO BB IBB HBP BLK WP HR S P ERA WHIP	IP WLS BF H R ER SO BB IBB HBP BLK WP HR S P ERA WHIP	IP WLS BF H R ER SO BB IBB HBP BLK WP HR S P ERA WHIP	IP WLS BF H R ER SO BB IBB HBP BLK WP HR S P ERA WHIP	IP WLS BF H R ER SO BB IBB HBP BLK WP HR S P ERA WHIP	IP WLS BF H R ER SO BB IBB HBP BLK WP HR S P ERA WHIP	IP WLS BF H R ER SO BB IBB HBP BLK WP HR S P ERA WHIP	IP WLS BF H R ER SO BB IBB HBP BLK WP HR S P ERA WHIP	



Batter	1	2	3	4	5	6	7	8	9	10	11	12	13	AB	R	H	RBI	BB	SO	LOB	TOP			
Tom O'Malley, L OBP: 0.321, SLG: 0.352 Floyd Rayford, R OBP: 0.186, SLG: 0.221			SH1-4					5-3				F4	F7	1 0 0 0 0 1 0 5 0 0 0 0 0 2 3										
Lee Lacy, R OBP: 0.310, SLG: 0.369 Eddie Murray, S OBP: 0.388, SLG: 0.448 Mike Young, S OBP: 0.343, SLG: 0.351	L4		1B SF8 BB		F9					F6			F5	3 1 0 0 0 1 1 0 1 0 0 0 0 0 0 1 1 0 0 0 0 0 0 0										
Fred Lynn, L OBP: 0.400, SLG: 0.561	F8					3-1		F8					1B E 2B	6 1 2 2 0 1 0										
Cal Ripken Jr., R OBP: 0.384, SLG: 0.493		6-3	SF8						G3		F8		1B E 1B	5 1 1 1 0 1 0										
Jim Dwyer, L OBP: 0.378, SLG: 0.620			F7							HR			1B E 1B 1BB	4 2 3 1 2 0 1										
Juan Beniquez, R OBP: 0.379, SLG: 0.410			F8		F9					6-3			E6 1B HBP	6 1 1 1 0 1 3										
John Shelby, S OBP: 0.253, SLG: 0.336	F3				1-3			F7		3-1			1B HBP	5 0 0 0 0 0 0 3										
Al Pardo, S OBP: 0.156, SLG: 0.188 Rick Dempsey, R OBP: 0.300, SLG: 0.383			SH1-4 1B		G3							F8	F3	3 1 2 0 0 0 0 0 3 0 1 0 0 0 0 3										
Juan Bonilla, R OBP: 0.331, SLG: 0.346			1B SH1-4 1B					G6-3					1B	5 1 2 2 0 0 1										
Inning Stats	R: 0 E: 0 K: 1 S: 5	H: 0 LOB: 0 BB: 0 P: 5	R: 0 E: 0 K: 0 S: 4	H: 1 LOB: 1 BB: 0 P: 4	R: 3 E: 0 K: 0 S: 6	H: 3 LOB: 1 BB: 1 P: 10	R: 0 E: 0 K: 0 S: 3	H: 0 LOB: 0 BB: 0 P: 3	R: 0 E: 0 K: 1 S: 5	H: 0 LOB: 0 BB: 0 P: 5	R: 0 E: 0 K: 1 S: 5	H: 0 LOB: 0 BB: 0 P: 5	R: 1 E: 0 K: 0 S: 4	H: 1 LOB: 0 BB: 0 P: 4	R: 0 E: 0 K: 1 S: 6	H: 1 LOB: 1 BB: 0 P: 6	R: 0 E: 0 K: 0 S: 3	H: 0 LOB: 0 BB: 0 P: 3	R: 4 E: 1 K: 0 S: 7	H: 3 LOB: 2 BB: 1 P: 12	1B: 9 2B: 2 3B: 0 HR: 1	SF: 1 SAC: 2 DP: 1 HBP: 1	W/P: 0 PB: 0 SB: 0 CS: 0	PA: 55
PITCHER	IP	WLS	BF	H	R	ER	SO	BB	IBB	HBP	BLK	WP	HR	S	P	ERA	WHIP							
Scott Bankhead, R ERA: 3.46	9.0		34	6	4	4	5	2	0	0	0	0	1	42	50	4.00	0.889							
Steve Farr, R ERA: 2.2	2.0		9	3	0	0	2	0	0	0	0	0	0	13	13	0.00	1.500							
Dan Quisenberry, R ERA: 2.74	1.1	L	8	2	4	1	0	0	1	0	0	0	0	7	11	6.75	1.500							
Bud Black, L ERA: 4.2	0.2		4	1	0	0	0	0	0	1	0	0	0	3	4	0.00	1.500							

Baltimore Orioles @ Kansas City Royals
Royals Stadium, Kansas City, MO
Tue Jul 08 1986, 8:05 PM EDT
Att. 23,291 - Unknown

AB 48
R 8
H 12
RBI 7
BB 3
SO 7
LOB 15





Batter	1	2	3	4	5	6	7	8	9	10	11	12	13	AB	R	H	RBI	BB	SO	LOB	BOTTOM					
Willie Wilson, S OBP: 0.300, SLG: 0.339			6-3					SH2-4						4 0 1 0 1 2 0												
Lonnie Smith, R OBP: 0.243, SLG: 0.370	E BB		1-3					G4-6-3				L6		5 0 0 0 0 1 1 6												
Frank White, R OBP: 0.314, SLG: 0.440	F9					4-3							F9	5 0 1 2 1 0 1												
Hal McRae, R OBP: 0.293, SLG: 0.388	E5 FC6-4							F4					L9 1B BB	5 0 2 0 1 0 3												
Darryl Motley, R OBP: 0.296, SLG: 0.353 Mike Kingery, L OBP: 0.571, SLG: 0.857	FC6-4				G6-4-3			WP 1B					FC1-6 BB	3 0 0 0 0 0 0 4 3 1 2 0 0 0 0 1												
Steve Balboni, R OBP: 0.287, SLG: 0.449			F7										L9 1B	5 0 0 1 0 1 3												
Greg Pryor, R OBP: 0.227, SLG: 0.256			F9					F5					FC5-4	5 0 0 0 1 0 3												
Jim Sundberg, R OBP: 0.263, SLG: 0.280			F6					1-3						4 1 1 0 1 1 0												
Angel Salazar, R OBP: 0.277, SLG: 0.330 Jorge Orta, L OBP: 0.361, SLG: 0.463 Buddy Biancalana, S OBP: 0.330, SLG: 0.413 Jamie Quirk, L OBP: 0.255, SLG: 0.307			1-3					SH2-4 1B					4-3	2 1 1 0 0 0 0 0 0 1 0 0 1 0 0 0 0 0 0 0 0 0 0 0 2 0 0 0 0 0 0 2												
Inning Stats	R: 0 E: 1 K: 1 S: 6	H: 0 LOB: 2 BB: 1 P: 10	R: 0 E: 0 K: 0 S: 3	H: 0 LOB: 0 BB: 0 P: 3	R: 0 E: 0 K: 0 S: 3	H: 0 LOB: 0 BB: 0 P: 3	R: 0 E: 0 K: 0 S: 3	H: 1 LOB: 0 BB: 0 P: 3	R: 0 E: 0 K: 1 S: 4	H: 1 LOB: 1 BB: 0 P: 6	R: 2 E: 0 K: 1 S: 7	H: 2 LOB: 1 BB: 1 P: 11	R: 1 E: 0 K: 0 S: 4	H: 1 LOB: 3 BB: 3 P: 16	R: 0 E: 0 K: 0 S: 2	H: 0 LOB: 0 BB: 1 P: 6	R: 0 E: 0 K: 1 S: 5	H: 0 LOB: 0 BB: 0 P: 5	R: 0 E: 0 K: 1 S: 5	H: 0 LOB: 0 BB: 0 P: 5	R: 0 E: 0 K: 0 S: 4	H: 1 LOB: 2 BB: 1 P: 8	1B: 6 2B: 1 3B: 1 HR: 0	SF: 1 SAC: 1 DP: 3 HBP: 0	W/P: 1 PB: 0 SB: 0 CS: 0	PA: 52
PITCHER	IP	WLS	BF	H	R	ER	SO	BB	IBB	HBP	BLK	WP	HR	S	P	ERA	WHIP									
Scott McGregor, L ERA: 4.24	7.0		26	5	2	2	2	1	0	0	0	1	0	29	33	2.57	0.857									
Don Aase, R ERA: 2.03	1.1		9	2	2	2	1	3	0	0	0	0	0	8	20	13.50	3.750									
Nate Snell, R ERA: 3.99	1.0		5	0	0	0	0	2	0	0	0	0	0	3	11	0.00	2.000									
Brad Havens, L ERA: 4.83	0.2		1	0	0	0	0	0	0	0	0	0	1	1	0.00	0.000										
Odell Jones, R ERA:	3.0	W	11	1	0	0	2	1	0	0	0	0	0	14	18	0.00	0.667									

Baltimore Orioles @ Kansas City Royals
Royals Stadium, Kansas City, MO
Tue Jul 08 1986, 8:05 PM EDT
Att. 23,291 - Unknown

AB 43
R 4
H 8
RBI 3
BB 7
SO 5
LOB 23



Batter	1	2	3	4	5	6	7	8	9	AB	R	H	RBI	BB	SO	LOB	TOP			
Mike Young, S (1, 10) OBP: 0.342, SLG: 0.357	E3 G6-4-3 1B							F8		4	0	1	0	0	1	1	Baltimore Orioles @ Kansas City Royals Royals Stadium, Kansas City, MO Wed Jul 09 1986, 8:05 PM EDT Att: 23,418 - Unknown AB 29 R 0 H 3 RBI 0 BB 3 SO 5 LOB 15 			
Lee Lacy, R (1, 9) OBP: 0.309, SLG: 0.368			5-3				6-3	5-3		4	0	1	0	0	0	1				
Fred Lynn, L (1, 8) OBP: 0.394, SLG: 0.550	G6-4-3 1-2 2-3				L7		G4-1	K		4	0	0	0	0	1	2				
Cal Ripken Jr., R (1, 6) OBP: 0.383, SLG: 0.489	4-3				HBP		K			3	0	0	0	0	1	1				
Juan Beniquez, R (1, 3) OBP: 0.382, SLG: 0.409					F9			BB 1B		3	0	1	0	1	0	1				
Floyd Rayford, R (1, 5) OBP: 0.189, SLG: 0.216			G6-4-3 1-2		K			FC6-4 BB		3	0	0	0	1	1	2				
John Shelby, S (1, 7) OBP: 0.250, SLG: 0.332			4-3				6-3	K		3	0	0	0	0	1	2				
Rick Dempsey, R (1, 2) OBP: 0.309, SLG: 0.379					L7			F7		2	0	0	0	1	0	2				
Juan Bonilla, R (1, 4) OBP: 0.327, SLG: 0.341					5-3			5-3		2	0	0	0	0	0	1				
Eddie Murray, S (7, PH) OBP: 0.397, SLG: 0.446			5-3					FC6-4		1	0	0	0	0	0	2				
Alan Wiggins, S (7, 4) OBP: 0.316, SLG: 0.276								1-2		0	0	0	0	0	0	0				
Inning Stats	R: 0 E: 1 K: 0 S: 4	H: 1 LOB: 1 BB: 0 P: 4	R: 0 E: 0 K: 0 S: 2	H: 0 LOB: 0 BB: 1 P: 6	R: 0 E: 0 K: 0 S: 4	H: 1 LOB: 1 BB: 0 P: 4	R: 0 E: 0 K: 1 S: 5	H: 0 LOB: 1 BB: 1 P: 6	R: 0 E: 0 K: 1 S: 5	H: 0 LOB: 0 BB: 0 P: 5	R: 0 E: 0 K: 1 S: 6	H: 1 LOB: 2 BB: 1 P: 10	R: 0 E: 0 K: 1 S: 5	H: 0 LOB: 0 BB: 0 P: 3	R: 0 E: 0 K: 0 S: 3	H: 0 LOB: 0 BB: 0 P: 3	1B: 2 2B: 0 3B: 1 HR: 0	SF: 0 SAC: 0 DP: 2 HBP: 1	WP: 0 PB: 0 SB: 0 CS: 0	PA: 33
PITCHER	IP WLS BF H R ER SO BB IBB HBP BLK WP HR S P ERA WHIP	IP WLS BF H R ER SO BB IBB HBP BLK WP HR S P ERA WHIP															IP WLS BF H R ER SO BB IBB HBP BLK WP HR S P ERA WHIP			
Danny Jackson, L (1, 1) ERA: 3.99	6.0 W 24 3 0 0 3 3 0 1 0 0 0 26 39 0.00 1.000																			
Bud Black, L (7, 1) ERA: 3.99	3.0 S 9 0 0 0 2 0 0 0 0 0 0 13 13 0.00 0.000																			

Batter	1	2	3	4	5	6	7	8	9	AB	R	H	RBI	BB	SO	LOB	BOTTOM			
Willie Wilson, S (1, 8) OBP: 0.305, SLG: 0.338	5-3									4	0	1	0	0	0	0	Baltimore Orioles @ Kansas City Royals Royals Stadium, Kansas City, MO Wed Jul 09 1986, 8:05 PM EDT Att: 23,418 - Unknown AB 29 R 3 H 7 RBI 3 BB 2 SO 5 LOB 14 			
Lonnie Smith, R (1, 7) OBP: 0.349, SLG: 0.388										3	3	2	1	0	0	1				
Lynn Jones, R (8, 7) OBP: 0.262, SLG: 0.194	1B HBP									0	0	0	0	0	0	0				
Mike Kingery, L (1, 9) OBP: 0.345, SLG: 0.727										4	0	2	0	0	0	0				
Jorge Orta, L (1, 10) OBP: 0.358, SLG: 0.458										2	0	0	0	0	1	2				
Hal McRae, R (6, PH) OBP: 0.295, SLG: 0.390	K									2	0	1	0	0	0	2				
Frank White, R (1, 4) OBP: 0.316, SLG: 0.439										3	0	1	1	1	0	1				
Steve Balboni, R (1, 3) OBP: 0.297, SLG: 0.446										2	0	0	1	1	1	2				
Jamie Quirk, L (1, 2) OBP: 0.260, SLG: 0.300										2	0	0	0	0	0	0				
George Brett, L (6, PH) OBP: 0.422, SLG: 0.446										1	0	0	0	0	1	3				
Jim Sundberg, R (7, 2) OBP: 0.283, SLG: 0.280										0	0	0	0	0	0	0				
Greg Pryor, R (1, 5) OBP: 0.213, SLG: 0.239										3	0	0	0	0	1	3				
Angel Salazar, R (1, 6) OBP: 0.273, SLG: 0.325										3	0	0	0	0	1	0				
Inning Stats	R: 1 E: 0 K: 2 S: 9	H: 2 LOB: 2 BB: 0 P: 10	R: 0 E: 0 K: 0 S: 3	H: 0 LOB: 0 BB: 0 P: 3	R: 1 E: 0 K: 0 S: 4	H: 1 LOB: 0 BB: 0 P: 4	R: 0 E: 0 K: 0 S: 3	H: 0 LOB: 0 BB: 0 P: 3	R: 0 E: 0 K: 2 S: 7	H: 2 LOB: 2 BB: 0 P: 7	R: 1 E: 0 K: 1 S: 7	H: 2 LOB: 3 BB: 2 P: 15	R: 0 E: 0 K: 0 S: 3	H: 1 LOB: 0 BB: 0 P: 3	R: 0 E: 0 K: 0 S: 3	H: 1 LOB: 0 BB: 0 P: 3	1B: 6 2B: 0 3B: 0 HR: 1	SF: 0 SAC: 0 DP: 1 HBP: 1	WP: 0 PB: 0 SB: 0 CS: 1	PA: 32
PITCHER	IP WLS BF H R ER SO BB IBB HBP BLK WP HR S P ERA WHIP	IP WLS BF H R ER SO BB IBB HBP BLK WP HR S P ERA WHIP															IP WLS BF H R ER SO BB IBB HBP BLK WP HR S P ERA WHIP			
Rich Bordi, R (1, 1) ERA: 3.76	5.0 L 21 5 3 3 4 0 0 1 0 0 0 28 29 5.40 1.000																			
Tippy Martinez, L (6, 1) ERA: 5.52	0.2 4 0 0 0 1 2 0 0 0 0 0 0 4 12 0.00 3.000																			
Nate Snell, R (6, 1) ERA: 3.4	2.1 7 2 0 0 0 0 0 0 0 0 0 0 7 7 0.00 0.857																			


Batter	1	2	3	4	5	6	7	8	9	AB	R	H	RBI	BB	SO	LOB	TOP										
Lou Whitaker, L (1,4) OBP: 0.327, SLG: 0.450	F7		K				F8			3	0	0	1	1	1	2	Detroit Tigers @ Kansas City Royals Royals Stadium, Kansas City, MO Fri Jul 11 1986, 4:33 AM EDT Unknown										
Alan Trammell, R (1,6) OBP: 0.308, SLG: 0.387	CS 1B				F8	SF8		F3		3	0	1	1	0	0												
Kirk Gibson, L (1,9) OBP: 0.379, SLG: 0.475	K				F8	K		F9		4	0	0	0	0	2	3											
Lance Parrish, R (1,2) OBP: 0.343, SLG: 0.507	CS 1-2	L4		L9			K	K		4	0	0	0	0	2	0											
Darrell Evans, L (1,10) OBP: 0.360, SLG: 0.482		F8				1B BB	F9		K	3	0	0	0	1	1	0											
Darnell Coles, R (1,5) OBP: 0.331, SLG: 0.479		6-3				E 1B	4-3		K	4	1	1	0	0	1	0											
Dave Bergman, L (1,3) OBP: 0.369, SLG: 0.382						FC5-2-5 1B BB		K	4	1	1	0	0	1	2												
Dave Collins, S (1,7) OBP: 0.356, SLG: 0.346			K			E3 BB 1B	F7			3	1	0	0	0	1	3											
Pat Sheridan, L (1,8) OBP: 0.263, SLG: 0.369			K			SF8 BB		3B		3	0	2	1	0	1	1											
Inning Stats	R: 0 E: 0 K: 1 S: 5	H: 1 LOB: 0 BB: 0 P: 5	R: 0 E: 0 K: 0 S: 3	H: 0 LOB: 0 BB: 0 P: 3	R: 0 E: 0 K: 3 S: 10	H: 1 LOB: 1 BB: 0 P: 10	R: 0 E: 0 K: 0 S: 3	H: 0 LOB: 0 BB: 0 P: 3	R: 3 E: 1 K: 1 S: 8	H: 2 LOB: 2 BB: 2 P: 16	R: 0 E: 0 K: 1 S: 5	H: 0 LOB: 0 BB: 0 P: 5	R: 0 E: 0 K: 1 S: 6	H: 1 LOB: 0 BB: 0 P: 6	R: 0 E: 0 K: 2 S: 7	H: 0 LOB: 0 BB: 0 P: 7	1B: 4 2B: 0 3B: 1 HR: 0	SF: 1 SAC: 0 DP: 0 HBP: 0	WP: 0 PB: 0 SB: 0 CS: 1	PA: 35							
PITCHER	IP	WLS	BF	H	R	ER	SO	BB	IBB	HBP	BLK	WP	HR	S	P	ERA	WHIP										
Bret Saberhagen, R (1,1) ERA: 4.39	7.0	L	28	5	3	2	7	2	0	0	0	0	0	40	48	2.57	1.000										
Steve Farr, R (8,1) ERA: 2.13	2.0	W	6	0	0	0	3	0	0	0	0	0	0	12	12	0.00	0.000										

Batter	1	2	3	4	5	6	7	8	9	AB	R	H	RBI	BB	SO	LOB	BOTTOM										
Willie Wilson, S (1,8) OBP: 0.302, SLG: 0.334	F8		K		1-3					4	0	0	0	0	1	2	Detroit Tigers @ Kansas City Royals Royals Stadium, Kansas City, MO Fri Jul 11 1986, 4:33 AM EDT Unknown										
Lonnie Smith, R (1,7) OBP: 0.348, SLG: 0.382			F9			6-3	F8			3	0	0	0	0	0	0											
Mike Kingery, L (1,9) OBP: 0.533, SLG: 0.714	F5		F7			BB 1B BB		4-3 HR 2B		3	2	1	0	1	0	1											
Jorge Orta, L (1,10) OBP: 0.360, SLG: 0.453	FC5-4 BB		3-1			BB 1B BB		4-3		2	1	0	0	2	0	1											
Frank White, R (1,4) OBP: 0.316, SLG: 0.446	FC5-4 1-2			5-3		F8		HR		4	1	1	2	0	0	4											
Steve Balboni, R (1,3) OBP: 0.289, SLG: 0.444		1B BB		K		1B 1B		F7		3	0	1	1	1	1	0											
Jamie Quirk, L (1,2) OBP: 0.260, SLG: 0.298		K		G3		1B 1B		L3		4	0	1	1	0	1	1											
Greg Pryor, R (1,5) OBP: 0.220, SLG: 0.245		1B			K		F4			3	0	1	0	0	1	2											
Buddy Biancalana, S (1,6) OBP: 0.324, SLG: 0.394		K			L5			B1-3		3	0	0	0	0	1	2											
Inning Stats	R: 0 E: 0 K: 0 S: 3	H: 0 LOB: 2 BB: 1 P: 8	R: 0 E: 0 K: 3 S: 10	H: 1 LOB: 2 BB: 1 P: 14	R: 0 E: 0 K: 0 S: 3	H: 0 LOB: 0 BB: 0 P: 3	R: 0 E: 0 K: 1 S: 5	H: 0 LOB: 0 BB: 0 P: 5	R: 2 E: 0 K: 0 S: 5	H: 2 LOB: 2 BB: 2 P: 13	R: 0 E: 0 K: 0 S: 3	H: 0 LOB: 0 BB: 0 P: 3	R: 2 E: 0 K: 0 S: 5	H: 2 LOB: 2 BB: 0 P: 5	1B: 3 2B: 1 3B: 0 HR: 1	SF: 0 SAC: 0 DP: 0 HBP: 1	WP: 0 PB: 0 SB: 0 CS: 0	PA: 34									
PITCHER	IP	WLS	BF	H	R	ER	SO	BB	IBB	HBP	BLK	WP	HR	S	P	ERA	WHIP										
Walt Terrell, R (1,1) ERA: 4.68	7.1	L	32	5	4	4	5	4	0	1	0	0	1	37	54	4.91	1.227										
Bill Campbell, R (8,1) ERA: 4.12	0.2		2	0	0	0	0	0	0	0	0	0	0	2	2	0.00	0.000										

Batter	1	2	3	4	5	6	7	8	9	10	11	AB	R	H	RBI	BB	SO	LOB	TOP					
Lou Whitaker, L OBP: 0.321, SLG: 0.442 (1, 4)	4-3		F5			K		F7		B1-3		6	0	0	0	0	1	5						
Dave Collins, S OBP: 0.369, SLG: 0.360 (6, 8)	K		F S SF8	L8		BB HBP		HR		1-3		5	2	2	2	0	1	0						
Kirk Gibson, L OBP: 0.382, SLG: 0.475 (1, 9)	1B		SF8	F8		BB		F9			G3	4	1	2	1	1	0	0						
Darrell Evans, L OBP: 0.361, SLG: 0.477 Alan Trammell, R OBP: 0.307, SLG: 0.385 (9, PR) (9, 6)	K		1B	4-3		K			S		G3	3	1	0	0	2	2	4						
Danell Coles, R OBP: 0.329, SLG: 0.473 Dave Engle, R OBP: 0.315, SLG: 0.303 (9, 7)		F8	2B		F8		F6		B2		BB	5	1	1	0	0	0	1						
Johnny Grubb, L OBP: 0.362, SLG: 0.571 (1, 10)		HR	1B	2B		5-3	K		K		BB	5	2	2	3	1	2	1						
Tom Brookens, R OBP: 0.388, SLG: 0.401 (9, 5)			1B	1B		K		5-3		BB		5	0	2	1	1	2	2						
Pat Sheridan, L OBP: 0.266, SLG: 0.371 Larry Hemdon, R OBP: 0.303, SLG: 0.387 (6, PH) (6, 7)	4-3		BB	1B		4-3		HR		5-3		2	0	1	0	0	0	1						
Dave Bergman, L OBP: 0.362, SLG: 0.374 (9, PH) (9, 3)			1B	1B								2	0	1	0	0	0	1						
Dwight Lowry, L OBP: 0.340, SLG: 0.503 Lance Parrish, R OBP: 0.340, SLG: 0.503 (8, 2) (8, 2)	4-3		BB	1B		BB HBP		F8		K		2	0	1	0	1	0	1						
Inning Stats	R: 0 E: 0 K: 2 S: 8	H: 1 LOB: 1 BB: 0 P: 8	R: 1 E: 0 K: 0 S: 5	H: 2 LOB: 1 BB: 0 P: 5	R: 4 E: 0 K: 0 S: 8	H: 5 LOB: 3 BB: 2 P: 16	R: 0 E: 0 K: 0 S: 3	H: 0 LOB: 0 BB: 0 P: 3	R: 0 E: 0 K: 1 S: 5	H: 1 LOB: 3 BB: 1 P: 13	R: 0 E: 0 K: 1 S: 5	H: 0 LOB: 0 BB: 0 P: 5	R: 2 E: 0 K: 0 S: 5	H: 2 LOB: 0 BB: 0 P: 5	R: 0 E: 0 K: 1 S: 5	H: 0 LOB: 2 BB: 2 P: 13	R: 0 E: 0 K: 1 S: 5	H: 0 LOB: 0 BB: 0 P: 5	R: 1 E: 0 K: 2 S: 9	H: 2 LOB: 2 BB: 1 P: 13	1B: 10 2B: 1 3B: 0 HR: 2	SF: 1 SAC: 0 DP: 0 HBP: 1	WP: 0 PB: 0 SB: 3 CS: 0	PA: 53
PITCHER	IP ERA WLS BF H R ER SO BB IBB HBP BLK WP HR S P ERA WHIP	Dennis Leonard, R ERA: 3.79 Bud Black, L ERA: 3.96 Mark Cubicza, R ERA: 5.03	(1, 1) (3, 1) (8, 1)	2.2 5.0 3.1	2.2 L L	16 22 15	4 2 2	5 2 1	2 2 1	4 4 4	3 2 0	0 1 0	0 0 0	0 1 0	20 27 32	3 3.60 2.70	19 36 1.500	23 1.200 1.500	16.88 3.000					

Detroit Tigers @ Kansas City Royals
Royals Stadium, Kansas City, MO
Fri Jul 11 1986, 8:05 PM EDT
Att: 40,465 - Unknown


AB 45
R 8
H 13
RBI 8
BB 6
SO 10
LOB 21



Batter	1	2	3	4	5	6	7	8	9	10	11	AB	R	H	RBI	BB	SO	LOB	BOTTOM			
Darryl Motley, R OBP: 0.232, SLG: 0.346 Willie Wilson, S OBP: 0.299, SLG: 0.331 (6, PH) (7, 8)	F3		L7	6-3		F8		F8			K	3	0	0	0	0	1	0				
Lonnie Smith, R OBP: 0.347, SLG: 0.381 (1, 7)	1B		F7	K		1B	1B			K		6	1	2	0	0	2	1				
Mike Kingery, L OBP: 0.500, SLG: 0.632 (1, 9)	K		BB	HR		L7		1B		F8		5	2	2	1	0	1	1				
Hal McRae, R OBP: 0.288, SLG: 0.386 (1, 10)			2H	1B		4-3		K		F4		4	1	1	0	1	1	2				
Steve Balboni, R OBP: 0.294, SLG: 0.445 (1, 3)	5-3		1B	BB		1B		1B		L9		4	1	2	1	1	0	2				
Jim Sundberg, R OBP: 0.285, SLG: 0.297 (1, 2)		F8	HR			1B		SF8		K		4	1	2	5	0	1	0				
Buddy Biancatana, S OBP: 0.324, SLG: 0.382 Frank White, R OBP: 0.317, SLG: 0.449 (7, PH) (8, 4)	K		BB	BB		K		6-3		2B		2	0	0	0	1	2	2				
Greg Pryor, R OBP: 0.200, SLG: 0.222 (1, 5)	6-3		K			B1-3		F7		F9		5	0	0	0	1	2					
Angel Salazar, R OBP: 0.272, SLG: 0.328 Jorge Orta, L OBP: 0.359, SLG: 0.450 (11, PH)			1B	2B		K2-3		L9		L8		4	1	1	0	0	1	0				
Inning Stats	R: 0 E: 0 K: 1 S: 7	H: 2 LOB: 2 BB: 0 P: 7	R: 0 E: 0 K: 1 S: 5	H: 0 LOB: 0 BB: 0 P: 5	R: 5 E: 0 K: 1 S: 8	H: 3 LOB: 1 BB: 20 P: 30	R: 0 E: 0 K: 1 S: 5	H: 0 LOB: 0 BB: 0 P: 5	R: 0 E: 0 K: 0 S: 3	H: 0 LOB: 0 BB: 0 P: 3	R: 2 E: 0 K: 1 S: 8	H: 3 LOB: 1 BB: 0 P: 8	R: 0 E: 0 K: 0 S: 3	H: 0 LOB: 0 BB: 0 P: 5	R: 0 E: 0 K: 1 S: 6	H: 1 LOB: 1 BB: 0 P: 6	R: 0 E: 0 K: 1 S: 5	H: 0 LOB: 0 BB: 0 P: 5	1B: 8 2B: 2 3B: 0 HR: 1	SF: 1 SAC: 0 DP: 0 HBP: 0	WP: 0 PB: 0 SB: 1 CS: 0	PA: 47
PITCHER	IP ERA WLS BF H R ER SO BB IBB HBP BLK WP HR S P ERA WHIP	Frank Tanana, L ERA: 4.29 Randy O'Neal, R ERA: 5.07 Willie Hernandez, L ERA: 3.18 Bill Campbell, R ERA: 3.92	(1, 1) (3, 1) (9, 1) (11, 1)	4.29 5.1 2.0 1.0	16 21 7 3	5 5 1 0	5 2 0 0	5 2 0 0	2 2 0 1	0 0 0 0	0 0 0 0	0 0 0 0	0 0 0 0	0 0 11 5	0.00 3.38 0.00 0.00	0.000 0.938 0.500 0.000						

Detroit Tigers @ Kansas City Royals
Royals Stadium, Kansas City, MO
Fri Jul 11 1986, 8:05 PM EDT
Att: 40,465 - Unknown


AB 43
R 7
H 11
RBI 7
BB 3
SO 10
LOB 12



Batter	1	2	3	4	5	6	7	8	9	AB	R	H	RBI	BB	SO	LOB	TOP										
Tom Brookens, R OBP: 0.363, SLG: 0.391	0-0 6-3	0-0 F4						0-0 4-3	0-3 K	4	0	0	0	1	1	3											
Alan Trammell, R OBP: 0.306, SLG: 0.393	0-0 HR		0-0 6-3			0-0 G1-6-3		0-0 F9		4	1	1	1	0	0	1											
Kirk Gibson, L OBP: 0.380, SLG: 0.476	0-0 4-3		0-0 F8			0-0 F4		0-0 E9	2B	4	0	1	0	0	0	0											
Lance Parrish, R OBP: 0.336, SLG: 0.497	0-3 K		0-0 F7			0-0 K		0-3 K		4	0	0	0	0	3	1											
Darnell Coles, R OBP: 0.324, SLG: 0.466		0-0 5-3		0-0 6-3		0-0 5-3			0-0 F8	4	0	0	0	0	0	0											
Larry Hemdon, R OBP: 0.307, SLG: 0.391		4-0 2B		0-0 F9			0-0 6-3		0-0 1B	3	2	1	0	1	0	0											
Dave Engle, R OBP: 0.342, SLG: 0.377		0-0 2B		0-0 2B			0-0 2B		0-0 F6	3	1	3	0	0	0	0	AB 34										
Dave Bergman, L OBP: 0.358, SLG: 0.370		1-3 2B		0-0 2B			0-0 2B		0-0 F6	1	0	0	0	0	0	1	R 4										
Dave Collins, S OBP: 0.365, SLG: 0.368		0-0 2B		0-0 5-3			4-0 BB		0-0 1B	3	0	2	2	1	0	1	H 9										
Pat Sheridan, L OBP: 0.263, SLG: 0.366		0-0 F7					0-0 B1		0-0 1B	2	0	0	0	0	0	1	RBI 4										
Chet Lemon, R OBP: 0.304, SLG: 0.362									0-0 1B	1	0	0	0	0	0	2	BB 3										
Johnny Grubb, L OBP: 0.393, SLG: 0.580									1-2 1B	1	0	1	1	0	0	0	SO 4										
Inning Stats	R: 1 E: 0 K: 1 S: 6	H: 1 LOB: 0 BB: 0 P: 6	R: 2 E: 0 K: 0 S: 5	H: 2 LOB: 1 BB: 1 P: 9	R: 0 E: 0 K: 0 S: 3	H: 0 LOB: 0 BB: 0 P: 3	R: 0 E: 0 K: 0 S: 4	H: 1 LOB: 1 BB: 0 P: 4	R: 0 E: 0 K: 0 S: 2	H: 0 LOB: 0 BB: 1 P: 6	R: 0 E: 0 K: 1 S: 5	H: 0 LOB: 0 BB: 0 P: 5	R: 0 E: 0 K: 0 S: 3	H: 1 LOB: 1 BB: 1 P: 7	R: 0 E: 1 K: 1 S: 6	H: 1 LOB: 1 BB: 0 P: 6	R: 1 E: 0 K: 1 S: 8	H: 3 LOB: 2 BB: 0 P: 8	1B: 2 2B: 6 3B: 0 HR: 1	SF: 0 SAC: 0 DP: 1 HBP: 0	WP: 0 PB: 0 SB: 0 CS: 1	PA: 37					
PITCHER	IP	WLS	BF	H	R	ER	SO	BB	IBB	HBP	BLK	WP	HR	S	P	ERA	WHIP										
Charlie Leibrandt, L ERA: 4.08	8.0	W	31	6	3	3	3	3	0	0	0	0	1	34	46	3.38	1.125										
Steve Farr, R ERA: 2.24	0.2		4	2	1	1	0	0	0	0	0	0	0	4	4	13.50	3.000										
Danny Jackson, L ERA: 3.97	0.1	S	2	1	0	0	1	0	0	0	0	0	0	4	4	0.00	3.000										

Detroit Tigers @ Kansas City Royals
Royals Stadium, Kansas City, MO
Sat Jul 12 1986, 4:33 AM EDT
Att: 33,822 - Unknown


AB 34
R 4
H 9
RBI 4
BB 3
SO 4
LOB 10



Batter	1	2	3	4	5	6	7	8	9	AB	R	H	RBI	BB	SO	LOB	BOTTOM										
Willie Wilson, S OBP: 0.303, SLG: 0.342	0-0 HR	1-0 HBP		0-0 S	0-0 4-3				0-0 F9	4	2	2	1	0	0	3											
Lonnie Smith, R OBP: 0.356, SLG: 0.385	4-0 1B	4-0 1B		0-0 S				0-0 F3		3	2	2	1	2	0	0											
Lynn Jones, R OBP: 0.262, SLG: 0.194	0-0 1B	1-2 BB		0-0 SF7				0-0 F7		0	0	0	0	0	0	0											
Mike Kingery, L OBP: 0.520, SLG: 0.609	0-0 BB	0-0 F7		0-0 SF7				0-0 F7		4	1	2	0	1	0	3											
Jorge Orta, L OBP: 0.355, SLG: 0.445	0-0 F8	0-0 F7		4-0 SF7				0-0 FC6-4		2	0	0	0	0	0	4											
Hal McRae, R OBP: 0.305, SLG: 0.388	0-0 F8	0-0 F7		1-2 BB				0-3 K		2	0	1	1	1	1	1											
Frank White, R OBP: 0.319, SLG: 0.451	0-0 BB			0-0 SF7				0-0 1B		3	1	2	2	0	0	0											
Buddy Biancalana, S OBP: 0.333, SLG: 0.391	1-2 1B			1-2 BB				1-2 1B		1	0	1	0	0	0	0											
Steve Balboni, R OBP: 0.290, SLG: 0.438	0-3 K			0-3 K				0-0 F8		5	0	0	1	0	3	7											
Jim Sundberg, R OBP: 0.291, SLG: 0.294	4-0 BB			0-3 K				4-0 SH1-3		2	0	0	0	3	1	2	AB 33										
Greg Pryor, R OBP: 0.224, SLG: 0.246	0-0 F2			0-0 FC6-4				0-0 SH1-3		3	0	2	1	0	0	3	R 7										
Angel Salazar, R OBP: 0.267, SLG: 0.322		0-0 F4		0-0 FC6-4				0-0 F3		4	1	0	0	0	1	4	H 12										
Inning Stats	R: 2 E: 0 K: 1 S: 8	H: 3 LOB: 2 BB: 2 P: 16	R: 0 E: 0 K: 0 S: 3	H: 0 LOB: 1 BB: 1 P: 8	R: 0 E: 0 K: 2 S: 7	H: 0 LOB: 0 BB: 0 P: 7	R: 3 E: 0 K: 1 S: 8	H: 3 LOB: 2 BB: 2 P: 16	R: 0 E: 0 K: 1 S: 5	H: 0 LOB: 1 BB: 1 P: 9	R: 0 E: 0 K: 1 S: 5	H: 1 LOB: 0 BB: 0 P: 5	R: 1 E: 0 K: 0 S: 5	H: 2 LOB: 2 BB: 1 P: 9	R: 1 E: 0 K: 0 S: 6	H: 3 LOB: 2 BB: 0 P: 6	1B: 11 2B: 0 3B: 0 HR: 1	SF: 1 SAC: 1 DP: 0 HBP: 1	WP: 0 PB: 0 SB: 3 CS: 0	PA: 43							
PITCHER	IP	WLS	BF	H	R	ER	SO	BB	IBB	HBP	BLK	WP	HR	S	P	ERA	WHIP										
Eric King, R ERA: 3.34	3.1	L	20	6	5	5	3	3	0	1	0	0	0	1	9	0.00	3.000										
Mark Thurmond, L ERA: 6.46	0.1		3	0	0	0	0	1	1	0	0	0	0	1	9	0.00	3.000										
John Pacella, R ERA: 4.09	2.2		12	3	1	1	3	2	0	0	0	0	0	16	24	3.38	1.875										
Randy O'Neal, R ERA: 5.01	0.2		2	0	0	0	0	0	0	0	0	0	0	2	2	0.00	0.000										
Bill Campbell, R ERA: 4.15	1.0		6	3	1	1	0	0	0	0	0	0	0	6	6	9.00	3.000										

Detroit Tigers @ Kansas City Royals
Royals Stadium, Kansas City, MO
Sat Jul 12 1986, 4:33 AM EDT
Att: 33,822 - Unknown


AB 33
R 7
H 12
RBI 7
BB 7
SO 6
LOB 27



Batter	1	2	3	4	5	6	7	8	9	AB	R	H	RBI	BB	SO	LOB	TOP								
Lou Whitaker, L (1.4)	F8		F7		HR		2B		1-3	5	1	2	1	0	0	2									
Alan Trammell, R (1.6)	L6		HR		CS		1-3		2B	4	1	2	1	1	0	1									
Kirk Gibson, L (1.9)	F5		HR		CS			FC4-2	1B	3	1	2	3	2	0	0									
Lance Parrish, R (1.2)		K	F7		F8			F9	K	5	0	0	0	0	2	5									
Darrell Evans, L (1.10)		K			G3			FC4-2	BB	3	0	0	0	1	1	0									
Dave Bergman, L (1.3)					F9			FC4-2		4	0	1	0	0	0	2									
Dave Collins, S (1.7)								3-H	K	3	0	0	0	1	1	3									
Tom Brookens, R (1.5)			K		F7			F8	6-3	4	0	0	0	0	1	1									
Pat Sheridan, L (1.8)			HR		L4			F7	1-3	4	2	2	0	0	0	0									
Inning Stats	R: 0 E: 0 K: 0 S: 3	H: 0 LOB: 0 BB: 0 P: 3	R: 0 E: 0 K: 2 S: 8	H: 1 LOB: 1 BB: 0 P: 8	R: 3 E: 0 K: 1 S: 7	H: 2 LOB: 0 BB: 1 P: 11	R: 0 E: 0 K: 0 S: 3	H: 0 LOB: 1 BB: 1 P: 7	R: 1 E: 0 K: 0 S: 4	H: 2 LOB: 1 BB: 1 P: 8	R: 0 E: 0 K: 0 S: 3	H: 0 LOB: 0 BB: 0 P: 3	R: 0 E: 0 K: 0 S: 4	H: 1 LOB: 1 BB: 0 P: 4	R: 0 E: 0 K: 1 S: 6	H: 1 LOB: 2 BB: 1 P: 10	R: 1 E: 0 K: 1 S: 7	H: 2 LOB: 2 BB: 1 P: 11	1B: 3 2B: 4 3B: 0 HR: 2	SF: 0 SAC: 0 DP: 0 HBP: 0	WP: 0 PB: 0 SB: 1 CS: 2	PA: 40			
PITCHER	IP	WLS	BF	H	R	ER	SO	BB	IBB	HBP	BLK	WP	HR	S	P	ERA	WHIP								
Scott Bankhead, R (1.1)	4.1	L	21	5	4	4	3	3	0	0	0	0	2	24	36	8.31	1.846								
Mark Gubicza, R (5.1)	3.2		13	2	0	0	1	1	0	0	0	0	0	14	18	0.00	0.818								
Dan Quisenberry, R (9.1)	1.0		6	2	1	1	1	0	1	0	0	0	0	7	11	9.00	2.000								

Detroit Tigers @ Kansas City Royals
 Royals Stadium, Kansas City, MO
 Sun Jul 13 1986, 4:33 AM EDT
 Att: 30,348 - Unknown


AB	35
R	5
H	9
RBI	5
BB	5
SO	5
LOB	14



Batter	1	2	3	4	5	6	7	8	9	AB	R	H	RBI	BB	SO	LOB	BOTTOM								
Willie Wilson, S (1.8)	F4		K			4-3		F9	1B	4	0	1	0	0	1	0									
Lonnie Smith, R (1.7)			K			K2-3		1-2	1B	4	0	2	0	0	2	0									
Mike Kingery, L (1.9)	K				E5			F9		4	0	1	0	0	1	3									
Jorge Orta, L (1.10)	K				F8			2-3	K	4	0	0	0	0	2	5									
Frank White, R (1.4)		5-3			K			5-3	F6	4	0	0	0	0	1	1									
Steve Balboni, R (1.3)		6-3			F8			K	K	4	0	0	0	0	2	1									
Jim Sundberg, R (1.2)					5-3			FC5-4	BB	2	0	0	0	2	1	0									
Greg Pryor, R (1.5)		4-3			K			FC5-4		3	0	0	0	0	1	2									
Angel Salazar, R (1.6)					F7			5-3		2	0	0	0	0	1	0									
Daryl Motley, R (8. PH)										1	0	0	0	0	0	0									
Buddy Biancalana, S (9.6)										0	0	0	0	0	0	0									
Inning Stats	R: 0 E: 0 K: 2 S: 8	H: 1 LOB: 1 BB: 0 P: 8	R: 0 E: 0 K: 0 S: 3	H: 0 LOB: 1 BB: 1 P: 7	R: 0 E: 0 K: 2 S: 7	H: 0 LOB: 0 BB: 0 P: 7	R: 0 E: 1 K: 1 S: 6	H: 0 LOB: 1 BB: 0 P: 6	R: 0 E: 0 K: 2 S: 7	H: 0 LOB: 0 BB: 0 P: 7	R: 0 E: 0 K: 1 S: 6	H: 1 LOB: 1 BB: 0 P: 6	R: 0 E: 0 K: 1 S: 5	H: 0 LOB: 1 BB: 1 P: 9	R: 0 E: 0 K: 1 S: 7	H: 2 LOB: 2 BB: 0 P: 7	R: 0 E: 0 K: 2 S: 7	H: 0 LOB: 0 BB: 0 P: 7	1B: 3 2B: 1 3B: 0 HR: 0	SF: 0 SAC: 0 DP: 0 HBP: 0	WP: 0 PB: 0 SB: 1 CS: 0	PA: 34			
PITCHER	IP	WLS	BF	H	R	ER	SO	BB	IBB	HBP	BLK	WP	HR	S	P	ERA	WHIP								
Jack Morris, R (1.1)	9.0	W	34	4	0	0	12	2	0	0	0	0	0	56	64	0.00	0.667								

Detroit Tigers @ Kansas City Royals
 Royals Stadium, Kansas City, MO
 Sun Jul 13 1986, 4:33 AM EDT
 Att: 30,348 - Unknown

AB	32
R	0
H	4
RBI	0
BB	2
SO	12
LOB	12




Batter	1	2	3	4	5	6	7	8	9	AB	R	H	RBI	BB	SO	LOB	TOP			
Tony Bernazard, S (1,4) OBP: 0.373, SLG: 0.441										4	0	2	0	0	1	0	Cleveland Indians @ Kansas City Royals Royals Stadium, Kansas City, MO Thu Jul 17 1986, 8:05 PM EDT Att: 31,851 - Unknown			
Julio Franco, R (1,6) OBP: 0.329, SLG: 0.390										4	0	0	0	0	0	2				
Joe Carter, R (1,3) OBP: 0.346, SLG: 0.509										3	1	2	1	0	0	0				
Andre Thornton, R (1,10) OBP: 0.344, SLG: 0.420										3	0	1	0	0	1	0				
Mel Hall, L (1,7) OBP: 0.349, SLG: 0.572										3	0	0	0	0	0	1				
Cory Snyder, R (1,9) OBP: 0.304, SLG: 0.559										3	0	0	0	0	1	0				
Brett Butler, L (1,8) OBP: 0.337, SLG: 0.329										3	0	0	0	0	1	0				
Brook Jacoby, R (1,5) OBP: 0.327, SLG: 0.430										3	0	0	0	0	2	0				
Chris Bando, S (1,2) OBP: 0.336, SLG: 0.327										3	0	0	0	0	2	0				
Inning Stats	R: 0 E: 0 K: 0 S: 3	H: 2 LOB: 0 BB: 0 P: 3	R: 0 E: 0 K: 0 S: 3	H: 0 LOB: 0 BB: 0 P: 3	R: 0 E: 0 K: 3 S: 9	H: 0 LOB: 0 BB: 0 P: 9	R: 0 E: 0 K: 0 S: 3	H: 1 LOB: 0 BB: 0 P: 3	R: 0 E: 0 K: 2 S: 7	H: 0 LOB: 0 BB: 0 P: 7	R: 1 E: 0 K: 0 S: 5	H: 2 LOB: 1 BB: 0 P: 5	R: 0 E: 0 K: 1 S: 5	H: 0 LOB: 0 BB: 0 P: 5	R: 0 E: 0 K: 2 S: 7	H: 0 LOB: 0 BB: 0 P: 7	1B: 4 2B: 1 3B: 0 HR: 1	SF: 0 SAC: 0 DP: 2 HBP: 0	WP: 0 PB: 0 SB: 0 CS: 0	PA: 30
PITCHER	IP WLS BF H R ER SO BB IBB HBP BLK WP HR S P ERA WHIP																			
Bret Saberhagen, R (1,1) ERA: 4.18	8.0 W 26 5 1 1 6 0 0 0 0 0 1 38 38 1.12 0.625																			
Steve Farr, R (9,1) ERA: 2.21	1.0 3 0 0 0 2 0 0 0 0 0 0 0 7 7 0.00 0.000																			

Batter	1	2	3	4	5	6	7	8	9	AB	R	H	RBI	BB	SO	LOB	BOTTOM			
Lonnie Smith, R (1,7) OBP: 0.397, SLG: 0.389										4	1	1	0	0	2	0	Cleveland Indians @ Kansas City Royals Royals Stadium, Kansas City, MO Thu Jul 17 1986, 8:05 PM EDT Att: 31,851 - Unknown			
Lynn Jones, R (9,7) OBP: 0.262, SLG: 0.194										0	0	0	0	0	0	0				
Willie Wilson, S (1,8) OBP: 0.302, SLG: 0.345										4	1	1	2	0	0	0				
Mike Kingery, L (1,9) OBP: 0.495, SLG: 0.567										3	0	1	1	0	0	0				
Jorge Orta, L (1,10) OBP: 0.351, SLG: 0.442										4	1	2	0	0	0	1				
Frank White, R (1,4) OBP: 0.314, SLG: 0.453										4	1	1	1	0	0	2				
Steve Balboni, R (1,3) OBP: 0.292, SLG: 0.440										4	0	3	1	0	0	0				
Jim Sundberg, R (1,2) OBP: 0.290, SLG: 0.287										4	0	0	0	0	1	4				
Greg Pryor, R (1,5) OBP: 0.215, SLG: 0.234										4	0	1	0	0	0	3				
Angel Salazar, R (1,6) OBP: 0.261, SLG: 0.314										3	1	0	0	0	0	3				
Inning Stats	R: 0 E: 0 K: 1 S: 5	H: 0 LOB: 0 BB: 0 P: 5	R: 1 E: 1 K: 0 S: 6	H: 2 LOB: 2 BB: 0 P: 6	R: 0 E: 0 K: 1 S: 6	H: 1 LOB: 1 BB: 0 P: 6	R: 0 E: 0 K: 1 S: 6	H: 1 LOB: 1 BB: 0 P: 6	R: 0 E: 0 K: 0 S: 3	H: 0 LOB: 0 BB: 0 P: 3	R: 1 E: 0 K: 0 S: 5	H: 2 LOB: 1 BB: 0 P: 5	R: 3 E: 0 K: 0 S: 7	H: 4 LOB: 1 BB: 0 P: 7	R: 0 E: 0 K: 0 S: 3	H: 0 LOB: 0 BB: 0 P: 3	1B: 5 2B: 3 3B: 1 HR: 1	SF: 1 SAC: 0 DP: 0 HBP: 0	WP: 0 PB: 2 SB: 0 CS: 0	PA: 35
PITCHER	IP WLS BF H R ER SO BB IBB HBP BLK WP HR S P ERA WHIP																			
Tom Candiotti, R (1,1) ERA: 3.75	6.1 L 29 9 5 5 3 0 0 0 0 0 1 35 35 7.11 1.421																			
Scott Bailes, L (7,1) ERA: 4.69	0.2 3 1 0 0 0 0 0 0 0 0 0 3 3 0.00 1.500																			
Don Schutze, R (8,1) ERA: 4.82	1.0 3 0 0 0 0 0 0 0 0 0 0 3 3 0.00 0.000																			

Batter	1	2	3	4	5	6	7	8	9	10	AB	R	H	RBI	BB	SO	LOB	TOP	
Tony Bernazard, S OBP: 0.370, SLG: 0.436 (1, 4)	4-3		F4				5-3			K	4	0	0	0	1	1	1		
Brett Butler, L OBP: 0.344, SLG: 0.344 (1, 8)	2B		HR					F7		1B	4	3	3	1	1	0	0		
Joe Carter, R OBP: 0.352, SLG: 0.516 (1, 7) (9, 9)	2B		1B					F8		1B	5	0	4	1	0	0	2		
Andre Thornton, R OBP: 0.339, SLG: 0.413 Otis Nixon, S OBP: 0.240, SLG: 0.191 (1, 10) (10, PR)	F8		F8					F7		F8	5	0	0	0	0	0	4		
Brook Jacoby, R OBP: 0.325, SLG: 0.425 (1, 5)	5-3			1-3						1B	4	0	0	0	1	0	2		
Pat Tabler, R OBP: 0.307, SLG: 0.397 (1, 3)		4-3		F4						6-3	5	0	0	0	0	0	3		
Cory Snyder, R OBP: 0.303, SLG: 0.548 (1, 6) (7, 9) (9, 6)		5-3		F7						6-3	4	0	1	0	0	0	0		
Carmen Castillo, R OBP: 0.304, SLG: 0.407 Fran Mullins, R OBP: 0.154, SLG: 0.240 Mel Hall, L OBP: 0.351, SLG: 0.572 (1, 9) (7, 6) (9, PH) (9, 7)			F4					5-3		SH1-3	2	0	0	0	0	0	0		
Andy Allanson, R OBP: 0.294, SLG: 0.328 Chris Bando, S OBP: 0.333, SLG: 0.323 (1, 2) (9, PH) (9, 2)				5-3				F8		4-3	3	0	0	0	0	0	1		
Inning Stats	R: 1 E: 0 K: 0 S: 5	H: 2 LOB: 1 BB: 0 P: 5	R: 0 E: 0 K: 0 S: 3	H: 0 LOB: 0 BB: 0 P: 3	R: 1 E: 0 K: 0 S: 5	H: 2 LOB: 1 BB: 2 P: 5	R: 0 E: 0 K: 0 S: 3	H: 0 LOB: 0 BB: 0 P: 3	R: 0 E: 0 K: 0 S: 4	H: 1 LOB: 1 BB: 0 P: 4	R: 0 E: 0 K: 0 S: 4	H: 1 LOB: 1 BB: 0 P: 4	R: 0 E: 0 K: 0 S: 3	H: 0 LOB: 1 BB: 1 P: 7	R: 1 E: 1 K: 1 S: 7	H: 2 LOB: 3 BB: 1 P: 11	1B: 6 2B: 1 3B: 0 HR: 1	SF: 0 SAC: 1 DP: 1 HBP: 0	WP: 0 PA: 42 PB: 0 SB: 1 CS: 0
PITCHER	IP WLS BF H R ER SO	IP WLS BF H R ER SO	IP WLS BF H R ER SO	IP WLS BF H R ER SO	IP WLS BF H R ER SO	IP WLS BF H R ER SO	IP WLS BF H R ER SO	IP WLS BF H R ER SO	IP WLS BF H R ER SO	IP WLS BF H R ER SO	IP WLS BF H R ER SO	IP WLS BF H R ER SO	IP WLS BF H R ER SO	IP WLS BF H R ER SO	IP WLS BF H R ER SO	IP WLS BF H R ER SO	ERA WHIP	ERA WHIP	
Charlie Leibandt, L ERA: 3.97 Dan Qusenberry, R ERA: 2.76 (1, 1) (9, 1)	8.0 L 10 2 1 0 1	2.0 L 10 2 1 0 1	2.0 L 10 2 1 0 1	2.0 L 10 2 1 0 1	2.0 L 10 2 1 0 1	2.0 L 10 2 1 0 1	2.0 L 10 2 1 0 1	2.0 L 10 2 1 0 1	2.0 L 10 2 1 0 1	2.0 L 10 2 1 0 1	2.0 L 10 2 1 0 1	2.0 L 10 2 1 0 1	2.0 L 10 2 1 0 1	2.0 L 10 2 1 0 1	2.0 L 10 2 1 0 1	2.0 L 10 2 1 0 1	0.00 1.500	0.00 1.500	

Cleveland Indians @ Kansas City Royals
 Royals Stadium, Kansas City, MO
 Fri Jul 18 1986, 8:05 PM EDT
 Att: 35,648 - Unknown


AB	37
R	3
H	8
RBI	2
BB	4
SO	1
LOB	14



Batter	1	2	3	4	5	6	7	8	9	10	AB	R	H	RBI	BB	SO	LOB	BOTTOM			
Lonnie Smith, R OBP: 0.350, SLG: 0.381 (1, 7)	5-3		F9							4-3	5	0	0	0	0	1					
Willie Wilson, S OBP: 0.304, SLG: 0.346 (1, 8)	F8		1B							F8	5	0	2	0	0	0	1				
Mike Kingery, L OBP: 0.421, SLG: 0.600 (1, 9)	HR		F6							F4	5	1	1	1	0	0	3				
Jorge Orta, L OBP: 0.355, SLG: 0.446 Darryl Motley, R OBP: 0.228, SLG: 0.340 (1, 10) (8, PH)	1B		E1							F9	3	0	2	0	0	0	1				
Frank White, R OBP: 0.313, SLG: 0.447 (1, 4)	K		FC4-6							6-3	4	0	0	0	1	1	4				
Steve Balboni, R OBP: 0.293, SLG: 0.446 (1, 3)		HR								K	4	1	1	1	1	1	1				
Jim Sundberg, R OBP: 0.289, SLG: 0.283 (1, 2)		F9		5-3							3	0	0	0	1	0	2				
Greg Pryor, R OBP: 0.206, SLG: 0.224 Hal McRae, R OBP: 0.309, SLG: 0.388 Buddy Biancalana, S OBP: 0.333, SLG: 0.391 (1, 5) (8, PH) (8, PR) (9, 6)		F7		F7							3	0	0	0	0	0	0				
Angel Salazar, R OBP: 0.262, SLG: 0.314 Jamie Quirk, L OBP: 0.257, SLG: 0.295 (1, 6) (8, PH) (9, 5)		K								F8	3	0	1	0	0	1	0				
Inning Stats	R: 1 E: 0 K: 1 S: 7	H: 2 LOB: 1 BB: 0 P: 7	R: 1 E: 0 K: 1 S: 6	H: 1 LOB: 0 BB: 0 P: 6	R: 0 E: 1 K: 0 S: 5	H: 1 LOB: 2 BB: 0 P: 5	R: 0 E: 0 K: 0 S: 3	H: 0 LOB: 0 BB: 0 P: 3	R: 0 E: 1 K: 0 S: 4	H: 2 LOB: 2 BB: 1 P: 8	R: 0 E: 0 K: 0 S: 5	H: 2 LOB: 2 BB: 0 P: 5	R: 0 E: 0 K: 0 S: 3	H: 0 LOB: 3 BB: 3 P: 15	R: 0 E: 0 K: 1 S: 5	H: 0 LOB: 0 BB: 0 P: 3	R: 0 E: 0 K: 1 S: 5	H: 0 LOB: 0 BB: 0 P: 5	1B: 5 2B: 1 3B: 0 HR: 2	SF: 0 SAC: 0 DP: 1 HBP: 0	WP: 1 PA: 42 PB: 0 SB: 2 CS: 0
PITCHER	IP WLS BF H R ER SO	IP WLS BF H R ER SO	IP WLS BF H R ER SO	IP WLS BF H R ER SO	IP WLS BF H R ER SO	IP WLS BF H R ER SO	IP WLS BF H R ER SO	IP WLS BF H R ER SO	IP WLS BF H R ER SO	IP WLS BF H R ER SO	IP WLS BF H R ER SO	IP WLS BF H R ER SO	IP WLS BF H R ER SO	IP WLS BF H R ER SO	IP WLS BF H R ER SO	IP WLS BF H R ER SO	ERA WHIP	ERA WHIP			
Ken Schrom, R ERA: 4.09 Scott Bailes, L ERA: 4.59 Ernie Camacho, R ERA: 4.25 Bryan Oelkers, L ERA: 3.1 (1, 1) (7, 1) (8, 1) (9, 1)	6.2 0.2 0.2 2.0	2.0 0.0 0.0 0.0	2.0 0.0 0.0 0.0	2.0 0.0 0.0 0.0	2.0 0.0 0.0 0.0	2.0 0.0 0.0 0.0	2.0 0.0 0.0 0.0	2.0 0.0 0.0 0.0	2.0 0.0 0.0 0.0	2.0 0.0 0.0 0.0	2.0 0.0 0.0 0.0	2.0 0.0 0.0 0.0	2.0 0.0 0.0 0.0	2.0 0.0 0.0 0.0	2.0 0.0 0.0 0.0	2.0 0.0 0.0 0.0	0.00 2.70	0.00 1.050			

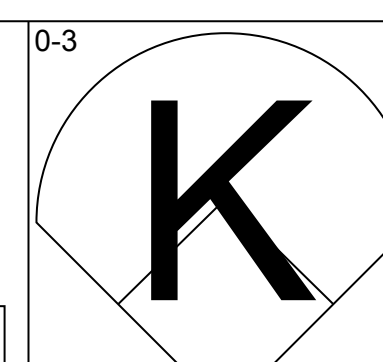
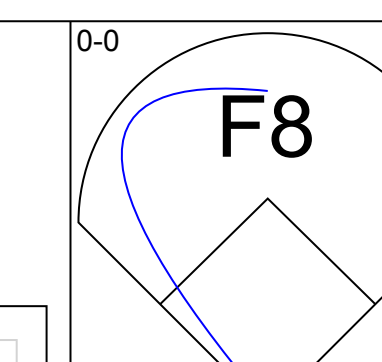
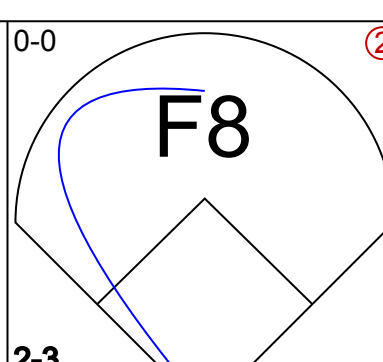
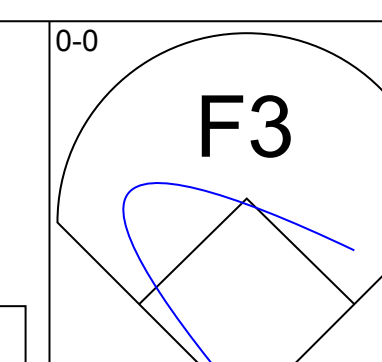
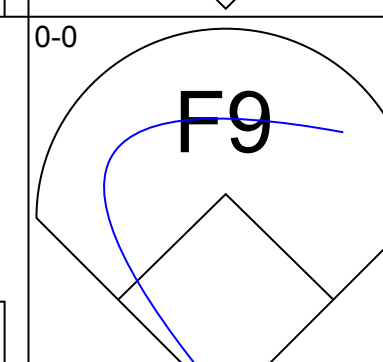
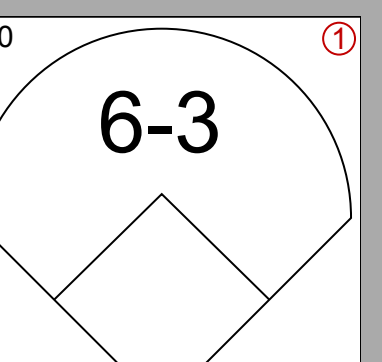
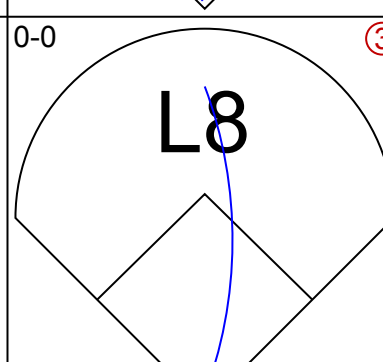
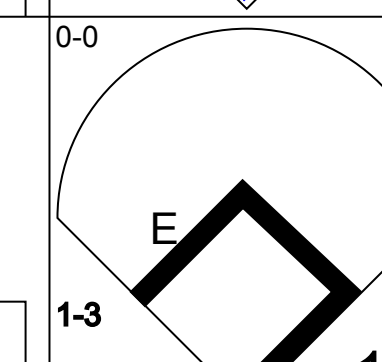
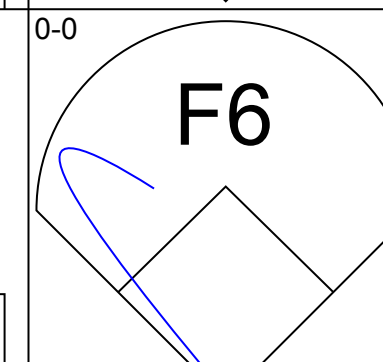
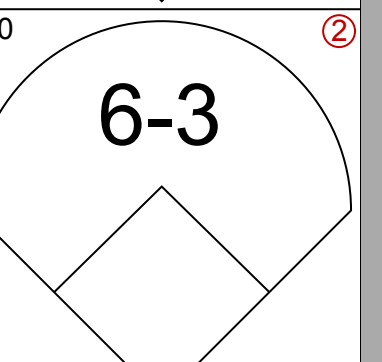
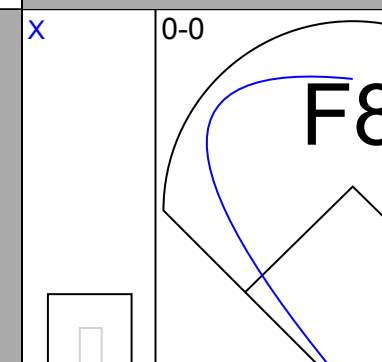
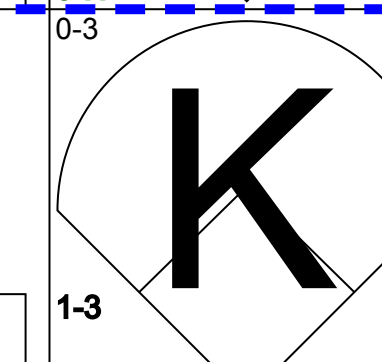
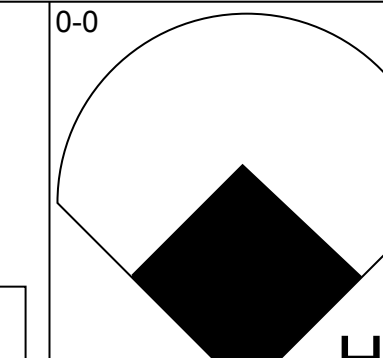
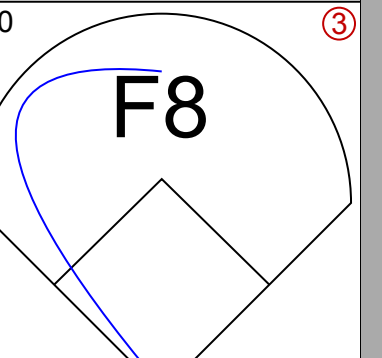
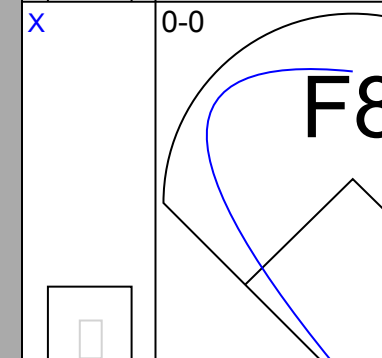
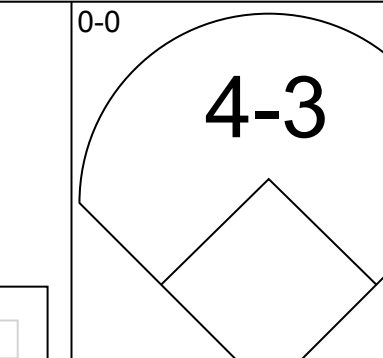
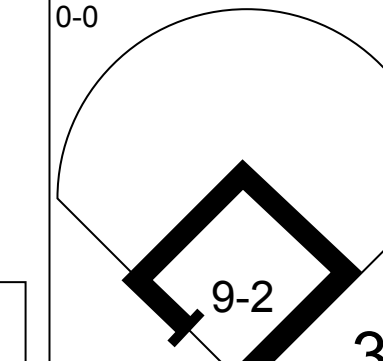
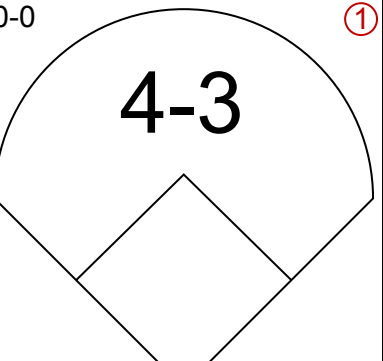
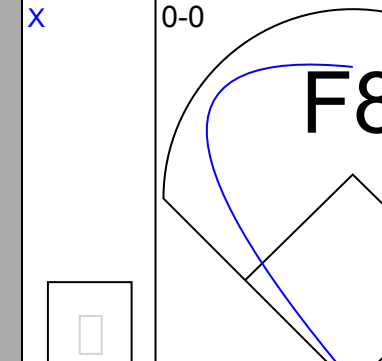
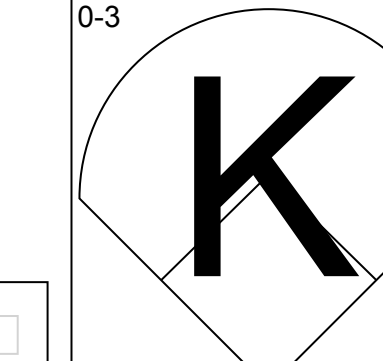
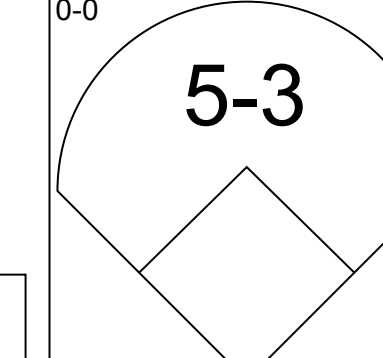
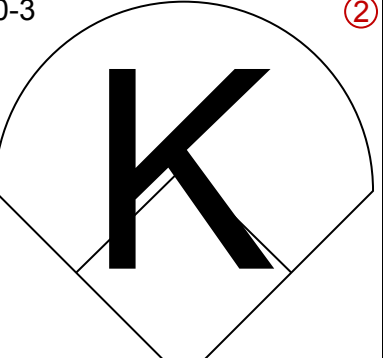
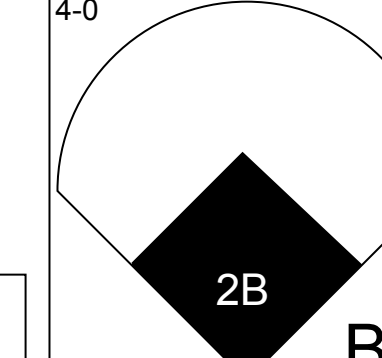
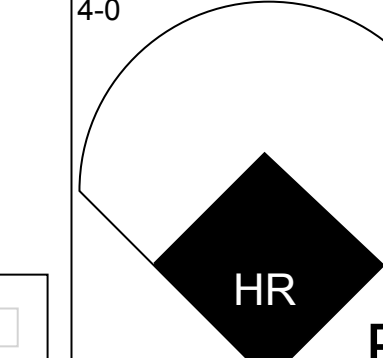
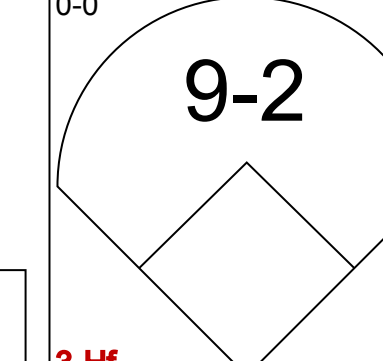
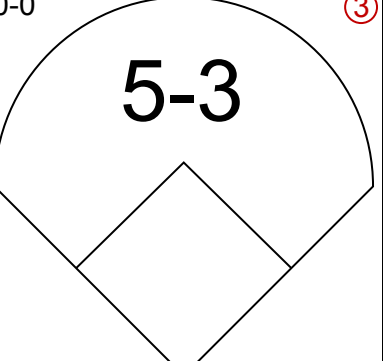
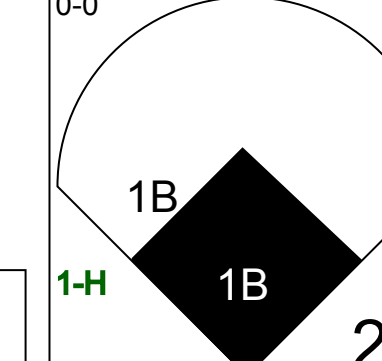
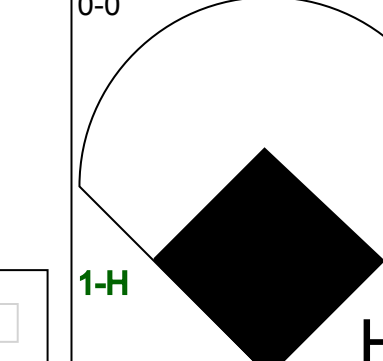
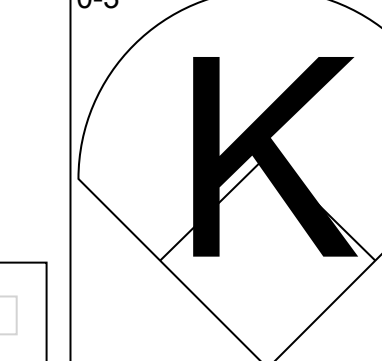
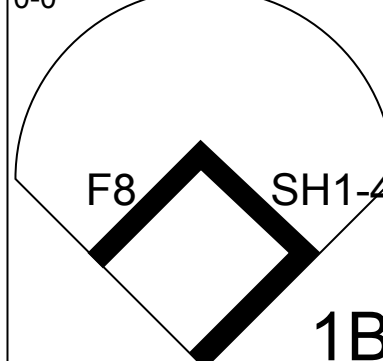
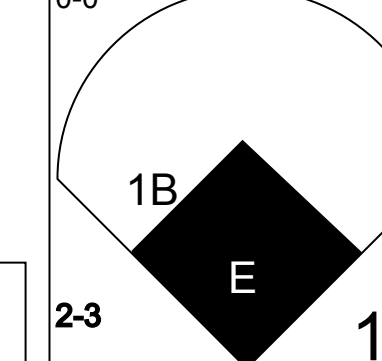
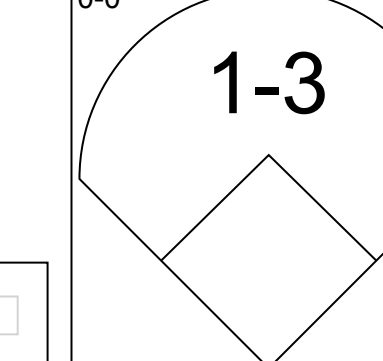
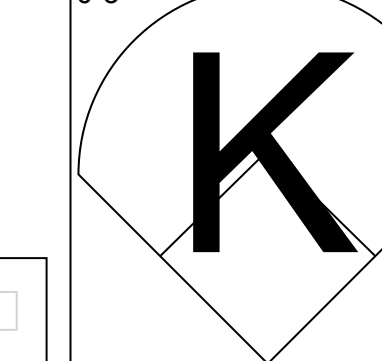
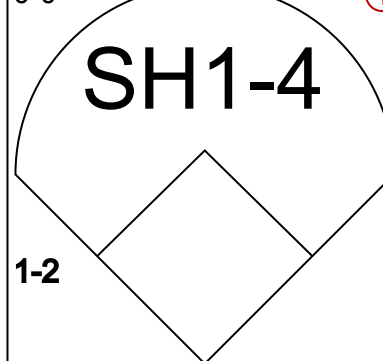
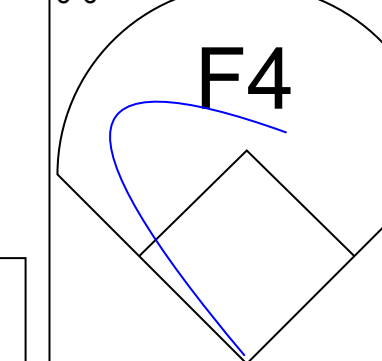
Cleveland Indians @ Kansas City Royals
 Royals Stadium, Kansas City, MO
 Fri Jul 18 1986, 8:05 PM EDT
 Att: 35,648 - Unknown

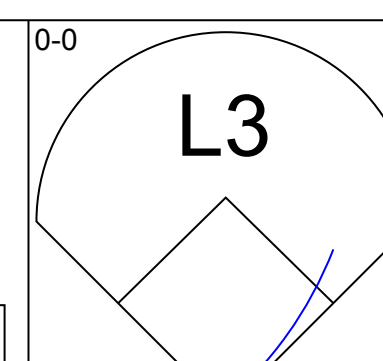
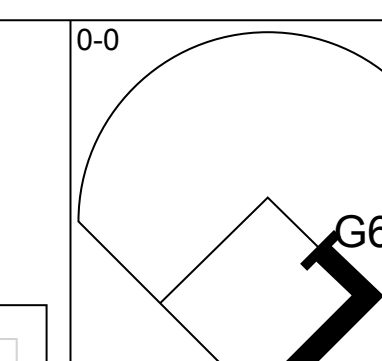
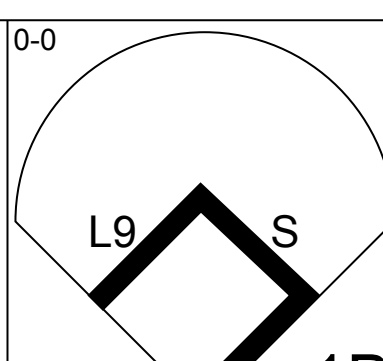
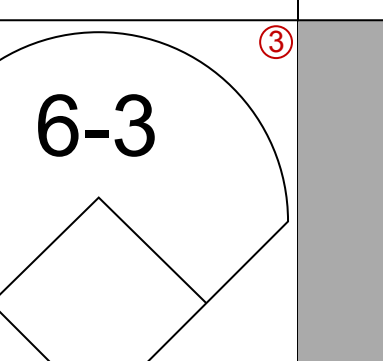
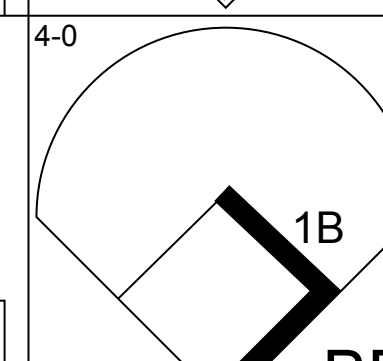
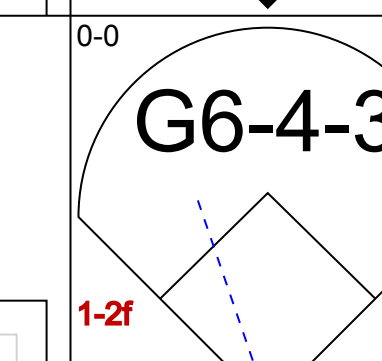
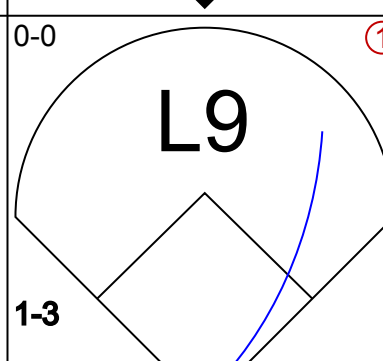
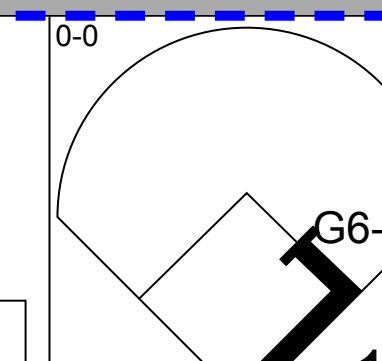
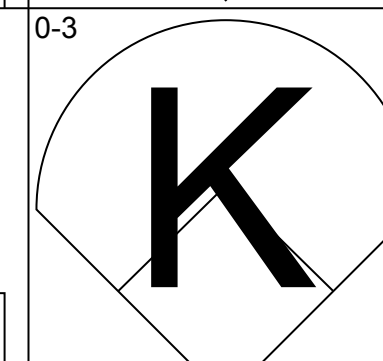
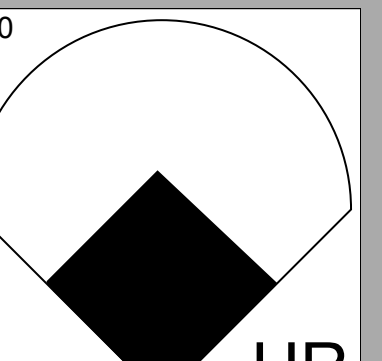
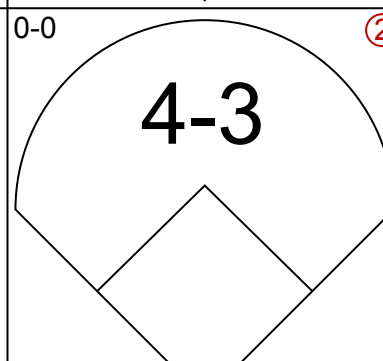
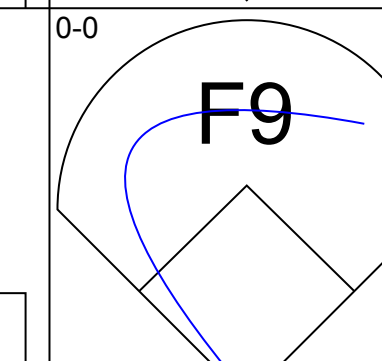
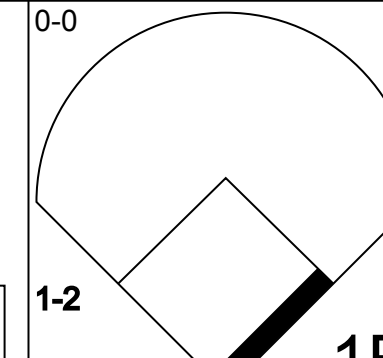
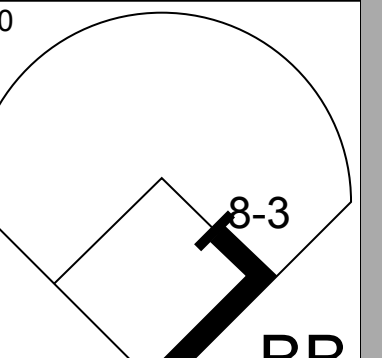
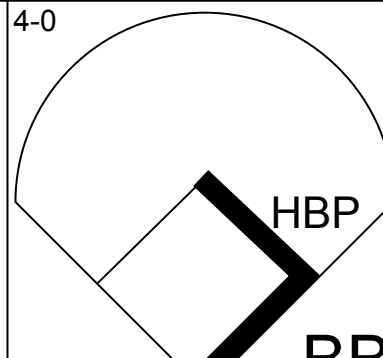
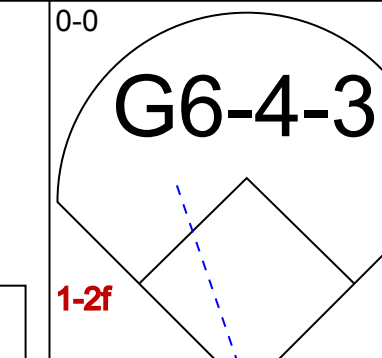
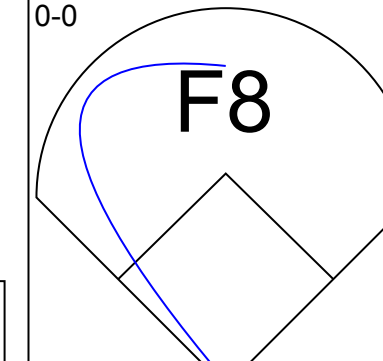
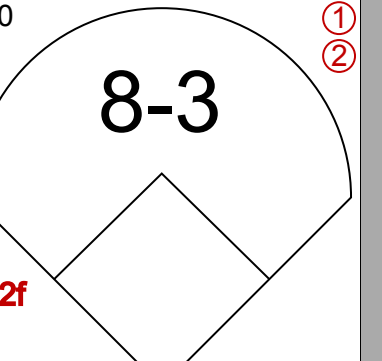
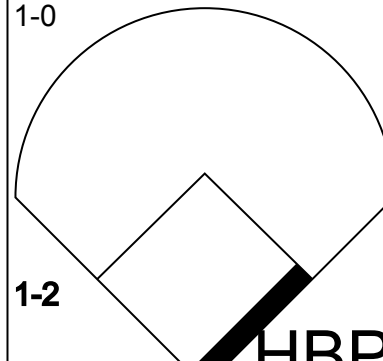
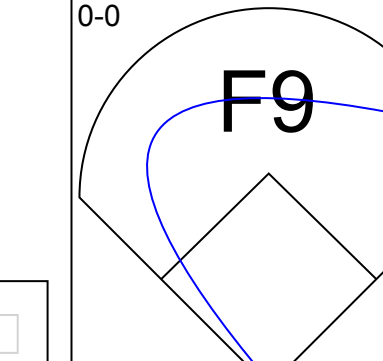
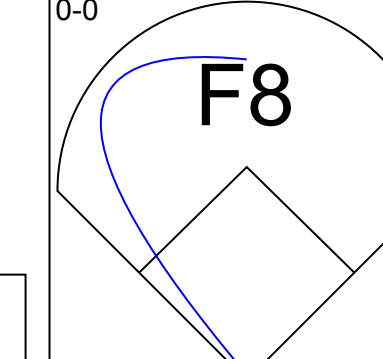
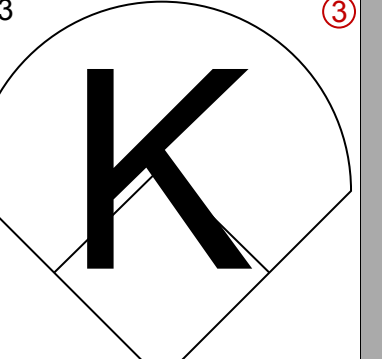
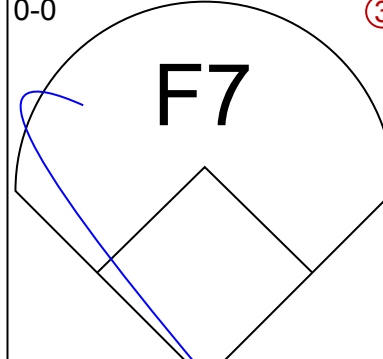
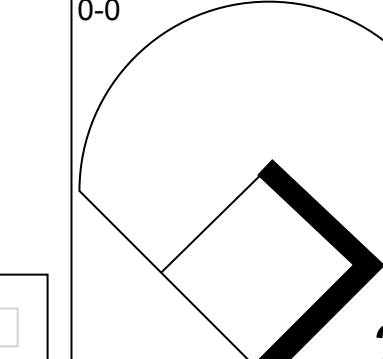
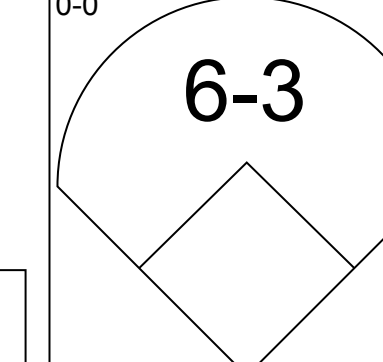
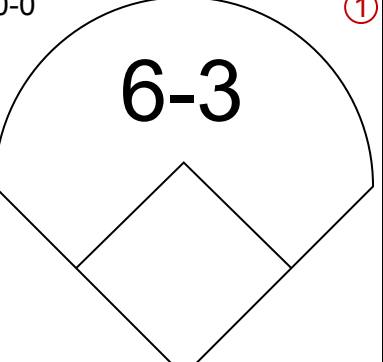
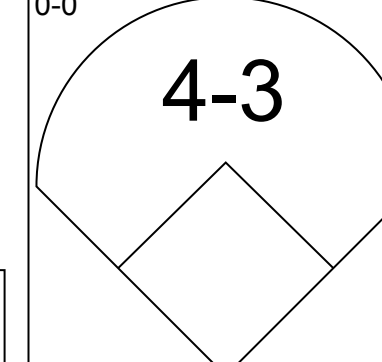
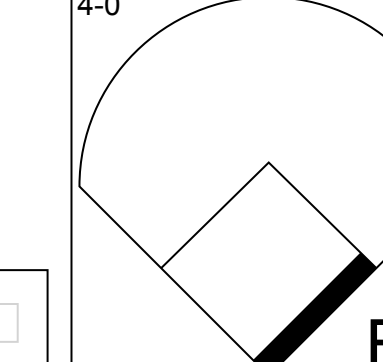
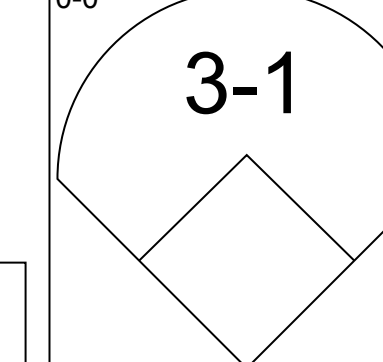
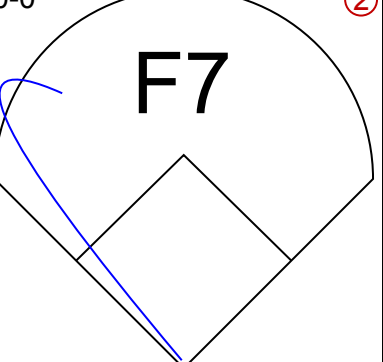
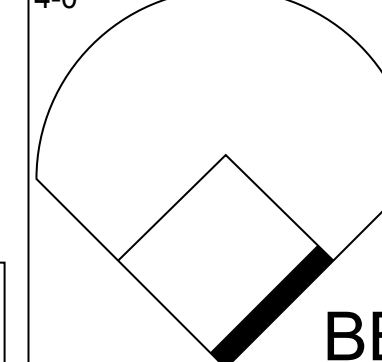
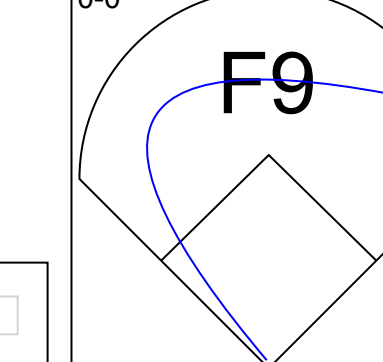
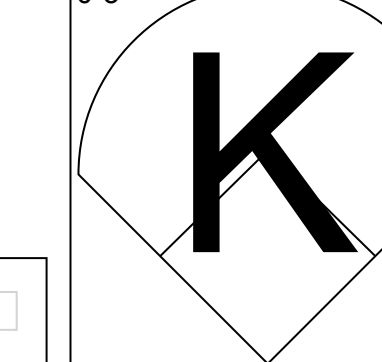
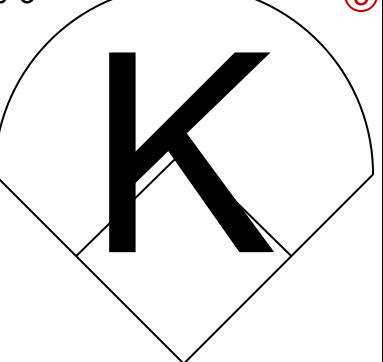
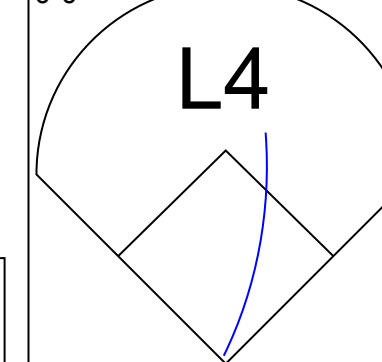
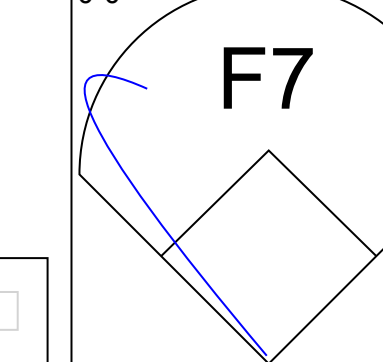
AB	38
R	2
H	7
RBI	2
BB	4
SO	3
LOB	16



Batter	1	2	3	4	5	6	7	8	9	AB	R	H	RBI	BB	SO	LOB	TOP										
Tony Bernazard, S (1, 4) OBP: 0.375, SLG: 0.445	4-0 BB		0-0 BB 2B 1B		0-0 1-2		0-0 F4			3	1	1	0	1	0	3	Cleveland Indians @ Kansas City Royals Royals Stadium, Kansas City, MO Sun Jul 20 1986, 4:33 AM EDT Att: 34,404 - Unknown livebaseballscorecards.com										
Brett Butler, L (1, 8) OBP: 0.346, SLG: 0.345	0-3 K		4-0 1-2 2B BB			0-0 G3		0-0 L1		3	1	0	0	1	1												
Joe Carter, R (1, 9) OBP: 0.352, SLG: 0.520	0-0 F8		0-0 1-H 2-H 2B			0-0 5-3		0-0 3B		4	0	2	2	0	0	1											
Mel Hall, L (1, 7) OBP: 0.352, SLG: 0.562	0-0 4-3		0-0 F8			4-0 BB		0-3 K		3	0	0	0	1	1	3											
Cory Snyder, R (1, 6) OBP: 0.291, SLG: 0.520		0-0 F5		0-0 F5		0-3 K		0-0 F8		4	0	0	0	0	1	2											
Julio Franco, R (1, 10) OBP: 0.324, SLG: 0.384		0-0 F9		0-3 K			0-0 1B		0-3 K	4	0	1	0	0	2	0											
Pat Tabler, R (1, 3) Fran Mullins, R (7, 6) OBP: 0.148, SLG: 0.231		0-0 6-3		0-3 K			0-0 F6		0-3 K	3	0	0	0	0	1	1											
Brook Jacoby, R (1, 5) OBP: 0.329, SLG: 0.430			0-0 F8		0-0 G4-3 1B		0-0 F9		0-0 1B	4	0	2	0	0	0	1											
Andy Allanson, R (1, 2) OBP: 0.293, SLG: 0.326			0-0 6-3		0-3 K		0-0 1-2 1B		0-0 F6	4	0	1	0	0	1	2											
Inning Stats	R: 0 E: 0 K: 1 S: 5	H: 0 LOB: 1 BB: 1 P: 9	R: 0 E: 0 K: 0 S: 3	H: 0 LOB: 0 BB: 0 P: 3	R: 2 E: 0 K: 0 S: 5	H: 2 LOB: 1 BB: 1 P: 9	R: 0 E: 0 K: 2 S: 7	H: 0 LOB: 0 BB: 0 P: 7	R: 0 E: 0 K: 1 S: 5	H: 1 LOB: 0 BB: 0 P: 5	R: 0 E: 0 K: 1 S: 5	H: 2 LOB: 2 BB: 0 P: 5	R: 0 E: 0 K: 1 S: 6	H: 1 LOB: 1 BB: 0 P: 6	R: 0 E: 0 K: 2 S: 8	H: 1 LOB: 1 BB: 0 P: 8		1B: 5 2B: 1 3B: 1 HR: 0	SF: 0 SAC: 0 DP: 1 HBP: 0	WP: 0 PB: 0 SB: 0 CS: 0	PA: 36						
PITCHER	IP	WLS	BF	H	R	ER	SO	BB	IBB	HBP	BLK	WP	HR	S	P	ERA	WHIP										
Dennis Leonard, R (1, 1) ERA: 3.69	8.0		32	6	2	2	6	3	0	0	0	0	0	41	53	2.25	1.125										
Steve Farr, R (9, 1) ERA: 2.18	1.0	W	4	1	0	0	2	0	0	0	0	0	0	8	8	0.00	1.000										

Batter	1	2	3	4	5	6	7	8	9	AB	R	H	RBI	BB	SO	LOB	BOTTOM										
Lonnie Smith, R (1, 7) OBP: 0.364, SLG: 0.392	4-0 F8 E BB		0-0 2B		0-0 2-3		0-3 K			3	0	1	0	1	1	5	Cleveland Indians @ Kansas City Royals Royals Stadium, Kansas City, MO Sun Jul 20 1986, 4:33 AM EDT Att: 34,404 - Unknown livebaseballscorecards.com										
Willie Wilson, S (1, 8) OBP: 0.302, SLG: 0.349	0-0 F8 1-3		0-0 F6			0-0 4-3 G3 2B		0-0 4-3		4	1	1	0	0	0	4											
Mike Kingery, L (1, 9) OBP: 0.348, SLG: 0.488	0-0 F4			0-3 K		0-0 4-3		0-0 5-3		4	0	0	0	0	1	2											
George Brett, L (1, 5) OBP: 0.417, SLG: 0.440	0-0 F7			0-0 F7		0-0 G3		0-3 K		4	0	0	1	0	1	1											
Jorge Orta, L (1, 10) OBP: 0.344, SLG: 0.430		0-0 1-3		0-3 K		0-0 F7		0-0 4-3		4	0	0	0	0	1	0											
Frank White, R (1, 4) OBP: 0.314, SLG: 0.456		0-0 F9			0-0 6-3		0-0 2B 2B		0-0 HR	4	2	2	1	0	0	0											
Steve Balboni, R (1, 3) OBP: 0.296, SLG: 0.449		0-0 5-3			0-0 1B 1B 1B		0-0 F5			3	0	1	0	0	0	1											
Jamie Quirk, L (1, 2) OBP: 0.266, SLG: 0.313			0-0 4-3		0-0 L5-4 1B 1-2 1B		0-0 1B 2H 2B			3	0	2	1	0	0	0											
Angel Salazar, R (1, 6) OBP: 0.268, SLG: 0.324			0-0 F7		0-0 1-2 2-3 1B		0-0 2-3 1B			3	0	2	0	0	0	0											
Inning Stats	R: 0 E: 1 K: 0 S: 3	H: 0 LOB: 1 BB: 1 P: 7	R: 0 E: 0 K: 0 S: 3	H: 0 LOB: 0 BB: 0 P: 3	R: 0 E: 0 K: 0 S: 4	H: 1 LOB: 1 BB: 0 P: 4	R: 0 E: 0 K: 2 S: 7	H: 0 LOB: 0 BB: 0 P: 7	R: 0 E: 0 K: 0 S: 5	H: 3 LOB: 2 BB: 0 P: 5	R: 1 E: 0 K: 0 S: 4	H: 1 LOB: 0 BB: 0 P: 4	R: 1 E: 0 K: 1 S: 8	H: 3 LOB: 2 BB: 0 P: 8	R: 0 E: 0 K: 1 S: 5	H: 0 LOB: 0 BB: 0 P: 5		R: 1 E: 0 K: 0 S: 1	H: 1 LOB: 0 BB: 0 P: 1	1B: 4 2B: 5 3B: 0 HR: 1	SF: 0 SAC: 0 DP: 1 HBP: 0	WP: 0 PB: 0 SB: 0 CS: 0	PA: 33				
PITCHER	IP	WLS	BF	H	R	ER	SO	BB	IBB	HBP	BLK	WP	HR	S	P	ERA	WHIP										
John Butcher, R (1, 1) ERA: 5.68	6.1		26	7	2	2	2	1	0	0	0	0	0	29	33	2.84	1.263										
Dickie Noles, R (7, 1) ERA: 5.71	1.2	L	7	2	1	1	2	0	0	0	0	0	1	11	11	5.40	1.200										

Batter	1	2	3	4	5	6	7	8	9	AB	R	H	RBI	BB	SO	LOB	TOP			
Lonnie Smith, R (1, 7) OBP: 0.359, SLG: 0.386 Lynn Jones, R (8, 7) OBP: 0.262, SLG: 0.194										4	0	0	0	0	1	3	Kansas City Royals @ Baltimore Orioles Memorial Stadium, Baltimore, MD Mon Jul 21 1986, 7:05 PM EDT Att: 30,516 - Unknown			
Willie Wilson, S (1, 8) OBP: 0.301, SLG: 0.347										4	0	1	1	0	0	1				
Mike Kingery, L (1, 9) Darryl Motley, R (8, PH) OBP: 0.225, SLG: 0.335										3	0	0	0	0	0	0				
George Brett, L (1, 5) Greg Pryor, R (9, 5) OBP: 0.197, SLG: 0.214										4	1	1	1	0	0	0				
Jorge Orta, L (1, 10) OBP: 0.342, SLG: 0.436										4	0	1	0	0	1	0				
Frank White, R (1, 4) OBP: 0.316, SLG: 0.453										2	2	0	0	2	1	1				
Steve Balboni, R (1, 3)										4	2	2	3	0	0	1				
Jim Sundberg, R (1, 2) OBP: 0.295, SLG: 0.290										4	1	2	0	0	1	0				
Angel Salazar, R (1, 6) Hal McRae, R (8, PH) Buddy Biancalana, S (8, 6) OBP: 0.333, SLG: 0.391										1	0	0	0	0	1	0				
Inning Stats	R: 0 E: 0 K: 1 S: 5	H: 0 LOB: 0 BB: 0 P: 5	R: 1 E: 0 K: 0 S: 4	H: 2 LOB: 0 BB: 0 P: 4	R: 0 E: 0 K: 2 S: 7	H: 0 LOB: 0 BB: 0 P: 7	R: 0 E: 0 K: 0 S: 3	H: 0 LOB: 0 BB: 0 P: 3	R: 0 E: 0 K: 1 S: 5	H: 0 LOB: 0 BB: 0 P: 5	R: 0 E: 0 K: 0 S: 3	H: 0 LOB: 0 BB: 0 P: 3	R: 3 E: 1 K: 1 S: 8	H: 3 LOB: 1 BB: 1 P: 12	R: 2 E: 0 K: 1 S: 6	H: 1 LOB: 0 BB: 1 P: 10		1B: 3 2B: 2 3B: 1 HR: 2	SF: 0 SAC: 1 DP: 1 HBP: 0	WP: 0 PB: 0 SB: 0 CS: 0
PITCHER	IP WLS BF H R ER SO BB IBB HBP BLK WP HR S P ERA WHIP																			
Ken Dixon, R (1, 1) ERA: 4.02	7.0 L 26 5 4 3 4 1 0 0 0 0 1 33 37 3.86 0.857																			
Odell Jones, R (8, 1)	0.2 3 1 0 0 0 0 0 0 0 0 0 3 3 0.00 1.500																			
Brad Havens, L (8, 1) ERA: 5.0	1.1 6 1 2 2 2 1 0 0 0 0 0 1 9 13 13.50 1.500																			

Batter	1	2	3	4	5	6	7	8	9	AB	R	H	RBI	BB	SO	LOB	BOTTOM			
Alan Wiggins, S (1, 4) OBP: 0.311, SLG: 0.273										4	0	2	0	0	0	1	Kansas City Royals @ Baltimore Orioles Memorial Stadium, Baltimore, MD Mon Jul 21 1986, 7:05 PM EDT Att: 30,516 - Unknown			
Lee Lacy, R (1, 9) OBP: 0.316, SLG: 0.382										3	0	1	0	1	0	2				
Fred Lynn, L (1, 8) OBP: 0.375, SLG: 0.520										4	1	1	1	0	1	3				
Cal Ripken Jr., R (1, 6) OBP: 0.387, SLG: 0.501										2	0	1	0	2	0	1				
Juan Beniquez, R (1, 7) OBP: 0.370, SLG: 0.399										3	0	0	0	0	0	3				
Rick Dempsey, R (1, 2) Larry Sheets, L (8, PH) OBP: 0.360, SLG: 0.549										3	0	0	0	0	1	3				
Mike Young, S (1, 10) Jim Dwyer, L (8, PH) OBP: 0.374, SLG: 0.565										3	0	0	0	0	0	0				
Jim Traber, L (1, 3) OBP: 0.417, SLG: 0.727										3	0	0	0	1	0	2				
Floyd Rayford, R (1, 5) Juan Bonilla, R (7, PH) John Shelby, S (8, PH) OBP: 0.314, SLG: 0.327										1	0	0	0	0	0	1				
Inning Stats	R: 0 E: 0 K: 1 S: 6	H: 1 LOB: 2 BB: 1 P: 10	R: 0 E: 0 K: 0 S: 3	H: 0 LOB: 0 BB: 0 P: 3	R: 0 E: 0 K: 1 S: 5	H: 1 LOB: 0 BB: 0 P: 5	R: 1 E: 0 K: 1 S: 5	H: 1 LOB: 0 BB: 1 P: 9	R: 0 E: 0 K: 0 S: 4	H: 0 LOB: 3 BB: 1 P: 9	R: 0 E: 0 K: 0 S: 3	H: 0 LOB: 1 BB: 1 P: 7	R: 0 E: 0 K: 0 S: 3	H: 1 LOB: 0 BB: 0 P: 3	R: 0 E: 0 K: 0 S: 4	H: 1 LOB: 2 BB: 1 P: 8		1B: 4 2B: 2 3B: 0 HR: 1	SF: 0 SAC: 0 DP: 3 HBP: 1	WP: 0 PB: 0 SB: 1 CS: 0
PITCHER	IP WLS BF H R ER SO BB IBB HBP BLK WP HR S P ERA WHIP																			
Danny Jackson, L (1, 1) ERA: 3.75	7.0 W 28 4 1 1 4 4 0 0 0 0 0 31 48 1.29 1.143																			
Steve Farr, R (8, 1) ERA: 2.12	2.0 S 8 2 0 0 0 1 0 0 0 0 0 7 11 0.00 1.500																			

Batter	1	2	3	4	5	6	7	8	9	AB	R	H	RBI	BB	SO	LOB	TOP										
Lonnie Smith, R OBP: 0.356, SLG: 0.382 (1, 7)	L1			6-3			F9		K	5	0	1	1	0	1	1	Kansas City Royals @ Baltimore Orioles Memorial Stadium, Baltimore, MD Tue Jul 22 1986, 7:05 PM EDT Att: 24,777 - Unknown livebaseballscorecards.com										
Willie Wilson, S OBP: 0.302, SLG: 0.348 (1, 8)			4-3		F8		F5			5	0	2	0	0	0	0											
Mike Kingery, L OBP: 0.315, SLG: 0.420 (1, 9)							6-3		G6-3	4	0	0	0	1	2	2											
George Brett, L OBP: 0.416, SLG: 0.448 (1, 5)										4	1	2	0	0	1	2											
Hal McRae, R OBP: 0.315, SLG: 0.410 (1, 10)										4	2	2	2	0	1	2											
Frank White, R OBP: 0.321, SLG: 0.455 (1, 4)										3	1	2	0	1	0	0											
Steve Balboni, R OBP: 0.295, SLG: 0.456 (1, 3)										4	0	0	0	0	2	5											
Jim Sundberg, R OBP: 0.298, SLG: 0.291 (1, 2)										3	0	1	1	1	0	1											
Angel Salazar, R OBP: 0.288, SLG: 0.327 (8, PH)										3	0	1	0	0	2	3											
Jorge Orta, L OBP: 0.341, SLG: 0.434 (8, 6)										1	0	0	0	0	0	3											
Buddy Biancalana, S OBP: 0.333, SLG: 0.391 (8, 6)										0	0	0	0	0	0	0											
Inning Stats	R: 0 E: 0 K: 2 S: 8	H: 1 LOB: 1 BB: 0 P: 8	R: 2 E: 0 K: 1 S: 8	H: 4 LOB: 2 BB: 0 P: 8	R: 2 E: 0 K: 1 S: 7	H: 2 LOB: 0 BB: 0 P: 7	R: 0 E: 0 K: 1 S: 6	H: 1 LOB: 1 BB: 0 P: 6	R: 0 E: 0 K: 1 S: 5	H: 0 LOB: 1 BB: 1 P: 9	R: 0 E: 0 K: 0 S: 3	H: 0 LOB: 0 BB: 0 P: 3	R: 0 E: 0 K: 1 S: 7	H: 2 LOB: 3 BB: 1 P: 11	R: 0 E: 0 K: 1 S: 5	H: 1 LOB: 0 BB: 0 P: 5	1B: 9 2B: 1 3B: 0 HR: 1	SF: 0 SAC: 0 DP: 1 HBP: 0	WP: 0 PB: 0 SB: 1 CS: 0	PA: 39							
PITCHER	IP	WLS	BF	H	R	ER	SO	BB	IBB	HBP	BLK	WP	HR	S	P	ERA	WHIP										
Storm Davis, R ERA: 3.54 (1, 1)	4.1		21	8	4	4	5	1	0	0	0	0	1	30	34	8.31	2.077										
Rich Bordi, R ERA: 3.44 (5, 1)	3.0		12	2	0	0	2	1	0	0	0	0	0	15	19	0.00	1.000										
Don Aase, R ERA: 2.12 (8, 1)	1.2	W	6	1	0	0	2	1	0	0	0	0	0	9	13	0.00	1.200										

Batter	1	2	3	4	5	6	7	8	9	AB	R	H	RBI	BB	SO	LOB	BOTTOM										
Alan Wiggins, S OBP: 0.307, SLG: 0.268 (1, 4)										4	0	0	0	0	1	1	Kansas City Royals @ Baltimore Orioles Memorial Stadium, Baltimore, MD Tue Jul 22 1986, 7:05 PM EDT Att: 24,777 - Unknown livebaseballscorecards.com										
Juan Bonilla, R OBP: 0.314, SLG: 0.327 (9, 4)			4-3		5-3		6-3			0	0	0	0	0	0	0											
Lee Lacy, R OBP: 0.313, SLG: 0.377 (1, 9)										4	0	0	0	0	0	0											
Fred Lynn, L OBP: 0.373, SLG: 0.528 (1, 8)										4	1	1	1	0	1	0											
Cal Ripken Jr., R OBP: 0.388, SLG: 0.510 (1, 6)										4	2	2	1	0	0	0											
Jim Dwyer, L OBP: 0.367, SLG: 0.553 (6, PH)										2	0	0	0	0	1	1											
Mike Young, S OBP: 0.342, SLG: 0.350 (7, 7)										2	0	1	0	0	0	0											
John Shelby, S OBP: 0.246, SLG: 0.338 (9, 7)										0	0	0	0	0	0	0											
Jim Traber, L OBP: 0.497, SLG: 1.143 (1, 10)										3	2	2	3	0	0	1											
Larry Sheets, L OBP: 0.356, SLG: 0.542 (1, 3)										2	0	0	0	0	0	0											
Juan Beniquez, R OBP: 0.372, SLG: 0.402 (8, 3)										1	0	1	0	0	0	0											
Tom O'Malley, L OBP: 0.310, SLG: 0.348 (1, 5)										3	0	0	0	0	0	1											
Rick Dempsey, R OBP: 0.320, SLG: 0.407 (1, 2)										3	0	0	0	0	1	2											
Inning Stats	R: 0 E: 0 K: 2 S: 7	H: 0 LOB: 0 BB: 0 P: 7	R: 2 E: 1 K: 1 S: 8	H: 2 LOB: 1 BB: 0 P: 8	R: 1 E: 0 K: 0 S: 4	H: 1 LOB: 0 BB: 0 P: 4	R: 1 E: 0 K: 1 S: 6	H: 1 LOB: 0 BB: 0 P: 6	R: 0 E: 0 K: 0 S: 3	H: 0 LOB: 0 BB: 0 P: 3	R: 0 E: 0 K: 0 S: 4	H: 1 LOB: 1 BB: 0 P: 4	R: 0 E: 0 K: 0 S: 4	H: 1 LOB: 1 BB: 0 P: 4	R: 1 E: 0 K: 0 S: 4	H: 1 LOB: 0 BB: 0 P: 4	1B: 2 2B: 1 3B: 0 HR: 4	SF: 0 SAC: 0 DP: 0 HBP: 0	WP: 0 PB: 0 SB: 0 CS: 0	PA: 32							
PITCHER	IP	WLS	BF	H	R	ER	SO	BB	IBB	HBP	BLK	WP	HR	S	P	ERA	WHIP										
Bret Saberhagen, R ERA: 4.3 (1, 1)	5.0		20	4	4	4	4	0	0	0	0	0	3	28	28	7.20	0.800										
Bud Black, L ERA: 3.6 (6, 1)	3.0	L	12	3	1	1	0	0	0	0	0	0	1	12	12	3.00	1.000										



Batter	1	2	3	4	5	6	7	8	9	AB	R	H	RBI	BB	SO	LOB	TOP			
Lonnie Smith, R (1, 7) OBP: 0.360, SLG: 0.384 Lynn Jones, R (9, 7) OBP: 0.262, SLG: 0.194	F9	2B BB		1B			4-3		1B	4	2	2	0	1	0	0				
Willie Wilson, S (1, 8) OBP: 0.305, SLG: 0.354	1B	1-H 2-H 2B		4-3			1B		K	5	0	3	2	0	1	2				
George Brett, L (1, 5) OBP: 0.416, SLG: 0.444 Greg Pryor, R (9, 5) OBP: 0.197, SLG: 0.214	F8	1B		IBB		F8	F8		1B IBB	3	0	0	0	2	0	2				
Hal McRae, R (1, 10) OBP: 0.317, SLG: 0.409	F8	4-3		4-3		F4			HR 1B	5	1	2	1	0	0	3				
Frank White, R (1, 4) OBP: 0.325, SLG: 0.462		HR BB		6-3		6-3			HR 1B	3	2	1	2	2	0	0				
Steve Balboni, R (1, 3) OBP: 0.294, SLG: 0.461		HR		6-3		F9			K	5	1	1	2	0	2	3				
Jim Sundberg, R (1, 2) OBP: 0.297, SLG: 0.287		FC5-4 BB		G3		6-3			1-3	3	0	0	0	1	0	0				
Darryl Motley, R (1, 9) OBP: 0.220, SLG: 0.327		FC5-4 WP 2B		L9		1-3			F7	4	1	0	0	0	0	1				
Angel Salazar, R (1, 6) OBP: 0.263, SLG: 0.321		K		6-3					F3	4	0	0	0	0	1	1				
Inning Stats	R: 0 E: 0 K: 0 S: 4	H: 1 LOB: 1 BB: 0 P: 4	R: 4 E: 0 K: 1 S: 7	H: 2 LOB: 2 BB: 4 P: 23	R: 0 E: 0 K: 0 S: 3	H: 0 LOB: 0 BB: 0 P: 3	R: 0 E: 0 K: 0 S: 4	H: 1 LOB: 1 BB: 0 P: 4	R: 0 E: 0 K: 0 S: 3	H: 0 LOB: 0 BB: 0 P: 3	R: 0 E: 0 K: 0 S: 4	H: 1 LOB: 1 BB: 0 P: 4	R: 2 E: 0 K: 1 S: 7	H: 2 LOB: 0 BB: 2 P: 7	R: 1 E: 0 K: 2 S: 9	H: 2 LOB: 3 BB: 2 P: 17	1B: 6 2B: 1 3B: 0 HR: 2	SF: 0 SAC: 0 DP: 0 HBP: 0	WP: 1 PB: 0 SB: 1 CS: 0	PA: 42
PITCHER	IP WLS BF H R ER SO BB IBB HBP BLK WP HR S P ERA WHIP																			
Scott McGregor, L (1, 1) ERA: 4.92	1.2 L 10 2 4 4 1 3 0 0 0 0 1 1 9 21 21.60 3.000																			
Nate Snell, R (2, 1) ERA: 3.57	5.1 22 5 2 2 0 0 1 0 0 0 0 1 21 25 3.38 0.938																			
Odell Jones, R (8, 1) ERA: 4.32	2.0 10 2 1 1 3 1 1 0 0 0 0 0 14 22 4.50 1.500																			

Kansas City Royals @ Baltimore Orioles
Memorial Stadium, Baltimore, MD
Wed Jul 23 1986, 7:05 PM EDT
Att: 20,674 - Unknown

AB 36
R 7
H 9
RBI 7
BB 6
SO 4
LOB 12



Batter	1	2	3	4	5	6	7	8	9	AB	R	H	RBI	BB	SO	LOB	BOTTOM					
Alan Wiggins, S (1, 4) OBP: 0.309, SLG: 0.272 Larry Sheets, L (9, PH) OBP: 0.354, SLG: 0.539	L4			G5-4-3 1B		5-3			6-3	4	0	2	1	0	0	0						
Lee Lacy, R (1, 9) OBP: 0.314, SLG: 0.378	G6-4-3 1B		G5-4-3 1-2	K			K		1B	5	0	2	0	0	2	2						
Juan Beniquez, R (1, 7) OBP: 0.369, SLG: 0.397	G6-4-3 1-2		2B 1B		L7		F4		F6	5	0	1	0	0	0	2						
Cal Ripken Jr., R (1, 6) OBP: 0.392, SLG: 0.514		5-3	1-3 2B		PB 1B		BB			3	0	2	0	1	0	0						
Rick Dempsey, R (1, 2) OBP: 0.320, SLG: 0.406 Jim Dwyer, L (7, PH) OBP: 0.364, SLG: 0.547 Floyd Rayford, R (8, 2) OBP: 0.194, SLG: 0.206		BB HBP 1B	5-3		K		F5			3	0	1	0	0	1	3						
Jim Traber, L (1, 3) OBP: 0.474, SLG: 1.000		BB HBP		1B 1B G6-4-3 BB	L7				1-3	2	1	0	0	1	0	1						
Mike Young, S (1, 10) OBP: 0.341, SLG: 0.349	F9			G6-4-3 1B 1B		6-3			K	4	1	1	0	0	1	2						
Tom O'Malley, L (1, 5) OBP: 0.315, SLG: 0.347		1-2 2-3 BB		G6-4-3 1B		E4 SF8			4-3	3	1	1	0	1	0	0						
John Shelby, S (1, 8) OBP: 0.242, SLG: 0.333	F8			G6-4-3 1-2 2-3		SF8			F4	3	0	0	1	0	0	5						
Inning Stats	R: 0 E: 0 K: 0 S: 3	H: 1 LOB: 0 BB: 0 P: 3	R: 0 E: 0 K: 0 S: 4	H: 1 LOB: 3 BB: 1 P: 9	R: 0 E: 0 K: 1 S: 5	H: 3 LOB: 2 BB: 0 P: 5	R: 2 E: 0 K: 1 S: 7	H: 3 LOB: 1 BB: 1 P: 11	R: 0 E: 0 K: 1 S: 6	H: 1 LOB: 1 BB: 0 P: 6	R: 1 E: 1 K: 0 S: 4	H: 0 LOB: 0 BB: 0 P: 4	R: 0 E: 0 K: 1 S: 5	H: 0 LOB: 1 BB: 1 P: 9	R: 0 E: 0 K: 1 S: 5	H: 0 LOB: 0 BB: 0 P: 5	R: 0 E: 0 K: 0 S: 4	H: 1 LOB: 1 BB: 0 P: 4	1B: 9 2B: 1 3B: 0 HR: 0	SF: 1 SAC: 0 DP: 3 HBP: 1	WP: 0 PB: 1 SB: 0 CS: 0	PA: 39
PITCHER	IP WLS BF H R ER SO BB IBB HBP BLK WP HR S P ERA WHIP																					
Charlie Leibrandt, L (1, 1) ERA: 3.98	4.1 22 9 2 2 1 2 0 1 0 0 0 0 21 30 4.15 2.538																					
Mark Gubicza, R (5, 1) ERA: 4.35	3.2 W 13 0 1 0 3 1 0 0 0 0 0 0 18 22 0.00 0.273																					
Steve Farr, R (9, 1) ERA: 2.09	1.0 4 1 0 0 0 0 0 0 0 0 0 0 4 4 0.00 1.000																					

Kansas City Royals @ Baltimore Orioles
Memorial Stadium, Baltimore, MD
Wed Jul 23 1986, 7:05 PM EDT
Att: 20,674 - Unknown

AB 34
R 3
H 10
RBI 2
BB 3
SO 4
LOB 16



Batter	1	2	3	4	5	6	7	8	9	AB	R	H	RBI	BB	SO	LOB	TOP	
Lonnie Smith, R OBP: 0.364, SLG: 0.400 Darryl Motley, R OBP: 0.225, SLG: 0.331	0-0 4-3		0-0 1-H 2B		0-0 F8		4-0 1B BB		0-0 3-1 4-3 1B	3	0	1	1	1	0	1	Kansas City Royals @ Detroit Tigers Tiger Stadium, Detroit, MI Fri Jul 25 1986, 7:05 PM EDT Att: 32,526 - Unknown	
Willie Wilson, S OBP: 0.305, SLG: 0.349 Lynn Jones, R OBP: 0.256, SLG: 0.189	0-3 K		4-0 BB		4-0 1-2 BB		0-0 L8		0-0 4-3 1-2 3-H 0-0 2-3	2	0	0	0	2	1	1		
George Brett, L OBP: 0.411, SLG: 0.433	0-0 L6		0-0 L9		0-0 F7		0-0 F8		0-0 3-1	5	0	0	0	0	0	6		
Hal McRae, R OBP: 0.308, SLG: 0.394		0-0 L5		0-3 K	0-3 K		0-0 1-3 1B		0-0 5-3	5	0	1	0	0	2	3		
Frank White, R OBP: 0.323, SLG: 0.459 Buddy Biancalana, S OBP: 0.333, SLG: 0.391		0-0 F8		0-3 K		0-0 6-3	0-0 G3			4	0	0	0	0	1	2		
Steve Balboni, R OBP: 0.293, SLG: 0.455	0-3 K			4-0 1B BB		0-0 F3		0-0 5-3		3	0	0	0	1	1	0		
Mike Kingery, L OBP: 0.323, SLG: 0.421			0-3 K	0-0 1-2 1B		0-0 2B		0-0 3-1		4	0	2	0	0	1	0		
Jim Sundberg, R OBP: 0.294, SLG: 0.281			0-0 F3	0-0 G1-4-3		4-0 FC6-4 BB		0-0 F3		3	0	0	0	1	0	2		
Angel Salazar, R OBP: 0.265, SLG: 0.319 Jorge Orta, L OBP: 0.344, SLG: 0.437 (9, PH)			4-0 2B BB		0-0 BB	0-0 1B	0-0 FC6-4 1-2		0-0 1B 4-3 1B	2	1	1	0	1	0	2		
										1B: 5	SF: 0	2B: 2	SAC: 0	3B: 0	DP: 0	HR: 0		WP: 0 PA: 40 RB: 0 SB: 0 CS: 0
Inning Stats	R: 0 E: 0 K: 1 S: 5	H: 0 LOB: 0 BB: 0 P: 5	R: 0 E: 0 K: 1 S: 5	H: 0 LOB: 0 BB: 0 P: 5	R: 1 E: 0 K: 1 S: 6	H: 1 LOB: 2 BB: 2 P: 14	R: 0 E: 0 K: 2 S: 8	H: 1 LOB: 2 BB: 1 P: 12	R: 0 E: 0 K: 0 S: 4	H: 1 LOB: 2 BB: 1 P: 8	R: 0 E: 0 K: 0 S: 4	H: 1 LOB: 2 BB: 1 P: 8	R: 0 E: 0 K: 0 S: 3	H: 0 LOB: 0 BB: 0 P: 3	R: 1 E: 0 K: 0 S: 5	H: 2 LOB: 1 BB: 0 P: 5	ERA: 1.35 WHIP: 1.650	
PITCHER	IP: 6.2 WLS: W BF: 31 ERA: 2.85	H: 5 R: 1 ER: 1 SO: 6	IP: 2.1 WLS: 9 BF: 2 ERA: 5.42	H: 1 R: 1 ER: 1 SO: 0	BB: 0 IBB: 0 HBP: 0 BLK: 0	WP: 0 HR: 0 S: 37 P: 61	IP: 7.1 WLS: 9 BF: 2 ERA: 5.42	H: 1 R: 1 ER: 1 SO: 0	BB: 0 IBB: 0 HBP: 0 BLK: 0	WP: 0 HR: 0 S: 9 P: 9	IP: 6.2 WLS: W BF: 31 ERA: 2.85	H: 5 R: 1 ER: 1 SO: 6	BB: 0 IBB: 0 HBP: 0 BLK: 0	WP: 0 HR: 0 S: 37 P: 61	IP: 2.1 WLS: 9 BF: 2 ERA: 5.42	H: 1 R: 1 ER: 1 SO: 0	BB: 0 IBB: 0 HBP: 0 BLK: 0	ERA: 3.86 WHIP: 0.857

Batter	1	2	3	4	5	6	7	8	9	AB	R	H	RBI	BB	SO	LOB	BOTTOM	
Lou Whitaker, L OBP: 0.326, SLG: 0.442	0-0 FC4-6 1B			0-0 L5		0-0 F7		0-0 1B		5	0	3	0	0	0	0	Kansas City Royals @ Detroit Tigers Tiger Stadium, Detroit, MI Fri Jul 25 1986, 7:05 PM EDT Att: 32,526 - Unknown	
Alan Trammell, R OBP: 0.312, SLG: 0.382 Darnell Coles, R OBP: 0.330, SLG: 0.469	0-0 FC4-6 1B	0-0 F8		0-0 L7		0-0 L8		0-3 K		3	1	0	0	0	0	2		
Kirk Gibson, L OBP: 0.391, SLG: 0.511 Pat Sheridan, L OBP: 0.263, SLG: 0.365	0-0 1B E		0-0 HR		0-0 F5		4-0 BB 1B SF7 BB	0-0 L7		3	3	2	1	1	0	0		
Lance Parrish, R OBP: 0.340, SLG: 0.486 Dwight Lowry, L OBP: 0.392, SLG: 0.423	0-0 E7 1B		0-0 HR		0-0 1B HR	1B HR	1B HR	0-0 5-3		4	2	4	2	0	0	0		
Darrell Evans, L OBP: 0.355, SLG: 0.451	0-0 F5		0-0 F9		0-0 HR	1B HR	4-0 1B BB	0-0 5-3		3	2	1	0	1	0	1		
Johnny Grubb, L OBP: 0.438, SLG: 0.766	4-0 BB		0-0 G3		0-0 HR	1B HR	0-0 SF7			2	1	1	4	1	0	0		
Dave Collins, S OBP: 0.370, SLG: 0.368	0-0 F7		0-0 1B		0-0 K		0-0 E 1B			4	0	2	0	0	1	2		
Chet Lemon, R OBP: 0.320, SLG: 0.370		0-3 K	0-0 1B		0-0 6-3		0-0 E7 FC6-4 1B			4	0	2	1	0	1	0		
Tom Brookens, R OBP: 0.325, SLG: 0.345		0-0 G1		0-0 5-3		0-0 4-3	0-0 FC6-4 1-2			4	0	0	0	0	0	2		
										1B: 12	SF: 1	2B: 0	SAC: 0	3B: 0	DP: 0	HR: 3		WP: 0 PA: 40 RB: 0 SB: 0 CS: 0
Inning Stats	R: 2 E: 1 K: 0 S: 6	H: 3 LOB: 2 BB: 1 P: 10	R: 0 E: 0 K: 1 S: 6	H: 1 LOB: 1 BB: 0 P: 6	R: 2 E: 0 K: 0 S: 6	H: 4 LOB: 1 BB: 0 P: 6	R: 0 E: 0 K: 0 S: 3	H: 0 LOB: 0 BB: 0 P: 3	R: 3 E: 0 K: 1 S: 8	H: 3 LOB: 0 BB: 0 P: 8	R: 0 E: 0 K: 0 S: 3	H: 0 LOB: 0 BB: 0 P: 3	R: 2 E: 1 K: 0 S: 5	H: 3 LOB: 2 BB: 2 P: 13	R: 0 E: 0 K: 1 S: 6	H: 1 LOB: 1 BB: 0 P: 6	ERA: 10.80 WHIP: 2.400	
PITCHER	IP: 5.0 WLS: L BF: 26 ERA: 3.96	H: 11 R: 7 ER: 6 SO: 2	IP: 1.2 WLS: 9 BF: 3 ERA: 3.02	H: 3 R: 2 ER: 2 SO: 0	BB: 2 IBB: 0 HBP: 0 BLK: 0	WP: 0 HR: 0 S: 7 P: 15	IP: 7.1 WLS: 9 BF: 2 ERA: 5.42	H: 1 R: 1 ER: 1 SO: 0	BB: 0 IBB: 0 HBP: 0 BLK: 0	WP: 0 HR: 0 S: 7 P: 7	IP: 5.0 WLS: L BF: 26 ERA: 3.96	H: 11 R: 7 ER: 6 SO: 2	BB: 2 IBB: 0 HBP: 0 BLK: 0	WP: 0 HR: 0 S: 7 P: 15	IP: 7.1 WLS: 9 BF: 2 ERA: 5.42	H: 1 R: 1 ER: 1 SO: 0	BB: 0 IBB: 0 HBP: 0 BLK: 0	ERA: 10.80 WHIP: 3.000

Batter	1	2	3	4	5	6	7	8	9	10	11	AB	R	H	RBI	BB	SO	LOB	TOP							
Lonnie Smith, R OBP: 0.364, SLG: 0.411 (1, 7)												5	1	2	1	0	0	2								
Wille Wilson, S OBP: 0.306, SLG: 0.352 (1, 8)												5	1	2	0	0	2	2								
George Brett, L OBP: 0.408, SLG: 0.439 (1, 5)												5	1	1	2	0	0	1								
Hal McRae, R OBP: 0.300, SLG: 0.384 (1, 10)												5	0	0	0	0	1	1								
Frank White, R OBP: 0.324, SLG: 0.457 (1, 4)												4	0	1	0	1	2	0								
Steve Balboni, R OBP: 0.291, SLG: 0.450 (1, 3)												4	0	0	0	1	1	2								
Jim Sundberg, R OBP: 0.292, SLG: 0.279 (1, 2)												5	0	1	0	0	2	2								
Darryl Motley, R OBP: 0.222, SLG: 0.327 (7, PH)												2	0	0	0	0	0	0								
Mike Kingsley, L OBP: 0.317, SLG: 0.414 (7, 9)												1	0	0	0	0	0	0								
Lynn Jones, R OBP: 0.250, SLG: 0.184 (9, PH)												1	0	0	0	0	0	1								
Angel Salazar, R OBP: 0.265, SLG: 0.317 (1, 6)												4	0	1	0	0	0	0								
Inning Stats	R: 1 E: 0 K: 1 S: 6	H: 1 LOB: 0 BB: 0 P: 6	R: 0 E: 0 K: 1 S: 5	H: 0 LOB: 0 BB: 0 P: 5	R: 0 E: 0 K: 0 S: 3	H: 0 LOB: 0 BB: 0 P: 3	R: 2 E: 0 K: 0 S: 5	H: 3 LOB: 1 BB: 1 P: 9	R: 0 E: 0 K: 0 S: 3	H: 0 LOB: 0 BB: 0 P: 3	R: 0 E: 0 K: 1 S: 6	H: 1 LOB: 2 BB: 1 P: 10	R: 0 E: 0 K: 1 S: 7	H: 1 LOB: 2 BB: 0 P: 7	R: 0 E: 0 K: 2 S: 7	H: 0 LOB: 0 BB: 0 P: 7	R: 0 E: 0 K: 0 S: 5	H: 2 LOB: 2 BB: 0 P: 5	R: 0 E: 0 K: 1 S: 5	H: 0 LOB: 0 BB: 0 P: 5	R: 0 E: 0 K: 1 S: 5	H: 0 LOB: 0 BB: 0 P: 5	1B: 5 2B: 1 3B: 0 HR: 2	SF: 0 SAC: 0 DP: 1 HBP: 0	WP: 0 PB: 0 SB: 0 CS: 0	PA: 43
PITCHER	IP ERA WLS BF H R ER SO BB IBB HBP BLK WP HR S P ERA WHIP	3.1 6.21 15 3 4 3 3 2 1 0 0 0 0 2 18 22 8.10 1.500	5.0 4.1 9 3 0 0 4 0 1 0 0 0 0 26 30 0.00 0.600	2.2 3.06 9 1 0 0 2 0 0 0 0 0 0 13 13 0.00 0.375	2.2 3.06 9 1 0 0 2 0 0 0 0 0 0 13 13 0.00 0.375																					

Kansas City Royals @ Detroit Tigers
Tiger Stadium, Detroit, MI
Sat Jul 26 1986, 7:05 PM EDT
Att: 42,577 - Unknown

AB 41
R 3
H 8
RBI 3
BB 2
SO 8
LOB 11



Batter	1	2	3	4	5	6	7	8	9	10	11	AB	R	H	RBI	BB	SO	LOB	BOTTOM					
Lou Whitaker, L OBP: 0.325, SLG: 0.444 (1, 4)												5	1	1	0	0	2	2						
Alan Trammell, R OBP: 0.313, SLG: 0.381 (1, 10)												4	1	1	1	1	0	1						
Kirk Gibson, L OBP: 0.391, SLG: 0.509 (1, 9)												5	1	2	0	0	1	2						
Lance Parrish, R OBP: 0.340, SLG: 0.483 (1, 2)												4	0	1	1	1	1	1						
Danell Coles, R OBP: 0.330, SLG: 0.466 (9, PH)												2	0	0	0	1	0	1						
Dave Collins, S OBP: 0.368, SLG: 0.366 (10, 7)												2	0	0	0	0	0	3						
Chet Lamon, R OBP: 0.317, SLG: 0.365 (9, PH)												3	0	0	0	0	1	3						
Johnny Grubb, L OBP: 0.427, SLG: 0.742 (10, 9)												2	0	0	1	0	1	2						
Larry Herndon, R OBP: 0.309, SLG: 0.390 (9, PH)												3	0	1	0	0	0	2						
Dave Bergman, L OBP: 0.348, SLG: 0.350 (10, 1)												3	1	0	0	1	1	1						
Tom Brookens, R OBP: 0.323, SLG: 0.339 (10, 5)												3	0	1	0	0	0	0						
Dave Engle, R OBP: 0.342, SLG: 0.342 (1, 3)												1	0	0	0	0	0	0						
Darrell Evans, L OBP: 0.354, SLG: 0.449 (11, 3)												1	0	0	0	0	0	0						
Inning Stats	R: 2 E: 0 K: 1 S: 8	H: 3 LOB: 2 BB: 1 P: 12	R: 1 E: 0 K: 0 S: 4	H: 1 LOB: 1 BB: 1 P: 8	R: 0 E: 1 K: 0 S: 3	H: 0 LOB: 0 BB: 0 P: 3	R: 0 E: 0 K: 0 S: 3	H: 1 LOB: 0 BB: 0 P: 3	R: 0 E: 0 K: 1 S: 5	H: 0 LOB: 0 BB: 0 P: 9	R: 0 E: 0 K: 0 S: 3	H: 0 LOB: 0 BB: 0 P: 3	R: 0 E: 0 K: 2 S: 7	H: 0 LOB: 0 BB: 0 P: 7	R: 0 E: 0 K: 2 S: 7	H: 0 LOB: 0 BB: 0 P: 7	R: 0 E: 0 K: 0 S: 3	H: 0 LOB: 0 BB: 0 P: 3	R: 1 E: 0 K: 0 S: 4	H: 2 LOB: 3 BB: 1 P: 8	1B: 6 2B: 0 3B: 1 HR: 0	SF: 0 SAC: 0 DP: 2 HBP: 0	WP: 0 PB: 1 SB: 2 CS: 0	PA: 42
PITCHER	IP ERA WLS BF H R ER SO BB IBB HBP BLK WP HR S P ERA WHIP	8.0 3.72 11 31 5 3 3 6 3 0 0 0 0 0 14 18 3.86 0.857	2.1 4.1 11 2 1 1 2 0 1 0 0 0 0 0 14 18 3.86 0.857																					

Kansas City Royals @ Detroit Tigers
Tiger Stadium, Detroit, MI
Sat Jul 26 1986, 7:05 PM EDT
Att: 42,577 - Unknown

AB 38
R 4
H 7
RBI 3
BB 4
SO 8
LOB 18



Batter	1	2	3	4	5	6	7	8	9	AB	R	H	RBI	BB	SO	LOB	TOP				
Lonnie Smith, R OBP: 0.365, SLG: 0.411 (1, 7)										5	0	2	0	0	1	0	Kansas City Royals @ Detroit Tigers Tiger Stadium, Detroit, MI Sun Jul 27 1986, 3:33 AM EDT Att: 41,756 - Unknown				
Willie Wilson, S OBP: 0.307, SLG: 0.351 (1, 8)										4	2	1	0	1	0	2					
George Brett, L OBP: 0.408, SLG: 0.440 (1, 5)										4	2	1	1	1	1	3					
Jorge Orta, L OBP: 0.345, SLG: 0.436 (1, 10)										5	0	2	0	0	0	3					
Steve Balboni, R OBP: 0.298, SLG: 0.453 (1, 3)										4	0	3	2	1	1	0					
Mike Kingery, L OBP: 0.318, SLG: 0.410 Darryl Motley, R OBP: 0.220, SLG: 0.324 (7, PH) (7, 9)										3	1	1	1	0	0	2					
Jamie Quirk, L OBP: 0.263, SLG: 0.307 Jim Sundberg, R OBP: 0.291, SLG: 0.278 (8, PH) (8, 2)										2	0	0	0	1	1	3					
Angel Salazar, R OBP: 0.263, SLG: 0.315 Hal McRae, R OBP: 0.303, SLG: 0.387 Greg Pryor, R OBP: 0.194, SLG: 0.211 (6, PH) (6, FR) (6, 6)										2	0	0	0	0	0	2					
Buddy Biancalana, S OBP: 0.325, SLG: 0.380 Frank White, R OBP: 0.322, SLG: 0.454 (6, PH) (6, 4)										2	0	0	0	0	1	2					
Inning Stats	R: 0 E: 0 K: 1 S: 6	H: 1 LOB: 1 BB: 0 P: 6	R: 0 E: 0 K: 3 S: 11	H: 1 LOB: 2 BB: 0 P: 11	R: 0 E: 0 K: 0 S: 4	H: 0 LOB: 0 BB: 0 P: 4	R: 0 E: 0 K: 0 S: 2	H: 0 LOB: 0 BB: 1 P: 6	R: 3 E: 0 K: 0 S: 7	H: 4 LOB: 2 BB: 1 P: 11	R: 1 E: 0 K: 0 S: 5	H: 2 LOB: 2 BB: 1 P: 9	R: 0 E: 0 K: 0 S: 3	H: 0 LOB: 0 BB: 0 P: 3	R: 1 E: 0 K: 0 S: 5	H: 2 LOB: 2 BB: 1 P: 9		1B: 10 2B: 1 3B: 0 HR: 0	SF: 0 SAC: 0 DP: 1 HBP: 0	WP: 1 PB: 0 SB: 1 CS: 0	PA: 42
PITCHER	IP WLS BF H R ER SO BB IBB HBP BLK WP HR S P ERA WHIP																				
Walt Terrell, R ERA: 4.16 Jim Slaton, R ERA: 5.47 Mark Thurmond, L ERA: 6.11 Willie Hernandez, L ERA: 3.16	(1, 1) (6, 1) (7, 1) (9, 1)	5.2 1.0 1.1 1.0	L 26 6 6	7 2 0 2	3 1 0 1	3 1 0 1	5 3 0 0	2 1 0 1	0 0 0 0	0 0 0 0	1 0 0 0	0 5 4 5	34 9 4 9	42 9 4 9	4.76 9.00 0.00 9.00	1.588 3.000 0.000 3.000					

Batter	1	2	3	4	5	6	7	8	9	AB	R	H	RBI	BB	SO	LOB	BOTTOM				
Lou Whitaker, L OBP: 0.326, SLG: 0.442 (1, 4)										4	1	1	0	1	1	0	Kansas City Royals @ Detroit Tigers Tiger Stadium, Detroit, MI Sun Jul 27 1986, 3:33 AM EDT Att: 41,756 - Unknown				
Dave Collins, S OBP: 0.375, SLG: 0.367 (1, 7)										2	1	1	0	3	0	0					
Kirk Gibson, L OBP: 0.389, SLG: 0.504 (1, 9)										2	1	0	1	0	1	2					
Johnny Grubb, L OBP: 0.416, SLG: 0.721 Alan Trammell, R OBP: 0.314, SLG: 0.380 (6, PH) (6, 10)										2	0	0	0	0	2	3					
Darrell Evans, L OBP: 0.353, SLG: 0.445 (1, 3)										3	0	0	1	1	1	3					
Darnell Coles, R OBP: 0.326, SLG: 0.461 (1, 5)										3	0	0	1	0	2	0					
Dwight Lowry, L OBP: 0.407, SLG: 0.455 (1, 2)										3	0	2	1	0	0	0					
Chet Lemon, R OBP: 0.312, SLG: 0.359 (1, 8)										4	0	0	0	0	1	2					
Tom Brookens, R OBP: 0.323, SLG: 0.335 Dave Bergman, L OBP: 0.345, SLG: 0.347 (9, PH) (9, 6)										2	1	0	0	1	1	1					
Inning Stats	R: 0 E: 0 K: 2 S: 7	H: 0 LOB: 1 BB: 1 P: 11	R: 0 E: 0 K: 3 S: 10	H: 1 LOB: 1 BB: 0 P: 10	R: 1 E: 0 K: 1 S: 6	H: 1 LOB: 2 BB: 2 P: 14	R: 0 E: 0 K: 1 S: 5	H: 0 LOB: 1 BB: 0 P: 6	R: 3 E: 0 K: 0 S: 3	H: 1 LOB: 1 BB: 3 P: 16	R: 0 E: 0 K: 0 S: 3	H: 0 LOB: 0 BB: 0 P: 3	R: 0 E: 0 K: 1 S: 5	H: 0 LOB: 0 BB: 0 P: 5	R: 0 E: 0 K: 0 S: 3	H: 0 LOB: 0 BB: 0 P: 3		1B: 3 2B: 1 3B: 0 HR: 0	SF: 2 SAC: 0 DP: 0 HBP: 2	WP: 2 PB: 1 SB: 0 CS: 1	PA: 38
PITCHER	IP WLS BF H R ER SO BB IBB HBP BLK WP HR S P ERA WHIP																				
Mark Gubicza, R ERA: 4.45 Bud Black, L ERA: 3.68 Bret Saberhagen, R ERA: 4.23	(1, 1) (5, 1) (8, 1)	4.0 3.0 2.0	W 12 6	2 2 0	1 1 0	1 1 0	1 1 1	2 0 0	0 1 0	0 0 0	0 0 0	0 11 8	28 20 8	49 20 8	6.75 3.00 0.00	1.750 1.333 0.000					

AB 38
R 5
H 11
RBI 5
BB 4
SO 5
LOB 23



AB 27
R 4
H 4
RBI 4
BB 7
SO 9
LOB 14



Batter	1	2	3	4	5	6	7	8	9	AB	R	H	RBI	BB	SO	LOB	TOP							
Tony Fernandez, S OBP: 0.350, SLG: 0.443 (1, 6)	F7		L5		SF7 2B		HR			4	2	4	0	0	1		Toronto Blue Jays @ Kansas City Royals Royals Stadium, Kansas City, MO Mon Jul 28 1986, 8:05 PM EDT Att: 40,468 - Unknown livebaseballscorecards.com							
Damaso Garcia, R OBP: 0.315, SLG: 0.375 (1, 4)	F7 1B		F7		SF7		6-3			3	0	1	1	0	0	1								
Lloyd Moseby, L OBP: 0.345, SLG: 0.422 (1, 8)	F2			6-3	F8			F8		4	0	0	0	0	1									
George Bell, R OBP: 0.357, SLG: 0.558 (1, 7)	F8			F4		E5 G6-4-3		4-3		4	0	0	0	0	1									
Jesse Barfield, R OBP: 0.376, SLG: 0.571 (1, 9)		5-3		6-3		G6-4-3 1-2		1B		4	0	1	0	0	0	1								
Willie Upshaw, L OBP: 0.357, SLG: 0.366 (1, 3)	F4				1B 2B		4-3	F8		4	1	1	0	0	0	1								
Cecil Fielder, R OBP: 0.258, SLG: 0.345 Rick Leach, L OBP: 0.335, SLG: 0.441 (9, PH)	6-3				2B 1B			F7		3	1	1	0	0	0	0								
Garth Iorg, R OBP: 0.293, SLG: 0.302 (1, 5)			5-3		F8		6-3	6-3		4	0	0	0	0	0	2								
Buck Martinez, R OBP: 0.292, SLG: 0.347 (1, 2)					1B 2B		HR	1B		4	2	3	1	0	0	0								
Inning Stats	R: 0 E: 0 K: 0 S: 4	H: 1 LOB: 1 BB: 0 P: 4	R: 0 E: 0 K: 0 S: 3	H: 0 LOB: 0 BB: 0 P: 3	R: 0 E: 0 K: 0 S: 4	H: 1 LOB: 1 BB: 0 P: 4	R: 0 E: 0 K: 0 S: 3	H: 0 LOB: 0 BB: 0 P: 3	R: 4 E: 1 K: 0 S: 7	H: 4 LOB: 0 BB: 0 P: 7	R: 0 E: 0 K: 0 S: 3	H: 0 LOB: 0 BB: 0 P: 3	R: 2 E: 0 K: 0 S: 5	H: 2 LOB: 0 BB: 0 P: 5	R: 0 E: 0 K: 0 S: 4	H: 1 LOB: 1 BB: 0 P: 4	R: 0 E: 0 K: 0 S: 3	H: 0 LOB: 0 BB: 0 P: 3	1B: 6 2B: 2 3B: 0 HR: 1	SF: 1 SAC: 0 DP: 1 HBP: 0	WP: 0 PB: 0 SB: 0 CS: 0	PA: 36		
PITCHER	IP WLS BF H R ER SO BB IBB HBP BLK WP HR S P ERA WHIP	7.0 L 29 8 6 6 0 0 0 0 0 0 1 29 29 7.71 1.143	2.0 7 1 0 0 0 0 0 0 0 0 0 0 7 7 0.00 0.500											IP WLS BF H R ER SO BB IBB HBP BLK WP HR S P ERA WHIP										

Batter	1	2	3	4	5	6	7	8	9	AB	R	H	RBI	BB	SO	LOB	BOTTOM						
Lonnie Smith, R OBP: 0.363, SLG: 0.409 (1, 7)	F7 1B		5-3			4-3		F8		4	0	1	0	0	0	1	Toronto Blue Jays @ Kansas City Royals Royals Stadium, Kansas City, MO Mon Jul 28 1986, 8:05 PM EDT Att: 40,468 - Unknown livebaseballscorecards.com						
Willie Wilson, S OBP: 0.304, SLG: 0.347 (1, 8)	F7			G3		4-3		G3		4	0	0	0	0	0	2							
George Brett, L OBP: 0.406, SLG: 0.444 (1, 5)	F8			4-3		3B		F8		4	0	1	0	0	0	1							
Jorge Orta, L OBP: 0.343, SLG: 0.437 (1, 10)	4-3			2B		3-1		L7		4	0	1	0	0	0	2							
Frank White, R OBP: 0.319, SLG: 0.449 (1, 4)		F3		F7		K		5-3		4	0	0	0	0	1	1							
Steve Balboni, R OBP: 0.296, SLG: 0.449 (1, 3)	F8				F3		F8			3	0	0	0	0	0	0							
Mike Kingery, L OBP: 0.304, SLG: 0.391 (1, 9)	4-3				G3		F7			3	0	0	0	0	0	0							
Jim Sundberg, R OBP: 0.292, SLG: 0.276 (1, 2)			K		BB			6-3		2	0	0	0	1	1	0							
Buddy Biancalana, S OBP: 0.316, SLG: 0.370 Hal McRae, R OBP: 0.307, SLG: 0.390 Angel Salazar, R OBP: 0.283, SLG: 0.315 (8, PR)			K		1-3			1B		2	0	0	0	0	1	1							
Inning Stats	R: 0 E: 0 K: 0 S: 4	H: 1 LOB: 1 BB: 0 P: 4	R: 0 E: 0 K: 2 S: 7	H: 0 LOB: 0 BB: 0 P: 7	R: 0 E: 0 K: 0 S: 4	H: 1 LOB: 1 BB: 0 P: 4	R: 0 E: 0 K: 0 S: 3	H: 0 LOB: 1 BB: 1 P: 7	R: 0 E: 0 K: 1 S: 5	H: 0 LOB: 0 BB: 0 P: 5	R: 0 E: 0 K: 0 S: 4	H: 1 LOB: 1 BB: 0 P: 4	R: 0 E: 0 K: 0 S: 3	H: 0 LOB: 0 BB: 0 P: 3	R: 0 E: 0 K: 0 S: 3	H: 0 LOB: 0 BB: 0 P: 3	1B: 2 2B: 1 3B: 1 HR: 0	SF: 0 SAC: 0 DP: 0 HBP: 0	WP: 0 PB: 0 SB: 0 CS: 0	PA: 32			
PITCHER	IP WLS BF H R ER SO BB IBB HBP BLK WP HR S P ERA WHIP	9.0 W 32 4 0 0 0 3 1 0 0 0 0 37 41 0.00 0.556											IP WLS BF H R ER SO BB IBB HBP BLK WP HR S P ERA WHIP										

Batter	1	2	3	4	5	6	7	8	9	AB	R	H	RBI	BB	SO	LOB	TOP				
Tony Fernandez, S OBP: 0.348, SLG: 0.441 (1, 6)	G3		F4				F9		5-3	5	0	1	0	0	0	1					
Rance Mulliniks, L OBP: 0.354, SLG: 0.447 Garth Iorg, R OBP: 0.290, SLG: 0.298 (7, PH) (7, 5)	4-3		K				F8		F7	3	0	0	0	0	1	1					
Lloyd Moseby, L OBP: 0.345, SLG: 0.419 (1, 8)	4-3			F8	1B	2B	3-1			3	1	0	0	1	0	1					
George Bell, R OBP: 0.361, SLG: 0.562 (1, 7)		F8	1B	3-1	1B			F8		4	2	3	0	0	0	0					
Jesse Barfield, R OBP: 0.377, SLG: 0.570 (1, 9)		F8	3-1	1B		F8	5-3			4	0	2	0	0	0	3					
Willie Upshaw, L OBP: 0.356, SLG: 0.365 (1, 3)		F8			F6		5-3			4	0	1	0	0	0	5					
Ernie Whitt, L OBP: 0.302, SLG: 0.397 (1, 2)		3-1			E9		F8		F4	4	0	1	2	0	0	4					
Rick Leach, L OBP: 0.331, SLG: 0.434 Cecil Fielder, R OBP: 0.266, SLG: 0.351 (7, PH)		3-1			G3			K		2	0	0	0	0	0	2					
Damaso Garcia, R OBP: 0.317, SLG: 0.386 (1, 4)						F4			6-3	4	1	2	2	0	0	0					
Inning Stats	R: 0 E: 0 K: 0 S: 3	H: 0 LOB: 0 BB: 0 P: 3	R: 1 E: 0 K: 0 S: 5	H: 2 LOB: 1 BB: 0 P: 5	R: 0 E: 0 K: 1 S: 5	H: 1 LOB: 0 BB: 0 P: 5	R: 2 E: 1 K: 0 S: 5	H: 2 LOB: 1 BB: 0 P: 9	R: 0 E: 0 K: 0 S: 4	H: 1 LOB: 1 BB: 0 P: 4	R: 2 E: 0 K: 0 S: 5	H: 2 LOB: 0 BB: 0 P: 5	R: 0 E: 0 K: 1 S: 7	H: 2 LOB: 2 BB: 0 P: 7	R: 0 E: 0 K: 0 S: 3	H: 0 LOB: 0 BB: 0 P: 3	1B: 8 2B: 2 3B: 0 HR: 1	SF: 0 SAC: 0 DP: 0 HBP: 0	WP: 0 PB: 0 SB: 1 CS: 1	PA: 38	
PITCHER	IP	WLS	BF	H	R	ER	SO	BB	IBB	HBP	BLK	WP	HR	S	P	ERA	WHIP				
Scott Bankhead, R ERA: 4.03 (1, 1)	5.1	L	23	7	3	2	1	1	0	0	0	0	0	24	28	3.38	1.500				
Bud Black, L ERA: 3.94 (6, 1)	1.2		7	2	2	2	0	0	0	0	0	0	1	7	7	10.80	1.200				
Mark Gubicza, R ERA: 4.4 (8, 1)	1.0		5	2	0	0	1	0	0	0	0	0	0	7	7	0.00	2.000				
Steve Farr, R ERA: 2.09 (9, 1)	1.0		3	0	0	0	0	0	0	0	0	0	0	3	3	0.00	0.000				

Toronto Blue Jays @ Kansas City Royals
Royals Stadium, Kansas City, MO
Tue Jul 29 1986, 8:05 PM EDT
Att: 27,292 - Unknown

AB 37
R 5
H 11
RBI 4
BB 1
SO 2
LOB 19



Batter	1	2	3	4	5	6	7	8	9	AB	R	H	RBI	BB	SO	LOB	BOTTOM				
Lonnie Smith, R OBP: 0.361, SLG: 0.403 (1, 7)	4-3		FC3-9-6		FC5-4		L5			4	0	0	0	1	0	4					
Willie Wilson, S OBP: 0.303, SLG: 0.344 (1, 8)			K			F6		F8	F8	4	0	0	0	0	1	3					
George Brett, L OBP: 0.407, SLG: 0.451 (1, 5)			L8			G3				4	0	2	0	0	0	1					
Jorge Orta, L OBP: 0.338, SLG: 0.429 (1, 10)	FC1-2				F7		F8		3-1	4	0	0	0	0	0	3					
Frank White, R OBP: 0.318, SLG: 0.447 (1, 4)	FC6-4				5-3			F9		4	0	1	0	0	0	3					
Mike Kingery, L OBP: 0.315, SLG: 0.418 (1, 9)				4-3			FC6-4			3	2	1	0	1	0	1					
Jamie Quirk, L OBP: 0.276, SLG: 0.308 (1, 3)			K		4-3					3	0	1	1	1	1	1					
Jim Sundberg, R OBP: 0.291, SLG: 0.273 (1, 2)		5-3					F8		K	3	0	0	0	1	1	4					
Buddy Biancalana, S OBP: 0.321, SLG: 0.373 Hal McRae, R OBP: 0.310, SLG: 0.394 Angel Salazar, R OBP: 0.283, SLG: 0.315 (7, PH) (8, 6)									K	2	0	1	0	0	0	0					
Steve Balboni, R OBP: 0.290, SLG: 0.448 (9, PH)									K	1	0	0	0	0	1	1					
Inning Stats	R: 0 E: 0 K: 0 S: 4	H: 1 LOB: 2 BB: 0 P: 5	R: 0 E: 0 K: 1 S: 4	H: 0 LOB: 0 BB: 1 P: 8	R: 0 E: 0 K: 1 S: 6	H: 1 LOB: 1 BB: 0 P: 6	R: 0 E: 0 K: 0 S: 3	H: 0 LOB: 0 BB: 0 P: 3	R: 0 E: 0 K: 0 S: 3	H: 0 LOB: 0 BB: 0 P: 3	R: 1 E: 0 K: 0 S: 5	H: 2 LOB: 2 BB: 1 P: 9	R: 0 E: 0 K: 0 S: 4	H: 1 LOB: 1 BB: 0 P: 4	R: 1 E: 0 K: 2 S: 9	H: 2 LOB: 2 BB: 1 P: 13	1B: 4 2B: 2 3B: 1 HR: 0	SF: 0 SAC: 0 DP: 0 HBP: 1	WP: 0 PB: 0 SB: 0 CS: 1	PA: 38	
PITCHER	IP	WLS	BF	H	R	ER	SO	BB	IBB	HBP	BLK	WP	HR	S	P	ERA	WHIP				
Dave Stieb, R ERA: 5.47 (1, 1)	6.2	W	27	4	1	1	2	3	0	1	0	0	0	27	40	1.35	1.050				
Mark Eichhorn, R ERA: 1.99 (7, 1)	2.0		10	3	1	1	2	1	0	0	0	0	0	13	17	4.50	2.000				
Tom Henke, R ERA: 3.79 (9, 1)	0.1	S	1	0	0	0	0	0	0	0	0	0	0	1	1	0.00	0.000				

Toronto Blue Jays @ Kansas City Royals
Royals Stadium, Kansas City, MO
Tue Jul 29 1986, 8:05 PM EDT
Att: 27,292 - Unknown

AB 33
R 2
H 7
RBI 2
BB 4
SO 4
LOB 22



Batter	1	2	3	4	5	6	7	8	9	AB	R	H	RBI	BB	SO	LOB	TOP										
Tony Fernandez, S OBP: 0.346, SLG: 0.438 (1, 6)										5	1	1	0	0	0	1											
Rance Mulliniks, L OBP: 0.353, SLG: 0.444 Garth Iorg, R OBP: 0.289, SLG: 0.297 (1, 5) (8, 5)										4	1	1	0	0	1	1											
Lloyd Moseby, L OBP: 0.346, SLG: 0.425 (1, 8)										4	0	2	1	0	0	0											
George Bell, R OBP: 0.360, SLG: 0.567 (1, 7)										4	1	1	1	0	0	2											
Jesse Barfield, R OBP: 0.378, SLG: 0.577 (1, 9)										4	2	2	1	0	1	0											
Willie Upshaw, L OBP: 0.357, SLG: 0.372 (1, 3)										4	1	2	1	0	0	0											
Ernie Whitt, L OBP: 0.301, SLG: 0.407 (1, 2)										4	1	1	2	0	0	1											
Rick Leach, L OBP: 0.329, SLG: 0.430 (1, 10)										4	0	1	0	0	0	0											
Damaso Garcia, R OBP: 0.314, SLG: 0.381 (1, 4)										4	0	0	0	0	0	1											
Inning Stats	R: 0 E: 1 K: 0 S: 4	H: 1 LOB: 1 BB: 0 P: 4	R: 0 E: 0 K: 0 S: 3	H: 0 LOB: 0 BB: 0 P: 3	R: 0 E: 0 K: 0 S: 3	H: 0 LOB: 0 BB: 0 P: 3	R: 5 E: 1 K: 0 S: 9	H: 6 LOB: 1 BB: 0 P: 9	R: 0 E: 0 K: 1 S: 5	H: 0 LOB: 0 BB: 0 P: 5	R: 0 E: 0 K: 0 S: 3	H: 0 LOB: 0 BB: 0 P: 3	R: 2 E: 0 K: 1 S: 8	H: 3 LOB: 1 BB: 0 P: 8	R: 0 E: 0 K: 0 S: 4	H: 1 LOB: 1 BB: 0 P: 4	1B: 6 2B: 0 3B: 2 HR: 3	SF: 0 SAC: 0 DP: 1 HBP: 0	WP: 0 PB: 0 SB: 0 CS: 0	PA: 38							
PITCHER	IP	WLS	BF	H	R	ER	SO	BB	IBB	HBP	BLK	WP	HR	S	P	ERA	WHIP										
Dennis Leonard, R ERA: 4.09 (1, 1)	4.2	L	20	6	5	4	0	0	0	0	0	0	2	20	20	7.71	1.286										
Bret Saberhagen, R ERA: 4.25 (5, 1)	3.1		14	4	2	2	2	0	0	0	0	0	1	18	18	5.40	1.200										
Dan Quisenberry, R ERA: 2.84 (9, 1)	1.0		4	1	0	0	0	0	0	0	0	0	0	4	4	0.00	1.000										

Toronto Blue Jays @ Kansas City Royals
 Royals Stadium, Kansas City, MO
 Wed Jul 30 1986, 8:05 PM EDT
 Att: 35,750 - Unknown

AB	38
R	7
H	11
RBI	6
BB	0
SO	2
LOB	7

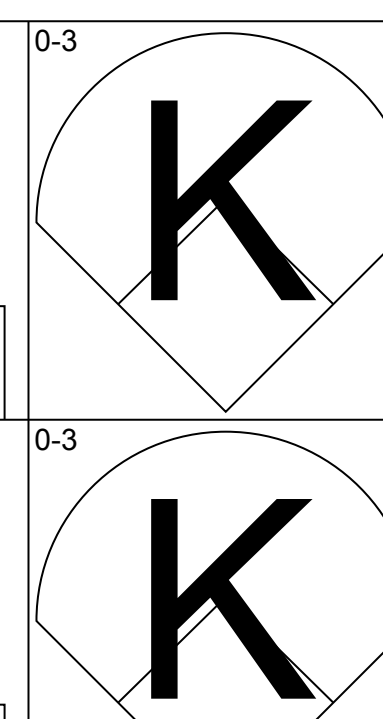
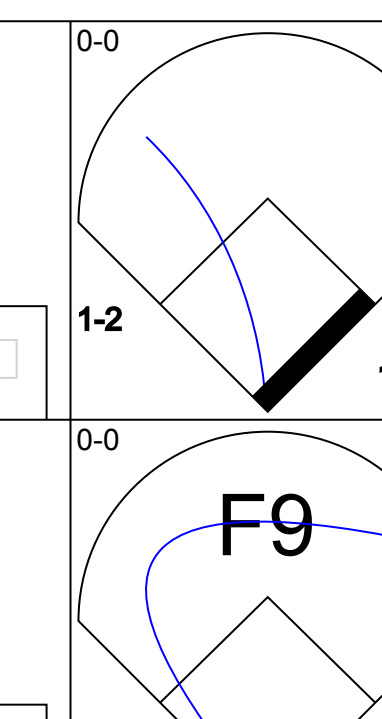
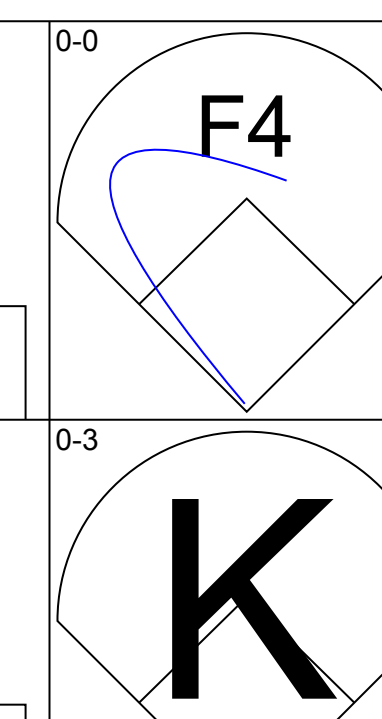
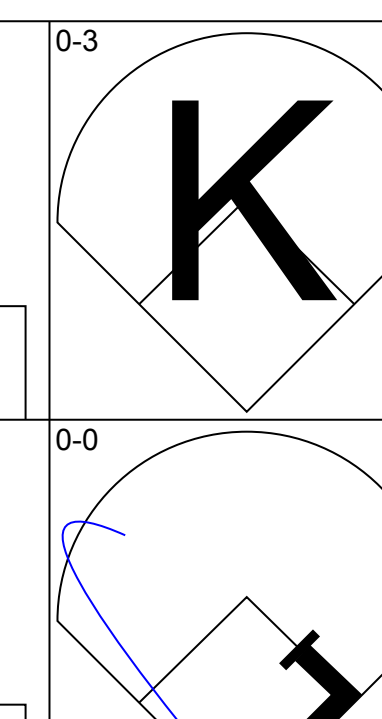
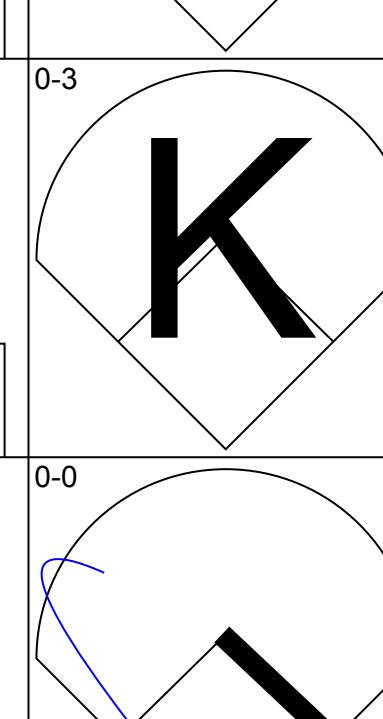
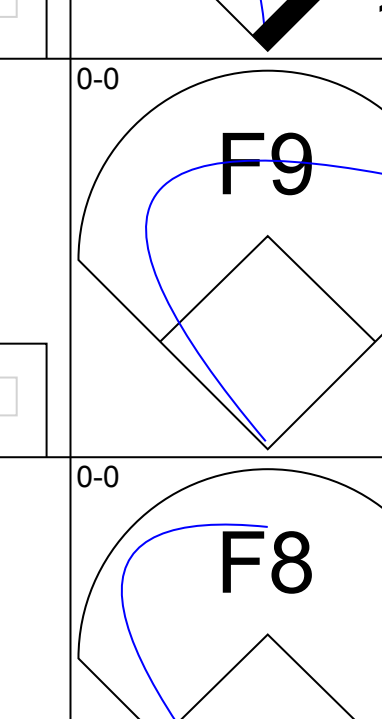
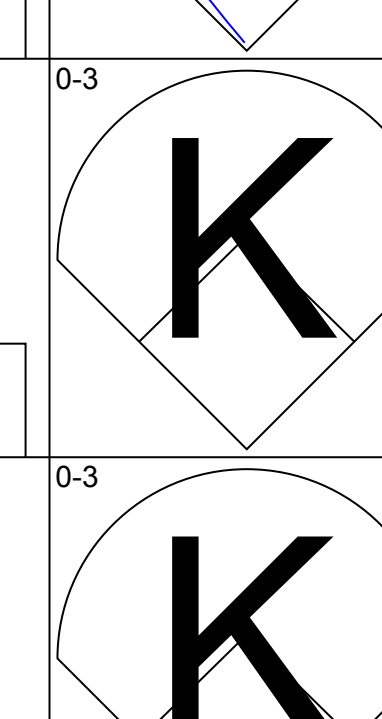
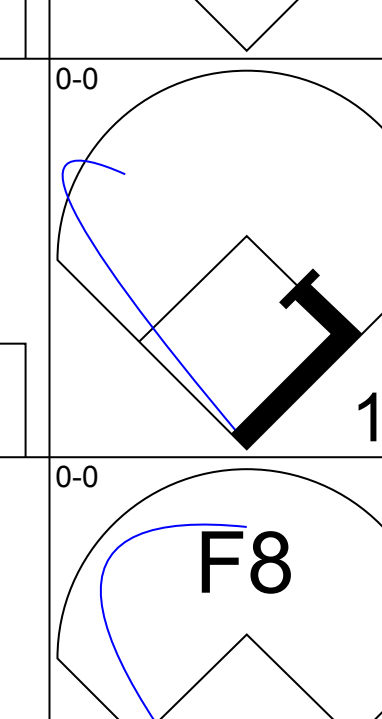
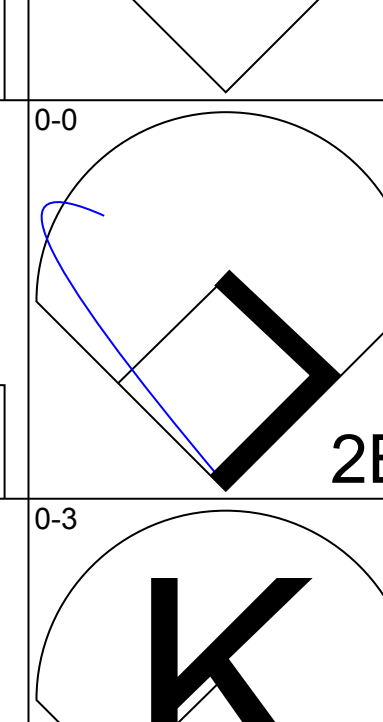
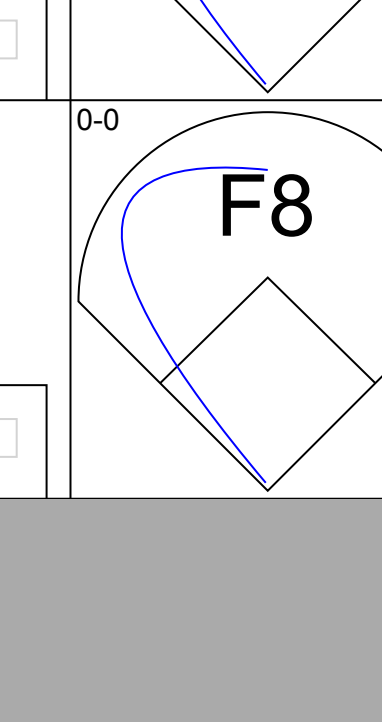
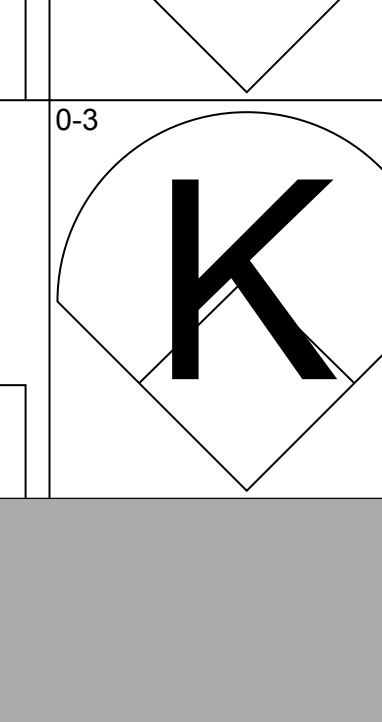
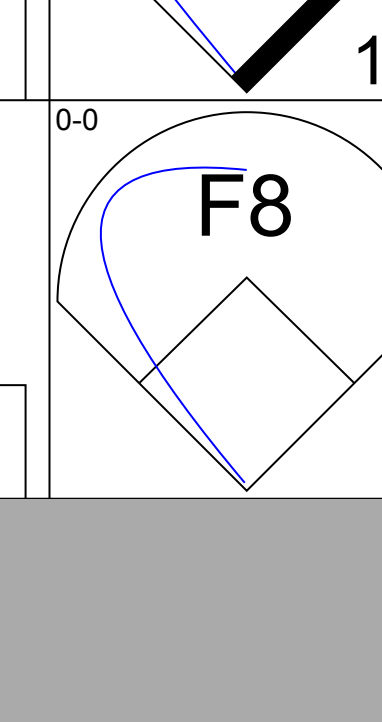
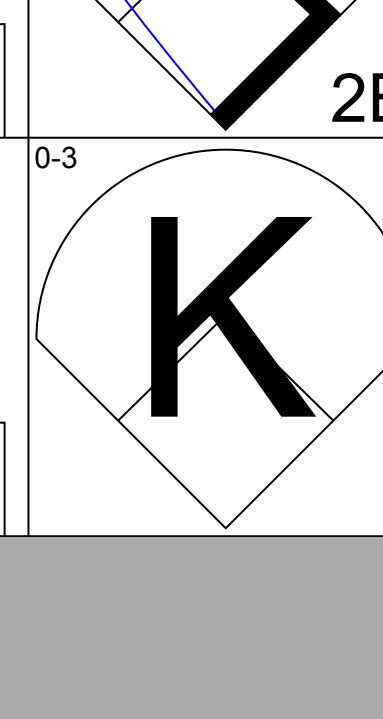
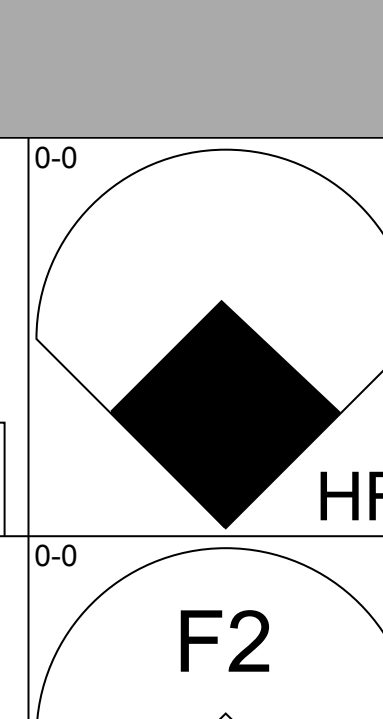
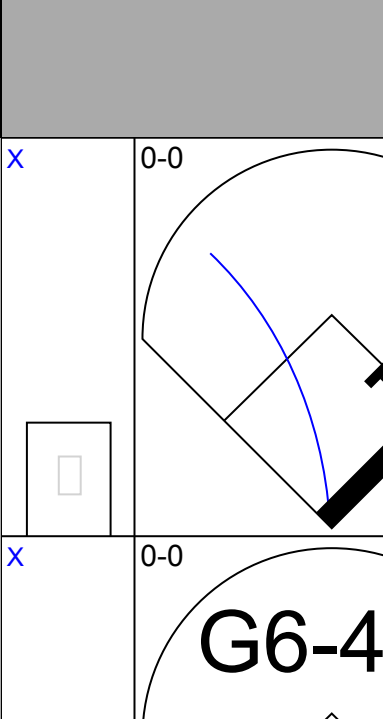
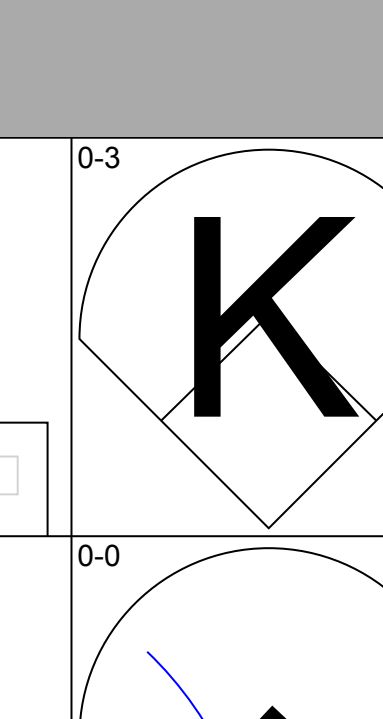
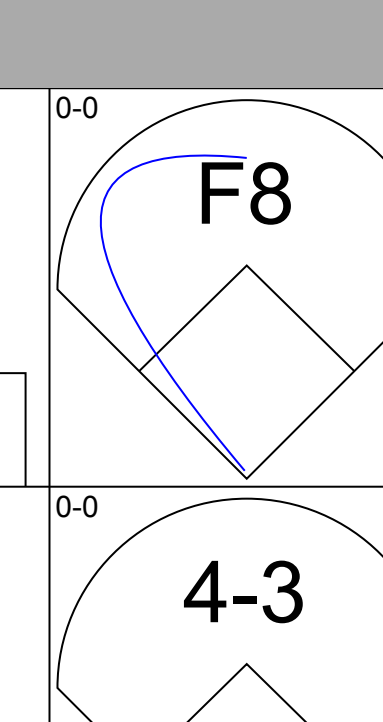
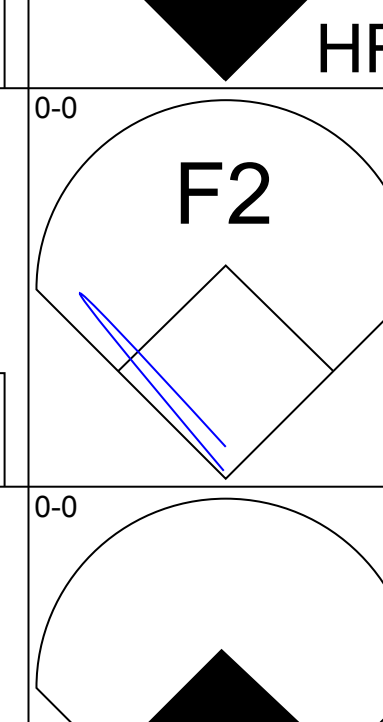
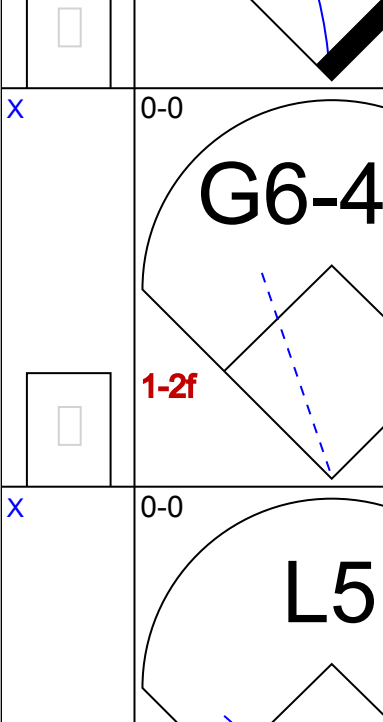
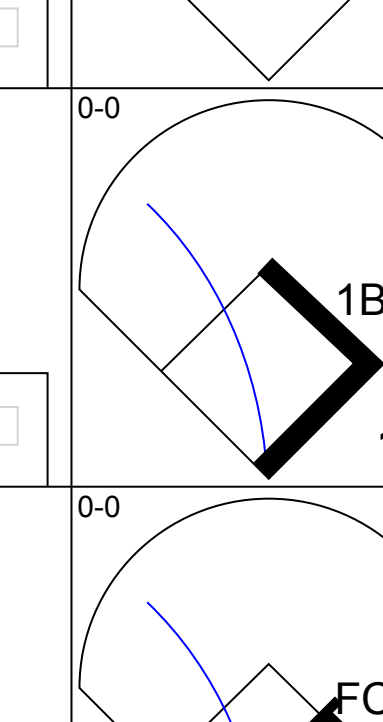
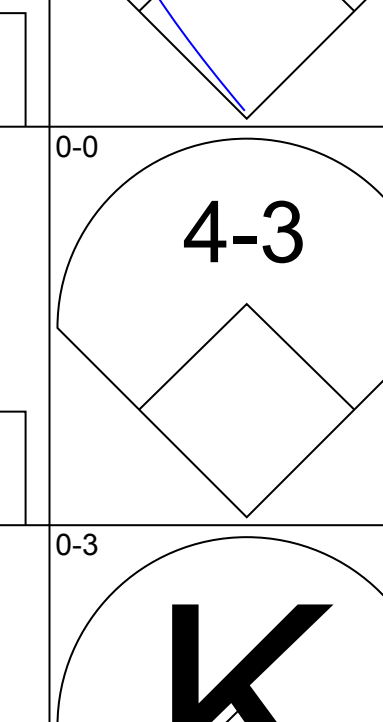
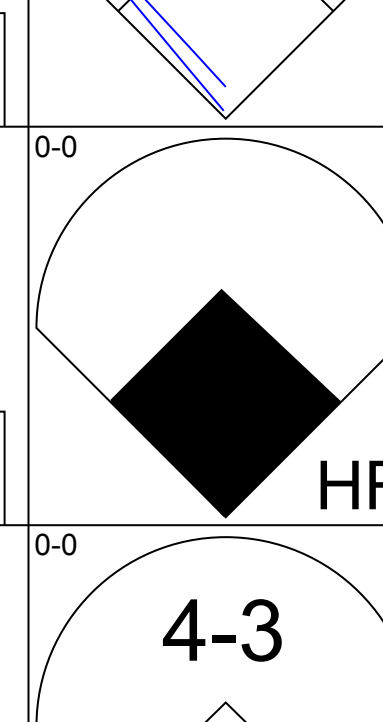
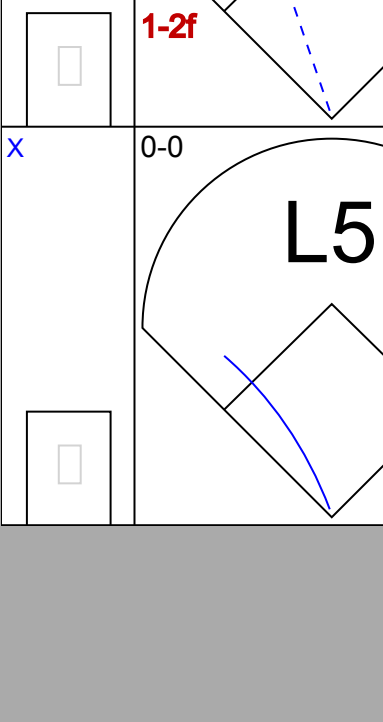
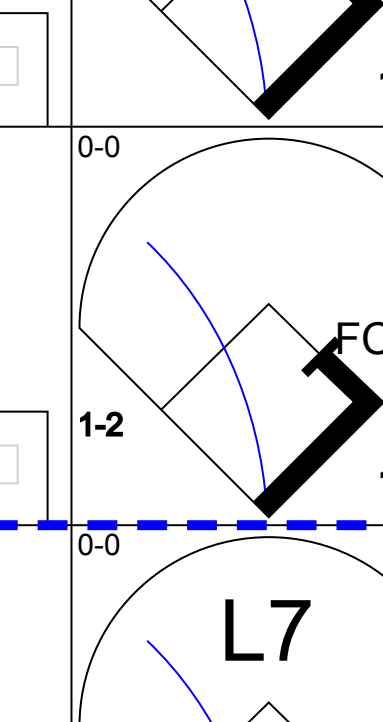
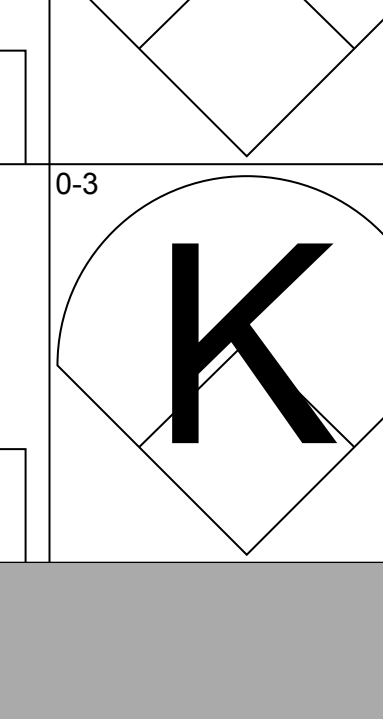
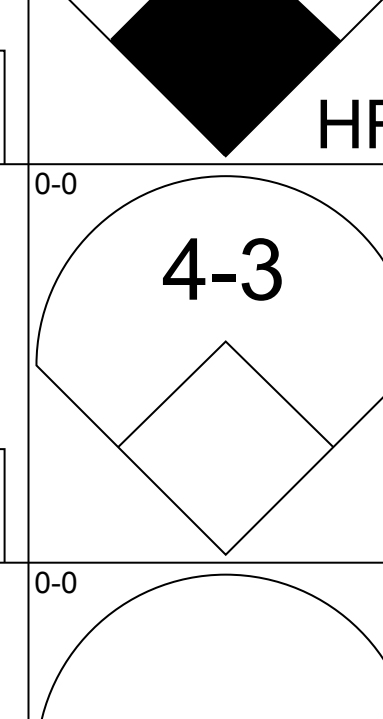
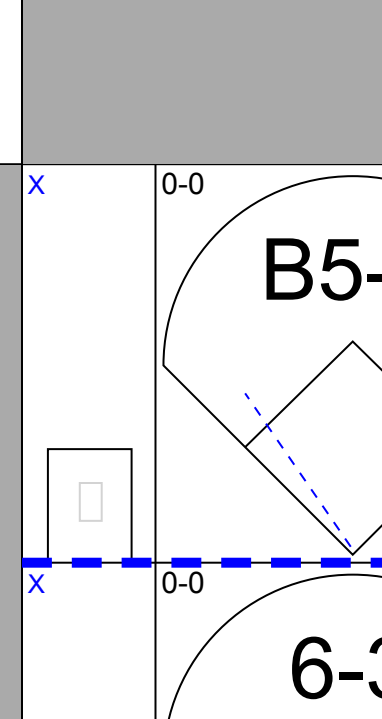
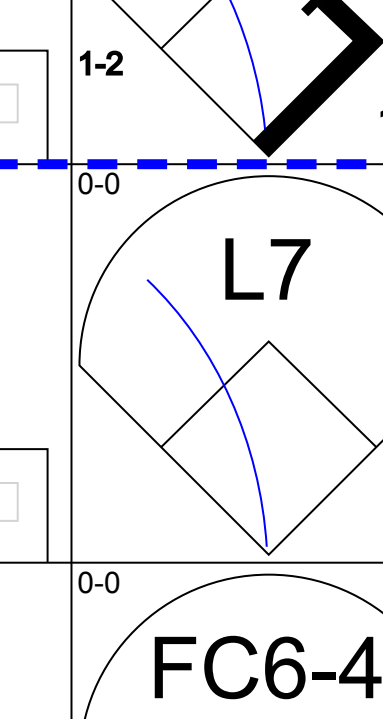
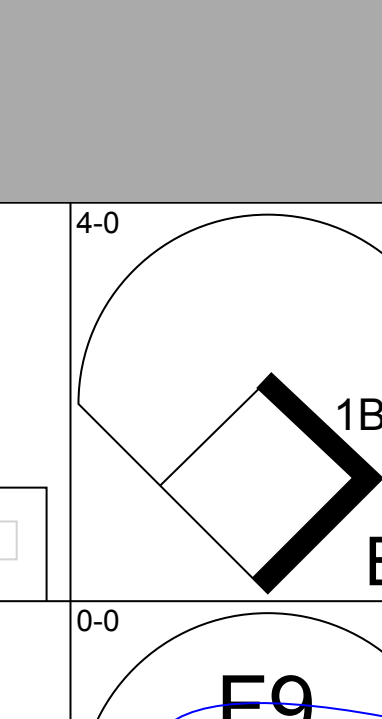
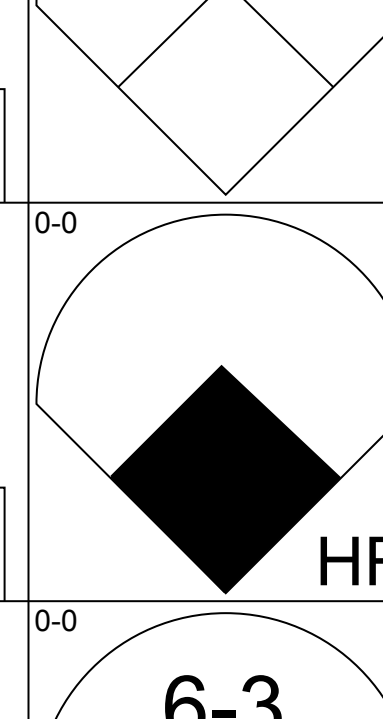
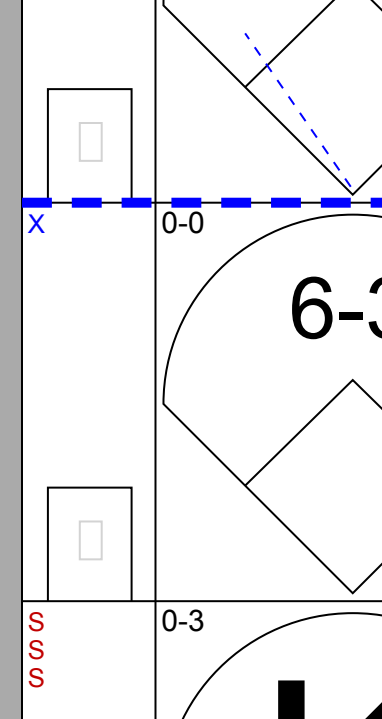
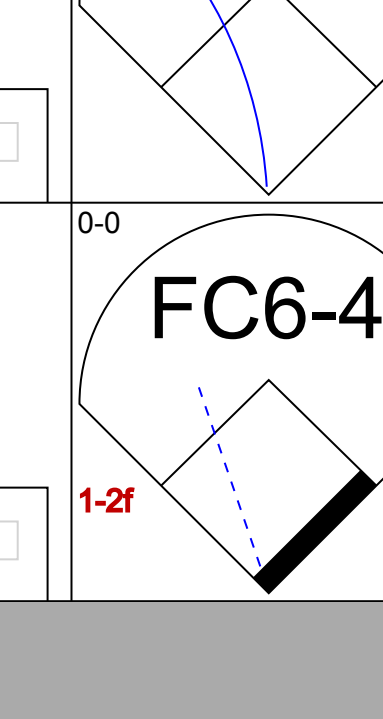
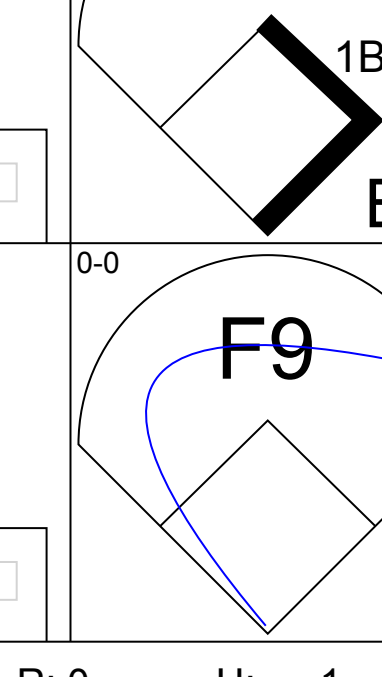
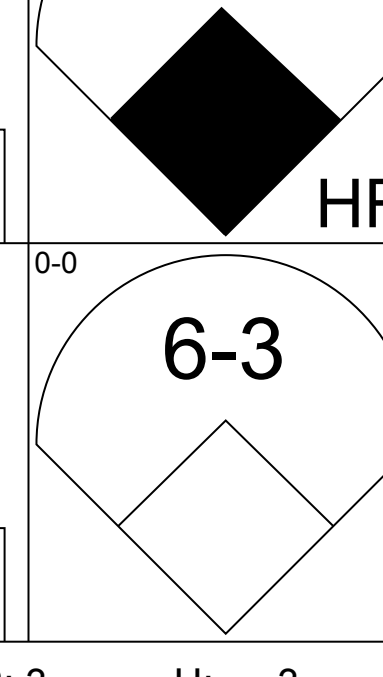
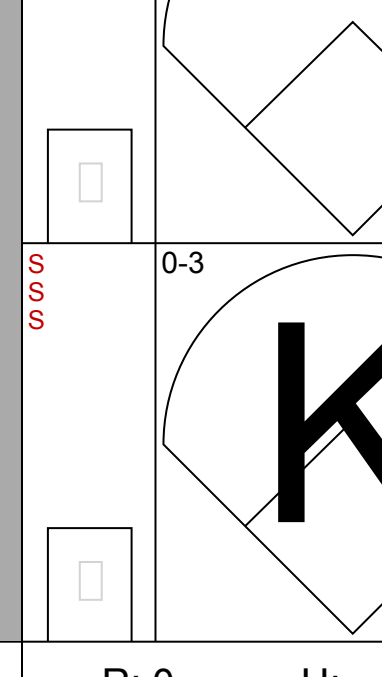


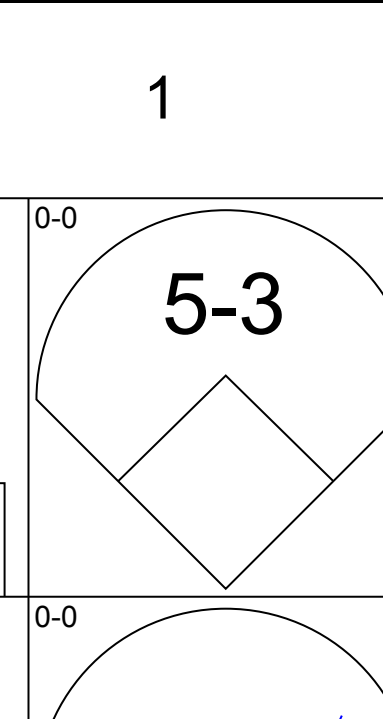
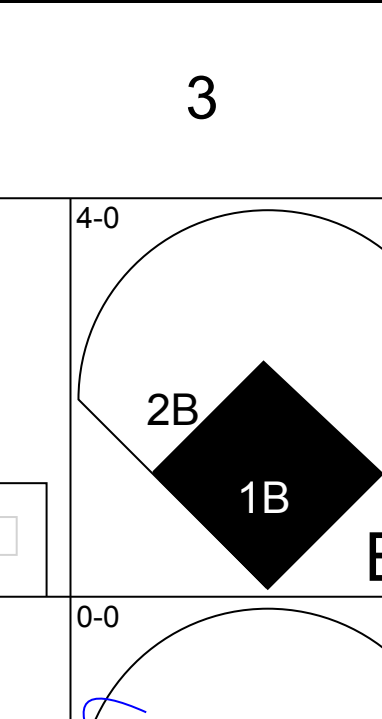
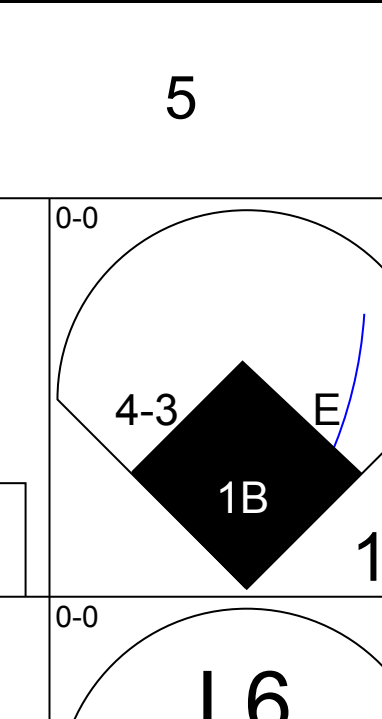
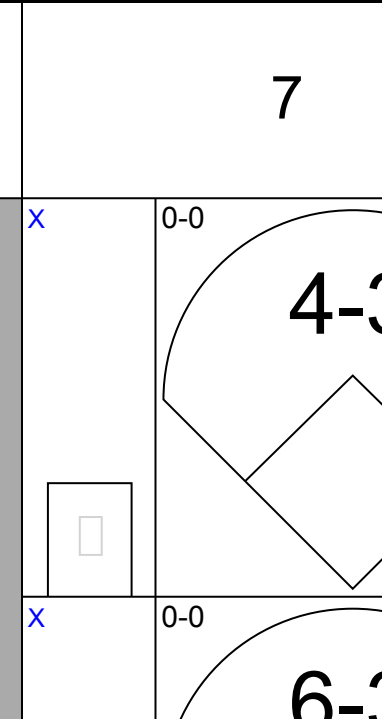
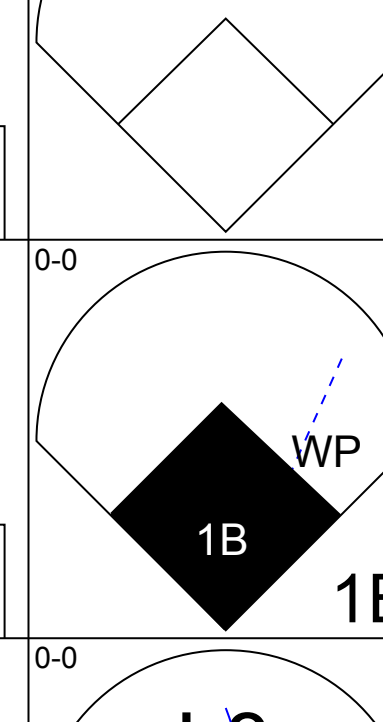
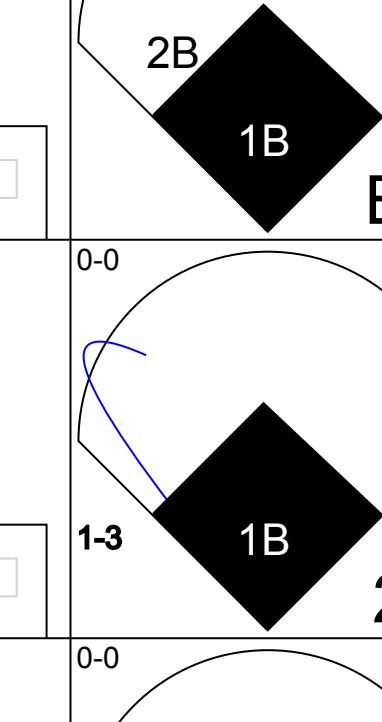
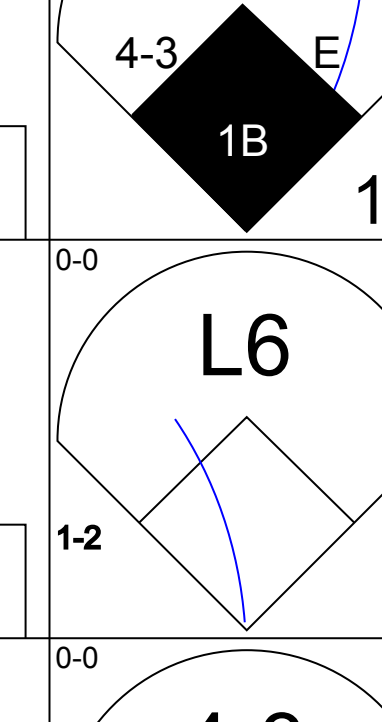
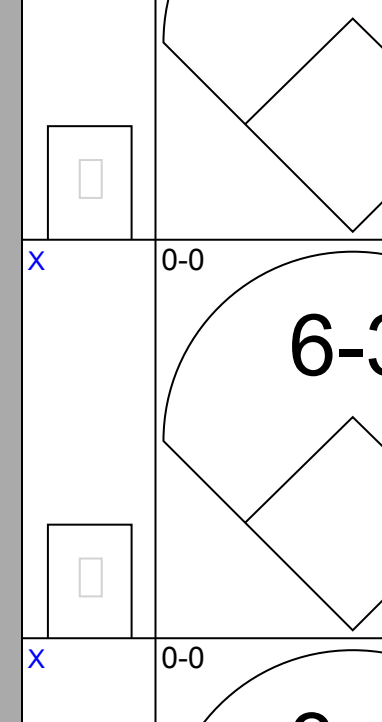
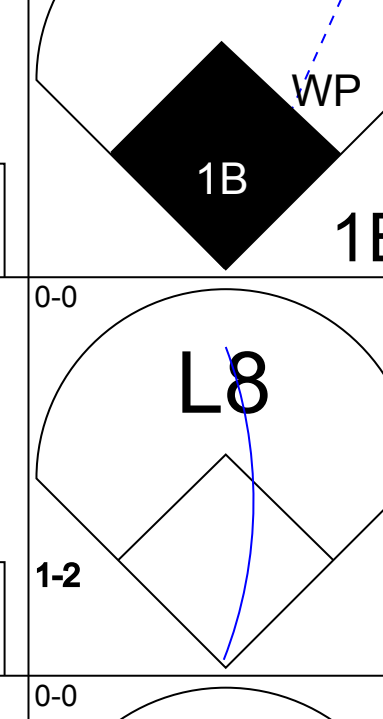
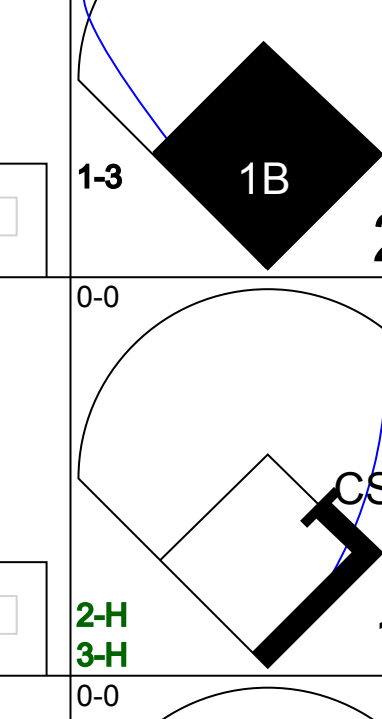
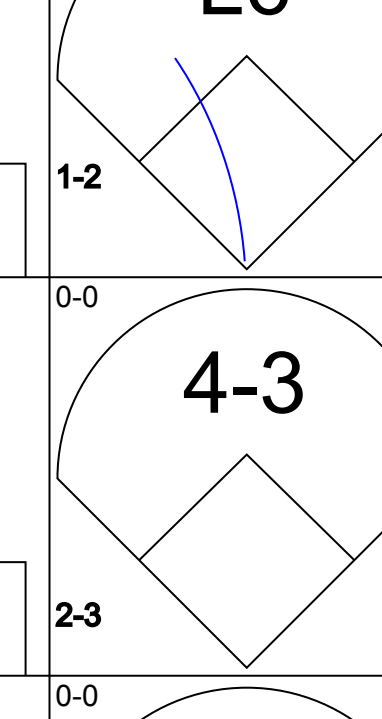
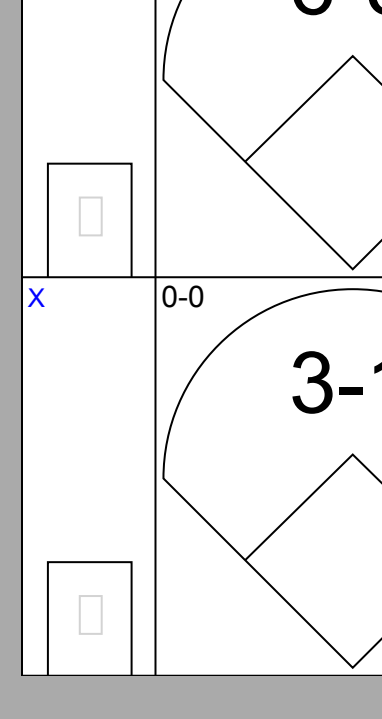
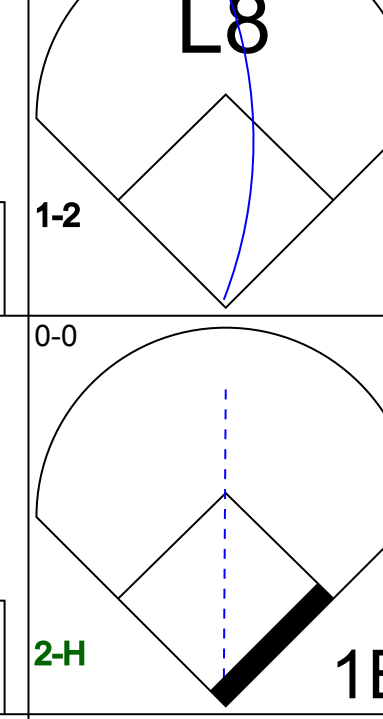
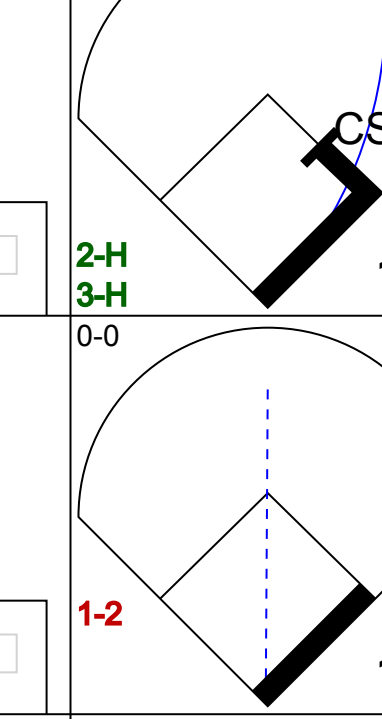
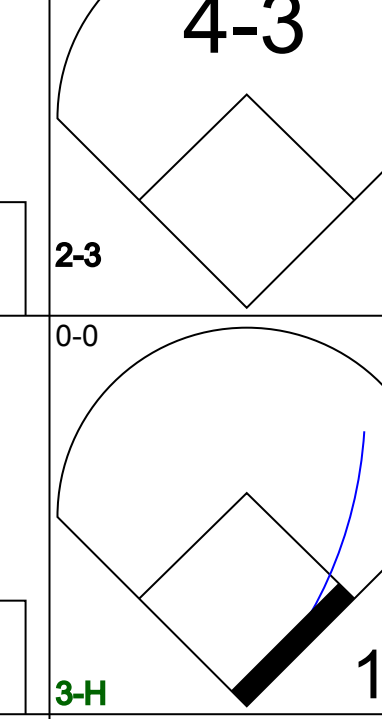
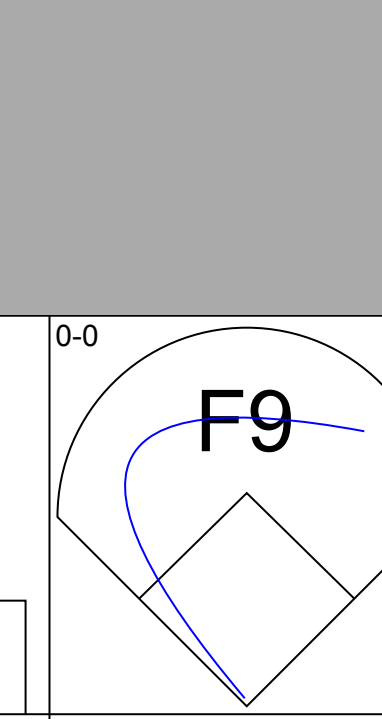
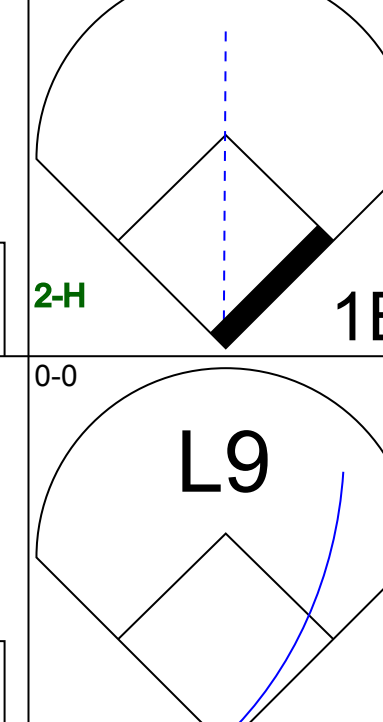
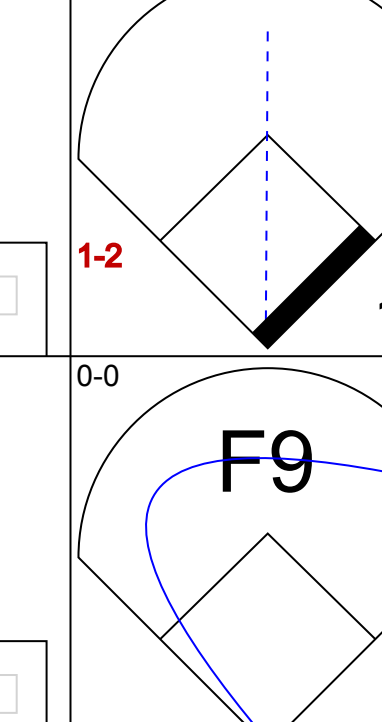
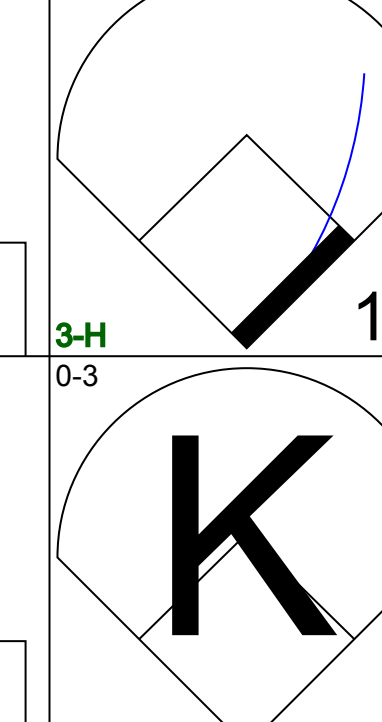
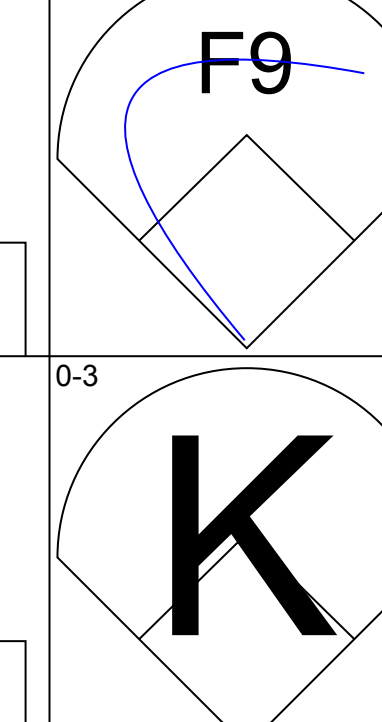
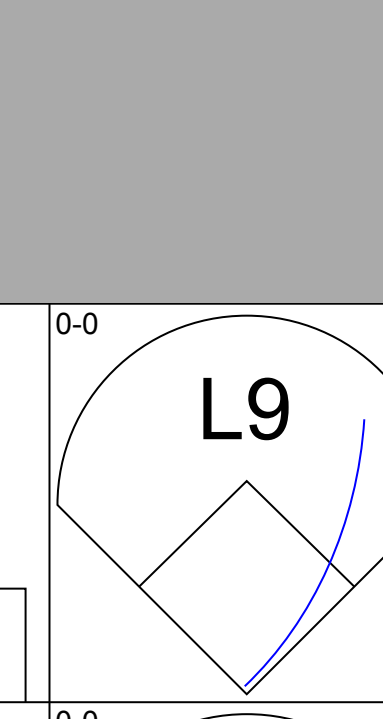
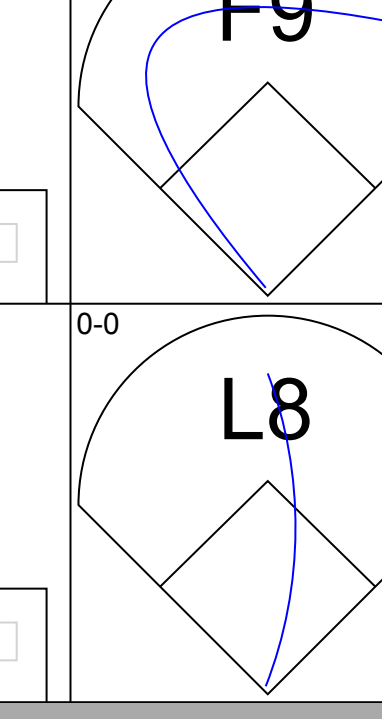
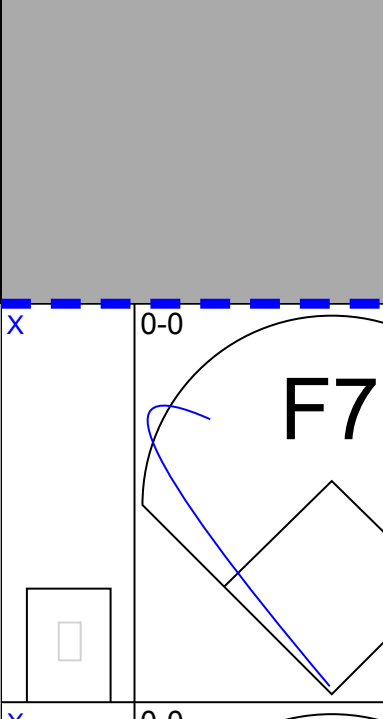
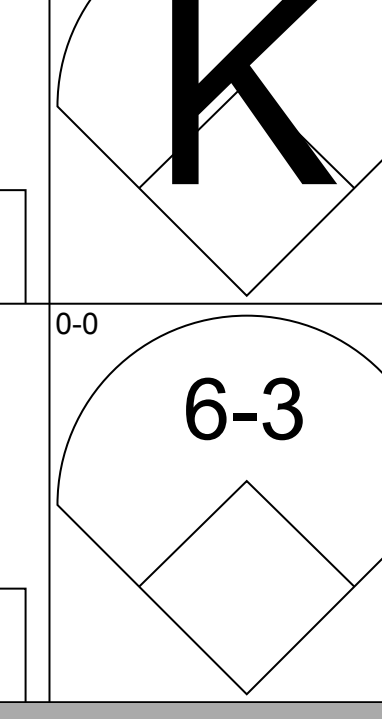
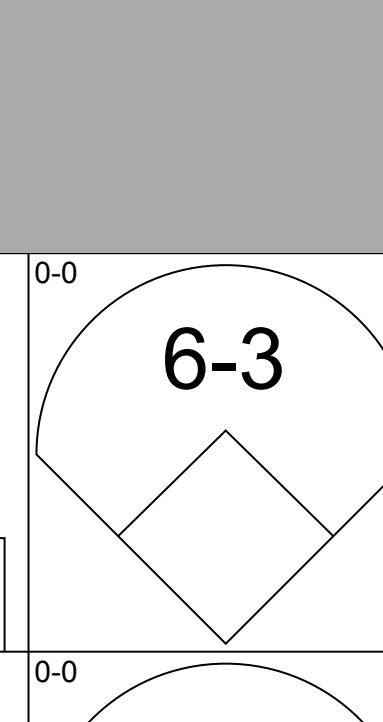
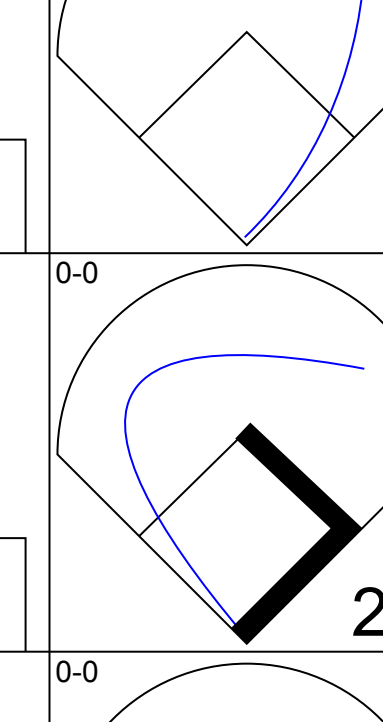
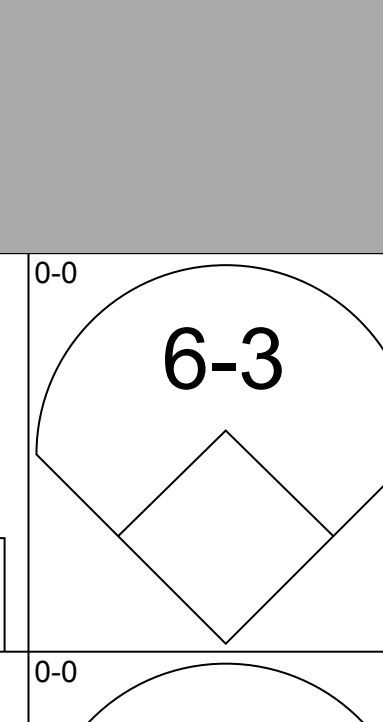
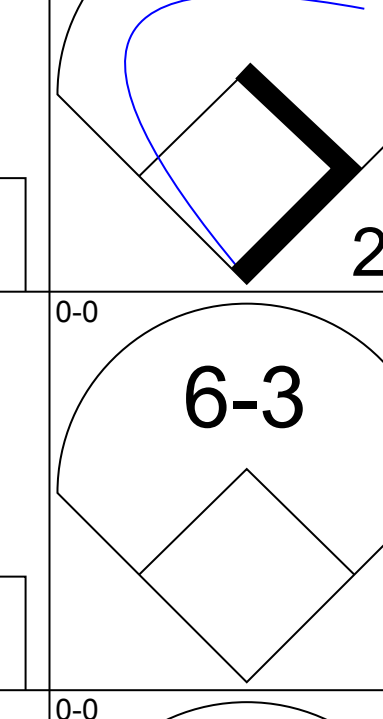
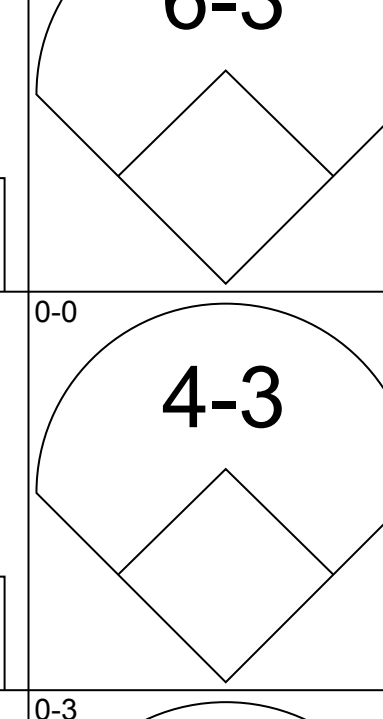
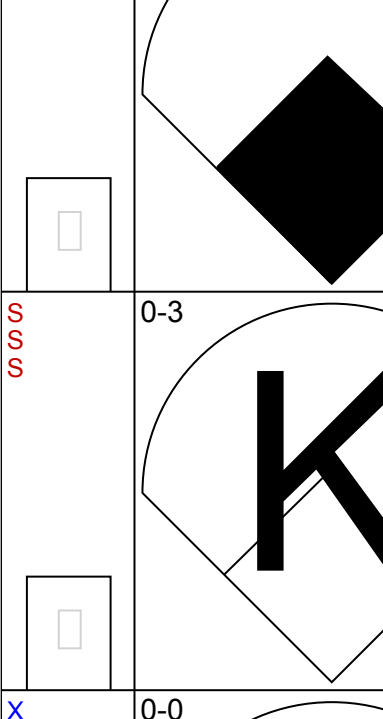
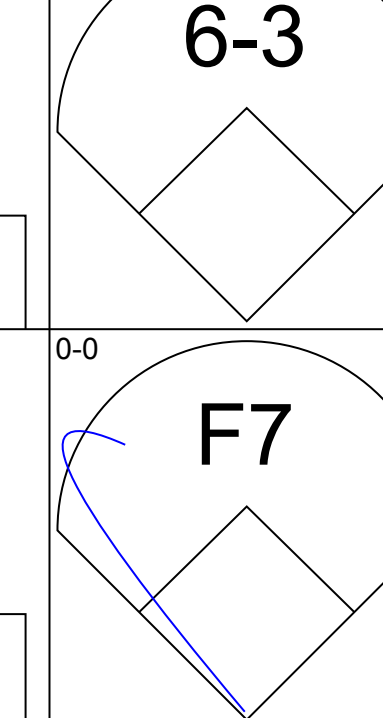
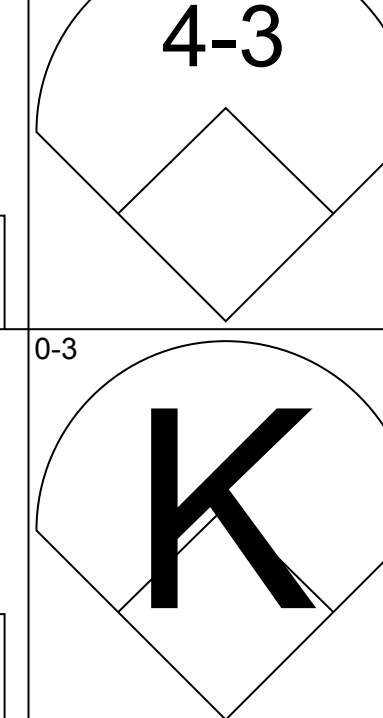
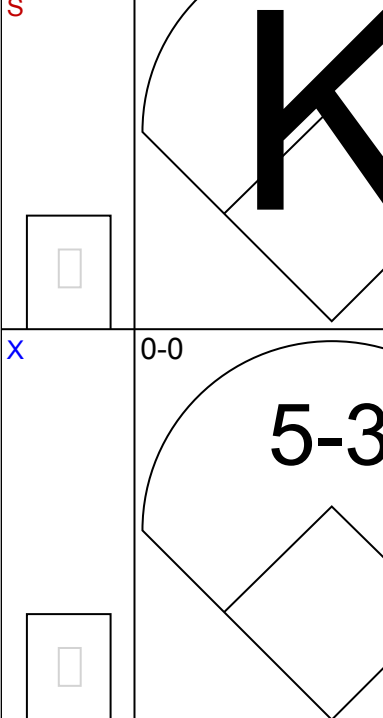
Batter	1	2	3	4	5	6	7	8	9	AB	R	H	RBI	BB	SO	LOB	BOTTOM										
Lonnie Smith, R OBP: 0.355, SLG: 0.396 (1, 7)										5	0	0	0	0	1	0											
Willie Wilson, S OBP: 0.305, SLG: 0.350 (1, 8)										2	1	2	0	2	0	0											
George Brett, L OBP: 0.408, SLG: 0.448 (1, 5)										2	0	0	0	2	0	2											
Hal McRae, R OBP: 0.309, SLG: 0.391 (1, 10)										4	0	1	0	0	0	3											
Frank White, R OBP: 0.315, SLG: 0.442 (1, 4)										4	0	0	1	0	2	4											
Steve Balboni, R OBP: 0.292, SLG: 0.443 (1, 3)										4	0	0	0	0	2	2											
Mike Kingery, L OBP: 0.325, SLG: 0.423 (1, 9)										4	0	2	0	0	0	0											
Jamie Quirk, L OBP: 0.277, SLG: 0.308 Jim Sundberg, R OBP: 0.293, SLG: 0.287 (1, 2) (9, PH)										3	0	1	0	0	0	1											
Buddy Biancalana, S OBP: 0.310, SLG: 0.359 Darryl Motley, R OBP: 0.219, SLG: 0.322 (1, 6) (9, PH)										3	0	0	0	0	0	1											
Inning Stats	R: 0 E: 0 K: 0 S: 4	H: 2 LOB: 1 BB: 0 P: 4	R: 1 E: 0 K: 0 S: 4	H: 1 LOB: 2 BB: 2 P: 12	R: 0 E: 0 K: 0 S: 3	H: 0 LOB: 0 BB: 0 P: 3	R: 0 E: 0 K: 2 S: 8	H: 1 LOB: 1 BB: 0 P: 8	R: 0 E: 0 K: 1 S: 5	H: 0 LOB: 1 BB: 1 P: 9	R: 0 E: 0 K: 2 S: 7	H: 0 LOB: 0 BB: 0 P: 7	R: 1 E: 0 K: 0 S: 4	H: 1 LOB: 0 BB: 0 P: 4	1B: 5 2B: 1 3B: 0 HR: 1	SF: 0 SAC: 0 DP: 0 HBP: 0	WP: 0 PB: 0 SB: 0 CS: 0	PA: 37									
PITCHER	IP	WLS	BF	H	R	ER	SO	BB	IBB	HBP	BLK	WP	HR	S	P	ERA	WHIP										
Joe Johnson, R ERA: 4.61 (1, 1)	6.2	W	29	6	1	1	3	3	1	0	0	0	0	31	47	1.35	1.350										
John Cerutti, L ERA: 3.91 (7, 1)	2.1		8	1	1	1	2	0	0	0	0	0	1	12	12	3.86	0.429										

Toronto Blue Jays @ Kansas City Royals
 Royals Stadium, Kansas City, MO
 Wed Jul 30 1986, 8:05 PM EDT
 Att: 35,750 - Unknown

AB	33
R	2
H	7
RBI	2
BB	4
SO	5
LOB	13




Batter	1	2	3	4	5	6	7	8	9	AB	R	H	RBI	BB	SO	LOB	TOP	
Lonnie Smith, R OBP: 0.354, SLG: 0.394 (1, 7)										4	0	1	0	0	2	0	Kansas City Royals @ Boston Red Sox Fenway Park, Boston, MA Fri Aug 01 1986, 7:05 PM EDT Att: 35,716 - Unknown	
Willie Wilson, S OBP: 0.309, SLG: 0.349 (1, 8)										4	0	1	0	0	2	2		
George Brett, L OBP: 0.407, SLG: 0.449 (1, 5)										4	0	1	0	0	1	2		
Hal McRae, R OBP: 0.313, SLG: 0.408 (1, 10)										4	1	2	1	0	2	1		
Frank White, R OBP: 0.315, SLG: 0.440 (1, 4)										4	0	1	0	0	0	1		
Steve Balboni, R OBP: 0.294, SLG: 0.452 (1, 3)										4	1	2	1	0	0	0		
Mike Kingery, L OBP: 0.309, SLG: 0.400 (1, 9)										4	0	0	0	0	1	2		
Jim Sundberg, R OBP: 0.296, SLG: 0.298 (1, 2)										3	1	1	1	1	0	2		
Angel Salazar, R OBP: 0.259, SLG: 0.311 (1, 6)										3	0	0	0	0	1	1		
Inning Stats	R: 0 E: 0 K: 3 S: 10	H: 1 LOB: 1 BB: 0 P: 10	R: 0 E: 0 K: 1 S: 5	H: 0 LOB: 0 BB: 0 P: 5	R: 0 E: 0 K: 0 S: 4	H: 1 LOB: 2 BB: 1 P: 8	R: 3 E: 0 K: 0 S: 6	H: 3 LOB: 0 BB: 0 P: 6	R: 0 E: 0 K: 2 S: 7	H: 1 LOB: 0 BB: 0 P: 3	R: 0 E: 0 K: 1 S: 5	H: 0 LOB: 0 BB: 0 P: 5	R: 0 E: 0 K: 1 S: 7	H: 2 LOB: 2 BB: 0 P: 7	1B: 5 2B: 1 3B: 0 HR: 3	SF: 0 SAC: 0 DP: 1 HBP: 0	WP: 0 PB: 0 SB: 0 CS: 0	PA: 35
PITCHER	IP WLS BF H R ER SO BB IBB HBP BLK WP HR S P ERA WHIP																	
Bruce Hurst, L ERA: 3.4 (1, 1)	6.1 W 25 6 3 3 6 1 0 0 0 0 3 36 40 4.26 1.105																	
Calvin Schiraldi, R ERA: 0.61 (7, 1)	2.0 8 3 0 0 3 0 0 0 0 0 0 0 14 14 0.00 1.500																	
Joe Sambito, L ERA: 3.6 (9, 1)	0.2 S 2 0 0 0 0 0 0 0 0 0 0 0 2 2 0.00 0.000																	

Batter	1	2	3	4	5	6	7	8	9	AB	R	H	RBI	BB	SO	LOB	BOTTOM			
Marty Barrett, R OBP: 0.341, SLG: 0.373 (1, 4)										3	2	1	0	1	0	0	Kansas City Royals @ Boston Red Sox Fenway Park, Boston, MA Fri Aug 01 1986, 7:05 PM EDT Att: 35,716 - Unknown			
Wade Boggs, L OBP: 0.450, SLG: 0.469 (1, 5)										4	2	2	0	0	0	1				
Bill Buckner, L OBP: 0.285, SLG: 0.394 (1, 3)										4	0	1	2	0	0	2				
Jim Rice, R OBP: 0.386, SLG: 0.488 (1, 7)										4	0	3	2	0	0	0				
Don Baylor, R OBP: 0.342, SLG: 0.442 (1, 10)										4	0	0	0	0	2	3				
Dwight Evans, R OBP: 0.380, SLG: 0.444 (1, 9)										4	0	0	0	0	0	1				
Tony Armas, R OBP: 0.321, SLG: 0.416 (1, 8)										3	1	2	1	0	0	0				
Kevin Romine, R OBP: 0.286, SLG: 0.281 (9, 8)										0	0	0	0	0	0	0				
Rich Gedman, L OBP: 0.307, SLG: 0.398 (1, 2)										3	0	0	0	0	1	1				
Rey Quinones, R OBP: 0.310, SLG: 0.339 (1, 6)										3	0	0	0	0	1	1				
Inning Stats	R: 1 E: 0 K: 0 S: 5	H: 2 LOB: 1 BB: 0 P: 5	R: 0 E: 0 K: 0 S: 4	H: 1 LOB: 0 BB: 0 P: 4	R: 2 E: 0 K: 0 S: 5	H: 3 LOB: 1 BB: 1 P: 9	R: 0 E: 0 K: 1 S: 5	H: 0 LOB: 0 BB: 0 P: 5	R: 1 E: 1 K: 1 S: 7	H: 2 LOB: 1 BB: 0 P: 7	R: 1 E: 0 K: 1 S: 6	H: 1 LOB: 0 BB: 0 P: 6	R: 0 E: 0 K: 0 S: 3	H: 0 LOB: 0 BB: 0 P: 3	R: 0 E: 0 K: 1 S: 5	H: 0 LOB: 0 BB: 0 P: 5	1B: 6 2B: 2 3B: 0 HR: 1	SF: 0 SAC: 0 DP: 0 HBP: 0	WP: 1 PB: 0 SB: 0 CS: 1	PA: 33
PITCHER	IP WLS BF H R ER SO BB IBB HBP BLK WP HR S P ERA WHIP																			
Danny Jackson, L ERA: 3.9 (1, 1)	5.0 L 23 8 4 4 2 1 0 0 0 0 0 1 26 30 7.20 1.800																			
Steve Farr, R ERA: 2.12 (6, 1)	3.0 10 1 1 1 2 0 0 0 0 0 0 1 14 14 3.00 0.333																			

AB	34
R	3
H	9
RBI	3
BB	1
SO	9
LOB	11

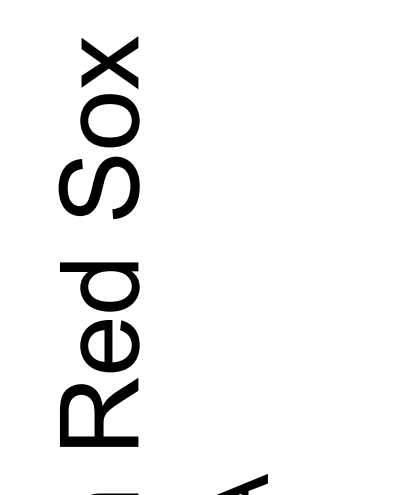


AB	32
R	5
H	9
RBI	5
BB	1
SO	4
LOB	9



Batter	1	2	3	4	5	6	7	8	9	AB	R	H	RBI	BB	SO	LOB	TOP								
Lonnie Smith, R OBP: 0.354, SLG: 0.393 (1, 7)										6	1	2	0	0	3	6	Kansas City Royals @ Boston Red Sox Fenway Park, Boston, MA Sat Aug 02 1986, 3:33 AM EDT Att: 34,941 - Unknown								
Willie Wilson, S OBP: 0.308, SLG: 0.347 (1, 8)										2	0	0	0	0	2	2									
Lynn Jones, R OBP: 0.244, SLG: 0.179 (3, 8)										1	0	0	0	0	0	1									
Jamie Quirk, L OBP: 0.283, SLG: 0.315 (7, PH)										1	0	1	2	0	0	0									
Darryl Motley, R OBP: 0.216, SLG: 0.318 (7, PR)										2	1	0	0	0	1	3									
George Brett, L OBP: 0.411, SLG: 0.458 (1, 5)										5	1	3	3	1	0	0									
Jorge Orta, L OBP: 0.337, SLG: 0.424 (1, 10)										5	1	1	0	1	1	3									
Frank White, R OBP: 0.316, SLG: 0.441 (8, PR)										4	1	1	2	1	1	1									
Buddy Biancalana, S OBP: 0.310, SLG: 0.359 (8, 4)										0	1	0	0	0	0	0									
Steve Balboni, R OBP: 0.295, SLG: 0.459 (1, 3)										5	2	2	3	0	1	1									
Mike Kingery, L OBP: 0.337, SLG: 0.450 (7, 8)										5	2	4	1	0	1	0									
Jim Sundberg, R OBP: 0.301, SLG: 0.298 (1, 2)										3	2	1	0	2	0	1									
Angel Salazar, R OBP: 0.262, SLG: 0.314 (1, 6)										4	1	2	2	0	1	1									
Inning Stats	R: 0 E: 1 K: 1 S: 6	H: 1 LOB: 1 BB: 0 P: 6	R: 0 E: 0 K: 1 S: 6	H: 1 LOB: 1 BB: 0 P: 6	R: 0 E: 0 K: 2 S: 8	H: 1 LOB: 2 BB: 1 P: 12	R: 0 E: 0 K: 2 S: 7	H: 0 LOB: 0 BB: 0 P: 7	R: 0 E: 1 K: 2 S: 8	H: 0 LOB: 1 BB: 0 P: 8	R: 0 E: 0 K: 0 S: 4	H: 1 LOB: 1 BB: 0 P: 4	R: 11 E: 0 K: 2 S: 17	H: 11 LOB: 2 BB: 2 P: 25	R: 2 E: 0 K: 1 S: 7	H: 2 LOB: 2 BB: 2 P: 15	R: 0 E: 0 K: 0 S: 3	H: 0 LOB: 0 BB: 0 P: 3	1B: 12 2B: 3 3B: 1 HR: 1	SF: 1 SAC: 0 DP: 0 HBP: 0	WP: 0 PB: 0 SB: 1 CS: 1	PA: 49			
PITCHER	IP	WLS	BF	H	R	ER	SO	BB	IBB	HBP	BLK	WP	HR	S	P	ERA	WHIP								
Tom Seaver, R ERA: 4.07	6.0	L	27	6	3	3	8	2	0	0	0	0	0	4	8	4.50	1.333								
Bob Stanley, R ERA: 4.79	0.0		5	4	3	3	0	0	1	0	0	0	0	4	8	∞	∞								
Tim Lollar, L ERA: 6.08	0.0		4	4	3	3	0	0	0	0	0	0	1	4	4	∞	∞								
Sammy Stewart, R ERA: 2.84	2.0		10	3	4	4	3	2	0	0	0	0	0	14	22	18.00	2.500								
Joe Sambilo, L ERA: 3.49	1.0		3	0	0	0	0	0	0	0	0	0	0	3	3	0.00	0.000								


Batter	1	2	3	4	5	6	7	8	9	AB	R	H	RBI	BB	SO	LOB	BOTTOM								
Marty Barrett, R OBP: 0.340, SLG: 0.372 (1, 4)										4	0	1	0	0	0	1	Kansas City Royals @ Boston Red Sox Fenway Park, Boston, MA Sat Aug 02 1986, 3:33 AM EDT Att: 34,941 - Unknown								
Wade Boggs, L OBP: 0.448, SLG: 0.466 (1, 5)										2	0	0	1	1	0	1									
Bill Buckner, L OBP: 0.284, SLG: 0.391 (1, 3)										3	0	0	0	1	0	0									
Jim Rice, R OBP: 0.387, SLG: 0.489 (1, 7)										4	1	2	0	0	1	2									
Don Baylor, R OBP: 0.341, SLG: 0.440 (1, 10)										4	0	1	1	0	0	3									
Dwight Evans, R OBP: 0.399, SLG: 0.440 (1, 9)										3	0	0	0	1	1	2									
Tony Armas, R OBP: 0.320, SLG: 0.410 (1, 8)										3	0	0	0	1	1	1									
Rich Gedman, L OBP: 0.307, SLG: 0.397 (9, 2)										3	0	1	0	0	0	2									
Marc Sullivan, R OBP: 0.247, SLG: 0.243 (9, 2)										1	0	0	0	0	0	0									
Rey Quinones, R OBP: 0.313, SLG: 0.354 (1, 6)										4	1	2	0	0	1	1									
Inning Stats	R: 0 E: 0 K: 1 S: 5	H: 0 LOB: 2 BB: 2 P: 13	R: 0 E: 0 K: 2 S: 8	H: 1 LOB: 1 BB: 0 P: 8	R: 0 E: 0 K: 0 S: 3	H: 0 LOB: 0 BB: 0 P: 3	R: 0 E: 0 K: 0 S: 3	H: 0 LOB: 2 BB: 2 P: 11	R: 1 E: 0 K: 0 S: 4	H: 1 LOB: 0 BB: 0 P: 4	R: 1 E: 0 K: 0 S: 4	H: 2 LOB: 0 BB: 0 P: 4	R: 0 E: 0 K: 0 S: 4	H: 1 LOB: 1 BB: 0 P: 4	R: 0 E: 0 K: 1 S: 6	H: 1 LOB: 1 BB: 0 P: 6	R: 0 E: 0 K: 0 S: 4	H: 1 LOB: 1 BB: 0 P: 4	1B: 5 2B: 2 3B: 0 HR: 0	SF: 1 SAC: 1 DP: 1 HBP: 0	WP: 0 PB: 1 SB: 0 CS: 0	PA: 37			
PITCHER	IP	WLS	BF	H	R	ER	SO	BB	IBB	HBP	BLK	WP	HR	S	P	ERA	WHIP								
Mark Gubicza, R ERA: 4.23	6.0	W	25	4	2	1	3	4	0	0	0	0	0	27	43	1.50	1.333								
Bud Black, L ERA: 3.69	3.0	S	12	3	0	0	1	0	0	0	0	0	0	14	14	0.00	1.000								



Batter	1	2	3	4	5	6	7	8	9	AB	R	H	RBI	BB	SO	LOB	TOP			
Lonnie Smith, R OBP: 0.350, SLG: 0.387 (1, 7)	F3		3-1		F8			6-3		4	0	0	0	0	0	0	Kansas City Royals @ Boston Red Sox Fenway Park, Boston, MA Sun Aug 03 1986, 3:33 AM EDT Att: 33,682 - Unknown			
Willie Wilson, S OBP: 0.307, SLG: 0.346 (1, 8)	F8			F8 HR BB 1B		K		F6		4	1	1	0	0	1	0				
George Brett, L OBP: 0.417, SLG: 0.466 (1, 5)				HR BB 1B						3	1	3	0	1	0	0				
Jorge Orta, L OBP: 0.336, SLG: 0.421 (1, 10)	4-3			F8 BB 1B		G3				4	0	1	0	0	0	4				
Frank White, R OBP: 0.313, SLG: 0.436 (1, 4)		5-3		K						4	0	0	0	0	2	5				
Steve Balboni, R OBP: 0.295, SLG: 0.465 (1, 3)	F9			HR						4	1	1	3	0	2	2				
Mike Kingery, L OBP: 0.333, SLG: 0.440 (1, 9)	F8			CS 1B						4	0	1	0	0	0	2				
Jim Sundberg, R OBP: 0.298, SLG: 0.295 (1, 2)			6-3	CS 1B						3	0	0	0	0	0	0				
Angel Salazar, R OBP: 0.260, SLG: 0.311 Hal McRae, R OBP: 0.311, SLG: 0.406 Buddy Biancalana, S OBP: 0.310, SLG: 0.359 (8, PH) (8, 6)		1-3						F3		2	0	0	0	0	0	0				
										1	0	0	0	0	0	0				
										0	0	0	0	0	0	0				
Inning Stats	R: 0 E: 0 K: 0 S: 4	H: 1 LOB: 1 BB: 0 P: 4	R: 0 E: 0 K: 0 S: 3	H: 0 LOB: 0 BB: 0 P: 3	R: 0 E: 0 K: 0 S: 3	H: 0 LOB: 0 BB: 0 P: 3	R: 3 E: 0 K: 1 S: 7	H: 3 LOB: 0 BB: 1 P: 11	R: 0 E: 0 K: 1 S: 6	H: 0 LOB: 1 BB: 0 P: 6	R: 0 E: 0 K: 1 S: 5	H: 0 LOB: 2 BB: 0 P: 5	R: 0 E: 0 K: 2 S: 9	H: 0 LOB: 0 BB: 0 P: 3	R: 0 E: 0 K: 2 S: 9	H: 2 LOB: 2 BB: 0 P: 9	1B: 5 2B: 1 3B: 0 HR: 1	SF: 0 SAC: 0 DP: 0 HBP: 0	WP: 0 PB: 0 SB: 0 CS: 1	PA: 35
PITCHER	IP WLS BF H R ER SO BB IBB HBP BLK WP HR S P ERA WHIP																			
Al Nipper, R ERA: 4.68 (1, 1)	8.0 W 31 7 3 3 3 1 0 0 0 0 0 1 36 40 3.38 1.000																			
Calvin Schiraldi, R ERA: 0.57 (9, 1)	1.0 S 3 0 0 0 2 0 0 0 0 0 0 0 7 7 0.00 0.000																			

Batter	1	2	3	4	5	6	7	8	9	AB	R	H	RBI	BB	SO	LOB	BOTTOM			
Marty Barrett, R OBP: 0.342, SLG: 0.373 (1, 4)	2B G3 1B	F7			L5					4	2	2	0	0	0	2	Kansas City Royals @ Boston Red Sox Fenway Park, Boston, MA Sun Aug 03 1986, 3:33 AM EDT Att: 33,682 - Unknown			
Wade Boggs, L OBP: 0.348, SLG: 0.469 (1, 5)	G3 SF8 2B		F9		4-3					4	1	2	2	0	0	0				
Bill Buckner, L OBP: 0.282, SLG: 0.388 (1, 3)	G3		F7							4	0	0	1	0	1	2				
Jim Rice, R OBP: 0.389, SLG: 0.497 (1, 7)	SF8			HR						3	1	2	2	0	0	0				
Don Baylor, R OBP: 0.338, SLG: 0.435 (1, 10)	5-3		F3							4	0	0	0	0	0	0				
Dwight Evans, R OBP: 0.383, SLG: 0.449 (1, 9)				1B						4	0	3	0	0	0	0				
Tony Armas, R OBP: 0.315, SLG: 0.403 Kevin Romine, R OBP: 0.286, SLG: 0.281 (8, 8) (9, 8)		1-3								4	0	0	0	0	1	3				
										0	0	0	0	0	0	0				
Rich Gedman, L OBP: 0.304, SLG: 0.393 (1, 2)		6-3			L6					3	0	0	0	0	0	2				
Rey Quinones, R OBP: 0.319, SLG: 0.352 (1, 6)					6-3					1	1	0	0	2	0	1				
										1B 1B BB										
Inning Stats	R: 2 E: 0 K: 0 S: 5	H: 2 LOB: 0 BB: 0 P: 5	R: 0 E: 0 K: 0 S: 4	H: 1 LOB: 1 BB: 1 P: 8	R: 1 E: 0 K: 0 S: 4	H: 1 LOB: 0 BB: 0 P: 4	R: 0 E: 0 K: 1 S: 6	H: 1 LOB: 1 BB: 0 P: 6	R: 0 E: 0 K: 0 S: 4	H: 1 LOB: 1 BB: 0 P: 4	R: 2 E: 0 K: 0 S: 5	H: 3 LOB: 2 BB: 1 P: 9	R: 0 E: 0 K: 0 S: 3	H: 0 LOB: 0 BB: 0 P: 3	R: 0 E: 0 K: 0 S: 3	H: 0 LOB: 0 BB: 0 P: 3	1B: 5 2B: 3 3B: 0 HR: 1	SF: 1 SAC: 0 DP: 0 HBP: 0	WP: 0 PB: 0 SB: 0 CS: 0	PA: 34
PITCHER	IP WLS BF H R ER SO BB IBB HBP BLK WP HR S P ERA WHIP																			
Charlie Leibrandt, L ERA: 4.27 (1, 1)	6.2 L 30 8 5 5 2 2 0 0 0 0 0 0 1 32 40 6.75 1.500																			
Bret Saberhagen, R ERA: 4.22 (7, 1)	1.1 4 1 0 0 0 0 0 0 0 0 0 0 4 4 0.00 0.750																			

AB 33
R 3
H 7
RBI 3
BB 1
SO 5
LOB 13



AB 31
R 5
H 9
RBI 5
BB 2
SO 2
LOB 10




Batter	1	2	3	4	5	6	7	8	9	AB	R	H	RBI	BB	SO	LOB	TOP					
Lonnie Smith, R OBP: 0.346, SLG: 0.382 Lynn Jones, R OBP: 0.239, SLG: 0.175	5-3		E1 WP	F8		K		F8		4	1	0	0	0	1	2	Kansas City Royals @ Toronto Blue Jays Exhibition Stadium, Toronto, ON Tue Aug 05 1986, 7:05 PM EDT Att: 30,437 - Unknown livebaseballscores.com					
Willie Wilson, S OBP: 0.299, SLG: 0.344	4-3		G3	F9			HR	K		5	1	1	0	0	1	3						
George Brett, L OBP: 0.416, SLG: 0.474	F9		6-3 1B			K				5	2	2	2	0	2	0						
Jorge Orta, L OBP: 0.329, SLG: 0.412		F7	6-3 1B		F4		P5			5	0	0	0	0	1	1						
Frank White, R OBP: 0.314, SLG: 0.437	5-3		1B	BB		G3				4	0	1	0	1	0	0						
Steve Balboni, R OBP: 0.294, SLG: 0.463	K		1-3 2-H	1B		K		K		4	0	1	1	0	3	1						
Mike Kingery, L OBP: 0.330, SLG: 0.425			1B	BB		F9		6-3		3	1	0	0	1	0	3						
Jim Sundberg, R OBP: 0.303, SLG: 0.299			E9 1B	1B	4-3		2B	BB		3	2	2	0	1	0	0						
Angel Salazar, R OBP: 0.268, SLG: 0.322			E	1B				F9		4	1	3	2	0	0	1						
Inning Stats	R: 0 E: 0 K: 0 S: 3	H: 0 LOB: 0 BB: 0 P: 3	R: 0 E: 0 K: 1 S: 5	H: 0 LOB: 0 BB: 0 P: 5	R: 5 E: 2 K: 0 S: 8	H: 4 LOB: 2 BB: 2 P: 16	R: 0 E: 0 K: 0 S: 4	H: 1 LOB: 1 BB: 0 P: 4	R: 0 E: 0 K: 1 S: 5	H: 0 LOB: 0 BB: 0 P: 5	R: 1 E: 0 K: 2 S: 8	H: 1 LOB: 1 BB: 1 P: 12	R: 2 E: 0 K: 1 S: 8	H: 3 LOB: 1 BB: 0 P: 8	R: 0 E: 0 K: 1 S: 6	H: 1 LOB: 1 BB: 0 P: 6		R: 0 E: 0 K: 2 S: 7	H: 0 LOB: 0 BB: 0 P: 7	1B: 7 2B: 2 3B: 0 HR: 1	SF: 0 SAC: 0 DP: 0 HBP: 0	WP: 1 PB: 0 CS: 0
PITCHER	IP	WLS	BF	H	R	ER	SO	BB	IBB	HBP	BLK	WP	HR	S	P	ERA	WHIP					
Dennis Lamp, R ERA: 6.05	(1, 1)	2.1	L	12	3	5	3	1	1	0	0	0	0	1	13	17	11.57	1.714				
John Cerutti, L ERA: 3.85	(3, 1)	4.2		22	6	3	3	4	2	0	0	0	0	1	28	36	5.79	1.714				
Mark Eichhorn, R ERA: 1.94	(8, 1)	2.0	S	7	1	0	0	3	0	0	0	0	0	0	13	13	0.00	0.500				

Batter	1	2	3	4	5	6	7	8	9	AB	R	H	RBI	BB	SO	LOB	BOTTOM					
Tony Fernandez, S OBP: 0.343, SLG: 0.438	F8		G6-4-3 1-2F			F8		K		4	0	0	0	0	1	1	Kansas City Royals @ Toronto Blue Jays Exhibition Stadium, Toronto, ON Tue Aug 05 1986, 7:05 PM EDT Att: 30,437 - Unknown livebaseballscores.com					
Rance Mulliniks, L OBP: 0.346, SLG: 0.436 Garth Iorg, R (8, PH) OBP: 0.286, SLG: 0.289	K		4-3			4-3		F9		3	0	0	0	0	1	0						
Lloyd Moseby, L OBP: 0.345, SLG: 0.434						6-3				4	2	2	2	0	1	0						
George Bell, R OBP: 0.358, SLG: 0.576	F9							HR		4	1	2	1	0	0	0						
Jesse Barfield, R OBP: 0.371, SLG: 0.565			P4			FC6-4 1B		K		4	1	0	0	0	2	1						
Willie Upshaw, L OBP: 0.346, SLG: 0.359	F2					K		6-3		4	0	0	0	0	1	1						
Ernie Whitt, L OBP: 0.303, SLG: 0.421 Buck Martinez, R (9, PH) OBP: 0.303, SLG: 0.337						K				3	1	2	0	0	1	0						
Rick Leach, L OBP: 0.326, SLG: 0.434 Cecil Fielder, R (9, PH) OBP: 0.239, SLG: 0.313								HR		0	0	0	0	1	0	0						
Damaso Garcia, R OBP: 0.315, SLG: 0.384			G6-4-3 1B			F8		6-3		3	1	1	3	0	1	1						
Inning Stats	R: 1 E: 0 K: 1 S: 6	H: 1 LOB: 0 BB: 0 P: 6	R: 0 E: 0 K: 1 S: 6	H: 1 LOB: 0 BB: 0 P: 6	R: 0 E: 0 K: 0 S: 3	H: 1 LOB: 0 BB: 0 P: 3	R: 1 E: 0 K: 2 S: 8	H: 1 LOB: 0 BB: 0 P: 8	R: 0 E: 0 K: 1 S: 5	H: 0 LOB: 0 BB: 0 P: 5	R: 0 E: 0 K: 0 S: 3	H: 0 LOB: 0 BB: 0 P: 3	R: 3 E: 0 K: 1 S: 8	H: 3 LOB: 0 BB: 0 P: 8	R: 1 E: 0 K: 1 S: 6	H: 1 LOB: 0 BB: 0 P: 6		R: 0 E: 0 K: 1 S: 5	H: 0 LOB: 1 BB: 1 P: 9	1B: 3 2B: 1 3B: 0 HR: 4	SF: 0 SAC: 0 DP: 1 HBP: 0	WP: 0 PB: 0 SB: 0 CS: 0
PITCHER	IP	WLS	BF	H	R	ER	SO	BB	IBB	HBP	BLK	WP	HR	S	P	ERA	WHIP					
Scott Bankhead, R ERA: 4.24	(1, 1)	7.0	W	27	7	5	5	6	1	0	0	0	0	3	39	39	6.43	1.000				
Bud Black, L ERA: 3.73	(8, 1)	1.2		7	1	1	1	2	1	0	0	0	0	1	10	14	5.40	1.200				
Steve Farr, R ERA: 2.11	(9, 1)	0.1	S	1	0	0	0	0	0	0	0	0	0	1	1	0.00	0.000					

Batter	1	2	3	4	5	6	7	8	9	AB	R	H	RBI	BB	SO	LOB	TOP										
Lonnie Smith, R OBP: 0.345, SLG: 0.379 (1, 7)	F8		CS BB		F4			K		3	0	0	0	1	1	2	Kansas City Royals @ Toronto Blue Jays Exhibition Stadium, Toronto, ON Wed Aug 06 1986, 7:05 PM EDT Att: 32,130 - Unknown										
Willie Wilson, S OBP: 0.305, SLG: 0.343 (1, 8)	FC4-6 1B		CS	G1	6-3			1-3		4	0	1	0	0	0	2											
George Brett, L OBP: 0.412, SLG: 0.468 (1, 5)	FC4-6 1-2			K					F8	4	0	0	0	0	1	1											
Hal McRae, R OBP: 0.315, SLG: 0.408 (1, 10)	5-3			1B				K	G4-6-3 1B	4	0	2	0	0	1	1											
Frank White, R OBP: 0.314, SLG: 0.436 Greg Pryor, R OBP: 0.192, SLG: 0.208 (1, 4) (6, 4)			F7	1-2 1B				5-3	G4-6-3 1B	3	0	1	0	0	0	0											
Steve Balboni, R OBP: 0.292, SLG: 0.459 (1, 3)	F7			1B						1	0	0	0	0	0	1											
Mike Kingery, L OBP: 0.320, SLG: 0.411 (1, 9)			K							3	0	0	0	0	3	0											
Jim Sundberg, R OBP: 0.304, SLG: 0.297 (1, 2)			F9		1B BB					2	0	0	0	1	0	0											
Angel Salazar, R OBP: 0.268, SLG: 0.323 (1, 6)			1-3					K		3	0	1	0	0	1	0											
Inning Stats	R: 0 E: 0 K: 0 S: 4	H: 1 LOB: 1 BB: 0 P: 4	R: 0 E: 0 K: 1 S: 5	H: 0 LOB: 0 BB: 0 P: 5	R: 0 E: 0 K: 0 S: 2	H: 0 LOB: 0 BB: 1 P: 6	R: 0 E: 0 K: 1 S: 7	H: 2 LOB: 2 BB: 0 P: 7	R: 0 E: 0 K: 1 S: 6	H: 1 LOB: 2 BB: 1 P: 10	R: 0 E: 0 K: 1 S: 5	H: 0 LOB: 0 BB: 0 P: 5	R: 0 E: 0 K: 1 S: 5	H: 0 LOB: 0 BB: 0 P: 5	R: 0 E: 0 K: 2 S: 7	H: 0 LOB: 0 BB: 0 P: 7	R: 0 E: 0 K: 0 S: 3	H: 1 LOB: 0 BB: 0 P: 3	1B: 5 2B: 0 3B: 0 HR: 0	SF: 0 SAC: 0 DP: 1 HBP: 0	WP: 0 PB: 0 SB: 0 CS: 1	PA: 33					
PITCHER	IP	WLS	BF	H	R	ER	SO	BB	IBB	HBP	BLK	WP	HR	S	P	ERA	WHIP										
Jimmy Key, L ERA: 4.21 Tom Henke, R ERA: 3.59 (1, 1) (8, 1)	7.0	W	26	4	0	0	5	2	0	0	0	0	0	34	42	0.00	0.857										

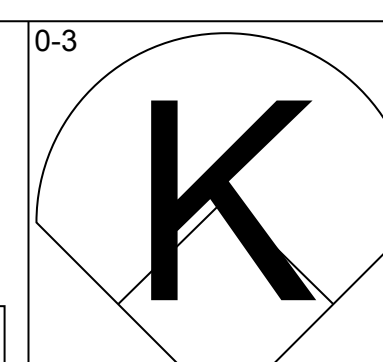
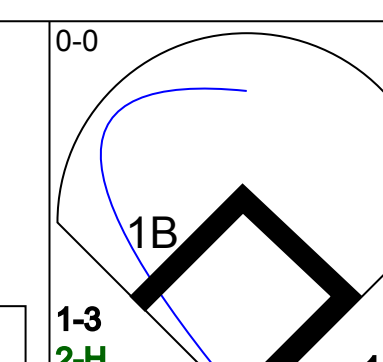
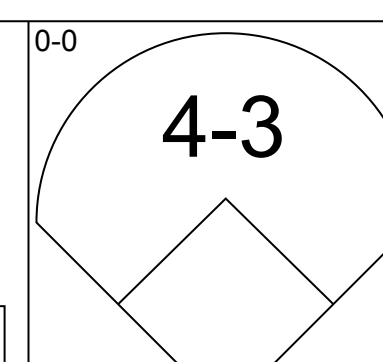
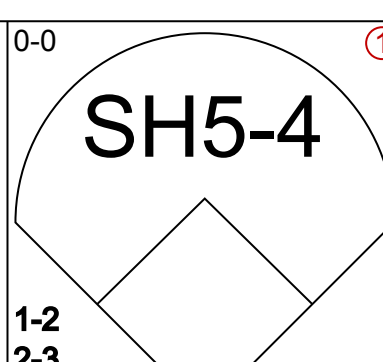
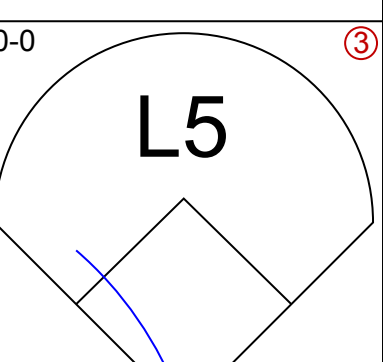
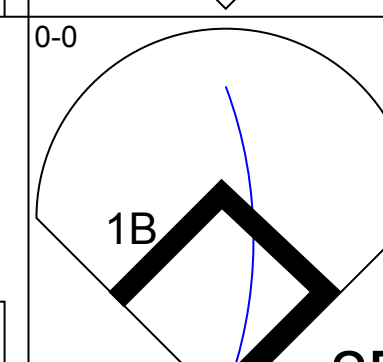
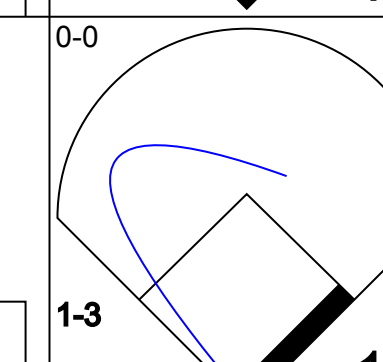
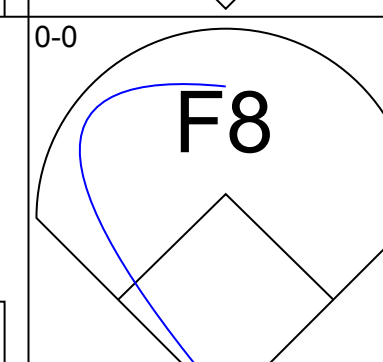
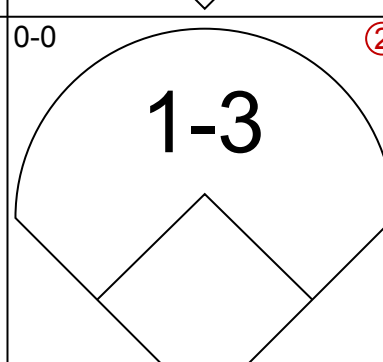
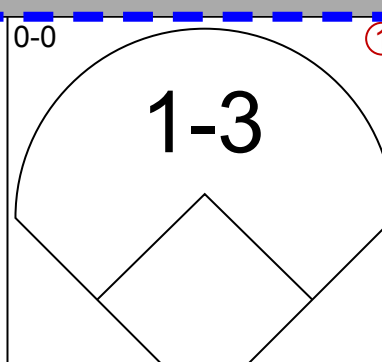
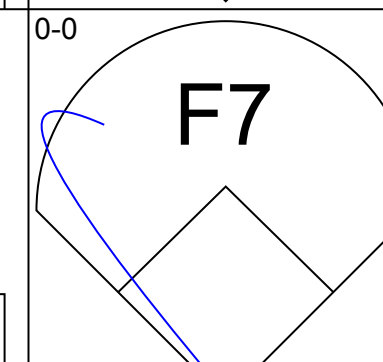
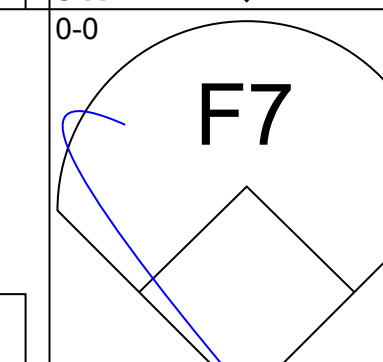
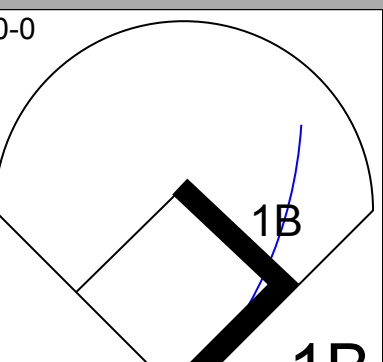
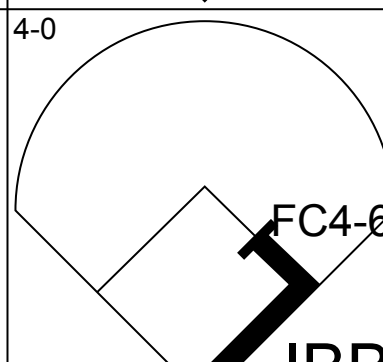
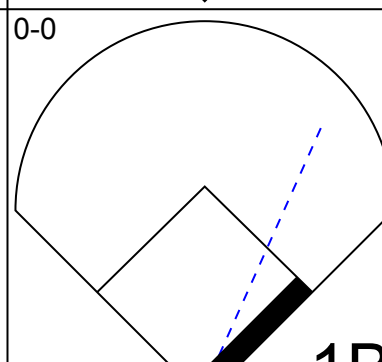
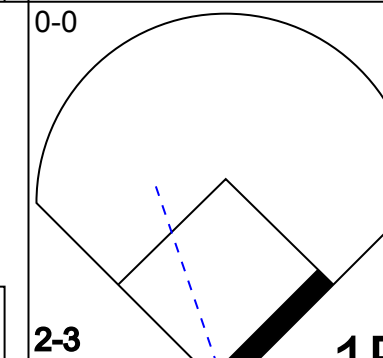
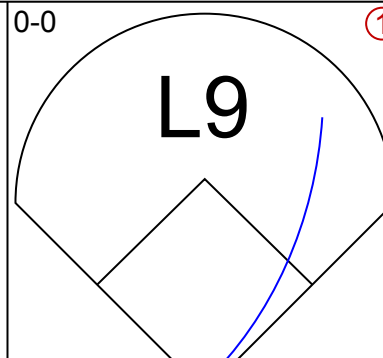
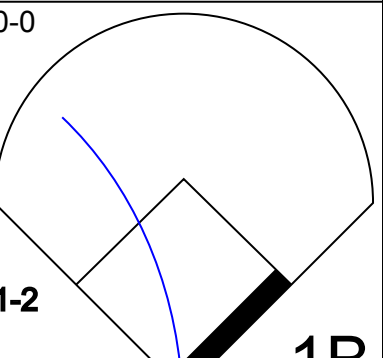
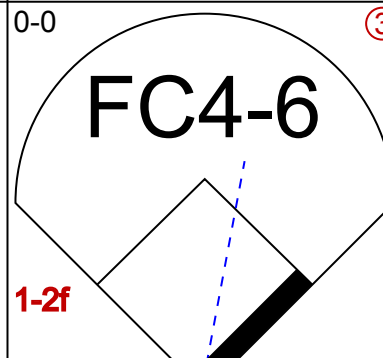
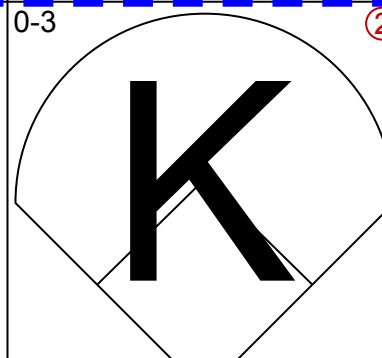
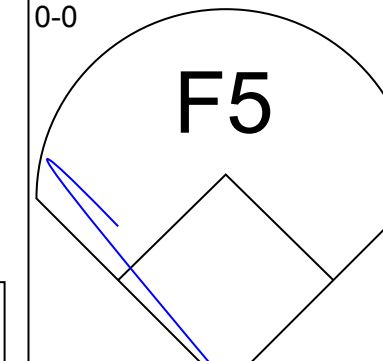
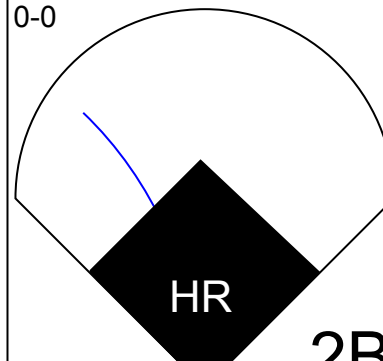
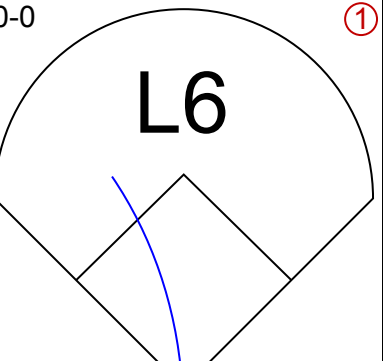
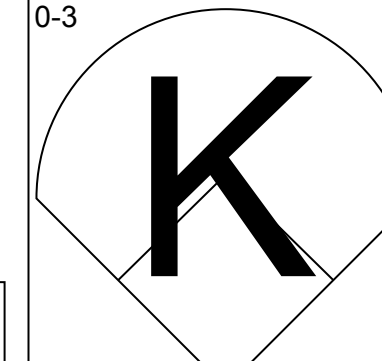
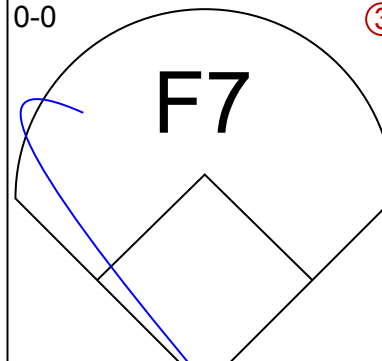
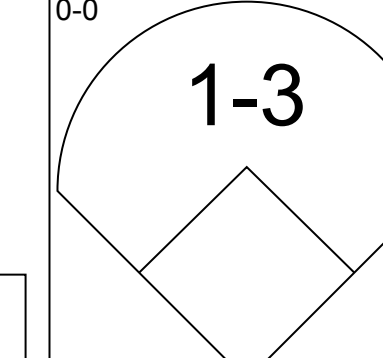
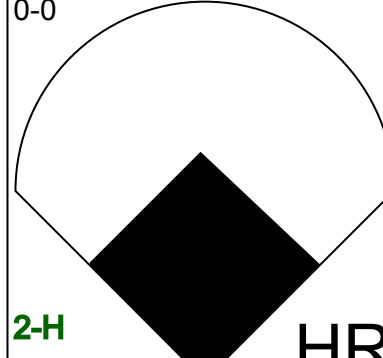
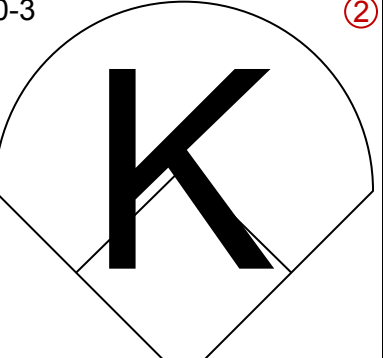
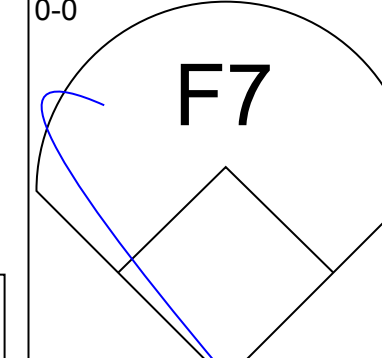
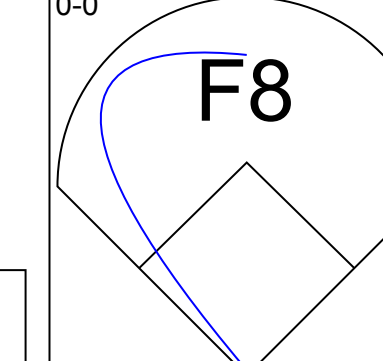
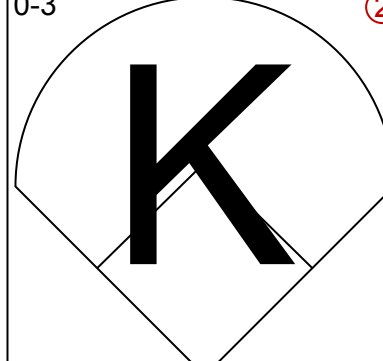
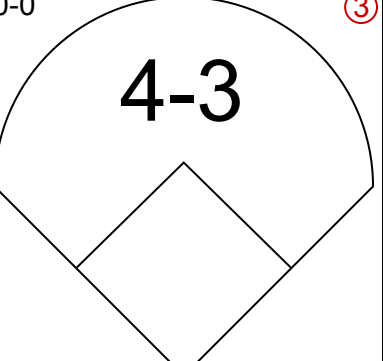
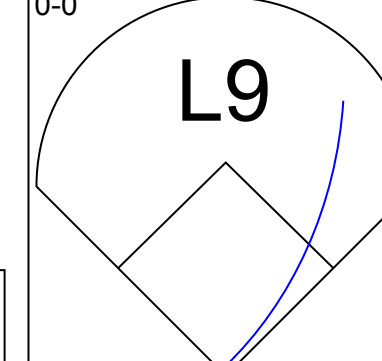
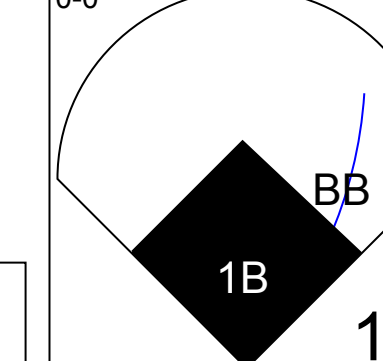
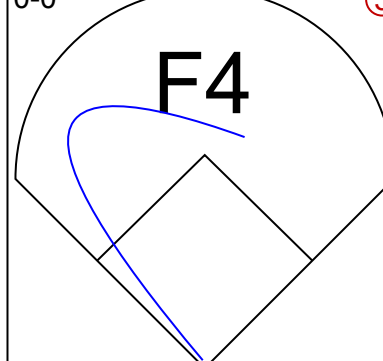
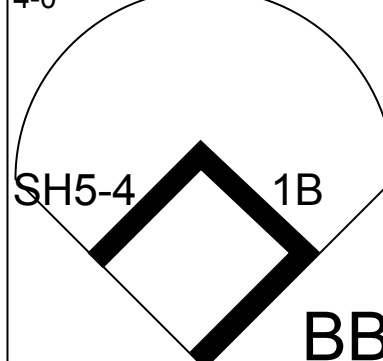
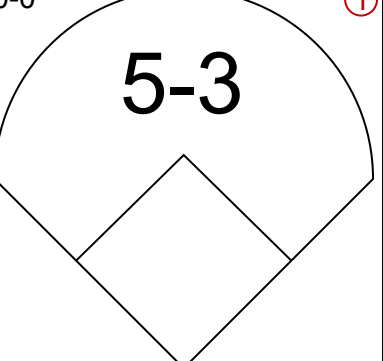
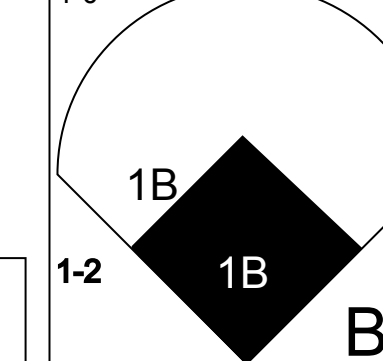
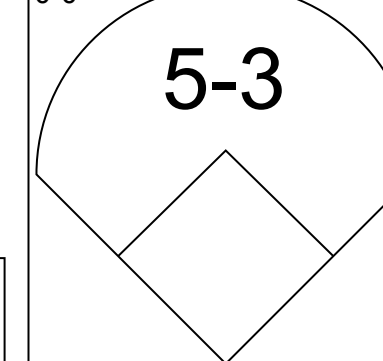
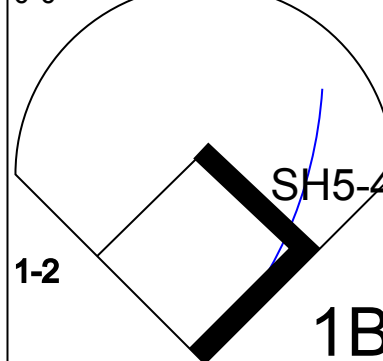
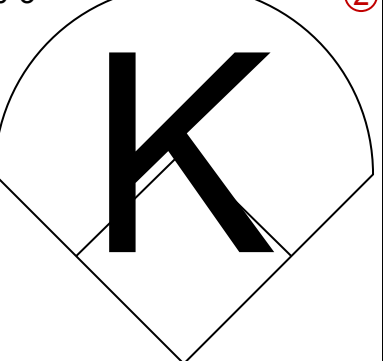
Batter	1	2	3	4	5	6	7	8	9	AB	R	H	RBI	BB	SO	LOB	BOTTOM											
Tony Fernandez, S OBP: 0.340, SLG: 0.433 (1, 6)	K		K	G3		4-3		F6		5	0	0	0	0	2	1	Kansas City Royals @ Toronto Blue Jays Exhibition Stadium, Toronto, ON Wed Aug 06 1986, 7:05 PM EDT Att: 32,130 - Unknown											
Damaso Garcia, R OBP: 0.318, SLG: 0.394 Kelly Gruber, R OBP: 0.160, SLG: 0.286 (1, 4) (9, 4)	L6			FC2-6 1B	HR	F9				4	1	2	1	0	0	0												
Lloyd Moseby, L OBP: 0.344, SLG: 0.432 (1, 8)	6-3			FC2-6 1B 1B	6-3			2B 1B		4	2	1	0	0	0	1												
George Bell, R OBP: 0.359, SLG: 0.576 (1, 7)		6-3		1B 2B 1B	2B FC5-4 1B			F8		4	2	2	0	0	0	1												
Jesse Barfield, R OBP: 0.374, SLG: 0.571 (1, 9)				2B 1B	FC5-4 2B			K		3	1	2	0	1	1	1												
Cecil Fielder, R OBP: 0.247, SLG: 0.318 Willie Upshaw, L OBP: 0.349, SLG: 0.363 (1, 3) (5, FH) (6, 3)	F3			2B E 1B	FC5-4 IBB			BLK 2B		2	1	1	1	0	0	1												
Garth Iorg, R OBP: 0.285, SLG: 0.293 (1, 5)	6-3			E 2B	FC5-4			F8		4	1	1	3	0	0	4												
Buck Martinez, R OBP: 0.293, SLG: 0.324 (1, 2)			F8	E5	K				4-3	4	0	0	0	0	1	2												
Ron Shepherd, R OBP: 0.304, SLG: 0.455 (1, 10)	K		K	2B				F8	6-3	4	0	1	0	0	1	0												
Inning Stats	R: 0 E: 0 K: 1 S: 5	H: 0 LOB: 0 BB: 0 P: 5	R: 0 E: 0 K: 0 S: 4	H: 1 LOB: 1 BB: 0 P: 4	R: 0 E: 0 K: 2 S: 7	H: 0 LOB: 0 BB: 0 P: 7	R: 5 E: 1 K: 0 S: 8	H: 5 LOB: 1 BB: 1 P: 12	R: 2 E: 0 K: 1 S: 8	H: 3 LOB: 2 BB: 1 P: 12	R: 0 E: 0 K: 0 S: 3	H: 0 LOB: 0 BB: 0 P: 3	R: 1 E: 0 K: 1 S: 7	H: 2 LOB: 1 BB: 0 P: 7	R: 0 E: 0 K: 0 S: 3	H: 0 LOB: 0 BB: 0 P: 3	1B: 5 2B: 5 3B: 0 HR: 1	SF: 0 SAC: 0 DP: 0 HBP: 0	WP: 0 PB: 0 SB: 0 CS: 0	PA: 37								
PITCHER	IP	WLS	BF	H	R	ER	SO	BB	IBB	HBP	BLK	WP	HR	S	P	ERA	WHIP											
Danny Jackson, L ERA: 4.2 Dennis Leonard, R ERA: 4.19 Dan Quisenberry, R ERA: 2.79 (1, 1) (4, 1) (8, 1)	3.2	L	17	5	5	5	3	1	0	0	0	0	0	1	22	26	8.10	1.636										

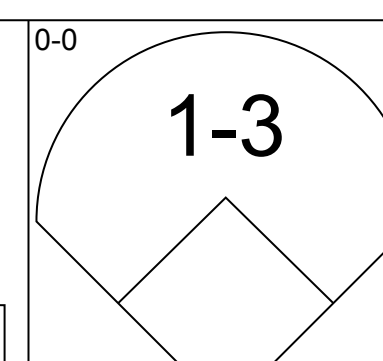
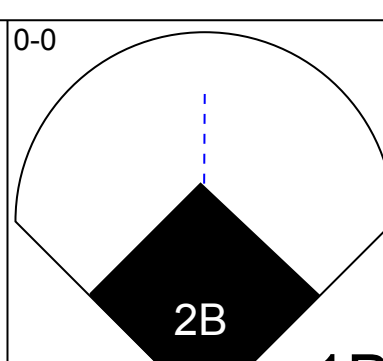
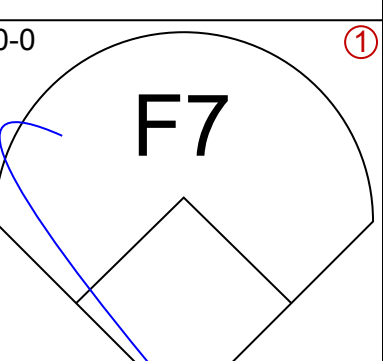
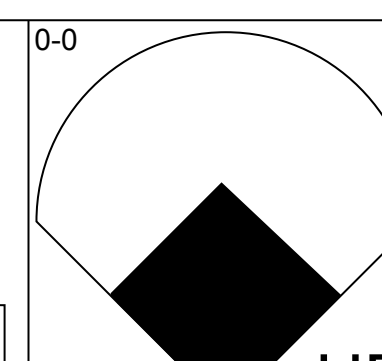
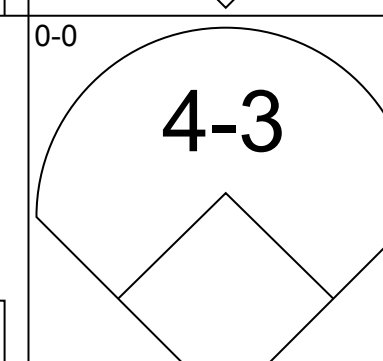
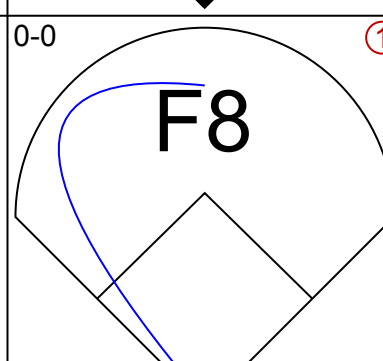
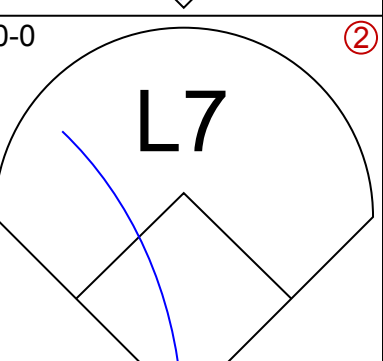
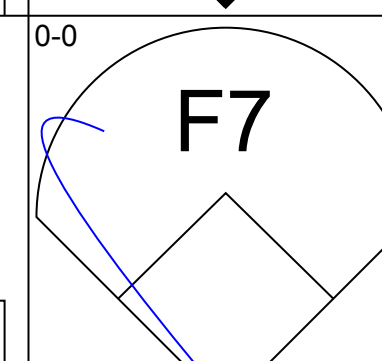
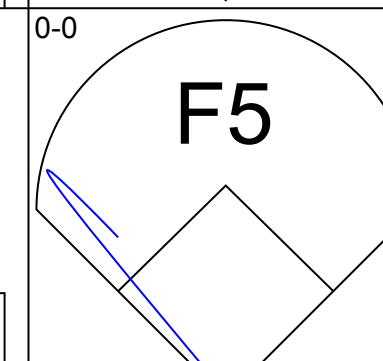
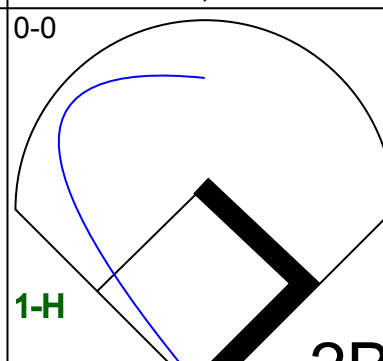
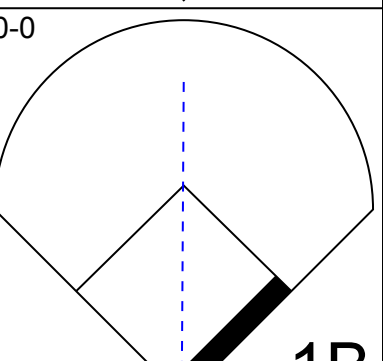
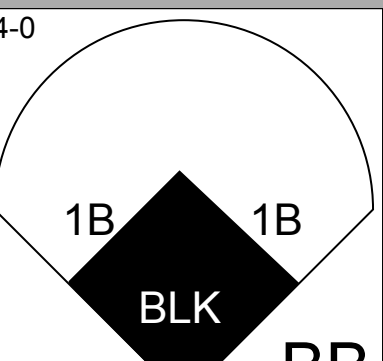
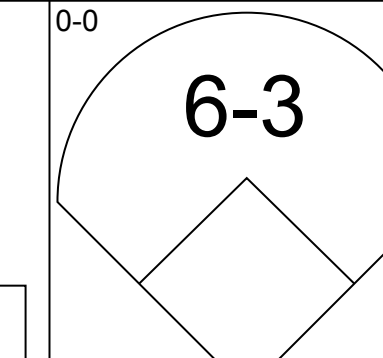
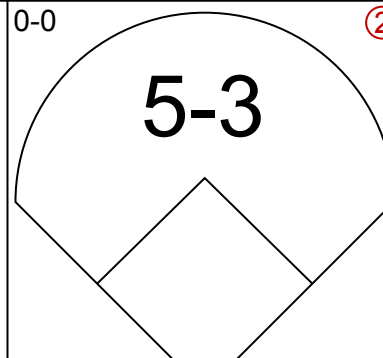
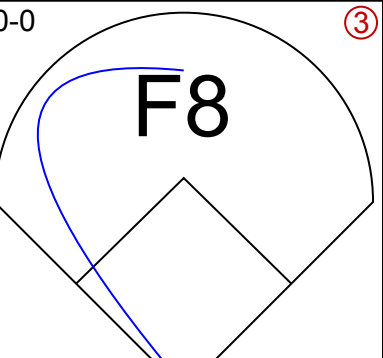
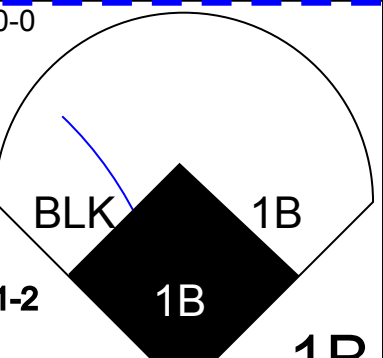
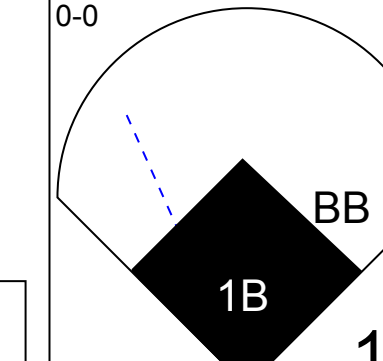
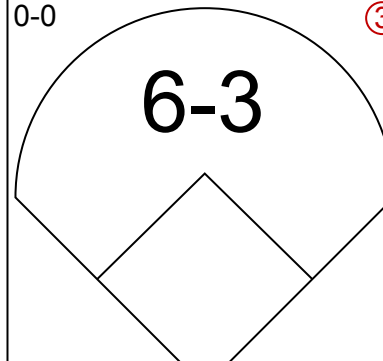
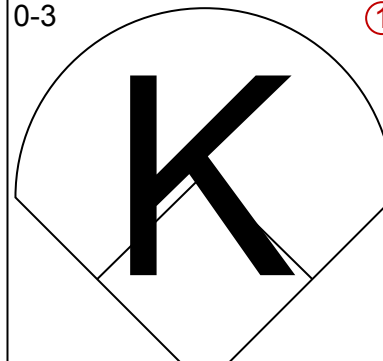
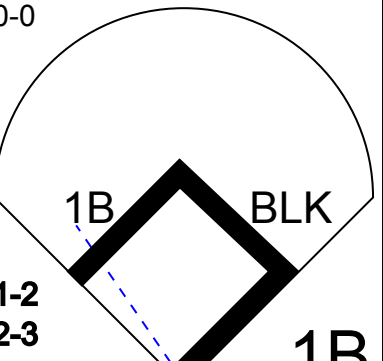
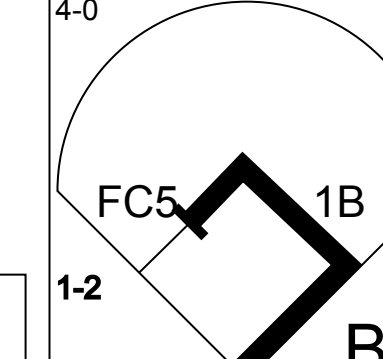
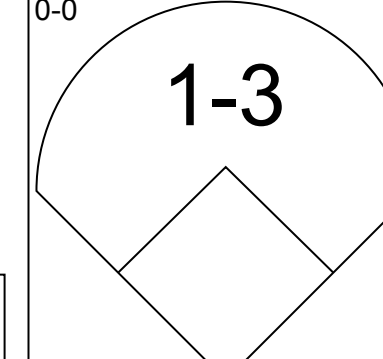
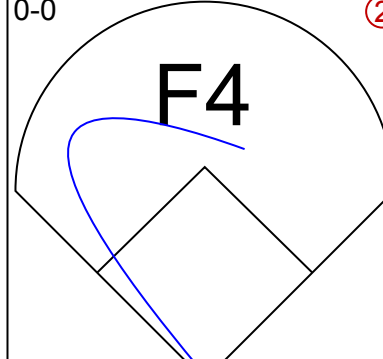
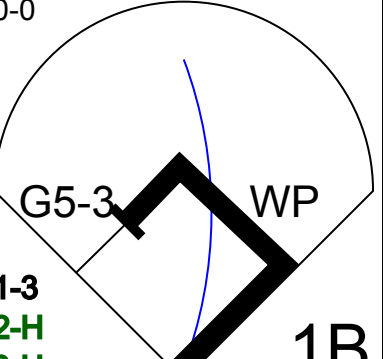
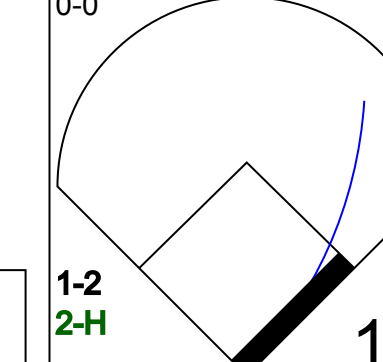
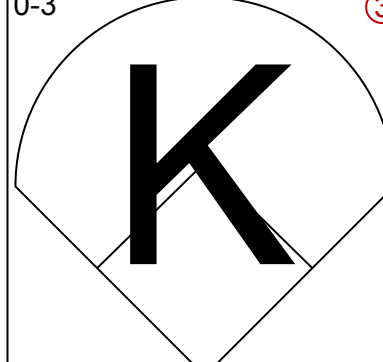
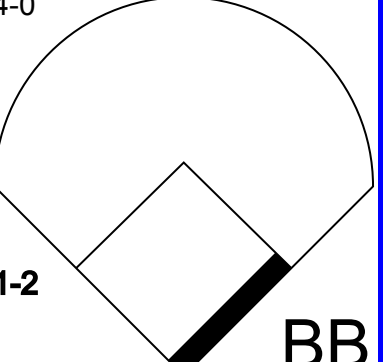
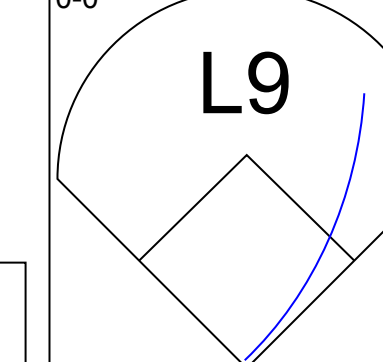
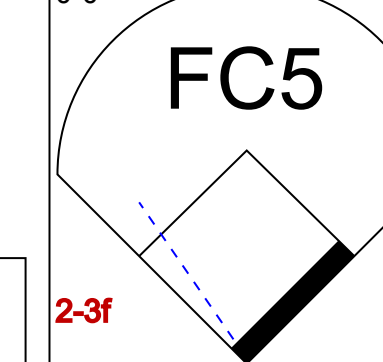
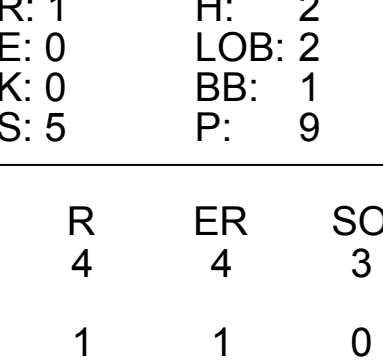
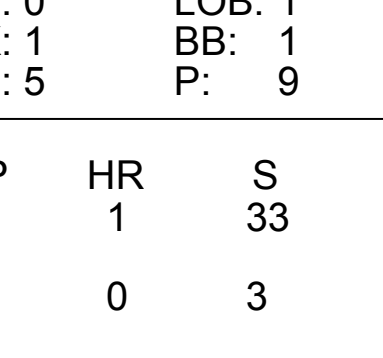



AB 30
R 0
H 5
RBI 0
BB 2
SO 7
LOB 9



AB 35
R 8
H 11
RBI 6
BB 2
SO 5
LOB 11



Batter	1	2	3	4	5	6	7	8	9	AB	R	H	RBI	BB	SO	LOB	TOP					
Lonnie Smith, R OBP: 0.344, SLG: 0.377 (1, 7)										4	0	1	1	0	1	0	Kansas City Royals @ Toronto Blue Jays Exhibition Stadium, Toronto, ON Thu Aug 07 1986, 7:05 PM EDT Att: 34,285 - Unknown					
Willie Wilson, S OBP: 0.305, SLG: 0.346 (1, 8)										5	0	2	1	0	0	2						
George Brett, L OBP: 0.415, SLG: 0.469 (1, 5)										4	0	2	0	1	0	3						
Jorge Orta, L OBP: 0.331, SLG: 0.412 (1, 10)										5	0	2	0	0	1	4						
Frank White, R OBP: 0.313, SLG: 0.435 (1, 4)										5	1	1	0	0	1	5						
Steve Balboni, R OBP: 0.292, SLG: 0.464 (1, 3)										4	1	1	2	0	1	2						
Mike Kingery, L OBP: 0.307, SLG: 0.394 (1, 9)										4	0	0	0	0	1	2						
Jim Sundberg, R OBP: 0.306, SLG: 0.297 (1, 2)										3	1	1	0	1	0	0						
Angel Salazar, R OBP: 0.272, SLG: 0.323 (1, 6)										3	1	1	0	1	1	0						
Inning Stats	R: 0 E: 0 K: 1 S: 7	H: 2 LOB: 2 BB: 0 P: 7	R: 2 E: 0 K: 0 S: 6	H: 3 LOB: 2 BB: 1 P: 10	R: 2 E: 0 K: 1 S: 7	H: 2 LOB: 0 BB: 0 P: 7	R: 0 E: 0 K: 0 S: 3	H: 0 LOB: 0 BB: 0 P: 3	R: 0 E: 0 K: 1 S: 7	H: 2 LOB: 2 BB: 0 P: 7	R: 0 E: 0 K: 0 S: 4	H: 1 LOB: 3 BB: 2 P: 12	R: 0 E: 0 K: 1 S: 5	H: 0 LOB: 0 BB: 0 P: 5	R: 0 E: 0 K: 1 S: 5	H: 0 LOB: 0 BB: 0 P: 5	R: 0 E: 0 K: 1 S: 6	H: 1 LOB: 1 BB: 0 P: 6	1B: 8 2B: 2 3B: 0 HR: 1	SF: 0 SAC: 1 DP: 0 HBP: 0	WP: 0 PB: 0 SB: 0 CS: 0	PA: 41
PITCHER	IP	WLS	BF	H	R	ER	SO	BB	IBB	HBP	BLK	WP	HR	S	P	ERA	WHIP					
Jim Clancy, R ERA: 3.72 (1, 1)	5.0	W	26	9	4	4	3	2	0	0	0	0	1	30	38	7.20	2.200					
Mark Eichhorn, R ERA: 1.87 (6, 1)	3.1	W	13	2	0	0	2	0	1	0	0	0	0	16	20	0.00	0.600					
Mark Eichhorn, R ERA: 1.87 (9, 1)	3.1	W	13	2	0	0	2	0	1	0	0	0	0	16	20	0.00	0.600					
Tom Henke, R ERA: 3.55 (9, 1)	0.2	S	2	0	0	0	1	0	0	0	0	0	0	4	4	0.00	0.000					

Batter	1	2	3	4	5	6	7	8	9	AB	R	H	RBI	BB	SO	LOB	BOTTOM				
Tony Fernandez, S OBP: 0.341, SLG: 0.440 (1, 6)										4	2	2	1	0	0	0	Kansas City Royals @ Toronto Blue Jays Exhibition Stadium, Toronto, ON Thu Aug 07 1986, 7:05 PM EDT Att: 34,285 - Unknown				
Damaso Garcia, R OBP: 0.314, SLG: 0.390 (1, 4)										4	0	0	0	0	0	1					
Lloyd Moseby, L OBP: 0.347, SLG: 0.436 (1, 8)										3	1	2	1	1	0	0					
George Bell, R OBP: 0.358, SLG: 0.573 (1, 7)										4	1	1	0	0	0	2					
Jesse Barfield, R OBP: 0.375, SLG: 0.570 (1, 9)										4	1	2	0	0	1	1					
Willie Upshaw, L OBP: 0.351, SLG: 0.363 (1, 3)										3	0	1	1	1	0	0					
Ernie Whitt, L OBP: 0.307, SLG: 0.421 (1, 2)										2	0	1	1	1	1	0					
Cliff Johnson, R OBP: 0.372, SLG: 0.476 (8, PH)										0	0	0	0	1	0	0					
Kelly Gruber, R OBP: 0.160, SLG: 0.286 (8, PR)										0	0	0	0	0	0	0					
Mark Eichhorn, R (9, 1)										0	0	0	0	0	0	0					
Tom Henke, R (9, 1)										0	0	0	0	0	0	0					
Rick Leach, L OBP: 0.320, SLG: 0.426 (1, 10)										3	0	0	0	0	0	3					
Buck Martinez, R OBP: 0.290, SLG: 0.321 (8, PH)										1	0	0	0	0	0	3					
Buck Martinez, R (9, 2)										1	0	0	0	0	0	3					
Garth Iorg, R OBP: 0.279, SLG: 0.287 (1, 5)										4	0	0	0	0	1	6					
Inning Stats	R: 0 E: 0 K: 0 S: 3	H: 0 LOB: 0 BB: 0 P: 3	R: 1 E: 0 K: 0 S: 5	H: 2 LOB: 2 BB: 1 P: 9	R: 1 E: 0 K: 0 S: 5	H: 2 LOB: 1 BB: 0 P: 5	R: 0 E: 0 K: 1 S: 5	H: 0 LOB: 1 BB: 1 P: 9	R: 0 E: 0 K: 2 S: 7	H: 0 LOB: 0 BB: 0 P: 7	R: 1 E: 0 K: 0 S: 4	H: 1 LOB: 0 BB: 0 P: 4	R: 2 E: 0 K: 0 S: 5	H: 3 LOB: 2 BB: 2 P: 13	R: 2 E: 0 K: 0 S: 5	H: 3 LOB: 2 BB: 2 P: 13	1B: 7 2B: 1 3B: 0 HR: 1	SF: 0 SAC: 0 DP: 1 HBP: 0	WP: 1 PB: 0 SB: 0 CS: 0	PA: 36	
PITCHER	IP	WLS	BF	H	R	ER	SO	BB	IBB	HBP	BLK	WP	HR	S	P	ERA	WHIP				
Mark Gubicza, R ERA: 4.29 (1, 1)	7.0	L	30	6	4	4	3	3	0	0	0	0	1	33	45	5.14	1.286				
Steve Farr, R ERA: 2.21 (8, 1)	0.0	L	3	3	1	1	0	0	0	0	1	0	0	3	3	∞	∞				
Bud Black, L ERA: 3.68 (8, 1)	1.0		3	0	0	0	0	1	0	0	0	1	0	2	6	0.00	1.000				

AB	37
R	4
H	11
RBI	4
BB	3
SO	6
LOB	18



AB	32
R	5
H	9
RBI	4
BB	4
SO	3
LOB	16



Batter	1	2	3	4	5	6	7	8	9	AB	R	H	RBI	BB	SO	LOB	TOP										
Lonnie Smith, R OBP: 0.340, SLG: 0.372 (1, 7)	0-0 6-3		0-3 K			0-0 E5 1B		0-0 3-1		4	0	0	0	0	1	0											
Willie Wilson, S OBP: 0.305, SLG: 0.345 (1, 8)	0-3 K		0-0 F8			0-0 F4		0-0 1B		4	0	1	0	0	1	1											
George Brett, L OBP: 0.411, SLG: 0.463 (1, 5)	0-0 1-3			0-3 K		0-0 F8		0-3 K		4	0	0	0	0	2	2											
Hal McRae, R OBP: 0.318, SLG: 0.407 (1, 10)		0-0 F3		0-0 5-3		4-0 1B 1-2 BB		0-0 1B		3	0	1	0	1	0	0											
Frank White, R OBP: 0.314, SLG: 0.436 (1, 4)		0-0 FC3-6 1B		0-0 F8		0-0 1B 1-2 2-H		0-3 K		4	0	2	0	0	1	1											
Steve Balboni, R OBP: 0.294, SLG: 0.465 (1, 3)		0-0 FC3-6 1B			0-0 G3-4-3 1B		0-0 F9		0-3 K		4	0	2	0	0	1											
Mike Kingery, L OBP: 0.295, SLG: 0.381 (1, 9)		0-0 FC3-6			0-0 G3-4-3		0-3 K		0-3 K		3	0	0	0	0	1	3										
Darryl Motley, R OBP: 0.215, SLG: 0.316 (9, PH)		1-2 2-3			1-2						1	0	0	0	0	1	1										
Jim Sundberg, R OBP: 0.303, SLG: 0.294 (1, 2)		0-0 1-3			0-0 5-3		0-0 6-3				3	0	0	0	0	0	3										
Angel Salazar, R OBP: 0.269, SLG: 0.319 (1, 6)			0-0 6-3		0-3 K			0-0 4-3		3	0	0	0	0	1	1											
Inning Stats	R: 0 E: 0 K: 1 S: 5	H: 0 LOB: 0 BB: 0 P: 5	R: 0 E: 0 K: 0 S: 5	H: 2 LOB: 2 BB: 0 P: 5	R: 0 E: 0 K: 1 S: 5	H: 0 LOB: 0 BB: 0 P: 5	R: 0 E: 0 K: 1 S: 5	H: 0 LOB: 0 BB: 0 P: 5	R: 0 E: 0 K: 1 S: 6	H: 1 LOB: 1 BB: 0 P: 6	R: 0 E: 1 K: 0 S: 4	H: 1 LOB: 2 BB: 1 P: 8	R: 0 E: 0 K: 1 S: 5	H: 0 LOB: 0 BB: 0 P: 5	R: 0 E: 0 K: 1 S: 6	H: 1 LOB: 1 BB: 0 P: 6	R: 0 E: 0 K: 3 S: 10	H: 1 LOB: 1 BB: 0 P: 10	1B: 6 2B: 0 3B: 0 HR: 0	SF: 0 SAC: 0 DP: 0 HBP: 0	WP: 0 PB: 0 CS: 1	PA: 34					
PITCHER	IP	WLS	BF	H	R	ER	SO	BB	IBB	HBP	BLK	WP	HR	S	P	ERA	WHIP										
Tommy John, L ERA: 3.0 (1, 1)	7.2	W	29	5	0	0	5	1	0	0	0	0	0	38	42	0.00	0.783										
Dave Righetti, L ERA: 3.01 (8, 1)	1.1	S	5	1	0	0	4	0	0	0	0	0	0	13	13	0.00	0.750										

Kansas City Royals @ New York Yankees
Yankee Stadium, Bronx, NY
Fri Aug 08 1986, 7:05 PM EDT
Att: 32,086 - Unknown


AB 33
R 0
H 6
RBI 0
BB 1
SO 9
LOB 13



Batter	1	2	3	4	5	6	7	8	9	AB	R	H	RBI	BB	SO	LOB	BOTTOM										
Rickey Henderson, R OBP: 0.372, SLG: 0.488 (1, 8)	0-0 F9		0-0 F4			0-0 6-3		0-0 E9 1B		4	0	1	0	0	0	0											
Willie Randolph, R OBP: 0.392, SLG: 0.326 (1, 4)	0-0 HR		0-0 F9			0-0 5-3		4-0 1B BB		3	1	1	1	1	0	0											
Don Mattingly, L OBP: 0.381, SLG: 0.550 (1, 3)	1-0 1B 4-3 HBP		0-0 F5			0-0 F7		0-3 K		3	1	0	0	0	1	2											
Dave Winfield, R OBP: 0.358, SLG: 0.475 (1, 9)	0-0 4-3 1B			0-0 6-3		0-0 6-3		0-0 6-3		3	0	1	0	0	0	0											
Dan Pasqua, L OBP: 0.393, SLG: 0.529 (1, 7)	0-0 4-3			0-0 4-3		0-0 4-3		0-0 4-3		3	0	0	1	0	0	1											
Mike Easter, L OBP: 0.383, SLG: 0.467 (1, 10)	0-0 1-3			0-3 K		0-0 1B		0-0 1B		3	0	1	0	0	1	1											
Mike Pagliarulo, L OBP: 0.334, SLG: 0.523 (1, 5)		0-3 K			0-3 K		0-0 F8			3	0	0	0	0	2	1											
Joel Skinner, R OBP: 0.234, SLG: 0.307 (1, 2)		0-0 F4			0-3 K			0-0 G3		3	0	0	0	0	1	0											
Wayne Tolleson, S OBP: 0.360, SLG: 0.358 (1, 6)		0-0 F3			0-3 K			0-0 G3		3	0	0	0	0	1	0											
Inning Stats	R: 2 E: 0 K: 0 S: 5	H: 2 LOB: 1 BB: 0 P: 6	R: 0 E: 0 K: 1 S: 5	H: 0 LOB: 0 BB: 0 P: 5	R: 0 E: 0 K: 0 S: 3	H: 0 LOB: 0 BB: 0 P: 3	R: 0 E: 0 K: 1 S: 5	H: 0 LOB: 0 BB: 0 P: 5	R: 0 E: 0 K: 3 S: 9	H: 0 LOB: 0 BB: 0 P: 9	R: 0 E: 0 K: 0 S: 3	H: 0 LOB: 0 BB: 0 P: 3	R: 0 E: 0 K: 0 S: 4	H: 1 LOB: 1 BB: 0 P: 4	R: 0 E: 1 K: 1 S: 6	H: 1 LOB: 2 BB: 1 P: 10	1B: 3 2B: 0 3B: 0 HR: 1	SF: 0 SAC: 0 DP: 0 HBP: 1	WP: 0 PB: 0 CS: 0	PA: 30							
PITCHER	IP	WLS	BF	H	R	ER	SO	BB	IBB	HBP	BLK	WP	HR	S	P	ERA	WHIP										
Charlie Leibrandt, L ERA: 4.17 (1, 1)	8.0	L	30	4	2	2	6	1	0	1	0	0	1	40	45	2.25	0.625										

Kansas City Royals @ New York Yankees
Yankee Stadium, Bronx, NY
Fri Aug 08 1986, 7:05 PM EDT
Att: 32,086 - Unknown

AB 28
R 2
H 4
RBI 2
BB 1
SO 6
LOB 5



Batter	1	2	3	4	5	6	7	8	9	AB	R	H	RBI	BB	SO	LOB	TOP					
Wade Boggs, L (1, 5) OBP: 0.357, SLG: 0.475	F7	4-3		1B BB		K			6-3	4	0	0	0	1	1	0						
Marty Barrett, R (1, 4) OBP: 0.340, SLG: 0.384	2B	2B		F7			6-3		F9	5	2	2	0	0	0	1						
Jim Rice, R (1, 7) OBP: 0.380, SLG: 0.483	1B	2B		1B	G5-4-3		L6		K	5	1	3	2	0	1	0						
Don Baylor, R (1, 10) OBP: 0.337, SLG: 0.431	6-3	2B		G5-4-3	1-2		6-3			4	0	1	0	0	0	3						
Dwight Evans, R (1, 9) OBP: 0.364, SLG: 0.443	1B	2B		BB	G6-4-3		4-3		FC5	2	1	1	0	2	0	0						
Bill Buckner, L (1, 3) OBP: 0.287, SLG: 0.386	2B	1B		1B	G6-4-3		B1			4	1	2	1	0	0	4						
Tony Armas, R (1, 8) OBP: 0.309, SLG: 0.389	1B			6-3					F9	4	0	1	1	0	0	2	AB 35					
Kevin Romine, R (9, 8) OBP: 0.286, SLG: 0.281	2B				G6-4-3					0	0	0	0	0	0	0	R 5					
Rich Gedman, L (1, 2) OBP: 0.307, SLG: 0.402	1B			4-3			1-3			3	0	1	1	1	0	0	H 11					
Ed Romero, R (1, 6) OBP: 0.265, SLG: 0.254	F6				5-3		L8		FC5	4	0	0	0	0	0	4	RBI 5					
																	BB 4					
																	SO 2					
																	LOB 14					
Inning Stats	R: 4 E: 0 K: 0 S: 8	H: 5 LOB: 2 BB: 1 P: 12	R: 1 E: 0 K: 0 S: 5	H: 3 LOB: 2 BB: 1 P: 9	R: 0 E: 0 K: 0 S: 3	H: 0 LOB: 0 BB: 0 P: 3	R: 0 E: 0 K: 0 S: 3	H: 1 LOB: 1 BB: 1 P: 7	R: 0 E: 0 K: 0 S: 3	H: 1 LOB: 0 BB: 0 P: 3	R: 0 E: 0 K: 1 S: 5	H: 0 LOB: 0 BB: 0 P: 5	R: 0 E: 0 K: 0 S: 3	H: 0 LOB: 0 BB: 0 P: 3	R: 0 E: 0 K: 0 S: 4	H: 1 LOB: 2 BB: 1 P: 8	R: 0 E: 0 K: 1 S: 5	H: 0 LOB: 0 BB: 0 P: 5	1B: 5 2B: 6 3B: 0 HR: 0	SF: 0 SAC: 0 DP: 3 HBP: 0	WP: 0 PB: 0 SB: 0 CS: 0	PA: 39
PITCHER	IP WLS BF H R ER SO BB IBB HBP BLK WP HR S P ERA WHIP																					
Charlie Leibrandt, L (1, 1) ERA: 4.42	1.1 L 13 8 5 5 0 1 0 0 0 0 0 0 12 16 33.75 6.750																					
Alan Hargeshimer, R (2, 1) ERA: 3.18	5.2 18 2 0 0 1 2 0 0 0 0 0 0 18 26 0.00 0.706																					
Dan Quisenberry, R (8, 1) ERA: 2.6	2.0 8 1 0 0 1 0 1 0 0 0 0 0 9 13 0.00 0.500																					

Boston Red Sox @ Kansas City Royals
 Royals Stadium, Kansas City, MO
 Wed Aug 13 1986, 8:05 PM EDT
 Att: 30,614 - Unknown

AB 35
 R 5
 H 11
 RBI 5
 BB 4
 SO 2
 LOB 14



Batter	1	2	3	4	5	6	7	8	9	AB	R	H	RBI	BB	SO	LOB	BOTTOM					
Lonnie Smith, R (1, 7) OBP: 0.334, SLG: 0.364	1B		6-3		FC6-4		F9		F9	5	1	1	0	0	0	2						
Willie Wilson, S (1, 8) OBP: 0.317, SLG: 0.358	S		1-3					F9		4	1	2	0	0	0	0						
George Brett, L (1, 5) OBP: 0.410, SLG: 0.461	SF7		4-3		F9			1B		3	0	1	1	0	0	2						
Jorge Orta, L (1, 10) OBP: 0.332, SLG: 0.426	2B			G6-4-3	BB		F9		F7	4	0	2	1	0	0	1						
Frank White, R (1, 4) OBP: 0.318, SLG: 0.434	K			G6-4-3	BB		5-3		1B	3	0	1	0	1	1	1						
Steve Balboni, R (1, 3) OBP: 0.298, SLG: 0.471	F7		G6-4-3					L4		4	0	1	0	0	0	5						
Mike Kingery, L (1, 9) OBP: 0.267, SLG: 0.339			K		F9		F7		G3	4	0	0	0	0	1	2	AB 34					
Jim Sundberg, R (1, 2) OBP: 0.304, SLG: 0.311	F3				F7					3	0	0	0	0	1	0	R 2					
Hai McRae, R (9, PH) OBP: 0.320, SLG: 0.396							K			0	0	0	0	1	0	0	H 9					
Angel Salazar, R (9, FR) OBP: 0.299, SLG: 0.307										0	0	0	0	0	0	0	RBI 2					
Buddy Biancalana, S (1, 6) OBP: 0.319, SLG: 0.349	F6								BB	3	0	1	0	0	1	0	BB 2					
Jamie Quirk, L (9, PH) OBP: 0.291, SLG: 0.304					FC6-4		K		K	1	0	0	0	0	1	1	SO 5					
																	LOB 14					
Inning Stats	R: 2 E: 0 K: 1 S: 8	H: 3 LOB: 1 BB: 0 P: 8	R: 0 E: 0 K: 1 S: 5	H: 0 LOB: 0 BB: 0 P: 5	R: 0 E: 0 K: 0 S: 3	H: 0 LOB: 0 BB: 0 P: 3	R: 0 E: 0 K: 0 S: 3	H: 1 LOB: 1 BB: 1 P: 7	R: 0 E: 0 K: 0 S: 5	H: 2 LOB: 2 BB: 0 P: 5	R: 0 E: 0 K: 0 S: 4	H: 1 LOB: 1 BB: 0 P: 4	R: 0 E: 0 K: 2 S: 7	H: 0 LOB: 0 BB: 0 P: 7	R: 0 E: 0 K: 0 S: 5	H: 2 LOB: 2 BB: 0 P: 5	R: 0 E: 0 K: 1 S: 5	H: 0 LOB: 1 BB: 1 P: 9	1B: 8 2B: 1 3B: 0 HR: 0	SF: 1 SAC: 0 DP: 1 HBP: 0	WP: 0 PB: 0 SB: 1 CS: 0	PA: 37
PITCHER	IP WLS BF H R ER SO BB IBB HBP BLK WP HR S P ERA WHIP																					
Tom Seaver, R (1, 1) ERA: 3.76	7.2 W 32 9 2 2 4 1 0 0 0 0 0 0 39 43 2.35 1.304																					
Calvin Schiraldi, R (8, 1) ERA: 0.45	1.1 S 5 0 0 0 1 1 0 0 0 0 0 0 6 10 0.00 0.750																					

Boston Red Sox @ Kansas City Royals
 Royals Stadium, Kansas City, MO
 Wed Aug 13 1986, 8:05 PM EDT
 Att: 30,614 - Unknown

AB 34
 R 2
 H 9
 RBI 2
 BB 2
 SO 5
 LOB 14



Batter	1	2	3	4	5	6	7	8	9	AB	R	H	RBI	BB	SO	LOB	TOP																					
Wade Boggs, L (1, 5) OBP: 0.358, SLG: 0.480	L7	1-H		E3		1B		1-3		6	1	3	2	0	0	2	Boston Red Sox @ Kansas City Royals Royals Stadium, Kansas City, MO Thu Aug 14 1986, 8:05 PM EDT Att: 40,418 - Unknown																					
Marty Barrett, R (1, 4) OBP: 0.340, SLG: 0.382	1B	G3				5-3	F8		F5	5	0	1	0	1	0	3																						
Jim Rice, R (1, 7) OBP: 0.379, SLG: 0.481	1-3			F3	F9				F4	6	1	2	0	0	0	3																						
Don Baylor, R (1, 10) OBP: 0.339, SLG: 0.432	K			FC5-4	K		WP		E7	6	1	3	1	0	2	5																						
Dwight Evans, R (1, 9) OBP: 0.368, SLG: 0.452										3	2	2	2	2	1	2																						
Mike Greenwell, L (9, PH) OBP: 0.444, SLG: 0.286	K			FC5-4					FC6	0	0	0	0	1	0	0																						
Bill Buckner, L (1, 3) OBP: 0.283, SLG: 0.381		G3		FC5-4	E3	4-3			FC6	6	1	0	0	0	7																							
Tony Armas, R (1, 8) OBP: 0.306, SLG: 0.400		F9			SF8					3	1	1	4	0	0	0																						
Kevin Romine, R (7, 8) OBP: 0.306, SLG: 0.303				HR					2B	1	1	1	0	0	0	0																						
Rich Gedman, L (1, 2) OBP: 0.309, SLG: 0.414				K	5-3				1B	5	1	2	1	0	1	1																						
Ed Romero, R (1, 6) OBP: 0.273, SLG: 0.268					F7				1B	5	2	3	1	0	0	1																						
Inning Stats	R: 0 E: 0 K: 2 S: 9	H: 2 LOB: 2 BB: 0 P: 9	R: 2 E: 0 K: 0 S: 6	H: 3 LOB: 1 BB: 0 P: 6	R: 3 E: 0 K: 1 S: 8	H: 3 LOB: 0 BB: 0 P: 8	R: 0 E: 1 K: 1 S: 6	H: 0 LOB: 2 BB: 1 P: 10	R: 1 E: 1 K: 0 S: 4	H: 0 LOB: 1 BB: 1 P: 8	R: 1 E: 0 K: 0 S: 5	H: 2 LOB: 2 BB: 1 P: 9	R: 1 E: 0 K: 0 S: 5	H: 2 LOB: 1 BB: 0 P: 5	R: 3 E: 0 K: 0 S: 8	H: 5 LOB: 2 BB: 0 P: 8	R: 0 E: 1 K: 0 S: 4	H: 1 LOB: 2 BB: 1 P: 8	1B: 12 2B: 2 3B: 1 HR: 3	SF: 1 SAC: 0 DP: 0 HBP: 0	WP: 1 PA: 51 PB: 0 SB: 1 CS: 0																	
PITCHER	IP	WLS	BF	H	R	ER	SO	BB	IBB	HBP	BLK	WP	HR	S	P	ERA	WHIP	PITCHER				IP	WLS	BF	H	R	ER	SO	BB	IBB	HBP	BLK	WP	HR	S	P	ERA	WHIP
Dennis Leonard, R (1, 1) ERA: 4.43	2.2		16	8	5	5	2	0	0	0	0	0	2	20	20	16.88	3.000																					
Bud Black, L (3, 1) ERA: 3.71	4.0	L	21	4	3	2	2	2	1	0	0	1	0	22	34	4.50	1.500																					
Steve Farr, R (7, 1) ERA: 2.3	1.1		9	5	3	3	0	0	0	0	0	0	1	9	9	20.25	3.750																					
Dan Quisenberry, R (9, 1) ERA: 2.56	1.0		5	1	0	0	0	1	0	0	0	0	0	4	8	0.00	2.000																					

Batter	1	2	3	4	5	6	7	8	9	AB	R	H	RBI	BB	SO	LOB	BOTTOM																					
Lonnie Smith, R (1, 7) OBP: 0.332, SLG: 0.362	L6-3		F9		FC6-4		5-3		K	5	1	1	0	0	1	3	Boston Red Sox @ Kansas City Royals Royals Stadium, Kansas City, MO Thu Aug 14 1986, 8:05 PM EDT Att: 40,418 - Unknown																					
Willie Wilson, S (1, 8) OBP: 0.316, SLG: 0.361	L6-3				F8		E6		FC4-6	5	1	2	0	0	0	3																						
George Brett, L (1, 5) OBP: 0.412, SLG: 0.469	F8								F8	4	1	2	3	1	0	1																						
Jorge Orta, L (1, 10) OBP: 0.331, SLG: 0.435		F8			F7		L4			4	1	1	2	0	0	3																						
Frank White, R (1, 4) OBP: 0.315, SLG: 0.430		6-3		K			F8			4	0	0	0	0	2	2																						
Steve Balboni, R (1, 3) OBP: 0.295, SLG: 0.467		6-3			F8		F7		F8	4	0	0	0	0	0	0																						
Mike Kingery, L (1, 9) OBP: 0.275, SLG: 0.339					6-3				L7	3	1	1	0	1	0	0																						
Jim Sundberg, R (1, 2) OBP: 0.304, SLG: 0.308					5-3				K	3	0	0	0	1	1	1																						
Buddy Biancalana, S (1, 6) OBP: 0.330, SLG: 0.360										3	1	2	1	0	1	2																						
Hal McRae, R (9, PH) OBP: 0.323, SLG: 0.399									FC4-6	1	0	1	0	0	0	0																						
Inning Stats	R: 0 E: 0 K: 0 S: 3	H: 1 LOB: 0 BB: 0 P: 3	R: 0 E: 0 K: 0 S: 3	H: 0 LOB: 0 BB: 0 P: 3	R: 5 E: 0 K: 1 S: 9	H: 4 LOB: 0 BB: 1 P: 13	R: 0 E: 0 K: 0 S: 3	H: 0 LOB: 0 BB: 0 P: 3	R: 1 E: 0 K: 0 S: 5	H: 2 LOB: 1 BB: 0 P: 5	R: 0 E: 0 K: 2 S: 8	H: 1 LOB: 2 BB: 1 P: 12	R: 0 E: 1 K: 0 S: 4	H: 1 LOB: 2 BB: 1 P: 8	R: 0 E: 0 K: 1 S: 5	H: 0 LOB: 0 BB: 0 P: 5	R: 0 E: 0 K: 1 S: 6	H: 1 LOB: 1 BB: 0 P: 6	1B: 6 2B: 3 3B: 1 HR: 1	SF: 0 SAC: 0 DP: 1 HBP: 0	WP: 0 PA: 39 PB: 0 SB: 0 CS: 0																	
PITCHER	IP	WLS	BF	H	R	ER	SO	BB	IBB	HBP	BLK	WP	HR	S	P	ERA	WHIP	PITCHER				IP	WLS	BF	H	R	ER	SO	BB	IBB	HBP	BLK	WP	HR	S	P	ERA	WHIP
Al Nipper, R (1, 1) ERA: 4.88	5.0	W	22	7	6	6	1	1	0	0	0	0	0	11	19	0.00	2.400																					
Sammy Stewart, R (6, 1) ERA: 3.06	1.2		9	2	0	0	2	2	0	0	0	0	0	11	19	0.00	2.400																					
Calvin Schiraldi, R (7, 1) ERA: 0.4	2.1	S	8	1	0	0	2	0	0	0	0	0	0	12	12	0.00	0.429																					



Batter	1	2	3	4	5	6	7	8	9	AB	R	H	RBI	BB	SO	LOB	TOP					
Rickey Henderson, R OBP: 0.367, SLG: 0.488 (1, 8)										5	0	0	0	0	0	2	<p>New York Yankees @ Kansas City Royals Royals Stadium, Kansas City, MO</p> <p>Fri Aug 15 1986, 8:05 PM EDT Att: 40,302 - Unknown</p> <p>livebaseballscorecards.com</p> <p>AB 36 R 7 H 10 RBI 7 BB 2 SO 8 LOB 11</p>					
Wayne Tolleson, S OBP: 0.354, SLG: 0.356 (1, 6)										5	0	1	0	0	2	1						
Don Mattingly, L OBP: 0.386, SLG: 0.558 (1, 3)										5	2	2	0	0	1	1						
Dave Winfield, R OBP: 0.365, SLG: 0.473 (1, 9)										3	2	1	0	1	0	1						
Dan Pasqua, L OBP: 0.399, SLG: 0.540 (1, 7)										3	1	1	1	0	1	0						
Mike Easter, L OBP: 0.381, SLG: 0.476 (1, 10)										3	1	1	2	1	1	0						
Mike Pagliarulo, L OBP: 0.333, SLG: 0.525 (1, 5)										4	0	2	3	0	2	0						
Joel Skinner, R OBP: 0.232, SLG: 0.311 Claudell Washington, L OBP: 0.319, SLG: 0.463 Juan Espino, R OBP: 0.294, SLG: 0.333 (1, 2)										3	1	1	1	0	0	1						
Mike Fischlin, R OBP: 0.289, SLG: 0.253 (1, 4)										4	0	1	0	0	1	3						
Inning Stats	R: 0 E: 0 K: 0 S: 4	H: 1 LOB: 1 BB: 0 P: 4	R: 0 E: 0 K: 2 S: 7	H: 0 LOB: 0 BB: 0 P: 7	R: 1 E: 0 K: 2 S: 8	H: 1 LOB: 0 BB: 0 P: 8	R: 4 E: 0 K: 0 S: 7	H: 4 LOB: 1 BB: 1 P: 11	R: 0 E: 0 K: 1 S: 5	H: 0 LOB: 0 BB: 0 P: 5	R: 0 E: 0 K: 2 S: 7	H: 0 LOB: 0 BB: 0 P: 7	R: 0 E: 0 K: 0 S: 4	H: 1 LOB: 1 BB: 0 P: 4	R: 2 E: 0 K: 0 S: 6	H: 3 LOB: 2 BB: 1 P: 10		R: 0 E: 0 K: 1 S: 5	H: 0 LOB: 0 BB: 0 P: 5	1B: 7 2B: 1 3B: 1 HR: 1	SF: 1 SAC: 0 DP: 0 HBP: 0	WP: 0 PB: 0 SB: 1 CS: 0
PITCHER	IP WLS BF H R ER SO BB IBB HBP BLK WP HR S P ERA WHIP																					
Scott Bankhead, R ERA: 4.52 Charlie Leibrandt, L ERA: 4.36 Dan Quisenberry, R ERA: 2.62 (1, 1)	3.0 L 16 6 5 5 4 1 0 0 0 0 0 1 23 27 15.00 2.333																					
(4, 1)	4.0 14 2 1 1 3 0 0 0 0 0 0 0 20 20 2.25 0.500																					
(8, 1)	2.0 9 2 1 1 1 0 1 0 0 0 0 0 10 14 4.50 1.000																					

Batter	1	2	3	4	5	6	7	8	9	AB	R	H	RBI	BB	SO	LOB	BOTTOM					
Lonnie Smith, R OBP: 0.333, SLG: 0.365 (1, 7)										5	2	2	0	0	1	4	<p>New York Yankees @ Kansas City Royals Royals Stadium, Kansas City, MO</p> <p>Fri Aug 15 1986, 8:05 PM EDT Att: 40,302 - Unknown</p> <p>livebaseballscorecards.com</p> <p>AB 38 R 4 H 10 RBI 4 BB 3 SO 6 LOB 22</p>					
Willie Wilson, S OBP: 0.319, SLG: 0.361 (1, 8)										5	0	2	0	0	0	4						
George Brett, L OBP: 0.412, SLG: 0.475 (1, 5)										4	1	1	3	1	1	2						
Jorge Orta, L OBP: 0.329, SLG: 0.434 (1, 10)										5	0	1	1	0	0	4						
Frank White, R OBP: 0.316, SLG: 0.429 (1, 4)										4	0	1	0	1	0	1						
Steve Balboni, R OBP: 0.293, SLG: 0.462 (1, 3)										4	0	0	0	0	2	4						
Mike Kingery, L OBP: 0.286, SLG: 0.330 Darryl Motley, R OBP: 0.230, SLG: 0.341 (1, 9)										3	0	0	0	0	0	1						
(8, PH)										1	0	1	0	0	0	0						
(9, 9)																						
Jim Sundberg, R OBP: 0.300, SLG: 0.304 (1, 2)										4	0	0	0	0	1	2						
Buddy Biancalana, S OBP: 0.340, SLG: 0.364 Hal McRae, R OBP: 0.336, SLG: 0.402 Angel Salazar, R OBP: 0.299, SLG: 0.307 (1, 6)										2	1	1	0	1	1	0						
(8, PH)										1	0	1	0	0	0	0						
(8, PR)										0	0	0	0	0	0	0						
(9, 6)										0	0	0	0	0	0	0						
Inning Stats	R: 1 E: 0 K: 0 S: 5	H: 2 LOB: 2 BB: 1 P: 9	R: 0 E: 0 K: 1 S: 6	H: 1 LOB: 0 BB: 0 P: 6	R: 0 E: 0 K: 0 S: 3	H: 0 LOB: 0 BB: 0 P: 3	R: 0 E: 0 K: 0 S: 3	H: 0 LOB: 0 BB: 0 P: 3	R: 0 E: 0 K: 1 S: 6	H: 1 LOB: 3 BB: 2 P: 14	R: 0 E: 0 K: 1 S: 6	H: 1 LOB: 1 BB: 0 P: 6	R: 3 E: 0 K: 2 S: 11	H: 3 LOB: 1 BB: 0 P: 11	R: 0 E: 0 K: 0 S: 5	H: 2 LOB: 2 BB: 0 P: 5	R: 0 E: 0 K: 1 S: 5	H: 0 LOB: 0 BB: 0 P: 5	1B: 7 2B: 2 3B: 0 HR: 1	SF: 0 SAC: 0 DP: 0 HBP: 0	WP: 1 PB: 0 SB: 1 CS: 0	PA: 41
PITCHER	IP WLS BF H R ER SO BB IBB HBP BLK WP HR S P ERA WHIP																					
Doug Drabek, R ERA: 4.81 Brian Fisher, R ERA: 4.17 Dave Righetti, L ERA: 2.76 (1, 1)	6.0 W 26 6 3 3 3 1 0 0 0 0 0 1 1 8 8 1.50 1.333																					
(7, 1)	0.2 6 3 3 3 1 0 0 0 0 0 1 1 8 8 40.50 4.500																					
(7, 1)	2.1 S 9 2 0 0 2 0 0 0 0 0 0 0 13 13 0.00 0.857																					

Batter	1	2	3	4	5	6	7	8	9	AB	R	H	RBI	BB	SO	LOB	TOP			
Claudell Washington, L OBP: 0.313, SLG: 0.455 (1, 8)	0-0 6-3		0-0 4-3			0-3 K		0-3 K		4	0	0	0	0	2	0				
Wayne Tolleson, S OBP: 0.352, SLG: 0.354 (1, 6) (8, 4)	0-0 L5			0-0 1B		0-0 4-3			0-0 1B	4	0	2	0	0	0	0				
Don Mattingly, L OBP: 0.384, SLG: 0.553 (1, 3)	0-0 F7			0-0 1B		0-0 F5			0-0 1B	4	0	2	0	0	0	0				
Dave Winfield, R OBP: 0.361, SLG: 0.474 (1, 9)		0-3 K		0-0 F2			0-3 K		0-0 F8	4	0	0	0	0	2	4				
Dan Pasqua, L OBP: 0.398, SLG: 0.538 (1, 7)		0-0 F4		0-3 K			0-0 1B		0-3 K	4	0	1	0	0	2	4				
Mike Easter, L OBP: 0.375, SLG: 0.477 (1, 10)	0-0 1B			0-0 F7			0-3 K		0-3 K	4	0	1	0	0	2	5				
Mike Pagliarulo, L OBP: 0.330, SLG: 0.518 (8, 6)	0-3 K				0-0 6-3				0-0 F7	3	0	0	0	0	1	2				
Joel Skinner, R OBP: 0.229, SLG: 0.307 (8, PH)			0-0 4-3		0-3 K			0-0 6-3		2	0	0	0	0	1	0				
Rickey Henderson, R OBP: 0.367, SLG: 0.485 (8, 2)										1	0	0	0	0	0	0				
Juan Espino, R OBP: 0.250, SLG: 0.278 (8, 2)										0	0	0	0	0	0	0				
Mike Fischlin, R OBP: 0.284, SLG: 0.250 (8, PH)			0-0 5-3		0-0 4-3			0-0 G2		2	0	0	0	0	0	0				
Gary Roenicke, R OBP: 0.410, SLG: 0.394 (8, 5)										1	0	0	0	0	0	0				
Inning Stats	R: 0 E: 0 K: 0 S: 3	H: 0 LOB: 0 BB: 0 P: 3	R: 0 E: 0 K: 2 S: 8	H: 1 LOB: 1 BB: 0 P: 8	R: 0 E: 0 K: 0 S: 3	H: 0 LOB: 0 BB: 0 P: 3	R: 0 E: 0 K: 1 S: 7	H: 2 LOB: 2 BB: 0 P: 7	R: 0 E: 0 K: 1 S: 5	H: 0 LOB: 0 BB: 0 P: 5	R: 0 E: 0 K: 2 S: 8	H: 1 LOB: 1 BB: 0 P: 8	R: 0 E: 0 K: 1 S: 5	H: 0 LOB: 0 BB: 0 P: 5	R: 0 E: 0 K: 2 S: 9	H: 2 LOB: 2 BB: 0 P: 9	1B: 6 2B: 0 3B: 0 HR: 0	SF: 0 SAC: 0 DP: 0 HBP: 0	WP: 0 PB: 0 CS: 0	PA: 33
PITCHER Mark Gubicza, R ERA: 4.08 (1, 1)	IP: 9.0 WLS: W BF: 33 H: 6 R: 0 ER: 0 SO: 10 BB: 0 IBB: 0 HBP: 0 BLK: 0 WP: 0 HR: 0 S: 53 P: 53 ERA: 0.00 WHIP: 0.667															PITCHER	IP: 9.0 WLS: W BF: 33 H: 6 R: 0 ER: 0 SO: 10 BB: 0 IBB: 0 HBP: 0 BLK: 0 WP: 0 HR: 0 S: 53 P: 53 ERA: 0.00 WHIP: 0.667			

New York Yankees @ Kansas City Royals
Royals Stadium, Kansas City, MO
Sun Aug 17 1986, 4:33 AM EDT
Att: 39,484 - Unknown

AB 33
R 0
H 6
RBI 0
BB 0
SO 10
LOB 15



Batter	1	2	3	4	5	6	7	8	9	AB	R	H	RBI	BB	SO	LOB	BOTTOM			
Lonnie Smith, R OBP: 0.337, SLG: 0.371 (1, 7)	0-0 5-3	0-0 6-3								4	1	2	0	0	0	2				
Lynn Jones, R OBP: 0.234, SLG: 0.171 (8, 7)										0	0	0	0	0	0	0				
Willie Wilson, S OBP: 0.316, SLG: 0.363 (1, 8)	0-0 5-3		0-3 K		0-3 K		0-0 1B			4	1	1	2	0	2	1				
George Brett, L OBP: 0.414, SLG: 0.489 (1, 5)	0-0 HR		0-0 4-3		0-0 3-1		0-0 F4			4	1	1	1	0	0	1				
Hal McRae, R OBP: 0.321, SLG: 0.398 (1, 10)	0-0 6-3		0-0 F7			0-0 F7		0-0 F8		4	0	0	0	0	0	0				
Frank White, R OBP: 0.319, SLG: 0.438 (8, PH)		4-0 SH FC4-6 BB			0-0 HR					3	2	3	1	1	0	0				
Buddy Biancalana, S OBP: 0.340, SLG: 0.364 (9, 4)						0-0 1B		0-0 2B		0	0	0	0	0	0	0				
Steve Balboni, R OBP: 0.295, SLG: 0.469 (1, 3)		0-0 FC4-6 SH 1B		0-0 1B		0-0 F9		0-3 K		4	0	2	0	0	1	2				
Jim Sundberg, R OBP: 0.295, SLG: 0.298 (1, 2)		0-0 SH FC4-6		0-3 K		0-3 K		0-0 L6		3	0	0	0	0	2	4				
Darryl Motley, R OBP: 0.223, SLG: 0.330 (1, 9)		0-3 K		0-0 L7			0-0 F7			3	0	0	0	0	1	4				
Angel Salazar, R OBP: 0.261, SLG: 0.315 (1, 6)		0-0 FC4-6		0-0 L8			0-0 4-3			3	0	0	1	0	0	3				
Inning Stats	R: 1 E: 0 K: 0 S: 4	H: 1 LOB: 0 BB: 0 P: 4	R: 1 E: 0 K: 1 S: 7	H: 1 LOB: 2 BB: 1 P: 11	R: 0 E: 0 K: 1 S: 5	H: 0 LOB: 0 BB: 0 P: 5	R: 1 E: 0 K: 1 S: 7	H: 2 LOB: 1 BB: 0 P: 7	R: 0 E: 0 K: 1 S: 5	H: 1 LOB: 0 BB: 0 P: 5	R: 0 E: 0 K: 1 S: 6	H: 1 LOB: 1 BB: 0 P: 6	R: 2 E: 0 K: 0 S: 5	H: 2 LOB: 0 BB: 0 P: 5	R: 0 E: 0 K: 1 S: 6	H: 1 LOB: 2 BB: 0 P: 6	1B: 5 2B: 1 3B: 0 HR: 3	SF: 0 SAC: 1 DP: 0 HBP: 0	WP: 1 PB: 0 CS: 1	PA: 34
PITCHER Ron Guidry, L ERA: 4.12 (1, 1)	IP: 7.0 WLS: L BF: 30 H: 8 R: 5 ER: 5 SO: 5 BB: 1 IBB: 0 HBP: 0 BLK: 0 WP: 1 HR: 3 S: 39 P: 43 ERA: 6.43 WHIP: 1.286															PITCHER	IP: 7.0 WLS: L BF: 30 H: 8 R: 5 ER: 5 SO: 5 BB: 1 IBB: 0 HBP: 0 BLK: 0 WP: 1 HR: 3 S: 39 P: 43 ERA: 6.43 WHIP: 1.286			
Tim Stoddard, R ERA: 3.79 (8, 1)	IP: 1.0 WLS: L BF: 4 H: 1 R: 0 ER: 0 SO: 1 BB: 0 IBB: 0 HBP: 0 BLK: 0 WP: 0 HR: 0 S: 6 P: 6 ERA: 0.00 WHIP: 1.000															PITCHER	IP: 1.0 WLS: L BF: 4 H: 1 R: 0 ER: 0 SO: 1 BB: 0 IBB: 0 HBP: 0 BLK: 0 WP: 0 HR: 0 S: 6 P: 6 ERA: 0.00 WHIP: 1.000			

New York Yankees @ Kansas City Royals
Royals Stadium, Kansas City, MO
Sun Aug 17 1986, 4:33 AM EDT
Att: 39,484 - Unknown

AB 32
R 5
H 9
RBI 5
BB 1
SO 6
LOB 17



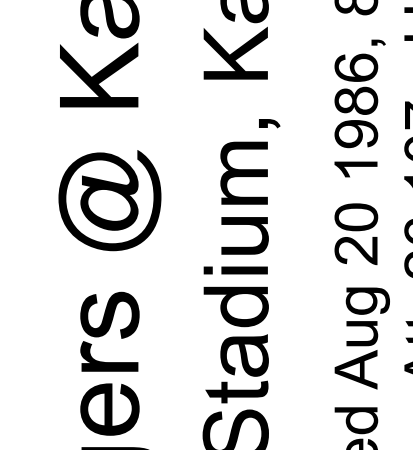
Batter	1	2	3	4	5	6	7	8	9	AB	R	H	RBI	BB	SO	LOB	TOP					
Oddibe McDowell, L OBP: 0.347, SLG: 0.457 (1, 8)	F8		2B		1-3		1B	L9		4	2	1	0	1	0	0	Texas Rangers @ Kansas City Royals Royals Stadium, Kansas City, MO Wed Aug 20 1986, 8:05 PM EDT Att: 26,107 - Unknown					
Scott Fletcher, R OBP: 0.379, SLG: 0.441 (1, 6)	F7		1B	SF9			2B	4-3		5	2	3	3	0	0							
Pete O'Brien, L OBP: 0.379, SLG: 0.493 (1, 3)	K		FC6-4		F4		F8		4-3	5	0	1	0	0	1	2						
Pete Incaviglia, R OBP: 0.322, SLG: 0.458 (1, 10)		F4	K		F9		2B	K		5	0	1	0	0	2	3						
Gary Ward, R OBP: 0.372, SLG: 0.414 (1, 7)			SF9			5-3		F9		4	1	3	2	0	0	0						
Larry Parrish, R OBP: 0.342, SLG: 0.503 Curtis Wilkerson, S OBP: 0.283, SLG: 0.321 (8, 4)	K		FC6-4			5-3				3	0	0	0	1	1	3						
Ruben Sierra, S OBP: 0.296, SLG: 0.456 (1, 9)	K									0	0	0	0	0	0	0						
Geno Petralli, L OBP: 0.278, SLG: 0.381 (1, 2)				3-1			F4			4	0	1	1	0	1	4						
Steve Buechele, R OBP: 0.298, SLG: 0.414 (8, 5)										4	1	1	1	0	1	1						
Inning Stats	R: 0 E: 0 K: 1 S: 5	H: 0 LOB: 0 BB: 0 P: 5	R: 0 E: 0 K: 2 S: 8	H: 1 LOB: 1 BB: 0 P: 8	R: 4 E: 0 K: 1 S: 9	H: 4 LOB: 1 BB: 1 P: 13	R: 0 E: 0 K: 1 S: 5	H: 0 LOB: 0 BB: 0 P: 5	R: 0 E: 0 K: 0 S: 4	H: 1 LOB: 1 BB: 0 P: 4	R: 1 E: 1 K: 1 S: 7	H: 2 LOB: 1 BB: 0 P: 7	R: 2 E: 0 K: 0 S: 7	H: 4 LOB: 3 BB: 1 P: 11	R: 0 E: 0 K: 0 S: 3	H: 0 LOB: 0 BB: 0 P: 3		R: 0 E: 0 K: 1 S: 5	H: 0 LOB: 0 BB: 0 P: 5	1B: 8 2B: 4 3B: 0 HR: 0	SF: 1 SAC: 0 DP: 0 HBP: 0	WP: 0 PB: 0 SB: 0 CS: 0
PITCHER	IP	WLS	BF	H	R	ER	SO	BB	IBB	HBP	BLK	WP	HR	S	P	ERA	WHIP					
Scott Bankhead, R ERA: 4.7 Bud Black, L ERA: 3.7	(1, 1)	6.0	L	27	8	5	5	6	1	0	0	0	0	0	38	42	7.50	1.500				
PITCHER	IP	WLS	BF	H	R	ER	SO	BB	IBB	HBP	BLK	WP	HR	S	P	ERA	WHIP					

Batter	1	2	3	4	5	6	7	8	9	AB	R	H	RBI	BB	SO	LOB	BOTTOM				
Lonnie Smith, R OBP: 0.338, SLG: 0.373 (1, 7)	PB		F8			F8			L7	4	1	1	0	0	0	0	Texas Rangers @ Kansas City Royals Royals Stadium, Kansas City, MO Wed Aug 20 1986, 8:05 PM EDT Att: 26,107 - Unknown				
Willie Wilson, S OBP: 0.315, SLG: 0.361 (1, 8)	4-3		L9			3-1			HBP	3	0	0	0	0	1						
George Brett, L OBP: 0.412, SLG: 0.488 (1, 5)	F7				F8		K		F9	4	0	0	0	0	1						
Jorge Orta, L OBP: 0.326, SLG: 0.423 (1, 10)					L8		F6		4-3	3	0	0	0	1	0						
Frank White, R OBP: 0.326, SLG: 0.457 (1, 4)	F9				4-3					3	0	1	0	0	0	1					
Steve Balboni, R OBP: 0.290, SLG: 0.460 (1, 3)		6-3			F3		F3			3	0	0	0	0	1						
Mike Kingery, L OBP: 0.260, SLG: 0.325 (1, 9)		L3			G3				K	3	0	0	0	0	1						
Jim Sundberg, R OBP: 0.297, SLG: 0.298 (1, 2)		F8			4-3				G1-4-3	3	0	1	0	0	0	0					
Angel Salazar, R OBP: 0.280, SLG: 0.314 Buddy Biancalana, S OBP: 0.343, SLG: 0.382 Hal McRae, R OBP: 0.319, SLG: 0.395 Greg Pryor, R OBP: 0.182, SLG: 0.197 (8, 6)			F9			F8			G1-4-3	1	0	0	0	0	0	0					
Inning Stats	R: 1 E: 0 K: 0 S: 4	H: 1 LOB: 1 BB: 1 P: 8	R: 0 E: 0 K: 0 S: 3	H: 0 LOB: 0 BB: 0 P: 3	R: 0 E: 0 K: 0 S: 3	H: 0 LOB: 0 BB: 0 P: 3	R: 0 E: 0 K: 0 S: 3	H: 0 LOB: 0 BB: 0 P: 3	R: 0 E: 0 K: 0 S: 3	H: 0 LOB: 0 BB: 0 P: 3	R: 0 E: 0 K: 1 S: 6	H: 1 LOB: 1 BB: 0 P: 6	R: 0 E: 0 K: 1 S: 5	H: 1 LOB: 0 BB: 0 P: 5	R: 0 E: 0 K: 0 S: 3	H: 0 LOB: 1 BB: 0 P: 4		1B: 3 2B: 0 3B: 0 HR: 0	SF: 0 SAC: 0 DP: 1 HBP: 1	WP: 1 PB: 1 SB: 0 CS: 0	PA: 31
PITCHER	IP	WLS	BF	H	R	ER	SO	BB	IBB	HBP	BLK	WP	HR	S	P	ERA	WHIP				
Charlie Hough, R ERA: 4.04 Dale Mohorcic, R ERA: 2.24	(1, 1)	8.2	W	30	3	1	1	2	1	0	1	0	0	1	37	1.04	0.462				
PITCHER	IP	WLS	BF	H	R	ER	SO	BB	IBB	HBP	BLK	WP	HR	S	P	ERA	WHIP				

AB 38
R 7
H 12
RBI 7
BB 2
SO 7
LOB 17




AB 29
R 1
H 3
RBI 0
BB 1
SO 2
LOB 6



Batter	1	2	3	4	5	6	7	8	9	AB	R	H	RBI	BB	SO	LOB	TOP					
Scott Fletcher, R (1, 6) OBP: 0.375, SLG: 0.436	L6		G6-4-3		6-3		1-3			4	0	0	1	0	0	4	Texas Rangers @ Kansas City Royals Royals Stadium, Kansas City, MO Thu Aug 21 1986, 8:05 PM EDT Att: 35,273 - Unknown					
Gary Ward, R (1, 7) OBP: 0.371, SLG: 0.412	6-3			F7	K			FC6-4 1B		4	0	1	0	0	1	1						
Pete O'Brien, L (1, 3) OBP: 0.378, SLG: 0.490				K		4-3		F7		4	0	1	0	0	1	1						
Pete Incaviglia, R (1, 10) OBP: 0.319, SLG: 0.454	4-3			E1 IHR		K		F9		4	1	0	0	0	1	2						
Larry Parrish, R (1, 5) OBP: 0.341, SLG: 0.509		F8				5-3		FC6-4		4	1	1	2	0	0	1						
Tom Paciorek, R (1, 9) OBP: 0.310, SLG: 0.373				F9			K		F8	4	0	1	0	0	1	0						
Don Slaught, R (1, 2) OBP: 0.314, SLG: 0.495			G5-4-3 1B				K		5-3	4	1	1	0	0	1	1						
Steve Buechele, R (1, 4) OBP: 0.303, SLG: 0.415										2	0	1	0	2	0	0						
Curtis Wilkerson, S (9, PR) OBP: 0.283, SLG: 0.321										0	0	0	0	0	0	0						
Oddibe McDowell, L (1, 8) OBP: 0.348, SLG: 0.458										2	0	1	0	0	0	1						
Ruben Sierra, S (9, PH) OBP: 0.295, SLG: 0.454										1	0	0	0	0	0	1						
Inning Stats	R: 0 E: 0 K: 0 S: 4	H: 1 LOB: 1 BB: 0 P: 4	R: 0 E: 0 K: 0 S: 3	H: 1 LOB: 0 BB: 0 P: 3	R: 0 E: 0 K: 0 S: 2	H: 0 LOB: 0 BB: 1 P: 6	R: 2 E: 1 K: 1 S: 7	H: 1 LOB: 0 BB: 0 P: 7	R: 1 E: 0 K: 1 S: 6	H: 1 LOB: 1 BB: 1 P: 10	R: 0 E: 0 K: 1 S: 5	H: 0 LOB: 0 BB: 0 P: 5	R: 0 E: 1 K: 2 S: 9	H: 2 LOB: 2 BB: 0 P: 9	R: 0 E: 0 K: 0 S: 4	H: 1 LOB: 1 BB: 0 P: 4	R: 0 E: 1 K: 0 S: 4	H: 0 LOB: 1 BB: 0 P: 4	1B: 5 2B: 1 3B: 0 HR: 1	SF: 0 SAC: 1 DP: 2 HBP: 0	WP: 0 PB: 0 SB: 0 CS: 0	PA: 36
PITCHER Charlie Leibrandt, L (1, 1) ERA: 4.19	IP: 9.0 WLS: W BF: 36 H: 7 R: 3 ER: 1 SO: 5 BB: 2 IBB: 0 HBP: 0 BLK: 0 WP: 0 HR: 0 S: 44 P: 52 ERA: 1.00 WHIP: 1.000															PITCHER						

Batter	1	2	3	4	5	6	7	8	9	AB	R	H	RBI	BB	SO	LOB	BOTTOM					
Lonnie Smith, R (1, 7) OBP: 0.342, SLG: 0.373	1B FC5-2 1B	1B		1B		5-3				2	0	1	0	2	0	0	Texas Rangers @ Kansas City Royals Royals Stadium, Kansas City, MO Thu Aug 21 1986, 8:05 PM EDT Att: 35,273 - Unknown					
Willie Wilson, S (1, 8) OBP: 0.317, SLG: 0.362	FC5-2 1B	1B		F5		G3				4	0	2	1	0	0	2						
George Brett, L (1, 5) OBP: 0.415, SLG: 0.488	FC5-2 1B	G3								2	0	1	1	2	0	2						
Jorge Orta, L (1, 10) OBP: 0.322, SLG: 0.417	FC5-2 1B		6-3	K		G6-3		G6-3		4	0	0	0	0	1	6						
Frank White, R (1, 4) OBP: 0.327, SLG: 0.463	K			F8				FC6-4		3	1	1	1	1	1	3						
Angel Salazar, R (9, 6) OBP: 0.260, SLG: 0.314	K							BB		0	0	0	0	0	0	0						
Steve Balboni, R (1, 3) OBP: 0.290, SLG: 0.465	K							FC6-4		4	1	1	1	0	2	4						
Mike Kingery, L (1, 9) OBP: 0.251, SLG: 0.325										3	0	1	0	0	0	0						
Darryl Motley, R (9, PH) OBP: 0.222, SLG: 0.328			F4	F6					F3	1	0	0	0	0	0	0						
Jamie Quirk, L (1, 2) OBP: 0.286, SLG: 0.311										2	1	0	0	1	0	1						
Jim Sundberg, R (9, PH) OBP: 0.236, SLG: 0.297		BB 1B BB		1-3	F8				K	1	0	0	0	0	1	0						
Buddy Biancalana, S (9, 4) OBP: 0.349, SLG: 0.344									5-3	2	1	0	0	2	1	0						
Inning Stats	R: 0 E: 0 K: 2 S: 9	H: 2 LOB: 3 BB: 1 P: 13	R: 1 E: 0 K: 0 S: 3	H: 1 LOB: 2 BB: 3 P: 15	R: 1 E: 0 K: 0 S: 4	H: 1 LOB: 0 BB: 0 P: 4	R: 1 E: 0 K: 1 S: 6	H: 1 LOB: 2 BB: 2 P: 14	R: 1 E: 0 K: 1 S: 6	H: 2 LOB: 0 BB: 0 P: 6	R: 0 E: 0 K: 1 S: 5	H: 0 LOB: 0 BB: 0 P: 5	R: 0 E: 0 K: 0 S: 2	H: 0 LOB: 1 BB: 2 P: 10	R: 0 E: 0 K: 1 S: 5	H: 0 LOB: 0 BB: 0 P: 5	R: 0 E: 0 K: 1 S: 5	H: 0 LOB: 0 BB: 0 P: 5	1B: 5 2B: 0 3B: 0 HR: 2	SF: 0 SAC: 0 DP: 1 HBP: 0	WP: 0 PB: 0 SB: 3 CS: 1	PA: 36
PITCHER Ed Correa, R (1, 1) ERA: 4.96	IP: 6.0 WLS: L BF: 29 H: 7 R: 4 ER: 4 SO: 5 BB: 6 IBB: 0 HBP: 0 BLK: 0 WP: 0 HR: 2 S: 2 P: 57 ERA: 6.00 WHIP: 2.167															PITCHER						
Mitch Williams, L (7, 1) ERA: 3.29	IP: 2.0 WLS: 7 BF: 7 H: 0 R: 0 ER: 0 SO: 1 BB: 2 IBB: 0 HBP: 0 BLK: 0 WP: 0 HR: 0 S: 7 P: 15 ERA: 0.00 WHIP: 1.000															PITCHER						

AB 33
R 3
H 7
RBI 3
BB 2
SO 5
LOB 12



AB 28
R 4
H 7
RBI 4
BB 8
SO 6
LOB 18



Batter	1	2	3	4	5	6	7	8	9	AB	R	H	RBI	BB	SO	LOB	TOP											
Lonnie Smith, R OBP: 0.340, SLG: 0.371 Lynn Jones, R OBP: 0.234, SLG: 0.171	F8		F8	F8		5-3			FC6-5 4-3 1B	5	0	1	0	0	0	2	Kansas City Royals @ Milwaukee Brewers Milwaukee County Stadium, Milwaukee, WI Fri Aug 22 1986, 8:05 PM EDT Att: 19,040 - Unknown livebaseballscorecards.com											
Willie Wilson, S OBP: 0.314, SLG: 0.358	4-3		FC6-4 1-2		F3		F4	4-3 1-2	5	0	0	0	0	0	2													
George Brett, L OBP: 0.415, SLG: 0.486	F7		G3				WP BB	FC6-5 2-3	4	1	1	0	1	0	2													
Hal McRae, R OBP: 0.316, SLG: 0.404		F3		HR	F7		F8	L6	5	1	1	1	0	0	3													
Frank White, R OBP: 0.326, SLG: 0.462	F9			6-3			K		4	0	1	0	0	1	1													
Steve Balboni, R OBP: 0.293, SLG: 0.467	1B BB			5-3				E7 1B	3	0	2	1	1	0	0													
Jim Sundberg, R OBP: 0.298, SLG: 0.297	1-2 1B			1B BB	F6			5-3	3	1	1	0	1	0	3													
Darryl Motley, R OBP: 0.222, SLG: 0.327	K			1-2 2B 1B		F8		K	4	1	1	0	0	2	3													
Angel Salazar, R OBP: 0.263, SLG: 0.320			FC6-4 1B	1-1 2-H 2B		F3		F8	4	0	2	2	0	0	1													
Inning Stats	R: 0 E: 0 K: 0 S: 3	H: 0 LOB: 0 BB: 0 P: 3	R: 0 E: 0 K: 1 S: 6	H: 1 LOB: 2 BB: 1 P: 10	R: 0 E: 1 K: 0 S: 4	H: 1 LOB: 1 BB: 0 P: 4	R: 3 E: 0 K: 0 S: 6	H: 3 LOB: 1 BB: 1 P: 10	R: 1 E: 0 K: 0 S: 6	H: 3 LOB: 2 BB: 0 P: 6	R: 0 E: 0 K: 1 S: 5	H: 0 LOB: 0 BB: 1 P: 9	R: 0 E: 1 K: 1 S: 6	H: 1 LOB: 1 BB: 0 P: 6	R: 0 E: 0 K: 0 S: 4	H: 1 LOB: 1 BB: 0 P: 4	1B: 8 2B: 1 3B: 0 HR: 1	SF: 0 SAC: 0 DP: 0 HBP: 0	WP: 1 PB: 0 SB: 0 CS: 0	PA: 40								
PITCHER	IP	WLS	BF	H	R	ER	SO	BB	IBB	HBP	BLK	WP	HR	S	P	ERA	WHIP											
Juan Nieves, L ERA: 4.46	(1, 1)	4.2	L	24	8	4	4	1	2	0	0	0	0	1	24	32	7.71	2.143										
John Henry Johnson, L ERA: 3.47	(5, 1)	4.1		16	2	0	0	2	1	0	0	0	1	0	19	23	0.00	0.692										

Batter	1	2	3	4	5	6	7	8	9	AB	R	H	RBI	BB	SO	LOB	BOTTOM											
Paul Molitor, R OBP: 0.350, SLG: 0.437	5-3		K		F3			FC6-4 1B	4	0	1	0	0	1	2	Kansas City Royals @ Milwaukee Brewers Milwaukee County Stadium, Milwaukee, WI Fri Aug 22 1986, 8:05 PM EDT Att: 19,040 - Unknown livebaseballscorecards.com												
Robin Yount, R OBP: 0.397, SLG: 0.425	L3			WP BB 1B	F9		FC6-4 1-2	4	1	1	0	0	0	2														
Cecil Cooper, L OBP: 0.307, SLG: 0.379	F8			1B WP SF8 BB		5-3		F4	3	1	0	0	1	0														
Gorman Thomas, R OBP: 0.320, SLG: 0.390		K		SF8 1B BB		6-3		5-3	3	0	0	0	1	1														
Rob Deer, R OBP: 0.340, SLG: 0.526		G6-4-3 BB		1-2 2-3 3-H 1B		K		F4	3	0	1	1	1	0														
Glenn Braggs, R OBP: 0.276, SLG: 0.367		G6-4-3 1-2		SF8		3-1			2	0	0	1	1	0														
Dale Sveum, S OBP: 0.328, SLG: 0.395				G6-4-3 1-2		5-3		6-3	4	0	1	0	0	0	3													
Jim Gantner, L OBP: 0.333, SLG: 0.391			K			5-3		5-3	2	0	0	0	1	1														
Rick Cerone, R OBP: 0.271, SLG: 0.328			K		FC5-4 BB			5-3	3	0	0	0	0	1	2													
Inning Stats	R: 0 E: 0 K: 0 S: 3	H: 0 LOB: 0 BB: 0 P: 3	R: 0 E: 0 K: 3 S: 10	H: 1 LOB: 1 BB: 0 P: 10	R: 2 E: 0 K: 0 S: 4	H: 2 LOB: 1 BB: 2 P: 12	R: 0 E: 0 K: 0 S: 3	H: 0 LOB: 1 BB: 1 P: 7	R: 0 E: 0 K: 1 S: 5	H: 0 LOB: 0 BB: 0 P: 5	R: 0 E: 0 K: 0 S: 3	H: 0 LOB: 0 BB: 0 P: 3	R: 0 E: 0 K: 0 S: 4	H: 1 LOB: 1 BB: 0 P: 4	R: 0 E: 0 K: 0 S: 3	H: 0 LOB: 1 BB: 1 P: 7	1B: 4 2B: 0 3B: 0 HR: 0	SF: 1 SAC: 0 DP: 2 HBP: 0	WP: 1 PB: 0 SB: 0 CS: 0	PA: 34								
PITCHER	IP	WLS	BF	H	R	ER	SO	BB	IBB	HBP	BLK	WP	HR	S	P	ERA	WHIP											
Danny Jackson, L ERA: 3.75	(1, 1)	8.2	W	33	4	2	2	5	5	0	0	0	0	0	38	58	2.08	1.038										
Dan Quisenberry, R ERA: 2.52	(9, 1)	0.1	S	1	0	0	0	0	0	0	0	0	0	0	1	1	0.00	0.000										

Batter	1	2	3	4	5	6	7	8	9	AB	R	H	RBI	BB	SO	LOB	TOP										
Lonnie Smith, R OBP: 0.344, SLG: 0.372 (1, 7)										4	1	2	0	1	2	1	Kansas City Royals @ Milwaukee Brewers Milwaukee County Stadium, Milwaukee, WI Sat Aug 23 1986, 8:05 PM EDT Att: 26,056 - Unknown livebaseballscorecards.com										
Willie Wilson, S OBP: 0.313, SLG: 0.357 (1, 8)										5	0	1	0	0	1	5											
George Brett, L OBP: 0.412, SLG: 0.482 (1, 5)										5	0	1	1	0	0	1											
Jorge Orta, L OBP: 0.319, SLG: 0.412 Hal McRae, R OBP: 0.313, SLG: 0.400 (7, PH)										3	0	0	0	0	0	2											
Steve Balboni, R OBP: 0.295, SLG: 0.466 (1, 3)										3	1	1	0	1	2	0											
Mike Kingsley, L OBP: 0.270, SLG: 0.364 Darryl Motley, R OBP: 0.226, SLG: 0.330 (8, PH)										3	2	2	1	0	0	2											
Jamie Quirk, L OBP: 0.279, SLG: 0.303 Jim Sundberg, R OBP: 0.300, SLG: 0.297 (8, PH)										3	0	0	1	0	1	1											
Greg Pryor, R OBP: 0.185, SLG: 0.200 (1, 4)										4	0	1	1	0	0	2											
Buddy Biancalana, S OBP: 0.352, SLG: 0.347 Angel Salazar, R OBP: 0.291, SLG: 0.318 (8, PH)										2	0	1	0	0	1	1											
Inning Stats	R: 1 E: 1 K: 0 S: 3	H: 0 LOB: 0 BB: 1 P: 7	R: 2 E: 0 K: 1 S: 9	H: 4 LOB: 2 BB: 0 P: 9	R: 0 E: 0 K: 1 S: 5	H: 0 LOB: 0 BB: 0 P: 5	R: 1 E: 0 K: 2 S: 9	H: 2 LOB: 1 BB: 0 P: 9	R: 0 E: 0 K: 1 S: 4	H: 1 LOB: 2 BB: 1 P: 8	R: 0 E: 0 K: 1 S: 5	H: 0 LOB: 0 BB: 0 P: 5	R: 0 E: 0 K: 0 S: 3	H: 1 LOB: 1 BB: 1 P: 7	R: 0 E: 0 K: 2 S: 8	H: 1 LOB: 1 BB: 0 P: 8		1B: 8 2B: 1 3B: 0 HR: 1	SF: 0 SAC: 0 DP: 2 HBP: 0	WP: 1 PB: 0 SB: 1 CS: 0	PA: 40						
PITCHER	IP	WLS	BF	H	R	ER	SO	BB	IBB	HBP	BLK	WP	HR	S	P	ERA	WHIP										
Chris Bosio, R ERA: 5.04 (1, 1)	4.2		23	7	4	4	4	2	0	0	1	1	1	29	37	7.71	1.929										
Dan Plesac, L ERA: 3.0 (5, 1)	3.1	W	13	2	0	0	3	1	0	0	0	0	0	18	22	0.00	0.900										
Mark Clear, R ERA: 1.43 (9, 1)	1.0		4	1	0	0	2	0	0	0	0	0	0	8	8	0.00	1.000										

Batter	1	2	3	4	5	6	7	8	9	AB	R	H	RBI	BB	SO	LOB	BOTTOM										
Paul Molitor, R OBP: 0.345, SLG: 0.429 (1, 5)										5	0	0	0	0	1	4	Kansas City Royals @ Milwaukee Brewers Milwaukee County Stadium, Milwaukee, WI Sat Aug 23 1986, 8:05 PM EDT Att: 26,056 - Unknown livebaseballscorecards.com										
Robin Yount, R OBP: 0.399, SLG: 0.430 (1, 8)										5	2	3	1	0	0	2											
Cecil Cooper, L OBP: 0.311, SLG: 0.382 (1, 3)										4	0	2	1	1	2	2											
Ben Oglivie, L OBP: 0.358, SLG: 0.404 (1, 10)										5	1	3	1	0	1	2											
Rob Deer, R OBP: 0.339, SLG: 0.531 (1, 9)										4	1	1	2	0	0	3											
Ernest Riles, L OBP: 0.322, SLG: 0.354 (1, 6)										4	1	2	0	0	0	1											
Rick Manning, L OBP: 0.333, SLG: 0.476 (1, 7)										4	1	2	0	0	0	1											
Jim Gantner, L OBP: 0.337, SLG: 0.396 (1, 4)										3	1	2	0	1	0	0											
Rick Cerone, R OBP: 0.272, SLG: 0.330 (1, 2)										2	1	1	3	0	0	0											
Inning Stats	R: 1 E: 0 K: 0 S: 4	H: 2 LOB: 1 BB: 1 P: 8	R: 4 E: 0 K: 0 S: 8	H: 5 LOB: 1 BB: 0 P: 8	R: 0 E: 0 K: 1 S: 7	H: 1 LOB: 0 BB: 0 P: 3	R: 0 E: 0 K: 1 S: 7	H: 2 LOB: 2 BB: 0 P: 7	R: 3 E: 0 K: 1 S: 9	H: 4 LOB: 2 BB: 1 P: 13	R: 0 E: 0 K: 1 S: 6	H: 1 LOB: 1 BB: 0 P: 6	R: 0 E: 0 K: 1 S: 6	H: 1 LOB: 1 BB: 0 P: 6	R: 0 E: 0 K: 1 S: 6	H: 1 LOB: 1 BB: 0 P: 6		1B: 10 2B: 5 3B: 0 HR: 1	SF: 1 SAC: 1 DP: 1 HBP: 0	WP: 2 PB: 0 SB: 0 CS: 1	PA: 41						
PITCHER	IP	WLS	BF	H	R	ER	SO	BB	IBB	HBP	BLK	WP	HR	S	P	ERA	WHIP										
Mark Gubicza, R ERA: 4.38 (1, 1)	1.2	L	12	7	5	5	0	1	0	0	0	1	1	15	15	11.57	3.000										
Steve Farr, R ERA: 2.62 (2, 1)	2.1		13	7	3	3	1	0	0	0	0	0	0	14	18	0.00	0.667										
Bud Black, L ERA: 3.59 (5, 1)	3.0		11	1	0	0	2	1	0	0	0	0	0	6	6	0.00	1.000										
Dan Quisenberry, R ERA: 2.48 (8, 1)	1.0		4	1	0	0	1	0	0	0	0	0	0	6	6	0.00	1.000										

Batter	1	2	3	4	5	6	7	8	9	10	11	AB	R	H	RBI	BB	SO	LOB	TOP		
Lonnie Smith, R OBP: 0.342, SLG: 0.368 (1, 7)	K		F8 1B SF8 BB		F8		F8			F7		4	1	0	0	1	1	1			
Angel Salazar, R OBP: 0.264, SLG: 0.323 (1, 6)	2B		F8 1-3 1B		4-3			4-3		F8		5	1	2	0	0	0	0			
George Brett, L OBP: 0.412, SLG: 0.485 (1, 5)	2B 2-H		SF8		G3			K				4	0	2	2	0	1	0			
Hal McRae, R OBP: 0.307, SLG: 0.391 (1, 10)	K		K 3-H					F7				5	0	0	0	0	4	3			
Frank White, R OBP: 0.323, SLG: 0.456 (1, 4)	F9			5-3				L4		F9		5	0	0	0	0	0	1			
Steve Balboni, R OBP: 0.230, SLG: 0.464 (1, 3)		K			1B BB			K		FC5 1B		4	0	1	0	1	2	0			
Jim Sundberg, R OBP: 0.302, SLG: 0.295 (1, 2)		K			F8					K		3	0	0	0	2	2	2			
Darryl Motley, R OBP: 0.231, SLG: 0.333 Mike Kingery, L OBP: 0.268, SLG: 0.362 (11, PH) (11, 9)	6-3							K BB				4	0	2	0	0	1	1			
Lynn Jones, R OBP: 0.312, SLG: 0.356 Willie Wilson, S OBP: 0.312, SLG: 0.356 (9, PH) (9, 8)			K		1-3			K		FC5 2-3		3	0	0	0	0	2	3			
Inning Stats	R: 1 E: 0 K: 2 S: 9	H: 2 LOB: 1 BB: 0 P: 9	R: 0 E: 0 K: 2 S: 7	H: 0 LOB: 0 BB: 0 P: 7	R: 1 E: 0 K: 2 S: 8	H: 1 LOB: 1 BB: 1 P: 12	R: 0 E: 0 K: 0 S: 4	H: 1 LOB: 2 BB: 1 P: 8	R: 0 E: 0 K: 2 S: 7	H: 0 LOB: 0 BB: 0 P: 7	R: 0 E: 0 K: 1 S: 5	H: 2 LOB: 2 BB: 0 P: 7	R: 0 E: 0 K: 1 S: 6	H: 1 LOB: 1 BB: 0 P: 6	R: 0 E: 0 K: 1 S: 5	H: 0 LOB: 1 BB: 1 P: 9	1B: 5 2B: 2 3B: 0 HR: 0	SF: 1 SAC: 0 DP: 0 HBP: 0	WP: 0 PB: 0 SB: 0 CS: 0	PA: 44	
PITCHER	IP 10.0	WLS 10.0	BF 40	H 7	R 2	ER 2	SO 13	BB 3	IBB 0	HBP 0	BLK 0	WP 0	HR 0	S 63	P 75	ERA 1.80	WHIP 1.000				
Teddy Higuera, L ERA: 2.76 Mark Clear, R ERA: 1.4	(1, 1)	(11, 1)	1.0	W	4	0	0	0	1	1	0	0	0	0	0	0	0	5	9	0.00	1.000

Kansas City Royals @ Milwaukee Brewers
Milwaukee County Stadium, Milwaukee, WI
Sun Aug 24 1986, 4:33 AM EDT
Att: 23,560 - Unknown

AB	39
R	2
H	7
RBI	2
BB	4
SO	14
LOB	14



Batter	1	2	3	4	5	6	7	8	9	10	11	AB	R	H	RBI	BB	SO	LOB	BOTTOM	
Paul Molitor, R OBP: 0.348, SLG: 0.434 (1, 5)	K		FC6-4 PB S 1-2		E6 1B 1-2					FC5 SH1-4 1B		6	1	3	0	0	1	2		
Robin Yount, R OBP: 0.399, SLG: 0.432 (1, 8)	F8		K		G6-4-3 1B 1-2 2-H		1-3 1B 1-2			SH1-4		5	0	2	2	0	1	2		
Cecil Cooper, L OBP: 0.312, SLG: 0.380 (1, 3)	1B BB		K		G6-4-3 1-2		F7					3	0	0	0	2	1	4		
Ben Oglivie, L OBP: 0.355, SLG: 0.400 (1, 10)	1B				5-3		G3-4-1			K		5	0	1	0	0	2	2		
Rob Deer, R OBP: 0.337, SLG: 0.525 (1, 9)	K				K		K			BB 1-3 BB		4	1	0	0	1	3	4		
Ernest Riles, L OBP: 0.324, SLG: 0.356 Dale Sveum, S OBP: 0.330, SLG: 0.394 (8, PH) (9, 6)		K			1B		BB 1B			1-3 BB BB		3	0	2	0	0	1	0		
Rick Manning, L OBP: 0.333, SLG: 0.469 Glenn Braggs, R OBP: 0.279, SLG: 0.364 (8, PH) (9, 7)		K			F8					1-3 BB		2	0	0	0	1	1	1		
Jim Gantner, L OBP: 0.333, SLG: 0.391 (1, 4)	F9						F8			4-3		5	0	0	1	0	0	4		
Rick Cerone, R OBP: 0.276, SLG: 0.328 (1, 2)					FC6-4 BB		E 1B 1B			5-3		4	1	1	0	1	0	2		
Inning Stats	R: 0 E: 0 K: 2 S: 8	H: 1 LOB: 2 BB: 1 P: 12	R: 0 E: 0 K: 2 S: 7	H: 0 LOB: 0 BB: 0 P: 7	R: 0 E: 0 K: 2 S: 7	H: 0 LOB: 1 BB: 1 P: 11	R: 0 E: 0 K: 1 S: 6	H: 1 LOB: 1 BB: 0 P: 6	R: 1 E: 0 K: 1 S: 5	H: 0 LOB: 2 BB: 3 P: 17	R: 0 E: 0 K: 1 S: 6	H: 1 LOB: 2 BB: 1 P: 10	R: 0 E: 0 K: 1 S: 5	H: 0 LOB: 0 BB: 0 P: 5	R: 1 E: 0 K: 0 S: 3	H: 2 LOB: 1 BB: 0 P: 3	1B: 7 2B: 2 3B: 0 HR: 0	SF: 0 SAC: 1 DP: 1 HBP: 0	WP: 0 PB: 1 SB: 1 CS: 0	PA: 47
PITCHER	IP 6.2	WLS 0.2	BF 29	H 6	R 1	ER 0	SO 8	BB 3	IBB 0	HBP 0	BLK 0	WP 0	HR 0	S 42	P 54	ERA 0.00	WHIP 1.350			
Dennis Leonard, R ERA: 4.16 Bud Black, L ERA: 3.66 Dan Quisenberry, R ERA: 2.51	(1, 1)	(7, 1)	(8, 1)	3.0	L	14	3	1	1	2	1	1	0	0	0	0	16	24	3.00	1.333

Kansas City Royals @ Milwaukee Brewers
Milwaukee County Stadium, Milwaukee, WI
Sun Aug 24 1986, 4:33 AM EDT
Att: 23,560 - Unknown

AB	39
R	3
H	9
RBI	3
BB	7
SO	11
LOB	21



Batter	1	2	3	4	5	6	7	8	9	AB	R	H	RBI	BB	SO	LOB	TOP										
Lonnie Smith, R OBP: 0.343, SLG: 0.366 Lynn Jones, R OBP: 0.220, SLG: 0.159	0-3 K		1-0 FC6-4 HBP		4-0 BB		0-0 5-3			2	0	0	0	1	1	1											
Willie Wilson, S OBP: 0.310, SLG: 0.353	0-0 L4		0-0 FC6-4 WP 3-1 1-2		0-0 L7			0-0 G3		4	0	0	0	0	0	3											
George Brett, L OBP: 0.411, SLG: 0.481	4-0 1B BB		0-0 3-1		0-0 4-3			0-0 3-1		3	0	0	0	1	0	3											
Jorge Orta, L OBP: 0.324, SLG: 0.413	0-0 1B		0-0 G3			4-0 CS BB		4-0 HR BB		2	1	1	0	2	0	1											
Frank White, R OBP: 0.323, SLG: 0.461	0-0 F8			0-3 K		0-0 F9		0-0 HR BB		4	1	1	2	0	1	3											
Steve Balboni, R OBP: 0.294, SLG: 0.460		0-0 F7		0-0 F3		0-0 F8		0-3 K		4	0	0	0	0	1	1											
Mike Kingery, L OBP: 0.268, SLG: 0.358		0-0 F8		0-0 F9		0-0 CS		0-3 K		4	0	1	0	0	1	0											
Jim Sundberg, R OBP: 0.306, SLG: 0.294		4-0 BB			4-0 SH1-4 BB		0-0 F9		4-0 G1-6-3 BB	1	0	0	0	3	0	1											
Buddy Biancalana, S OBP: 0.345, SLG: 0.340 Hal McRae, R OBP: 0.336, SLG: 0.390 Angel Salazar, R OBP: 0.264, SLG: 0.323	0-3 K			0-0 SH1-4		0-3 K		0-0 G1-6-3		2	0	0	0	0	2	2											
Inning Stats	R: 0 E: 0 K: 1 S: 6	H: 1 LOB: 2 BB: 1 P: 10	R: 0 E: 0 K: 1 S: 5	H: 0 LOB: 1 BB: 1 P: 9	R: 0 E: 0 K: 0 S: 3	H: 0 LOB: 0 BB: 0 P: 4	R: 0 E: 0 K: 1 S: 5	H: 0 LOB: 0 BB: 0 P: 5	R: 0 E: 0 K: 0 S: 3	H: 0 LOB: 2 BB: 2 P: 11	R: 0 E: 0 K: 0 S: 2	H: 0 LOB: 0 BB: 1 P: 6	R: 0 E: 0 K: 1 S: 6	H: 1 LOB: 1 BB: 0 P: 6	R: 2 E: 0 K: 1 S: 6	H: 1 LOB: 0 BB: 1 P: 10	R: 0 E: 0 K: 1 S: 4	H: 0 LOB: 0 BB: 1 P: 8	1B: 2 2B: 0 3B: 0 HR: 1	SF: 0 SAC: 1 DP: 1 HBP: 1	WP: 1 PB: 0 CS: 1	PA: 37					
PITCHER	IP	WLS	BF	H	R	ER	SO	BB	IBB	HBP	BLK	WP	HR	S	P	ERA	WHIP										
Jose DeLeon, R ERA: 3.9	8.0	L	33	3	2	2	5	6	0	1	0	1	1	36	61	2.25	1.125										
Bobby Thigpen, R ERA: 1.15	1.0	S	3	0	0	0	1	1	0	0	0	0	0	4	8	0.00	1.000										

Kansas City Royals @ Chicago White Sox
Comiskey Park, Chicago, IL
Mon Aug 25 1986, 8:05 PM EDT
Att: 18,405 - Unknown

AB 27
R 2
H 3
RBI 2
BB 7
SO 6
LOB 16



Batter	1	2	3	4	5	6	7	8	9	AB	R	H	RBI	BB	SO	LOB	BOTTOM										
Daryl Boston, L OBP: 0.379, SLG: 0.544	0-0 G3 SH1-3 1B		0-0 1-3		0-0 6-3		0-0 L3			4	0	1	0	0	0	4											
John Cangelosi, S OBP: 0.255, SLG: 0.312	0-0 SH1-3		0-3 K			0-0 G3 1B		0-0 F5		3	0	1	0	0	1	0											
Harold Baines, L OBP: 0.340, SLG: 0.473	0-0 G3			0-0 F8		0-0 G3		0-0 G3 1B		4	0	1	0	0	0	2											
Ron Hassey, L OBP: 0.388, SLG: 0.483 George Foster, R OBP: 0.292, SLG: 0.419	0-0 4-3			0-0 1B		0-0 3-1		0-0 G3		3	0	1	0	0	0	1											
Jerry Hairston, S OBP: 0.366, SLG: 0.429		0-0 F8		0-3 K		0-0 BB 6-3 1B		0-0 F8		4	0	1	0	0	1	2											
Tim Lulett, R OBP: 0.282, SLG: 0.429		0-0 1B 2B		0-0 F4		0-0 6-3		0-0 5-3		4	0	1	0	0	0	2											
Ozzie Guillen, L OBP: 0.269, SLG: 0.318		0-0 G4-3 1B			0-0 F5		0-0 F5		0-0 4-3	4	0	1	0	0	0	1											
Jack Perconte, L Reid Nichols, R OBP: 0.253, SLG: 0.237		0-0 G4-3			0-3 K		4-0 BB IBB		0-0 F8	2	0	0	0	1	1	2											
Ron Karkovics, R OBP: 0.333, SLG: 0.368			0-3 K			0-0 2B				2	0	1	0	1	1	0											
Inning Stats	R: 0 E: 0 K: 0 S: 4	H: 1 LOB: 1 BB: 0 P: 4	R: 0 E: 0 K: 0 S: 4	H: 2 LOB: 0 BB: 0 P: 4	R: 0 E: 0 K: 2 S: 7	H: 0 LOB: 0 BB: 0 P: 7	R: 0 E: 0 K: 1 S: 6	H: 1 LOB: 1 BB: 0 P: 6	R: 0 E: 0 K: 1 S: 6	H: 1 LOB: 1 BB: 0 P: 6	R: 0 E: 0 K: 0 S: 3	H: 1 LOB: 0 BB: 0 P: 3	R: 0 E: 0 K: 0 S: 4	H: 1 LOB: 3 BB: 2 P: 12	R: 0 E: 0 K: 0 S: 4	H: 1 LOB: 1 BB: 0 P: 4	R: 0 E: 0 K: 0 S: 3	H: 0 LOB: 0 BB: 0 P: 3	1B: 6 2B: 2 3B: 0 HR: 0	SF: 0 SAC: 1 DP: 1 HBP: 0	WP: 0 PB: 0 CS: 0	PA: 35					
PITCHER	IP	WLS	BF	H	R	ER	SO	BB	IBB	HBP	BLK	WP	HR	S	P	ERA	WHIP										
Scott Bankhead, R ERA: 4.37	7.1	W	30	8	0	0	4	1	0	0	0	0	0	36	44	0.00	1.227										
Bud Black, L ERA: 3.59	1.2	S	5	0	0	0	0	0	0	0	0	0	0	5	5	0.00	0.000										

Kansas City Royals @ Chicago White Sox
Comiskey Park, Chicago, IL
Mon Aug 25 1986, 8:05 PM EDT
Att: 18,405 - Unknown

AB 32
R 0
H 8
RBI 0
BB 2
SO 4
LOB 15



Batter	1	2	3	4	5	6	7	8	9	AB	R	H	RBI	BB	SO	LOB	TOP	
Lonnie Smith, R (1, 7) <small>OBP: 0.346, SLG: 0.370</small> Lynn Jones, R (9, 7) <small>OBP: 0.220, SLG: 0.159</small>	 <small>0-0</small>	 <small>0-0</small>		 <small>0-0</small>		 <small>0-0</small>		 <small>0-0</small>		5	1	3	0	0	0	0		
Willie Wilson, S (1, 8) <small>OBP: 0.311, SLG: 0.355</small>	 <small>0-3</small>	 <small>0-0</small>		 <small>0-0</small>		 <small>0-0</small>		 <small>0-0</small>		5	0	2	0	0	1	3		
George Brett, L (1, 5) <small>OBP: 0.415, SLG: 0.499</small>	 <small>4-0</small>	 <small>0-3</small>		 <small>0-0</small>			 <small>0-0</small>	 <small>1-3</small>		4	2	3	2	1	1	2		
Jorge Orta, L (1, 10) <small>OBP: 0.326, SLG: 0.413</small>	 <small>0-0</small>		 <small>0-0</small>	 <small>0-0</small>			 <small>0-0</small>	 <small>0-0</small>		5	1	2	1	0	0	2		
Frank White, R (1, 4) <small>OBP: 0.321, SLG: 0.458</small>	 <small>0-3</small>		 <small>0-3</small>		 <small>0-0</small>		 <small>1-2</small>		 <small>0-0</small>	5	0	1	0	0	2	3		
Steve Balboni, R (1, 3) <small>OBP: 0.293, SLG: 0.463</small>	 <small>0-0</small>		 <small>0-0</small>		 <small>0-3</small>		 <small>0-0</small>	 <small>0-0</small>		5	1	1	2	0	1	4		
Mike Kingery, L (1, 9) <small>OBP: 0.265, SLG: 0.360</small>		 <small>0-0</small>	 <small>0-0</small>		 <small>0-0</small>		 <small>0-0</small>	 <small>0-0</small>		5	1	1	0	0	0	2		
Jim Sundberg, R (1, 2) <small>OBP: 0.308, SLG: 0.296</small>		 <small>0-0</small>	 <small>0-0</small>		 <small>0-0</small>		 <small>0-0</small>			4	0	2	1	0	0	2		
Buddy Biancalana, S (1, 6) <small>OBP: 0.333, SLG: 0.327</small>		 <small>0-0</small>	 <small>0-0</small>		 <small>0-0</small>			 <small>0-3</small>		4	0	0	0	0	1	2		
Inning Stats	<small>R: 1 H: 2 E: 0 LOB: 2 K: 2 BB: 1 S: 9</small>	<small>R: 1 H: 3 E: 0 LOB: 2 K: 1 BB: 0 S: 8</small>	<small>R: 2 H: 3 E: 0 LOB: 1 K: 1 BB: 0 S: 8</small>	<small>R: 1 H: 1 E: 0 LOB: 0 K: 0 BB: 0 S: 4</small>	<small>R: 0 H: 0 E: 0 LOB: 0 K: 1 BB: 0 S: 5</small>	<small>R: 0 H: 2 E: 0 LOB: 2 K: 0 BB: 0 S: 4</small>	<small>R: 1 H: 2 E: 1 LOB: 2 K: 0 BB: 0 S: 6</small>	<small>R: 0 H: 2 E: 0 LOB: 2 K: 1 BB: 0 S: 7</small>	<small>R: 0 H: 0 E: 0 LOB: 0 K: 0 BB: 0 S: 3</small>	<small>1B: 10 SF: 0 2B: 2 SAC: 0 3B: 0 DP: 0 HR: 3 HBP: 0</small>	<small>WP: 1 PA: 43 FB: 0 SB: 1 CS: 0</small>							
PITCHER	<small>IP WLS BF H R ER SO BB IBB HBP BLK WP HR S P ERA WHIP</small>											<small>IP WLS BF H R ER SO BB IBB HBP BLK WP HR S P ERA WHIP</small>						
Richard Dotson, R (1, 1) <small>ERA: 5.97</small>	2.2	L	17	8	4	4	4	1	0	0	0	0	1	1	24	28	13.50	3.375
Gene Nelson, R (3, 1) <small>ERA: 4.2</small>	4.1		18	5	2	2	1	0	0	0	0	0	0	2	20	20	4.15	1.154
Dave Schmidt, R (8, 1) <small>ERA: 3.45</small>	2.0		8	2	0	0	1	0	0	0	0	0	0	0	10	10	0.00	1.000
Batter	1	2	3	4	5	6	7	8	9	AB	R	H	RBI	BB	SO	LOB	BOTTOM	
Daryl Boston, L (1, 8) <small>OBP: 0.385, SLG: 0.542</small>	 <small>0-0</small>		 <small>0-0</small>		 <small>0-0</small>		 <small>0-0</small>			4	0	2	0	0	0	2		
Reid Nichols, R (1, 7) <small>OBP: 0.297, SLG: 0.253</small>	 <small>0-0</small>		 <small>0-0</small>		 <small>1-2</small>			 <small>0-0</small>		3	0	2	1	0	0	0		
Harold Baines, L (1, 9) <small>OBP: 0.340, SLG: 0.472</small>	 <small>0-0</small>		 <small>2-H</small>		 <small>1-2</small>		 <small>0-0</small>	 <small>0-0</small>		4	0	1	0	0	0	3		
George Foster, R (1, 10) <small>OBP: 0.279, SLG: 0.412</small>	 <small>0-3</small>		 <small>0-0</small>			 <small>0-0</small>		 <small>0-3</small>		4	0	0	0	0	2	3		
Tim Hulett, R (1, 5) <small>OBP: 0.279, SLG: 0.424</small>		 <small>0-3</small>		 <small>0-0</small>		 <small>0-3</small>		 <small>0-0</small>		4	0	0	0	0	2	0		
Russ Morman, R (1, 3) <small>OBP: 0.280, SLG: 0.324</small>		 <small>0-0</small>		 <small>0-0</small>		 <small>0-0</small>		 <small>0-0</small>		4	0	0	0	0	0	0		
Ozzie Guillen, L (1, 6) <small>OBP: 0.267, SLG: 0.316</small> Carlton Fisk, R (9, PH) <small>OBP: 0.263, SLG: 0.330</small>	 <small>0-0</small>		 <small>0-0</small>			 <small>0-0</small>		 <small>0-3</small>		3	0	0	0	0	0	0		
Julio Cruz, S (1, 4) <small>OBP: 0.348, SLG: 0.229</small>			 <small>0-0</small>		 <small>0-0</small>		 <small>0-0</small>			3	0	1	0	0	0	0		
Ron Karkovice, R (1, 2) <small>OBP: 0.333, SLG: 0.409</small>			 <small>0-0</small>		 <small>0-3</small>		 <small>0-0</small>			3	1	1	0	0	1	1		
Inning Stats	<small>R: 0 H: 1 E: 0 LOB: 1 K: 1 BB: 0 S: 6</small>	<small>R: 0 H: 0 E: 0 LOB: 0 K: 1 BB: 0 S: 5</small>	<small>R: 1 H: 3 E: 0 LOB: 0 K: 0 BB: 0 S: 6</small>	<small>R: 0 H: 0 E: 0 LOB: 0 K: 0 BB: 0 S: 3</small>	<small>R: 0 H: 2 E: 0 LOB: 2 K: 1 BB: 0 S: 7</small>	<small>R: 0 H: 0 E: 0 LOB: 0 K: 1 BB: 0 S: 5</small>	<small>R: 0 H: 1 E: 0 LOB: 1 K: 0 BB: 0 S: 4</small>	<small>R: 0 H: 0 E: 0 LOB: 0 K: 1 BB: 0 S: 5</small>	<small>R: 0 H: 0 E: 0 LOB: 0 K: 1 BB: 0 S: 5</small>	<small>1B: 6 SF: 0 2B: 1 SAC: 1 3B: 0 DP: 0 HR: 0 HBP: 0</small>	<small>WP: 1 PA: 34 FB: 0 SB: 0 CS: 0</small>							
PITCHER	<small>IP WLS BF H R ER SO BB IBB HBP BLK WP HR S P ERA WHIP</small>											<small>IP WLS BF H R ER SO BB IBB HBP BLK WP HR S P ERA WHIP</small>						
Charlie Leibrandt, L (1, 1) <small>ERA: 4.03</small>	9.0	W	34	7	1	1	6	0	0	0	0	0	1	0	46	46	1.00	0.778

Kansas City Royals @ Chicago White Sox
 Comiskey Park, Chicago, IL
 Tue Aug 26 1986, 8:05 PM EDT
 Att: 11,806 - Unknown

Kansas City Royals @ Chicago White Sox
 Comiskey Park, Chicago, IL
 Tue Aug 26 1986, 8:05 PM EDT
 Att: 11,806 - Unknown



Batter	1	2	3	4	5	6	7	8	9	AB	R	H	RBI	BB	SO	LOB	TOP			
Lonnie Smith, R OBP: 0.345, SLG: 0.368 (1, 7)										4	0	1	0	0	0	1	Kansas City Royals @ Chicago White Sox Comiskey Park, Chicago, IL Wed Aug 27 1986, 8:05 PM EDT Att: 13,600 - Unknown livebaseballscores.com			
Willie Wilson, S OBP: 0.305, SLG: 0.353 (1, 8)										4	0	0	0	0	1	1				
George Brett, L OBP: 0.415, SLG: 0.499 (1, 5)										4	1	2	0	0	0	1				
Hal McRae, R OBP: 0.305, SLG: 0.388 (1, 10)										4	0	1	0	0	0	2				
Frank White, R OBP: 0.321, SLG: 0.457 (1, 4)											4	0	1	1	0	1				
Steve Balboni, R OBP: 0.291, SLG: 0.460 (1, 3)										3	0	0	0	0	1	2				
Jim Sundberg, R OBP: 0.306, SLG: 0.294 (1, 2)										3	0	0	0	0	2	2				
Darryl Motley, R OBP: 0.228, SLG: 0.328 (1, 9)										3	0	0	0	0	0	0				
Angel Salazar, R OBP: 0.264, SLG: 0.323 (1, 6)										3	0	1	0	0	0	0				
Inning Stats	R: 0 E: 0 K: 1 S: 6	H: 1 LOB: 1 BB: 0 P: 6	R: 0 E: 0 K: 2 S: 7	H: 0 LOB: 0 BB: 0 P: 7	R: 0 E: 0 K: 0 S: 3	H: 1 LOB: 0 BB: 0 P: 3	R: 1 E: 0 K: 1 S: 8	H: 3 LOB: 2 BB: 0 P: 8	R: 0 E: 0 K: 0 S: 3	H: 0 LOB: 0 BB: 0 P: 3	R: 0 E: 0 K: 0 S: 3	H: 0 LOB: 0 BB: 0 P: 3	R: 0 E: 0 K: 0 S: 3	H: 0 LOB: 0 BB: 0 P: 3	R: 0 E: 0 K: 1 S: 6	H: 1 LOB: 1 BB: 0 P: 6	1B: 6 2B: 0 3B: 0 HR: 0	SF: 0 SAC: 0 DP: 1 HBP: 0	WP: 0 PB: 0 SB: 1 CS: 1	PA: 32
PITCHER Floyd Bannister, L ERA: 3.93 (1, 1)	IP: 9.0 WLS: W BF: 32 H: 6 R: 1 ER: 1 SO: 5 BB: 0 IBB: 0 HBP: 0 BLK: 0 WP: 0 HR: 0 S: 42 P: 42 ERA: 1.00 WHIP: 0.667															PITCHER				

Batter	1	2	3	4	5	6	7	8	9	AB	R	H	RBI	BB	SO	LOB	BOTTOM			
Daryl Boston, L OBP: 0.400, SLG: 0.547 (1, 8)										3	0	2	0	1	0	0	Kansas City Royals @ Chicago White Sox Comiskey Park, Chicago, IL Wed Aug 27 1986, 8:05 PM EDT Att: 13,600 - Unknown livebaseballscores.com			
Reid Nichols, R OBP: 0.256, SLG: 0.241 (1, 7)										4	0	0	0	0	1	2				
Harold Baines, L OBP: 0.343, SLG: 0.473 (1, 9)										3	0	2	0	1	1	1				
Carlton Fisk, R OBP: 0.263, SLG: 0.329 (1, 10)										4	0	1	0	0	2	3				
Tim Lincecum, R OBP: 0.279, SLG: 0.423 (1, 5)										4	0	1	0	0	0	2				
Russ Morman, R OBP: 0.302, SLG: 0.346 (1, 3)										4	1	3	0	0	0	2				
Ozzie Guillen, L OBP: 0.267, SLG: 0.315 (1, 6)										4	1	1	0	0	0	2				
Julio Cruz, S OBP: 0.343, SLG: 0.225 (1, 4)										4	0	0	0	0	1	4				
Ron Karkovice, R OBP: 0.333, SLG: 0.520 (1, 2)										3	1	1	3	0	2	1				
Inning Stats	R: 0 E: 0 K: 0 S: 4	H: 2 LOB: 1 BB: 0 P: 4	R: 3 E: 0 K: 0 S: 6	H: 4 LOB: 0 BB: 0 P: 6	R: 0 E: 0 K: 1 S: 5	H: 2 LOB: 2 BB: 0 P: 7	R: 0 E: 0 K: 1 S: 8	H: 0 LOB: 0 BB: 0 P: 5	R: 0 E: 0 K: 1 S: 6	H: 1 LOB: 2 BB: 1 P: 10	R: 0 E: 0 K: 2 S: 8	H: 1 LOB: 1 BB: 0 P: 8	R: 0 E: 0 K: 2 S: 7	H: 0 LOB: 1 BB: 1 P: 11	R: 0 E: 0 K: 0 S: 4	H: 1 LOB: 1 BB: 0 P: 4	1B: 10 2B: 0 3B: 0 HR: 1	SF: 0 SAC: 0 DP: 0 HBP: 0	WP: 0 PB: 0 SB: 1 CS: 2	PA: 36
PITCHER Danny Jackson, L ERA: 3.79 Steve Farr, R ERA: 2.59 Dan Quisenberry, R ERA: 2.47 (1, 1) (7, 1) (8, 1)	IP: 6.0 WLS: L BF: 27 H: 10 R: 3 ER: 3 SO: 5 BB: 1 IBB: 0 HBP: 0 BLK: 0 WP: 0 HR: 1 S: 36 P: 40 ERA: 4.50 WHIP: 1.833															PITCHER				

Batter	1	2	3	4	5	6	7	8	9	AB	R	H	RBI	BB	SO	LOB	TOP										
Paul Moltis, R OBP: 0.351, SLG: 0.439 (1, 5)										4	0	1	0	0	0	1											
Robin Yount, R OBP: 0.395, SLG: 0.426 (1, 8)										3	1	0	0	1	0	1											
Cecil Cooper, L OBP: 0.315, SLG: 0.392 (1, 3)										4	0	1	0	0	1	1											
Ben Oglivie, L OBP: 0.352, SLG: 0.406 (1, 10)										3	0	0	1	0	0	1											
Rob Deer, R OBP: 0.335, SLG: 0.523 (1, 9)										4	0	1	0	0	2	1											
Rick Manning, L OBP: 0.329, SLG: 0.456 (1, 7)										4	1	1	0	0	0	1											
Dale Sveum, S OBP: 0.331, SLG: 0.391 (1, 6)										4	1	2	0	0	0	1											
Jim Gantner, L OBP: 0.329, SLG: 0.386 (1, 4)										3	0	1	1	0	1	1											
Charlie Moore, R OBP: 0.335, SLG: 0.384 (1, 2)										3	0	0	1	0	0	2											
Inning Stats	R: 0 E: 0 K: 1 S: 6	H: 1 LOB: 1 BB: 0 P: 6	R: 1 E: 0 K: 0 S: 5	H: 2 LOB: 1 BB: 0 P: 5	R: 1 E: 0 K: 1 S: 6	H: 1 LOB: 1 BB: 1 P: 10	R: 0 E: 0 K: 0 S: 3	H: 0 LOB: 0 BB: 0 P: 3	R: 0 E: 0 K: 0 S: 3	H: 0 LOB: 0 BB: 0 P: 3	R: 0 E: 0 K: 1 S: 5	H: 2 LOB: 1 BB: 0 P: 5	R: 0 E: 0 K: 0 S: 3	H: 0 LOB: 0 BB: 0 P: 3	R: 0 E: 0 K: 1 S: 6	H: 1 LOB: 1 BB: 0 P: 6	1B: 7 2B: 0 3B: 0 HR: 0	SF: 2 SAC: 0 DP: 0 HBP: 0	WP: 0 PB: 0 CS: 1	PA: 35							
PITCHER	IP	WLS	BF	H	R	ER	SO	BB	IBB	HBP	BLK	WP	HR	S	P	ERA	WHIP										
Dennis Leonard, R ERA: 4.14 (1, 1)	8.0	L	32	7	3	3	3	1	0	0	0	0	0	37	41	3.38	1.000										
Bud Black, L ERA: 3.56 (9, 1)	1.0		3	0	0	0	1	0	0	0	0	0	0	5	5	0.00	0.000										

Milwaukee Brewers @ Kansas City Royals
 Royals Stadium, Kansas City, MO
 Fri Aug 29 1986, 8:05 PM EDT
 Att: 25,997 - Unknown

AB	32
R	3
H	7
RBI	3
BB	1
SO	4
LOB	10




Batter	1	2	3	4	5	6	7	8	9	AB	R	H	RBI	BB	SO	LOB	BOTTOM										
Lonnie Smith, R OBP: 0.345, SLG: 0.367 (1, 7)										4	0	1	0	0	1	0											
Willie Wilson, S OBP: 0.305, SLG: 0.352 (1, 8)										4	0	1	0	0	1	2											
George Brett, L OBP: 0.412, SLG: 0.494 (1, 5)										4	0	0	0	0	1	1											
Hal McRae, R OBP: 0.304, SLG: 0.385 (1, 10)										4	0	1	0	0	0	1											
Frank White, R OBP: 0.320, SLG: 0.455 (1, 4)										4	0	1	0	0	0	2											
Steve Balboni, R OBP: 0.289, SLG: 0.456 (1, 3)										4	0	0	0	0	2	2											
Darryl Motley, R OBP: 0.229, SLG: 0.343 (1, 9)										3	1	1	1	0	0	0											
Angel Salazar, R OBP: 0.265, SLG: 0.323 (1, 6)										3	0	1	0	0	0	0											
Jamie Quirk, L OBP: 0.273, SLG: 0.296 (1, 2)										3	0	0	0	0	1	1											
Inning Stats	R: 0 E: 0 K: 1 S: 5	H: 0 LOB: 0 BB: 0 P: 5	R: 0 E: 0 K: 0 S: 3	H: 0 LOB: 0 BB: 0 P: 3	R: 0 E: 0 K: 0 S: 5	H: 2 LOB: 2 BB: 0 P: 5	R: 0 E: 0 K: 1 S: 6	H: 1 LOB: 1 BB: 0 P: 6	R: 1 E: 0 K: 1 S: 6	H: 1 LOB: 0 BB: 0 P: 6	R: 0 E: 0 K: 0 S: 4	H: 1 LOB: 1 BB: 0 P: 4	R: 0 E: 0 K: 1 S: 5	H: 0 LOB: 0 BB: 0 P: 5	R: 0 E: 0 K: 1 S: 5	H: 0 LOB: 0 BB: 0 P: 5	R: 0 E: 0 K: 1 S: 6	H: 1 LOB: 1 BB: 0 P: 6	1B: 5 2B: 0 3B: 0 HR: 1	SF: 0 SAC: 0 DP: 0 HBP: 0	WP: 0 PB: 0 CS: 0	PA: 33					
PITCHER	IP	WLS	BF	H	R	ER	SO	BB	IBB	HBP	BLK	WP	HR	S	P	ERA	WHIP										
Teddy Higuera, L ERA: 2.88 (1, 1)	9.0	W	33	6	1	1	6	0	0	0	0	0	1	45	45	1.00	0.667										

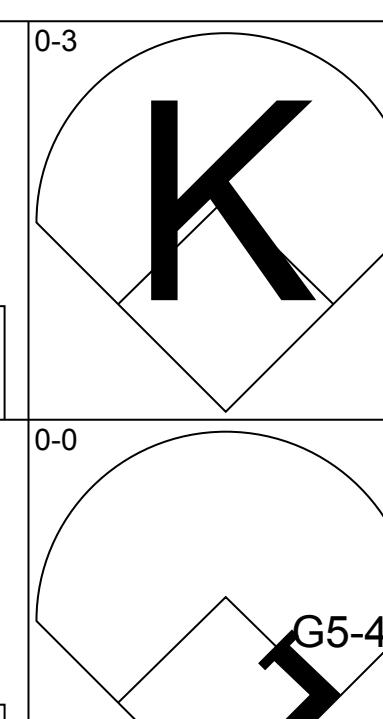
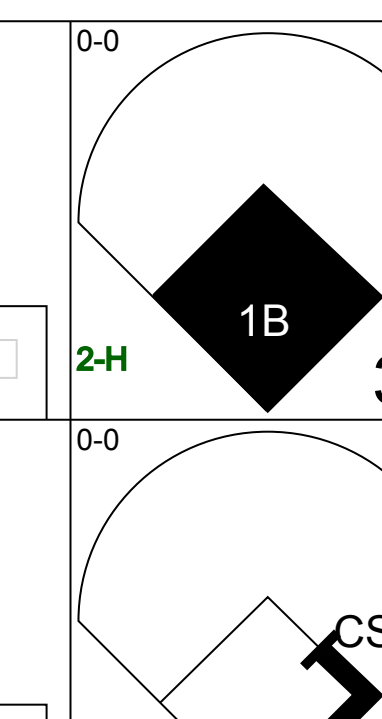
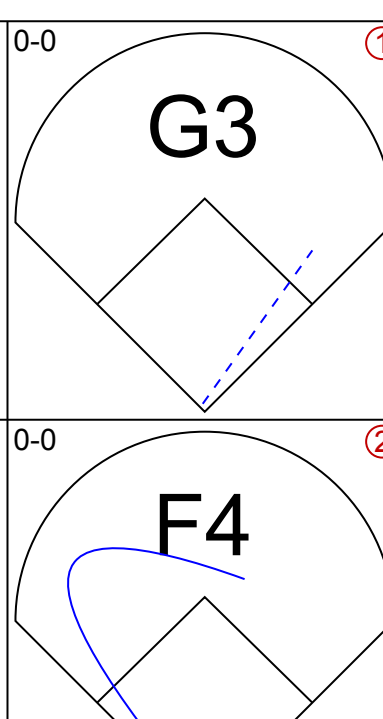
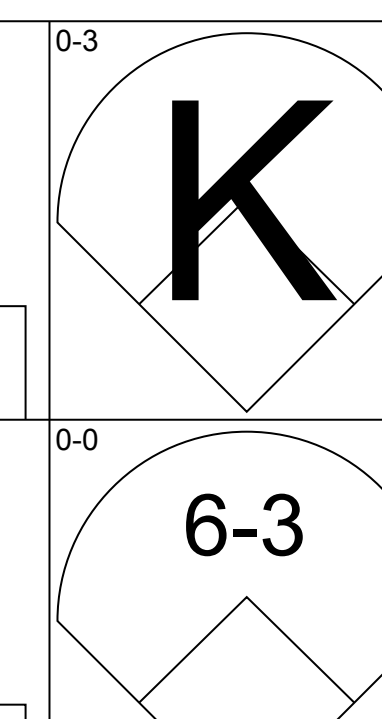
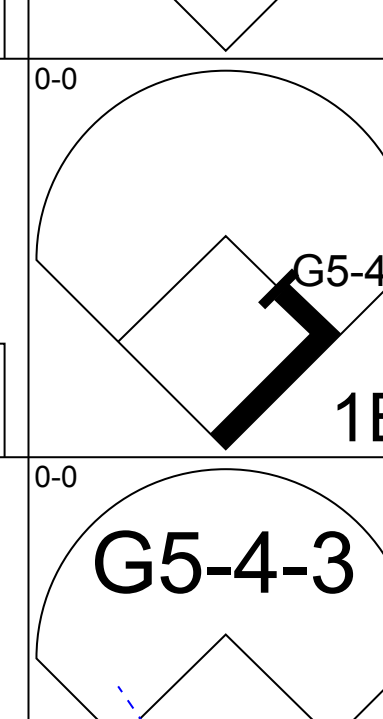
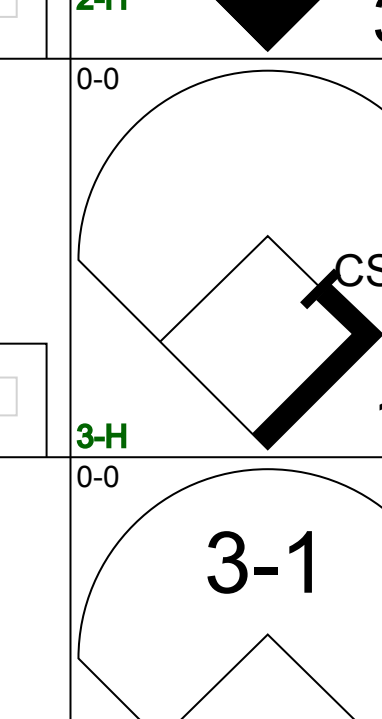
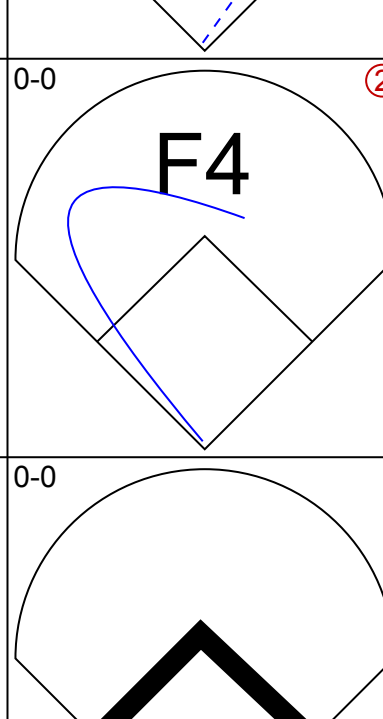
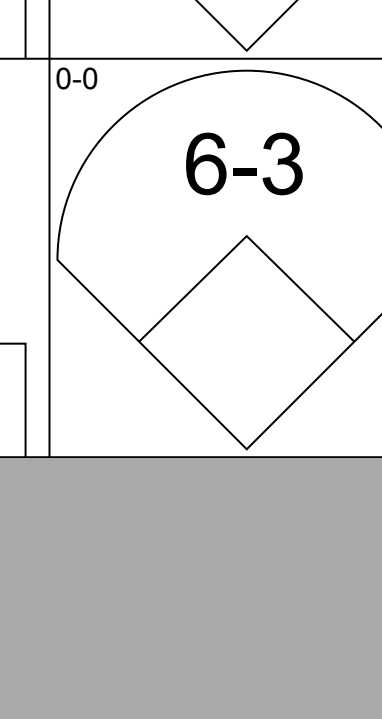
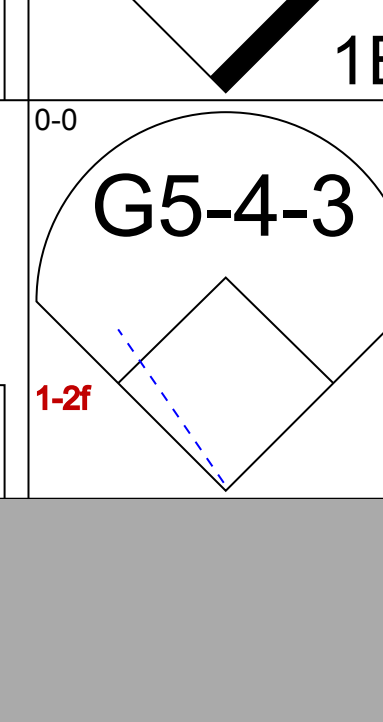
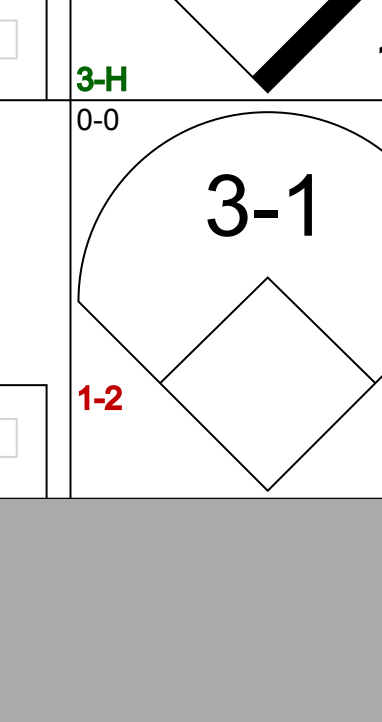
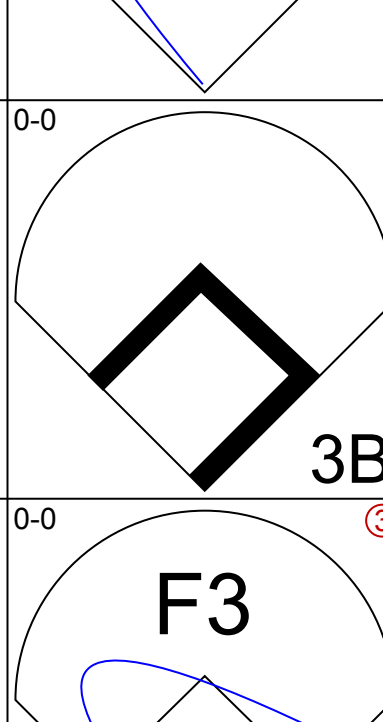

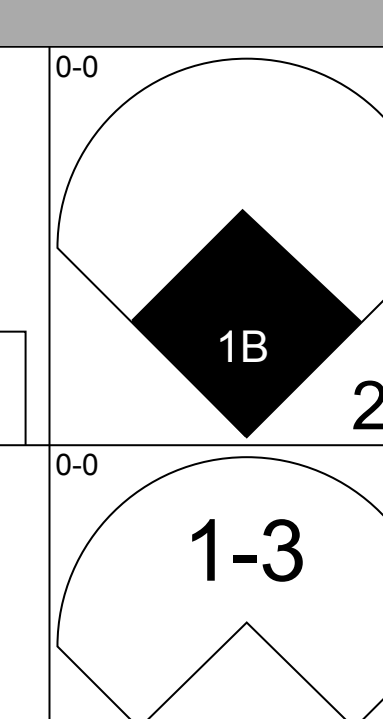
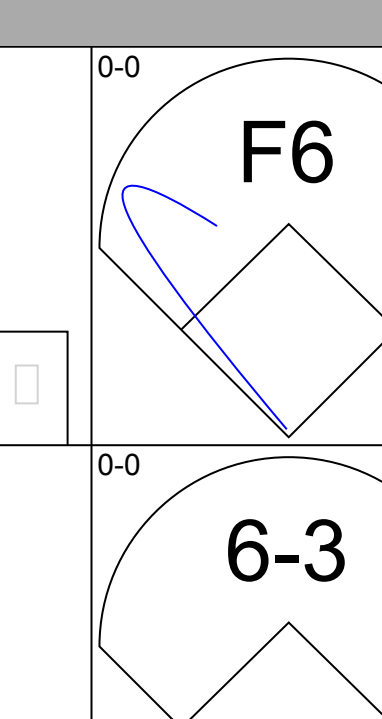
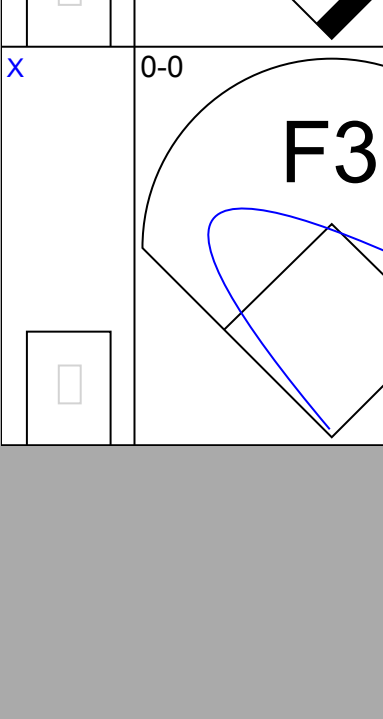

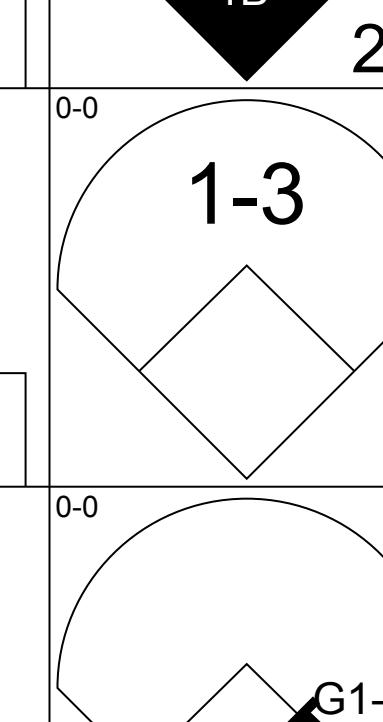
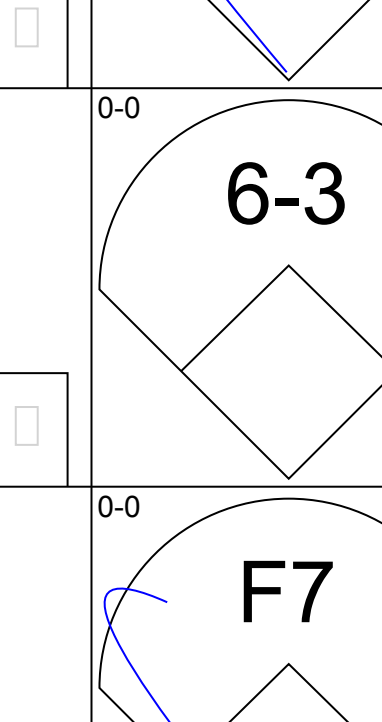

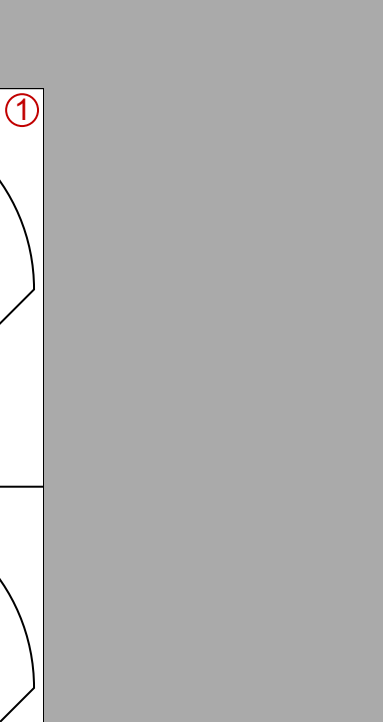
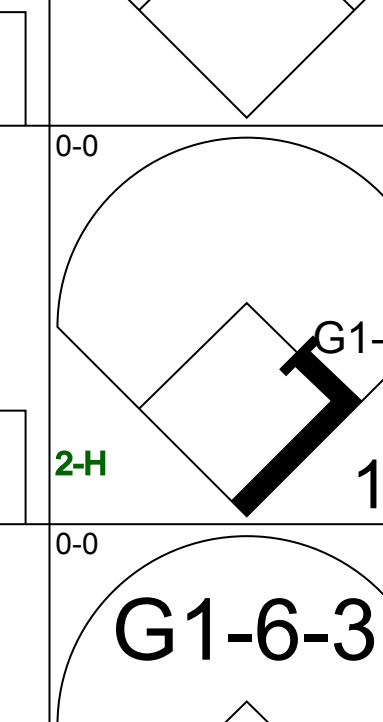
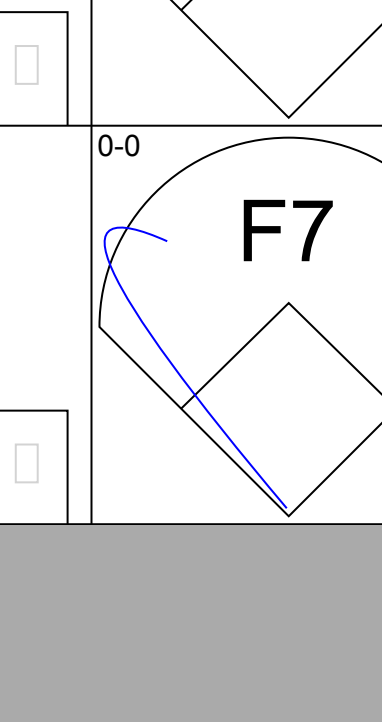


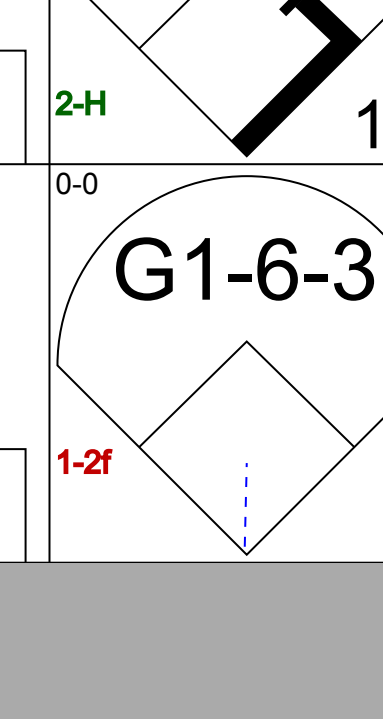


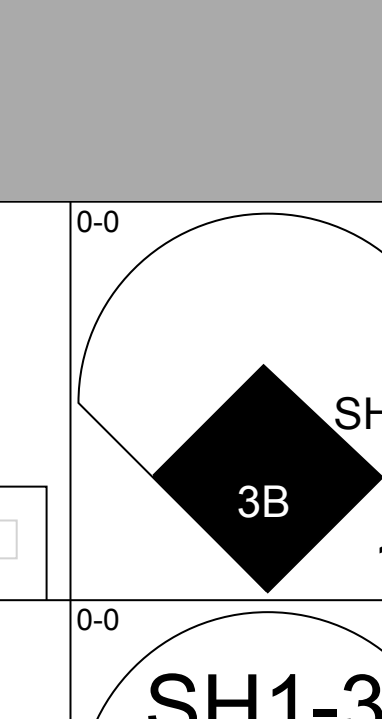


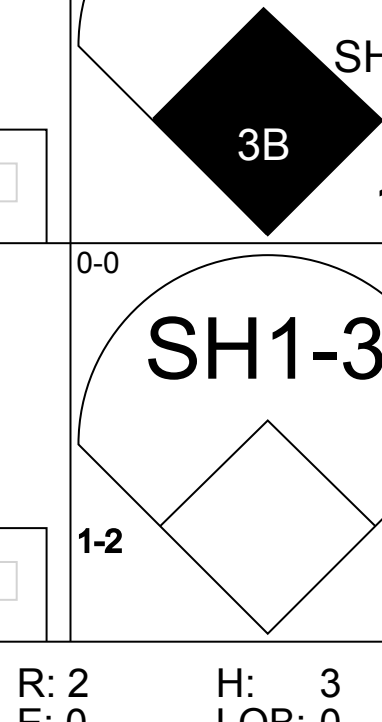

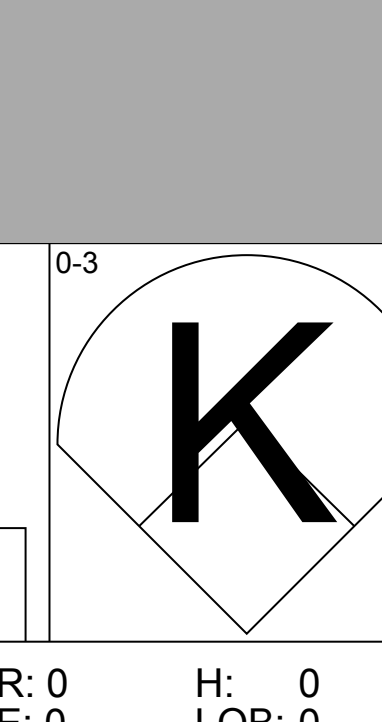
Milwaukee Brewers @ Kansas City Royals
 Royals Stadium, Kansas City, MO
 Fri Aug 29 1986, 8:05 PM EDT
 Att: 25,997 - Unknown

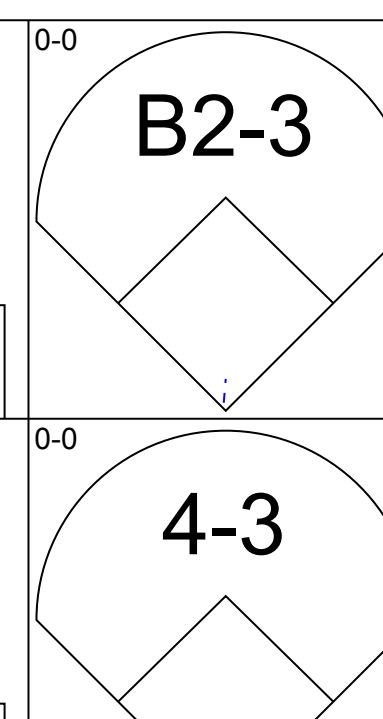
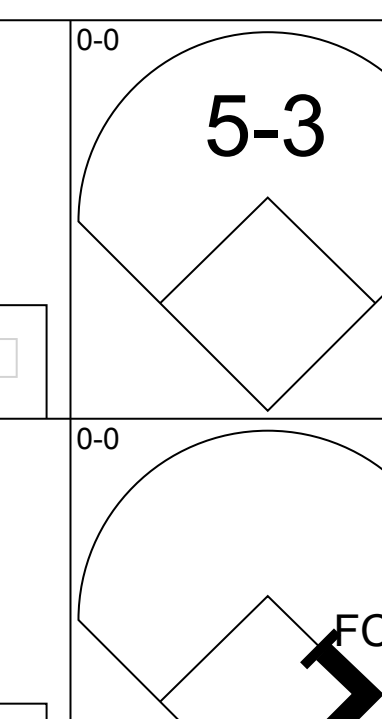
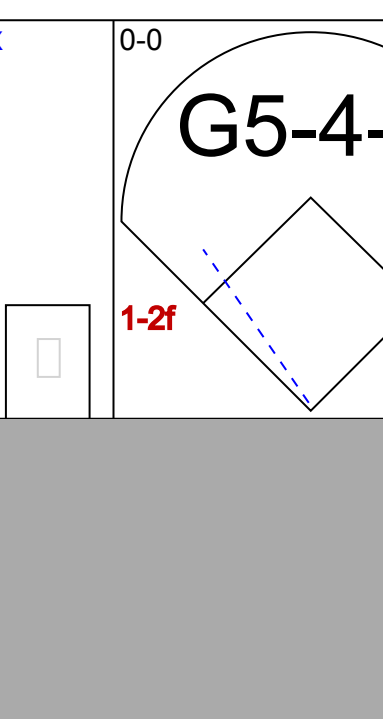

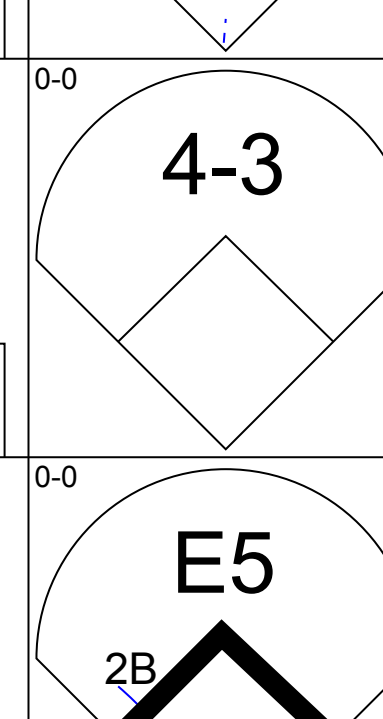
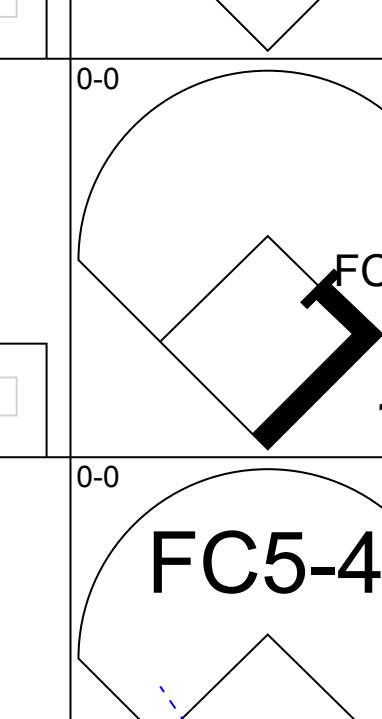


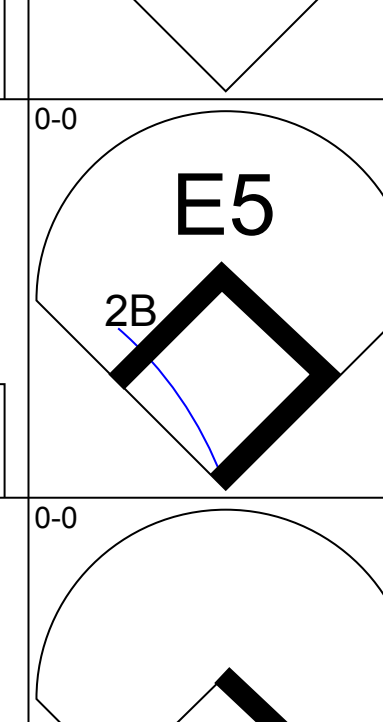
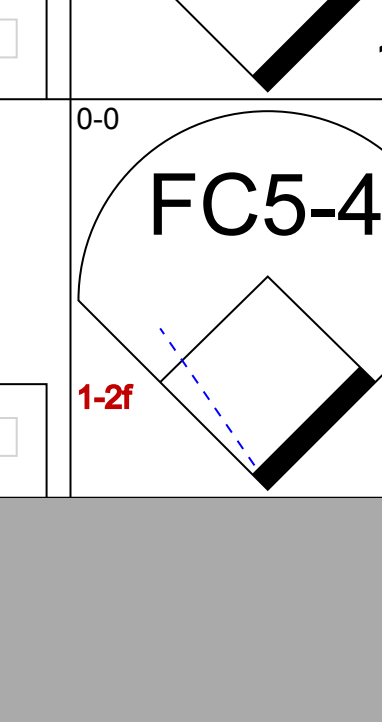


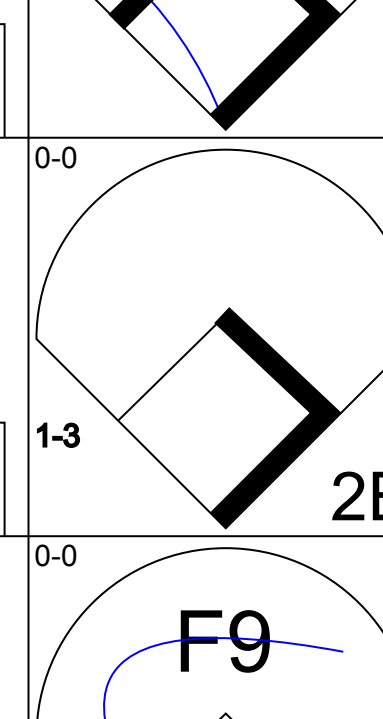



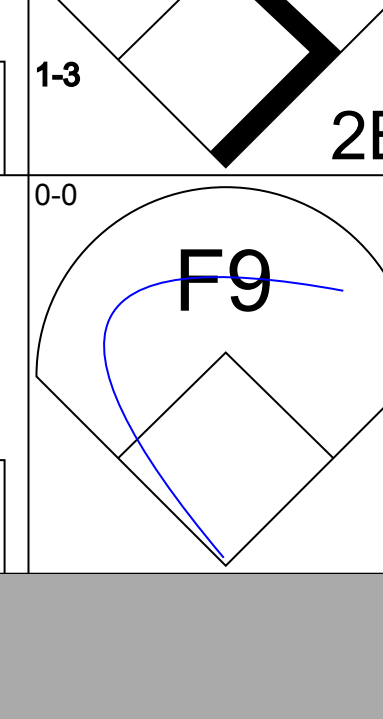



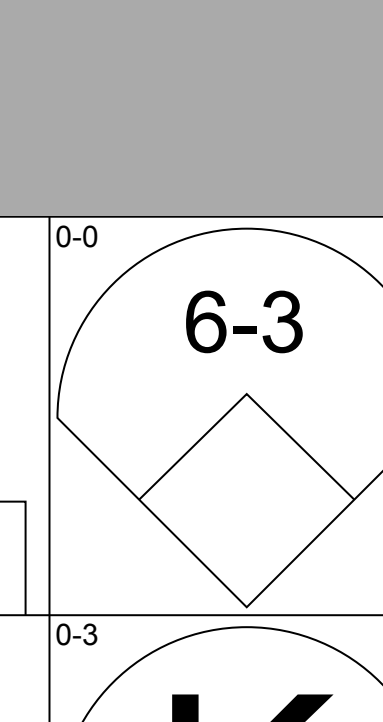
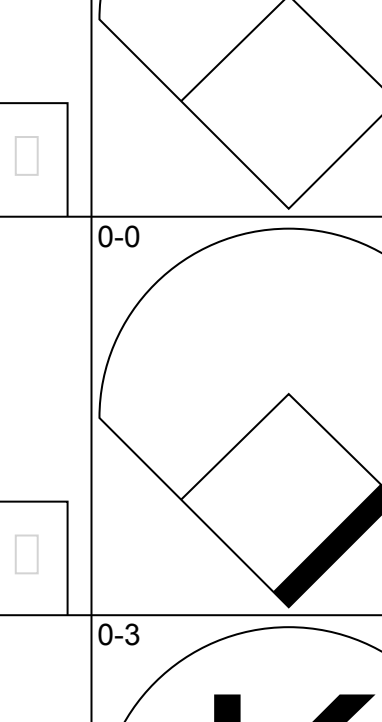
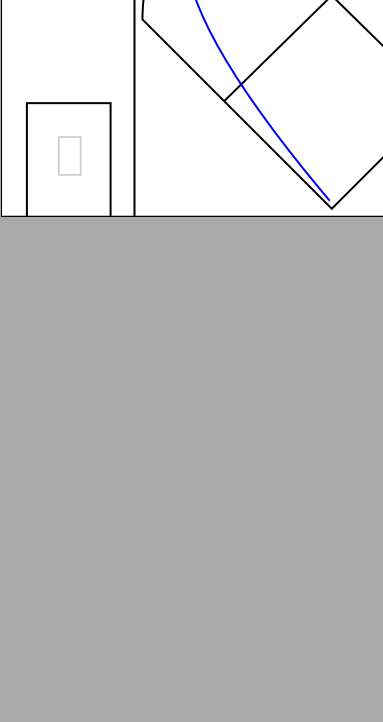
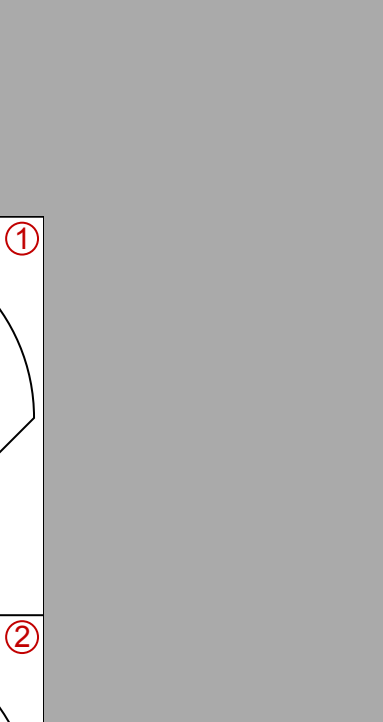
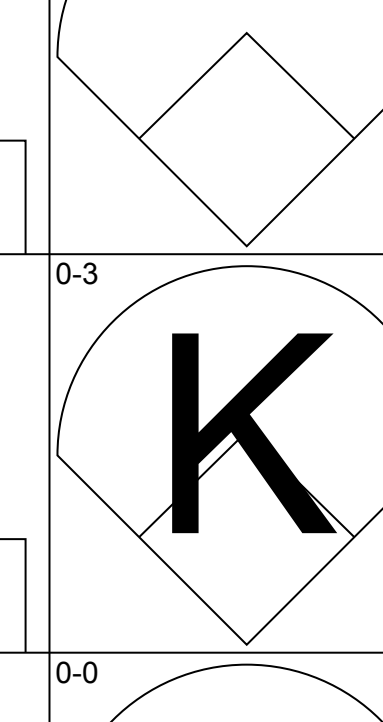
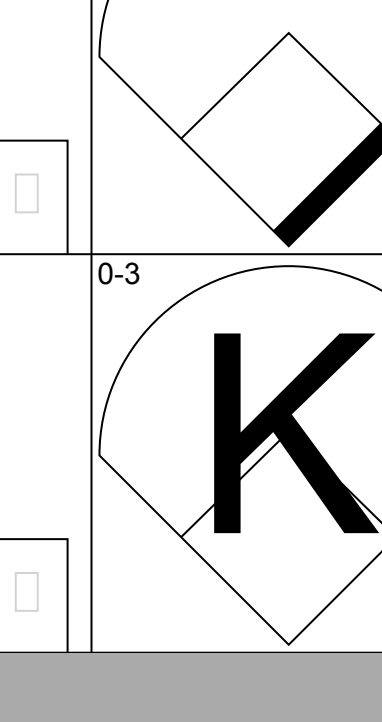

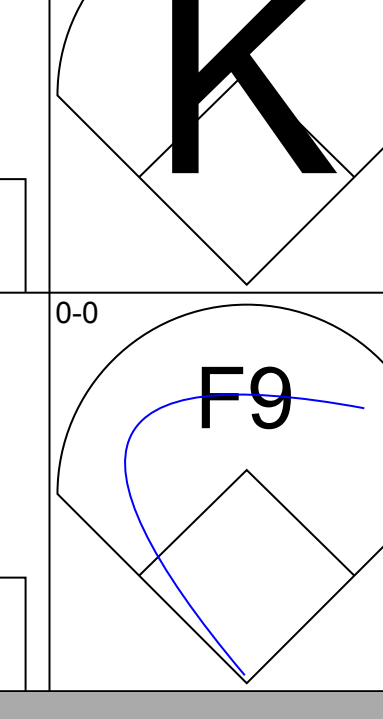
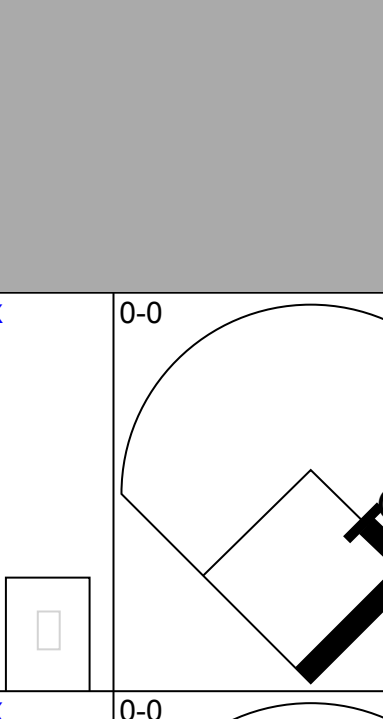
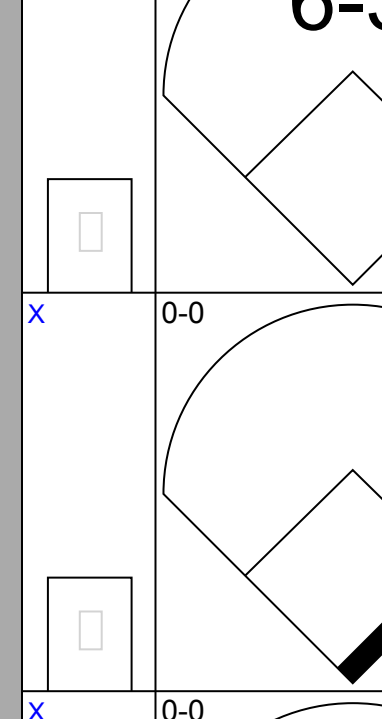
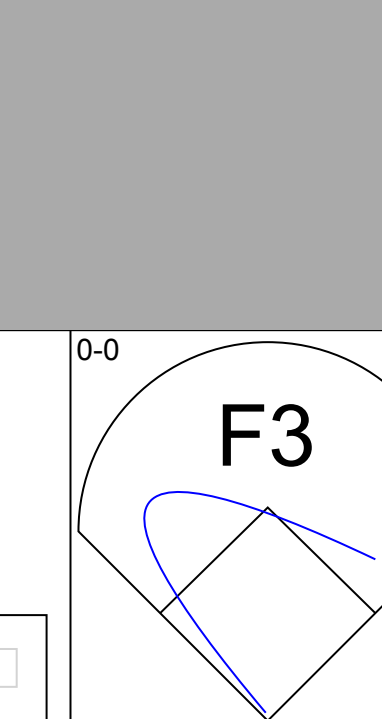
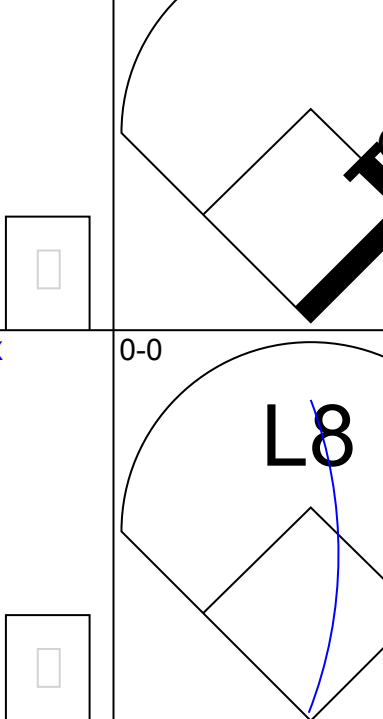
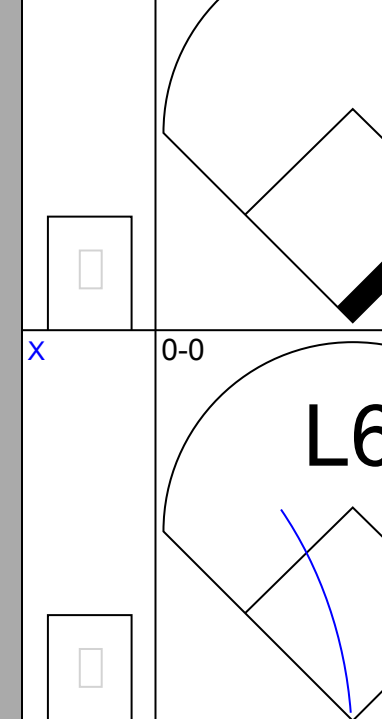
AB	33
R	1
H	6
RBI	1
BB	0
SO	6
LOB	9



Batter	1	2	3	4	5	6	7	8	9	AB	R	H	RBI	BB	SO	LOB	TOP			
Paul Moltzer, R OBP: 0.349, SLG: 0.437	0-0 1B		0-0 6-3		0-0 L9-3			0-0 5-3		4	0	1	0	0	0	1	Milwaukee Brewers @ Kansas City Royals Royals Stadium, Kansas City, MO Sat Aug 30 1986, 8:05 PM EDT Att: 35,739 - Unknown			
Robin Yount, R OBP: 0.397, SLG: 0.427	0-3 K		0-0 2B			0-0 1-3		0-0 F8		4	0	1	0	0	1	1				
Cecil Cooper, L OBP: 0.316, SLG: 0.392	0-0 F7		0-0 G3			4-0 BB			0-0 1B FC5-4 1B	3	1	1	0	1	0	2				
Ben Oglivie, L OBP: 0.347, SLG: 0.401	0-0 4-3			0-0 1-3		0-0 G1-6-3 BB			0-0 F8	4	0	0	0	0	0	3				
Ernest Riles, L OBP: 0.324, SLG: 0.351		0-0 F7		0-3 K			0-0 F8		0-0 FC5-4 1B	4	0	1	0	0	1	0				
Rob Deer, R OBP: 0.334, SLG: 0.519		0-3 K		4-0 BB			0-0 5-3		0-0 FC5-4 1B	3	0	0	1	1	1	1				
Rick Manning, L OBP: 0.340, SLG: 0.464		0-0 1B		0-0 G3			0-0 1B		0-0 FC5-4 1B	4	0	3	0	0	0	1				
Dale Sveum, S OBP: 0.330, SLG: 0.386		0-0 6-3			4-0 L9-3 BB		0-3 K		0-0 FC5-4	3	0	0	0	1	1	4				
Rick Cerone, R OBP: 0.283, SLG: 0.349			0-0 F6		0-0 F8			0-0 F7		3	0	0	0	0	0	1				
Inning Stats	R: 0 E: 0 K: 1 S: 6	H: 1 LOB: 1 BB: 0 P: 6	R: 0 E: 0 K: 1 S: 6	H: 1 LOB: 1 BB: 0 P: 6	R: 0 E: 0 K: 0 S: 4	H: 1 LOB: 1 BB: 0 P: 4	R: 0 E: 0 K: 1 S: 5	H: 0 LOB: 1 BB: 1 P: 9	R: 0 E: 0 K: 0 S: 2	H: 0 LOB: 0 BB: 1 P: 6	R: 0 E: 0 K: 1 S: 6	H: 1 LOB: 1 BB: 0 P: 6	R: 0 E: 0 K: 0 S: 3	H: 0 LOB: 0 BB: 0 P: 3	R: 1 E: 0 K: 0 S: 6	H: 3 LOB: 2 BB: 0 P: 6	1B: 6 2B: 2 3B: 0 HR: 0	SF: 0 SAC: 0 DP: 2 HBP: 0	WP: 0 PB: 1 SB: 1 CS: 0	PA: 35
PITCHER Mark Gubicza, R ERA: 4.15	IP: 9.0 WLS: W BF: 35 H: 7 R: 1 ER: 1 SO: 4 BB: 3 IBB: 0 HBP: 0 BLK: 0 WP: 0 HR: 0 S: 40 P: 52 ERA: 1.00 WHIP: 1.111															PITCHER				

Batter	1	2	3	4	5	6	7	8	9	AB	R	H	RBI	BB	SO	LOB	BOTTOM			
Lonnie Smith, R OBP: 0.345, SLG: 0.368	0-0 BB 1B		0-0 F9		0-0 F9		0-0 6-3	0-0 5-3		5	2	2	0	0	0	2	Milwaukee Brewers @ Kansas City Royals Royals Stadium, Kansas City, MO Sat Aug 30 1986, 8:05 PM EDT Att: 35,739 - Unknown			
Lynn Jones, R OBP: 0.216, SLG: 0.156		1-2 1B								1	0	0	0	0	0	0				
Willie Wilson, S OBP: 0.311, SLG: 0.351	4-0 1B		4-0 1B		4-0 1B		0-0 1B			1	1	0	0	2	1	2				
Darryl Motley, R OBP: 0.233, SLG: 0.346	1-2 1B		1-2 BB		1-2 HBP		2-H 1B			1	1	1	1	0	0	0				
Jorge Orta, L OBP: 0.337, SLG: 0.419	0-0 FC6-4 1B		4-0 1B		0-0 1B		4-0 BB 1B			3	1	3	1	2	0	0				
Steve Balboni, R OBP: 0.288, SLG: 0.454	0-3 K		0-0 2B		0-0 F5		0-3 K			5	1	1	2	0	3	9				
Frank White, R OBP: 0.324, SLG: 0.458	0-0 1B		0-0 2B		4-0 E S HR BB		0-3 K			3	1	2	3	1	1	2				
Greg Pryor, R OBP: 0.195, SLG: 0.210	1-2 FC6-4 1B		1-H 2-H 3-H 2B		0-0 K		1-2 2-H 1B			1	0	1	1	0	0	0				
Mike Kingery, L OBP: 0.270, SLG: 0.357	0-0 FC6-4 1B		0-0 1B		0-0 F5		0-0 G3		4-0 1B	4	0	1	0	1	0	3				
Jim Sundberg, R OBP: 0.304, SLG: 0.290	4-0 1B		0-3 K		0-3 K		0-3 K		0-3 K	4	0	0	0	1	4	5				
Jamie Quirk, L OBP: 0.271, SLG: 0.315	0-0 F7		0-3 K		0-0 HR		0-3 K		0-3 K	5	1	1	2	0	3	3				
Buddy Biancalana, S OBP: 0.336, SLG: 0.330		0-0 PB 1B		0-0 1B		3-H F7		0-3 E4 1B		5	2	2	0	0	1	0				
Inning Stats	R: 2 E: 0 K: 1 S: 8	H: 3 LOB: 3 BB: 2 P: 16	R: 4 E: 0 K: 2 S: 11	H: 5 LOB: 1 BB: 1 P: 15	R: 0 E: 0 K: 2 S: 9	H: 2 LOB: 3 BB: 1 P: 13	R: 2 E: 0 K: 1 S: 6	H: 1 LOB: 0 BB: 1 P: 10	R: 0 E: 0 K: 1 S: 6	H: 1 LOB: 2 BB: 0 P: 7	R: 0 E: 0 K: 2 S: 7	H: 0 LOB: 0 BB: 0 P: 7	R: 2 E: 1 K: 2 S: 10	H: 2 LOB: 3 BB: 2 P: 18	R: 0 E: 0 K: 2 S: 7	H: 0 LOB: 0 BB: 0 P: 7	1B: 12 2B: 1 3B: 0 HR: 1	SF: 0 SAC: 0 DP: 0 HBP: 1	WP: 1 PB: 1 SB: 2 CS: 0	PA: 46
PITCHER Mike Birkbeck, R ERA: 15.75	IP: 1.1 WLS: L BF: 13 H: 6 R: 6 ER: 6 SO: 6 BB: 3 IBB: 0 HBP: 0 BLK: 0 WP: 0 HR: 0 S: 14 P: 26 ERA: 40.50 WHIP: 6.750															PITCHER				
Bryan Clutterback, R ERA: 3.97	4.2	22	6	2	2	7	2	0	1	0	0	1	33	42	3.86	1.714				
Dan Plesac, L ERA: 2.88	7.1	8	2	2	0	2	2	0	0	0	1	0	10	18	0.00	4.000				
Mark Clear, R ERA: 1.34	8.1	3	0	0	0	2	0	0	0	0	0	0	7	7	0.00	0.000				

Batter	1	2	3	4	5	6	7	8	9	AB	R	H	RBI	BB	SO	LOB	TOP					
Daryl Boston, L OBP: 0.385, SLG: 0.528 (1, 8)										4	1	1	1	0	2	0	Chicago White Sox @ Kansas City Royals Royals Stadium, Kansas City, MO Mon Sep 01 1986, 8:05 PM EDT Att: 30,453 - Unknown					
Reid Nichols, R OBP: 0.263, SLG: 0.250 (1, 9)										4	0	2	1	0	0	0						
George Foster, R OBP: 0.282, SLG: 0.415 John Cangelosi, S OBP: 0.357, SLG: 0.313 (6, PR) (6, 7)										3	0	1	0	0	0	2						
Carlton Fisk, R OBP: 0.264, SLG: 0.331 (1, 10)										4	1	2	1	0	0	1						
Tim Lincecum, R OBP: 0.277, SLG: 0.413 (1, 5)											4	0	0	0	0	2						
Russ Morman, R OBP: 0.316, SLG: 0.360 (1, 3)											4	0	2	1	0	1						
Ozzie Guillen, L OBP: 0.263, SLG: 0.309 (1, 6)											3	0	0	0	0	2						
Ron Karkovice, R OBP: 0.275, SLG: 0.432 (1, 2)											3	1	1	0	0	1						
Jack Perconte, L OBP: 0.389, SLG: 0.267 (1, 4)										2	0	0	0	0	1	0						
Inning Stats	R: 0 E: 0 K: 1 S: 5	H: 1 LOB: 0 BB: 0 P: 5	R: 1 E: 0 K: 0 S: 4	H: 2 LOB: 0 BB: 0 P: 4	R: 2 E: 0 K: 0 S: 5	H: 3 LOB: 0 BB: 0 P: 5	R: 0 E: 0 K: 0 S: 3	H: 0 LOB: 0 BB: 0 P: 3	R: 0 E: 0 K: 0 S: 3	H: 0 LOB: 0 BB: 0 P: 3	R: 0 E: 0 K: 0 S: 4	H: 1 LOB: 1 BB: 0 P: 4	R: 0 E: 0 K: 0 S: 4	H: 1 LOB: 1 BB: 0 P: 4	R: 0 E: 0 K: 2 S: 7	H: 0 LOB: 0 BB: 0 P: 7		R: 1 E: 0 K: 0 S: 4	H: 2 LOB: 0 BB: 0 P: 4	1B: 5 2B: 3 3B: 2 HR: 0	SF: 0 SAC: 1 DP: 3 HBP: 0	WP: 0 PB: 0 CS: 1
PITCHER	IP	WLS	BF	H	R	ER	SO	BB	IBB	HBP	BLK	WP	HR	S	P	ERA	WHIP					
Charlie Leibrandt, L ERA: 4.05 Dan Quisenberry, R ERA: 2.43	(1, 1) (8, 1)	8.0 1.0	L 2	31 0	10 0	4 0	3 0	0 0	0 0	0 0	0 0	0 0	0 0	37 2	37 2	4.50 0.00	1.250 0.000					

Batter	1	2	3	4	5	6	7	8	9	AB	R	H	RBI	BB	SO	LOB	BOTTOM				
Lonnie Smith, R OBP: 0.347, SLG: 0.372 (1, 7)										4	0	0	0	0	0	1	Chicago White Sox @ Kansas City Royals Royals Stadium, Kansas City, MO Mon Sep 01 1986, 8:05 PM EDT Att: 30,453 - Unknown				
Willie Wilson, S OBP: 0.314, SLG: 0.356 (1, 8)										4	0	3	0	0	0	0					
Hal McRae, R OBP: 0.300, SLG: 0.379 (1, 10)										4	0	0	0	0	0	3					
Steve Balboni, R OBP: 0.291, SLG: 0.463 (1, 3)											4	0	1	0	0	1					
Frank White, R OBP: 0.319, SLG: 0.451 (1, 4)											4	0	0	0	0	3					
Angel Salazar, R OBP: 0.285, SLG: 0.322 (1, 6)											4	0	1	0	0	0					
Jim Sundberg, R OBP: 0.304, SLG: 0.293 (1, 2)											3	0	0	0	2	1					
Darryl Motley, R OBP: 0.239, SLG: 0.349 (1, 9)											3	0	2	0	0	0					
Greg Pryor, R OBP: 0.188, SLG: 0.202 (1, 5)											3	0	0	0	0	2					
Inning Stats	R: 0 E: 1 K: 0 S: 5	H: 1 LOB: 2 BB: 0 P: 5	R: 0 E: 0 K: 1 S: 5	H: 0 LOB: 0 BB: 0 P: 5	R: 0 E: 0 K: 1 S: 6	H: 1 LOB: 1 BB: 0 P: 6	R: 0 E: 0 K: 0 S: 3	H: 1 LOB: 0 BB: 0 P: 3	R: 0 E: 0 K: 1 S: 6	H: 1 LOB: 1 BB: 0 P: 6	R: 0 E: 0 K: 0 S: 4	H: 1 LOB: 1 BB: 0 P: 4	R: 0 E: 0 K: 0 S: 3	H: 1 LOB: 0 BB: 0 P: 3	R: 0 E: 0 K: 0 S: 3	H: 0 LOB: 0 BB: 0 P: 3		1B: 5 2B: 2 3B: 0 HR: 0	SF: 0 SAC: 0 DP: 2 HBP: 0	WP: 0 PB: 0 CS: 0	PA: 33
PITCHER	IP	WLS	BF	H	R	ER	SO	BB	IBB	HBP	BLK	WP	HR	S	P	ERA	WHIP				
Floyd Bannister, L ERA: 3.66	(1, 1)	9.0	W	33	7	0	0	3	0	0	0	0	0	39	39	0.00	0.778				

Batter	1	2	3	4	5	6	7	8	9	AB	R	H	RBI	BB	SO	LOB	TOP								
Daryl Boston, L (1,8) OBP: 0.372, SLG: 0.509	0-0 1-3			0-0 F7		0-0 F7		0-3 K		4	0	0	0	0	1	0									
Reid Nichols, R (1,7) OBP: 0.263, SLG: 0.242	0-0 4-3			4-0 G6-3 BB		0-3 K		0-0 F2		3	0	0	0	1	1	0									
Russ Morman, R (1,3) OBP: 0.323, SLG: 0.400	0-0 3-1			0-0 G6-3 1-2		0-0 1B		0-0 HR		4	1	2	1	0	0	1									
Carlton Fisk, R (1,10) OBP: 0.264, SLG: 0.330		0-0 5-3			0-0 F5		0-0 1B	0-0 F8		4	0	1	0	0	0	0									
Tim Hulett, R (1,4) OBP: 0.279, SLG: 0.415		0-0 L4			0-0 1B		0-0 F8		4-0 SH3-4 E BB	3	2	1	0	1	0	2									
Dave Cochrane, S (1,5)		0-0 6-3			0-0 5-3			0-0 F8		3	0	0	0	0	0	1									
Ozzie Guillen, L (1,6) OBP: 0.269, SLG: 0.315			0-0 F3 1B		0-0 E 1B			0-0 E5 G5-3 1B		4	0	4	2	0	0	0									
Kenny Williams, R (1,9) OBP: 0.250, SLG: 0.250			0-0 F3 1-2		0-0 E5 1-3 1B			0-0 F8		4	0	1	0	0	0	3									
Ron Karkovice, R (1,2) OBP: 0.256, SLG: 0.400			0-3 K		0-0 F3			0-0 F7		3	0	0	0	0	1	3									
Inning Stats	R: 0 E: 0 K: 0 S: 3	H: 0 LOB: 0 BB: 0 P: 3	R: 0 E: 0 K: 0 S: 3	H: 0 LOB: 0 BB: 0 P: 3	R: 0 E: 0 K: 1 S: 5	H: 1 LOB: 0 BB: 0 P: 5	R: 0 E: 0 K: 0 S: 2	H: 0 LOB: 0 BB: 0 P: 6	R: 1 E: 1 K: 0 S: 6	H: 3 LOB: 2 BB: 0 P: 6	R: 0 E: 0 K: 1 S: 7	H: 2 LOB: 1 BB: 0 P: 7	R: 0 E: 0 K: 0 S: 4	H: 1 LOB: 1 BB: 0 P: 4	R: 1 E: 0 K: 1 S: 6	H: 1 LOB: 0 BB: 0 P: 6	R: 1 E: 1 K: 0 S: 3	H: 1 LOB: 0 BB: 1 P: 7	1B: 7 2B: 1 3B: 0 HR: 1	SF: 0 SAC: 1 DP: 2 HBP: 0	WP: 0 PB: 0 CS: 0	PA: 35			
PITCHER	IP	WLS	BF	H	R	ER	SO	BB	IBB	HBP	BLK	WP	HR	S	P	ERA	WHIP								
Danny Jackson, L (1,1) ERA: 3.75	8.1	L	34	9	3	3	3	2	0	0	0	0	1	38	46	3.24	1.320								
Dan Quisenberry, R (9,1) ERA: 2.41	0.2		1	0	0	0	0	0	0	0	0	0	0	1	1	0.00	0.000								

Chicago White Sox @ Kansas City Royals
 Royals Stadium, Kansas City, MO
 Tue Sep 02 1986, 8:05 PM EDT
 Att: 17,418 - Unknown

livebaseballscorecards.com

AB 32
 R 3
 H 9
 RBI 3
 BB 2
 SO 3
 LOB 10



Batter	1	2	3	4	5	6	7	8	9	AB	R	H	RBI	BB	SO	LOB	BOTTOM								
Lonnie Smith, R (1,7) OBP: 0.351, SLG: 0.378	0-0 S 2B		0-0 CS 1-2 1B			0-0 F9		0-0 1B		4	0	3	0	0	0	0									
Darryl Motley, R (9,7) OBP: 0.239, SLG: 0.349										0	0	0	0	0	0	0									
Willie Wilson, S (1,8) OBP: 0.312, SLG: 0.353	0-0 F7		0-0 F9 2-3			0-3 K			0-3 K	4	0	0	0	0	2	3									
Hal McRae, R (1,10) OBP: 0.296, SLG: 0.375	0-3 K		0-0 6-3 1-2 3-H			0-0 6-3			0-0 FC4-6 1B	3	0	0	0	0	1	3									
Jorge Orta, L (9,PH) OBP: 0.340, SLG: 0.424										1	0	1	0	0	0	0									
Steve Balboni, R (1,3) OBP: 0.291, SLG: 0.461	0-0 F8				0-0 F3			0-0 FC5-4 1B	0-3 K	4	0	1	0	0	1	2									
Frank White, R (1,4) OBP: 0.318, SLG: 0.449		0-0 F9			0-0 F9			0-0 FC5-4 1B	0-0 FC4-6 1-2	4	0	1	0	0	0	1									
Bo Jackson, R (1,9) OBP: 0.333, SLG: 0.333		0-0 1B			0-0 6-3			0-0 FC5-4 1-2 2-3		3	0	1	0	0	0	2									
Angel Salazar, R (1,6) OBP: 0.262, SLG: 0.319		0-3 K			0-0 6-3			0-0 4-3		3	0	0	0	0	1	2									
Jim Sundberg, R (1,2) OBP: 0.302, SLG: 0.291		0-0 6-3				0-0 F9			0-0 6-3	3	0	0	0	0	0	1									
Greg Pryor, R (1,5) OBP: 0.193, SLG: 0.207			0-0 F9 CS 1B			0-0 L6			0-0 5-3	3	0	1	0	0	0	0									
Inning Stats	R: 0 E: 0 K: 1 S: 6	H: 1 LOB: 1 BB: 0 P: 6	R: 0 E: 0 K: 1 S: 6	H: 1 LOB: 0 BB: 0 P: 6	R: 0 E: 0 K: 0 S: 4	H: 2 LOB: 1 BB: 0 P: 4	R: 0 E: 0 K: 0 S: 3	H: 0 LOB: 0 BB: 0 P: 3	R: 0 E: 0 K: 1 S: 5	H: 0 LOB: 0 BB: 0 P: 5	R: 0 E: 0 K: 0 S: 4	H: 2 LOB: 1 BB: 0 P: 4	R: 0 E: 0 K: 0 S: 3	H: 1 LOB: 1 BB: 0 P: 3	R: 0 E: 0 K: 2 S: 8	H: 1 LOB: 1 BB: 0 P: 8	1B: 7 2B: 1 3B: 0 HR: 0	SF: 0 SAC: 0 DP: 1 HBP: 0	WP: 0 PB: 0 CS: 2	PA: 32					
PITCHER	IP	WLS	BF	H	R	ER	SO	BB	IBB	HBP	BLK	WP	HR	S	P	ERA	WHIP								
Steve Carlton, L (1,1) ERA: 5.56	8.0	W	28	7	0	0	3	0	0	0	0	0	0	34	34	0.00	0.875								
Bobby Thigpen, R (9,1) ERA: 0.69	1.0	S	4	1	0	0	2	0	0	0	0	0	0	8	8	0.00	1.000								

Chicago White Sox @ Kansas City Royals
 Royals Stadium, Kansas City, MO
 Tue Sep 02 1986, 8:05 PM EDT
 Att: 17,418 - Unknown

livebaseballscorecards.com

AB 32
 R 0
 H 8
 RBI 0
 BB 0
 SO 5
 LOB 14



Batter	1	2	3	4	5	6	7	8	9	10	AB	R	H	RBI	BB	SO	LOB							
Daryl Boston, L OBP: 0.365, SLG: 0.496 (1, 8)	0-0 6-3		0-0 3-1		0-0 2H 1B			0-3 K		0-0 3-1	5	0	1	1	0	1	2							
Steve Lyons, L OBP: 0.292, SLG: 0.323 (1, 7)	0-0 FC4-6 1B		0-0 4-3			0-0 G1-5-3			0-0 F9		4	0	1	0	0	0	0							
Jerry Hairston, S OBP: 0.356, SLG: 0.411 (10, 3)											0	0	0	0	0	0	0							
Harold Baines, L OBP: 0.340, SLG: 0.473 (1, 10)	0-0 FC4-6 1-2			0-0 L3		0-0 F8			0-0 6-3		4	0	0	0	0	0	1							
Ron Hassey, L OBP: 0.327, SLG: 0.479 (1, 2)	0-3 K			0-0 4-3		0-0 4-3			0-0 1B		4	0	1	0	0	1	1							
Tim Hulett, R OBP: 0.261, SLG: 0.414 (1, 4)		4-0 1B 1B BB		0-0 WP 1B		0-0 F7			0-0 4-3		3	0	1	0	1	0	1							
Russ Norman, R OBP: 0.230, SLG: 0.404 (1, 3)		0-0 1B		0-3 K		0-0 F4				0-0 SH1-3 1B	4	0	2	0	0	1	1							
John Cangelosi, S OBP: 0.357, SLG: 0.313 (10, PR)	0-0 1-2 1B			0-0 K		0-0 F7					0	0	0	0	0	0	0							
Ozzie Guillen, L OBP: 0.270, SLG: 0.315 (1, 6)	0-0 1-2 2-3 1B			0-0 G4-6-3 1B		0-0 4-3			0-0 4-3		3	0	1	0	0	0	0							
Dave Cochrane, S OBP: 0.286, SLG: 0.333 (1, 5)	0-0 1-2 G4-6-3			0-0 1B 2B		0-0 4-3			0-0 4-3		3	1	1	0	1	0	2							
Kenny Williams, R OBP: 0.125, SLG: 0.125 (1, 9)				0-0 F7		0-0 6-3			0-0 F7		4	0	0	0	0	1	3							
Inning Stats	R: 0 E: 0 K: 1 S: 6	H: 1 LOB: 1 BB: 0 P: 6	R: 0 E: 0 K: 0 S: 3	H: 2 LOB: 1 BB: 1 P: 7	R: 0 E: 0 K: 0 S: 3	H: 0 LOB: 0 BB: 0 P: 3	R: 0 E: 0 K: 1 S: 6	H: 1 LOB: 1 BB: 0 P: 6	R: 1 E: 0 K: 0 S: 4	H: 2 LOB: 1 BB: 0 P: 4	R: 0 E: 0 K: 0 S: 3	H: 0 LOB: 0 BB: 0 P: 3	R: 0 E: 0 K: 0 S: 3	H: 0 LOB: 0 BB: 0 P: 3	R: 0 E: 0 K: 1 S: 5	H: 0 LOB: 0 BB: 0 P: 5	R: 0 E: 0 K: 0 S: 4	H: 1 LOB: 1 BB: 0 P: 4	R: 0 E: 0 K: 1 S: 6	H: 1 LOB: 2 BB: 1 P: 10	1B: 7 2B: 1 3B: 0 HR: 0	SF: 0 SAC: 1 DP: 1 HBP: 0	WP: 1 PB: 0 SB: 0 CS: 0	PA: 37
PITCHER	IP	WLS	BF	H	R	ER	SO	BB	IBB	HBP	BLK	WP	HR	S	P	ERA	WHIP							
Dennis Leonard, R ERA: 4.02	(1, 1)	7.0	25	6	1	1	2	1	0	0	0	1	0	28	32	1.29	1.000							
Bud Black, L ERA: 3.42	(8, 1)	3.0	12	2	0	0	2	0	1	0	0	0	0	15	19	0.00	0.667							

TOP

Chicago White Sox @ Kansas City Royals
Royals Stadium, Kansas City, MO
Wed Sep 03 1986, 8:05 PM EDT
Att: 18,022 - Unknown

AB	34
R	1
H	8
RBI	1
BB	2
SO	4
LOB	11




Batter	1	2	3	4	5	6	7	8	9	10	AB	R	H	RBI	BB	SO	LOB							
Mike Kingery, L OBP: 0.291, SLG: 0.362 (1, 8)	0-0 G3		0-0 4-3			0-0 S 1B		0-0 G4-6-3 1-2		4-0 1B BB	4	0	1	0	0	0	3							
Terry Bell, R (9, 2)											0	0	0	0	1	0	0							
Kevin Seltzer, R OBP: 0.400, SLG: 0.400 (1, 7)	0-0 L9			0-0 F8		0-0 L9			0-0 2B 1B	0-0 1-2 1B	5	1	2	1	0	0	1							
Jorge Orta, L OBP: 0.330, SLG: 0.420 (1, 10)	0-0 G3			0-0 L9		0-0 F8 1-2			0-0 F8		3	0	0	0	0	0	1							
Hal McRae, P OBP: 0.295, SLG: 0.373 (9, PH)											1	0	0	0	0	0	1							
Steve Balboni, R OBP: 0.291, SLG: 0.461 (1, 3)		0-3 K		0-0 F7		0-0 F6			0-0 2B		4	0	1	1	0	1	0							
Lynn Jones, R OBP: 0.216, SLG: 0.156 (9, PR)									0-0 1H 2B		0	0	0	0	0	0	0							
Jamie Quirk, L OBP: 0.270, SLG: 0.307 (1, 5)	0-0 4-3			0-0 6-3		0-0 G3			0-0 IBB		3	0	0	0	1	0	0							
Bo Jackson, R OBP: 0.143, SLG: 0.143 (1, 9)	0-3 K			0-3 K		0-0 6-3			0-3 K		4	0	0	0	0	3	2							
Rondin Johnson, S OBP: 0.667, SLG: 0.667 (1, 4)			0-0 3-1		0-0 1B			0-0 4-3 1B		0-0 5-3	3	0	2	0	0	0	0							
Frank White, R OBP: 0.317, SLG: 0.448 (9, PH)											1	0	0	0	0	0	2							
Jim Sundberg, R OBP: 0.303, SLG: 0.290 (1, 2)		4-0 BB BB		0-0 G3 BB		0-0 K		0-0 4-3 1B		0-0 1B	1	0	0	0	1	1	1							
Willie Wilson, S OBP: 0.313, SLG: 0.354 (8, PH)											2	1	1	0	0	0	1							
Buddy Biancalana, S OBP: 0.331, SLG: 0.324 (1, 6)			0-0 G3		0-0 4-3			0-0 4-3		0-0 SH1-3 1B	1	0	0	0	0	0	1							
Rudy Law, P OBP: 0.332, SLG: 0.393 (6, PH)											1	0	0	0	0	0	0							
Angel Salazar, R OBP: 0.292, SLG: 0.319 (7, 6)			0-0 G3								0	0	0	0	0	0	0							
Lonnie Smith, R OBP: 0.382, SLG: 0.379 (6, PH)											1	0	1	0	0	0	0							
Greg Fryor, R OBP: 0.193, SLG: 0.207 (9, 6)			0-0 1-2					0-0 G4-6-3 1B			0	0	0	0	0	0	0							
Inning Stats	R: 0 E: 0 K: 0 S: 3	H: 0 LOB: 0 BB: 0 P: 3	R: 0 E: 0 K: 2 S: 7	H: 0 LOB: 0 BB: 0 P: 7	R: 0 E: 0 K: 0 S: 3	H: 0 LOB: 1 BB: 1 P: 7	R: 0 E: 0 K: 0 S: 3	H: 0 LOB: 0 BB: 0 P: 3	R: 0 E: 0 K: 2 S: 8	H: 1 LOB: 1 BB: 0 P: 8	R: 0 E: 0 K: 0 S: 4	H: 0 LOB: 0 BB: 0 P: 3	R: 0 E: 0 K: 0 S: 4	H: 2 LOB: 1 BB: 0 P: 4	R: 1 E: 0 K: 1 S: 7	H: 2 LOB: 2 BB: 1 P: 11	R: 1 E: 0 K: 0 S: 3	H: 2 LOB: 2 BB: 1 P: 7	1B: 7 2B: 1 3B: 0 HR: 0	SF: 0 SAC: 1 DP: 1 HBP: 0	WP: 0 PB: 0 SB: 2 CS: 0	PA: 38		
PITCHER	IP	WLS	BF	H	R	ER	SO	BB	IBB	HBP	BLK	WP	HR	S	P	ERA	WHIP							
Joe Cowley, R ERA: 4.56	(1, 1)	8.0	29	5	1	1	4	1	0	0	0	0	0	36	40	1.12	0.750							
Ray Searage, L ERA: 3.67	(9, 1)	0.1	1	0	0	0	0	0	0	0	0	0	0	1	1	0.00	0.000							
Gene Nelson, R ERA: 4.18	(9, 1)	1.0	8	3	1	1	1	1	1	0	0	0	0	8	16	9.00	4.000							

BOTTOM

Chicago White Sox @ Kansas City Royals
Royals Stadium, Kansas City, MO
Wed Sep 03 1986, 8:05 PM EDT
Att: 18,022 - Unknown


AB	34
R	2
H	8
RBI	2
BB	3
SO	5
LOB	13



Batter	1	2	3	4	5	6	7	8	9	AB	R	H	RBI	BB	SO	LOB	TOP			
Daryl Boston, L (1, 8) OBP: 0.362, SLG: 0.483										3	0	0	0	1	1	4				
Tim Hulett, R (1, 4) OBP: 0.281, SLG: 0.412										4	0	1	0	0	0	3				
Harold Baines, L (1, 9) OBP: 0.339, SLG: 0.473										4	0	1	0	0	1	1				
Ron Hassey, L (1, 10) OBP: 0.389, SLG: 0.475										2	0	0	0	2	0	0				
Carlton Fisk, R (1, 7) OBP: 0.262, SLG: 0.327										4	0	0	0	0	2	3				
Dave Cochrane, S (1, 5) OBP: 0.364, SLG: 0.250										2	0	0	0	2	1	2				
Ozzie Guillen, L (1, 6) OBP: 0.270, SLG: 0.315										3	0	1	0	0	1	1	AB 27			
Russ Morman, R (1, 3) OBP: 0.336, SLG: 0.396										2	0	0	0	2	1	1	R 0			
Ron Karkovics, R (1, 2) OBP: 0.267, SLG: 0.390										1	0	0	0	1	1	2	H 3			
Jerry Hairston, S (7, PH) OBP: 0.354, SLG: 0.408										1	0	0	0	0	0	2	RBI 0			
Steve Lyons, L (7, 7) OBP: 0.290, SLG: 0.321										1	0	0	0	0	1	0	BB 8			
										1	0	0	0	0	1	0	SO 9			
										1	0	0	0	0	1	0	LOB 19			
Inning Stats	R: 0 E: 0 K: 1 S: 5	H: 1 LOB: 0 BB: 0 P: 5	R: 0 E: 0 K: 0 S: 3	H: 0 LOB: 0 BB: 0 P: 3	R: 0 E: 0 K: 1 S: 5	H: 1 LOB: 1 BB: 1 P: 9	R: 0 E: 0 K: 0 S: 3	H: 0 LOB: 1 BB: 1 P: 7	R: 0 E: 0 K: 2 S: 7	H: 0 LOB: 3 BB: 3 P: 19	R: 0 E: 0 K: 0 S: 3	H: 0 LOB: 2 BB: 2 P: 11	R: 0 E: 0 K: 2 S: 8	H: 1 LOB: 2 BB: 1 P: 12	R: 0 E: 0 K: 1 S: 5	H: 0 LOB: 0 BB: 0 P: 5	1B: 2 2B: 1 3B: 0 HR: 0	SF: 0 SAC: 1 DP: 2 HBP: 0	WP: 2 PB: 0 CS: 0	PA: 36
PITCHER	IP WLS BF H R ER SO BB IBB HBP BLK WP HR S P ERA WHIP																			
Mark Gubicza, R (1, 1) ERA: 3.94	7.1		31	3	0	0	6	7	1	0	0	0	2	0	35	67	0.00	1.364		
Steve Farr, R (8, 1) ERA: 2.55	1.2	W	5	0	0	0	3	0	0	0	0	0	0	0	11	11	0.00	0.000		

Chicago White Sox @ Kansas City Royals
Royals Stadium, Kansas City, MO
Thu Sep 04 1986, 8:05 PM EDT
Att: 21,348 - Unknown


AB 27
R 0
H 3
RBI 0
BB 8
SO 9
LOB 19



Batter	1	2	3	4	5	6	7	8	9	AB	R	H	RBI	BB	SO	LOB	BOTTOM			
Lonnie Smith, R (1, 7) OBP: 0.351, SLG: 0.378										4	0	1	1	0	1	1				
Jim Sundberg, R (9, 2) OBP: 0.303, SLG: 0.290										0	0	0	0	0	0	0				
Willie Wilson, S (1, 8) OBP: 0.312, SLG: 0.352										3	0	0	0	1	1	4				
Jorge Orta, L (1, 10) OBP: 0.333, SLG: 0.416										3	0	0	0	0	1	2				
Hal McRae, R (6, PH) OBP: 0.298, SLG: 0.373										0	0	0	0	0	0	0				
Steve Balboni, R (1, 3) OBP: 0.288, SLG: 0.458										4	0	0	0	0	3	3				
Frank White, R (1, 4) OBP: 0.315, SLG: 0.444										4	0	0	0	0	1	3				
Mike Kingery, L (1, 9) OBP: 0.287, SLG: 0.368										3	0	2	0	0	0	0				
Jamie Quirk, L (1, 2) OBP: 0.271, SLG: 0.302										2	0	0	0	1	1	1	AB 28			
Greg Pryor, R (1, 5) OBP: 0.189, SLG: 0.202										2	0	0	0	0	0	2	R 1			
Kevin Seitzer, R (8, PH) OBP: 0.500, SLG: 0.500										1	1	1	0	0	0	0	H 5			
Buddy Biancalana, S (1, 6) OBP: 0.333, SLG: 0.327										2	0	1	0	0	1	0	RBI 1			
Rudy Law, L (8, PH) OBP: 0.332, SLG: 0.393										0	0	0	0	0	0	0	BB 2			
Angel Salazar, R (8, PR) OBP: 0.282, SLG: 0.319										0	0	0	0	0	0	0	SO 9			
										0	0	0	0	0	0	0	LOB 16			
Inning Stats	R: 0 E: 0 K: 0 S: 2	H: 0 LOB: 0 BB: 1 P: 6	R: 0 E: 0 K: 2 S: 8	H: 1 LOB: 2 BB: 1 P: 12	R: 0 E: 0 K: 1 S: 6	H: 1 LOB: 1 BB: 0 P: 6	R: 0 E: 0 K: 0 S: 3	H: 0 LOB: 0 BB: 0 P: 3	R: 0 E: 0 K: 1 S: 5	H: 0 LOB: 0 BB: 0 P: 5	R: 0 E: 0 K: 1 S: 5	H: 0 LOB: 0 BB: 0 P: 5	R: 0 E: 0 K: 2 S: 8	H: 1 LOB: 1 BB: 0 P: 8	R: 1 E: 1 K: 2 S: 10	H: 2 LOB: 3 BB: 0 P: 11	1B: 5 2B: 1 3B: 0 HR: 0	SF: 0 SAC: 1 DP: 1 HBP: 1	WP: 0 PB: 0 CS: 0	PA: 32
PITCHER	IP WLS BF H R ER SO BB IBB HBP BLK WP HR S P ERA WHIP																			
Jose DeLeon, R (1, 1) ERA: 4.06	6.0		21	2	0	0	5	2	0	0	0	0	0	0	29	37	0.00	0.667		
Bill Dawley, R (7, 1) ERA: 3.29	1.0	L	7	3	1	0	2	0	0	0	0	0	0	0	11	11	0.00	3.000		
Ray Searage, L (8, 1) ERA: 3.61	0.1		1	0	0	0	1	0	0	0	0	0	0	3	3	0.00	0.000			
Bobby Thigpen, R (8, 1) ERA: 0.86	0.2		3	0	0	0	1	0	0	0	0	0	0	4	5	0.00	0.000			

Chicago White Sox @ Kansas City Royals
Royals Stadium, Kansas City, MO
Thu Sep 04 1986, 8:05 PM EDT
Att: 21,348 - Unknown

AB 28
R 1
H 5
RBI 1
BB 2
SO 9
LOB 16



Batter	1	2	3	4	5	6	7	8	9	AB	R	H	RBI	BB	SO	LOB	TOP								
Lonnie Smith, R OBP: 0.352, SLG: 0.386 (1, 7)	K			F8		HR		E9 4-3 WP 1B		4	2	2	2	0	1	0	Kansas City Royals @ Texas Rangers Arlington Stadium, Arlington, TX Fri Sep 05 1986, 8:05 PM EDT Att: 12,323 - Unknown								
Willie Wilson, S OBP: 0.310, SLG: 0.349 (1, 8)	F5			G3		F7		4-3		4	0	0	0	0	0	1									
Kevin Seitzer, R OBP: 0.300, SLG: 0.300 (1, 5)	5-3			K		F8		F8		4	0	0	0	0	1	0									
Jorge Orta, L OBP: 0.329, SLG: 0.410 (1, 10)						F8		F6		4	0	0	0	0	0	0									
Frank White, R OBP: 0.316, SLG: 0.447 (1, 4)						6-3				4	2	2	0	0	0	0									
Steve Balboni, R OBP: 0.290, SLG: 0.463 (1, 3)										3	1	1	2	1	2	1									
Mike Kingery, L OBP: 0.286, SLG: 0.365 (1, 9)										4	0	1	1	0	0	0									
Jamie Quirk, L OBP: 0.264, SLG: 0.294 (1, 2)										4	0	0	0	0	2	2									
Buddy Biancalana, S OBP: 0.336, SLG: 0.330 Rudy Law, L (8, PH) OBP: 0.331, SLG: 0.391 Angel Salazar, R OBP: 0.262, SLG: 0.319 (8, 6)										2	1	1	0	0	0	0									
										1	0	0	0	0	0	0									
										0	0	0	0	0	0	0									
Inning Stats	R: 0 E: 0 K: 1 S: 5	H: 0 LOB: 0 BB: 0 P: 5	R: 0 E: 0 K: 1 S: 5	H: 0 LOB: 0 BB: 0 P: 5	R: 0 E: 0 K: 1 S: 5	H: 0 LOB: 0 BB: 0 P: 5	R: 0 E: 0 K: 1 S: 5	H: 0 LOB: 0 BB: 0 P: 5	R: 0 E: 0 K: 1 S: 6	H: 1 LOB: 2 BB: 1 P: 10	R: 2 E: 0 K: 0 S: 5	H: 2 LOB: 0 BB: 0 P: 5	R: 1 E: 0 K: 1 S: 6	H: 1 LOB: 0 BB: 0 P: 6	R: 1 E: 1 K: 0 S: 4	H: 1 LOB: 0 BB: 0 P: 4	R: 2 E: 0 K: 0 S: 5	H: 2 LOB: 0 BB: 0 P: 5	1B: 4 2B: 1 3B: 0 HR: 2	SF: 0 SAC: 0 DP: 0 HBP: 0	WP: 2 PB: 2 SB: 0 CS: 0	PA: 35			
PITCHER	IP	WLS	BF	H	R	ER	SO	BB	IBB	HBP	BLK	WP	HR	S	P	ERA	WHIP								
Bobby Witt, R ERA: 5.9 (1, 1)	6.0	W	23	4	3	3	5	1	0	0	0	0	1	32	36	4.50	0.833								
Jeff Russell, R ERA: 3.75 (7, 1)	2.0		7	1	1	0	1	0	0	0	0	2	0	9	9	0.00	0.500								
Greg Harris, R ERA: 2.9 (9, 1)	1.0	S	5	2	2	2	0	0	0	0	0	0	1	5	5	18.00	2.000								


Batter	1	2	3	4	5	6	7	8	9	AB	R	H	RBI	BB	SO	LOB	BOTTOM								
Oddibe McDowell, L OBP: 0.342, SLG: 0.446 (1, 8)	4-3									4	1	1	0	0	0	0	Kansas City Royals @ Texas Rangers Arlington Stadium, Arlington, TX Fri Sep 05 1986, 8:05 PM EDT Att: 12,323 - Unknown								
Scott Fletcher, R OBP: 0.369, SLG: 0.416 (1, 6)										3	1	1	0	0	0	0									
Pete O'Brien, L OBP: 0.375, SLG: 0.475 (1, 3)										2	1	1	0	2	0	0									
Larry Parrish, R OBP: 0.347, SLG: 0.528 (1, 10)										4	0	1	1	0	2	4									
Ruben Sierra, S OBP: 0.299, SLG: 0.462 (1, 7)										4	1	1	2	0	0	2									
Pete Incaviglia, R OBP: 0.321, SLG: 0.442 Bob Brower, R (9, 9)										3	1	2	0	1	0	2									
										0	0	0	0	0	0	0									
Darrell Porter, L OBP: 0.331, SLG: 0.513 (1, 2)										4	1	2	4	0	1	1									
Steve Buechele, R OBP: 0.312, SLG: 0.409 (1, 5)										4	0	0	0	0	2	3									
Toby Harrah, R OBP: 0.328, SLG: 0.387 (1, 4)										4	1	1	0	0	1	1									
Inning Stats	R: 1 E: 0 K: 0 S: 5	H: 2 LOB: 2 BB: 1 P: 9	R: 0 E: 0 K: 1 S: 5	H: 0 LOB: 0 BB: 0 P: 5	R: 0 E: 0 K: 0 S: 3	H: 0 LOB: 0 BB: 0 P: 3	R: 0 E: 0 K: 1 S: 7	H: 2 LOB: 2 BB: 0 P: 7	R: 6 E: 0 K: 1 S: 9	H: 4 LOB: 0 BB: 2 P: 17	R: 0 E: 0 K: 1 S: 5	H: 0 LOB: 0 BB: 0 P: 5	R: 0 E: 0 K: 1 S: 5	H: 1 LOB: 0 BB: 0 P: 5	R: 0 E: 0 K: 1 S: 6	H: 1 LOB: 1 BB: 0 P: 6	1B: 8 2B: 2 3B: 0 HR: 1	SF: 0 SAC: 1 DP: 1 HBP: 0	WP: 0 PB: 0 SB: 0 CS: 1	PA: 36					
PITCHER	IP	WLS	BF	H	R	ER	SO	BB	IBB	HBP	BLK	WP	HR	S	P	ERA	WHIP								
Scott Bankhead, R ERA: 4.36 (1, 1)	4.2	L	23	7	5	5	3	1	0	0	0	0	1	27	35	9.64	1.714								
David Cone, R ERA: 6.97 (5, 1)	3.1		13	3	2	2	3	1	0	0	0	0	1	18	22	5.40	1.200								


AB	34
R	6
H	7
RBI	5
BB	1
SO	6
LOB	4



AB	32
R	7
H	10
RBI	7
BB	3
SO	6
LOB	13



Batter	1	2	3	4	5	6	7	8	9	AB	R	H	RBI	BB	SO	LOB	TOP								
Lonnie Smith, R OBP: 0.351, SLG: 0.384 (1, 7)	0-3 K	0-3 K		0-0 1-3 3-H 1B			0-0 2-3		0-0 G6-4-3	5	0	1	1	0	2	2	Kansas City Royals @ Texas Rangers Arlington Stadium, Arlington, TX Sat Sep 06 1986, 8:05 PM EDT Att: 23,059 - Unknown AB 32 R 4 H 6 RBI 4 BB 5 SO 6 LOB 16 								
Willie Wilson, S OBP: 0.310, SLG: 0.349 (1, 8)	0-0 4-3		0-0 F7	0-3 K			0-0 1B			4	0	1	0	0	1	2									
Rudy Law, L OBP: 0.333, SLG: 0.390 (1, 9)	0-3 K		0-0 G3 1B		4-0 CS BB		0-0 F8			3	0	1	0	1	1	1									
Steve Balboni, R OBP: 0.290, SLG: 0.460 (1, 3)		4-0 WP HR BB	0-0 G3		0-0 4-3		0-0 4-3			3	1	0	0	1	0	3									
Frank White, R OBP: 0.316, SLG: 0.444 (1, 4)		4-0 HR BB	0-0 F8		0-0 6-3			0-0 F6		3	1	0	0	1	0	1									
Jamie Quirk, L OBP: 0.270, SLG: 0.320 (1, 2)		0-0 HR		0-0 E WP 1B		0-0 4-3		0-3 K		4	2	2	3	0	1	0									
Bo Jackson, R OBP: 0.182, SLG: 0.273 (1, 10)		0-0 F8 2B		0-3 K		0-0 1-3		0-0 L7		4	0	1	0	0	1	1									
Greg Pryor, R OBP: 0.194, SLG: 0.198 (9, PH)		0-0 F4		0-0 4-3		4-0 BB		4-0 FC4-6 BB		2	0	0	0	1	0	2									
Mike Kingery, L OBP: 0.200, SLG: 0.365 (9, PH)		0-0 F8		0-0 E3 1B		0-0		0-0 FC4-6 BB		0	0	0	0	1	0	0									
Buddy Biancalana, S OBP: 0.328, SLG: 0.322 (9, PH)		0-0 F8		0-0 E3 1B		0-0		0-0 FC4-6 BB		3	0	0	0	0	0	3									
Jorge Orta, L OBP: 0.328, SLG: 0.409 (9, PH)		0-0 F8		0-0 E3 1B		0-0		0-0 FC4-6 BB		1	0	0	0	0	0	1									
Inning Stats	R: 0 E: 0 K: 2 S: 7	H: 0 LOB: 0 BB: 0 P: 7	R: 3 E: 0 K: 1 S: 7	H: 2 LOB: 1 BB: 2 P: 15	R: 0 E: 0 K: 0 S: 4	H: 1 LOB: 1 BB: 0 P: 4	R: 1 E: 1 K: 2 S: 10	H: 2 LOB: 2 BB: 0 P: 10	R: 0 E: 0 K: 0 S: 2	H: 0 LOB: 0 BB: 1 P: 6	R: 0 E: 0 K: 0 S: 4	H: 1 LOB: 1 BB: 0 P: 4	R: 0 E: 0 K: 1 S: 5	H: 0 LOB: 0 BB: 0 P: 5	R: 0 E: 0 K: 0 S: 2	H: 0 LOB: 0 BB: 1 P: 6	1B: 4 2B: 1 3B: 0 HR: 1	SF: 0 SAC: 0 DP: 1 HBP: 0	WP: 2 PB: 0 SB: 1 CS: 1	PA: 37					
PITCHER	IP	WLS	BF	H	R	ER	SO	BB	IBB	HBP	BLK	WP	HR	S	P	ERA	WHIP								
Ed Correa, R ERA: 4.84 (1, 1)	6.0	W	27	5	4	3	5	4	0	0	0	2	1	33	49	4.50	1.500								
Dale Mohorcic, R ERA: 2.4 (7, 1)	3.0	S	10	1	0	0	1	1	0	0	0	0	0	11	15	0.00	0.667								

Batter	1	2	3	4	5	6	7	8	9	AB	R	H	RBI	BB	SO	LOB	BOTTOM								
Oddibe McDowell, L OBP: 0.341, SLG: 0.444 (1, 8)	0-0 1-3		0-0 4-3 BLK 1B		0-0 F8	0-3 K		0-0 4-3		5	1	1	0	0	1	2	Kansas City Royals @ Texas Rangers Arlington Stadium, Arlington, TX Sat Sep 06 1986, 8:05 PM EDT Att: 23,059 - Unknown AB 34 R 6 H 10 RBI 4 BB 3 SO 5 LOB 13 								
Scott Fletcher, R OBP: 0.388, SLG: 0.414 (8, 5)	0-0 G3		0-0 4-3		0-0 1-3		0-0 1-3 1B			4	0	1	0	0	0	1									
Pete O'Brien, L OBP: 0.374, SLG: 0.473 (1, 3)	0-0 4-3		0-0 F7		0-3 K		0-0 1-3 1B			4	0	1	0	0	1	0									
Larry Parrish, R OBP: 0.346, SLG: 0.523 (1, 10)		4-0 1B G4-6-3 BB		0-0 F7		0-0 F7	0-3 K			3	1	0	0	1	1	2									
Ruben Sierra, S OBP: 0.302, SLG: 0.473 (8, 9)		0-0 G4-6-3 1B		0-0 6-3		0-0 1-3		0-0 1-3		4	1	2	1	0	0	2									
Pete Incaviglia, R OBP: 0.324, SLG: 0.456 (7, FR)		0-0 G4-6-3		0-0 HR		0-0 HR		4-0 1B		3	2	2	2	1	0	1									
Steve Buechele, R OBP: 0.328, SLG: 0.411 (7, PH)		0-0 3-1		0-0 HR		0-0 6-3		0-0 4-3		1	0	0	0	0	0	3									
Darrell Porter, L OBP: 0.328, SLG: 0.509 (8, 4)		0-0 2B		0-0 HR		0-0 6-3		0-0 4-3		0	0	0	0	0	0	0									
Toby Harrah, R OBP: 0.328, SLG: 0.384 (6, PR)			0-3 K		4-0 BB		0-0 E5 1B		0-3 K	2	0	0	0	1	1	0									
Curtis Wilkerson, S OBP: 0.282, SLG: 0.320 (7, 4)										1	0	0	0	0	1	0									
Orlando Mercado, R OBP: 0.284, SLG: 0.301 (1, 2)			0-0 HR		0-0 F8		0-0 1-2 1B		0-0 F8	4	1	2	1	0	0	2									
Inning Stats	R: 0 E: 0 K: 0 S: 3	H: 0 LOB: 0 BB: 0 P: 3	R: 1 E: 0 K: 0 S: 3	H: 1 LOB: 1 BB: 1 P: 7	R: 2 E: 0 K: 1 S: 7	H: 2 LOB: 0 BB: 0 P: 7	R: 1 E: 0 K: 0 S: 5	H: 2 LOB: 2 BB: 1 P: 9	R: 0 E: 0 K: 1 S: 5	H: 0 LOB: 0 BB: 0 P: 5	R: 2 E: 1 K: 1 S: 9	H: 3 LOB: 2 BB: 0 P: 9	R: 0 E: 0 K: 1 S: 7	H: 2 LOB: 3 BB: 1 P: 11	R: 0 E: 0 K: 1 S: 5	H: 0 LOB: 0 BB: 0 P: 5	1B: 5 2B: 1 3B: 0 HR: 4	SF: 0 SAC: 0 DP: 1 HBP: 0	WP: 0 PB: 0 SB: 1 CS: 0	PA: 37					
PITCHER	IP	WLS	BF	H	R	ER	SO	BB	IBB	HBP	BLK	WP	HR	S	P	ERA	WHIP								
Charlie Leibrandt, L ERA: 4.18 (4, 1)	2.1	L	11	3	2	2	2	0	0	0	0	0	2	15	15	7.71	1.286								
Bref Saberhagen, R ERA: 4.24 (7, 1)	2.0		9	2	0	0	2	0	1	0	0	0	0	12	16	0.00	1.000								

Batter	1	2	3	4	5	6	7	8	9	AB	R	H	RBI	BB	SO	LOB	TOP										
Lonnie Smith, R OBP: 0.355, SLG: 0.387 Lynn Jones, R OBP: 0.327, SLG: 0.156	0-0 WP 1B		0-0 FC1-5 WP 1B		0-0 FC4-6 1B		0-0 F9		4-0 BB	4	1	3	0	1	0	0	Kansas City Royals @ Texas Rangers Arlington Stadium, Arlington, TX Sun Sep 07 1986, 8:05 PM EDT Att: 15,771 - Unknown livebaseballscorecards.com										
Rudy Law, L OBP: 0.327, SLG: 0.383	0-3 K		0-0 F8		0-0 FC4-6 PO		0-0 L4		0-0 F7	5	0	0	0	0	1	5											
Jorge Orta, L OBP: 0.327, SLG: 0.407	0-0 WP 3-1 1B		0-0 FC1-5-6		0-0 PO	0-3 K		0-0 G3		4	0	1	0	0	1	1											
Steve Balboni, R OBP: 0.288, SLG: 0.457	0-0 3-1		0-0 F8		0-0 6-3			0-3 K		4	0	0	0	0	1	3											
Frank White, R OBP: 0.317, SLG: 0.451	0-0 L8			0-0 F7		0-0 BB 2B 1B		0-0 HR		4	2	2	1	0	0	1											
Mike Kingery, L OBP: 0.301, SLG: 0.383		0-0 1B 3B		0-0 FC6-4 1B		4-0 2B BB		0-0 4-3		3	2	2	0	1	0	0											
Angel Salazar, R OBP: 0.299, SLG: 0.326 Buddy Biancalana, S OBP: 0.326, SLG: 0.319		0-0 G6-4-3 1B		0-0 FC6-4		0-0 1-2 2B		0-3 K		3	0	2	3	0	0	1											
Jim Sundberg, R OBP: 0.300, SLG: 0.287		0-0 G6-4-3		0-0 K		0-0 5-3		0-0 F8		4	0	0	0	0	1	3											
Greg Pryor, R OBP: 0.196, SLG: 0.211		0-3 K		0-0 F3		0-0 5-3		0-0 2B		4	0	1	0	0	1	0											
Inning Stats	R: 1 E: 0 K: 1 S: 7	H: 2 LOB: 1 BB: 7	R: 1 E: 0 K: 1 S: 6	H: 2 LOB: 0 BB: 6	R: 0 E: 0 K: 0 S: 4	H: 1 LOB: 1 BB: 4	R: 0 E: 0 K: 1 S: 6	H: 1 LOB: 0 BB: 6	R: 0 E: 0 K: 0 S: 3	R: 2 E: 0 K: 1 S: 7	H: 2 LOB: 1 BB: 11	R: 0 E: 0 K: 0 S: 3	R: 0 E: 0 K: 1 S: 6	H: 0 LOB: 0 BB: 3	R: 1 E: 0 K: 1 S: 6	H: 1 LOB: 0 BB: 6		R: 0 E: 0 K: 1 S: 6	H: 1 LOB: 2 BB: 10	1B: 7 2B: 2 3B: 1 HR: 1	SF: 0 SAC: 0 DP: 1 HBP: 0	WP: 2 PB: 0 SB: 0 CS: 0	PA: 39				
PITCHER	IP	WLS	BF	H	R	ER	SO	BB	IBB	HBP	BLK	WP	HR	S	P	ERA	WHIP										
Charlie Hough, R ERA: 3.95 Mitch Williams, L ERA: 3.12	(1, 1) 8.0	L 33	10	5	5	5	5	1	0	0	0	2	1	42	46	5.62	1.375										

Batter	1	2	3	4	5	6	7	8	9	AB	R	H	RBI	BB	SO	LOB	BOTTOM										
Oddibe McDowell, L OBP: 0.340, SLG: 0.442	0-0 CS 1B		0-3 K		0-3 K		0-0 G6-3			4	0	1	0	0	2	2	Kansas City Royals @ Texas Rangers Arlington Stadium, Arlington, TX Sun Sep 07 1986, 8:05 PM EDT Att: 15,771 - Unknown livebaseballscorecards.com										
Scott Fletcher, R OBP: 0.367, SLG: 0.413	0-0 BB 1B SF8		0-0 6-3		0-0 5-3		0-3 K			4	1	1	0	0	1	0											
Pete O'Brien, L OBP: 0.375, SLG: 0.472	0-0 1-2 1B		0-0 4-3		4-0 1B BB		0-0 4-3			3	0	1	0	1	0	0											
Larry Parrish, R OBP: 0.345, SLG: 0.519	4-0 1-2 2-3 BB		0-0 6-3		0-3 K		0-0 G3			3	0	0	0	1	1	1											
Ruben Sierra, S OBP: 0.305, SLG: 0.486	0-0 SF8		0-0 HR		0-0 1B		0-0 G1-6-3			3	1	2	2	0	0	0											
Pete Incaviglia, R OBP: 0.322, SLG: 0.452	0-0 3-H F8		0-0 6-3		0-0 L6		0-0 F4			4	0	0	0	0	4												
Tom Paciorek, R OBP: 0.298, SLG: 0.355		0-0 G1-6-3		0-0 G6-3		0-0 FC5-4 1B		0-3 K		4	0	1	0	0	1	0											
Steve Buechele, R OBP: 0.313, SLG: 0.411		0-0 4-3		0-0 G6-4-3 1B		0-0 FC5-4 1B				3	0	1	0	0	0	1											
Orlando Mercado, R OBP: 0.279, SLG: 0.295 Don Slaught, R OBP: 0.315, SLG: 0.476 Jeff Kunkel, R Geno Petralli, L OBP: 0.292, SLG: 0.431		0-3 K		0-0 G6-4-3		0-0 G6-3 1B				2	0	0	0	0	1	1											
Inning Stats	R: 1 E: 0 K: 0 S: 5	H: 3 LOB: 2 BB: 1 P: 9	R: 0 E: 0 K: 1 S: 5	H: 0 LOB: 0 BB: 0 P: 5	R: 0 E: 0 K: 1 S: 5	H: 0 LOB: 0 BB: 0 P: 5	R: 1 E: 0 K: 0 S: 4	H: 1 LOB: 0 BB: 0 P: 4	R: 0 E: 0 K: 1 S: 6	H: 1 LOB: 2 BB: 1 P: 10	R: 0 E: 0 K: 0 S: 4	H: 2 LOB: 2 BB: 0 P: 4	R: 0 E: 0 K: 1 S: 5	H: 0 LOB: 0 BB: 0 P: 5	R: 0 E: 0 K: 1 S: 5	H: 0 LOB: 0 BB: 0 P: 5		1B: 7 2B: 0 3B: 0 HR: 1	SF: 1 SAC: 0 DP: 2 HBP: 0	WP: 0 PB: 0 SB: 0 CS: 1	PA: 34						
PITCHER	IP	WLS	BF	H	R	ER	SO	BB	IBB	HBP	BLK	WP	HR	S	P	ERA	WHIP										
Danny Jackson, L ERA: 3.65	(1, 1) 9.0	W 34	8	2	2	2	6	2	0	0	0	0	1	44	52	2.00	1.111										

Batter	1	2	3	4	5	6	7	8	9	AB	R	H	RBI	BB	SO	LOB	TOP	
Kirby Puckett, R OBP: 0.385, SLG: 0.564	4-0 K2-5-2 E BB		0-0 F3			0-0 F9			0-0 FC1-6	3	0	0	0	1	0	1	Minnesota Twins @ Kansas City Royals Royals Stadium, Kansas City, MO Mon Sep 08 1986, 8:05 PM EDT Att: 21,425 - Unknown livebaseballscorecards.com	
Tom Brunansky, R OBP: 0.318, SLG: 0.435	0-0 E5			0-0 5-3			0-0 1B		0-3 K	4	0	1	0	0	1	2		
Kent Hrbek, L OBP: 0.358, SLG: 0.497	0-3 K2-5-2			0-0 4-3			0-0 F8		0-0 4-3	4	0	0	0	0	1	4		
Gary Gaetti, R OBP: 0.343, SLG: 0.519	0-3 K			0-0 F9			0-3 K			3	0	0	0	0	2	2		
Mark Salas, L OBP: 0.283, SLG: 0.365		0-0 G6-4-3 1B			0-0 4-3			0-3 K		3	0	1	0	0	1	1		
Randy Bush, L OBP: 0.335, SLG: 0.413		0-0 G6-4-3 1-2f		0-0 CS BB				0-0 1-3		2	0	0	0	1	0	1		
Steve Lombardozzi, R OBP: 0.372, SLG: 0.354 Al Woods, L OBP: 0.333, SLG: 0.500 Alvaro Espinoza, R OBP: 0.136, SLG: 0.136	0-0 1-3			0-3 K				0-0 1-3		2	0	0	0	0	1	1		
Jeff Reed, L OBP: 0.301, SLG: 0.339			0-0 3-1			0-0 4-3		0-0 F9		3	0	0	0	0	0	0		
Greg Gagne, R OBP: 0.293, SLG: 0.365 Roy Smalley, S OBP: 0.335, SLG: 0.455			0-0 F8			0-0 F6			0-0 FC1-6 1B	2	0	0	0	0	0	0		
Inning Stats	R: 0 E: 1 K: 2 S: 7	H: 0 LOB: 1 BB: 1 P: 11	R: 0 E: 0 K: 0 S: 3	H: 1 LOB: 0 BB: 0 P: 3	R: 0 E: 0 K: 0 S: 3	H: 0 LOB: 0 BB: 0 P: 3	R: 0 E: 0 K: 0 S: 4	H: 0 LOB: 1 BB: 1 P: 8	R: 0 E: 0 K: 0 S: 8	H: 1 LOB: 1 BB: 0 P: 8	R: 0 E: 0 K: 0 S: 3	H: 0 LOB: 0 BB: 0 P: 3	R: 0 E: 0 K: 1 S: 6	H: 1 LOB: 1 BB: 0 P: 6	1B: 3 2B: 2 3B: 0 HR: 0	SF: 0 SAC: 0 DP: 3 HBP: 0	WP: 0 PB: 0 SB: 0 CS: 1	PA: 30
PITCHER Dennis Leonard, R ERA: 3.82	IP: 9.0 WLS: W BF: 30 H: 3 R: 0 ER: 0 SO: 6 BB: 2 IBB: 0 HBP: 0 BLK: 0 WP: 0 HR: 0 S: 40 P: 48 ERA: 0.00 WHIP: 0.556																	

Batter	1	2	3	4	5	6	7	8	9	AB	R	H	RBI	BB	SO	LOB	BOTTOM	
Willie Wilson, S OBP: 0.311, SLG: 0.349	0-3 K		0-0 SF7 1B 1-2			0-0 G3		0-0 F4		5	0	2	1	0	1	2	Minnesota Twins @ Kansas City Royals Royals Stadium, Kansas City, MO Mon Sep 08 1986, 8:05 PM EDT Att: 21,425 - Unknown livebaseballscorecards.com	
Kevin Seitzer, R OBP: 0.357, SLG: 0.357	0-0 1B		0-0 1B 1-2 2-3		0-0 F9		0-0 4-3			4	0	2	0	0	0	1		
Rudy Law, L OBP: 0.323, SLG: 0.377	0-0 F5		0-0 L3		0-0 4-3		0-0 1-3			4	0	0	0	0	0	5		
Steve Balboni, R OBP: 0.287, SLG: 0.455	0-3 K		0-0 SF7			0-0 F3		4-0 2B 1B BB		2	1	0	1	1	1	1		
Mike Kingery, L OBP: 0.294, SLG: 0.373		0-0 G3	0-3 K			0-0 F7		0-0 F7		4	0	0	0	0	1	3		
Jamie Quirk, L OBP: 0.281, SLG: 0.344	0-3 K			0-0 2B		0-0 1B		0-0 1B 2B		4	1	3	0	0	1	0		
Rondin Johnson, S OBP: 0.286, SLG: 0.286	0-0 F4			0-3 K		0-0 4-3		0-0 E4 1B		4	0	0	0	0	1	4		
Jim Sundberg, R OBP: 0.300, SLG: 0.294			0-0 HR	0-3 K			0-0 1-3	0-3 K		4	1	1	1	0	2	4		
Buddy Biancalana, S OBP: 0.333, SLG: 0.331 Jorge Orta, L OBP: 0.339, SLG: 0.408 Greg Pryor, R OBP: 0.196, SLG: 0.211			4-0 1B 1B SF7 BB		0-0 1-3		0-0 1B 2B	0-0 1-2 2-H 3-H		2	2	1	0	1	0	1		
Inning Stats	R: 0 E: 0 K: 2 S: 8	H: 1 LOB: 1 BB: 0 P: 8	R: 0 E: 0 K: 1 S: 5	H: 0 LOB: 0 BB: 0 P: 5	R: 2 E: 0 K: 1 S: 8	H: 3 LOB: 2 BB: 1 P: 12	R: 0 E: 0 K: 2 S: 8	H: 1 LOB: 1 BB: 0 P: 8	R: 0 E: 0 K: 0 S: 4	H: 0 LOB: 0 BB: 0 P: 4	R: 1 E: 0 K: 0 S: 5	H: 2 LOB: 1 BB: 0 P: 5	R: 2 E: 1 K: 1 S: 8	H: 2 LOB: 2 BB: 1 P: 12	1B: 6 2B: 3 3B: 0 HR: 1	SF: 1 SAC: 0 DP: 0 HBP: 0	WP: 0 PB: 0 SB: 1 CS: 0	PA: 37
PITCHER Bert Blyleven, R ERA: 3.78	IP: 8.0 WLS: L BF: 37 H: 10 R: 5 ER: 3 SO: 7 BB: 2 IBB: 0 HBP: 0 BLK: 0 WP: 0 HR: 1 S: 49 P: 57 ERA: 3.38 WHIP: 1.500																	

Batter	1	2	3	4	5	6	7	8	9	AB	R	H	RBI	BB	SO	LOB	TOP	
Kirby Puckett, R OBP: 0.382, SLG: 0.560 (1, 8)	0-0 4-3		0-0 G3			0-0 F8		0-0 F9	0-0 1-3	5	0	0	0	0	0	2	Minnesota Twins @ Kansas City Royals Royals Stadium, Kansas City, MO Tue Sep 09 1986, 8:05 PM EDT Att: 17,300 - Unknown livebaseballscorecards.com	
Mickey Hatcher, R OBP: 0.315, SLG: 0.349 (1, 10)	0-0 1B		0-0 5-3			0-0 F9		0-0 BB 1B		4	0	2	0	0	0	0		
Kent Hrbek, L OBP: 0.358, SLG: 0.495 (1, 3)	0-0 FC6-4 1B			0-0 F7		0-0 G3		0-0 E3 BB		4	0	1	0	0	0	1		
Gary Gaetti, R OBP: 0.343, SLG: 0.516 (1, 5)	0-0 FC6-4			0-0 F2			0-0 G3	4-0 BB	1-2 BB	3	0	0	0	1	0	1		
Roy Smalley, S OBP: 0.335, SLG: 0.452 (1, 6)		0-0 G3		0-0 4-3			4-0 HR BB	0-0 5-3		3	1	0	0	1	0	3		
Tom Brunansky, R OBP: 0.320, SLG: 0.440 (1, 9)	4-0 BB 1B				0-0 F7				0-0 F4	3	2	1	2	1	0	0		
Mark Salas, L OBP: 0.279, SLG: 0.359 (1, 2)	0-0 4-3 1-2				0-0 4-3		0-3 K		0-0 F6	4	0	0	0	0	1	1		
Billy Beane, R OBP: 0.252, SLG: 0.254 (1, 7)	0-0 CS 1B				0-0 2B		0-3 K		0-0 1B	3	0	2	1	0	1	0		
Randy Bush, L OBP: 0.337, SLG: 0.415 (9, PH)	2-H 1B								0-0 1B	1	0	1	0	0	0	0		
Steve Lombardozzi, R OBP: 0.310, SLG: 0.353 (1, 4)	0-0 CS		0-0 6-3					0-0 F7	0-0 1B	2	0	0	0	0	0	1		
Al Woods, L OBP: 0.316, SLG: 0.471 (8, PH)										1	0	0	0	0	0	0		
Alvaro Espinoza, R OBP: 0.136, SLG: 0.136 (8, 4)										0	0	0	0	0	0	0		
Jeff Reed, L OBP: 0.307, SLG: 0.344 (9, PH)	1-2								1-2 1B	1	0	1	0	0	0	0		
Inning Stats	R: 0 E: 0 K: 0 S: 4	H: 2 LOB: 1 BB: 0 P: 4	R: 1 E: 0 K: 0 S: 3	H: 1 LOB: 0 BB: 1 P: 7	R: 0 E: 0 K: 0 S: 3	H: 0 LOB: 0 BB: 0 P: 3	R: 0 E: 0 K: 0 S: 3	H: 1 LOB: 1 BB: 0 P: 4	R: 0 E: 0 K: 2 S: 8	H: 0 LOB: 0 BB: 1 P: 12	R: 2 E: 1 K: 0 S: 5	H: 1 LOB: 3 BB: 1 P: 9	R: 0 E: 0 K: 0 S: 5	H: 2 LOB: 2 BB: 0 P: 5	1B: 6 2B: 1 3B: 0 HR: 1	SF: 0 SAC: 0 DP: 0 HBP: 0	WP: 0 PB: 0 CS: 1	PA: 38
PITCHER	IP WLS BF H R ER SO BB IBB HBP BLK WP HR S P ERA WHIP	7.2 W 31 6 3 3 2 3 0 0 0 0 1 32 44 3.52 1.174	8.1 S 6 2 0 0 0 0 0 0 0 0 0 6 6 0.00 1.500	PITCHER														
Mark Gubicza, R ERA: 3.92 (1, 1)																		
Steve Farr, R ERA: 2.63 (8, 1)																		

Batter	1	2	3	4	5	6	7	8	9	AB	R	H	RBI	BB	SO	LOB	BOTTOM			
Willie Wilson, S OBP: 0.316, SLG: 0.354 (1, 8)	0-0 F7 S 1B		0-0 1B 1B		0-0 2B 2B	0-0 1-H 1B		4-0 BB SF8 IBB		4	3	4	1	1	0	0	Minnesota Twins @ Kansas City Royals Royals Stadium, Kansas City, MO Tue Sep 09 1986, 8:05 PM EDT Att: 17,300 - Unknown livebaseballscorecards.com			
Lonnie Smith, R OBP: 0.356, SLG: 0.390 (1, 10)	0-0 F7 1-3 1B		0-0 1B 1B		0-0 2B 2B	0-0 F9		0-0 F6		5	1	2	0	0	0	4				
Kevin Seitzer, R OBP: 0.421, SLG: 0.444 (1, 7)	0-3 K		0-0 1-2 2-H 1B		0-0 2-H 3-H 2B		0-0 4-3	4-0 BB BB	1-2 2-3 BB	4	0	2	3	1	1	1				
Steve Balboni, R OBP: 0.286, SLG: 0.451 (1, 3)	0-3 K		0-3 K		0-0 5-3		0-3 K	4-0 FC6 BB	1-2 2-3 3-H BB	4	0	0	1	1	3	4				
Frank White, R OBP: 0.316, SLG: 0.448 (1, 4)		0-0 F7		1-0 HR HBP	0-0 5-3		0-0 F2	0-0 SF8	3-H	3	1	0	1	0	0	1				
Jamie Quirk, L OBP: 0.291, SLG: 0.372 (1, 5)	0-0 1-3 1B			0-0 1-H HR	0-0 G3			0-0 1B FC6		5	2	3	2	0	0	3				
Bo Jackson, R OBP: 0.267, SLG: 0.333 (1, 9)	0-0 1-3 1-2 1B			0-0 5-3		0-0 S 1B 1B		0-0 SH 2B 1B		4	2	2	0	0	0	1				
Jim Sundberg, R OBP: 0.297, SLG: 0.292 (1, 2)	0-3 K2-3			0-0 F7		0-3 K		0-0 SH 2B	1-3 2-H 2B	3	1	0	0	0	2	2				
Buddy Biancalana, S OBP: 0.326, SLG: 0.323 (1, 6)			0-3 K		0-3 K			0-0 BB BB 2B		3	0	0	0	0	2	1				
Rudy Law, L OBP: 0.353, SLG: 0.383 (8, PH)										1	1	1	2	0	0	0				
Greg Pryor, R OBP: 0.196, SLG: 0.211 (9, 6)									2-H 3-H 2B	0	0	0	0	0	0	0				
Inning Stats	R: 0 E: 0 K: 2 S: 8	H: 1 LOB: 1 BB: 0 P: 8	R: 0 E: 0 K: 1 S: 6	H: 1 LOB: 1 BB: 0 P: 6	R: 1 E: 0 K: 2 S: 9	H: 3 LOB: 1 BB: 0 P: 9	R: 2 E: 0 K: 1 S: 6	H: 1 LOB: 0 BB: 0 P: 7	R: 2 E: 0 K: 0 S: 6	H: 3 LOB: 1 BB: 0 P: 6	R: 1 E: 0 K: 1 S: 7	H: 2 LOB: 1 BB: 0 P: 7	R: 0 E: 0 K: 1 S: 5	H: 0 LOB: 0 BB: 0 P: 5	R: 5 E: 1 K: 0 S: 7	H: 3 LOB: 3 BB: 3 P: 19	1B: 10 2B: 3 3B: 0 HR: 1	SF: 1 SAC: 1 DP: 0 HBP: 1	WP: 0 PB: 0 CS: 0	PA: 42
PITCHER	IP WLS BF H R ER SO BB IBB HBP BLK WP HR S P ERA WHIP	4.0 L 21 9 5 5 6 9 5 5 6 0 0 18 18 12.00 1.333	5.1 14 4 4 4 2 0 0 0 0 0 0 0 18 18 12.00 1.333	8.1 7 1 2 2 0 2 1 0 0 0 0 4 16 18.00 3.000	PITCHER															
Mike Smithson, R ERA: 5.18 (1, 1)																				
Mark Portugal, R ERA: 4.86 (5, 1)																				
George Frazier, R ERA: 5.14 (8, 1)																				

AB 34
R 3
H 8
RBI 3
BB 3
SO 2
LOB 9




AB 36
R 11
H 14
RBI 10
BB 3
SO 8
LOB 17



Batter	1	2	3	4	5	6	7	8	9	10	AB	R	H	RBI	BB	SO	LOB									
Mickey Brantley, R OBP: 0.270, SLG: 0.356 (1, 8)	F4	K			1-3	F7		1-3			5	0	0	0	0	1	2									
Phil Bradley, R OBP: 0.396, SLG: 0.437 (1, 7)	2B		4-3					F8			5	2	3	0	0	0	1									
Alvin Davis, L OBP: 0.386, SLG: 0.462 John Moses, S OBP: 0.321, SLG: 0.321 (9, PR) (9, 3)	1B				K			1-3			5	1	3	1	0	1	2									
Jim Presley, R OBP: 0.312, SLG: 0.489 (1, 5)	1B				L8			K			5	0	1	1	0	3	4									
Danny Tartabull, R OBP: 0.355, SLG: 0.512 (1, 9)	1B				K						3	2	2	0	2	1	1									
Dave Hengel, R OBP: 0.100, SLG: 0.100 Ken Phelps, L OBP: 0.405, SLG: 0.515 (7, PH)	F7				F7						3	1	1	0	0	0	2									
Bob Kearney, R OBP: 0.302, SLG: 0.409 Scott Bradley, L OBP: 0.341, SLG: 0.436 (10, 2)	FC6-4				1B						2	0	1	2	0	0	2									
Rey Quinones, R OBP: 0.292, SLG: 0.311 (1, 6)					L7			K			5	0	0	0	0	1	3									
Harold Reynolds, S OBP: 0.264, SLG: 0.264 (1, 4)	F7				FC5-4						5	0	2	2	0	0	1									
Inning Stats	R: 2 E: 0 K: 0 S: 7	H: 4 LOB: 2 BB: 0 P: 7	R: 0 E: 0 K: 1 S: 5	H: 0 LOB: 0 BB: 0 P: 5	R: 0 E: 0 K: 2 S: 8	H: 1 LOB: 1 BB: 0 P: 4	R: 0 E: 0 K: 0 S: 4	H: 1 LOB: 1 BB: 0 P: 8	R: 0 E: 0 K: 1 S: 6	H: 1 LOB: 1 BB: 0 P: 6	R: 2 E: 0 K: 0 S: 5	H: 2 LOB: 1 BB: 1 P: 9	R: 0 E: 0 K: 2 S: 9	H: 2 LOB: 1 BB: 1 P: 13	R: 0 E: 0 K: 1 S: 6	H: 1 LOB: 1 BB: 0 P: 6	R: 0 E: 0 K: 1 S: 6	H: 2 LOB: 2 BB: 0 P: 6	R: 0 E: 0 K: 0 S: 3	H: 0 LOB: 0 BB: 0 P: 3	1B: 11 2B: 2 3B: 1 HR: 0	SF: 0 SAC: 1 DP: 1 HBP: 0	WP: 0 PB: 0 SB: 0 CS: 0	PA: 45		
PITCHER	IP	WLS	BF	H	R	ER	SO	BB	IBB	HBP	BLK	WP	HR	S	P	ERA	WHIP									
Charlie Leibrandt, L ERA: 4.22 Steve Farr, R ERA: 3.74 Dan Quisenberry, R ERA: 2.34	(1, 1) (6, 1) (9, 1)	5.2 2.1 2.0	27 11 7	9 3 2	4 2 0	4 2 0	4 3 1	4 2 0	0 0 0	0 0 0	0 0 0	0 0 0	0 0 0	0 0 0	34 16 9	38 20 9	6.35 7.71 0.00	1.765 1.714 1.000								

Seattle Mariners @ Kansas City Royals
Royals Stadium, Kansas City, MO
Thu Sep 11 1986, 8:05 PM EDT
Att: 20,419 - Unknown


AB	42
R	6
H	14
RBI	6
BB	2
SO	8
LOB	21



Batter	1	2	3	4	5	6	7	8	9	10	AB	R	H	RBI	BB	SO	LOB								
Willie Wilson, S OBP: 0.318, SLG: 0.359 (1, 8)	1B		F8		1-3		1-3	1B			6	0	3	1	0	0	1								
Lonnie Smith, R OBP: 0.358, SLG: 0.392 (1, 10)	4-3		G6-4-3		5-3			1B			5	0	2	1	0	0	2								
Kevin Seltzer, R OBP: 0.375, SLG: 0.391 (7, 5)	K				1-3			K			5	1	1	0	0	2	3								
Jamie Quirk, L OBP: 0.262, SLG: 0.360 (1, 3)					F8		L9	F7			5	0	0	0	0	1	5								
Frank White, R OBP: 0.319, SLG: 0.451 (9, 6)					1B		1B	1B			5	2	3	0	0	1	0								
Bo Jackson, R OBP: 0.400, SLG: 0.450 (1, 9)					1B		1B	HR			5	1	4	1	0	1	0								
Jim Sundberg, R OBP: 0.303, SLG: 0.307 (1, 2)					1B		1B	HR			5	1	4	4	0	1	0								
Greg Pryor, R OBP: 0.192, SLG: 0.206 Rudy Law, L OBP: 0.322, SLG: 0.379 (7, 7)					F8		F4	4-3			2	0	0	0	0	0	4								
Buddy Biancalana, S OBP: 0.326, SLG: 0.317 Hal McRae, R OBP: 0.300, SLG: 0.375 Rondin Johnson, S OBP: 0.250, SLG: 0.250 (8, PH) (8, PR) (8, 4)					F8		F8	1B			3	1	0	1	0	0	0								
Inning Stats	R: 0 E: 0 K: 1 S: 5	H: 1 LOB: 1 BB: 0 P: 5	R: 0 E: 0 K: 1 S: 7	H: 2 LOB: 2 BB: 0 P: 7	R: 0 E: 0 K: 0 S: 2	H: 0 LOB: 0 BB: 1 P: 6	R: 2 E: 0 K: 0 S: 7	H: 4 LOB: 2 BB: 0 P: 7	R: 0 E: 0 K: 0 S: 3	H: 0 LOB: 0 BB: 1 P: 3	R: 0 E: 0 K: 0 S: 6	H: 3 LOB: 3 BB: 0 P: 6	R: 0 E: 0 K: 0 S: 4	H: 1 LOB: 1 BB: 0 P: 4	R: 4 E: 0 K: 1 S: 11	H: 6 LOB: 3 BB: 0 P: 11	R: 0 E: 0 K: 3 S: 9	H: 0 LOB: 0 BB: 0 P: 9	R: 1 E: 1 K: 0 S: 3	H: 1 LOB: 1 BB: 0 P: 3	1B: 14 2B: 2 3B: 1 HR: 1	SF: 0 SAC: 0 DP: 1 HBP: 0	WP: 0 PB: 1 SB: 1 CS: 1	PA: 46	
PITCHER	IP	WLS	BF	H	R	ER	SO	BB	IBB	HBP	BLK	WP	HR	S	P	ERA	WHIP								
Mike Morgan, R ERA: 4.43 Pete Ladd, R ERA: 3.46 Matt Young, L ERA: 3.77 Mark Huisman, R ERA: 3.97	(1, 1) (8, 1) (8, 1) (8, 1)	7.0 0.0 0.1 2.0	33 13 3 9	13 1 2 2	4 1 0 2	4 0 0 1	2 0 0 4	0 0 0 0	0 0 0 0	0 0 0 0	0 0 0 0	0 0 0 0	0 0 0 0	0 0 3 17	36 1 3 17	5.14 ∞ 0.00 4.50	2.000 ∞ 6.000 1.000								

Seattle Mariners @ Kansas City Royals
Royals Stadium, Kansas City, MO
Thu Sep 11 1986, 8:05 PM EDT
Att: 20,419 - Unknown

AB	45
R	7
H	18
RBI	7
BB	1
SO	6
LOB	24



Batter	1	2	3	4	5	6	7	8	9	10	AB	R	H	RBI	BB	SO	LOB	TOP									
John Moses, S OBP: 0.319, SLG: 0.319 (1, 8)	G3										5	0	1	0	0	1	3										
Phil Bradley, R OBP: 0.398, SLG: 0.436 (1, 7)	K		6-3								5	2	2	0	0	1	2										
Alvin Davis, L OBP: 0.390, SLG: 0.463 (1, 3)											2	1	1	0	3	0	0										
Jim Presley, R OBP: 0.314, SLG: 0.490 (1, 5)											5	1	3	1	0	1	3										
Danny Tartabull, R OBP: 0.354, SLG: 0.507 (1, 9)											4	0	0	0	1	1	5										
Dave Hengel, R OBP: 0.133, SLG: 0.133 (1, 10)		3-1									5	0	1	1	0	0	4										
Bob Kearney, R OBP: 0.299, SLG: 0.403 (1, 2)											5	0	1	2	0	2	3										
Ross Jones, R OBP: 0.167, SLG: 0.167 (1, 6)											5	0	1	0	0	2	1										
Harold Reynolds, S OBP: 0.266, SLG: 0.272 (1, 4)											4	0	2	0	0	0	1										
Inning Stats	R: 0 E: 0 K: 1 S: 5	H: 0 LOB: 1 BB: 1 P: 9	R: 0 E: 0 K: 1 S: 5	H: 0 LOB: 0 BB: 0 P: 5	R: 0 E: 0 K: 0 S: 4	H: 1 LOB: 1 BB: 0 P: 4	R: 0 E: 1 K: 0 S: 3	H: 1 LOB: 1 BB: 1 P: 7	R: 0 E: 0 K: 3 S: 10	H: 1 LOB: 2 BB: 2 P: 14	R: 0 E: 0 K: 0 S: 4	H: 1 LOB: 1 BB: 0 P: 4	R: 0 E: 0 K: 1 S: 6	H: 1 LOB: 1 BB: 0 P: 6	R: 0 E: 0 K: 0 S: 4	H: 1 LOB: 1 BB: 0 P: 4	R: 3 E: 0 K: 1 S: 9	H: 4 LOB: 1 BB: 0 P: 9	1B: 10 2B: 2 3B: 0 HR: 0	SF: 0 SAC: 0 DP: 2 HBP: 0	WP: 0 PA: 44 PB: 0 SB: 2 CS: 0						
PITCHER	IP	WLS	BF	H	R	ER	SO	BB	IBB	HBP	BLK	WP	HR	S	P	ERA	WHIP										
Danny Jackson, L ERA: 3.49 (1, 1)	9.0		37	8	1	1	7	4	0	0	0	0	0	47	63	1.00	1.333										
Dan Quisenberry, R ERA: 2.69 (10, 1)	1.0	L	7	4	3	3	1	0	0	0	0	0	0	9	9	27.00	4.000										

Seattle Mariners @ Kansas City Royals
Royals Stadium, Kansas City, MO
Fri Sep 12 1986, 8:05 PM EDT
Att: 22,169 - Unknown

AB 40
R 4
H 12
RBI 4
BB 4
SO 8
LOB 22



Batter	1	2	3	4	5	6	7	8	9	10	AB	R	H	RBI	BB	SO	LOB	BOTTOM									
Willie Wilson, S OBP: 0.317, SLG: 0.363 (1, 8)	K		G6-4-3								5	1	1	1	0	1	2										
Lonnie Smith, R OBP: 0.359, SLG: 0.393 (1, 7)											4	0	2	0	1	1	0										
Kevin Seitzer, R OBP: 0.345, SLG: 0.333 (1, 3)											4	1	0	0	1	1	2										
Hal McRae, R OBP: 0.303, SLG: 0.381 (1, 10)											4	0	2	0	0	1	2										
Lynn Jones, R OBP: 0.216, SLG: 0.156 (9, PR)											0	0	0	0	0	0	0										
Frank White, R OBP: 0.320, SLG: 0.452 (1, 4)											4	0	2	1	0	2	2										
Bo Jackson, R OBP: 0.333, SLG: 0.375 (1, 9)											4	0	0	0	0	3	5										
Jim Sundberg, R OBP: 0.300, SLG: 0.303 (1, 2)											4	0	0	0	0	1	5										
Greg Pryor, R OBP: 0.184, SLG: 0.198 (9, 6)											4	0	0	0	0	1	1										
Buddy Biancalana, S OBP: 0.329, SLG: 0.320 (1, 6)											2	0	1	0	0	0	0										
Darryl Motley, R OBP: 0.242, SLG: 0.352 (8, PH)											1	0	1	0	0	0	0										
Jamie Quirk, L OBP: 0.291, SLG: 0.356 (9, 5)											1	0	0	0	0	0	0										
Inning Stats	R: 0 E: 0 K: 1 S: 5	H: 0 LOB: 0 BB: 0 P: 5	R: 0 E: 0 K: 2 S: 8	H: 1 LOB: 1 BB: 0 P: 8	R: 0 E: 0 K: 0 S: 3	H: 1 LOB: 0 BB: 0 P: 3	R: 0 E: 0 K: 3 S: 9	H: 0 LOB: 0 BB: 0 P: 9	R: 0 E: 0 K: 2 S: 8	H: 1 LOB: 1 BB: 1 P: 8	R: 0 E: 0 K: 0 S: 3	H: 0 LOB: 0 BB: 0 P: 7	R: 0 E: 0 K: 2 S: 8	H: 1 LOB: 1 BB: 0 P: 8	R: 0 E: 0 K: 0 S: 3	H: 1 LOB: 0 BB: 0 P: 3	R: 1 E: 0 K: 1 S: 7	H: 2 LOB: 2 BB: 1 P: 11	R: 1 E: 0 K: 0 S: 5	H: 2 LOB: 1 BB: 0 P: 5	1B: 7 2B: 1 3B: 0 HR: 1	SF: 0 SAC: 0 DP: 2 HBP: 0	WP: 2 PA: 39 PB: 0 SB: 1 CS: 0				
PITCHER	IP	WLS	BF	H	R	ER	SO	BB	IBB	HBP	BLK	WP	HR	S	P	ERA	WHIP										
Mark Langston, L ERA: 5.01 (1, 1)	10.0	W	39	9	2	2	11	2	0	0	0	2	1	59	67	1.80	1.100										

Seattle Mariners @ Kansas City Royals
Royals Stadium, Kansas City, MO
Fri Sep 12 1986, 8:05 PM EDT
Att: 22,169 - Unknown

AB 37
R 2
H 9
RBI 2
BB 2
SO 11
LOB 19



Batter	1	2	3	4	5	6	7	8	9	AB	R	H	RBI	BB	SO	LOB	TOP								
John Moses, S OBP: 0.317, SLG: 0.317 (1.8)	6-3		1-3 1B		F8		F5		G4-6-3	5	0	1	0	0	0	2									
Phil Bradley, R OBP: 0.395, SLG: 0.433 (1.7)	K		1-2 1B		3-1 1B		K			4	1	1	0	0	3	2									
Alvin Davis, L OBP: 0.394, SLG: 0.462 (1.3)	4-3				3-1				F7	3	0	0	0	1	0	2									
Jim Presley, R OBP: 0.313, SLG: 0.486 (1.5)		F3	K						WP 2B BB	3	1	1	2	1	1	3									
Ken Phelps, L OBP: 0.406, SLG: 0.526 (1.10)		1B	L4						1B	4	0	2	1	0	1	4									
Scott Bradley, L OBP: 0.346, SLG: 0.441 (1.2)					F5				F2	2	0	1	0	0	0	0									
Dave Valle, R OBP: 0.429, SLG: 0.500 (6.2)							G6-4-3 HBP			1	0	0	0	0	0	1									
Dave Hengel, R OBP: 0.100, SLG: 0.100 (1.9)		K			F8		G6-4-3		2-3	4	0	0	0	0	1	4									
Ross Jones, R OBP: 0.091, SLG: 0.091 (1.6)		F3			F4		4-3		5-3	4	0	0	0	0	0	2									
Harold Reynolds, S OBP: 0.271, SLG: 0.275 (1.4)			1B				6-3			3	1	2	0	1	0	0									
Inning Stats	R: 0 E: 0 K: 1 S: 5	H: 0 LOB: 0 BB: 0 P: 5	R: 0 E: 0 K: 1 S: 7	H: 2 LOB: 2 BB: 0 P: 7	R: 0 E: 0 K: 2 S: 9	H: 2 LOB: 3 BB: 1 P: 13	R: 0 E: 0 K: 0 S: 3	H: 0 LOB: 0 BB: 0 P: 3	R: 2 E: 0 K: 1 S: 7	H: 2 LOB: 1 BB: 1 P: 11	R: 0 E: 0 K: 0 S: 2	H: 0 LOB: 0 BB: 0 P: 3	R: 0 E: 0 K: 1 S: 5	H: 0 LOB: 0 BB: 0 P: 5	R: 1 E: 0 K: 0 S: 4	H: 1 LOB: 1 BB: 1 P: 8	R: 0 E: 0 K: 0 S: 3	H: 1 LOB: 0 BB: 0 P: 3	1B: 7 2B: 1 3B: 0 HR: 0	SF: 0 SAC: 0 DP: 2 HBP: 1	WP: 2 PB: 0 SB: 2 CS: 0	PA: 37			
PITCHER	IP	WLS	BF	H	R	ER	SO	BB	IBB	HBP	BLK	WP	HR	S	P	ERA	WHIP								
Mark Gubicza, R ERA: 3.88 (1.1)	6.0	W	26	6	2	2	5	2	0	1	0	0	0	33	42	3.00	1.333								
David Cone, R ERA: 6.57 (7.1)	2.0		8	1	1	1	1	1	0	0	0	1	0	9	13	4.50	1.000								
Bret Saberhagen, R ERA: 4.2 (9.1)	1.0		3	1	0	0	0	0	0	0	0	0	0	3	3	0.00	1.000								

Seattle Mariners @ Kansas City Royals
Royals Stadium, Kansas City, MO
Sun Sep 14 1986, 4:33 AM EDT
Att: 22,063 - Unknown

AB 33
R 3
H 8
RBI 3
BB 3
SO 6
LOB 20



Batter	1	2	3	4	5	6	7	8	9	AB	R	H	RBI	BB	SO	LOB	BOTTOM								
Rudy Law, L OBP: 0.326, SLG: 0.379 (1.7)	F4		4-3 1B	G1		F7		1-3 1B		5	1	2	1	0	0	1									
Mike Kingery, L OBP: 0.297, SLG: 0.386 (1.8)	FC3-6 3B		4-3 1H	5-3 HR		G3		1-3 1B		5	2	2	1	0	0	1									
Kevin Seitzer, R OBP: 0.447, SLG: 0.485 (1.3)	FC3-6 HBP		1B 3B	5-3				F9 1B 3B		3	2	2	1	1	0	1									
Jorge Orta, L OBP: 0.329, SLG: 0.416 (1.10)	FC3-6 1B		1B	HR				3B 1B		5	2	3	4	0	1	3									
Jamie Quirk, L OBP: 0.280, SLG: 0.359 (1.2)	1-2 3H		1B	HR				3B 1B		4	0	1	0	0	0	3									
Terry Bell, R (9.2)	1-2 1B		F5	F8				F9		0	0	0	0	0	0	0									
Rondin Johnson, S OBP: 0.333, SLG: 0.500 (1.4)	4-3		6-3					1B		4	0	2	2	0	0	3									
Bo Jackson, R OBP: 0.357, SLG: 0.481 (1.9)		6-3		HR				K		3	1	1	1	0	1	0									
Greg Pryor, R OBP: 0.187, SLG: 0.200 (1.5)		L7		2B G1 1B		F8		G5-4-3		4	1	1	0	0	0	2									
Buddy Biancalana, S OBP: 0.333, SLG: 0.333 (1.6)	K			1B 5-3 2B		4-3		5-3		4	1	1	0	0	1	0									
Inning Stats	R: 1 E: 0 K: 0 S: 5	H: 2 LOB: 2 BB: 0 P: 6	R: 0 E: 0 K: 1 S: 5	H: 0 LOB: 0 BB: 0 P: 5	R: 2 E: 1 K: 0 S: 6	H: 3 LOB: 1 BB: 0 P: 6	R: 5 E: 0 K: 0 S: 8	H: 5 LOB: 0 BB: 0 P: 8	R: 0 E: 0 K: 1 S: 5	H: 1 LOB: 0 BB: 0 P: 5	R: 0 E: 0 K: 0 S: 3	H: 0 LOB: 0 BB: 0 P: 3	R: 2 E: 0 K: 0 S: 5	H: 3 LOB: 1 BB: 0 P: 6	R: 0 E: 0 K: 1 S: 6	H: 1 LOB: 2 BB: 1 P: 10	1B: 9 2B: 1 3B: 3 HR: 2	SF: 0 SAC: 0 DP: 1 HBP: 2	WP: 0 PB: 0 SB: 0 CS: 0	PA: 40					
PITCHER	IP	WLS	BF	H	R	ER	SO	BB	IBB	HBP	BLK	WP	HR	S	P	ERA	WHIP								
Mike Moore, R ERA: 4.36 (1.1)	3.0	L	18	6	6	6	1	0	0	1	0	0	1	10	10	9.00	1.500								
Mike Trujillo, R ERA: 3.55 (4.1)	2.0		8	3	2	2	1	0	0	0	0	0	1	10	10	9.00	1.500								
Mark Huisman, R ERA: 3.93 (6.1)	1.0		3	0	0	0	0	0	0	0	0	0	0	3	3	0.00	0.000								
Pete Ladd, R ERA: 3.88 (7.1)	1.0		6	3	2	2	0	0	0	1	0	0	0	5	6	18.00	3.000								
Matt Young, L ERA: 3.73 (8.1)	1.0		5	1	0	0	1	1	0	0	0	0	0	6	10	0.00	2.000								

Seattle Mariners @ Kansas City Royals
Royals Stadium, Kansas City, MO
Sun Sep 14 1986, 4:33 AM EDT
Att: 22,063 - Unknown

AB 37
R 10
H 15
RBI 10
BB 1
SO 3
LOB 14



Batter	1	2	3	4	5	6	7	8	9	AB	R	H	RBI	BB	SO	LOB	TOP								
Willie Wilson, S (1.8) OBP: 0.318, SLG: 0.364										5	2	3	0	0	0	2	Kansas City Royals @ California Angels Anaheim Stadium, Anaheim, CA Tue Sep 16 1986, 10:05 PM EDT Att: 26,057 - Unknown livebaseballscorecards.com								
Lonnie Smith, R (1.7) OBP: 0.384, SLG: 0.405										5	1	4	2	0	0	0									
George Brett, L (1.5) OBP: 0.408, SLG: 0.488										5	0	0	0	0	1	5									
Hal McRae, R (1.10) OBP: 0.305, SLG: 0.382 Lynn Jones, R (9, PR) OBP: 0.216, SLG: 0.156										5	1	2	1	0	0	3									
Frank White, R (1.4) OBP: 0.319, SLG: 0.449										4	0	0	0	1	2	5									
Kevin Seitzer, R (1.3) OBP: 0.405, SLG: 0.432										4	0	0	0	0	1	4									
Bo Jackson, R (1.9) OBP: 0.375, SLG: 0.567										3	1	1	2	1	0	0									
Jim Sundberg, R (1.2) OBP: 0.297, SLG: 0.300										4	0	1	0	0	1	1									
Buddy Biancalana, S (1.6) OBP: 0.327, SLG: 0.326 Mike Kingsley, L (8, PH) OBP: 0.307, SLG: 0.390 Greg Pryor, R (8, 6) OBP: 0.187, SLG: 0.200										3	0	0	0	0	1	1									
Inning Stats	R: 1 E: 0 K: 0 S: 5	H: 2 LOB: 2 BB: 1 P: 9	R: 0 E: 0 K: 2 S: 7	H: 0 LOB: 0 BB: 0 P: 7	R: 0 E: 0 K: 1 S: 7	H: 2 LOB: 2 BB: 0 P: 7	R: 0 E: 0 K: 0 S: 3	H: 0 LOB: 1 BB: 1 P: 7	R: 2 E: 0 K: 2 S: 10	H: 3 LOB: 1 BB: 0 P: 10	R: 0 E: 0 K: 0 S: 3	H: 0 LOB: 0 BB: 0 P: 3	R: 0 E: 0 K: 0 S: 3	H: 1 LOB: 0 BB: 0 P: 3	R: 2 E: 1 K: 1 S: 9	H: 3 LOB: 2 BB: 0 P: 9	R: 0 E: 0 K: 0 S: 4	H: 1 LOB: 1 BB: 0 P: 4	1B: 8 2B: 2 3B: 1 HR: 1	SF: 0 SAC: 0 DP: 1 HBP: 0	WP: 1 PB: 0 SB: 0 CS: 0	PA: 41			
PITCHER	IP	WLS	BF	H	R	ER	SO	BB	IBB	HBP	BLK	WP	HR	S	P	ERA	WHIP								
John Candelaria, L (1.1) ERA: 3.01	5.0		24	7	3	3	5	1	1	0	0	1	0	32	40	5.40	1.600								
Vern Riffe, R (6.1) ERA: 4.38	2.2		9	1	1	1	1	0	0	0	0	0	0	11	11	3.38	0.375								
Donnie Moore, R (8.1) ERA: 2.73	0.1		4	3	1	0	0	0	0	0	0	0	1	4	4	0.00	9.000								
Gary Lucas, L (9.1) ERA: 2.9	1.0	W	4	1	0	0	0	0	0	0	0	0	0	4	4	0.00	1.000								

Batter	1	2	3	4	5	6	7	8	9	AB	R	H	RBI	BB	SO	LOB	BOTTOM								
Rick Burleson, R (1.10) OBP: 0.358, SLG: 0.404										4	1	1	0	1	1	3	Kansas City Royals @ California Angels Anaheim Stadium, Anaheim, CA Tue Sep 16 1986, 10:05 PM EDT Att: 26,057 - Unknown livebaseballscorecards.com								
Dick Schofield, R (1.6) OBP: 0.323, SLG: 0.409										3	1	1	1	1	0	2									
Brian Downing, R (1.7) OBP: 0.387, SLG: 0.443										4	0	1	1	0	1	2									
Doug DeCinces, R (1.5) OBP: 0.326, SLG: 0.464										4	1	1	2	0	1	0									
George Hendrick, R (1.9) OBP: 0.337, SLG: 0.473										3	0	1	1	0	0	2									
Bobby Grich, R (1.3) OBP: 0.376, SLG: 0.435										3	1	1	0	1	0	1									
Gary Pettis, S (1.8) OBP: 0.339, SLG: 0.335										4	0	0	0	0	0	2									
Gus Polidor, R (1.4) OBP: 0.417, SLG: 0.455 Wally Joyner, L (8, PH) OBP: 0.348, SLG: 0.475 Devon White, S (8, PR) OBP: 0.375, SLG: 0.364 Mark Ryal, L (9, 3) OBP: 0.429, SLG: 0.615										3	0	2	0	0	0	1									
Bob Boone, R (1.2) OBP: 0.286, SLG: 0.309										2	1	1	1	1	1	1									
Inning Stats	R: 0 E: 0 K: 1 S: 5	H: 0 LOB: 0 BB: 0 P: 5	R: 1 E: 1 K: 0 S: 3	H: 0 LOB: 0 BB: 1 P: 7	R: 0 E: 0 K: 1 S: 7	H: 2 LOB: 2 BB: 0 P: 7	R: 0 E: 0 K: 0 S: 3	H: 1 LOB: 0 BB: 0 P: 3	R: 0 E: 0 K: 1 S: 7	H: 2 LOB: 2 BB: 0 P: 7	R: 0 E: 0 K: 1 S: 5	H: 0 LOB: 0 BB: 0 P: 5	R: 4 E: 0 K: 0 S: 6	H: 3 LOB: 2 BB: 3 P: 18	R: 1 E: 0 K: 0 S: 5	H: 2 LOB: 2 BB: 0 P: 5	1B: 10 2B: 0 3B: 0 HR: 0	SF: 1 SAC: 1 DP: 1 HBP: 0	WP: 0 PB: 0 SB: 1 CS: 1	PA: 37					
PITCHER	IP	WLS	BF	H	R	ER	SO	BB	IBB	HBP	BLK	WP	HR	S	P	ERA	WHIP								
Charlie Leibrandt, L (1.1) ERA: 4.26	6.2		29	6	5	4	4	4	0	0	0	0	0	33	49	5.40	1.500								
Dan Quisenberry, R (7.1) ERA: 2.76	1.1	L	8	4	1	1	0	0	0	0	0	0	0	8	8	6.75	3.000								

Batter	1	2	3	4	5	6	7	8	9	10	AB	R	H	RBI	BB	SO	LOB	TOP	
Willie Wilson, S OBP: 0.315, SLG: 0.361 (1, 8)	G3			K		F6		K		6-3	5	0	0	0	0	2	0	Kansas City Royals @ California Angels Anaheim Stadium, Anaheim, CA Wed Sep 17 1986, 10:05 PM EDT Att: 27,067 - Unknown livebaseballscorecards.com	
Lonnie Smith, R OBP: 0.361, SLG: 0.401 (1, 10)	F8			F4		K		5-3		6-3	5	0	0	0	0	1	0		
Rudy Law, L OBP: 0.328, SLG: 0.384 (1, 7)	F9				1B	F8					4	0	2	0	0	0	0		
Jamie Quirk, L OBP: 0.294, SLG: 0.358 (1, 5)		1-3		F7				FC3-6 1B	FC6-4 IBB		3	0	1	0	1	0	1		
Frank White, R OBP: 0.316, SLG: 0.445 (1, 4)	F6				F4	FC3-6 BLK	FC6-4				4	0	0	0	0	0	3		
Kevin Seitzer, R OBP: 0.361, SLG: 0.400 (1, 3)	L6				FC6-4 BB	F9			F8		3	0	0	0	1	0	1		
Bo Jackson, R OBP: 0.361, SLG: 0.515 (1, 9)			6-3		FC6-4 E S		1-2 BB		5-3		3	0	0	0	1	0	1		
Jim Sundberg, R OBP: 0.298, SLG: 0.299 (7, PH)			L8						6-3		1	0	0	0	1	0	0		
Jorge Orta, L OBP: 0.326, SLG: 0.415 (7, 2)					1-3 BB	4-3					1	0	0	0	0	0	2		
Terry Bell, R OBP: 0.195, SLG: 0.198 (8, 6)			F5		K					1-3	1	0	0	0	0	0	0		
Buddy Biancalana, S OBP: 0.323, SLG: 0.321 (8, PH)											2	0	0	0	0	1	2		
Hal McRae, R OBP: 0.307, SLG: 0.395 (8, 6)											1	1	1	1	0	0	0		
Greg Pryor, R OBP: 0.195, SLG: 0.198 (8, 6)											1	0	0	0	0	0	0		
Inning Stats	R: 0 E: 0 K: 0 S: 3	H: 0 LOB: 0 BB: 0 P: 3	R: 0 E: 0 K: 0 S: 3	H: 0 LOB: 0 BB: 0 P: 3	R: 0 E: 0 K: 1 S: 6	H: 1 LOB: 1 BB: 0 P: 6	R: 0 E: 0 K: 1 S: 5	H: 0 LOB: 2 BB: 0 P: 5	R: 0 E: 0 K: 0 S: 4	H: 1 LOB: 2 BB: 1 P: 8	R: 1 E: 0 K: 1 S: 7	H: 2 LOB: 2 BB: 1 P: 11	R: 0 E: 0 K: 0 S: 3	H: 0 LOB: 0 BB: 0 P: 3	R: 0 E: 0 K: 0 S: 3	H: 0 LOB: 0 BB: 0 P: 3	1B: 2 2B: 1 3B: 0 HR: 1	SF: 0 SAC: 0 DP: 0 HBP: 0	WP: 0 PA: 38 PB: 0 SB: 1 CS: 0
PITCHER	IP 7.0	WLS 27	H 3	R 1	ER 1	SO 3	BB 3	IBB 0	HBP 0	BLK 1	WP 0	HR 1	S 30	P 42	ERA 1.29	WHIP 0.857			
Don Sutton, R ERA: 3.68 (1, 1)																			
Doug Corbett, R ERA: 3.63 (8, 1)	IP 3.0	WLS 11	H 1	R 0	ER 0	SO 1	BB 0	IBB 0	HBP 0	BLK 0	WP 0	HR 0	S 12	P 16	ERA 0.00	WHIP 0.333			

Batter	1	2	3	4	5	6	7	8	9	10	AB	R	H	RBI	BB	SO	LOB	BOTTOM			
Gary Pettis, S OBP: 0.338, SLG: 0.334 (1, 8)	4-3				K					1-3	5	0	1	0	0	1	0	Kansas City Royals @ California Angels Anaheim Stadium, Anaheim, CA Wed Sep 17 1986, 10:05 PM EDT Att: 27,067 - Unknown livebaseballscorecards.com			
Dick Schofield, R OBP: 0.328, SLG: 0.413 (1, 6)	G3				BB 1B					HR 1B	5	1	4	0	0	0	0				
Brian Downing, R OBP: 0.367, SLG: 0.449 (1, 7)	F3				BB 1B			SH3-4 1B		HR 1B	3	1	1	2	1	1	2				
Doug DeCinces, R OBP: 0.326, SLG: 0.469 (1, 5)		5-3			HR K			5-3			4	1	1	1	0	1	3				
George Hendrick, R OBP: 0.337, SLG: 0.472 (8, PH)											3	0	1	0	0	0	0				
Ruppert Jones, L OBP: 0.340, SLG: 0.437 (9, 9)		F7			WP 1B			L9			0	0	0	0	1	0	0				
Bobby Grich, R OBP: 0.376, SLG: 0.434 (8, PH)											3	0	1	0	0	0	1				
Wally Joyner, L OBP: 0.348, SLG: 0.474 (9, 3)					F8			L7			1	0	0	0	0	0	2				
Rick Burleson, R OBP: 0.357, SLG: 0.399 (1, 10)											3	0	0	0	1	0	1				
Gus Polidor, R OBP: 0.313, SLG: 0.333 (1, 4)											4	0	0	0	0	0	2				
Bob Boone, R OBP: 0.283, SLG: 0.306 (1, 2)											4	0	0	0	0	0	0				
Inning Stats	R: 0 E: 0 K: 0 S: 3	H: 0 LOB: 0 BB: 0 P: 3	R: 0 E: 0 K: 0 S: 4	H: 1 LOB: 1 BB: 0 P: 4	R: 0 E: 0 K: 1 S: 7	H: 2 LOB: 2 BB: 0 P: 7	R: 1 E: 0 K: 0 S: 4	H: 2 LOB: 1 BB: 1 P: 8	R: 0 E: 0 K: 2 S: 8	H: 1 LOB: 2 BB: 1 P: 12	R: 0 E: 0 K: 0 S: 3	H: 0 LOB: 0 BB: 0 P: 3	R: 0 E: 0 K: 0 S: 4	H: 1 LOB: 2 BB: 1 P: 8	R: 0 E: 0 K: 0 S: 3	H: 0 LOB: 0 BB: 0 P: 3	R: 2 E: 0 K: 0 S: 3	H: 2 LOB: 0 BB: 0 P: 3	1B: 7 2B: 0 3B: 0 HR: 2	SF: 0 SAC: 1 DP: 1 HBP: 0	WP: 1 PA: 39 PB: 0 SB: 0 CS: 0
PITCHER	IP 7.1	WLS 30	H 7	R 1	ER 1	SO 3	BB 2	IBB 0	HBP 0	BLK 0	WP 1	HR 1	S 34	P 42	ERA 1.23	WHIP 1.227					
Danny Jackson, L ERA: 3.39 (8, 1)																					
Steve Farr, R ERA: 2.73 (8, 1)	IP 0.1	WLS 2	H 0	R 0	ER 0	SO 0	BB 0	IBB 0	HBP 0	BLK 0	WP 0	HR 0	S 1	P 5	ERA 0.00	WHIP 0.000					
Bud Black, L ERA: 3.47 (8, 1)	IP 1.2	WLS 7	H 2	R 2	ER 2	SO 0	BB 0	IBB 0	HBP 0	BLK 0	WP 0	HR 1	S 7	P 7	ERA 10.80	WHIP 1.200					

Batter	1	2	3	4	5	6	7	8	9	AB	R	H	RBI	BB	SO	LOB	TOP										
Willie Wilson, S OBP: 0.314, SLG: 0.360 (1, 8)	F6	F4			K		FC5-2 1B		FC5 1B	5	0	1	0	0	1	5	Kansas City Royals @ Seattle Mariners The Kingdome, Seattle, WA Fri Sep 19, 1986, 10:05 PM EDT Att: 10,828 - Unknown										
Rudy Law, L OBP: 0.327, SLG: 0.385 Frank White, R OBP: 0.315, SLG: 0.443 (7, PH) (7, 4)	F3		L8			K	K		FC5 2B 1B	3	0	0	0	0	1	0											
Lonnie Smith, R OBP: 0.368, SLG: 0.421 (1, 10)	K								FC5 2B	5	1	3	1	0	1	2											
Jamie Quirk, L OBP: 0.284, SLG: 0.356 Hal McRae, R OBP: 0.305, SLG: 0.394 Greg Pryor, R OBP: 0.193, SLG: 0.215 (7, PH) (7, 6)		HR	F9				FC5-4			3	1	2	0	0	0	1											
Mike Kingery, L OBP: 0.292, SLG: 0.392 (1, 9)		HR			K				F8	5	1	1	2	0	1	3											
Kevin Seitzer, R OBP: 0.389, SLG: 0.370 (1, 3)					L4					3	0	1	0	1	0	2											
Rondin Johnson, S OBP: 0.375, SLG: 0.500 Darryl Motley, R OBP: 0.241, SLG: 0.350 (7, 7)		FC4-6 1B			L5		BB FC5-2 1B		FC5-4 BB	3	0	1	0	0	0	1											
Jim Sundberg, R OBP: 0.301, SLG: 0.302 (1, 2)					6-3		FC5-2 BB 1B		4-3	4	1	2	0	0	0	1											
Buddy Biancalana, S OBP: 0.311, SLG: 0.308 Bo Jackson, R OBP: 0.359, SLG: 0.486 Bill Pecola, R (7, PH) (7, 5)					4-3		1B FC5-2 BB		6-3	2	0	0	0	0	1	2											
Inning Stats	R: 0 E: 0 K: 1 S: 5	H: 0 LOB: 0 BB: 0 P: 5	R: 2 E: 0 K: 1 S: 9	H: 4 LOB: 2 BB: 0 P: 9	R: 0 E: 0 K: 0 S: 3	H: 1 LOB: 0 BB: 0 P: 3	R: 0 E: 0 K: 1 S: 5	H: 0 LOB: 0 BB: 0 P: 5	R: 0 E: 0 K: 1 S: 7	H: 2 LOB: 2 BB: 0 P: 7	R: 1 E: 0 K: 1 S: 8	H: 3 LOB: 3 BB: 1 P: 12	R: 0 E: 0 K: 0 S: 3	H: 0 LOB: 1 BB: 1 P: 7	R: 2 E: 0 K: 0 S: 6	H: 3 LOB: 1 BB: 0 P: 6		1B: 10 2B: 2 3B: 0 HR: 1	SF: 0 SAC: 0 DP: 0 HBP: 0	WP: 0 PB: 0 SB: 0 CS: 0	PA: 41						
PITCHER	IP	WLS	BF	H	R	ER	SO	BB	IBB	HBP	BLK	WP	HR	S	P	ERA	WHIP										
Mike Moore, R ERA: 4.36 (1, 1)	6.0		27	9	3	3	5	1	0	0	0	0	1	36	40	4.50	1.667										
Matt Young, L ERA: 3.8 (7, 1)	3.0	W	14	4	2	2	1	1	0	0	0	0	0	15	19	6.00	1.667										

Batter	1	2	3	4	5	6	7	8	9	AB	R	H	RBI	BB	SO	LOB	BOTTOM										
John Moses, S OBP: 0.318, SLG: 0.313 (1, 8)	K		K		4-3		SH1-4		SH5-3 FC6-4 1B	4	1	1	0	0	2	1	Kansas City Royals @ Seattle Mariners The Kingdome, Seattle, WA Fri Sep 19, 1986, 10:05 PM EDT Att: 10,828 - Unknown										
Phil Bradley, R OBP: 0.402, SLG: 0.441 (1, 7)	4-3		4-3			PB 2B 1B	1B CS 1B		FC6-4 SH5-3 HBP	4	1	2	0	0	0	0											
Alvin Davis, L OBP: 0.385, SLG: 0.447 (1, 3)	4-3				F7		F8		SH5-3	4	0	0	0	0	1	3											
Jim Presley, R OBP: 0.317, SLG: 0.486 (1, 5)		6-3			K				FC6-4 IBB	4	1	2	1	1	1	0											
Ken Phelps, L OBP: 0.411, SLG: 0.529 Dave Hengel, R OBP: 0.103, SLG: 0.103 (8, PH)		PB 2B BB					F7		FC6-4	2	1	1	0	1	0	2											
Danny Tartabull, R OBP: 0.395, SLG: 0.513 (1, 9)					5-3					4	1	2	3	0	0	2											
Scott Bradley, L OBP: 0.338, SLG: 0.441 Dave Valle, R OBP: 0.423, SLG: 0.619 (8, PH) (9, 2)		1-3 2B					G3		5-3	2	0	0	0	1	0	1											
Domingo Ramos, R OBP: 0.263, SLG: 0.218 (1, 6)					6-3					3	0	1	1	1	0	1											
Harold Reynolds, S OBP: 0.274, SLG: 0.286 (1, 4)			3-1						F7	3	1	1	0	1	0	2											
Inning Stats	R: 0 E: 0 K: 1 S: 5	H: 0 LOB: 0 BB: 0 P: 5	R: 1 E: 0 K: 0 S: 4	H: 1 LOB: 1 BB: 1 P: 8	R: 0 E: 0 K: 1 S: 5	H: 0 LOB: 0 BB: 0 P: 5	R: 0 E: 0 K: 1 S: 6	H: 1 LOB: 1 BB: 0 P: 6	R: 0 E: 0 K: 0 S: 3	H: 0 LOB: 1 BB: 1 P: 7	R: 3 E: 0 K: 0 S: 6	H: 4 LOB: 2 BB: 1 P: 10	R: 1 E: 0 K: 1 S: 7	H: 3 LOB: 1 BB: 0 P: 7	R: 0 E: 0 K: 0 S: 4	H: 1 LOB: 2 BB: 1 P: 8		R: 1 E: 0 K: 0 S: 3	H: 1 LOB: 3 BB: 1 P: 8	1B: 8 2B: 2 3B: 1 HR: 0	SF: 0 SAC: 2 DP: 0 HBP: 1	WP: 0 PB: 2 SB: 0 CS: 1	PA: 42				
PITCHER	IP	WLS	BF	H	R	ER	SO	BB	IBB	HBP	BLK	WP	HR	S	P	ERA	WHIP										
Mark Gubicza, R ERA: 3.95 (1, 1)	6.1		29	8	5	4	3	2	1	1	0	0	0	32	44	5.68	1.579										
Bud Black, L ERA: 3.49 (7, 1)	2.0	L	11	3	1	1	1	1	1	1	0	0	0	10	19	4.50	2.000										
Dan Quisenberry, R ERA: 3.07 (9, 1)	0.1		1	0	0	0	0	0	0	0	0	0	0	1	1	0.00	0.000										

Batter	1	2	3	4	5	6	7	8	9	AB	R	H	RBI	BB	SO	LOB	TOP			
Rudy Law, L OBP: 0.323, SLG: 0.380 (1, 7)	4-3		F9			G4-1		4-3	4-3	4	0	0	0	0	0	0				
Kevin Seitzer, R OBP: 0.362, SLG: 0.340 (1, 3)	6-3		F9			E3		F9	F9	4	0	0	0	0	0	0				
Lonnie Smith, R OBP: 0.367, SLG: 0.418 (1, 10)	E5			F8		FC5-4				3	0	0	0	1	0	1				
Jamie Quirk, L OBP: 0.284, SLG: 0.353 (1, 2)				4-3						4	0	1	0	0	1	1				
Mike Kingery, L OBP: 0.287, SLG: 0.386 (1, 8)				1-3						3	0	0	0	0	0	2				
Rondin Johnson, S OBP: 0.316, SLG: 0.421 (1, 4)		F8			4-3					3	0	0	0	0	1	0				
Bo Jackson, R OBP: 0.333, SLG: 0.447 (1, 9)		6-3			K			F5		3	0	0	0	0	1	0				
Bill Pecota, R (1, 5)																				
Jorge Orta, L OBP: 0.327, SLG: 0.413 (8, PH)					6-3			L7		2	0	0	0	0	0	0				
Jim Sundberg, R OBP: 0.301, SLG: 0.302 (8, 2)										1	0	0	0	0	0	0				
Buddy Biancalana, S OBP: 0.307, SLG: 0.304 (1, 6)										2	0	0	0	0	0	0				
Hal McRae, R OBP: 0.336, SLG: 0.392 (8, PH)										1	0	0	0	0	0	0				
Greg Pryor, R OBP: 0.193, SLG: 0.215 (8, 6)										0	0	0	0	0	0	0				
Inning Stats	R: 0 E: 1 K: 0 S: 5	H: 1 LOB: 2 BB: 0 P: 5	R: 0 E: 0 K: 0 S: 3	H: 0 LOB: 0 BB: 0 P: 3	R: 0 E: 0 K: 0 S: 3	H: 0 LOB: 0 BB: 0 P: 3	R: 0 E: 0 K: 1 S: 5	H: 0 LOB: 0 BB: 0 P: 5	R: 0 E: 1 K: 0 S: 4	H: 0 LOB: 1 BB: 0 P: 4	R: 0 E: 0 K: 2 S: 7	H: 0 LOB: 0 BB: 0 P: 7	R: 0 E: 0 K: 0 S: 3	H: 0 LOB: 1 BB: 1 P: 3	R: 0 E: 0 K: 0 S: 3	H: 0 LOB: 0 BB: 0 P: 7	1B: 1 2B: 0 3B: 0 HR: 0	SF: 0 SAC: 0 DP: 0 HBP: 0	WP: 0 PB: 0 SB: 0 CS: 0	PA: 31
PITCHER Mike Trujillo, R ERA: 2.62 (1, 1)	IP: 9.0 WLS: W BF: 31 H: 1 R: 0 ER: 0 SO: 3 BB: 1 IBB: 0 HBP: 0 BLK: 0 WP: 0 HR: 0 S: 36 P: 40 ERA: 0.00 WHIP: 0.222															PITCHER	IP: 9.0 WLS: W BF: 31 H: 1 R: 0 ER: 0 SO: 3 BB: 1 IBB: 0 HBP: 0 BLK: 0 WP: 0 HR: 0 S: 36 P: 40 ERA: 0.00 WHIP: 0.222			

Kansas City Royals @ Seattle Mariners
The Kingdome, Seattle, WA
Sat Sep 20 1986, 10:05 PM EDT
Att: 10,899 - Unknown

AB 30
R 0
H 1
RBI 0
BB 1
SO 3
LOB 4



Batter	1	2	3	4	5	6	7	8	9	AB	R	H	RBI	BB	SO	LOB	BOTTOM			
John Moses, S OBP: 0.315, SLG: 0.309 (1, 8)	K	K			F7			K		4	0	0	0	0	3	1				
Phil Bradley, R OBP: 0.405, SLG: 0.442 (1, 7)	1B		CS		K			4-3		3	1	2	0	1	1	0				
Alvin Davis, L OBP: 0.384, SLG: 0.445 (1, 3)	2B		L7			K		4-3		4	1	1	0	0	1	3				
Jim Presley, R OBP: 0.317, SLG: 0.486 (1, 5)	1B		L9			K				4	1	1	1	0	1	3				
Ken Phelps, L OBP: 0.411, SLG: 0.527 (1, 10)	E1		CS		K					3	0	1	1	0	1	0				
Danny Tartabull, R OBP: 0.383, SLG: 0.510 (1, 9)	K				4-3			F3		3	0	0	0	0	1	1				
Scott Bradley, L OBP: 0.338, SLG: 0.439 (1, 2)	1-3					F5				3	0	1	0	0	0	1				
Domingo Ramos, R OBP: 0.265, SLG: 0.211 (1, 6)		5-3			FC5-4			K		3	0	0	0	0	1	1				
Harold Reynolds, S OBP: 0.274, SLG: 0.286 (1, 4)		4-3			4-3					3	0	1	0	0	0	0				
Inning Stats	R: 3 E: 1 K: 2 S: 11	H: 3 LOB: 1 BB: 0 P: 11	R: 0 E: 0 K: 1 S: 5	H: 0 LOB: 0 BB: 0 P: 5	R: 0 E: 0 K: 1 S: 6	H: 1 LOB: 1 BB: 0 P: 6	R: 0 E: 0 K: 2 S: 7	H: 1 LOB: 0 BB: 0 P: 7	R: 0 E: 0 K: 1 S: 5	H: 0 LOB: 0 BB: 0 P: 5	R: 0 E: 0 K: 1 S: 6	H: 1 LOB: 2 BB: 1 P: 10	R: 0 E: 0 K: 1 S: 6	H: 0 LOB: 1 BB: 1 P: 10	R: 0 E: 0 K: 1 S: 6	H: 1 LOB: 1 BB: 1 P: 10	1B: 6 2B: 1 3B: 0 HR: 0	SF: 0 SAC: 0 DP: 0 HBP: 0	WP: 0 PB: 0 SB: 1 CS: 1	PA: 32
PITCHER Bret Saberhagen, R ERA: 4.21 David Cone, R ERA: 5.3 (5, 1)	IP: 4.0 WLS: L BF: 17 H: 5 R: 3 ER: 2 SO: 4 BB: 0 IBB: 0 HBP: 0 BLK: 0 WP: 0 HR: 0 S: 25 P: 25 ERA: 4.50 WHIP: 1.250															PITCHER	IP: 4.0 WLS: L BF: 17 H: 5 R: 3 ER: 2 SO: 4 BB: 0 IBB: 0 HBP: 0 BLK: 0 WP: 0 HR: 0 S: 25 P: 25 ERA: 4.50 WHIP: 1.250			

Kansas City Royals @ Seattle Mariners
The Kingdome, Seattle, WA
Sat Sep 20 1986, 10:05 PM EDT
Att: 10,899 - Unknown

AB 30
R 3
H 7
RBI 2
BB 1
SO 9
LOB 10



Batter	1	2	3	4	5	6	7	8	9	AB	R	H	RBI	BB	SO	LOB	TOP					
Willie Wilson, S (1, 8) Greg Pryor, R (7, 6) OBP: 0.320, SLG: 0.373 OBP: 0.195, SLG: 0.209										4	0	2	0	0	1	3	Kansas City Royals @ Minnesota Twins Hubert H. Humphrey Metrodome, Minneapolis, MN Tue Sep 23 1986, 8:05 PM EDT Att: 7,714 - Unknown livebaseballscorecards.com					
Rudy Law, L (1, 7) Lynn Jones, R (7, 7) OBP: 0.321, SLG: 0.377 OBP: 0.226, SLG: 0.170										4	0	1	0	0	0	2						
Mike Kingery, L (1, 9) OBP: 0.300, SLG: 0.397 (7, 8)										5	0	4	1	0	0	2						
Jorge Orta, L (1, 10) OBP: 0.321, SLG: 0.404										5	0	1	1	0	1	6						
Jamie Quirk, L (1, 5) OBP: 0.284, SLG: 0.352										5	0	1	0	0	1	6						
Rondin Johnson, S (1, 4) OBP: 0.281, SLG: 0.348										4	0	0	0	0	0	1						
Kevin Seitzer, R (1, 3) OBP: 0.371, SLG: 0.373										4	0	1	0	0	0	1						
Jim Sundberg, R (1, 2) Terry Bell, R (7, 2) OBP: 0.307, SLG: 0.318										3	0	0	0	0	2	2						
Buddy Biancalana, S (1, 6) Bo Jackson, R (7, PH) OBP: 0.327, SLG: 0.413 (7, 9)										2	0	1	0	0	0	0						
Inning Stats	R: 0 E: 0 K: 1 S: 7	H: 2 LOB: 2 BB: 0 P: 7	R: 0 E: 0 K: 1 S: 7	H: 2 LOB: 2 BB: 0 P: 7	R: 0 E: 0 K: 0 S: 4	H: 1 LOB: 1 BB: 0 P: 4	R: 0 E: 0 K: 0 S: 3	H: 0 LOB: 0 BB: 0 P: 3	R: 0 E: 0 K: 0 S: 5	H: 2 LOB: 2 BB: 0 P: 5	R: 0 E: 0 K: 1 S: 6	H: 1 LOB: 1 BB: 0 P: 6	R: 1 E: 0 K: 1 S: 6	H: 1 LOB: 1 BB: 1 P: 10	R: 0 E: 0 K: 0 S: 3	H: 0 LOB: 0 BB: 0 P: 3		R: 1 E: 1 K: 3 S: 13	H: 3 LOB: 3 BB: 0 P: 13	1B: 10 2B: 2 3B: 0 HR: 0	SF: 0 SAC: 0 DP: 0 HBP: 0	WP: 0 PB: 0 SB: 0 CS: 0
PITCHER Mike Smithson, R (1, 1) ERA: 5.03	IP: 9.0 WLS: W BF: 41	H: 12 R: 2 ER: 1 SO: 7	BB: 1 IBB: 0 HBP: 0 BLK: 0	WP: 0 HR: 0 S: 54 P: 58	ERA: 1.00 WHIP: 1.444	PITCHER										IP: 9.0 WLS: W BF: 41	H: 12 R: 2 ER: 1 SO: 7	BB: 1 IBB: 0 HBP: 0 BLK: 0	WP: 0 HR: 0 S: 54 P: 58	ERA: 1.00 WHIP: 1.444		

Batter	1	2	3	4	5	6	7	8	9	AB	R	H	RBI	BB	SO	LOB	BOTTOM					
Mark Davidson, R (1, 7) OBP: 0.185, SLG: 0.160										4	1	1	0	1	1	5	Kansas City Royals @ Minnesota Twins Hubert H. Humphrey Metrodome, Minneapolis, MN Tue Sep 23 1986, 8:05 PM EDT Att: 7,714 - Unknown livebaseballscorecards.com					
Randy Bush, L (1, 9) OBP: 0.340, SLG: 0.412										5	1	2	1	0	3	2						
Kirby Puckett, R (1, 8) OBP: 0.370, SLG: 0.537										4	2	1	1	1	1	2						
Kent Hrbek, L (1, 3) OBP: 0.359, SLG: 0.496										5	2	2	0	0	0	3						
Gary Gaetti, R (1, 5) OBP: 0.346, SLG: 0.527										5	2	3	6	0	0	1						
Roy Smalley, S (1, 10) OBP: 0.341, SLG: 0.449										2	0	0	0	2	1	1						
Jeff Reed, L (1, 2) OBP: 0.310, SLG: 0.343										4	0	2	1	0	0	1						
Greg Gagne, R (1, 6) Alvaro Espinoza, R (7, PH) OBP: 0.292, SLG: 0.367 OBP: 0.143, SLG: 0.143 (8, 6)										3	1	1	0	0	0	4						
Steve Lombardozzi, R (1, 4) Ron Washington, R (7, PH) OBP: 0.304, SLG: 0.340 OBP: 0.266, SLG: 0.450 (8, 4)										1	0	0	0	0	0	0						
Inning Stats	R: 3 E: 0 K: 1 S: 8	H: 3 LOB: 0 BB: 0 P: 8	R: 1 E: 0 K: 1 S: 7	H: 2 LOB: 2 BB: 1 P: 11	R: 1 E: 0 K: 2 S: 10	H: 3 LOB: 3 BB: 1 P: 14	R: 1 E: 0 K: 1 S: 6	H: 1 LOB: 1 BB: 1 P: 10	R: 0 E: 0 K: 0 S: 3	H: 1 LOB: 0 BB: 0 P: 3	R: 3 E: 1 K: 1 S: 8	H: 2 LOB: 1 BB: 1 P: 12	R: 0 E: 0 K: 1 S: 5	H: 0 LOB: 1 BB: 1 P: 9	R: 0 E: 0 K: 0 S: 3	H: 0 LOB: 0 BB: 0 P: 3		1B: 9 2B: 1 3B: 0 HR: 2	SF: 0 SAC: 0 DP: 1 HBP: 0	WP: 0 PB: 0 SB: 1 CS: 0	PA: 41	
PITCHER Dennis Leonard, R (1, 1) ERA: 4.33	IP: 1.2 WLS: L	BF: 11	H: 5 R: 4 ER: 4 SO: 1	BB: 1 IBB: 0 HBP: 0 BLK: 0	WP: 0 HR: 1 S: 12 P: 16	ERA: 21.60 WHIP: 3.600	PITCHER										IP: 1.2 WLS: L	BF: 11	H: 5 R: 4 ER: 4 SO: 1	BB: 1 IBB: 0 HBP: 0 BLK: 0	WP: 0 HR: 1 S: 12 P: 16	ERA: 21.60 WHIP: 3.600
David Cone, R (2, 1) ERA: 5.57	IP: 2.1	WLS: 13	H: 4 R: 2 ER: 2 SO: 4	BB: 2 IBB: 0 HBP: 0 BLK: 0	WP: 0 HR: 0 S: 19 P: 27	ERA: 7.71 WHIP: 2.571	PITCHER										IP: 2.1	WLS: 13	H: 4 R: 2 ER: 2 SO: 4	BB: 2 IBB: 0 HBP: 0 BLK: 0	WP: 0 HR: 0 S: 19 P: 27	ERA: 7.71 WHIP: 2.571
Bud Black, L (5, 1) ERA: 3.4	IP: 3.0	WLS: 14	H: 3 R: 3 ER: 0 SO: 2	BB: 2 IBB: 0 HBP: 0 BLK: 0	WP: 0 HR: 1 S: 16 P: 24	ERA: 0.00 WHIP: 1.667	PITCHER										IP: 3.0	WLS: 14	H: 3 R: 3 ER: 0 SO: 2	BB: 2 IBB: 0 HBP: 0 BLK: 0	WP: 0 HR: 1 S: 16 P: 24	ERA: 0.00 WHIP: 1.667
Dan Quisenberry, R (8, 1) ERA: 3.03	IP: 1.0	WLS: 3	H: 0 R: 0 ER: 0 SO: 0	BB: 0 IBB: 0 HBP: 0 BLK: 0	WP: 0 HR: 0 S: 3 P: 3	ERA: 0.00 WHIP: 0.000	PITCHER										IP: 1.0	WLS: 3	H: 0 R: 0 ER: 0 SO: 0	BB: 0 IBB: 0 HBP: 0 BLK: 0	WP: 0 HR: 0 S: 3 P: 3	ERA: 0.00 WHIP: 0.000

Batter	1	2	3	4	5	6	7	8	9	AB	R	H	RBI	BB	SO	LOB	TOP	
Willie Wilson, S (1, 8) OBP: 0.318, SLG: 0.370	L6		F6			FC4-6	FC5-4			4	0	0	0	0	0	4	Kansas City Royals @ Minnesota Twins Hubert H. Humphrey Metrodome, Minneapolis, MN Wed Sep 24 1986, 8:05 PM EDT Att: 6,835 - Unknown livebaseballscorecards.com	
Lonnie Smith, R (1, 7) OBP: 0.382, SLG: 0.411	F8			FC5-4		K		F9		4	0	1	0	0	1			
Mike Kingery, L (1, 9) OBP: 0.294, SLG: 0.389	5-3			K		K		K		4	0	0	0	0	3	2		
Jorge Orta, L (1, 10) OBP: 0.317, SLG: 0.399		K		K				4-3	4-3	4	0	0	0	0	2	1		
Frank White, R (1, 4) OBP: 0.321, SLG: 0.456		PO		FC5-4				1B	HR	4	2	3	1	0	0	1		
Jamie Quirk, L (1, 5) OBP: 0.279, SLG: 0.345		K			K		F8		K	4	0	0	0	0	3	2		
Kevin Seltzer, R (1, 3) OBP: 0.378, SLG: 0.381					K		E		K	4	0	2	0	0	2	0		
Jim Sundberg, R (1, 2) OBP: 0.308, SLG: 0.319	PO		K		K					4	0	2	1	0	2	0		
Buddy Biancalana, S (1, 6) OBP: 0.306, SLG: 0.316										2	0	1	0	0	1	0		
Hal McRae, R (7, PH) OBP: 0.303, SLG: 0.387			K							1	0	0	0	0	0	2		
Greg Pryor, R (7, 6) OBP: 0.193, SLG: 0.207										1	0	0	0	0	0	1		
Inning Stats	R: 0 E: 0 K: 0 S: 3	H: 0 LOB: 0 BB: 0 P: 3	R: 0 E: 0 K: 2 S: 8	H: 2 LOB: 1 BB: 0 P: 8	R: 0 E: 0 K: 2 S: 7	H: 0 LOB: 0 BB: 0 P: 7	R: 0 E: 0 K: 2 S: 8	H: 1 LOB: 1 BB: 0 P: 8	R: 0 E: 0 K: 3 S: 9	H: 0 LOB: 0 BB: 0 P: 9	R: 0 E: 0 K: 2 S: 5	H: 0 LOB: 0 BB: 0 P: 5	R: 1 E: 0 K: 2 S: 9	H: 2 LOB: 1 BB: 0 P: 9	1B: 8 2B: 0 3B: 0 HR: 1	SF: 0 SAC: 0 DP: 0 HBP: 0	WP: 0 PB: 0 SB: 1 CS: 0	PA: 37
PITCHER Bert Blyleven, R (1, 1) ERA: 3.99	IP: 9.0 WLS: L BF: 36 H: 9 R: 2 ER: 2 SO: 14 BB: 0 IBB: 0 HBP: 0 BLK: 0 WP: 0 HR: 1 S: 64 P: 64 ERA: 2.00 WHIP: 1.000																	

Batter	1	2	3	4	5	6	7	8	9	AB	R	H	RBI	BB	SO	LOB	BOTTOM	
Steve Lombardozzi, R (1, 4) OBP: 0.302, SLG: 0.338	F5		F9		6-3			SH1-4		3	0	0	0	0	0	1	Kansas City Royals @ Minnesota Twins Hubert H. Humphrey Metrodome, Minneapolis, MN Wed Sep 24 1986, 8:05 PM EDT Att: 6,835 - Unknown livebaseballscorecards.com	
Kirby Puckett, R (1, 8) OBP: 0.369, SLG: 0.535	F8		HBP		6-3			G3		4	0	1	1	0	0	1		
Kent Hrbek, L (1, 3) OBP: 0.360, SLG: 0.494	4-3		3-H			K				2	0	0	0	1	1	0		
Gary Gaetti, R (1, 5) OBP: 0.344, SLG: 0.523		F7	1-3			L4		K		4	0	0	0	0	1	4		
Roy Smalley, S (1, 10) OBP: 0.244, SLG: 0.259		F6			F6					3	0	0	0	1	0	0		
Ron Washington, R (9, PR) OBP: 0.266, SLG: 0.450						L7				0	0	0	0	0	0	0		
Tom Brunansky, R (1, 9) OBP: 0.320, SLG: 0.434							F7		G5-4-3	3	0	1	0	1	0	1		
Jeff Reed, L (1, 2) OBP: 0.314, SLG: 0.342										3	0	1	0	1	0	2		
Billy Beane, R (1, 7) OBP: 0.244, SLG: 0.259										2	1	1	0	0	1	1		
Randy Bush, L (7, PH) OBP: 0.339, SLG: 0.411										1	0	0	0	0	0	1		
Greg Gagne, R (1, 6) OBP: 0.293, SLG: 0.367										2	0	1	0	0	0	0		
Inning Stats	R: 0 E: 0 K: 0 S: 3	H: 0 LOB: 0 BB: 0 P: 3	R: 1 E: 0 K: 0 S: 5	H: 2 LOB: 2 BB: 0 P: 6	R: 0 E: 0 K: 1 S: 6	H: 2 LOB: 1 BB: 0 P: 6	R: 0 E: 0 K: 1 S: 5	H: 0 LOB: 0 BB: 1 P: 5	R: 0 E: 0 K: 1 S: 2	H: 0 LOB: 0 BB: 1 P: 6	R: 0 E: 0 K: 1 S: 6	H: 1 LOB: 2 BB: 1 P: 10	R: 0 E: 0 K: 0 S: 2	H: 0 LOB: 1 BB: 1 P: 6	1B: 4 2B: 1 3B: 0 HR: 0	SF: 0 SAC: 2 DP: 2 HBP: 1	WP: 0 PB: 0 SB: 0 CS: 0	PA: 34
PITCHER Mark Gubicza, R (1, 1) ERA: 3.86	IP: 6.1 WLS: W BF: 25 H: 4 R: 1 ER: 1 SO: 2 BB: 2 IBB: 0 HBP: 1 BLK: 0 WP: 0 HR: 0 S: 26 P: 35 ERA: 1.42 WHIP: 0.947																	
PITCHER Dan Quisenberry, R (7, 1) ERA: 2.92	IP: 2.2 WLS: W BF: 9 H: 1 R: 0 ER: 0 SO: 1 BB: 1 IBB: 1 HBP: 0 BLK: 0 WP: 0 HR: 0 S: 9 P: 17 ERA: 0.00 WHIP: 0.750																	

Batter	1	2	3	4	5	6	7	8	9	AB	R	H	RBI	BB	SO	LOB	TOP					
Willie Wilson, S (1, 8) OBP: 0.320, SLG: 0.377										5	3	2	2	0	2	1	Kansas City Royals @ Minnesota Twins Hubert H. Humphrey Metrodome, Minneapolis, MN Thu Sep 25 1986, 4:33 AM EDT Att: 7,694 - Unknown livebaseballscorecards.com					
Lonnie Smith, R (1, 7) OBP: 0.382, SLG: 0.415 Lynn Jones, R (9, 7) OBP: 0.226, SLG: 0.170										5	1	2	1	0	0	0						
Kevin Seitzer, R (1, 3) OBP: 0.392, SLG: 0.388										4	0	2	1	1	0	0						
Hal McRae, R (1, 10) OBP: 0.302, SLG: 0.383										5	0	1	0	0	0	4						
Frank White, R (1, 4) OBP: 0.325, SLG: 0.461										5	2	4	0	0	0	1						
Bo Jackson, R (1, 9) OBP: 0.316, SLG: 0.431										5	0	1	1	0	3	5						
Jim Sundberg, R (1, 2) OBP: 0.307, SLG: 0.325										5	1	1	1	0	2	3						
Bill Pecota, R (1, 5) OBP: 0.222, SLG: 0.375										4	1	2	1	0	0	1						
Buddy Biancalana, S (1, 6) OBP: 0.305, SLG: 0.315										4	0	1	0	0	0	2						
Inning Stats	R: 1 E: 0 K: 0 S: 4	H: 1 LOB: 0 BB: 0 P: 4	R: 0 E: 0 K: 1 S: 6	H: 1 LOB: 1 BB: 0 P: 6	R: 0 E: 0 K: 1 S: 5	H: 0 LOB: 0 BB: 0 P: 5	R: 0 E: 0 K: 1 S: 6	H: 1 LOB: 1 BB: 0 P: 6	R: 1 E: 0 K: 1 S: 6	H: 2 LOB: 0 BB: 0 P: 6	R: 0 E: 0 K: 1 S: 7	H: 2 LOB: 2 BB: 0 P: 7	R: 2 E: 1 K: 0 S: 6	H: 3 LOB: 2 BB: 1 P: 10	R: 1 E: 0 K: 1 S: 7	H: 2 LOB: 1 BB: 0 P: 7		R: 3 E: 0 K: 1 S: 9	H: 5 LOB: 1 BB: 0 P: 9	1B: 11 2B: 2 3B: 2 HR: 2	SF: 0 SAC: 0 DP: 1 HBP: 0	WP: 0 PB: 0 CS: 1
PITCHER	IP WLS BF H R ER SO BB IBB HBP BLK WP HR S P ERA WHIP																					
Frank Viola, L (1, 1) ERA: 4.59	6.2 L 29 10 4 3 5 0 0 0 0 0 2 39 39 4.05 1.500																					
Ray Fontenot, L (7, 1) ERA: 4.63	2.1 14 7 4 4 2 1 0 0 0 0 0 0 17 21 15.43 3.429																					

Batter	1	2	3	4	5	6	7	8	9	AB	R	H	RBI	BB	SO	LOB	BOTTOM					
Kirby Puckett, R (1, 8) OBP: 0.369, SLG: 0.534										4	0	1	0	0	1	2	Kansas City Royals @ Minnesota Twins Hubert H. Humphrey Metrodome, Minneapolis, MN Thu Sep 25 1986, 4:33 AM EDT Att: 7,694 - Unknown livebaseballscorecards.com					
Randy Bush, L (1, 7) OBP: 0.340, SLG: 0.409										4	1	1	0	0	0	2						
Kent Hrbek, L (1, 3) OBP: 0.362, SLG: 0.495										5	0	3	0	0	1	1						
Tom Brunansky, R (1, 9) OBP: 0.319, SLG: 0.432										5	0	1	0	0	0	6						
Roy Smalley, S (1, 5) OBP: 0.341, SLG: 0.446										5	0	2	1	0	1	4						
Mark Salas, L (1, 10) OBP: 0.282, SLG: 0.386										4	0	1	0	0	2	6						
Jeff Reed, L (1, 2) OBP: 0.319, SLG: 0.338										2	0	0	0	2	1	3						
Greg Gagne, R (1, 6) OBP: 0.291, SLG: 0.365										2	0	0	0	0	0	2						
Al Woods, L (6, PH) OBP: 0.360, SLG: 0.500										1	0	0	0	0	1	3						
Alvaro Espinoza, R (7, 6) OBP: 0.143, SLG: 0.143										0	0	0	0	0	0	0						
Gary Gaetti, R (8, PH) OBP: 0.343, SLG: 0.522										1	0	0	0	0	0	3						
Steve Lombardozzi, R (1, 4) OBP: 0.305, SLG: 0.340										3	0	2	0	0	0	0						
Mickey Hatcher, R (9, PH) OBP: 0.317, SLG: 0.355										1	0	0	0	0	0	0						
Inning Stats	R: 0 E: 0 K: 0 S: 3	H: 1 LOB: 0 BB: 0 P: 3	R: 0 E: 0 K: 1 S: 6	H: 1 LOB: 2 BB: 1 P: 10	R: 0 E: 0 K: 1 S: 6	H: 1 LOB: 1 BB: 0 P: 6	R: 0 E: 0 K: 1 S: 5	H: 1 LOB: 0 BB: 0 P: 5	R: 0 E: 0 K: 1 S: 5	H: 1 LOB: 1 BB: 0 P: 4	R: 1 E: 1 K: 2 S: 10	H: 2 LOB: 3 BB: 0 P: 11	R: 0 E: 0 K: 1 S: 5	H: 0 LOB: 0 BB: 0 P: 5	R: 0 E: 0 K: 1 S: 7	H: 2 LOB: 3 BB: 1 P: 11	R: 0 E: 0 K: 0 S: 5	H: 2 LOB: 3 BB: 0 P: 6	1B: 10 2B: 1 3B: 0 HR: 0	SF: 0 SAC: 0 DP: 0 HBP: 2	WP: 1 PB: 0 SB: 0 CS: 2	PA: 41
PITCHER	IP WLS BF H R ER SO BB IBB HBP BLK WP HR S P ERA WHIP																					
Bret Saberhagen, R (1, 1) ERA: 4.13	5.0 W 23 7 1 1 3 1 0 0 0 0 0 0 27 32 1.80 1.600																					
Scott Bankhead, R (6, 1) ERA: 4.25	2.2 11 2 0 0 4 1 0 0 0 0 0 0 18 22 0.00 1.125																					
Dan Quisenberry, R (8, 1) ERA: 2.87	1.1 S 7 2 0 0 0 0 0 0 1 0 0 0 6 7 0.00 1.500																					

Batter	1	2	3	4	5	6	7	8	9	AB	R	H	RBI	BB	SO	LOB	TOP				
Stan Javier, S OBP: 0.312, SLG: 0.269 (1, 8)										5	1	2	0	0	0	0					
Carney Lansford, R OBP: 0.334, SLG: 0.426 (1, 3)										4	0	0	0	1	0	2					
Jose Canseco, R OBP: 0.324, SLG: 0.470 (1, 7)										5	2	2	1	0	0	2					
Dave Kingman, R OBP: 0.260, SLG: 0.441 (1, 10)										5	1	1	0	0	2	3					
Rusty Tillman, R OBP: 0.233, SLG: 0.345 Mike Davis, L OBP: 0.314, SLG: 0.455 (1, 9) (6, 9)										2	1	0	0	1	1	2					
Mark McGwire, R OBP: 0.283, SLG: 0.417 Donnie Hill, S OBP: 0.332, SLG: 0.381 (1, 5) (7, 5)										2	1	1	1	1	0	0					
Mickey Tettleton, S OBP: 0.327, SLG: 0.399 (1, 2)										3	0	0	1	1	0	3					
Mike Gallego, R OBP: 0.267, SLG: 0.241 (1, 4)										4	0	2	3	0	0	0					
Alfredo Griffin, S OBP: 0.317, SLG: 0.352 (1, 6)										4	0	0	0	0	0	4					
Inning Stats	R: 4 E: 1 K: 1 S: 8	H: 2 LOB: 2 BB: 2 P: 17	R: 0 E: 0 K: 0 S: 3	H: 0 LOB: 0 BB: 0 P: 3	R: 0 E: 0 K: 1 S: 5	H: 0 LOB: 1 BB: 1 P: 9	R: 0 E: 0 K: 0 S: 4	H: 1 LOB: 1 BB: 0 P: 4	R: 2 E: 0 K: 1 S: 9	H: 4 LOB: 2 BB: 0 P: 9	R: 0 E: 0 K: 0 S: 3	H: 1 LOB: 1 BB: 1 P: 7	R: 0 E: 0 K: 0 S: 3	H: 0 LOB: 0 BB: 0 P: 3	R: 0 E: 0 K: 0 S: 3	H: 0 LOB: 0 BB: 0 P: 3	1B: 6 2B: 2 3B: 0 HR: 0	SF: 0 SAC: 0 DP: 1 HBP: 1	WP: 0 PB: 0 SB: 1 CS: 0	PA: 40	
PITCHER	IP	WLS	BF	H	R	ER	SO	BB	IBB	HBP	BLK	WP	HR	S	P	ERA	WHIP				
Danny Jackson, L ERA: 3.28 (1, 1)	5.0	L	27	7	6	2	3	3	0	1	0	0	0	29	42	3.60	2.000				
Steve Shields, R ERA: 5.4 (6, 1)	4.0		13	1	0	0	0	1	0	0	0	0	0	12	16	0.00	0.500				

Oakland Athletics @ Kansas City Royals
Royals Stadium, Kansas City, MO
Sat Sep 27 1986, 4:33 AM EDT
Unknown

AB 35
R 6
H 8
RBI 6
BB 4
SO 3
LOB 16



Batter	1	2	3	4	5	6	7	8	9	AB	R	H	RBI	BB	SO	LOB	BOTTOM					
Willie Wilson, S OBP: 0.319, SLG: 0.376 (1, 8)										5	0	1	0	0	0	1						
Lonnie Smith, R OBP: 0.361, SLG: 0.413 (1, 7)										3	0	0	0	1	0	1						
Kevin Seitzer, R OBP: 0.398, SLG: 0.386 (1, 3)										3	1	1	0	1	1	1						
Jorge Orta, L OBP: 0.322, SLG: 0.412 (1, 10)										4	1	3	1	0	1	0						
Frank White, R OBP: 0.323, SLG: 0.458 (1, 4)										4	0	0	0	0	0	4						
Bo Jackson, R OBP: 0.311, SLG: 0.407 (1, 9)										3	0	0	0	0	0	0						
Jim Sundberg, R OBP: 0.307, SLG: 0.325 Mike Kingery, L OBP: 0.293, SLG: 0.387 Terry Bell, R (1, 2) (6, PH) (9, 2)										3	0	1	1	0	0	0						
Bill Pecota, R OBP: 0.250, SLG: 0.364 Rudy Law, L OBP: 0.320, SLG: 0.375 (1, 5) (9, PH)										3	1	1	0	0	1	3						
Buddy Biancalana, S OBP: 0.306, SLG: 0.327 Jamie Quirk, L OBP: 0.278, SLG: 0.343 (1, 6) (9, PH)										3	0	1	1	0	1	0						
Inning Stats	R: 0 E: 0 K: 0 S: 4	H: 1 LOB: 2 BB: 1 P: 8	R: 1 E: 0 K: 0 S: 5	H: 2 LOB: 1 BB: 0 P: 5	R: 1 E: 0 K: 1 S: 7	H: 3 LOB: 3 BB: 1 P: 12	R: 0 E: 0 K: 2 S: 8	H: 1 LOB: 1 BB: 0 P: 8	R: 0 E: 0 K: 1 S: 5	H: 0 LOB: 0 BB: 0 P: 5	R: 0 E: 0 K: 0 S: 3	H: 0 LOB: 0 BB: 0 P: 3	R: 0 E: 0 K: 0 S: 3	H: 0 LOB: 0 BB: 0 P: 3	R: 1 E: 0 K: 0 S: 4	H: 1 LOB: 0 BB: 0 P: 4	R: 0 E: 0 K: 0 S: 3	H: 0 LOB: 0 BB: 0 P: 3	1B: 6 2B: 0 3B: 1 HR: 1	SF: 0 SAC: 0 DP: 0 HBP: 1	WP: 0 PB: 0 SB: 0 CS: 1	PA: 37
PITCHER	IP	WLS	BF	H	R	ER	SO	BB	IBB	HBP	BLK	WP	HR	S	P	ERA	WHIP					
Joaquin Andujar, R ERA: 3.65 (1, 1)	9.0	W	37	8	3	3	4	2	0	1	0	0	1	42	51	3.00	1.111					

Oakland Athletics @ Kansas City Royals
Royals Stadium, Kansas City, MO
Sat Sep 27 1986, 4:33 AM EDT
Unknown

AB 34
R 3
H 8
RBI 3
BB 2
SO 4
LOB 10



Batter	1	2	3	4	5	6	7	8	9	AB	R	H	RBI	BB	SO	LOB	TOP																						
Stan Javier, S OBP: 0.310, SLG: 0.277	4-3			5-3	F4			5-3		4	0	1	0	0	0	1																							
Mike Davis, L OBP: 0.316, SLG: 0.454	G5-4-3			K				F9		4	0	2	0	0	1	1																							
Carney Lansford, R OBP: 0.336, SLG: 0.430	G5-4-3			5-3				6-3		4	0	1	0	0	0	2																							
Dave Kingman, R OBP: 0.258, SLG: 0.436				L7				F6		4	0	0	0	0	0	3																							
Rusty Tillman, R OBP: 0.242, SLG: 0.344																																							
Bruce Bochte, L OBP: 0.361, SLG: 0.339																																							
Mark McQuire, R OBP: 0.283, SLG: 0.385	K																																						
Terry Steinbach, R OBP: 0.357, SLG: 0.538																																							
Mike Gallego, R OBP: 0.333, SLG: 0.375																																							
Alfredo Griffin, S OBP: 0.320, SLG: 0.358																																							
Inning Stats	R: 0 E: 0 K: 0 S: 3	H: 1 LOB: 0 BB: 0 P: 3	R: 0 E: 0 K: 2 S: 7	H: 0 LOB: 0 BB: 0 P: 7	R: 0 E: 0 K: 1 S: 5	H: 1 LOB: 0 BB: 0 P: 5	R: 0 E: 0 K: 1 S: 6	H: 1 LOB: 1 BB: 0 P: 6	R: 2 E: 0 K: 0 S: 6	H: 3 LOB: 1 BB: 0 P: 6	R: 0 E: 0 K: 0 S: 4	H: 2 LOB: 1 BB: 0 P: 4	R: 0 E: 0 K: 0 S: 4	H: 1 LOB: 1 BB: 0 P: 4	R: 0 E: 0 K: 0 S: 3	H: 0 LOB: 0 BB: 0 P: 3	R: 0 E: 0 K: 0 S: 3	H: 0 LOB: 0 BB: 0 P: 3	1B: 6 2B: 3 3B: 0 HR: 0	SF: 0 SAC: 0 DP: 1 HBP: 0	WP: 0 PB: 0 SB: 0 CS: 3	PA: 33																	
PITCHER	IP	WLS	BF	H	R	ER	SO	BB	IBB	HBP	BLK	WP	HR	S	P	ERA	WHIP	PITCHER					IP	WLS	BF	H	R	ER	SO	BB	IBB	HBP	BLK	WP	HR	S	P	ERA	WHIP
Charlie Leibrandt, L ERA: 4.08	7.0	W	27	9	2	2	4	0	0	0	0	0	0	35	35	2.57	1.286																						
Dan Quisenberry, R ERA: 2.79	2.0		6	0	0	0	0	0	0	0	0	0	0	6	6	0.00	0.000																						

Oakland Athletics @ Kansas City Royals
Royals Stadium, Kansas City, MO
Sun Sep 28 1986, 4:33 AM EDT
Att: 22,585 - Unknown

AB 33
R 2
H 9
RBI 2
BB 0
SO 4
LOB 13



Batter	1	2	3	4	5	6	7	8	9	AB	R	H	RBI	BB	SO	LOB	BOTTOM																						
Rudy Law, L OBP: 0.329, SLG: 0.385	5-3			E5						3	0	1	1	1	0	0																							
Mike Kingery, L OBP: 0.294, SLG: 0.393				F6						3	0	0	0	1	1	3																							
Kevin Seitzer, R OBP: 0.418, SLG: 0.447										2	2	1	1	2	0	1																							
George Brett, L OBP: 0.407, SLG: 0.492										4	1	1	2	0	0	3																							
Frank White, R OBP: 0.322, SLG: 0.462										4	1	1	1	0	3	2																							
Jamie Quirk, L OBP: 0.276, SLG: 0.371										4	1	1	1	0	2	0																							
Bo Jackson, R OBP: 0.275, SLG: 0.355										4	0	0	0	0	3	0																							
Lynn Jones, R OBP: 0.226, SLG: 0.170										0	0	0	0	0	0	0																							
Bill Pecota, R OBP: 0.350, SLG: 0.412										2	0	1	0	1	0	0																							
Buddy Biancalana, S OBP: 0.301, SLG: 0.322										4	1	1	0	0	1	2																							
Inning Stats	R: 0 E: 0 K: 0 S: 3	H: 0 LOB: 1 BB: 1 P: 7	R: 0 E: 0 K: 2 S: 7	H: 0 LOB: 0 BB: 0 P: 7	R: 0 E: 1 K: 0 S: 4	H: 0 LOB: 1 BB: 0 P: 4	R: 5 E: 0 K: 2 S: 11	H: 5 LOB: 1 BB: 1 P: 16	R: 1 E: 0 K: 1 S: 6	H: 1 LOB: 0 BB: 0 P: 6	R: 0 E: 0 K: 2 S: 6	H: 0 LOB: 1 BB: 1 P: 10	R: 0 E: 1 K: 1 S: 5	H: 0 LOB: 2 BB: 2 P: 13	R: 0 E: 0 K: 2 S: 8	H: 1 LOB: 1 BB: 0 P: 8	1B: 1 2B: 3 3B: 0 HR: 4	SF: 0 SAC: 0 DP: 1 HBP: 1	WP: 0 PB: 0 SB: 0 CS: 2	PA: 36																			
PITCHER	IP	WLS	BF	H	R	ER	SO	BB	IBB	HBP	BLK	WP	HR	S	P	ERA	WHIP	PITCHER					IP	WLS	BF	H	R	ER	SO	BB	IBB	HBP	BLK	WP	HR	S	P	ERA	WHIP
Dave Stewart, R ERA: 4.13	3.2	L	19	5	5	5	3	2	0	0	0	0	0	1	0	13.50	1.909																						
Dave Leiper, L ERA: 4.88	0.2		3	1	1	1	1	0	0	0	0	0	0	1	5	5																							
Eric Plunk, R ERA: 5.31	2.2		10	0	0	0	4	3	0	0	0	0	0	15	27	0.00	1.125																						
Doug Bair, R ERA: 3.05	1.0		4	1	0	0	2	0	0	0	0	0	0	8	8	0.00	1.000																						

Oakland Athletics @ Kansas City Royals
Royals Stadium, Kansas City, MO
Sun Sep 28 1986, 4:33 AM EDT
Att: 22,585 - Unknown

AB 30
R 6
H 7
RBI 6
BB 5
SO 10
LOB 11



Batter	1	2	3	4	5	6	7	8	9	AB	R	H	RBI	BB	SO	LOB	TOP				
Gary Pettis, S OBP: 0.343, SLG: 0.341 (1, 8)										4	2	1	1	2	1	3					
Devon White, S OBP: 0.298, SLG: 0.302 (1, 7)										5	2	0	1	1	1	4					
Jack Howell, L OBP: 0.339, SLG: 0.476 (1, 5)										3	1	2	1	1	0	1					
Wally Joyner, L OBP: 0.349, SLG: 0.463 (1, 3)										2	0	1	3	1	0	1					
Reggie Jackson, L OBP: 0.382, SLG: 0.415 (1, 10)										5	0	1	2	0	1	3					
Mark Ryal, L OBP: 0.412, SLG: 0.563 (1, 9)										5	1	2	0	0	2	2					
Rob Wilfong, L OBP: 0.271, SLG: 0.319 (1, 4)										4	1	1	0	1	1	1	AB 36				
Jerry Narron, L OBP: 0.297, SLG: 0.311 (1, 2)										4	1	3	0	1	0	0	R 8				
Dick Schofield, R OBP: 0.323, SLG: 0.404 (1, 6)										4	0	0	0	1	0	8	H 11				
Inning Stats	R: 1 E: 0 K: 2 S: 8	H: 1 LOB: 1 BB: 1 P: 12	R: 0 E: 0 K: 2 S: 8	H: 1 LOB: 1 BB: 0 P: 8	R: 1 E: 0 K: 0 S: 5	H: 2 LOB: 1 BB: 0 P: 5	R: 0 E: 0 K: 1 S: 7	H: 2 LOB: 2 BB: 0 P: 7	R: 0 E: 0 K: 0 S: 4	H: 1 LOB: 1 BB: 0 P: 4	R: 5 E: 0 K: 1 S: 8	H: 3 LOB: 2 BB: 4 P: 24	R: 0 E: 0 K: 0 S: 3	H: 0 LOB: 1 BB: 1 P: 7	R: 1 E: 1 K: 0 S: 4	H: 0 LOB: 0 BB: 0 P: 4	R: 0 E: 0 K: 0 S: 4	H: 1 LOB: 3 BB: 2 P: 12	1B: 8 2B: 2 3B: 1 HR: 0	SF: 3 SAC: 0 DP: 0 HBP: 0	WP: 2 PA: 47 SB: 0 CS: 0
PITCHER	IP WLS BF H R ER SO BB IBB HBP BLK WP HR S P ERA WHIP																				
Bret Saberhagen, R ERA: 4.11 (1, 1)	5.0	23	7	2	2	5	1	0	0	0	0	0	0	0	32	36	3.60	1.600			
Scott Bankhead, R ERA: 4.51 (6, 1)	0.1	L 5	2	4	4	0	2	0	0	0	0	0	0	3	11	108.00	12.000				
Steve Shields, R ERA: 5.12 (6, 1)	2.2	13	1	2	1	1	2	1	0	0	1	0	12	24	3.38	1.125					
David Cone, R ERA: 5.96 (9, 1)	1.0	6	1	0	0	0	1	1	0	0	1	0	4	12	0.00	2.000					

California Angels @ Kansas City Royals
 Royals Stadium, Kansas City, MO
 Tue Sep 30 1986, 8:05 PM EDT
 Att: 18,107 - Unknown

AB 36
 R 8
 H 11
 RBI 8
 BB 8
 SO 6
 LOB 23



Batter	1	2	3	4	5	6	7	8	9	AB	R	H	RBI	BB	SO	LOB	BOTTOM				
Rudy Law, L OBP: 0.326, SLG: 0.381 (1, 7)										3	1	0	0	0	0	2					
Willie Wilson, S OBP: 0.316, SLG: 0.372 (7, PH) (8, 8)										2	0	0	0	0	2	0					
Mike Kingsley, L OBP: 0.294, SLG: 0.390 (1, 8) (8, 7)										4	0	1	0	0	0	2					
Kevin Seitzer, R OBP: 0.434, SLG: 0.463 (1, 3) BB										2	1	1	0	2	0	2					
George Brett, L OBP: 0.405, SLG: 0.490 (1, 10)										4	1	1	1	0	0	2					
Jamie Quirk, L OBP: 0.275, SLG: 0.362 (8, 5) (8, PH)										3	0	0	0	0	0	2					
Greg Pryor, R OBP: 0.191, SLG: 0.205 (8, 5) (9, 5)										1	0	0	0	0	1	1					
Rondin Johnson, S OBP: 0.298, SLG: 0.323 (1, 4)										4	0	1	0	0	0	1					
Bo Jackson, R OBP: 0.303, SLG: 0.368 (1, 9)										3	1	1	2	1	2	2	AB 34				
Bill Pecota, R OBP: 0.292, SLG: 0.333 (8, 6) (1, 5)										4	0	0	0	0	0	1	R 4				
Buddy Biancalana, S OBP: 0.309, SLG: 0.341 (7, PH)										2	0	2	1	0	0	0	H 7				
Lonnie Smith, R OBP: 0.339, SLG: 0.416 (8, 2)										1	0	0	0	0	0	0	RBI 4				
Terry Bell, R (8, 2)										0	0	0	0	0	0	0	BB 3				
Jim Sundberg, R OBP: 0.305, SLG: 0.322 (9, PH)										1	0	0	0	0	0	0	SO 5				
Inning Stats	R: 3 E: 1 K: 0 S: 6	H: 3 LOB: 2 BB: 1 P: 10	R: 0 E: 0 K: 0 S: 5	H: 2 LOB: 0 BB: 0 P: 5	R: 0 E: 0 K: 0 S: 3	H: 0 LOB: 0 BB: 0 P: 3	R: 1 E: 0 K: 0 S: 4	H: 1 LOB: 1 BB: 1 P: 8	R: 0 E: 0 K: 0 S: 2	H: 0 LOB: 0 BB: 1 P: 6	R: 0 E: 0 K: 1 S: 5	H: 0 LOB: 0 BB: 0 P: 5	R: 0 E: 0 K: 1 S: 5	H: 0 LOB: 0 BB: 0 P: 5	R: 0 E: 1 K: 2 S: 9	H: 1 LOB: 2 BB: 0 P: 9	R: 0 E: 0 K: 1 S: 5	H: 0 LOB: 0 BB: 0 P: 5	1B: 7 2B: 0 3B: 0 HR: 0	SF: 0 SAC: 0 DP: 1 HBP: 0	WP: 0 PA: 37 SB: 0 CS: 0
PITCHER	IP WLS BF H R ER SO BB IBB HBP BLK WP HR S P ERA WHIP																				
Ray Chadwick, R ERA: 7.24 (1, 1)	3.1	18	5	4	1	0	2	0	0	0	0	0	0	15	23	2.70	2.100				
Chuck Finley, L ERA: 3.35 (4, 1)	5.2	W 20	2	0	0	5	1	0	0	0	0	0	29	33	0.00	0.529					

California Angels @ Kansas City Royals
 Royals Stadium, Kansas City, MO
 Tue Sep 30 1986, 8:05 PM EDT
 Att: 18,107 - Unknown

AB 34
 R 4
 H 7
 RBI 4
 BB 3
 SO 5
 LOB 15



Batter	1	2	3	4	5	6	7	8	9	AB	R	H	RBI	BB	SO	LOB	TOP	
Bobby Grich, R OBP: 0.356, SLG: 0.417	4-0 SH1-3 BB		0-0 4-3			0-0 5-3		0-0 5-3		3	0	0	0	1	0	1		
Dick Schofield, R OBP: 0.323, SLG: 0.404	0-0 SH1-3 1-2		0-0 6-3			0-0 6-3			0-0 BB 1B	3	0	1	0	0	0	0		
Brian Downing, R OBP: 0.388, SLG: 0.454	0-0 F3			0-0 5-3		0-0 F3			0-0 F7	4	0	0	0	0	0	2		
Doug DeCinces, R OBP: 0.326, SLG: 0.460 Jack Howell, L OBP: 0.339, SLG: 0.476	4-0 BB			0-3 K		0-3 K			0-0 BB 1B	3	0	1	0	1	2	0		
George Hendrick, R OBP: 0.331, SLG: 0.470	0-0 F1			0-0 E6		0-0 F3			0-3 K	4	0	0	0	0	1	4		
Rick Burleson, R OBP: 0.357, SLG: 0.388		0-0 6-3		0-0 F8		0-0 F5			4-0 BB	3	0	0	0	1	0	1		
Gary Pettis, S OBP: 0.341, SLG: 0.338		0-0 6-3			0-3 K				0-0 L9	4	0	0	0	0	1	3		
Devon White, S OBP: 0.300, SLG: 0.289		0-0 4-3			0-3 K				4-0 FC5-4 BB	2	0	0	0	1	1	0		
Bob Boone, R OBP: 0.292, SLG: 0.311 Mark McLemore, S OBP: 0.297, SLG: 0.311			0-0 F6		0-0 4-3				0-0 FC5-4 1-2	3	0	0	0	0	0	1		
Inning Stats	R: 0 E: 0 K: 0 S: 3	H: 0 LOB: 2 BB: 2 P: 11	R: 0 E: 0 K: 0 S: 3	H: 0 LOB: 0 BB: 0 P: 3	R: 0 E: 0 K: 1 S: 6	H: 0 LOB: 1 BB: 0 P: 6	R: 0 E: 0 K: 2 S: 7	H: 0 LOB: 0 BB: 0 P: 7	R: 0 E: 0 K: 1 S: 5	H: 0 LOB: 0 BB: 0 P: 5	R: 0 E: 0 K: 0 S: 3	H: 0 LOB: 1 BB: 1 P: 7	R: 0 E: 0 K: 1 S: 7	H: 2 LOB: 3 BB: 1 P: 11	1B: 2 2B: 0 3B: 0 HR: 0	SF: 0 SAC: 1 DP: 0 HBP: 0	WP: 0 PB: 0 SB: 0 CS: 0	PA: 34
PITCHER Danny Jackson, L ERA: 3.12	IP: 9.0 WLS: W BF: 34 H: 2 R: 0 ER: 0 SO: 5 BB: 4 IBB: 0 HBP: 0 BLK: 0 WP: 0 HR: 0 S: 40 P: 56 ERA: 0.00 WHIP: 0.667											PITCHER	IP: 9.0 WLS: W BF: 34 H: 2 R: 0 ER: 0 SO: 5 BB: 4 IBB: 0 HBP: 0 BLK: 0 WP: 0 HR: 0 S: 40 P: 56 ERA: 0.00 WHIP: 0.667					

California Angels @ Kansas City Royals
Royals Stadium, Kansas City, MO
Wed Oct 01 1986, 8:05 PM EDT
Att: 19,225 - Unknown

AB 29
R 0
H 2
RBI 0
BB 4
SO 5
LOB 12



Batter	1	2	3	4	5	6	7	8	9	AB	R	H	RBI	BB	SO	LOB	BOTTOM			
Willie Wilson, S OBP: 0.315, SLG: 0.371	0-0 E S 1B		0-3 K		0-0 3-1		0-0 F5			4	0	1	0	0	1	0				
Lonnie Smith, R OBP: 0.380, SLG: 0.417 Lynn Jones, R OBP: 0.226, SLG: 0.170	4-0 FC6-4 BB		0-0 E 2B		0-0 F8		0-0 F9			3	1	1	0	1	0	0				
Kevin Seitzer, R OBP: 0.447, SLG: 0.477	0-0 F2		0-0 E8 1B		0-0 1B			0-0 FC5 1B		4	1	3	1	0	0	2				
George Brett, L OBP: 0.404, SLG: 0.487	0-0 F9		0-0 F8		0-3 K			0-0 FC3-6 FC5 1B		4	0	1	0	0	1	4				
Frank White, R OBP: 0.322, SLG: 0.461	0-0 FC6-4 1-2		0-0 1B		0-0 2B			0-0 FC5 FC3-6		4	0	2	1	0	0	4				
Bo Jackson, R OBP: 0.288, SLG: 0.347 Mike Kingery, L OBP: 0.294, SLG: 0.390		0-0 6-3	0-0 1-3		0-3 K			0-0 FC3-6 PO		4	0	0	0	0	1	4				
Jim Sundberg, R OBP: 0.303, SLG: 0.320		0-0 5-3		0-0 6-3		0-3 K		0-0 PO		3	0	0	0	0	1	1				
Bill Pecota, R OBP: 0.296, SLG: 0.304		4-0 BB		0-0 5-3		0-0 6-3				2	0	0	0	1	0	1				
Buddy Biancalana, S OBP: 0.304, SLG: 0.335		0-0 F4		0-0 5-3			0-0 F7			3	0	0	0	0	0	1				
Inning Stats	R: 0 E: 0 K: 0 S: 4	H: 1 LOB: 2 BB: 1 P: 8	R: 0 E: 0 K: 0 S: 3	H: 0 LOB: 1 BB: 1 P: 7	R: 2 E: 1 K: 1 S: 8	H: 3 LOB: 1 BB: 0 P: 8	R: 0 E: 0 K: 0 S: 3	H: 0 LOB: 0 BB: 0 P: 3	R: 0 E: 0 K: 1 S: 6	H: 1 LOB: 1 BB: 0 P: 6	R: 0 E: 0 K: 2 S: 8	H: 1 LOB: 0 BB: 0 P: 8	R: 0 E: 0 K: 0 S: 3	H: 0 LOB: 0 BB: 0 P: 3	R: 0 E: 0 K: 0 S: 4	H: 2 LOB: 1 BB: 0 P: 4	1B: 6 2B: 2 3B: 0 HR: 0	SF: 0 SAC: 0 DP: 0 HBP: 0	WP: 0 PB: 0 SB: 1 CS: 0	PA: 34
PITCHER Don Sutton, R ERA: 3.58 Vern Riffe, R ERA: 4.43 Donnie Moore, R ERA: 2.67	IP: 2.0 WLS: L BF: 17 H: 5 R: 2 ER: 1 SO: 4 BB: 0 IBB: 0 HBP: 0 BLK: 0 WP: 0 HR: 0 S: 25 P: 25 ERA: 2.25 WHIP: 1.250											PITCHER	IP: 2.0 WLS: L BF: 17 H: 5 R: 2 ER: 1 SO: 4 BB: 0 IBB: 0 HBP: 0 BLK: 0 WP: 0 HR: 0 S: 25 P: 25 ERA: 2.25 WHIP: 1.250							

California Angels @ Kansas City Royals
Royals Stadium, Kansas City, MO
Wed Oct 01 1986, 8:05 PM EDT
Att: 19,225 - Unknown

AB 31
R 2
H 8
RBI 2
BB 2
SO 4
LOB 17



Batter	1	2	3	4	5	6	7	8	9	AB	R	H	RBI	BB	SO	LOB	TOP								
Willie Wilson, S OBP: 0.314, SLG: 0.368 (1, 8)	F8		F9	L3			K		HBP E BB	4	1	0	0	1	1	1	Kansas City Royals @ Oakland Athletics Oakland-Alameda County Coliseum, Oakland, CA Fri Oct 03 1986, 7:05 PM PDT Att: 7,838 - Unknown livebaseballscorecards.com								
Lonnie Smith, R OBP: 0.359, SLG: 0.414 Lynn Jones, R OBP: 0.226, SLG: 0.170 (1, 7) (9, 7)	F9		F7	K			L3		FC3-6 HBP	4	0	0	0	0	1	1									
Kevin Seitzer, R OBP: 0.444, SLG: 0.461 (1, 3)	BB		6-3						K	3	0	0	0	2	1	2									
George Brett, L OBP: 0.400, SLG: 0.482 (1, 10)	4-3				F8				K	5	1	0	0	0	0	3									
Frank White, R OBP: 0.326, SLG: 0.470 (1, 4)		F8								4	2	3	2	1	0	0									
Jamie Quirk, L OBP: 0.276, SLG: 0.377 (1, 2)										5	2	2	2	0	1	2									
Bo Jackson, R OBP: 0.298, SLG: 0.347 Mike Kingery, L OBP: 0.294, SLG: 0.390 (1, 9) (8, 9)										3	1	1	0	1	1	1									
Bill Pecota, R OBP: 0.323, SLG: 0.308 (1, 5)										3	1	1	0	1	1	1									
Buddy Biancalana, S OBP: 0.303, SLG: 0.344 (1, 6)										4	0	1	2	0	1	3									
Inning Stats	R: 0 E: 0 K: 0 S: 3	H: 0 LOB: 1 BB: 1 P: 7	R: 1 E: 1 K: 0 S: 4	H: 1 LOB: 1 BB: 1 P: 8	R: 0 E: 0 K: 0 S: 3	H: 0 LOB: 0 BB: 0 P: 3	R: 4 E: 0 K: 1 S: 10	H: 5 LOB: 1 BB: 0 P: 10	R: 1 E: 0 K: 0 S: 4	H: 1 LOB: 0 BB: 0 P: 4	R: 0 E: 0 K: 2 S: 7	H: 0 LOB: 0 BB: 0 P: 7	R: 0 E: 0 K: 1 S: 5	H: 0 LOB: 1 BB: 1 P: 9	R: 0 E: 0 K: 1 S: 5	H: 0 LOB: 2 BB: 2 P: 13		R: 2 E: 1 K: 2 S: 8	H: 1 LOB: 1 BB: 1 P: 13	1B: 4 2B: 1 3B: 1 HR: 2	SF: 0 SAC: 0 DP: 0 HBP: 1	WP: 0 PB: 0 SB: 0 CS: 0	PA: 42		
PITCHER	IP	WLS	BF	H	R	ER	SO	BB	IBB	HBP	BLK	WP	HR	S	P	ERA	WHIP								
Joaquin Andujar, R ERA: 3.82 (1, 1)	5.0	L	24	7	6	5	1	2	0	0	0	0	2	24	32	9.00	1.800								
Eric Plunk, R ERA: 5.31 (6, 1)	3.2		17	1	2	1	5	4	0	1	0	0	0	22	39	2.46	1.364								
Dave Leiper, L ERA: 4.83 (9, 1)	0.1		1	0	0	0	1	0	0	0	0	0	0	3	3	0.00	0.000								

Batter	1	2	3	4	5	6	7	8	9	AB	R	H	RBI	BB	SO	LOB	BOTTOM								
Mike Davis, L OBP: 0.313, SLG: 0.447 (1, 9) (7, 8)			3-1						K	5	1	1	1	0	1	4	Kansas City Royals @ Oakland Athletics Oakland-Alameda County Coliseum, Oakland, CA Fri Oct 03 1986, 7:05 PM PDT Att: 7,838 - Unknown livebaseballscorecards.com								
Mike Gallego, R OBP: 0.288, SLG: 0.324 Mark McGwire, R OBP: 0.259, SLG: 0.377 (1, 4) (8, PH) (9, 5)										3	0	0	0	0	0	1									
Carney Lansford, R OBP: 0.334, SLG: 0.425 (1, 3)										4	0	1	1	0	0	2									
Dusty Baker Jr., R OBP: 0.310, SLG: 0.324 (1, 10)										3	1	1	0	1	1	1									
Jose Canseco, R OBP: 0.322, SLG: 0.463 (1, 7)										4	0	0	0	0	2	3									
Donnie Hill, S OBP: 0.323, SLG: 0.374 (1, 5) (9, 4)										4	1	1	0	0	0	1									
Mickey Tettleton, S ERA: 4.09 Bruce Bochte, L OBP: 0.361, SLG: 0.342 (1, 2) (9, PH)										2	1	0	0	1	1	0									
Dwayne Murphy, L OBP: 0.362, SLG: 0.375 Rusty Tillman, R OBP: 0.317, SLG: 0.368 (1, 8) (7, 9)										2	0	0	0	0	2	0									
Alfredo Griffin, S OBP: 0.323, SLG: 0.359 (1, 6)										4	0	2	1	0	0	0									
Inning Stats	R: 1 E: 0 K: 1 S: 7	H: 2 LOB: 1 BB: 0 P: 7	R: 0 E: 0 K: 2 S: 7	H: 0 LOB: 0 BB: 0 P: 7	R: 0 E: 0 K: 1 S: 6	H: 1 LOB: 1 BB: 0 P: 6	R: 0 E: 0 K: 1 S: 5	H: 0 LOB: 0 BB: 0 P: 5	R: 0 E: 0 K: 0 S: 3	H: 0 LOB: 0 BB: 0 P: 3	R: 0 E: 0 K: 0 S: 3	H: 0 LOB: 0 BB: 0 P: 3	R: 1 E: 0 K: 1 S: 7	H: 2 LOB: 2 BB: 1 P: 11	R: 2 E: 0 K: 3 S: 12	H: 3 LOB: 2 BB: 1 P: 16		1B: 7 2B: 1 3B: 0 HR: 0	SF: 0 SAC: 0 DP: 0 HBP: 0	WP: 0 PB: 0 SB: 0 CS: 0	PA: 37				
PITCHER	IP	WLS	BF	H	R	ER	SO	BB	IBB	HBP	BLK	WP	HR	S	P	ERA	WHIP								
Charlie Leibrandt, L ERA: 4.09 Dan Quisenberry, R ERA: 2.77 (1, 1) (9, 1)	8.1	W	33	6	4	4	7	2	0	0	0	0	0	45	53	4.32	0.960								
	0.2		4	2	0	0	2	0	0	0	0	0	0	8	8	0.00	3.000								

Batter	1	2	3	4	5	6	7	8	9	AB	R	H	RBI	BB	SO	LOB	TOP					
Rudy Law, L OBP: 0.327, SLG: 0.388 Lynn Jones, R OBP: 0.226, SLG: 0.170	F8		4-3 S 1B		E 3B	F9			L4	5	1	2	0	0	0	1						
Mike Kingery, L OBP: 0.295, SLG: 0.388	BB 1B		4-3 1-3		E1 1B 1B		4-3		BB 1-2	4	1	1	1	1	0	1						
Kevin Seitzer, R OBP: 0.442, SLG: 0.452	K				G3 1B 1-2		4-3		K	4	0	1	0	1	2	3						
George Brett, L OBP: 0.401, SLG: 0.481	BB 1-2				G3 1B 1-2 2H					3	0	1	1	1	1	2						
Frank White, R OBP: 0.324, SLG: 0.467	L3				G3 1B 1-2 2-3					4	0	0	0	0	1	6						
Jamie Quirk, L OBP: 0.273, SLG: 0.370 Willie Wilson, S OBP: 0.314, SLG: 0.368		4-3			F5				5-3	4	0	0	0	0	0	2						
Bo Jackson, R OBP: 0.323, SLG: 0.342 Bill Pecota, R OBP: 0.323, SLG: 0.308		K			K CS 1B				K	4	0	1	0	0	3	2						
Jim Sundberg, R OBP: 0.305, SLG: 0.324					K 1-2 2B				F3	4	0	2	0	0	1	0						
Buddy Biancalana, S OBP: 0.302, SLG: 0.342					L4				BB 1B	4	0	1	0	0	1	2						
Inning Stats	R: 0 E: 0 K: 1 S: 6	H: 1 LOB: 2 BB: 1 P: 10	R: 0 E: 0 K: 2 S: 8	H: 1 LOB: 1 BB: 0 P: 8	R: 0 E: 0 K: 2 S: 8	H: 1 LOB: 2 BB: 1 P: 12	R: 0 E: 0 K: 0 S: 4	H: 2 LOB: 1 BB: 0 P: 4	R: 2 E: 1 K: 1 S: 9	H: 3 LOB: 2 BB: 0 P: 9	R: 0 E: 0 K: 0 S: 5	H: 0 LOB: 0 BB: 0 P: 5	R: 0 E: 0 K: 0 S: 3	H: 0 LOB: 0 BB: 0 P: 3	R: 0 E: 0 K: 1 S: 5	H: 0 LOB: 0 BB: 0 P: 5	R: 0 E: 0 K: 1 S: 6	H: 1 LOB: 2 BB: 1 P: 10	1B: 7 2B: 1 3B: 1 HR: 0	SF: 0 SAC: 0 DP: 0 HBP: 0	WP: 0 PB: 0 SB: 1 CS: 1	PA: 39
PITCHER Dave Stewart, R ERA: 3.95	IP: 9.0 WLS: L BF: 39	H: 9 R: 2 ER: 1 SO: 9	BB: 3 IBB: 0 HBP: 0 BLK: 0	WP: 0 HR: 0 S: 54 P: 66	ERA: 1.00 WHIP: 1.333	PITCHER																

Kansas City Royals @ Oakland Athletics
Oakland-Alameda County Coliseum, Oakland, CA
Sat Oct 04 1986, 3:33 AM PDT
Att: 13,664 - Unknown

AB 36
R 2
H 9
RBI 2
BB 3
SO 9
LOB 19



Batter	1	2	3	4	5	6	7	8	9	AB	R	H	RBI	BB	SO	LOB	BOTTOM					
Alfredo Griffin, S OBP: 0.324, SLG: 0.360	F5					1B 4-3 1B			4-3	4	0	2	0	0	0	0						
Mike Davis, L OBP: 0.312, SLG: 0.445	S 1B				K 1-2				F6	4	0	1	0	0	1	2						
Carney Lansford, R OBP: 0.334, SLG: 0.424	F9				F8				K	4	0	1	0	0	1	1						
Bruce Bochte, L OBP: 0.358, SLG: 0.339 Terry Steinbach, R OBP: 0.375, SLG: 0.733	K				F9				F5	3	0	0	0	0	1	3						
Jose Canseco, R OBP: 0.320, SLG: 0.460					F3				4-3	4	0	0	0	0	0	2						
Dusty Baker Jr., R OBP: 0.314, SLG: 0.322 Tony Phillips, S OBP: 0.367, SLG: 0.345 Dave Kingman, R OBP: 0.257, SLG: 0.434						6-3			F8	1	0	0	0	2	0	0						
Donnie Hill, S OBP: 0.323, SLG: 0.374									BB 1B	1	0	0	0	0	0	0						
Jerry Willard, L OBP: 0.354, SLG: 0.385 Rusty Tillman, R OBP: 0.310, SLG: 0.359									F8	1	0	0	0	1	1	1						
Stan Javier, S OBP: 0.305, SLG: 0.272 Mickey Tettleton, S OBP: 0.325, SLG: 0.389										3	0	1	0	0	1	1						
Inning Stats	R: 0 E: 0 K: 1 S: 6	H: 1 LOB: 0 BB: 0 P: 6	R: 0 E: 0 K: 1 S: 5	H: 0 LOB: 1 BB: 1 P: 9	R: 0 E: 0 K: 1 S: 5	H: 1 LOB: 0 BB: 0 P: 5	R: 0 E: 0 K: 0 S: 3	H: 0 LOB: 0 BB: 0 P: 3	R: 0 E: 0 K: 0 S: 5	H: 0 LOB: 2 BB: 0 P: 5	R: 0 E: 0 K: 0 S: 3	H: 1 LOB: 2 BB: 1 P: 7	R: 0 E: 0 K: 1 S: 5	H: 0 LOB: 0 BB: 0 P: 5	R: 0 E: 0 K: 0 S: 3	H: 0 LOB: 0 BB: 0 P: 3	R: 0 E: 0 K: 1 S: 6	H: 0 LOB: 0 BB: 0 P: 10	1B: 5 2B: 1 3B: 0 HR: 0	SF: 0 SAC: 0 DP: 2 HBP: 0	WP: 0 PB: 0 SB: 1 CS: 1	PA: 33
PITCHER Mark Gubicza, R ERA: 3.64 Bud Black, L ERA: 3.2	IP: 6.0 WLS: W BF: 25	H: 5 R: 0 ER: 0 SO: 4	BB: 3 IBB: 0 HBP: 0 BLK: 0	WP: 0 HR: 0 S: 30 P: 42	ERA: 0.00 WHIP: 1.333	PITCHER																

Kansas City Royals @ Oakland Athletics
Oakland-Alameda County Coliseum, Oakland, CA
Sat Oct 04 1986, 3:33 AM PDT
Att: 13,664 - Unknown

AB 30
R 0
H 5
RBI 0
BB 3
SO 5
LOB 15



Batter	1	2	3	4	5	6	7	8	9	AB	R	H	RBI	BB	SO	LOB	TOP			
Willie Wilson, S (1, 8) OBP: 0.313, SLG: 0.366	F3			5-3			F2		K	4	0	0	0	0	1	0				
Lonnie Smith, R (1, 7) OBP: 0.357, SLG: 0.411	F4			F9			4-3			3	0	0	0	0	0	0				
Kevin Seitzer, R (1, 3) OBP: 0.440, SLG: 0.448	1-3			L9			1B			3	0	1	0	0	0	0				
Hal McRae, R (1, 10) OBP: 0.298, SLG: 0.378		F4			F3		F8			3	0	0	0	0	0	1				
Frank White, R (1, 4) OBP: 0.322, SLG: 0.465 Rondin Johnson, S (8, 4) OBP: 0.258, SLG: 0.323		F7			F2			4-3		3	0	0	0	0	0	0				
Bo Jackson, R (1, 9) OBP: 0.286, SLG: 0.329		F9			L9			K		3	0	0	0	0	1	0				
Jim Sundberg, R (1, 2) Terry Bell, R (8, 2)			F8				K		4-3	3	0	0	0	0	1	0	AB 28			
Bill Pecota, R (1, 5) OBP: 0.294, SLG: 0.276			F3			L8				0	0	0	0	0	0	0	R 0			
Buddy Biancalana, S (1, 6) OBP: 0.298, SLG: 0.337			K			5-3			F9	3	0	0	0	0	1	0	H 1			
Inning Stats	R: 0 E: 0 K: 0 S: 3	H: 0 LOB: 0 BB: 0 P: 3	R: 0 E: 0 K: 0 S: 3	H: 0 LOB: 0 BB: 0 P: 3	R: 0 E: 0 K: 1 S: 5	H: 0 LOB: 0 BB: 0 P: 5	R: 0 E: 0 K: 0 S: 3	H: 0 LOB: 0 BB: 0 P: 3	R: 0 E: 0 K: 1 S: 5	H: 0 LOB: 1 BB: 0 P: 5	R: 0 E: 0 K: 0 S: 4	H: 1 LOB: 1 BB: 0 P: 4	R: 0 E: 0 K: 1 S: 5	H: 0 LOB: 0 BB: 0 P: 5	R: 0 E: 0 K: 1 S: 5	H: 0 LOB: 0 BB: 0 P: 5	1B: 1 2B: 0 3B: 0 HR: 0	SF: 0 SAC: 0 DP: 0 HBP: 0	WP: 0 PB: 0 SB: 0 CS: 0	PA: 28
PITCHER Curt Young, L (1, 1) ERA: 3.45	IP: 9.0 WLS: W BF: 28 H: 1 R: 0 ER: 0 SO: 4 BB: 0 IBB: 0 HBP: 0 BLK: 0 WP: 0 HR: 0 S: 36 P: 36 ERA: 0.00 WHIP: 0.111															PITCHER	IP: 9.0 WLS: W BF: 28 H: 1 R: 0 ER: 0 SO: 4 BB: 0 IBB: 0 HBP: 0 BLK: 0 WP: 0 HR: 0 S: 36 P: 36 ERA: 0.00 WHIP: 0.111			

Kansas City Royals @ Oakland Athletics
Oakland-Alameda County Coliseum, Oakland, CA
Sun Oct 05 1986, 3:33 AM PDT
Att: 17,235 - Unknown

AB 28
R 0
H 1
RBI 0
BB 0
SO 4
LOB 1



Batter	1	2	3	4	5	6	7	8	9	AB	R	H	RBI	BB	SO	LOB	BOTTOM			
Alfredo Griffin, S (1, 6) OBP: 0.323, SLG: 0.364	K				SF8		4-3			3	0	1	2	0	1	0				
Dwayne Murphy, L (1, 8) OBP: 0.394, SLG: 0.386	4-3			3B	FC5-4		HR			4	1	2	1	0	0	1				
Carney Lansford, R (1, 5) OBP: 0.332, SLG: 0.421	4-3			6-3	FC5-4		F9			4	0	0	0	0	0	2				
Bruce Bochte, L (1, 3) OBP: 0.357, SLG: 0.337		K		K		HR	4-3			3	1	0	0	1	2	0				
Dave Kingman, R (1, 10) OBP: 0.255, SLG: 0.431		F9		F8		F5		F7		4	0	0	0	0	0	1				
Mike Davis, L (1, 9) OBP: 0.314, SLG: 0.454		K			G3		HR		K	4	2	2	2	0	2	0				
Jose Canseco, R (1, 7) OBP: 0.318, SLG: 0.457			K		G3		HR		5-3	4	0	0	0	0	1	1	AB 31			
Donnie Hill, S (1, 4) OBP: 0.329, SLG: 0.378 Tony Phillips, S (6, PR) OBP: 0.397, SLG: 0.345 Mike Gallego, R (7, 4) OBP: 0.289, SLG: 0.324					2-3		HR		5-3	2	2	2	1	1	0	0	R 6			
Mickey Tettleton, S (1, 2) OBP: 0.325, SLG: 0.389			K		1B		BB			0	0	0	0	0	0	0	H 8			
Inning Stats	R: 0 E: 0 K: 1 S: 5	H: 0 LOB: 0 BB: 0 P: 5	R: 0 E: 0 K: 2 S: 7	H: 0 LOB: 0 BB: 0 P: 7	R: 1 E: 0 K: 2 S: 9	H: 2 LOB: 1 BB: 0 P: 9	R: 0 E: 0 K: 1 S: 5	H: 0 LOB: 0 BB: 0 P: 5	R: 2 E: 0 K: 0 S: 4	H: 1 LOB: 1 BB: 2 P: 12	R: 1 E: 0 K: 0 S: 4	H: 1 LOB: 0 BB: 0 P: 4	R: 0 E: 0 K: 1 S: 5	H: 0 LOB: 0 BB: 0 P: 5	R: 0 E: 0 K: 1 S: 5	H: 0 LOB: 0 BB: 0 P: 5	1B: 4 2B: 1 3B: 1 HR: 2	SF: 1 SAC: 0 DP: 0 HBP: 0	WP: 0 PB: 0 SB: 0 CS: 0	PA: 34
PITCHER Bret Saberhagen, R (1, 1) ERA: 4.15 Danny Jackson, L (6, 1) ERA: 3.2 Steve Shields, R (7, 1) ERA: 5.06	IP: 5.0 WLS: L BF: 21 H: 6 R: 3 ER: 3 SO: 6 BB: 0 IBB: 0 HBP: 0 BLK: 0 WP: 0 HR: 0 S: 33 P: 33 ERA: 5.40 WHIP: 1.200															PITCHER	IP: 5.0 WLS: L BF: 21 H: 6 R: 3 ER: 3 SO: 6 BB: 0 IBB: 0 HBP: 0 BLK: 0 WP: 0 HR: 0 S: 33 P: 33 ERA: 5.40 WHIP: 1.200			

Kansas City Royals @ Oakland Athletics
Oakland-Alameda County Coliseum, Oakland, CA
Sun Oct 05 1986, 3:33 AM PDT
Att: 17,235 - Unknown

AB 31
R 6
H 8
RBI 6
BB 2
SO 7
LOB 7

