

**Kansas City Royals - 1987**

Batter	1	2	3	4	5	6	7	8	9	AB R H RBI BB SO LOB	TOP														
Gary Redus, R (1, 8) (9, 7)	0-0 5-3	0-0 F3		4-0 S BB			0-3 K		0-3 K	4 0 0 0 1 2 2															
Donnie Hill, S OBP: 0.400, SLG: 0.250 (1, 4)	0-0 5-3	4-0 1B BB		0-0 6-3 1-2			0-0 2B 1B		0-0 F9	4 1 1 0 1 0 1															
Harold Baines, L OBP: 0.600, SLG: 0.750 Daryl Boston, L (9, PR) (9, 8)	0-0 4-3	0-0 1B 1-2 2-3 3-H			0-0 F8		0-0 1-H 2B		4-0 BB	4 0 2 2 1 0 0 0 0 0 0 0 0 0															
Carlton Fisk, R (1, 10)		1B BB F5			0-0 5-3		0-3 K		0-0 F7	4 1 0 0 1 1 5															
Greg Walker, L OBP: 0.500, SLG: 0.333 (1, 3)		1B 1B E 1-2 1B		0-3 K		0-3 K	4-0 IBB			3 1 1 0 1 2 0															
Ivan Calderon, R (1, 7) (9, 9)		0-0 L4		0-0 6-3		0-0 F8	0-3 K			4 0 0 0 0 1 4															
Tim Hulett, R OBP: 0.500, SLG: 0.500 (1, 5)		0-0 1B E 1-2 2-H 1B		0-0 F7		0-0 F7		0-0 G5-4-3 1B		4 1 2 1 0 0 0															
Ozzie Guillen, L OBP: 0.500, SLG: 0.500 (1, 6)		0-0 E 1B 1-2 2-3 1B		0-0 6-3		0-0 1B		0-0 F9		4 1 2 0 0 0 1															
Ron Karkovice, R (1, 2)		0-0 E6 1B 1-3 2-H 3-H		0-3 K		0-0 L7		0-0 G5-4-3 1-2f		4 0 0 1 0 1 3															
<b>Inning Stats</b>	R: 0 E: 0 K: 0 S: 3	H: 0 LOB: 0 BB: 0 P: 3	R: 4 E: 1 K: 0 S: 8	H: 4 LOB: 3 BB: 2 P: 16	R: 0 E: 0 K: 1 S: 5	H: 0 LOB: 0 BB: 0 P: 5	R: 0 E: 0 K: 1 S: 5	H: 0 LOB: 1 BB: 1 P: 9	R: 0 E: 0 K: 1 S: 5	H: 0 LOB: 0 BB: 0 P: 5	R: 0 E: 0 K: 3 S: 11	H: 1 LOB: 1 BB: 0 P: 4	R: 1 E: 0 K: 3 S: 11	H: 2 LOB: 2 BB: 1 P: 15	R: 0 E: 0 K: 0 S: 3	H: 1 LOB: 0 BB: 0 P: 3	R: 0 E: 0 K: 1 S: 5	H: 0 LOB: 1 BB: 1 P: 9	1B: 7 2B: 1 3B: 0 HR: 0	SF: 0 SAC: 0 DP: 1 HBP: 0	WP: 0 PB: 0 SB: 1 CS: 0	PA: 40			
<b>PITCHER</b> Danny Jackson, L ERA: 4.26 Steve Farr, R ERA:	IP 6.1 2.2	WLS L	BF 30 10	H 7 1	R 5 0	ER 3 0	SO 4 3	BB 3 1	IBB 0 1	HBP 0 0	BLK 0 0	WP 0 0	HR 0 0	S 35 14	P 47 22	ERA 4.26 0.00	WHIP 1.579 0.750								

Chicago White Sox @ Kansas City Royals  
Royals Stadium, Kansas City, MO  
Mon Apr 06 1987, 4:33 AM EDT  
Att: 39,148 - Unknown

AB	35
R	5
H	8
RBI	4
BB	5
SO	7
LOB	16



Batter	1	2	3	4	5	6	7	8	9	AB R H RBI BB SO LOB
Willie Wilson, S OBP: 0.200, SLG: 0.200 (1, 8)	0-0 1-4-3		0-0 G3-6		0-0 1-3		0-0 2B 1B		0-0 F7	5 1 1 0 0 0 2
Kevin Seitzer, R OBP: 0.800, SLG: 1.500 (1, 3)	0-0 1B 3B		0-0 1B		0-0 1-3		0-0 1-H 2-H 2B		4-0 1-2 BB	4 1 3 2 1 0 0
Danny Tartabull, R OBP: 0.400, SLG: 0.400 (1, 9)	0-0 1B		0-0 F8		0-0 1B		0-0 4-3		0-0 F8	5 0 2 1 0 0 4
George Brett, L OBP: 0.250, SLG: 1.000 (1, 5)	0-3 K			0-0 HR	0-0 1-3		0-0 F8			4 1 1 1 0 1 3
Frank White, R (1, 4)	0-0 F8			0-0 F9		0-0 E3 FC5-4		0-0 F6		4 0 0 0 0 0 1
Bo Jackson, R (1, 7)		0-3 K		0-3 K		0-0 FC5-4 G5-4-3		0-0 1-3		4 0 0 0 0 2 1
Steve Balboni, R OBP: 0.500, SLG: 0.333 (1, 10)		4-0 BB BB BB		0-0 BB 1B		0-0 G5-4-3		0-3 K		3 0 1 0 1 1 1
Ed Hearn, R OBP: 0.750, SLG: 0.667 (1, 2) Thad Bosley, L (9, PR)		0-0 G4-6-3		4-0 BB 1B		0-0 1-2 BB		0-0 BB 1B		3 1 2 0 1 0 1 0 0 0 0 0 0 0
Buddy Biancalana, S (1, 6) Juan Beniquez, R (7, PH) Angel Salazar, R (8, 6)			4-0 BB BB BB	0-0 F5		0-0 F7		0-3 K		1 0 0 0 1 0 2 1 0 0 0 0 0 1 1 0 0 0 0 1 1

Inning Stats	R: 1	H: 2	E: 0	K: 1	S: 7	R: 0	H: 0	E: 0	K: 1	S: 4	R: 0	H: 1	E: 0	K: 0	S: 3	R: 1	H: 2	E: 0	K: 1	S: 7	R: 0	H: 1	E: 1	K: 0	S: 3	R: 2	H: 3	E: 0	K: 0	S: 6	R: 0	H: 0	E: 0	K: 1	S: 5	R: 0	H: 1	E: 0	K: 1	S: 6	R: 0	H: 1	E: 0	K: 1	S: 6	1B: 7	SF: 0	WP: 0	PA: 39
	LOB: 1	BB: 0	P: 7	BB: 1	P: 8	LOB: 0	BB: 1	LOB: 2	BB: 1	P: 11	LOB: 1	BB: 0	LOB: 0	BB: 0	P: 4	LOB: 1	BB: 1	LOB: 0	BB: 0	P: 3	LOB: 1	BB: 0	LOB: 0	BB: 0	P: 5	LOB: 2	BB: 1	LOB: 0	BB: 0	P: 10	LOB: 2	BB: 1	LOB: 0	BB: 1	P: 10	LOB: 2	BB: 1	LOB: 0	BB: 1	P: 10	2B: 1	SAC: 0	PB: 0						

PITCHER	IP	WLS	BF	H	R	ER	SO	BB	IBB	HBP	BLK	WP	HR	S	P	ERA	WHIP
Richard Dotson, R ERA: 5.68 (1, 1)	6.1	W	28	8	4	4	3	3	0	0	0	0	1	31	43	5.68	1.737
Bobby Thigpen, R ERA: (7, 1)	2.1		10	2	0	0	2	1	0	0	0	0	0	13	17	0.00	1.286
Bob James, R ERA: (9, 1)	0.1	S	1	0	0	0	0	0	0	0	0	0	0	1	1	0.00	0.000


**BOTTOM**

**Chicago White Sox @ Kansas City Royals**  
**Royals Stadium, Kansas City, MO**  
 Mon Apr 06 1987, 4:33 AM EDT  
 Att. 39,148 - Unknown

[livebaseballscorecards.com](http://livebaseballscorecards.com)

<b>AB</b>	<b>35</b>
<b>R</b>	<b>4</b>
<b>H</b>	<b>10</b>
<b>RBI</b>	<b>4</b>
<b>BB</b>	<b>4</b>
<b>SO</b>	<b>5</b>
<b>LOB</b>	<b>17</b>



Batter	1	2	3	4	5	6	7	8	9	AB R H RBI BB SO LOB	TOP														
Gary Redus, R (1, 8) OBP: 0.300, SLG: 0.250	0-0 F8		0-0 F8			0-0 F8 2B	4-0 BB BB BB		0-0 E5 1B	4 0 1 0 1 0 0	<p><b>Chicago White Sox @ Kansas City Royals</b>  Royals Stadium, Kansas City, MO</p> <p>Wed Apr 08 1987, 8:05 PM EDT  Att: 19,446 - Unknown</p> <p>livebaseballscorecards.com</p> <table border="1"> <tr><td>AB</td><td>37</td></tr> <tr><td>R</td><td>3</td></tr> <tr><td>H</td><td>6</td></tr> <tr><td>RBI</td><td>3</td></tr> <tr><td>BB</td><td>2</td></tr> <tr><td>SO</td><td>9</td></tr> <tr><td>LOB</td><td>16</td></tr> </table> 	AB	37	R	3	H	6	RBI	3	BB	2	SO	9	LOB	16
AB	37																								
R	3																								
H	6																								
RBI	3																								
BB	2																								
SO	9																								
LOB	16																								
Donnie Hill, S (1, 4) OBP: 0.300, SLG: 0.222	0-0 E5 FC6-4		0-0 F8			0-0 6-3	0-3 S S S		0-0 E5 FC6-4 1B	5 0 1 0 0 1 3															
Jerry Royster, R (1, 7) Ron Hassey, L (9, PH)	0-0 F6			0-0 6-3		0-0 F8 2-3		0-3 S S S	0-3 K	4 0 0 0 0 1 2 1 0 0 0 0 1 2															
Carlton Fisk, R (1, 10)	0-0 FC6-4 1-2f			0-0 4-3		1-0 HBP			0-0 E5 2B	4 1 0 0 0 0 3															
Greg Walker, L (1, 3) OBP: 0.375, SLG: 0.429		0-3 S S S	0-0 K		0-0 F9		0-3 S S S		0-0 E5 1B 2B	4 1 1 1 0 2 2															
Ivan Calderon, R (1, 9)		0-0 X	0-0 5-3		0-0 F8		0-3 S S S		0-0 F6	4 0 0 0 0 1 1															
Tim Hulett, R (1, 5) OBP: 0.375, SLG: 0.375		0-0 X	E6		0-0 1-3		0-0 X	0-0 L7	0-0 2-H 1B	4 0 1 1 0 0 0															
Ozzie Guillen, L (1, 6) Fred Manrique, R (7, 6)		0-0 X	1-3		4-0 BB BB BB		0-0 X	0-0 L9	0-0 1B 2B	2 1 1 0 1 0 1 1 0 0 0 0 0 1															
Ron Karkovice, R (1, 2) Jerry Hairston, S (9, PH)		0-3 S S S	0-3 K		0-3 K		0-0 X	0-0 2-H BB 1B	0-3 S S S	3 0 1 1 0 2 1 1 0 0 0 0 1 0															
<b>Inning Stats</b>	R: 0 E: 1 K: 0 S: 4	H: 0 LOB: 1 BB: 0 P: 4	R: 0 E: 1 K: 1 S: 6	H: 0 LOB: 1 BB: 0 P: 6	R: 0 E: 0 K: 1 S: 5	H: 0 LOB: 0 BB: 0 P: 5	R: 0 E: 0 K: 0 S: 3	H: 0 LOB: 0 BB: 0 P: 3	R: 0 E: 0 K: 1 S: 5	H: 0 LOB: 1 BB: 1 P: 9	R: 0 E: 0 K: 1 S: 6	H: 1 LOB: 2 BB: 0 P: 7	R: 1 E: 0 K: 2 S: 9	H: 2 LOB: 2 BB: 1 P: 13	R: 2 E: 1 K: 1 S: 8	H: 2 LOB: 1 BB: 0 P: 8	R: 0 E: 1 K: 2 S: 9	H: 1 LOB: 2 BB: 0 P: 9	1B: 3 2B: 3 3B: 0 HR: 0	SF: 0 SAC: 0 DP: 0 HBP: 1	WP: 0 PB: 0 SB: 0 CS: 0	PA: 40			
<b>PITCHER</b>	IP WLS BF H R ER SO BB IBB HBP BLK WP HR S P ERA WHIP																								
Charlie Leibrandt, L (1, 1) ERA: 1.29	7.0 W 29 3 1 1 6 2 0 1 0 0 0 0 38 47 1.29 0.714																								
Rick Anderson, R (8, 1) ERA:	1.0 6 2 2 0 1 0 0 0 0 0 0 0 8 8 0.00 2.000																								
Dan Quisenberry, R (9, 1) ERA:	1.0 5 1 0 0 0 2 0 0 0 0 0 0 9 9 0.00 1.000																								

Batter	1	2	3	4	5	6	7	8	9
Willie Wilson, S OBP: 0.222, SLG: 0.333 Thad Bosley, L (7, PH) (8, 8)	0-0 F7	0-0 4-3		0-0 F9	0-0 1B 2B		0-0 L7		
Kevin Seitzer, R OBP: 0.700, SLG: 1.222 (1, 3) (7, 5)	0-0 3B		0-0 6-3	0-0 1B 1B	0-0 1B			0-0 4-3	
Danny Tartabull, R OBP: 0.500, SLG: 0.444 (1, 9)	0-0 1B		0-0 F8	4-0 1B BB		0-0 G1-6-3 2B 1B		0-3 K	
George Brett, L OBP: 0.500, SLG: 0.857 Juan Beniquez, R (7, 3)	0-0 3-1		0-0 1B	0-0 1B BB	0-0 1B BB	4-0 1-2 BB	4-0 G1-6-3 BB	4-0 BB	
Frank White, R (1, 4)		0-0 F8	0-0 5-3	4-0 1-2 2-3 BB		0-0 G1-6-3		0-0 6-3	
Bo Jackson, R OBP: 0.250, SLG: 0.375 (1, 7)		0-0 2B 1B		K		0-0 2B			
Steve Balboni, R OBP: 0.625, SLG: 1.000 (1, 10)		4-0 2B BB		0-0 2B HR 1B	0-0 HR	0-0 5-3			
Ed Hearn, R OBP: 0.750, SLG: 1.000 (1, 2)		0-0 2B		0-0 HR 2B	4-0 BB		0-0 L7		
Buddy Biancalana, S OBP: 0.333, SLG: 0.800 (1, 6)		0-0 1-3		0-0 HR	0-0 G1-6-3		0-0 6-3		

AB	R	H	RBI	BB	SO	LOB
4	1	1	0	0	0	1
1	0	0	0	0	0	0
5	1	3	1	0	0	0
4	1	2	0	1	1	0
3	0	2	1	1	0	2
0	0	0	0	1	0	0
4	0	0	0	1	0	4
4	1	2	1	0	2	3
3	3	2	1	1	0	1
3	1	2	2	1	0	0
4	1	1	3	0	0	2

AB	R	H	RBI	BB	SO	LOB
35	9	15	9	6	3	13

Inning Stats		R: 0	H: 2	E: 0	K: 0	S: 4	R: 2	H: 2	E: 0	K: 0	S: 5	R: 0	H: 1	E: 0	K: 0	S: 4	R: 4	H: 5	E: 0	K: 2	S: 12	R: 2	H: 3	E: 0	K: 0	S: 4	R: 1	H: 2	E: 0	K: 0	S: 4	R: 0	H: 0	E: 0	K: 1	S: 5	R: 0	H: 0	E: 0	K: 1	S: 5
PITCHER		IP	WLS	BF	H	R	ER	SO	BB	IBB	HBP	BLK	WP	HR	S	P	ERA	WHIP	PITCHER		IP	WLS	BF	H	R	ER	SO	BB	IBB	HBP	BLK	WP	HR	S	P	ERA	WHIP				
Floyd Bannister, L ERA: 14.73	(1, 1)	3.2	L	20	9	6	6	1	1	0	0	0	0	1	21	25	14.73	2.727	PITCHER																						
Jim Winn, R ERA: 11.57	(4, 1)	2.1		14	6	3	3	1	4	0	0	0	0	1	12	28	11.57	4.286	PITCHER																						
Joel Davis, R ERA:	(7, 1)	1.0		3	0	0	0	0	0	0	0	0	0	0	3	3	0.00	0.000	PITCHER																						
Ray Searage, L ERA:	(8, 1)	1.0		4	0	0	0	1	1	0	0	0	0	0	5	9	0.00	1.000	PITCHER																						

BOTTOM

Chicago White Sox @ Kansas City Royals  
Royals Stadium, Kansas City, MO  
Wed Apr 08 1987, 8:05 PM EDT  
Att. 19,446 - Unknown

livebaseballscorecards.com



Batter	1	2	3	4	5	6	7	8	9	AB R H RBI BB SO LOB	TOP
<b>Gary Redus, R</b> (1, 7) OBP: 0.333, SLG: 0.417	4-0 G3 S BB		0-3 K		0-0 E5 1B 3B	0-3 K			0-0 1B 3B	4 2 1 0 1 2 3	<b>Chicago White Sox @ Kansas City Royals</b> Royals Stadium, Kansas City, MO Thu Apr 09 1987, 8:05 PM EDT Att. 21,419 - Unknown <a href="http://livebaseballscorecards.com">livebaseballscorecards.com</a>
<b>Donnie Hill, S</b> (1, 4) OBP: 0.333, SLG: 0.286	0-0 G3		0-0 4-3		0-0 3B 1B	0-3 K		0-0 1B 3B	5 1 2 2 0 1 2		
<b>Greg Walker, L</b> (1, 3) OBP: 0.308, SLG: 0.500	0-0 F5		0-3 K		0-0 1B 3B	0-0 4-3		0-0 1-3	5 1 1 2 0 1 3		
<b>Ron Hassey, L</b> (1, 10) OBP: 0.400, SLG: 0.600	0-0 G3			0-0 4-3 2B	0-0 1B	0-0 L1			4 1 2 1 0 0 1		
<b>Ivan Calderon, R</b> (1, 9) OBP: 0.083, SLG: 0.167		0-0 2B		0-0 4-3	0-0 F8			0-0 6-3	4 0 1 0 0 0 2		
<b>Daryl Boston, L</b> (1, 8)		0-0 L4		0-0 4-3	0-3 K			0-0 L7	4 0 0 1 0 1 2		
<b>Tim Hulett, R</b> (1, 5) OBP: 0.333, SLG: 0.333		0-3 K		0-0 1-3		0-0 BB 1B		0-0 F3	4 0 1 0 0 1 1		
<b>Ozzie Guillen, L</b> (1, 6) OBP: 0.455, SLG: 0.444		0-0 L8			4-0 E SH5-3 1B BB	0-0 F8		0-0 6-3	3 1 0 0 1 0 2		
<b>Ron Karkovics, R</b> (1, 2) OBP: 0.300, SLG: 0.125			4-0 4-3 S BB		0-0 SH5-3	4-0 BB		0-3 K	1 0 0 0 2 1 0		
<b>Inning Stats</b>	R: 0 E: 0 K: 0 S: 3 H: 0 LOB: 1 BB: 1 P: 7	R: 0 E: 0 K: 1 S: 6 H: 1 LOB: 1 BB: 0 P: 6	R: 0 E: 0 K: 2 S: 7 H: 0 LOB: 1 BB: 1 P: 11	R: 1 E: 0 K: 0 S: 4 H: 1 LOB: 0 BB: 0 P: 4	R: 4 E: 1 K: 1 S: 9 H: 3 LOB: 1 BB: 1 P: 13	R: 0 E: 0 K: 1 S: 5 H: 1 LOB: 1 BB: 1 P: 9	R: 0 E: 0 K: 1 S: 5 H: 0 LOB: 0 BB: 0 P: 5	R: 0 E: 0 K: 0 S: 3 H: 0 LOB: 0 BB: 0 P: 3	R: 1 E: 0 K: 1 S: 7 H: 2 LOB: 1 BB: 0 P: 7	1B: 4 2B: 2 3B: 2 HR: 0 SF: 0 SAC: 1 DP: 0 HBP: 0	WP: 0 PB: 0 SB: 2 CS: 0 PA: 39
<b>PITCHER</b>	IP WLS BF H R ER SO BB IBB HBP BLK WP HR S P ERA WHIP										
<b>Mark Gubicza, R</b> (1, 1) ERA: 8.31	4.1 L 22 5 5 4 3 3 0 0 0 0 0 0 25 37 8.31 1.846										
<b>Bud Black, L</b> (5, 1) ERA:	2.2 9 1 0 0 3 1 0 0 0 0 0 0 14 18 0.00 0.750										
<b>Dave Gumpert, R</b> (8, 1) ERA: 4.5	2.0 8 2 1 1 1 0 0 0 0 0 0 0 10 10 4.50 1.000										

Batter	1	2	3	4	5	6	7	8	9	AB	R	H	RBI	BB	SO	LOB
<b>Willie Wilson, S</b> (1, 8) OBP: 0.231, SLG: 0.308	0-0 CS 1B		0-0 4-3			0-0 1-3		0-0 FC6-4 G4-6-3 1-2f		4	0	1	0	0	0	1
<b>Kevin Seitzer, R</b> (1, 3) OBP: 0.571, SLG: 0.917	0-0 L9 1-2			4-0 BB		0-3 K		0-0 G4-6-3 1-2f		3	0	0	0	1	1	2
<b>Danny Tartabull, R</b> (1, 9) OBP: 0.429, SLG: 0.333	4-0 BB			0-0 F9			0-0 L9		0-0 3-1	3	0	0	0	1	0	1
<b>George Brett, L</b> (1, 5) OBP: 0.500, SLG: 0.700	0-0 F9			0-3 K			4-0 F8 BB		0-0 FC6-4 1B	3	0	1	0	1	1	2
<b>Frank White, R</b> (1, 4)		0-3 K		0-3 K			4-0 BB 1-2 BB		0-0 F8	3	0	0	0	1	2	2
<b>Bo Jackson, R</b> (1, 7) OBP: 0.167, SLG: 0.250		0-3 K		0-3 K		0-3 K	0-0 F8 2-3		0-0 FC6-4 1-2f	4	0	0	0	0	2	3
<b>Steve Balboni, R</b> (1, 10) OBP: 0.545, SLG: 0.750		0-0 F8			0-0 F2		4-0 1-2 BB			2	0	0	0	1	0	0
<b>Larry Owen, R</b> (1, 2) <b>Thad Bosley, L</b> (7, PH) <b>Jamie Quirk, L</b> (8, 2)			0-0 F7		0-0 F8		0-0 F6			2	0	0	0	0	0	0
<b>Buddy Biancalana, S</b> (1, 6) <b>Juan Beniquez, R</b> (8, PH) <b>Angel Salazar, R</b> (9, 6)			0-0 4-3			0-0 F9		0-0 FC6-4 1B		1	0	1	0	0	0	0


Inning Stats	R: 0	H: 1	E: 0	K: 0	S: 3	LOB: 1	BB: 1	P: 7	R: 0	H: 0	E: 0	K: 2	S: 7	LOB: 0	BB: 0	P: 7	R: 0	H: 0	E: 0	K: 0	S: 3	LOB: 0	BB: 0	P: 3	R: 0	H: 0	E: 0	K: 2	S: 7	LOB: 1	BB: 1	P: 11	R: 0	H: 0	E: 0	K: 1	S: 5	LOB: 0	BB: 0	P: 5	R: 0	H: 0	E: 0	K: 1	S: 5	LOB: 0	BB: 0	P: 5	R: 0	H: 0	E: 0	K: 0	S: 3	LOB: 3	BB: 3	P: 15	R: 0	H: 1	E: 0	K: 0	S: 3	LOB: 0	BB: 0	P: 3	R: 0	H: 1	E: 0	K: 0	S: 4	LOB: 1	BB: 0	P: 4	1B: 3	2B: 0	3B: 0	HR: 0	SF: 0	SAC: 0	DP: 1	HBP: 0
<b>PITCHER</b>	IP	WLS	BF	H	R	ER	SO	BB	IBB	HBP	BLK	WP	HR	S	P	ERA	WHIP																																																															
<b>Jose DeLeon, R</b> (1, 1) ERA:	6.2	W	25	1	0	0	6	5	0	0	0	0	0	32	52	0.00	0.900																																																															
<b>Bobby Thigpen, R</b> (7, 1) ERA:	2.1	S	8	2	0	0	0	0	0	0	0	0	0	8	8	0.00	0.857																																																															

**BOTTOM**

**Chicago White Sox @ Kansas City Royals**  
Royals Stadium, Kansas City, MO

Thu Apr 09 1987, 8:05 PM EDT  
Att. 21,419 - Unknown

<b>AB</b>	28
<b>R</b>	0
<b>H</b>	3
<b>RBI</b>	0
<b>BB</b>	5
<b>SO</b>	6
<b>LOB</b>	14



WP	PA	ERA	WHIP
0	33		

Batter	1	2	3	4	5	6	7	8	9	AB R H RBI BB SO LOB	TOP										
Rickey Henderson, R OBP: 0.526, SLG: 0.533 (1, 8) X	0-0 3-1			0-3 K			X 0-0 6-3		4-0 FC6-4 BB	3 0 0 0 1 1 0											
Willie Randolph, R OBP: 0.222, SLG: 0.125 (1, 4) X	0-0 1-3			0-0 4-3			X 0-0 5-3		0-0 FC6-4	3 0 0 0 0 0 0											
Lenn Sakata, R (7, 4)									1-2 2-3	1 0 0 0 0 0 2											
Don Mattingly, L OBP: 0.056, SLG: 0.125 (1, 3) X	0-0 F7			0-0 6-3			X 0-0 E6		0-0 SF9	3 0 0 1 0 0 0											
Gary Ward, R OBP: 0.250, SLG: 0.563 (1, 10) X		0-0 F8			0-0 F3		X 0-0 1-3		0-0 4-3	4 0 0 0 0 0 2											
Dave Winfield, R OBP: 0.267, SLG: 0.267 (1, 9) X		0-0 4-3			0-0 5-3			0-3 K		3 0 0 0 0 1 0											
Dan Pasqua, L OBP: 0.200, SLG: 0.214 (1, 7) X		0-0 F7			0-0 G3			0-0 4-3 2B		3 0 1 0 0 0 0											
Mike Pagliarulo, L OBP: 0.333, SLG: 0.308 (1, 5) X				4-0 G4-6-3 BB		X 0-0 3-1		0-0 4-3		2 0 0 0 1 0 1	AB 28										
Joel Skinner, R OBP: 0.200, SLG: 0.200 (1, 2) X				0-0 G4-6-3		S 0-3 K		0-3 K		2 0 0 0 0 1 1	R 1										
Claudell Washington, L OBP: 0.333, SLG: 0.333 (8, PH)				1-2		S 0-0 F8				1 0 0 0 0 1 1	H 2										
Rick Cerone, R (8, 2)										0 0 0 0 0 0 0	RBI 1										
Wayne Tolleson, S OBP: 0.400, SLG: 0.400 (1, 6) X				0-0 4-3		X 0-0 F8			0-0 FC6-4 BB SF9 1B	3 1 1 0 0 0 0	BB 2										
											SO 4										
											LOB 7										
<b>Inning Stats</b>	R: 0 E: 0 K: 0 S: 3	H: 0 LOB: 0 BB: 0 P: 3	R: 0 E: 0 K: 0 S: 3	H: 0 LOB: 0 BB: 0 P: 3	R: 0 E: 0 K: 0 S: 2	H: 0 LOB: 0 BB: 1 P: 6	R: 0 E: 0 K: 1 S: 5	H: 0 LOB: 0 BB: 0 P: 5	R: 0 E: 0 K: 0 S: 3	H: 0 LOB: 0 BB: 0 P: 3	R: 0 E: 1 K: 0 S: 4	H: 0 LOB: 1 BB: 0 P: 4	R: 0 E: 0 K: 2 S: 8	H: 1 LOB: 1 BB: 0 P: 8	R: 1 E: 0 K: 0 S: 4	H: 1 LOB: 1 BB: 1 P: 8	1B: 1 2B: 1 3B: 0 HR: 0	SF: 1 SAC: 0 DP: 1 HBP: 0	WP: 0 PB: 0 SB: 0 CS: 0	PA: 31	
<b>PITCHER</b> Bret Saberhagen, R (1, 1) ERA: 1.0	IP 9.0	WLS W	BF 31	H 2	R 1	ER 1	SO 4	BB 2	IBB 0	HBP 0	BLK 0	WP 0	HR 0	S 37	P 45	ERA 1.00	WHIP 0.444				
<b>PITCHER</b>	IP	WLS	BF	H	R	ER	SO	BB	IBB	HBP	BLK	WP	HR	S	P	ERA	WHIP				

**New York Yankees @ Kansas City Royals**  
 Royals Stadium, Kansas City, MO  
 Fri Apr 10 1987, 8:05 PM EDT  
 Att. 28,632 - Unknown

AB	28
R	1
H	2
RBI	1
BB	2
SO	4
LOB	7



WP: 0	PA: 31
PB: 0	
SB: 0	
CS: 0	

livebaseballscorecards.com



Batter	1	2	3	4	5	6	7	8	9	AB	R	H	RBI	BB	SO	LOB
Willie Wilson, S OBP: 0.316, SLG: 0.421 (1, 8)	0-0 S 1B	0-0 FC3-6 1-2f		0-0 SF8 1B	0-0 BB 1B	0-0 G3		0-0 1-3		6	2	3	1	0	0	2
Kevin Seitzer, R OBP: 0.600, SLG: 0.824 (1, 3)	0-3 K		0-0 FC3-6 1B	0-0 1B 4-3 1B	4-0 BB 1B		0-0 BB 1B	0-0 6-3		5	3	3	0	1	1	1
Danny Tartabull, R OBP: 0.400, SLG: 0.353 (1, 9)	0-0 5-3 1-2		0-0 FC3-6 1B	0-0 SF8 3-H	0-3 K		0-0 G6-4-3 1B	0-3 K		5	1	2	1	0	2	3
George Brett, L OBP: 0.529, SLG: 0.583 (1, 5)	4-0 FC6-4 BB		0-0 FC3-6 1B	0-0 4-3	4-0 1B BB		4-0 G6-4-3 BB			2	2	0	0	3	0	3
Frank White, R OBP: 0.278, SLG: 0.200 (1, 4)	0-0 FC6-4 1-2f		0-0 1-3 2B	4-0 1B BB	0-0 1-3 2-H 2-3 1B		0-0 G6-4-3 1-2f 2-3 3-H			4	1	2	3	1	0	4
Bo Jackson, R OBP: 0.353, SLG: 0.412 (1, 7)		0-3 K	0-0 2B 1B	0-0 1-2 2-3 1B	0-0 1-2 3-H 1B		0-0 2B 1B			5	2	4	3	0	1	0
Steve Balboni, R OBP: 0.438, SLG: 0.615 (1, 10)		0-0 F4	0-3 K	0-0 5-3	0-0 F7		0-0 1-H 2B			5	1	1	1	0	1	7
Jamie Quirk, L OBP: 0.800, SLG: 1.333 (1, 2)		4-0 1B BB	0-0 1-H 2-H 2B		4-0 SH1-3 2B BB	0-0 G3	0-0 2-H 2B			3	1	2	3	2	0	0
Buddy Biancalana, S OBP: 0.250, SLG: 0.455 (1, 6)		0-0 FC3-6 1B	0-0 F9		0-0 SH1-3	0-0 G3	0-0 4-3			4	0	1	0	0	0	2

Inning Stats	R: 0	H: 1	E: 0	K: 1	S: 6	R: 0	H: 1	E: 0	K: 1	S: 6	R: 4	H: 5	E: 0	K: 1	S: 10	R: 1	H: 3	E: 0	K: 0	S: 6	R: 4	H: 3	E: 0	K: 1	S: 8	R: 0	H: 0	E: 0	K: 0	S: 3	R: 4	H: 5	E: 0	K: 0	S: 7	R: 0	H: 0	E: 0	K: 1	S: 5
	LOB: 2	BB: 1	P: 10	LOB: 2	BB: 1	P: 10	LOB: 1	BB: 0	P: 10	LOB: 3	BB: 1	P: 10	LOB: 2	BB: 3	P: 20	LOB: 0	BB: 0	P: 3	LOB: 1	BB: 1	P: 11	LOB: 0	BB: 0	P: 5	1B: 13	SF: 1	2B: 5	SAC: 1	3B: 0	DP: 1	HR: 0	HBP: 0	WP: 0	PB: 0	SB: 1	CS: 0				

PITCHER	IP	WLS	BF	H	R	ER	SO	BB	IBB	HBP	BLK	WP	HR	S	P	ERA	WHIP
Rick Rhoden, R ERA: 13.5 (1, 1)	3.1	L	21	9	5	5	3	2	0	0	0	0	0	25	33	13.50	3.300
Pat Clements, L ERA: 27.0 (4, 1)	1.1		10	2	4	4	1	4	0	0	0	0	0	8	24	27.00	4.500
Bob Tewksbury, R ERA: 16.62 (5, 1)	2.1		14	7	4	4	0	1	0	0	0	0	0	13	17	15.43	3.429
Cecilio Guante, R ERA: 3.0 (8, 1)	1.0		3	0	0	0	1	0	0	0	0	0	0	5	5	0.00	0.000

**BOTTOM**

**New York Yankees @ Kansas City Royals**  
**Royals Stadium, Kansas City, MO**  
 Fri Apr 10 1987, 8:05 PM EDT  
 Att. 28,632 - Unknown

AB	39
R	13
H	18
RBI	12
BB	7
SO	5
LOB	22



WP: 0 PA: 48  
 PB: 0  
 SB: 1  
 CS: 0

livebaseballscorecards.com

**New York Yankees @ Kansas City Royals**  
 Royals Stadium, Kansas City, MO

Sat Apr 11 1987, 4:33 AM EDT  
 Att: 31,303 - Unknown

AB	43
R	15
H	17
RBI	14
BB	7
SO	4
LOB	14



WP	1	PA	50
PB	0		
SB	0		
CS	1		

AB R H RBI BB SO LOB

5	2	2	1	0	0	0
1	0	0	0	0	0	0
6	3	3	5	0	0	0
3	2	2	1	3	0	1
0	0	0	0	0	0	0
5	1	3	2	1	0	2
5	2	3	2	1	1	2
5	0	0	0	0	1	8
5	1	2	1	0	1	0
3	2	0	0	2	1	1
4	2	2	2	0	0	0
1	0	0	0	0	0	0

Batter	1	2	3	4	5	6	7	8	9
Rickey Henderson, R (1, 8) OBP: 0.500, SLG: 0.500 Caudell Washington, L (8, 8) OBP: 0.250, SLG: 0.250	0-0 6-3		0-0 6-3		0-0 F9		0-0 1-2 2-3		0-0 4-3
Don Mattingly, L (1, 3) OBP: 0.167, SLG: 0.364	0-0 F7		0-0 F7		0-0 F8		0-0 1-H 2-H 3-H		0-0 6-3 WP
Dave Winfield, R (1, 9) OBP: 0.429, SLG: 0.333 Dan Pasqua, L (9, 9) OBP: 0.200, SLG: 0.214	4-0 BB 1B BB		4-0 BB		0-0 FC1-6 1B		4-0 BB 1B		0-0 6-3 2-3
Gary Ward, R (1, 7) OBP: 0.364, SLG: 0.667	4-0 1B 1-2 BB		0-0 5-3		0-0 FC1-6 FC6-4 1-2f		0-0 1-H 2-H		0-0 2B 3-H
Ron Kittle, R (1, 10) OBP: 0.714, SLG: 0.800	0-0 1-2 2-H 1B		0-0 4-3 1B 2B		0-0 L6		0-0 BB 2-H		0-3 K
Lenn Sakata, R (1, 4)	0-0 4-3		0-0 4-3 2-3		0-0 FC6-4 1-2f		0-3 K F3		0-3 K
Mike Pagliarulo, L (1, 5) OBP: 0.350, SLG: 0.333		0-3 K	0-0 CS 1B		0-0 3-H 1B		0-0 3-1	0-0 4-3	
Rick Cerone, R (1, 2)		0-0 6-3	0-0 F8 1-2		0-0 F8		4-0 1B BB	0-3 K	
Wayne Tolleson, S (1, 6) OBP: 0.421, SLG: 0.421 Paul Zuvella, R (8, PH) (8, 6)		0-0 1-3	0-0 4-3		0-0 4-3		0-0 1-2	0-0 6-3	

Inning Stats	R: 1	H: 1	E: 0	K: 0	S: 4	P: 12	R: 0	H: 0	E: 0	K: 1	S: 5	P: 5	R: 0	H: 0	E: 0	K: 0	S: 3	P: 7	R: 1	H: 2	E: 0	K: 0	S: 4	P: 4	R: 0	H: 0	E: 0	K: 0	S: 3	P: 3	R: 0	H: 1	E: 0	K: 0	S: 4	P: 4	R: 12	H: 11	E: 0	K: 1	S: 16	P: 32	R: 0	H: 0	E: 0	K: 1	S: 5	P: 5	R: 1	H: 2	E: 0	K: 1	S: 7	P: 7	1B: 11	2B: 6	3B: 0	HR: 0	SF: 0	SAC: 0	DP: 0	HBP: 0	WP: 1	PA: 50
--------------	------	------	------	------	------	-------	------	------	------	------	------	------	------	------	------	------	------	------	------	------	------	------	------	------	------	------	------	------	------	------	------	------	------	------	------	------	-------	-------	------	------	-------	-------	------	------	------	------	------	------	------	------	------	------	------	------	--------	-------	-------	-------	-------	--------	-------	--------	-------	--------

PITCHER	IP	WLS	BF	H	R	ER	SO	BB	IBB	HBP	BLK	WP	HR	S	P	ERA	WHIP
Danny Jackson, L (1, 1) ERA: 6.39	6.1	L	29	7	6	6	1	4	0	0	0	0	0	27	43	8.53	1.737
Steve Farr, R (7, 1) ERA: 18.0	0.1		7	4	4	4	1	2	0	0	0	0	0	7	15	108.00	18.000
Dave Gumpert, R (7, 1) ERA: 8.31	2.1		14	6	5	5	2	1	0	0	0	1	0	17	21	19.29	3.000

PITCHER	IP	WLS	BF	H	R	ER	SO	BB	IBB	HBP	BLK	WP	HR	S	P	ERA	WHIP
---------	----	-----	----	---	---	----	----	----	-----	-----	-----	----	----	---	---	-----	------

Batter	1	2	3	4	5	6	7	8	9	AB	R	H	RBI	BB	SO	LOB
Willie Wilson, S (1, 8) OBP: 0.261, SLG: 0.348	0-0 6-3			0-3 K		0-0 5-3		0-3 K		4	0	0	0	0	2	1
Kevin Seitzer, R (1, 3) OBP: 0.542, SLG: 0.714	0-0 F4			0-0 6-3			0-0 G6-4-3 1B		0-0 5-3	4	0	1	0	0	0	0
Danny Tartabull, R (1, 9) OBP: 0.375, SLG: 0.300	0-0 F7			0-0 4-3			0-0 G6-4-3 1-2f		4-0 BB 2B BB	3	1	0	0	1	0	1
Frank White, R (1, 4) OBP: 0.318, SLG: 0.222		0-0 5-3			0-0 F6		0-0 1B		4-0 BB BB BB 2B 1-2 BB	3	0	1	0	1	0	0
Juan Beniquez, R (1, 5) OBP: 0.429, SLG: 0.500		0-0 G2			0-0 F8		0-0 F7		0-0 1-3 2-H 2B	4	0	1	1	0	0	1
Bo Jackson, R (1, 7) OBP: 0.429, SLG: 0.650		0-0 F4			0-0 2B			0-0 HR	4-0 BB BB BB G5-4-3 BB	3	1	2	1	1	0	0
Steve Balboni, R (1, 10) OBP: 0.350, SLG: 0.471			0-0 L6		0-0 1-3			0-0 F9	0-0 G5-4-3 1-2f	4	0	0	0	0	0	4
Larry Owen, R (1, 2)			0-3 K			0-3 K		4-0 BB		2	0	0	0	1	2	0
Buddy Biancalana, S (1, 6) OBP: 0.231, SLG: 0.417			0-0 F8			0-0 F8		0-0 F7		1	0	0	0	0	0	0
Ed Hearn, R (6, PH) OBP: 0.667, SLG: 0.857										1	0	0	0	0	0	0
Angel Salazar, R (7, 6)										1	0	0	0	0	0	1

**BOTTOM**

**New York Yankees @ Kansas City Royals**  
**Royals Stadium, Kansas City, MO**  
 Sat Apr 11 1987, 4:33 AM EDT  
 Att. 31,303 - Unknown

AB	30
R	2
H	5
RBI	2
BB	4
SO	4
LOB	8



Inning Stats		R: 0	H: 0	E: 0	LOB: 0	K: 0	BB: 0	S: 3	P: 3	R: 0	H: 0	E: 0	LOB: 0	K: 1	BB: 0	S: 5	R: 0	H: 0	E: 0	LOB: 0	K: 1	BB: 0	S: 5	R: 0	H: 1	E: 0	LOB: 1	K: 0	BB: 0	S: 4	R: 0	H: 0	E: 0	LOB: 0	K: 1	BB: 0	S: 5	R: 0	H: 2	E: 0	LOB: 1	K: 0	BB: 0	S: 4	R: 1	H: 1	E: 0	LOB: 1	K: 1	BB: 1	S: 6	R: 1	H: 1	E: 0	LOB: 2	K: 0	BB: 3	S: 3	1B: 2	SF: 0	2B: 2	SAC: 0	3B: 0	DP: 2	HR: 1	HBP: 0	WP: 0	PA: 34
PITCHER	IP	WLS	BF	H	R	ER	SO	BB	IBB	HBP	BLK	WP	HR	S	P	ERA	WHIP	PITCHER	IP	WLS	BF	H	R	ER	SO	BB	IBB	HBP	BLK	WP	HR	S	P	ERA	WHIP																																	
Dennis Rasmussen, L (1, 1) ERA: 1.76	8.1	W	32	5	2	2	4	3	0	0	0	0	1	37	49	2.16	0.960	Dennis Rasmussen, L (1, 1) ERA: 1.76	8.1	W	32	5	2	2	4	3	0	0	0	1	37	49	2.16	0.960																																		
Pat Clements, L (9, 1) ERA: 18.0	0.2		2	0	0	0	0	1	0	0	0	0	0	1	5	0.00	1.500	Pat Clements, L (9, 1) ERA: 18.0	0.2		2	0	0	0	0	1	0	0	0	0	1	5	0.00	1.500																																		

Batter	1	2	3	4	5	6	7	8	9	AB R H RBI BB SO LOB	TOP											
Rickey Henderson, R OBP: 0.483, SLG: 0.480 (1, 8)	0-0 F9			0-0 1B	0-0 5-3		0-0 FC6-4 3-1 1B 1-2f		0-0 FC1-6 1B	5 1 2 0 0 0 2	<b>New York Yankees @ Kansas City Royals</b> Royals Stadium, Kansas City, MO Sun Apr 12 1987, 4:33 AM EDT Att: 28,154 - Unknown <a href="http://livebaseballscorecards.com">livebaseballscorecards.com</a>											
Willie Randolph, R OBP: 0.304, SLG: 0.200 (1, 4)	0-0 F3			0-0 1B	4-0 BB		0-0 1B	0-0 FC1-6 FC6 1-2f	4 1 2 0 1 0 1													
Don Mattingly, L OBP: 0.172, SLG: 0.333 (1, 3)	0-0 L3			0-0 1B	0-0 F4		0-0 3-1	0-0 FC6 1-2f	5 0 1 1 0 0 5													
Gary Ward, R OBP: 0.308, SLG: 0.560 (1, 7)		0-0 L6		0-3 K		0-0 6-3	0-0 F9			4 0 0 0 0 1 4												
Dave Winfield, R OBP: 0.440, SLG: 0.364 (1, 9)		0-3 K		0-0 F6		0-0 1B		0-0 G3-6-1 1B		4 0 2 0 0 1 2												
Ron Kittle, R OBP: 0.600, SLG: 0.625 (1, 10)		0-0 6-3		0-0 1B		0-0 F3		0-0 G3-6-1 1-2f		3 0 1 1 0 0 1												
Dan Pasqua, L OBP: 0.188, SLG: 0.200 (8, PH)				1-2 2-H 1B						1 0 0 0 0 0 1												
Mike Pagliarulo, L OBP: 0.375, SLG: 0.333 (1, 5)			0-3 K	0-0 F7		0-0 FC6-4 1B		4-0 FC4-6 BB		3 0 1 0 1 1 2												
Joel Skinner, R OBP: 0.154, SLG: 0.154 (1, 2)			0-0 F9		0-0 6-3		0-0 FC6-4 1-2f		0-0 FC4-6 1-2f	3 0 0 0 0 0 2												
Claudell Washington, L OBP: 0.200, SLG: 0.200 (8, PH)			0-3 K		0-0 2B		4-0 FC6-4 BB		0-0 4-3	1 0 0 0 0 0 1												
Rick Cerone, R (8, 2)										0 0 0 0 0 0 0												
Wayne Tolleson, S OBP: 0.435, SLG: 0.455 (1, 6)			0-3 K							3 0 1 0 1 1 0												
<b>Inning Stats</b>	R: 0 E: 0 K: 0 S: 3	H: 0 LOB: 0 BB: 0 P: 3	R: 0 E: 0 K: 2 S: 5	H: 0 LOB: 0 BB: 0 P: 5	R: 0 E: 0 K: 2 S: 7	H: 0 LOB: 0 BB: 0 P: 7	R: 2 E: 0 K: 1 S: 9	H: 4 LOB: 2 BB: 0 P: 9	R: 0 E: 0 K: 0 S: 4	H: 1 LOB: 2 BB: 1 P: 8	R: 0 E: 0 K: 0 S: 5	H: 2 LOB: 2 BB: 0 P: 5	R: 0 E: 0 K: 0 S: 4	H: 1 LOB: 2 BB: 1 P: 8	R: 0 E: 0 K: 0 S: 3	H: 1 LOB: 1 BB: 1 P: 7	R: 0 E: 0 K: 0 S: 4	H: 1 LOB: 1 BB: 0 P: 4	1B: 9 2B: 1 3B: 0 HR: 0	SF: 0 SAC: 0 DP: 1 HBP: 0	WP: 0 PB: 0 SB: 0 CS: 0	PA: 39
<b>PITCHER</b>	IP WLS BF H R ER SO BB IBB HBP BLK WP HR S P ERA WHIP																					
Charlie Leibrandt, L ERA: 1.93 (1, 1)	7.0 W 31 8 2 2 4 2 0 0 0 0 0 0 37 45 2.57 1.429																					
Dan Quisenberry, R ERA: (8, 1)	2.0 8 2 0 0 0 1 0 0 0 0 0 0 7 11 0.00 1.500																					

**New York Yankees @ Kansas City Royals**  
 Royals Stadium, Kansas City, MO  
 Sun Apr 12 1987, 4:33 AM EDT  
 Att: 28,154 - Unknown

<b>AB</b>	36
<b>R</b>	2
<b>H</b>	10
<b>RBI</b>	2
<b>BB</b>	3
<b>SO</b>	4
<b>LOB</b>	21



Batter	1	2	3	4	5	6	7	8	9
Willie Wilson, S OBP: 0.286, SLG: 0.333 (1, 8)	0-3 K		0-0 G6-4-3 1-2 1B		0-0 SH1-4 1B HBP		0-0 4-3		
Kevin Seitzer, R OBP: 0.536, SLG: 0.652 (1, 3)	0-0 6-3		4-0 G6-4-3 1-2 2-3 BB		0-0 SH1-4	4-0 1B BB	0-0 1-3		
Danny Tartabull, R OBP: 0.345, SLG: 0.280 (1, 9)	0-0 5-3		0-0 G6-4-3 1-2f 2-3 3-H		0-0 E 1B	0-3 K		0-0 F9	
Frank White, R OBP: 0.370, SLG: 0.273 (1, 4)		0-0 F4	4-0 FC6 BB		0-0 E5 1B 1B	0-0 F8 1B		0-0 BB 1B	
Juan Beniquez, R OBP: 0.417, SLG: 0.455 (1, 5)		0-3 K	0-0 FC6 1-2		0-0 1B 1B SF7	0-0 WP 1B		0-0 F8	
Bo Jackson, R OBP: 0.462, SLG: 0.625 (1, 7)		0-0 1B 1B		0-0 1-3	0-0 1B 1B	0-0 F8		4-0 FC6-4 BB	
Steve Balboni, R OBP: 0.400, SLG: 0.476 (1, 10)		0-0 1-2 1B		0-0 F2	0-0 1B 1B	4-0 BB BB		0-0 FC6-4	
Jamie Quirk, L OBP: 0.444, SLG: 0.667 (1, 2)		0-0 F8		0-0 F5	0-0 SF7	0-0 F4			
Angel Salazar, R OBP: 0.500, SLG: 0.500 (1, 6)			0-0 S G6-4-3 1B		0-0 SH1-4 1B HBP		0-0 6-3		

Inning Stats	R: 0 E: 0 K: 1 S: 5	H: 0 LOB: 0 BB: 0 P: 5	R: 0 E: 0 K: 1 S: 7	H: 2 LOB: 2 BB: 0 P: 7	R: 1 E: 0 K: 0 S: 4	H: 2 LOB: 2 BB: 2 P: 12	R: 0 E: 0 K: 0 S: 3	H: 0 LOB: 0 BB: 0 P: 3	R: 6 E: 1 K: 0 S: 10	H: 6 LOB: 2 BB: 0 P: 11	R: 1 E: 0 K: 1 S: 7	H: 2 LOB: 3 BB: 2 P: 15	R: 0 E: 0 K: 0 S: 3	H: 0 LOB: 0 BB: 0 P: 3	R: 0 E: 0 K: 0 S: 4	H: 1 LOB: 2 BB: 1 P: 8
1B: 13 2B: 0 3B: 0 HR: 0	SF: 1 SAC: 1 DP: 1 HBP: 1	WP: 1 PB: 0 SB: 2 CS: 0	PA: 43													

PITCHER	IP	WLS	BF	H	R	ER	SO	BB	IBB	HBP	BLK	WP	HR	S	P	ERA	WHIP
Joe Niekro, R ERA: 10.38 (1, 1)	4.1	L	23	7	6	6	2	2	0	1	0	0	0	24	33	12.46	2.077
Cecilio Guante, R ERA: 5.79 (5, 1)	1.2		12	5	2	1	1	2	0	0	0	1	0	12	20	5.40	4.200
Bob Shirley, L ERA: 4.5 (7, 1)	2.0		8	1	0	0	0	1	0	0	0	0	0	7	11	0.00	1.000

**BOTTOM**

**New York Yankees @ Kansas City Royals**  
**Royals Stadium, Kansas City, MO**

livebaseballscorecards.com

<b>AB</b>	<b>35</b>
<b>R</b>	<b>8</b>
<b>H</b>	<b>13</b>
<b>RBI</b>	<b>7</b>
<b>BB</b>	<b>5</b>
<b>SO</b>	<b>3</b>
<b>LOB</b>	<b>19</b>



WP: 1  
PB: 0  
SB: 2  
CS: 0

Sun Apr 12 1987, 4:33 AM EDT  
Att. 28,154 - Unknown

Batter	1	2	3	4	5	6	7	8	9	AB R H RBI BB SO LOB	TOP	
Lou Whitaker, L (1, 4) OBP: 0.333, SLG: 0.379	4-0 3-1 S BB		0-0 F8	0-0 4-3			0-0 1-3			3 0 0 0 1 0 2		
Pat Sheridan, L (1, 9) OBP: 0.346, SLG: 0.400	0-3 K 1-2		0-0 F8 1B			0-0 3-1	0-0 1-3			4 0 1 0 0 1 1		
Matt Nokes, L (1, 2) OBP: 0.476, SLG: 0.800	0-0 3-1 2-3		0-0 F8 1-2			0-0 3-1		0-0 G3 1B		4 0 1 0 0 0 2		
Johnny Grubb, L (1, 7) OBP: 0.333, SLG: 0.379	0-0 F5		0-0 3-1			0-0 4-3		0-0 F8		4 0 0 0 0 0 3		
Darrell Evans, L (1, 10) OBP: 0.323, SLG: 0.444		0-0 2B		0-0 3-1		0-0 F9		0-0 G3 1-2		4 0 1 0 0 0 1		
Darnell Coles, R (1, 5) OBP: 0.333, SLG: 0.407		4-0 BB		0-0 6-3		0-0 1-3		0-0 6-3		3 0 0 0 1 0 1		
Dave Bergman, L (1, 3) OBP: 0.400, SLG: 0.286		0-0 F5		4-0 BB 1B BB		0-0 1B		0-0 G3		3 1 1 0 1 0 2		
Chet Lemon, R (1, 8) OBP: 0.438, SLG: 0.625		0-0 F9		4-0 1B BB		0-0 4-3		4-0 G6-4-3 BB		2 0 0 0 2 0 3		
Tom Brookens, R (1, 6) OBP: 0.500, SLG: 0.600		0-0 5-3		0-0 1-2 2-H 1B		0-0 G3		0-0 G6-4-3 1-2f		4 0 1 1 0 0 3		
<b>Inning Stats</b>	R: 0 H: 0 E: 0 LOB: 1 K: 1 BB: 1 S: 5 P: 9	R: 0 H: 1 E: 0 LOB: 2 K: 0 BB: 1 S: 4 P: 8	R: 0 H: 1 E: 0 LOB: 1 K: 0 BB: 0 S: 4 P: 4	R: 1 H: 1 E: 0 LOB: 2 K: 0 BB: 2 S: 4 P: 12	R: 0 H: 0 E: 0 LOB: 0 K: 0 BB: 0 S: 3 P: 3	R: 0 H: 1 E: 0 LOB: 1 K: 0 BB: 0 S: 4 P: 4	R: 0 H: 0 E: 0 LOB: 0 K: 0 BB: 0 S: 3 P: 3	R: 0 H: 1 E: 0 LOB: 1 K: 0 BB: 0 S: 4 P: 4	R: 0 H: 0 E: 0 LOB: 0 K: 0 BB: 1 S: 2 P: 6	1B: 4 SF: 0 2B: 1 SAC: 0 3B: 0 DP: 1 HR: 0 HBP: 0	WP: 0 PA: 36 PB: 0 SB: 1 CS: 0	
<b>PITCHER</b> Mark Gubicza, R (1, 1) ERA: 3.38	IP WLS BF H R ER SO BB IBB HBP BLK WP HR S P ERA WHIP	9.0 W 36 5 1 1 1 1 5 0 0 0 0 0 33 53 1.00 1.111										

**Detroit Tigers @ Kansas City Royals**  
 Royals Stadium, Kansas City, MO  
 Tue Apr 14 1987, 8:05 PM EDT  
 Att. 16,023 - Unknown

livebaseballscorecards.com

**AB 31**  
**R 1**  
**H 5**  
**RBI 1**  
**BB 5**  
**SO 1**  
**LOB 18**



Batter	1	2	3	4	5	6	7	8	9
<b>Willie Wilson, S</b> OBP: 0.273, SLG: 0.313 (1, 8) X	0-0 3B 1B	0-0 3-1		0-3 K		0-0 6-3	0-0 F5		
<b>Kevin Seitzer, R</b> OBP: 0.576, SLG: 0.741 (1, 3) X	0-0 SF8 3B		4-0 HR BB	0-0 1B 1B		0-0 E HR BB 1B	0-0 5-3		
<b>George Brett, L</b> OBP: 0.455, SLG: 0.467 (1, 5) X	0-0 SF8		0-0 F9	0-0 F9		4-0 E HR BB	0-0 1-3		
<b>Frank White, R</b> OBP: 0.344, SLG: 0.259 (1, 4) S S S	0-3 K		0-0 E5 HR	0-0 1-3 2-H 1B		0-0 E5 HR	0-0 F9		
<b>Danny Tartabull, R</b> OBP: 0.294, SLG: 0.233 (1, 9) X	0-0 F8		0-0 F8	0-3 K		0-3 K	0-0 1-3		
<b>Bo Jackson, R</b> OBP: 0.533, SLG: 0.893 (1, 7) X		0-0 BB 1B	0-0 HR		0-0 S 1B	0-0 HR			
<b>Steve Balboni, R</b> OBP: 0.345, SLG: 0.400 (1, 10) X		0-0 P3	0-0 E5 FC5-4		0-3 K	0-3 K			
<b>Ed Hearn, R</b> OBP: 0.538, SLG: 0.600 (1, 2) B B B B		4-0 BB	0-0 FC5-4		0-3 K		0-3 K		
<b>Angel Salazar, R</b> OBP: 0.500, SLG: 0.500 (1, 6) S S S		0-3 K		0-0 1B 1B		0-0 1-3			

Inning Stats	R: 2	H: 2	E: 0	K: 1	S: 7	LOB: 0	BB: 0	P: 7
	R: 0	H: 1	E: 0	K: 1	S: 6	LOB: 2	BB: 1	P: 10
	R: 3	H: 1	E: 2	K: 0	S: 6	LOB: 1	BB: 1	P: 10
	R: 1	H: 3	E: 0	K: 2	S: 10	LOB: 2	BB: 0	P: 10
	R: 0	H: 1	E: 0	K: 2	S: 8	LOB: 1	BB: 0	P: 8
	R: 4	H: 2	E: 1	K: 2	S: 10	LOB: 0	BB: 1	P: 14
	R: 0	H: 1	E: 0	K: 1	S: 6	LOB: 1	BB: 0	P: 6
	R: 0	H: 0	E: 0	K: 0	S: 3	LOB: 0	BB: 0	P: 3

PITCHER	IP	WLS	BF	H	R	ER	SO	BB	IBB	HBP	BLK	WP	HR	S	P	ERA	WHIP
<b>Dan Petry, R</b> ERA: 4.38 (1, 1)	5.1	L	30	9	8	3	6	3	0	0	0	0	1	39	51	5.06	2.250
<b>Nate Snell, R</b> ERA: 3.0 (6, 1)	1.2		8	2	2	0	3	0	0	0	0	0	1	14	14	0.00	1.200
<b>Mark Thurmond, L</b> ERA: (8, 1)	1.0		3	0	0	0	0	0	0	0	0	0	0	3	3	0.00	0.000

**AB R H RBI BB SO LOB**

**5 1 1 0 0 1 4**

**4 3 3 1 1 0 1**

**3 1 0 1 1 0 3**

**5 2 1 1 0 1 3**

**5 0 0 0 0 2 7**

**4 2 4 7 0 0 0**

**4 0 0 0 0 2 2**

**3 0 0 0 1 2 2**

**4 1 2 0 0 1 3**

**AB 37**

**R 10**

**H 11**

**RBI 10**

**BB 3**

**SO 9**

**LOB 25**

**WP: 0 PA: 41**

**PB: 0**

**SB: 1**

**CS: 0**

**WP: 0**

**PA: 41**

**ERA**

**WHIP**

**1B: 8 SF: 1**

**2B: 0 SAC: 0**

**3B: 1 DP: 0**


**HR: 2 HBP: 0**

**DETROIT TIGERS @ KANSAS CITY ROYALS**

**ROYALS STADIUM, KANSAS CITY, MO**

**Tue Apr 14 1987, 8:05 PM EDT**

**Att. 16,023 - Unknown**



livebaseballscorecards.com

Batter	1	2	3	4	5	6	7	8	9	AB R H RBI BB SO LOB	TOP										
Lou Whitaker, L (1, 4) OBP: 0.351, SLG: 0.424	0-0 4-3			0-0 4-3 1B		0-0 G3 2B		0-0 CS 1-2	0-3 K	4 0 2 1 0 1 0											
Pat Sheridan, L (1, 9) OBP: 0.310, SLG: 0.357 Larry Herndon, R (9, PH) OBP: 0.450, SLG: 0.688	0-0 F9			0-0 4-3 1-2		0-0 G3			0-0 PB 1B	3 0 0 0 0 0 2 1 0 1 0 0 0 0											
Matt Nokes, L (1, 10) OBP: 0.417, SLG: 0.696 Terry Harper, R (9, PH)	0-0 F8			0-3 K		0-0 4-3			0-0 F8	3 0 0 0 0 0 1 2 1 0 0 0 0 0 1											
Darrell Evans, L (1, 3) OBP: 0.343, SLG: 0.452				0-0 F6					0-0 6-3	4 0 2 0 0 0 2											
Johnny Grubb, L (1, 7)				0-0 G5-4-3 1-2f		0-0 6-3			0-0 L3 1-2	3 0 0 0 0 0 2											
Darnell Coles, R (1, 5) OBP: 0.303, SLG: 0.367				0-0 L6		0-0 P3			0-0 5-3	3 0 0 0 0 0 0											
Chet Lemon, R (1, 8) OBP: 0.400, SLG: 0.556				0-0 F8		0-0 L6			0-0 6-3	3 0 0 0 0 0 0											
Dwight Lowry, L (1, 2) OBP: 0.188, SLG: 0.313				0-3 K		0-0 F8			0-0 FC1 2B	3 0 1 0 0 1 0											
Tom Brookens, R (1, 6) OBP: 0.467, SLG: 0.692				0-0 F8		0-0 2B 3B			0-0 FC1 CS	3 1 1 0 0 0 1											
Inning Stats	R: 0 E: 0 K: 0 S: 3	H: 0 LOB: 0 BB: 0 P: 3	R: 0 E: 0 K: 0 S: 3	H: 1 LOB: 0 BB: 0 P: 3	R: 0 E: 0 K: 1 S: 5	H: 0 LOB: 0 BB: 0 P: 5	R: 0 E: 0 K: 1 S: 6	H: 1 LOB: 1 BB: 0 P: 6	R: 0 E: 0 K: 0 S: 3	H: 0 LOB: 0 BB: 0 P: 3	R: 1 E: 0 K: 0 S: 5	H: 2 LOB: 1 BB: 0 P: 5	R: 0 E: 0 K: 0 S: 3	H: 1 LOB: 0 BB: 0 P: 3	R: 0 E: 0 K: 1 S: 6	H: 1 LOB: 1 BB: 0 P: 6	1B: 4 2B: 3 3B: 1 HR: 0	SF: 0 SAC: 0 DP: 2 HBP: 0	WP: 0 PB: 1 SB: 0 CS: 1	PA: 32	
PITCHER Bret Saberhagen, R (1, 1) ERA: 1.06 Bud Black, L (9, 1) ERA:	IP 8.0	WLS W	BF 27	H 6	R 1	ER 1	SO 2	BB 0	IBB 0	HBP 0	BLK 0	WP 0	HR 0	S 31	P 31	ERA 1.12	WHIP 0.750				
	IP 1.0	WLS S	BF 4	H 1	R 0	ER 0	SO 1	BB 0	IBB 0	HBP 0	BLK 0	WP 0	HR 0	S 6	P 6	ERA 0.00	WHIP 1.000				

Detroit Tigers @ Kansas City Royals  
Royals Stadium, Kansas City, MO

Wed Apr 15 1987, 8:05 PM EDT  
Att: 18,721 - Unknown

livebaseballscorecards.com

AB	31
R	1
H	7
RBI	1
BB	0
SO	3
LOB	10





Batter	1	2	3	4	5	6	7	8	9
Willie Wilson, S OBP: 0.270, SLG: 0.306 (1, 8)	0-0 F5		0-3 K			0-0 FC5-4 2-3 1B		0-0 4-3	
Kevin Seitzer, R OBP: 0.541, SLG: 0.710 (1, 3)	0-0 6-3			0-0 F5		0-0 FC5-4 FC6-4 S 1-2f		0-0 2B	
George Brett, L OBP: 0.462, SLG: 0.412 (1, 5)	0-0 F7			0-0 4-3		4-0 FC6-4 1-2 BB		4-0 IBB	
Frank White, R OBP: 0.333, SLG: 0.233 (1, 4)		4-0 CS BB		0-0 5-3		0-0 FC6-4 1-2f 2-3		0-3 K	
Danny Tartabull, R OBP: 0.263, SLG: 0.206 (1, 9)		0-0 L4 1-2			0-0 4-3	0-0 F9		0-3 K	
Bo Jackson, R OBP: 0.485, SLG: 0.806 (1, 7)		0-0 4-3			0-0 F8		0-0 5-3		
Steve Balboni, R OBP: 0.344, SLG: 0.393 (1, 10)			0-0 F6		0-0 1B		0-0 5-3		
Ed Hearn, R OBP: 0.438, SLG: 0.462 (1, 2)			0-0 6-3		0-0 1-3		0-0 F9		
Angel Salazar, R OBP: 0.538, SLG: 0.692 (1, 6)			0-0 E6			0-0 1B FC5-4 2B		0-0 2B	

Inning Stats	R: 0	H: 0	E: 0	K: 0	S: 3	LOB: 0	BB: 0	P: 3
	0	0	0	0	3	0	0	3
	0	0	0	0	2	0	1	6
	0	0	0	1	3	0	0	4
	1	2	0	1	9	2	1	9
	0	0	0	0	3	0	0	3
	1	2	0	2	13	2	1	13
	0	0	0	0	0	0	0	0

PITCHER	IP	WLS	BF	H	R	ER	SO	BB	IBB	HBP	BLK	WP	HR	S	P	ERA	WHIP
Walt Terrell, R ERA: 2.35 (1, 1)	7.1	L	29	5	2	2	1	2	0	0	0	0	0	29	37	2.46	0.955
Eric King, R ERA: 1.93 (8, 1)	0.2		3	0	0	0	2	0	1	0	0	0	0	6	10	0.00	0.000

AB R H RBI BB SO LOB

4	0	1	0	0	1	2
4	0	1	2	0	0	1
2	0	0	0	2	0	0
3	0	0	0	1	1	4
4	0	0	0	0	1	5
3	0	0	0	0	0	0
3	0	1	0	0	0	0
3	0	0	0	0	0	1
3	2	2	0	0	0	0

AB	R	H	RBI	BB	SO	LOB
29	2	5	2	3	3	13

WP: 0 PA: 32  
PB: 0  
SB: 3  
CS: 1

**Detroit Tigers @ Kansas City Royals**  
 Royals Stadium, Kansas City, MO  
 Wed Apr 15 1987, 8:05 PM EDT  
 Att. 18,721 - Unknown

livebaseballscorecards.com



Batter	1	2	3	4	5	6	7	8	9	AB R H RBI BB SO LOB
<b>Willie Wilson, S</b> OBP: 0.238, SLG: 0.268 (1, 8) X	0-0 6-3		0-3 K	0-0 F7		0-0 F3		0-3 K		5 0 0 0 0 2 3
<b>Kevin Seitzer, R</b> OBP: 0.524, SLG: 0.778 (1, 3) X	0-0 6-3		0-0 1B 2B 2B		0-0 4-3	0-0 F8			0-0 HR	5 2 2 1 0 0 2
<b>George Brett, L</b> OBP: 0.484, SLG: 0.500 (1, 5) X	0-0 3-1		0-0 2B 2-3 1B		0-0 BB 1B		0-0 4-3		0-0 1B HR 2B	5 1 3 0 0 0 0
<b>Frank White, R</b> OBP: 0.317, SLG: 0.229 (1, 4)		0-0 F6	0-3 K		0-0 F9		0-0 2B 1B		0-0 F9	5 0 1 0 0 1 4
<b>Danny Tartabull, R</b> OBP: 0.349, SLG: 0.342 (1, 9)		0-0 BB 1B	0-0 1-3 2B		4-0 1-2 BB		0-0 1-3 2B		0-0 HR 1B	4 2 4 1 1 0 0
<b>Bo Jackson, R</b> OBP: 0.421, SLG: 0.694 (1, 7)		0-3 K	0-3 K		0-3 K		0-3 K		0-3 K	5 0 0 0 0 5 9
<b>Steve Balboni, R</b> OBP: 0.378, SLG: 0.500 (1, 10)		4-0 1B 1-2 BB		0-3 K		0-0 E 1B		0-3 K	0-0 HR	4 1 2 3 1 2 2
<b>Ed Hearn, R</b> OBP: 0.429, SLG: 0.412 (1, 2)		0-0 1-3 2-H 1B		0-0 F8		0-0 E8		0-0 F6	4-0 BB BB	4 0 1 1 1 0 1
<b>Angel Salazar, R</b> OBP: 0.500, SLG: 0.625 (1, 6)		0-0 F4		0-0 1B		0-0 F5		0-3 K	0-0 F8	3 0 1 0 0 0 4
<b>Thad Bosley, L</b> (8, PH)										1 0 0 0 0 1 0
<b>Buddy Biancalana, S</b> OBP: 0.214, SLG: 0.385 (8, 6)										1 0 0 0 0 0 1

**Kansas City Royals @ New York Yankees**  
**Yankee Stadium, Bronx, NY**  
 Sat Apr 18 1987, 3:33 AM EDT  
 Att. 22,053 - Unknown

<b>AB</b>	42
<b>R</b>	6
<b>H</b>	14
<b>RBI</b>	6
<b>BB</b>	3
<b>SO</b>	11
<b>LOB</b>	26



Inning Stats	R: 0	H: 0	E: 0	K: 0	S: 3	P: 3	R: 1	H: 2	E: 0	K: 1	S: 7	P: 11	R: 1	H: 3	E: 0	K: 3	S: 12	P: 12	R: 0	H: 1	E: 0	K: 1	S: 6	P: 6	R: 0	H: 1	E: 0	K: 1	S: 6	P: 10	R: 0	H: 1	E: 1	K: 0	S: 5	P: 5	R: 0	H: 2	E: 0	K: 2	S: 9	P: 9	R: 0	H: 0	E: 0	K: 2	S: 7	P: 7	R: 4	H: 4	E: 0	K: 1	S: 9	P: 13	1B: 8	2B: 4	3B: 0	HR: 2	SF: 0	SAC: 0	DP: 0	HBP: 0	WP: 0	PA: 45
--------------	------	------	------	------	------	------	------	------	------	------	------	-------	------	------	------	------	-------	-------	------	------	------	------	------	------	------	------	------	------	------	-------	------	------	------	------	------	------	------	------	------	------	------	------	------	------	------	------	------	------	------	------	------	------	------	-------	-------	-------	-------	-------	-------	--------	-------	--------	-------	--------

PITCHER	IP	WLS	BF	H	R	ER	SO	BB	IBB	HBP	BLK	WP	HR	S	P	ERA	WHIP
<b>Dennis Rasmussen, L</b> ERA: 2.08 (1, 1)	6.1		32	10	2	2	6	2	0	0	0	0	0	42	50	2.84	1.895
<b>Cecilio Guante, R</b> ERA: 5.59 (7, 1)	1.2		7	2	2	2	4	0	0	0	0	0	1	15	15	10.80	1.200
<b>Dave Righetti, L</b> ERA: 4.0 (9, 1)	1.0	W	6	2	2	2	1	1	0	0	0	0	1	7	11	18.00	3.000

<b>WP: 0</b>	<b>PA: 45</b>
<b>PB: 0</b>	
<b>SB: 0</b>	
<b>CS: 0</b>	

Batter	1	2	3	4	5	6	7	8	9	AB	R	H	RBI	BB	SO	LOB
Rickey Henderson, R (1, 8) OBP: 0.542, SLG: 0.658	0-3 K		4-0 G6-3 BB	4-0 BB 1-2 BB		0-3 K		0-0 F4		3	0	0	0	2	2	2
Willie Randolph, R (1, 4) OBP: 0.439, SLG: 0.394	4-0 E 1B BB		0-0 G6-3 1-2f	0-0 F9 2-3			0-0 HR 2B	0-0 6-3		4	2	1	0	1	0	4
Don Mattingly, L (1, 3) OBP: 0.188, SLG: 0.356	0-0 F7		0-0 2B 1B	0-0 L4			0-0 2-H HR		0-0 G3	5	2	2	2	0	0	3
Dave Winfield, R (1, 9) OBP: 0.477, SLG: 0.500	0-0 E6 1B 1-2		0-0 1B 2B		0-0 P1		0-0 F7		0-0 E6 1B BB	5	2	1	0	0	0	1
Gary Ward, R (1, 7) OBP: 0.425, SLG: 0.595	0-0 1-2 2-H 1B		0-0 2B 1B		0-0 F8		4-0 S BB		0-0 BB 1-3 1B	4	1	3	3	1	0	0
Ron Kittle, R (1, 10) OBP: 0.364, SLG: 0.444 Dan Pasqua, L (9, PH) OBP: 0.217, SLG: 0.150	0-3 K		0-0 2B		0-0 F8		0-3 K 1-2		4-0 BB IBB	4	0	1	1	0	2	3
Mike Pagliarulo, L (1, 5) OBP: 0.333, SLG: 0.297			0-3 K				0-0 F8		0-0 F8	4	0	1	1	1	1	2
Joel Skinner, R (1, 2) OBP: 0.192, SLG: 0.320			0-0 G4-6-3 1B		0-0 G3		0-0 4-3 2B		0-0 6-3	4	0	1	0	0	0	1
Wayne Tolleson, S (1, 6) OBP: 0.447, SLG: 0.500			0-0 F9		0-0 F9 BB 1B		0-0 4-3 2-3		0-0 2B	4	0	2	0	0	0	1

Inning Stats	R: 1	H: 1	E: 1	K: 2	S: 9	LOB: 2	BB: 1	P: 13	R: 0	H: 1	E: 0	K: 0	S: 3	LOB: 0	BB: 0	P: 3	R: 3	H: 4	E: 0	K: 1	S: 8	LOB: 1	BB: 1	P: 12	R: 0	H: 0	E: 0	K: 0	S: 3	LOB: 0	BB: 0	P: 3	R: 0	H: 1	E: 0	K: 1	S: 6	LOB: 1	BB: 0	P: 6	R: 2	H: 2	E: 0	K: 1	S: 7	LOB: 1	BB: 1	P: 11	R: 0	H: 1	E: 0	K: 0	S: 4	LOB: 1	BB: 0	P: 4	R: 1	H: 1	E: 1	K: 0	S: 3	LOB: 3	BB: 2	P: 11	1B: 6	2B: 5	3B: 0	HR: 1	SF: 0	SAC: 0	DP: 2	HBP: 0	WP: 0	PB: 0	SB: 1	CS: 0	PA: 43
--------------	------	------	------	------	------	--------	-------	-------	------	------	------	------	------	--------	-------	------	------	------	------	------	------	--------	-------	-------	------	------	------	------	------	--------	-------	------	------	------	------	------	------	--------	-------	------	------	------	------	------	------	--------	-------	-------	------	------	------	------	------	--------	-------	------	------	------	------	------	------	--------	-------	-------	-------	-------	-------	-------	-------	--------	-------	--------	-------	-------	-------	-------	--------

PITCHER	IP	WLS	BF	H	R	ER	SO	BB	IBB	HBP	BLK	WP	HR	S	P	ERA	WHIP
Danny Jackson, L (1, 1) ERA: 6.75	3.1		19	7	4	3	3	3	0	0	0	0	0	22	34	8.10	3.000
Rick Anderson, R (4, 1) ERA:	2.2		9	1	0	0	1	0	0	0	0	0	0	11	11	0.00	0.375
Steve Farr, R (7, 1) ERA: 13.5	2.1	L	13	4	3	2	1	1	0	0	0	0	1	14	18	7.71	2.143
Bud Black, L (9, 1) ERA:	0.0		2	0	0	0	0	1	1	0	0	0	0	0	8	∞	∞

**BOTTOM**

**Kansas City Royals @ New York Yankees**  
 Yankee Stadium, Bronx, NY

Sat Apr 18 1987, 3:33 AM EDT  
 Att. 22,053 - Unknown

livebaseballscores.com

AB	37
R	7
H	12
RBI	7
BB	6
SO	5
LOB	17



Batter	1	2	3	4	5	6	7	8	9	AB R H RBI BB SO LOB	TOP
Willie Wilson, S (1, 8) OBP: 0.261, SLG: 0.289	0-0 F6		0-0 F9			0-0 BB 1B		0-0 1B 1B		4 0 2 0 0 0 0	<b>Kansas City Royals @ New York Yankees</b> Yankee Stadium, Bronx, NY Sun Apr 19 1987, 3:33 AM EDT Unknown <a href="http://livebaseballscorecards.com">livebaseballscorecards.com</a>
Kevin Seitzer, R (1, 3) OBP: 0.543, SLG: 0.769	0-0 L6-4 BB 1B			0-0 5-3		4-0 BB 1-2 BB		0-0 1-2 FC6-4 1B		3 0 2 0 1 0 0	
George Brett, L (1, 5) OBP: 0.500, SLG: 0.500 Juan Beniquez, R (2, 5) OBP: 0.400, SLG: 0.429	4-0 BB 1-2 BB			0-0 1B		0-3 K		0-0 F7		0 0 0 0 1 0 0 3 0 1 0 0 1 4	
Frank White, R (1, 4) OBP: 0.289, SLG: 0.205	0-0 L6-4 2-3			0-0 F2 1B		0-3 K		0-0 FC6-4 1-2f		4 0 0 0 0 1 7	
Danny Tartabull, R (1, 9) OBP: 0.340, SLG: 0.333		0-0 F8		0-0 F8		0-0 1B		0-3 K		4 0 1 0 0 1 1	
Bo Jackson, R (1, 7) OBP: 0.405, SLG: 0.650		0-0 5-3		0-0 F8		0-3 K		0-0 G6-4-3 1B		4 0 1 0 0 1 1	
Steve Balboni, R (1, 10) OBP: 0.341, SLG: 0.444		0-0 4-3		0-3 K		0-0 F4		0-0 G6-4-3 1-2f		4 0 0 0 0 1 2	
Jamie Quirk, L (1, 2) OBP: 0.417, SLG: 0.500			4-0 BB G6-4-3		0-3 K		0-0 F9			2 0 0 0 1 1 1	
Angel Salazar, R (1, 6) OBP: 0.444, SLG: 0.556 Thad Bosley, L (8, PH) Buddy Biancalana, S (8, 6) OBP: 0.214, SLG: 0.385			0-0 G6-4-3 1-2f		0-0 F7		0-3 K			2 0 0 0 0 0 1 1 0 0 0 0 1 0 0 0 0 0 0 0 0	
Inning Stats	R: 0 H: 1 E: 0 LOB: 1 K: 0 BB: 1 S: 3 P: 7	R: 0 H: 0 E: 0 LOB: 0 K: 0 BB: 0 S: 3 P: 3	R: 0 H: 0 E: 0 LOB: 0 K: 0 BB: 1 S: 2 P: 6	R: 0 H: 1 E: 0 LOB: 1 K: 0 BB: 0 S: 4 P: 4	R: 0 H: 0 E: 0 LOB: 0 K: 2 BB: 0 S: 7 P: 7	R: 0 H: 1 E: 0 LOB: 2 K: 2 BB: 1 S: 8 P: 12	R: 0 H: 1 E: 0 LOB: 1 K: 1 BB: 0 S: 6 P: 6	R: 0 H: 2 E: 0 LOB: 2 K: 1 BB: 0 S: 7 P: 7	R: 0 H: 1 E: 0 LOB: 0 K: 1 BB: 0 S: 5 P: 5	1B: 7 SF: 0 2B: 1 SAC: 0 3B: 0 DP: 3 HR: 0 HBP: 0	
PITCHER Charles Hudson, R (1, 1) ERA: 1.21	IP WLS BF H R ER SO BB IBB HBP BLK WP HR S P ERA WHIP 9.0 W 34 7 0 0 7 3 0 0 0 0 0 0 45 57 0.00 1.111										



Batter	1	2	3	4	5	6	7	8	9	AB	R	H	RBI	BB	SO	LOB
Rickey Henderson, R OBP: 0.547, SLG: 0.667 (1, 8)	4-0 FC2-6 BB 1B	0-0 1B 2B	0-0 F8		0-0 F7			0-0 1B		4	1	2	0	1	0	3
Willie Randolph, R OBP: 0.435, SLG: 0.395 (1, 4)	0-0 FC2-6 1B E 1-2f	0-0 BB 1B 2-H		0-0 6-3		0-0 G1-6-3 1B		0-0 F3		5	1	2	1	0	0	2
Don Mattingly, L OBP: 0.226, SLG: 0.388 (1, 3)	0-0 E 1B 1-3	4-0 FC6-4 BB 1-2		0-0 1B 2B		0-0 G1-6-3 1-2f		0-0 F7		4	2	2	0	1	0	2
Dave Winfield, R OBP: 0.500, SLG: 0.525 (1, 9)	0-0 E5 1B 1-3	0-0 FC6-4 BB 1-2f		0-0 BB 1B 2-H		0-0 CS 1B				4	1	3	2	0	0	2
Gary Ward, R OBP: 0.409, SLG: 0.561 (1, 7)	0-0 1B 2-H 3-H		0-0 F8	0-3 K		0-0 CS 1-2	0-0 F9			4	0	1	2	0	1	1
Ron Kittle, R OBP: 0.333, SLG: 0.400 Dan Pasqua, L OBP: 0.280, SLG: 0.150 (1, 10) (4, PH)	0-3 K		0-0 F9	4-0 BB 1-2			4-0 BB			2	0	0	0	0	1	1
Lenn Sakata, R OBP: 0.125, SLG: 0.125 Mike Pagliaruto, L OBP: 0.318, SLG: 0.282 (1, 5) (4, 5)	0-0 F8		0-0 BB 1B 1B	0-0 6-3			0-3 K			2	0	1	0	0	0	1
Rick Cerone, R OBP: 0.385, SLG: 0.200 (1, 2)		0-0 6-3	0-0 BB 1B 1-2		0-3 K		0-0 F8			4	0	1	0	0	1	1
Wayne Tolleson, S OBP: 0.429, SLG: 0.462 (1, 6)		0-3 K	4-0 BB 1-2 2-3		0-3 K			0-0 3-1		3	0	0	0	1	2	0

Inning Stats	R: 3	H: 3	E: 1	LOB: 1	K: 1	P: 12	R: 1	H: 2	E: 0	LOB: 2	K: 1	P: 11	R: 0	H: 2	E: 0	LOB: 3	K: 0	P: 9	R: 1	H: 2	E: 0	LOB: 2	K: 1	P: 11	R: 0	H: 0	E: 0	LOB: 0	K: 2	P: 7	R: 0	H: 2	E: 0	LOB: 0	K: 0	P: 3	R: 0	H: 0	E: 0	LOB: 1	K: 1	P: 9	R: 0	H: 1	E: 0	LOB: 1	K: 0	P: 4
--------------	------	------	------	--------	------	-------	------	------	------	--------	------	-------	------	------	------	--------	------	------	------	------	------	--------	------	-------	------	------	------	--------	------	------	------	------	------	--------	------	------	------	------	------	--------	------	------	------	------	------	--------	------	------


PITCHER	IP	WLS	BF	H	R	ER	SO	BB	IBB	HBP	BLK	WP	HR	S	P	ERA	WHIP
Charlie Leibrandt, L ERA: 3.24 (1, 1)	2.2	L	18	7	4	3	2	3	0	0	0	0	0	19	31	10.12	3.750
Dave Gumpert, R ERA: 5.87 (3, 1)	3.1		13	4	1	1	3	1	0	0	0	0	0	18	22	2.70	1.500
Bud Black, L ERA: (7, 1)	1.0		4	0	0	0	1	1	0	0	0	0	0	5	9	0.00	1.000
Steve Farr, R ERA: 11.37 (8, 1)	1.0		4	1	0	0	0	0	0	0	0	0	0	4	4	0.00	1.000

**BOTTOM**

**Kansas City Royals @ New York Yankees**  
 Yankee Stadium, Bronx, NY  
 Sun Apr 19 1987, 3:33 AM EDT  
 Unknown

AB	34
R	5
H	12
RBI	5
BB	5
SO	6
LOB	16

livebaseballscorecards.com



WP: 0	PA: 40
PB: 0	SB: 0
CS: 1	

Batter	1	2	3	4	5	6	7	8	9	AB R H RBI BB SO LOB	TOP																	
Willie Wilson, S (1, 8) OBP: 0.280, SLG: 0.306	0-0 F9		0-0 S 1B			0-0 SH5-4 1B		0-0 FC1-6 FC6-4 1-2		4 0 2 0 0 0 1	<b>Kansas City Royals @ New York Yankees</b> Yankee Stadium, Bronx, NY Sun Apr 19 1987, 3:38 AM EDT Att: 40,939 - Unknown <a href="http://livebaseballscorecards.com">livebaseballscorecards.com</a>																	
Kevin Seitzer, R (1, 3) OBP: 0.540, SLG: 0.738	0-0 3-1		4-0 FC6-4 BB			0-0 SH5-4 1B		0-0 FC6-4 CS 1-2		3 0 1 0 1 0 1																		
Juan Beniquez, R (1, 5) OBP: 0.333, SLG: 0.353	0-0 5-3		0-0 FC6-4 1-2f			0-0 SH5-4		0-0 CS 1-2	0-3 K	3 0 0 0 0 1 2																		
Frank White, R (1, 4) OBP: 0.306, SLG: 0.214		0-0 1B		0-0 F8		4-0 G5-4-3 IBB			0-0 F4	3 0 1 0 1 0 0																		
Danny Tartabull, R (1, 9) OBP: 0.314, SLG: 0.304		0-0 F9		0-3 K		0-0 G5-4-3 1-2f			0-0 6-3	4 0 0 0 0 1 4																		
Bo Jackson, R (1, 7) OBP: 0.378, SLG: 0.605		0-3 K		0-0 6-3			0-0 5-3			3 0 0 0 0 1 1																		
Steve Balboni, R (1, 10) OBP: 0.318, SLG: 0.410		0-0 5-3			0-0 5-3		0-0 F7			3 0 0 0 0 0 1																		
Angel Salazar, R (1, 6) OBP: 0.381, SLG: 0.476			0-0 6-3		0-0 1-3		0-0 4-3			3 0 0 0 0 0 0																		
Larry Owen, R (1, 2) OBP: 0.250, SLG: 0.143			0-0 F9		0-0 L4			0-0 FC1-6 1B		3 0 1 0 0 0 0																		
<b>Inning Stats</b>	R: 0 E: 0 K: 0 S: 3	H: 0 LOB: 0 BB: 0 P: 3	R: 0 E: 0 K: 1 S: 6	H: 1 LOB: 1 BB: 0 P: 6	R: 0 E: 0 K: 0 S: 4	H: 1 LOB: 2 BB: 1 P: 8	R: 0 E: 0 K: 1 S: 5	H: 0 LOB: 0 BB: 0 P: 5	R: 0 E: 0 K: 0 S: 3	H: 0 LOB: 0 BB: 0 P: 3	R: 0 E: 0 K: 0 S: 4	H: 2 LOB: 2 BB: 1 P: 8	R: 0 E: 0 K: 0 S: 3	H: 0 LOB: 0 BB: 0 P: 3	R: 0 E: 0 K: 0 S: 3	H: 1 LOB: 0 BB: 0 P: 3	R: 0 E: 0 K: 1 S: 5	H: 0 LOB: 0 BB: 0 P: 5	1B: 5 2B: 0 3B: 0 HR: 0	SF: 0 SAC: 1 DP: 1 HBP: 0	WP: 0 PB: 0 SB: 1 CS: 1	PA: 33						
<b>PITCHER</b>	IP WLS BF H R ER SO BB IBB HBP BLK WP HR S P ERA WHIP																											
Tommy John, L (1, 1) ERA: 4.22	7.0		26	4	0	0	2	1	1	0	0	0	0	0	28	36	0.00	0.714										
Pat Clements, L (8, 1) ERA: 12.0	1.0	W	3	1	0	0	0	0	0	0	0	0	0	3	3	0.00	1.000											
Dave Righetti, L (9, 1) ERA: 3.6	1.0	S	3	0	0	0	1	0	0	0	0	0	0	5	5	0.00	0.000											

**Kansas City Royals @ New York Yankees**  
 Yankee Stadium, Bronx, NY

Sun Apr 19 1987, 3:38 AM EDT  
 Att: 40,939 - Unknown

[livebaseballscorecards.com](http://livebaseballscorecards.com)

AB	29
R	0
H	5
RBI	0
BB	2
SO	3
LOB	10





Batter	1	2	3	4	5	6	7	8	9	AB	R	H	RBI	BB	SO	LOB
Willie Wilson, S (1, 8) OBP: 0.273, SLG: 0.296	0-0 5-3		0-0 5-3	0-0 6-3		0-0 3B 1-2 1B		0-0 3-1		5	1	1	0	0	0	0
Kevin Seitzer, R (1, 5) OBP: 0.527, SLG: 0.745	0-0 4-3		0-0 HR 1B		0-0 6-3	0-0 1-H 2-H 3B		0-3 K		5	1	2	2	0	1	0
Frank White, R (1, 4) OBP: 0.296, SLG: 0.277	0-0 F8		0-0 1-H HR		0-0 6-3	0-0 F8		0-0 F9		5	1	1	2	0	0	1
Danny Tartabull, R (1, 9) OBP: 0.321, SLG: 0.373		0-0 HR	0-3 K		0-0 F7		0-0 2B 1B		0-0 4-3	5	2	2	1	0	1	0
Hal McRae, R (1, 10) OBP: 0.800, SLG: 1.000		4-0 FC6-4 BB	4-0 1B BB			0-0 2B 1B	0-0 4-3 1-H 2B 2B		0-3 K	3	2	2	1	2	1	0
Bo Jackson, R (1, 7) OBP: 0.390, SLG: 0.604		0-0 FC6-4 5-3 1-2f	0-0 1-3 1B			0-0 1B 1-H SF8 2B	0-3 K		0-0 6-3	5	1	2	1	0	1	2
Steve Balboni, R (1, 3) OBP: 0.292, SLG: 0.372		0-0 5-3 1-2	0-0 L6			0-0 5-3	0-0 4-3 2-3			4	0	0	0	0	0	5
Angel Salazar, R (1, 6) OBP: 0.400, SLG: 0.520		0-0 4-3		0-0 6-3		0-0 3B 1B 2-3 1B	0-0 3-H 2B			4	1	2	1	0	0	1
Larry Owen, R (1, 2) OBP: 0.250, SLG: 0.500			0-0 HR	0-3 K		0-0 SF8 3-H	0-3 K			3	1	1	2	0	2	1

**TOP**

**Kansas City Royals @ Boston Red Sox**  
**Fenway Park, Boston, MA**  
 Mon Apr 20 1987, 3:33 AM EDT  
 Att: 35,486 - Unknown

<b>AB</b>	<b>39</b>
<b>R</b>	<b>10</b>
<b>H</b>	<b>13</b>
<b>RBI</b>	<b>10</b>
<b>BB</b>	<b>2</b>
<b>SO</b>	<b>6</b>
<b>LOB</b>	<b>10</b>



Inning Stats	R: 0	H: 0	E: 0	K: 0	S: 3	P: 3	R: 1	H: 1	E: 0	K: 0	S: 4	P: 8	R: 3	H: 4	E: 0	K: 1	S: 9	P: 13	R: 0	H: 0	E: 0	K: 1	S: 5	P: 5	R: 0	H: 0	E: 0	K: 0	S: 3	P: 3	R: 4	H: 5	E: 0	K: 0	S: 8	P: 8	R: 2	H: 3	E: 0	K: 2	S: 10	P: 10	R: 0	H: 0	E: 0	K: 1	S: 5	P: 5	R: 0	H: 0	E: 0	K: 1	S: 5	P: 5	R: 0	H: 0	E: 0	K: 1	S: 5	P: 5	1B: 6	SF: 1	2B: 3	SAC: 0	3B: 1	DP: 0	HR: 3	HBP: 0	WP: 0	PA: 42
--------------	------	------	------	------	------	------	------	------	------	------	------	------	------	------	------	------	------	-------	------	------	------	------	------	------	------	------	------	------	------	------	------	------	------	------	------	------	------	------	------	------	-------	-------	------	------	------	------	------	------	------	------	------	------	------	------	------	------	------	------	------	------	-------	-------	-------	--------	-------	-------	-------	--------	-------	--------

PITCHER	IP	WLS	BF	H	R	ER	SO	BB	IBB	HBP	BLK	WP	HR	S	P	ERA	WHIP
Bruce Hurst, L (1, 1) ERA: 5.23	5.2	L	28	9	8	8	2	2	0	0	0	0	3	30	38	12.71	1.941
Steve Crawford, R (6, 1) ERA: 7.62	3.1		14	4	2	2	4	0	0	0	0	0	0	22	22	5.40	1.200

PITCHER	IP	WLS	BF	H	R	ER	SO	BB	IBB	HBP	BLK	WP	HR	S	P	ERA	WHIP
---------	----	-----	----	---	---	----	----	----	-----	-----	-----	----	----	---	---	-----	------



Batter	1	2	3	4	5	6	7	8	9	AB	R	H	RBI	BB	SO	LOB				
<b>Wade Boggs, L</b> (1, 5) OBP: 0.429, SLG: 0.489	0-0 HBP 1B		0-0 1B	0-0 1B			0-0 F9			4	2	3	0	0	0	0				
<b>Ed Romero, R</b> (1, 4) OBP: 0.297, SLG: 0.257	0-0 F8		0-0 L7	0-0 F4			0-0 F8			4	0	0	0	0	0	3				
<b>Bill Buckner, L</b> (1, 3) OBP: 0.261, SLG: 0.348	0-0 F7		0-0 BB 1B 1-2			0-0 3-1	0-0 4-3			4	0	1	0	0	0	1				
<b>Jim Rice, R</b> (1, 7) OBP: 0.296, SLG: 0.396	1-0 WP 1B 1-2 HBP		0-0 F8			0-0 FC4 1B		0-3 K		3	0	1	0	0	1	2				
<b>Don Baylor, R</b> (1, 10) OBP: 0.434, SLG: 0.622	0-0 WP 1B 1-2 2-H		0-0 BB 1B 1-2 2-H			0-0 F6		0-0 1-3		4	0	2	2	0	0	1				
<b>Dwight Evans, R</b> (1, 9) OBP: 0.377, SLG: 0.455	0-0 1-3		4-0 FC5-4 BB 1-2 2-3			0-0 FC4 1-2f		0-0 1-3		3	0	0	0	1	0	3				
<b>Dave Henderson, R</b> (1, 8) OBP: 0.300, SLG: 0.455		0-0 4-3	0-0 FC5-4 1-2f			0-0 6-3		0-0 3-1		4	0	0	0	0	0	3				
<b>Danny Sheaffer, R</b> (1, 2) OBP: 0.267, SLG: 0.533		0-0 4-3		0-0 1-3			0-0 5-3		0-3 K	3	0	0	0	0	0	0				
<b>Mike Greenwell, L</b> (9, PH) OBP: 0.200, SLG: 0.400									0-0 1	1	0	0	0	0	1	0				
<b>Glenn Hoffman, R</b> (1, 6)		0-0 4-3		0-0 4-3			0-0 4-3		0-0 5-3	4	0	0	0	0	0	0				
<b>Inning Stats</b>	R: 1 E: 0 K: 0 S: 5	H: 2 LOB: 2 BB: 0 P: 6	R: 0 E: 0 K: 0 S: 3	H: 0 LOB: 0 BB: 0 P: 3	R: 1 E: 0 K: 0 S: 6	H: 3 LOB: 3 BB: 1 P: 10	R: 0 E: 0 K: 0 S: 4	H: 1 LOB: 1 BB: 0 P: 4	R: 0 E: 0 K: 0 S: 3	H: 0 LOB: 0 BB: 0 P: 3	R: 0 E: 0 K: 1 S: 5	H: 0 LOB: 0 BB: 0 P: 5	R: 0 E: 0 K: 1 S: 5	H: 0 LOB: 0 BB: 0 P: 5	R: 0 E: 0 K: 1 S: 5	H: 0 LOB: 0 BB: 0 P: 5	1B: 7 2B: 0 3B: 0 HR: 0	SF: 0 SAC: 0 DP: 0 HBP: 1	WP: 1 PB: 0 SB: 0 CS: 0	PA: 36
<b>PITCHER</b>	IP WLS W	WLS W	H R ER SO	H R ER SO	H R ER SO	H R ER SO	H R ER SO	H R ER SO	H R ER SO	H R ER SO	H R ER SO	H R ER SO	H R ER SO	H R ER SO	H R ER SO	H R ER SO	BB IBB HBP BLK	WP HR S P	ERA WHIP	ERA WHIP
<b>Bret Saberhagen, R</b> (1, 1) ERA: 1.44	8.0	33	7 2 2 1	7 2 2 1	7 2 2 1	7 2 2 1	7 2 2 1	7 2 2 1	7 2 2 1	7 2 2 1	7 2 2 1	7 2 2 1	7 2 2 1	7 2 2 1	7 2 2 1	7 2 2 1	1 0 0 0	1 0 5 5	2.25 1.000	2.25 1.000
<b>Dan Quisenberry, R</b> (9, 1) ERA:	1.0	3	0 0 0 1	0 0 0 1	0 0 0 1	0 0 0 1	0 0 0 1	0 0 0 1	0 0 0 1	0 0 0 1	0 0 0 1	0 0 0 1	0 0 0 1	0 0 0 1	0 0 0 1	0 0 0 1	0 0 0 0	0 0 5 5	0.00 0.000	0.00 0.000

**BOTTOM**

**Kansas City Royals @ Boston Red Sox**

Fenway Park, Boston, MA

Mon Apr 20 1987, 3:33 AM EDT

Att. 35,486 - Unknown

livebaseballscorecards.com

**AB 34**

**R 2**


**H 7**

**RBI 2**

**BB 1**

**SO 2**

**LOB 13**



Batter	1	2	3	4	5	6	7	8	9	AB R H RBI BB SO LOB	TOP	
Willie Wilson, S (1, 8) OBP: 0.271, SLG: 0.281	1-0 F8 S HBP		x 0-0 4-3			x 0-0 F5		x 0-0 F8		3 0 0 0 0 0 0	<b>Kansas City Royals @ Boston Red Sox</b> Fenway Park, Boston, MA Tue Apr 21 1987, 7:05 PM EDT Att. 29,082 - Unknown <a href="http://livebaseballscorecards.com">livebaseballscorecards.com</a>	
Kevin Seitzer, R (1, 5) OBP: 0.492, SLG: 0.686	0-3 K		x 0-0 4-3			x 0-0 4-1		x 0-0 F9	4 0 0 0 0 1 1			
Frank White, R (1, 4) OBP: 0.310, SLG: 0.294	0-0 F8			x 0-0 5-3		x 0-0 1B		x 0-0 1B	4 0 2 0 0 0 1			
Danny Tartabull, R (1, 9) OBP: 0.333, SLG: 0.370	4-0 BB		0-3 K	0-3 K		0-0 1-2 1B		0-3 K	3 0 1 0 1 2 1			
Thad Bosley, L (1, 10) OBP: 0.333, SLG: 0.370	0-0 5-3		x 0-0 4-3			x 0-0 F8		x 0-0 6-3	4 0 0 0 0 0 5			
Bo Jackson, R (1, 7) OBP: 0.358, SLG: 0.569		0-3 K		0-3 K		x 0-0 F9			3 0 0 0 0 2 2			
Steve Balboni, R (1, 3) OBP: 0.275, SLG: 0.348		x 0-0 6-3		x 0-0 6-3		0-3 K			3 0 0 0 0 1 2			
Jamie Quirk, L (1, 2) OBP: 0.333, SLG: 0.364		x 0-0 1-3		x 0-0 6-3			x 0-0 4-3		3 0 0 0 0 0 0			
Angel Salazar, R (1, 6) OBP: 0.357, SLG: 0.464			x 0-0 L3			x 0-0 F8		x 0-0 4-3	3 0 0 0 0 0 0			
<b>Inning Stats</b>	R: 0 H: 0 E: 0 LOB: 2 K: 1 BB: 1 S: 5 P: 10	R: 0 H: 0 E: 0 LOB: 0 K: 1 BB: 0 S: 5 P: 5	R: 0 H: 0 E: 0 LOB: 0 K: 0 BB: 0 S: 3 P: 3	R: 0 H: 0 E: 0 LOB: 0 K: 1 BB: 0 S: 5 P: 5	R: 0 H: 0 E: 0 LOB: 0 K: 1 BB: 0 S: 5 P: 5	R: 0 H: 0 E: 0 LOB: 0 K: 0 BB: 0 S: 3 P: 3	R: 0 H: 2 E: 0 LOB: 2 K: 1 BB: 0 S: 7 P: 7	R: 0 H: 0 E: 0 LOB: 0 K: 0 BB: 0 S: 3 P: 3	R: 0 H: 1 E: 0 LOB: 1 K: 1 BB: 0 S: 6 P: 6	1B: 3 SF: 0 2B: 0 SAC: 0 3B: 0 DP: 0 HR: 0 HBP: 1	WP: 0 PA: 32 PB: 0 SB: 1 CS: 0	
<b>PITCHER</b> Roger Clemens, R (1, 1) ERA: 3.1	IP WLS BF H R ER SO BB IBB HBP BLK WP HR S P ERA WHIP	9.0 W 32 3 0 0 6 1 0 1 0 0 0 0 42 47 0.00 0.444										

AB	30
R	0
H	3
RBI	0
BB	1
SO	6
LOB	12



Batter	1	2	3	4	5	6	7	8	9	AB	R	H	RBI	BB	SO	LOB
Wade Boggs, L OBP: 0.410, SLG: 0.451 (1, 5)	0-3 K		4-0 2B 1B BB	0-0 F7	0-0 4-3		0-0 4-3			4	1	0	0	1	1	4
Ed Romero, R OBP: 0.310, SLG: 0.325 (1, 4)	0-0 F4		0-0 1B 2B	0-0 1B 2B		0-0 1-3		0-0 L4		5	2	2	0	0	0	0
Bill Buckner, L OBP: 0.294, SLG: 0.373 (1, 3) Pat Dodson, L (9, 3)	0-0 F7		0-0 HBP 1B BB	0-0 1B 1B		0-0 G6-3 1B		0-0 6-3		5	1	3	4	0	0	0
Jim Rice, R OBP: 0.339, SLG: 0.442 (1, 7)		0-0 2B 2B	4-0 1B HBP BB	0-0 1B 1B		0-0 G6-3 1-2f		0-0 1B		4	2	3	0	1	0	1
Don Baylor, R OBP: 0.431, SLG: 0.583 (1, 10)		4-0 2B BB	1-0 1B HBP	0-3 K			0-0 F8	0-0 F8		3	0	0	0	1	1	3
Dwight Evans, R OBP: 0.404, SLG: 0.563 (1, 9)		0-0 2B	0-0 1B	0-0 F4			0-0 HR			4	1	3	4	0	0	2
Dave Henderson, R OBP: 0.315, SLG: 0.458 (1, 8)		0-0 5-3	0-3 K		0-0 FC5-4 1B		0-0 1B 1B			4	0	2	0	0	1	3
Marc Sullivan, R OBP: 0.161, SLG: 0.290 (1, 2)		0-0 F4	0-3 K		0-0 FC5-4		0-3 K			4	0	0	0	0	2	5
Glenn Hoffman, R OBP: 0.222, SLG: 0.222 (1, 6)		0-0 1-3		0-0 2B 1B	0-0 F7		0-0 1B			4	1	2	0	0	0	3

Inning Stats	R: 0	H: 0	E: 0	K: 1	S: 5	LOB: 0	BB: 0	P: 5	R: 1	H: 2	E: 0	K: 0	S: 5	LOB: 2	BB: 1	P: 9	R: 4	H: 3	E: 0	K: 2	S: 9	LOB: 1	BB: 2	P: 18	R: 2	H: 4	E: 0	K: 1	S: 9	LOB: 2	BB: 0	P: 9	R: 0	H: 1	E: 0	K: 0	S: 4	LOB: 1	BB: 0	P: 4	R: 0	H: 1	E: 0	K: 0	S: 3	LOB: 0	BB: 0	P: 3	R: 1	H: 3	E: 0	K: 1	S: 8	LOB: 2	BB: 0	P: 8	R: 0	H: 1	E: 0	K: 0	S: 4	LOB: 1	BB: 0	P: 4
--------------	------	------	------	------	------	--------	-------	------	------	------	------	------	------	--------	-------	------	------	------	------	------	------	--------	-------	-------	------	------	------	------	------	--------	-------	------	------	------	------	------	------	--------	-------	------	------	------	------	------	------	--------	-------	------	------	------	------	------	------	--------	-------	------	------	------	------	------	------	--------	-------	------

PITCHER	IP	WLS	BF	H	R	ER	SO	BB	IBB	HBP	BLK	WP	HR	S	P	ERA	WHIP
Rick Anderson, R ERA: 7.94 (1, 1)	2.0	L	13	4	5	5	1	3	0	0	0	0	0	12	24	22.50	3.500
Steve Farr, R ERA: 9.64 (3, 1)	3.0		15	6	2	2	3	0	0	1	0	0	0	20	21	6.00	2.000
Dave Gumpert, R ERA: 5.06 (6, 1)	3.0		13	5	1	1	1	0	0	0	0	0	1	15	15	3.00	1.667

**BOTTOM**

**Kansas City Royals @ Boston Red Sox**  
 Fenway Park, Boston, MA  
 Tue Apr 21 1987, 7:05 PM EDT  
 Att. 29,082 - Unknown

AB	37
R	8
H	15
RBI	8
BB	3
SO	5
LOB	21



1B	2B	3B	HR	SF	SAC	DP	HBP	WP	PA	ERA	WHIP
10	4	0	1	0	0	1	1	0	41		

Batter	1	2	3	4	5	6	7	8	9	AB R H RBI BB SO LOB	TOP	
Willie Wilson, S (1, 8) OBP: 0.258, SLG: 0.267	0-0 L7			x 0-0 F8		x 0-0 F7			x 0-0 SH2-3	3 0 0 0 0 0 1	<b>Kansas City Royals @ Boston Red Sox</b> Fenway Park, Boston, MA Wed Apr 22 1987, 7:05 PM EDT Att: 24,589 - Unknown <a href="http://livebaseballscorecards.com">livebaseballscorecards.com</a>	
Kevin Seitzer, R (1, 3) OBP: 0.460, SLG: 0.636	0-0 4-3			x 0-0 F8		x 0-0 FC6-4			x 0-0 6-3	4 0 0 0 0 0 2		
Frank White, R (1, 4) OBP: 0.306, SLG: 0.291	0-0 5-3			x 0-0 F9			x 0-0 G1-4-3 1B		x 0-0 F4	4 0 1 0 0 0 1		
Danny Tartabull, R (1, 9) OBP: 0.317, SLG: 0.351		x 0-0 4-3			x 0-0 6-3		x 0-0 G1-4-3 1-2f			3 0 0 0 0 0 1		
Bo Jackson, R (1, 7) OBP: 0.357, SLG: 0.574		0-3 K			x 0-0 2B		0-3 K			3 0 1 0 0 2 0		
Steve Balboni, R (1, 10) OBP: 0.259, SLG: 0.327		x 0-0 3-1			x 0-0 6-3			x 0-0 F8		3 0 0 0 0 0 1		
Angel Salazar, R (1, 6) OBP: 0.333, SLG: 0.433 Thad Bosley, L (8, PH) Buddy Biancalana, S (8, 6) OBP: 0.214, SLG: 0.385		0-3 K		x 0-0 5-3				x 0-0 4-3		2 0 0 0 0 1 1 1 0 0 0 0 0 0 0 0 0 0 0 0 0		
Jamie Quirk, L (1, 2) OBP: 0.278, SLG: 0.286			x 0-0 F8			x 0-0 4-3		x 0-0 4-3		3 0 0 0 0 0 0		
Bill Pecota, R (1, 5) OBP: 0.500, SLG: 0.500 Jorge Orta, L (9, PH) OBP: 1.000, SLG: 1.000			0-3 K			x 0-0 FC6-4 1B		x 0-0 SH2-3 1B		2 0 1 0 0 1 0 1 0 1 0 0 0 0		
<b>Inning Stats</b>	R: 0 E: 0 K: 0 S: 3 H: 0 LOB: 0 BB: 0 P: 3	R: 0 E: 0 K: 1 S: 5 H: 0 LOB: 0 BB: 0 P: 5	R: 0 E: 0 K: 2 S: 7 H: 0 LOB: 0 BB: 0 P: 7	R: 0 E: 0 K: 0 S: 3 H: 0 LOB: 0 BB: 0 P: 3	R: 0 E: 0 K: 0 S: 4 H: 1 LOB: 1 BB: 0 P: 4	R: 0 E: 0 K: 0 S: 4 H: 1 LOB: 1 BB: 0 P: 4	R: 0 E: 0 K: 1 S: 5 H: 1 LOB: 0 BB: 0 P: 5	R: 0 E: 0 K: 0 S: 3 H: 0 LOB: 0 BB: 0 P: 3	R: 0 E: 0 K: 0 S: 4 H: 1 LOB: 1 BB: 0 P: 4	1B: 3 2B: 1 3B: 0 HR: 0 SF: 0 SAC: 1 DP: 1 HBP: 0		WP: 0 PB: 0 SB: 0 CS: 0 PA: 30
<b>PITCHER</b> Bob Stanley, R (1, 1) ERA: 3.71	IP: 9.0 WLS: W BF: 30 H: 4 R: 0 ER: 0 SO: 4 BB: 0 IBB: 0 HBP: 0 BLK: 0 WP: 0 HR: 0 S: 38 P: 38 ERA: 0.00 WHIP: 0.444											<b>PITCHER</b> IP: WLS: BF: H: R: ER: SO: BB: IBB: HBP: BLK: WP: HR: S: P: ERA: WHIP




Batter	1	2	3	4	5	6	7	8	9	AB	R	H	RBI	BB	SO	LOB
Wade Boggs, L (1, 5) OBP: 0.415, SLG: 0.444	0-0 1-3		4-0 1B BB		0-3 K		0-0 FC6-4 1B			3	0	1	0	1	1	0
Ed Romero, R (1, 4) OBP: 0.348, SLG: 0.333	4-0 CS BB		0-0 1-2 2-3 1B		4-0 1B BB		0-0 FC6-4 FC6 1-2f			2	0	1	0	2	0	1
Bill Buckner, L (1, 3) OBP: 0.291, SLG: 0.364 Pat Dodson, L (8, 3)	0-0 1-2 1B		0-0 G3		0-0 F5		0-0 FC6 1-2f			4	0	1	0	0	0	5
Jim Rice, R (1, 7) OBP: 0.349, SLG: 0.436		0-3 K		4-0 1B BB	0-0 1-2 1B		0-0 5-3			3	1	1	0	1	1	0
Don Baylor, R (1, 10) OBP: 0.419, SLG: 0.558		0-0 F9		0-0 1-3 1B	0-3 K		0-0 6-3			4	0	1	0	0	1	2
Dwight Evans, R (1, 9) OBP: 0.410, SLG: 0.549		0-0 L3		0-0 3-H BB 1B	4-0 FC4-6 BB		0-0 F6			3	0	1	1	1	0	0
Dave Henderson, R (1, 8) OBP: 0.298, SLG: 0.431			0-0 5-3	0-0 F9	0-0 FC4-6 G6-3 1-2f					3	0	0	0	0	0	2
Marc Sullivan, R (1, 2) OBP: 0.206, SLG: 0.303			0-0 1B 1-3 1B	4-0 1-2 BB	0-0 G6-3 1-2f					2	0	1	0	1	0	1
Glenn Hoffman, R (1, 6) OBP: 0.167, SLG: 0.167			0-0 1-3	0-0 3-1			0-0 5-3			3	0	0	0	0	0	3

Inning Stats	R: 0	H: 1	E: 0	LOB: 1	K: 0	S: 2	P: 6	R: 0	H: 0	E: 0	LOB: 0	K: 1	S: 5	P: 5	R: 0	H: 2	E: 0	LOB: 3	K: 0	S: 5	P: 9	R: 1	H: 2	E: 0	LOB: 2	K: 0	S: 4	P: 12	R: 0	H: 1	E: 0	LOB: 2	K: 2	S: 8	P: 12	R: 0	H: 0	E: 0	LOB: 0	K: 0	S: 2	P: 6	R: 0	H: 1	E: 0	LOB: 1	K: 0	S: 4	P: 4	R: 0	H: 0	E: 0	LOB: 0	K: 0	S: 3	P: 3
PITCHER Danny Jackson, L (1, 1) ERA: 4.88	IP	WLS	BF	H	R	ER	SO	BB	IBB	HBP	BLK	WP	HR	S	P	ERA	WHIP																																							
	8.0	L	33	7	1	1	3	6	0	0	0	0	0	33	57	1.12	1.625																																							

**BOTTOM**

**Kansas City Royals @ Boston Red Sox**  
 Fenway Park, Boston, MA  
 Wed Apr 22 1987, 7:05 PM EDT  
 Att. 24,589 - Unknown

AB	27
R	1
H	7
RBI	1
BB	6
SO	3
LOB	14



1B	7	SF	0	WP	0	PA	33
2B	0	SAC	0	PB	0		
3B	0	DP	1	SB	0		
HR	0	HBP	0	CS	1		

livebaseballscorecards.com

Batter	1	2	3	4	5	6	7	8	9	AB R H RBI BB SO LOB	TOP
Willie Wilson, S OBP: 0.269, SLG: 0.266 (1, 8) X	0-0 G3	4-0 WP 1B IBB		0-0 7-4 2-3f			0-0 FC5-2 1B	0-0 FC4-6 1B 1-2f 2-3 3-H		4 1 1 1 1 0 4	
Kevin Seitzer, R OBP: 0.456, SLG: 0.610 (1, 3) B (9, 5) B	4-0 PB 1B BB	0-3 K 1-2 2-3 3-H		0-0 F3			0-3 K 1-3	0-0 1B 3-H		4 1 1 1 1 2 4	
Frank White, R OBP: 0.299, SLG: 0.283 (1, 4) X	0-0 F4	0-0 CS 1B 2-H 3-H			0-3 K		0-0 FC5-2 3-H	0-0 F8		5 0 1 1 0 1 4	
Jorge Orta, L OBP: 0.667, SLG: 0.750 (1, 10)	4-0 1B 1-2 IBB	0-0 CS 1-2	0-0 2B		4-0 4-3 BB		0-0 G3	0-0 6-3		3 0 1 0 2 0 1	
Juan Beniquez, R OBP: 0.364, SLG: 0.350 Bill Pecota, R OBP: 0.667, SLG: 0.667 (8, PR) Steve Balboni, R OBP: 0.259, SLG: 0.327 (9, PR) Danny Tartabull, R OBP: 0.324, SLG: 0.355 (1, 9) X	0-0 1B 1-3 2-H		0-3 K		0-0 4-3 1-2		0-0 SH5-3 1B BB	0-0 FC6-4 1B		3 0 1 1 1 1 2 1 1 1 0 0 0 0 0 0 0 0 0 0 0	
Bo Jackson, R OBP: 0.350, SLG: 0.552 (1, 7)		0-0 SH5-3 WP HBP 1B	0-3 K		0-3 K		0-0 SH5-3 1-2 2-3	0-0 FC6-4 1-2 2-3		5 1 2 0 0 2 4 4 1 1 0 0 2 3	
Jamie Quirk, L OBP: 0.348, SLG: 0.250 (1, 2)		1-0 WP SH5-3 HBP 1B		4-0 7-4 1B BB		0-0 F8	4-0 FC4-6 1B IBB	0-0 F5		2 2 0 0 2 0 3	
Angel Salazar, R OBP: 0.344, SLG: 0.438 Thad Bosley, L OBP: 0.100, SLG: 0.100 Buddy Biancalana, S OBP: 0.214, SLG: 0.385 (8, 6) X		0-0 SH5-3 1-2 2-3		0-0 1B 1-2		0-0 6-3	0-0 FC4-6 1B 1-2 2-3 3-H			2 0 1 0 0 0 0 1 0 1 1 0 0 0 0 0 0 0 0 0 0	
<b>Inning Stats</b>	R: 1 E: 0 K: 0 S: 4 H: 1 LOB: 2 BB: 2 P: 12	R: 3 E: 0 K: 1 S: 6 H: 2 LOB: 0 BB: 1 P: 11	R: 0 E: 0 K: 3 S: 10 H: 1 LOB: 1 BB: 0 P: 10	R: 0 E: 0 K: 3 S: 3 H: 1 LOB: 1 BB: 1 P: 7	R: 0 E: 0 K: 2 S: 7 H: 0 LOB: 1 BB: 1 P: 11	R: 0 E: 0 K: 1 S: 5 H: 0 LOB: 0 BB: 0 P: 5	R: 0 E: 0 K: 1 S: 6 H: 1 LOB: 1 BB: 0 P: 6	R: 3 E: 0 K: 0 S: 6 H: 3 LOB: 2 BB: 2 P: 14	R: 0 E: 0 K: 0 S: 5 H: 2 LOB: 3 BB: 0 P: 5	1B: 10 2B: 2 3B: 0 HR: 0 SF: 0 SAC: 2 DP: 1 HBP: 1	WP: 2 PB: 1 SB: 1 CS: 1 PA: 45
<b>PITCHER</b>	IP WLS BF H R ER SO BB IBB HBP BLK WP HR S P ERA WHIP	IP WLS BF H R ER SO BB IBB HBP BLK WP HR S P ERA WHIP	IP WLS BF H R ER SO BB IBB HBP BLK WP HR S P ERA WHIP	IP WLS BF H R ER SO BB IBB HBP BLK WP HR S P ERA WHIP	IP WLS BF H R ER SO BB IBB HBP BLK WP HR S P ERA WHIP	IP WLS BF H R ER SO BB IBB HBP BLK WP HR S P ERA WHIP	IP WLS BF H R ER SO BB IBB HBP BLK WP HR S P ERA WHIP	IP WLS BF H R ER SO BB IBB HBP BLK WP HR S P ERA WHIP	IP WLS BF H R ER SO BB IBB HBP BLK WP HR S P ERA WHIP	IP WLS BF H R ER SO BB IBB HBP BLK WP HR S P ERA WHIP	IP WLS BF H R ER SO BB IBB HBP BLK WP HR S P ERA WHIP
Dan Petry, R ERA: 7.23 (1, 1)	3.0 L 18 5 4 4 4 2 2 1 0 2 0 21 38 12.00 2.333										
Bryan Kelly, R ERA: 5.0 (4, 1)	4.1 18 3 3 3 4 2 1 0 0 0 0 23 35 6.23 1.154										
Nate Snell, R ERA: 1.59 (8, 1)	1.2 8 3 0 0 0 0 0 0 0 0 0 8 8 0.00 1.800										

**Kansas City Royals @ Detroit Tigers**  
 Tiger Stadium, Detroit, MI  
 Fri Apr 24 1987, 7:05 PM EDT  
 Att. 14,449 - Unknown

livebaseballscorecards.com

AB	34
R	7
H	11
RBI	5
BB	7
SO	8
LOB	25



BOTTOM

**Kansas City Royals @ Detroit Tigers**  
 Tiger Stadium, Detroit, MI  
 Fri Apr 24 1987, 7:05 PM EDT  
 Att. 14,449 - Unknown

AB	39
R	3
H	8
RBI	2
BB	3
SO	5
LOB	26



WP:	0	PA:	42
PB:	0	ERA:	
SB:	3	WHIP:	
CS:	0		

AB R H RBI BB SO LOB

5 0 0 0 0 1 4

4 0 1 0 0 1 2

4 0 0 0 0 0 2

4 0 0 0 0 2 2

3 1 1 0 1 0 2

3 1 1 0 1 0 3

4 0 1 1 0 1 5

3 0 0 0 0 0 2

1B: 5 SF: 0  
 2B: 3 SAC: 0  
 3B: 0 DP: 0  
 HR: 0 HBP: 0

Batter	1	2	3	4	5	6	7	8	9
Lou Whitaker, L (1, 4) OBP: 0.313, SLG: 0.333	0-0 4-3		0-0 F8		0-0 3-1		0-0 F7	0-3 K	
Larry Herndon, R (1, 7) OBP: 0.441, SLG: 0.643 Pat Sheridan, L (9, PH) OBP: 0.326, SLG: 0.326	0-0 S 1B		0-3 K		0-0 E3 FC6-4		0-0 F8		0-0 5-3
Darnell Coles, R (1, 3) OBP: 0.200, SLG: 0.218 Dave Bergman, L (9, PH) OBP: 0.471, SLG: 0.545	0-0 F9			0-0 F9	0-0 FC6-4 1-2r			0-0 1-3 BB	4-0 1B BB
Alan Trammell, R (1, 6) OBP: 0.393, SLG: 0.444	0-0 F6 1-2			0-0 S E 1B		0-0 F7		0-0 E BB 1B	0-0 L1
Terry Harper, R (1, 10) OBP: 0.182, SLG: 0.250 Darrell Evans, L (9, PH) OBP: 0.339, SLG: 0.380		0-0 F8		0-0 E7 S 1-2		0-3 K		0-3 K	0-0 1-3 1B
Mike Heath, R (1, 9) OBP: 0.450, SLG: 0.625 Johnny Grubb, L (9, PH) OBP: 0.258, SLG: 0.154		0-0 F9 2B		0-0 F9 1-2 2-3		0-0 F4		4-0 1B E BB	0-0 5-3
Chet Lemon, R (1, 8) OBP: 0.344, SLG: 0.388		0-0 6-3 BB		4-0 BB BB BB BB BB BB			0-0 F9 2B		0-0 E6 E 2B
Tom Brookens, R (1, 5) OBP: 0.333, SLG: 0.444		0-0 F6		0-3 K			0-0 E5	0-0 E9 2B	
Orlando Mercado, R (1, 2) OBP: 0.222, SLG: 0.125 Matt Nokes, L (8, PH) OBP: 0.366, SLG: 0.541 (9, 2)			0-0 F8		0-0 5-3		0-0 L7	0-0 1-3 2-H	

Inning Stats	R: 0	H: 1	E: 0	LOB: 1	K: 0	BB: 0	S: 4	P: 4
Inning Stats	R: 0	H: 1	E: 0	LOB: 1	K: 0	BB: 0	S: 4	P: 4
Inning Stats	R: 0	H: 0	E: 0	LOB: 0	K: 1	BB: 0	S: 5	P: 5
Inning Stats	R: 0	H: 1	E: 1	LOB: 3	K: 1	BB: 1	S: 7	P: 11
Inning Stats	R: 0	H: 0	E: 1	LOB: 1	K: 0	BB: 0	S: 4	P: 4
Inning Stats	R: 0	H: 0	E: 0	LOB: 0	K: 0	BB: 0	S: 5	P: 5
Inning Stats	R: 0	H: 1	E: 1	LOB: 2	K: 0	BB: 0	S: 5	P: 5
Inning Stats	R: 3	H: 3	E: 2	LOB: 2	K: 2	BB: 1	S: 11	P: 15
Inning Stats	R: 0	H: 1	E: 0	LOB: 2	K: 0	BB: 1	S: 4	P: 8

PITCHER	IP	WLS	BF	H	R	ER	SO	BB	IBB	HBP	BLK	WP	HR	S	P	ERA	WHIP
Charlie Leibrandt, L (1, 1) ERA: 2.22	7.2	W	35	6	3	0	4	2	0	0	0	0	0	41	49	0.00	1.043
Dan Quisenberry, R (8, 1) ERA:	1.1		7	2	0	0	1	1	0	0	0	0	0	8	12	0.00	2.250

PITCHER	IP	WLS	BF	H	R	ER	SO	BB	IBB	HBP	BLK	WP	HR	S	P	ERA	WHIP
Charlie Leibrandt, L (1, 1) ERA: 2.22	7.2	W	35	6	3	0	4	2	0	0	0	0	0	41	49	0.00	1.043
Dan Quisenberry, R (8, 1) ERA:	1.1		7	2	0	0	1	1	0	0	0	0	0	8	12	0.00	2.250

Batter	1	2	3	4	5	6	7	8	9	AB R H RBI BB SO LOB	TOP		
Angel Salazar, R (1, 6) OBP: 0.306, SLG: 0.389	0-0 L4			0-0 5-3		0-0 F7		0-0 6-3		4 0 0 0 0 0 0			
Kevin Seitzer, R (1, 5) OBP: 0.458, SLG: 0.603	0-0 5-3			0-0 BB 1B		0-0 4-3		0-0 WP 1B		4 0 2 0 0 0 0			
Bill Pecota, R (8, 5) OBP: 0.667, SLG: 0.667										0 0 0 0 0 0 0			
Frank White, R (1, 4) OBP: 0.300, SLG: 0.274	0-0 P3			4-0 BB 1-2 BB		0-3 K		0-0 F6		2 0 0 0 1 1 0			
Buddy Biancalana, S (6, 4) OBP: 0.200, SLG: 0.357										1 0 0 0 0 0 1			
Jorge Orta, L (1, 10) OBP: 0.500, SLG: 0.875		0-3 K		0-0 F9		0-0 HR		0-3 K		4 1 1 1 0 2 2			
Juan Beniquez, R (1, 8) OBP: 0.308, SLG: 0.292		0-0 F9		0-0 F9		0-0 F4		0-3 K		4 0 0 0 0 1 2			
Danny Tartabull, R (1, 9) OBP: 0.319, SLG: 0.348		0-3 K				0-0 6-3		0-0 1B		4 0 1 0 0 1 0			
Bo Jackson, R (1, 7) OBP: 0.365, SLG: 0.600			4-0 BB G5-4-3		0-0 HR		0-3 K			2 1 1 1 1 1 1			
Steve Balboni, R (1, 3) OBP: 0.246, SLG: 0.308			0-0 G5-4-3		0-0 F8		0-0 F8			3 0 0 0 0 0 2			
Jamie Quirk, L (1, 2) OBP: 0.308, SLG: 0.211			0-0 F5		0-0 F6			0-0 4-3		3 0 0 0 0 0 0			
<b>Inning Stats</b>	R: 0 H: 0 E: 0 LOB: 0 K: 0 BB: 0 S: 3 P: 3	R: 0 H: 0 E: 0 LOB: 0 K: 2 BB: 0 S: 7 P: 7	R: 0 H: 0 E: 0 LOB: 0 K: 0 BB: 1 S: 2 P: 6	R: 0 H: 1 E: 0 LOB: 2 K: 0 BB: 1 S: 4 P: 8	R: 1 H: 1 E: 0 LOB: 0 K: 0 BB: 0 S: 4 P: 4	R: 0 H: 0 E: 0 LOB: 0 K: 1 BB: 0 S: 5 P: 5	R: 1 H: 2 E: 0 LOB: 1 K: 1 BB: 0 S: 7 P: 7	R: 0 H: 1 E: 0 LOB: 1 K: 0 BB: 0 S: 4 P: 4	R: 0 H: 0 E: 0 LOB: 0 K: 2 BB: 0 S: 7 P: 7	1B: 3 SF: 0 2B: 0 SAC: 0 3B: 0 DP: 1 HR: 2 HBP: 0	WP: 1 PA: 33 PB: 0 SB: 0 CS: 0		
<b>PITCHER</b>	IP WLS BF H R ER SO BB IBB HBP BLK WP HR S P ERA WHIP											<b>PITCHER</b>	IP WLS BF H R ER SO BB IBB HBP BLK WP HR S P ERA WHIP
Jack Morris, R (1, 1) ERA: 3.27	7.0 W 26 4 2 2 4 2 0 0 0 0 0 2 32 40 2.57 0.857												
Eric King, R (8, 1) ERA: 0.84	1.0 4 1 0 0 0 0 0 0 0 0 1 0 4 4 0.00 1.000												
Jeff Robinson, R (9, 1) ERA: 1.8	1.0 3 0 0 0 0 2 0 0 0 0 0 0 7 7 0.00 0.000												

**Kansas City Royals @ Detroit Tigers**  
 Tiger Stadium, Detroit, MI  
 Sat Apr 25 1987, 3:33 AM EDT  
 Att: 18,052 - Unknown

livebaseballscorecards.com

**AB 31**  
**R 2**  
**H 5**  
**RBI 2**  
**BB 2**  
**SO 6**  
**LOB 8**





BOTTOM

Kansas City Royals @ Detroit Tigers  
Tiger Stadium, Detroit, MI  
Sat Apr 25 1987, 3:33 AM EDT  
Att. 18,052 - Unknown

livebaseballscorecards.com

AB 40  
R 13  
H 18  
RBI 11  
BB 3  
SO 6  
LOB 19



WP: 1 PA: 46  
PB: 0  
SB: 1  
CS: 2

AB R H RBI BB SO LOB

6 2 4 1 0 2 2

4 1 2 1 1 0 1

4 1 2 1 1 0 4

5 1 1 2 0 1 5

5 1 2 1 0 1 1

4 2 1 0 0 0 1

5 2 4 1 0 0 0

2 2 0 1 1 2 2

5 1 2 3 0 0 3

1B: 11 SF: 1  
2B: 3 SAC: 0  
3B: 0 DP: 0  
HR: 4 HBP: 2

Batter	1	2	3	4	5	6	7	8	9
Bill Bean, L (1, 7) OBP: 0.667, SLG: 1.000	0-0 E 2B		0-0 FC6-4 1B	0-0 1B 1B	0-3 K		0-0 2B	0-3 K	
Pat Sheridan, L (1, 9) OBP: 0.353, SLG: 0.340	0-0 E1 1B		0-0 FC6-4 1-3 HR	0-0 1B 1B		0-0 6-3	4-0 BB		
Matt Nokes, L (1, 2) OBP: 0.391, SLG: 0.537	0-0 F9 CS WP 1B		0-0 1-3	0-0 1-3 1B		4-0 BB	0-0 1-3		
Alan Trammell, R (1, 6) OBP: 0.364, SLG: 0.500	0-0 F9 1-3 2-3		0-0 HR	0-0 F7		0-3 K		0-0 L7	
Darrell Evans, L (1, 10) OBP: 0.344, SLG: 0.455	0-0 2B		0-0 F7		0-0 4-3	0-3 K		0-0 HR	
Darnell Coles, R (1, 5) OBP: 0.215, SLG: 0.220	0-0 F8			0-0 F4	1-0 1B SF7 HBP		0-0 FC4-6 2B 1B	0-0 F3	
Dave Bergman, L (1, 3) OBP: 0.545, SLG: 0.813		0-0 4-3		0-0 HR	0-0 1B 1B		0-0 FC4-6 1B	0-0 HBP 1B	
Chet Lemon, R (1, 8) OBP: 0.348, SLG: 0.373		0-3 K		4-0 1B BB	0-0 SF7		0-3 K	1-0 HR HBP	
Tom Brookens, R (1, 4) OBP: 0.341, SLG: 0.512		0-0 4-3		0-0 F7	0-0 1B		0-0 FC4-6 2B	0-0 HR	

Inning Stats	R: 2	H: 4	E: 1	K: 0	S: 6	H: 4	LOB: 1	BB: 0	P: 6	R: 0	H: 0	E: 0	K: 1	S: 5	R: 0	H: 2	E: 0	K: 0	S: 5	R: 2	H: 4	E: 0	K: 0	S: 5	R: 3	H: 4	E: 0	K: 0	S: 7	R: 1	H: 2	E: 0	K: 1	S: 7	R: 0	H: 0	E: 0	K: 2	S: 7	R: 1	H: 3	E: 0	K: 1	S: 8	R: 4	H: 3	E: 0	K: 1	S: 8
--------------	------	------	------	------	------	------	--------	-------	------	------	------	------	------	------	------	------	------	------	------	------	------	------	------	------	------	------	------	------	------	------	------	------	------	------	------	------	------	------	------	------	------	------	------	------	------	------	------	------	------

PITCHER	IP	WLS	BF	H	R	ER	SO	BB	IBB	HBP	BLK	WP	HR	S	P	ERA	WHIP
Mark Gubicza, R (1, 1) ERA: 4.74	3.2	L	19	8	7	7	1	1	0	0	0	1	0	20	24	17.18	2.455
Steve Farr, R (4, 1) ERA: 8.49	2.1		13	4	1	1	3	1	0	1	0	0	0	17	22	3.86	2.143
Rick Anderson, R (7, 1) ERA: 11.74	2.0		14	6	5	5	2	1	0	1	0	0	2	16	21	22.50	3.500

PITCHER	IP	WLS	BF	H	R	ER	SO	BB	IBB	HBP	BLK	WP	HR	S	P	ERA	WHIP
---------	----	-----	----	---	---	----	----	----	-----	-----	-----	----	----	---	---	-----	------

Batter	1	2	3	4	5	6	7	8	9	AB R H RBI BB SO LOB	TOP											
Willie Wilson, S (1, 8) OBP: 0.264, SLG: 0.290	0-0 F7	0-0 G1-6-3			0-3 K		0-0 1B		0-0 FC6-4	5 1 1 0 0 1 3												
Kevin Seitzer, R (1, 3) OBP: 0.468, SLG: 0.597	0-0 HR		4-0 BB		0-0 6-3		0-0 L4-3		0-0 F9	4 1 2 1 1 0 1												
Frank White, R (1, 4) OBP: 0.297, SLG: 0.318	0-0 HR		0-0 G6-4-3		0-0 6-3		0-0 L4-3			4 1 1 2 0 0 2												
Jorge Orta, L (1, 10) OBP: 0.429, SLG: 0.750	0-0 6-3		0-0 2B		0-0 F5		0-0 3-1			4 0 1 0 0 0 0												
Danny Tartabull, R (1, 9) OBP: 0.316, SLG: 0.343	0-0 6-3		0-3 K		0-0 2B		0-0 6-3			4 1 1 0 0 1 1												
Bo Jackson, R (1, 7) OBP: 0.373, SLG: 0.609		0-0 F3		0-0 1B		0-0 2B		0-3 K		4 1 2 0 0 1 0												
Juan Beniquez, R (1, 5) OBP: 0.333, SLG: 0.269		4-0 1B		0-0 G4-6-3		4-0 IBB		0-0 6-3		2 1 0 0 2 0 1												
Bill Pecota, R (8, 5) OBP: 0.667, SLG: 0.667		BB		1-2f						0 0 0 0 0 0 0												
Angel Salazar, R (1, 6) OBP: 0.325, SLG: 0.410		0-0 1B		0-0 1B		0-0 SF7			0-0 F9	3 0 2 1 0 0 0												
Larry Owen, R (1, 2) OBP: 0.250, SLG: 0.385		0-0 E6		0-0 FC5-4		0-3 K			4-0 FC6-4	3 0 0 0 1 1 3												
		1-2 2-H		1-2f		1-2 2-H			BB													
<b>Inning Stats</b>	R: 2 E: 0 K: 0 S: 5	H: 2 LOB: 0 BB: 0 P: 5	R: 1 E: 1 K: 0 S: 4	H: 1 LOB: 1 BB: 1 P: 8	R: 0 E: 0 K: 1 S: 5	H: 1 LOB: 1 BB: 1 P: 9	R: 0 E: 0 K: 0 S: 4	H: 2 LOB: 1 BB: 0 P: 4	R: 0 E: 0 K: 1 S: 5	H: 0 LOB: 0 BB: 0 P: 5	R: 2 E: 0 K: 1 S: 7	H: 2 LOB: 1 BB: 1 P: 11	R: 1 E: 0 K: 0 S: 4	H: 2 LOB: 0 BB: 0 P: 4	R: 0 E: 0 K: 1 S: 5	H: 0 LOB: 0 BB: 0 P: 5	R: 0 E: 0 K: 0 S: 3	H: 0 LOB: 1 BB: 1 P: 7	1B: 6 2B: 3 3B: 1 HR: 1	SF: 1 SAC: 0 DP: 4 HBP: 0	WP: 0 PB: 0 SB: 1 CS: 0	PA: 38
<b>PITCHER</b>	IP WLS BF H R ER SO BB IBB HBP BLK WP HR S P ERA WHIP																					
Walt Terrell, R (1, 1) ERA: 3.07	6.0 L 29 10 6 4 3 2 1 0 0 0 1 32 44 6.00 2.000																					
Nate Snell, R (7, 1) ERA: 1.17	2.0 5 0 0 0 1 0 0 0 0 0 0 7 7 0.00 0.000																					
Mark Thurmond, L (9, 1) ERA:	1.0 4 0 0 0 0 1 0 0 0 0 0 3 7 0.00 1.000																					

**Kansas City Royals @ Detroit Tigers**  
 Tiger Stadium, Detroit, MI  
 Sun Apr 26 1987, 3:33 AM EDT  
 Att. 16,686 - Unknown

[livebaseballscorecards.com](http://livebaseballscorecards.com)

<b>AB</b>	<b>33</b>
<b>R</b>	<b>6</b>
<b>H</b>	<b>10</b>
<b>RBI</b>	<b>4</b>
<b>BB</b>	<b>4</b>
<b>SO</b>	<b>4</b>
<b>LOB</b>	<b>11</b>





Batter	1	2	3	4	5	6	7	8	9	AB R H RBI BB SO LOB	TOP									
<b>Alan Wiggins, S</b> (1, 10) <sup>x</sup> OBP: 0.370, SLG: 0.388	0-0 ① 5-3		4-0 L4-3 BB		0-3 ③ K			0-0 FC F7-5 S 1-2 3-H 0-3		3 0 0 1 1 1 3										
<b>Rick Burleson, R</b> (1, 4) <sup>x</sup> OBP: 0.288, SLG: 0.210	0-0 ② 5-3		0-0 ② ③ L4-3 1-2			0-0 ① 6-3				4 0 0 0 0 1 4										
<b>Cal Ripken Jr., R</b> (1, 6) <sup>x</sup> OBP: 0.413, SLG: 0.584	0-0 ③ 4-3			4-0 G5-4-3 BB		0-0 ② F3		0-0 ② ③ F7-5 1-3 2-3		3 0 0 0 1 0 2										
<b>Eddie Murray, S</b> (1, 3) OBP: 0.247, SLG: 0.282		0-0 ① 6-3		0-0 ① F5		0-0 ③ L9			0-0 1B 3B	4 1 1 0 0 0 1										
<b>Ray Knight, R</b> (1, 5) <b>Rene Gonzales, R</b> (9, 5)		0-0 ② L7		0-0 ② ③ G5-4-3 1-2f			0-0 ① 6-3		0-0 FC2-6 1B 3-H	4 0 1 1 0 0 1 0 0 0 0 0 0 0										
<b>Fred Lynn, L</b> (1, 8) OBP: 0.294, SLG: 0.278		0-0 ③ 1-3			0-3 ① K		0-0 ② F9		0-0 ① FC2-6 1-3 1-2f	4 0 0 0 0 1 1										
<b>Terry Kennedy, L</b> (1, 2) OBP: 0.320, SLG: 0.386			0-0 E7 3B 1B		0-0 1B 1B		0-0 ③ F7		0-0 ② 1-3 1-2	4 1 2 0 0 0 1										
<b>Nelson Simmons, S</b> (1, 9) <b>John Shelby, S</b> (9, 9) OBP: 0.192, SLG: 0.260			0-0 3B		0-0 1B			0-0 SH FC 2B	0-0 ③ F9	4 1 3 1 0 0 1 0 0 0 0 0 0 0										
<b>Ken Gerhart, R</b> (1, 7) OBP: 0.329, SLG: 0.500			0-0 ① 5-3		0-0 ② F9			0-0 SH S FC 2-3		2 0 0 0 0 0 3										
<b>Inning Stats</b>	R: 0 H: 0 E: 0 LOB: 0 K: 0 BB: 0 S: 3 P: 3	R: 0 H: 0 E: 0 LOB: 0 K: 0 BB: 0 S: 3 P: 3	R: 1 H: 2 E: 1 LOB: 1 K: 0 BB: 1 S: 4 P: 8	R: 0 H: 0 E: 0 LOB: 0 K: 0 BB: 1 S: 2 P: 6	R: 0 H: 2 E: 0 LOB: 2 K: 2 BB: 0 S: 9 P: 9	R: 0 H: 0 E: 0 LOB: 0 K: 0 BB: 0 S: 3 P: 3	R: 0 H: 0 E: 0 LOB: 0 K: 0 BB: 0 S: 3 P: 3	R: 1 H: 1 E: 1 LOB: 1 K: 1 BB: 0 S: 7 P: 7	R: 1 H: 2 E: 0 LOB: 1 K: 0 BB: 0 S: 5 P: 5	1B: 4 SF: 0 2B: 3 SAC: 1 3B: 2 DP: 3 HR: 0 HBP: 0	WP: 0 PA: 35 PB: 0 SB: 2 CS: 0									
<b>PITCHER</b>	<b>Danny Jackson, L</b> (1, 1) ERA: 4.35 <b>Steve Farr, R</b> (8, 1) ERA: 8.53 <b>Bud Black, L</b> (9, 1) ERA:										<b>PITCHER</b> <b>IP WLS BF H R ER SO BB IBB HBP BLK WP HR S P ERA WHIP</b>									

**Baltimore Orioles @ Kansas City Royals**  
 Royals Stadium, Kansas City, MO  
 Tue Apr 28 1987, 8:05 PM EDT  
 Att. 24,894 - Unknown

[livebaseballscorecards.com](http://livebaseballscorecards.com)

<b>AB</b>	<b>32</b>
<b>R</b>	<b>3</b>
<b>H</b>	<b>7</b>
<b>RBI</b>	<b>3</b>
<b>BB</b>	<b>2</b>
<b>SO</b>	<b>3</b>
<b>LOB</b>	<b>17</b>



Batter	1	2	3	4	5	6	7	8	9	AB R H RBI BB SO LOB
Willie Wilson, S (1, 8) OBP: 0.263, SLG: 0.288	0-0 F6			0-0 F2		0-0 G1-6-3 1B			0-0 3-1	4 0 1 0 0 0 0
Kevin Seitzer, R (1, 5) OBP: 0.444, SLG: 0.563	0-0 4-3			0-0 F9		0-0 G1-6-3 1-2f			0-3 K	4 0 0 0 0 1 1
Frank White, R (1, 4) OBP: 0.282, SLG: 0.300	0-0 F9			0-0 F4					0-0 5-3	4 0 0 0 0 0 0
Jorge Orta, L (1, 10) OBP: 0.353, SLG: 0.600		0-0 F9			0-3 K				0-0 F8	3 0 0 0 0 1 0
Danny Tartabull, R (1, 9) OBP: 0.316, SLG: 0.333		0-3 K			1-0 5-3 BB HBP				0-0 F8	2 0 0 0 0 1 0
Bo Jackson, R (1, 7) OBP: 0.386, SLG: 0.600		0-0 5-3			4-0 1-2 BB				4-0 BB	1 0 0 0 2 0 0
Steve Balboni, R (1, 3) OBP: 0.233, SLG: 0.291			0-0 6-3		0-0 5-3 1-2 2-3				0-3 K	3 0 0 0 0 1 3
Angel Salazar, R (1, 6) OBP: 0.310, SLG: 0.390			0-0 1-3		0-0 F7				0-3 K	2 0 0 0 0 0 2
Juan Beniquez, R (8, PH) OBP: 0.323, SLG: 0.259										1 0 0 0 0 1 1
Buddy Biancalana, S (9, 6) OBP: 0.200, SLG: 0.357										0 0 0 0 0 0 0
Jamie Quirk, L (1, 2) OBP: 0.286, SLG: 0.190			0-0 F7						0-0 4-3	2 0 0 0 0 0 0
Thad Bosley, L (8, PH) OBP: 0.091, SLG: 0.091										1 0 0 0 0 0 1
Larry Owen, R (9, 2) OBP: 0.250, SLG: 0.385										0 0 0 0 0 0 0

Inning Stats	R: 0	H: 0	E: 0	K: 0	S: 3	R: 0	H: 0	E: 0	K: 1	S: 5	R: 0	H: 0	E: 0	K: 0	S: 3	R: 0	H: 0	E: 0	K: 1	S: 5	R: 0	H: 1	E: 0	K: 0	S: 3	R: 0	H: 0	E: 0	K: 2	S: 7	R: 0	H: 0	E: 0	K: 1	S: 5	1B: 1	2B: 0	3B: 0	HR: 0	SF: 0	SAC: 0	DP: 1	HBP: 1	WP: 0	PB: 0	SB: 0	CS: 0	PA: 30
--------------	------	------	------	------	------	------	------	------	------	------	------	------	------	------	------	------	------	------	------	------	------	------	------	------	------	------	------	------	------	------	------	------	------	------	------	-------	-------	-------	-------	-------	--------	-------	--------	-------	-------	-------	-------	--------


PITCHER	IP	WLS	BF	H	R	ER	SO	BB	IBB	HBP	BLK	WP	HR	S	P	ERA	WHIP
Mike Boddicker, R (1, 1) ERA: 1.5	9.0	W	30	1	0	0	5	2	0	1	0	0	0	37	46	0.00	0.333

**BOTTOM**

**Baltimore Orioles @ Kansas City Royals**  
 Royals Stadium, Kansas City, MO

Tue Apr 28 1987, 8:05 PM EDT  
 Att. 24,894 - Unknown

<b>AB</b>	<b>27</b>
<b>R</b>	<b>0</b>
<b>H</b>	<b>1</b>
<b>RBI</b>	<b>0</b>
<b>BB</b>	<b>2</b>
<b>SO</b>	<b>5</b>
<b>LOB</b>	<b>8</b>



PITCHER	IP	WLS	BF	H	R	ER	SO	BB	IBB	HBP	BLK	WP	HR	S	P	ERA	WHIP
---------	----	-----	----	---	---	----	----	----	-----	-----	-----	----	----	---	---	-----	------

Batter	1	2	3	4	5	6	7	8	9	AB R H RBI BB SO LOB	TOP																	
Alan Wiggins, S (1, 10) OBP: 0.385, SLG: 0.386	4-0 S HR BB	0-0 1B		0-0 5-3		4-0 1B BB		0-0 FC5-4 FC6-4 1-2f		3 1 1 0 2 0 1																		
Rick Burleson, R (1, 4) OBP: 0.282, SLG: 0.209	0-0 L3 1-2	0-0 F7		0-0 6-3		0-0 1B 1-2 2-3		0-0 FC6-4 1-2f		5 0 1 0 0 0 3																		
Cal Ripken Jr., R (1, 6) OBP: 0.423, SLG: 0.659	0-0 HR 2-H	0-0 F8				0-0 2B			0-0 1B 3B	5 2 3 2 0 0 4																		
Eddie Murray, S (1, 3) OBP: 0.255, SLG: 0.301	0-0 6-3		0-0 2B		0-3 K		0-0 5-3		0-0 1B 1B 3-H	5 1 2 1 0 1 1																		
Nelson Simmons, S (1, 9) OBP: 0.345, SLG: 0.556 John Shelby, S (9, 9) OBP: 0.192, SLG: 0.280	0-0 E3 BB 1B		0-0 2B 1B		0-3 K		0-3 K		0-0 1B 1B G1-6-3 1-3	5 0 2 0 0 2 1 0 0 0 0 0 0 0																		
Fred Lynn, L (1, 8) OBP: 0.311, SLG: 0.312	0-0 BB 1-2 1B		0-0 2B		0-0 F8		0-0 WP 1B		0-0 G1-6-3 1-2f	5 0 3 0 0 0 3																		
Terry Kennedy, L (1, 2) OBP: 0.338, SLG: 0.405	4-0 1-2 2-3 BB		0-0 G4-6-3		0-0 2B		0-0 1B 2B		0-0 1B 3-H	4 0 2 1 1 1 3																		
Floyd Rayford, R (1, 5) OBP: 0.077, SLG: 0.308	0-3 K		0-0 6-3		0-0 2-3		0-0 6-3		0-0 F8	5 0 0 0 0 1 7																		
Ken Gerhart, R (1, 7) OBP: 0.325, SLG: 0.486		0-0 5-3		0-3 K		0-3 K		0-0 FC5-4 1B		4 0 1 0 0 2 1																		
<b>Inning Stats</b>	R: 2 E: 1 K: 1 S: 8	H: 2 LOB: 3 BB: 2 P: 16	R: 0 E: 0 K: 0 S: 4	H: 1 LOB: 1 BB: 0 P: 4	R: 0 E: 0 K: 0 S: 5	H: 3 LOB: 2 BB: 0 P: 5	R: 0 E: 0 K: 1 S: 5	H: 0 LOB: 0 BB: 0 P: 5	R: 0 E: 0 K: 2 S: 8	H: 1 LOB: 1 BB: 0 P: 8	R: 0 E: 0 K: 1 S: 7	H: 2 LOB: 3 BB: 1 P: 11	R: 0 E: 0 K: 2 S: 8	H: 1 LOB: 1 BB: 0 P: 8	R: 0 E: 0 K: 0 S: 4	H: 1 LOB: 1 BB: 0 P: 4	R: 2 E: 0 K: 0 S: 6	H: 4 LOB: 1 BB: 0 P: 6	1B: 9 2B: 4 3B: 1 HR: 1	SF: 0 SAC: 0 DP: 1 HBP: 0	WP: 1 PB: 0 SB: 1 CS: 0	PA: 44						
<b>PITCHER</b>	IP WLS BF H R ER SO BB IBB HBP BLK WP HR S P ERA WHIP																											
Charlie Leibrandt, L (1, 1) ERA: 2.37	6.0		30	9	2	2	5	3	0	0	0	0	1	37	49	3.00	2.000											
Bud Black, L (7, 1) ERA: 2.35	2.0		10	4	2	2	2	0	0	0	0	1	0	14	14	9.00	2.000											
Dan Quisenberry, R (9, 1) ERA:	1.0	W	4	2	0	0	0	0	0	0	0	0	0	4	4	0.00	2.000											

Baltimore Orioles @ Kansas City Royals  
 Royals Stadium, Kansas City, MO  
 Wed Apr 29 1987, 8:05 PM EDT  
 Att: 21,593 - Unknown

AB	41
R	4
H	15
RBI	4
BB	3
SO	7
LOB	24





Batter	1	2	3	4	5	6	7	8	9	AB R H RBI BB SO LOB	TOP									
Tony Bernazard, S (1, 4) OBP: 0.228, SLG: 0.351	0-0 4-3		0-0 L8			0-3 K		0-0 4-3		4 0 0 0 0 1 0	<b>Cleveland Indians @ Kansas City Royals</b> <b>Royals Stadium, Kansas City, MO</b> Fri May 01 1987, 8:05 PM EDT Att: 27,281 - Unknown <a href="http://livebaseballscorecards.com">livebaseballscorecards.com</a>									
Julio Franco, R (1, 6) OBP: 0.394, SLG: 0.473	0-3 K			0-0 2B		0-0 1-3		0-3 K		4 0 1 0 0 2 0										
Joe Carter, R (1, 3) OBP: 0.297, SLG: 0.505	0-0 F8			0-0 F8			0-0 HR		0-0 5-3	4 1 1 0 0 0 1										
Mel Hall, L (1, 7) OBP: 0.273, SLG: 0.419 Otis Nixon, S (9, 7) OBP: 0.200, SLG: 0.059		0-0 L8		0-0 F5		0-0 2-H		0-3 K		4 1 1 2 0 1 1 0 0 0 0 0 0 0										
Brook Jacoby, R (1, 5) OBP: 0.348, SLG: 0.413		0-0 F8		0-0 F9		0-0 4-3		0-0 1B		4 0 2 0 0 0 1										
Pat Tabler, R (1, 10) OBP: 0.398, SLG: 0.548		0-0 2B		0-0 F9		0-0 4-3		0-0 4-3		4 0 1 0 0 0 2										
Cory Snyder, R (1, 9) OBP: 0.290, SLG: 0.506		0-0 L7		0-0 F6		0-0 F4				3 0 0 0 0 0 2										
Brett Butler, L (1, 8) OBP: 0.222, SLG: 0.250			0-3 K		0-0 L8		0-0 G3			3 0 0 0 0 1 1										
Chris Bando, S (1, 2) OBP: 0.257, SLG: 0.250			0-0 2-3			0-3 K		0-0 3-1		3 0 0 0 0 1 0										
<b>Inning Stats</b>	R: 0 E: 0 K: 1 S: 5	H: 0 LOB: 0 BB: 0 P: 5	R: 0 E: 0 K: 0 S: 4	H: 1 LOB: 1 BB: 0 P: 4	R: 0 E: 0 K: 1 S: 5	H: 0 LOB: 0 BB: 0 P: 5	R: 0 E: 0 K: 0 S: 3	H: 1 LOB: 1 BB: 0 P: 4	R: 0 E: 0 K: 0 S: 3	H: 0 LOB: 0 BB: 0 P: 3	R: 2 E: 0 K: 0 S: 6	H: 3 LOB: 1 BB: 0 P: 6	R: 0 E: 0 K: 1 S: 5	H: 0 LOB: 0 BB: 0 P: 5	R: 0 E: 0 K: 1 S: 6	H: 1 LOB: 1 BB: 0 P: 6	1B: 2 2B: 3 3B: 0 HR: 1	SF: 0 SAC: 0 DP: 0 HBP: 0	WP: 0 PB: 0 SB: 1 CS: 0	PA: 33
<b>PITCHER</b>	IP WLS BF H R ER SO BB IBB HBP BLK WP HR S P ERA WHIP																			
Mark Gubicza, R (1, 1) ERA: 4.05	8.2 L 32 6 2 2 6 0 0 0 0 0 0 1 44 44 2.08 0.692																			
Dan Quisenberry, R (9, 1) ERA:	0.1 1 0 0 0 0 0 0 0 0 0 0 0 1 1 0.00 0.000																			





Batter	1	2	3	4	5	6	7	8	9	AB	R	H	RBI	BB	SO	LOB
Willie Wilson, S (1, 8) OBP: 0.271, SLG: 0.309	0-0 F7		0-0 F9		0-0 1-3			0-0 1-2 1B		4	0	1	0	0	0	2
Kevin Seitzer, R (1, 5) OBP: 0.444, SLG: 0.588	0-0 6-3 2B		0-0 6-3			0-0 B1-3		0-0 L9		4	0	1	0	0	0	2
Frank White, R (1, 4) OBP: 0.291, SLG: 0.303	0-0 6-3			4-0 G5-4-3 BB		0-0 6-3		0-0 E6 FC6-4		3	0	0	0	1	0	3
Hal McRae, R (1, 10) OBP: 0.385, SLG: 0.300	0-0 5-3			0-0 G5-4-3 1-2f		0-0 F5		0-0 FC6-4 1-2f		4	0	0	0	0	0	5
Danny Tartabull, R (1, 9) OBP: 0.333, SLG: 0.350		0-0 BLK 1B		0-0 L7			0-0 6-3		0-0 5-3	4	0	1	0	0	0	0
Bo Jackson, R (1, 7) OBP: 0.359, SLG: 0.542		0-3 K 1-2			0-0 1-3		0-0 5-3		0-3 K	4	0	0	0	0	2	1
Steve Balboni, R (1, 3) OBP: 0.209, SLG: 0.258		0-0 6-3			0-0 F7		0-3 K		0-3 K	4	0	0	0	0	2	1
Angel Salazar, R (1, 6) OBP: 0.298, SLG: 0.370		0-0 F9			0-0 1B			0-0 F7		2	0	1	0	0	0	1
Thad Bosley, L (8, PH) OBP: 0.154, SLG: 0.154										1	0	0	0	0	0	0
Buddy Biancalana, S (9, 6) OBP: 0.200, SLG: 0.357										0	0	0	0	0	0	0
Jamie Quirk, L (1, 2) OBP: 0.323, SLG: 0.250			0-0 F7		0-0 1-3 1B			0-0 E 1B		3	0	2	0	0	0	0

Inning Stats	R: 0	H: 1	E: 0	LOB: 1	K: 0	BB: 0	S: 4	P: 4	R: 0	H: 1	E: 0	LOB: 1	K: 1	BB: 0	S: 6	P: 6	R: 0	H: 0	E: 0	LOB: 0	K: 0	BB: 1	S: 3	P: 3	R: 0	H: 2	E: 0	LOB: 2	K: 0	BB: 0	S: 5	P: 5	R: 0	H: 0	E: 0	LOB: 0	K: 0	BB: 0	S: 3	P: 3	R: 0	H: 0	E: 0	LOB: 0	K: 1	BB: 0	S: 5	P: 5	R: 0	H: 2	E: 1	LOB: 3	K: 0	BB: 0	S: 6	P: 6	R: 0	H: 0	E: 0	LOB: 0	K: 2	BB: 0	S: 7	P: 7	1B: 5	SF: 0	2B: 1	SAC: 0	3B: 0	DP: 1	HR: 0	HBP: 0	WP: 0	PA: 34
PITCHER	IP	WLS	BF	H	R	ER	SO	BB	IBB	HBP	BLK	WP	HR	S	P	ERA	WHIP																																																									
Phil Niekro, R (1, 1) ERA: 4.62	7.1	W	28	6	0	0	2	1	0	0	1	0	0	31	35	0.00	0.955																																																									
Rich Yett, R (8, 1) ERA: 2.7	1.2	S	6	0	0	0	2	0	0	0	0	0	0	10	10	0.00	0.000																																																									

BOTTOM

Cleveland Indians @ Kansas City Royals  
 Royals Stadium, Kansas City, MO  
 Fri May 01 1987, 8:05 PM EDT  
 Att. 27,281 - Unknown

livebaseballscores.com

AB	33
R	0
H	6
RBI	0
BB	1
SO	4
LOB	15



Batter	1	2	3	4	5	6	7	8	9	AB R H RBI BB SO LOB	TOP																					
Tony Bernazard, S (1, 4) OBP: 0.229, SLG: 0.383	0-0 G3	0-0 F4			0-0 4-3			0-0 HR		4 1 1 1 0 0 2	<b>Cleveland Indians @ Kansas City Royals</b> Royals Stadium, Kansas City, MO Sat May 02 1987, 8:05 PM EDT Att: 29,548 - Unknown <a href="http://livebaseballscorecards.com">livebaseballscorecards.com</a>																					
Julio Franco, R (1, 6) OBP: 0.407, SLG: 0.510	0-0 G6-4-3 1B		0-0 5-3		4-0 CS BB			0-0 HR		3 1 2 1 1 0 0																						
Joe Carter, R (1, 3) OBP: 0.305, SLG: 0.505	0-0 G6-4-3 1-2f		0-0 G4-6-3 1B		0-0 CS 1-2	0-3 K		0-0 S 1B		4 0 2 0 0 1 1																						
Mel Hall, L (1, 7) Chris Bando, S (8, 2) OBP: 0.271, SLG: 0.409 OBP: 0.257, SLG: 0.250		0-0 1B 1B	0-0 G4-6-3 1-2f		0-3 K		0-0 F8			4 1 1 0 0 1 2 0 0 0 0 0 0 0																						
Pat Tabler, R (1, 10) OBP: 0.392, SLG: 0.534		0-0 1B 1-2 1B		0-0 1-3		0-0 6-3		0-3 K 1-2		4 1 1 0 0 1 1																						
Cory Snyder, R (1, 9) OBP: 0.269, SLG: 0.495		0-0 1B 1-3 2-H 1B		0-3 K		0-0 F7		0-0 4-3		4 0 1 1 0 1 0																						
Brook Jacoby, R (1, 5) OBP: 0.344, SLG: 0.405		0-3 K		0-0 1B		0-0 4-3		0-0 4-3		4 0 1 0 0 1 2																						
Brett Butler, L (1, 8) OBP: 0.227, SLG: 0.250		0-0 1-3 3-H 1B		0-0 L7		0-0 F8		0-0 4-3		4 0 1 1 0 0 1																						
Rick Dempsey, R (1, 2) Doug Frobel, L (8, PH) Otis Nixon, S (8, 7) OBP: 0.340, SLG: 0.282 OBP: 0.333, SLG: 1.333 OBP: 0.200, SLG: 0.059		0-0 F5		0-0 F7				0-3 K		2 0 0 0 0 0 2 1 0 0 0 0 1 0 0 0 0 0 0 0 0																						
<b>Inning Stats</b>	R: 0 E: 0 K: 0 S: 3	H: 1 LOB: 0 BB: 0 P: 3	R: 2 E: 0 K: 1 S: 9	H: 4 LOB: 2 BB: 0 P: 9	R: 0 E: 0 K: 1 S: 3	H: 1 LOB: 1 BB: 0 P: 6	R: 0 E: 0 K: 1 S: 6	H: 0 LOB: 0 BB: 1 P: 6	R: 0 E: 0 K: 2 S: 7	H: 0 LOB: 0 BB: 0 P: 7	R: 0 E: 0 K: 0 S: 3	H: 0 LOB: 0 BB: 0 P: 3	R: 2 E: 0 K: 2 S: 10	H: 3 LOB: 1 BB: 0 P: 10	R: 0 E: 0 K: 0 S: 3	H: 0 LOB: 0 BB: 0 P: 3	1B: 8 2B: 0 3B: 0 HR: 2	SF: 0 SAC: 0 DP: 2 HBP: 0	WP: 0 PB: 0 SB: 1 CS: 1	PA: 36												
<b>PITCHER</b> Bret Saberhagen, R (1, 1) ERA: 1.93 Dan Quisenberry, R (9, 1) ERA:	IP 8.0	WLS W	BF 32	H 10	R 4	ER 4	SO 6	BB 1	IBB 0	HBP 0	BLK 0	WP 0	HR 2	S 43	P 47	ERA 4.50	WHIP 1.375															
											<b>PITCHER</b>	IP	WLS	BF	H	R	ER	SO	BB	IBB	HBP	BLK	WP	HR	S	P	ERA	WHIP				



Batter	1	2	3	4	5	6	7	8	9
Willie Wilson, S OBP: 0.281, SLG: 0.318 (1, 8)	0-0 G4-6-3 BB 1B		0-3 K		0-0 F5			0-0 1B 1B	
Kevin Seitzer, R OBP: 0.457, SLG: 0.585 (1, 5)	4-0 G4-6-3 1-2 BB		4-0 BB BB		0-0 6-3			0-0 SH5-4 1-3 BB 1B	
Juan Beniquez, R OBP: 0.333, SLG: 0.281 (1, 3)	0-0 G4-6-3 1-2f 2-3		0-0 4-3		0-0 6-3			0-0 BB SH5-4 1-2 3-H 1B	
Frank White, R OBP: 0.292, SLG: 0.295 (1, 4)	0-0 F8			0-0 5-3		4-0 BB		0-0 SH5-4 1-2 2-3	
Danny Tartabull, R OBP: 0.333, SLG: 0.386 (1, 9)		0-0 HR		0-0 F8		0-0 F9		4-0 BB IBB	
Thad Bosley, L OBP: 0.214, SLG: 0.154 (8, PH) (9, 9)									
Hal McRae, R OBP: 0.375, SLG: 0.538 (1, 10)		0-0 F8		0-0 HR		0-0 F8		0-0 F2	
Jorge Orta, L OBP: 0.333, SLG: 0.563 (8, PH)									
Steve Balboni, R OBP: 0.206, SLG: 0.254 (8, PH)									
Bo Jackson, R OBP: 0.366, SLG: 0.573 (1, 7)		0-3 K		0-0 HR		0-3 K		4-0 1-2 2-3 3-H BB	
Angel Salazar, R OBP: 0.275, SLG: 0.340 (1, 6)		0-0 5-3		0-0 L5		0-0 6-3		0-0 F9	
Larry Owen, R OBP: 0.227, SLG: 0.316 (1, 2)			0-0 F8		0-0 6-3		0-0 L3		

Inning Stats	R: 0 E: 0 K: 0 S: 3	H: 1 LOB: 1 BB: 1 P: 7	R: 1 E: 0 K: 1 S: 6	H: 1 LOB: 0 BB: 0 P: 6	R: 0 E: 0 K: 1 S: 5	H: 0 LOB: 1 BB: 1 P: 9	R: 2 E: 0 K: 0 S: 5	H: 2 LOB: 0 BB: 0 P: 5	R: 0 E: 0 K: 0 S: 3	H: 0 LOB: 0 BB: 0 P: 3	R: 0 E: 0 K: 0 S: 3	H: 0 LOB: 1 BB: 1 P: 7	R: 0 E: 0 K: 1 S: 5	H: 0 LOB: 0 BB: 0 P: 5	R: 2 E: 0 K: 0 S: 6	H: 3 LOB: 3 BB: 2 P: 14
--------------	------------------------------	---------------------------------	------------------------------	---------------------------------	------------------------------	---------------------------------	------------------------------	---------------------------------	------------------------------	---------------------------------	------------------------------	---------------------------------	------------------------------	---------------------------------	------------------------------	----------------------------------

PITCHER	IP	WLS	BF	H	R	ER	SO	BB	IBB	HBP	BLK	WP	HR	S	P	ERA	WHIP
Scott Bailes, L ERA: 2.73 (1, 1)	5.1		22	4	3	3	2	3	0	0	0	0	0	23	35	5.06	1.312
Ernie Camacho, R ERA: 7.71 (6, 1)	1.2		6	1	1	1	1	0	0	0	0	0	0	8	8	5.40	0.600
Rich Yett, R ERA: 3.1 (8, 1)	0.1	L	4	2	0	0	0	0	1	0	0	0	0	3	7	0.00	6.000
Steve Carlton, L ERA: 5.0 (8, 1)	0.1		1	0	0	0	0	0	0	0	0	0	0	1	1	0.00	0.000
Frank Wills, R ERA: 6.75 (8, 1)	0.1		2	0	1	1	0	1	0	0	0	0	0	1	5	27.00	3.000

**BOTTOM**


**Cleveland Indians @ Kansas City Royals**  
**Royals Stadium, Kansas City, MO**  
 Sat May 02 1987, 8:05 PM EDT  
 Att. 29,548 - Unknown

AB	R	H	RBI	BB	SO	LOB
4	1	2	0	0	1	0
2	1	1	0	2	0	0
4	0	1	1	0	0	3
2	0	0	0	1	0	1
3	1	1	1	0	0	1
0	0	0	0	1	0	0
3	1	1	1	0	0	1
0	0	0	0	0	0	0
1	0	0	0	0	0	3
3	1	1	2	1	2	0
4	0	0	0	0	0	3
3	0	0	0	0	0	0

AB	29
R	5
H	7
RBI	5
BB	5
SO	3
LOB	12

livebaseballscorecards.com

**AB 29**  
**R 5**  
**H 7**  
**RBI 5**  
**BB 5**  
**SO 3**  
**LOB 12**



1B	4	SF	0
2B	0	SAC	1
3B	0	DP	1
HR	3	HBP	0
WP	0	PA	35
PB	0	ERA	
SB	0	WHIP	
CS	0		

Batter	1	2	3	4	5	6	7	8	9	AB R H RBI BB SO LOB	TOP									
Tony Bernazard, S (1, 4) OBP: 0.218, SLG: 0.365	0-3 K		0-3 K		0-3 K		0-0 FC6-4			4 0 0 0 0 3 5	<b>Cleveland Indians @ Kansas City Royals</b> Royals Stadium, Kansas City, MO Sun May 03 1987, 4:33 AM EDT Att. 27,829 - Unknown <a href="http://livebaseballscorecards.com">livebaseballscorecards.com</a>									
Julio Franco, R (1, 6) OBP: 0.411, SLG: 0.505	0-3 K		4-0 PB BB			0-0 G1		0-0 S 1B		3 0 1 0 1 1 0										
Joe Carter, R (1, 7) OBP: 0.294, SLG: 0.485	0-0 F7		0-0 F4			0-0 6-3		0-0 F7		4 0 0 0 0 0 3										
Pat Tabler, R (1, 3) OBP: 0.386, SLG: 0.516		0-0 F9		0-0 5-3		4-0 BB		0-0 L4		3 0 0 0 1 0 1										
Brook Jacoby, R (1, 5) OBP: 0.330, SLG: 0.386		0-0 6-3		0-0 6-3		0-0 F3		0-0 5-3		4 0 0 0 0 0 2										
Cory Snyder, R (1, 9) OBP: 0.287, SLG: 0.485		0-0 5-3		0-3 K			0-0 F8 1B 1B		0-3 K	4 0 1 0 0 2 0										
Carmen Castillo, R (1, 10) OBP: 0.300, SLG: 0.474			4-0 SH5-4 PB BB BB		0-0 F9 2B		0-0 FC6-4 1B		0-0 F4	3 1 2 0 1 0 0										
Brett Butler, L (1, 8) OBP: 0.231, SLG: 0.217			4-0 PB SH5-4 BB		0-0 F9		0-3 K		0-0 1-3	3 0 0 0 1 1 3										
Rick Dempsey, R (1, 2) OBP: 0.333, SLG: 0.275 Andre Thornton, R (7, PH) OBP: 0.204, SLG: 0.167 Chris Bando, S (7, 2) OBP: 0.257, SLG: 0.250			0-0 SH5-4		0-0 F5		0-0 F8			1 0 0 0 0 0 1 1 0 0 0 0 0 2 0 0 0 0 0 0 0										
<b>Inning Stats</b>	R: 0 E: 0 K: 2 S: 7	H: 0 LOB: 0 BB: 0 P: 7	R: 0 E: 0 K: 0 S: 3	H: 0 LOB: 0 BB: 0 P: 3	R: 1 E: 0 K: 1 S: 5	H: 0 LOB: 2 BB: 3 P: 17	R: 0 E: 0 K: 1 S: 6	H: 1 LOB: 1 BB: 0 P: 6	R: 0 E: 0 K: 0 S: 3	H: 0 LOB: 1 BB: 1 P: 7	R: 0 E: 0 K: 1 S: 7	H: 2 LOB: 2 BB: 0 P: 7	R: 0 E: 0 K: 0 S: 4	H: 1 LOB: 1 BB: 0 P: 4	R: 0 E: 0 K: 1 S: 5	H: 0 LOB: 0 BB: 0 P: 5	1B: 3 2B: 1 3B: 0 HR: 0	SF: 0 SAC: 1 DP: 0 HBP: 0	WP: 0 PB: 1 SB: 1 CS: 0	PA: 35
<b>PITCHER</b> Danny Jackson, L (1, 1) ERA: 3.38	IP: 9.0 WLS: W BF: 35 H: 4 R: 1 ER: 0 SO: 7 BB: 4 IBB: 0 HBP: 0 BLK: 0 WP: 0 HR: 0 S: 45 P: 61 ERA: 0.00 WHIP: 0.889											<b>PITCHER</b> IP: WLS: BF: H: R: ER: SO: BB: IBB: HBP: BLK: WP: HR: S: P: ERA: WHIP:								



Batter	1	2	3	4	5	6	7	8	9
Willie Wilson, S OBP: 0.269, SLG: 0.303 (1, 8)	0-0 F2		0-0 F7		0-0 G4-6-3			0-0 6-3	
Kevin Seitzer, R OBP: 0.459, SLG: 0.571 (1, 5)	4-0 E BB		4-0 CS BB			0-0 6-3		0-0 F8	
Juan Beniquez, R OBP: 0.308, SLG: 0.257 (1, 3)	0-3 K		0-0 CS	0-0 3-1		0-0 F7			
Jorge Orta, L OBP: 0.286, SLG: 0.474 (1, 10)	0-0 4-3		1-2	0-0 4-3		0-0 F7			
Frank White, R OBP: 0.293, SLG: 0.309 (1, 4)		0-0 E5 F9 BLK		0-0 3B 2B		0-0 F7			
Thad Bosley, L OBP: 0.294, SLG: 0.375 (1, 9)		0-0 F9		0-0 3B		0-0 FC6-4 1B			
Bo Jackson, R OBP: 0.353, SLG: 0.551 (1, 7)		0-0 5-3		0-0 F8		0-0 FC6-4			
Angel Salazar, R OBP: 0.259, SLG: 0.321 (1, 6)		0-0 1-3			0-0 F7		0-0 F8		
Jamie Quirk, L OBP: 0.324, SLG: 0.259 (1, 2)			0-0 G3		0-0 G4-6-3 1B			0-0 F9	

Inning Stats	R: 0	H: 0	E: 1	LOB: 1	K: 1	BB: 1	S: 5	P: 9
	R: 1	H: 0	E: 1	LOB: 0	K: 0	BB: 0	S: 4	P: 4
	R: 0	H: 0	E: 0	LOB: 0	K: 0	BB: 1	S: 2	P: 6
	R: 1	H: 2	E: 0	LOB: 1	K: 0	BB: 0	S: 5	P: 5
	R: 0	H: 1	E: 0	LOB: 0	K: 0	BB: 0	S: 3	P: 3
	R: 0	H: 0	E: 0	LOB: 0	K: 0	BB: 0	S: 3	P: 3
	R: 0	H: 1	E: 0	LOB: 1	K: 0	BB: 0	S: 4	P: 4
	R: 0	H: 0	E: 0	LOB: 0	K: 0	BB: 0	S: 3	P: 3

PITCHER	IP	WLS	BF	H	R	ER	SO	BB	IBB	HBP	BLK	WP	HR	S	P	ERA	WHIP
Ken Schrom, R ERA: 4.94 (1, 1)	8.0	L	29	4	2	1	1	2	0	0	1	0	0	29	37	1.12	0.750

AB R H RBI BB SO LOB

4	0	0	0	0	0	0	1
2	0	0	0	2	0	0	0
3	0	0	0	0	1	1	1
3	0	0	0	0	0	1	1
3	2	1	0	0	0	0	0
3	0	2	1	0	0	1	1
3	0	0	0	0	0	2	2
3	0	0	0	0	0	1	1
3	0	1	0	0	0	0	0

AB	R	H	RBI	BB	SO	LOB
27	2	4	1	2	1	7



**Cleveland Indians @ Kansas City Royals**  
 Royals Stadium, Kansas City, MO  
 Sun May 03 1987, 4:33 AM EDT  
 Att. 27,829 - Unknown

livebaseballscorecards.com

WP	HR	S	P	ERA	WHIP
0	0	1	1	0	0

Batter	1	2	3	4	5	6	7	8	9	AB R H RBI BB SO LOB	TOP											
Tony Fernandez, S (1, 6) OBP: 0.318, SLG: 0.323	0-0 5-3		0-0 6-3			0-0 1B	4-0 1-2 BB			3 0 1 0 1 0 0												
Kelly Gruber, R (1, 5) OBP: 0.212, SLG: 0.133 Rance Mulliniks, L (7, PH) OBP: 0.361, SLG: 0.426 (7, 5)	0-0 F2			0-0 F7		0-0 F9	0-0 F4			3 0 0 0 0 0 1 1 0 0 0 0 0 2												
Lloyd Moseby, L (1, 8) OBP: 0.284, SLG: 0.354	0-3 K			0-0 G6-4-3 1B		0-0 F6		0-0 4-3		4 0 1 0 0 1 1												
George Bell, R (1, 7) OBP: 0.304, SLG: 0.495		0-0 G5-4-3 1B		0-0 G6-4-3 1-2f			0-0 1B 2B 1B	0-0 1-3		4 1 2 0 0 0 1												
Jesse Barfield, R (1, 9) OBP: 0.408, SLG: 0.605		0-0 G5-4-3 1-2f			0-0 4-3		0-0 2B 1-2 6-3 1B	0-0 1B		4 1 2 0 0 0 1												
Willie Upshaw, L (1, 3) OBP: 0.351, SLG: 0.506		0-0 F7			0-0 WP 1B		0-0 F7	0-0 F9		4 0 1 0 0 0 3												
Cecil Fielder, R (1, 10) OBP: 0.348, SLG: 0.750 Rick Leach, L (9, PH) OBP: 0.706, SLG: 0.500			0-0 HR		0-3 K		0-0 6-3 1-3 2-H 1B 2B	4-0 G4-6-3 BB		3 2 2 2 0 1 1 0 0 0 0 1 0 0	AB 34 R 4 H 10 RBI 4 BB 2 SO 3 LOB 13											
Mike Sharperson, R (1, 4) OBP: 0.280, SLG: 0.268 Ernie Whitt, L (7, 2) OBP: 0.356, SLG: 0.393			0-0 5-3		0-0 4-3 1-2		0-0 6-3	0-0 G4-6-3		3 0 0 1 0 0 2 1 0 0 0 0 0 1												
Jeffrey DeWillis, R (1, 2) OBP: 0.222, SLG: 0.556 Garth Iorg, R (7, PH) OBP: 0.265, SLG: 0.172 (7, 4)			0-0 F2			0-3 K	0-0 3-H BB 1B	0-0 F7		2 0 0 0 0 1 0 2 0 1 1 0 0 0												
<b>Inning Stats</b>	R: 0 E: 0 K: 1 S: 5	H: 0 LOB: 0 BB: 0 P: 5	R: 0 E: 0 K: 0 S: 3	H: 1 LOB: 0 BB: 0 P: 3	R: 1 E: 0 K: 0 S: 4	H: 1 LOB: 0 BB: 0 P: 4	R: 0 E: 0 K: 0 S: 3	H: 1 LOB: 0 BB: 0 P: 3	R: 0 E: 0 K: 1 S: 6	H: 1 LOB: 1 BB: 0 P: 6	R: 0 E: 0 K: 1 S: 6	H: 1 LOB: 1 BB: 0 P: 6	R: 3 E: 0 K: 0 S: 7	H: 4 LOB: 2 BB: 1 P: 11	R: 0 E: 0 K: 0 S: 4	H: 1 LOB: 1 BB: 0 P: 4	R: 0 E: 0 K: 0 S: 2	H: 0 LOB: 0 BB: 1 P: 6	1B: 8 2B: 1 3B: 0 HR: 1	SF: 0 SAC: 0 DP: 3 HBP: 0	WP: 1 PB: 0 SB: 0 CS: 0	PA: 36
<b>PITCHER</b>	IP WLS BF H R ER SO BB IBB HBP BLK WP HR S P ERA WHIP																					
Charlie Leibrandt, L (1, 1) ERA: 2.92	6.2 W 28 9 4 4 3 1 0 0 0 1 1 33 37 5.40 1.500																					
Steve Farr, R (7, 1) ERA: 7.71	1.1 6 1 0 0 0 1 0 0 0 0 0 5 9 0.00 1.500																					
Jerry Don Gleaton, L (9, 1) ERA:	1.0 S 2 0 0 0 0 0 0 0 0 0 0 2 2 0.00 0.000																					

Toronto Blue Jays @ Kansas City Royals  
 Royals Stadium, Kansas City, MO  
 Tue May 05 1987, 8:05 PM EDT  
 Att: 19,245 - Unknown

livebaseballscorecards.com



Batter	1	2	3	4	5	6	7	8	9	AB	R	H	RBI	BB	SO	LOB
--------	---	---	---	---	---	---	---	---	---	----	---	---	-----	----	----	-----

<b>Willie Wilson, S</b> (1, 8) OBP: 0.281, SLG: 0.315 <b>Juan Beniquez, R</b> (5, 8) OBP: 0.300, SLG: 0.250										3 1 2 0 0 1 0 1 0 0 0 0 0 0						
<b>Kevin Seitzer, R</b> (1, 5) OBP: 0.451, SLG: 0.557 (9, 3)										4 1 1 1 0 1 3						
<b>Danny Tartabull, R</b> (1, 9) OBP: 0.330, SLG: 0.379										4 0 1 3 0 0 1						
<b>Thad Bosley, L</b> (1, 10) OBP: 0.333, SLG: 0.421										3 0 1 0 1 0 0						
<b>Frank White, R</b> (1, 4) OBP: 0.292, SLG: 0.318										4 1 1 0 0 0 4						
<b>Bo Jackson, R</b> (1, 7) OBP: 0.348, SLG: 0.537										4 1 1 0 0 1 0						
<b>Steve Balboni, R</b> (1, 3) OBP: 0.222, SLG: 0.258 <b>Bill Pecota, R</b> (9, 5) OBP: 0.667, SLG: 0.667										3 0 1 1 1 0 0 0 0 0 0 0 0 0						
<b>Jamie Quirk, L</b> (1, 2) OBP: 0.316, SLG: 0.258										4 1 1 0 0 1 3						
<b>Angel Salazar, R</b> (1, 6) OBP: 0.263, SLG: 0.321										3 1 1 1 0 0 1						

Inning Stats	R: 1	H: 1	E: 1	K: 1	S: 6	LOB: 0	BB: 0	P: 6	R: 5	H: 7	E: 0	K: 0	S: 10	LOB: 2	BB: 0	P: 10	R: 0	H: 0	E: 0	K: 1	S: 4	LOB: 0	BB: 1	P: 8	R: 0	H: 0	E: 0	K: 1	S: 5	LOB: 0	BB: 0	P: 5	R: 0	H: 1	E: 0	K: 0	S: 4	LOB: 1	BB: 0	P: 4	R: 0	H: 1	E: 1	K: 0	S: 4	LOB: 2	BB: 1	P: 8	R: 0	H: 0	E: 0	K: 1	S: 5	LOB: 0	BB: 0	P: 5
--------------	------	------	------	------	------	--------	-------	------	------	------	------	------	-------	--------	-------	-------	------	------	------	------	------	--------	-------	------	------	------	------	------	------	--------	-------	------	------	------	------	------	------	--------	-------	------	------	------	------	------	------	--------	-------	------	------	------	------	------	------	--------	-------	------

PITCHER	IP	WLS	BF	H	R	ER	SO	BB	IBB	HBP	BLK	WP	HR	S	P	ERA	WHIP
<b>Joe Johnson, R</b> (1, 1) ERA: 5.34	1.2	L	12	7	6	5	1	0	0	0	0	0	0	14	14	27.00	4.200
<b>John Cerutti, L</b> (2, 1) ERA: 3.63	4.1		15	2	0	0	2	1	0	0	0	0	0	18	22	0.00	0.692
<b>Mark Eichhorn, R</b> (7, 1) ERA: 2.05	2.0		8	1	0	0	1	0	1	0	0	0	0	9	13	0.00	0.500

**BOTTOM**

**Toronto Blue Jays @ Kansas City Royals**  
 Royals Stadium, Kansas City, MO  
 Tue May 05 1987, 8:05 PM EDT  
 Att. 19,245 - Unknown

<b>AB</b>	<b>33</b>
<b>R</b>	<b>6</b>
<b>H</b>	<b>10</b>
<b>RBI</b>	<b>6</b>
<b>BB</b>	<b>2</b>
<b>SO</b>	<b>4</b>
<b>LOB</b>	<b>12</b>



WP	PA	CS
0	35	1

Batter	1	2	3	4	5	6	7	8	9	AB R H RBI BB SO LOB	TOP											
Tony Fernandez, S (1, 6) OBP: 0.316, SLG: 0.320	0-0 G5-4-3 1B		0-0 G4-6-3 1-2f			0-0 6-3		0-0 4-3		4 0 1 0 0 0 2												
Kelly Gruber, R (1, 5) OBP: 0.189, SLG: 0.118 (7, 4)	0-0 G5-4-3 1-2f			0-0 F7		0-0 6-3		0-0 6-3		4 0 0 1 0 0 1												
Lloyd Moseby, L (1, 8) OBP: 0.283, SLG: 0.350	0-3 K			0-0 F8		0-0 4-3			0-0 1B 6-3 1B	4 1 1 0 0 1 0												
George Bell, R (1, 7) OBP: 0.321, SLG: 0.535		0-0 F7 BB 1B		0-0 2B		0-0 4-3 3B		0-3 K	0-3 1B 6-3 1B	4 1 3 0 0 1 1												
Jesse Barfield, R (1, 9) OBP: 0.402, SLG: 0.584		4-0 BB BB 1-2 BB G6-4-3		0-0 6-3		0-0 4-3		0-0 6-3	0-0 1-2	3 0 0 1 1 0 2												
Willie Upshaw, L (1, 3) OBP: 0.356, SLG: 0.516		0-0 F7 2-3		0-0 E6 G4-6-3		0-0 4-3 2B		0-0 1B 2-3 1B	0-0 1B 2-3 1B	4 0 2 0 0 0 2												
Cecil Fielder, R (1, 10) OBP: 0.320, SLG: 0.682 Rick Leach, L (7, PH) OBP: 0.684, SLG: 0.500		0-0 G6-4-3 1-2f		0-0 G4-6-3 1-2f		0-0 4-3		0-0 FC4-6 1-3 1B	0-0 FC4-6 1-3 1B	2 0 0 0 0 0 3 2 0 1 1 0 0 1												
Mike Sharperson, R (1, 4) OBP: 0.286, SLG: 0.274 Ernie Whitt, L (7, PH) OBP: 0.347, SLG: 0.381 (7, 2)			0-0 G4-6-3 1B		0-0 4-3		0-0 F4		0-0 FC4-6 1-2f	2 0 1 0 0 0 0 2 0 0 0 0 0 3												
Jeffrey DeWillis, R (1, 2) OBP: 0.273, SLG: 0.636 Rance Mulliniks, L (7, 5) OBP: 0.355, SLG: 0.418		0-3 K				0-0 6-3 2B		0-0 6-3		2 1 1 0 0 1 1 1 0 0 0 0 0 0												
<b>Inning Stats</b>	R: 0 E: 0 K: 1 S: 5	H: 1 LOB: 0 BB: 0 P: 5	R: 0 E: 0 K: 0 S: 3	H: 1 LOB: 1 BB: 1 P: 7	R: 0 E: 0 K: 1 S: 5	H: 1 LOB: 0 BB: 0 P: 5	R: 0 E: 0 K: 0 S: 4	H: 1 LOB: 1 BB: 0 P: 4	R: 0 E: 1 K: 0 S: 3	H: 0 LOB: 0 BB: 0 P: 3	R: 1 E: 0 K: 0 S: 4	H: 1 LOB: 0 BB: 0 P: 4	R: 1 E: 0 K: 0 S: 5	H: 2 LOB: 1 BB: 0 P: 5	R: 0 E: 0 K: 0 S: 3	H: 0 LOB: 0 BB: 0 P: 3	R: 1 E: 0 K: 1 S: 8	H: 3 LOB: 2 BB: 0 P: 8	1B: 6 2B: 3 3B: 1 HR: 0	SF: 0 SAC: 0 DP: 4 HBP: 0	WP: 0 PB: 0 SB: 0 CS: 0	PA: 35
<b>PITCHER</b>	IP WLS BF H R ER SO BB IBB HBP BLK WP HR S P ERA WHIP																					
Bud Black, L (1, 1) ERA: 2.63	6.0 W 22 6 2 2 2 1 0 0 0 0 0 0 25 29 3.00 1.167																					
Dan Quisenberry, R (7, 1) ERA: 0.84	2.2 12 4 1 1 1 0 0 0 0 0 0 0 14 14 3.38 1.500																					
Jerry Don Gleaton, L (9, 1) ERA:	0.1 S 1 0 0 0 0 0 0 0 0 0 0 0 1 1 0.00 0.000																					

Toronto Blue Jays @ Kansas City Royals  
 Royals Stadium, Kansas City, MO  
 Wed May 06 1987, 8:05 PM EDT  
 Att: 28,083 - Unknown

AB	34
R	3
H	10
RBI	3
BB	1
SO	3
LOB	16





Batter	1	2	3	4	5	6	7	8	9	AB	R	H	RBI	BB	SO	LOB
Juan Beniquez, R OBP: 0.318, SLG: 0.308 (1, 7)	0-0 4/3 2B 1B	0-0 FC1-6-3 2-3			0-0 F9 2-H 2B		0-0 SF9 1-2 2-H			3	1	2	2	0	0	1
Kevin Seitzer, R OBP: 0.443, SLG: 0.554 (1, 5) (8, 3)	0-0 4-3 1-2		0-0 6-3		0-0 F9 2-3		0-0 2B 2-H			4	0	1	1	0	0	2
Danny Tartabull, R OBP: 0.327, SLG: 0.374 Thad Bosley, L OBP: 0.333, SLG: 0.421 (1, 9) (8, 9)	0-0 2B 1B		0-0 4-3		0-0 F8		0-0 L9			4	1	1	0	0	0	2
Hal McRae, R OBP: 0.350, SLG: 0.529 (1, 10)	0-0 1-H 2-H 1B 2B		0-0 F4			0-0 F9		0-0 G1-3-1		4	1	1	2	0	0	0
Frank White, R OBP: 0.290, SLG: 0.315 (1, 4)	0-0 2-H 1B			0-0 F3		0-0 6-3		0-3 K		4	0	1	1	0	1	0
Bo Jackson, R OBP: 0.333, SLG: 0.512 (1, 8)	0-3 K			0-0 5-3		0-0 5-3		0-3 K		4	0	0	0	0	2	1
Steve Balboni, R OBP: 0.213, SLG: 0.246 Bill Pecota, R OBP: 0.667, SLG: 0.667 (1, 3) (7, PR) (8, 5)	0-0 F8			0-0 5-3			0-0 E5 WP 1B SF9			3	0	0	0	0	0	1
Angel Salazar, R OBP: 0.283, SLG: 0.356 (1, 6)		0-0 FC1-6-3 2B			0-0 E1 2B 1B		0-3 K			3	1	2	0	0	1	1
Larry Owen, R OBP: 0.240, SLG: 0.318 (1, 2)		0-0 5-3			0-0 F4		0-0 WP 2B 1B			3	1	1	0	0	0	2

Inning Stats	R: 3	H: 4	E: 0	LOB: 1	K: 1	S: 9	P: 9	R: 0	H: 1	E: 0	LOB: 0	K: 0	S: 3	R: 0	H: 0	E: 0	LOB: 0	K: 0	S: 3	R: 0	H: 0	E: 0	LOB: 0	K: 0	S: 3	R: 1	H: 2	E: 1	LOB: 1	K: 0	S: 5	R: 0	H: 0	E: 0	LOB: 0	K: 0	S: 3	R: 2	H: 2	E: 1	LOB: 1	K: 1	S: 8	R: 0	H: 0	E: 0	LOB: 0	K: 2	S: 7
--------------	------	------	------	--------	------	------	------	------	------	------	--------	------	------	------	------	------	--------	------	------	------	------	------	--------	------	------	------	------	------	--------	------	------	------	------	------	--------	------	------	------	------	------	--------	------	------	------	------	------	--------	------	------

PITCHER	IP	WLS	BF	H	R	ER	SO	BB	IBB	HBP	BLK	WP	HR	S	P	ERA	WHIP
Jimmy Key, L ERA: 3.31 (1, 1)	6.1	L	27	8	6	4	2	0	0	0	0	0	0	31	31	5.68	1.263
Tom Henke, R ERA: (7, 1)	1.0		4	1	0	0	0	0	0	0	0	1	0	4	4	0.00	1.000
Jose Antonio Nunez, R ERA: 4.0 (8, 1)	0.2		2	0	0	0	2	0	0	0	0	0	0	6	6	0.00	0.000

**BOTTOM**

**Toronto Blue Jays @ Kansas City Royals**  
**Royals Stadium, Kansas City, MO**  
 Wed May 06 1987, 8:05 PM EDT  
 Att. 28,083 - Unknown

AB	32
R	6
H	9
RBI	6
BB	0
SO	4
LOB	10



WP	HR	S	P	ERA	WHIP
1	0	8	7	0.00	1.000

**Kansas City Royals @ Cleveland Indians**  
**Cleveland Municipal Stadium, Cleveland, OH**

Fri May 08 1987, 7:05 PM EDT  
 Att: 32,720 - Unknown

livebaseballscorecards.com

<b>AB</b>	<b>38</b>
<b>R</b>	<b>9</b>
<b>H</b>	<b>13</b>
<b>RBI</b>	<b>9</b>
<b>BB</b>	<b>5</b>
<b>SO</b>	<b>4</b>
<b>LOB</b>	<b>20</b>



WP: 0	PA: 44
PB: 0	
SB: 1	
CS: 0	

Batter	1	2	3	4	5	6	7	8	9	AB	R	H	RBI	BB	SO	LOB
<b>Juan Beniquez, R</b> (1, 7) OBP: 0.347, SLG: 0.409	0-0 FC3-6 1B	0-0 G4-3		0-0 FC6-4 BB		0-0 HR		0-0 1B		5	1	3	2	0	0	3
<b>Kevin Seitzer, R</b> (1, 5) OBP: 0.450, SLG: 0.547	0-0 FC3-6 1B		4-0 G5-4-3 BB	4-0 FC5-4 BB		0-0 4-3		0-0 1-3		3	0	1	0	2	0	1
<b>Danny Tartabull, R</b> (1, 9) OBP: 0.320, SLG: 0.358	0-3 K		0-0 G5-4-3	0-0 FC5-4		0-0 F5			4-0 FC3-6 BB	4	0	0	0	1	1	5
<b>Thad Bosley, L</b> (1, 10) OBP: 0.346, SLG: 0.583	0-0 FC3-6 1-2f 2-3		0-0 2B		0-0 HR		0-0 6-3		0-0 FC3-6 FC6-4 1-2f	5	1	2	1	0	0	3
<b>Frank White, R</b> (1, 4) OBP: 0.276, SLG: 0.298	0-0 6-3		0-0 6-3		0-0 E5 FC6-4		0-0 L8		0-0 FC6-4 HR 1-2f	5	1	0	0	0	0	4
<b>Bo Jackson, R</b> (1, 8) OBP: 0.337, SLG: 0.538		0-3 K		0-0 SH1-4 1B 1B	0-0 FC6-4 FC6-4 1-2f		0-3 K		0-0 HR 1-H	5	2	2	2	0	2	1
<b>Steve Balboni, R</b> (1, 3) OBP: 0.228, SLG: 0.250		4-0 1B 1B BB		0-0 SH1-4 1B 1B	0-0 FC6-4 1-2f			0-3 K	0-0 HR	3	2	1	0	1	1	1
<b>Bill Pecota, R</b> (8, 5) OBP: 0.750, SLG: 1.500				1-2 SH1-4 1B 1B	0-0 FC6-4 1-2f				0-0 HR	1	1	1	1	0	0	0
<b>Jamie Quirk, L</b> (1, 2) OBP: 0.333, SLG: 0.265		0-0 1B 1B		0-0 SH1-4	0-0 F9			4-0 FC4-6 BB	0-0 L3	3	0	1	0	1	0	1
<b>Angel Salazar, R</b> (1, 6) OBP: 0.297, SLG: 0.365		0-0 G4-3 1B		0-0 FC6-4 1B		0-0 F9		0-0 FC4-6 1B		4	1	2	3	0	0	1

Inning Stats	R: 0	H: 2	E: 0	K: 1	S: 7	P: 7	R: 1	H: 2	E: 0	K: 1	S: 6	P: 10	R: 0	H: 1	E: 0	K: 0	S: 3	P: 7	R: 2	H: 3	E: 0	K: 0	S: 6	P: 10	R: 1	H: 1	E: 1	K: 0	S: 5	P: 5	R: 1	H: 1	E: 0	K: 0	S: 4	P: 4	R: 0	H: 0	E: 0	K: 1	S: 5	P: 5	R: 1	H: 1	E: 0	K: 1	S: 6	P: 10	R: 3	H: 2	E: 0	K: 0	S: 5	P: 9	1B: 8	2B: 1	3B: 0	HR: 4	SF: 0	SAC: 1	DP: 2	HBP: 0	WP: 0	PA: 44
--------------	------	------	------	------	------	------	------	------	------	------	------	-------	------	------	------	------	------	------	------	------	------	------	------	-------	------	------	------	------	------	------	------	------	------	------	------	------	------	------	------	------	------	------	------	------	------	------	------	-------	------	------	------	------	------	------	-------	-------	-------	-------	-------	--------	-------	--------	-------	--------

PITCHER	IP	WLS	BF	H	R	ER	SO	BB	IBB	HBP	BLK	WP	HR	S	P	ERA	WHIP
<b>Ken Schrom, R</b> (1, 1) ERA: 5.4	6.0	L	30	10	5	5	2	3	0	0	0	0	2	31	43	7.50	2.167
<b>Frank Wills, R</b> (7, 1) ERA: 6.23	2.0		8	1	1	1	2	1	0	0	0	0	0	11	15	4.50	1.000
<b>Rich Yett, R</b> (9, 1) ERA: 4.15	1.0		6	2	3	3	0	1	0	0	0	0	2	5	9	27.00	3.000

PITCHER	IP	WLS	BF	H	R	ER	SO	BB	IBB	HBP	BLK	WP	HR	S	P	ERA	WHIP
---------	----	-----	----	---	---	----	----	----	-----	-----	-----	----	----	---	---	-----	------

BOTTOM

Kansas City Royals @ Cleveland Indians  
Cleveland Municipal Stadium, Cleveland, OH

Fri May 08 1987, 7:05 PM EDT  
Att. 32,720 - Unknown

livebaseballscorecards.com

AB	41
R	6
H	15
RBI	6
BB	3
SO	8
LOB	21



WP:	0	PA:	45
PB:	1		
SB:	1		
CS:	1		

AB R H RBI BB SO LOB

5	0	3	2	0	0	1
4	2	1	0	1	0	4
4	0	0	0	1	1	2
5	0	2	1	0	0	2
5	1	3	1	0	1	1
4	1	1	0	1	2	4
4	0	0	0	0	2	6
1	0	1	1	0	0	0
5	1	1	0	0	1	1
3	0	2	0	0	1	0
1	1	1	1	0	0	0
0	0	0	0	0	0	0

Batter	1	2	3	4	5	6	7	8	9
<b>Brett Butler, L</b> OBP: 0.375, SLG: 0.382 (1, 8)	0-0 B5-3	0-0 FC4-6 1B		0-0 3B		0-0 4-3		0-0 1B	
<b>Julio Franco, R</b> OBP: 0.413, SLG: 0.505 (1, 6)	4-0 FC4-6 2B BB	0-0 FC4-6 CS		0-0 F9			0-0 PB 1-3 4-3 1B	0-0 L9	
<b>Joe Carter, R</b> OBP: 0.285, SLG: 0.443 (1, 3)	4-0 FC4-6 1-2 BB	0-0 CS	0-0 F4		0-3 K		0-0 1-3 1-2	0-0 3-1	
<b>Mel Hall, L</b> OBP: 0.304, SLG: 0.427 (1, 7)	0-0 FC4-6 2B 1-2 2-3		0-0 1B 1B		0-0 1B		0-0 4-3 2-H	0-0 F9	
<b>Pat Tabler, R</b> OBP: 0.391, SLG: 0.524 (1, 10)	0-0 1-3 2B 3-H		0-0 1B		0-3 K		0-0 F8	0-0 4-3 1B	
<b>Doug Frobel, L</b> OBP: 0.333, SLG: 0.625 (1, 9)	4-0 IBB		0-3 K		0-3 K			0-0 2B 1B 1B	0-0 4-3
<b>Brook Jacoby, R</b> OBP: 0.336, SLG: 0.394 (1, 5)	0-3 K		0-0 L8			0-3 K		0-0 F9	0-0 1B
<b>Andre Thornton, R</b> OBP: 0.214, SLG: 0.180 (9, PH)								2-H 1B	
<b>Tony Bernazard, S</b> OBP: 0.216, SLG: 0.333 (1, 4)		0-0 4-3		0-3 K		0-0 L3		0-0 2B 1B 1B	0-0 L9
<b>Rick Dempsey, R</b> OBP: 0.328, SLG: 0.298 (1, 2)		0-0 FC4-6 1B		0-3 K		0-0 2B			
<b>Cory Snyder, R</b> OBP: 0.279, SLG: 0.462 (8, PH)									
<b>Chris Bando, S</b> OBP: 0.237, SLG: 0.229 (9, 2)								1-3 2-H 1B	

Inning Stats	R: 1	H: 1	E: 0	K: 1	S: 6	LOB: 3	BB: 3	P: 18	R: 0	H: 2	E: 0	K: 0	S: 4	LOB: 1	BB: 0	P: 4	R: 0	H: 2	E: 0	K: 1	S: 7	LOB: 2	BB: 0	P: 7	R: 0	H: 1	E: 0	K: 3	S: 10	LOB: 1	BB: 0	P: 10	R: 0	H: 1	E: 0	K: 1	S: 6	LOB: 1	BB: 0	P: 6	R: 1	H: 1	E: 0	K: 0	S: 4	LOB: 0	BB: 0	P: 4	R: 3	H: 4	E: 0	K: 0	S: 7	LOB: 1	BB: 0	P: 7	R: 1	H: 2	E: 0	K: 0	S: 5	LOB: 1	BB: 0	P: 5	1B: 11	SF: 0	2B: 3	SAC: 0	3B: 1	DP: 0	HR: 0	HBP: 0	WP: 0	PA: 45
--------------	------	------	------	------	------	--------	-------	-------	------	------	------	------	------	--------	-------	------	------	------	------	------	------	--------	-------	------	------	------	------	------	-------	--------	-------	-------	------	------	------	------	------	--------	-------	------	------	------	------	------	------	--------	-------	------	------	------	------	------	------	--------	-------	------	------	------	------	------	------	--------	-------	------	--------	-------	-------	--------	-------	-------	-------	--------	-------	--------

PITCHER	IP	WLS	BF	H	R	ER	SO	BB	IBB	HBP	BLK	WP	HR	S	P	ERA	WHIP
<b>Mark Gubicza, R</b> ERA: 3.57 (1, 1)	7.0		32	9	2	1	8	2	1	0	0	0	0	45	57	1.29	1.571
<b>Steve Farr, R</b> ERA: 8.79 (8, 1)	0.1		3	2	2	2	0	0	0	0	0	0	0	3	3	54.00	6.000
<b>Dan Quisenberry, R</b> ERA: 2.19 (8, 1)	1.2	S	9	4	2	2	0	0	0	0	0	0	0	9	9	10.80	2.400

Batter	1	2	3	4	5	6	7	8	9	AB R H RBI BB SO LOB	TOP											
Juan Beniquez, R (1, 7) OBP: 0.352, SLG: 0.469	0-0 FC5 1B	0-0 F9		0-0 L8		0-0 4-3			0-0 HR	5 2 2 1 0 0 3												
Angel Salazar, R (1, 6) OBP: 0.319, SLG: 0.382	0-0 FC5 1B		0-0 6-3	0-0 PB E 1B		0-0 CS 1B			0-0 5-3	5 0 3 1 0 0 0												
Kevin Seitzer, R (1, 3) OBP: 0.448, SLG: 0.535	0-3 K		4-0 1B BB	0-0 E6 PB		0-0 CS	0-0 E6 G4-6-3		0-0 FC6-4 1B	4 0 1 0 1 1 4												
Thad Bosley, L (1, 9) OBP: 0.355, SLG: 0.552	0-0 FC5 1B		0-0 FC6-4 1B	0-0 4-3			0-0 G4-6-3		0-3 K	5 0 2 0 0 1 4												
Frank White, R (1, 4) OBP: 0.264, SLG: 0.283	0-0 FC5		0-0 F2		0-0 5-3		0-3 K		0-0 FC6-4	5 0 0 1 0 1 5												
Bo Jackson, R (1, 8) OBP: 0.324, SLG: 0.516	0-3 K		0-0 FC6-4		0-0 E6 E			0-3 K		4 0 0 0 0 2 4												
Steve Balboni, R (1, 10) OBP: 0.253, SLG: 0.270		4-0 G3-6-3 BB		4-0 BB 1B BB	0-0 E5			0-0 4-3 2B		2 1 1 0 2 0 1												
Jamie Quirk, L (1, 2) OBP: 0.304, SLG: 0.237		0-0 G3-6-3		0-0 F8	0-0 G4-6-3			0-0 4-3		4 0 0 0 0 0 5												
Bill Pecota, R (1, 5) OBP: 0.625, SLG: 1.000		0-0 1B		4-0 E 1B PB BB		0-3 K		0-3 K		3 1 1 0 1 2 1												
Inning Stats	R: 1 E: 0 K: 2 S: 10	H: 3 LOB: 2 BB: 0 P: 10	R: 0 E: 0 K: 0 S: 3	H: 1 LOB: 1 BB: 1 P: 7	R: 0 E: 0 K: 0 S: 4	H: 1 LOB: 2 BB: 1 P: 8	R: 2 E: 1 K: 0 S: 5	H: 1 LOB: 2 BB: 2 P: 13	R: 0 E: 2 K: 1 S: 5	H: 0 LOB: 1 BB: 0 P: 4	R: 0 E: 0 K: 1 S: 5	H: 1 LOB: 0 BB: 0 P: 5	R: 0 E: 1 K: 1 S: 5	H: 0 LOB: 0 BB: 0 P: 5	R: 0 E: 0 K: 2 S: 8	H: 1 LOB: 1 BB: 0 P: 8	R: 1 E: 0 K: 1 S: 7	H: 2 LOB: 1 BB: 0 P: 7	1B: 8 2B: 1 3B: 0 HR: 1	SF: 0 SAC: 0 DP: 3 HBP: 0	WP: 0 PB: 1 SB: 0 CS: 1	PA: 42
PITCHER	IP WLS BF H R ER SO BB IBB HBP BLK WP HR S P ERA WHIP																					
Tom Candiotti, R (1, 1) ERA: 5.88	8.1 L 39 10 4 3 6 4 0 0 0 0 0 1 47 63 3.24 1.680																					
Scott Bailes, L (9, 1) ERA: 2.67	0.2 2 0 0 0 1 0 0 0 0 0 0 0 4 4 0.00 0.000																					

Kansas City Royals @ Cleveland Indians  
 Cleveland Municipal Stadium, Cleveland, OH

AB	37
R	4
H	10
RBI	3
BB	4
SO	7
LOB	27



Sat May 09 1987, 3:33 AM EDT  
 Att: 12,051 - Unknown

Batter	1	2	3	4	5	6	7	8	9	AB R H RBI BB SO LOB
--------	---	---	---	---	---	---	---	---	---	----------------------

<b>Brett Butler, L</b> OBP: 0.364, SLG: 0.368 (1, 8) X	0-0 F7			0-3 K			0-0 L6-3 1B		0-0 F7	4 0 1 0 0 1 1
<b>Tony Bernazard, S</b> OBP: 0.210, SLG: 0.324 (1, 4) X	0-0 G3			0-0 4-3			0-0 L6-3 1-2			3 0 0 0 0 0 1
<b>Julio Franco, R</b> OBP: 0.406, SLG: 0.496 <b>Doug Frobel, L</b> OBP: 0.300, SLG: 0.556 (1, 6) X (6, 9)	0-0 1-3			0-0 4-3			0-0 6-3			2 0 0 0 0 0 0 1 0 0 0 0 0 0
<b>Mel Hall, L</b> OBP: 0.293, SLG: 0.410 (1, 7)			0-3 K		0-3 K			0-0 F9		3 0 0 0 0 2 0
<b>Pat Tabler, R</b> OBP: 0.381, SLG: 0.509 (1, 10)			0-3 K		0-0 5-3			0-0 4-3		3 0 0 0 0 1 0
<b>Joe Carter, R</b> OBP: 0.278, SLG: 0.432 (1, 3)			0-0 F9		0-3 K			0-3 K		3 0 0 0 0 2 0
<b>Cory Snyder, R</b> OBP: 0.272, SLG: 0.450 (1, 9) (6, 6)			0-3 K			0-0 F3			0-0 F6	3 0 0 0 0 1 0
<b>Brook Jacoby, R</b> OBP: 0.328, SLG: 0.382 (1, 5)			0-3 K			0-0 F9			0-3 K	3 0 0 0 0 2 0
<b>Chris Bando, S</b> OBP: 0.225, SLG: 0.216 <b>Andre Thornton, R</b> (9, PH) OBP: 0.228, SLG: 0.196			0-0 F7			0-0 6-3			0-0 1B	2 0 0 0 0 0 0 1 0 1 0 0 0 0

Inning Stats	R: 0 E: 0 K: 0 S: 3	H: 0 LOB: 0 BB: 0 P: 3	R: 0 E: 0 K: 2 S: 7	H: 0 LOB: 0 BB: 0 P: 7	R: 0 E: 0 K: 2 S: 7	H: 0 LOB: 0 BB: 0 P: 7	R: 0 E: 0 K: 1 S: 5	H: 0 LOB: 0 BB: 0 P: 5	R: 0 E: 0 K: 2 S: 7	H: 0 LOB: 0 BB: 0 P: 7	R: 0 E: 0 K: 0 S: 3	H: 0 LOB: 0 BB: 0 P: 3	R: 0 E: 0 K: 1 S: 5	H: 0 LOB: 0 BB: 0 P: 5	R: 0 E: 0 K: 1 S: 6	H: 1 LOB: 1 BB: 0 P: 6	1B: 2 2B: 1 3B: 0 HR: 0	SF: 0 SAC: 0 DP: 1 HBP: 0
--------------	------------------------------	---------------------------------	------------------------------	---------------------------------	------------------------------	---------------------------------	------------------------------	---------------------------------	------------------------------	---------------------------------	------------------------------	---------------------------------	------------------------------	---------------------------------	------------------------------	---------------------------------	----------------------------------	------------------------------------

PITCHER	IP	WLS	BF	H	R	ER	SO	BB	IBB	HBP	BLK	WP	HR	S	P	ERA	WHIP
<b>Bret Saberhagen, R</b> ERA: 1.59 (1, 1)	9.0	W	28	2	0	0	9	0	0	0	0	0	0	46	46	0.00	0.222

**BOTTOM**

**Kansas City Royals @ Cleveland Indians**  
Cleveland Municipal Stadium, Cleveland, OH

AB	28
R	0
H	2
RBI	0
BB	0
SO	9
LOB	2



WP	PA	ERA	WHIP
0	28		

Sat May 09 1987, 3:33 AM EDT  
Att. 12,051 - Unknown

livebaseballscorecards.com

Batter	1	2	3	4	5	6	7	8	9	AB R H RBI BB SO LOB	TOP
Juan Beniquez, R (1, 7) OBP: 0.373, SLG: 0.500	0-3 K		0-0 1B 1-3 2-H 2B		0-0 1-3		0-0 2-3 1B		0-0 1B	5 0 3 1 0 1 0	<b>Kansas City Royals @ Cleveland Indians</b> Cleveland Municipal Stadium, Cleveland, OH Sun May 10 1987, 3:33 AM EDT Att. 14,430 - Unknown <a href="http://livebaseballscorecards.com">livebaseballscorecards.com</a>
Angel Salazar, R (1, 6) OBP: 0.311, SLG: 0.370	0-3 K		0-0 CS 1B 2-3 3-H		0-0 F9		0-3 K		0-3 K	5 0 1 1 0 3 3	
Kevin Seitzer, R (1, 3) OBP: 0.438, SLG: 0.515	0-0 6-3		4-0 1B 1-2 BB		0-0 4-3		0-3 K		0-3 K	4 0 0 0 1 2 3	
Danny Tartabull, R (1, 9) OBP: 0.317, SLG: 0.354 Thad Bosley, L (3, PH) OBP: 0.353, SLG: 0.531 (3, 9)		0-3 K	0-3 K		0-0 F8 1B 1B		0-3 K			1 0 0 0 0 1 0 3 0 1 0 0 2 2	
Frank White, R (1, 4) OBP: 0.281, SLG: 0.294		0-3 K		0-0 1B		0-0 1-2 1B		4-0 F8 1B BB		3 0 2 0 1 1 0	
Bo Jackson, R (1, 8) OBP: 0.321, SLG: 0.505		0-3 K		0-3 K		0-0 F8 2-3		0-0 1-2 F8 1B		4 0 1 0 0 2 3	
Steve Balboni, R (1, 10) OBP: 0.253, SLG: 0.269			0-0 1B 2B 1B		0-0 F8		0-3 K		0-0 F8 1-2 2-3	4 1 1 0 0 1 5	
Bill Pecota, R (1, 5) OBP: 0.500, SLG: 0.727			0-0 2B 1-2 1B 1B		0-0 F8		0-0 F5		0-0 F2	4 1 1 0 0 0 3	
Larry Owen, R (1, 2) OBP: 0.241, SLG: 0.346			0-3 K		0-0 6-3		0-0 1B 2B		0-3 K	4 0 1 0 0 2 2	
<b>Inning Stats</b>	R: 0 E: 0 K: 2 S: 7 H: 0 LOB: 0 BB: 0 P: 7	R: 0 E: 0 K: 3 S: 9 H: 0 LOB: 0 BB: 0 P: 9	R: 2 E: 0 K: 2 S: 10 H: 4 LOB: 2 BB: 1 P: 14	R: 0 E: 0 K: 1 S: 6 H: 1 LOB: 1 BB: 0 P: 6	R: 0 E: 0 K: 0 S: 3 H: 0 LOB: 0 BB: 0 P: 3	R: 0 E: 0 K: 1 S: 7 H: 2 LOB: 2 BB: 0 P: 7	R: 0 E: 0 K: 2 S: 9 H: 2 LOB: 2 BB: 0 P: 9	R: 0 E: 0 K: 1 S: 6 H: 1 LOB: 2 BB: 1 P: 10	R: 0 E: 0 K: 3 S: 10 H: 1 LOB: 1 BB: 0 P: 10	1B: 9 2B: 2 3B: 0 HR: 0 SF: 0 SAC: 0 DP: 0 HBP: 0	WP: 0 PB: 0 SB: 0 CS: 1 PA: 39
<b>PITCHER</b> Greg Swindell, L (1, 1) ERA: 3.86	IP 9.0 WLS W BF 39 H 11 R 2 ER 2 SO 15 BB 2 IBB 0 HBP 0 BLK 0 WP 0 HR 0 S 67 P 75 ERA 2.00 WHIP 1.444	<b>PITCHER</b> IP WLS BF H R ER SO BB IBB HBP BLK WP HR S P ERA WHIP									

**Kansas City Royals @ Cleveland Indians**  
 Cleveland Municipal Stadium, Cleveland, OH  
 Sun May 10 1987, 3:33 AM EDT  
 Att. 14,430 - Unknown

<b>AB</b>	37
<b>R</b>	2
<b>H</b>	11
<b>RBI</b>	2
<b>BB</b>	2
<b>SO</b>	15
<b>LOB</b>	21



Batter	1	2	3	4	5	6	7	8	9
<b>Brett Butler, L</b> (1, 8) OBP: 0.347, SLG: 0.349	0-3 K	0-0 F5		0-0 F9 PB 1B		0-0 F8		0-0 F7	
<b>Julio Franco, R</b> (1, 10) OBP: 0.402, SLG: 0.483	4-0 CS BB	0-0 3-1		0-0 F9 1-3		0-3 K			
<b>Joe Carter, R</b> (1, 7) OBP: 0.292, SLG: 0.459 (5, 9)	0-0 1-2 3B		0-0 BB E 1B	0-3 K		0-0 6-3 S 1B			
<b>Pat Tabler, R</b> (1, 3) OBP: 0.377, SLG: 0.500	0-3 K		0-0 F4	0-0 1B		0-0 6-3 1-3			
<b>Carmen Castillo, R</b> (1, 9) OBP: 0.320, SLG: 0.565 <b>Mel Hall, L</b> (4, PH) OBP: 0.286, SLG: 0.400 (5, 7)		0-3 K	4-0 BB E 1B BB	0-3 K		0-0 L7			
<b>Brook Jacoby, R</b> (1, 5) OBP: 0.333, SLG: 0.375		4-0 1B E 2B BB	0-0 E5 FC5 BB 1-2 2-H		0-3 K	4-0 BB			
<b>Cory Snyder, R</b> (1, 6) OBP: 0.263, SLG: 0.434		0-0 E5 1B 2B	0-3 K		0-0 5-3	0-3 K			
<b>Tony Bernazard, S</b> (1, 4) OBP: 0.220, SLG: 0.324		0-0 2B 1B	4-0 1-2 2-3 BB		0-0 F9		0-0 6-3		
<b>Rick Dempsey, R</b> (1, 2) OBP: 0.323, SLG: 0.314		0-0 2B	0-0 FC5		0-0 B1-3		0-0 P3		

Inning Stats	R: 0	H: 1	E: 0	LOB: 1	K: 2	BB: 1	S: 7	R: 2	H: 2	E: 1	LOB: 2	K: 1	BB: 1	S: 8	R: 1	H: 1	E: 1	LOB: 3	K: 1	BB: 2	S: 7	R: 1	H: 2	E: 0	LOB: 1	K: 2	BB: 0	S: 9	R: 0	H: 0	E: 0	LOB: 0	K: 1	BB: 0	S: 5	R: 0	H: 0	E: 0	LOB: 0	K: 1	BB: 0	S: 5	R: 0	H: 1	E: 0	LOB: 2	K: 1	BB: 1	S: 6	R: 0	H: 0	E: 0	LOB: 0	K: 0	BB: 0	S: 3	R: 0	H: 0	E: 0	LOB: 0	K: 0	BB: 0	S: 3
1B: 5	SF: 0	2B: 1	SAC: 0	3B: 1	DP: 0	HR: 0	HBP: 0	WP: 0	PA: 37																																																						

PITCHER	IP	WLS	BF	H	R	ER	SO	BB	IBB	HBP	BLK	WP	HR	S	P	ERA	WHIP
<b>Danny Jackson, L</b> (1, 1) ERA: 3.32	3.1	L	20	5	4	1	4	4	0	0	0	0	0	24	40	2.70	2.700
<b>Steve Farr, R</b> (4, 1) ERA: 7.0	3.2		14	2	0	0	5	1	0	0	0	0	0	23	27	0.00	0.818
<b>Jerry Don Gleaton, L</b> (8, 1) ERA:	1.0		3	0	0	0	0	0	0	0	0	0	0	3	3	0.00	0.000

**BOTTOM**

**Kansas City Royals @ Cleveland Indians**  
Cleveland Municipal Stadium, Cleveland, OH

livebaseballscorecards.com

<b>AB</b>	<b>32</b>
<b>R</b>	<b>4</b>
<b>H</b>	<b>7</b>
<b>RBI</b>	<b>3</b>
<b>BB</b>	<b>5</b>
<b>SO</b>	<b>9</b>
<b>LOB</b>	<b>20</b>



WP	HR	S	P	ERA	WHIP
0	0	0	0	0.00	0.000

Sun May 10 1987, 3:33 AM EDT  
Att. 14,430 - Unknown

Batter	1	2	3	4	5	6	7	8	9	AB R H RBI BB SO LOB	TOP											
Angel Salazar, R (1, 6) OBP: 0.295, SLG: 0.351	0-0 4-3			0-0 L8		0-0 1-3			0-3 K	4 0 0 0 0 1 0	<b>Kansas City Royals @ Toronto Blue Jays</b> Exhibition Stadium, Toronto, ON Mon May 11 1987, 7:05 PM EDT Att. 24,154 - Unknown <a href="http://livebaseballscorecards.com">livebaseballscorecards.com</a>											
Kevin Seitzer, R (1, 3) OBP: 0.432, SLG: 0.505	0-0 CS 1B			0-0 4-3		0-0 F8			0-0 4-3	4 0 1 0 0 0 0												
Juan Beniquez, R (1, 7) OBP: 0.355, SLG: 0.474	0-3 K 1-2			0-0 6-3					0-0 4-3	3 0 0 0 0 1 1												
Frank White, R (1, 4) OBP: 0.274, SLG: 0.286				0-0 F9		0-0 6-3			0-0 6-3	3 0 0 0 0 0 0												
Bo Jackson, R (1, 8) OBP: 0.321, SLG: 0.500				0-3 K		0-0 E 1B			0-3 K	3 0 1 0 0 2 0												
Thad Bosley, L (1, 9) OBP: 0.324, SLG: 0.486				0-0 4-3		0-3 K			0-3 K2-3	3 0 0 0 0 2 1												
Steve Balboni, R (1, 10) OBP: 0.256, SLG: 0.272				0-0 F9		0-0 E4 1-3			0-0 G6-4-3 1B	3 0 1 0 0 0 1												
Bill Pecota, R (1, 5) OBP: 0.467, SLG: 0.643				0-0 K 1B		0-0 1-3			0-0 G6-4-3 1-2f	3 0 1 0 0 0 3												
Larry Owen, R (1, 2) OBP: 0.226, SLG: 0.321				0-3 K 1-2		0-0 F8			0-0 F4	2 0 0 0 0 1 1												
Danny Tartabull, R (9, PH) OBP: 0.314, SLG: 0.351										1 0 0 0 0 0 0												
<b>Inning Stats</b>	R: 0 E: 0 K: 1 S: 5	H: 1 LOB: 1 BB: 0 P: 5	R: 0 E: 0 K: 1 S: 5	H: 0 LOB: 0 BB: 0 P: 5	R: 0 E: 0 K: 1 S: 5	H: 1 LOB: 0 BB: 0 P: 5	R: 0 E: 0 K: 0 S: 3	H: 0 LOB: 0 BB: 0 P: 3	R: 0 E: 1 K: 1 S: 7	H: 1 LOB: 2 BB: 0 P: 7	R: 0 E: 0 K: 0 S: 3	H: 0 LOB: 0 BB: 0 P: 3	R: 0 E: 0 K: 1 S: 5	H: 0 LOB: 0 BB: 0 P: 5	R: 0 E: 0 K: 1 S: 5	H: 1 LOB: 0 BB: 0 P: 5	R: 0 E: 0 K: 1 S: 5	H: 0 LOB: 0 BB: 0 P: 5	1B: 4 2B: 1 3B: 0 HR: 0	SF: 0 SAC: 0 DP: 2 HBP: 0	WP: 0 PB: 0 SB: 0 CS: 1	PA: 29
<b>PITCHER</b> Jimmy Key, L (1, 1) ERA: 2.79	IP: 9.0 WLS: W BF: 29 H: 4 R: 0 ER: 0 SO: 7 BB: 0 IBB: 0 HBP: 0 BLK: 0 WP: 0 HR: 0 S: 43 P: 43 ERA: 0.00 WHIP: 0.444											<b>PITCHER</b>	IP: WLS: BF: H: R: ER: SO: BB: IBB: HBP: BLK: WP: HR: S: P: ERA: WHIP:									





Batter	1	2	3	4	5	6	7	8	9	AB	R	H	RBI	BB	SO	LOB
Tony Fernandez, S OBP: 0.338, SLG: 0.353 (1, 6)	0-0 6-3		0-0 E 1B		0-0 F3		0-0 F8			4	0	1	0	0	0	0
Kelly Gruber, R OBP: 0.275, SLG: 0.261 (1, 5)	4-0 FC3-6 BB		0-0 FC1 1-3		0-3 K			0-0 1B 2B		3	1	1	0	1	1	1
Lloyd Moseby, L OBP: 0.301, SLG: 0.414 (1, 8)	0-0 FC3-6 CS 1-2f		0-0 1-3		0-3 K			0-0 5-3		4	0	0	0	0	1	3
George Bell, R OBP: 0.350, SLG: 0.628 (1, 7)	0-0 CS 1-2	0-0 HR		0-1 CI F9 1B 6-3		0-0 6-3		0-0 1B		3	2	2	2	0	0	0
Jesse Barfield, R OBP: 0.386, SLG: 0.579 (1, 9)		0-0 L8		0-0 WP 1-2 1B 6-3		0-3 K		0-3 K		4	0	1	0	0	2	1
Willie Upshaw, L OBP: 0.361, SLG: 0.500 (1, 3)		0-3 K		0-0 F9 2-3		0-0 1B		0-0 F5		4	0	1	0	0	1	3
Cecil Fielder, R OBP: 0.387, SLG: 0.778 (1, 10)		0-0 HR		0-0 6-3 1-2 3-H		0-3 K		0-3 K		3	1	1	2	0	1	2
Garth Iorg, R OBP: 0.267, SLG: 0.158 (1, 4)		0-0 4-3		4-0 BB 2-3			0-3 K			2	0	0	0	1	1	0
Jeffrey DeWillis, R OBP: 0.200, SLG: 0.467 (1, 2)			0-0 P3	0-0 F4			0-0 F8			3	0	0	0	0	0	2

Inning Stats	R: 0	H: 0	R: 2	H: 2	R: 0	H: 1	R: 1	H: 1	R: 0	H: 0	R: 0	H: 1	R: 0	H: 0	R: 1	H: 2
	E: 0	LOB: 0	E: 0	LOB: 0	E: 1	LOB: 1	E: 1	LOB: 2	E: 0	LOB: 0	E: 0	LOB: 1	E: 0	LOB: 0	E: 0	LOB: 1
	K: 0	BB: 1	K: 1	BB: 0	K: 0	BB: 0	K: 0	BB: 1	K: 2	BB: 0	K: 1	BB: 0	K: 1	BB: 0	K: 1	BB: 0
	S: 2	P: 6	S: 7	P: 7	S: 4	P: 4	S: 5	P: 9	S: 7	P: 7	S: 5	P: 5	S: 7	P: 7	S: 7	P: 7

PITCHER	IP	WLS	BF	H	R	ER	SO	BB	IBB	HBP	BLK	WP	HR	S	P	ERA	WHIP
Charlie Leibrandt, L ERA: 3.0 (1, 1)	8.0	L	33	7	4	3	7	2	0	0	0	1	2	45	53	3.38	1.125

**BOTTOM**

**Kansas City Royals @ Toronto Blue Jays**  
 Exhibition Stadium, Toronto, ON  
 Mon May 11 1987, 7:05 PM EDT  
 Att. 24,154 - Unknown

<b>AB</b>	<b>30</b>
<b>R</b>	<b>4</b>
<b>H</b>	<b>7</b>
<b>RBI</b>	<b>4</b>
<b>BB</b>	<b>2</b>
<b>SO</b>	<b>7</b>
<b>LOB</b>	<b>12</b>



1B: 4	SF: 0	WP: 1	PA: 34
2B: 1	SAC: 0	PB: 0	
3B: 0	DP: 0	SB: 0	
HR: 2	HBP: 0	CS: 1	

livebaseballscores.com

Batter	1	2	3	4	5	6	7	8	9	AB R H RBI BB SO LOB	TOP									
Angel Salazar, R (1, 6) OBP: 0.289, SLG: 0.354	0-0 2B	0-0 P3		0-0 F9		0-0 F8		0-0 FC1-5 1B		5 1 1 0 0 0 5										
Kevin Seitzer, R (1, 7) OBP: 0.446, SLG: 0.509	4-0 2B SF8	0-0 FC6-4 1-2f		0-0 FC6-4 1B		4-0 BB BB		0-0 1B 1-2 2-H		3 1 2 0 2 0 1										
Juan Beniquez, R (1, 9) OBP: 0.358, SLG: 0.475	0-0 WP 1-3 2-H 2B		0-0 F8	0-0 FC6-4 1-2f		4-0 BB 1-2 2-3 BB		0-3 K		4 0 1 1 1 1 4										
Danny Tartabull, R (1, 10) OBP: 0.318, SLG: 0.350	0-0 SF8		4-0 1B BB		0-0 1B	0-0 F8			0-3 K	3 0 1 1 1 1 3										
Frank White, R (1, 4) OBP: 0.270, SLG: 0.282	0-3 K 2-3		0-0 1-2 1B		0-3 K		0-0 6-3	0-0 4-3		5 0 1 0 0 2 2										
Steve Balboni, R (1, 3) OBP: 0.242, SLG: 0.256	0-0 F3		0-3 K		0-0 F6		0-3 K	0-3 K		5 0 0 0 0 3 4										
Bo Jackson, R (1, 8) OBP: 0.310, SLG: 0.481		0-0 F9	0-3 K		0-3 K		0-3 K			4 0 0 0 0 3 3										
Bill Pecota, R (1, 5) OBP: 0.579, SLG: 0.889		0-0 HR		0-0 1B SH3 1B		0-0 BB SH3-4 1B		0-0 FC1-5 SH 1B		4 1 4 1 0 0 0										
Larry Owen, R (1, 2) OBP: 0.250, SLG: 0.345		0-0 FC6-4 1B		0-0 SH3		0-0 SH3-4		0-0 SH FC1-5 1B		1 0 1 0 0 0 0										
<b>Inning Stats</b>	R: 2 E: 0 K: 1 S: 7	H: 2 LOB: 1 BB: 1 P: 11	R: 1 E: 0 K: 0 S: 5	H: 2 LOB: 1 BB: 0 P: 5	R: 0 E: 0 K: 2 S: 8	H: 1 LOB: 2 BB: 1 P: 12	R: 0 E: 0 K: 0 S: 5	H: 2 LOB: 2 BB: 0 P: 5	R: 0 E: 0 K: 2 S: 4	H: 1 LOB: 3 BB: 2 P: 12	R: 0 E: 0 K: 2 S: 7	H: 0 LOB: 0 BB: 0 P: 7	R: 0 E: 0 K: 1 S: 7	H: 2 LOB: 2 BB: 0 P: 7	R: 0 E: 0 K: 2 S: 7	H: 0 LOB: 0 BB: 0 P: 7	1B: 8 2B: 2 3B: 0 HR: 1	SF: 1 SAC: 3 DP: 0 HBP: 0	WP: 1 PB: 0 SB: 0 CS: 0	PA: 42
<b>PITCHER</b>	IP WLS BF H R ER SO BB IBB HBP BLK WP HR S P ERA WHIP																			
John Cerutti, L (1, 1) ERA: 4.58	2.1 L 14 5 3 3 1 2 0 0 0 1 1 14 22 11.57 3.000																			
Jose Antonio Nunez, R (3, 1) ERA: 2.57	3.1 15 4 0 0 4 1 0 0 0 0 0 22 26 0.00 1.500																			
Mark Eichhorn, R (6, 1) ERA: 2.48	2.0 9 2 0 0 2 1 0 0 0 0 0 12 16 0.00 1.500																			
Tom Henke, R (8, 1) ERA:	1.1 4 0 0 0 3 0 0 0 0 0 0 10 10 0.00 0.000																			

**Kansas City Royals @ Toronto Blue Jays**  
Exhibition Stadium, Toronto, ON  
Tue May 12 1987, 7:05 PM EDT  
Att. 30,034 - Unknown

AB	34
R	3
H	11
RBI	3
BB	4
SO	10
LOB	22



Batter	1	2	3	4	5	6	7	8	9	AB	R	H	RBI	BB	SO	LOB
Tony Fernandez, S (1, 6) OBP: 0.336, SLG: 0.345	0-0 5-3			4-0 1B BB		0-3 K		0-3 K		3	1	0	0	1	2	0
Kelly Gruber, R (1, 5) OBP: 0.273, SLG: 0.280	0-3 K			0-0 F8		0-0 4-3		0-0 2B		4	0	1	0	0	1	1
Willie Upshaw, L (1, 3) OBP: 0.358, SLG: 0.491	0-0 4-3			0-0 4-3 1-2		0-0 1B		0-3 K		4	0	1	0	0	1	2
George Bell, R (1, 7) OBP: 0.347, SLG: 0.615		0-0 5-3		0-0 1B 2-H		0-3 K		0-0 G3		4	0	1	1	0	1	1
Jesse Barfield, R (1, 9) OBP: 0.389, SLG: 0.577		0-0 6-3		0-0 1-3			0-0 G4-6-3 1B		0-0 G1-6-3 1B	4	0	2	0	0	0	1
Cecil Fielder, R (1, 10) OBP: 0.382, SLG: 0.733 Rick Leach, L (9, PH) OBP: 0.667, SLG: 0.462		0-0 1-3			0-0 FC6-4 1B		0-0 G4-6-3 1-2f		0-0 G1-6-3 1-2f	3	0	1	0	0	0	1
Rob Ducey, L (1, 8) OBP: 0.389, SLG: 0.167			0-0 F5		0-0 F7		4-0 WP BB			2	0	0	0	1	0	1
Garth Iorg, R (1, 4) OBP: 0.250, SLG: 0.146		0-0 5-3		0-0 F9		0-0 F9		0-0 F9		3	0	0	0	0	0	2
Jeffrey DeWillis, R (1, 2) OBP: 0.167, SLG: 0.389			0-3 K		0-0 FC6-4 1-2f			0-0 6-3		3	0	0	0	0	1	1


Inning Stats	R: 0	H: 0	E: 0	K: 1	S: 5	LOB: 0	BB: 0	P: 5	R: 0	H: 0	E: 0	K: 0	S: 3	LOB: 0	BB: 0	P: 3	R: 0	H: 0	E: 0	K: 1	S: 5	LOB: 0	BB: 0	P: 5	R: 1	H: 1	E: 0	K: 0	S: 4	LOB: 1	BB: 1	P: 8	R: 0	H: 1	E: 0	K: 2	S: 8	LOB: 1	BB: 0	P: 8	R: 0	H: 1	E: 0	K: 0	S: 3	LOB: 1	BB: 1	P: 7	R: 0	H: 1	E: 0	K: 2	S: 8	LOB: 1	BB: 0	P: 8	R: 0	H: 1	E: 0	K: 0	S: 3	LOB: 0	BB: 0	P: 3
PITCHER	IP	WLS	BF	H	R	ER	SO	BB	IBB	HBP	BLK	WP	HR	S	P	ERA	WHIP																																															
Bud Black, L (1, 1) ERA: 2.08	8.0	W	30	5	1	1	6	2	0	0	0	1	0	40	48	1.12	0.875																																															
Dan Quisenberry, R (9, 1) ERA: 2.03	1.0	S	3	1	0	0	0	0	0	0	0	0	0	3	3	0.00	1.000																																															

**BOTTOM**

**Kansas City Royals @ Toronto Blue Jays**  
Exhibition Stadium, Toronto, ON

Tue May 12 1987, 7:05 PM EDT  
Att. 30,034 - Unknown

AB	31
R	1
H	6
RBI	1
BB	2
SO	6
LOB	11



WP	PA	3B	HR	SF	SAC	DP	HBP
1	33	0	0	0	0	2	0

Batter	1	2	3	4	5	6	7	8	9	10	11	12	AB	R	H	RBI	BB	SO	LOB	TOP					
Willie Wilson, S OBP: 0.314, SLG: 0.347	0-3 K		0-0 1B		0-0 1B			0-0 1B	0-0 CS			0-0 1B	6	2	5	0	0	1	0						
Kevin Seitzer, R OBP: 0.456, SLG: 0.504	4-0 BB		0-0 F8		0-3 K			0-0 1B	0-0 CS	4-0 2B		4-0 1B	3	3	1	0	3	1	3						
George Brett, L OBP: 0.474, SLG: 0.500	0-0 G6-4-3		0-3 K		0-0 F7			0-0 HR		0-0 2B		0-0 4-3	6	1	2	2	0	1	6						
Thad Bosley, L OBP: 0.325, SLG: 0.474		0-0 F7		0-0 1B				0-3 K		0-0 FC1-6-5-4		0-0 1B	3	0	1	1	0	0	0						
Danny Tartabull, R OBP: 0.319, SLG: 0.350			1-2 1B							0-0 G6-3		0-0 1B	3	0	1	2	0	1	3						
Juan Beniquez, R OBP: 0.356, SLG: 0.463		0-0 FC6-4		0-0 1-3				0-3 K		0-0 G6-3		0-0 1B	6	0	2	0	0	1	5						
Frank White, R OBP: 0.266, SLG: 0.302		0-0 FC6-4		0-3 K				0-0 1-3		0-0 HR		0-0 K	6	1	1	3	0	2	3						
Steve Balboni, R OBP: 0.250, SLG: 0.256		4-0 FC6		0-0 L4-3				0-3 K	0-3 K		0-0 F4		4	0	1	0	1	2	0						
Angel Salazar, R OBP: 0.273, SLG: 0.333		0-0 FC6		0-0 L4-3				0-0 1-3		0-3 K		0-0 6-3	5	0	0	0	0	1	3						
Jamie Quirk, L OBP: 0.306, SLG: 0.225			1-0 1B		0-0 3-1			0-0 4-3		0-0 F8		0-0 F4	2	1	0	0	0	0	0						
Hal McRae, R OBP: 0.333, SLG: 0.500													1	0	0	0	0	0	0						
Larry Owen, R OBP: 0.242, SLG: 0.333													1	0	0	0	0	0	0						
<b>Inning Stats</b>	R: 0 E: 0 K: 1 S: 4	H: 0 LOB: 0 BB: 1 P: 8	R: 0 E: 0 K: 0 S: 4	H: 1 LOB: 2 BB: 1 P: 8	R: 0 E: 0 K: 1 S: 7	H: 1 LOB: 0 BB: 0 P: 5	R: 0 E: 0 K: 1 S: 6	H: 1 LOB: 1 BB: 0 P: 6	R: 0 E: 0 K: 1 S: 5	H: 0 LOB: 0 BB: 0 P: 5	R: 4 E: 0 K: 3 S: 13	H: 4 LOB: 0 BB: 0 P: 13	R: 0 E: 0 K: 1 S: 5	H: 1 LOB: 0 BB: 0 P: 5	R: 1 E: 0 K: 0 S: 3	H: 1 LOB: 0 BB: 1 P: 7	R: 0 E: 0 K: 1 S: 5	H: 0 LOB: 0 BB: 0 P: 5	R: 2 E: 0 K: 0 S: 6	H: 3 LOB: 2 BB: 1 P: 10	1B: 12 2B: 2 3B: 0 HR: 1	SF: 0 SAC: 0 DP: 3 HBP: 1	WP: 0 PB: 1 SB: 0 CS: 1	PA: 52	
<b>PITCHER</b>	IP	WLS	BF	H	R	ER	SO	BB	IBB	HBP	BLK	WP	HR	S	P	ERA	WHIP								
Mike Boddicker, R ERA: 2.62	7.0		30	8	4	4	5	2	0	1	0	0	0	37	46	5.14	1.429								
Jack O'Connor, L ERA: 5.4	1.2		7	2	1	1	4	0	0	0	0	0	1	15	15	5.40	1.200								
Don Aase, R ERA: 3.38	1.1		4	1	1	1	0	1	0	0	0	0	0	3	7	6.75	1.500								
Mark Williamson, R ERA: 5.48	2.0	L	10	3	2	2	1	1	0	0	0	0	0	11	15	9.00	2.000								

**Kansas City Royals @ Baltimore Orioles**  
 Memorial Stadium, Baltimore, MD  
 Wed May 13 1987, 7:05 PM EDT  
 Att. 18,457 - Unknown

AB	46
R	8
H	14
RBI	8
BB	4
SO	10
LOB	23



Batter	1	2	3	4	5	6	7	8	9	10	11	12
<b>Alan Wiggins, S</b> (1, 4) OBP: 0.366, SLG: 0.390 <b>Jim Dwyer, L</b> (10, PH) OBP: 0.370, SLG: 0.550 <b>Rick Burleson, R</b> (11, 4) OBP: 0.266, SLG: 0.195	F8	L4-3		4-3			FC1-5		F9	4-3		
<b>Lee Lacy, R</b> (1, 9) OBP: 0.265, SLG: 0.326	G3 HR BB		K		K		K		1B BB		1-3	
<b>Cal Ripken Jr., R</b> (1, 6) OBP: 0.404, SLG: 0.664	G3				F3			6-3			F9	
<b>Eddie Murray, S</b> (1, 3) OBP: 0.318, SLG: 0.523			L6		L8			1B BB		4-3		1B
<b>Fred Lynn, L</b> (1, 8) OBP: 0.357, SLG: 0.450							3-1				F7	
<b>Ray Knight, R</b> (1, 5) OBP: 0.392, SLG: 0.481 <b>Rene Gonzales, R</b> (10, PR) OBP: 0.214, SLG: 0.385	CS		F8				5-3			FC5-6 1B		K
<b>Terry Kennedy, L</b> (1, 2) OBP: 0.266, SLG: 0.331			K		K		F2			FC5-6 F8 1B		K
<b>Larry Sheets, L</b> (1, 7) OBP: 0.457, SLG: 0.672					F7			G3				HR
<b>Mike Young, S</b> (1, 10)												F7

AB	R	H	RBI	BB	SO	LOB
5	0	0	0	0	0	4
1	0	0	0	0	0	2
0	0	0	0	0	0	0
4	1	0	0	2	3	2
6	0	2	0	0	0	1
5	2	2	2	1	0	3
5	0	3	0	1	0	1
5	1	3	1	0	0	2
1	1	0	0	0	1	0
6	0	0	0	0	4	5
6	2	4	4	0	0	2
3	0	0	0	3	0	2

**BOTTOM**

**Kansas City Royals @ Baltimore Orioles**  
**Memorial Stadium, Baltimore, MD**  
 Wed May 13 1987, 7:05 PM EDT  
 Att: 18,457 - Unknown

[livebaseballscorecards.com](http://livebaseballscorecards.com)

AB	47
R	7
H	14
RBI	7
BB	7
SO	8
LOB	24



Inning	1	2	3	4	5	6	7	8	9	10	11	12
R	2	2	0	0	0	0	0	1	0	1	0	1
H	2	2	1	0	0	0	1	2	1	3	1	1
E	0	0	0	0	0	0	0	0	0	0	0	0
K	0	0	1	1	1	0	1	1	0	0	2	2
S	4	8	6	5	5	3	5	7	4	6	4	8
LOB	0	0	2	1	0	0	1	2	2	2	1	0
BB	1	1	1	1	0	0	1	1	1	0	0	0
P	8	10	10	9	5	3	9	11	8	6	4	2

PITCHER	IP	WLS	BF	H	R	ER	SO	BB	IBB	HBP	BLK	WP	HR	S	P	ERA	WHIP
<b>Mark Gubicza, R</b> (1, 1) ERA: 3.88	6.0		27	6	4	4	4	5	0	0	0	0	2	30	50	6.00	1.833
<b>Dave Gumpert, R</b> (7, 1) ERA: 5.25	1.1		4	0	1	1	1	1	0	0	0	0	0	5	9	6.75	0.750
<b>Jerry Don Gleaton, L</b> (8, 1) ERA:	1.1		7	2	0	0	1	1	0	0	0	0	0	8	12	0.00	2.250
<b>Dan Quisenberry, R</b> (9, 1) ERA: 2.35	2.0		11	5	1	1	0	0	0	0	0	0	0	11	11	4.50	2.500
<b>Steve Farr, R</b> (11, 1) ERA: 6.98	1.1	W	5	1	1	1	2	0	0	0	0	0	1	9	9	6.75	0.750

WP	PA
0	55
0	
1	
3	

Batter	1	2	3	4	5	6	7	8	9	AB R H RBI BB SO LOB	TOP																		
Angel Salazar, R (1, 6) OBP: 0.272, SLG: 0.363	0-0 4-3		0-0 6-3			0-0 HR	0-0 FC6-4			4 1 1 2 0 0 3																			
Kevin Seitzer, R (1, 3) OBP: 0.457, SLG: 0.500	0-0 6-3			0-0 FC4-6 1B		4-0 1B 5-3 BB		0-3 K		3 1 1 0 1 1 0																			
George Brett, L (1, 5) OBP: 0.476, SLG: 0.500	0-3 K			0-0 FC4-6 G5-4-3 1-2f		0-0 1-3 1B		0-0 FC5 1B		4 0 2 0 0 1 1																			
Juan Beniquez, R (1, 7) OBP: 0.351, SLG: 0.451		0-0 6-3		0-0 G5-4-3 1-2f		0-0 5-3		0-0 FC5 1B		4 0 1 1 0 0 2																			
Danny Tartabull, R (1, 9) OBP: 0.308, SLG: 0.336		0-0 5-3			0-0 4-3	0-0 5-3		0-0 FC5		4 0 0 0 0 0 3																			
Frank White, R (1, 4) OBP: 0.258, SLG: 0.292		0-0 F8			0-0 F9		0-0 B2-3	0-0 5-3		4 0 0 0 0 0 2																			
Steve Balboni, R (1, 10) OBP: 0.240, SLG: 0.245			0-3 K		0-3 K		0-0 6-3		0-3 K	4 0 0 0 0 3 0																			
Bo Jackson, R (1, 8) OBP: 0.319, SLG: 0.486			0-0 CS 1B			0-3 K	0-0 1B		0-3 K	3 0 2 0 0 1 0																			
Thad Bosley, L (9, PH) OBP: 0.317, SLG: 0.462							0-0 1B			1 0 0 0 0 1 0																			
Larry Owen, R (1, 2) OBP: 0.306, SLG: 0.406			4-0 BB			0-0 HR 2B	0-0 FC6-4 1B		0-3 K	2 1 2 0 1 0 0																			
Jorge Orta, L (9, PH) OBP: 0.273, SLG: 0.450									0-3 K	1 0 0 0 0 1 0																			
<b>Inning Stats</b>	R: 0 E: 0 K: 1 S: 5	H: 0 LOB: 0 BB: 0 P: 5	R: 0 E: 0 K: 0 S: 3	H: 0 LOB: 0 BB: 0 P: 3	R: 0 E: 0 K: 1 S: 5	H: 1 LOB: 1 BB: 1 P: 9	R: 0 E: 0 K: 0 S: 3	H: 1 LOB: 0 BB: 0 P: 3	R: 0 E: 0 K: 1 S: 5	H: 0 LOB: 0 BB: 0 P: 5	R: 3 E: 0 K: 1 S: 8	H: 3 LOB: 1 BB: 1 P: 12	R: 0 E: 0 K: 0 S: 5	H: 2 LOB: 2 BB: 0 P: 5	R: 0 E: 0 K: 1 S: 7	H: 2 LOB: 2 BB: 0 P: 7	R: 0 E: 0 K: 3 S: 9	H: 0 LOB: 0 BB: 0 P: 9	1B: 7 2B: 1 3B: 0 HR: 1	SF: 0 SAC: 0 DP: 1 HBP: 0	WP: 0 PB: 0 SB: 0 CS: 1	PA: 36							
<b>PITCHER</b>	IP WLS BF H R ER SO BB IBB HBP BLK WP HR S P ERA WHIP																												
Jeff Ballard, L (1, 1) ERA: 8.59	5.1		21	5	3	3	4	2	0	0	0	0	0	1	27	35	5.06	1.312											
Dave Schmidt, R (6, 1) ERA: 2.2	2.2	W	12	4	0	0	1	0	0	0	0	0	0	0	14	14	0.00	1.500											
Ken Dixon, R (9, 1) ERA: 5.86	1.0	S	3	0	0	0	3	0	0	0	0	0	0	0	9	9	0.00	0.000											

**Kansas City Royals @ Baltimore Orioles**  
 Memorial Stadium, Baltimore, MD  
 Thu May 14 1987, 7:05 PM EDT  
 Att. 17,926 - Unknown

livebaseballscorecards.com

<b>AB</b>	34
<b>R</b>	3
<b>H</b>	9
<b>RBI</b>	3
<b>BB</b>	2
<b>SO</b>	8
<b>LOB</b>	11



Batter	1	2	3	4	5	6	7	8	9	AB	R	H	RBI	BB	SO	LOB
Mike Young, S (1, 10) SS	0-3 K SS	0-3 K SS		0-3 K SS		0-0 G6-3 1-2f		0-3 K2-3-2 1-1		5	0	0	0	0	4	5
Jim Dwyer, L (1, 9) Lee Lacy, R (9, 9) BBB	4-0 HR BB		0-3 K SS		0-0 G5-4-3 1B		0-0 F5			3	1	1	0	1	1	0
Cal Ripken Jr., R (1, 6) X OBP: 0.406, SLG: 0.681	0-0 HR 1-H		0-0 5-3 X		0-0 G5-4-3 1-2f		0-0 4-3 1B			4	1	2	2	0	0	1
Eddie Murray, S (1, 3) X OBP: 0.329, SLG: 0.534	0-0 2B		4-0 BB BBB		0-0 1B E		0-0 4-3 1-2			3	1	2	0	1	0	1
Fred Lynn, L (1, 8) X OBP: 0.361, SLG: 0.447	0-0 F7 X		0-0 4-3 X		0-0 1B E		4-0 1BB			3	0	1	0	1	0	2
Ray Knight, R (1, 5) X OBP: 0.387, SLG: 0.473	0-0 5-3 X			0-0 G3 BB 1B		0-0 E4 1-3 2-H		0-0 1-3 X		4	0	1	0	0	0	4
Terry Kennedy, L (1, 2) X OBP: 0.280, SLG: 0.363		0-0 G3-6-1 1B		4-0 G3 BB 1-2		0-0 F8		0-0 HR		3	1	2	1	1	0	2
Larry Sheets, L (1, 7) Ken Gerhart, R (9, 7) SS		0-0 G3-6-1 1-2f		0-0 F7 X		0-3 K SS		0-0 6-3 X		4	0	0	0	0	1	3
Rick Burleson, R (1, 4) X OBP: 0.286, SLG: 0.221		0-0 1B		0-0 G3 1-2 2-3		0-0 G6-3 1B		0-0 K2-3-2 1B		0	0	0	0	0	0	0
<b>Inning Stats</b>	R: 2 H: 2 E: 0 LOB: 1 K: 1 BB: 1 S: 7 P: 11	R: 0 H: 2 E: 0 LOB: 1 K: 1 BB: 0 S: 6 P: 6	R: 0 H: 0 E: 0 LOB: 1 K: 1 BB: 1 S: 5 P: 9	R: 0 H: 1 E: 0 LOB: 2 K: 1 BB: 1 S: 6 P: 10	R: 1 H: 3 E: 1 LOB: 2 K: 0 BB: 0 S: 6 P: 6	R: 0 H: 1 E: 0 LOB: 0 K: 1 BB: 0 S: 5 P: 5	R: 0 H: 1 E: 0 LOB: 2 K: 0 BB: 1 S: 4 P: 8	R: 1 H: 2 E: 0 LOB: 1 K: 1 BB: 0 S: 6 P: 6		1B: 9 SF: 0 2B: 2 SAC: 0 3B: 0 DP: 4 HR: 2 HBP: 0	WP: 0 PA: 37 PB: 0 SB: 0 CS: 0					
<b>PITCHER</b>	IP WLS BF H R ER SO BB IBB HBP BLK WP HR S P ERA WHIP	IP WLS BF H R ER SO BB IBB HBP BLK WP HR S P ERA WHIP														
Bret Saberhagen, R (1, 1) ERA: 1.86	7.0 L 34 11 4 3 5 3 1 0 0 0 2 40 56 3.86 2.000															
Jerry Don Gleaton, L (8, 1) ERA:	1.0 3 1 0 0 1 0 0 0 0 0 0 5 5 0.00 1.000															

**BOTTOM**

**Kansas City Royals @ Baltimore Orioles**  
**Memorial Stadium, Baltimore, MD**  
 Thu May 14 1987, 7:05 PM EDT  
 Att. 17,926 - Unknown

AB	33
R	4
H	12
RBI	3
BB	4
SO	6
LOB	20



WP: 0	PA: 37
PB: 0	
SB: 0	
CS: 0	

livebaseballscorecards.com

Batter	1	2	3	4	5	6	7	8	9	AB R H RBI BB SO LOB	TOP																
Juan Castillo, S OBP: 0.500, SLG: 0.577 (1, 4)	0-0 6-3	0-3 K			0-0 HR 1B		0-0 6-3		4-0 FC5-2 BB	4 1 1 0 1 1 3																	
Robin Yount, R OBP: 0.365, SLG: 0.429 (1, 8)	4-0 5-3 BB		4-0 FC6-4 BB		0-3 K		0-0 6-3		0-0 FC5-2	3 0 0 0 2 1 4																	
Glenn Braggs, R OBP: 0.356, SLG: 0.492 (1, 9)	0-0 5-3		0-0 FC6-4		0-0 HR		0-0 F4		0-3 K	5 1 1 2 0 1 5																	
Rob Deer, R OBP: 0.441, SLG: 0.745 (1, 7)	0-3 K		0-3 K		0-0 HR			0-0 6-3		4 1 1 1 0 2 2																	
Jim Paciorek, R OBP: 0.370, SLG: 0.500 (1, 10)		0-0 1-3	0-0 5-3		0-3 K			0-0 G4-6-3 1B		4 0 1 0 0 1 1																	
Greg Brock, L OBP: 0.360, SLG: 0.432 (1, 3)		0-0 BB 1B		0-0 4-3	0-3 K			0-0 G4-6-3		4 0 1 0 0 1 1																	
Dale Sveum, S OBP: 0.300, SLG: 0.413 (1, 6)		0-3 K		0-3 K		0-0 L9			0-3 K	4 0 0 0 0 3 1																	
Charlie O'Brien, R OBP: 0.259, SLG: 0.346 (1, 2)		4-0 BB		0-0 BB		0-0 F9			0-0 BB FC5-2 1B	2 0 1 0 1 0 0 1 0 1 0 0 0 0																	
B.J. Surhoff, L OBP: 0.313, SLG: 0.410 (9, PH)		1-2 BB		1-2 2B																							
Jim Gantner, L OBP: 0.415, SLG: 0.476 (1, 5)		4-0 BB		0-0 F7		0-0 6-3			0-0 FC5-2 BB 1B	3 0 1 0 1 0 1																	
<b>Inning Stats</b>	R: 0 E: 0 K: 1 S: 5	H: 0 LOB: 1 BB: 1 P: 9	R: 0 E: 0 K: 2 S: 8	H: 1 LOB: 3 BB: 2 P: 16	R: 0 E: 0 K: 1 S: 5	H: 0 LOB: 1 BB: 1 P: 9	R: 0 E: 0 K: 1 S: 6	H: 1 LOB: 1 BB: 0 P: 6	R: 3 E: 0 K: 3 S: 12	H: 3 LOB: 0 BB: 0 P: 12	R: 0 E: 0 K: 0 S: 3	H: 0 LOB: 0 BB: 0 P: 3	R: 0 E: 0 K: 0 S: 3	H: 0 LOB: 0 BB: 0 P: 3	R: 0 E: 0 K: 2 S: 9	H: 1 LOB: 3 BB: 1 P: 13	R: 0 E: 0 K: 2 S: 9	H: 2 LOB: 3 BB: 1 P: 13	1B: 5 2B: 1 3B: 0 HR: 2	SF: 0 SAC: 0 DP: 1 HBP: 0	WP: 0 PB: 0 SB: 1 CS: 0	PA: 39					
<b>PITCHER</b>	IP WLS BF H R ER SO BB IBB HBP BLK WP HR S P ERA WHIP																										
Danny Jackson, L ERA: 3.4 (1, 1)	7.0		30	5	3	3	8	4	0	0	0	0	2	42	58	3.86	1.286										
Steve Farr, R ERA: 6.53 (8, 1)	1.1		6	3	0	0	1	0	0	0	0	0	0	8	8	0.00	2.250										
Jerry Don Gleaton, L ERA: (9, 1)	0.0		1	0	0	0	0	1	0	0	0	0	0	0	4	∞	∞										
Dan Quisenberry, R ERA: 2.25 (9, 1)	0.2	W	2	0	0	0	1	0	0	0	0	0	0	4	4	0.00	0.000										

Milwaukee Brewers @ Kansas City Royals  
 Royals Stadium, Kansas City, MO  
 Fri May 15 1987, 8:05 PM EDT  
 Att: 38,532 - Unknown

livebaseballscorecards.com

AB	34
R	3
H	8
RBI	3
BB	5
SO	10
LOB	18





Batter	1	2	3	4	5	6	7	8	9	AB	R	H	RBI	BB	SO	LOB
Angel Salazar, R OBP: 0.268, SLG: 0.354 (1, 6)	0-0 F8 BB 1B	0-0 F7		0-0 5-3		0-3 K		0-0 FC1-5 BB		5	0	1	0	0	1	4
Kevin Seitzer, R OBP: 0.441, SLG: 0.479 (1, 7) (8, 3)	0-3 K		0-0 F4		0-0 5-3		0-0 6-3	0-0 F9		5	0	0	0	0	1	2
George Brett, L OBP: 0.489, SLG: 0.486 (1, 5) BBB	4-0 FC5-4 1-2 BB		0-3 K		0-0 1-3		0-0 1B 1B	4-0 FC6-4 1-2 BB		3	1	1	0	2	1	0
Danny Tartabull, R OBP: 0.320, SLG: 0.342 (1, 9)	0-0 F8 2-3		0-0 BB BB 1B		4-0 2B BB		0-0 1B 1B	0-0 FC6-4 1-2f		4	1	2	0	1	0	4
Hal McRae, R OBP: 0.385, SLG: 0.545 (1, 10)	0-0 FC5-4 1-2f		4-0 BB BB 1B		0-0 1B 2B		0-0 1B 1B		0-0 F7	4	1	2	2	1	0	2
Bo Jackson, R OBP: 0.339, SLG: 0.491 (1, 8) (8, 7)		4-0 BB BB BB	4-0 BB BB BB	4-0 1-2 2-3 BB		0-0 2-H CS 1B	0-3 K		0-0 1B E 1B	3	1	2	1	2	1	2
Frank White, R OBP: 0.270, SLG: 0.312 (1, 4)		0-3 K	0-0 L8		0-0 CS 1-2	0-0 2B	0-0 1-2 2-3 1B		0-0 FC6-4 1-2 1B	5	0	3	0	0	1	4
Steve Balboni, R OBP: 0.234, SLG: 0.237 (1, 3)		0-0 FC5		0-0 5-3		0-0 F4	0-0 1-3		0-0 FC6-4	3	0	0	0	0	0	2
Willie Wilson, S OBP: 0.308, SLG: 0.340 (7, PH) (8, 8)		1-2 FC5		0-0 5-3		0-0 F4	0-0 1-3		0-0 FC6-4 1-2f 2-H	2	0	0	0	0	0	4
Larry Owen, R OBP: 0.289, SLG: 0.382 (1, 2)		0-0 F5		0-0 F2		0-3 K		0-0 FC1-5		2	0	0	0	0	0	2
Jorge Orta, L OBP: 0.261, SLG: 0.429 (6, PH)										1	0	0	0	0	1	1
Jamie Quirk, L OBP: 0.320, SLG: 0.268 (7, 2)										1	0	1	0	0	0	0

Inning Stats	R: 0	H: 1	E: 0	K: 1	S: 6	H: 1	LOB: 2	BB: 1	P: 10	R: 0	H: 0	E: 1	K: 1	S: 6	H: 0	LOB: 2	BB: 1	P: 10	R: 0	H: 1	E: 0	K: 1	S: 6	H: 0	LOB: 3	BB: 2	P: 14	R: 0	H: 0	E: 0	K: 0	S: 3	R: 2	H: 2	E: 0	K: 0	S: 4	R: 0	H: 1	E: 0	K: 2	S: 8	R: 1	H: 4	E: 0	K: 1	S: 9	R: 0	H: 1	E: 0	K: 0	S: 4	R: 1	H: 2	E: 1	K: 0	S: 4	H: 2	LOB: 2	BB: 0	P: 4	1B: 9	2B: 3	3B: 0	HR: 0	SF: 0	SAC: 0	DP: 0	HBP: 0	WP: 0	PA: 45
PITCHER	IP	WLS	BF	H	R	ER	SO	BB	IBB	HBP	BLK	WP	HR	S	P	ERA	WHIP																																																						
Juan Nieves, L ERA: 5.45 (1, 1)	5.0		24	4	2	2	3	5	0	0	0	0	0	25	45	3.60	1.800																																																						
Chris Bosio, R ERA: 5.54 (6, 1)	2.0		11	5	1	1	3	0	0	0	0	0	0	17	17	4.50	2.500																																																						
Mark Clear, R ERA: 4.02 (8, 1)	1.2	L	9	3	1	0	0	1	0	0	0	0	0	8	12	0.00	2.400																																																						

BOTTOM

Milwaukee Brewers @ Kansas City Royals  
 Royals Stadium, Kansas City, MO  
 Fri May 15 1987, 8:05 PM EDT  
 Att. 38,532 - Unknown

AB	38
R	4
H	12
RBI	3
BB	6
SO	6
LOB	27



Batter	1	2	3	4	5	6	7	8	9	AB R H RBI BB SO LOB	TOP							
<b>Juan Castillo, S</b> (1, 4) OBP: 0.470, SLG: 0.536	0-0 F9			0-0 4-3		0-3 K			0-0 5-3	4 0 0 0 0 1 1	<b>Milwaukee Brewers @ Kansas City Royals</b> <b>Royals Stadium, Kansas City, MO</b> Sat May 16 1987, 8:05 PM EDT Att: 40,092 - Unknown <a href="http://livebaseballscorecards.com">livebaseballscorecards.com</a>							
<b>Robin Yount, R</b> (1, 8) OBP: 0.355, SLG: 0.416	0-0 F9			0-0 6-3			0-0 3-1		0-3 K	4 0 0 0 0 1 0								
<b>Glenn Braggs, R</b> (1, 9) OBP: 0.349, SLG: 0.481	0-3 K			0-3 K			0-0 1-3			3 0 0 0 0 2 0								
<b>Rob Deer, R</b> (1, 7) OBP: 0.439, SLG: 0.729		0-0 6-3			0-0 1-3		4-0 BB			2 0 0 0 1 0 0								
<b>Jim Paciorek, R</b> (1, 10) OBP: 0.333, SLG: 0.440		0-0 G3			0-0 F9		0-0 6-3			3 0 0 0 0 0 1								
<b>Greg Brock, L</b> (1, 3) OBP: 0.352, SLG: 0.421		0-0 4-3			0-0 4-3			0-0 5-3		3 0 0 0 0 0 0								
<b>Dale Sveum, S</b> (1, 6) OBP: 0.293, SLG: 0.403			0-0 5-3			0-0 5-3		0-0 F9		3 0 0 0 0 0 0								
<b>Bill Schroeder, R</b> (1, 2) OBP: 0.313, SLG: 0.468			0-3 K			0-0 1B		0-3 K		3 0 1 0 0 2 0								
<b>B.J. Surhoff, L</b> (8, 2) OBP: 0.313, SLG: 0.410										0 0 0 0 0 0 0								
<b>Jim Gantner, L</b> (1, 5) OBP: 0.405, SLG: 0.463			0-0 4-3			0-0 F8			0-0 5-3	3 0 0 0 0 0 1								
<b>Inning Stats</b>	R: 0 E: 0 K: 1 S: 5	H: 0 LOB: 0 BB: 0 P: 5	R: 0 E: 0 K: 0 S: 3	H: 0 LOB: 0 BB: 0 P: 3	R: 0 E: 0 K: 1 S: 5	H: 0 LOB: 0 BB: 0 P: 5	R: 0 E: 0 K: 1 S: 5	H: 0 LOB: 0 BB: 0 P: 5	R: 0 E: 0 K: 0 S: 3	H: 0 LOB: 1 BB: 1 P: 7	R: 0 E: 0 K: 1 S: 5	H: 0 LOB: 0 BB: 0 P: 5	R: 0 E: 0 K: 1 S: 5	H: 0 LOB: 0 BB: 0 P: 5	1B: 1 2B: 0 3B: 0 HR: 0	SF: 0 SAC: 0 DP: 0 HBP: 0	WP: 0 PB: 0 SB: 0 CS: 0	PA: 29
<b>PITCHER</b> <b>Charlie Leibrandt, L</b> (1, 1) ERA: 2.5	IP: 9.0 WLS: W BF: 29 H: 1 R: 0 ER: 0 SO: 6 BB: 1 IBB: 0 HBP: 0 BLK: 0 WP: 0 HR: 0 S: 40 P: 44 ERA: 0.00 WHIP: 0.222											<b>PITCHER</b> IP: WLS: BF: H: R: ER: SO: BB: IBB: HBP: BLK: WP: HR: S: P: ERA: WHIP:						



Batter	1	2	3	4	5	6	7	8	9
Willie Wilson, S (1, 8) Thad Bosley, L (8, 7) OBP: 0.306, SLG: 0.337 OBP: 0.333, SLG: 0.475	0-0 1B 1B	0-3 K		0-0 F9		0-0 L3		0-0 1B 1B	
Kevin Seitzer, R (1, 5) OBP: 0.447, SLG: 0.508	0-0 1B 2B 1B	0-0 FC5-4		0-0 HR			0-0 WP 2B 1B	0-3 K	
Juan Beniquez, R (1, 10) OBP: 0.354, SLG: 0.447	0-0 2B 1B		0-0 6-3	0-0 5-3			0-0 F9	0-0 BB 1B	
Danny Tartabull, R (1, 9) OBP: 0.331, SLG: 0.342	0-0 F7		0-0 2B 4-3 1B		0-0 F4		4-0 2B BB	4-0 1B 3B BB	
Frank White, R (1, 4) Buddy Biancalana, S (8, 4) OBP: 0.284, SLG: 0.349 OBP: 0.250, SLG: 0.400	0-0 2B		0-0 4-3 2B		0-0 5-3		0-0 1B 2B	0-0 3B 1B	
Bo Jackson, R (1, 7) OBP: 0.333, SLG: 0.496	0-3 K		0-0 4-3		0-0 F8		0-3 K	0-0 3B	
Angel Salazar, R (1, 6) OBP: 0.265, SLG: 0.347	0-0 4-3		0-0 F4			0-0 5-3	0-0 1B	0-0 5-3	
Steve Balboni, R (1, 3) OBP: 0.243, SLG: 0.240		0-0 F9		4-0 HR BB		0-0 BB 1B	0-3 K		
Jamie Quirk, L (1, 2) OBP: 0.333, SLG: 0.256		4-0 BB		0-0 F8		4-0 L3 BB		0-0 P1	

Inning Stats	R: 3	H: 4	E: 0	K: 1	S: 9	LOB: 1	BB: 0	P: 9	R: 0	H: 0	E: 0	K: 1	S: 5	LOB: 1	BB: 1	P: 9	R: 1	H: 2	E: 0	K: 0	S: 5	LOB: 1	BB: 0	P: 5	R: 2	H: 1	E: 0	K: 0	S: 4	LOB: 0	BB: 1	P: 8	R: 0	H: 0	E: 0	K: 0	S: 3	LOB: 0	BB: 0	P: 3	R: 0	H: 1	E: 0	K: 0	S: 3	LOB: 1	BB: 1	P: 7	R: 3	H: 3	E: 0	K: 2	S: 10	LOB: 1	BB: 1	P: 14	R: 4	H: 4	E: 0	K: 1	S: 9	LOB: 1	BB: 1	P: 13
--------------	------	------	------	------	------	--------	-------	------	------	------	------	------	------	--------	-------	------	------	------	------	------	------	--------	-------	------	------	------	------	------	------	--------	-------	------	------	------	------	------	------	--------	-------	------	------	------	------	------	------	--------	-------	------	------	------	------	------	-------	--------	-------	-------	------	------	------	------	------	--------	-------	-------

PITCHER	IP	WLS	BF	H	R	ER	SO	BB	IBB	HBP	BLK	WP	HR	S	P	ERA	WHIP
Bill Wegman, R (1, 1) ERA: 3.99	5.1	L	27	8	6	6	2	3	0	0	0	0	1	28	40	10.12	2.062
John Henry Johnson, L (6, 1) ERA: 11.57	1.2		8	3	3	3	2	1	0	0	0	1	0	11	15	16.20	2.400
Paul Mirabella, L (8, 1) ERA: 6.17	1.0		8	4	4	4	1	1	0	0	0	0	0	9	13	36.00	5.000

AB R H RBI BB SO LOB

4 1 1 0 0 1 4  
1 1 1 0 0 0 0

5 3 3 2 0 1 2

5 2 2 1 0 0 1

3 3 1 0 2 0 2

4 1 3 4 0 0 0  
1 1 1 2 0 0 0

5 0 1 3 0 2 3

5 0 1 1 0 0 3

3 1 1 0 1 1 1

2 0 0 0 2 0 1

AB	R	H	RBI	BB	SO	LOB
38	13	15	13	5	5	17

**Milwaukee Brewers @ Kansas City Royals**  
Royals Stadium, Kansas City, MO

Sat May 16 1987, 8:05 PM EDT  
Att. 40,092 - Unknown

WP: 1 PA: 43  
PB: 0  
SB: 0  
CS: 0



WP	HR	S	P	ERA	WHIP
1	0	0	0	0	0

Batter	1	2	3	4	5	6	7	8	9	AB R H RBI BB SO LOB	TOP																
Juan Castillo, S (1, 4) OBP: 0.443, SLG: 0.500	0-3 K		0-0 F6		0-0 F8		0-3 K			4 0 0 0 0 2 1	<b>Milwaukee Brewers @ Kansas City Royals</b> Royals Stadium, Kansas City, MO Sun May 17 1987, 4:33 AM EDT Att: 35,724 - Unknown <a href="http://livebaseballscorecards.com">livebaseballscorecards.com</a>																
Robin Yount, R (1, 8) OBP: 0.365, SLG: 0.433	0-0 2B		0-0 L8		0-0 1B			0-0 L5-3 1B	4 1 3 0 0 0 0																		
Cecil Cooper, L (1, 10) OBP: 0.156, SLG: 0.189	0-0 2B		0-3 K		0-0 F7			0-0 L5-3 1-2	4 0 1 1 0 1 2																		
Rob Deer, R (1, 7) OBP: 0.432, SLG: 0.710	0-0 6-3			0-0 E WP 1B		0-0 P3		0-3 K	4 1 1 0 0 1 1																		
Glenn Braggs, R (1, 9) OBP: 0.353, SLG: 0.485	4-0 BB			0-0 E WP 1-3		0-0 F9		0-0 2B	3 0 1 0 1 0 1																		
Greg Brock, L (1, 3) OBP: 0.341, SLG: 0.407	0-0 F7			0-0 L8 1-2 3-H		0-0 3-1		0-0 F7	4 0 0 0 0 0 4																		
Dale Sveum, S (1, 6) OBP: 0.285, SLG: 0.391		0-0 F9		0-0 F8		0-0 6-3		0-3 K	4 0 0 0 0 1 2																		
Charlie O'Brien, R (1, 2) OBP: 0.258, SLG: 0.400		0-3 K		0-3 K		0-0 3B		0-0 F7	4 0 1 0 0 2 2																		
Jim Gantner, L (1, 5) OBP: 0.395, SLG: 0.450		0-3 K2-3			0-0 L4		0-0 F6		3 0 0 0 0 1 1																		
<b>Inning Stats</b>	R: 1 E: 0 K: 1 S: 7	H: 2 LOB: 2 BB: 1 P: 11	R: 0 E: 0 K: 2 S: 7	H: 0 LOB: 0 BB: 0 P: 7	R: 0 E: 0 K: 1 S: 5	H: 0 LOB: 0 BB: 0 P: 5	R: 1 E: 1 K: 1 S: 7	H: 1 LOB: 1 BB: 0 P: 7	R: 0 E: 0 K: 0 S: 4	H: 1 LOB: 1 BB: 0 P: 4	R: 0 E: 0 K: 0 S: 3	H: 0 LOB: 0 BB: 0 P: 3	R: 0 E: 0 K: 1 S: 6	H: 1 LOB: 1 BB: 0 P: 6	R: 0 E: 0 K: 1 S: 5	H: 1 LOB: 0 BB: 0 P: 5	R: 0 E: 0 K: 1 S: 6	H: 1 LOB: 1 BB: 0 P: 6	1B: 3 2B: 4 3B: 1 HR: 0	SF: 0 SAC: 0 DP: 1 HBP: 0	WP: 1 PB: 0 SB: 0 CS: 0	PA: 35					
<b>PITCHER</b>	IP WLS BF H R ER SO BB IBB HBP BLK WP HR S P ERA WHIP																										
Bud Black, L (1, 1) ERA: 1.88	7.0	28	5	2	1	6	1	0	0	0	0	1	0	39	43	1.29	0.857										
Steve Farr, R (8, 1) ERA: 6.23	1.0	W	4	2	0	0	1	0	0	0	0	0	0	6	6	0.00	2.000										
Jerry Don Gleaton, L (9, 1) ERA:	1.0	S	3	0	0	0	1	0	0	0	0	0	0	5	5	0.00	0.000										



Batter	1	2	3	4	5	6	7	8	9	AB	R	H	RBI	BB	SO	LOB
Willie Wilson, S OBP: 0.313, SLG: 0.343 (1, 8) X	0-0 FC4 1B		0-0 F8	0-0 1-3			0-0 CS 1B			4	0	2	0	0	0	3
Kevin Seitzer, R OBP: 0.442, SLG: 0.508 (1, 5) X	0-0 FC4 1-2f		0-0 6-3 2B		0-3 K		0-0 CS 1-2	0-0 F8		4	0	1	0	0	1	1
Juan Beniquez, R OBP: 0.349, SLG: 0.430 (1, 10) X	0-0 F9		0-0 6-3 2-3		4-0 BB G5-4-3			0-0 1-3		3	0	0	0	1	0	2
Danny Tartabull, R OBP: 0.328, SLG: 0.364 (1, 9) X	0-0 1-3		0-3 K2-3		0-0 G5-4-3 1-2f			0-0 HR		4	1	1	1	0	1	3
Frank White, R OBP: 0.290, SLG: 0.361 (1, 4) X		0-0 E9 F8 HR 1B		0-0 SH1-4 2B		0-0 6-3		0-0 L7		4	1	2	0	0	0	0
Bo Jackson, R OBP: 0.333, SLG: 0.487 (1, 7) X		0-0 F8 2-3		4-0 SH1-4 BB		0-0 F9				2	0	0	0	1	0	1
Angel Salazar, R OBP: 0.260, SLG: 0.340 (1, 6) X		0-0 F4		0-0 SH1-4 1-2 2-3		0-0 1-3				2	0	0	0	0	0	1
Steve Balboni, R OBP: 0.246, SLG: 0.272 (1, 3) X		0-0 HR 3-H		0-0 F3		0-0 5-3				3	1	1	2	0	0	2
Jamie Quirk, L OBP: 0.333, SLG: 0.244 (1, 2) X		0-0 F4		4-0 BB		0-0 4-3				2	0	0	0	1	0	0

Inning Stats	R: 0	H: 1	E: 1	K: 0	S: 4	R: 2	H: 2	E: 1	K: 0	S: 5	R: 0	H: 1	E: 0	K: 1	S: 6	R: 0	H: 1	E: 0	K: 0	S: 4	R: 0	H: 0	E: 0	K: 1	S: 4	R: 0	H: 0	E: 0	K: 0	S: 3	R: 0	H: 1	E: 0	K: 0	S: 3	R: 1	H: 1	E: 0	K: 0	S: 4
	LOB: 1	BB: 0	P: 4	ER: 2	LOB: 0	BB: 0	P: 5	LOB: 1	BB: 0	P: 6	LOB: 3	BB: 2	P: 12	LOB: 0	BB: 1	P: 8	LOB: 0	BB: 0	P: 3	LOB: 0	BB: 0	P: 3	LOB: 0	BB: 0	P: 4	LOB: 0	BB: 0	P: 4	LOB: 0	BB: 0	P: 4	LOB: 0	BB: 0	P: 4	LOB: 0	BB: 0	P: 4	LOB: 0	BB: 0	P: 4

PITCHER	IP	WLS	BF	H	R	ER	SO	BB	IBB	HBP	BLK	WP	HR	S	P	ERA	WHIP
Mike Birkbeck, R ERA: 4.62 (1, 1)	8.0	L	32	7	3	3	2	3	0	0	0	0	2	33	45	3.38	1.250


**BOTTOM**

**Milwaukee Brewers @ Kansas City Royals**  
 Royals Stadium, Kansas City, MO

Sun May 17 1987, 4:33 AM EDT  
 Att. 35,724 - Unknown

livebaseballscorecards.com

<b>AB</b>	<b>28</b>
<b>R</b>	<b>3</b>
<b>H</b>	<b>7</b>
<b>RBI</b>	<b>3</b>
<b>BB</b>	<b>3</b>
<b>SO</b>	<b>2</b>
<b>LOB</b>	<b>13</b>



WP	HR	S	P	ERA	WHIP
0	2	1	0	3.38	1.250

Batter	1	2	3	4	5	6	7	8	9	AB R H RBI BB SO LOB	TOP		
Ellis Burks, R (1, 8) OBP: 0.313, SLG: 0.515	0-0 F8 ①		0-0 F7 ②		0-0 L8 ②		0-0 F8 ③			4 0 0 0 0 0 2	<b>Boston Red Sox @ Kansas City Royals</b> Royals Stadium, Kansas City, MO Mon May 18 1987, 8:05 PM EDT Att: 34,110 - Unknown		
Spike Owen, S (1, 6) OBP: 0.224, SLG: 0.205	0-0 3-1 ②		0-0 1-3 ③		0-0 6-3 ③			0-0 F3 ①		4 0 0 0 0 0 1			
Wade Boggs, L (1, 5) OBP: 0.415, SLG: 0.544	0-0 1B			0-0 HR		0-0 WP 2B		0-0 4-3 ②		4 1 3 1 0 0 0			
Don Baylor, R (1, 10) OBP: 0.368, SLG: 0.508	0-0 F8 ③			0-0 HR		0-0 5-3 ①		0-0 4-3 ③		4 1 1 1 0 0 2			
Dwight Evans, R (1, 9) OBP: 0.400, SLG: 0.544		0-0 F4 ①		4-0 BB G4-6-3		0-0 6-3 ②		0-0 6-3 ①		3 0 0 0 1 0 1			
Jim Rice, R (1, 7) OBP: 0.313, SLG: 0.357		4-0 BB G4-6-3		0-0 G4-6-3 ① ②		0-0 4-3 ③		0-0 1-3 ②		3 0 0 0 1 0 2			
Bill Buckner, L (1, 3) OBP: 0.269, SLG: 0.302 Dave Henderson, R (9, PR) OBP: 0.341, SLG: 0.512		0-0 G4-6-3 ② ③		0-0 1-2f			0-3 K ①		0-0 1B	4 0 2 0 0 1 1 0 0 0 0 0 0 0			
Ed Romero, R (1, 4) OBP: 0.376, SLG: 0.320 Mike Greenwell, L (9, PH) OBP: 0.351, SLG: 0.615		4-0 BB		0-0 1B ③			0-0 G3 1B		0-0 F8 ③	2 0 1 0 1 0 1 1 0 0 0 0 0 1			
Rich Gedman, L (1, 2) OBP: 0.032, SLG: 0.032			0-0 F8 ①		0-0 3-1 ①		0-0 G3 ②			3 0 0 0 0 0 2			
<b>Inning Stats</b>	R: 0 H: 1 E: 0 LOB: 1 K: 0 BB: 0 S: 4 P: 4	R: 0 H: 0 E: 0 LOB: 0 K: 0 BB: 1 S: 2 P: 6	R: 0 H: 0 E: 0 LOB: 1 K: 0 BB: 1 S: 3 P: 7	R: 2 H: 3 E: 0 LOB: 1 K: 0 BB: 1 S: 5 P: 9	R: 0 H: 0 E: 0 LOB: 0 K: 0 BB: 0 S: 3 P: 3	R: 0 H: 1 E: 0 LOB: 1 K: 0 BB: 0 S: 4 P: 4	R: 0 H: 1 E: 0 LOB: 1 K: 1 BB: 0 S: 6 P: 6	R: 0 H: 0 E: 0 LOB: 0 K: 0 BB: 0 S: 3 P: 3	R: 0 H: 1 E: 0 LOB: 1 K: 0 BB: 0 S: 4 P: 4	1B: 4 SF: 0 2B: 1 SAC: 0 3B: 0 DP: 2 HR: 2 HBP: 0		WP: 1 PA: 35 PB: 0 SB: 0 CS: 0	
<b>PITCHER</b>	IP WLS BF H R ER SO BB IBB HBP BLK WP HR S P ERA WHIP											<b>PITCHER</b>	IP WLS BF H R ER SO BB IBB HBP BLK WP HR S P ERA WHIP
Mark Gubicza, R (1, 1) ERA: 3.71	7.0 W 28 6 2 2 1 3 0 0 0 1 2 27 39 2.57 1.286												
Jerry Don Gleaton, L (8, 1) ERA:	0.2 2 0 0 0 0 0 0 0 0 0 0 2 2 0.00 0.000												
Dan Quisenberry, R (8, 1) ERA: 2.08	1.1 S 5 1 0 0 0 0 0 0 0 0 0 5 5 0.00 0.750												

AB	32
R	2
H	7
RBI	2
BB	3
SO	1
LOB	13



livebaseballscorecards.com

Batter	1	2	3	4	5	6	7	8	9	AB	R	H	RBI	BB	SO	LOB
Willie Wilson, S OBP: 0.319, SLG: 0.366 (1, 8)	0-0 F8		0-0 4-3			0-0 G4-6-3 1B		0-0 SF9 3B		4	1	2	0	0	0	0
Kevin Seitzer, R OBP: 0.430, SLG: 0.493 (1, 5)	0-0 5-3		0-0 6-3			0-0 G4-6-3 1-2f		0-0 5-3		4	0	0	0	0	0	2
Juan Beniquez, R OBP: 0.344, SLG: 0.420 (1, 10)	0-0 L9		0-0 F8			4-0 HR BB		0-0 SF9 3-H		2	1	0	1	1	0	0
Danny Tartabull, R OBP: 0.333, SLG: 0.388 (1, 9)		4-0 FC1-6 FC6-4 BB BB		0-3 K		0-0 HR 1-H		0-0 6-3		3	2	1	2	1	1	0
Frank White, R OBP: 0.291, SLG: 0.356 (1, 4)		4-0 FC1-6 BB 1-2		0-0 F3		0-0 6-3				2	0	0	0	1	0	0
Bo Jackson, R OBP: 0.333, SLG: 0.484 (1, 7)		0-0 FC1-6 FC6-4 1-2f 2-3		0-0 5-3				0-0 SH1-3 1B		3	0	1	0	0	0	2
Angel Salazar, R OBP: 0.255, SLG: 0.333 (1, 6)		0-0 FC6-4 2B 1-2f 3-H						0-0 SH1-3 1-2		2	0	0	1	0	0	1
Steve Balboni, R OBP: 0.248, SLG: 0.283 (1, 3)		0-0 2B 1-3						0-3 K		3	0	1	0	0	1	1
Jamie Quirk, L OBP: 0.322, SLG: 0.234 (1, 2)		0-0 3-1						0-3 K		2	0	0	0	0	0	2
Thad Bosley, L OBP: 0.326, SLG: 0.463 (7, PH)										1	0	0	0	0	1	1
Larry Owen, R OBP: 0.289, SLG: 0.382 (8, 2)										0	0	0	0	0	0	0

Inning Stats	R: 0	H: 0	E: 0	K: 0	S: 3	R: 1	H: 1	E: 0	K: 0	S: 4	R: 0	H: 0	E: 0	K: 0	S: 3	R: 0	H: 0	E: 0	K: 1	S: 5	R: 0	H: 0	E: 0	K: 0	S: 3	R: 2	H: 2	E: 0	K: 0	S: 4	R: 0	H: 1	E: 0	K: 2	S: 8	R: 1	H: 1	E: 0	K: 0	S: 4
	LOB: 0	BB: 0	P: 3	LOB: 2	BB: 2	LOB: 0	BB: 0	LOB: 0	BB: 0	P: 3	LOB: 0	BB: 0	LOB: 0	BB: 0	P: 3	LOB: 1	BB: 1	LOB: 1	BB: 0	P: 8	LOB: 1	BB: 0	LOB: 0	BB: 0	P: 4	LOB: 0	BB: 0	LOB: 0	BB: 0	P: 8	LOB: 0	BB: 0	LOB: 0	BB: 0	P: 4	LOB: 0	BB: 0	P: 4		

PITCHER	IP	WLS	BF	H	R	ER	SO	BB	IBB	HBP	BLK	WP	HR	S	P	ERA	WHIP	PITCHER	IP	WLS	BF	H	R	ER	SO	BB	IBB	HBP	BLK	WP	HR	S	P	ERA	WHIP					
Al Nipper, R ERA: 4.24 (1, 1)	8.0	L	31	5	4	4	3	3	0	0	0	0	1	34	46	4.50	1.000																							


**BOTTOM**

**Boston Red Sox @ Kansas City Royals**  
Royals Stadium, Kansas City, MO

Mon May 18 1987, 8:05 PM EDT  
Att. 34,110 - Unknown

livebaseballscorecards.com

<b>AB</b>	<b>26</b>
<b>R</b>	<b>4</b>
<b>H</b>	<b>5</b>
<b>RBI</b>	<b>4</b>
<b>BB</b>	<b>3</b>
<b>SO</b>	<b>3</b>
<b>LOB</b>	<b>9</b>



WP: 0	PA: 31
PB: 0	SB: 0
CS: 0	

Batter	1	2	3	4	5	6	7	8	9	AB R H RBI BB SO LOB	TOP											
Ellis Burks, R (1, 8) OBP: 0.310, SLG: 0.500	0-0 F8 1B		0-0 F2		0-0 4-3			0-0 6-3		4 0 1 0 0 0 1												
Ed Romero, R (1, 4) OBP: 0.372, SLG: 0.327	0-0 L8		0-0 4-3		0-0 6-3			0-0 2B		4 0 1 0 0 0 2												
Wade Boggs, L (1, 5) OBP: 0.411, SLG: 0.532	0-0 F8 1-3			0-0 6-3		4-0 BB G1-4-3		0-0 F8		3 0 0 0 1 0 2												
Don Baylor, R (1, 10) OBP: 0.365, SLG: 0.496	0-0 5-3			1-0 1B HBP		0-0 G1-4-3 1-2f			0-0 4-3	3 1 0 0 0 0 2												
Mike Greenwell, L (1, 9) OBP: 0.344, SLG: 0.589		0-0 F9		0-0 F8		0-0 F8		0-0 G4-6-3 1B		4 0 1 0 0 0 1												
Jim Rice, R (1, 7) OBP: 0.311, SLG: 0.352		0-3 K		0-0 1B 1-2		0-3 K		0-0 G4-6-3 1-2f		4 0 1 0 0 2 1												
Bill Buckner, L (1, 3) OBP: 0.270, SLG: 0.303		0-0 G3		0-0 1B 1-2 2-H		0-0 F8				3 0 1 1 0 0 0												
Rich Gedman, L (1, 2) OBP: 0.059, SLG: 0.059			0-0 SH1 1B		0-0 G3		0-0 L8			3 0 1 0 0 0 2												
Spike Owen, S (1, 6) OBP: 0.220, SLG: 0.200			0-0 SH1		0-3 K		0-3 K			1 0 0 0 0 1 0												
Dave Henderson, R (8, PH) OBP: 0.337, SLG: 0.506			1-2							1 0 0 0 0 1 0												
Glenn Hoffman, R (8, 6) OBP: 0.255, SLG: 0.271										0 0 0 0 0 0 0												
<b>Inning Stats</b>	R: 0 E: 0 K: 0 S: 4	H: 1 LOB: 1 BB: 0 P: 4	R: 0 E: 0 K: 1 S: 5	H: 0 LOB: 0 BB: 0 P: 5	R: 0 E: 0 K: 0 S: 4	H: 1 LOB: 1 BB: 0 P: 4	R: 1 E: 0 K: 0 S: 5	H: 2 LOB: 2 BB: 0 P: 6	R: 0 E: 0 K: 1 S: 5	H: 0 LOB: 0 BB: 0 P: 5	R: 0 E: 0 K: 1 S: 2	H: 0 LOB: 0 BB: 1 P: 6	R: 0 E: 0 K: 1 S: 5	H: 0 LOB: 0 BB: 0 P: 5	R: 0 E: 0 K: 1 S: 6	H: 1 LOB: 1 BB: 0 P: 6	R: 0 E: 0 K: 0 S: 3	H: 1 LOB: 0 BB: 0 P: 3	1B: 5 2B: 1 3B: 0 HR: 0	SF: 0 SAC: 1 DP: 2 HBP: 1	WP: 0 PB: 0 SB: 1 CS: 0	PA: 33
<b>PITCHER</b> Bret Saberhagen, R (1, 1) ERA: 1.75	IP: 9.0 WLS: W BF: 33 H: 6 R: 1 ER: 1 SO: 4 BB: 1 IBB: 0 HBP: 1 BLK: 0 WP: 0 HR: 0 S: 39 P: 44 ERA: 1.00 WHIP: 0.778																				<b>PITCHER</b>	IP: WLS: BF: H: R: ER: SO: BB: IBB: HBP: BLK: WP: HR: S: P: ERA: WHIP:

**Boston Red Sox @ Kansas City Royals**  
**Royals Stadium, Kansas City, MO**  
 Tue May 19 1987, 8:05 PM EDT  
 Att: 25,340 - Unknown

AB	30
R	1
H	6
RBI	1
BB	1
SO	4
LOB	11





Batter	1	2	3	4	5	6	7	8	9	AB	R	H	RBI	BB	SO	LOB
Willie Wilson, S OBP: 0.317, SLG: 0.362 (1, 8)	0-0 4-3		0-0 G6-3	0-0 F8			0-0 2B 1B			4	1	1	0	0	0	3
Kevin Seitzer, R OBP: 0.420, SLG: 0.478 (1, 5)	0-0 6-3		0-0 F3		0-0 1-3		0-0 F3			4	0	0	0	0	0	1
Juan Beniquez, R OBP: 0.351, SLG: 0.429 (1, 10)	0-3 K			4-0 1B 1B BB	0-0 L4		0-0 1-H 2B			3	1	1	1	1	1	0
Danny Tartabull, R OBP: 0.345, SLG: 0.400 (1, 9)		0-0 1B 1B		0-0 1B 1B	0-0 1B		0-3 K			4	1	3	0	0	1	1
Frank White, R OBP: 0.296, SLG: 0.360 (1, 4)		0-0 1-2 1B		0-0 1-2 3-H 1B 1B	0-0 4-3			0-0 4-3		4	1	2	1	0	0	1
Bo Jackson, R OBP: 0.331, SLG: 0.472 (1, 7)		0-3 K		0-3 K		0-0 F8		4-0 6-3 BB		3	0	0	0	1	2	4
Angel Salazar, R OBP: 0.264, SLG: 0.339 (1, 6)		0-3 K		0-0 1-2 2-H 1B 1B		0-0 G6-4-3 1B		0-0 6-3		4	0	2	1	0	1	3
Steve Balboni, R OBP: 0.248, SLG: 0.282 (1, 3)		0-0 F2		0-0 1-2 2-H 1B		0-0 G6-4-3		0-0 5-3		4	0	1	1	0	0	4
Jamie Quirk, L OBP: 0.323, SLG: 0.224 (1, 2)			4-0 G6-3 BB	0-0 F9			0-0 F8			2	0	0	0	1	0	2


Inning Stats	R: 0	H: 0	E: 0	K: 1	S: 5	R: 0	H: 2	E: 0	K: 2	S: 9	R: 0	H: 0	E: 0	K: 0	S: 2	R: 3	H: 4	E: 0	K: 1	S: 9	R: 0	H: 1	E: 0	K: 0	S: 4	R: 0	H: 1	E: 0	K: 0	S: 3	R: 1	H: 2	E: 0	K: 1	S: 7	R: 0	H: 0	E: 0	K: 0	S: 3
	LOB: 0	BB: 0	P: 5			LOB: 2	BB: 0	P: 9			LOB: 0	BB: 1	P: 6			LOB: 2	BB: 1	P: 13			LOB: 1	BB: 0	P: 4			LOB: 0	BB: 0	P: 3			LOB: 1	BB: 0	P: 7			LOB: 1	BB: 1	P: 7		

**BOTTOM**

**Boston Red Sox @ Kansas City Royals**  
**Royals Stadium, Kansas City, MO**  
 Tue May 19 1987, 8:05 PM EDT  
 Att. 25,340 - Unknown

livebaseballscorecards.com

<b>AB</b>	<b>32</b>
<b>R</b>	<b>4</b>
<b>H</b>	<b>10</b>
<b>RBI</b>	<b>4</b>
<b>BB</b>	<b>3</b>
<b>SO</b>	<b>5</b>
<b>LOB</b>	<b>19</b>



WP: 0	PA: 35
PB: 0	SB: 0
CS: 0	

PITCHER	IP	WLS	BF	H	R	ER	SO	BB	IBB	HBP	BLK	WP	HR	S	P	ERA	WHIP
Bob Stanley, R ERA: 4.15 (1, 1)	6.2	L	30	10	4	4	4	2	0	0	0	0	0	36	44	5.40	1.800
Wes Gardner, R ERA: 5.03 (7, 1)	1.1		5	0	0	0	1	1	0	0	0	0	0	6	10	0.00	0.750

Batter	1	2	3	4	5	6	7	8	9	AB R H RBI BB SO LOB	TOP	
Ellis Burks, R (1, 8) OBP: 0.303, SLG: 0.480	0-3 K		0-0 BB 1B	0-3 K		0-0 F8			0-0 F7	5 1 1 0 0 2 2	<b>Boston Red Sox @ Kansas City Royals</b> Royals Stadium, Kansas City, MO Wed May 20 1987, 8:05 PM EDT Att: 24,168 - Unknown <a href="http://livebaseballscorecards.com">livebaseballscorecards.com</a>	
Marty Barrett, R (1, 4) OBP: 0.250, SLG: 0.200	0-0 5-3		4-0 BB 1B		0-0 6-3	0-0 3-1			0-0 6-3	4 0 0 0 1 0 0		
Wade Boggs, L (1, 5) OBP: 0.423, SLG: 0.549	0-0 1B		0-0 G5-4-3 1B		0-0 BB SF9 1B	0-0 4-3			0-0 2B	5 1 4 2 0 0 0		
Don Baylor, R (1, 10) OBP: 0.360, SLG: 0.486	0-3 K		0-0 G5-4-3 1B		0-0 SF9 BB E 1B				0-0 F7	5 1 1 0 0 1 4		
Dwight Evans, R (1, 3) OBP: 0.409, SLG: 0.547		0-0 CS 1B		0-0 HBP 1B 1B					0-0 4-3	3 2 2 0 1 0 0		
Jim Rice, R (1, 7) OBP: 0.299, SLG: 0.341	0-3 K		0-3 K		0-0 SF9				0-0 6-3	3 0 0 1 0 2 2		
Dave Henderson, R (1, 9) OBP: 0.323, SLG: 0.483	0-0 F8		0-0 F9		0-0 E7 1B				0-0 L8	4 1 0 0 0 0 2		
Glenn Hoffman, R (1, 6) OBP: 0.291, SLG: 0.280			1-0 BB 1B HBP		1-0 1B HBP				0-3 K	2 1 1 2 0 1 0		
Rich Gedman, L (1, 2) OBP: 0.079, SLG: 0.079			0-3 K		0-0 1B				0-0 F8	4 0 1 1 0 1 2		
<b>Inning Stats</b>	R: 0 E: 0 K: 2 S: 8 H: 1 LOB: 1 BB: 0 P: 8	R: 0 E: 0 K: 1 S: 5 H: 1 LOB: 0 BB: 0 P: 5	R: 2 E: 0 K: 1 S: 6 H: 2 LOB: 1 BB: 1 P: 11	R: 1 E: 0 K: 2 S: 9 H: 2 LOB: 2 BB: 0 P: 10	R: 4 E: 1 K: 0 S: 7 H: 3 LOB: 1 BB: 1 P: 11	R: 0 E: 0 K: 0 S: 3 H: 0 LOB: 0 BB: 0 P: 3	R: 0 E: 0 K: 0 S: 3 H: 0 LOB: 0 BB: 0 P: 3	R: 0 E: 0 K: 1 S: 5 H: 0 LOB: 0 BB: 0 P: 5	R: 0 E: 0 K: 0 S: 4 H: 1 LOB: 1 BB: 0 P: 4	1B: 9 2B: 2 3B: 0 HR: 0 SF: 1 SAC: 0 DP: 2 HBP: 2	WP: 0 PB: 0 SB: 0 CS: 1 PA: 40	
<b>PITCHER</b>	IP WLS BF H R ER SO BB IBB HBP BLK WP HR S P ERA WHIP											
Danny Jackson, L (1, 1) ERA: 3.79	4.1 L 22 8 5 4 6 1 0 2 0 0 0 31 37 8.31 2.077											
Dave Gumpert, R (5, 1) ERA: 4.3	2.2 11 1 2 0 0 1 0 0 0 0 0 10 14 0.00 0.750											
Steve Farr, R (8, 1) ERA: 5.7	2.0 7 1 0 0 1 0 0 0 0 0 0 9 9 0.00 0.500											



Batter	1	2	3	4	5	6	7	8	9	AB R H RBI BB SO LOB
Willie Wilson, S (1, 8) OBP: 0.315, SLG: 0.358	0-0 5-3		0-0 5-3			0-0 6-3			0-0 G1-4-3 1B	4 0 1 0 0 0 0
Kevin Seitzer, R (1, 5) OBP: 0.422, SLG: 0.475	0-0 G6-4-3 1B			0-0 E1 G6-4-3		4-0 BB			0-0 G1-4-3 1-2f	3 0 1 0 1 0 1
Juan Beniquez, R (1, 10) OBP: 0.337, SLG: 0.409	0-0 G6-4-3 1-2f			0-0 G6-4-3 1-2f		0-0 6-3			0-0 6-3	4 0 0 0 0 0 3
Danny Tartabull, R (1, 9) OBP: 0.345, SLG: 0.398		0-0 G5-4-3 1B		0-0 F8		0-3 K				3 0 1 0 0 1 0
Bo Jackson, R (1, 7) OBP: 0.324, SLG: 0.461		0-0 G5-4-3 1-2f		0-3 K		0-0 F9				3 0 0 0 0 1 1
Steve Balboni, R (1, 3) OBP: 0.250, SLG: 0.277		4-0 BB		0-0 L5		0-3 K				2 0 0 0 1 1 0
Angel Salazar, R (1, 6) OBP: 0.265, SLG: 0.366		0-0 F7		0-0 HR				0-0 F6		3 1 1 1 0 0 1
Buddy Biancalana, S (1, 4) OBP: 0.211, SLG: 0.333			0-0 L8		0-0 1-3			0-0 F7		3 0 0 0 0 0 0
Larry Owen, R (1, 2) OBP: 0.268, SLG: 0.351			0-3 K			0-0 F9		0-0 L9		3 0 0 0 0 1 0

Inning Stats	R: 0	H: 1	E: 0	LOB: 0	K: 0	BB: 0	S: 3	P: 3	R: 0	H: 1	E: 0	LOB: 1	K: 0	BB: 0	S: 3	P: 7	R: 0	H: 0	E: 1	LOB: 0	K: 0	BB: 0	S: 3	P: 3	R: 1	H: 1	E: 0	LOB: 0	K: 1	BB: 0	S: 6	P: 6	R: 0	H: 0	E: 0	LOB: 1	K: 0	BB: 1	S: 3	P: 7	R: 0	H: 0	E: 0	LOB: 0	K: 2	BB: 0	S: 7	P: 7	R: 0	H: 0	E: 0	LOB: 0	K: 0	BB: 0	S: 3	P: 3	R: 0	H: 1	E: 0	LOB: 0	K: 0	BB: 0	S: 3	P: 3	1B: 3	SF: 0	2B: 0	SAC: 0	3B: 0	DP: 4	HR: 1	HBP: 0	WP: 0	PA: 30	PB: 0	SB: 0	CS: 0	ERA	WHIP
PITCHER Bruce Hurst, L (1, 1) ERA: 2.67	IP	WLS	BF	H	R	ER	SO	BB	IBB	HBP	BLK	WP	HR	S	P	ERA	WHIP	IP	WLS	BF	H	R	ER	SO	BB	IBB	HBP	BLK	WP	HR	S	P	ERA	WHIP	IP	WLS	BF	H	R	ER	SO	BB	IBB	HBP	BLK	WP	HR	S	P	ERA	WHIP																												

BOTTOM

Boston Red Sox @ Kansas City Royals  
Royals Stadium, Kansas City, MO

Wed May 20 1987, 8:05 PM EDT  
Att. 24,168 - Unknown

livebaseballscores.com

AB 28  
R 1  
H 4  
RBI 1  
BB 2  
SO 4  
LOB 6



**Kansas City Royals @ Texas Rangers**  
 Arlington Stadium, Arlington, TX  
 Fri May 22 1987, 8:05 PM EDT  
 Att. 28,609 - Unknown

livebaseballscorecards.com

AB	37
R	8
H	12
RBI	8
BB	5
SO	9
LOB	21



WP:	0	PA:	42
PB:	0		
SB:	1		
CS:	0		

Batter	1	2	3	4	5	6	7	8	9	AB	R	H	RBI	BB	SO	LOB
Willie Wilson, S OBP: 0.326, SLG: 0.358 (1, 8)	4-0 S HR BB	4-0 1B BB		0-0 1-2 1B		0-0 1-2f G6-4-3		0-0 4-3		3	1	1	0	2	0	2
Kevin Seitzer, R OBP: 0.421, SLG: 0.473 (1, 5)	0-3 K 1-2	0-3 K		0-0 1-2f G6-4-3			0-0 1B 1B		0-0 HR 1B	5	1	2	0	0	2	6
Juan Beniquez, R OBP: 0.330, SLG: 0.398 (1, 10)	0-0 P4	0-0 1-2 2-H 3-H 1B			0-0 L5		0-3 K		0-0 F9	5	0	1	2	0	1	3
Danny Tartabull, R OBP: 0.354, SLG: 0.451 (1, 9)	0-0 2-H HR	0-0 F8			0-3 K2-3		0-0 1-2 1B		0-0 1-H HR	5	2	3	4	0	1	2
Frank White, R OBP: 0.293, SLG: 0.350 (1, 4)	4-0 BB		0-0 L6		0-0 F8		0-0 P5		0-3 K	4	0	0	0	1	1	2
Bo Jackson, R OBP: 0.319, SLG: 0.474 (1, 7)	0-3 K		0-3 K			0-0 HR	0-0 F8		0-3 K	5	1	1	1	0	3	3
Angel Salazar, R OBP: 0.274, SLG: 0.371 (1, 6)		0-3 K	0-0 2-3			0-0 E8 1B 1B		0-0 1B		4	1	2	0	0	1	0
Steve Balboni, R OBP: 0.250, SLG: 0.270 (1, 3)		4-0 1B 1B BB		0-0 F7		0-0 P6		0-0 F8		3	1	0	0	1	0	2
Jamie Quirk, L OBP: 0.348, SLG: 0.250 (1, 2)		0-0 1-3 1B BB 1B		4-0 1B BB		0-0 2-H 1B		0-0 F8		3	1	2	1	1	0	1

Inning Stats	R: 2 E: 0 K: 2 S: 8	H: 1 LOB: 1 BB: 2 P: 16	R: 2 E: 0 K: 2 S: 9	H: 2 LOB: 2 BB: 2 P: 17	R: 0 E: 0 K: 1 S: 5	H: 0 LOB: 0 BB: 0 P: 5	R: 0 E: 0 K: 0 S: 3	H: 1 LOB: 1 BB: 1 P: 7	R: 0 E: 0 K: 1 S: 5	H: 0 LOB: 0 BB: 0 P: 5	R: 2 E: 1 K: 0 S: 5	H: 3 LOB: 0 BB: 0 P: 5	R: 0 E: 0 K: 1 S: 7	H: 2 LOB: 2 BB: 0 P: 7	R: 0 E: 0 K: 0 S: 4	H: 1 LOB: 1 BB: 0 P: 4	R: 2 E: 0 K: 2 S: 9	H: 2 LOB: 0 BB: 0 P: 9	1B: 9 2B: 0 3B: 0 HR: 3	SF: 0 SAC: 0 DP: 2 HBP: 0	WP: 0 PB: 0 SB: 1 CS: 0	PA: 42
--------------	------------------------------	----------------------------------	------------------------------	----------------------------------	------------------------------	---------------------------------	------------------------------	---------------------------------	------------------------------	---------------------------------	------------------------------	---------------------------------	------------------------------	---------------------------------	------------------------------	---------------------------------	------------------------------	---------------------------------	----------------------------------	------------------------------------	----------------------------------	--------

PITCHER	IP	WLS	BF	H	R	ER	SO	BB	IBB	HBP	BLK	WP	HR	S	P	ERA	WHIP
Mike Loynd, R ERA: 3.6 (1, 1)	5.0	L	25	6	6	5	6	5	0	0	0	0	2	32	52	9.00	2.200
Jeff Russell, R ERA: 3.38 (6, 1)	3.0		12	4	0	0	1	0	0	0	0	0	0	14	14	0.00	1.333
Greg Harris, R ERA: 4.55 (9, 1)	1.0		5	2	2	2	2	0	0	0	0	0	1	9	9	18.00	2.000



Batter	1	2	3	4	5	6	7	8	9	AB R H RBI BB SO LOB	TOP									
Willie Wilson, S (1, 8) OBP: 0.323, SLG: 0.349	1-0 F8 S 1B HBP	0-0 4-3			0-0 P1		0-0 6-3			3 1 0 0 0 0 2										
Kevin Seitzer, R (1, 5) OBP: 0.423, SLG: 0.473	0-0 PB 1B 1-2 1B		0-0 4-3		0-0 G5-4-3 1B		0-3 K			4 0 2 0 0 1 0										
Juan Beniquez, R (1, 10) OBP: 0.318, SLG: 0.381	0-0 F8 2-3		0-0 F8		0-0 G5-4-3 1-2f		0-0 F7			4 0 0 0 0 0 3										
Danny Tartabull, R (1, 9) OBP: 0.358, SLG: 0.453	0-0 PB 1B 1-2 3-H		0-3 K		0-0 1B		0-3 K			4 0 2 1 0 2 0										
Frank White, R (1, 4) OBP: 0.292, SLG: 0.342	0-3 K 1-2 2-3			0-0 P6		0-0 F7			4-0 FC6 BB	3 0 0 0 1 1 3										
Bo Jackson, R (1, 7) OBP: 0.311, SLG: 0.460	0-0 5-3			0-3 K		0-3 K			0-0 FC6 2-3 1-2f HR	4 1 0 0 0 2 3										
Angel Salazar, R (1, 6) OBP: 0.264, SLG: 0.358		0-3 K		0-0 F7		0-0 P6			0-0 2-3 1-2	4 0 0 0 0 1 1										
Steve Balboni, R (1, 3) OBP: 0.258, SLG: 0.328		0-0 E6 G1			0-3 K		0-0 HR		0-0 HR 2-H	4 2 2 3 0 1 0										
Jamie Quirk, L (1, 2) OBP: 0.343, SLG: 0.250		0-0 G1 1-2			0-0 1-3		0-0 1B		0-3 K	4 0 1 0 0 1 1										
<b>Inning Stats</b>	R: 1 E: 0 K: 1 S: 7	H: 2 LOB: 2 BB: 0 P: 8	R: 0 E: 1 K: 1 S: 6	H: 0 LOB: 1 BB: 0 P: 6	R: 0 E: 0 K: 1 S: 5	H: 0 LOB: 0 BB: 0 P: 5	R: 0 E: 0 K: 1 S: 5	H: 0 LOB: 0 BB: 0 P: 5	R: 0 E: 0 K: 0 S: 4	H: 2 LOB: 1 BB: 0 P: 4	R: 1 E: 0 K: 1 S: 7	H: 2 LOB: 1 BB: 0 P: 7	R: 0 E: 0 K: 2 S: 7	H: 0 LOB: 0 BB: 0 P: 7	R: 2 E: 0 K: 1 S: 6	H: 1 LOB: 0 BB: 1 P: 10	1B: 5 2B: 0 3B: 0 HR: 2	SF: 0 SAC: 0 DP: 1 HBP: 1	WP: 0 PB: 1 SB: 1 CS: 0	PA: 36
<b>PITCHER</b> Charlie Hough, R (1, 1) ERA: 4.02	IP: 9.0 WLS: W BF: 36 H: 7 R: 4 ER: 4 SO: 9 BB: 1 IBB: 0 HBP: 1 BLK: 0 WP: 0 HR: 2 S: 52 P: 57 ERA: 4.00 WHIP: 0.889																			
<b>PITCHER</b>	IP	WLS	BF	H	R	ER	SO	BB	IBB	HBP	BLK	WP	HR	S	P	ERA	WHIP			

**Kansas City Royals @ Texas Rangers**  
 Arlington Stadium, Arlington, TX  
 Sat May 23 1987, 8:05 PM EDT  
 Att: 35,133 - Unknown

[livebaseballscorecards.com](http://livebaseballscorecards.com)

**AB 34**  
**R 4**  
**H 7**  
**RBI 4**  
**BB 1**  
**SO 9**  
**LOB 13**



Batter	1	2	3	4	5	6	7	8	9
<b>Bob Brower, R</b> (1, 8) <small>OBP: 0.366, SLG: 0.429</small> <b>Oddibe McDowell, L</b> (6, PH) <small>OBP: 0.323, SLG: 0.317</small> (7, 8)	0-0 HR	0-0 1-2 1B		0-0 5-3		0-0 F7		4-0 1-2 BB	
<b>Scott Fletcher, R</b> (1, 6) <small>OBP: 0.384, SLG: 0.430</small>	0-0 6-3	0-0 F9		0-0 1B 1B		4-0 1B E BB		0-0 F8 1-2	
<b>Ruben Sierra, S</b> (1, 9) <small>OBP: 0.313, SLG: 0.409</small>	0-0 F7		0-0 HR 1B	0-0 1-2 1B		0-0 E9 1-H 1B		0-0 F9	
<b>Pete Incaviglia, R</b> (1, 7) <small>OBP: 0.390, SLG: 0.590</small>	4-0 1B BB		0-0 F2	0-3 K		0-3 K			
<b>Larry Parrish, R</b> (1, 10) <small>OBP: 0.370, SLG: 0.590</small>	0-0 1-2 1B		0-0 1-H HR		0-3 K		0-0 4-3		
<b>Pete O'Brien, L</b> (1, 3) <small>OBP: 0.301, SLG: 0.400</small>	0-0 1-3		0-0 4-3		0-0 4-3		0-0 F8		
<b>Don Slaught, R</b> (1, 2) <small>OBP: 0.307, SLG: 0.467</small>		4-0 1B BB	0-0 F7		0-0 HR		0-0 FC6-4 1B		
<b>Steve Buechele, R</b> (1, 5) <small>OBP: 0.260, SLG: 0.321</small>		0-0 F7		0-0 SH3 PB 1B		0-0 6-3		0-0 FC6-4 1-2f	
<b>Jeff Kunkel, R</b> (1, 4) <small>OBP: 0.217, SLG: 0.217</small> <b>Jerry Browne, S</b> (6, PH) <small>OBP: 0.361, SLG: 0.350</small> (7, 4)		0-0 F7		0-0 SH3 1-3		0-3 K		0-0 CS 1B	

Inning Stats	R: 1	H: 2	E: 0	K: 0	S: 5	LOB: 2	BB: 1	P: 9
	R: 0	H: 1	E: 0	K: 0	S: 4	LOB: 2	BB: 1	P: 8
	R: 2	H: 2	E: 0	K: 0	S: 5	LOB: 0	BB: 0	P: 5
	R: 1	H: 2	E: 1	K: 1	S: 8	LOB: 2	BB: 0	P: 8
	R: 1	H: 1	E: 0	K: 1	S: 6	LOB: 0	BB: 0	P: 6
	R: 1	H: 1	E: 1	K: 2	S: 8	LOB: 1	BB: 1	P: 12
	R: 0	H: 1	E: 0	K: 0	S: 4	LOB: 1	BB: 0	P: 4
	R: 0	H: 1	E: 0	K: 0	S: 3	LOB: 1	BB: 1	P: 7

PITCHER	IP	WLS	BF	H	R	ER	SO	BB	IBB	HBP	BLK	WP	HR	S	P	ERA	WHIP
<b>Bud Black, L</b> (1, 1) <small>ERA: 2.51</small>	3.2	L	21	7	4	3	0	2	0	0	0	0	2	19	27	7.36	2.455
<b>Dave Gumpert, R</b> (4, 1) <small>ERA: 4.0</small>	3.1		14	3	2	1	4	1	0	0	0	0	1	21	25	2.70	1.200
<b>Steve Farr, R</b> (8, 1) <small>ERA: 5.47</small>	1.0		4	1	0	0	0	1	0	0	0	0	0	3	7	0.00	2.000

**BOTTOM**

AB	R	H	RBI	BB	SO	LOB
3	1	2	1	0	0	1
1	0	0	0	1	0	0
4	1	1	1	1	0	3
5	1	3	0	0	0	1
3	0	0	0	1	2	4
4	1	2	2	0	1	0
4	0	0	0	0	0	2
3	1	2	1	1	0	0
4	1	0	0	0	0	2
1	0	0	0	0	0	1
2	0	1	0	0	1	0

<b>AB</b>	<b>34</b>
<b>R</b>	<b>6</b>
<b>H</b>	<b>11</b>
<b>RBI</b>	<b>5</b>
<b>BB</b>	<b>4</b>
<b>SO</b>	<b>4</b>
<b>LOB</b>	<b>14</b>



WP	PA
0	39
PB: 1	
SB: 1	
CS: 1	

**Kansas City Royals @ Texas Rangers**  
 Arlington Stadium, Arlington, TX  
 Sat May 23 1987, 8:05 PM EDT  
 Att. 35,133 - Unknown

[livebaseballscorecards.com](http://livebaseballscorecards.com)

Batter	1	2	3	4	5	6	7	8	9	AB R H RBI BB SO LOB	TOP											
Willie Wilson, S (1, 8) OBP: 0.319, SLG: 0.351	0-3 K	0-0 4-3		0-0 G3			0-0 1B 2B		0-3 K	5 1 1 0 0 2 3												
Kevin Seitzer, R (1, 5) OBP: 0.428, SLG: 0.471	0-0 4-3		1-0 HR HBP		4-0 1B BB		0-0 FC4-6 1B		0-0 L1	3 1 1 2 1 0 0												
Danny Tartabull, R (1, 9) OBP: 0.365, SLG: 0.479	0-0 1B		0-0 HR		0-0 1B		0-0 F9		0-0 1-3	5 1 3 2 0 0 1												
Jorge Orta, L (1, 10) OBP: 0.222, SLG: 0.360	0-0 6-3		0-0 F9		0-0 6-3		0-0 FC4-6			4 0 0 0 0 0 3												
Steve Balboni, R (1, 3) OBP: 0.250, SLG: 0.317		0-3 K	0-3 K		0-0 4-3		0-0 F7			4 0 0 0 0 2 2												
Angel Salazar, R (1, 6) OBP: 0.264, SLG: 0.355		0-0 1B PB 1B	0-0 F9			0-0 F9		0-0 6-3		4 0 1 0 0 0 0												
Bo Jackson, R (1, 7) OBP: 0.309, SLG: 0.454		0-3 K		0-0 1B G5-4-3 1B		0-0 F2		0-0 1-3		4 1 1 0 0 1 1												
Buddy Biancalana, S (1, 4) OBP: 0.304, SLG: 0.409		0-0 BB 1B		0-0 1B G5-4-3 1B		0-3 K		0-0 1B		4 0 3 0 0 1 0												
Larry Owen, R (1, 2) OBP: 0.289, SLG: 0.350		4-0 1-2 BB		0-0 1-2f 3-H G5-4-3			0-0 2B 1B		0-3 K	3 1 1 0 1 1 2												
<b>Inning Stats</b>	R: 0 E: 0 K: 1 S: 6	H: 1 LOB: 1 BB: 0 P: 6	R: 0 E: 0 K: 2 S: 9	H: 2 LOB: 3 BB: 1 P: 13	R: 2 E: 0 K: 1 S: 6	H: 1 LOB: 0 BB: 0 P: 7	R: 1 E: 0 K: 0 S: 4	H: 2 LOB: 0 BB: 0 P: 4	R: 0 E: 0 K: 0 S: 3	H: 1 LOB: 1 BB: 1 P: 7	R: 0 E: 0 K: 1 S: 5	H: 0 LOB: 0 BB: 0 P: 5	R: 2 E: 0 K: 0 S: 6	H: 3 LOB: 1 BB: 0 P: 6	R: 0 E: 0 K: 1 S: 6	H: 1 LOB: 1 BB: 0 P: 6	R: 0 E: 0 K: 1 S: 5	H: 0 LOB: 0 BB: 0 P: 5	1B: 9 2B: 1 3B: 0 HR: 1	SF: 0 SAC: 0 DP: 1 HBP: 1	WP: 0 PB: 1 SB: 0 CS: 0	PA: 39
<b>PITCHER</b>	IP WLS BF H R ER SO BB IBB HBP BLK WP HR S P ERA WHIP																					
Jose Guzman, R (1, 1) ERA: 6.44	4.1 L 21 7 3 3 4 2 0 1 0 0 0 1 26 35 6.23 2.077																					
Greg Harris, R (5, 1) ERA: 4.88	1.2 7 2 2 2 1 0 0 0 0 0 0 9 9 10.80 1.200																					
Dale Mohorcic, R (7, 1) ERA: 3.0	3.0 11 2 0 0 2 0 0 0 0 0 0 15 15 0.00 0.667																					

**Kansas City Royals @ Texas Rangers**  
 Arlington Stadium, Arlington, TX  
 Sun May 24 1987, 4:33 AM EDT  
 Att: 38,952 - Unknown

[livebaseballscorecards.com](http://livebaseballscorecards.com)

AB	36
R	5
H	11
RBI	4
BB	2
SO	7
LOB	12





Batter	1	2	3	4	5	6	7	8	9	AB R H RBI BB SO LOB	BOTTOM																								
<b>Oddibe McDowell, L</b> (1, 8) OBP: 0.317, SLG: 0.322	0-0 G3		0-0 3B 2B	0-0 G4-6-3 1-2f		0-3 K 1-2			0-0 4-3	5 1 1 0 0 1 3	<b>Kansas City Royals @ Texas Rangers</b> Arlington Stadium, Arlington, TX Sun May 24 1987, 4:33 AM EDT Att. 38,952 - Unknown  <b>AB 29</b> <b>R 2</b> <b>H 4</b> <b>RBI 2</b> <b>BB 8</b> <b>SO 6</b> <b>LOB 16</b>																								
<b>Curtis Wilkerson, S</b> (1, 6) OBP: 0.360, SLG: 0.417 <b>Scott Fletcher, R</b> (7, PH) OBP: 0.379, SLG: 0.424 (8, 6)	0-0 F7		0-0 2-H 3B		4-0 BB BB			0-0 4-3	0-0 5-3	2 0 1 1 1 0 0 2 0 0 0 0 0 0																									
<b>Ruben Sierra, S</b> (1, 9) OBP: 0.311, SLG: 0.401	0-0 F7		0-3 K		4-0 BB 1-2			0-0 F7		3 0 0 0 1 1 1																									
<b>Pete Incaviglia, R</b> (1, 7) OBP: 0.387, SLG: 0.578		0-0 F9	4-0 BB		0-3 K			0-0 F8		3 0 0 0 1 1 2																									
<b>Pete O'Brien, L</b> (1, 3) OBP: 0.300, SLG: 0.392		4-0 BB BB	0-3 K		0-3 K			0-0 G3		3 0 0 0 1 2 4																									
<b>Larry Parrish, R</b> (1, 5) OBP: 0.367, SLG: 0.580		0-0 F4		0-0 BB BB SF8 1B		0-0 4-3		0-0 6-3		4 1 1 0 0 0 3																									
<b>Darrell Porter, L</b> (1, 10) OBP: 0.341, SLG: 0.303 <b>Bob Brower, R</b> (6, PH) OBP: 0.369, SLG: 0.423		4-0 BB BB		4-0 SF8 BB 1-2 BB		0-3 K		4-0 BB		0 0 0 0 2 0 0 1 0 0 0 1 1 0																									
<b>Geno Petralli, L</b> (1, 2) OBP: 0.434, SLG: 0.429 <b>Don Slaught, R</b> (6, PH) OBP: 0.302, SLG: 0.458 (7, 2)		0-0 F7		4-0 1-2 2-3 BB G4-6-3		0-0 6-3		0-0 5-3		1 0 0 0 1 0 2 2 0 0 0 0 0 1																									
<b>Jerry Browne, S</b> (1, 4) OBP: 0.358, SLG: 0.350			0-0 5-3	0-0 SF8 2-3 3-H		0-0 CS 1B			0-0 P6	3 0 1 1 0 0 0																									
<b>Inning Stats</b>	R: 0 E: 0 K: 0 S: 3	H: 0 LOB: 0 BB: 0 P: 3	R: 0 E: 0 K: 0 S: 3	H: 0 LOB: 2 BB: 2 P: 11	R: 1 E: 0 K: 2 S: 9	H: 2 LOB: 2 BB: 1 P: 13	R: 1 E: 0 K: 0 S: 3	H: 1 LOB: 1 BB: 2 P: 11	R: 0 E: 0 K: 2 S: 8	H: 1 LOB: 1 BB: 0 P: 8		R: 0 E: 0 K: 0 S: 3	H: 0 LOB: 0 BB: 0 P: 3	R: 0 E: 0 K: 0 S: 3	H: 0 LOB: 1 BB: 1 P: 7	R: 0 E: 0 K: 0 S: 3	H: 0 LOB: 0 BB: 0 P: 3	1B: 2 2B: 1 3B: 1 HR: 0	SF: 1 SAC: 0 DP: 1 HBP: 0	WP: 0 PB: 0 SB: 0 CS: 1	PA: 38														
<b>PITCHER</b>	IP WLS BF H R ER SO BB IBB HBP BLK WP HR S P ERA WHIP																																		
<b>Mark Gubicza, R</b> (1, 1) ERA: 3.75	4.1		22	3	2	2	3	7	0	0	0	0	0	0	4.15	2.308																			
<b>Jerry Don Gleaton, L</b> (5, 1) ERA:	3.1	W	12	1	0	0	3	1	0	0	0	0	0	0	0.00	0.600																			
<b>Dan Quisenberry, R</b> (8, 1) ERA: 1.93	1.1	S	4	0	0	0	0	0	0	0	0	0	0	0	0.00	0.000																			



Batter	1	2	3	4	5	6	7	8	9	AB R H RBI BB SO LOB	TOP											
Willie Wilson, S (1, 8) OBP: 0.315, SLG: 0.360	0-0 4-3		0-3 K		0-3 K		0-0 1-H 3-H 3B		0-0 6-3	5 0 1 2 0 2 0	<b>Kansas City Royals @ Chicago White Sox</b> Comiskey Park, Chicago, IL Mon May 25 1987, 8:05 PM EDT Att. 11,259 - Unknown <a href="http://livebaseballscorecards.com">livebaseballscorecards.com</a>											
Kevin Seitzer, R (1, 5) OBP: 0.418, SLG: 0.459	0-3 K		0-0 F4		0-0 L9		0-3 K			4 0 0 0 0 2 1												
Danny Tartabull, R (1, 9) OBP: 0.375, SLG: 0.483	4-0 1B BB			0-0 F4		0-0 G5-4-3 1B		0-0 HR 1B		3 1 2 0 1 0 0												
Jorge Orta, L (1, 10) OBP: 0.258, SLG: 0.483	0-0 1-3 1B			0-0 HR		0-0 F9		0-0 F7		4 1 2 1 0 0 2												
Frank White, R (1, 4) OBP: 0.291, SLG: 0.347	0-3 K			0-0 2B 2B		0-0 G5-4-3 1-2f		0-3 K		4 1 1 0 0 2 4												
Steve Balboni, R (1, 3) OBP: 0.264, SLG: 0.362		0-0 6-3		0-0 G3 2-H 2B		0-0 G6-4-3 1B		0-0 1-H HR		4 1 3 3 0 0 0												
Angel Salazar, R (1, 6) OBP: 0.256, SLG: 0.344		0-0 4-3		0-0 G3 2-3		0-0 G6-4-3 1-2f		0-0 6-3		4 0 0 0 0 0 2												
Bo Jackson, R (1, 7) OBP: 0.308, SLG: 0.444		0-3 K		0-3 K		4-0 1B 3B BB		0-0 L3		3 1 0 0 1 2 1												
Jamie Quirk, L (1, 2) OBP: 0.338, SLG: 0.250			0-0 6-3		0-0 L9		0-0 1-3 3B 1B		0-0 F9	4 1 1 0 0 0 0												
<b>Inning Stats</b>	R: 0 E: 0 K: 2 S: 8	H: 1 LOB: 2 BB: 1 P: 12	R: 0 E: 0 K: 1 S: 5	H: 0 LOB: 0 BB: 0 P: 5	R: 0 E: 0 K: 1 S: 5	H: 0 LOB: 0 BB: 0 P: 5	R: 2 E: 0 K: 1 S: 8	H: 3 LOB: 1 BB: 0 P: 8	R: 0 E: 0 K: 1 S: 5	H: 0 LOB: 0 BB: 0 P: 5	R: 0 E: 0 K: 0 S: 3	H: 1 LOB: 0 BB: 0 P: 3	R: 2 E: 0 K: 1 S: 7	H: 3 LOB: 1 BB: 1 P: 11	R: 2 E: 0 K: 1 S: 7	H: 2 LOB: 0 BB: 0 P: 7	R: 0 E: 0 K: 0 S: 3	H: 0 LOB: 0 BB: 0 P: 3	1B: 5 2B: 2 3B: 1 HR: 2	SF: 0 SAC: 0 DP: 2 HBP: 0	WP: 0 PB: 0 SB: 0 CS: 0	PA: 37
<b>PITCHER</b>	IP WLS BF H R ER SO BB IBB HBP BLK WP HR S P ERA WHIP												<b>PITCHER</b>	IP WLS BF H R ER SO BB IBB HBP BLK WP HR S P ERA WHIP								
Joel Davis, R (1, 1) ERA: 4.44	6.2 L 28 8 4 4 6 2 0 0 0 0 0 1 38 46 5.40 1.500																					
Bobby Thigpen, R (7, 1) ERA: 3.51	2.1 9 2 2 2 2 0 0 0 0 0 0 1 13 13 7.71 0.857																					



Batter	1	2	3	4	5	6	7	8	9	AB R H RBI BB SO LOB
Daryl Boston, L (1, 7) OBP: 0.317, SLG: 0.391	0-0 F9		4-0 SH1-4 BB		0-0 G6-4-3 1B			0-0 1B		3 0 2 0 1 0 0
Gary Redus, R (1, 9) OBP: 0.361, SLG: 0.421	0-3 K		0-0 SH1-4		0-0 G6-4-3			0-3 K		3 0 0 0 0 2 2
Harold Baines, L (1, 10) OBP: 0.400, SLG: 0.463	0-0 6-3		4-0 BB					0-0 F8		3 0 0 0 1 1 1
Greg Walker, L (1, 3) OBP: 0.262, SLG: 0.390		0-0 F5	0-3 K			0-0 L8		0-0 3-1		4 0 0 0 0 1 3
Carlton Fisk, R (1, 2) OBP: 0.319, SLG: 0.345		0-0 E 2B	0-3 K			0-0 L5		0-0 F8		4 0 1 0 0 1 3
Tim Lincecum, R (1, 5) OBP: 0.266, SLG: 0.421		0-0 5-3		0-0 6-3			0-0 F9		0-0 HR	4 1 1 1 0 0 1
Ozzie Guillen, L (1, 6) OBP: 0.333, SLG: 0.346		0-0 E7 1B		0-0 4-3			0-3 K		0-0 L8	4 0 1 0 0 1 0
Fred Manrique, R (1, 4) OBP: 0.262, SLG: 0.293		0-0 F5		0-0 F8			0-0 6-3			3 0 0 0 0 0 2
Kenny Williams, R (1, 8) OBP: 0.267, SLG: 0.333			0-0 E1 SH1-4 1B		0-0 F9			0-0 4-3		3 0 1 0 0 0 0

Inning Stats	R: 0	H: 0	E: 0	K: 1	S: 5	R: 0	H: 2	E: 1	K: 0	S: 5	R: 0	H: 1	E: 1	K: 2	S: 8	R: 0	H: 0	E: 0	K: 0	S: 3	R: 0	H: 1	E: 0	K: 0	S: 3	R: 0	H: 0	E: 0	K: 1	S: 5	R: 0	H: 0	E: 0	K: 1	S: 6	R: 0	H: 1	E: 0	K: 1	S: 6	R: 1	H: 1	E: 0	K: 0	S: 4	1B: 4	SF: 0	2B: 1	SAC: 1	3B: 0	DP: 1	HR: 1	HBP: 0	WP: 0	PA: 34
--------------	------	------	------	------	------	------	------	------	------	------	------	------	------	------	------	------	------	------	------	------	------	------	------	------	------	------	------	------	------	------	------	------	------	------	------	------	------	------	------	------	------	------	------	------	------	-------	-------	-------	--------	-------	-------	-------	--------	-------	--------

PITCHER	IP	WLS	BF	H	R	ER	SO	BB	IBB	HBP	BLK	WP	HR	S	P	ERA	WHIP
Bret Saberhagen, R (1, 1) ERA: 1.66	9.0	W	34	6	1	1	6	2	0	0	0	0	1	44	52	1.00	0.889


**BOTTOM**

**Kansas City Royals @ Chicago White Sox**  
Comiskey Park, Chicago, IL

Mon May 25 1987, 8:05 PM EDT  
Att. 11,259 - Unknown

livebaseballscorecards.com

AB	31
R	1
H	6
RBI	1
BB	2
SO	6
LOB	12



Batter	1	2	3	4	5	6	7	8	9	AB R H RBI BB SO LOB	TOP											
Willie Wilson, S (1, 8) OBP: 0.324, SLG: 0.397	0-0 HR		0-0 G4-6-3 1B		0-0 F6		0-0 1B 2B		0-0 G6-3 1-2f	5 2 3 1 0 0 1												
Kevin Seitzer, R (1, 5) OBP: 0.415, SLG: 0.453	0-0 1-3		0-0 F8			0-0 F2				4 0 1 2 0 0 1												
Danny Tartabull, R (1, 9) OBP: 0.372, SLG: 0.477	0-0 6-3		0-0 G4-6-3 1-2f			0-0 G3 1B			2-H 3-H 0-3	4 0 1 0 0 1 2												
Jorge Orta, L (1, 10) OBP: 0.257, SLG: 0.455	0-0 FC5-4 1B			0-0 4-3		0-0 G3 1-2			0-0 F8	4 0 1 0 0 0 1												
Frank White, R (1, 4) OBP: 0.296, SLG: 0.366	0-0 FC5-4 1-2f			0-0 HR		4-0 BB			0-0 6-3	3 1 1 1 1 0 1												
Steve Balboni, R (1, 3) OBP: 0.257, SLG: 0.351		0-0 5-3		0-0 5-3		0-0 1-3			0-0 F8	4 0 0 0 0 0 2												
Juan Beniquez, R (1, 7) OBP: 0.318, SLG: 0.390		0-0			0-0 F8				4-0 6-3 S 1B BB	3 0 1 0 0 0 0 0 1 0 0 1 0 0												
Bo Jackson, R (9, PH) OBP: 0.312, SLG: 0.444																						
Angel Salazar, R (1, 6) OBP: 0.248, SLG: 0.333		0-0 L7			0-0 F7		0-3 K		0-0 6-3 1-3	4 0 0 0 0 1 2												
Jamie Quirk, L (1, 2) OBP: 0.338, SLG: 0.254		0-3 K							0-0 6-3 3-H 1B	3 1 1 0 0 1 1 1 0 1 1 0 0 0 0 0 0 0 0 0 0												
Hal McRae, R (9, PH) OBP: 0.407, SLG: 0.565																						
Larry Owen, R (9, 2) OBP: 0.289, SLG: 0.350																						
<b>Inning Stats</b>	R: 1 E: 0 K: 0 S: 5	H: 2 LOB: 1 BB: 0 P: 5	R: 0 E: 0 K: 1 S: 6	H: 1 LOB: 1 BB: 0 P: 6	R: 0 E: 0 K: 0 S: 3	H: 1 LOB: 0 BB: 0 P: 3	R: 1 E: 0 K: 0 S: 4	H: 1 LOB: 0 BB: 0 P: 4	R: 0 E: 0 K: 0 S: 3	H: 0 LOB: 0 BB: 0 P: 3	R: 0 E: 0 K: 0 S: 4	H: 1 LOB: 2 BB: 1 P: 8	R: 2 E: 0 K: 2 S: 10	H: 3 LOB: 1 BB: 0 P: 10	R: 0 E: 0 K: 0 S: 3	H: 0 LOB: 0 BB: 0 P: 3	R: 1 E: 0 K: 0 S: 3	H: 1 LOB: 0 BB: 1 P: 7	1B: 6 2B: 2 3B: 0 HR: 2	SF: 0 SAC: 0 DP: 2 HBP: 0	WP: 0 PB: 0 SB: 1 CS: 0	PA: 37
<b>PITCHER</b>	IP WLS BF H R ER SO BB IBB HBP BLK WP HR S P ERA WHIP																					
Bill Long, R (1, 1) ERA: 3.45	6.2 L 29 9 4 4 2 1 0 0 0 0 0 2 32 36 5.40 1.500																					
Jim Winn, R (7, 1) ERA: 4.85	1.2 6 0 1 1 1 1 0 0 0 0 0 0 7 11 5.40 0.600																					
Ray Searage, L (9, 1) ERA: 0.86	0.2 2 1 0 0 0 0 0 0 0 0 0 0 2 2 0.00 1.500																					

**Kansas City Royals @ Chicago White Sox**  
 Comiskey Park, Chicago, IL  
 Tue May 26 1987, 8:05 PM EDT  
 Att. 13,343 - Unknown

livebaseballscorecards.com

**AB 35**  
**R 5**  
**H 10**  
**RBI 5**  
**BB 2**  
**SO 3**  
**LOB 11**



Batter	1	2	3	4	5	6	7	8	9	AB	R	H	RBI	BB	SO	LOB
Daryl Boston, L (1, 7) OBP: 0.315, SLG: 0.394	0-0 2B		0-3 K			0-0 3-1		0-3 K		4	0	1	0	0	2	2
Gary Redus, R (1, 9) OBP: 0.353, SLG: 0.410	0-0 6-3		0-0 F9			0-0 5-3		0-0 G6-4-3		4	0	0	0	0	0	3
Harold Baines, L (1, 10) OBP: 0.380, SLG: 0.437	0-3 K		0-3 K			0-3 K			0-3 K	4	0	0	0	0	4	2
Carlton Fisk, R (1, 2) OBP: 0.317, SLG: 0.336	0-3 K			0-0 F7			0-3 K		4-0 HR BB	3	1	0	0	1	2	1
Greg Walker, L (1, 3) OBP: 0.274, SLG: 0.427		0-0 G3-6-1 1B		0-0 4-3			0-0 2B		0-0 HR	4	2	3	2	0	0	0
Tim Hulett, R (1, 5) OBP: 0.259, SLG: 0.410		0-0 G3-6-1		0-3 K			0-0 5-3		0-0 6-3	4	0	0	0	0	1	2
Kenny Williams, R (1, 8) OBP: 0.368, SLG: 0.611		0-0 HR			0-0 F4		0-0 2B		1-0 HBP	3	1	2	2	0	0	0
Fred Manrique, R (1, 4) OBP: 0.250, SLG: 0.279		0-3 K			0-0 6-3		0-3 K		0-0 F8	3	0	0	0	0	2	1
Jerry Hairston, S (9, PH) OBP: 0.296, SLG: 0.136										1	0	0	0	0	0	1
Ozzie Guillen, L (1, 6) OBP: 0.340, SLG: 0.353			0-0 1B			0-3 K			0-0 G6-4-3 1B	3	0	2	0	0	1	0

Inning Stats	R: 0	H: 1	E: 0	K: 2	S: 8	R: 1	H: 2	E: 0	K: 1	S: 6	R: 0	H: 1	E: 0	K: 2	S: 8	R: 0	H: 0	E: 0	K: 1	S: 5	R: 0	H: 0	E: 0	K: 1	S: 5	R: 1	H: 2	E: 0	K: 2	S: 9	R: 0	H: 1	E: 0	K: 1	S: 5	R: 2	H: 1	E: 0	K: 1	S: 6	1B: 3	SF: 0	2B: 3	SAC: 0	3B: 0	DP: 2	HR: 2	HBP: 1	WP: 0	PA: 35
--------------	------	------	------	------	------	------	------	------	------	------	------	------	------	------	------	------	------	------	------	------	------	------	------	------	------	------	------	------	------	------	------	------	------	------	------	------	------	------	------	------	-------	-------	-------	--------	-------	-------	-------	--------	-------	--------

PITCHER	IP	WLS	BF	H	R	ER	SO	BB	IBB	HBP	BLK	WP	HR	S	P	ERA	WHIP
Danny Jackson, L (1, 1) ERA: 3.86	8.1	W	32	8	4	4	12	1	0	0	0	0	2	55	59	4.32	1.080
Dan Quisenberry, R (9, 1) ERA: 1.86	0.2	S	3	0	0	0	0	0	0	1	0	0	0	2	3	0.00	0.000


**BOTTOM**

**Kansas City Royals @ Chicago White Sox**  
Comiskey Park, Chicago, IL

Tue May 26 1987, 8:05 PM EDT  
Att. 13,343 - Unknown

livebaseballscores.com

AB	33
R	4
H	8
RBI	4
BB	1
SO	12
LOB	12



Batter	1	2	3	4	5	6	7	8	9	AB R H RBI BB SO LOB	TOP									
Willie Wilson, S (1, 8) OBP: 0.318, SLG: 0.389	0-0 6-3		0-0 SH5-3		0-0 FC4-6			0-0 6-3		3 0 0 0 0 0 1	<b>Kansas City Royals @ Chicago White Sox</b> Comiskey Park, Chicago, IL Wed May 27 1987, 8:05 PM EDT Att: 15,803 - Unknown									
Kevin Seitzer, R (1, 5) OBP: 0.411, SLG: 0.448	0-3 K		0-3 K2-3			0-0 CS 1B		0-0 6-3		4 0 1 0 0 2 1										
Danny Tartabull, R (1, 9) OBP: 0.369, SLG: 0.471	0-0 1B		0-0 F6			0-3 K		0-0 6-3		4 0 1 0 0 1 2										
Jorge Orta, L (1, 10) OBP: 0.231, SLG: 0.405	0-0 F8			0-0 4-3		0-0 F7			0-0 F8	4 0 0 0 0 0 1										
Frank White, R (1, 4) OBP: 0.295, SLG: 0.382		0-0 HR		0-0 5-3			0-0 P3		0-0 L6	4 1 1 1 0 0 0										
Steve Balboni, R (1, 3) OBP: 0.257, SLG: 0.370		0-0 F8		0-0 F8			0-3 K		0-0 HR	4 1 1 1 0 1 0										
Juan Beniquez, R (1, 7) OBP: 0.316, SLG: 0.385		0-0 5-3			0-3 K		0-0 1B 1B		0-0 4-3	4 0 1 0 0 1 0										
Angel Salazar, R (1, 6) OBP: 0.250, SLG: 0.333		0-3 K			0-0 E6 FC4-6		0-0 1B 1B			3 0 1 0 0 1 0										
Jamie Quirk, L (1, 2) OBP: 0.338, SLG: 0.258			0-0 SH5-3 1B		0-3 K		0-0 F8			3 0 1 0 0 1 3										
<b>Inning Stats</b>	R: 0 E: 0 K: 1 S: 6	H: 1 LOB: 1 BB: 0 P: 6	R: 1 E: 0 K: 1 S: 6	H: 1 LOB: 0 BB: 0 P: 6	R: 0 E: 0 K: 1 S: 6	H: 1 LOB: 1 BB: 0 P: 6	R: 0 E: 1 K: 2 S: 8	H: 0 LOB: 0 BB: 0 P: 8	R: 0 E: 0 K: 1 S: 5	H: 1 LOB: 0 BB: 0 P: 5	R: 0 E: 0 K: 1 S: 7	H: 2 LOB: 2 BB: 0 P: 7	R: 0 E: 0 K: 0 S: 3	H: 0 LOB: 0 BB: 0 P: 3	R: 1 E: 0 K: 0 S: 4	H: 1 LOB: 0 BB: 0 P: 4	1B: 5 2B: 1 3B: 0 HR: 2	SF: 0 SAC: 1 DP: 1 HBP: 0	WP: 0 PB: 0 SB: 0 CS: 1	PA: 34
<b>PITCHER</b>	IP WLS BF H R ER SO BB IBB HBP BLK WP HR S P ERA WHIP																			
Richard Dotson, R (1, 1) ERA: 4.11	8.2 W 33 7 2 2 7 0 0 0 0 0 2 47 47 2.08 0.808																			
Bob James, R (9, 1) ERA: 3.92	0.1 S 1 0 0 0 0 0 0 0 0 0 0 0 1 1 0.00 0.000																			

livebaseballscorecards.com

<b>AB</b>	33
<b>R</b>	2
<b>H</b>	7
<b>RBI</b>	2
<b>BB</b>	0
<b>SO</b>	7
<b>LOB</b>	8



Batter	1	2	3	4	5	6	7	8	9
Jerry Royster, R (1, 7) OBP: 0.323, SLG: 0.400 Daryl Boston, L (8, 7) OBP: 0.315, SLG: 0.394	0-0 1B 2B		0-0 6-3			0-0 F4	0-0 HR		
Gary Redus, R (1, 9) OBP: 0.346, SLG: 0.400	0-0 F7		0-0 5-3			0-0 L6	0-3 K		
Harold Baines, L (1, 10) OBP: 0.398, SLG: 0.493	0-0 FC1-6 2-3 1B		0-0 G3			0-0 HR		0-0 G6-4-3 1B	
Greg Walker, L (1, 3) OBP: 0.273, SLG: 0.422	0-0 FC1-6 1-2f			0-0 F8		0-0 1B 1B		0-0 F8	
Tim Hulett, R (1, 5) OBP: 0.259, SLG: 0.406	0-3 K			0-3 K		0-0 1-2 1B		0-0 G6-4-3 1-2f	
Kenny Williams, R (1, 8) OBP: 0.364, SLG: 0.571		0-0 1-3 SH3 1B		0-0 F8		0-3 K			
Ozzie Guillen, L (1, 6) OBP: 0.342, SLG: 0.369		0-0 SH3 1-2			0-0 4-3		0-0 1B 3B		
Fred Manrique, R (1, 4) OBP: 0.254, SLG: 0.281		0-0 1-3 2-3			0-3 K		0-0 K 1B		
Ron Karkovice, R (1, 2) OBP: 0.206, SLG: 0.130		0-3 K			0-0 F9		0-3 K 1-2		

Inning Stats	R: 0 E: 0 K: 1 S: 7	H: 2 LOB: 2 BB: 0 P: 7	R: 0 E: 0 K: 1 S: 6	H: 1 LOB: 1 BB: 0 P: 6	R: 0 E: 0 K: 0 S: 3	H: 0 LOB: 0 BB: 0 P: 3	R: 0 E: 0 K: 1 S: 5	H: 0 LOB: 0 BB: 0 P: 5	R: 0 E: 0 K: 1 S: 5	H: 0 LOB: 0 BB: 0 P: 5	R: 1 E: 0 K: 1 S: 8	H: 3 LOB: 2 BB: 0 P: 8	R: 2 E: 0 K: 2 S: 9	H: 3 LOB: 0 BB: 0 P: 9	R: 0 E: 0 K: 0 S: 3	H: 1 LOB: 0 BB: 0 P: 3
1B: 6 2B: 1 3B: 1 HR: 2	SF: 0 SAC: 1 DP: 1 HBP: 0	WP: 0 PB: 0 SB: 0 CS: 0														


PITCHER	IP	WLS	BF	H	R	ER	SO	BB	IBB	HBP	BLK	WP	HR	S	P	ERA	WHIP
Charlie Leibrandt, L (1, 1) ERA: 2.43	7.1	L	31	10	3	3	7	0	0	0	0	0	2	45	45	3.68	1.364
Steve Farr, R (8, 1) ERA: 5.33	0.2		1	0	0	0	0	0	0	0	0	0	0	1	1	0.00	0.000

**BOTTOM**

**Kansas City Royals @ Chicago White Sox**  
Comiskey Park, Chicago, IL  
Wed May 27 1987, 8:05 PM EDT  
Att. 15,803 - Unknown

[livebaseballscorecards.com](http://livebaseballscorecards.com)

<b>AB</b>	<b>31</b>
<b>R</b>	<b>3</b>
<b>H</b>	<b>10</b>
<b>RBI</b>	<b>3</b>
<b>BB</b>	<b>0</b>
<b>SO</b>	<b>7</b>
<b>LOB</b>	<b>12</b>



WP: 0	PA: 32
PB: 0	
SB: 0	
CS: 0	

Batter	1	2	3	4	5	6	7	8	9	AB R H RBI BB SO LOB	TOP											
<b>Oddibe McDowell, L</b> (1, 8) OBP: 0.307, SLG: 0.313 <b>Geno Petralli, L</b> (8, PH) OBP: 0.417, SLG: 0.383 (8, 5)	0-0 F6	0-0 F7	0-0 1-H 2-H 2B		0-3 K		4-0 1B BB	0-3 K		4 1 1 2 1 1 1 1 0 0 0 0 1 1												
<b>Scott Fletcher, R</b> (1, 6) OBP: 0.361, SLG: 0.408 <b>Curtis Wilkerson, S</b> (5, 6) OBP: 0.333, SLG: 0.385	0-0 F8	0-0 G5-4-3	0-0 5-3		0-3 K		0-0 5-3		0-0 5-3	4 0 0 0 0 1 2 2 0 0 0 0 0 1												
<b>Ruben Sierra, S</b> (1, 9) OBP: 0.312, SLG: 0.450	0-0 1B 1B		0-0 1B 1B		0-0 F8		0-0 1B HR		0-0 6-3	6 3 3 1 0 1 0												
<b>Pete Incaviglia, R</b> (1, 7) OBP: 0.376, SLG: 0.555 <b>Bob Brower, R</b> (6, 7) OBP: 0.368, SLG: 0.413	0-0 1B 1B		0-0 F7		0-0 1B HR		0-0 1B BB		0-0 6-3	4 2 2 0 0 1 1 1 1 0 0 1 0 0												
<b>Pete O'Brien, L</b> (1, 3) OBP: 0.318, SLG: 0.471	0-0 1B BLK		4-0 F8 1B BB		0-0 1B HR		4-0 2B BB		0-0 HR	3 5 3 4 2 0 0												
<b>Larry Parrish, R</b> (1, 10) OBP: 0.367, SLG: 0.588 <b>Darrell Porter, L</b> (6, PH) OBP: 0.319, SLG: 0.263	0-0 BLK BB		0-0 1B 1B		0-0 1B HR		0-3 K		0-0 G3	3 2 3 5 0 0 0 2 0 0 0 0 1 1												
<b>Don Slaught, R</b> (1, 2) OBP: 0.308, SLG: 0.436	4-0 BLK BB		0-0 F8		0-3 K		0-0 1-H 2B		4-0 BB	3 0 1 1 2 1 2												
<b>Steve Buechele, R</b> (1, 5) OBP: 0.265, SLG: 0.317 <b>Jeff Kunkel, R</b> (6, 5) OBP: 0.233, SLG: 0.333 (8, 8)	0-3 K		0-0 2B 1B		4-0 BB		0-0 F9		0-0 F8	3 1 1 1 1 1 3 1 0 0 0 0 0 1												
<b>Jerry Browne, S</b> (1, 4) OBP: 0.360, SLG: 0.336		4-0 G5-4-3 BB	0-0 2B 1B		0-0 4-3		0-3 K		0-0 F8	4 1 1 1 1 1 2												
<b>Inning Stats</b>	R: 3 E: 0 K: 1 S: 9	H: 4 LOB: 2 BB: 1 P: 13	R: 0 E: 0 K: 0 S: 2	H: 0 LOB: 0 BB: 1 P: 6	R: 5 E: 0 K: 0 S: 8	H: 5 LOB: 1 BB: 1 P: 12	R: 3 E: 0 K: 1 S: 8	H: 3 LOB: 1 BB: 1 P: 12	R: 0 E: 0 K: 3 S: 9	H: 0 LOB: 0 BB: 0 P: 9	R: 1 E: 0 K: 2 S: 8	H: 1 LOB: 1 BB: 1 P: 12	R: 4 E: 0 K: 1 S: 7	H: 2 LOB: 0 BB: 2 P: 15	R: 0 E: 0 K: 1 S: 5	H: 0 LOB: 1 BB: 1 P: 9	R: 0 E: 0 K: 0 S: 3	H: 0 LOB: 0 BB: 0 P: 3	1B: 11 2B: 2 3B: 0 HR: 2	SF: 0 SAC: 0 DP: 1 HBP: 0	WP: 0 PB: 0 SB: 0 CS: 0	PA: 49
<b>PITCHER</b>	IP WLS BF H R ER SO BB IBB HBP BLK WP HR S P ERA WHIP																				<b>PITCHER</b>	IP WLS BF H R ER SO BB IBB HBP BLK WP HR S P ERA WHIP
<b>Mark Gubicza, R</b> (1, 1) ERA: 4.48 <b>Dave Gumpert, R</b> (3, 1) ERA: 6.05 <b>Steve Farr, R</b> (5, 1) ERA: 5.27 <b>Jerry Don Gleaton, L</b> (7, 1) ERA: 3.09 <b>Dan Quisenberry, R</b> (9, 1) ERA: 1.77	2.2 L 16 6 6 6 1 3 0 0 1 0 0 15 27 20.25 3.375																					

Texas Rangers @ Kansas City Royals  
 Royals Stadium, Kansas City, MO  
 Fri May 29 1987, 8:05 PM EDT  
 Att: 31,849 - Unknown

livebaseballscorecards.com

AB	41
R	16
H	15
RBI	15
BB	8
SO	9
LOB	15





Batter	1	2	3	4	5	6	7	8	9	AB	R	H	RBI	BB	SO	LOB
Willie Wilson, S OBP: 0.318, SLG: 0.388 Bill Pecota, R OBP: 0.550, SLG: 0.842	0-0 S BLK PB 1B	0-0 F6			0-0 4-3		0-0 F8			3	1	1	0	0	0	0
Kevin Seitzer, R OBP: 0.408, SLG: 0.444	0-0 F2		0-0 F8			0-0 PB 1B	0-0 F9			4	1	1	0	0	0	2
Danny Tartabull, R OBP: 0.366, SLG: 0.462	4-0 PB 1-3 BB		0-0 5-3			0-0 F7		0-3 K		3	0	0	0	1	1	1
Juan Beniquez, R OBP: 0.314, SLG: 0.374	1-0 PB 1-2 3-H HBP		0-0 F7			0-0 F6		0-0 4-3		3	0	0	0	0	0	1
Frank White, R OBP: 0.297, SLG: 0.384 Buddy Biancalana, S OBP: 0.320, SLG: 0.417	0-3 K		0-3 G6-4-3 1B			0-0 1-H 1B		0-0 P3		2	0	1	0	0	1	2
Steve Balboni, R OBP: 0.250, SLG: 0.360	0-3 K 1-2 2-3		0-0 G6-4-3 1-2f			0-3 K		0-0 L6		4	0	0	0	0	2	4
Bo Jackson, R OBP: 0.323, SLG: 0.500		0-0 F8 SF8 2B		0-0 1-3			0-0 HR		0-0 HR	4	3	3	2	0	0	0
Angel Salazar, R OBP: 0.243, SLG: 0.324		0-0 F8 2-3			0-0 5-3		0-3 K		0-0 P3	4	0	0	0	0	1	1
Jamie Quirk, L OBP: 0.337, SLG: 0.265 Larry Owen, R OBP: 0.283, SLG: 0.341		0-0 SF8 3-H			0-0 L3		0-0 1B		0-3 K	2	0	1	1	0	0	0
										1	0	0	0	0	1	0

Inning Stats	R: 1	H: 1	E: 0	K: 2	S: 8	H: 1	LOB: 2	BB: 1	P: 13	R: 1	H: 1	E: 0	K: 0	S: 4	H: 1	LOB: 0	BB: 0	P: 4	R: 0	H: 0	E: 0	K: 0	S: 3	R: 0	H: 1	E: 0	K: 0	S: 3	R: 0	H: 0	E: 0	K: 1	S: 7	H: 2	LOB: 1	BB: 0	P: 7	R: 1	H: 2	E: 0	K: 1	S: 7	H: 2	LOB: 1	BB: 0	P: 7	R: 0	H: 0	E: 0	K: 1	S: 5	H: 0	LOB: 0	BB: 0	P: 5	R: 1	H: 1	E: 0	K: 1	S: 6	H: 1	LOB: 0	BB: 0	P: 6	1B: 5	SF: 1	2B: 1	3B: 0	HR: 2	WP: 0	PB: 3	SB: 1	CS: 0	PA: 36
--------------	------	------	------	------	------	------	--------	-------	-------	------	------	------	------	------	------	--------	-------	------	------	------	------	------	------	------	------	------	------	------	------	------	------	------	------	------	--------	-------	------	------	------	------	------	------	------	--------	-------	------	------	------	------	------	------	------	--------	-------	------	------	------	------	------	------	------	--------	-------	------	-------	-------	-------	-------	-------	-------	-------	-------	-------	--------

PITCHER	IP	WLS	BF	H	R	ER	SO	BB	IBB	HBP	BLK	WP	HR	S	P	ERA	WHIP
Charlie Hough, R ERA: 3.89	(1, 1)	7.0	29	7	4	2	4	1	0	1	1	0	1	35	40	2.57	1.143
Mitch Williams, L ERA: 4.28	(8, 1)	1.0	3	0	0	0	1	0	0	0	0	0	0	5	5	0.00	0.000
Greg Harris, R ERA: 5.01	(9, 1)	1.0	4	1	1	1	1	0	0	0	0	0	1	6	6	9.00	1.000

BOTTOM

Texas Rangers @ Kansas City Royals  
 Royals Stadium, Kansas City, MO  
 Fri May 29 1987, 8:05 PM EDT  
 Att. 31,849 - Unknown

AB	33
R	5
H	8
RBI	4
BB	1
SO	6
LOB	12



PITCHER	IP	WLS	BF	H	R	ER	SO	BB	IBB	HBP	BLK	WP	HR	S	P	ERA	WHIP
---------	----	-----	----	---	---	----	----	----	-----	-----	-----	----	----	---	---	-----	------

Batter	1	2	3	4	5	6	7	8	9	AB R H RBI BB SO LOB
Jerry Browne, S (1, 4) OBP: 0.369, SLG: 0.350	0-0 1-3		0-0 1B	0-0 1B		0-0 F8		4-0 S BB		4 2 2 1 1 0 0
Scott Fletcher, R (1, 6) OBP: 0.357, SLG: 0.402	0-3 K		0-0 WP 1B	0-0 6-3		0-3 K		0-0 L8		5 1 1 0 0 2 2
Ruben Sierra, S (1, 9) OBP: 0.319, SLG: 0.451	0-0 F6		0-0 WP 1B	0-0 WP 1B		4-0 S BB		0-3 K		4 1 2 2 1 1 1
Pete Incaviglia, R (1, 7) OBP: 0.372, SLG: 0.544		0-0 S 1B	0-0 P3	0-0 F8		0-3 K		0-3 K		5 0 1 0 0 2 4
Pete O'Brien, L (1, 3) OBP: 0.315, SLG: 0.481		0-0 F9	0-3 K		0-0 HR		0-0 F9		0-0 G3	5 1 1 1 0 1 3
Larry Parrish, R (1, 10) OBP: 0.374, SLG: 0.586		0-3 K	0-0 2-H 3-H 1B		0-3 K		4-0 BB		0-0 1B	4 0 2 2 1 2 1
Oddibe McDowell, L (1, 8) OBP: 0.314, SLG: 0.306		4-0 BB	0-3 K		4-0 S BB		0-3 K		0-0 F6	2 0 0 0 2 2 2
Bob Brower, R (7, 8) OBP: 0.365, SLG: 0.407		1-2 BB			4-3 BB					1 0 0 0 0 0 1
Geno Petrali, L (1, 2) OBP: 0.406, SLG: 0.392		0-3 K		0-0 4-3 2B		0-0 4-3		0-3 K		4 1 1 0 0 2 4
Steve Buechele, R (1, 5) OBP: 0.265, SLG: 0.339			0-0 HR	0-0 4-3		0-0 G3		0-3 K		4 1 1 1 0 1 2

Texas Rangers @ Kansas City Royals  
 Royals Stadium, Kansas City, MO  
 Sat May 30 1987, 8:05 PM EDT  
 Att: 38,513 - Unknown

livebaseballscorecards.com

AB	38
R	7
H	11
RBI	7
BB	5
SO	13
LOB	20



Inning Stats	R: 0	H: 0	R: 0	H: 1	R: 4	H: 5	R: 2	H: 3	R: 1	H: 1	R: 0	H: 0	R: 0	H: 0	R: 0	H: 0	R: 0	H: 1	
E: 0	LOB: 0	E: 0	LOB: 2	E: 0	LOB: 1	E: 0	LOB: 1	E: 0	LOB: 1	E: 0	LOB: 1	E: 0	LOB: 1	E: 0	LOB: 1	E: 0	LOB: 1	E: 0	LOB: 1
K: 1	BB: 0	K: 2	BB: 1	K: 2	BB: 0	K: 2	BB: 1	K: 1	BB: 1	K: 2	BB: 1	K: 2	BB: 1	K: 2	BB: 1	K: 1	BB: 0	K: 1	BB: 0
S: 5	P: 5	S: 8	P: 12	S: 12	P: 12	S: 6	P: 6	S: 6	P: 10	S: 7	P: 11	S: 7	P: 11	S: 7	P: 11	S: 6	P: 6	S: 6	P: 6

PITCHER	IP	WLS	BF	H	R	ER	SO	BB	IBB	HBP	BLK	WP	HR	S	P	ERA	WHIP
Bret Saberhagen, R (1, 1) ERA: 2.33	5.0	W	27	10	7	7	6	2	0	0	0	2	2	37	45	12.60	2.400
Steve Farr, R (6, 1) ERA: 4.6	4.0	S	16	1	0	0	7	3	0	0	0	0	0	27	39	0.00	1.000

WP: 3	PA: 43
PB: 0	
SB: 4	
CS: 0	

WP	HR	S	P	ERA	WHIP
1B: 7	SF: 0				
2B: 2	SAC: 0				
3B: 0	DP: 0				
HR: 2	HBP: 0				

Batter	1	2	3	4	5	6	7	8	9	AB	R	H	RBI	BB	SO	LOB
Willie Wilson, S OBP: 0.331, SLG: 0.391 (1, 8)	0-3 K	0-0 G6-4-3 1B BB	0-0 1B	0-0 4-3		4-0 1B BB		1-0 G3-6 HBP		4	2	2	0	1	1	1
Kevin Seitzer, R OBP: 0.416, SLG: 0.445 (1, 5)	4-0 1B BB	4-0 G6-4-3 BB	0-0 1B 1B		0-3 K	0-0 1B		0-0 G3-6 1-2f		4	2	2	3	2	1	1
Danny Tartabull, R OBP: 0.367, SLG: 0.463 (1, 9)	4-0 1B BB	0-0 G6-4-3	0-0 F3		0-0 2B	0-3 K				4	1	1	0	1	1	6
Thad Bosley, L OBP: 0.370, SLG: 0.500 (1, 10)	0-0 1B 1B	0-0 E 2B 1B	0-0 1B		0-0 6-3			0-0 1B 1B		3	2	3	3	0	0	0
Juan Beniquez, R OBP: 0.317, SLG: 0.376 (5, PH)	1-3 2-H	3-H	1-3 2-H		0-0 L7			0-3 K		2	0	1	0	0	0	1
Frank White, R OBP: 0.300, SLG: 0.384 (1, 4)	0-0 1B 1B	0-0 E5 2B	0-0 1B		0-0 K			0-3 K		5	1	2	2	0	1	3
Bo Jackson, R OBP: 0.319, SLG: 0.497 (1, 7)	0-0 F4	0-0 2B	0-0 1-3		0-3 K2-3	0-0 F9				5	0	1	2	0	1	5
Steve Balboni, R OBP: 0.255, SLG: 0.361 (1, 3)	0-0 1-2 2-H	0-0 F8		0-3 K		0-3 K	0-0 1B			5	0	2	1	0	2	1
Angel Salazar, R OBP: 0.248, SLG: 0.326 (1, 6)	0-3 K		0-0 1B 1B	0-0 6-3		0-0 2B 1B 1B	0-3 K			5	2	2	0	0	2	4
Jamie Quirk, L OBP: 0.352, SLG: 0.292 (1, 2)		4-0 BB 1B G6-4-3 BB	0-0 F7	0-0 1B		0-0 1B 2B		0-0 5-3		4	2	2	0	1	0	1

Inning Stats	R: 3	H: 3	E: 0	K: 2	S: 10	LOB: 2	BB: 2	P: 18	R: 4	H: 3	E: 1	K: 0	S: 6	LOB: 1	BB: 2	P: 14	R: 3	H: 5	E: 0	K: 0	S: 8	LOB: 2	BB: 0	P: 8	R: 0	H: 1	E: 0	K: 1	S: 6	LOB: 1	BB: 0	P: 6	R: 0	H: 3	E: 0	K: 3	S: 12	LOB: 2	BB: 1	P: 16	R: 0	H: 2	E: 0	K: 2	S: 9	LOB: 2	BB: 0	P: 9	R: 0	H: 0	E: 0	K: 0	S: 2	LOB: 0	BB: 0	P: 3
--------------	------	------	------	------	-------	--------	-------	-------	------	------	------	------	------	--------	-------	-------	------	------	------	------	------	--------	-------	------	------	------	------	------	------	--------	-------	------	------	------	------	------	-------	--------	-------	-------	------	------	------	------	------	--------	-------	------	------	------	------	------	------	--------	-------	------


PITCHER	IP	WLS	BF	H	R	ER	SO	BB	IBB	HBP	BLK	WP	HR	S	P	ERA	WHIP
Jose Guzman, R ERA: 7.31 (1, 1)	1.0	L	10	4	5	5	2	3	0	0	0	0	0	11	23	45.00	7.000
Jeff Russell, R ERA: 3.21 (2, 1)	3.1		20	9	5	3	2	1	0	0	0	0	0	23	27	8.10	3.000
Ron Meridith, L ERA: 4.2 (5, 1)	1.1		7	2	2	2	2	1	0	0	0	0	0	10	14	13.50	2.250
Greg Harris, R ERA: 4.81 (6, 1)	1.1		7	3	0	0	3	0	0	0	0	0	0	13	13	0.00	2.250
Dale Mohorcic, R ERA: 3.18 (8, 1)	1.0		3	0	0	0	0	0	0	1	0	0	0	2	3	0.00	0.000

**BOTTOM**

**Texas Rangers @ Kansas City Royals**  
 Royals Stadium, Kansas City, MO

Sat May 30 1987, 8:05 PM EDT  
 Att. 38,513 - Unknown

AB	41
R	12
H	18
RBI	11
BB	5
SO	9
LOB	23



1B:	15	SF:	0	WP:	0	PA:	47
2B:	3	SAC:	0	PB:	0		
3B:	0	DP:	2	SB:	0		
HR:	0	HBP:	1	CS:	0		

PITCHER	IP	WLS	BF	H	R	ER	SO	BB	IBB	HBP	BLK	WP	HR	S	P	ERA	WHIP
---------	----	-----	----	---	---	----	----	----	-----	-----	-----	----	----	---	---	-----	------

Batter	1	2	3	4	5	6	7	8	9	10	AB R H RBI BB SO LOB	TOP													
Scott Fletcher, R (1, 6) OBP: 0.363, SLG: 0.410	0-0 6-3		4-0 3B BB		0-0 4-3			0-0 1B		0-0 2B	4 1 2 1 1 0 1														
Ruben Sierra, S (1, 9) OBP: 0.311, SLG: 0.438	0-0 3-1		0-0 F8			0-0 6-3		0-3 K		0-3 K	5 0 0 0 0 2 6														
Pete Incaviglia, R (1, 7) OBP: 0.373, SLG: 0.556	0-3 K		0-0 3B			0-3 K			0-0 F8		2 0 1 2 0 1 0														
Oddibe McDowell, L (3, 8) OBP: 0.308, SLG: 0.300			1-H 2-H								2 0 0 0 0 1 0														
Larry Parrish, R (1, 10) OBP: 0.371, SLG: 0.575		4-0 FC2-6 BB		0-3 K		0-0 6-3			0-3 K		3 0 0 0 1 2 0														
Pete O'Brien, L (1, 3) OBP: 0.308, SLG: 0.470		0-0 FC2-6		0-0 4-3			0-0 F8		0-0 4-3		4 0 0 0 0 0 1														
Don Slaughter, R (1, 2) OBP: 0.299, SLG: 0.421		0-3 K		0-3 K			0-3 K			0-3 K	4 0 0 0 0 4 1														
Steve Buechele, R (1, 5) OBP: 0.271, SLG: 0.352		0-0 4-3			0-0 L3-6 HBP 1B		0-0 5-3			0-0 PB 2B	4 1 2 0 0 0 1														
Jeff Kunkel, R (1, 4) OBP: 0.242, SLG: 0.313			0-3 K2-3		1-0 HBP			0-0 1-3		4-0 2B IBB	2 0 0 0 0 1 0														
Darrell Porter, L (10, PH) OBP: 0.333, SLG: 0.263					1-2 HBP					2-3	0 0 0 0 1 0 0														
Jerry Browne, S (10, PR) OBP: 0.369, SLG: 0.350					0-0 L3-6			0-3 K		0-0 F9	0 0 0 0 0 0 0														
Bob Brower, R (1, 8) OBP: 0.364, SLG: 0.398			4-0 S 3B BB		2-3						2 1 0 0 1 1 2														
Geno Petralli, L (10, PH) OBP: 0.400, SLG: 0.385											1 0 0 0 0 0 2														
Curtis Wilkerson, S (10, 5) OBP: 0.333, SLG: 0.385											0 0 0 0 0 0 0														
<b>Inning Stats</b>	R: 0 E: 0 K: 1 S: 5	H: 0 LOB: 0 BB: 0 P: 5	R: 0 E: 0 K: 1 S: 5	H: 0 LOB: 1 BB: 1 P: 9	R: 2 E: 0 K: 1 S: 5	H: 1 LOB: 1 BB: 2 P: 13	R: 0 E: 0 K: 2 S: 7	H: 0 LOB: 0 BB: 0 P: 7	R: 0 E: 0 K: 0 S: 3	H: 1 LOB: 1 BB: 0 P: 4	R: 0 E: 0 K: 1 S: 5	H: 0 LOB: 0 BB: 0 P: 5	R: 0 E: 0 K: 1 S: 5	H: 0 LOB: 0 BB: 0 P: 5	R: 0 E: 0 K: 2 S: 8	H: 1 LOB: 1 BB: 0 P: 8	R: 0 E: 0 K: 1 S: 5	H: 0 LOB: 0 BB: 0 P: 5	R: 1 E: 0 K: 2 S: 9	H: 2 LOB: 3 BB: 1 P: 13	1B: 2 2B: 3 3B: 1 HR: 0	SF: 0 SAC: 0 DP: 1 HBP: 1	WP: 0 PB: 1 SB: 1 CS: 0	PA: 38	
<b>PITCHER</b>	IP WLS BF H R ER SO BB IBB HBP BLK WP HR S P ERA WHIP																								
Danny Jackson, L (1, 1) ERA: 3.68	8.0	29	3	2	2	9	3	0	0	0	0	0	0	0	43	56	2.25	0.750							
Jerry Don Gleaton, L (9, 1) ERA: 3.46	1.1	L 5	1	1	1	2	0	0	0	0	0	0	0	9	9	6.75	0.750								
Dan Quisenberry, R (10, 1) ERA: 1.71	0.2	4	1	0	0	1	0	1	0	0	0	0	0	5	9	0.00	1.500								

Texas Rangers @ Kansas City Royals  
 Royals Stadium, Kansas City, MO  
 Sun May 31 1987, 4:33 AM EDT  
 Att. 36,349 - Unknown

livebaseballscorecards.com

AB	33
R	3
H	5
RBI	3
BB	4
SO	12
LOB	14





Batter	1	2	3	4	5	6	7	8	9	AB R H RBI BB SO LOB	TOP									
Willie Wilson, S (1, 8) OBP: 0.329, SLG: 0.394	0-3 K		0-0 FC6-4			0-0 3-1	0-0 F5			4 0 0 0 0 1 2	<b>Kansas City Royals @ Milwaukee Brewers</b> Milwaukee County Stadium, Milwaukee, WI Mon Jun 01 1987, 8:05 PM EDT Att. 9,670 - Unknown <a href="http://livebaseballscorecards.com">livebaseballscorecards.com</a>									
Kevin Seitzer, R (1, 5) OBP: 0.408, SLG: 0.436	0-0 1-3			0-0 F9		0-0 L3		0-0 1-3		4 0 0 0 0 0 0										
Danny Tartabull, R (1, 9) OBP: 0.366, SLG: 0.452	0-3 K			0-0 F8		0-0 1B		0-0 1B		4 0 2 0 0 1 0										
Thad Bosley, L (1, 10) Hal McRae, R (8, PH) OBP: 0.352, SLG: 0.462 OBP: 0.429, SLG: 0.583		0-0 6-3		0-0 1B		0-0 F7		0-0 1B		3 0 1 0 0 0 1 1 0 1 0 0 0 0										
Frank White, R (1, 4) OBP: 0.307, SLG: 0.376		0-0 F9		0-3 K			0-0 2B 1B	0-3 K		4 1 1 0 0 2 3										
Bo Jackson, R (1, 7) OBP: 0.326, SLG: 0.484		0-0 6-3			0-0 4-3		4-0 2B BB	0-0 F9		3 1 0 0 1 0 2										
Steve Balboni, R (1, 3) OBP: 0.247, SLG: 0.346			0-3 K		0-0 F6		0-3 K		0-0 6-3	4 0 0 0 0 2 2										
Angel Salazar, R (1, 6) Jorge Orta, L (7, PH) Buddy Biancalana, S (7, 6) OBP: 0.252, SLG: 0.322 OBP: 0.220, SLG: 0.385 OBP: 0.308, SLG: 0.400			0-0 F8		0-0 1B		0-0 F7		0-3 K	2 0 1 0 0 0 0 1 0 0 0 0 0 2 1 0 0 0 0 1 0										
Jamie Quirk, L (1, 2) Juan Beniquez, R (9, PH) OBP: 0.370, SLG: 0.329 OBP: 0.311, SLG: 0.369			0-0 FC6-4 1B		0-0 F7		0-0 2B		0-0 6-3	3 0 2 2 0 0 1 1 0 0 0 0 0 0										
<b>Inning Stats</b>	R: 0 E: 0 K: 2 S: 7	H: 0 LOB: 0 BB: 0 P: 7	R: 0 E: 0 K: 0 S: 3	H: 0 LOB: 0 BB: 0 P: 3	R: 0 E: 0 K: 1 S: 6	H: 1 LOB: 1 BB: 0 P: 6	R: 0 E: 0 K: 1 S: 6	H: 1 LOB: 1 BB: 0 P: 6	R: 0 E: 0 K: 0 S: 4	H: 1 LOB: 1 BB: 0 P: 4		R: 2 E: 0 K: 1 S: 7	H: 2 LOB: 1 BB: 1 P: 11	R: 0 E: 0 K: 1 S: 7	H: 2 LOB: 2 BB: 0 P: 7	R: 0 E: 0 K: 1 S: 5	H: 0 LOB: 0 BB: 0 P: 5	1B: 7 2B: 1 3B: 0 HR: 0	SF: 0 SAC: 0 DP: 0 HBP: 0	WP: 0 PB: 0 SB: 0 CS: 0
<b>PITCHER</b>	IP WLS BF H R ER SO BB IBB HBP BLK WP HR S P ERA WHIP																			
Bill Wegman, R (1, 1) ERA: 4.07	7.1 W 30 7 2 2 5 1 0 0 0 0 0 0 39 43 2.46 1.091																			
Dan Plesac, L (8, 1) ERA: 0.73	1.2 S 6 1 0 0 2 0 0 0 0 0 0 0 10 10 0.00 0.600																			

Batter	1	2	3	4	5	6	7	8	9
<b>Paul Molitor, R</b> OBP: 0.430, SLG: 0.542 (1, 5) X	0-0 1-3 ①		4-0 BB		0-0 F8 ①		0-0 S 1B		
<b>Robin Yount, R</b> OBP: 0.361, SLG: 0.451 (1, 8) X	0-0 6-3 ②		0-0 L5 ③		0-0 CS 1B		0-3 K ③		
<b>Cecil Cooper, L</b> OBP: 0.226, SLG: 0.364 (1, 10) X	0-0 E 2B			0-3 K ①	0-0 E5 ②			0-0 4-3 ①	
<b>Rob Deer, R</b> OBP: 0.413, SLG: 0.621 (1, 7) X	0-0 E3 PO			0-0 F9 ②	0-0 F7 ③			0-0 1-3 ②	
<b>Rick Manning, L</b> OBP: 0.266, SLG: 0.320 (9, 9) X	2-H								
<b>Glenn Braggs, R</b> OBP: 0.342, SLG: 0.440 (1, 9) X	0-0 PO ③	0-0 5-3 ①		0-0 K 1B 2B		0-0 F8 ①		4-0 BB	
<b>Mike Felder, S</b> OBP: 0.167, SLG: 0.167 (8, PR) (9, 7) X	1-2								
<b>Greg Brock, L</b> OBP: 0.331, SLG: 0.448 (1, 3) X		0-0 4-3 ②		0-0 K 1B 1B		0-0 CS 1B		0-0 4-3 ③	
<b>B.J. Surhoff, L</b> OBP: 0.287, SLG: 0.362 (1, 2) X		0-0 4-3 ③		2-H	0-0 K 1B 1B		0-0 L6 ②		
<b>Jim Gantner, L</b> OBP: 0.348, SLG: 0.409 (1, 4) X			0-0 3-1 ①	0-0 K 1B 1B		0-0 CS ③	0-0 1-3 ①		
<b>Dale Sveum, S</b> OBP: 0.276, SLG: 0.396 (1, 6) X			0-3 K ②	1-2 2-H		0-0 HR	0-3 K ②		

AB	R	H	RBI	BB	SO	LOB
3	0	1	0	1	0	0
4	0	1	0	0	1	2
4	1	1	0	0	1	1
4	0	0	0	0	0	1
0	0	0	0	0	0	0
3	1	1	0	1	0	0
0	0	0	0	0	0	0
4	0	2	1	0	0	1
3	0	1	0	0	0	1
3	0	1	0	0	0	0
3	1	1	1	0	2	0


**BOTTOM**

**Kansas City Royals @ Milwaukee Brewers**  
Milwaukee County Stadium, Milwaukee, WI

Mon Jun 01 1987, 8:05 PM EDT  
Att. 9,670 - Unknown

livebaseballscorecards.com

<b>AB</b>	<b>31</b>
<b>R</b>	<b>3</b>
<b>H</b>	<b>9</b>
<b>RBI</b>	<b>2</b>
<b>BB</b>	<b>2</b>
<b>SO</b>	<b>4</b>
<b>LOB</b>	<b>6</b>



Inning Stats		R: 1	H: 1	R: 0	H: 0	R: 0	H: 0	R: 1	H: 4	R: 1	H: 2	R: 0	H: 1	R: 0	H: 1	R: 0	H: 0
E: 1	LOB: 0	E: 0	LOB: 0	E: 0	LOB: 1	E: 0	LOB: 2	E: 1	LOB: 1	E: 0	LOB: 0	E: 0	LOB: 0	E: 0	LOB: 1	E: 0	LOB: 1
K: 0	BB: 0	K: 0	BB: 0	K: 1	BB: 1	K: 1	BB: 0	K: 0	BB: 0	K: 2	BB: 0	K: 0	BB: 0	K: 0	BB: 1	K: 0	BB: 1
S: 4	P: 4	S: 3	P: 3	S: 5	P: 9	S: 8	P: 8	S: 5	P: 5	S: 3	P: 3	S: 8	P: 8	S: 3	P: 7	S: 3	P: 7

PITCHER		IP	WLS	BF	H	R	ER	SO	BB	IBB	HBP	BLK	WP	HR	S	P	ERA	WHIP
<b>Charlie Leibrandt, L</b> ERA: 2.45 (1, 1)		6.2	L	28	9	3	2	3	1	0	0	0	0	1	33	37	2.70	1.500
<b>Steve Farr, R</b> ERA: 4.41 (7, 1)		1.1		5	0	0	0	1	1	0	0	0	0	0	6	10	0.00	0.750

WP	PA	3B	SF	SAC	DP	HBP
0	35	0	0	0	0	0

Batter	1	2	3	4	5	6	7	8	9	AB R H RBI BB SO LOB	TOP
Willie Wilson, S (1, 8) OBP: 0.333, SLG: 0.396	0-0 G4-6-3 1B		0-0 1B S 1B		0-0 6-3			0-0 E4 2B		4 1 2 0 0 0 0	<b>Kansas City Royals @ Milwaukee Brewers</b> Milwaukee County Stadium, Milwaukee, WI Tue Jun 02 1987, 8:05 PM EDT Att. 12,240 - Unknown <a href="http://livebaseballscorecards.com">livebaseballscorecards.com</a>
Kevin Seitzer, R (1, 5) OBP: 0.405, SLG: 0.432	0-0 G4-6-3 1-2f		0-3 K		0-0 F9			0-0 2B 1B	4 1 1 0 0 1 2		
Danny Tartabull, R (1, 9) OBP: 0.368, SLG: 0.453	0-0 FC4-6 1B		0-0 2-3 1B		0-0 6-3			0-0 F4	4 0 2 0 0 0 2		
Thad Bosley, L (1, 10) OBP: 0.345, SLG: 0.464	0-0 FC4-6 1-2f		0-0 F8		0-0 6-3			0-0 1-H 2-H 2B	4 0 1 2 0 0 3		
Frank White, R (1, 4) OBP: 0.301, SLG: 0.368		0-0 F4		0-0 F7				0-0 F4	4 0 0 0 0 0 1		
Juan Beniquez, R (1, 3) OBP: 0.317, SLG: 0.383		0-0 F9		0-0 FC5-4 1B				0-0 2B	4 0 2 0 0 1 0		
Bo Jackson, R (1, 7) OBP: 0.318, SLG: 0.472		0-3 K		0-0 FC5-4 1-2f				0-0 F7	4 0 0 0 0 1 2		
Angel Salazar, R (1, 6) OBP: 0.245, SLG: 0.314			0-0 F9		0-0 F4			0-0 5-3	4 0 0 0 0 0 2		
Jamie Quirk, L (1, 2) OBP: 0.365, SLG: 0.363			0-0 HR		0-0 G3			0-3 K	4 1 1 1 0 1 1		
<b>Inning Stats</b>	R: 0 H: 2 E: 0 LOB: 1 K: 0 BB: 0 S: 4 P: 4	R: 0 H: 0 E: 0 LOB: 0 K: 1 BB: 0 S: 5 P: 5	R: 1 H: 3 E: 0 LOB: 2 K: 1 BB: 0 S: 8 P: 8	R: 0 H: 1 E: 0 LOB: 1 K: 0 BB: 0 S: 4 P: 4	R: 0 H: 0 E: 0 LOB: 0 K: 0 BB: 0 S: 3 P: 3	R: 0 H: 0 E: 0 LOB: 0 K: 1 BB: 0 S: 5 P: 5	R: 2 H: 2 E: 1 LOB: 1 K: 1 BB: 0 S: 8 P: 8	R: 0 H: 1 E: 0 LOB: 1 K: 0 BB: 0 S: 4 P: 4	1B: 6 SF: 0 2B: 2 SAC: 0 3B: 0 DP: 1 HR: 1 HBP: 0	WP: 0 PA: 36 PB: 0 SB: 1 CS: 0	
<b>PITCHER</b>	IP WLS BF H R ER SO BB IBB HBP BLK WP HR S P ERA WHIP										
Chuck Crim, R (1, 1) ERA: 3.19	6.0 W 23 6 1 1 2 0 0 0 0 0 1 27 27 1.50 1.000										
Mark Clear, R (7, 1) ERA: 2.96	3.0 S 13 3 2 0 2 0 0 0 0 0 0 0 17 17 0.00 1.000										



Batter	1	2	3	4	5	6	7	8	9
<b>Paul Molitor, R</b> (1, 5) <small>OBP: 0.427, SLG: 0.545</small> <b>Juan Castillo, S</b> (5, 4) <small>OBP: 0.371, SLG: 0.429</small>	0-0 1-3	0-0 F9		0-0 1B 2B		0-0 FC1-6 1B 2B	0-0 1B 3B	0-0 1-3	
<b>Robin Yount, R</b> (1, 8) <small>OBP: 0.371, SLG: 0.462</small> <b>Mike Felder, S</b> (7, PR) <small>OBP: 0.167, SLG: 0.167</small> (8, 8)	0-0 PB 1B 1B		0-0 6-3	0-0 1B		0-0 1B 2B	4-0 1B HR BB		
<b>Cecil Cooper, L</b> (1, 10) <small>OBP: 0.248, SLG: 0.400</small>	0-0 1B PB 1B		0-0 HR	0-0 4-3		4-0 1B IBB	0-0 1-2 HR 1B		
<b>Rob Deer, R</b> (1, 7) <small>OBP: 0.407, SLG: 0.628</small> <b>Rick Manning, L</b> (8, 7) <small>OBP: 0.286, SLG: 0.320</small>	0-3 K		0-3 K		0-3 K	0-3 K	0-0 1-2 HR		
<b>Glenn Braggs, R</b> (1, 9) <small>OBP: 0.344, SLG: 0.439</small>	0-0 1B 1B		0-0 6-3		0-3 K	0-0 1-2 1B	0-3 K		
<b>Greg Brock, L</b> (1, 3) <small>OBP: 0.333, SLG: 0.443</small>	0-0 FC6-4 1B		0-0 6-3	0-0 S BB	4-0 S BB	0-0 F7		0-0 4-3	
<b>Bill Schroeder, R</b> (1, 2) <small>OBP: 0.284, SLG: 0.408</small>	0-0 FC6-4 1-2f		0-3 K	0-0 F8 1-2			0-3 K	0-0 4-3	
<b>Jim Gantner, L</b> (1, 4) <small>OBP: 0.355, SLG: 0.412</small> (5, 5)		0-0 L4		0-0 S 2B 1B		H 1-0 FC1-6 1B 2B HBP	0-0 F7	0-0 E 1B	
<b>Dale Sveum, S</b> (1, 6) <small>OBP: 0.286, SLG: 0.395</small>		0-0 F8		4-0 2B BB		X 0-0 FC1-6 1B	4-0 3B BB	0-0 E5	

Inning Stats	R: 2	H: 4	E: 0	LOB: 2	K: 1	S: 9	P: 9	R: 0	H: 0	E: 0	LOB: 0	K: 0	S: 3	R: 1	H: 1	E: 0	LOB: 0	K: 1	S: 6	R: 3	H: 3	E: 0	LOB: 1	K: 1	S: 8	R: 0	H: 0	E: 0	LOB: 1	K: 2	S: 7	R: 3	H: 3	E: 0	LOB: 2	K: 1	S: 8	R: 5	H: 3	E: 0	LOB: 1	K: 2	S: 10	R: 0	H: 1	E: 1	LOB: 2	K: 0	S: 5
--------------	------	------	------	--------	------	------	------	------	------	------	--------	------	------	------	------	------	--------	------	------	------	------	------	--------	------	------	------	------	------	--------	------	------	------	------	------	--------	------	------	------	------	------	--------	------	-------	------	------	------	--------	------	------

PITCHER														PITCHER																				
IP	WLS	BF	H	R	ER	SO	BB	IBB	HBP	BLK	WP	HR	S	P	ERA	WHIP	IP	WLS	BF	H	R	ER	SO	BB	IBB	HBP	BLK	WP	HR	S	P	ERA	WHIP	
Bud Black, L (1, 1) ERA: 3.03	3.1	L	15	5	3	3	2	0	0	0	0	0	1	19	19	8.10	1.500	Bud Black, L (1, 1) ERA: 3.03	3.1	L	15	5	3	3	2	0	0	0	0	1	19	19	8.10	1.500
Rick Anderson, R (4, 1) ERA: 13.94	2.2		18	6	6	4	2	1	1	0	0	0	0	22	35	20.25	3.000	Rick Anderson, R (4, 1) ERA: 13.94	2.2		18	6	6	4	2	1	1	0	0	0	22	35	20.25	3.000
Jerry Don Gleaton, L (7, 1) ERA: 6.43	1.0		8	3	5	5	2	2	0	0	0	0	1	10	18	45.00	5.000	Jerry Don Gleaton, L (7, 1) ERA: 6.43	1.0		8	3	5	5	2	2	0	0	0	1	10	18	45.00	5.000
Dan Quisenberry, R (8, 1) ERA: 1.64	1.0		5	1	0	0	0	0	0	0	0	0	0	5	5	0.00	1.000	Dan Quisenberry, R (8, 1) ERA: 1.64	1.0		5	1	0	0	0	0	0	0	0	0	5	5	0.00	1.000


**BOTTOM**

AB	R	H	RBI	BB	SO	LOB						
3	1	1	2	0	0	0						
3	2	1	1	0	0	4						
4	2	3	2	1	0	0						
0	1	0	0	0	0	0						
4	3	3	2	1	0	1						
5	1	1	3	0	4	5						
0	0	0	0	0	0	0						
5	0	2	4	0	2	1						
4	0	1	0	1	0	2						
5	0	0	0	0	2	3						
4	2	2	0	0	0	0						
3	2	1	0	2	0	1						
1B: 10	SF: 0	WP: 0	PA: 46	2B: 2	SAC: 0	PB: 1	3B: 1	DP: 0	SB: 2	HR: 2	HBP: 1	CS: 0

**Kansas City Royals @ Milwaukee Brewers**  
**Milwaukee County Stadium, Milwaukee, WI**

Tue Jun 02 1987, 8:05 PM EDT  
 Att. 12,240 - Unknown

livebaseballscores.com



Batter	1	2	3	4	5	6	7	8	9	AB R H RBI BB SO LOB	TOP											
Willie Wilson, S (1, 8) OBP: 0.326, SLG: 0.387	0-0 F7		0-0 F7		0-0 6-3		0-0 F8			4 0 0 0 0 0 1	<b>Kansas City Royals @ Milwaukee Brewers</b> <b>Milwaukee County Stadium, Milwaukee, WI</b> Wed Jun 03 1987, 4:33 AM EDT Att: 17,740 - Unknown <a href="http://livebaseballscorecards.com">livebaseballscorecards.com</a>											
Kevin Seitzer, R (1, 5) OBP: 0.406, SLG: 0.434	0-0 1B		0-0 6-3		0-0 E6 FC5-4		0-0 1B			4 0 2 1 0 0 0												
Danny Tartabull, R (1, 9) OBP: 0.366, SLG: 0.449	0-0 P3		0-0 1B		0-0 FC5-4 1-2f		0-0 F7			4 0 1 0 0 0 3												
Thad Bosley, L (1, 10) OBP: 0.355, SLG: 0.467	0-3 K		0-0 1B		0-0 3-1		0-0 1B			4 0 2 0 0 1 1												
Frank White, R (1, 4) OBP: 0.299, SLG: 0.362		4-0 1B BB	0-0 F9		0-0 6-3		0-0 G5-4-3 1-2f			3 0 0 0 1 0 3												
Juan Beniquez, R (1, 3) OBP: 0.308, SLG: 0.370		0-0 F9		0-0 F7		0-3 K		0-0 5-3		4 0 0 0 0 1 1												
Bo Jackson, R (1, 7) OBP: 0.311, SLG: 0.461		0-3 K		0-3 K		0-3 K		0-3 K		4 0 0 0 0 4 1												
Angel Salazar, R (1, 6) OBP: 0.252, SLG: 0.325		0-0 1B		0-0 5-3		0-0 2B		0-3 K		4 1 2 0 0 1 0												
Jamie Quirk, L (1, 2) OBP: 0.364, SLG: 0.373 Hal McRae, R (9, PH) OBP: 0.414, SLG: 0.560		0-0 F7		0-0 G3		0-0 1B 2B		0-0 F4		3 1 1 1 0 0 2 1 0 0 0 0 0 0												
<b>Inning Stats</b>	R: 0 E: 0 K: 1 S: 6	H: 1 LOB: 1 BB: 0 P: 6	R: 0 E: 0 K: 1 S: 6	H: 1 LOB: 2 BB: 1 P: 10	R: 0 E: 0 K: 0 S: 5	H: 2 LOB: 2 BB: 0 P: 5	R: 0 E: 0 K: 1 S: 5	H: 0 LOB: 0 BB: 0 P: 5	R: 0 E: 1 K: 0 S: 4	H: 0 LOB: 1 BB: 0 P: 4	R: 0 E: 0 K: 1 S: 5	H: 0 LOB: 0 BB: 0 P: 5	R: 2 E: 0 K: 1 S: 8	H: 3 LOB: 1 BB: 0 P: 8	R: 0 E: 0 K: 0 S: 3	H: 1 LOB: 0 BB: 0 P: 3	R: 0 E: 0 K: 2 S: 7	H: 0 LOB: 0 BB: 0 P: 7	1B: 6 2B: 2 3B: 0 HR: 0	SF: 0 SAC: 0 DP: 1 HBP: 0	WP: 1 PB: 0 SB: 0 CS: 0	PA: 36
<b>PITCHER</b>	IP WLS BF H R ER SO BB IBB HBP BLK WP HR S P ERA WHIP																					
Len Barker, R (1, 1) ERA: 5.4	5.0 W 21 4 0 0 3 1 0 0 0 0 0 0 26 30 0.00 1.000																					
Chris Bosio, R (6, 1) ERA: 5.23	3.0 12 4 2 2 2 0 0 0 0 1 0 16 16 6.00 1.333																					
Dan Plesac, L (9, 1) ERA: 0.7	1.0 S 3 0 0 0 2 0 0 0 0 0 0 7 7 0.00 0.000																					

**Kansas City Royals @ Milwaukee Brewers**  
**Milwaukee County Stadium, Milwaukee, WI**

Wed Jun 03 1987, 4:33 AM EDT  
 Att: 17,740 - Unknown

AB	35
R	2
H	8
RBI	2
BB	1
SO	7
LOB	12



Batter	1	2	3	4	5	6	7	8	9
Mike Felder, S (1, 7) OBP: 0.174, SLG: 0.174	0-0 6-3	0-0 L6		0-0 F7		0-0 1B		0-0 1-3	
Robin Yount, R (1, 8) OBP: 0.379, SLG: 0.466	4-0 BB	0-0 2B		0-0 5-3		0-0 1B			
Cecil Cooper, L (1, 10) OBP: 0.263, SLG: 0.414	4-0 BB	0-0 2B			0-0 4-3	0-0 F7			
Greg Brock, L (1, 3) OBP: 0.331, SLG: 0.435	4-0 BB	0-0 4-3			0-3 K		0-0 F6		
B.J. Surhoff, L (1, 2) OBP: 0.286, SLG: 0.351	0-0 G4-6-3		0-0 3-1		4-0 BB		0-0 L1		
Rick Manning, L (1, 9) OBP: 0.344, SLG: 0.370		0-0 1B	4-0 BB		0-0 4-3		4-0 BB		
Jim Gantner, L (1, 5) OBP: 0.353, SLG: 0.408		0-0 1B	0-0 F9		0-0 F4		0-3 K		
Juan Castillo, S (1, 4) OBP: 0.361, SLG: 0.415		0-0 SH1-3	0-3 K			0-0 F7		0-0 F7	
Dale Sveum, S (1, 6) OBP: 0.285, SLG: 0.392		0-0 1B		0-3 K		0-0 F4		0-3 K	

Inning Stats	R: 0	H: 0	E: 0	K: 0	S: 2	R: 4	H: 5	E: 0	K: 0	S: 8	R: 0	H: 0	E: 0	K: 1	S: 5	R: 0	H: 1	E: 0	K: 1	S: 6	R: 0	H: 2	E: 0	K: 0	S: 5	R: 0	H: 0	E: 0	K: 1	S: 5	R: 0	H: 0	E: 0	K: 1	S: 5	R: 0	H: 0	E: 0	K: 1	S: 5
	LOB: 2	BB: 3	P: 14	LOB: 1	BB: 0	P: 8	LOB: 0	BB: 0	P: 5	LOB: 2	BB: 1	LOB: 0	BB: 0	P: 5	LOB: 2	BB: 0	LOB: 1	BB: 1	P: 10	LOB: 2	BB: 0	LOB: 1	BB: 1	LOB: 0	BB: 0	P: 5	LOB: 0	BB: 0	P: 5	LOB: 0	BB: 0	P: 5	LOB: 0	BB: 0	P: 5	LOB: 0	BB: 0	P: 5		

PITCHER	IP	WLS	BF	H	R	ER	SO	BB	IBB	HBP	BLK	WP	HR	S	P	ERA	WHIP
Mark Gubicza, R (1, 1) ERA: 4.57	6.2	L	33	8	4	4	3	6	0	0	0	0	0	33	57	5.40	2.100
Jerry Don Gleaton, L (7, 1) ERA: 5.87	1.1		4	0	0	0	2	0	0	0	0	0	0	8	8	0.00	0.000

AB R H RBI BB SO LOB

5	0	1	0	0	0	1
3	1	2	0	1	0	0
3	0	2	2	1	0	2
3	0	0	0	1	1	2
3	0	0	0	1	0	3
2	1	1	0	2	0	2
4	1	1	1	0	1	4
3	0	0	0	0	1	1
4	1	1	1	0	2	0

AB	30
R	4
H	8
RBI	4
BB	6
SO	5
LOB	15



WP	PA	ERA	WHIP
0	37		

**Kansas City Royals @ Milwaukee Brewers**  
 Milwaukee County Stadium, Milwaukee, WI

Wed Jun 03 1987, 4:33 AM EDT  
 Att. 17,740 - Unknown

livebaseballscorecards.com

Batter	1	2	3	4	5	6	7	8	9	AB R H RBI BB SO LOB	TOP		
Willie Wilson, S (1, 8) OBP: 0.317, SLG: 0.376	0-0 4-3		0-0 F7			0-0 G3	0-3 K		0-0 F6	5 0 0 0 0 1 0			
Kevin Seitzer, R (1, 5) OBP: 0.411, SLG: 0.454	0-3 K			0-0 G3 1B		0-0 E6 HR		0-0 SH2-4 FC2-5 1B	0-0 HR	5 3 3 1 0 1 0			
Danny Tartabull, R (1, 9) OBP: 0.372, SLG: 0.470	0-0 1B			0-0 F9		0-0 HR		0-0 FC2-5 SH2-4 1B	0-0 F9	5 1 3 2 0 0 1			
Thad Bosley, L (1, 10) OBP: 0.338, SLG: 0.444	0-0 G3			0-0 G3		0-0 4-3		0-0 SH2-4		3 0 0 0 0 0 2			
Frank White, R (1, 4) OBP: 0.299, SLG: 0.359 Buddy Biancalana, S (9, 4) OBP: 0.308, SLG: 0.400		0-3 K		0-0 L6		0-0 1B 1B		0-0 FC2-5 1B 2B		4 1 1 1 0 1 2 0 0 0 0 0 0 0			
Juan Beniquez, R (1, 7) OBP: 0.313, SLG: 0.374		0-0 G3			0-0 4-3	0-0 1B		0-0 2B 1B		4 0 2 0 0 0 0			
Steve Balboni, R (1, 3) OBP: 0.253, SLG: 0.376		0-0 F7			0-0 HR	0-0 F6		0-0 2B		4 1 2 2 0 0 2			
Angel Salazar, R (1, 6) OBP: 0.252, SLG: 0.323			0-0 5-3		0-0 G1-6-3 1B		0-0 F4	0-3 K		4 0 1 0 0 1 2			
Jamie Quirk, L (1, 2) OBP: 0.350, SLG: 0.356			0-3 K		0-0 G1-6-3		0-0 4-3		0-0 F4	4 0 0 0 0 1 1			
<b>Inning Stats</b>	R: 0 E: 0 K: 1 S: 6 H: 1 LOB: 1 BB: 0 P: 6	R: 0 E: 0 K: 1 S: 5 H: 0 LOB: 0 BB: 0 P: 5	R: 0 E: 0 K: 1 S: 5 H: 0 LOB: 0 BB: 0 P: 5	R: 0 E: 0 K: 0 S: 4 H: 1 LOB: 1 BB: 0 P: 4	R: 1 E: 0 K: 0 S: 4 H: 2 LOB: 0 BB: 0 P: 4	R: 2 E: 1 K: 0 S: 7 H: 3 LOB: 2 BB: 0 P: 7	R: 0 E: 0 K: 1 S: 5 H: 0 LOB: 0 BB: 0 P: 5	R: 2 E: 0 K: 1 S: 9 H: 4 LOB: 2 BB: 0 P: 9	R: 1 E: 0 K: 0 S: 4 H: 1 LOB: 0 BB: 0 P: 4	1B: 8 2B: 1 3B: 0 HR: 3 SF: 0 SAC: 1 DP: 1 HBP: 0	WP: 0 PA: 39 PB: 0 SB: 0 CS: 0		
<b>PITCHER</b>	IP WLS BF H R ER SO BB IBB HBP BLK WP HR S P ERA WHIP											<b>PITCHER</b>	IP WLS BF H R ER SO BB IBB HBP BLK WP HR S P ERA WHIP
Mike Morgan, R (1, 1) ERA: 4.32	7.2 L 33 10 5 4 4 0 0 0 0 0 2 41 41 4.70 1.304											Jerry Reed, R (8, 1) ERA: 3.91	1.1 6 2 1 1 1 0 0 0 0 0 1 8 8 6.75 1.500

**Kansas City Royals @ Seattle Mariners**  
 The Kingdome, Seattle, WA  
 Thu Jun 04 1987, 10:05 PM EDT  
 Att. 12,153 - Unknown

livebaseballscorecards.com

AB	38
R	6
H	12
RBI	6
BB	0
SO	5
LOB	10



Batter	1	2	3	4	5	6	7	8	9	AB	R	H	RBI	BB	SO	LOB
<b>John Moses, S</b> OBP: 0.333, SLG: 0.356 (1, 8)	0-3 K		0-0 4-3		0-0 F7			0-0 5-3	0-0 F7	5	0	0	0	0	1	3
<b>Phil Bradley, R</b> OBP: 0.356, SLG: 0.375 (1, 7)	0-0 BB 1B		0-3 K		0-0 L6			0-0 F8		4	1	1	0	0	1	1
<b>Scott Bradley, L</b> OBP: 0.345, SLG: 0.408 (1, 2)	4-0 1B 1-2 BB		0-0 4-3			0-0 4-3		0-0 BB 1B		3	0	1	0	1	0	0
<b>Ken Phelps, L</b> OBP: 0.427, SLG: 0.637 (1, 10)	0-0 F7			0-0 4-3		0-0 4-3		4-0 1-2 BB		3	0	0	0	1	0	2
<b>Alvin Davis, L</b> OBP: 0.375, SLG: 0.431 (1, 3)	0-0 1-3 2-H 1B			0-0 FC6-4 1B		0-0 1B		0-0 4-3		4	0	3	1	0	0	2
<b>Jim Presley, R</b> OBP: 0.311, SLG: 0.485 (1, 5)	0-0 F5			0-0 F7		0-3 K			0-0 G3 BB 1B	4	0	1	0	0	1	4
<b>Mike Kingery, L</b> OBP: 0.292, SLG: 0.417 (1, 9)		4-0 BB BB BB		0-0 FC6-4 1-2f			0-3 K		4-0 BB BB BB	2	0	0	0	2	1	1
<b>Rey Quinones, R</b> OBP: 0.311, SLG: 0.397 (1, 6)		0-0 G1-6-3			0-0 6-3		0-3 K		0-0 G3	3	0	0	0	0	1	1
<b>Mickey Brantley, R</b> OBP: 0.269, SLG: 0.250 (9, PH)		1-2f							1-2 2-3	1	0	0	0	0	0	2
<b>Harold Reynolds, S</b> OBP: 0.335, SLG: 0.389 (1, 4)		0-0 6-3			0-0 S 1B		0-0 F7		0-0 4-3	4	0	1	0	0	0	2

Inning Stats	R: 1	H: 2	E: 0	K: 1	S: 7	LOB: 2	BB: 1	P: 11
	R: 0	H: 0	E: 0	K: 0	S: 2	LOB: 0	BB: 1	P: 6
	R: 0	H: 0	E: 0	K: 1	S: 5	LOB: 0	BB: 0	P: 5
	R: 0	H: 1	E: 0	K: 0	S: 4	LOB: 1	BB: 0	P: 4
	R: 0	H: 1	E: 0	K: 0	S: 4	LOB: 1	BB: 0	P: 4
	R: 0	H: 1	E: 0	K: 1	S: 6	LOB: 1	BB: 0	P: 6
	R: 0	H: 0	E: 0	K: 2	S: 7	LOB: 0	BB: 0	P: 7
	R: 0	H: 1	E: 0	K: 0	S: 4	LOB: 2	BB: 1	P: 8
	R: 0	H: 1	E: 0	K: 0	S: 4	LOB: 2	BB: 1	P: 8
	1B: 7	2B: 0	3B: 0	HR: 0	SF: 0	SAC: 0	DP: 1	HBP: 0


PITCHER	IP	WLS	BF	H	R	ER	SO	BB	IBB	HBP	BLK	WP	HR	S	P	ERA	WHIP
<b>Bret Saberhagen, R</b> ERA: 2.2 (1, 1)	9.0	W	37	7	1	1	5	4	0	0	0	0	0	43	59	1.00	1.222

**BOTTOM**

**Kansas City Royals @ Seattle Mariners**  
The Kingdom, Seattle, WA

Thu Jun 04 1987, 10:05 PM EDT  
Att. 12,153 - Unknown

<b>AB</b>	<b>33</b>
<b>R</b>	<b>1</b>
<b>H</b>	<b>7</b>
<b>RBI</b>	<b>1</b>
<b>BB</b>	<b>4</b>
<b>SO</b>	<b>5</b>
<b>LOB</b>	<b>18</b>



<b>WP: 0</b>	<b>PA: 37</b>
<b>PB: 0</b>	
<b>SB: 1</b>	
<b>CS: 0</b>	

Batter	1	2	3	4	5	6	7	8	9	AB R H RBI BB SO LOB	TOP											
Willie Wilson, S (1, 8) OBP: 0.319, SLG: 0.376	0-0 E S 1B		0-0 1-3 1B		0-0 F7		0-0 6-3		0-3 K	5 1 2 0 0 1 0												
Kevin Seitzer, R (1, 5) OBP: 0.410, SLG: 0.452	0-3 K		0-0 1-3 1-2f 1B		0-0 1B		0-0 F9		0-0 1B	5 0 2 0 0 1 2												
Danny Tartabull, R (1, 9) OBP: 0.382, SLG: 0.473	0-0 1-H 1B		4-0 BB		0-0 1-3 1B			4-0 BB 2B	0-0 F8	3 1 2 1 2 0 1												
Juan Beniquez, R (1, 10) OBP: 0.312, SLG: 0.365	0-3 K		0-0 6-3		0-0 F9			4-0 BB 2B		3 0 0 0 1 1 4												
Frank White, R (1, 4) OBP: 0.298, SLG: 0.357	0-3 K			0-0 F9		0-0 1B		0-3 K		4 0 1 0 0 2 3												
Bo Jackson, R (1, 7) OBP: 0.312, SLG: 0.456		0-0 6-3		1-0 WP HBP		0-0 F9		0-0 2B		2 0 0 0 0 0 1												
Jorge Orta, L (8, PH) OBP: 0.238, SLG: 0.425										1 0 1 1 0 0 0												
Buddy Biancalana, S (8, 6) OBP: 0.308, SLG: 0.400										0 0 0 0 0 0 0												
Steve Balboni, R (1, 3) OBP: 0.259, SLG: 0.375		0-0 FC4-6 1B		4-0 BB G6-3		0-0 F9		0-0 L6		3 0 1 0 1 0 3												
Angel Salazar, R (1, 6) OBP: 0.247, SLG: 0.317		0-0 FC4-6		0-0 G6-3		0-0 4-3		0-0 F7		3 0 0 0 0 0 4												
Thad Bosley, L (8, PH) OBP: 0.333, SLG: 0.438										1 0 0 0 0 0 2												
Larry Owen, R (1, 2) OBP: 0.269, SLG: 0.340		0-3 K				0-0 6-3		0-0 F9		3 0 0 0 0 1 1												
Jamie Quirk, L (9, PH) OBP: 0.346, SLG: 0.352									0-0 F5	1 0 0 0 0 0 0												
<b>Inning Stats</b>	R: 1 E: 0 K: 3 S: 11	H: 2 LOB: 1 BB: 0 P: 11	R: 0 E: 0 K: 1 S: 6	H: 1 LOB: 1 BB: 0 P: 6	R: 0 E: 0 K: 0 S: 3	H: 1 LOB: 1 BB: 1 P: 7	R: 0 E: 0 K: 0 S: 2	H: 0 LOB: 1 BB: 1 P: 7	R: 0 E: 0 K: 0 S: 5	H: 2 LOB: 2 BB: 0 P: 5	R: 0 E: 0 K: 0 S: 4	H: 1 LOB: 1 BB: 0 P: 4	R: 0 E: 0 K: 0 S: 3	H: 0 LOB: 0 BB: 0 P: 3	R: 1 E: 0 K: 1 S: 6	H: 1 LOB: 2 BB: 2 P: 14	R: 0 E: 0 K: 1 S: 6	H: 1 LOB: 1 BB: 0 P: 6	1B: 8 2B: 2 3B: 0 HR: 0	SF: 0 SAC: 0 DP: 2 HBP: 1	WP: 1 PB: 0 SB: 1 CS: 0	PA: 39
<b>PITCHER</b>	IP WLS BF H R ER SO BB IBB HBP BLK WP HR S P ERA WHIP																					
Lee Guetterman, L (1, 1) ERA: 3.86	7.0 W 31 7 2 2 4 4 0 1 0 1 0 34 51 2.57 1.571																					
Steve Shields, R (8, 1) ERA: 2.45	2.0 S 8 2 0 0 2 0 0 0 0 0 0 0 12 12 0.00 1.000																					

**Kansas City Royals @ Seattle Mariners**  
The Kingdome, Seattle, WA  
Fri Jun 05 1987, 10:05 PM EDT  
Att: 21,671 - Unknown

AB	34
R	2
H	9
RBI	2
BB	4
SO	6
LOB	21



Batter	1	2	3	4	5	6	7	8	9
Mickey Brantley, R OBP: 0.323, SLG: 0.414	0-0 FC6 1B	0-0 F9		0-0 1-H HR		0-0 6-3		0-0 1-H 3-H CS 1B	
Phil Bradley, R OBP: 0.357, SLG: 0.372	0-0 FC6 1-2f S	0-0 S 1B		0-3 K2-3		4-0 BB		0-0 1-2 3-1	
John Christensen, R OBP: 0.318, SLG: 0.323 Mike Kingery, L OBP: 0.282, SLG: 0.417	0-3 K	4-0 1-2 BB		4-0 BB		0-0 F8		0-1 CS	
Jim Presley, R OBP: 0.305, SLG: 0.476	0-0 F7 1-3	0-3 K		0-0 F7			0-0 F9	0-0 1-2 CS	
Alvin Davis, L OBP: 0.373, SLG: 0.424		4-0 E 1B 4-3 BB		0-0 F9		0-3 K		0-0 1-3	
Dave Valle, R OBP: 0.349, SLG: 0.582		0-0 E5 4-3 WP 1B		0-0 4-3		0-0 FC6-5 2B		0-0 2B	
Domingo Ramos, R OBP: 0.316, SLG: 0.333		0-0 4-3 1-3 3-H 1B		0-0 3-1		0-0 FC6-5 2-3 2B		0-3 K	
John Moses, S OBP: 0.336, SLG: 0.356		1-0 WP 1B HBP		0-0 6-3		0-0 L5		0-0 1B 1B 1B	
Harold Reynolds, S OBP: 0.344, SLG: 0.390		1-0 1B 1-2 3-H HBP		4-0 E S HR BB		0-0 6-3		0-0 1-3 1B 1B	

Inning Stats	R: 0	H: 1	E: 0	LOB: 1	K: 1	S: 6	P: 6
	R: 3	H: 2	E: 1	LOB: 3	K: 1	S: 7	P: 17
	R: 0	H: 0	E: 0	LOB: 0	K: 0	S: 3	P: 3
	R: 2	H: 1	E: 0	LOB: 1	K: 1	S: 6	P: 14
	R: 0	H: 1	E: 0	LOB: 1	K: 1	S: 6	P: 6
	R: 0	H: 0	E: 0	LOB: 1	K: 1	S: 3	P: 7
	R: 0	H: 1	E: 0	LOB: 1	K: 1	S: 6	P: 6
	R: 2	H: 3	E: 1	LOB: 0	K: 0	S: 5	P: 5

AB	R	H	RBI	BB	SO	LOB
5	1	3	4	0	0	2
4	0	1	1	1	1	2
2	0	0	0	2	1	2
0	0	0	0	0	0	0
4	0	0	0	0	1	5
3	1	0	0	1	1	0
4	1	3	0	0	0	0
4	0	0	1	0	1	3
3	2	1	0	0	0	1
2	2	1	0	1	0	0

PITCHER	IP	WLS	BF	H	R	ER	SO	BB	IBB	HBP	BLK	WP	HR	S	P	ERA	WHIP
Danny Jackson, L ERA: 3.94	(1, 1)	6.2	L	33	6	5	5	4	5	0	0	1	1	34	56	6.75	1.650
Steve Farr, R ERA: 4.76	(7, 1)	1.1		6	3	2	1	0	0	0	0	0	0	8	8	13.50	2.250

**BOTTOM**

**Kansas City Royals @ Seattle Mariners**  
The Kingdom, Seattle, WA  
Fri Jun 05 1987, 10:05 PM EDT  
Att. 21,671 - Unknown

[livebaseballscorecards.com](http://livebaseballscorecards.com)

AB	31
R	7
H	9
RBI	6
BB	5
SO	5
LOB	15



WP	PA
1	40

1B	SF	WP	PA
6	0	1	40
2	0	0	
0	0	4	
1	2	2	

Batter	1	2	3	4	5	6	7	8	9	AB R H RBI BB SO LOB	TOP											
Willie Wilson, S (1, 8) OBP: 0.316, SLG: 0.372	0-0 F7			0-0 F8	0-0 F8		0-0 S 1B		0-0 F8	5 0 1 0 0 0 2	<b>Kansas City Royals @ Seattle Mariners</b> The Kingdom, Seattle, WA Sat Jun 06 1987, 10:05 PM EDT Att. 25,083 - Unknown <a href="http://livebaseballscorecards.com">livebaseballscorecards.com</a>											
Kevin Seitzer, R (1, 5) OBP: 0.403, SLG: 0.443	0-0 F3			0-3 K		0-0 F9	0-0 F8			4 0 0 0 0 1 1												
Danny Tartabull, R (1, 9) OBP: 0.375, SLG: 0.463	0-0 F9			0-0 F7		0-3 K	0-0 4-3			4 0 0 0 0 1 1												
Jorge Orta, L (1, 10) OBP: 0.239, SLG: 0.395		0-0 F8			0-3 K	4-0 1B 2B BB		0-0 F8		3 1 0 0 1 1 0												
Frank White, R (1, 4) OBP: 0.297, SLG: 0.354		0-0 F8			0-0 6-3	0-0 1B 2B 1B		0-3 K		4 1 1 0 0 1 0												
Thad Bosley, L (1, 7) Bo Jackson, R (8, PR) OBP: 0.312, SLG: 0.456		0-0 6-3			0-0 HR 2B	0-0 1B 2B 1B		0-0 1B		4 2 3 0 0 0 0 0 0 0 0 0 0 0												
Steve Balboni, R (1, 3) OBP: 0.264, SLG: 0.402			0-3 K		0-0 HR	0-0 2B		0-0 1-3		4 1 2 5 0 1 1												
Angel Salazar, R (1, 6) OBP: 0.247, SLG: 0.315			0-3 K		0-0 1B 1B	0-0 F7		0-0 1-3		4 0 1 0 0 1 1												
Jamie Quirk, L (1, 2) OBP: 0.343, SLG: 0.348			0-0 G3		0-0 1B		0-0 4-3		0-0 4-3	4 0 1 0 0 0 0												
<b>Inning Stats</b>	R: 0 E: 0 K: 0 S: 3	H: 0 LOB: 0 BB: 0 P: 3	R: 0 E: 0 K: 0 S: 3	H: 0 LOB: 0 BB: 0 P: 3	R: 0 E: 0 K: 2 S: 7	H: 0 LOB: 0 BB: 0 P: 7	R: 0 E: 0 K: 1 S: 5	H: 0 LOB: 0 BB: 0 P: 5	R: 2 E: 0 K: 1 S: 9	H: 4 LOB: 2 BB: 0 P: 9	R: 3 E: 0 K: 1 S: 8	H: 3 LOB: 1 BB: 1 P: 12	R: 0 E: 0 K: 0 S: 4	H: 1 LOB: 1 BB: 0 P: 4	R: 0 E: 0 K: 1 S: 6	H: 1 LOB: 1 BB: 0 P: 6	R: 0 E: 0 K: 0 S: 3	H: 0 LOB: 0 BB: 0 P: 3	1B: 6 2B: 2 3B: 0 HR: 1	SF: 0 SAC: 0 DP: 0 HBP: 0	WP: 0 PB: 0 SB: 1 CS: 0	PA: 37
<b>PITCHER</b>	IP WLS BF H R ER SO BB IBB HBP BLK WP HR S P ERA WHIP																					
Scott Bankhead, R (1, 1) ERA: 4.62	6.0 L 26 7 5 5 5 1 0 0 0 0 0 1 35 39 7.50 1.333																					
Jerry Reed, R (7, 1) ERA: 3.62	2.0 8 2 0 0 1 0 0 0 0 0 0 0 10 10 0.00 1.000																					
Ed Nunez, R (9, 1) ERA: 3.78	1.0 3 0 0 0 0 0 0 0 0 0 0 0 3 3 0.00 0.000																					





Batter	1	2	3	4	5	6	7	8	9	AB	R	H	RBI	BB	SO	LOB
Mickey Brantley, R OBP: 0.314, SLG: 0.394 (1, 10) X	0-0 B1-3 ①		0-0 E2 1-H ②			0-0 4-3 ②		0-0 BB 1B		4	0	1	0	0	0	0
Phil Bradley, R OBP: 0.360, SLG: 0.387 (1, 7) X	0-0 G1 ②		0-0 6-3 ③			0-0 HR		4-0 BB 1-2 BB		3	1	1	1	1	0	0
John Christensen, R OBP: 0.314, SLG: 0.333 (1, 9) X	0-0 5-3 ③			0-0 1-3 ①		0-0 2B		0-0 F4 ②		4	0	1	0	0	0	2
Jim Presley, R OBP: 0.300, SLG: 0.467 (1, 5)		0-3 K ①		0-0 6-3 ②		0-0 G3 ③		0-0 1-3 ③		4	0	0	0	0	1	3
Alvin Davis, L OBP: 0.366, SLG: 0.415 (1, 3)		0-0 4-3 ②		0-0 6-3 ③			0-0 F7 ①		0-3 K ①	4	0	0	0	0	1	0
Dave Valle, R OBP: 0.356, SLG: 0.585 (1, 2)		4-0 BB			0-0 5-3 ①		0-0 2B		0-0 5-3 ②	3	0	1	0	1	0	0
Domingo Ramos, R OBP: 0.304, SLG: 0.318 (1, 6)		0-3 K ③			0-3 K ②		0-0 5-3 ②		0-0 1B	4	0	1	0	0	2	2
John Moses, S OBP: 0.330, SLG: 0.349 (1, 8)			0-0 6-3 ①		0-0 4-3 ③		0-0 5-3 ③		0-0 4-3 ③	4	0	0	0	0	0	2
Harold Reynolds, S OBP: 0.344, SLG: 0.389 (1, 4)			0-0 S BLK E 1B			0-0 F3 ①		0-0 6-3 ①		3	1	1	0	0	0	0

**BOTTOM**

**Kansas City Royals @ Seattle Mariners**  
The Kingdom, Seattle, WA  
Sat Jun 06 1987, 10:05 PM EDT  
Att. 25,083 - Unknown

[livebaseballscorecards.com](http://livebaseballscorecards.com)

<b>AB</b>	<b>33</b>
<b>R</b>	<b>2</b>
<b>H</b>	<b>6</b>
<b>RBI</b>	<b>1</b>
<b>BB</b>	<b>2</b>
<b>SO</b>	<b>4</b>
<b>LOB</b>	<b>9</b>



Inning Stats																	1B	SF	WP	PA																																											
R	H	E	K	S	R	H	E	K	S	R	H	E	K	S	R	H	E	K	S	R	H	E	K	S	R	H	E	K	S	R	H	E	K	S	R	H	E	K	S	1B	SF	WP	PA																				
0	0	0	0	3	0	0	0	2	7	1	1	1	0	4	0	0	0	1	3	0	0	0	1	3	0	0	0	1	5	1	2	0	0	5	0	1	0	0	4	0	1	0	0	8	0	1	0	1	6	0	0	0	0	2	0	0	0	0	2	3	0	0	35
<b>PITCHER</b> Charlie Leibrandt, L (1, 1) ERA: 2.31 Dan Quisenberry, R (9, 1) ERA: 1.61																	<b>PITCHER</b> IP WLS BF H R ER SO BB IBB HBP BLK WP HR S P ERA WHIP 8.2 W 34 6 2 1 4 2 0 0 0 0 0 1 40 48 1.04 0.923 0.1 S 1 0 0 0 0 0 0 0 0 0 0 0 1 1 0.00 0.000																	0	0	0	0																										

Batter	1	2	3	4	5	6	7	8	9	AB R H RBI BB SO LOB	TOP
Willie Wilson, S (1, 8) OBP: 0.323, SLG: 0.394	0-0 G6-3 1B			0-0 E4 2B	0-0 HR	0-0 1B		0-0 6-3		5 2 3 1 0 0 0	
Kevin Seitzer, R (1, 5) OBP: 0.399, SLG: 0.438	0-0 G6-3 1-2f			0-0 E6 2B SF9	0-0 3-1 FC5 1B	0-3 K		0-3 K		5 1 1 0 0 2 3	
Danny Tartabull, R (1, 9) OBP: 0.380, SLG: 0.487	0-3 K			0-0 SF9 1B 2B	0-0 FC5 3-1		0-0 4-3 1B 2B		0-0 SF9 3B	5 3 3 1 0 1 1	
Thad Bosley, L (1, 10) OBP: 0.338, SLG: 0.444 Bill Pecota, R (9, PH) OBP: 0.524, SLG: 0.800		0-0 4-3		0-0 6-3	0-0 3-1		0-0 4-3		0-3 K	4 0 0 0 0 0 5 1 0 0 0 0 1 1	
Frank White, R (1, 4) OBP: 0.299, SLG: 0.356		0-3 K		0-0 SF9	4-0 G6-4-3 IBB		0-0 HR 1B		0-0 SF9	2 1 1 3 1 1 0	
Steve Balboni, R (1, 3) OBP: 0.268, SLG: 0.399		0-0 F7		0-0 1B 1B 1B	0-0 G6-4-3		0-3 K		4-0 BB	4 0 1 1 1 1 4	
Bo Jackson, R (1, 7) OBP: 0.319, SLG: 0.494			0-3 K	0-0 1B 1B		0-0 HR	0-0 HR		0-3 K	5 2 3 3 0 2 1	
Angel Salazar, R (1, 6) OBP: 0.247, SLG: 0.314			0-0 5-3	0-0 1B		0-0 L9	0-3 K			4 0 1 0 0 1 0	
Larry Owen, R (1, 2) OBP: 0.250, SLG: 0.314			0-0 6-3	0-3 K		0-3 K		0-0 F5		4 0 0 0 0 2 3	

**Kansas City Royals @ Seattle Mariners**  
The Kingdome, Seattle, WA  
Sun Jun 07 1987, 6:33 AM EDT  
Att. 12,859 - Unknown

AB	39
R	9
H	13
RBI	9
BB	2
SO	11
LOB	18



Inning Stats	R: 0 E: 0 K: 1 S: 5	H: 1 LOB: 0 BB: 0 P: 5	R: 0 E: 0 K: 1 S: 5	H: 0 LOB: 0 BB: 0 P: 5	R: 0 E: 0 K: 1 S: 5	H: 0 LOB: 0 BB: 0 P: 5	R: 3 E: 2 K: 1 S: 11	H: 4 LOB: 3 BB: 0 P: 11	R: 1 E: 0 K: 0 S: 5	H: 2 LOB: 2 BB: 1 P: 9	R: 1 E: 0 K: 2 S: 9	H: 2 LOB: 1 BB: 0 P: 9	R: 3 E: 0 K: 2 S: 10	H: 3 LOB: 0 BB: 0 P: 10	R: 0 E: 0 K: 1 S: 5	H: 0 LOB: 0 BB: 0 P: 5	R: 1 E: 0 K: 2 S: 8	H: 1 LOB: 1 BB: 1 P: 12	1B: 7 2B: 2 3B: 1 HR: 3	SF: 2 SAC: 0 DP: 2 HBP: 0	WP: 0 PB: 0 SB: 0 CS: 0	PA: 43
--------------	------------------------------	---------------------------------	------------------------------	---------------------------------	------------------------------	---------------------------------	-------------------------------	----------------------------------	------------------------------	---------------------------------	------------------------------	---------------------------------	-------------------------------	----------------------------------	------------------------------	---------------------------------	------------------------------	----------------------------------	----------------------------------	------------------------------------	----------------------------------	--------

PITCHER	IP	WLS	BF	H	R	ER	SO	BB	IBB	HBP	BLK	WP	HR	S	P	ERA	WHIP
Mike Moore, R (1, 1) ERA: 5.17	6.1	L	32	11	7	4	6	0	1	0	0	0	2	43	47	5.68	1.737
Mike Trujillo, R (7, 1) ERA: 7.28	1.2		6	1	1	1	3	0	0	0	0	0	1	12	12	5.40	0.600
Bill Wilkinson, L (9, 1) ERA: 5.73	1.0		5	1	1	1	2	1	0	0	0	0	0	8	12	9.00	2.000

PITCHER	IP	WLS	BF	H	R	ER	SO	BB	IBB	HBP	BLK	WP	HR	S	P	ERA	WHIP
---------	----	-----	----	---	---	----	----	----	-----	-----	-----	----	----	---	---	-----	------

Batter	1	2	3	4	5	6	7	8	9	AB	R	H	RBI	BB	SO	LOB
Harold Reynolds, S (1, 4) OBP: 0.342, SLG: 0.383	0-0 5-3		0-0 6-3			4-0 FC5-4 BB		0-0 6-3		3	0	0	0	1	0	1
Phil Bradley, R (1, 7) OBP: 0.362, SLG: 0.399	0-3 K			0-0 4-3 2B		0-0 FC5-4 FC6-4 1-2		0-0 2B		4	0	2	1	0	1	1
Mickey Brantley, R (1, 8) OBP: 0.308, SLG: 0.432	0-0 3B			0-3 K		0-0 FC6-4 1-2f		0-0 4-3		4	0	1	0	0	1	3
Dave Valle, R (1, 10) OBP: 0.351, SLG: 0.565	0-0 F9			0-0 4-3 2-3		4-0 FC5-4 BB		0-0 F8		3	0	0	0	1	0	2
Jim Presley, R (1, 5) OBP: 0.234, SLG: 0.458		0-0 F8		0-0 F9		0-0 F3		0-3 K		4	0	0	0	0	1	2
Alvin Davis, L (1, 3) OBP: 0.364, SLG: 0.412		0-3 K			0-0 4-3		0-0 L9		0-0 1B	4	0	1	0	0	1	1
John Christensen, R (1, 9) OBP: 0.297, SLG: 0.314		0-0 F9			0-0 4-3		0-0 FC5-4 1-2f		0-3 K	4	0	0	0	0	1	2
Bob Kearney, R (1, 2) OBP: 0.211, SLG: 0.324			0-0 6-3		0-0 4-3			0-0 5-3		3	0	0	0	0	0	0
Domingo Ramos, R (1, 6) OBP: 0.308, SLG: 0.360			0-0 4-3			0-0 5-3		0-0 2B 2B		3	1	1	0	0	0	0

Inning Stats	R: 0	H: 1	E: 0	LOB: 1	K: 1	P: 6	R: 0	H: 0	E: 0	LOB: 0	K: 1	P: 5	R: 0	H: 0	E: 0	LOB: 0	K: 0	P: 3	R: 0	H: 1	E: 0	LOB: 1	K: 1	P: 6	R: 0	H: 0	E: 0	LOB: 0	K: 0	P: 3	R: 0	H: 0	E: 0	LOB: 1	K: 0	P: 7	R: 0	H: 0	E: 0	LOB: 1	K: 0	P: 7	R: 1	H: 2	E: 0	LOB: 1	K: 0	P: 5	R: 0	H: 1	E: 0	LOB: 1	K: 2	P: 8
	0	1	0	1	1	6	0	0	0	0	1	5	0	0	0	0	0	0	3	0	1	0	1	6	0	0	0	0	0	0	0	0	0	3	0	1	0	1	7	0	0	0	1	0	5	0	2	0	1	8				

PITCHER	IP	WLS	BF	H	R	ER	SO	BB	IBB	HBP	BLK	WP	HR	S	P	ERA	WHIP
Bud Black, L (1, 1) ERA: 2.53	7.0	W	25	2	0	0	3	2	0	0	0	0	0	29	37	0.00	0.571
Steve Farr, R (8, 1) ERA: 4.75	2.0		9	3	1	1	2	0	0	0	0	0	0	13	13	4.50	1.500

**BOTTOM**

**Kansas City Royals @ Seattle Mariners**  
The Kingdom, Seattle, WA

Sun Jun 07 1987, 6:33 AM EDT  
Att. 12,859 - Unknown

livebaseballscorecards.com

AB	32
R	1
H	5
RBI	1
BB	2
SO	5
LOB	12



WP	PA	ERA	WHIP
0	34		

Batter	1	2	3	4	5	6	7	8	9	AB R H RBI BB SO LOB	TOP																									
Willie Wilson, S OBP: 0.325, SLG: 0.394 (1, 8) X	0-0 P4 1-2f	0-0 FC6 1-2f			0-0 G6-4-3 1B		0-0 F9		0-0 1B 1-2 2-3	5 0 2 0 0 0 3	<b>Kansas City Royals @ Minnesota Twins</b> Hubert H. Humphrey Metrodome, Minneapolis, MN Mon Jun 08 1987, 8:05 PM EDT Att. 17,815 - Unknown  <a href="http://livebaseballscorecards.com">livebaseballscorecards.com</a>																									
Kevin Seitzer, R OBP: 0.395, SLG: 0.437 (1, 5) X	0-0 2B		0-0 F9		0-0 G6-4-3 1-2f			0-0 5-3	0-3 K	5 0 1 0 0 0 1 4																										
Danny Tartabull, R OBP: 0.378, SLG: 0.482 (1, 9) X	0-0 F8		0-0 FC6 1B		0-0 5-3			0-0 6-3		4 0 1 0 0 0 1																										
Thad Bosley, L OBP: 0.321, SLG: 0.421 (1, 10) S S	0-3 K		0-0 FC6 1-2f 3B					0-0 3-1		4 1 0 0 0 0 1 2																										
Frank White, R OBP: 0.303, SLG: 0.366 (1, 4) X		0-0 6-3	0-0 1B 1-2f 3B				0-0 F7		4-0 1B 1B BB	3 1 1 1 1 0 0																										
Steve Balboni, R OBP: 0.273, SLG: 0.398 (1, 3) H		1-0 1B 1B HBP	0-0 F3				0-0 F3		0-0 1B 1B 1-2 1B	3 1 1 0 0 0 1																										
Bo Jackson, R OBP: 0.323, SLG: 0.492 (1, 7) X		0-0 1B 1-2 1B		0-0 F3			4-0 6-3 S BB		0-3 K	3 0 1 0 1 1 2																										
Angel Salazar, R OBP: 0.249, SLG: 0.314 Jorge Orta, L OBP: 0.234, SLG: 0.386 (1, 6) (9, PH) X		0-0 FC6 1-2 2-H 1B		0-0 F9			0-0 6-3 1-3		0-3 K	3 0 1 1 0 0 1 1 0 0 0 0 1 2																										
Jamie Quirk, L OBP: 0.336, SLG: 0.340 Juan Beniquez, R OBP: 0.309, SLG: 0.362 Larry Owen, R OBP: 0.250, SLG: 0.314 Hal McRae, R OBP: 0.433, SLG: 0.577 Buddy Biancalana, S OBP: 0.308, SLG: 0.400 (1, 2) (7, PH) (7, 2) (9, PH) (9, PR) X		0-0 F8		0-0 F5			0-0 F7		0-0 1B 1-2 2-H 1B	2 0 0 0 0 0 0 2 1 0 0 0 0 0 0 1 0 0 0 0 0 0 0 0 1 0 1 1 0 0 0 0 0 0 0 0 0 0 0 0																										
<b>Inning Stats</b>	R: 0 E: 0 K: 1 S: 6	H: 1 LOB: 1 BB: 0 P: 6	R: 1 E: 0 K: 0 S: 5	H: 2 LOB: 2 BB: 0 P: 6	R: 1 E: 0 K: 0 S: 5	H: 2 LOB: 1 BB: 0 P: 5	R: 0 E: 0 K: 0 S: 3	H: 0 LOB: 0 BB: 0 P: 3	R: 0 E: 0 K: 0 S: 3	H: 0 LOB: 0 BB: 0 P: 3		R: 0 E: 0 K: 0 S: 3	H: 0 LOB: 1 BB: 1 P: 7	R: 0 E: 0 K: 0 S: 3	H: 0 LOB: 0 BB: 0 P: 3	R: 1 E: 0 K: 3 S: 12	H: 3 LOB: 3 BB: 1 P: 16	1B: 7 2B: 1 3B: 1 HR: 0	SF: 0 SAC: 0 DP: 1 HBP: 1	WP: 0 PB: 0 SB: 1 CS: 0	PA: 38															
<b>PITCHER</b>	IP WLS BF H R ER SO BB IBB HBP BLK WP HR S P ERA WHIP																																			
Mike Smithson, R ERA: 4.24 (1, 1)	6.0		24	6	2	2	1	0	0	1	0	0	0	25	26	3.00	1.000																			
Les Straker, R ERA: 3.74 (7, 1)	0.1		2	0	0	0	0	1	0	0	0	0	0	1	5	0.00	3.000																			
Randy Niemann, L ERA: (7, 1)	0.2	W	2	0	0	0	0	0	0	0	0	0	0	2	2	0.00	0.000																			
George Frazier, R ERA: 4.54 (8, 1)	1.0		5	1	1	1	0	1	0	0	0	0	0	4	8	9.00	2.000																			
Jeff Reardon, R ERA: 7.14 (9, 1)	1.0	S	5	2	0	0	3	0	0	0	0	0	0	11	11	0.00	2.000																			



Batter	1	2	3	4	5	6	7	8	9
Al Newman, S (1, 6) Gene Larkin, S (7, PH) Tim Laudner, R (8, 2) OBP: 0.265, SLG: 0.273 OBP: 0.404, SLG: 0.512 OBP: 0.216, SLG: 0.317	0-0 G3		0-0 4-3		0-3 K		0-0 3B		
Randy Bush, L (1, 9) George Frazier, R (8, 1) Jeff Reardon, R (9, 1) OBP: 0.358, SLG: 0.376	0-0 WP 1B		0-0 G6-3 1B			0-0 F8	0-3 K		
Kirby Puckett, R (1, 8) OBP: 0.357, SLG: 0.511	0-0 F9		0-0 G6-3 1-2f			0-0 HR	0-0 F7		
Kent Hrbek, L (1, 3) OBP: 0.362, SLG: 0.476	0-0 F5 1-2			0-3 K		0-3 K		0-0 G3	
Gary Gaetti, R (1, 5) OBP: 0.314, SLG: 0.505		4-0 BB 1B SF9-6-3 BB		0-0 F8		0-0 6-3		0-0 F8	
Roy Smalley, S (1, 10) Greg Gagne, R (7, PR) OBP: 0.373, SLG: 0.488 OBP: 0.275, SLG: 0.353		0-0 BB 1B 1-2		4-0 BB			0-0 SH FC6-2 1B	0-3 K	
Tom Brunansky, R (1, 7) OBP: 0.374, SLG: 0.532		4-0 BB SF9-6-3 1-2 2-3		0-3 K			0-0 FC6-2 SH 3B 1B		
Steve Lombardozzi, R (1, 4) OBP: 0.324, SLG: 0.344		0-0 F4			0-3 K		0-0 SH FC6-2 3B		
Sal Butera, R (1, 2) Dan Gladden, R (7, PH) OBP: 0.294, SLG: 0.533 OBP: 0.316, SLG: 0.354		0-0 SF9-6-3 1-2 3-H			0-0 5-3		0-0 FC6-2 3B 1-2 2-3 3-H		

AB	R	H	RBI	BB	SO	LOB
3	0	0	0	0	1	0
1	0	1	3	0	0	0
0	0	0	0	0	0	0
4	0	2	0	0	1	2
0	0	0	0	0	0	0
0	0	0	0	0	0	0
4	1	1	1	0	0	4
4	0	0	0	0	2	1
3	1	0	0	1	0	0
2	0	2	0	1	0	0
1	0	0	0	0	1	0
2	1	1	0	1	1	1
2	1	0	0	0	1	3
1	0	0	1	0	0	0
1	1	0	0	0	0	3

**BOTTOM**

**Kansas City Royals @ Minnesota Twins**  
**Hubert H. Humphrey Metrodome, Minneapolis, MN**

Mon Jun 08 1987, 8:05 PM EDT  
 Att. 17,815 - Unknown

livebaseballscores.com

<b>AB</b>	<b>28</b>
<b>R</b>	<b>5</b>
<b>H</b>	<b>7</b>
<b>RBI</b>	<b>5</b>
<b>BB</b>	<b>3</b>
<b>SO</b>	<b>7</b>
<b>LOB</b>	<b>14</b>



1B: 5	SF: 1	WP: 1	PA: 33
2B: 1	SAC: 1	PB: 0	
3B: 1	DP: 2	SB: 0	
HR: 1	HBP: 0	CS: 0	

Inning Stats															Inning Stats														
R	H	E	K	S	IP	WLS	BF	H	R	ER	SO	BB	IBB	HBP	BLK	WP	HR	S	P	ERA	WHIP								
0	1	0	0	4	6.0	L	26	6	5	5	5	3	0	0	0	1	1	33	45	7.50	1.500								
0	0	0	0	4	1.0		4	1	0	0	1	0	0	0	0	0	0	6	6	0.00	1.000								
0	0	0	0	3	1.0		3	0	0	0	1	0	0	0	0	0	0	5	5	0.00	0.000								

PITCHER															PITCHER														
IP	WLS	BF	H	R	ER	SO	BB	IBB	HBP	BLK	WP	HR	S	P	ERA	WHIP													
6.0	L	26	6	5	5	5	3	0	0	0	1	1	33	45	7.50	1.500													
1.0		4	1	0	0	1	0	0	0	0	0	0	6	6	0.00	1.000													
1.0		3	0	0	0	1	0	0	0	0	0	0	5	5	0.00	0.000													

Batter	1	2	3	4	5	6	7	8	9	AB R H RBI BB SO LOB	TOP	
Willie Wilson, S (1, 8) OBP: 0.327, SLG: 0.399	0-0 G3		0-0 L8		0-0 1-2 S 1B		0-0 2-H 1B 2B		0-3 K	5 0 2 1 0 1 0	<b>Kansas City Royals @ Minnesota Twins</b> Hubert H. Humphrey Metrodome, Minneapolis, MN Tue Jun 09 1987, 8:05 PM EDT Att. 18,563 - Unknown <a href="http://livebaseballscorecards.com">livebaseballscorecards.com</a>	
Kevin Seitzer, R (1, 5) OBP: 0.395, SLG: 0.433	4-0 PB 1B 4-3 BB		0-0 S 1B		0-0 2-3 F9		0-0 L4	0-0 F8	4 1 1 0 1 0 3			
Danny Tartabull, R (1, 9) OBP: 0.380, SLG: 0.483	0-0 4-3 PB 1-2 1B		0-3 K		0-3 1-2 K		0-0 2-3 FC6-4 1B		4 0 2 0 0 2 3			
Thad Bosley, L (1, 10) OBP: 0.305, SLG: 0.400	0-0 4-3 1-3 2-H			0-0 4-3		0-0 L7	0-0 F7		4 0 0 1 0 0 3			
Frank White, R (1, 4) OBP: 0.297, SLG: 0.359	0-3 K2-3			0-0 5-3		0-0 F8	0-0 FC6-4		4 0 0 0 0 1 3			
Steve Balboni, R (1, 3) OBP: 0.283, SLG: 0.399		0-0 G4-6-3 1B		4-0 BB		4-0 1B BB		0-3 K	2 0 1 0 2 1 0			
Bo Jackson, R (1, 7) OBP: 0.322, SLG: 0.486		0-3 K		0-0 F8		0-0 1-2 1B		0-0 F9	4 0 1 0 0 1 2			
Angel Salazar, R (1, 6) OBP: 0.244, SLG: 0.309		0-0 G4-6-3		0-0 6-3		0-3 K		0-3 K	3 0 0 0 0 1 3			
Jorge Orta, L (8, PH) OBP: 0.229, SLG: 0.378									1 0 0 0 0 1 0			
Buddy Biancalana, S (8, 6) OBP: 0.308, SLG: 0.400									0 0 0 0 0 0 0			
Jamie Quirk, L (1, 2) OBP: 0.342, SLG: 0.357			0-3 K		0-0 F9 1B 1B		0-0 2B 2B		0-3 K	4 1 2 0 0 2 0		
<b>Inning Stats</b>	R: 1 E: 0 K: 1 S: 6 H: 1 LOB: 1 BB: 1 P: 10	R: 0 E: 0 K: 1 S: 5 H: 1 LOB: 0 BB: 0 P: 5	R: 0 E: 0 K: 2 S: 8 H: 1 LOB: 1 BB: 0 P: 8	R: 0 E: 0 K: 0 S: 3 H: 0 LOB: 1 BB: 1 P: 7	R: 0 E: 0 K: 1 S: 7 H: 2 LOB: 2 BB: 0 P: 7	R: 0 E: 0 K: 1 S: 6 H: 1 LOB: 2 BB: 1 P: 10	R: 1 E: 0 K: 0 S: 6 H: 3 LOB: 2 BB: 0 P: 6	R: 0 E: 0 K: 2 S: 7 H: 0 LOB: 0 BB: 0 P: 7	R: 0 E: 0 K: 2 S: 7 H: 0 LOB: 0 BB: 0 P: 7	1B: 7 2B: 2 3B: 0 HR: 0 SF: 0 SAC: 0 DP: 1 HBP: 0	WP: 0 PB: 1 SB: 2 CS: 0 PA: 38	
<b>PITCHER</b>	IP WLS BF H R ER SO BB IBB HBP BLK WP HR S P ERA WHIP											
Joe Niekro, R (1, 1) ERA: 3.32	6.1 W 30 9 2 1 6 3 0 0 0 0 0 0 39 51 1.42 1.895											
Keith Atherton, R (7, 1) ERA: 3.67	2.2 S 8 0 0 0 4 0 0 0 0 0 0 0 16 16 0.00 0.000											

Batter	1	2	3	4	5	6	7	8	9
<b>Al Newman, S</b> (1, 6) OBP: 0.272, SLG: 0.274 <b>Randy Bush, L</b> (8, PH) OBP: 0.364, SLG: 0.382 <b>Greg Gagne, R</b> (9, 6) OBP: 0.275, SLG: 0.353	0-0 	4-0 		0-0 6-3 	0-0 F3 			0-0 	
<b>Dan Gladden, R</b> (1, 7) OBP: 0.325, SLG: 0.362	0-0 F3 	0-0 5-3 		0-0 		0-0 		0-0 	
<b>Kirby Puckett, R</b> (1, 8) OBP: 0.358, SLG: 0.515	0-0 FC4-6 		0-0 	0-0 		0-0 F8 		0-0 SF8 	
<b>Gary Gaetti, R</b> (1, 5) OBP: 0.316, SLG: 0.500	4-0 		0-0 	0-0 F7 		0-0 F2 		0-0 FC5-2 	
<b>Gene Larkin, S</b> (1, 3) OBP: 0.404, SLG: 0.489	4-0 		0-0 		0-0 6-3 	0-0 L3 		0-3 K 	
<b>Tom Brunansky, R</b> (1, 10) OBP: 0.376, SLG: 0.537	0-0 6-3 		0-0 		0-0 		4-0 		
<b>Steve Lombardozzi, R</b> (1, 4) OBP: 0.317, SLG: 0.335		0-0 5-3 	0-0 6-3 		0-0 5-3 		0-3 		
<b>Tim Laudner, R</b> (1, 2) OBP: 0.217, SLG: 0.349		0-3 K2-3 	0-0 5-3 		0-0 		0-0 5-3 		
<b>Mark Davidson, R</b> (1, 9) OBP: 0.343, SLG: 0.393		4-0 		0-0 6-3 	0-0 			4-0 	


Inning Stats	R: 0	H: 1	E: 0	K: 0	S: 4	LOB: 3	BB: 2	P: 12
	R: 0	H: 0	E: 0	K: 1	S: 5	LOB: 2	BB: 2	P: 13
	R: 2	H: 3	E: 0	K: 0	S: 6	LOB: 1	BB: 0	P: 6
	R: 0	H: 2	E: 0	K: 0	S: 5	LOB: 2	BB: 0	P: 5
	R: 2	H: 3	E: 0	K: 0	S: 6	LOB: 1	BB: 0	P: 6
	R: 0	H: 1	E: 0	K: 0	S: 4	LOB: 1	BB: 0	P: 4
	R: 0	H: 0	E: 0	K: 1	S: 4	LOB: 0	BB: 1	P: 8
	R: 1	H: 2	E: 0	K: 1	S: 7	LOB: 2	BB: 1	P: 11

PITCHER	IP	WLS	BF	H	R	ER	SO	BB	IBB	HBP	BLK	WP	HR	S	P	ERA	WHIP
<b>Danny Jackson, L</b> (1, 1) ERA: 4.14	5.0	L	28	9	4	4	1	4	0	0	0	0	1	26	42	7.20	2.600
<b>Steve Farr, R</b> (6, 1) ERA: 4.62	3.0		13	3	1	1	2	2	0	0	0	0	0	15	23	3.00	1.667

**BOTTOM**

AB	R	H	RBI	BB	SO	LOB
3	0	1	0	1	0	1
1	0	1	0	0	0	0
0	0	0	0	0	0	0
5	0	3	0	0	0	3
4	1	2	1	0	0	2
4	1	1	0	1	0	5
4	0	1	1	1	1	3
2	1	1	1	1	0	3
4	0	0	0	0	1	3
4	1	1	2	0	1	1
2	1	1	0	2	0	0

**AB 33**  
**R 5**  
**H 12**  
**RBI 5**  
**BB 6**  
**SO 3**  
**LOB 21**



**Kansas City Royals @ Minnesota Twins**  
 Hubert H. Humphrey Metrodome, Minneapolis, MN  
 Tue Jun 09 1987, 8:05 PM EDT  
 Att. 18,563 - Unknown

WP	HR	S	P	ERA	WHIP
0	0	0	0	0	0
0	0	0	0	0	0
0	0	0	0	0	0
0	0	0	0	0	0

Batter	1	2	3	4	5	6	7	8	9	10	AB R H RBI BB SO LOB	TOP												
Willie Wilson, S OBP: 0.335, SLG: 0.403 (1, 8) X	0-0 E S 2B 1B		0-0 S E 1B		0-0 5-3			4-0 BB G1-6-3		0-0 SH5-3 1-2	3 2 2 0 1 0 0	<b>Kansas City Royals @ Minnesota Twins</b> Hubert H. Humphrey Metrodome, Minneapolis, MN Wed Jun 10 1987, 8:05 PM EDT Att. 18,560 - Unknown												
Kevin Seitzer, R OBP: 0.387, SLG: 0.423 (1, 5) S (9, 3)	0-3 K		0-0 L8		0-3 K			0-0 G1-6-3 1-2f		0-3 K	5 0 0 0 0 3 4													
Danny Tartabull, R OBP: 0.385, SLG: 0.478 (1, 9) X	0-0 F9		4-0 E 1-2 BB		0-0 6-3			4-0 BB		4-0 IBB	2 0 0 0 3 0 1													
Jorge Orta, L OBP: 0.226, SLG: 0.380 (1, 10) X	0-0 1-H 2B		0-0 F7 1-3 2-H		0-0 F7			0-0 4-3		0-0 F5	5 0 1 1 0 0 4													
Bo Jackson, R OBP: 0.320, SLG: 0.497 (1, 7) S	0-3 K				0-3 K			0-0 HR		0-0 5-3	4 1 1 1 0 2 1													
Steve Balboni, R OBP: 0.282, SLG: 0.395 Bill Pecota, R OBP: 0.524, SLG: 0.800 (9, PR) (9, 5)			0-3 K		0-0 4-3			0-3 K		0-0 1B	4 0 1 0 0 2 0 0 0 0 0 0 0 0													
Angel Salazar, R OBP: 0.245, SLG: 0.308 (1, 6) S			0-3 K		0-0 1B			0-0 F7		0-3 K	4 0 1 0 0 2 1													
Jamie Quirk, L OBP: 0.331, SLG: 0.343 (1, 2) X			0-0 6-3		0-0 F8			0-3 K		0-0 F8	4 0 0 0 0 1 2													
Buddy Biancalana, S OBP: 0.300, SLG: 0.379 (1, 4) S			0-0 L4		0-3 K			0-0 4-3		0-0 SH5-3 1B	4 0 1 0 0 1 0													
<b>Inning Stats</b>	R: 1 E: 0 K: 2 S: 9	H: 2 LOB: 1 BB: 0 P: 9	R: 0 E: 0 K: 2 S: 7	H: 0 LOB: 0 BB: 0 P: 7	R: 1 E: 1 K: 0 S: 4	H: 1 LOB: 1 BB: 1 P: 8	R: 0 E: 0 K: 1 S: 6	H: 1 LOB: 1 BB: 0 P: 6	R: 0 E: 0 K: 2 S: 7	H: 0 LOB: 0 BB: 0 P: 7	R: 1 E: 0 K: 1 S: 6		H: 1 LOB: 0 BB: 0 P: 6	R: 0 E: 0 K: 1 S: 5	H: 0 LOB: 0 BB: 0 P: 5	R: 0 E: 0 K: 0 S: 2	H: 0 LOB: 1 BB: 2 P: 10	R: 0 E: 0 K: 1 S: 6	H: 1 LOB: 1 BB: 0 P: 6	R: 0 E: 0 K: 1 S: 6	H: 1 LOB: 2 BB: 1 P: 10	1B: 5 2B: 1 3B: 0 HR: 1	SF: 0 SAC: 1 DP: 1 HBP: 0	WP: 0 PB: 0 SB: 2 CS: 0
<b>PITCHER</b>	IP WLS BF H R ER SO BB IBB HBP BLK WP HR S P ERA WHIP																							
Bert Blyleven, R ERA: 4.84 Jeff Reardon, R ERA: 6.68	(1, 1) 8.0 W 31 5 3 2 9 3 0 0 0 0 0 1 46 58 2.25 1.000																							
(9, 1) 2.0 W 9 2 0 0 2 0 1 0 0 0 0 0 12 16 0.00 1.000																								

livebaseballscorecards.com

AB 35  
R 3  
H 7  
RBI 2  
BB 4  
SO 11  
LOB 13





BOTTOM

Kansas City Royals @ Minnesota Twins  
Hubert H. Humphrey Metrodome, Minneapolis, MN

Wed Jun 10 1987, 8:05 PM EDT  
Att: 18,560 - Unknown

livebaseballscores.com

AB	35
R	4
H	7
RBI	1
BB	6
SO	5
LOB	11



WP	1	PA	41
PB	0		
SB	1		
CS	0		

Batter	1	2	3	4	5	6	7	8	9	10	AB	R	H	RBI	BB	SO	LOB
Dan Gladden, R OBP: 0.333, SLG: 0.373 (1, 7)	G4-6-3 BB 1B		0-0 2B			F8		BB BB BB BB E BB	F9		4	1	2	0	1	0	2
Al Newman, S OBP: 0.273, SLG: 0.270 (1, 6)	4-0 BB BB BB		0-3 K			4-3		4-0 BB BB BB BB E BB		0-0 S	2	0	0	0	1	1	1
Tim Laudner, R OBP: 0.226, SLG: 0.349 (8, PH)	G4-6-3 1-2 BB							1-2 2-3 E BB			0	0	0	0	1	0	0
Greg Gagne, R OBP: 0.280, SLG: 0.358 (8, PR)											1	2	1	0	0	0	0
Kirby Puckett, R OBP: 0.351, SLG: 0.504 (1, 8)	G4-6-3 1-2 2-3			6-3			B5-3	0-0 WP 1B		0-3 K	5	0	0	0	0	1	3
Gary Gaetti, R OBP: 0.318, SLG: 0.495 (1, 5)	F8			6-3			F7	0-0 1-2 1B		4-0 1B IBB	4	0	1	0	1	0	1
Gene Larkin, S OBP: 0.404, SLG: 0.471 (1, 3)		L8		K			4-0 BB	0-3 K		0-0 1-2 2-H 1B	4	0	1	1	1	2	2
Tom Brunansky, R OBP: 0.369, SLG: 0.526 (1, 10)		F4				B1	0-3 K		0-0 F8		4	0	0	0	0	1	1
Steve Lombardozi, R OBP: 0.310, SLG: 0.327 (1, 4)		F7				6-3			0-0 5-3	0-0 F3	4	0	0	0	0	0	0
Mark Davidson, R OBP: 0.352, SLG: 0.391 (1, 9)			6-3		6-3			0-0 BB BB BB BB E 1B	4-0 1B BB		3	1	1	0	1	0	0
Sal Butera, R OBP: 0.286, SLG: 0.474 (1, 2)			F2			L6		0-0 F7	0-0 1-3 1B		4	0	1	0	0	0	1

Inning Stats	R: 0	H: 1	E: 0	K: 0	S: 3	P: 7	R: 0	H: 0	E: 0	K: 0	S: 3	P: 3	R: 0	H: 1	E: 0	K: 1	S: 6	R: 0	H: 0	E: 0	K: 1	S: 5	P: 5	R: 0	H: 0	E: 0	K: 0	S: 3	P: 3	R: 0	H: 0	E: 0	K: 0	S: 3	P: 3	R: 0	H: 0	E: 0	K: 0	S: 3	P: 3	R: 0	H: 0	E: 0	K: 1	S: 5	P: 9	R: 3	H: 2	E: 1	K: 1	S: 8	P: 16	R: 0	H: 1	E: 0	K: 0	S: 4	P: 8	R: 1	H: 2	E: 0	K: 1	S: 5	P: 9	1B: 6	SF: 0	2B: 1	SAC: 0	3B: 0	DP: 1	HR: 0	HBP: 0	WP: 1	PA: 41
--------------	------	------	------	------	------	------	------	------	------	------	------	------	------	------	------	------	------	------	------	------	------	------	------	------	------	------	------	------	------	------	------	------	------	------	------	------	------	------	------	------	------	------	------	------	------	------	------	------	------	------	------	------	-------	------	------	------	------	------	------	------	------	------	------	------	------	-------	-------	-------	--------	-------	-------	-------	--------	-------	--------

PITCHER	IP	WLS	BF	H	R	ER	SO	BB	IBB	HBP	BLK	WP	HR	S	P	ERA	WHIP
Charlie Leibrandt, L ERA: 2.12 (1, 1)	7.2		29	3	3	0	3	4	0	0	0	0	0	31	47	0.00	0.913
Dan Quisenberry, R ERA: 1.54 (8, 1)	0.0		2	1	0	0	0	0	0	0	0	0	0	2	2	∞	∞
Jerry Don Gleaton, L ERA: 5.5 (8, 1)	1.2	L	10	3	1	1	2	1	1	0	0	1	0	12	20	5.40	2.400

Batter	1	2	3	4	5	6	7	8	9	AB R H RBI BB SO LOB	TOP									
Gary Pettis, S OBP: 0.320, SLG: 0.292 (1, 8) X	0-0 L7 ①			X 0-0 4-3 ①		X 0-3 K ③		X 0-3 K ①	4 0 0 0 0 2 0											
Devon White, S OBP: 0.306, SLG: 0.484 (1, 9) S S S	0-3 K ②			X 0-0 6-3 ②		X 0-0 F4 ①		X 0-0 F9 ②	4 0 0 0 0 1 0											
Jack Howell, L OBP: 0.340, SLG: 0.514 (1, 5) X	0-0 F9 ③			S S S 0-3 K ③		X 0-0 3B ②		X 0-0 F8 ③	4 0 1 0 0 1 0											
Wally Joyner, L OBP: 0.348, SLG: 0.498 (1, 3)		X 0-0 L9 ①		X 0-0 F9 2B ①		X 0-0 F4 ②			3 0 1 0 0 0 1											
Mark Ryal, L OBP: 0.292, SLG: 0.522 (1, 10) S S S		0-3 K ②		S S S 0-3 K ①		X 0-0 F8 ③			3 0 0 0 0 2 2											
Ruppert Jones, L OBP: 0.317, SLG: 0.490 (1, 7) X		0-0 3-1 ③		X 0-0 F9 ②		X 0-0 F4 ①			3 0 0 0 0 0 1											
Mark McLemore, S OBP: 0.338, SLG: 0.296 (1, 4) S S S			0-3 K ①	S S S 0-3 K ③		X 0-0 1B ②			3 0 1 0 0 2 1											
Bob Boone, R OBP: 0.340, SLG: 0.304 (1, 2) X		0-0 4-3 ②		X 0-0 F9 ①		X 0-0 1-3 ②			2 0 0 0 0 0 0											
Brian Downing, R OBP: 0.397, SLG: 0.547 (8, PH)									1 0 0 0 0 0 1											
Jack Fimple, R (8, 2)									0 0 0 0 0 0 0											
Dick Schofield, R OBP: 0.249, SLG: 0.303 (1, 6) X		0-0 1-3 ③		X 0-0 1-3 ②		X 0-0 L6 ③			2 0 0 0 0 0 0											
Doug DeCinces, R OBP: 0.313, SLG: 0.352 (8, PH)									1 0 0 0 0 0 1											
Gus Polidor, R OBP: 0.071, SLG: 0.071 (8, 6) X									0 0 0 0 0 0 0											
<b>Inning Stats</b>	R: 0 E: 0 K: 1 S: 5	H: 0 LOB: 0 BB: 0 P: 5	R: 0 E: 0 K: 1 S: 5	H: 0 LOB: 0 BB: 0 P: 5	R: 0 E: 0 K: 1 S: 5	H: 0 LOB: 0 BB: 0 P: 5	R: 0 E: 0 K: 2 S: 8	H: 1 LOB: 1 BB: 0 P: 8	R: 0 E: 0 K: 1 S: 5	H: 0 LOB: 0 BB: 0 P: 5	R: 0 E: 0 K: 0 S: 4	H: 1 LOB: 1 BB: 0 P: 4	R: 0 E: 0 K: 0 S: 4	H: 1 LOB: 1 BB: 0 P: 4	R: 0 E: 0 K: 1 S: 5	H: 0 LOB: 0 BB: 0 P: 5	1B: 1 2B: 1 3B: 1 HR: 0	SF: 0 SAC: 0 DP: 0 HBP: 0	WP: 0 PB: 0 SB: 0 CS: 0	PA: 30
<b>PITCHER</b> Bret Saberhagen, R ERA: 2.0 (1, 1)	IP: 9.0 WLS: W BF: 30 H: 3 R: 0 ER: 0 SO: 8 BB: 0 IBB: 0 HBP: 0 BLK: 0 WP: 0 HR: 0 S: 46 P: 46 ERA: 0.00 WHIP: 0.333																			

California Angels @ Kansas City Royals  
Royals Stadium, Kansas City, MO  
Fri Jun 12 1987, 8:05 PM EDT  
Att: 35,415 - Unknown

livebaseballscorecards.com

AB	30
R	0
H	3
RBI	0
BB	0
SO	8
LOB	7



Batter	1	2	3	4	5	6	7	8	9
Willie Wilson, S OBP: 0.329, SLG: 0.395 (1, 8)	0-0 5-3		0-0 6-3		0-0 1-3			0-0 1-3	
Kevin Seitzer, R OBP: 0.385, SLG: 0.420 (1, 5)	0-0 5-3			0-0 2B		0-0 4-3		0-3 K	
George Brett, L OBP: 0.480, SLG: 0.500 (1, 10)	0-0 F7			0-0 1-H		0-0 1-3			
Danny Tartabull, R OBP: 0.380, SLG: 0.471 (1, 9)		0-0 6-3		0-3 K		0-0 F8			
Frank White, R OBP: 0.298, SLG: 0.363 (1, 4)		0-0 2B		0-0 L7		0-3 K			
Bo Jackson, R OBP: 0.316, SLG: 0.489 (1, 7)		0-3 K		0-0 6-3		0-3 K			
Steve Balboni, R OBP: 0.283, SLG: 0.391 (1, 3)		0-3 K			4-0 BB		0-0 L7		
Angel Salazar, R OBP: 0.241, SLG: 0.303 (1, 6)			0-0 4-3		0-0 L8		0-0 E5	FC1-6	
Jamie Quirk, L OBP: 0.322, SLG: 0.333 (1, 2)			0-0 F8		0-0 F7		0-0 FC1-6	1-3	

Inning Stats	R: 0	H: 0	E: 0	K: 0	S: 3	R: 0	H: 1	E: 0	K: 2	S: 8	R: 0	H: 0	E: 0	K: 0	S: 3	R: 1	H: 2	E: 0	K: 1	S: 7	R: 0	H: 0	E: 0	K: 0	S: 3	R: 0	H: 0	E: 0	K: 2	S: 7	R: 0	H: 0	E: 1	K: 1	S: 6
	LOB: 0	BB: 0	LOB: 1	BB: 0		LOB: 0	BB: 0	LOB: 1	BB: 0		LOB: 0	BB: 1	LOB: 1	BB: 1		LOB: 1	BB: 1	LOB: 0	BB: 0		LOB: 0	BB: 0	LOB: 0	BB: 0		LOB: 0	BB: 0	LOB: 1	BB: 1	LOB: 0	BB: 0	LOB: 1	BB: 0		

PITCHER	IP	WLS	BF	H	R	ER	SO	BB	IBB	HBP	BLK	WP	HR	S	P	ERA	WHIP	IP	WLS	BF	H	R	ER	SO	BB	IBB	HBP	BLK	WP	HR	S	P	ERA	WHIP	
Mike Witt, R ERA: 3.54 (1, 1)	8.0	L	29	3	1	1	6	1	0	0	0	0	0	40	44	1.12	0.500																		

AB R H RBI BB SO LOB

4	0	0	0	0	0	2
4	1	1	0	0	1	1
3	0	1	1	0	0	0
3	0	0	0	0	1	1
3	0	1	0	0	1	1
3	0	0	0	0	2	2
2	0	0	0	1	1	1
3	0	0	0	0	0	1
3	0	0	0	0	0	2


1B: 1	SF: 0	WP: 0	PA: 29
2B: 2	SAC: 0	PB: 0	
3B: 0	DP: 0	SB: 0	
HR: 0	HBP: 0	CS: 0	

**California Angels @ Kansas City Royals**  
**Royals Stadium, Kansas City, MO**  
 Fri Jun 12 1987, 8:05 PM EDT  
 Att. 35,415 - Unknown

livebaseballscores.com

AB	28
R	1
H	3
RBI	1
BB	1
SO	6
LOB	11



Batter	1	2	3	4	5	6	7	8	9	AB R H RBI BB SO LOB	TOP											
Mark McLemore, S (1, 4) OBP: 0.332, SLG: 0.291	0-0 4-3		0-0 1-3		0-0 4-3		0-0 F4			4 0 0 0 0 0 1												
Devon White, S (1, 8) OBP: 0.309, SLG: 0.488 (8, 9)	0-0 1B		0-0 F7		0-0 1B 2B		0-0 F8			4 1 2 1 0 0 0												
Wally Joyner, L (1, 3) OBP: 0.355, SLG: 0.500	4-0 BB			0-0 1B 2B	0-0 1B			0-3 K		3 1 2 1 1 1 0												
Brian Downing, R (1, 10) OBP: 0.395, SLG: 0.546	0-0 G6-4-3			0-0 1B 2B	0-0 4-3			0-0 4-3		4 1 1 1 0 0 3												
Jack Howell, L (1, 7) OBP: 0.343, SLG: 0.511		4-0 BB		0-0 1B 2B		0-3 K		0-0 1-3		3 0 1 0 1 1 0												
Doug DeCinces, R (1, 5) OBP: 0.311, SLG: 0.350		0-0 1B		0-0 G1-4-3		0-0 4-3		0-0 B1-3		4 0 1 0 0 0 1												
Mark Ryal, L (1, 9) OBP: 0.294, SLG: 0.531 Gary Pettis, S (8, 8) OBP: 0.319, SLG: 0.291		0-0 1-2f 2-3		0-0 1-3		0-0 2B		0-0 1-3		3 0 1 0 0 0 2 1 0 0 0 0 0 0	AB 33 R 4 H 9 RBI 3 BB 2 SO 3 LOB 9											
Dick Schofield, R (1, 6) OBP: 0.245, SLG: 0.297		0-0 5-3			0-0 G3	0-0 6-3		0-0 F8		4 0 0 0 0 0 2												
Bob Boone, R (1, 2) OBP: 0.340, SLG: 0.305			0-3 K		0-0 1B 2B		0-0 F8			3 1 1 0 0 1 0												
<b>Inning Stats</b>	R: 0 E: 0 K: 0 S: 3	H: 1 LOB: 1 BB: 1 P: 7	R: 0 E: 0 K: 0 S: 3	H: 1 LOB: 1 BB: 1 P: 7	R: 0 E: 0 K: 1 S: 5	H: 0 LOB: 0 BB: 0 P: 5	R: 2 E: 0 K: 0 S: 5	H: 3 LOB: 0 BB: 0 P: 5	R: 2 E: 0 K: 0 S: 6	H: 3 LOB: 1 BB: 0 P: 6	R: 0 E: 0 K: 1 S: 6	H: 1 LOB: 1 BB: 0 P: 6	R: 0 E: 0 K: 0 S: 3	H: 0 LOB: 0 BB: 0 P: 3	R: 0 E: 0 K: 1 S: 5	H: 0 LOB: 0 BB: 0 P: 5	R: 0 E: 0 K: 0 S: 3	H: 0 LOB: 0 BB: 0 P: 3	1B: 6 2B: 3 3B: 0 HR: 0	SF: 0 SAC: 0 DP: 3 HBP: 0	WP: 0 PB: 0 SB: 2 CS: 0	PA: 35
<b>PITCHER</b>	IP WLS BF H R ER SO BB IBB HBP BLK WP HR S P ERA WHIP																					
Mark Gubicza, R (1, 1) ERA: 4.9	6.0 L 26 9 4 4 2 2 0 0 0 0 0 0 28 36 6.00 1.833																					
Jerry Don Gleaton, L (7, 1) ERA: 4.95	2.0 6 0 0 0 1 0 0 0 0 0 0 0 8 8 0.00 0.000																					
Dan Quisenberry, R (9, 1) ERA: 1.48	1.0 3 0 0 0 0 0 0 0 0 0 0 0 3 3 0.00 0.000																					

California Angels @ Kansas City Royals  
Royals Stadium, Kansas City, MO  
Sat Jun 13 1987, 8:05 PM EDT  
Att: 39,650 - Unknown

livebaseballscorecards.com

Batter	1	2	3	4	5	6	7	8	9	AB	R	H	RBI	BB	SO	LOB
Willie Wilson, S OBP: 0.323, SLG: 0.388 (1, 8)	0-0 F8		0-3 K			0-0 FC4		0-3 K		4	0	0	0	0	2	2
Kevin Seitzer, R OBP: 0.383, SLG: 0.417 (1, 5)	0-0 1B			0-0 4-3		0-0 4-3			0-0 6-3	4	0	1	0	0	0	1
George Brett, L OBP: 0.463, SLG: 0.500 (1, 10)	0-0 F7			0-0 L9		0-0 F8			0-0 2B	4	0	1	0	0	0	2
Thad Bosley, L OBP: 0.291, SLG: 0.381 (1, 9)	0-0 F5			0-0 F4			0-0 F7		0-3 K	4	0	0	0	0	1	2
Frank White, R OBP: 0.297, SLG: 0.358 (1, 4)		4-0 BB			0-0 1-3		0-0 F8		0-0 5-3	3	0	0	0	1	0	1
Juan Beniquez, R OBP: 0.303, SLG: 0.354 (1, 3)		0-0 G6-4-3			0-0 F9		0-0 F8			3	0	0	0	0	0	1
Bo Jackson, R OBP: 0.321, SLG: 0.495 (1, 7)		0-3 K			0-0 2B			4-0 BB		2	0	1	0	1	1	0
Angel Salazar, R OBP: 0.238, SLG: 0.299 (1, 6)			0-0 F9		0-0 L1			0-0 F5		2	0	0	0	0	0	1
Hal McRae, R OBP: 0.419, SLG: 0.556 (8, PH)										1	0	0	0	0	0	1
Larry Owen, R OBP: 0.250, SLG: 0.314 (9, 2)										0	0	0	0	0	0	0
Jamie Quirk, L OBP: 0.323, SLG: 0.333 (1, 2)			0-0 F5			0-0 FC4		0-3 K		3	0	1	0	0	1	1

**BOTTOM**

**California Angels @ Kansas City Royals**  
**Royals Stadium, Kansas City, MO**  
 Sat Jun 13 1987, 8:05 PM EDT  
 Att. 39,650 - Unknown

[livebaseballscorecards.com](http://livebaseballscorecards.com)

<b>AB</b>	<b>30</b>
<b>R</b>	<b>0</b>
<b>H</b>	<b>4</b>
<b>RBI</b>	<b>0</b>
<b>BB</b>	<b>2</b>
<b>SO</b>	<b>5</b>
<b>LOB</b>	<b>12</b>



Inning Stats	R: 0	H: 1	E: 0	K: 0	S: 4	H: 0	LOB: 1	BB: 0	P: 4	R: 0	H: 0	E: 0	K: 1	S: 4	H: 0	LOB: 0	BB: 1	P: 8	R: 0	H: 0	E: 0	K: 1	S: 5	R: 0	H: 0	E: 0	K: 0	S: 3	R: 0	H: 1	E: 0	K: 0	S: 4	R: 0	H: 1	E: 0	K: 0	S: 4	R: 0	H: 0	E: 0	K: 2	S: 7	R: 0	H: 0	E: 0	K: 1	S: 6	1B: 2	2B: 2	3B: 0	HR: 0	SF: 0	SAC: 0	DP: 1	HBP: 0	WP: 0	PB: 0	SB: 1	CS: 0	PA: 32
--------------	------	------	------	------	------	------	--------	-------	------	------	------	------	------	------	------	--------	-------	------	------	------	------	------	------	------	------	------	------	------	------	------	------	------	------	------	------	------	------	------	------	------	------	------	------	------	------	------	------	------	-------	-------	-------	-------	-------	--------	-------	--------	-------	-------	-------	-------	--------

PITCHER	IP	WLS	BF	H	R	ER	SO	BB	IBB	HBP	BLK	WP	HR	S	P	ERA	WHIP
Willie Fraser, R ERA: 2.96 (1, 1)	9.0	W	32	4	0	0	5	2	0	0	0	0	0	40	48	0.00	0.667

Batter	1	2	3	4	5	6	7	8	9	AB R H RBI BB SO LOB	TOP												
<b>Devon White, S</b> OBP: 0.313, SLG: 0.486 (1, 8) (7, 9)	0-3 K	0-0 BB 1B		0-0 F4	0-3 K		0-0 2-H 1B		4-0 HR BB	5 1 2 1 1 2 1													
<b>Dick Schofield, R</b> OBP: 0.251, SLG: 0.310 (1, 6)	4-0 BB 1B BB	4-0 1-2 BB		0-0 6-3	0-0 FC6-4 1-2		0-3 K		0-0 HR	4 2 1 4 2 1 2													
<b>Brian Downing, R</b> OBP: 0.397, SLG: 0.563 (1, 10)	0-3 K	0-0 F5		0-0 BB HR 1B		0-0 2B		0-0 HR	0-0 F7	6 2 3 1 0 1 3													
<b>Doug DeCinces, R</b> OBP: 0.317, SLG: 0.353 (1, 5)	4-0 1B 1-2 2B BB			4-0 6-3 1B 2B	4-0 1-2 HR BB		0-0 F6	0-3 K	0-0 F7	4 3 1 0 2 1 1													
<b>George Hendrick, R</b> OBP: 0.167, SLG: 0.333 <b>Gary Pettis, S</b> OBP: 0.317, SLG: 0.290 (1, 7) (7, 8)	0-0 2B 1-3 2-H 1B			0-0 6-3	0-0 HR		0-3 K	0-0 4-3		4 1 2 4 0 1 2 1 0 0 0 0 0 0													
<b>Bob Boone, R</b> OBP: 0.351, SLG: 0.323 (1, 2)	0-0 1-3 3-H 2B			0-0 BB 1B	4-0 BB		0-0 F3	0-0 6-3		4 0 2 2 1 0 1													
<b>Wally Joyner, L</b> OBP: 0.352, SLG: 0.491 (1, 3)	0-3 K			0-3 K	0-0 F9				4-0 2B HR BB	4 1 0 0 1 2 4													
<b>Darrell Miller, R</b> OBP: 0.247, SLG: 0.276 <b>Jack Howell, L</b> OBP: 0.344, SLG: 0.516 (1, 9) (7, PH) (7, 7)				4-0 6-3 1-2 BB			0-0 1B 2B		0-0 P3	1 0 0 0 2 0 0 2 1 1 0 0 0 1													
<b>Mark McLemore, S</b> OBP: 0.329, SLG: 0.293 (1, 4)				0-3 K	0-0 L9		0-3 K		0-0 1-3 HR 2B	5 1 1 0 0 2 4													
<b>Inning Stats</b>	R: 2 E: 0 K: 3 S: 11	H: 2 LOB: 2 BB: 2 P: 19	R: 0 E: 0 K: 1 S: 6	H: 1 LOB: 2 BB: 1 P: 10	R: 1 E: 0 K: 1 S: 7	H: 2 LOB: 2 BB: 1 P: 11	R: 3 E: 0 K: 0 S: 5	H: 2 LOB: 1 BB: 2 P: 13	R: 0 E: 0 K: 2 S: 7	H: 0 LOB: 1 BB: 1 P: 11	R: 0 E: 0 K: 1 S: 6	H: 1 LOB: 1 BB: 0 P: 6	R: 1 E: 0 K: 1 S: 7	H: 2 LOB: 1 BB: 0 P: 7	R: 1 E: 0 K: 1 S: 6	H: 1 LOB: 0 BB: 0 P: 6	R: 4 E: 0 K: 0 S: 5	H: 2 LOB: 0 BB: 2 P: 13	1B: 5 2B: 5 3B: 0 HR: 3	SF: 0 SAC: 0 DP: 0 HBP: 0	WP: 0 PB: 0 SB: 0 CS: 0	PA: 49	
<b>PITCHER</b> <b>Danny Jackson, L</b> ERA: 4.57 <b>Steve Farr, R</b> ERA: 4.5 <b>Bob Shirley, L</b> ERA: 5.5	IP WLS BF H R ER SO BB IBB HBP BLK WP HR S P ERA WHIP	(1, 1) 4.0 L 25 7 6 6 5 6 0 0 0 0 1 29 53 13.50 3.250	(5, 1) 3.0 13 3 1 1 4 1 0 0 0 0 0 20 24 3.00 1.333	(8, 1) 2.0 11 3 5 5 1 2 0 0 0 0 2 11 19 22.50 2.500	<b>PITCHER</b> IP WLS BF H R ER SO BB IBB HBP BLK WP HR S P ERA WHIP																		

California Angels @ Kansas City Royals  
Royals Stadium, Kansas City, MO  
Sun Jun 14 1987, 4:33 AM EDT  
Att. 29,260 - Unknown

livebaseballscorecards.com

AB	40
R	12
H	13
RBI	12
BB	9
SO	10
LOB	19



Batter	1	2	3	4	5	6	7	8	9	AB	R	H	RBI	BB	SO	LOB
Willie Wilson, S OBP: 0.326, SLG: 0.390 (1, 8)	0-0 G3 S 1B		0-0 L6		0-0 FC4-6 1B		0-0 G3			4	0	2	0	0	0	0
Kevin Seitzer, R OBP: 0.381, SLG: 0.415 (1, 5)	0-0 F9		0-0 4-3		0-0 FC4-6 1-2f			0-0 G6-3 1B		4	0	1	0	0	0	2
George Brett, L OBP: 0.431, SLG: 0.457 (1, 10)	0-0 G3 1-3		0-0 6-3		0-0 G3-4-3			0-0 G6-3 1-2f		4	0	0	0	0	0	3
Juan Beniquez, R OBP: 0.295, SLG: 0.343 (1, 9)	0-0 F8			0-0 6-3				0-0 F9		4	0	0	0	0	0	1
Frank White, R OBP: 0.296, SLG: 0.356 (1, 4)		0-0 F5		0-0 2B 1B				0-0 P3		4	0	1	0	0	1	0
Bo Jackson, R OBP: 0.324, SLG: 0.505 (1, 7)		0-3 K		0-0 1-3 2B				0-0 2B		4	0	2	0	0	1	0
Steve Balboni, R OBP: 0.282, SLG: 0.385 (1, 3)		4-0 1B BB		0-3 K				0-3 K		3	0	0	0	1	2	3
Angel Salazar, R OBP: 0.240, SLG: 0.300 (1, 6)		0-0 1-2 1B		0-0 F8				0-0 F8		3	0	1	0	0	0	2
Larry Owen, R OBP: 0.237, SLG: 0.296 (1, 2)		0-0 F5			0-3 K			0-3 K		3	0	0	0	0	2	2

<b>Inning Stats</b>	R: 0 E: 0 K: 0 S: 4	H: 1 LOB: 1 BB: 0 P: 4	R: 0 E: 0 K: 1 S: 6	H: 1 LOB: 2 BB: 1 P: 10	R: 0 E: 0 K: 0 S: 3	H: 0 LOB: 0 BB: 0 P: 3	R: 0 E: 0 K: 1 S: 7	H: 2 LOB: 2 BB: 0 P: 7	R: 0 E: 0 K: 1 S: 6	H: 1 LOB: 1 BB: 0 P: 6	R: 0 E: 0 K: 1 S: 6	H: 1 LOB: 1 BB: 0 P: 6	R: 0 E: 0 K: 1 S: 5	H: 0 LOB: 0 BB: 0 P: 5	R: 0 E: 0 K: 0 S: 3	H: 1 LOB: 0 BB: 0 P: 3	R: 0 E: 0 K: 1 S: 5	H: 0 LOB: 0 BB: 0 P: 5	1B: 5 2B: 2 3B: 0 HR: 0	SF: 0 SAC: 0 DP: 1 HBP: 0	WP: 0 PB: 0 SB: 1 CS: 0	PA: 34
<b>PITCHER</b>	IP WLS BF H R ER SO BB IBB HBP BLK WP HR S P ERA WHIP	IP WLS BF H R ER SO BB IBB HBP BLK WP HR S P ERA WHIP																				
Don Sutton, R ERA: 4.58 (1, 1)	7.0 W 28 6 0 0 5 1 0 0 0 0 0 37 41 0.00 1.000	2.0 W 6 1 0 0 1 0 0 0 0 0 0 8 8 0.00 0.500																				
Greg Minton, R ERA: 2.61 (8, 1)																						

**BOTTOM**

**California Angels @ Kansas City Royals**  
**Royals Stadium, Kansas City, MO**  
 Sun Jun 14 1987, 4:33 AM EDT  
 Att. 29,260 - Unknown

[livebaseballscorecards.com](http://livebaseballscorecards.com)

<b>AB</b>	<b>33</b>
<b>R</b>	<b>0</b>
<b>H</b>	<b>7</b>
<b>RBI</b>	<b>0</b>
<b>BB</b>	<b>1</b>
<b>SO</b>	<b>6</b>
<b>LOB</b>	<b>13</b>



Batter	1	2	3	4	5	6	7	8	9	AB R H RBI BB SO LOB	TOP																
Tony Phillips, S (1, 4) OBP: 0.356, SLG: 0.417	0-0 5-3		0-0 BB 1B		0-0 FC5-2		0-0 F7		0-0 1-H HR	5 1 2 2 0 0 1																	
Carney Lansford, R (1, 5) OBP: 0.380, SLG: 0.410	0-3 K		4-0 1-2 BB		0-0 3-H F8		0-0 HR		0-0 F7	4 1 1 1 1 1 1																	
Jose Canseco, R (1, 7) OBP: 0.296, SLG: 0.408	0-0 5-3		0-0 L7			4-0 BB F9 WP E BB	0-0 F4		0-0 1B 1B	4 1 1 0 1 0 2																	
Mark McGwire, R (1, 3) OBP: 0.364, SLG: 0.634		0-0 5-3		0-0 HR		0-0 F9		0-0 F8	0-0 1-3 1B	5 1 2 1 0 0 1																	
Ron Cey, R (1, 10) OBP: 0.392, SLG: 0.434 Reggie Jackson, L (8, PH) OBP: 0.287, SLG: 0.349	0-3 K		0-3 K		0-0 E5 1B E		0-0 F9		0-0 1-3	3 1 0 1 0 2 0 2 0 0 0 0 0 2																	
Mike Davis, L (1, 9) OBP: 0.367, SLG: 0.613	0-0 4-3		0-3 K		0-0 3-H E 1-2 B2-5 1B		0-0 BB			3 0 1 0 1 1 0																	
Terry Steinbach, R (1, 2) OBP: 0.377, SLG: 0.508			0-0 SH1-3 6-3 2B		0-0 1-3		0-0 E1		0-3 K	4 1 1 0 0 1 2																	
Stan Javier, S (1, 8) OBP: 0.345, SLG: 0.356 Luis Polonia, L (9, PH) OBP: 0.390, SLG: 0.484			0-0 SH1-3		0-0 WP FC5-2 2B		0-0 B2-5		0-0 HR 1B	2 0 1 0 0 0 2 1 1 1 0 0 0 0																	
Alfredo Griffin, S (1, 6) OBP: 0.324, SLG: 0.351			0-0 6-3		0-0 G3		0-0 F8		0-0 F7	4 0 0 1 0 0 2																	
<b>Inning Stats</b>	R: 0 E: 0 K: 1 S: 5	H: 0 LOB: 0 BB: 0 P: 5	R: 0 E: 0 K: 1 S: 5	H: 0 LOB: 0 BB: 0 P: 5	R: 1 E: 0 K: 0 S: 5	H: 2 LOB: 2 BB: 1 P: 9	R: 1 E: 0 K: 2 S: 8	H: 1 LOB: 0 BB: 0 P: 8	R: 0 E: 0 K: 0 S: 4	H: 1 LOB: 1 BB: 0 P: 4	R: 2 E: 2 K: 0 S: 5	H: 1 LOB: 1 BB: 1 P: 9	R: 1 E: 0 K: 0 S: 4	H: 1 LOB: 0 BB: 0 P: 4	R: 0 E: 0 K: 1 S: 5	H: 0 LOB: 1 BB: 1 P: 9	R: 2 E: 0 K: 0 S: 7	H: 4 LOB: 2 BB: 0 P: 7	1B: 5 2B: 3 3B: 0 HR: 3	SF: 0 SAC: 1 DP: 1 HBP: 0	WP: 2 PB: 0 SB: 0 CS: 0	PA: 41					
<b>PITCHER</b>	IP	WLS	BF	H	R	ER	SO	BB	IBB	HBP	BLK	WP	HR	S	P	ERA	WHIP										
Charlie Leibrandt, L (1, 1) ERA: 2.33	7.0		30	6	5	4	4	2	0	0	0	2	2	36	44	5.14	1.143										
Steve Farr, R (8, 1) ERA: 4.74	1.2	L	9	3	2	2	1	1	0	0	0	0	1	10	14	10.80	2.400										
Dan Quisenberry, R (9, 1) ERA: 1.48	0.0		1	1	0	0	0	0	0	0	0	0	0	1	1	∞	∞										
Jerry Don Gleaton, L (9, 1) ERA: 4.87	0.1		1	0	0	0	0	0	0	0	0	0	0	1	1	0.00	0.000										

Oakland Athletics @ Kansas City Royals  
 Royals Stadium, Kansas City, MO  
 Mon Jun 15 1987, 8:05 PM EDT  
 Att: 36,157 - Unknown

livebaseballscorecards.com

AB	37
R	7
H	10
RBI	6
BB	3
SO	5
LOB	13





BOTTOM

Oakland Athletics @ Kansas City Royals  
Royals Stadium, Kansas City, MO

Mon Jun 15 1987, 8:05 PM EDT  
Att. 36,157 - Unknown

livebaseballscorecards.com

AB	40
R	6
H	15
RBI	6
BB	2
SO	5
LOB	17



WP:	0	PA:	43
PB:	0	SB:	1
CS:	0		

AB	R	H	RBI	BB	SO	LOB
5	2	1	0	0	1	3
5	0	2	2	0	0	0
5	0	2	1	0	1	1
4	1	2	1	1	1	2
3	0	1	0	1	1	0
5	1	2	1	0	1	4
5	1	2	1	0	0	5
4	0	1	0	0	0	1
3	1	1	0	0	0	1
1	0	1	0	0	0	0
0	0	0	0	0	0	0

Batter	1	2	3	4	5	6	7	8	9
Willie Wilson, S OBP: 0.323, SLG: 0.385 (1, 8)	0-0 L6		0-3 K		0-0 1B	0-0 6-3		0-0 FC3-6	
Kevin Seitzer, R OBP: 0.381, SLG: 0.414 (1, 5)	0-0 1-3			0-0 5-3	0-0 1B		0-0 6-3	0-0 1B	
George Brett, L OBP: 0.429, SLG: 0.451 (1, 10)	0-0 F8			0-3 K	0-0 1B		0-0 2B	0-0 5-3	
Danny Tartabull, R OBP: 0.385, SLG: 0.490 (1, 9)		0-0 5-3		0-0 HR	0-3 K		0-0 2B	4-0 SH3	BB
Frank White, R OBP: 0.300, SLG: 0.355 (1, 4)		0-0 1B		0-0 F8		0-3 K		0-0 SH3	1-2
Bo Jackson, R OBP: 0.326, SLG: 0.518 (1, 7)		0-0 F8			0-0 F9	0-0 HR	0-3 K	0-0 1B	2-H
Steve Balboni, R OBP: 0.285, SLG: 0.401 (1, 3)		0-0 F9			0-0 HR	0-0 1B	0-0 F9	0-0 F8	
Angel Salazar, R OBP: 0.240, SLG: 0.299 (1, 6)			0-0 F3		0-0 FC6-4	0-0 F6		0-0 L7	
Larry Owen, R OBP: 0.242, SLG: 0.298 (1, 2)			0-0 F5		0-0 FC6-4	0-0 1B		0-0 FC3-6	
Thad Bosley, L OBP: 0.299, SLG: 0.388 (8, PH)					1-2 1B				
Jamie Quirk, L OBP: 0.323, SLG: 0.333 (9, 2)						1-2 1B			

Inning	R	H	E	K	S	P	BB	IBB	HBP	BLK	WP	HR	S	P	ERA	WHIP
1	0	0	0	0	3	6	0	0	0	0	0	0	3	32	8.44	1.500
2	0	1	0	0	4	6	0	0	0	0	0	0	1	15	3.86	2.571
3	0	0	0	0	4	6	0	0	0	0	0	0	1	1	0.00	0.000
4	0	0	0	0	4	6	0	0	0	0	0	0	3	7	0.00	2.000
5	0	0	0	0	4	6	0	0	0	0	0	0	3	32	8.44	1.500
6	0	0	0	0	4	6	0	0	0	0	0	0	1	15	3.86	2.571
7	0	2	0	1	11	11	0	0	0	0	0	0	1	1	0.00	0.000
8	0	2	0	0	5	11	0	0	0	0	0	0	1	1	0.00	0.000
9	0	1	0	0	7	7	0	0	0	0	0	0	1	1	0.00	0.000

PITCHER	IP	WLS	BF	H	R	ER	SO	BB	IBB	HBP	BLK	WP	HR	S	P	ERA	WHIP
Curt Young, L ERA: 2.95 (1, 1)	5.1		24	8	5	5	4	0	0	0	0	0	3	32	32	8.44	1.500
Dennis Eckersley, R ERA: 3.04 (6, 1)	2.1		14	6	1	1	1	0	1	0	0	0	0	15	19	3.86	2.571
Dave Leiper, L ERA: 2.08 (8, 1)	0.1	W	1	0	0	0	0	0	0	0	0	0	0	1	1	0.00	0.000
Jay Howell, R ERA: 4.5 (9, 1)	1.0	S	4	1	0	0	0	1	0	0	0	0	0	3	7	0.00	2.000

Batter	1	2	3	4	5	6	7	8	9	AB R H RBI BB SO LOB	TOP	
Luis Polonia, L OBP: 0.401, SLG: 0.485 (1, 8) X	0-0 1B S 1B	4-0 1B BB		0-0 HR 1B	4-0 3-1 BB		0-0 4-3 1-2 2-3		0-0 3-1	4 2 2 0 2 0 2		
Mike Davis, L OBP: 0.368, SLG: 0.623 (1, 9) S S S S Johnnie LeMaster, R (7, 6)	0-3 K 1-2	0-3 K		0-0 HR 1-H	0-0 3-1		0-0 2-H 3-H 1B			5 1 2 4 0 2 5 0 0 0 0 0 0 0		
Carney Lansford, R OBP: 0.385, SLG: 0.412 (1, 5) X Dennis Lamp, R (8, 1) Dave Vonohlen, L (9, 1)	0-0 1B 4-3 2-H	0-0 1B FC5-4		4-0 HR BB	0-0 2 3-H	0-0 L5	0-0 F8			4 2 2 2 1 0 1 0 0 0 0 0 0 0 0 0 0 0 0 0 0		
Mark McGwire, R OBP: 0.356, SLG: 0.618 (1, 3) X (8, 5)	0-0 4-3 1-2	0-0 FC5-4 1-2f		0-0 P3		0-0 5-3		0-3 K2-3		5 0 0 0 0 1 4		
Jose Canseco, R OBP: 0.302, SLG: 0.437 (1, 7) X	0-0 1B S 2-H		0-0 HR	0-0 F4		0-0 HR		0-3 K		5 2 3 3 0 1 1		
Reggie Jackson, L OBP: 0.292, SLG: 0.367 (1, 10) B B B B Ron Cey, R (8, PH) OBP: 0.398, SLG: 0.434 (8, 3)	4-0 BB 1-2		0-3 K	0-0 HR 1-H		0-0 F5		4-0 BB		3 1 1 2 1 1 0 0 0 0 0 1 0 0		
Terry Steinbach, R OBP: 0.369, SLG: 0.496 (1, 2) X Mickey Tettleton, S (4, 2)	0-0 F8		0-0 6-3	0-0 5-3			0-0 F5	0-0 4-3		3 0 0 0 0 0 2 2 0 0 0 0 0 1		
Tony Phillips, S (1, 4)		0-0 G3	0-0 1B	0-0 L5			4-0 4-3 1B BB		0-3 K	4 1 1 0 1 1 0		
Alfredo Griffin, S OBP: 0.332, SLG: 0.355 (1, 6) Stan Javier, S (7, 9) OBP: 0.342, SLG: 0.353		0-0 1B S 1B	0-0 F3	4-0 3-1 BB 2 BB		0-0 4-3 1B		0-3 K		3 2 2 0 1 0 1 1 0 0 0 0 1 0		
<b>Inning Stats</b>	R: 2 H: 3 E: 0 LOB: 2 K: 1 BB: 1 S: 8 P: 12	R: 1 H: 2 E: 0 LOB: 2 K: 1 BB: 1 S: 7 P: 11	R: 1 H: 2 E: 0 LOB: 1 K: 1 BB: 0 S: 7 P: 7	R: 4 H: 3 E: 0 LOB: 0 K: 0 BB: 1 S: 6 P: 10	R: 0 H: 0 E: 0 LOB: 2 K: 0 BB: 2 S: 2 P: 10	R: 1 H: 1 E: 0 LOB: 0 K: 0 BB: 0 S: 4 P: 4	R: 2 H: 2 E: 0 LOB: 1 K: 0 BB: 1 S: 5 P: 9	R: 0 H: 0 E: 0 LOB: 1 K: 2 BB: 1 S: 7 P: 11	R: 0 H: 0 E: 0 LOB: 0 K: 2 BB: 0 S: 7 P: 7	1B: 9 SF: 0 2B: 0 SAC: 0 3B: 0 DP: 0 HR: 4 HBP: 0	WP: 0 PA: 46 PB: 0 SB: 3 CS: 0	
<b>PITCHER</b>	IP WLS BF H R ER SO BB IBB HBP BLK WP HR S P ERA WHIP											
Rick Anderson, R (1, 1) ERA: 13.85	2.2 L 17 7 4 4 3 2 0 0 0 0 0 1 21 29 13.50 3.375											
Bob Shirley, L (3, 1) ERA: 6.47	4.1 23 6 7 7 0 4 0 0 0 0 0 3 18 34 14.54 2.308											
Jerry Don Gleaton, L (8, 1) ERA: 4.64	1.0 4 0 0 0 2 1 0 0 0 0 0 0 7 11 0.00 1.000											
Dan Quisenberry, R (9, 1) ERA: 1.42	1.0 3 0 0 0 2 0 0 0 0 0 0 0 7 7 0.00 0.000											

Oakland Athletics @ Kansas City Royals  
 Royals Stadium, Kansas City, MO  
 Tue Jun 16 1987, 8:05 PM EDT  
 Att. 26,562 - Unknown

livebaseballscorecards.com

AB	39
R	11
H	13
RBI	11
BB	7
SO	7
LOB	17



Batter	1	2	3	4	5	6	7	8	9	AB R H RBI BB SO LOB
Willie Wilson, S OBP: 0.329, SLG: 0.387 (1, 8)	4-0 S BB		0-3 K		0-0 5-3		0-0 4-3 1B		0-0 1B 1B	4 0 2 0 1 1 1
Kevin Seitzer, R OBP: 0.385, SLG: 0.416 (1, 5)	0-0 5-3 1-2		4-0 1-2 BB			0-0 1B 1B	0-0 4-3 1-2		0-0 1-2 1B	4 1 2 0 1 0 2
George Brett, L OBP: 0.397, SLG: 0.411 (1, 10)	0-0 4-3 2-3		0-3 K			0-0 F5	0-0 3-1		0-0 4-3	5 0 0 0 0 1 7
Danny Tartabull, R OBP: 0.382, SLG: 0.486 (1, 9)	0-3 K			0-0 FC6-4 1B		0-0 F4		0-3 K		4 0 1 0 0 2 2
Frank White, R OBP: 0.300, SLG: 0.355 Bill Pecota, R OBP: 0.500, SLG: 0.762 (8, PH) (9, 4)		0-0 5-3		0-3 K		0-0 1B BB 1B		0-0 F4		3 0 1 0 0 1 1 1 0 0 0 0 0 0
Bo Jackson, R OBP: 0.329, SLG: 0.515 (1, 7)		0-3 K		0-3 K		4-0 1B 1-2 BB		0-0 1B		3 0 1 0 1 2 1
Steve Balboni, R OBP: 0.284, SLG: 0.398 (1, 3)		0-0 5-3		0-0 FC6-4 1-2f		0-0 1-2 2-3 3-H 1B		0-0 1-3		4 0 1 1 0 0 2
Angel Salazar, R OBP: 0.235, SLG: 0.293 (1, 6)			0-0 F8		0-0 F7	0-0 FC6-4 1-2f			0-0 6-3	4 0 0 0 0 0 3
Jamie Quirk, L OBP: 0.323, SLG: 0.333 Larry Owen, R OBP: 0.238, SLG: 0.293 (8, 2)			0-0 BB 1B		0-0 4-3		0-0 F7		0-0 F8	3 0 1 0 0 0 0 1 0 0 0 0 0 0

Inning Stats	R: 0 E: 0 K: 1 S: 5	H: 0 LOB: 1 BB: 1 P: 9	R: 0 E: 0 K: 1 S: 5	H: 0 LOB: 0 BB: 0 P: 5	R: 0 E: 0 K: 2 S: 8	H: 1 LOB: 2 BB: 1 P: 12	R: 0 E: 0 K: 2 S: 8	H: 1 LOB: 1 BB: 0 P: 8	R: 0 E: 0 K: 0 S: 3	H: 0 LOB: 0 BB: 0 P: 3	R: 1 E: 0 K: 0 S: 6	H: 3 LOB: 3 BB: 1 P: 10	R: 0 E: 0 K: 0 S: 4	H: 1 LOB: 1 BB: 0 P: 4	R: 0 E: 0 K: 1 S: 6	H: 1 LOB: 1 BB: 0 P: 6	R: 0 E: 0 K: 0 S: 5	H: 2 LOB: 2 BB: 0 P: 5	1B: 9 2B: 0 3B: 0 HR: 0	SF: 0 SAC: 0 DP: 0 HBP: 0	WP: 0 PB: 0 SB: 1 CS: 0	PA: 39
--------------	------------------------------	---------------------------------	------------------------------	---------------------------------	------------------------------	----------------------------------	------------------------------	---------------------------------	------------------------------	---------------------------------	------------------------------	----------------------------------	------------------------------	---------------------------------	------------------------------	---------------------------------	------------------------------	---------------------------------	----------------------------------	------------------------------------	----------------------------------	--------

PITCHER	IP	WLS	BF	H	R	ER	SO	BB	IBB	HBP	BLK	WP	HR	S	P	ERA	WHIP
Steve Ontiveros, R ERA: 3.63 (1, 1)	5.0	W	19	2	0	0	6	2	0	0	0	0	0	29	37	0.00	0.800
Gene Nelson, R ERA: 3.86 (6, 1)	2.0		11	4	1	1	0	1	0	0	0	0	0	10	14	4.50	2.500
Dennis Lamp, R ERA: 4.66 (8, 1)	1.0		4	1	0	0	1	0	0	0	0	0	0	6	6	0.00	1.000
Dave Vonohlen, L ERA: (9, 1)	1.0		5	2	0	0	0	0	0	0	0	0	0	5	5	0.00	2.000


**BOTTOM**

**Oakland Athletics @ Kansas City Royals**  
**Royals Stadium, Kansas City, MO**

Tue Jun 16 1987, 8:05 PM EDT  
Att. 26,562 - Unknown

livebaseballscorecards.com

<b>AB</b>	<b>36</b>
<b>R</b>	<b>1</b>
<b>H</b>	<b>9</b>
<b>RBI</b>	<b>1</b>
<b>BB</b>	<b>3</b>
<b>SO</b>	<b>7</b>
<b>LOB</b>	<b>19</b>



Batter	1	2	3	4	5	6	7	8	9	AB R H RBI BB SO LOB	TOP
Luis Polonia, L (1, 8) OBP: 0.397, SLG: 0.478	0-3 K		0-0 FC6-4 BLK 1B		0-0 B1		0-0 S 1B			4 1 1 0 0 1 2	
Mike Davis, L (1, 9) OBP: 0.370, SLG: 0.633	0-0 F2		4-0 1B 1-2 3B BB		0-0 HR		0-3 K			3 2 1 2 1 1 1	
Carney Lansford, R (1, 5) OBP: 0.382, SLG: 0.409	0-0 4-3		0-0 1-3 2-H 3B 1B		0-0 3-1		0-0 F6			4 1 1 1 0 0 0	
Mark McGwire, R (1, 3) OBP: 0.354, SLG: 0.621		0-0 6-3	0-0 1-H 3-H 3B		0-0 F9		0-0 F8			4 0 1 2 0 0 0	
Jose Canseco, R (1, 7) OBP: 0.298, SLG: 0.430		0-0 F9	0-0 B1		0-0 4-3		0-0 F9			4 0 0 0 0 0 1	
Reggie Jackson, L (1, 10) OBP: 0.291, SLG: 0.370		0-0 2B		0-3 K		0-0 F7		0-0 6-3		4 0 1 0 0 1 0	
Tony Phillips, S (1, 4) OBP: 0.355, SLG: 0.409		0-0 6-3		0-3 K		0-0 F9		4-0 S BB		3 0 0 0 1 1 1	
Mickey Tettleton, S (1, 2) OBP: 0.248, SLG: 0.213			0-0 F8	0-3 K		0-3 K		0-3 K		4 0 0 0 0 3 1	
Alfredo Griffin, S (1, 6) OBP: 0.335, SLG: 0.358			0-0 FC6-4 1B		0-0 HR 1B		0-0 L8		0-0 F8	4 1 2 0 0 0 1	
<b>Inning Stats</b>	R: 0 E: 0 K: 1 S: 5 H: 0 LOB: 0 BB: 0 P: 5	R: 0 E: 0 K: 0 S: 4 H: 1 LOB: 1 BB: 0 P: 4	R: 3 E: 0 K: 0 S: 6 H: 3 LOB: 1 BB: 1 P: 10	R: 0 E: 0 K: 3 S: 9 H: 0 LOB: 0 BB: 0 P: 9	R: 2 E: 0 K: 0 S: 5 H: 2 LOB: 0 BB: 0 P: 5	R: 0 E: 0 K: 0 S: 3 H: 0 LOB: 0 BB: 0 P: 3	R: 0 E: 0 K: 2 S: 8 H: 1 LOB: 1 BB: 0 P: 8	R: 0 E: 0 K: 0 S: 3 H: 0 LOB: 0 BB: 0 P: 3	R: 0 E: 0 K: 1 S: 5 H: 0 LOB: 1 BB: 1 P: 9	1B: 4 2B: 1 3B: 1 HR: 1 SF: 0 SAC: 0 DP: 0 HBP: 0	WP: 0 PB: 0 SB: 2 CS: 0 PA: 36
<b>PITCHER</b> Bret Saberhagen, R (1, 1) ERA: 2.25	IP: 9.0 WLS: W BF: 36 H: 7 R: 5 ER: 5 SO: 7 BB: 2 IBB: 0 HBP: 0 BLK: 1 WP: 0 HR: 1 S: 48 P: 56 ERA: 5.00 WHIP: 1.000										

Oakland Athletics @ Kansas City Royals  
Royals Stadium, Kansas City, MO  
Wed Jun 17 1987, 8:05 PM EDT  
Att: 26,780 - Unknown

livebaseballscorecards.com

AB 34  
R 5  
H 7  
RBI 5  
BB 2  
SO 7  
LOB 7





**Kansas City Royals @ California Angels**  
 Anaheim Stadium, Anaheim, CA  
 Thu Jun 18 1987, 10:05 PM EDT  
 Att. 42,923 - Unknown

livebaseballscorecards.com

AB	35
R	10
H	9
RBI	10
BB	4
SO	9
LOB	12



WP	2	PA	41
PB	0		
SB	0		
CS	0		

Batter	1	2	3	4	5	6	7	8	9	AB	R	H	RBI	BB	SO	LOB	TOP				
Willie Wilson, S (1, 8) OBP: 0.329, SLG: 0.398	0-3 K		0-0 1B 2B 1B	0-0 L5			0-0 1B 2B 1B	0-0 HR		5	3	3	1	0	1	0					
Kevin Seitzer, R (1, 5) OBP: 0.391, SLG: 0.422	0-0 F4		0-0 1-3 2-H 2B 1B		0-3 K		0-0 1-3 SF8 1B	0-3 K		5	2	2	1	0	2	0					
George Brett, L (1, 10) OBP: 0.429, SLG: 0.492	0-0 F5		4-0 2B 1B IBB		4-0 HR BB		0-0 1-3 3-H 2B		0-3 K	3	2	1	1	2	1	0					
Danny Tartabull, R (1, 9) OBP: 0.381, SLG: 0.493		4-0 WP BB	0-3 K		0-0 1-H HR		0-3 K		0-0 5-3	4	1	1	2	1	2	5					
Frank White, R (1, 4) OBP: 0.297, SLG: 0.371	0-0 F7		0-0 1-3 2-H 3-H 1B 2B		0-3 K		0-0 SF8		0-0 5-3	4	1	1	3	0	1	1					
Bo Jackson, R (1, 7) OBP: 0.330, SLG: 0.522	0-3 K		0-0 2-H 3-H 1B		0-0 F9		0-0 3-H 1-0 HBP			3	0	1	2	0	1	1					
Steve Balboni, R (1, 3) OBP: 0.283, SLG: 0.394	0-3 K		0-0 FC6-4 1B			0-0 F8		0-0 F7		4	0	0	0	0	1	4					
Angel Salazar, R (1, 6) OBP: 0.232, SLG: 0.284	0-3 K		4-0 1B 1B BB		0-0 1-3		0-0 F9		0-0 F8	3	1	0	0	1	0	0					
Jamie Quirk, L (1, 2) OBP: 0.316, SLG: 0.325			0-0 F7		0-0 F5		0-0 F7		0-0 4-3	4	0	0	0	0	0	1					
<b>Inning Stats</b>	R: 0 E: 0 K: 1 S: 5	H: 0 LOB: 0 BB: 0 P: 5	R: 0 E: 0 K: 2 S: 7	H: 0 LOB: 1 BB: 1 P: 11	R: 5 E: 0 K: 1 S: 9	H: 4 LOB: 1 BB: 2 P: 17	R: 0 E: 0 K: 0 S: 3	H: 0 LOB: 0 BB: 0 P: 3	R: 2 E: 0 K: 2 S: 8	H: 1 LOB: 0 BB: 1 P: 12	R: 0 E: 0 K: 0 S: 3	H: 0 LOB: 0 BB: 0 P: 3	R: 2 E: 0 K: 1 S: 8	H: 3 LOB: 2 BB: 0 P: 9	R: 1 E: 0 K: 1 S: 6	H: 1 LOB: 0 BB: 0 P: 6	R: 0 E: 0 K: 1 S: 5	H: 0 LOB: 0 BB: 0 P: 5	1B: 5 2B: 2 3B: 0 HR: 2	SF: 1 SAC: 0 DP: 0 HBP: 1	WP: 2 PA: 41
<b>PITCHER</b>	IP WLS BF H R ER SO BB IBB HBP BLK WP HR S P ERA WHIP															<b>PITCHER</b>	IP WLS BF H R ER SO BB IBB HBP BLK WP HR S P ERA WHIP				
Willie Fraser, R (1, 1) ERA: 3.51	6.0 L 27 5 7 7 6 3 1 0 0 1 1 35 51 10.50 1.333																				
Chuck Finley, L (7, 1) ERA: 5.23	0.0 3 3 2 2 0 0 0 0 0 0 1 0 3 3 ∞ ∞																				
DeWayne Buice, R (7, 1) ERA: 3.12	2.0 8 1 1 1 2 0 0 0 1 0 0 1 11 12 4.50 0.500																				
Gary Lucas, L (9, 1) ERA: 7.71	1.0 3 0 0 0 0 1 0 0 0 0 0 0 5 5 0.00 0.000																				

Batter	1	2	3	4	5	6	7	8	9	AB R H RBI BB SO LOB
<b>Brian Downing, R</b> OBP: 0.396, SLG: 0.540 (1, 10)	1-0 BB 1B HBP		0-0 5-3		0-0 BB 1B		0-0 6-3			3 1 1 0 0 0 0
<b>Devon White, S</b> OBP: 0.318, SLG: 0.481 (1, 8)	4-0 1B 1-2 G3-6-1 BB		0-3 K		0-3 K			0-0 G4-6-3 1B		3 1 1 0 1 2 1
<b>Wally Joyner, L</b> OBP: 0.358, SLG: 0.496 (1, 3)	0-0 G3-6-1 1-3 2-H 1B		0-0 HR 1B		4-0 1-2 BB		0-0 G4-6-3 1-2f			3 1 2 1 1 0 1
<b>Jack Howell, L</b> OBP: 0.347, SLG: 0.525 (1, 7)	0-0 G3-6-1 1-2f 3-H		0-0 1-H HR		0-0 G3		0-0 F8			4 1 1 2 0 0 3
<b>Doug DeCinces, R</b> OBP: 0.335, SLG: 0.398 (1, 5)	0-0 L6		0-0 F8		4-0 BB BB BB BB G1-6-3 BB			4-0 FC4-6 BB		2 0 0 0 2 0 0
<b>Mark Ryal, L</b> OBP: 0.268, SLG: 0.481 (1, 9)		0-0 4-3		0-0 3-1		0-0 G1-6-3 1-2f		0-0 FC4-6 6-3 1-2f		4 0 0 0 0 0 2
<b>Dick Schofield, R</b> OBP: 0.259, SLG: 0.315 (1, 6)		0-3 K		0-0 F8		0-0 F3		0-0 6-3 1-2		4 0 0 0 0 1 1
<b>Bob Boone, R</b> OBP: 0.347, SLG: 0.315 (1, 2)		0-0 1B		0-3 K		0-0 F5		0-3 K		3 0 1 0 0 1 0 1 0 0 0 0 1 1
<b>Ruppert Jones, L</b> OBP: 0.313, SLG: 0.473 (9, PH)										
<b>Mark McLemore, S</b> OBP: 0.329, SLG: 0.283 (1, 4)		0-0 5-3			0-0 6-3		0-0 6-3			3 0 0 0 0 0 1

<b>Inning Stats</b>	R: 2 E: 0 K: 0 S: 3	H: 1 LOB: 0 BB: 1 P: 8	R: 0 E: 0 K: 1 S: 6	H: 1 LOB: 1 BB: 0 P: 6	R: 0 E: 0 K: 1 S: 7	H: 2 LOB: 0 BB: 0 P: 7	R: 0 E: 0 K: 1 S: 5	H: 0 LOB: 0 BB: 0 P: 5	R: 0 E: 0 K: 1 S: 6	H: 1 LOB: 2 BB: 1 P: 10	R: 0 E: 0 K: 0 S: 2	H: 0 LOB: 0 BB: 1 P: 6	R: 0 E: 0 K: 0 S: 3	H: 0 LOB: 0 BB: 0 P: 3	R: 0 E: 0 K: 0 S: 3	H: 1 LOB: 0 BB: 0 P: 3	R: 0 E: 0 K: 1 S: 5	H: 0 LOB: 1 BB: 1 P: 9	1B: 5 2B: 0 3B: 0 HR: 1	SF: 0 SAC: 0 DP: 3 HBP: 1	WP: 0 PB: 0 SB: 0 CS: 0	PA: 35																			
<b>PITCHER</b> <b>Mark Gubicza, R</b> ERA: 4.81 (1, 1)	IP 9.0	WLS W	BF 35	H 6	R 4	ER 4	SO 5	BB 4	IBB 0	HBP 1	BLK 0	WP 0	HR 1	S 40	P 57	ERA 4.00	WHIP 1.111																								
<b>PITCHER</b>																						IP	WLS	BF	H	R	ER	SO	BB	IBB	HBP	BLK	WP	HR	S	P	ERA	WHIP			

**BOTTOM**

**Kansas City Royals @ California Angels**  
Anaheim Stadium, Anaheim, CA

Thu Jun 18 1987, 10:05 PM EDT  
Att. 42,923 - Unknown

[livebaseballscorecards.com](http://livebaseballscorecards.com)

<b>AB</b>	<b>30</b>
<b>R</b>	<b>4</b>
<b>H</b>	<b>6</b>
<b>RBI</b>	<b>3</b>
<b>BB</b>	<b>4</b>
<b>SO</b>	<b>5</b>
<b>LOB</b>	<b>10</b>



Batter	1	2	3	4	5	6	7	8	9	AB R H RBI BB SO LOB	TOP									
Willie Wilson, S (1, 8) OBP: 0.327, SLG: 0.394	0-3 K	0-0 G3		0-0 F9			0-3 K		0-0 1B	5 0 1 0 0 2 2	<b>Kansas City Royals @ California Angels</b> Anaheim Stadium, Anaheim, CA Fri Jun 19 1987, 10:05 PM EDT Att. 32,797 - Unknown <a href="http://livebaseballscorecards.com">livebaseballscorecards.com</a>									
Kevin Seitzer, R (1, 5) OBP: 0.388, SLG: 0.418	0-0 WP 1B		0-0 4-3		0-0 F9		0-0 F9		0-0 4-3	5 1 1 0 0 0 1										
George Brett, L (1, 10) OBP: 0.420, SLG: 0.493	0-0 F7		0-0 1B 1B		0-0 G3		0-0 F9			4 1 1 0 0 0 1										
Danny Tartabull, R (1, 9) OBP: 0.386, SLG: 0.498	0-0 PB 1B		0-0 1B 1B		0-3 K			0-0 G6-4-3 1B		4 0 3 1 0 1 0										
Frank White, R (1, 4) OBP: 0.296, SLG: 0.369	0-3 K		0-0 1B		0-0 F8			0-0 G6-4-3 1-2f		4 0 1 1 0 1 2										
Bo Jackson, R (1, 7) OBP: 0.333, SLG: 0.519		0-0 1B 1B	0-3 K		0-3 K			4-0 BB		3 0 1 0 1 2 2										
Steve Balboni, R (1, 3) OBP: 0.283, SLG: 0.391		0-0 P3	0-0 P3		0-0 1B 1B			0-0 5-3		4 0 1 0 0 0 4										
Angel Salazar, R (1, 6) OBP: 0.232, SLG: 0.284		0-0 F9		0-3 K		0-0 1B 1B		0-0 6-3		4 0 1 0 0 1 1										
Jamie Quirk, L (1, 2) OBP: 0.314, SLG: 0.322		0-0 1B		0-3 K		0-0 F8		0-0 3-1		4 0 1 0 0 1 2										
<b>Inning Stats</b>	R: 1 E: 0 K: 2 S: 9	H: 2 LOB: 1 BB: 0 P: 9	R: 0 E: 0 K: 0 S: 5	H: 2 LOB: 2 BB: 0 P: 5	R: 1 E: 0 K: 1 S: 8	H: 3 LOB: 2 BB: 0 P: 8	R: 0 E: 0 K: 2 S: 7	H: 0 LOB: 0 BB: 0 P: 7	R: 0 E: 0 K: 1 S: 5	H: 2 LOB: 2 BB: 0 P: 7	R: 0 E: 0 K: 1 S: 5	H: 0 LOB: 0 BB: 0 P: 5	R: 0 E: 0 K: 1 S: 3	H: 1 LOB: 1 BB: 1 P: 7	R: 0 E: 0 K: 0 S: 4	H: 1 LOB: 1 BB: 0 P: 4	1B: 10 2B: 1 3B: 0 HR: 0	SF: 0 SAC: 0 DP: 1 HBP: 0	WP: 1 PB: 1 SB: 0 CS: 0	PA: 38
<b>PITCHER</b>	IP WLS BF H R ER SO BB IBB HBP BLK WP HR S P ERA WHIP																			
Don Sutton, R (1, 1) ERA: 4.46	6.0 L 27 9 2 2 7 0 0 0 0 1 0 41 41 3.00 1.500																			
Gary Lucas, L (7, 1) ERA: 6.84	3.0 11 2 0 0 1 1 0 0 0 0 0 12 16 0.00 1.000																			



Batter	1	2	3	4	5	6	7	8	9	AB	R	H	RBI	BB	SO	LOB
Brian Downing, R OBP: 0.405, SLG: 0.542 (1, 10)	4-0 PB 1B BB		4-0 WP BB			0-0 CS 1B 1B		4-0 BB		1	0	1	0	3	0	0
Dick Schofield, R OBP: 0.259, SLG: 0.314 (1, 6)	0-0 F8		0-0 F5			0-0 1-2 1B		0-0 5-3		4	0	1	0	0	0	3
Doug DeCinces, R OBP: 0.333, SLG: 0.395 (1, 5)	0-0 PB 1B		0-0 F9			0-3 K		0-0 5-3		4	0	1	0	0	1	3
George Hendrick, R OBP: 0.120, SLG: 0.240 (1, 7)	0-0 F5			0-0 F7		0-3 K		0-0 6-3		4	0	0	0	0	1	4
Bob Boone, R OBP: 0.344, SLG: 0.313 (1, 2)	0-0 F3			0-0 6-3		0-0 6-3		0-0 F5		4	0	1	0	0	0	2
Devon White, S OBP: 0.314, SLG: 0.474 (1, 9)		0-0 6-3		0-0 6-3		0-0 5-3		0-0 FC6-4		4	0	0	0	0	0	1
Wally Joyner, L OBP: 0.354, SLG: 0.489 (1, 3)		0-0 1-3			0-3 K	0-0 6-3		0-0 6-3		3	0	0	0	0	1	0
Gary Pettis, S OBP: 0.309, SLG: 0.278 (1, 8)		4-0 CS BB			0-0 6-3			0-0 4-3		2	0	0	0	1	0	0
Gus Polidor, R OBP: 0.059, SLG: 0.059 (1, 4)		0-0 CS	0-0 L4			0-0 6-3		0-0 F4		3	0	0	0	0	0	0


Inning Stats	R: 0	H: 1	E: 0	K: 0	S: 4	LOB: 2	BB: 1	P: 8	R: 0	H: 0	E: 0	K: 0	S: 2	LOB: 0	BB: 1	P: 6	R: 0	H: 0	E: 0	K: 0	S: 3	LOB: 1	BB: 1	P: 7	R: 0	H: 0	E: 0	K: 0	S: 3	LOB: 0	BB: 0	P: 3	R: 0	H: 0	E: 0	K: 1	S: 5	LOB: 0	BB: 0	P: 5	R: 0	H: 2	E: 0	K: 2	S: 8	LOB: 2	BB: 0	P: 8	R: 0	H: 0	E: 0	K: 0	S: 3	LOB: 0	BB: 0	P: 3	R: 0	H: 0	E: 0	K: 0	S: 3	LOB: 1	BB: 1	P: 7	R: 0	H: 1	E: 0	K: 0	S: 4	LOB: 1	BB: 0	P: 4	1B: 4	2B: 1	3B: 0	HR: 0	SF: 0	SAC: 0	DP: 1	HBP: 0	WP: 1	PB: 1	SB: 0	CS: 2	PA: 34
PITCHER Danny Jackson, L ERA: 4.14 (1, 1)	IP	WLS	BF	H	R	ER	SO	BB	IBB	HBP	BLK	WP	HR	S	P	ERA	WHIP	IP	WLS	BF	H	R	ER	SO	BB	IBB	HBP	BLK	WP	HR	S	P	ERA	WHIP	IP	WLS	BF	H	R	ER	SO	BB	IBB	HBP	BLK	WP	HR	S	P	ERA	WHIP																																		

**BOTTOM**

**Kansas City Royals @ California Angels**  
Anaheim Stadium, Anaheim, CA

Fri Jun 19 1987, 10:05 PM EDT  
Att. 32,797 - Unknown

<b>AB</b>	<b>29</b>
<b>R</b>	<b>0</b>
<b>H</b>	<b>4</b>
<b>RBI</b>	<b>0</b>
<b>BB</b>	<b>4</b>
<b>SO</b>	<b>3</b>
<b>LOB</b>	<b>13</b>



livebaseballscores.com

Batter	1	2	3	4	5	6	7	8	9	AB R H RBI BB SO LOB	TOP
Willie Wilson, S OBP: 0.336, SLG: 0.407 (1, 8) X	0-0 E S HR 1B		0-0 1-3		0-0 2B		0-0 HR 1B		0-0 F7 G3 1B	5 2 4 0 0 0 0	
Kevin Seitzer, R OBP: 0.388, SLG: 0.427 (1, 5) X	0-0 F9		0-0 F9		4-0 BB		0-0 1-H HR		0-0 G3 1-2	4 1 1 2 1 0 2	
George Brett, L OBP: 0.430, SLG: 0.529 (1, 10) X	0-0 1-H HR		4-0 HR BB		0-3 K		4-0 G1-4-3 BB		0-0 F7 2-3	3 2 1 2 2 1 3	
Danny Tartabull, R OBP: 0.387, SLG: 0.507 (1, 9) S S	0-3 K		0-0 1-H HR		0-0 F9		0-0 G1-4-3 1-2f		4-0 BB	4 1 1 2 1 1 3	
Frank White, R OBP: 0.298, SLG: 0.367 (1, 4) B B B	4-0 BB		0-0 F2		0-0 F5		0-0 1B		0-3 K	4 0 1 0 1 1 4	
Bo Jackson, R OBP: 0.328, SLG: 0.509 (1, 7) S S S	0-3 K				0-3 K		0-3 K		0-3 K	4 0 0 0 0 4 2	
Steve Balboni, R OBP: 0.286, SLG: 0.408 (1, 3) X		0-0 L5		0-0 F8		0-0 HR		0-0 L3-6 1B		4 1 2 1 0 0 0	
Angel Salazar, R OBP: 0.228, SLG: 0.278 (1, 6) S S S		0-3 K		0-0 F8		0-3 K		0-0 L3-6 1-2		4 0 0 0 0 2 1	
Jamie Quirk, L OBP: 0.312, SLG: 0.344 (1, 2) X		0-0 4-3				0-0 HR		0-0 4-3		4 1 1 1 0 1 0	
<b>Inning Stats</b>	R: 2 H: 2 E: 0 LOB: 1 K: 2 BB: 1 S: 9 P: 13	R: 0 H: 0 E: 0 LOB: 0 K: 1 BB: 0 S: 5 P: 5	R: 2 H: 1 E: 0 LOB: 0 K: 0 BB: 1 S: 4 P: 8	R: 0 H: 0 E: 0 LOB: 0 K: 1 BB: 0 S: 5 P: 5	R: 1 H: 2 E: 0 LOB: 2 K: 1 BB: 1 S: 7 P: 11	R: 1 H: 1 E: 0 LOB: 0 K: 3 BB: 0 S: 10 P: 10	R: 2 H: 3 E: 0 LOB: 1 K: 1 BB: 1 S: 7 P: 11	R: 0 H: 1 E: 0 LOB: 0 K: 0 BB: 0 S: 3 P: 3	R: 0 H: 1 E: 0 LOB: 2 K: 1 BB: 1 S: 6 P: 10	1B: 5 SF: 0 2B: 2 SAC: 0 3B: 0 DP: 2 HR: 5 HBP: 0	WP: 0 PA: 41 PB: 0 SB: 1 CS: 0
<b>PITCHER</b> Jack Lazorko, R ERA: 5.06 (1, 1)	IP WLS BF H R ER SO BB IBB HBP BLK WP HR S P ERA WHIP	4.0 L 20 5 5 5 4 3 0 0 0 0 3 25 37 11.25 2.000									
DeWayne Buice, R ERA: 3.53 (5, 1)	3.0 13 4 3 3 5 1 0 0 0 0 2 22 26 9.00 1.667										
Chuck Finley, L ERA: 4.91 (8, 1)	2.0 8 2 0 0 1 1 0 0 0 0 0 9 13 0.00 1.500										

Kansas City Royals @ California Angels  
 Anaheim Stadium, Anaheim, CA  
 Sat Jun 20 1987, 10:05 PM EDT  
 Att: 39,510 - Unknown

livebaseballscorecards.com

AB	36
R	8
H	11
RBI	8
BB	5
SO	10
LOB	15



Batter	1	2	3	4	5	6	7	8	9	AB	R	H	RBI	BB	SO	LOB
Brian Downing, R (1, 10) OBP: 0.412, SLG: 0.564	0-0 CS BB 1B		0-0 HR			0-0 G3 1B		0-0 4-3 1B 2B	0-0 4-3	5	2	4	1	0	0	0
Wally Joyner, L (1, 3) OBP: 0.353, SLG: 0.483	4-0 1-2 BB		0-0 4-3			0-0 G3 1-2		0-0 4-3 2-3		3	0	0	0	1	0	2
Devon White, S (1, 9) OBP: 0.313, SLG: 0.471	0-3 K					0-0 6-3		0-0 1B 1B		4	0	1	1	0	2	3
Doug DeCinces, R (1, 5) OBP: 0.336, SLG: 0.397	0-3 K 2-3					0-0 F8		0-0 2B 1B	0-0 1-3 1B	4	0	2	0	0	1	2
George Hendrick, R (1, 7) OBP: 0.103, SLG: 0.207						0-3 K		0-0 F8	0-0 5-3	4	0	0	0	0	2	3
Dick Schofield, R (1, 6) OBP: 0.256, SLG: 0.310						0-0 F9		0-0 L5		3	0	0	0	0	0	1
Jack Howell, L (9, PH) OBP: 0.345, SLG: 0.523									0-0 4-3	1	0	0	0	0	0	0
Gary Pettis, S (1, 8) OBP: 0.312, SLG: 0.286						0-0 5-3		0-0 1-3 2B		4	1	2	0	0	0	0
Gus Polidor, R (1, 4) OBP: 0.050, SLG: 0.050						0-3 K		0-3 K		3	0	0	0	0	2	2
Ruppert Jones, L (9, PH) OBP: 0.323, SLG: 0.536						0-0 1-3		0-0 K		1	1	1	2	0	0	0
Bob Boone, R (1, 2) OBP: 0.338, SLG: 0.308						0-0 F2		0-0 F6		2	0	0	0	0	0	0
Darrell Miller, R (8, PH) OBP: 0.244, SLG: 0.273									0-0 4-3	1	0	0	0	0	0	0
Mark Ryal, L (9, PH) OBP: 0.263, SLG: 0.473									0-3 K	1	0	0	0	0	1	0

Inning Stats	R: 0	H: 1	E: 0	K: 2	S: 7	LOB: 2	BB: 1	P: 11	R: 0	H: 0	E: 0	K: 1	S: 5	LOB: 0	BB: 0	P: 5	R: 1	H: 1	E: 0	K: 0	S: 4	LOB: 0	BB: 0	P: 4	R: 0	H: 0	E: 0	K: 2	S: 7	LOB: 0	BB: 0	P: 7	R: 0	H: 0	E: 0	K: 1	S: 5	LOB: 0	BB: 0	P: 5	R: 0	H: 1	E: 0	K: 0	S: 4	LOB: 1	BB: 0	P: 4	R: 0	H: 2	E: 0	K: 1	S: 7	LOB: 2	BB: 0	P: 7	R: 1	H: 3	E: 0	K: 0	S: 6	LOB: 2	BB: 0	P: 6	R: 2	H: 2	E: 0	K: 1	S: 7	LOB: 0	BB: 0	P: 7	1B: 6	SF: 0	2B: 3	SAC: 0	3B: 0	DP: 1	HR: 2	HBP: 0	WP: 0	PA: 37
--------------	------	------	------	------	------	--------	-------	-------	------	------	------	------	------	--------	-------	------	------	------	------	------	------	--------	-------	------	------	------	------	------	------	--------	-------	------	------	------	------	------	------	--------	-------	------	------	------	------	------	------	--------	-------	------	------	------	------	------	------	--------	-------	------	------	------	------	------	------	--------	-------	------	------	------	------	------	------	--------	-------	------	-------	-------	-------	--------	-------	-------	-------	--------	-------	--------

PITCHER	IP	WLS	BF	H	R	ER	SO	BB	IBB	HBP	BLK	WP	HR	S	P	ERA	WHIP
Charlie Leibrandt, L (1, 1) ERA: 2.33	8.0	W	32	8	2	2	7	1	0	0	0	0	1	45	49	2.25	1.125
Dan Quisenberry, R (9, 1) ERA: 2.05	1.0		5	2	2	2	1	0	0	0	0	0	1	7	7	18.00	2.000

BOTTOM

Kansas City Royals @ California Angels  
Anaheim Stadium, Anaheim, CA  
Sat Jun 20 1987, 10:05 PM EDT  
Att. 39,510 - Unknown

livebaseballscorecards.com

AB	36
R	4
H	10
RBI	4
BB	1
SO	8
LOB	13



Batter	1	2	3	4	5	6	7	8	9	AB R H RBI BB SO LOB	TOP
Willie Wilson, S (1, 8) OBP: 0.331, SLG: 0.400	0-0 4-3		0-0 G4-6-3		0-0 4-3			0-0 F9		4 0 0 0 0 0 2	<b>Kansas City Royals @ California Angels</b> Anaheim Stadium, Anaheim, CA Sun Jun 21 1987, 6:33 AM EDT Att: 47,797 - Unknown <a href="http://livebaseballscorecards.com">livebaseballscorecards.com</a>
Kevin Seitzer, R (1, 5) OBP: 0.386, SLG: 0.424	0-0 4-3			0-0 6-3		0-0 G1-4-3 1B		0-0 G6-4-3		4 0 1 0 0 0 1	
George Brett, L (1, 10) OBP: 0.433, SLG: 0.527	0-0 4-3			0-0 1B 1B 1B		0-3 K		0-0 1B		4 0 2 0 0 1 1	
Danny Tartabull, R (1, 9) OBP: 0.385, SLG: 0.502		0-0 F7		0-0 1B 1-2 1B		0-0 G1-4-3		0-0 F9		4 0 1 0 0 0 2	
Frank White, R (1, 4) OBP: 0.303, SLG: 0.371 Bill Pecota, R (7, PR) OBP: 0.478, SLG: 0.727 (7, 4)		0-0 F9		0-0 FC5-4 1-2 2-3 1B		0-0 FC6 1B		0-3 K		3 0 2 0 0 0 0 1 0 0 0 0 1 1	
Bo Jackson, R (1, 7) OBP: 0.326, SLG: 0.505		0-0 FC5-4 1B		0-3 K		0-3 K		0-3 K		4 0 1 0 0 3 5	
Steve Balboni, R (1, 3) OBP: 0.283, SLG: 0.402		0-0 FC5-4		0-0 FC5-4		0-0 F8				3 0 0 0 0 0 5	
Angel Salazar, R (1, 6) OBP: 0.225, SLG: 0.274			0-0 1-3		0-0 4-3		0-0 FC6			3 0 0 0 0 0 1	
Larry Owen, R (1, 2) OBP: 0.239, SLG: 0.290			0-0 E5		0-3 K		0-0 1B			3 0 1 0 0 1 0	
<b>Inning Stats</b>	R: 0 H: 0 E: 0 LOB: 0 K: 0 BB: 0 S: 3 P: 3	R: 0 H: 1 E: 0 LOB: 1 K: 0 BB: 0 S: 4 P: 4	R: 0 H: 0 E: 1 LOB: 0 K: 0 BB: 0 S: 3 P: 3	R: 0 H: 3 E: 0 LOB: 3 K: 1 BB: 0 S: 8 P: 8	R: 0 H: 0 E: 0 LOB: 0 K: 1 BB: 0 S: 5 P: 5	R: 0 H: 1 E: 0 LOB: 0 K: 1 BB: 0 S: 5 P: 5	R: 0 H: 1 E: 0 LOB: 1 K: 1 BB: 0 S: 6 P: 6	R: 0 H: 1 E: 0 LOB: 0 K: 0 BB: 0 S: 3 P: 3	R: 0 H: 1 E: 0 LOB: 1 K: 2 BB: 0 S: 8 P: 8	1B: 8 SF: 0 2B: 0 SAC: 0 3B: 0 DP: 3 HR: 0 HBP: 0	WP: 0 PA: 33 PB: 0 SB: 0 CS: 0
<b>PITCHER</b> Jerry Reuss, L (1, 1) ERA: 6.11	IP WLS BF H R ER SO BB IBB HBP BLK WP HR S P ERA WHIP										
	9.0 W 33 8 0 0 6 0 0 0 0 0 0 0 45 45 0.00 0.889										



Batter	1	2	3	4	5	6	7	8	9	AB	R	H	RBI	BB	SO	LOB
Brian Downing, R OBP: 0.408, SLG: 0.555 (1, 10)	0-0 F7		4-0 2B 1-2 E BB	0-0 6-3		0-0 P3		0-0 F7		4	1	0	0	1	0	0
Devon White, S OBP: 0.318, SLG: 0.477 (1, 9)	0-0 1-3		0-0 E9 1-H 2-H HR 2B	0-0 S 1B		0-3 K		0-0 1B		5	1	3	1	0	1	0
Wally Joyner, L OBP: 0.353, SLG: 0.498 (1, 3)	0-0 F8		0-0 2-H HR	0-3 K 1-2		0-0 2B		0-3 K		5	1	2	2	0	2	2
Jack Howell, L OBP: 0.343, SLG: 0.515 (1, 7)		0-0 5-3	4-0 BB HBP 1B BB	0-3 K		0-0 4-3				3	1	0	0	1	1	2
Doug DeCinces, R OBP: 0.339, SLG: 0.396 (1, 5)		0-0 F8	1-0 BB 1B HBP		0-3 K		0-0 G3 WP 1B			3	1	1	0	0	1	0
Bob Boone, R OBP: 0.343, SLG: 0.333 (1, 2)		0-0 6-3	4-0 1B 1-2 2-3 2B BB		0-0 HR		0-0 F7			3	2	1	1	1	0	1
Dick Schofield, R OBP: 0.259, SLG: 0.313 (1, 6)			K		0-0 1B		0-0 G3			4	0	2	2	0	1	1
Gary Pettis, S OBP: 0.311, SLG: 0.290 (1, 8)			F8		0-3 K		0-0 P4			4	0	1	1	0	1	2
Mark McLemore, S OBP: 0.324, SLG: 0.278 (1, 4)			E6 2B		0-3 K			0-0 5-3		4	1	0	0	0	2	3

Inning Stats	R: 0	H: 0	E: 0	LOB: 0	K: 0	BB: 0	S: 3	P: 3	R: 0	H: 0	E: 0	LOB: 0	K: 0	BB: 0	S: 3	P: 3	R: 7	H: 4	E: 2	LOB: 2	K: 2	BB: 3	S: 12	P: 25	R: 0	H: 1	E: 0	LOB: 1	K: 2	BB: 0	S: 8	P: 8	R: 1	H: 2	E: 0	LOB: 1	K: 3	BB: 0	S: 11	P: 11	R: 0	H: 1	E: 0	LOB: 1	K: 1	BB: 0	S: 6	P: 6	R: 0	H: 1	E: 0	LOB: 1	K: 0	BB: 0	S: 4	P: 4	R: 0	H: 1	E: 0	LOB: 1	K: 1	BB: 0	S: 6	P: 6	R: 0	H: 1	E: 0	LOB: 1	K: 1	BB: 0	S: 6	P: 6
--------------	------	------	------	--------	------	-------	------	------	------	------	------	--------	------	-------	------	------	------	------	------	--------	------	-------	-------	-------	------	------	------	--------	------	-------	------	------	------	------	------	--------	------	-------	-------	-------	------	------	------	--------	------	-------	------	------	------	------	------	--------	------	-------	------	------	------	------	------	--------	------	-------	------	------	------	------	------	--------	------	-------	------	------


PITCHER	IP	WLS	BF	H	R	ER	SO	BB	IBB	HBP	BLK	WP	HR	S	P	ERA	WHIP
Bob Stoddard, R ERA: 4.6	(1, 1)	2.2	L	16	3	7	0	1	3	0	0	0	1	14	27	0.00	2.250
Steve Farr, R ERA: 6.31	(3, 1)	3.1		15	5	1	1	7	0	0	0	0	1	29	29	2.70	1.500
Bob Shirley, L ERA: 4.43	(7, 1)	1.0		4	1	0	0	0	0	0	0	1	0	4	4	0.00	1.000
Jerry Don Gleaton, L	(8, 1)	1.0		4	1	0	0	1	0	0	0	0	0	6	6	0.00	1.000

**BOTTOM**

**Kansas City Royals @ California Angels**  
**Anaheim Stadium, Anaheim, CA**  
 Sun Jun 21 1987, 6:33 AM EDT  
 Att. 47,797 - Unknown

AB	35
R	8
H	10
RBI	7
BB	3
SO	9
LOB	11

livebaseballscorecards.com



1B: 5	SF: 0	WP: 1	PA: 39
2B: 3	SAC: 0	PB: 0	
3B: 0	DP: 0	SB: 1	
HR: 2	HBP: 1	CS: 0	

Batter	1	2	3	4	5	6	7	8	9	AB R H RBI BB SO LOB	TOP									
Willie Wilson, S (1, 8) OBP: 0.326, SLG: 0.394	0-0 4-3		0-0 G1-5-3		0-0 1-3			0-3 K		4 0 0 0 0 1 2										
Kevin Seitzer, R (1, 5) OBP: 0.384, SLG: 0.419 Bill Pecota, R (8, 5) OBP: 0.478, SLG: 0.727	0-0 5-3		0-0 6-3			0-0 F9		4-0 FC6-4 BB		3 0 0 0 1 0 0 0 0 0 0 0 0 0										
George Brett, L (1, 10) OBP: 0.415, SLG: 0.500	0-3 K			0-0 F8		0-0 G3		0-0 FC6-4		4 0 0 0 0 1 1										
Danny Tartabull, R (1, 9) OBP: 0.390, SLG: 0.506		0-0 E 2B		4-0 G4-3 BB		4-0 E S BB		0-3 K		2 1 1 0 2 1 1										
Frank White, R (1, 4) OBP: 0.298, SLG: 0.364		0-0 E5 2-H		0-0 G4-3		0-0 6-3			0-0 F2	4 0 0 0 0 0 2										
Bo Jackson, R (1, 7) OBP: 0.322, SLG: 0.498 Thad Bosley, L (9, PH) OBP: 0.307, SLG: 0.388		0-3 K			0-0 4-3			0-3 K	4-0 BB	3 0 0 0 0 2 1 0 0 0 0 1 0 0										
Steve Balboni, R (1, 3) OBP: 0.282, SLG: 0.399		0-0 4-3			0-0 FC4-6 1B			0-0 F9		4 0 1 0 0 0 2										
Angel Salazar, R (1, 6) OBP: 0.226, SLG: 0.275 Jim Eisenreich, L (9, PH)		0-0 F8			0-0 FC4-6 1B			0-0 F5		3 0 1 0 0 0 2 1 0 0 0 0 0 1										
Jamie Quirk, L (1, 2) OBP: 0.313, SLG: 0.344			0-3 K		0-0 1-3 1B			0-0 F8		3 0 1 0 0 1 1										
<b>Inning Stats</b>	R: 0 E: 0 K: 1 S: 5	H: 0 LOB: 0 BB: 0 P: 5	R: 1 E: 1 K: 1 S: 7	H: 1 LOB: 1 BB: 0 P: 7	R: 0 E: 0 K: 1 S: 5	H: 0 LOB: 0 BB: 0 P: 5	R: 0 E: 0 K: 0 S: 2	H: 0 LOB: 0 BB: 1 P: 6	R: 0 E: 0 K: 0 S: 5	H: 2 LOB: 2 BB: 0 P: 5	R: 0 E: 0 K: 1 S: 6	H: 1 LOB: 1 BB: 0 P: 6	R: 0 E: 0 K: 2 S: 7	H: 0 LOB: 1 BB: 1 P: 11	R: 0 E: 0 K: 0 S: 3	H: 0 LOB: 1 BB: 1 P: 7	1B: 3 2B: 1 3B: 0 HR: 0	SF: 0 SAC: 0 DP: 1 HBP: 0	WP: 0 PB: 0 SB: 1 CS: 0	PA: 35
<b>PITCHER</b>	IP WLS BF H R ER SO BB IBB HBP BLK WP HR S P ERA WHIP																			
Steve Ontiveros, R (1, 1) ERA: 3.02	7.0 W 27 4 1 0 4 2 0 0 0 0 0 0 33 41 0.00 0.857																			
Jay Howell, R (8, 1) ERA: 4.2	2.0 S 8 0 0 0 2 2 0 0 0 0 0 0 10 18 0.00 1.000																			

Kansas City Royals @ Oakland Athletics  
Oakland-Alameda County Coliseum, Oakland, CA

Mon Jun 22 1987, 7:05 PM PDT  
Att. 18,346 - Unknown

livebaseballscorecards.com

AB	31
R	1
H	4
RBI	0
BB	4
SO	6
LOB	13



Batter	1	2	3	4	5	6	7	8	9	AB	R	H	RBI	BB	SO	LOB
Luis Polonia, L OBP: 0.383, SLG: 0.454 Stan Javier, S OBP: 0.339, SLG: 0.350	0-3 K	0-0 1-H 2B			0-0 F8		0-0 6-3			4	0	1	1	0	1	0
Mike Davis, L OBP: 0.359, SLG: 0.595	0-0 2B 1B	0-0 F8			0-0 FC6-4 1B		0-0 6-3			4	0	2	0	0	0	1
Carney Lansford, R OBP: 0.382, SLG: 0.437	0-3 K		0-0 5-3		0-0 FC6-4 1B		0-0 2B			4	0	1	0	0	1	2
Mark McGwire, R OBP: 0.358, SLG: 0.622	0-0 1-3 2B		4-0 BB		0-0 1-2 FC4 1B		0-0 F4			3	0	2	0	1	0	1
Jose Canseco, R OBP: 0.297, SLG: 0.409	0-0 L8		0-0 F4		0-0 FC4			0-3 K		4	0	0	0	0	1	5
Reggie Jackson, L OBP: 0.291, SLG: 0.381		0-0 HR	0-0 F8			0-0 4-3		0-0 6-3		4	1	1	1	0	0	1
Terry Steinbach, R OBP: 0.364, SLG: 0.476		0-0 5-3		0-0 5-3		0-0 G3		0-0 HR 1B		4	1	1	0	0	0	0
Tony Phillips, S OBP: 0.353, SLG: 0.408		4-0 FC6-4 BB		0-3 K		0-0 E4 1B		0-0 HR		3	1	2	2	1	1	0
Alfredo Griffin, S OBP: 0.328, SLG: 0.358		0-0 FC6-4 2B		0-0 4-3		0-3 K		0-0 4-3		4	1	0	0	0	1	2

Inning Stats	R: 0	H: 2	E: 0	LOB: 2	K: 2	BB: 0	S: 9	P: 9	R: 2	H: 2	E: 0	LOB: 1	K: 0	BB: 1	S: 5	P: 9	R: 0	H: 0	E: 0	LOB: 1	K: 0	BB: 1	S: 3	P: 7	R: 0	H: 0	E: 0	LOB: 0	K: 1	BB: 0	S: 5	P: 5	R: 0	H: 2	E: 1	LOB: 1	K: 1	BB: 0	S: 6	P: 6	R: 0	H: 1	E: 0	LOB: 1	K: 0	BB: 0	S: 4	P: 4	R: 2	H: 2	E: 0	LOB: 0	K: 1	BB: 0	S: 7	P: 7
--------------	------	------	------	--------	------	-------	------	------	------	------	------	--------	------	-------	------	------	------	------	------	--------	------	-------	------	------	------	------	------	--------	------	-------	------	------	------	------	------	--------	------	-------	------	------	------	------	------	--------	------	-------	------	------	------	------	------	--------	------	-------	------	------

PITCHER	IP	WLS	BF	H	R	ER	SO	BB	IBB	HBP	BLK	WP	HR	S	P	ERA	WHIP
Bret Saberhagen, R ERA: 2.33	(1, 1)	7.2	L	34	9	3	3	5	2	0	0	0	1	42	50	3.52	1.435
Dan Quisenberry, R ERA: 2.36	(8, 1)	0.1		2	1	1	1	0	0	0	0	0	1	2	2	27.00	3.000


**BOTTOM**

**Kansas City Royals @ Oakland Athletics**  
Oakland-Alameda County Coliseum, Oakland, CA

Mon Jun 22 1987, 7:05 PM PDT  
Att. 18,346 - Unknown

livebaseballscorecards.com

AB	34
R	4
H	10
RBI	4
BB	2
SO	5
LOB	12



WP: 0	PA: 36
PB: 0	
SB: 0	
CS: 0	

Batter	1	2	3	4	5	6	7	8	9	AB R H RBI BB SO LOB	TOP
Willie Wilson, S (1, 8) OBP: 0.325, SLG: 0.391	0-0 G3 PB 2B 1B		0-0 3-1		0-0 4-3			0-3 K		4 1 1 0 0 1 1	
Kevin Seitzer, R (1, 5) OBP: 0.382, SLG: 0.417	0-0 G3 1-3		0-0 4-3			0-0 F9			0-0 HR 1B	4 1 1 0 0 0 1	
George Brett, L (1, 10) OBP: 0.439, SLG: 0.563	0-0 1B 2B			4-0 BB		4-0 G6-4-3 BB			0-0 HR	2 2 2 3 2 0 0	
Danny Tartabull, R (1, 9) OBP: 0.388, SLG: 0.502	0-0 CS 1B			0-3 K		0-0 G6-4-3			0-0 F8	4 0 1 1 0 1 2	
Frank White, R (1, 4) OBP: 0.297, SLG: 0.363	0-3 K 1-2			0-3 K			0-0 4-3		0-0 1B 1B	4 0 1 0 0 2 2	
Juan Beniquez, R (1, 7) OBP: 0.287, SLG: 0.333		0-3 K		0-0 4-3			0-0 5-3		0-0 F3	4 0 0 0 0 1 2	
Steve Balboni, R (1, 3) OBP: 0.282, SLG: 0.396		0-0 F9			0-0 F2		0-0 F5		0-0 1-2 1B	4 0 1 0 0 0 0	
Angel Salazar, R (1, 6) OBP: 0.227, SLG: 0.275		0-0 G3			0-0 1B			0-0 5-3	0-0 F9	4 0 1 0 0 0 2	
Jamie Quirk, L (1, 2) OBP: 0.306, SLG: 0.336			0-3 K		0-0 F7			0-3 K		3 0 0 0 0 2 1	
<b>Inning Stats</b>	R: 2 H: 3 E: 0 LOB: 1 K: 1 BB: 0 S: 7 P: 7	R: 0 H: 0 E: 0 LOB: 0 K: 1 BB: 0 S: 5 P: 5	R: 0 H: 0 E: 0 LOB: 0 K: 1 BB: 0 S: 5 P: 5	R: 0 H: 0 E: 0 LOB: 1 K: 2 BB: 1 S: 7 P: 11	R: 0 H: 1 E: 0 LOB: 1 K: 0 BB: 0 S: 4 P: 4	R: 0 H: 0 E: 0 LOB: 0 K: 0 BB: 1 S: 2 P: 6	R: 0 H: 0 E: 0 LOB: 0 K: 0 BB: 0 S: 3 P: 3	R: 0 H: 0 E: 0 LOB: 0 K: 2 BB: 0 S: 7 P: 7	R: 2 H: 4 E: 0 LOB: 2 K: 0 BB: 0 S: 7 P: 7	1B: 6 SF: 0 2B: 2 SAC: 0 3B: 0 DP: 2 HR: 1 HBP: 0	WP: 0 PA: 35 PB: 1 SB: 0 CS: 1
<b>PITCHER</b> Jose Rijo, R (1, 1) ERA: 4.78	IP WLS BF H R ER SO BB IBB HBP BLK WP HR S P ERA WHIP										
	9.0 L 35 8 4 4 7 2 0 0 0 0 0 1 47 55 4.00 1.111										

Kansas City Royals @ Oakland Athletics  
Oakland-Alameda County Coliseum, Oakland, CA

Tue Jun 23 1987, 7:05 PM PDT  
Att. 13,121 - Unknown

livebaseballscorecards.com

AB 33  
R 4  
H 8  
RBI 4  
BB 2  
SO 7  
LOB 11





Batter	1	2	3	4	5	6	7	8	9	AB R H RBI BB SO LOB
Luis Polonia, L (1, 8) OBP: 0.380, SLG: 0.449	0-0 G3		0-0 G5-3 1B		0-0 3-1			0-0 F8		4 0 1 0 0 0 0
Mike Davis, L (1, 9) OBP: 0.358, SLG: 0.589	0-0 4-3		0-0 G5-3 1B		0-0 F5			0-0 3-1		4 0 1 0 0 0 0
Carney Lansford, R (1, 5) OBP: 0.380, SLG: 0.434	0-0 1B		0-0 G5-3 1-2 2-3f		0-0 5-3			0-3 K		4 0 1 0 0 1 2
Mark McGwire, R (1, 3) OBP: 0.357, SLG: 0.614	0-3 K		4-0 BB		0-0 6-3			0-3 K		3 0 0 0 1 2 1
Jose Canseco, R (1, 7) OBP: 0.293, SLG: 0.403		0-3 K	0-0 4-3		0-3 K			0-3 K		4 0 0 0 0 3 2
Reggie Jackson, L (1, 10) OBP: 0.290, SLG: 0.375		4-0 WP BB		0-0 F8		0-0 4-3		0-3 K		3 0 0 0 1 1 0
Terry Steinbach, R (1, 2) OBP: 0.358, SLG: 0.466		0-3 K		0-3 K			0-0 F8			3 0 0 0 0 2 1
Tony Phillips, S (1, 4) OBP: 0.356, SLG: 0.406		4-0 BB		4-0 BB			0-3 K			1 0 0 0 2 1 0
Alfredo Griffin, S (1, 6) OBP: 0.324, SLG: 0.353		0-0 3-1		0-0 F6			0-0 B6			3 0 0 0 0 0 3

Inning Stats	R: 0 E: 0 K: 1 S: 6	H: 1 LOB: 1 BB: 0 P: 6	R: 0 E: 0 K: 2 S: 7	H: 0 LOB: 2 BB: 2 P: 15	R: 0 E: 0 K: 0 S: 4	H: 2 LOB: 2 BB: 1 P: 8	R: 0 E: 0 K: 1 S: 5	H: 0 LOB: 1 BB: 1 P: 9	R: 0 E: 0 K: 0 S: 3	H: 0 LOB: 0 BB: 0 P: 3	R: 0 E: 0 K: 1 S: 5	H: 0 LOB: 0 BB: 0 P: 5	R: 0 E: 0 K: 1 S: 5	H: 0 LOB: 0 BB: 0 P: 5	R: 0 E: 0 K: 3 S: 9	H: 0 LOB: 0 BB: 0 P: 9	1B: 3 2B: 0 3B: 0 HR: 0	SF: 0 SAC: 0 DP: 1 HBP: 0	WP: 1 PB: 0 SB: 0 CS: 0	PA: 33
--------------	------------------------------	---------------------------------	------------------------------	----------------------------------	------------------------------	---------------------------------	------------------------------	---------------------------------	------------------------------	---------------------------------	------------------------------	---------------------------------	------------------------------	---------------------------------	------------------------------	---------------------------------	----------------------------------	------------------------------------	----------------------------------	--------

PITCHER	IP	WLS	BF	H	R	ER	SO	BB	IBB	HBP	BLK	WP	HR	S	P	ERA	WHIP
Mark Gubicza, R (1, 1) ERA: 4.36	9.0	W	33	3	0	0	10	4	0	0	0	1	0	49	65	0.00	0.778


**BOTTOM**

**Kansas City Royals @ Oakland Athletics**  
Oakland-Alameda County Coliseum, Oakland, CA

Tue Jun 23 1987, 7:05 PM PDT  
Att. 13,121 - Unknown

[livebaseballscorecards.com](http://livebaseballscorecards.com)

<b>AB</b>	<b>29</b>
<b>R</b>	<b>0</b>
<b>H</b>	<b>3</b>
<b>RBI</b>	<b>0</b>
<b>BB</b>	<b>4</b>
<b>SO</b>	<b>10</b>
<b>LOB</b>	<b>9</b>



Batter	1	2	3	4	5	6	7	8	9	AB R H RBI BB SO LOB	TOP									
Willie Wilson, S (1, 8) OBP: 0.321, SLG: 0.387	0-0 F9		0-3 K			0-0 SH1-3		0-0 F7		3 0 0 0 0 1 0	<b>Kansas City Royals @ Oakland Athletics</b> <b>Oakland-Alameda County Coliseum, Oakland, CA</b> Wed Jun 24 1987, 3:33 AM PDT Att: 18,123 - Unknown <a href="http://livebaseballscorecards.com">livebaseballscorecards.com</a>									
Kevin Seitzer, R (1, 5) OBP: 0.381, SLG: 0.415	0-0 1-3		0-0 4-3			0-0 F9		0-0 1B		4 0 1 0 0 0 1										
George Brett, L (1, 10) OBP: 0.431, SLG: 0.560	0-0 2B				0-0 G3		0-0 3-1			4 0 1 0 0 1 2										
Danny Tartabull, R (1, 9) OBP: 0.390, SLG: 0.500	4-0 BB				0-0 G6-4-3 1B		0-3 K		0-0 B1-3	3 0 1 0 1 1 0										
Frank White, R (1, 4) OBP: 0.297, SLG: 0.358	0-0 F7				0-0 G6-4-3 1-2f		4-0 HR BB		0-0 F8	3 1 0 0 1 0 3										
Juan Beniquez, R (1, 7) OBP: 0.286, SLG: 0.352		0-0 5-3			0-0 6-3		0-0 HR		0-3 K	4 1 1 2 0 1 0										
Steve Balboni, R (1, 3) OBP: 0.278, SLG: 0.391		0-0 5-3			0-3 K		0-0 F3			3 0 0 0 0 1 0										
Angel Salazar, R (1, 6) OBP: 0.224, SLG: 0.271		0-3 K			0-0 F6		0-3 K			3 0 0 0 0 2 0										
Larry Owen, R (1, 2) OBP: 0.246, SLG: 0.297			0-0 F6			0-0 SH1-3 1B		0-0 1-3		2 0 1 0 0 0 0										
Hal McRae, R (8, PH) OBP: 0.424, SLG: 0.552										1 0 0 0 0 0 0										
Jamie Quirk, L (8, 2) OBP: 0.306, SLG: 0.336										0 0 0 0 0 0 0										
<b>Inning Stats</b>	R: 0 E: 0 K: 0 S: 4	H: 1 LOB: 2 BB: 1 P: 8	R: 0 E: 0 K: 1 S: 5	H: 0 LOB: 0 BB: 0 P: 5	R: 0 E: 0 K: 1 S: 5	H: 0 LOB: 0 BB: 0 P: 5	R: 0 E: 0 K: 1 S: 5	H: 1 LOB: 0 BB: 0 P: 5	R: 0 E: 0 K: 1 S: 4	H: 1 LOB: 1 BB: 0 P: 4	R: 2 E: 0 K: 2 S: 8	H: 1 LOB: 0 BB: 1 P: 12	R: 0 E: 0 K: 1 S: 6	H: 1 LOB: 1 BB: 0 P: 6	R: 0 E: 0 K: 1 S: 5	H: 0 LOB: 0 BB: 0 P: 5	1B: 3 2B: 1 3B: 0 HR: 1	SF: 0 SAC: 1 DP: 1 HBP: 0	WP: 0 PB: 0 SB: 0 CS: 0	PA: 33
<b>PITCHER</b>	IP WLS BF H R ER SO BB IBB HBP BLK WP HR S P ERA WHIP																			
Curt Young, L (1, 1) ERA: 3.37	7.0 W 26 4 2 2 5 2 0 0 0 0 1 34 42 2.57 0.857																			
Dennis Eckersley, R (8, 1) ERA: 2.71	2.0 S 7 1 0 0 2 0 0 0 0 0 0 0 11 11 0.00 0.500																			

**Kansas City Royals @ Oakland Athletics**  
**Oakland-Alameda County Coliseum, Oakland, CA**  
Wed Jun 24 1987, 3:33 AM PDT  
Att: 18,123 - Unknown

**AB 30**  
**R 2**  
**H 5**  
**RBI 2**  
**BB 2**  
**SO 7**  
**LOB 6**



Batter	1	2	3	4	5	6	7	8	9
Tony Phillips, S OBP: 0.355, SLG: 0.401 (1, 4)	0-0 5-3		0-0 F8		0-3 K	4-0 BB			
Alfredo Griffin, S OBP: 0.322, SLG: 0.351 (1, 6)	0-0 6-3		0-3 K		0-0 1B	0-0 4-3			
Carney Lansford, R OBP: 0.382, SLG: 0.432 (1, 5)	0-0 5-3		4-0 BB		0-3 K		0-0 CS		
Mark McGwire, R OBP: 0.363, SLG: 0.614 (1, 3)		0-0 F8	4-0 BB		0-0 2B	0-0 1B	0-0 F9		
Jose Canseco, R OBP: 0.296, SLG: 0.408 (1, 7)		0-0 1B	0-0 F8		0-0 1B	0-0 2B	0-0 F8		
Ron Cey, R OBP: 0.369, SLG: 0.420 (1, 10)		0-0 F8		0-0 1-3	0-3 K		0-0 5-3		
Mike Davis, L OBP: 0.364, SLG: 0.596 (1, 9)		0-0 1B		0-0 3-1	0-0 SH1-3		0-0 2B		
Mickey Tettleton, S OBP: 0.256, SLG: 0.257 (1, 2)		0-0 F4		0-3 K	0-0 SH1-3		0-3 K		
Stan Javier, S OBP: 0.331, SLG: 0.340 (1, 8)		0-0 P1			0-3 K	0-0 SH1-3		0-0 F8	

AB	R	H	RBI	BB	SO	LOB
3	0	0	0	1	1	0
4	0	1	0	0	1	2
3	0	1	0	1	1	1
3	2	2	0	1	0	1
4	1	2	0	0	0	3
4	0	0	0	0	1	4
4	1	3	3	0	0	0
4	0	1	0	0	2	3
3	0	0	1	0	1	3

**BOTTOM**

**Kansas City Royals @ Oakland Athletics**  
Oakland-Alameda County Coliseum, Oakland, CA

Wed Jun 24 1987, 3:33 AM PDT  
Att. 18,123 - Unknown

[livebaseballscorecards.com](http://livebaseballscorecards.com)

<b>AB</b>	<b>32</b>
<b>R</b>	<b>4</b>
<b>H</b>	<b>10</b>
<b>RBI</b>	<b>4</b>
<b>BB</b>	<b>3</b>
<b>SO</b>	<b>7</b>
<b>LOB</b>	<b>17</b>



1B: 8	SF: 0
2B: 2	SAC: 1
3B: 0	DP: 0
HR: 0	HBP: 0

WP: 0	PA: 36
PB: 0	
SB: 1	
CS: 1	

Inning Stats	R	H	E	K	S	P	BB	IBB	HBP	BLK	WP	HR	S	P	ERA	WHIP
	0	0	0	0	3	10	0	0	0	0	0	0	37	49	6.35	1.941
	1	3	0	0	6	13	0	0	0	0	0	0	10	10	0.00	0.857

PITCHER	IP	WLS	BF	H	R	ER	SO	BB	IBB	HBP	BLK	WP	HR	S	P	ERA	WHIP
Danny Jackson, L ERA: 4.26 (1, 1)	5.2	L	28	8	4	4	6	3	0	0	0	0	0	37	49	6.35	1.941
Steve Farr, R ERA: 4.38 (6, 1)	2.1		8	2	0	0	1	0	0	0	0	0	10	10	0.00	0.857	

Batter	1	2	3	4	5	6	7	8	9	AB R H RBI BB SO LOB	TOP											
John Moses, S (1, 8) OBP: 0.316, SLG: 0.342	0-0 B1-3		0-0 F9		0-0 4-3		0-0 F5		0-0 F7	5 0 0 0 0 0 0												
Phil Bradley, R (1, 7) OBP: 0.374, SLG: 0.438	0-0 F8			0-0 F8		0-0 1B 3B 1B	1-0 CS HBP		0-0 1B 2B	4 1 2 0 0 0 0												
Mickey Brantley, R (1, 10) OBP: 0.327, SLG: 0.473	0-3 K			0-0 1-3		0-3 K	0-3 K		0-0 2-3 1B	5 0 1 0 0 3 2												
Jim Presley, R (1, 5) OBP: 0.297, SLG: 0.462		0-0 5-3		0-0 1B 1B		0-0 F9	0-0 CS	0-3 K	0-0 1-3	5 1 1 0 0 1 3												
Alvin Davis, L (1, 3) OBP: 0.384, SLG: 0.437		0-3 K		0-0 1B 1-2 1B		0-0 1-3 3B 1B		4-0 1B BB		3 1 2 0 1 1 0												
Dave Valle, R (1, 2) OBP: 0.358, SLG: 0.611		0-0 3B		0-0 1-3 2-H 1B		0-0 1-H 3-H 1B 3B		0-0 1-3 WP 1B		4 1 4 3 0 0 0												
John Christensen, R (1, 9) OBP: 0.300, SLG: 0.333		0-0 F4		0-0 F5		4-0 1B S BB		0-3 K		3 1 0 0 1 1 5												
Rey Quinones, R (1, 6) OBP: 0.311, SLG: 0.405			0-0 F7		0-3 K	0-0 1-H 3-H 1B		0-0 F8		4 0 1 2 0 1 2												
Harold Reynolds, S (1, 4) OBP: 0.328, SLG: 0.358			0-0 F4		0-3 K	0-0 6-3		0-0 F4		4 0 0 0 0 1 1												
<b>Inning Stats</b>	R: 0 E: 0 K: 1 S: 5	H: 0 LOB: 0 BB: 0 P: 5	R: 0 E: 0 K: 1 S: 6	H: 1 LOB: 1 BB: 0 P: 6	R: 0 E: 0 K: 0 S: 3	H: 0 LOB: 0 BB: 0 P: 3	R: 1 E: 0 K: 0 S: 6	H: 3 LOB: 2 BB: 0 P: 6	R: 0 E: 0 K: 2 S: 7	H: 0 LOB: 0 BB: 0 P: 7	R: 4 E: 0 K: 1 S: 9	H: 4 LOB: 1 BB: 1 P: 13	R: 0 E: 0 K: 1 S: 4	H: 0 LOB: 0 BB: 0 P: 5	R: 0 E: 0 K: 2 S: 8	H: 1 LOB: 2 BB: 1 P: 12	R: 0 E: 0 K: 0 S: 5	H: 2 LOB: 2 BB: 0 P: 5	1B: 8 2B: 1 3B: 2 HR: 0	SF: 0 SAC: 0 DP: 0 HBP: 1	WP: 1 PB: 0 SB: 1 CS: 1	PA: 41
<b>PITCHER</b>	IP WLS BF H R ER SO BB IBB HBP BLK WP HR S P ERA WHIP																					
Charlie Leibrandt, L (1, 1) ERA: 2.6	6.0 L 27 8 5 5 5 1 0 0 0 0 0 0 36 40 7.50 1.500																					
Bob Stoddard, R (7, 1) ERA:	3.0 13 3 0 0 3 1 0 1 0 1 0 17 22 0.00 1.333																					

Seattle Mariners @ Kansas City Royals  
 Royals Stadium, Kansas City, MO  
 Fri Jun 26 1987, 8:05 PM EDT  
 Att: 39,299 - Unknown

livebaseballscorecards.com

AB 37  
 R 5  
 H 11  
 RBI 5  
 BB 2  
 SO 8  
 LOB 13



Batter	1	2	3	4	5	6	7	8	9	AB	R	H	RBI	BB	SO	LOB
Willie Wilson, S OBP: 0.316, SLG: 0.381 (1, 8)	0-3 K		0-0 4-3		0-0 6-3		0-3 K			4	0	0	0	0	2	3
Kevin Seitzer, R OBP: 0.379, SLG: 0.416 (1, 5)	0-0 F9		0-0 2B		0-0 4-3		0-3 K			4	0	1	0	0	1	3
George Brett, L OBP: 0.425, SLG: 0.545 (1, 3)	0-0 4-3		0-0 L6			0-0 F8 1B SF8 1B	0-0 4-3			4	1	1	0	0	0	3
Danny Tartabull, R OBP: 0.391, SLG: 0.500 (1, 9)		0-0 FC4-6 1B		0-0 6-3		0-0 1-2 1B		0-0 6-3		4	0	2	0	0	0	0
Frank White, R OBP: 0.296, SLG: 0.354 (1, 4)		0-0 F8		4-0 1-3 BB		0-0 F8		0-0 6-3		3	0	0	0	1	0	3
Jim Eisenreich, L (1, 10)		0-0 FC4-6 BB		0-0 1-3		0-0 SF8		0-0 F8		3	0	0	1	0	0	2
Juan Beniquez, R OBP: 0.285, SLG: 0.345 (1, 7)		4-0 1-2 BB		0-0 6-3		0-0 4-3			0-0 F6	3	0	0	0	1	0	2
Angel Salazar, R OBP: 0.222, SLG: 0.269 (1, 6)		0-0 3-1			0-0 E1 6-3 SH3-4		4-0 1B BB		0-0 5-3	2	0	0	0	0	0	2
Thad Bosley, L OBP: 0.315, SLG: 0.388 (7, PH)										0	0	0	0	1	0	0
Buddy Biancalana, S OBP: 0.290, SLG: 0.367 (8, 6)										1	0	0	0	0	0	0
Jamie Quirk, L OBP: 0.309, SLG: 0.338 (1, 2)			0-0 4-3			0-0 SH3-4			0-0 4-3	2	0	1	0	0	0	0
Hal McRae, R OBP: 0.412, SLG: 0.533 (9, PH)										1	0	0	0	0	0	0

Inning Stats	R: 0	H: 0	E: 0	K: 1	S: 5	R: 0	H: 1	E: 0	K: 0	S: 4	R: 0	H: 1	E: 0	K: 0	S: 4	R: 0	H: 0	E: 0	K: 0	S: 3	R: 0	H: 2	E: 0	K: 0	S: 5	R: 0	H: 1	E: 0	K: 2	S: 8	R: 0	H: 0	E: 0	K: 0	S: 3	R: 0	H: 0	E: 0	K: 0	S: 3	R: 0	H: 0	E: 0	K: 0	S: 3	1B: 4	SF: 1	2B: 1	SAC: 1	3B: 0	DP: 0	HR: 0	HBP: 0	WP: 0	PA: 36
--------------	------	------	------	------	------	------	------	------	------	------	------	------	------	------	------	------	------	------	------	------	------	------	------	------	------	------	------	------	------	------	------	------	------	------	------	------	------	------	------	------	------	------	------	------	------	-------	-------	-------	--------	-------	-------	-------	--------	-------	--------

PITCHER	IP	WLS	BF	H	R	ER	SO	BB	IBB	HBP	BLK	WP	HR	S	P	ERA	WHIP
Mike Morgan, R ERA: 4.02 (1, 1)	6.0	W	27	5	1	1	1	3	0	0	0	0	0	26	38	1.50	1.333
Bill Wilkinson, L ERA: 5.52 (7, 1)	3.0	S	9	0	0	0	2	0	0	0	0	0	0	13	13	0.00	0.000


**BOTTOM**

**Seattle Mariners @ Kansas City Royals**  
 Royals Stadium, Kansas City, MO

Fri Jun 26 1987, 8:05 PM EDT  
 Att. 39,299 - Unknown

livebaseballscorecards.com

AB	31
R	1
H	5
RBI	1
BB	3
SO	3
LOB	18



Batter	1	2	3	4	5	6	7	8	9	AB R H RBI BB SO LOB	TOP							
Mickey Brantley, R (1, 8) OBP: 0.314, SLG: 0.454	0-0 L4		0-0 6-3			0-0 F4			0-0 5-3	4 0 0 0 0 0 0	<b>Seattle Mariners @ Kansas City Royals</b> Royals Stadium, Kansas City, MO Sat Jun 27 1987, 8:05 PM EDT Att: 39,447 - Unknown <a href="http://livebaseballscorecards.com">livebaseballscorecards.com</a>							
Phil Bradley, R (1, 7) OBP: 0.370, SLG: 0.432	0-0 1-3			0-0 1-3		0-3 K			0-0 4-3	4 0 0 0 0 1 0								
Scott Bradley, L (1, 2) OBP: 0.324, SLG: 0.371	0-0 4-3			0-0 4-3		0-0 5-3			0-0 1B	4 0 1 0 0 0 0								
Ken Phelps, L (1, 10) OBP: 0.407, SLG: 0.538		0-0 F8		0-0 F5		0-3 K			0-0 F8	4 0 0 0 0 1 1								
Jim Presley, R (1, 5) OBP: 0.300, SLG: 0.465		0-0 1B			0-0 G4-6-3 BB 1B	0-3 K				3 0 2 0 0 1 0								
Alvin Davis, L (1, 3) OBP: 0.383, SLG: 0.433		0-0 F9			4-0 G4-6-3 BB	0-3 K				2 0 0 0 1 1 1								
Mike Kingery, L (1, 9) OBP: 0.300, SLG: 0.419		0-0 F9			0-0 G4-6-3 1-2f 2-3			0-0 F9		3 0 0 0 0 0 3								
Rey Quinones, R (1, 6) OBP: 0.311, SLG: 0.401			0-0 4-3		4-0 BB			0-0 6-3		2 0 0 0 1 0 0								
Harold Reynolds, S (1, 4) OBP: 0.324, SLG: 0.353			0-0 L6		0-0 F8			0-0 G3		3 0 0 0 0 0 2								
<b>Inning Stats</b>	R: 0 E: 0 K: 0 S: 3	H: 0 LOB: 0 BB: 0 P: 3	R: 0 E: 0 K: 0 S: 4	H: 1 LOB: 1 BB: 0 P: 4	R: 0 E: 0 K: 0 S: 3	H: 0 LOB: 0 BB: 0 P: 3	R: 0 E: 0 K: 0 S: 3	H: 0 LOB: 0 BB: 0 P: 3	R: 0 E: 0 K: 3 S: 9	H: 0 LOB: 0 BB: 0 P: 9	R: 0 E: 0 K: 0 S: 3	H: 0 LOB: 0 BB: 0 P: 3	R: 0 E: 0 K: 0 S: 4	H: 1 LOB: 1 BB: 0 P: 4	1B: 3 2B: 0 3B: 0 HR: 0	SF: 0 SAC: 0 DP: 1 HBP: 0	WP: 0 PB: 0 SB: 0 CS: 0	PA: 31
<b>PITCHER</b> Bret Saberhagen, R (1, 1) ERA: 2.17	IP 9.0 WLS W BF 31 H 3 R 0 ER 0 SO 4 BB 2 IBB 0 HBP 0 BLK 0 WP 0 HR 0 S 37 P 45 ERA 0.00 WHIP 0.556											<b>PITCHER</b>	IP WLS BF H R ER SO BB IBB HBP BLK WP HR S P ERA WHIP					



Batter	1	2	3	4	5	6	7	8	9
Willie Wilson, S OBP: 0.318, SLG: 0.381 (1, 8)	0-0 G3 S E 1B	0-0 1B 1B 1-2		0-0 5-3		0-0 F6		0-0 F7	
Kevin Seitzer, R OBP: 0.379, SLG: 0.413 (1, 5)	4-0 G3 2B BB 1-2	0-0 1B 1B 1-2 2-H		0-0 F9		0-0 F8		0-0 F9	
George Brett, L OBP: 0.414, SLG: 0.527 (1, 3)	0-0 G3 1-2 2-3	0-0 FC4-6 1B 1-2 2-3		0-0 F7		0-0 G3		0-0 F5	
Danny Tartabull, R OBP: 0.389, SLG: 0.494 (1, 9)	0-0 E6 2B 4-3 3-H	0-3 K		0-0 F7		4-0 SH5-3 1B 1B BB			
Frank White, R OBP: 0.302, SLG: 0.364 (1, 4)	0-0 4-3 1-3 2-H 2B	0-0 FC4-6 1-2		0-0 1B 1B		0-0 F8 SH5-3 1B 1-2			
Juan Beniquez, R OBP: 0.286, SLG: 0.345 (1, 10)	0-0 4-3 2-3 3-H		0-0 5-3		0-0 1B 1-2		0-0 SH5-3 1-2 2-3		
Bo Jackson, R OBP: 0.325, SLG: 0.498 (1, 7)	0-0 3-1		0-0 E 1B		0-0 F4		0-0 FC6-4 1B 3-H		
Angel Salazar, R OBP: 0.218, SLG: 0.264 (1, 6)		0-0 1-3	0-0 G1-6-3 1-2		0-0 4-3		0-0 F8 2-3		
Larry Owen, R OBP: 0.260, SLG: 0.353 (1, 2)		0-0 1B 1B	0-0 L9		0-0 HR		0-0 FC6-4 1-2		

Inning Stats	R: 3	H: 2	E: 1	K: 0	S: 6	LOB: 1	BB: 1	P: 10
	R: 1	H: 4	E: 0	K: 1	S: 9	LOB: 3	BB: 0	P: 9
	R: 0	H: 1	E: 1	K: 0	S: 4	LOB: 1	BB: 0	P: 4
	R: 0	H: 0	E: 0	K: 0	S: 3	LOB: 0	BB: 0	P: 3
	R: 0	H: 2	E: 0	K: 0	S: 5	LOB: 2	BB: 0	P: 5
	R: 1	H: 1	E: 0	K: 0	S: 4	LOB: 0	BB: 0	P: 4
	R: 1	H: 2	E: 0	K: 0	S: 5	LOB: 2	BB: 1	P: 9
	R: 0	H: 0	E: 0	K: 0	S: 3	LOB: 0	BB: 0	P: 3

PITCHER	IP	WLS	BF	H	R	ER	SO	BB	IBB	HBP	BLK	WP	HR	S	P	ERA	WHIP
Lee Guetterman, L ERA: 3.25 (1, 1)	7.0	L	36	12	6	5	1	2	0	0	0	0	1	36	44	6.43	2.000
Stan Clarke, L ERA: 3.72 (8, 1)	1.0		3	0	0	0	0	0	0	0	0	0	0	3	3	0.00	0.000

**BOTTOM**


**Seattle Mariners @ Kansas City Royals**  
Royals Stadium, Kansas City, MO

Sat Jun 27 1987, 8:05 PM EDT  
Att. 39,447 - Unknown

AB	R	H	RBI	BB	SO	LOB
5	1	2	0	0	0	0
4	1	1	1	1	0	0
5	0	1	0	0	0	2
3	2	0	1	1	1	4
4	0	3	1	0	0	3
3	0	1	1	0	0	1
4	0	2	1	0	0	3
4	0	0	0	0	0	5
4	2	2	1	0	0	3

AB	36
R	6
H	12
RBI	6
BB	2
SO	1
LOB	21

livebaseballscorecards.com



WP	PA
0	39

Batter	1	2	3	4	5	6	7	8	9	AB R H RBI BB SO LOB	TOP	
Mickey Brantley, R OBP: 0.303, SLG: 0.436 (1, 8) X	0-0 6-3		0-0 6-3		0-0 5-3		0-3 K2-3			4 0 0 0 0 1 1		
Phil Bradley, R OBP: 0.371, SLG: 0.429 (1, 7) X	0-0 6-3			0-3 K	4-0 BB			4-0 G4-6-3 BB		2 0 0 0 2 1 0		
Scott Bradley, L OBP: 0.323, SLG: 0.365 (1, 2) B B B	4-0 BB			0-0 G3	0-0 L8			0-0 G4-6-3 1-2f		3 0 0 0 1 0 3		
Ken Phelps, L OBP: 0.405, SLG: 0.531 (1, 10) X	0-0 F9			0-0 PB 3B 1B		0-0 L9		0-0 4-3		4 1 1 0 0 0 1		
Jim Presley, R OBP: 0.303, SLG: 0.470 (1, 5) X		0-0 L4		4-0 3B BB		0-3 K		0-0 SF8 3B		3 2 1 0 1 1 0		
Alvin Davis, L OBP: 0.385, SLG: 0.441 (1, 3) X		0-0 G3		0-0 3B		4-0 BB		0-0 SF8		2 0 1 3 1 0 0		
Mike Kingery, L OBP: 0.299, SLG: 0.411 (1, 9) B B B		4-0 CS BB		0-0 1-3		0-3 K		0-3 K		3 0 0 0 1 2 2		
Rey Quinones, R OBP: 0.314, SLG: 0.408 (1, 6) X	0-0 CS 1-2		0-0 4-3		0-0 3-1 2B		0-0 G4-6-3 1B		0-3 K	4 0 2 0 0 1 0		
Harold Reynolds, S OBP: 0.320, SLG: 0.349 (1, 4) S S S			0-3 K		0-0 3-1		0-0 G4-6-3 1-2f			3 0 0 0 0 1 2		
<b>Inning Stats</b>	R: 0 E: 0 K: 0 S: 3 H: 0 LOB: 1 BB: 1 P: 7	R: 0 E: 0 K: 0 S: 2 H: 0 LOB: 0 BB: 1 P: 6	R: 0 E: 0 K: 1 S: 5 H: 0 LOB: 0 BB: 0 P: 5	R: 2 E: 0 K: 1 S: 7 H: 2 LOB: 1 BB: 1 P: 11	R: 0 E: 0 K: 0 S: 4 H: 1 LOB: 2 BB: 1 P: 8	R: 0 E: 0 K: 2 S: 7 H: 0 LOB: 1 BB: 1 P: 11	R: 0 E: 0 K: 1 S: 5 H: 1 LOB: 0 BB: 0 P: 5	R: 0 E: 0 K: 0 S: 2 H: 0 LOB: 0 BB: 1 P: 6	R: 1 E: 0 K: 2 S: 8 H: 1 LOB: 0 BB: 0 P: 8	1B: 2 2B: 1 3B: 2 HR: 0 SF: 1 SAC: 0 DP: 2 HBP: 0	WP: 0 PB: 1 SB: 0 CS: 1 PA: 36	
<b>PITCHER</b> Mark Gubicza, R ERA: 4.25 (1, 1)	IP 9.0 WLS W BF 35 H 5 R 3 ER 3 SO 7 BB 6 IBB 0 HBP 0 BLK 0 WP 0 HR 0 S 43 P 67 ERA 3.00 WHIP 1.222											<b>PITCHER</b> IP WLS BF H R ER SO BB IBB HBP BLK WP HR S P ERA WHIP

Seattle Mariners @ Kansas City Royals  
 Royals Stadium, Kansas City, MO  
 Sun Jun 28 1987, 4:33 AM EDT  
 Att. 32,634 - Unknown

AB	28
R	3
H	5
RBI	3
BB	6
SO	7
LOB	9





Batter	1	2	3	4	5	6	7	8	9	AB R H RBI BB SO LOB
Willie Wilson, S OBP: 0.320, SLG: 0.384 (1, 8) BBB	4-0 1B BB		0-3 K		0-0 S 1B 2B	0-3 K				3 2 1 0 1 2 0
Kevin Seitzer, R OBP: 0.381, SLG: 0.413 (1, 5) X	0-0 FC5 1B 1-3		0-3 K		4-0 1B BB 2-3	0-0 5-3				3 1 1 0 1 1 0
George Brett, L OBP: 0.435, SLG: 0.573 (1, 3) X	0-0 FC5 1B 1-2 3-H		4-0 BB BB		0-0 1B 1B 1-3 3-H		0-0 HR			3 2 3 3 1 0 0
Danny Tartabull, R OBP: 0.391, SLG: 0.492 (1, 9) X	0-0 FC5 1-2 2-3f		4-0 FC5-4 BB 1-2		0-0 1B 3-1 1B 1-2 3-H	0-3 K				3 1 1 1 1 1 2
Frank White, R OBP: 0.302, SLG: 0.362 (1, 4) X	0-0 F7		0-0 FC5-4 1-2f		0-0 HR 1B 1-3 2-H	0-0 G1-4-3				4 1 1 1 0 0 4
Jim Eisenreich, L Juan Beniquez, R (5, PH) OBP: 0.282, SLG: 0.340 (1, 10) X	0-0 G3			0-0 F7	0-0 3-1	0-3 K				2 0 0 0 0 0 2 2 0 0 1 0 1 1
Bo Jackson, R OBP: 0.332, SLG: 0.515 (1, 7) X		0-0 F3		0-0 F4 1B	0-0 HR		0-0 G4-6-3 1B			4 1 3 2 0 0 0
Angel Salazar, R OBP: 0.214, SLG: 0.260 (1, 6) X		0-0 6-3		0-0 F4 1-2	0-3 K		0-0 G4-6-3 1-2f			4 0 0 0 0 1 2
Jamie Quirk, L OBP: 0.301, SLG: 0.328 (1, 2) SS		0-3 K			0-0 F8	0-0 5-3		0-0 F7		4 0 0 0 0 1 0

Inning Stats	R: 1 E: 0 K: 0 S: 5	H: 2 LOB: 2 BB: 1 P: 9	R: 0 E: 0 K: 1 S: 5	H: 0 LOB: 0 BB: 0 P: 5	R: 0 E: 0 K: 2 S: 7	H: 0 LOB: 2 BB: 2 P: 15	R: 0 E: 0 K: 0 S: 3	H: 1 LOB: 0 BB: 0 P: 3	R: 6 E: 0 K: 1 S: 10	H: 5 LOB: 0 BB: 1 P: 14	R: 0 E: 0 K: 1 S: 5	H: 0 LOB: 0 BB: 0 P: 5	R: 1 E: 0 K: 2 S: 8	H: 1 LOB: 0 BB: 0 P: 8	R: 0 E: 0 K: 0 S: 3	H: 1 LOB: 0 BB: 0 P: 3	1B: 7 2B: 1 3B: 0 HR: 2	SF: 0 SAC: 0 DP: 1 HBP: 0
--------------	------------------------------	---------------------------------	------------------------------	---------------------------------	------------------------------	----------------------------------	------------------------------	---------------------------------	-------------------------------	----------------------------------	------------------------------	---------------------------------	------------------------------	---------------------------------	------------------------------	---------------------------------	----------------------------------	------------------------------------

PITCHER	IP	WLS	BF	H	R	ER	SO	BB	IBB	HBP	BLK	WP	HR	S	P	ERA	WHIP
Mike Moore, R ERA: 5.27 (1, 1)	4.1	L	23	7	6	6	3	4	0	0	0	0	0	25	41	12.46	2.538
Stan Clarke, L ERA: 3.6 (5, 1)	0.1		1	0	0	0	0	0	0	0	0	0	0	1	1	0.00	0.000
Roy Thomas, R ERA: 5.4 (5, 1)	3.1		12	3	2	2	4	0	0	0	0	0	2	20	20	5.40	0.900


**BOTTOM**

**Seattle Mariners @ Kansas City Royals**  
**Royals Stadium, Kansas City, MO**

Sun Jun 28 1987, 4:33 AM EDT  
Att. 32,634 - Unknown

livebaseballscorecards.com

<b>AB</b>	<b>32</b>
<b>R</b>	<b>8</b>
<b>H</b>	<b>10</b>
<b>RBI</b>	<b>8</b>
<b>BB</b>	<b>4</b>
<b>SO</b>	<b>7</b>
<b>LOB</b>	<b>11</b>



WP: 0	PA: 36
PB: 0	
SB: 1	
CS: 0	

Batter	1	2	3	4	5	6	7	8	9	AB R H RBI BB SO LOB	TOP				
Al Newman, S (1, 4) OBP: 0.274, SLG: 0.289	0-0 1-3		0-0 1B		0-0 6-3					3 1 1 1 0 0 0	<b>Minnesota Twins @ Kansas City Royals</b> Royals Stadium, Kansas City, MO Mon Jun 29 1987, 8:05 PM EDT Att. 35,872 - Unknown <a href="http://livebaseballscorecards.com">livebaseballscorecards.com</a>				
Mark Davidson, R (1, 9) OBP: 0.346, SLG: 0.378	0-3 K		0-0 2B		0-3 K					3 0 1 1 0 2 0					
Kirby Puckett, R (1, 8) OBP: 0.388, SLG: 0.553	0-3 K		0-0 2B		0-0 2B					3 0 2 0 0 1 0					
Tom Brunansky, R (1, 10) OBP: 0.365, SLG: 0.506		0-0 5-3	0-0 5-3		0-0 5-3					3 0 0 0 0 0 3					
Kent Hrbek, L (1, 3) OBP: 0.362, SLG: 0.537		0-0 F4		4-0 BB						1 0 0 0 1 0 0					
Gene Larkin, S (4, 3) OBP: 0.367, SLG: 0.438										0 0 0 0 0 0 0					
Dan Gladden, R (1, 7) OBP: 0.328, SLG: 0.369	0-3 K			0-0 FC6-4						2 0 1 0 0 1 0					
Roy Smalley, S (1, 5) OBP: 0.382, SLG: 0.497			0-0 6-3	0-1 CI						1 0 0 0 0 0 0					
Greg Gagne, R (1, 6) OBP: 0.297, SLG: 0.424			0-0 2B	0-0 FC6-4						2 1 1 0 0 0 2					
Sal Butera, R (1, 2) OBP: 0.208, SLG: 0.300	0-3 K		0-3 K	0-0 5-3						2 0 0 0 0 1 3					
<b>Inning Stats</b>	R: 0 E: 0 K: 2 S: 7	H: 0 LOB: 0 BB: 0 P: 7	R: 0 E: 0 K: 1 S: 5	H: 0 LOB: 0 BB: 0 P: 5	R: 2 E: 0 K: 1 S: 9	H: 4 LOB: 2 BB: 0 P: 9	R: 0 E: 1 K: 0 S: 4	H: 1 LOB: 2 BB: 1 P: 8	R: 0 E: 0 K: 1 S: 6	H: 1 LOB: 1 BB: 0 P: 6	1B: 3 2B: 3 3B: 0 HR: 0	SF: 0 SAC: 0 DP: 0 HBP: 0	WP: 0 PB: 0 SB: 1 CS: 0	PA: 22	
<b>PITCHER</b> Danny Jackson, L (1, 1) ERA: 4.23	IP: 5.0 WLS: W BF: 22 H: 6 R: 2 ER: 2 SO: 5 BB: 1 IBB: 0 HBP: 0 BLK: 0 WP: 0 HR: 0 S: 31 P: 35 ERA: 3.60 WHIP: 1.400														

**Minnesota Twins @ Kansas City Royals**  
 Royals Stadium, Kansas City, MO  
 Mon Jun 29 1987, 8:05 PM EDT  
 Att. 35,872 - Unknown

**AB 20**  
**R 2**  
**H 6**  
**RBI 2**  
**BB 1**  
**SO 5**  
**LOB 8**



Batter	1	2	3	4	5	6	7	8	9	AB	R	H	RBI	BB	SO	LOB
Willie Wilson, S OBP: 0.318, SLG: 0.381 (1, 8) x	0-0 F8 ①		0-0 F7 ③							2	0	0	0	0	0	1
Kevin Seitzer, R OBP: 0.382, SLG: 0.411 (1, 5) x	0-0 4-3			4-0 BB						1	0	0	0	1	0	0
George Brett, L OBP: 0.427, SLG: 0.561 (1, 3) x	0-0 1-3 ③			0-0 G3-6-3 ① ②						2	0	0	0	0	0	1
Danny Tartabull, R OBP: 0.388, SLG: 0.488 (1, 9) x		0-0 1-3 ①		0-0 6-3 ③						2	0	0	0	0	0	0
Frank White, R OBP: 0.307, SLG: 0.367 (1, 4) x		0-0 FC6-4 1B			0-0 BLK 1B					2	1	2	0	0	0	0
Jim Eisenreich, L OBP: 0.111, SLG: 0.250 (1, 10) x		0-0 FC6-4 CS 1-2f			0-0 BLK PB 2B					2	1	1	0	0	0	1
Bo Jackson, R OBP: 0.333, SLG: 0.528 (1, 7) x		0-0 CS 1-2	0-0 E3 FC4-6			0-0 2-H 3-H HR				2	1	1	1	0	0	0
Angel Salazar, R OBP: 0.213, SLG: 0.257 (1, 6) x			0-0 FC4-6 1-2f			0-0 F8 ①				2	0	0	0	0	0	1
Jamie Quirk, L OBP: 0.299, SLG: 0.326 (1, 2) x			0-0 F8 ②							1	0	0	0	0	0	1

Inning Stats	R: 0	H: 0	E: 0	K: 0	S: 3	R: 0	H: 1	E: 0	K: 0	S: 3	R: 0	H: 0	E: 1	K: 0	S: 4	R: 0	H: 0	E: 0	K: 0	S: 2	R: 3	H: 3	E: 0	K: 0	S: 4
	LOB: 0	BB: 0	P: 3	LOB: 0	BB: 0	P: 3	LOB: 1	BB: 0	P: 4		LOB: 0	BB: 0	LOB: 0	BB: 1	P: 6	LOB: 0	BB: 0	P: 4			LOB: 3	BB: 0	P: 4		

PITCHER	IP	WLS	BF	H	R	ER	SO	BB	IBB	HBP	BLK	WP	HR	S	P	ERA	WHIP
Les Straker, R ERA: 4.01 (1, 1)	4.1	L	17	4	3	3	0	1	0	0	1	0	1	16	20	6.23	1.154


**BOTTOM**

**Minnesota Twins @ Kansas City Royals**  
 Royals Stadium, Kansas City, MO

Mon Jun 29 1987, 8:05 PM EDT  
 Att. 35,872 - Unknown

livebaseballscores.com

AB	16
R	3
H	4
RBI	1
BB	1
SO	0
LOB	5



WP: 0	PA: 18
PB: 1	
SB: 0	
CS: 1	

Batter	1	2	3	4	5	6	7	8	9	AB R H RBI BB SO LOB	TOP									
Dan Gladden, R (1, 7) OBP: 0.329, SLG: 0.370	0-0 E7 1B L1-5	0-0 1B 1-H 3-H		0-3 K		0-3 K			0-0 G3	5 0 2 1 0 2 3										
Al Newman, S (1, 4) OBP: 0.278, SLG: 0.293	0-0 1B 2-3		0-0 5-3		0-0 1B B2-3				0-3 K	4 0 2 0 0 1 0										
Kirby Puckett, R (1, 10) OBP: 0.389, SLG: 0.562	0-0 F7		0-0 HR		0-0 1B B2-3				0-0 1B CS	4 1 2 1 0 0 3										
Gary Gaetti, R (1, 5) OBP: 0.318, SLG: 0.489	0-0 L1-5 3-H		0-0 F9		0-0 P3				0-0 F8	4 0 0 0 0 0 4										
Tom Brunansky, R (1, 9) OBP: 0.363, SLG: 0.500		0-0 4-3	4-0 BB S		0-0 5-3				0-0 CS 1-2	3 0 0 0 1 0 1										
Gene Larkin, S (1, 3) OBP: 0.362, SLG: 0.429		0-0 1B FC4-6	0-0 6-3			0-0 5-3			0-0 F8	4 1 1 0 0 0 1										
Tim Laudner, R (1, 2) OBP: 0.233, SLG: 0.395		0-0 1B FC4-6 WP		0-3 K		0-0 4-3			0-3 K	4 1 1 0 0 2 0										
Mark Davidson, R (1, 8) OBP: 0.353, SLG: 0.368		4-0 1B FC4-6 BB		0-0 F9		4-0 1B BB			0-0 5-3	2 0 0 0 2 0 0										
Greg Gagne, R (1, 6) OBP: 0.301, SLG: 0.431		0-0 1B FC4-6 1-2f 2-3 3-H		0-0 2B		0-0 1B			0-0 4-3	4 0 2 1 0 0 2										
<b>Inning Stats</b>	R: 0 E: 1 K: 0 S: 4	H: 2 LOB: 1 BB: 0 P: 4	R: 2 E: 0 K: 0 S: 5	H: 3 LOB: 2 BB: 1 P: 9	R: 1 E: 0 K: 0 S: 4	H: 1 LOB: 1 BB: 1 P: 8	R: 0 E: 0 K: 2 S: 8	H: 1 LOB: 1 BB: 0 P: 8	R: 0 E: 0 K: 1 S: 6	H: 1 LOB: 2 BB: 1 P: 10	R: 0 E: 0 K: 1 S: 5	H: 1 LOB: 0 BB: 0 P: 5	R: 0 E: 0 K: 1 S: 5	H: 0 LOB: 0 BB: 0 P: 5	R: 0 E: 0 K: 0 S: 3	H: 0 LOB: 0 BB: 0 P: 3	1B: 8 2B: 2 3B: 0 HR: 1	SF: 0 SAC: 0 DP: 1 HBP: 0	WP: 1 PB: 0 SB: 1 CS: 1	PA: 38
<b>PITCHER</b>	IP WLS BF H R ER SO BB IBB HBP BLK WP HR S P ERA WHIP																			
Charlie Leibrandt, L (1, 1) ERA: 2.7	5.2 L 27 9 3 3 2 3 0 0 0 0 1 1 28 40 4.76 2.118																			
Steve Farr, R (6, 1) ERA: 4.18	2.1 7 1 0 0 3 0 0 0 0 0 0 0 13 13 0.00 0.429																			
Dan Quisenberry, R (9, 1) ERA: 2.28	1.0 3 0 0 0 0 0 0 0 0 0 0 0 3 3 0.00 0.000																			

Minnesota Twins @ Kansas City Royals  
 Royals Stadium, Kansas City, MO  
 Tue Jun 30 1987, 8:05 PM EDT  
 Att. 21,515 - Unknown

livebaseballscorecards.com

AB	34
R	3
H	10
RBI	3
BB	3
SO	5
LOB	14



BOTTOM

Minnesota Twins @ Kansas City Royals  
Royals Stadium, Kansas City, MO

Tue Jun 30 1987, 8:05 PM EDT  
Att. 21,515 - Unknown

livebaseballscorecards.com

AB	36
R	1
H	7
RBI	0
BB	1
SO	2
LOB	20



WP:	1	PA:	38
PB:	0		
SB:	0		
CS:	0		

AB R H RBI BB SO LOB

5	0	1	0	0	0	1
4	0	2	0	1	0	3
3	0	0	0	0	0	4
4	0	0	0	0	1	3
4	0	1	0	0	0	1
4	0	0	0	0	0	3
4	1	1	0	0	0	3
1	0	0	0	0	0	1
2	0	0	0	0	1	0
1	0	1	0	0	0	0
4	0	1	0	0	0	1
0	0	0	0	0	0	0

1B:	7	SF:	0
2B:	0	SAC:	0
3B:	0	DP:	0
HR:	0	HBP:	1

Batter	1	2	3	4	5	6	7	8	9
Willie Wilson, S OBP: 0.316, SLG: 0.378 (1, 8)	0-0 6-3 ①		0-0 F8 ②		0-0 F7 ②			0-0 6-3 ①	0-0 1B 1-2 2-3
Kevin Seitzer, R OBP: 0.385, SLG: 0.412 (1, 5)	4-0 BB		0-0 6-3 ③		0-0 1B 1-2			0-0 1B WP	0-0 6-3 ③
George Brett, L OBP: 0.421, SLG: 0.545 (1, 3)	0-0 F8 ②			1-0 FC6-4 E HBP	0-0 F5 ③			0-0 F9 ②	
Danny Tartabull, R OBP: 0.383, SLG: 0.481 (1, 9)	0-0 4-3 ③			0-0 F8 ①		0-0 F5 ①		0-3 K ③	
Frank White, R OBP: 0.306, SLG: 0.365 (1, 4)		0-0 FC5-4 1B		0-0 E6 FC6-4 1-2		0-0 6-3 ②			0-0 F7 ①
Jim Eisenreich, L OBP: 0.077, SLG: 0.167 (1, 10)		0-0 F7 ①		0-0 FC6-4 FC6 1-2f 2-3		0-0 F5 ③			0-0 F6 ②
Bo Jackson, R OBP: 0.332, SLG: 0.523 (1, 7)		0-0 FC5-4 1-2f		0-0 FC6 1-2f			0-0 1-3 ①		0-0 1B E 1B
Angel Salazar, R OBP: 0.212, SLG: 0.256 (1, 6)					0-3 K ①		0-0 F9 ②		0-0 1B E 1B
Buddy Biancalana, S OBP: 0.273, SLG: 0.344 (5, PH)									0-0 1B E 1B
Thad Bosley, L OBP: 0.322, SLG: 0.395 (9, PH)									0-0 1B E 1B
Jamie Quirk, L OBP: 0.297, SLG: 0.324 (1, 2)			0-0 4-3 ①				0-0 6-3 ③		0-0 E6 1B 1-2 3-H
Juan Beniquez, R OBP: 0.282, SLG: 0.340 (9, PR)									

Inning Stats	R: 0	H: 0	E: 0	K: 0	S: 3	H: 0	LOB: 1	BB: 1	P: 7	R: 0	H: 1	E: 0	K: 0	S: 4	H: 0	LOB: 1	BB: 0	P: 4	R: 0	H: 0	E: 0	K: 0	S: 3	H: 0	LOB: 0	BB: 0	P: 3	R: 0	H: 2	E: 0	K: 1	S: 7	H: 0	LOB: 2	BB: 0	P: 7	R: 0	H: 0	E: 0	K: 0	S: 3	H: 0	LOB: 0	BB: 0	P: 3	R: 0	H: 0	E: 0	K: 0	S: 3	H: 1	LOB: 1	BB: 0	P: 6	R: 1	H: 3	E: 1	K: 0	S: 7	H: 3	LOB: 3	BB: 0	P: 7	1B: 7	2B: 0	3B: 0	HR: 0	SF: 0	SAC: 0	DP: 0	HBP: 1	WP: 1	PA: 38
--------------	------	------	------	------	------	------	--------	-------	------	------	------	------	------	------	------	--------	-------	------	------	------	------	------	------	------	--------	-------	------	------	------	------	------	------	------	--------	-------	------	------	------	------	------	------	------	--------	-------	------	------	------	------	------	------	------	--------	-------	------	------	------	------	------	------	------	--------	-------	------	-------	-------	-------	-------	-------	--------	-------	--------	-------	--------

PITCHER	IP	WLS	BF	H	R	ER	SO	BB	IBB	HBP	BLK	WP	HR	S	P	ERA	WHIP
Bert Blyleven, R ERA: 4.11 (1, 1)	8.2	W	36	6	1	0	2	1	0	1	0	1	0	38	43	0.00	0.808
Jeff Reardon, R ERA: 6.1 (9, 1)	0.1	S	2	1	0	0	0	0	0	0	0	0	0	2	2	0.00	3.000

Batter	1	2	3	4	5	6	7	8	9	AB R H RBI BB SO LOB	TOP																
Dan Gladden, R (1, 7) OBP: 0.335, SLG: 0.375	0-0 C1-4-3 1B		0-0 CS 1B		0-0 1-2 1B 1B		0-0 F8	0-0 6-3		5 1 3 0 0 0 2																	
Greg Gagne, R (1, 6) OBP: 0.308, SLG: 0.432	0-0 G1-4-3 1-2 1B		0-3 K		0-0 1-2 2-3 1B 1B		4-0 BB BB		0-0 6-3	4 0 2 0 1 1 1																	
Kirby Puckett, R (1, 8) OBP: 0.390, SLG: 0.558	0-0 G1-4-3 1-2f 2-3			0-0 G3	0-0 G1-6-3 1-2 2-H 3-H 1B		4-0 BB BB		0-0 F8	4 0 1 2 1 0 2																	
Kent Hrbek, L (1, 3) OBP: 0.362, SLG: 0.538	0-0 6-3			0-0 2B	0-0 G1-6-3 1-2f		0-0 F6		0-0 1B	5 0 2 0 0 0 5																	
Gary Gaetti, R (1, 5) OBP: 0.313, SLG: 0.480		0-0 5-3		0-0 6-3		0-0 F8		0-0 6-3	0-0 F8	5 0 0 0 0 0 2																	
Roy Smalley, S (1, 10) OBP: 0.399, SLG: 0.497		0-0 1B		4-0 FC6-4 BB		0-3 K		4-0 1B BB		2 0 1 0 2 1 0 0 1 0 0 0 0 0																	
Mark Davidson, R (8, PR) OBP: 0.353, SLG: 0.368																											
Tom Brunansky, R (1, 9) OBP: 0.369, SLG: 0.502		0-0 1-3 1B		0-0 FC6-4 1-2f		4-0 BB		0-0 1B 1-2 1B		3 0 2 0 1 0 2																	
Steve Lombardozzi, R (1, 4) OBP: 0.297, SLG: 0.310		0-0 6-3			0-0 5-3	0-3 K		0-0 1-2 2-H 1B		3 0 0 0 0 1 2 1 0 1 1 0 0 0 0 0 0 0 0 0 0																	
Randy Bush, L (8, PH) OBP: 0.347, SLG: 0.423																											
Al Newman, S (8, 4) OBP: 0.278, SLG: 0.293																											
Sal Butera, R (1, 2) OBP: 0.214, SLG: 0.302			0-0 F8		0-0 1B 1B 1B		0-0 4-3	0-0 F8		3 1 1 0 0 0 0 1 0 0 0 0 0 2 0 0 0 0 0 0 0																	
Gene Larkin, S (8, PH) OBP: 0.358, SLG: 0.424																											
Tim Laudner, R (8, 2) OBP: 0.233, SLG: 0.395																											
<b>Inning Stats</b>	R: 0 E: 0 K: 0 S: 4	H: 2 LOB: 1 BB: 0 P: 4	R: 0 E: 0 K: 0 S: 4	H: 2 LOB: 1 BB: 0 P: 4	R: 0 E: 0 K: 1 S: 5	H: 1 LOB: 0 BB: 0 P: 5	R: 0 E: 0 K: 0 S: 4	H: 1 LOB: 2 BB: 1 P: 8	R: 2 E: 0 K: 0 S: 6	H: 4 LOB: 1 BB: 0 P: 6	R: 0 E: 0 K: 2 S: 7	H: 0 LOB: 1 BB: 1 P: 11	R: 0 E: 0 K: 0 S: 3	H: 0 LOB: 2 BB: 2 P: 11	R: 1 E: 0 K: 0 S: 5	H: 2 LOB: 2 BB: 1 P: 9	R: 0 E: 0 K: 0 S: 4	H: 1 LOB: 1 BB: 0 P: 4	1B: 12 2B: 1 3B: 0 HR: 0	SF: 0 SAC: 0 DP: 2 HBP: 0	WP: 0 PB: 0 SB: 0 CS: 1	PA: 41					
<b>PITCHER</b>	IP WLS BF H R ER SO BB IBB HBP BLK WP HR S P ERA WHIP											<b>PITCHER</b>	IP WLS BF H R ER SO BB IBB HBP BLK WP HR S P ERA WHIP														
Bob Stoddard, R (1, 1) ERA: 1.8	4.1		21	10	2	2	1	1	0	0	0	0	0	22	26	4.15	2.538										
Jerry Don Gleaton, L (5, 1) ERA: 3.96	2.2		10	0	0	0	2	3	0	0	0	0	0	11	23	0.00	1.125										
Steve Farr, R (8, 1) ERA: 4.33	0.1		4	2	1	1	0	1	0	0	0	0	0	3	7	27.00	9.000										
Dan Quisenberry, R (8, 1) ERA: 2.15	1.2	W	6	1	0	0	0	0	0	0	0	0	0	6	6	0.00	0.600										

Minnesota Twins @ Kansas City Royals  
 Royals Stadium, Kansas City, MO  
 Wed Jul 01 1987, 8:05 PM EDT  
 Att: 26,899 - Unknown

livebaseballscorecards.com

AB	36
R	3
H	13
RBI	3
BB	5
SO	3
LOB	18



Batter	1	2	3	4	5	6	7	8	9	AB R H RBI BB SO LOB
Willie Wilson, S OBP: 0.315, SLG: 0.376 (1, 8)	0-0 F8		0-0 HR 1B		0-3 K		0-0 F8			4 1 1 0 0 1 1
Kevin Seitzer, R OBP: 0.389, SLG: 0.415 (1, 5)	4-0 BB		0-0 HR 1B		0-3 K			0-0 FC5-4 1B		3 1 2 0 1 1 1
George Brett, L OBP: 0.424, SLG: 0.567 (1, 3)	0-0 F7		0-0 HR		4-0 BB			0-0 F8		3 1 1 3 1 0 2
Danny Tartabull, R OBP: 0.378, SLG: 0.473 (1, 9)	0-0 F6		0-3 K		0-0 F9			0-0 FC5-4		4 0 0 0 0 1 4
Frank White, R OBP: 0.302, SLG: 0.360 (1, 4)		0-0 G3	0-3 K			0-3 K		0-0 F7		4 0 0 0 0 2 1
Bo Jackson, R OBP: 0.331, SLG: 0.523 (1, 7)		0-0 PB 2B		0-0 L4		0-3 K		0-0 L3		4 0 1 0 0 1 0
Steve Balboni, R OBP: 0.273, SLG: 0.384 Buddy Biancalana, S (9, PR) OBP: 0.273, SLG: 0.344 (1, 10)		0-3 K		0-3 K		0-0 F8		0-0 E5 2B		4 0 0 0 0 2 1 0 1 0 0 0 0 0
Angel Salazar, R OBP: 0.209, SLG: 0.253 Jim Eisenreich, L (9, PH) OBP: 0.143, SLG: 0.308 (1, 6)		0-3 K		0-0 L6			0-0 F9	0-0 1-H 2B		3 0 0 0 0 1 1 1 0 1 1 0 0 0
Larry Owen, R OBP: 0.263, SLG: 0.352 (1, 2)			0-3 K		0-0 BB 1B		0-0 F7			3 0 1 0 0 1 0

**BOTTOM**

**Minnesota Twins @ Kansas City Royals**  
**Royals Stadium, Kansas City, MO**

Wed Jul 01 1987, 8:05 PM EDT  
 Att. 26,899 - Unknown

[livebaseballscorecards.com](http://livebaseballscorecards.com)

<b>AB</b>	<b>33</b>
<b>R</b>	<b>4</b>
<b>H</b>	<b>7</b>
<b>RBI</b>	<b>4</b>
<b>BB</b>	<b>2</b>
<b>SO</b>	<b>10</b>
<b>LOB</b>	<b>11</b>



Inning Stats	R: 0	H: 0	E: 0	K: 3	S: 3	H: 0	LOB: 1	BB: 1	P: 7	R: 0	H: 1	E: 0	K: 2	S: 8	H: 3	LOB: 0	BB: 0	P: 8	R: 3	H: 3	E: 0	K: 3	S: 12	H: 0	LOB: 0	BB: 0	P: 12	R: 0	H: 0	E: 0	K: 1	S: 5	R: 0	H: 1	E: 0	K: 2	S: 8	H: 0	LOB: 0	BB: 0	P: 7	R: 0	H: 0	E: 0	K: 0	S: 3	R: 0	H: 1	E: 1	K: 0	S: 3	R: 0	H: 1	E: 0	K: 0	S: 4	R: 1	H: 1	E: 1	K: 0	S: 3	1B: 4	SF: 0	2B: 2	SAC: 0	3B: 0	DP: 0	HR: 1	HBP: 0	WP: 0	PA: 35
--------------	------	------	------	------	------	------	--------	-------	------	------	------	------	------	------	------	--------	-------	------	------	------	------	------	-------	------	--------	-------	-------	------	------	------	------	------	------	------	------	------	------	------	--------	-------	------	------	------	------	------	------	------	------	------	------	------	------	------	------	------	------	------	------	------	------	------	-------	-------	-------	--------	-------	-------	-------	--------	-------	--------

PITCHER	IP	WLS	BF	H	R	ER	SO	BB	IBB	HBP	BLK	WP	HR	S	P	ERA	WHIP
Frank Viola, L ERA: 3.32 (1, 1)	7.0		28	5	3	3	10	2	0	0	0	0	1	46	54	3.86	1.000
Keith Atherton, R ERA: 3.92 (8, 1)	1.1	L	7	2	1	0	0	0	0	0	0	0	0	7	7	0.00	1.500

PITCHER	IP	WLS	BF	H	R	ER	SO	BB	IBB	HBP	BLK	WP	HR	S	P	ERA	WHIP
---------	----	-----	----	---	---	----	----	----	-----	-----	-----	----	----	---	---	-----	------

Batter	1	2	3	4	5	6	7	8	9	AB R H RBI BB SO LOB	TOP
<b>Dan Gladden, R</b> (1, 7) <sup>X</sup> OBP: 0.337, SLG: 0.386 <b>Mark Davidson, R</b> (8, 7) OBP: 0.353, SLG: 0.368	0-0  4-3 2B		0-0  6-3			0-0  2B 2B		0-0  F8		4 1 2 0 0 0 0 0 0 0 0 0 0 0	
<b>Randy Bush, L</b> (1, 10) <sup>X</sup> OBP: 0.344, SLG: 0.425	0-0  4-3 2-3			0-0  F7		0-0  2H 2B		0-0  F7		4 0 1 1 0 0 1	
<b>Kirby Puckett, R</b> (1, 8) <sup>S S S</sup> OBP: 0.391, SLG: 0.557 <b>Al Newman, S</b> (8, 6) OBP: 0.276, SLG: 0.293	0-3  K			0-0  1B		0-0  5-3		0-0  1B		4 0 2 0 0 1 2 0 0 0 0 0 0 0	
<b>Gene Larkin, S</b> (1, 3) <sup>X</sup> OBP: 0.343, SLG: 0.404	0-0  F8			0-0  F8		0-3  K		0-0  6-3		4 0 0 0 0 1 4	
<b>Tom Brunansky, R</b> (1, 9) OBP: 0.367, SLG: 0.498		0-0  CS 1B		0-3  K			0-0  F9		0-0  F4	4 0 1 0 0 1 1	
<b>Roy Smalley, S</b> (1, 5) OBP: 0.392, SLG: 0.503		0-0  F6			0-3  K		0-0  HR 2B		0-0  G5-4-3 1B	4 1 2 0 0 1 1	
<b>Tim Laudner, R</b> (1, 2) OBP: 0.233, SLG: 0.415		0-3  K 1-2		0-0  6-3		0-0  2H HR		0-0  G5-4-3 1-2f	4 1 1 2 0 1 2		
<b>Greg Gagne, R</b> (1, 6) (8, 8) OBP: 0.304, SLG: 0.426			0-0  F9		0-0  F9		0-0  L6			3 0 0 0 0 0 0	
<b>Steve Lombardozzi, R</b> (1, 4) OBP: 0.293, SLG: 0.305			0-0  G3			0-0  6-3	0-0  G3			3 0 0 0 0 0 0	
<b>Inning Stats</b>	R: 0 H: 1 E: 0 LOB: 1 K: 1 BB: 0 S: 6 P: 6	R: 0 H: 1 E: 0 LOB: 0 K: 1 BB: 0 S: 5 P: 5	R: 0 H: 0 E: 0 LOB: 0 K: 0 BB: 0 S: 3 P: 3	R: 0 H: 1 E: 0 LOB: 1 K: 1 BB: 0 S: 6 P: 6	R: 0 H: 0 E: 0 LOB: 0 K: 1 BB: 0 S: 5 P: 5	R: 1 H: 2 E: 0 LOB: 1 K: 1 BB: 0 S: 7 P: 7	R: 2 H: 2 E: 0 LOB: 0 K: 0 BB: 0 S: 5 P: 5	R: 0 H: 1 E: 0 LOB: 1 K: 0 BB: 0 S: 4 P: 4	R: 0 H: 1 E: 0 LOB: 0 K: 0 BB: 0 S: 3 P: 3	1B: 4 SF: 0 2B: 4 SAC: 0 3B: 0 DP: 1 HR: 1 HBP: 0	WP: 0 PA: 34 PB: 0 SB: 0 CS: 1
<b>PITCHER</b> <b>Bret Saberhagen, R</b> (1, 1) ERA: 2.22	IP WLS BF H R ER SO BB IBB HBP BLK WP HR S P ERA WHIP 9.0 W 34 9 3 3 5 0 0 0 0 0 1 44 44 3.00 1.000										

**Minnesota Twins @ Kansas City Royals**  
 Royals Stadium, Kansas City, MO  
 Thu Jul 02 1987, 8:05 PM EDT  
 Att: 35,992 - Unknown

[livebaseballscorecards.com](http://livebaseballscorecards.com)

<b>AB</b>	<b>34</b>
<b>R</b>	<b>3</b>
<b>H</b>	<b>9</b>
<b>RBI</b>	<b>3</b>
<b>BB</b>	<b>0</b>
<b>SO</b>	<b>5</b>
<b>LOB</b>	<b>11</b>





Batter	1	2	3	4	5	6	7	8	9
Willie Wilson, S (1, 8) OBP: 0.314, SLG: 0.382 Juan Beniquez, R (8, 7) OBP: 0.280, SLG: 0.338	0-0 F5		0-0 F7	0-0 3B		0-0 F7		0-0 4-3	
Kevin Seitzer, R (1, 5) OBP: 0.392, SLG: 0.419	0-0 1B		0-0 2B	0-0 F4		4-0 BB		0-0 F9	
George Brett, L (1, 3) OBP: 0.408, SLG: 0.541	0-0 1-3		0-0 4-3		0-0 F7	0-0 G3		0-3 K	
Danny Tartabull, R (1, 9) OBP: 0.379, SLG: 0.470 Thad Bosley, L (8, 9) OBP: 0.322, SLG: 0.395	0-0 G3			0-0 L5	4-0 1B HR		4-0 2B BB		
Frank White, R (1, 4) OBP: 0.302, SLG: 0.360 Buddy Biancalana, S (7, 4) OBP: 0.294, SLG: 0.394		0-0 B1-3		0-0 E5	1-2 1B HR		0-0 1B 2B		
Jim Eisenreich, L (1, 10) OBP: 0.222, SLG: 0.588		0-0 F8		0-0 2B	0-0 HR		0-0 1-3		
Bo Jackson, R (1, 7) OBP: 0.330, SLG: 0.522		0-3 K2-3		0-0 1B 2B	0-0 6-3		0-0 F8		
Angel Salazar, R (1, 6) OBP: 0.214, SLG: 0.257			0-0 F3	0-0 3B 1B	0-0 4-3		0-0 1B		
Jamie Quirk, L (1, 2) OBP: 0.296, SLG: 0.329			0-0 E8	0-0 G3		0-0 F9	0-3 K		

AB	R	H	RBI	BB	SO	LOB
4	0	1	1	0	0	1
1	0	0	0	0	0	0
4	0	2	1	1	0	1
5	0	0	0	0	1	3
2	2	0	0	2	0	1
0	0	0	0	0	0	0
3	2	1	0	0	0	0
1	1	1	1	0	0	0
4	2	2	4	0	0	1
4	1	1	1	0	1	1
4	1	2	2	0	0	0
4	1	1	0	0	1	2

**BOTTOM**

**Minnesota Twins @ Kansas City Royals**  
**Royals Stadium, Kansas City, MO**  
 Thu Jul 02 1987, 8:05 PM EDT  
 Att. 35,992 - Unknown

[livebaseballscorecards.com](http://livebaseballscorecards.com)

<b>AB</b>	<b>36</b>
<b>R</b>	<b>10</b>
<b>H</b>	<b>11</b>
<b>RBI</b>	<b>10</b>
<b>BB</b>	<b>3</b>
<b>SO</b>	<b>3</b>
<b>LOB</b>	<b>10</b>



Inning Stats	R: 0	H: 1	E: 0	K: 0	S: 4	LOB: 1	BB: 0	P: 4
	R: 0	H: 0	E: 0	K: 1	S: 5 <td>LOB: 0</td> <td>BB: 0</td> <td>P: 5 </td>	LOB: 0	BB: 0	P: 5
	R: 1	H: 2	E: 1	K: 0	S: 5 <td>LOB: 1</td> <td>BB: 0</td> <td>P: 5 </td>	LOB: 1	BB: 0	P: 5
	R: 4	H: 4	E: 1	K: 0	S: 8 <td>LOB: 1</td> <td>BB: 0</td> <td>P: 8 </td>	LOB: 1	BB: 0	P: 8
	R: 3	H: 2	E: 0	K: 0	S: 5 <td>LOB: 0</td> <td>BB: 1</td> <td>P: 9 </td>	LOB: 0	BB: 1	P: 9
	R: 0	H: 0	E: 0	K: 0	S: 3 <td>LOB: 1</td> <td>BB: 1</td> <td>P: 7 </td>	LOB: 1	BB: 1	P: 7
	R: 2	H: 2	E: 0	K: 1	S: 7 <td>LOB: 1</td> <td>BB: 1</td> <td>P: 11 </td>	LOB: 1	BB: 1	P: 11
	R: 0	H: 0	E: 0	K: 1	S: 5 <td>LOB: 0</td> <td>BB: 0</td> <td>P: 5 </td>	LOB: 0	BB: 0	P: 5

PITCHER	IP	WLS	BF	H	R	ER	SO	BB	IBB	HBP	BLK	WP	HR	S	P	ERA	WHIP
Joe Niekro, R (1, 1) ERA: 4.09	3.2	L	19	7	5	3	1	0	0	0	0	0	0	21	21	7.36	1.909
George Frazier, R (4, 1) ERA: 5.91	2.1		13	3	5	5	0	3	0	0	0	0	1	10	22	19.29	2.571
Dan Schatzeder, L (7, 1) ERA: 4.95	2.0		7	1	0	0	2	0	0	0	0	0	0	11	11	0.00	0.500

WP	PA	ERA	WHIP
0	39		
1			
2			
0			

Batter	1	2	3	4	5	6	7	8	9	AB R H RBI BB SO LOB	TOP
Tony Fernandez, S (1, 6) OBP: 0.388, SLG: 0.446	0-3 K		0-0 FC5-4 SF8 1B		0-0 F5		0-0 K 1B		0-0 G4-6-3 1-2f	5 1 2 0 0 1 1	
Lloyd Moseby, L (1, 8) OBP: 0.336, SLG: 0.450	0-0 1-3		4-0 FC5-4 BB		4-0 E BB		0-3 K 1-2			2 0 0 0 2 1 1	
Jesse Barfield, R (1, 9) OBP: 0.358, SLG: 0.528	0-0 E5 CS		0-0 FC5-4 1-2f 2-3		0-0 F4 1-3		0-3 K			4 0 0 0 0 1 3	
George Bell, R (1, 7) OBP: 0.327, SLG: 0.627	0-0 CS 1-2	0-0 E 1B 1B	0-0 SF8 3-H		0-0 F7		0-0 5-3			3 1 1 1 0 0 1	
Willie Upshaw, L (1, 3) OBP: 0.330, SLG: 0.461		0-0 1B E 1B 1B	0-0 G3		0-0 F9		0-0 2B			4 1 2 0 0 0 1	
Rance Mulliniks, L (1, 5) OBP: 0.331, SLG: 0.394		0-0 E3 G4-6-3 1B 1-2 2-3		0-0 G3 S 1B		0-0 6-3		0-0 6-3		4 0 1 0 0 0 3	
Ernie Whitt, L (1, 2) OBP: 0.316, SLG: 0.391		0-0 G4-6-3 1B 1-2 2-3 3-H		0-3 K		0-0 L9		0-0 4-3		4 0 1 1 0 1 1	
Fred McGriff, L (1, 10) OBP: 0.377, SLG: 0.477		0-0 G4-6-3 1-2f 2-3 3-H		0-0 G3 1-3		0-0 F7		0-0 HR		4 1 1 1 0 0 3	
Garth Iorg, R (1, 4) OBP: 0.250, SLG: 0.210		0-3 K		0-0 1-3		0-0 4-3		0-0 G4-6-3 1B		2 0 0 0 0 1 2	
Rick Leach, L (7, PH) OBP: 0.387, SLG: 0.387										1 0 0 0 0 0 0	
Manuel Lee, S (7, 4) OBP: 0.328, SLG: 0.339										1 0 1 0 0 0 0	
<b>Inning Stats</b>	R: 0 H: 0 E: 1 LOB: 0 K: 1 BB: 0 S: 5 P: 5	R: 2 H: 3 E: 1 LOB: 1 K: 1 BB: 0 S: 8 P: 8	R: 1 H: 1 E: 0 LOB: 1 K: 0 BB: 1 S: 4 P: 8	R: 0 H: 1 E: 0 LOB: 1 K: 1 BB: 0 S: 6 P: 6	R: 0 H: 0 E: 1 LOB: 1 K: 0 BB: 1 S: 3 P: 7	R: 0 H: 0 E: 0 LOB: 0 K: 0 BB: 0 S: 3 P: 3	R: 0 H: 1 E: 0 LOB: 1 K: 1 BB: 0 S: 6 P: 6	R: 0 H: 1 E: 0 LOB: 1 K: 1 BB: 0 S: 6 P: 6	R: 1 H: 2 E: 0 LOB: 0 K: 0 BB: 0 S: 4 P: 4	1B: 7 SF: 1 2B: 1 SAC: 0 3B: 0 DP: 2 HR: 1 HBP: 0	WP: 0 PA: 38 PB: 0 SB: 3 CS: 1
<b>PITCHER</b>	IP WLS BF H R ER SO BB IBB HBP BLK WP HR S P ERA WHIP										
Mark Gubicza, R (1, 1) ERA: 4.17	8.1 W 36 9 4 3 5 2 0 0 0 0 1 44 52 3.24 1.320										
Jerry Don Gleaton, L (9, 1) ERA: 3.86	0.2 S 1 0 0 0 0 0 0 0 0 0 0 0 1 1 0.00 0.000										

Toronto Blue Jays @ Kansas City Royals  
 Royals Stadium, Kansas City, MO  
 Fri Jul 03 1987, 8:05 PM EDT  
 Unknown

livebaseballscorecards.com

AB	34
R	4
H	9
RBI	3
BB	2
SO	5
LOB	16



Batter	1	2	3	4	5	6	7	8	9	AB	R	H	RBI	BB	SO	LOB
Willie Wilson, S OBP: 0.319, SLG: 0.389 (1, 8)	0-0 1B	0-0 1-3		0-0 4-3		0-0 2B	0-0 1B			5	1	3	1	0	0	1
Kevin Seitzer, R OBP: 0.392, SLG: 0.421 (1, 5)	0-0 1-2 6-3		4-0 1B 1-3 BB		0-0 1B 2B	0-0 2-3 4-3	0-0 4-3			4	2	1	0	1	0	4
George Brett, L OBP: 0.415, SLG: 0.540 (1, 3)	0-0 2B 2-H 6-3 1B		0-0 F7		0-0 SH3-4 2-H 1B	4-0 BB IBB		0-0 G3		4	1	2	2	1	0	1
Danny Tartabull, R OBP: 0.386, SLG: 0.478 (1, 9)	0-0 1-3 2B		0-0 1-3 1B 1B		0-0 SH3-4 1B	4-0 1-2 BB		0-3 K		4	1	3	0	1	1	0
Frank White, R OBP: 0.298, SLG: 0.354 (1, 4)	0-0 3-H 6-3		0-0 1-2 3-H 1-3 1B		0-0 1-2 2-3 SH3-4	0-0 L9		0-3 K		4	0	0	2	0	1	5
Jim Eisenreich, L OBP: 0.273, SLG: 0.550 (1, 10)	0-3 K		0-0 2-H 1B		4-0 IBB		0-0 G3			3	0	1	1	1	1	1
Bo Jackson, R OBP: 0.325, SLG: 0.514 (1, 7)		0-3 K	0-0 F9		0-3 K		0-0 F3			4	0	0	0	0	2	4
Angel Salazar, R OBP: 0.214, SLG: 0.254 (1, 6)		0-0 5-3		0-0 F9	0-0 F8		4-0 1B BB			3	1	0	0	1	0	3
Jamie Quirk, L OBP: 0.297, SLG: 0.329 (1, 2)		0-0		0-3 K		0-0 F6	0-0 1-2 1B			3	0	1	0	0	1	0
Steve Balboni, R OBP: 0.276, SLG: 0.387 (7, PH)										1	0	1	0	0	0	0
Larry Owen, R OBP: 0.263, SLG: 0.352 (8, 2)										0	0	0	0	0	0	0


Inning Stats	R: 2	H: 3	E: 0	K: 1	S: 8	H: 3	LOB: 1	BB: 0	P: 8	R: 0	H: 1	E: 0	K: 1	S: 6	R: 2	H: 2	E: 0	K: 0	S: 5	R: 1	H: 3	E: 0	K: 1	S: 5	R: 0	H: 1	E: 0	K: 0	S: 4	R: 1	H: 2	E: 0	K: 0	S: 5	R: 0	H: 0	E: 0	K: 2	S: 7	H: 0	LOB: 0	BB: 0	P: 7
--------------	------	------	------	------	------	------	--------	-------	------	------	------	------	------	------	------	------	------	------	------	------	------	------	------	------	------	------	------	------	------	------	------	------	------	------	------	------	------	------	------	------	--------	-------	------

PITCHER	IP	WLS	BF	H	R	ER	SO	BB	IBB	HBP	BLK	WP	HR	S	P	ERA	WHIP
Jim Clancy, R ERA: 2.99 (1, 1)	4.0	L	22	9	5	5	3	1	0	0	0	0	0	27	31	11.25	2.500
Mark Eichhorn, R ERA: 3.44 (5, 1)	2.2		13	1	1	1	1	2	2	0	0	0	0	11	27	3.38	1.125
Gary Lavelle, L ERA: 3.29 (7, 1)	1.1		6	2	0	0	2	0	0	0	0	0	0	10	10	0.00	1.500

**BOTTOM**

**Toronto Blue Jays @ Kansas City Royals**  
 Royals Stadium, Kansas City, MO  
 Fri Jul 03 1987, 8:05 PM EDT  
 Unknown

AB	35
R	6
H	12
RBI	6
BB	5
SO	6
LOB	19



1B	9	SF	0	WP	0	PA	41
2B	3	SAC	1	PB	0		
3B	0	DP	0	SB	2		
HR	0	HBP	0	CS	0		

livebaseballscorecards.com

Batter	1	2	3	4	5	6	7	8	9	AB R H RBI BB SO LOB	TOP																
Tony Fernandez, S (1, 6) OBP: 0.386, SLG: 0.442	0-0 5-3		0-0 2B 1B	0-0 1-3			0-0 F7		0-0 4-3	5 1 1 0 0 0 3																	
Lloyd Moseby, L (1, 8) OBP: 0.338, SLG: 0.454	0-3 K		0-0 1B 2B		0-0 G6-4-3 1B		0-0 F9			4 1 2 2 0 1 0																	
Jesse Barfield, R (1, 9) OBP: 0.357, SLG: 0.527	0-3 K		0-0 F7		0-0 F7			0-0 3-1 2B		4 0 1 0 0 1 2																	
George Bell, R (1, 7) OBP: 0.326, SLG: 0.622		0-0 F9	0-0 2-H 1B		0-0 G6-4-3 1-2f			0-0 3-1 2-3		4 0 1 1 0 0 2																	
Cecil Fielder, R (1, 10) OBP: 0.383, SLG: 0.637		0-0 6-3	0-0 F5			0-0 HR		0-0 F8		3 1 1 1 0 0 1																	
Fred McGriff, L (8, PH) OBP: 0.375, SLG: 0.474										1 0 0 0 0 0 1																	
Kelly Gruber, R (1, 5) OBP: 0.322, SLG: 0.444		0-0 3B		0-0 E5 FC3-6 1B		0-3 K		0-3 K		4 0 1 0 0 2 1																	
Charlie Moore, R (1, 2) OBP: 0.250, SLG: 0.298		0-0 5-3		0-3 K		4-0 G4-6-3 BB			0-3 K	3 0 0 0 1 2 2																	
Willie Upshaw, L (1, 3) OBP: 0.332, SLG: 0.462			0-0 2B 1B	0-0 1-2 1B		0-0 G4-6-3 1-2f			0-0 E3	4 1 2 0 0 0 1																	
Manuel Lee, S (1, 4) OBP: 0.308, SLG: 0.317			0-0 L5	0-0 FC3-6 1-2f 2-3			0-0 1-3		0-0 L7	4 0 0 0 0 0 4																	
<b>Inning Stats</b>	R: 0 E: 0 K: 2 S: 7	H: 0 LOB: 0 BB: 0 P: 7	R: 0 E: 0 K: 0 S: 4	H: 1 LOB: 1 BB: 0 P: 4	R: 3 E: 0 K: 0 S: 7	H: 4 LOB: 1 BB: 0 P: 7	R: 0 E: 1 K: 1 S: 7	H: 1 LOB: 2 BB: 0 P: 7	R: 0 E: 0 K: 0 S: 3	H: 1 LOB: 0 BB: 0 P: 3	R: 1 E: 0 K: 1 S: 5	H: 1 LOB: 0 BB: 1 P: 9	R: 0 E: 0 K: 0 S: 3	H: 0 LOB: 0 BB: 0 P: 3	R: 0 E: 0 K: 1 S: 6	H: 1 LOB: 1 BB: 0 P: 6	R: 0 E: 1 K: 1 S: 6	H: 0 LOB: 1 BB: 0 P: 6	1B: 5 2B: 2 3B: 1 HR: 1	SF: 0 SAC: 0 DP: 2 HBP: 0	WP: 0 PB: 0 SB: 0 CS: 0	PA: 37					
<b>PITCHER</b>	IP WLS BF H R ER SO BB IBB HBP BLK WP HR S P ERA WHIP																										
Danny Jackson, L (1, 1) ERA: 4.29	7.0		30	9	4	4	4	1	0	0	0	0	1	37	41	5.14	1.429										
Steve Farr, R (8, 1) ERA: 4.17	2.0	W	7	0	0	0	2	0	0	0	0	0	0	11	11	0.00	0.000										

Toronto Blue Jays @ Kansas City Royals  
 Royals Stadium, Kansas City, MO  
 Fri Jul 03 1987, 8:05 PM EDT  
 Att: 40,619 - Unknown

livebaseballscorecards.com

AB	36
R	4
H	9
RBI	4
BB	1
SO	6
LOB	17



BOTTOM

Toronto Blue Jays @ Kansas City Royals  
Royals Stadium, Kansas City, MO  
Fri Jul 03 1987, 8:05 PM EDT  
Att. 40,619 - Unknown

livebaseballscorecards.com

AB 35  
R 5  
H 10  
RBI 4  
BB 5  
SO 9  
LOB 14



WP: 1 PA: 41  
PB: 0  
SB: 1  
CS: 0

AB R H RBI BB SO LOB  
5 1 3 0 0 1 1  
0 1 0 0 0 0 0

5 0 2 1 0 2 3

4 1 0 0 1 0 5

4 0 1 0 1 1 0

5 2 3 2 0 1 1

3 0 1 1 0 1 1

3 0 0 0 1 2 2

3 0 0 0 0 1 0  
1 0 0 0 0 0 1  
0 0 0 0 0 0 0

1 0 0 0 2 0 0  
1 0 0 0 0 0 0

1B: 6 SF: 1  
2B: 2 SAC: 0  
3B: 1 DP: 0  
HR: 1 HBP: 0

Batter	1	2	3	4	5	6	7	8	9
Juan Beniquez, R (1, 7) OBP: 0.290, SLG: 0.346 Willie Wilson, S (9, PR) OBP: 0.319, SLG: 0.389	0-3 K ①		0-0 1B ①		0-0 2B 1B ①		0-0 FC5-4 1B ②		0-0 BB WP 1B ②
Kevin Seitzer, R (1, 5) OBP: 0.393, SLG: 0.423	0-3 K ②		0-0 L7 ②		0-0 2B ②		0-0 1B ②		0-3 K ②
George Brett, L (1, 10) OBP: 0.407, SLG: 0.521	0-0 4-3 ③		0-0 F9 ③		0-0 L9 ③		0-0 F8 ③		4-0 WP BB 1B IBB ③
Danny Tartabull, R (1, 9) OBP: 0.386, SLG: 0.482		0-0 F9 ①		0-0 3B ①		0-3 K ①		0-0 G3 ①	4-0 1B WP BB ①
Frank White, R (1, 4) OBP: 0.303, SLG: 0.373		0-0 HR		0-3 K ①		0-0 6-3 ②		0-0 E9 SF8 2B ②	0-0 1B ②
Steve Balboni, R (1, 3) OBP: 0.276, SLG: 0.386		0-3 K ②		0-0 F6 ②		0-0 FC5-4 1B ②		0-0 SF8 ②	
Bo Jackson, R (1, 8) OBP: 0.324, SLG: 0.508		0-3 K ③		0-3 K ③		0-0 FC5-4 1-2f ③		4-0 BB ③	
Buddy Biancalana, S (1, 6) OBP: 0.270, SLG: 0.361 Thad Bosley, L (8, PH) OBP: 0.319, SLG: 0.391 Angel Salazar, R (9, 6) OBP: 0.214, SLG: 0.254			0-3 K ①		0-0 G1-6-3 ①		0-0 F9 ①	0-0 G3 ③	
Larry Owen, R (1, 2) OBP: 0.278, SLG: 0.347 Jim Eisenreich, L (9, PH) OBP: 0.261, SLG: 0.524			4-0 1B BB ①		0-0 L5 ②		4-0 FC5-4 BB ②		0-0 F9 ①

Inning Stats	R: 0	H: 0	E: 0	K: 2	S: 7	H: 0	LOB: 0	BB: 0	P: 7	R: 1	H: 1	E: 0	K: 2	S: 8	H: 1	LOB: 1	BB: 0	P: 8	R: 0	H: 1	E: 0	K: 2	S: 8	R: 1	H: 2	E: 0	K: 0	S: 5	R: 0	H: 1	E: 0	K: 1	S: 6	R: 0	H: 1	E: 0	K: 1	S: 6	R: 0	H: 1	E: 1	K: 0	S: 4	R: 1	H: 1	E: 1	K: 0	S: 4	R: 2	H: 2	E: 0	K: 1	S: 6	1B: 6	SF: 1	2B: 2	SAC: 0	3B: 1	DP: 0	HR: 1	HBP: 0	WP: 1	PA: 41
--------------	------	------	------	------	------	------	--------	-------	------	------	------	------	------	------	------	--------	-------	------	------	------	------	------	------	------	------	------	------	------	------	------	------	------	------	------	------	------	------	------	------	------	------	------	------	------	------	------	------	------	------	------	------	------	------	-------	-------	-------	--------	-------	-------	-------	--------	-------	--------

PITCHER	IP	WLS	BF	H	R	ER	SO	BB	IBB	HBP	BLK	WP	HR	S	P	ERA	WHIP
John Cerutti, L (1, 1) ERA: 4.82	6.2		29	7	2	2	8	2	0	0	0	0	1	43	51	2.70	1.350
Jeff Musselman, L (7, 1) ERA: 3.55	0.2		3	1	1	0	0	0	0	0	0	0	0	3	3	0.00	1.500
Tom Henke, R (8, 1) ERA: 3.09	1.1	L	9	2	2	2	1	2	1	0	0	1	0	8	20	13.50	3.000

Batter	1	2	3	4	5	6	7	8	9	AB R H RBI BB SO LOB	TOP		
Tony Fernandez, S (1, 6) OBP: 0.390, SLG: 0.446 Garth Iorg, R (8, 4) OBP: 0.250, SLG: 0.210	0-0 FC5-4 1B		0-0 S 1B		0-0 F8			0-0 G4-6-3 1B		4 0 3 0 0 0 0 0 0 0 0 0 0 0			
Lloyd Moseby, L (1, 8) OBP: 0.334, SLG: 0.448 Rance Mulliniks, L (8, 5) OBP: 0.331, SLG: 0.394	0-0 F7		0-0 G3 1-2		0-0 F7			0-0 G4-6-3 1-2f		4 0 0 0 0 0 3 0 0 0 0 0 0 0			
Jesse Barfield, R (1, 9) OBP: 0.355, SLG: 0.524	0-3 K			0-0 F9		0-0 1B		0-3 K		4 0 1 0 0 2 1			
George Bell, R (1, 7) OBP: 0.326, SLG: 0.619 Rick Leach, L (8, 7) OBP: 0.395, SLG: 0.397	0-0 FC5-4 1-2f			0-0 1B G3 1B		0-0 F8		0-0 1B		3 1 1 0 0 0 2 1 0 1 0 0 0 0			
Cecil Fielder, R (1, 10) OBP: 0.362, SLG: 0.628 Fred McGriff, L (9, PH) OBP: 0.373, SLG: 0.470		0-0 F7		0-0 G3 1-3 1B		0-0 F4		0-3 K		3 0 1 0 0 0 1 1 0 0 0 0 1 1			
Willie Upshaw, L (1, 3) OBP: 0.328, SLG: 0.455		0-3 K		0-0 G3 1-2 3-H		0-3 K		0-0 F7		4 0 0 1 0 2 2			
Kelly Gruber, R (1, 5) OBP: 0.316, SLG: 0.435		0-3 K		0-0 4-3		0-3 K		0-0 F4		4 0 0 0 0 2 2			
Manuel Lee, S (1, 4) OBP: 0.309, SLG: 0.317			0-0 L8		0-0 F7		0-0 1B			3 0 1 0 0 0 0			
Charlie Moore, R (1, 2) OBP: 0.241, SLG: 0.286 Ernie Whitt, L (7, PH) OBP: 0.314, SLG: 0.389			0-0 F4		0-0 F3		0-3 K			2 0 0 0 0 0 0 1 0 0 0 0 1 1			
<b>Inning Stats</b>	R: 0 H: 1 E: 0 LOB: 1 K: 1 BB: 0 S: 6 P: 6	R: 0 H: 0 E: 0 LOB: 0 K: 2 BB: 0 S: 7 P: 7	R: 0 H: 1 E: 0 LOB: 1 K: 0 BB: 0 S: 4 P: 4	R: 1 H: 2 E: 0 LOB: 1 K: 0 BB: 0 S: 5 P: 5	R: 0 H: 0 E: 0 LOB: 0 K: 0 BB: 0 S: 3 P: 3	R: 0 H: 1 E: 0 LOB: 1 K: 0 BB: 0 S: 4 P: 4	R: 0 H: 1 E: 0 LOB: 1 K: 3 BB: 0 S: 10 P: 10	R: 0 H: 1 E: 0 LOB: 0 K: 1 BB: 0 S: 5 P: 5	R: 0 H: 1 E: 0 LOB: 1 K: 1 BB: 0 S: 6 P: 6	1B: 8 SF: 0 2B: 0 SAC: 0 3B: 0 DP: 1 HR: 0 HBP: 0	WP: 0 PA: 34 PB: 0 SB: 1 CS: 0		
<b>PITCHER</b>	IP WLS BF H R ER SO BB IBB HBP BLK WP HR S P ERA WHIP											<b>PITCHER</b>	IP WLS BF H R ER SO BB IBB HBP BLK WP HR S P ERA WHIP
Bud Black, L (1, 1) ERA: 2.4	6.0 W 23 5 1 1 3 0 0 0 0 0 0 0 29 29 1.50 0.833												
Bob Stoddard, R (7, 1) ERA: 1.38	3.0 S 11 3 0 0 5 0 0 0 0 0 0 0 21 21 0.00 1.000												

Toronto Blue Jays @ Kansas City Royals  
Royals Stadium, Kansas City, MO  
Sat Jul 04 1987, 8:05 PM EDT  
Att: 40,746 - Unknown

livebaseballscorecards.com



Batter	1	2	3	4	5	6	7	8	9
Willie Wilson, S OBP: 0.324, SLG: 0.399 (1, 8)	0-3 K	0-0 BB 1B	0-0 4-3			0-0 1B		0-0 5-3 3B	
Kevin Seitzer, R OBP: 0.395, SLG: 0.421 (1, 5)	4-0 1B 2B BB	4-0 1B BB		4-0 1B SF7 BB		0-3 K		0-3 K	
George Brett, L OBP: 0.414, SLG: 0.525 (1, 3)	0-0 2B 1B	0-0 BB 1B		0-0 G6-4-3 1B		0-3 K		0-0 5-3	
Danny Tartabull, R OBP: 0.383, SLG: 0.489 (1, 9)	0-3 K	0-0 P3		0-0 SF7			0-0 HR	0-3 K	
Frank White, R OBP: 0.306, SLG: 0.378 (1, 4) Buddy Biancalana, S OBP: 0.263, SLG: 0.351 (7, PH) (8, 4)	0-0 1B 2B	4-0 BB		0-0 G6-4-3			0-0 F5		
Juan Beniquez, R OBP: 0.295, SLG: 0.350 (1, 10)	0-0 1B	0-0 6-3		0-3 K			0-0 BB 1B		
Bo Jackson, R OBP: 0.323, SLG: 0.516 (1, 7)	0-0 L6		0-0 HR		0-0 F9		0-3 K		
Angel Salazar, R OBP: 0.215, SLG: 0.251 (1, 6)		0-0 E9 CS	0-0 F3		0-0 F9		4-0 BB		
Larry Owen, R OBP: 0.277, SLG: 0.342 (1, 2)		0-0 BB 1B 1B	0-3 K			0-3 K	0-3 K		

Inning Stats	R: 3	H: 3	E: 0	LOB: 1	K: 2	S: 10	P: 14	R: 2	H: 3	E: 1	LOB: 3	K: 0	S: 6	P: 14	R: 1	H: 1	E: 0	LOB: 0	K: 1	S: 6	P: 6	R: 1	H: 1	E: 0	LOB: 0	K: 0	S: 3	P: 7	R: 0	H: 0	E: 0	LOB: 0	K: 1	S: 5	P: 5	R: 0	H: 1	E: 0	LOB: 1	K: 3	S: 10	P: 10	R: 1	H: 2	E: 0	LOB: 2	K: 2	S: 9	P: 13	R: 1	H: 1	E: 0	LOB: 0	K: 2	S: 8	P: 8
--------------	------	------	------	--------	------	-------	-------	------	------	------	--------	------	------	-------	------	------	------	--------	------	------	------	------	------	------	--------	------	------	------	------	------	------	--------	------	------	------	------	------	------	--------	------	-------	-------	------	------	------	--------	------	------	-------	------	------	------	--------	------	------	------

PITCHER	IP	WLS	BF	H	R	ER	SO	BB	IBB	HBP	BLK	WP	HR	S	P	ERA	WHIP
David Wells, L ERA: 15.19 (1, 1)	1.1	L	12	6	5	5	2	2	0	0	0	0	0	14	22	33.75	6.000
Jose Antonio Nunez, R ERA: 3.83 (2, 1)	6.2		28	6	4	4	9	3	0	0	0	0	2	43	55	5.40	1.350

**BOTTOM**

**Toronto Blue Jays @ Kansas City Royals**  
 Royals Stadium, Kansas City, MO

Sat Jul 04 1987, 8:05 PM EDT  
 Att. 40,746 - Unknown

AB	R	H	RBI	BB	SO	LOB
5	2	3	0	0	1	0
2	2	0	0	3	2	2
5	1	3	3	0	1	1
4	1	1	2	0	2	4
2	1	1	1	1	0	1
1	0	0	0	0	0	0
4	0	2	2	0	1	3
4	1	1	1	0	1	2
3	0	0	0	1	0	0
4	1	1	0	0	3	2

AB	34
R	9
H	12
RBI	9
BB	5
SO	11
LOB	15

WP: 0 PA: 40  
 PB: 0  
 SB: 0  
 CS: 1



Batter	1	2	3	4	5	6	7	8	9	10	AB	R	H	RBI	BB	SO	LOB	TOP									
Tony Fernandez, S OBP: 0.393, SLG: 0.446 (1, 6)	0-0 5-3		4-0 SH1-3 BB		0-0 5-3 1B		0-0 1B 1B	0-0 G3			4	1	2	0	1	0	0										
Lloyd Moseby, L OBP: 0.333, SLG: 0.445 (1, 8)	0-0 1B		0-0 SH1-3		0-0 5-3		0-3 K		0-0 F9		4	0	1	0	0	1	2										
Jesse Barfield, R OBP: 0.356, SLG: 0.518 (1, 9)	4-0 BB		0-0 FC1-5-2		0-0 FC6-5-4-6 2B		4-0 BB 1B BB		0-0 6-3		3	1	0	0	2	0	3										
George Bell, R OBP: 0.327, SLG: 0.619 (1, 7)	0-0 F8		0-0 6-3		0-0 2B		0-0 BB 1B		0-0 F3		5	1	2	1	0	0	4										
Cecil Fielder, R OBP: 0.372, SLG: 0.608 Rance Mulliniks, L OBP: 0.333, SLG: 0.392 (1, 10) (7, PH)	0-0 G3				0-0 F3		0-3 K			0-3 K	3	0	0	0	0	1	4										
Kelly Gruber, R OBP: 0.311, SLG: 0.429 Rick Leach, L OBP: 0.395, SLG: 0.397 Garth Iorg, R OBP: 0.253, SLG: 0.214 (1, 5) (7, PH) (7, PH) (7, 5)			0-3 K		0-0 6-3		0-3 K		0-0 1B	0-3 K	3	0	0	0	0	2	0										
Willie Upshaw, L OBP: 0.326, SLG: 0.451 (1, 3)			0-0 6-3		0-0 1B 1B		0-3 K		0-3 K	0-0 1-3	5	0	1	0	0	2	2										
Manuel Lee, S OBP: 0.306, SLG: 0.313 (1, 4)			0-0 L4		0-0 1B		0-3 K		0-0 4-3		4	0	1	0	0	1	0										
Ernie Whitt, L OBP: 0.313, SLG: 0.386 (1, 2)			0-0 SH1-3 BB 1B		0-0 F3		0-0 F5		0-0 F7		4	0	1	0	0	0	2										
Inning Stats	R: 0 E: 0 K: 0 S: 4	H: 1 LOB: 2 BB: 1 P: 8	R: 0 E: 0 K: 1 S: 5	H: 0 LOB: 0 BB: 0 P: 5	R: 0 E: 0 K: 0 S: 4	H: 1 LOB: 2 BB: 1 P: 8	R: 0 E: 0 K: 0 S: 5	H: 2 LOB: 2 BB: 0 P: 5	R: 0 E: 0 K: 1 S: 7	H: 2 LOB: 2 BB: 0 P: 7	R: 0 E: 0 K: 3 S: 9	H: 0 LOB: 0 BB: 0 P: 9	R: 3 E: 0 K: 2 S: 10	H: 3 LOB: 2 BB: 2 P: 18	R: 0 E: 0 K: 0 S: 3	H: 0 LOB: 0 BB: 0 P: 3	R: 0 E: 0 K: 0 S: 3	H: 0 LOB: 0 BB: 0 P: 7	R: 0 E: 0 K: 2 S: 7	H: 0 LOB: 0 BB: 0 P: 7	1B: 8 2B: 1 3B: 0 HR: 0	SF: 0 SAC: 1 DP: 0 HBP: 0	WP: 0 PB: 0 SB: 2 CS: 0	PA: 43			
PITCHER	IP	WLS	BF	H	R	ER	SO	BB	IBB	HBP	BLK	WP	HR	S	P	ERA	WHIP										
Charlie Leibrandt, L ERA: 2.7	(1, 1) 6.2			7	2	2	6	3	0	0	0	0	0	39	51	2.70	1.500										
Steve Farr, R ERA: 4.33	(7, 1) 0.0		2	1	0	0	0	1	0	0	0	0	0	1	5	∞	∞										
Danny Jackson, L ERA: 4.28	(7, 1) 0.1		2	1	1	1	1	0	0	0	0	0	0	4	4	27.00	3.000										
Dan Quisenberry, R ERA: 1.95	(8, 1) 3.0	W	9	0	0	0	2	0	0	0	0	0	0	13	13	0.00	0.000										

Toronto Blue Jays @ Kansas City Royals  
Royals Stadium, Kansas City, MO  
Sun Jul 05 1987, 4:33 AM EDT  
Att. 25,607 - Unknown

[livebaseballscores.com](http://livebaseballscores.com)

AB	38
R	3
H	9
RBI	3
BB	4
SO	9
LOB	17





BOTTOM

Toronto Blue Jays @ Kansas City Royals  
Royals Stadium, Kansas City, MO

Sun Jul 05 1987, 4:33 AM EDT  
Att: 25,607 - Unknown

livebaseballscorecards.com

AB	33
R	4
H	7
RBI	4
BB	4
SO	4
LOB	12



WP:	0	PA:	39
PB:	0		
SB:	0		
CS:	0		

AB R H RBI BB SO LOB

4	1	1	1	1	1	0
5	0	1	0	0	0	1
4	1	2	2	1	0	1
4	0	0	0	0	0	1
3	1	2	0	0	1	0
0	0	0	0	1	0	0
0	0	0	0	0	0	0
3	0	1	1	0	1	1
3	0	0	0	0	0	1
0	0	0	0	1	0	0
0	0	0	0	0	0	0
2	0	0	0	0	1	1
1	1	0	0	0	0	0
1	0	0	0	0	0	3
3	0	0	0	0	0	3

1B:	4	SF:	1
2B:	1	SAC:	1
3B:	1	DP:	0
HR:	1	HBP:	0

Batter	1	2	3	4	5	6	7	8	9	10
Willie Wilson, S OBP: 0.325, SLG: 0.397 (1, 8)	F6		K		F5			FC3-6 1B		1B BB
Kevin Seitzer, R OBP: 0.393, SLG: 0.417 (1, 5)	F8		4-3			5-3		FC3-6		1B 1B
George Brett, L OBP: 0.420, SLG: 0.548 (1, 3)	BB			HR		L9		3-1		1B
Danny Tartabull, R OBP: 0.379, SLG: 0.482 (1, 9)	F9			F9		6-3			F9	
Jim Eisenreich, L OBP: 0.308, SLG: 0.625 (1, 10)			FC5-4 1B		SF7 3B		K		2B FC3-2 BB	
Steve Balboni, R OBP: 0.279, SLG: 0.386 (9, PH)							K			
Juan Beniquez, R OBP: 0.295, SLG: 0.350 (9, PR)										
Bo Jackson, R OBP: 0.322, SLG: 0.517 (1, 7)	FC5-4			SF7			K		FC3-2 2B	
Jamie Quirk, L OBP: 0.292, SLG: 0.322 (1, 2)										
Hal McRae, R OBP: 0.429, SLG: 0.533 (9, PH)	F7			F9			G3			
Larry Owen, R OBP: 0.277, SLG: 0.342 (10, 2)									FC3-2 IBB	
Buddy Biancalana, S OBP: 0.250, SLG: 0.333 (1, 4)										
Thad Bosley, L OBP: 0.315, SLG: 0.386 (8, PH)										
Frank White, R OBP: 0.305, SLG: 0.376 (9, 4)								E1 1B SH1-4	FC3-2	
Angel Salazar, R OBP: 0.212, SLG: 0.248 (1, 6)								SH1-4	L3	

Inning Stats	R: 0	H: 0	E: 0	K: 0	S: 3	R: 0	H: 1	E: 0	K: 1	S: 6	R: 0	H: 0	E: 0	K: 1	S: 5	R: 2	H: 2	E: 0	K: 0	S: 5	R: 0	H: 0	E: 0	K: 0	S: 3	R: 0	H: 0	E: 0	K: 2	S: 7	R: 0	H: 1	E: 1	K: 0	S: 5	R: 0	H: 1	E: 0	K: 0	S: 4	R: 1	H: 2	E: 0	K: 0	S: 2	1B: 4	2B: 1	3B: 1	HR: 1	SF: 1	SAC: 1	DP: 0	HBP: 0	WP: 0	PA: 39
--------------	------	------	------	------	------	------	------	------	------	------	------	------	------	------	------	------	------	------	------	------	------	------	------	------	------	------	------	------	------	------	------	------	------	------	------	------	------	------	------	------	------	------	------	------	------	-------	-------	-------	-------	-------	--------	-------	--------	-------	--------

PITCHER	IP	WLS	BF	H	R	ER	SO	BB	IBB	HBP	BLK	WP	HR	S	P	ERA	WHIP
Dave Stieb, R ERA: 4.47 (1, 1)	7.2		29	4	3	2	4	1	0	0	0	0	1	36	40	2.35	0.652
Jeff Musselman, L ERA: 3.51 (8, 1)	0.2		5	1	0	0	0	1	1	0	0	0	0	3	11	0.00	3.000
Mark Eichhorn, R ERA: 3.53 (9, 1)	0.2	L	3	0	1	1	0	1	0	0	0	0	0	2	6	13.50	1.500
Gary Lavelle, L ERA: 3.29 (10, 1)	0.0		2	2	0	0	0	0	0	0	0	0	0	2	2	∞	∞

Batter	1	2	3	4	5	6	7	8	9	AB R H RBI BB SO LOB	TOP																									
Willie Wilson, S (1, 8) OBP: 0.323, SLG: 0.392	0-0 F8		4-0 1B SF8 BB		0-3 K		0-0 5-3		0-3 K	4 1 0 0 1 2 4																										
Kevin Seitzer, R (1, 5) OBP: 0.396, SLG: 0.423	0-0 5-3		0-0 1B			0-0 4-3		0-0 1B HR 2B	0-0 1B	5 1 3 1 0 0 0																										
George Brett, L (1, 3) OBP: 0.413, SLG: 0.538	0-0 1-3		0-0 SF8			0-0 L9		0-0 HR 1B	0-0 4-3	4 1 1 2 0 0 2																										
Danny Tartabull, R (1, 9) OBP: 0.379, SLG: 0.489		0-0 5-3	0-3 K			4-0 BB		0-0 HR	0-0 6-3	4 1 1 3 1 1 3																										
Frank White, R (1, 4) OBP: 0.302, SLG: 0.371		0-3 K		0-0 F9		0-0 L6		0-0 G3		4 0 0 0 0 1 1																										
Juan Beniquez, R (1, 10) OBP: 0.288, SLG: 0.341		0-0 L8		0-0 6-3			0-0 F9	0-0 6-3		4 0 0 0 0 0 0																										
Bo Jackson, R (1, 7) OBP: 0.321, SLG: 0.525			0-0 HR	0-3 K2-3			0-3 K	0-3 K		4 1 1 1 0 3 0																										
Angel Salazar, R (1, 6) OBP: 0.218, SLG: 0.250			4-0 1B BB		0-0 4-3		0-0 1B		4-0 1B HBP	2 1 1 0 1 0 0																										
Thad Bosley, L (9, PH) OBP: 0.323, SLG: 0.386			0-0 1B BB				0-0 1B		1-0 4-3 1B HBP	0 1 0 0 1 0 0																										
Larry Owen, R (1, 2) OBP: 0.271, SLG: 0.333			0-0 F4		0-3 K		0-0 1B			2 0 0 0 0 1 1																										
Steve Balboni, R (7, PH) OBP: 0.282, SLG: 0.389										1 0 1 0 0 0 0																										
Buddy Biancalana, S (7, PR) OBP: 0.250, SLG: 0.333										0 0 0 0 0 0 0																										
Jamie Quirk, L (7, 2) OBP: 0.296, SLG: 0.322										0 0 0 0 0 0 0																										
<b>Inning Stats</b>	R: 0 E: 0 K: 0 S: 3	H: 0 LOB: 0 BB: 0 P: 3	R: 0 E: 0 K: 1 S: 5	H: 0 LOB: 0 BB: 0 P: 5	R: 3 E: 0 K: 1 S: 7	H: 2 LOB: 1 BB: 2 P: 15	R: 0 E: 0 K: 1 S: 5	H: 0 LOB: 0 BB: 0 P: 5	R: 0 E: 0 K: 2 S: 7	H: 0 LOB: 0 BB: 0 P: 7	R: 0 E: 0 K: 1 S: 7	H: 2 LOB: 2 BB: 0 P: 7	R: 3 E: 0 K: 1 S: 8	H: 3 LOB: 0 BB: 0 P: 8	R: 1 E: 0 K: 1 S: 6	H: 1 LOB: 2 BB: 1 P: 11	1B: 5 2B: 1 3B: 0 HR: 2	SF: 1 SAC: 0 DP: 0 HBP: 1	WP: 0 PB: 0 SB: 0 CS: 0	PA: 40																
<b>PITCHER</b>	IP WLS BF H R ER SO BB IBB HBP BLK WP HR S P ERA WHIP																																			
Steve Carlton, L (1, 1) ERA: 4.8	7.0		30	6	5	5	6	3	0	0	0	0	1	39	51	6.43	1.286																			
Sammy Stewart, R (8, 1) ERA: 21.0	1.0	W	6	1	2	2	1	1	0	1	0	0	1	6	11	18.00	2.000																			
Ed Vande Berg, L (9, 1) ERA: 5.67	0.2		3	1	0	0	1	0	0	0	0	0	0	5	5	0.00	1.500																			
Mark Huismann, R (9, 1) ERA: 4.4	0.1	S	1	0	0	0	0	0	0	0	0	0	0	1	1	0.00	0.000																			

Kansas City Royals @ Cleveland Indians  
Cleveland Municipal Stadium, Cleveland, OH

livebaseballscorecards.com

AB	34
R	7
H	8
RBI	7
BB	4
SO	8
LOB	11



Mon Jul 06 1987, 7:05 PM EDT  
Att. 6,332 - Unknown

Batter	1	2	3	4	5	6	7	8	9
<b>Brett Butler, L</b> OBP: 0.401, SLG: 0.391 (1, 8)	0-0 F2	0-3 K			4-0 SH1-3 HR BB		0-0 F6	4-0 BB	
<b>Tony Bernazard, S</b> OBP: 0.301, SLG: 0.410 (1, 4)	0-0 6-3 2B		0-0 2B 1B		0-0 SH1-3		0-0 CS 1B	0-0 P3	
<b>Junior Noboa, R</b> OBP: 0.250, SLG: 0.250 (9, 4)					1-2				
<b>Julio Franco, R</b> OBP: 0.364, SLG: 0.443 (1, 6)	0-0 6-3		0-0 F4		0-0 HR		0-0 CS	0-0 1B HR 1B	
<b>Joe Carter, R</b> OBP: 0.286, SLG: 0.467 (1, 3)	0-0 6-3		0-0 4-3 2B		0-0 6-3			0-0 HR 1B	
<b>Pat Tabler, R</b> OBP: 0.369, SLG: 0.456 (1, 10)		0-0 HR 1B	0-0 4-3		0-0 F6			0-3 K	
<b>Mel Hall, L</b> OBP: 0.261, SLG: 0.358 (1, 7)		0-0 F7	0-0 F9			0-0 F9		4-0 HR IBB	
<b>Cory Snyder, R</b> OBP: 0.271, SLG: 0.444 (1, 9)		0-0 HR		0-0 F9		0-0 6-3		0-0 HR	
<b>Brook Jacoby, R</b> OBP: 0.335, SLG: 0.470 (1, 5)		0-0 SH5-3 1B		0-0 F9		0-0 F7		0-0 6-3	
<b>Chris Bando, S</b> OBP: 0.250, SLG: 0.301 (1, 2)		0-0 SH5-3		0-0 F5			0-0 F8	0-3 K BB	

Inning Stats	R: 0	H: 1	E: 0	LOB: 1	K: 0	BB: 0	S: 4	P: 4	R: 2	H: 3	E: 0	LOB: 1	K: 1	BB: 0	S: 8	P: 8	R: 1	H: 2	E: 0	LOB: 1	K: 0	BB: 0	S: 5	P: 5	R: 0	H: 0	E: 0	LOB: 0	K: 0	BB: 0	S: 3	P: 3	R: 2	H: 1	E: 0	LOB: 0	K: 0	BB: 1	S: 4	P: 8	R: 0	H: 0	E: 0	LOB: 0	K: 0	BB: 0	S: 3	P: 3	R: 0	H: 1	E: 0	LOB: 0	K: 0	BB: 0	S: 3	P: 3	R: 4	H: 3	E: 0	LOB: 2	K: 2	BB: 2	S: 11	P: 19	R: 0	H: 0	E: 0	LOB: 0	K: 0	BB: 0	S: 3	P: 3	R: 0	H: 0	E: 0	LOB: 0	K: 0	BB: 0	S: 3	P: 3	R: 0	H: 1	E: 0	LOB: 0	K: 0	BB: 0	S: 3	P: 3	R: 0	H: 3	E: 0	LOB: 2	K: 2	BB: 2	S: 11	P: 19
--------------	------	------	------	--------	------	-------	------	------	------	------	------	--------	------	-------	------	------	------	------	------	--------	------	-------	------	------	------	------	------	--------	------	-------	------	------	------	------	------	--------	------	-------	------	------	------	------	------	--------	------	-------	------	------	------	------	------	--------	------	-------	------	------	------	------	------	--------	------	-------	-------	-------	------	------	------	--------	------	-------	------	------	------	------	------	--------	------	-------	------	------	------	------	------	--------	------	-------	------	------	------	------	------	--------	------	-------	-------	-------

PITCHER	IP	WLS	BF	H	R	ER	SO	BB	IBB	HBP	BLK	WP	HR	S	P	ERA	WHIP
<b>Bret Saberhagen, R</b> ERA: 2.56 (1, 1)	7.0	L	31	10	7	7	1	1	0	0	0	0	2	32	36	9.00	1.571
<b>Steve Farr, R</b> ERA: 4.58 (8, 1)	1.0		7	1	2	2	2	1	1	0	0	1	1	9	17	18.00	2.000

**BOTTOM**

**Kansas City Royals @ Cleveland Indians**  
Cleveland Municipal Stadium, Cleveland, OH

Mon Jul 06 1987, 7:05 PM EDT  
Att. 6,332 - Unknown

AB	R	H	RBI	BB	SO	LOB
3	1	0	0	2	1	1
4	1	3	0	0	0	2
0	0	0	0	0	0	0
4	2	2	2	0	0	2
4	1	2	1	0	0	1
4	1	1	0	0	1	3
3	1	0	0	1	0	2
4	2	2	6	0	0	0
4	0	1	0	0	0	0
3	0	0	0	0	1	0

AB	33
R	9
H	11
RBI	9
BB	3
SO	3
LOB	11

**C**

WP	PA
1	39

PITCHER	IP	WLS	BF	H	R	ER	SO	BB	IBB	HBP	BLK	WP	HR	S	P	ERA	WHIP
---------	----	-----	----	---	---	----	----	----	-----	-----	-----	----	----	---	---	-----	------

Batter	1	2	3	4	5	6	7	8	9	AB R H RBI BB SO LOB	TOP
<b>Willie Wilson, S</b> (1, 8) OBP: 0.324, SLG: 0.391 <b>Juan Beniquez, R</b> (3, 7) OBP: 0.289, SLG: 0.337	4-0 		0-0 F8 		0-3 K 		4-0 		0-3 K 	1 1 0 0 1 0 0 2 0 0 1 1 2 0	<b>Kansas City Royals @ Cleveland Indians</b> Cleveland Municipal Stadium, Cleveland, OH Tue Jul 07 1987, 7:05 PM EDT Att. 8,012 - Unknown <a href="http://livebaseballscorecards.com">livebaseballscorecards.com</a>
<b>Kevin Seitzer, R</b> (1, 5) OBP: 0.396, SLG: 0.421	0-0 F9 		0-0 			0-0 1-3 	4-0 		0-0 6-3 	4 0 1 1 1 0 1	
<b>George Brett, L</b> (1, 3) OBP: 0.419, SLG: 0.534	4-0 		0-0 G3 			4-0 	0-0 		0-0 3-1 	3 0 1 1 2 0 1	
<b>Danny Tartabull, R</b> (1, 9) OBP: 0.377, SLG: 0.486	0-0 		0-0 F9 			0-0 F9 	0-3 		0-3 K 	4 0 1 1 0 1 4	
<b>Frank White, R</b> (1, 4) OBP: 0.301, SLG: 0.369	0-0 F7 			0-0 F9 		0-0 	0-0 F8 			4 0 1 0 0 0 4	
<b>Jim Eisenreich, L</b> (1, 10) OBP: 0.267, SLG: 0.536	0-0 FC4-6 			0-0 F5 		0-0 FC6-4 		0-0 1-3 		4 0 0 0 0 0 4	
<b>Bo Jackson, R</b> (1, 7) OBP: 0.323, SLG: 0.523 (3, 8)		0-3 K 		0-3 K 			0-0 	1-0 		3 1 1 0 0 2 0	
<b>Angel Salazar, R</b> (1, 6) OBP: 0.223, SLG: 0.255 <b>Thad Bosley, L</b> (8, PH) OBP: 0.319, SLG: 0.382 <b>Buddy Biancalana, S</b> (8, 6) OBP: 0.250, SLG: 0.333		0-0 3-1 			0-0 		0-0 	0-0 F9 		3 1 2 0 0 0 0 1 0 0 0 0 0 1 0 0 0 0 0 0 0	
<b>Larry Owen, R</b> (1, 2) OBP: 0.270, SLG: 0.321		0-0 F7 		0-0 G6-4-3 		4-0 	0-3 K 		0-3 K 	3 1 0 0 1 1 2	
<b>Inning Stats</b>	R: 1 H: 1 E: 0 LOB: 2 K: 0 BB: 2 S: 4 P: 12	R: 0 H: 0 E: 0 LOB: 0 K: 1 BB: 0 S: 5 P: 5	R: 0 H: 1 E: 0 LOB: 1 K: 0 BB: 0 S: 4 P: 4	R: 0 H: 0 E: 0 LOB: 0 K: 1 BB: 0 S: 5 P: 5	R: 0 H: 1 E: 0 LOB: 0 K: 1 BB: 0 S: 5 P: 5	R: 0 H: 1 E: 0 LOB: 2 K: 0 BB: 1 S: 4 P: 8	R: 3 H: 3 E: 0 LOB: 2 K: 1 BB: 3 S: 7 P: 19	R: 0 H: 0 E: 0 LOB: 1 K: 1 BB: 0 S: 5 P: 6	R: 0 H: 0 E: 0 LOB: 0 K: 1 BB: 0 S: 5 P: 5	1B: 7 SF: 0 2B: 0 SAC: 0 3B: 0 DP: 1 HR: 0 HBP: 1	
<b>PITCHER</b> <b>Ken Schrom, R</b> (1, 1) ERA: 5.73 <b>Mark Huismann, R</b> (7, 1) ERA: 4.4 <b>Ed Vande Berg, L</b> (7, 1) ERA: 5.63 <b>Doug Jones, R</b> (7, 1) ERA: 6.08	IP WLS BF H R ER SO BB IBB HBP BLK WP HR S P ERA WHIP 6.0 0 27 6 4 4 3 4 0 0 0 0 0 0 29 45 6.00 1.667 0.0 0 2 0 0 0 0 2 0 0 0 0 0 0 0 8 ∞ ∞ 0.1 0 1 1 0 0 0 0 0 0 0 0 0 0 1 1 0.00 3.000 2.2 W 9 0 0 0 3 0 0 0 1 0 0 0 0 14 15 0.00 0.000										

Batter	1	2	3	4	5	6	7	8	9	AB	R	H	RBI	BB	SO	LOB
<b>Brett Butler, L</b> (1, 8) OBP: 0.394, SLG: 0.382	0-0 F8		0-0 G3	0-0 G3			0-0 B5-3	0-0 4-3		5	0	0	0	0	0	4
<b>Tony Bernazard, S</b> (1, 4) OBP: 0.302, SLG: 0.409	0-0 4-3		0-0 G3		0-0 F2		0-0 WP 1B 1B		0-0 HR 1B	5	2	2	0	0	0	0
<b>Julio Franco, R</b> (1, 6) OBP: 0.367, SLG: 0.443	0-0 1-3		4-0 WP S BB		0-0 1B 1B		0-0 1-2 1B 1B		0-0 F8	4	1	2	0	1	0	1
<b>Joe Carter, R</b> (1, 3) OBP: 0.291, SLG: 0.479		0-0 F8	0-3 K		0-0 1-2 1B G6-4-3		0-0 1-H 2-H 1B		0-0 HR	5	1	3	4	0	1	1
<b>Pat Tabler, R</b> (1, 10) OBP: 0.368, SLG: 0.460		0-0 5-3		0-0 4-3 3B		0-0 G6-4-3 1-2f		0-0 F4		4	1	1	0	0	0	3
<b>Mel Hall, L</b> (1, 7) OBP: 0.261, SLG: 0.356		0-0 BB 1B 1B		0-0 4-3		0-0 F7		0-0 F9		4	1	1	1	0	0	0
<b>Brook Jacoby, R</b> (1, 5) OBP: 0.337, SLG: 0.469		4-0 1B 1B BB		0-0 6-3 1B 1B		0-3 K K		0-0 F2		3	0	1	0	1	1	0
<b>Cory Snyder, R</b> (1, 9) OBP: 0.277, SLG: 0.452		0-0 1-2 2-H 1B		0-0 6-3 1B 1B		0-3 K K		0-0 2B		4	0	3	1	0	1	0
<b>Rick Dempsey, R</b> (1, 2) OBP: 0.300, SLG: 0.264 <b>Casey Parsons, L</b> (7, PH) OBP: 0.231, SLG: 0.231 <b>Chris Bando, S</b> (8, 2) OBP: 0.256, SLG: 0.301		0-3 K		0-0 6-3 1B 1-2 2-3		0-0 6-3		0-0 6-3		2	0	0	0	0	1	4

Inning Stats	R: 0	H: 0	E: 0	K: 0	S: 3	P: 3	R: 1	H: 2	E: 0	K: 1	S: 7	R: 0	H: 0	E: 0	K: 1	S: 5	R: 1	H: 3	E: 0	K: 0	S: 6	R: 0	H: 2	E: 0	K: 0	S: 4	R: 0	H: 0	E: 0	K: 2	S: 7	R: 2	H: 3	E: 0	K: 0	S: 6	R: 0	H: 1	E: 0	K: 0	S: 4	R: 2	H: 2	E: 0	K: 0	S: 3	1B: 10	SF: 0	2B: 1	SAC: 0	3B: 1	DP: 1	HR: 1	HBP: 0	WP: 2	PA: 40
--------------	------	------	------	------	------	------	------	------	------	------	------	------	------	------	------	------	------	------	------	------	------	------	------	------	------	------	------	------	------	------	------	------	------	------	------	------	------	------	------	------	------	------	------	------	------	------	--------	-------	-------	--------	-------	-------	-------	--------	-------	--------

PITCHER	IP	WLS	BF	H	R	ER	SO	BB	IBB	HBP	BLK	WP	HR	S	P	ERA	WHIP
<b>Mark Gubicza, R</b> (1, 1) ERA: 4.24	6.2		30	9	4	4	4	2	0	0	0	1	0	36	44	5.40	1.650
<b>Dan Quisenberry, R</b> (7, 1) ERA: 2.38	1.2	L	10	4	2	2	0	1	0	0	0	1	1	9	13	10.80	3.000

BOTTOM

Kansas City Royals @ Cleveland Indians  
Cleveland Municipal Stadium, Cleveland, OH

Tue Jul 07 1987, 7:05 PM EDT  
Att. 8,012 - Unknown

livebaseballscorecards.com

AB	37
R	6
H	13
RBI	6
BB	3
SO	4
LOB	13



Batter	1	2	3	4	5	6	7	8	9	AB R H RBI BB SO LOB	TOP																
Juan Beniquez, R OBP: 0.286, SLG: 0.333 (1, 7) X	0-0 5-3	0-0 L8		0-0 BLK 2B 1B		0-0 6-3		0-0 FC6 1-2		5 1 1 0 0 0 1																	
Kevin Seitzer, R OBP: 0.393, SLG: 0.421 (1, 5) X	0-0 6-3		0-3 K	0-0 1-H 2B			0-0 6-3	0-0 F8		5 0 1 1 0 1 2																	
George Brett, L OBP: 0.424, SLG: 0.540 (1, 3) X	0-0 BB 1B 2B		0-0 1B HR 1B	0-0 G3			4-0 E FC1 HR BB	0-0 F8		4 3 2 0 1 0 3																	
Danny Tartabull, R OBP: 0.378, SLG: 0.483 (1, 9) B B B	4-0 1B BB BB		0-0 F9		0-0 F9		0-0 FC1 1-3 HR	0-0 BB 1B		4 1 1 0 1 0 2																	
Frank White, R OBP: 0.304, SLG: 0.370 Steve Balboni, R OBP: 0.285, SLG: 0.404 Buddy Biancalana, S OBP: 0.244, SLG: 0.325 (1, 4) B (7, PH) B (7, 4) B	4-0 1B 1-2 2-3 BB		0-0 1-2 HR 1B		0-3 K		0-0 1-H 3-H HR	0-3 K		2 1 1 0 1 1 0 1 1 1 3 0 0 0 1 0 0 0 0 1 1																	
Jim Eisenreich, L OBP: 0.314, SLG: 0.625 (1, 10) X	0-0 1-2 2-3 3-H 1B		0-0 1-H 2-H HR		0-0 E3		0-0 6-3	4-0 1-2 BB		4 1 2 4 1 0 0																	
Bo Jackson, R OBP: 0.318, SLG: 0.513 (1, 8) X	0-0 F7		0-0 F7		0-0 F9		0-3 K	0-3 K		5 0 0 0 0 2 6																	
Angel Salazar, R OBP: 0.219, SLG: 0.250 (1, 6) X		0-0 5-3		0-0 1-3		0-0 6-3		0-0 3-1	0-0 6-3	5 0 0 0 0 0 2																	
Larry Owen, R OBP: 0.269, SLG: 0.310 (1, 2) X		0-3 K		0-3 K		0-3 K		4-0 E BB		3 0 0 0 1 3 0																	
Inning Stats	R: 1 E: 0 K: 0 S: 5	H: 2 LOB: 3 BB: 2 P: 13	R: 0 E: 0 K: 1 S: 5	H: 0 LOB: 0 BB: 0 P: 5	R: 3 E: 0 K: 1 S: 8	H: 3 LOB: 0 BB: 0 P: 8	R: 1 E: 0 K: 1 S: 7	H: 2 LOB: 1 BB: 0 P: 7	R: 0 E: 1 K: 1 S: 6	H: 0 LOB: 1 BB: 0 P: 6	R: 0 E: 0 K: 1 S: 5	H: 0 LOB: 0 BB: 0 P: 5	R: 3 E: 1 K: 1 S: 7	H: 1 LOB: 0 BB: 1 P: 11	R: 0 E: 1 K: 0 S: 4	H: 0 LOB: 2 BB: 1 P: 8	R: 0 E: 0 K: 2 S: 8	H: 1 LOB: 2 BB: 1 P: 12	1B: 5 2B: 2 3B: 0 HR: 2	SF: 0 SAC: 0 DP: 0 HBP: 0	WP: 0 PB: 0 SB: 0 CS: 0	PA: 44					
PITCHER	IP	WLS	BF	H	R	ER	SO	BB	IBB	HBP	BLK	WP	HR	S	P	ERA	WHIP										
Tom Candiotti, R ERA: 5.57 (1, 1)	6.1		30	7	6	6	5	3	0	0	1	0	1	37	49	8.53	1.579										
Mark Huismann, R ERA: 4.69 (7, 1)	1.0		7	1	2	1	1	1	0	0	0	0	1	8	12	9.00	2.000										
Sammy Stewart, R ERA: 13.5 (8, 1)	1.2	W	7	1	0	0	2	1	0	0	0	0	0	10	14	0.00	1.200										

Kansas City Royals @ Cleveland Indians  
Cleveland Municipal Stadium, Cleveland, OH  
Wed Jul 08 1987, 7:05 PM EDT  
Att. 9,528 - Unknown

AB	39
R	8
H	9
RBI	8
BB	5
SO	8
LOB	17



livebaseballscorecards.com

Batter	1	2	3	4	5	6	7	8	9	AB	R	H	RBI	BB	SO	LOB				
<b>Brett Butler, L</b> OBP: 0.394, SLG: 0.382 (1, 8) <b>Mel Hall, L</b> OBP: 0.267, SLG: 0.359 (1, PH) (2, 7)	4-0 G6-3 BB	0-0 E S 2-H 3-H 1B			0-0 F6	0-0 4-3			0-0 SH3-4 BB 2B 1B	0	0	0	0	0	0	0				
<b>Julio Franco, R</b> OBP: 0.387, SLG: 0.441 (1, 6)	0-0 G6-3 1-2f	0-3 K			0-0 F9			0-0 E S HR 1B	4-0 SH3-4 2B BB 1B	4	2	1	0	1	1	2				
<b>Pat Tabler, R</b> OBP: 0.366, SLG: 0.457 (1, 3)	0-0 1B		0-0 1-3		0-0 4-3			0-3 K 1-3	0-0 SH3-4 1-2 2-3	4	0	1	0	0	1	1				
<b>Joe Carter, R</b> OBP: 0.296, SLG: 0.489 (1, 7) (2, 8)	0-0 4-3		0-0 F9			0-0 1B 1B		0-0 HR	4-0 2B IBB	4	2	2	2	1	0	1				
<b>Cory Snyder, R</b> OBP: 0.279, SLG: 0.465 (1, 9)		0-0 HR	0-0 1-3			0-0 F2		0-0 5-3	0-0 1-3 2-H 3-H 2B	5	1	2	3	0	0	1				
<b>Carmen Castillo, R</b> OBP: 0.326, SLG: 0.558 (1, 10)		4-0 FC2-5 1B BB		0-0 1-3		0-0 1B 1B		0-3 K		3	1	1	0	1	1	0				
<b>Brook Jacoby, R</b> OBP: 0.342, SLG: 0.471 (1, 5)		0-0 G3 FC2-5 1B 1B		4-0 BB		0-0 1-2 2-H 1B 1B		0-0 F6		3	1	2	1	1	0	0				
<b>Junior Noboa, R</b> OBP: 0.222, SLG: 0.222 (1, 4) <b>Tony Bernazard, S</b> OBP: 0.299, SLG: 0.405 (4, PH) (5, 4)		0-0 FC2-5 G3 1B		0-0 F5		0-0 F4		0-0 F5		1	1	0	0	0	0	2				
<b>Chris Bando, S</b> OBP: 0.258, SLG: 0.302 (1, 2) <b>Andre Thornton, R</b> OBP: 0.224, SLG: 0.164 (8, PH) <b>Rick Dempsey, R</b> OBP: 0.300, SLG: 0.264 (9, 2)		0-0 G3 1-2 2-3		0-0 F7		0-0 1-2 2-H 1B		0-0 5-3		3	0	1	1	0	0	3				
<b>Inning Stats</b>	R: 0 E: 0 K: 0 S: 3	H: 1 LOB: 1 BB: 1 P: 7	R: 3 E: 0 K: 1 S: 8	H: 3 LOB: 1 BB: 1 P: 12	R: 0 E: 0 K: 0 S: 3	H: 0 LOB: 0 BB: 0 P: 3	R: 0 E: 0 K: 0 S: 3	H: 0 LOB: 1 BB: 1 P: 7	R: 0 E: 0 K: 0 S: 7	H: 4 LOB: 2 BB: 0 P: 7	R: 2 E: 1 K: 2 S: 9	H: 2 LOB: 0 BB: 0 P: 9	R: 0 E: 0 K: 0 S: 3	H: 0 LOB: 0 BB: 0 P: 3	R: 2 E: 0 K: 0 S: 3	H: 2 LOB: 2 BB: 2 P: 11	1B: 9 2B: 1 3B: 0 HR: 2	SF: 0 SAC: 1 DP: 1 HBP: 0	WP: 0 PB: 0 SB: 2 CS: 0	PA: 41

**BOTTOM**

**Kansas City Royals @ Cleveland Indians**  
Cleveland Municipal Stadium, Cleveland, OH

Wed Jul 08 1987, 7:05 PM EDT  
Att. 9,528 - Unknown

livebaseballscorecards.com

<b>AB</b>	<b>35</b>
<b>R</b>	<b>9</b>
<b>H</b>	<b>12</b>
<b>RBI</b>	<b>9</b>
<b>BB</b>	<b>5</b>
<b>SO</b>	<b>3</b>
<b>LOB</b>	<b>15</b>



PITCHER	IP	WLS	BF	H	R	ER	SO	BB	IBB	HBP	BLK	WP	HR	S	P	ERA	WHIP
<b>Danny Jackson, L</b> ERA: 4.28	(1, 1)	0.0		0	0	0	0	0	0	0	0	0	0	0	0	∞	∞
<b>Bob Stoddard, R</b> ERA: 3.44	(1, 1)	5.1	24	6	5	5	1	3	0	0	0	0	1	23	35	8.44	1.688
<b>Steve Farr, R</b> ERA: 4.74	(6, 1)	2.0	10	4	2	2	2	0	0	0	0	0	1	14	14	9.00	2.000
<b>Jerry Don Gleaton, L</b> ERA: 4.44	(8, 1)	0.2	L 3	1	1	1	0	0	0	0	0	0	0	3	3	13.50	1.500
<b>Dan Quisenberry, R</b> ERA: 2.36	(9, 1)	0.1	4	1	1	1	0	1	1	0	0	0	0	2	10	27.00	6.000

**Kansas City Royals @ Toronto Blue Jays**  
 Exhibition Stadium, Toronto, ON  
 Thu Jul 09 1987, 7:05 PM EDT  
 Att. 31,290 - Unknown

livebaseballscorecards.com

AB	34
R	1
H	6
RBI	1
BB	0
SO	11
LOB	15



WP:	0	PA:	34
PB:	0		
SB:	1		
CS:	0		

Batter	1	2	3	4	5	6	7	8	9	AB	R	H	RBI	BB	SO	LOB
Willie Wilson, S (1, 8) OBP: 0.326, SLG: 0.399	0-0 1B 3B		0-0 F9		0-3 K			0-0 4-3 1-3 1B		4	1	2	0	0	1	1
Kevin Seitzer, R (1, 5) OBP: 0.394, SLG: 0.422	0-0 S 1B		0-0		0-3 K			0-0 1-3 1-2		4	0	2	1	0	1	2
George Brett, L (1, 3) OBP: 0.414, SLG: 0.525	0-3 K		0-0 F7					0-0 4-3 2-3		4	0	0	0	0	1	3
Danny Tartabull, R (1, 9) OBP: 0.377, SLG: 0.481	0-3 K		0-0 F4					0-3 K		1	0	0	0	0	1	1
Juan Beniquez, R (1, 9) OBP: 0.282, SLG: 0.328										3	0	0	0	0	1	2
Frank White, R (1, 4) OBP: 0.301, SLG: 0.365	0-3 K 1-2				0-0 F2			0-3 K		4	0	0	0	0	2	1
Jim Eisenreich, L (1, 10) OBP: 0.282, SLG: 0.556		0-0 L7			0-0 6-3			0-0 E6 FC6		4	0	0	0	0	0	0
Bo Jackson, R (1, 7) OBP: 0.313, SLG: 0.505		0-3 K			0-3 K			0-3 K		4	0	0	0	0	3	1
Angel Salazar, R (1, 6) OBP: 0.223, SLG: 0.258		0-0 1B						0-0 F9 2B		3	0	2	0	0	0	1
Larry Owen, R (1, 2) OBP: 0.260, SLG: 0.299		0-0 F5			0-3 K			0-0 FC6 1-2f		3	0	0	0	0	1	3

Inning Stats	R: 1	H: 2	R: 0	H: 1	R: 0	H: 1	R: 0	H: 0	R: 0	H: 1	R: 0	H: 0	R: 0	H: 1	R: 0	H: 0
	E: 0	LOB: 1	E: 0	LOB: 1	E: 0	LOB: 0	E: 0	LOB: 0	E: 1	LOB: 1	E: 0	LOB: 1	E: 0	LOB: 0	E: 0	LOB: 0
	K: 3	BB: 0	K: 1	BB: 0	K: 0	BB: 0	K: 1	BB: 0	K: 1	BB: 0	K: 1	BB: 0	K: 0	BB: 0	K: 0	BB: 0
	S: 11	P: 11	S: 6	P: 6	S: 4	P: 4	S: 5	P: 5	S: 10	P: 10	S: 5	P: 5	S: 6	P: 6	S: 3	P: 3

PITCHER	IP	WLS	BF	H	R	ER	SO	BB	IBB	HBP	BLK	WP	HR	S	P	ERA	WHIP
Jose Antonio Nunez, R (1, 1) ERA: 3.38	8.0	W	31	6	1	1	11	0	0	0	0	0	0	53	53	1.12	0.750
Mark Eichhorn, R (9, 1) ERA: 3.48	1.0		3	0	0	0	0	0	0	0	0	0	0	3	3	0.00	0.000



Batter	1	2	3	4	5	6	7	8	9	AB	R	H	RBI	BB	SO	LOB
Tony Fernandez, S OBP: 0.386, SLG: 0.437 (1, 6)	0-0 F7	0-0 5-3		0-0 1B	0-0 F9			0-0 6-3		5	0	1	0	0	0	2
Lloyd Moseby, L OBP: 0.327, SLG: 0.438 (1, 8)	0-0 1B		0-3 K	0-0 F8	0-3 K			0-0 1-3		5	2	1	0	0	2	3
Jesse Barfield, R OBP: 0.351, SLG: 0.503 (1, 9)	0-0 5-3		4-0 HR	0-0 FC6-4		0-3 K				3	1	1	0	1	1	1
George Bell, R OBP: 0.324, SLG: 0.609 (1, 7)	0-0 1B		0-0 L7	0-0 FC6-4		0-0 4-3				4	1	1	1	0	0	4
Cecil Fielder, R OBP: 0.368, SLG: 0.594 (1, 10)	0-0 1B		0-3 K		0-0 F4			0-0 6-3		4	0	1	0	0	1	2
Willie Upshaw, L OBP: 0.334, SLG: 0.458 (1, 3)	0-0 1B		0-0 HR		4-0 3B		0-0 G3			3	2	2	4	1	0	0
Kelly Gruber, R OBP: 0.317, SLG: 0.441 (1, 5)	0-0 F8		0-0 1B		0-0 1B		0-0 F2			4	1	2	1	0	0	2
Garth Iorg, R OBP: 0.266, SLG: 0.233 (1, 4)		0-0 L6	0-0 F9		0-0 BB		0-0 6-3			4	0	1	1	0	0	1
Charlie Moore, R OBP: 0.259, SLG: 0.308 (1, 2)		0-0 2B		0-0 6-3			0-0 6-3			3	0	1	0	1	0	0

Inning Stats	R: 2	H: 4	E: 0	LOB: 2	K: 0	S: 7	P: 7	R: 0	H: 1	E: 0	LOB: 0	K: 0	S: 3	R: 3	H: 2	E: 0	LOB: 1	K: 2	S: 10	R: 0	H: 2	E: 0	LOB: 2	K: 0	S: 5	R: 2	H: 2	E: 0	LOB: 2	K: 1	S: 7	R: 0	H: 0	E: 0	LOB: 0	K: 0	S: 3	R: 0	H: 0	E: 0	LOB: 0	K: 0	S: 3	R: 0	H: 0	E: 0	LOB: 0	K: 0	S: 3	R: 0	H: 0	E: 0	LOB: 0	K: 0	S: 3
--------------	------	------	------	--------	------	------	------	------	------	------	--------	------	------	------	------	------	--------	------	-------	------	------	------	--------	------	------	------	------	------	--------	------	------	------	------	------	--------	------	------	------	------	------	--------	------	------	------	------	------	--------	------	------	------	------	------	--------	------	------

PITCHER	IP	WLS	BF	H	R	ER	SO	BB	IBB	HBP	BLK	WP	HR	S	P	ERA	WHIP
Bud Black, L ERA: 2.56 (1, 1)	4.0	L	22	9	5	2	2	1	0	0	0	0	1	25	29	4.50	2.500
Danny Jackson, L ERA: 4.28 (5, 1)	4.0		16	2	2	2	2	2	0	0	0	0	0	18	26	4.50	1.000


**BOTTOM**

**Kansas City Royals @ Toronto Blue Jays**  
Exhibition Stadium, Toronto, ON

Thu Jul 09 1987, 7:05 PM EDT  
Att. 31,290 - Unknown

livebaseballscorecards.com

<b>AB</b>	<b>35</b>
<b>R</b>	<b>7</b>
<b>H</b>	<b>11</b>
<b>RBI</b>	<b>7</b>
<b>BB</b>	<b>3</b>
<b>SO</b>	<b>4</b>
<b>LOB</b>	<b>15</b>



WP: 0	PA: 38
PB: 1	SB: 1
CS: 0	

Batter	1	2	3	4	5	6	7	8	9	AB R H RBI BB SO LOB	TOP											
Willie Wilson, S (1, 8) OBP: 0.322, SLG: 0.394	0-0 3-1		0-3 K			0-0 F8		0-0 5-3		4 0 0 0 0 1 1												
Kevin Seitzer, R (1, 5) OBP: 0.393, SLG: 0.423	0-0 F9			0-3 K		0-0 2B		0-0 E5		4 0 1 0 0 1 0												
George Brett, L (1, 3) OBP: 0.410, SLG: 0.514	0-0 4-3			4-0 BB		0-0 L4		0-0 L4		3 0 0 0 1 0 2												
Danny Tartabull, R (1, 9) OBP: 0.375, SLG: 0.481		0-0 6-3		0-3 K		0-0 6-3		0-0 2B		4 0 1 0 0 1 2												
Frank White, R (1, 4) OBP: 0.297, SLG: 0.360		0-0 6-3		0-3 K			0-0 F7		0-3 K	4 0 0 0 0 2 3												
Jim Eisenreich, L (1, 10) OBP: 0.279, SLG: 0.525		0-0 F7			0-0 L3		0-0 L3		0-0 4-3	4 0 1 0 0 0 2												
Bo Jackson, R (1, 7) OBP: 0.311, SLG: 0.502			0-3 K		0-3 K		0-0 L3			2 0 0 0 0 2 0												
Thad Bosley, L (7, PH) OBP: 0.316, SLG: 0.378							1-2			1 0 0 0 0 0 1	AB 31											
Angel Salazar, R (1, 6) OBP: 0.229, SLG: 0.261			0-0 S		4-0 BB			0-0 F8		1 0 1 0 1 0 0	R 0											
Hal McRae, R (8, PH) OBP: 0.417, SLG: 0.516										1 0 0 0 0 0 0	H 4											
Buddy Biancalana, S (8, 6) OBP: 0.244, SLG: 0.325										0 0 0 0 0 0 0	RBI 0											
Larry Owen, R (1, 2) OBP: 0.255, SLG: 0.292			0-0 L6		0-0 F9			0-0 4-3		2 0 0 0 0 0 2	BB 2											
Steve Balboni, R (8, PH) OBP: 0.283, SLG: 0.403										1 0 0 0 0 0 0	SO 7											
Jamie Quirk, L (8, 2) OBP: 0.296, SLG: 0.322										0 0 0 0 0 0 0	LOB 13											
<b>Inning Stats</b>	R: 0 E: 0 K: 0 S: 3	H: 0 LOB: 0 BB: 0 P: 3	R: 0 E: 0 K: 0 S: 3	H: 0 LOB: 0 BB: 0 P: 3	R: 0 E: 0 K: 2 S: 8	H: 1 LOB: 1 BB: 0 P: 8	R: 0 E: 0 K: 3 S: 9	H: 0 LOB: 1 BB: 1 P: 13	R: 0 E: 0 K: 1 S: 5	H: 0 LOB: 1 BB: 1 P: 9	R: 0 E: 0 K: 0 S: 4	H: 1 LOB: 1 BB: 0 P: 4	R: 0 E: 0 K: 0 S: 3	H: 1 LOB: 0 BB: 0 P: 3	R: 0 E: 0 K: 0 S: 3	H: 0 LOB: 0 BB: 0 P: 3	R: 0 E: 1 K: 1 S: 7	H: 1 LOB: 2 BB: 0 P: 7	1B: 2 2B: 3 3B: 0 HR: 0	SF: 0 SAC: 0 DP: 1 HBP: 0	WP: 0 PB: 0 SB: 1 CS: 0	PA: 33
<b>PITCHER</b> Dave Stieb, R (1, 1) ERA: 4.05	IP 9.0 WLS W BF 33 H 4 R 0 ER 0 SO 7 BB 2 IBB 0 HBP 0 BLK 0 WP 0 HR 0 S 45 P 53 ERA 0.00 WHIP 0.667																				<b>PITCHER</b> IP WLS BF H R ER SO BB IBB HBP BLK WP HR S P ERA WHIP	

Kansas City Royals @ Toronto Blue Jays  
Exhibition Stadium, Toronto, ON  
Fri Jul 10 1987, 7:05 PM EDT  
Att. 35,200 - Unknown

livebaseballscores.com



Batter	1	2	3	4	5	6	7	8	9
Tony Fernandez, S (1, 6) OBP: 0.386, SLG: 0.436	0-0 F8		0-0 F9 1B 4-3 1B	0-0 FC5-4			0-0 6-3	0-0 BB 1B	
Lloyd Moseby, L (1, 8) OBP: 0.330, SLG: 0.437	0-0 4-3		0-0 4-3 1B		0-3 K		4-0 CS BB	4-0 1-2 2-H BB	
Jesse Barfield, R (1, 9) OBP: 0.346, SLG: 0.495	0-0 1-3		0-0 F9		0-0 F3		0-0 L7	0-3 K	
George Bell, R (1, 7) OBP: 0.326, SLG: 0.617		0-0 SH1 1B 1B	0-0 4-3		0-0 F7			0-0 HR	
Cecil Fielder, R (1, 10) OBP: 0.383, SLG: 0.631 Fred McGriff, L (8, PH) OBP: 0.368, SLG: 0.448		0-0 1B SH1 1B				0-0 HR		0-0 F8	
Willie Upshaw, L (1, 3) OBP: 0.334, SLG: 0.455		0-0 SH1	0-0 F8			4-0 4-3 BB	0-3 K		
Kelly Gruber, R (1, 5) OBP: 0.320, SLG: 0.442		0-0 2-3 3-H 1B		0-0 F7		0-0 L6	0-0 WP 1B 1B		
Garth Iorg, R (1, 4) OBP: 0.271, SLG: 0.239		0-0 L4		0-0 FC5-4 1B		0-0 4-3	0-0 PB 1B 1B		
Charlie Moore, R (1, 2) OBP: 0.274, SLG: 0.327		0-0 2-1	0-0 1B 1B 2B	0-0 F4		0-0 L8	4-0 BB 1B BB		

AB	R	H	RBI	BB	SO	LOB
5	1	2	1	0	0	1
3	0	1	1	2	1	0
5	0	0	0	0	1	6
4	2	2	2	0	0	1
2	1	2	1	1	0	0
1	0	0	0	0	0	0
2	0	0	0	1	1	2
4	1	2	1	0	0	1
4	1	2	1	0	0	3
3	1	1	0	1	0	2

**BOTTOM**

**Kansas City Royals @ Toronto Blue Jays**  
 Exhibition Stadium, Toronto, ON  
 Fri Jul 10 1987, 7:05 PM EDT  
 Att. 35,200 - Unknown

[livebaseballscorecards.com](http://livebaseballscorecards.com)

<b>AB</b>	<b>33</b>
<b>R</b>	<b>7</b>
<b>H</b>	<b>12</b>
<b>RBI</b>	<b>7</b>
<b>BB</b>	<b>5</b>
<b>SO</b>	<b>3</b>
<b>LOB</b>	<b>16</b>



1B: 9	SF: 0	WP: 2	PA: 39
2B: 1	SAC: 1	PB: 1	
3B: 0	DP: 0	SB: 0	
HR: 2	HBP: 0	CS: 1	

INNING STATS															PITCHER																							
R	H	E	K	S	IP	WLS	BF	H	R	ER	SO	BB	IBB	HBP	BLK	WP	HR	S	P	ERA	WHIP	IP	WLS	BF	H	R	ER	SO	BB	IBB	HBP	BLK	WP	HR	S	P	ERA	WHIP
0	0	0	0	3	5.0	L	25	8	4	4	1	2	0	0	0	0	1	24	32	7.20	2.000	5.0	L	25	8	4	4	1	2	0	0	0	1	24	32	7.20	2.000	
0	0	0	0	3	2.0		7	1	1	1	0	1	0	0	0	0	1	6	10	4.50	1.000	2.0		7	1	1	1	0	1	0	0	0	1	6	10	4.50	1.000	
0	0	0	0	3	1.0		8	3	2	2	2	2	0	0	0	1	0	10	18	18.00	5.000	1.0		8	3	2	2	2	2	0	0	0	1	0	10	18	18.00	5.000

Batter	1	2	3	4	5	6	7	8	9	AB R H RBI BB SO LOB	TOP
Willie Wilson, S (1, 8) OBP: 0.318, SLG: 0.389	0-0 E3 CS		0-3 K			0-0 F9		0-0 5-3		4 0 0 0 0 1 1	
Kevin Seitzer, R (1, 5) OBP: 0.389, SLG: 0.418	0-0 F9 1-2		0-0 FC6 1-2f			0-0 6-3			0-0 4-3	4 0 0 0 0 0 2	
George Brett, L (1, 10) OBP: 0.401, SLG: 0.500	0-0 F9				0-0 3-1		0-0 3-1		0-3 K	4 0 0 0 0 1 0	
Danny Tartabull, R (1, 9) OBP: 0.374, SLG: 0.477		0-3 K			0-3 K		0-0 F7		4-0 FC6-4 BB	3 0 0 0 1 2 0	
Frank White, R (1, 4) OBP: 0.296, SLG: 0.359		0-0 1B			0-0 6-3		0-0 5-3		0-0 FC6-4 1-2f	4 0 1 0 0 0 1	
Steve Balboni, R (1, 3) OBP: 0.280, SLG: 0.397		0-3 K			0-0 6-3		0-0 F7			3 0 0 0 0 1 1	
Bo Jackson, R (1, 7) OBP: 0.311, SLG: 0.500		0-3 K			0-0 F9		0-0 HR 1B			3 1 1 0 0 1 1	
Angel Salazar, R (1, 6) OBP: 0.227, SLG: 0.258			0-3 K		0-3 K		0-0 F9			3 0 0 0 0 2 1	
Larry Owen, R (1, 2) OBP: 0.267, SLG: 0.330			4-0 FC6 BB		0-3 K		0-0 HR 1-H			2 1 1 2 1 1 0	
<b>Inning Stats</b>	R: 0 E: 1 K: 0 S: 3 H: 0 LOB: 0 BB: 0 P: 3	R: 0 E: 0 K: 3 S: 10 H: 1 LOB: 1 BB: 0 P: 10	R: 0 E: 0 K: 2 S: 7 H: 0 LOB: 1 BB: 1 P: 11	R: 0 E: 0 K: 1 S: 5 H: 0 LOB: 0 BB: 0 P: 5	R: 0 E: 0 K: 1 S: 5 H: 0 LOB: 0 BB: 0 P: 5	R: 0 E: 0 K: 1 S: 5 H: 0 LOB: 0 BB: 0 P: 5	R: 0 E: 0 K: 0 S: 3 H: 0 LOB: 0 BB: 0 P: 3	R: 2 E: 0 K: 0 S: 5 H: 2 LOB: 0 BB: 0 P: 5	R: 0 E: 0 K: 1 S: 5 H: 0 LOB: 1 BB: 1 P: 9	1B: 2 2B: 0 3B: 0 HR: 1 SF: 0 SAC: 0 DP: 0 HBP: 0	WP: 0 PB: 0 SB: 0 CS: 1 PA: 32
<b>PITCHER</b> Jimmy Key, L (1, 1) ERA: 2.87	IP: 9.0 WLS: L BF: 32 H: 3 R: 2 ER: 2 SO: 9 BB: 2 IBB: 0 HBP: 0 BLK: 0 WP: 0 HR: 1 S: 48 P: 56 ERA: 2.00 WHIP: 0.556										

**Kansas City Royals @ Toronto Blue Jays**  
 Exhibition Stadium, Toronto, ON  
 Sat Jul 11 1987, 3:33 AM EDT  
 Att. 38,289 - Unknown

[livebaseballscorecards.com](http://livebaseballscorecards.com)

<b>AB</b>	30
<b>R</b>	2
<b>H</b>	3
<b>RBI</b>	2
<b>BB</b>	2
<b>SO</b>	9
<b>LOB</b>	7



Batter	1	2	3	4	5	6	7	8	9	AB R H RBI BB SO LOB
Tony Fernandez, S (1, 6) OBP: 0.382, SLG: 0.431	0-3 K			0-0 F8		0-0 G3			0-0 F8	4 0 0 0 0 1 1
Lloyd Moseby, L (1, 8) OBP: 0.327, SLG: 0.431	0-0 F5			0-3 K		0-0 6-3			0-3 K	4 0 0 0 0 2 1
Jesse Barfield, R (1, 9) OBP: 0.348, SLG: 0.494	0-0 1-3			4-0 BB			0-3 K		0-0 2-H 1B	3 0 1 1 1 1 0
George Bell, R (1, 7) OBP: 0.322, SLG: 0.609		0-0 6-3		0-0 F8		0-0 F4			0-0 4-3	4 0 0 0 0 0 2
Ernie Whitt, L (1, 2) OBP: 0.318, SLG: 0.397		0-0 F9			0-0 4-3		0-3 K			3 0 0 0 0 1 0
Willie Upshaw, L (1, 3) OBP: 0.331, SLG: 0.450		0-3 K			0-0 4-3			0-3 K		3 0 0 0 0 2 0
Rance Mulliniks, L (1, 10) OBP: 0.333, SLG: 0.414			0-3 K		0-0 FC6-4 1B		0-3 K			3 0 1 0 0 2 0
Kelly Gruber, R (1, 5) OBP: 0.317, SLG: 0.438			0-0 6-3		0-0 FC6-4		0-0 4-3			2 0 0 0 0 0 1
Rick Leach, L (8, PH) OBP: 0.393, SLG: 0.400					1-2f					1 0 0 0 0 0 0
Manuel Lee, S (9, 4) OBP: 0.306, SLG: 0.313										0 0 0 0 0 0 0
Garth Iorg, R (1, 4) OBP: 0.272, SLG: 0.247			0-3 K			0-0 3-1			0-0 1B 2B	3 1 1 0 0 1 0

Inning Stats	R: 0 E: 0 K: 1 S: 5	H: 0 LOB: 0 BB: 0 P: 5	R: 0 E: 0 K: 1 S: 5	H: 0 LOB: 0 BB: 0 P: 5	R: 0 E: 0 K: 2 S: 7	H: 0 LOB: 0 BB: 0 P: 7	R: 0 E: 0 K: 1 S: 5	H: 0 LOB: 1 BB: 1 P: 9	R: 0 E: 0 K: 0 S: 4	H: 1 LOB: 1 BB: 0 P: 4	R: 0 E: 0 K: 0 S: 3	H: 0 LOB: 0 BB: 0 P: 3	R: 0 E: 0 K: 2 S: 7	H: 0 LOB: 0 BB: 0 P: 7	R: 0 E: 0 K: 2 S: 7	H: 0 LOB: 0 BB: 0 P: 7	R: 1 E: 0 K: 1 S: 7	H: 2 LOB: 1 BB: 0 P: 7	1B: 2 2B: 1 3B: 0 HR: 0	SF: 0 SAC: 0 DP: 0 HBP: 0	WP: 0 PB: 0 SB: 0 CS: 0	PA: 31
PITCHER Bret Saberhagen, R (1, 1) ERA: 2.47	IP 9.0	WLS W	BF 31	H 3	R 1	ER 1	SO 10	BB 1	IBB 0	HBP 0	BLK 0	WP 0	HR 0	S 50	P 54	ERA 1.00	WHIP 0.444					
PITCHER	IP	WLS	BF	H	R	ER	SO	BB	IBB	HBP	BLK	WP	HR	S	P	ERA	WHIP					

BOTTOM

Kansas City Royals @ Toronto Blue Jays  
Exhibition Stadium, Toronto, ON  
Sat Jul 11 1987, 3:33 AM EDT  
Att. 38,289 - Unknown

livebaseballscores.com

AB	30
R	1
H	3
RBI	1
BB	1
SO	10
LOB	5



Batter	1	2	3	4	5	6	7	8	9	AB R H RBI BB SO LOB	TOP	
Willie Wilson, S (1, 8) OBP: 0.317, SLG: 0.387	0-0 CS 1B		0-0 4-3		0-0 3-1			0-0 3-1		4 0 1 0 0 0 1		
Kevin Seitzer, R (1, 5) OBP: 0.387, SLG: 0.419	0-3 1-2 K		0-0 2B			0-0 F8		0-0 1-6-3		4 0 1 0 0 1 1		
George Brett, L (1, 10) OBP: 0.403, SLG: 0.507	0-0 FC6-4 1B		0-3 K			0-0 HR 2B		0-3 K		4 1 2 0 0 2 1		
Danny Tartabull, R (1, 9) OBP: 0.372, SLG: 0.484	0-0 FC6-4 1-2f			0-0 F7		0-0 HR 2-H			0-3 K	4 1 1 2 0 1 1		
Steve Balboni, R (1, 3) OBP: 0.280, SLG: 0.392		4-0 BB BB		0-0 F8		0-3 K		0-0 F3		3 0 0 0 1 1 0		
Bo Jackson, R (1, 7) OBP: 0.311, SLG: 0.496		0-3 K		0-0 G3		0-3 K		0-0 BB 1B		4 0 1 0 0 2 1		
Angel Salazar, R (1, 6) OBP: 0.224, SLG: 0.255 Thad Bosley, L (9, PH) OBP: 0.323, SLG: 0.378		0-0 1-2 G3			0-3 K		0-3 K	4-0 1-2 BB		3 0 0 0 0 2 1 0 0 0 0 1 0 0	AB 33 R 2 H 7 RBI 2 BB 2 SO 13 LOB 9	
Buddy Biancalana, S (1, 4) OBP: 0.227, SLG: 0.302 Jim Eisenreich, L (9, PH) OBP: 0.273, SLG: 0.512		0-3 K			0-3 K		0-3 K	0-0 4-3		3 0 0 0 0 3 1 1 0 0 0 0 0 2		
Larry Owen, R (1, 2) OBP: 0.269, SLG: 0.330			0-3 K		0-0 E8 1B		0-0 B5-3			3 0 1 0 0 1 0		
Inning Stats	R: 0 E: 0 K: 1 S: 6 H: 2 LOB: 1 BB: 0 P: 6	R: 0 E: 0 K: 2 S: 7 H: 0 LOB: 1 BB: 1 P: 11	R: 0 E: 0 K: 2 S: 8 H: 1 LOB: 1 BB: 0 P: 8	R: 0 E: 0 K: 0 S: 3 H: 0 LOB: 0 BB: 0 P: 3	R: 0 E: 1 K: 2 S: 8 H: 1 LOB: 1 BB: 0 P: 8	R: 2 E: 0 K: 2 S: 9 H: 2 LOB: 0 BB: 0 P: 9	R: 0 E: 0 K: 2 S: 7 H: 0 LOB: 0 BB: 0 P: 7	R: 0 E: 0 K: 1 S: 5 H: 0 LOB: 0 BB: 0 P: 5	R: 0 E: 0 K: 1 S: 6 H: 1 LOB: 2 BB: 1 P: 10	1B: 4 2B: 2 3B: 0 HR: 1 SF: 0 SAC: 0 DP: 0 HBP: 0	WP: 0 PB: 0 SB: 0 CS: 1 PA: 35	
PITCHER	IP WLS BF H R ER SO BB IBB HBP BLK WP HR S P ERA WHIP											
Jim Clancy, R (1, 1) ERA: 2.92	7.2 W 29 6 2 2 11 1 0 0 0 0 1 50 54 2.35 0.913											
Jeff Musselman, L (8, 1) ERA: 3.33	0.1 1 0 0 0 1 0 0 0 0 0 0 3 3 0.00 0.000											
Tom Henke, R (9, 1) ERA: 2.81	1.0 S 5 1 0 0 1 1 0 0 0 0 0 6 10 0.00 2.000											

Kansas City Royals @ Toronto Blue Jays  
Exhibition Stadium, Toronto, ON  
Sun Jul 12 1987, 3:33 AM EDT  
Att. 40,268 - Unknown

livebaseballscorecards.com



Batter	1	2	3	4	5	6	7	8	9	AB	R	H	RBI	BB	SO	LOB
Tony Fernandez, S (1, 6) OBP: 0.380, SLG: 0.429	0-0 HR 1B		0-0 G3	0-0 4-3			0-0 6-3			4	1	1	0	0	0	1
Lloyd Moseby, L (1, 8) OBP: 0.334, SLG: 0.444	0-0 1-H HR		0-0 BB 1B 1B		4-0 BB BB BB 1B S BB		4-0 BB BB BB FC4-6 BB			2	1	2	2	2	0	0
Rance Mulliniks, L (1, 5) OBP: 0.333, SLG: 0.413 Kelly Gruber, R (7, PH) OBP: 0.316, SLG: 0.436 (8, 5)	0-3 K		0-0 BB 1B		0-3 K		0-0 FC4-6 E 1B 1-2f			3	0	1	0	0	2	1
Jesse Barfield, R (1, 9) OBP: 0.350, SLG: 0.494	0-0 F8		0-0 F9		0-0 L5-3 1B 2-3		0-0 1-H 1B			4	0	2	1	0	0	2
Willie Upshaw, L (1, 3) OBP: 0.333, SLG: 0.449	0-0 CS 1B		4-0 1-2 2-3 BB		0-0 L5-3		0-3 K			3	0	1	0	1	1	3
Fred McGriff, L (1, 10) OBP: 0.369, SLG: 0.456 Cecil Fielder, R (6, PH) OBP: 0.377, SLG: 0.619	0-0 CS 1-2	0-0 FC5-6 2B	0-3 K			0-0 F8		0-0 6-3		2	0	1	0	0	1	3
Ernie Whitt, L (1, 2) OBP: 0.321, SLG: 0.399		0-0 FC5-6 2-3		0-0 1B		0-0 E G3 1B		0-3 K		4	0	2	0	0	1	1
Rick Leach, L (1, 7) OBP: 0.375, SLG: 0.378		0-3 K		0-0 L5		0-0 G3		0-0 G3		4	0	0	0	0	1	3
Garth Iorg, R (1, 4) OBP: 0.268, SLG: 0.243		0-3 K		0-3 K		0-0 4-3				3	0	0	0	0	2	3

Inning Stats	R: 2	H: 3	E: 0	K: 1	S: 7	LOB: 0	BB: 0	P: 7	R: 0	H: 1	E: 0	K: 2	S: 8	LOB: 1	BB: 1	P: 8	R: 0	H: 2	E: 0	K: 1	S: 7	LOB: 3	BB: 1	P: 11	R: 0	H: 1	E: 0	K: 1	S: 6	LOB: 1	BB: 1	P: 9	R: 0	H: 1	E: 1	K: 0	S: 4	LOB: 1	BB: 0	P: 4	R: 1	H: 1	E: 1	K: 1	S: 6	LOB: 1	BB: 1	P: 10	R: 0	H: 0	E: 0	K: 1	S: 5	LOB: 0	BB: 0	P: 5
--------------	------	------	------	------	------	--------	-------	------	------	------	------	------	------	--------	-------	------	------	------	------	------	------	--------	-------	-------	------	------	------	------	------	--------	-------	------	------	------	------	------	------	--------	-------	------	------	------	------	------	------	--------	-------	-------	------	------	------	------	------	--------	-------	------

PITCHER	IP	WLS	BF	H	R	ER	SO	BB	IBB	HBP	BLK	WP	HR	S	P	ERA	WHIP
Mark Gubicza, R (1, 1) ERA: 4.24	4.1		22	8	2	2	6	2	0	0	0	0	1	32	40	4.15	2.308
Bud Black, L (5, 1) ERA: 2.47	2.0	L	7	1	1	0	0	1	0	0	0	0	0	6	10	0.00	1.000
Steve Farr, R (7, 1) ERA: 4.6	1.2		6	1	0	0	2	0	0	0	0	0	0	10	10	0.00	0.600


**BOTTOM**

**Kansas City Royals @ Toronto Blue Jays**  
Exhibition Stadium, Toronto, ON

Sun Jul 12 1987, 3:33 AM EDT  
Att. 40,268 - Unknown

livebaseballscorecards.com

AB	32
R	3
H	10
RBI	3
BB	3
SO	8
LOB	18



WP: 0	PA: 36
PB: 0	
SB: 1	
CS: 1	

Batter	1	2	3	4	5	6	7	8	9	AB R H RBI BB SO LOB	TOP											
Alan Wiggins, S (1, 10) OBP: 0.306, SLG: 0.284	0-3 K		0-0 1-3	0-0 5-3			0-3 K		0-0 4-3	5 0 0 0 0 2 3												
Billy Ripken, R (1, 4) OBP: 0.250, SLG: 0.273	0-0 2B		0-0 1-3	0-0 F8			0-0 1-3 FC6-4 1B		0-3 K	5 0 2 0 0 1 2												
Cal Ripken Jr., R (1, 6) OBP: 0.342, SLG: 0.473	0-0 6-3		0-0 HR 2B				0-0 FC6-4		0-0 F5	5 1 1 1 0 0 2												
Eddie Murray, S (1, 3) OBP: 0.344, SLG: 0.525	4-0 FC6-4 BB		0-0 HR				0-0 6-3		0-0 G3	3 1 1 2 1 0 1												
Ray Knight, R (1, 5) OBP: 0.314, SLG: 0.381	0-0 FC6-4		0-0 F4				0-0 L7		0-0 P3	4 0 0 0 0 0 2												
Mike Young, S (1, 7) OBP: 0.367, SLG: 0.475		4-0 CS BB		0-0 1-3 BB E 1B			0-0 F7		0-0 HR	3 2 2 1 1 0 0												
Lee Lacy, R (1, 9) OBP: 0.337, SLG: 0.394		0-0 1-2 1B		4-0 5-3 1-3 1-2 BB			0-3 K		0-0 F9	3 0 1 0 1 1 0												
Terry Kennedy, L (1, 2) OBP: 0.317, SLG: 0.428		0-0 F5		0-0 1-3			0-0 1-3		4-0 BB	3 0 0 0 1 0 3												
Ken Gerhart, R (1, 8) OBP: 0.258, SLG: 0.395		0-0 6-3		0-0 E5 5-3			0-0 1B FC6-4 1B		0-3 K	4 1 1 1 0 1 3												
<b>Inning Stats</b>	R: 0 E: 0 K: 1 S: 6	H: 1 LOB: 2 BB: 1 P: 10	R: 0 E: 0 K: 0 S: 3	H: 1 LOB: 1 BB: 1 P: 7	R: 2 E: 0 K: 0 S: 5	H: 2 LOB: 0 BB: 0 P: 5	R: 1 E: 1 K: 0 S: 5	H: 1 LOB: 2 BB: 1 P: 9	R: 0 E: 0 K: 0 S: 3	H: 0 LOB: 0 BB: 0 P: 3	R: 0 E: 0 K: 1 S: 5	H: 0 LOB: 0 BB: 0 P: 5	R: 1 E: 0 K: 1 S: 7	H: 2 LOB: 1 BB: 0 P: 7	R: 1 E: 0 K: 1 S: 6	H: 1 LOB: 1 BB: 1 P: 10	R: 0 E: 0 K: 1 S: 5	H: 0 LOB: 0 BB: 0 P: 5	1B: 4 2B: 2 3B: 0 HR: 2	SF: 0 SAC: 0 DP: 0 HBP: 0	WP: 0 PB: 0 SB: 0 CS: 1	PA: 39
<b>PITCHER</b>	IP WLS BF H R ER SO BB IBB HBP BLK WP HR S P ERA WHIP																					
Charlie Leibrandt, L (1, 1) ERA: 3.0	6.1 L 29 7 4 4 3 3 0 0 0 0 1 32 44 5.68 1.579																					
Steve Farr, R (7, 1) ERA: 4.62	1.2 7 1 1 1 1 1 0 0 0 0 1 8 12 5.40 1.200																					
Dan Quisenberry, R (9, 1) ERA: 2.29	1.0 3 0 0 0 1 0 0 0 0 0 0 5 5 0.00 0.000																					

**Baltimore Orioles @ Kansas City Royals**  
**Royals Stadium, Kansas City, MO**  
 Thu Jul 16 1987, 8:05 PM EDT  
 Att. 39,036 - Unknown

AB	35
R	5
H	8
RBI	5
BB	4
SO	5
LOB	16





Batter	1	2	3	4	5	6	7	8	9	AB R H RBI BB SO LOB
Willie Wilson, S OBP: 0.316, SLG: 0.390 (1, 8)	G3		FC4-6 HR	G3		F7			2B 3B	5 2 1 0 0 0 3
Kevin Seitzer, R OBP: 0.387, SLG: 0.430 (1, 5)	6-3		HR		K		3-1		2B	5 1 2 3 0 1 0
George Brett, L OBP: 0.409, SLG: 0.503 (1, 3)	F9		BB		F9		G6-4-3 1B		BB BB BB BB	3 0 1 0 2 0 0
Danny Tartabull, R OBP: 0.372, SLG: 0.482 (1, 9)		FC4-6 1B	6-3		1B		G6-4-3		FC6-4 BB	5 0 2 0 0 0 4
Frank White, R OBP: 0.299, SLG: 0.359 (1, 4)		FC4-6 1B	BB		F6			3-1		3 0 1 0 1 0 1
Jim Eisenreich, L OBP: 0.271, SLG: 0.556 (1, 10)		FC4-6	F7					5-3		4 1 1 1 0 0 4
Bo Jackson, R OBP: 0.310, SLG: 0.491 (1, 7)		K			K		HR	G3		3 0 0 0 1 2 2
Angel Salazar, R OBP: 0.223, SLG: 0.254 (1, 6)		G3			F9		SH1-3		G6-4-3 1B	2 0 0 0 0 0 2
Thad Bosley, L OBP: 0.330, SLG: 0.385 (9, PH)										1 0 1 0 0 0 0
Jamie Quirk, L OBP: 0.302, SLG: 0.325 (1, 2)			FC4-6 1B		BB		4-3		G6-4-3	2 0 1 0 1 0 1
Steve Balboni, R OBP: 0.279, SLG: 0.391 (9, PH)										1 0 0 0 0 0 1

Inning Stats	R: 0	H: 0	E: 0	K: 0	S: 3	R: 0	H: 2	E: 0	K: 1	S: 7	R: 2	H: 2	E: 0	K: 0	S: 5	R: 0	H: 1	E: 0	K: 1	S: 5	R: 0	H: 1	E: 0	K: 0	S: 3	R: 0	H: 0	E: 0	K: 0	S: 3	R: 1	H: 3	E: 0	K: 0	S: 5	R: 1	H: 3	E: 0	K: 0	S: 5	1B: 6	SF: 0	2B: 1	SAC: 1	3B: 1	DP: 2	HR: 2	HBP: 0	WP: 1	PA: 40
--------------	------	------	------	------	------	------	------	------	------	------	------	------	------	------	------	------	------	------	------	------	------	------	------	------	------	------	------	------	------	------	------	------	------	------	------	------	------	------	------	------	-------	-------	-------	--------	-------	-------	-------	--------	-------	--------

PITCHER	IP	WLS	BF	H	R	ER	SO	BB	IBB	HBP	BLK	WP	HR	S	P	ERA	WHIP
Mike Boddicker, R ERA: 3.21 (1, 1)	6.0	W	28	6	3	3	3	4	0	0	0	1	2	30	46	4.50	1.667
Mark Williamson, R ERA: 4.38 (7, 1)	2.2		10	4	1	1	0	0	0	0	0	0	0	10	10	3.38	1.500
Tom Niedenfuer, R ERA: 4.6 (9, 1)	0.1	S	2	0	0	0	0	1	0	0	0	0	0	1	5	0.00	3.000

BOTTOM

Baltimore Orioles @ Kansas City Royals  
 Royals Stadium, Kansas City, MO  
 Thu Jul 16 1987, 8:05 PM EDT  
 Att. 39,036 - Unknown

AB	34
R	4
H	10
RBI	4
BB	5
SO	3
LOB	18



Batter	1	2	3	4	5	6	7	8	9	AB R H RBI BB SO LOB	TOP											
Alan Wiggins, S (1, 10) OBP: 0.308, SLG: 0.283	0-0 4-3		0-0 4-3		4-0 BB		0-0 6-3		0-0 CS 1B	4 0 1 1 1 0 1												
Billy Ripken, R (1, 4) OBP: 0.235, SLG: 0.250	0-0 5-3		0-0 4-3		0-0 L5			0-0 S 1B	0-0 1-2 F6	5 1 1 0 0 0 3												
Cal Ripken Jr., R (1, 6) OBP: 0.341, SLG: 0.469	0-0 G3			0-0 F4		0-3 K		4-0 BB 1B	1-2 BB 1B	3 1 0 0 1 1 0												
Eddie Murray, S (1, 3) OBP: 0.343, SLG: 0.521		0-0 F9		0-0 1-3		0-0 4-3		0-0 1B	1-2 2-H 1B	4 0 1 1 0 0 0												
Fred Lynn, L (1, 8) OBP: 0.330, SLG: 0.467		0-0 L3		0-0 2B		0-0 WP 2B		0-3 K		4 0 2 0 0 1 2												
Ray Knight, R (1, 5) OBP: 0.319, SLG: 0.381		0-3 K		4-0 BB		4-0 BB		0-0 1B	1-3 2-H 1B	2 0 1 1 2 1 0												
Terry Kennedy, L (1, 2) OBP: 0.316, SLG: 0.426			0-0 E 4-3 1B		0-0 F8		0-3 K	0-3 K		4 1 1 0 0 2 6												
Larry Sheets, L (1, 9) OBP: 0.363, SLG: 0.570			0-0 4-3		0-3 K		0-3 K	0-0 G3		4 0 0 0 0 2 3												
Mike Young, S (1, 7) OBP: 0.359, SLG: 0.463			0-0 E5		0-0 G3		0-0 G3		0-0 6-3	4 0 0 0 0 0 1												
<b>Inning Stats</b>	R: 0 E: 0 K: 0 S: 3	H: 0 LOB: 0 BB: 0 P: 3	R: 0 E: 0 K: 1 S: 5	H: 0 LOB: 0 BB: 0 P: 5	R: 1 E: 1 K: 0 S: 5	H: 1 LOB: 1 BB: 0 P: 5	R: 0 E: 0 K: 0 S: 4	H: 1 LOB: 2 BB: 1 P: 8	R: 0 E: 0 K: 1 S: 5	H: 0 LOB: 1 BB: 1 P: 9	R: 0 E: 0 K: 2 S: 8	H: 1 LOB: 2 BB: 1 P: 12	R: 0 E: 0 K: 1 S: 5	H: 0 LOB: 0 BB: 0 P: 5	R: 2 E: 0 K: 2 S: 10	H: 3 LOB: 2 BB: 1 P: 14	R: 0 E: 0 K: 0 S: 3	H: 1 LOB: 0 BB: 0 P: 3	1B: 5 2B: 2 3B: 0 HR: 0	SF: 0 SAC: 0 DP: 0 HBP: 0	WP: 1 PB: 0 SB: 1 CS: 1	PA: 38
<b>PITCHER</b>	IP WLS BF H R ER SO BB IBB HBP BLK WP HR S P ERA WHIP																					
Mark Gubicza, R (1, 1) ERA: 4.15	7.0 L 30 4 3 2 5 4 0 0 0 1 0 36 52 2.57 1.143																					
Jerry Don Gleaton, L (8, 1) ERA: 4.88	0.1 2 1 0 0 1 0 0 0 0 0 0 4 4 0.00 3.000																					
Dan Quisenberry, R (8, 1) ERA: 2.19	1.2 6 2 0 0 1 0 0 0 0 0 0 8 8 0.00 1.200																					

Baltimore Orioles @ Kansas City Royals  
Royals Stadium, Kansas City, MO

Fri Jul 17 1987, 8:05 PM EDT  
Att: 38,059 - Unknown

AB	34
R	3
H	7
RBI	3
BB	4
SO	7
LOB	16





Batter	1	2	3	4	5	6	7	8	9	AB R H RBI BB SO LOB	TOP											
Alan Wiggins, S (1, 7) OBP: 0.312, SLG: 0.283	0-0 G3		0-0 FC5-4		4-0 1B BB	0-0 1B	0-0 5-3		4-0 1B BB	4 2 1 1 2 0 1												
Billy Ripken, R (1, 4) OBP: 0.304, SLG: 0.318	0-0 6-3			0-0 2B 1B	0-0 6-3	0-0 2B 1B	0-0 4-3		0-0 1B	6 2 3 2 0 0 1												
Cal Ripken Jr., R (1, 6) OBP: 0.348, SLG: 0.475	0-0 6-3			0-0 3B 2B	4-0 1B BB	0-0 2B 1B		4-0 1B BB	0-0 1B	4 2 3 1 2 0 0												
Eddie Murray, S (1, 3)		0-0 L7		0-0 2B 3B	0-3 K	4-0 2B 1B BB		0-0 F9	0-0 G6-4-3	5 2 1 1 1 1 6												
Ray Knight, R (1, 10) OBP: 0.326, SLG: 0.394		0-0 4-3		0-0 SH3-4 2B	0-0 FC6-4 1B	0-0 1B 2B		0-0 1B		5 0 4 4 0 0 0												
Lee Lacy, R (1, 9) OBP: 0.344, SLG: 0.396		0-0 L9		4-0 SH3-4 BB	0-0 FC6-4	0-0 2-3 3-H 1B		0-0 1B		4 0 2 1 1 0 2												
Ron Washington, R (1, 5) OBP: 0.353, SLG: 0.471			0-0 F9	0-0 SH3-4		0-0 K		0-0 F4		4 1 1 0 0 1 5												
Floyd Rayford, R (1, 2) OBP: 0.167, SLG: 0.333			0-0 FC5-4 1B	0-0 F6		0-0 K 1B		0-0 F8		5 1 2 0 0 0 7												
Ken Gerhart, R (1, 8) OBP: 0.257, SLG: 0.390			0-0 F9	0-0 F8		0-0 1B 1B	0-0 5-3		0-0 F8	5 1 1 1 0 0 3												
<b>Inning Stats</b>	R: 0 E: 0 K: 0 S: 3	H: 0 LOB: 0 BB: 0 P: 3	R: 0 E: 0 K: 0 S: 3	H: 0 LOB: 0 BB: 0 P: 3	R: 0 E: 0 K: 0 S: 4	H: 1 LOB: 1 BB: 0 P: 4	R: 3 E: 0 K: 0 S: 7	H: 4 LOB: 2 BB: 1 P: 11	R: 1 E: 0 K: 1 S: 6	H: 1 LOB: 2 BB: 2 P: 14	R: 7 E: 0 K: 1 S: 12	H: 8 LOB: 1 BB: 1 P: 16	R: 0 E: 0 K: 0 S: 3	H: 0 LOB: 0 BB: 0 P: 3	R: 0 E: 0 K: 0 S: 5	H: 2 LOB: 3 BB: 1 P: 9	R: 0 E: 0 K: 0 S: 4	H: 2 LOB: 2 BB: 1 P: 8	1B: 13 2B: 4 3B: 1 HR: 0	SF: 0 SAC: 1 DP: 2 HBP: 0	WP: 0 PB: 0 SB: 0 CS: 0	PA: 49
<b>PITCHER</b>	IP WLS BF H R ER SO BB IBB HBP BLK WP HR S P ERA WHIP																					
Danny Jackson, L (1, 1) ERA: 4.55	5.0 L 26 8 6 6 1 3 0 0 0 0 0 0 25 37 10.80 2.200																					
Bob Stoddard, R (6, 1) ERA: 5.4	0.0 4 4 2 2 0 0 0 0 0 0 0 0 4 4 ∞ ∞																					
Steve Farr, R (6, 1) ERA: 4.48	4.0 19 6 3 3 1 3 0 0 0 0 0 0 18 30 6.75 2.250																					

Baltimore Orioles @ Kansas City Royals  
Royals Stadium, Kansas City, MO

Sat Jul 18 1987, 4:33 AM EDT  
Att: 38,944 - Unknown

livebaseballscores.com

AB	42
R	11
H	18
RBI	11
BB	6
SO	2
LOB	25



Batter	1	2	3	4	5	6	7	8	9	AB	R	H	RBI	BB	SO	LOB
Willie Wilson, S OBP: 0.313, SLG: 0.392 (1, 8)	0-3 K	0-3 K		0-0 F9			0-0 5-3 WP 1-2 1B		0-0 1-3	5	1	1	0	0	2	5
Lonnie Smith, R OBP: 0.111, SLG: 0.111 (1, 10)	0-0 4-3		0-0 F9		0-0 6-3		0-3 K		0-0 HR	5	1	1	0	0	1	2
Kevin Seitzer, R OBP: 0.386, SLG: 0.436 (1, 5)	0-0 1B		0-0 5-3		0-0 F8		0-0 5-3		0-0 HR	5	1	2	3	0	0	1
George Brett, L OBP: 0.400, SLG: 0.488 (1, 3)		0-0 1B	0-0 F9		0-0 F7		0-0 1B		0-0 F9	5	1	2	1	0	0	0
Danny Tartabull, R OBP: 0.375, SLG: 0.484 (1, 9)		0-0 1B		4-0 1B		0-0 E7	0-0 5-3			3	2	2	0	1	0	1
Frank White, R OBP: 0.303, SLG: 0.360 (1, 4)		0-0 1B	0-0 F7		0-0 L1-3 1B		0-3 K		0-3 K	4	0	2	1	0	1	1
Bo Jackson, R OBP: 0.308, SLG: 0.485 (1, 7)		0-3 K	0-3 K		0-3 K		0-3 K		0-3 K	4	0	0	0	0	4	4
Buddy Biancalana, S OBP: 0.229, SLG: 0.298 (1, 6)		0-0 F4	0-0 1B		0-0 L1-3		0-0 6-3			4	0	1	0	0	0	3
Larry Owen, R OBP: 0.282, SLG: 0.333 (1, 2)		0-0 1B	0-0 1B		0-0 1B		4-0 WP		0-3 K	3	1	2	1	1	1	0

Inning Stats	R: 0	H: 1	E: 0	K: 1	S: 5	H: 1	LOB: 1	BB: 0	P: 5	R: 1	H: 4	E: 0	K: 2	S: 11	H: 0	LOB: 0	BB: 0	P: 3	R: 1	H: 2	E: 0	K: 1	S: 7	H: 0	LOB: 0	BB: 0	P: 3	R: 1	H: 2	E: 1	K: 1	S: 6	H: 2	LOB: 0	BB: 0	P: 6	R: 2	H: 2	E: 0	K: 1	S: 7	H: 2	LOB: 1	BB: 1	P: 11	R: 0	H: 0	E: 0	K: 2	S: 7	H: 0	LOB: 0	BB: 0	P: 7	R: 2	H: 2	E: 0	K: 1	S: 7	H: 2	LOB: 0	BB: 0	P: 7	1B: 11	SF: 0	2B: 2	SAC: 0	3B: 0	DP: 1	HR: 1	HBP: 0	WP: 1	PA: 40
--------------	------	------	------	------	------	------	--------	-------	------	------	------	------	------	-------	------	--------	-------	------	------	------	------	------	------	------	--------	-------	------	------	------	------	------	------	------	--------	-------	------	------	------	------	------	------	------	--------	-------	-------	------	------	------	------	------	------	--------	-------	------	------	------	------	------	------	------	--------	-------	------	--------	-------	-------	--------	-------	-------	-------	--------	-------	--------

PITCHER	IP	WLS	BF	H	R	ER	SO	BB	IBB	HBP	BLK	WP	HR	S	P	ERA	WHIP
Mike Flanagan, L ERA: 6.41 (1, 1)	5.0	W	24	9	3	3	4	1	0	0	0	0	0	31	35	5.40	2.000
Doug Corbett, R ERA: 9.18 (6, 1)	4.0		16	4	4	4	5	1	0	0	0	1	1	25	29	9.00	1.250


**BOTTOM**

**Baltimore Orioles @ Kansas City Royals**  
 Royals Stadium, Kansas City, MO

Sat Jul 18 1987, 4:33 AM EDT  
 Att. 38,944 - Unknown

livebaseballscorecards.com

AB	38
R	7
H	13
RBI	6
BB	2
SO	9
LOB	17



Batter	1	2	3	4	5	6	7	8	9	AB R H RBI BB SO LOB
Alan Wiggins, S (1, 10) OBP: 0.306, SLG: 0.277	0-0 F8		0-0 5-3		0-0 FC5-2 HR	0-0 4-3			0-0 F8	5 1 0 0 0 0 4
Billy Ripken, R (1, 4) OBP: 0.286, SLG: 0.407	0-0 F9		0-0 5-3		0-0 HR		0-0 F6		0-0 5-3	5 1 1 3 0 0 0
Cal Ripken Jr., R (1, 6) OBP: 0.353, SLG: 0.478	0-0 2B			0-0 1-3	4-0 2B BB		4-0 FC6-4 BB		4-0 BB	2 1 1 0 3 0 0
Eddie Murray, S (1, 3) OBP: 0.346, SLG: 0.525	0-0 5-3			0-0 FC5-4 1B	0-0 2B		0-3 K		4-0 BB	4 0 2 1 1 1 2
Ray Knight, R (1, 5) OBP: 0.321, SLG: 0.388		0-0 6-3		0-3 K	0-0 F9		0-0 FC6-4		0-0 F9	5 0 0 0 0 1 5
Lee Lacy, R (1, 9) OBP: 0.348, SLG: 0.417		0-0 HR		0-0 FC5-4		0-0 S 1B		0-0 5-3		4 1 2 1 0 0 1
Terry Kennedy, L (1, 2) OBP: 0.319, SLG: 0.427		0-0 4-3			0-0 FC1-5 1B	0-0 F8		0-0 4-3 1B		4 0 2 0 0 0 1
Mike Young, S (1, 7) OBP: 0.357, SLG: 0.458		0-3 K			0-0 S FC1-5 FC5-2 1B	0-3 K		0-0 4-3		4 0 1 0 0 2 2
Ken Gerhart, R (1, 8) OBP: 0.257, SLG: 0.385			0-0 F7		0-0 FC1-5 FC5-2 HR	4-0 BB		0-0 F6		3 1 0 0 1 0 3

Inning Stats	R: 0	H: 1	E: 0	K: 0	S: 4	P: 4	R: 1	H: 1	E: 0	K: 1	S: 6	P: 6	R: 0	H: 0	E: 0	K: 0	S: 3	P: 3	R: 0	H: 1	E: 0	K: 1	S: 6	P: 6	R: 4	H: 4	E: 0	K: 0	S: 7	P: 11	R: 0	H: 1	E: 0	K: 1	S: 6	P: 10	R: 0	H: 0	E: 0	K: 1	S: 5	P: 9	R: 0	H: 1	E: 0	K: 0	S: 4	P: 4	R: 0	H: 0	E: 0	K: 0	S: 3	P: 11	1B: 5	SF: 0	2B: 2	SAC: 0	3B: 0	DP: 0	HR: 2	HBP: 0	WP: 0	PA: 41
--------------	------	------	------	------	------	------	------	------	------	------	------	------	------	------	------	------	------	------	------	------	------	------	------	------	------	------	------	------	------	-------	------	------	------	------	------	-------	------	------	------	------	------	------	------	------	------	------	------	------	------	------	------	------	------	-------	-------	-------	-------	--------	-------	-------	-------	--------	-------	--------


PITCHER	IP	WLS	BF	H	R	ER	SO	BB	IBB	HBP	BLK	WP	HR	S	P	ERA	WHIP
Bud Black, L (1, 1) ERA: 3.03	4.2	L	22	7	5	5	2	1	0	0	0	0	2	25	29	9.64	1.714
Bob Stoddard, R (5, 1) ERA: 4.57	3.1		14	2	0	0	2	2	0	0	0	0	0	16	24	0.00	1.200
Dan Quisenberry, R (9, 1) ERA: 2.13	1.0		5	0	0	0	0	2	0	0	0	0	0	3	11	0.00	2.000

**TOP**

**Baltimore Orioles @ Kansas City Royals**  
Royals Stadium, Kansas City, MO

Sun Jul 19 1987, 4:33 AM EDT  
Att: 38,055 - Unknown

<b>AB</b>	<b>36</b>
<b>R</b>	<b>5</b>
<b>H</b>	<b>9</b>
<b>RBI</b>	<b>5</b>
<b>BB</b>	<b>5</b>
<b>SO</b>	<b>4</b>
<b>LOB</b>	<b>18</b>



BOTTOM

Baltimore Orioles @ Kansas City Royals

Royals Stadium, Kansas City, MO

Sun Jul 19 1987, 4:33 AM EDT

Att. 38,055 - Unknown

livebaseballscorecards.com

AB	36
R	1
H	8
RBI	1
BB	0
SO	7
LOB	17



WP:	0	PA:	36
PB:	0	SB:	0
CS:	0		

AB R H RBI BB SO LOB

4	1	3	0	0	0	0
4	0	0	0	0	1	3
4	0	3	1	0	0	0
4	0	0	0	0	1	4
4	0	0	0	0	2	3
4	0	1	0	0	0	0
4	0	0	0	0	1	2
4	0	1	0	0	0	2
2	0	0	0	0	1	1
1	0	0	0	0	0	1
0	0	0	0	0	0	0
1	0	0	0	0	1	1

1B:	5	SF:	0
2B:	3	SAC:	0
3B:	0	DP:	0
HR:	0	HBP:	0

Batter	1	2	3	4	5	6	7	8	9
Willie Wilson, S OBP: 0.318, SLG: 0.402 (1, 8) X	0-0 6-3 ①		0-0 2B			0-0 4-3 2B		0-0 1B	
Kevin Seitzer, R OBP: 0.382, SLG: 0.431 (1, 5) X	0-0 F4		0-0 G3			0-0 4-3		0-3 K	
George Brett, L OBP: 0.407, SLG: 0.500 (1, 3) X	0-0 FC6-4 1B					0-0 2B		0-0 1B	
Danny Tartabull, R OBP: 0.371, SLG: 0.478 (1, 9) X	0-0 FC6-4 1-2f					0-0 5-3		0-0 F9	
Jim Eisenreich, L OBP: 0.250, SLG: 0.510 (1, 10) X		0-0 G3				0-3 K		0-0 L6	
Frank White, R OBP: 0.303, SLG: 0.359 (1, 4) X		0-0 L4				0-0 1B		0-0 F9	
Jamie Quirk, L OBP: 0.295, SLG: 0.316 (1, 2) X		0-0 G3				0-0 F5		0-0 F7	
Lonnie Smith, R OBP: 0.154, SLG: 0.154 (1, 7) X			0-0 6-3			0-0 F4		0-0 1B	
Angel Salazar, R OBP: 0.219, SLG: 0.249 (1, 6) X			0-0 6-3			0-3 K		0-3 K	
Steve Balboni, R OBP: 0.278, SLG: 0.389 (7, PH)									
Buddy Biancalana, S OBP: 0.229, SLG: 0.298 (8, 6)									
Thad Bosley, L OBP: 0.327, SLG: 0.380 (9, PH)									

Inning Stats	R: 0	H: 1	E: 0	LOB: 1	K: 0	BB: 0	S: 4	P: 4	R: 0	H: 0	E: 0	LOB: 0	K: 0	BB: 0	S: 3	P: 3	R: 0	H: 1	E: 0	LOB: 1	K: 0	BB: 0	S: 4	P: 4	R: 0	H: 0	E: 0	LOB: 0	K: 2	BB: 0	S: 7	P: 7	R: 0	H: 1	E: 0	LOB: 1	K: 1	BB: 0	S: 6	P: 6	R: 1	H: 2	E: 0	LOB: 1	K: 1	BB: 0	S: 7	P: 7	R: 0	H: 0	E: 1	LOB: 1	K: 1	BB: 0	S: 6	P: 6	R: 0	H: 2	E: 0	LOB: 2	K: 1	BB: 0	S: 7	P: 7	R: 0	H: 1	E: 0	LOB: 1	K: 1	BB: 0	S: 6	P: 6
--------------	------	------	------	--------	------	-------	------	------	------	------	------	--------	------	-------	------	------	------	------	------	--------	------	-------	------	------	------	------	------	--------	------	-------	------	------	------	------	------	--------	------	-------	------	------	------	------	------	--------	------	-------	------	------	------	------	------	--------	------	-------	------	------	------	------	------	--------	------	-------	------	------	------	------	------	--------	------	-------	------	------

PITCHER	IP	WLS	BF	H	R	ER	SO	BB	IBB	HBP	BLK	WP	HR	S	P	ERA	WHIP
Dave Schmidt, R ERA: 2.95 (1, 1)	7.0	W	27	5	1	1	5	0	0	0	0	0	0	37	37	1.29	0.714
Mark Williamson, R ERA: 4.26 (8, 1)	2.0		9	3	0	0	2	0	0	0	0	0	0	13	13	0.00	1.500

PITCHER	IP	WLS	BF	H	R	ER	SO	BB	IBB	HBP	BLK	WP	HR	S	P	ERA	WHIP
---------	----	-----	----	---	---	----	----	----	-----	-----	-----	----	----	---	---	-----	------

Batter	1	2	3	4	5	6	7	8	9	AB	R	H	RBI	BB	SO	LOB	TOP								
<b>Brett Butler, L</b> (1, 8) OBP: 0.398, SLG: 0.392	0-0 F8	0-0 L9		0-0 1B 2B		0-0 F8		0-0 SH1-4 SF3 2B		5	2	2	0	0	0	2									
<b>Tommy Hinzo, S</b> (1, 4) OBP: 0.304, SLG: 0.286	0-0 G3		0-0 6-3	0-0 1B 1B		0-0 6-3		0-0 SH1-4		4	0	1	2	0	0	0									
<b>Joe Carter, R</b> (1, 3) OBP: 0.304, SLG: 0.514	0-0 1-3		0-0 1B	0-0 F7		0-0 5-3		0-0 SF3		4	0	1	1	0	0	1									
<b>Mel Hall, L</b> (1, 7) OBP: 0.281, SLG: 0.396		0-0 HR	0-0 L8	0-0 1B			0-0 4-3	0-0 1B		5	1	3	1	0	0	1									
<b>Cory Snyder, R</b> (1, 9) OBP: 0.280, SLG: 0.488		0-0 1B 1B	0-0 F5	0-0 2-3			0-0 HR	0-3 K		5	2	2	1	0	1	4									
<b>Brook Jacoby, R</b> (1, 5) OBP: 0.342, SLG: 0.464		0-0 1B 1B		0-0 FC5-4 1B	0-0 2B		0-0 G3 1B		4-0 BB	4	1	4	0	1	0	0									
<b>Casey Parsons, L</b> (1, 10) OBP: 0.143, SLG: 0.143		0-3 K		0-0 FC5-4 2B 1B	0-3 K		0-0 G3		0-0 F8	4	1	0	0	0	2	5									
<b>Andre Thornton, R</b> (9, PH) OBP: 0.218, SLG: 0.159				1-2 1B			1-2 1B			1	0	0	0	0	0	1									
<b>Jay Bell, R</b> (1, 6) OBP: 0.462, SLG: 0.692		0-3 K		0-0 1B 2B	0-0 6-3		0-0 1B		0-3 K	5	1	2	1	0	2	4									
<b>Rick Dempsey, R</b> (1, 2) OBP: 0.295, SLG: 0.270		0-0 1B		0-0 2B 1B	0-3 K		0-3 K		0-0 F8	5	1	2	3	0	2	3									
<b>Inning Stats</b>	R: 0 E: 0 K: 0 S: 3	H: 0 LOB: 0 BB: 0 P: 3	R: 2 E: 0 K: 2 S: 11	H: 4 LOB: 2 BB: 0 P: 11	R: 0 E: 0 K: 0 S: 4	H: 1 LOB: 1 BB: 0 P: 4	R: 4 E: 0 K: 0 S: 9	H: 6 LOB: 2 BB: 0 P: 9	R: 0 E: 0 K: 2 S: 8	H: 1 LOB: 1 BB: 0 P: 8	R: 0 E: 0 K: 0 S: 3	H: 0 LOB: 0 BB: 0 P: 3	R: 2 E: 0 K: 1 S: 8	H: 3 LOB: 1 BB: 0 P: 8	R: 1 E: 0 K: 1 S: 7	H: 2 LOB: 1 BB: 0 P: 7	R: 0 E: 0 K: 1 S: 5	H: 0 LOB: 1 BB: 1 P: 9	1B: 11 2B: 4 3B: 0 HR: 2	SF: 1 SAC: 1 DP: 0 HBP: 0	WP: 0 PB: 0 SB: 0 CS: 0	PA: 45			
<b>PITCHER</b>	IP	WLS	BF	H	R	ER	SO	BB	IBB	HBP	BLK	WP	HR	S	P	ERA	WHIP								
<b>Bret Saberhagen, R</b> (1, 1) ERA: 2.76	3.1	L	20	10	6	6	2	0	0	0	0	0	1	24	24	16.20	3.000								
<b>Steve Farr, R</b> (4, 1) ERA: 4.5	3.2		16	5	2	2	3	0	0	0	0	0	1	22	22	4.91	1.364								
<b>Jerry Don Gleaton, L</b> (8, 1) ERA: 4.85	2.0		9	2	1	1	2	1	0	0	0	0	0	12	16	4.50	1.500								

**Cleveland Indians @ Kansas City Royals**  
**Royals Stadium, Kansas City, MO**  
 Mon Jul 20 1987, 8:05 PM EDT  
 Att: 35,164 - Unknown

AB	42
R	9
H	17
RBI	9
BB	1
SO	7
LOB	21



WP	0
PA	45





Batter	1	2	3	4	5	6	7	8	9	AB R H RBI BB SO LOB	TOP									
<b>Brett Butler, L</b> (1, 8) OBP: 0.393, SLG: 0.386	0-0 L5			0-0 4-3		0-0 1-3		0-3 K		4 0 0 0 0 1 0	<b>Cleveland Indians @ Kansas City Royals</b> Royals Stadium, Kansas City, MO Tue Jul 21 1987, 8:05 PM EDT Att: 26,880 - Unknown <a href="http://livebaseballscorecards.com">livebaseballscorecards.com</a>									
<b>Tommy Hinzo, S</b> (1, 4) OBP: 0.296, SLG: 0.320	0-0 B5-3			0-0 4-3		0-0 1B 5-3 2B		0-0 F7		4 1 1 0 0 0 0										
<b>Pat Tabler, R</b> (1, 3) OBP: 0.376, SLG: 0.449	0-0 F7			4-0 BB		0-0 2-3 1B 5-3		0-0 F3		3 0 1 0 1 0 0										
<b>Joe Carter, R</b> (1, 7) OBP: 0.301, SLG: 0.508		0-0 F3		0-3 K		0-0 1-2 3-H 5-3		0-0 F8		4 0 0 1 0 1 2										
<b>Cory Snyder, R</b> (1, 9) OBP: 0.280, SLG: 0.485		0-3 K			0-0 1B SF8 1B	0-3 K		0-0 F8		4 1 1 0 0 2 1										
<b>Brook Jacoby, R</b> (1, 5) OBP: 0.341, SLG: 0.462		0-0 F4			0-0 L5-4 1B 1-3 1B		0-0 5-3		0-0 5-3	4 0 1 0 0 0 0										
<b>Andre Thornton, R</b> (1, 10) OBP: 0.210, SLG: 0.155			0-3 K		0-0 3-H SF8	0-3 K				2 0 0 1 0 2 0										
<b>Jay Bell, R</b> (1, 6) OBP: 0.438, SLG: 0.625			0-0 5-3		0-0 1-2 1B		0-0 E6			3 0 1 0 0 0 0										
<b>Rick Dempsey, R</b> (1, 2) OBP: 0.295, SLG: 0.270			0-0 6-3		0-0 L5-4 2-3		0-0 F9			0 0 0 0 0 0 0										
<b>Chris Bando, S</b> (2, 2) OBP: 0.252, SLG: 0.302										3 0 0 0 0 0 3										
<b>Inning Stats</b>	R: 0 E: 0 K: 0 S: 3	H: 0 LOB: 0 BB: 0 P: 3	R: 0 E: 0 K: 1 S: 5	H: 0 LOB: 0 BB: 0 P: 5	R: 0 E: 0 K: 1 S: 5	H: 0 LOB: 1 BB: 1 P: 9	R: 1 E: 0 K: 1 S: 7	H: 3 LOB: 1 BB: 0 P: 5	R: 1 E: 0 K: 1 S: 6	H: 2 LOB: 1 BB: 0 P: 7	R: 0 E: 1 K: 1 S: 5	H: 0 LOB: 1 BB: 0 P: 6	R: 0 E: 0 K: 1 S: 3	H: 0 LOB: 0 BB: 0 P: 5	R: 0 E: 0 K: 0 S: 3	H: 0 LOB: 0 BB: 0 P: 3	1B: 4 2B: 2 3B: 0 HR: 0	SF: 1 SAC: 0 DP: 1 HBP: 0	WP: 0 PB: 0 SB: 0 CS: 0	PA: 33
<b>PITCHER</b> <b>Charlie Leibrandt, L</b> (1, 1) ERA: 2.94	IP: 9.0 WLS: W BF: 33 H: 5 R: 2 ER: 2 SO: 6 BB: 1 IBB: 0 HBP: 0 BLK: 0 WP: 0 HR: 0 S: 44 P: 48 ERA: 2.00 WHIP: 0.667																			

**Cleveland Indians @ Kansas City Royals**  
 Royals Stadium, Kansas City, MO  
 Tue Jul 21 1987, 8:05 PM EDT  
 Att: 26,880 - Unknown

AB	31
R	2
H	5
RBI	2
BB	1
SO	6
LOB	6



Batter	1	2	3	4	5	6	7	8	9
Willie Wilson, S OBP: 0.321, SLG: 0.406 (1, 8)	0-0 FC6-4 1B	0-0 F9			0-0 6-3		0-0 1B 2B		
Kevin Seitzer, R OBP: 0.384, SLG: 0.434 (1, 10)	0-0 FC6-4 1-2f		0-0 F8		0-0 6-3		0-0 2-H 1B		
George Brett, L OBP: 0.389, SLG: 0.475 (1, 3)	0-0 F9		0-3 K			0-0 G3		0-0 4-3	
Danny Tartabull, R OBP: 0.374, SLG: 0.479 (1, 9)	0-0 L8		0-0 6-3			4-0 FC5-4 BB		0-0 1B SF9 1B	
Frank White, R OBP: 0.302, SLG: 0.354 (1, 4)		4-0 E BB FC4-6 BB		0-0 5-3		0-0 FC5-4 1B 1-2f		0-0 1-3 1B	
Bo Jackson, R OBP: 0.311, SLG: 0.485 (1, 7)		4-0 FC4-6 E 1-2 FC1-2 BB		0-0 4-3		0-0 1-3 1B		0-0 SF9	
Bill Pecota, R OBP: 0.444, SLG: 0.640 (1, 5)		4-0 FC4-6 1-2 2-3 BB		0-0 1-3		0-0 5-3		0-0 5-3	
Angel Salazar, R OBP: 0.221, SLG: 0.251 (1, 6)		0-0 FC4-6 FC1-2 1-2f 2-3 3-H		0-0 6-3 SH1-4 1B		0-0 F8			
Larry Owen, R OBP: 0.287, SLG: 0.340 (1, 2)		0-0 FC1-2 1-2 3-H		0-0 SH1-4 1-2		0-0 5-3			

AB	R	H	RBI	BB	SO	LOB
4	1	2	0	0	0	3
4	0	1	1	0	0	2
4	0	0	0	0	1	1
3	1	1	0	1	0	1
3	1	1	0	1	0	1
2	0	1	1	1	0	0
3	0	0	0	1	0	3
3	0	1	1	0	0	2
2	0	0	0	0	0	2

**BOTTOM**

**Cleveland Indians @ Kansas City Royals**  
**Royals Stadium, Kansas City, MO**  
 Tue Jul 21 1987, 8:05 PM EDT  
 Att. 26,880 - Unknown

[livebaseballscorecards.com](http://livebaseballscorecards.com)

<b>AB</b>	<b>28</b>
<b>R</b>	<b>3</b>
<b>H</b>	<b>7</b>
<b>RBI</b>	<b>3</b>
<b>BB</b>	<b>4</b>
<b>SO</b>	<b>1</b>
<b>LOB</b>	<b>15</b>



Inning Stats	R: 0	H: 1	E: 0	LOB: 1	K: 0	BB: 0	S: 4	P: 4
	R: 1	H: 0	E: 1	LOB: 2	K: 0	BB: 3	S: 3	P: 15
	R: 0	H: 0	E: 0	LOB: 0	K: 1	BB: 0	S: 5	P: 5
	R: 0	H: 0	E: 0	LOB: 0	K: 0	BB: 0	S: 3	P: 3
	R: 0	H: 1	E: 0	LOB: 1	K: 0	BB: 0	S: 4	P: 4
	R: 0	H: 1	E: 0	LOB: 2	K: 0	BB: 1	S: 4	P: 8
	R: 1	H: 2	E: 0	LOB: 1	K: 0	BB: 0	S: 4	P: 4
	R: 1	H: 2	E: 0	LOB: 1	K: 0	BB: 0	S: 5	P: 5

1B: 6	SF: 1	WP: 0	PA: 34
2B: 1	SAC: 1	PB: 0	
3B: 0	DP: 0	SB: 0	
HR: 0	HBP: 0	CS: 0	

PITCHER	IP	WLS	BF	H	R	ER	SO	BB	IBB	HBP	BLK	WP	HR	S	P	ERA	WHIP
Scott Bailes, L (1, 1)	7.1	L	31	6	3	3	1	4	0	0	0	0	0	29	45	3.68	1.364
Sammy Stewart, R (8, 1)	0.2		3	1	0	0	0	0	0	0	0	0	0	3	3	0.00	1.500

Batter	1	2	3	4	5	6	7	8	9	AB R H RBI BB SO LOB	TOP																								
<b>Brett Butler, L</b> OBP: 0.393, SLG: 0.384 (1, 8) X	0-0 4-3		0-0 G3	0-0 L9			0-0 F8 BB 1B		4-0 BB BB BB BB BB	4 0 1 0 1 0 3	<b>Cleveland Indians @ Kansas City Royals</b> Royals Stadium, Kansas City, MO Wed Jul 22 1987, 8:05 PM EDT Att. 24,570 - Unknown <a href="http://livebaseballscorecards.com">livebaseballscorecards.com</a>																								
<b>Tommy Hinzo, S</b> OBP: 0.281, SLG: 0.276 (1, 4) X	0-0 5-3		0-0 1-3		0-0 4-3		4-0 1-2 BB	0-3 K	4 0 0 0 1 1 1																										
<b>Pat Tabler, R</b> OBP: 0.377, SLG: 0.448 (1, 10) X	0-0 1B		4-0 CS BB		0-0 4-3		0-0 F8 2-3		3 0 1 0 1 0 2																										
<b>Joe Carter, R</b> OBP: 0.300, SLG: 0.506 (1, 3) X	0-0 F6		0-0 CS	0-0 E 1B 1B	0-0 4-3		0-3 K		4 1 1 0 0 1 3																										
<b>Cory Snyder, R</b> OBP: 0.280, SLG: 0.482 (1, 9) X		0-0 1B 1B		0-0 E6 BB 1B 1B		0-3 K		0-3 K	4 0 1 0 0 2 1																										
<b>Mel Hall, L</b> OBP: 0.287, SLG: 0.401 (1, 7) X		0-0 E 1B 1B 1-3		0-0 BB 1B 1-2 2-H		0-0 F5		0-0 G6-4-3 1B	4 0 3 1 0 0 0																										
<b>Brook Jacoby, R</b> OBP: 0.345, SLG: 0.462 (1, 5) X		0-0 E 1B 1-2		4-0 BB BB BB BB BB BB BB BB		4-0 BB		0-0 G6-4-3 1-2f	2 0 1 0 2 0 1																										
<b>Jay Bell, R</b> OBP: 0.350, SLG: 0.500 (1, 6) X		0-0 E5 G6-4-3 1-2 2-3		0-3 K		0-3 K		0-0 F3	4 0 0 0 0 2 6																										
<b>Andy Allanson, R</b> (1, 2) X		0-0 G6-4-3 1-2f		0-3 K		0-0 1-3		0-3 K	4 0 0 0 0 2 6																										
<b>Inning Stats</b>	R: 0 E: 0 K: 0 S: 4 H: 1 LOB: 1 BB: 0 P: 4	R: 0 E: 1 K: 0 S: 5 H: 3 LOB: 2 BB: 0 P: 5	R: 0 E: 0 K: 0 S: 2 H: 0 LOB: 0 BB: 1 P: 6	R: 1 E: 1 K: 2 S: 10 H: 2 LOB: 3 BB: 1 P: 14	R: 0 E: 0 K: 0 S: 3 H: 0 LOB: 0 BB: 0 P: 3	R: 0 E: 0 K: 2 S: 7 H: 0 LOB: 1 BB: 1 P: 11	R: 0 E: 0 K: 1 S: 6 H: 1 LOB: 2 BB: 1 P: 10	R: 0 E: 0 K: 1 S: 5 H: 1 LOB: 0 BB: 0 P: 5	R: 0 E: 0 K: 2 S: 7 H: 0 LOB: 1 BB: 1 P: 11	1B: 8 2B: 0 3B: 0 HR: 0 SF: 0 SAC: 0 DP: 2 HBP: 0	WP: 0 PB: 0 SB: 0 CS: 1 PA: 39																								
<b>PITCHER</b> <b>Mark Gubicza, R</b> ERA: 3.88 (1, 1)	IP 9.0	WLS W	BF 38	H 8	R 1	ER 0	SO 8	BB 5	IBB 0	HBP 0	BLK 0	WP 0	HR 0	S 49	P 69	ERA 0.00	WHIP 1.444	<b>PITCHER</b>	IP 9.0	WLS W	BF 38	H 8	R 1	ER 0	SO 8	BB 5	IBB 0	HBP 0	BLK 0	WP 0	HR 0	S 49	P 69	ERA 0.00	WHIP 1.444

**Cleveland Indians @ Kansas City Royals**  
 Royals Stadium, Kansas City, MO

AB	33
R	1
H	8
RBI	1
BB	5
SO	8
LOB	23



Batter	1	2	3	4	5	6	7	8	9
Willie Wilson, S OBP: 0.320, SLG: 0.401 (1, 8)	0-3 K		4-0 F9 S SF9 BB		0-0 F7	0-0 4-3		0-0 4-3	
Kevin Seitzer, R OBP: 0.385, SLG: 0.433 (1, 5)	4-0 FC1-6 BB		0-0 F9		0-0 BB BB 1B		0-0 4-3		
George Brett, L OBP: 0.387, SLG: 0.469 (1, 3)	0-0 FC1-6 1-2f		0-0 SF9		4-0 1-2 BB BB 1B		0-3 K		
Danny Tartabull, R OBP: 0.373, SLG: 0.474 (1, 9)	0-0 F8		0-0 5-3		0-0 F9		4-0 S BB		
Frank White, R OBP: 0.307, SLG: 0.366 (1, 4)		0-0 BB BB 1B		0-0 HR	4-0 1-2 2-3 BB		0-0 6-3		
Jim Eisenreich, L OBP: 0.283, SLG: 0.509 (1, 10)		4-0 BB 1-2 BB		0-0 WP 2B	0-0 1-2 2-H 3-H 1B		0-0 F5		
Bo Jackson, R OBP: 0.313, SLG: 0.493 (1, 7)		4-0 G5-4-3 1-2 2-3 BB		0-3 K 2-3	0-0 6-3		0-0 HR		
Angel Salazar, R OBP: 0.218, SLG: 0.247 (1, 6)		0-0 F3		0-3 K		0-0 4-3	0-0 F9		
Larry Owen, R OBP: 0.286, SLG: 0.336 (1, 2)		0-0 G5-4-3 1-2f		0-3 K		0-0 5-3	0-0 1B		

Inning Stats	R: 0	H: 0	E: 0	K: 1	S: 5	LOB: 1	BB: 1	P: 9
	R: 0	H: 1	E: 0	K: 0	S: 3	LOB: 2	BB: 2	P: 11
	R: 1	H: 0	E: 0	K: 0	S: 3	LOB: 0	BB: 1	P: 7
	R: 1	H: 2	E: 0	K: 3	S: 11	LOB: 1	BB: 0	P: 11
	R: 2	H: 2	E: 0	K: 0	S: 5	LOB: 2	BB: 2	P: 13
	R: 0	H: 0	E: 0	K: 1	S: 3	LOB: 0	BB: 0	P: 3
	R: 0	H: 0	E: 0	K: 1	S: 5	LOB: 1	BB: 1	P: 9
	R: 1	H: 2	E: 0	K: 0	S: 5	LOB: 1	BB: 0	P: 5

PITCHER	IP	WLS	BF	H	R	ER	SO	BB	IBB	HBP	BLK	WP	HR	S	P	ERA	WHIP
Darrel Akerfelds, R ERA: 4.7 (1, 1)	4.1	L	21	4	4	4	4	5	0	0	0	1	1	24	44	8.31	2.077
Reggie Ritter, R ERA: 0.9 (5, 1)	3.2		16	3	1	1	1	2	0	0	0	0	1	16	24	2.46	1.364

AB R H RBI BB SO LOB

AB	R	H	RBI	BB	SO	LOB
4	1	0	0	1	1	1
3	1	1	0	1	0	1
2	1	0	1	1	1	1
3	0	0	0	1	0	3
3	1	2	1	1	0	1
3	0	2	2	1	0	0
3	1	1	1	1	1	3
4	0	0	0	0	1	4
4	0	1	0	0	1	4

AB	29
R	5
H	7
RBI	5
BB	7
SO	5
LOB	18



WP	PA
WP: 1	PA: 37
PB: 0	SB: 2
CS: 0	

**Cleveland Indians @ Kansas City Royals**  
 Royals Stadium, Kansas City, MO  
 Wed Jul 22 1987, 8:05 PM EDT  
 Att. 24,570 - Unknown

livebaseballscorecards.com

Batter	1	2	3	4	5	6	7	8	9	AB R H RBI BB SO LOB	TOP													
Willie Wilson, S (1, 8) OBP: 0.319, SLG: 0.399	0-0 1B 1B		0-0 L8		0-0 1-3			0-3 K		4 0 1 0 0 1 0														
Kevin Seitzer, R (1, 5) OBP: 0.386, SLG: 0.442	0-0 1-2 1B		0-0 HR			0-3 K		0-0 6-3		4 1 2 1 0 1 0														
George Brett, L (1, 3) OBP: 0.384, SLG: 0.470	0-0 L6		0-0 2B			0-0 G3		0-3 K		4 0 1 0 0 1 2														
Danny Tartabull, R (1, 9) OBP: 0.371, SLG: 0.470	0-0 F7		0-3 K			4-0 BB		0-3 K		3 0 0 0 1 2 3														
Frank White, R (1, 4) OBP: 0.306, SLG: 0.363	0-3 K			4-0 G6-4-3 BB		0-0 F8		0-0 6-3		3 0 0 0 1 1 3														
Bo Jackson, R (1, 7) OBP: 0.312, SLG: 0.488		0-3 K		0-0 G6-4-3 1-2f		4-0 G3 F8 BB		0-3 K		3 0 0 0 1 2 1														
Lonnie Smith, R (1, 10) OBP: 0.200, SLG: 0.158		0-0 F8		0-3 K		0-0 F8				3 0 0 0 0 1 1														
Angel Salazar, R (1, 6) OBP: 0.219, SLG: 0.248		0-3 K			0-0 CS 1B		0-0 G3			3 0 1 0 0 1 1														
Larry Owen, R (1, 2) OBP: 0.281, SLG: 0.330			0-3 K		0-3 K		0-0 F6			2 0 0 0 0 2 1														
Steve Balboni, R (7, PH) OBP: 0.275, SLG: 0.386										1 0 0 0 0 0 1														
Mike Macfarlane, R (7, 2)										0 0 0 0 0 0 0														
<b>Inning Stats</b>	R: 0 E: 0 K: 1 S: 7	H: 2 LOB: 2 BB: 0 P: 7	R: 0 E: 0 K: 2 S: 7	H: 0 LOB: 0 BB: 0 P: 7	R: 1 E: 0 K: 2 S: 9	H: 2 LOB: 1 BB: 0 P: 9	R: 0 E: 0 K: 1 S: 4	H: 0 LOB: 0 BB: 1 P: 8	R: 0 E: 0 K: 1 S: 5	H: 1 LOB: 0 BB: 0 P: 5	R: 0 E: 0 K: 1 S: 5	H: 0 LOB: 1 BB: 1 P: 9	R: 0 E: 0 K: 0 S: 3	H: 0 LOB: 1 BB: 1 P: 7	R: 0 E: 0 K: 2 S: 7	H: 0 LOB: 0 BB: 0 P: 7	R: 0 E: 0 K: 2 S: 7	H: 0 LOB: 0 BB: 0 P: 7	1B: 3 2B: 2 3B: 0 HR: 1	SF: 0 SAC: 0 DP: 2 HBP: 0	WP: 0 PB: 0 SB: 0 CS: 1	PA: 33		
<b>PITCHER</b> Eric Bell, L (1, 1) ERA: 4.75	IP: 9.0 WLS: W BF: 33 H: 5 R: 1 ER: 1 SO: 12 BB: 3 IBB: 0 HBP: 0 BLK: 0 WP: 0 HR: 1 S: 54 P: 66 ERA: 1.00 WHIP: 0.889																							

**Kansas City Royals @ Baltimore Orioles**  
 Memorial Stadium, Baltimore, MD  
 Thu Jul 23 1987, 7:05 PM EDT  
 Att. 34,535 - Unknown

AB	30
R	1
H	5
RBI	1
BB	3
SO	12
LOB	13



Batter	1	2	3	4	5	6	7	8	9
Lee Lacy, R OBP: 0.349, SLG: 0.413 (1, 10)	0-0 E 1B		0-3 K		0-0 E4 1B		0-0 6-3		
Billy Ripken, R OBP: 0.348, SLG: 0.381 (1, 4)	0-0 F4		0-0 G6-3 1B		0-0 L8			0-0 L8	
Cal Ripken Jr., R OBP: 0.355, SLG: 0.478 (1, 6)	0-0 E5 1-2		0-0 G6-3 1-2f		0-0 1-2 2-H 3-H 1B			0-0 F7	
Eddie Murray, S OBP: 0.344, SLG: 0.512 (1, 3)	0-0 F7			0-0 F3	0-3 K			0-0 6-3	
Ray Knight, R OBP: 0.323, SLG: 0.386 (1, 5)	0-0 L5			0-0 F8		0-0 K 1B			
Mike Young, S OBP: 0.354, SLG: 0.443 (1, 7)		0-0 E5 FC6 G3		0-0 P3		0-0 F9			
Terry Kennedy, L OBP: 0.313, SLG: 0.413 (1, 2)		0-0 G3 1-2			0-3 K	0-3 K 1-2			
Larry Sheets, L OBP: 0.381, SLG: 0.595 (1, 9)		0-0 FC6 2-3			0-0 E 1B 1B		0-0 G3		
Ken Gerhart, R OBP: 0.275, SLG: 0.439 (1, 8)		0-0 F7			0-0 E 1B 1B		0-0 5-3		

Inning Stats	R: 0	H: 1	E: 1	LOB: 2	K: 0	BB: 0	S: 5	P: 5
	R: 0	H: 0	E: 1	LOB: 1	K: 0	BB: 0	S: 4	P: 4
	R: 0	H: 1	E: 0	LOB: 0	K: 1	BB: 0	S: 5	P: 5
	R: 0	H: 0	E: 0	LOB: 0	K: 0	BB: 0	S: 3	P: 3
	R: 2	H: 3	E: 1	LOB: 2	K: 2	BB: 0	S: 11	P: 11
	R: 0	H: 1	E: 0	LOB: 0	K: 1	BB: 0	S: 5	P: 5
	R: 0	H: 0	E: 0	LOB: 0	K: 0	BB: 0	S: 3	P: 3
	R: 0	H: 0	E: 0	LOB: 0	K: 0	BB: 0	S: 3	P: 3


PITCHER	IP	WLS	BF	H	R	ER	SO	BB	IBB	HBP	BLK	WP	HR	S	P	ERA	WHIP
Danny Jackson, L ERA: 4.27 (1, 1)	8.0	L	31	6	2	0	4	0	0	0	0	0	0	39	39	0.00	0.750

**BOTTOM**

**Kansas City Royals @ Baltimore Orioles**  
**Memorial Stadium, Baltimore, MD**  
 Thu Jul 23 1987, 7:05 PM EDT  
 Att. 34,535 - Unknown

AB	R	H	RBI	BB	SO	LOB
4	0	1	0	0	1	2
4	0	1	0	0	0	4
4	0	1	2	0	0	2
4	0	0	0	0	1	4
3	0	1	0	0	0	2
3	0	0	0	0	0	1
3	0	0	0	0	2	2
3	1	1	0	0	0	1
3	1	1	0	0	0	1

AB	31
R	2
H	6
RBI	2
BB	0
SO	4
LOB	19



WP	PA
0	31
PB	0
SB	0
CS	0

WP	PA	ERA	WHIP
0	31	0.00	0.750

Batter	1	2	3	4	5	6	7	8	9	AB R H RBI BB SO LOB	TOP																										
Willie Wilson, S (1, 8) OBP: 0.316, SLG: 0.395	0-0 6-3	0-0 FC5-4			0-3 K			0-0 6-3		4 0 0 0 0 1 1																											
Kevin Seitzer, R (1, 5) OBP: 0.389, SLG: 0.446	0-0 1B 1B 2B		0-0 1-3		4-0 BB			0-0 1B FC5-2 1B		3 1 2 0 1 0 0																											
George Brett, L (1, 3) OBP: 0.386, SLG: 0.471	0-0 1B 2-3 1B		0-0 4-3		0-0 F5			0-0 1B BB FC5-2 1B		4 0 2 0 0 0 1																											
Danny Tartabull, R (1, 9) OBP: 0.370, SLG: 0.467	0-0 1B 2-3 3-H		0-0 5-3		0-3 K			0-0 1B FC5-2 BB		4 0 1 1 0 1 2																											
Frank White, R (1, 4) OBP: 0.308, SLG: 0.363	0-3 K			0-0 1B FC6-4		0-0 6-3		4-0 BB 1-2 2-3 BB		3 0 1 0 1 1 2																											
Lonnie Smith, R (1, 10) OBP: 0.174, SLG: 0.136	0-0 F8		0-0 F9		0-0 L8			0-3 K		3 0 0 0 0 0 3																											
Thad Bosley, L (8, PH) OBP: 0.320, SLG: 0.372										1 0 0 0 0 1 3																											
Bo Jackson, R (1, 7) OBP: 0.310, SLG: 0.484		0-3 K		0-0 1B FC6-4		0-3 K			0-0 L6	3 0 0 0 0 2 1																											
Jim Eisenreich, L (9, PH) OBP: 0.279, SLG: 0.500										1 0 0 0 0 0 0																											
Mike Macfarlane, R (1, 2)		0-0 F9		0-0 1B FC6-4		0-0 6-3			0-0 6-3	4 0 0 0 0 0 1																											
Angel Salazar, R (1, 6) OBP: 0.220, SLG: 0.249		0-0 1B FC5-4			0-0 5-3		0-0 F8		0-0 P3	3 0 1 0 0 0 0																											
Steve Balboni, R (9, PH) OBP: 0.274, SLG: 0.384										1 0 0 0 0 0 0																											
<b>Inning Stats</b>	R: 1 E: 0 K: 1 S: 8	H: 3 LOB: 2 BB: 0 P: 8	R: 0 E: 0 K: 1 S: 6	H: 1 LOB: 1 BB: 0 P: 6	R: 0 E: 0 K: 0 S: 3	H: 0 LOB: 0 BB: 0 P: 3	R: 0 E: 0 K: 0 S: 4	H: 1 LOB: 1 BB: 0 P: 4	R: 0 E: 0 K: 1 S: 5	H: 0 LOB: 1 BB: 1 P: 9	R: 0 E: 0 K: 1 S: 5	H: 0 LOB: 0 BB: 0 P: 5	R: 0 E: 0 K: 1 S: 5	H: 0 LOB: 0 BB: 0 P: 5	R: 0 E: 0 K: 1 S: 7	H: 2 LOB: 3 BB: 1 P: 11	R: 0 E: 0 K: 0 S: 3	H: 0 LOB: 0 BB: 0 P: 3	1B: 6 2B: 1 3B: 0 HR: 0	SF: 0 SAC: 0 DP: 0 HBP: 0	WP: 0 PB: 0 SB: 0 CS: 0	PA: 36															
<b>PITCHER</b>	IP WLS BF H R ER SO BB IBB HBP BLK WP HR S P ERA WHIP																																				
Mike Flanagan, L (1, 1) ERA: 5.67	7.2		32	7	1	1	5	2	0	0	0	0	0	0	40	48	1.17	1.174																			
Tom Niedenfuer, R (8, 1) ERA: 4.43	1.1	W	4	0	0	0	1	0	0	0	0	0	0	0	6	6	0.00	0.000																			

**Kansas City Royals @ Baltimore Orioles**  
 Memorial Stadium, Baltimore, MD  
 Fri Jul 24 1987, 7:05 PM EDT  
 Att: 41,687 - Unknown

livebaseballscorecards.com

<b>AB</b>	34
<b>R</b>	1
<b>H</b>	7
<b>RBI</b>	1
<b>BB</b>	2
<b>SO</b>	6
<b>LOB</b>	14





Batter	1	2	3	4	5	6	7	8	9	AB	R	H	RBI	BB	SO	LOB
Ron Washington, R (1, 10) OBP: 0.318, SLG: 0.409 Jim Dwyer, L (8, PH) OBP: 0.361, SLG: 0.483	0-3 K		0-0 F3			0-0 F7		4-0 FC5-2 SF IBB		3	0	0	0	0	1	1
Billy Ripken, R (1, 4) OBP: 0.340, SLG: 0.370	0-3 K			0-0 F8		0-0 1B		0-0 FC5-2 SF		4	0	1	0	0	1	3
Cal Ripken Jr., R (1, 6) OBP: 0.352, SLG: 0.474	0-0 F8			0-0 F2		0-0 4-3		0-0 SF		3	0	0	1	0	0	1
Eddie Murray, S (1, 3) OBP: 0.345, SLG: 0.509		4-0 WP 5-3 BB		0-0 6-3		0-0 F9		4-0 G6-4-3 IBB		2	0	0	0	2	0	0
Ray Knight, R (1, 5) OBP: 0.323, SLG: 0.384		0-0 P3			0-0 G5-3 1B		0-3 K	0-0 G6-4-3		4	0	1	0	0	1	4
Mike Young, S (1, 7) OBP: 0.353, SLG: 0.441		0-0 5-3			0-0 1B		0-0 5-3			3	0	1	0	0	0	1
Larry Sheets, L (1, 9) OBP: 0.380, SLG: 0.592 Alan Wiggins, S (8, PR) OBP: 0.305, SLG: 0.277 Lee Lacy, R (9, 9) OBP: 0.349, SLG: 0.413		0-3 K			0-3 K			0-0 BB E 1B		3	0	1	0	0	2	3
Floyd Rayford, R (1, 2) OBP: 0.200, SLG: 0.350 Terry Kennedy, L (8, PH) OBP: 0.315, SLG: 0.413			0-0 FC6-4 1B		0-0 G5-3			4-0 E FC5-2 BB		2	0	1	0	0	0	2
Ken Gerhart, R (1, 8) OBP: 0.271, SLG: 0.434			0-0 FC6-4 CS			0-0 5-3		0-0 E1 FC5-2 SF		3	1	0	0	0	0	2

Inning Stats	R: 0	H: 0	E: 0	K: 2	S: 7	R: 0	H: 0	E: 0	K: 1	S: 5	R: 0	H: 1	E: 0	K: 0	S: 3	R: 0	H: 0	E: 0	K: 0	S: 3	R: 0	H: 2	E: 0	K: 1	S: 6	R: 0	H: 1	E: 0	K: 0	S: 4	R: 0	H: 0	E: 0	K: 1	S: 5	R: 3	H: 1	E: 2	K: 0	S: 5	R: 0	H: 0	E: 0	K: 1	S: 5	R: 0	H: 1	E: 0	K: 0	S: 5	
	LOB: 0	BB: 0	P: 7	LOB: 1	BB: 1	P: 9	LOB: 0	BB: 0	P: 3	LOB: 1	BB: 0	P: 6	LOB: 1	BB: 0	P: 6	LOB: 0	BB: 0	P: 5	LOB: 3	BB: 3	P: 17	LOB: 0	BB: 0	P: 2	LOB: 0	BB: 0	P: 2	LOB: 0	BB: 0	P: 2	LOB: 0	BB: 0	P: 2	LOB: 0	BB: 0	P: 2	LOB: 0	BB: 0	P: 2	LOB: 0	BB: 0	P: 2	LOB: 0	BB: 0	P: 2	LOB: 0	BB: 0	P: 2	LOB: 0	BB: 0	P: 2


PITCHER	IP	WLS	BF	H	R	ER	SO	BB	IBB	HBP	BLK	WP	HR	S	P	ERA	WHIP
Bud Black, L (1, 1) ERA: 2.71	7.0		25	5	1	0	5	1	0	0	0	1	0	34	38	0.00	0.857
Steve Farr, R (8, 1) ERA: 4.5	0.0	L	2	0	0	0	0	1	0	0	0	0	0	1	5	∞	∞
John Davis, R (8, 1) ERA:	1.0		5	0	2	0	0	0	2	0	0	0	0	3	11	0.00	0.000

**BOTTOM**

**Kansas City Royals @ Baltimore Orioles**  
Memorial Stadium, Baltimore, MD

Fri Jul 24 1987, 7:05 PM EDT  
Att. 41,687 - Unknown

AB	27
R	3
H	5
RBI	1
BB	4
SO	5
LOB	17



WP	HR	S	P	ERA	WHIP
1B: 5	SF: 1	WP: 1	PA: 32		
2B: 0	SAC: 0	PB: 0			
3B: 0	DP: 2	SB: 0			
HR: 0	HBP: 0	CS: 1			

**Kansas City Royals @ Baltimore Orioles**  
**Memorial Stadium, Baltimore, MD**

Sat Jul 25 1987, 3:33 AM EDT  
 Att: 36,472 - Unknown

[livebaseballscorecards.com](http://livebaseballscorecards.com)

<b>AB</b>	<b>37</b>
<b>R</b>	<b>3</b>
<b>H</b>	<b>12</b>
<b>RBI</b>	<b>3</b>
<b>BB</b>	<b>3</b>
<b>SO</b>	<b>7</b>
<b>LOB</b>	<b>17</b>



Batter	1	2	3	4	5	6	7	8	9	AB R H RBI BB SO LOB	
<b>Willie Wilson, S</b> (1, 8) OBP: 0.317, SLG: 0.393	0-0 6-3		4-0 BB		0-0 5-3		0-0 F8	0-0 1B		4 0 1 0 1 0 0	
<b>Kevin Seitzer, R</b> (1, 5) OBP: 0.389, SLG: 0.446	0-0 1B		0-0 F9		0-0 1B		0-0 4-3	0-0 G3		5 0 2 0 0 0 3	
<b>George Brett, L</b> (1, 3) OBP: 0.382, SLG: 0.461	0-3 K		0-0 F2		0-0 F8		4-0 1B BB		0-0 4-3	4 0 0 0 1 1 3	
<b>Jim Eisenreich, L</b> (1, 10) OBP: 0.273, SLG: 0.475	0-3 K			0-0 1-3	0-3 K		0-0 1B		0-3 K	5 0 1 0 0 3 2	
<b>Danny Tartabull, R</b> (1, 9) OBP: 0.368, SLG: 0.463		0-0 6-3		0-0 2B 1B 1B		0-0 5-3	0-0 5-3		0-3 K	5 1 1 0 0 1 2	
<b>Frank White, R</b> (1, 4) OBP: 0.310, SLG: 0.367		0-0 1B 1B		0-0 1B 2B		0-0 1-3		0-0 F6		4 1 2 0 0 0 0	
<b>Bo Jackson, R</b> (1, 7) OBP: 0.315, SLG: 0.494		0-0 G1-6-3 1B		0-3 K		0-0 3B		0-0 1B SF7 1B		4 1 3 0 0 1 2	
<b>Mike Macfarlane, R</b> (1, 2) OBP: 0.375, SLG: 0.286		0-0 G1-6-3		0-0 1B		4-0 FC6-4 BB		0-0 1B 1B		3 0 2 2 1 0 2	
<b>Angel Salazar, R</b> (1, 6) OBP: 0.218, SLG: 0.247			0-3 K	0-0 1-3		0-0 FC6-4		0-0 SF7		3 0 0 0 0 1 3	
<b>Thad Bosley, L</b> (8, PH) OBP: 0.317, SLG: 0.372										0 0 0 1 0 0 0	
<b>Bill Pecota, R</b> (8, 6) OBP: 0.444, SLG: 0.640										0 0 0 0 0 0 0	
<b>Inning Stats</b>	R: 0 H: 1 E: 0 LOB: 1 K: 2 BB: 0 S: 8 P: 8	R: 0 H: 2 E: 0 LOB: 1 K: 0 BB: 0 S: 4 P: 4	R: 0 H: 0 E: 0 LOB: 1 K: 1 BB: 1 S: 5 P: 9	R: 2 H: 3 E: 0 LOB: 1 K: 1 BB: 0 S: 8 P: 8	R: 0 H: 1 E: 0 LOB: 1 K: 1 BB: 0 S: 6 P: 6	R: 0 H: 1 E: 0 LOB: 2 K: 0 BB: 1 S: 4 P: 8	R: 0 H: 1 E: 0 LOB: 2 K: 0 BB: 1 S: 4 P: 8	R: 1 H: 3 E: 0 LOB: 2 K: 0 BB: 0 S: 6 P: 6	R: 0 H: 0 E: 0 LOB: 0 K: 2 BB: 0 S: 7 P: 7	1B: 10 SF: 1 2B: 1 SAC: 0 3B: 1 DP: 1 HR: 0 HBP: 0	WP: 0 PA: 41 PB: 0 SB: 2 CS: 0

PITCHER	IP	WLS	BF	H	R	ER	SO	BB	IBB	HBP	BLK	WP	HR	S	P	ERA	WHIP
<b>Dave Schmidt, R</b> (1, 1) ERA: 2.93	6.2		31	9	2	2	5	3	0	0	0	0	0	38	50	2.70	1.800
<b>Mark Williamson, R</b> (7, 1) ERA: 4.09	1.1	W	7	3	1	1	0	0	0	0	0	0	0	7	7	6.75	2.250
<b>Tom Niedenfuer, R</b> (9, 1) ERA: 4.34	1.0	S	3	0	0	0	2	0	0	0	0	0	0	7	7	0.00	0.000

Batter	1	2	3	4	5	6	7	8	9
Alan Wiggins, S OBP: 0.304, SLG: 0.276 (1, 10)	0-0 F7		0-0 F7		0-0 E 5-3 1B		0-3 K		
Billy Ripken, R OBP: 0.315, SLG: 0.340 (1, 4)	0-0 F4		0-0 5-3		0-0 5-3			0-0 4-3	
Cal Ripken Jr., R OBP: 0.355, SLG: 0.475 (1, 6)	4-0 BB		0-0 1B		0-0 2-H 1B			0-0 F7	
Eddie Murray, S OBP: 0.344, SLG: 0.515 (1, 3)	0-0 G3		0-0 1-3		0-0 F7			0-0 HR	
Terry Kennedy, L OBP: 0.317, SLG: 0.414 (1, 2)		0-0 FC4-6 1B		0-0 WP 1B	0-0 CS	0-3 K		0-0 4-3	
Mike Young, S OBP: 0.349, SLG: 0.434 (1, 7)		0-0 FC4-6 1B SF8		0-0 F8		0-0 4-3			
Larry Sheets, L OBP: 0.380, SLG: 0.588 (1, 9)		0-0 1-3 1B		0-3 K		0-0 G1-6-3			
Ken Gerhart, R OBP: 0.268, SLG: 0.430 (1, 8)		0-0 SF8		0-0 4-3			0-0 F5		
Ron Washington, R OBP: 0.320, SLG: 0.480 (1, 5)		0-3 K			0-0 1B 3B		0-3 K		

Inning Stats	R: 0	H: 0	E: 0	K: 0	S: 3	R: 1	H: 2	E: 0	K: 1	S: 7	R: 0	H: 1	E: 0	K: 0	S: 4	R: 0	H: 1	E: 0	K: 1	S: 6	R: 2	H: 3	E: 1	K: 0	S: 5	R: 0	H: 0	E: 0	K: 1	S: 5	R: 0	H: 0	E: 0	K: 2	S: 7	R: 1	H: 1	E: 0	K: 0	S: 4
	LOB: 1	BB: 1	P: 7	LOB: 1	BB: 0	P: 7	LOB: 1	BB: 0	P: 4	LOB: 0	BB: 0	P: 6	LOB: 0	BB: 0	P: 5	LOB: 0	BB: 0	P: 5	LOB: 0	BB: 0	P: 5	LOB: 0	BB: 0	P: 5	LOB: 0	BB: 0	P: 7	LOB: 0	BB: 0	P: 4	LOB: 0	BB: 0	P: 4	LOB: 0	BB: 0	P: 4	LOB: 0	BB: 0	P: 4	

PITCHER	IP	WLS	BF	H	R	ER	SO	BB	IBB	HBP	BLK	WP	HR	S	P	ERA	WHIP
Bret Saberhagen, R ERA: 2.85 (1, 1)	8.0	L	32	8	4	4	5	1	0	0	0	1	1	41	45	4.50	1.125

AB R H RBI BB SO LOB

4	1	1	1	0	1	0
4	0	0	0	0	0	1
3	0	2	1	1	0	0
4	1	1	1	0	0	3
4	0	2	0	0	1	0
3	1	0	0	0	0	2
3	0	1	0	0	1	1
2	0	0	1	0	0	1
3	1	1	0	0	2	1

AB	30
R	4
H	8
RBI	4
BB	1
SO	5
LOB	9



**Kansas City Royals @ Baltimore Orioles**  
**Memorial Stadium, Baltimore, MD**  
 Sat Jul 25 1987, 3:33 AM EDT  
 Att. 36,472 - Unknown

livebaseballscorecards.com

AB	30
R	4
H	8
RBI	4
BB	1
SO	5
LOB	9

WP	1	PA	33
PB	0		
SB	0		
CS	1		

Batter	1	2	3	4	5	6	7	8	9	AB R H RBI BB SO LOB	TOP		
Lonnie Smith, R (1, 7) OBP: 0.286, SLG: 0.370	0-0 6-3		0-0 HR		0-0 1B		0-0 1B		0-0 1B	5 2 4 2 0 0 0			
Bill Pecota, R (1, 5) OBP: 0.438, SLG: 0.600	0-0 5-3		0-0 G6-4-3 1B		0-0 1B		0-0 6-3		0-0 G6-4-3 1B	5 0 2 0 0 0 2			
George Brett, L (1, 3) OBP: 0.389, SLG: 0.464	0-0 1B		0-0 G6-4-3 1-2f		0-0 1B		4-0 G1-6-3 IBB			3 0 2 1 1 0 1			
Jim Eisenreich, L (1, 10) OBP: 0.271, SLG: 0.462	0-0 1-3 1B		0-0 3-1		0-3 K2-3		0-0 G1-6-3 1-2f			4 0 1 0 0 1 4			
Frank White, R (1, 4) OBP: 0.307, SLG: 0.363	0-3 K			0-3 K		0-0 F8		0-3 K		4 0 0 0 0 3 2			
Danny Tartabull, R (1, 9) OBP: 0.369, SLG: 0.465		0-0 2B		0-3 K		4-0 1B BB		0-3 K		3 1 1 0 1 2 0			
Bo Jackson, R (1, 8) OBP: 0.311, SLG: 0.487		0-0 5-3		0-0 5-3		0-0 L3		0-3 K		4 0 0 0 0 1 2			
Angel Salazar, R (1, 6) OBP: 0.219, SLG: 0.247		0-3 K			0-0 6-3		0-0 2-H 1B		0-3 K	4 0 1 1 0 2 1			
Larry Owen, R (1, 2) OBP: 0.280, SLG: 0.336		0-3 K			0-0 5-3		0-0 F9		0-0 1B 2B	4 1 1 0 0 1 2			
<b>Inning Stats</b>	R: 0 E: 0 K: 1 S: 7 H: 2 LOB: 2 BB: 0 P: 7	R: 0 E: 0 K: 2 S: 8 H: 1 LOB: 1 BB: 0 P: 8	R: 1 E: 0 K: 0 S: 4 H: 2 LOB: 0 BB: 0 P: 4	R: 0 E: 0 K: 2 S: 7 H: 0 LOB: 0 BB: 0 P: 7	R: 1 E: 0 K: 1 S: 8 H: 3 LOB: 2 BB: 0 P: 8	R: 1 E: 0 K: 0 S: 4 H: 1 LOB: 1 BB: 1 P: 8	R: 0 E: 0 K: 3 S: 9 H: 1 LOB: 1 BB: 1 P: 7	R: 0 E: 0 K: 3 S: 9 H: 0 LOB: 0 BB: 0 P: 9	R: 1 E: 0 K: 1 S: 6 H: 2 LOB: 0 BB: 0 P: 6	1B: 9 2B: 2 3B: 0 HR: 1 SF: 0 SAC: 0 DP: 3 HBP: 0	WP: 0 PB: 0 SB: 2 CS: 0 PA: 38		
<b>PITCHER</b>	IP WLS BF H R ER SO BB IBB HBP BLK WP HR S P ERA WHIP											<b>PITCHER</b>	IP WLS BF H R ER SO BB IBB HBP BLK WP HR S P ERA WHIP
Ken Dixon, R (1, 1) ERA: 6.96	6.0 L 28 10 3 3 6 1 0 0 0 0 1 39 43 4.50 1.833												
Doug Corbett, R (7, 1) ERA: 7.84	3.0 10 2 1 1 4 0 1 0 0 0 0 17 21 3.00 0.667												

**Kansas City Royals @ Baltimore Orioles**  
**Memorial Stadium, Baltimore, MD**  
Sun Jul 26 1987, 3:33 AM EDT  
Att: 28,478 - Unknown

AB	36
R	4
H	12
RBI	4
BB	2
SO	10
LOB	14



BOTTOM

Kansas City Royals @ Baltimore Orioles  
Memorial Stadium, Baltimore, MD  
Sun Jul 26 1987, 3:33 AM EDT  
Att. 28,478 - Unknown

livebaseballscorecards.com

AB	27
R	0
H	2
RBI	0
BB	3
SO	7
LOB	8



WP:	0	PA:	30
PB:	0		
SB:	0		
CS:	0		

AB R H RBI BB SO LOB

4	0	0	0	0	1	1
4	0	1	0	0	1	0
3	0	0	0	1	1	1
3	0	0	0	0	1	1
1	0	0	0	2	0	0
3	0	0	0	0	0	2
3	0	0	0	0	1	2
3	0	0	0	0	1	1
3	0	1	0	0	1	0

9

0-0	①	F4
0-0	②	1B
0-0	③	1-3
0-0	①	4-3
0-0	②	1-3
0-0	③	F3
0-3	①	K
0-0	②	4-3
0-0	③	K
0-3	①	4-3
0-0	②	K
0-0	③	K
0-0	①	K
0-0	②	FC6-4
0-0	③	FC6-4
0-0	①	5-3

8

0-0	①	6-3
4-0	②	G5-4-3
4-0	③	G5-4-3
4-0	①	FC6-4
4-0	②	F9
0-0	③	F9
0-0	①	F9
0-0	②	F9
0-0	③	FC6-4
0-0	①	5-3

7

0-0	①	G4-6-3
0-0	②	G4-6-3
0-0	③	G4-6-3
0-0	①	G5-4-3
0-0	②	G5-4-3
0-0	③	G5-4-3
0-0	①	G4-6-3
0-0	②	G4-6-3
0-0	③	G4-6-3
0-0	①	G4-6-3
0-0	②	G4-6-3
0-0	③	G4-6-3
0-0	①	G4-6-3
0-0	②	G4-6-3
0-0	③	G4-6-3
0-0	①	G4-6-3
0-0	②	G4-6-3
0-0	③	G4-6-3

6

0-0	①	P3
0-3	②	K
0-0	③	5-3
0-3	①	K
0-3	②	K
0-3	③	K
0-3	①	4-3
4-0	②	BB
0-0	③	F6
0-0	①	4-3
0-0	②	K
0-0	③	K
0-3	①	K
0-3	②	K
0-3	③	K
0-3	①	K
0-3	②	K
0-3	③	K
0-3	①	K
0-3	②	K
0-3	③	K

5

0-0	①	P3
0-3	②	K
0-0	③	5-3
0-3	①	K
0-3	②	K
0-3	③	K
0-3	①	4-3
4-0	②	BB
0-0	③	F6
0-0	①	4-3
0-0	②	K
0-0	③	K
0-3	①	K
0-3	②	K
0-3	③	K
0-3	①	K
0-3	②	K
0-3	③	K
0-3	①	K
0-3	②	K
0-3	③	K

4

0-0	①	P3
0-3	②	K
0-0	③	5-3
0-3	①	K
0-3	②	K
0-3	③	K
0-3	①	4-3
4-0	②	BB
0-0	③	F6
0-0	①	4-3
0-0	②	K
0-0	③	K
0-3	①	K
0-3	②	K
0-3	③	K
0-3	①	K
0-3	②	K
0-3	③	K
0-3	①	K
0-3	②	K
0-3	③	K

3

0-0	①	P3
0-3	②	K
0-0	③	5-3
0-3	①	K
0-3	②	K
0-3	③	K
0-3	①	4-3
4-0	②	BB
0-0	③	F6
0-0	①	4-3
0-0	②	K
0-0	③	K
0-3	①	K
0-3	②	K
0-3	③	K
0-3	①	K
0-3	②	K
0-3	③	K
0-3	①	K
0-3	②	K
0-3	③	K

2

0-3	①	K
0-0	②	5-3
0-3	③	K
0-0	①	4-3
0-0	②	1-3
0-0	③	F3
0-3	①	K
0-3	②	4-3
0-0	③	K
0-3	①	4-3
0-0	②	K
0-0	③	K
0-3	①	K
0-3	②	K
0-3	③	K
0-3	①	K
0-3	②	K
0-3	③	K
0-3	①	K
0-3	②	K
0-3	③	K

1

0-3	①	K
0-0	②	5-3
0-3	③	K
0-0	①	4-3
0-0	②	1-3
0-0	③	F3
0-3	①	K
0-3	②	4-3
0-0	③	K
0-3	①	4-3
0-0	②	K
0-0	③	K
0-3	①	K
0-3	②	K
0-3	③	K
0-3	①	K
0-3	②	K
0-3	③	K
0-3	①	K
0-3	②	K
0-3	③	K

Batter

Alan Wiggins, S (1, 10) OBP: 0.300, SLG: 0.272
Billy Ripken, R (1, 4) OBP: 0.310, SLG: 0.333
Cal Ripken Jr., R (1, 6) OBP: 0.354, SLG: 0.472
Eddie Murray, S (1, 3) OBP: 0.342, SLG: 0.511
Ray Knight, R (1, 5) OBP: 0.325, SLG: 0.383
Mike Young, S (1, 7) OBP: 0.344, SLG: 0.427
Larry Sheets, L (1, 9) OBP: 0.375, SLG: 0.581
Floyd Rayford, R (1, 2) OBP: 0.174, SLG: 0.304
Ken Gerhart, R (1, 8) OBP: 0.269, SLG: 0.429

Inning Stats

PITCHER

Charlie Leibrandt, L (1, 1) ERA: 2.77
--

R: 0 H: 0	R: 0 H: 0	R: 0 H: 0	R: 0 H: 0	R: 0 H: 1	R: 0 H: 1	R: 0 H: 0	R: 0 H: 1	R: 0 H: 1	R: 0 H: 1	R: 0 H: 1
E: 0 LOB: 0	E: 0 LOB: 0	E: 0 LOB: 0	E: 0 LOB: 0	E: 0 LOB: 1	E: 0 LOB: 0	E: 0 LOB: 0	E: 0 LOB: 1	E: 0 LOB: 1	E: 0 LOB: 1	E: 0 LOB: 1
K: 2 BB: 0	K: 0 BB: 0	K: 0 BB: 0	K: 1 BB: 0	K: 1 BB: 1	K: 1 BB: 0	K: 0 BB: 1	K: 0 BB: 1	K: 0 BB: 1	K: 0 BB: 1	K: 0 BB: 1
S: 7 P: 7	S: 3 P: 3	S: 7 P: 7	S: 5 P: 5	S: 5 P: 9	S: 5 P: 5	S: 2 P: 6	S: 3 P: 7	S: 4 P: 4	S: 4 P: 4	S: 4 P: 4

IP WLS BF H R ER SO BB IBB HBP BLK WP HR S P ERA WHIP	9.0 W 30 2 0 0 7 3 0 0 0 0 0 0 41 53 0.00 0.556
---	---

WP: 0 PA: 30	PB: 0	SB: 0	CS: 0
--------------	-------	-------	-------

1B: 2 SF: 0	2B: 0 SAC: 0	3B: 0 DP: 2	HR: 0 HBP: 0
-------------	--------------	-------------	--------------

Batter	1	2	3	4	5	6	7	8	9	AB R H RBI BB SO LOB	TOP											
Willie Wilson, S (1, 8) OBP: 0.319, SLG: 0.400	0-0 5-3		0-0 SF7 5-3 1-2 1B		0-0 3B		0-0 F4			4 0 2 0 0 0 1	<b>Kansas City Royals @ New York Yankees</b> Yankee Stadium, Bronx, NY Tue Jul 28 1987, 7:05 PM EDT Att: 36,813 - Unknown <a href="http://livebaseballscorecards.com">livebaseballscorecards.com</a>											
Kevin Seitzer, R (1, 5) OBP: 0.386, SLG: 0.441	0-0 B2		0-0 5-3 1-2 2-3		0-3 K		0-0 6-3			4 0 0 0 0 1 4												
George Brett, L (1, 3) OBP: 0.391, SLG: 0.462	0-0 FC4 1B		4-0 IBB		0-0 F9		0-0 6-3			3 0 1 0 1 0 1												
Jim Eisenreich, L (1, 10) OBP: 0.257, SLG: 0.441	0-0 FC4 1-2f		0-0 SF7 2-3 3-H		0-0 4-3		0-0 6-3			3 0 0 1 0 0 2												
Frank White, R (1, 4) OBP: 0.306, SLG: 0.362		0-0 1B 1B	0-0 F8		0-0 F8		0-0 F8			4 0 1 0 0 0 2												
Danny Tartabull, R (1, 9) OBP: 0.368, SLG: 0.463		0-0 L3 1-2 1B		0-0 5-3		0-0 G3		0-3 K		4 0 1 0 0 1 0												
Bo Jackson, R (1, 7) OBP: 0.313, SLG: 0.487		0-0 L3 1-2		0-0 1B		0-0 CS 1B		0-0 1-3		4 0 2 0 0 0 2												
Mike Macfarlane, R (1, 2) OBP: 0.364, SLG: 0.222		0-0 F4		0-3 K		0-0 CS 1-2	4-0 SH1-4 BB		0-0 6-3	2 0 0 0 1 1 2 1 0 0 0 0 0 0												
Thad Bosley, L (9, PH) OBP: 0.314, SLG: 0.368																						
Angel Salazar, R (1, 6) OBP: 0.220, SLG: 0.248			0-0 5-3 SF7 1B 1B		0-0 5-3		0-0 SH1-4 1-2			2 1 1 0 0 0 1												
<b>Inning Stats</b>	R: 0 E: 0 K: 0 S: 4	H: 1 LOB: 1 BB: 0 P: 4	R: 0 E: 0 K: 0 S: 4	H: 2 LOB: 1 BB: 0 P: 4	R: 1 E: 0 K: 0 S: 5	H: 2 LOB: 2 BB: 1 P: 9	R: 0 E: 0 K: 1 S: 6	H: 1 LOB: 1 BB: 0 P: 6	R: 0 E: 0 K: 1 S: 6	H: 1 LOB: 1 BB: 0 P: 6	R: 0 E: 0 K: 0 S: 3	H: 1 LOB: 0 BB: 0 P: 3	R: 0 E: 0 K: 0 S: 3	H: 0 LOB: 1 BB: 1 P: 7	R: 0 E: 0 K: 0 S: 3	H: 0 LOB: 0 BB: 0 P: 3	R: 0 E: 0 K: 1 S: 5	H: 0 LOB: 0 BB: 0 P: 5	1B: 7 2B: 1 3B: 1 HR: 0	SF: 1 SAC: 1 DP: 1 HBP: 0	WP: 0 PB: 0 SB: 0 CS: 1	PA: 36
<b>PITCHER</b> Rick Rhoden, R (1, 1) ERA: 3.44	IP: 9.0 WLS: W BF: 35 H: 8 R: 1 ER: 1 SO: 3 BB: 1 IBB: 1 HBP: 0 BLK: 0 WP: 0 HR: 0 S: 39 P: 47 ERA: 1.00 WHIP: 1.000											<b>PITCHER</b>	IP: 9.0 WLS: W BF: 35 H: 8 R: 1 ER: 1 SO: 3 BB: 1 IBB: 1 HBP: 0 BLK: 0 WP: 0 HR: 0 S: 39 P: 47 ERA: 1.00 WHIP: 1.000									



Batter	1	2	3	4	5	6	7	8	9
Gary Ward, R OBP: 0.306, SLG: 0.393 Henry Cotto, R OBP: 0.292, SLG: 0.505	4-0 1B G6-4-3 BB		0-0 WP 1B		0-0 F7			0-0 6-3	
Don Mattingly, L OBP: 0.399, SLG: 0.586	0-0 G6-4-3 1B		0-3 K			0-0 G3		0-0 F6	
Dave Winfield, R OBP: 0.379, SLG: 0.507	0-0 G6-4-3 1-2f 3-H		0-3 K			0-0 G3-6 1B		0-3 K	
Dan Pasqua, L OBP: 0.317, SLG: 0.379	0-0 G3			0-0 3-1		0-0 G3-6 1-2f			
Mike Pagliarulo, L OBP: 0.334, SLG: 0.481		0-0 F4		0-0 4-3		0-0 F7			
Mike Easler, L OBP: 0.335, SLG: 0.348		0-0 1-3		0-0 4-3		0-0 1B 1B			
Mark Salas, L OBP: 0.340, SLG: 0.443		0-0 3-1			0-0 F9		0-0 F7		
Juan Bonilla, R OBP: 0.250, SLG: 0.250			0-0 1B SH5-4 WP 1B		0-0 4-3		0-0 1-2 1B		
Wayne Tolleson, S OBP: 0.318, SLG: 0.256			0-0 SH5-4		0-0 1B		0-0 6-3		

Inning Stats	R: 1 E: 0 K: 0 S: 3	H: 1 LOB: 0 BB: 1 P: 7	R: 0 E: 0 K: 0 S: 3	H: 0 LOB: 0 BB: 0 P: 3	R: 1 E: 0 K: 2 S: 9	H: 2 LOB: 1 BB: 0 P: 9	R: 0 E: 0 K: 0 S: 3	H: 0 LOB: 0 BB: 0 P: 3	R: 0 E: 0 K: 0 S: 4	H: 1 LOB: 1 BB: 0 P: 4	R: 0 E: 0 K: 0 S: 3	H: 1 LOB: 0 BB: 0 P: 3	R: 0 E: 0 K: 0 S: 5	H: 2 LOB: 2 BB: 0 P: 5	R: 0 E: 0 K: 1 S: 5	H: 0 LOB: 0 BB: 0 P: 5
1B: 7 2B: 0 3B: 0 HR: 0	SF: 0 SAC: 1 DP: 2 HBP: 0	WP: 1 PB: 0 SB: 0 CS: 0	PA: 30													

PITCHER	IP	WLS	BF	H	R	ER	SO	BB	IBB	HBP	BLK	WP	HR	S	P	ERA	WHIP
Mark Gubicza, R ERA: 3.8	8.0	L	30	7	2	2	3	1	0	0	0	1	0	35	39	2.25	1.000


**BOTTOM**

**Kansas City Royals @ New York Yankees**  
Yankee Stadium, Bronx, NY

Tue Jul 28 1987, 7:05 PM EDT  
Att. 36,813 - Unknown

livebaseballscorecards.com

AB	28
R	2
H	7
RBI	0
BB	1
SO	3
LOB	8



Batter	1	2	3	4	5	6	7	8	9	AB R H RBI BB SO LOB	TOP					
Willie Wilson, S OBP: 0.317, SLG: 0.397 (1, 8)	0-3 K			0-0 6-3		0-3 K	0-0 1-3		0-0 1-2 K 1B	5 0 1 0 0 2 2	<b>Kansas City Royals @ New York Yankees</b> Yankee Stadium, Bronx, NY Wed Jul 29 1987, 3:33 AM EDT Att: 45,131 - Unknown <a href="http://livebaseballscorecards.com">livebaseballscorecards.com</a>					
Lonnie Smith, R OBP: 0.303, SLG: 0.355 (1, 10)	0-0 F8			0-0 1B		4-0 S BB		0-0 5-3	0-3 K	4 0 1 0 1 1 2						
Kevin Seitzer, R OBP: 0.385, SLG: 0.440 (1, 5) Bill Pecota, R OBP: 0.429, SLG: 0.576 (2, 5)	0-3 K			0-0 F9		0-0 6-3		0-0 1B 1B		1 0 0 0 0 1 0 3 0 1 0 0 0 2						
George Brett, L OBP: 0.392, SLG: 0.460 (1, 3)			0-0 4-3	0-0 4-3		4-0 BB		0-0 1-2 1B		3 0 1 0 1 0 1						
Frank White, R OBP: 0.303, SLG: 0.357 (1, 4)			0-0 F9		0-0 5-3	0-0 F8		0-0 L6		4 0 0 0 0 0 4						
Danny Tartabull, R OBP: 0.367, SLG: 0.459 (1, 9)			0-3 K		4-0 1B 1B BB		0-3 K	0-0 5-3		3 0 0 0 1 2 2						
Bo Jackson, R OBP: 0.318, SLG: 0.488 (1, 7)			0-0 5-3		0-0 1-2 1B 1B		4-0 S BB		4-0 1B BB	2 0 1 0 2 0 0						
Angel Salazar, R OBP: 0.221, SLG: 0.248 (1, 6)			0-3 K		0-0 1-2 2-3 1B		0-0 F9		0-0 F9	4 0 1 0 0 1 2						
Larry Owen, R OBP: 0.281, SLG: 0.330 (1, 2) Steve Balboni, R OBP: 0.273, SLG: 0.383 (9, PH)			0-3 K		0-0 G6-3 1-2f		4-0 1-2 BB		0-3 K	2 0 0 0 1 1 3 1 0 0 0 0 1 1						
<b>Inning Stats</b>	R: 0 E: 0 K: 2 S: 7 H: 0 LOB: 0 BB: 0 P: 7	R: 0 E: 0 K: 1 S: 5 H: 0 LOB: 0 BB: 0 P: 5	R: 0 E: 0 K: 2 S: 7 H: 0 LOB: 0 BB: 0 P: 7	R: 0 E: 0 K: 0 S: 4 H: 1 LOB: 1 BB: 0 P: 4	R: 0 E: 0 K: 0 S: 4 H: 2 LOB: 2 BB: 1 P: 8	R: 0 E: 0 K: 1 S: 5 H: 0 LOB: 2 BB: 2 P: 13	R: 0 E: 0 K: 1 S: 5 H: 0 LOB: 2 BB: 2 P: 13	R: 0 E: 0 K: 0 S: 5 H: 2 LOB: 2 BB: 0 P: 5	R: 0 E: 0 K: 2 S: 8 H: 1 LOB: 2 BB: 1 P: 12	1B: 6 2B: 0 3B: 0 HR: 0 SF: 0 SAC: 0 DP: 1 HBP: 0	WP: 0 PB: 0 SB: 2 CS: 0 PA: 38					
<b>PITCHER</b>	IP WLS BF H R ER SO BB IBB HBP BLK WP HR S P ERA WHIP															
Steve Trout, L ERA: 3.42 (1, 1)	6.0	23	3	0	0	6	3	0	0	0	0	0	32	44	0.00	1.000
Tim Stoddard, R ERA: 3.81 (7, 1)	1.1	W	7	1	0	0	1	2	0	0	0	0	7	15	0.00	2.250
Dave Righetti, L ERA: 3.59 (8, 1)	1.2	S	8	2	0	0	2	1	0	0	0	0	11	15	0.00	1.800

**Kansas City Royals @ New York Yankees**  
 Yankee Stadium, Bronx, NY  
 Wed Jul 29 1987, 3:33 AM EDT  
 Att: 45,131 - Unknown

AB	32
R	0
H	6
RBI	0
BB	6
SO	9
LOB	19







Batter	1	2	3	4	5	6	7	8	9	AB R H RBI BB SO LOB	TOP		
Willie Wilson, S OBP: 0.314, SLG: 0.393 (1, 8) X	0-0 6-3	0-0 5-3			0-3 K		0-0 F8			4 0 0 0 0 1 1	<b>Kansas City Royals @ New York Yankees</b> Yankee Stadium, Bronx, NY Thu Jul 30 1987, 7:05 PM EDT Att: 33,117 - Unknown		
Lonnie Smith, R OBP: 0.324, SLG: 0.353 (1, 10) B B B	4-0 2B BB		0-0 6-3		0-0 G4-3 1B		0-3 K			3 1 1 0 1 1 0			
Kevin Seitzer, R OBP: 0.388, SLG: 0.448 (1, 5) X	0-0 3-1 2B		0-0 BB 1B		0-0 G4-3 1-2f		0-0 2B			4 1 3 1 0 0 1			
George Brett, L OBP: 0.390, SLG: 0.456 (1, 3) X	0-0 3-1 2-3		0-0 F8		0-0 G5-4-3 1B		0-0 F6			4 0 1 0 0 0 3			
Frank White, R OBP: 0.305, SLG: 0.360 (1, 4) X	0-0 2B		4-0 FC6-4 BB		0-0 G5-4-3 1-2f		0-0 F5			3 0 1 1 1 0 2			
Danny Tartabull, R OBP: 0.363, SLG: 0.454 (1, 9) X	0-0 6-3		0-0 FC6-4 1-2f		0-0 4-3		0-0 F7			4 0 0 0 0 0 3			
Bo Jackson, R OBP: 0.320, SLG: 0.495 (1, 7) B B B B		4-0 F7 S BB		0-0 5-3		0-0 HR		0-3 K		3 1 1 1 1 1 0			
Mike Macfarlane, R OBP: 0.308, SLG: 0.182 Jim Eisenreich, L OBP: 0.253, SLG: 0.435 Larry Owen, R OBP: 0.279, SLG: 0.328 (1, 2) (7, PH) (7, 2)		0-0 F7 1-3		0-0 F9		0-0 L8		0-3 K		2 0 0 0 0 0 1 1 0 0 0 0 0 0 1 0 0 0 0 1 0			
Angel Salazar, R OBP: 0.219, SLG: 0.247 Bill Pecota, R OBP: 0.417, SLG: 0.559 (1, 6) (7, PH) (7, 6)		0-3 K		0-0 5-3		0-3 K				2 0 0 0 0 1 1 1 0 0 0 0 1 0			
<b>Inning Stats</b>	R: 2 H: 2 E: 0 LOB: 1 K: 0 BB: 1 S: 5 P: 9	R: 0 H: 0 E: 0 LOB: 1 K: 1 BB: 1 S: 5 P: 9	R: 0 H: 1 E: 0 LOB: 2 K: 0 BB: 1 S: 4 P: 8	R: 0 H: 0 E: 0 LOB: 0 K: 0 BB: 0 S: 3 P: 3	R: 0 H: 1 E: 0 LOB: 0 K: 1 BB: 0 S: 5 P: 5	R: 0 H: 1 E: 0 LOB: 0 K: 0 BB: 0 S: 3 P: 3	R: 1 H: 1 E: 0 LOB: 0 K: 1 BB: 0 S: 6 P: 6	R: 0 H: 1 E: 0 LOB: 1 K: 1 BB: 0 S: 6 P: 6	R: 0 H: 0 E: 0 LOB: 0 K: 2 BB: 0 S: 7 P: 7	1B: 3 SF: 0 2B: 3 SAC: 0 3B: 0 DP: 2 HR: 1 HBP: 0		WP: 0 PA: 35 PB: 0 SB: 1 CS: 0	
<b>PITCHER</b>	IP WLS BF H R ER SO BB IBB HBP BLK WP HR S P ERA WHIP											<b>PITCHER</b>	IP WLS BF H R ER SO BB IBB HBP BLK WP HR S P ERA WHIP
Tommy John, L ERA: 3.87 Tim Stoddard, R ERA: 3.6 (1, 1) (7, 1)	6.0 W 25 6 3 3 2 3 0 0 0 0 0 1 26 38 4.50 1.500												

livebaseballscorecards.com



Batter	1	2	3	4	5	6	7	8	9
<b>Roberto Kelly, R</b> OBP: 0.375, SLG: 0.333 (1, 8) X	0-0 1-3 2B		4-0 1B 1-2 BB		0-0 FC1-4 1B 1-2f WP	0-0 SH3-4 1-2		0-0 F8	
<b>Henry Cotto, R</b> OBP: 0.308, SLG: 0.505 (1, 7) X	0-0 5-3		0-0 1-3 2-H 1B		0-0 WP 1B 1-2 FC6	0-0 6-3		0-0 CS 1B	
<b>Don Mattingly, L</b> OBP: 0.400, SLG: 0.580 (1, 3) X	0-0 1-3 2-3		0-0 F5		0-0 WP 1B 1-2 2-3	4-0 IBB		0-3 K 1-2	
<b>Dave Winfield, R</b> OBP: 0.376, SLG: 0.500 (1, 9) X	0-0 6-3		0-0 F2		0-0 FC6	0-0 F3			
<b>Gary Ward, R</b> OBP: 0.304, SLG: 0.387 (1, 10) X		0-0 F4		0-0 1-3	4-0 1B BB		0-0		
<b>Juan Bonilla, R</b> OBP: 0.438, SLG: 0.467 (1, 4) X		0-0 6-3		0-0 1B 2B	0-0 1-2 2-H 1B		0-0 1B 1B		
<b>Mike Pagliarulo, L</b> OBP: 0.331, SLG: 0.475 (1, 5) X		0-0 F8		0-0 G6-4-3 2-H 1B	0-0 4-3		0-0 F8		
<b>Rick Cerone, R</b> OBP: 0.320, SLG: 0.316 (1, 2) X			4-0 BB 1B BB	0-0 G6-4-3 1-2f		0-0 HR	0-0 1-3 1B		
<b>Wayne Tolleson, S</b> OBP: 0.317, SLG: 0.257 (1, 6) X			0-0 P3		0-0 FC1-4 1B	0-0 SH3-4 1B	0-0 G3		

Inning Stats	R: 0 E: 0 K: 0 S: 4	H: 1 LOB: 1 BB: 0 P: 4	R: 0 E: 0 K: 0 S: 3	H: 0 LOB: 0 BB: 0 P: 3	R: 1 E: 0 K: 0 S: 4	H: 1 LOB: 2 BB: 2 P: 12	R: 1 E: 0 K: 0 S: 4	H: 2 LOB: 0 BB: 0 P: 4	R: 3 E: 0 K: 0 S: 7	H: 4 LOB: 2 BB: 1 P: 11	R: 1 E: 0 K: 0 S: 5	H: 2 LOB: 2 BB: 1 P: 9	R: 0 E: 0 K: 0 S: 5	H: 2 LOB: 2 BB: 0 P: 5	R: 0 E: 0 K: 1 S: 5	H: 1 LOB: 0 BB: 0 P: 5
1B: 10 2B: 2 3B: 0 HR: 1	SF: 0 SAC: 1 DP: 1 HBP: 0	WP: 1 PB: 0 SB: 0 CS: 1	PA: 39													

PITCHER	IP	WLS	BF	H	R	ER	SO	BB	IBB	HBP	BLK	WP	HR	S	P	ERA	WHIP
<b>Bud Black, L</b> ERA: 3.15 (1, 1)	5.0	L	25	8	5	5	0	3	0	0	0	1	0	22	34	9.00	2.200
<b>Bob Stoddard, R</b> ERA: 4.56 (6, 1)	2.0		11	4	1	1	0	0	1	0	0	0	1	10	14	4.50	2.000
<b>Jerry Don Gleaton, L</b> ERA: 4.7 (8, 1)	1.0		3	1	0	0	1	0	0	0	0	0	0	5	5	0.00	1.000

**BOTTOM**

**Kansas City Royals @ New York Yankees**  
Yankee Stadium, Bronx, NY  
Thu Jul 30 1987, 7:05 PM EDT  
Att. 33,117 - Unknown

[livebaseballscorecards.com](http://livebaseballscorecards.com)

<b>AB</b>	<b>34</b>
<b>R</b>	<b>6</b>
<b>H</b>	<b>13</b>
<b>RBI</b>	<b>4</b>
<b>BB</b>	<b>4</b>
<b>SO</b>	<b>1</b>
<b>LOB</b>	<b>20</b>



Batter	1	2	3	4	5	6	7	8	9	AB R H RBI BB SO LOB	TOP										
Ellis Burks, R (1, 8) OBP: 0.317, SLG: 0.497	0-0 HR		0-0 S E 1B		0-0 G3		0-0 F8		0-0 2B	5 2 3 1 0 0 1											
Marty Barrett, R (1, 4) OBP: 0.337, SLG: 0.319	0-0 F9		0-0 F4		0-0 1B 2B		0-0 1-2 1B		4-0 BB	4 0 2 0 1 0 1											
Wade Boggs, L (1, 5) OBP: 0.461, SLG: 0.615	0-0 6-3		0-0 G4-6-3 1-H 1B		0-0 2-H 1B		0-3 K		0-0 4-3	5 0 2 0 0 1 4											
Jim Rice, R (1, 7) OBP: 0.370, SLG: 0.435	0-0 6-3		0-0 G4-6-3 1-2f		0-0 6-3		0-0 6-3		0-0 6-3	4 0 0 0 0 0 1											
Sam Horn, L (1, 10) OBP: 0.458, SLG: 1.000		0-3 K		0-0 HR		0-0 G6-4-3 1B		0-3 K		4 1 2 1 0 2 0											
Dwight Evans, R (1, 3) OBP: 0.420, SLG: 0.569		0-0 2B		0-0 6-3		0-0 G6-4-3 1-2f		4-0 BB		3 0 1 0 1 0 1											
Mike Greenwell, L (1, 9) Dave Henderson, R (8, 9) OBP: 0.369, SLG: 0.574 OBP: 0.304, SLG: 0.423		0-0 F7		0-0 F9			0-0 HR		0-0 4-3	4 1 1 1 0 0 2 0 0 0 0 0 0 0											
John Marzano, R (1, 2) OBP: 0.329, SLG: 0.353		4-0 BB		0-3 K			0-0 4-3		0-3 K	3 0 0 0 1 2 0											
Spike Owen, S (1, 6) OBP: 0.329, SLG: 0.353		0-0 4-3		0-0 4-3			0-0 1B 1B		0-0 4-3	4 0 1 0 0 0 2											
<b>Inning Stats</b>	R: 1 E: 0 K: 0 S: 4	H: 1 LOB: 0 BB: 0 P: 4	R: 0 E: 0 K: 1 S: 6	H: 1 LOB: 2 BB: 1 P: 10	R: 1 E: 0 K: 0 S: 4	H: 2 LOB: 0 BB: 0 P: 4	R: 1 E: 0 K: 1 S: 6	H: 1 LOB: 0 BB: 0 P: 6	R: 0 E: 0 K: 0 S: 4	H: 1 LOB: 0 BB: 0 P: 3	R: 1 E: 0 K: 1 S: 8	H: 3 LOB: 2 BB: 0 P: 8	R: 0 E: 0 K: 1 S: 5	H: 0 LOB: 1 BB: 1 P: 9	R: 0 E: 0 K: 1 S: 6	H: 1 LOB: 2 BB: 1 P: 10	1B: 6 2B: 3 3B: 0 HR: 3	SF: 0 SAC: 0 DP: 2 HBP: 0	WP: 0 PB: 0 SB: 1 CS: 0	PA: 39	
<b>PITCHER</b> Bret Saberhagen, R (1, 1) ERA: 2.95 John Davis, R (7, 1) ERA: 4.91	IP 6.2	WLS L	BF 29	H 11	R 4	ER 4	SO 2	BB 1	IBB 0	HBP 0	BLK 0	WP 0	HR 3	S 32	P 36	ERA 5.40	WHIP 1.800				
<b>PITCHER</b>	IP	WLS	BF	H	R	ER	SO	BB	IBB	HBP	BLK	WP	HR	S	P	ERA	WHIP				

**Boston Red Sox @ Kansas City Royals**  
 Royals Stadium, Kansas City, MO  
 Fri Jul 31 1987, 8:05 PM EDT  
 Att: 40,149 - Unknown

AB	36
R	4
H	12
RBI	3
BB	3
SO	5
LOB	12



Batter	1	2	3	4	5	6	7	8	9	AB	R	H	RBI	BB	SO	LOB
Willie Wilson, S OBP: 0.313, SLG: 0.392 (1, 8)	0-0 1B		0-0 4-3		0-0 F7		0-0 F5			4	0	1	0	0	0	1
Kevin Seitzer, R OBP: 0.389, SLG: 0.450 (1, 5)	4-0 1-2 BB		0-0 6-3		0-0 2B			0-0 F9		3	0	1	0	1	0	0
George Brett, L OBP: 0.388, SLG: 0.452 (1, 3)	0-0 F7		0-0 1-3			0-0 F5		0-0 FC6-4 1B		4	0	1	0	0	0	2
Thad Bosley, L OBP: 0.311, SLG: 0.374 (1, 9)	0-0 F9			0-3 K		0-0 2B		0-0 F8		4	0	1	0	0	1	3
Jim Eisenreich, L OBP: 0.253, SLG: 0.452 (1, 10)	0-3 K			0-0 3B		0-0 F8		0-0 FC6-4 1-2f		4	0	1	0	0	1	4
Bo Jackson, R OBP: 0.319, SLG: 0.495 (1, 7)		0-0 4-3		0-0 1-3		0-0 6-3			0-0 2B	4	0	1	0	0	0	2
Frank White, R OBP: 0.305, SLG: 0.357 (1, 4)		0-0 F9		4-0 BB			0-3 K		0-0 5-3	3	0	0	0	1	1	0
Ross Jones, R OBP: 0.500, SLG: 0.750 (1, 6)		0-0 1B		0-0 F9			0-0 2B		0-0 6-3	4	0	2	0	0	0	2
Mike Macfarlane, R OBP: 0.267, SLG: 0.154 (1, 2)		0-0 F8			0-3 K			0-0 F8		2	0	0	0	0	1	1
Danny Tartabull, R OBP: 0.362, SLG: 0.452 (7, PH)										1	0	0	0	0	0	1
Larry Owen, R OBP: 0.279, SLG: 0.328 (8, 2)										0	0	0	0	0	0	0


Inning Stats	R: 0	H: 1	E: 0	LOB: 2	K: 1	P: 10	R: 0	H: 1	E: 0	LOB: 1	K: 0	P: 4	R: 0	H: 0	E: 0	LOB: 0	K: 0	P: 3	R: 0	H: 1	E: 0	LOB: 2	K: 1	P: 10	R: 0	H: 1	E: 0	LOB: 1	K: 1	P: 5	R: 0	H: 1	E: 0	LOB: 1	K: 0	P: 4	R: 0	H: 1	E: 0	LOB: 1	K: 0	P: 4	R: 0	H: 1	E: 0	LOB: 0	K: 0	P: 3	R: 0	H: 1	E: 0	LOB: 0	K: 0	P: 3																
IP	9.0	WLS	W	BF	35	H	8	R	0	ER	0	SO	4	BB	2	IBB	0	HBP	0	BLK	0	WP	0	HR	0	S	41	P	49	ERA	0.00	WHIP	1.111																																					
PITCHER	Roger Clemens, R (1, 1) ERA: 3.2																		PITCHER																																																			
IP																			IP	9.0	WLS	W	BF	35	H	8	R	0	ER	0	SO	4	BB	2	IBB	0	HBP	0	BLK	0	WP	0	HR	0	S	41	P	49	ERA	0.00	WHIP	1.111																		

**BOTTOM**

**Boston Red Sox @ Kansas City Royals**  
 Royals Stadium, Kansas City, MO

Fri Jul 31 1987, 8:05 PM EDT  
 Att. 40,149 - Unknown

AB	33
R	0
H	8
RBI	0
BB	2
SO	4
LOB	16



WP: 0	PA: 35
PB: 0	
SB: 1	
CS: 0	

livebaseballscorecards.com

Batter	1	2	3	4	5	6	7	8	9	AB R H RBI BB SO LOB	TOP	
Ellis Burks, R OBP: 0.316, SLG: 0.494 (1, 8) X	0-0 WP S 1B		0-0 1-3 1-2			0-0 4-3		0-3 K		4 0 1 0 0 1 1		
Marty Barrett, R OBP: 0.336, SLG: 0.318 (1, 4) X	0-0 F7		0-0 1B			0-0 5-3		0-0 F3		4 0 1 0 0 0 1		
Wade Boggs, L OBP: 0.459, SLG: 0.612 (1, 5) S S S	0-3 K 1-2		0-0 4-3			0-0 F5		0-0 FC3-6 1B		4 0 1 0 0 1 2		
Jim Rice, R OBP: 0.369, SLG: 0.431 (1, 7) B B B	4-0 2-3 BB			0-0 5-3		0-0 5-3		0-0 FC3-6 1-2f		3 0 0 0 1 0 1		
Don Baylor, R OBP: 0.344, SLG: 0.404 (1, 10) X	0-0 4-3			0-0 F6		0-0 6-3		0-0 6-3		4 0 0 0 0 0 3		
Dwight Evans, R OBP: 0.419, SLG: 0.567 (1, 3) S S S		0-3 K		0-0 1-3		0-0 FC5-4 1B				3 0 1 0 0 1 0		
Todd Benzinger, S OBP: 0.389, SLG: 0.403 (1, 9) X		0-0 4-3			0-0 L1-4 2B	0-0 FC5-4				3 0 1 0 0 0 1		
John Marzano, R (1, 2) X		0-0 5-3			0-0 L1-4 2-3		0-0 F8			3 0 0 0 0 0 1		
Spike Owen, S OBP: 0.329, SLG: 0.353 (1, 6) X			0-0 CS 1B		0-3 K		0-0 F7			3 0 1 0 0 1 0		
<b>Inning Stats</b>	R: 0 H: 1 E: 0 LOB: 2 K: 1 BB: 1 S: 6 P: 10	R: 0 H: 0 E: 0 LOB: 0 K: 1 BB: 0 S: 5 P: 5	R: 0 H: 2 E: 0 LOB: 1 K: 0 BB: 0 S: 4 P: 4	R: 0 H: 0 E: 0 LOB: 0 K: 0 BB: 0 S: 3 P: 3	R: 0 H: 1 E: 0 LOB: 0 K: 1 BB: 0 S: 5 P: 5	R: 0 H: 0 E: 0 LOB: 0 K: 0 BB: 0 S: 3 P: 3	R: 0 H: 1 E: 0 LOB: 1 K: 0 BB: 0 S: 4 P: 4	R: 0 H: 0 E: 0 LOB: 0 K: 1 BB: 0 S: 5 P: 5	R: 0 H: 1 E: 0 LOB: 1 K: 0 BB: 0 S: 4 P: 4	1B: 5 SF: 0 2B: 2 SAC: 0 3B: 0 DP: 1 HR: 0 HBP: 0	WP: 1 PA: 32 PB: 0 SB: 1 CS: 1	
<b>PITCHER</b> Charlie Leibrandt, L (1, 1) ERA: 2.62	IP WLS BF H R ER SO BB IBB HBP BLK WP HR S P ERA WHIP											<b>PITCHER</b> IP WLS BF H R ER SO BB IBB HBP BLK WP HR S P ERA WHIP
	9.0 W 32 6 0 0 4 1 0 0 0 1 0 39 43 0.00 0.778											

**Boston Red Sox @ Kansas City Royals**  
**Royals Stadium, Kansas City, MO**  
 Sat Aug 01 1987, 8:05 PM EDT  
 Att: 40,111 - Unknown

[livebaseballscorecards.com](http://livebaseballscorecards.com)

<b>AB</b>	<b>31</b>
<b>R</b>	<b>0</b>
<b>H</b>	<b>6</b>
<b>RBI</b>	<b>0</b>
<b>BB</b>	<b>1</b>
<b>SO</b>	<b>4</b>
<b>LOB</b>	<b>10</b>



Batter	1	2	3	4	5	6	7	8	9	AB	R	H	RBI	BB	SO	LOB
Lonnie Smith, R OBP: 0.317, SLG: 0.342 (1, 7)	0-0 L9	0-0 6-3			0-0 1-3		0-0 L5-3			4	0	1	0	0	0	1
Kevin Seitzer, R OBP: 0.388, SLG: 0.450 (1, 5)	0-3 K		0-0 L8			0-0 HR	0-0 L5-3			4	1	1	0	0	1	1
George Brett, L OBP: 0.390, SLG: 0.464 (1, 3)	4-0 1B BB		0-0 L4			0-0 HR		0-0 F7		3	1	1	2	1	0	0
Danny Tartabull, R OBP: 0.366, SLG: 0.458 (1, 9)	0-0 FC6-4 1B		0-0 F3			0-0 2B		0-0 1B		4	0	3	0	0	0	0
Bo Jackson, R OBP: 0.321, SLG: 0.495 (1, 8)	0-0 FC6-4			0-0 CS		0-3 K		0-0 1B		4	0	2	0	0	1	3
Frank White, R OBP: 0.304, SLG: 0.354 (1, 4)		4-0 2B SF7 BB		0-0 F8		0-0 1-3		0-3 K		3	1	0	0	1	1	4
Steve Balboni, R OBP: 0.273, SLG: 0.385 (1, 10)		0-0 1-3 2B		0-0 F5		0-0 5-3		0-3 K		4	0	1	0	0	1	4
Ross Jones, R OBP: 0.429, SLG: 0.600 (1, 6)		0-0 SF7		0-0 CS	0-0 6-3		4-0 2B BB			1	1	0	1	1	0	0
Mike Macfarlane, R OBP: 0.278, SLG: 0.250 (1, 2)		0-0 6-3			0-0 F6		0-0 1-H 2B			3	0	1	1	0	0	1

Inning Stats	R: 0	H: 1	R: 1	H: 1	R: 0	H: 0	R: 0	H: 1	R: 0	H: 0	R: 2	H: 3	R: 1	H: 2	R: 0	H: 2
	E: 0	LOB: 2	E: 0	LOB: 1	E: 0	LOB: 0	E: 0	LOB: 0	E: 0	LOB: 0	E: 0	LOB: 1	E: 0	LOB: 0	E: 0	LOB: 2
	K: 1	BB: 1	K: 0	BB: 1	K: 0	BB: 0	K: 0	BB: 0	K: 1	BB: 0	K: 1	BB: 0	K: 0	BB: 1	K: 2	BB: 0
	S: 6	P: 10	S: 4	P: 8	S: 3	P: 3	S: 3	P: 3	S: 3	P: 3	S: 8	P: 8	S: 3	P: 7	S: 9	P: 9

PITCHER	IP	WLS	BF	H	R	ER	SO	BB	IBB	HBP	BLK	WP	HR	S	P	ERA	WHIP
Jeff Sellers, R ERA: 6.58 (1, 1)	6.1	L	28	8	4	4	2	3	0	0	0	0	1	29	41	5.68	1.737
Wes Gardner, R ERA: 5.83 (7, 1)	1.2		6	2	0	0	2	0	0	0	0	0	0	10	10	0.00	1.200

**BOTTOM**

**Boston Red Sox @ Kansas City Royals**  
**Royals Stadium, Kansas City, MO**  
 Sat Aug 01 1987, 8:05 PM EDT  
 Att. 40,111 - Unknown

[livebaseballscorecards.com](http://livebaseballscorecards.com)

<b>AB</b>	<b>30</b>
<b>R</b>	<b>4</b>
<b>H</b>	<b>10</b>
<b>RBI</b>	<b>4</b>
<b>BB</b>	<b>3</b>
<b>SO</b>	<b>4</b>
<b>LOB</b>	<b>14</b>



WP: 0	PA: 35
PB: 0	
SB: 0	
CS: 1	

PITCHER	IP	WLS	BF	H	R	ER	SO	BB	IBB	HBP	BLK	WP	HR	S	P	ERA	WHIP
---------	----	-----	----	---	---	----	----	----	-----	-----	-----	----	----	---	---	-----	------

Batter	1	2	3	4	5	6	7	8	9	AB R H RBI BB SO LOB	TOP											
Ellis Burks, R (1, 8) OBP: 0.315, SLG: 0.487	0-0 F8		0-0 6-3		4-0 BB 1-2 BB			0-0 5-3	0-0 F7	4 0 0 0 1 0 1												
Marty Barrett, R (1, 4) OBP: 0.338, SLG: 0.320	0-0 G4-3 1B		0-0 6-3		0-0 F8			0-0 PB 1B		4 0 2 0 0 0 2												
Wade Boggs, L (1, 5) OBP: 0.462, SLG: 0.611	0-0 G4-3 1-2f			4-0 BB G1-4-3 BB		4-0 BB G5-4-3 BB		0-0 PB 1B	0-0 1-2 2-3	2 0 1 0 2 0 1												
Jim Rice, R (1, 7) OBP: 0.365, SLG: 0.426		0-0 6-3		0-0 G1-4-3 1-2f		0-0 G5-4-3		0-0 L4		4 0 0 0 0 0 4												
Sam Horn, L (1, 10) OBP: 0.429, SLG: 0.880		4-0 BB HR BB		0-0 4-3		0-0 6-3			0-3 K	3 1 0 0 1 1 0												
Dwight Evans, R (1, 3) OBP: 0.420, SLG: 0.583		0-0 HR			0-0 5-3		0-0 F8		0-0 HR	4 2 2 3 0 0 0												
Mike Greenwell, L (1, 9) OBP: 0.371, SLG: 0.582		0-0 3-1			0-0 1B SF7 1B		0-0 F8		0-0 1B 3B	4 2 2 0 0 0 0												
Spike Owen, S (1, 6) OBP: 0.331, SLG: 0.355		0-0 F5			0-0 BB 1B		0-3 K		0-0 G3 1B	4 0 2 1 0 1 0												
Marc Sullivan, R (1, 2) OBP: 0.203, SLG: 0.244			0-0 F3		0-0 SF7			0-0 F5	0-0 G3	2 0 0 1 0 0 0												
Todd Benzinger, S (9, PH) OBP: 0.384, SLG: 0.397					3-H			1-2		1 0 0 0 0 0 1												
<b>Inning Stats</b>	R: 0 E: 0 K: 0 S: 3	H: 1 LOB: 0 BB: 0 P: 3	R: 2 E: 0 K: 0 S: 4	H: 1 LOB: 0 BB: 1 P: 8	R: 0 E: 0 K: 0 S: 3	H: 0 LOB: 0 BB: 0 P: 3	R: 0 E: 0 K: 0 S: 2	H: 0 LOB: 0 BB: 1 P: 6	R: 1 E: 0 K: 0 S: 5	H: 2 LOB: 2 BB: 1 P: 9	R: 0 E: 0 K: 0 S: 2	H: 0 LOB: 0 BB: 1 P: 6	R: 0 E: 0 K: 1 S: 5	H: 0 LOB: 0 BB: 0 P: 5	R: 0 E: 0 K: 0 S: 5	H: 2 LOB: 2 BB: 0 P: 5	R: 2 E: 0 K: 1 S: 8	H: 3 LOB: 1 BB: 0 P: 8	1B: 6 2B: 0 3B: 1 HR: 2	SF: 1 SAC: 0 DP: 3 HBP: 0	WP: 0 PB: 1 SB: 0 CS: 0	PA: 37
<b>PITCHER</b>	IP WLS BF H R ER SO BB IBB HBP BLK WP HR S P ERA WHIP																					
Mark Gubicza, R (1, 1) ERA: 3.88	8.1 W 34 8 5 5 2 4 0 0 0 0 2 34 50 5.40 1.440																					
Jerry Don Gleaton, L (9, 1) ERA: 4.6	0.2 3 1 0 0 0 0 0 0 0 0 0 3 3 0.00 1.500																					

**Boston Red Sox @ Kansas City Royals**  
**Royals Stadium, Kansas City, MO**  
 Sun Aug 02 1987, 4:33 AM EDT  
 Att: 29,154 - Unknown

AB	32
R	5
H	9
RBI	5
BB	4
SO	2
LOB	9







Batter	1	2	3	4	5	6	7	8	9	10	AB R H RBI BB SO LOB	TOP												
Lonnie Smith, R OBP: 0.308, SLG: 0.347 (1, 7) X	0-0 F7	0-0 F8			0-3 K		0-0 3-1		0-0 G1		5 0 0 0 0 1 1	<b>Kansas City Royals @ Detroit Tigers</b> Tiger Stadium, Detroit, MI Mon Aug 03 1987, 7:05 PM EDT Att. 25,781 - Unknown												
Kevin Seitzer, R OBP: 0.396, SLG: 0.475 (1, 5) S	0-3 K		0-3 K		0-0 1-3		0-0 WP 1B		0-0 WP HR 1B	5 1 2 0 0 2 0														
George Brett, L OBP: 0.396, SLG: 0.479 (1, 3) X	0-0 WP 1B		4-0 FC3-6 BB		4-0 1B BB		0-0 F2		0-0 L8	3 0 1 0 2 0 2														
Danny Tartabull, R OBP: 0.371, SLG: 0.466 (1, 9) B	4-0 WP BB		0-0 FC3-6 WP BB		0-0 1-2 1B		0-0 6-3		0-0 1-H HR	4 1 2 2 1 0 2														
Bo Jackson, R OBP: 0.318, SLG: 0.485 (1, 8) B	4-0 1-2 2-3 BB		0-3 K		0-3 K			0-0 4-3	0-3 K	4 0 0 0 1 3 3														
Frank White, R OBP: 0.303, SLG: 0.360 (1, 4) X	0-0 1-3			0-0 5-3		0-0 HR		0-3 K	0-0 5-3	5 1 1 1 0 1 3														
Steve Balboni, R OBP: 0.282, SLG: 0.404 (1, 10) S		0-3 K		0-0 HR		0-0 F7		0-0 F2		4 1 1 1 0 1 0														
Ross Jones, R OBP: 0.400, SLG: 0.364 Jim Eisenreich, L OBP: 0.250, SLG: 0.446 Angel Salazar, R OBP: 0.219, SLG: 0.247 (1, 6) X		0-0 F8		0-0 F7		0-3 K			0-0 F7	3 0 0 0 0 1 0														
Mike Macfarlane, R OBP: 0.286, SLG: 0.263 Thad Bosley, L OBP: 0.308, SLG: 0.370 Larry Owen, R OBP: 0.271, SLG: 0.317 (1, 2) X		0-0 1B		0-0 F6		0-0 F5			0-3 K	1 0 0 0 0 1 0														
										0 0 0 0 0 0 0														
<b>Inning Stats</b>	R: 0 H: 1 E: 0 K: 1 S: 6	H: 1 LOB: 3 BB: 2 P: 14	R: 0 H: 1 E: 0 K: 1 S: 6	H: 1 LOB: 1 BB: 0 P: 6	R: 0 H: 0 E: 0 K: 2 S: 7	H: 0 LOB: 1 BB: 1 P: 11	R: 1 H: 1 E: 0 K: 0 S: 4	H: 1 LOB: 0 BB: 0 P: 4	R: 0 H: 1 E: 0 K: 1 S: 6	H: 1 LOB: 2 BB: 1 P: 12	R: 1 H: 1 E: 0 K: 1 S: 6	H: 1 LOB: 0 BB: 0 P: 6	R: 0 H: 1 E: 0 K: 0 S: 4	H: 1 LOB: 1 BB: 0 P: 4	R: 0 H: 0 E: 0 K: 1 S: 5	H: 0 LOB: 0 BB: 0 P: 5	R: 0 H: 0 E: 0 K: 1 S: 5	H: 0 LOB: 0 BB: 0 P: 5	R: 2 H: 2 E: 0 K: 1 S: 7	H: 2 LOB: 0 BB: 0 P: 7	1B: 5 2B: 0 3B: 0 HR: 3	SF: 0 SAC: 0 DP: 0 HBP: 0	WP: 5 PB: 0 SB: 0 CS: 0	PA: 42
<b>PITCHER</b> Jack Morris, R ERA: 3.6 (1, 1)	IP 10.0 WLS L BF 42 H 8 R 4 ER 4 SO 10 BB 4 IBB 0 HBP 0 BLK 0 WP 5 HR 3 S 58 P 74 ERA 3.60 WHIP 1.200																							

livebaseballscorecards.com

AB 38  
R 4  
H 8  
RBI 4  
BB 4  
SO 10  
LOB 11



BOTTOM

Kansas City Royals @ Detroit Tigers  
Tiger Stadium, Detroit, MI  
Mon Aug 03 1987, 7:05 PM EDT  
Att: 25,781 - Unknown

livebaseballscorecards.com

AB 38  
R 2  
H 10  
RBI 2  
BB 4  
SO 6  
LOB 24



WP: 1 PA: 43  
PB: 0  
SB: 2  
CS: 1

AB R H RBI BB SO LOB

5 0 1 0 0 1 4  
4 0 1 0 0 1 1  
0 1 0 0 0 0 0  
1 0 0 0 0 1 2

5 1 3 2 0 0 1

4 0 2 0 1 0 2

2 0 0 0 1 0 4  
1 0 0 0 0 0 1  
1 0 0 0 0 1 1

4 0 0 0 1 1 4

4 0 1 0 0 0 0

3 0 1 0 0 1 2  
1 0 1 0 0 0 0

3 0 0 0 1 0 2

1B: 7 SF: 0  
2B: 2 SAC: 0  
3B: 0 DP: 1  
HR: 1 HBP: 0

Batter	1	2	3	4	5	6	7	8	9	10
Lou Whitaker, L (1, 4) OBP: 0.347, SLG: 0.430	F6		4-3			3-1 2B	K		FC3-6 DI	
Bill Madlock, R (1, 10) OBP: 0.339, SLG: 0.460	K		6-3			F7		HR 1B	K	
Jim Walewander, S (8, PR) OBP: 0.293, SLG: 0.351										
Tim Tolman, R (9, PH)										
Kirk Gibson, L (1, 7) OBP: 0.363, SLG: 0.513	S 1B			1-3		3-1		HR		1B
Alan Trammell, R (1, 6) OBP: 0.379, SLG: 0.507	S 1B			G5-3 BB		BB		6-3		F8
Larry Herndon, R (1, 9) OBP: 0.363, SLG: 0.493	F8			BB		F3		4-3		K
Pat Sheridan, L (8, PH) OBP: 0.335, SLG: 0.372										
Tom Brookens, R (10, PH) OBP: 0.297, SLG: 0.377	1-2 2-3			1-2 BB						
Chet Lemon, R (1, 8) OBP: 0.375, SLG: 0.482		L7		G5-3		FC5-2 BB		K		L7
Darrell Evans, L (1, 3) OBP: 0.373, SLG: 0.519		F8				FC5-2 2B				F7
Mike Heath, R (1, 2) OBP: 0.347, SLG: 0.467										
Matt Nokes, L (9, PH) OBP: 0.356, SLG: 0.570		CS 1B				K			FC3-6 WP 1B	
Darnell Coles, R (1, 5) OBP: 0.264, SLG: 0.310		CS		F8		FC5-2			FC3-6 IBB	

Inning Stats	R: 0	H: 2	E: 0	K: 1	S: 7	H: 2	LOB: 2	BB: 0	P: 7	R: 0	H: 1	E: 0	K: 0	S: 3	H: 0	LOB: 0	BB: 0	P: 3	R: 0	H: 1	E: 0	K: 0	S: 3	H: 0	LOB: 0	BB: 0	P: 3	R: 0	H: 1	E: 0	K: 0	S: 3	R: 0	H: 1	E: 0	K: 0	S: 3	R: 0	H: 1	E: 0	K: 0	S: 4	R: 0	H: 1	E: 0	K: 2	S: 8	R: 2	H: 2	E: 0	K: 1	S: 7	R: 0	H: 1	E: 0	K: 1	S: 6	R: 0	H: 1	E: 0	K: 1	S: 6
--------------	------	------	------	------	------	------	--------	-------	------	------	------	------	------	------	------	--------	-------	------	------	------	------	------	------	------	--------	-------	------	------	------	------	------	------	------	------	------	------	------	------	------	------	------	------	------	------	------	------	------	------	------	------	------	------	------	------	------	------	------	------	------	------	------	------

PITCHER	IP	WLS	BF	H	R	ER	SO	BB	IBB	HBP	BLK	WP	HR	S	P	ERA	WHIP
Bud Black, L (1, 1) ERA: 3.1	7.0		30	8	2	2	3	3	0	0	0	0	1	33	45	2.57	1.571
John Davis, R (8, 1) ERA: 3.6	1.1		4	0	0	0	1	0	0	0	0	0	0	6	6	0.00	0.000
Jerry Don Gleaton, L (9, 1) ERA: 4.36	1.2	W	8	2	0	0	2	0	1	0	0	1	0	11	15	0.00	1.200

PITCHER	IP	WLS	BF	H	R	ER	SO	BB	IBB	HBP	BLK	WP	HR	S	P	ERA	WHIP
---------	----	-----	----	---	---	----	----	----	-----	-----	-----	----	----	---	---	-----	------

Batter	1	2	3	4	5	6	7	8	9	AB R H RBI BB SO LOB	TOP									
Lonnie Smith, R (1, 7) OBP: 0.316, SLG: 0.407	0-0 4-3		0-0 HR		0-0 1B	0-3 K			0-3 K	5 1 2 1 0 2 0										
Kevin Seitzer, R (1, 5) OBP: 0.400, SLG: 0.481	0-0 4-3 2B		0-0 F9		0-0 1B 1-2	0-0 1B G4-6-3			0-0 1B BB	5 1 4 0 0 0 0										
George Brett, L (1, 3) OBP: 0.396, SLG: 0.478	0-0 4-3 2-3		0-0 1B		0-0 1B 1-3	0-0 1B G4-6-3 1-2f			0-0 L7	5 1 2 0 0 0 3										
Danny Tartabull, R (1, 9) OBP: 0.374, SLG: 0.465	0-3 K		0-3 K		0-0 1B 1-2 3-H		4-0 CS BB		4-0 BB 1-2	3 1 1 1 2 2 2										
Bo Jackson, R (1, 8) OBP: 0.319, SLG: 0.483		1-0 PB HBP SF9 HBP	0-0 4-3		0-0 1B 1-2 2-H		0-3 K		0-0 6-3	4 2 1 1 0 1 4										
Frank White, R (1, 4) OBP: 0.302, SLG: 0.357		1-0 SF9 PB 1-2 HBP		0-0 F9	0-0 1B 1-3 2-H		0-3 K			3 1 0 0 0 1 2										
Steve Balboni, R (1, 10) OBP: 0.285, SLG: 0.417		0-0 F6		0-0 HR	0-0 1B 1-3 3-H		0-0 F7			4 1 2 2 0 0 2										
Ross Jones, R (1, 6) OBP: 0.316, SLG: 0.286		0-0 SF9		0-0 B2-3	0-0 FC5-4		0-0 F7			3 0 0 2 0 0 1										
Larry Owen, R (1, 2) OBP: 0.263, SLG: 0.306		0-0 6-3		0-3 K	0-0 FC5-4		0-3 K			4 0 0 0 0 2 2										
<b>Inning Stats</b>	R: 0 E: 0 K: 1 S: 6	H: 1 LOB: 1 BB: 0 P: 6	R: 1 E: 0 K: 0 S: 3	H: 0 LOB: 1 BB: 0 P: 5	R: 1 E: 0 K: 1 S: 7	H: 2 LOB: 1 BB: 0 P: 7	R: 1 E: 0 K: 1 S: 6	H: 1 LOB: 0 BB: 0 P: 6	R: 5 E: 1 K: 0 S: 9	H: 6 LOB: 1 BB: 0 P: 9	R: 0 E: 0 K: 2 S: 6	H: 0 LOB: 0 BB: 1 P: 10	R: 0 E: 0 K: 1 S: 5	H: 0 LOB: 0 BB: 0 P: 5	R: 0 E: 0 K: 1 S: 6	H: 1 LOB: 2 BB: 1 P: 10	1B: 9 2B: 1 3B: 0 HR: 2	SF: 1 SAC: 0 DP: 1 HBP: 2	WP: 0 PB: 1 SB: 1 CS: 2	PA: 41
<b>PITCHER</b>	IP WLS BF H R ER SO BB IBB HBP BLK WP HR S P ERA WHIP																			
Dan Petry, R (1, 1) ERA: 6.19	4.1 L 23 9 7 5 3 0 0 2 0 0 0 2 27 29 10.38 2.077																			
Mike Henneman, R (5, 1) ERA: 2.15	4.2 18 3 1 0 5 2 0 0 0 0 0 0 26 34 0.00 1.071																			

**Kansas City Royals @ Detroit Tigers**  
 Tiger Stadium, Detroit, MI  
 Tue Aug 04 1987, 7:05 PM EDT  
 Att: 23,330 - Unknown

[livebaseballscorecards.com](http://livebaseballscorecards.com)

<b>AB</b>	36
<b>R</b>	8
<b>H</b>	12
<b>RBI</b>	7
<b>BB</b>	2
<b>SO</b>	8
<b>LOB</b>	16





Batter	1	2	3	4	5	6	7	8	9	AB R H RBI BB SO LOB	TOP									
Willie Wilson, S (1, 8) OBP: 0.312, SLG: 0.389	0-0 G3		0-0 1B		0-0 FC1-6 FC6-4		0-0 F7		0-0 F2	5 0 1 0 0 0 3	<b>Kansas City Royals @ Detroit Tigers</b> Tiger Stadium, Detroit, MI Wed Aug 05 1987, 7:05 PM EDT Att: 21,584 - Unknown									
Kevin Seitzer, R (1, 5) OBP: 0.397, SLG: 0.476	0-0 6-3		0-0 L9		0-0 FC6-4		0-0 FC6-4			4 0 0 0 0 0 3										
George Brett, L (1, 3) OBP: 0.398, SLG: 0.489	0-0 6-3		0-0 L4			4-0 FC6-4 BB		0-0 HR		3 1 1 1 1 0 1										
Danny Tartabull, R (1, 9) OBP: 0.372, SLG: 0.463		0-0 4-3 1B		0-3 K		0-0 FC6-4		0-0 4-3		4 0 1 0 0 1 1										
Lonnie Smith, R (1, 7) OBP: 0.311, SLG: 0.397		0-0 4-3		0-0 FC6-4 1B		0-0 FC6-4 FC5-4		0-0 F4		4 0 1 0 0 0 2										
Frank White, R (1, 4) OBP: 0.302, SLG: 0.354		4-0 BB		0-0 FC6-4		0-0 FC5-4		0-0 F7		3 0 0 0 1 0 2										
Steve Balboni, R (1, 10) OBP: 0.285, SLG: 0.426		0-0 F9		0-0 F8			0-0 HR		0-0 L4	4 1 1 1 0 0 3										
Ross Jones, R (1, 6) OBP: 0.318, SLG: 0.294 Thad Bosley, L (9, PH) OBP: 0.306, SLG: 0.366		0-3 K			0-0 FC1-6 1B		0-0 6-3		0-0 L3	3 0 1 0 0 1 2 1 0 0 0 0 0 0										
Jamie Quirk, L (1, 2) OBP: 0.300, SLG: 0.327			0-0 3-1		0-3 K		0-0 FC6-4 1B		0-0 2B	4 0 2 0 0 1 1										
<b>Inning Stats</b>	R: 0 E: 0 K: 0 S: 3	H: 0 LOB: 0 BB: 0 P: 3	R: 0 E: 0 K: 1 S: 6	H: 1 LOB: 2 BB: 1 P: 10	R: 0 E: 0 K: 0 S: 4	H: 1 LOB: 1 BB: 0 P: 4	R: 0 E: 0 K: 1 S: 6	H: 1 LOB: 1 BB: 0 P: 6	R: 0 E: 0 K: 0 S: 3	H: 0 LOB: 1 BB: 1 P: 7	R: 1 E: 0 K: 0 S: 5	H: 2 LOB: 1 BB: 0 P: 5	R: 1 E: 0 K: 0 S: 4	H: 1 LOB: 0 BB: 0 P: 4	R: 0 E: 0 K: 0 S: 4	H: 1 LOB: 1 BB: 0 P: 4	1B: 5 2B: 1 3B: 0 HR: 2	SF: 0 SAC: 0 DP: 0 HBP: 0	WP: 0 PB: 0 SB: 0 CS: 0	PA: 37
<b>PITCHER</b> Walt Terrell, R (1, 1) ERA: 3.99	IP: 9.0 WLS: W BF: 37 H: 8 R: 2 ER: 2 SO: 3 BB: 2 IBB: 0 HBP: 0 BLK: 0 WP: 0 HR: 2 S: 41 P: 49 ERA: 2.00 WHIP: 1.111											<b>PITCHER</b>	IP: 9.0 WLS: W BF: 37 H: 8 R: 2 ER: 2 SO: 3 BB: 2 IBB: 0 HBP: 0 BLK: 0 WP: 0 HR: 2 S: 41 P: 49 ERA: 2.00 WHIP: 1.111							

<b>AB</b>	35
<b>R</b>	2
<b>H</b>	8
<b>RBI</b>	2
<b>BB</b>	2
<b>SO</b>	3
<b>LOB</b>	18





Batter	1	2	3	4	5	6	7	8	9	AB R H RBI BB SO LOB	TOP									
Willie Wilson, S (1, 8) OBP: 0.308, SLG: 0.384	0-3 K		0-0 4-3		0-0 G3		0-0 F8		0-0 F7	5 0 0 0 0 1 3										
Kevin Seitzer, R (1, 5) OBP: 0.396, SLG: 0.473	0-0 5-3		1-0 HBP			0-0 F9		0-0 4-3		3 0 0 0 0 0 0										
George Brett, L (1, 3) OBP: 0.396, SLG: 0.485	0-0 L8		0-0 4-3			0-0 F7		0-0 1B		4 0 1 0 0 0 1										
Danny Tartabull, R (1, 9) OBP: 0.369, SLG: 0.458		0-3 K		0-0 F9		0-0 F6		0-0 F9		4 0 0 0 0 1 1										
Bo Jackson, R (1, 7) OBP: 0.316, SLG: 0.477		0-3 K		0-3 K			0-0 5-3	0-3 K		4 0 0 0 0 3 1										
Frank White, R (1, 4) OBP: 0.304, SLG: 0.367		0-0 HR		0-0 2B			0-0 F9		0-3 K	4 1 2 1 0 1 0										
Steve Balboni, R (1, 10) OBP: 0.289, SLG: 0.426 Lonnie Smith, R (7, PR) OBP: 0.306, SLG: 0.390		4-0 BB		0-3 K			0-0 BB 2B 1B		0-0 F4	2 0 1 0 1 1 1 1 1 0 0 0 0 0	AB 34 R 3 H 7 RBI 3 BB 2 SO 7 LOB 8									
Ross Jones, R (1, 6) OBP: 0.292, SLG: 0.263 Jim Eisenreich, L (7, PH) OBP: 0.259, SLG: 0.446 Angel Salazar, R (7, 6) OBP: 0.222, SLG: 0.249		0-0 F6			0-0 6-3		4-0 BB 2B BB		0-0 1B 1B	2 0 0 0 0 0 1 0 1 0 0 1 0 0 1 0 1 0 0 0 0										
Jamie Quirk, L (1, 2) OBP: 0.304, SLG: 0.337			0-0 6-3		0-0 L3		0-0 1-2 2B BB		0-0 1B	4 0 2 2 0 0 0										
Inning Stats	R: 0 E: 0 K: 1 S: 5	H: 0 LOB: 0 BB: 0 P: 5	R: 1 E: 0 K: 2 S: 8	H: 1 LOB: 1 BB: 1 P: 12	R: 0 E: 0 K: 0 S: 3	H: 0 LOB: 1 BB: 0 P: 4	R: 0 E: 0 K: 2 S: 8	H: 1 LOB: 1 BB: 0 P: 8	R: 0 E: 0 K: 0 S: 3	H: 0 LOB: 0 BB: 0 P: 3	R: 2 E: 0 K: 0 S: 5	H: 2 LOB: 1 BB: 1 P: 9	R: 0 E: 0 K: 1 S: 6	H: 1 LOB: 1 BB: 0 P: 6	R: 0 E: 0 K: 1 S: 7	H: 2 LOB: 2 BB: 0 P: 7	1B: 4 2B: 2 3B: 0 HR: 1	SF: 0 SAC: 0 DP: 0 HBP: 1	WP: 0 PB: 0 SB: 0 CS: 0	PA: 37
PITCHER Jeff Sellers, R (1, 1) ERA: 6.14	IP 9.0 WLS W BF 37 H 7 R 3 ER 3 SO 7 BB 2 IBB 0 HBP 1 BLK 0 WP 0 HR 1 S 48 P 57 ERA 3.00 WHIP 1.000											PITCHER	IP WLS BF H R ER SO BB IBB HBP BLK WP HR S P ERA WHIP							

**Kansas City Royals @ Boston Red Sox**  
 Fenway Park, Boston, MA  
 Fri Aug 07 1987, 7:05 PM EDT  
 Att: 34,946 - Unknown

[livebaseballscorecards.com](http://livebaseballscorecards.com)





Batter	1	2	3	4	5	6	7	8	9	AB	R	H	RBI	BB	SO	LOB
Ellis Burks, R (1, 8) OBP: 0.311, SLG: 0.472 Mike Greenwell, L (9, PH) OBP: 0.384, SLG: 0.593	0-0 PB S 1B		0-3 K		0-3 K			0-0 L8	4-0 BB BB BB BB	4	0	1	0	0	2	2
Marty Barrett, R (1, 4) OBP: 0.336, SLG: 0.316	0-0 F7		0-0 6-3		0-0 F8			0-0 1-3	4-0 BB BB BB BB	4	0	0	2	1	0	2
Wade Boggs, L (1, 5) OBP: 0.455, SLG: 0.602	4-0 CS 1-3 BB		0-0 F5		0-0 3-1			4-0 FC6-4 BB		2	0	0	0	2	0	1
Jim Rice, R (1, 7) OBP: 0.361, SLG: 0.416	0-3 K 1-2			4-0 2B SF9 BB		0-0 F8		0-0 FC6-4 1-2f		3	1	0	0	1	1	3
Don Baylor, R (1, 10) OBP: 0.348, SLG: 0.405		0-0 6-3		0-0 F3		0-0 S 1B		4-0 2B SF9 BB		3	1	1	0	1	0	1
Dwight Evans, R (1, 3) OBP: 0.423, SLG: 0.610		0-3 K		0-0 SF9 1-3 2B		0-0 F8 1-2		0-0 BB BB BB BB 2B		4	1	2	0	0	1	1
Todd Benzinger, S (1, 9) OBP: 0.369, SLG: 0.366		0-0 6-3		0-0 SF9 2-3 3-H			0-0 4-3		0-0 6-3	3	0	0	1	0	0	2
John Marzano, R (1, 2) OBP: 0.250, SLG: 0.350			0-0 2B 6-3 1B		0-3 K		0-0 1-3		0-0 SF9	3	1	1	1	0	1	1
Spike Owen, S (1, 6) OBP: 0.336, SLG: 0.356			0-0 6-3 1-3 2B			0-0 L7		0-0 1-3	4-0 BB BB IBB	3	0	1	0	1	0	0

Inning Stats	R: 0	H: 1	E: 0	K: 1	S: 5	LOB: 2	BB: 1	P: 9	R: 0	H: 0	E: 0	K: 1	S: 5	LOB: 0	BB: 0	P: 5	R: 1	H: 2	E: 0	K: 1	S: 7	LOB: 1	BB: 0	P: 7	R: 1	H: 1	E: 0	K: 1	S: 6	LOB: 1	BB: 1	P: 10	R: 0	H: 0	E: 0	K: 1	S: 5	LOB: 0	BB: 0	P: 5	R: 0	H: 1	E: 0	K: 0	S: 4	LOB: 1	BB: 0	P: 4	R: 0	H: 0	E: 0	K: 0	S: 3	LOB: 0	BB: 0	P: 3	R: 0	H: 0	E: 0	K: 0	S: 3	LOB: 1	BB: 1	P: 7	R: 2	H: 1	E: 0	K: 0	S: 3	LOB: 3	BB: 4	P: 19	1B: 3	SF: 2	2B: 4	SAC: 0	3B: 0	DP: 1	HR: 0	HBP: 0	WP: 0	PA: 38
--------------	------	------	------	------	------	--------	-------	------	------	------	------	------	------	--------	-------	------	------	------	------	------	------	--------	-------	------	------	------	------	------	------	--------	-------	-------	------	------	------	------	------	--------	-------	------	------	------	------	------	------	--------	-------	------	------	------	------	------	------	--------	-------	------	------	------	------	------	------	--------	-------	------	------	------	------	------	------	--------	-------	-------	-------	-------	-------	--------	-------	-------	-------	--------	-------	--------


PITCHER	IP	WLS	BF	H	R	ER	SO	BB	IBB	HBP	BLK	WP	HR	S	P	ERA	WHIP
Charlie Leibrandt, L (1, 1) ERA: 2.69	8.2	L	36	6	4	4	5	4	1	0	0	0	0	41	61	4.15	1.154
John Davis, R (9, 1) ERA: 3.6	0.0		2	0	0	0	0	2	0	0	0	0	0	0	8	∞	∞

**BOTTOM**

**Kansas City Royals @ Boston Red Sox**  
Fenway Park, Boston, MA

Fri Aug 07 1987, 7:05 PM EDT  
Att. 34,946 - Unknown

AB	29
R	4
H	6
RBI	4
BB	7
SO	5
LOB	13



Batter	1	2	3	4	5	6	7	8	9	AB R H RBI BB SO LOB	TOP											
Willie Wilson, S (1, 8) OBP: 0.307, SLG: 0.382	0-0 G6-4-3 1B		0-0 1-3		0-3 K		0-0 1-3		0-0 4-3	5 0 1 0 0 1 0												
Lonnie Smith, R (1, 7) OBP: 0.328, SLG: 0.387	0-0 G6-4-3 1-2f			4-0 BB 1B BB	0-0 2B 1B		0-0 F8		1-0 HBP	3 1 1 0 1 0 1												
Kevin Seitzer, R (1, 5) OBP: 0.398, SLG: 0.476	0-0 1B			4-0 1-2 1B BB	0-0 1-3 2B		0-3 K		0-3 K	4 1 2 0 1 2 1												
George Brett, L (1, 3) OBP: 0.397, SLG: 0.483	0-0 4-3			4-0 1-2 2-3 1B BB	0-3 K			0-0 BB 1B		3 0 1 0 1 1 3												
Danny Tartabull, R (1, 9) OBP: 0.370, SLG: 0.458		0-0 5-3		0-0 1-3 2-H 3-H 1B 1B		0-0 2B 1B		0-3 K		4 1 2 2 0 1 1												
Frank White, R (1, 4) OBP: 0.305, SLG: 0.371		0-3 K		0-0 1-2 1B		0-0 1-H 2B		0-0 F5		4 0 2 1 0 1 1												
Steve Balboni, R (1, 10) OBP: 0.288, SLG: 0.422		0-3 K		0-3 K		0-3 K		4-0 1-2 BB		3 0 0 0 1 3 3												
Ross Jones, R (1, 6) OBP: 0.296, SLG: 0.273			0-0 G5-4-3 1B		0-0 F7		0-0 F8		0-3 K	3 0 1 0 0 0 3												
Jim Eisenreich, L (8, PH) OBP: 0.256, SLG: 0.440										1 0 0 0 0 1 2												
Bill Pecota, R (8, 6) OBP: 0.439, SLG: 0.553										0 0 0 0 0 0 0												
Larry Owen, R (1, 2) OBP: 0.257, SLG: 0.299			0-0 G5-4-3 1-2f		0-0 P3		0-0 F8		0-0 L4	3 0 0 0 0 0 2												
Thad Bosley, L (9, PH) OBP: 0.303, SLG: 0.363										1 0 0 0 0 0 0												
<b>Inning Stats</b>	R: 0 E: 0 K: 0 S: 4	H: 2 LOB: 1 BB: 0 P: 4	R: 0 E: 0 K: 2 S: 7	H: 0 LOB: 0 BB: 0 P: 7	R: 0 E: 0 K: 1 S: 3	H: 1 LOB: 0 BB: 0 P: 3	R: 2 E: 0 K: 1 S: 6	H: 2 LOB: 2 BB: 3 P: 18	R: 0 E: 0 K: 2 S: 9	H: 2 LOB: 2 BB: 0 P: 9	R: 1 E: 0 K: 1 S: 7	H: 2 LOB: 1 BB: 0 P: 7	R: 0 E: 0 K: 1 S: 5	H: 0 LOB: 0 BB: 0 P: 5	R: 0 E: 0 K: 2 S: 8	H: 1 LOB: 2 BB: 1 P: 12	R: 0 E: 0 K: 1 S: 5	H: 0 LOB: 1 BB: 0 P: 6	1B: 8 2B: 2 3B: 0 HR: 0	SF: 0 SAC: 0 DP: 2 HBP: 1	WP: 0 PB: 0 SB: 0 CS: 0	PA: 39
<b>PITCHER</b>	IP WLS BF H R ER SO BB IBB HBP BLK WP HR S P ERA WHIP	IP WLS BF H R ER SO BB IBB HBP BLK WP HR S P ERA WHIP																				
Bruce Hurst, L (1, 1) ERA: 3.79	7.0 W 30 9 3 3 7 3 0 0 0 0 0 41 53 3.86 1.714	2.0 9 1 0 0 3 1 0 1 0 0 0 13 18 0.00 1.000																				

**Kansas City Royals @ Boston Red Sox**  
 Fenway Park, Boston, MA  
 Sat Aug 08 1987, 3:33 AM EDT  
 Att: 34,622 - Unknown

[livebaseballscorecards.com](http://livebaseballscorecards.com)

AB	34
R	3
H	10
RBI	3
BB	4
SO	10
LOB	17



Batter	1	2	3	4	5	6	7	8	9
Ellis Burks, R OBP: 0.321, SLG: 0.491 (1, 8)	0-0 E7 2B	1-0 SF9 SH1-3 HBP	0-0 HR		0-0 4-3 2B		4-0 FC4 S BB		
Marty Barrett, R OBP: 0.338, SLG: 0.321 (1, 4)	0-0 PB 1B	0-0 SH1-3	0-0 1B		0-0 4-3		0-0 F8		
Wade Boggs, L OBP: 0.458, SLG: 0.601 (1, 5)	4-0 HBP 1B	4-0 IBB	0-0 F8		4-0 BB		4-0 FC4 BB		
Jim Rice, R OBP: 0.362, SLG: 0.416 (1, 7)	1-0 1B HBP	0-0 SF9		0-0 F7	0-0 F5		0-0 FC4		
Todd Benzinger, S OBP: 0.356, SLG: 0.351 (3, 9)	1-2 HBP	2-3 3-H					1-2f 2-3 FC4-6		
Sam Horn, L OBP: 0.413, SLG: 0.780 (1, 10)	0-3 K	0-3 K		0-3 K		0-0 1-3	0-0 FC4-6		
Dwight Evans, R OBP: 0.425, SLG: 0.617 (1, 3)	0-3 K		0-0 E 2B	4-0 1B BB		0-0 2B 3B	0-0 F7		
Mike Greenwell, L OBP: 0.384, SLG: 0.589 (1, 9)	0-0 1B		0-0 F4	0-0 1B		0-0 G3	0-0 L9		
John Marzano, R OBP: 0.276, SLG: 0.400 (1, 2)	0-0 1-3		0-0 E9 HR 1B	0-0 L1		0-0 2B	0-0 F6		
Spike Owen, S OBP: 0.334, SLG: 0.352 (1, 6)		4-0 SH1-3 HBP SF9 BB	0-0 F8		0-0 F8	0-0 F8			

Inning Stats	R: 3	H: 3	E: 1	LOB: 2	K: 2	BB: 1	S: 10	R: 1	H: 0	E: 0	LOB: 2	K: 1	BB: 2	S: 5	R: 3	H: 4	E: 1	LOB: 1	K: 0	BB: 0	S: 7	R: 0	H: 1	E: 0	LOB: 2	K: 1	BB: 1	S: 6	R: 0	H: 1	E: 0	LOB: 2	K: 0	BB: 1	S: 4	R: 1	H: 2	E: 0	LOB: 1	K: 0	BB: 0	S: 5	R: 0	H: 0	E: 0	LOB: 2	K: 0	BB: 2	S: 3	R: 0	H: 0	E: 0	LOB: 0	K: 0	BB: 0	S: 3
--------------	------	------	------	--------	------	-------	-------	------	------	------	--------	------	-------	------	------	------	------	--------	------	-------	------	------	------	------	--------	------	-------	------	------	------	------	--------	------	-------	------	------	------	------	--------	------	-------	------	------	------	------	--------	------	-------	------	------	------	------	--------	------	-------	------

PITCHER	IP	WLS	BF	H	R	ER	SO	BB	IBB	HBP	BLK	WP	HR	S	P	ERA	WHIP
Mark Gubicza, R ERA: 4.21 (1, 1)	2.2	L	20	7	7	7	3	2	1	0	0	0	0	21	35	23.62	3.375
Bob Stoddard, R ERA: 4.33 (3, 1)	3.1		16	4	1	1	1	2	0	0	0	0	0	16	24	2.70	1.800
Dan Quisenberry, R ERA: 2.01 (7, 1)	2.0		8	0	0	0	0	2	0	0	0	0	0	6	14	0.00	1.000

**BOTTOM**

**Kansas City Royals @ Boston Red Sox**  
Fenway Park, Boston, MA

Sat Aug 08 1987, 3:33 AM EDT  
Att. 34,622 - Unknown

AB	R	H	RBI	BB	SO	LOB
3	2	3	2	1	0	0
4	1	2	1	0	0	2
1	1	0	0	4	0	1
0	0	0	1	0	0	0
3	0	0	0	0	0	4
5	0	0	0	0	3	7
4	2	2	0	1	1	3
5	0	2	2	0	0	2
5	1	2	1	0	0	4
3	1	0	0	1	0	2

AB	33
R	8
H	11
RBI	7
BB	7
SO	4
LOB	25



WP	PA
0	44

Batter	1	2	3	4	5	6	7	8	9	AB R H RBI BB SO LOB	TOP																
Willie Wilson, S (1, 8) OBP: 0.307, SLG: 0.383	0-0 WP 1B	0-0 4-3 1-3 2-H 2B		0-0 F7	0-3 K		0-0 4-3		0-3 K	6 1 2 1 0 2 1																	
Kevin Seitzer, R (1, 5) OBP: 0.402, SLG: 0.485	4-0 1B 1-2 BB	0-0 4-3		0-0 1B 1B	0-0 1B		0-0 HR			4 2 3 2 1 0 1																	
George Brett, L (1, 3) OBP: 0.401, SLG: 0.483	0-0 FC6-4 1-2 2-H 1B	4-0 FC6-4 BB		0-0 1B E 1B	0-0 L6		0-0 F8			4 1 2 1 1 0 1																	
Danny Tartabull, R (1, 9) OBP: 0.368, SLG: 0.455	0-0 L6	0-0 FC6-4 1-2f		0-0 E 2B 1-2 3-H 1B	0-0 L4		0-0 L7			5 1 1 1 0 0 4																	
Lonnie Smith, R (1, 7) OBP: 0.319, SLG: 0.373	0-3 K		0-0 L4	0-0 F9	0-0 1B 1B		0-0 F9			5 0 1 0 0 1 4																	
Frank White, R (1, 4) OBP: 0.307, SLG: 0.371	0-0 FC6-4 1-2f		0-0 6-3	0-0 E2 2B 1-3 2-H 1B	0-0 1B		0-0 4-3			5 1 2 0 0 0 2																	
Steve Balboni, R (1, 10) OBP: 0.293, SLG: 0.429		0-0 1B 2B 1B	0-0 PB 1B	0-0 2B 2B 2-H 3-H	0-0 F9		0-0 F9			5 1 3 2 0 0 2																	
Jamie Quirk, L (1, 2) OBP: 0.307, SLG: 0.335		0-0 2B 4-3 1B 1-2	4-0 BB	0-0 4-3	0-0 K		0-0 4-3			4 1 1 0 1 1 3																	
Ross Jones, R (1, 6) OBP: 0.313, SLG: 0.296		0-1 F8	0-3 K		0-0 5-3		0-0 1B		0-0 1B	5 0 2 0 0 1 4																	
<b>Inning Stats</b>	R: 1 E: 0 K: 1 S: 7	H: 2 LOB: 2 BB: 1 P: 11	R: 2 E: 0 K: 0 S: 7	H: 3 LOB: 2 BB: 1 P: 11	R: 0 E: 0 K: 1 S: 6	H: 1 LOB: 2 BB: 1 P: 10	R: 4 E: 1 K: 0 S: 8	H: 5 LOB: 1 BB: 0 P: 8	R: 0 E: 0 K: 1 S: 6	H: 1 LOB: 1 BB: 0 P: 6	R: 0 E: 0 K: 1 S: 7	H: 2 LOB: 2 BB: 0 P: 7	R: 1 E: 0 K: 0 S: 4	H: 2 LOB: 0 BB: 0 P: 4	R: 0 E: 0 K: 0 S: 3	H: 0 LOB: 0 BB: 0 P: 3	R: 0 E: 0 K: 1 S: 6	H: 1 LOB: 1 BB: 0 P: 6	1B: 14 2B: 2 3B: 0 HR: 1	SF: 0 SAC: 0 DP: 0 HBP: 0	WP: 1 PB: 1 SB: 0 CS: 0	PA: 46					
<b>PITCHER</b>	IP WLS BF H R ER SO BB IBB HBP BLK WP HR S P ERA WHIP																										
Bob Woodward, R (1, 1) ERA: 8.53	1.1		10	5	3	3	1	1	0	0	0	1	0	12	16	20.25	4.500										
Steve Crawford, R (2, 1) ERA: 5.91	2.1	L	15	6	4	1	1	2	0	0	0	0	0	15	23	3.86	3.429										
Tom Bolton, L (4, 1) ERA: 3.5	5.1		21	6	1	1	3	0	0	0	0	0	1	27	27	1.69	1.125										

**Kansas City Royals @ Boston Red Sox**  
 Fenway Park, Boston, MA  
 Sun Aug 09 1987, 3:33 AM EDT  
 Att: 34,009 - Unknown

[livebaseballscorecards.com](http://livebaseballscorecards.com)

AB	43
R	8
H	17
RBI	7
BB	3
SO	5
LOB	22



Batter	1	2	3	4	5	6	7	8	9	AB R H RBI BB SO LOB
Ellis Burks, R OBP: 0.322, SLG: 0.488 (1, 8)	4-0 S BB		0-0 1B BB HBP 1B 1-2 2-H	0-0 F8		0-3 K			0-0 B1-3	4 1 1 1 1 1 3
Marty Barrett, R OBP: 0.337, SLG: 0.318 (1, 4)	0-0 L8		4-0 HBP 1B BB 1-2 2-3	0-0 5-3			0-0 F9			3 0 0 0 1 0 3
Todd Benzinger, S OBP: 0.352, SLG: 0.346 (1, 7)	0-0 4-3		0-0 G5-3 HBP 1B 1-2 2-3 3-H		0-0 4-3		0-0 G3			4 0 1 1 0 0 1
Dwight Evans, R OBP: 0.421, SLG: 0.610 (1, 3)	0-0 6-3		0-0 F2		0-3 K		0-0 5-3			4 0 0 0 0 1 4
Don Baylor, R OBP: 0.349, SLG: 0.403 (1, 10)		0-0 5-3	1-0 HBP 1-2 2-3 3-H		1-0 HBP		0-3 K			2 0 0 1 0 1 0
Dave Henderson, R OBP: 0.308, SLG: 0.423 (1, 9)		0-0 L8	0-0 G5-3 2-3f		0-0 F6		0-0 G4-6-3 1B			4 0 1 0 0 0 4
Ed Romero, R OBP: 0.350, SLG: 0.311 (1, 5)		0-0 L4		0-0 1B 1B		0-0 L8		0-0 G4-6-3 1-2f		4 0 1 0 0 0 1
Spike Owen, S OBP: 0.337, SLG: 0.354 (1, 6)			0-0 HBP 1B 1B	0-0 1-2 1B		0-0 G3		0-3 K		4 1 2 0 0 1 0
John Marzano, R OBP: 0.313, SLG: 0.444 (1, 2)			1-0 BB 1B HBP 1B	0-0 F6		0-0 2B		0-0 F9		2 1 1 0 0 0 2
Sam Horn, L OBP: 0.404, SLG: 0.762 (9, PH)										1 0 0 0 0 0 0

Inning Stats	R: 0	H: 0	E: 0	K: 0	S: 3	H: 0	LOB: 1	BB: 1	P: 7	R: 0	H: 0	E: 0	K: 0	S: 3	R: 3	H: 3	E: 0	K: 0	S: 5	H: 2	LOB: 2	BB: 0	P: 3	R: 0	H: 0	E: 0	K: 1	S: 5	R: 0	H: 1	E: 0	K: 1	S: 6	H: 1	LOB: 1	BB: 0	P: 6	R: 0	H: 0	E: 0	K: 0	S: 3	R: 0	H: 1	E: 0	K: 1	S: 5	H: 0	LOB: 0	BB: 0	P: 5	R: 0	H: 0	E: 0	K: 1	S: 5	H: 0	LOB: 0	BB: 0	P: 5	1B: 6	SF: 0	2B: 1	3B: 0	HR: 0	SAC: 0	DP: 2	HBP: 3	WP: 0	PB: 0	SB: 1	CS: 0	PA: 37
--------------	------	------	------	------	------	------	--------	-------	------	------	------	------	------	------	------	------	------	------	------	------	--------	-------	------	------	------	------	------	------	------	------	------	------	------	------	--------	-------	------	------	------	------	------	------	------	------	------	------	------	------	--------	-------	------	------	------	------	------	------	------	--------	-------	------	-------	-------	-------	-------	-------	--------	-------	--------	-------	-------	-------	-------	--------

PITCHER	IP	WLS	BF	H	R	ER	SO	BB	IBB	HBP	BLK	WP	HR	S	P	ERA	WHIP
Bud Black, L ERA: 3.35 (1, 1)	2.1		14	3	3	3	0	2	0	2	0	0	0	10	20	11.57	2.143
John Davis, R ERA: 1.54 (3, 1)	6.2	W	23	4	0	0	4	0	0	1	0	0	0	30	31	0.00	0.600

**BOTTOM**

**Kansas City Royals @ Boston Red Sox**  
 Fenway Park, Boston, MA  
 Sun Aug 09 1987, 3:33 AM EDT  
 Att. 34,009 - Unknown

<b>AB</b>	<b>32</b>
<b>R</b>	<b>3</b>
<b>H</b>	<b>7</b>
<b>RBI</b>	<b>3</b>
<b>BB</b>	<b>2</b>
<b>SO</b>	<b>4</b>
<b>LOB</b>	<b>18</b>



PITCHER	IP	WLS	BF	H	R	ER	SO	BB	IBB	HBP	BLK	WP	HR	S	P	ERA	WHIP
---------	----	-----	----	---	---	----	----	----	-----	-----	-----	----	----	---	---	-----	------

Batter	1	2	3	4	5	6	7	8	9	AB R H RBI BB SO LOB	TOP
<b>Roberto Kelly, R</b> OBP: 0.400, SLG: 0.500 (1, 8) BB BB	4-0 G3 1B 6-3 BB	0-0 FC6-4 1-2f		0-3 K			0-0 5-3			3 1 0 0 1 1 5	
<b>Henry Cotto, R</b> OBP: 0.295, SLG: 0.460 (1, 7) X	0-0 G3 1B 1-2		0-0 5-3		0-0 5-3		0-0 6-3			4 0 1 0 0 0 0	
<b>Don Mattingly, L</b> OBP: 0.389, SLG: 0.563 (1, 3) X	0-0 G3 1-2 2-3		0-0 F7		0-0 F5			0-0 F8		4 0 0 0 0 0 2	
<b>Dave Winfield, R</b> OBP: 0.371, SLG: 0.486 (1, 9) X	0-0 6-3 3-H		0-0 F3		0-0 6-3			0-0 G6-4-3 1B		4 0 1 1 0 0 1	
<b>Gary Ward, R</b> OBP: 0.293, SLG: 0.393 (1, 10) S S	0-3 K			0-0 F9		0-3 K		0-0 G6-4-3 1-2f		4 0 0 0 0 2 2	
<b>Rick Cerone, R</b> OBP: 0.329, SLG: 0.344 (1, 2) X		0-0 BB 1B		0-0 2B 1B		0-3 K		0-0 F4		4 0 2 0 0 1 0	
<b>Mike Pagliarulo, L</b> OBP: 0.326, SLG: 0.499 (1, 5) S S		0-3 K		0-0 1-3 2B		0-0 1B		0-0 L3		4 0 2 0 0 1 1	
<b>Bobby Meacham, S</b> OBP: 0.338, SLG: 0.306 (1, 4) BB BB		4-0 FC6-4 1-2 BB		0-0 F4		0-0 F8		0-0 F9		3 0 0 0 1 0 3	
<b>Wayne Tolleson, S</b> OBP: 0.310, SLG: 0.246 (1, 6) X		0-0 F9		4-0 BB			0-0 F8			2 0 0 0 1 0 2	
<b>Inning Stats</b>	R: 1 H: 1 E: 0 LOB: 1 K: 1 BB: 1 S: 6 P: 10	R: 0 H: 1 E: 0 LOB: 2 K: 1 BB: 1 S: 6 P: 10	R: 0 H: 0 E: 0 LOB: 0 K: 0 BB: 0 S: 3 P: 3	R: 0 H: 2 E: 0 LOB: 3 K: 1 BB: 1 S: 7 P: 11	R: 0 H: 0 E: 0 LOB: 0 K: 0 BB: 0 S: 3 P: 3	R: 0 H: 1 E: 0 LOB: 1 K: 2 BB: 0 S: 8 P: 8	R: 0 H: 0 E: 0 LOB: 0 K: 0 BB: 0 S: 3 P: 3	R: 0 H: 1 E: 0 LOB: 0 K: 0 BB: 0 S: 3 P: 3	R: 0 H: 0 E: 0 LOB: 0 K: 0 BB: 0 S: 3 P: 3	1B: 5 SF: 0 2B: 1 SAC: 0 3B: 0 DP: 1 HR: 0 HBP: 0	WP: 0 PA: 35 PB: 0 SB: 0 CS: 0
<b>PITCHER</b> <b>Danny Jackson, L</b> (1, 1) ERA: 3.87	IP WLS BF H R ER SO BB IBB HBP BLK WP HR S P ERA WHIP										

**New York Yankees @ Kansas City Royals**  
**Royals Stadium, Kansas City, MO**  
 Mon Aug 10 1987, 8:05 PM EDT  
 Att: 40,729 - Unknown

[livebaseballscorecards.com](http://livebaseballscorecards.com)

<b>AB</b>	<b>32</b>
<b>R</b>	<b>1</b>
<b>H</b>	<b>6</b>
<b>RBI</b>	<b>1</b>
<b>BB</b>	<b>3</b>
<b>SO</b>	<b>5</b>
<b>LOB</b>	<b>16</b>



BOTTOM

New York Yankees @ Kansas City Royals  
Royals Stadium, Kansas City, MO  
Mon Aug 10 1987, 8:05 PM EDT  
Att. 40,729 - Unknown

livebaseballscorecards.com

AB 34  
R 10  
H 12  
RBI 9  
BB 8  
SO 5  
LOB 19



WP: 1 PA: 43  
PB: 0  
SB: 3  
CS: 1

AB R H RBI BB SO LOB

4 2 3 1 1 0 1

5 1 1 2 0 0 4

4 3 2 2 1 1 2

4 1 1 3 1 0 1

3 0 1 0 2 1 2

4 2 2 0 1 0 1

4 1 1 0 1 2 3

2 0 0 1 1 1 3

4 0 1 0 0 0 2

1B: 6 SF: 1  
2B: 2 SAC: 0  
3B: 0 DP: 0  
HR: 4 HBP: 0

Batter	1	2	3	4	5	6	7	8	9
<b>Willie Wilson, S</b> OBP: 0.313, SLG: 0.387 (1, 8) BBB	4-0 S BB		X 0-0 HR 1B	X 0-0 S HR 1B		X 0-0 3-1 S 1B	X 0-0 G3 1-2 3-H		
<b>Kevin Seitzer, R</b> OBP: 0.400, SLG: 0.489 (1, 5) X	0-0 F9		X 0-0 1-H HR	X 0-0 1-2 F3		X 0-0 F9	X 0-0 4-3		
<b>George Brett, L</b> OBP: 0.404, SLG: 0.508 (1, 3) SSS	0-3 K2-3 1-2		X 0-0 HR	X 4-0 HR IBB		X 0-0 3-1 1-3		X 0-0 HR	
<b>Danny Tartabull, R</b> OBP: 0.369, SLG: 0.461 (1, 9) X	0-0 6-3		X 0-0 6-3	X 0-0 1-H 2-H HR		X 4-0 FC6-4 BB		X 0-0 6-3	
<b>Lonnie Smith, R</b> OBP: 0.338, SLG: 0.371 (1, 7) BBB		X 0-0 CS 1B	X 4-0 2B BB	X 0-3 K		X 0-0 FC6-4 1-2f		X 4-0 BB	
<b>Frank White, R</b> OBP: 0.310, SLG: 0.378 (1, 4) BBB		X 4-0 1B SF8 BB	X 0-0 1-3 2B		X 0-0 5-3	X 0-0 BLK WP 2B		X 0-0 F8	
<b>Steve Balboni, R</b> OBP: 0.295, SLG: 0.426 (1, 10) X		X 0-0 1-3 1B	X 0-3 K		X 0-3 K	X 4-0 1B WP G3 BB		X 0-0 F8	
<b>Jamie Quirk, L</b> OBP: 0.306, SLG: 0.331 (1, 2) X		X 0-0 SF8	X 0-0 4-3		X 4-0 BB	X 0-3 K		X 1-2 3-H	
<b>Ross Jones, R</b> OBP: 0.306, SLG: 0.290 (1, 6) X		X 0-0 F8		X 0-0 F8	X 0-0 5-3	X 0-0 G3 1B			

Inning	1	2	3	4	5	6	7	8	9
R: 0	R: 1	R: 3	R: 3	R: 0	R: 0	R: 2	R: 1	R: 1	R: 4
H: 0	H: 2	H: 4	H: 2	H: 0	H: 1	H: 2	H: 1	H: 1	H: 1
E: 0	E: 0	E: 0	E: 0	E: 0	E: 0	E: 0	E: 0	E: 0	E: 0
K: 1	K: 0	K: 1	K: 1	K: 1	K: 1	K: 1	K: 0	K: 0	K: 0
S: 5	S: 4	S: 9	S: 7	S: 5	S: 4	S: 7	S: 4	S: 4	S: 8
LOB: 1	LOB: 1	LOB: 2	LOB: 0	LOB: 1	LOB: 2	LOB: 1	LOB: 1	LOB: 1	LOB: 1
BB: 1	BB: 1	BB: 1	BB: 1	BB: 1	BB: 1	BB: 1	BB: 1	BB: 1	BB: 1
P: 9	P: 8	P: 13	P: 11	P: 9	P: 8	P: 11	P: 8	P: 8	P: 8

PITCHER	IP	WLS	BF	H	R	ER	SO	BB	IBB	HBP	BLK	WP	HR	S	P	ERA	WHIP
<b>Brad Arnsberg, R</b> ERA: 6.0 (1, 1)	6.0	L	32	9	7	7	4	5	1	0	0	0	3	34	58	10.50	2.333
<b>Pat Clements, L</b> ERA: 4.7 (7, 1)	2.0		11	3	3	3	1	2	0	0	1	1	1	11	19	13.50	2.500

Batter	1	2	3	4	5	6	7	8	9	AB R H RBI BB SO LOB	TOP
Claudell Washington, L (1, 8) OBP: 0.332, SLG: 0.433 Henry Cotto, R (9, PH) OBP: 0.293, SLG: 0.457	0-0 4-3		0-0 4-3		0-0 6-3 2B	0-0 FC5-4 1B		0-3 K	4 0 2 0 0 0 0 1 0 0 0 0 1 0		
Gary Ward, R (1, 10) OBP: 0.290, SLG: 0.389	0-0 F9		0-0 L9		0-0 6-3 2-3	0-0 FC5-4 1-2f		0-0 F8	5 0 0 0 0 0 3		
Don Mattingly, L (1, 3) OBP: 0.389, SLG: 0.566	0-0 2B		0-0 1B 2B		0-0 F7		0-0 F8	5 1 2 0 0 0 1			
Dave Winfield, R (1, 9) OBP: 0.373, SLG: 0.486	0-0 6-3		0-0 1B 2-H 1B		0-0 4-3		0-0 1B	4 0 2 1 0 0 2			
Mike Pagliarulo, L (1, 5) OBP: 0.328, SLG: 0.501		0-3 K	0-0 1-3 1B		0-0 HR 2B	0-0 F8		4 1 2 0 0 1 1			
Dan Pasqua, L (1, 7) OBP: 0.313, SLG: 0.394		0-3 K	0-0 L4		0-0 HR 2-H	0-3 K		4 1 1 2 0 2 3			
Rick Cerone, R (1, 2) OBP: 0.327, SLG: 0.342		0-0 HR 1B		0-0 6-3	0-0 F7		0-0 6-3	4 1 1 0 0 0 0			
Bobby Meacham, S (1, 4) OBP: 0.333, SLG: 0.348 (8, 6)		0-0 HR		0-0 F8	0-3 K		0-3 K	4 1 1 2 0 2 0			
Wayne Tolleson, S (1, 6) OBP: 0.310, SLG: 0.245 Juan Bonilla, R (8, PH) OBP: 0.286, SLG: 0.375 (8, 4)		0-3 K		0-0 5-3	4-0 1B BB		0-0 1B	2 0 0 0 1 1 0 1 0 1 0 0 0 0			
<b>Inning Stats</b>	R: 0 H: 1 E: 0 LOB: 1 K: 0 BB: 0 S: 4 P: 4	R: 2 H: 2 E: 0 LOB: 0 K: 3 BB: 0 S: 11 P: 11	R: 1 H: 3 E: 0 LOB: 2 K: 0 BB: 0 S: 6 P: 6	R: 0 H: 0 E: 0 LOB: 0 K: 0 BB: 0 S: 3 P: 3	R: 0 H: 1 E: 0 LOB: 1 K: 0 BB: 0 S: 4 P: 4	R: 2 H: 3 E: 0 LOB: 2 K: 1 BB: 1 S: 8 P: 12	R: 0 H: 1 E: 0 LOB: 1 K: 1 BB: 0 S: 6 P: 6	R: 0 H: 1 E: 0 LOB: 1 K: 1 BB: 0 S: 5 P: 5	R: 0 H: 0 E: 0 LOB: 0 K: 1 BB: 0 S: 5 P: 5	1B: 6 SF: 0 2B: 4 SAC: 0 3B: 0 DP: 0 HR: 2 HBP: 0	WP: 0 PA: 39 PB: 0 SB: 0 CS: 0
<b>PITCHER</b>	IP WLS BF H R ER SO BB IBB HBP BLK WP HR S P ERA WHIP										
Bret Saberhagen, R (1, 1) ERA: 3.14	6.0 W 29 10 5 5 4 1 0 0 0 0 2 36 40 7.50 1.833										
Jerry Don Gleaton, L (7, 1) ERA: 4.1	3.0 S 10 2 0 0 3 0 0 0 0 0 0 0 16 16 0.00 0.667										

**New York Yankees @ Kansas City Royals**  
 Royals Stadium, Kansas City, MO  
 Tue Aug 11 1987, 8:05 PM EDT  
 Att: 35,651 - Unknown

AB	38
R	5
H	12
RBI	5
BB	1
SO	7
LOB	10





Batter	1	2	3	4	5	6	7	8	9	AB	R	H	RBI	BB	SO	LOB
Willie Wilson, S OBP: 0.312, SLG: 0.384 (1, 8)																
Lonnie Smith, R OBP: 0.346, SLG: 0.384 (1, 7)																
Kevin Seitzer, R OBP: 0.399, SLG: 0.486 (1, 5)																
George Brett, L OBP: 0.412, SLG: 0.527 (1, 3)																
Danny Tartabull, R OBP: 0.367, SLG: 0.466 (1, 9)																
Frank White, R OBP: 0.309, SLG: 0.376 (1, 4)																
Steve Balboni, R OBP: 0.294, SLG: 0.421 (1, 10)																
Ross Jones, R OBP: 0.300, SLG: 0.286 (1, 6)																
Larry Owen, R OBP: 0.259, SLG: 0.308 (1, 2)																

<b>Inning Stats</b>	R: 6 E: 0 K: 2 S: 13	H: 6 LOB: 1 BB: 1 P: 17	R: 0 E: 0 K: 1 S: 5	H: 0 LOB: 1 BB: 1 P: 9	R: 0 E: 0 K: 1 S: 5	H: 0 LOB: 0 BB: 1 P: 5	R: 0 E: 0 K: 1 S: 4	H: 0 LOB: 0 BB: 1 P: 8	R: 0 E: 0 K: 2 S: 8	H: 1 LOB: 1 BB: 0 P: 8	R: 0 E: 0 K: 0 S: 3	H: 0 LOB: 0 BB: 0 P: 3	R: 0 E: 0 K: 0 S: 2	H: 0 LOB: 0 BB: 1 P: 6	R: 2 E: 0 K: 2 S: 9	H: 2 LOB: 0 BB: 0 P: 9	1B: 5 2B: 2 3B: 0 HR: 2	SF: 0 SAC: 0 DP: 1 HBP: 0	WP: 0 PB: 0 SB: 0 CS: 1	PA: 36
<b>PITCHER</b>	IP WLS BF H R ER SO BB IBB HBP BLK WP HR S P ERA WHIP	IP WLS BF H R ER SO BB IBB HBP BLK WP HR S P ERA WHIP																		
Ron Guidry, L ERA: 3.8 (1, 1)	7.0 L 31 8 7 7 7 3 1 0 0 0 1 41 57 9.00 1.571	1.0 L 4 1 1 1 2 0 0 0 0 1 8 8 9.00 1.000																		

**BOTTOM**

**New York Yankees @ Kansas City Royals**  
**Royals Stadium, Kansas City, MO**

Tue Aug 11 1987, 8:05 PM EDT  
 Att. 35,651 - Unknown

livebaseballscorecards.com

<b>AB</b>	<b>31</b>
<b>R</b>	<b>8</b>
<b>H</b>	<b>9</b>
<b>RBI</b>	<b>8</b>
<b>BB</b>	<b>4</b>
<b>SO</b>	<b>9</b>
<b>LOB</b>	<b>8</b>



Batter	1	2	3	4	5	6	7	8	9	AB R H RBI BB SO LOB	TOP	
<b>Roberto Kelly, R</b> (1, 8) OBP: 0.400, SLG: 0.600	0-0 4-3 2B		0-0 6-3		0-0 SF8		0-0 F4		0-0 1-H 2B	4 0 2 1 0 0 1		
<b>Henry Cotto, R</b> (1, 7) OBP: 0.285, SLG: 0.443	0-0 6-3		0-3 K		0-0 5-3		0-0 F7			4 0 0 0 0 1 2		
<b>Don Mattingly, L</b> (1, 3) OBP: 0.388, SLG: 0.562	0-0 4-3 2-3		0-0 4-3			0-0 1-3 1B		0-0 F7		4 0 1 0 0 0 1		
<b>Dave Winfield, R</b> (1, 9) OBP: 0.372, SLG: 0.487	0-0 6-3			0-0 P1		0-0 F6		0-0 F9 2B		4 0 1 0 0 0 2		
<b>Gary Ward, R</b> (1, 10) OBP: 0.289, SLG: 0.387		0-0 4-3 BLK 1B		0-0 5-3		0-0 1-3 1-2		0-0 F9 2-3		4 0 1 0 0 0 2		
<b>Rick Cerone, R</b> (1, 2) OBP: 0.330, SLG: 0.342		0-3 K		0-0 1-2 1B		4-0 BB		0-0 F9		3 0 1 0 1 1 2		
<b>Mike Pagliarulo, L</b> (1, 5) OBP: 0.325, SLG: 0.496		0-0 4-3 2-3		0-3 K		0-3 K			0-0 5-3	4 0 0 0 0 2 4		
<b>Juan Bonilla, R</b> (1, 4) OBP: 0.326, SLG: 0.405 <b>Wayne Tolleson, S</b> (9, PR) OBP: 0.310, SLG: 0.245		4-0 BB			0-0 SH1-4 SF8 2B		0-0 5-3		4-0 2B BB	2 1 1 0 2 0 0 0 0 0 0 0 0 0		
<b>Bobby Meacham, S</b> (1, 6) OBP: 0.333, SLG: 0.362		0-3 K		0-0 SH1-4		0-0 2-3		0-0 2B	0-3 K	3 0 1 0 0 2 3		
<b>Inning Stats</b>	R: 0 E: 0 K: 0 S: 4 H: 1 LOB: 1 BB: 0 P: 4	R: 0 E: 0 K: 2 S: 8 H: 1 LOB: 2 BB: 1 P: 12	R: 0 E: 0 K: 1 S: 5 H: 0 LOB: 0 BB: 0 P: 5	R: 0 E: 0 K: 1 S: 6 H: 1 LOB: 1 BB: 0 P: 6	R: 1 E: 0 K: 0 S: 4 H: 1 LOB: 0 BB: 0 P: 4	R: 0 E: 0 K: 1 S: 6 H: 1 LOB: 2 BB: 1 P: 10	R: 0 E: 0 K: 0 S: 4 H: 1 LOB: 1 BB: 0 P: 4	R: 0 E: 0 K: 0 S: 4 H: 1 LOB: 1 BB: 0 P: 4	R: 0 E: 0 K: 1 S: 5 H: 1 LOB: 3 BB: 1 P: 9	1B: 3 2B: 5 3B: 0 HR: 0 SF: 1 SAC: 1 DP: 0 HBP: 0	WP: 0 PB: 0 SB: 0 CS: 0 PA: 37	
<b>PITCHER</b> <b>Charlie Leibrandt, L</b> (1, 1) ERA: 2.61	IP WLS BF H R ER SO BB IBB HBP BLK WP HR S P ERA WHIP	9.0 W 37 8 1 1 6 3 0 0 1 0 0 46 58 1.00 1.222										

**New York Yankees @ Kansas City Royals**  
**Royals Stadium, Kansas City, MO**  
 Wed Aug 12 1987, 8:05 PM EDT  
 Att: 34,395 - Unknown

AB	32
R	1
H	8
RBI	1
BB	3
SO	6
LOB	17



Batter	1	2	3	4	5	6	7	8	9	AB	R	H	RBI	BB	SO	LOB	BOTTOM	
Willie Wilson, S OBP: 0.309, SLG: 0.380 (1, 8)	0-0 4-3	0-0 6-3			0-0 F7		0-0 G3			4	0	0	0	0	0	2	<p><b>New York Yankees @ Kansas City Royals</b>  <b>Royals Stadium, Kansas City, MO</b>  Wed Aug 12 1987, 8:05 PM EDT  Att. 34,395 - Unknown</p>	
Kevin Seitzer, R OBP: 0.402, SLG: 0.489 (1, 5)	0-0 F9		0-0 G4-6-3 1B		0-0 1B 1-2		0-0 1B			4	0	3	0	0	0	0		
George Brett, L OBP: 0.414, SLG: 0.524 (1, 3)	4-0 BB 1B BB		0-0 G4-6-3 1-2f		0-0 1B 1-3 2-H		0-3 K			3	0	1	1	1	1	2		
Danny Tartabull, R OBP: 0.366, SLG: 0.464 (1, 9)	0-0 1-2 BB 1B		0-0 F8		0-0 F8		0-3 K			4	0	1	0	0	1	3		
Lonnie Smith, R OBP: 0.341, SLG: 0.368 (1, 7)	4-0 1-2 2-3 BB			0-0 F8		0-3 K		0-0 5-3		3	0	0	0	1	1	0		
Frank White, R OBP: 0.309, SLG: 0.375 (1, 4)	0-0 F4			0-3 K		0-0 2B 1B		0-3 K		4	0	1	0	0	2	3		
Steve Balboni, R OBP: 0.294, SLG: 0.430 (1, 10)		0-0 E6 G6-4-3 1B		0-3 K		0-0 F9		0-0 HR		4	1	1	1	0	1	1		
Jamie Quirk, L OBP: 0.315, SLG: 0.352 (1, 2)		0-0 G6-4-3 1B			0-0 4-3		0-0 2B		0-0 WP 2B	4	0	3	0	0	0	0		
Ross Jones, R OBP: 0.295, SLG: 0.282 (1, 6)		0-0 G6-4-3 1-2f 2-3			0-0 1B 1B		0-3 K		0-0 5-3 2-3	4	1	1	0	0	1	5		
<b>Inning Stats</b>	R: 0 E: 0 K: 0 S: 4	H: 1 LOB: 3 BB: 2 P: 12	R: 0 E: 1 K: 0 S: 4	H: 1 LOB: 1 BB: 0 P: 4	R: 0 E: 0 K: 0 S: 3	H: 1 LOB: 0 BB: 0 P: 3	R: 0 E: 0 K: 2 S: 7	H: 0 LOB: 0 BB: 0 P: 7	R: 1 E: 0 K: 0 S: 6	H: 3 LOB: 2 BB: 0 P: 6	R: 0 E: 0 K: 2 S: 9	H: 2 LOB: 2 BB: 0 P: 9	R: 0 E: 0 K: 2 S: 8	H: 1 LOB: 1 BB: 0 P: 8	R: 1 E: 0 K: 1 S: 7	H: 2 LOB: 1 BB: 0 P: 7	1B: 8 SF: 0 2B: 2 SAC: 0 3B: 0 DP: 2 HR: 1 HBP: 0	
<b>PITCHER</b> Rick Rhoden, R ERA: 3.77 (1, 1)	IP 8.0	WLS L	BF 36	H 11	R 2	ER 2	SO 7	BB 2	IBB 0	HBP 0	BLK 0	WP 1	HR 1	S 48	P 56	ERA 2.25	WHIP 1.625	WP: 1 PA: 36 PB: 0 SB: 0 CS: 0

livebaseballscorecards.com

**AB 34**  
**R 2**  
**H 11**  
**RBI 2**  
**BB 2**  
**SO 7**  
**LOB 16**



Batter	1	2	3	4	5	6	7	8	9	AB R H RBI BB SO LOB	TOP											
Lou Whitaker, L (1, 4) OBP: 0.348, SLG: 0.426	0-0 3-1	0-0 1-3 1B		0-3 K		0-0 SF8		0-0 3-1		4 0 1 1 0 1 1												
Bill Madlock, R (1, 10) OBP: 0.357, SLG: 0.477	4-0 HBP BB 3-1 BB	0-0 F8			4-0 4-3 BB BB	4-0 3-H S BB		1-0 FC3-2 HBP		1 1 0 0 3 0 2												
Kirk Gibson, L (1, 7) OBP: 0.367, SLG: 0.494	4-0 3-1 HBP 1-2 BB		0-0 4-3		0-0 L7	0-0 5-3		0-0 FC3-2 FC5-4		4 0 0 0 1 0 4												
Alan Trammell, R (1, 6) OBP: 0.383, SLG: 0.522	1-0 1-2 2-3 3-1 HBP		0-0 2B 1B		4-0 1-2 4-3 BB	0-0 6-3		0-0 FC5-4 1-2f		3 1 1 0 1 0 3												
Matt Nokes, L (1, 2) OBP: 0.348, SLG: 0.554	0-0 3-1 1-2 2-3 3-H		0-0 1-H 2B		0-0 4-3 1-2 2-3		0-0 4-3		0-3 K	5 0 1 2 0 1 4												
Darrell Evans, L (1, 3) OBP: 0.369, SLG: 0.504	0-3 K		0-3 K		4-0 FC6-4 IBB		0-0 1B		0-0 G3	4 0 1 0 1 2 3												
Jim Morrison, R (1, 5) OBP: 0.307, SLG: 0.403		0-0 5-3	0-0 6-3		0-0 FC6-4 1-2f		0-3 K		0-0 5-3	5 0 0 0 0 1 5												
Dave Bergman, L (1, 9) OBP: 0.413, SLG: 0.483		0-0 4-3		0-0 F8		4-0 3B BB		0-0 G4-1		3 1 0 0 1 0 1												
Tim Tolman, R (7, 9) OBP: 0.500, SLG: 0.286										0 0 0 0 0 0 0												
Pat Sheridan, L (1, 8) OBP: 0.341, SLG: 0.397		0-0 1B 1B		0-0 F8		0-0 1-H SF8 3B		0-0 3-1 FC3-2 2B		4 1 3 1 0 0 0												
<b>Inning Stats</b>	R: 1 E: 0 K: 1 S: 5	H: 0 LOB: 2 BB: 2 P: 14	R: 0 E: 0 K: 0 S: 5	H: 2 LOB: 2 BB: 0 P: 5	R: 1 E: 0 K: 1 S: 7	H: 2 LOB: 1 BB: 0 P: 7	R: 0 E: 0 K: 1 S: 5	H: 0 LOB: 0 BB: 0 P: 5	R: 0 E: 0 K: 0 S: 3	H: 0 LOB: 3 BB: 3 P: 15	R: 2 E: 0 K: 0 S: 4	H: 1 LOB: 1 BB: 2 P: 12	R: 0 E: 0 K: 1 S: 6	H: 1 LOB: 1 BB: 0 P: 6	R: 0 E: 0 K: 0 S: 4	H: 1 LOB: 2 BB: 0 P: 5	R: 0 E: 0 K: 1 S: 5	H: 0 LOB: 0 BB: 0 P: 5	1B: 4 2B: 2 3B: 1 HR: 0	SF: 1 SAC: 0 DP: 0 HBP: 2	WP: 0 PB: 0 SB: 1 CS: 0	PA: 43
<b>PITCHER</b>	IP WLS BF H R ER SO BB IBB HBP BLK WP HR S P ERA WHIP																					
Mark Gubicza, R (1, 1) ERA: 4.3	5.0 L 27 5 4 4 3 5 1 1 0 0 0 26 51 7.20 2.000																					
John Davis, R (6, 1) ERA: 1.23	3.0 13 2 0 0 1 1 0 1 0 0 0 13 18 0.00 1.000																					
Jerry Don Gleaton, L (9, 1) ERA: 3.99	1.0 3 0 0 0 1 0 0 0 0 0 0 5 5 0.00 0.000																					

**Detroit Tigers @ Kansas City Royals**  
 Royals Stadium, Kansas City, MO  
 Thu Aug 13 1987, 8:05 PM EDT  
 Att: 38,221 - Unknown

[livebaseballscorecards.com](http://livebaseballscorecards.com)

AB	33
R	4
H	7
RBI	4
BB	7
SO	5
LOB	23



Batter	1	2	3	4	5	6	7	8	9	AB	R	H	RBI	BB	SO	LOB
Willie Wilson, S OBP: 0.309, SLG: 0.384 (1, 8)	0-0 3-1		0-0 F4			0-0 L8		0-0 3B		4	0	1	0	0	0	0
Kevin Seitzer, R OBP: 0.400, SLG: 0.487 (1, 5)	0-0 1B		0-3 K			0-0 5-3		0-0 5-3		4	0	1	0	0	1	1
George Brett, L OBP: 0.408, SLG: 0.516 (1, 10)	0-0 F7			0-0 L7			0-3 K	0-0 6-3		4	0	0	0	0	1	2
Danny Tartabull, R OBP: 0.365, SLG: 0.460 (1, 9)	0-0 5-3			0-0 5-3			4-0 1B BB		0-3 K	3	0	0	0	1	1	1
Lonnie Smith, R OBP: 0.337, SLG: 0.375 (1, 7)		0-0 2B		0-0 6-3			0-3 K		0-0 F4	4	0	1	0	0	1	1
Frank White, R OBP: 0.308, SLG: 0.374 (1, 4)		0-0 2-3 4-3			0-0 6-3		0-0 1-2 1B		0-3 K	4	0	1	0	0	1	1
Steve Balboni, R OBP: 0.291, SLG: 0.425 (1, 3)		0-3 K			0-0 F6		0-3 K			3	0	0	0	0	2	3
Jamie Quirk, L OBP: 0.310, SLG: 0.346 (1, 2)		0-0 F4			0-3 K			0-3 K		3	0	0	0	0	2	1
Ross Jones, R OBP: 0.283, SLG: 0.268 (1, 6)			0-3 K			0-3 K		0-0 HR		2	0	0	0	0	2	0
Jim Eisenreich, L OBP: 0.265, SLG: 0.487 (8, PH)										1	1	1	1	0	0	0
Bill Pecota, R OBP: 0.439, SLG: 0.553 (9, 6)										0	0	0	0	0	0	0

Inning Stats	R: 0	H: 1	R: 0	H: 1	R: 0	H: 0	R: 0	H: 0	R: 0	H: 0	R: 0	H: 1	R: 1	H: 2	R: 0	H: 0
	E: 0	LOB: 1	E: 0	LOB: 1	E: 0	LOB: 0	E: 0	LOB: 0	E: 0	LOB: 0	E: 0	LOB: 2	E: 0	LOB: 1	E: 0	LOB: 0
	K: 0	BB: 0	K: 1	BB: 0	K: 0	BB: 0	K: 1	BB: 0	K: 3	BB: 1	K: 1	BB: 0	K: 1	BB: 0	K: 2	BB: 0
	S: 4	P: 4	S: 6	P: 6	S: 7	P: 7	S: 3	P: 3	S: 5	P: 5	S: 5	P: 5	S: 7	P: 7	S: 7	P: 7


PITCHER	IP	WLS	BF	H	R	ER	SO	BB	IBB	HBP	BLK	WP	HR	S	P	ERA	WHIP
Jack Morris, R ERA: 3.47 (1, 1)	9.0	W	33	5	1	1	11	1	0	0	0	0	1	54	58	1.00	0.667

**BOTTOM**

**Detroit Tigers @ Kansas City Royals**  
 Royals Stadium, Kansas City, MO

Thu Aug 13 1987, 8:05 PM EDT  
 Att. 38,221 - Unknown

AB	32
R	1
H	5
RBI	1
BB	1
SO	11
LOB	10



WP	PA	ERA	WHIP
0	33		

Batter	1	2	3	4	5	6	7	8	9	AB R H RBI BB SO LOB	TOP	
Lou Whitaker, L (1, 4) OBP: 0.346, SLG: 0.426	0-0 F8	0-0 4-3			0-0 4-3		0-0 L4		0-0 F8 2B	5 1 1 0 0 0 2		
Bill Madlock, R (1, 3) OBP: 0.357, SLG: 0.477	0-0 F3		0-0 1B SF7 2B		0-0 L7		0-0 L6		4-0 2B BB	4 1 1 0 1 0 0		
Kirk Gibson, L (1, 7) OBP: 0.370, SLG: 0.497	4-0 BB		0-0 2-3 1B		0-3 K			0-0 1B FC6-4 2B	0-0 L6	4 1 2 0 1 1 2		
Alan Trammell, R (1, 6) OBP: 0.381, SLG: 0.519	0-0 6-3		0-0 SF7			0-0 P3		0-0 FC6-4 SF7 1B	0-0 F8	4 1 1 1 0 0 3		
Larry Herndon, R (1, 10) OBP: 0.366, SLG: 0.503		0-0 E7 1B	0-0 F8			0-0 6-3		4-0 FC6-4 BB	0-0 1-3 2B	3 1 0 0 0 0 1		
Darrell Evans, L (8, PH) OBP: 0.372, SLG: 0.509								1-2 BB	3-H 2B	1 0 1 1 1 0 0		
Jim Morrison, R (1, 5) OBP: 0.305, SLG: 0.401		0-3 K	0-0 F3			0-0 HBP 1B		0-0 FC6-4 WP	0-0 4-3	5 0 1 1 0 1 6		
Tim Tolman, R (1, 9) OBP: 0.467, SLG: 0.222		0-0 6-3			0-0 L5		1-0 HBP	0-0 SF7		2 0 0 0 0 0 1		
Dave Bergman, L (8, PH) OBP: 0.410, SLG: 0.483						1-2 HBP		3-H		0 0 0 1 0 0 0		
Pat Sheridan, L (1, 8) OBP: 0.342, SLG: 0.395		4-0 1B BB			0-0 4-3		0-0 3-1	4-0 BB		2 0 0 0 2 0 2		
Mike Heath, R (1, 2) OBP: 0.343, SLG: 0.464		0-0 1B			0-0 F8			0-0 F8	0-3 K	3 0 1 1 0 0 0		
Matt Nokes, L (8, PH) OBP: 0.347, SLG: 0.552		1-3 2-H								1 0 0 0 0 1 2		
<b>Inning Stats</b>	R: 0 H: 0 E: 0 LOB: 1 K: 0 BB: 1 S: 3 P: 7	R: 1 H: 1 E: 1 LOB: 2 K: 1 BB: 1 S: 7 P: 11	R: 1 H: 2 E: 0 LOB: 1 K: 0 BB: 0 S: 5 P: 5	R: 0 H: 0 E: 0 LOB: 0 K: 0 BB: 0 S: 3 P: 3	R: 0 H: 0 E: 0 LOB: 0 K: 1 BB: 0 S: 5 P: 5	R: 0 H: 1 E: 0 LOB: 2 K: 0 BB: 0 S: 4 P: 5	R: 0 H: 0 E: 0 LOB: 0 K: 0 BB: 0 S: 3 P: 3	R: 2 H: 2 E: 0 LOB: 2 K: 1 BB: 2 S: 7 P: 15	R: 1 H: 2 E: 0 LOB: 2 K: 0 BB: 1 S: 5 P: 9	1B: 4 SF: 2 2B: 4 SAC: 0 3B: 0 DP: 0 HR: 0 HBP: 1	WP: 1 PA: 42 PB: 0 SB: 2 CS: 0	
<b>PITCHER</b>	IP WLS BF H R ER SO BB IBB HBP BLK WP HR S P ERA WHIP											
Bud Black, L (1, 1) ERA: 3.39	7.0 W 31 6 4 3 2 2 0 1 0 0 0 32 41 3.86 1.143											
John Davis, R (8, 1) ERA: 1.17	0.2 4 0 0 0 0 2 0 0 0 1 0 2 10 0.00 3.000											
Jerry Don Gleaton, L (8, 1) ERA: 4.15	0.2 4 1 1 1 1 1 0 0 0 0 0 5 9 13.50 3.000											
Dan Quisenberry, R (9, 1) ERA: 1.98	0.2 S 3 1 0 0 0 0 0 0 0 0 0 3 3 0.00 1.500											

**Detroit Tigers @ Kansas City Royals**  
 Royals Stadium, Kansas City, MO  
 Fri Aug 14 1987, 8:05 PM EDT  
 Att: 38,749 - Unknown

[livebaseballscorecards.com](http://livebaseballscorecards.com)

AB	34
R	5
H	8
RBI	5
BB	5
SO	3
LOB	19



Batter	1	2	3	4	5	6	7	8	9	AB	R	H	RBI	BB	SO	LOB
Willie Wilson, S OBP: 0.310, SLG: 0.383 (1, 8)	0-0 4-3 BB	4-0 BB		0-0 1B 1B	0-0 F8		0-0 L5			4	1	1	0	1	0	2
Kevin Seitzer, R OBP: 0.404, SLG: 0.488 (1, 5)	4-0 1B 2B BB	4-0 1-2 2-3 BB		0-0 1-H BB BB 1B	0-0 1-3 1B			0-0 6-3		3	1	2	1	2	0	0
George Brett, L OBP: 0.411, SLG: 0.523 (1, 10)	0-0 2B 1-3 SF9 1B	0-0 F8		4-0 1-2 BB BB	0-0 G3			0-0 6-3 3B		4	2	2	0	1	0	5
Danny Tartabull, R OBP: 0.368, SLG: 0.471 (1, 9)	0-0 1-3 3-H 2B		0-0 HR	4-0 1-2 2-3 BB		0-0 5-3		0-0 6-3		4	1	2	3	1	0	0
Lonnie Smith, R OBP: 0.319, SLG: 0.357 (1, 7)	0-0 3-H SF9		0-0 5-3	0-0 5-3		0-3 K2-3		0-0 3-H G1-6-3		4	0	0	1	0	1	3
Frank White, R OBP: 0.308, SLG: 0.373 (1, 4)	0-3 K		0-0 5-3		0-0 HR 1B	0-3 K				4	1	1	0	0	2	1
Steve Balboni, R OBP: 0.294, SLG: 0.436 (1, 3)		0-0 BB 3-1 1B	0-0 F3		0-0 1-H HR		0-0 5-3			4	1	2	2	0	0	0
Jamie Quirk, L OBP: 0.309, SLG: 0.344 (1, 2)		0-0 F7		0-0 G3	0-0 F9		0-0 1B			4	0	1	0	0	0	1
Ross Jones, R OBP: 0.280, SLG: 0.267 (1, 6)		0-0 3-1 1-2		0-0 F9	0-0 1B 1B		0-3 K			4	0	1	0	0	1	2

Inning Stats	R: 2	H: 2	E: 0	K: 1	S: 7	LOB: 1	BB: 1	P: 11	R: 0	H: 1	E: 0	K: 0	S: 4	LOB: 3	BB: 2	P: 12	R: 1	H: 1	E: 0	K: 0	S: 4	LOB: 0	BB: 0	P: 4	R: 1	H: 2	E: 0	K: 0	S: 5	LOB: 3	BB: 2	P: 13	R: 2	H: 4	E: 0	K: 0	S: 7	LOB: 2	BB: 0	P: 7	R: 0	H: 0	E: 0	K: 2	S: 7	LOB: 0	BB: 0	P: 7	R: 0	H: 1	E: 0	K: 1	S: 6	LOB: 1	BB: 0	P: 6	R: 1	H: 1	E: 0	K: 0	S: 4	LOB: 0	BB: 0	P: 4
1B: 8	SF: 1	2B: 1	SAC: 0	3B: 1	DP: 0	HR: 2	HBP: 0	WP: 0	PA: 41	13.50	3.250	2.25	1.000	ERA	WHIP	ERA	WHIP																																															
<b>PITCHER</b> Walt Terrell, R (1, 1) ERA: 4.46 Dan Petry, R (5, 1) ERA: 5.82	IP	WLS	BF	H	R	ER	SO	BB	IBB	HBP	BLK	WP	HR	S	P	ERA	WHIP																																															

BOTTOM

Detroit Tigers @ Kansas City Royals  
Royals Stadium, Kansas City, MO

Fri Aug 14 1987, 8:05 PM EDT  
Att. 38,749 - Unknown

AB	35
R	7
H	12
RBI	7
BB	5
SO	4
LOB	14



WP: 0	PA: 41
PB: 0	SB: 0
CS: 0	

ERA	WHIP
-----	------

livebaseballscorecards.com

Batter	1	2	3	4	5	6	7	8	9	AB R H RBI BB SO LOB	TOP											
Lou Whitaker, L (1, 4) OBP: 0.344, SLG: 0.426	0-0 4-3		0-3 K			0-0 1B 2B	0-0 F7	0-3 K		5 1 1 0 0 2 2												
Bill Madlock, R (1, 3) OBP: 0.363, SLG: 0.478 Dave Bergman, L (8, 3) OBP: 0.407, SLG: 0.479	4-0 BB		0-0 F5			1-0 1B HBP		0-0 HR 1B	0-0 F5	2 2 1 0 1 0 0 1 0 0 0 0 0 0												
Kirk Gibson, L (1, 8) OBP: 0.371, SLG: 0.494	0-3 K			0-3 K		0-0 1B SF7 1B		0-3 K	4-0 FC6-4 BB	4 1 1 1 1 3 2												
Alan Trammell, R (1, 6) OBP: 0.379, SLG: 0.523	0-0 4-3			0-0 6-3		0-3 K		0-0 HR	0-0 FC6-4 BB	5 1 1 2 0 1 4												
Larry Herndon, R (1, 10) OBP: 0.377, SLG: 0.509		0-0 FC4-6 1B		0-0 1-3		0-0 FC5-4 1B		0-0 3B 1B	4-0 1-2 BB	4 1 3 1 1 0 0												
Jim Morrison, R (1, 5) OBP: 0.306, SLG: 0.407		0-0 FC4-6			0-0 E7 4-3 1B	0-0 SF7		0-0 SF7 3B	0-0 F9	4 2 2 2 0 0 3												
Tim Tolman, R (1, 7) OBP: 0.368, SLG: 0.167		0-0 P1			0-0 4-3	0-0 FC5-4		0-0 SF7		3 0 0 1 0 0 3												
Matt Nokes, L (1, 2) OBP: 0.346, SLG: 0.547		0-3 K			0-0 4-3		0-0 F8	4-0 BB BB		3 0 0 1 1 1 1												
Mike Heath, R (1, 9) OBP: 0.342, SLG: 0.458			0-0 6-3		0-0 6-3		0-0 F4	4-0 1-2 BB		3 0 0 0 1 0 0												
<b>Inning Stats</b>	R: 0 E: 0 K: 1 S: 5	H: 0 LOB: 1 BB: 1 P: 9	R: 0 E: 0 K: 1 S: 6	H: 1 LOB: 1 BB: 0 P: 6	R: 0 E: 0 K: 1 S: 5	H: 0 LOB: 0 BB: 0 P: 5	R: 0 E: 0 K: 1 S: 5	H: 0 LOB: 0 BB: 0 P: 5	R: 1 E: 1 K: 0 S: 4	H: 1 LOB: 0 BB: 0 P: 4	R: 3 E: 0 K: 1 S: 8	H: 3 LOB: 1 BB: 0 P: 9	R: 0 E: 0 K: 0 S: 3	H: 0 LOB: 0 BB: 0 P: 3	R: 4 E: 0 K: 2 S: 11	H: 4 LOB: 2 BB: 2 P: 19	R: 0 E: 0 K: 0 S: 3	H: 0 LOB: 2 BB: 2 P: 11	1B: 6 2B: 1 3B: 1 HR: 1	SF: 2 SAC: 0 DP: 0 HBP: 1	WP: 0 PB: 0 SB: 0 CS: 0	PA: 42
<b>PITCHER</b>	IP WLS BF H R ER SO BB IBB HBP BLK WP HR S P ERA WHIP																					
Danny Jackson, L (1, 1) ERA: 4.02	7.1 L 32 8 7 6 6 1 0 1 0 0 0 1 42 47 7.36 1.227																					
Steve Farr, R (8, 1) ERA: 4.58	0.2 5 1 1 1 1 2 0 0 0 0 0 0 5 13 13.50 4.500																					
Bob Stoddard, R (9, 1) ERA: 4.18	1.0 5 0 0 0 0 0 0 0 0 0 0 0 0 3 11 0.00 2.000																					

Detroit Tigers @ Kansas City Royals  
Royals Stadium, Kansas City, MO  
Sat Aug 15 1987, 8:05 PM EDT  
Att: 40,425 - Unknown

livebaseballscorecards.com

AB	34
R	8
H	9
RBI	8
BB	5
SO	7
LOB	15





Batter	1	2	3	4	5	6	7	8	9	AB	R	H	RBI	BB	SO	LOB
Willie Wilson, S OBP: 0.312, SLG: 0.382 (1, 8)	0-0 CS 1B			0-0 1-3		4-0 1B 1B BB	0-0 4-3			3	1	1	0	1	0	0
Kevin Seitzer, R OBP: 0.403, SLG: 0.486 (1, 5)	0-0 F8 1-2			0-0 6-3		0-0 1B 1-2 WP 1B		0-0 P3		4	1	1	0	0	0	1
George Brett, L OBP: 0.412, SLG: 0.521 (1, 10)	0-0 F8			4-0 BB		0-0 1-3 2-H 2B 1B		0-0 3-1		3	1	1	1	1	0	0
Danny Tartabull, R OBP: 0.365, SLG: 0.466 (1, 9)		0-3 K		0-0 F8		0-0 1-3 1-2 3-H		0-3 K		4	0	0	0	0	2	2
Lonnie Smith, R OBP: 0.327, SLG: 0.398 (1, 7)		0-0 F3			0-0 HR	0-0 5-3			0-0 1B 1B	4	1	2	1	0	0	1
Frank White, R OBP: 0.310, SLG: 0.376 (1, 4)		0-0 5-3			0-0 5-3	0-0 2B			0-0 1-3 FC5-4 1B	4	0	2	1	0	0	0
Steve Balboni, R OBP: 0.293, SLG: 0.434 (1, 3)			0-0 5-3		0-0 FC6-4 1B	0-0 F9			0-0 FC5-4 1-2f	4	0	1	0	0	0	3
Jamie Quirk, L OBP: 0.308, SLG: 0.342 (1, 2)			0-0 G5-4-3 1B		0-0 F8		0-0 F8		0-3 K	4	0	1	0	0	1	3
Ross Jones, R OBP: 0.264, SLG: 0.250 (1, 6)			0-0 G5-4-3		0-0 FC6-4		0-3 K		0-3 K	3	0	0	0	0	1	2
Thad Bosley, L OBP: 0.300, SLG: 0.359 (9, PH)			1-2f		1-2f					1	0	0	0	0	1	2

Inning Stats	R: 0	H: 1	E: 0	LOB: 0	K: 0	S: 3	R: 0	H: 0	E: 0	LOB: 0	K: 1	S: 5	R: 0	H: 1	E: 0	LOB: 0	K: 0	S: 3	R: 0	H: 0	E: 0	LOB: 1	K: 0	S: 3	R: 1	H: 2	E: 0	LOB: 1	K: 0	S: 5	R: 3	H: 3	E: 0	LOB: 1	K: 0	S: 6	R: 0	H: 0	E: 0	LOB: 0	K: 1	S: 5	R: 0	H: 0	E: 0	LOB: 0	K: 1	S: 5	R: 0	H: 2	E: 0	LOB: 2	K: 2	S: 9	1B: 7	SF: 0	2B: 1	SAC: 0	3B: 0	DP: 1	HR: 1	HBP: 0	WP: 1	PA: 36
--------------	------	------	------	--------	------	------	------	------	------	--------	------	------	------	------	------	--------	------	------	------	------	------	--------	------	------	------	------	------	--------	------	------	------	------	------	--------	------	------	------	------	------	--------	------	------	------	------	------	--------	------	------	------	------	------	--------	------	------	-------	-------	-------	--------	-------	-------	-------	--------	-------	--------

PITCHER	IP	WLS	BF	H	R	ER	SO	BB	IBB	HBP	BLK	WP	HR	S	P	ERA	WHIP
Doyle Alexander, R ERA: 4.22 (1, 1)	6.0		25	7	4	4	1	2	0	0	0	1	1	25	33	6.00	1.500
Eric King, R ERA: 4.35 (7, 1)	2.0	W	8	2	0	0	2	0	0	0	0	0	0	12	12	0.00	1.000
Mike Henneman, R ERA: 2.15 (9, 1)	1.0	S	3	0	0	0	2	0	0	0	0	0	0	7	7	0.00	0.000

BOTTOM

Detroit Tigers @ Kansas City Royals  
Royals Stadium, Kansas City, MO  
Sat Aug 15 1987, 8:05 PM EDT  
Att. 40,425 - Unknown

livebaseballscores.com

AB	34
R	4
H	9
RBI	3
BB	2
SO	5
LOB	14



Batter	1	2	3	4	5	6	7	8	9	AB R H RBI BB SO LOB	TOP																
Lou Whitaker, L (1, 4) OBP: 0.347, SLG: 0.435	0-3 K		0-0 1B 2B		0-3 K		0-0 SH 2B	0-0 L6-4 2B		5 2 3 1 0 2 0																	
Bill Madlock, R (1, 10) OBP: 0.365, SLG: 0.478	0-0 F3		0-0 1B		0-0 1B		0-0 SH 2B BB	0-3 K		4 1 2 1 0 1 1																	
Kirk Gibson, L (1, 8) OBP: 0.366, SLG: 0.487	0-3 K		0-3 K		0-3 K		0-3 K	0-0 L6-4		5 0 0 0 0 4 5																	
Alan Trammell, R (1, 6) OBP: 0.381, SLG: 0.531		0-0 4-3 3B	0-0 F7		0-0 1B		0-0 BB FC6-4 2B	0-0 F4		5 2 3 1 0 0 1																	
Matt Nokes, L (1, 2) OBP: 0.345, SLG: 0.548		0-0 4-3		0-0 CS 2B		0-0 F8	4-0 FC6-4 BB PB IBB	4-0 1B BB		3 0 1 1 0 0 2																	
Tim Tolman, R (7, PH) OBP: 0.429, SLG: 0.167		3-H								0 2 0 0 2 0 0																	
Darrell Evans, L (1, 3) OBP: 0.373, SLG: 0.506		0-0 F5		0-0 F8		0-0 G3	4-0 FC6-4 BB	0-0 WP 1B		4 0 1 1 1 0 1																	
Jim Morrison, R (1, 5) OBP: 0.308, SLG: 0.414		0-0 5-3		0-0 HR		0-3 K	4-0 FC6-4 PB 1B	0-0 WP 1B		5 2 2 3 0 1 2																	
Dave Bergman, L (1, 7) OBP: 0.413, SLG: 0.500			0-0 F4		0-0 1B		0-0 3B	0-0 4-3		5 0 3 1 0 0 2																	
Mike Heath, R (1, 9) OBP: 0.339, SLG: 0.450			4-0 2B BB		0-0 F9		0-0 4-3	0-3 K		4 1 0 0 1 1 5																	
<b>Inning Stats</b>	R: 0 E: 0 K: 2 S: 7	H: 0 LOB: 0 BB: 0 P: 7	R: 1 E: 0 K: 0 S: 4	H: 1 LOB: 0 BB: 0 P: 4	R: 2 E: 0 K: 1 S: 7	H: 2 LOB: 1 BB: 1 P: 11	R: 1 E: 0 K: 0 S: 5	H: 3 LOB: 1 BB: 0 P: 5	R: 0 E: 0 K: 2 S: 9	H: 2 LOB: 2 BB: 0 P: 9	R: 0 E: 0 K: 1 S: 6	H: 1 LOB: 1 BB: 0 P: 6	R: 5 E: 1 K: 1 S: 9	H: 3 LOB: 1 BB: 2 P: 17	R: 0 E: 0 K: 1 S: 5	H: 1 LOB: 0 BB: 0 P: 5	R: 1 E: 0 K: 1 S: 7	H: 2 LOB: 2 BB: 1 P: 11	1B: 7 2B: 6 3B: 2 HR: 1	SF: 0 SAC: 1 DP: 1 HBP: 0	WP: 1 PB: 1 SB: 0 CS: 1	PA: 45					
<b>PITCHER</b>	IP WLS BF H R ER SO BB IBB HBP BLK WP HR S P ERA WHIP																										
Bret Saberhagen, R (1, 1) ERA: 3.24	6.0		27	9	4	4	6	1	0	0	0	0	1	38	42	6.00	1.667										
Jerry Don Gleaton, L (7, 1) ERA: 4.35	0.1	L	6	2	5	1	1	1	1	0	0	0	0	6	14	27.00	9.000										
John Davis, R (7, 1) ERA: 1.13	0.2		3	1	0	0	0	0	0	0	0	0	0	3	3	0.00	1.500										
Steve Farr, R (8, 1) ERA: 4.58	2.0		9	3	1	1	2	1	0	0	0	1	0	12	16	4.50	2.000										

**Detroit Tigers @ Kansas City Royals**  
 Royals Stadium, Kansas City, MO  
 Sun Aug 16 1987, 4:33 AM EDT  
 Att: 33,006 - Unknown

AB	40
R	10
H	15
RBI	9
BB	4
SO	9
LOB	19



WP	1	PA	45
----	---	----	----

ERA	WHIP
-----	------

livebaseballscorecards.com


Batter	1	2	3	4	5	6	7	8	9	AB	R	H	RBI	BB	SO	LOB
Willie Wilson, S OBP: 0.310, SLG: 0.383 (1, 8)	0-0 5-3		0-0 1-3 2B		0-0 F4		0-0 3-1	0-3 K		5	0	1	0	0	1	1
Lonnie Smith, R OBP: 0.320, SLG: 0.387 (1, 7)	0-0 5-3		0-0 L4		0-0 1B		0-3 K	0-0 4-3		5	0	1	0	0	1	3
Kevin Seitzer, R OBP: 0.405, SLG: 0.491 (1, 5)	0-0 G3			0-0 1B 1B	0-0 F9		0-0 BB BB 1B		0-0 SF8 3B	5	2	3	0	0	0	1
George Brett, L OBP: 0.412, SLG: 0.531 (1, 10)		0-3 K		0-0 F6		0-0 HR	4-0 BB BB BB BB	0-0 SF8	0-0 SF8	3	1	1	2	1	1	1
Danny Tartabull, R OBP: 0.366, SLG: 0.465 (1, 9)		0-3 K		0-0 1B 1B	0-0 P3		4-0 BB BB	0-0 F4	0-0 F4	3	1	1	0	1	1	0
Thad Bosley, L OBP: 0.297, SLG: 0.356 (9, 9)				1-2 1B 1B	1-2 BB		1-2 2-3 BB	0-0 F4	0-0 F4	1	0	0	0	0	0	0
Steve Balboni, R OBP: 0.295, SLG: 0.443 (1, 3)		0-0 L5		0-0 1B 1B	0-0 F7		0-0 HR	0-3 K	0-3 K	5	1	2	2	0	1	3
Bill Pecota, R OBP: 0.444, SLG: 0.548 (1, 4)			0-0 2B 1B	0-0 1-2 2-H G6-4-3 1B	0-0 P3		0-0 E4 2B			4	1	2	1	0	0	0
Ross Jones, R OBP: 0.263, SLG: 0.250 (1, 6)			0-0 F9	0-0 G6-4-3 1-2f 1B	0-0 P3		0-0 F9	0-0 F9	0-0 F9	4	0	1	0	0	0	4
Larry Owen, R OBP: 0.255, SLG: 0.303 (1, 2)			0-0 P3		0-3 K		0-3 K	0-0 2B		2	0	0	0	0	1	1
Jamie Quirk, L OBP: 0.310, SLG: 0.349 (6, PH) (7, 2)								1-H 2B		2	0	1	1	0	1	1

Inning Stats	R: 0	H: 0	E: 0	K: 0	S: 3	H: 0	LOB: 0	BB: 0	P: 3	R: 0	H: 2	E: 0	K: 0	S: 5	H: 4	LOB: 1	BB: 0	P: 6	R: 2	H: 1	E: 0	K: 1	S: 6	H: 3	LOB: 1	BB: 0	P: 8	R: 0	H: 1	E: 0	K: 1	S: 6	H: 1	LOB: 3	BB: 2	P: 14	R: 1	H: 1	E: 1	K: 1	S: 7	H: 1	LOB: 1	BB: 0	P: 7	R: 1	H: 1	E: 0	K: 1	S: 6	H: 1	LOB: 0	BB: 0	P: 6	1B: 8	SF: 1	3B: 1	HR: 2	WP: 0	PB: 0	SB: 0	CS: 0	PA: 42
--------------	------	------	------	------	------	------	--------	-------	------	------	------	------	------	------	------	--------	-------	------	------	------	------	------	------	------	--------	-------	------	------	------	------	------	------	------	--------	-------	-------	------	------	------	------	------	------	--------	-------	------	------	------	------	------	------	------	--------	-------	------	-------	-------	-------	-------	-------	-------	-------	-------	--------

PITCHER	IP	WLS	BF	H	R	ER	SO	BB	IBB	HBP	BLK	WP	HR	S	P	ERA	WHIP
Frank Tanana, L ERA: 3.63 (1, 1)	5.2		26	10	4	4	3	0	0	0	0	0	2	32	32	6.35	1.765
Jeff Robinson, R ERA: 4.96 (6, 1)	1.0	W	6	1	0	0	2	2	0	0	0	0	0	8	16	0.00	3.000
Mike Henneman, R ERA: 2.11 (7, 1)	1.1		6	1	1	0	1	0	0	0	0	0	0	8	8	0.00	0.750
Willie Hernandez, L ERA: 2.72 (9, 1)	1.0		4	1	1	1	1	0	0	0	0	0	0	6	6	9.00	1.000

**DETROIT TIGERS @ KANSAS CITY ROYALS**  
**ROYALS STADIUM, KANSAS CITY, MO**  
 Sun Aug 16 1987, 4:33 AM EDT  
 Att. 33,006 - Unknown

AB	39
R	6
H	13
RBI	6
BB	2
SO	7
LOB	15



**Kansas City Royals @ Texas Rangers**  
 Arlington Stadium, Arlington, TX  
 Mon Aug 17 1987, 8:05 PM EDT  
 Att: 24,101 - Unknown

AB	39
R	7
H	13
RBI	7
BB	5
SO	7
LOB	22



WP:	0	PA:	45
PB:	0		
SB:	0		
CS:	0		

AB R H RBI BB SO LOB

5	1	3	0	0	1	0
4	1	1	0	1	0	1
4	1	0	1	1	0	4
3	0	0	1	1	1	1
5	2	3	3	0	0	3
4	1	4	1	1	0	0
4	0	0	0	0	4	5
1	0	1	1	0	0	0
3	0	0	0	0	0	3
1	0	0	0	0	0	2
1	0	1	0	0	0	0
2	0	0	0	0	0	1
2	1	0	0	1	1	2

Batter	1	2	3	4	5	6	7	8	9
Willie Wilson, S (1, 8) OBP: 0.313, SLG: 0.385	0-0 F9		0-0 FC1 2B 1B		0-0 FC5-4 1B		0-0 SF9 BB BB 1B	0-3 K	
Lonnie Smith, R (1, 7) OBP: 0.324, SLG: 0.392	0-0 E6 FC6-4		0-0 BB 1-3 2B		0-0 FC5-4 G6-4-3		4-0 BB 1-2 2-3 2B BB	0-0 F8	
Kevin Seitzer, R (1, 5) OBP: 0.403, SLG: 0.487	0-0 FC6-4 1-2f		0-0 FC1 BB		0-0 G6-4-3 1-2f		4-0 BB BB 1-2 2-3 3-H 2B BB		0-0 4-3
George Brett, L (1, 3) OBP: 0.409, SLG: 0.525	0-3 K		4-0 FC6-4 1-2 2-3 BB			0-0 3-1	0-0 SF9 3-H		0-0 F7
Danny Tartabull, R (1, 10) OBP: 0.368, SLG: 0.479		0-0 F7	0-0 FC6-4 1-2f			0-0 HR	0-0 2B 1-H 2-H		0-0 2B 2B
Frank White, R (1, 4) OBP: 0.317, SLG: 0.385		0-0 1B		0-0 FC6-4 1B		0-0 1B	4-0 IBB		0-0 1B 2B 2-H
Bo Jackson, R (1, 9) OBP: 0.313, SLG: 0.472		0-3 K		0-3 K		0-3 K	0-3 K		0-0 1B 1B 2-H
Thad Bosley, L (9, PH) OBP: 0.304, SLG: 0.362									
Ross Jones, R (1, 6) OBP: 0.250, SLG: 0.236		0-0 F8		0-0 FC6-4 1-2f		0-0 F9	0-0 4-3		0-0 FC6-4 1B
Steve Balboni, R (7, PH) OBP: 0.294, SLG: 0.442									
Jamie Quirk, L (7, 2) OBP: 0.313, SLG: 0.353									1-3
Larry Owen, R (1, 2) OBP: 0.252, SLG: 0.299			0-0 5-3		0-0 F7		4-0 BB BB 1B BB	0-3 K	0-0 FC6-4 1-2f
Bill Pecota, R (7, PH) OBP: 0.438, SLG: 0.523									

Inning Stats	R: 0 E: 1 K: 1 S: 6	H: 0 LOB: 1 BB: 0 P: 6	R: 0 E: 0 K: 1 S: 6	H: 1 LOB: 1 BB: 0 P: 6	R: 0 E: 0 K: 1 S: 5	H: 2 LOB: 3 BB: 1 P: 9	R: 0 E: 0 K: 1 S: 6	H: 1 LOB: 1 BB: 0 P: 6	R: 0 E: 0 K: 0 S: 3	H: 1 LOB: 0 BB: 0 P: 3	R: 1 E: 0 K: 1 S: 7	H: 2 LOB: 1 BB: 0 P: 7	R: 4 E: 0 K: 1 S: 7	H: 2 LOB: 2 BB: 4 P: 23	R: 0 E: 0 K: 2 S: 7	H: 0 LOB: 0 BB: 0 P: 7	R: 2 E: 0 K: 0 S: 7	H: 4 LOB: 2 BB: 0 P: 7
--------------	------------------------------	---------------------------------	------------------------------	---------------------------------	------------------------------	---------------------------------	------------------------------	---------------------------------	------------------------------	---------------------------------	------------------------------	---------------------------------	------------------------------	----------------------------------	------------------------------	---------------------------------	------------------------------	---------------------------------

PITCHER	IP	WLS	BF	H	R	ER	SO	BB	IBB	HBP	BLK	WP	HR	S	P	ERA	WHIP
Paul Kilgus, L (1, 1) ERA: 4.39	6.0		27	7	2	2	4	2	0	0	0	0	1	33	41	3.00	1.500
Jeff Russell, R (7, 1) ERA: 4.48	2.2	L	15	4	5	5	3	2	1	0	0	0	0	18	30	16.88	2.250
Steve Howe, L (9, 1) ERA: 8.53	0.1		3	2	0	0	0	0	0	0	0	0	0	3	3	0.00	6.000

Batter	1	2	3	4	5	6	7	8	9	AB	R	H	RBI	BB	SO	LOB
Bob Brower, R OBP: 0.345, SLG: 0.469 Oddibe McDowell, L OBP: 0.341, SLG: 0.473 (1, 8) (8, PH) (9, 8)	0-3 K	0-3 K		0-0 F8		0-0 FC3-6		0-0 4-3		4	0	0	0	0	2	4
Scott Fletcher, R OBP: 0.366, SLG: 0.395 (1, 6)	0-0 6-3	0-0 F8			0-0 1B	0-0 CS	0-0 F8		4-0 L6-4 PB BB	4	0	1	0	1	0	2
Ruben Sierra, S OBP: 0.312, SLG: 0.490 (1, 9)	0-3 K		0-0 F9		0-0 F7		0-0 1B		0-3 K	5	1	1	0	0	2	2
Pete Incaviglia, R OBP: 0.340, SLG: 0.505 (1, 7)		0-0 FC3-6 1B	0-3 K		0-0 FC6-4 1B		0-0 1B		0-0 E6	5	0	3	1	0	1	1
Larry Parrish, R OBP: 0.324, SLG: 0.496 (1, 10)		0-0 FC3-6 1B	0-0 HR		0-0 P4		0-0 L9		0-0 L6-4	5	2	1	1	0	0	6
Pete O'Brien, L OBP: 0.352, SLG: 0.486 (1, 3)		0-0 E5 1B	0-3 K		0-0 FC6-4		0-0 L5			4	1	1	0	0	1	3
Mike Stanley, R OBP: 0.387, SLG: 0.448 Curtis Wilkerson, S OBP: 0.313, SLG: 0.448 Tom O'Malley, L OBP: 0.429, SLG: 0.594 (1, 2) (8, PR) (9, 5)		0-0 1B		0-0 F7		0-0 HR		0-0 B1-3 BLK 1B		4	2	3	3	0	0	0
Steve Buechele, R OBP: 0.297, SLG: 0.401 Darrell Porter, L OBP: 0.368, SLG: 0.411 Don Slaught, R OBP: 0.293, SLG: 0.382 (1, 5) (8, PH) (8, PH) (9, 2)		0-0 1B		0-0 F3		0-0 FC3-6 1B		0-3 K		3	0	2	0	0	0	0
Jerry Browne, S OBP: 0.356, SLG: 0.336 (1, 4)		0-0 1B		0-0 1B		0-0 L7		0-0 B1-3		0	0	2	1	0	0	3

Inning Stats	R: 0	H: 0	E: 0	K: 2	S: 7	LOB: 0	BB: 0	P: 7	R: 3	H: 5	E: 1	K: 1	S: 10	LOB: 2	BB: 0	P: 10	R: 1	H: 1	E: 0	K: 2	S: 8	LOB: 0	BB: 0	P: 8	R: 0	H: 1	E: 0	K: 0	S: 4	LOB: 1	BB: 0	P: 4	R: 0	H: 2	E: 0	K: 0	S: 5	LOB: 2	BB: 0	P: 5	R: 1	H: 2	E: 0	K: 0	S: 4	LOB: 0	BB: 0	P: 4	R: 1	H: 2	E: 0	K: 0	S: 5	LOB: 1	BB: 0	P: 5	R: 0	H: 1	E: 0	K: 1	S: 6	LOB: 2	BB: 0	P: 6	R: 0	H: 0	E: 1	K: 1	S: 5	LOB: 1	BB: 1	P: 9	1B: 12	SF: 0	2B: 1	SAC: 0	3B: 0	DP: 1	HR: 2	HBP: 0	WP: 0	PA: 42
--------------	------	------	------	------	------	--------	-------	------	------	------	------	------	-------	--------	-------	-------	------	------	------	------	------	--------	-------	------	------	------	------	------	------	--------	-------	------	------	------	------	------	------	--------	-------	------	------	------	------	------	------	--------	-------	------	------	------	------	------	------	--------	-------	------	------	------	------	------	------	--------	-------	------	------	------	------	------	------	--------	-------	------	--------	-------	-------	--------	-------	-------	-------	--------	-------	--------

PITCHER	IP	WLS	BF	H	R	ER	SO	BB	IBB	HBP	BLK	WP	HR	S	P	ERA	WHIP
Charlie Leibrandt, L ERA: 2.77 (1, 1)	6.0		28	11	5	5	5	0	0	0	0	0	2	38	38	7.50	1.833
Dan Quisenberry, R ERA: 2.14 (7, 1)	1.0		6	3	1	1	0	0	0	0	0	0	0	6	6	9.00	3.000
Jerry Don Gleaton, L ERA: 4.28 (8, 1)	0.2		2	0	0	0	1	0	0	0	1	0	0	4	4	0.00	0.000
John Davis, R ERA: 1.04 (8, 1)	1.1	W	5	0	0	0	1	1	0	0	0	0	0	6	10	0.00	0.750

**BOTTOM**

**Kansas City Royals @ Texas Rangers**  
Arlington Stadium, Arlington, TX  
Mon Aug 17 1987, 8:05 PM EDT  
Att. 24,101 - Unknown

livebaseballscorecards.com

<b>AB</b>	<b>40</b>
<b>R</b>	<b>6</b>
<b>H</b>	<b>14</b>
<b>RBI</b>	<b>6</b>
<b>BB</b>	<b>1</b>
<b>SO</b>	<b>7</b>
<b>LOB</b>	<b>24</b>



Batter	1	2	3	4	5	6	7	8	9	AB R H RBI BB SO LOB	TOP																				
Willie Wilson, S OBP: 0.315, SLG: 0.385 (1, 8) X	0-0 3-1	0-3 K			0-0 CS 1B		H 1-0 HBP			3 0 1 0 0 1 2																					
Lonnie Smith, R OBP: 0.321, SLG: 0.380 (1, 7) B B B	4-0 1B BB		0-3 K		0-3 K 1-2		0-3 K			3 0 0 0 1 3 3																					
Kevin Seitzer, R OBP: 0.404, SLG: 0.494 (1, 5) X	0-0 1-2 1B		0-0 5-3			0-0 HR		0-3 K		4 1 2 1 0 1 0																					
George Brett, L OBP: 0.407, SLG: 0.519 (1, 3) S S S	0-3 K		4-0 FC6-4 BB			0-0 3-1		0-0 L9		3 0 0 0 1 1 2																					
Danny Tartabull, R OBP: 0.367, SLG: 0.475 (1, 10) S S S	0-3 K		0-0 FC6-4 1-2f			0-3 K		4-0 PO BB		3 0 0 0 1 2 3																					
Frank White, R OBP: 0.317, SLG: 0.386 (1, 4)		0-0 E6 2B		0-0 5-3		0-3 K		0-0 PO 1-2	0-0 F8	4 0 1 0 0 1 0																					
Bo Jackson, R OBP: 0.312, SLG: 0.468 (1, 9) X		0-0 E6 2-3		4-0 G5-4-3 BB		0-3 K		0-3 K	0-3 K	3 0 0 0 1 2 1																					
Jamie Quirk, L OBP: 0.312, SLG: 0.351 (1, 2) S S S		0-3 K2-3 1-2		0-0 G5-4-3 1-2f		0-0 PB 1B		0-3 K	0-3 K	4 0 1 0 0 2 2																					
Ross Jones, R OBP: 0.254, SLG: 0.228 (1, 6) B B B B		4-0 BB		0-0 F8		0-0 F7 1-2				2 0 0 0 1 0 1																					
<b>Inning Stats</b>	R: 0 E: 0 K: 2 S: 8	H: 1 LOB: 2 BB: 1 P: 12	R: 0 E: 1 K: 2 S: 8	H: 1 LOB: 2 BB: 1 P: 12	R: 0 E: 0 K: 1 S: 5	H: 0 LOB: 1 BB: 1 P: 9	R: 0 E: 0 K: 0 S: 2	H: 0 LOB: 0 BB: 1 P: 6	R: 0 E: 0 K: 1 S: 5	H: 1 LOB: 0 BB: 0 P: 5	R: 1 E: 0 K: 2 S: 8	H: 1 LOB: 0 BB: 0 P: 8	R: 0 E: 0 K: 2 S: 8	H: 1 LOB: 2 BB: 0 P: 9	R: 0 E: 0 K: 1 S: 4	H: 0 LOB: 0 BB: 1 P: 8	R: 0 E: 0 K: 2 S: 7	H: 0 LOB: 0 BB: 0 P: 7	1B: 3 2B: 1 3B: 0 HR: 1	SF: 0 SAC: 0 DP: 1 HBP: 1	WP: 0 PB: 1 SB: 1 CS: 1	PA: 36									
<b>PITCHER</b> Charlie Hough, R ERA: 4.05 (1, 1)	IP 9.0	WLS W	BF 35	H 5	R 1	ER 1	SO 13	BB 5	IBB 0	HBP 1	BLK 0	WP 0	HR 1	S 55	P 76	ERA 1.00	WHIP 1.111														
											<b>PITCHER</b>	IP	WLS	BF	H	R	ER	SO	BB	IBB	HBP	BLK	WP	HR	S	P	ERA	WHIP			

Kansas City Royals @ Texas Rangers  
Arlington Stadium, Arlington, TX  
Tue Aug 18 1987, 8:05 PM EDT  
Att: 23,070 - Unknown

livebaseballscorecards.com

AB 29  
R 1  
H 5  
RBI 1  
BB 5  
SO 13  
LOB 14



Batter	1	2	3	4	5	6	7	8	9	AB	R	H	RBI	BB	SO	LOB
Jerry Browne, S (1, 4) OBP: 0.355, SLG: 0.335	0-0 4-3		0-3 K			0-0 G4-6-3 1B		0-0 6-3		4	0	1	0	0	1	1
Tom O'Malley, L (1, 5) OBP: 0.410, SLG: 0.543	0-0 5-3			4-0 FC3-6 BB		0-0 G4-6-3 1-2f		0-0 5-3		3	0	0	0	1	0	1
Ruben Sierra, S (1, 9) OBP: 0.314, SLG: 0.488	0-0 3-1			0-0 FC3-6 1-2f		4-0 1B BB		4-0 2B BB		2	1	0	0	2	0	1
Pete O'Brien, L (1, 3) OBP: 0.353, SLG: 0.488 Bob Brower, R (9, PR) OBP: 0.345, SLG: 0.469		0-0 G3		0-0 FC3-6 1-2f		0-0 1B		0-0 HR 2B		4	0	2	1	0	0	1
Pete Incaviglia, R (1, 7) OBP: 0.338, SLG: 0.501		0-3 K		4-0 1-2 BB		0-3 K		0-0 5-3		3	0	0	0	1	2	3
Larry Parrish, R (1, 10) OBP: 0.324, SLG: 0.501		0-0 6-3		0-3 K			0-3 K		0-0 HR	4	1	1	2	0	2	2
Oddibe McDowell, L (1, 8) OBP: 0.341, SLG: 0.471			0-0 E S FC4-2 1B		0-3 K		0-3 K			3	0	1	0	0	2	0
Geno Petralli, L (1, 2) OBP: 0.395, SLG: 0.481			0-0 G3		0-3 K		0-0 G3			3	0	0	0	0	1	1
Curtis Wilkerson, S (1, 6) OBP: 0.307, SLG: 0.439 Darrell Porter, L (8, PH) OBP: 0.364, SLG: 0.406 Scott Fletcher, R (9, 6) OBP: 0.366, SLG: 0.395			0-0 FC4-2		0-0 P6		0-3 K			2	0	0	0	0	0	1


Inning Stats	R: 0	H: 0	R: 0	H: 0	R: 0	H: 0	R: 0	H: 0	R: 0	H: 0	R: 0	H: 0	R: 3	H: 2	R: 0	H: 0	R: 0	H: 0	R: 0	H: 0	R: 0	H: 0	R: 3	H: 2	1B: 3	SF: 0	WP: 1	PA: 33
	E: 0	LOB: 0	E: 0	LOB: 0	E: 0	LOB: 0	E: 0	LOB: 0	E: 0	LOB: 2	E: 0	LOB: 2	E: 0	LOB: 1	E: 0	LOB: 0	E: 0	LOB: 0	E: 0	LOB: 0	E: 0	LOB: 0	E: 0	LOB: 1	2B: 1	SAC: 0	PB: 0	
	K: 0	BB: 0	K: 1	BB: 0	K: 1	BB: 2	K: 2	BB: 0	K: 1	BB: 1	K: 2	BB: 0	K: 0	BB: 1	K: 1	BB: 0	K: 0	BB: 0	K: 0	BB: 0	K: 0	BB: 0	K: 0	BB: 1	3B: 0	DP: 1	SB: 1	
	S: 3	P: 3	S: 5	P: 5	S: 6	P: 13	S: 7	P: 7	S: 6	P: 10	S: 7	P: 7	S: 5	P: 5	S: 5	P: 5	S: 3	P: 7	S: 3	P: 7	S: 3	P: 7	S: 3	P: 7	HR: 1	HBP: 0	CS: 0	

PITCHER	IP	WLS	BF	H	R	ER	SO	BB	IBB	HBP	BLK	WP	HR	S	P	ERA	WHIP	PITCHER	IP	WLS	BF	H	R	ER	SO	BB	IBB	HBP	BLK	WP	HR	S	P	ERA	WHIP
Mark Gubicza, R (1, 1) ERA: 4.25	8.1	L	33	5	3	3	9	4	0	0	0	1	1	47	63	3.24	1.080																		

**Kansas City Royals @ Texas Rangers**  
Arlington Stadium, Arlington, TX

Tue Aug 18 1987, 8:05 PM EDT  
Att. 23,070 - Unknown

AB	29
R	3
H	5
RBI	3
BB	4
SO	9
LOB	11



**Kansas City Royals @ Texas Rangers**  
 Arlington Stadium, Arlington, TX  
 Wed Aug 19 1987, 8:05 PM EDT  
 Att: 24,588 - Unknown

AB	34
R	11
H	10
RBI	10
BB	9
SO	8
LOB	17



WP:	0	PA:	46
PB:	0		
SB:	5		
CS:	0		

AB R H RBI BB SO LOB

5	2	1	0	1	0	2
2	2	1	0	3	0	0
4	2	2	2	1	1	3
4	1	1	2	1	2	4
3	1	1	2	1	1	0
5	2	2	1	0	1	5
3	0	0	1	1	1	0
3	1	1	1	1	1	0
5	0	1	1	0	1	3

1B:	7	SF:	2
2B:	0	SAC:	0
3B:	0	DP:	1
HR:	3	HBP:	1

Batter	1	2	3	4	5	6	7	8	9
<b>Willie Wilson, S</b> (1, 8) OBP: 0.315, SLG: 0.383	0-0 F8		0-0 F8 SF8 1B		0-0 BB			0-0 4-3	0-0 6-3
<b>Kevin Seitzer, R</b> (1, 5) OBP: 0.408, SLG: 0.494	4-0 HR BB		4-0 BB BB		4-0 1B BB	0-0 4-3		0-0 BB S 1B	
<b>George Brett, L</b> (1, 3) OBP: 0.410, SLG: 0.529	0-3 K		0-0 F8		0-0 1B SF8 1B	0-0 HR		4-0 BB BB	
<b>Danny Tartabull, R</b> (1, 10) OBP: 0.368, SLG: 0.480	0-0 1-H HR		4-0 BB BB		0-3 K	0-0 F9		0-3 K	
<b>Thad Bosley, L</b> (1, 9) OBP: 0.308, SLG: 0.361	0-3 K		0-0 SF8		0-0 1B E 1B	0-0 6-3		4-0 FC6 BB	
<b>Frank White, R</b> (1, 4) OBP: 0.317, SLG: 0.393		0-3 K	0-0 P6		0-0 1B E		0-0 HR	0-0 FC6	
<b>Lonnie Smith, R</b> (1, 7) OBP: 0.316, SLG: 0.369		4-0 S BB		0-0 F9	0-0 SF8		0-0 6-3	0-3 K	
<b>Jamie Quirk, L</b> (1, 2) OBP: 0.318, SLG: 0.350		4-0 G6-4-3 BB		0-3 K	0-0 E2 1B		0-0 4-3	1-0 S HBP	
<b>Ross Jones, R</b> (1, 6) OBP: 0.250, SLG: 0.226		0-0 G6-4-3		0-0 1-3	0-0 1B		0-0 6-3	0-3 K	

Inning Stats	R: 2 E: 0 K: 2 S: 8	H: 1 LOB: 0 BB: 1 P: 12	R: 0 E: 0 K: 1 S: 4	H: 0 LOB: 1 BB: 2 P: 12	R: 1 E: 0 K: 0 S: 4	H: 1 LOB: 2 BB: 2 P: 12	R: 0 E: 0 K: 1 S: 5	H: 0 LOB: 0 BB: 0 P: 5	R: 6 E: 1 K: 0 S: 10	H: 5 LOB: 1 BB: 2 P: 18	R: 1 E: 0 K: 0 S: 4	H: 1 LOB: 0 BB: 0 P: 4	R: 1 E: 0 K: 0 S: 4	H: 1 LOB: 0 BB: 0 P: 4	R: 0 E: 0 K: 1 S: 6	H: 1 LOB: 3 BB: 2 P: 14	R: 0 E: 0 K: 2 S: 7	H: 0 LOB: 1 BB: 0 P: 8	1B: 7 2B: 0 3B: 0 HR: 3	SF: 2 SAC: 0 DP: 1 HBP: 1	WP: 0 PB: 0 SB: 5 CS: 0	PA: 46
--------------	------------------------------	----------------------------------	------------------------------	----------------------------------	------------------------------	----------------------------------	------------------------------	---------------------------------	-------------------------------	----------------------------------	------------------------------	---------------------------------	------------------------------	---------------------------------	------------------------------	----------------------------------	------------------------------	---------------------------------	----------------------------------	------------------------------------	----------------------------------	--------

PITCHER	IP	WLS	BF	H	R	ER	SO	BB	IBB	HBP	BLK	WP	HR	S	P	ERA	WHIP
<b>Bobby Witt, R</b> (1, 1) ERA: 4.45	4.1	L	24	5	8	7	5	7	0	0	0	0	1	27	55	14.54	2.769
<b>Jeff Russell, R</b> (5, 1) ERA: 4.5	1.2		8	3	2	1	0	0	0	0	0	0	1	8	8	5.40	1.800
<b>Gary Mielke, R</b> (7, 1) ERA: 5.4	1.2		8	2	1	1	1	1	0	0	0	0	1	9	13	5.40	1.800
<b>Mitch Williams, L</b> (8, 1) ERA: 3.48	0.1		2	0	0	0	0	1	0	0	0	0	0	1	5	0.00	3.000
<b>Steve Howe, L</b> (9, 1) ERA: 7.36	1.0		4	0	0	0	2	0	0	1	0	0	0	7	8	0.00	0.000



Batter	1	2	3	4	5	6	7	8	9	AB	R	H	RBI	BB	SO	LOB
Jerry Browne, S OBP: 0.356, SLG: 0.343 Darrell Porter, L OBP: 0.361, SLG: 0.402 (1, 4) (8, PH) (9, 2)	0-0 HR	4-0 CS BB		0-3 K			0-0 4-3	0-0 4-3		3	1	1	1	1	1	0
Scott Fletcher, R OBP: 0.370, SLG: 0.400 (1, 6)	0-0 E7 1B 2B	0-0 CS 1-2	1-0 HR HBP	0-0 3-1			0-0 G3 1B		4-0 G6-4-3 BB	3	2	2	0	1	0	0
Ruben Sierra, S OBP: 0.314, SLG: 0.493 (1, 9)	0-0 4-3 HR 1B 3-H		0-0 HR 1-H		0-0 3-1		0-0 G3 1-2		0-3 K	5	2	2	3	0	1	2
Larry Parrish, R OBP: 0.322, SLG: 0.498 (1, 10)	0-0 4-3 1-3		0-0 1B 1B		0-3 K		0-3 K		0-0 G6-4-3 1-2	5	0	1	0	0	2	3
Pete O'Brien, L OBP: 0.352, SLG: 0.486 (1, 3)	0-3 K		0-0 F7		0-0 1-3			0-0 BB BB 1B		4	0	1	0	0	1	2
Pete Incaviglia, R OBP: 0.342, SLG: 0.513 (1, 7)	0-0 HR 3-H		0-0 1B 1B 1-2		0-0 2B		0-0 K 2B		0-3 K	4	1	3	2	0	1	1
Mike Stanley, R OBP: 0.381, SLG: 0.440 Geno Petrali, L OBP: 0.399, SLG: 0.481 (1, 2) (8, PH) (9, 4)	0-0 F8		0-0 F7		0-0 6-3		0-0 BB BB BB		4-0 BB BB	3	0	0	0	0	0	3
Steve Buechele, R OBP: 0.295, SLG: 0.399 Tom O'Malley, L OBP: 0.390, SLG: 0.514 (1, 5) (6, PH) (7, 5)		0-0 4-3	0-0 F8		0-0 F9		0-0 F2		0-0 F2	2	0	0	0	0	0	2
Bob Brower, R OBP: 0.342, SLG: 0.464 Oddibe McDowell, L OBP: 0.342, SLG: 0.470 (1, 8) (6, PH) (7, 8)		0-3 K		0-0 4-3		0-3 K		4-0 BB 1-2 2-3		2	0	0	0	0	1	0

Inning Stats	R: 4	H: 4	E: 1	K: 1	S: 9	LOB: 0	BB: 0	P: 9	R: 0	H: 0	E: 0	K: 1	S: 4	LOB: 0	BB: 1	P: 8	R: 2	H: 3	E: 0	K: 0	S: 6	LOB: 2	BB: 0	P: 7	R: 0	H: 0	E: 0	K: 1	S: 5	LOB: 0	BB: 0	P: 5	R: 0	H: 0	E: 0	K: 1	S: 5	LOB: 0	BB: 0	P: 5	R: 0	H: 1	E: 0	K: 1	S: 6	LOB: 1	BB: 0	P: 6	R: 0	H: 1	E: 0	K: 1	S: 6	LOB: 1	BB: 0	P: 6	R: 0	H: 1	E: 0	K: 1	S: 6	LOB: 1	BB: 0	P: 6	R: 0	H: 1	E: 0	K: 1	S: 6	LOB: 3	BB: 2	P: 14	R: 0	H: 0	E: 0	K: 1	S: 4	LOB: 0	BB: 1	P: 8	1B: 5	2B: 2	3B: 0	HR: 3	SF: 0	SAC: 0	DP: 1	HBP: 1	WP: 1	PB: 0	SB: 0	CS: 1	PA: 41
--------------	------	------	------	------	------	--------	-------	------	------	------	------	------	------	--------	-------	------	------	------	------	------	------	--------	-------	------	------	------	------	------	------	--------	-------	------	------	------	------	------	------	--------	-------	------	------	------	------	------	------	--------	-------	------	------	------	------	------	------	--------	-------	------	------	------	------	------	------	--------	-------	------	------	------	------	------	------	--------	-------	-------	------	------	------	------	------	--------	-------	------	-------	-------	-------	-------	-------	--------	-------	--------	-------	-------	-------	-------	--------

PITCHER	IP	WLS	BF	H	R	ER	SO	BB	IBB	HBP	BLK	WP	HR	S	P	ERA	WHIP
Bud Black, L ERA: 3.9 (1, 1)	2.1		15	7	6	6	2	1	0	1	0	1	3	17	22	23.14	3.429
Bob Stoddard, R ERA: 3.51 (3, 1)	5.1	W	21	3	0	0	5	2	0	0	0	0	0	29	37	0.00	0.938
John Davis, R ERA: 0.96 (8, 1)	1.1	S	4	0	0	0	1	1	0	0	0	0	0	5	9	0.00	0.750

**BOTTOM**

**Kansas City Royals @ Texas Rangers**  
Arlington Stadium, Arlington, TX

Wed Aug 19 1987, 8:05 PM EDT  
Att. 24,588 - Unknown

livebaseballscores.com

<b>AB</b>	<b>35</b>
<b>R</b>	<b>6</b>
<b>H</b>	<b>10</b>
<b>RBI</b>	<b>6</b>
<b>BB</b>	<b>4</b>
<b>SO</b>	<b>8</b>
<b>LOB</b>	<b>20</b>



Batter	1	2	3	4	5	6	7	8	9	AB R H RBI BB SO LOB	TOP									
Willie Wilson, S (1, 8) OBP: 0.315, SLG: 0.381	0-0 G3		0-0 6-3		0-0 FC3-6			0-0 G4-6-3 1B		4 0 1 0 0 0 2	<b>Kansas City Royals @ Milwaukee Brewers</b> <b>Milwaukee County Stadium, Milwaukee, WI</b> Fri Aug 21 1987, 8:05 PM EDT Att: 37,141 - Unknown <a href="http://livebaseballscorecards.com">livebaseballscorecards.com</a>									
Kevin Seitzer, R (1, 5) OBP: 0.404, SLG: 0.489	0-0 1-3		0-0 F8		0-0 FC6		0-0 G4-6-3		4 0 0 0 0 0 3											
George Brett, L (1, 3) OBP: 0.405, SLG: 0.522	0-0 E3 2B			0-0 F7		0-0 E4 CS		0-0 3-1	4 0 0 0 0 0 0											
Danny Tartabull, R (1, 10) OBP: 0.369, SLG: 0.483	0-0 1-3 2B			0-0 PB 1B		0-3 K 1-2		0-3 K	4 0 2 0 0 2 1											
Thad Bosley, L (1, 9) OBP: 0.306, SLG: 0.351	0-0 G1			0-3 K 1-2		0-0 F9		4-0 1B BB	3 0 0 0 1 1 3											
Frank White, R (1, 4) OBP: 0.315, SLG: 0.390		0-0 F9		0-3 K		0-0 5-3		0-0 F7	4 0 0 0 0 1 2											
Lonnie Smith, R (1, 7) OBP: 0.322, SLG: 0.383		0-0 4-3			0-0 5-3		0-0 8-4 2B	0-0 1-2 1B	4 0 2 0 0 0 0											
Jamie Quirk, L (1, 2) OBP: 0.321, SLG: 0.355		0-0 G3			0-0 FC3-6 2B		4-0 BB BB	0-0 3-1	3 0 1 0 1 0 2											
Ross Jones, R (1, 6) OBP: 0.257, SLG: 0.222 Steve Balboni, R (7, PH) OBP: 0.293, SLG: 0.440 Bill Pecota, R (7, 6) OBP: 0.438, SLG: 0.523			0-0 F8		4-0 FC3-6 BB		0-0 8-4		1 0 0 0 1 0 0 1 0 0 0 0 0 2 0 0 0 0 0 0 0											
<b>Inning Stats</b>	R: 0 E: 1 K: 0 S: 5	H: 1 LOB: 2 BB: 0 P: 5	R: 0 E: 0 K: 0 S: 3	H: 0 LOB: 0 BB: 0 P: 3	R: 0 E: 0 K: 2 S: 8	H: 1 LOB: 1 BB: 0 P: 8	R: 0 E: 0 K: 0 S: 4	H: 1 LOB: 2 BB: 1 P: 8	R: 0 E: 1 K: 1 S: 5	H: 0 LOB: 0 BB: 0 P: 5	R: 0 E: 0 K: 0 S: 3	H: 1 LOB: 1 BB: 1 P: 7	R: 0 E: 0 K: 0 S: 3	H: 1 LOB: 0 BB: 0 P: 3	R: 0 E: 0 K: 1 S: 6	H: 1 LOB: 2 BB: 1 P: 10	1B: 3 2B: 5 3B: 0 HR: 0	SF: 0 SAC: 0 DP: 3 HBP: 0	WP: 0 PB: 1 SB: 0 CS: 1	PA: 35
<b>PITCHER</b>	IP WLS BF H R ER SO BB IBB HBP BLK WP HR S P ERA WHIP																			
Len Barker, R (1, 1) ERA: 4.95	6.1 W 26 4 0 0 3 2 0 0 0 0 0 0 30 38 0.00 0.947																			
Chuck Crim, R (7, 1) ERA: 3.78	2.2 S 9 2 0 0 1 1 0 0 0 0 0 0 10 14 0.00 1.125																			

**Kansas City Royals @ Milwaukee Brewers**  
**Milwaukee County Stadium, Milwaukee, WI**

AB	32
R	0
H	6
RBI	0
BB	3
SO	4
LOB	15



Batter	1	2	3	4	5	6	7	8	9
<b>Paul Molitor, R</b> (1, 10) OBP: 0.447, SLG: 0.606	0-0 4-3			0-0 G6-4-3 2B		4-0 SH5-3 1B E BB	0-0 F9		
<b>Robin Yount, R</b> (1, 8) OBP: 0.379, SLG: 0.478	0-3 K			4-0 G6-4-3 BB		0-0 SH5-3 1B E		0-0 FC6-4 1B	
<b>Glenn Braggs, R</b> (1, 9) OBP: 0.333, SLG: 0.420 <b>Mike Felder, S</b> (8, PR) OBP: 0.317, SLG: 0.305	0-0 F9			0-0 G6-4-3 1-2f 2-3		0-0 SH5-3		0-0 FC6-4 1-2f	
<b>Rob Deer, R</b> (1, 7) OBP: 0.376, SLG: 0.508 <b>Rick Manning, L</b> (9, 9) OBP: 0.333, SLG: 0.365		4-0 G4-6-3 BB		0-0 F4		0-0 E7 1B		0-0 F8	
<b>Greg Brock, L</b> (1, 3) OBP: 0.357, SLG: 0.430		0-0 F8			0-0 5-3	0-3 K		0-0 5-3	
<b>Dale Sveum, S</b> (1, 6) OBP: 0.297, SLG: 0.444		0-0 G4-6-3 1-2f			0-0 WP 1B 6-3 1B	0-0 F8			
<b>Bill Schroeder, R</b> (1, 2) OBP: 0.375, SLG: 0.527			0-0 F9		0-0 WP 1B		0-0 5-3		
<b>Steve Kiefer, R</b> (1, 5) OBP: 0.257, SLG: 0.394			0-0 F7		0-0 6-3		0-0 F8		
<b>Juan Castillo, S</b> (1, 4) OBP: 0.310, SLG: 0.343			0-0 F9		0-3 K		0-0 E5		

Inning Stats	R: 0 E: 0 K: 1 S: 5	H: 0 LOB: 0 BB: 0 P: 5	R: 0 E: 0 K: 0 S: 2	H: 0 LOB: 0 BB: 1 P: 6	R: 0 E: 0 K: 0 S: 3	H: 0 LOB: 0 BB: 0 P: 3	R: 0 E: 0 K: 0 S: 3	H: 1 LOB: 1 BB: 1 P: 7	R: 1 E: 0 K: 1 S: 7	H: 2 LOB: 1 BB: 0 P: 7	R: 2 E: 1 K: 1 S: 7	H: 2 LOB: 1 BB: 1 P: 11	R: 0 E: 1 K: 0 S: 4	H: 0 LOB: 1 BB: 0 P: 4	R: 0 E: 0 K: 0 S: 4	H: 1 LOB: 2 BB: 0 P: 4
1B: 5 2B: 1 3B: 0 HR: 0	SF: 0 SAC: 1 DP: 2 HBP: 0	WP: 1 PB: 0 SB: 2 CS: 0	PA: 32													

PITCHER	IP	WLS	BF	H	R	ER	SO	BB	IBB	HBP	BLK	WP	HR	S	P	ERA	WHIP
<b>Danny Jackson, L</b> (1, 1) ERA: 3.99	8.0	L	32	6	3	3	3	3	0	0	0	1	0	35	47	3.38	1.125

**BOTTOM**

**Kansas City Royals @ Milwaukee Brewers**  
Milwaukee County Stadium, Milwaukee, WI

Fri Aug 21 1987, 8:05 PM EDT  
Att. 37,141 - Unknown

AB 28  
R 3  
H 6  
RBI 3  
BB 3  
SO 3  
LOB 13



**Kansas City Royals @ Milwaukee Brewers**  
 Milwaukee County Stadium, Milwaukee, WI

Sat Aug 22 1987, 8:05 PM EDT  
 Att: 37,740 - Unknown

AB	37
R	8
H	12
RBI	8
BB	5
SO	5
LOB	20



WP:	0	PA:	42
PB:	0		
SB:	3		
CS:	1		

AB R H RBI BB SO LOB

4	1	2	0	1	0	0
5	1	3	0	0	1	4
5	1	1	0	0	1	3
4	1	1	2	1	1	4
4	0	1	0	0	1	2
1	1	0	0	0	1	1
5	1	1	1	0	0	2
2	1	0	0	2	0	0
3	1	3	5	1	0	0
4	0	0	0	0	0	4

Batter	1	2	3	4	5	6	7	8	9
<b>Willie Wilson, S</b> (1, 8) OBP: 0.318, SLG: 0.383	0-0 E S HR 1B		0-0 4-3		0-0 F8		0-0 CS 1B	4-0 1-2 BB	
<b>Kevin Seitzer, R</b> (1, 5) OBP: 0.406, SLG: 0.491	0-3 1-3 K		0-0 1B			0-0 1B 1B	0-0 1-2 FC5-4 1B	0-0 F8	
<b>George Brett, L</b> (1, 3) OBP: 0.402, SLG: 0.516	0-3 K		0-0 F4			0-0 1B 1-2 HR 1B	0-0 F8		0-0 6-3
<b>Danny Tartabull, R</b> (1, 9) OBP: 0.369, SLG: 0.487	0-0 3-H HR		0-3 K			0-0 F5	0-0 1-2f FC5-4		4-0 BB
<b>Thad Bosley, L</b> (1, 7) OBP: 0.304, SLG: 0.348 <b>Bo Jackson, R</b> (8, PR) OBP: 0.311, SLG: 0.466	0-0 F5			0-0 F8		0-3 K		0-0 E S 1B 1B	0-3 K
<b>Frank White, R</b> (1, 4) OBP: 0.314, SLG: 0.387		0-0 F8		0-0 F8		0-0 1-3 2-H HR 1B		0-0 6-3	0-0 F9
<b>Steve Balboni, R</b> (1, 10) OBP: 0.296, SLG: 0.438		0-0 F5		0-0 6-3		4-0 1-2 HR BB		4-0 FC5-4 1B BB	
<b>Jamie Quirk, L</b> (1, 2) OBP: 0.333, SLG: 0.379		0-0 FC5-4 1B			4-0 G5-4-3 BB	0-0 1-H 2-H 3-H HR		0-0 1-2 3-H 1B	
<b>Ross Jones, R</b> (1, 6) OBP: 0.243, SLG: 0.209		0-0 FC5-4			0-0 G5-4-3	0-0 5-3		0-0 1-2f 2-3 FC5-4	

Inning Stats	R: 2	H: 2	E: 0	LOB: 0	K: 2	S: 9	P: 9	R: 0	H: 1	E: 0	LOB: 1	K: 0	BB: 0	S: 4	P: 4	R: 0	H: 1	E: 0	LOB: 1	K: 1	BB: 0	S: 6	P: 6	R: 0	H: 0	E: 0	LOB: 0	K: 0	BB: 0	S: 3	P: 3	R: 0	H: 0	E: 0	LOB: 0	K: 0	BB: 1	S: 2	P: 6	R: 5	H: 4	E: 0	LOB: 0	K: 1	BB: 1	S: 9	P: 13	R: 0	H: 2	E: 0	LOB: 1	K: 0	BB: 0	S: 4	P: 4	R: 1	H: 2	E: 0	LOB: 3	K: 0	BB: 2	S: 5	P: 13	R: 0	H: 0	E: 0	LOB: 1	K: 1	BB: 1	S: 5	P: 9	1B: 10	SF: 0	2B: 0	SAC: 0	3B: 0	DP: 1	HR: 2	HBP: 0	WP: 0	PA: 42
--------------	------	------	------	--------	------	------	------	------	------	------	--------	------	-------	------	------	------	------	------	--------	------	-------	------	------	------	------	------	--------	------	-------	------	------	------	------	------	--------	------	-------	------	------	------	------	------	--------	------	-------	------	-------	------	------	------	--------	------	-------	------	------	------	------	------	--------	------	-------	------	-------	------	------	------	--------	------	-------	------	------	--------	-------	-------	--------	-------	-------	-------	--------	-------	--------

PITCHER	IP	WLS	BF	H	R	ER	SO	BB	IBB	HBP	BLK	WP	HR	S	P	ERA	WHIP
<b>Bill Wegman, R</b> (1, 1) ERA: 4.23	5.2		25	7	6	6	4	2	0	0	0	0	1	31	39	9.53	1.588
<b>Mark Knudson, R</b> (6, 1) ERA: 5.86	1.1	L	7	4	2	2	0	0	0	0	0	0	1	7	7	13.50	3.000
<b>Ray Burris, R</b> (8, 1) ERA: 4.91	2.0		10	1	0	0	1	3	0	0	0	0	0	9	21	0.00	2.000

PITCHER	IP	WLS	BF	H	R	ER	SO	BB	IBB	HBP	BLK	WP	HR	S	P	ERA	WHIP
---------	----	-----	----	---	---	----	----	----	-----	-----	-----	----	----	---	---	-----	------

Batter	1	2	3	4	5	6	7	8	9	AB R H RBI BB SO LOB
Paul Molitor, R (1, 10) OBP: 0.449, SLG: 0.605	0-0 HR 1B		4-0 FC5-4 BB		0-0 6-3		0-0 BB 1B		0-0 6-3	4 1 2 1 1 0 0
Robin Yount, R (1, 8) OBP: 0.379, SLG: 0.482	0-0 1-2 HR		0-0 FC5-4 2B		0-0 6-3		4-0 2-H 1B BB		0-0 F9	4 2 1 1 1 0 1
Glenn Braggs, R (1, 9) OBP: 0.333, SLG: 0.430	0-0 HR		0-0 1-H 2B			0-0 1-3	0-0 F7		0-3 K	5 2 2 2 0 1 2
Greg Brock, L (1, 3) OBP: 0.361, SLG: 0.436	0-0 F7		0-0 2-H 2B			0-0 1B	0-0 1-3 2-H 1B			4 0 3 2 0 0 0
B.J. Surhoff, L (1, 2) OBP: 0.340, SLG: 0.421	0-0 4-3		0-0 F9			0-0 F8	0-0 P3			4 0 0 0 0 0 4
Rob Deer, R (1, 7) Mike Felder, S (8, PR) (9, 7)		0-3 K		0-0 F4		0-3 K		0-0 SH3-4 E7		4 0 0 0 0 2 1 0 0 0 0 0 0 0
Ernest Riles, L (1, 5) OBP: 0.326, SLG: 0.363		0-0 CS 1B		0-0 3-1			0-0 2B 2B	0-0 SH3-4		3 1 2 0 0 0 0
Dale Sveum, S (1, 6) OBP: 0.295, SLG: 0.439		0-0 F7		0-0 F7			0-0 F5	0-3 K		4 0 0 0 0 1 4
Juan Castillo, S (1, 4) OBP: 0.309, SLG: 0.346			0-0 G1		0-0 F7		0-0 2-H 1B 2B	0-0 4-3		4 1 1 1 0 0 2

Inning Stats	R: 2 E: 0 K: 0 S: 5	H: 3 LOB: 0 BB: 0 P: 5	R: 0 E: 0 K: 1 S: 5	H: 1 LOB: 0 BB: 0 P: 5	R: 2 E: 0 K: 0 S: 5	H: 2 LOB: 1 BB: 1 P: 9	R: 0 E: 0 K: 0 S: 3	H: 0 LOB: 0 BB: 0 P: 3	R: 0 E: 0 K: 0 S: 3	H: 0 LOB: 0 BB: 0 P: 3	R: 0 E: 0 K: 1 S: 6	H: 1 LOB: 1 BB: 0 P: 6	R: 3 E: 0 K: 0 S: 7	H: 4 LOB: 2 BB: 1 P: 11	R: 0 E: 1 K: 1 S: 6	H: 0 LOB: 2 BB: 0 P: 6	R: 0 E: 0 K: 1 S: 5	H: 0 LOB: 0 BB: 0 P: 5	1B: 5 2B: 4 3B: 0 HR: 2	SF: 0 SAC: 1 DP: 0 HBP: 0	WP: 0 PB: 0 SB: 0 CS: 1	PA: 39
--------------	------------------------------	---------------------------------	------------------------------	---------------------------------	------------------------------	---------------------------------	------------------------------	---------------------------------	------------------------------	---------------------------------	------------------------------	---------------------------------	------------------------------	----------------------------------	------------------------------	---------------------------------	------------------------------	---------------------------------	----------------------------------	------------------------------------	----------------------------------	--------

PITCHER	IP	WLS	BF	H	R	ER	SO	BB	IBB	HBP	BLK	WP	HR	S	P	ERA	WHIP
Bret Saberhagen, R (1, 1) ERA: 3.46	6.1		28	10	7	7	2	1	0	0	0	0	2	31	35	9.95	1.737
John Davis, R (7, 1) ERA: 0.95	0.1		2	0	0	0	0	1	0	0	0	0	0	1	5	0.00	3.000
Jerry Don Gleaton, L (7, 1) ERA: 4.04	2.1	W	9	1	0	0	2	0	0	0	0	0	0	13	13	0.00	0.429

BOTTOM

**Kansas City Royals @ Milwaukee Brewers**  
Milwaukee County Stadium, Milwaukee, WI

Sat Aug 22 1987, 8:05 PM EDT  
Att. 37,740 - Unknown

livebaseballscorecards.com

AB	36
R	7
H	11
RBI	7
BB	2
SO	4
LOB	14



Batter	1	2	3	4	5	6	7	8	9	AB R H RBI BB SO LOB	TOP					
Willie Wilson, S (1, 8) OBP: 0.314, SLG: 0.378	0-3 K 1B S G4-6-3		0-0 FC2-6 HR		0-0 4-3		0-3 K		0-0 F8	5 2 0 0 0 2 1	<b>Kansas City Royals @ Milwaukee Brewers</b> <b>Milwaukee County Stadium, Milwaukee, WI</b> Sun Aug 23 1987, 4:33 AM EDT Att: 33,887 - Unknown <a href="http://livebaseballscorecards.com">livebaseballscorecards.com</a>					
Kevin Seitzer, R (1, 5) OBP: 0.408, SLG: 0.491	0-0 G4-6-3 1-3 1B		0-3 K		0-0 F9		0-0 E 1B 1B	4-0 BB	4 0 2 0 1 1 1							
George Brett, L (1, 3) OBP: 0.399, SLG: 0.521	0-0 G4-6-3 1-2f 3-H		0-0 HR		0-0 3-1		0-0 F8	0-0 F7	5 1 1 2 0 0 3							
Danny Tartabull, R (1, 9) OBP: 0.370, SLG: 0.494	0-3 K		0-0 3-1		0-0 HR		0-0 E6 1-3 1B		4 1 2 1 0 1 0							
Jim Eisenreich, L (1, 10) OBP: 0.253, SLG: 0.463		0-3 K		0-3 K		0-0 4-3		0-0 F7	4 0 0 0 0 2 2							
Frank White, R (1, 4) OBP: 0.313, SLG: 0.386		0-3 K		0-0 6-3		0-0 BB 1B 1B		0-0 F9	4 0 1 0 0 1 0							
Lonnie Smith, R (1, 7) OBP: 0.336, SLG: 0.405		0-0 1B		0-0 1B 2B		0-0 BB 1B		0-3 K	4 1 3 0 0 1 0							
Jamie Quirk, L (1, 2) OBP: 0.336, SLG: 0.379		0-3 K		0-0 2-H 1B		4-0 1-2 2-3 BB		0-0 4-3	3 0 1 1 1 1 1							
Ross Jones, R (1, 6) OBP: 0.247, SLG: 0.214			0-0 FC2-6 1B		0-3 K		0-0 F3		0-0 4-3	3 0 1 0 0 1 3						
Bill Pecota, R (9, PH) OBP: 0.429, SLG: 0.511										1 0 0 0 0 0 0						
<b>Inning Stats</b>	R: 1 H: 1 E: 0 LOB: 0 K: 2 BB: 0 S: 8 P: 8	R: 0 H: 1 E: 0 LOB: 1 K: 3 BB: 0 S: 10 P: 10	R: 2 H: 2 E: 0 LOB: 0 K: 1 BB: 0 S: 7 P: 7	R: 1 H: 2 E: 0 LOB: 1 K: 1 BB: 0 S: 6 P: 6	R: 0 H: 0 E: 0 LOB: 0 K: 1 BB: 0 S: 5 P: 5	R: 1 H: 3 E: 0 LOB: 3 K: 0 BB: 1 S: 6 P: 10	R: 0 H: 2 E: 1 LOB: 2 K: 1 BB: 0 S: 7 P: 7	R: 0 H: 0 E: 0 LOB: 0 K: 1 BB: 0 S: 5 P: 5	R: 0 H: 0 E: 0 LOB: 1 K: 0 BB: 1 S: 3 P: 7	1B: 8 SF: 0 2B: 1 SAC: 0 3B: 0 DP: 1 HR: 2 HBP: 0	WP: 1 PA: 39 PB: 0 SB: 1 CS: 0					
<b>PITCHER</b>	IP WLS BF H R ER SO BB IBB HBP BLK WP HR S P ERA WHIP															
Chris Bosio, R (1, 1) ERA: 5.86	5.2	26	9	5	5	8	1	0	0	0	1	2	41	45	7.94	1.765
Jay Aldrich, R (6, 1) ERA: 4.75	3.1	W	13	2	0	0	2	1	0	0	0	0	16	20	0.00	0.900


**Kansas City Royals @ Milwaukee Brewers**  
**Milwaukee County Stadium, Milwaukee, WI**

Sun Aug 23 1987, 4:33 AM EDT  
 Att: 33,887 - Unknown

AB	37
R	5
H	11
RBI	4
BB	2
SO	10
LOB	11



Batter	1	2	3	4	5	6	7	8	9	AB	R	H	RBI	BB	SO	LOB
<b>Paul Molitor, R</b> OBP: 0.448, SLG: 0.600 (1, 10) X	0-0 F8 ①		0-0 F7 ③		0-0 G5-4-3 1B	4-0 WP BB	0-3 K ③			4	1	1	0	1	1	2
<b>Robin Yount, R</b> OBP: 0.381, SLG: 0.482 (1, 8) X	0-0 F9 ②			0-0 BB 1B 1B	0-0 G5-4-3 1B	4-0 1-2 BB		0-3 K ①		4	1	2	0	1	1	0
<b>Glenn Braggs, R</b> OBP: 0.334, SLG: 0.435 (1, 9) X	0-0 F7 ③			0-0 BB 1B	0-0 G5-4-3 ① ②	0-0 F5 ③		0-0 1B 3B		5	2	2	0	0	0	4
<b>Rob Deer, R</b> OBP: 0.375, SLG: 0.500 (1, 7)		4-0 BB 1B BB		4-0 BB 1B	0-0 L5 ③		4-0 BB 1B 2B BB	0-0 F2 ②		2	2	0	0	3	0	1
<b>Greg Brock, L</b> OBP: 0.366, SLG: 0.440 (1, 3) X		0-0 BB 1B 1B		0-0 BB 1B		0-0 3-1	0-0 BB 1B 2B 1B	0-0 2B 1B		5	2	4	3	0	0	0
<b>Dale Sveum, S</b> OBP: 0.296, SLG: 0.441 (1, 6) X		0-0 1-4 ① ②		0-0 F8 ①		0-0 3-1 ② X	0-0 BB 1B FC5-2 1B	0-0 1-3 2B		5	0	2	0	0	0	4
<b>Bill Schroeder, R</b> OBP: 0.385, SLG: 0.539 (1, 2) X		0-0 1B ③		0-0 E5 1-3 3-H 1B		0-0 BB 1B S WP 1B	0-0 BB 1B FC5-2 2B	0-0 F7 ③		5	1	4	3	0	0	2
<b>Ernest Riles, L</b> OBP: 0.324, SLG: 0.360 (1, 5) X			0-0 5-3 ① X		0-0 1-3 ②		0-0 BB 1B WP 1B			4	1	1	1	0	1	3
<b>Juan Castillo, S</b> OBP: 0.308, SLG: 0.344 (1, 4) X			0-3 K ② X		0-0 F9 ③		0-0 BB 1B WP BB 1B	0-0 FC5-2 ②		4	0	1	1	0	1	3

BOTTOM															
<b>Kansas City Royals @ Milwaukee Brewers</b> Milwaukee County Stadium, Milwaukee, WI Sun Aug 23 1987, 4:33 AM EDT Att. 33,887 - Unknown															
<b>AB</b>	<b>38</b>														
<b>R</b>	<b>10</b>														
<b>H</b>	<b>17</b>														
<b>RBI</b>	<b>8</b>														
<b>BB</b>	<b>5</b>														
<b>SO</b>	<b>4</b>														
<b>LOB</b>	<b>19</b>														
															
<b>1B:</b>	14	<b>SF:</b>	0	<b>WP:</b>	2	<b>PA:</b>	43								
<b>2B:</b>	3	<b>SAC:</b>	0	<b>PB:</b>	0	<b>SB:</b>	1								
<b>3B:</b>	1	<b>DP:</b>	2	<b>CS:</b>	0										
<b>HR:</b>	0	<b>HBP:</b>	0												

Inning Stats																
R: 0		H: 0		R: 0		H: 2		R: 0		H: 0		R: 4		H: 4		
E: 0		LOB: 0		E: 0		LOB: 2		E: 0		LOB: 0		E: 1		LOB: 1		
K: 0		BB: 0		K: 0		BB: 1		K: 0		BB: 0		K: 0		BB: 1		
S: 3		P: 3		S: 3		P: 7		S: 5		P: 5		S: 7		P: 11		
R: 1		H: 2		R: 0		H: 2		R: 2		H: 3		R: 1		H: 3		
E: 0		LOB: 0		E: 0		LOB: 2		E: 0		LOB: 2		E: 0		LOB: 2		
K: 0		BB: 0		K: 2		BB: 1		K: 2		BB: 1		K: 1		BB: 0		
S: 4		P: 4		S: 10		P: 14		S: 6		P: 14		S: 8		P: 8		
PITCHER																
IP	WLS	BF	H	R	ER	SO	BB	IBB	HBP	BLK	WP	HR	S	P	ERA	WHIP
Charlie Leibrandt, L (1, 1)	4.0		8	5	4	1	2	0	0	0	0	0	20	28	9.00	2.500
Bob Stoddard, R (5, 1)	1.2	L	8	3	2	2	1	0	0	0	1	0	7	11	10.80	2.400
Steve Farr, R (6, 1)	1.1		9	3	2	1	1	1	0	0	1	0	11	19	6.75	3.000
Dan Quisenberry, R (8, 1)	1.0		6	3	1	1	0	0	0	0	0	0	8	8	9.00	3.000

Batter	1	2	3	4	5	6	7	8	9	AB R H RBI BB SO LOB	TOP	
<b>Oddibe McDowell, L</b> (1, 8) OBP: 0.338, SLG: 0.464	0-0 G3 SF9 2B		0-0 G3 1-2	4-0 1B BB		0-0 1-3 1-2			0-0 4-3	4 1 1 0 1 0 2		
<b>Scott Fletcher, R</b> (1, 6) OBP: 0.372, SLG: 0.404	0-0 G3 2-3		0-0 2-H 2B	0-0 1-2 2-3 3-H 1B		0-0 F9			0-0 S 1B	5 0 3 2 0 0 2		
<b>Ruben Sierra, S</b> (1, 9) OBP: 0.311, SLG: 0.482	0-0 SF9 3-H		0-0 1-3	0-0 F8			0-0 3-1		0-3 K	4 0 0 1 0 1 5		
<b>Pete O'Brien, L</b> (1, 3) OBP: 0.356, SLG: 0.481	0-0 F8		0-0 4-3		0-0 1B		0-3 K		4-0 1-2 BB	4 0 1 0 1 1 1		
<b>Darrell Porter, L</b> (1, 10) OBP: 0.371, SLG: 0.410		0-0 WP 2B		4-0 2B BB	0-0 F8		4-0 FC6-4 BB		0-3 K	3 1 1 0 2 1 3		
<b>Pete Incaviglia, R</b> (1, 7) OBP: 0.339, SLG: 0.512		0-3 K 2-3		0-0 F7	0-0 F8		0-0 FC6-4 1-2f			4 0 0 0 0 1 4		
<b>Geno Petrali, L</b> (1, 2) OBP: 0.388, SLG: 0.465		0-3 K		0-3 K	0-0 4-3			0-0 4-1		4 0 0 0 0 2 3		
<b>Tom O'Malley, L</b> (1, 5) OBP: 0.385, SLG: 0.489		0-0 F8		0-0 1B 1-H 1B 2B		0-0 FC2-6 1B		0-3 K		4 1 2 1 0 1 1		
<b>Curtis Wilkerson, S</b> (1, 4) OBP: 0.314, SLG: 0.436			4-0 G3 2B BB	0-0 1B BB 1B		0-0 FC2-6 1-3		0-0 1-3		3 1 1 0 1 0 1		
<b>Inning Stats</b>	R: 1 E: 0 K: 0 S: 4 H: 1 LOB: 0 BB: 0 P: 4	R: 0 E: 0 K: 2 S: 8 H: 1 LOB: 1 BB: 0 P: 8	R: 1 E: 0 K: 0 S: 4 H: 1 LOB: 1 BB: 1 P: 8	R: 2 E: 0 K: 1 S: 8 H: 3 LOB: 3 BB: 2 P: 16	R: 0 E: 0 K: 0 S: 4 H: 1 LOB: 1 BB: 0 P: 4	R: 0 E: 0 K: 0 S: 4 H: 1 LOB: 1 BB: 0 P: 4	R: 0 E: 0 K: 1 S: 5 H: 0 LOB: 1 BB: 1 P: 9	R: 0 E: 0 K: 1 S: 5 H: 0 LOB: 0 BB: 0 P: 5	R: 0 E: 0 K: 2 S: 8 H: 1 LOB: 2 BB: 1 P: 12	1B: 5 2B: 4 3B: 0 HR: 0 SF: 1 SAC: 0 DP: 0 HBP: 0	WP: 1 PB: 0 SB: 1 CS: 0 PA: 41	
<b>PITCHER</b> <b>Mark Gubicza, R</b> (1, 1) ERA: 4.24	IP 9.0 WLS L BF 41 H 9 R 4 ER 4 SO 7 BB 5 IBB 0 HBP 0 BLK 0 WP 1 HR 0 S 50 P 70 ERA 4.00 WHIP 1.556											<b>PITCHER</b> IP WLS BF H R ER SO BB IBB HBP BLK WP HR S P ERA WHIP

**Texas Rangers @ Kansas City Royals**  
**Royals Stadium, Kansas City, MO**  
 Mon Aug 24 1987, 8:05 PM EDT  
 Att: 27,042 - Unknown

[livebaseballscorecards.com](http://livebaseballscorecards.com)

AB	35
R	4
H	9
RBI	4
BB	5
SO	7
LOB	22





Batter	1	2	3	4	5	6	7	8	9	AB R H RBI BB SO LOB
Willie Wilson, S OBP: 0.311, SLG: 0.374 (1, 8) X	0-0 6-3 ①		0-0 G6-3 ② 1-2f		0-3 K ③		0-0 F8 ②		0-3 K ②	5 0 0 0 0 2 3
Kevin Seitzer, R OBP: 0.410, SLG: 0.490 (1, 5) X	0-0 1B			0-3 K ①		0-3 K ①	4-0 BB	4-0 BB	4-0 BB	3 0 1 0 2 2 0
George Brett, L OBP: 0.399, SLG: 0.516 (1, 3) X	0-0 F7 ②			4-0 BB BB BB		4-0 1B 2B BB	0-0 F8 ③		0-3 K ③	3 1 0 0 2 1 5
Danny Tartabull, R OBP: 0.369, SLG: 0.491 (1, 9) X	0-0 F7 ③			4-0 BB 1-2 BB		0-3 K ②		0-0 5-3 ①		3 0 0 0 1 1 2
Lonnie Smith, R OBP: 0.349, SLG: 0.407 (1, 7)		0-0 F9 ①		4-0 BB BB 1-2 2-3 BB		0-0 2B 1B		4-0 F8 WP BB		2 1 1 0 2 0 0
Frank White, R OBP: 0.313, SLG: 0.387 (1, 4)		0-0 F7 ②		0-0 F8 ②		0-0 2B		0-0 F8 ②		4 0 1 2 0 0 4
Steve Balboni, R OBP: 0.292, SLG: 0.432 (1, 10)		0-3 K ③		0-0 F4 ③		0-0 F9 ③		0-0 F7 ③		4 0 0 0 0 1 5
Jamie Quirk, L OBP: 0.336, SLG: 0.375 (1, 2)			4-0 BB G6-3 BB		0-3 K ①		0-0 F7 ①		0-3 K ①	2 0 0 0 1 1 0
Bo Jackson, R OBP: 0.310, SLG: 0.465 (9, PH)										1 0 0 0 0 1 0
Ross Jones, R OBP: 0.241, SLG: 0.208 (1, 6)			0-0 F4 ①		0-3 K ②		4-0 BB BB		4-0 BB BB	2 0 0 0 0 1 1
Jim Eisenreich, L OBP: 0.261, SLG: 0.463 (7, PH)										0 0 0 0 1 0 0
Bill Pecota, R OBP: 0.440, SLG: 0.511 (8, 6)										0 0 0 0 1 0 0

Inning Stats	R: 0 E: 0 K: 0 S: 4	H: 1 LOB: 1 BB: 0 P: 4	R: 0 E: 0 K: 1 S: 5	H: 0 LOB: 0 BB: 0 P: 5	R: 0 E: 0 K: 0 S: 2	H: 0 LOB: 0 BB: 1 P: 6	R: 0 E: 0 K: 1 S: 5	H: 0 LOB: 3 BB: 3 P: 17	R: 0 E: 0 K: 3 S: 9	H: 0 LOB: 0 BB: 0 P: 9	R: 2 E: 0 K: 2 S: 9	H: 2 LOB: 1 BB: 1 P: 13	R: 0 E: 0 K: 0 S: 3	H: 0 LOB: 2 BB: 2 P: 11	R: 0 E: 0 K: 0 S: 3	H: 0 LOB: 1 BB: 1 P: 7	R: 0 E: 0 K: 3 S: 9	H: 0 LOB: 2 BB: 2 P: 17	1B: 2 2B: 1 3B: 0 HR: 0	SF: 0 SAC: 0 DP: 1 HBP: 0	WP: 1 PB: 0 SB: 0 CS: 0	PA: 39
--------------	------------------------------	---------------------------------	------------------------------	---------------------------------	------------------------------	---------------------------------	------------------------------	----------------------------------	------------------------------	---------------------------------	------------------------------	----------------------------------	------------------------------	----------------------------------	------------------------------	---------------------------------	------------------------------	----------------------------------	----------------------------------	------------------------------------	----------------------------------	--------

PITCHER	IP	WLS	BF	H	R	ER	SO	BB	IBB	HBP	BLK	WP	HR	S	P	ERA	WHIP
Bobby Witt, R ERA: 4.31 (1, 1)	7.1	W	31	3	2	2	7	7	0	0	0	0	0	38	66	2.46	1.364
Mitch Williams, L ERA: 3.22 (8, 1)	1.2	S	8	0	0	0	3	3	0	0	0	1	0	11	23	0.00	1.800

**BOTTOM**

**Texas Rangers @ Kansas City Royals**  
**Royals Stadium, Kansas City, MO**  
 Mon Aug 24 1987, 8:05 PM EDT  
 Att. 27,042 - Unknown

[livebaseballscorecards.com](http://livebaseballscorecards.com)

<b>AB</b>	<b>29</b>
<b>R</b>	<b>2</b>
<b>H</b>	<b>3</b>
<b>RBI</b>	<b>2</b>
<b>BB</b>	<b>10</b>
<b>SO</b>	<b>10</b>
<b>LOB</b>	<b>20</b>



Batter	1	2	3	4	5	6	7	8	9	AB R H RBI BB SO LOB
<b>Oddibe McDowell, L</b> (1, 8) OBP: 0.332, SLG: 0.455	0-0 G3		0-0 6-3		0-0 G3	0-0 F7		0-0 6-3	0-0 4-3	6 0 0 0 0 0 1
<b>Scott Fletcher, R</b> (1, 6) OBP: 0.370, SLG: 0.401	0-0 F4		0-0 G3		0-0 5-3	0-3 K		4-0 CS BB		4 0 0 0 1 1 1
<b>Ruben Sierra, S</b> (1, 9) OBP: 0.316, SLG: 0.497	0-0 IHR			0-0 F4	0-0 E 1B		0-0 1B 4-3	0-0 CS 1-2	0-0 IHR	5 4 4 2 0 0 0
<b>Pete Incaviglia, R</b> (1, 10) OBP: 0.341, SLG: 0.520	0-3 K			0-0 HR	0-0 E5 1B HR		0-0 4-3 1B 3B	0-0 BB BB 3B 1B		5 4 3 1 0 1 1
<b>Pete O'Brien, L</b> (1, 3) OBP: 0.357, SLG: 0.480		0-0 F7		0-0 FC5-4 1B	0-0 1-2 HR 1B		0-0 4-3	0-3 K		5 1 2 2 0 1 2
<b>Larry Parrish, R</b> (1, 5) OBP: 0.325, SLG: 0.499		0-0 F8 1B		0-0 FC5-4 1B	0-0 1-2 HR 1B		0-3 K	4-0 BB BB BB BB		4 3 2 3 1 1 2
<b>Tom O'Malley, L</b> (9, 5) OBP: 0.385, SLG: 0.489				1-2f 1B	0-0 1-H 2-H HR		0-3 K	1-2 3B BB		0 0 0 0 0 0 0
<b>Mike Stanley, R</b> (1, 2) OBP: 0.379, SLG: 0.440		0-0 F8		0-0 1B S	0-0 F9		0-0 1B 3B	4-0 3B BB		4 2 2 1 1 0 1
<b>Steve Buechele, R</b> (1, 4) OBP: 0.290, SLG: 0.389		0-0 6-3		0-0 1B		0-3 K	0-0 3-H 1B	0-0 1-3 3B		3 0 1 1 0 1 1
<b>Darrell Porter, L</b> (7, PH) OBP: 0.376, SLG: 0.416				1-3 2-H 1B				1-H 2-H 3-H		1 0 1 1 0 0 0
<b>Curtis Wilkerson, S</b> (7, 4) OBP: 0.321, SLG: 0.461										1 1 1 3 0 0 0
<b>Bob Brower, R</b> (1, 7) OBP: 0.339, SLG: 0.459			0-0 6-3	0-0 F8		4-0 BB		0-0 3-1	0-0 1-3	4 0 0 1 1 0 2

**Texas Rangers @ Kansas City Royals**  
 Royals Stadium, Kansas City, MO  
 Tue Aug 25 1987, 8:05 PM EDT  
 Att: 21,037 - Unknown

AB	42
R	15
H	16
RBI	15
BB	4
SO	5
LOB	11



Inning Stats	R: 1	H: 1	E: 0	LOB: 0	K: 1	BB: 0	S: 6	P: 6	R: 0	H: 1	E: 0	LOB: 1	K: 0	BB: 0	S: 4	P: 4	R: 0	H: 0	E: 0	LOB: 0	K: 0	BB: 0	S: 3	P: 3	R: 2	H: 4	E: 0	LOB: 2	K: 0	BB: 0	S: 7	P: 7	R: 4	H: 3	E: 1	LOB: 0	K: 0	BB: 0	S: 7	P: 7	R: 0	H: 0	E: 0	LOB: 1	K: 2	BB: 1	S: 7	P: 11	R: 3	H: 4	E: 0	LOB: 1	K: 1	BB: 0	S: 8	P: 8	R: 0	H: 0	E: 0	LOB: 0	K: 0	BB: 1	S: 2	P: 6	R: 5	H: 3	E: 0	LOB: 0	K: 1	BB: 2	S: 8	P: 16	1B: 10	SF: 0	2B: 0	SAC: 0	3B: 2	DP: 0	HR: 4	HBP: 0	WP: 0	PA: 47
--------------	------	------	------	--------	------	-------	------	------	------	------	------	--------	------	-------	------	------	------	------	------	--------	------	-------	------	------	------	------	------	--------	------	-------	------	------	------	------	------	--------	------	-------	------	------	------	------	------	--------	------	-------	------	-------	------	------	------	--------	------	-------	------	------	------	------	------	--------	------	-------	------	------	------	------	------	--------	------	-------	------	-------	--------	-------	-------	--------	-------	-------	-------	--------	-------	--------

PITCHER	IP	WLS	BF	H	R	ER	SO	BB	IBB	HBP	BLK	WP	HR	S	P	ERA	WHIP
<b>Bud Black, L</b> (1, 1) ERA: 3.98	5.0		25	9	7	3	1	0	0	0	0	0	2	27	27	5.40	1.800
<b>Bob Stoddard, R</b> (6, 1) ERA: 4.21	1.1	L	7	2	2	2	2	1	0	0	0	0	0	10	14	13.50	2.250
<b>John Davis, R</b> (7, 1) ERA: 1.33	1.1		6	2	1	1	1	1	0	0	0	0	0	7	11	6.75	2.250
<b>Jerry Don Gleaton, L</b> (8, 1) ERA: 4.4	0.2		3	2	2	2	1	0	0	0	0	0	0	5	5	27.00	3.000
<b>Steve Farr, R</b> (9, 1) ERA: 4.94	0.2		5	1	3	3	0	2	0	0	0	0	0	3	11	40.50	4.500

PITCHER	IP	WLS	BF	H	R	ER	SO	BB	IBB	HBP	BLK	WP	HR	S	P	ERA	WHIP
---------	----	-----	----	---	---	----	----	----	-----	-----	-----	----	----	---	---	-----	------

BOTTOM

Texas Rangers @ Kansas City Royals  
Royals Stadium, Kansas City, MO  
Tue Aug 25 1987, 8:05 PM EDT  
Att. 21,037 - Unknown

livebaseballscorecards.com

AB 36  
R 8  
H 11  
RBI 7  
BB 10  
SO 5  
LOB 19



WP: 1 PA: 46  
PB: 0  
SB: 5  
CS: 0

AB R H RBI BB SO LOB

5 2 2 0 1 0 3

3 1 0 0 2 2 2

5 1 1 2 0 0 3

2 1 1 0 3 0 0

5 1 1 4 0 0 3

3 2 2 0 2 0 0

4 0 1 0 1 1 3

4 0 2 1 1 1 1

3 0 0 0 0 0 3

2 0 1 0 0 1 1

1B: 10 SF: 0  
2B: 0 SAC: 0  
3B: 0 DP: 1  
HR: 1 HBP: 0

Batter	1	2	3	4	5	6	7	8	9
Willie Wilson, S OBP: 0.314, SLG: 0.374 (1, 8)	0-0 G3-1 S 4-3 1B	0-0 BB 1-2 2-H 1B		0-0 FC4-6 E S 1-2f		4-0 S 1B BB	0-0 F9		0-0 FC4-6 1-2f
Kevin Seitzer, R OBP: 0.410, SLG: 0.487 (1, 5)	0-0 G3-1 1-3	4-0 BB 1-2 2-3 BB		0-3 K 1-3		4-0 1B HR BB		0-3 K	
George Brett, L OBP: 0.396, SLG: 0.510 (1, 3)	0-0 4-3 3-H	0-0 4-3				0-0 F7 1-3 2-H 1B		0-0 3-1	
Danny Tartabull, R OBP: 0.374, SLG: 0.491 (1, 9)	0-0 FC4 1B		0-0 F8		4-0 FC4-6 BB	4-0 1-2 HR BB		4-0 BB	
Frank White, R OBP: 0.311, SLG: 0.392 (1, 4)	0-0 FC4 1-2f		0-0 F8		0-0 FC4-6 BB 1-2f	0-0 HR 1-H 2-H 3-H		0-0 F3	
Lonnie Smith, R OBP: 0.366, SLG: 0.414 (1, 7)		4-0 WP S 1B BB	0-0 S 1B		4-0 1-2 BB	0-0 6-3		0-0 1B G4-6-3 1B	
Steve Balboni, R OBP: 0.294, SLG: 0.429 (1, 10)		4-0 FC5-6 1B 1-3 BB	0-3 K 1-2		0-0 5-3		0-0 F8	0-0 1-3 G4-6-3 1B	
Jamie Quirk, L OBP: 0.342, SLG: 0.377 (1, 2)		0-0 FC5-6 1B 1-2 3-H		0-0 FC6-4 1B		0-3 K BB BB S: 7	4-0 BB	0-0 G4-6-3 1-2f 3-H	
Ross Jones, R OBP: 0.232, SLG: 0.200 Bill Pecota, R OBP: 0.442, SLG: 0.511 (7, PH) (8, 6)		0-0 FC5-6 BB 1B 1-2 2-3f		0-0 FC6-4 1-2f		0-0 F9	0-3 K	0-0 FC4-6 1B	

Inning Stats	R: 1	H: 2	E: 0	K: 0	S: 5	LOB: 1	BB: 0	P: 5	R: 1	H: 2	E: 0	K: 0	S: 4	LOB: 3	BB: 3	P: 16	R: 0	H: 1	E: 0	K: 1	S: 6	LOB: 1	BB: 0	P: 6	R: 0	H: 0	E: 0	K: 0	S: 3	LOB: 2	BB: 2	P: 11	R: 5	H: 2	E: 0	K: 1	S: 7	LOB: 0	BB: 3	P: 19	R: 0	H: 0	E: 0	K: 1	S: 5	LOB: 1	BB: 1	P: 9	R: 0	H: 0	E: 0	K: 1	S: 5	LOB: 1	BB: 1	P: 9	R: 1	H: 3	E: 0	K: 0	S: 5	LOB: 1	BB: 0	P: 5
--------------	------	------	------	------	------	--------	-------	------	------	------	------	------	------	--------	-------	-------	------	------	------	------	------	--------	-------	------	------	------	------	------	------	--------	-------	-------	------	------	------	------	------	--------	-------	-------	------	------	------	------	------	--------	-------	------	------	------	------	------	------	--------	-------	------	------	------	------	------	------	--------	-------	------

PITCHER	IP	WLS	BF	H	R	ER	SO	BB	IBB	HBP	BLK	WP	HR	S	P	ERA	WHIP
Jose Guzman, R ERA: 5.08 (1, 1)	5.2		30	7	5	5	3	7	0	0	0	1	0	29	57	7.94	2.471
Dwayne Henry, R ERA: 27.0 (6, 1)	0.2		4	1	2	2	0	1	0	0	0	0	1	3	7	27.00	3.000
Steve Howe, L ERA: 6.57 (7, 1)	2.2	W	12	3	1	1	2	2	0	0	0	0	0	14	22	3.38	1.875

Batter	1	2	3	4	5	6	7	8	9	AB R H RBI BB SO LOB	TOP																						
Bob Brower, R OBP: 0.337, SLG: 0.453 (1, 8) BB BB	4-0 S BB		0-0 G5-4-3 1-2f		0-0 4-3		0-0 5-3			3 0 0 0 1 0 6																							
Scott Fletcher, R OBP: 0.367, SLG: 0.397 (1, 6) SS SS	0-3 K 1-2			0-0 6-3		0-0 L8		0-0 4-3		4 0 0 0 0 1 1																							
Ruben Sierra, S OBP: 0.315, SLG: 0.495 (1, 9) X	0-0 F8			0-0 G4-6-3 1B		0-0 F9		0-0 L8		4 0 1 0 0 0 1																							
Pete Incaviglia, R OBP: 0.341, SLG: 0.517 (1, 7) SS SS	0-3 K			0-0 G4-6-3 1-2f		4-0 FC6-4 BB		0-0 F8		3 0 0 0 1 1 2																							
Larry Parrish, R OBP: 0.324, SLG: 0.495 (1, 5) SS SS		0-3 K			4-0 BB BB BB	0-0 FC6-4 1-2f		0-0 4-3		3 0 0 0 1 1 1																							
Pete O'Brien, L OBP: 0.354, SLG: 0.476 (1, 3) X		0-0 F8			0-3 K		0-0 F7		0-0 L5	4 0 0 0 0 1 1																							
Mike Stanley, R OBP: 0.381, SLG: 0.438 (1, 10) SS SS SS		0-3 K			4-0 FC6-4 1-2 BB		0-3 K		0-0 1B	3 0 1 0 1 2 0																							
Steve Buechele, R OBP: 0.289, SLG: 0.390 (1, 4) X			0-0 5-3		0-0 FC6-4 1-2f BB		0-0 E 2B		0-3 K	4 0 1 0 0 1 3																							
Geno Petralli, L OBP: 0.393, SLG: 0.465 (1, 2) X			0-0 G5-4-3 1B		4-0 BB 1-2 2-3 BB		0-0 E2			2 0 1 0 1 0 1																							
<b>Inning Stats</b>	R: 0 E: 0 K: 2 S: 7	H: 0 LOB: 1 BB: 1 P: 11	R: 0 E: 0 K: 2 S: 7	H: 0 LOB: 0 BB: 0 P: 7	R: 0 E: 0 K: 0 S: 3	H: 1 LOB: 0 BB: 0 P: 3	R: 0 E: 0 K: 0 S: 3	H: 1 LOB: 0 BB: 0 P: 3	R: 0 E: 0 K: 1 S: 5	H: 0 LOB: 3 BB: 3 P: 17	R: 0 E: 0 K: 0 S: 3	H: 0 LOB: 1 BB: 1 P: 7	R: 0 E: 1 K: 1 S: 7	H: 1 LOB: 2 BB: 0 P: 7	R: 0 E: 0 K: 0 S: 3	H: 0 LOB: 0 BB: 0 P: 3	R: 0 E: 0 K: 1 S: 6	H: 1 LOB: 1 BB: 0 P: 6	1B: 3 2B: 1 3B: 0 HR: 0	SF: 0 SAC: 0 DP: 2 HBP: 0	WP: 0 PB: 0 SB: 1 CS: 0	PA: 35											
<b>PITCHER</b> Danny Jackson, L ERA: 3.79 (1, 1)	IP 9.0	WLS W	BF 35	H 4	R 0	ER 0	SO 7	BB 5	IBB 0	HBP 0	BLK 0	WP 0	HR 0	S 44	P 64	ERA 0.00	WHIP 1.000																
											<b>PITCHER</b>	IP	WLS	BF	H	R	ER	SO	BB	IBB	HBP	BLK	WP	HR	S	P	ERA	WHIP					

Texas Rangers @ Kansas City Royals  
Royals Stadium, Kansas City, MO  
Wed Aug 26 1987, 8:05 PM EDT  
Att: 22,398 - Unknown

livebaseballscorecards.com

AB	30
R	0
H	4
RBI	0
BB	5
SO	7
LOB	16



Batter	1	2	3	4	5	6	7	8	9	AB	R	H	RBI	BB	SO	LOB
Willie Wilson, S OBP: 0.317, SLG: 0.376 (1, 8)	0-0 4-3 S 1B		4-0 CS BB		0-0 4-3		0-0 2B 1B			3	1	2	0	1	0	1
Kevin Seitzer, R OBP: 0.410, SLG: 0.489 (1, 5)	0-0 4-3 1-3		0-0 1-2 1B			0-0 F6	0-0 1-H 3-H 2B 1B			4	1	2	2	0	0	1
George Brett, L OBP: 0.397, SLG: 0.508 (1, 3)	4-0 BB		0-0 1-3			0-3 K	0-0 2-H 1B			3	0	1	1	1	1	1
Danny Tartabull, R OBP: 0.371, SLG: 0.487 (1, 9)	0-3 K			0-0 F8		0-3 K PB	0-3 K			4	0	0	0	0	3	3
Frank White, R OBP: 0.311, SLG: 0.389 (1, 4)	0-0 B1-3			0-0 6-3		4-0 1-2 BB		0-0 F6		3	0	0	0	1	0	2
Lonnie Smith, R OBP: 0.355, SLG: 0.400 (1, 10)		0-0 4-3		0-0 F8		0-0 G3		0-0 B1-3		4	0	0	0	0	0	2
Bo Jackson, R OBP: 0.310, SLG: 0.465 (1, 7)		0-0 6-3			0-0 5-3		0-0 F8	0-0 2B		4	0	1	0	0	0	0
Jamie Quirk, L OBP: 0.336, SLG: 0.370 (1, 2)		0-0 4-3			0-0 F8		0-0 F9	0-0 G3		4	0	0	0	0	0	1
Ross Jones, R OBP: 0.247, SLG: 0.231 (1, 6)			0-3 K2-3		0-0 2B		0-0 1B 2B 1B			3	1	2	0	0	1	0
<b>Inning Stats</b>	R: 0 H: 1 E: 0 LOB: 2 K: 1 BB: 1 S: 6 P: 10	R: 0 H: 0 E: 0 LOB: 0 K: 0 BB: 0 S: 3 P: 3	R: 0 H: 1 E: 0 LOB: 1 K: 1 BB: 1 S: 5 P: 9	R: 0 H: 0 E: 0 LOB: 0 K: 0 BB: 0 S: 3 P: 3	R: 0 H: 1 E: 0 LOB: 1 K: 0 BB: 0 S: 4 P: 4	R: 0 H: 0 E: 0 LOB: 2 K: 2 BB: 1 S: 8 P: 12	R: 3 H: 4 E: 0 LOB: 1 K: 1 BB: 0 S: 9 P: 9	R: 0 H: 1 E: 0 LOB: 1 K: 0 BB: 0 S: 4 P: 4	1B: 5 SF: 0 2B: 3 SAC: 0 3B: 0 DP: 0 HR: 0 HBP: 0							


**BOTTOM**

**Texas Rangers @ Kansas City Royals**  
**Royals Stadium, Kansas City, MO**

Wed Aug 26 1987, 8:05 PM EDT  
 Att. 22,398 - Unknown

[livebaseballscorecards.com](http://livebaseballscorecards.com)

<b>AB</b>	<b>32</b>
<b>R</b>	<b>3</b>
<b>H</b>	<b>8</b>
<b>RBI</b>	<b>3</b>
<b>BB</b>	<b>3</b>
<b>SO</b>	<b>5</b>
<b>LOB</b>	<b>11</b>



<b>WP:</b> 0	<b>PA:</b> 35
<b>PB:</b> 2	
<b>SB:</b> 1	
<b>CS:</b> 1	

PITCHER	IP	WLS	BF	H	R	ER	SO	BB	IBB	HBP	BLK	WP	HR	S	P	ERA	WHIP
Charlie Hough, R ERA: 4.14 (1, 1)	8.0	L	35	8	3	3	5	3	0	0	0	0	0	42	54	3.38	1.375

Batter	1	2	3	4	5	6	7	8	9	10	AB	R	H	RBI	BB	SO	LOB	TOP							
Oddibe McDowell, L (1, 8) OBP: 0.331, SLG: 0.450	0-0 L7	0-3 K			0-0 B3		0-0 4-3		4-0 BB		4	0	0	1	1	1	2								
Scott Fletcher, R (1, 6) OBP: 0.364, SLG: 0.393	0-0 5-3		0-3 K		0-0 4-3			0-0 5-3	0-0 4-3		5	0	0	0	0	1	3								
Ruben Sierra, S (1, 9) OBP: 0.314, SLG: 0.498	0-0 IHR		0-0 6-3		0-3 K			0-0 G3		0-0 4-3	5	1	1	1	0	1	0								
Pete O'Brien, L (1, 3) OBP: 0.358, SLG: 0.478	0-0 WP 1B		0-0 1B		4-0 BB			0-0 F7		0-0 FC5-4 1B	4	0	3	0	1	0	0								
Pete Incaviglia, R (1, 7) OBP: 0.340, SLG: 0.514	0-3 K		0-3 K		0-3 K				0-0 1B BB 1B	0-0 FC5-4 1B	4	1	1	0	0	3	3								
Steve Buechele, R (9, 4) OBP: 0.288, SLG: 0.389	1-2 K									1-2r	1	0	0	0	0	0	1								
Larry Parrish, R (1, 10) OBP: 0.327, SLG: 0.497		0-0 BB 1B		0-0 P3		0-0 F9			0-0 BB G3 1B	0-0 1B	5	0	3	0	0	0	1								
Tom O'Malley, L (1, 5) OBP: 0.368, SLG: 0.451		0-0 L7		4-0 FC6-4 BB		0-0 L5			0-0 G3	0-0 3-1	4	0	0	0	1	0	6								
Mike Stanley, R (1, 2) OBP: 0.376, SLG: 0.431		0-0 F9		0-0 FC6-4		0-0 6-3			4-0 BB		3	0	0	0	0	0	2								
Geno Petralli, L (9, PH) OBP: 0.396, SLG: 0.465				1-2r					0-0 IBB		0	0	0	0	1	0	0								
Curtis Wilkerson, S (1, 4) OBP: 0.321, SLG: 0.452		4-0 BB		0-3 K		0-0 4-3			0-0 F3		2	0	0	0	1	1	1								
Darrell Porter, L (9, PH) OBP: 0.376, SLG: 0.416											0	0	0	0	0	0	0								
Bob Brower, R (9, 7) OBP: 0.336, SLG: 0.451		1-2 BB									1	0	0	0	0	0	3								
<b>Inning Stats</b>	R: 1 E: 0 K: 1 S: 7	H: 2 LOB: 1 BB: 0 P: 7	R: 0 E: 0 K: 1 S: 6	H: 1 LOB: 2 BB: 1 P: 10	R: 0 E: 0 K: 2 S: 8	H: 1 LOB: 1 BB: 0 P: 8	R: 0 E: 0 K: 1 S: 5	H: 0 LOB: 1 BB: 1 P: 9	R: 0 E: 0 K: 1 S: 5	H: 0 LOB: 0 BB: 0 P: 5	R: 0 E: 0 K: 1 S: 5	H: 0 LOB: 1 BB: 1 P: 9	R: 0 E: 0 K: 1 S: 5	H: 0 LOB: 0 BB: 0 P: 3	R: 0 E: 0 K: 0 S: 3	H: 0 LOB: 0 BB: 0 P: 3	R: 1 E: 0 K: 0 S: 5	H: 2 LOB: 3 BB: 2 P: 13	R: 0 E: 0 K: 0 S: 5	H: 2 LOB: 2 BB: 0 P: 5	1B: 7 2B: 0 3B: 0 HR: 1	SF: 0 SAC: 0 DP: 0 HBP: 0	WP: 1 PB: 0 SB: 0 CS: 0	PA: 43	
<b>PITCHER</b>	IP	WLS	BF	H	R	ER	SO	BB	IBB	HBP	BLK	WP	HR	S	P	ERA	WHIP								
Bret Saberhagen, R (1, 1) ERA: 3.4	8.1		35	6	2	2	7	3	1	0	0	1	0	45	61	2.16	1.080								
Jerry Don Gleaton, L (9, 1) ERA: 4.36	0.1		2	0	0	0	0	1	0	0	0	0	0	1	5	0.00	3.000								
John Davis, R (9, 1) ERA: 1.25	1.1	W	6	2	0	0	0	0	0	0	0	0	0	6	6	0.00	1.500								

Texas Rangers @ Kansas City Royals  
Royals Stadium, Kansas City, MO  
Thu Aug 27 1987, 8:05 PM EDT  
Att. 28,044 - Unknown

livebaseballscorecards.com

AB 38  
R 2  
H 8  
RBI 2  
BB 5  
SO 7  
LOB 22



**Texas Rangers @ Kansas City Royals**  
 Royals Stadium, Kansas City, MO  
 Thu Aug 27 1987, 8:05 PM EDT  
 Att: 28,044 - Unknown

[livebaseballscorecards.com](http://livebaseballscorecards.com)

AB	35
R	3
H	7
RBI	3
BB	4
SO	6
LOB	15



WP:	0	PA:	39
PB:	0		
SB:	0		
CS:	0		

Batter	1	2	3	4	5	6	7	8	9	10	AB	R	H	RBI	BB	SO	LOB
Willie Wilson, S OBP: 0.318, SLG: 0.379 (1, 8)	4-3		G1-6-3 1B		4-3 2B		K			L8	5	0	2	1	0	1	0
Kevin Seitzer, R OBP: 0.409, SLG: 0.485 (1, 5)	4-3 1B BB		G1-6-3 1-2f		4-3 2-3			6-3		4-3	4	0	0	0	1	0	2
George Brett, L OBP: 0.397, SLG: 0.517 (1, 3)	4-3 1B		G3		K			K			5	1	2	1	0	2	1
Danny Tartabull, R OBP: 0.368, SLG: 0.482 (1, 9)	4-3 1-2 2-3			K			L1		F8		4	0	0	0	0	1	2
Frank White, R OBP: 0.312, SLG: 0.387 (1, 4)	L4			BB			BB		F8		2	0	0	0	2	0	2
Steve Balboni, R OBP: 0.290, SLG: 0.424 (1, 10)		K		BB	F7		BB	K		6-3	4	0	0	0	0	2	2
Bo Jackson, R OBP: 0.312, SLG: 0.477 (1, 7)			G3 2B		F4			5-3		HR	4	1	2	1	0	0	2
Ross Jones, R OBP: 0.258, SLG: 0.247 (1, 6)			G3 2-3					2B 2B	F6		3	1	1	0	1	0	1
Larry Owen, R OBP: 0.247, SLG: 0.292 (1, 2)									F2		3	0	0	0	0	0	2
Lonnie Smith, R OBP: 0.353, SLG: 0.397 (9, PH)										F9	1	0	0	0	0	0	1
Jamie Quirk, L OBP: 0.336, SLG: 0.370 (10, 2)											0	0	0	0	0	0	0

Inning Stats	R: 0	H: 1	E: 0	K: 0	S: 4	P: 8	R: 0	H: 1	E: 0	K: 1	S: 6	P: 6	R: 0	H: 1	E: 0	K: 0	S: 3	P: 3	R: 0	H: 0	E: 0	K: 1	S: 5	P: 9	R: 1	H: 2	E: 0	K: 1	S: 7	P: 7	R: 0	H: 0	E: 0	K: 1	S: 5	P: 9	R: 0	H: 0	E: 0	K: 1	S: 5	P: 5	R: 0	H: 0	E: 0	K: 1	S: 5	P: 5	R: 0	H: 0	E: 0	K: 1	S: 5	P: 5	R: 1	H: 1	E: 0	K: 0	S: 4	P: 8	R: 1	H: 1	E: 0	K: 0	S: 3	P: 3	1B: 2	SF: 0	2B: 3	SAC: 0	3B: 0	DP: 1	HR: 2	HBP: 0	WP: 0	PA: 39
--------------	------	------	------	------	------	------	------	------	------	------	------	------	------	------	------	------	------	------	------	------	------	------	------	------	------	------	------	------	------	------	------	------	------	------	------	------	------	------	------	------	------	------	------	------	------	------	------	------	------	------	------	------	------	------	------	------	------	------	------	------	------	------	------	------	------	------	-------	-------	-------	--------	-------	-------	-------	--------	-------	--------

PITCHER	IP	WLS	BF	H	R	ER	SO	BB	IBB	HBP	BLK	WP	HR	S	P	ERA	WHIP
Paul Kigas, L ERA: 4.14 (1, 1)	8.2		35	6	2	2	6	4	0	0	0	0	1	43	59	2.08	1.154
Dale Mohorcic, R ERA: 2.9 (9, 1)	1.0	L	4	1	1	1	0	0	0	0	0	0	1	4	4	9.00	1.000

PITCHER	IP	WLS	BF	H	R	ER	SO	BB	IBB	HBP	BLK	WP	HR	S	P	ERA	WHIP
---------	----	-----	----	---	---	----	----	----	-----	-----	-----	----	----	---	---	-----	------

Batter	1	2	3	4	5	6	7	8	9	AB R H RBI BB SO LOB	TOP
<b>Willie Wilson, S</b> (1, 8) OBP: 0.319, SLG: 0.378 <b>Thad Bosley, L</b> (8, 7) OBP: 0.302, SLG: 0.345	0-3 	4-0 		0-0 		0-0 	0-0 		0-3 	4 0 1 1 1 1 2 1 0 0 0 0 1 1	
<b>Kevin Seitzer, R</b> (1, 5) OBP: 0.409, SLG: 0.485	0-0 	0-0 		0-0 			0-0 	0-0 	0-0 	6 2 3 0 0 0 4	
<b>George Brett, L</b> (1, 3) OBP: 0.399, SLG: 0.515	0-0 		0-0 		0-0 		0-0 	4-0 	0-0 	5 2 2 0 1 0 2	
<b>Danny Tartabull, R</b> (1, 9) OBP: 0.370, SLG: 0.491	0-0 		0-3 		0-0 		0-3 	4-0 		4 2 2 2 1 2 2	
<b>Frank White, R</b> (1, 4) OBP: 0.313, SLG: 0.388 <b>Bill Pecota, R</b> (8, PR) OBP: 0.442, SLG: 0.511	4-0 		0-0 		0-0 		0-0 	0-0 		4 1 1 3 1 0 3 0 0 0 0 0 0 0	
<b>Lonnie Smith, R</b> (1, 10) OBP: 0.361, SLG: 0.395	0-0 			4-0 	0-0 		1-0 	0-3 		3 2 1 1 1 1 4	
<b>Bo Jackson, R</b> (1, 7) OBP: 0.308, SLG: 0.470		0-0 		0-0 	0-0 		0-0 	0-0 		5 0 0 0 0 0 7	
<b>Ross Jones, R</b> (1, 6) OBP: 0.255, SLG: 0.244		0-0 		0-0 		0-0 			0-0 	5 0 1 1 0 0 1	
<b>Larry Owen, R</b> (1, 2) OBP: 0.265, SLG: 0.300		0-0 		4-0 		0-0 	0-0 		4-0 	3 0 2 1 2 0 0	
<b>Inning Stats</b>	R: 2 H: 2 E: 0 LOB: 1 K: 1 BB: 1 S: 7 P: 11	R: 0 H: 1 E: 0 LOB: 2 K: 0 BB: 1 S: 4 P: 8	R: 0 H: 0 E: 0 LOB: 0 K: 1 BB: 0 S: 5 P: 5	R: 1 H: 1 E: 0 LOB: 2 K: 0 BB: 2 S: 4 P: 12	R: 1 H: 2 E: 0 LOB: 1 K: 0 BB: 0 S: 5 P: 5	R: 0 H: 0 E: 0 LOB: 0 K: 0 BB: 0 S: 3 P: 3	R: 4 H: 5 E: 0 LOB: 2 K: 1 BB: 0 S: 10 P: 11	R: 1 H: 1 E: 1 LOB: 3 K: 1 BB: 2 S: 6 P: 14	R: 0 H: 1 E: 0 LOB: 2 K: 1 BB: 1 S: 6 P: 10	1B: 10 SF: 0 2B: 2 SAC: 0 3B: 0 DP: 1 HR: 1 HBP: 1	WP: 0 PA: 48 PB: 0 SB: 2 CS: 0
<b>PITCHER</b> <b>Dave LaPoint, L</b> (1, 1) ERA: 5.47 <b>Neil Allen, R</b> (7, 1) ERA: 7.07	IP WLS BF H R ER SO BB IBB HBP BLK WP HR S P ERA WHIP 6.1 L 32 9 7 7 3 4 0 0 0 0 1 34 50 9.95 2.053					<b>PITCHER</b> IP WLS BF H R ER SO BB IBB HBP BLK WP HR S P ERA WHIP 2.2 16 4 2 2 2 3 0 1 0 0 0 16 29 6.75 2.625					

**Kansas City Royals @ Chicago White Sox**  
 Comiskey Park, Chicago, IL  
 Fri Aug 28 1987, 8:05 PM EDT  
 Att: 13,484 - Unknown

<b>AB</b>	<b>40</b>
<b>R</b>	<b>9</b>
<b>H</b>	<b>13</b>
<b>RBI</b>	<b>9</b>
<b>BB</b>	<b>7</b>
<b>SO</b>	<b>5</b>
<b>LOB</b>	<b>26</b>





Batter	1	2	3	4	5	6	7	8	9	AB R H RBI BB SO LOB
<b>Gary Redus, R</b> OBP: 0.326, SLG: 0.377 (1, 7) (8, 8)	0-0 4-3 2B	4-0 1-2 BB			0-3 K		0-0 1-3 2-H S 1B		0-3 K	4 0 2 1 1 2 0
<b>Pat Keedy, R</b> OBP: 0.222, SLG: 0.313 (1, 5) (8, 7)	0-3 K	0-0 1-3			0-3 K		0-0 F6		0-0 5-3	5 0 0 0 0 2 6
<b>Harold Baines, L</b> OBP: 0.348, SLG: 0.469 (1, 10)	0-0 4-3 2-3		0-3 K			0-3 K	0-0 1-3 1-2		0-0 1-3	5 0 0 0 0 2 3
<b>Ivan Calderon, R</b> OBP: 0.360, SLG: 0.509 (1, 9)	4-0 BB		0-0 F3			0-0 FC5-4 1B		0-0 2B 6-3 1B		3 1 2 0 1 0 0
<b>Greg Walker, L</b> OBP: 0.335, SLG: 0.470 (1, 3)	0-0 1-3		0-0 G3			0-0 F7		0-0 F8		4 0 0 0 0 0 4
<b>Carlton Fisk, R</b> OBP: 0.311, SLG: 0.437 (1, 2)		0-0 FC4-6 1B		0-0 F8		0-0 FC5-4 1-2f		0-0 2B 2B		4 1 2 0 0 0 1
<b>Kenny Williams, R</b> OBP: 0.325, SLG: 0.446 (1, 8) <b>Donnie Hill, S</b> OBP: 0.271, SLG: 0.367 (7, PH) (8, 5)		0-0 P3		0-3 K			0-0 1B 1B	0-0 6-3		2 0 0 0 0 1 1 2 1 1 1 0 0 1
<b>Fred Manrique, R</b> OBP: 0.313, SLG: 0.403 (1, 4)		0-0 FC4-6 1-2 1B		0-0 F8			0-0 F7	0-0 2B 2-H		4 0 2 1 0 0 1
<b>Ozzie Guillen, L</b> OBP: 0.312, SLG: 0.357 (1, 6)		0-0 FC4-6 1-2f 2-3 BB		0-0 G3			0-0 1B 1-2 1B	0-0 4-3		4 0 1 0 0 0 3

Inning Stats	R: 0 E: 0 K: 1 S: 6	H: 1 LOB: 2 BB: 1 P: 10	R: 0 E: 0 K: 0 S: 5	H: 2 LOB: 3 BB: 1 P: 9	R: 0 E: 0 K: 1 S: 5	H: 0 LOB: 0 BB: 0 P: 5	R: 0 E: 0 K: 1 S: 5	H: 0 LOB: 0 BB: 0 P: 5	R: 0 E: 0 K: 2 S: 7	H: 0 LOB: 0 BB: 0 P: 7	R: 0 E: 0 K: 1 S: 6	H: 1 LOB: 1 BB: 0 P: 6	R: 1 E: 0 K: 0 S: 6	H: 3 LOB: 2 BB: 0 P: 6	R: 2 E: 0 K: 0 S: 6	H: 3 LOB: 1 BB: 0 P: 6	R: 0 E: 0 K: 1 S: 5	H: 0 LOB: 0 BB: 0 P: 5	1B: 7 2B: 3 3B: 0 HR: 0	SF: 0 SAC: 0 DP: 0 HBP: 0	WP: 0 PB: 0 SB: 1 CS: 0	PA: 39
--------------	------------------------------	----------------------------------	------------------------------	---------------------------------	------------------------------	---------------------------------	------------------------------	---------------------------------	------------------------------	---------------------------------	------------------------------	---------------------------------	------------------------------	---------------------------------	------------------------------	---------------------------------	------------------------------	---------------------------------	----------------------------------	------------------------------------	----------------------------------	--------

PITCHER	IP	WLS	BF	H	R	ER	SO	BB	IBB	HBP	BLK	WP	HR	S	P	ERA	WHIP
<b>Charlie Leibrandt, L</b> ERA: 2.92 (1, 1)	8.0	W	36	10	3	3	6	2	0	0	0	0	0	46	54	3.38	1.500
<b>Dan Quisenberry, R</b> ERA: 2.25 (9, 1)	1.0		3	0	0	0	1	0	0	0	0	0	0	5	5	0.00	0.000


**BOTTOM**

**Kansas City Royals @ Chicago White Sox**  
Comiskey Park, Chicago, IL

Fri Aug 28 1987, 8:05 PM EDT  
Att. 13,484 - Unknown

livebaseballscorecards.com

<b>AB</b>	<b>37</b>
<b>R</b>	<b>3</b>
<b>H</b>	<b>10</b>
<b>RBI</b>	<b>3</b>
<b>BB</b>	<b>2</b>
<b>SO</b>	<b>7</b>
<b>LOB</b>	<b>20</b>



Batter	1	2	3	4	5	6	7	8	9	AB R H RBI BB SO LOB	TOP											
Willie Wilson, S (1, 8) OBP: 0.318, SLG: 0.383	0-0 4-3		0-0 F9			0-0 HR		0-0 3-1		4 1 1 1 0 0 1	<b>Kansas City Royals @ Chicago White Sox</b> Comiskey Park, Chicago, IL Sat Aug 29 1987, 8:05 PM EDT Att: 21,093 - Unknown <a href="http://livebaseballscorecards.com">livebaseballscorecards.com</a>											
Kevin Seitzer, R (1, 5) OBP: 0.407, SLG: 0.481	0-0 1-3		0-0 5-3			0-0 F7		0-0 F9		4 0 0 0 0 0 1												
George Brett, L (1, 3) OBP: 0.397, SLG: 0.510	0-0 F8			4-0 CS BB		0-0 4-3		0-0 F5		3 0 0 0 1 0 0												
Danny Tartabull, R (1, 9) OBP: 0.371, SLG: 0.492		0-0 2B		0-3 K		0-0 F6		4-0 1B BB		3 0 1 0 1 1 1												
Frank White, R (1, 4) OBP: 0.313, SLG: 0.394		0-0 1-3		0-0 F2 1-2		0-0 HR		0-0 F8		4 1 1 1 0 0 3												
Lonnie Smith, R (1, 10) OBP: 0.365, SLG: 0.414		0-0 P3			0-0 F9		0-0 3B		0-0 1-2 1B	4 0 2 0 0 0 1												
Bo Jackson, R (1, 7) OBP: 0.305, SLG: 0.465		0-3 K			0-3 K		0-3 K		0-0 L9	4 0 0 0 0 3 4												
Ross Jones, R (1, 6) OBP: 0.258, SLG: 0.247			0-0 SH3-1 1B		0-0 F9		0-0 F8			3 0 1 0 0 0 1												
Larry Owen, R (1, 2) OBP: 0.263, SLG: 0.298			0-0 SH3-1			0-0 F2		0-0 F3		1 0 0 0 0 0 0												
Bill Pecota, R (8, PH) OBP: 0.434, SLG: 0.500										1 0 0 0 0 0 0												
Jamie Quirk, L (8, 2) OBP: 0.336, SLG: 0.370										0 0 0 0 0 0 0												
<b>Inning Stats</b>	R: 0 E: 0 K: 0 S: 3	H: 0 LOB: 0 BB: 0 P: 3	R: 0 E: 0 K: 1 S: 6	H: 1 LOB: 1 BB: 0 P: 6	R: 0 E: 0 K: 0 S: 4	H: 1 LOB: 1 BB: 0 P: 4	R: 0 E: 0 K: 1 S: 4	H: 0 LOB: 0 BB: 1 P: 8	R: 0 E: 0 K: 1 S: 5	H: 0 LOB: 0 BB: 0 P: 5	R: 1 E: 0 K: 0 S: 4	H: 1 LOB: 0 BB: 0 P: 4	R: 1 E: 0 K: 1 S: 7	H: 2 LOB: 1 BB: 0 P: 7	R: 0 E: 0 K: 0 S: 3	H: 0 LOB: 0 BB: 0 P: 3	R: 0 E: 0 K: 0 S: 4	H: 1 LOB: 2 BB: 1 P: 8	1B: 2 2B: 1 3B: 1 HR: 2	SF: 0 SAC: 1 DP: 0 HBP: 0	WP: 0 PB: 0 SB: 0 CS: 1	PA: 34
<b>PITCHER</b> Floyd Bannister, L (1, 1) ERA: 4.27	IP: 9.0 WLS: W BF: 34 H: 6 R: 2 ER: 2 SO: 4 BB: 2 IBB: 0 HBP: 0 BLK: 0 WP: 0 HR: 2 S: 40 P: 48 ERA: 2.00 WHIP: 0.889											<b>PITCHER</b>	IP: WLS: BF: H: R: ER: SO: BB: IBB: HBP: BLK: WP: HR: S: P: ERA: WHIP:									



Batter	1	2	3	4	5	6	7	8	9
Ozzie Guillen, L OBP: 0.315, SLG: 0.360 (1, 6)	0-0 G3		0-0 1B		0-0 F8		0-0 K 1B	0-0 2B 1B	
Gary Redus, R OBP: 0.329, SLG: 0.381 (1, 7)	0-0 5-3		0-0 5-3		4-0 HR BB		0-0 CS 1B	0-0 1-3 2-H 2B 1B	
Jerry Hairston, S OBP: 0.336, SLG: 0.450 (1, 10)	0-0 4-3		4-0 BB		4-0 HR BB		0-3 K	4-0 FC6-4 IBB	
Ivan Calderon, R OBP: 0.361, SLG: 0.518 (1, 9)		0-0 G3	0-3 K		0-0 HR			5-3 1B 2B	
Ron Hassey, L OBP: 0.287, SLG: 0.328 (1, 2)		0-0 G3	0-0 4-3		0-0 4-3			FC6-4 1-2	
Greg Walker, L OBP: 0.336, SLG: 0.469 (1, 3)		0-0 E 1B		0-0 4-3		0-0 G3		2-3 1B BB	
Donnie Hill, S OBP: 0.277, SLG: 0.371 (1, 5)		0-0 E7 1B	1-3	1-0 G6-4-3 HBP		0-0 5-3		1-2 1B 1B	
Steve Lyons, L OBP: 0.341, SLG: 0.366 (1, 8)		4-0 BB		0-0 G6-4-3		0-0 1B		3-H K	
Fred Manrique, R OBP: 0.316, SLG: 0.405 (1, 4)		0-0 F7		1-2		0-0 CS 1B		1-2 2-H 1B 2B 1B	


AB	R	H	RBI	BB	SO	LOB
5	0	3	1	0	0	1
4	1	2	1	1	0	1
2	1	0	0	3	1	2
5	2	2	3	0	1	5
4	0	0	0	0	0	3
3	1	1	0	1	0	0
3	1	2	1	0	0	0
3	0	1	0	1	1	3
4	1	2	1	0	1	4

**BOTTOM**

**Kansas City Royals @ Chicago White Sox**  
Comiskey Park, Chicago, IL

Sat Aug 29 1987, 8:05 PM EDT  
Att. 21,093 - Unknown

AB	33
R	7
H	13
RBI	7
BB	6
SO	4
LOB	19



Inning Stats		R	H	E	K	S	P	R		H	E	K	S	P	R		H	E	K	S	P	
R: 0 H: 0 E: 0 K: 0 S: 3		0	0	0	0	3		R: 0 H: 2 E: 0 K: 1 S: 5		2	3	0	1		R: 3 H: 2 E: 0 K: 0 S: 4		1	1	0	0		
H: 0 LOB: 0 BB: 0 P: 3		0	2	1	1	9		H: 1 LOB: 2 BB: 1 P: 10		1	0	1	3		H: 1 LOB: 1 BB: 0 P: 6		1	0	0	5		
PITCHER		IP	WLS	BF	H	R	ER	SO	BB	IBB	HBP	BLK	WP	HR	S	P	ERA	WHIP				
Mark Gubicza, R ERA: 4.27 (1, 1)		7.0	L	31	9	4	4	3	4	0	1	0	0	0	32	49	5.14	1.857				
Jerry Don Gleaton, L ERA: 4.7 (8, 1)		0.2		4	1	0	0	1	1	0	0	0	0	0	5	9	0.00	3.000				
John Davis, R ERA: 1.66 (8, 1)		0.0		2	2	2	2	0	0	0	0	0	0	0	2	2	∞	∞				
Dan Quisenberry, R ERA: 2.23 (8, 1)		0.1		3	1	1	1	0	0	1	0	0	0	0	2	6	27.00	3.000				

WP	HR	S	P	ERA	WHIP
0	0	0	0	0	0
0	0	0	0	0	0
0	0	0	0	0	0
0	0	0	0	0	0

Batter	1	2	3	4	5	6	7	8	9	AB R H RBI BB SO LOB	TOP											
<b>Willie Wilson, S</b> (1, 8) <small>OBP: 0.317, SLG: 0.380</small> <b>Thad Bosley, L</b> (9, 7) <small>OBP: 0.302, SLG: 0.345</small>	0-0 F8		0-3 K		0-0 F8	0-0 5-3		4-0 HR BB		4 1 0 0 1 1 3 0 0 0 0 0 0 0	<b>Kansas City Royals @ Chicago White Sox</b> Comiskey Park, Chicago, IL Sun Aug 30 1987, 4:33 AM EDT Att: 21,319 - Unknown <a href="http://livebaseballscorecards.com">livebaseballscorecards.com</a>											
<b>Lonnie Smith, R</b> (1, 10) <small>OBP: 0.359, SLG: 0.402</small>	0-0 F9			0-0 E5 1B 1-3 SF7		F8 6-3		4-0 HR BB		4 2 0 0 1 0 2												
<b>Kevin Seitzer, R</b> (1, 5) <small>OBP: 0.410, SLG: 0.489</small>	4-0 FC5-4 BB			0-0 1-3		0-0 1B 1B	0-0 1B 1B	0-0 HR		4 3 3 4 1 0 1												
<b>George Brett, L</b> (1, 3) <small>OBP: 0.400, SLG: 0.511</small>	0-0 FC5-4 1-2f			0-0 FC5-4 1B		0-0 1B 1B	0-0 1B 1B	0-0 4-3		5 1 3 0 0 0 1												
<b>Danny Tartabull, R</b> (1, 9) <small>OBP: 0.369, SLG: 0.490</small>		0-3 K		0-0 SF7		0-0 1B HR 1B	0-3 K	0-0 6-3		4 1 1 2 0 2 2												
<b>Frank White, R</b> (1, 4) <small>OBP: 0.312, SLG: 0.392</small> <b>Ross Jones, R</b> (9, 6) <small>OBP: 0.258, SLG: 0.247</small>	0-0 F8		0-0 FC5-4 1-2f		0-0 FC5-4 1B	0-0 HR 1B	0-0 P3	0-0 L5		5 1 1 1 0 0 3 0 0 0 0 0 0 0												
<b>Jamie Quirk, L</b> (1, 2) <small>OBP: 0.341, SLG: 0.386</small>		0-3 K			4-0 BB	0-0 HR 1B	0-0 1B		0-0 4-3	4 1 2 4 1 1 0												
<b>Bill Pecota, R</b> (1, 6) <small>OBP: 0.414, SLG: 0.462</small>			0-0 1-3		0-0 F8	4-0 1B BB	0-3 K		0-0 F6	4 0 0 0 1 1 3												
<b>Gary Thurman, R</b> (1, 7) <small>OBP: 0.400, SLG: 0.250</small>			0-0 4-3		0-0 F8	0-0 S 1B		4-0 WP HR BB BB	0-0 5-3	4 1 1 0 1 0 1												
<b>Inning Stats</b>	R: 0 E: 0 K: 0 S: 3	H: 0 LOB: 1 BB: 1 P: 7	R: 0 E: 0 K: 2 S: 7	H: 0 LOB: 0 BB: 0 P: 7	R: 0 E: 0 K: 1 S: 5	H: 0 LOB: 0 BB: 0 P: 5	R: 1 E: 1 K: 0 S: 5	H: 1 LOB: 1 BB: 0 P: 5	R: 0 E: 0 K: 0 S: 3	H: 0 LOB: 1 BB: 1 P: 7		R: 5 E: 0 K: 0 S: 9	H: 6 LOB: 2 BB: 1 P: 13	R: 1 E: 0 K: 2 S: 10	H: 3 LOB: 2 BB: 0 P: 10	R: 4 E: 0 K: 0 S: 4	H: 1 LOB: 0 BB: 3 P: 16	R: 0 E: 0 K: 0 S: 3	H: 0 LOB: 0 BB: 0 P: 3	1B: 9 2B: 0 3B: 0 HR: 2	SF: 1 SAC: 0 DP: 0 HBP: 0	WP: 1 PB: 0 SB: 1 CS: 0
<b>PITCHER</b>	IP WLS BF H R ER SO BB IBB HBP BLK WP HR S P ERA WHIP																					
<b>Richard Dotson, R</b> (1, 1) <small>ERA: 4.11</small> <b>Jim Winn, R</b> (6, 1) <small>ERA: 5.18</small> <b>Scott Nielsen, R</b> (8, 1) <small>ERA: 5.71</small>	5.1 L	27 11 7	7 3 1	6 4 1	5 4 1	3 2 0	3 3 0	0 0 0	0 0 0	0 0 0	0 1 0	1 0 1	30 12 7	42 24 7	8.44 21.60 4.50	1.875 3.600 0.500						



Batter	1	2	3	4	5	6	7	8	9	AB	R	H	RBI	BB	SO	LOB
Gary Redus, R OBP: 0.332, SLG: 0.393 (1, 7)	0-0 HR		0-0 F8 1B		0-0 L3-6 1B		0-0 5-3	0-0 SF9		4	1	3	2	0	0	1
Fred Manrique, R OBP: 0.318, SLG: 0.402 (1, 6)	0-0 BB E 1B		0-0 F8 1-2		0-0 L3-6 1-3		4-0 2B BB	0-3 K 3-H		4	2	1	0	1	1	4
Jerry Hairston, S OBP: 0.347, SLG: 0.462 (1, 10)	4-0 FC6-4 BB		0-0 5-3		0-0 BB 1B		0-0 1-H 2-H 2B		0-0 5-3	4	0	2	2	1	0	1
Ivan Calderon, R OBP: 0.359, SLG: 0.513 (1, 9)	0-0 FC6-4 G5-4-3 1-2f 2-H		0-0 L7		4-0 BB		0-0 1-3		0-0 6-3	4	0	0	0	1	0	3
Carlton Fisk, R OBP: 0.310, SLG: 0.433 (1, 2)	0-0 G5-4-3 1-2f			0-3 K	0-0 F9		0-0 L5		0-0 1B 1B	5	1	1	0	0	1	4
Greg Walker, L OBP: 0.340, SLG: 0.471 (1, 3)		0-0 G6-4-3 1B		4-0 1B BB		0-0 F8		4-0 FC1-4 BB	0-0 1B 1B	3	1	2	0	2	0	0
Kenny Williams, R OBP: 0.323, SLG: 0.442 (1, 8)		0-0 G6-4-3 1-2f		0-3 K		0-3 K		0-0 FC1-4 1B SF9	0-0 1B 1B	5	1	1	1	0	2	3
Donnie Hill, S OBP: 0.286, SLG: 0.378 (1, 5)		0-0 1B		0-0 1-3 1B		0-0 F8		0-0 1B 1B	0-0 1-2 2-H 1B	5	0	4	1	0	0	0
Pat Keedy, R OBP: 0.227, SLG: 0.300 (1, 4)		0-0 F3		0-3 K			0-0 E7 2B	0-0 1B	0-0 G3	4	1	1	0	0	1	3
Harold Baines, L OBP: 0.347, SLG: 0.468 (9, PH)										1	0	0	0	0	0	2

Inning Stats	R: 2	H: 2	E: 1	K: 0	S: 4	LOB: 0	BB: 1	P: 8	R: 0	H: 2	E: 0	K: 0	S: 4	LOB: 1	BB: 0	P: 4	R: 0	H: 1	E: 0	K: 0	S: 4	LOB: 1	BB: 0	P: 4	R: 0	H: 2	E: 0	K: 3	S: 10	LOB: 2	BB: 1	P: 14	R: 0	H: 0	E: 0	K: 1	S: 5	LOB: 0	BB: 0	P: 5	R: 2	H: 1	E: 1	K: 0	S: 5	LOB: 1	BB: 1	P: 9	R: 1	H: 2	E: 0	K: 1	S: 7	LOB: 2	BB: 1	P: 11	R: 2	H: 4	E: 0	K: 0	S: 7	LOB: 2	BB: 0	P: 7	1B: 13	2B: 2	3B: 0	HR: 1	SF: 1	SAC: 0	DP: 3	HBP: 0	WP: 0	PB: 0	SB: 1	CS: 0	PA: 45
--------------	------	------	------	------	------	--------	-------	------	------	------	------	------	------	--------	-------	------	------	------	------	------	------	--------	-------	------	------	------	------	------	-------	--------	-------	-------	------	------	------	------	------	--------	-------	------	------	------	------	------	------	--------	-------	------	------	------	------	------	------	--------	-------	-------	------	------	------	------	------	--------	-------	------	--------	-------	-------	-------	-------	--------	-------	--------	-------	-------	-------	-------	--------


PITCHER	IP	WLS	BF	H	R	ER	SO	BB	IBB	HBP	BLK	WP	HR	S	P	ERA	WHIP
Bud Black, L ERA: 3.91 (1, 1)	6.1	W	30	9	4	2	4	4	0	0	0	0	1	34	50	2.84	2.053
John Davis, R ERA: 1.93 (7, 1)	1.2		8	2	1	1	1	1	0	0	0	0	0	9	13	5.40	1.800
Dan Quisenberry, R ERA: 2.58 (9, 1)	1.0		7	4	2	2	0	0	0	0	0	0	0	7	7	18.00	4.000

**BOTTOM**

**Kansas City Royals @ Chicago White Sox**  
Comiskey Park, Chicago, IL

Sun Aug 30 1987, 4:33 AM EDT  
Att. 21,319 - Unknown

AB	39
R	7
H	15
RBI	6
BB	5
SO	5
LOB	21



PITCHER	IP	WLS	BF	H	R	ER	SO	BB	IBB	HBP	BLK	WP	HR	S	P	ERA	WHIP
---------	----	-----	----	---	---	----	----	----	-----	-----	-----	----	----	---	---	-----	------

Batter	1	2	3	4	5	6	7	8	9	AB R H RBI BB SO LOB	TOP											
Willie Wilson, S (1, 8) OBP: 0.320, SLG: 0.381	0-0 CS 1B			0-0 G3	0-0 CS	0-0 FC6-4 1B		4-0 F9 BB G3 BB		3 1 2 0 1 0 0	<b>Kansas City Royals @ Chicago White Sox</b> Comiskey Park, Chicago, IL Mon Aug 31 1987, 8:05 PM EDT Att. 9,166 - Unknown											
Lonnie Smith, R (1, 10) OBP: 0.363, SLG: 0.396	0-3 K 1-2			1-0 HBP		0-3 K		4-0 G3 1-2 BB		2 0 0 0 1 2 2												
Kevin Seitzer, R (1, 5) OBP: 0.407, SLG: 0.485	0-0 L3			0-0 F9		0-0 FC6-4 1-2f BB		0-0 F9 2-3		4 0 0 0 0 0 4												
George Brett, L (1, 3) OBP: 0.398, SLG: 0.506		0-3 K 1-2		0-0 6-3		4-0 1-2 BB		0-0 G3 1-2 3-H		3 0 0 1 1 1 2												
Danny Tartabull, R (1, 9) OBP: 0.368, SLG: 0.488		0-3 K 1-2			0-0 E 1B 1B	0-3 K		0-3 K 1-2		4 1 1 0 0 3 3												
Frank White, R (1, 4) OBP: 0.311, SLG: 0.390		0-3 K 1-2			0-0 E G6-4-3 1B		0-0 F3	0-0 5-3		4 1 1 0 0 1 0												
Jamie Quirk, L (1, 2) OBP: 0.336, SLG: 0.379			0-3 K 1-2		0-0 E3 G6-4-3		0-3 K WP	0-3 K		4 0 0 0 0 3 1												
Bill Pecota, R (1, 6) OBP: 0.383, SLG: 0.436			0-3 K 1-2		0-0 G6-4-3		0-3 K	0-0 K 1B		3 0 0 0 0 2 2												
Thad Bosley, L (9, PH) OBP: 0.307, SLG: 0.350					1-3 2-H		0-3 K			1 0 1 0 0 0 0												
Gary Thurman, R (1, 7) OBP: 0.375, SLG: 0.286			0-0 F5		0-0 CS 1B		0-3 K	0-3 K		3 0 1 0 0 1 1												
Steve Balboni, R (9, PH) OBP: 0.289, SLG: 0.423										1 0 0 0 0 1 1												
<b>Inning Stats</b>	R: 0 E: 0 K: 1 S: 5	H: 1 LOB: 0 BB: 0 P: 5	R: 0 E: 0 K: 3 S: 9	H: 0 LOB: 0 BB: 0 P: 9	R: 0 E: 0 K: 2 S: 7	H: 0 LOB: 0 BB: 0 P: 7	R: 0 E: 0 K: 0 S: 3	H: 0 LOB: 1 BB: 0 P: 4	R: 2 E: 1 K: 0 S: 5	H: 3 LOB: 0 BB: 0 P: 5	R: 0 E: 0 K: 2 S: 8	H: 1 LOB: 2 BB: 1 P: 12	R: 0 E: 0 K: 3 S: 10	H: 0 LOB: 1 BB: 0 P: 10	R: 1 E: 0 K: 1 S: 5	H: 0 LOB: 1 BB: 2 P: 13	R: 0 E: 0 K: 2 S: 8	H: 1 LOB: 1 BB: 0 P: 8	1B: 6 2B: 0 3B: 0 HR: 0	SF: 0 SAC: 0 DP: 1 HBP: 1	WP: 2 PB: 0 SB: 0 CS: 2	PA: 37
<b>PITCHER</b>	IP WLS BF H R ER SO BB IBB HBP BLK WP HR S P ERA WHIP												<b>PITCHER</b>	IP WLS BF H R ER SO BB IBB HBP BLK WP HR S P ERA WHIP								
Jose DeLeon, R (1, 1) ERA: 4.3	7.0 W 29 5 3 3 11 3 0 1 0 2 0 47 60 3.86 1.143																					
Bobby Thigpen, R (8, 1) ERA: 3.08	2.0 S 7 1 0 0 3 0 0 0 0 0 0 0 13 13 0.00 0.500																					

livebaseballscorecards.com

AB	32
R	3
H	6
RBI	1
BB	3
SO	14
LOB	16





Batter	1	2	3	4	5	6	7	8	9	AB R H RBI BB SO LOB	TOP
<b>Paul Molitor, R</b> (1, 10) OBP: 0.436, SLG: 0.570	0-0 4-3		0-0 F8			0-0 F7		0-0 F8		4 0 0 0 0 0 0	
<b>Robin Yount, R</b> (1, 8) OBP: 0.383, SLG: 0.475	0-0 CS 1B		0-0 K			0-0 1-3		0-0 FC4-6 SH3 1B		4 1 2 0 0 1 0	
<b>Glenn Braggs, R</b> (1, 9) OBP: 0.332, SLG: 0.427	0-0 1-2 1B		0-0 F9			0-0 HBP 1B		0-0 SH3		3 0 2 0 0 0 0	
<b>Greg Brock, L</b> (1, 3) OBP: 0.360, SLG: 0.435	0-0 1-3		0-0 6-3			0-0 F8		4-0 FC4-6 BB		3 0 0 0 1 0 2	
<b>B.J. Surhoff, L</b> (1, 2) OBP: 0.347, SLG: 0.420		0-0 4-3				0-0 E4		0-0 FC4-6 1B		4 1 0 0 0 0 3	
<b>Rob Deer, R</b> (1, 7) OBP: 0.370, SLG: 0.485		0-0 L5				0-0 P1		1-0 1-2 HBP 1B		3 0 1 1 0 0 1	
<b>Ernest Riles, L</b> (1, 5) OBP: 0.322, SLG: 0.349		0-3 K				0-3 K		0-0 F6		4 0 1 1 0 2 3	
<b>Dale Sveum, S</b> (1, 6) OBP: 0.295, SLG: 0.436			0-3 K			0-0 4-3		0-0 G3		4 0 0 0 0 1 3	
<b>Juan Castillo, S</b> (1, 4) OBP: 0.293, SLG: 0.321			0-3 K			0-0 3-1		0-0 4-3		3 0 0 0 0 1 0	
<b>Inning Stats</b>	R: 0 E: 0 K: 0 S: 4 H: 2 LOB: 1 BB: 0 P: 4	R: 0 E: 0 K: 1 S: 5 H: 0 LOB: 0 BB: 0 P: 5	R: 0 E: 0 K: 2 S: 7 H: 0 LOB: 0 BB: 0 P: 7	R: 0 E: 0 K: 1 S: 5 H: 0 LOB: 0 BB: 0 P: 5	R: 0 E: 1 K: 1 S: 6 H: 0 LOB: 1 BB: 0 P: 6	R: 0 E: 0 K: 0 S: 3 H: 0 LOB: 0 BB: 0 P: 3	R: 0 E: 0 K: 0 S: 4 H: 1 LOB: 2 BB: 0 P: 5	R: 0 E: 0 K: 0 S: 3 H: 0 LOB: 0 BB: 0 P: 3	R: 2 E: 0 K: 0 S: 6 H: 3 LOB: 2 BB: 1 P: 10	1B: 6 2B: 0 3B: 0 HR: 0 SF: 0 SAC: 1 DP: 0 HBP: 1	WP: 0 PB: 0 SB: 1 CS: 1 PA: 35
<b>PITCHER</b> <b>Bret Saberhagen, R</b> (1, 1) ERA: 3.35 <b>Gene Garber, R</b> (9, 1) ERA: 4.39	IP 8.2 WLS L BF 34 H 6 R 2 ER 2 SO 5 BB 1 IBB 0 HBP 1 BLK 0 WP 0 HR 0 S 42 P 47 ERA 2.08 WHIP 0.808					<b>PITCHER</b> IP WLS BF H R ER SO BB IBB HBP BLK WP HR S P ERA WHIP					

Milwaukee Brewers @ Kansas City Royals  
 Royals Stadium, Kansas City, MO  
 Tue Sep 01 1987, 8:05 PM EDT  
 Att: 19,067 - Unknown

AB	32
R	2
H	6
RBI	2
BB	1
SO	5
LOB	12





Batter	1	2	3	4	5	6	7	8	9	AB R H RBI BB SO LOB
Willie Wilson, S (1, 8) OBP: 0.318, SLG: 0.378	0-0 L3			0-0 5-3		0-0 5-3			0-3 K	4 0 0 0 0 1 0
Kevin Seitzer, R (1, 5) OBP: 0.404, SLG: 0.482	0-0 4-3			0-3 K		0-3 K			0-0 F9	4 0 0 0 0 2 0
George Brett, L (1, 3) OBP: 0.394, SLG: 0.500	0-0 G3			0-3 K			0-0 F7		0-0 F6	4 0 0 0 0 1 0
Danny Tartabull, R (1, 9) OBP: 0.366, SLG: 0.485		0-3 K			0-0 6-3		0-3 K			3 0 0 0 0 2 0
Frank White, R (1, 4) OBP: 0.311, SLG: 0.389		0-0 L7			4-0 BB BB		0-3 K			2 0 0 0 1 1 0
Steve Balboni, R (1, 10) OBP: 0.287, SLG: 0.419		0-0 1-3			0-3 K			0-0 6-3		3 0 0 0 0 1 1
Lonnie Smith, R (1, 7) OBP: 0.363, SLG: 0.390			0-0 5-3		4-0 BB BB	1-2 BB		0-3 K		2 0 0 0 1 1 0
Ross Jones, R (1, 6) OBP: 0.260, SLG: 0.272			0-0 4-3		0-0 F8			0-0 BB	3B	3 0 1 0 0 0 2
Larry Owen, R (1, 2) OBP: 0.259, SLG: 0.294			0-0 F9				0-0 L7		0-0 F3	2 0 0 0 0 0 0
Bill Pecota, R (8, PH) OBP: 0.387, SLG: 0.429										1 0 0 0 0 0 1
Jamie Quirk, L (9, 2) OBP: 0.336, SLG: 0.379										0 0 0 0 0 0 0

Inning Stats	R: 0	H: 0	E: 0	LOB: 0	K: 0	BB: 0	S: 3	P: 3	R: 0	H: 0	E: 0	LOB: 0	K: 1	BB: 0	S: 5	P: 5	R: 0	H: 0	E: 0	LOB: 0	K: 0	BB: 0	S: 3	P: 3	R: 0	H: 0	E: 0	LOB: 2	K: 1	BB: 2	S: 5	P: 13	R: 0	H: 0	E: 0	LOB: 0	K: 1	BB: 0	S: 5	P: 5	R: 0	H: 1	E: 0	LOB: 1	K: 1	BB: 0	S: 6	P: 6	R: 0	H: 0	E: 0	LOB: 0	K: 1	BB: 0	S: 5	P: 5	1B: 0	SF: 0	2B: 0	SAC: 0	3B: 1	DP: 0	HR: 0	HBP: 0	WP: 0	PA: 30
PITCHER Teddy Higuera, L (1, 1) ERA: 4.03	IP	WLS	BF	H	R	ER	SO	BB	IBB	HBP	BLK	WP	HR	S	P	ERA	WHIP	IP	WLS	BF	H	R	ER	SO	BB	IBB	HBP	BLK	WP	HR	S	P	ERA	WHIP	IP	WLS	BF	H	R	ER	SO	BB	IBB	HBP	BLK	WP	HR	S	P	ERA	WHIP															

**BOTTOM**

**Milwaukee Brewers @ Kansas City Royals**  
**Royals Stadium, Kansas City, MO**

Tue Sep 01 1987, 8:05 PM EDT  
 Att. 19,067 - Unknown

livebaseballscorecards.com

AB	28
R	0
H	1
RBI	0
BB	2
SO	9
LOB	4



Batter	1	2	3	4	5	6	7	8	9	AB R H RBI BB SO LOB	TOP							
Paul Molitor, R (1, 10) OBP: 0.433, SLG: 0.564	0-0 6-3		0-0 3-1		4-0 FC6-4 BB		0-0 F9		0-3 K	4 0 0 0 1 1 3								
Robin Yount, R (1, 8) OBP: 0.382, SLG: 0.473	4-0 BLK HR BB		0-0 F4		0-0 FC6-4		0-0 FC5-4			3 1 0 0 1 0 4								
Glenn Braggs, R (1, 9) OBP: 0.329, SLG: 0.423	0-0 5-3		0-0 F8				0-0 6-3			4 0 0 0 0 0 3								
Greg Brock, L (1, 3) OBP: 0.361, SLG: 0.433	4-0 HR BB			0-0 G3		4-0 1B BB		0-0 4-3		2 1 0 0 2 0 0								
Bill Schroeder, R (1, 2) OBP: 0.387, SLG: 0.559	0-0 1-H 2-H HR			0-0 4-3		0-0 FC6-4 1B		0-0 5-3		4 1 2 3 0 0 0								
Rob Deer, R (1, 7) OBP: 0.367, SLG: 0.480	0-3 K			0-0 6-3		0-0 F2		0-3 K		4 0 0 0 0 2 2								
Rick Manning, L (8, 7) OBP: 0.343, SLG: 0.367										0 0 0 0 0 0 0								
Ernest Riles, L (1, 5) OBP: 0.316, SLG: 0.342		0-0 5-3			0-0 F7		0-0 FC6-4		0-0 F7	4 0 0 0 0 0 2								
Dale Sveum, S (1, 6) OBP: 0.297, SLG: 0.436		0-0 F4			0-0 1-3		0-0 FC5-4 E 1B		4-0 BB	3 0 1 0 1 0 0								
Juan Castillo, S (1, 4) OBP: 0.292, SLG: 0.320		0-0 1-3			0-0 S 1B		0-0 E1 FC5-4		0-3 K	4 0 1 0 0 1 2								
<b>Inning Stats</b>	R: 3 E: 0 K: 1 S: 6	H: 1 LOB: 0 BB: 2 P: 14	R: 0 E: 0 K: 0 S: 3	H: 0 LOB: 0 BB: 0 P: 3	R: 0 E: 0 K: 0 S: 3	H: 0 LOB: 0 BB: 0 P: 3	R: 0 E: 0 K: 0 S: 4	H: 1 LOB: 2 BB: 1 P: 8	R: 0 E: 1 K: 0 S: 5	H: 1 LOB: 2 BB: 0 P: 5	R: 0 E: 0 K: 1 S: 7	H: 0 LOB: 0 BB: 0 P: 5	R: 0 E: 0 K: 2 S: 7	H: 0 LOB: 1 BB: 1 P: 11	1B: 3 2B: 0 3B: 0 HR: 1	SF: 0 SAC: 0 DP: 0 HBP: 0	WP: 0 PB: 0 SB: 1 CS: 0	PA: 37
<b>PITCHER</b> Charlie Leibrandt, L (1, 1) ERA: 2.92	IP: 9.0 WLS: L BF: 37 H: 4 R: 3 ER: 3 SO: 4 BB: 5 IBB: 0 HBP: 0 BLK: 1 WP: 0 HR: 1 S: 40 P: 60 ERA: 3.00 WHIP: 1.000											<b>PITCHER</b>	IP: 9.0 WLS: L BF: 37 H: 4 R: 3 ER: 3 SO: 4 BB: 5 IBB: 0 HBP: 0 BLK: 1 WP: 0 HR: 1 S: 40 P: 60 ERA: 3.00 WHIP: 1.000					

Milwaukee Brewers @ Kansas City Royals  
Royals Stadium, Kansas City, MO  
Wed Sep 02 1987, 8:05 PM EDT  
Att: 19,430 - Unknown

livebaseballscorecards.com

AB	32
R	3
H	4
RBI	3
BB	5
SO	4
LOB	16





Batter	1	2	3	4	5	6	7	8	9	AB R H RBI BB SO LOB	TOP												
Paul Molitor, R OBP: 0.433, SLG: 0.564 (1, 4)	0-0 L3		0-0 1B 2B		0-0 F9		0-0 L8		0-0 2B 1B	5 2 2 0 0 0 0													
Robin Yount, R OBP: 0.383, SLG: 0.474 (1, 8)	0-0 1B 1B		0-3 K		0-0 4-3		0-0 F9		0-0 1B 2B	5 2 2 1 0 1 1													
Glenn Braggs, R OBP: 0.330, SLG: 0.421 (1, 9)	0-3 K		4-0 1B BB		0-0 FC4-6 1B		0-0 5-3		0-0 5-3	4 0 1 0 1 1 2													
Greg Brock, L OBP: 0.366, SLG: 0.439 (1, 3)	0-0 1B		0-0 1B		0-0 FC4-6 2B		0-0 4-3 WP 2B		0-0 E 1B	5 3 4 3 0 0 1													
B.J. Surhoff, L OBP: 0.345, SLG: 0.420 Bill Schroeder, R OBP: 0.387, SLG: 0.559 (1, 2) (9, 2)	0-0 4-3		0-0 G3		0-0 F7		0-0 4-3		0-0 E9 2B	5 0 1 1 0 0 5 0 0 0 0 0 0 0													
Rob Deer, R OBP: 0.367, SLG: 0.481 Rick Manning, L OBP: 0.346, SLG: 0.363 (1, 7) (6, PR) (6, 7)		0-3 K		0-3 K		0-0 1B 2B		4-0 BB WP BB	0-3 K	3 0 1 1 0 2 0 1 1 0 0 1 1 1													
Ernest Riles, L OBP: 0.318, SLG: 0.340 (1, 5)		0-3 K		0-0 G3		0-0 S 1B		4-0 1-2 BB BB	0-0 F7	4 0 1 1 1 1 1													
Mike Felder, S OBP: 0.323, SLG: 0.313 (1, 10)		0-0 4-3		0-3 K		0-0 F7		4-0 1-2 BB		3 0 0 0 1 1 2													
Juan Castillo, S OBP: 0.289, SLG: 0.315 (1, 6)			0-0 3-1		0-0 1-3		0-0 F8		0-0 4-3	4 0 0 0 0 0 3													
<b>Inning Stats</b>	R: 1 E: 0 K: 1 S: 7	H: 2 LOB: 1 BB: 0 P: 7	R: 0 E: 0 K: 2 S: 7	H: 0 LOB: 0 BB: 0 P: 7	R: 1 E: 0 K: 1 S: 7	H: 2 LOB: 2 BB: 1 P: 11	R: 0 E: 0 K: 2 S: 7	H: 0 LOB: 0 BB: 0 P: 7	R: 0 E: 0 K: 0 S: 3	H: 0 LOB: 0 BB: 0 P: 3	R: 2 E: 0 K: 0 S: 6	H: 3 LOB: 1 BB: 0 P: 6	R: 0 E: 0 K: 0 S: 3	H: 0 LOB: 0 BB: 0 P: 3	R: 1 E: 0 K: 0 S: 4	H: 1 LOB: 3 BB: 3 P: 16	R: 3 E: 1 K: 1 S: 9	H: 4 LOB: 1 BB: 0 P: 9	1B: 7 2B: 5 3B: 0 HR: 0	SF: 0 SAC: 0 DP: 0 HBP: 0	WP: 2 PB: 0 SB: 3 CS: 0	PA: 43	
<b>PITCHER</b>	IP WLS BF H R ER SO BB IBB HBP BLK WP HR S P ERA WHIP																					<b>PITCHER</b>	IP WLS BF H R ER SO BB IBB HBP BLK WP HR S P ERA WHIP
Mark Gubicza, R ERA: 4.32 (1, 1)	6.0 L 26 7 4 4 6 1 0 0 0 1 0 37 41 6.00 1.333																						
John Davis, R ERA: 2.16 (7, 1)	1.2 8 1 1 1 0 2 0 0 0 1 0 6 14 5.40 1.800																						
Jerry Don Gleaton, L ERA: 4.53 (8, 1)	0.1 2 0 0 0 0 1 0 0 0 0 0 1 5 0.00 3.000																						
Gene Garber, R ERA: 4.76 (9, 1)	0.1 5 4 3 3 0 0 0 0 0 0 0 5 5 81.00 12.000																						
Bob Stoddard, R ERA: 4.06 (9, 1)	0.2 2 0 0 0 1 0 0 0 0 0 0 4 4 0.00 0.000																						

Milwaukee Brewers @ Kansas City Royals  
Royals Stadium, Kansas City, MO  
Thu Sep 03 1987, 8:05 PM EDT  
Att: 23,122 - Unknown

AB	39
R	8
H	12
RBI	7
BB	4
SO	7
LOB	16



Batter	1	2	3	4	5	6	7	8	9	AB	R	H	RBI	BB	SO	LOB
Willie Wilson, S OBP: 0.315, SLG: 0.374 (1, 8)	0-3 K		0-3 K			0-0 F9 1-H S 1B		0-0 5-3		4	0	1	1	0	2	0
Bill Pecota, R OBP: 0.379, SLG: 0.417 (1, 6) (8, 4)	0-0 S 1B			0-0 F9		0-0 L4		0-0 3-1		4	0	1	0	0	0	1
Kevin Seitzer, R OBP: 0.401, SLG: 0.475 (1, 5)	0-0 5-3 1-2			0-0 F8		0-0 F9			0-0 F9	4	0	0	0	0	0	2
George Brett, L OBP: 0.386, SLG: 0.488 (1, 3)	0-0 F9			0-0 F8		0-3 K			0-0 3-1	4	0	0	0	0	1	2
Danny Tartabull, R OBP: 0.365, SLG: 0.486 (1, 9)		0-0 F3			0-0 HR			0-0 6-3	0-0 F8	4	1	1	1	0	0	0
Frank White, R OBP: 0.311, SLG: 0.386 (1, 4) Angel Salazar, R OBP: 0.222, SLG: 0.249 (7, PR) (8, 6)		0-0 5-3			0-0 F4		4-0 BB			2	0	0	0	1	0	0
Steve Balboni, R OBP: 0.285, SLG: 0.423 (1, 10)		0-3 K			0-3 K			0-0 L5		3	0	0	0	0	2	1
Jamie Quirk, L OBP: 0.328, SLG: 0.370 (1, 2)			0-0 4-3		0-3 K			0-0 F9		3	0	0	0	0	1	1
Gary Thurman, R OBP: 0.364, SLG: 0.300 (1, 7)			0-3 K			0-0 S 1B 1B		0-0 6-3		3	1	1	0	0	1	0

Inning Stats	R: 0	H: 1	E: 0	K: 1	S: 6	LOB: 1	BB: 0	P: 6	R: 0	H: 0	E: 0	K: 1	S: 5	LOB: 0	BB: 0	P: 5	R: 0	H: 0	E: 0	K: 2	S: 7	LOB: 0	BB: 0	P: 7	R: 1	H: 1	E: 0	K: 2	S: 8	LOB: 0	BB: 0	P: 8	R: 1	H: 2	E: 0	K: 1	S: 7	LOB: 1	BB: 0	P: 7	R: 0	H: 0	E: 0	K: 0	S: 3	LOB: 1	BB: 1	P: 7	R: 0	H: 0	E: 0	K: 0	S: 3	LOB: 0	BB: 0	P: 3	R: 0	H: 0	E: 0	K: 0	S: 3	LOB: 0	BB: 0	P: 3	R: 0	H: 0	E: 0	K: 0	S: 3	LOB: 0	BB: 0	P: 3
1B: 3	SF: 0	2B: 0	SAC: 0	3B: 0	DP: 0	HR: 1	HBP: 0	WP: 0	PA: 32																																																															

PITCHER	IP	WLS	BF	H	R	ER	SO	BB	IBB	HBP	BLK	WP	HR	S	P	ERA	WHIP
Chris Bosio, R ERA: 5.26 (1, 1)	7.0	W	26	4	2	2	7	1	0	0	0	0	1	39	43	2.57	0.714
Chuck Crim, R ERA: 3.74 (8, 1)	2.0	S	6	0	0	0	0	0	0	0	0	0	0	6	6	0.00	0.000

BOTTOM

Milwaukee Brewers @ Kansas City Royals  
Royals Stadium, Kansas City, MO

Thu Sep 03 1987, 8:05 PM EDT  
Att. 23,122 - Unknown

livebaseballscorecards.com

AB	31
R	2
H	4
RBI	2
BB	1
SO	7
LOB	7



Batter	1	2	3	4	5	6	7	8	9	AB R H RBI BB SO LOB	TOP									
<b>Gary Redus, R</b> (1, 7) OBP: 0.332, SLG: 0.384	0-0 4-3		4-0 BB		0-3 K		0-0 1-2 2-H 1B			3 0 1 0 1 1 0	<b>Chicago White Sox @ Kansas City Royals</b> Royals Stadium, Kansas City, MO Fri Sep 04 1987, 8:05 PM EDT Att. 23,810 - Unknown <a href="http://livebaseballscorecards.com">livebaseballscorecards.com</a>									
<b>Donnie Hill, S</b> (1, 5) OBP: 0.294, SLG: 0.372	0-0 F8		0-0 P3		0-3 K		0-0 F7			4 0 0 0 0 1 1										
<b>Harold Baines, L</b> (1, 10) OBP: 0.345, SLG: 0.461	0-0 BB 1B		0-0 F8		0-0 4-3		0-3 K			4 0 1 0 0 1 1										
<b>Ivan Calderon, R</b> (1, 9) OBP: 0.363, SLG: 0.519	4-0 1-2 BB BB		0-0 6-3		0-3 K		0-0 HR			3 1 1 1 1 1 1										
<b>Greg Walker, L</b> (1, 3) OBP: 0.337, SLG: 0.465	4-0 1-2 2-3 BB			0-0 G6-3 1B		0-0 E1 F9 1B 1B		0-0 4-3		3 1 1 0 1 0 0										
<b>Ron Hassey, L</b> (1, 2) OBP: 0.295, SLG: 0.323 <b>Kenny Williams, R</b> (9, PH) OBP: 0.320, SLG: 0.434	0-0 F5		0-0 G6-3		0-0 1-2f		0-0 1B 1B		0-0 5-3	3 0 1 0 0 0 4 1 0 0 0 0 0 0										
<b>Daryl Boston, L</b> (1, 8) OBP: 0.291, SLG: 0.392 <b>Carlton Fisk, R</b> (9, PH) OBP: 0.317, SLG: 0.448		0-0 CS 1B		0-0 4-3		0-0 F9		0-0 F9		3 0 1 0 0 0 2 1 0 0 0 0 0 0										
<b>Ozzie Guillen, L</b> (1, 6) OBP: 0.314, SLG: 0.359		0-0 1-2 6-3		0-0 F7		0-0 1-2 1B 1B		0-0 5-3		4 0 1 1 0 0 1										
<b>Fred Manrique, R</b> (1, 4) OBP: 0.312, SLG: 0.386		0-0 5-3		0-0 F7		0-3 K				3 0 0 0 0 1 2										
<b>Inning Stats</b>	R: 0 E: 0 K: 0 S: 4	H: 1 LOB: 3 BB: 2 P: 12	R: 0 E: 0 K: 0 S: 3	H: 1 LOB: 0 BB: 0 P: 3	R: 0 E: 0 K: 0 S: 3	H: 0 LOB: 1 BB: 1 P: 7	R: 0 E: 0 K: 0 S: 3	H: 1 LOB: 0 BB: 0 P: 3	R: 0 E: 0 K: 2 S: 7	H: 0 LOB: 0 BB: 0 P: 7	R: 1 E: 1 K: 1 S: 8	H: 3 LOB: 2 BB: 0 P: 8	R: 1 E: 0 K: 1 S: 6	H: 1 LOB: 0 BB: 0 P: 6	R: 0 E: 0 K: 0 S: 3	H: 0 LOB: 0 BB: 0 P: 3	1B: 6 2B: 0 3B: 0 HR: 1	SF: 0 SAC: 0 DP: 1 HBP: 0	WP: 0 PB: 0 SB: 2 CS: 1	PA: 35
<b>PITCHER</b>	IP WLS BF H R ER SO BB IBB HBP BLK WP HR S P ERA WHIP																			
<b>Melido Perez, R</b> (1, 1) ERA: 3.92	7.0 W 28 6 1 0 4 3 0 0 0 0 0 0 33 45 0.00 1.286																			
<b>Bud Black, L</b> (8, 1) ERA: 3.92	2.0 7 1 1 1 1 0 0 0 0 0 0 1 9 9 4.50 0.500																			

Batter	1	2	3	4	5	6	7	8	9	AB	R	H	RBI	BB	SO	LOB
Willie Wilson, S OBP: 0.314, SLG: 0.373 (1, 8)	F7	FC4-6		G3	F8			S G3 1B		5	0	1	1	0	0	3
Bill Pecota, R OBP: 0.366, SLG: 0.400 (1, 6) (8, 4)	WP 1B	F7		F7		5-3		G3		5	0	1	0	0	0	3
Kevin Seitzer, R OBP: 0.401, SLG: 0.477 (1, 5)	K			FC4-6 1B	3B 2B	F7		P1		5	1	2	0	0	1	2
George Brett, L OBP: 0.389, SLG: 0.494 (1, 3)	FC6-4 1B BB			FC4-6 WP 3B	1B 3B			6-3		4	2	2	1	1	0	2
Danny Tartabull, R OBP: 0.366, SLG: 0.491 (1, 9)	FC6-4			PB 3B	1B	4-3				4	1	2	2	0	0	3
Frank White, R OBP: 0.310, SLG: 0.391 (1, 4)										4	1	1	1	0	1	1
Angel Salazar, R OBP: 0.222, SLG: 0.249 (8, 6)		6-3		F8				HR		0	0	0	0	0	0	0
Lonnie Smith, R OBP: 0.369, SLG: 0.387 (1, 10)		2B FC4-6 BB		E6 S		F9 S 1B		CS 1B		3	1	2	0	1	0	0
Jamie Quirk, L OBP: 0.331, SLG: 0.373 (1, 2)		FC4-6 2B		FC4-6 2B BB		F9 1B		F8		3	0	1	0	1	0	2
Gary Thurman, R OBP: 0.333, SLG: 0.231 (1, 7)		FC4-6 BB		F9		K		K		3	0	0	0	1	2	4

Inning Stats	R: 0	H: 1	E: 0	LOB: 2	K: 1	BB: 1	S: 6	P: 10
	R: 1	H: 1	E: 0	LOB: 2	K: 0	BB: 2	S: 4	P: 12
	R: 2	H: 2	E: 1	LOB: 2	K: 1	BB: 1	S: 8	P: 12
	R: 2	H: 3	E: 0	LOB: 1	K: 0	BB: 0	S: 6	P: 6
	R: 0	H: 1	E: 0	LOB: 1	K: 1	BB: 0	S: 6	P: 6
	R: 0	H: 1	E: 0	LOB: 1	K: 0	BB: 0	S: 4	P: 4
	R: 1	H: 2	E: 0	LOB: 0	K: 1	BB: 0	S: 6	P: 6
	R: 0	H: 1	E: 0	LOB: 1	K: 0	BB: 0	S: 4	P: 4

PITCHER	IP	WLS	BF	H	R	ER	SO	BB	IBB	HBP	BLK	WP	HR	S	P	ERA	WHIP
Richard Dotson, R ERA: 4.21 (1, 1)	4.0	L	24	7	5	4	2	4	0	0	0	2	0	24	40	9.00	2.750
Bob James, R ERA: 3.38 (5, 1)	2.0		8	2	0	0	1	0	0	0	0	0	0	10	10	0.00	1.000
Ray Searge, L ERA: 4.03 (7, 1)	1.0		4	2	1	1	1	0	0	0	0	0	1	6	6	9.00	2.000
Jim Winn, R ERA: 5.11 (8, 1)	1.0		4	1	0	0	0	0	0	0	0	0	0	4	4	0.00	1.000


**BOTTOM**

**Chicago White Sox @ Kansas City Royals**  
**Royals Stadium, Kansas City, MO**

Fri Sep 04 1987, 8:05 PM EDT  
 Att. 23,810 - Unknown

livebaseballscorecards.com

<b>AB</b>	<b>36</b>
<b>R</b>	<b>6</b>
<b>H</b>	<b>12</b>
<b>RBI</b>	<b>5</b>
<b>BB</b>	<b>4</b>
<b>SO</b>	<b>4</b>
<b>LOB</b>	<b>20</b>



1B: 7	SF: 0	WP: 3	PA: 40
2B: 2	SAC: 0	PB: 1	
3B: 2	DP: 0	SB: 4	
HR: 1	HBP: 0	CS: 1	

Batter	1	2	3	4	5	6	7	8	9	AB R H RBI BB SO LOB
<b>Gary Redus, R</b> (1, 7) OBP: 0.331, SLG: 0.380	0-0 1-3		4-0 1-2 BB		0-0 2-3 G3		0-0 5-3		0-3 K	4 0 0 0 1 1 2
<b>Donnie Hill, S</b> (1, 4) OBP: 0.293, SLG: 0.372	0-0 6-3		0-0 F7-5		0-0 3-H SF7		0-0 2-H 1B			3 0 1 1 0 0 2
<b>Jerry Hairston, S</b> (1, 10) OBP: 0.350, SLG: 0.443 <b>Steve Lyons, L</b> (8, PR) OBP: 0.322, SLG: 0.343	0-0 FC5-4 1B		0-0 6-3		4-0 BB FC5-4 BB			0-0 BB 1B		3 0 2 0 1 0 1 0 0 0 0 0 0 0
<b>Ivan Calderon, R</b> (1, 9) OBP: 0.360, SLG: 0.514	0-0 FC5-4			0-0 F8	0-0 FC5-4			0-0 P3		4 0 0 0 0 0 3
<b>Carlton Fisk, R</b> (1, 2) OBP: 0.319, SLG: 0.456		0-0 F4		0-0 HR		0-0 F4		4-0 1-2 BB		3 1 1 1 1 0 0
<b>Greg Walker, L</b> (1, 3) OBP: 0.336, SLG: 0.464		0-0 FC4-6 1B		0-3 K		0-0 L7		0-3 K		4 0 1 0 0 2 2
<b>Kenny Williams, R</b> (1, 8) OBP: 0.319, SLG: 0.431		0-0 FC4-6		0-0 1B		0-0 6-3		0-3 K		4 0 1 0 0 1 3
<b>Fred Manrique, R</b> (1, 6) OBP: 0.311, SLG: 0.384		0-0 F8		0-0 6-3			0-0 5-3 1B		0-3 K	4 0 1 0 0 1 2
<b>Pat Keedy, R</b> (1, 5) OBP: 0.241, SLG: 0.333			0-0 F7-5 BB 1B		0-0 G3 SF7 2B		0-0 5-3		0-3 K	4 1 2 0 0 1 1

<b>Inning Stats</b>	R: 0 E: 0 K: 0 S: 4	H: 1 LOB: 1 BB: 0 P: 4	R: 0 E: 0 K: 0 S: 4	H: 1 LOB: 1 BB: 0 P: 4	R: 0 E: 0 K: 0 S: 3	H: 1 LOB: 1 BB: 1 P: 7	R: 1 E: 0 K: 1 S: 7	H: 2 LOB: 1 BB: 0 P: 7	R: 1 E: 0 K: 0 S: 4	H: 1 LOB: 1 BB: 1 P: 8	R: 0 E: 0 K: 0 S: 3	H: 0 LOB: 0 BB: 0 P: 3	R: 0 E: 0 K: 0 S: 4	H: 2 LOB: 2 BB: 0 P: 4	R: 0 E: 0 K: 2 S: 8	H: 1 LOB: 2 BB: 1 P: 12	R: 0 E: 0 K: 3 S: 9	H: 0 LOB: 0 BB: 0 P: 9	1B: 7 2B: 2 3B: 0 HR: 1	SF: 1 SAC: 0 DP: 1 HBP: 0	WP: 0 PB: 0 SB: 1 CS: 0	PA: 37
---------------------	------------------------------	---------------------------------	------------------------------	---------------------------------	------------------------------	---------------------------------	------------------------------	---------------------------------	------------------------------	---------------------------------	------------------------------	---------------------------------	------------------------------	---------------------------------	------------------------------	----------------------------------	------------------------------	---------------------------------	----------------------------------	------------------------------------	----------------------------------	--------

<b>PITCHER</b> <b>Danny Jackson, L</b> (1, 1) ERA: 3.82	IP 9.0	WLS W	BF 37	H 9	R 2	ER 2	SO 6	BB 3	IBB 0	HBP 0	BLK 0	WP 0	HR 1	S 46	P 58	ERA 2.00	WHIP 1.333	<b>PITCHER</b>	IP	WLS	BF	H	R	ER	SO	BB	IBB	HBP	BLK	WP	HR	S	P	ERA	WHIP
---	-----------	----------	----------	--------	--------	---------	---------	---------	----------	----------	----------	---------	---------	---------	---------	-------------	---------------	----------------	----	-----	----	---	---	----	----	----	-----	-----	-----	----	----	---	---	-----	------

**TOP**

**Chicago White Sox @ Kansas City Royals**  
Royals Stadium, Kansas City, MO

Sat Sep 05 1987, 8:05 PM EDT  
Att: 34,391 - Unknown

livebaseballscorecards.com

<b>AB</b>	<b>33</b>
<b>R</b>	<b>2</b>
<b>H</b>	<b>9</b>
<b>RBI</b>	<b>2</b>
<b>BB</b>	<b>3</b>
<b>SO</b>	<b>6</b>
<b>LOB</b>	<b>16</b>





Batter	1	2	3	4	5	6	7	8	9	AB	R	H	RBI	BB	SO	LOB
Willie Wilson, S OBP: 0.313, SLG: 0.372 (1, 8)	0-0 5-3		0-0 4-3		0-0 S 1B		0-0 4-3			4	0	1	0	0	0	0
Bill Pecota, R OBP: 0.347, SLG: 0.377 (1, 6)	0-0 F9		0-0 F5		0-0 F4 1-2		0-0 4-3			4	0	0	0	0	0	1
Kevin Seitzer, R OBP: 0.400, SLG: 0.480 (1, 5)	0-0 HR		0-0 E9		0-0 1-3		0-0 4-3			4	1	1	1	0	0	1
George Brett, L OBP: 0.388, SLG: 0.500 (1, 3)	0-0 HR			0-0 F5		0-0 F6		0-0 G3		4	1	1	1	0	0	0
Danny Tartabull, R OBP: 0.368, SLG: 0.507 (1, 9)	0-0 2B			0-3 K		0-0 HR		0-0 HR		4	2	3	2	0	1	0
Frank White, R OBP: 0.312, SLG: 0.394 (1, 4)	0-3 K			0-0 2B		0-3 K2-3		0-0 1B		4	0	2	0	0	2	1
Lonnie Smith, R OBP: 0.374, SLG: 0.385 (1, 10)		0-0 F8		4-0 BB		1-0 HBP				1	0	0	0	1	0	0
Jamie Quirk, L OBP: 0.327, SLG: 0.369 (1, 2)		0-3 K		0-0 F2		0-3 K				3	0	0	0	0	2	3
Gary Thurman, R OBP: 0.278, SLG: 0.188 (1, 7)		0-0 4-3			0-3 K		0-3 K			3	0	0	0	0	2	0

<b>Inning Stats</b>	R: 2 E: 0 K: 1 S: 8	H: 3 LOB: 1 BB: 0 P: 8	R: 0 E: 0 K: 1 S: 5	H: 0 LOB: 0 BB: 0 P: 5	R: 0 E: 1 K: 0 S: 3	H: 0 LOB: 1 BB: 0 P: 3	R: 0 E: 0 K: 1 S: 6	H: 1 LOB: 2 BB: 1 P: 10	R: 0 E: 0 K: 1 S: 6	H: 1 LOB: 1 BB: 0 P: 6	R: 1 E: 0 K: 2 S: 8	H: 1 LOB: 1 BB: 0 P: 9	R: 0 E: 0 K: 1 S: 5	H: 0 LOB: 0 BB: 0 P: 5	R: 1 E: 0 K: 0 S: 4	H: 2 LOB: 1 BB: 0 P: 4	1B: 2 2B: 2 3B: 0 HR: 4	SF: 0 SAC: 0 DP: 0 HBP: 1	WP: 0 PB: 0 SB: 1 CS: 0	PA: 33
<b>PITCHER</b> Jose DeLeon, R ERA: 4.31 (1, 1)	IP 8.0	WLS L	BF 33	H 8	R 4	ER 4	SO 7	BB 1	IBB 0	HBP 1	BLK 0	WP 0	HR 4	S 45	P 50	ERA 4.50	WHIP 1.125			
<b>PITCHER</b>	IP	WLS	BF	H	R	ER	SO	BB	IBB	HBP	BLK	WP	HR	S	P	ERA	WHIP			

**BOTTOM**

**Chicago White Sox @ Kansas City Royals**  
Royals Stadium, Kansas City, MO

Sat Sep 05 1987, 8:05 PM EDT  
Att. 34,391 - Unknown

livebaseballscores.com

<b>AB</b>	<b>31</b>
<b>R</b>	<b>4</b>
<b>H</b>	<b>8</b>
<b>RBI</b>	<b>4</b>
<b>BB</b>	<b>1</b>
<b>SO</b>	<b>7</b>
<b>LOB</b>	<b>6</b>





Batter	1	2	3	4	5	6	7	8	9	10	11	AB R H RBI BB SO LOB	BOTTOM																								
Willie Wilson, S OBP: 0.315, SLG: 0.376 (1, 10)	F5	F7		F7		1-H 3B		1B		1-2 IBB		5 0 2 1 1 0 1	<b>Chicago White Sox @ Kansas City Royals</b> Royals Stadium, Kansas City, MO Sun Sep 06 1987, 4:33 AM EDT Att. 30,360 - Unknown																								
Bill Pecota, R OBP: 0.333, SLG: 0.360 (1, 4)	F8	BB 1B		6-3		L4		F9		B2-6		6 0 1 0 0 0 5																									
Kevin Seitzer, R OBP: 0.401, SLG: 0.480 (1, 5)	1B	1-2 BB		F8			4-3		6-3		1B	5 0 2 0 1 0 0																									
George Brett, L OBP: 0.384, SLG: 0.497 (1, 3)	F7	F9			F7		2B		F5		F9	6 0 1 0 0 0 5																									
Danny Tartabull, R OBP: 0.370, SLG: 0.506 (1, 9)		1B 2B 1B		F8	F6		IBB		1B		F8	5 1 2 0 1 0 1																									
Lonnie Smith, R OBP: 0.367, SLG: 0.376 (1, 7)		1-3 2B 1B		5-3	F8		F9		F8		F9	6 1 1 0 0 0 4																									
Jamie Quirk, L OBP: 0.328, SLG: 0.378 Bo Jackson, R OBP: 0.305, SLG: 0.465 (10, PR) (11, 8)		SH1-3 2B 2B		E3 1B		4-3	L9			SH1-4 B2-6 2B		5 1 2 2 0 0 2 0 0 0 0 0 0 0																									
Ross Jones, R OBP: 0.269, SLG: 0.281 Thad Bosley, L OBP: 0.302, SLG: 0.345 Angel Salazar, R OBP: 0.222, SLG: 0.249 (8, PH) (9, 6)		SH1-3				K		F6		SH1-4		2 0 1 0 0 1 0 1 0 0 0 0 0 0 0 0 0 0 0 0 0																									
Gary Thurman, R OBP: 0.318, SLG: 0.300 Frank White, R OBP: 0.313, SLG: 0.394 Larry Owen, R OBP: 0.259, SLG: 0.294 (1, 8) (10, PH) (11, 2)		1B 2B		F9		S 3B 1B		5-3		IBB IBB		4 1 2 1 0 0 2 0 0 0 0 1 0 0 0 0 0 0 0 0 0																									
<b>Inning Stats</b>	R: 0 E: 0 K: 0 S: 4	H: 1 LOB: 1 BB: 0 P: 4	R: 3 E: 0 K: 0 S: 8	H: 5 LOB: 3 BB: 1 P: 12	R: 0 E: 1 K: 0 S: 5	H: 1 LOB: 2 BB: 0 P: 5	R: 0 E: 0 K: 0 S: 3	H: 0 LOB: 0 BB: 0 P: 3	R: 0 E: 0 K: 0 S: 3	H: 0 LOB: 0 BB: 0 P: 3	R: 1 E: 0 K: 1 S: 7	H: 2 LOB: 1 BB: 0 P: 7		R: 0 E: 0 K: 0 S: 4	H: 1 LOB: 2 BB: 1 P: 8	R: 0 E: 0 K: 0 S: 4	H: 1 LOB: 1 BB: 0 P: 4	R: 0 E: 0 K: 0 S: 4	H: 1 LOB: 1 BB: 0 P: 4	R: 0 E: 0 K: 0 S: 3	H: 1 LOB: 2 BB: 2 P: 11	R: 0 E: 0 K: 0 S: 4	H: 1 LOB: 1 BB: 0 P: 4	1B: 9 2B: 4 3B: 1 HR: 0	SF: 0 SAC: 2 DP: 1 HBP: 0	WP: 0 PB: 0 SB: 1 CS: 0	PA: 51										
<b>PITCHER</b>	IP WLS BF H R ER SO BB IBB HBP BLK WP HR S P ERA WHIP																				IP WLS BF H R ER SO BB IBB HBP BLK WP HR S P ERA WHIP																
Bill Long, R ERA: 3.92 (1, 1)	7.0	34	10	4	4	1	1	1	0	0	0	0	0	0	34	42	5.14	1.571																			
Bobby Thigpen, R ERA: 2.75 (8, 1)	4.0	17	4	0	0	0	0	2	0	0	0	0	0	15	23	0.00	1.000																				

AB	45
R	4
H	14
RBI	4
BB	4
SO	1
LOB	20



WP: 0	PA: 51
PB: 0	
SB: 1	
CS: 0	

livebaseballscores.com

Batter	1	2	3	4	5	6	7	8	9	AB R H RBI BB SO LOB	TOP											
Willie Wilson, S (1, 8) OBP: 0.314, SLG: 0.373	0-3 K		0-0 6-3	0-0 FC6			4-0 6-3 BB		0-0 F6	4 0 0 0 1 1 1												
Bill Pecota, R (1, 6) OBP: 0.337, SLG: 0.367	1-0 HBP		0-0 2B			0-0 6-3	0-0 6-3		0-3 K	4 0 1 0 0 1 1												
Kevin Seitzer, R (1, 5) OBP: 0.401, SLG: 0.478	0-0 F9		0-0 4-3			0-3 K	4-0 BB		0-0 1B	4 0 1 0 1 1 2												
George Brett, L (1, 3) OBP: 0.382, SLG: 0.491	0-0 F7			4-0 HR BB		0-0 F4	0-0 4-3		0-0 F8	4 1 0 0 1 0 4												
Danny Tartabull, R (1, 9) OBP: 0.373, SLG: 0.513		0-0 1B		4-0 HR BB		0-0 HR		0-0 F4		3 2 2 1 1 0 0												
Frank White, R (1, 4) OBP: 0.315, SLG: 0.403		0-0 P3		0-0 HR		0-3 K		0-0 1B 2B		4 2 2 3 0 1 1												
Steve Balboni, R (1, 10) OBP: 0.282, SLG: 0.418		0-3 K		0-3 K		0-3 K		0-3 K		4 0 0 0 0 4 2												
Jamie Quirk, L (1, 2) OBP: 0.327, SLG: 0.376		0-3 K		0-0 4-3		0-3 K		0-0 1B		4 0 1 1 0 2 1												
Gary Thurman, R (1, 7) OBP: 0.308, SLG: 0.292			0-3 K	0-0 FC6 1B			0-0 5-3	0-3 K		4 0 1 0 0 2 1												
<b>Inning Stats</b>	R: 0 E: 0 K: 1 S: 5	H: 0 LOB: 1 BB: 0 P: 6	R: 0 E: 0 K: 2 S: 8	H: 1 LOB: 1 BB: 0 P: 8	R: 0 E: 0 K: 1 S: 6	H: 1 LOB: 1 BB: 0 P: 6	R: 3 E: 0 K: 1 S: 7	H: 2 LOB: 1 BB: 2 P: 15	R: 0 E: 0 K: 1 S: 5	H: 0 LOB: 0 BB: 0 P: 5	R: 1 E: 0 K: 3 S: 10	H: 1 LOB: 0 BB: 0 P: 10	R: 0 E: 0 K: 0 S: 3	H: 0 LOB: 2 BB: 2 P: 11	R: 1 E: 0 K: 2 S: 9	H: 2 LOB: 1 BB: 0 P: 9	R: 0 E: 0 K: 1 S: 6	H: 1 LOB: 1 BB: 0 P: 6	1B: 4 2B: 2 3B: 0 HR: 2	SF: 0 SAC: 0 DP: 0 HBP: 1	WP: 0 PB: 0 SB: 0 CS: 0	PA: 40
<b>PITCHER</b>	IP WLS BF H R ER SO BB IBB HBP BLK WP HR S P ERA WHIP																					
Mike Witt, R (1, 1) ERA: 3.87	8.0 L 36 7 5 5 11 4 0 1 0 0 2 53 70 5.62 1.375																					
Gary Lucas, L (9, 1) ERA: 3.74	1.0 4 1 0 0 1 0 0 0 0 0 0 6 6 0.00 1.000																					

Kansas City Royals @ California Angels  
 Anaheim Stadium, Anaheim, CA  
 Mon Sep 07 1987, 6:33 AM EDT  
 Att: 28,034 - Unknown

AB	35
R	5
H	8
RBI	5
BB	4
SO	12
LOB	13



Batter	1	2	3	4	5	6	7	8	9	AB	R	H	RBI	BB	SO	LOB
Dick Schofield, R (1, 6) OBP: 0.313, SLG: 0.372	0-0 6-3		0-0 F8			0-0 1B	0-0 E			4	1	2	0	0	0	0
Wally Joyner, L (1, 3) OBP: 0.367, SLG: 0.529	0-3 K		0-0 F9			0-0 WP 1B	0-0 F5			4	0	1	1	0	1	1
Brian Downing, R (1, 10) OBP: 0.386, SLG: 0.477	4-0 BB			0-0 HR		0-0 WP 1B		0-0 5-3		3	1	2	1	1	0	0
Doug DeCinces, R (1, 5) OBP: 0.346, SLG: 0.403	0-0 F7			0-0 6-3		0-0 F7		0-3 K		3	0	0	0	0	0	3
Jack Howell, L (8, PH) OBP: 0.344, SLG: 0.468									0-3 K	1	0	0	0	0	1	0
Johnny Ray, S (1, 4) OBP: 0.335, SLG: 0.369		0-0 G6-4-3 1B		0-0 6-3		0-0 F4		0-3 K		4	0	1	0	0	1	2
George Hendrick, R (1, 7) OBP: 0.310, SLG: 0.418		0-0 G6-4-3		0-0 F4		4-0 BB		0-0 G4-1		2	0	0	0	1	0	1
Bill Buckner, L (9, PH) OBP: 0.304, SLG: 0.338		1-2				1-2 2-3 BB			0-0 G3	1	0	0	0	0	0	0
Tony Armas, R (1, 9) OBP: 0.245, SLG: 0.469		0-0 1B				0-3 K			0-0 F9	3	0	1	0	0	1	3
Ruppert Jones, L (9, PH) OBP: 0.301, SLG: 0.428										1	0	0	0	0	0	0
Devon White, S (1, 8) OBP: 0.299, SLG: 0.449		0-0 6-3				0-0 F8		0-0 F4		4	0	0	0	0	0	1
Bob Boone, R (1, 2) OBP: 0.306, SLG: 0.312			0-0 5-3			0-0 F8		0-0 F9		3	0	0	0	0	0	0

BOTTOM

Kansas City Royals @ California Angels  
Anaheim Stadium, Anaheim, CA  
Mon Sep 07 1987, 6:33 AM EDT  
Att. 28,034 - Unknown

livebaseballscorecards.com

AB	33
R	2
H	7
RBI	2
BB	2
SO	4
LOB	11



Inning Stats																	1B	2B	3B	HR	SF	SAC	DP	HBP	WP	HR	S	P	ERA	WHIP																												
R: 0	H: 0	E: 0	K: 1	S: 5	R: 0	H: 2	E: 0	K: 0	S: 4	R: 0	H: 0	E: 0	K: 0	S: 3	R: 1	H: 1	E: 0	K: 0	S: 4	R: 0	H: 0	E: 0	K: 0	S: 3	R: 1	H: 3	E: 0	K: 1	S: 8	R: 0	H: 1	E: 1	K: 0	S: 4	R: 0	H: 0	E: 0	K: 2	S: 7	R: 0	H: 0	E: 0	K: 0	S: 3	5	0	1	0	0	0	1	1	0	0	0	0	2.57	1.286
K: 1	BB: 1	P: 9	K: 0	BB: 0	P: 4	K: 0	BB: 0	P: 3	K: 0	BB: 0	P: 4	K: 0	BB: 0	P: 3	K: 1	BB: 1	P: 12	K: 0	BB: 0	P: 4	K: 2	BB: 0	P: 7	K: 0	BB: 0	P: 3	K: 0	BB: 0	P: 3	K: 0	BB: 0	P: 7	K: 0	BB: 0	P: 3	0	0	0	0	0	0	0	0	0.00	0.000													

PITCHER	IP	WLS	BF	H	R	ER	SO	BB	IBB	HBP	BLK	WP	HR	S	P	ERA	WHIP
Charlie Leibrandt, L (1, 1) ERA: 2.91	7.0	W	29	7	2	2	2	2	0	0	0	1	1	31	39	2.57	1.286
Gene Garber, R (8, 1) ERA: 4.63	2.0	S	6	0	0	0	2	0	0	0	0	0	0	10	10	0.00	0.000

PITCHER	IP	WLS	BF	H	R	ER	SO	BB	IBB	HBP	BLK	WP	HR	S	P	ERA	WHIP
Charlie Leibrandt, L (1, 1) ERA: 2.91	7.0	W	29	7	2	2	2	2	0	0	0	1	1	31	39	2.57	1.286
Gene Garber, R (8, 1) ERA: 4.63	2.0	S	6	0	0	0	2	0	0	0	0	0	0	10	10	0.00	0.000

Batter	1	2	3	4	5	6	7	8	9	AB R H RBI BB SO LOB	TOP																
Willie Wilson, S OBP: 0.315, SLG: 0.373 (1, 8) X	0-0 6-3	0-0 5-3		0-0 4-3			0-0 1B S 1B	0-0 BB S 1B		5 1 2 1 0 0 2																	
Kevin Seitzer, R OBP: 0.402, SLG: 0.477 (1, 5) B B B	4-0 HR BB		0-0 6-3		0-0 F9		0-0 S 1B 1-3	4-0 BB BB		3 1 1 0 2 0 0																	
George Brett, L OBP: 0.387, SLG: 0.503 (1, 3) X	0-0 1-H HR		0-0 4-3		0-0 BB 1B		0-0 S 1B 1-2	4-0 BB BB		4 1 3 3 1 0 0																	
Danny Tartabull, R OBP: 0.375, SLG: 0.513 (1, 9) X	0-0 FC4-6 1B		0-0 S 1B		4-0 G5-4-3 BB		0-3 K	0-3 K		4 0 2 0 1 2 5																	
Frank White, R OBP: 0.312, SLG: 0.399 (1, 4) X	0-0 FC4-6 1B 1-2f		0-0 F7		0-0 G5-4-3		0-0 4-3		0-0 1-3	5 0 0 0 0 0 6																	
Steve Balboni, R OBP: 0.281, SLG: 0.415 (1, 10) X	0-0 FC5-4 1B 1-2		0-0 5-3		0-3 K		0-3 K		0-0 4-3	5 0 1 0 0 2 2																	
Bill Pecota, R OBP: 0.330, SLG: 0.369 (1, 6) X	0-0 FC5-4 1-2f		0-0 F9		0-0 F8			0-3 K	0-0 2B	5 0 1 0 0 1 2																	
Gary Thurman, R OBP: 0.355, SLG: 0.321 (1, 7) X		0-0 5-3		0-0 BB 1B		4-0 S BB		0-0 5-3 1B 1B	0-0 F4	4 1 2 0 1 0 1																	
Larry Owen, R OBP: 0.259, SLG: 0.288 (1, 2) S S S S		0-3 K		4-0 BB		0-3 K		0-0 5-3		3 0 0 0 1 2 2																	
<b>Inning Stats</b>	R: 2 E: 0 K: 0 S: 6	H: 3 LOB: 2 BB: 1 P: 10	R: 0 E: 0 K: 1 S: 5	H: 0 LOB: 0 BB: 0 P: 5	R: 0 E: 0 K: 0 S: 4	H: 1 LOB: 1 BB: 0 P: 4	R: 0 E: 0 K: 0 S: 4	H: 1 LOB: 2 BB: 1 P: 8	R: 0 E: 0 K: 0 S: 3	H: 0 LOB: 1 BB: 1 P: 7	R: 0 E: 0 K: 2 S: 7	H: 0 LOB: 1 BB: 1 P: 11	R: 1 E: 0 K: 2 S: 10	H: 3 LOB: 2 BB: 0 P: 10	R: 1 E: 0 K: 2 S: 9	H: 2 LOB: 3 BB: 2 P: 17	R: 0 E: 0 K: 0 S: 4	H: 1 LOB: 1 BB: 0 P: 4	1B: 10 2B: 1 3B: 0 HR: 1	SF: 0 SAC: 0 DP: 1 HBP: 0	WP: 0 PB: 0 SB: 6 CS: 0	PA: 44					
<b>PITCHER</b>	IP WLS BF H R ER SO BB IBB HBP BLK WP HR S P ERA WHIP																										
Jerry Reuss, L ERA: 5.87 (1, 1)	4.1		22	6	2	2	1	3	0	0	0	0	1	21	33	4.15	2.077										
Willie Fraser, R ERA: 3.95 (5, 1)	3.1	L	16	5	2	2	5	2	0	0	0	0	0	24	32	5.40	2.100										
Gary Lucas, L ERA: 3.74 (8, 1)	0.0		1	0	0	0	0	1	0	0	0	0	0	0	4	∞	∞										
DeWayne Buice, R ERA: 3.05 (8, 1)	1.1		5	1	0	0	1	0	0	0	0	0	0	7	7	0.00	0.750										

**Kansas City Royals @ California Angels**  
 Anaheim Stadium, Anaheim, CA  
 Tue Sep 08 1987, 10:05 PM EDT  
 Att: 25,637 - Unknown

livebaseballscorecards.com

AB	38
R	4
H	12
RBI	4
BB	6
SO	7
LOB	20



Batter	1	2	3	4	5	6	7	8	9
<b>Brian Downing, R</b> (1, 7) OBP: 0.387, SLG: 0.475	4-0 BB G6-4-3		0-3 K			4-0 BB G3 4-3 BB	0-3 K		
<b>Devon White, S</b> (1, 8) OBP: 0.298, SLG: 0.447	0-0 G6-4-3 1-2f			0-0 4-3		4-0 BB 4-3 G3 BB		0-0 F7	
<b>Johnny Ray, S</b> (1, 4) OBP: 0.334, SLG: 0.368	0-0 1B			0-0 4-3		0-0 G3 1-2 2-3		0-0 G3	
<b>Wally Joyner, L</b> (1, 3) OBP: 0.366, SLG: 0.527		0-0 1B FC5-4 1B		0-0 F8		0-0 4-3 2-3 3-H		0-3 K	
<b>Jack Howell, L</b> (1, 5) OBP: 0.346, SLG: 0.467		0-0 1B FC5-4 1B			4-0 SH1-4 BB BB	0-3 K		0-3 K	
<b>Bill Buckner, L</b> (1, 10) OBP: 0.306, SLG: 0.337 <b>Mark McLemore, S</b> (7, PR) OBP: 0.304, SLG: 0.294		0-0 FC5-4 G3-6-1 1-2f 3-H			4-0 SH1-4 BB BB		4-0 CS BB	0-3 K	
<b>Mark Ryal, L</b> (1, 9) OBP: 0.230, SLG: 0.405		0-0 G3-6-1 1-2f			0-0 SH1-4 1-2 2-3		0-0 B2	0-0 4-3	
<b>Dick Schofield, R</b> (1, 6) OBP: 0.312, SLG: 0.370 <b>Ruppert Jones, L</b> (7, PH) OBP: 0.304, SLG: 0.428 <b>Gus Polidor, R</b> (8, 6) OBP: 0.274, SLG: 0.339			0-3 K		0-3 K		4-0 1B BB 1-2		
<b>Bob Boone, R</b> (1, 2) OBP: 0.304, SLG: 0.310 <b>Jim Eppard, L</b> (7, PH) OBP: 1.000, SLG: 1.000 <b>Jack Fimple, R</b> (8, 2) OBP: 0.250, SLG: 0.250			0-0 F9		0-0 F9		0-0 1B		

Inning Stats	R: 0	H: 1	E: 0	K: 0	S: 2	R: 1	H: 2	E: 0	K: 0	S: 4	R: 0	H: 0	E: 0	K: 2	S: 7	R: 0	H: 0	E: 0	K: 0	S: 3	R: 0	H: 0	E: 0	K: 1	S: 5	R: 1	H: 0	E: 0	K: 1	S: 5	R: 0	H: 1	E: 0	K: 1	S: 5	R: 0	H: 0	E: 0	K: 1	S: 5	R: 0	H: 0	E: 0	K: 2	S: 7	1B: 4	2B: 0	3B: 0	HR: 0	SF: 0	SAC: 1	DP: 2	HBP: 0	WP: 0	PB: 0	SB: 0	CS: 1	PA: 34
--------------	------	------	------	------	------	------	------	------	------	------	------	------	------	------	------	------	------	------	------	------	------	------	------	------	------	------	------	------	------	------	------	------	------	------	------	------	------	------	------	------	------	------	------	------	------	-------	-------	-------	-------	-------	--------	-------	--------	-------	-------	-------	-------	--------

PITCHER	IP	WLS	BF	H	R	ER	SO	BB	IBB	HBP	BLK	WP	HR	S	P	ERA	WHIP
<b>Mark Gubicza, R</b> (1, 1) ERA: 4.27	6.2	W	27	4	2	2	4	7	0	0	0	0	0	28	56	2.70	1.650
<b>John Davis, R</b> (7, 1) ERA: 2.05	2.1	S	7	0	0	0	4	0	0	0	0	0	0	15	15	0.00	0.000

**BOTTOM**

**Kansas City Royals @ California Angels**  
**Anaheim Stadium, Anaheim, CA**  
 Tue Sep 08 1987, 10:05 PM EDT  
 Att. 25,637 - Unknown

livebaseballscorecards.com

**AB 26**  
**R 2**  
**H 4**  
**RBI 2**  
**BB 7**  
**SO 8**  
**LOB 14**



Batter	1	2	3	4	5	6	7	8	9	AB R H RBI BB SO LOB	TOP															
Willie Wilson, S (1, 8) OBP: 0.313, SLG: 0.370	0-3 K		0-0 FC6-4		0-3 K		0-0 F9			4 0 0 0 0 2 2	<b>Kansas City Royals @ Oakland Athletics</b> <b>Oakland-Alameda County Coliseum, Oakland, CA</b> Thu Sep 10 1987, 3:33 AM PDT Att. 12,361 - Unknown <a href="http://livebaseballscorecards.com">livebaseballscorecards.com</a>															
Kevin Seitzer, R (1, 5) OBP: 0.403, SLG: 0.476	0-3 K			0-0 P3		0-0 FC1-5-4 1-3 1B		4-0 BB	3 0 1 0 1 1 0																	
George Brett, L (1, 3) OBP: 0.386, SLG: 0.500	0-0 4-3			0-0 1B		0-0 1-3 1-2		0-0 4-3 1-2	4 0 1 0 0 0 2																	
Danny Tartabull, R (1, 9) OBP: 0.372, SLG: 0.509		0-3 K		0-0 F8		0-0 FC1-5-6 2-3		0-3 K	4 0 0 0 0 2 3																	
Frank White, R (1, 4) OBP: 0.311, SLG: 0.398		0-0 F3		0-0 1B		0-0 5-3		0-0 L7	4 0 1 0 0 0 2																	
Lonnie Smith, R (1, 10) OBP: 0.359, SLG: 0.366		0-0 F8		0-3 K			0-0 F8	0-3 K	4 0 0 0 0 2 2																	
Bill Pecota, R (1, 6) OBP: 0.347, SLG: 0.372			0-3 K		0-0 E S 1B		4-0 HR BB	4-0 L6-3 BB	2 1 1 0 2 1 0																	
Gary Thurman, R (1, 7) OBP: 0.324, SLG: 0.290			0-3 K		0-0 F4		0-0 F9	0-0 L6-3	3 0 0 0 0 1 2																	
Thad Bosley, L (9, PH) OBP: 0.300, SLG: 0.342 (9, 7)								0-0 1-2	1 0 0 0 0 0 1																	
Larry Owen, R (1, 2) OBP: 0.262, SLG: 0.286					0-3 K		0-0 HR		1 0 0 0 1 1 1																	
Steve Balboni, R (7, PH) OBP: 0.283, SLG: 0.426									1 1 1 2 0 0 0																	
Jamie Quirk, L (7, 2) OBP: 0.327, SLG: 0.376					4-0 FC6-4 BB		1-3 K		0 0 0 0 0 0 0																	
<b>Inning Stats</b>	R: 0 E: 0 K: 2 S: 7	H: 0 LOB: 0 BB: 0 P: 7	R: 0 E: 0 K: 1 S: 5	H: 0 LOB: 0 BB: 0 P: 5	R: 0 E: 0 K: 2 S: 7	H: 0 LOB: 1 BB: 1 P: 11	R: 0 E: 1 K: 1 S: 8	H: 2 LOB: 2 BB: 0 P: 7	R: 0 E: 1 K: 2 S: 8	H: 1 LOB: 1 BB: 0 P: 8	R: 0 E: 0 K: 0 S: 4	H: 1 LOB: 1 BB: 0 P: 4	R: 2 E: 0 K: 0 S: 4	H: 1 LOB: 0 BB: 1 P: 8	R: 0 E: 0 K: 1 S: 5	H: 0 LOB: 1 BB: 1 P: 9	R: 0 E: 0 K: 1 S: 4	H: 0 LOB: 0 BB: 1 P: 8	1B: 4 2B: 1 3B: 0 HR: 1	SF: 0 SAC: 0 DP: 1 HBP: 0	WP: 0 PB: 0 SB: 1 CS: 0	PA: 35				
<b>PITCHER</b>	IP WLS BF H R ER SO BB IBB HBP BLK WP HR S P ERA WHIP																									
Curt Young, L (1, 1) ERA: 4.27	7.0	28	5	2	2	8	2	0	0	0	0	1	42	50	2.57	1.000										
Eric Plunk, R (8, 1) ERA: 5.21	2.0	7	0	0	0	2	2	0	0	0	0	0	9	17	0.00	1.000										

**Kansas City Royals @ Oakland Athletics**  
**Oakland-Alameda County Coliseum, Oakland, CA**  
 Thu Sep 10 1987, 3:33 AM PDT  
 Att. 12,361 - Unknown

AB	31
R	2
H	5
RBI	2
BB	4
SO	10
LOB	15





Batter	1	2	3	4	5	6	7	8	9	AB R H RBI BB SO LOB
Tony Phillips, S (1, 4) OBP: 0.353, SLG: 0.382	0-3 K		0-0 1B		0-0 G5-4-3		0-0 6-3		0-0 F8	5 0 1 0 0 1 4
Tony Bernazard, S (1, 10) OBP: 0.333, SLG: 0.408 Luis Polonia, L (8, PR) OBP: 0.338, SLG: 0.411	0-0 6-3		0-0 4-3			0-0 1B F7 SF8 1B		4-0 1B 6-3 BB	0-0 BB 1B	3 1 1 0 1 0 2 1 1 1 0 0 0 0
Jose Canseco, R (1, 7) OBP: 0.312, SLG: 0.478	0-0 F9					0-0 F7		0-0 6-3	4-0 BB 1B	4 0 0 1 1 0 2
Carney Lansford, R (1, 5) OBP: 0.380, SLG: 0.484		0-0 5-3			0-0 FC6-4 1B		0-0 2-3 1B	0-0 5-3		4 0 2 0 0 0 2
Mark McGwire, R (1, 3) OBP: 0.360, SLG: 0.603		0-0 6-3			0-0 FC6-4 2B		0-0 SF8	0-0 2-H 1B		3 0 1 2 0 0 1
Steve Henderson, R (1, 9) OBP: 0.356, SLG: 0.467 Stan Javier, S (7, 9) OBP: 0.298, SLG: 0.280 Reggie Jackson, L (8, PH) OBP: 0.283, SLG: 0.394 Mike Davis, L (9, 9) OBP: 0.319, SLG: 0.471		0-0 F8			0-0 1-3 2B		0-0 1-3	0-3 K		3 0 1 0 0 0 1 0 0 0 0 0 0 0 1 0 0 0 0 1 1 0 0 0 0 0 0 0
Dwayne Murphy, L (1, 8) OBP: 0.404, SLG: 0.323			0-3 K		0-0 F8		4-0 CS BB		0-0 G3	3 0 0 0 1 1 2
Mickey Tettleton, S (1, 2) OBP: 0.312, SLG: 0.357 Alfredo Griffin, S (9, PR) OBP: 0.314, SLG: 0.358			0-0 F6			0-0 6-3		4-0 BB	0-0 1B 1B BB 1B	3 0 1 0 1 0 0 0 1 0 0 0 0 0
Mike Gallego, R (1, 6) OBP: 0.311, SLG: 0.344 Jerry Willard, L (9, PH) Terry Steinbach, R (9, PH) OBP: 0.345, SLG: 0.464			0-0 1B 2B			0-0 G5-4-3 1B		0-0 F9	0-0 BB 1B 1B	3 0 2 0 0 0 1 0 0 0 0 0 0 0 1 0 1 0 0 0 0

Inning Stats	R: 0 E: 0 K: 1 S: 5	H: 0 LOB: 0 BB: 0 P: 5	R: 0 E: 0 K: 0 S: 3	H: 0 LOB: 0 BB: 0 P: 3	R: 0 E: 0 K: 1 S: 7	H: 2 LOB: 2 BB: 0 P: 7	R: 0 E: 0 K: 0 S: 5	H: 2 LOB: 2 BB: 0 P: 5	R: 0 E: 0 K: 0 S: 3	H: 1 LOB: 0 BB: 0 P: 3	R: 1 E: 0 K: 0 S: 5	H: 2 LOB: 1 BB: 0 P: 5	R: 0 E: 0 K: 0 S: 2	H: 0 LOB: 1 BB: 2 P: 10	R: 1 E: 0 K: 1 S: 6	H: 1 LOB: 1 BB: 1 P: 10	R: 1 E: 0 K: 0 S: 5	H: 3 LOB: 3 BB: 1 P: 9	1B: 9 2B: 2 3B: 0 HR: 0	SF: 1 SAC: 0 DP: 1 HBP: 0
--------------	------------------------------	---------------------------------	------------------------------	---------------------------------	------------------------------	---------------------------------	------------------------------	---------------------------------	------------------------------	---------------------------------	------------------------------	---------------------------------	------------------------------	----------------------------------	------------------------------	----------------------------------	------------------------------	---------------------------------	----------------------------------	------------------------------------

**BOTTOM**

**Kansas City Royals @ Oakland Athletics**  
Oakland-Alameda County Coliseum, Oakland, CA

Thu Sep 10 1987, 3:33 AM PDT  
Att. 12,361 - Unknown

AB	34
R	3
H	11
RBI	3
BB	4
SO	3
LOB	16

livebaseballscorecards.com



PITCHER	IP	WLS	BF	H	R	ER	SO	BB	IBB	HBP	BLK	WP	HR	S	P	ERA	WHIP
Danny Jackson, L (1, 1) ERA: 3.78	7.0		29	7	2	2	2	3	0	0	0	0	0	30	42	2.57	1.429
John Davis, R (8, 1) ERA: 2.25	1.1	L	6	2	1	1	1	0	0	0	0	0	0	8	8	6.75	1.500
Jerry Don Gleaton, L (9, 1) ERA: 4.47	0.1		3	2	0	0	0	0	0	0	0	0	0	3	3	0.00	6.000
Gene Garber, R (9, 1) ERA: 4.63	0.0		1	0	0	0	0	1	0	0	0	0	0	4	4	∞	∞

Batter	1	2	3	4	5	6	7	8	9	AB R H RBI BB SO LOB	TOP											
Gary Thurman, R (1, 8) OBP: 0.359, SLG: 0.343	4-0 CS BB		X 0-0 1-2 2-H 4-3 1B		0-3 K	0-0 G6-3			X 0-0 1B 2B	4 1 2 1 1 1 2												
Thad Bosley, L (1, 7) OBP: 0.304, SLG: 0.344	0-0 F7		X 0-0 1-2 2-3 4-3 1B		0-0 G3		X 0-0 6-3	X 0-0 G6-4-3 1B	5 0 2 1 0 0 1													
Kevin Seitzer, R (1, 5) OBP: 0.400, SLG: 0.472	0-0 6-3		X 0-0 1-2 2-3 3-H 4-3		0-0 F9		0-3 K	X 0-0 G6-4-3 1B	5 0 0 1 0 1 4													
George Brett, L (1, 3) OBP: 0.384, SLG: 0.497 Scotti Madison, S (8, 3)		X 0-0 G3	0-3 K		0-0 BB 2B 1B		0-3 K	X 0-0 6-3	4 1 1 0 0 2 2 1 0 0 0 0 0 0													
Danny Tartabull, R (1, 9) OBP: 0.375, SLG: 0.510		X 0-0 G4-6-3 1B		X 0-0 F9		4-0 BB BB BB 2B 1B BB		X 0-0 S HR 1B	3 2 2 0 1 0 0													
Frank White, R (1, 4) OBP: 0.313, SLG: 0.405 Angel Salazar, R (8, 6) OBP: 0.222, SLG: 0.249		X 0-0 G4-6-3		X 0-0 SF7 3B		0-0 1B 2B		0-3 K	4 2 2 1 0 1 2 0 0 0 0 0 0 0													
Steve Balboni, R (1, 10) OBP: 0.285, SLG: 0.435		BB BB BB BB	4-0 BB 1B BB	X 0-0 SF7		0-0 F3		X 0-0 1-H HR	2 2 1 3 1 0 2													
Jamie Quirk, L (1, 2) OBP: 0.333, SLG: 0.379		BB BB BB BB	4-0 1B 1B BB	X 0-0 1B		0-0 1B 1B		0-3 K	3 1 2 1 1 1 0													
Bill Pecota, R (1, 6) OBP: 0.343, SLG: 0.367 (8, 4)		X 0-0 F8	X 0-0 5-3		X 0-0 G6-3 1B		X 0-0 5-3		4 0 1 1 0 0 3													
<b>Inning Stats</b>	R: 0 E: 0 K: 0 S: 2	H: 0 LOB: 0 BB: 1 P: 6	R: 0 E: 0 K: 0 S: 3	H: 1 LOB: 0 BB: 0 P: 3	R: 2 E: 0 K: 1 S: 7	H: 2 LOB: 2 BB: 2 P: 15	R: 1 E: 0 K: 0 S: 5	H: 2 LOB: 1 BB: 0 P: 5	R: 0 E: 0 K: 1 S: 5	H: 0 LOB: 0 BB: 0 P: 5	R: 3 E: 0 K: 0 S: 6	H: 4 LOB: 1 BB: 1 P: 10	R: 0 E: 0 K: 2 S: 7	H: 0 LOB: 0 BB: 0 P: 7	R: 2 E: 0 K: 2 S: 9	H: 2 LOB: 0 BB: 0 P: 9	R: 1 E: 0 K: 0 S: 4	H: 2 LOB: 0 BB: 0 P: 4	1B: 9 2B: 2 3B: 1 HR: 1	SF: 1 SAC: 0 DP: 3 HBP: 0	WP: 0 PB: 0 SB: 1 CS: 1	PA: 40
<b>PITCHER</b>	IP WLS BF H R ER SO BB IBB HBP BLK WP HR S P ERA WHIP																					
Steve Ontiveros, R (1, 1) ERA: 4.03	3.2 L 17 5 3 3 1 3 0 0 0 0 0 0 16 28 7.36 2.182																					
Gene Nelson, R (4, 1) ERA: 3.65	1.2 8 2 3 3 1 1 0 0 0 0 0 0 9 13 16.20 1.800																					
Gary Lavelle, L (6, 1) ERA: 4.88	1.2 6 2 0 0 2 0 0 0 0 0 0 0 10 10 0.00 1.200																					
Dennis Lamp, R (8, 1) ERA: 4.47	0.1 3 2 2 2 1 0 0 0 0 0 1 5 5 54.00 6.000																					
Dave Otto, L (8, 1) ERA: 16.88	1.2 6 2 1 1 1 0 0 0 0 0 0 0 8 8 5.40 1.200																					

**Kansas City Royals @ Oakland Athletics**  
**Oakland-Alameda County Coliseum, Oakland, CA**  
 Fri Sep 11 1987, 7:05 PM PDT  
 Att. 22,296 - Unknown

AB	35
R	9
H	13
RBI	9
BB	4
SO	6
LOB	16



WP: 0	PA: 40
-------	--------

ERA	WHIP
-----	------

Batter	1	2	3	4	5	6	7	8	9	AB R H RBI BB SO LOB
Luis Polonia, L (1, 7) OBP: 0.334, SLG: 0.407	0-0 6-3		0-0 G3			0-0 F7		0-0 B1-3		4 0 0 0 0 0 1
Tony Bernazard, S (1, 4) OBP: 0.331, SLG: 0.405	0-0 4-3			0-0 F6		0-0 F8		0-0 F9		4 0 0 0 0 0 2
Jose Canseco, R (1, 10) OBP: 0.314, SLG: 0.478	0-3 K			0-0 E7 4-3 1B		4-0 BB		0-0 F6		3 0 1 0 1 1 0
Carney Lansford, R (1, 5) OBP: 0.378, SLG: 0.481		0-0 5-3		0-0 4-3		0-0 4-3		0-0 6-3		3 0 0 0 0 0 2
Mike Gallego, R (9, 5) OBP: 0.311, SLG: 0.344				2-3						0 0 0 0 0 0 0
Reggie Jackson, L (9, PH) OBP: 0.282, SLG: 0.393										1 0 0 0 0 0 0
Dwayne Murphy, L (1, 8) OBP: 0.401, SLG: 0.317		0-0 F8		0-3 K			0-0 F4		4-0 1B BB	3 0 0 0 1 1 1
Mark McGwire, R (1, 3) OBP: 0.363, SLG: 0.606		0-0 1B			0-0 4-3 2B		0-0 6-3		0-0 1-2 1B	4 0 3 0 0 0 0
Mike Davis, L (1, 9) OBP: 0.316, SLG: 0.466		0-0 F8			0-3 K		0-0 4-3		0-0 F7	4 0 0 0 0 1 4
Terry Steinbach, R (1, 2) OBP: 0.345, SLG: 0.463			0-0 L6		0-0 4-3			0-0 B1-3 1B		3 0 1 0 0 0 1
Walt Weiss, S (8, PR) (9, 6)					2-3					0 0 0 0 0 0 0
Alfredo Griffin, S (1, 6) OBP: 0.313, SLG: 0.356			0-0 F6		0-0 4-3			0-0 F8		3 0 0 0 0 0 2
Matt Sinatro, R (9, 2)										0 0 0 0 0 0 0

Inning Stats	R: 0	H: 0	E: 0	K: 1	S: 5	R: 0	H: 1	E: 0	K: 0	S: 4	R: 0	H: 0	E: 0	K: 0	S: 3	R: 0	H: 1	E: 0	K: 1	S: 3	R: 0	H: 0	E: 0	K: 0	S: 3	R: 0	H: 1	E: 0	K: 0	S: 4	R: 0	H: 1	E: 0	K: 0	S: 4	R: 0	H: 0	E: 0	K: 0	S: 3	R: 0	H: 1	E: 0	K: 0	S: 4
	LOB: 0	BB: 0	P: 5			LOB: 1	BB: 0	P: 4			LOB: 1	BB: 0	P: 6			LOB: 1	BB: 0	P: 6			LOB: 1	BB: 1	P: 7			LOB: 0	BB: 0	P: 3			LOB: 2	BB: 0	P: 4			LOB: 2	BB: 1	P: 8			LOB: 0	BB: 0	P: 0		

PITCHER	IP	WLS	BF	H	R	ER	SO	BB	IBB	HBP	BLK	WP	HR	S	P	ERA	WHIP
Bret Saberhagen, R (1, 1) ERA: 3.27	9.0	W	34	5	0	0	3	2	0	0	0	0	0	38	46	0.00	0.778

**BOTTOM**

**Kansas City Royals @ Oakland Athletics**  
**Oakland-Alameda County Coliseum, Oakland, CA**

AB	32
R	0
H	5
RBI	0
BB	2
SO	3
LOB	13



WP	PA	ERA	WHIP
0	34		

Fri Sep 11 1987, 7:05 PM PDT  
 Att. 22,296 - Unknown

livebaseballscores.com

Batter	1	2	3	4	5	6	7	8	9	AB R H RBI BB SO LOB	TOP											
Gary Thurman, R (1, 8) OBP: 0.356, SLG: 0.325	0-3 K	0-0 FC4-6 1B 1-2 2-3 3-H		0-3 K		0-3 K		4-0 6-3 BB	0-3 K	5 0 1 1 1 4 3												
Thad Bosley, L (1, 7) OBP: 0.300, SLG: 0.338	0-0 5-3	0-0 FC4-6 1B 1-2 2-3 3-H			0-0 5-3	0-0 6-3		0-0 6-3		5 0 1 1 0 0 2												
Kevin Seitzer, R (1, 5) OBP: 0.400, SLG: 0.470	0-0 F4	0-0 FC4-6 FC6-4 1-2f 2-3 3-H			4-0 2B BB	0-3 K		4-0 BB		3 1 0 1 2 1 3												
George Brett, L (1, 3) OBP: 0.387, SLG: 0.500		0-0 1B FC6-4			0-0 1B 2B 1-H		4-0 1B SF7 BB	0-0 F5		4 3 2 1 1 0 4												
Danny Tartabull, R (1, 9) OBP: 0.377, SLG: 0.512		0-0 F8 1B 2B 1-H	4-0 CS BB		0-0 3B 1B 2-H		0-3 K		0-0 F8	4 2 2 2 1 1 1												
Frank White, R (1, 4) OBP: 0.313, SLG: 0.405		0-0 F8 2-3	0-0 F3		0-0 F8		0-0 WP 1B 1-3	0-0 S 2B 1B		5 1 2 0 0 0 3												
Steve Balboni, R (1, 10) OBP: 0.286, SLG: 0.442		0-0 1B BB 1B 3-H	0-0 F3		0-0 1B 3B 1-H		0-0 SF7	0-3 K		4 1 2 3 0 1 2												
Jamie Quirk, L (1, 2) OBP: 0.335, SLG: 0.375		4-0 1B 1B 1B BB 1-2	0-0 CS	0-0 L7	0-0 F7		0-3 K 1-2	4-0 2B BB		3 1 0 0 2 1 2												
Bill Pecota, R (1, 6) OBP: 0.350, SLG: 0.372		0-0 1B 1B 1-2 2-3		0-0 1-3		0-0 6-3 S 1B		0-0 L3	0-0 1-3 2-H	4 1 2 0 0 0 0												
Jim Eisenreich, L (9, PH) OBP: 0.270, SLG: 0.481										1 0 1 1 0 0 0												
Angel Salazar, R (9, 6) OBP: 0.222, SLG: 0.249										0 0 0 0 0 0 0												
<b>Inning Stats</b>	R: 0 E: 0 K: 1 S: 5	H: 0 LOB: 0 BB: 0 P: 5	R: 5 E: 0 K: 0 S: 9	H: 6 LOB: 2 BB: 1 P: 13	R: 0 E: 0 K: 0 S: 2	H: 0 LOB: 0 BB: 1 P: 6	R: 0 E: 0 K: 1 S: 5	H: 0 LOB: 0 BB: 0 P: 5	R: 3 E: 0 K: 0 S: 6	H: 3 LOB: 1 BB: 1 P: 10	R: 0 E: 0 K: 2 S: 8	H: 1 LOB: 1 BB: 0 P: 8	R: 1 E: 0 K: 2 S: 8	H: 1 LOB: 1 BB: 1 P: 12	R: 0 E: 0 K: 0 S: 3	H: 0 LOB: 2 BB: 2 P: 11	R: 1 E: 0 K: 2 S: 9	H: 2 LOB: 2 BB: 1 P: 13	1B: 9 2B: 3 3B: 1 HR: 0	SF: 1 SAC: 0 DP: 0 HBP: 0	WP: 1 PB: 0 SB: 3 CS: 1	PA: 47
<b>PITCHER</b>	IP WLS BF H R ER SO BB IBB HBP BLK WP HR S P ERA WHIP																					
Dave Stewart, R (1, 1) ERA: 3.63	4.1 L 23 8 8 7 2 3 0 0 0 0 0 0 24 36 14.54 2.538																					
Jose Rijo, R (5, 1) ERA: 5.83	1.2 7 2 0 0 2 0 0 0 0 0 0 0 11 11 0.00 1.200																					
Greg Cadaret, L (7, 1) ERA: 4.86	0.0 1 0 1 1 0 1 0 0 0 0 0 0 4 ∞ ∞																					
Eric Plunk, R (7, 1) ERA: 5.07	2.0 9 1 0 0 2 2 0 0 0 1 0 11 19 0.00 1.500																					
Dennis Eckersley, R (9, 1) ERA: 3.16	1.0 6 2 1 1 2 1 0 0 0 0 0 9 13 9.00 3.000																					

**Kansas City Royals @ Oakland Athletics**  
**Oakland-Alameda County Coliseum, Oakland, CA**

AB	38
R	10
H	13
RBI	10
BB	7
SO	8
LOB	20



Sat Sep 12 1987, 7:05 PM PDT  
Att: 38,095 - Unknown

WP: 1	PA: 47
-------	--------



Batter	1	2	3	4	5	6	7	8	9	AB R H RBI BB SO LOB
Willie Wilson, S OBP: 0.316, SLG: 0.371 (1, 8)	4-0 G3-6-3 BB		0-0 SF8 BB 1B 1B	0-0 5-3			0-0 FC6-5 1B 1-2 1B		0-3 K	4 1 2 1 1 1 1
Kevin Seitzer, R OBP: 0.401, SLG: 0.470 (1, 5)	0-3 K		4-0 1B SF8 PB BB			0-3 K	0-0 BB FC6-5 1-2 1B		0-0 BB 1B	4 1 2 1 1 2 1
George Brett, L OBP: 0.387, SLG: 0.499 (1, 3)	0-0 G3-6-3 1-2f		0-0 SF8			0-0 CS 1B	0-0 FC6-5 BB 1-2 2-3f		4-0 BB 1-2 BB	3 0 1 1 1 0 3
Danny Tartabull, R OBP: 0.377, SLG: 0.510 (1, 9)		0-3 K	0-0 PB 1B			0-3 K	4-0 1-2 BB 2-3		0-3 K	4 0 1 1 1 3 3
Frank White, R OBP: 0.311, SLG: 0.402 (1, 4)		0-0 L8	0-3 K			0-0 CS 1-2	0-0 5-3		0-0 F4	4 0 0 0 0 1 4
Steve Balboni, R OBP: 0.286, SLG: 0.448 (1, 10)		0-0 HR	0-0 F9			0-0 5-3		0-3 K		4 1 1 1 0 1 1
Bill Pecota, R OBP: 0.336, SLG: 0.357 Angel Salazar, R OBP: 0.222, SLG: 0.249 (1, 6) (9, 6)	0-0 6-3			0-0 F3		0-3 K2-3		0-3 K		4 0 0 0 0 2 0 0 0 0 0 0 0 0
Gary Thurman, R OBP: 0.388, SLG: 0.364 (1, 7)			0-0 1B 1B 1B				0-0 FC6-5 1B 1B		0-0 F7	4 1 3 0 0 0 0
Larry Owen, R OBP: 0.262, SLG: 0.285 (1, 2)			0-0 BB 1B SF8 1B			0-3 K	0-0 FC6 1B 1-3		0-3 K	4 2 1 0 0 2 2

Inning Stats	R: 0 E: 0 K: 1 S: 4	H: 0 LOB: 0 BB: 1 P: 8	R: 1 E: 0 K: 1 S: 6	H: 1 LOB: 0 BB: 0 P: 6	R: 4 E: 0 K: 1 S: 9	H: 4 LOB: 1 BB: 1 P: 13	R: 0 E: 0 K: 1 S: 6	H: 1 LOB: 1 BB: 0 P: 6	R: 0 E: 0 K: 2 S: 7	H: 1 LOB: 0 BB: 0 P: 7	R: 0 E: 0 K: 1 S: 5	H: 0 LOB: 0 BB: 0 P: 5	R: 1 E: 0 K: 0 S: 6	H: 3 LOB: 3 BB: 1 P: 10	R: 0 E: 0 K: 2 S: 7	H: 0 LOB: 0 BB: 0 P: 7	R: 0 E: 0 K: 3 S: 10	H: 1 LOB: 2 BB: 1 P: 14	1B: 10 2B: 0 3B: 0 HR: 1	SF: 1 SAC: 0 DP: 1 HBP: 0	WP: 0 PB: 1 SB: 1 CS: 1	PA: 41
--------------	------------------------------	---------------------------------	------------------------------	---------------------------------	------------------------------	----------------------------------	------------------------------	---------------------------------	------------------------------	---------------------------------	------------------------------	---------------------------------	------------------------------	----------------------------------	------------------------------	---------------------------------	-------------------------------	----------------------------------	-----------------------------------	------------------------------------	----------------------------------	--------

PITCHER	IP	WLS	BF	H	R	ER	SO	BB	IBB	HBP	BLK	WP	HR	S	P	ERA	WHIP
Rick Honeycutt, L ERA: 4.76 (1, 1)	2.1	L	13	5	5	4	2	2	0	0	0	0	1	15	23	15.43	3.000
Gene Nelson, R ERA: 3.53 (3, 1)	3.2		12	2	0	0	5	0	0	0	0	0	0	22	22	0.00	0.545
Dennis Lamp, R ERA: 4.61 (7, 1)	0.1		4	3	1	1	0	0	0	0	0	0	0	4	4	27.00	9.000
Greg Cadaret, L ERA: 4.81 (7, 1)	0.1		2	0	0	0	0	1	0	0	0	0	0	1	5	0.00	3.000
Dennis Eckersley, R ERA: 3.09 (7, 1)	2.1		9	1	0	0	5	1	0	0	0	0	0	18	22	0.00	0.857


**TOP**

**Kansas City Royals @ Oakland Athletics**  
Oakland-Alameda County Coliseum, Oakland, CA

Sun Sep 13 1987, 3:33 AM PDT  
Att: 27,683 - Unknown

[livebaseballscorecards.com](http://livebaseballscorecards.com)

<b>AB</b>	<b>35</b>
<b>R</b>	<b>6</b>
<b>H</b>	<b>11</b>
<b>RBI</b>	<b>5</b>
<b>BB</b>	<b>4</b>
<b>SO</b>	<b>12</b>
<b>LOB</b>	<b>15</b>





Batter	1	2	3	4	5	6	7	8	9	AB R H RBI BB SO LOB	TOP																
Ruppert Jones, L (1, 9) OBP: 0.306, SLG: 0.429 George Hendrick, R (4, PH) OBP: 0.301, SLG: 0.403	0-0 2B	0-0 F8		0-3 K		0-0 G5-4-3			0-0 6-3	2 1 1 0 0 0 0 3 0 0 0 0 1 1																	
Devon White, S (1, 8) OBP: 0.303, SLG: 0.449	4-0 2B	0-0 4-3		0-0 1B				0-0 F9		3 1 1 0 1 0 0																	
Wally Joyner, L (1, 3) OBP: 0.363, SLG: 0.533	0-0 2B		0-0 1B 2B	0-0 F8				0-0 6-3		4 2 2 2 0 0 1																	
Johnny Ray, S (1, 4) OBP: 0.336, SLG: 0.375	0-0 2B		0-0 2B 1B	0-0 F7				0-0 F9		4 0 2 1 0 0 0																	
Bill Buckner, L (1, 10) OBP: 0.307, SLG: 0.338	0-0 5-3		0-0 2B	0-0 F9				0-0 F8		4 0 1 1 0 0 1																	
Brian Downing, R (1, 7) OBP: 0.384, SLG: 0.473 Tony Armas, R (3, 9) OBP: 0.237, SLG: 0.431	0-0 5-3		0-3 K	0-3 FC4-6 1B				0-0 F8		2 0 0 0 0 1 3 2 0 1 0 0 0 0																	
Jack Howell, L (1, 5) OBP: 0.340, SLG: 0.453	0-0 F4		0-3 K	0-0 FC4-6				0-0 G3		4 0 0 0 0 1 4																	
Dick Schofield, R (1, 6) OBP: 0.306, SLG: 0.364 Jim Eppard, L (9, PH) OBP: 0.667, SLG: 0.667		0-0 F6	0-0 F5			0-0 F3			0-0 4-3	3 0 0 0 0 0 2 1 0 0 0 0 0 0																	
Bob Boone, R (1, 2) OBP: 0.311, SLG: 0.321 Mark Ryal, L (9, PH) OBP: 0.236, SLG: 0.442		0-0 HR		0-0 1-3		0-0 G5-4-3 1B			0-0 F4	3 1 2 1 0 0 0 1 0 0 0 0 0 0																	
<b>Inning Stats</b>	R: 3 E: 0 K: 0 S: 6	H: 3 LOB: 1 BB: 1 P: 10	R: 1 E: 0 K: 0 S: 4	H: 1 LOB: 0 BB: 0 P: 4	R: 1 E: 0 K: 2 S: 10	H: 3 LOB: 2 BB: 0 P: 10	R: 0 E: 0 K: 1 S: 6	H: 1 LOB: 1 BB: 0 P: 6	R: 0 E: 0 K: 0 S: 4	H: 1 LOB: 1 BB: 0 P: 4	R: 0 E: 0 K: 0 S: 3	H: 1 LOB: 0 BB: 0 P: 3	R: 0 E: 0 K: 0 S: 3	H: 0 LOB: 0 BB: 0 P: 3	R: 0 E: 0 K: 0 S: 3	H: 0 LOB: 0 BB: 0 P: 3	R: 0 E: 0 K: 0 S: 3	H: 0 LOB: 0 BB: 0 P: 3	1B: 4 2B: 5 3B: 0 HR: 1	SF: 0 SAC: 0 DP: 1 HBP: 0	WP: 0 PB: 0 SB: 0 CS: 0	PA: 37					
<b>PITCHER</b>	IP WLS BF H R ER SO BB IBB HBP BLK WP HR S P ERA WHIP																										
Melido Perez, R (1, 1) ERA: 5.0	2.0		13	6	5	5	0	1	0	0	0	0	1	12	16	22.50	3.500										
Bud Black, L (3, 1) ERA: 3.69	6.0	W	21	4	0	0	3	0	0	0	0	0	0	27	27	0.00	0.667										
Gene Garber, R (9, 1) ERA: 4.4	1.0	S	3	0	0	0	0	0	0	0	0	0	0	3	3	0.00	0.000										

California Angels @ Kansas City Royals  
Royals Stadium, Kansas City, MO  
Mon Sep 14 1987, 8:05 PM EDT  
Att: 22,451 - Unknown

livebaseballscorecards.com

AB	36
R	5
H	10
RBI	5
BB	1
SO	3
LOB	12







Batter	1	2	3	4	5	6	7	8	9	AB R H RBI BB SO LOB	TOP											
<b>Brian Downing, R</b> (1, 10) OBP: 0.386, SLG: 0.473	4-0 G3-6-1 BB		0-3 K		4-0 1B FC6-4 BB	0-0 WP 1B		0-0 6-3		3 1 1 0 2 1 2												
<b>Wally Joyner, L</b> (1, 3) OBP: 0.367, SLG: 0.534	0-0 G3-6-1 1-2f		0-0 BB 1B		0-0 1B FC6-4	4-0 1B		0-0 6-3 1B		4 0 3 0 1 0 1												
<b>Doug DeCinces, R</b> (1, 5) OBP: 0.338, SLG: 0.390	0-3 K		4-0 BB G5-4-3 BB		0-0 1B FC6-4 3B	0-3 K		0-0 6-3		4 1 0 2 1 2 4												
<b>Tony Armas, R</b> (1, 9) OBP: 0.254, SLG: 0.459		0-0 5-3			0-0 1B 3B		4-0 1B BB BB	0-0 G3		3 1 1 1 1 0 3												
<b>Devon White, S</b> (7, PR) OBP: 0.302, SLG: 0.448			0-0 G5-4-3							1 1 0 0 0 0 1												
<b>Johnny Ray, S</b> (1, 4) OBP: 0.336, SLG: 0.374		0-0 P3			0-0 3B 1B		4-0 1B BB SF7 BB	0-0 L6		4 2 1 1 1 0 0												
<b>George Hendrick, R</b> (1, 7) OBP: 0.303, SLG: 0.404		0-0			0-0 3B		0-0 L9 BB	0-3 K		2 0 1 0 0 0 0												
<b>Jack Howell, L</b> (5, PH) OBP: 0.340, SLG: 0.458		1B			0-0 3B		2-3 L9			3 0 1 1 0 1 2												
<b>Dick Schofield, R</b> (1, 6) OBP: 0.306, SLG: 0.364		0-0 F9			0-0 1B		0-0 1B	0-0 F9		3 0 1 0 0 0 2												
<b>Bill Buckner, L</b> (7, PH) OBP: 0.308, SLG: 0.340										1 0 1 1 0 0 0												
<b>Mark McLemore, S</b> (7, PR) OBP: 0.304, SLG: 0.294										0 0 0 0 0 0 0												
<b>Gus Polidor, R</b> (7, 6) OBP: 0.270, SLG: 0.333										1 0 0 0 0 0 0												
<b>Bob Boone, R</b> (1, 2) OBP: 0.311, SLG: 0.321			0-0 1B BB 1B		0-0 L7		0-0 F8	0-0 SF7		3 1 1 1 0 0 1												
<b>Gary Pettis, S</b> (1, 8) OBP: 0.299, SLG: 0.256			4-0 BB 1B BB			0-0 5-3	0-0 6-3	0-0 4-3		3 0 0 0 1 0 2												
<b>Inning Stats</b>	R: 0 E: 0 K: 1 S: 4	H: 0 LOB: 0 BB: 1 P: 8	R: 0 E: 0 K: 0 S: 4	H: 1 LOB: 1 BB: 0 P: 4	R: 1 E: 0 K: 1 S: 6	H: 2 LOB: 2 BB: 2 P: 14	R: 0 E: 0 K: 0 S: 4	H: 1 LOB: 1 BB: 0 P: 4	R: 4 E: 0 K: 0 S: 7	H: 4 LOB: 1 BB: 1 P: 11	R: 0 E: 0 K: 1 S: 6	H: 1 LOB: 2 BB: 1 P: 10	R: 2 E: 0 K: 0 S: 4	H: 1 LOB: 2 BB: 2 P: 12	R: 0 E: 0 K: 0 S: 4	H: 1 LOB: 1 BB: 0 P: 4	R: 0 E: 0 K: 1 S: 5	H: 0 LOB: 0 BB: 0 P: 5	1B: 9 2B: 0 3B: 2 HR: 0	SF: 1 SAC: 0 DP: 2 HBP: 0	WP: 1 PB: 0 SB: 0 CS: 0	PA: 43
<b>PITCHER</b>	IP WLS BF H R ER SO BB IBB HBP BLK WP HR S P ERA WHIP																				<b>PITCHER</b>	IP WLS BF H R ER SO BB IBB HBP BLK WP HR S P ERA WHIP
<b>Danny Jackson, L</b> (1, 1) ERA: 3.91	4.2 L 23 7 5 5 2 4 0 0 0 0 0 23 39 9.64 2.357																					
<b>Bob Stoddard, R</b> (5, 1) ERA: 4.38	1.1 9 2 2 2 1 2 1 0 0 0 1 0 8 20 13.50 3.000																					
<b>Jerry Don Gleaton, L</b> (7, 1) ERA: 4.37	0.1 1 0 0 0 0 0 0 0 0 0 0 0 1 1 0.00 0.000																					
<b>Dan Quisenberry, R</b> (7, 1) ERA: 2.49	1.2 7 2 0 0 0 0 0 0 0 0 0 0 7 7 0.00 1.200																					
<b>Steve Farr, R</b> (9, 1) ERA: 4.88	1.0 3 0 0 0 0 1 0 0 0 0 0 0 5 5 0.00 0.000																					

California Angels @ Kansas City Royals  
 Royals Stadium, Kansas City, MO  
 Tue Sep 15 1987, 8:05 PM EDT  
 Att: 17,682 - Unknown

livebaseballscorecards.com

AB	35
R	7
H	11
RBI	7
BB	7
SO	4
LOB	18



Batter	1	2	3	4	5	6	7	8	9	AB R H RBI BB SO LOB
Willie Wilson, S OBP: 0.316, SLG: 0.371 (1, 8)	0-0 G3		0-0 1B		0-3 K		0-0 FC1-4-6 1B		0-0 FC4-6	5 1 1 0 0 1 2
Bill Pecota, R OBP: 0.333, SLG: 0.362 (1, 6)	0-0 6-3		0-3 K		0-3 K		0-0 1-3 1B		0-0 G3	3 0 0 0 0 2 1
Jim Eisenreich, L OBP: 0.278, SLG: 0.488 (7, PH)			1-2							1 0 1 0 0 0 0
Angel Salazar, R OBP: 0.221, SLG: 0.248 (8, 6)										1 0 0 0 0 0 1
Kevin Seitzer, R OBP: 0.402, SLG: 0.469 (1, 5)	0-0 L4		4-0 1B BB		0-0 1B		0-0 F3			3 0 1 0 1 0 2
George Brett, L OBP: 0.389, SLG: 0.499 (1, 3)		0-0 F8	0-0 1-3 2-H 1B		0-0 G3			0-0 F7 2B		4 0 2 1 0 0 1
Danny Tartabull, R OBP: 0.380, SLG: 0.512 (1, 9)		0-0 1B	4-0 1-2 BB			0-0 F8		0-0 P3		3 0 1 0 1 0 1
Frank White, R OBP: 0.310, SLG: 0.399 (1, 4)						0-0 5-3		0-0 F7		4 0 1 0 0 0 4
Ross Jones, R OBP: 0.269, SLG: 0.281 (9, 4)		0-0 1-3 1B	0-0 F6					0-0 2-3		0 0 0 0 0 0 0
Steve Balboni, R OBP: 0.283, SLG: 0.449 (1, 10)		0-0 P3		0-0 F7		0-3 K		0-0 6-3		4 0 0 0 0 1 3
Jamie Quirk, L OBP: 0.329, SLG: 0.364 (1, 2)		0-0 F7		0-0 4-3			0-0 F6		0-0 F6	4 0 0 0 0 0 2
Gary Thurman, R OBP: 0.345, SLG: 0.320 (1, 7)			0-0 L7		0-0 F3				4-0 FC4-6 BB	2 0 0 0 0 0 0
Thad Bosley, L OBP: 0.310, SLG: 0.344 (7, PH)							0-0 FC1-4-6 1B			1 0 1 0 1 0 0

Inning Stats	R: 0	H: 0	E: 0	K: 0	S: 3	R: 0	H: 2	E: 0	K: 0	S: 5	R: 1	H: 2	E: 0	K: 1	S: 7	R: 0	H: 0	E: 0	K: 0	S: 3	R: 0	H: 1	E: 0	K: 2	S: 8	R: 0	H: 0	E: 0	K: 1	S: 5	R: 0	H: 1	E: 0	K: 0	S: 5	R: 0	H: 1	E: 0	K: 0	S: 4	R: 0	H: 1	E: 0	K: 0	S: 3	R: 0	H: 0	E: 0	K: 0	S: 7	1B: 7	2B: 1	3B: 0	HR: 0	SF: 0	SAC: 0	DP: 0	HBP: 0	WP: 0	PA: 38
PITCHER Willie Fraser, R ERA: 3.72 (1, 1)	IP	WLS	BF	H	R	ER	SO	BB	IBB	HBP	BLK	WP	HR	S	P	ERA	WHIP																			IP	WLS	BF	H	R	ER	SO	BB	IBB	HBP	BLK	WP	HR	S	P	ERA	WHIP								

**BOTTOM**

**California Angels @ Kansas City Royals**  
**Royals Stadium, Kansas City, MO**

Tue Sep 15 1987, 8:05 PM EDT  
 Att. 17,682 - Unknown

livebaseballscorecards.com

<b>AB</b>	<b>35</b>
<b>R</b>	<b>1</b>
<b>H</b>	<b>8</b>
<b>RBI</b>	<b>1</b>
<b>BB</b>	<b>3</b>
<b>SO</b>	<b>4</b>
<b>LOB</b>	<b>17</b>



Batter	1	2	3	4	5	6	7	8	9	AB R H RBI BB SO LOB	TOP											
Jack Howell, L (1, 5) OBP: 0.336, SLG: 0.452	0-0 F7	0-3 K			0-3 K		0-3 K	0-0 5-3		5 0 0 0 0 3 2												
Wally Joyner, L (1, 3) OBP: 0.369, SLG: 0.534	0-0 2B 1B		0-0 G3		1-0 G1-6-3 HBP		0-0 F7		0-0 2B 1B	4 2 2 0 0 0 0												
Johnny Ray, S (1, 4) OBP: 0.337, SLG: 0.375	0-0 2B 2B		0-0 F6		0-0 G1-6-3 1-2f		4-0 2B BB		0-3 K	4 1 1 0 1 1 2												
Bill Buckner, L (1, 10) OBP: 0.312, SLG: 0.349 Brian Downing, R (9, PH) OBP: 0.385, SLG: 0.472	0-0 2B 2B		0-0 E4			0-0 2B 1B	0-0 2B		0-0 F8	4 2 3 2 0 0 0 1 0 0 0 0 0 1												
Ruppert Jones, L (1, 7) OBP: 0.310, SLG: 0.441 Tony Armas, R (9, PH) OBP: 0.254, SLG: 0.459 Mark Ryal, L (9, PH) OBP: 0.244, SLG: 0.460 Tack Wilson, R (9, PR) (9, 7)	0-0 2B 2B		0-0 F6			0-0 G3 FC6-2 1-H	0-3 K		0-0 1B 2B	4 0 2 2 0 1 3 0 0 0 0 0 0 0 1 0 1 1 0 0 0 0 1 0 0 0 0 0												
Devon White, S (1, 9) OBP: 0.303, SLG: 0.449	0-3 K			0-0 1B 2B		0-0 G3		0-0 4-3	0-0 1B	5 0 2 1 0 1 2												
Gary Pettis, S (1, 8) OBP: 0.298, SLG: 0.255	0-3 K			0-3 K		0-0 FC6-2 1B		0-0 1B 1B	0-0 4-3	5 0 1 0 0 2 5												
Dick Schofield, R (1, 6) OBP: 0.310, SLG: 0.367		0-0 F4		0-0 G6-4-3 1B		0-0 1B		0-0 1B		4 0 3 0 0 0 0												
Bob Boone, R (1, 2) OBP: 0.307, SLG: 0.317		0-0 F7		0-0 G6-4-3		0-0 F7				4 0 0 0 0 0 6												
<b>Inning Stats</b>	R: 3 E: 0 K: 2 S: 11	H: 4 LOB: 1 BB: 0 P: 11	R: 0 E: 0 K: 1 S: 5	H: 0 LOB: 0 BB: 0 P: 5	R: 0 E: 1 K: 0 S: 4	H: 0 LOB: 1 BB: 0 P: 4	R: 0 E: 0 K: 1 S: 6	H: 2 LOB: 1 BB: 0 P: 6	R: 0 E: 0 K: 1 S: 4	H: 0 LOB: 0 BB: 0 P: 5	R: 1 E: 0 K: 0 S: 6	H: 3 LOB: 2 BB: 0 P: 6	R: 0 E: 0 K: 2 S: 8	H: 1 LOB: 2 BB: 1 P: 12	R: 0 E: 0 K: 0 S: 5	H: 2 LOB: 2 BB: 0 P: 5	R: 2 E: 0 K: 1 S: 8	H: 3 LOB: 2 BB: 0 P: 8	1B: 8 2B: 7 3B: 0 HR: 0	SF: 0 SAC: 0 DP: 2 HBP: 1	WP: 0 PB: 0 SB: 0 CS: 0	PA: 43
<b>PITCHER</b>	IP WLS BF H R ER SO BB IBB HBP BLK WP HR S P ERA WHIP																					
Bret Saberhagen, R (1, 1) ERA: 3.31	8.0 L 37 12 4 4 7 1 0 1 0 0 0 0 49 54 4.50 1.625																					
Jerry Don Gleaton, L (9, 1) ERA: 4.5	0.2 3 1 1 1 1 0 0 0 0 0 0 0 5 5 13.50 1.500																					
John Davis, R (9, 1) ERA: 2.41	0.1 3 2 1 1 0 0 0 0 0 0 0 0 3 3 27.00 6.000																					

California Angels @ Kansas City Royals  
Royals Stadium, Kansas City, MO  
Wed Sep 16 1987, 8:05 PM EDT  
Att: 18,739 - Unknown

livebaseballscorecards.com

AB	41
R	6
H	15
RBI	6
BB	1
SO	8
LOB	21



BOTTOM

California Angels @ Kansas City Royals  
Royals Stadium, Kansas City, MO  
Wed Sep 16 1987, 8:05 PM EDT  
Att. 18,739 - Unknown

livebaseballscorecards.com

AB	37
R	4
H	13
RBI	3
BB	3
SO	4
LOB	24



WP:	0	PA:	41
PB:	0	SB:	1
CS:	0		

AB R H RBI BB SO LOB

5 1 4 1 0 0 0

5 0 2 0 0 0 3

3 0 0 1 2 0 3

5 0 2 1 0 1 7

4 0 0 0 1 0 4

4 0 1 0 0 1 2

3 1 2 0 0 0 1

1 0 0 0 0 0 0

1 0 0 0 0 0 1

2 0 0 0 0 1 1

1B:	10	SF:	0
2B:	3	SAC:	1
3B:	0	DP:	3
HR:	0	HBP:	0

R:	1	H:	3
E:	0	LOB:	3
K:	2	BB:	1
S:	10	P:	14

R:	0	H:	0
E:	0	LOB:	0
K:	1	BB:	0
S:	5	P:	5

R:	0	H:	1
E:	0	LOB:	1
K:	0	BB:	0
S:	4	P:	4

R:	0	H:	2
E:	0	LOB:	1
K:	0	BB:	0
S:	4	P:	4

R:	0	H:	1
E:	0	LOB:	1
K:	0	BB:	0
S:	4	P:	4

R:	0	H:	1
E:	0	LOB:	1
K:	0	BB:	0
S:	4	P:	4

R:	0	H:	1
E:	0	LOB:	1
K:	0	BB:	0
S:	4	P:	4

R:	0	H:	1
E:	0	LOB:	1
K:	0	BB:	0
S:	4	P:	4

R:	0	H:	1
E:	0	LOB:	1
K:	0	BB:	0
S:	4	P:	4

R:	0	H:	1
E:	0	LOB:	1
K:	0	BB:	0
S:	4	P:	4

R:	0	H:	1
E:	0	LOB:	1
K:	0	BB:	0
S:	4	P:	4

R:	0	H:	1
E:	0	LOB:	1
K:	0	BB:	0
S:	4	P:	4

R:	0	H:	1
E:	0	LOB:	1
K:	0	BB:	0
S:	4	P:	4

R:	0	H:	1
E:	0	LOB:	1
K:	0	BB:	0
S:	4	P:	4

R:	0	H:	1
E:	0	LOB:	1
K:	0	BB:	0
S:	4	P:	4

R:	0	H:	1
E:	0	LOB:	1
K:	0	BB:	0
S:	4	P:	4

R:	0	H:	1
E:	0	LOB:	1
K:	0	BB:	0
S:	4	P:	4

R:	0	H:	1
E:	0	LOB:	1
K:	0	BB:	0
S:	4	P:	4

R:	0	H:	1
E:	0	LOB:	1
K:	0	BB:	0
S:	4	P:	4

R:	0	H:	1
E:	0	LOB:	1
K:	0	BB:	0
S:	4	P:	4

R:	0	H:	1
E:	0	LOB:	1
K:	0	BB:	0
S:	4	P:	4

R:	0	H:	1
E:	0	LOB:	1
K:	0	BB:	0
S:	4	P:	4

R:	0	H:	1
E:	0	LOB:	1
K:	0	BB:	0
S:	4	P:	4

R:	0	H:	1
E:	0	LOB:	1
K:	0	BB:	0
S:	4	P:	4

R:	0	H:	1
E:	0	LOB:	1
K:	0	BB:	0
S:	4	P:	4

R:	0	H:	1
E:	0	LOB:	1
K:	0	BB:	0
S:	4	P:	4

R:	0	H:	1
E:	0	LOB:	1
K:	0	BB:	0
S:	4	P:	4

R:	0	H:	1
E:	0	LOB:	1
K:	0	BB:	0
S:	4	P:	4

R:	0	H:	1
E:	0	LOB:	1
K:	0	BB:	0
S:	4	P:	4

R:	0	H:	1
E:	0	LOB:	1
K:	0	BB:	0
S:	4	P:	4

R:	0	H:	1
E:	0	LOB:	1
K:	0	BB:	0
S:	4	P:	4

R:	0	H:	1
E:	0	LOB:	1
K:	0	BB:	0
S:	4	P:	4

R:	0	H:	1
E:	0	LOB:	1
K:	0	BB:	0
S:	4	P:	4

R:	0	H:	1
E:	0	LOB:	1
K:	0	BB:	0
S:	4	P:	4

R:	0	H:	1
E:	0	LOB:	1
K:	0	BB:	0
S:	4	P:	4

R:	0	H:	1
E:	0	LOB:	1
K:	0	BB:	0
S:	4	P:	4

R:	0	H:	1
E:	0	LOB:	1
K:	0	BB:	0
S:	4	P:	4

R:	0	H:	1
E:	0	LOB:	1
K:	0	BB:	0
S:	4	P:	4

R:	0	H:	1
E:	0	LOB:	1
K:	0	BB:	0
S:	4	P:	4

R:	0	H:	1
E:	0	LOB:	1
K:	0	BB:	0
S:	4	P:	4

R:	0	H:	1
E:	0	LOB:	1
K:	0	BB:	0
S:	4	P:	4

R:	0	H:	1
E:	0	LOB:	1
K:	0	BB:	0
S:	4	P:	4

R:	0	H:	1
E:	0	LOB:	1
K:	0	BB:	0
S:	4	P:	4

R:	0	H:	1
E:	0	LOB:	1
K:	0	BB:	0
S:	4	P:	4

R:	0	H:	1
E:	0	LOB:	1
K:	0	BB:	0
S:	4	P:	4

R:	0	H:	1
E:	0	LOB:	1
K:	0	BB:	0
S:	4	P:	4

R:	0	H:	1
E:	0	LOB:	1
K:	0	BB:	0
S:	4	P:	4

R:	0	H:	1
E:	0	LOB:	1
K:	0	BB:	0
S:	4	P:	4

R:	0	H:	1
E:	0	LOB:	1
K:	0	BB:	0
S:	4	P:	4

R:	0	H:	1
E:	0	LOB:	1
K:	0	BB:	0
S:	4	P:	4

R:	0	H:	1
E:	0	LOB:	1
K:	0	BB:	0
S:	4	P:	4

R:	0	H:	1
E:	0	LOB:	1
K:	0	BB:	0
S:	4	P:	4

R:	0	H:	1
E:	0	LOB:	1
K:	0	BB:	0
S:	4	P:	4

R:	0	H:	1
E:	0	LOB:	1
K:	0	BB:	0
S:	4	P:	4

R:	0	H:	1
E:	0	LOB:	1
K:	0	BB:	0
S:	4	P:	4

R:	0	H:	1
E:	0	LOB:	1
K:	0	BB:	0
S:	4	P:	4

R:	0	H:	1
E:	0	LOB:	1
K:	0	BB:	0
S:	4	P:	4

R:	0	H:	1
E:	0	LOB:	1
K:	0	BB:	0
S:	4	P:	4

R:	0	H:	1
E:	0	LOB:	1
K:	0	BB:	0
S:	4	P:	4

R:	0	H:	1
E:	0	LOB:	1
K:	0	BB:	0
S:	4	P:	4

R:	0	H:	1
E:	0	LOB:	1
K:	0	BB:	0
S:	4	P:	4

R:	0	H:	1
E:	0	LOB:	1
K:	0	BB:	0
S:	4	P:	4

R:	0	H:	1
E:	0	LOB:	1
K:	0	BB:	0
S:	4	P:	4

R:	0	H:	1
E:	0	LOB:	1
K:	0	BB:	0
S:	4	P:	4

R:	0	H:	1
E:	0	LOB:	1
K:	0	BB:	0
S:	4	P:	4

R:	0	H:	1
E:	0	LOB:	1
K:	0	BB:	0
S:	4	P:	4

R:	0	H:	1
E:	0	LOB:	1
K:	0	BB:	0
S:	4	P:	4

R:	0	H:	1
E:	0	LOB:	1
K:	0	BB:	0
S:	4	P:	4

R:	0	H:	1
E:	0	LOB:	1
K:	0	BB:	0
S:	4	P:	4

R:	0	H:	1
E:	0	LOB:	1
K:	0	BB:	0
S:	4	P:	4

R:	0	H:	1
E:	0	LOB:	1
K:	0	BB:	0
S:	4	P:	4

R:	0	H:	1
E:	0	LOB:	1
K:	0	BB:	0
S:	4	P:	4

R:	0	H:	1
E:	0	LOB:	1
K:	0	BB:	0
S:	4	P:	4

R:	0	H:	1
E:	0	LOB:	1
K:	0	BB:	0
S:	4	P:	4

R:	0	H:
----	---	----

Batter	1	2	3	4	5	6	7	8	9	AB R H RBI BB SO LOB	TOP											
Dick Schofield, R OBP: 0.311, SLG: 0.372 (1, 6)	0-0 SF9 3B		0-0 5-3 2B 1B			0-0 F4			0-0 1-3	5 2 2 0 0 0 3												
Wally Joyner, L OBP: 0.369, SLG: 0.534 (1, 3)	0-0 SF9		0-0 5-3 2B 1B	0-0 6-3		0-0 F9		0-0 G4-6-3 1B	4 1 2 1 0 0 0													
Johnny Ray, S OBP: 0.334, SLG: 0.371 (1, 4)	0-0 5-3		0-0 5-3 1-2 2-3	0-0 L7		0-0 1-3		0-0 G4-6-3 1-2f	5 0 0 0 0 0 3													
Brian Downing, R OBP: 0.388, SLG: 0.471 (1, 10)	4-0 2B BB		4-0 2B 1B IBB	4-0 E BB		0-0 F4		0-0 F4	1 2 0 0 3 0 0													
Doug DeCinces, R OBP: 0.341, SLG: 0.396 (1, 5)	0-0 1-H 2B		0-0 1B FC3-2 2B	0-0 E3		4-0 L3-1 BB		0-0 L3-1 BB	3 0 2 3 1 0 1													
George Hendrick, R OBP: 0.305, SLG: 0.405 Jack Howell, L OBP: 0.335, SLG: 0.449 (1, 7) (4, PH) (4, 7)	0-0 6-3		0-0 FC3-2 BB 1B	0-3 K		0-0 L3-1		0-0 L3-1	2 1 1 1 0 0 1 2 0 0 0 0 1 3													
Devon White, S OBP: 0.303, SLG: 0.447 (1, 8) (3, 9)		0-0 5-3	4-0 BB FC3-2 IBB	0-3 K		0-0 4-3		0-0 4-3	3 0 0 0 1 1 0		AB 32 R 6 H 8 RBI 6 BB 6 SO 5 LOB 15											
Tony Armas, R OBP: 0.250, SLG: 0.452 Bill Buckner, L OBP: 0.312, SLG: 0.348 Gary Pettis, S OBP: 0.299, SLG: 0.256 (1, 9) (3, PH) (3, PR) (3, 8)		0-0 F8	0-0 FC3-2 BB	0-3 K		0-0 CS 1B		0-0 CS 1B	1 0 0 0 0 0 0 1 0 0 0 0 0 3 2 0 1 0 0 1 0													
Bob Boone, R OBP: 0.307, SLG: 0.314 (1, 2)		0-3 K	4-0 1-2 2-3 3-H BB	0-0 F7		0-3 K		0-3 K	3 0 0 1 1 2 1													
Inning Stats	R: 2 E: 0 K: 0 S: 5	H: 2 LOB: 1 BB: 1 P: 9	R: 0 E: 0 K: 1 S: 5	H: 0 LOB: 0 BB: 0 P: 5	R: 4 E: 0 K: 0 S: 7	H: 4 LOB: 3 BB: 3 P: 19	R: 0 E: 1 K: 1 S: 6	H: 0 LOB: 2 BB: 1 P: 10	R: 0 E: 0 K: 2 S: 7	H: 0 LOB: 0 BB: 0 P: 7	R: 0 E: 0 K: 0 S: 3	H: 0 LOB: 0 BB: 0 P: 3	R: 0 E: 0 K: 0 S: 2	H: 0 LOB: 0 BB: 1 P: 6	R: 0 E: 0 K: 1 S: 5	H: 1 LOB: 0 BB: 0 P: 5	R: 0 E: 0 K: 0 S: 3	H: 1 LOB: 0 BB: 0 P: 3	1B: 5 2B: 3 3B: 1 HR: 0	SF: 1 SAC: 0 DP: 2 HBP: 0	WP: 0 PB: 0 SB: 0 CS: 1	PA: 39
PITCHER	IP WLS BF H R ER SO BB IBB HBP BLK WP HR S P ERA WHIP																					
Charlie Leibrandt, L ERA: 3.24 Steve Farr, R ERA: 4.65 John Davis, R ERA: 2.21	(1, 1) (3, 1) (7, 1)	2.1 3.2 3.0	WLS 15 9	H 6 2	R 6 0	ER 6 0	SO 1 3 1	BB 1 2 1	IBB 1 1 0	HBP 0 0 0	BLK 0 0 0	WP 0 0 0	HR 0 18 10	S 15 30 14	P 23 30 14	ERA 23.14 0.00 0.00	WHIP 3.000 0.545 1.000					

California Angels @ Kansas City Royals  
Royals Stadium, Kansas City, MO  
Thu Sep 17 1987, 8:05 PM EDT  
Att: 26,014 - Unknown

livebaseballscorecards.com



Batter	1	2	3	4	5	6	7	8	9	AB R H RBI BB SO LOB
Willie Wilson, S OBP: 0.322, SLG: 0.380 (1, 8)	0-0 4-3	0-0 2B 1B			0-0 3-1 4-3 2B		0-0 G3		0-0 1B 1B	5 3 3 1 0 0 0
Bill Pecota, R OBP: 0.344, SLG: 0.381 (1, 6)	0-0 5-3	0-0 2B			0-0 3-1		0-0 4-3		0-0 1B 1B	5 0 2 2 0 0 1
Kevin Seitzer, R OBP: 0.402, SLG: 0.472 (1, 5)	0-0 1B 2B	0-0 2-3			0-0 4-3			0-0 1B 2B	0-0 4-3	5 1 2 1 0 0 3
George Brett, L OBP: 0.394, SLG: 0.497 (1, 3)	0-0 2-3 1B		0-0 1B		0-0 4-3			0-0 SH1-4 1B 1B	4-0 1B IBB	4 0 3 1 1 0 0
Danny Tartabull, R OBP: 0.382, SLG: 0.519 (1, 9)	0-0 4-3		0-0 F9			0-0 HR		0-0 SH1-4 1B	0-0 1B	5 1 3 2 0 0 2
Frank White, R OBP: 0.309, SLG: 0.396 (1, 4)		0-0 1B 1B	0-0 F9		0-0 F9	0-3 K		0-0 SH1-4		3 1 1 0 0 1 0
Steve Balboni, R OBP: 0.280, SLG: 0.446 (1, 10)		0-3 K		0-3 K		0-0 5-3		4-0 IBB		3 0 0 0 0 2 1
Jim Eisenreich, L OBP: 0.283, SLG: 0.482 (8, PH)		0-3 K		0-0 F8		0-0 F7		0-0 G6-4-3 IBB		0 0 0 0 1 0 0
Jamie Quirk, L OBP: 0.323, SLG: 0.357 (1, 2)		0-3 K		0-0 F8		0-0 F7		0-0 G6-4-3		3 0 0 0 0 1 1
Thad Bosley, L OBP: 0.313, SLG: 0.346 (8, PH)		0-3 K		0-0 F8		0-0 F7		1-2 1-2f		1 0 0 0 0 0 3
Larry Owen, R OBP: 0.260, SLG: 0.283 (9, 2)		0-0 K		0-0 F8		0-0 F7				0 0 0 0 0 0 0
Gary Thurman, R OBP: 0.339, SLG: 0.316 (1, 7)		0-0 1B 2B 1B		0-3 K		0-0 4-3			0-0 L1	4 1 1 0 0 1 0

Inning Stats	R: 0 E: 0 K: 5	H: 2 LOB: 2 BB: 0 P: 5	R: 3 E: 0 K: 2 S: 11	H: 4 LOB: 1 BB: 0 P: 11	R: 0 E: 0 K: 0 S: 3	H: 1 LOB: 0 BB: 0 P: 3	R: 0 E: 0 K: 2 S: 7	H: 0 LOB: 0 BB: 0 P: 7	R: 1 E: 0 K: 0 S: 4	H: 1 LOB: 0 BB: 0 P: 4	R: 0 E: 0 K: 0 S: 3	H: 0 LOB: 0 BB: 0 P: 3	R: 1 E: 0 K: 0 S: 6	H: 1 LOB: 0 BB: 0 P: 6	R: 0 E: 0 K: 0 S: 3	H: 0 LOB: 0 BB: 0 P: 3	R: 1 E: 0 K: 0 S: 5	H: 3 LOB: 2 BB: 1 P: 9	R: 1 E: 0 K: 0 S: 5	H: 3 LOB: 3 BB: 1 P: 9	1B: 10 2B: 4 3B: 0 HR: 1	SF: 0 SAC: 1 DP: 1 HBP: 0
--------------	----------------------	---------------------------------	-------------------------------	----------------------------------	------------------------------	---------------------------------	------------------------------	---------------------------------	------------------------------	---------------------------------	------------------------------	---------------------------------	------------------------------	---------------------------------	------------------------------	---------------------------------	------------------------------	---------------------------------	------------------------------	---------------------------------	-----------------------------------	------------------------------------


PITCHER	IP	WLS	BF	H	R	ER	SO	BB	IBB	HBP	BLK	WP	HR	S	P	ERA	WHIP
Mike Witt, R ERA: 3.97 (1, 1)	7.0		30	10	6	6	5	0	0	0	0	0	1	40	40	7.71	1.429
Gary Lucas, L ERA: 3.74 (8, 1)	0.0		1	1	0	0	0	0	0	0	0	0	0	1	1	∞	∞
Greg Minton, R ERA: 3.05 (8, 1)	1.2	L	10	4	1	1	0	0	2	0	0	0	0	8	16	5.40	2.400

**BOTTOM**

**California Angels @ Kansas City Royals**  
**Royals Stadium, Kansas City, MO**

Thu Sep 17 1987, 8:05 PM EDT  
 Att. 26,014 - Unknown

<b>AB</b>	<b>38</b>
<b>R</b>	<b>7</b>
<b>H</b>	<b>15</b>
<b>RBI</b>	<b>7</b>
<b>BB</b>	<b>2</b>
<b>SO</b>	<b>5</b>
<b>LOB</b>	<b>11</b>



WP: 0	PA: 41
PB: 0	
SB: 0	
CS: 0	

Batter	1	2	3	4	5	6	7	8	9	AB R H RBI BB SO LOB	TOP											
Luis Polonia, L (1, 10) OBP: 0.331, SLG: 0.397	0-3 K		0-0 6-3		0-0 CS	0-0 F7		0-0 G4-6-3		4 0 0 0 0 1 2												
Mike Davis, L (1, 9) OBP: 0.318, SLG: 0.471	0-0 WP SF9 2B			0-0 4-3		0-0 3-1		0-0 HR		4 2 2 2 0 0 0												
Mark McGwire, R (1, 3) OBP: 0.366, SLG: 0.620 Mike Gallego, R (8, PR) OBP: 0.335, SLG: 0.364	0-0 SF9 2-H			0-0 2B		0-0 F9		0-0 2B		3 0 2 1 0 0 0 0 0 0 0 0 0 0												
Carney Lansford, R (1, 5) OBP: 0.373, SLG: 0.467	0-0 F4			0-0 F9		0-0 F9		0-0 5-3		4 0 0 0 0 0 2												
Dwayne Murphy, L (1, 8) OBP: 0.382, SLG: 0.315		0-3 K		0-3 K		0-0 6-3		0-0 3-1 S 1B		4 0 1 0 0 2 1												
Jose Canseco, R (1, 7) OBP: 0.315, SLG: 0.478		0-0 6-3			0-0 1B CS 5-3 1B		0-3 K	0-0 5-3 1-2		4 0 1 0 0 1 1												
Tony Phillips, S (1, 6) OBP: 0.351, SLG: 0.376		0-0 G3			0-0 5-3 1-2		4-0 1B BB	0-0 3-1 2-3		3 1 0 0 1 0 2												
Tony Bernazard, S (1, 4) OBP: 0.331, SLG: 0.399			0-0 F7		0-0 1B 2-3		0-0 G4-6-3 HR 1B	0-0 4-3		4 1 2 0 0 0 1												
Mickey Tettleton, S (1, 2) OBP: 0.300, SLG: 0.337 Terry Steinbach, R (7, 2) OBP: 0.346, SLG: 0.465			0-0 4-3		0-3 K		0-0 G4-6-3 1B			2 0 0 0 0 1 2 1 0 1 1 0 0 0												
<b>Inning Stats</b>	R: 1 E: 0 K: 1 S: 6	H: 1 LOB: 0 BB: 0 P: 6	R: 0 E: 0 K: 1 S: 5	H: 0 LOB: 0 BB: 0 P: 5	R: 0 E: 0 K: 0 S: 3	H: 0 LOB: 0 BB: 0 P: 3	R: 0 E: 0 K: 1 S: 6	H: 1 LOB: 1 BB: 0 P: 6	R: 0 E: 0 K: 1 S: 6	H: 2 LOB: 1 BB: 0 P: 6	R: 0 E: 0 K: 0 S: 3	H: 0 LOB: 0 BB: 0 P: 3	R: 0 E: 0 K: 1 S: 5	H: 0 LOB: 0 BB: 0 P: 5	R: 3 E: 0 K: 0 S: 6	H: 4 LOB: 1 BB: 1 P: 10	R: 0 E: 0 K: 0 S: 4	H: 1 LOB: 1 BB: 0 P: 4	1B: 5 2B: 3 3B: 0 HR: 1	SF: 1 SAC: 0 DP: 1 HBP: 0	WP: 1 PB: 0 SB: 1 CS: 1	PA: 36
<b>PITCHER</b>	IP WLS BF H R ER SO BB IBB HBP BLK WP HR S P ERA WHIP																					
Mark Gubicza, R (1, 1) ERA: 4.31	7.2 L 30 8 4 4 5 1 0 0 0 1 1 39 43 4.70 1.174																					
Gene Garber, R (8, 1) ERA: 4.32	1.1 5 1 0 0 0 0 0 0 0 0 0 0 5 5 0.00 0.750																					

Oakland Athletics @ Kansas City Royals  
 Royals Stadium, Kansas City, MO  
 Fri Sep 18 1987, 8:05 PM EDT  
 Att: 31,301 - Unknown

livebaseballscorecards.com

AB	33
R	4
H	9
RBI	4
BB	1
SO	5
LOB	11





Batter	1	2	3	4	5	6	7	8	9	AB	R	H	RBI	BB	SO	LOB
Willie Wilson, S OBP: 0.320, SLG: 0.377 (1, 8)	0-0 6-3		0-0 6-3			0-0 1-3		0-0 6-3		4	0	0	0	0	0	0
Bill Pecota, R OBP: 0.344, SLG: 0.374 (1, 6)	0-0 5-3			0-0 1-3		4-0 BB		0-3 K		2	0	0	0	1	0	0
Jim Eisenreich, L OBP: 0.280, SLG: 0.476 (8, PH)										1	0	0	0	0	1	0
Angel Salazar, R OBP: 0.221, SLG: 0.248 (9, 6)										0	0	0	0	0	0	0
Kevin Seitzer, R OBP: 0.402, SLG: 0.470 (1, 5)	0-0 1B			0-0 F9		0-0 L7			0-3 K	4	0	1	0	0	1	1
George Brett, L OBP: 0.393, SLG: 0.493 (1, 3)	0-0 4-3			0-0 1-3		0-0 F6			4-0 BB BB	3	0	0	0	1	0	2
Danny Tartabull, R OBP: 0.384, SLG: 0.522 (1, 9)		0-0 F2			0-0 1B 1B			0-0 6-3 2B	4-0 1-2 BB	3	0	2	0	1	0	0
Frank White, R OBP: 0.307, SLG: 0.393 (1, 4)		0-0 6-3			0-0 F6			0-0 6-3	0-0 F5	4	0	0	0	0	0	4
Steve Balboni, R OBP: 0.278, SLG: 0.441 (1, 10)		0-3 K2-3			0-0 F8		0-3 K	0-3 K	0-3 K	4	0	0	0	0	3	4
Jamie Quirk, L OBP: 0.323, SLG: 0.357 (1, 2)			0-0 F9		0-0 1-3 1B		0-0 F9			3	0	1	0	0	0	1
Gary Thurman, R OBP: 0.328, SLG: 0.305 (1, 7)			0-0 F8		0-0 F4			0-0 4-3		2	0	0	0	0	0	2
Thad Bosley, L OBP: 0.310, SLG: 0.343 (8, PH) (9, 7)										1	0	0	0	0	0	0

Inning Stats	R: 0	H: 1	E: 0	K: 0	S: 4	R: 0	H: 0	E: 0	K: 1	S: 5	R: 0	H: 0	E: 0	K: 0	S: 3	R: 0	H: 2	E: 0	K: 0	S: 5	R: 0	H: 0	E: 0	K: 0	S: 3	R: 0	H: 1	E: 0	K: 1	S: 6	R: 0	H: 0	E: 0	K: 1	S: 5	R: 0	H: 0	E: 0	K: 2	S: 7	1B: 3	2B: 1	3B: 0	HR: 0	SF: 0	SAC: 0	DP: 0	HBP: 0	WP: 0	PB: 0	SB: 0	CS: 0	PA: 34
--------------	------	------	------	------	------	------	------	------	------	------	------	------	------	------	------	------	------	------	------	------	------	------	------	------	------	------	------	------	------	------	------	------	------	------	------	------	------	------	------	------	-------	-------	-------	-------	-------	--------	-------	--------	-------	-------	-------	-------	--------

PITCHER	IP	WLS	BF	H	R	ER	SO	BB	IBB	HBP	BLK	WP	HR	S	P	ERA	WHIP
Steve Ontiveros, R ERA: 3.8 (1, 1)	6.1	W	24	4	0	0	1	1	0	0	0	0	0	25	29	0.00	0.789
Eric Plunk, R ERA: 4.98 (7, 1)	2.0		8	0	0	0	3	2	0	0	0	0	0	12	20	0.00	1.000
Dennis Eckersley, R ERA: 3.05 (9, 1)	0.2	S	2	0	0	0	1	0	0	0	0	0	0	4	4	0.00	0.000

**BOTTOM**

**Oakland Athletics @ Kansas City Royals**  
**Royals Stadium, Kansas City, MO**

Fri Sep 18 1987, 8:05 PM EDT  
Att. 31,301 - Unknown

livebaseballscorecards.com

AB	31
R	0
H	4
RBI	0
BB	3
SO	5
LOB	14





BOTTOM

Oakland Athletics @ Kansas City Royals  
Royals Stadium, Kansas City, MO

livebaseballscorecards.com

AB 36  
R 5  
H 9  
RBI 5  
BB 3  
SO 6  
LOB 18



WP: 0 PA: 40  
PB: 0  
SB: 1  
CS: 0

ERA WHIP

Storm Davis, R (1, 1) 6.0 WLS W BF 26 H 4 R 2 ER 1 SO 4 BB 3 IBB 0 HBP 0 BLK 0 WP 0 HR 0 S 31 P 43 ERA 1.50 WHIP 1.167  
Eric Plunk, R (7, 1) 0.2 4 2 1 1 1 0 0 0 0 0 0 6 6 13.50 3.000  
Greg Cadaret, L (7, 1) 0.1 1 0 0 0 0 0 0 0 0 0 0 1 1 0.00 0.000  
Gene Nelson, R (8, 1) 2.0 9 3 2 2 1 0 0 0 0 0 0 1 11 9.00 1.500

Sat Sep 19 1987, 8:05 PM EDT  
Att. 38,685 - Unknown

AB R H RBI BB SO LOB

5 3 3 0 0 0 1

5 0 2 2 0 1 2

5 0 1 1 0 1 3

4 0 0 1 0 1 3

3 1 2 1 1 0 1

3 0 0 0 1 1 2

0 0 0 0 0 0 0

3 0 0 0 1 1 2

4 0 0 0 0 0 3

3 0 0 0 0 1 1

1 1 1 0 0 0 0

1B: 4 SF: 1  
2B: 3 SAC: 0  
3B: 1 DP: 0  
HR: 1 HBP: 0

1B: 4 SF: 1  
2B: 3 SAC: 0  
3B: 1 DP: 0  
HR: 1 HBP: 0

1B: 4 SF: 1  
2B: 3 SAC: 0  
3B: 1 DP: 0  
HR: 1 HBP: 0

1B: 4 SF: 1  
2B: 3 SAC: 0  
3B: 1 DP: 0  
HR: 1 HBP: 0

1B: 4 SF: 1  
2B: 3 SAC: 0  
3B: 1 DP: 0  
HR: 1 HBP: 0

0-0

0-0

0-0

0-0

0-0

0-3

0-0

0-0

0-0

0-0

0-0

0-0

0-0

0-0

0-0

0-0

0-0

0-3

0-0

0-0

0-0

0-3

0-0

0-0

0-0

0-3

0-0

0-0

0-0

4-0

0-3

0-0

0-3

0-3

0-3

0-3

0-0

0-3

0-0

0-0

0-0

0-0

0-3

0-0

0-0

0-0

0-0

0-0

0-0

0-3

0-0

0-0

0-0

0-0

0-3

0-0

0-0

0-0

0-0

0-0

0-0

0-0

0-0

0-0

0-0

0-0

0-0

0-0

0-0

0-0

0-0

0-0

0-0

0-0

0-0

0-0

0-0

0-0

0-0

0-0

0-0

0-0

0-0

0-0

0-0

0-0

0-3

0-3

4-0

0-0

0-0

0-0

0-0

0-0

0-0

0-0

0-0

0-0

0-3

0-3

4-0

0-0

0-0

0-0

0-0

0-0

0-0

0-0

Batter

Willie Wilson, S (1, 8) OBP: 0.323, SLG: 0.381

Bill Pecota, R (1, 6) OBP: 0.346, SLG: 0.392 (9, 4)

Kevin Seitzer, R (1, 5) OBP: 0.400, SLG: 0.468

George Brett, L (1, 3) OBP: 0.388, SLG: 0.488

Danny Tartabull, R (1, 9) OBP: 0.387, SLG: 0.530

Frank White, R (1, 4) OBP: 0.307, SLG: 0.390  
Angel Salazar, R (9, 6) OBP: 0.221, SLG: 0.248

Steve Balboni, R (1, 10) OBP: 0.277, SLG: 0.438

Jamie Quirk, L (1, 2) OBP: 0.319, SLG: 0.352

Gary Thurman, R (1, 7) OBP: 0.313, SLG: 0.290  
Thad Bosley, L (9, PH) OBP: 0.315, SLG: 0.356

Inning Stats

R: 1 H: 2 E: 0 K: 2 S: 9  
LOB: 2 BB: 1 P: 13

R: 0 H: 0 E: 0 K: 0 S: 3  
LOB: 0 BB: 0 P: 3

R: 1 H: 1 E: 1 K: 0 S: 5  
LOB: 1 BB: 0 P: 5

R: 0 H: 0 E: 0 K: 0 S: 3  
LOB: 1 BB: 1 P: 7

R: 0 H: 0 E: 0 K: 1 S: 5  
LOB: 0 BB: 0 P: 5

R: 0 H: 1 E: 0 K: 1 S: 6  
LOB: 2 BB: 1 P: 10

R: 1 H: 2 E: 0 K: 1 S: 7  
LOB: 1 BB: 0 P: 7

R: 1 H: 1 E: 0 K: 1 S: 6  
LOB: 0 BB: 0 P: 6

R: 1 H: 2 E: 0 K: 1 S: 6  
LOB: 1 BB: 0 P: 6

R: 1 H: 1 E: 0 K: 1 S: 5  
LOB: 0 BB: 0 P: 5

R: 1 H: 1 E: 0 K: 1 S: 5  
LOB: 1 BB: 0 P: 5

R: 0 H: 0 E: 0 K: 1 S: 5  
LOB: 0 BB: 0 P: 5

R: 0 H: 0 E: 0 K: 1 S: 5  
LOB: 0 BB: 0 P: 5

R: 0 H: 1 E: 0 K: 1 S: 6  
LOB: 2 BB: 1 P: 10

R: 0 H: 1 E: 0 K: 1 S: 6  
LOB: 2 BB: 1 P: 10

R: 0 H: 0 E: 0 K: 1 S: 5  
LOB: 0 BB: 0 P: 5

R: 0 H: 0 E: 0 K: 1 S: 5  
LOB: 0 BB: 0 P: 5

R: 0 H: 0 E: 0 K: 1 S: 5  
LOB: 0 BB: 0 P: 5

R: 0 H: 0 E: 0 K: 1 S: 5  
LOB: 0 BB: 0 P: 5

R: 0 H: 0 E: 0 K: 1 S: 5  
LOB: 0 BB: 0 P: 5

R: 0 H: 0 E: 0 K: 1 S: 5  
LOB: 0 BB: 0 P: 5

R: 0 H: 0 E: 0 K: 1 S: 5  
LOB: 0 BB: 0 P: 5

R: 0 H: 0 E: 0 K: 1 S: 5  
LOB: 0 BB: 0 P: 5

R: 0 H: 0 E: 0 K: 1 S: 5  
LOB: 0 BB: 0 P: 5

R: 0 H: 0 E: 0 K: 1 S: 5  
LOB: 0 BB: 0 P: 5

Batter	1	2	3	4	5	6	7	8	9	AB R H RBI BB SO LOB	TOP											
Tony Phillips, S (1, 6) OBP: 0.350, SLG: 0.371	0-0 6-3		0-0 SH5-3	0-0 1B	4-0 BB		4-0 BB			2 0 1 0 2 0 0												
Steve Henderson, R (1, 9) OBP: 0.358, SLG: 0.460 Mike Davis, L (5, PH) OBP: 0.315, SLG: 0.466	0-0 5-3		0-0 WP BB 1B	0-0 F4	0-0 F9		0-0 6-3			3 1 1 1 0 0 1 2 0 0 0 0 0 4												
Mark McGwire, R (1, 3) OBP: 0.372, SLG: 0.629	0-0 6-3		0-0 BB WP 1B		0-0 FC5-4 1B	0-0 FC6-4 1B		0-0 F8-3 1B		5 0 4 0 0 0 0												
Carney Lansford, R (1, 5) OBP: 0.374, SLG: 0.462		0-0 SH3-4 BB 1B	4-0 BB 1B		0-0 FC5-4 BB 1B	4-0 FC6-4 BB 1B		0-0 F8-3 1B		3 2 1 0 2 0 2												
Jose Canseco, R (1, 7) OBP: 0.317, SLG: 0.476		4-0 SH3-4 BB 1B	4-0 G6-4-3 BB		4-0 S BB 1B	0-3 K		0-0 4-3		2 1 0 1 3 1 2												
Brian Harner, R (1, 10) OBP: 0.333, SLG: 0.500 Luis Polonia, L (5, PH) OBP: 0.331, SLG: 0.396	0-0 SH3-4		0-0 G6-4-3		0-0 E8 1B	0-0 FC6-4		0-0 6-3		1 0 0 0 0 0 3 3 1 0 0 0 0 3												
Terry Steinbach, R (1, 2) OBP: 0.348, SLG: 0.464	0-0 6-3			0-0 1B 2B	4-0 1B BB	0-0 FC5-4		0-0 5-3		4 1 1 1 1 0 3												
Mike Gallego, R (1, 4) OBP: 0.328, SLG: 0.356	0-0 4-3			0-0 1B			0-0 F8		0-0 F9	5 0 1 1 0 0 4												
Dwayne Murphy, L (1, 8) OBP: 0.392, SLG: 0.346 Reggie Jackson, L (5, PH) OBP: 0.287, SLG: 0.396 Stan Javier, S (5, PR) OBP: 0.291, SLG: 0.273			4-0 SH5-3 BB 1B	0-3 K	0-0 BB 1B		0-0 4-3			1 1 0 0 1 1 0 1 0 1 2 0 0 0 1 0 0 0 0 0 0												
<b>Inning Stats</b>	R: 0 E: 0 K: 0 S: 3	H: 0 LOB: 0 BB: 0 P: 3	R: 1 E: 0 K: 0 S: 4	H: 1 LOB: 1 BB: 1 P: 8	R: 2 E: 0 K: 0 S: 4	H: 2 LOB: 2 BB: 3 P: 16	R: 1 E: 1 K: 1 S: 7	H: 3 LOB: 1 BB: 0 P: 7	R: 3 E: 1 K: 0 S: 6	H: 2 LOB: 3 BB: 3 P: 18	R: 0 E: 0 K: 1 S: 6	H: 1 LOB: 2 BB: 1 P: 10	R: 0 E: 0 K: 0 S: 3	H: 0 LOB: 1 BB: 1 P: 7	R: 0 E: 0 K: 0 S: 3	H: 1 LOB: 0 BB: 0 P: 3	R: 0 E: 0 K: 0 S: 3	H: 0 LOB: 0 BB: 0 P: 3	1B: 9 2B: 2 3B: 0 HR: 0	SF: 0 SAC: 2 DP: 2 HBP: 0	WP: 1 PB: 0 SB: 2 CS: 0	PA: 44
<b>PITCHER</b>	IP WLS BF H R ER SO BB IBB HBP BLK WP HR S P ERA WHIP																					
Danny Jackson, L (1, 1) ERA: 4.01	4.0 L 21 7 5 4 1 3 1 0 0 0 1 0 19 35 9.00 2.500																					
Steve Farr, R (5, 1) ERA: 4.48	3.0 17 2 2 0 1 5 0 0 0 0 0 0 14 34 0.00 2.333																					
John Davis, R (8, 1) ERA: 2.09	2.0 6 1 0 0 0 0 0 0 0 0 0 0 6 6 0.00 0.500																					

Oakland Athletics @ Kansas City Royals  
Royals Stadium, Kansas City, MO  
Sun Sep 20 1987, 4:33 AM EDT  
Att: 26,461 - Unknown

livebaseballscorecards.com

AB	33
R	7
H	10
RBI	6
BB	9
SO	2
LOB	22



Batter	1	2	3	4	5	6	7	8	9	AB R H RBI BB SO LOB
Willie Wilson, S (1, 8) OBP: 0.323, SLG: 0.385	0-0 6-3		0-0 FC6-4 1-2 1B		0-0 3-1		0-0 2-H WP 3B		0-0 5-3	5 1 2 1 0 0 1
Kevin Seitzer, R (1, 5) OBP: 0.398, SLG: 0.465	0-0 F4		0-0 FC6-4 1-2f		0-3 K		0-0 3-H F8			4 0 0 0 0 1 2
George Brett, L (1, 3) OBP: 0.389, SLG: 0.496	0-0 F8			0-0 F8		0-0 HR		0-0 1B		4 1 2 1 0 0 0
Danny Tartabull, R (1, 9) OBP: 0.386, SLG: 0.527		4-0 BB G6-4-3		0-3 K		0-3 K		0-3 K		3 0 0 0 1 3 1
Steve Balboni, R (1, 10) OBP: 0.275, SLG: 0.433		0-0 1-2f G6-4-3		0-0 4-3		0-0 5-3		0-3 K		4 0 0 0 0 1 2
Bill Pecota, R (1, 4) OBP: 0.338, SLG: 0.382		0-0 5-3			0-0 E3 2B SF8		0-0 F8			3 1 0 0 0 0 0
Frank White, R (8, PH) OBP: 0.306, SLG: 0.390								0-0 F3		1 0 0 0 0 0 1
Lonnie Smith, R (1, 7) OBP: 0.362, SLG: 0.376			0-0 CS 1B		0-0 1-3 HR 2B		0-0 F9		0-3 K	4 1 2 0 0 1 0
Ross Jones, R (1, 6) OBP: 0.280, SLG: 0.306			0-0 1B 1-2 1B		0-0 SF8		0-0 3B 2B		0-3 K	2 1 2 1 0 0 0
Thad Bosley, L (9, PH) OBP: 0.313, SLG: 0.353										1 0 0 0 0 1 0
Larry Owen, R (1, 2) OBP: 0.263, SLG: 0.305			0-3 K		0-0 2-H HR		0-0 F6		0-0 2B	2 1 1 2 0 1 1
Jamie Quirk, L (7, PH) OBP: 0.318, SLG: 0.351										1 0 0 0 0 0 1
Jim Eisenreich, L (9, PH) OBP: 0.287, SLG: 0.494										1 0 1 0 0 0 0

Inning Stats	R: 0	H: 0	E: 0	K: 0	S: 3	LOB: 0	BB: 0	P: 3	R: 0	H: 0	E: 0	K: 0	S: 2	LOB: 0	BB: 1	P: 6	R: 0	H: 3	E: 0	K: 1	S: 7	LOB: 2	BB: 0	P: 7	R: 0	H: 0	E: 0	K: 1	S: 5	LOB: 0	BB: 0	P: 5	R: 3	H: 2	E: 1	K: 1	S: 8	LOB: 0	BB: 0	P: 8	R: 1	H: 1	E: 0	K: 1	S: 6	LOB: 0	BB: 0	P: 6	R: 2	H: 2	E: 0	K: 0	S: 5	LOB: 0	BB: 0	P: 5	R: 0	H: 1	E: 0	K: 2	S: 8	LOB: 1	BB: 0	P: 8	R: 0	H: 1	E: 0	K: 2	S: 8	LOB: 1	BB: 0	P: 8	R: 0	H: 1	E: 0	K: 2	S: 8	LOB: 1	BB: 0	P: 8	1B: 4	2B: 3	3B: 1	HR: 2	SF: 1	SAC: 0	DP: 1	HBP: 0	WP: 1	PB: 0	SB: 0	CS: 1	PA: 37
--------------	------	------	------	------	------	--------	-------	------	------	------	------	------	------	--------	-------	------	------	------	------	------	------	--------	-------	------	------	------	------	------	------	--------	-------	------	------	------	------	------	------	--------	-------	------	------	------	------	------	------	--------	-------	------	------	------	------	------	------	--------	-------	------	------	------	------	------	------	--------	-------	------	------	------	------	------	------	--------	-------	------	------	------	------	------	------	--------	-------	------	-------	-------	-------	-------	-------	--------	-------	--------	-------	-------	-------	-------	--------

PITCHER	IP	WLS	BF	H	R	ER	SO	BB	IBB	HBP	BLK	WP	HR	S	P	ERA	WHIP
Curt Young, L (1, 1) ERA: 4.33	5.0	W	21	6	4	3	3	1	0	0	0	0	2	26	30	5.40	1.400
Gene Nelson, R (6, 1) ERA: 3.72	2.0		8	2	2	2	1	0	0	0	0	1	0	10	10	9.00	1.000
Greg Cadaret, L (8, 1) ERA: 4.76	0.0		1	1	0	0	0	0	0	0	0	0	0	1	1	∞	∞
Dennis Eckersley, R (8, 1) ERA: 2.99	2.0	S	7	1	0	0	4	0	0	0	0	0	0	15	15	0.00	0.500

**BOTTOM**

**Oakland Athletics @ Kansas City Royals**  
**Royals Stadium, Kansas City, MO**

Sun Sep 20 1987, 4:33 AM EDT  
 Att. 26,461 - Unknown

livebaseballscorecards.com

AB	35
R	6
H	10
RBI	5
BB	1
SO	8
LOB	9



Batter	1	2	3	4	5	6	7	8	9	AB R H RBI BB SO LOB	TOP									
Willie Wilson, S (1, 8) OBP: 0.323, SLG: 0.384	0-0 F8		0-3 K			0-0 1B		0-0 FC6-4		4 0 1 0 0 1 1										
Kevin Seitzer, R (1, 5) OBP: 0.398, SLG: 0.470	0-0 1B			0-0 CS		0-0 L9			0-0 HR	4 1 2 1 0 0 1										
George Brett, L (1, 3) OBP: 0.390, SLG: 0.496	0-0 F5			0-0 F4			0-0 G5-4-3 BB 1B		0-0 1B 1B	4 0 2 0 0 0 2										
Danny Tartabull, R (1, 9) OBP: 0.385, SLG: 0.524	0-3 K			0-0 3-1			4-0 BB 1-2 BB		0-0 F7	3 0 0 0 1 1 3										
Frank White, R (1, 4) OBP: 0.304, SLG: 0.387		0-0 F7			0-0 5-3		0-0 G5-4-3		0-0 F7	4 0 0 0 0 0 3										
Jim Eisenreich, L (1, 10) OBP: 0.286, SLG: 0.483		0-0 4-3			0-0 F6		0-0 4-3		0-0 1-2 1B	4 0 1 0 0 0 1										
Jamie Quirk, L (1, 2) OBP: 0.314, SLG: 0.345		0-0 L8			0-0 F9			0-3 K	0-0 6-3	4 0 0 0 0 1 2										
Bo Jackson, R (1, 7) OBP: 0.303, SLG: 0.462			0-0 F9			0-0 F9		0-0 F9		3 0 0 0 0 0 0										
Ross Jones, R (1, 6) OBP: 0.275, SLG: 0.300			0-0 F2			0-0 6-3		0-0 FC6-4 1B		2 0 0 0 0 0 0										
Thad Bosley, L (8, PH) OBP: 0.318, SLG: 0.358										1 0 1 0 0 0 0										
Bill Pecota, R (8, 6) OBP: 0.338, SLG: 0.382										0 0 0 0 0 0 0										
<b>Inning Stats</b>	R: 0 E: 0 K: 1 S: 6	H: 1 LOB: 1 BB: 0 P: 6	R: 0 E: 0 K: 0 S: 3	H: 0 LOB: 0 BB: 0 P: 3	R: 0 E: 0 K: 1 S: 5	H: 0 LOB: 0 BB: 0 P: 5	R: 0 E: 1 K: 0 S: 3	H: 0 LOB: 0 BB: 0 P: 3	R: 0 E: 0 K: 0 S: 3	H: 1 LOB: 1 BB: 0 P: 4	R: 0 E: 0 K: 0 S: 3	H: 1 LOB: 1 BB: 1 P: 7	R: 0 E: 0 K: 1 S: 6	H: 1 LOB: 1 BB: 0 P: 6	R: 1 E: 0 K: 0 S: 6	H: 3 LOB: 2 BB: 0 P: 6	1B: 6 2B: 0 3B: 0 HR: 1	SF: 0 SAC: 0 DP: 1 HBP: 0	WP: 0 PB: 0 SB: 0 CS: 1	PA: 34
<b>PITCHER</b> Mike Campbell, R (1, 1) ERA: 5.19	IP: 9.0 WLS: W BF: 34 H: 7 R: 1 ER: 1 SO: 3 BB: 1 IBB: 0 HBP: 0 BLK: 0 WP: 0 HR: 1 S: 39 P: 43 ERA: 1.00 WHIP: 0.889																			<b>PITCHER</b>

**Kansas City Royals @ Seattle Mariners**  
 The Kingdom, Seattle, WA  
 Mon Sep 21 1987, 10:05 PM EDT  
 Att. 6,416 - Unknown

livebaseballscorecards.com

**AB** 33  
**R** 1  
**H** 7  
**RBI** 1  
**BB** 1  
**SO** 3  
**LOB** 13





Batter	1	2	3	4	5	6	7	8	9	10	AB R H RBI BB SO LOB	TOP											
Willie Wilson, S (1, 8) OBP: 0.322, SLG: 0.381	0-0 P6		H 1-0 SF9 S HBP		X 0-0 4-3		X 0-0 P6			X 0-0 FC6-4 2B	4 1 0 0 0 0 2	<b>Kansas City Royals @ Seattle Mariners</b> The Kingdom, Seattle, WA Tue Sep 22 1987, 10:05 PM EDT Att: 7,706 - Unknown											
Kevin Seitzer, R (1, 5) OBP: 0.397, SLG: 0.469	0-0 5-3		X 0-0 F8			X 0-0 F8		S S S 0-3 K		X 0-0 2B	5 0 1 1 0 1 2												
George Brett, L (1, 3) OBP: 0.390, SLG: 0.503	0-0 F8		X 0-0 SF9			X 0-0 HR		X 0-0 4-3		4-0 IBB	3 1 1 2 1 0 0												
Danny Tartabull, R (1, 9) OBP: 0.382, SLG: 0.519		X 0-0 P4	S S S 0-3 K			X 0-0 G3		S S S 0-3 K		X 0-0 L5	5 0 0 0 0 2 3												
Frank White, R (1, 4) OBP: 0.306, SLG: 0.393		X 0-0 CS 1B		X 0-0 F5		X 0-0 HR		S S S 0-3 K			4 1 2 1 0 1 0												
Jim Eisenreich, L (1, 10) OBP: 0.284, SLG: 0.473		X 0-0 CS 1B		X 0-0 F7		X 0-0 4-3		X 0-0 4-3			4 0 1 0 0 0 0												
Bill Pecota, R (1, 6) OBP: 0.338, SLG: 0.376 Scotti Madison, S (9, PH) Angel Salazar, R (9, 6) OBP: 0.221, SLG: 0.248		B B B 4-0 BB		X 0-0 F6			S S S 0-3 K		X 0-0 P2		2 0 0 0 1 1 0 1 0 0 0 0 0 0 0 0 0 0 0 0 0												
Jamie Quirk, L (1, 2) OBP: 0.313, SLG: 0.344 Bo Jackson, R (10, PR) OBP: 0.303, SLG: 0.462 Larry Owen, R (10, 2) OBP: 0.263, SLG: 0.305		X 0-0 F9		S S S 0-3 K			X 0-0 3-1			X 0-0 FC6-4 1B	4 0 1 0 0 1 2 0 0 0 0 0 0 0 0 0 0 0 0 0 0												
Gary Thurman, R (1, 7) OBP: 0.324, SLG: 0.303			X 0-0 F8 HBP SF9 1B		X 0-0 F8		X 0-0 1B			X 0-0 P2	4 1 2 0 0 0 1												
<b>Inning Stats</b>	R: 0 H: 0 E: 0 K: 0 S: 3	H: 0 LOB: 0 BB: 0 P: 3	R: 0 H: 2 E: 0 K: 0 S: 4	H: 2 LOB: 2 BB: 1 P: 8	R: 1 H: 1 E: 0 K: 1 S: 6	H: 1 LOB: 1 BB: 0 P: 7	R: 0 H: 0 E: 0 K: 0 S: 3	H: 0 LOB: 0 BB: 0 P: 3	R: 0 H: 0 E: 0 K: 1 S: 5	H: 0 LOB: 0 BB: 0 P: 5	R: 2 H: 2 E: 0 K: 0 S: 5		H: 2 LOB: 0 BB: 0 P: 5	R: 0 H: 1 E: 0 K: 1 S: 6	H: 1 LOB: 1 BB: 0 P: 6	R: 0 H: 0 E: 0 K: 2 S: 7	H: 0 LOB: 0 BB: 0 P: 7	R: 0 H: 0 E: 0 K: 1 S: 5	H: 0 LOB: 0 BB: 0 P: 5	R: 1 H: 2 E: 0 K: 0 S: 5	H: 2 LOB: 2 BB: 1 P: 9	1B: 5 2B: 1 3B: 0 HR: 2	SF: 1 SAC: 0 DP: 0 HBP: 1
<b>PITCHER</b> Scott Bankhead, R (1, 1) ERA: 5.42 Jerry Reed, R (7, 1) ERA: 3.19	IP 6.0 WLS L BF 24 H 5 R 3 ER 3 SO 2 BB 1 IBB 0 HBP 1 BLK 0 WP 0 HR 2 S 26 P 31 ERA 4.50 WHIP 1.000																						

livebaseballscorecards.com

AB	36
R	4
H	8
RBI	4
BB	2
SO	6
LOB	10





BOTTOM

Kansas City Royals @ Seattle Mariners  
The Kingdome, Seattle, WA  
Tue Sep 22 1987, 10:05 PM EDT  
Att. 7,706 - Unknown

livebaseballscorecards.com

AB 41  
R 3  
H 10  
RBI 3  
BB 4  
SO 11  
LOB 21



WP: 0 PA: 45  
PB: 0  
SB: 1  
CS: 0

AB R H RBI BB SO LOB

3	0	1	0	1	1	0
1	0	0	0	0	0	0
4	1	3	2	1	0	0
4	0	0	0	0	3	6
1	0	1	0	0	0	0
4	0	2	1	1	0	3
5	0	0	0	0	1	5
5	0	1	0	0	2	1
4	0	0	0	0	2	2
1	0	0	0	0	0	0
0	0	0	0	0	0	0
2	1	1	0	1	0	0
0	0	0	0	0	0	0
1	0	0	0	0	1	1
1	0	0	0	0	0	1
4	1	1	0	0	1	1
1	0	0	0	0	0	1

Batter	1	2	3	4	5	6	7	8	9	10
Donell Nixon, R OBP: 0.287, SLG: 0.297 Mike Kingery, L OBP: 0.329, SLG: 0.450	0-3 K	4-0 1B BB		X 0-0 P4			X 0-0 BB 1B		X 0-0 F7	
Phil Bradley, R OBP: 0.384, SLG: 0.468	0-0 S 2B	0-0 1B 1B			X 0-0 5-3		BB 4-0 FC6-4 BB		X 0-0 BB 1B 1B	
Mickey Brantley, R OBP: 0.340, SLG: 0.479 Ken Phelps, L OBP: 0.412, SLG: 0.562	0-3 K	0-0 F7			0-3 K		0-3 K		0-0 BB 1B	
Jim Presley, R OBP: 0.297, SLG: 0.439	0-0 2B		X 0-0 1B		X 0-0 F9		X 0-0 FC6-4		BB 4-0 1-2 2-3 BB	
Alvin Davis, L OBP: 0.372, SLG: 0.514	0-0 F4		0-3 K			X 0-0 4-3		X 0-0 F8	X 0-0 P4	
Dave Valle, R OBP: 0.299, SLG: 0.453		0-3 K	0-3 K			X 0-0 P3		X 0-0 1B	X 0-0 1-3	
Dave Hengel, R OBP: 0.250, SLG: 0.250 Scott Bradley, L OBP: 0.310, SLG: 0.375 Jim Weaver, L OBP: 0.375, SLG: 0.375		0-0 F7	0-0 1-3			0-3 K		0-3 K	0-0 E4	
Rey Quinones, R OBP: 0.314, SLG: 0.392 John Moses, S OBP: 0.299, SLG: 0.328 Mario Diaz, R OBP: 0.385, SLG: 0.538 Jerry Narron, L OBP: 0.385, SLG: 0.538		0-0 BB 1B 1B		X 0-0 F7			BB 4-0 BB 1B	0-3 K	X 0-0 4-3	
Harold Reynolds, S OBP: 0.330, SLG: 0.378 Gary Matthews, R OBP: 0.323, SLG: 0.345		0-0 BB 1B		X 0-0 4-3			X 0-0 P6		0-3 K	X 0-0 5-3

Inning Stats	R: 1	H: 2	E: 0	K: 2	S: 9	H: 1	LOB: 1	BB: 0	P: 9	R: 2	H: 3	E: 0	K: 1	S: 8	H: 1	LOB: 2	BB: 1	P: 12	R: 0	H: 1	E: 0	K: 2	S: 8	H: 0	LOB: 0	BB: 0	P: 8	R: 0	H: 0	E: 0	K: 1	S: 5	H: 0	LOB: 0	BB: 0	P: 5	R: 0	H: 0	E: 0	K: 1	S: 5	H: 1	LOB: 3	BB: 2	P: 14	R: 0	H: 1	E: 0	K: 2	S: 8	H: 1	LOB: 1	BB: 0	P: 8	R: 0	H: 2	E: 0	K: 1	S: 7	H: 2	LOB: 3	BB: 1	P: 11	R: 0	H: 0	E: 1	K: 0	S: 4	H: 1	LOB: 1	BB: 0	P: 4	1B: 9	SF: 0	2B: 1	SAC: 0	3B: 0	DP: 0	HR: 0	HBP: 0
--------------	------	------	------	------	------	------	--------	-------	------	------	------	------	------	------	------	--------	-------	-------	------	------	------	------	------	------	--------	-------	------	------	------	------	------	------	------	--------	-------	------	------	------	------	------	------	------	--------	-------	-------	------	------	------	------	------	------	--------	-------	------	------	------	------	------	------	------	--------	-------	-------	------	------	------	------	------	------	--------	-------	------	-------	-------	-------	--------	-------	-------	-------	--------

PITCHER	IP	WLS	BF	H	R	ER	SO	BB	IBB	HBP	BLK	WP	HR	S	P	ERA	WHIP
Charlie Leibrandt, L ERA: 3.25	8.0		35	8	3	3	10	3	0	0	0	0	0	52	64	3.38	1.375
John Davis, R ERA: 2.06	0.2		5	2	0	0	1	1	0	0	0	0	0	6	10	0.00	4.500
Jerry Don Gleaton, L ERA: 4.47	0.1	W	1	0	0	0	0	0	0	0	0	0	0	1	1	0.00	0.000
Gene Garber, R ERA: 4.27	1.0	S	4	0	0	0	0	0	0	0	0	0	0	4	4	0.00	0.000

Batter	1	2	3	4	5	6	7	8	9	AB R H RBI BB SO LOB	TOP			
Willie Wilson, S (1, 8) OBP: 0.321, SLG: 0.383 Gary Thurman, R (8, 8) OBP: 0.333, SLG: 0.313	0-0 1B 3B		0-0 6-3	0-0 F9		0-3 K		0-0 L8	0-0 1B 1-2 2-H 3-H	5 1 1 0 0 1 2 1 0 1 2 0 0 0				
Kevin Seitzer, R (1, 5) OBP: 0.399, SLG: 0.470	0-0 F8 1B 3-H		4-0 BB S BB	0-0 4-3			0-0 1B 2B 1B	4-0 1B BB	0-0 F8	4 1 2 1 2 0 2				
George Brett, L (1, 3) OBP: 0.392, SLG: 0.502 Scotti Madison, S (8, 3)	0-0 F8		4-0 BB BB 1-2		0-0 4-3		0-0 2B 1B 1-2	0-0 1B 1-2		4 1 2 0 1 0 1 0 0 0 0 0 0 0				
Danny Tartabull, R (1, 9) OBP: 0.386, SLG: 0.524 Thad Bosley, L (8, PH) OBP: 0.315, SLG: 0.355	0-0 1B 1-2		4-0 BB BB 1-2 2-3 G4-6-3		0-0 1B G5-4-3		0-0 1B 2B 1-H 2-H	0-3 K		3 1 3 2 1 0 0 1 0 0 0 0 1 2				
Frank White, R (1, 4) OBP: 0.305, SLG: 0.392 Angel Salazar, R (8, 6) OBP: 0.220, SLG: 0.248	0-0 F8 2-3		0-0 G4-6-3 1-2f		0-0 G5-4-3 1-2f		0-0 1-3 1B 2-H		0-0 1-3	4 0 1 1 0 0 6 1 0 0 0 0 0 0				
Steve Balboni, R (1, 10) OBP: 0.274, SLG: 0.428	0-3 K		0-3 K			0-3 K	0-0 1-3 1-2		4-0 1B BB 1B BB	4 1 0 0 1 3 3				
Lonnie Smith, R (1, 7) OBP: 0.365, SLG: 0.371 Bo Jackson, R (9, PH) OBP: 0.302, SLG: 0.460		0-3 K	4-0 HR BB		4-0 HR BB	4-0 2B BB	0-0 L3		0-3 K	2 1 0 0 2 1 1 1 0 0 0 0 1 1	AB 39 R 9 H 14 RBI 9 BB 8 SO 9 LOB 21			
Bill Pecota, R (1, 6) OBP: 0.348, SLG: 0.411		0-3 K	0-0 HR		0-0 HR	0-0 2B	0-0 5-3		4-0 1B BB 1-2	4 2 2 2 1 1 1				
Larry Owen, R (1, 2) OBP: 0.267, SLG: 0.327		0-0 F2	0-0 HR		0-0 HR	0-3 K		0-0 F9	0-0 1B 1-2 2-3	5 1 2 1 0 1 2				
<b>Inning Stats</b>	R: 1 E: 0 K: 1 S: 8 H: 3 LOB: 2 BB: 0 P: 8	R: 0 E: 0 K: 2 S: 7 H: 0 LOB: 0 BB: 0 P: 7	R: 0 E: 0 K: 1 S: 2 H: 0 LOB: 2 BB: 3 P: 14	R: 3 E: 0 K: 1 S: 7 H: 2 LOB: 0 BB: 1 P: 11	R: 0 E: 0 K: 0 S: 3 H: 1 LOB: 0 BB: 0 P: 3	R: 0 E: 0 K: 3 S: 10 H: 1 LOB: 2 BB: 1 P: 14	R: 3 E: 0 K: 0 S: 7 H: 4 LOB: 1 BB: 0 P: 7	R: 0 E: 0 K: 1 S: 6 H: 1 LOB: 2 BB: 1 P: 10	R: 2 E: 0 K: 1 S: 7 H: 2 LOB: 2 BB: 2 P: 15	1B: 9 2B: 2 3B: 1 HR: 2 SF: 0 SAC: 0 DP: 2 HBP: 0	WP: 0 PB: 0 SB: 1 CS: 0 PA: 47			
<b>PITCHER</b>	IP WLS BF H R ER SO BB IBB HBP BLK WP HR S P ERA WHIP												<b>PITCHER</b>	IP WLS BF H R ER SO BB IBB HBP BLK WP HR S P ERA WHIP
Mark Langston, L (1, 1) ERA: 3.95	6.0 L 32 11 7 7 7 5 0 0 0 0 2 41 61 10.50 2.667													
Mike Trujillo, R (7, 1) ERA: 6.25	2.0 8 1 0 0 1 1 0 0 0 0 0 9 13 0.00 1.000													
Clay Parker, R (9, 1) ERA: 13.5	1.0 7 2 2 2 1 2 0 0 0 0 0 7 15 18.00 4.000													

**Kansas City Royals @ Seattle Mariners**  
 The Kingdome, Seattle, WA  
 Wed Sep 23 1987, 10:05 PM EDT  
 Att. 8,503 - Unknown

[livebaseballscorecards.com](http://livebaseballscorecards.com)





Batter	1	2	3	4	5	6	7	8	9	AB R H RBI BB SO LOB	TOP																	
Willie Wilson, S (1, 8) OBP: 0.321, SLG: 0.383	0-3 K		0-3 K		0-3 K		0-0 S 1B		0-0 1-3 1B	5 0 2 0 0 3 1	<b>Kansas City Royals @ Minnesota Twins</b> Hubert H. Humphrey Metrodome, Minneapolis, MN Fri Sep 25 1987, 8:05 PM EDT Att: 52,704 - Unknown <a href="http://livebaseballscorecards.com">livebaseballscorecards.com</a>																	
Kevin Seitzer, R (1, 5) OBP: 0.398, SLG: 0.467	0-0 4-3			0-0 E5 2B	0-0 HR 1B		0-0 4-3 1-2		0-0 5-3	5 2 1 1 0 0 3																		
George Brett, L (1, 3) OBP: 0.399, SLG: 0.515	4-0 BB			0-0 1-H 1B 2B	0-0 1-H HR		4-0 IBB		4-0 G4-6-3 IBB	2 1 2 3 3 0 0																		
Danny Tartabull, R (1, 9) OBP: 0.386, SLG: 0.527	0-0 F3			4-0 FC4-6 1B BB	0-0 HR		0-0 L7		0-0 G4-6-3 1-2f	4 1 1 1 1 0 6																		
Frank White, R (1, 4) OBP: 0.305, SLG: 0.391		0-0 F3		0-0 1-2 2-H FC4-6 1B	0-0 F8		0-3 K			4 0 1 0 0 1 2																		
Jim Eisenreich, L (1, 10) OBP: 0.274, SLG: 0.454		0-0 6-3		0-0 1-2f 2-3 FC4-6 FC5-4	0-0 F7			0-0 6-3		4 0 0 0 0 0 2																		
Lonnie Smith, R (1, 7) OBP: 0.358, SLG: 0.362 Gary Thurman, R (9, 7) OBP: 0.333, SLG: 0.313		0-0 5-3		0-0 1-2f FC5-4		0-0 F8		0-0 F9		4 0 0 0 0 0 2 0 0 0 0 0 0 0																		
Jamie Quirk, L (1, 2) OBP: 0.312, SLG: 0.353			0-0 4-3		0-0 HR	0-3 K		0-0 G3		4 1 1 1 0 1 0																		
Bill Pecota, R (1, 6) OBP: 0.352, SLG: 0.414 Angel Salazar, R (9, 6) OBP: 0.220, SLG: 0.248		0-0 5-3		0-0 1-2f 1B	0-0 S 1B	0-0 F9		0-0 1B		4 1 2 0 0 0 0 0 0 0 0 0 0 0																		
<b>Inning Stats</b>	R: 0 E: 0 K: 1 S: 5	H: 0 LOB: 1 BB: 1 P: 9	R: 0 E: 0 K: 0 S: 3	H: 0 LOB: 0 BB: 0 P: 3	R: 0 E: 0 K: 1 S: 5	H: 0 LOB: 0 BB: 0 P: 5	R: 1 E: 1 K: 0 S: 5	H: 2 LOB: 2 BB: 1 P: 9	R: 5 E: 0 K: 1 S: 10	H: 5 LOB: 0 BB: 0 P: 10		R: 0 E: 0 K: 1 S: 5	H: 0 LOB: 0 BB: 0 P: 5	R: 0 E: 0 K: 1 S: 6	H: 1 LOB: 2 BB: 1 P: 10	R: 0 E: 0 K: 0 S: 3	H: 0 LOB: 0 BB: 0 P: 3	R: 0 E: 0 K: 0 S: 4	H: 2 LOB: 2 BB: 1 P: 8	1B: 6 2B: 1 3B: 0 HR: 3	SF: 0 SAC: 0 DP: 1 HBP: 0	WP: 0 PB: 0 SB: 2 CS: 0	PA: 40					
<b>PITCHER</b>	IP WLS BF H R ER SO BB IBB HBP BLK WP HR S P ERA WHIP																											
Les Straker, R (1, 1) ERA: 4.43	4.1		20	5	4	3	3	2	0	0	0	0	0	1	24	32	6.23	1.615										
Dan Schatzeder, L (5, 1) ERA: 5.05	0.0	L	2	2	2	2	0	0	0	0	0	0	2	2	2	∞	∞											
Mike Smithson, R (5, 1) ERA: 5.94	3.2		15	3	0	0	2	0	1	0	0	0	0	18	22	0.00	0.818											
Keith Atherton, R (9, 1) ERA: 4.54	1.0		3	0	0	0	0	0	1	0	0	0	0	2	6	0.00	0.000											

**Kansas City Royals @ Minnesota Twins**  
 Hubert H. Humphrey Metrodome, Minneapolis, MN

AB	36
R	6
H	10
RBI	6
BB	4
SO	5
LOB	16



Batter	1	2	3	4	5	6	7	8	9	AB	R	H	RBI	BB	SO	LOB
Dan Gladden, R OBP: 0.320, SLG: 0.376 (1, 7)	4-0 SH1-3 1B BB	0-0 1B		0-0 1B SF9		4-0 E E BB		0-0 F5		3	2	2	0	2	0	0
Greg Gagne, R OBP: 0.308, SLG: 0.440 (1, 6)	0-0 SH1-3 1-2	0-0 1B 1-2		0-0 1B SF9		0-0 E E		0-0 F9		4	1	2	0	0	0	1
Kirby Puckett, R OBP: 0.367, SLG: 0.535 (1, 8)	0-0 1B 2-H	0-0 1B 1-3		0-0 1B SF9		0-0 F3		0-3 K		4	1	2	2	0	1	2
Gary Gaetti, R OBP: 0.308, SLG: 0.493 (1, 5)	4-0 1B BB	0-0 F8		0-0 1B 2-H		0-0 E5			0-0 F7	4	0	1	1	1	0	4
Tom Brunansky, R OBP: 0.353, SLG: 0.494 (1, 9)	0-0 1B 1-3 2-H		4-0 BB G6-4-3	0-0 F8		0-0 F9			0-0 1B G4-6-3	4	0	2	1	1	0	4
Don Baylor, R OBP: 0.356, SLG: 0.393 (1, 10)	4-0 FC6-4 BB		0-0 G6-4-3 1-2f		0-0 F4		0-3 K		0-0 G4-6-3 1-2f	4	0	0	0	1	1	2
Gene Larkin, S OBP: 0.345, SLG: 0.385 Chris Pittaro, S OBP: 0.375, SLG: 0.286 (1, 3) (7, PR) (8, 4)	0-0 P3		0-0 FC4-6 1B		0-0 F7		0-0 1B			4	0	2	0	0	0	3
Steve Lombardozzi, R OBP: 0.296, SLG: 0.345 Kent Hrbek, L OBP: 0.385, SLG: 0.540 (1, 4) (7, PH) (8, 3)	0-0 FC6-4 1-2f		0-0 FC4-6 1-2f		0-3 K		0-3 K			3	0	0	0	0	1	4
Tom Nieto, R OBP: 0.265, SLG: 0.317 Randy Bush, L OBP: 0.350, SLG: 0.418 Tim Laudner, R OBP: 0.249, SLG: 0.389 (1, 2) (7, PH) (8, 2)		0-3 K		0-0 L4		0-0 F4		0-0 F3		3	0	0	0	0	1	0
										1	0	0	0	0	0	1
										0	0	0	0	0	0	0

Inning Stats	R: 2	H: 2	E: 0	K: 0	S: 5	H: 2	LOB: 3	BB: 3	P: 17	R: 0	H: 3	E: 0	K: 1	S: 7	R: 0	H: 1	E: 0	K: 0	S: 3	R: 2	H: 3	E: 0	K: 0	S: 6	R: 0	H: 0	E: 0	K: 1	S: 5	R: 0	H: 0	E: 2	K: 2	S: 8	R: 0	H: 0	E: 0	K: 1	S: 5	R: 0	H: 0	E: 0	K: 1	S: 5	R: 0	H: 0	E: 0	K: 1	S: 3	1B: 11	2B: 0	3B: 0	HR: 0	SF: 1	SAC: 1	DP: 2	HBP: 0	WP: 0	PB: 0	SB: 1	CS: 0	PA: 42
--------------	------	------	------	------	------	------	--------	-------	-------	------	------	------	------	------	------	------	------	------	------	------	------	------	------	------	------	------	------	------	------	------	------	------	------	------	------	------	------	------	------	------	------	------	------	------	------	------	------	------	------	--------	-------	-------	-------	-------	--------	-------	--------	-------	-------	-------	-------	--------

PITCHER	IP	WLS	BF	H	R	ER	SO	BB	IBB	HBP	BLK	WP	HR	S	P	ERA	WHIP
Danny Jackson, L ERA: 4.1 (1, 1)	4.0		23	9	4	4	1	4	0	0	0	0	0	21	37	9.00	3.250
Steve Farr, R ERA: 4.26 (5, 1)	4.1	W	18	2	0	0	4	1	0	0	0	0	0	25	29	0.00	0.692
Gene Garber, R ERA: 4.23 (9, 1)	0.2	S	1	0	0	0	0	0	0	0	0	0	0	1	1	0.00	0.000

BOTTOM

Kansas City Royals @ Minnesota Twins  
 Hubert H. Humphrey Metrodome, Minneapolis, MN  
 Fri Sep 25 1987, 8:05 PM EDT  
 Att. 52,704 - Unknown

livebaseballscores.com

AB	35
R	4
H	11
RBI	4
BB	5
SO	5
LOB	22



Batter	1	2	3	4	5	6	7	8	9	AB R H RBI BB SO LOB	TOP																									
Willie Wilson, S (1, 8) OBP: 0.322, SLG: 0.384	0-0 F8		0-0 F7		0-0 1B		0-0 SF8 1B		0-3 K	5 0 2 0 0 1 0	<b>Kansas City Royals @ Minnesota Twins</b> Hubert H. Humphrey Metrodome, Minneapolis, MN Sat Sep 26 1987, 4:33 AM EDT Att: 46,263 - Unknown <a href="http://livebaseballscorecards.com">livebaseballscorecards.com</a>																									
Kevin Seitzer, R (1, 5) OBP: 0.398, SLG: 0.467	4-0 FC4 BB		0-0 5-3		0-3 K		0-0 SF8	0-0 2B HR 1B	3 1 1 1 1 1 2																											
George Brett, L (1, 3) OBP: 0.399, SLG: 0.515	0-0 F7			0-0 3-1		0-0 L4	4-0 IBB	0-0 HR 2B	4 1 1 0 1 0 1																											
Danny Tartabull, R (1, 9) OBP: 0.386, SLG: 0.531	0-0 FC4 1-2f			0-0 1-4-3		0-0 2B 1B	0-0 P3	0-0 HR	5 2 2 3 0 0 3																											
Frank White, R (1, 4) OBP: 0.306, SLG: 0.392		0-0 L5		1-0 HBP		0-0 2B 2B	0-0 F8	0-0 5-3	4 1 1 0 0 0 2																											
Steve Balboni, R (1, 10) OBP: 0.275, SLG: 0.434		0-0 HR		0-0 L8		0-0 F3		0-0 BB	4 1 1 1 1 0 3																											
Bill Pecota, R (1, 6) OBP: 0.347, SLG: 0.407		0-0 5-3			0-0 E6 L5-3	0-0 2B	0-3 K	0-3 K	2 0 0 0 0 0 0																											
Jim Eisenreich, L (6, PH) OBP: 0.280, SLG: 0.469						2-H 3-H 2B			1 0 1 2 0 0 0																											
Angel Salazar, R (6, 6) OBP: 0.219, SLG: 0.246									2 0 0 0 0 2 1																											
Larry Owen, R (1, 2) OBP: 0.263, SLG: 0.321		0-0 F4			0-0 L5-3	0-0 F7		0-0 1B	3 0 0 0 0 0 2																											
Jamie Quirk, L (8, PH) OBP: 0.314, SLG: 0.356					1-2				1 0 1 0 0 0 0																											
Gary Thurman, R (1, 7) OBP: 0.338, SLG: 0.309			0-3 K		4-0 1B BB		0-0 1B SF8 1B	0-0 F4	1 0 0 0 1 1 0																											
Thad Bosley, L (7, PH) OBP: 0.320, SLG: 0.360									1 0 1 0 0 0 0																											
Lonnie Smith, R (7, PR) OBP: 0.356, SLG: 0.360									1 1 0 0 0 0 1																											
<b>Inning Stats</b>	R: 0 E: 0 K: 0 S: 3	H: 0 LOB: 1 BB: 1 P: 7	R: 1 E: 0 K: 0 S: 4	H: 1 LOB: 0 BB: 0 P: 4	R: 0 E: 0 K: 1 S: 5	H: 0 LOB: 0 BB: 0 P: 5	R: 0 E: 0 K: 0 S: 3	H: 0 LOB: 1 BB: 0 P: 4	R: 0 E: 1 K: 1 S: 6	H: 1 LOB: 2 BB: 1 P: 10	R: 2 E: 0 K: 0 S: 6	H: 3 LOB: 1 BB: 0 P: 6	R: 1 E: 0 K: 0 S: 5	H: 2 LOB: 2 BB: 1 P: 9	R: 0 E: 0 K: 1 S: 6	H: 1 LOB: 1 BB: 0 P: 6	R: 3 E: 0 K: 2 S: 10	H: 3 LOB: 1 BB: 1 P: 14	1B: 6 2B: 4 3B: 0 HR: 2	SF: 1 SAC: 0 DP: 1 HBP: 1	WP: 0 PB: 0 SB: 0 CS: 0	PA: 43														
<b>PITCHER</b>	IP WLS BF H R ER SO BB IBB HBP BLK WP HR S P ERA WHIP																																			
Steve Carlton, L (1, 1) ERA: 5.78	5.1		23	4	3	3	2	2	0	1	0	0	1	24	33	5.06	1.125																			
Juan Berenguer, R (6, 1) ERA: 4.03	1.0		7	3	1	1	0	0	1	0	0	0	0	6	10	9.00	3.000																			
Keith Atherton, R (7, 1) ERA: 4.44	1.2		6	1	0	0	1	0	0	0	0	0	0	8	8	0.00	0.600																			
Jeff Reardon, R (9, 1) ERA: 4.66	1.0	L	7	3	3	3	2	1	0	0	0	0	1	10	14	27.00	4.000																			

**Kansas City Royals @ Minnesota Twins**  
 Hubert H. Humphrey Metrodome, Minneapolis, MN  
 Sat Sep 26 1987, 4:33 AM EDT  
 Att: 46,263 - Unknown

AB	37
R	7
H	11
RBI	7
BB	4
SO	5
LOB	15





Batter	1	2	3	4	5	6	7	8	9	AB R H RBI BB SO LOB	TOP											
Willie Wilson, S (1, 8) OBP: 0.322, SLG: 0.382	4-0 1B FC5-4-2 BB		0-0 4-3		0-0 4-3			0-0 4-3		3 0 0 0 1 0 1	<b>Kansas City Royals @ Minnesota Twins</b> Hubert H. Humphrey Metrodome, Minneapolis, MN Sun Sep 27 1987, 4:33 AM EDT Att: 53,106 - Unknown <a href="http://livebaseballscorecards.com">livebaseballscorecards.com</a>											
Kevin Seitzer, R (1, 5) OBP: 0.397, SLG: 0.465	0-0 1-3 1B			0-3 K		0-3 K		0-0 1-3	4 0 1 0 0 2 0													
George Brett, L (1, 3) OBP: 0.396, SLG: 0.510	0-0 FC5-4-2 1-2 3-H			0-0 F9		0-0 F9		0-0 3-1	4 0 0 0 0 0 2													
Danny Tartabull, R (1, 9) OBP: 0.387, SLG: 0.537	0-0 F8			0-0 HR		0-3 K		0-0 1B	4 1 2 1 0 1 1													
Frank White, R (1, 4) OBP: 0.305, SLG: 0.393		0-0 6-3		0-0 2B		0-0 F9		0-3 K	4 0 1 0 0 1 1													
Steve Balboni, R (1, 10) OBP: 0.273, SLG: 0.431		0-3 K		0-0 6-3		0-0 P5			3 0 0 0 0 1 1													
Lonnie Smith, R (1, 7) OBP: 0.355, SLG: 0.359		0-3 K			0-0 G4-6-3 1B		0-3 K		3 0 1 0 0 2 0													
Jamie Quirk, L (1, 2) OBP: 0.312, SLG: 0.352			0-3 K		0-0 G4-6-3			0-0 4-3	3 0 0 0 0 1 1													
Bill Pecota, R (1, 6) OBP: 0.349, SLG: 0.404			0-0 F7		0-0 BB			0-0 4-3	1 0 0 0 1 0 0													
Thad Bosley, L (8, PH) OBP: 0.318, SLG: 0.357									1 0 0 0 0 0 0													
Angel Salazar, R (8, 6) OBP: 0.219, SLG: 0.246									0 0 0 0 0 0 0													
<b>Inning Stats</b>	R: 0 E: 0 K: 0 S: 3	H: 1 LOB: 1 BB: 1 P: 7	R: 0 E: 0 K: 2 S: 7	H: 0 LOB: 0 BB: 0 P: 7	R: 0 E: 0 K: 1 S: 5	H: 0 LOB: 0 BB: 0 P: 5	R: 1 E: 0 K: 1 S: 7	H: 2 LOB: 1 BB: 0 P: 7	R: 0 E: 0 K: 0 S: 3	H: 1 LOB: 1 BB: 1 P: 7	R: 0 E: 0 K: 2 S: 7	H: 0 LOB: 0 BB: 0 P: 7	R: 0 E: 0 K: 1 S: 5	H: 0 LOB: 0 BB: 0 P: 5	R: 0 E: 0 K: 0 S: 3	H: 0 LOB: 0 BB: 0 P: 3	R: 0 E: 0 K: 1 S: 6	H: 1 LOB: 1 BB: 0 P: 6	1B: 3 2B: 2 3B: 0 HR: 1	SF: 0 SAC: 0 DP: 2 HBP: 0	WP: 0 PB: 0 SB: 0 CS: 0	PA: 32
<b>PITCHER</b> Bert Blyleven, R (1, 1) ERA: 4.05	IP: 9.0 WLS: W BF: 32 H: 5 R: 1 ER: 1 SO: 8 BB: 2 IBB: 0 HBP: 0 BLK: 0 WP: 0 HR: 1 S: 46 P: 54 ERA: 1.00 WHIP: 0.778											<b>PITCHER</b>	IP: WLS: BF: H: R: ER: SO: BB: IBB: HBP: BLK: WP: HR: S: P: ERA: WHIP:									





Batter	1	2	3	4	5	6	7	8	9	AB	R	H	RBI	BB	SO	LOB
Dan Gladden, R OBP: 0.319, SLG: 0.374 (1, 7)	0-0 F8	0-0 4-3			0-3 K		0-0 F7			4	0	0	0	0	1	1
Al Newman, S OBP: 0.301, SLG: 0.306 (1, 4)	0-0 HR	0-0 P3-4			0-0 F8			4-0 1B 2B BB		3	2	2	1	1	0	0
Kirby Puckett, R OBP: 0.367, SLG: 0.537 (1, 8)	0-0 HR	0-0 P3-4			0-0 1B			0-0 F8		4	1	2	2	0	0	2
Gary Gaetti, R OBP: 0.309, SLG: 0.496 (1, 5)	0-0 HR		0-0 6-3		0-0 6-3			0-0 2B SF8 1B		4	2	2	1	0	0	1
Tom Brunansky, R OBP: 0.353, SLG: 0.492 (1, 9)	0-0 1-3		0-3 K			0-0 F9		0-0 SF8 2B		4	0	1	1	0	1	0
Don Baylor, R OBP: 0.356, SLG: 0.393 (1, 10)	0-0 HR		0-3 K			0-0 6-3		4-0 SF8 IBB		3	1	1	0	0	1	0
Randy Bush, L OBP: 0.357, SLG: 0.419 (8, PH)										0	0	0	0	1	0	0
Kent Hrbek, L OBP: 0.385, SLG: 0.544 (1, 3)	0-0 HR			0-3 K		0-0 F7		0-0 SF8		3	1	1	3	0	1	0
Greg Gagne, R OBP: 0.307, SLG: 0.433 (1, 6)	0-0 F9				0-0 F3			0-0 5-3		4	0	0	0	0	0	2
Tim Laudner, R OBP: 0.249, SLG: 0.391 (1, 2)		0-0 4-3 1B 2B			0-3 K			0-0 6-3		3	1	1	0	0	1	0

Inning Stats	R: 5	H: 5	E: 0	LOB: 0	K: 0	S: 8	P: 8	R: 1	H: 2	E: 0	LOB: 0	K: 0	S: 4	R: 0	H: 0	E: 0	LOB: 0	K: 2	S: 7	R: 0	H: 0	E: 0	LOB: 0	K: 2	S: 7	R: 0	H: 1	E: 0	LOB: 1	K: 1	S: 6	R: 0	H: 0	E: 0	LOB: 0	K: 0	S: 3	R: 0	H: 0	E: 0	LOB: 0	K: 0	S: 3	R: 2	H: 2	E: 0	LOB: 2	K: 0	S: 5	P: 13
--------------	------	------	------	--------	------	------	------	------	------	------	--------	------	------	------	------	------	--------	------	------	------	------	------	--------	------	------	------	------	------	--------	------	------	------	------	------	--------	------	------	------	------	------	--------	------	------	------	------	------	--------	------	------	-------

PITCHER	IP	WLS	BF	H	R	ER	SO	BB	IBB	HBP	BLK	WP	HR	S	P	ERA	WHIP
Charlie Leibrandt, L ERA: 3.43 (1, 1)	0.2	L	7	5	5	5	0	0	0	0	0	0	3	7	7	67.50	7.500
Steve Farr, R ERA: 4.15 (1, 1)	4.1		15	3	1	1	5	0	0	0	0	0	0	25	25	2.08	0.692
John Davis, R ERA: 2.27 (6, 1)	2.1		11	2	2	2	0	1	1	0	0	0	0	9	17	7.71	1.286
Jerry Don Gleaton, L ERA: 4.41 (8, 1)	0.2		2	0	0	0	0	0	0	0	0	0	0	2	2	0.00	0.000

**BOTTOM**

**Kansas City Royals @ Minnesota Twins**  
 Hubert H. Humphrey Metrodome, Minneapolis, MN

Sun Sep 27 1987, 4:33 AM EDT  
 Att. 53,106 - Unknown

AB	32
R	8
H	10
RBI	8
BB	2
SO	5
LOB	6

livebaseballscores.com



WP: 0	PA: 35
PB: 0	SB: 0
CS: 0	

Batter	1	2	3	4	5	6	7	8	9	AB R H RBI BB SO LOB	TOP									
Donell Nixon, R OBP: 0.312, SLG: 0.344 (1, 8) X	0-0 1-3	0-0 SF8 1-3 2-H 1B		X 0-0 L4 1-2		0-0 PO 1-2	0-0 WP PB 1B 1B		X 0-0 B1-3	5 1 2 1 0 0 1										
John Moses, S OBP: 0.300, SLG: 0.332 (1, 9) X	0-0 4-3	0-0 SF8 2-3 3-H			X 0-0 1B		0-3 K 1-3		X 0-0 2B	4 1 2 1 0 1 1										
Phil Bradley, R OBP: 0.388, SLG: 0.469 (1, 7) X	0-0 BB S 1B	4-0 BB			0-3 K		0-0 L6-3 1B		X 0-0 2B	4 0 3 2 1 1 1										
Ken Phelps, L OBP: 0.409, SLG: 0.548 Gary Matthews, R OBP: 0.323, SLG: 0.340 (1, 10) B B B B (7, PH) B	4-0 1-2 BB BB	0-0 F7		X 0-0 F4		X 0-0 L6-3 1-2		X 0-0 2B	X 0-0 2B	2 0 0 0 1 0 3 2 0 1 0 0 0 1										
Jim Presley, R OBP: 0.297, SLG: 0.433 (1, 5) B B B B	4-0 1-2 2-3 BB		X 0-0 1-3		0-3 K		B B B B 4-0 1-4-3 BB			2 0 0 0 2 1 1										
Alvin Davis, L OBP: 0.368, SLG: 0.501 (1, 3) S S S	0-3 K		X 0-0 G3		X 0-0 G3		S S S S 0-3 K			4 0 0 0 0 2 4										
Dave Valle, R OBP: 0.292, SLG: 0.438 (1, 2)		S S S S 0-3 K	X 0-0 5-3		X 0-0 E6 1B		X 0-0 1-4-3			4 1 0 0 0 1 1										
Domingo Ramos, R OBP: 0.340, SLG: 0.431 (1, 6)		X 0-0 1B 1B		X 0-0 L9		X 0-0 CS 1B		X 0-0 4-3		4 1 2 1 0 0 1										
Harold Reynolds, S OBP: 0.325, SLG: 0.372 (1, 4)		X 0-0 1B SF8 1B		X 0-0 CS 1B		X 0-0 PO 1B		X 0-0 3-1		4 1 3 0 0 0 0										
<b>Inning Stats</b>	R: 0 E: 0 K: 1 S: 6	H: 1 LOB: 3 BB: 2 P: 14	R: 2 E: 0 K: 1 S: 8	H: 3 LOB: 2 BB: 1 P: 12	R: 0 E: 0 K: 0 S: 3	H: 0 LOB: 0 BB: 0 P: 3	R: 0 E: 0 K: 2 S: 8	H: 1 LOB: 1 BB: 0 P: 8	R: 1 E: 1 K: 0 S: 4	H: 2 LOB: 0 BB: 0 P: 4	R: 1 E: 0 K: 1 S: 6	H: 2 LOB: 0 BB: 0 P: 6	R: 0 E: 0 K: 1 S: 5	H: 0 LOB: 1 BB: 1 P: 9	R: 1 E: 0 K: 0 S: 5	H: 3 LOB: 2 BB: 0 P: 5	1B: 11 2B: 3 3B: 0 HR: 0	SF: 1 SAC: 0 DP: 1 HBP: 0	WP: 1 PB: 1 SB: 2 CS: 2	PA: 41
<b>PITCHER</b>	IP WLS BF H R ER SO BB IBB HBP BLK WP HR S P ERA WHIP																			
Mark Gubicza, R ERA: 4.1 (1, 1)	6.1 L 30 10 4 2 5 3 0 0 0 1 0 37 49 2.84 2.053																			
Jerry Don Gleaton, L ERA: 4.26 (7, 1)	1.2 5 0 0 0 1 1 0 0 0 0 0 6 10 0.00 0.600																			
Dan Quisenberry, R ERA: 2.76 (9, 1)	1.0 5 3 1 1 0 0 0 0 0 0 0 5 5 9.00 3.000																			

Seattle Mariners @ Kansas City Royals  
Royals Stadium, Kansas City, MO  
Mon Sep 28 1987, 8:05 PM EDT  
Att: 22,068 - Unknown

livebaseballscorecards.com

AB 35  
R 5  
H 13  
RBI 5  
BB 4  
SO 6  
LOB 14



Batter	1	2	3	4	5	6	7	8	9	AB	R	H	RBI	BB	SO	LOB
Willie Wilson, S OBP: 0.319, SLG: 0.379 (1, 8)	0-0 6-3		0-0 5-3			0-0 F9		0-0 L4		4	0	0	0	0	0	1
Kevin Seitzer, R OBP: 0.397, SLG: 0.469 (1, 5)	0-0 1B		0-0 6-3			0-0 3B		0-0 F9		4	1	2	0	0	0	1
George Brett, L OBP: 0.392, SLG: 0.505 (1, 3)	0-0 1-2		0-0 F6			0-0 6-3		0-3 K		4	0	0	1	0	1	1
Danny Tartabull, R OBP: 0.386, SLG: 0.534 (1, 9)	0-0 6-3			0-0 F9		0-3 K		4-0 BB		3	0	0	0	1	1	1
Frank White, R OBP: 0.305, SLG: 0.392 (1, 4)		0-0 F8		0-0 F7			0-0 F9		0-0 1B	4	0	1	0	0	0	0
Bo Jackson, R OBP: 0.299, SLG: 0.455 (1, 10)		0-0 5-3		0-0 2-3			0-0 L8		0-0 FC5-4	4	0	0	0	0	0	2
Bill Pecota, R OBP: 0.349, SLG: 0.403 (1, 6)		0-0 1B			0-0 F9		0-0 F7		0-0 3-1	3	0	1	0	0	0	0
Jim Eisenreich, L OBP: 0.278, SLG: 0.465 (9, PH)		0-0 1B								1	0	0	0	0	0	2
Gary Thurman, R OBP: 0.338, SLG: 0.310 (1, 7)		0-0 1B			0-0 L9			0-0 6-3		3	0	1	0	0	0	0
Larry Owen, R OBP: 0.260, SLG: 0.317 (1, 2)		0-0 6-3			0-0 6-3			0-0 1B		2	0	0	0	0	0	2
Jamie Quirk, L OBP: 0.314, SLG: 0.354 (8, PH)		0-0 1-2								1	0	1	0	0	0	0

Inning Stats	R: 0	H: 1	E: 0	LOB: 1	K: 0	BB: 0	S: 4	P: 4	R: 0	H: 2	E: 0	LOB: 2	K: 0	BB: 0	S: 5	P: 5	R: 0	H: 0	E: 0	LOB: 0	K: 0	BB: 0	S: 3	P: 3	R: 0	H: 0	E: 0	LOB: 0	K: 0	BB: 0	S: 3	P: 3	R: 1	H: 1	E: 0	LOB: 0	K: 1	BB: 0	S: 6	P: 6	R: 0	H: 0	E: 0	LOB: 0	K: 0	BB: 0	S: 3	P: 3	R: 0	H: 1	E: 0	LOB: 1	K: 0	BB: 0	S: 4	P: 4	R: 0	H: 1	E: 0	LOB: 2	K: 1	BB: 1	S: 6	P: 10	1B: 5	SF: 0	2B: 0	SAC: 0	3B: 1	DP: 0	HR: 0	HBP: 0	WP: 0	PA: 34
--------------	------	------	------	--------	------	-------	------	------	------	------	------	--------	------	-------	------	------	------	------	------	--------	------	-------	------	------	------	------	------	--------	------	-------	------	------	------	------	------	--------	------	-------	------	------	------	------	------	--------	------	-------	------	------	------	------	------	--------	------	-------	------	------	------	------	------	--------	------	-------	------	-------	-------	-------	-------	--------	-------	-------	-------	--------	-------	--------

PITCHER	IP	WLS	BF	H	R	ER	SO	BB	IBB	HBP	BLK	WP	HR	S	P	ERA	WHIP
Lee Guetterman, L ERA: 3.76 (1, 1)	6.0	W	22	4	1	1	1	0	0	0	0	0	0	24	24	1.50	0.667
Jerry Reed, R ERA: 3.16 (7, 1)	3.0	S	12	2	0	0	1	1	0	0	0	0	0	13	17	0.00	1.000

**BOTTOM**

**Seattle Mariners @ Kansas City Royals**  
**Royals Stadium, Kansas City, MO**  
 Mon Sep 28 1987, 8:05 PM EDT  
 Att. 22,068 - Unknown

livebaseballscorecards.com

<b>AB</b>	<b>33</b>
<b>R</b>	<b>1</b>
<b>H</b>	<b>6</b>
<b>RBI</b>	<b>1</b>
<b>BB</b>	<b>1</b>
<b>SO</b>	<b>2</b>
<b>LOB</b>	<b>10</b>



Batter	1	2	3	4	5	6	7	8	9	AB R H RBI BB SO LOB	TOP
<b>Donell Nixon, R</b> (1, 8) <small>OBP: 0.317, SLG: 0.344</small> <b>Dave Hengel, R</b> (2, 9) <small>OBP: 0.278, SLG: 0.444</small>	1-0  <b>HBP</b>		0-0  <b>4-3</b>		0-3  <b>K</b>		0-0  <b>G5-3</b>	0-0  <b>1B</b>	0 1 0 0 0 0 0 4 0 1 0 0 1 3		
<b>Phil Bradley, R</b> (1, 7) <small>OBP: 0.389, SLG: 0.469</small>	0-0  <b>6-3</b>		0-1  <b>CS</b>		4-0  <b>BB</b>			0-0  <b>5-3</b>		2 0 1 0 1 0 1	
<b>Mickey Brantley, R</b> (1, 9) <small>OBP: 0.345, SLG: 0.499</small> (2, 8)	0-0  <b>6-3</b>		0-0  <b>CS</b>	4-0  <b>BB</b>	0-0  <b>6-3</b>			0-0  <b>2-3</b>		3 0 0 1 1 0 3	
<b>Jim Presley, R</b> (1, 5) <small>OBP: 0.297, SLG: 0.430</small>	4-0  <b>BB</b>			0-0  <b>F9</b>		0-0  <b>F8</b>		0-0  <b>5-3</b>		3 0 0 0 1 0 2	
<b>Gary Matthews, R</b> (1, 10) <small>OBP: 0.318, SLG: 0.333</small> <b>Ken Phelps, L</b> (8, PH) <small>OBP: 0.408, SLG: 0.546</small>	0-0  <b>4-3</b>			0-3  <b>K</b>		0-0  <b>L8</b>		0-0  <b>F7</b>		3 0 0 0 0 1 2 1 0 0 0 0 0 1	
<b>Alvin Davis, L</b> (1, 3) <small>OBP: 0.367, SLG: 0.504</small>		0-0  <b>4-3</b>		0-0  <b>1-3</b>		0-0  <b>4-3</b>			 <b>HR</b>	4 1 1 1 0 0 1	
<b>Rey Quinones, R</b> (1, 6) <small>OBP: 0.319, SLG: 0.399</small>		0-0  <b>5-3</b>			0-0  <b>4-3</b>		0-0  <b>1B</b>		 <b>5-3</b>	4 1 1 0 0 0 0	<b>AB</b> 32 <b>R</b> 3 <b>H</b> 8 <b>RBI</b> 3 <b>BB</b> 3 <b>SO</b> 3 <b>LOB</b> 15
<b>Scott Bradley, L</b> (1, 2) <small>OBP: 0.311, SLG: 0.375</small>		0-0  <b>1-3</b>			0-0  <b>4-3</b>		0-0  <b>G5-3</b>	 <b>FC1-6</b>		4 0 2 0 0 0 1	
<b>Harold Reynolds, S</b> (1, 4) <small>OBP: 0.327, SLG: 0.373</small>			0-3  <b>K</b>		0-0  <b>1B</b>		0-0  <b>1B</b>	 <b>FC1-6</b>		4 0 2 1 0 1 1	
<b>Inning Stats</b>	R: 1 H: 0 E: 0 LOB: 1 K: 0 BB: 1 S: 3 P: 8	R: 0 H: 0 E: 0 LOB: 0 K: 0 BB: 0 S: 3 P: 3	R: 0 H: 0 E: 1 LOB: 0 K: 1 BB: 0 S: 5 P: 5	R: 0 H: 0 E: 0 LOB: 1 K: 1 BB: 1 S: 5 P: 9	R: 1 H: 2 E: 0 LOB: 2 K: 1 BB: 1 S: 7 P: 11	R: 0 H: 0 E: 0 LOB: 0 K: 0 BB: 0 S: 3 P: 3	R: 0 H: 2 E: 0 LOB: 1 K: 0 BB: 0 S: 4 P: 4	R: 0 H: 1 E: 0 LOB: 1 K: 0 BB: 0 S: 4 P: 4	R: 1 H: 3 E: 0 LOB: 2 K: 0 BB: 0 S: 5 P: 5	1B: 6 SF: 0 2B: 1 SAC: 0 3B: 0 DP: 1 HR: 1 HBP: 1	WP: 0 PA: 38 PB: 0 SB: 5 CS: 1
<b>PITCHER</b> <b>Bud Black, L</b> (1, 1) <small>ERA: 3.6</small> <b>Gene Garber, R</b> (8, 1) <small>ERA: 4.19</small>	IP WLS BF H R ER SO BB IBB HBP BLK WP HR S P ERA WHIP 7.0 W 28 4 2 2 3 3 0 1 0 0 0 30 43 2.57 1.000					<b>PITCHER</b> IP WLS BF H R ER SO BB IBB HBP BLK WP HR S P ERA WHIP 2.0 9 4 1 1 0 0 0 0 0 0 0 9 9 4.50 2.000					

**Seattle Mariners @ Kansas City Royals**  
 Royals Stadium, Kansas City, MO  
 Tue Sep 29 1987, 8:05 PM EDT  
 Att: 17,458 - Unknown

[livebaseballscorecards.com](http://livebaseballscorecards.com)

Batter	1	2	3	4	5	6	7	8	9
Willie Wilson, S OBP: 0.319, SLG: 0.376 (1, 10)	0-0 F5		0-0 F9		0-0 6-3	4-0 BBB S BB		0-3 K	
Bill Pecota, R OBP: 0.346, SLG: 0.399 (1, 4)	0-3 K		0-0 FC5-4		0-0 FC6-4 1B	0-3 K			
Kevin Seitzer, R OBP: 0.397, SLG: 0.467 (1, 5)	0-0 CS 1B		0-0 4-3		0-0 FC6-4 1-2f		0-0 6-3		
Danny Tartabull, R OBP: 0.388, SLG: 0.536 (1, 9)	0-0 CS 1-2	0-0 5-3		4-0 S BB		0-0 SH BB 1B	0-0 2B		
Steve Balboni, R OBP: 0.273, SLG: 0.427 (1, 3)		0-3 K		0-3 K		4-0 SH BB 1B	0-0 F7		
Scotti Madison, S (1, 2)		0-0 E5 HR		0-3 K 1-2		0-0 SH BB 1B	0-3 K		
Bo Jackson, R OBP: 0.299, SLG: 0.461 (1, 7)		0-0 HR		0-3 K		0-3 K		0-0 5-3	
Gary Thurman, R OBP: 0.333, SLG: 0.307 (1, 8)		0-0 F8			0-0 6-3 E 1B	0-3 K		0-3 K	
Ross Jones, R OBP: 0.292, SLG: 0.317 (1, 6)			0-0 FC5-4 1B		0-0 F7	0-0 WP 1B		0-0 1B	

Inning Stats	R: 0	H: 1	E: 0	K: 1	S: 5	LOB: 0	BB: 0	P: 5
	R: 2	H: 1	E: 1	K: 1	S: 7	LOB: 0	BB: 0	P: 7
	R: 0	H: 1	E: 0	K: 0	S: 4	LOB: 1	BB: 0	P: 4
	R: 0	H: 0	E: 0	K: 3	S: 9	LOB: 1	BB: 1	P: 13
	R: 1	H: 2	E: 1	K: 0	S: 5	LOB: 1	BB: 0	P: 5
	R: 3	H: 2	E: 1	K: 3	S: 12	LOB: 2	BB: 2	P: 20
	R: 0	H: 1	E: 0	K: 1	S: 6	LOB: 1	BB: 0	P: 6
	R: 0	H: 1	E: 0	K: 2	S: 8	LOB: 1	BB: 0	P: 8

PITCHER										PITCHER																								
IP	WLS	BF	H	R	ER	SO	BB	IBB	HBP	BLK	WP	HR	S	P	ERA	WHIP	IP	WLS	BF	H	R	ER	SO	BB	IBB	HBP	BLK	WP	HR	S	P	ERA	WHIP	
Mark Langston, L ERA: 3.86 (1, 1)	6.0	L	29	7	6	0	8	3	0	0	1	1	42	54	0.00	1.667																		
Mike Trujillo, R ERA: 6.03 (7, 1)	2.0		8	2	0	0	3	0	0	0	0	0	14	14	0.00	1.000																		

AB R H RBI BB SO LOB

4	0	0	0	1	1	3
4	0	1	1	0	2	3
4	0	1	0	0	0	2
3	1	2	0	1	0	0
3	1	0	0	1	2	2
3	2	0	0	0	2	2
4	1	1	2	0	2	3
4	1	1	0	0	2	2
4	0	3	1	0	0	1

1B: 7	SF: 0	WP: 1	PA: 38
2B: 1	SAC: 1	PB: 0	
3B: 0	DP: 0	SB: 2	
HR: 1	HBP: 0	CS: 1	

**Seattle Mariners @ Kansas City Royals**  
**Royals Stadium, Kansas City, MO**  
 Tue Sep 29 1987, 8:05 PM EDT  
 Att. 17,458 - Unknown

livebaseballscorecards.com

AB	33
R	6
H	9
RBI	4
BB	3
SO	11
LOB	18



Batter	1	2	3	4	5	6	7	8	9	AB R H RBI BB SO LOB	TOP	
<b>John Moses, S</b> (1, 8) OBP: 0.299, SLG: 0.331	0-3 K		0-0 6-3 4-3 1B	0-0 F7			0-0 4-3		0-0 F4	5 0 1 0 0 1 3		
<b>Phil Bradley, R</b> (1, 7) OBP: 0.389, SLG: 0.467	4-0 1B E BB		0-0 4-3		4-0 FC3-6 BB		0-0 L3		0-0 1-3	3 1 0 1 2 0 2		
<b>Edgar Martinez, R</b> (1, 5) OBP: 0.405, SLG: 0.529	0-0 E9 1-H 1B		0-0 6-3		0-0 FC3-6 1-2f BB		4-0 BB			3 0 1 0 1 0 2		
<b>Mickey Brantley, R</b> (1, 9) OBP: 0.344, SLG: 0.494	0-0 F4		0-0 F7		4-0 BB		0-3 K			3 0 0 0 1 1 3		
<b>Gary Matthews, R</b> (1, 10) OBP: 0.316, SLG: 0.327	0-0 3-1			4-0 1B 1B BB		0-0 F3		0-3 K		3 1 0 0 1 1 3		
<b>Alvin Davis, L</b> (1, 3) OBP: 0.366, SLG: 0.503		0-0 F5		0-0 5-3 1B 1-2 FC5-2-5 1B		0-3 K		0-0 L6		4 0 1 0 0 1 2		
<b>Dave Valle, R</b> (1, 2) OBP: 0.292, SLG: 0.435		0-0 4-3		0-0 5-3 1-2 2-H 1B		0-3 K2-3		0-3 K		4 0 1 1 0 2 0		
<b>Rey Quinones, R</b> (1, 6) OBP: 0.316, SLG: 0.396		0-0 F3		0-0 5-3 1-2 2-3		0-0 6-3		0-0 1-3		4 0 0 0 0 0 2		
<b>Harold Reynolds, S</b> (1, 4) OBP: 0.328, SLG: 0.378			0-0 4-3 3B	0-0 FC5-2-5 3-H		0-0 F9		0-0 1B		4 1 2 0 0 0 2		
<b>Inning Stats</b>	R: 1 E: 1 K: 1 S: 6 H: 1 LOB: 1 BB: 1 P: 10	R: 0 E: 0 K: 0 S: 3 H: 0 LOB: 0 BB: 0 P: 3	R: 1 E: 0 K: 0 S: 5 H: 2 LOB: 1 BB: 0 P: 5	R: 1 E: 0 K: 0 S: 5 H: 2 LOB: 2 BB: 1 P: 9	R: 0 E: 1 K: 1 S: 5 H: 0 LOB: 2 BB: 2 P: 13	R: 0 E: 0 K: 1 S: 5 H: 0 LOB: 0 BB: 0 P: 5	R: 0 E: 0 K: 1 S: 5 H: 0 LOB: 1 BB: 1 P: 9	R: 0 E: 0 K: 2 S: 7 H: 0 LOB: 0 BB: 0 P: 7	R: 0 E: 0 K: 0 S: 4 H: 1 LOB: 1 BB: 0 P: 4	1B: 5 2B: 0 3B: 1 HR: 0 SF: 0 SAC: 0 DP: 0 HBP: 0	WP: 0 PB: 0 SB: 0 CS: 0 PA: 38	
<b>PITCHER</b> <b>Danny Jackson, L</b> (1, 1) ERA: 4.02	IP 9.0 WLS W BF 38 H 6 R 3 ER 2 SO 6 BB 5 IBB 0 HBP 0 BLK 0 WP 0 HR 0 S 45 P 65 ERA 2.00 WHIP 1.222											<b>PITCHER</b> IP WLS BF H R ER SO BB IBB HBP BLK WP HR S P ERA WHIP

Seattle Mariners @ Kansas City Royals  
 Royals Stadium, Kansas City, MO  
 Wed Sep 30 1987, 8:05 PM EDT  
 Att. 16,162 - Unknown

livebaseballscorecards.com

AB 33  
 R 3  
 H 6  
 RBI 2  
 BB 5  
 SO 6  
 LOB 19



Batter	1	2	3	4	5	6	7	8	9
Willie Wilson, S OBP: 0.319, SLG: 0.377 (1, 8)	0-0 G3 4-3 1B	0-0 6-3		0-0 FC4-6 1-2f 2-3		0-0 SF9		0-0 1B	
Kevin Seitzer, R OBP: 0.398, SLG: 0.467 (1, 5)	0-0 G3 1-3		0-0 1B 1B	0-0 F8 1-2		4-0 BB		4-0 1B BB	
George Brett, L OBP: 0.392, SLG: 0.504 (1, 3)	0-0 4-3 3-H		0-0 1B 1B		0-0 4-3	0-3 K		0-0 1B 1-3 2-H 3-H	
Danny Tartabull, R OBP: 0.388, SLG: 0.534 (1, 10)	4-0 2B BB		0-0 1B 1-2 2-H	0-0 G3-6-3 1B	0-0 F9		0-0 F9	0-0 F8	
Bo Jackson, R OBP: 0.300, SLG: 0.462 (1, 9)	0-0 WP 1-H 2B		0-0 L8		4-0 BB		0-3 K	0-0 G3	
Jamie Quirk, L OBP: 0.313, SLG: 0.351 (1, 2)	4-0 2-3 BB		0-0 G3-6-3 1-2f		0-3 K		0-3 K		
Bill Pecota, R OBP: 0.350, SLG: 0.397 (1, 4)	0-0 5-3			0-0 5-3		0-0 1B SF9 1B		4-0 1B SH2-4 BB	
Gary Thurman, R OBP: 0.345, SLG: 0.321 (1, 7)		0-0 5-3		0-0 FC4-6 1B 1B		0-0 FC1-4 1B		0-0 SH2-4	
Ross Jones, R OBP: 0.291, SLG: 0.315 (1, 6)		0-0 5-3		0-0 FC4-6 1B		0-0 FC1-4 BB		0-0 E6 1B 1B	

Inning Stats	R: 2	H: 2	E: 0	K: 0	S: 5	LOB: 2	BB: 2	P: 13	R: 0	H: 0	E: 0	K: 0	S: 3	LOB: 0	BB: 0	P: 3	R: 1	H: 3	E: 0	K: 0	S: 5	LOB: 1	BB: 0	P: 5	R: 0	H: 2	E: 0	K: 0	S: 5	LOB: 2	BB: 0	P: 5	R: 0	H: 0	E: 0	K: 1	S: 5	LOB: 1	BB: 1	P: 9	R: 1	H: 2	E: 0	K: 1	S: 7	LOB: 2	BB: 1	P: 11	R: 0	H: 0	E: 0	K: 2	S: 7	LOB: 0	BB: 0	P: 7	R: 3	H: 2	E: 1	K: 0	S: 6	LOB: 2	BB: 2	P: 14
--------------	------	------	------	------	------	--------	-------	-------	------	------	------	------	------	--------	-------	------	------	------	------	------	------	--------	-------	------	------	------	------	------	------	--------	-------	------	------	------	------	------	------	--------	-------	------	------	------	------	------	------	--------	-------	-------	------	------	------	------	------	--------	-------	------	------	------	------	------	------	--------	-------	-------

AB	R	H	RBI	BB	SO	LOB
4	2	2	2	0	0	2
3	1	1	0	2	0	3
5	0	2	3	0	1	2
4	1	1	1	1	0	2
4	0	1	1	1	1	4
3	0	0	0	1	2	3
3	2	1	0	1	0	2
3	0	2	0	0	0	0
4	1	1	0	0	0	3

**BOTTOM**

**Seattle Mariners @ Kansas City Royals**  
 Royals Stadium, Kansas City, MO

Wed Sep 30 1987, 8:05 PM EDT  
 Att. 16,162 - Unknown

livebaseballscorecards.com

AB	33
R	7
H	11
RBI	7
BB	6
SO	4
LOB	21



PITCHER	IP	WLS	BF	H	R	ER	SO	BB	IBB	HBP	BLK	WP	HR	S	P	ERA	WHIP
Mike Morgan, R ERA: 4.65 (1, 1)	5.1	L	27	9	4	4	1	3	0	0	0	1	0	26	38	6.75	2.250
Dennis Powell, L ERA: 3.41 (6, 1)	0.2		3	0	0	0	1	1	0	0	0	0	0	4	8	0.00	1.500
Jerry Reed, R ERA: 3.33 (7, 1)	1.1		8	1	3	2	2	2	0	0	0	0	0	10	18	13.50	2.250
Bill Wilkinson, L ERA: 3.84 (8, 1)	0.0		1	1	0	0	0	0	0	0	0	0	0	1	1	∞	∞
Ed Nunez, R ERA: 3.86 (8, 1)	0.2		2	0	0	0	0	0	0	0	0	0	0	2	2	0.00	0.000

Batter	1	2	3	4	5	6	7	8	9	AB R H RBI BB SO LOB	TOP											
Dan Gladden, R (1, 7) OBP: 0.316, SLG: 0.366	0-3 K		0-0 B1-3		0-0 G6-4-3		0-0 F8			4 0 0 0 0 1 3												
Greg Gagne, R (1, 6) OBP: 0.307, SLG: 0.429	0-0 4-3		0-0 L9		0-1 CI 1B E			0-0 SF7 1B E		3 2 1 0 0 0 1												
Kirby Puckett, R (1, 8) OBP: 0.368, SLG: 0.537	0-0 2B			0-0 1B 2B	0-0 E3 1B 1-H			0-0 E9 1B 1-3		4 1 4 0 0 0 0												
Kent Hrbek, L (1, 3) OBP: 0.394, SLG: 0.553	0-0 F5			0-0 FC6-4 1B 2-H	0-3 K			0-0 SF7		3 0 1 2 0 1 2												
Gary Gaetti, R (1, 5) OBP: 0.305, SLG: 0.488		0-0 6-3		0-0 FC6-4 1B 1-2f		0-0 5-3		0-0 F3		4 0 0 0 0 0 2												
Randy Bush, L (1, 10) OBP: 0.352, SLG: 0.417		0-0 F8		0-0 F7		0-0 3-1		0-0 G3		4 0 0 0 0 0 2												
Tom Brunansky, R (1, 9) OBP: 0.351, SLG: 0.485		0-0 6-3		0-0 FC6-4 1B 1-2		0-3 K			0-0 F5	4 0 1 0 0 1 0												
Steve Lombardozzi, R (1, 4) OBP: 0.297, SLG: 0.349			0-0 FC 1B		0-0 FC6-4		0-0 L6		0-3 K	3 0 1 0 0 0 2												
Al Newman, S (7, 4) OBP: 0.301, SLG: 0.306				0-0 FC 1B 1-2						0 0 0 0 0 0 0												
Roy Smalley, S (9, PH) OBP: 0.353, SLG: 0.412										1 0 0 0 0 1 0												
Tim Laudner, R (1, 2) OBP: 0.251, SLG: 0.389			0-0 FC		0-0 G6-4-3 1B		0-0 5-3		0-0 F8	3 0 1 0 0 0 1												
Tom Nieto, R (7, 2) OBP: 0.276, SLG: 0.314										0 0 0 0 0 0 0												
Gene Larkin, S (9, PH) OBP: 0.341, SLG: 0.384										1 0 0 0 0 0 0												
<b>Inning Stats</b>	R: 0 E: 0 K: 1 S: 6	H: 1 LOB: 1 BB: 0 P: 6	R: 0 E: 0 K: 0 S: 3	H: 0 LOB: 0 BB: 0 P: 3	R: 0 E: 0 K: 0 S: 4	H: 1 LOB: 1 BB: 0 P: 4	R: 1 E: 0 K: 0 S: 6	H: 3 LOB: 2 BB: 0 P: 6	R: 1 E: 2 K: 1 S: 7	H: 2 LOB: 1 BB: 0 P: 7	R: 0 E: 0 K: 1 S: 5	H: 0 LOB: 0 BB: 0 P: 5	R: 0 E: 0 K: 0 S: 3	H: 0 LOB: 0 BB: 0 P: 3	R: 1 E: 1 K: 0 S: 5	H: 2 LOB: 1 BB: 0 P: 5	R: 0 E: 0 K: 1 S: 5	H: 0 LOB: 0 BB: 0 P: 5	1B: 7 2B: 3 3B: 0 HR: 0	SF: 1 SAC: 0 DP: 2 HBP: 0	WP: 0 PB: 0 SB: 0 CS: 0	PA: 36
<b>PITCHER</b> Bret Saberhagen, R (1, 1) ERA: 3.36	IP: 9.0 WLS: W BF: 36 H: 9 R: 3 ER: 2 SO: 4 BB: 0 IBB: 0 HBP: 0 BLK: 0 WP: 0 HR: 0 S: 44 P: 44 ERA: 2.00 WHIP: 1.000																					

Minnesota Twins @ Kansas City Royals  
Royals Stadium, Kansas City, MO  
Fri Oct 02 1987, 8:05 PM EDT  
Att: 22,578 - Unknown

livebaseballscorecards.com

AB	34
R	3
H	9
RBI	2
BB	0
SO	4
LOB	13





Batter	1	2	3	4	5	6	7	8	9
Willie Wilson, S OBP: 0.320, SLG: 0.380 (1, 8)	0-3 K		0-0 F8		0-0 HR 1B	0-0 2B			
Kevin Seitzer, R OBP: 0.399, SLG: 0.466 (1, 5)	0-0 1B		4-0 BB		0-0 HR	0-0 6-3			
George Brett, L OBP: 0.389, SLG: 0.499 (1, 3)	0-0 F9		0-0 F9		0-3 K		0-3 K		
Danny Tartabull, R OBP: 0.388, SLG: 0.537 (1, 9)	0-0 5-3			0-3 K	0-0 HR		0-3 K		
Frank White, R OBP: 0.305, SLG: 0.391 (1, 10)		0-3 K		0-0 F2	0-0 F7		0-0 1B		
Bo Jackson, R OBP: 0.297, SLG: 0.457 (1, 7)		0-3 K		0-0 5-3		0-0 F4	0-0 5-3		
Scotti Madison, S OBP: 0.333, SLG: 0.667 (1, 2)		0-0 2B			0-0 FC1-5 2B	0-0 F9 2B		0-3 K	
Bill Pecota, R OBP: 0.354, SLG: 0.392 (1, 6)		0-0 G3			4-0 FC1-5 1B BB	4-0 2B BB		0-0 6-3	
Ross Jones, R OBP: 0.281, SLG: 0.304 (1, 4)			0-0 F8		0-0 FC1-5 HR 1B	0-0 F9		0-0 L9	

Inning Stats	R: 0	H: 1	E: 0	K: 1	S: 6	LOB: 1	BB: 0	P: 6
	R: 0	H: 1	E: 0	K: 2	S: 8	LOB: 1	BB: 0	P: 8
	R: 0	H: 0	E: 0	K: 0	S: 3	LOB: 1	BB: 1	P: 7
	R: 0	H: 0	E: 0	K: 1	S: 5	LOB: 0	BB: 0	P: 5
	R: 5	H: 3	E: 1	K: 1	S: 9	LOB: 0	BB: 1	P: 13
	R: 1	H: 2	E: 0	K: 0	S: 5	LOB: 2	BB: 1	P: 9
	R: 0	H: 1	E: 0	K: 2	S: 8	LOB: 1	BB: 0	P: 8
	R: 0	H: 0	E: 0	K: 1	S: 5	LOB: 0	BB: 0	P: 5

PITCHER	IP	WLS	BF	H	R	ER	SO	BB	IBB	HBP	BLK	WP	HR	S	P	ERA	WHIP
Frank Viola, L ERA: 2.9 (1, 1)	6.0	L	29	7	6	2	5	3	0	0	0	0	1	36	48	3.00	1.667
Juan Berenguer, R ERA: 3.94 (7, 1)	1.0		4	1	0	0	2	0	0	0	0	0	0	8	8	0.00	1.000
Jeff Reardon, R ERA: 4.54 (8, 1)	1.0		3	0	0	0	1	0	0	0	0	0	0	5	5	0.00	0.000

AB R H RBI BB SO LOB

**BOTTOM**

4	1	2	2	0	1	0
3	1	1	0	1	0	4
4	0	0	0	0	2	5
4	1	1	4	0	2	1
4	0	1	0	0	1	0
4	0	0	0	0	1	1
4	1	3	0	0	1	0
2	1	0	0	2	0	1
4	1	0	0	0	0	4

AB	33
R	6
H	8
RBI	6
BB	3
SO	8
LOB	16



1B: 3	SF: 0	WP: 0	PA: 36
2B: 4	SAC: 0	PB: 0	
3B: 0	DP: 0	SB: 0	
HR: 1	HBP: 0	CS: 0	

**Minnesota Twins @ Kansas City Royals**  
 Royals Stadium, Kansas City, MO  
 Fri Oct 02 1987, 8:05 PM EDT  
 Att. 22,578 - Unknown

livebaseballscores.com

Batter	1	2	3	4	5	6	7	8	9	AB R H RBI BB SO LOB	TOP									
Al Newman, S (1, 5) OBP: 0.300, SLG: 0.305	0-0 F7		0-0 FC4-6 1B		0-0 F7			0-0 6-3		4 0 1 0 0 0 1	<b>Minnesota Twins @ Kansas City Royals</b> <b>Royals Stadium, Kansas City, MO</b> Sat Oct 03 1987, 8:05 PM EDT Att: 28,082 - Unknown <a href="http://livebaseballscorecards.com">livebaseballscorecards.com</a>									
Greg Gagne, R (1, 6) OBP: 0.307, SLG: 0.428	0-0 4-3 1B		0-0 FC4-6 G4-6-3 1-2f			0-0 F7		0-0 5-3		4 1 1 0 0 0 1										
Kirby Puckett, R (1, 8) Mark Davidson, R (8, 8) OBP: 0.366, SLG: 0.534 OBP: 0.317, SLG: 0.322	0-0 4-3 1-2		0-0 G4-6-3 1-2f			0-3 K		0-0 6-3		4 0 0 0 0 1 2 0 0 0 0 0 0 0										
Don Baylor, R (1, 10) OBP: 0.360, SLG: 0.392	0-0 2-H BB 1B			0-0 F7		0-3 K			0-0 6-3	4 0 1 1 0 1 0										
Tom Brunansky, R (1, 9) Billy Beane, R (7, 9) OBP: 0.353, SLG: 0.491 OBP: 0.214, SLG: 0.357	4-0 1-2 BB			0-3 K			0-0 HR		0-0 4-3 2B	2 1 1 1 1 1 0 1 0 1 0 0 0 0										
Kent Hrbek, L (1, 3) OBP: 0.391, SLG: 0.549	0-0 F8			0-0 F6			0-0 F8		0-0 4-3 2-3	4 0 0 0 0 0 3										
Dan Gladden, R (1, 7) Randy Bush, L (9, PH) OBP: 0.314, SLG: 0.363 OBP: 0.351, SLG: 0.416		0-0 6-3			0-0 B1-3			0-0 6-3		3 0 0 0 0 0 0 1 0 0 0 0 0 1										
Steve Lombardozzi, R (1, 4) OBP: 0.297, SLG: 0.351		0-0 E5 G1-4-3			0-0 F9			0-0 2B		3 0 1 0 0 0 0										
Tim Laudner, R (1, 2) OBP: 0.252, SLG: 0.389		0-0 G1-4-3 1-2f			0-0 1B			0-0 L7		3 0 1 0 0 0 2										
<b>Inning Stats</b>	R: 1 E: 0 K: 0 S: 5	H: 2 LOB: 2 BB: 1 P: 9	R: 0 E: 1 K: 0 S: 3	H: 0 LOB: 0 BB: 0 P: 3	R: 0 E: 0 K: 1 S: 3	H: 1 LOB: 0 BB: 0 P: 3	R: 0 E: 0 K: 1 S: 5	H: 0 LOB: 0 BB: 0 P: 5	R: 0 E: 0 K: 2 S: 7	H: 0 LOB: 0 BB: 0 P: 7	R: 1 E: 0 K: 0 S: 5	H: 2 LOB: 1 BB: 0 P: 5	R: 0 E: 0 K: 0 S: 3	H: 0 LOB: 0 BB: 0 P: 3	R: 0 E: 0 K: 0 S: 4	H: 1 LOB: 1 BB: 0 P: 4	1B: 4 2B: 2 3B: 0 HR: 1	SF: 0 SAC: 0 DP: 2 HBP: 0	WP: 0 PB: 0 SB: 0 CS: 0	PA: 34
<b>PITCHER</b>	IP WLS BF H R ER SO BB IBB HBP BLK WP HR S P ERA WHIP																			
Charlie Leibrandt, L (1, 1) ERA: 3.41	7.0 W 27 6 2 2 3 1 0 0 0 0 1 32 36 2.57 1.000																			
Gene Garber, R (8, 1) ERA: 4.09	2.0 S 7 1 0 0 0 0 0 0 0 0 0 7 7 0.00 0.500																			

**Minnesota Twins @ Kansas City Royals**  
**Royals Stadium, Kansas City, MO**  
 Sat Oct 03 1987, 8:05 PM EDT  
 Att: 28,082 - Unknown

**AB 33**  
**R 2**  
**H 7**  
**RBI 2**  
**BB 1**  
**SO 3**  
**LOB 10**





Batter	1	2	3	4	5	6	7	8	9	AB R H RBI BB SO LOB	TOP																							
Kirby Puckett, R (1, 8) OBP: 0.367, SLG: 0.534 Don Baylor, R (9, PR) OBP: 0.360, SLG: 0.392	0-0 F9		0-0 4-3			0-0 1B			0-0 1B WP	4 0 2 0 0 0 0 0 1 0 0 0 0 0																								
Greg Gagne, R (1, 6) OBP: 0.310, SLG: 0.430 Al Newman, S (4, PR) OBP: 0.298, SLG: 0.303 (4, 6)	0-0 3-1 1B			0-0 G6-3 1B		0-0 G3			0-0 L9	2 0 2 0 0 0 0 2 0 0 0 0 0 2																								
Dan Gladden, R (1, 7) OBP: 0.312, SLG: 0.361 Billy Beane, R (7, 9) OBP: 0.267, SLG: 0.400	0-0 3-1 1-2			0-0 G6-3 1-2f			0-0 L9		0-0 WP 1B	3 0 0 0 0 0 2 1 0 1 0 0 0 0																								
Kent Hrbek, L (1, 3) OBP: 0.389, SLG: 0.545 Gene Larkin, S (7, 3) OBP: 0.340, SLG: 0.382	0-0 F6			0-0 4-3			0-0 6-3		0-3 K	3 0 0 0 0 0 2 1 0 0 0 0 1 1																								
Gary Gaetti, R (1, 5) OBP: 0.303, SLG: 0.485		0-0 F9			0-0 6-3				0-3 K	4 0 0 0 0 2 2																								
Tom Brunansky, R (1, 9) OBP: 0.352, SLG: 0.489 Mark Davidson, R (5, 9) OBP: 0.321, SLG: 0.327 (7, 7)		0-0 F9			0-0 F9				G3-6-1 1B	2 0 0 0 0 0 0 1 0 1 0 0 0 0																								
Randy Bush, L (1, 10) OBP: 0.349, SLG: 0.413 Roy Smalley, S (8, PH) OBP: 0.352, SLG: 0.411		0-3 K			0-0 F6				G3-6-1 1-2f	2 0 0 0 0 1 0 1 0 0 0 0 0 1																								
Steve Lombardozzi, R (1, 4) OBP: 0.298, SLG: 0.352 Chris Pittaro, S (6, PR) OBP: 0.385, SLG: 0.333 (6, 4)			0-0 F4			0-0 G1-6-3 1B			0-0 1B	2 0 1 0 0 0 0 1 0 1 0 0 0 0																								
Sal Butera, R (1, 2) OBP: 0.220, SLG: 0.262			0-0 F4			0-0 G1-6-3 1-2f			0-0 1-3	3 0 0 0 0 0 2																								
<b>Inning Stats</b>	R: 0 E: 0 K: 0 S: 4	H: 1 LOB: 1 BB: 0 P: 4	R: 0 E: 0 K: 1 S: 5	H: 0 LOB: 0 BB: 0 P: 5	R: 0 E: 0 K: 0 S: 3	H: 0 LOB: 0 BB: 0 P: 3	R: 0 E: 0 K: 0 S: 3	H: 1 LOB: 1 BB: 0 P: 3	R: 0 E: 0 K: 0 S: 3	H: 0 LOB: 0 BB: 0 P: 3	R: 0 E: 0 K: 1 S: 5	H: 0 LOB: 0 BB: 0 P: 5	R: 0 E: 0 K: 0 S: 4	H: 2 LOB: 1 BB: 0 P: 4	R: 0 E: 0 K: 1 S: 5	H: 0 LOB: 0 BB: 0 P: 5	R: 0 E: 0 K: 0 S: 4	H: 2 LOB: 1 BB: 0 P: 4	R: 1 E: 0 K: 2 S: 9	H: 2 LOB: 2 BB: 0 P: 9	1B: 8 2B: 0 3B: 0 HR: 0	SF: 0 SAC: 0 DP: 3 HBP: 0	WP: 1 PB: 0 SB: 0 CS: 0	PA: 32										
<b>PITCHER</b> Mark Gubicza, R (1, 1) ERA: 3.98	IP 9.0	WLS W	BF 32	H 8	R 1	ER 1	SO 4	BB 0	IBB 0	HBP 0	BLK 0	WP 1	HR 0	S 40	P 40	ERA 1.00	WHIP 0.889																	
																		<b>PITCHER</b>																
																		IP	WLS	BF	H	R	ER	SO	BB	IBB	HBP	BLK	WP	HR	S	P	ERA	WHIP

Minnesota Twins @ Kansas City Royals  
Royals Stadium, Kansas City, MO  
Sun Oct 04 1987, 4:33 AM EDT  
Att: 26,341 - Unknown

livebaseballscorecards.com

AB	32
R	1
H	8
RBI	0
BB	0
SO	4
LOB	12



Batter	1	2	3	4	5	6	7	8	9	AB	R	H	RBI	BB	SO	LOB
Willie Wilson, S OBP: 0.320, SLG: 0.377 (1, 8)	0-3 K	4-0 1B 3B BB	0-0 S 1B		0-0 4-3		0-0 F8			4	1	1	0	1	1	1
Bill Pecota, R OBP: 0.343, SLG: 0.378 (1, 6)	0-0 5-3	0-0 3B 1B	0-0 F9			0-0 F3		0-0 F8		5	1	1	2	0	0	2
Kevin Seitzer, R OBP: 0.399, SLG: 0.470 (1, 5)	0-0 4-3	0-0 1B 3B		0-0 F9		0-0 3B 1B		0-0 L9		5	2	2	2	0	0	0
Danny Tartabull, R OBP: 0.390, SLG: 0.541 (1, 9)		S 1B BB		0-0 F9		0-0 F7		4-0 BB		3	1	1	1	2	0	1
Frank White, R OBP: 0.308, SLG: 0.400 (1, 4)		S 2B 1B		0-0 HR		0-0 3B		0-0 F8		3	2	2	2	0	0	1
Ross Jones, R OBP: 0.285, SLG: 0.325 (5, 4)		L9				1-H 3B				2	0	1	1	0	0	1
Jim Eisenreich, L OBP: 0.278, SLG: 0.467 (1, 10)		S 2B	1-3	0-0 FC6 1B		0-0 1-3				4	1	2	1	0	0	2
Scotti Madison, S OBP: 0.313, SLG: 0.467 (1, 3)		4-0 WP 1B 2-3 BB	0-0 F9	0-0 FC6			0-0 1B			3	1	1	0	1	0	1
Jamie Quirk, L OBP: 0.307, SLG: 0.345 (1, 2)		0-0 SF8	0-0 G3		0-3 K		0-3 K			3	0	0	1	0	2	1
Gary Thurman, R OBP: 0.360, SLG: 0.321 (1, 7)		0-0 WP 1B	4-0 S 1B BB		0-0 F4		0-0 F9			1	1	1	0	1	0	0
Bo Jackson, R OBP: 0.296, SLG: 0.455 (5, 7)		1-2 1B 1B	S 1B BB							2	0	0	0	0	0	1

Inning Stats	R: 0	H: 0	E: 0	K: 1	S: 5	H: 0	LOB: 0	BB: 0	P: 5	R: 8	H: 6	E: 0	K: 0	S: 9	LOB: 1	BB: 3	P: 21	R: 0	H: 1	E: 0	K: 0	S: 4	R: 1	H: 2	E: 0	K: 0	S: 5	R: 0	H: 0	E: 0	K: 1	S: 5	R: 1	H: 2	E: 0	K: 0	S: 5	R: 0	H: 1	E: 0	K: 1	S: 6	R: 0	H: 0	E: 0	K: 0	S: 3	R: 0	H: 0	E: 0	K: 0	S: 3
--------------	------	------	------	------	------	------	--------	-------	------	------	------	------	------	------	--------	-------	-------	------	------	------	------	------	------	------	------	------	------	------	------	------	------	------	------	------	------	------	------	------	------	------	------	------	------	------	------	------	------	------	------	------	------	------

PITCHER	IP	WLS	BF	H	R	ER	SO	BB	IBB	HBP	BLK	WP	HR	S	P	ERA	WHIP
Joe Niekro, R ERA: 5.33 (1, 1)	1.1	L	10	3	6	6	1	3	0	0	0	1	0	9	21	40.50	4.500
Dan Schatzeder, L ERA: 5.31 (2, 1)	1.2		10	4	2	2	0	1	0	0	0	0	0	9	13	10.80	3.000
Les Straker, R ERA: 4.37 (4, 1)	1.0		5	2	1	1	0	0	0	0	0	0	1	5	5	9.00	2.000
George Frazier, R ERA: 4.98 (5, 1)	1.0		3	0	0	0	1	0	0	0	0	0	0	5	5	0.00	0.000
Jeff Bittiger, R ERA: 5.4 (6, 1)	1.0		5	2	1	1	0	0	0	0	0	0	0	5	5	9.00	2.000


**BOTTOM**

**Minnesota Twins @ Kansas City Royals**  
**Royals Stadium, Kansas City, MO**

Sun Oct 04 1987, 4:33 AM EDT  
Att. 26,341 - Unknown

livebaseballscorecards.com

<b>AB</b>	<b>35</b>
<b>R</b>	<b>10</b>
<b>H</b>	<b>12</b>
<b>RBI</b>	<b>10</b>
<b>BB</b>	<b>5</b>
<b>SO</b>	<b>3</b>
<b>LOB</b>	<b>11</b>



WP: 1	PA: 41
PB: 0	
SB: 4	
CS: 0	