

Kansas City Royals - 1987


Batter	1	2	3	4	5	6	7	8	9	AB	R	H	RBI	BB	SO	LOB	TOP					
Gary Redus, R OBP: 0.300, SLG: 0.250 (1, 8)	F8		F8			F8			E5	4	0	1	0	1	0	0	Chicago White Sox @ Kansas City Royals Royals Stadium, Kansas City, MO Wed Apr 08 1987, 8:05 PM EDT Att: 19,446 - Unknown					
Donnie Hill, S OBP: 0.300, SLG: 0.222 (1, 4)	E5		F8			6-3			FC6-4	5	0	1	0	0	1	3						
Jerry Royster, R Ron Hassey, L (9, PH)	F6			6-3		F8			K	4	0	0	0	0	1	2						
Carlton Fisk, R (1, 10)	FC6-4			4-3					E5	4	1	0	0	0	0	3						
Greg Walker, L OBP: 0.375, SLG: 0.429 (1, 3)					F9					4	1	1	1	0	2	2						
Ivan Calderon, R (1, 9)		5-3				F8			F6	4	0	0	0	0	1	1						
Tim Lulett, R OBP: 0.375, SLG: 0.375 (1, 5)		E6				1-3				4	0	1	1	0	0	0						
Ozzie Guillen, L Fred Manrique, R (7, 6)									L9	2	1	1	0	1	0	1						
Ron Karkovice, R Jerry Hairston, S (9, PH)										1	0	0	0	0	0	1						
										3	0	1	1	0	2	1						
										1	0	0	0	0	1	0						
Inning Stats	R: 0 E: 1 K: 0 S: 4	H: 0 LOB: 1 BB: 0 P: 4	R: 0 E: 1 K: 1 S: 6	H: 0 LOB: 1 BB: 0 P: 6	R: 0 E: 0 K: 1 S: 5	H: 0 LOB: 0 BB: 0 P: 5	R: 0 E: 0 K: 0 S: 3	H: 0 LOB: 0 BB: 0 P: 3	R: 0 E: 0 K: 1 S: 5	H: 0 LOB: 1 BB: 1 P: 9	R: 0 E: 0 K: 1 S: 6	H: 1 LOB: 2 BB: 0 P: 7	R: 1 E: 0 K: 2 S: 9	H: 2 LOB: 2 BB: 1 P: 13	R: 2 E: 1 K: 1 S: 8	H: 2 LOB: 1 BB: 0 P: 8	R: 0 E: 1 K: 2 S: 9	H: 1 LOB: 2 BB: 0 P: 9	1B: 3 2B: 3 3B: 0 HR: 0	SF: 0 SAC: 0 DP: 0 HBP: 1	WP: 0 PB: 0 SB: 0 CS: 0	PA: 40
PITCHER	IP WLS BF H R ER SO BB IBB HBP BLK WP HR S P ERA WHIP																					
Charlie Leibrandt, L ERA: 1.29 (1, 1)	7.0 W 29 3 1 1 6 2 0 1 0 0 0 0 38 47 1.29 0.714																					
Rick Anderson, R ERA: (8, 1)	1.0 6 2 2 0 1 0 0 0 0 0 0 0 8 8 0.00 2.000																					
Dan Quisenberry, R ERA: (9, 1)	1.0 5 1 0 0 2 0 0 0 0 0 0 0 9 9 0.00 1.000																					

Batter	1	2	3	4	5	6	7	8	9	AB	R	H	RBI	BB	SO	LOB	BOTTOM					
Willie Wilson, S Thad Bosley, L (7, PH)	F7	4-3		F9					L7	4	1	1	0	0	0	1	Chicago White Sox @ Kansas City Royals Royals Stadium, Kansas City, MO Wed Apr 08 1987, 8:05 PM EDT Att: 19,446 - Unknown					
Kevin Seitzer, R OBP: 0.700, SLG: 1.222 (1, 3)				6-3					4-3	5	1	3	1	0	0	0						
Danny Tarabull, R OBP: 0.500, SLG: 0.444 (1, 9)				F8					K	4	1	2	0	1	1	0						
George Brett, L Juan Beniquez, R (7, 3)										3	0	2	1	1	0	2						
Frank White, R (1, 4)				5-3					6-3	4	0	0	0	1	0	4						
Bo Jackson, R OBP: 0.250, SLG: 0.375 (1, 7)										4	1	2	1	0	2	3						
Steve Balboni, R OBP: 0.625, SLG: 1.000 (1, 10)										3	3	2	1	1	0	1						
Ed Hearn, R OBP: 0.750, SLG: 1.000 (1, 2)										3	1	2	2	1	0	0						
Buddy Biancalana, S OBP: 0.333, SLG: 0.800 (1, 6)										4	1	1	3	0	0	2						
										4	1	1	3	0	0	2						
Inning Stats	R: 0 E: 0 K: 0 S: 4	H: 2 LOB: 1 BB: 0 P: 4	R: 2 E: 0 K: 0 S: 5	H: 2 LOB: 1 BB: 1 P: 9	R: 0 E: 0 K: 0 S: 4	H: 1 LOB: 1 BB: 0 P: 4	R: 4 E: 0 K: 2 S: 12	H: 5 LOB: 3 BB: 2 P: 20	R: 2 E: 0 K: 0 S: 4	H: 3 LOB: 1 BB: 1 P: 8	R: 1 E: 0 K: 0 S: 4	H: 2 LOB: 1 BB: 1 P: 8	R: 0 E: 0 K: 0 S: 3	H: 0 LOB: 0 BB: 0 P: 3	R: 0 E: 0 K: 1 S: 5	H: 0 LOB: 1 BB: 1 P: 9	R: 0 E: 0 K: 1 S: 5	H: 0 LOB: 1 BB: 1 P: 9	1B: 8 2B: 4 3B: 1 HR: 2	SF: 0 SAC: 0 DP: 2 HBP: 0	WP: 0 PB: 0 SB: 0 CS: 1	PA: 41
PITCHER	IP WLS BF H R ER SO BB IBB HBP BLK WP HR S P ERA WHIP																					
Floyd Bannister, L ERA: 14.73 (1, 1)	3.2 L 20 9 6 3 3 1 4 0 0 0 0 0 1 12 28 14.73 2.727																					
Jim Winn, R ERA: 11.57 (4, 1)	2.1 6 3 3 1 4 0 0 0 0 0 0 1 12 28 11.57 4.286																					
Joel Davis, R ERA: (7, 1)	1.0 3 0 0 0 0 0 0 0 0 0 0 0 3 3 0.00 0.000																					
Ray Searge, L ERA: (8, 1)	1.0 4 0 0 0 1 1 0 0 0 0 0 0 5 9 0.00 1.000																					

Batter	1	2	3	4	5	6	7	8	9	AB	R	H	RBI	BB	SO	LOB	TOP							
Gary Redus, R OBP: 0.333, SLG: 0.417 (1, 7)										4	2	1	0	1	2	3								
Donnie Hill, S OBP: 0.333, SLG: 0.286 (1, 4)										5	1	2	2	0	1	2								
Greg Walker, L OBP: 0.308, SLG: 0.500 (1, 3)										5	1	1	2	0	1	3								
Ron Hassey, L OBP: 0.400, SLG: 0.600 (1, 10)										4	1	2	1	0	0	1								
Ivan Calderon, R OBP: 0.083, SLG: 0.167 (1, 9)										4	0	1	0	0	0	2								
Daryl Boston, L (1, 8)										4	0	0	1	0	1	2								
Tim Hulett, R OBP: 0.333, SLG: 0.333 (1, 5)										4	0	1	0	0	1	1								
Ozzie Guillen, L OBP: 0.455, SLG: 0.444 (1, 6)										3	1	0	0	1	0	2								
Ron Karkovice, R OBP: 0.300, SLG: 0.125 (1, 2)										1	0	0	0	2	1	0								
Inning Stats	R: 0 E: 0 K: 0 S: 3	H: 0 LOB: 1 BB: 1 P: 7	R: 0 E: 0 K: 1 S: 6	H: 1 LOB: 1 BB: 0 P: 6	R: 0 E: 0 K: 2 S: 7	H: 0 LOB: 1 BB: 1 P: 11	R: 1 E: 0 K: 0 S: 4	H: 1 LOB: 0 BB: 0 P: 4	R: 4 E: 1 K: 1 S: 9	H: 3 LOB: 1 BB: 1 P: 13	R: 0 E: 0 K: 1 S: 5	H: 1 LOB: 0 BB: 0 P: 9	R: 0 E: 0 K: 0 S: 5	H: 0 LOB: 0 BB: 0 P: 5	R: 0 E: 0 K: 0 S: 3	H: 0 LOB: 0 BB: 0 P: 3	R: 1 E: 0 K: 1 S: 7	H: 2 LOB: 1 BB: 0 P: 7	1B: 4 2B: 2 3B: 2 HR: 0	SF: 0 SAC: 1 DP: 0 HBP: 0	WP: 0 PB: 0 CS: 2	PA: 39		
PITCHER	IP	WLS	BF	H	R	ER	SO	BB	IBB	HBP	BLK	WP	HR	S	P	ERA	WHIP							
Mark Gubicza, R ERA: 8.31 (1, 1)	4.1	L	22	5	5	4	3	3	0	0	0	0	0	25	37	8.31	1.846							
Bud Black, L ERA: (5, 1)	2.2		9	1	0	0	3	1	0	0	0	0	0	14	18	0.00	0.750							
Dave Gumpert, R ERA: 4.5 (8, 1)	2.0		8	2	1	1	1	0	0	0	0	0	0	10	10	4.50	1.000							

Chicago White Sox @ Kansas City Royals
Royals Stadium, Kansas City, MO
Thu Apr 09 1987, 8:05 PM EDT
Att: 21,419 - Unknown

AB	34
R	6
H	8
RBI	6
BB	4
SO	7
LOB	16



Batter	1	2	3	4	5	6	7	8	9	AB	R	H	RBI	BB	SO	LOB	BOTTOM							
Willie Wilson, S OBP: 0.231, SLG: 0.308 (1, 8)										4	0	1	0	0	0	1								
Kevin Seitzer, R OBP: 0.571, SLG: 0.917 (1, 3)										3	0	0	0	1	1	2								
Danny Tartabull, R OBP: 0.429, SLG: 0.333 (1, 9)										3	0	0	0	1	0	1								
George Brett, L OBP: 0.500, SLG: 0.700 (1, 5)										3	0	1	0	1	1	2								
Frank White, R (1, 4)										3	0	0	0	1	2	2								
Bo Jackson, R OBP: 0.167, SLG: 0.250 (1, 7)										4	0	0	0	0	2	3								
Steve Balboni, R OBP: 0.545, SLG: 0.750 (1, 10)										2	0	0	0	1	0	0								
Larry Owen, R (1, 2)										2	0	0	0	0	0	0								
Thad Bosley, L (7, PH)										1	0	0	0	0	0	3								
Jamie Quirk, L (8, 2)										0	0	0	0	0	0	0								
Buddy Biancalana, S OBP: 0.250, SLG: 0.571 Juan Beniquez, R OBP: 0.667, SLG: 0.500 Angel Salazar, R (9, 6)										2	0	0	0	0	0	0								
Inning Stats	R: 0 E: 0 K: 0 S: 3	H: 1 LOB: 1 BB: 1 P: 7	R: 0 E: 0 K: 2 S: 7	H: 0 LOB: 0 BB: 0 P: 7	R: 0 E: 0 K: 0 S: 3	H: 0 LOB: 0 BB: 0 P: 3	R: 0 E: 0 K: 2 S: 7	H: 0 LOB: 1 BB: 1 P: 11	R: 0 E: 0 K: 1 S: 5	H: 0 LOB: 0 BB: 0 P: 5	R: 0 E: 0 K: 1 S: 5	H: 0 LOB: 0 BB: 0 P: 5	R: 0 E: 0 K: 0 S: 3	H: 0 LOB: 3 BB: 3 P: 15	R: 0 E: 0 K: 0 S: 3	H: 1 LOB: 0 BB: 0 P: 3	R: 0 E: 0 K: 0 S: 4	H: 1 LOB: 1 BB: 0 P: 4	1B: 3 2B: 0 3B: 0 HR: 0	SF: 0 SAC: 0 DP: 1 HBP: 0	WP: 0 PB: 0 CS: 1	PA: 33		
PITCHER	IP	WLS	BF	H	R	ER	SO	BB	IBB	HBP	BLK	WP	HR	S	P	ERA	WHIP							
Jose DeLeon, R ERA: (1, 1)	6.2	W	25	1	0	0	6	5	0	0	0	0	0	32	52	0.00	0.900							
Bobby Thigpen, R ERA: (7, 1)	2.1	S	8	2	0	0	0	0	0	0	0	0	0	8	8	0.00	0.857							

Chicago White Sox @ Kansas City Royals
Royals Stadium, Kansas City, MO
Thu Apr 09 1987, 8:05 PM EDT
Att: 21,419 - Unknown

AB	28
R	0
H	3
RBI	0
BB	5
SO	6
LOB	14



Batter	1	2	3	4	5	6	7	8	9	AB	R	H	RBI	BB	SO	LOB	TOP			
Rickey Henderson, R OBP: 0.529, SLG: 0.533	3-1			K			6-3		FC6-4 BB	3	0	0	0	1	1	0	New York Yankees @ Kansas City Royals Royals Stadium, Kansas City, MO Fri Apr 10 1987, 8:05 PM EDT Att: 28,632 - Unknown livebaseballscorecards.com			
Willie Randolph, R OBP: 0.222, SLG: 0.125 Lenn Sakata, R (7.4)	1-3			4-3			5-3		FC6-4	3	0	0	0	0	0	0				
Don Mattingly, L OBP: 0.056, SLG: 0.125	F7			6-3			E6		SF9	3	0	0	1	0	0	0				
Gary Ward, R OBP: 0.250, SLG: 0.563		F8			F3		1-3		4-3	4	0	0	0	0	0	2				
Dave Winfield, R OBP: 0.267, SLG: 0.267		4-3			5-3			K		3	0	0	0	0	1	0				
Dan Pasqua, L OBP: 0.200, SLG: 0.214		F7			G3			4-3 2B		3	0	1	0	0	0	0				
Mike Pagliarulo, L OBP: 0.333, SLG: 0.308				G4-6-3 BB		3-1		4-3		2	0	0	0	1	0	1				
Joel Skinner, R OBP: 0.200, SLG: 0.200 Claudell Washington, L OBP: 0.333, SLG: 0.333 Rick Cerone, R (8.2)				G4-6-3		K		K		2	0	0	0	0	1	1				
Wayne Tolleson, S OBP: 0.400, SLG: 0.400				4-3		F8		FC6-4 BB SF9 1B		3	1	1	0	0	0	0				
Inning Stats	R: 0 E: 0 K: 0 S: 3	H: 0 LOB: 0 BB: 0 P: 3	R: 0 E: 0 K: 0 S: 3	H: 0 LOB: 0 BB: 0 P: 3	R: 0 E: 0 K: 1 S: 2	H: 0 LOB: 0 BB: 1 P: 6	R: 0 E: 0 K: 1 S: 5	H: 0 LOB: 0 BB: 0 P: 5	R: 0 E: 0 K: 1 S: 5	H: 0 LOB: 0 BB: 0 P: 5	R: 0 E: 1 K: 0 S: 4	H: 0 LOB: 1 BB: 0 P: 4	R: 0 E: 0 K: 2 S: 8	H: 1 LOB: 1 BB: 0 P: 8	R: 1 E: 0 K: 0 S: 4	H: 1 LOB: 1 BB: 1 P: 8		1B: 1 2B: 1 3B: 0 HR: 0	SF: 1 SAC: 0 DP: 1 HBP: 0	WP: 0 PB: 0 SB: 0 CS: 0
PITCHER Bret Saberhagen, R ERA: 1.0	IP: 9.0 WLS: W BF: 31	H: 2 R: 1 ER: 1 SO: 4	BB: 2 IBB: 0 HBP: 0 BLK: 0	WP: 0 HR: 0 S: 37 P: 45	ERA: 1.00 WHIP: 0.444	PITCHER														

Batter	1	2	3	4	5	6	7	8	9	AB	R	H	RBI	BB	SO	LOB	BOTTOM			
Willie Wilson, S OBP: 0.316, SLG: 0.421	S 1B	FC3-6 1-2		1B SF8 1B	BB 1B 2B	G3		1-3		6	2	3	1	0	0	2	New York Yankees @ Kansas City Royals Royals Stadium, Kansas City, MO Fri Apr 10 1987, 8:05 PM EDT Att: 28,632 - Unknown livebaseballscorecards.com			
Kevin Seitzer, R OBP: 0.600, SLG: 0.824	K		FC3-6 1B 2B	1B 4-3 1B	BB 1B BB		BB 1B G6-4-3	6-3		5	3	3	0	1	1	1				
Danny Tarabull, R OBP: 0.400, SLG: 0.353	5-3 1-2		FC3-6 1B	SF8 3-H	K		G6-4-3 BB 1B	K		5	1	2	1	0	2	3				
George Brett, L OBP: 0.529, SLG: 0.583	FC6-4 BB		FC3-6 1B 2B	4-3	1B 1B BB		G6-4-3 BB			2	2	0	0	3	0	3				
Frank White, R OBP: 0.278, SLG: 0.200	FC6-4 1-2		FC3-6 1B 2B	1B BB	1B 1B 1B		G6-4-3 1-2 2-3			4	1	2	3	1	0	4				
Bo Jackson, R OBP: 0.353, SLG: 0.412			K 2B 1B	1-2 2-3 1B	1-2 1B 1B		2B 1B			5	2	4	3	0	1	0				
Steve Balboni, R OBP: 0.438, SLG: 0.615			F4 2B K	K 5-3	F7		2B 2B			5	1	1	1	0	1	7				
Jamie Quirk, L OBP: 0.800, SLG: 1.333			1B BB	1-2 2-3 2B	SH1-3 2B BB		G3 2B			3	1	2	3	2	0	0				
Buddy Biancalana, S OBP: 0.250, SLG: 0.455			FC3-6 1B	F9	SH1-3		G3 4-3			4	0	1	0	0	0	2				
Inning Stats	R: 0 E: 0 K: 1 S: 6	H: 1 LOB: 2 BB: 1 P: 10	R: 0 E: 0 K: 1 S: 6	H: 1 LOB: 2 BB: 1 P: 10	R: 4 E: 0 K: 1 S: 10	H: 5 LOB: 1 BB: 0 P: 10	R: 1 E: 0 K: 0 S: 6	H: 3 LOB: 3 BB: 1 P: 10	R: 4 E: 0 K: 1 S: 8	H: 3 LOB: 2 BB: 3 P: 20	R: 0 E: 0 K: 0 S: 3	H: 0 LOB: 0 BB: 0 P: 3	R: 4 E: 0 K: 0 S: 7	H: 5 LOB: 1 BB: 1 P: 11	R: 0 E: 0 K: 1 S: 5	H: 0 LOB: 0 BB: 0 P: 5		1B: 13 2B: 5 3B: 0 HR: 0	SF: 1 SAC: 1 DP: 1 HBP: 0	WP: 0 PB: 0 SB: 1 CS: 0
PITCHER Rick Rhoden, R ERA: 13.5 Pat Clements, L ERA: 27.0 Bob Tewksbury, R ERA: 16.62 Cecilio Guante, R ERA: 3.0	IP: 3.1 WLS: L BF: 21	H: 9 R: 5 ER: 5 SO: 3	BB: 2 IBB: 0 HBP: 0 BLK: 0	WP: 0 HR: 0 S: 25 P: 33	ERA: 13.50 WHIP: 3.300	PITCHER														

Batter	1	2	3	4	5	6	7	8	9	AB	R	H	RBI	BB	SO	LOB	TOP																				
Rickey Henderson, R OBP: 0.500, SLG: 0.500 Claudell Washington, L OBP: 0.250, SLG: 0.250	6-3		6-3		F9				4-3	5	2	2	1	0	0	0																					
Don Mattingly, L OBP: 0.167, SLG: 0.364	F7		F7		F8				6-3 WP	6	3	3	5	0	0	0																					
Dave Winfield, R OBP: 0.429, SLG: 0.333 Dan Pasqua, L OBP: 0.200, SLG: 0.214	BB 1B								6-3	3	2	2	1	3	0	1																					
Gary Ward, R OBP: 0.364, SLG: 0.667	1B BB				5-3					5	1	3	2	1	0	2																					
Ron Kittle, R OBP: 0.714, SLG: 0.800																																					
Lenn Sakata, R																																					
Mike Pagliarulo, L OBP: 0.350, SLG: 0.333																																					
Rick Cerone, R																																					
Wayne Tolleson, S OBP: 0.421, SLG: 0.421 Paul Zuvella, R (8, PH)																																					
Inning Stats	R: 1 E: 0 K: 0 S: 4	H: 1 LOB: 2 BB: 2 P: 12	R: 0 E: 0 K: 1 S: 5	H: 0 LOB: 0 BB: 0 P: 5	R: 0 E: 0 K: 0 S: 3	H: 0 LOB: 1 BB: 1 P: 7	R: 1 E: 0 K: 0 S: 4	H: 2 LOB: 0 BB: 0 P: 4	R: 0 E: 0 K: 0 S: 3	H: 1 LOB: 1 BB: 0 P: 4	R: 12 E: 0 K: 1 S: 16	H: 11 LOB: 3 BB: 4 P: 32	R: 0 E: 0 K: 1 S: 5	H: 0 LOB: 0 BB: 0 P: 5	R: 1 E: 0 K: 1 S: 7	H: 2 LOB: 1 BB: 0 P: 7	1B: 11 2B: 6 3B: 0 HR: 0	SF: 0 SAC: 0 DP: 0 HBP: 0	WP: 1 PB: 0 SB: 0 CS: 1	PA: 50																	
PITCHER	IP	WLS	BF	H	R	ER	SO	BB	IBB	HBP	BLK	WP	HR	S	P	ERA	WHIP	PITCHER			IP	WLS	BF	H	R	ER	SO	BB	IBB	HBP	BLK	WP	HR	S	P	ERA	WHIP
Danny Jackson, L ERA: 6.39	6.1	L	29	7	6	6	1	4	0	0	0	0	0	27	43	8.53	1.737																				
Steve Farr, R ERA: 18.0	0.1		7	4	4	4	1	2	0	0	0	0	0	7	15	108.00	18.000																				
Dave Gumpert, R ERA: 8.31	2.1		14	6	5	5	2	1	0	0	0	1	0	17	21	19.29	3.000																				

New York Yankees @ Kansas City Royals
Royals Stadium, Kansas City, MO
Sat Apr 11 1987, 4:33 AM EDT
Att: 31,303 - Unknown

AB 43
R 15
H 17
RBI 14
BB 7
SO 4
LOB 14



Batter	1	2	3	4	5	6	7	8	9	AB	R	H	RBI	BB	SO	LOB	BOTTOM																				
Willie Wilson, S OBP: 0.261, SLG: 0.348	6-3									4	0	0	0	0	2	1																					
Kevin Seitzer, R OBP: 0.542, SLG: 0.714	F4									4	0	1	0	0	0	0																					
Danny Tartabull, R OBP: 0.375, SLG: 0.300	F7									3	1	0	0	1	0	1																					
Frank White, R OBP: 0.318, SLG: 0.222																																					
Juan Beniquez, R OBP: 0.429, SLG: 0.500																																					
Bo Jackson, R OBP: 0.429, SLG: 0.650																																					
Steve Balboni, R OBP: 0.350, SLG: 0.471																																					
Larry Owen, R																																					
Buddy Biancalana, S OBP: 0.231, SLG: 0.417 Ed Hearn, R OBP: 0.667, SLG: 0.857 Angel Salazar, R (7, 6)																																					
Inning Stats	R: 0 E: 0 K: 0 S: 3	H: 0 LOB: 0 BB: 0 P: 3	R: 0 E: 0 K: 0 S: 3	H: 0 LOB: 0 BB: 0 P: 3	R: 0 E: 0 K: 1 S: 5	H: 0 LOB: 0 BB: 0 P: 5	R: 0 E: 0 K: 1 S: 4	H: 0 LOB: 0 BB: 0 P: 4	R: 0 E: 0 K: 1 S: 5	H: 0 LOB: 0 BB: 0 P: 5	R: 0 E: 0 K: 0 S: 4	H: 2 LOB: 1 BB: 0 P: 4	R: 1 E: 0 K: 1 S: 6	H: 1 LOB: 1 BB: 1 P: 10	R: 1 E: 0 K: 0 S: 3	H: 1 LOB: 2 BB: 3 P: 15	1B: 2 2B: 2 3B: 0 HR: 1	SF: 0 SAC: 0 DP: 2 HBP: 0	WP: 0 PB: 0 SB: 0 CS: 0	PA: 34																	
PITCHER	IP	WLS	BF	H	R	ER	SO	BB	IBB	HBP	BLK	WP	HR	S	P	ERA	WHIP	PITCHER			IP	WLS	BF	H	R	ER	SO	BB	IBB	HBP	BLK	WP	HR	S	P	ERA	WHIP
Dennis Rasmussen, L ERA: 1.76	8.1	W	32	5	2	2	4	3	0	0	0	0	1	37	49	2.16	0.960																				
Pat Clements, L ERA: 18.0	0.2		2	0	0	0	0	1	0	0	0	0	0	1	5	0.00	1.500																				

New York Yankees @ Kansas City Royals
Royals Stadium, Kansas City, MO
Sat Apr 11 1987, 4:33 AM EDT
Att: 31,303 - Unknown

AB 30
R 2
H 5
RBI 2
BB 4
SO 4
LOB 8




Batter	1	2	3	4	5	6	7	8	9	AB	R	H	RBI	BB	SO	LOB	TOP										
Rickey Henderson, R OBP: 0.483, SLG: 0.480	F9			1B	5-3		FC6-4		FC1-6	5	1	2	0	0	0	2	New York Yankees @ Kansas City Royals Royals Stadium, Kansas City, MO Sun Apr 12 1987, 4:33 AM EDT Att: 28,154 - Unknown										
Willie Randolph, R OBP: 0.304, SLG: 0.200	F3			1B					FC1-6	4	1	2	0	1	0	1											
Don Mattingly, L OBP: 0.172, SLG: 0.333	L3			1B	F4		3-1		FC6	5	0	1	1	0	0	5											
Gary Ward, R OBP: 0.308, SLG: 0.560		L6		K			F9			4	0	0	0	0	1	4											
Dave Winfield, R OBP: 0.440, SLG: 0.364		K		F6					G3-6-1	4	0	2	0	0	1	2											
Ron Kittle, R OBP: 0.600, SLG: 0.625							F3		G3-6-1	3	0	1	1	0	0	1											
Dan Pasqua, L OBP: 0.188, SLG: 0.200		6-3		1B						1	0	0	0	0	0	1											
Mike Pagliarulo, L OBP: 0.375, SLG: 0.333			K	F7			FC6-4		FC4-6	3	0	1	0	1	1	2											
Joel Skinner, R OBP: 0.154, SLG: 0.154					6-3		FC6-4		FC4-6	3	0	0	0	0	0	2											
Claudell Washington, L OBP: 0.200, SLG: 0.200										1	0	0	0	0	0	1											
Rick Cerone, R										0	0	0	0	0	0	0											
Wayne Tolleson, S OBP: 0.435, SLG: 0.455			K				FC6-4		4-3	3	0	1	0	1	1	0											
Inning Stats	R: 0 E: 0 K: 0 S: 3	H: 0 LOB: 0 BB: 0 P: 3	R: 0 E: 0 K: 1 S: 5	H: 0 LOB: 0 BB: 0 P: 5	R: 0 E: 0 K: 2 S: 7	H: 0 LOB: 0 BB: 0 P: 7	R: 2 E: 0 K: 1 S: 9	H: 4 LOB: 2 BB: 0 P: 9	R: 0 E: 0 K: 0 S: 4	H: 1 LOB: 2 BB: 1 P: 8	R: 0 E: 0 K: 0 S: 5	H: 2 LOB: 2 BB: 0 P: 5	R: 0 E: 0 K: 0 S: 4	H: 1 LOB: 2 BB: 1 P: 8	R: 0 E: 0 K: 0 S: 3	H: 1 LOB: 1 BB: 0 P: 7	R: 0 E: 0 K: 0 S: 4	H: 1 LOB: 1 BB: 0 P: 4	1B: 9 2B: 1 3B: 0 HR: 0	SF: 0 SAC: 0 DP: 1 HBP: 0	WP: 0 PB: 0 CS: 0	PA: 39					
PITCHER	IP	WLS	BF	H	R	ER	SO	BB	IBB	HBP	BLK	WP	HR	S	P	ERA	WHIP										
Charlie Leibrandt, L ERA: 1.93	7.0	W	31	8	2	2	4	2	0	0	0	0	0	37	45	2.57	1.429										
Dan Quisenberry, R ERA:	2.0		8	2	0	0	0	1	0	0	0	0	0	7	11	0.00	1.500										

Batter	1	2	3	4	5	6	7	8	9	AB	R	H	RBI	BB	SO	LOB	BOTTOM										
Willie Wilson, S OBP: 0.286, SLG: 0.333	K		G6-4-3	1B			4-3			4	1	1	0	0	1	2	New York Yankees @ Kansas City Royals Royals Stadium, Kansas City, MO Sun Apr 12 1987, 4:33 AM EDT Att: 28,154 - Unknown										
Kevin Seitzer, R OBP: 0.536, SLG: 0.652	6-3		G6-4-3	BB		SH1-4	1B		1-3	2	1	0	0	2	0	0											
Danny Tartabull, R OBP: 0.345, SLG: 0.280	5-3		G6-4-3	1B			K		F9	5	1	1	1	0	1	3											
Frank White, R OBP: 0.370, SLG: 0.273		F4	FC6	BB		E5	1B		F8	4	1	2	0	1	0	2											
Juan Beniquez, R OBP: 0.417, SLG: 0.455		K	FC6			1B	1B		F8	5	1	2	3	0	1	3											
Bo Jackson, R OBP: 0.462, SLG: 0.625		1B			1-3	1B	F8		FC6-4	4	1	2	1	1	0	2											
Steve Balboni, R OBP: 0.400, SLG: 0.476		1B			F2	1B			FC6-4	4	0	2	0	1	0	2											
Jamie Quirk, L OBP: 0.444, SLG: 0.667		F8			F5	SF7	F4			3	0	0	1	0	0	5											
Angel Salazar, R OBP: 0.500, SLG: 0.500			S	1B			6-3			4	2	3	1	0	0	0											
Inning Stats	R: 0 E: 0 K: 1 S: 5	H: 2 LOB: 2 BB: 0 P: 7	R: 1 E: 0 K: 0 S: 4	H: 2 LOB: 2 BB: 2 P: 12	R: 0 E: 0 K: 0 S: 3	H: 0 LOB: 0 BB: 0 P: 3	R: 0 E: 0 K: 0 S: 10	H: 6 LOB: 2 BB: 0 P: 11	R: 1 E: 0 K: 1 S: 7	H: 2 LOB: 3 BB: 2 P: 15	R: 0 E: 0 K: 0 S: 3	H: 0 LOB: 0 BB: 0 P: 3	R: 0 E: 0 K: 0 S: 4	H: 1 LOB: 2 BB: 1 P: 8	R: 0 E: 0 K: 0 S: 4	H: 1 LOB: 2 BB: 1 P: 8		1B: 13 2B: 0 3B: 0 HR: 0	SF: 1 SAC: 1 DP: 1 HBP: 1	WP: 1 PB: 0 CS: 0	PA: 43						
PITCHER	IP	WLS	BF	H	R	ER	SO	BB	IBB	HBP	BLK	WP	HR	S	P	ERA	WHIP										
Joe Niekro, R ERA: 10.38	4.1	L	23	7	6	6	2	2	0	1	0	0	0	24	33	12.46	2.077										
Cecilio Guante, R ERA: 5.79	1.2		12	5	2	1	1	2	0	0	0	1	0	12	20	5.40	4.200										
Bob Shirley, L ERA: 4.5	2.0		8	1	0	0	0	1	0	0	0	0	0	7	11	0.00	1.000										

Batter	1	2	3	4	5	6	7	8	9	AB	R	H	RBI	BB	SO	LOB	TOP					
Lou Whitaker, L (1.4) OBP: 0.333, SLG: 0.379	3-1 S BB		F8	4-3			1-3			3	0	0	0	1	0	2						
Pat Sheridan, L (1.9) OBP: 0.346, SLG: 0.400	0-3 K		F8				1-3			4	0	1	0	0	1	1						
Matt Nokes, L (1.2) OBP: 0.476, SLG: 0.800	0-0 3-1		F8				3-1			4	0	1	0	0	0	2						
Johnny Grubb, L (1.7) OBP: 0.333, SLG: 0.400	0-0 F5		3-1				4-3			4	0	0	0	0	0	3						
Darrell Evans, L (1.10) OBP: 0.323, SLG: 0.444		0-0 2B					F9			4	0	1	0	0	0	1						
Darnell Coles, R (1.5) OBP: 0.333, SLG: 0.407		4-0 BB					1-3			3	0	0	0	1	0	1						
Dave Bergman, L (1.3) OBP: 0.400, SLG: 0.286		0-0 F5					1B			3	1	1	0	1	0	2						
Chet Lemon, R (1.8) OBP: 0.436, SLG: 0.625		0-0 F9					4-3			2	0	0	0	2	0	3						
Tom Brookens, R (1.6) OBP: 0.500, SLG: 0.600		0-0 5-3					G3			4	0	1	1	0	0	3						
Inning Stats	R: 0 E: 0 K: 1 S: 5	H: 0 LOB: 1 BB: 1 P: 9	R: 0 E: 0 K: 0 S: 4	H: 1 LOB: 2 BB: 1 P: 8	R: 0 E: 0 K: 0 S: 4	H: 1 LOB: 1 BB: 0 P: 4	R: 1 E: 0 K: 0 S: 4	H: 1 LOB: 2 BB: 2 P: 12	R: 0 E: 0 K: 0 S: 3	H: 0 LOB: 0 BB: 0 P: 3	R: 0 E: 0 K: 0 S: 4	H: 1 LOB: 1 BB: 0 P: 4	R: 0 E: 0 K: 0 S: 3	H: 0 LOB: 0 BB: 0 P: 3	R: 0 E: 0 K: 0 S: 4	H: 1 LOB: 1 BB: 1 P: 4	R: 0 E: 0 K: 0 S: 2	H: 0 LOB: 0 BB: 1 P: 6	1B: 4 2B: 1 3B: 0 HR: 0	SF: 0 SAC: 0 DP: 1 HBP: 0	WP: 0 PB: 0 SB: 1 CS: 0	PA: 36
PITCHER Mark Gubicza, R (1.1) ERA: 3.38	IP: 9.0 WLS: W BF: 36 H: 5 R: 1 ER: 1 SO: 1 BB: 5 IBB: 0 HBP: 0 BLK: 0 WP: 0 HR: 0 S: 33 P: 53 ERA: 1.00 WHIP: 1.111																					

Detroit Tigers @ Kansas City Royals
 Royals Stadium, Kansas City, MO
 Tue Apr 14 1987, 8:05 PM EDT
 Att: 16,023 - Unknown


AB 31
 R 1
 H 5
 RBI 1
 BB 5
 SO 1
 LOB 18



Batter	1	2	3	4	5	6	7	8	9	AB	R	H	RBI	BB	SO	LOB	BOTTOM			
Willie Wilson, S (1.8) OBP: 0.273, SLG: 0.313	0-0 3B 1B		3-1				6-3			5	1	1	0	0	1	4				
Kevin Seitzer, R (1.3) OBP: 0.576, SLG: 0.741	0-0 1H SF8 3B		4-0 HR BB				5-3			4	3	3	1	1	0	1				
George Brett, L (1.5) OBP: 0.456, SLG: 0.467	0-0 SF8 3H		0-0 F9				F9			3	1	0	1	1	0	3				
Frank White, R (1.4) OBP: 0.344, SLG: 0.259	0-3 K		0-0 E5 HR				E5			5	2	1	1	0	1	3				
Danny Tartabull, R (1.9) OBP: 0.294, SLG: 0.233	0-0 F8		0-0 F8				K			5	0	0	0	0	2	7				
Bo Jackson, R (1.7) OBP: 0.533, SLG: 0.893		0-0 BB 1B	0-0 1H 2H HR				S 1B			4	2	4	7	0	0	0				
Steve Balboni, R (1.10) OBP: 0.345, SLG: 0.400		0-0 P3	0-0 E5 FC5-4				K			4	0	0	0	0	2	2				
Ed Hearn, R (1.2) OBP: 0.538, SLG: 0.600		4-0 1-2 BB	0-0 FC5-4				K			3	0	0	0	1	2	2				
Angel Salazar, R (1.6) OBP: 0.500, SLG: 0.500		0-3 K					1-3 1B			4	1	2	0	0	1	3				
Inning Stats	R: 2 E: 0 K: 1 S: 7	H: 2 LOB: 0 BB: 0 P: 7	R: 0 E: 0 K: 1 S: 6	H: 1 LOB: 1 BB: 1 P: 10	R: 3 E: 2 K: 0 S: 6	H: 1 LOB: 1 BB: 1 P: 10	R: 1 E: 0 K: 2 S: 10	H: 3 LOB: 2 BB: 0 P: 10	R: 0 E: 0 K: 2 S: 8	H: 1 LOB: 1 BB: 0 P: 8	R: 4 E: 1 K: 2 S: 10	H: 2 LOB: 0 BB: 1 P: 14	R: 0 E: 0 K: 1 S: 6	H: 1 LOB: 1 BB: 0 P: 6	R: 0 E: 0 K: 0 S: 3	H: 0 LOB: 0 BB: 0 P: 3	1B: 8 2B: 0 3B: 1 HR: 2	SF: 1 SAC: 0 DP: 0 HBP: 0	WP: 0 PB: 0 SB: 1 CS: 0	PA: 41
PITCHER Dan Petry, R (1.1) ERA: 4.38 Nate Snell, R (6.1) ERA: 3.0 Mark Thurmond, L (8.1) ERA:	IP: 5.1 WLS: L BF: 30 H: 9 R: 8 ER: 3 SO: 6 BB: 3 IBB: 0 HBP: 0 BLK: 0 WP: 0 HR: 1 S: 39 P: 51 ERA: 5.06 WHIP: 2.250																			

Detroit Tigers @ Kansas City Royals
 Royals Stadium, Kansas City, MO
 Tue Apr 14 1987, 8:05 PM EDT
 Att: 16,023 - Unknown


AB 37
 R 10
 H 11
 RBI 10
 BB 3
 SO 9
 LOB 25



Batter	1	2	3	4	5	6	7	8	9	AB	R	H	RBI	BB	SO	LOB	TOP				
Lou Whitaker, L (1, 4) OBP: 0.391, SLG: 0.424	4-3			4-3 1B		G3 2B		CS 1-2	K	4	0	2	1	0	1	0					
Pat Sheridan, L (1, 9) OBP: 0.310, SLG: 0.357 Larry Herndon, R (9, FH) OBP: 0.450, SLG: 0.688	F9			4-3 1-2		G3			PB 1B	3	0	0	0	0	0	2					
Matt Nokes, L (1, 10) OBP: 0.417, SLG: 0.696 Terry Harper, R (9, FH)	F8			K		4-3			F8	3	0	0	0	0	1	2					
Darrell Evans, L (1, 3) OBP: 0.343, SLG: 0.452				F6					6-3	4	0	2	0	0	0	2					
Johnny Grubb, L (1, 7)				G5-4-3 1-2		6-3			L3	3	0	0	0	0	0	2					
Darnell Coles, R (1, 5) OBP: 0.303, SLG: 0.367				L6		P3			5-3	3	0	0	0	0	0	0					
Chet Lemon, R (1, 8) OBP: 0.400, SLG: 0.556				F8		L6			6-3	3	0	0	0	0	0	0					
Dwight Lowry, L (1, 2) OBP: 0.188, SLG: 0.313				K		F8			FC1 2B	3	0	1	0	0	1	0					
Tom Brookens, R (1, 6) OBP: 0.467, SLG: 0.692				F8		2B 3B			FC1 CS	3	1	1	0	0	0	1					
Inning Stats	R: 0 E: 0 K: 0 S: 3	H: 0 LOB: 0 BB: 0 P: 3	R: 0 E: 0 K: 0 S: 3	H: 1 LOB: 0 BB: 0 P: 3	R: 0 E: 0 K: 1 S: 5	H: 0 LOB: 0 BB: 0 P: 5	R: 0 E: 0 K: 1 S: 6	H: 1 LOB: 1 BB: 0 P: 6	R: 0 E: 0 K: 0 S: 3	H: 0 LOB: 0 BB: 0 P: 3	R: 1 E: 0 K: 0 S: 5	H: 2 LOB: 1 BB: 0 P: 5	R: 0 E: 0 K: 0 S: 3	H: 1 LOB: 0 BB: 0 P: 3	R: 0 E: 0 K: 1 S: 6	H: 1 LOB: 1 BB: 0 P: 6	1B: 4 2B: 3 3B: 1 HR: 0	SF: 0 SAC: 0 DP: 2 HBP: 0	WP: 0 PB: 1 SB: 0 CS: 1	PA: 32	
PITCHER	IP	WLS	BF	H	R	ER	SO	BB	IBB	HBP	BLK	WP	HR	S	P	ERA	WHIP				
Bret Saberhagen, R (1, 1) ERA: 1.06	8.0	W	27	6	1	1	2	0	0	0	0	0	0	31	31	1.12	0.750				
Bud Black, L (9, 1) ERA:	1.0	S	4	1	0	0	1	0	0	0	0	0	0	6	6	0.00	1.000				

Detroit Tigers @ Kansas City Royals
Royals Stadium, Kansas City, MO
Wed Apr 15 1987, 8:05 PM EDT
Att: 18,721 - Unknown


AB 31
R 1
H 7
RBI 1
BB 0
SO 3
LOB 10



Batter	1	2	3	4	5	6	7	8	9	AB	R	H	RBI	BB	SO	LOB	BOTTOM				
Willie Wilson, S (1, 8) OBP: 0.270, SLG: 0.306	F5		K			FC5-4 1B		4-3		4	0	1	0	0	1	2					
Kevin Seitzer, R (1, 3) OBP: 0.541, SLG: 0.710	6-3			F5		FC5-4 FC6-4 S		S 2B		4	0	1	2	0	0	1					
George Brett, L (1, 5) OBP: 0.462, SLG: 0.412	F7			4-3		FC6-4 BB		S IBB		2	0	0	0	2	0	0					
Frank White, R (1, 4) OBP: 0.333, SLG: 0.233				5-3		FC6-4		K		3	0	0	0	1	1	4					
Danny Tartabull, R (1, 9) OBP: 0.263, SLG: 0.206				L4		F9		K		4	0	0	0	0	1	5					
Bo Jackson, R (1, 7) OBP: 0.485, SLG: 0.806				4-3		F8		5-3		3	0	0	0	0	0	0					
Steve Balboni, R (1, 10) OBP: 0.344, SLG: 0.393				F6		1B		5-3		3	0	1	0	0	0	0					
Ed Hearn, R (1, 2) OBP: 0.438, SLG: 0.462				6-3		1-3		F9		3	0	0	0	0	0	1					
Angel Salazar, R (1, 6) OBP: 0.538, SLG: 0.692				E6		1B FC5-4 2B		4-3 2B		3	2	2	0	0	0	0					
Inning Stats	R: 0 E: 0 K: 0 S: 3	H: 0 LOB: 0 BB: 0 P: 3	R: 0 E: 0 K: 0 S: 2	H: 0 LOB: 0 BB: 1 P: 6	R: 0 E: 1 K: 1 S: 6	H: 0 LOB: 1 BB: 0 P: 6	R: 0 E: 0 K: 0 S: 3	H: 0 LOB: 0 BB: 0 P: 3	R: 0 E: 0 K: 0 S: 4	H: 1 LOB: 1 BB: 0 P: 4	R: 1 E: 0 K: 0 S: 5	H: 2 LOB: 2 BB: 1 P: 9	R: 0 E: 0 K: 0 S: 3	H: 0 LOB: 0 BB: 0 P: 3	R: 1 E: 0 K: 2 S: 9	H: 2 LOB: 2 BB: 1 P: 13	1B: 2 2B: 3 3B: 0 HR: 0	SF: 0 SAC: 0 DP: 0 HBP: 0	WP: 0 PB: 0 SB: 3 CS: 1	PA: 32	
PITCHER	IP	WLS	BF	H	R	ER	SO	BB	IBB	HBP	BLK	WP	HR	S	P	ERA	WHIP				
Walt Terrell, R (1, 1) ERA: 2.35	7.1	L	29	5	2	2	1	2	0	0	0	0	0	29	37	2.46	0.955				
Eric King, R (8, 1) ERA: 1.93	0.2		3	0	0	0	2	0	1	0	0	0	0	6	10	0.00	0.000				

Detroit Tigers @ Kansas City Royals
Royals Stadium, Kansas City, MO
Wed Apr 15 1987, 8:05 PM EDT
Att: 18,721 - Unknown

AB 29
R 2
H 5
RBI 2
BB 3
SO 3
LOB 13




Batter	1	2	3	4	5	6	7	8	9	AB	R	H	RBI	BB	SO	LOB	TOP										
Willie Wilson, S OBP: 0.238, SLG: 0.268 (1, 8)	0-0 6-3		0-3 K	0-0 F7		0-0 F3		0-3 K		5	0	0	0	0	2	3											
Kevin Seitzer, R OBP: 0.524, SLG: 0.778 (1, 3)	0-0 6-3		0-0 1B 2B		0-0 4-3	0-0 F8			0-0 HR	5	2	2	1	0	0	2											
George Brett, L OBP: 0.484, SLG: 0.500 (1, 5)	0-0 3-1		0-0 2B 2-3 1B		0-0 BB 1B		0-0 4-3		0-0 1B HR 2B	5	1	3	0	0	0	0											
Frank White, R OBP: 0.317, SLG: 0.229 (1, 4)		0-0 F6	0-3 K		0-0 F9		0-0 2B 1B		0-0 F9	5	0	1	0	0	1	4											
Danny Tartabull, R OBP: 0.349, SLG: 0.342 (1, 9)		0-0 BB 1B	0-0 1-3 3-H 2B		4-0 1-2 BB		0-0 1-3 2B		0-0 HR 1B	4	2	4	1	1	0	0											
Bo Jackson, R OBP: 0.421, SLG: 0.694 (1, 7)		0-3 K	0-3 K		0-3 K		0-3 K		0-3 K	5	0	0	0	0	5	9											
Steve Balboni, R OBP: 0.378, SLG: 0.500 (1, 10)		4-0 1B 1-2 BB		0-3 K		0-0 E 1B		0-3 K		4	1	2	3	1	2	2											
Ed Hearn, R OBP: 0.429, SLG: 0.412 (1, 2)		0-0 1-3 2-H 1B		0-0 F8		0-0 E8 1-3		0-0 F6	4	0	1	1	1	1	0	1											
Angel Salazar, R OBP: 0.500, SLG: 0.625 Thad Bosley, L OBP: 0.214, SLG: 0.385 (1, 6) (8, 6)		0-0 F4		0-0 1B		0-0 F5		0-3 K	3	0	1	0	0	0	4												
Buddy Biancalana, S OBP: 0.214, SLG: 0.385 (8, 6)								0-0 F8	1	0	0	0	0	1	0	1											
Inning Stats	R: 0 E: 0 K: 0 S: 3	H: 0 LOB: 0 BB: 0 P: 3	R: 1 E: 0 K: 1 S: 7	H: 2 LOB: 2 BB: 1 P: 11	R: 1 E: 0 K: 3 S: 12	H: 3 LOB: 2 BB: 0 P: 12	R: 0 E: 0 K: 1 S: 6	H: 1 LOB: 2 BB: 0 P: 6	R: 0 E: 0 K: 0 S: 6	H: 1 LOB: 2 BB: 1 P: 10	R: 0 E: 0 K: 2 S: 9	H: 2 LOB: 2 BB: 0 P: 9	R: 0 E: 0 K: 2 S: 7	H: 0 LOB: 0 BB: 0 P: 7	R: 4 E: 0 K: 1 S: 9	H: 4 LOB: 1 BB: 1 P: 13	1B: 8 2B: 4 3B: 0 HR: 2	SF: 0 SAC: 0 DP: 0 HBP: 0	WP: 0 PB: 0 SB: 0 CS: 0	PA: 45							
PITCHER	IP	WLS	BF	H	R	ER	SO	BB	IBB	HBP	BLK	WP	HR	S	P	ERA	WHIP										
Dennis Rasmussen, L ERA: 2.08 (1, 1)	6.1	32	10	2	2	2	6	2	0	0	0	0	0	42	50	2.84	1.895										
Cecilio Guante, R ERA: 5.59 (7, 1)	1.2	7	2	2	2	4	0	0	0	0	0	0	1	15	15	10.80	1.200										
Dave Rightetti, L ERA: 4.0 (9, 1)	1.0	W	6	2	2	2	1	1	0	0	0	0	1	7	11	18.00	3.000										

Kansas City Royals @ New York Yankees
 Yankee Stadium, Bronx, NY
 Sat Apr 18 1987, 3:33 AM EDT
 Att: 22,053 - Unknown

livebaseballscores.com

AB 42
 R 6
 H 14
 RBI 6
 BB 3
 SO 11
 LOB 26




Batter	1	2	3	4	5	6	7	8	9	AB	R	H	RBI	BB	SO	LOB	BOTTOM										
Rickey Henderson, R OBP: 0.542, SLG: 0.658 (1, 8)	0-3 K		4-0 BB G6-3	4-0 1-2 BB		0-3 K		0-0 F4		3	0	0	0	2	2	2											
Willie Randolph, R OBP: 0.439, SLG: 0.394 (1, 4)	4-0 E 1B BB		0-0 G6-3 1-2	0-0 F9 2-3		0-0 HR 2B		0-0 6-3		4	2	1	0	1	0	4											
Don Mattingly, L OBP: 0.188, SLG: 0.356 (1, 3)	0-0 F7		0-0 2B 1B	0-0 L4		0-0 HR 2-H		0-0 G3		5	2	2	2	0	0	3											
Dave Winfield, R OBP: 0.477, SLG: 0.500 (1, 9)	0-0 E6 1B 1-2		0-0 1B 2B		0-0 P1		0-0 F7		0-0 E6 1B BB	5	2	1	0	0	0	1											
Gary Ward, R OBP: 0.425, SLG: 0.595 (1, 7)	0-0 1-2 2-H 1B		0-0 2B 1B		0-0 F8		4-0 S BB		0-0 BB 1B	4	1	3	3	1	0	0											
Ron Kittle, R OBP: 0.364, SLG: 0.444 Dan Pasqua, L OBP: 0.217, SLG: 0.150 (1, 10) (9, FH)	0-3 K		0-0 2B		0-0 F8		0-3 K		4-0 BB IBB	4	0	1	1	0	2	3											
Mike Pagliarulo, L OBP: 0.333, SLG: 0.297 (1, 5)		0-0 G4-6-3 1B	0-3 K		0-0 F8		0-0 F8		4-0 1-2 2-3 3-H BB	4	0	1	1	1	1	2											
Joel Skinner, R OBP: 0.192, SLG: 0.320 (1, 2)		0-0 G4-6-3 1-2		0-0 G3		0-0 4-3 2B		0-0 6-3		4	0	1	0	0	0	1											
Wayne Tolleson, S OBP: 0.447, SLG: 0.500 (1, 6)		0-0 F9		0-0 F9 BB 1B		0-0 4-3		0-0 2B		4	0	2	0	0	0	1											
Inning Stats	R: 1 E: 1 K: 2 S: 9	H: 1 LOB: 2 BB: 1 P: 13	R: 0 E: 0 K: 0 S: 3	H: 1 LOB: 0 BB: 0 P: 3	R: 3 E: 0 K: 1 S: 8	H: 4 LOB: 1 BB: 1 P: 12	R: 0 E: 0 K: 0 S: 4	H: 1 LOB: 2 BB: 1 P: 8	R: 0 E: 0 K: 1 S: 6	H: 1 LOB: 1 BB: 0 P: 6	R: 2 E: 0 K: 1 S: 7	H: 2 LOB: 1 BB: 1 P: 11	R: 0 E: 0 K: 0 S: 4	H: 1 LOB: 1 BB: 0 P: 4	R: 1 E: 1 K: 0 S: 3	H: 1 LOB: 3 BB: 2 P: 11	1B: 6 2B: 5 3B: 0 HR: 1	SF: 0 SAC: 0 DP: 2 HBP: 0	WP: 0 PB: 0 SB: 1 CS: 0	PA: 43							
PITCHER	IP	WLS	BF	H	R	ER	SO	BB	IBB	HBP	BLK	WP	HR	S	P	ERA	WHIP										
Danny Jackson, L ERA: 6.75 (1, 1)	3.1	19	7	4	3	3	3	3	0	0	0	0	0	11	11	0.00	0.375										
Rick Anderson, R ERA (4, 1)	2.2	9	1	0	0	1	0	0	0	0	0	0	0	11	11	0.00	0.375										
Steve Farr, R ERA: 13.5 (7, 1)	2.1	L	13	4	3	2	1	1	0	0	0	0	1	14	18	7.71	2.143										
Bud Black, L ERA (9, 1)	0.0	2	0	0	0	0	0	1	1	0	0	0	0	0	8	∞	∞										

Kansas City Royals @ New York Yankees
 Yankee Stadium, Bronx, NY
 Sat Apr 18 1987, 3:33 AM EDT
 Att: 22,053 - Unknown

livebaseballscores.com

AB 37
 R 7
 H 12
 RBI 7
 BB 6
 SO 5
 LOB 17



Batter	1	2	3	4	5	6	7	8	9	AB	R	H	RBI	BB	SO	LOB	TOP				
Willie Wilson, S (1, 8) OBP: 0.281, SLG: 0.289	F6		F9			BB 1B		1B		4	0	2	0	0	0	0	Kansas City Royals @ New York Yankees Yankee Stadium, Bronx, NY Sun Apr 19 1987, 3:33 AM EDT Unknown				
Kevin Seitzer, R (1, 3) OBP: 0.543, SLG: 0.769	L6-4 BB 1B			5-3		BB 1B		FC6-4 1B		3	0	2	0	1	0	0					
George Brett, L (1, 5) OBP: 0.500, SLG: 0.500										0	0	0	0	1	0	0					
Juan Beniquez, R (2, 5) OBP: 0.400, SLG: 0.429						K		F7		3	0	1	0	0	1	4					
Frank White, R (1, 4) OBP: 0.289, SLG: 0.205	L6-4 2-3			F2		K		FC6-4 1-2		4	0	0	0	0	1	7					
Darryl Tartabull, R (1, 9) OBP: 0.340, SLG: 0.333			F8						K	4	0	1	0	0	1	1					
Bo Jackson, R (1, 7) OBP: 0.405, SLG: 0.650			5-3		F8		K	G6-4-3 1B		4	0	1	0	0	1	1					
Steve Balboni, R (1, 10) OBP: 0.341, SLG: 0.444			4-3		K		F4	G6-4-3 1-2 1B		4	0	0	0	0	1	2					
Jamie Quirk, L (1, 2) OBP: 0.417, SLG: 0.500					K		F9			2	0	0	0	1	1	1					
Angel Salazar, R (1, 6) OBP: 0.444, SLG: 0.556										2	0	0	0	0	0	1	KC Royals				
Thad Bosley, L (8, PH)										1	0	0	0	1	0	0					
Buddy Biancalana, S (8, 6) OBP: 0.214, SLG: 0.385			G6-4-3 1-2 BB				F7	K		0	0	0	0	0	0	0					
Inning Stats	R: 0 E: 0 K: 0 S: 3	H: 1 LOB: 1 BB: 1 P: 7	R: 0 E: 0 K: 0 S: 3	H: 0 LOB: 0 BB: 0 P: 3	R: 0 E: 0 K: 0 S: 2	H: 0 LOB: 0 BB: 1 P: 6	R: 0 E: 0 K: 0 S: 4	H: 1 LOB: 1 BB: 0 P: 4	R: 0 E: 0 K: 2 S: 7	H: 0 LOB: 0 BB: 0 P: 7	R: 0 E: 0 K: 1 S: 6	H: 1 LOB: 1 BB: 0 P: 6	R: 0 E: 0 K: 1 S: 7	H: 2 LOB: 2 BB: 0 P: 7	R: 0 E: 0 K: 1 S: 5	H: 1 LOB: 0 BB: 0 P: 5		1B: 7 2B: 1 3B: 0 HR: 0	SF: 0 SAC: 0 DP: 3 HBP: 0	WP: 0 PB: 0 SB: 0 CS: 0	PA: 34
PITCHER Charles Hudson, R (1, 1) ERA: 1.21	IP: 9.0 WLS: W BF: 34 H: 7 R: 0 ER: 0 SO: 7 BB: 3 IBB: 0 HBP: 0 BLK: 0 WP: 0 HR: 0 S: 45 P: 57 ERA: 0.00 WHIP: 1.111																				

Batter	1	2	3	4	5	6	7	8	9	AB	R	H	RBI	BB	SO	LOB	BOTTOM			
Rickey Henderson, R (1, 8) OBP: 0.547, SLG: 0.667	FC2-6 BB	1B 2B	F8		F7			1B		4	1	2	0	1	0	3	Kansas City Royals @ New York Yankees Yankee Stadium, Bronx, NY Sun Apr 19 1987, 3:33 AM EDT Unknown			
Willie Randolph, R (1, 4) OBP: 0.435, SLG: 0.395	FC2-6 1B E 1-2	BB 1B 2H		6-3		G1-6-3 1B		F3		5	1	2	1	0	0	2				
Don Mattingly, L (1, 3) OBP: 0.226, SLG: 0.388	E 1B 1-3	FC6-4 BB		1B 2B		G1-6-3 1-2		F7		4	2	2	0	1	0	2				
Dave Winfield, R (1, 9) OBP: 0.500, SLG: 0.525	E5 1B 1-3 3H	FC6-4 1-2		BB 1B 2H		CS 1B				4	1	3	2	0	0	2				
Gary Ward, R (1, 7) OBP: 0.409, SLG: 0.561			F8	K		CS 1-2	F9			4	0	1	2	0	1	1				
Ron Kittle, R (1, 10) OBP: 0.333, SLG: 0.400										2	0	0	0	0	1	1				
Dan Pasqua, L (4, PH) OBP: 0.280, SLG: 0.150	K		F9							0	0	0	0	2	0	0				
Lenn Sakata, R (1, 5) OBP: 0.125, SLG: 0.125										2	0	1	0	0	0	1				
Mike Pagliarulo, L (4, 5) OBP: 0.318, SLG: 0.282	F8		BB 1B	6-3			K			2	0	0	0	0	1	3				
Rick Cerone, R (1, 2) OBP: 0.385, SLG: 0.200		6-3			K			F8		4	0	1	0	0	1	1				
Wayne Tolleson, S (1, 6) OBP: 0.429, SLG: 0.462									3-1	3	0	0	0	1	2	0				
Inning Stats	R: 3 E: 1 K: 1 S: 8	H: 3 LOB: 1 BB: 1 P: 12	R: 1 E: 0 K: 1 S: 7	H: 2 LOB: 2 BB: 1 P: 11	R: 0 E: 0 K: 0 S: 5	H: 2 LOB: 3 BB: 1 P: 9	R: 1 E: 0 K: 1 S: 7	H: 2 LOB: 2 BB: 1 P: 11	R: 0 E: 0 K: 2 S: 7	H: 0 LOB: 0 BB: 0 P: 7	R: 0 E: 0 K: 0 S: 3	H: 2 LOB: 0 BB: 0 P: 3	R: 0 E: 0 K: 1 S: 5	H: 0 LOB: 1 BB: 1 P: 9	R: 0 E: 0 K: 0 S: 4	H: 1 LOB: 1 BB: 0 P: 4	1B: 10 2B: 2 3B: 0 HR: 0	SF: 0 SAC: 0 DP: 1 HBP: 0	WP: 0 PB: 0 SB: 0 CS: 1	PA: 40
PITCHER Charlie Leibrandt, L (1, 1) ERA: 3.24	IP: 2.2 WLS: L BF: 18 H: 4 R: 3 ER: 3 SO: 2 BB: 3 IBB: 0 HBP: 0 BLK: 0 WP: 0 HR: 0 S: 19 P: 31 ERA: 10.12 WHIP: 3.750																			
Dave Gumpert, R (3, 1) ERA: 5.87	IP: 3.1 WLS: L BF: 13 H: 4 R: 1 ER: 1 SO: 3 BB: 1 IBB: 0 HBP: 0 BLK: 0 WP: 0 HR: 0 S: 18 P: 22 ERA: 2.70 WHIP: 1.500																			
Bud Black, L (7, 1) ERA: 11.37	IP: 1.0 WLS: L BF: 4 H: 0 R: 0 ER: 0 SO: 1 BB: 1 IBB: 0 HBP: 0 BLK: 0 WP: 0 HR: 0 S: 5 P: 9 ERA: 0.00 WHIP: 1.000																			
Steve Farr, R (8, 1) ERA: 11.37	IP: 1.0 WLS: L BF: 4 H: 1 R: 0 ER: 0 SO: 0 BB: 0 IBB: 0 HBP: 0 BLK: 0 WP: 0 HR: 0 S: 4 P: 4 ERA: 0.00 WHIP: 1.000																			

Batter	1	2	3	4	5	6	7	8	9	AB	R	H	RBI	BB	SO	LOB	TOP				
Willie Wilson, S (1, 8) OBP: 0.280, SLG: 0.306	F9		S 1B			SH5-4 1B		FC1-6 FC6-4		4	0	2	0	0	0	1					
Kevin Seitzer, R (1, 3) OBP: 0.540, SLG: 0.738	3-1		FC6-4 BB			SH5-4 1B		FC6-4 CS		3	0	1	0	1	0	1					
Juan Beniquez, R (1, 5) OBP: 0.333, SLG: 0.353	5-3		FC6-4			SH5-4		CS	K	3	0	0	0	0	1	2					
Frank White, R (1, 4) OBP: 0.306, SLG: 0.214				F8		G5-4-3 IBB			F4	3	0	1	0	1	0	0					
Danny Tartabull, R (1, 9) OBP: 0.314, SLG: 0.304	F9			K		G5-4-3			6-3	4	0	0	0	0	1	4					
Bo Jackson, R (1, 7) OBP: 0.376, SLG: 0.605	K			6-3					5-3	3	0	0	0	0	1	1					
Steve Balboni, R (1, 10) OBP: 0.318, SLG: 0.410	5-3				5-3				F7	3	0	0	0	0	0	1					
Angel Salazar, R (1, 6) OBP: 0.381, SLG: 0.476			6-3		1-3				4-3	3	0	0	0	0	0	0					
Larry Owen, R (1, 2) OBP: 0.250, SLG: 0.143	F9				L4				FC1-6 1B	3	0	1	0	0	0	0					
Inning Stats	R: 0 E: 0 K: 0 S: 3	H: 0 LOB: 0 BB: 0 P: 3	R: 0 E: 0 K: 1 S: 6	H: 1 LOB: 1 BB: 0 P: 6	R: 0 E: 0 K: 0 S: 4	H: 1 LOB: 2 BB: 1 P: 8	R: 0 E: 0 K: 1 S: 5	H: 0 LOB: 0 BB: 0 P: 5	R: 0 E: 0 K: 0 S: 3	H: 0 LOB: 0 BB: 0 P: 3	R: 0 E: 0 K: 0 S: 4	H: 2 LOB: 2 BB: 1 P: 8	R: 0 E: 0 K: 0 S: 3	H: 0 LOB: 0 BB: 0 P: 3	R: 0 E: 0 K: 1 S: 5	H: 0 LOB: 0 BB: 0 P: 5	1B: 5 2B: 0 3B: 0 HR: 0	SF: 0 SAC: 1 DP: 1 HBP: 0	WP: 0 PB: 0 SB: 1 CS: 1	PA: 33	
PITCHER	IP	WLS	BF	H	R	ER	SO	BB	IBB	HBP	BLK	WP	HR	S	P	ERA	WHIP				
Tommy John, L (1, 1) ERA: 4.22	7.0		26	4	0	0	2	1	1	0	0	0	0	28	36	0.00	0.714				
Pat Clements, L (8, 1) ERA: 12.0	1.0	W	3	1	0	0	0	0	0	0	0	0	0	3	3	0.00	1.000				
Dave Righetti, L (9, 1) ERA: 3.6	1.0	S	3	0	0	0	1	0	0	0	0	0	0	5	5	0.00	0.000				

Kansas City Royals @ New York Yankees
Yankee Stadium, Bronx, NY
Sun Apr 19 1987, 3:38 AM EDT
Att: 40,939 - Unknown


AB 29
R 0
H 5
RBI 0
BB 2
SO 3
LOB 10



Batter	1	2	3	4	5	6	7	8	9	AB	R	H	RBI	BB	SO	LOB	BOTTOM				
Claudell Washington, L (1, 8) OBP: 0.286, SLG: 0.286	G1-6-3		3-1 1B			5-3		6-3		4	0	1	0	0	0	0					
Willie Randolph, R (1, 4) OBP: 0.420, SLG: 0.381	K		3-1 1-2			F9		1B SF8 1B		4	1	1	0	0	1	1					
Don Mattingly, L (1, 3) OBP: 0.263, SLG: 0.442			F7			BB 1B BB		SF8 BB 1B		3	0	2	0	1	0	1					
Dave Winfield, R (1, 9) OBP: 0.500, SLG: 0.512	F9			1-3		BB 1B		BB 1B		3	0	1	0	1	0	1					
Dan Pasqua, L (1, 7) OBP: 0.276, SLG: 0.136			K		K	BB 1B		SF8		2	0	0	1	1	2	0					
Gary Ward, R (1, 10) OBP: 0.375, SLG: 0.511	F8			4-3		BB 1B		SF8 BB		4	0	0	0	0	0	5					
Mike Pagliarulo, L (1, 5) OBP: 0.298, SLG: 0.262			E4		4-3			1-3		3	0	0	0	0	0	0					
Joel Skinner, R (1, 2) OBP: 0.172, SLG: 0.286			K		K			1-3		3	0	0	0	0	3	1					
Paul Zuvella, R (1, 6) OBP: 0.375, SLG: 0.511			6-3		4-3			1-3		3	0	0	0	0	0	0					
Inning Stats	R: 0 E: 0 K: 1 S: 6	H: 1 LOB: 1 BB: 0 P: 6	R: 0 E: 1 K: 2 S: 8	H: 0 LOB: 1 BB: 0 P: 8	R: 0 E: 0 K: 0 S: 4	H: 1 LOB: 1 BB: 0 P: 4	R: 0 E: 0 K: 1 S: 5	H: 0 LOB: 0 BB: 0 P: 5	R: 0 E: 0 K: 0 S: 4	H: 1 LOB: 3 BB: 2 P: 12	R: 0 E: 0 K: 1 S: 5	H: 0 LOB: 0 BB: 0 P: 5	R: 0 E: 0 K: 0 S: 5	H: 2 LOB: 2 BB: 1 P: 9	1B: 4 2B: 0 3B: 1 HR: 0	SF: 1 SAC: 0 DP: 0 HBP: 0	WP: 0 PB: 0 SB: 0 CS: 0	PA: 33			
PITCHER	IP	WLS	BF	H	R	ER	SO	BB	IBB	HBP	BLK	WP	HR	S	P	ERA	WHIP				
Mark Gubicza, R (1, 1) ERA: 2.57	7.2	L	32	5	1	1	6	3	0	0	0	0	0	41	53	1.17	1.043				
Dan Quisenberry, R (8, 1) ERA:	0.1		1	0	0	0	0	0	0	0	0	0	0	1	1	0.00	0.000				

Kansas City Royals @ New York Yankees
Yankee Stadium, Bronx, NY
Sun Apr 19 1987, 3:38 AM EDT
Att: 40,939 - Unknown

AB 29
R 1
H 5
RBI 1
BB 3
SO 6
LOB 9



Batter	1	2	3	4	5	6	7	8	9	AB	R	H	RBI	BB	SO	LOB	TOP			
Willie Wilson, S (1, 8) OBP: 0.271, SLG: 0.281										3	0	0	0	0	0	0				
Kevin Seitzer, R (1, 5) OBP: 0.492, SLG: 0.686										4	0	0	0	0	1	1				
Frank White, R (1, 4) OBP: 0.310, SLG: 0.294										4	0	2	0	0	0	1				
Danny Tartabull, R (1, 9) OBP: 0.333, SLG: 0.370										3	0	1	0	1	2	1				
Thad Bosley, L (1, 10)										4	0	0	0	0	0	5				
Bo Jackson, R (1, 7) OBP: 0.358, SLG: 0.569										3	0	0	0	0	2	2				
Steve Balboni, R (1, 3) OBP: 0.275, SLG: 0.348										3	0	0	0	0	1	2				
Jamie Quirk, L (1, 2) OBP: 0.333, SLG: 0.364										3	0	0	0	0	0	0				
Angel Salazar, R (1, 6) OBP: 0.357, SLG: 0.464										3	0	0	0	0	0	0				
Inning Stats	R: 0 E: 0 K: 1 S: 5	H: 0 LOB: 2 BB: 1 P: 10	R: 0 E: 0 K: 1 S: 5	H: 0 LOB: 0 BB: 0 P: 5	R: 0 E: 0 K: 0 S: 3	H: 0 LOB: 0 BB: 0 P: 3	R: 0 E: 0 K: 1 S: 5	H: 0 LOB: 0 BB: 0 P: 5	R: 0 E: 0 K: 0 S: 3	H: 0 LOB: 2 BB: 0 P: 3	R: 0 E: 0 K: 1 S: 7	H: 2 LOB: 2 BB: 0 P: 7	R: 0 E: 0 K: 0 S: 3	H: 0 LOB: 0 BB: 0 P: 3	R: 0 E: 0 K: 1 S: 6	H: 1 LOB: 1 BB: 0 P: 6	1B: 3 2B: 0 3B: 0 HR: 0	SF: 0 SAC: 0 DP: 0 HBP: 1	WP: 0 PB: 0 SB: 1 CS: 0	PA: 32
PITCHER Rogier Clemens, R (1, 1) ERA: 3.1	IP: 9.0 WLS: W BF: 32 H: 3 R: 0 ER: 0 SO: 6 BB: 1 IBB: 0 HBP: 1 BLK: 0 WP: 0 HR: 0 S: 42 P: 47 ERA: 0.00 WHIP: 0.444															PITCHER				

Kansas City Royals @ Boston Red Sox
Fenway Park, Boston, MA
Tue Apr 21 1987, 7:05 PM EDT
Att: 29,082 - Unknown

AB 30
R 0
H 3
RBI 0
BB 1
SO 6
LOB 12



Batter	1	2	3	4	5	6	7	8	9	AB	R	H	RBI	BB	SO	LOB	BOTTOM			
Wade Boggs, L (1, 5) OBP: 0.410, SLG: 0.451										4	1	0	0	1	1	4				
Ed Romero, R (1, 4) OBP: 0.310, SLG: 0.325										5	2	2	0	0	0	0				
Bill Buckner, L (1, 3) Pat Dodson, L (9, 3)										5	1	3	4	0	0	0				
Jim Rice, R (1, 7) OBP: 0.339, SLG: 0.442										4	2	3	0	1	0	1				
Don Baylor, R (1, 10) OBP: 0.431, SLG: 0.583										3	0	0	0	1	1	3				
Dwight Evans, R (1, 9) OBP: 0.404, SLG: 0.563										4	1	3	4	0	0	2				
Dave Henderson, R (1, 8) OBP: 0.315, SLG: 0.458										4	0	2	0	0	1	3				
Marc Sullivan, R (1, 2) OBP: 0.161, SLG: 0.290										4	0	0	0	0	2	5				
Glenn Hoffman, R (1, 6) OBP: 0.222, SLG: 0.222										4	1	2	0	0	0	3				
Inning Stats	R: 0 E: 0 K: 1 S: 5	H: 0 LOB: 0 BB: 0 P: 5	R: 1 E: 0 K: 0 S: 5	H: 2 LOB: 1 BB: 1 P: 9	R: 4 E: 0 K: 2 S: 9	H: 3 LOB: 1 BB: 2 P: 18	R: 2 E: 0 K: 1 S: 9	H: 4 LOB: 2 BB: 0 P: 9	R: 0 E: 0 K: 0 S: 4	H: 1 LOB: 1 BB: 0 P: 4	R: 0 E: 0 K: 0 S: 3	H: 1 LOB: 0 BB: 0 P: 3	R: 1 E: 0 K: 1 S: 8	H: 3 LOB: 2 BB: 0 P: 8	R: 0 E: 0 K: 0 S: 4	H: 1 LOB: 1 BB: 0 P: 4	1B: 10 2B: 4 3B: 0 HR: 1	SF: 0 SAC: 0 DP: 1 HBP: 1	WP: 0 PB: 0 SB: 0 CS: 0	PA: 41
PITCHER Rick Anderson, R (1, 1) ERA: 7.94 Steve Farr, R (3, 1) ERA: 9.64 Dave Gumpert, R (6, 1) ERA: 5.06	IP: 2.0 WLS: L BF: 13 H: 4 R: 5 ER: 5 SO: 1 BB: 3 IBB: 0 HBP: 0 BLK: 0 WP: 0 HR: 0 S: 12 P: 24 ERA: 22.50 WHIP: 3.500															PITCHER				

Kansas City Royals @ Boston Red Sox
Fenway Park, Boston, MA
Tue Apr 21 1987, 7:05 PM EDT
Att: 29,082 - Unknown

AB 37
R 8
H 15
RBI 8
BB 3
SO 5
LOB 21



Batter	1	2	3	4	5	6	7	8	9	AB	R	H	RBI	BB	SO	LOB	TOP													
Willie Wilson, S (1, 8) OBP: 0.258, SLG: 0.267	L7			F8		F7			SH2-3	3	0	0	0	0	0	1														
Kevin Seitzer, R (1, 3) OBP: 0.460, SLG: 0.636	4-3			F8		FC6-4			6-3	4	0	0	0	0	0	2														
Frank White, R (1, 4) OBP: 0.306, SLG: 0.291	5-3			F9					F4	4	0	1	0	0	0	1														
Danny Tartabull, R (1, 9) OBP: 0.317, SLG: 0.351		4-3			6-3				G1-4-3	3	0	0	0	0	0	1														
Bo Jackson, R (1, 7) OBP: 0.357, SLG: 0.574		K							K	3	0	1	0	0	2	0														
Steve Balboni, R (1, 10) OBP: 0.299, SLG: 0.327		3-1			6-3				F8	3	0	0	0	0	0	1														
Angel Salazar, R (1, 6) OBP: 0.333, SLG: 0.433 Thad Bosley, L (8, PH)			K		5-3				4-3	2	0	0	0	0	1	1														
Buddy Biancalana, S (8, 6) OBP: 0.214, SLG: 0.385									4-3	1	0	0	0	0	0	0														
Jamie Quirk, L (1, 2) OBP: 0.278, SLG: 0.286			F8						4-3	3	0	0	0	0	0	0														
Bill Pecota, R (1, 5) OBP: 0.500, SLG: 0.500 Jorge Orta, L (9, PH)			K						SH2-3	2	0	1	0	0	1	0														
									1B	1	0	1	0	0	0	0														
Inning Stats	R: 0 E: 0 K: 0 S: 3	H: 0 LOB: 0 BB: 0 P: 3	R: 0 E: 0 K: 1 S: 5	H: 0 LOB: 0 BB: 0 P: 5	R: 0 E: 0 K: 2 S: 7	H: 0 LOB: 0 BB: 0 P: 7	R: 0 E: 0 K: 0 S: 3	H: 0 LOB: 0 BB: 0 P: 3	R: 0 E: 0 K: 0 S: 4	H: 1 LOB: 1 BB: 0 P: 4	R: 0 E: 0 K: 0 S: 4	H: 1 LOB: 1 BB: 0 P: 4	R: 0 E: 0 K: 1 S: 5	H: 0 LOB: 0 BB: 0 P: 5	R: 0 E: 0 K: 0 S: 3	H: 0 LOB: 0 BB: 0 P: 3	R: 0 E: 0 K: 0 S: 4	H: 1 LOB: 1 BB: 0 P: 4	R: 0 E: 0 K: 0 S: 4	H: 1 LOB: 1 BB: 0 P: 4	R: 0 E: 0 K: 0 S: 3	H: 0 LOB: 0 BB: 0 P: 3	R: 0 E: 0 K: 0 S: 4	H: 1 LOB: 1 BB: 0 P: 4	R: 0 E: 0 K: 0 S: 4	H: 1 LOB: 1 BB: 0 P: 4	1B: 3 2B: 1 3B: 0 HR: 0	SF: 0 SAC: 1 DP: 1 HBP: 0	WP: 0 PB: 0 SB: 0 CS: 0	PA: 30
PITCHER Bob Stanley, R (1, 1) ERA: 3.71	IP: 9.0 WLS: W BF: 30 H: 4 R: 0 ER: 0 SO: 4 BB: 0 IBB: 0 HBP: 0 BLK: 0 WP: 0 HR: 0 S: 38 P: 38 ERA: 0.00 WHIP: 0.444															PITCHER	IP: 9.0 WLS: W BF: 30 H: 4 R: 0 ER: 0 SO: 4 BB: 0 IBB: 0 HBP: 0 BLK: 0 WP: 0 HR: 0 S: 38 P: 38 ERA: 0.00 WHIP: 0.444													

Kansas City Royals @ Boston Red Sox
Fenway Park, Boston, MA
Wed Apr 22 1987, 7:05 PM EDT
Att: 24,589 - Unknown

AB 29
R 0
H 4
RBI 0
BB 0
SO 4
LOB 7



Batter	1	2	3	4	5	6	7	8	9	AB	R	H	RBI	BB	SO	LOB	BOTTOM					
Wade Boggs, L (1, 5) OBP: 0.315, SLG: 0.444	1-3				K					3	0	1	0	1	1	0						
Ed Romero, R (1, 4) OBP: 0.348, SLG: 0.333										2	0	1	0	2	0	1						
Bill Buckner, L (1, 3) OBP: 0.291, SLG: 0.364 Pat Dodson, L (8, 3)										4	0	1	0	0	0	5						
										0	0	0	0	0	0	0						
Jim Rice, R (1, 7) OBP: 0.349, SLG: 0.436		K								3	1	1	0	1	1	0						
Don Baylor, R (1, 10) OBP: 0.419, SLG: 0.558										4	0	1	0	0	1	2						
Dwight Evans, R (1, 9) OBP: 0.410, SLG: 0.549										3	0	1	1	1	0	0						
Dave Henderson, R (1, 8) OBP: 0.298, SLG: 0.431										3	0	0	0	0	0	2						
Marc Sullivan, R (1, 2) OBP: 0.206, SLG: 0.303										2	0	1	0	1	0	1						
Glenn Hoffman, R (1, 6) OBP: 0.167, SLG: 0.167										3	0	0	0	0	0	3						
Inning Stats	R: 0 E: 0 K: 0 S: 2	H: 1 LOB: 1 BB: 1 P: 6	R: 0 E: 0 K: 1 S: 5	H: 0 LOB: 0 BB: 0 P: 5	R: 0 E: 0 K: 0 S: 5	H: 2 LOB: 3 BB: 1 P: 9	R: 1 E: 0 K: 0 S: 4	H: 2 LOB: 2 BB: 2 P: 12	R: 0 E: 0 K: 2 S: 8	H: 1 LOB: 2 BB: 1 P: 12	R: 0 E: 0 K: 0 S: 2	H: 0 LOB: 0 BB: 1 P: 6	R: 0 E: 0 K: 0 S: 4	H: 1 LOB: 1 BB: 0 P: 4	R: 0 E: 0 K: 0 S: 3	H: 0 LOB: 0 BB: 0 P: 3	R: 0 E: 0 K: 0 S: 3	H: 0 LOB: 0 BB: 0 P: 3	1B: 7 2B: 0 3B: 0 HR: 0	SF: 0 SAC: 0 DP: 1 HBP: 0	WP: 0 PB: 0 SB: 0 CS: 1	PA: 33
PITCHER Danny Jackson, L (1, 1) ERA: 4.88	IP: 8.0 WLS: L BF: 33 H: 7 R: 1 ER: 1 SO: 3 BB: 6 IBB: 0 HBP: 0 BLK: 0 WP: 0 HR: 0 S: 33 P: 57 ERA: 1.12 WHIP: 1.625															PITCHER	IP: 8.0 WLS: L BF: 33 H: 7 R: 1 ER: 1 SO: 3 BB: 6 IBB: 0 HBP: 0 BLK: 0 WP: 0 HR: 0 S: 33 P: 57 ERA: 1.12 WHIP: 1.625					

Kansas City Royals @ Boston Red Sox
Fenway Park, Boston, MA
Wed Apr 22 1987, 7:05 PM EDT
Att: 24,589 - Unknown

AB 27
R 1
H 7
RBI 1
BB 6
SO 3
LOB 14





Batter	1	2	3	4	5	6	7	8	9	AB	R	H	RBI	BB	SO	LOB	TOP								
Angel Salazar, R OBP: 0.306, SLG: 0.389 (1, 6)	L4			5-3		F7		6-3		4	0	0	0	0	0	0	Kansas City Royals @ Detroit Tigers Tiger Stadium, Detroit, MI Sat Apr 25 1987, 3:33 AM EDT Att: 18,052 - Unknown								
Kevin Seitzer, R OBP: 0.458, SLG: 0.603 Bill Pecota, R OBP: 0.667, SLG: 0.667 (1, 5) (8, 5)	5-3			BB 1B		4-3		WP 1B		4	0	2	0	0	0	0									
Frank White, R OBP: 0.390, SLG: 0.274 Buddy Biancalana, S OBP: 0.200, SLG: 0.357 (1, 4) (6, 4)	P3			BB 1-2		K		F6		2	0	0	0	1	1	0									
Jorge Orta, L OBP: 0.500, SLG: 0.875 (1, 10)		K		F9				HR		4	1	1	1	0	2	2									
Juan Beniquez, R OBP: 0.308, SLG: 0.292 (1, 8)		F9		F9				F4		4	0	0	0	0	1	2									
Danny Tartabull, R OBP: 0.319, SLG: 0.348 (1, 9)						6-3		1B		4	0	1	0	0	1	0									
Bo Jackson, R OBP: 0.365, SLG: 0.600 (1, 7)				G5-4-3 BB		HR		K		2	1	1	1	1	1	1									
Steve Balboni, R OBP: 0.246, SLG: 0.308 (1, 3)				G5-4-3 1-2		F8		F8		3	0	0	0	0	0	2									
Jamie Quirk, L OBP: 0.308, SLG: 0.211 (1, 2)				F5		F6		4-3		3	0	0	0	0	0	0									
Inning Stats	R: 0 E: 0 K: 0 S: 3	H: 0 LOB: 0 BB: 0 P: 3	R: 0 E: 0 K: 2 S: 7	H: 0 LOB: 0 BB: 0 P: 7	R: 0 E: 0 K: 0 S: 2	H: 0 LOB: 0 BB: 1 P: 6	R: 0 E: 0 K: 0 S: 4	H: 1 LOB: 2 BB: 1 P: 8	R: 1 E: 0 K: 0 S: 4	H: 1 LOB: 0 BB: 0 P: 4	R: 0 E: 0 K: 1 S: 5	H: 0 LOB: 0 BB: 0 P: 5	R: 1 E: 0 K: 1 S: 7	H: 2 LOB: 1 BB: 0 P: 7	R: 0 E: 0 K: 0 S: 4	H: 1 LOB: 1 BB: 0 P: 4		R: 0 E: 0 K: 2 S: 7	H: 0 LOB: 0 BB: 0 P: 7	1B: 3 2B: 0 3B: 0 HR: 2	SF: 0 SAC: 0 DP: 1 HBP: 0	WP: 1 PB: 0 SB: 0 CS: 0	PA: 33		
PITCHER	IP	WLS	BF	H	R	ER	SO	BB	IBB	HBP	BLK	WP	HR	S	P	ERA	WHIP								
Jack Morris, R ERA: 3.27 (1, 1)	7.0	W	26	4	2	2	4	2	0	0	0	0	2	32	40	2.57	0.857								
Eric King, R ERA: 0.94 (8, 1)	1.0		4	1	0	0	0	0	0	0	0	1	0	4	4	0.00	1.000								
Jeff Robinson, R ERA: 1.8 (9, 1)	1.0		3	0	0	0	2	0	0	0	0	0	0	7	7	0.00	0.000								

Batter	1	2	3	4	5	6	7	8	9	AB	R	H	RBI	BB	SO	LOB	BOTTOM								
Bill Bean, L OBP: 0.667, SLG: 1.000 (1, 7)	E 2B			1B FC6-4	1B 1-3	K		K		6	2	4	1	0	2	2	Kansas City Royals @ Detroit Tigers Tiger Stadium, Detroit, MI Sat Apr 25 1987, 3:33 AM EDT Att: 18,052 - Unknown								
Pat Sheridan, L OBP: 0.353, SLG: 0.340 (1, 9)	E1 CS 2H		FC6-4 HR 1-2	1B 1-3	1B 1-3	6-3	2B 3H			4	1	2	1	1	0	1									
Matt Nokes, L OBP: 0.391, SLG: 0.537 (1, 2)	F9 WP CS 1B		1-3	1B 1-3	1B 3H	BB	1-3			4	1	2	1	1	0	4									
Alan Trammell, R OBP: 0.364, SLG: 0.500 (1, 6)	F9 1-3 2-3		HR 2H	F7 1-3	1B 3H	K BB	1-3	L7		5	1	1	2	0	1	5									
Darrell Evans, L OBP: 0.344, SLG: 0.455 (1, 10)	2B 3H		F7		4-3	K		HR		5	1	2	1	0	1	1									
Damell Coles, R OBP: 0.215, SLG: 0.220 (1, 5)	F8			F4	1B SF7 HBP		FC4-6 2B 1B	F3		4	2	1	0	0	0	1									
Dave Bergman, L OBP: 0.546, SLG: 0.813 (1, 3)		4-3		HR	1B 1-3		FC4-6 1B	HBP HR 1B		5	2	4	1	0	0	0									
Chet Lemon, R OBP: 0.348, SLG: 0.373 (1, 8)		K		1B BB	SF7		K	HR HBP		2	2	0	1	1	2	2									
Tom Brookens, R OBP: 0.341, SLG: 0.512 (1, 4)		4-3		F7	1B 1-2		FC4-6 2B 1-2 2-3	HR 1H 2H		5	1	2	3	0	0	3									
Inning Stats	R: 2 E: 1 K: 0 S: 6	H: 4 LOB: 1 BB: 0 P: 6	R: 0 E: 0 K: 1 S: 5	H: 0 LOB: 0 BB: 0 P: 5	R: 2 E: 0 K: 0 S: 5	H: 2 LOB: 0 BB: 0 P: 5	R: 3 E: 0 K: 0 S: 7	H: 4 LOB: 2 BB: 1 P: 11	R: 1 E: 0 K: 1 S: 7	H: 2 LOB: 2 BB: 0 P: 8	R: 0 E: 0 K: 2 S: 7	H: 0 LOB: 1 BB: 1 P: 11	R: 1 E: 0 K: 1 S: 8	H: 3 LOB: 3 BB: 1 P: 12	R: 4 E: 0 K: 1 S: 8	H: 3 LOB: 0 BB: 0 P: 9		R: 0 E: 0 K: 2 S: 7	H: 0 LOB: 0 BB: 0 P: 7	1B: 11 2B: 3 3B: 0 HR: 4	SF: 1 SAC: 0 DP: 0 HBP: 2	WP: 1 PB: 0 SB: 1 CS: 2	PA: 46		
PITCHER	IP	WLS	BF	H	R	ER	SO	BB	IBB	HBP	BLK	WP	HR	S	P	ERA	WHIP								
Mark Gubicza, R ERA: 4.74 (1, 1)	3.2	L	19	8	7	7	1	1	0	0	0	0	2	20	24	17.18	2.455								
Steve Farr, R ERA: 8.69 (4, 1)	2.1		13	4	1	1	3	1	0	1	0	0	0	17	22	3.86	2.143								
Rick Anderson, R ERA: 11.74 (7, 1)	2.0		14	6	5	5	2	1	0	1	0	0	2	16	21	22.50	3.500								

Batter	1	2	3	4	5	6	7	8	9	AB R H RBI BB SO LOB	TOP											
Willie Wilson, S (1, 8) OBP: 0.284, SLG: 0.290	F7	G1-6-3			K		1B		FC6-4	5 1 1 0 0 1 3	Kansas City Royals @ Detroit Tigers Tiger Stadium, Detroit, MI Sun Apr 26 1987, 3:33 AM EDT Att: 16,686 - Unknown											
Kevin Seitzer, R (1, 3) OBP: 0.468, SLG: 0.597	HR		G6-4-3		6-3		1B		F9	4 1 2 1 1 0 1												
Frank White, R (1, 4) OBP: 0.297, SLG: 0.318	HR		G6-4-3		6-3		L4-3			4 1 1 2 0 0 2												
Jorge Orta, L (1, 10) OBP: 0.429, SLG: 0.750	6-3						3-1			4 0 1 0 0 0 0												
Danny Tartabull, R (1, 9) OBP: 0.316, SLG: 0.343	6-3									4 1 1 0 0 1 1												
Bo Jackson, R (1, 7) OBP: 0.373, SLG: 0.609		F3								4 1 2 0 0 1 0												
Juan Beniquez, R (1, 5) Bill Pecota, R (8, 5) OBP: 0.333, SLG: 0.269 OBP: 0.667, SLG: 0.667					G4-6-3					2 1 0 0 2 0 1												
Angel Salazar, R (1, 6) OBP: 0.325, SLG: 0.410										0 0 0 0 0 0 0												
Larry Owen, R (1, 2) OBP: 0.250, SLG: 0.385										3 0 2 1 0 0 0												
Inning Stats	R: 2 E: 0 K: 0 S: 5	H: 2 LOB: 0 BB: 0 P: 5	R: 1 E: 1 K: 0 S: 4	H: 1 LOB: 1 BB: 1 P: 8	R: 0 E: 0 K: 1 S: 5	H: 1 LOB: 1 BB: 1 P: 9	R: 0 E: 0 K: 0 S: 4	H: 2 LOB: 0 BB: 0 P: 4	R: 0 E: 0 K: 1 S: 5	H: 0 LOB: 0 BB: 0 P: 5		R: 2 E: 0 K: 1 S: 7	H: 2 LOB: 1 BB: 1 P: 11	R: 1 E: 0 K: 0 S: 4	H: 2 LOB: 0 BB: 0 P: 4	R: 0 E: 0 K: 1 S: 5	H: 0 LOB: 0 BB: 0 P: 5	R: 0 E: 0 K: 0 S: 3	H: 0 LOB: 1 BB: 1 P: 7	1B: 6 2B: 3 3B: 1 HR: 1	SF: 1 SAC: 0 DP: 4 HBP: 0	WP: 0 PB: 0 SB: 1 CS: 0
PITCHER	IP WLS BF H R ER SO BB IBB HBP BLK WP HR S P ERA WHIP											PITCHER	IP WLS BF H R ER SO BB IBB HBP BLK WP HR S P ERA WHIP									
Walt Terrell, R (1, 1) ERA: 3.07	6.0 L 29 10 6 4 3 2 1 0 0 0 0 1 32 44 6.00 2.000																					
Nate Snell, R (7, 1) ERA: 1.17	2.0 5 0 0 0 1 0 0 0 0 0 0 0 7 7 0.00 0.000																					
Mark Thurmond, L (9, 1) ERA:	1.0 4 0 0 0 0 1 0 0 0 0 0 0 3 7 0.00 1.000																					

Batter	1	2	3	4	5	6	7	8	9	AB R H RBI BB SO LOB	BOTTOM											
Bill Bean, L (1, 7) OBP: 0.600, SLG: 0.800					6-3					4 0 2 0 0 1 1	Kansas City Royals @ Detroit Tigers Tiger Stadium, Detroit, MI Sun Apr 26 1987, 3:33 AM EDT Att: 16,686 - Unknown											
Pat Sheridan, L (1, 9) OBP: 0.327, SLG: 0.314										4 0 0 0 0 2 2												
Matt Nokes, L (1, 2) OBP: 0.360, SLG: 0.489										4 0 0 0 0 1 2												
Alan Trammell, R (1, 6) OBP: 0.378, SLG: 0.500										4 1 2 0 0 0 0												
Darrell Evans, L (1, 10) OBP: 0.338, SLG: 0.431										3 0 0 0 1 1 2												
Darnell Coles, R (1, 5) OBP: 0.217, SLG: 0.210										3 0 0 0 1 1 2												
Dave Bergman, L (1, 3) OBP: 0.538, SLG: 0.737										3 0 1 0 1 0 2												
Chet Lemon, R (1, 8) OBP: 0.343, SLG: 0.382										4 0 1 1 0 1 4												
Tom Brookens, R (1, 4) OBP: 0.340, SLG: 0.500										3 0 1 0 0 0 2												
Inning Stats	R: 0 E: 0 K: 1 S: 5	H: 1 LOB: 0 BB: 0 P: 5	R: 0 E: 0 K: 2 S: 7	H: 0 LOB: 0 BB: 0 P: 7	R: 0 E: 0 K: 0 S: 3	H: 0 LOB: 0 BB: 0 P: 3	R: 0 E: 0 K: 2 S: 7	H: 0 LOB: 0 BB: 0 P: 7	R: 0 E: 0 K: 1 S: 5	H: 0 LOB: 2 BB: 2 P: 13		R: 0 E: 0 K: 1 S: 6	H: 1 LOB: 1 BB: 0 P: 6	R: 1 E: 0 K: 0 S: 6	H: 3 LOB: 2 BB: 0 P: 6	R: 0 E: 0 K: 0 S: 3	H: 1 LOB: 0 BB: 0 P: 3	R: 0 E: 0 K: 0 S: 4	H: 1 LOB: 2 BB: 1 P: 8	1B: 6 2B: 1 3B: 0 HR: 0	SF: 0 SAC: 0 DP: 0 HBP: 0	WP: 0 PB: 0 SB: 0 CS: 1
PITCHER	IP WLS BF H R ER SO BB IBB HBP BLK WP HR S P ERA WHIP											PITCHER	IP WLS BF H R ER SO BB IBB HBP BLK WP HR S P ERA WHIP									
Bret Saberhagen, R (1, 1) ERA: 1.32	9.0 W 35 7 1 1 7 3 0 0 0 0 0 0 46 58 1.00 1.111																					

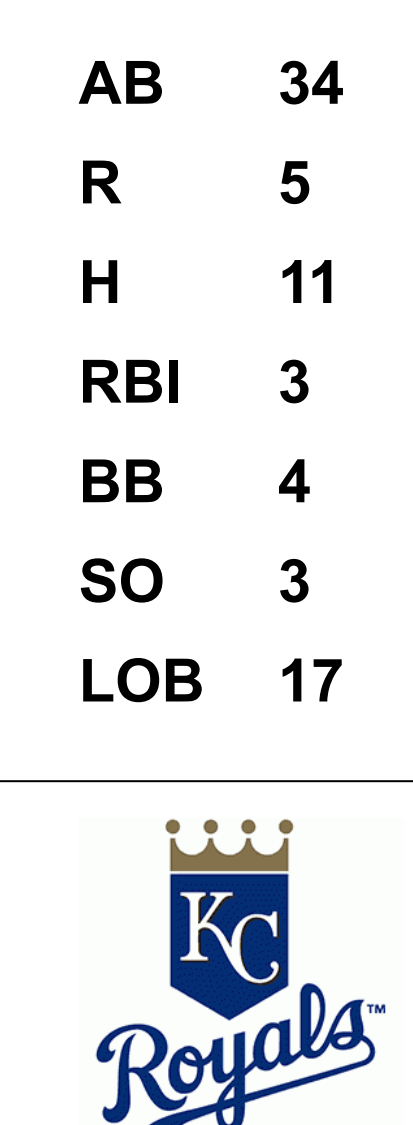
Batter	1	2	3	4	5	6	7	8	9	AB	R	H	RBI	BB	SO	LOB	TOP								
Alan Wiggins, S (1, 10) OBP: 0.370, SLG: 0.388	5-3		L4-3 BB		K			FC F7-5 1-2 3-H		3	0	0	1	1	1	3	<p>Baltimore Orioles @ Kansas City Royals Royals Stadium, Kansas City, MO Tue Apr 28 1987, 8:05 PM EDT Att: 24,894 - Unknown</p> <p>AB 32 R 3 H 7 RBI 3 BB 2 SO 3 LOB 17</p> 								
Rick Burleson, R (1, 4) OBP: 0.285, SLG: 0.210	5-3		L4-3			6-3		K		4	0	0	0	0	1	4									
Cal Ripken Jr., R (1, 6) OBP: 0.413, SLG: 0.584	4-3			G5-4-3 BB		F3		F7-5		3	0	0	0	1	0	2									
Eddie Murray, S (1, 3)		6-3		F5		L9			1B 3B	4	1	1	0	0	0	1									
Ray Knight, R (1, 5) Rene Gonzales, R (9, 5)	L7		G5-4-3				6-3		FC2-6 1B	4	0	1	1	0	0	1									
Fred Lynn, L (1, 8) OBP: 0.294, SLG: 0.278	1-3				K		F9		FC2-6 1-3	4	0	0	0	0	1	1									
Terry Kennedy, L (1, 2) OBP: 0.320, SLG: 0.386			E7 3B 1B				F7		1-3	4	1	2	0	0	0	1									
Nelson Simmons, S (1, 9) John Shelby, S (9, 9) OBP: 0.333, SLG: 0.591 OBP: 0.192, SLG: 0.280								SH FC 2B	F9	4	1	3	1	0	0	1									
Ken Gerhart, R (1, 7) OBP: 0.329, SLG: 0.500	5-3						F9		SH S FC 2-3	2	0	0	0	0	0	3									
Inning Stats	R: 0 E: 0 K: 0 S: 3	H: 0 LOB: 0 BB: 0 P: 3	R: 0 E: 0 K: 0 S: 3	H: 0 LOB: 0 BB: 0 P: 3	R: 1 E: 1 K: 0 S: 4	H: 2 LOB: 1 BB: 1 P: 8	R: 0 E: 0 K: 2 S: 2	H: 0 LOB: 0 BB: 1 P: 6	R: 0 E: 0 K: 2 S: 9	H: 2 LOB: 2 BB: 0 P: 9	R: 0 E: 0 K: 0 S: 3	H: 0 LOB: 0 BB: 0 P: 3	R: 0 E: 0 K: 0 S: 3	H: 0 LOB: 0 BB: 0 P: 3	R: 1 E: 1 K: 1 S: 7	H: 1 LOB: 1 BB: 0 P: 7		R: 1 E: 0 K: 0 S: 5	H: 2 LOB: 1 BB: 0 P: 5	1B: 4 2B: 3 3B: 2 HR: 0	SF: 0 SAC: 1 DP: 3 HBP: 0	WP: 0 PB: 0 SB: 2 CS: 0	PA: 35		
PITCHER	IP	WLS	BF	H	R	ER	SO	BB	IBB	HBP	BLK	WP	HR	S	P	ERA	WHIP								
Danny Jackson, L (1, 1) ERA: 4.35	7.0	L	28	5	2	2	2	2	0	0	0	0	0	30	38	2.57	1.000								
Steve Farr, R (8, 1) ERA: 8.53	1.0		4	2	1	1	1	0	0	0	0	0	0	6	6	9.00	2.000								
Bud Black, L (9, 1) ERA:	1.0		3	0	0	0	0	0	0	0	0	0	0	3	3	0.00	0.000								

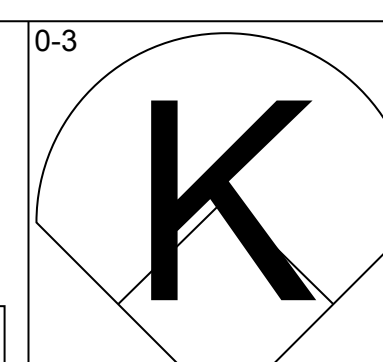
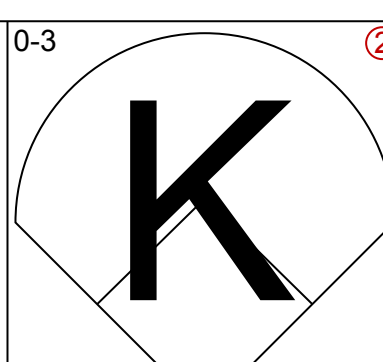
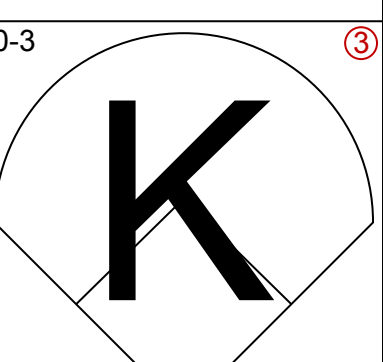
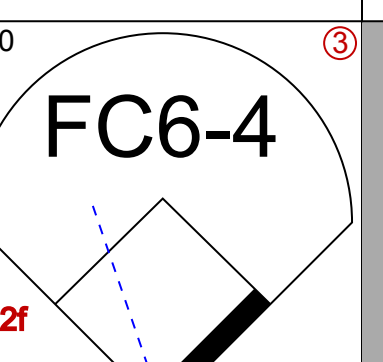
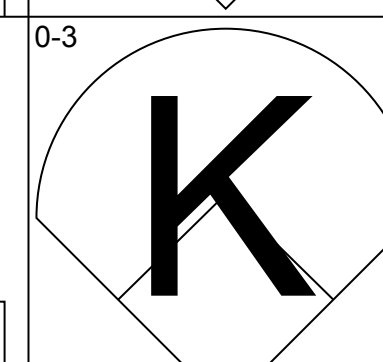
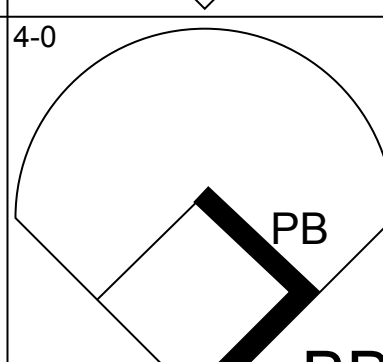
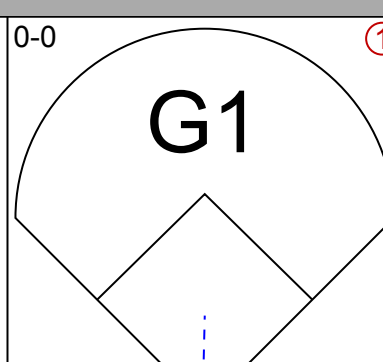
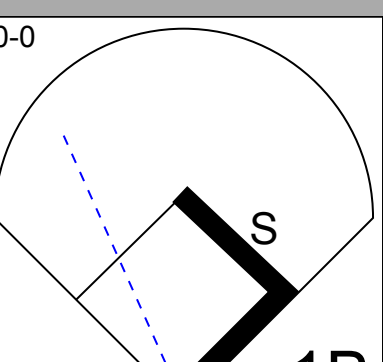
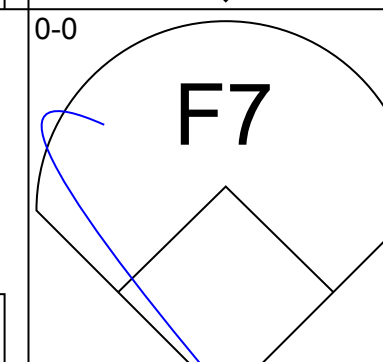
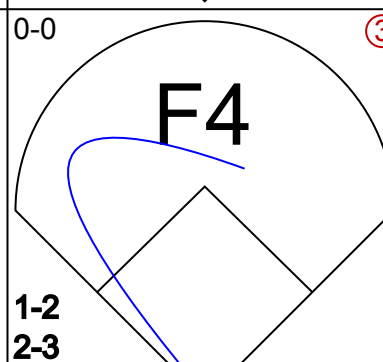
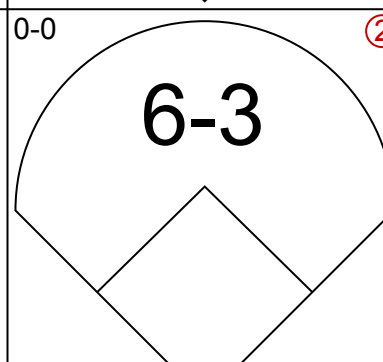
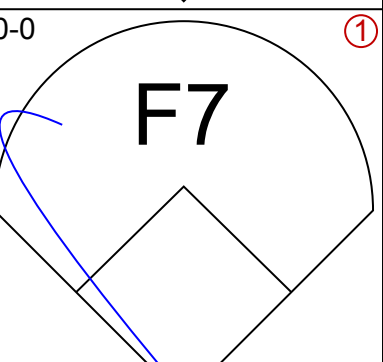
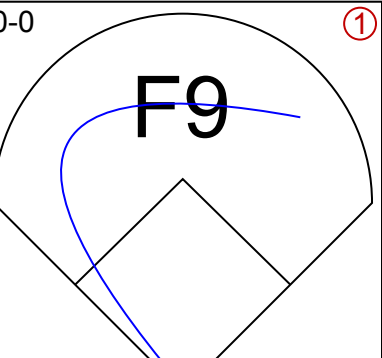
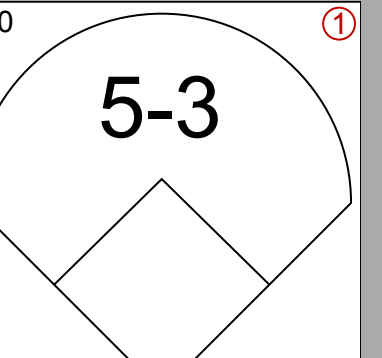
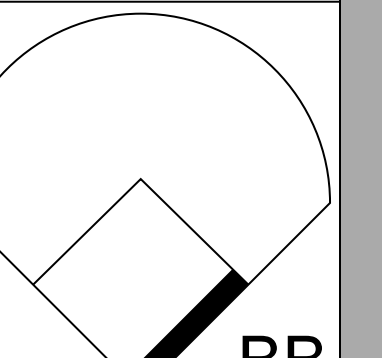
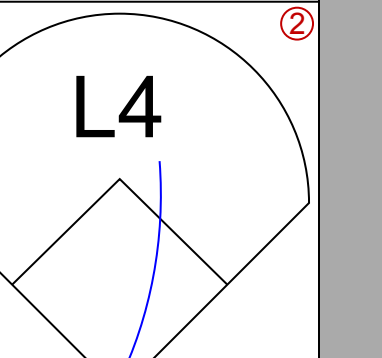
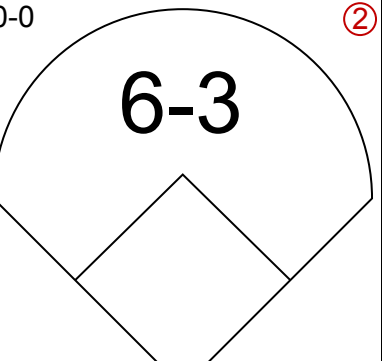
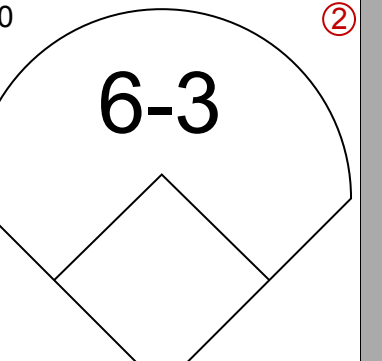
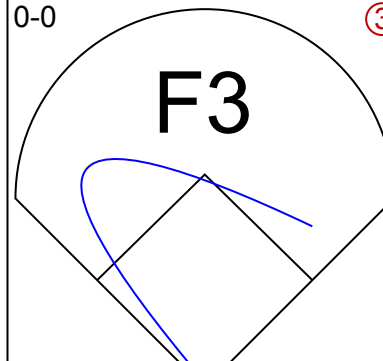
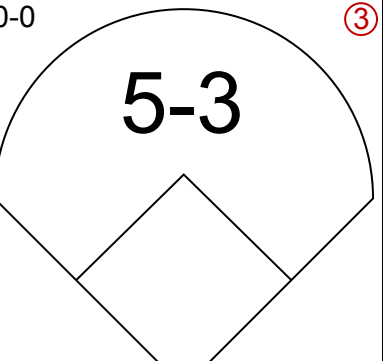
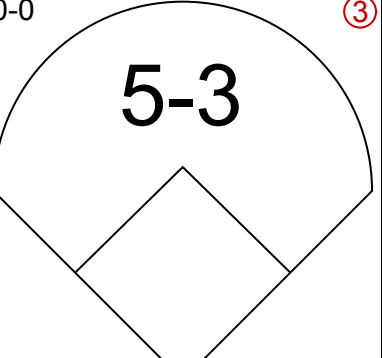
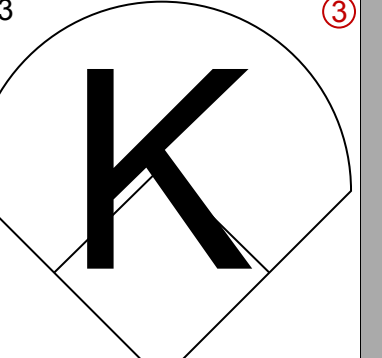
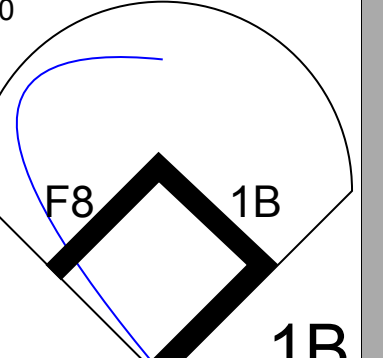
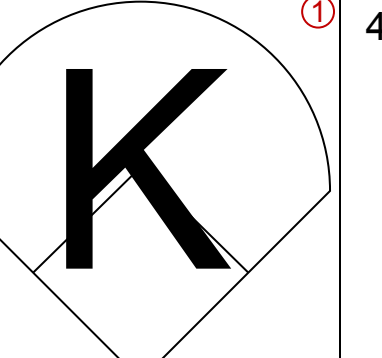
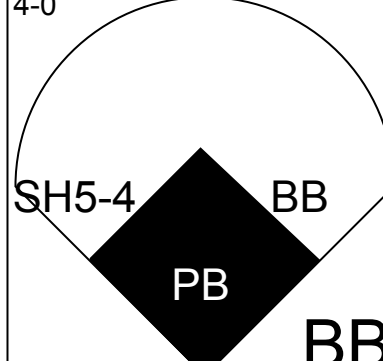
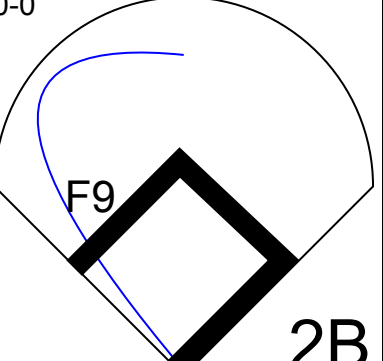
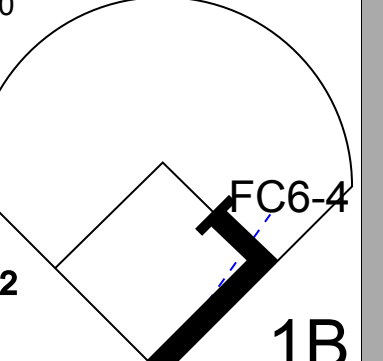
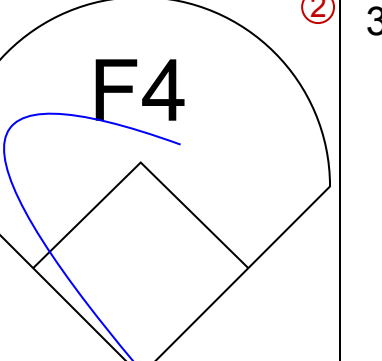
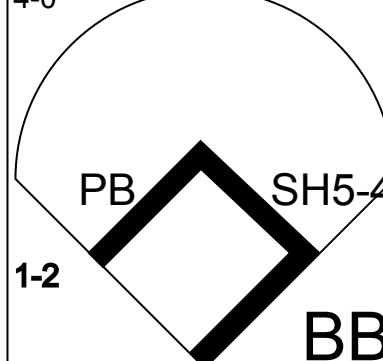
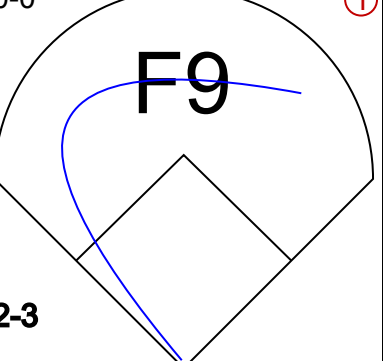

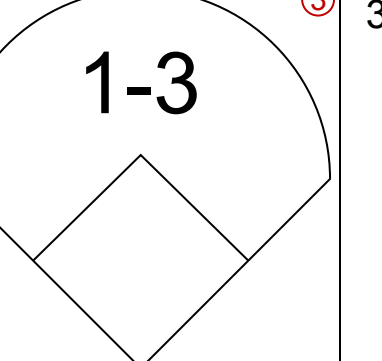
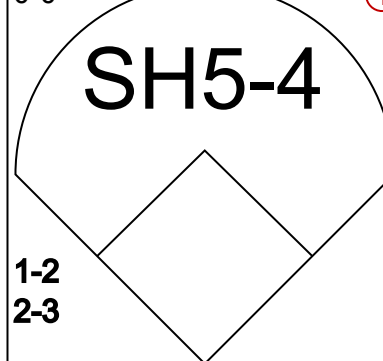
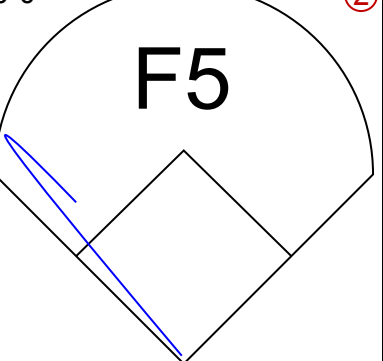
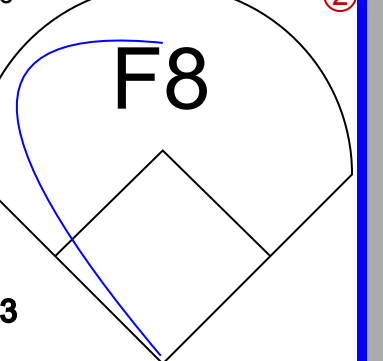
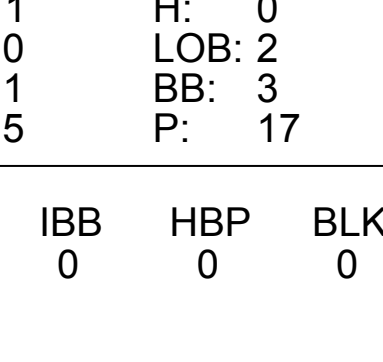

Batter	1	2	3	4	5	6	7	8	9	AB	R	H	RBI	BB	SO	LOB	BOTTOM								
Willie Wilson, S (1, 8) OBP: 0.263, SLG: 0.288	F6			F2		G1-6-3 1B			3-1	4	0	1	0	0	0	0	<p>Baltimore Orioles @ Kansas City Royals Royals Stadium, Kansas City, MO Tue Apr 28 1987, 8:05 PM EDT Att: 24,894 - Unknown</p> <p>AB 27 R 0 H 1 RBI 0 BB 2 SO 5 LOB 8</p> 								
Kevin Seitzer, R (1, 5) OBP: 0.444, SLG: 0.563	4-3			F9		G1-6-3			K	4	0	0	0	0	1	1									
Frank White, R (1, 4) OBP: 0.282, SLG: 0.300	F9			F4			5-3		5-3	4	0	0	0	0	0	0									
Jorge Orta, L (1, 10) OBP: 0.353, SLG: 0.600		F9			K		F8			3	0	0	0	0	1	0									
Danny Tartabull, R (1, 9) OBP: 0.316, SLG: 0.333			K		5-3 BB HBP		F8			2	0	0	0	0	1	0									
Bo Jackson, R (1, 7) OBP: 0.386, SLG: 0.600		5-3			5-3 BB					1	0	0	0	2	0	0									
Steve Balboni, R (1, 3) OBP: 0.233, SLG: 0.291				6-3		5-3			K	3	0	0	0	0	1	3									
Angel Salazar, R (1, 6) OBP: 0.310, SLG: 0.390				1-3		F7			K	2	0	0	0	0	0	2									
Juan Beniquez, R (8, PH) OBP: 0.323, SLG: 0.259										1	0	0	0	0	1	1									
Buddy Biancalana, S (9, 6) OBP: 0.200, SLG: 0.357										0	0	0	0	0	0	0									
Jamie Quirk, L (1, 2) OBP: 0.286, SLG: 0.190										2	0	0	0	0	0	0									
Thad Bosley, L (8, PH) OBP: 0.091, SLG: 0.091										1	0	0	0	0	0	1									
Larry Owen, R (9, 2) OBP: 0.250, SLG: 0.385									4-3	0	0	0	0	0	0	0									
Inning Stats	R: 0 E: 0 K: 0 S: 3	H: 0 LOB: 0 BB: 0 P: 3	R: 0 E: 0 K: 1 S: 5	H: 0 LOB: 0 BB: 0 P: 5	R: 0 E: 0 K: 0 S: 3	H: 0 LOB: 0 BB: 0 P: 3	R: 0 E: 0 K: 0 S: 3	H: 0 LOB: 0 BB: 0 P: 3	R: 0 E: 0 K: 2 S: 7	H: 1 LOB: 1 BB: 1 P: 11	R: 0 E: 0 K: 1 S: 5	H: 0 LOB: 0 BB: 0 P: 5	R: 0 E: 0 K: 1 S: 5	H: 0 LOB: 0 BB: 0 P: 5	1B: 1 2B: 0 3B: 0 HR: 0	SF: 0 SAC: 0 DP: 1 HBP: 1	WP: 0 PB: 0 SB: 0 CS: 0	PA: 30							
PITCHER	IP	WLS	BF	H	R	ER	SO	BB	IBB	HBP	BLK	WP	HR	S	P	ERA	WHIP								
Mike Boddicker, R (1, 1) ERA: 1.5	9.0	W	30	1	0	0	5	2	0	1	0	0	0	37	46	0.00	0.333								

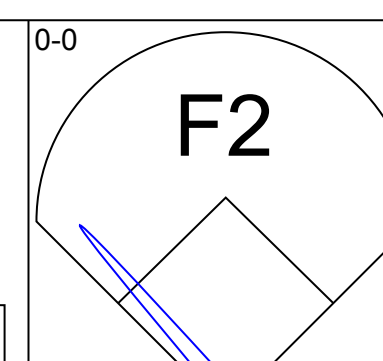
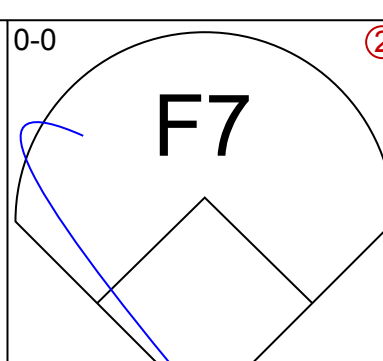
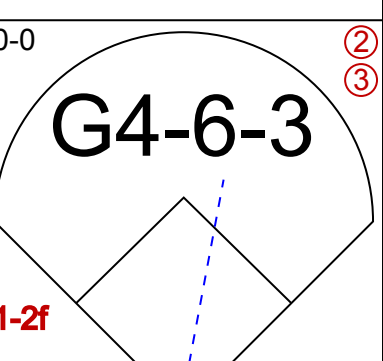
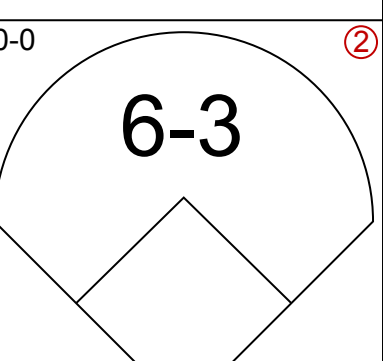
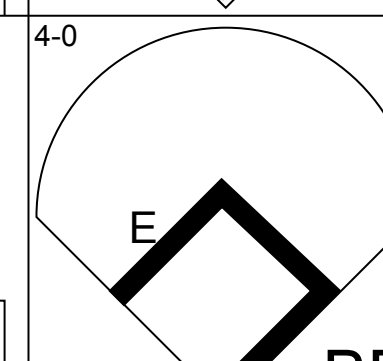
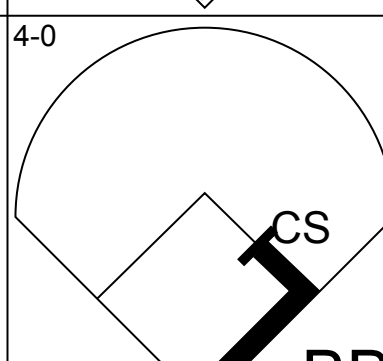
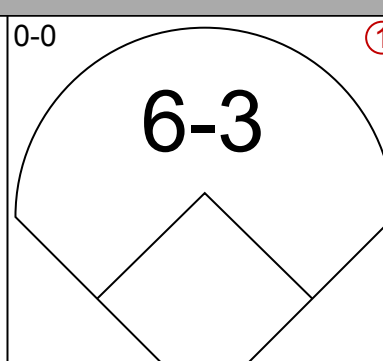
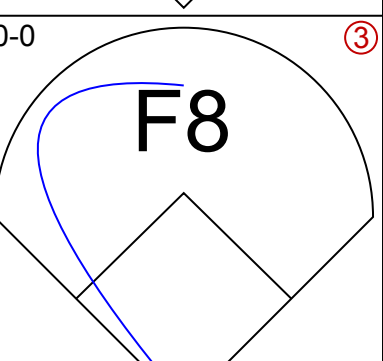
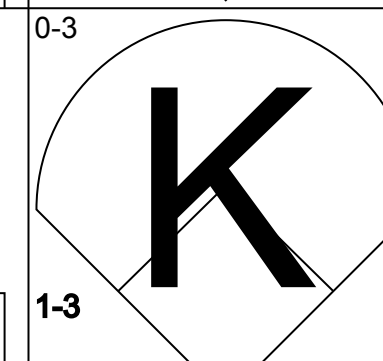
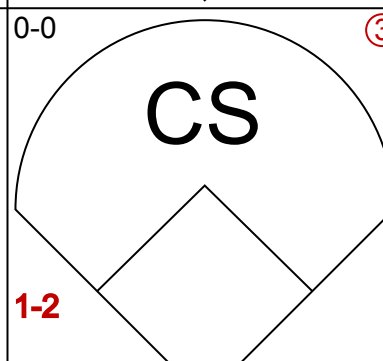
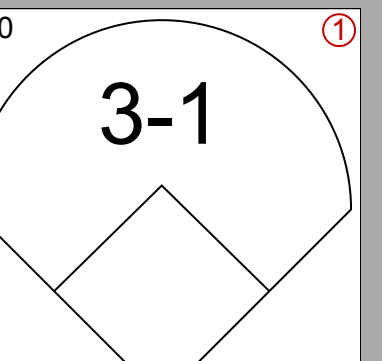
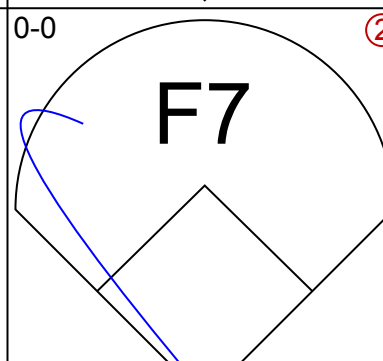
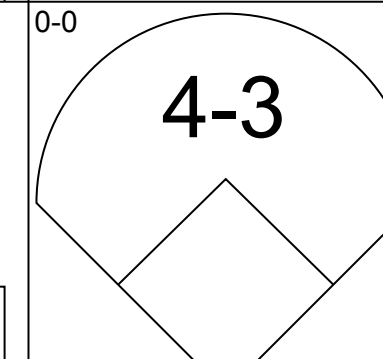
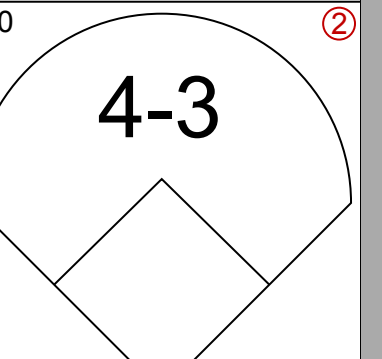
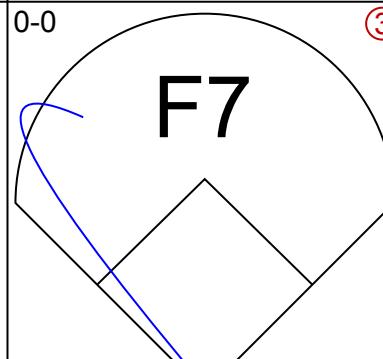
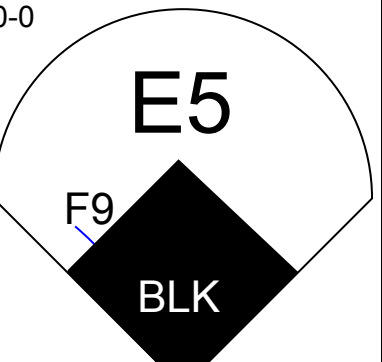
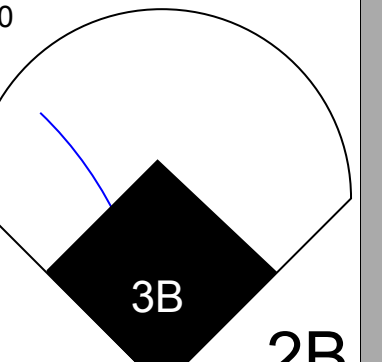
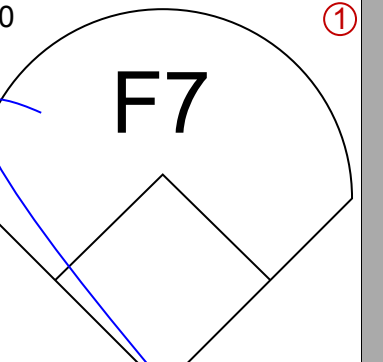
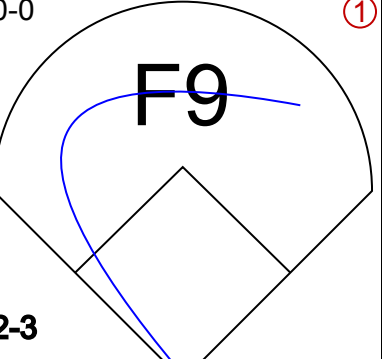
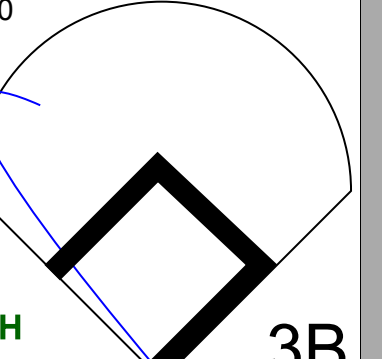
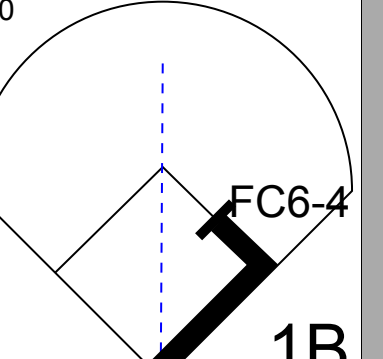
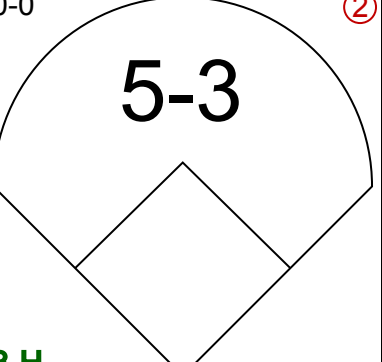
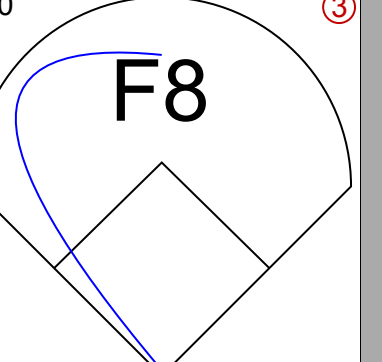
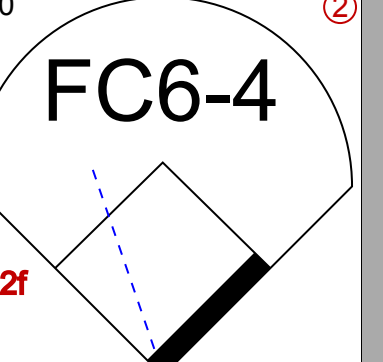
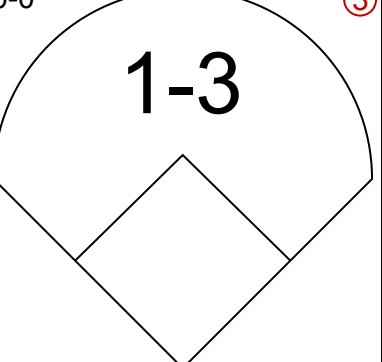
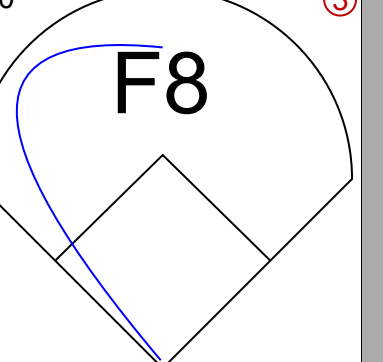
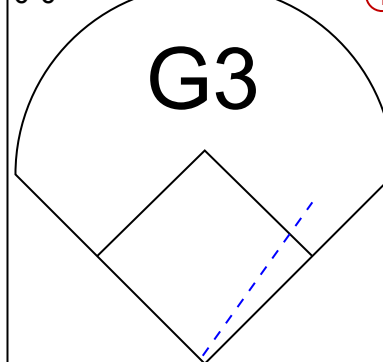
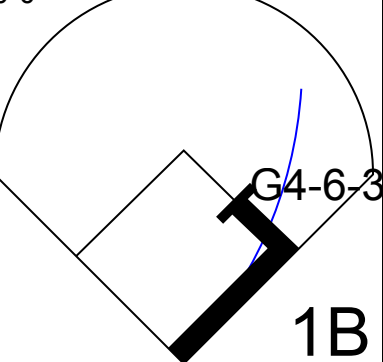
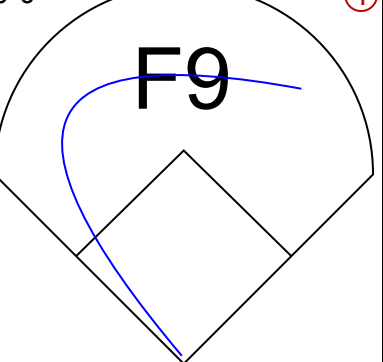
Batter	1	2	3	4	5	6	7	8	9	AB	R	H	RBI	BB	SO	LOB	TOP																										
Alan Wiggins, S (1, 10) OBP: 0.385, SLG: 0.386										3	1	1	0	2	0	1	Baltimore Orioles @ Kansas City Royals Royals Stadium, Kansas City, MO Wed Apr 29 1987, 8:05 PM EDT Att: 21,593 - Unknown																										
Rick Burleson, R (1, 4) OBP: 0.282, SLG: 0.209										5	0	1	0	0	0	3																											
Cal Ripken Jr., R (1, 6) OBP: 0.423, SLG: 0.659										5	2	3	2	0	0	4																											
Eddie Murray, S (1, 3) OBP: 0.255, SLG: 0.301										5	1	2	1	0	1	1																											
Nelson Simmons, S (1, 9) OBP: 0.345, SLG: 0.556										5	0	2	0	0	0	2																											
John Shelby, S (9, 9) OBP: 0.192, SLG: 0.280										0	0	0	0	0	0	0																											
Fred Lynn, L (1, 8) OBP: 0.311, SLG: 0.312										5	0	3	0	0	0	3																											
Terry Kennedy, L (1, 2) OBP: 0.338, SLG: 0.405										4	0	2	1	1	1	3																											
Floyd Rayford, R (1, 5) OBP: 0.077, SLG: 0.308										5	0	0	0	0	1	7																											
Ken Gerhart, R (1, 7) OBP: 0.325, SLG: 0.486										4	0	1	0	0	2	1																											
Inning Stats	R: 2 E: 1 K: 1 S: 8	H: 2 LOB: 3 BB: 2 P: 16	R: 0 E: 0 K: 0 S: 4	H: 1 LOB: 1 BB: 0 P: 4	R: 0 E: 0 K: 0 S: 5	H: 3 LOB: 3 BB: 0 P: 5	R: 0 E: 0 K: 1 S: 5	H: 0 LOB: 0 BB: 0 P: 5	R: 0 E: 0 K: 2 S: 8	H: 1 LOB: 1 BB: 0 P: 8	R: 0 E: 0 K: 1 S: 7	H: 2 LOB: 3 BB: 1 P: 11	R: 0 E: 0 K: 2 S: 8	H: 1 LOB: 1 BB: 0 P: 8	R: 0 E: 0 K: 0 S: 4	H: 1 LOB: 2 BB: 0 P: 4	R: 2 E: 0 K: 0 S: 6	H: 4 LOB: 1 BB: 0 P: 6	1B: 9 2B: 4 3B: 1 HR: 1	SF: 0 SAC: 0 DP: 1 HBP: 0	WP: 1 PB: 0 SB: 1 CS: 0	PA: 44																					
PITCHER	IP	WLS	BF	H	R	ER	SO	BB	IBB	HBP	BLK	WP	HR	S	P	ERA	WHIP	PITCHER								IP	WLS	BF	H	R	ER	SO	BB	IBB	HBP	BLK	WP	HR	S	P	ERA	WHIP	
Charlie Leibrandt, L (1, 1) ERA: 2.37	6.0		30	9	2	2	5	3	0	0	0	0	1	37	49	3.00	2.000																										
Bud Black, L (7, 1) ERA: 2.35	2.0		10	4	2	2	2	0	0	0	0	1	0	14	14	9.00	2.000																										
Dan Quisenberry, R (9, 1) ERA:	1.0	W	4	2	0	0	0	0	0	0	0	0	0	4	4	0.00	2.000																										

Batter	1	2	3	4	5	6	7	8	9	AB	R	H	RBI	BB	SO	LOB	BOTTOM																												
Willie Wilson, S (1, 8) OBP: 0.272, SLG: 0.312										4	3	1	1	1	0	1	Baltimore Orioles @ Kansas City Royals Royals Stadium, Kansas City, MO Wed Apr 29 1987, 8:05 PM EDT Att: 21,593 - Unknown																												
Kevin Seitzer, R (1, 5) OBP: 0.453, SLG: 0.592										5	1	3	1	0	0																														
Frank White, R (1, 4) OBP: 0.293, SLG: 0.315										3	0	1	1	1	0	2																													
Hal McRae, R (1, 10) OBP: 0.556, SLG: 0.500										3	0	0	0	1	0	2																													
Danny Tartabull, R (1, 9) OBP: 0.337, SLG: 0.355										4	0	3	0	0	0	1																													
Bo Jackson, R (1, 7) OBP: 0.376, SLG: 0.574										3	0	0	0	1	2	6																													
Steve Balboni, R (1, 3) OBP: 0.222, SLG: 0.276										3	0	0	0	0	1	5																													
Jorge Orta, L (9, PH) OBP: 0.333, SLG: 0.563										1	0	0	0	0	0	0																													
Angel Salazar, R (1, 6) OBP: 0.289, SLG: 0.364										3	0	0	0	0	0	0																													
Thad Bosley, L (9, PH) OBP: 0.167, SLG: 0.167										1	0	1	0	0	0	0																													
Larry Owen, R (1, 2) OBP: 0.263, SLG: 0.375										3	0	1	0	0	0	0																													
Juan Beniquez, R (9, PH) OBP: 0.344, SLG: 0.286										1	1	1	0	0	0	0																													
Inning Stats	R: 1 E: 1 K: 0 S: 4	H: 1 LOB: 1 BB: 1 P: 8	R: 0 E: 0 K: 0 S: 2	H: 0 LOB: 0 BB: 1 P: 6	R: 2 E: 0 K: 2 S: 11	H: 4 LOB: 3 BB: 1 P: 15	R: 0 E: 0 K: 0 S: 3	H: 0 LOB: 0 BB: 0 P: 3	R: 0 E: 0 K: 1 S: 5	H: 1 LOB: 0 BB: 0 P: 5	R: 0 E: 0 K: 0 S: 3	H: 0 LOB: 0 BB: 0 P: 3	R: 0 E: 0 K: 0 S: 4	H: 2 LOB: 2 BB: 1 P: 8	R: 2 E: 1 K: 0 S: 5	H: 3 LOB: 1 BB: 0 P: 5	1B: 8 2B: 2 3B: 2 HR: 0	SF: 0 SAC: 0 DP: 2 HBP: 0	WP: 0 PB: 0 SB: 1 CS: 0	PA: 38																									
PITCHER	IP	WLS	BF	H	R	ER	SO	BB	IBB	HBP	BLK	WP	HR	S	P	ERA	WHIP	PITCHER								IP	WLS	BF	H	R	ER	SO	BB	IBB	HBP	BLK	WP	HR	S	P	ERA	WHIP			
Eric Bell, L (1, 1) ERA: 4.58	2.1		13	4	3	2	0	3	0	0	0	0	0	10	22	7.71	3.000																												
Ken Dixon, R (3, 1) ERA: 6.66	5.1		19	4	0	0	3	1	0	0	0	0	0	24	28	0.00	0.938																												
Dave Schmidt, R (8, 1) ERA: 2.84	1.0	L	6	3	2	1	0	0	0	0	0	0	0	6	6	9.00	3.000																												

AB	41
R	4
H	15
RBI	4
BB	3
SO	7
LOB	24



Batter	1	2	3	4	5	6	7	8	9	AB	R	H	RBI	BB	SO	LOB	TOP					
Tony Bernazard, S (1, 4) OBP: 0.218, SLG: 0.365										4	0	0	0	0	3	5	Cleveland Indians @ Kansas City Royals Royals Stadium, Kansas City, MO Sun May 03 1987, 4:33 AM EDT Att: 27,829 - Unknown livebaseballscorecards.com					
Julio Franco, R (1, 6) OBP: 0.411, SLG: 0.505										3	0	1	0	1	1	0						
Joe Carter, R (1, 7) OBP: 0.284, SLG: 0.485										4	0	0	0	0	0	3						
Pat Tabler, R (1, 3) OBP: 0.386, SLG: 0.516										3	0	0	0	1	0	1						
Brook Jacoby, R (1, 5) OBP: 0.330, SLG: 0.386										4	0	0	0	0	0	2						
Cory Snyder, R (1, 9) OBP: 0.287, SLG: 0.485										4	0	1	0	0	2	0						
Carmen Castillo, R (1, 10) OBP: 0.300, SLG: 0.474										3	1	2	0	1	0	0						
Brett Butler, L (1, 8) OBP: 0.231, SLG: 0.217										3	0	0	0	1	1	3						
Rick Dempsey, R (1, 2) OBP: 0.333, SLG: 0.275										1	0	0	0	0	0	1						
Andre Thornton, R (7, PH) OBP: 0.204, SLG: 0.167										1	0	0	0	0	0	2						
Chris Bando, S (7, 2) OBP: 0.257, SLG: 0.250										0	0	0	0	0	0	0						
Inning Stats	R: 0 E: 0 K: 2 S: 7	H: 0 LOB: 0 BB: 0 P: 7	R: 0 E: 0 K: 0 S: 3	H: 0 LOB: 0 BB: 0 P: 3	R: 1 E: 0 K: 1 S: 5	H: 0 LOB: 2 BB: 3 P: 17	R: 0 E: 0 K: 1 S: 5	H: 0 LOB: 0 BB: 0 P: 5	R: 0 E: 0 K: 0 S: 6	H: 1 LOB: 1 BB: 0 P: 6	R: 0 E: 0 K: 0 S: 3	H: 0 LOB: 1 BB: 1 P: 7	R: 0 E: 0 K: 1 S: 7	H: 2 LOB: 2 BB: 0 P: 7	R: 0 E: 0 K: 0 S: 4	H: 1 LOB: 1 BB: 0 P: 4	R: 0 E: 0 K: 1 S: 5	H: 0 LOB: 0 BB: 0 P: 5	1B: 3 2B: 1 3B: 0 HR: 0	SF: 0 SAC: 1 DP: 0 HBP: 0	WP: 0 PB: 1 CS: 1	PA: 35
PITCHER Danny Jackson, L (1, 1) ERA: 3.38	IP: 9.0 WLS: W BF: 35 H: 4 R: 1 ER: 0 SO: 7 BB: 4 IBB: 0 HBP: 0 BLK: 0 WP: 0 HR: 0 S: 45 P: 61 ERA: 0.00 WHIP: 0.889																					

Batter	1	2	3	4	5	6	7	8	9	AB	R	H	RBI	BB	SO	LOB	BOTTOM			
Willie Wilson, S (1, 8) OBP: 0.269, SLG: 0.303										4	0	0	0	0	0	1	Cleveland Indians @ Kansas City Royals Royals Stadium, Kansas City, MO Sun May 03 1987, 4:33 AM EDT Att: 27,829 - Unknown livebaseballscorecards.com			
Kevin Seitzer, R (1, 5) OBP: 0.459, SLG: 0.571										2	0	0	0	2	0	0				
Juan Beniquez, R (1, 3) OBP: 0.308, SLG: 0.257										3	0	0	0	0	1	1				
Jorge Orta, L (1, 10) OBP: 0.286, SLG: 0.474										3	0	0	0	0	0	1				
Frank White, R (1, 4) OBP: 0.293, SLG: 0.309										3	2	1	0	0	0	0				
Thad Bosley, L (1, 9) OBP: 0.294, SLG: 0.375										3	0	2	1	0	0	1				
Bo Jackson, R (1, 7) OBP: 0.353, SLG: 0.551										3	0	0	0	0	0	2				
Angel Salazar, R (1, 6) OBP: 0.259, SLG: 0.321										3	0	0	0	0	0	1				
Jamie Quirk, L (1, 2) OBP: 0.324, SLG: 0.259										3	0	1	0	0	0	0				
Inning Stats	R: 0 E: 1 K: 1 S: 5	H: 0 LOB: 1 BB: 1 P: 9	R: 1 E: 1 K: 0 S: 4	H: 0 LOB: 0 BB: 0 P: 4	R: 0 E: 0 K: 0 S: 2	H: 0 LOB: 0 BB: 1 P: 6	R: 1 E: 0 K: 0 S: 5	H: 2 LOB: 1 BB: 0 P: 5	R: 0 E: 0 K: 0 S: 3	H: 1 LOB: 0 BB: 0 P: 3	R: 0 E: 0 K: 0 S: 4	H: 1 LOB: 1 BB: 0 P: 4	R: 0 E: 0 K: 0 S: 3	H: 0 LOB: 0 BB: 0 P: 3	R: 0 E: 0 K: 1 S: 3	H: 0 LOB: 0 BB: 0 P: 3		1B: 2 2B: 1 3B: 1 HR: 0	SF: 0 SAC: 0 DP: 1 HBP: 0	WP: 0 PB: 0 CS: 1
PITCHER Ken Schrom, R (1, 1) ERA: 4.94	IP: 8.0 WLS: L BF: 29 H: 4 R: 2 ER: 1 SO: 1 BB: 2 IBB: 0 HBP: 0 BLK: 1 WP: 0 HR: 0 S: 29 P: 37 ERA: 1.12 WHIP: 0.750																			

Batter	1	2	3	4	5	6	7	8	9	AB	R	H	RBI	BB	SO	LOB	TOP								
Tony Fernandez, S (1, 6) OBP: 0.318, SLG: 0.323	0-0 5-3		0-0 6-3			0-0 1B	4-0 BB			3	0	1	0	1	0	0									
Kelly Gruber, R (1, 5) OBP: 0.212, SLG: 0.133	0-0 F2			0-0 F7		0-0 F9	0-0 F4			3	0	0	0	0	0	1									
Rance Mulliniks, L (7, PH) OBP: 0.361, SLG: 0.426										1	0	0	0	0	0	2									
Lloyd Moseby, L (1, 8) OBP: 0.284, SLG: 0.354	0-3 K			0-0 G6-4-3 1B		0-0 F6		0-0 4-3		4	0	1	0	0	1	1									
George Bell, R (1, 7) OBP: 0.304, SLG: 0.495				0-0 G5-4-3 1B				0-0 1-3		4	1	2	0	0	0	1									
Jesse Barfield, R (1, 9) OBP: 0.408, SLG: 0.605				0-0 G5-4-3		0-0 4-3		0-0 1-3		4	1	2	0	0	0	1									
Willie Upshaw, L (1, 3) OBP: 0.351, SLG: 0.506				0-0 F7		0-0 WP 1B		0-0 F7		4	0	1	0	0	0	3									
Cecil Fielder, R (1, 10) OBP: 0.348, SLG: 0.750										3	2	2	2	0	1	1									
Rick Leach, L (9, PH) OBP: 0.706, SLG: 0.500										0	0	0	0	1	0	0									
Mike Sharperson, R (1, 4) OBP: 0.260, SLG: 0.268										3	0	0	1	0	0	2									
Ernie Whitt, L (7, 2) OBP: 0.356, SLG: 0.393				0-0 5-3		0-0 4-3		0-0 G4-6-3		1	0	0	0	0	0	1									
Jeffrey DeWitt, R (1, 2) OBP: 0.222, SLG: 0.556										2	0	0	0	0	1	0									
Garth Iorg, R (7, PH) OBP: 0.265, SLG: 0.172				0-0 F2		0-3 K		0-0 F7		2	0	1	1	0	0	0									
Inning Stats	R: 0 E: 0 K: 1 S: 5	H: 0 LOB: 0 BB: 0 P: 5	R: 0 E: 0 K: 0 S: 3	H: 1 LOB: 0 BB: 0 P: 3	R: 1 E: 0 K: 0 S: 4	H: 1 LOB: 0 BB: 0 P: 4	R: 0 E: 0 K: 0 S: 3	H: 1 LOB: 1 BB: 0 P: 3	R: 0 E: 0 K: 1 S: 6	H: 1 LOB: 1 BB: 0 P: 6	R: 0 E: 0 K: 1 S: 6	H: 1 LOB: 1 BB: 0 P: 6	R: 3 E: 0 K: 0 S: 7	H: 4 LOB: 2 BB: 1 P: 11	R: 0 E: 0 K: 0 S: 4	H: 1 LOB: 1 BB: 0 P: 4	R: 0 E: 0 K: 0 S: 2	H: 0 LOB: 0 BB: 1 P: 6	1B: 8 2B: 1 3B: 0 HR: 1	SF: 0 SAC: 0 DP: 3 HBP: 0	WP: 1 PB: 0 SB: 0 CS: 0	PA: 36			
PITCHER	IP	WLS	BF	H	R	ER	SO	BB	IBB	HBP	BLK	WP	HR	S	P	ERA	WHIP								
Charlie Leibrandt, L (1, 1) ERA: 2.92	6.2	W	28	9	4	4	3	1	0	0	0	1	1	33	37	5.40	1.500								
Steve Farr, R (7, 1) ERA: 7.71	1.1		6	1	0	0	0	1	0	0	0	0	0	5	9	0.00	1.500								
Jerry Don Gleaton, L (9, 1) ERA:	1.0	S	2	0	0	0	0	0	0	0	0	0	0	2	2	0.00	0.000								

Toronto Blue Jays @ Kansas City Royals
 Royals Stadium, Kansas City, MO
 Tue May 05 1987, 8:05 PM EDT
 Att: 19,245 - Unknown

AB 34
 R 4
 H 10
 RBI 4
 BB 2
 SO 3
 LOB 13



Batter	1	2	3	4	5	6	7	8	9	AB	R	H	RBI	BB	SO	LOB	BOTTOM								
Willie Wilson, S (1, 8) OBP: 0.281, SLG: 0.315	0-0 E 3-1 1B			0-3 K			0-0 5-3			3	1	2	0	0	1	0									
Juan Beniquez, R (5, 8) OBP: 0.300, SLG: 0.250										1	0	0	0	0	0	0									
Kevin Seitzer, R (1, 5) OBP: 0.451, SLG: 0.557	0-3 K			0-0 4-3			0-0 E8 3-1 1B			4	1	1	1	0	1	3									
Danny Tartabull, R (1, 9) OBP: 0.330, SLG: 0.379										4	0	1	3	0	0	1									
Thad Bosley, L (1, 10) OBP: 0.333, SLG: 0.421				0-0 4-3			0-0 5-3			3	0	1	0	1	0	0									
Frank White, R (1, 4) OBP: 0.292, SLG: 0.318										4	1	1	0	0	0	4									
Bo Jackson, R (1, 7) OBP: 0.348, SLG: 0.537										4	1	1	0	0	1	0									
Steve Balboni, R (1, 3) OBP: 0.222, SLG: 0.258										3	0	1	1	1	0	0									
Bill Pecota, R (9, 5) OBP: 0.697, SLG: 0.667										0	0	0	0	0	0	0									
Jamie Quirk, L (1, 2) OBP: 0.316, SLG: 0.258										4	1	1	0	0	1	3									
Angel Salazar, R (1, 6) OBP: 0.263, SLG: 0.321										3	1	1	1	0	0	1									
Inning Stats	R: 1 E: 1 K: 1 S: 6	H: 1 LOB: 0 BB: 0 P: 6	R: 5 E: 0 K: 0 S: 10	H: 7 LOB: 2 BB: 0 P: 10	R: 0 E: 0 K: 1 S: 4	H: 0 LOB: 0 BB: 1 P: 8	R: 0 E: 0 K: 1 S: 5	H: 0 LOB: 0 BB: 0 P: 5	R: 0 E: 0 K: 0 S: 3	H: 0 LOB: 0 BB: 0 P: 3	R: 0 E: 0 K: 0 S: 4	H: 1 LOB: 1 BB: 0 P: 4	R: 0 E: 1 K: 0 S: 4	H: 1 LOB: 2 BB: 1 P: 8	R: 0 E: 0 K: 1 S: 5	H: 0 LOB: 0 BB: 0 P: 5	1B: 8 2B: 2 3B: 0 HR: 0	SF: 0 SAC: 0 DP: 1 HBP: 0	WP: 0 PB: 0 SB: 1 CS: 0	PA: 35					
PITCHER	IP	WLS	BF	H	R	ER	SO	BB	IBB	HBP	BLK	WP	HR	S	P	ERA	WHIP								
Joe Johnson, R (1, 1) ERA: 5.34	1.2	L	12	7	6	5	1	0	0	0	0	0	0	14	14	27.00	4.200								
John Cerutti, L (2, 1) ERA: 3.63	4.1		15	2	0	0	2	1	0	0	0	0	0	18	22	0.00	0.692								
Mark Eichhorn, R (7, 1) ERA: 2.05	2.0		8	1	0	0	1	0	1	0	0	0	0	9	13	0.00	0.500								

Toronto Blue Jays @ Kansas City Royals
 Royals Stadium, Kansas City, MO
 Tue May 05 1987, 8:05 PM EDT
 Att: 19,245 - Unknown

AB 33
 R 6
 H 10
 RBI 6
 BB 2
 SO 4
 LOB 12



Batter	1	2	3	4	5	6	7	8	9	AB	R	H	RBI	BB	SO	LOB	TOP								
Tony Fernandez, S OBP: 0.316, SLG: 0.320 (1, 6)										4	0	1	0	0	0	2	Toronto Blue Jays @ Kansas City Royals Royals Stadium, Kansas City, MO Wed May 06 1987, 8:05 PM EDT Att: 28,083 - Unknown livebaseballscorecards.com								
Kelly Gruber, R OBP: 0.189, SLG: 0.118 (1, 5) (7, 4)										4	0	0	1	0	0	1									
Lloyd Moseby, L OBP: 0.283, SLG: 0.350 (1, 8)										4	1	1	0	0	1	0									
George Bell, R OBP: 0.321, SLG: 0.535 (1, 7)										4	1	3	0	0	1	1									
Jesse Barfield, R OBP: 0.402, SLG: 0.584 (1, 9)										3	0	0	1	1	0	2									
Willie Upshaw, L OBP: 0.356, SLG: 0.516 (1, 3)										4	0	2	0	0	0	2									
Cecil Fielder, R OBP: 0.320, SLG: 0.682 (1, 10)										2	0	0	0	0	0	3									
Rick Leach, L OBP: 0.684, SLG: 0.500 (7, PH)										2	0	1	1	0	0	1									
Mike Sharperson, R OBP: 0.266, SLG: 0.274 (1, 4)										2	0	1	0	0	0	0									
Ernie Whitt, L OBP: 0.347, SLG: 0.381 (7, PH) (7, 2)										2	0	0	0	0	0	3									
Jeffrey DeWitt, R OBP: 0.273, SLG: 0.636 (1, 2)										2	1	1	0	0	1	1									
Rance Mulliniks, L OBP: 0.355, SLG: 0.418 (7, 5)										1	0	0	0	0	0	0									
Inning Stats	R: 0 E: 0 K: 1 S: 5	H: 1 LOB: 0 BB: 0 P: 5	R: 0 E: 0 K: 0 S: 3	H: 1 LOB: 1 BB: 1 P: 7	R: 0 E: 0 K: 1 S: 5	H: 1 LOB: 0 BB: 0 P: 5	R: 0 E: 0 K: 0 S: 4	H: 1 LOB: 1 BB: 0 P: 4	R: 0 E: 1 K: 0 S: 3	H: 0 LOB: 0 BB: 0 P: 3	R: 1 E: 0 K: 0 S: 4	H: 1 LOB: 0 BB: 0 P: 4	R: 1 E: 0 K: 0 S: 5	H: 2 LOB: 1 BB: 0 P: 5	R: 0 E: 0 K: 0 S: 3	H: 0 LOB: 0 BB: 0 P: 3	R: 1 E: 0 K: 1 S: 8	H: 3 LOB: 2 BB: 0 P: 8	1B: 6 2B: 3 3B: 1 HR: 0	SF: 0 SAC: 0 DP: 4 HBP: 0	WP: 0 PB: 0 SB: 0 CS: 0	PA: 35			
PITCHER	IP	WLS	BF	H	R	ER	SO	BB	IBB	HBP	BLK	WP	HR	S	P	ERA	WHIP								
Bud Black, L ERA: 2.63 (1, 1)	6.0	W	22	6	2	2	2	1	0	0	0	0	0	25	29	3.00	1.167								
Dan Quisenberry, R ERA: 0.84 (7, 1)	2.2		12	4	1	1	1	0	0	0	0	0	0	14	14	3.38	1.500								
Jerry Don Gleaton, L ERA: (9, 1)	0.1	S	1	0	0	0	0	0	0	0	0	0	0	1	1	0.00	0.000								

Batter	1	2	3	4	5	6	7	8	9	AB	R	H	RBI	BB	SO	LOB	BOTTOM								
Juan Beniquez, R OBP: 0.318, SLG: 0.308 (1, 7)										3	1	2	2	0	0	1	Toronto Blue Jays @ Kansas City Royals Royals Stadium, Kansas City, MO Wed May 06 1987, 8:05 PM EDT Att: 28,083 - Unknown livebaseballscorecards.com								
Kevin Seitzer, R OBP: 0.443, SLG: 0.554 (1, 5) (8, 3)										4	0	1	1	0	0	2									
Danny Tartabull, R OBP: 0.327, SLG: 0.374 (1, 9)										4	1	1	0	0	0	2									
Thad Bosley, L OBP: 0.333, SLG: 0.421 (8, 9)										0	0	0	0	0	0	0									
Hal McRae, R OBP: 0.350, SLG: 0.529 (1, 10)										4	1	1	2	0	0	0									
Frank White, R OBP: 0.290, SLG: 0.315 (1, 4)										4	0	1	1	0	1	0									
Bo Jackson, R OBP: 0.333, SLG: 0.512 (1, 8)										4	0	0	0	0	2	1									
Steve Balboni, R OBP: 0.213, SLG: 0.246 (1, 3)										3	0	0	0	0	0	1									
Bill Pecota, R OBP: 0.667, SLG: 0.667 (7, PR) (8, 5)										0	1	0	0	0	0	0									
Angel Salazar, R OBP: 0.283, SLG: 0.356 (1, 6)										3	1	2	0	0	1	1									
Larry Owen, R OBP: 0.240, SLG: 0.318 (1, 2)										3	1	1	0	0	0	2									
Inning Stats	R: 3 E: 0 K: 1 S: 9	H: 4 LOB: 1 BB: 0 P: 9	R: 0 E: 0 K: 0 S: 3	H: 1 LOB: 0 BB: 0 P: 3	R: 0 E: 0 K: 0 S: 3	H: 0 LOB: 0 BB: 0 P: 3	R: 0 E: 0 K: 0 S: 3	H: 0 LOB: 0 BB: 0 P: 3	R: 1 E: 1 K: 0 S: 5	H: 2 LOB: 1 BB: 0 P: 5	R: 0 E: 0 K: 0 S: 3	H: 0 LOB: 0 BB: 0 P: 3	R: 2 E: 1 K: 1 S: 8	H: 2 LOB: 1 BB: 0 P: 8	R: 0 E: 0 K: 2 S: 7	H: 0 LOB: 0 BB: 0 P: 7	1B: 5 2B: 5 3B: 0 HR: 0	SF: 1 SAC: 0 DP: 1 HBP: 0	WP: 1 PB: 0 SB: 0 CS: 0	PA: 33					
PITCHER	IP	WLS	BF	H	R	ER	SO	BB	IBB	HBP	BLK	WP	HR	S	P	ERA	WHIP								
Jimmy Key, L ERA: 3.31 (1, 1)	6.1	L	27	8	6	4	2	0	0	0	0	0	0	31	31	5.68	1.263								
Tom Henke, R ERA: (7, 1)	1.0		4	1	0	0	0	0	0	0	0	1	0	4	4	0.00	1.000								
Jose Antonio Nunez, R ERA: 4.0 (8, 1)	0.2		2	0	0	0	2	0	0	0	0	0	0	6	6	0.00	0.000								

Batter	1	2	3	4	5	6	7	8	9	AB	R	H	RBI	BB	SO	LOB	TOP			
Juan Beniquez, R OBP: 0.373, SLG: 0.500 (1, 7)	0-3 K		0-0 1B		0-0 1-3		0-0 K		0-0 K	5	0	3	1	0	1	0	Kansas City Royals @ Cleveland Indians Cleveland Municipal Stadium, Cleveland, OH Sun May 10 1987, 3:33 AM EDT Att: 14,430 - Unknown			
Angel Salazar, R OBP: 0.311, SLG: 0.370 (1, 6)	0-3 K		0-0 1-3 2-H 2B		0-0 F9		0-3 2-3 1B		0-3 K	5	0	1	1	0	3	3				
Kevin Seitzer, R OBP: 0.438, SLG: 0.515 (1, 3)	0-0 6-3		0-0 2-3 3-H 1B		0-0 4-3		0-3 K		0-3 K	4	0	0	0	1	2	3				
Danny Tartabull, R OBP: 0.317, SLG: 0.354 Thad Bosley, L OBP: 0.353, SLG: 0.531 (3, PH) (3, 9)		0-3 K	0-3 K			0-0 F8 1B		0-3 K		1	0	0	0	0	1	0				
Frank White, R OBP: 0.281, SLG: 0.294 (1, 4)		0-3 K		0-0 1B		0-0 1-2 1B		4-0 F8 1B		3	0	2	0	1	1	0				
Bo Jackson, R OBP: 0.321, SLG: 0.505 (1, 8)		0-3 K		0-3 K		0-0 F8		0-0 1-2 1B		4	0	1	0	0	2	3				
Steve Balboni, R OBP: 0.253, SLG: 0.269 (1, 10)			0-0 1B	0-0 F8		0-3 K		0-0 F8		4	1	1	0	0	1	5				
Bill Pecota, R OBP: 0.500, SLG: 0.727 (1, 5)			0-0 2B	0-0 F8		0-0 F5		0-0 F2		4	1	1	0	0	0	3				
Larry Owen, R OBP: 0.241, SLG: 0.346 (1, 2)			0-3 K		0-0 6-3		0-0 1B		0-3 K	4	0	1	0	0	2	2				
Inning Stats	R: 0 E: 0 K: 2 S: 7	H: 0 LOB: 0 BB: 0 P: 7	R: 0 E: 0 K: 3 S: 9	H: 0 LOB: 0 BB: 0 P: 9	R: 2 E: 0 K: 2 S: 10	H: 4 LOB: 2 BB: 1 P: 14	R: 0 E: 0 K: 1 S: 6	H: 1 LOB: 1 BB: 0 P: 6	R: 0 E: 0 K: 0 S: 3	H: 2 LOB: 2 BB: 0 P: 7	R: 0 E: 0 K: 1 S: 9	H: 2 LOB: 2 BB: 0 P: 9	R: 0 E: 0 K: 1 S: 6	H: 1 LOB: 2 BB: 1 P: 10	R: 0 E: 0 K: 3 S: 10	H: 1 LOB: 1 BB: 0 P: 10	1B: 9 2B: 2 3B: 0 HR: 0	SF: 0 SAC: 0 DP: 0 HBP: 0	WP: 0 PB: 0 SB: 0 CS: 1	PA: 39
PITCHER Greg Swindell, L ERA: 3.86 (1, 1)	IP: 9.0 WLS: W BF: 39 H: 11 R: 2 ER: 2 SO: 15 BB: 2 IBB: 0 HBP: 0 BLK: 0 WP: 0 HR: 0 S: 67 P: 75 ERA: 2.00 WHIP: 1.444																			

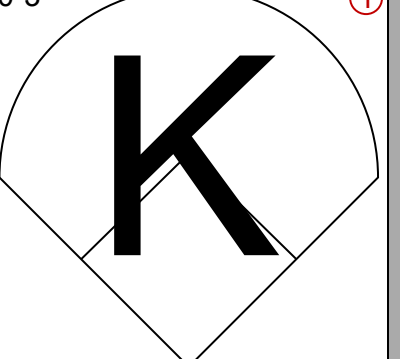
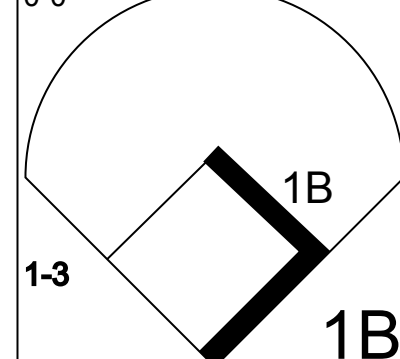
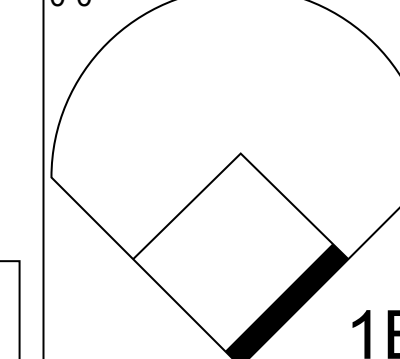
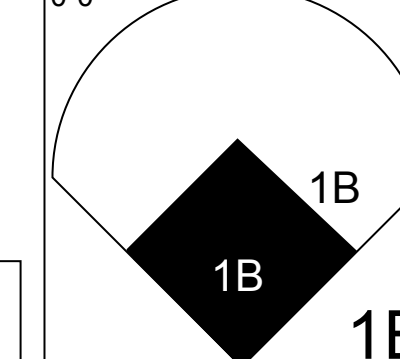
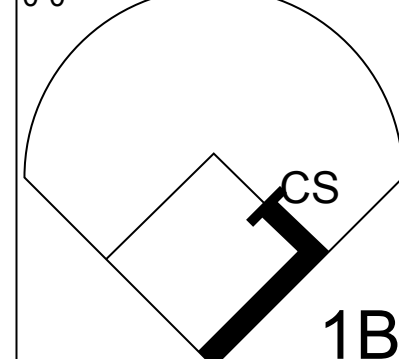
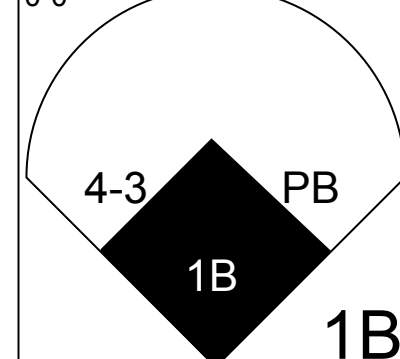
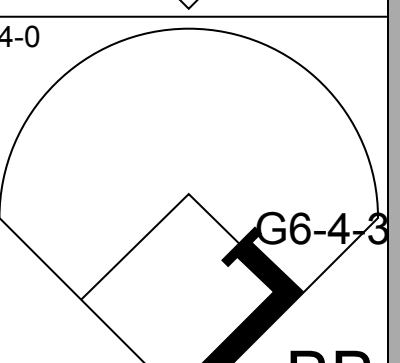
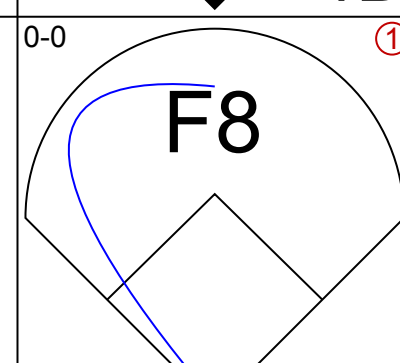
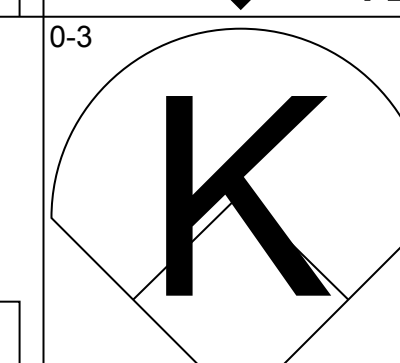
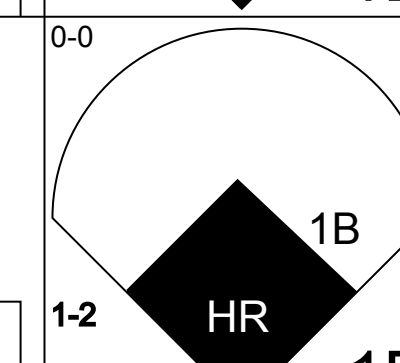
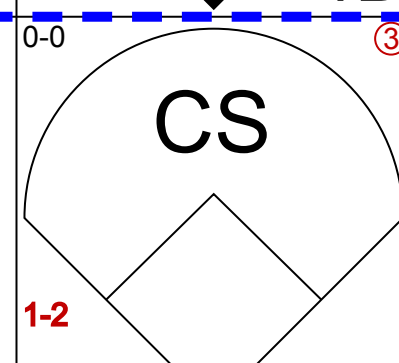
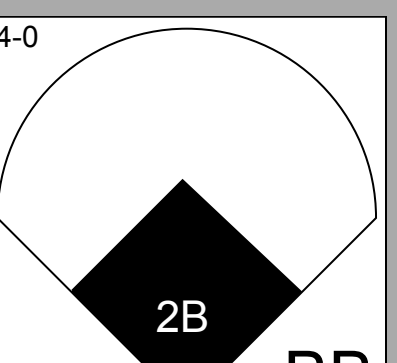
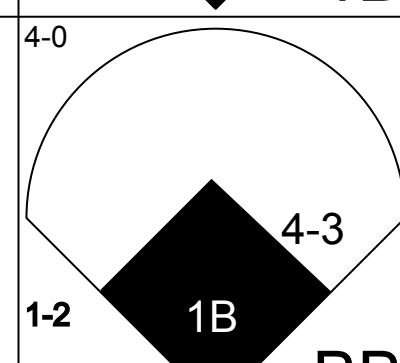
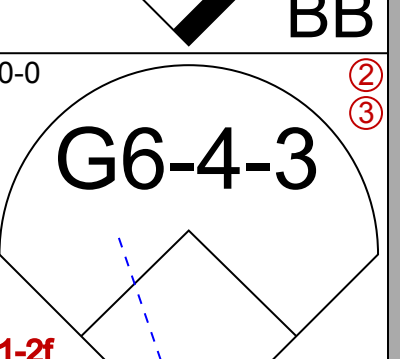
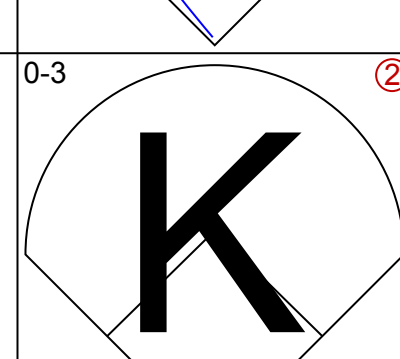
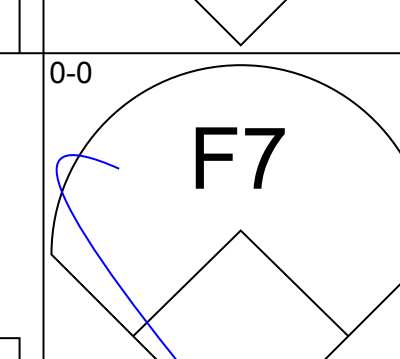
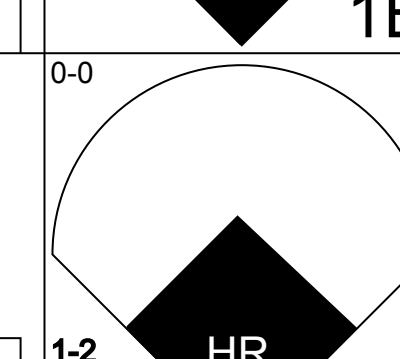
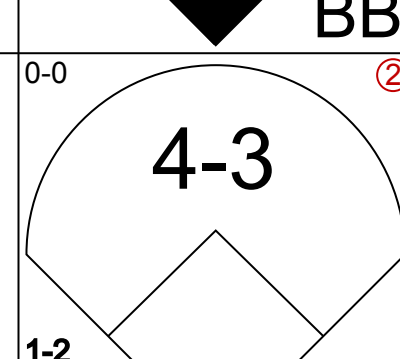
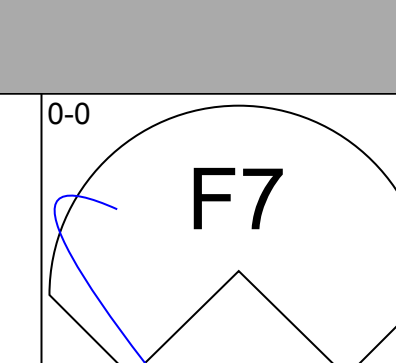
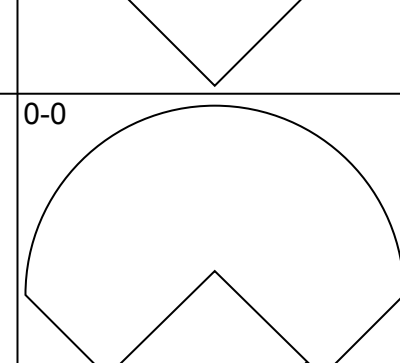
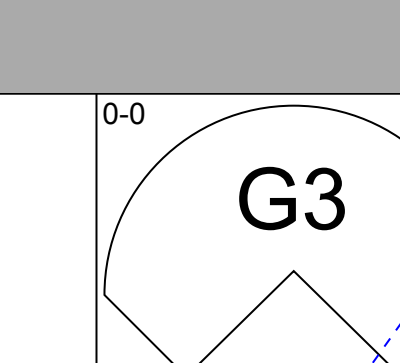
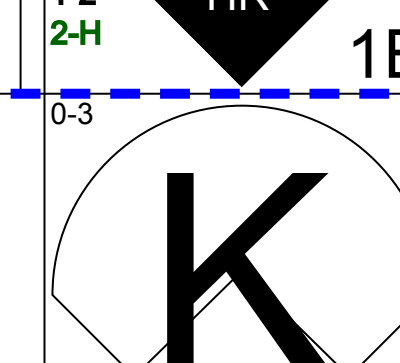
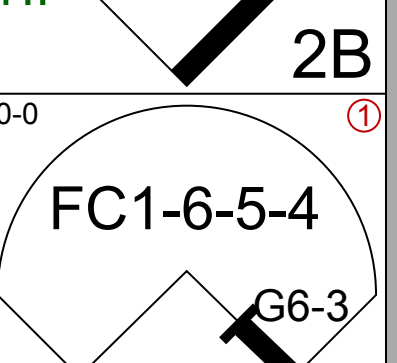
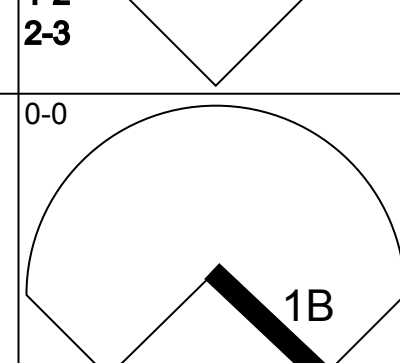
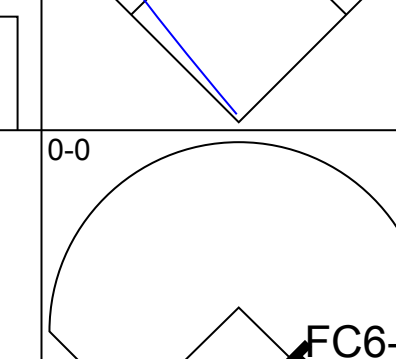
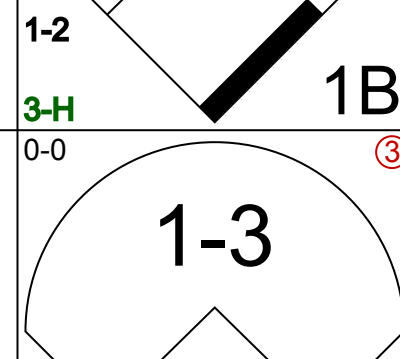
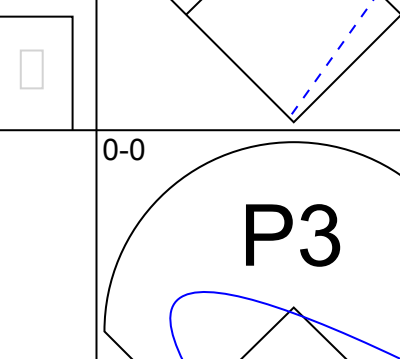
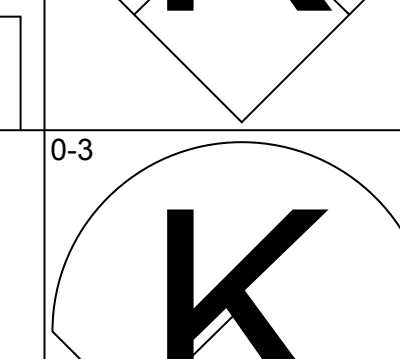
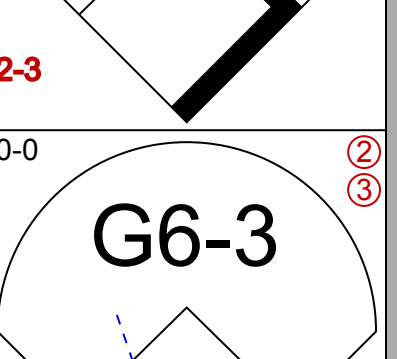
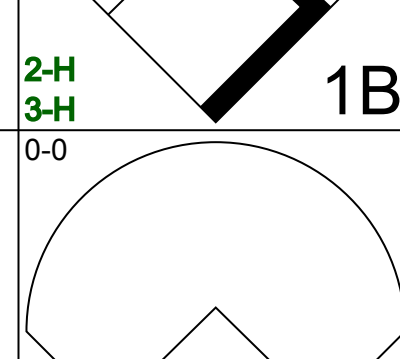
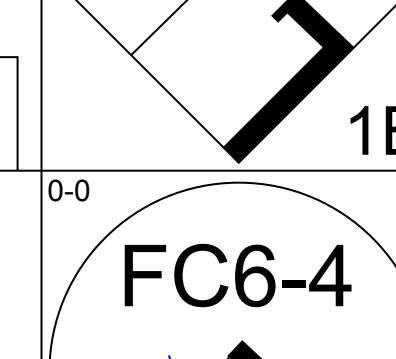
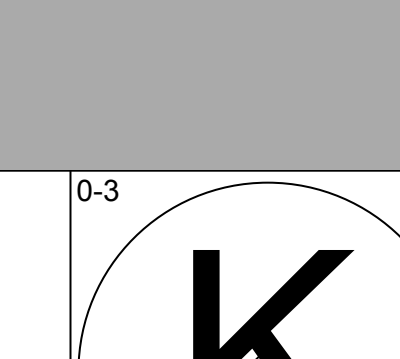
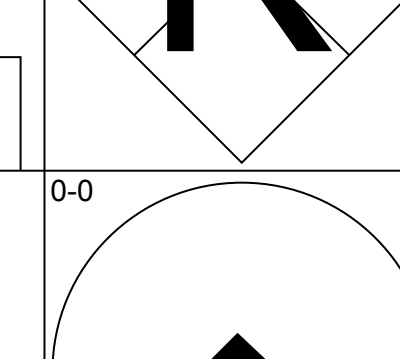
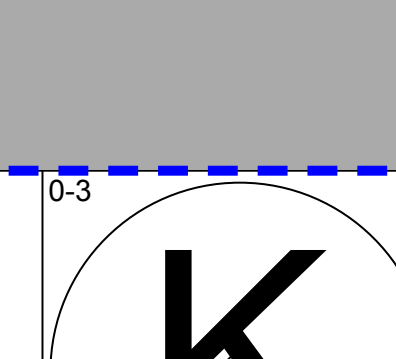
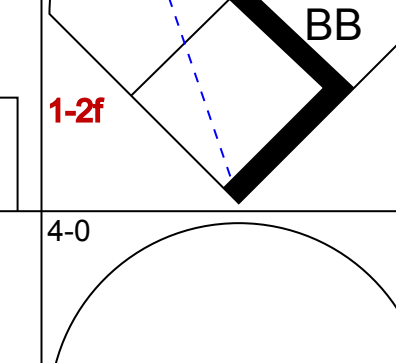
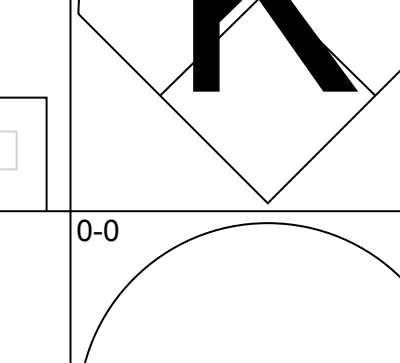
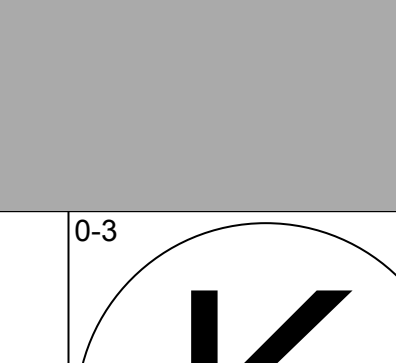
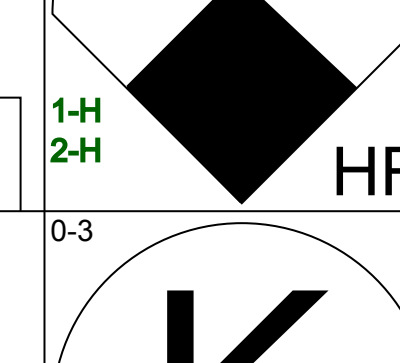
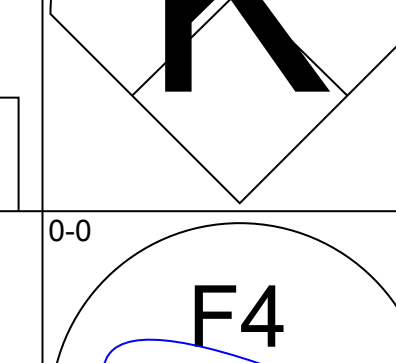
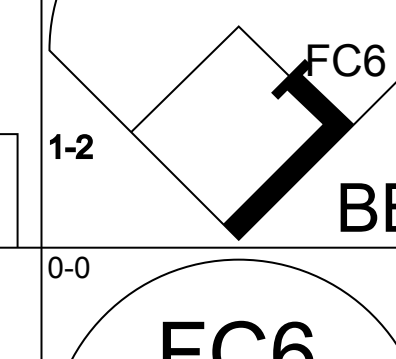
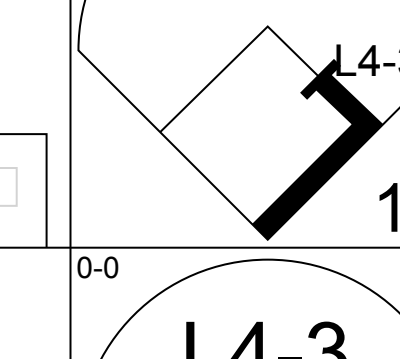
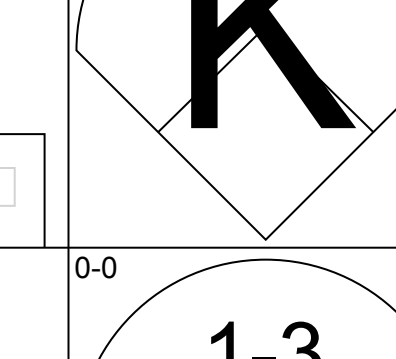
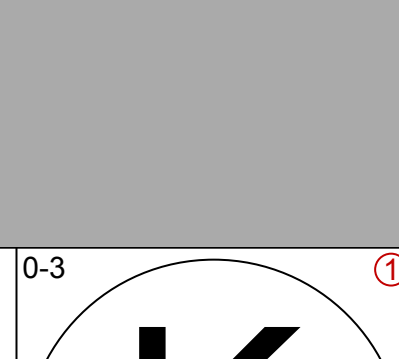
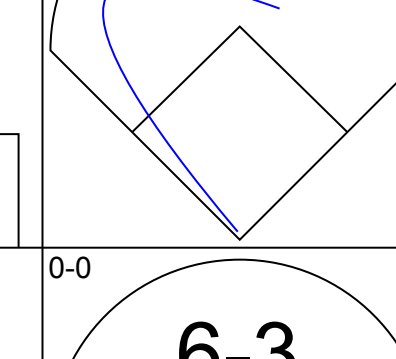
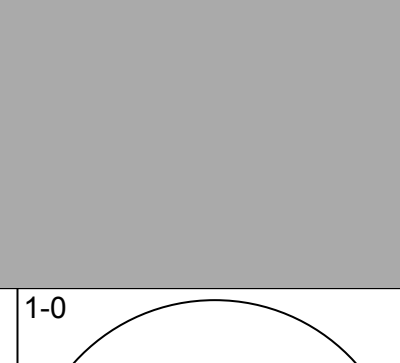
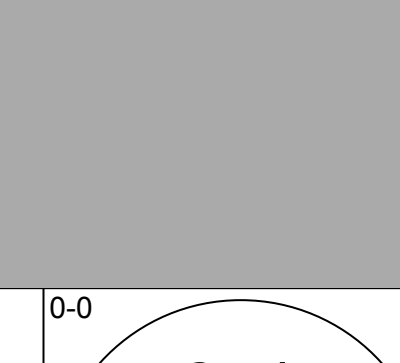
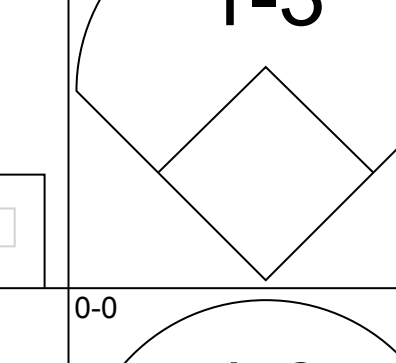
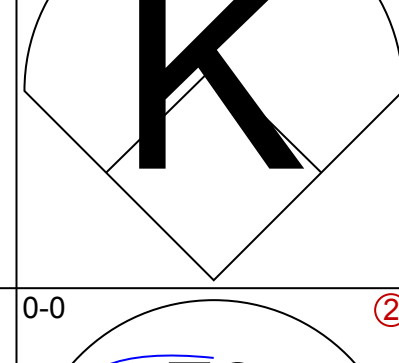
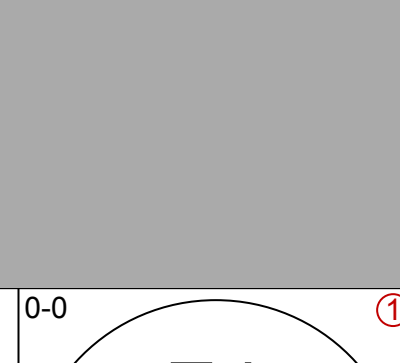
Batter	1	2	3	4	5	6	7	8	9	AB	R	H	RBI	BB	SO	LOB	BOTTOM	
Brett Butler, L OBP: 0.347, SLG: 0.349 (1, 8)	0-3 K	0-0 F5		0-0 F9 PB 1B		0-0 F8		0-0 F7		5	1	1	0	0	1	2	Kansas City Royals @ Cleveland Indians Cleveland Municipal Stadium, Cleveland, OH Sun May 10 1987, 3:33 AM EDT Att: 14,430 - Unknown	
Julio Franco, R OBP: 0.402, SLG: 0.483 (1, 10)	4-0 CS BB	0-0 3-1		0-0 F9		0-3 K				3	0	0	0	1	1	3		
Joe Carter, R OBP: 0.292, SLG: 0.459 (1, 7) (5, 9)	0-0 1-2 3B		0-0 BB E 1B	0-3 K		0-0 6-3 S 1B				4	1	3	0	0	1	1		
Pat Tabler, R OBP: 0.377, SLG: 0.500 (1, 3)	0-3 K		0-0 F4	0-0 1B		0-0 6-3		0-0 1-3 1B		4	0	1	1	0	1	3		
Carmen Castillo, R OBP: 0.320, SLG: 0.565 Mel Hall, L OBP: 0.286, SLG: 0.400 (4, PH) (5, 7)		0-3 K	4-0 BB E BB	0-3 K		0-0 L7				1	0	0	0	1	1	0		
Brook Jacoby, R OBP: 0.333, SLG: 0.375 (1, 5)		4-0 1B E 2B BB	0-0 E5 FC5 BB		0-3 K		4-0 BB			2	1	0	0	2	1	1		
Cory Snyder, R OBP: 0.263, SLG: 0.434 (1, 6)		0-0 E5 1B 2B	0-3 K		0-0 5-3		0-3 K			4	1	0	0	0	2	5		
Tony Bernazard, S OBP: 0.220, SLG: 0.324 (1, 4)		0-0 2B 1-2 2-3 1B	4-0 1-2 2-3 BB		0-0 F9			0-0 6-3		3	0	1	0	1	0	0		
Rick Dempsey, R OBP: 0.323, SLG: 0.314 (1, 2)		0-0 1-3 2-H 2B	0-0 FC5		0-0 B1-3		0-0 P3			4	0	1	2	0	0	3		
Inning Stats	R: 0 E: 0 K: 2 S: 7	H: 1 LOB: 1 BB: 1 P: 11	R: 2 E: 1 K: 1 S: 8	H: 2 LOB: 2 BB: 1 P: 12	R: 1 E: 1 K: 1 S: 7	H: 1 LOB: 3 BB: 2 P: 15	R: 1 E: 0 K: 2 S: 9	H: 2 LOB: 1 BB: 0 P: 9	R: 0 E: 0 K: 1 S: 5	H: 0 LOB: 0 BB: 0 P: 5	R: 0 E: 0 K: 1 S: 6	H: 1 LOB: 2 BB: 1 P: 10	R: 0 E: 0 K: 0 S: 3	H: 0 LOB: 0 BB: 0 P: 3	1B: 5 2B: 1 3B: 1 HR: 0	SF: 0 SAC: 0 DP: 0 HBP: 0	WP: 0 PB: 1 SB: 1 CS: 1	PA: 37
PITCHER Danny Jackson, L ERA: 3.32 Steve Farr, R ERA: 7.0 Jerry Don Gleaton, L ERA: (1, 1) (4, 1) (8, 1)	IP: 3.1 WLS: L BF: 20 H: 5 R: 4 ER: 1 SO: 4 BB: 4 IBB: 0 HBP: 0 BLK: 0 WP: 0 HR: 0 S: 24 P: 40 ERA: 2.70 WHIP: 2.700																	

Batter	1	2	3	4	5	6	7	8	9	AB	R	H	RBI	BB	SO	LOB	TOP		
Angel Salazar, R (1, 6) OBP: 0.295, SLG: 0.351	0-0 4-3			0-0 L8		0-0 1-3			0-3 K	4	0	0	0	0	1	0	Kansas City Royals @ Toronto Blue Jays Exhibition Stadium, Toronto, ON Mon May 11 1987, 7:05 PM EDT Att: 24,154 - Unknown livebaseballscorecards.com		
Kevin Seitzer, R (1, 3) OBP: 0.432, SLG: 0.505	0-0 CS 1B			0-0 4-3		0-0 F8			0-0 4-3	4	0	1	0	0	0	0			
Juan Beniquez, R (1, 7) OBP: 0.355, SLG: 0.474	0-3 K			0-0 6-3					0-0 4-3	3	0	0	0	0	1	1			
Frank White, R (1, 4) OBP: 0.274, SLG: 0.286				0-0 F9		0-0 6-3			0-0 6-3	3	0	0	0	0	0	0			
Bo Jackson, R (1, 8) OBP: 0.321, SLG: 0.500				0-3 K		0-0 E 1B			0-3 K	3	0	1	0	0	2	0			
Thad Bosley, L (1, 9) OBP: 0.324, SLG: 0.486				0-0 4-3		0-3 K			0-3 K2-3	3	0	0	0	0	2	1			
Steve Balboni, R (1, 10) OBP: 0.256, SLG: 0.272				0-0 F9		0-0 E4 1-3			0-0 G6-4-3 1B	3	0	1	0	0	0	1			
Bill Pecota, R (1, 5) OBP: 0.467, SLG: 0.643				0-0 K 1B		0-0 1-3			0-0 G6-4-3 1-2	3	0	1	0	0	0	3			
Larry Owen, R (1, 2) OBP: 0.226, SLG: 0.321				0-3 K		0-0 F8			0-0 F4	2	0	0	0	0	1	1			
Danny Tartabull, R (9, PH) OBP: 0.314, SLG: 0.351										1	0	0	0	0	0	0			
Inning Stats	R: 0 E: 0 K: 1 S: 5	H: 1 LOB: 1 BB: 0 P: 5	R: 0 E: 0 K: 1 S: 5	H: 0 LOB: 0 BB: 0 P: 5	R: 0 E: 0 K: 1 S: 5	H: 1 LOB: 0 BB: 0 P: 5	R: 0 E: 0 K: 0 S: 3	H: 0 LOB: 0 BB: 0 P: 3	R: 0 E: 1 K: 1 S: 7	H: 1 LOB: 2 BB: 0 P: 7	R: 0 E: 0 K: 1 S: 5	H: 0 LOB: 0 BB: 0 P: 5	R: 0 E: 0 K: 1 S: 5	H: 1 LOB: 0 BB: 0 P: 5	R: 0 E: 0 K: 1 S: 5	H: 0 LOB: 0 BB: 0 P: 5	1B: 4 2B: 1 3B: 0 HR: 0	SF: 0 SAC: 0 DP: 2 HBP: 0	WP: 0 PA: 29 PB: 0 CS: 1 SB: 0
PITCHER Jimmy Key, L (1, 1) ERA: 2.79	IP: 9.0 WLS: W BF: 29 H: 4 R: 0 ER: 0 SO: 7 BB: 0 IBB: 0 HBP: 0 BLK: 0 WP: 0 HR: 0 S: 43 P: 43 ERA: 0.00 WHIP: 0.444															PITCHER			

Batter	1	2	3	4	5	6	7	8	9	AB	R	H	RBI	BB	SO	LOB	BOTTOM		
Tony Fernandez, S (1, 6) OBP: 0.338, SLG: 0.353	0-0 6-3									4	0	1	0	0	0	0	Kansas City Royals @ Toronto Blue Jays Exhibition Stadium, Toronto, ON Mon May 11 1987, 7:05 PM EDT Att: 24,154 - Unknown livebaseballscorecards.com		
Kelly Gruber, R (1, 5) OBP: 0.275, SLG: 0.261	4-0 FC3-6 BB			0-0 E 1B		0-3 K			0-0 1B 2B	3	1	1	0	1	1	1			
Lloyd Moseby, L (1, 8) OBP: 0.301, SLG: 0.414	0-0 FC3-6 1-2 CS			0-0 1-3		0-3 K			0-0 5-3	4	0	0	0	0	1	3			
George Bell, R (1, 7) OBP: 0.350, SLG: 0.628	0-0 CS 1-2			0-1 CI F9 1B 6-3		0-0 6-3			0-0 2H 1B	3	2	2	2	0	0	0			
Jesse Barfield, R (1, 9) OBP: 0.386, SLG: 0.579				0-0 L8		0-3 K			0-3 K	4	0	1	0	0	2	1			
Willie Upshaw, L (1, 3) OBP: 0.361, SLG: 0.500				0-0 K		0-0 F9			0-0 F5	4	0	1	0	0	1	3			
Cecil Fielder, R (1, 10) OBP: 0.387, SLG: 0.778				0-0 K HR		0-0 6-3			0-3 K	3	1	1	2	0	1	2			
Garth Iorg, R (1, 4) OBP: 0.267, SLG: 0.158				0-0 K HR		0-0 6-3			0-0 K	2	0	0	0	1	1	0			
Jeffrey DeWitt, R (1, 2) OBP: 0.200, SLG: 0.467				0-0 P3		0-0 F4			0-0 F8	3	0	0	0	0	0	2			
Inning Stats	R: 0 E: 0 K: 0 S: 2	H: 0 LOB: 0 BB: 1 P: 6	R: 2 E: 0 K: 1 S: 7	H: 2 LOB: 0 BB: 0 P: 7	R: 0 E: 1 K: 0 S: 4	H: 1 LOB: 1 BB: 0 P: 4	R: 1 E: 1 K: 0 S: 5	H: 1 LOB: 2 BB: 1 P: 9	R: 0 E: 0 K: 2 S: 7	H: 0 LOB: 0 BB: 0 P: 7	R: 0 E: 0 K: 2 S: 8	H: 1 LOB: 1 BB: 0 P: 8	R: 0 E: 0 K: 1 S: 5	H: 0 LOB: 0 BB: 0 P: 5	R: 1 E: 0 K: 1 S: 7	H: 2 LOB: 1 BB: 0 P: 7	1B: 4 2B: 1 3B: 0 HR: 2	SF: 0 SAC: 0 DP: 0 HBP: 0	WP: 1 PA: 34 PB: 0 CS: 1 SB: 0
PITCHER Charlie Leibrandt, L (1, 1) ERA: 3.0	IP: 8.0 WLS: L BF: 33 H: 7 R: 4 ER: 3 SO: 7 BB: 2 IBB: 0 HBP: 0 BLK: 1 WP: 1 HR: 2 S: 45 P: 53 ERA: 3.38 WHIP: 1.125															PITCHER			

Batter	1	2	3	4	5	6	7	8	9	AB	R	H	RBI	BB	SO	LOB	TOP										
Angel Salazar, R OBP: 0.289, SLG: 0.354 (1, 6)										5	1	1	0	0	0	5	Kansas City Royals @ Toronto Blue Jays Exhibition Stadium, Toronto, ON Tue May 12 1987, 7:05 PM EDT Att: 30,034 - Unknown										
Kevin Seitzer, R OBP: 0.446, SLG: 0.509 (1, 7)										3	1	2	0	2	0	1											
Juan Beniquez, R OBP: 0.358, SLG: 0.475 (1, 9)										4	0	1	1	1	1	4											
Danny Tartabull, R OBP: 0.318, SLG: 0.350 (1, 10)										3	0	1	1	1	1	3											
Frank White, R OBP: 0.270, SLG: 0.282 (1, 4)										5	0	1	0	0	2	2											
Steve Balboni, R OBP: 0.242, SLG: 0.256 (1, 3)										5	0	0	0	0	3	4											
Bo Jackson, R OBP: 0.310, SLG: 0.481 (1, 8)										4	0	0	0	0	3	3											
Bill Pecota, R OBP: 0.579, SLG: 0.889 (1, 5)										4	1	4	1	0	0	0											
Larry Owen, R OBP: 0.250, SLG: 0.345 (1, 2)										1	0	1	0	0	0	0											
Inning Stats	R: 2 E: 0 K: 1 S: 7	H: 2 LOB: 1 BB: 1 P: 11	R: 1 E: 0 K: 0 S: 5	H: 2 LOB: 1 BB: 0 P: 5	R: 0 E: 0 K: 2 S: 8	H: 1 LOB: 2 BB: 1 P: 12	R: 0 E: 0 K: 0 S: 5	H: 2 LOB: 0 BB: 0 P: 5	R: 0 E: 0 K: 2 S: 8	H: 1 LOB: 3 BB: 2 P: 12	R: 0 E: 0 K: 2 S: 7	H: 0 LOB: 0 BB: 0 P: 7	R: 0 E: 0 K: 1 S: 7	H: 2 LOB: 2 BB: 0 P: 7	R: 0 E: 0 K: 2 S: 7	H: 0 LOB: 0 BB: 0 P: 7	1B: 8 2B: 2 3B: 0 HR: 1	SF: 1 SAC: 3 DP: 0 HBP: 0	WP: 1 PB: 0 SB: 0 CS: 0	PA: 42							
PITCHER	IP	WLS	BF	H	R	ER	SO	BB	IBB	HBP	BLK	WP	HR	S	P	ERA	WHIP										
John Cerutti, L ERA: 4.58 (1, 1)	2.1	L	14	5	3	3	1	2	0	0	0	1	1	14	22	11.57	3.000										
Jose Antonio Nunez, R ERA: 2.57 (3, 1)	3.1		15	4	0	0	4	1	0	0	0	0	0	22	26	0.00	1.500										
Mark Eichhorn, R ERA: 2.48 (6, 1)	2.0		9	2	0	0	2	1	0	0	0	0	0	12	16	0.00	1.500										
Tom Henke, R ERA: (8, 1)	1.1		4	0	0	0	3	0	0	0	0	0	0	10	10	0.00	0.000										

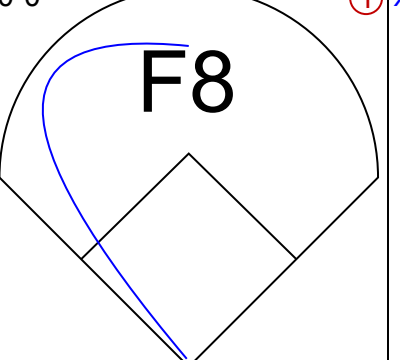
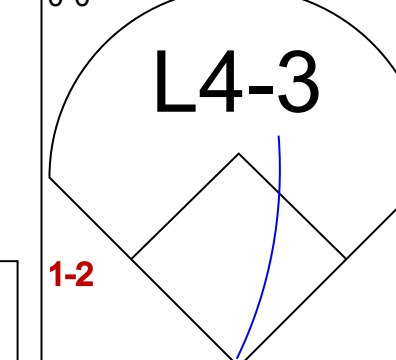
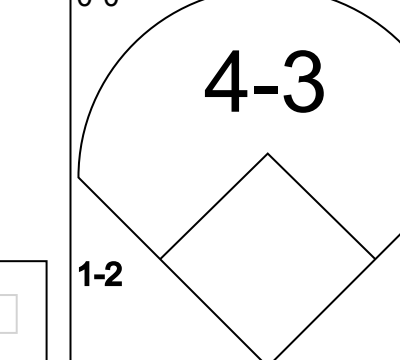
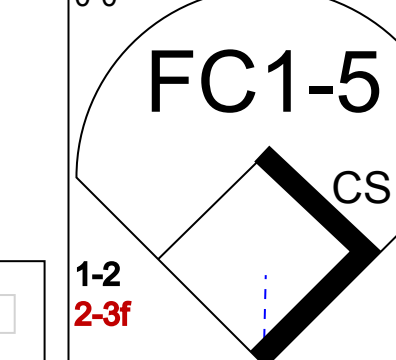
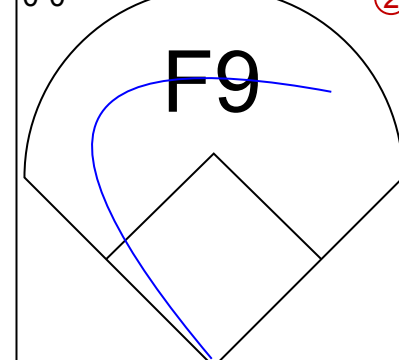
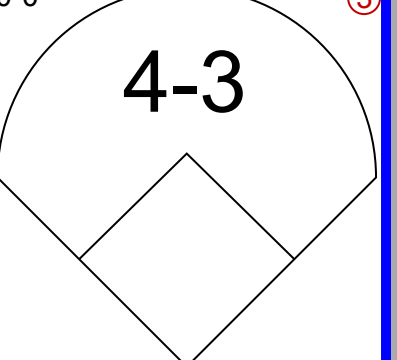
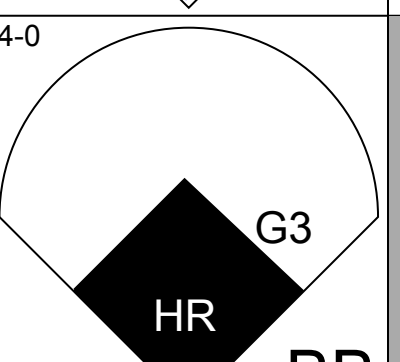
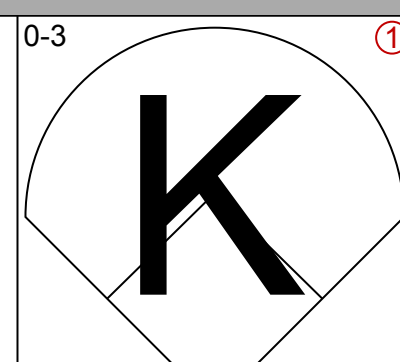
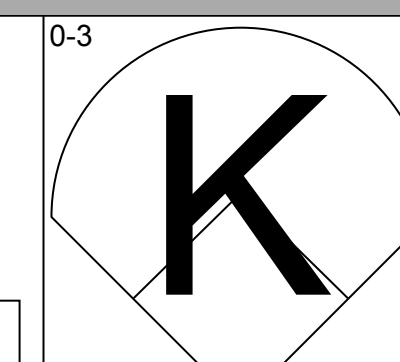
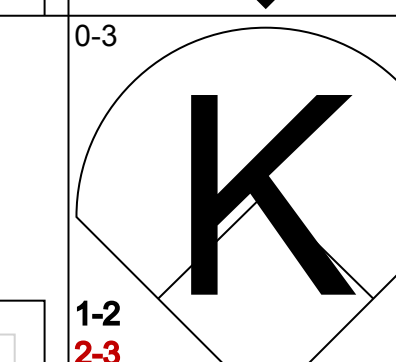
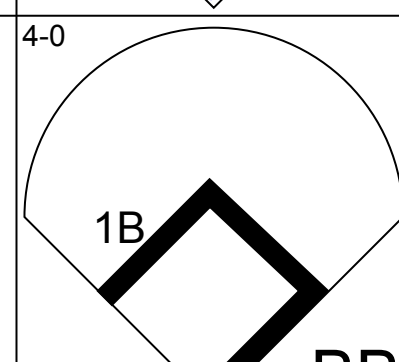
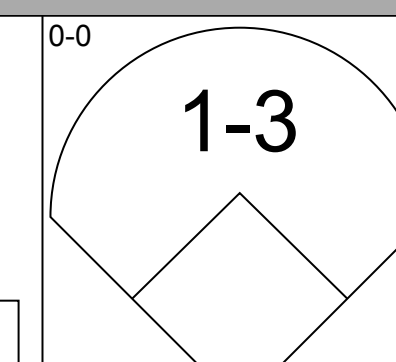
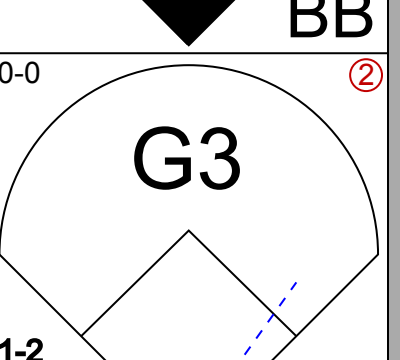
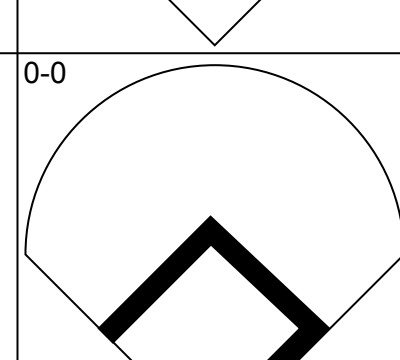
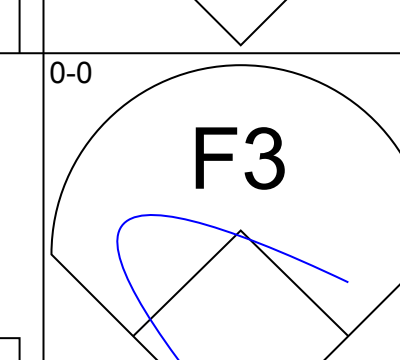
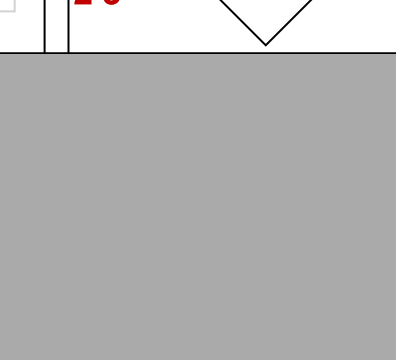
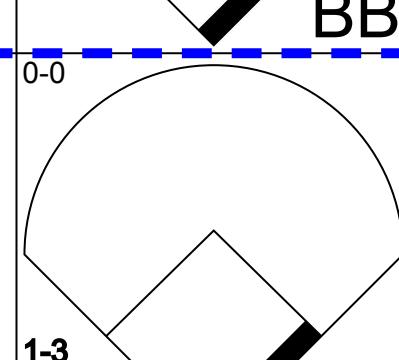
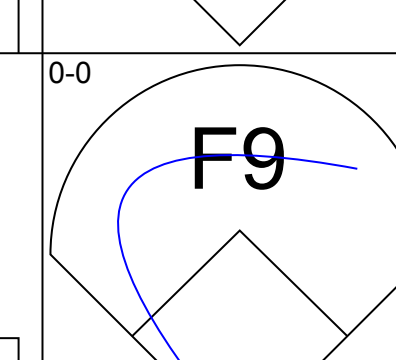
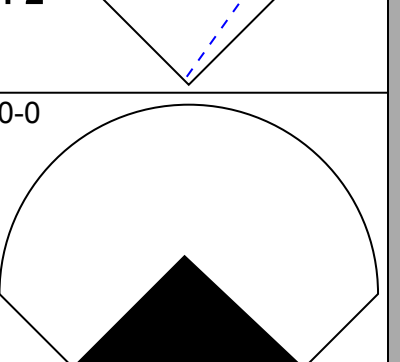
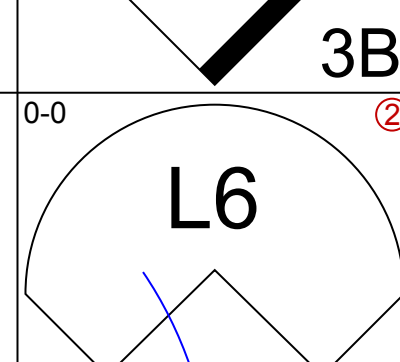
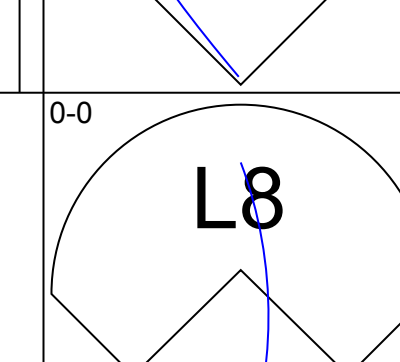

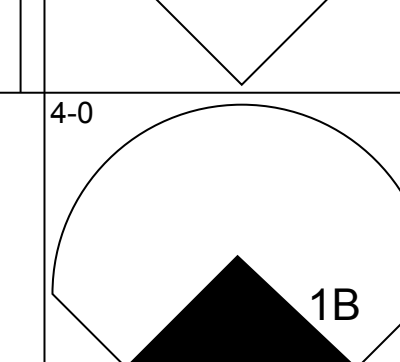
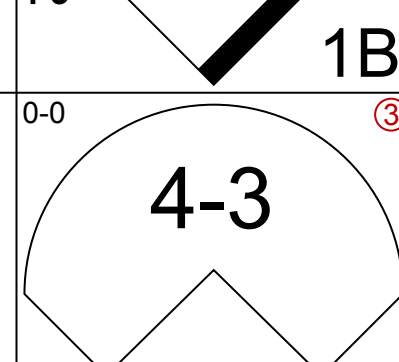
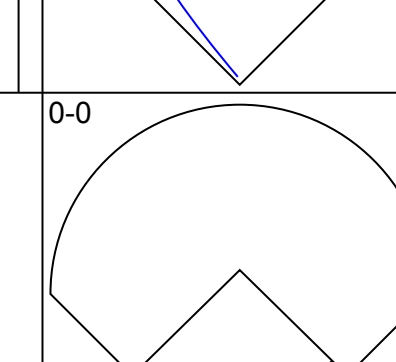
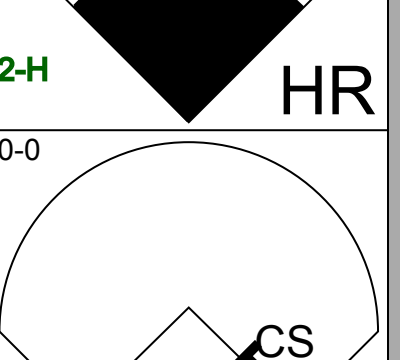
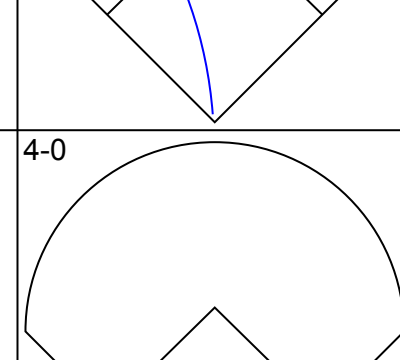
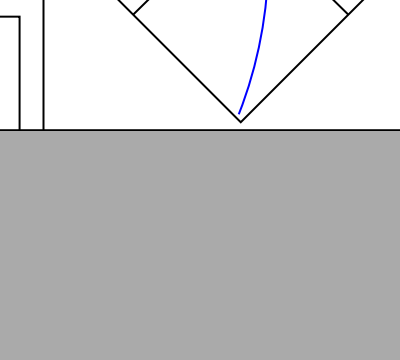

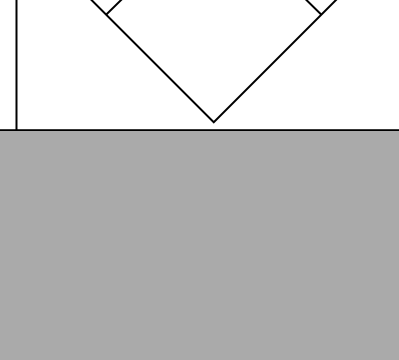
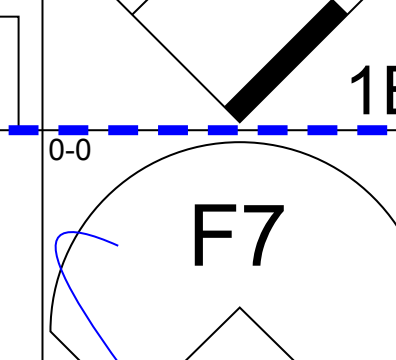
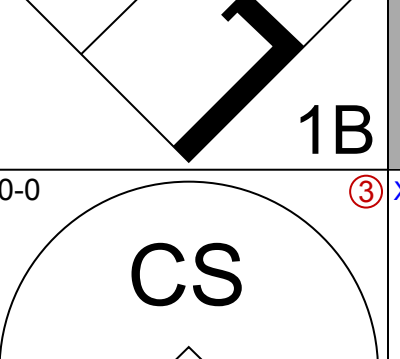
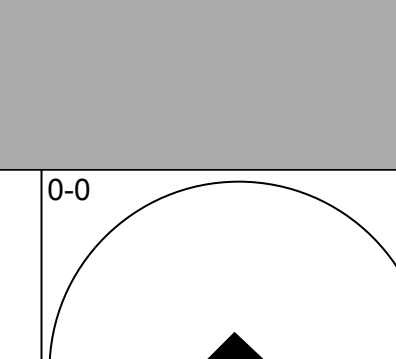
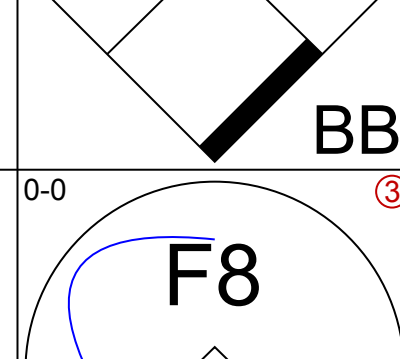



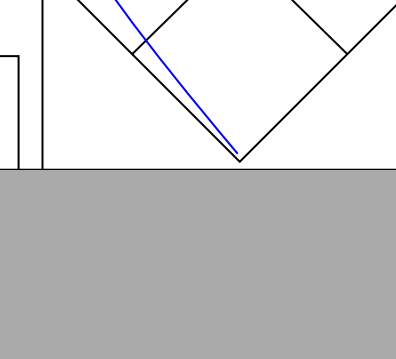
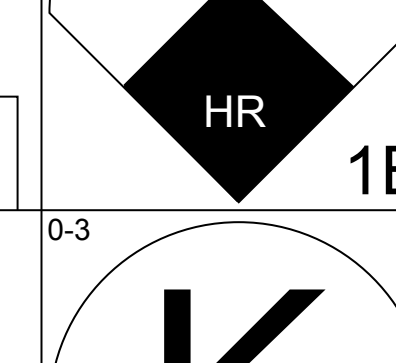
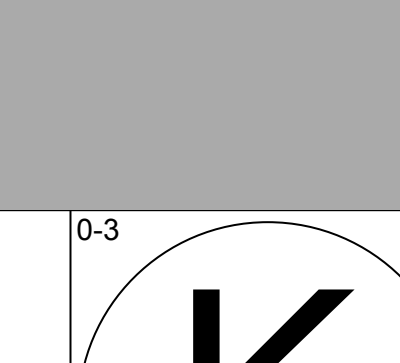
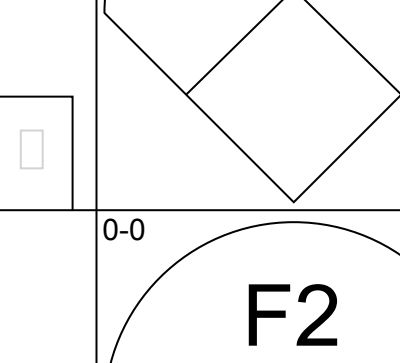
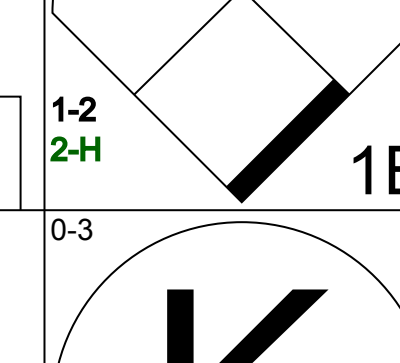
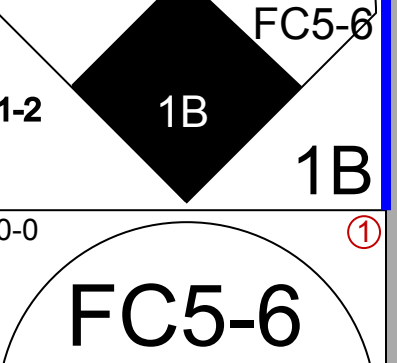
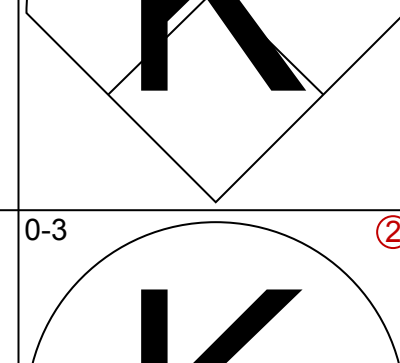
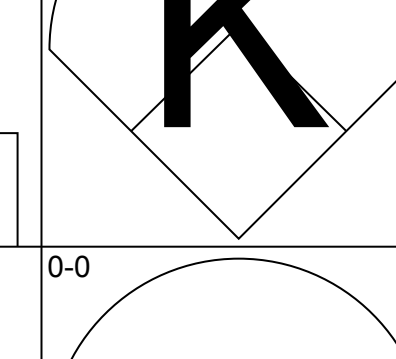
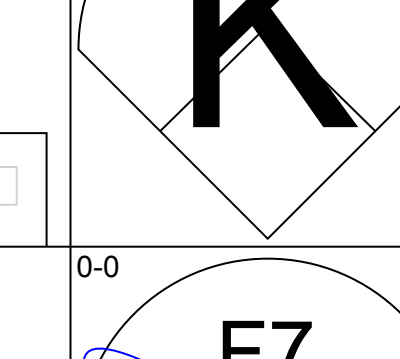
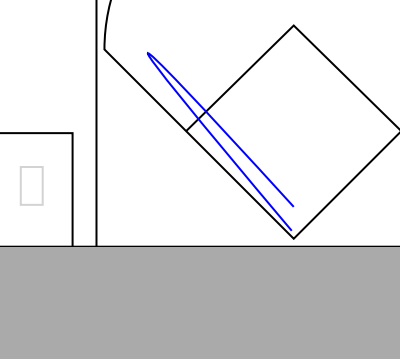
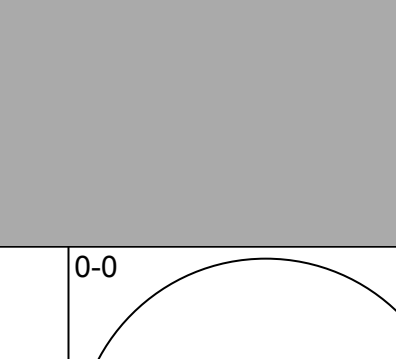


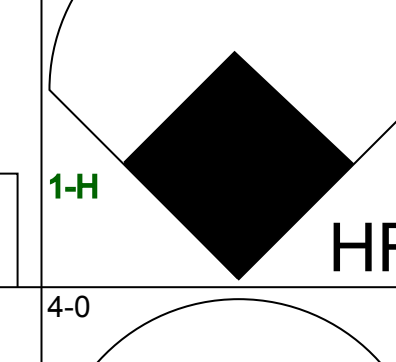
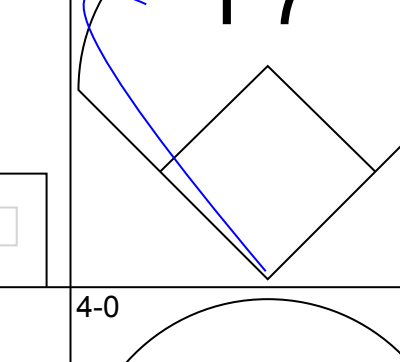

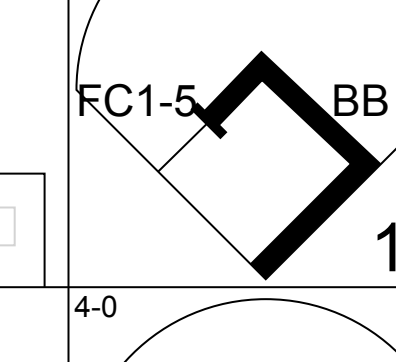
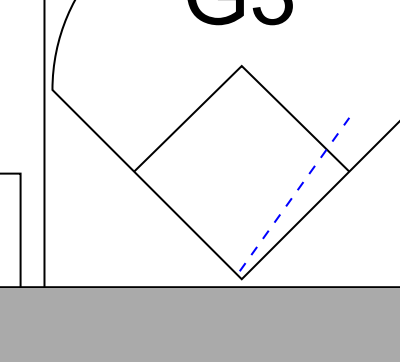
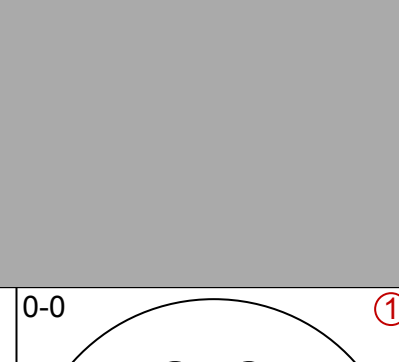

Batter	1	2	3	4	5	6	7	8	9	AB	R	H	RBI	BB	SO	LOB	BOTTOM										
Tony Fernandez, S OBP: 0.336, SLG: 0.345 (1, 6)										3	1	0	0	1	2	0	Kansas City Royals @ Toronto Blue Jays Exhibition Stadium, Toronto, ON Tue May 12 1987, 7:05 PM EDT Att: 30,034 - Unknown										
Kelly Gruber, R OBP: 0.273, SLG: 0.280 (1, 5)										4	0	1	0	0	1	1											
Willie Upshaw, L OBP: 0.358, SLG: 0.491 (1, 3)										4	0	1	0	0	1	2											
George Bell, R OBP: 0.347, SLG: 0.615 (1, 7)										4	0	1	1	0	1	1											
Jesse Barfield, R OBP: 0.389, SLG: 0.577 (1, 9)										4	0	2	0	0	0	1											
Cecil Fielder, R OBP: 0.382, SLG: 0.733 (1, 10)										3	0	1	0	0	0	1											
Rick Leach, L OBP: 0.667, SLG: 0.462 (9, FH)										1	0	0	0	0	0	1											
Rob Ducey, L OBP: 0.389, SLG: 0.167 (1, 8)										2	0	0	0	1	0	1											
Garth Iorg, R OBP: 0.250, SLG: 0.146 (1, 4)										3	0	0	0	0	0	2											
Jeffrey DeWitt, R OBP: 0.167, SLG: 0.389 (1, 2)										3	0	0	0	0	1	1											
Inning Stats	R: 0 E: 0 K: 1 S: 5	H: 0 LOB: 0 BB: 0 P: 5	R: 0 E: 0 K: 0 S: 3	H: 0 LOB: 0 BB: 0 P: 3	R: 0 E: 0 K: 1 S: 5	H: 0 LOB: 0 BB: 0 P: 5	R: 1 E: 0 K: 0 S: 4	H: 1 LOB: 1 BB: 1 P: 8	R: 0 E: 0 K: 2 S: 8	H: 1 LOB: 1 BB: 0 P: 8	R: 0 E: 0 K: 0 S: 3	H: 1 LOB: 1 BB: 1 P: 7	R: 0 E: 0 K: 2 S: 8	H: 1 LOB: 1 BB: 0 P: 8	R: 0 E: 0 K: 0 S: 3	H: 1 LOB: 0 BB: 0 P: 3	1B: 5 2B: 1 3B: 0 HR: 0	SF: 0 SAC: 0 DP: 2 HBP: 0	WP: 1 PB: 0 SB: 0 CS: 0	PA: 33							
PITCHER	IP	WLS	BF	H	R	ER	SO	BB	IBB	HBP	BLK	WP	HR	S	P	ERA	WHIP										
Bud Black, L ERA: 2.08 (1, 1)	8.0		30	5	1	1	6	2	0	0	0	0	0	3	3	0.00	1.000										
Dan Quisenberry, R ERA: 2.03 (9, 1)	1.0	S	3	1	0	0	0	0	0	0	0	0	0	3	3	0.00	1.000										

Batter	1	2	3	4	5	6	7	8	9	10	11	12	AB	R	H	RBI	BB	SO	LOB	TOP			
Willie Wilson, S OBP: 0.314, SLG: 0.347 (1, 8)													6	2	5	0	0	1	0				
Kevin Seitzer, R OBP: 0.456, SLG: 0.504 (1, 3)													3	3	1	0	3	1	3				
George Brett, L OBP: 0.474, SLG: 0.500 (1, 5)													6	1	2	2	0	1	6				
Thad Bosley, L OBP: 0.325, SLG: 0.474 (8, PH) Danny Tartabull, R OBP: 0.319, SLG: 0.350 (8, 9)													3	0	1	1	0	0	0				
Juan Beniquez, R OBP: 0.356, SLG: 0.463 (8, 7)													6	0	2	0	0	1	5				
Frank White, R OBP: 0.266, SLG: 0.302 (1, 4)													6	1	1	3	0	2	3				
Steve Balboni, R OBP: 0.250, SLG: 0.256 (1, 10)													4	0	1	0	1	2	0				
Angel Salazar, R OBP: 0.273, SLG: 0.333 (1, 6)													5	0	0	0	0	1	3				
Jamie Quirk, L OBP: 0.306, SLG: 0.225 (9, PH) Hal McRae, R OBP: 0.333, SLG: 0.500 (9, 2) Larry Owen, R OBP: 0.242, SLG: 0.333 (9, 2)													2	1	0	0	0	0	0				
Inning Stats	R: 0 E: 0 K: 1 S: 4	H: 0 LOB: 0 BB: 1 P: 6	R: 0 E: 0 K: 0 S: 4	H: 1 LOB: 2 BB: 1 P: 6	R: 1 E: 0 K: 1 S: 7	H: 2 LOB: 2 BB: 0 P: 6	R: 0 E: 0 K: 1 S: 5	H: 1 LOB: 0 BB: 0 P: 6	R: 0 E: 0 K: 1 S: 5	H: 0 LOB: 0 BB: 0 P: 5	R: 4 E: 0 K: 3 S: 13	H: 4 LOB: 0 BB: 0 P: 13	R: 0 E: 0 K: 1 S: 5	H: 1 LOB: 0 BB: 1 P: 7	R: 0 E: 0 K: 1 S: 5	H: 0 LOB: 0 BB: 0 P: 5	R: 2 E: 0 K: 0 S: 6	H: 3 LOB: 2 BB: 1 P: 10	1B: 12 2B: 2 3B: 0 HR: 1	SF: 0 SAC: 0 DP: 3 HBP: 1	WP: 0 PB: 1 SB: 0 CS: 1	PA: 52	
PITCHER	IP WLS BF H R ER SO BB IBB HBP BLK WP HR S P ERA WHIP	PITCHER												IP WLS BF H R ER SO BB IBB HBP BLK WP HR S P ERA WHIP									
Mike Boddicker, R ERA: 3.62 Jack O'Connor, L ERA: 5.4 Don Aase, R ERA: 3.38 Mark Williamson, R ERA: 5.48	(1, 1) (8, 1) (9, 1) (11, 1)	7.0 1.2 1.1 2.0	30 7 4 10	8 2 1 3	4 1 1 2	5 4 0 2	5 1 0 0	0 0 0 0	0 0 0 0	0 0 0 0	15 15 7 15	37 15 7 15	5.4 5.40 6.75 9.00	1.429 1.200 1.500 2.000									

Kansas City Royals @ Baltimore Orioles
Memorial Stadium, Baltimore, MD
 Wed May 13 1987, 7:05 PM EDT
 Att. 18,457 - Unknown

AB 46
 R 8
 H 14
 RBI 8
 BB 4
 SO 10
 LOB 23



Batter	1	2	3	4	5	6	7	8	9	10	11	12	AB	R	H	RBI	BB	SO	LOB	BOTTOM			
Alan Wiggins, S OBP: 0.366, SLG: 0.390 (1, 4) Jim Dwyer, L OBP: 0.370, SLG: 0.550 (10, PH) Rick Burleson, R OBP: 0.266, SLG: 0.195 (11, 4)													5	0	0	0	0	0	4				
Lee Lacy, R OBP: 0.266, SLG: 0.326 (1, 9)													4	1	0	0	2	3	2				
Cal Ripken Jr., R OBP: 0.404, SLG: 0.664 (1, 6)													6	0	2	0	0	0	1				
Eddie Murray, S OBP: 0.316, SLG: 0.523 (1, 3)													5	2	2	2	1	0	3				
Fred Lynn, L OBP: 0.357, SLG: 0.450 (1, 8)													5	0	3	0	1	0	1				
Ray Knight, R OBP: 0.382, SLG: 0.481 (1, 5) Rene Gonzales, R OBP: 0.214, SLG: 0.385 (11, 5)													5	1	3	1	0	0	2				
Terry Kennedy, L OBP: 0.266, SLG: 0.331 (1, 2)													6	0	0	0	0	4	5				
Larry Sheets, L OBP: 0.457, SLG: 0.672 (1, 7)													6	2	4	4	0	0	2				
Mike Young, S (1, 10)													3	0	0	0	3	0	2				
Inning Stats	R: 2 E: 0 K: 0 S: 4	H: 2 LOB: 0 BB: 1 P: 6	R: 2 E: 0 K: 1 S: 6	H: 2 LOB: 0 BB: 1 P: 10	R: 0 E: 0 K: 1 S: 6	H: 1 LOB: 2 BB: 1 P: 10	R: 0 E: 0 K: 1 S: 5	H: 0 LOB: 1 BB: 1 P: 9	R: 0 E: 0 K: 1 S: 5	H: 0 LOB: 0 BB: 0 P: 5	R: 0 E: 0 K: 0 S: 3	H: 1 LOB: 1 BB: 1 P: 9	R: 1 E: 0 K: 0 S: 4	H: 3 LOB: 2 BB: 0 P: 6	R: 0 E: 0 K: 0 S: 4	H: 1 LOB: 1 BB: 0 P: 4	R: 1 E: 0 K: 2 S: 8	H: 1 LOB: 0 BB: 0 P: 8	1B: 10 2B: 1 3B: 1 HR: 3	SF: 0 SAC: 0 DP: 1 HBP: 0	WP: 0 PB: 0 SB: 1 CS: 3	PA: 55	
PITCHER	IP WLS BF H R ER SO BB IBB HBP BLK WP HR S P ERA WHIP	PITCHER												IP WLS BF H R ER SO BB IBB HBP BLK WP HR S P ERA WHIP									
Mark Gubicza, R ERA: 3.98 Dave Gumpert, R ERA: 5.25 Jerry Don Gleason, L ERA: Dan Quisenberry, R ERA: 2.36 Steve Farr, R ERA: 6.99	(1, 1) (7, 1) (8, 1) (9, 1) (11, 1)	6.0 1.1 1.1 2.0 1.1	27 4 7 11 5	6 0 2 5 1	4 1 0 1 1	4 1 0 1 2	4 1 0 0 0	5 0 0 0 0	0 0 0 0 0	0 0 0 0 0	2 5 8 11 9	30 5 12 11 9	6.00 6.75 0.00 4.50 6.75	1.833 0.750 2.250 2.500 0.750									

Kansas City Royals @ Baltimore Orioles
Memorial Stadium, Baltimore, MD
 Wed May 13 1987, 7:05 PM EDT
 Att. 18,457 - Unknown

AB 47
 R 7
 H 14
 RBI 7
 BB 7
 SO 8
 LOB 24

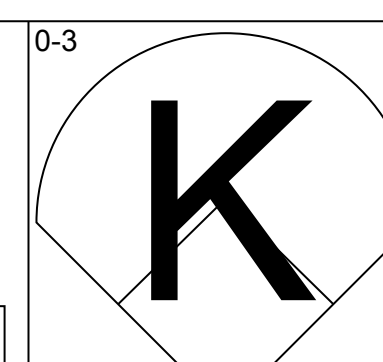
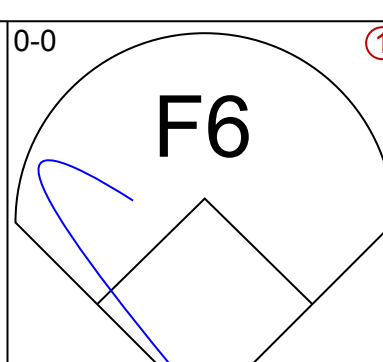
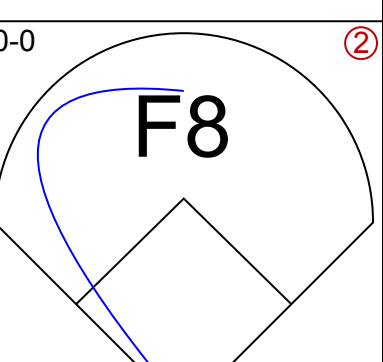
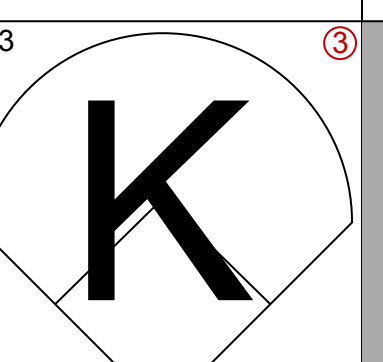
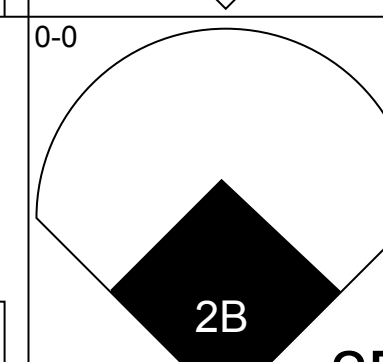
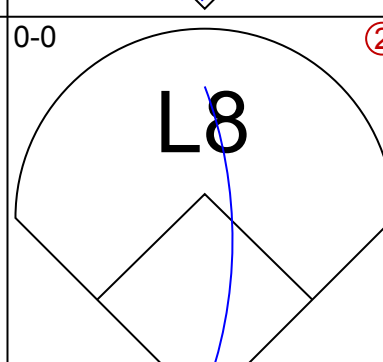
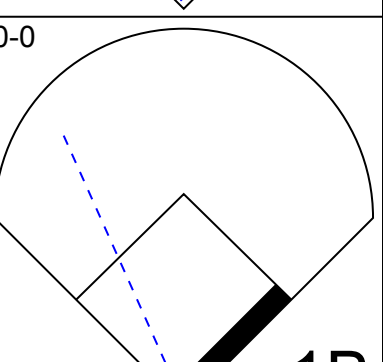
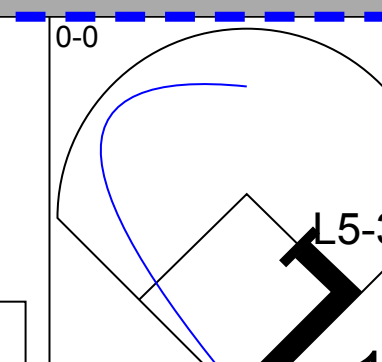
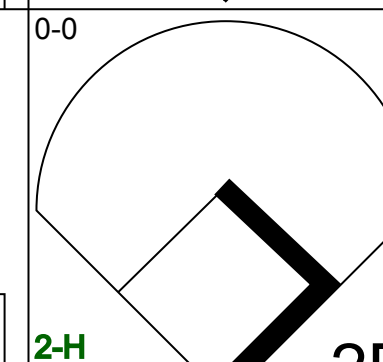
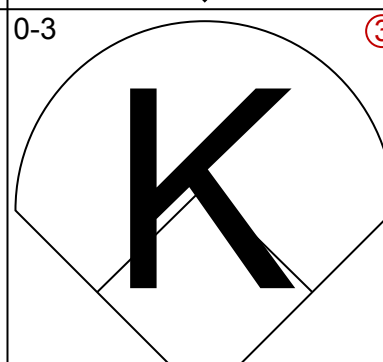
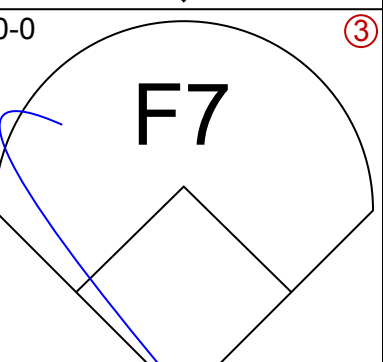
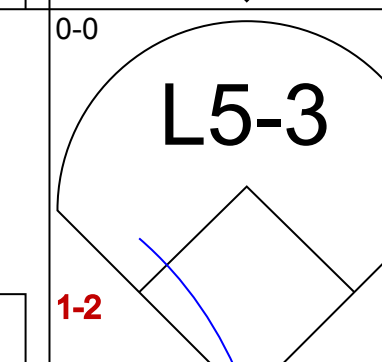
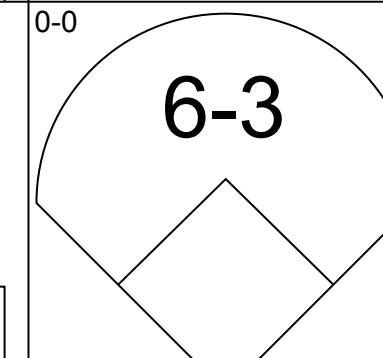
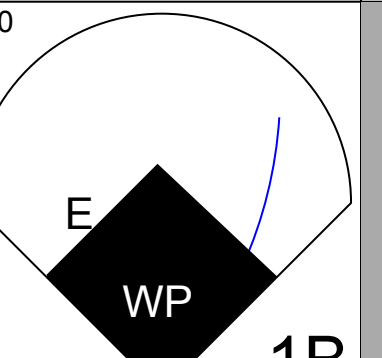
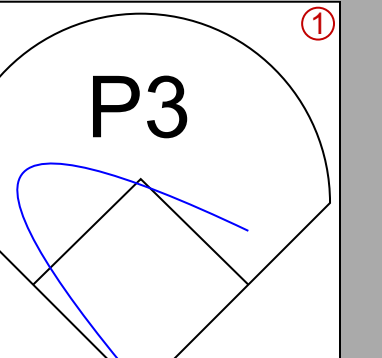
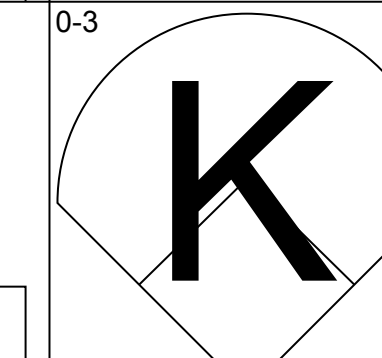
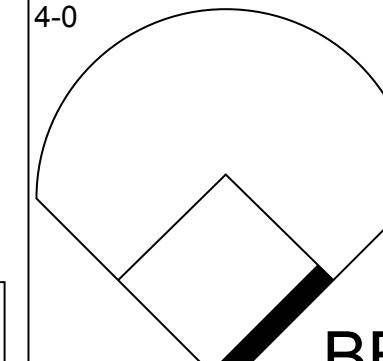
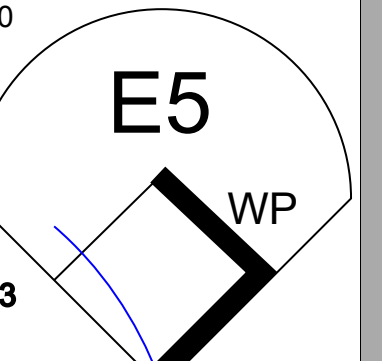
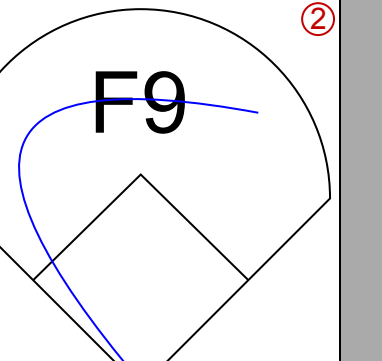
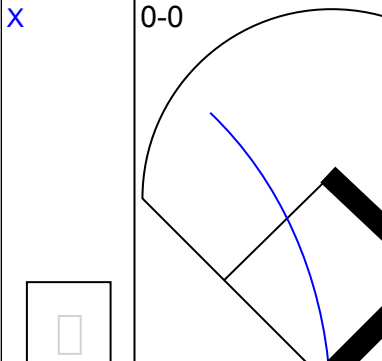
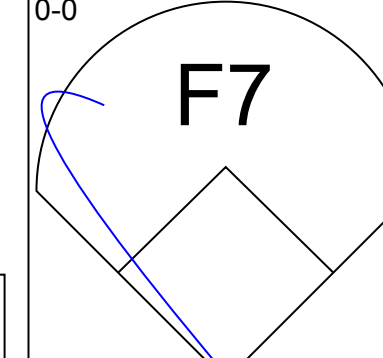
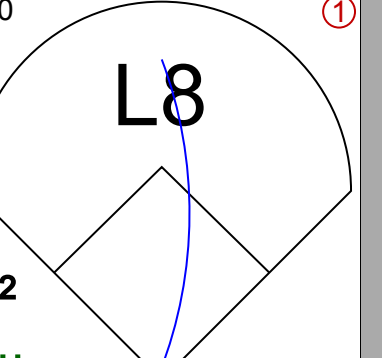
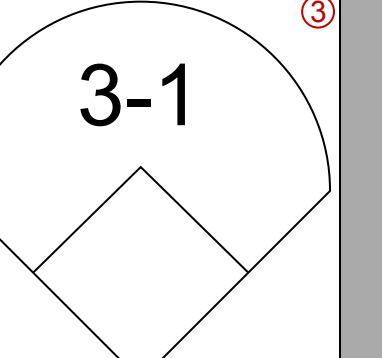
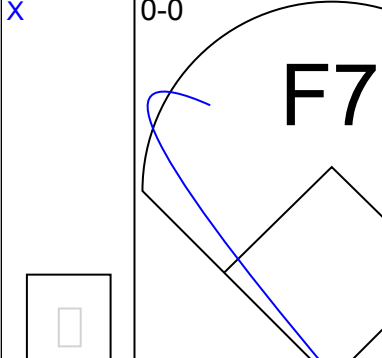
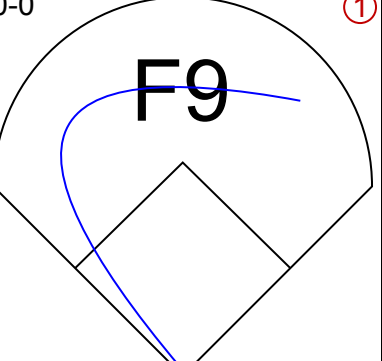
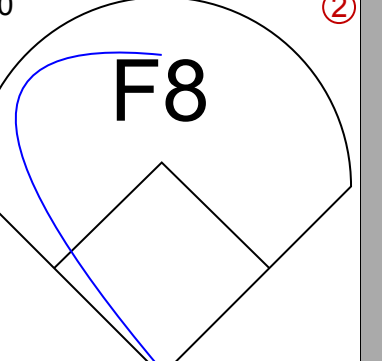
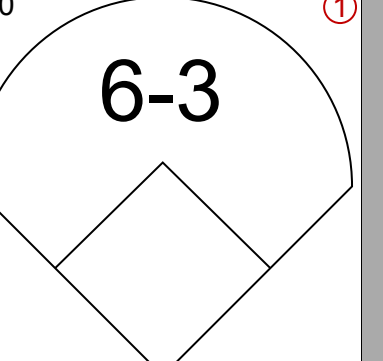
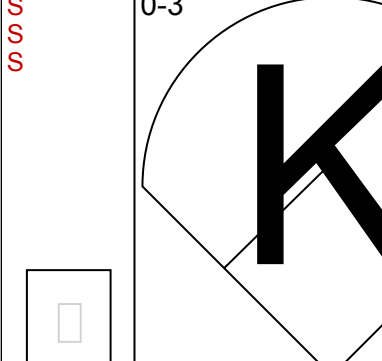
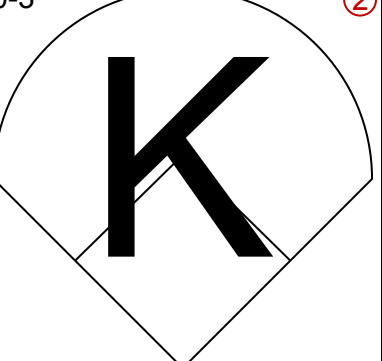

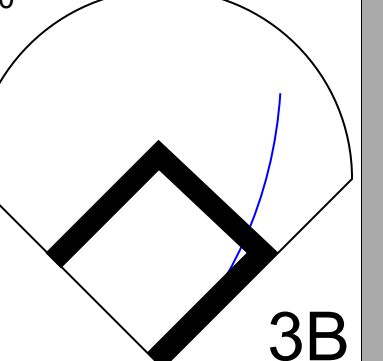
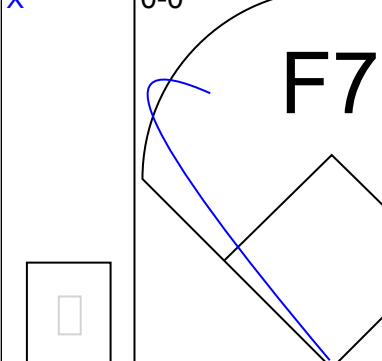
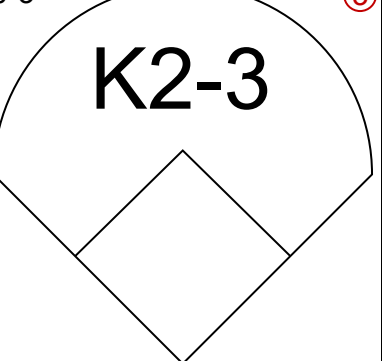
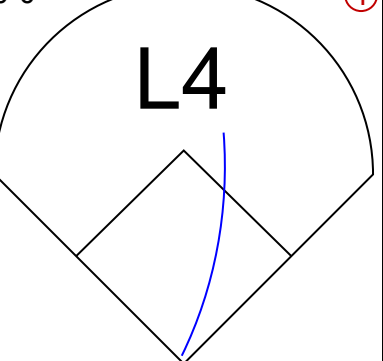
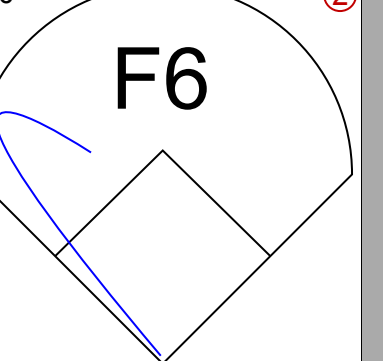


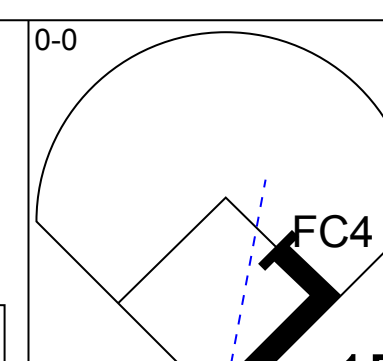
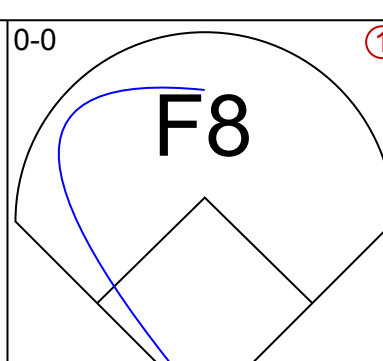
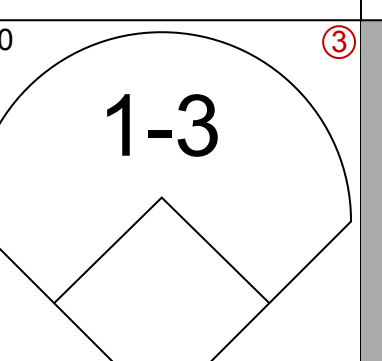
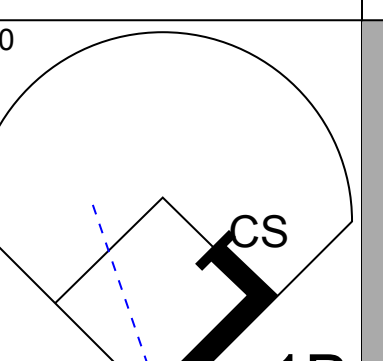
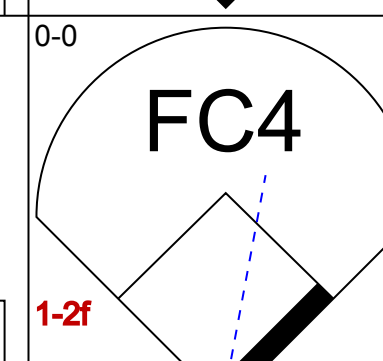
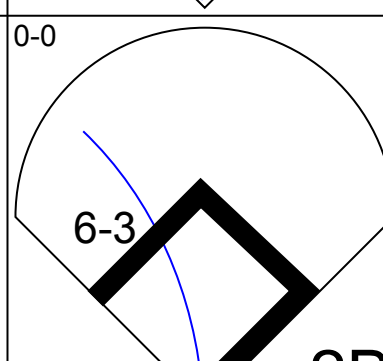
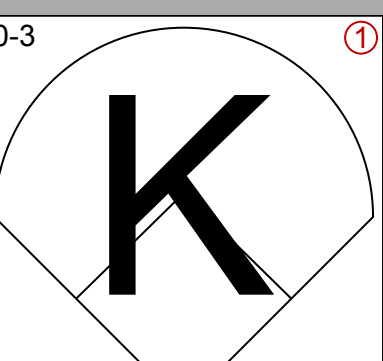
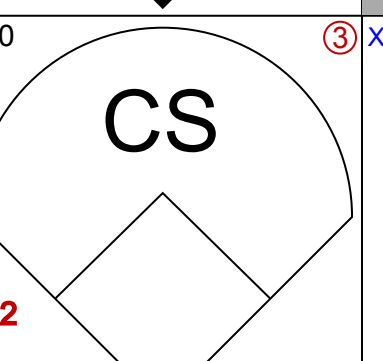
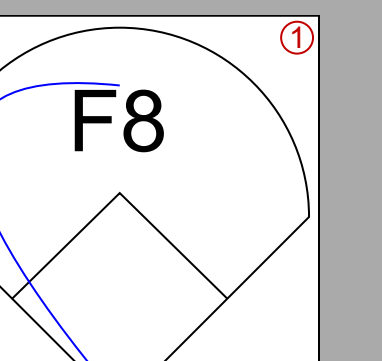
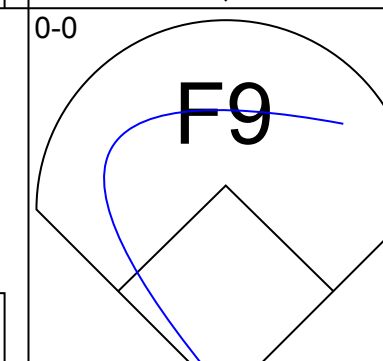
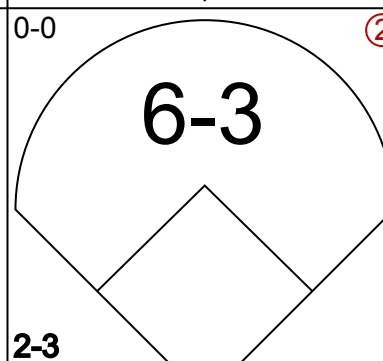
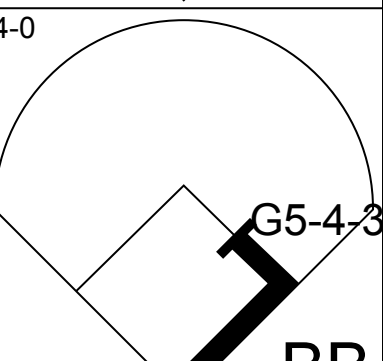
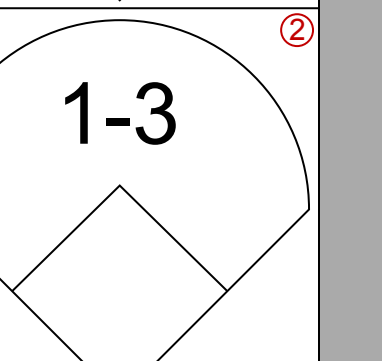
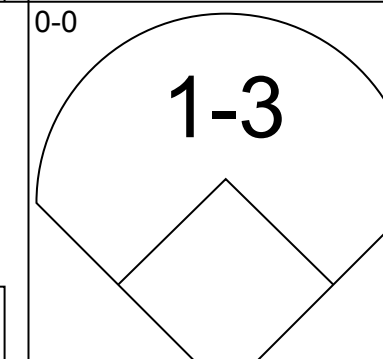
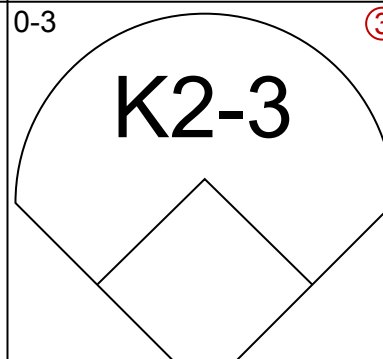
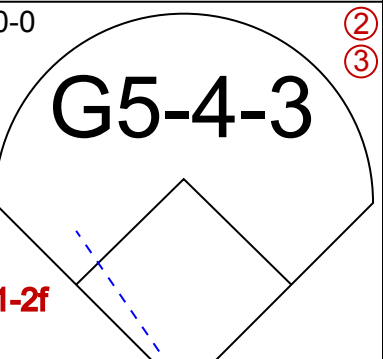
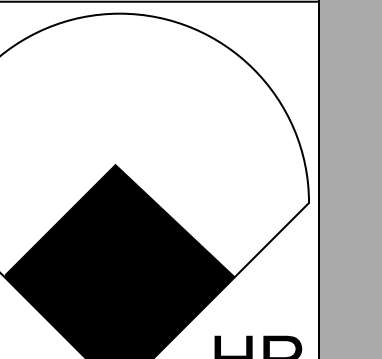
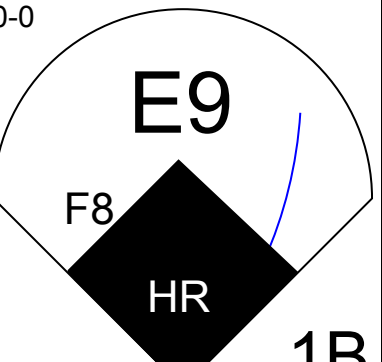
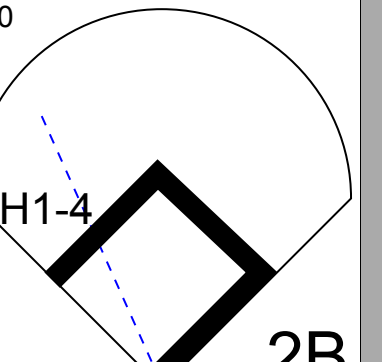

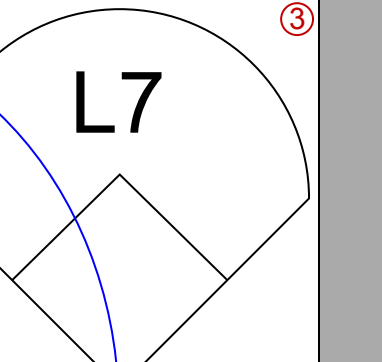
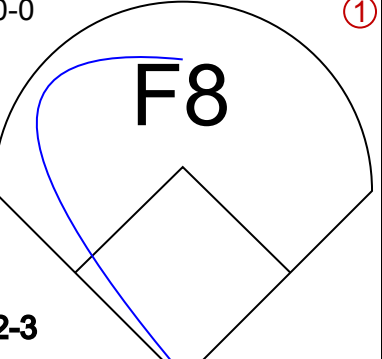
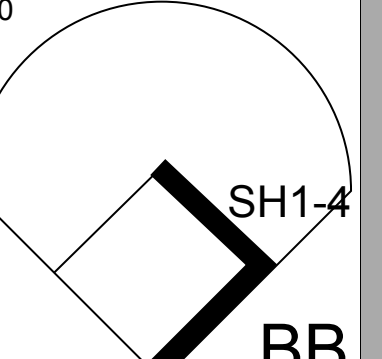

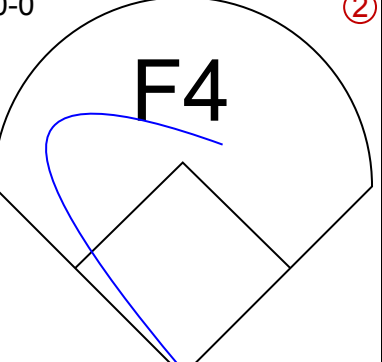
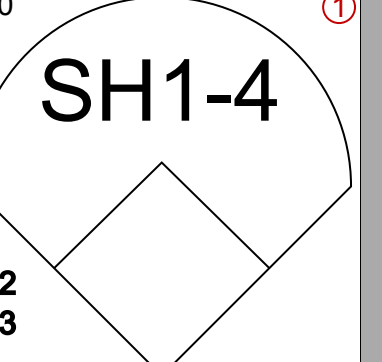

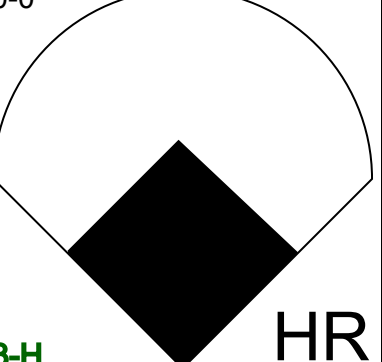
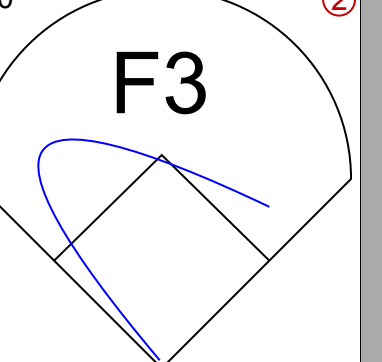
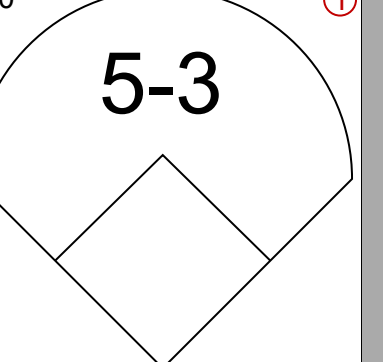

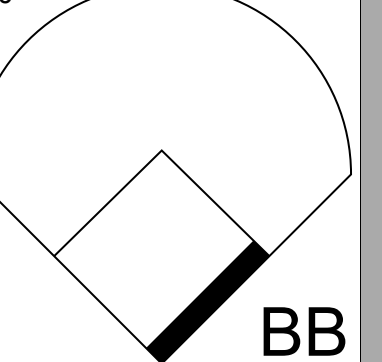
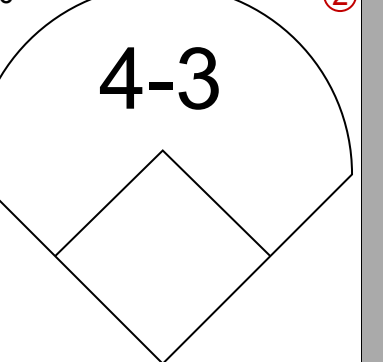
Batter	1	2	3	4	5	6	7	8	9	AB	R	H	RBI	BB	SO	LOB	TOP								
Angel Salazar, R (1, 6) OBP: 0.272, SLG: 0.363	4-3		6-3			2H HR	FC6-4			4	1	1	2	0	0	3	Kansas City Royals @ Baltimore Orioles Memorial Stadium, Baltimore, MD Thu May 14 1987, 7:05 PM EDT Att: 17,926 - Unknown								
Kevin Seitzer, R (1, 3) OBP: 0.457, SLG: 0.500	6-3			FC4-6 1B		1B 5-3 BB		K		3	1	1	0	1	1	0									
George Brett, L (1, 5) OBP: 0.476, SLG: 0.500	K			FC4-6 G5-4-3		5-3 1B		FC5 1B		4	0	2	0	0	1	1									
Juan Beniquez, R (1, 7) OBP: 0.351, SLG: 0.451		6-3		G5-4-3		5-3		FC5 1B		4	0	1	1	0	0	2									
Danny Tartabull, R (1, 9) OBP: 0.308, SLG: 0.336		5-3			4-3	5-3		FC5		4	0	0	0	0	0	3									
Frank White, R (1, 4) OBP: 0.258, SLG: 0.292		F8			F9		B2-3	5-3		4	0	0	0	0	0	2									
Steve Balboni, R (1, 10) OBP: 0.240, SLG: 0.245			K		K		6-3		K	4	0	0	0	0	3	0									
Bo Jackson, R (1, 8) OBP: 0.319, SLG: 0.486						K			K	3	0	2	0	0	1	0									
Thad Bosley, L (9, PH) OBP: 0.317, SLG: 0.462				CS 1B					K	1	0	0	0	0	1	0									
Larry Owen, R (1, 2) OBP: 0.306, SLG: 0.406									K	2	1	2	0	1	0	0									
Jorge Orta, L (9, PH) OBP: 0.273, SLG: 0.450						HR 2B		FC6-4 1B		1	0	0	0	0	1	0									
Inning Stats	R: 0 E: 0 K: 1 S: 5	H: 0 LOB: 0 BB: 0 P: 5	R: 0 E: 0 K: 0 S: 3	H: 0 LOB: 0 BB: 0 P: 3	R: 0 E: 0 K: 1 S: 5	H: 1 LOB: 1 BB: 1 P: 9	R: 0 E: 0 K: 0 S: 3	H: 1 LOB: 0 BB: 0 P: 3	R: 0 E: 0 K: 1 S: 5	H: 0 LOB: 0 BB: 0 P: 5	R: 3 E: 0 K: 1 S: 8	H: 3 LOB: 1 BB: 1 P: 12	R: 0 E: 0 K: 0 S: 5	H: 2 LOB: 2 BB: 0 P: 5	R: 0 E: 0 K: 1 S: 7	H: 2 LOB: 2 BB: 0 P: 7	R: 0 E: 0 K: 3 S: 9	H: 0 LOB: 0 BB: 0 P: 9	1B: 7 2B: 1 3B: 0 HR: 1	SF: 0 SAC: 0 DP: 1 HBP: 0	WP: 0 PB: 0 SB: 0 CS: 1	PA: 36			
PITCHER	IP	WLS	BF	H	R	ER	SO	BB	IBB	HBP	BLK	WP	HR	S	P	ERA	WHIP								
Jeff Ballard, L (1, 1) ERA: 8.59	5.1		21	5	3	3	4	2	0	0	0	0	1	27	35	5.06	1.312								
Dave Schmidt, R (6, 1) ERA: 2.2	2.2	W	12	4	0	0	1	0	0	0	0	0	0	14	14	0.00	1.500								
Ken Dixon, R (9, 1) ERA: 5.86	1.0	S	3	0	0	0	3	0	0	0	0	0	0	9	9	0.00	0.000								

Batter	1	2	3	4	5	6	7	8	9	AB	R	H	RBI	BB	SO	LOB	BOTTOM								
Mike Young, S (1, 10)	K	K		K		G6-3		K2-3-2		5	0	0	0	0	4	5	Kansas City Royals @ Baltimore Orioles Memorial Stadium, Baltimore, MD Thu May 14 1987, 7:05 PM EDT Att: 17,926 - Unknown								
Jim Dwyer, L (1, 9) OBP: 0.380, SLG: 0.535										3	1	1	0	1	1	0									
Lee Lacy, R (9, 9) OBP: 0.265, SLG: 0.326	HR BB			K		G5-4-3 1B		F5		0	0	0	0	0	0	0									
Cal Ripken Jr., R (1, 6) OBP: 0.406, SLG: 0.681				5-3		G5-4-3				4	1	2	2	0	0	1									
Eddie Murray, S (1, 3) OBP: 0.329, SLG: 0.534										3	1	2	0	1	0	1									
Fred Lynn, L (1, 8) OBP: 0.361, SLG: 0.447				4-3						3	0	1	0	1	0	2									
Ray Knight, R (1, 5) OBP: 0.397, SLG: 0.473										4	0	1	0	0	0	4									
Terry Kennedy, L (1, 2) OBP: 0.280, SLG: 0.363										3	1	2	1	1	0	2									
Larry Sheets, L (1, 7) OBP: 0.432, SLG: 0.631										4	0	0	0	0	1	3									
Ken Gerhart, R (9, 7) OBP: 0.293, SLG: 0.411										0	0	0	0	0	0	0									
Rick Burleson, R (1, 4) OBP: 0.286, SLG: 0.221										4	0	3	0	0	0	2									
Inning Stats	R: 2 E: 0 K: 1 S: 7	H: 2 LOB: 1 BB: 1 P: 11	R: 0 E: 0 K: 1 S: 6	H: 2 LOB: 1 BB: 0 P: 6	R: 0 E: 0 K: 1 S: 5	H: 0 LOB: 1 BB: 1 P: 9	R: 0 E: 0 K: 1 S: 6	H: 1 LOB: 2 BB: 1 P: 10	R: 1 E: 1 K: 0 S: 6	H: 3 LOB: 2 BB: 0 P: 6	R: 0 E: 0 K: 1 S: 5	H: 1 LOB: 0 BB: 0 P: 5	R: 0 E: 0 K: 0 S: 4	H: 1 LOB: 2 BB: 1 P: 8	R: 1 E: 0 K: 1 S: 6	H: 2 LOB: 1 BB: 0 P: 6	1B: 9 2B: 2 3B: 0 HR: 2	SF: 0 SAC: 0 DP: 4 HBP: 0	WP: 0 PB: 0 SB: 0 CS: 0	PA: 37					
PITCHER	IP	WLS	BF	H	R	ER	SO	BB	IBB	HBP	BLK	WP	HR	S	P	ERA	WHIP								
Bret Saberhagen, R (1, 1) ERA: 1.86	7.0	L	34	11	4	3	5	3	1	0	0	0	2	40	56	3.86	2.000								
Jerry Don Gleaton, L (8, 1) ERA:	1.0		3	1	0	0	1	0	0	0	0	0	0	5	5	0.00	1.000								

Batter	1	2	3	4	5	6	7	8	9	AB	R	H	RBI	BB	SO	LOB	TOP		
Juan Castillo, S OBP: 0.470, SLG: 0.536 (1, 4)	F9			4-3		K			5-3	4	0	0	0	0	1	1	Milwaukee Brewers @ Kansas City Royals Royals Stadium, Kansas City, MO Sat May 16 1987, 8:05 PM EDT Att: 40,092 - Unknown livebaseballscorecards.com		
Robin Yount, R OBP: 0.355, SLG: 0.416 (1, 8)	F9			6-3			3-1		K	4	0	0	0	0	1	0			
Glenn Braggs, R OBP: 0.349, SLG: 0.481 (1, 9)	K			K			1-3			3	0	0	0	0	2	0			
Rob Deer, R OBP: 0.439, SLG: 0.729 (1, 7)		6-3			1-3			BB		2	0	0	0	1	0	0			
Jim Paciorek, R OBP: 0.333, SLG: 0.440 (1, 10)		G3			F9		6-3			3	0	0	0	0	0	1			
Greg Brock, L OBP: 0.352, SLG: 0.421 (1, 3)		4-3			4-3				5-3	3	0	0	0	0	0	0			
Dale Sveum, S OBP: 0.293, SLG: 0.403 (1, 6)				5-3		5-3		F9		3	0	0	0	0	0	0			
Bill Schroeder, R OBP: 0.313, SLG: 0.468 B.J. Surhof, L OBP: 0.313, SLG: 0.410 (1, 2) (8, 2)				K				K		3	0	1	0	0	2	0			
0	0	0	0	0	0	0	0	0	0	0	0	0	0	0	0	0			
Jim Gantner, L OBP: 0.405, SLG: 0.463 (1, 5)				4-3		F8			5-3	3	0	0	0	0	0	1			
Inning Stats	R: 0 E: 0 K: 1 S: 5	H: 0 LOB: 0 BB: 0 P: 5	R: 0 E: 0 K: 0 S: 3	H: 0 LOB: 0 BB: 0 P: 3	R: 0 E: 0 K: 1 S: 5	H: 0 LOB: 0 BB: 0 P: 5	R: 0 E: 0 K: 0 S: 3	H: 0 LOB: 0 BB: 0 P: 3	R: 0 E: 0 K: 1 S: 6	H: 1 LOB: 1 BB: 0 P: 6	R: 0 E: 0 K: 0 S: 3	H: 0 LOB: 1 BB: 1 P: 7	R: 0 E: 0 K: 1 S: 5	H: 0 LOB: 0 BB: 0 P: 5	R: 0 E: 0 K: 1 S: 5	H: 0 LOB: 0 BB: 0 P: 5	1B: 1 2B: 0 3B: 0 HR: 0	SF: 0 SAC: 0 DP: 0 HBP: 0	WP: 0 PA: 29 CS: 0
PITCHER Charlie Leibrandt, L ERA: 2.5 (1, 1)	IP: 9.0 WLS: W BF: 29 H: 1 R: 0 ER: 0 SO: 6 BB: 1 IBB: 0 HBP: 0 BLK: 0 WP: 0 HR: 0 S: 40 P: 44 ERA: 0.00 WHIP: 0.222															PITCHER			

Batter	1	2	3	4	5	6	7	8	9	AB	R	H	RBI	BB	SO	LOB	BOTTOM		
Willie Wilson, S OBP: 0.306, SLG: 0.337 Thad Bosley, L OBP: 0.333, SLG: 0.475 (1, 8) (8, 7)	1B 1B	K		F9		L3		1B 1B		4	1	1	0	0	1	4	Milwaukee Brewers @ Kansas City Royals Royals Stadium, Kansas City, MO Sat May 16 1987, 8:05 PM EDT Att: 40,092 - Unknown livebaseballscorecards.com		
Kevin Seitzer, R OBP: 0.447, SLG: 0.508 (1, 5)	1B 2B	FC5-4		HR			WP 2B	K		5	3	3	2	0	1	2			
Juan Beniquez, R OBP: 0.354, SLG: 0.447 (1, 10)	2B 3H		6-3	5-3			F9	BB 1B		5	2	2	1	0	0	1			
Danny Tartabull, R OBP: 0.331, SLG: 0.342 (1, 9)	F7		2B 4-3	1B		F4	2B BB	1B 3B	BB	3	3	1	0	2	0	2			
Frank White, R OBP: 0.284, SLG: 0.349 Buddy Biancalana, S OBP: 0.250, SLG: 0.460 (1, 4) (8, 4)	1H 2H		4-3	2B		5-3	1B 2B	3B 1B		4	1	3	4	0	0	0			
0	0	0	0	0	0	0	0	0	0	0	0	0	0	0	0	0			
Bo Jackson, R OBP: 0.333, SLG: 0.496 (1, 7) (8, 8)	K		4-3	2B		F8	K	1B 3B		5	0	1	3	0	2	3			
Angel Salazar, R OBP: 0.265, SLG: 0.347 (1, 6)	4-3		F4			5-3	1B	5-3		5	0	1	1	0	0	3			
Steve Balboni, R OBP: 0.243, SLG: 0.240 (1, 3)		F9		HR BB			BB 1B	K		3	1	1	0	1	1	1			
Jamie Quirk, L OBP: 0.333, SLG: 0.256 (1, 2)		FC5-4 BB		F8		L3 BB		P1		2	0	0	0	2	0	1			
Inning Stats	R: 3 E: 0 K: 1 S: 9	H: 4 LOB: 1 BB: 0 P: 9	R: 0 E: 0 K: 1 S: 5	H: 0 LOB: 1 BB: 1 P: 9	R: 1 E: 0 K: 0 S: 5	H: 2 LOB: 1 BB: 0 P: 5	R: 2 E: 0 K: 0 S: 4	H: 1 LOB: 0 BB: 1 P: 8	R: 0 E: 0 K: 0 S: 3	H: 0 LOB: 0 BB: 0 P: 3	R: 0 E: 0 K: 0 S: 3	H: 1 LOB: 1 BB: 1 P: 7	R: 3 E: 0 K: 2 S: 10	H: 3 LOB: 1 BB: 1 P: 14	R: 4 E: 0 K: 1 S: 9	H: 4 LOB: 1 BB: 1 P: 13	1B: 10 2B: 4 3B: 1 HR: 1	SF: 0 SAC: 0 DP: 1 HBP: 0	WP: 1 PA: 43 CS: 0
PITCHER Bill Wegman, R ERA: 3.99 John Henry Johnson, L ERA: 11.57 Paul Mirabella, L ERA: 6.17 (1, 1) (6, 1) (8, 1)	IP: 5.1 WLS: L BF: 27 H: 6 R: 6 ER: 6 SO: 2 BB: 3 IBB: 0 HBP: 0 BLK: 0 WP: 1 HR: 1 S: 28 P: 40 ERA: 10.12 WHIP: 2.062															PITCHER			

Batter	1	2	3	4	5	6	7	8	9	AB	R	H	RBI	BB	SO	LOB	TOP															
Juan Castillo, S (1,4) OBP: 0.443, SLG: 0.500										4	0	0	0	0	2	1	Milwaukee Brewers @ Kansas City Royals Royals Stadium, Kansas City, MO Sun May 17 1987, 4:33 AM EDT Att: 35,724 - Unknown															
Robin Yount, R (1,8) OBP: 0.365, SLG: 0.433										4	1	3	0	0	0	0																
Cecil Cooper, L (1,10) OBP: 0.156, SLG: 0.189										4	0	1	1	0	1	2																
Rob Deer, R (1,7) OBP: 0.432, SLG: 0.710										4	1	1	0	0	1	1																
Glenn Braggs, R (1,9) OBP: 0.353, SLG: 0.485										3	0	1	0	1	0	1																
Greg Brock, L (1,3) OBP: 0.341, SLG: 0.407										4	0	0	0	0	0	4																
Dale Sveum, S (1,6) OBP: 0.285, SLG: 0.391										4	0	0	0	0	1	2																
Charlie O'Brien, R (1,2) OBP: 0.258, SLG: 0.400										4	0	1	0	0	2	2																
Jim Gantner, L (1,5) OBP: 0.395, SLG: 0.450										3	0	0	0	0	1	1																
Inning Stats	R: 1 E: 0 K: 1 S: 7	H: 2 LOB: 2 BB: 1 P: 11	R: 0 E: 0 K: 2 S: 7	H: 0 LOB: 0 BB: 0 P: 7	R: 0 E: 0 K: 1 S: 5	H: 0 LOB: 0 BB: 0 P: 5	R: 1 E: 1 K: 1 S: 7	H: 1 LOB: 1 BB: 0 P: 7	R: 0 E: 0 K: 0 S: 4	H: 0 LOB: 0 BB: 0 P: 3	R: 0 E: 0 K: 1 S: 6	H: 1 LOB: 1 BB: 0 P: 6	R: 0 E: 0 K: 1 S: 5	H: 1 LOB: 0 BB: 0 P: 5	R: 0 E: 0 K: 1 S: 6	H: 1 LOB: 1 BB: 0 P: 6	1B: 3 2B: 4 3B: 1 HR: 0	SF: 0 SAC: 0 DP: 1 HBP: 0	WP: 1 PB: 0 CS: 0	PA: 35												
PITCHER	IP WLS BF H R ER SO BB IBB HBP BLK WP HR S P ERA WHIP																															
Bud Black, L (1,1) ERA: 1.88	7.0	28	5	2	1	6	1	0	0	0	0	1	0	39	43	1.29	0.857															
Steve Farr, R (8,1) ERA: 6.23	1.0	W	4	2	0	0	1	0	0	0	0	0	0	6	6	0.00	2.000															
Jerry Don Gleaton, L (9,1) ERA:	1.0	S	3	0	0	0	1	0	0	0	0	0	0	5	5	0.00	0.000															

Batter	1	2	3	4	5	6	7	8	9	AB	R	H	RBI	BB	SO	LOB	BOTTOM															
Willie Wilson, S (1,8) OBP: 0.313, SLG: 0.343										4	0	2	0	0	0	3	Milwaukee Brewers @ Kansas City Royals Royals Stadium, Kansas City, MO Sun May 17 1987, 4:33 AM EDT Att: 35,724 - Unknown															
Kevin Seitzer, R (1,5) OBP: 0.442, SLG: 0.508										4	0	1	0	0	1	1																
Juan Beniquez, R (1,10) OBP: 0.349, SLG: 0.430										3	0	0	0	1	0	2																
Danny Tartabull, R (1,9) OBP: 0.328, SLG: 0.364										4	1	1	1	0	1	3																
Frank White, R (1,4) OBP: 0.290, SLG: 0.361										4	1	2	0	0	0	0																
Bo Jackson, R (1,7) OBP: 0.333, SLG: 0.487										2	0	0	0	1	0	1																
Angel Salazar, R (1,6) OBP: 0.260, SLG: 0.340										2	0	0	0	0	0	1																
Steve Balboni, R (1,3) OBP: 0.246, SLG: 0.272										3	1	1	2	0	0	2																
Jamie Quirk, L (1,2) OBP: 0.333, SLG: 0.244										2	0	0	0	1	0	0																
Inning Stats	R: 0 E: 1 K: 0 S: 4	H: 1 LOB: 1 BB: 0 P: 4	R: 2 E: 1 K: 0 S: 5	H: 2 LOB: 0 BB: 0 P: 5	R: 0 E: 0 K: 1 S: 6	H: 1 LOB: 1 BB: 0 P: 6	R: 0 E: 0 K: 0 S: 4	H: 1 LOB: 3 BB: 2 P: 12	R: 0 E: 0 K: 1 S: 4	H: 0 LOB: 0 BB: 1 P: 8	R: 0 E: 0 K: 0 S: 3	H: 0 LOB: 0 BB: 0 P: 3	R: 0 E: 0 K: 0 S: 3	H: 1 LOB: 0 BB: 0 P: 3	R: 1 E: 0 K: 0 S: 4	H: 1 LOB: 0 BB: 0 P: 4	1B: 3 2B: 2 3B: 0 HR: 2	SF: 0 SAC: 1 DP: 1 HBP: 0	WP: 0 PB: 0 CS: 1	PA: 33												
PITCHER	IP WLS BF H R ER SO BB IBB HBP BLK WP HR S P ERA WHIP																															
Mike Birkbeck, R (1,1) ERA: 4.62	8.0	L	32	7	3	3	2	3	0	0	0	0	2	33	45	3.38	1.250															

Batter	1	2	3	4	5	6	7	8	9	AB	R	H	RBI	BB	SO	LOB	TOP					
Ellis Burks, R OBP: 0.313, SLG: 0.515 (1, 8)										4	0	0	0	0	0	2	Boston Red Sox @ Kansas City Royals Royals Stadium, Kansas City, MO Mon May 18 1987, 8:05 PM EDT Att: 34,110 - Unknown					
Spike Owen, S OBP: 0.224, SLG: 0.205 (1, 6)										4	0	0	0	0	0	1						
Wade Boggs, L OBP: 0.315, SLG: 0.544 (1, 5)										4	1	3	1	0	0	0						
Don Baylor, R OBP: 0.368, SLG: 0.508 (1, 10)										4	1	1	1	0	0	2						
Dwight Evans, R OBP: 0.400, SLG: 0.544 (1, 9)										3	0	0	0	1	0	1						
Jim Rice, R OBP: 0.313, SLG: 0.357 (1, 7)										3	0	0	0	1	0	2						
Bill Buckner, L OBP: 0.269, SLG: 0.302 (1, 3)										4	0	2	0	0	1	1						
Dave Henderson, R OBP: 0.341, SLG: 0.512 (9, PR)										0	0	0	0	0	0	0						
Ed Romero, R OBP: 0.376, SLG: 0.320 (9, PH)										2	0	1	0	1	0	1						
Mike Greenwell, L OBP: 0.351, SLG: 0.615 (9, PH)										1	0	0	0	0	0	1						
Rich Gedman, L OBP: 0.032, SLG: 0.032 (1, 2)										3	0	0	0	0	0	2						
Inning Stats	R: 0 E: 0 K: 0 S: 4	H: 1 LOB: 1 BB: 0 P: 4	R: 0 E: 0 K: 0 S: 2	H: 0 LOB: 0 BB: 1 P: 6	R: 0 E: 0 K: 0 S: 3	H: 0 LOB: 1 BB: 1 P: 7	R: 2 E: 0 K: 0 S: 5	H: 3 LOB: 1 BB: 1 P: 9	R: 0 E: 0 K: 0 S: 3	H: 0 LOB: 0 BB: 0 P: 3	R: 0 E: 0 K: 0 S: 4	H: 1 LOB: 1 BB: 0 P: 4	R: 0 E: 0 K: 0 S: 6	H: 1 LOB: 1 BB: 0 P: 6	R: 0 E: 0 K: 0 S: 3	H: 0 LOB: 0 BB: 0 P: 3		R: 0 E: 0 K: 0 S: 4	H: 1 LOB: 1 BB: 0 P: 4	1B: 4 2B: 1 3B: 0 HR: 2	SF: 0 SAC: 0 DP: 2 HBP: 0	WP: 1 PB: 0 SB: 0 CS: 0
PITCHER	IP WLS BF H R ER SO BB IBB HBP BLK WP HR S P ERA WHIP																					
Mark Gubicza, R ERA: 3.71 (1, 1)	7.0 W 28 6 2 2 1 3 0 0 0 1 2 27 39 2.57 1.286																					
Jerry Don Gleaton, L ERA: (8, 1)	0.2 2 0 0 0 0 0 0 0 0 0 0 0 2 2 0.00 0.000																					
Dan Quisenberry, R ERA: 2.08 (8, 1)	1.1 S 5 1 0 0 0 0 0 0 0 0 0 0 5 5 0.00 0.750																					

Batter	1	2	3	4	5	6	7	8	9	AB	R	H	RBI	BB	SO	LOB	BOTTOM					
Willie Wilson, S OBP: 0.319, SLG: 0.366 (1, 8)										4	1	2	0	0	0	0	Boston Red Sox @ Kansas City Royals Royals Stadium, Kansas City, MO Mon May 18 1987, 8:05 PM EDT Att: 34,110 - Unknown					
Kevin Seitzer, R OBP: 0.430, SLG: 0.493 (1, 5)										4	0	0	0	0	0	2						
Juan Beniquez, R OBP: 0.344, SLG: 0.420 (1, 10)										2	1	0	1	1	0	0						
Danny Tartabull, R OBP: 0.333, SLG: 0.388 (1, 9)										3	2	1	2	1	1	0						
Frank White, R OBP: 0.291, SLG: 0.356 (1, 4)										2	0	0	0	1	0	0						
Bo Jackson, R OBP: 0.333, SLG: 0.484 (1, 7)										3	0	1	0	0	0	2						
Angel Salazar, R OBP: 0.255, SLG: 0.333 (1, 6)										2	0	0	1	0	0	1						
Steve Balboni, R OBP: 0.248, SLG: 0.283 (1, 3)										3	0	1	0	0	1	1						
Jamie Quirk, L OBP: 0.322, SLG: 0.234 (1, 2)										2	0	0	0	0	0	2						
Thad Bosley, L OBP: 0.326, SLG: 0.463 (7, PH)										1	0	0	0	0	1	1						
Larry Owen, R OBP: 0.289, SLG: 0.382 (8, 2)										0	0	0	0	0	0	0						
Inning Stats	R: 0 E: 0 K: 0 S: 3	H: 0 LOB: 0 BB: 0 P: 3	R: 1 E: 0 K: 0 S: 4	H: 1 LOB: 2 BB: 2 P: 12	R: 0 E: 0 K: 0 S: 3	H: 0 LOB: 0 BB: 0 P: 3	R: 0 E: 0 K: 1 S: 5	H: 0 LOB: 0 BB: 0 P: 5	R: 0 E: 0 K: 0 S: 3	H: 0 LOB: 0 BB: 0 P: 3	R: 2 E: 0 K: 0 S: 4	H: 2 LOB: 0 BB: 1 P: 8	R: 0 E: 0 K: 2 S: 8	H: 1 LOB: 1 BB: 0 P: 8	R: 1 E: 0 K: 0 S: 4	H: 1 LOB: 0 BB: 0 P: 4		R: 0 E: 0 K: 0 S: 3	H: 0 LOB: 0 BB: 0 P: 3	1B: 2 2B: 1 3B: 1 HR: 1	SF: 1 SAC: 1 DP: 1 HBP: 0	WP: 0 PB: 0 SB: 0 CS: 0
PITCHER	IP WLS BF H R ER SO BB IBB HBP BLK WP HR S P ERA WHIP																					
Al Nipper, R ERA: 4.24 (1, 1)	8.0 L 31 5 4 4 3 3 0 0 0 0 0 1 34 46 4.50 1.000																					

Batter	1	2	3	4	5	6	7	8	9	AB	R	H	RBI	BB	SO	LOB	TOP			
Ellis Burks, R OBP: 0.310, SLG: 0.500 (1, 8)										4	0	1	0	0	0	1	Boston Red Sox @ Kansas City Royals Royals Stadium, Kansas City, MO Tue May 19 1987, 8:05 PM EDT Att: 25,340 - Unknown			
Ed Romero, R OBP: 0.372, SLG: 0.327 (1, 4)										4	0	1	0	0	0	2				
Wade Boggs, L OBP: 0.411, SLG: 0.532 (1, 5)										3	0	0	0	1	0	2				
Don Baylor, R OBP: 0.365, SLG: 0.496 (1, 10)										3	1	0	0	0	0	2				
Mike Greenwell, L OBP: 0.344, SLG: 0.589 (1, 9)										4	0	1	0	0	0	1				
Jim Rice, R OBP: 0.311, SLG: 0.352 (1, 7)										4	0	1	0	0	2	1				
Bill Buckner, L OBP: 0.270, SLG: 0.303 (1, 3)										3	0	1	1	0	0	0				
Rich Gedman, L OBP: 0.059, SLG: 0.059 (1, 2)										3	0	1	0	0	0	2				
Spike Owen, S OBP: 0.220, SLG: 0.200 (1, 6)										1	0	0	0	0	1	0				
Dave Henderson, R (8, PH) OBP: 0.337, SLG: 0.506 Glenn Hoffman, R (8, 6) OBP: 0.255, SLG: 0.271										1	0	0	0	0	1	0				
										0	0	0	0	0	0	0				
Inning Stats	R: 0 E: 0 K: 0 S: 4	H: 1 LOB: 1 BB: 0 P: 4	R: 0 E: 0 K: 1 S: 5	H: 0 LOB: 0 BB: 0 P: 5	R: 0 E: 0 K: 0 S: 4	H: 1 LOB: 1 BB: 0 P: 4	R: 1 E: 0 K: 0 S: 5	H: 2 LOB: 2 BB: 0 P: 6	R: 0 E: 0 K: 1 S: 5	H: 0 LOB: 0 BB: 1 P: 5	R: 0 E: 0 K: 1 S: 5	H: 0 LOB: 0 BB: 0 P: 5	R: 0 E: 0 K: 1 S: 6	H: 1 LOB: 1 BB: 0 P: 6	R: 0 E: 0 K: 0 S: 3	H: 1 LOB: 0 BB: 0 P: 3	1B: 5 2B: 1 3B: 0 HR: 0	SF: 0 SAC: 1 DP: 2 HBP: 1	WP: 0 PB: 0 SB: 1 CS: 0	PA: 33
PITCHER Bret Saberhagen, R ERA: 1.75 (1, 1)	IP: 9.0 WLS: W BF: 33 H: 6 R: 1 ER: 1 SO: 4 BB: 1 IBB: 0 HBP: 1 BLK: 0 WP: 0 HR: 0 S: 39 P: 44 ERA: 1.00 WHIP: 0.778															PITCHER				

Batter	1	2	3	4	5	6	7	8	9	AB	R	H	RBI	BB	SO	LOB	BOTTOM			
Willie Wilson, S OBP: 0.317, SLG: 0.362 (1, 8)										4	1	1	0	0	0	3	Boston Red Sox @ Kansas City Royals Royals Stadium, Kansas City, MO Tue May 19 1987, 8:05 PM EDT Att: 25,340 - Unknown			
Kevin Seitzer, R OBP: 0.420, SLG: 0.478 (1, 5)										4	0	0	0	0	0	1				
Juan Beniquez, R OBP: 0.351, SLG: 0.429 (1, 10)										3	1	1	1	1	1	0				
Danny Tartabull, R OBP: 0.345, SLG: 0.400 (1, 9)										4	1	3	0	0	1	1				
Frank White, R OBP: 0.296, SLG: 0.360 (1, 4)										4	1	2	1	0	0	1				
Bo Jackson, R OBP: 0.331, SLG: 0.472 (1, 7)										3	0	0	0	1	2	4				
Angel Salazar, R OBP: 0.264, SLG: 0.339 (1, 6)										4	0	2	1	0	1	3				
Steve Balboni, R OBP: 0.248, SLG: 0.282 (1, 3)										4	0	1	1	0	0	4				
Jamie Quirk, L OBP: 0.323, SLG: 0.224 (1, 2)										2	0	0	0	1	0	2				
Inning Stats	R: 0 E: 0 K: 1 S: 5	H: 0 LOB: 0 BB: 0 P: 5	R: 0 E: 0 K: 2 S: 9	H: 2 LOB: 2 BB: 0 P: 9	R: 0 E: 0 K: 0 S: 2	H: 0 LOB: 0 BB: 1 P: 6	R: 3 E: 0 K: 1 S: 9	H: 4 LOB: 2 BB: 1 P: 13	R: 0 E: 0 K: 0 S: 4	H: 1 LOB: 1 BB: 0 P: 4	R: 0 E: 0 K: 0 S: 3	H: 1 LOB: 0 BB: 0 P: 3	R: 1 E: 0 K: 1 S: 7	H: 2 LOB: 1 BB: 0 P: 7	R: 0 E: 0 K: 0 S: 3	H: 0 LOB: 1 BB: 1 P: 7		1B: 9 2B: 1 3B: 0 HR: 0	SF: 0 SAC: 0 DP: 2 HBP: 0	WP: 0 PB: 0 SB: 0 CS: 0
PITCHER Bob Stanley, R ERA: 4.15 (1, 1) Wes Gardner, R ERA: 5.03 (7, 1)	IP: 6.2 WLS: L BF: 30 H: 10 R: 4 ER: 4 SO: 4 BB: 2 IBB: 0 HBP: 0 BLK: 0 WP: 0 HR: 0 S: 36 P: 44 ERA: 5.40 WHIP: 1.800															PITCHER				

livebaseballscores.com

AB 30
R 1
H 6
RBI 1
BB 1
SO 4
LOB 11



AB 32
R 4
H 10
RBI 4
BB 3
SO 5
LOB 19

AB 30
R 1
H 6
RBI 1
BB 1
SO 4
LOB 11



Batter	1	2	3	4	5	6	7	8	9	AB	R	H	RBI	BB	SO	LOB	TOP								
Ellis Burks, R OBP: 0.303, SLG: 0.480 (1, 8)	0-3 K		0-0 BB 1B	0-3 K		0-0 F8			0-0 F7	5	1	1	0	0	2	2									
Marty Barrett, R OBP: 0.250, SLG: 0.200 (1, 4)	0-0 5-3		4-0 1B BB		0-0 6-3	0-0 3-1			0-0 6-3	4	0	0	0	1	0	0									
Wade Boggs, L OBP: 0.423, SLG: 0.549 (1, 5)	0-0 1B		0-0 G5-4-3 1B		0-0 BB SF9 1B	0-0 4-3			0-0 2B	5	1	4	2	0	0	0									
Don Baylor, R OBP: 0.360, SLG: 0.486 (1, 10)	0-3 K		0-0 G5-4-3 1B		0-0 SF9 BB E 1B				0-0 F7	5	1	1	0	0	1	4									
Dwight Evans, R OBP: 0.409, SLG: 0.547 (1, 3)		0-0 CS 1B		0-0 HBP 1B	0-0 E 1B BB				0-0 4-3	3	2	2	0	1	0	0									
Jim Rice, R OBP: 0.299, SLG: 0.341 (1, 7)	0-3 K		0-3 K		0-0 SF9				0-0 6-3	3	0	0	1	0	2	2									
Dave Henderson, R OBP: 0.323, SLG: 0.483 (1, 9)	0-0 F8			0-0 F9	0-0 E7 1B				0-0 L8	4	1	0	0	0	0	2									
Glenn Hoffman, R OBP: 0.291, SLG: 0.280 (1, 6)			1-0 BB 1B HBP	1-0 1B HBP	0-0 2-3 3-H 1B			0-3 K		2	1	1	2	0	1	0									
Rich Gedman, L OBP: 0.079, SLG: 0.079 (1, 2)			0-3 K	0-0 1B	0-0 4-3			0-0 F8		4	0	1	1	0	1	2									
Inning Stats	R: 0 E: 0 K: 2 S: 8	H: 1 LOB: 1 BB: 0 P: 8	R: 0 E: 0 K: 1 S: 5	H: 1 LOB: 0 BB: 0 P: 5	R: 2 E: 0 K: 1 S: 6	H: 2 LOB: 1 BB: 1 P: 11	R: 1 E: 0 K: 2 S: 9	H: 2 LOB: 2 BB: 0 P: 10	R: 4 E: 1 K: 0 S: 7	H: 3 LOB: 1 BB: 1 P: 11	R: 0 E: 0 K: 0 S: 3	H: 0 LOB: 0 BB: 0 P: 3	R: 0 E: 0 K: 0 S: 3	H: 0 LOB: 0 BB: 0 P: 3	R: 0 E: 0 K: 1 S: 5	H: 0 LOB: 0 BB: 0 P: 5	R: 0 E: 0 K: 0 S: 4	H: 1 LOB: 1 BB: 0 P: 4	1B: 9 2B: 2 3B: 0 HR: 0	SF: 1 SAC: 0 DP: 2 HBP: 2	WP: 0 PB: 0 SB: 0 CS: 1	PA: 40			
PITCHER	IP	WLS	BF	H	R	ER	SO	BB	IBB	HBP	BLK	WP	HR	S	P	ERA	WHIP								
Danny Jackson, L ERA: 3.79 (1, 1)	4.1	L	22	8	5	4	6	1	0	2	0	0	0	31	37	8.31	2.077								
Dave Gumpert, R ERA: 4.3 (5, 1)	2.2		11	1	2	0	0	1	0	0	0	0	0	10	14	0.00	0.750								
Steve Farr, R ERA: 5.7 (8, 1)	2.0		7	1	0	0	1	0	0	0	0	0	0	9	9	0.00	0.500								

Boston Red Sox @ Kansas City Royals
Royals Stadium, Kansas City, MO
Wed May 20 1987, 8:05 PM EDT
Att: 24,168 - Unknown

AB 35
R 7
H 10
RBI 6
BB 2
SO 7
LOB 12



Batter	1	2	3	4	5	6	7	8	9	AB	R	H	RBI	BB	SO	LOB	BOTTOM								
Willie Wilson, S OBP: 0.315, SLG: 0.358 (1, 8)	0-0 5-3		0-0 5-3			0-0 6-3			0-0 G1-4-3 1B	4	0	1	0	0	0	0									
Kevin Seitzer, R OBP: 0.422, SLG: 0.475 (1, 5)	0-0 G6-4-3 1B			0-0 E1 G6-4-3		0-0 BB			0-0 G1-4-3 1B	3	0	1	0	1	0	1									
Juan Beniquez, R OBP: 0.337, SLG: 0.409 (1, 10)	0-0 G6-4-3			0-0 G6-4-3		0-0 6-3			0-0 6-3	4	0	0	0	0	0	3									
Danny Tartabull, R OBP: 0.345, SLG: 0.398 (1, 9)		0-0 G5-4-3 1B		0-0 F8		0-3 K			0-0 F9	3	0	1	0	0	1	0									
Bo Jackson, R OBP: 0.324, SLG: 0.461 (1, 7)		0-0 G5-4-3			0-3 K			0-0 F9		3	0	0	0	0	1	1									
Steve Balboni, R OBP: 0.250, SLG: 0.277 (1, 3)		0-0 BB		0-0 L5		0-3 K			0-0 F6	2	0	0	0	1	1	0									
Angel Salazar, R OBP: 0.265, SLG: 0.366 (1, 6)		0-0 F7			0-0 HR			0-0 F6		3	1	1	1	0	0	1									
Buddy Biancalana, S OBP: 0.211, SLG: 0.333 (1, 4)			0-0 L8		0-0 1-3			0-0 F7		3	0	0	0	0	0	0									
Larry Owen, R OBP: 0.268, SLG: 0.351 (1, 2)			0-3 K			0-0 F9			0-0 L9	3	0	0	0	0	1	0									
Inning Stats	R: 0 E: 0 K: 0 S: 3	H: 1 LOB: 0 BB: 0 P: 3	R: 0 E: 0 K: 0 S: 3	H: 1 LOB: 1 BB: 1 P: 7	R: 0 E: 0 K: 1 S: 5	H: 0 LOB: 0 BB: 0 P: 5	R: 0 E: 1 K: 0 S: 3	H: 0 LOB: 0 BB: 0 P: 3	R: 1 E: 0 K: 1 S: 6	H: 1 LOB: 0 BB: 0 P: 6	R: 0 E: 0 K: 0 S: 3	H: 0 LOB: 1 BB: 1 P: 7	R: 0 E: 0 K: 2 S: 7	H: 0 LOB: 0 BB: 0 P: 7	R: 0 E: 0 K: 0 S: 3	H: 0 LOB: 0 BB: 0 P: 3	R: 0 E: 0 K: 0 S: 3	H: 1 LOB: 0 BB: 0 P: 3	1B: 3 2B: 0 3B: 0 HR: 1	SF: 0 SAC: 0 DP: 4 HBP: 0	WP: 0 PB: 0 SB: 0 CS: 0	PA: 30			
PITCHER	IP	WLS	BF	H	R	ER	SO	BB	IBB	HBP	BLK	WP	HR	S	P	ERA	WHIP								
Bruce Hurst, L ERA: 2.67 (1, 1)	9.0	W	30	4	1	1	4	2	0	0	0	0	1	36	44	1.00	0.667								

Boston Red Sox @ Kansas City Royals
Royals Stadium, Kansas City, MO
Wed May 20 1987, 8:05 PM EDT
Att: 24,168 - Unknown


AB 28
R 1
H 4
RBI 1
BB 2
SO 4
LOB 6



Batter	1	2	3	4	5	6	7	8	9	AB	R	H	RBI	BB	SO	LOB	TOP			
Willie Wilson, S (1, 8) OBP: 0.323, SLG: 0.349										3	1	0	0	0	0	2				
Kevin Seitzer, R (1, 5) OBP: 0.423, SLG: 0.473										4	0	2	0	0	1	0				
Juan Beniquez, R (1, 10) OBP: 0.318, SLG: 0.381										4	0	0	0	0	0	3				
Danny Tartabull, R (1, 9) OBP: 0.358, SLG: 0.453										4	0	2	1	0	2	0				
Frank White, R (1, 4) OBP: 0.292, SLG: 0.342										3	0	0	0	1	1	3				
Bo Jackson, R (1, 7) OBP: 0.311, SLG: 0.460										4	1	0	0	0	2	3				
Angel Salazar, R (1, 6) OBP: 0.284, SLG: 0.358										4	0	0	0	0	1	1				
Steve Balboni, R (1, 3) OBP: 0.258, SLG: 0.328										4	2	2	3	0	1	0				
Jamie Quirk, L (1, 2) OBP: 0.343, SLG: 0.250										4	0	1	0	0	1	1				
Inning Stats	R: 1 E: 0 K: 1 S: 7	H: 2 LOB: 2 BB: 0 P: 8	R: 0 E: 1 K: 1 S: 6	H: 0 LOB: 1 BB: 0 P: 6	R: 0 E: 0 K: 1 S: 5	H: 0 LOB: 0 BB: 0 P: 5	R: 0 E: 0 K: 1 S: 5	H: 0 LOB: 0 BB: 0 P: 5	R: 0 E: 0 K: 0 S: 4	H: 2 LOB: 1 BB: 0 P: 4	R: 1 E: 0 K: 1 S: 7	H: 2 LOB: 1 BB: 0 P: 7	R: 0 E: 0 K: 2 S: 7	H: 0 LOB: 0 BB: 1 P: 7	R: 2 E: 0 K: 1 S: 6	H: 1 LOB: 0 BB: 1 P: 10	1B: 5 2B: 0 3B: 0 HR: 2	SF: 0 SAC: 0 DP: 1 HBP: 1	WP: 0 PB: 1 SB: 1 CS: 0	PA: 36
PITCHER Charlie Hough, R (1, 1) ERA: 4.02	IP: 9.0 WLS: W BF: 36 H: 7 R: 4 ER: 4 SO: 9 BB: 1 IBB: 0 HBP: 1 BLK: 0 WP: 0 HR: 2 S: 52 P: 57 ERA: 4.00 WHIP: 0.889															PITCHER				

Kansas City Royals @ Texas Rangers
Arlington Stadium, Arlington, TX
Sat May 23 1987, 8:05 PM EDT
Att: 35,133 - Unknown


AB 34
R 4
H 7
RBI 4
BB 1
SO 9
LOB 13

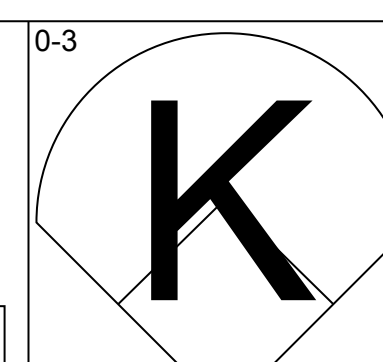
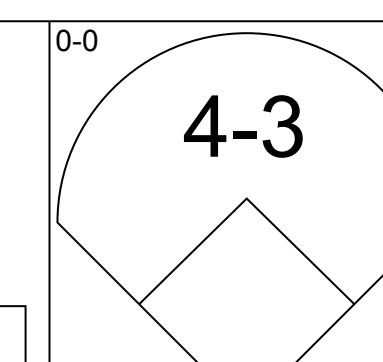
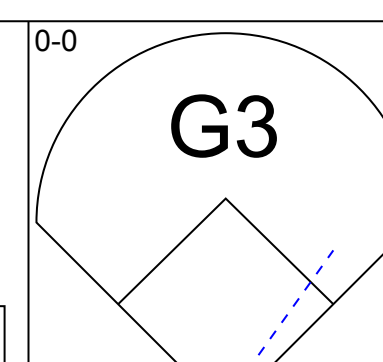
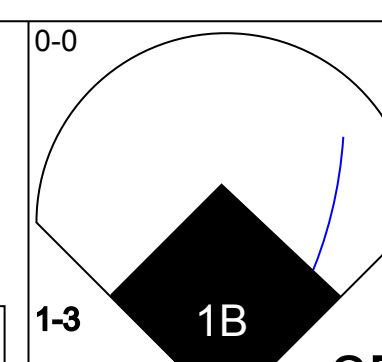
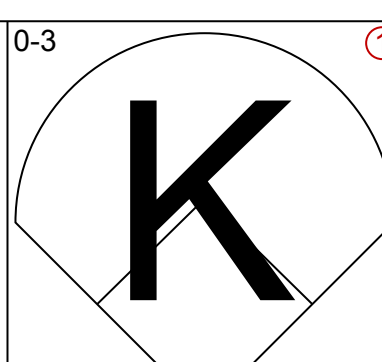
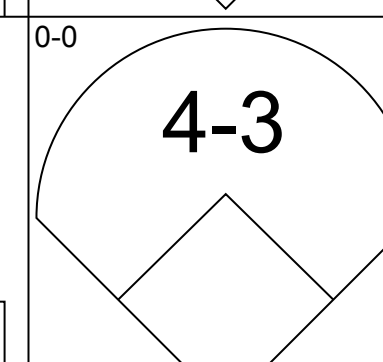
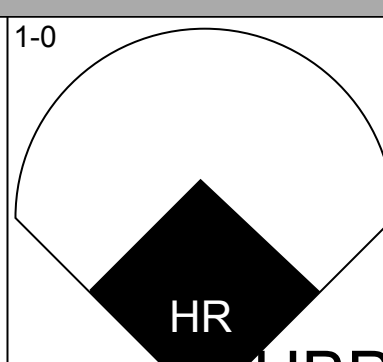
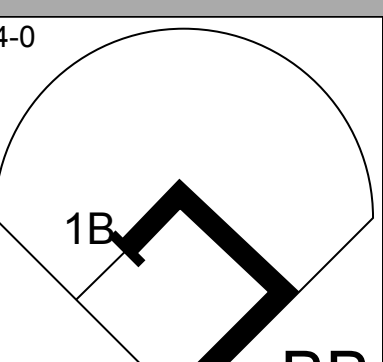
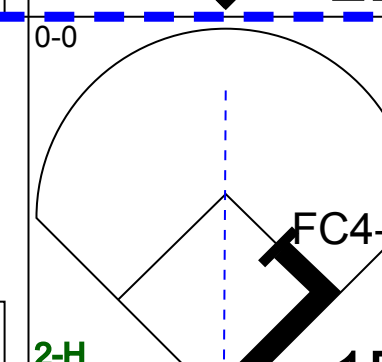
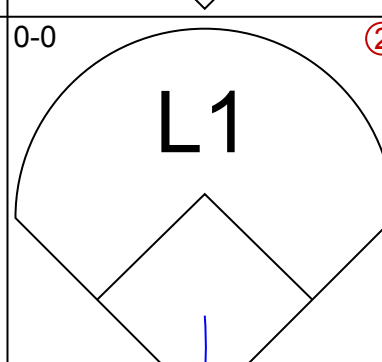
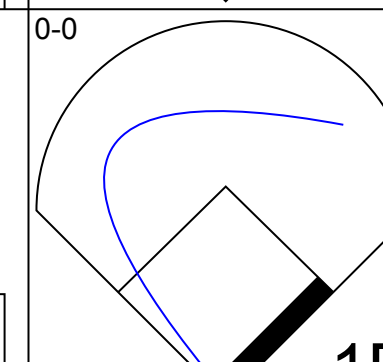
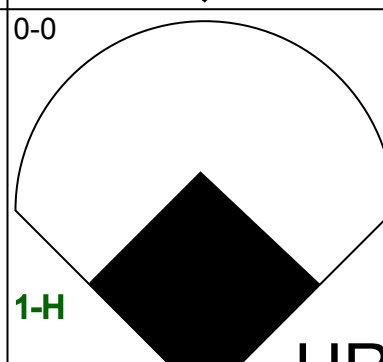
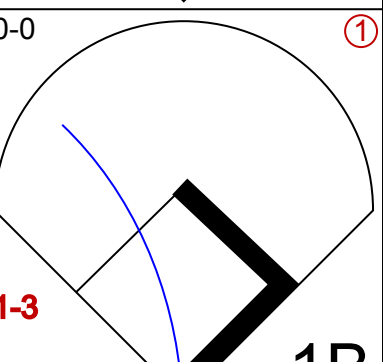
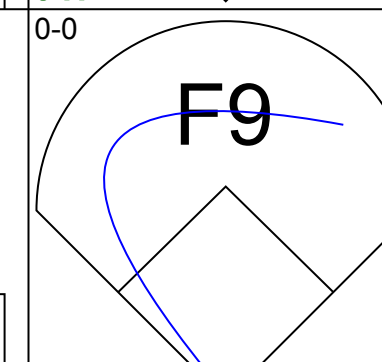
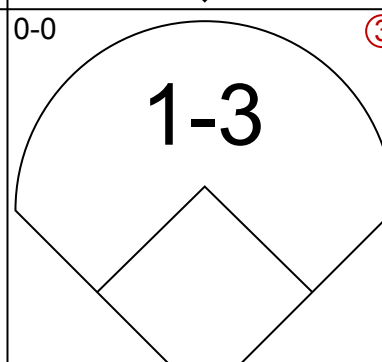
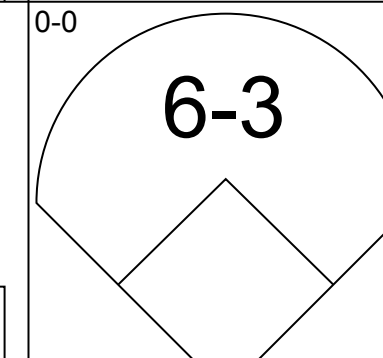
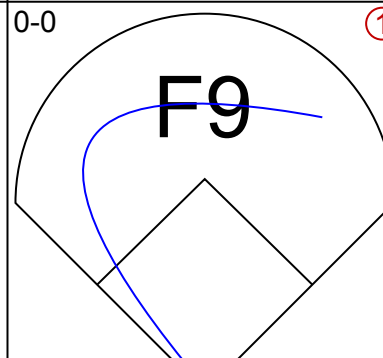
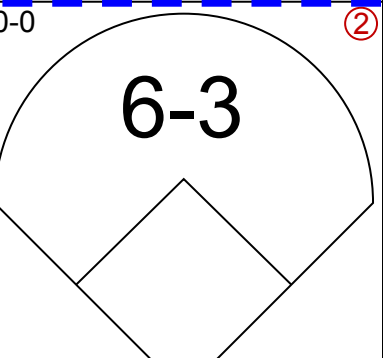
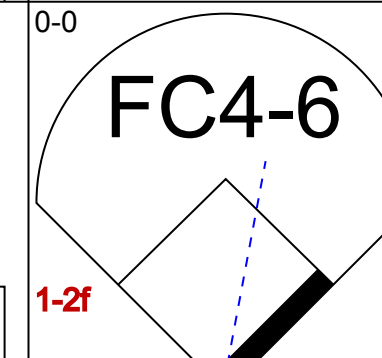
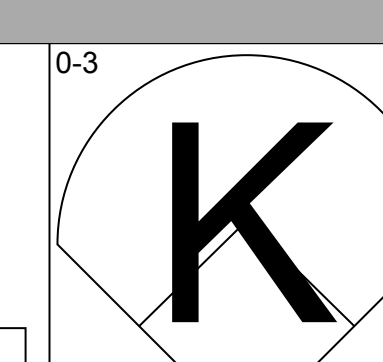
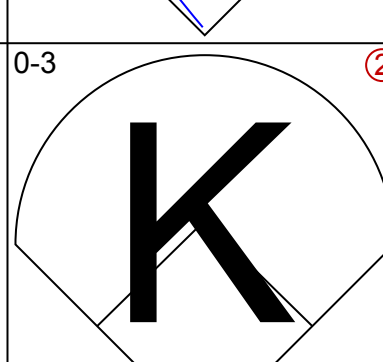
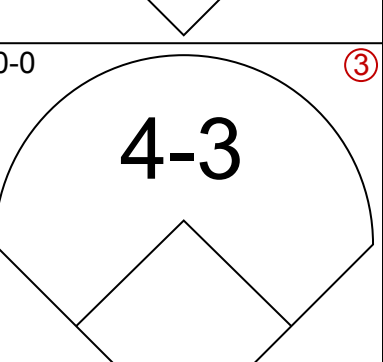
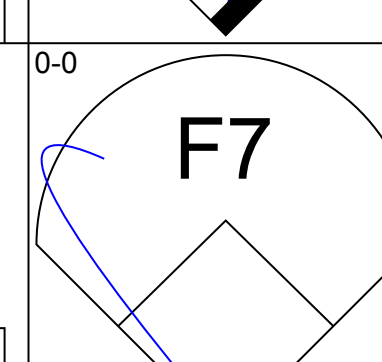
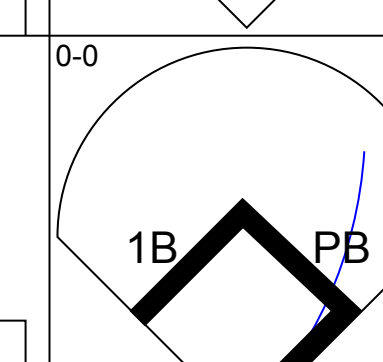
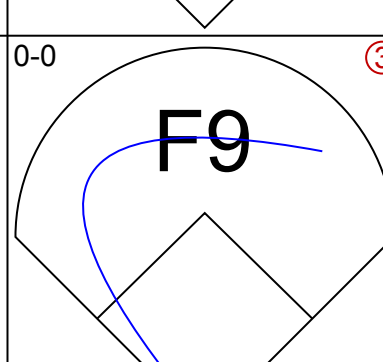
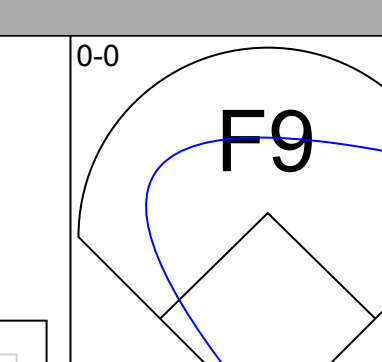
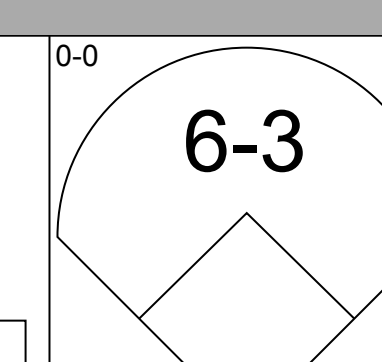
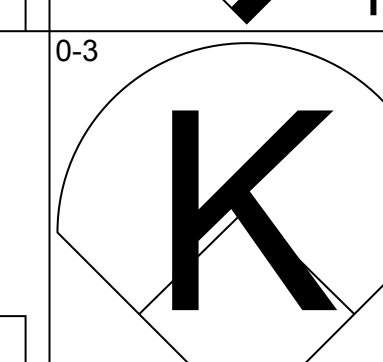
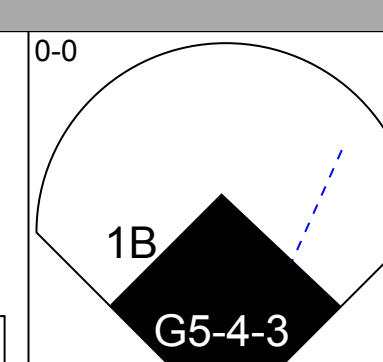
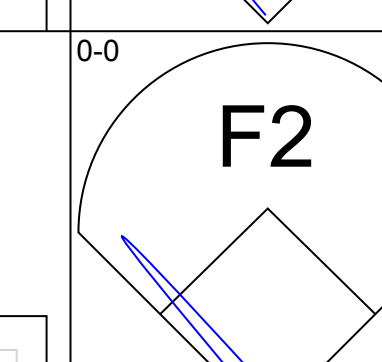
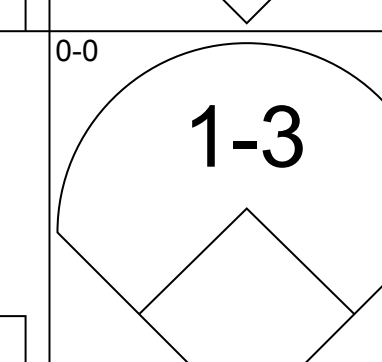
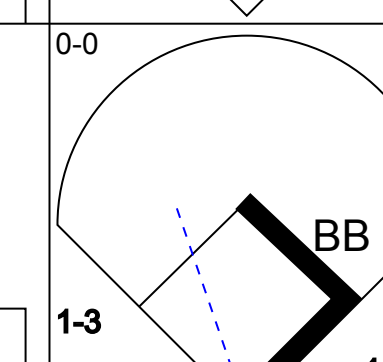
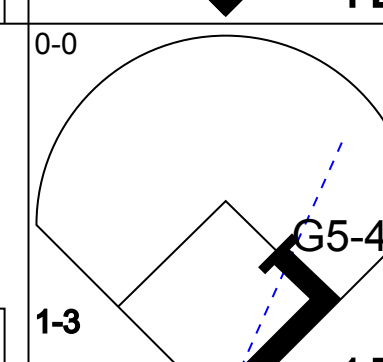
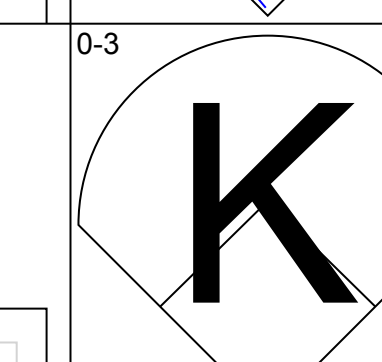
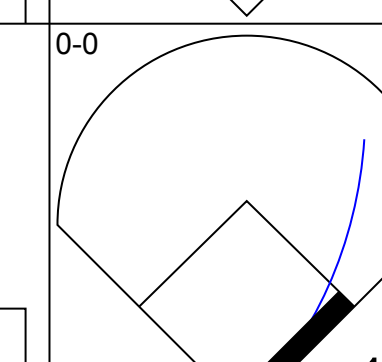
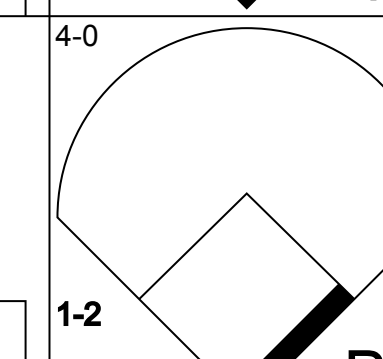
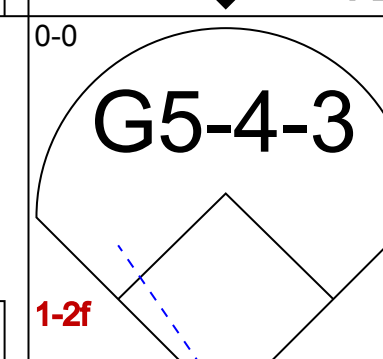
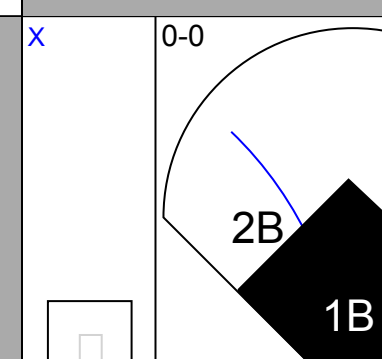
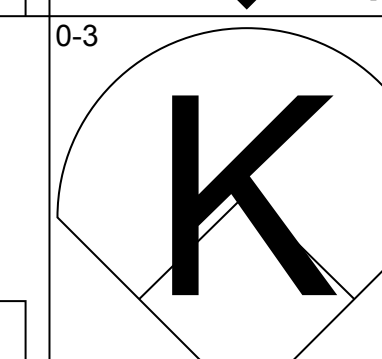


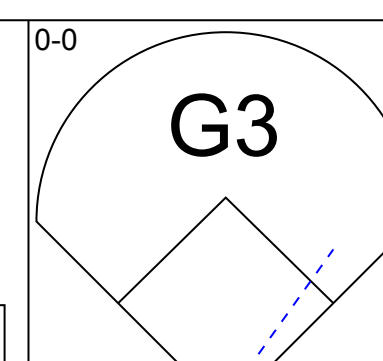
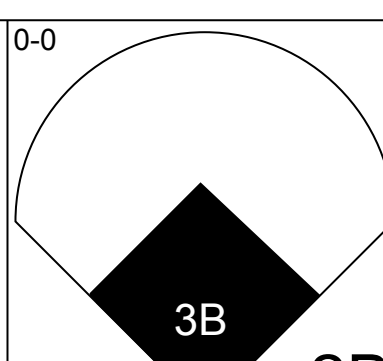
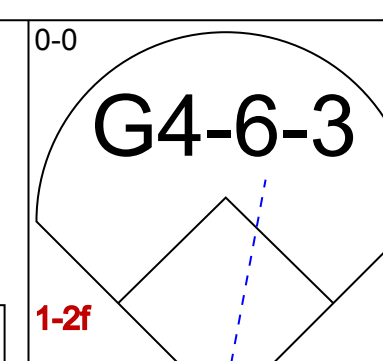
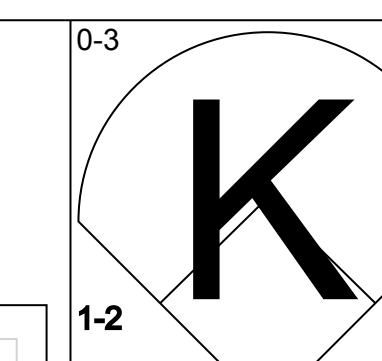
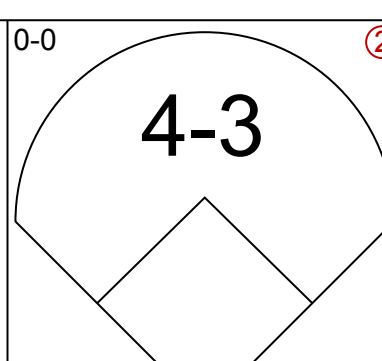
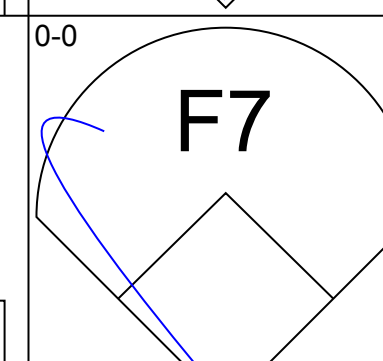
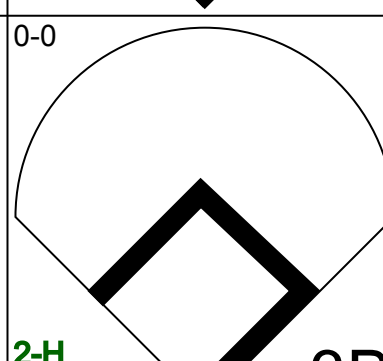
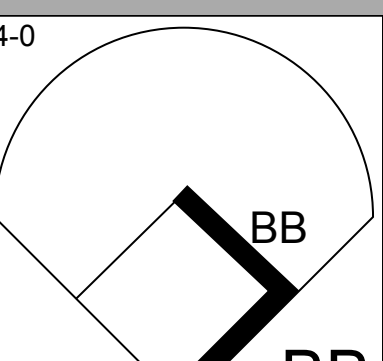
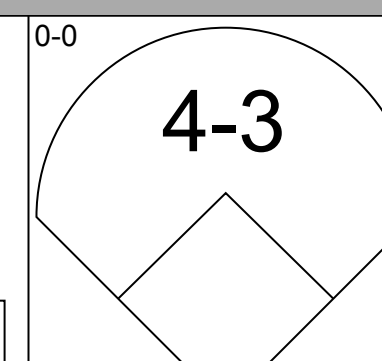
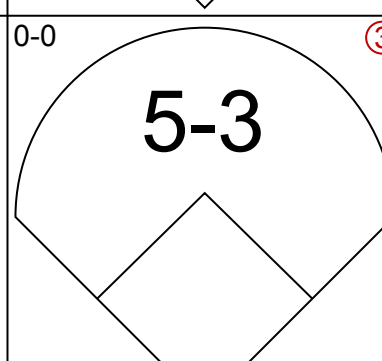
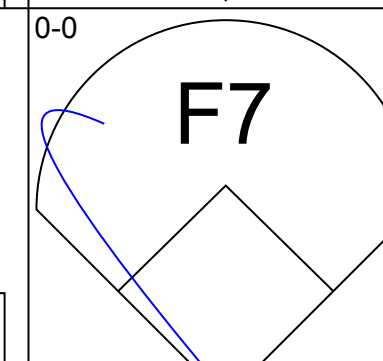
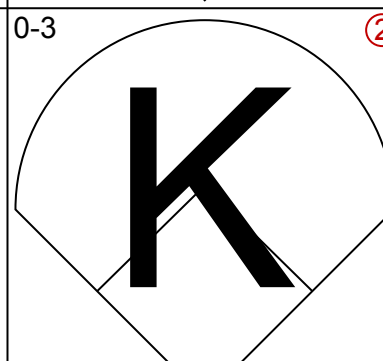
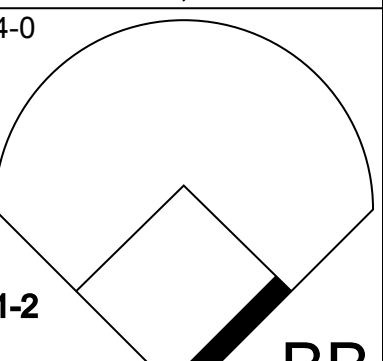
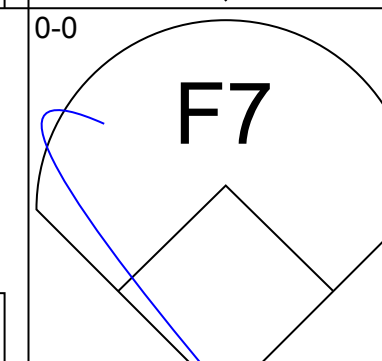
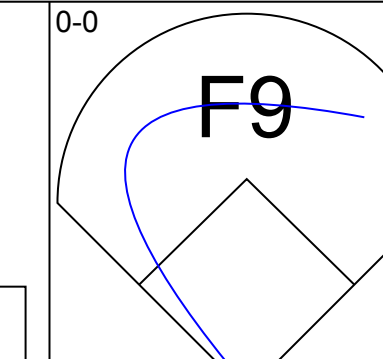
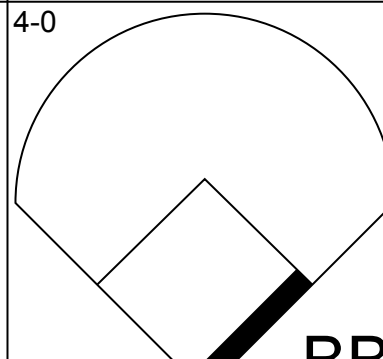
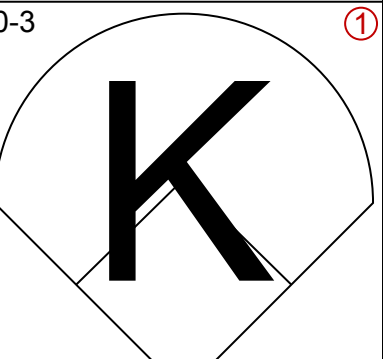
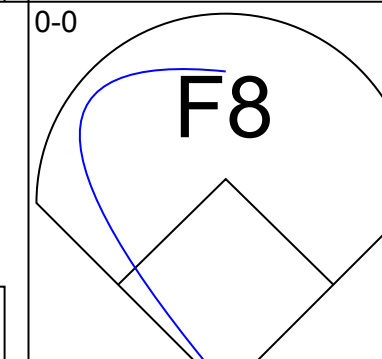
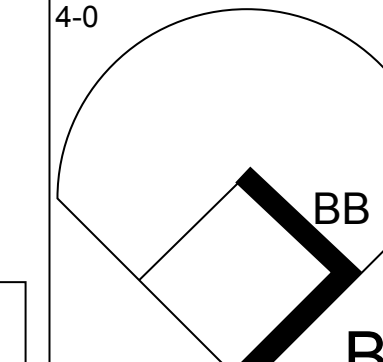
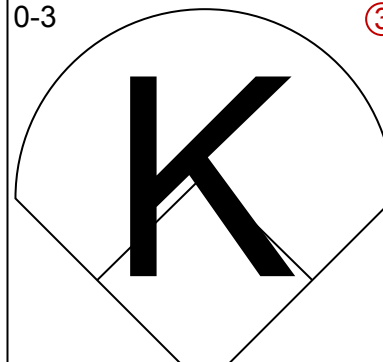
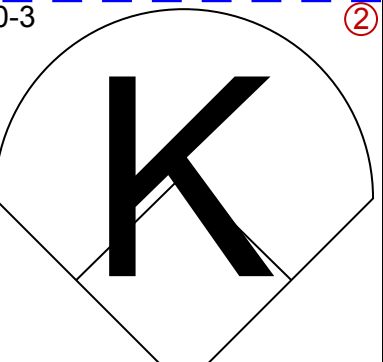
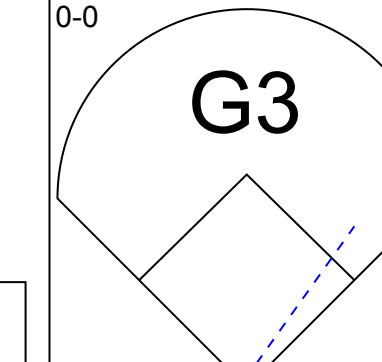
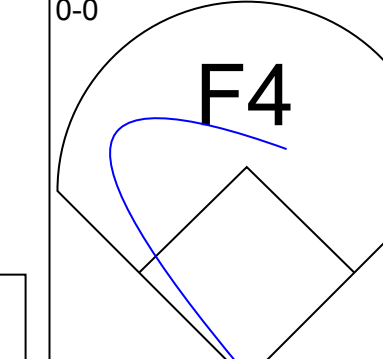
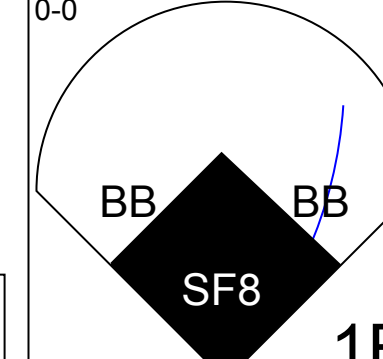
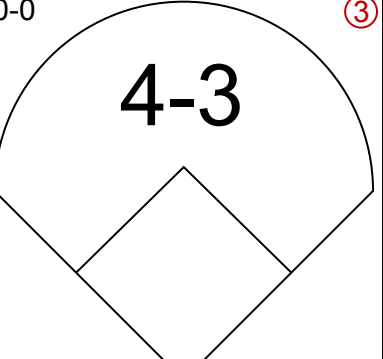
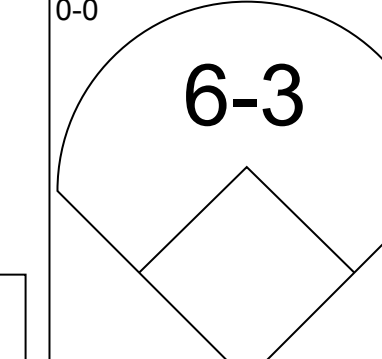
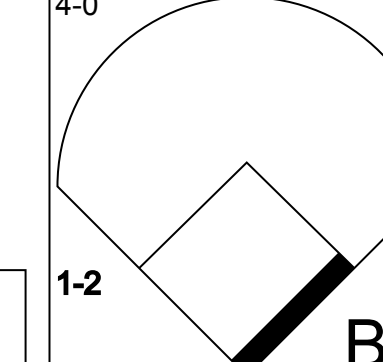
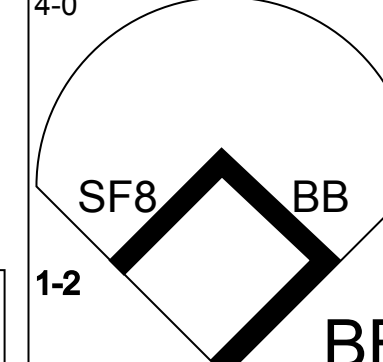
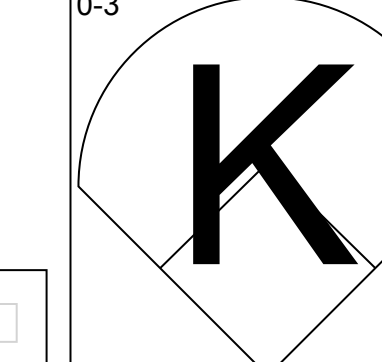
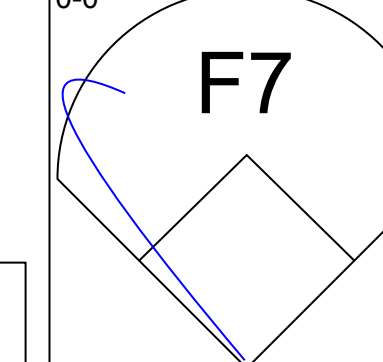
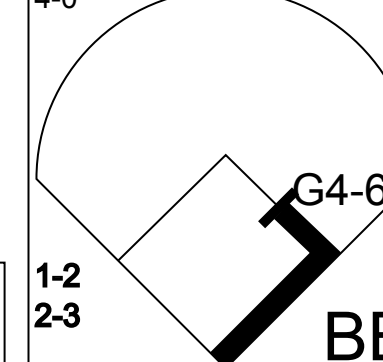
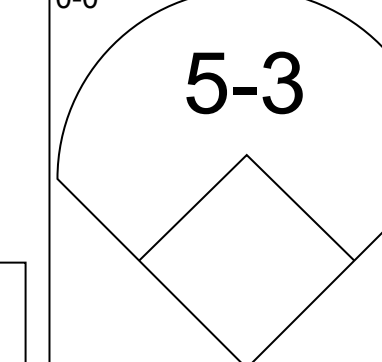

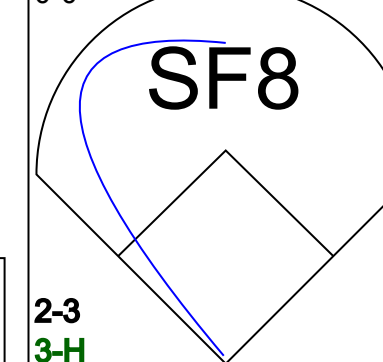
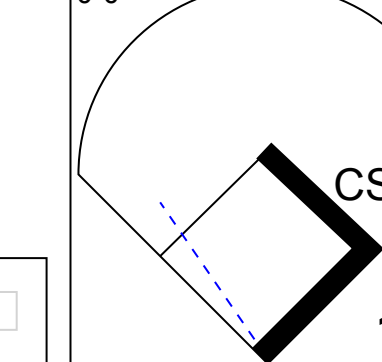

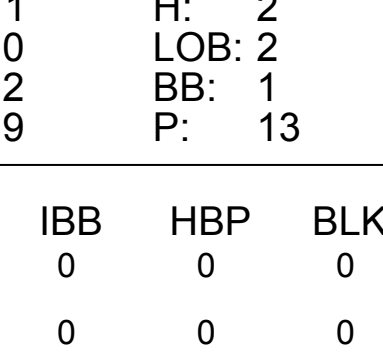
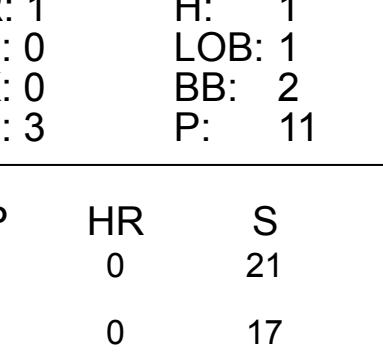
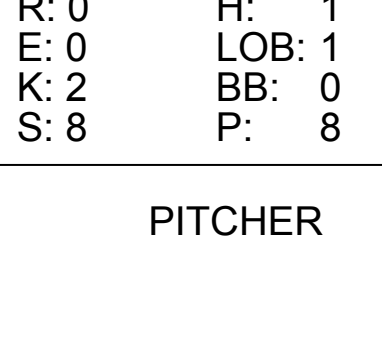
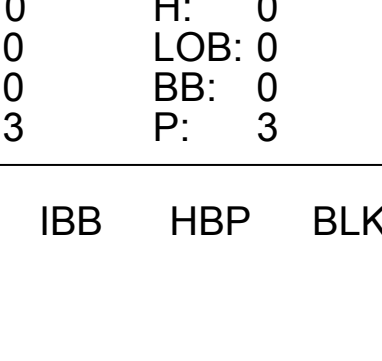
Batter	1	2	3	4	5	6	7	8	9	AB	R	H	RBI	BB	SO	LOB	BOTTOM			
Bob Brower, R (1, 8) OBP: 0.366, SLG: 0.429										3	1	2	1	0	0	1				
Oddibe McDowell, L (6, PH) OBP: 0.323, SLG: 0.317										1	0	0	0	1	0	0				
Scott Fletcher, R (1, 6) OBP: 0.384, SLG: 0.430										4	1	1	1	1	0	3				
Ruben Sierra, S (1, 9) OBP: 0.313, SLG: 0.409										5	1	3	0	0	0	1				
Pete Incaviglia, R (1, 7) OBP: 0.390, SLG: 0.590										3	0	0	0	1	2	4				
Larry Parrish, R (1, 10) OBP: 0.370, SLG: 0.590										4	1	2	2	0	1	0				
Pete O'Brien, L (1, 3) OBP: 0.301, SLG: 0.400										4	0	0	0	0	0	2				
Don Slaught, R (1, 2) OBP: 0.307, SLG: 0.467										3	1	2	1	1	0	0				
Steve Buechele, R (1, 5) OBP: 0.260, SLG: 0.321										4	1	0	0	0	0	2				
Jeff Kunkel, R (1, 4) OBP: 0.217, SLG: 0.217										1	0	0	0	0	0	1				
Jerry Browne, S (6, PH) OBP: 0.361, SLG: 0.350										2	0	1	0	0	1	0				
Inning Stats	R: 1 E: 0 K: 0 S: 5	H: 2 LOB: 2 BB: 1 P: 9	R: 0 E: 0 K: 0 S: 4	H: 1 LOB: 2 BB: 1 P: 8	R: 2 E: 0 K: 0 S: 5	H: 2 LOB: 0 BB: 0 P: 5	R: 1 E: 1 K: 1 S: 8	H: 2 LOB: 2 BB: 0 P: 8	R: 1 E: 0 K: 1 S: 6	H: 1 LOB: 1 BB: 0 P: 6	R: 1 E: 1 K: 2 S: 8	H: 1 LOB: 1 BB: 1 P: 12	R: 0 E: 0 K: 0 S: 4	H: 1 LOB: 1 BB: 0 P: 4	R: 0 E: 0 K: 0 S: 3	H: 1 LOB: 1 BB: 1 P: 7	1B: 8 2B: 0 3B: 0 HR: 3	SF: 0 SAC: 1 DP: 0 HBP: 0	WP: 0 PB: 1 SB: 1 CS: 1	PA: 39
PITCHER Bud Black, L (1, 1) ERA: 2.51	IP: 3.2 WLS: L BF: 21 H: 7 R: 4 ER: 3 SO: 0 BB: 2 IBB: 0 HBP: 0 BLK: 0 WP: 0 HR: 2 S: 19 P: 27 ERA: 7.36 WHIP: 2.455															PITCHER				
Dave Gumpert, R (4, 1) ERA: 4.0	IP: 3.1 WLS: L BF: 14 H: 3 R: 2 ER: 1 SO: 4 BB: 1 IBB: 0 HBP: 0 BLK: 0 WP: 0 HR: 1 S: 21 P: 25 ERA: 2.70 WHIP: 1.200															PITCHER				
Steve Farr, R (8, 1) ERA: 5.47	IP: 1.0 WLS: L BF: 4 H: 1 R: 0 ER: 0 SO: 0 BB: 1 IBB: 0 HBP: 0 BLK: 0 WP: 0 HR: 0 S: 3 P: 7 ERA: 0.00 WHIP: 2.000															PITCHER				

Kansas City Royals @ Texas Rangers
Arlington Stadium, Arlington, TX
Sat May 23 1987, 8:05 PM EDT
Att: 35,133 - Unknown

AB 34
R 6
H 11
RBI 5
BB 4
SO 4
LOB 14



Batter	1	2	3	4	5	6	7	8	9	AB	R	H	RBI	BB	SO	LOB	TOP			
Willie Wilson, S OBP: 0.319, SLG: 0.351 (1, 8)										5	1	1	0	0	2	3	Kansas City Royals @ Texas Rangers Arlington Stadium, Arlington, TX Sun May 24 1987, 4:33 AM EDT Att: 38,952 - Unknown			
Kevin Seitzer, R OBP: 0.426, SLG: 0.471 (1, 5)										3	1	1	2	1	0	0				
Danny Tartabull, R OBP: 0.365, SLG: 0.479 (1, 9)										5	1	3	2	0	0	1				
Jorge Orta, L OBP: 0.222, SLG: 0.360 (1, 10)										4	0	0	0	0	0	3				
Steve Balboni, R OBP: 0.250, SLG: 0.317 (1, 3)										4	0	0	0	0	2	2				
Angel Salazar, R OBP: 0.284, SLG: 0.355 (1, 6)										4	0	1	0	0	0	0				
Bo Jackson, R OBP: 0.309, SLG: 0.454 (1, 7)										4	1	1	0	0	1	1				
Buddy Biancalana, S OBP: 0.304, SLG: 0.409 (1, 4)										4	0	3	0	0	1	0				
Larry Owen, R OBP: 0.289, SLG: 0.350 (1, 2)										3	1	1	0	1	1	2				
Inning Stats	R: 0 E: 0 K: 1 S: 6	H: 1 LOB: 1 BB: 0 P: 6	R: 0 E: 0 K: 2 S: 9	H: 2 LOB: 3 BB: 1 P: 13	R: 2 E: 0 K: 1 S: 6	H: 1 LOB: 0 BB: 0 P: 7	R: 1 E: 0 K: 0 S: 4	H: 2 LOB: 0 BB: 0 P: 4	R: 0 E: 0 K: 0 S: 3	H: 0 LOB: 0 BB: 0 P: 5	R: 2 E: 0 K: 0 S: 6	H: 3 LOB: 1 BB: 0 P: 6	R: 0 E: 0 K: 1 S: 6	H: 1 LOB: 1 BB: 0 P: 6	R: 0 E: 0 K: 1 S: 5	H: 0 LOB: 0 BB: 0 P: 5	1B: 9 2B: 1 3B: 0 HR: 1	SF: 0 SAC: 0 DP: 1 HBP: 1	WP: 0 PB: 1 SB: 0 CS: 0	PA: 39
PITCHER	IP	WLS	BF	H	R	ER	SO	BB	IBB	HBP	BLK	WP	HR	S	P	ERA	WHIP			
Jose Guzman, R ERA: 6.44 (1, 1)	4.1	L	21	7	3	3	4	2	0	1	0	0	1	26	35	6.23	2.077			
Greg Harris, R ERA: 4.89 (5, 1)	1.2		7	2	2	2	1	0	0	0	0	0	0	9	9	10.80	1.200			
Dale Mohorcic, R ERA: 3.0 (7, 1)	3.0		11	2	0	0	2	0	0	0	0	0	0	15	15	0.00	0.667			

Batter	1	2	3	4	5	6	7	8	9	AB	R	H	RBI	BB	SO	LOB	BOTTOM					
Oddibe McDowell, L OBP: 0.317, SLG: 0.322 (1, 8)										5	1	1	0	0	1	3	Kansas City Royals @ Texas Rangers Arlington Stadium, Arlington, TX Sun May 24 1987, 4:33 AM EDT Att: 38,952 - Unknown					
Curtis Wilkerson, S OBP: 0.360, SLG: 0.417 (1, 6)										2	0	1	1	1	0	0						
Scott Fletcher, R OBP: 0.379, SLG: 0.424 (7, PH) (8, 6)										2	0	0	0	0	0	0						
Ruben Sierra, S OBP: 0.311, SLG: 0.401 (1, 9)										3	0	0	0	1	1	1						
Pete Incaviglia, R OBP: 0.387, SLG: 0.578 (1, 7)										3	0	0	0	1	1	2						
Pete O'Brien, L OBP: 0.300, SLG: 0.392 (1, 3)										3	0	0	0	1	2	4						
Larry Parrish, R OBP: 0.387, SLG: 0.580 (1, 5)										4	1	1	0	0	0	3						
Darrell Porter, L OBP: 0.341, SLG: 0.303 (1, 10)										0	0	0	0	2	0	0						
Bob Brower, R OBP: 0.369, SLG: 0.423 (6, PH)										1	0	0	0	1	1	0						
Geno Petralli, L OBP: 0.434, SLG: 0.429 (1, 2)										1	0	0	0	1	0	2						
Don Slaught, R OBP: 0.302, SLG: 0.458 (6, PH) (7, 2)										2	0	0	0	0	0	1						
Jerry Browne, S OBP: 0.358, SLG: 0.350 (1, 4)										3	0	1	1	0	0	0						
Inning Stats	R: 0 E: 0 K: 0 S: 3	H: 0 LOB: 0 BB: 0 P: 3	R: 0 E: 0 K: 0 S: 3	H: 0 LOB: 2 BB: 2 P: 11	R: 1 E: 0 K: 2 S: 9	H: 2 LOB: 1 BB: 1 P: 13	R: 0 E: 0 K: 0 S: 3	H: 1 LOB: 1 BB: 2 P: 11	R: 0 E: 0 K: 2 S: 7	H: 0 LOB: 2 BB: 2 P: 15	R: 0 E: 0 K: 2 S: 8	H: 1 LOB: 1 BB: 0 P: 8	R: 0 E: 0 K: 0 S: 3	H: 0 LOB: 0 BB: 0 P: 3	R: 0 E: 0 K: 0 S: 3	H: 0 LOB: 1 BB: 1 P: 7	R: 0 E: 0 K: 0 S: 3	H: 0 LOB: 0 BB: 0 P: 3	1B: 2 2B: 1 3B: 1 HR: 0	SF: 1 SAC: 0 DP: 1 HBP: 0	WP: 0 PB: 0 SB: 0 CS: 1	PA: 38
PITCHER	IP	WLS	BF	H	R	ER	SO	BB	IBB	HBP	BLK	WP	HR	S	P	ERA	WHIP					
Mark Gubicza, R ERA: 3.75 (1, 1)	4.1		22	3	2	2	3	7	0	0	0	0	0	21	49	4.15	2.308					
Jerry Don Gleaton, L ERA: (5, 1)	3.1	W	12	1	0	0	3	1	0	0	0	0	0	17	21	0.00	0.600					
Dan Quisenberry, R ERA: 1.93 (8, 1)	1.1	S	4	0	0	0	0	0	0	0	0	0	0	4	4	0.00	0.000					


Batter	1	2	3	4	5	6	7	8	9	AB	R	H	RBI	BB	SO	LOB	TOP			
Willie Wilson, S (1, 8) OBP: 0.315, SLG: 0.360	0-0 4-3		0-3 K		0-3 K		0-0 K		0-0 6-3	5	0	1	2	0	2	0	Kansas City Royals @ Chicago White Sox Comiskey Park, Chicago, IL Mon May 25 1987, 8:05 PM EDT Att: 11,259 - Unknown livebaseballscorecards.com			
Kevin Seitzer, R (1, 5) OBP: 0.418, SLG: 0.459	0-3 K		0-0 F4		0-0 L9		0-3 K			4	0	0	0	0	2	1				
Danny Tartabull, R (1, 9) OBP: 0.375, SLG: 0.483	4-0 1B BB			0-0 F4		0-0 G5-4-3 1B		0-0 HR 1B		3	1	2	0	1	0	0				
Jorge Orta, L (1, 10) OBP: 0.258, SLG: 0.483	0-0 1-3 1B			0-0 HR		0-0 F9		0-0 F7		4	1	2	1	0	0	2				
Frank White, R (1, 4) OBP: 0.291, SLG: 0.347	0-3 K			0-0 HR 2B		0-0 G5-4-3 1-2		0-3 K		4	1	1	0	0	2	4				
Steve Balboni, R (1, 3) OBP: 0.294, SLG: 0.362		0-0 6-3		0-0 G3 2H 2B			0-0 G6-4-3 1B 1H HR			4	1	3	3	0	0	0				
Angel Salazar, R (1, 6) OBP: 0.256, SLG: 0.344		0-0 4-3		0-0 G3 2-3			0-0 G6-4-3 1-2		0-0 6-3	4	0	0	0	0	0	2				
Bo Jackson, R (1, 7) OBP: 0.308, SLG: 0.444		0-3 K		0-3 K			4-0 1B 3B BB		0-0 L3	3	1	0	0	1	2	1				
Jamie Quirk, L (1, 2) OBP: 0.338, SLG: 0.250			0-0 6-3		0-0 L9		0-0 1-3 3B 1B		0-0 F9	4	1	1	0	0	0	0				
Inning Stats	R: 0 E: 0 K: 2 S: 8	H: 1 LOB: 2 BB: 1 P: 12	R: 0 E: 0 K: 1 S: 5	H: 0 LOB: 0 BB: 0 P: 5	R: 0 E: 0 K: 1 S: 5	H: 0 LOB: 0 BB: 0 P: 5	R: 2 E: 0 K: 1 S: 8	H: 3 LOB: 1 BB: 0 P: 8	R: 0 E: 0 K: 0 S: 3	H: 1 LOB: 0 BB: 0 P: 3	R: 2 E: 0 K: 1 S: 7	H: 3 LOB: 1 BB: 1 P: 11	R: 2 E: 0 K: 1 S: 7	H: 2 LOB: 2 BB: 0 P: 7	R: 0 E: 0 K: 0 S: 3	H: 0 LOB: 0 BB: 0 P: 3	1B: 5 2B: 2 3B: 1 HR: 2	SF: 0 SAC: 0 DP: 2 HBP: 0	WP: 0 PB: 0 CS: 0	PA: 37
PITCHER	IP WLS BF H R ER SO BB IBB HBP BLK WP HR S P ERA WHIP	6.2 L 28 8 4 4 6 2 0 0 0 0 1 38 46 5.40 1.500	2.1 9 2 2 2 2 0 0 0 0 0 1 13 13 7.71 0.857																	

Batter	1	2	3	4	5	6	7	8	9	AB	R	H	RBI	BB	SO	LOB	BOTTOM					
Daryl Boston, L (1, 7) OBP: 0.317, SLG: 0.391	0-0 F9		4-0 SH1-4 BB		0-0 G6-4-3 1B			0-0 1B		3	0	2	0	1	0	0	Kansas City Royals @ Chicago White Sox Comiskey Park, Chicago, IL Mon May 25 1987, 8:05 PM EDT Att: 11,259 - Unknown livebaseballscorecards.com					
Gary Redus, R (1, 9) OBP: 0.361, SLG: 0.421	0-3 K		0-0 SH1-4 1-2 2-3		0-0 G6-4-3 1-2		0-3 K			3	0	0	0	0	2	2						
Harold Baines, L (1, 10) OBP: 0.400, SLG: 0.463	0-0 6-3		4-0 BB		0-3 K		0-3 K		0-0 F8	3	0	0	0	1	1	1						
Greg Walker, L (1, 3) OBP: 0.262, SLG: 0.390		0-0 F5	0-3 K		0-0 L8			0-0 3-1		4	0	0	0	0	1	3						
Carlton Fisk, R (1, 2) OBP: 0.319, SLG: 0.345		0-0 E 2B	0-3 K		0-0 L5			0-0 F8		4	0	1	0	0	1	3						
Tim Lincecum, R (1, 5) OBP: 0.286, SLG: 0.421		0-0 5-3		0-0 6-3			0-0 F9		0-0 HR	4	1	1	1	0	0	1						
Ozzie Guillen, L (1, 6) OBP: 0.333, SLG: 0.346		0-0 E7 2-3 1B	0-0 4-3		0-3 K			0-0 L8		4	0	1	0	0	1	0						
Fred Manrique, R (1, 4) OBP: 0.262, SLG: 0.293		0-0 F5		0-0 F8			0-0 6-3			3	0	0	0	0	0	2						
Kenny Williams, R (1, 8) OBP: 0.267, SLG: 0.333			0-0 E1 SH1-4 1B		0-0 F9			0-0 4-3		3	0	1	0	0	0	0						
Inning Stats	R: 0 E: 1 K: 1 S: 5	H: 0 LOB: 0 BB: 0 P: 5	R: 0 E: 1 K: 0 S: 5	H: 2 LOB: 2 BB: 0 P: 5	R: 0 E: 1 K: 2 S: 8	H: 1 LOB: 3 BB: 2 P: 16	R: 0 E: 0 K: 0 S: 3	H: 0 LOB: 0 BB: 0 P: 3	R: 0 E: 0 K: 0 S: 3	H: 1 LOB: 0 BB: 0 P: 3	R: 0 E: 0 K: 1 S: 5	H: 0 LOB: 0 BB: 0 P: 5	R: 0 E: 0 K: 1 S: 5	H: 0 LOB: 0 BB: 0 P: 5	R: 0 E: 0 K: 1 S: 6	H: 1 LOB: 1 BB: 0 P: 6	R: 1 E: 0 K: 0 S: 4	H: 1 LOB: 0 BB: 0 P: 4	1B: 4 2B: 1 3B: 0 HR: 1	SF: 0 SAC: 1 DP: 1 HBP: 0	WP: 0 PB: 0 CS: 0	PA: 34
PITCHER	IP WLS BF H R ER SO BB IBB HBP BLK WP HR S P ERA WHIP	9.0 W 34 6 1 1 6 2 0 0 0 0 1 44 52 1.00 0.889																				

Batter	1	2	3	4	5	6	7	8	9	AB	R	H	RBI	BB	SO	LOB	TOP					
Willie Wilson, S (1, 8) OBP: 0.324, SLG: 0.397	0-0 HR		0-0 1B		0-0 F6		0-0 1B 2B		0-0 G6-3	5	2	3	1	0	0	1						
Kevin Seitzer, R (1, 5) OBP: 0.415, SLG: 0.453	0-0 1-3		0-0 F8			0-0 F2	0-0 1B			4	0	1	2	0	0	1						
Danny Tartabull, R (1, 9) OBP: 0.372, SLG: 0.477	0-0 6-3		0-0 G4-6-3			0-0 G3 1B	K			4	0	1	0	0	1	2						
Jorge Orta, L (1, 10) OBP: 0.257, SLG: 0.455	0-0 1B			0-0 4-3		0-0 G3		0-0 F8		4	0	1	0	0	0	1						
Frank White, R (1, 4) OBP: 0.296, SLG: 0.366	0-0 FC5-4			0-0 HR		0-0 BB		0-0 6-3		3	1	1	1	1	0	1						
Steve Balboni, R (1, 3) OBP: 0.257, SLG: 0.351		0-0 5-3		0-0 5-3		0-0 1-3		0-0 F8		4	0	0	0	0	0	2						
Juan Beniquez, R (1, 7) Bo Jackson, R (9, PH) OBP: 0.312, SLG: 0.444				0-0 F8			0-0 G3		4-0 6-3 1B BB	3	0	1	0	0	0	0	AB 35 R 5 H 10 RBI 5 BB 2 SO 3 LOB 11					
Angel Salazar, R (1, 6) OBP: 0.248, SLG: 0.333		0-0 L7			0-0 F7		0-3 K		0-0 6-3	4	0	0	0	0	1	2						
Jamie Quirk, L (1, 2) Hal McRae, R (9, PH) Larry Owen, R (9, 2) OBP: 0.289, SLG: 0.350			0-3 K		0-0 6-3		0-0 2B 1B		0-0 G6-3 1B	3	1	1	0	0	1	1						
Inning Stats	R: 1 E: 0 K: 0 S: 5	H: 2 LOB: 1 BB: 0 P: 5	R: 0 E: 0 K: 1 S: 6	H: 1 LOB: 1 BB: 0 P: 6	R: 0 E: 0 K: 0 S: 3	H: 1 LOB: 0 BB: 0 P: 3	R: 1 E: 0 K: 0 S: 4	H: 1 LOB: 0 BB: 0 P: 4	R: 0 E: 0 K: 0 S: 3	H: 0 LOB: 0 BB: 0 P: 3	R: 0 E: 0 K: 0 S: 4	H: 1 LOB: 1 BB: 1 P: 8	R: 2 E: 0 K: 2 S: 10	H: 3 LOB: 1 BB: 0 P: 10	R: 0 E: 0 K: 0 S: 3	H: 0 LOB: 0 BB: 0 P: 3	R: 1 E: 0 K: 0 S: 3	H: 1 LOB: 0 BB: 1 P: 7	1B: 6 2B: 2 3B: 0 HR: 2	SF: 0 SAC: 0 DP: 2 HBP: 0	WP: 0 PB: 0 SB: 1 CS: 1	PA: 37
PITCHER	IP WLS BF H R ER SO BB IBB HBP BLK WP HR S P ERA WHIP																					
Bill Long, R (1, 1) ERA: 3.45	6.2 L 29 9 4 4 2 1 0 0 0 0 0 2 32 36 5.40 1.500																					
Jim Winn, R (7, 1) ERA: 4.55	1.2 6 0 1 1 1 1 0 0 0 0 0 0 7 11 5.40 0.600																					
Ray Seearge, L (9, 1) ERA: 0.86	0.2 2 1 0 0 0 0 0 0 0 0 0 0 2 2 0.00 1.500																					

Kansas City Royals @ Chicago White Sox
Comiskey Park, Chicago, IL
Tue May 26 1987, 8:05 PM EDT
Att: 13,343 - Unknown


AB 35
R 5
H 10
RBI 5
BB 2
SO 3
LOB 11



Batter	1	2	3	4	5	6	7	8	9	AB	R	H	RBI	BB	SO	LOB	BOTTOM			
Daryl Boston, L (1, 7) OBP: 0.315, SLG: 0.394	0-0 2B		0-3 K			0-0 3-1		0-3 K		4	0	1	0	0	2	2				
Gary Redus, R (1, 9) OBP: 0.353, SLG: 0.410	0-0 6-3		0-0 F9			0-0 5-3		0-0 G6-4-3		4	0	0	0	0	0	3				
Harold Baines, L (1, 10) OBP: 0.380, SLG: 0.437	0-3 K		0-3 K			0-3 K			0-3 K	4	0	0	0	0	4	2				
Carlton Fisk, R (1, 2) OBP: 0.317, SLG: 0.336	0-3 K			0-0 F7		0-3 K		0-0 HR BB		3	1	0	0	1	2	1				
Greg Walker, L (1, 3) OBP: 0.274, SLG: 0.427		0-0 G3-6-1 1B		0-0 4-3		0-0 2B 2B		0-0 1-H HR		4	2	3	2	0	0	0				
Tim Lincecum, R (1, 5) OBP: 0.256, SLG: 0.410		0-0 G3-6-1		0-3 K		0-0 5-3		0-0 6-3		4	0	0	0	0	1	2				
Kenny Williams, R (1, 8) OBP: 0.368, SLG: 0.611		0-0 HR			0-0 F4		0-0 2B		1-0 HBP	3	1	2	2	0	0	0				
Fred Manrique, R (1, 4) Jerry Hairston, S (9, PH) OBP: 0.296, SLG: 0.136		0-3 K			0-0 6-3		0-3 K		0-0 F8	3	0	0	0	0	2	1				
Ozzie Guillen, L (1, 6) OBP: 0.340, SLG: 0.353			0-0 1B		0-3 K			0-0 G6-4-3 1B		3	0	2	0	0	1	0				
Inning Stats	R: 0 E: 0 K: 2 S: 8	H: 1 LOB: 1 BB: 0 P: 8	R: 1 E: 0 K: 1 S: 6	H: 2 LOB: 0 BB: 0 P: 6	R: 0 E: 0 K: 2 S: 8	H: 1 LOB: 1 BB: 0 P: 8	R: 0 E: 0 K: 1 S: 5	H: 0 LOB: 0 BB: 0 P: 5	R: 0 E: 0 K: 1 S: 5	H: 0 LOB: 0 BB: 0 P: 5	R: 1 E: 0 K: 2 S: 9	H: 2 LOB: 1 BB: 0 P: 9	R: 0 E: 0 K: 1 S: 5	H: 1 LOB: 0 BB: 0 P: 5	R: 2 E: 0 K: 1 S: 6	H: 1 LOB: 1 BB: 1 P: 11	1B: 3 2B: 3 3B: 0 HR: 2	SF: 0 SAC: 0 DP: 2 HBP: 1	WP: 0 PB: 0 SB: 0 CS: 0	PA: 35
PITCHER	IP WLS BF H R ER SO BB IBB HBP BLK WP HR S P ERA WHIP																			
Danny Jackson, L (1, 1) ERA: 3.86	8.1 W 32 8 4 4 12 1 0 0 0 0 0 2 55 59 4.32 1.080																			
Dan Quisenberry, R (9, 1) ERA: 1.86	0.2 S 3 0 0 0 0 0 0 0 1 0 0 0 2 3 0.00 0.000																			

Kansas City Royals @ Chicago White Sox
Comiskey Park, Chicago, IL
Tue May 26 1987, 8:05 PM EDT
Att: 13,343 - Unknown

AB 33
R 4
H 8
RBI 4
BB 1
SO 12
LOB 12



Batter	1	2	3	4	5	6	7	8	9	AB	R	H	RBI	BB	SO	LOB	TOP				
Jerry Browne, S OBP: 0.369, SLG: 0.350	1-3		1B	1B	2B	F8		BB		4	2	2	1	1	0	0	Texas Rangers @ Kansas City Royals Royals Stadium, Kansas City, MO Sat May 30 1987, 8:05 PM EDT Att: 38,513 - Unknown				
Scott Fletcher, R OBP: 0.357, SLG: 0.402	K		1B	1B	3-H	K		BB		5	1	1	0	0	2	2					
Ruben Sierra, S OBP: 0.319, SLG: 0.451	F6		1B	1B	2-H	BB		BB		4	1	2	2	1	1	1					
Pete Incaviglia, R OBP: 0.372, SLG: 0.544		1B	P3	F8		K				5	0	1	0	0	2	4					
Pete O'Brien, L OBP: 0.315, SLG: 0.481	F9		K		HR		F9			5	1	1	1	0	1	3					
Larry Parrish, R OBP: 0.374, SLG: 0.586	K		1B	BB		K		BB		4	0	2	2	1	2	1					
Oddibe McDowell, L OBP: 0.314, SLG: 0.306			K					BB		2	0	0	0	2	2	2					
Bob Brower, R OBP: 0.365, SLG: 0.407			K		4-3		K			1	0	0	0	0	0	1					
Geno Petralli, L OBP: 0.406, SLG: 0.392	K			4-3	2B		K			4	1	1	0	0	2	4					
Steve Buechele, R OBP: 0.265, SLG: 0.339			HR	4-3	G3			K		4	1	1	1	0	1	2					
Inning Stats	R: 0 E: 0 K: 1 S: 5	H: 0 LOB: 0 BB: 0 P: 5	R: 0 E: 0 K: 2 S: 8	H: 1 LOB: 2 BB: 1 P: 12	R: 4 E: 0 K: 2 S: 12	H: 5 LOB: 1 BB: 0 P: 12	R: 2 E: 0 K: 0 S: 6	H: 3 LOB: 1 BB: 0 P: 6	R: 1 E: 0 K: 1 S: 6	H: 1 LOB: 1 BB: 1 P: 10	R: 0 E: 0 K: 2 S: 7	H: 0 LOB: 1 BB: 1 P: 11	R: 0 E: 0 K: 2 S: 7	H: 0 LOB: 1 BB: 1 P: 11	R: 0 E: 0 K: 1 S: 6	H: 1 LOB: 1 BB: 0 P: 6	1B: 7 2B: 2 3B: 0 HR: 2	SF: 0 SAC: 0 DP: 0 HBP: 0	WP: 3 PB: 0 SB: 4 CS: 0	PA: 43	
PITCHER	IP	WLS	BF	H	R	ER	SO	BB	IBB	HBP	BLK	WP	HR	S	P	ERA	WHIP				
Bret Saberhagen, R ERA: 2.33	5.0	W	27	10	7	7	6	2	0	0	0	2	2	37	45	12.60	2.400				
Steve Farr, R ERA: 4.6	4.0	S	16	1	0	0	7	3	0	0	0	0	0	27	39	0.00	1.000				

Batter	1	2	3	4	5	6	7	8	9	AB	R	H	RBI	BB	SO	LOB	BOTTOM				
Willie Wilson, S OBP: 0.331, SLG: 0.391	K	G6-4-3	1B	4-3		1B		G3-6		4	2	2	0	1	1	1	Texas Rangers @ Kansas City Royals Royals Stadium, Kansas City, MO Sat May 30 1987, 8:05 PM EDT Att: 38,513 - Unknown				
Kevin Seitzer, R OBP: 0.416, SLG: 0.445	BB	BB	1B		K	BB		G3-6		4	2	2	3	2	1	1					
Danny Tartabull, R OBP: 0.367, SLG: 0.463	BB	G6-4-3	F3		BB	K		1B		4	1	1	0	1	1	6					
Thad Bosley, L OBP: 0.370, SLG: 0.500	1B	BB	1B		6-3					3	2	3	3	0	0	0					
Juan Beniquez, R OBP: 0.317, SLG: 0.376	1B	BB	1B		1B					2	0	1	0	0	0	1					
Frank White, R OBP: 0.300, SLG: 0.384	1B	E5	1B		L7			1B		5	1	2	2	0	1	3					
Bo Jackson, R OBP: 0.319, SLG: 0.497	F4	BB	1-3			K2-3		F9		5	0	1	2	0	1	5					
Steve Balboni, R OBP: 0.255, SLG: 0.361	1B	F8		K		K		1B		5	0	2	1	0	2	1					
Angel Salazar, R OBP: 0.248, SLG: 0.326	K		1B	6-3		BB		K		5	2	2	0	0	2	4					
Jamie Quirk, L OBP: 0.352, SLG: 0.292		BB	F7			1B		5-3		4	2	2	0	1	0	1					
Inning Stats	R: 3 E: 0 K: 2 S: 10	H: 3 LOB: 2 BB: 2 P: 18	R: 4 E: 0 K: 0 S: 6	H: 3 LOB: 2 BB: 2 P: 14	R: 3 E: 0 K: 0 S: 8	H: 5 LOB: 0 BB: 0 P: 8	R: 0 E: 0 K: 1 S: 6	H: 1 LOB: 1 BB: 0 P: 6	R: 0 E: 0 K: 3 S: 12	H: 3 LOB: 2 BB: 1 P: 16	R: 0 E: 0 K: 2 S: 9	H: 2 LOB: 2 BB: 0 P: 9	R: 0 E: 0 K: 0 S: 2	H: 0 LOB: 0 BB: 0 P: 3	1B: 15 2B: 3 3B: 0 HR: 0	SF: 0 SAC: 0 DP: 2 HBP: 1	WP: 0 PB: 0 SB: 0 CS: 0	PA: 47			
PITCHER	IP	WLS	BF	H	R	ER	SO	BB	IBB	HBP	BLK	WP	HR	S	P	ERA	WHIP				
Jose Guzman, R ERA: 7.31	1.0	L	10	4	5	5	2	3	0	0	0	0	0	11	23	45.00	7.000				
Jeff Russell, R ERA: 3.21	3.1		20	9	5	3	2	1	0	0	0	0	0	23	27	8.10	3.000				
Ron Meridith, L ERA: 4.2	1.1		7	2	2	2	2	1	0	0	0	0	0	10	14	13.50	2.250				
Greg Harris, R ERA: 4.81	1.1		7	3	0	0	3	0	0	0	0	0	0	13	13	0.00	2.250				
Dale Mohoric, R ERA: 3.18	1.0		3	0	0	0	0	0	0	1	0	0	0	2	3	0.00	0.000				

Batter	1	2	3	4	5	6	7	8	9	AB	R	H	RBI	BB	SO	LOB	TOP			
Willie Wilson, S (1, 8) OBP: 0.329, SLG: 0.394	0-3 K (1)		0-0 FC6-4 (3)			0-0 3-1 (1)	0-0 F5 (3)			4	0	0	0	0	1	2	Kansas City Royals @ Milwaukee Brewers Milwaukee County Stadium, Milwaukee, WI Mon Jun 01 1987, 8:05 PM EDT Att: 9,670 - Unknown livebaseballscorecards.com			
Kevin Seitzer, R (1, 5) OBP: 0.406, SLG: 0.436	0-0 1-3 (2)			0-0 F9 (1)		0-0 L3 (2)		0-0 1-3 (1)		4	0	0	0	0	0	0				
Danny Tartabull, R (1, 9) OBP: 0.366, SLG: 0.452	0-3 K (3)			0-0 F8 (2)			1B		0-0 1B (1)	4	0	2	0	0	1	0				
Thad Bosley, L (1, 10) OBP: 0.352, SLG: 0.462		0-0 6-3 (1)		0-0 1B (3)		0-0 F7 (3)		0-0 1B (1)		3	0	1	0	0	0	1				
Hal McRae, R (8, PH) OBP: 0.429, SLG: 0.583								1-2 1B		1	0	1	0	0	0	0				
Frank White, R (1, 4) OBP: 0.307, SLG: 0.376	0-0 F9 (2)			0-3 K (3)			BB 2B 1B	0-3 K (2)		4	1	1	0	0	2	3				
Bo Jackson, R (1, 7) OBP: 0.326, SLG: 0.484	0-0 6-3 (3)				0-0 4-3 (1)		BB 1B	0-0 F9 (3)		3	1	0	0	1	0	2				
Steve Balboni, R (1, 3) OBP: 0.247, SLG: 0.346			0-3 K (1)		0-0 F6 (2)		BB 1B	0-0 6-3 (1)		4	0	0	0	0	2	2				
Angel Salazar, R (1, 6) OBP: 0.252, SLG: 0.322			0-0 F8 (2)		0-0 1B (3)		BB 1B	0-3 K (2)		2	0	1	0	0	0	0				
Jorge Orta, L (7, PH) OBP: 0.220, SLG: 0.385									0-3 K (2)	2	0	1	0	0	0	0				
Buddy Biancalana, S (7, 6) OBP: 0.306, SLG: 0.400										1	0	0	0	0	1	0				
Jamie Quirk, L (1, 2) OBP: 0.370, SLG: 0.329					0-0 F7 (3)				0-0 6-3 (3)	3	0	2	2	0	0	1				
Juan Beniquez, R (9, PH) OBP: 0.311, SLG: 0.369			FC6-4 1B		0-0 F7 (3)		1-H 2-H 2B			1	0	0	0	0	0	0				
Inning Stats	R: 0 E: 0 K: 2 S: 7	H: 0 LOB: 0 BB: 0 P: 7	R: 0 E: 0 K: 0 S: 3	H: 0 LOB: 0 BB: 0 P: 3	R: 0 E: 0 K: 1 S: 6	H: 1 LOB: 1 BB: 0 P: 6	R: 0 E: 0 K: 1 S: 6	H: 1 LOB: 1 BB: 0 P: 6	R: 0 E: 0 K: 0 S: 4	H: 1 LOB: 1 BB: 0 P: 4	R: 0 E: 0 K: 0 S: 4	H: 1 LOB: 1 BB: 0 P: 4	R: 2 E: 0 K: 1 S: 7	H: 2 LOB: 1 BB: 1 P: 11	R: 0 E: 0 K: 1 S: 5	H: 0 LOB: 0 BB: 0 P: 5	1B: 7 2B: 1 3B: 0 HR: 0	SF: 0 SAC: 0 DP: 0 HBP: 0	WP: 0 PB: 0 SB: 0 CS: 0	PA: 36
PITCHER	IP WLS BF H R ER SO BB IBB HBP BLK WP HR S P ERA WHIP																			
Bill Wegman, R (1, 1) ERA: 4.07	7.1 W 30 7 2 2 5 1 0 0 0 0 0 0 39 43 2.46 1.091																			
Dan Plesac, L (8, 1) ERA: 0.73	1.2 S 6 1 0 0 2 0 0 0 0 0 0 0 10 10 0.00 0.600																			

Batter	1	2	3	4	5	6	7	8	9	AB	R	H	RBI	BB	SO	LOB	BOTTOM			
Paul Molitor, R (1, 5) OBP: 0.430, SLG: 0.542	0-0 1-3 (1)		4-0 BB (3)		0-0 F8 (1)		0-0 S 1B (3)			3	0	1	0	1	0	0	Kansas City Royals @ Milwaukee Brewers Milwaukee County Stadium, Milwaukee, WI Mon Jun 01 1987, 8:05 PM EDT Att: 9,670 - Unknown livebaseballscorecards.com			
Robin Yount, R (1, 8) OBP: 0.361, SLG: 0.451	0-0 6-3 (2)		0-0 L5 (3)		0-0 CS 1B (3)		0-3 K (3)			4	0	1	0	0	1	2				
Cecil Cooper, L (1, 10) OBP: 0.226, SLG: 0.364	0-0 F 2B (1)			0-3 K (1)	0-0 E5 (2)		1-2 1B (3)		0-0 4-3 (1)	4	1	1	0	0	1	1				
Rob Deer, R (1, 7) OBP: 0.413, SLG: 0.621	0-0 E3 (1)			0-0 F9 (2)	0-0 F7 (3)			0-0 1-3 (2)		4	0	0	0	0	0	1				
Rick Manning, L (9, 9) OBP: 0.296, SLG: 0.320	0-0 PO 2H (1)									0	0	0	0	0	0	0				
Glenn Braggs, R (1, 9) OBP: 0.342, SLG: 0.440	0-0 PO (1)	0-0 5-3 (1)		0-0 1B 2B (3)		0-0 F8 (1)		4-0 BB (3)		3	1	1	0	1	0	0				
Mike Felder, S (8, PR) OBP: 0.167, SLG: 0.167	1-2 PO (1)									0	0	0	0	0	0	0				
Greg Brock, L (1, 3) OBP: 0.331, SLG: 0.448		0-0 4-3 (2)		0-0 1B 1B (3)		0-0 CS 1B (2)		0-0 4-3 (3)		4	0	2	1	0	0	1				
B.J. Surhoff, L (1, 2) OBP: 0.287, SLG: 0.362		0-0 4-3 (3)		0-0 1B 1B (3)		0-0 L6 (2)				3	0	1	0	0	0	1				
Jim Gantner, L (1, 4) OBP: 0.348, SLG: 0.409			0-0 3-1 (1)	0-0 1-2 2H 1B (3)		0-0 CS (3)	0-0 1-3 (1)			3	0	1	0	0	0	0				
Dale Sveum, S (1, 6) OBP: 0.276, SLG: 0.396			0-3 K (2)		0-0 HR (1)		0-3 K (2)			3	1	1	1	0	2	0				
Inning Stats	R: 1 E: 1 K: 0 S: 4	H: 1 LOB: 0 BB: 0 P: 4	R: 0 E: 0 K: 0 S: 3	H: 0 LOB: 0 BB: 0 P: 3	R: 0 E: 0 K: 1 S: 5	H: 0 LOB: 1 BB: 1 P: 9	R: 1 E: 0 K: 1 S: 8	H: 4 LOB: 2 BB: 0 P: 8	R: 1 E: 1 K: 0 S: 5	H: 2 LOB: 1 BB: 0 P: 5	R: 0 E: 0 K: 0 S: 3	H: 1 LOB: 0 BB: 0 P: 3	R: 0 E: 0 K: 2 S: 8	H: 1 LOB: 1 BB: 0 P: 8	R: 0 E: 0 K: 0 S: 3	H: 0 LOB: 1 BB: 1 P: 7	1B: 6 2B: 2 3B: 0 HR: 1	SF: 0 SAC: 0 DP: 0 HBP: 0	WP: 0 PB: 0 SB: 1 CS: 2	PA: 35
PITCHER	IP WLS BF H R ER SO BB IBB HBP BLK WP HR S P ERA WHIP																			
Charlie Leibrandt, L (1, 1) ERA: 2.45	6.2 L 28 9 3 2 3 1 0 0 0 0 0 0 1 33 37 2.70 1.500																			
Steve Farr, R (7, 1) ERA: 4.41	1.1 5 0 0 0 1 1 0 0 0 0 0 0 6 10 0.00 0.750																			

Batter	1	2	3	4	5	6	7	8	9	AB	R	H	RBI	BB	SO	LOB	TOP			
Willie Wilson, S (1, 8) OBP: 0.333, SLG: 0.396										4	1	2	0	0	0	0	Kansas City Royals @ Milwaukee Brewers Milwaukee County Stadium, Milwaukee, WI Tue Jun 02 1987, 8:05 PM EDT Att: 12,240 - Unknown livebaseballscorecards.com			
Kevin Seitzer, R (1, 5) OBP: 0.405, SLG: 0.432										4	1	1	0	0	1	2				
Danny Tartabull, R (1, 9) OBP: 0.368, SLG: 0.453										4	0	2	0	0	0	2				
Thad Bosley, L (1, 10) OBP: 0.345, SLG: 0.464										4	0	1	2	0	0	3				
Frank White, R (1, 4) OBP: 0.301, SLG: 0.368										4	0	0	0	0	0	1				
Juan Beniquez, R (1, 3) OBP: 0.317, SLG: 0.383										4	0	2	0	0	1	0				
Bo Jackson, R (1, 7) OBP: 0.318, SLG: 0.472										4	0	0	0	0	1	2				
Angel Salazar, R (1, 6) OBP: 0.245, SLG: 0.314										4	0	0	0	0	0	2				
Jamie Quirk, L (1, 2) OBP: 0.365, SLG: 0.363										4	1	1	1	0	1	1				
Inning Stats	R: 0 E: 0 K: 0 S: 4	H: 2 LOB: 1 BB: 0 P: 4	R: 0 E: 0 K: 1 S: 5	H: 0 LOB: 0 BB: 0 P: 5	R: 1 E: 0 K: 1 S: 8	H: 3 LOB: 2 BB: 0 P: 8	R: 0 E: 0 K: 0 S: 4	H: 1 LOB: 0 BB: 0 P: 4	R: 0 E: 0 K: 0 S: 3	H: 0 LOB: 0 BB: 0 P: 3	R: 0 E: 0 K: 1 S: 5	H: 0 LOB: 0 BB: 0 P: 5	R: 0 E: 0 K: 1 S: 8	H: 2 LOB: 1 BB: 0 P: 8	R: 0 E: 0 K: 0 S: 4	H: 1 LOB: 1 BB: 0 P: 4	1B: 6 2B: 2 3B: 0 HR: 1	SF: 0 SAC: 0 DP: 1 HBP: 0	WP: 0 PB: 0 SB: 1 CS: 0	PA: 36
PITCHER	IP WLS BF H R ER SO BB IBB HBP BLK WP HR S P ERA WHIP	6.0 W 23 6 1 1 2 0 0 0 0 0 1 27 27 1.50 1.000	3.0 S 13 3 2 0 2 0 0 0 0 0 0 0 17 17 0.00 1.000																	

Batter	1	2	3	4	5	6	7	8	9	AB	R	H	RBI	BB	SO	LOB	BOTTOM				
Paul Moltzer, R (1, 5) OBP: 0.427, SLG: 0.545										3	1	1	2	0	0	0	Kansas City Royals @ Milwaukee Brewers Milwaukee County Stadium, Milwaukee, WI Tue Jun 02 1987, 8:05 PM EDT Att: 12,240 - Unknown livebaseballscorecards.com				
Juan Castillo, S (5, 4) OBP: 0.371, SLG: 0.429										3	2	1	1	0	0	4					
Robin Yount, R (1, 8) OBP: 0.371, SLG: 0.462										4	2	3	2	1	0	0					
Mike Felder, S (7, PR) OBP: 0.167, SLG: 0.167										0	1	0	0	0	0	0					
Cecil Cooper, L (1, 10) OBP: 0.248, SLG: 0.400										4	3	3	2	1	0	1					
Rob Deer, R (1, 7) OBP: 0.407, SLG: 0.628										5	1	1	3	0	4	5					
Rick Manning, L (8, 7) OBP: 0.296, SLG: 0.320										0	0	0	0	0	0	0					
Glenn Braggs, R (1, 9) OBP: 0.344, SLG: 0.439										5	0	2	4	0	2	1					
Greg Brock, L (1, 3) OBP: 0.333, SLG: 0.443										4	0	1	0	1	0	2					
Bill Schroeder, R (1, 2) OBP: 0.284, SLG: 0.408										5	0	0	0	0	2	3					
Jim Gantner, L (1, 4) OBP: 0.355, SLG: 0.412										4	2	2	0	0	0	0					
Dale Sveum, S (1, 6) OBP: 0.286, SLG: 0.395										3	2	1	0	2	0	1					
Inning Stats	R: 2 E: 0 K: 1 S: 9	H: 4 LOB: 2 BB: 0 P: 9	R: 0 E: 0 K: 0 S: 3	H: 0 LOB: 0 BB: 0 P: 3	R: 1 E: 0 K: 1 S: 6	H: 1 LOB: 0 BB: 0 P: 6	R: 3 E: 0 K: 1 S: 8	H: 3 LOB: 1 BB: 1 P: 12	R: 0 E: 0 K: 2 S: 7	H: 0 LOB: 1 BB: 1 P: 11	R: 3 E: 0 K: 1 S: 8	H: 3 LOB: 2 BB: 1 P: 13	R: 5 E: 0 K: 2 S: 10	H: 3 LOB: 1 BB: 2 P: 18	R: 0 E: 1 K: 0 S: 5	H: 1 LOB: 2 BB: 0 P: 5	1B: 10 2B: 2 3B: 1 HR: 2	SF: 0 SAC: 0 DP: 0 HBP: 1	WP: 0 PB: 1 SB: 2 CS: 0	PA: 46	
PITCHER	IP WLS BF H R ER SO BB IBB HBP BLK WP HR S P ERA WHIP	3.1 L 15 6 6 6 4 2 1 1 0 0 0 22 35 20.25 3.000	1.0 8 3 5 5 2 2 0 0 0 0 0 1 10 18 45.00 5.000	1.0 5 1 0 0 0 0 0 0 0 0 0 0 5 5 0.00 1.000																	

Batter	1	2	3	4	5	6	7	8	9	AB	R	H	RBI	BB	SO	LOB	TOP					
Willie Wilson, S (1, 8) OBP: 0.326, SLG: 0.387										4	0	0	0	0	0	1	Kansas City Royals @ Milwaukee Brewers Milwaukee County Stadium, Milwaukee, WI Wed Jun 03 1987, 4:33 AM EDT Att: 17,740 - Unknown livebaseballscorecards.com					
Kevin Seitzer, R (1, 5) OBP: 0.406, SLG: 0.434										4	0	2	1	0	0	0						
Danny Tartabull, R (1, 9) OBP: 0.366, SLG: 0.449										4	0	1	0	0	0	3						
Thad Bosley, L (1, 10) OBP: 0.355, SLG: 0.467										4	0	2	0	0	1	1						
Frank White, R (1, 4) OBP: 0.299, SLG: 0.362										3	0	0	0	1	0	3						
Juan Beniquez, R (1, 3) OBP: 0.308, SLG: 0.370										4	0	0	0	0	1	1						
Bo Jackson, R (1, 7) OBP: 0.311, SLG: 0.461										4	0	0	0	0	4	1						
Angel Salazar, R (1, 6) OBP: 0.252, SLG: 0.325										4	1	2	0	0	1	0						
Jamie Quirk, L (1, 2) OBP: 0.364, SLG: 0.373										3	1	1	1	0	0	2						
Hal McRae, R (9, PH) OBP: 0.414, SLG: 0.560										1	0	0	0	0	0	0						
Inning Stats	R: 0 E: 0 K: 1 S: 6	H: 1 LOB: 1 BB: 0 P: 6	R: 0 E: 0 K: 1 S: 6	H: 1 LOB: 2 BB: 1 P: 10	R: 0 E: 0 K: 0 S: 5	H: 2 LOB: 2 BB: 0 P: 5	R: 0 E: 0 K: 1 S: 5	H: 0 LOB: 0 BB: 0 P: 5	R: 0 E: 1 K: 0 S: 4	H: 0 LOB: 1 BB: 0 P: 4	R: 0 E: 0 K: 1 S: 5	H: 0 LOB: 0 BB: 0 P: 5	R: 2 E: 0 K: 1 S: 8	H: 3 LOB: 1 BB: 0 P: 8	R: 0 E: 0 K: 0 S: 3	H: 1 LOB: 0 BB: 0 P: 3	R: 0 E: 0 K: 2 S: 7	H: 0 LOB: 0 BB: 0 P: 7	1B: 6 2B: 2 3B: 0 HR: 0	SF: 0 SAC: 0 DP: 1 HBP: 0	WP: 1 PB: 0 SB: 0 CS: 0	PA: 36
PITCHER	IP WLS BF H R ER SO BB IBB HBP BLK WP HR S P ERA WHIP																					
Len Barker, R (1, 1) ERA: 5.4	5.0 W 21 4 0 0 3 1 0 0 0 0 0 0 26 30 0.00 1.000																					
Chris Bosio, R (6, 1) ERA: 5.23	3.0 12 4 2 2 2 0 0 0 0 0 1 0 16 16 6.00 1.333																					
Dan Plesac, L (9, 1) ERA: 0.7	1.0 S 3 0 0 0 2 0 0 0 0 0 0 0 7 7 0.00 0.000																					

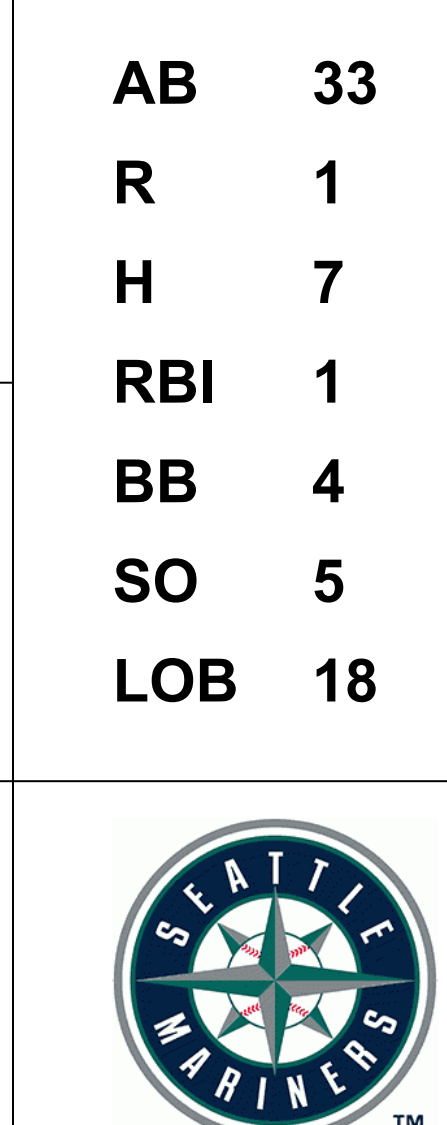
Batter	1	2	3	4	5	6	7	8	9	AB	R	H	RBI	BB	SO	LOB	BOTTOM			
Mike Felder, S (1, 7) OBP: 0.174, SLG: 0.174										5	0	1	0	0	0	1	Kansas City Royals @ Milwaukee Brewers Milwaukee County Stadium, Milwaukee, WI Wed Jun 03 1987, 4:33 AM EDT Att: 17,740 - Unknown livebaseballscorecards.com			
Robin Yount, R (1, 8) OBP: 0.379, SLG: 0.466										3	1	2	0	1	0	0				
Cecil Cooper, L (1, 10) OBP: 0.263, SLG: 0.414										3	0	2	2	1	0	2				
Greg Brock, L (1, 3) OBP: 0.331, SLG: 0.435										3	0	0	0	1	1	2				
B.J. Surhoff, L (1, 2) OBP: 0.286, SLG: 0.351										3	0	0	0	1	0	3				
Rick Manning, L (1, 9) OBP: 0.344, SLG: 0.370										2	1	1	0	2	0	2				
Jim Gantner, L (1, 5) OBP: 0.353, SLG: 0.498										4	1	1	1	0	1	4				
Juan Castillo, S (1, 4) OBP: 0.361, SLG: 0.415										3	0	0	0	0	1	1				
Dale Sveum, S (1, 6) OBP: 0.285, SLG: 0.392										4	1	1	1	0	2	0				
Inning Stats	R: 0 E: 0 K: 0 S: 2	H: 0 LOB: 2 BB: 3 P: 14	R: 4 E: 0 K: 0 S: 8	H: 5 LOB: 1 BB: 0 P: 8	R: 0 E: 0 K: 1 S: 5	H: 0 LOB: 1 BB: 1 P: 9	R: 0 E: 0 K: 1 S: 5	H: 0 LOB: 0 BB: 0 P: 5	R: 0 E: 0 K: 0 S: 6	H: 1 LOB: 2 BB: 1 P: 10	R: 0 E: 0 K: 0 S: 5	H: 2 LOB: 2 BB: 0 P: 5	R: 0 E: 0 K: 1 S: 5	H: 0 LOB: 1 BB: 1 P: 9	R: 0 E: 0 K: 1 S: 5	H: 0 LOB: 0 BB: 0 P: 5	1B: 6 2B: 2 3B: 0 HR: 0	SF: 0 SAC: 1 DP: 1 HBP: 0	WP: 0 PB: 0 SB: 3 CS: 0	PA: 37
PITCHER	IP WLS BF H R ER SO BB IBB HBP BLK WP HR S P ERA WHIP																			
Mark Gubicza, R (1, 1) ERA: 4.57	6.2 L 33 8 4 4 3 6 0 0 0 0 0 0 0 33 57 5.40 2.100																			
Jerry Don Gleaton, L (7, 1) ERA: 5.87	1.1 4 0 0 0 2 0 0 0 0 0 0 0 8 8 0.00 0.000																			

Batter	1	2	3	4	5	6	7	8	9	AB	R	H	RBI	BB	SO	LOB	TOP					
Willie Wilson, S OBP: 0.317, SLG: 0.376 (1, 8)	0-0 4-3		0-0 F7			0-0 G3	0-3 K		0-0 F6	5	0	0	0	0	1	0	Kansas City Royals @ Seattle Mariners The Kingdome, Seattle, WA Thu Jun 04 1987, 10:05 PM EDT Att: 12,153 - Unknown					
Kevin Seitzer, R OBP: 0.411, SLG: 0.454 (1, 5)	0-3 K			0-0 G3 1B		0-0 E6 HR		0-0 SH2-4 1B FC2-5 1B	5	3	3	1	0	1	0							
Danny Tartabull, R OBP: 0.372, SLG: 0.470 (1, 9)	0-0 1B			0-0 F9		0-0 HR		0-0 FC2-5 SH2-4 1B	5	1	3	2	0	0	1							
Thad Bosley, L OBP: 0.338, SLG: 0.444 (1, 10)	0-0 G3			0-0 G3		0-0 4-3		0-0 SH2-4	3	0	0	0	0	0	2							
Frank White, R OBP: 0.299, SLG: 0.359 Buddy Biancalana, S OBP: 0.309, SLG: 0.400 (1, 4) (9, 4)		0-3 K		0-0 L6		0-0 1B 1B		0-0 FC2-5 1B 2B	4	1	1	1	0	1	2							
Juan Beniquez, R OBP: 0.313, SLG: 0.374 (1, 7)	0-0 G3			0-0 4-3		0-0 1B		0-0 2B 1B	4	0	2	0	0	0	0							
Steve Balboni, R OBP: 0.253, SLG: 0.376 (1, 3)	0-0 F7			0-0 HR		0-0 F6		0-0 1B 2B	4	1	2	2	0	0	2							
Angel Salazar, R OBP: 0.252, SLG: 0.323 (1, 6)			0-0 5-3		0-0 G1-6-3 1B		0-0 F4	0-3 K	4	0	1	0	0	1	2							
Jamie Quirk, L OBP: 0.350, SLG: 0.356 (1, 2)			0-3 K		0-0 G1-6-3		0-0 4-3		0-0 F4	4	0	0	0	0	1	1						
Inning Stats	R: 0 E: 0 K: 1 S: 6	H: 1 LOB: 1 BB: 0 P: 6	R: 0 E: 0 K: 1 S: 5	H: 0 LOB: 0 BB: 0 P: 5	R: 0 E: 0 K: 1 S: 5	H: 0 LOB: 0 BB: 0 P: 5	R: 0 E: 0 K: 0 S: 4	H: 1 LOB: 1 BB: 0 P: 4	R: 1 E: 0 K: 0 S: 4	H: 2 LOB: 0 BB: 0 P: 4	R: 2 E: 1 K: 0 S: 7	H: 3 LOB: 2 BB: 0 P: 7	R: 0 E: 0 K: 1 S: 5	H: 0 LOB: 0 BB: 0 P: 5	R: 2 E: 0 K: 1 S: 9	H: 4 LOB: 2 BB: 0 P: 9		R: 1 E: 0 K: 0 S: 4	H: 1 LOB: 0 BB: 0 P: 4	1B: 8 2B: 1 3B: 0 HR: 3	SF: 0 SAC: 1 DP: 1 HBP: 0	WP: 0 PB: 0 SB: 0 CS: 0
PITCHER	IP WLS BF H R ER SO BB IBB HBP BLK WP HR S P ERA WHIP	7.2 L 33 10 5 4 4 0 0 0 0 0 2 41 41 4.70 1.304	1.1 6 2 1 1 1 0 0 0 0 0 1 8 8 6.75 1.500											IP WLS BF H R ER SO BB IBB HBP BLK WP HR S P ERA WHIP	7.2 L 33 10 5 4 4 0 0 0 0 0 2 41 41 4.70 1.304	1.1 6 2 1 1 1 0 0 0 0 0 1 8 8 6.75 1.500						

AB	38
R	6
H	12
RBI	6
BB	0
SO	5
LOB	10



Batter	1	2	3	4	5	6	7	8	9	AB	R	H	RBI	BB	SO	LOB	BOTTOM	
John Moses, S OBP: 0.333, SLG: 0.356 (1, 8)	0-3 K		0-0 4-3		0-0 F7			0-0 5-3	0-0 F7	5	0	0	0	0	1	3	Kansas City Royals @ Seattle Mariners The Kingdome, Seattle, WA Thu Jun 04 1987, 10:05 PM EDT Att: 12,153 - Unknown	
Phil Bradley, R OBP: 0.356, SLG: 0.375 (1, 7)	0-0 BB 1B		0-3 K		0-0 L6			0-0 F8		4	1	1	0	0	1	1		
Scott Bradley, L OBP: 0.345, SLG: 0.408 (1, 2)	4-0 1B 1-2 BB		0-0 4-3		0-0 4-3			0-0 BB 1B		3	0	1	0	1	0	0		
Ken Phelps, L OBP: 0.427, SLG: 0.637 (1, 10)	0-0 F7			0-0 4-3		0-0 4-3		4-0 1-2 BB		3	0	0	0	1	0	2		
Alvin Davis, L OBP: 0.375, SLG: 0.431 (1, 3)	0-0 1-3 2-H 1B			0-0 FC6-4 1B		0-0 1B		0-0 4-3		4	0	3	1	0	0	2		
Jim Prestley, R OBP: 0.311, SLG: 0.485 (1, 5)	0-0 F5			0-0 F7		0-3 K			0-0 G3 BB 1B	4	0	1	0	0	1	4		
Mike Kingery, L OBP: 0.292, SLG: 0.417 (1, 9)		4-0 G1-6-3 BB		0-0 FC6-4		0-3 K		4-0 BB BB BB BB BB	2	0	0	0	2	1	1			
Rey Quinones, R OBP: 0.311, SLG: 0.397 Mickey Brantley, R OBP: 0.209, SLG: 0.250 (9, PH)		0-0 G1-6-3		0-0 6-3		0-3 K			0-0 G3 BB	3	0	0	0	0	1	1		
Harold Reynolds, S OBP: 0.335, SLG: 0.389 (1, 4)		0-0 6-3		0-0 1B		0-0 F7			0-0 4-3	4	0	1	0	0	0	2		
Inning Stats	R: 1 E: 0 K: 1 S: 7	H: 2 LOB: 2 BB: 1 P: 11	R: 0 E: 0 K: 0 S: 2	H: 0 LOB: 1 BB: 1 P: 6	R: 0 E: 0 K: 1 S: 5	H: 0 LOB: 0 BB: 0 P: 5	R: 0 E: 0 K: 0 S: 4	H: 1 LOB: 1 BB: 0 P: 4	R: 0 E: 0 K: 2 S: 7	H: 0 LOB: 0 BB: 0 P: 7	R: 0 E: 0 K: 0 S: 4	H: 1 LOB: 2 BB: 1 P: 8	R: 0 E: 0 K: 0 S: 4	H: 1 LOB: 2 BB: 1 P: 8	1B: 7 2B: 0 3B: 0 HR: 0	SF: 0 SAC: 0 DP: 1 HBP: 0		WP: 0 PB: 0 SB: 1 CS: 0
PITCHER	IP WLS BF H R ER SO BB IBB HBP BLK WP HR S P ERA WHIP	9.0 W 37 7 1 1 5 4 0 0 0 0 0 43 59 1.00 1.222											IP WLS BF H R ER SO BB IBB HBP BLK WP HR S P ERA WHIP	9.0 W 37 7 1 1 5 4 0 0 0 0 0 43 59 1.00 1.222				



Batter	1	2	3	4	5	6	7	8	9	AB	R	H	RBI	BB	SO	LOB	TOP								
Willie Wilson, S OBP: 0.316, SLG: 0.372 (1, 8)	F7			F8	F8		S 1B		F8	5	0	1	0	0	0	2	Kansas City Royals @ Seattle Mariners The Kingdome, Seattle, WA Sat Jun 06 1987, 10:05 PM EDT Att: 25,083 - Unknown AB 36 R 5 H 9 RBI 5 BB 1 SO 6 LOB 6								
Kevin Seitzer, R OBP: 0.403, SLG: 0.443 (1, 5)	F3			K			F9	F8		4	0	0	0	0	1										
Danny Tartabull, R OBP: 0.375, SLG: 0.463 (1, 9)	F9			F7			K	4-3		4	0	0	0	0	1										
Jorge Orta, L OBP: 0.239, SLG: 0.395 (1, 10)		F8			K	1B 2B BB		F8		3	1	0	0	1	1										
Frank White, R OBP: 0.297, SLG: 0.354 (1, 4)	F8			6-3		1B 2B 1B		K		4	1	1	0	0	1										
Thad Bosley, L OBP: 0.357, SLG: 0.471 Bo Jackson, R OBP: 0.312, SLG: 0.456 (8, FR) (8, 7)	6-3				HR 2B	1-2 2B 1B				4	2	3	0	0	0										
Steve Balboni, R OBP: 0.264, SLG: 0.402 (1, 3)			K			2B		1-3		4	1	2	5	0	1										
Angel Salazar, R OBP: 0.247, SLG: 0.315 (1, 6)			K		2H HR	1H 2H 3H 2B		1-3		4	0	1	0	0	1										
Jamie Quirk, L OBP: 0.343, SLG: 0.348 (1, 2)			G3			1B		4-3		4	0	1	0	0	0										
					1-2 1B																				
Inning Stats	R: 0 E: 0 K: 0 S: 3	H: 0 LOB: 0 BB: 0 P: 3	R: 0 E: 0 K: 0 S: 3	H: 0 LOB: 0 BB: 0 P: 3	R: 0 E: 0 K: 2 S: 7	H: 0 LOB: 0 BB: 0 P: 7	R: 0 E: 0 K: 1 S: 5	H: 0 LOB: 0 BB: 0 P: 5	R: 2 E: 0 K: 1 S: 9	H: 4 LOB: 2 BB: 0 P: 9	R: 3 E: 0 K: 1 S: 8	H: 3 LOB: 1 BB: 1 P: 12	R: 0 E: 0 K: 0 S: 4	H: 1 LOB: 1 BB: 0 P: 4	R: 0 E: 0 K: 1 S: 6	H: 1 LOB: 1 BB: 0 P: 6	R: 0 E: 0 K: 0 S: 3	H: 0 LOB: 0 BB: 0 P: 3	1B: 6 2B: 2 3B: 0 HR: 1	SF: 0 SAC: 0 DP: 0 HBP: 0	WP: 0 PB: 0 SB: 1 CS: 0	PA: 37			
PITCHER	IP	WLS	BF	H	R	ER	SO	BB	IBB	HBP	BLK	WP	HR	S	P	ERA	WHIP								
Scott Bankhead, R ERA: 4.62 (1, 1)	6.0	L	26	7	5	5	5	1	0	0	0	0	1	35	39	7.50	1.333								
Jerry Reed, R ERA: 3.52 (7, 1)	2.0		8	2	0	0	1	0	0	0	0	0	0	10	10	0.00	1.000								
Ed Nunez, R ERA: 3.78 (9, 1)	1.0		3	0	0	0	0	0	0	0	0	0	0	3	3	0.00	0.000								

Batter	1	2	3	4	5	6	7	8	9	AB	R	H	RBI	BB	SO	LOB	BOTTOM								
Mickey Brantley, R OBP: 0.314, SLG: 0.394 (1, 10)	B1-3		E2			4-3		BB 1B		4	0	1	0	0	0		Kansas City Royals @ Seattle Mariners The Kingdome, Seattle, WA Sat Jun 06 1987, 10:05 PM EDT Att: 25,083 - Unknown AB 33 R 2 H 6 RBI 1 BB 2 SO 4 LOB 9								
Phil Bradley, R OBP: 0.360, SLG: 0.387 (1, 7)	G1		6-3			HR		BB		3	1	1	1	1	0										
John Christensen, R OBP: 0.314, SLG: 0.333 (1, 9)	5-3				1-3		2B	F4		4	0	1	0	0	2										
Jim Presley, R OBP: 0.300, SLG: 0.467 (1, 5)		K		6-3		G3		1-3		4	0	0	0	0	1										
Alvin Davis, L OBP: 0.366, SLG: 0.415 (1, 3)	4-3			6-3				F7		4	0	0	0	0	1										
Dave Valle, R OBP: 0.356, SLG: 0.585 (1, 2)		BB			5-3		2B		5-3	3	0	1	0	1	0										
Domingo Ramos, R OBP: 0.304, SLG: 0.318 (1, 6)			K			K		5-3		4	0	1	0	0	2										
John Moses, S OBP: 0.330, SLG: 0.349 (1, 8)			6-3		4-3			5-3		4	0	0	0	0	2										
Harold Reynolds, S OBP: 0.344, SLG: 0.389 (1, 4)			S BLK E 1B			F3		6-3		3	1	1	0	0	0										
Inning Stats	R: 0 E: 0 K: 0 S: 3	H: 0 LOB: 0 BB: 0 P: 3	R: 0 E: 0 K: 2 S: 7	H: 0 LOB: 1 BB: 1 P: 11	R: 1 E: 1 K: 0 S: 4	H: 1 LOB: 0 BB: 0 P: 4	R: 0 E: 0 K: 0 S: 3	H: 0 LOB: 0 BB: 0 P: 3	R: 0 E: 0 K: 1 S: 5	H: 0 LOB: 0 BB: 0 P: 5	R: 1 E: 0 K: 0 S: 5	H: 2 LOB: 1 BB: 0 P: 5	R: 0 E: 0 K: 0 S: 4	H: 1 LOB: 1 BB: 0 P: 4	R: 0 E: 0 K: 0 S: 4	H: 1 LOB: 2 BB: 1 P: 8	R: 0 E: 0 K: 1 S: 6	H: 1 LOB: 1 BB: 0 P: 6	1B: 3 2B: 2 3B: 0 HR: 1	SF: 0 SAC: 0 DP: 0 HBP: 0	WP: 0 PB: 0 SB: 1 CS: 0	PA: 35			
PITCHER	IP	WLS	BF	H	R	ER	SO	BB	IBB	HBP	BLK	WP	HR	S	P	ERA	WHIP								
Charlie Leibrandt, L ERA: 2.31 (1, 1)	8.2	W	34	6	2	1	4	2	0	0	1	40	48	1.04	0.923										
Dan Quisenberry, R ERA: 1.61 (9, 1)	0.1	S	1	0	0	0	0	0	0	0	0	0	0	1	1	0.00	0.000								

Batter	1	2	3	4	5	6	7	8	9	AB	R	H	RBI	BB	SO	LOB	TOP			
Willie Wilson, S (1, 8) OBP: 0.323, SLG: 0.394										5	2	3	1	0	0	0	Kansas City Royals @ Seattle Mariners The Kingdome, Seattle, WA Sun Jun 07 1987, 6:33 AM EDT Att: 12,859 - Unknown			
Kevin Seitzer, R (1, 5) OBP: 0.399, SLG: 0.438										5	1	1	0	0	2	3				
Danny Tartabull, R (1, 9) OBP: 0.380, SLG: 0.487										5	3	3	1	0	1	1				
Thad Bosley, L (1, 10) OBP: 0.338, SLG: 0.444 Bill Pecota, R (9, PH) OBP: 0.524, SLG: 0.800										4	0	0	0	0	0	5				
Frank White, R (1, 4) OBP: 0.299, SLG: 0.356										2	1	1	3	1	1	0				
Steve Balboni, R (1, 3) OBP: 0.288, SLG: 0.399										4	0	1	1	1	1	4				
Bo Jackson, R (1, 7) OBP: 0.319, SLG: 0.494										5	2	3	3	0	2	1				
Angel Salazar, R (1, 6) OBP: 0.247, SLG: 0.314										4	0	1	0	0	1	0				
Larry Owen, R (1, 2) OBP: 0.250, SLG: 0.314										4	0	0	0	0	2	3				
Inning Stats	R: 0 E: 0 K: 1 S: 5	H: 1 LOB: 0 BB: 0 P: 5	R: 0 E: 0 K: 1 S: 5	H: 0 LOB: 0 BB: 0 P: 5	R: 0 E: 0 K: 1 S: 5	H: 0 LOB: 0 BB: 0 P: 5	R: 3 E: 2 K: 1 S: 11	H: 4 LOB: 3 BB: 0 P: 11	R: 1 E: 0 K: 0 S: 5	H: 2 LOB: 2 BB: 1 P: 9	R: 3 E: 0 K: 2 S: 10	H: 3 LOB: 0 BB: 0 P: 10	R: 0 E: 0 K: 1 S: 5	H: 0 LOB: 1 BB: 0 P: 5	R: 1 E: 0 K: 2 S: 8	H: 1 LOB: 1 BB: 1 P: 12		1B: 7 2B: 2 3B: 1 HR: 3	SF: 2 SAC: 0 DP: 2 HBP: 0	WP: 0 PB: 0 SB: 0 CS: 0
PITCHER	IP WLS BF H R ER SO BB IBB HBP BLK WP HR S P ERA WHIP																			
Mike Moore, R (1, 1) ERA: 5.17	6.1 L 32 11 7 4 6 0 0 0 0 0 2 43 47 5.68 1.737																			
Mike Trujillo, R (7, 1) ERA: 7.29	1.2 6 1 1 1 3 0 0 0 0 0 1 12 12 5.40 0.600																			
Bill Wilkinson, L (9, 1) ERA: 5.73	1.0 5 1 1 1 2 1 0 0 0 0 0 8 12 9.00 2.000																			

Batter	1	2	3	4	5	6	7	8	9	AB	R	H	RBI	BB	SO	LOB	BOTTOM					
Harold Reynolds, S (1, 4) OBP: 0.342, SLG: 0.383										3	0	0	0	1	0	1	Kansas City Royals @ Seattle Mariners The Kingdome, Seattle, WA Sun Jun 07 1987, 6:33 AM EDT Att: 12,859 - Unknown					
Phil Bradley, R (1, 7) OBP: 0.362, SLG: 0.399										4	0	2	1	0	1	1						
Mickey Brantley, R (1, 8) OBP: 0.308, SLG: 0.432										4	0	1	0	0	1	3						
Dave Valle, R (1, 10) OBP: 0.351, SLG: 0.565										3	0	0	0	1	0	2						
Jim Prestley, R (1, 5) OBP: 0.294, SLG: 0.458										4	0	0	0	0	1	2						
Alvin Davis, L (1, 3) OBP: 0.384, SLG: 0.412										4	0	1	0	0	1	1						
John Christensen, R (1, 9) OBP: 0.297, SLG: 0.314										4	0	0	0	0	1	2						
Bob Kearney, R (1, 2) OBP: 0.211, SLG: 0.324										3	0	0	0	0	0	0						
Domingo Ramos, R (1, 6) OBP: 0.308, SLG: 0.360										3	1	1	0	0	0	0						
Inning Stats	R: 0 E: 0 K: 1 S: 6	H: 1 LOB: 1 BB: 0 P: 6	R: 0 E: 0 K: 1 S: 5	H: 0 LOB: 0 BB: 0 P: 5	R: 0 E: 0 K: 0 S: 3	H: 0 LOB: 0 BB: 0 P: 3	R: 0 E: 0 K: 1 S: 6	H: 1 LOB: 1 BB: 0 P: 6	R: 0 E: 0 K: 0 S: 3	H: 0 LOB: 0 BB: 0 P: 3	R: 0 E: 0 K: 0 S: 3	H: 0 LOB: 1 BB: 1 P: 7	R: 0 E: 0 K: 0 S: 3	H: 0 LOB: 1 BB: 1 P: 7	R: 1 E: 0 K: 0 S: 5	H: 2 LOB: 1 BB: 0 P: 5		R: 0 E: 0 K: 2 S: 8	H: 1 LOB: 1 BB: 0 P: 8	1B: 1 2B: 3 3B: 1 HR: 0	SF: 0 SAC: 0 DP: 0 HBP: 0	WP: 0 PB: 0 SB: 0 CS: 0
PITCHER	IP WLS BF H R ER SO BB IBB HBP BLK WP HR S P ERA WHIP																					
Bud Black, L (1, 1) ERA: 2.53	7.0 W 25 2 0 0 3 2 0 0 0 0 0 29 37 0.00 0.571																					
Steve Farr, R (8, 1) ERA: 4.75	2.0 9 3 1 1 2 0 0 0 0 0 0 13 13 4.50 1.500																					

Batter	1	2	3	4	5	6	7	8	9	AB	R	H	RBI	BB	SO	LOB	TOP			
Willie Wilson, S OBP: 0.325, SLG: 0.394 (1, 8)										5	0	2	0	0	0	3	Kansas City Royals @ Minnesota Twins Hubert H. Humphrey Metrodome, Minneapolis, MN Mon Jun 08 1987, 8:05 PM EDT Att: 17,815 - Unknown			
Kevin Seitzer, R OBP: 0.395, SLG: 0.437 (1, 5)										5	0	1	0	0	1	4				
Danny Tartabull, R OBP: 0.378, SLG: 0.482 (1, 9)										4	0	1	0	0	0	1				
Thad Bosley, L OBP: 0.321, SLG: 0.421 (1, 10)										4	1	0	0	0	1	2				
Frank White, R OBP: 0.303, SLG: 0.366 (1, 4)										3	1	1	1	1	0	0				
Steve Balboni, R OBP: 0.273, SLG: 0.398 (1, 3)										3	1	1	0	0	0	1				
Bo Jackson, R OBP: 0.323, SLG: 0.492 (1, 7)										3	0	1	0	1	1	2				
Angel Salazar, R OBP: 0.249, SLG: 0.314 (9, PH)										3	0	1	1	0	0	1				
Jorge Orta, L OBP: 0.234, SLG: 0.386 (9, PH)										1	0	0	0	0	1	2				
Jamie Quirk, L OBP: 0.336, SLG: 0.340 (7, PH)										2	0	0	0	0	0	2				
Juan Beniquez, R OBP: 0.359, SLG: 0.362 (7, 2)										1	0	0	0	0	0	1				
Larry Owen, R OBP: 0.250, SLG: 0.314 (9, PH)										0	0	0	0	0	0	0				
Hal McRae, R OBP: 0.433, SLG: 0.577 (9, PR)										1	0	1	1	0	0	0				
Buddy Biancalana, S OBP: 0.309, SLG: 0.400 (9, PR)										0	0	0	0	0	0	0				
Inning Stats	R: 0 E: 0 K: 1 S: 6	H: 1 LOB: 1 BB: 0 P: 6	R: 1 E: 0 K: 0 S: 5	H: 2 LOB: 2 BB: 0 P: 6	R: 1 E: 0 K: 0 S: 5	H: 2 LOB: 1 BB: 0 P: 5	R: 0 E: 0 K: 0 S: 3	H: 0 LOB: 0 BB: 0 P: 3	R: 0 E: 0 K: 0 S: 3	H: 0 LOB: 0 BB: 0 P: 3	R: 0 E: 0 K: 0 S: 3	H: 0 LOB: 1 BB: 1 P: 7	R: 0 E: 0 K: 0 S: 3	H: 0 LOB: 0 BB: 0 P: 3	R: 1 E: 0 K: 3 S: 12	H: 3 LOB: 3 BB: 1 P: 16	1B: 7 2B: 1 3B: 1 HR: 0	SF: 0 SAC: 0 DP: 1 HBP: 1	WP: 0 PB: 0 SB: 1 CS: 0	PA: 38
PITCHER	IP WLS BF H R ER SO BB IBB HBP BLK WP HR S P ERA WHIP																			
Mike Smithson, R ERA: 4.24 (1, 1)	6.0	24	6	2	2	1	0	0	0	1	0	0	0	0	0	25	26	3.00	1.000	
Les Straker, R ERA: 3.74 (7, 1)	0.1	2	0	0	0	0	1	0	0	0	0	0	0	0	0	1	5	0.00	3.000	
Randy Niemann, L ERA: (7, 1)	0.2	W	2	0	0	0	0	0	0	0	0	0	0	0	0	2	2	0.00	0.000	
George Frazier, R ERA: 4.54 (8, 1)	1.0	S	5	1	1	1	0	1	0	0	0	0	0	0	4	8	9.00	2.000		
Jeff Reardon, R ERA: 7.14 (9, 1)	1.0	S	5	2	0	0	3	0	0	0	0	0	0	0	11	11	0.00	2.000		
Batter	1	2	3	4	5	6	7	8	9	AB	R	H	RBI	BB	SO	LOB	BOTTOM			
Al Newman, S OBP: 0.265, SLG: 0.273 (1, 6)										3	0	0	0	0	1	0	Kansas City Royals @ Minnesota Twins Hubert H. Humphrey Metrodome, Minneapolis, MN Mon Jun 08 1987, 8:05 PM EDT Att: 17,815 - Unknown			
Gene Larkin, S OBP: 0.404, SLG: 0.512 (7, PH)										1	0	1	3	0	0	0				
Tim Laidner, R OBP: 0.216, SLG: 0.317 (8, 2)										0	0	0	0	0	0	0				
Randy Bush, L OBP: 0.358, SLG: 0.376 (1, 9)										4	0	2	0	0	1	2				
George Frazier, R OBP: 0.376 (8, 1)										0	0	0	0	0	0	0				
Jeff Reardon, R OBP: 0.357, SLG: 0.511 (9, 1)										0	0	0	0	0	0	0				
Kirby Puckett, R OBP: 0.357, SLG: 0.511 (1, 8)										4	1	1	1	0	0	4				
Kent Hrbek, L OBP: 0.362, SLG: 0.476 (1, 3)										4	0	0	0	0	2	1				
Gary Gaetti, R OBP: 0.314, SLG: 0.505 (1, 5)										3	1	0	0	1	0	0				
Roy Smalley, S OBP: 0.373, SLG: 0.488 (7, PR)										2	0	2	0	1	0	0				
Greg Gagne, R OBP: 0.275, SLG: 0.353 (8, 6)										1	0	0	0	0	1	0				
Tom Brunansky, R OBP: 0.374, SLG: 0.532 (1, 7)										2	1	1	0	1	1	1				
Steve Lombardozzi, R OBP: 0.324, SLG: 0.344 (1, 4)										2	1	0	0	0	1	3				
Sal Butera, R OBP: 0.294, SLG: 0.533 (1, 2)										1	0	0	1	0	0	0				
Dan Gladden, R OBP: 0.316, SLG: 0.354 (7, PH)										1	1	0	0	0	0	3				
Inning Stats	R: 0 E: 0 K: 0 S: 4	H: 1 LOB: 1 BB: 0 P: 4	R: 1 E: 0 K: 0 S: 3	H: 1 LOB: 1 BB: 2 P: 11	R: 0 E: 0 K: 2 S: 7	H: 0 LOB: 1 BB: 1 P: 11	R: 0 E: 0 K: 2 S: 7	H: 0 LOB: 0 BB: 0 P: 7	R: 1 E: 0 K: 1 S: 6	H: 1 LOB: 0 BB: 0 P: 6	R: 3 E: 0 K: 1 S: 9	H: 3 LOB: 2 BB: 0 P: 9	R: 0 E: 0 K: 1 S: 5	H: 0 LOB: 0 BB: 0 P: 5	1B: 5 2B: 1 3B: 1 HR: 1	SF: 1 SAC: 1 DP: 2 HBP: 0	WP: 1 PB: 0 SB: 0 CS: 0	PA: 33		
PITCHER	IP WLS BF H R ER SO BB IBB HBP BLK WP HR S P ERA WHIP																			
Mark Gubicza, R ERA: 4.81 (1, 1)	6.0	L	26	6	5	5	3	0	0	0	0	0	0	0	33	45	7.50	1.500		
Dan Quisenberry, R ERA: 1.54 (7, 1)	1.0		4	1	0	0	1	0	0	0	0	0	0	6	6	0.00	1.000			
Jerry Don Gleaton, L ERA: 0.51 (8, 1)	1.0		3	0	0	0	1	0	0	0	0	0	0	5	5	0.00	0.000			

Batter	1	2	3	4	5	6	7	8	9	AB	R	H	RBI	BB	SO	LOB	TOP					
Willie Wilson, S (1,8) OBP: 0.327, SLG: 0.399	G3		L8						K	5	0	2	1	0	1	0	Kansas City Royals @ Minnesota Twins Hubert H. Humphrey Metrodome, Minneapolis, MN Tue Jun 09 1987, 8:05 PM EDT Att: 18,563 - Unknown livebaseballscorecards.com					
Kevin Seitzer, R (1,5) OBP: 0.395, SLG: 0.433	PB 4-3 BB				F9		L4		F8	4	1	1	0	1	0	3						
Danny Tartabull, R (1,9) OBP: 0.380, SLG: 0.483	4-3 PB 1B		K		K		FC6-4 1B			4	0	2	0	0	2	3						
Thad Bosley, L (1,10) OBP: 0.305, SLG: 0.400	4-3			4-3		L7	F7			4	0	0	1	0	0	3						
Frank White, R (1,4) OBP: 0.297, SLG: 0.359	K2-3			5-3		F8	FC6-4			4	0	0	0	0	1	3						
Steve Balboni, R (1,3) OBP: 0.283, SLG: 0.399									K	2	0	1	0	2	1	0						
Bo Jackson, R (1,7) OBP: 0.322, SLG: 0.486			K		F8		1B		F9	4	0	1	0	0	1	2						
Angel Salazar, R (1,6) OBP: 0.244, SLG: 0.309 Jorge Orta, L (8, PH) OBP: 0.229, SLG: 0.378 Buddy Biancalana, S (8, 6) OBP: 0.309, SLG: 0.400	G4-6-3				6-3		K		K	3	0	0	0	0	1	3						
Jamie Quirk, L (1,2) OBP: 0.342, SLG: 0.357			K						K	4	1	2	0	0	2	0						
Inning Stats	R: 1 E: 0 K: 1 S: 6	H: 1 LOB: 1 BB: 1 P: 10	R: 0 E: 0 K: 1 S: 5	H: 1 LOB: 0 BB: 0 P: 5	R: 0 E: 0 K: 2 S: 8	H: 1 LOB: 1 BB: 0 P: 8	R: 0 E: 0 K: 0 S: 3	H: 0 LOB: 1 BB: 1 P: 7	R: 0 E: 0 K: 1 S: 7	H: 2 LOB: 2 BB: 0 P: 7	R: 0 E: 0 K: 1 S: 6	H: 1 LOB: 2 BB: 1 P: 10	R: 1 E: 0 K: 0 S: 6	H: 3 LOB: 2 BB: 0 P: 6	R: 0 E: 0 K: 2 S: 7	H: 0 LOB: 0 BB: 0 P: 7	R: 0 E: 0 K: 2 S: 7	H: 0 LOB: 0 BB: 0 P: 7	1B: 7 2B: 2 HR: 0	SF: 0 SAC: 0 DP: 1 HBP: 0	WP: 0 PB: 1 SB: 2 CS: 0	PA: 38
PITCHER	IP WLS BF H R ER SO BB IBB HBP BLK WP HR S P ERA WHIP																					
Joe Niekro, R (1,1) ERA: 3.32	6.1 W 30 9 2 1 6 3 0 0 0 0 0 0 39 51 1.42 1.895																					
Keith Atherton, R (7,1) ERA: 3.67	2.2 S 8 0 0 0 4 0 0 0 0 0 0 0 16 16 0.00 0.000																					

Batter	1	2	3	4	5	6	7	8	9	AB	R	H	RBI	BB	SO	LOB	BOTTOM			
Al Newman, S (1,6) OBP: 0.272, SLG: 0.274 Randy Bush, L (8, PH) OBP: 0.364, SLG: 0.382 Greg Gagne, R (9, 6) OBP: 0.275, SLG: 0.353	FC4-6 1B			6-3	F3					3	0	1	0	1	0	1	Kansas City Royals @ Minnesota Twins Hubert H. Humphrey Metrodome, Minneapolis, MN Tue Jun 09 1987, 8:05 PM EDT Att: 18,563 - Unknown livebaseballscorecards.com			
Dan Gladden, R (1,7) OBP: 0.325, SLG: 0.362	F3		5-3							5	0	3	0	0	0	3				
Kirby Puckett, R (1,8) OBP: 0.358, SLG: 0.515	FC4-6 BB BB 1-2		1B 2B							4	1	2	1	0	0	2				
Gary Gaetti, R (1,5) OBP: 0.316, SLG: 0.500	BB BB 1-2		1B SF9 1B							4	1	1	0	1	0	5				
Gene Larkin, S (1,3) OBP: 0.404, SLG: 0.489	BB BB 1-2 2-3		6-3 SF9 1B							4	0	1	1	1	1	3				
Tom Brunansky, R (1,10) OBP: 0.376, SLG: 0.537	6-3		SF9							2	1	1	1	1	0	3				
Steve Lombardozzi, R (1,4) OBP: 0.317, SLG: 0.335			5-3		6-3					4	0	0	0	0	1	3				
Tim Laudner, R (1,2) OBP: 0.217, SLG: 0.349			K2-3		5-3					4	1	1	2	0	1	1				
Mark Davidson, R (1,9) OBP: 0.343, SLG: 0.393					6-3					2	1	1	0	2	0	0				
Inning Stats	R: 0 E: 0 K: 0 S: 4	H: 1 LOB: 3 BB: 2 P: 12	R: 0 E: 0 K: 1 S: 5	H: 0 LOB: 2 BB: 2 P: 13	R: 2 E: 0 K: 0 S: 6	H: 3 LOB: 1 BB: 0 P: 6	R: 0 E: 0 K: 0 S: 5	H: 2 LOB: 2 BB: 0 P: 5	R: 2 E: 0 K: 0 S: 6	H: 3 LOB: 1 BB: 0 P: 6	R: 0 E: 0 K: 0 S: 4	H: 1 LOB: 1 BB: 0 P: 4	R: 0 E: 0 K: 1 S: 4	H: 0 LOB: 0 BB: 1 P: 8	R: 1 E: 0 K: 1 S: 7	H: 2 LOB: 2 BB: 1 P: 11	1B: 8 2B: 2 3B: 1 HR: 1	SF: 2 SAC: 0 DP: 0 HBP: 0	WP: 0 PB: 0 SB: 4 CS: 1	PA: 41
PITCHER	IP WLS BF H R ER SO BB IBB HBP BLK WP HR S P ERA WHIP																			
Danny Jackson, L (1,1) ERA: 4.14	5.0 L 28 9 4 4 1 2 4 0 0 0 0 0 26 42 7.20 2.600																			
Steve Farr, R (6,1) ERA: 4.62	3.0 13 3 1 1 2 2 0 0 0 0 0 0 15 23 3.00 1.667																			

Batter	1	2	3	4	5	6	7	8	9	10	AB	R	H	RBI	BB	SO	LOB	TOP							
Willie Wilson, S OBP: 0.335, SLG: 0.493 (1, 8)											3	2	2	0	1	0	0								
Kevin Seltzer, R OBP: 0.367, SLG: 0.423 (1, 5) (9, 3)											5	0	0	0	0	3	4								
Danny Tartabull, R OBP: 0.385, SLG: 0.478 (1, 9)											2	0	0	0	3	0	1								
Jorge Orta, L OBP: 0.226, SLG: 0.380 (1, 10)											5	0	1	1	0	0	4								
Bo Jackson, R OBP: 0.320, SLG: 0.497 (1, 7)											4	1	1	1	0	2	1								
Steve Balboni, R OBP: 0.282, SLG: 0.395 Bill Pecota, R OBP: 0.524, SLG: 0.800 (9, PR) (9, 5)											4	0	1	0	0	2	0								
Angel Sotazar, R OBP: 0.245, SLG: 0.308 (1, 6)											4	0	1	0	0	2	1								
Jamie Quirk, L OBP: 0.331, SLG: 0.343 (1, 2)											4	0	0	0	0	1	2								
Buddy Biancalana, S OBP: 0.300, SLG: 0.379 (1, 4)											4	0	1	0	0	1	0								
Inning Stats	R: 1 E: 0 K: 2 S: 9	H: 2 LOB: 1 BB: 0 P: 9	R: 0 E: 0 K: 2 S: 7	H: 0 LOB: 0 BB: 0 P: 7	R: 1 E: 1 K: 0 S: 4	H: 1 LOB: 1 BB: 1 P: 8	R: 0 E: 0 K: 1 S: 6	H: 1 LOB: 0 BB: 0 P: 6	R: 0 E: 0 K: 2 S: 7	H: 0 LOB: 0 BB: 0 P: 7	R: 1 E: 0 K: 1 S: 6	H: 1 LOB: 0 BB: 0 P: 6	R: 0 E: 0 K: 1 S: 5	H: 0 LOB: 0 BB: 0 P: 5	R: 0 E: 0 K: 0 S: 2	H: 0 LOB: 1 BB: 2 P: 10	R: 0 E: 0 K: 1 S: 6	H: 1 LOB: 1 BB: 0 P: 6	R: 0 E: 0 K: 1 S: 6	H: 1 LOB: 2 BB: 1 P: 10	1B: 5 2B: 1 3B: 0 HR: 1	SF: 0 SAC: 1 DP: 1 HBP: 0	WP: 0 PB: 0 SB: 2 CS: 0	PA: 40	
PITCHER	IP 8.0	WLS 31	BF 5	H 3	R 2	ER 9	SO 3	BB 0	IBB 0	HBP 0	BLK 0	WP 0	HR 1	S 46	P 58	ERA 2.25	WHIP 1.000								
Bert Blyleven, R ERA: 4.84 Jeff Reardon, R ERA: 6.68 (9, 1)	2.0	W	9	2	0	0	2	0	1	0	0	0	0	12	16	0.00	1.000								

Kansas City Royals @ Minnesota Twins
 Hubert H. Humphrey Metrodome, Minneapolis, MN
 Wed Jun 10 1987, 8:05 PM EDT
 Att: 18,560 - Unknown

AB	35
R	3
H	7
RBI	2
BB	4
SO	11
LOB	13



Batter	1	2	3	4	5	6	7	8	9	10	AB	R	H	RBI	BB	SO	LOB	BOTTOM							
Dan Gladden, R OBP: 0.333, SLG: 0.373 (1, 7)											4	1	2	0	1	0	2								
Al Newman, S OBP: 0.273, SLG: 0.270 Tim Laudner, R OBP: 0.226, SLG: 0.349 Greg Gagne, R OBP: 0.280, SLG: 0.358 (8, PH) (9, PR) (9, 6)											2	0	0	0	1	1	1								
Kirby Puckett, R OBP: 0.351, SLG: 0.504 (1, 8)											5	0	0	0	0	1	3								
Gary Gaetti, R OBP: 0.318, SLG: 0.485 (1, 5)											4	0	1	0	1	0	1								
Gene Larkin, S OBP: 0.404, SLG: 0.471 (1, 3)											4	0	1	1	1	2	2								
Tom Brunansky, R OBP: 0.369, SLG: 0.526 (1, 10)											4	0	0	0	0	1	1								
Steve Lombardozzi, R OBP: 0.310, SLG: 0.327 (1, 4)											4	0	0	0	0	0	0								
Mark Davidson, R OBP: 0.352, SLG: 0.391 (1, 9)											3	1	1	0	1	0	0								
Sal Butera, R OBP: 0.286, SLG: 0.474 (1, 2)											4	0	1	0	0	0	1								
Inning Stats	R: 0 E: 0 K: 0 S: 3	H: 1 LOB: 1 BB: 1 P: 7	R: 0 E: 0 K: 0 S: 3	H: 0 LOB: 0 BB: 0 P: 3	R: 0 E: 0 K: 1 S: 6	H: 1 LOB: 1 BB: 0 P: 6	R: 0 E: 0 K: 1 S: 5	H: 0 LOB: 0 BB: 0 P: 5	R: 0 E: 0 K: 0 S: 3	H: 0 LOB: 0 BB: 0 P: 3	R: 0 E: 0 K: 1 S: 5	H: 0 LOB: 1 BB: 1 P: 9	R: 3 E: 1 K: 1 S: 8	H: 2 LOB: 2 BB: 2 P: 16	R: 0 E: 0 K: 0 S: 4	H: 1 LOB: 2 BB: 1 P: 8	R: 1 E: 0 K: 1 S: 5	H: 2 LOB: 2 BB: 1 P: 9	1B: 6 2B: 1 3B: 0 HR: 0	SF: 0 SAC: 0 DP: 1 HBP: 0	WP: 1 PB: 0 SB: 1 CS: 0	PA: 41			
PITCHER	IP 7.2	WLS 29	BF 3	H 3	R 0	ER 0	SO 3	BB 4	IBB 0	HBP 0	BLK 0	WP 0	HR 0	S 31	P 47	ERA 0.00	WHIP 0.913								
Charlie Leibrandt, L ERA: 2.12 Dan Quisenberry, R ERA: 1.54 Jerry Don Gleaton, L ERA: 5.5 (8, 1)	0.0	2	1	0	0	0	0	0	0	0	0	0	2	2											
(8, 1)	1.2	L	10	3	1	1	2	1	1	0	0	1	0	12	20	5.40	2.400								

Kansas City Royals @ Minnesota Twins
 Hubert H. Humphrey Metrodome, Minneapolis, MN
 Wed Jun 10 1987, 8:05 PM EDT
 Att: 18,560 - Unknown

AB	35
R	4
H	7
RBI	1
BB	6
SO	5
LOB	11



Batter	1	2	3	4	5	6	7	8	9	AB	R	H	RBI	BB	SO	LOB	TOP			
Gary Pettis, S OBP: 0.320, SLG: 0.292	L7			4-3		K			K	4	0	0	0	0	2	0				
Devon White, S OBP: 0.306, SLG: 0.484	K			6-3			F4		F9	4	0	0	0	0	1	0				
Jack Howell, L OBP: 0.340, SLG: 0.514	F9			K					F8	4	0	1	0	0	1	0				
Wally Joyner, L OBP: 0.348, SLG: 0.498		L9			F9		F4			3	0	1	0	0	0	1				
Mark Ryal, L OBP: 0.292, SLG: 0.522		K			K		F8			3	0	0	0	0	2	2				
Ruppert Jones, L OBP: 0.317, SLG: 0.490		3-1			F9				F4	3	0	0	0	0	0	1				
Mark McLemore, S OBP: 0.338, SLG: 0.296				K		K				3	0	1	0	0	2	1				
Bob Boone, R OBP: 0.340, SLG: 0.304				4-3			F9		1-3	2	0	0	0	0	0	0				
Brian Downing, R OBP: 0.397, SLG: 0.547										1	0	0	0	0	0	1				
Jack Fimple, R										0	0	0	0	0	0	0				
Dick Schofield, R OBP: 0.249, SLG: 0.303				1-3						2	0	0	0	0	0	0				
Doug DeCinces, R OBP: 0.313, SLG: 0.352							1-3			1	0	0	0	0	0	1				
Gus Polidor, R OBP: 0.071, SLG: 0.071									L6	0	0	0	0	0	0	0				
Inning Stats	R: 0 E: 0 K: 1 S: 5	H: 0 LOB: 0 BB: 0 P: 5	R: 0 E: 0 K: 1 S: 5	H: 0 LOB: 0 BB: 0 P: 5	R: 0 E: 0 K: 1 S: 5	H: 0 LOB: 0 BB: 0 P: 5	R: 0 E: 0 K: 2 S: 8	H: 1 LOB: 1 BB: 0 P: 8	R: 0 E: 0 K: 1 S: 5	H: 0 LOB: 0 BB: 0 P: 5	R: 0 E: 0 K: 0 S: 4	H: 1 LOB: 1 BB: 0 P: 4	R: 0 E: 0 K: 0 S: 4	H: 1 LOB: 1 BB: 0 P: 4	R: 0 E: 0 K: 1 S: 5	H: 0 LOB: 0 BB: 0 P: 5	1B: 1 2B: 1 3B: 1 HR: 0	SF: 0 SAC: 0 DP: 0 HBP: 0	WP: 0 PB: 0 SB: 0 CS: 0	PA: 30
PITCHER Bret Saberhagen, R ERA: 2.0	IP: 9.0 WLS: W BF: 30 H: 3 R: 0 ER: 0 SO: 8 BB: 0 IBB: 0 HBP: 0 BLK: 0 WP: 0 HR: 0 S: 46 P: 46 ERA: 0.00 WHIP: 0.333																			

California Angels @ Kansas City Royals
Royals Stadium, Kansas City, MO
Fri Jun 12 1987, 8:05 PM EDT
Att: 35,415 - Unknown

AB 30
R 0
H 3
RBI 0
BB 0
SO 8
LOB 7



Batter	1	2	3	4	5	6	7	8	9	AB	R	H	RBI	BB	SO	LOB	BOTTOM			
Willie Wilson, S OBP: 0.329, SLG: 0.395	5-3		6-3		1-3			1-3		4	0	0	0	0	0	2				
Kevin Seitzer, R OBP: 0.385, SLG: 0.420	5-3			2B		4-3		K		4	1	1	0	0	1	1				
George Brett, L OBP: 0.480, SLG: 0.500	F7			1B		1-3				3	0	1	1	0	0	0				
Danny Tartabull, R OBP: 0.380, SLG: 0.471		6-3		K		F8				3	0	0	0	0	1	1				
Frank White, R OBP: 0.298, SLG: 0.363		2B		L7		K		K		3	0	1	0	0	1	1				
Bo Jackson, R OBP: 0.316, SLG: 0.489		K		6-3		K		K		3	0	0	0	0	2	2				
Steve Balboni, R OBP: 0.283, SLG: 0.391		K			BB			L7		2	0	0	0	1	1	1				
Angel Salazar, R OBP: 0.241, SLG: 0.303			4-3		L8			E5		3	0	0	0	0	0	1				
Jamie Quirk, L OBP: 0.322, SLG: 0.333			F8		F7			FC1-6		3	0	0	0	0	0	2				
Inning Stats	R: 0 E: 0 K: 0 S: 3	H: 0 LOB: 0 BB: 0 P: 3	R: 0 E: 0 K: 2 S: 8	H: 1 LOB: 1 BB: 0 P: 8	R: 0 E: 0 K: 0 S: 3	H: 0 LOB: 0 BB: 0 P: 3	R: 1 E: 0 K: 1 S: 7	H: 2 LOB: 1 BB: 0 P: 7	R: 0 E: 0 K: 0 S: 3	H: 0 LOB: 0 BB: 0 P: 3	R: 0 E: 0 K: 2 S: 7	H: 0 LOB: 0 BB: 0 P: 7	R: 0 E: 1 K: 1 S: 6	H: 0 LOB: 1 BB: 0 P: 6	R: 0 E: 0 K: 1 S: 5	H: 0 LOB: 0 BB: 0 P: 5	1B: 1 2B: 2 3B: 0 HR: 0	SF: 0 SAC: 0 DP: 0 HBP: 0	WP: 0 PB: 0 SB: 0 CS: 0	PA: 29
PITCHER Mike Witt, R ERA: 3.54	IP: 8.0 WLS: L BF: 29 H: 3 R: 1 ER: 1 SO: 6 BB: 1 IBB: 0 HBP: 0 BLK: 0 WP: 0 HR: 0 S: 40 P: 44 ERA: 1.12 WHIP: 0.500																			

California Angels @ Kansas City Royals
Royals Stadium, Kansas City, MO
Fri Jun 12 1987, 8:05 PM EDT
Att: 35,415 - Unknown

AB 28
R 1
H 3
RBI 1
BB 1
SO 6
LOB 11



Batter	1	2	3	4	5	6	7	8	9	AB	R	H	RBI	BB	SO	LOB	TOP										
Tony Phillips, S OBP: 0.356, SLG: 0.617	5-3		BB 1B		FC5-2		F7		HR	5	1	2	2	0	0	1	Oakland Athletics @ Kansas City Royals Royals Stadium, Kansas City, MO Mon Jun 15 1987, 8:05 PM EDT Att: 36,157 - Unknown livebaseballscorecards.com										
Carney Lansford, R OBP: 0.380, SLG: 0.610	K		BB BB BB BB		F8		HR		F7	4	1	1	1	1	1	1											
Jose Canseco, R OBP: 0.296, SLG: 0.408	5-3		L7		F9 WP E BB		F4		1B	4	1	1	0	1	0	2											
Mark McGwire, R OBP: 0.364, SLG: 0.634		5-3			F9		F8		1B	5	1	2	1	0	0	1											
Ron Cey, R OBP: 0.392, SLG: 0.434 Reggie Jackson, L (8, PH) OBP: 0.287, SLG: 0.349	K				E5 1B E		F9		1-3	3	1	0	1	0	2	0											
Mike Davis, L OBP: 0.367, SLG: 0.613	4-3				B2-5 1B				BB	3	0	1	0	1	1	0											
Terry Steinbach, R OBP: 0.377, SLG: 0.508			SH1-3 6-3 2B		E1				K	4	1	1	0	0	1	2											
Stan Javier, S OBP: 0.345, SLG: 0.356 Luis Polonia, L (9, PH) OBP: 0.300, SLG: 0.484			SH1-3		B2-5				HR 1B	2	0	1	0	0	0	2											
Alfredo Griffin, S OBP: 0.324, SLG: 0.351	6-3				G3		F8		F7	4	0	0	1	0	0	2											
Inning Stats	R: 0 E: 0 K: 1 S: 5	H: 0 LOB: 0 BB: 0 P: 5	R: 0 E: 0 K: 1 S: 5	H: 0 LOB: 0 BB: 0 P: 5	R: 1 E: 0 K: 2 S: 8	H: 1 LOB: 0 BB: 0 P: 8	R: 0 E: 0 K: 0 S: 4	H: 1 LOB: 1 BB: 0 P: 4	R: 2 E: 2 K: 0 S: 5	H: 1 LOB: 1 BB: 1 P: 9	R: 1 E: 0 K: 0 S: 4	H: 1 LOB: 0 BB: 0 P: 4	R: 0 E: 0 K: 1 S: 5	H: 0 LOB: 1 BB: 1 P: 9	R: 2 E: 0 K: 0 S: 7	H: 4 LOB: 2 BB: 0 P: 7		1B: 5 2B: 3 3B: 0 HR: 3	SF: 0 SAC: 1 DP: 1 HBP: 0	WP: 2 PA: 41 PB: 0 SB: 0 CS: 0							
PITCHER	IP	WLS	BF	H	R	ER	SO	BB	IBB	HBP	BLK	WP	HR	S	P	ERA	WHIP										
Charlie Leibrandt, L ERA: 2.33	7.0		30	6	5	4	4	2	0	0	0	2	2	36	44	5.14	1.143										
Steve Farr, R ERA: 4.74	1.2	L	9	3	2	2	1	1	0	0	0	0	1	10	14	10.80	2.400										
Dan Quisenberry, R ERA: 1.48	0.0		1	1	0	0	0	0	0	0	0	0	0	1	1	∞	∞										
Jerry Don Gleaton, L ERA: 4.87	0.1		1	0	0	0	0	0	0	0	0	0	0	1	1	0.00	0.000										

Batter	1	2	3	4	5	6	7	8	9	AB	R	H	RBI	BB	SO	LOB	BOTTOM										
Willie Wilson, S OBP: 0.323, SLG: 0.385	L6		K		1B 1B 1B		6-3		FC3-6 1B	5	2	1	0	0	1	3	Oakland Athletics @ Kansas City Royals Royals Stadium, Kansas City, MO Mon Jun 15 1987, 8:05 PM EDT Att: 36,157 - Unknown livebaseballscorecards.com										
Kevin Seitzer, R OBP: 0.381, SLG: 0.414	1-3				1B 1B 1B		6-3		1B	5	0	2	2	0	0	0											
George Brett, L OBP: 0.429, SLG: 0.451	F8				1B 1B 1B		2B 1B		5-3	5	0	2	1	0	1	1											
Danny Tartabull, R OBP: 0.385, SLG: 0.490	5-3				K		HR		SH3 1B BB	4	1	2	1	1	1	2											
Frank White, R OBP: 0.300, SLG: 0.355					F8		K		SH3	3	0	1	0	1	1	0											
Bo Jackson, R OBP: 0.326, SLG: 0.518	F8				F9		HR		1B	5	1	2	1	0	1	4											
Steve Balboni, R OBP: 0.285, SLG: 0.401	F9				HR		1B		F8	5	1	2	1	0	0	5											
Angel Salazar, R OBP: 0.240, SLG: 0.299			F3		FC6-4 1B		F6		L7	4	0	1	0	0	0	1											
Larry Owen, R OBP: 0.242, SLG: 0.298 Thad Bosley, L (8, PH) OBP: 0.299, SLG: 0.388 Jamie Quirk, L OBP: 0.323, SLG: 0.333			F5		FC6-4 1B		FC6-4 1B		FC3-6 1B	3	1	1	0	0	0	1											
					1-2 1B		1-2 1B			1	0	1	0	0	0	0											
Inning Stats	R: 0 E: 0 K: 0 S: 3	H: 0 LOB: 0 BB: 0 P: 3	R: 0 E: 0 K: 0 S: 4	H: 1 LOB: 1 BB: 0 P: 4	R: 0 E: 0 K: 1 S: 5	H: 0 LOB: 0 BB: 0 P: 5	R: 1 E: 0 K: 1 S: 6	H: 1 LOB: 0 BB: 0 P: 6	R: 3 E: 0 K: 1 S: 10	H: 5 LOB: 2 BB: 0 P: 10	R: 1 E: 0 K: 1 S: 8	H: 3 LOB: 2 BB: 0 P: 8	R: 0 E: 0 K: 0 S: 7	H: 2 LOB: 3 BB: 1 P: 11	R: 1 E: 0 K: 0 S: 5	H: 2 LOB: 1 BB: 0 P: 5	R: 0 E: 0 K: 0 S: 3	H: 1 LOB: 1 BB: 1 P: 7	1B: 11 2B: 1 3B: 0 HR: 3	SF: 0 SAC: 1 DP: 0 HBP: 0	WP: 0 PA: 43 PB: 0 SB: 1 CS: 0						
PITCHER	IP	WLS	BF	H	R	ER	SO	BB	IBB	HBP	BLK	WP	HR	S	P	ERA	WHIP										
Curt Young, L ERA: 2.96	5.1		24	8	5	5	4	0	0	0	0	0	0	15	19	3.86	2.571										
Dennis Eckersley, R ERA: 3.04	2.1		14	6	1	1	1	0	1	0	0	0	0	1	1	0.00	0.000										
Dave Leiper, L ERA: 2.08	0.1	W	1	0	0	0	0	0	0	0	0	0	0	1	1	0.00	0.000										
Jay Howell, R ERA: 4.5	1.0	S	4	1	0	0	0	1	0	0	0	0	0	3	7	0.00	2.000										

Batter	1	2	3	4	5	6	7	8	9	AB	R	H	RBI	BB	SO	LOB	TOP			
Luis Polonia, L OBP: 0.397, SLG: 0.478 (1, 8)			FC6-4 1B BLK		B1					4	1	1	0	0	1	2	<p>Oakland Athletics @ Kansas City Royals</p> <p>Royals Stadium, Kansas City, MO</p> <p>Wed Jun 17 1987, 8:05 PM EDT</p> <p>Att: 26,780 - Unknown</p> <p>livebaseballscores.com</p>			
Mike Davis, L OBP: 0.370, SLG: 0.633 (1, 9)	F2		1B 1-2 3B BB		HR					3	2	1	2	1	1					
Carney Lansford, R OBP: 0.382, SLG: 0.499 (1, 5)	4-3		1-3 2-H 3B 1B		3-1			F6		4	1	1	1	0	0					
Mark McGwire, R OBP: 0.354, SLG: 0.621 (1, 3)		6-3	1-H 3-H 3B		F9			F8		4	0	1	2	0	0					
Jose Canseco, R OBP: 0.298, SLG: 0.430 (1, 7)	F9		B1		4-3			F9		4	0	0	0	0	1					
Reggie Jackson, L OBP: 0.291, SLG: 0.370 (1, 10)								6-3		4	0	1	0	0	1	0				
Tony Phillips, S OBP: 0.355, SLG: 0.409 (1, 4)	6-3							F9		3	0	0	0	1	1					
Mickey Tettleton, S OBP: 0.248, SLG: 0.213 (1, 2)			F8							4	0	0	0	0	3	1				
Alfredo Griffin, S OBP: 0.335, SLG: 0.358 (1, 6)			FC6-4 1B		B1 HR			L8		4	1	2	0	0	1					
Inning Stats	R: 0 E: 0 K: 1 S: 5	H: 0 LOB: 0 BB: 0 P: 5	R: 0 E: 0 K: 0 S: 4	H: 1 LOB: 1 BB: 0 P: 4	R: 3 E: 0 K: 0 S: 6	H: 3 LOB: 1 BB: 1 P: 10	R: 0 E: 0 K: 3 S: 9	H: 0 LOB: 0 BB: 0 P: 9	R: 2 E: 0 K: 0 S: 5	H: 2 LOB: 0 BB: 0 P: 5	R: 0 E: 0 K: 2 S: 3	H: 1 LOB: 1 BB: 0 P: 8	R: 0 E: 0 K: 0 S: 3	H: 0 LOB: 0 BB: 0 P: 3	R: 0 E: 0 K: 1 S: 5	H: 0 LOB: 1 BB: 1 P: 9	1B: 4 2B: 1 3B: 1 HR: 1	SF: 0 SAC: 0 DP: 0 HBP: 0	WP: 0 PB: 0 SB: 2 CS: 0	PA: 36
PITCHER Bret Saberhagen, R ERA: 2.25 (1, 1)	IP: 9.0 WLS: W BF: 36 H: 7 R: 5 ER: 5 SO: 7 BB: 2 IBB: 0 HBP: 0 BLK: 1 WP: 0 HR: 1 S: 48 P: 56 ERA: 5.00 WHIP: 1.000															PITCHER				

Batter	1	2	3	4	5	6	7	8	9	AB	R	H	RBI	BB	SO	LOB	BOTTOM										
Willie Wilson, S OBP: 0.324, SLG: 0.381 (1, 8)	F8		1-3 1-2		F6				G3-6-3	4	0	0	0	0	2	<p>Oakland Athletics @ Kansas City Royals</p> <p>Royals Stadium, Kansas City, MO</p> <p>Wed Jun 17 1987, 8:05 PM EDT</p> <p>Att: 26,780 - Unknown</p> <p>livebaseballscores.com</p>											
Kevin Seitzer, R OBP: 0.391, SLG: 0.423 (1, 5)			1B 2-H 2B					1B SF9 1B		3	2	2	1	1	1		0										
George Brett, L OBP: 0.417, SLG: 0.483 (1, 10)	L7		1B HR 1B		HR			SF9 1-3 1B		4	3	3	1	0	1												
Danny Tartabull, R OBP: 0.380, SLG: 0.484 (1, 9)	F3		1-3 3-H 1B					SF9		3	1	1	2	0	1												
Frank White, R OBP: 0.299, SLG: 0.369 (1, 4)		L8	1-H 3-H HR		K2-3			SF9		3	1	1	4	0	1		0										
Bo Jackson, R OBP: 0.327, SLG: 0.524 (1, 7)										4	1	1	1	0	3		0										
Steve Balboni, R OBP: 0.288, SLG: 0.402 (1, 3)			5-3					F8		3	1	1	0	0	0												
Angel Salazar, R OBP: 0.232, SLG: 0.289 (1, 6)	FC6-4 1-2				F9			6-3		3	0	0	0	0	1												
Jamie Quirk, L OBP: 0.326, SLG: 0.336 (1, 2)										2	1	1	0	0	0												
Hal McRae, R OBP: 0.438, SLG: 0.571 (6, PH)										1	0	1	1	0	0												
Larry Owen, R OBP: 0.234, SLG: 0.288 (7, 2)			1-3 2B 1B		F7					1	0	0	0	1	1	0											
Inning Stats	R: 0 E: 0 K: 0 S: 3	H: 0 LOB: 1 BB: 1 P: 7	R: 0 E: 0 K: 1 S: 5	H: 0 LOB: 0 BB: 0 P: 6	R: 5 E: 0 K: 1 S: 10	H: 5 LOB: 0 BB: 0 P: 10	R: 0 E: 0 K: 0 S: 3	H: 0 LOB: 0 BB: 0 P: 3	R: 1 E: 0 K: 3 S: 10	H: 1 LOB: 0 BB: 0 P: 10	R: 2 E: 0 K: 0 S: 5	H: 3 LOB: 0 BB: 0 P: 5	R: 2 E: 0 K: 1 S: 7	H: 2 LOB: 0 BB: 0 P: 7	R: 0 E: 0 K: 1 S: 5	H: 0 LOB: 0 BB: 0 P: 5	1B: 6 2B: 2 3B: 0 HR: 3	SF: 2 SAC: 1 DP: 1 HBP: 1	WP: 0 PB: 0 SB: 1 CS: 0	PA: 36							
PITCHER Dave Stewart, R ERA: 4.15 (1, 1)	IP: 5.0 WLS: L BF: 24 H: 7 R: 7 ER: 7 SO: 5 BB: 1 IBB: 0 HBP: 0 BLK: 0 WP: 0 HR: 3 S: 32 P: 37 ERA: 12.60 WHIP: 1.600															PITCHER											
Dennis Lamp, R ERA: 5.4 (6, 1)	0.1	2	1	0	0	0	0	0	0	2	2	0.00	3.000														
Dave Leiper, L ERA: 3.0 (6, 1)	0.2	4	3	3	3	0	0	0	0	4	4	40.50	4.500														
Gene Nelson, R ERA: 3.77 (7, 1)	1.0	3	0	0	0	1	0	0	0	5	5	0.00	0.000														
Dave Vonohlen, L ERA: (8, 1)	1.0	3	0	0	0	1	0	0	0	5	5	0.00	0.000														



Batter	1	2	3	4	5	6	7	8	9	AB	R	H	RBI	BB	SO	LOB	TOP								
Willie Wilson, S (1, 8) OBP: 0.329, SLG: 0.398	0-3 K		0-0 1B 2B 1B	0-0 L5			0-0 1B 2B 1B	0-0 HR		5	3	3	1	0	1	0									
Kevin Seitzer, R (1, 5) OBP: 0.391, SLG: 0.422	0-0 F4		0-0 2B 1B		0-3 K		0-0 2B SF8 1B	0-3 K		5	2	2	1	0	2	0									
George Brett, L (1, 10) OBP: 0.429, SLG: 0.492	0-0 F5		4-0 2B 1B IBB		4-0 HR BB		0-0 1-3 3-H 2B	0-3 K	0-3 K	3	2	1	1	2	1	0									
Danny Tartabull, R (1, 9) OBP: 0.381, SLG: 0.493		4-0 WP BB	0-3 K		0-0 HR BB		0-3 K	0-0 5-3	0-0 5-3	4	1	1	2	1	2	5									
Frank White, R (1, 4) OBP: 0.297, SLG: 0.371		0-0 F7	0-0 1B 2B		0-3 K		0-0 SF8	0-0 5-3		4	1	1	3	0	1	1									
Bo Jackson, R (1, 7) OBP: 0.330, SLG: 0.522		0-3 K	0-0 FC6-4 1B		0-0 F9		0-0 HBP			3	0	1	2	0	1	1									
Steve Balboni, R (1, 3) OBP: 0.283, SLG: 0.394		0-3 K	0-0 FC6-4 1-2		0-0 F8		0-0 F7			4	0	0	0	0	1	4									
Angel Salazar, R (1, 6) OBP: 0.232, SLG: 0.284			4-0 1B 1B BB	0-0 1-3		0-0 F9		0-0 F8		3	1	0	0	1	0	0									
Jamie Quirk, L (1, 2) OBP: 0.316, SLG: 0.325			0-0 F7	0-0 F5		0-0 F7		0-0 4-3		4	0	0	0	0	0	1									
Inning Stats	R: 0 E: 0 K: 1 S: 5	H: 0 LOB: 0 BB: 0 P: 5	R: 0 E: 0 K: 2 S: 7	H: 0 LOB: 1 BB: 1 P: 11	R: 5 E: 0 K: 1 S: 9	H: 4 LOB: 1 BB: 2 P: 17	R: 0 E: 0 K: 0 S: 3	H: 0 LOB: 0 BB: 0 P: 3	R: 2 E: 0 K: 2 S: 8	H: 1 LOB: 0 BB: 1 P: 12	R: 0 E: 0 K: 0 S: 3	H: 0 LOB: 0 BB: 0 P: 3	R: 2 E: 0 K: 1 S: 8	H: 3 LOB: 2 BB: 0 P: 9	R: 1 E: 0 K: 1 S: 6	H: 1 LOB: 0 BB: 0 P: 6	R: 0 E: 0 K: 1 S: 5	H: 0 LOB: 0 BB: 0 P: 5	1B: 5 2B: 2 3B: 0 HR: 2	SF: 1 SAC: 0 DP: 0 HBP: 1	WP: 2 PB: 0 SB: 0 CS: 0	PA: 41			
PITCHER	IP	WLS	BF	H	R	ER	SO	BB	IBB	HBP	BLK	WP	HR	S	P	ERA	WHIP								
Willie Fraser, R (1, 1) ERA: 3.51	6.0	L	27	5	7	7	6	3	1	0	0	1	1	35	51	10.50	1.333								
Chuck Finley, L (7, 1) ERA: 5.23	0.0		3	3	2	2	0	0	0	0	0	1	0	3	3	∞	∞								
DeWayne Buice, R (7, 1) ERA: 3.12	2.0		8	1	1	1	2	0	0	1	0	0	1	11	12	4.50	0.500								
Gary Lucas, L (9, 1) ERA: 7.71	1.0		3	0	0	0	1	0	0	0	0	0	0	5	5	0.00	0.000								

Kansas City Royals @ California Angels
Anaheim Stadium, Anaheim, CA
Thu Jun 18 1987, 10:05 PM EDT
Att: 42,923 - Unknown

AB 35
R 10
H 9
RBI 10
BB 4
SO 9
LOB 12



Batter	1	2	3	4	5	6	7	8	9	AB	R	H	RBI	BB	SO	LOB	BOTTOM								
Brian Downing, R (1, 10) OBP: 0.396, SLG: 0.540	1-0 BB 1B HBP		0-0 5-3		0-0 BB 1B		0-0 6-3			3	1	1	0	0	0	0									
Devon White, S (1, 8) OBP: 0.318, SLG: 0.481	4-0 1B G3-6-1 BB		0-3 K		0-3 K		0-0 G4-6-3 1B			3	1	1	0	1	2	1									
Wally Joyner, L (1, 3) OBP: 0.358, SLG: 0.496	0-0 G3-6-1 1B		0-0 HR 1B		4-0 1-2 BB		0-0 G4-6-3 1-2			3	1	2	1	1	0	1									
Jack Howell, L (1, 7) OBP: 0.347, SLG: 0.525	0-0 G3-6-1 1-2 3-H		0-0 HR		0-0 G3		0-0 F8			4	1	1	2	0	0	3									
Doug DeCinces, R (1, 5) OBP: 0.335, SLG: 0.398	0-0 L6		0-0 F8		4-0 G1-6-3 BB		4-0 FC4-6 BB			2	0	0	0	2	0	0									
Mark Ryal, L (1, 9) OBP: 0.288, SLG: 0.481		0-0 4-3		0-0 3-1		0-0 G1-6-3 1-2		0-0 FC4-6 6-3		4	0	0	0	0	2										
Dick Schofield, R (1, 6) OBP: 0.259, SLG: 0.315		0-3 K		0-0 F8		0-0 F3		0-0 6-3 1-2		4	0	0	0	0	1	1									
Bob Boone, R (1, 2) OBP: 0.347, SLG: 0.315		0-0		0-3 K		0-0 F5		0-3 K		3	0	1	0	0	1	0									
Ruppert Jones, L (9, PH) OBP: 0.313, SLG: 0.473		0-0 1B								1	0	0	0	0	1	1									
Mark McLemore, S (1, 4) OBP: 0.329, SLG: 0.283		0-0 5-3			0-0 6-3		0-0 6-3			3	0	0	0	0	0	1									
Inning Stats	R: 2 E: 0 K: 0 S: 3	H: 1 LOB: 0 BB: 1 P: 8	R: 0 E: 0 K: 1 S: 6	H: 1 LOB: 0 BB: 0 P: 6	R: 2 E: 0 K: 1 S: 7	H: 2 LOB: 0 BB: 0 P: 7	R: 0 E: 0 K: 1 S: 5	H: 0 LOB: 0 BB: 0 P: 5	R: 0 E: 0 K: 1 S: 6	H: 1 LOB: 2 BB: 1 P: 10	R: 0 E: 0 K: 0 S: 2	H: 0 LOB: 0 BB: 1 P: 6	R: 0 E: 0 K: 0 S: 3	H: 0 LOB: 0 BB: 0 P: 3	R: 0 E: 0 K: 0 S: 3	H: 1 LOB: 0 BB: 0 P: 3	R: 0 E: 0 K: 1 S: 5	H: 0 LOB: 1 BB: 1 P: 9	1B: 5 2B: 0 3B: 0 HR: 1	SF: 0 SAC: 0 DP: 3 HBP: 1	WP: 0 PB: 0 SB: 0 CS: 0	PA: 35			
PITCHER	IP	WLS	BF	H	R	ER	SO	BB	IBB	HBP	BLK	WP	HR	S	P	ERA	WHIP								
Mark Gubicza, R (1, 1) ERA: 4.81	9.0	W	35	6	4	4	5	4	0	1	0	0	1	40	57	4.00	1.111								

Kansas City Royals @ California Angels
Anaheim Stadium, Anaheim, CA
Thu Jun 18 1987, 10:05 PM EDT
Att: 42,923 - Unknown

AB 30
R 4
H 6
RBI 3
BB 4
SO 5
LOB 10



Batter	1	2	3	4	5	6	7	8	9	AB	R	H	RBI	BB	SO	LOB	TOP			
Willie Wilson, S OBP: 0.327, SLG: 0.394 (1, 8)	0-3 K	0-0 G3		0-0 F9		0-3 K			0-0 1B	5	0	1	0	0	2	2	Kansas City Royals @ California Angels Anaheim Stadium, Anaheim, CA Fri Jun 19 1987, 10:05 PM EDT Att: 32,797 - Unknown livebaseballscorecards.com			
Kevin Seitzer, R OBP: 0.386, SLG: 0.418 (1, 5)	0-0 WP 1B		0-0 4-3		0-0 F9		0-0 F9		0-0 4-3	5	1	1	0	0	0	1				
George Brett, L OBP: 0.420, SLG: 0.493 (1, 10)	0-0 F7		0-0 1B 2B		0-0 G3		0-0 F9			4	1	1	0	0	0	1				
Danny Tartabull, R OBP: 0.386, SLG: 0.498 (1, 9)	0-0 PB 1B		0-0 1B		0-3 K				0-0 G6-4-3 1B	4	0	3	1	0	1	0				
Frank White, R OBP: 0.296, SLG: 0.369 (1, 4)	0-3 K		0-0 1B		0-0 F8				0-0 G6-4-3 1B	4	0	1	1	0	1	2				
Bo Jackson, R OBP: 0.333, SLG: 0.519 (1, 7)		0-0 1B 1B	0-3 K		0-3 K				0-0 BB	3	0	1	0	1	2	2				
Steve Balboni, R OBP: 0.283, SLG: 0.391 (1, 3)		0-0 P3	0-0 P3		0-0 1B				0-0 5-3	4	0	1	0	0	0	4				
Angel Salazar, R OBP: 0.232, SLG: 0.284 (1, 6)		0-0 F9		0-3 K		0-0 1B			0-0 6-3	4	0	1	0	0	1	1				
Jamie Quirk, L OBP: 0.314, SLG: 0.322 (1, 2)		0-0 1B		0-3 K		0-0 F8			0-0 3-1	4	0	1	0	0	1	2				
Inning Stats	R: 1 E: 0 K: 2 S: 9	H: 2 LOB: 1 BB: 0 P: 9	R: 0 E: 0 K: 0 S: 5	H: 2 LOB: 2 BB: 0 P: 5	R: 1 E: 0 K: 1 S: 8	H: 3 LOB: 2 BB: 0 P: 8	R: 0 E: 0 K: 2 S: 7	H: 0 LOB: 0 BB: 0 P: 7	R: 0 E: 0 K: 1 S: 5	H: 0 LOB: 0 BB: 0 P: 5	R: 0 E: 0 K: 1 S: 5	H: 0 LOB: 0 BB: 0 P: 5	R: 0 E: 0 K: 0 S: 3	H: 1 LOB: 1 BB: 1 P: 7	R: 0 E: 0 K: 0 S: 4	H: 1 LOB: 1 BB: 0 P: 4	1B: 10 2B: 1 3B: 0 HR: 0	SF: 0 SAC: 0 DP: 1 HBP: 0	WP: 1 PB: 1 SB: 0 CS: 0	PA: 38
PITCHER	IP WLS BF H R ER SO BB IBB HBP BLK WP HR S P ERA WHIP	IP WLS BF H R ER SO BB IBB HBP BLK WP HR S P ERA WHIP																	IP WLS BF H R ER SO BB IBB HBP BLK WP HR S P ERA WHIP	
Don Sutton, R ERA: 4.46 (1, 1)	6.0 L 27 9 2 2 7																	3.00 1.500		
Gary Lucas, L ERA: 6.64 (7, 1)	3.0 11 2 0 0 1																	0.00 1.000		

Batter	1	2	3	4	5	6	7	8	9	AB	R	H	RBI	BB	SO	LOB	BOTTOM					
Brian Downing, R OBP: 0.405, SLG: 0.542 (1, 10)	4-0 PB 1B BB		4-0 WP BB			0-0 CS 1B		4-0 BB		1	0	1	0	3	0	0	Kansas City Royals @ California Angels Anaheim Stadium, Anaheim, CA Fri Jun 19 1987, 10:05 PM EDT Att: 32,797 - Unknown livebaseballscorecards.com					
Dick Schofield, R OBP: 0.295, SLG: 0.314 (1, 6)	0-0 F8		0-0 F5		0-0 1B		0-0 5-3			4	0	1	0	0	0	3						
Doug DeCinces, R OBP: 0.333, SLG: 0.395 (1, 5)	0-0 PB 1B		0-0 F9		0-3 K				0-0 5-3	4	0	1	0	0	1	3						
George Hendrick, R OBP: 0.120, SLG: 0.240 (1, 7)	0-0 F5		0-0 F7		0-3 K				0-0 6-3	4	0	0	0	0	1	4						
Bob Boone, R OBP: 0.344, SLG: 0.313 (1, 2)	0-0 F3		0-0 6-3		0-0 F5				0-0 FC6-4 1B	4	0	1	0	0	0	2						
Devon White, S OBP: 0.314, SLG: 0.474 (1, 9)		0-0 6-3		0-0 6-3		0-0 5-3			0-0 FC6-4	4	0	0	0	0	0	1						
Wally Joyner, L OBP: 0.354, SLG: 0.489 (1, 3)		0-0 1-3		0-3 K		0-0 6-3				3	0	0	0	0	1	0						
Gary Pettis, S OBP: 0.309, SLG: 0.278 (1, 8)		4-0 CS BB		0-0 6-3		0-0 4-3			0-0 4-3	2	0	0	0	1	0	0						
Gus Polidor, R OBP: 0.059, SLG: 0.059 (1, 4)		0-0 CS	0-0 L4		0-0 6-3		0-0 F4			3	0	0	0	0	0	0						
Inning Stats	R: 0 E: 0 K: 0 S: 4	H: 1 LOB: 2 BB: 1 P: 8	R: 0 E: 0 K: 0 S: 2	H: 0 LOB: 0 BB: 1 P: 6	R: 0 E: 0 K: 0 S: 3	H: 0 LOB: 1 BB: 1 P: 7	R: 0 E: 0 K: 0 S: 3	H: 0 LOB: 0 BB: 0 P: 3	R: 0 E: 0 K: 1 S: 5	H: 0 LOB: 0 BB: 0 P: 5	R: 0 E: 0 K: 2 S: 8	H: 2 LOB: 2 BB: 0 P: 8	R: 0 E: 0 K: 0 S: 3	H: 0 LOB: 0 BB: 0 P: 3	R: 0 E: 0 K: 0 S: 3	H: 0 LOB: 1 BB: 1 P: 7	R: 0 E: 0 K: 0 S: 4	H: 1 LOB: 1 BB: 0 P: 4	1B: 4 2B: 1 3B: 0 HR: 0	SF: 0 SAC: 0 DP: 1 HBP: 0	WP: 1 PB: 1 SB: 0 CS: 2	PA: 34
PITCHER	IP WLS BF H R ER SO BB IBB HBP BLK WP HR S P ERA WHIP	IP WLS BF H R ER SO BB IBB HBP BLK WP HR S P ERA WHIP																	IP WLS BF H R ER SO BB IBB HBP BLK WP HR S P ERA WHIP			
Danny Jackson, L ERA: 4.14 (1, 1)	9.0 W 33 4 0 0 3																	0.00 0.889				

Batter	1	2	3	4	5	6	7	8	9	AB R H RBI BB SO LOB	TOP											
Willie Wilson, S (1, 8) OBP: 0.336, SLG: 0.407										5 2 4 0 0 0 0	Kansas City Royals @ California Angels Anaheim Stadium, Anaheim, CA Sat Jun 20 1987, 10:05 PM EDT Att: 39,510 - Unknown livebaseballscorecards.com											
Kevin Seitzer, R (1, 5) OBP: 0.388, SLG: 0.427										4 1 1 2 1 0 2												
George Brett, L (1, 10) OBP: 0.430, SLG: 0.529										3 2 1 2 2 1 3												
Danny Tartabull, R (1, 9) OBP: 0.387, SLG: 0.507										4 1 1 2 1 1 3												
Frank White, R (1, 4) OBP: 0.298, SLG: 0.367										4 0 1 0 1 1 4												
Bo Jackson, R (1, 7) OBP: 0.328, SLG: 0.509										4 0 0 0 0 4 2												
Steve Balboni, R (1, 3) OBP: 0.286, SLG: 0.408										4 1 2 1 0 0 0												
Angel Salazar, R (1, 6) OBP: 0.228, SLG: 0.278										4 0 0 0 0 2 1												
Jamie Quirk, L (1, 2) OBP: 0.312, SLG: 0.344										4 1 1 1 0 1 0												
Inning Stats	R: 2 E: 0 K: 2 S: 9	H: 2 LOB: 1 BB: 1 P: 13	R: 0 E: 0 K: 1 S: 5	H: 0 LOB: 0 BB: 0 P: 5	R: 2 E: 0 K: 0 S: 4	H: 1 LOB: 0 BB: 1 P: 8	R: 0 E: 0 K: 1 S: 5	H: 0 LOB: 0 BB: 0 P: 5	R: 1 E: 0 K: 1 S: 7	H: 2 LOB: 2 BB: 1 P: 11	R: 1 E: 0 K: 3 S: 10	H: 1 LOB: 1 BB: 0 P: 10	R: 2 E: 0 K: 1 S: 7	H: 3 LOB: 1 BB: 1 P: 11	R: 0 E: 0 K: 0 S: 3	H: 1 LOB: 0 BB: 0 P: 3	R: 0 E: 0 K: 1 S: 6	H: 1 LOB: 2 BB: 1 P: 10	1B: 5 2B: 2 3B: 0 HR: 5	SF: 0 SAC: 0 DP: 2 HBP: 0	WP: 0 PB: 0 SB: 1 CS: 1	PA: 41
PITCHER	IP WLS BF H R ER SO BB IBB HBP BLK WP HR S P ERA WHIP											IP WLS BF H R ER SO BB IBB HBP BLK WP HR S P ERA WHIP										
Jack Lazorko, R (1, 1) ERA: 5.06	4.0 L 20 5 5 5 4 3 0 0 0 0 3 25 37 11.25 2.000																					
DeWayne Buice, R (5, 1) ERA: 3.53	3.0 13 4 3 3 5 1 0 0 0 0 2 22 26 9.00 1.667																					
Chuck Finley, L (8, 1) ERA: 4.91	2.0 8 2 0 0 0 1 1 0 0 0 0 0 9 13 0.00 1.500																					

Batter	1	2	3	4	5	6	7	8	9	AB R H RBI BB SO LOB	BOTTOM											
Brian Downing, R (1, 10) OBP: 0.412, SLG: 0.564										5 2 4 1 0 0 0	Kansas City Royals @ California Angels Anaheim Stadium, Anaheim, CA Sat Jun 20 1987, 10:05 PM EDT Att: 39,510 - Unknown livebaseballscorecards.com											
Wally Joyner, L (1, 3) OBP: 0.353, SLG: 0.483										3 0 0 0 1 0 2												
Devon White, S (1, 9) OBP: 0.313, SLG: 0.471										4 0 1 1 0 2 3												
Doug DeCinces, R (1, 5) OBP: 0.336, SLG: 0.397										4 0 2 0 0 1 2												
George Hendrick, R (1, 7) OBP: 0.103, SLG: 0.207										4 0 0 0 0 2 3												
Dick Schofield, R (1, 6) OBP: 0.296, SLG: 0.310										3 0 0 0 0 0 1												
Jack Howell, L (9, PH) OBP: 0.345, SLG: 0.523										1 0 0 0 0 0 0												
Gary Pettis, S (1, 8) OBP: 0.312, SLG: 0.286										4 1 2 0 0 0 0												
Gus Polidor, R (1, 4) OBP: 0.050, SLG: 0.050										3 0 0 0 0 2 2												
Ruppert Jones, L (9, PH) OBP: 0.323, SLG: 0.536										1 1 1 2 0 0 0												
Bob Boone, R (1, 2) OBP: 0.338, SLG: 0.308										2 0 0 0 0 0 0												
Darrell Miller, R (8, PH) OBP: 0.244, SLG: 0.273										1 0 0 0 0 0 0												
Mark Ryal, L (9, PH) OBP: 0.263, SLG: 0.473										1 0 0 0 0 1 0												
Inning Stats	R: 0 E: 0 K: 2 S: 7	H: 1 LOB: 2 BB: 1 P: 11	R: 0 E: 0 K: 1 S: 5	H: 0 LOB: 0 BB: 0 P: 5	R: 1 E: 0 K: 0 S: 4	H: 1 LOB: 0 BB: 0 P: 4	R: 0 E: 0 K: 2 S: 7	H: 0 LOB: 0 BB: 0 P: 7	R: 0 E: 0 K: 1 S: 5	H: 0 LOB: 0 BB: 0 P: 5	R: 0 E: 0 K: 0 S: 4	H: 1 LOB: 1 BB: 0 P: 4	R: 0 E: 0 K: 1 S: 7	H: 2 LOB: 2 BB: 0 P: 7	R: 1 E: 0 K: 0 S: 6	H: 3 LOB: 2 BB: 0 P: 6	R: 2 E: 0 K: 1 S: 7	H: 2 LOB: 0 BB: 0 P: 7	1B: 6 2B: 3 3B: 0 HR: 2	SF: 0 SAC: 0 DP: 1 HBP: 0	WP: 0 PB: 0 SB: 0 CS: 1	PA: 37
PITCHER	IP WLS BF H R ER SO BB IBB HBP BLK WP HR S P ERA WHIP											IP WLS BF H R ER SO BB IBB HBP BLK WP HR S P ERA WHIP										
Charlie Leibrandt, L (1, 1) ERA: 2.35	8.0 W 32 8 2 2 2 7 1 0 0 0 0 1 45 49 2.25 1.125																					
Dan Quisenberry, R (9, 1) ERA: 2.05	1.0 5 2 2 2 1 0 0 0 0 0 0 1 7 7 18.00 2.000																					

Batter	1	2	3	4	5	6	7	8	9	AB	R	H	RBI	BB	SO	LOB	TOP		
Willie Wilson, S OBP: 0.331, SLG: 0.400 (1, 8)	0-0 4-3		0-0 G4-6-3		0-0 4-3			0-0 F9		4	0	0	0	0	0	2			
Kevin Seitzer, R OBP: 0.386, SLG: 0.424 (1, 5)	0-0 4-3			0-0 6-3		0-0 G1-4-3 1B		0-0 G6-4-3		4	0	1	0	0	0	1			
George Brett, L OBP: 0.433, SLG: 0.527 (1, 10)	0-0 4-3			0-0 1B 1B		0-3 K			0-0 1B	4	0	2	0	0	1	1			
Danny Tartabull, R OBP: 0.385, SLG: 0.502 (1, 9)		0-0 F7		0-0 1B 1B		0-0 G1-4-3			0-0 F9	4	0	1	0	0	0	2			
Frank White, R OBP: 0.303, SLG: 0.371 Bill Pecota, R OBP: 0.478, SLG: 0.727 (7, PR) (7, 4)		0-0 F9		0-0 FC5-4 1B			0-0 FC6 1B		0-3 K	3	0	2	0	0	0	0	1		
Bo Jackson, R OBP: 0.326, SLG: 0.505 (1, 7)		0-0 FC5-4 1B		0-3 K			0-3 K		0-3 K	4	0	1	0	0	3	5			
Steve Balboni, R OBP: 0.283, SLG: 0.402 (1, 3)		0-0 FC5-4		0-0 FC5-4			0-0 F8			3	0	0	0	0	0	5			
Angel Salazar, R OBP: 0.225, SLG: 0.274 (1, 6)			0-0 1-3		0-0 4-3			0-0 FC6		3	0	0	0	0	0	1			
Larry Owen, R OBP: 0.239, SLG: 0.290 (1, 2)			0-0 E5		0-3 K			0-0 G6-4-3 1B		3	0	1	0	0	1	0			
Inning Stats	R: 0 E: 0 K: 0 S: 3	H: 0 LOB: 0 BB: 0 P: 3	R: 0 E: 0 K: 0 S: 4	H: 1 LOB: 1 BB: 0 P: 4	R: 0 E: 1 K: 0 S: 3	H: 0 LOB: 0 BB: 0 P: 3	R: 0 E: 0 K: 1 S: 8	H: 3 LOB: 3 BB: 0 P: 8	R: 0 E: 0 K: 1 S: 5	H: 0 LOB: 0 BB: 0 P: 5	R: 0 E: 0 K: 1 S: 6	H: 1 LOB: 1 BB: 0 P: 6	R: 0 E: 0 K: 0 S: 3	H: 1 LOB: 0 BB: 0 P: 3	R: 0 E: 0 K: 2 S: 8	H: 1 LOB: 1 BB: 0 P: 8	1B: 8 2B: 0 3B: 0 HR: 0	SF: 0 SAC: 0 DP: 3 HBP: 0	WP: 0 PA: 33 CS: 0
PITCHER Jerry Reuss, L ERA: 6.11 (1, 1)	IP: 9.0 WLS: W BF: 33 H: 8 R: 0 ER: 0 SO: 6 BB: 0 IBB: 0 HBP: 0 BLK: 0 WP: 0 HR: 0 S: 45 P: 45 ERA: 0.00 WHIP: 0.889															PITCHER			

Kansas City Royals @ California Angels
Anaheim Stadium, Anaheim, CA
Sun Jun 21 1987, 6:33 AM EDT
Att: 47,797 - Unknown

AB 33
R 0
H 8
RBI 0
BB 0
SO 6
LOB 18



Batter	1	2	3	4	5	6	7	8	9	AB	R	H	RBI	BB	SO	LOB	BOTTOM		
Brian Downing, R OBP: 0.408, SLG: 0.555 (1, 10)	0-0 F7		4-0 2B E 1-2 BB	0-0 6-3		0-0 P3		0-0 F7		4	1	0	0	1	0	0			
Devon White, S OBP: 0.318, SLG: 0.477 (1, 9)	0-0 1-3		0-0 E9 HR 1-H 2-H	0-0 S 1B		0-3 K		0-0 1B		5	1	3	1	0	1	0			
Wally Joyner, L OBP: 0.353, SLG: 0.498 (1, 3)	0-0 F8		0-0 HR 2-H	0-3 K		0-0 2B		0-3 K		5	1	2	2	0	2	2			
Jack Howell, L OBP: 0.343, SLG: 0.515 (1, 7)		0-0 5-3	4-0 BB HBP 1B BB	0-3 K		0-0 4-3				3	1	0	0	1	1	2			
Doug DeCinces, R OBP: 0.339, SLG: 0.396 (1, 5)		0-0 F8	1-0 BB 1B HBP		0-3 K		0-0 G3 WP 1B			3	1	1	0	0	1	0			
Bob Boone, R OBP: 0.343, SLG: 0.333 (1, 2)		0-0 6-3	4-0 1B 2B BB	0-0 HR			0-0 F7			3	2	1	1	1	0	1			
Dick Schofield, R OBP: 0.259, SLG: 0.313 (1, 6)			K		0-0 1B		0-0 G3			4	0	2	2	0	1	1			
Gary Pettis, S OBP: 0.311, SLG: 0.290 (1, 8)			F8		0-3 K		0-0 P4			4	0	1	1	0	1	2			
Mark McLemore, S OBP: 0.324, SLG: 0.278 (1, 4)			E6		0-3 K		0-0 5-3			4	1	0	0	0	2	3			
Inning Stats	R: 0 E: 0 K: 0 S: 3	H: 0 LOB: 0 BB: 0 P: 3	R: 0 E: 0 K: 0 S: 3	H: 0 LOB: 0 BB: 0 P: 3	R: 7 E: 2 K: 2 S: 12	H: 4 LOB: 2 BB: 3 P: 25	R: 0 E: 0 K: 2 S: 8	H: 1 LOB: 1 BB: 0 P: 8	R: 1 E: 0 K: 3 S: 11	H: 2 LOB: 1 BB: 0 P: 11	R: 0 E: 0 K: 1 S: 6	H: 1 LOB: 1 BB: 0 P: 6	R: 0 E: 0 K: 0 S: 4	H: 1 LOB: 1 BB: 0 P: 4	R: 0 E: 0 K: 1 S: 6	H: 1 LOB: 1 BB: 0 P: 6	1B: 5 2B: 3 3B: 0 HR: 2	SF: 0 SAC: 0 DP: 0 HBP: 1	WP: 1 PA: 39 CS: 0
PITCHER Bob Sloddard, R ERA: 4.6 Steve Farr, R ERA: 4.6 Bob Shirley, L ERA: 6.51 Jerry Don Gleaton, L ERA: 4.43 (1, 1) (3, 1) (7, 1) (8, 1)	IP: 2.2 WLS: L BF: 16 H: 3 R: 7 ER: 0 SO: 1 BB: 3 IBB: 0 HBP: 0 BLK: 0 WP: 0 HR: 1 S: 14 P: 27 ERA: 0.00 WHIP: 2.250															PITCHER			

Kansas City Royals @ California Angels
Anaheim Stadium, Anaheim, CA
Sun Jun 21 1987, 6:33 AM EDT
Att: 47,797 - Unknown

AB 35
R 8
H 10
RBI 7
BB 3
SO 9
LOB 11



Batter	1	2	3	4	5	6	7	8	9	AB	R	H	RBI	BB	SO	LOB	TOP								
Willie Wilson, S (1, 8) OBP: 0.326, SLG: 0.394	0-0 4-3		0-0 G1-5-3		0-0 1-3			0-3 K		4	0	0	0	0	1	2	Kansas City Royals @ Oakland Athletics Oakland-Alameda County Coliseum, Oakland, CA Mon Jun 22 1987, 7:05 PM PDT Att: 18,346 - Unknown livebaseballscores.com								
Kevin Seitzer, R (1, 5) Bill Pecota, R (8, 5) OBP: 0.384, SLG: 0.419 OBP: 0.478, SLG: 0.727	0-0 5-3		0-0 6-3			0-0 F9		4-0 FC6-4 BB		3	0	0	0	1	0	0									
George Brett, L (1, 10) OBP: 0.415, SLG: 0.500	0-3 K			0-0 F8		0-0 G3		0-0 FC6-4 1-2f		4	0	0	0	0	1	1									
Danny Tartabull, R (1, 9) OBP: 0.390, SLG: 0.506		0-0 E 2B		4-0 G4-3 BB		4-0 E S BB		0-3 K		2	1	1	0	2	1	1									
Frank White, R (1, 4) OBP: 0.298, SLG: 0.364		0-0 E5 2H		0-0 G4-3 1-2f		0-0 6-3 1-3			0-0 F2	4	0	0	0	0	0	2									
Bo Jackson, R (1, 7) Thad Bosley, L (9, PH) OBP: 0.322, SLG: 0.498 OBP: 0.307, SLG: 0.388	0-3 K				0-0 4-3		0-3 K		4-0 BB	3	0	0	0	0	2	1									
Steve Balboni, R (1, 3) OBP: 0.282, SLG: 0.399	0-0 4-3				0-0 FC4-6 1B		0-0 F9		0-0 F8	4	0	1	0	0	0	2									
Angel Salazar, R (1, 6) Jim Eisenreich, L (9, PH) OBP: 0.226, SLG: 0.275	0-0 F8				0-0 FC4-6 1B 1-2f		0-0 FC4-6 1B		0-0 F5	3	0	1	0	0	0	2									
Jamie Quirk, L (1, 2) OBP: 0.313, SLG: 0.344			0-3 K		0-0 1-3 1B		0-0 F8			3	0	1	0	0	1	1									
Inning Stats	R: 0 E: 0 K: 1 S: 5	H: 0 LOB: 0 BB: 0 P: 5	R: 1 E: 1 K: 1 S: 7	H: 1 LOB: 1 BB: 0 P: 7	R: 0 E: 0 K: 1 S: 5	H: 0 LOB: 0 BB: 0 P: 5	R: 0 E: 0 K: 0 S: 2	H: 0 LOB: 0 BB: 1 P: 6	R: 0 E: 0 K: 0 S: 3	H: 2 LOB: 2 BB: 0 P: 5	R: 0 E: 0 K: 0 S: 3	H: 0 LOB: 1 BB: 1 P: 7	R: 0 E: 0 K: 1 S: 6	H: 1 LOB: 1 BB: 0 P: 6	R: 0 E: 0 K: 2 S: 7	H: 0 LOB: 1 BB: 1 P: 11		R: 0 E: 0 K: 0 S: 3	H: 0 LOB: 1 BB: 1 P: 7	1B: 3 2B: 1 3B: 0 HR: 0	SF: 0 SAC: 0 DP: 1 HBP: 0	WP: 0 PB: 0 SB: 1 CS: 0	PA: 35		
PITCHER	IP	WLS	BF	H	R	ER	SO	BB	IBB	HBP	BLK	WP	HR	S	P	ERA	WHIP								
Steve Ontiveros, R (1, 1) ERA: 3.02	7.0	W	27	4	1	0	4	2	0	0	0	0	0	33	41	0.00	0.857								
Jay Howell, R (8, 1) ERA: 4.2	2.0	S	8	0	0	0	2	2	0	0	0	0	0	10	18	0.00	1.000								

Batter	1	2	3	4	5	6	7	8	9	AB	R	H	RBI	BB	SO	LOB	BOTTOM								
Luis Polonia, L (1, 8) Stan Javier, S (8, 8) OBP: 0.383, SLG: 0.454 OBP: 0.339, SLG: 0.350	0-3 K	0-0 1-H 2B						0-0 F8		4	0	1	1	0	1	0	Kansas City Royals @ Oakland Athletics Oakland-Alameda County Coliseum, Oakland, CA Mon Jun 22 1987, 7:05 PM PDT Att: 18,346 - Unknown livebaseballscores.com								
Mike Davis, L (1, 9) OBP: 0.359, SLG: 0.595	0-0 2B	0-0 F8			0-0 FC6-4 1B		0-0 6-3		0-0 6-3	4	0	2	0	0	0	1									
Carney Lansford, R (1, 5) OBP: 0.382, SLG: 0.437	0-3 K		0-0 5-3		0-0 FC6-4 1B 1-2f		0-0 FC4 2B		0-0 F4	4	0	1	0	0	1	2									
Mark McGwire, R (1, 3) OBP: 0.358, SLG: 0.622	0-0 1-3 2B		4-0 BB		0-0 FC4 1B		0-0 F4			3	0	2	0	1	0	1									
Jose Canseco, R (1, 7) OBP: 0.297, SLG: 0.409	0-0 L8		0-0 F4		0-0 FC4 1-2f		0-3 K			4	0	0	0	0	1	5									
Reggie Jackson, L (1, 10) OBP: 0.291, SLG: 0.381		0-0 HR	0-0 F8		0-0 4-3		0-0 6-3			4	1	1	1	0	0	1									
Terry Steinbach, R (1, 2) OBP: 0.384, SLG: 0.476	0-0 5-3			0-0 5-3		0-0 G3		0-0 HR 1B		4	1	1	0	0	0	0									
Tony Phillips, S (1, 4) OBP: 0.353, SLG: 0.408	4-0 FC6-4 BB			0-3 K		0-0 E4 1B		0-0 HR		3	1	2	2	1	1	0									
Alfredo Griffin, S (1, 6) OBP: 0.328, SLG: 0.358	0-0 FC6-4 2B		0-0 4-3		0-3 K		0-0 4-3			4	1	0	0	0	1	2									
Inning Stats	R: 0 E: 0 K: 2 S: 9	H: 2 LOB: 2 BB: 0 P: 9	R: 2 E: 0 K: 0 S: 5	H: 2 LOB: 1 BB: 1 P: 9	R: 0 E: 0 K: 0 S: 3	H: 0 LOB: 0 BB: 1 P: 7	R: 0 E: 0 K: 1 S: 5	H: 0 LOB: 0 BB: 0 P: 5	R: 0 E: 1 K: 1 S: 6	H: 1 LOB: 1 BB: 0 P: 6	R: 0 E: 0 K: 0 S: 4	H: 1 LOB: 1 BB: 0 P: 4	R: 2 E: 0 K: 1 S: 7	H: 2 LOB: 2 BB: 0 P: 7	R: 2 E: 0 K: 1 S: 7	H: 2 LOB: 0 BB: 0 P: 7		1B: 5 2B: 3 3B: 0 HR: 2	SF: 0 SAC: 0 DP: 0 HBP: 0	WP: 0 PB: 0 SB: 0 CS: 0	PA: 36				
PITCHER	IP	WLS	BF	H	R	ER	SO	BB	IBB	HBP	BLK	WP	HR	S	P	ERA	WHIP								
Bret Saberhagen, R (1, 1) ERA: 2.33	7.2	L	34	9	3	3	5	2	0	0	0	0	1	42	50	3.52	1.435								
Dan Quisenberry, R (8, 1) ERA: 2.36	0.1		2	1	1	1	0	0	0	0	0	0	1	2	2	27.00	3.000								

Batter	1	2	3	4	5	6	7	8	9	AB	R	H	RBI	BB	SO	LOB	TOP	
Willie Wilson, S OBP: 0.325, SLG: 0.391										4	1	1	0	0	1	1	<p>Kansas City Royals @ Oakland Athletics Oakland-Alameda County Coliseum, Oakland, CA</p> <p>Tue Jun 23 1987, 7:05 PM PDT Att: 13,121 - Unknown</p> <p>livebaseballscores.com</p>	
Kevin Seitzer, R OBP: 0.382, SLG: 0.417										4	1	1	0	0	0	1		
George Brett, L OBP: 0.439, SLG: 0.563										2	2	2	3	2	0	0		
Danny Tartabull, R OBP: 0.388, SLG: 0.502										4	0	1	1	0	1	2		
Frank White, R OBP: 0.297, SLG: 0.363											4	0	1	0	0	2		2
Juan Beniquez, R OBP: 0.287, SLG: 0.333											4	0	0	0	0	1		2
Steve Balboni, R OBP: 0.282, SLG: 0.396											4	0	1	0	0	0		0
Angel Salazar, R OBP: 0.227, SLG: 0.275											4	0	1	0	0	0		2
Jamie Quirk, L OBP: 0.306, SLG: 0.336											3	0	0	0	0	2	1	
Inning Stats	R: 2 E: 0 K: 1 S: 7	H: 3 LOB: 1 BB: 0 P: 7	R: 0 E: 0 K: 1 S: 5	H: 0 LOB: 0 BB: 0 P: 5	R: 0 E: 0 K: 2 S: 7	H: 0 LOB: 1 BB: 1 P: 11	R: 0 E: 0 K: 0 S: 4	H: 1 LOB: 1 BB: 0 P: 4	R: 0 E: 0 K: 0 S: 3	H: 0 LOB: 0 BB: 0 P: 3	R: 0 E: 0 K: 2 S: 7	H: 4 LOB: 2 BB: 0 P: 7	1B: 6 2B: 2 3B: 0 HR: 1	SF: 0 SAC: 0 DP: 2 HBP: 0	WP: 0 PB: 1 SB: 0 CS: 1	PA: 35		
PITCHER Jose Rijo, R ERA: 4.78	IP: 9.0 WLS: L BF: 35	H: 8 R: 4 ER: 4 SO: 7	BB: 2 IBB: 0 HBP: 0 BLK: 0	WP: 0 HR: 1 S: 47 P: 55	ERA: 4.00 WHIP: 1.111											ERA: 4.00 WHIP: 1.111		

Batter	1	2	3	4	5	6	7	8	9	AB	R	H	RBI	BB	SO	LOB	BOTTOM			
Luis Polonia, L OBP: 0.380, SLG: 0.449										4	0	1	0	0	0	0	<p>Kansas City Royals @ Oakland Athletics Oakland-Alameda County Coliseum, Oakland, CA</p> <p>Tue Jun 23 1987, 7:05 PM PDT Att: 13,121 - Unknown</p> <p>livebaseballscores.com</p>			
Mike Davis, L OBP: 0.358, SLG: 0.589										4	0	1	0	0	0	0				
Carney Lansford, R OBP: 0.380, SLG: 0.434										4	0	1	0	0	1	2				
Mark McGwire, R OBP: 0.357, SLG: 0.614										3	0	0	0	1	2	1				
Jose Canseco, R OBP: 0.293, SLG: 0.403										4	0	0	0	0	3	2				
Reggie Jackson, L OBP: 0.290, SLG: 0.375										3	0	0	0	1	1	0				
Terry Steinbach, R OBP: 0.358, SLG: 0.466										3	0	0	0	0	2	1				
Tony Phillips, S OBP: 0.356, SLG: 0.406										1	0	0	0	2	1	0				
Alfredo Griffin, S OBP: 0.324, SLG: 0.353										3	0	0	0	0	0	3				
Inning Stats	R: 0 E: 0 K: 1 S: 6	H: 1 LOB: 1 BB: 0 P: 6	R: 0 E: 0 K: 2 S: 7	H: 0 LOB: 2 BB: 2 P: 15	R: 0 E: 0 K: 0 S: 4	H: 2 LOB: 1 BB: 1 P: 8	R: 0 E: 0 K: 1 S: 5	H: 0 LOB: 0 BB: 1 P: 9	R: 0 E: 0 K: 0 S: 3	H: 0 LOB: 0 BB: 0 P: 3	R: 0 E: 0 K: 1 S: 5	H: 0 LOB: 0 BB: 0 P: 5	R: 0 E: 0 K: 1 S: 5	H: 0 LOB: 0 BB: 0 P: 5	R: 0 E: 0 K: 3 S: 9	H: 0 LOB: 0 BB: 0 P: 9	1B: 3 2B: 0 3B: 0 HR: 0	SF: 0 SAC: 0 DP: 1 HBP: 0	WP: 1 PB: 0 SB: 0 CS: 0	PA: 33
PITCHER Mark Gubicza, R ERA: 4.36	IP: 9.0 WLS: W BF: 33	H: 3 R: 0 ER: 0 SO: 10	BB: 4 IBB: 0 HBP: 0 BLK: 0	WP: 1 HR: 0 S: 49 P: 65	ERA: 0.00 WHIP: 0.778											ERA: 0.00 WHIP: 0.778				

Batter	1	2	3	4	5	6	7	8	9	AB	R	H	RBI	BB	SO	LOB	TOP										
Willie Wilson, S (1, 8) OBP: 0.321, SLG: 0.387	F9		K			SH1-3		F7		3	0	0	0	0	1	0	Kansas City Royals @ Oakland Athletics Oakland-Alameda County Coliseum, Oakland, CA Wed Jun 24 1987, 3:33 AM PDT Att: 18,123 - Unknown livebaseballscorecards.com										
Kevin Seitzer, R (1, 5) OBP: 0.381, SLG: 0.415	1-3		4-3			F9		1B		4	0	1	0	0	0	1											
George Brett, L (1, 10) OBP: 0.431, SLG: 0.560	2B			G3		3-1		K		4	0	1	0	0	1	2											
Danny Tartabull, R (1, 9) OBP: 0.390, SLG: 0.500	BB			G6-4-3				K		3	0	1	0	1	1	0											
Frank White, R (1, 4) OBP: 0.297, SLG: 0.358	F7			G6-4-3				HR		3	1	0	0	1	0	3											
Juan Beniquez, R (1, 7) OBP: 0.286, SLG: 0.352		5-3				6-3				4	1	1	2	0	1	0											
Steve Balboni, R (1, 3) OBP: 0.278, SLG: 0.391		5-3				K		F3		3	0	0	0	0	1	0											
Angel Salazar, R (1, 6) OBP: 0.224, SLG: 0.271		K				F6		K		3	0	0	0	0	2	0											
Larry Owen, R (1, 2) OBP: 0.246, SLG: 0.297			F6							2	0	1	0	0	0	0											
Hal McRae, R (8, PH) OBP: 0.424, SLG: 0.552										1	0	0	0	0	0	0											
Jamie Quirk, L (8, 2) OBP: 0.306, SLG: 0.336						SH1-3		1-3		0	0	0	0	0	0	0											
Inning Stats	R: 0 E: 0 K: 0 S: 4	H: 1 LOB: 2 BB: 1 P: 8	R: 0 E: 0 K: 1 S: 5	H: 0 LOB: 0 BB: 0 P: 5	R: 0 E: 0 K: 1 S: 5	H: 0 LOB: 0 BB: 0 P: 5	R: 0 E: 0 K: 0 S: 3	H: 1 LOB: 0 BB: 0 P: 3	R: 0 E: 0 K: 1 S: 5	H: 0 LOB: 0 BB: 0 P: 5	R: 0 E: 0 K: 1 S: 4	H: 1 LOB: 1 BB: 0 P: 4	R: 2 E: 0 K: 2 S: 8	H: 1 LOB: 0 BB: 1 P: 12	R: 0 E: 0 K: 1 S: 6	H: 1 LOB: 1 BB: 0 P: 6	R: 0 E: 0 K: 1 S: 5	H: 0 LOB: 0 BB: 0 P: 5	1B: 3 2B: 1 3B: 0 HR: 1	SF: 0 SAC: 1 DP: 1 HBP: 0	WP: 0 PB: 0 SB: 0 CS: 0	PA: 33					
PITCHER	IP	WLS	BF	H	R	ER	SO	BB	IBB	HBP	BLK	WP	HR	S	P	ERA	WHIP										
Curt Young, L (1, 1) ERA: 3.37	7.0	W	26	4	2	2	5	2	0	0	0	0	1	34	42	2.57	0.857										
Dennis Eckersley, R (8, 1) ERA: 2.71	2.0	S	7	1	0	0	2	0	0	0	0	0	0	11	11	0.00	0.500										

Batter	1	2	3	4	5	6	7	8	9	AB	R	H	RBI	BB	SO	LOB	BOTTOM										
Tony Phillips, S (1, 4) OBP: 0.355, SLG: 0.401	5-3		F8			K				3	0	0	0	1	1	0	Kansas City Royals @ Oakland Athletics Oakland-Alameda County Coliseum, Oakland, CA Wed Jun 24 1987, 3:33 AM PDT Att: 18,123 - Unknown livebaseballscorecards.com										
Alfredo Griffin, S (1, 6) OBP: 0.322, SLG: 0.351	6-3		K			BB		4-3		4	0	1	0	0	1	2											
Carney Lansford, R (1, 5) OBP: 0.382, SLG: 0.432	5-3					BB				3	0	1	0	1	1	1											
Mark McGwire, R (1, 3) OBP: 0.363, SLG: 0.614		F8	1B			1B		2B		3	2	2	0	1	0	1											
Jose Canseco, R (1, 7) OBP: 0.296, SLG: 0.408		1B	F8			1B		F8		4	1	2	0	0	0	3											
Ron Cey, R (1, 10) OBP: 0.369, SLG: 0.420		F8				1-3				4	0	0	0	0	1	4											
Mike Davis, L (1, 9) OBP: 0.364, SLG: 0.596						3-1				4	1	3	3	0	0	0											
Mickey Tettleton, S (1, 2) OBP: 0.256, SLG: 0.257			F4			K				4	0	1	0	0	2	3											
Stan Javier, S (1, 8) OBP: 0.331, SLG: 0.340		P1				K				3	0	0	1	0	1	3											
Inning Stats	R: 0 E: 0 K: 0 S: 3	H: 0 LOB: 0 BB: 0 P: 3	R: 1 E: 0 K: 0 S: 6	H: 3 LOB: 2 BB: 0 P: 6	R: 0 E: 0 K: 1 S: 5	H: 0 LOB: 2 BB: 2 P: 13	R: 0 E: 0 K: 1 S: 5	H: 0 LOB: 0 BB: 0 P: 5	R: 0 E: 0 K: 3 S: 10	H: 1 LOB: 1 BB: 0 P: 10	R: 3 E: 0 K: 1 S: 9	H: 4 LOB: 2 BB: 1 P: 13	R: 0 E: 0 K: 0 S: 3	H: 1 LOB: 0 BB: 0 P: 3	R: 0 E: 1 K: 1 S: 6	H: 1 LOB: 1 BB: 0 P: 6	R: 0 E: 0 K: 1 S: 5	H: 0 LOB: 0 BB: 0 P: 5	1B: 8 2B: 2 3B: 0 HR: 0	SF: 0 SAC: 1 DP: 0 HBP: 0	WP: 0 PB: 0 SB: 1 CS: 1	PA: 36					
PITCHER	IP	WLS	BF	H	R	ER	SO	BB	IBB	HBP	BLK	WP	HR	S	P	ERA	WHIP										
Danny Jackson, L (1, 1) ERA: 4.26	5.2	L	28	8	4	4	6	3	0	0	0	0	0	37	49	6.35	1.941										
Steve Farr, R (6, 1) ERA: 4.35	2.1		8	2	0	0	1	0	0	0	0	0	0	10	10	0.00	0.857										



Batter	1	2	3	4	5	6	7	8	9	AB	R	H	RBI	BB	SO	LOB	TOP			
Mickey Brantley, R OBP: 0.314, SLG: 0.454	L4		6-3			F4			5-3	4	0	0	0	0	0	0				
Phil Bradley, R OBP: 0.370, SLG: 0.432	1-3			1-3		K			4-3	4	0	0	0	0	1	0				
Scott Bradley, L OBP: 0.324, SLG: 0.371	4-3			4-3		5-3			1B	4	0	1	0	0	0	0				
Ken Phelps, L OBP: 0.407, SLG: 0.538		F8		F5		K			F8	4	0	0	0	0	1	1				
Jim Prestley, R OBP: 0.300, SLG: 0.465		1B			G4-6-3 1B	K				3	0	2	0	0	1	0				
Alvin Davis, L OBP: 0.383, SLG: 0.433		F9			G4-6-3 1-2 BB	K				2	0	0	0	1	1	1				
Mike Kingery, L OBP: 0.300, SLG: 0.419		F9			G4-6-3 1-2 2-3			F9		3	0	0	0	0	0	3				
Rey Quinones, R OBP: 0.311, SLG: 0.401			4-3					6-3		2	0	0	0	1	0	0				
Harold Reynolds, S OBP: 0.324, SLG: 0.353		L6				F8		G3		3	0	0	0	0	0	2				
Inning Stats	R: 0 E: 0 K: 0 S: 3	H: 0 LOB: 0 BB: 0 P: 3	R: 0 E: 0 K: 0 S: 4	H: 1 LOB: 1 BB: 0 P: 4	R: 0 E: 0 K: 0 S: 3	H: 0 LOB: 0 BB: 0 P: 3	R: 0 E: 0 K: 0 S: 3	H: 0 LOB: 0 BB: 0 P: 3	R: 0 E: 0 K: 1 S: 5	H: 0 LOB: 0 BB: 0 P: 5	R: 0 E: 0 K: 3 S: 9	H: 0 LOB: 0 BB: 0 P: 9	R: 0 E: 0 K: 0 S: 3	H: 0 LOB: 0 BB: 0 P: 3	R: 0 E: 0 K: 0 S: 4	H: 1 LOB: 1 BB: 0 P: 4	1B: 3 2B: 0 3B: 0 HR: 0	SF: 0 SAC: 0 DP: 1 HBP: 0	WP: 0 PB: 0 SB: 0 CS: 0	PA: 31
PITCHER Bret Saberhagen, R ERA: 2.17	IP: 9.0 WLS: W BF: 31 H: 3 R: 0 ER: 0 SO: 4 BB: 2 IBB: 0 HBP: 0 BLK: 0 WP: 0 HR: 0 S: 37 P: 45 ERA: 0.00 WHIP: 0.556																			

Seattle Mariners @ Kansas City Royals
Royals Stadium, Kansas City, MO
Sat Jun 27 1987, 8:05 PM EDT
Att: 39,447 - Unknown

AB 29
R 0
H 3
RBI 0
BB 2
SO 4
LOB 7



Batter	1	2	3	4	5	6	7	8	9	AB	R	H	RBI	BB	SO	LOB	BOTTOM			
Willie Wilson, S OBP: 0.318, SLG: 0.381	G3 E 1B	1B 1B		5-3		F6		F7		5	1	2	0	0	0	0				
Kevin Seitzer, R OBP: 0.379, SLG: 0.413	G3 2B BB	1B 1B		F9		F8		F9		4	1	1	1	1	0	0				
George Brett, L OBP: 0.414, SLG: 0.527	G3 1-2 2-3	FC4-6 1B		F7		G3		F5		5	0	1	0	0	0	2				
Danny Tartabull, R OBP: 0.389, SLG: 0.494	E6 2B 4-3	K			F7		SH5-3 1B BB			3	2	0	1	1	1	4				
Frank White, R OBP: 0.302, SLG: 0.364	4-3 1-3 2-H	FC4-6 1-2			1B		F8 SH5-3 1B			4	0	3	1	0	0	3				
Juan Beniquez, R OBP: 0.286, SLG: 0.345	4-3 2-3 3-H		5-3		1B		SH5-3			3	0	1	1	0	0	1				
Bo Jackson, R OBP: 0.325, SLG: 0.498	3-1				F4		FC6-4 1B			4	0	2	1	0	0	3				
Angel Salazar, R OBP: 0.218, SLG: 0.264		1-3	G1-6-3		4-3		F8			4	0	0	0	0	0	5				
Larry Owen, R OBP: 0.260, SLG: 0.353		1B 1B	L9			HR	FC6-4 1-2			4	2	2	1	0	0	3				
Inning Stats	R: 3 E: 1 K: 0 S: 6	H: 2 LOB: 1 BB: 1 P: 10	R: 1 E: 0 K: 1 S: 9	H: 4 LOB: 3 BB: 0 P: 9	R: 0 E: 0 K: 0 S: 4	H: 1 LOB: 1 BB: 0 P: 4	R: 0 E: 0 K: 0 S: 3	H: 0 LOB: 0 BB: 0 P: 3	R: 0 E: 0 K: 0 S: 5	H: 2 LOB: 2 BB: 0 P: 5	R: 1 E: 0 K: 0 S: 4	H: 1 LOB: 0 BB: 0 P: 4	R: 1 E: 0 K: 0 S: 5	H: 2 LOB: 2 BB: 1 P: 9	R: 0 E: 0 K: 0 S: 3	H: 0 LOB: 0 BB: 0 P: 3	1B: 10 2B: 1 3B: 0 HR: 1	SF: 0 SAC: 1 DP: 0 HBP: 0	WP: 0 PB: 0 SB: 1 CS: 0	PA: 39
PITCHER Lee Guetterman, L ERA: 3.25 Stan Clarke, L ERA: 3.72	IP: 7.0 WLS: L BF: 36 H: 12 R: 6 ER: 5 SO: 12 BB: 2 IBB: 0 HBP: 0 BLK: 0 WP: 0 HR: 1 S: 36 P: 44 ERA: 6.43 WHIP: 2.000																			

Seattle Mariners @ Kansas City Royals
Royals Stadium, Kansas City, MO
Sat Jun 27 1987, 8:05 PM EDT
Att: 39,447 - Unknown

AB 36
R 6
H 12
RBI 6
BB 2
SO 1
LOB 21



Batter	1	2	3	4	5	6	7	8	9	AB	R	H	RBI	BB	SO	LOB	TOP			
Mickey Brantley, R OBP: 0.303, SLG: 0.436 (1, 8)	0-0 6-3		0-0 6-3		0-0 5-3		0-3 K2-3			4	0	0	0	0	1	1	Seattle Mariners @ Kansas City Royals Royals Stadium, Kansas City, MO Sun Jun 28 1987, 4:33 AM EDT Att: 32,634 - Unknown livebaseballscorecards.com			
Phil Bradley, R OBP: 0.371, SLG: 0.429 (1, 7)	0-0 6-3			0-3 K	4-0 BB			4-0 G4-6-3 BB		2	0	0	0	2	1	0				
Scott Bradley, L OBP: 0.323, SLG: 0.365 (1, 2)	4-0 BB			0-0 G3	0-0 L8			0-0 G4-6-3 1-2		3	0	0	0	1	0	3				
Ken Phelps, L OBP: 0.405, SLG: 0.531 (1, 10)	0-0 F9			0-0 PB 3B 1B				0-0 L9		4	1	1	0	0	0	1				
Jim Prestley, R OBP: 0.303, SLG: 0.470 (1, 5)		0-0 L4		4-0 3B BB				0-3 K		3	2	1	0	1	1	0				
Alvin Davis, L OBP: 0.385, SLG: 0.441 (1, 3)		0-0 G3		0-0 3B				4-0 BB		2	0	1	3	1	0	0				
Mike Kingery, L OBP: 0.299, SLG: 0.411 (1, 9)	4-0 BB CS			0-0 1-3				0-3 K		3	0	0	0	1	2	2				
Rey Quinones, R OBP: 0.314, SLG: 0.408 (1, 6)	0-0 CS 1-2	0-0 4-3			0-0 3-1 2B			0-3 G4-6-3 1B		4	0	2	0	0	1	0				
Harold Reynolds, S OBP: 0.320, SLG: 0.349 (1, 4)			0-3 K		0-0 3-1 2-3			0-0 G4-6-3 1-2		3	0	0	0	0	1	2				
Inning Stats	R: 0 E: 0 K: 0 S: 3	H: 0 LOB: 1 BB: 1 P: 7	R: 0 E: 0 K: 0 S: 2	H: 0 LOB: 0 BB: 1 P: 6	R: 0 E: 0 K: 1 S: 5	H: 0 LOB: 0 BB: 0 P: 5	R: 2 E: 0 K: 1 S: 7	H: 2 LOB: 1 BB: 1 P: 11	R: 0 E: 0 K: 2 S: 4	H: 1 LOB: 2 BB: 1 P: 8	R: 0 E: 0 K: 1 S: 5	H: 1 LOB: 0 BB: 0 P: 5	R: 0 E: 0 K: 0 S: 2	H: 0 LOB: 0 BB: 1 P: 6	R: 1 E: 0 K: 2 S: 8	H: 1 LOB: 0 BB: 0 P: 8	1B: 2 2B: 1 3B: 2 HR: 0	SF: 1 SAC: 0 DP: 2 HBP: 0	WP: 0 PB: 1 SB: 0 CS: 1	PA: 36
PITCHER Mark Gubicza, R ERA: 4.25 (1, 1)	IP: 9.0 WLS: W BF: 35 H: 5 R: 3 ER: 3 SO: 7 BB: 6 IBB: 0 HBP: 0 BLK: 0 WP: 0 HR: 0 S: 43 P: 67 ERA: 3.00 WHIP: 1.222															PITCHER				

Batter	1	2	3	4	5	6	7	8	9	AB	R	H	RBI	BB	SO	LOB	BOTTOM			
Willie Wilson, S OBP: 0.320, SLG: 0.384 (1, 8)	4-0 1B 1B BB		0-3 K		0-0 S 1B 2B	0-3 K				3	2	1	0	1	2	0	Seattle Mariners @ Kansas City Royals Royals Stadium, Kansas City, MO Sun Jun 28 1987, 4:33 AM EDT Att: 32,634 - Unknown livebaseballscorecards.com			
Kevin Seitzer, R OBP: 0.381, SLG: 0.413 (1, 5)	0-0 FC5 1B 1-3		0-3 K		4-0 1B BB 2-3	0-0 5-3				3	1	1	0	1	1	0				
George Brett, L OBP: 0.435, SLG: 0.573 (1, 3)	0-0 FC5 1B 1-2 3-H		4-0 BB BB		0-0 1B 1B 1-3 3-H					3	2	3	3	1	0	0				
Danny Tartabull, R OBP: 0.391, SLG: 0.492 (1, 9)	0-0 FC5 1-2 2-3		4-0 FC5-4 BB		0-0 1B 3-1 1B 1-2 3-H			0-3 K HR		3	1	1	1	1	1	2				
Frank White, R OBP: 0.302, SLG: 0.362 (1, 4)	0-0 F7		0-0 FC5-4 1-2		0-0 3-1 1B 1-3 2-H			0-0 G1-4-3		4	1	1	1	0	0	4				
Jim Eisenreich, L (1, 10)	0-0 G3			0-0 F7	0-0 3-1 1B 1-2 3-H			0-3 K		2	0	0	0	0	0	2				
Juan Beniquez, R OBP: 0.282, SLG: 0.340 (5, FH)										2	0	0	1	0	1	1				
Bo Jackson, R OBP: 0.332, SLG: 0.515 (1, 7)		0-0 F3		0-0 F4 1B	0-0 HR 2-H			0-0 G4-6-3 1B		4	1	3	2	0	0	0				
Angel Salazar, R OBP: 0.214, SLG: 0.260 (1, 6)		0-0 6-3		0-0 F4 1-2	0-3 K			0-0 G4-6-3 1-2		4	0	0	0	0	1	2				
Jamie Quirk, L OBP: 0.301, SLG: 0.328 (1, 2)		0-3 K			0-0 F8	0-0 5-3			0-0 F7	4	0	0	0	0	1	0				
Inning Stats	R: 1 E: 0 K: 0 S: 5	H: 2 LOB: 2 BB: 1 P: 9	R: 0 E: 0 K: 1 S: 5	H: 0 LOB: 0 BB: 0 P: 5	R: 0 E: 0 K: 2 S: 7	H: 0 LOB: 2 BB: 2 P: 15	R: 0 E: 0 K: 0 S: 3	H: 1 LOB: 0 BB: 0 P: 3	R: 6 E: 0 K: 1 S: 10	H: 5 LOB: 0 BB: 1 P: 14	R: 0 E: 0 K: 1 S: 5	H: 0 LOB: 0 BB: 0 P: 5	R: 1 E: 0 K: 2 S: 8	H: 1 LOB: 0 BB: 0 P: 8	R: 0 E: 0 K: 0 S: 3	H: 1 LOB: 0 BB: 0 P: 3	1B: 7 2B: 1 3B: 0 HR: 2	SF: 0 SAC: 0 DP: 1 HBP: 0	WP: 0 PB: 0 SB: 1 CS: 0	PA: 36
PITCHER Mike Moore, R ERA: 5.27 Stan Clarke, L ERA: 3.5 Roy Thomas, R ERA: 5.4 (1, 1) (5, 1) (5, 1)	IP: 4.1 WLS: L BF: 23 H: 7 R: 6 ER: 6 SO: 3 BB: 4 IBB: 0 HBP: 0 BLK: 0 WP: 0 HR: 0 S: 25 P: 41 ERA: 12.46 WHIP: 2.538															PITCHER				

Batter	1	2	3	4	5	6	7	8	9	AB	R	H	RBI	BB	SO	LOB	TOP		
Al Newman, S (1,4) OBP: 0.274, SLG: 0.289	0-0 1-3		0-0 1B 2B		0-0 6-3					3	1	1	1	0	0	0	Minnesota Twins @ Kansas City Royals Royals Stadium, Kansas City, MO Mon Jun 29 1987, 8:05 PM EDT Att: 35,872 - Unknown livebaseballscores.com		
Mark Davidson, R (1,9) OBP: 0.346, SLG: 0.378	0-3 K		0-0 2B 1B		0-3 K					3	0	1	1	0	2	0			
Kirby Puckett, R (1,8) OBP: 0.388, SLG: 0.553	0-3 K		0-0 1-3 2B		0-0 2B					3	0	2	0	0	1	0			
Tom Brunansky, R (1,10) OBP: 0.365, SLG: 0.506		0-0 5-3	0-0 5-3		0-0 5-3					3	0	0	0	0	0	3			
Kent Hrbek, L (1,3) OBP: 0.362, SLG: 0.537 Gene Larkin, S (4,3) OBP: 0.367, SLG: 0.438		0-0 F4		4-0 CL 1B BB						1	0	0	0	1	0	0			
Dan Gladden, R (1,7) OBP: 0.328, SLG: 0.369	0-3 K			0-0 FC6-4 CI 1B						2	0	1	0	0	1	0			
Roy Smalley, S (1,5) OBP: 0.382, SLG: 0.497			0-0 6-3	0-1 CI FC6-4						1	0	0	0	0	0	0			
Greg Gagne, R (1,6) OBP: 0.297, SLG: 0.424			0-0 2B 1B	0-0 FC6-4						2	1	1	0	0	0	2			
Sal Butera, R (1,2) OBP: 0.208, SLG: 0.300			0-3 K	0-0 5-3						2	0	0	0	0	1	3			
Inning Stats	R: 0 E: 0 K: 2 S: 7	H: 0 LOB: 0 BB: 0 P: 7	R: 0 E: 0 K: 1 S: 5	H: 0 LOB: 0 BB: 0 P: 5	R: 2 E: 0 K: 1 S: 9	H: 4 LOB: 2 BB: 0 P: 9	R: 0 E: 1 K: 0 S: 4	H: 1 LOB: 2 BB: 1 P: 8	R: 0 E: 0 K: 1 S: 6	H: 1 LOB: 1 BB: 0 P: 6						1B: 3 2B: 3 3B: 0 HR: 0		SF: 0 SAC: 0 DP: 0 HBP: 0	WP: 0 PB: 0 SB: 1 CS: 0
PITCHER Danny Jackson, L (1,1) ERA: 4.23	IP: 5.0 WLS: W BF: 22 H: 6 R: 2 ER: 2 SO: 5 BB: 1 IBB: 0 HBP: 0 BLK: 0 WP: 0 HR: 0 S: 31 P: 35 ERA: 3.60 WHIP: 1.400																		

Batter	1	2	3	4	5	6	7	8	9	AB	R	H	RBI	BB	SO	LOB	BOTTOM		
Willie Wilson, S (1,8) OBP: 0.318, SLG: 0.381	0-0 F8		0-0 F7							2	0	0	0	0	0	1	Minnesota Twins @ Kansas City Royals Royals Stadium, Kansas City, MO Mon Jun 29 1987, 8:05 PM EDT Att: 35,872 - Unknown livebaseballscores.com		
Kevin Seitzer, R (1,5) OBP: 0.382, SLG: 0.411	0-0 4-3			4-0 G3-6-3 BB						1	0	0	0	1	0	0			
George Brett, L (1,3) OBP: 0.427, SLG: 0.561	0-0 1-3			0-0 G3-6-3						2	0	0	0	0	0	1			
Danny Tartabull, R (1,9) OBP: 0.388, SLG: 0.488		0-0 1-3		0-0 6-3						2	0	0	0	0	0	0			
Frank White, R (1,4) OBP: 0.307, SLG: 0.367		0-0 FC6-4 1B			0-0 2B BLK 1B					2	1	2	0	0	0	0			
Jim Eisenreich, L (1,10) OBP: 0.111, SLG: 0.250		0-0 FC6-4		0-0 BLK PB 2B						2	1	1	0	0	0	1			
Bo Jackson, R (1,7) OBP: 0.333, SLG: 0.528		0-0 CS	0-0 E3 FC4-6		0-0 HR					2	1	1	1	0	0	0			
Angel Salazar, R (1,6) OBP: 0.213, SLG: 0.257			0-0 FC4-6		0-0 F8					2	0	0	0	0	0	1			
Jamie Quirk, L (1,2) OBP: 0.299, SLG: 0.326			0-0 F8							1	0	0	0	0	0	1			
Inning Stats	R: 0 E: 0 K: 0 S: 3	H: 0 LOB: 0 BB: 0 P: 3	R: 0 E: 0 K: 0 S: 3	H: 1 LOB: 0 BB: 0 P: 3	R: 0 E: 1 K: 0 S: 4	H: 0 LOB: 1 BB: 0 P: 4	R: 0 E: 0 K: 0 S: 2	H: 0 LOB: 1 BB: 1 P: 6	R: 3 E: 0 K: 0 S: 4	H: 3 LOB: 0 BB: 0 P: 4						1B: 2 2B: 1 3B: 0 HR: 1		SF: 0 SAC: 0 DP: 1 HBP: 0	WP: 0 PB: 1 SB: 0 CS: 1
PITCHER Les Straker, R (1,1) ERA: 4.01	IP: 4.1 WLS: L BF: 17 H: 4 R: 3 ER: 3 SO: 0 BB: 1 IBB: 0 HBP: 0 BLK: 1 WP: 0 HR: 1 S: 16 P: 20 ERA: 6.23 WHIP: 1.154																		

Batter	1	2	3	4	5	6	7	8	9	AB	R	H	RBI	BB	SO	LOB	TOP		
Dan Gladden, R OBP: 0.329, SLG: 0.370 (1, 7)										5	0	2	1	0	2	3			
Al Newman, S OBP: 0.276, SLG: 0.293 (1, 4)										4	0	2	0	0	1	0			
Kirby Puckett, R OBP: 0.389, SLG: 0.562 (1, 10)										4	1	2	1	0	0	3			
Gary Gaetti, R OBP: 0.318, SLG: 0.489 (1, 5)										4	0	0	0	0	0	4			
Tom Brunansky, R OBP: 0.363, SLG: 0.500 (1, 9)										3	0	0	0	1	0	1			
Gene Larkin, S OBP: 0.362, SLG: 0.429 (1, 3)										4	1	1	0	0	0	1			
Tim Laudner, R OBP: 0.233, SLG: 0.395 (1, 2)										4	1	1	0	0	2	0			
Mark Davidson, R OBP: 0.353, SLG: 0.368 (1, 8)										2	0	0	0	2	0	0			
Greg Gagne, R OBP: 0.301, SLG: 0.431 (1, 6)										4	0	2	1	0	0	2			
Inning Stats	R: 0 E: 1 K: 0 S: 4	H: 2 LOB: 1 BB: 0 P: 4	R: 2 E: 0 K: 0 S: 5	H: 3 LOB: 2 BB: 1 P: 9	R: 1 E: 0 K: 0 S: 4	H: 1 LOB: 1 BB: 0 P: 8	R: 0 E: 0 K: 2 S: 8	H: 1 LOB: 1 BB: 0 P: 8	R: 0 E: 0 K: 1 S: 6	H: 1 LOB: 2 BB: 1 P: 10	R: 0 E: 0 K: 1 S: 5	H: 1 LOB: 0 BB: 0 P: 5	R: 0 E: 0 K: 1 S: 6	H: 0 LOB: 0 BB: 0 P: 5	R: 0 E: 0 K: 0 S: 3	H: 0 LOB: 0 BB: 0 P: 3	1B: 8 2B: 2 3B: 0 HR: 1	SF: 0 SAC: 0 DP: 1 HBP: 0	WP: 1 PB: 0 CS: 1 PA: 38
PITCHER	IP WLS BF H R ER SO BB IBB HBP BLK WP HR S P ERA WHIP																		
Charlie Leibrandt, L ERA: 2.7 (1, 1)	5.2 L 27 9 3 3 2 3 0 0 0 0 1 1 28 40 4.76 2.118																		
Steve Farr, R ERA: 4.18 (6, 1)	2.1 7 1 0 0 3 0 0 0 0 0 0 0 13 13 0.00 0.429																		
Dan Quisenberry, R ERA: 2.28 (9, 1)	1.0 3 0 0 0 0 0 0 0 0 0 0 0 3 3 0.00 0.000																		

Minnesota Twins @ Kansas City Royals
 Royals Stadium, Kansas City, MO
 Tue Jun 30 1987, 8:05 PM EDT
 Att: 21,515 - Unknown

AB 34
 R 3
 H 10
 RBI 3
 BB 3
 SO 5
 LOB 14



Batter	1	2	3	4	5	6	7	8	9	AB	R	H	RBI	BB	SO	LOB	BOTTOM		
Willie Wilson, S OBP: 0.316, SLG: 0.378 (1, 8)										5	0	1	0	0	0	1			
Kevin Seitzer, R OBP: 0.385, SLG: 0.412 (1, 5)										4	0	2	0	1	0	3			
George Brett, L OBP: 0.421, SLG: 0.545 (1, 3)										3	0	0	0	0	0	4			
Danny Tartabull, R OBP: 0.383, SLG: 0.481 (1, 9)										4	0	0	0	0	1	3			
Frank White, R OBP: 0.306, SLG: 0.365 (1, 4)										4	0	1	0	0	0	1			
Jim Eisenreich, L OBP: 0.077, SLG: 0.167 (1, 10)										4	0	0	0	0	0	3			
Bo Jackson, R OBP: 0.332, SLG: 0.523 (1, 7)										4	1	1	0	0	0	3			
Angel Salazar, R OBP: 0.212, SLG: 0.256 (1, 6)										1	0	0	0	0	0	1			
Buddy Biancalana, S OBP: 0.273, SLG: 0.344 (5, PH)										2	0	0	0	0	1	0			
Thad Bosley, L OBP: 0.322, SLG: 0.395 (9, PH)										1	0	1	0	0	0	0			
Jamie Quirk, L OBP: 0.297, SLG: 0.324 (1, 2)										4	0	1	0	0	0	1			
Juan Beniquez, R OBP: 0.282, SLG: 0.340 (9, PR)										0	0	0	0	0	0	0			
Inning Stats	R: 0 E: 0 K: 0 S: 3	H: 0 LOB: 1 BB: 1 P: 7	R: 0 E: 0 K: 0 S: 4	H: 1 LOB: 0 BB: 0 P: 4	R: 0 E: 0 K: 0 S: 3	H: 0 LOB: 0 BB: 0 P: 3	R: 0 E: 1 K: 0 S: 4	H: 0 LOB: 2 BB: 0 P: 5	R: 0 E: 0 K: 1 S: 7	H: 2 LOB: 2 BB: 0 P: 7	R: 0 E: 0 K: 0 S: 3	H: 0 LOB: 0 BB: 0 P: 3	R: 0 E: 0 K: 1 S: 6	H: 1 LOB: 1 BB: 0 P: 6	R: 1 E: 1 K: 0 S: 7	H: 3 LOB: 3 BB: 0 P: 7	1B: 7 2B: 0 3B: 0 HR: 0	SF: 0 SAC: 0 DP: 0 HBP: 1	WP: 1 PB: 0 CS: 0 PA: 38
PITCHER	IP WLS BF H R ER SO BB IBB HBP BLK WP HR S P ERA WHIP																		
Bert Blyleven, R ERA: 4.11 (1, 1)	8.2 W 36 6 1 0 2 1 0 0 0 0 0 0 38 43 0.00 0.808																		
Jeff Reardon, R ERA: 6.1 (9, 1)	0.1 S 2 1 0 0 0 0 0 0 0 0 0 0 2 2 0.00 3.000																		

Minnesota Twins @ Kansas City Royals
 Royals Stadium, Kansas City, MO
 Tue Jun 30 1987, 8:05 PM EDT
 Att: 21,515 - Unknown

AB 36
 R 1
 H 7
 RBI 0
 BB 1
 SO 2
 LOB 20



Batter	1	2	3	4	5	6	7	8	9	AB	R	H	RBI	BB	SO	LOB	TOP					
Dan Gladden, R (1, 7) OBP: 0.335, SLG: 0.375										5	1	3	0	0	0	2						
Greg Gagne, R (1, 6) OBP: 0.308, SLG: 0.432										4	0	2	0	1	1	1						
Kirby Puckett, R (1, 8) OBP: 0.390, SLG: 0.558										4	0	1	2	1	0	2						
Kent Hrbek, L (1, 3) OBP: 0.362, SLG: 0.538										5	0	2	0	0	0	5						
Gary Gaetti, R (1, 5) OBP: 0.313, SLG: 0.480										5	0	0	0	0	0	2						
Roy Smalley, S (1, 10) OBP: 0.385, SLG: 0.497										2	0	1	0	2	1	0						
Mark Davidson, R (8, PR) OBP: 0.353, SLG: 0.368										0	1	0	0	0	0	0						
Tom Brunansky, R (1, 9) OBP: 0.369, SLG: 0.502										3	0	2	0	1	0	2						
Steve Lombardozzi, R (1, 4) OBP: 0.297, SLG: 0.310										3	0	0	0	0	1	2						
Randy Bush, L (8, PH) OBP: 0.347, SLG: 0.423										1	0	1	1	0	0	0						
Al Newman, S (8, 4) OBP: 0.276, SLG: 0.293										0	0	0	0	0	0	0						
Sal Butera, R (1, 2) OBP: 0.214, SLG: 0.302										3	1	1	0	0	0	0						
Gene Larkin, S (8, PH) OBP: 0.359, SLG: 0.424										1	0	0	0	0	0	2						
Tim Laudner, R (8, 2) OBP: 0.233, SLG: 0.395										0	0	0	0	0	0	0						
Inning Stats	R: 0 E: 0 K: 0 S: 4	H: 2 LOB: 1 BB: 0 P: 4	R: 0 E: 0 K: 0 S: 4	H: 2 LOB: 1 BB: 0 P: 4	R: 0 E: 0 K: 1 S: 5	H: 1 LOB: 0 BB: 0 P: 5	R: 0 E: 0 K: 0 S: 4	H: 1 LOB: 2 BB: 1 P: 8	R: 2 E: 0 K: 0 S: 6	H: 4 LOB: 1 BB: 0 P: 6	R: 0 E: 0 K: 2 S: 7	H: 0 LOB: 1 BB: 1 P: 11	R: 0 E: 0 K: 0 S: 3	H: 0 LOB: 2 BB: 2 P: 11	R: 1 E: 0 K: 0 S: 5	H: 2 LOB: 2 BB: 1 P: 9	R: 0 E: 0 K: 0 S: 4	H: 1 LOB: 1 BB: 0 P: 4	1B: 12 2B: 1 3B: 0 HR: 0	SF: 0 SAC: 0 DP: 2 HBP: 0	WP: 0 PB: 0 SB: 0 CS: 1	PA: 41
PITCHER	IP	WLS	BF	H	R	ER	SO	BB	IBB	HBP	BLK	WP	HR	S	P	ERA	WHIP					
Bob Stoddard, R (1, 1) ERA: 1.8	4.1		21	10	2	2	1	1	0	0	0	0	0	22	26	4.15	2.538					
Jerry Don Gleaton, L (5, 1) ERA: 3.96	2.2		10	0	0	0	2	3	0	0	0	0	0	11	23	0.00	1.125					
Steve Farr, R (8, 1) ERA: 4.33	0.1		4	2	1	1	0	1	0	0	0	0	0	3	7	27.00	9.000					
Dan Qusenberry, R (8, 1) ERA: 2.15	1.2	W	6	1	0	0	0	0	0	0	0	0	0	6	6	0.00	0.600					

Minnesota Twins @ Kansas City Royals
 Royals Stadium, Kansas City, MO
 Wed Jul 01 1987, 8:05 PM EDT
 Att: 26,899 - Unknown

AB	36
R	3
H	13
RBI	3
BB	5
SO	3
LOB	18



Batter	1	2	3	4	5	6	7	8	9	AB	R	H	RBI	BB	SO	LOB	BOTTOM					
Willie Wilson, S (1, 8) OBP: 0.315, SLG: 0.376										4	1	1	0	0	1	1						
Kevin Seitzer, R (1, 5) OBP: 0.389, SLG: 0.415										3	1	2	0	1	1	1						
George Brett, L (1, 3) OBP: 0.424, SLG: 0.567										3	1	1	3	1	0	2						
Danny Tartabull, R (1, 9) OBP: 0.378, SLG: 0.473										4	0	0	0	0	1	4						
Frank White, R (1, 4) OBP: 0.302, SLG: 0.360										4	0	0	0	0	2	1						
Bo Jackson, R (1, 7) OBP: 0.331, SLG: 0.523										4	0	1	0	0	1	0						
Steve Balboni, R (1, 10) OBP: 0.279, SLG: 0.394										4	0	0	0	0	2	1						
Buddy Biancalana, S (9, PR) OBP: 0.273, SLG: 0.344										0	1	0	0	0	0	0						
Angel Salazar, R (1, 6) OBP: 0.209, SLG: 0.253										3	0	0	0	0	1	1						
Jim Eisenreich, L (9, PH) OBP: 0.143, SLG: 0.308										1	0	1	1	0	0	0						
Larry Owen, R (1, 2) OBP: 0.263, SLG: 0.352										3	0	1	0	0	1	0						
Inning Stats	R: 0 E: 0 K: 0 S: 3	H: 0 LOB: 1 BB: 1 P: 7	R: 0 E: 0 K: 2 S: 8	H: 1 LOB: 0 BB: 0 P: 8	R: 3 E: 0 K: 3 S: 12	H: 3 LOB: 0 BB: 0 P: 12	R: 0 E: 0 K: 1 S: 5	H: 0 LOB: 0 BB: 0 P: 5	R: 0 E: 0 K: 2 S: 8	H: 1 LOB: 2 BB: 1 P: 12	R: 0 E: 0 K: 2 S: 7	H: 0 LOB: 0 BB: 0 P: 7	R: 0 E: 0 K: 0 S: 3	H: 0 LOB: 0 BB: 0 P: 3	R: 0 E: 0 K: 0 S: 4	H: 1 LOB: 1 BB: 0 P: 4	R: 1 E: 1 K: 0 S: 3	H: 1 LOB: 2 BB: 0 P: 3	1B: 4 2B: 2 3B: 0 HR: 1	SF: 0 SAC: 0 DP: 0 HBP: 0	WP: 0 PB: 1 SB: 0 CS: 0	PA: 35
PITCHER	IP	WLS	BF	H	R	ER	SO	BB	IBB	HBP	BLK	WP	HR	S	P	ERA	WHIP					
Frank Viola, L (1, 1) ERA: 3.32	7.0		28	5	3	3	10	2	0	0	0	0	0	1	46	54	3.86	1.000				
Keith Atherton, R (8, 1) ERA: 3.92	1.1	L	7	2	1	0	0	0	0	0	0	0	0	7	7	0.00	1.500					

Minnesota Twins @ Kansas City Royals
 Royals Stadium, Kansas City, MO
 Wed Jul 01 1987, 8:05 PM EDT
 Att: 26,899 - Unknown

AB	33
R	4
H	7
RBI	4
BB	2
SO	10
LOB	11



Batter	1	2	3	4	5	6	7	8	9	AB	R	H	RBI	BB	SO	LOB	TOP					
Dan Gladden, R (1.7) Mark Davidson, R (8.7) OBP: 0.337, SLG: 0.386 OBP: 0.353, SLG: 0.368	0-0 4-3 2B		0-0 6-3			0-0 2B 2B		0-0 F8		4	1	2	0	0	0	0	Minnesota Twins @ Kansas City Royals Royals Stadium, Kansas City, MO Thu Jul 02 1987, 8:05 PM EDT Att: 35,992 - Unknown livebaseballscorecards.com					
Randy Bush, L (1.10) OBP: 0.344, SLG: 0.425	0-0 4-3 2-3			0-0 F7		0-0 2H 2B		0-0 F7		4	0	1	1	0	0	1						
Kirby Puckett, R (1.8) Al Newman, S (8.6) OBP: 0.391, SLG: 0.557 OBP: 0.278, SLG: 0.293	0-3 K			0-0 1B		0-0 5-3		0-0 1B		4	0	2	0	0	1	2						
Gene Larkin, S (1.3) OBP: 0.343, SLG: 0.404	0-0 F8			0-0 F8		0-3 K		0-0 6-3		4	0	0	0	0	1	4						
Tom Brunansky, R (1.9) OBP: 0.367, SLG: 0.498		0-0 CS 1B		0-3 K			0-0 F9		0-0 F4	4	0	1	0	0	1	1						
Roy Smalley, S (1.5) OBP: 0.392, SLG: 0.503	0-0 F6				0-3 K		0-0 HR 2B		0-0 G5-4-3 1B	4	1	2	0	0	1	1						
Tim Laudner, R (1.2) OBP: 0.233, SLG: 0.415	0-3 K 1-2			0-0 6-3			0-0 2H HR		0-0 G5-4-3 1B 1-2	4	1	1	2	0	1	2						
Greg Gagne, R (1.6) OBP: 0.304, SLG: 0.426			0-0 F9		0-0 F9		0-0 L6			3	0	0	0	0	0	0						
Sieve Lombardozzi, R (1.4) OBP: 0.293, SLG: 0.305			0-0 G3			0-0 6-3		0-0 G3		3	0	0	0	0	0	0						
Inning Stats	R: 0 E: 0 K: 1 S: 6	H: 1 LOB: 1 BB: 0 P: 6	R: 0 E: 0 K: 1 S: 5	H: 1 LOB: 0 BB: 0 P: 5	R: 0 E: 0 K: 0 S: 3	H: 0 LOB: 0 BB: 0 P: 3	R: 0 E: 0 K: 1 S: 6	H: 1 LOB: 1 BB: 0 P: 6	R: 0 E: 0 K: 1 S: 5	H: 0 LOB: 0 BB: 0 P: 5	R: 1 E: 0 K: 0 S: 7	H: 2 LOB: 1 BB: 0 P: 7	R: 2 E: 0 K: 0 S: 5	H: 2 LOB: 0 BB: 0 P: 5	R: 0 E: 0 K: 0 S: 4	H: 1 LOB: 1 BB: 0 P: 4		R: 0 E: 0 K: 0 S: 3	H: 1 LOB: 0 BB: 0 P: 3	1B: 4 2B: 4 3B: 0 HR: 1	SF: 0 SAC: 0 DP: 1 HBP: 0	WP: 0 PB: 0 SB: 0 CS: 1
PITCHER Bret Saberhagen, R (1.1) ERA: 2.22	IP: 9.0 WLS: W BF: 34	H: 9 R: 3 ER: 3 SO: 5	BB: 0 IBB: 0 HBP: 0 BLK: 0	WP: 0 HR: 1 S: 44 P: 44	ERA: 3.00 WHIP: 1.000	PITCHER	IP: 9.0 WLS: W BF: 34	H: 9 R: 3 ER: 3 SO: 5	BB: 0 IBB: 0 HBP: 0 BLK: 0	WP: 0 HR: 1 S: 44 P: 44	ERA: 3.00 WHIP: 1.000	PITCHER	IP: 9.0 WLS: W BF: 34	H: 9 R: 3 ER: 3 SO: 5	BB: 0 IBB: 0 HBP: 0 BLK: 0	WP: 0 HR: 1 S: 44 P: 44	ERA: 3.00 WHIP: 1.000					

Batter	1	2	3	4	5	6	7	8	9	AB	R	H	RBI	BB	SO	LOB	BOTTOM			
Willie Wilson, S (1.8) Juan Beniquez, R (8.7) OBP: 0.314, SLG: 0.382 OBP: 0.280, SLG: 0.338	0-0 F5		0-0 F7	0-0 3B		0-0 F7		0-0 4-3		4	0	1	1	0	0	1	Minnesota Twins @ Kansas City Royals Royals Stadium, Kansas City, MO Thu Jul 02 1987, 8:05 PM EDT Att: 35,992 - Unknown livebaseballscorecards.com			
Kevin Seitzer, R (1.5) OBP: 0.392, SLG: 0.419	0-0 S 1B		0-0 F4	0-0 3H 2B		0-0 BB		0-0 F9		4	0	2	1	1	0	1				
George Brett, L (1.3) OBP: 0.408, SLG: 0.541	0-0 1-3 1-2		0-0 4-3		0-0 F7		0-0 G3		0-3 K	5	0	0	0	0	1	3				
Danny Tartabull, R (1.9) Thad Bosley, L (8.9) OBP: 0.379, SLG: 0.470 OBP: 0.322, SLG: 0.395	0-0 G3			0-0 L5	4-0 1B HR BB		4-0 2B BB			2	2	0	0	2	0	1				
Frank White, R (1.4) Buddy Biancalana, S (7.4) OBP: 0.302, SLG: 0.360 OBP: 0.294, SLG: 0.334		0-0 B1-3		0-0 E5 2B	0-0 1-2 HR 1B		0-0 1H 1B 2B			3	2	1	0	0	0	0				
Jim Eisenreich, L (1.10) OBP: 0.222, SLG: 0.588	0-0 F8		0-0 F8	0-0 PB 2B 2B	0-0 1H 2H HR		0-0 1-3			4	2	2	4	0	0	1				
Bo Jackson, R (1.7) OBP: 0.330, SLG: 0.522	0-3 K2-3			0-0 2H 1B 2B	0-0 6-3		0-0 F8			4	1	1	1	0	1	1				
Angel Salazar, R (1.6) OBP: 0.214, SLG: 0.257			0-0 F3	0-0 G3 2H 3B 1B	0-0 4-3		0-0 2H 1B			4	1	2	2	0	0	0				
Jamie Quirk, L (1.2) OBP: 0.296, SLG: 0.329			0-0 E8 2B 2B	0-0 G3 1-3		0-0 F9		0-3 K		4	1	1	0	0	1	2				
Inning Stats	R: 0 E: 0 K: 0 S: 4	H: 1 LOB: 1 BB: 0 P: 4	R: 0 E: 0 K: 1 S: 5	H: 0 LOB: 0 BB: 0 P: 5	R: 1 E: 1 K: 0 S: 5	H: 2 LOB: 1 BB: 0 P: 5	R: 4 E: 1 K: 0 S: 8	H: 4 LOB: 1 BB: 0 P: 8	R: 3 E: 0 K: 0 S: 5	H: 2 LOB: 0 BB: 1 P: 9	R: 0 E: 0 K: 0 S: 3	H: 0 LOB: 1 BB: 1 P: 7	R: 2 E: 0 K: 1 S: 7	H: 2 LOB: 1 BB: 1 P: 11	R: 0 E: 0 K: 1 S: 5	H: 0 LOB: 0 BB: 0 P: 5		1B: 4 2B: 5 3B: 1 HR: 1	SF: 0 SAC: 0 DP: 0 HBP: 0	WP: 0 PB: 1 SB: 2 CS: 0
PITCHER Joe Niekro, R (1.1) George Frazier, R (4.1) Dan Schatzeder, L (7.1) ERA: 4.09 ERA: 5.91 ERA: 4.95	IP: 3.2 WLS: L BF: 19	H: 7 R: 5 ER: 3 SO: 1	BB: 0 IBB: 0 HBP: 0 BLK: 0	WP: 0 HR: 0 S: 21 P: 21	ERA: 7.36 WHIP: 1.909	PITCHER	IP: 7.1 WLS: L BF: 33	H: 10 R: 5 ER: 5 SO: 0	BB: 3 IBB: 0 HBP: 0 BLK: 0	WP: 0 HR: 1 S: 10 P: 22	ERA: 19.29 WHIP: 2.571	PITCHER	IP: 2.0 WLS: L BF: 7	H: 1 R: 0 ER: 0 SO: 2	BB: 0 IBB: 0 HBP: 0 BLK: 0	WP: 0 HR: 0 S: 11 P: 11	ERA: 0.00 WHIP: 0.500			

Batter	1	2	3	4	5	6	7	8	9	AB	R	H	RBI	BB	SO	LOB	TOP			
Tony Fernandez, S (1, 6) OBP: 0.388, SLG: 0.446	K		FC5-4 SF8 1B		F5		S 1B		G4-6-3	5	1	2	0	0	1	1	Toronto Blue Jays @ Kansas City Royals Royals Stadium, Kansas City, MO Fri Jul 03 1987, 8:05 PM EDT Unknown			
Lloyd Moseby, L (1, 8) OBP: 0.336, SLG: 0.450	1-3		FC5-4 BB		F		K			2	0	0	0	2	1					
Jesse Barfield, R (1, 9) OBP: 0.358, SLG: 0.528	E5		FC5-4		F4				K	4	0	0	0	0	1	3				
George Bell, R (1, 7) OBP: 0.327, SLG: 0.627	CS	E 1B 1B	SF8		F7				5-3	3	1	1	1	0	0	1				
Willie Upshaw, L (1, 3) OBP: 0.330, SLG: 0.461		E 1B 1B	G3		F9					4	1	2	0	0	0	1				
Rance Mulliniks, L (1, 5) OBP: 0.331, SLG: 0.394		E3 1B			6-3				6-3	4	0	1	0	0	0	3				
Ernie Whitt, L (1, 2) OBP: 0.316, SLG: 0.391		G4-6-3 1B			L9				4-3	4	0	1	1	0	1	1				
Fred McGriff, L (1, 10) OBP: 0.377, SLG: 0.477		G4-6-3			G3				F7	4	1	1	1	0	0	3				
Garth Iorg, R (1, 4) OBP: 0.250, SLG: 0.210					1-3				4-3	2	0	0	0	0	1	2				
Rick Leach, L (7, PH) OBP: 0.387, SLG: 0.387	K								G4-6-3 1B	1	0	0	0	0	0	0				
Manuel Lee, S (7, 4) OBP: 0.328, SLG: 0.339										1	0	1	0	0	0	0				
Inning Stats	R: 0 E: 1 K: 1 S: 5	H: 0 LOB: 0 BB: 0 P: 5	R: 2 E: 1 K: 1 S: 8	H: 3 LOB: 1 BB: 0 P: 8	R: 1 E: 0 K: 0 S: 4	H: 1 LOB: 1 BB: 1 P: 8	R: 0 E: 0 K: 1 S: 6	H: 1 LOB: 1 BB: 0 P: 6	R: 0 E: 0 K: 0 S: 3	H: 0 LOB: 0 BB: 0 P: 3	R: 0 E: 0 K: 1 S: 6	H: 1 LOB: 1 BB: 0 P: 6	R: 0 E: 0 K: 1 S: 6	H: 1 LOB: 1 BB: 0 P: 6	R: 1 E: 0 K: 0 S: 4	H: 2 LOB: 0 BB: 0 P: 4	1B: 7 2B: 1 3B: 0 HR: 1	SF: 1 SAC: 0 DP: 2 HBP: 0	WP: 0 PB: 0 SB: 3 CS: 1	PA: 38
PITCHER	IP WLS BF H R ER SO BB IBB HBP BLK WP HR S P ERA WHIP																			
Mark Gubicza, R (1, 1) ERA: 4.17	8.1 W 36 9 4 3 5 2 0 0 0 0 0 1 44 52 3.24 1.320																			
Jerry Don Gleaton, L (9, 1) ERA: 3.86	0.2 S 1 0 0 0 0 0 0 0 0 0 0 0 0 1 1 0.00 0.000																			

Batter	1	2	3	4	5	6	7	8	9	AB	R	H	RBI	BB	SO	LOB	BOTTOM			
Willie Wilson, S (1, 8) OBP: 0.319, SLG: 0.389	S 1B	1-3		4-3		S 2B	1-2 2-H 1B			5	1	3	1	0	0	1	Toronto Blue Jays @ Kansas City Royals Royals Stadium, Kansas City, MO Fri Jul 03 1987, 8:05 PM EDT Unknown			
Kevin Seitzer, R (1, 5) OBP: 0.392, SLG: 0.421	6-3		1B 1-3 BB		1B 2B	4-3	4-3			4	2	1	0	1	0	4				
George Brett, L (1, 3) OBP: 0.415, SLG: 0.540	2B 6-3 1B		F7		SH3-4 1B	BB IBB			G3	4	1	2	2	1	0	1				
Danny Tartabull, R (1, 9) OBP: 0.386, SLG: 0.478	1-3 2B		1-3 1B		SH3-4 1B	1-2 BB			K	4	1	3	0	1	1	0				
Frank White, R (1, 4) OBP: 0.298, SLG: 0.354	6-3		1-3		SH3-4	L9			K	4	0	0	2	0	1	5				
Jim Eisenreich, L (1, 10) OBP: 0.273, SLG: 0.550	K		1B		1-2 2-3				G3	3	0	1	1	1	1	1				
Bo Jackson, R (1, 7) OBP: 0.325, SLG: 0.514		K	F9		K				F3	4	0	0	0	0	2	4				
Angel Salazar, R (1, 6) OBP: 0.214, SLG: 0.254		5-3			F9	F8			1B 1B BB	3	1	0	0	1	0	3				
Jamie Quirk, L (1, 2) OBP: 0.297, SLG: 0.329					K				F6	3	0	1	0	0	1	0				
Steve Balboni, R (7, PH) OBP: 0.276, SLG: 0.387									1B 1-2 1B	1	0	1	0	0	0	0				
Larry Owen, R (8, 2) OBP: 0.263, SLG: 0.352					K					0	0	0	0	0	0	0				
Inning Stats	R: 2 E: 0 K: 1 S: 8	H: 3 LOB: 1 BB: 0 P: 8	R: 0 E: 0 K: 1 S: 6	H: 1 LOB: 0 BB: 0 P: 6	R: 2 E: 0 K: 0 S: 5	H: 2 LOB: 1 BB: 1 P: 9	R: 0 E: 0 K: 1 S: 5	H: 0 LOB: 0 BB: 0 P: 5	R: 1 E: 0 K: 1 S: 8	H: 3 LOB: 3 BB: 1 P: 12	R: 0 E: 0 K: 0 S: 4	H: 1 LOB: 2 BB: 2 P: 12	R: 1 E: 0 K: 0 S: 5	H: 2 LOB: 2 BB: 1 P: 9	R: 0 E: 0 K: 2 S: 7	H: 0 LOB: 0 BB: 0 P: 7	1B: 9 2B: 3 3B: 0 HR: 0	SF: 0 SAC: 1 DP: 0 HBP: 0	WP: 0 PB: 0 SB: 2 CS: 0	PA: 41
PITCHER	IP WLS BF H R ER SO BB IBB HBP BLK WP HR S P ERA WHIP																			
Jim Clancy, R (1, 1) ERA: 2.99	4.0 L 22 9 5 5 3 1 0 0 0 0 0 0 0 11 27 3.38 1.125																			
Mark Eichhorn, R (5, 1) ERA: 3.54	2.2 13 1 1 1 1 2 2 0 0 0 0 0 0 11 27 3.38 1.125																			
Gary Lavelle, L (7, 1) ERA: 3.29	1.1 6 2 0 0 2 0 0 0 0 0 0 0 0 10 10 0.00 1.500																			




Batter	1	2	3	4	5	6	7	8	9	AB	R	H	RBI	BB	SO	LOB	TOP					
Tony Fernandez, S (1, 6) OBP: 0.386, SLG: 0.442	5-3		2B 1B	1-3			F7		4-3	5	1	1	0	0	0	3	Toronto Blue Jays @ Kansas City Royals Royals Stadium, Kansas City, MO Fri Jul 03 1987, 8:05 PM EDT Att: 40,619 - Unknown livebaseballscorecards.com					
Lloyd Moseby, L (1, 8) OBP: 0.336, SLG: 0.454	K		1B 2B			G6-4-3 1B	F9			4	1	2	2	0	1	0						
Jesse Barfield, R (1, 9) OBP: 0.357, SLG: 0.527	K		F7				F7		3-1 2B	4	0	1	0	0	1	2						
George Bell, R (1, 7) OBP: 0.326, SLG: 0.622		F9				G6-4-3 1-2		3-1 2-3		4	0	1	1	0	0	2						
Cecil Fielder, R (1, 10) OBP: 0.383, SLG: 0.637		6-3	F5					F8		3	1	1	1	0	0	1						
Fred McGriff, L (8, PH) OBP: 0.375, SLG: 0.474										1	0	0	0	0	0	1						
Kelly Gruber, R (1, 5) OBP: 0.322, SLG: 0.444					E5 FC3-6 1B		K		K	4	0	1	0	0	2	1						
Charlie Moore, R (1, 2) OBP: 0.250, SLG: 0.298		5-3					G4-6-3 BB		K	3	0	0	0	1	2	2						
Willie Upshaw, L (1, 3) OBP: 0.332, SLG: 0.462							G4-6-3 1-2		E3	4	1	2	0	0	0	1						
Manuel Lee, S (1, 4) OBP: 0.308, SLG: 0.317					L5 FC3-6 1-2 2-3		1-3		L7	4	0	0	0	0	4							
Inning Stats	R: 0 E: 0 K: 2 S: 7	H: 0 LOB: 0 BB: 0 P: 7	R: 0 E: 0 K: 0 S: 4	H: 1 LOB: 1 BB: 0 P: 4	R: 3 E: 0 K: 0 S: 7	H: 4 LOB: 1 BB: 0 P: 7	R: 0 E: 1 K: 1 S: 7	H: 1 LOB: 2 BB: 0 P: 7	R: 0 E: 0 K: 0 S: 3	H: 1 LOB: 0 BB: 1 P: 3	R: 1 E: 0 K: 1 S: 5	H: 1 LOB: 0 BB: 1 P: 9	R: 0 E: 0 K: 0 S: 3	H: 0 LOB: 0 BB: 0 P: 3	R: 0 E: 0 K: 1 S: 6	H: 1 LOB: 1 BB: 0 P: 6	R: 0 E: 1 K: 1 S: 6	H: 0 LOB: 1 BB: 0 P: 6	1B: 5 2B: 2 3B: 1 HR: 1	SF: 0 SAC: 0 DP: 2 HBP: 0	WP: 0 PB: 0 CS: 0	PA: 37
PITCHER	IP	WLS	BF	H	R	ER	SO	BB	IBB	HBP	BLK	WP	HR	S	P	ERA	WHIP					
Danny Jackson, L (1, 1) ERA: 4.29	7.0		30	9	4	4	4	1	0	0	0	0	1	37	41	5.14	1.429					
Steve Farr, R (8, 1) ERA: 4.17	2.0	W	7	0	0	0	2	0	0	0	0	0	0	11	11	0.00	0.000					

Batter	1	2	3	4	5	6	7	8	9	AB	R	H	RBI	BB	SO	LOB	BOTTOM					
Juan Beniquez, R (1, 7) OBP: 0.290, SLG: 0.346	K		1B				FC5-4 1B		BB S WP 1B	5	1	3	0	0	1	1	Toronto Blue Jays @ Kansas City Royals Royals Stadium, Kansas City, MO Fri Jul 03 1987, 8:05 PM EDT Att: 40,619 - Unknown livebaseballscorecards.com					
Willie Wilson, S (9, FR) OBP: 0.319, SLG: 0.389							1-2			0	1	0	0	0	0	0						
Kevin Seitzer, R (1, 5) OBP: 0.393, SLG: 0.423	K		L7				1-2		K	5	0	2	1	0	2	3						
George Brett, L (1, 10) OBP: 0.407, SLG: 0.521	4-3		F9				L9		F8	4	1	0	0	1	0	5						
Danny Tartabull, R (1, 9) OBP: 0.386, SLG: 0.482		F9							G3 1B WP BB	4	0	1	0	1	1	0						
Frank White, R (1, 4) OBP: 0.303, SLG: 0.373							3B		E9 SF8 2B	5	2	3	2	0	1	1						
Steve Balboni, R (1, 3) OBP: 0.276, SLG: 0.386			K				F6		SF8	3	0	1	1	0	1	1						
Bo Jackson, R (1, 8) OBP: 0.324, SLG: 0.508			K				K		FC5-4 1B	3	0	0	0	1	2	2						
Buddy Biancalana, S (1, 6) OBP: 0.270, SLG: 0.361										3	0	0	0	0	1	0						
Thad Bosley, L (8, PH) OBP: 0.319, SLG: 0.391			K						G1-6-3	1	0	0	0	0	0	1						
Angel Salazar, R (9, 6) OBP: 0.214, SLG: 0.254									F9	0	0	0	0	0	0	0						
Larry Owen, R (1, 2) OBP: 0.278, SLG: 0.347									G3	1	0	0	0	2	0	0						
Jim Eisenreich, L (9, PH) OBP: 0.261, SLG: 0.524									F9	1	0	0	0	0	0	0						
Inning Stats	R: 0 E: 0 K: 2 S: 7	H: 0 LOB: 0 BB: 0 P: 7	R: 1 E: 0 K: 2 S: 8	H: 1 LOB: 0 BB: 0 P: 8	R: 0 E: 0 K: 1 S: 6	H: 1 LOB: 2 BB: 1 P: 10	R: 0 E: 0 K: 2 S: 8	H: 1 LOB: 1 BB: 0 P: 8	R: 1 E: 0 K: 0 S: 5	H: 2 LOB: 1 BB: 0 P: 5	R: 0 E: 0 K: 1 S: 6	H: 1 LOB: 1 BB: 0 P: 6	R: 0 E: 0 K: 0 S: 4	H: 1 LOB: 2 BB: 1 P: 8	R: 1 E: 1 K: 0 S: 4	H: 1 LOB: 1 BB: 1 P: 8	R: 2 E: 0 K: 1 S: 6	H: 2 LOB: 2 BB: 2 P: 14	1B: 6 2B: 2 3B: 1 HR: 1	SF: 1 SAC: 0 DP: 0 HBP: 0	WP: 1 PB: 0 SB: 1 CS: 0	PA: 41
PITCHER	IP	WLS	BF	H	R	ER	SO	BB	IBB	HBP	BLK	WP	HR	S	P	ERA	WHIP					
John Cerutti, L (1, 1) ERA: 4.82			29	7	2	2	8	2	0	0	0	0	0	3	3	0.00	1.350					
Jeff Musselman, L (7, 1) ERA: 3.55	0.2		3	1	1	0	0	0	0	0	0	0	0	3	3	0.00	1.500					
Tom Henke, R (8, 1) ERA: 3.09	1.1	L	9	2	2	2	1	2	1	0	0	1	0	8	20	13.50	3.000					

Batter	1	2	3	4	5	6	7	8	9	AB	R	H	RBI	BB	SO	LOB	TOP			
Tony Fernandez, S OBP: 0.390, SLG: 0.446 Garth Iorg, R OBP: 0.250, SLG: 0.210	0-0 FC5-4 1B		0-0 S 1B		0-0 F8			0-0 G4-6-3 1B		4	0	3	0	0	0	0				
Lloyd Moseby, L OBP: 0.334, SLG: 0.448 Rance Mulliniks, L OBP: 0.331, SLG: 0.394	0-0 F7		0-0 G3 1-2			0-0 F7		0-0 G4-6-3 1-2		4	0	0	0	0	0	3				
Jesse Barfield, R OBP: 0.355, SLG: 0.524	0-3 K			0-0 F9				0-3 K		4	0	1	0	0	2	1				
George Bell, R OBP: 0.326, SLG: 0.619 Rick Leach, L OBP: 0.395, SLG: 0.397	0-0 FC5-4 1-2			0-0 1B G3 1B				0-0 F8 1B		3	1	1	0	0	0	2				
Cecil Fielder, R OBP: 0.382, SLG: 0.628 Fred McGriff, L OBP: 0.373, SLG: 0.470		0-0 F7		0-0 G3 1B				0-0 F4		3	0	1	0	0	0	1				
Willie Upshaw, L OBP: 0.328, SLG: 0.455		0-3 K		0-0 G3 1-2				0-0 F7		4	0	0	1	0	2	2				
Kelly Gruber, R OBP: 0.316, SLG: 0.435		0-3 K		0-0 4-3				0-0 F4		4	0	0	0	0	2	2				
Manuel Lee, S OBP: 0.309, SLG: 0.317			0-0 L8		0-0 F7					3	0	1	0	0	0	0				
Charlie Moore, R OBP: 0.241, SLG: 0.286 Ernie Whitt, L OBP: 0.314, SLG: 0.389			0-0 F4		0-0 F3			0-3 K		2	0	0	0	0	0	0				
Inning Stats	R: 0 E: 0 K: 1 S: 6	H: 1 LOB: 1 BB: 0 P: 6	R: 0 E: 0 K: 2 S: 7	H: 0 LOB: 0 BB: 0 P: 7	R: 0 E: 0 K: 0 S: 4	H: 1 LOB: 1 BB: 0 P: 4	R: 1 E: 0 K: 0 S: 5	H: 2 LOB: 1 BB: 0 P: 5	R: 0 E: 0 K: 0 S: 3	H: 0 LOB: 0 BB: 0 P: 3	R: 0 E: 0 K: 3 S: 4	H: 1 LOB: 1 BB: 0 P: 4	R: 0 E: 0 K: 3 S: 10	H: 1 LOB: 1 BB: 0 P: 10	R: 0 E: 0 K: 1 S: 5	H: 1 LOB: 1 BB: 0 P: 6	1B: 8 2B: 0 3B: 0 HR: 0	SF: 0 SAC: 0 DP: 1 HBP: 0	WP: 0 PB: 0 SB: 1 CS: 1	PA: 34
PITCHER	IP	WLS	BF	H	R	ER	SO	BB	IBB	HBP	BLK	WP	HR	S	P	ERA	WHIP			
Bud Black, L ERA: 2.4 Bob Stoddard, R ERA: 1.39	(1, 1) (7, 1)	6.0 S	23 11	5 3	1 0	1 0	3 5	0 0	0 0	0 0	0 0	0 0	0 0	29 21	29 21	1.50 0.00	0.833 1.000			

Toronto Blue Jays @ Kansas City Royals
Royals Stadium, Kansas City, MO
Sat Jul 04 1987, 8:05 PM EDT
Att: 40,746 - Unknown


AB	34
R	1
H	8
RBI	1
BB	0
SO	8
LOB	13



Batter	1	2	3	4	5	6	7	8	9	AB	R	H	RBI	BB	SO	LOB	BOTTOM			
Willie Wilson, S OBP: 0.324, SLG: 0.399	0-3 K	0-0 BB 1B	0-0 4-3			0-0 1B		0-0 5-3 3B		5	2	3	0	0	1	0				
Kevin Seitzer, R OBP: 0.395, SLG: 0.421	4-0 1B BB	4-0 1B BB		4-0 1B SF7 BB		0-3 K		0-3 K		2	2	0	0	3	2	2				
George Brett, L OBP: 0.414, SLG: 0.525	0-0 2B 1-3	0-0 BB 1B		0-0 G6-4-3 1B		0-3 K		0-0 5-3 3-H		5	1	3	3	0	1	1				
Danny Tartabull, R OBP: 0.383, SLG: 0.489	0-3 K	0-0 P3		0-0 SF7				0-0 HR		4	1	1	2	0	2	4				
Frank White, R OBP: 0.306, SLG: 0.378 Buddy Biancalana, S OBP: 0.293, SLG: 0.351	0-0 1B 3-H	4-0 BB		0-0 G6-4-3 1-2		0-0 F5				2	1	1	1	1	0	1				
Juan Beniquez, R OBP: 0.295, SLG: 0.350	0-0 2B 2-H 3-H	0-0 6-3			0-3 K			0-0 BB 1B		4	0	2	2	0	1	3				
Bo Jackson, R OBP: 0.323, SLG: 0.516	0-0 L6		0-0 HR		0-0 F9			0-3 K		4	1	1	1	0	1	2				
Angel Salazar, R OBP: 0.215, SLG: 0.251		0-0 E9 CS		0-0 F3		0-0 F9		4-0 1-2 BB		3	0	0	0	1	0	0				
Larry Owen, R OBP: 0.277, SLG: 0.342		0-0 BB 1B 1-2		0-3 K		0-3 K				4	1	1	0	0	3	2				
Inning Stats	R: 3 E: 0 K: 2 S: 10	H: 3 LOB: 1 BB: 1 P: 14	R: 2 E: 1 K: 0 S: 6	H: 3 LOB: 3 BB: 2 P: 14	R: 1 E: 0 K: 1 S: 6	H: 1 LOB: 0 BB: 0 P: 6	R: 1 E: 0 K: 0 S: 3	H: 1 LOB: 0 BB: 1 P: 7	R: 0 E: 0 K: 1 S: 5	H: 0 LOB: 0 BB: 0 P: 5	R: 0 E: 0 K: 3 S: 10	H: 1 LOB: 1 BB: 0 P: 10	R: 1 E: 0 K: 2 S: 9	H: 2 LOB: 2 BB: 1 P: 13	R: 1 E: 0 K: 2 S: 8	H: 1 LOB: 0 BB: 0 P: 8	1B: 8 2B: 1 3B: 1 HR: 2	SF: 1 SAC: 0 DP: 1 HBP: 0	WP: 0 PB: 0 SB: 0 CS: 1	PA: 40
PITCHER	IP	WLS	BF	H	R	ER	SO	BB	IBB	HBP	BLK	WP	HR	S	P	ERA	WHIP			
David Wells, L ERA: 15.19 Jose Antonio Nunez, R ERA: 3.83	(1, 1) (2, 1)	1.1 L	12 28	6 6	5 4	5 4	5 9	2 3	0 0	0 0	0 0	0 0	2 2	43 55	55 55	5.40 1.350	33.75 6.000			

Toronto Blue Jays @ Kansas City Royals
Royals Stadium, Kansas City, MO
Sat Jul 04 1987, 8:05 PM EDT
Att: 40,746 - Unknown

AB	34
R	9
H	12
RBI	9
BB	5
SO	11
LOB	15



Batter	1	2	3	4	5	6	7	8	9	AB	R	H	RBI	BB	SO	LOB	TOP								
Juan Beniquez, R OBP: 0.286, SLG: 0.333 (1, 7)	5-3	L8		BLK 2B 1B		6-3		FC6		5	1	1	0	0	0	1	Kansas City Royals @ Cleveland Indians Cleveland Municipal Stadium, Cleveland, OH Wed Jul 08 1987, 7:05 PM EDT Att: 9,528 - Unknown livebaseballscorecards.com								
Kevin Seitzer, R OBP: 0.393, SLG: 0.421 (1, 5)	6-3		K	1-H 2B		6-3		F8		5	0	1	1	0	1	2									
George Brett, L OBP: 0.424, SLG: 0.540 (1, 3)	BB 1B 2B		HR 1B	1B		G3		F8		4	3	2	0	1	0	3									
Danny Tartabull, R OBP: 0.378, SLG: 0.483 (1, 9)	1B BB BB		F9			F9		FC1 HR		4	1	1	0	1	0	2									
Frank White, R OBP: 0.304, SLG: 0.370 Steve Balboni, R OBP: 0.236, SLG: 0.404 Buddy Biancalana, S OBP: 0.244, SLG: 0.325 (1, 4) (7, PH) (7, 4)	1B BB		HR 1B			K		K		2	1	1	0	1	1	0									
Jim Eisenreich, L OBP: 0.314, SLG: 0.625 (1, 10)	1-2 2-3 BB		HR 1B			E3		6-3		4	1	2	4	1	0	0									
Bo Jackson, R OBP: 0.318, SLG: 0.513 (1, 8)	F7		F7			F9		K		5	0	0	0	0	2	6									
Angel Salazar, R OBP: 0.219, SLG: 0.250 (1, 6)		5-3		1-3		6-3		3-1		5	0	0	0	0	0	2									
Larry Owen, R OBP: 0.269, SLG: 0.310 (1, 2)		K		K		K		E BB		3	0	0	0	1	3	0									
Inning Stats	R: 1 E: 0 K: 0 S: 5	H: 2 LOB: 3 BB: 2 P: 13	R: 0 E: 0 K: 1 S: 5	H: 0 LOB: 0 BB: 0 P: 5	R: 3 E: 0 K: 1 S: 8	H: 3 LOB: 0 BB: 0 P: 8	R: 1 E: 0 K: 1 S: 7	H: 2 LOB: 1 BB: 0 P: 7	R: 0 E: 1 K: 1 S: 6	H: 0 LOB: 1 BB: 0 P: 6	R: 0 E: 0 K: 1 S: 5	H: 0 LOB: 0 BB: 0 P: 5	R: 3 E: 1 K: 1 S: 7	H: 1 LOB: 0 BB: 1 P: 11	R: 0 E: 1 K: 0 S: 4	H: 0 LOB: 2 BB: 1 P: 8		R: 0 E: 0 K: 2 S: 8	H: 1 LOB: 2 BB: 1 P: 12	1B: 5 2B: 2 3B: 0 HR: 2	SF: 0 SAC: 0 DP: 0 HBP: 0	WP: 0 PB: 0 SB: 0 CS: 0	PA: 44		
PITCHER	IP	WLS	BF	H	R	ER	SO	BB	IBB	HBP	BLK	WP	HR	S	P	ERA	WHIP								
Tom Candiotti, R ERA: 5.57 (1, 1)	6.1		30	7	6	6	5	3	0	0	1	0	1	37	49	8.53	1.579								
Mark Huisman, R ERA: 4.69 (7, 1)	1.0		7	1	2	1	1	1	0	0	0	0	1	8	12	9.00	2.000								
Sammy Stewart, R ERA: 13.5 (8, 1)	1.2	W	7	1	0	0	2	1	0	0	0	0	0	10	14	0.00	1.200								

Batter	1	2	3	4	5	6	7	8	9	AB	R	H	RBI	BB	SO	LOB	BOTTOM								
Brett Butler, L OBP: 0.394, SLG: 0.382 Mel Hall, L OBP: 0.267, SLG: 0.359 (1, 8) (1, PH) (2, 7)	G6-3 BB	E S 1B				F6		4-3		0	0	0	0	0	0	0	Kansas City Royals @ Cleveland Indians Cleveland Municipal Stadium, Cleveland, OH Wed Jul 08 1987, 7:05 PM EDT Att: 9,528 - Unknown livebaseballscorecards.com								
Julio Franco, R OBP: 0.387, SLG: 0.441 (1, 6)	G6-3 1-2	2-H 3-H K				F9		E S HR 1B		4	2	1	0	1	1	2									
Pat Tabler, R OBP: 0.366, SLG: 0.457 (1, 3)				1-3		4-3		K		4	0	1	0	0	1	1									
Joe Carter, R OBP: 0.296, SLG: 0.489 (1, 7) (2, 8)	4-3			F9		1B 1B		2B IBB		4	2	2	2	1	0	1									
Cory Snyder, R OBP: 0.279, SLG: 0.465 (1, 9)		HR		1-3		F2		5-3		5	1	2	3	0	0	1									
Carmen Castillo, R OBP: 0.326, SLG: 0.558 (1, 10)		FC2-5 1B BB		1-3		1B 1B		K		3	1	1	0	1	1	0									
Brook Jacoby, R OBP: 0.342, SLG: 0.471 (1, 5)		G3 FC2-5 1B 1B				1B 1B		F6		3	1	2	1	1	0	0									
Junior Noboa, R OBP: 0.222, SLG: 0.222 Tony Bernazard, S OBP: 0.239, SLG: 0.405 (1, 4) (4, PH) (5, 4)		FC2-5 G3 1B				F5		F5		1	1	0	0	0	0	2									
Chris Bando, S OBP: 0.258, SLG: 0.302 Andre Thornton, R OBP: 0.224, SLG: 0.164 Rick Dempsey, R OBP: 0.300, SLG: 0.264 (1, 2) (8, PH) (9, 2)	G3	1-2 2-3 1B				F7		5-3		3	0	1	1	0	0	3									
Inning Stats	R: 0 E: 0 K: 0 S: 3	H: 1 LOB: 1 BB: 1 P: 7	R: 3 E: 0 K: 1 S: 8	H: 3 LOB: 1 BB: 1 P: 12	R: 0 E: 0 K: 0 S: 3	H: 0 LOB: 0 BB: 0 P: 3	R: 0 E: 0 K: 0 S: 3	H: 0 LOB: 1 BB: 1 P: 7	R: 0 E: 0 K: 0 S: 3	H: 0 LOB: 0 BB: 0 P: 3	R: 2 E: 0 K: 0 S: 7	H: 4 LOB: 2 BB: 0 P: 7	R: 2 E: 1 K: 2 S: 9	H: 2 LOB: 0 BB: 0 P: 9	R: 0 E: 0 K: 0 S: 3	H: 0 LOB: 0 BB: 0 P: 3		R: 2 E: 0 K: 0 S: 3	H: 2 LOB: 2 BB: 2 P: 11	1B: 9 2B: 1 3B: 0 HR: 2	SF: 0 SAC: 1 DP: 1 HBP: 0	WP: 0 PB: 0 SB: 2 CS: 0	PA: 41		
PITCHER	IP	WLS	BF	H	R	ER	SO	BB	IBB	HBP	BLK	WP	HR	S	P	ERA	WHIP								
Danny Jackson, L ERA: 4.28 (1, 1)	0.0		0	0	0	0	0	0	0	0	0	0	0	0	0										
Bob Stoddard, R ERA: 3.44 (6, 1)	5.1		24	6	5	5	1	3	0	0	0	0	1	23	35	8.44	1.688								
Steve Farr, R ERA: 4.74 (8, 1)	2.0		10	4	2	2	2	0	0	0	0	0	1	14	14	9.00	2.000								
Jerry Don Gleaton, L ERA: 4.44 (9, 1)	0.2	L	3	1	1	1	0	0	0	0	0	0	0	3	3	13.50	1.500								
Dan Quisenberry, R ERA: 2.36 (9, 1)	0.1		4	1	1	1	0	1	1	0	0	0	0	2	10	27.00	6.000								

Batter	1	2	3	4	5	6	7	8	9	AB	R	H	RBI	BB	SO	LOB	TOP			
Willie Wilson, S (1, 8) OBP: 0.326, SLG: 0.399	0-0 1B 3B		0-0 F9		0-3 K			0-0 4-3 1-3 1B		4	1	2	0	0	1	1	Kansas City Royals @ Toronto Blue Jays Exhibition Stadium, Toronto, ON Thu Jul 09 1987, 7:05 PM EDT Att: 31,290 - Unknown livebaseballscorecards.com			
Kevin Seitzer, R (1, 5) OBP: 0.394, SLG: 0.422	0-0 S 1B		0-0 1B		0-3 K			0-0 1-3 1-2		4	0	2	1	0	1	2				
George Brett, L (1, 3) OBP: 0.414, SLG: 0.525	0-3 3-H K		0-0 F7		0-0 F9			0-0 4-3 2-3		4	0	0	0	0	1	3				
Danny Tartabull, R (1, 9) OBP: 0.377, SLG: 0.481	0-3 K		0-0 F4		0-0 L7			0-3 K		1	0	0	0	0	1	1				
Juan Beniquez, R (1, 9) OBP: 0.292, SLG: 0.328										3	0	0	0	0	1	2				
Frank White, R (1, 4) OBP: 0.301, SLG: 0.365	0-3 1-2 K			0-0 F2		0-3 K			0-0 F9	4	0	0	0	0	2	1				
Jim Eisenreich, L (1, 10) OBP: 0.282, SLG: 0.556		0-0 L7		0-0 6-3			0-0 E6 FC6		0-0 F7	4	0	0	0	0	0	0				
Bo Jackson, R (1, 7) OBP: 0.313, SLG: 0.505		0-3 K		0-3 K			0-3 K		0-0 F6	4	0	0	0	0	3	1				
Angel Salazar, R (1, 6) OBP: 0.223, SLG: 0.258		0-0 1B			0-0 2B		0-0 F9			3	0	2	0	0	0	1				
Larry Owen, R (1, 2) OBP: 0.260, SLG: 0.299		0-0 F5			0-3 K		0-0 FC6 1-2			3	0	0	0	0	1	3				
Inning Stats	R: 1 E: 0 K: 3 S: 11	H: 2 LOB: 1 BB: 0 P: 11	R: 0 E: 0 K: 1 S: 6	H: 1 LOB: 1 BB: 0 P: 6	R: 0 E: 0 K: 0 S: 4	H: 0 LOB: 0 BB: 0 P: 4	R: 0 E: 0 K: 1 S: 5	H: 0 LOB: 0 BB: 0 P: 5	R: 0 E: 0 K: 1 S: 10	H: 0 LOB: 1 BB: 0 P: 10	R: 0 E: 1 K: 1 S: 6	H: 0 LOB: 1 BB: 0 P: 6	R: 0 E: 0 K: 0 S: 3	H: 1 LOB: 0 BB: 0 P: 3	R: 0 E: 0 K: 0 S: 3	H: 0 LOB: 0 BB: 0 P: 3	1B: 4 2B: 1 3B: 1 HR: 0	SF: 0 SAC: 0 DP: 0 HBP: 0	WP: 0 PB: 0 SB: 1 CS: 0	PA: 34
PITCHER	IP WLS BF H R ER SO BB IBB HBP BLK WP HR S P ERA WHIP	IP WLS BF H R ER SO BB IBB HBP BLK WP HR S P ERA WHIP																		
Jose Antonio Nunez, R (1, 1) ERA: 3.38	8.0	W	31	6	1	1	11	0	0	0	0	0	0	0	53	53	1.12	0.750		
Mark Eichhorn, R (9, 1) ERA: 3.48	1.0		3	0	0	0	0	0	0	0	0	0	0	0	3	3	0.00	0.000		

Batter	1	2	3	4	5	6	7	8	9	AB	R	H	RBI	BB	SO	LOB	BOTTOM			
Tony Fernandez, S (1, 6) OBP: 0.386, SLG: 0.437	0-0 F7	0-0 5-3		0-0 1B 1B	0-0 F9			0-0 6-3		5	0	1	0	0	0	2	Kansas City Royals @ Toronto Blue Jays Exhibition Stadium, Toronto, ON Thu Jul 09 1987, 7:05 PM EDT Att: 31,290 - Unknown livebaseballscorecards.com			
Lloyd Moseby, L (1, 8) OBP: 0.327, SLG: 0.438	0-0 1B 3B		0-3 K S HR	0-0 F8	0-3 K			0-0 1-3		5	2	1	0	0	2	3				
Jesse Barfield, R (1, 9) OBP: 0.351, SLG: 0.503	0-0 5-3		4-0 1-2 HR BB	0-0 FC6-4 1B		0-3 K				3	1	1	0	1	1	1				
George Bell, R (1, 7) OBP: 0.324, SLG: 0.609	0-0 1B 1B		0-0 L7	0-0 FC6-4 1-2		0-0 4-3				4	1	1	1	0	0	4				
Cecil Fielder, R (1, 10) OBP: 0.368, SLG: 0.594	0-0 1B 1B		0-3 K		0-0 F4		0-0 6-3			4	0	1	0	0	1	2				
Willie Upshaw, L (1, 3) OBP: 0.334, SLG: 0.458	0-0 1-2 2-H 1B		0-0 1-H 2-H HR		4-0 3B BB		0-0 G3			3	2	2	4	1	0	0				
Kelly Gruber, R (1, 5) OBP: 0.317, SLG: 0.441	0-0 F8		0-0 1B		0-0 1B 3B		0-0 F2			4	1	2	1	0	0	2				
Garth Iorg, R (1, 4) OBP: 0.266, SLG: 0.233		0-0 L6	0-0 F9		0-0 BB 1B		0-0 6-3			4	0	1	1	0	0	1				
Charlie Moore, R (1, 2) OBP: 0.259, SLG: 0.308		0-0 2B		0-0 6-3		0-0 3-H 4-0 1-2 BB		0-0 6-3		3	0	1	0	1	0	0				
Inning Stats	R: 2 E: 0 K: 0 S: 7	H: 4 LOB: 2 BB: 0 P: 7	R: 0 E: 0 K: 0 S: 3	H: 1 LOB: 0 BB: 0 P: 3	R: 3 E: 0 K: 2 S: 10	H: 2 LOB: 1 BB: 1 P: 14	R: 0 E: 0 K: 0 S: 5	H: 2 LOB: 2 BB: 0 P: 5	R: 2 E: 0 K: 1 S: 7	H: 2 LOB: 2 BB: 2 P: 15	R: 0 E: 0 K: 1 S: 5	H: 0 LOB: 0 BB: 0 P: 5	R: 0 E: 0 K: 0 S: 3	H: 0 LOB: 0 BB: 0 P: 3	R: 0 E: 0 K: 0 S: 3	H: 0 LOB: 0 BB: 0 P: 3	1B: 7 2B: 1 3B: 2 HR: 1	SF: 0 SAC: 0 DP: 0 HBP: 0	WP: 0 PB: 1 SB: 1 CS: 0	PA: 38
PITCHER	IP WLS BF H R ER SO BB IBB HBP BLK WP HR S P ERA WHIP	IP WLS BF H R ER SO BB IBB HBP BLK WP HR S P ERA WHIP																		
Bud Black, L (1, 1) ERA: 2.56	4.0	L	22	9	5	2	2	1	0	0	0	0	0	0	25	29	4.50	2.500		
Danny Jackson, L (5, 1) ERA: 4.28	4.0		16	2	2	2	2	2	0	0	0	0	0	18	26	4.50	1.000			

Batter	1	2	3	4	5	6	7	8	9	AB	R	H	RBI	BB	SO	LOB	TOP					
Willie Wilson, S (1.8) OBP: 0.322, SLG: 0.394	3-1		K			F8		5-3		4	0	0	0	0	1	1	Kansas City Royals @ Toronto Blue Jays Exhibition Stadium, Toronto, ON Fri Jul 10 1987, 7:05 PM EDT Att: 35,200 - Unknown livebaseballscorecards.com					
Kevin Seitzer, R (1.5) OBP: 0.393, SLG: 0.423	F9			K					E5	4	0	1	0	0	1	0						
George Brett, L (1.3) OBP: 0.410, SLG: 0.514	4-3					L4			L4	3	0	0	0	1	0	2						
Danny Tartabull, R (1.9) OBP: 0.375, SLG: 0.481		6-3		K						4	0	1	0	0	1	2						
Frank White, R (1.4) OBP: 0.297, SLG: 0.360		6-3		K						4	0	0	0	0	2	3						
Jim Eisenreich, L (1.10) OBP: 0.279, SLG: 0.525						L3				4	0	1	0	0	0	2						
Bo Jackson, R (1.7) OBP: 0.311, SLG: 0.502			K							2	0	0	0	0	2	0						
Thad Bosley, L (7.7) OBP: 0.316, SLG: 0.378						K				1	0	0	0	0	0	1						
Angel Salazar, R (1.6) OBP: 0.229, SLG: 0.261										1	0	1	0	1	0	0						
Hai McRae, R (8.7) OBP: 0.417, SLG: 0.516										1	0	0	0	0	0	0						
Buddy Biancalana, S (8.6) OBP: 0.244, SLG: 0.325								F8		0	0	0	0	0	0	0						
Larry Owen, R (1.2) OBP: 0.255, SLG: 0.292										2	0	0	0	0	0	2						
Steve Balboni, R (8.7) OBP: 0.293, SLG: 0.403										1	0	0	0	0	0	0						
Jamie Quirk, L (8.2) OBP: 0.296, SLG: 0.322										0	0	0	0	0	0	0						
Inning Stats	R: 0 E: 0 K: 0 S: 3	H: 0 LOB: 0 BB: 0 P: 3	R: 0 E: 0 K: 0 S: 3	H: 0 LOB: 0 BB: 0 P: 3	R: 0 E: 0 K: 2 S: 8	H: 1 LOB: 1 BB: 0 P: 8	R: 0 E: 0 K: 3 S: 9	H: 0 LOB: 1 BB: 1 P: 13	R: 0 E: 0 K: 1 S: 5	H: 0 LOB: 1 BB: 1 P: 9	R: 0 E: 0 K: 0 S: 4	H: 1 LOB: 1 BB: 0 P: 4	R: 0 E: 0 K: 0 S: 3	H: 1 LOB: 0 BB: 0 P: 3	R: 0 E: 0 K: 0 S: 3	H: 0 LOB: 0 BB: 0 P: 3	R: 0 E: 1 K: 1 S: 7	H: 1 LOB: 2 BB: 0 P: 7	1B: 2 2B: 3 3B: 0 HR: 0	SF: 0 SAC: 0 DP: 1 HBP: 0	WP: 0 PB: 0 SB: 1 CS: 0	PA: 33
PITCHER Dave Stieb, R (1.1) ERA: 4.05	IP: 9.0 WLS: W BF: 33 H: 4 R: 0 ER: 0 SO: 7 BB: 2 IBB: 0 HBP: 0 BLK: 0 WP: 0 HR: 0 S: 45 P: 53 ERA: 0.00 WHIP: 0.667															PITCHER	IP: 9.0 WLS: W BF: 33 H: 4 R: 0 ER: 0 SO: 7 BB: 2 IBB: 0 HBP: 0 BLK: 0 WP: 0 HR: 0 S: 45 P: 53 ERA: 0.00 WHIP: 0.667					

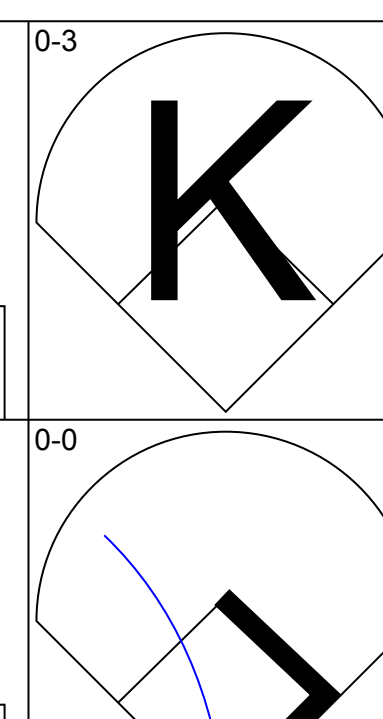
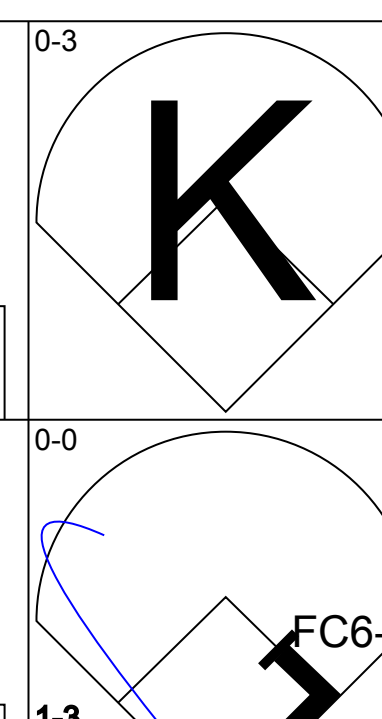
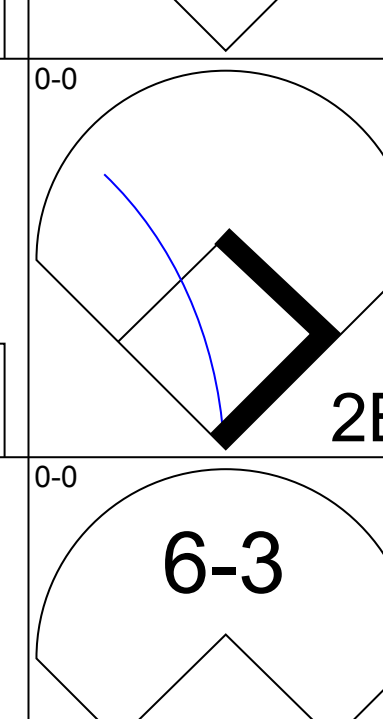
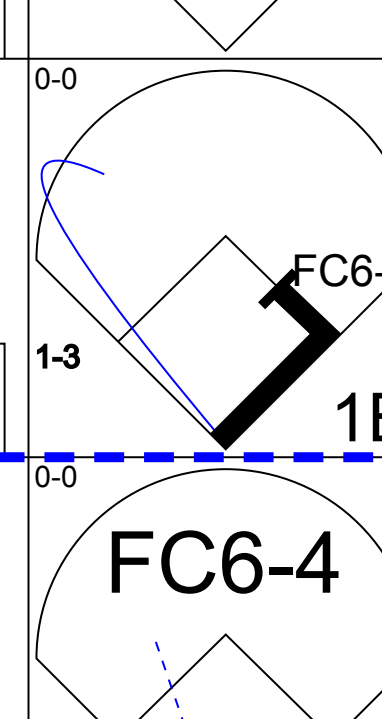
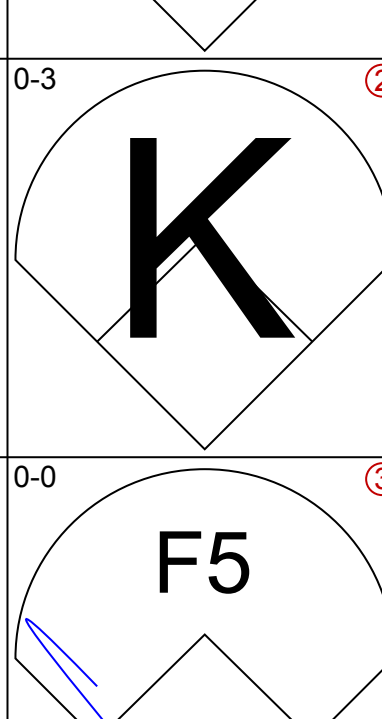
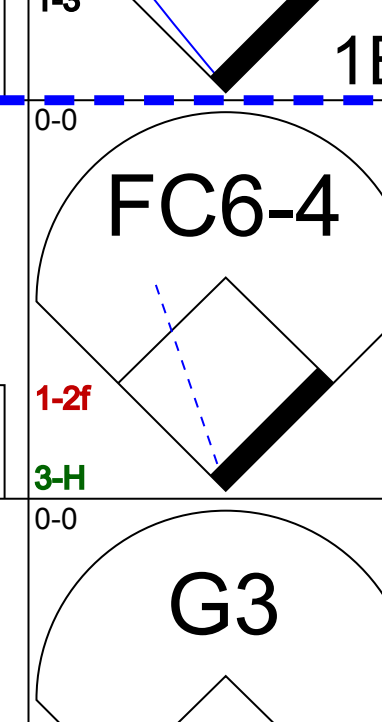
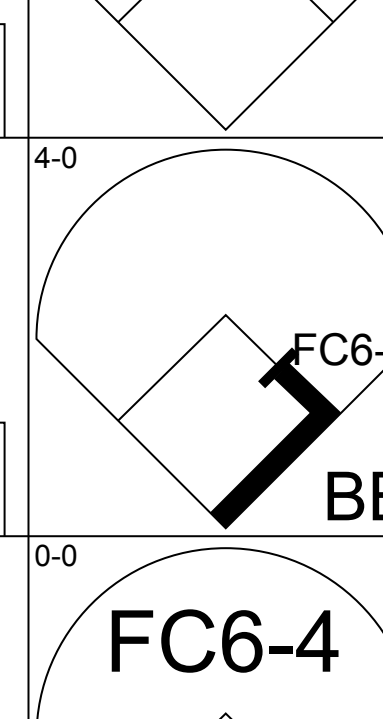
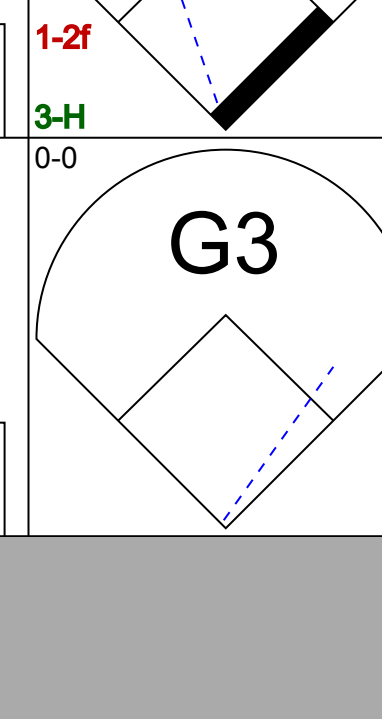
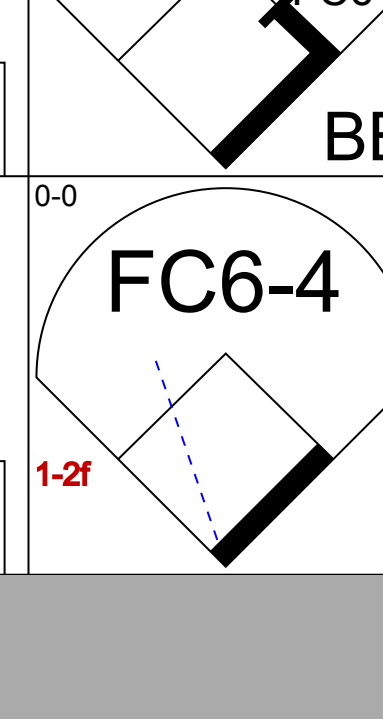
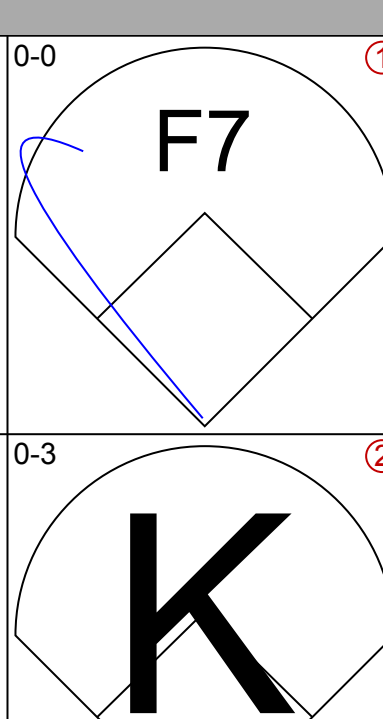
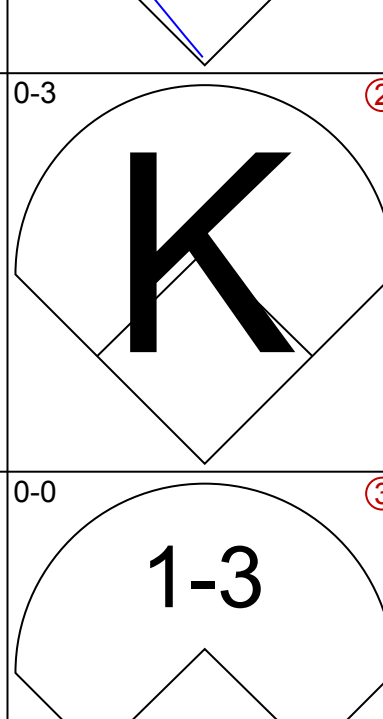
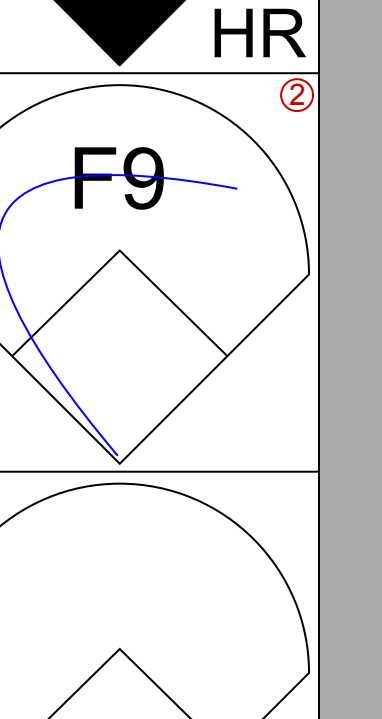
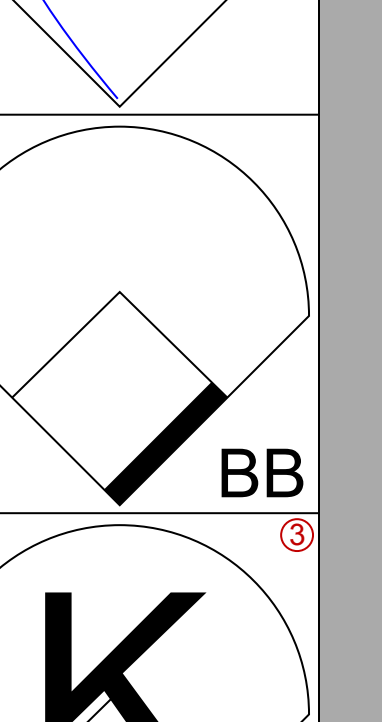
Batter	1	2	3	4	5	6	7	8	9	AB	R	H	RBI	BB	SO	LOB	BOTTOM					
Tony Fernandez, S (1.6) OBP: 0.386, SLG: 0.436	F8		F9	FC5-4			6-3			5	1	2	1	0	0	1	Kansas City Royals @ Toronto Blue Jays Exhibition Stadium, Toronto, ON Fri Jul 10 1987, 7:05 PM EDT Att: 35,200 - Unknown livebaseballscorecards.com					
Lloyd Moseby, L (1.8) OBP: 0.330, SLG: 0.437	4-3									3	0	1	1	2	1	0						
Jesse Barfield, R (1.9) OBP: 0.346, SLG: 0.495	1-3									5	0	0	0	0	1	6						
George Bell, R (1.7) OBP: 0.326, SLG: 0.617										4	2	2	2	0	0	1						
Cecil Fielder, R (1.10) OBP: 0.383, SLG: 0.631										2	1	2	1	1	0	0						
Fred McGriff, L (8.7) OBP: 0.368, SLG: 0.448										1	0	0	0	0	0	0						
Willie Upshaw, L (1.3) OBP: 0.334, SLG: 0.455										2	0	0	0	1	1	2						
Kelly Gruber, R (1.5) OBP: 0.320, SLG: 0.442										4	1	2	1	0	0	1						
Garth Iorg, R (1.4) OBP: 0.271, SLG: 0.239										4	1	2	1	0	0	3						
Charlie Moore, R (1.2) OBP: 0.274, SLG: 0.327										3	1	1	0	1	0	2						
Inning Stats	R: 0 E: 0 K: 0 S: 3	H: 3 LOB: 2 BB: 0 P: 5	R: 2 E: 0 K: 0 S: 6	H: 3 LOB: 2 BB: 1 P: 10	R: 0 E: 0 K: 0 S: 4	H: 1 LOB: 1 BB: 0 P: 4	R: 0 E: 0 K: 1 S: 5	H: 0 LOB: 0 BB: 0 P: 5	R: 1 E: 0 K: 0 S: 4	H: 1 LOB: 1 BB: 1 P: 8	R: 0 E: 0 K: 0 S: 2	H: 0 LOB: 0 BB: 1 P: 6	R: 3 E: 0 K: 2 S: 11	H: 4 LOB: 3 BB: 2 P: 19	R: 0 E: 0 K: 0 S: 11	H: 0 LOB: 0 BB: 0 P: 19	R: 3 E: 0 K: 2 S: 11	H: 4 LOB: 3 BB: 2 P: 19	1B: 9 2B: 1 3B: 0 HR: 2	SF: 0 SAC: 1 DP: 0 HBP: 0	WP: 2 PB: 1 SB: 0 CS: 1	PA: 39
PITCHER Charlie Leibrandt, L (1.1) ERA: 2.87	IP: 5.0 WLS: L BF: 25 H: 8 R: 4 ER: 4 SO: 4 BB: 2 IBB: 0 HBP: 0 BLK: 0 WP: 0 HR: 1 S: 24 P: 32 ERA: 7.20 WHIP: 2.000															PITCHER	IP: 5.0 WLS: L BF: 25 H: 8 R: 4 ER: 4 SO: 4 BB: 2 IBB: 0 HBP: 0 BLK: 0 WP: 0 HR: 1 S: 24 P: 32 ERA: 7.20 WHIP: 2.000					
PITCHER Steve Farr, R (8.1) ERA: 4.73	IP: 2.0 WLS: 0 BF: 7 H: 1 R: 1 ER: 1 SO: 1 BB: 1 IBB: 0 HBP: 0 BLK: 0 WP: 0 HR: 0 S: 6 P: 10 ERA: 4.50 WHIP: 1.000															PITCHER	IP: 2.0 WLS: 0 BF: 7 H: 1 R: 1 ER: 1 SO: 1 BB: 1 IBB: 0 HBP: 0 BLK: 0 WP: 0 HR: 0 S: 6 P: 10 ERA: 4.50 WHIP: 1.000					
PITCHER Jerry Don Gleaton, L (8.1) ERA: 4.94	IP: 1.0 WLS: 0 BF: 8 H: 3 R: 2 ER: 2 SO: 2 BB: 2 IBB: 0 HBP: 0 BLK: 0 WP: 1 HR: 0 S: 10 P: 18 ERA: 18.00 WHIP: 5.000															PITCHER	IP: 1.0 WLS: 0 BF: 8 H: 3 R: 2 ER: 2 SO: 2 BB: 2 IBB: 0 HBP: 0 BLK: 0 WP: 1 HR: 0 S: 10 P: 18 ERA: 18.00 WHIP: 5.000					

Batter	1	2	3	4	5	6	7	8	9	AB	R	H	RBI	BB	SO	LOB	TOP			
Willie Wilson, S (1, 8) OBP: 0.318, SLG: 0.389	E3 		K 			F9 		5-3 		4	0	0	0	0	1	1	Kansas City Royals @ Toronto Blue Jays Exhibition Stadium, Toronto, ON Sat Jul 11 1987, 3:33 AM EDT Att: 38,289 - Unknown livebaseballscorecards.com			
Kevin Seitzer, R (1, 5) OBP: 0.389, SLG: 0.418	F9 		FC6 			6-3 			4-3 	4	0	0	0	0	0	2				
George Brett, L (1, 10) OBP: 0.401, SLG: 0.500	F9 			3-1 			3-1 		K 	4	0	0	0	0	1	0				
Danny Tartabull, R (1, 9) OBP: 0.374, SLG: 0.477		K 		K 		F7 			FC6-4 BB 	3	0	0	0	1	2	0				
Frank White, R (1, 4) OBP: 0.296, SLG: 0.359				6-3 			5-3 		FC6-4 	4	0	1	0	0	0	1				
Steve Balboni, R (1, 3) OBP: 0.280, SLG: 0.397		K 			6-3 			F7 			3	0	0	0	0	1				
Bo Jackson, R (1, 7) OBP: 0.311, SLG: 0.500					F9 			HR 			3	1	1	0	0	1				
Angel Salazar, R (1, 6) OBP: 0.227, SLG: 0.258			K 			K 		F9 			3	0	0	0	0	2				
Larry Owen, R (1, 2) OBP: 0.267, SLG: 0.330				FC6 BB 		K 			HR 		2	1	1	2	1	1				
Inning Stats	R: 0 E: 1 K: 0 S: 3	H: 0 LOB: 0 BB: 0 P: 3	R: 0 E: 0 K: 3 S: 10	H: 1 LOB: 1 BB: 0 P: 10	R: 0 E: 0 K: 2 S: 7	H: 0 LOB: 1 BB: 1 P: 11	R: 0 E: 0 K: 1 S: 5	H: 0 LOB: 0 BB: 0 P: 5	R: 0 E: 0 K: 1 S: 5	H: 0 LOB: 0 BB: 0 P: 5	R: 0 E: 0 K: 0 S: 3	H: 0 LOB: 0 BB: 0 P: 3	R: 2 E: 0 K: 0 S: 5	H: 2 LOB: 0 BB: 0 P: 5	R: 0 E: 0 K: 1 S: 5	H: 0 LOB: 1 BB: 1 P: 9	1B: 2 2B: 0 3B: 0 HR: 1	SF: 0 SAC: 0 DP: 0 HBP: 0	WP: 0 PB: 0 SB: 0 CS: 1	PA: 32
PITCHER Jimmy Key, L (1, 1) ERA: 2.87	IP: 9.0 WLS: L BF: 32	H: 3 R: 2 ER: 2 SO: 9	BB: 2 IBB: 0 HBP: 0 BLK: 0	WP: 0 HR: 1 S: 48 P: 56	ERA: 2.00 WHIP: 0.556	PITCHER														

Batter	1	2	3	4	5	6	7	8	9	AB	R	H	RBI	BB	SO	LOB	BOTTOM					
Tony Fernandez, S (1, 6) OBP: 0.382, SLG: 0.431	K 			F8 		G3 			F8 	4	0	0	0	0	1	1	Kansas City Royals @ Toronto Blue Jays Exhibition Stadium, Toronto, ON Sat Jul 11 1987, 3:33 AM EDT Att: 38,289 - Unknown livebaseballscorecards.com					
Lloyd Moseby, L (1, 8) OBP: 0.327, SLG: 0.431	F5 			K 		6-3 			K 	4	0	0	0	0	2	1						
Jesse Barfield, R (1, 9) OBP: 0.348, SLG: 0.494	1-3 			BB 					K 	3	0	1	1	1	1	0						
George Bell, R (1, 7) OBP: 0.322, SLG: 0.609		6-3 		F8 		F4 			2-H 1B 	4	0	0	0	0	0	2						
Ernie Whitt, L (1, 2) OBP: 0.318, SLG: 0.397			F9 		4-3 				K 	3	0	0	0	0	1	0						
Willie Upshaw, L (1, 3) OBP: 0.331, SLG: 0.450			K 		4-3 				K 	3	0	0	0	0	2	0						
Rance Mulliniks, L (1, 10) OBP: 0.333, SLG: 0.414			K 			FC6-4 1B 			K 	3	0	1	0	0	2	0						
Kelly Gruber, R (1, 5) OBP: 0.317, SLG: 0.438				6-3 		FC6-4 			4-3 	2	0	0	0	0	0	1						
Rick Leach, L (8, PH) OBP: 0.393, SLG: 0.400					FC6-4 				4-3 	1	0	0	0	0	0	0						
Manuel Lee, S (9, 4) OBP: 0.306, SLG: 0.313										0	0	0	0	0	0	0						
Garth Iorg, R (1, 4) OBP: 0.272, SLG: 0.247				K 						3	1	1	0	0	1	0						
Inning Stats	R: 0 E: 0 K: 1 S: 5	H: 0 LOB: 0 BB: 0 P: 5	R: 0 E: 0 K: 1 S: 5	H: 0 LOB: 0 BB: 0 P: 5	R: 0 E: 0 K: 2 S: 7	H: 0 LOB: 0 BB: 0 P: 7	R: 0 E: 0 K: 1 S: 5	H: 0 LOB: 1 BB: 1 P: 9	R: 0 E: 0 K: 1 S: 4	H: 1 LOB: 1 BB: 0 P: 4	R: 0 E: 0 K: 0 S: 3	H: 0 LOB: 0 BB: 0 P: 3	R: 0 E: 0 K: 2 S: 7	H: 0 LOB: 0 BB: 0 P: 7	R: 0 E: 0 K: 2 S: 7	H: 0 LOB: 0 BB: 0 P: 7	R: 1 E: 0 K: 1 S: 7	H: 2 LOB: 1 BB: 0 P: 7	1B: 2 2B: 1 3B: 0 HR: 0	SF: 0 SAC: 0 DP: 0 HBP: 0	WP: 0 PB: 0 SB: 0 CS: 0	PA: 31
PITCHER Bret Saberhagen, R (1, 1) ERA: 2.47	IP: 9.0 WLS: W BF: 31	H: 3 R: 1 ER: 1 SO: 10	BB: 1 IBB: 0 HBP: 0 BLK: 0	WP: 0 HR: 0 S: 50 P: 54	ERA: 1.00 WHIP: 0.444	PITCHER																

Batter	1	2	3	4	5	6	7	8	9	AB	R	H	RBI	BB	SO	LOB	TOP								
Willie Wilson, S (1, 8) OBP: 0.317, SLG: 0.387	0-0 CS 1B		0-0 4-3		0-0 3-1			0-0 3-1		4	0	1	0	0	0	1	Kansas City Royals @ Toronto Blue Jays Exhibition Stadium, Toronto, ON Sun Jul 12 1987, 3:33 AM EDT Att: 40,268 - Unknown livebaseballscorecards.com								
Kevin Seitzer, R (1, 5) OBP: 0.387, SLG: 0.419	0-3 K		0-0 2B		0-0 F8			0-0 1-6-3		4	0	1	0	0	1										
George Brett, L (1, 10) OBP: 0.403, SLG: 0.507	0-0 FC6-4 1B		0-3 K		0-0 HR			0-3 K		4	1	2	0	0	2										
Danny Tartabull, R (1, 9) OBP: 0.372, SLG: 0.484	0-0 FC6-4			0-0 F7		0-0 HR		0-3 K		4	1	1	2	0	1										
Steve Balboni, R (1, 3) OBP: 0.280, SLG: 0.392		4-0 G3 BB		0-0 F8		0-3 K		0-0 F3		3	0	0	0	1	1										
Bo Jackson, R (1, 7) OBP: 0.311, SLG: 0.496		0-3 K		0-0 G3		0-3 K		0-0 BB 1B		4	0	1	0	0	2										
Angel Salazar, R (1, 6) OBP: 0.227, SLG: 0.255 Thad Bosley, L (9, PH) OBP: 0.323, SLG: 0.378		0-0 G3			0-3 K			4-0 1-2 BB		3	0	0	0	0	2	1									
Buddy Biancalana, S (1, 4) OBP: 0.227, SLG: 0.302 Jim Eisenreich, L (9, PH) OBP: 0.273, SLG: 0.512		0-3 K			0-3 K			0-0 4-3		3	0	0	0	0	3	1									
Larry Owen, R (1, 2) OBP: 0.269, SLG: 0.330			0-3 K		0-0 E8 1B			0-0 B5-3		3	0	1	0	0	1	0									
Inning Stats	R: 0 E: 0 K: 1 S: 6	H: 2 LOB: 1 BB: 0 P: 6	R: 0 E: 0 K: 2 S: 7	H: 0 LOB: 1 BB: 1 P: 11	R: 0 E: 0 K: 2 S: 8	H: 1 LOB: 1 BB: 0 P: 8	R: 0 E: 0 K: 0 S: 3	H: 0 LOB: 0 BB: 0 P: 3	R: 0 E: 1 K: 2 S: 8	H: 1 LOB: 1 BB: 0 P: 8	R: 2 E: 0 K: 2 S: 9	H: 2 LOB: 0 BB: 0 P: 9	R: 0 E: 0 K: 1 S: 5	H: 0 LOB: 0 BB: 0 P: 7	R: 0 E: 0 K: 1 S: 5	H: 0 LOB: 0 BB: 1 P: 5		R: 0 E: 0 K: 1 S: 6	H: 1 LOB: 2 BB: 1 P: 10	1B: 4 2B: 2 3B: 0 HR: 1	SF: 0 SAC: 0 DP: 0 HBP: 0	WP: 0 PB: 0 SB: 0 CS: 1	PA: 35		
PITCHER	IP	WLS	BF	H	R	ER	SO	BB	IBB	HBP	BLK	WP	HR	S	P	ERA	WHIP								
Jim Clancy, R (1, 1) ERA: 2.92	7.2	W	29	6	2	2	11	1	0	0	0	0	1	50	54	2.35	0.913								
Jeff Musselman, L (8, 1) ERA: 3.33	0.1		1	0	0	0	1	0	0	0	0	0	0	3	3	0.00	0.000								
Tom Henke, R (9, 1) ERA: 2.81	1.0	S	5	1	0	0	1	1	0	0	0	0	0	6	10	0.00	2.000								

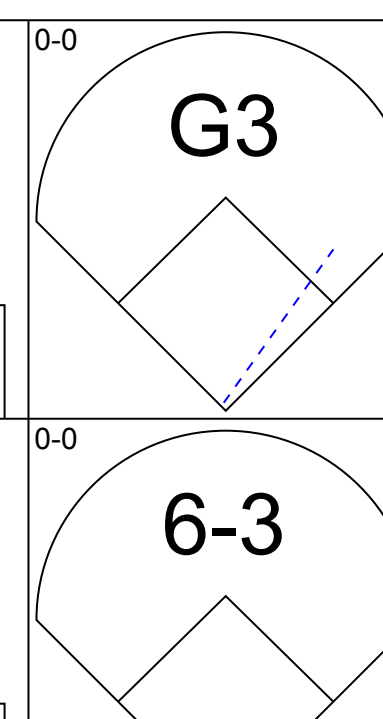
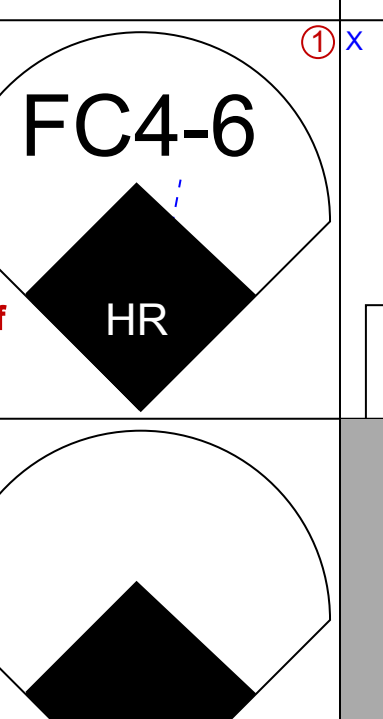
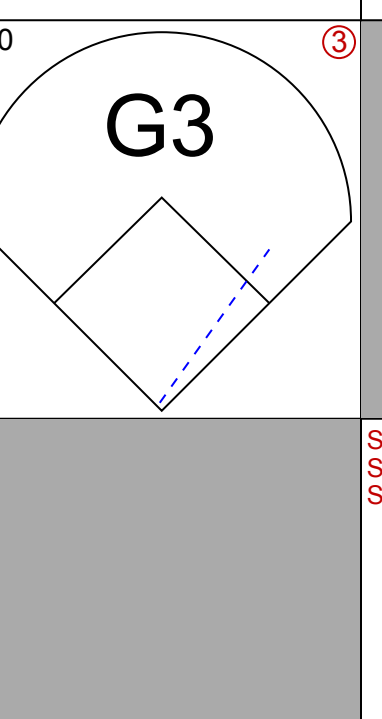
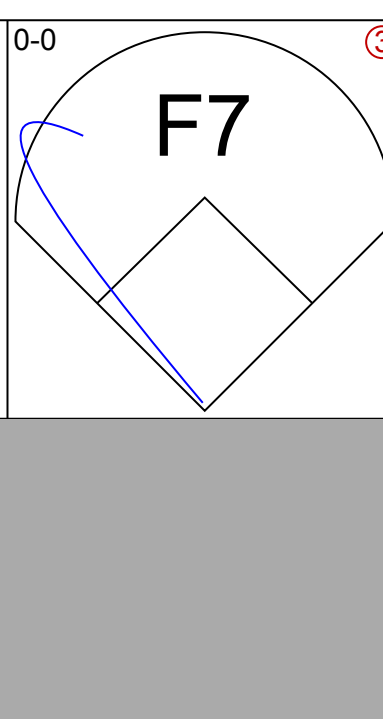
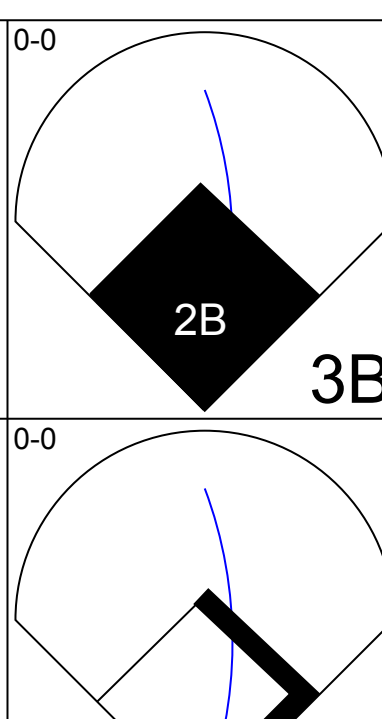
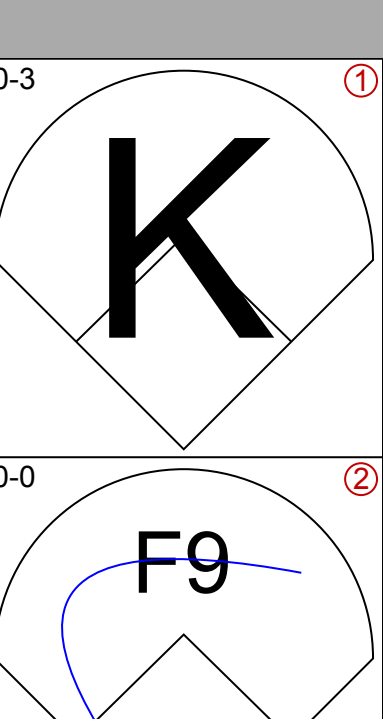
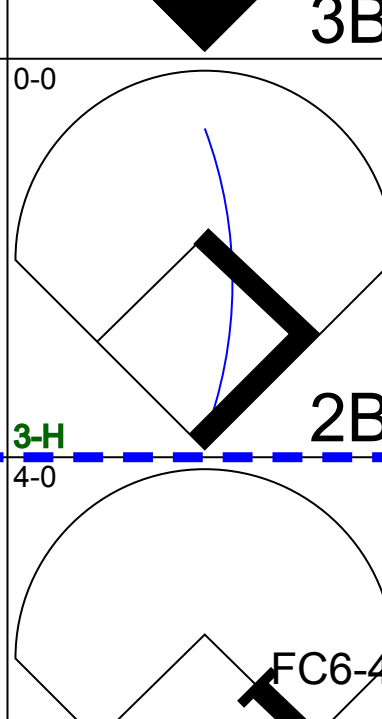
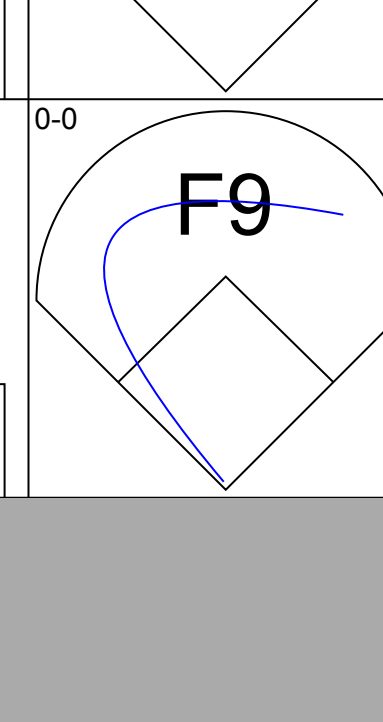
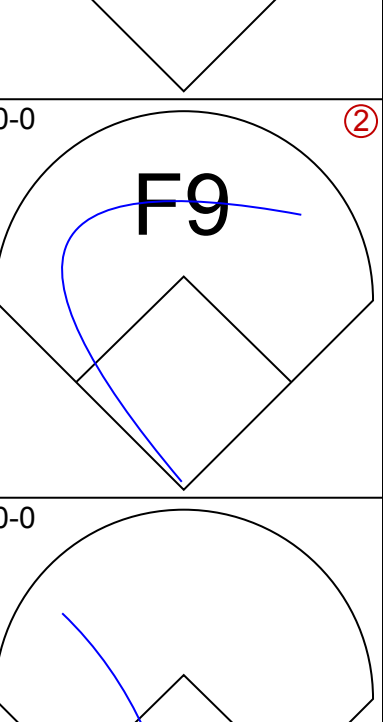
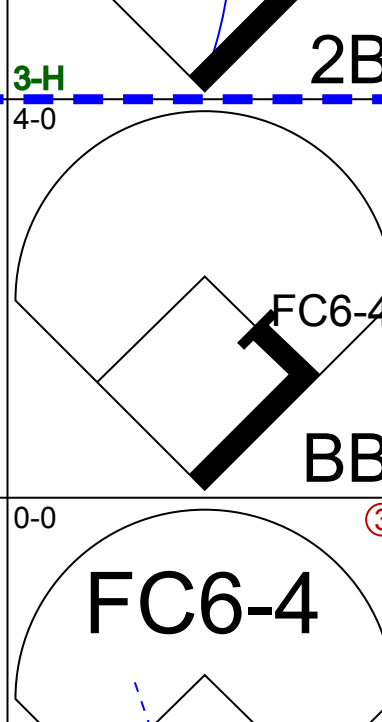
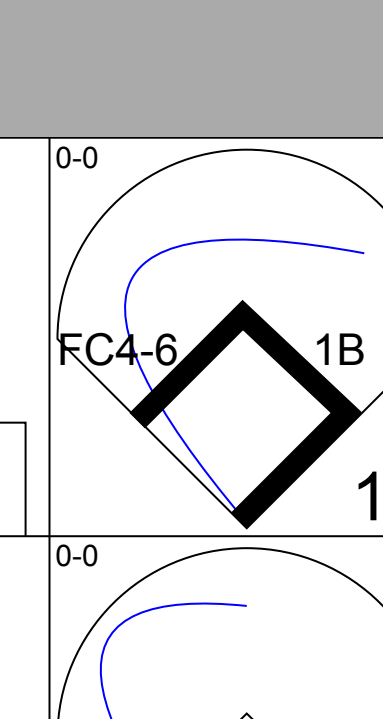
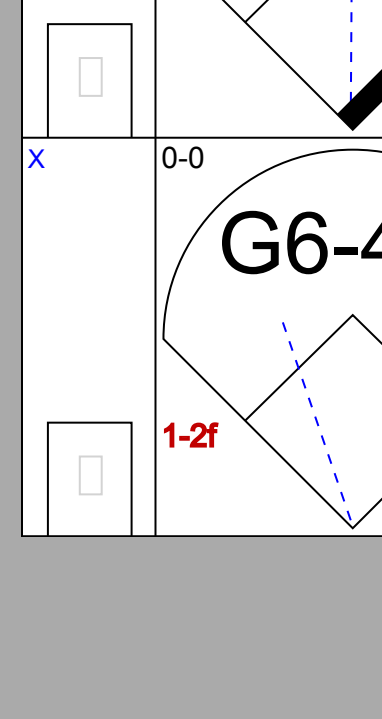
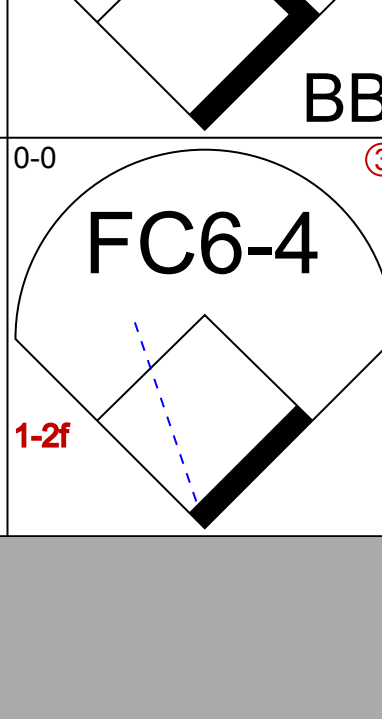
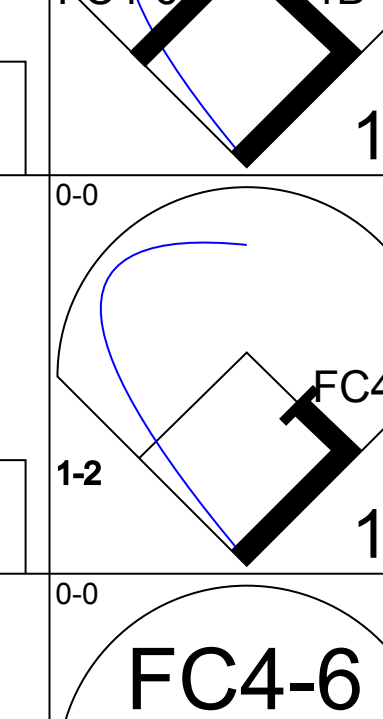
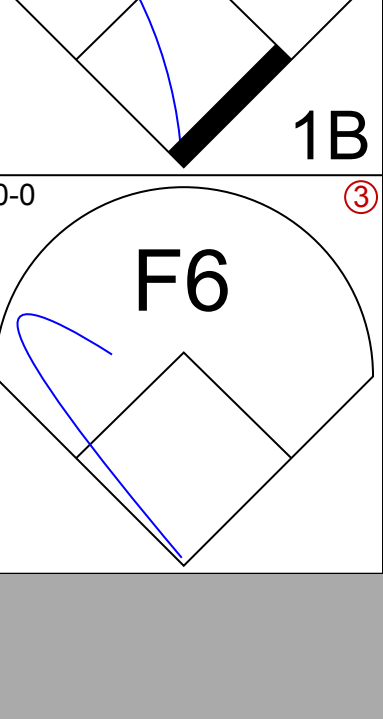
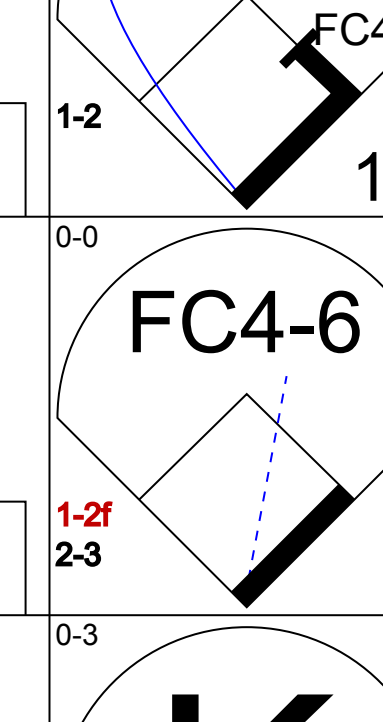
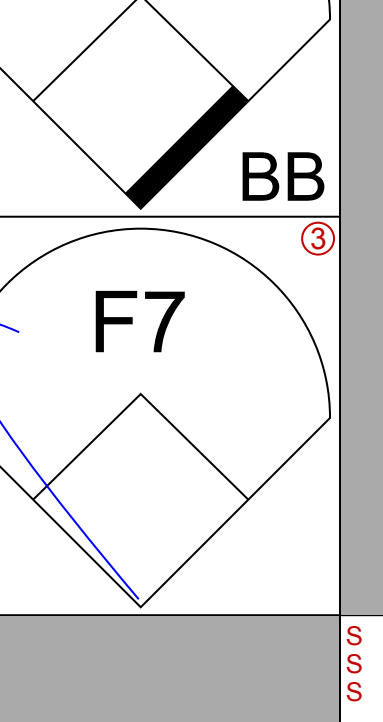
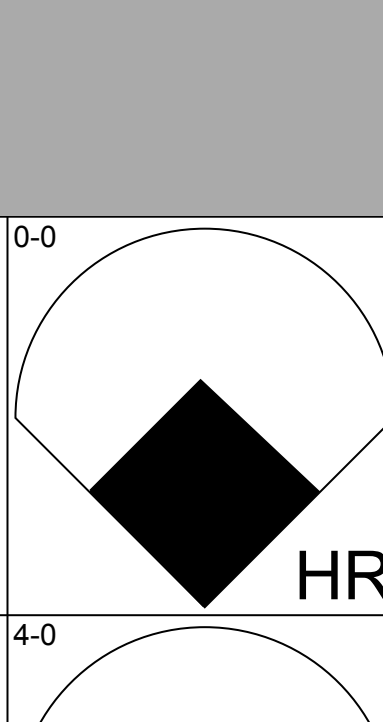

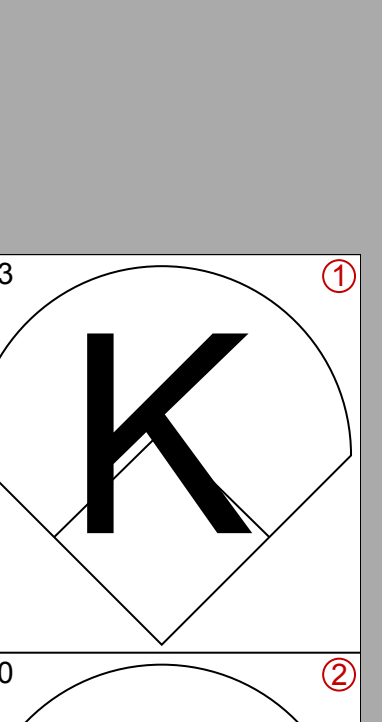
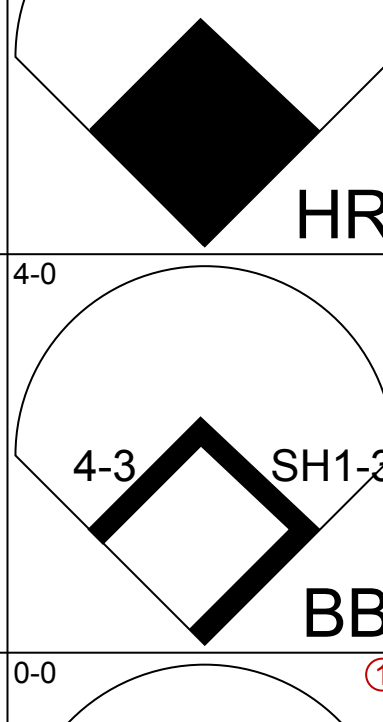
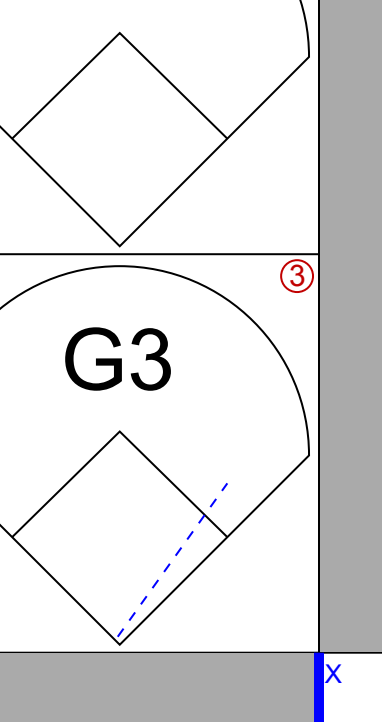
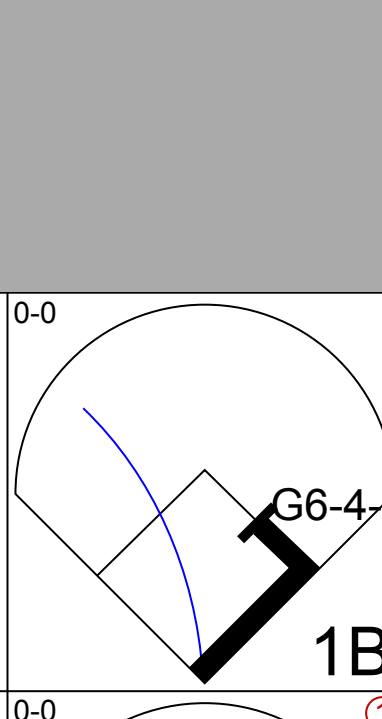

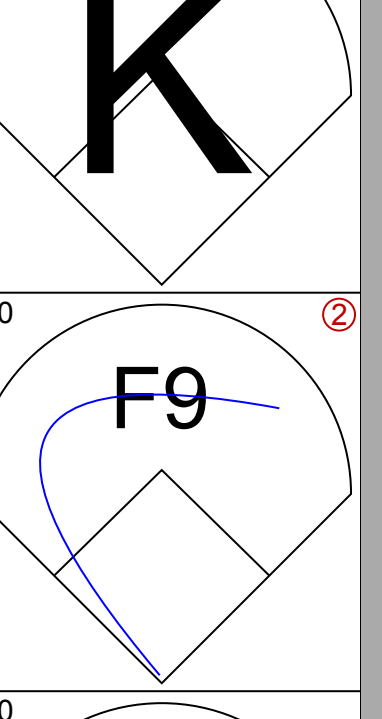
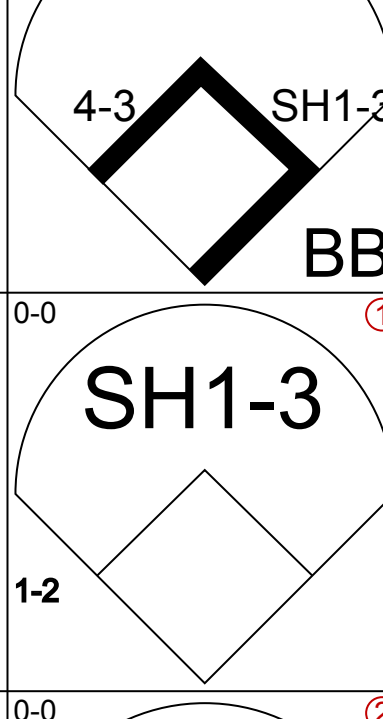
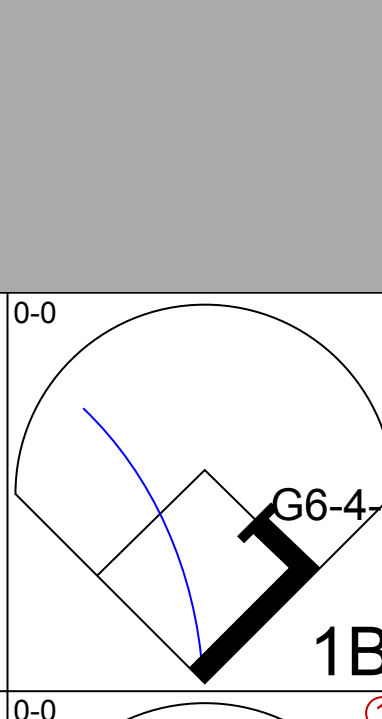
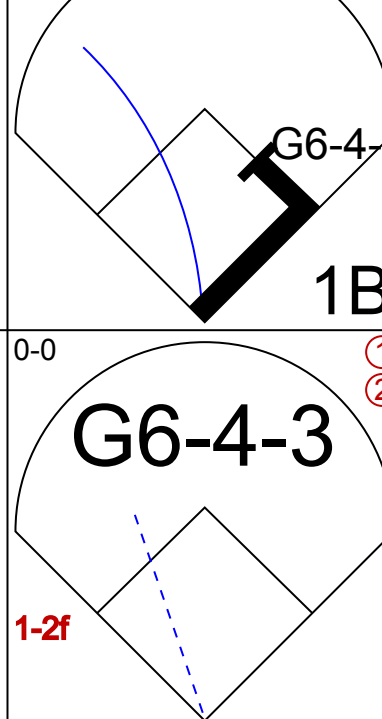
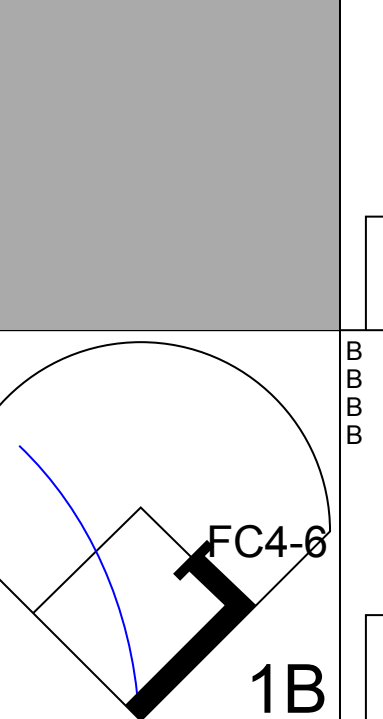
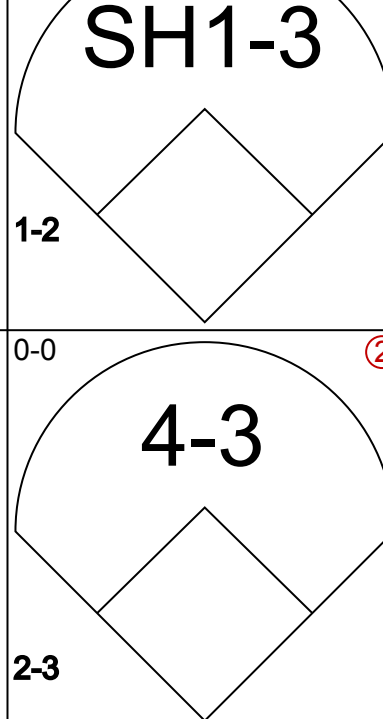
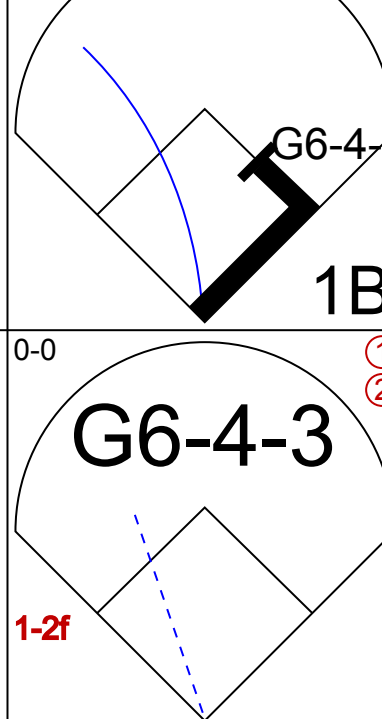
Batter	1	2	3	4	5	6	7	8	9	AB	R	H	RBI	BB	SO	LOB	BOTTOM								
Tony Fernandez, S (1, 6) OBP: 0.380, SLG: 0.429	0-0 HR 1B		0-0 G3	0-0 4-3				0-0 6-3		4	1	1	0	0	0	1	Kansas City Royals @ Toronto Blue Jays Exhibition Stadium, Toronto, ON Sun Jul 12 1987, 3:33 AM EDT Att: 40,268 - Unknown livebaseballscorecards.com								
Lloyd Moseby, L (1, 8) OBP: 0.334, SLG: 0.444	0-0 HR		0-0 BB 1B	4-0 1B S BB		4-0 FC4-6 BB				2	1	2	2	2	0	0									
Rance Mulliniks, L (1, 5) OBP: 0.333, SLG: 0.413 Kelly Gruber, R (7, PH) OBP: 0.316, SLG: 0.436	0-3 K		0-0 BB 1B	0-3 K	0-3 K	0-0 FC4-6 E 1-2 1B				3	0	1	0	0	2	1									
Jesse Barfield, R (1, 9) OBP: 0.350, SLG: 0.494	0-0 F8		0-0 F9	0-0 L5-3 1B	0-0 L5-3 1B	0-0 1-2 1B				4	0	2	1	0	0	2									
Willie Upshaw, L (1, 3) OBP: 0.333, SLG: 0.449	0-0 CS 1B		4-0 1-2 2-3 BB	0-0 L5-3	0-0 L5-3	0-3 K				3	0	1	0	1	1	3									
Fred McGriff, L (1, 10) OBP: 0.369, SLG: 0.456 Cecil Fielder, R (6, PH) OBP: 0.377, SLG: 0.619	0-0 CS	0-0 FC5-6 2B	0-3 K		0-0 F8			0-0 6-3		2	0	1	0	0	1	3									
Ernie Whitt, L (1, 2) OBP: 0.321, SLG: 0.399		0-0 FC5-6		0-0 1B		0-0 E G3 1B		0-3 K		4	0	2	0	0	1	1									
Rick Leach, L (1, 7) OBP: 0.375, SLG: 0.378		0-3 K		0-0 L5		0-0 G3		0-0 G3		4	0	0	0	0	1	3									
Garth Iorg, R (1, 4) OBP: 0.268, SLG: 0.243		0-3 K		0-3 K		0-0 4-3				3	0	0	0	0	2	3									
Inning Stats	R: 2 E: 0 K: 1 S: 7	H: 3 LOB: 0 BB: 0 P: 7	R: 0 E: 0 K: 2 S: 8	H: 1 LOB: 3 BB: 0 P: 8	R: 0 E: 0 K: 1 S: 7	H: 2 LOB: 1 BB: 1 P: 11	R: 0 E: 0 K: 1 S: 6	H: 1 LOB: 1 BB: 0 P: 6	R: 0 E: 1 K: 0 S: 4	H: 1 LOB: 1 BB: 0 P: 4	R: 1 E: 1 K: 1 S: 6	H: 1 LOB: 1 BB: 1 P: 10	R: 0 E: 0 K: 1 S: 5	H: 0 LOB: 0 BB: 0 P: 5	R: 0 E: 0 K: 1 S: 5	H: 0 LOB: 0 BB: 0 P: 5		1B: 8 2B: 2 3B: 0 HR: 1	SF: 0 SAC: 0 DP: 1 HBP: 0	WP: 0 PB: 0 SB: 1 CS: 1	PA: 36				
PITCHER	IP	WLS	BF	H	R	ER	SO	BB	IBB	HBP	BLK	WP	HR	S	P	ERA	WHIP								
Mark Gubicza, R (1, 1) ERA: 4.24	4.1		22	8	2	2	6	2	0	0	0	0	0	6	10	4.15	2.308								
Bud Black, L (5, 1) ERA: 2.47	2.0	L	7	1	1	0	0	1	0	0	0	0	0	6	10	0.00	1.000								
Steve Farr, R (7, 1) ERA: 4.6	1.2		6	1	0	0	2	0	0	0	0	0	0	10	10	0.00	0.600								

Batter	1	2	3	4	5	6	7	8	9	AB	R	H	RBI	BB	SO	LOB	TOP										
Alan Wiggins, S (1, 10) OBP: 0.306, SLG: 0.284			1-3	5-3					4-3	5	0	0	0	0	2	3											
Billy Ripken, R (1, 4) OBP: 0.250, SLG: 0.273			1-3	F8						5	0	2	0	0	1	2											
Cal Ripken Jr., R (1, 6) OBP: 0.342, SLG: 0.473	6-3		HR						F5	5	1	1	1	0	0	2											
Eddie Murray, S (1, 3) OBP: 0.344, SLG: 0.525			HR							3	1	1	2	1	0	1											
Ray Knight, R (1, 5) OBP: 0.314, SLG: 0.381			F4						P3	4	0	0	0	0	0	2											
Mike Young, S (1, 7) OBP: 0.367, SLG: 0.475										3	2	2	1	1	0	0											
Lee Lacy, R (1, 9) OBP: 0.337, SLG: 0.394										3	0	1	0	1	1	0											
Terry Kennedy, L (1, 2) OBP: 0.317, SLG: 0.428							1-3			3	0	0	0	1	0	3											
Ken Gerhart, R (1, 8) OBP: 0.258, SLG: 0.395										4	1	1	1	0	1	3											
Inning Stats	R: 0 E: 0 K: 1 S: 6	H: 1 LOB: 2 BB: 1 P: 10	R: 0 E: 0 K: 0 S: 3	H: 1 LOB: 1 BB: 1 P: 7	R: 2 E: 0 K: 0 S: 5	H: 2 LOB: 0 BB: 0 P: 5	R: 1 E: 1 K: 0 S: 5	H: 1 LOB: 2 BB: 1 P: 9	R: 0 E: 0 K: 0 S: 3	H: 0 LOB: 0 BB: 0 P: 3	R: 0 E: 0 K: 1 S: 5	H: 0 LOB: 0 BB: 0 P: 5	R: 1 E: 0 K: 1 S: 7	H: 2 LOB: 1 BB: 0 P: 7	R: 1 E: 0 K: 1 S: 6	H: 1 LOB: 1 BB: 1 P: 10	R: 0 E: 0 K: 1 S: 5	H: 0 LOB: 0 BB: 0 P: 5	1B: 4 2B: 2 3B: 0 HR: 2	SF: 0 SAC: 0 DP: 0 HBP: 0	WP: 0 PB: 0 SB: 0 CS: 1	PA: 39					
PITCHER	IP	WLS	BF	H	R	ER	SO	BB	IBB	HBP	BLK	WP	HR	S	P	ERA	WHIP										
Charlie Leibrandt, L (1, 1) ERA: 3.0	6.1	L	29	7	4	4	3	3	0	0	0	0	1	32	44	5.68	1.579										
Steve Farr, R (7, 1) ERA: 4.62	1.2		7	1	1	1	1	1	0	0	0	0	1	8	12	5.40	1.200										
Dan Quisenberry, R (9, 1) ERA: 2.29	1.0		3	0	0	0	1	0	0	0	0	0	0	5	5	0.00	0.000										

Baltimore Orioles @ Kansas City Royals
 Royals Stadium, Kansas City, MO
 Thu Jul 16 1987, 8:05 PM EDT
 Att: 39,036 - Unknown

AB 35
 R 5
 H 8
 RBI 5
 BB 4
 SO 5
 LOB 16





Batter	1	2	3	4	5	6	7	8	9	AB	R	H	RBI	BB	SO	LOB	BOTTOM										
Willie Wilson, S (1, 8) OBP: 0.316, SLG: 0.390										5	2	1	0	0	0	3											
Kevin Seitzer, R (1, 5) OBP: 0.387, SLG: 0.430	6-3		HR							5	1	2	3	0	1	0											
George Brett, L (1, 3) OBP: 0.409, SLG: 0.503			BB							3	0	1	0	2	0	0											
Danny Tartabull, R (1, 9) OBP: 0.372, SLG: 0.482			6-3							5	0	2	0	0	0	4											
Frank White, R (1, 4) OBP: 0.299, SLG: 0.359			BB						3-1	3	0	1	0	1	0	1											
Jim Eisenreich, L (1, 10) OBP: 0.271, SLG: 0.556									5-3	4	1	1	1	0	0	4											
Bo Jackson, R (1, 7) OBP: 0.310, SLG: 0.491										3	0	0	0	1	2	2											
Angel Salazar, R (1, 6) OBP: 0.223, SLG: 0.254										2	0	0	0	0	0	2											
Thad Bosley, L (9, PH) OBP: 0.330, SLG: 0.385										1	0	1	0	0	0	0											
Jamie Quirk, L (1, 2) OBP: 0.302, SLG: 0.325										2	0	1	0	1	0	1											
Steve Balboni, R (9, PH) OBP: 0.279, SLG: 0.391				BB						1	0	0	0	0	0	1											
Inning Stats	R: 0 E: 0 K: 0 S: 3	H: 0 LOB: 0 BB: 0 P: 3	R: 0 E: 0 K: 1 S: 7	H: 2 LOB: 2 BB: 0 P: 7	R: 2 E: 0 K: 0 S: 5	H: 2 LOB: 2 BB: 2 P: 13	R: 0 E: 0 K: 1 S: 5	H: 0 LOB: 1 BB: 1 P: 9	R: 0 E: 0 K: 1 S: 6	H: 1 LOB: 1 BB: 0 P: 6	R: 1 E: 0 K: 0 S: 4	H: 1 LOB: 0 BB: 1 P: 8	R: 0 E: 0 K: 0 S: 3	H: 1 LOB: 0 BB: 0 P: 3	R: 0 E: 0 K: 0 S: 3	H: 0 LOB: 0 BB: 0 P: 3	R: 1 E: 0 K: 0 S: 5	H: 3 LOB: 2 BB: 1 P: 9	1B: 6 2B: 1 3B: 1 HR: 2	SF: 0 SAC: 1 DP: 2 HBP: 0	WP: 1 PB: 0 SB: 0 CS: 0	PA: 40					
PITCHER	IP	WLS	BF	H	R	ER	SO	BB	IBB	HBP	BLK	WP	HR	S	P	ERA	WHIP										
Mike Boddicker, R (1, 1) ERA: 3.21	6.0	W	28	6	3	3	3	4	0	0	0	0	0	10	10	4.50	1.667										
Mark Williamson, R (7, 1) ERA: 4.38	2.2		10	4	1	1	0	0	0	0	0	0	0	10	10	3.38	1.500										
Tom Niedener, R (9, 1) ERA: 4.6	0.1	S	2	0	0	0	0	1	0	0	0	0	0	1	5	0.00	3.000										

Baltimore Orioles @ Kansas City Royals
 Royals Stadium, Kansas City, MO
 Thu Jul 16 1987, 8:05 PM EDT
 Att: 39,036 - Unknown

AB 34
 R 4
 H 10
 RBI 4
 BB 5
 SO 3
 LOB 18



Batter	1	2	3	4	5	6	7	8	9	AB	R	H	RBI	BB	SO	LOB	TOP					
Alan Wiggins, S OBP: 0.306, SLG: 0.277 (1, 10)	F8		5-3		FC5-2 HR	4-3			F8	5	1	0	0	0	0	4	<p>Baltimore Orioles @ Kansas City Royals Royals Stadium, Kansas City, MO</p> <p>Sun Jul 19 1987, 4:33 AM EDT Att: 38,055 - Unknown</p> <p>livebaseballscorecards.com</p> <p>AB 36 R 5 H 9 RBI 5 BB 5 SO 4 LOB 18</p> 					
Billy Ripken, R OBP: 0.286, SLG: 0.407 (1, 4)	F9		5-3		HR		F6		5-3	5	1	1	3	0	0	0						
Cal Ripken Jr., R OBP: 0.353, SLG: 0.478 (1, 6)	2B			1-3	2B BB		FC6-4 BB		BB	2	1	1	0	3	0	0						
Eddie Murray, S OBP: 0.346, SLG: 0.525 (1, 3)	5-3			FC5-4 1B	HR		K		BB	4	0	2	1	1	1	2						
Ray Knight, R OBP: 0.321, SLG: 0.388 (1, 5)		6-3		K	F9		FC6-4		F9	5	0	0	0	0	1	5						
Lee Lacy, R OBP: 0.348, SLG: 0.417 (1, 9)		HR		FC5-4					5-3	4	1	2	1	0	0	1						
Terry Kennedy, L OBP: 0.319, SLG: 0.427 (1, 2)		4-3			FC1-5 1B		F8		4-3 1B	4	0	2	0	0	0	1						
Mike Young, S OBP: 0.357, SLG: 0.458 (1, 7)					FC1-5 1B		K		4-3	4	0	1	0	0	2	2						
Ken Gerhart, R OBP: 0.257, SLG: 0.385 (1, 8)			F7		FC1-5 HR				F6	3	1	0	0	1	0	3						
Inning Stats	R: 0 E: 0 K: 0 S: 4	H: 1 LOB: 1 BB: 0 P: 4	R: 1 E: 0 K: 1 S: 6	H: 1 LOB: 0 BB: 0 P: 6	R: 0 E: 0 K: 0 S: 3	H: 0 LOB: 0 BB: 0 P: 3	R: 0 E: 0 K: 1 S: 6	H: 1 LOB: 1 BB: 0 P: 6	R: 4 E: 0 K: 0 S: 7	H: 4 LOB: 1 BB: 1 P: 11	R: 0 E: 0 K: 1 S: 6	H: 1 LOB: 1 BB: 1 P: 10	R: 0 E: 0 K: 1 S: 5	H: 0 LOB: 0 BB: 1 P: 9	R: 0 E: 0 K: 0 S: 4	H: 1 LOB: 1 BB: 0 P: 4	R: 0 E: 0 K: 0 S: 3	H: 0 LOB: 2 BB: 2 P: 11	1B: 5 2B: 2 3B: 0 HR: 2	SF: 0 SAC: 0 DP: 0 HBP: 0	WP: 0 PB: 0 SB: 4 CS: 0	PA: 41
PITCHER	IP WLS BF H R ER SO BB IBB HBP BLK WP HR S P ERA WHIP																					
Bud Black, L ERA: 3.03 (1, 1)	4.2 L 22 7 5 5 2 1 0 0 0 0 0 2 25 29 9.64 1.714																					
Bob Stoddard, R ERA: 4.57 (5, 1)	3.1 14 2 0 0 2 2 0 0 0 0 0 0 16 24 0.00 1.200																					
Dan Quisenberry, R ERA: 2.13 (9, 1)	1.0 5 0 0 0 0 2 0 0 0 0 0 0 3 11 0.00 2.000																					

Batter	1	2	3	4	5	6	7	8	9	AB	R	H	RBI	BB	SO	LOB	BOTTOM			
Willie Wilson, S OBP: 0.318, SLG: 0.402 (1, 8)	6-3					4-3 2B			1B	4	1	3	0	0	0	0	<p>Baltimore Orioles @ Kansas City Royals Royals Stadium, Kansas City, MO</p> <p>Sun Jul 19 1987, 4:33 AM EDT Att: 38,055 - Unknown</p> <p>livebaseballscorecards.com</p> <p>AB 36 R 1 H 8 RBI 1 BB 0 SO 7 LOB 17</p> 			
Kevin Seitzer, R OBP: 0.382, SLG: 0.431 (1, 5)	F4		G3			4-3		K		4	0	0	0	0	1	3				
George Brett, L OBP: 0.407, SLG: 0.500 (1, 3)				F8		2-3			1B	4	0	3	1	0	0	0				
Danny Tartabull, R OBP: 0.371, SLG: 0.478 (1, 9)	FC6-4			K		5-3		F9		4	0	0	0	0	1	4				
Jim Eisenreich, L OBP: 0.250, SLG: 0.510 (1, 10)		G3		K		K		L6		4	0	0	0	0	2	3				
Frank White, R OBP: 0.303, SLG: 0.359 (1, 4)		L4			1B			E5		4	0	1	0	0	0	0				
Jamie Quirk, L OBP: 0.295, SLG: 0.316 (1, 2)		G3			F5		K		F7	4	0	0	0	0	1	2				
Lonnie Smith, R OBP: 0.154, SLG: 0.154 (1, 7)			6-3		F4		6-3		1B	4	0	1	0	0	0	2				
Angel Salazar, R OBP: 0.219, SLG: 0.249 (7, PH)			6-3		K		4-3		K	2	0	0	0	0	1	1				
Steve Balboni, R OBP: 0.279, SLG: 0.389 (8, PH)										1	0	0	0	0	0	1				
Buddy Biancalana, S OBP: 0.229, SLG: 0.298 (9, PH)										0	0	0	0	0	0	0				
Thad Bosley, L OBP: 0.327, SLG: 0.380 (9, PH)										1	0	0	0	0	1	1				
Inning Stats	R: 0 E: 0 K: 0 S: 4	H: 1 LOB: 1 BB: 0 P: 4	R: 0 E: 0 K: 0 S: 3	H: 0 LOB: 0 BB: 0 P: 3	R: 0 E: 0 K: 2 S: 7	H: 0 LOB: 0 BB: 0 P: 7	R: 0 E: 0 K: 1 S: 6	H: 1 LOB: 1 BB: 0 P: 6	R: 1 E: 1 K: 1 S: 7	H: 2 LOB: 1 BB: 0 P: 7	R: 0 E: 0 K: 1 S: 6	H: 0 LOB: 1 BB: 0 P: 6	R: 0 E: 0 K: 1 S: 7	H: 2 LOB: 2 BB: 0 P: 7	R: 0 E: 0 K: 1 S: 6	H: 1 LOB: 1 BB: 0 P: 6	1B: 5 2B: 3 3B: 0 HR: 0	SF: 0 SAC: 0 DP: 0 HBP: 0	WP: 0 PB: 0 SB: 0 CS: 0	PA: 36
PITCHER	IP WLS BF H R ER SO BB IBB HBP BLK WP HR S P ERA WHIP																			
Dave Schmidt, R ERA: 2.95 (1, 1)	7.0 W 27 5 1 1 5 0 0 0 0 0 0 0 37 37 1.29 0.714																			
Mark Williamson, R ERA: 4.26 (8, 1)	2.0 9 3 0 0 2 0 0 0 0 0 0 0 13 13 0.00 1.500																			

Batter	1	2	3	4	5	6	7	8	9	AB	R	H	RBI	BB	SO	LOB	TOP								
Brett Butler, L OBP: 0.398, SLG: 0.392 (1, 8)	F8	L9		1B 2B		F8		SH1-4 SF3 2B		5	2	2	0	0	0	2	Cleveland Indians @ Kansas City Royals Royals Stadium, Kansas City, MO Mon Jul 20 1987, 8:05 PM EDT Att: 35,164 - Unknown								
Tommy Hinzo, S OBP: 0.304, SLG: 0.286 (1, 4)	G3		6-3	1B 2B 1B		6-3		SH1-4		4	0	1	2	0	0	0									
Joe Carter, R OBP: 0.304, SLG: 0.514 (1, 3)	1-3			F7 1B		5-3		SF3		4	0	1	1	0	0	1									
Mel Hall, L OBP: 0.281, SLG: 0.396 (1, 7)		HR	L8	1B			4-3			5	1	3	1	0	0	1									
Cory Snyder, R OBP: 0.280, SLG: 0.488 (1, 9)		1B 1B	F5	2-3			HR	K		5	2	2	1	0	1	4									
Brook Jacoby, R OBP: 0.342, SLG: 0.464 (1, 5)		1B 1B		FC5-4 1B			G3 1B		BB	4	1	4	0	1	0	0									
Casey Parsons, L OBP: 0.143, SLG: 0.143 Andre Thornton, R OBP: 0.218, SLG: 0.159 (8, PH)	K			2B 1B			G3		F8	4	1	0	0	0	2	5									
Jay Bell, R OBP: 0.462, SLG: 0.692 (1, 6)	K			1B 2B		6-3		K		5	1	2	1	0	2	4									
Rick Dempsey, R OBP: 0.295, SLG: 0.270 (1, 2)	1-2 2-H 1B			2B 1B 1B			K		F8	5	1	2	3	0	2	3									
Inning Stats	R: 0 E: 0 K: 0 S: 3	H: 0 LOB: 0 BB: 0 P: 3	R: 2 E: 0 K: 2 S: 11	H: 4 LOB: 2 BB: 0 P: 11	R: 0 E: 0 K: 0 S: 4	H: 1 LOB: 1 BB: 0 P: 4	R: 4 E: 0 K: 0 S: 9	H: 6 LOB: 2 BB: 0 P: 9	R: 0 E: 0 K: 0 S: 8	H: 1 LOB: 1 BB: 0 P: 8	R: 0 E: 0 K: 0 S: 3	H: 0 LOB: 0 BB: 0 P: 3	R: 2 E: 0 K: 1 S: 8	H: 3 LOB: 1 BB: 0 P: 8	R: 1 E: 0 K: 1 S: 7	H: 2 LOB: 1 BB: 0 P: 7		R: 0 E: 0 K: 1 S: 5	H: 0 LOB: 1 BB: 1 P: 9	1B: 11 2B: 4 3B: 0 HR: 2	SF: 1 SAC: 1 DP: 0 HBP: 0	WP: 0 PB: 0 SB: 0 CS: 0	PA: 45		
PITCHER	IP	WLS	BF	H	R	ER	SO	BB	IBB	HBP	BLK	WP	HR	S	P	ERA	WHIP								
Bret Saberhagen, R ERA: 2.76 (1, 1)	3.1	L	20	10	6	6	2	0	0	0	0	0	1	24	24	16.20	3.000								
Steve Farr, R ERA: 4.5 (4, 1)	3.2		16	5	2	2	3	0	0	0	0	0	1	22	22	4.91	1.364								
Jerry Don Gleaton, L ERA: 4.85 (8, 1)	2.0		9	2	1	1	2	1	0	0	0	0	0	12	16	4.50	1.500								

Batter	1	2	3	4	5	6	7	8	9	AB	R	H	RBI	BB	SO	LOB	BOTTOM								
Willie Wilson, S OBP: 0.319, SLG: 0.402 (1, 8)	4-3	F9		1B 1B		5-3 S 1B			L4	5	0	2	1	0	0	1	Cleveland Indians @ Kansas City Royals Royals Stadium, Kansas City, MO Mon Jul 20 1987, 8:05 PM EDT Att: 35,164 - Unknown								
Kevin Seitzer, R OBP: 0.385, SLG: 0.436 (1, 5)	G1-6-3 1B			1-2 2-H 1B		5-3			5-3	5	0	3	1	0	0	1									
George Brett, L OBP: 0.397, SLG: 0.486 (1, 3)	G1-6-3 1-2			F8 2B		F7			F6	5	0	0	0	0	0	5									
Danny Tartabull, R OBP: 0.373, SLG: 0.480 (1, 9)		5-3 1B BB	6-3			G3 2B			F8	3	1	1	0	1	0	1									
Frank White, R OBP: 0.299, SLG: 0.354 (1, 4)		5-3	F8			6-3			6-3	4	0	0	0	0	0	3									
Jim Eisenreich, L OBP: 0.250, SLG: 0.481 (1, 10)		1B 2B BB		4-3		G3			4-3	3	1	0	0	1	0	1									
Lonnie Smith, R OBP: 0.235, SLG: 0.188 (1, 7)		L7		FC1-4 1B					K	3	0	1	0	1	1	2									
Angel Salazar, R OBP: 0.220, SLG: 0.250 Steve Balboni, R OBP: 0.277, SLG: 0.388 Buddy Biancalana, S OBP: 0.229, SLG: 0.298 (8, PH) (9, 6)		2B 1B		FC1-4 BB 1B		4-3			F8	3	2	1	1	0	0	3									
Larry Owen, R OBP: 0.292, SLG: 0.347 Thad Bosley, L OBP: 0.323, SLG: 0.376 Jamie Quirk, L OBP: 0.295, SLG: 0.316 (8, PH) (9, 2)		1-2 2-H 1B		1-2 1B BB					F6	2	1	1	2	1	0	0									
Inning Stats	R: 0 E: 0 K: 0 S: 3	H: 1 LOB: 0 BB: 0 P: 3	R: 3 E: 0 K: 0 S: 5	H: 2 LOB: 1 BB: 2 P: 13	R: 0 E: 0 K: 0 S: 4	H: 1 LOB: 1 BB: 0 P: 4	R: 2 E: 0 K: 0 S: 6	H: 3 LOB: 2 BB: 1 P: 10	R: 0 E: 0 K: 0 S: 4	H: 1 LOB: 1 BB: 0 P: 4	R: 0 E: 0 K: 0 S: 3	H: 0 LOB: 0 BB: 0 P: 3	R: 0 E: 0 K: 2 S: 7	H: 0 LOB: 0 BB: 0 P: 7	R: 0 E: 0 K: 0 S: 3	H: 0 LOB: 0 BB: 0 P: 3		1B: 6 2B: 3 3B: 0 HR: 0	SF: 0 SAC: 0 DP: 1 HBP: 0	WP: 0 PB: 0 SB: 1 CS: 0	PA: 39				
PITCHER	IP	WLS	BF	H	R	ER	SO	BB	IBB	HBP	BLK	WP	HR	S	P	ERA	WHIP								
Phil Niekro, R ERA: 6.04 (1, 1)	5.0	W	26	8	5	5	0	4	0	0	0	0	0	22	38	9.00	2.400								
Doug Jones, R ERA: 4.89 (6, 1)	4.0	S	13	1	0	0	2	0	0	0	0	0	0	17	17	0.00	0.250								

AB	42
R	9
H	17
RBI	9
BB	1
SO	7
LOB	21



AB	35
R	5
H	9
RBI	5
BB	4
SO	2
LOB	17



Batter	1	2	3	4	5	6	7	8	9	AB	R	H	RBI	BB	SO	LOB	TOP			
Brett Butler, L OBP: 0.393, SLG: 0.386 (1, 8)	L5			4-3		1-3		K		4	0	0	0	0	1	0	Cleveland Indians @ Kansas City Royals Royals Stadium, Kansas City, MO Tue Jul 21 1987, 8:05 PM EDT Att: 26,880 - Unknown livebaseballscorecards.com			
Tommy Hinzo, S OBP: 0.296, SLG: 0.320 (1, 4)	B5-3			4-3		1B 5-3 2B		F7		4	1	1	0	0	0	0				
Pat Tabler, R OBP: 0.376, SLG: 0.449 (1, 3)	F7			BB		5-3 1B		F3		3	0	1	0	1	0	0				
Joe Carter, R OBP: 0.301, SLG: 0.508 (1, 7)			F3			5-3				4	0	0	1	0	1	2				
Cory Snyder, R OBP: 0.280, SLG: 0.485 (1, 9)			K			1B SF8 1B		F8		4	1	1	0	0	2	1				
Brook Jacoby, R OBP: 0.341, SLG: 0.462 (1, 5)	F4					1B L5-4 1-3 1B		5-3		4	0	1	0	0	0	0				
Andre Thornton, R OBP: 0.210, SLG: 0.155 (1, 10)				K		SF8		K		2	0	0	1	0	2	0				
Jay Bell, R OBP: 0.438, SLG: 0.625 (1, 6)				5-3		1B 1-2		E6		3	0	1	0	0	0	0				
Rick Dempsey, R OBP: 0.295, SLG: 0.270 (1, 2)				6-3		L5-4 2-3		F9		0	0	0	0	0	0	0				
Chris Bando, S OBP: 0.252, SLG: 0.302 (2, 2)										3	0	0	0	0	0	3				
Inning Stats	R: 0 E: 0 K: 0 S: 3	H: 0 LOB: 0 BB: 0 P: 3	R: 0 E: 0 K: 1 S: 5	H: 0 LOB: 0 BB: 0 P: 5	R: 0 E: 0 K: 1 S: 5	H: 0 LOB: 0 BB: 0 P: 5	R: 0 E: 0 K: 1 S: 5	H: 0 LOB: 1 BB: 1 P: 9	R: 1 E: 0 K: 0 S: 5	H: 3 LOB: 1 BB: 0 P: 5	R: 1 E: 0 K: 1 S: 7	H: 2 LOB: 1 BB: 0 P: 7	R: 0 E: 1 K: 1 S: 6	H: 0 LOB: 0 BB: 0 P: 6	R: 0 E: 0 K: 0 S: 5	H: 0 LOB: 0 BB: 0 P: 3	1B: 4 2B: 2 3B: 0 HR: 0	SF: 1 SAC: 0 DP: 1 HBP: 0	WP: 0 PB: 0 SB: 0 CS: 0	PA: 33
PITCHER Charlie Leibrandt, L ERA: 2.94 (1, 1)	IP: 9.0 WLS: W BF: 33 H: 5 R: 2 ER: 2 SO: 6 BB: 1 IBB: 0 HBP: 0 BLK: 0 WP: 0 HR: 0 S: 44 P: 48 ERA: 2.00 WHIP: 0.667															PITCHER				

Batter	1	2	3	4	5	6	7	8	9	AB	R	H	RBI	BB	SO	LOB	BOTTOM			
Willie Wilson, S OBP: 0.321, SLG: 0.406 (1, 8)	FC6-4 1B	F9			6-3		1B 2B			4	1	2	0	0	0	3	Cleveland Indians @ Kansas City Royals Royals Stadium, Kansas City, MO Tue Jul 21 1987, 8:05 PM EDT Att: 26,880 - Unknown livebaseballscorecards.com			
Kevin Seitzer, R OBP: 0.384, SLG: 0.434 (1, 10)	FC6-4 1-2		F8		6-3		1B			4	0	1	1	0	0	2				
George Brett, L OBP: 0.389, SLG: 0.475 (1, 3)	F9		K				G3			4	0	0	0	0	1	1				
Danny Tartabull, R OBP: 0.374, SLG: 0.479 (1, 9)	L8		6-3				FC5-4 BB			3	1	1	0	1	0	1				
Frank White, R OBP: 0.302, SLG: 0.354 (1, 4)		E BB FC4-6 BB		5-3		FC5-4 1B 1-2		1B		3	1	1	0	1	0	1				
Bo Jackson, R OBP: 0.311, SLG: 0.485 (1, 7)		FC4-6 E FC1-2 BB		4-3		1B		SF9		2	0	1	1	1	0	0				
Bill Pecota, R OBP: 0.444, SLG: 0.640 (1, 5)		FC4-6 1-2 2-3 BB		1-3		5-3		5-3		3	0	0	0	1	0	3				
Angel Salazar, R OBP: 0.221, SLG: 0.251 (1, 6)		FC4-6 FC1-2					6-3 SH1-4 1B			3	0	1	1	0	0	2				
Larry Owen, R OBP: 0.287, SLG: 0.340 (1, 2)		FC1-2			SH1-4		5-3			2	0	0	0	0	0	2				
Inning Stats	R: 0 E: 0 K: 0 S: 4	H: 1 LOB: 1 BB: 0 P: 4	R: 1 E: 1 K: 0 S: 3	H: 0 LOB: 2 BB: 3 P: 15	R: 0 E: 0 K: 1 S: 5	H: 0 LOB: 0 BB: 0 P: 5	R: 0 E: 0 K: 0 S: 3	H: 0 LOB: 0 BB: 0 P: 3	R: 0 E: 0 K: 0 S: 4	H: 1 LOB: 1 BB: 0 P: 4	R: 0 E: 0 K: 0 S: 4	H: 1 LOB: 2 BB: 1 P: 8	R: 1 E: 0 K: 0 S: 4	H: 2 LOB: 0 BB: 0 P: 4	R: 1 E: 0 K: 0 S: 5	H: 2 LOB: 1 BB: 0 P: 5	1B: 6 2B: 1 3B: 0 HR: 0	SF: 1 SAC: 1 DP: 0 HBP: 0	WP: 0 PB: 0 SB: 0 CS: 0	PA: 34
PITCHER Scott Bailes, L ERA: 3.68 (1, 1)	IP: 7.1 WLS: L BF: 31 H: 6 R: 3 ER: 3 SO: 3 BB: 4 IBB: 0 HBP: 0 BLK: 0 WP: 0 HR: 0 S: 29 P: 45 ERA: 3.68 WHIP: 1.364															PITCHER				
Sammy Stewart, R ERA: 6.75 (8, 1)	IP: 0.2 WLS: L BF: 3 H: 1 R: 0 ER: 0 SO: 0 BB: 0 IBB: 0 HBP: 0 BLK: 0 WP: 0 HR: 0 S: 3 P: 3 ERA: 0.00 WHIP: 1.500															PITCHER				

Batter	1	2	3	4	5	6	7	8	9	AB	R	H	RBI	BB	SO	LOB	TOP					
Brett Butler, L OBP: 0.393, SLG: 0.384 (1, 8)	4-3		G3	L9			F8 BB		BB	4	0	1	0	1	0	3	Cleveland Indians @ Kansas City Royals Royals Stadium, Kansas City, MO Wed Jul 22 1987, 8:05 PM EDT Att: 24,570 - Unknown livebaseballscorecards.com					
Tommy Hinzo, S OBP: 0.281, SLG: 0.276 (1, 4)	5-3		1-3		4-3		BB		BB	4	0	0	0	1	1	1						
Pat Tabler, R OBP: 0.377, SLG: 0.448 (1, 10)	1B		CS BB		4-3		BB			3	0	1	0	1	0	2						
Joe Carter, R OBP: 0.300, SLG: 0.506 (1, 3)	F6		CS	E 1B	4-3					4	1	1	0	0	1	3						
Cory Snyder, R OBP: 0.377, SLG: 0.482 (1, 9)		1B		E6 BB 1B						4	0	1	0	0	2	1						
Mel Hall, L OBP: 0.287, SLG: 0.401 (1, 7)	E 1B			1-2 BB			F5			4	0	3	1	0	0	0						
Brook Jacoby, R OBP: 0.345, SLG: 0.462 (1, 5)	E 1B			1-2 BB						2	0	1	0	2	0	1						
Jay Bell, R OBP: 0.350, SLG: 0.500 (1, 6)	E5									4	0	0	0	0	2	6						
Andy Allanson, R (1, 2)	G6-4-3									4	0	0	0	0	2	6						
Inning Stats	R: 0 E: 0 K: 0 S: 4	H: 1 LOB: 1 BB: 0 P: 4	R: 0 E: 1 K: 0 S: 5	H: 3 LOB: 2 BB: 0 P: 5	R: 0 E: 0 K: 0 S: 2	H: 0 LOB: 0 BB: 1 P: 6	R: 1 E: 1 K: 2 S: 10	H: 2 LOB: 3 BB: 1 P: 14	R: 0 E: 0 K: 0 S: 3	H: 0 LOB: 0 BB: 0 P: 3	R: 0 E: 0 K: 2 S: 7	H: 0 LOB: 1 BB: 1 P: 11	R: 0 E: 0 K: 1 S: 6	H: 1 LOB: 2 BB: 1 P: 10	R: 0 E: 0 K: 1 S: 5	H: 1 LOB: 0 BB: 0 P: 5	R: 0 E: 0 K: 2 S: 7	H: 0 LOB: 1 BB: 1 P: 11	1B: 8 2B: 0 3B: 0 HR: 0	SF: 0 SAC: 0 DP: 2 HBP: 0	WP: 0 PB: 0 CS: 1	PA: 39
PITCHER Mark Gubicza, R ERA: 3.88 (1, 1)	IP: 9.0 WLS: W BF: 38 H: 8 R: 1 ER: 0 SO: 8 BB: 5 IBB: 0 HBP: 0 BLK: 0 WP: 0 HR: 0 S: 49 P: 69 ERA: 0.00 WHIP: 1.444															PITCHER						

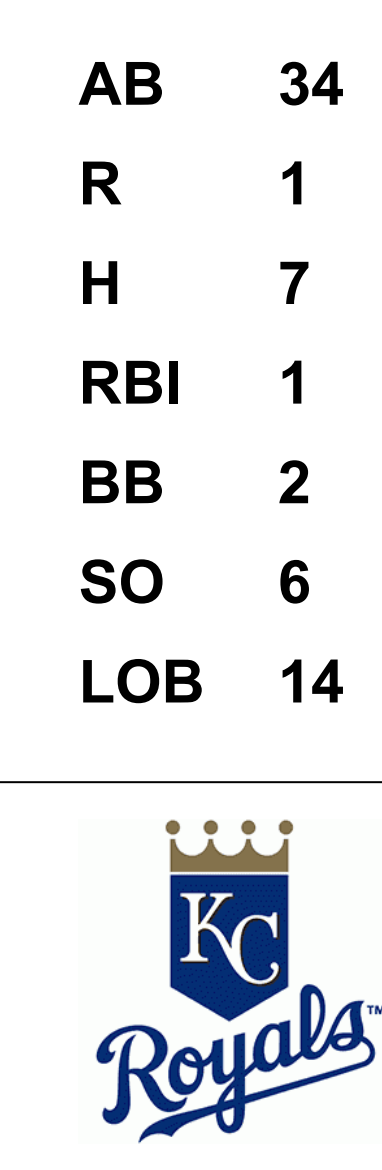
Batter	1	2	3	4	5	6	7	8	9	AB	R	H	RBI	BB	SO	LOB	BOTTOM			
Willie Wilson, S OBP: 0.320, SLG: 0.401 (1, 8)	K		F9 SF9		F7	4-3		4-3		4	1	0	0	1	1	1	Cleveland Indians @ Kansas City Royals Royals Stadium, Kansas City, MO Wed Jul 22 1987, 8:05 PM EDT Att: 24,570 - Unknown livebaseballscorecards.com			
Kevin Seitzer, R OBP: 0.385, SLG: 0.433 (1, 5)	FC1-6 BB		F9		BB 1B		4-3			3	1	1	0	1	0	1				
George Brett, L OBP: 0.387, SLG: 0.469 (1, 3)	FC1-6		SF9		BB 1B					2	1	0	1	1	1	1				
Danny Tartabull, R OBP: 0.373, SLG: 0.474 (1, 9)	F8		5-3		F9		S BB			3	0	0	0	1	0	3				
Frank White, R OBP: 0.307, SLG: 0.366 (1, 4)		BB 1B		HR	1-2 BB		6-3			3	1	2	1	1	0	1				
Jim Eisenreich, L OBP: 0.283, SLG: 0.509 (1, 10)		BB		WP	2B			F5		3	0	2	2	1	0	0				
Bo Jackson, R OBP: 0.313, SLG: 0.493 (1, 7)		G5-4-3 BB		K	6-3			HR		3	1	1	1	1	1	3				
Angel Salazar, R OBP: 0.218, SLG: 0.247 (1, 6)	F3							F9		4	0	0	0	0	1	4				
Larry Owen, R OBP: 0.286, SLG: 0.336 (1, 2)	G5-4-3							1B		4	0	1	0	0	1	4				
Inning Stats	R: 0 E: 0 K: 1 S: 5	H: 0 LOB: 1 BB: 1 P: 9	R: 0 E: 0 K: 0 S: 3	H: 1 LOB: 2 BB: 2 P: 11	R: 1 E: 0 K: 0 S: 3	H: 0 LOB: 0 BB: 1 P: 7	R: 1 E: 0 K: 3 S: 11	H: 2 LOB: 1 BB: 0 P: 11	R: 2 E: 0 K: 0 S: 5	H: 2 LOB: 2 BB: 2 P: 13	R: 0 E: 0 K: 0 S: 3	H: 0 LOB: 0 BB: 0 P: 3	R: 0 E: 0 K: 1 S: 5	H: 0 LOB: 1 BB: 1 P: 9	R: 1 E: 0 K: 0 S: 5	H: 2 LOB: 1 BB: 0 P: 5	1B: 4 2B: 1 3B: 0 HR: 2	SF: 1 SAC: 0 DP: 1 HBP: 0	WP: 1 PB: 0 CS: 0	PA: 37
PITCHER Darrel Akerfelds, R ERA: 4.7 Reggie Ritter, R ERA: 0.9 (1, 1) (5, 1)	IP: 4.1 WLS: L BF: 21 H: 4 R: 4 ER: 4 SO: 4 BB: 5 IBB: 0 HBP: 0 BLK: 0 WP: 1 HR: 1 S: 24 P: 44 ERA: 8.31 WHIP: 2.077															PITCHER				

Batter	1	2	3	4	5	6	7	8	9	AB	R	H	RBI	BB	SO	LOB	TOP			
Willie Wilson, S (1, 8) OBP: 0.319, SLG: 0.399	0-0 1B		0-0 L8		0-0 1-3			0-3 K		4	0	1	0	0	1	0	Kansas City Royals @ Baltimore Orioles Memorial Stadium, Baltimore, MD Thu Jul 23 1987, 7:05 PM EDT Att: 34,535 - Unknown livebaseballscorecards.com			
Kevin Seitzer, R (1, 5) OBP: 0.386, SLG: 0.442	0-0 1B		0-0 HR			0-3 K		0-0 6-3		4	1	2	1	0	1	0				
George Brett, L (1, 3) OBP: 0.384, SLG: 0.470	0-0 L6		0-0 2B			0-0 G3		0-3 K		4	0	1	0	0	1	2				
Danny Tartabull, R (1, 9) OBP: 0.371, SLG: 0.470	0-0 F7		0-3 K			4-0 BB			0-3 K	3	0	0	0	1	2	3				
Frank White, R (1, 4) OBP: 0.306, SLG: 0.363	0-3 K			4-0 G6-4-3 BB		0-0 F8			0-0 6-3	3	0	0	0	1	1	3				
Bo Jackson, R (1, 7) OBP: 0.312, SLG: 0.488		0-3 K		0-0 G6-4-3 1-2			4-0 G3 F8 BB		0-3 K	3	0	0	0	1	2	1				
Lonnie Smith, R (1, 10) OBP: 0.200, SLG: 0.158	0-0 F8		0-3 K				0-0 F8			3	0	0	0	0	1	1				
Angel Salazar, R (1, 6) OBP: 0.219, SLG: 0.248	0-3 K				0-0 CS 1B		0-0 G3			3	0	1	0	0	1	1				
Larry Owen, R (1, 2) OBP: 0.281, SLG: 0.330			0-3 K				0-0 F6			2	0	0	0	0	2	1				
Steve Balboni, R (7, PH) OBP: 0.275, SLG: 0.386					0-3 K					1	0	0	0	0	0	1				
Mike Macfarlane, R (7, 2)										0	0	0	0	0	0	0				
Inning Stats	R: 0 E: 0 K: 1 S: 7	H: 2 LOB: 2 BB: 0 P: 7	R: 0 E: 0 K: 2 S: 7	H: 0 LOB: 0 BB: 0 P: 7	R: 1 E: 0 K: 2 S: 9	H: 2 LOB: 1 BB: 0 P: 9	R: 0 E: 0 K: 1 S: 4	H: 0 LOB: 0 BB: 1 P: 8	R: 0 E: 0 K: 1 S: 5	H: 1 LOB: 0 BB: 1 P: 5	R: 0 E: 0 K: 0 S: 3	H: 0 LOB: 1 BB: 1 P: 7	R: 0 E: 0 K: 2 S: 7	H: 0 LOB: 0 BB: 0 P: 7	R: 0 E: 0 K: 2 S: 7	H: 0 LOB: 0 BB: 0 P: 7	1B: 3 2B: 2 3B: 0 HR: 1	SF: 0 SAC: 0 DP: 2 HBP: 0	WP: 0 PB: 0 SB: 0 CS: 1	PA: 33
PITCHER Eric Bell, L (1, 1) ERA: 4.75	IP: 9.0 WLS: W BF: 33 H: 5 R: 1 ER: 1 SO: 12 BB: 3 IBB: 0 HBP: 0 BLK: 0 WP: 0 HR: 1 S: 54 P: 66 ERA: 1.00 WHIP: 0.889																			

Batter	1	2	3	4	5	6	7	8	9	AB	R	H	RBI	BB	SO	LOB	BOTTOM			
Lee Lacy, R (1, 10) OBP: 0.349, SLG: 0.413	0-0 1B		0-3 K		0-0 E4 1B		0-0 6-3			4	0	1	0	0	1	2	Kansas City Royals @ Baltimore Orioles Memorial Stadium, Baltimore, MD Thu Jul 23 1987, 7:05 PM EDT Att: 34,535 - Unknown livebaseballscorecards.com			
Billy Ripken, R (1, 4) OBP: 0.348, SLG: 0.381	0-0 F4		0-0 G6-3 1B		0-0 L8			0-0 L8		4	0	1	0	0	0	4				
Cal Ripken Jr., R (1, 6) OBP: 0.355, SLG: 0.478	0-0 E5		0-0 G6-3 1-2		0-0 1B			0-0 F7		4	0	1	2	0	0	2				
Eddie Murray, S (1, 3) OBP: 0.344, SLG: 0.512	0-0 F7			0-0 F3		0-3 K		0-0 6-3		4	0	0	0	0	1	4				
Ray Knight, R (1, 5) OBP: 0.323, SLG: 0.386	0-0 L5			0-0 F8			0-0 1B			3	0	1	0	0	0	2				
Mike Young, S (1, 7) OBP: 0.354, SLG: 0.443		0-0 E5 FC6 G3		0-0 P3			0-0 F9			3	0	0	0	0	0	1				
Terry Kennedy, L (1, 2) OBP: 0.313, SLG: 0.413	0-0 G3				0-3 K		0-3 K			3	0	0	0	0	2	2				
Larry Sheets, L (1, 9) OBP: 0.381, SLG: 0.595	0-0 FC6				0-0 E 1B 1B			0-0 G3		3	1	1	0	0	0	1				
Ken Gerhart, R (1, 8) OBP: 0.275, SLG: 0.439	0-0 F7				0-0 E 1B 1B			0-0 5-3		3	1	1	0	0	0	1				
Inning Stats	R: 0 E: 1 K: 0 S: 5	H: 1 LOB: 2 BB: 0 P: 5	R: 0 E: 1 K: 0 S: 4	H: 0 LOB: 0 BB: 0 P: 4	R: 0 E: 0 K: 1 S: 5	H: 1 LOB: 0 BB: 0 P: 5	R: 0 E: 0 K: 0 S: 3	H: 0 LOB: 0 BB: 0 P: 3	R: 2 E: 1 K: 2 S: 11	H: 3 LOB: 2 BB: 0 P: 11	R: 0 E: 0 K: 1 S: 5	H: 1 LOB: 0 BB: 0 P: 5	R: 0 E: 0 K: 0 S: 3	H: 0 LOB: 0 BB: 0 P: 3	R: 0 E: 0 K: 0 S: 3	H: 0 LOB: 0 BB: 0 P: 3	1B: 6 2B: 0 3B: 0 HR: 0	SF: 0 SAC: 0 DP: 1 HBP: 0	WP: 0 PB: 0 SB: 0 CS: 0	PA: 31
PITCHER Danny Jackson, L (1, 1) ERA: 4.27	IP: 8.0 WLS: L BF: 31 H: 6 R: 2 ER: 0 SO: 4 BB: 0 IBB: 0 HBP: 0 BLK: 0 WP: 0 HR: 0 S: 39 P: 39 ERA: 0.00 WHIP: 0.750																			

Batter	1	2	3	4	5	6	7	8	9	AB	R	H	RBI	BB	SO	LOB	TOP										
Willie Wilson, S (1, 8) OBP: 0.316, SLG: 0.395	6-3	FC5-4						6-3		4	0	0	0	0	1	1	Kansas City Royals @ Baltimore Orioles Memorial Stadium, Baltimore, MD Fri Jul 24, 1987, 7:05 PM EDT Att: 41,687 - Unknown livebaseballscorecards.com										
Kevin Seitzer, R (1, 5) OBP: 0.389, SLG: 0.446	1B		1-3					1B		3	1	2	0	1	0	0											
George Brett, L (1, 3) OBP: 0.386, SLG: 0.471	1B		4-3					BB		4	0	2	0	0	0	1											
Danny Tartabull, R (1, 9) OBP: 0.370, SLG: 0.467	1B		5-3					FC5-2		4	0	1	1	0	1	2											
Frank White, R (1, 4) OBP: 0.308, SLG: 0.363	K							BB		3	0	1	0	1	1	2											
Lonnie Smith, R (1, 10) OBP: 0.174, SLG: 0.136	F8							BB		3	0	0	0	0	0	3											
Thad Bosley, L (8, PH) OBP: 0.320, SLG: 0.372								K		1	0	0	0	0	1	3											
Bo Jackson, R (1, 7) OBP: 0.310, SLG: 0.484										3	0	0	0	0	2	1											
Jim Eisenreich, L (9, PH) OBP: 0.279, SLG: 0.500										1	0	0	0	0	0	0											
Mike Macfarlane, R (1, 2)	F9							6-3		4	0	0	0	0	0	1											
Angel Salazar, R (1, 6) OBP: 0.220, SLG: 0.249										3	0	1	0	0	0	0											
Steve Balboni, R (9, PH) OBP: 0.274, SLG: 0.384								F8		1	0	0	0	0	0	0											
Inning Stats	R: 1 E: 0 K: 1 S: 8	H: 3 LOB: 2 BB: 0 P: 8	R: 0 E: 0 K: 1 S: 6	H: 1 LOB: 1 BB: 0 P: 6	R: 0 E: 0 K: 0 S: 3	H: 0 LOB: 0 BB: 0 P: 3	R: 0 E: 0 K: 0 S: 4	H: 1 LOB: 1 BB: 0 P: 4	R: 0 E: 0 K: 1 S: 5	H: 0 LOB: 1 BB: 1 P: 9	R: 0 E: 0 K: 1 S: 5	H: 0 LOB: 0 BB: 0 P: 5	R: 0 E: 0 K: 1 S: 5	H: 0 LOB: 0 BB: 0 P: 5	R: 0 E: 0 K: 1 S: 7	H: 2 LOB: 3 BB: 1 P: 11	R: 0 E: 0 K: 0 S: 3	H: 0 LOB: 0 BB: 0 P: 3	1B: 6 2B: 1 3B: 0 HR: 0	SF: 0 SAC: 0 DP: 0 HBP: 0	WP: 0 PB: 0 SB: 0 CS: 0	PA: 36					
PITCHER	IP	WLS	BF	H	R	ER	SO	BB	IBB	HBP	BLK	WP	HR	S	P	ERA	WHIP										
Mike Flanagan, L (1, 1) ERA: 5.67	7.2		32	7	1	1	5	2	0	0	0	0	0	40	48	1.17	1.174										
Tom Niedenfuer, R (8, 1) ERA: 4.43	1.1	W	4	0	0	0	1	0	0	0	0	0	0	6	6	0.00	0.000										

Batter	1	2	3	4	5	6	7	8	9	AB	R	H	RBI	BB	SO	LOB	BOTTOM										
Ron Washington, R (1, 10) OBP: 0.318, SLG: 0.409	K		F3					FC5-2		3	0	0	0	0	1	1	Kansas City Royals @ Baltimore Orioles Memorial Stadium, Baltimore, MD Fri Jul 24, 1987, 7:05 PM EDT Att: 41,687 - Unknown livebaseballscorecards.com										
Jim Dwyer, L (8, PH) OBP: 0.361, SLG: 0.483								IBB		0	1	0	0	1	0	0											
Billy Ripken, R (1, 4) OBP: 0.340, SLG: 0.370	K							FC5-2		4	0	1	0	0	1	3											
Cal Ripken Jr., R (1, 6) OBP: 0.352, SLG: 0.474	F8							SF		3	0	0	1	0	0	1											
Eddie Murray, S (1, 3) OBP: 0.345, SLG: 0.509								IBB		2	0	0	0	2	0	0											
Ray Knight, R (1, 5) OBP: 0.323, SLG: 0.384	P3							G6-4-3		4	0	1	0	0	1	4											
Mike Young, S (1, 7) OBP: 0.353, SLG: 0.441	5-3							IBB		3	0	1	0	0	0	1											
Larry Sheets, L (1, 9) OBP: 0.350, SLG: 0.592								BB		3	0	1	0	0	2	3											
Alan Wiggins, S (8, PR) OBP: 0.305, SLG: 0.277								E		0	1	0	0	0	0	0											
Lee Lacy, R (9, 9) OBP: 0.349, SLG: 0.413	K							1B		0	0	0	0	0	0	0											
Floyd Rayford, R (1, 2) OBP: 0.200, SLG: 0.350								BB		2	0	1	0	0	0	2											
Terry Kennedy, L (8, PH) OBP: 0.315, SLG: 0.413								BB		0	0	0	0	1	0	0											
Ken Gerhart, R (1, 8) OBP: 0.271, SLG: 0.434								E1		3	1	0	0	0	0	2											
Inning Stats	R: 0 E: 0 K: 2 S: 7	H: 0 LOB: 0 BB: 0 P: 7	R: 0 E: 0 K: 1 S: 5	H: 0 LOB: 1 BB: 1 P: 9	R: 0 E: 0 K: 0 S: 3	H: 0 LOB: 0 BB: 0 P: 3	R: 0 E: 0 K: 0 S: 3	H: 0 LOB: 0 BB: 0 P: 3	R: 0 E: 0 K: 1 S: 6	H: 2 LOB: 1 BB: 0 P: 6	R: 0 E: 0 K: 0 S: 4	H: 1 LOB: 1 BB: 0 P: 4	R: 0 E: 0 K: 1 S: 5	H: 0 LOB: 0 BB: 0 P: 5	R: 3 E: 2 K: 0 S: 5	H: 1 LOB: 3 BB: 3 P: 17	R: 0 E: 0 K: 0 S: 3	H: 0 LOB: 0 BB: 0 P: 3	1B: 5 2B: 0 3B: 0 HR: 0	SF: 1 SAC: 0 DP: 2 HBP: 0	WP: 1 PB: 0 SB: 0 CS: 1	PA: 32					
PITCHER	IP	WLS	BF	H	R	ER	SO	BB	IBB	HBP	BLK	WP	HR	S	P	ERA	WHIP										
Bud Black, L (1, 1) ERA: 2.71	7.0		25	5	1	0	5	1	0	0	0	0	0	34	38	0.00	0.857										
Steve Farr, R (8, 1) ERA: 4.5	0.0	L	2	0	0	0	0	1	0	0	0	0	0	1	5	∞	∞										
John Davis, R (8, 1) ERA:	1.0		5	0	2	0	0	0	2	0	0	0	0	3	11	0.00	0.000										





Batter	1	2	3	4	5	6	7	8	9	AB	R	H	RBI	BB	SO	LOB	TOP
Willie Wilson, S (1, 8) OBP: 0.319, SLG: 0.400	0-0 5-3		0-0 SF7 5-3 1-2 1B		0-0 3B		0-0 F4			4	0	2	0	0	0	1	Kansas City Royals @ New York Yankees Yankee Stadium, Bronx, NY Tue Jul 28 1987, 7:05 PM EDT Att: 36,813 - Unknown livebaseballscorecards.com
Kevin Seitzer, R (1, 5) OBP: 0.386, SLG: 0.441	0-0 B2		0-0 5-3 1-2 2-3		0-3 K		0-0 6-3			4	0	0	0	0	1	4	
George Brett, L (1, 3) OBP: 0.391, SLG: 0.462	0-0 FC4 1B		4-0 IBB		0-0 F9			0-0 6-3		3	0	1	0	1	0	1	
Jim Eisenreich, L (1, 10) OBP: 0.257, SLG: 0.441	0-0 FC4 1-2		0-0 SF7 2-3 3-H		0-0 4-3			0-0 6-3		3	0	0	1	0	0	2	
Frank White, R (1, 4) OBP: 0.306, SLG: 0.362		0-0 1B 1B		0-0 F8		0-0 F8		0-0 F8		4	0	1	0	0	0	2	
Danny Tartabull, R (1, 9) OBP: 0.388, SLG: 0.463		0-0 L3 1B		0-0 5-3		0-0 G3			0-3 K	4	0	1	0	0	1	0	
Bo Jackson, R (1, 7) OBP: 0.313, SLG: 0.487		0-0 L3 1-2		0-0 1B		0-0 CS 1B			0-0 1-3	4	0	2	0	0	0	2	
Mike Macfarlane, R (1, 2) OBP: 0.364, SLG: 0.222 (9, PH) Thad Bosley, L (9, PH) OBP: 0.314, SLG: 0.368		0-0 F4		0-3 K		0-0 CS 1-2	4-0 SH1-4 BB		0-0 6-3	2	0	0	0	1	1	2	
Angel Salazar, R (1, 6) OBP: 0.220, SLG: 0.248			0-0 5-3 SF7 1B		0-0 5-3		0-0 SH1-4 1-2			1	0	0	0	0	1		
Inning Stats	R: 0 E: 0 K: 0 S: 4	H: 1 LOB: 1 BB: 0 P: 4	R: 0 E: 0 K: 0 S: 4	H: 2 LOB: 1 BB: 0 P: 4	R: 1 E: 0 K: 0 S: 5	H: 2 LOB: 2 BB: 1 P: 9	R: 0 E: 0 K: 1 S: 6	H: 1 LOB: 1 BB: 0 P: 6	R: 0 E: 0 K: 0 S: 3	H: 0 LOB: 1 BB: 1 P: 7	R: 0 E: 0 K: 0 S: 3	H: 0 LOB: 0 BB: 0 P: 3	R: 0 E: 0 K: 1 S: 5	H: 0 LOB: 0 BB: 0 P: 5	1B: 7 2B: 1 3B: 1 HR: 0	SF: 1 SAC: 1 DP: 1 HBP: 0	
PITCHER Rick Rhoden, R (1, 1) ERA: 3.44	IP: 9.0 WLS: W BF: 35 H: 8 R: 1 ER: 1 SO: 3 BB: 1 IBB: 1 HBP: 0 BLK: 0 WP: 0 HR: 0 S: 39 P: 47 ERA: 1.00 WHIP: 1.000																


Batter	1	2	3	4	5	6	7	8	9	AB	R	H	RBI	BB	SO	LOB	BOTTOM		
Gary Ward, R (1, 8) OBP: 0.306, SLG: 0.393 Henry Cotto, R (9, 8) OBP: 0.292, SLG: 0.505	4-0 1B G6-4-3 BB		0-0 WP 2-3 1B		0-0 F7			0-0 6-3		3	1	1	0	1	0	1	Kansas City Royals @ New York Yankees Yankee Stadium, Bronx, NY Tue Jul 28 1987, 7:05 PM EDT Att: 36,813 - Unknown livebaseballscorecards.com		
Don Mattingly, L (1, 3) OBP: 0.399, SLG: 0.586	0-0 G6-4-3 1B		0-3 K 1-2 3-H		0-0 G3		0-0 F6			4	0	1	0	0	1	1			
Dave Winfield, R (1, 9) OBP: 0.379, SLG: 0.507	0-0 G6-4-3 1-2 3-H		0-3 K		0-0 G3-6 1B		0-3 K			4	0	1	0	0	2	2			
Dan Pasqua, L (1, 7) OBP: 0.317, SLG: 0.379	0-0 G3			0-0 3-1		0-0 G3-6 1-2				3	0	0	0	0	0	1			
Mike Pagliarulo, L (1, 5) OBP: 0.334, SLG: 0.481		0-0 F4		0-0 4-3		0-0 F7				3	0	0	0	0	0	0			
Mike Easter, L (1, 10) OBP: 0.335, SLG: 0.348		0-0 1-3		0-0 4-3		0-0 1B 1B				3	0	1	0	0	0	0			
Mark Salas, L (1, 2) OBP: 0.340, SLG: 0.443		0-0 3-1			0-0 F9		0-0 F7			3	0	0	0	0	0	1			
Juan Bonilla, R (1, 4) OBP: 0.250, SLG: 0.250			0-0 1B SH5-4 WP 1B		0-0 4-3		0-0 1B 1B			3	1	2	0	0	0	0			
Wayne Tolleson, S (1, 6) OBP: 0.318, SLG: 0.256			0-0 SH5-4 1-2		0-0 1B		0-0 6-3			2	0	1	0	0	0	2			
Inning Stats	R: 1 E: 0 K: 0 S: 3	H: 1 LOB: 0 BB: 1 P: 7	R: 0 E: 0 K: 0 S: 3	H: 0 LOB: 0 BB: 0 P: 3	R: 1 E: 0 K: 2 S: 9	H: 2 LOB: 1 BB: 0 P: 9	R: 0 E: 0 K: 0 S: 3	H: 0 LOB: 0 BB: 0 P: 3	R: 0 E: 0 K: 0 S: 4	H: 1 LOB: 1 BB: 0 P: 4	R: 0 E: 0 K: 0 S: 3	H: 1 LOB: 0 BB: 0 P: 3	R: 0 E: 0 K: 0 S: 5	H: 2 LOB: 2 BB: 0 P: 5	R: 0 E: 0 K: 1 S: 5	H: 0 LOB: 0 BB: 0 P: 5		1B: 7 2B: 0 3B: 0 HR: 0	SF: 0 SAC: 1 DP: 2 HBP: 0
PITCHER Mark Gubicza, R (1, 1) ERA: 3.8	IP: 8.0 WLS: L BF: 30 H: 7 R: 2 ER: 2 SO: 3 BB: 1 IBB: 0 HBP: 0 BLK: 0 WP: 1 HR: 0 S: 35 P: 39 ERA: 2.25 WHIP: 1.000																		


Batter	1	2	3	4	5	6	7	8	9	AB	R	H	RBI	BB	SO	LOB	TOP										
Willie Wilson, S OBP: 0.317, SLG: 0.397	0-3 K			0-0 6-3		0-3 K	0-0 1-3		0-0 1B	5	0	1	0	0	2	2	Kansas City Royals @ New York Yankees Yankee Stadium, Bronx, NY Wed Jul 29 1987, 3:33 AM EDT Att: 45,131 - Unknown livebaseballscorecards.com										
Lonnie Smith, R OBP: 0.303, SLG: 0.355	0-0 F8			0-0 1B		4-0 BB		0-0 5-3	0-3 K	4	0	1	0	1	1	2											
Kevin Seitzer, R OBP: 0.365, SLG: 0.440 Bill Pecota, R OBP: 0.429, SLG: 0.576	0-3 K			0-0 F9		0-0 6-3		0-0 1B		1	0	0	0	0	1	0											
George Brett, L OBP: 0.392, SLG: 0.460		0-0 4-3		0-0 4-3		4-0 BB		0-0 1B		3	0	1	0	1	0	1											
Frank White, R OBP: 0.303, SLG: 0.357		0-0 F9			0-0 5-3	0-0 F8		0-0 L6		4	0	0	0	0	0	4											
Danny Tartabull, R OBP: 0.387, SLG: 0.459		0-3 K			4-0 1B 1B BB		0-3 K	0-0 5-3		3	0	0	0	1	2	2											
Bo Jackson, R OBP: 0.318, SLG: 0.488			0-0 5-3		0-0 1B	4-0 BB		4-0 1B BB	4-0 1B BB	2	0	1	0	2	0	0											
Angel Salazar, R OBP: 0.221, SLG: 0.248			0-3 K		0-0 1B	0-0 F9		0-0 F9	0-0 F9	4	0	1	0	0	1	2											
Larry Owen, R OBP: 0.281, SLG: 0.330 Steve Balboni, R OBP: 0.273, SLG: 0.383			0-3 K		0-0 G6-3	4-0 BB		0-3 K	0-3 K	2	0	0	0	1	1	3											
Inning Stats	R: 0 H: 0 E: 0 K: 2 S: 7	H: 0 LOB: 0 BB: 0 P: 7	R: 0 H: 0 E: 0 K: 1 S: 5	H: 0 LOB: 0 BB: 0 P: 5	R: 0 H: 0 E: 0 K: 2 S: 7	H: 0 LOB: 0 BB: 0 P: 7	R: 0 H: 1 E: 0 K: 0 S: 4	H: 1 LOB: 1 BB: 0 P: 4	R: 0 H: 2 E: 0 K: 0 S: 4	H: 2 LOB: 2 BB: 1 P: 8	R: 0 H: 0 E: 0 K: 1 S: 5	H: 0 LOB: 2 BB: 2 P: 13	R: 0 H: 0 E: 0 K: 0 S: 5	H: 0 LOB: 2 BB: 2 P: 13	R: 0 H: 2 E: 0 K: 0 S: 5	H: 2 LOB: 2 BB: 1 P: 5	R: 0 H: 1 E: 0 K: 2 S: 8	H: 1 LOB: 2 BB: 1 P: 12	1B: 6 2B: 0 3B: 0 HR: 0	SF: 0 SAC: 0 DP: 1 HBP: 0	WP: 0 PB: 0 SB: 2 CS: 0	PA: 38					
PITCHER	IP	WLS	BF	H	R	ER	SO	BB	IBB	HBP	BLK	WP	HR	S	P	ERA	WHIP										
Steve Trout, L ERA: 3.42	6.0		23	3	0	0	6	3	0	0	0	0	0	32	44	0.00	1.000										
Tim Stoddard, R ERA: 3.81	1.1	W	7	1	0	0	1	2	0	0	0	0	0	7	15	0.00	2.250										
Dave Righetti, L ERA: 3.59	1.2	S	8	2	0	0	2	1	0	0	0	0	0	11	15	0.00	1.800										

Batter	1	2	3	4	5	6	7	8	9	AB	R	H	RBI	BB	SO	LOB	BOTTOM										
Roberto Kelly, R OBP: 0.317, SLG: 0.397	0-3 K			0-0 F9		4-0 BB		0-0 E5		3	1	0	0	1	1	0	Kansas City Royals @ New York Yankees Yankee Stadium, Bronx, NY Wed Jul 29 1987, 3:33 AM EDT Att: 45,131 - Unknown livebaseballscorecards.com										
Henry Cotto, R OBP: 0.293, SLG: 0.500 Dan Pasqua, L OBP: 0.316, SLG: 0.377	0-3 K			0-0 CS		0-3 K		0-0 F7	0-0 F7	3	0	1	0	0	2	1											
Don Mattingly, L OBP: 0.400, SLG: 0.584			0-0 6-3		0-0 F9			4-0 BB	4-0 BB	3	2	1	0	1	0	1											
Dave Winfield, R OBP: 0.380, SLG: 0.506		0-3 K		0-0 CS	0-0 5-3		0-0 BB	4-0 BB	4-0 BB	3	1	1	0	1	1	0											
Gary Ward, R OBP: 0.304, SLG: 0.390 Mike Easter, L OBP: 0.338, SLG: 0.356		0-0 F7			0-0 5-3		0-3 K	0-0 2B	0-0 2B	3	0	0	0	0	1	2											
Juan Bonilla, R OBP: 0.333, SLG: 0.273		0-0 6-3			0-0 1B		4-0 BB	0-0 4-3	0-0 4-3	3	0	1	0	1	0	1											
Mike Pagliarulo, L OBP: 0.332, SLG: 0.478			0-0 G3		0-3 K		0-0 SF7			2	0	0	1	0	1	1											
Rick Cerone, R OBP: 0.311, SLG: 0.290			0-0 6-3			0-0 4-3		0-0 L4		3	0	0	0	0	0	2											
Wayne Tolleson, S OBP: 0.315, SLG: 0.254			0-0 F7			0-3 K		0-3 K		3	0	0	0	0	2	0											
Inning Stats	R: 0 H: 0 E: 0 K: 2 S: 7	H: 0 LOB: 0 BB: 0 P: 7	R: 0 H: 0 E: 0 K: 1 S: 5	H: 0 LOB: 0 BB: 0 P: 5	R: 0 H: 0 E: 0 K: 0 S: 3	H: 0 LOB: 0 BB: 0 P: 3	R: 0 H: 1 E: 0 K: 0 S: 3	H: 1 LOB: 0 BB: 0 P: 3	R: 0 H: 1 E: 0 K: 1 S: 6	H: 1 LOB: 1 BB: 0 P: 6	R: 0 H: 0 E: 0 K: 2 S: 7	H: 0 LOB: 1 BB: 1 P: 11	R: 1 H: 2 E: 0 K: 1 S: 7	H: 2 LOB: 2 BB: 1 P: 11	R: 3 H: 1 E: 1 K: 1 S: 7	H: 1 LOB: 1 BB: 2 P: 15	1B: 4 2B: 1 3B: 0 HR: 0	SF: 1 SAC: 0 DP: 0 HBP: 0	WP: 0 PB: 0 SB: 2 CS: 1	PA: 34							
PITCHER	IP	WLS	BF	H	R	ER	SO	BB	IBB	HBP	BLK	WP	HR	S	P	ERA	WHIP										
Danny Jackson, L ERA: 4.11	7.1	L	28	4	2	2	8	2	0	0	0	0	0	42	50	2.46	0.818										
John Davis, R ERA: 13.5	0.1		3	0	0	0	0	1	1	0	0	0	0	1	9	0.00	3.000										
Dan Quisenberry, R ERA: 2.11	0.1		2	1	2	1	0	0	0	0	0	0	0	2	2	27.00	3.000										

Batter	1	2	3	4	5	6	7	8	9	AB R H RBI BB SO LOB	TOP											
Ellis Burks, R (1, 8) OBP: 0.317, SLG: 0.497	0-0 HR		0-0 1B		0-0 G3		0-0 F8		0-0 2B	5 2 3 1 0 0 1	Boston Red Sox @ Kansas City Royals Royals Stadium, Kansas City, MO Fri Jul 31 1987, 8:05 PM EDT Att: 40,149 - Unknown AB 36 R 4 H 12 RBI 3 BB 3 SO 5 LOB 12 											
Marty Barrett, R (1, 4) OBP: 0.337, SLG: 0.319	0-0 F9		0-0 F4		0-0 1B 2B		0-0 1-2 1B		4-0 BB	4 0 2 0 1 0 1												
Wade Boggs, L (1, 5) OBP: 0.461, SLG: 0.615	0-0 6-3		0-0 1B		0-0 1B		0-3 K		0-0 4-3	5 0 2 0 0 1 4												
Jim Rice, R (1, 7) OBP: 0.370, SLG: 0.435	0-0 6-3		0-0 G4-6-3		0-0 1B		0-0 6-3		0-0 6-3	4 0 0 0 0 0 1												
Sam Horn, L (1, 10) OBP: 0.458, SLG: 1.000		0-3 K		0-0 HR		0-0 1B		0-3 K		4 1 2 1 0 2 0												
Dwight Evans, R (1, 3) OBP: 0.420, SLG: 0.569		0-0 2B		0-0 6-3		0-0 G6-4-3		4-0 BB		3 0 1 0 1 0 1												
Mike Greenwell, L (1, 9) Dave Henderson, R (8, 9) OBP: 0.304, SLG: 0.423		0-0 F7		0-0 F9			0-0 HR		0-0 4-3	4 1 1 1 0 0 2 0 0 0 0 0 0 0												
John Marzano, R (1, 2) OBP: 0.329, SLG: 0.353		4-0 BB		0-3 K			0-0 4-3		0-3 K	3 0 0 0 1 2 0												
Spike Owen, S (1, 6) OBP: 0.329, SLG: 0.353		0-0 4-3					0-0 4-3		0-0 4-3	4 0 1 0 0 0 2												
Inning Stats	R: 1 E: 0 K: 0 S: 4	H: 1 LOB: 0 BB: 0 P: 4	R: 0 E: 0 K: 1 S: 6	H: 1 LOB: 2 BB: 1 P: 10	R: 1 E: 0 K: 0 S: 4	H: 2 LOB: 0 BB: 0 P: 4	R: 1 E: 0 K: 1 S: 6	H: 1 LOB: 0 BB: 0 P: 6	R: 0 E: 0 K: 0 S: 4	H: 2 LOB: 2 BB: 0 P: 4		R: 0 E: 0 K: 0 S: 3	H: 1 LOB: 0 BB: 0 P: 3	R: 1 E: 0 K: 1 S: 8	H: 3 LOB: 2 BB: 0 P: 8	R: 0 E: 0 K: 1 S: 5	H: 0 LOB: 1 BB: 1 P: 9	R: 0 E: 0 K: 1 S: 6	H: 1 LOB: 2 BB: 1 P: 10	1B: 6 2B: 3 3B: 0 HR: 3	SF: 0 SAC: 0 DP: 2 HBP: 0	WP: 0 PB: 0 SB: 1 CS: 1
PITCHER	IP WLS BF H R ER SO BB IBB HBP BLK WP HR S P ERA WHIP											IP WLS BF H R ER SO BB IBB HBP BLK WP HR S P ERA WHIP										
Bret Saberhagen, R (1, 1) ERA: 2.95	6.2 L 29 11 4 4 2 1 0 0 0 0 3 32 36 5.40 1.800																					
John Davis, R (7, 1) ERA: 4.91	2.1 10 1 0 0 3 2 0 0 0 0 0 0 14 22 0.00 1.286																					

Batter	1	2	3	4	5	6	7	8	9	AB R H RBI BB SO LOB	BOTTOM									
Willie Wilson, S (1, 8) OBP: 0.313, SLG: 0.392	0-0 1B		0-0 4-3		0-0 F7		0-0 F5			4 0 1 0 0 0 1	Boston Red Sox @ Kansas City Royals Royals Stadium, Kansas City, MO Fri Jul 31 1987, 8:05 PM EDT Att: 40,149 - Unknown AB 33 R 0 H 8 RBI 0 BB 2 SO 4 LOB 16 									
Kevin Seitzer, R (1, 5) OBP: 0.389, SLG: 0.450	4-0 BB		0-0 6-3		0-0 2B				0-0 F9	3 0 1 0 1 0 0										
George Brett, L (1, 3) OBP: 0.388, SLG: 0.452	0-0 F7		0-0 1-3				0-0 F5		0-0 FC6-4	4 0 1 0 0 0 2										
Thad Bosley, L (1, 9) OBP: 0.311, SLG: 0.374	0-0 F9			0-3 K		0-0 2B		0-0 F8		4 0 1 0 0 1 3										
Jim Eisenreich, L (1, 10) OBP: 0.253, SLG: 0.452	0-3 K			0-0 3B		0-0 F8		0-0 FC6-4		4 0 1 0 0 1 4										
Bo Jackson, R (1, 7) OBP: 0.319, SLG: 0.495		0-0 4-3		0-0 1-3		0-0 6-3			0-0 2B	4 0 1 0 0 0 2										
Frank White, R (1, 4) OBP: 0.305, SLG: 0.357	0-0 F9			4-0 BB			0-3 K		0-0 5-3	3 0 0 0 1 1 0										
Ross Jones, R (1, 6) OBP: 0.500, SLG: 0.750	0-0 1B			0-0 F9			0-0 2B		0-0 6-3	4 0 2 0 0 0 2										
Mike Macfarlane, R (1, 2) Danny Tartabull, R (7, PH) Larry Owen, R (8, 2) OBP: 0.267, SLG: 0.154 OBP: 0.362, SLG: 0.452 OBP: 0.279, SLG: 0.328	0-0 F8				0-3 K		0-0 F8			2 0 0 0 0 1 1 1 0 0 0 0 0 1 0 0 0 0 0 0 0										
Inning Stats	R: 0 E: 0 K: 1 S: 6	H: 1 LOB: 2 BB: 1 P: 10	R: 0 E: 0 K: 0 S: 4	H: 1 LOB: 0 BB: 0 P: 4	R: 0 E: 0 K: 1 S: 3	H: 0 LOB: 0 BB: 0 P: 3	R: 0 E: 0 K: 1 S: 6	H: 1 LOB: 2 BB: 1 P: 10	R: 0 E: 0 K: 0 S: 4	H: 1 LOB: 1 BB: 0 P: 4		R: 0 E: 0 K: 1 S: 6	H: 1 LOB: 1 BB: 0 P: 6	R: 0 E: 0 K: 0 S: 4	H: 1 LOB: 1 BB: 0 P: 4	R: 0 E: 0 K: 0 S: 3	H: 1 LOB: 0 BB: 0 P: 3	1B: 3 2B: 4 3B: 1 HR: 0	SF: 0 SAC: 0 DP: 0 HBP: 0	WP: 0 PB: 0 SB: 1 CS: 0
PITCHER	IP WLS BF H R ER SO BB IBB HBP BLK WP HR S P ERA WHIP											IP WLS BF H R ER SO BB IBB HBP BLK WP HR S P ERA WHIP								
Roger Clemens, R (1, 1) ERA: 3.2	9.0 W 35 8 0 0 4 2 0 0 0 0 0 0 41 49 0.00 1.111																			

Batter	1	2	3	4	5	6	7	8	9	AB	R	H	RBI	BB	SO	LOB	TOP			
Ellis Burks, R OBP: 0.316, SLG: 0.494	0-0 WP S 1B		0-0 1-2 1-3			0-0 4-3		0-3 K		4	0	1	0	0	1	1	<p>Boston Red Sox @ Kansas City Royals Royals Stadium, Kansas City, MO</p> <p>Sat Aug 01 1987, 8:05 PM EDT Att: 40,111 - Unknown</p> <p>livebaseballscores.com</p> <p>AB 31 R 0 H 6 RBI 0 BB 1 SO 4 LOB 10</p> 			
Marty Barrett, R OBP: 0.336, SLG: 0.318	0-0 F7		0-0 1B			0-0 5-3			0-0 F3	4	0	1	0	0	0	1				
Wade Boggs, L OBP: 0.399, SLG: 0.612	0-3 K		0-0 4-3			0-0 F5			0-0 FC3-6 1B	4	0	1	0	0	1	2				
Jim Rice, R OBP: 0.369, SLG: 0.431	4-0 2-3 BB			0-0 5-3			0-0 5-3		0-0 FC3-6 1-2	3	0	0	0	1	0	1				
Don Baylor, R OBP: 0.344, SLG: 0.404	0-0 4-3			0-0 F6			0-0 6-3		0-0 6-3	4	0	0	0	0	0	3				
Dwight Evans, R OBP: 0.419, SLG: 0.567		0-3 K		0-0 1-3			0-0 FC5-4 1B			3	0	1	0	0	1	0				
Todd Benzinger, S OBP: 0.389, SLG: 0.403		0-0 4-3			0-0 L1-4 2B		0-0 FC5-4 1-2			3	0	1	0	0	0	1				
John Marzano, R (1, 2)		0-0 5-3			0-0 L1-4			0-0 F8		3	0	0	0	0	0	1				
Spike Owen, S OBP: 0.329, SLG: 0.353			0-0 CS 1B		0-3 K			0-0 F7		3	0	1	0	0	1	0				
Inning Stats	R: 0 E: 0 K: 1 S: 6	H: 1 LOB: 2 BB: 1 P: 10	R: 0 E: 0 K: 1 S: 5	H: 0 LOB: 0 BB: 0 P: 5	R: 0 E: 0 K: 0 S: 4	H: 2 LOB: 1 BB: 0 P: 4	R: 0 E: 0 K: 0 S: 3	H: 0 LOB: 0 BB: 0 P: 3	R: 0 E: 0 K: 1 S: 5	H: 1 LOB: 0 BB: 0 P: 5	R: 0 E: 0 K: 0 S: 3	H: 0 LOB: 1 BB: 0 P: 4	R: 0 E: 0 K: 1 S: 5	H: 0 LOB: 0 BB: 0 P: 5	R: 0 E: 0 K: 0 S: 4	H: 1 LOB: 1 BB: 0 P: 4	1B: 5 2B: 2 3B: 0 HR: 0	SF: 0 SAC: 0 DP: 1 HBP: 0	WP: 1 PB: 0 SB: 1 CS: 1	PA: 32
PITCHER Charlie Leibrandt, L ERA: 2.62	IP: 9.0 WLS: W BF: 32 H: 6 R: 0 ER: 0 SO: 4 BB: 1 IBB: 0 HBP: 0 BLK: 0 WP: 1 HR: 0 S: 39 P: 43 ERA: 0.00 WHIP: 0.778																			

Batter	1	2	3	4	5	6	7	8	9	AB	R	H	RBI	BB	SO	LOB	BOTTOM			
Lonnie Smith, R OBP: 0.317, SLG: 0.342	0-0 L9	0-0 6-3			0-0 1-3		0-0 L5-3 1B			4	0	1	0	0	0	1	<p>Boston Red Sox @ Kansas City Royals Royals Stadium, Kansas City, MO</p> <p>Sat Aug 01 1987, 8:05 PM EDT Att: 40,111 - Unknown</p> <p>livebaseballscores.com</p> <p>AB 30 R 4 H 10 RBI 4 BB 3 SO 4 LOB 14</p> 			
Kevin Seitzer, R OBP: 0.388, SLG: 0.450	0-3 K		0-0 L8			0-0 HR 2B	0-0 L5-3 1-2			4	1	1	0	0	1	1				
George Brett, L OBP: 0.390, SLG: 0.464	4-0 1B BB		0-0 L4			0-0 HR 2H		0-0 F7		3	1	1	2	1	0	0				
Danny Tartabull, R OBP: 0.366, SLG: 0.458	0-0 FC6-4 1B		0-0 F3			0-0 2B		0-0 1B		4	0	3	0	0	0	0				
Bo Jackson, R OBP: 0.321, SLG: 0.495	0-0 FC6-4 1-2			0-0 CS 1B		0-3 K		0-0 1B		4	0	2	0	0	1	3				
Frank White, R OBP: 0.304, SLG: 0.354		4-0 2B SF7 BB		0-0 F8		0-0 1-3		0-3 K		3	1	0	0	1	1	4				
Steve Balboni, R OBP: 0.273, SLG: 0.385		0-0 1-3 2B		0-0 F5		0-0 5-3		0-3 K		4	0	1	0	0	1	4				
Ross Jones, R OBP: 0.429, SLG: 0.600		0-0 SF7		0-0 CS	0-0 6-3		4-0 2B BB			1	1	0	1	1	0	0				
Mike Macfarlane, R OBP: 0.278, SLG: 0.250		0-0 3-H 6-3			0-0 F6		0-0 1-H 2B			3	0	1	1	0	0	1				
Inning Stats	R: 0 E: 0 K: 1 S: 6	H: 1 LOB: 2 BB: 1 P: 10	R: 1 E: 0 K: 0 S: 4	H: 1 LOB: 1 BB: 1 P: 8	R: 0 E: 0 K: 0 S: 3	H: 0 LOB: 0 BB: 0 P: 3	R: 0 E: 0 K: 0 S: 3	H: 1 LOB: 0 BB: 0 P: 3	R: 0 E: 0 K: 0 S: 3	H: 0 LOB: 0 BB: 0 P: 3	R: 2 E: 0 K: 1 S: 8	H: 3 LOB: 1 BB: 0 P: 8	R: 1 E: 0 K: 0 S: 3	H: 2 LOB: 0 BB: 1 P: 7	R: 0 E: 0 K: 2 S: 9	H: 2 LOB: 2 BB: 0 P: 9		1B: 5 2B: 5 3B: 0 HR: 1	SF: 1 SAC: 0 DP: 1 HBP: 0	WP: 0 PB: 0 SB: 0 CS: 1
PITCHER Jeff Sellers, R ERA: 6.58 Wes Gardner, R ERA: 5.63	IP: 6.1 WLS: L BF: 28 H: 8 R: 4 ER: 4 SO: 2 BB: 3 IBB: 0 HBP: 0 BLK: 0 WP: 0 HR: 1 S: 29 P: 41 ERA: 5.68 WHIP: 1.737																			

Batter	1	2	3	4	5	6	7	8	9	AB	R	H	RBI	BB	SO	LOB	TOP									
Ellis Burks, R OBP: 0.315, SLG: 0.487 (1, 8)										4	0	0	0	1	0	1	Boston Red Sox @ Kansas City Royals Royals Stadium, Kansas City, MO Sun Aug 02 1987, 4:33 AM EDT Att: 29,154 - Unknown									
Marty Barrett, R OBP: 0.338, SLG: 0.320 (1, 4)										4	0	2	0	0	0	2										
Wade Boggs, L OBP: 0.462, SLG: 0.611 (1, 5)										2	0	1	0	2	0	1										
Jim Rice, R OBP: 0.365, SLG: 0.426 (1, 7)										4	0	0	0	0	0	4										
Sam Horn, L OBP: 0.429, SLG: 0.880 (1, 10)										3	1	0	0	1	1	0										
Dwight Evans, R OBP: 0.420, SLG: 0.583 (1, 3)										4	2	2	3	0	0	0										
Mike Greenwell, L OBP: 0.371, SLG: 0.582 (1, 9)										4	2	2	0	0	0	0										
Spike Owen, S OBP: 0.331, SLG: 0.355 (1, 6)										4	0	2	1	0	1	0										
Marc Sullivan, R OBP: 0.203, SLG: 0.244 Todd Benzinger, S OBP: 0.384, SLG: 0.397 (9, PH)										2	0	0	1	0	0	0										
Inning Stats	R: 0 E: 0 K: 0 S: 3	H: 1 LOB: 0 BB: 0 P: 3	R: 2 E: 0 K: 0 S: 4	H: 1 LOB: 0 BB: 1 P: 8	R: 0 E: 0 K: 0 S: 3	H: 0 LOB: 0 BB: 0 P: 3	R: 0 E: 0 K: 0 S: 2	H: 0 LOB: 0 BB: 1 P: 6	R: 0 E: 0 K: 0 S: 5	H: 2 LOB: 2 BB: 1 P: 9	R: 0 E: 0 K: 0 S: 2	H: 0 LOB: 0 BB: 1 P: 6	R: 0 E: 0 K: 1 S: 5	H: 0 LOB: 0 BB: 0 P: 5	R: 0 E: 0 K: 0 S: 5	H: 2 LOB: 2 BB: 0 P: 5	R: 2 E: 0 K: 1 S: 8	H: 3 LOB: 1 BB: 0 P: 8	1B: 6 2B: 0 3B: 1 HR: 2	SF: 1 SAC: 0 DP: 3 HBP: 0	WP: 0 PB: 1 SB: 0 CS: 0	PA: 37				
PITCHER	IP	WLS	BF	H	R	ER	SO	BB	IBB	HBP	BLK	WP	HR	S	P	ERA	WHIP									
Mark Gubicza, R ERA: 3.88 Jerry Don Gleaton, L ERA: 4.6	(1, 1)	8.1	W	34	8	5	5	2	4	0	0	0	0	2	34	50	5.40	1.440								
PITCHER	IP	WLS	BF	H	R	ER	SO	BB	IBB	HBP	BLK	WP	HR	S	P	ERA	WHIP									

Batter	1	2	3	4	5	6	7	8	9	AB	R	H	RBI	BB	SO	LOB	BOTTOM									
Lonnie Smith, R OBP: 0.340, SLG: 0.386 (1, 7)										6	3	3	0	0	0	2	Boston Red Sox @ Kansas City Royals Royals Stadium, Kansas City, MO Sun Aug 02 1987, 4:33 AM EDT Att: 29,154 - Unknown									
Kevin Seitzer, R OBP: 0.396, SLG: 0.475 (1, 5)										6	4	6	7	0	0	0										
George Brett, L OBP: 0.392, SLG: 0.481 (1, 10)										5	1	2	2	1	0	3										
Danny Tartabull, R OBP: 0.368, SLG: 0.458 (1, 9)										5	0	2	2	1	1	2										
Bo Jackson, R OBP: 0.320, SLG: 0.491 (1, 8)										5	0	1	0	0	3	5										
Bill Peacock, R OBP: 0.439, SLG: 0.553 (1, 4)										4	2	2	0	1	1	0										
Steve Balboni, R OBP: 0.283, SLG: 0.394 (1, 3)										4	1	3	2	1	0	3										
Ross Jones, R OBP: 0.500, SLG: 0.500 (1, 6)										3	2	1	0	1	1	2										
Larry Owen, R OBP: 0.271, SLG: 0.317 (1, 2)										4	0	0	0	0	1	6										
Inning Stats	R: 1 E: 0 K: 1 S: 7	H: 2 LOB: 1 BB: 0 P: 7	R: 0 E: 0 K: 0 S: 3	H: 0 LOB: 2 BB: 1 P: 8	R: 1 E: 0 K: 0 S: 6	H: 4 LOB: 2 BB: 0 P: 6	R: 2 E: 0 K: 1 S: 9	H: 4 LOB: 0 BB: 0 P: 9	R: 4 E: 0 K: 0 S: 6	H: 3 LOB: 1 BB: 2 P: 14	R: 0 E: 1 K: 2 S: 8	H: 1 LOB: 2 BB: 1 P: 12	R: 0 E: 0 K: 0 S: 4	H: 1 LOB: 2 BB: 1 P: 8	R: 5 E: 0 K: 3 S: 14	H: 5 LOB: 0 BB: 0 P: 14	1B: 13 2B: 4 3B: 0 HR: 3	SF: 0 SAC: 1 DP: 1 HBP: 1	WP: 0 PB: 0 SB: 1 CS: 0	PA: 49						
PITCHER	IP	WLS	BF	H	R	ER	SO	BB	IBB	HBP	BLK	WP	HR	S	P	ERA	WHIP									
Bob Stanley, R ERA: 5.2 Steve Crawford, R ERA: 6.0 Tom Bolton, L ERA: 3.75 Calvin Schiraldi, R ERA: 5.8	(1, 1)	3.2	L	22	10	4	4	1	1	0	0	0	0	1	22	27	9.82	3.000								
PITCHER	IP	WLS	BF	H	R	ER	SO	BB	IBB	HBP	BLK	WP	HR	S	P	ERA	WHIP									

Batter	1	2	3	4	5	6	7	8	9	10	AB	R	H	RBI	BB	SO	LOB	TOP
Lonnie Smith, R OBP: 0.308, SLG: 0.347 (1, 7)	F7	F8			K		3-1		G1		5	0	0	0	0	1	1	
Kevin Seltzer, R OBP: 0.396, SLG: 0.475 (1, 5)	K		K		1-3		WP 1B		HR 1B		5	1	2	0	0	2	0	
George Brett, L OBP: 0.396, SLG: 0.479 (1, 3)	WP 1B		FC3-6 BB		1B BB		F2		L8		3	0	1	0	2	0	2	
Danny Tartabull, R OBP: 0.371, SLG: 0.466 (1, 9)	WP BB		FC3-6 WP		1B		6-3		HR		4	1	2	2	1	0	2	
Bo Jackson, R OBP: 0.318, SLG: 0.485 (1, 8)	1-2 2-3 BB		K		K		4-3		K		4	0	0	0	1	3	3	
Frank White, R OBP: 0.303, SLG: 0.360 (1, 4)	1-3		5-3		HR		K		5-3		5	1	1	1	0	1	3	
Steve Balboni, R OBP: 0.282, SLG: 0.404 (1, 10)		K		HR		F7		F2			4	1	1	1	0	1	0	
Ross Jones, R OBP: 0.400, SLG: 0.364 (1, 6)		F8		F7		K		F7			3	0	0	0	0	1	0	
Jim Eisenreich, L OBP: 0.259, SLG: 0.446 (9, PH)											1	0	0	0	0	0	0	
Angel Salazar, R OBP: 0.219, SLG: 0.247 (9, 6)											0	0	0	0	0	0	0	
Mike Macfarlane, R OBP: 0.288, SLG: 0.263 (1, 2)											3	0	1	0	0	0	0	
Thad Bosley, L OBP: 0.306, SLG: 0.370 (9, PH)											1	0	0	0	0	1	0	
Larry Owen, R OBP: 0.271, SLG: 0.317 (9, 2)		1B		F6		F5		K			0	0	0	0	0	0	0	
Inning Stats	R: 0 E: 0 K: 1 S: 6	H: 1 LOB: 3 BB: 2 P: 14	R: 0 E: 0 K: 1 S: 6	H: 1 LOB: 1 BB: 0 P: 6	R: 0 E: 0 K: 2 S: 7	H: 0 LOB: 1 BB: 1 P: 11	R: 1 E: 0 K: 0 S: 4	H: 1 LOB: 0 BB: 0 P: 4	R: 0 E: 0 K: 1 S: 5	H: 0 LOB: 0 BB: 0 P: 5	R: 0 E: 0 K: 1 S: 7	H: 2 LOB: 0 BB: 0 P: 7	1B: 5 2B: 0 3B: 0 HR: 3	SF: 0 SAC: 0 DP: 0 HBP: 0	WP: 5 PB: 0 SB: 0 CS: 0	PA: 42		
PITCHER Jack Morris, R ERA: 3.6 (1, 1)	IP 10.0	WLS L	BF 42	H 8	R 4	ER 4	SO 10	BB 4	IBB 0	HBP 0	BLK 0	WP 5	HR 3	S 58	P 74	ERA 3.60	WHIP 1.200	
PITCHER	IP	WLS	BF	H	R	ER	SO	BB	IBB	HBP	BLK	WP	HR	S	P	ERA	WHIP	

Kansas City Royals @ Detroit Tigers
Tiger Stadium, Detroit, MI
Mon Aug 03 1987, 7:05 PM EDT
Att: 25,781 - Unknown

AB	38
R	4
H	8
RBI	4
BB	4
SO	10
LOB	11



Batter	1	2	3	4	5	6	7	8	9	10	AB	R	H	RBI	BB	SO	LOB	BOTTOM				
Lou Whitaker, L OBP: 0.347, SLG: 0.430 (1, 4)	F6		4-3			3-1 2B	K		FC3-6 DI		5	0	1	0	0	1	4					
Bill Madlock, R OBP: 0.339, SLG: 0.460 (1, 10)	K		6-3			F7		HR 1B	K		4	0	1	0	0	1	1					
Jim Walewander, S OBP: 0.293, SLG: 0.351 (8, PR)											0	1	0	0	0	0	0					
Tim Tolman, R (9, PH)											1	0	0	0	0	1	2					
Kirk Gibson, L OBP: 0.363, SLG: 0.513 (1, 7)	S 1B		1-3			3-1		HR			5	1	3	2	0	0	1					
Alan Trammell, R OBP: 0.379, SLG: 0.507 (1, 6)	S 1B		G5-3 BB			2-3		HR			4	0	2	0	1	0	2					
Larry Herndon, R OBP: 0.363, SLG: 0.493 (1, 9)	F8		1B			F3		4-3			2	0	0	0	1	0	4					
Pat Sheridan, L OBP: 0.335, SLG: 0.372 (8, PH)											1	0	0	0	0	0	1					
Tom Brookens, R OBP: 0.297, SLG: 0.377 (10, PH)	1-2 2-3 BB		1-2 BB			F3		4-3			1	0	0	0	0	1	1					
Chet Lemon, R OBP: 0.375, SLG: 0.482 (1, 8)		L7		G5-3		2B FC5-2 BB		K			4	0	0	0	1	1	4					
Darrell Evans, L OBP: 0.373, SLG: 0.519 (1, 3)		F8				F8		FC5-2 2B			4	0	1	0	0	0	0					
Mike Heath, R OBP: 0.347, SLG: 0.467 (1, 2)											3	0	1	0	0	1	2					
Matt Nokes, L OBP: 0.356, SLG: 0.570 (9, PH)											1	0	1	0	0	0	0					
Darnell Coles, R OBP: 0.264, SLG: 0.310 (1, 5)		CS		F8		F8		FC5-2			3	0	0	0	1	0	2					
Inning Stats	R: 0 E: 0 K: 1 S: 7	H: 2 LOB: 2 BB: 0 P: 7	R: 0 E: 0 K: 0 S: 3	H: 1 LOB: 0 BB: 0 P: 3	R: 0 E: 0 K: 0 S: 3	H: 0 LOB: 0 BB: 0 P: 3	R: 0 E: 0 K: 0 S: 3	H: 1 LOB: 1 BB: 1 P: 7	R: 0 E: 0 K: 0 S: 3	H: 0 LOB: 0 BB: 0 P: 3	R: 0 E: 0 K: 0 S: 4	H: 1 LOB: 2 BB: 1 P: 8	R: 2 E: 0 K: 1 S: 7	H: 2 LOB: 1 BB: 0 P: 7	R: 0 E: 0 K: 1 S: 6	H: 1 LOB: 2 BB: 0 P: 10	R: 0 E: 0 K: 1 S: 6	H: 1 LOB: 1 BB: 0 P: 6	1B: 7 2B: 2 3B: 0 HR: 1	SF: 0 SAC: 0 DP: 1 HBP: 0	WP: 1 PB: 0 SB: 2 CS: 1	PA: 43
PITCHER Bud Black, L ERA: 3.1 (1, 1)	IP 7.0	WLS 3	BF 30	H 8	R 2	ER 2	SO 3	BB 3	IBB 0	HBP 0	BLK 0	WP 0	HR 1	S 33	P 45	ERA 3.10	WHIP 1.571					
PITCHER	IP	WLS	BF	H	R	ER	SO	BB	IBB	HBP	BLK	WP	HR	S	P	ERA	WHIP					
John Davis, R ERA: 3.6 (8, 1)	1.1	4	0	0	0	1	0	0	0	0	0	0	0	6	6	0.00	0.000					
Jerry Don Gleaton, L ERA: 4.36 (9, 1)	1.2	W	8	2	0	0	2	0	1	0	0	1	0	11	15	0.00	1.200					

Kansas City Royals @ Detroit Tigers
Tiger Stadium, Detroit, MI
Mon Aug 03 1987, 7:05 PM EDT
Att: 25,781 - Unknown

AB	38
R	2
H	10
RBI	2
BB	4
SO	6
LOB	24



Batter	1	2	3	4	5	6	7	8	9	AB R H RBI BB SO LOB	TOP									
Lonnie Smith, R OBP: 0.316, SLG: 0.407 (1, 7)	0-0 4-3		0-0 HR		0-0 1B	0-3 K		0-3 K	5 1 2 1 0 2 0	Kansas City Royals @ Detroit Tigers Tiger Stadium, Detroit, MI Tue Aug 04 1987, 7:05 PM EDT Att: 23,330 - Unknown										
Kevin Seitzer, R OBP: 0.400, SLG: 0.481 (1, 5)	0-0 4-3 2B		0-0 F9		0-0 1B 1-2	0-0 G4-6-3 1B		0-0 BB 1B	5 1 4 0 0 0 0											
George Brett, L OBP: 0.396, SLG: 0.478 (1, 3)	0-0 4-3 2-3		0-0 1B		0-0 1B 1-3	0-0 G4-6-3 1-2		0-0 L7	5 1 2 0 0 0 3											
Danny Tartabull, R OBP: 0.374, SLG: 0.465 (1, 9)	0-3 K		0-3 K		0-0 1B 1-2		4-0 CS BB	0-0 BB	3 1 1 1 2 2 2											
Bo Jackson, R OBP: 0.319, SLG: 0.483 (1, 8)		1-0 PB SF9 HBP	0-0 4-3		0-0 1B 1-2 2-H		0-3 K	0-0 6-3	4 2 1 1 0 1 4											
Frank White, R OBP: 0.302, SLG: 0.357 (1, 4)		1-0 SF9 PB HBP		0-0 F9	0-0 E5 1B FC5-4		0-3 K		3 1 0 0 0 1 2											
Steve Balboni, R OBP: 0.285, SLG: 0.417 (1, 10)		0-0 F6 1-2 2-3		0-0 HR	0-0 FC5-4 1-3 3-H		0-0 F7		4 1 2 2 0 0 2											
Ross Jones, R OBP: 0.316, SLG: 0.286 (1, 6)		0-0 SF9 2-3 3-H		0-0 B2-3	0-0 FC5-4 1-2 3-H		0-0 F7		3 0 0 2 0 0 1											
Larry Owen, R OBP: 0.263, SLG: 0.306 (1, 2)		0-0 6-3		0-3 K	0-0 FC5-4 1-2		0-3 K		4 0 0 0 0 2 2											
Inning Stats	R: 0 E: 0 K: 1 S: 6	H: 1 LOB: 1 BB: 0 P: 6	R: 1 E: 0 K: 0 S: 3	H: 0 LOB: 1 BB: 0 P: 5	R: 1 E: 0 K: 1 S: 7	H: 2 LOB: 1 BB: 0 P: 7	R: 1 E: 0 K: 1 S: 6	H: 1 LOB: 0 BB: 0 P: 6	R: 5 E: 1 K: 0 S: 9	H: 6 LOB: 1 BB: 0 P: 9	R: 0 E: 0 K: 2 S: 5	H: 0 LOB: 0 BB: 1 P: 10	R: 0 E: 0 K: 1 S: 5	H: 0 LOB: 0 BB: 0 P: 5	R: 0 E: 0 K: 1 S: 6	H: 1 LOB: 2 BB: 1 P: 10	1B: 9 2B: 1 3B: 0 HR: 2	SF: 1 SAC: 0 DP: 1 HBP: 2	WP: 0 PB: 1 SB: 1 CS: 2	PA: 41
PITCHER	IP WLS BF H R ER SO BB IBB HBP BLK WP HR S P ERA WHIP											PITCHER	IP WLS BF H R ER SO BB IBB HBP BLK WP HR S P ERA WHIP							
Dan Petry, R ERA: 6.19 (1, 1)	4.1 L 23 9 7 5 3 0 0 0 2 0 0 0 2 27 29 10.38 2.077																			
Mike Henneman, R ERA: 2.15 (5, 1)	4.2 18 3 1 0 5 2 0 0 0 0 0 0 26 34 0.00 1.071																			

Batter	1	2	3	4	5	6	7	8	9	AB R H RBI BB SO LOB	BOTTOM											
Lou Whitaker, L OBP: 0.345, SLG: 0.426 (1, 4)	4-0 2B SF8 BB		0-0 F7		0-0 F8		0-0 6-3		0-0 1-3	4 1 0 0 1 0 1	Kansas City Royals @ Detroit Tigers Tiger Stadium, Detroit, MI Tue Aug 04 1987, 7:05 PM EDT Att: 23,330 - Unknown											
Bill Madlock, R OBP: 0.340, SLG: 0.464 (1, 10)	0-0 SF8 1-3 2B		0-0 5-3		0-0 E 1B		0-0 F4		0-0 F6	5 2 2 0 0 0 0												
Kirk Gibson, L OBP: 0.364, SLG: 0.518 (1, 7)	0-0 SF8 2-3 3-H		0-3 K		0-0 E 1-2 2-H 1B		0-0 2B			3 0 2 2 0 1 0												
Alan Trammell, R OBP: 0.375, SLG: 0.501 (1, 6)	0-3 K			0-0 4-3	0-0 F4		0-0 1-3			4 0 0 0 0 1 4												
Larry Herndon, R OBP: 0.366, SLG: 0.507 (1, 9)	0-0 FC5-4 3-H 1B			0-0 6-3	0-0 E6 1-3 2-H			0-0 3B		4 0 2 1 0 0 1												
Chet Lemon, R OBP: 0.373, SLG: 0.477 (1, 8)	0-0 FC5-4 1-2			4-0 FC5 BB BB	0-0 F7			0-3 K		3 0 0 0 1 1 4												
Darrell Evans, L OBP: 0.374, SLG: 0.516 (1, 3)		4-0 FC6-4 BB		4-0 BB		0-3 K		0-0 F5		2 0 0 0 2 1 1												
Mike Heath, R OBP: 0.341, SLG: 0.457 (1, 2)	0-0 FC6-4 K2-3-2			0-0 FC5 2-3		0-0 5-3		0-0 4-3		4 0 0 0 0 0 4												
Darnell Coles, R OBP: 0.263, SLG: 0.309 (1, 5)	0-3 K2-3-2				0-0 1B 1B		0-0 F6		0-0 F8	4 1 1 0 0 1 1												
Inning Stats	R: 2 E: 0 K: 1 S: 7	H: 2 LOB: 1 BB: 1 P: 11	R: 0 E: 0 K: 1 S: 4	H: 0 LOB: 1 BB: 1 P: 8	R: 0 E: 0 K: 1 S: 5	H: 0 LOB: 0 BB: 0 P: 5	R: 0 E: 0 K: 0 S: 3	H: 0 LOB: 2 BB: 2 P: 11	R: 2 E: 1 K: 0 S: 7	H: 3 LOB: 2 BB: 0 P: 7	R: 0 E: 0 K: 1 S: 5	H: 0 LOB: 0 BB: 0 P: 5	R: 0 E: 0 K: 1 S: 4	H: 1 LOB: 1 BB: 0 P: 4	R: 0 E: 0 K: 1 S: 6	H: 1 LOB: 1 BB: 0 P: 6	R: 0 E: 0 K: 0 S: 3	H: 0 LOB: 0 BB: 0 P: 3	1B: 4 2B: 3 3B: 1 HR: 0	SF: 1 SAC: 0 DP: 1 HBP: 0	WP: 0 PB: 0 SB: 0 CS: 0	PA: 38
PITCHER	IP WLS BF H R ER SO BB IBB HBP BLK WP HR S P ERA WHIP											PITCHER	IP WLS BF H R ER SO BB IBB HBP BLK WP HR S P ERA WHIP									
Danny Jackson, L ERA: 4.04 (1, 1)	9.0 W 38 7 4 3 5 4 0 0 0 0 0 0 44 60 3.00 1.222																					

Batter	1	2	3	4	5	6	7	8	9	AB	R	H	RBI	BB	SO	LOB	TOP		
Willie Wilson, S (1, 8) OBP: 0.312, SLG: 0.389	G3		1B		FC1-6		F7		F2	5	0	1	0	0	0	3	Kansas City Royals @ Detroit Tigers Tiger Stadium, Detroit, MI Wed Aug 05 1987, 7:05 PM EDT Att: 21,584 - Unknown		
Kevin Seitzer, R (1, 5) OBP: 0.397, SLG: 0.476	6-3		L9		FC6-4		FC6-4			4	0	0	0	0	0	3			
George Brett, L (1, 3) OBP: 0.398, SLG: 0.489	6-3		L4							3	1	1	1	1	0	1			
Danny Tartabull, R (1, 9) OBP: 0.372, SLG: 0.463			4-3		K					4	0	1	0	0	1	1			
Lonnie Smith, R (1, 7) OBP: 0.311, SLG: 0.397			4-3		FC6-4		FC6-4		4-3	4	0	1	0	0	0	2			
Frank White, R (1, 4) OBP: 0.302, SLG: 0.354					FC6-4		FC5-4		F7	3	0	0	0	1	0	2			
Steve Balboni, R (1, 10) OBP: 0.285, SLG: 0.426			F9		F8					4	1	1	1	0	0	3			
Ross Jones, R (1, 6) OBP: 0.318, SLG: 0.294										3	0	1	0	0	1	2			
Thad Bosley, L (9, PH) OBP: 0.305, SLG: 0.366			K				6-3		L3	1	0	0	0	0	0	0			
Jamie Quirk, L (1, 2) OBP: 0.300, SLG: 0.327					3-1					4	0	2	0	0	1	1			
Inning Stats	R: 0 E: 0 K: 0 S: 3	H: 0 LOB: 0 BB: 0 P: 3	R: 0 E: 0 K: 1 S: 6	H: 1 LOB: 2 BB: 1 P: 10	R: 0 E: 0 K: 0 S: 4	H: 1 LOB: 1 BB: 0 P: 4	R: 0 E: 0 K: 1 S: 6	H: 1 LOB: 1 BB: 0 P: 6	R: 0 E: 0 K: 1 S: 6	H: 0 LOB: 1 BB: 1 P: 7	R: 1 E: 0 K: 0 S: 5	H: 2 LOB: 1 BB: 0 P: 5	R: 1 E: 0 K: 0 S: 4	H: 1 LOB: 0 BB: 0 P: 4	R: 0 E: 0 K: 0 S: 4	H: 1 LOB: 1 BB: 0 P: 4	1B: 5 2B: 1 3B: 0 HR: 2	SF: 0 SAC: 0 DP: 0 HBP: 0	WP: 0 PA: 37 PB: 0 SB: 0 CS: 0
PITCHER Walt Terrell, R (1, 1) ERA: 3.99	IP: 9.0 WLS: W BF: 37 H: 8 R: 2 ER: 2 SO: 3 BB: 2 IBB: 0 HBP: 0 BLK: 0 WP: 0 HR: 2 S: 41 P: 49 ERA: 2.00 WHIP: 1.111															PITCHER			

Batter	1	2	3	4	5	6	7	8	9	AB	R	H	RBI	BB	SO	LOB	BOTTOM		
Lou Whitaker, L (1, 4) OBP: 0.344, SLG: 0.432	F8		6-3				F5			4	1	1	2	0	0	1	Kansas City Royals @ Detroit Tigers Tiger Stadium, Detroit, MI Wed Aug 05 1987, 7:05 PM EDT Att: 21,584 - Unknown		
Darrell Evans, L (1, 10) OBP: 0.376, SLG: 0.513	F8		F8							2	0	0	0	2	0	0			
Kirk Gibson, L (1, 7) OBP: 0.360, SLG: 0.511	F7				G3		K		4-3	4	0	0	0	0	1	3			
Alan Trammell, R (1, 6) OBP: 0.376, SLG: 0.509			F9		1B		FC6-4			4	1	2	1	0	0	1			
Matt Nokes, L (1, 2) OBP: 0.358, SLG: 0.568			F6							3	0	1	0	1	0	0			
Dave Bergman, L (1, 3) OBP: 0.423, SLG: 0.495					K		K		B5-4	4	0	1	0	0	2	3			
Chet Lemon, R (1, 8) OBP: 0.369, SLG: 0.470			F7		F8		K		6-3	4	0	0	0	0	1	3			
Pat Sheridan, L (1, 9) OBP: 0.338, SLG: 0.385							K			3	1	2	1	0	1	0			
Jim Walewander, S (1, 5) OBP: 0.302, SLG: 0.385			F7						SH3-4	2	1	1	0	0	0	0			
Inning Stats	R: 0 E: 0 K: 0 S: 3	H: 0 LOB: 0 BB: 0 P: 3	R: 0 E: 0 K: 0 S: 4	H: 1 LOB: 1 BB: 0 P: 4	R: 1 E: 0 K: 0 S: 4	H: 1 LOB: 0 BB: 0 P: 4	R: 0 E: 0 K: 1 S: 7	H: 2 LOB: 2 BB: 0 P: 7	R: 2 E: 0 K: 2 S: 9	H: 2 LOB: 1 BB: 1 P: 13	R: 0 E: 0 K: 2 S: 7	H: 0 LOB: 0 BB: 0 P: 7	R: 0 E: 0 K: 0 S: 4	H: 1 LOB: 2 BB: 1 P: 8	R: 1 E: 0 K: 0 S: 3	H: 1 LOB: 0 BB: 1 P: 7		1B: 4 2B: 2 3B: 0 HR: 3	SF: 0 SAC: 1 DP: 1 HBP: 0
PITCHER Bret Saberhagen, R (1, 1) ERA: 2.99	IP: 6.2 WLS: L BF: 29 H: 7 R: 3 ER: 3 SO: 5 BB: 2 IBB: 0 HBP: 0 BLK: 0 WP: 0 HR: 2 S: 37 P: 45 ERA: 4.05 WHIP: 1.350															PITCHER			
PITCHER Jerry Don Gleaton, L (7, 1) ERA: 4.46	IP: 1.1 WLS: 5 BF: 1 H: 1 R: 1 ER: 1 SO: 0 BB: 1 IBB: 0 HBP: 0 BLK: 0 WP: 0 HR: 1 S: 4 P: 8 ERA: 6.75 WHIP: 1.500															PITCHER			

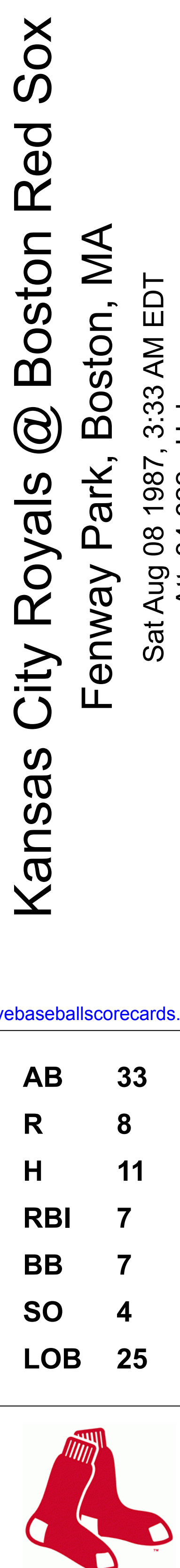
Batter	1	2	3	4	5	6	7	8	9	AB	R	H	RBI	BB	SO	LOB	TOP				
Willie Wilson, S (1, 8) OBP: 0.308, SLG: 0.384	0-3 K		0-0 4-3		0-0 G3		0-0 F8		0-0 F7	5	0	0	0	0	1	3	Kansas City Royals @ Boston Red Sox Fenway Park, Boston, MA Fri Aug 07 1987, 7:05 PM EDT Att: 34,946 - Unknown AB 34 R 3 H 7 RBI 3 BB 2 SO 7 LOB 8				
Kevin Seitzer, R (1, 5) OBP: 0.396, SLG: 0.473	0-0 5-3		1-0 HBP			0-0 F9		0-0 4-3		3	0	0	0	0	0	0					
George Brett, L (1, 3) OBP: 0.396, SLG: 0.485	0-0 L8		0-0 4-3			0-0 F7		0-0 1B		4	0	1	0	0	0	1					
Danny Tartabull, R (1, 9) OBP: 0.369, SLG: 0.458		0-3 K		0-0 F9		0-0 F6		0-0 F9		4	0	0	0	0	1	1					
Bo Jackson, R (1, 7) OBP: 0.316, SLG: 0.477		0-3 K		0-3 K			0-0 5-3	0-3 K		4	0	0	0	0	3	1					
Frank White, R (1, 4) OBP: 0.304, SLG: 0.367		0-0 HR		0-0 2B		0-0 F9		0-3 K		4	1	2	1	0	1	0					
Steve Balboni, R (1, 10) OBP: 0.289, SLG: 0.426 Lonnie Smith, R (7, PR) OBP: 0.306, SLG: 0.390		4-0 BB		0-3 K		0-0 BB 2B		0-0 F4		2	0	1	0	1	1	1					
Ross Jones, R (1, 6) OBP: 0.292, SLG: 0.263 Jim Eisenreich, L (7, PH) OBP: 0.259, SLG: 0.446 Angel Salazar, R (7, 6) OBP: 0.222, SLG: 0.249		0-0 F6		0-0 6-3		0-0 6-3		4-0 BB 1B		2	0	0	0	0	0	1					
Jamie Quirk, L (1, 2) OBP: 0.304, SLG: 0.337			0-0 6-3		0-0 L3		0-0 1-2 BB 2B		0-0 1B	4	0	2	2	0	0	0					
Inning Stats	R: 0 E: 0 K: 1 S: 5	H: 0 LOB: 0 BB: 0 P: 5	R: 1 E: 0 K: 2 S: 8	H: 1 LOB: 1 BB: 1 P: 12	R: 0 E: 0 K: 0 S: 3	H: 0 LOB: 1 BB: 0 P: 4	R: 0 E: 0 K: 2 S: 8	H: 1 LOB: 1 BB: 0 P: 8	R: 0 E: 0 K: 0 S: 3	H: 0 LOB: 0 BB: 0 P: 3	R: 2 E: 0 K: 0 S: 5	H: 2 LOB: 1 BB: 1 P: 9	R: 0 E: 0 K: 1 S: 6	H: 1 LOB: 1 BB: 0 P: 6	R: 0 E: 0 K: 1 S: 7	H: 2 LOB: 2 BB: 0 P: 7		1B: 4 2B: 2 3B: 0 HR: 1	SF: 0 SAC: 0 DP: 0 HBP: 1	WP: 0 PB: 0 SB: 0 CS: 0	PA: 37
PITCHER Jeff Sellers, R (1, 1) ERA: 6.14	IP: 9.0 WLS: W BF: 37 H: 7 R: 3 ER: 3 SO: 7 BB: 2 IBB: 0 HBP: 1 BLK: 0 WP: 0 HR: 1 S: 48 P: 57 ERA: 3.00 WHIP: 1.000															PITCHER					

Batter	1	2	3	4	5	6	7	8	9	AB	R	H	RBI	BB	SO	LOB	BOTTOM				
Ellis Burks, R (1, 8) OBP: 0.311, SLG: 0.472 Mike Greenwell, L (9, PH) OBP: 0.384, SLG: 0.593	0-0 PB S 1B		0-3 K		0-3 K			0-0 L8	4-0 BB 1-2 2-3	4	0	1	0	0	2	2	Kansas City Royals @ Boston Red Sox Fenway Park, Boston, MA Fri Aug 07 1987, 7:05 PM EDT Att: 34,946 - Unknown AB 29 R 4 H 6 RBI 4 BB 7 SO 5 LOB 13				
Marty Barrett, R (1, 4) OBP: 0.336, SLG: 0.316	0-0 F7		0-0 6-3		0-0 F8		0-0 1-3	4-0 BB 1-2 2-3 3-H	4	0	0	2	1	0	2						
Wade Boggs, L (1, 5) OBP: 0.495, SLG: 0.602	4-0 SAFE BB 1-3		2-3 3-H 0-0 F5		0-0 3-1		4-0 FC6-4 BB		2	0	0	0	2	0	1						
Jim Rice, R (1, 7) OBP: 0.361, SLG: 0.416	0-3 K 1-2		4-0 2B SF9 BB		0-0 F8		0-0 FC6-4		3	1	0	0	1	1	3						
Don Baylor, R (1, 10) OBP: 0.348, SLG: 0.405		0-0 6-3		0-0 F3		0-0 S 1B		4-0 2B SF9 BB	3	1	1	0	1	0	1						
Dwight Evans, R (1, 3) OBP: 0.423, SLG: 0.610		0-3 K		0-0 SF9 2B		0-0 F8		0-0 BB 1-3 2B	4	1	2	0	0	1	1						
Todd Benzinger, S (1, 9) OBP: 0.369, SLG: 0.366		0-0 6-3		0-0 SF9		0-0 4-3		0-0 6-3	3	0	0	1	0	0	2						
John Marzano, R (1, 2) OBP: 0.250, SLG: 0.350			0-0 2B 6-3 1B		0-0 K		0-0 1-3		0-0 SF9	3	1	1	1	0	1						
Spike Owen, S (1, 6) OBP: 0.336, SLG: 0.356			0-0 6-3 1-3 2B		0-0 L7		0-0 1-3		3-H 4-0 BB BB IBB	3	0	1	0	1	0						
Inning Stats	R: 0 E: 0 K: 1 S: 5	H: 1 LOB: 2 BB: 1 P: 9	R: 0 E: 0 K: 1 S: 5	H: 0 LOB: 0 BB: 0 P: 5	R: 1 E: 0 K: 1 S: 7	H: 2 LOB: 1 BB: 0 P: 7	R: 1 E: 0 K: 1 S: 6	H: 1 LOB: 1 BB: 1 P: 10	R: 0 E: 0 K: 0 S: 4	H: 0 LOB: 0 BB: 0 P: 4	R: 0 E: 0 K: 0 S: 3	H: 0 LOB: 1 BB: 1 P: 3	R: 0 E: 0 K: 0 S: 3	H: 0 LOB: 1 BB: 1 P: 7	R: 2 E: 0 K: 0 S: 3	H: 1 LOB: 3 BB: 4 P: 19		1B: 3 2B: 4 3B: 0 HR: 0	SF: 2 SAC: 0 DP: 1 HBP: 0	WP: 0 PB: 1 SB: 2 CS: 1	PA: 38
PITCHER Charlie Leibrandt, L (1, 1) ERA: 2.69 John Davis, R (9, 1) ERA: 3.6	IP: 8.2 WLS: L BF: 36 H: 6 R: 4 ER: 4 SO: 5 BB: 4 IBB: 1 HBP: 0 BLK: 0 WP: 0 HR: 0 S: 41 P: 61 ERA: 4.15 WHIP: 1.154															PITCHER					

Batter	1	2	3	4	5	6	7	8	9	AB	R	H	RBI	BB	SO	LOB	TOP			
Willie Wilson, S (1, 8) OBP: 0.307, SLG: 0.382										5	0	1	0	0	1	0	Kansas City Royals @ Boston Red Sox Fenway Park, Boston, MA Sat Aug 08 1987, 3:33 AM EDT Att: 34,622 - Unknown			
Lonnie Smith, R (1, 7) OBP: 0.328, SLG: 0.387										3	1	1	0	1	0	1				
Kevin Seitzer, R (1, 5) OBP: 0.398, SLG: 0.476										4	1	2	0	1	2	1				
George Brett, L (1, 3) OBP: 0.397, SLG: 0.483										3	0	1	0	1	1	3				
Danny Tartabull, R (1, 9) OBP: 0.370, SLG: 0.458										4	1	2	2	0	1	1				
Frank White, R (1, 4) OBP: 0.305, SLG: 0.371										4	0	2	1	0	1	1				
Steve Balboni, R (1, 10) OBP: 0.288, SLG: 0.422										3	0	0	0	1	3	3				
Ross Jones, R (1, 6) OBP: 0.296, SLG: 0.273 (8, PH)										3	0	1	0	0	0	3				
Jim Eisenreich, L (8, PH) OBP: 0.256, SLG: 0.440										1	0	0	0	0	1	2				
Bill Pecota, R (8, 6) OBP: 0.439, SLG: 0.553										0	0	0	0	0	0	0				
Larry Owen, R (1, 2) OBP: 0.257, SLG: 0.299										3	0	0	0	0	0	2				
Thad Bosley, L (8, PH) OBP: 0.303, SLG: 0.363										1	0	0	0	0	0	0				
Inning Stats	R: 0 E: 0 K: 0 S: 4	H: 2 LOB: 1 BB: 0 P: 4	R: 0 E: 0 K: 2 S: 7	H: 0 LOB: 0 BB: 0 P: 7	R: 0 E: 0 K: 0 S: 3	H: 1 LOB: 0 BB: 0 P: 3	R: 2 E: 0 K: 1 S: 6	H: 2 LOB: 2 BB: 3 P: 18	R: 0 E: 0 K: 2 S: 9	H: 2 LOB: 1 BB: 0 P: 9	R: 0 E: 0 K: 1 S: 5	H: 0 LOB: 0 BB: 0 P: 5	R: 0 E: 0 K: 2 S: 8	H: 1 LOB: 2 BB: 1 P: 12	R: 0 E: 0 K: 1 S: 5	H: 0 LOB: 1 BB: 0 P: 6	1B: 8 2B: 2 3B: 0 HR: 0	SF: 0 SAC: 0 DP: 2 HBP: 1	WP: 0 PB: 0 SB: 0 CS: 0	PA: 39
PITCHER	IP WLS BF H R ER SO BB IBB HBP BLK WP HR S P ERA WHIP																			
Bruce Hurst, L (1, 1) ERA: 3.79	7.0 W 30 9 3 3 7 3 0 0 0 0 0 0 41 53 3.86 1.714																			
Calvin Schiraldi, R (8, 1) ERA: 5.37	2.0 9 1 0 0 3 1 0 1 0 0 0 0 13 18 0.00 1.000																			

Batter	1	2	3	4	5	6	7	8	9	AB	R	H	RBI	BB	SO	LOB	BOTTOM			
Ellis Burks, R (1, 8) OBP: 0.321, SLG: 0.491										3	2	3	2	1	0	0	Kansas City Royals @ Boston Red Sox Fenway Park, Boston, MA Sat Aug 08 1987, 3:33 AM EDT Att: 34,622 - Unknown			
Marty Barrett, R (1, 4) OBP: 0.338, SLG: 0.321										4	1	2	1	0	0	2				
Wade Boggs, L (1, 5) OBP: 0.358, SLG: 0.601										1	1	0	0	4	0	1				
Jim Rice, R (1, 7) OBP: 0.362, SLG: 0.416										0	0	0	1	0	0	0				
Todd Benzinger, S (3, 9) OBP: 0.356, SLG: 0.351										3	0	0	0	0	0	4				
Sam Horn, L (1, 10) OBP: 0.413, SLG: 0.780										5	0	0	0	0	3	7				
Dwight Evans, R (1, 3) OBP: 0.425, SLG: 0.617										4	2	2	0	1	1	3				
Mike Greenwell, L (1, 9) OBP: 0.384, SLG: 0.589 (3, 7)										5	0	2	2	0	0	2				
John Marzano, R (1, 2) OBP: 0.276, SLG: 0.400										5	1	2	1	0	0	4				
Spike Owen, S (1, 6) OBP: 0.334, SLG: 0.352										3	1	0	0	1	0	2				
Inning Stats	R: 3 E: 1 K: 2 S: 10	H: 3 LOB: 2 BB: 1 P: 15	R: 1 E: 0 K: 1 S: 5	H: 0 LOB: 2 BB: 2 P: 14	R: 3 E: 0 K: 0 S: 7	H: 4 LOB: 1 BB: 0 P: 7	R: 0 E: 0 K: 1 S: 6	H: 1 LOB: 2 BB: 1 P: 10	R: 0 E: 0 K: 0 S: 4	H: 1 LOB: 1 BB: 1 P: 8	R: 1 E: 0 K: 0 S: 5	H: 2 LOB: 1 BB: 0 P: 5	R: 0 E: 0 K: 0 S: 3	H: 0 LOB: 2 BB: 2 P: 11	R: 0 E: 0 K: 0 S: 3	H: 0 LOB: 0 BB: 0 P: 3	1B: 4 2B: 5 3B: 1 HR: 1	SF: 1 SAC: 1 DP: 0 HBP: 2	WP: 0 PB: 1 SB: 1 CS: 0	PA: 44
PITCHER	IP WLS BF H R ER SO BB IBB HBP BLK WP HR S P ERA WHIP																			
Mark Gubicza, R (1, 1) ERA: 4.21	2.2 L 20 7 7 7 3 2 2 0 0 0 0 0 21 21 23.62 3.375																			
Bob Stoddard, R (3, 1) ERA: 4.33	3.1 16 4 1 1 1 2 0 0 0 0 0 0 16 24 2.70 1.800																			
Dan Quisenberry, R (7, 1) ERA: 2.01	2.0 8 0 0 0 0 2 0 0 0 0 0 0 6 14 0.00 1.000																			

AB	34
R	3
H	10
RBI	3
BB	4
SO	10
LOB	17



Batter	1	2	3	4	5	6	7	8	9	AB	R	H	RBI	BB	SO	LOB	TOP										
Willie Wilson, S (1, 8) OBP: 0.307, SLG: 0.383	0-0 WP 1B	0-0 4-3 2B		0-0 F7	0-3 K		0-0 4-3		0-3 K	6	1	2	1	0	2	1											
Kevin Seitzer, R (1, 5) OBP: 0.402, SLG: 0.485	4-0 1B	0-0 4-3		0-0 1B	0-0 1B		0-0 HR			4	2	3	2	1	0	1											
George Brett, L (1, 3) OBP: 0.401, SLG: 0.483	0-0 FC6-4 1B	0-0 FC6-4 BB		0-0 1B	0-0 L6		0-0 F8			4	1	2	1	1	0	1											
Danny Tartabull, R (1, 9) OBP: 0.368, SLG: 0.455	0-0 L6	0-0 FC6-4		0-0 E 2B	0-0 L4		0-0 L7			5	1	1	1	0	0	4											
Lonnie Smith, R (1, 7) OBP: 0.319, SLG: 0.373	0-3 K		0-0 L4	0-0 F9	0-0 1B		0-0 F9			5	0	1	0	0	1	4											
Frank White, R (1, 4) OBP: 0.307, SLG: 0.371	0-0 FC6-4		0-0 6-3	0-0 E2 2B	0-0 1B		0-0 4-3			5	1	2	0	0	0	2											
Steve Balboni, R (1, 10) OBP: 0.293, SLG: 0.429		0-0 1B	0-0 PB	0-0 2B	0-0 F9		0-0 F9		0-0 F9	5	1	3	2	0	0	2											
Jamie Quirk, L (1, 2) OBP: 0.307, SLG: 0.335		0-0 2B	4-0 4-3	0-0 4-3	0-3 K		0-0 4-3			4	1	1	0	1	1	3											
Ross Jones, R (1, 6) OBP: 0.313, SLG: 0.296		0-1 F8	0-3 K		0-0 5-3		0-0 1B			5	0	2	0	0	1	4											
Inning Stats	R: 1 E: 0 K: 1 S: 7	H: 2 LOB: 2 BB: 1 P: 11	R: 2 E: 0 K: 0 S: 7	H: 3 LOB: 2 BB: 1 P: 11	R: 0 E: 0 K: 1 S: 6	H: 1 LOB: 2 BB: 1 P: 10	R: 4 E: 1 K: 0 S: 8	H: 5 LOB: 1 BB: 0 P: 8	R: 0 E: 0 K: 1 S: 6	H: 2 LOB: 2 BB: 0 P: 7	R: 1 E: 0 K: 0 S: 4	H: 2 LOB: 0 BB: 0 P: 4	R: 0 E: 0 K: 0 S: 3	H: 0 LOB: 0 BB: 0 P: 3	R: 0 E: 0 K: 1 S: 6	H: 1 LOB: 1 BB: 0 P: 6	1B: 14 2B: 2 3B: 0 HR: 1	SF: 0 SAC: 0 DP: 0 HBP: 0	WP: 1 PB: 1 CS: 0	PA: 46							
PITCHER	IP	WLS	BF	H	R	ER	SO	BB	IBB	HBP	BLK	WP	HR	S	P	ERA	WHIP										
Bob Woodward, R (1, 1) ERA: 8.53	1.1		10	5	3	3	1	1	0	0	0	1	0	12	16	20.25	4.500										
Steve Crawford, R (2, 1) ERA: 5.91	2.1	L	15	6	4	1	1	2	0	0	0	0	0	15	23	3.86	3.429										
Tom Bolton, L (4, 1) ERA: 3.5	5.1		21	6	1	1	3	0	0	0	0	0	1	27	27	1.69	1.125										

Kansas City Royals @ Boston Red Sox
Fenway Park, Boston, MA
Sun Aug 09 1987, 3:33 AM EDT
Att: 34,009 - Unknown

AB 43
R 8
H 17
RBI 7
BB 3
SO 5
LOB 22



Batter	1	2	3	4	5	6	7	8	9	AB	R	H	RBI	BB	SO	LOB	BOTTOM										
Ellis Burks, R (1, 8) OBP: 0.322, SLG: 0.488	4-0 4-3 S BB		0-0 1B	0-0 F8		0-3 K			0-0 B1-3	4	1	1	1	1	1	3											
Marty Barrett, R (1, 4) OBP: 0.337, SLG: 0.318	0-0 L8		4-0 HBP	0-0 5-3		0-0 F9				3	0	0	0	1	0	3											
Todd Benzinger, S (1, 7) OBP: 0.352, SLG: 0.346	0-0 4-3		0-0 G5-3 HBP	0-0 4-3		0-0 G3				4	0	1	1	0	0	1											
Dwight Evans, R (1, 3) OBP: 0.421, SLG: 0.610	0-0 6-3		0-0 F2	0-3 K		0-0 5-3				4	0	0	0	0	1	4											
Don Baylor, R (1, 10) OBP: 0.349, SLG: 0.403		0-0 5-3	1-0 HBP	0-0 HBP	1-0 HBP		0-3 K			2	0	0	1	0	1	0											
Dave Henderson, R (1, 9) OBP: 0.308, SLG: 0.423		0-0 L8	0-0 G5-3	0-0 F6		0-0 G4-6-3 1B				4	0	1	0	0	0	4											
Ed Romero, R (1, 5) OBP: 0.350, SLG: 0.311		0-0 L4		0-0 1B		0-0 L8		0-0 G4-6-3		4	0	1	0	0	0	1											
Spike Owen, S (1, 6) OBP: 0.337, SLG: 0.354			0-0 HBP	0-0 1B	0-0 G3		0-3 K			4	1	2	0	0	1	0											
John Marzano, R (1, 2) OBP: 0.313, SLG: 0.444			1-0 BB	0-0 F6		0-0 2B				2	1	1	0	0	0	2											
Sam Horn, L (0, PH) OBP: 0.404, SLG: 0.762			1-2 HBP						0-0 F9	1	0	0	0	0	0	0											
Inning Stats	R: 0 E: 0 K: 0 S: 3	H: 0 LOB: 1 BB: 1 P: 7	R: 0 E: 0 K: 0 S: 3	H: 0 LOB: 0 BB: 0 P: 3	R: 3 E: 0 K: 0 S: 5	H: 3 LOB: 2 BB: 1 P: 11	R: 0 E: 0 K: 0 S: 5	H: 2 LOB: 2 BB: 0 P: 5	R: 0 E: 0 K: 1 S: 5	H: 0 LOB: 1 BB: 0 P: 6	R: 0 E: 0 K: 1 S: 6	H: 1 LOB: 1 BB: 0 P: 6	R: 0 E: 0 K: 0 S: 3	H: 0 LOB: 0 BB: 0 P: 3	R: 0 E: 0 K: 1 S: 5	H: 1 LOB: 0 BB: 0 P: 5	R: 0 E: 0 K: 1 S: 5	H: 0 LOB: 0 BB: 0 P: 5	1B: 6 2B: 1 3B: 0 HR: 0	SF: 0 SAC: 0 DP: 2 HBP: 3	WP: 0 PB: 0 CS: 0	PA: 37					
PITCHER	IP	WLS	BF	H	R	ER	SO	BB	IBB	HBP	BLK	WP	HR	S	P	ERA	WHIP										
Bud Black, L (1, 1) ERA: 3.35	2.1		14	3	3	3	0	2	0	2	0	0	0	10	20	11.57	2.143										
John Davis, R (3, 1) ERA: 1.54	6.2	W	23	4	0	0	4	0	0	1	0	0	0	30	31	0.00	0.600										

Kansas City Royals @ Boston Red Sox
Fenway Park, Boston, MA
Sun Aug 09 1987, 3:33 AM EDT
Att: 34,009 - Unknown

AB 32
R 3
H 7
RBI 3
BB 2
SO 4
LOB 18



Batter	1	2	3	4	5	6	7	8	9	AB	R	H	RBI	BB	SO	LOB	TOP			
Roberto Kelly, R OBP: 0.400, SLG: 0.600 (1, 8)	0-0 4-3 2B		0-0 6-3		0-0 SF8		0-0 F4		0-0 1-H 2B	4	0	2	1	0	0	1				
Henry Cotto, R OBP: 0.285, SLG: 0.443 (1, 7)	0-0 6-3		0-3 K		0-0 5-3		0-0 F7			4	0	0	0	0	1	2				
Don Mattingly, L OBP: 0.388, SLG: 0.562 (1, 3)	0-0 4-3 2-3		0-0 4-3				0-0 1-3 1B		0-0 F7	4	0	1	0	0	0	1				
Dave Winfield, R OBP: 0.372, SLG: 0.487 (1, 9)	0-0 6-3			0-0 P1		0-0 F6		0-0 F9 2B	4	0	1	0	0	0	2					
Gary Ward, R OBP: 0.289, SLG: 0.387 (1, 10)		0-0 4-3 BLK 1B		0-0 5-3		0-0 1-3		0-0 F9	4	0	1	0	0	0	2					
Rick Cerone, R OBP: 0.330, SLG: 0.342 (1, 2)		0-3 K 1-2		0-0 1B		4-0 BB		0-0 F9	3	0	1	0	1	1	2					
Mike Pagliarulo, L OBP: 0.325, SLG: 0.496 (1, 5)		0-0 4-3 2-3		0-3 K		0-3 K			0-0 5-3	4	0	0	0	0	2	4				
Juan Bonilla, R OBP: 0.326, SLG: 0.405 (1, 4)		4-0 BB			0-0 SH1-4 SF8 2B		0-0 5-3		4-0 2B BB	2	1	1	0	2	0	0				
Wayne Tolleson, S OBP: 0.310, SLG: 0.245 (9, FR)					0-0 SH1-4					0	0	0	0	0	0	0				
Bobby Meacham, S OBP: 0.333, SLG: 0.362 (1, 6)		0-3 K			0-0 2-3		0-0 2B		0-3 K	3	0	1	0	0	2	3				
Inning Stats	R: 0 E: 0 K: 0 S: 4	H: 1 LOB: 1 BB: 0 P: 4	R: 0 E: 0 K: 2 S: 8	H: 1 LOB: 2 BB: 1 P: 12	R: 0 E: 0 K: 1 S: 5	H: 0 LOB: 0 BB: 0 P: 5	R: 0 E: 0 K: 1 S: 6	H: 1 LOB: 1 BB: 0 P: 6	R: 1 E: 0 K: 0 S: 4	H: 1 LOB: 2 BB: 0 P: 4	R: 0 E: 0 K: 1 S: 6	H: 1 LOB: 2 BB: 1 P: 10	R: 0 E: 0 K: 0 S: 4	H: 1 LOB: 1 BB: 0 P: 4	R: 0 E: 0 K: 1 S: 5	H: 1 LOB: 3 BB: 1 P: 9	1B: 3 2B: 5 3B: 0 HR: 0	SF: 1 SAC: 1 DP: 0 HBP: 0	WP: 0 PB: 0 CS: 0	PA: 37
PITCHER Charlie Leibrandt, L ERA: 2.61 (1, 1)	IP: 9.0 WLS: W BF: 37 H: 8 R: 1 ER: 1 SO: 6 BB: 3 IBB: 0 HBP: 0 BLK: 1 WP: 0 HR: 0 S: 46 P: 58 ERA: 1.00 WHIP: 1.222															PITCHER				

New York Yankees @ Kansas City Royals
 Royals Stadium, Kansas City, MO
 Wed Aug 12 1987, 8:05 PM EDT
 Att: 34,395 - Unknown

AB	32
R	1
H	8
RBI	1
BB	3
SO	6
LOB	17



Batter	1	2	3	4	5	6	7	8	9	AB	R	H	RBI	BB	SO	LOB	BOTTOM			
Willie Wilson, S OBP: 0.309, SLG: 0.380 (1, 8)	0-0 4-3	0-0 6-3			0-0 F7		0-0 G3			4	0	0	0	0	0	2				
Kevin Seitzer, R OBP: 0.402, SLG: 0.489 (1, 5)	0-0 F9		0-0 G4-6-3 1B		0-0 1B 1-2		0-0 1B			4	0	3	0	0	0	0				
George Brett, L OBP: 0.414, SLG: 0.524 (1, 3)	4-0 BB BB BB		0-0 G4-6-3 1-2		0-0 1-3 2-H 1B		0-3 K			3	0	1	1	1	1	2				
Danny Tartabull, R OBP: 0.366, SLG: 0.464 (1, 9)	0-0 1-2 BB 1B		0-0 F8		0-0 F8		0-3 K			4	0	1	0	0	1	3				
Lonnie Smith, R OBP: 0.341, SLG: 0.368 (1, 7)	4-0 1-2 2-3 BB			0-0 F8		0-3 K		0-0 5-3	3	0	0	0	1	1	0					
Frank White, R OBP: 0.309, SLG: 0.375 (1, 4)	0-0 F4			0-3 K		0-0 2B 1B		0-3 K	4	0	1	0	0	2	3					
Steve Balboni, R OBP: 0.294, SLG: 0.430 (1, 10)			0-0 E6 G6-4-3 1B		0-3 K		0-0 F9		0-0 HR	4	1	1	1	0	1	1				
Jamie Quirk, L OBP: 0.315, SLG: 0.352 (1, 2)			0-0 G6-4-3 1-2 1B		0-0 4-3		0-0 1-3 2B		0-0 WP 2B	4	0	3	0	0	0	0				
Ross Jones, R OBP: 0.295, SLG: 0.282 (1, 6)			0-0 G6-4-3 1-2 2-3 1B		0-0 1B 1B		0-3 K		0-0 5-3	4	1	1	0	0	1	5				
Inning Stats	R: 0 E: 0 K: 0 S: 4	H: 1 LOB: 3 BB: 2 P: 12	R: 0 E: 1 K: 0 S: 4	H: 1 LOB: 1 BB: 0 P: 4	R: 0 E: 0 K: 2 S: 3	H: 1 LOB: 0 BB: 0 P: 3	R: 0 E: 0 K: 2 S: 7	H: 0 LOB: 0 BB: 0 P: 7	R: 1 E: 0 K: 0 S: 6	H: 3 LOB: 2 BB: 0 P: 6	R: 0 E: 0 K: 2 S: 9	H: 2 LOB: 2 BB: 0 P: 9	R: 0 E: 0 K: 2 S: 8	H: 1 LOB: 1 BB: 0 P: 8	R: 1 E: 0 K: 1 S: 7	H: 2 LOB: 1 BB: 0 P: 7	1B: 8 2B: 2 3B: 0 HR: 1	SF: 0 SAC: 0 DP: 2 HBP: 0	WP: 1 PB: 0 CS: 0	PA: 36
PITCHER Rick Rhoden, R ERA: 3.77 (1, 1)	IP: 8.0 WLS: L BF: 36 H: 11 R: 2 ER: 2 SO: 7 BB: 2 IBB: 0 HBP: 0 BLK: 0 WP: 1 HR: 1 S: 48 P: 56 ERA: 2.25 WHIP: 1.625															PITCHER				

New York Yankees @ Kansas City Royals
 Royals Stadium, Kansas City, MO
 Wed Aug 12 1987, 8:05 PM EDT
 Att: 34,395 - Unknown

AB	34
R	2
H	11
RBI	2
BB	2
SO	7
LOB	16



Batter	1	2	3	4	5	6	7	8	9	AB	R	H	RBI	BB	SO	LOB	TOP								
Lou Whitaker, L (1,4) OBP: 0.344, SLG: 0.426	0-0 4-3		0-3 K			0-0 1B 2B	0-0 F7	0-3 K		5	1	1	0	0	2	2									
Bill Madlock, R (1,3) OBP: 0.383, SLG: 0.478 Dave Bergman, L (8,3) OBP: 0.307, SLG: 0.479	4-0 BB		0-0 F5			0-0 1B HBP		0-0 HR 1B	0-0 F5	2	2	1	0	1	0	0									
Kirk Gibson, L (1,8) OBP: 0.371, SLG: 0.494	0-3 K			0-3 K		0-0 1B 1-2 2-H		0-3 K	4-0 FC6-4 BB	4	1	1	1	1	3	2									
Alan Trammell, R (1,6) OBP: 0.379, SLG: 0.523	0-0 4-3			0-0 6-3		0-3 K		0-0 HR	0-0 FC6-4 BB	5	1	1	2	0	1	4									
Larry Herndon, R (1,10) OBP: 0.377, SLG: 0.509		0-0 FC4-6 1B		0-0 1-3		0-0 1-3 2-H		0-0 3B 1B	4-0 BB	4	1	3	1	1	0	0									
Jim Morrison, R (1,5) OBP: 0.306, SLG: 0.407		0-0 FC4-6 1-2			0-0 E7 4-3 1B	0-0 SF7		0-0 3B SF7	0-0 F9	4	2	2	2	0	0	3									
Tim Tolman, R (1,7) OBP: 0.368, SLG: 0.167		0-0 P1			0-0 4-3 2-3	0-0 FC5-4 1-2		0-0 SF7		3	0	0	1	0	0	3									
Matt Nokes, L (1,2) OBP: 0.346, SLG: 0.547		0-3 K			0-0 4-3 3-H			0-0 F8 4-0 BB	0-0 BB	3	0	0	1	1	1	1									
Mike Heath, R (1,9) OBP: 0.342, SLG: 0.458			0-0 6-3		0-0 6-3			0-0 F4 1-2 BB		3	0	0	0	1	0	0									
Inning Stats	R: 0 E: 0 K: 1 S: 5	H: 0 LOB: 1 BB: 1 P: 9	R: 0 E: 0 K: 1 S: 6	H: 1 LOB: 1 BB: 0 P: 6	R: 0 E: 0 K: 1 S: 5	H: 0 LOB: 0 BB: 0 P: 5	R: 0 E: 0 K: 1 S: 5	H: 0 LOB: 0 BB: 0 P: 5	R: 1 E: 1 K: 0 S: 4	H: 1 LOB: 0 BB: 0 P: 4	R: 3 E: 0 K: 1 S: 8	H: 3 LOB: 1 BB: 0 P: 9	R: 0 E: 0 K: 0 S: 3	H: 0 LOB: 0 BB: 0 P: 3	R: 4 E: 0 K: 2 S: 11	H: 4 LOB: 2 BB: 2 P: 19	R: 0 E: 0 K: 0 S: 3	H: 0 LOB: 2 BB: 2 P: 11	1B: 6 2B: 1 3B: 1 HR: 1	SF: 2 SAC: 0 DP: 0 HBP: 1	WP: 0 PB: 0 SB: 0 CS: 0	PA: 42			
PITCHER	IP	WLS	BF	H	R	ER	SO	BB	IBB	HBP	BLK	WP	HR	S	P	ERA	WHIP								
Danny Jackson, L (1,1) ERA: 4.02	7.1	L	32	8	7	6	6	1	0	1	0	0	1	42	47	7.36	1.227								
Steve Farr, R (8,1) ERA: 4.58	0.2		5	1	1	1	1	2	0	0	0	0	0	5	13	13.50	4.500								
Bob Stoddard, R (9,1) ERA: 4.18	1.0		5	0	0	0	0	2	0	0	0	0	0	3	11	0.00	2.000								

Detroit Tigers @ Kansas City Royals
Royals Stadium, Kansas City, MO
Sat Aug 15 1987, 8:05 PM EDT
Att: 40,425 - Unknown

AB 34
R 8
H 9
RBI 8
BB 5
SO 7
LOB 15



Batter	1	2	3	4	5	6	7	8	9	AB	R	H	RBI	BB	SO	LOB	BOTTOM								
Willie Wilson, S (1,8) OBP: 0.312, SLG: 0.382	0-0 CS 1B			0-0 1-3		4-0 1B BB	0-0 4-3			3	1	1	0	1	0	0									
Kevin Seitzer, R (1,5) OBP: 0.403, SLG: 0.486	0-0 F8 1-2			0-0 6-3		0-0 1B 1-2 WP		0-0 P3		4	1	1	0	0	0	1									
George Brett, L (1,10) OBP: 0.412, SLG: 0.521	0-0 F8			4-0 BB		0-0 1B 1-3 2-H		0-0 3-1		3	1	1	1	1	0	0									
Danny Tartabull, R (1,9) OBP: 0.365, SLG: 0.466		0-3 K		0-0 F8		0-0 1-3 3-H		0-3 K		4	0	0	0	0	2	2									
Lonnie Smith, R (1,7) OBP: 0.327, SLG: 0.398		0-0 F3			0-0 HR	0-0 5-3		0-0 1B 1B		4	1	2	1	0	0	1									
Frank White, R (1,4) OBP: 0.310, SLG: 0.376		0-0 5-3			0-0 5-3	0-0 2B		0-0 FC5-4 1B		4	0	2	1	0	0	0									
Steve Balboni, R (1,3) OBP: 0.293, SLG: 0.434			0-0 5-3		0-0 FC6-4 1B	0-0 F9		0-0 FC5-4 1-2		4	0	1	0	0	0	3									
Jamie Quirk, L (1,2) OBP: 0.308, SLG: 0.342			0-0 G5-4-3 1B		0-0 F8		0-0 F8		0-3 K	4	0	1	0	0	1	3									
Ross Jones, R (1,6) OBP: 0.264, SLG: 0.250 Thad Bosley, L (9,PH) OBP: 0.300, SLG: 0.359			0-0 G5-4-3		0-0 FC6-4		0-3 K		0-3 K	3	0	0	0	0	1	2									
Inning Stats	R: 0 E: 0 K: 0 S: 3	H: 1 LOB: 0 BB: 0 P: 3	R: 0 E: 0 K: 1 S: 5	H: 0 LOB: 0 BB: 0 P: 5	R: 0 E: 0 K: 0 S: 3	H: 0 LOB: 1 BB: 1 P: 7	R: 1 E: 0 K: 0 S: 5	H: 2 LOB: 1 BB: 0 P: 5	R: 3 E: 0 K: 0 S: 6	H: 3 LOB: 1 BB: 1 P: 10	R: 0 E: 0 K: 1 S: 5	H: 0 LOB: 0 BB: 0 P: 5	R: 0 E: 0 K: 1 S: 5	H: 0 LOB: 0 BB: 0 P: 5	R: 0 E: 0 K: 2 S: 9	H: 2 LOB: 2 BB: 0 P: 9	1B: 7 2B: 1 3B: 0 HR: 1	SF: 0 SAC: 0 DP: 1 HBP: 0	WP: 1 PB: 0 SB: 0 CS: 1	PA: 36					
PITCHER	IP	WLS	BF	H	R	ER	SO	BB	IBB	HBP	BLK	WP	HR	S	P	ERA	WHIP								
Doyle Alexander, R (1,1) ERA: 4.22	6.0		25	7	4	4	1	2	0	0	0	0	1	25	33	6.00	1.500								
Eric King, R (7,1) ERA: 4.35	2.0	W	8	2	0	0	2	0	0	0	0	0	0	12	12	0.00	1.000								
Mike Henneman, R (9,1) ERA: 2.15	1.0	S	3	0	0	0	2	0	0	0	0	0	0	7	7	0.00	0.000								

Detroit Tigers @ Kansas City Royals
Royals Stadium, Kansas City, MO
Sat Aug 15 1987, 8:05 PM EDT
Att: 40,425 - Unknown

AB 34
R 4
H 9
RBI 3
BB 2
SO 5
LOB 14



Batter	1	2	3	4	5	6	7	8	9	AB	R	H	RBI	BB	SO	LOB	TOP			
Lou Whitaker, L (1, 4) OBP: 0.347, SLG: 0.435	K		1B 2B		K		SH 2B	L6-4 2B		5	2	3	1	0	2	0	Detroit Tigers @ Kansas City Royals Royals Stadium, Kansas City, MO Sun Aug 16 1987, 4:33 AM EDT Att: 33,006 - Unknown			
Bill Madlock, R (1, 10) OBP: 0.395, SLG: 0.478	F3		2H 1B		1B		SH 2B BB	K		4	1	2	1	0	1	1				
Kirk Gibson, L (1, 8) OBP: 0.366, SLG: 0.487	K		K		K		K	L6-4		5	0	0	0	0	4	5				
Alan Trammell, R (1, 6) OBP: 0.381, SLG: 0.531		4-3 3B	F7		1-2 1B		BB FC6-4 2B	F4		5	2	3	1	0	0	1				
Matt Nokes, L (1, 2) OBP: 0.345, SLG: 0.548 Tim Tolman, R (7, PH) OBP: 0.429, SLG: 0.167 (7, 9)	4-3				F8		FC6-4 BB PB	1B 1B		3	0	1	1	0	0	2				
Darrell Evans, L (1, 3) OBP: 0.373, SLG: 0.506	F5				F8		FC6-4 BB	WP 1B		4	0	1	1	1	0	1				
Jim Morrison, R (1, 5) OBP: 0.308, SLG: 0.414	5-3				2-3 HR		FC6-4 PB 1B	WP 1B		5	2	2	3	0	1	2				
Dave Bergman, L (1, 7) OBP: 0.413, SLG: 0.500			F4		1B		FC6-4 1B	4-3		5	0	3	1	0	0	2				
Mike Heath, R (1, 9) OBP: 0.339, SLG: 0.450			2B BB		F9		4-3 FC6-4	K		4	1	0	0	1	1	5				
Inning Stats	R: 0 E: 0 K: 2 S: 7	H: 0 LOB: 0 BB: 0 P: 7	R: 1 E: 0 K: 0 S: 4	H: 1 LOB: 0 BB: 0 P: 4	R: 2 E: 0 K: 1 S: 7	H: 2 LOB: 1 BB: 1 P: 11	R: 1 E: 0 K: 0 S: 5	H: 3 LOB: 1 BB: 0 P: 5	R: 0 E: 0 K: 2 S: 9	H: 2 LOB: 2 BB: 0 P: 9	R: 5 E: 1 K: 1 S: 9	H: 3 LOB: 1 BB: 2 P: 17	R: 0 E: 0 K: 1 S: 5	H: 1 LOB: 0 BB: 1 P: 5	R: 1 E: 0 K: 1 S: 7	H: 2 LOB: 2 BB: 1 P: 11		1B: 7 2B: 6 3B: 2 HR: 1	SF: 0 SAC: 1 DP: 1 HBP: 0	WP: 1 PB: 1 SB: 0 CS: 1
PITCHER	IP WLS BF H R ER SO	IP WLS BF H R ER SO	IP WLS BF H R ER SO	IP WLS BF H R ER SO	IP WLS BF H R ER SO	IP WLS BF H R ER SO	IP WLS BF H R ER SO	IP WLS BF H R ER SO	IP WLS BF H R ER SO	IP WLS BF H R ER SO	IP WLS BF H R ER SO	IP WLS BF H R ER SO	IP WLS BF H R ER SO	IP WLS BF H R ER SO	IP WLS BF H R ER SO	IP WLS BF H R ER SO	ERA WHIP	ERA WHIP		
Bret Saberhagen, R (1, 1) ERA: 3.24	6.0	27	9	4	4	6	1	0	0	0	0	0	0	1	38	42	6.00	1.667		
Jerry Don Gleaton, L (7, 1) ERA: 4.35	0.1	L	6	2	5	1	1	1	0	0	0	0	0	0	6	14	27.00	9.000		
John Davis, R (7, 1) ERA: 1.13	0.2		3	1	0	0	0	0	0	0	0	0	0	3	3	0.00	1.500			
Steve Farr, R (8, 1) ERA: 4.58	2.0		9	3	1	1	2	1	0	0	0	1	0	12	16	4.50	2.000			

Batter	1	2	3	4	5	6	7	8	9	AB	R	H	RBI	BB	SO	LOB	BOTTOM					
Willie Wilson, S (1, 8) OBP: 0.310, SLG: 0.383	5-3		1-3 2B		F4		3-1	K		5	0	1	0	0	1	1	Detroit Tigers @ Kansas City Royals Royals Stadium, Kansas City, MO Sun Aug 16 1987, 4:33 AM EDT Att: 33,006 - Unknown					
Lonnie Smith, R (1, 7) OBP: 0.320, SLG: 0.387	5-3		L4		1B		K	4-3		5	0	1	0	0	1	3						
Kevin Seitzer, R (1, 5) OBP: 0.405, SLG: 0.491	G3				1B 1B		BB BB 1B	SF8 3B		5	2	3	0	0	0	1						
George Brett, L (1, 10) OBP: 0.412, SLG: 0.531		K			F6		HR	SF8		3	1	1	2	1	1	1						
Danny Tartabull, R (1, 9) OBP: 0.366, SLG: 0.465 Thad Bosley, L (9, 9) OBP: 0.297, SLG: 0.356	K				1B 1B		P3	F4		3	1	1	0	1	1	0						
Steve Balboni, R (1, 3) OBP: 0.295, SLG: 0.443	L5				1-2 2H 1B		1-2 2-3 BB	K		5	1	2	2	0	1	3						
Bill Pecota, R (1, 4) OBP: 0.444, SLG: 0.548			2B		1B		P3	E4 2B		4	1	2	1	0	0	0						
Ross Jones, R (1, 6) OBP: 0.263, SLG: 0.250			F9		G6-4-3		F9	F9		4	0	1	0	0	0	4						
Larry Owen, R (1, 2) OBP: 0.255, SLG: 0.303 Jamie Quirk, L (6, PH) OBP: 0.310, SLG: 0.349 (7, 2)	P3				K		K	1-2 2B		2	0	0	0	0	1	1						
Inning Stats	R: 0 E: 0 K: 0 S: 3	H: 0 LOB: 0 BB: 0 P: 3	R: 0 E: 0 K: 2 S: 7	H: 0 LOB: 0 BB: 0 P: 7	R: 0 E: 0 K: 0 S: 5	H: 2 LOB: 2 BB: 0 P: 5	R: 2 E: 0 K: 0 S: 6	H: 4 LOB: 1 BB: 0 P: 6	R: 0 E: 0 K: 1 S: 6	H: 1 LOB: 1 BB: 0 P: 6	R: 2 E: 0 K: 1 S: 8	H: 3 LOB: 1 BB: 0 P: 8	R: 0 E: 0 K: 1 S: 6	H: 1 LOB: 3 BB: 2 P: 14	R: 1 E: 1 K: 1 S: 7	H: 1 LOB: 1 BB: 0 P: 7		R: 1 E: 0 K: 1 S: 6	H: 1 LOB: 0 BB: 0 P: 6	1B: 8 2B: 2 3B: 1 HR: 2	SF: 1 SAC: 0 DP: 1 HBP: 0	WP: 0 PB: 0 SB: 0 CS: 0
PITCHER	IP WLS BF H R ER SO	IP WLS BF H R ER SO	IP WLS BF H R ER SO	IP WLS BF H R ER SO	IP WLS BF H R ER SO	IP WLS BF H R ER SO	IP WLS BF H R ER SO	IP WLS BF H R ER SO	IP WLS BF H R ER SO	IP WLS BF H R ER SO	IP WLS BF H R ER SO	IP WLS BF H R ER SO	IP WLS BF H R ER SO	IP WLS BF H R ER SO	IP WLS BF H R ER SO	IP WLS BF H R ER SO	ERA WHIP	ERA WHIP				
Frank Tanana, L (1, 1) ERA: 3.83	5.2	26	10	4	4	3	0	0	0	0	0	0	0	0	8	16	0.00	3.000				
Jeff Robinson, R (6, 1) ERA: 4.96	1.0	W	6	1	0	0	2	2	0	0	0	0	0	0	8	8	0.00	0.750				
Mike Henneman, R (7, 1) ERA: 2.11	1.1		6	1	1	0	1	0	0	0	0	0	0	8	8	0.00	1.000					
Willie Hernandez, L (9, 1) ERA: 2.72	1.0		4	1	1	1	1	0	0	0	0	0	0	6	6	9.00	1.000					

Batter	1	2	3	4	5	6	7	8	9	AB	R	H	RBI	BB	SO	LOB	TOP			
Willie Wilson, S (1.8) OBP: 0.315, SLG: 0.385	0-0 3-1	0-3 K			0-0 CS 1B		1-0 HBP			3	0	1	0	0	1	2				
Lonnie Smith, R (1.7) OBP: 0.321, SLG: 0.380	4-0 1B BB		0-3 K		0-3 K		0-3 K			3	0	0	0	1	3	3				
Kevin Seitzer, R (1.5) OBP: 0.404, SLG: 0.494	0-0 1-2 1B		0-0 5-3			0-0 HR		0-3 K		4	1	2	1	0	1	0				
George Brett, L (1.3) OBP: 0.407, SLG: 0.519	0-3 K		4-0 FC6-4 BB			0-0 3-1		0-0 L9		3	0	0	0	1	1	2				
Danny Tartabull, R (1.10) OBP: 0.367, SLG: 0.475	0-3 K		0-0 FC6-4 1-2			0-3 K		4-0 PO BB		3	0	0	0	1	2	3				
Frank White, R (1.4) OBP: 0.317, SLG: 0.386		0-0 E6 2B		0-0 5-3		0-3 K		0-0 PO	0-0 F8	4	0	1	0	0	1	0				
Bo Jackson, R (1.9) OBP: 0.312, SLG: 0.468		0-0 E6 2-3		4-0 G5-4-3 BB		0-3 K			0-3 K	3	0	0	0	1	2	1				
Jamie Quirk, L (1.2) OBP: 0.312, SLG: 0.351	0-3 K2-3		0-0 G5-4-3 1-2			0-0 PB 1B			0-3 K	4	0	1	0	0	2	2				
Ross Jones, R (1.6) OBP: 0.254, SLG: 0.228		4-0 BB			0-0 F8		0-0 F7			2	0	0	0	1	0	1				
Inning Stats	R: 0 E: 0 K: 2 S: 8	H: 1 LOB: 2 BB: 1 P: 12	R: 0 E: 1 K: 2 S: 8	H: 1 LOB: 2 BB: 1 P: 12	R: 0 E: 0 K: 1 S: 5	H: 0 LOB: 1 BB: 1 P: 9	R: 0 E: 0 K: 0 S: 2	H: 0 LOB: 0 BB: 1 P: 6	R: 0 E: 0 K: 1 S: 5	H: 1 LOB: 0 BB: 0 P: 5	R: 1 E: 0 K: 2 S: 8	H: 1 LOB: 2 BB: 0 P: 8	R: 0 E: 0 K: 2 S: 4	H: 0 LOB: 0 BB: 1 P: 8	R: 0 E: 0 K: 2 S: 7	H: 0 LOB: 0 BB: 0 P: 7	1B: 3 2B: 1 3B: 0 HR: 1	SF: 0 SAC: 0 DP: 1 HBP: 1	WP: 0 PB: 1 SB: 1 CS: 1	PA: 36
PITCHER Charlie Hough, R (1.1) ERA: 4.05	IP: 9.0 WLS: W BF: 35 H: 5 R: 1 ER: 1 SO: 13 BB: 5 IBB: 0 HBP: 1 BLK: 0 WP: 0 HR: 1 S: 55 P: 76 ERA: 1.00 WHIP: 1.111															PITCHER	IP: 9.0 WLS: W BF: 35 H: 5 R: 1 ER: 1 SO: 13 BB: 5 IBB: 0 HBP: 1 BLK: 0 WP: 0 HR: 1 S: 55 P: 76 ERA: 1.00 WHIP: 1.111			

Kansas City Royals @ Texas Rangers
Arlington Stadium, Arlington, TX
Tue Aug 18 1987, 8:05 PM EDT
Att: 23,070 - Unknown

AB 29
R 1
H 5
RBI 1
BB 5
SO 13
LOB 14



Batter	1	2	3	4	5	6	7	8	9	AB	R	H	RBI	BB	SO	LOB	BOTTOM					
Jerry Browne, S (1.4) OBP: 0.355, SLG: 0.335	0-0 4-3		0-3 K			0-0 G4-6-3 1B		0-0 6-3		4	0	1	0	0	1	1						
Tom O'Malley, L (1.5) OBP: 0.410, SLG: 0.543	0-0 5-3			4-0 FC3-6 BB		0-0 G4-6-3 1-2		0-0 5-3		3	0	0	0	1	0	1						
Ruben Sierra, S (1.9) OBP: 0.314, SLG: 0.488	0-0 3-1			0-0 FC3-6 1-2		4-0 1B BB			4-0 2B BB	2	1	0	0	2	0	1						
Pete O'Brien, L (1.3) OBP: 0.353, SLG: 0.488 (9, PR)		0-0 G3		0-0 FC3-6 WP		0-0 1-2 1B			0-0 1-H HR 2B	4	0	2	1	0	0	1						
Bob Brower, R (9, PR) OBP: 0.345, SLG: 0.469				1-2 WP		1-2 1B			1-H HR 2B	0	1	0	0	0	0	0						
Pete Incaviglia, R (1.7) OBP: 0.338, SLG: 0.501		0-3 K		4-0 1-2 BB		0-3 K			0-0 5-3	3	0	0	0	1	2	3						
Larry Parrish, R (1.10) OBP: 0.324, SLG: 0.501		0-0 6-3		0-3 K			0-3 K		0-0 2-H HR	4	1	1	2	0	2	2						
Oddibe McDowell, L (1.8) OBP: 0.341, SLG: 0.471					0-0 E S FC4-2 1B		0-3 K			3	0	1	0	0	2	0						
Geno Petralli, L (1.2) OBP: 0.395, SLG: 0.481					0-0 G3 1-3		0-3 K			3	0	0	0	0	1	1						
Curtis Wilkerson, S (1.6) OBP: 0.307, SLG: 0.439 (8, PH)					0-0 FC4-2 3-H		0-0 P6			2	0	0	0	0	0	1						
Darrell Porter, L (8, PH) OBP: 0.354, SLG: 0.406										1	0	0	0	0	1	0						
Scott Fletcher, R (9, 6) OBP: 0.366, SLG: 0.395										0	0	0	0	0	0	0						
Inning Stats	R: 0 E: 0 K: 0 S: 3	H: 0 LOB: 0 BB: 0 P: 3	R: 0 E: 0 K: 1 S: 5	H: 0 LOB: 0 BB: 0 P: 5	R: 0 E: 0 K: 1 S: 6	H: 1 LOB: 1 BB: 0 P: 6	R: 0 E: 0 K: 1 S: 5	H: 0 LOB: 2 BB: 2 P: 13	R: 0 E: 0 K: 2 S: 7	H: 0 LOB: 0 BB: 0 P: 7	R: 0 E: 0 K: 1 S: 6	H: 2 LOB: 2 BB: 1 P: 10	R: 0 E: 0 K: 2 S: 7	H: 0 LOB: 0 BB: 0 P: 7	R: 0 E: 0 K: 1 S: 5	H: 0 LOB: 0 BB: 0 P: 5	R: 3 E: 0 K: 0 S: 3	H: 2 LOB: 1 BB: 1 P: 7	1B: 3 2B: 1 3B: 0 HR: 1	SF: 0 SAC: 0 DP: 1 HBP: 0	WP: 1 PB: 0 SB: 1 CS: 0	PA: 33
PITCHER Mark Gubicza, R (1.1) ERA: 4.25	IP: 8.1 WLS: L BF: 33 H: 5 R: 3 ER: 3 SO: 9 BB: 4 IBB: 0 HBP: 0 BLK: 0 WP: 1 HR: 1 S: 47 P: 63 ERA: 3.24 WHIP: 1.080															PITCHER	IP: 8.1 WLS: L BF: 33 H: 5 R: 3 ER: 3 SO: 9 BB: 4 IBB: 0 HBP: 0 BLK: 0 WP: 1 HR: 1 S: 47 P: 63 ERA: 3.24 WHIP: 1.080					

Kansas City Royals @ Texas Rangers
Arlington Stadium, Arlington, TX
Tue Aug 18 1987, 8:05 PM EDT
Att: 23,070 - Unknown

AB 29
R 3
H 5
RBI 3
BB 4
SO 9
LOB 11



Batter	1	2	3	4	5	6	7	8	9	AB	R	H	RBI	BB	SO	LOB	TOP								
Willie Wilson, S OBP: 0.315, SLG: 0.383 (1, 8)	F8		F8 SF8					4-3	6-3	5	2	1	0	1	0	2	Kansas City Royals @ Texas Rangers Arlington Stadium, Arlington, TX Wed Aug 19 1987, 8:05 PM EDT Att: 24,588 - Unknown livebaseballscorecards.com								
Kevin Seitzer, R OBP: 0.406, SLG: 0.494 (1, 5)	HR BB		BB			4-3		BB S		2	2	1	0	3	0	0									
George Brett, L OBP: 0.410, SLG: 0.529 (1, 3)	K		F8					BB		4	2	2	2	1	1	3									
Danny Tartabull, R OBP: 0.368, SLG: 0.480 (1, 10)	HR		BB			K	F9	K		4	1	1	2	1	2	4									
Thad Bosley, L OBP: 0.308, SLG: 0.361 (1, 9)	K		SF8					FC6 BB		3	1	1	2	1	1	0									
Frank White, R OBP: 0.317, SLG: 0.393 (1, 4)		K	P6					FC6		5	2	2	1	0	1	5									
Lonnie Smith, R OBP: 0.316, SLG: 0.369 (1, 7)						F9	SF8	6-3	K	3	0	0	1	1	1	0									
Jamie Quirk, L OBP: 0.318, SLG: 0.350 (1, 2)						K	E2 1B	4-3	S HBP	3	1	1	1	1	1	0									
Ross Jones, R OBP: 0.250, SLG: 0.226 (1, 6)	G6-4-3					1-3		6-3	K	5	0	1	1	0	1	3									
Inning Stats	R: 2 E: 0 K: 2 S: 8	H: 1 LOB: 0 BB: 1 P: 12	R: 0 E: 0 K: 1 S: 4	H: 0 LOB: 1 BB: 2 P: 12	R: 1 E: 0 K: 0 S: 4	H: 1 LOB: 2 BB: 2 P: 12	R: 0 E: 0 K: 1 S: 5	H: 0 LOB: 0 BB: 0 P: 5	R: 6 E: 1 K: 1 S: 10	H: 5 LOB: 1 BB: 2 P: 18	R: 1 E: 0 K: 0 S: 4	H: 1 LOB: 0 BB: 0 P: 4	R: 1 E: 0 K: 0 S: 4	H: 1 LOB: 0 BB: 0 P: 4	R: 0 E: 0 K: 1 S: 6	H: 1 LOB: 3 BB: 2 P: 14	R: 0 E: 0 K: 2 S: 7	H: 0 LOB: 1 BB: 0 P: 8	1B: 7 2B: 0 3B: 0 HR: 3	SF: 2 SAC: 0 DP: 1 HBP: 1	WP: 0 PB: 0 SB: 5 CS: 0	PA: 46			
PITCHER	IP	WLS	BF	H	R	ER	SO	BB	IBB	HBP	BLK	WP	HR	S	P	ERA	WHIP								
Bobby Witt, R ERA: 4.45 (1, 1)	4.1	L	24	5	8	7	5	7	0	0	0	0	1	27	55	14.54	2.769								
Jeff Russell, R ERA: 4.5 (5, 1)	1.2		8	3	2	1	0	0	0	0	0	0	1	8	8	5.40	1.800								
Gary Mielke, R ERA: 5.4 (7, 1)	1.2		8	2	1	1	1	1	0	0	0	0	1	9	13	5.40	1.800								
Mitch Williams, L ERA: 3.48 (8, 1)	0.1		2	0	0	0	0	1	0	0	0	0	0	1	5	0.00	3.000								
Steve Howe, L ERA: 7.39 (9, 1)	1.0		4	0	0	0	2	0	0	1	0	0	0	7	8	0.00	0.000								

Batter	1	2	3	4	5	6	7	8	9	AB	R	H	RBI	BB	SO	LOB	BOTTOM								
Jerry Browne, S OBP: 0.356, SLG: 0.343 (1, 4)	HR							4-3	4-3	3	1	1	1	1	1	0	Kansas City Royals @ Texas Rangers Arlington Stadium, Arlington, TX Wed Aug 19 1987, 8:05 PM EDT Att: 24,588 - Unknown livebaseballscorecards.com								
Darrell Porter, L OBP: 0.361, SLG: 0.402 (8, PH) (9, 2)		CS BB								1	0	0	0	0	0	3									
Scott Fletcher, R OBP: 0.370, SLG: 0.400 (1, 6)	E7 1B	CS	HR HBP					G3 1B	G6-4-3 BB	3	2	2	0	1	0	0									
Ruben Sierra, S OBP: 0.314, SLG: 0.493 (1, 9)	4-3 HR WP		HR					G3	K	5	2	2	3	0	1	2									
Larry Parrish, R OBP: 0.322, SLG: 0.498 (1, 10)	4-3		1B					K	G6-4-3	5	0	1	0	0	2	3									
Pete O'Brien, L OBP: 0.352, SLG: 0.486 (1, 3)	K		F7					BB BB	1B	4	0	1	0	0	1	2									
Pete Incaviglia, R OBP: 0.342, SLG: 0.513 (1, 7)	HR		1B					K		4	1	3	2	0	1	1									
Mike Stanley, R OBP: 0.351, SLG: 0.440 (1, 2)	F8		F7					2B		3	0	0	0	0	0	3									
Geno Petralli, L OBP: 0.399, SLG: 0.481 (8, PH) (9, 4)	F8		F7					6-3	BB BB	0	0	0	0	1	0	0									
Steve Buechele, R OBP: 0.295, SLG: 0.399 (1, 5)								F9	F2	2	0	0	0	0	0	2									
Tom O'Malley, L OBP: 0.330, SLG: 0.514 (6, PH) (7, 5)		4-3	F8							2	0	0	0	0	0	3									
Bob Brower, R OBP: 0.342, SLG: 0.464 (1, 8)										2	0	0	0	0	1	0									
Oddibe McDowell, L OBP: 0.342, SLG: 0.470 (6, PH) (7, 8)	K							K	BB	1	0	0	0	1	1	1									
Inning Stats	R: 4 E: 1 K: 1 S: 9	H: 4 LOB: 0 BB: 0 P: 9	R: 0 E: 0 K: 1 S: 4	H: 0 LOB: 1 BB: 1 P: 8	R: 2 E: 0 K: 0 S: 6	H: 3 LOB: 2 BB: 0 P: 7	R: 0 E: 0 K: 1 S: 5	H: 0 LOB: 0 BB: 0 P: 5	R: 0 E: 0 K: 1 S: 6	H: 1 LOB: 1 BB: 0 P: 6	R: 0 E: 0 K: 1 S: 6	H: 1 LOB: 1 BB: 0 P: 6	R: 0 E: 0 K: 1 S: 6	H: 1 LOB: 3 BB: 2 P: 14	R: 0 E: 0 K: 1 S: 4	H: 0 LOB: 0 BB: 1 P: 8	1B: 5 2B: 2 3B: 0 HR: 3	SF: 0 SAC: 0 DP: 1 HBP: 1	WP: 1 PB: 0 SB: 0 CS: 1	PA: 41					
PITCHER	IP	WLS	BF	H	R	ER	SO	BB	IBB	HBP	BLK	WP	HR	S	P	ERA	WHIP								
Bud Black, L ERA: 3.9 (1, 1)	2.1		15	7	6	6	2	1	0	1	0	0	0	17	22	23.14	3.429								
Bob Stoddard, R ERA: 3.51 (3, 1)	5.1	W	21	3	0	0	5	2	0	0	0	0	0	29	37	0.00	0.938								
John Davis, R ERA: 0.96 (8, 1)	1.1	S	4	0	0	0	1	1	0	0	0	0	0	5	9	0.00	0.750								

Batter	1	2	3	4	5	6	7	8	9	AB	R	H	RBI	BB	SO	LOB	TOP	
Willie Wilson, S (1, 8) OBP: 0.315, SLG: 0.381	G3		6-3		FC3-6			G4-6-3		4	0	1	0	0	0	2	Kansas City Royals @ Milwaukee Brewers Milwaukee County Stadium, Milwaukee, WI Fri Aug 21 1987, 8:05 PM EDT Att: 37,141 - Unknown livebaseballscorecards.com	
Kevin Seitzer, R (1, 5) OBP: 0.404, SLG: 0.489	1-3		F8		FC6			G4-6-3		4	0	0	0	0	0	3		
George Brett, L (1, 3) OBP: 0.405, SLG: 0.522	E3				F7			3-1		4	0	0	0	0	0	0		
Danny Tartabull, R (1, 10) OBP: 0.369, SLG: 0.483										4	0	2	0	0	2	1		
Thad Bosley, L (1, 9) OBP: 0.306, SLG: 0.351										3	0	0	0	1	1	3		
Frank White, R (1, 4) OBP: 0.315, SLG: 0.390										4	0	0	0	0	1	2		
Lonnie Smith, R (1, 7) OBP: 0.322, SLG: 0.383										4	0	2	0	0	0	0		
Jamie Quirk, L (1, 2) OBP: 0.321, SLG: 0.355										3	0	1	0	1	0	2		
Ross Jones, R (1, 6) OBP: 0.257, SLG: 0.222 (7, PH)										1	0	0	0	1	0	0		
Steve Balboni, R (7, PH) OBP: 0.290, SLG: 0.440										1	0	0	0	0	0	2		
Bill Pecota, R (7, 6) OBP: 0.438, SLG: 0.523										0	0	0	0	0	0	0		
Inning Stats	R: 0 E: 1 K: 0 S: 5	H: 1 LOB: 2 BB: 0 P: 5	R: 0 E: 0 K: 0 S: 3	H: 0 LOB: 0 BB: 0 P: 3	R: 0 E: 0 K: 2 S: 3	H: 1 LOB: 1 BB: 0 P: 8	R: 0 E: 0 K: 0 S: 4	H: 1 LOB: 2 BB: 1 P: 8	R: 0 E: 1 K: 1 S: 5	H: 0 LOB: 0 BB: 0 P: 5	R: 0 E: 0 K: 0 S: 3	H: 1 LOB: 1 BB: 1 P: 7	R: 0 E: 0 K: 0 S: 3	H: 1 LOB: 2 BB: 1 P: 10	1B: 3 2B: 5 3B: 0 HR: 0	SF: 0 SAC: 0 DP: 3 HBP: 0	WP: 0 PB: 1 SB: 0 CS: 1	PA: 35
PITCHER	IP WLS BF H R ER SO BB IBB HBP BLK WP HR S P ERA WHIP																	
Len Barker, R (1, 1) ERA: 4.95	6.1 W 26 4 0 0 3 2 0 0 0 0 0 0 30 38 0.00 0.947																	
Chuck Cnm, R (7, 1) ERA: 3.78	2.2 S 9 2 0 0 1 1 0 0 0 0 0 0 10 14 0.00 1.125																	

Batter	1	2	3	4	5	6	7	8	9	AB	R	H	RBI	BB	SO	LOB	BOTTOM	
Paul Molitor, R (1, 10) OBP: 0.447, SLG: 0.606	4-3									3	1	1	0	1	0	1	Kansas City Royals @ Milwaukee Brewers Milwaukee County Stadium, Milwaukee, WI Fri Aug 21 1987, 8:05 PM EDT Att: 37,141 - Unknown livebaseballscorecards.com	
Robin Yount, R (1, 8) OBP: 0.379, SLG: 0.478	K									3	1	2	0	1	1	0		
Glenn Braggs, R (1, 9) OBP: 0.335, SLG: 0.420										3	0	0	0	0	0	3		
Mike Felder, S (6, PR) OBP: 0.317, SLG: 0.305 (9, 7)	F9									0	0	0	0	0	0	0		
Rob Deer, R (1, 7) OBP: 0.376, SLG: 0.508										3	0	1	2	1	0	2		
Rick Manning, L (9, 9) OBP: 0.333, SLG: 0.365										0	0	0	0	0	0	0		
Greg Brock, L (1, 3) OBP: 0.357, SLG: 0.430										4	0	0	0	0	1	3		
Dale Sveum, S (1, 6) OBP: 0.297, SLG: 0.444										3	1	1	0	0	0	2		
Bill Schroeder, R (1, 2) OBP: 0.375, SLG: 0.527										3	0	1	0	0	0	0		
Steve Kiefer, R (1, 5) OBP: 0.257, SLG: 0.394										3	0	0	1	0	0	1		
Juan Castillo, S (1, 4) OBP: 0.310, SLG: 0.343										3	0	0	0	0	1	1		
Inning Stats	R: 0 E: 0 K: 1 S: 5	H: 0 LOB: 0 BB: 0 P: 5	R: 0 E: 0 K: 0 S: 2	H: 0 LOB: 0 BB: 1 P: 6	R: 0 E: 0 K: 0 S: 3	H: 1 LOB: 1 BB: 1 P: 7	R: 1 E: 0 K: 1 S: 7	H: 2 LOB: 1 BB: 0 P: 7	R: 2 E: 1 K: 1 S: 7	H: 2 LOB: 1 BB: 1 P: 11	R: 0 E: 1 K: 0 S: 4	H: 0 LOB: 1 BB: 0 P: 4	R: 0 E: 0 K: 0 S: 4	H: 1 LOB: 2 BB: 0 P: 4	1B: 5 2B: 1 3B: 0 HR: 0	SF: 0 SAC: 1 DP: 2 HBP: 0	WP: 1 PB: 0 SB: 2 CS: 0	PA: 32
PITCHER	IP WLS BF H R ER SO BB IBB HBP BLK WP HR S P ERA WHIP																	
Danny Jackson, L (1, 1) ERA: 3.99	8.0 L 32 6 3 3 3 3 0 0 0 0 1 0 35 47 3.38 1.125																	

Batter	1	2	3	4	5	6	7	8	9	AB	R	H	RBI	BB	SO	LOB	TOP					
Willie Wilson, S OBP: 0.318, SLG: 0.383 (1, 8)										4	1	2	0	1	0	0	Kansas City Royals @ Milwaukee Brewers Milwaukee County Stadium, Milwaukee, WI Sat Aug 22 1987, 8:05 PM EDT Att: 37,740 - Unknown livebaseballscores.com					
Kevin Seitzer, R OBP: 0.406, SLG: 0.491 (1, 5)										5	1	3	0	0	1	4						
George Brett, L OBP: 0.402, SLG: 0.516 (1, 3)										5	1	1	0	0	1	3						
Danny Tartabull, R OBP: 0.369, SLG: 0.487 (1, 9)										4	1	1	2	1	1	4						
Thad Bosley, L OBP: 0.304, SLG: 0.348 Bo Jackson, R OBP: 0.311, SLG: 0.466 (8, PR) (8, 7)										4	0	1	0	0	1	2						
Frank White, R OBP: 0.314, SLG: 0.387 (1, 4)										5	1	1	1	0	0	2						
Steve Balboni, R OBP: 0.296, SLG: 0.438 (1, 10)										2	1	0	0	2	0	0						
Jamie Quirk, L OBP: 0.333, SLG: 0.379 (1, 2)										3	1	3	5	1	0	0						
Ross Jones, R OBP: 0.243, SLG: 0.209 (1, 6)									4	0	0	0	0	0	4							
Inning Stats	R: 2 E: 0 K: 2 S: 9	H: 2 LOB: 0 BB: 0 P: 9	R: 0 E: 0 K: 0 S: 4	H: 1 LOB: 1 BB: 0 P: 4	R: 0 E: 0 K: 1 S: 6	H: 1 LOB: 1 BB: 0 P: 6	R: 0 E: 0 K: 0 S: 3	H: 0 LOB: 0 BB: 0 P: 3	R: 0 E: 0 K: 0 S: 2	H: 0 LOB: 0 BB: 1 P: 6	R: 5 E: 0 K: 1 S: 9	H: 4 LOB: 0 BB: 1 P: 13	R: 0 E: 0 K: 0 S: 4	H: 2 LOB: 1 BB: 0 P: 4	R: 1 E: 0 K: 0 S: 5	H: 2 LOB: 3 BB: 2 P: 13	R: 0 E: 0 K: 1 S: 5	H: 0 LOB: 1 BB: 1 P: 9	1B: 10 2B: 0 3B: 0 HR: 2	SF: 0 SAC: 0 DP: 1 HBP: 0	WP: 0 PB: 0 SB: 3 CS: 1	PA: 42
PITCHER	IP WLS BF H R ER SO BB IBB HBP BLK WP HR S P ERA WHIP	5.2 L 7 4 2 6 4 2 0 0 0 0 1 7 39 9.53 1.588	1.1 L 7 4 2 2 0 0 0 0 0 0 1 7 7 13.50 3.000	2.0 L 10 1 0 0 1 3 0 0 0 0 0 0 9 21 0.00 2.000	PITCHER										IP WLS BF H R ER SO BB IBB HBP BLK WP HR S P ERA WHIP							

Batter	1	2	3	4	5	6	7	8	9	AB	R	H	RBI	BB	SO	LOB	BOTTOM			
Paul Molitor, R OBP: 0.449, SLG: 0.605 (1, 10)										4	1	2	1	1	0	0	Kansas City Royals @ Milwaukee Brewers Milwaukee County Stadium, Milwaukee, WI Sat Aug 22 1987, 8:05 PM EDT Att: 37,740 - Unknown livebaseballscores.com			
Robin Yount, R OBP: 0.379, SLG: 0.482 (1, 8)										4	2	1	1	1	0	1				
Glenn Braggs, R OBP: 0.335, SLG: 0.430 (1, 9)										5	2	2	2	0	1	2				
Greg Brock, L OBP: 0.361, SLG: 0.436 (1, 3)										4	0	3	2	0	0	0				
B.J. Surhoff, L OBP: 0.340, SLG: 0.421 (1, 2)										4	0	0	0	0	4					
Rob Deer, R OBP: 0.373, SLG: 0.503 Mike Felder, S OBP: 0.317, SLG: 0.305 (8, PR) (9, 7)										4	0	0	0	0	2	1				
Ernest Riles, L OBP: 0.326, SLG: 0.363 (1, 5)										3	1	2	0	0	0	0				
Dale Sveum, S OBP: 0.295, SLG: 0.439 (1, 6)										4	0	0	0	0	1	4				
Juan Castillo, S OBP: 0.309, SLG: 0.346 (1, 4)										4	1	1	1	0	0	2				
Inning Stats	R: 2 E: 0 K: 0 S: 5	H: 3 LOB: 0 BB: 0 P: 5	R: 0 E: 0 K: 1 S: 5	H: 1 LOB: 0 BB: 0 P: 5	R: 2 E: 0 K: 0 S: 5	H: 2 LOB: 1 BB: 1 P: 9	R: 0 E: 0 K: 0 S: 3	H: 0 LOB: 0 BB: 0 P: 3	R: 0 E: 0 K: 1 S: 6	H: 1 LOB: 1 BB: 0 P: 6	R: 3 E: 0 K: 0 S: 7	H: 4 LOB: 2 BB: 1 P: 11	R: 0 E: 1 K: 1 S: 6	H: 0 LOB: 2 BB: 0 P: 6	R: 0 E: 0 K: 1 S: 5	H: 0 LOB: 0 BB: 0 P: 5	1B: 5 2B: 4 3B: 0 HR: 2	SF: 0 SAC: 1 DP: 0 HBP: 0	WP: 0 PB: 0 SB: 0 CS: 1	PA: 39
PITCHER	IP WLS BF H R ER SO BB IBB HBP BLK WP HR S P ERA WHIP	6.1 L 28 10 7 7 2 1 0 0 0 0 0 1 5 0.00 3.000	0.1 W 2 0 0 0 0 1 0 0 0 0 0 0 1 0.00 3.000	2.1 W 9 1 0 0 2 0 0 0 0 0 0 13 13 0.00 0.429	PITCHER										IP WLS BF H R ER SO BB IBB HBP BLK WP HR S P ERA WHIP					

Batter	1	2	3	4	5	6	7	8	9	AB	R	H	RBI	BB	SO	LOB	TOP																	
Willie Wilson, S (1, 8) OBP: 0.314, SLG: 0.378	K 1B S G4-6-3		FC2-6 HR		4-3		K		F8	5	2	0	0	0	2	1	Kansas City Royals @ Milwaukee Brewers Milwaukee County Stadium, Milwaukee, WI Sun Aug 23 1987, 4:33 AM EDT Att: 33,887 - Unknown livebaseballscorecards.com																	
Kevin Seitzer, R (1, 5) OBP: 0.406, SLG: 0.491			K		F9		E 1B 1B			4	0	2	0	1	1																			
George Brett, L (1, 3) OBP: 0.399, SLG: 0.521	G4-6-3		HR		3-1		F8		F7	5	1	1	2	0	0	3																		
Danny Tartabull, R (1, 9) OBP: 0.370, SLG: 0.494	K		3-1				E6 1B			4	1	2	1	0	1	0																		
Jim Eisenreich, L (1, 10) OBP: 0.253, SLG: 0.463		K		K		4-3	F7			4	0	0	0	0	2	2																		
Frank White, R (1, 4) OBP: 0.313, SLG: 0.386	K			6-3		BB 1B 1B		F9		4	0	1	0	0	1	0																		
Lonnie Smith, R (1, 7) OBP: 0.336, SLG: 0.405				1B 2B		1-2 1B		K		4	1	3	0	0	1	0																		
Jamie Quirk, L (1, 2) OBP: 0.336, SLG: 0.379	K			1B		1-2 2-3 BB		4-3		3	0	1	1	1	1	1																		
Ross Jones, R (1, 6) OBP: 0.247, SLG: 0.214										3	0	1	0	0	1	3																		
Bill Pecota, R (9, PH) OBP: 0.429, SLG: 0.511			FC2-6 1B		K		F3		4-3	1	0	0	0	0	0	0																		
Inning Stats	R: 1 E: 0 K: 2 S: 8	H: 1 LOB: 0 BB: 0 P: 8	R: 0 E: 0 K: 3 S: 10	H: 1 LOB: 1 BB: 0 P: 10	R: 2 E: 0 K: 1 S: 7	H: 2 LOB: 0 BB: 0 P: 7	R: 1 E: 0 K: 1 S: 6	H: 2 LOB: 1 BB: 0 P: 6	R: 0 E: 0 K: 1 S: 5	H: 0 LOB: 0 BB: 0 P: 5	R: 1 E: 0 K: 0 S: 6	H: 3 LOB: 3 BB: 1 P: 10	R: 0 E: 1 K: 1 S: 7	H: 2 LOB: 2 BB: 0 P: 7	R: 0 E: 0 K: 1 S: 5	H: 0 LOB: 0 BB: 0 P: 5	R: 0 E: 0 K: 0 S: 3	H: 0 LOB: 1 BB: 1 P: 7	1B: 8 2B: 1 3B: 0 HR: 2	SF: 0 SAC: 0 DP: 1 HBP: 0	WP: 1 PB: 0 SB: 1 CS: 0	PA: 39												
PITCHER	IP WLS BF H R ER SO BB IBB HBP BLK WP HR S P ERA WHIP																																	
Chris Bosio, R (1, 1) ERA: 5.86	5.2		26	9	5	5	8	1	0	0	0	0	1	2	41	45	7.94	1.765																
Jay Aldrich, R (6, 1) ERA: 4.75	3.1	W	13	2	0	0	2	1	0	0	0	0	0	0	16	20	0.00	0.900																

Batter	1	2	3	4	5	6	7	8	9	AB	R	H	RBI	BB	SO	LOB	BOTTOM																	
Paul Molitor, R (1, 10) OBP: 0.448, SLG: 0.600	F8		F7		1B G5-4-3 1B	WP BB	K			4	1	1	0	1	1	2	Kansas City Royals @ Milwaukee Brewers Milwaukee County Stadium, Milwaukee, WI Sun Aug 23 1987, 4:33 AM EDT Att: 33,887 - Unknown livebaseballscorecards.com																	
Robin Yount, R (1, 8) OBP: 0.381, SLG: 0.482	F9			BB 1B 1B	G5-4-3 1B	1-2 2-3 IBB	K			4	1	2	0	1	1	0																		
Glenn Braggs, R (1, 9) OBP: 0.334, SLG: 0.435	F7			BB 1B	G5-4-3 1B	1-2 3-H	1B 3B			5	2	2	0	0	0	4																		
Rob Deer, R (1, 7) OBP: 0.375, SLG: 0.500		1-4 1B BB		1B E BB	L5		1B 2B BB	F2		2	2	0	0	3	0	1																		
Greg Brock, L (1, 3) OBP: 0.366, SLG: 0.440		1B 1B 1B		E 1-3 1B		3-1	2B 1B	2B 1B		5	2	4	3	0	0	0																		
Dale Sveum, S (1, 6) OBP: 0.296, SLG: 0.441	1-4			F8		3-1	2B FC5-2 1B	2B		5	0	2	0	0	0	4																		
Bill Schroeder, R (1, 2) OBP: 0.385, SLG: 0.539		1B		E5 1-3 1B		1B S WP 1B	FC5-2 2B	F7		5	1	4	3	0	0	2																		
Ernest Riles, L (1, 5) OBP: 0.324, SLG: 0.360			5-3		1-3 3-H 1B		WP 1B	K		4	1	1	1	0	1	3																		
Juan Castillo, S (1, 4) OBP: 0.308, SLG: 0.344			K		F9		WP BB 1B	FC5-2		4	0	1	1	0	1	3																		
Inning Stats	R: 0 E: 0 K: 0 S: 3	H: 0 LOB: 0 BB: 0 P: 3	R: 0 E: 0 K: 0 S: 3	H: 2 LOB: 2 BB: 1 P: 7	R: 0 E: 0 K: 1 S: 5	H: 0 LOB: 0 BB: 0 P: 5	R: 4 E: 1 K: 0 S: 7	H: 4 LOB: 1 BB: 1 P: 11	R: 1 E: 0 K: 0 S: 4	H: 2 LOB: 0 BB: 0 P: 4	R: 2 E: 0 K: 0 S: 6	H: 3 LOB: 3 BB: 2 P: 14	R: 2 E: 0 K: 2 S: 10	H: 3 LOB: 2 BB: 1 P: 14	R: 1 E: 0 K: 1 S: 8	H: 3 LOB: 2 BB: 0 P: 8	1B: 14 2B: 3 3B: 1 HR: 0	SF: 0 SAC: 0 DP: 2 HBP: 0	WP: 2 PB: 0 SB: 1 CS: 0	PA: 43														
PITCHER	IP WLS BF H R ER SO BB IBB HBP BLK WP HR S P ERA WHIP																																	
Charlie Leibrandt, L (1, 1) ERA: 2.9	4.0		20	8	5	4	1	2	0	0	0	0	1	0	7	11	10.80	2.400																
Bob Stoddard, R (5, 1) ERA: 3.86	1.2	L	8	3	2	2	0	1	0	0	0	0	1	0	11	19	6.75	3.000																
Steve Farr, R (6, 1) ERA: 4.62	1.1		9	3	2	1	2	1	1	0	0	0	1	0	8	8	9.00	3.000																
Dan Quisenberry, R (8, 1) ERA: 2.3	1.0		6	3	1	1	1	0	0	0	0	0	0	0	8	8	9.00	3.000																

Batter	1	2	3	4	5	6	7	8	9	AB	R	H	RBI	BB	SO	LOB	TOP			
Oddibe McDowell, L (1.8) OBP: 0.338, SLG: 0.464										4	1	1	0	1	0	2				
Scott Fletcher, R (1.6) OBP: 0.372, SLG: 0.404										5	0	3	2	0	0	2				
Ruben Sierra, S (1.9) OBP: 0.311, SLG: 0.482										4	0	0	1	0	1	5				
Pete O'Brien, L (1.3) OBP: 0.356, SLG: 0.481										4	0	1	0	1	1	1				
Darrell Porter, L (1.10) OBP: 0.371, SLG: 0.410										3	1	1	0	2	1	3				
Pete Incaviglia, R (1.7) OBP: 0.335, SLG: 0.512										4	0	0	0	0	1	4				
Geno Petralli, L (1.2) OBP: 0.388, SLG: 0.465										4	0	0	0	0	2	3				
Tom O'Malley, L (1.5) OBP: 0.385, SLG: 0.489										4	1	2	1	0	1	1				
Curtis Wilkerson, S (1.4) OBP: 0.314, SLG: 0.436										3	1	1	0	1	0	1				
Inning Stats	R: 1 E: 0 K: 0 S: 4	H: 1 LOB: 0 BB: 0 P: 4	R: 0 E: 0 K: 2 S: 8	H: 1 LOB: 1 BB: 0 P: 8	R: 1 E: 0 K: 0 S: 4	H: 1 LOB: 1 BB: 1 P: 8	R: 2 E: 0 K: 1 S: 8	H: 3 LOB: 3 BB: 2 P: 16	R: 0 E: 0 K: 0 S: 4	H: 1 LOB: 1 BB: 0 P: 4	R: 0 E: 0 K: 1 S: 5	H: 0 LOB: 1 BB: 1 P: 9	R: 0 E: 0 K: 1 S: 5	H: 0 LOB: 0 BB: 0 P: 5	R: 0 E: 0 K: 2 S: 8	H: 1 LOB: 2 BB: 1 P: 12	1B: 5 2B: 4 3B: 0 HR: 0	SF: 1 SAC: 0 DP: 0 HBP: 0	WP: 1 PB: 0 SB: 1 CS: 0	PA: 41
PITCHER Mark Gubicza, R (1.1) ERA: 4.24	IP: 9.0 WLS: L BF: 41 H: 9 R: 4 ER: 4 SO: 7 BB: 5 IBB: 0 HBP: 0 BLK: 0 WP: 1 HR: 0 S: 50 P: 70 ERA: 4.00 WHIP: 1.556															PITCHER IP: WLS: BF: H: R: ER: SO: BB: IBB: HBP: BLK: WP: HR: S: P: ERA: WHIP:				

Texas Rangers @ Kansas City Royals
 Royals Stadium, Kansas City, MO
 Mon Aug 24 1987, 8:05 PM EDT
 Att: 27,042 - Unknown

AB	35
R	4
H	9
RBI	4
BB	5
SO	7
LOB	22



Batter	1	2	3	4	5	6	7	8	9	AB	R	H	RBI	BB	SO	LOB	BOTTOM					
Willie Wilson, S (1.8) OBP: 0.311, SLG: 0.374										5	0	0	0	0	2	3						
Kevin Seitzer, R (1.5) OBP: 0.410, SLG: 0.490										3	0	1	0	2	2	0						
George Brett, L (1.3) OBP: 0.399, SLG: 0.516										3	1	0	0	2	1	5						
Danny Tartabull, R (1.9) OBP: 0.369, SLG: 0.491										3	0	0	0	1	1	2						
Lonnie Smith, R (1.7) OBP: 0.349, SLG: 0.407										2	1	1	0	2	0	0						
Frank White, R (1.4) OBP: 0.313, SLG: 0.387										4	0	1	2	0	0	4						
Steve Balboni, R (1.10) OBP: 0.292, SLG: 0.432										4	0	0	0	0	1	5						
Jamie Quirk, L (1.2) OBP: 0.336, SLG: 0.375										2	0	0	0	1	1	0						
Bo Jackson, R (9, PH) OBP: 0.310, SLG: 0.465										1	0	0	0	0	1	0						
Ross Jones, R (1.6) OBP: 0.241, SLG: 0.208										2	0	0	0	0	1	1						
Jim Eisenreich, L (7, PH) OBP: 0.281, SLG: 0.463										0	0	0	0	1	0	0						
Bill Pecota, R (8, 6) OBP: 0.440, SLG: 0.511										0	0	0	0	1	0	0						
Inning Stats	R: 0 E: 0 K: 0 S: 4	H: 1 LOB: 1 BB: 0 P: 4	R: 0 E: 0 K: 1 S: 5	H: 0 LOB: 0 BB: 0 P: 5	R: 0 E: 0 K: 0 S: 2	H: 0 LOB: 0 BB: 1 P: 6	R: 0 E: 0 K: 1 S: 5	H: 0 LOB: 3 BB: 3 P: 17	R: 0 E: 0 K: 3 S: 9	H: 0 LOB: 0 BB: 0 P: 9	R: 2 E: 0 K: 2 S: 9	H: 2 LOB: 1 BB: 1 P: 13	R: 0 E: 0 K: 0 S: 3	H: 0 LOB: 2 BB: 2 P: 11	R: 0 E: 0 K: 0 S: 3	H: 0 LOB: 1 BB: 1 P: 7	R: 0 E: 0 K: 3 S: 9	H: 0 LOB: 2 BB: 2 P: 17	1B: 2 2B: 1 3B: 0 HR: 0	SF: 0 SAC: 0 DP: 1 HBP: 0	WP: 1 PB: 0 SB: 0 CS: 0	PA: 39
PITCHER Bobby Witt, R (1.1) ERA: 4.31	IP: 7.1 WLS: W BF: 31 H: 3 R: 2 ER: 2 SO: 7 BB: 7 IBB: 0 HBP: 0 BLK: 0 WP: 0 HR: 0 S: 38 P: 66 ERA: 2.46 WHIP: 1.364															PITCHER IP: WLS: BF: H: R: ER: SO: BB: IBB: HBP: BLK: WP: HR: S: P: ERA: WHIP:						
Mitch Williams, L (8, 1) ERA: 3.22	IP: 1.2 WLS: S BF: 8 H: 0 R: 0 ER: 0 SO: 3 BB: 3 IBB: 0 HBP: 0 BLK: 0 WP: 1 HR: 0 S: 11 P: 23 ERA: 0.00 WHIP: 1.800															PITCHER IP: WLS: BF: H: R: ER: SO: BB: IBB: HBP: BLK: WP: HR: S: P: ERA: WHIP:						

Texas Rangers @ Kansas City Royals
 Royals Stadium, Kansas City, MO
 Mon Aug 24 1987, 8:05 PM EDT
 Att: 27,042 - Unknown

AB	29
R	2
H	3
RBI	2
BB	10
SO	10
LOB	20



Batter	1	2	3	4	5	6	7	8	9	AB	R	H	RBI	BB	SO	LOB	TOP										
Oddibe McDowell, L OBP: 0.332, SLG: 0.455 (1, 8)	G3		6-3		G3	F7		6-3	4-3	6	0	0	0	0	0	1											
Scott Fletcher, R OBP: 0.370, SLG: 0.401 (1, 6)	F4		G3		5-3	K				4	0	0	0	1	1	1											
Ruben Sierra, S OBP: 0.316, SLG: 0.497 (1, 9)	IHR				F4	1B		CS		5	4	4	2	0	0	0											
Pete Incaviglia, R OBP: 0.341, SLG: 0.520 (1, 10)	K				HR	HR				5	4	3	1	0	1	1											
Pete O'Brien, L OBP: 0.357, SLG: 0.480 (1, 3)					F7	FC5-4		4-3		5	1	2	2	0	1	2											
Larry Parrish, R OBP: 0.325, SLG: 0.499 (1, 5)					FC5-4	1B				4	3	2	3	1	1	2											
Tom O'Malley, L OBP: 0.385, SLG: 0.489 (9, 5)					FC5-4	1B				0	0	0	0	0	0	0											
Mike Stanley, R OBP: 0.379, SLG: 0.440 (1, 2)					F8	1B				4	2	2	1	1	0	1											
Steve Buechele, R OBP: 0.290, SLG: 0.389 (1, 4)					6-3					3	0	1	1	0	1	1											
Darrell Porter, L OBP: 0.376, SLG: 0.416 (7, PH)										1	0	1	1	0	0	0											
Curtis Wilkerson, S OBP: 0.321, SLG: 0.461 (7, 4)										1	1	1	3	0	0	0											
Bob Brower, R OBP: 0.339, SLG: 0.459 (1, 7)					6-3	F8				4	0	0	1	1	0	2											
Inning Stats	R: 1 E: 0 K: 1 S: 6	H: 1 LOB: 0 BB: 0 P: 6	R: 0 E: 0 K: 0 S: 4	H: 1 LOB: 1 BB: 0 P: 4	R: 0 E: 0 K: 0 S: 3	H: 0 LOB: 0 BB: 0 P: 3	R: 2 E: 0 K: 0 S: 7	H: 4 LOB: 2 BB: 0 P: 7	R: 4 E: 1 K: 0 S: 7	H: 3 LOB: 0 BB: 0 P: 7	R: 0 E: 0 K: 2 S: 7	H: 0 LOB: 1 BB: 1 P: 11	R: 3 E: 0 K: 1 S: 8	H: 4 LOB: 1 BB: 0 P: 8	R: 0 E: 0 K: 0 S: 2	H: 0 LOB: 0 BB: 2 P: 6	R: 5 E: 0 K: 1 S: 8	H: 3 LOB: 0 BB: 2 P: 16	1B: 10 2B: 0 3B: 2 HR: 4	SF: 0 SAC: 0 DP: 0 HBP: 0	WP: 0 PB: 0 SB: 3 CS: 1	PA: 47					
PITCHER	IP	WLS	BF	H	R	ER	SO	BB	IBB	HBP	BLK	WP	HR	S	P	ERA	WHIP										
Bud Black, L ERA: 3.88 (1, 1)	5.0		25	9	7	3	1	0	0	0	0	0	2	27	27	5.40	1.800										
Bob Stoddard, R ERA: 4.21 (6, 1)	1.1	L	7	2	2	2	2	1	0	0	0	0	0	10	14	13.50	2.250										
John Davis, R ERA: 1.33 (7, 1)	1.1		6	2	1	1	1	1	0	0	0	0	0	7	11	6.75	2.250										
Jerry Don Gleaton, L ERA: 4.4 (8, 1)	0.2		3	2	2	2	1	0	0	0	0	0	0	5	5	27.00	3.000										
Steve Farr, R ERA: 4.94 (9, 1)	0.2		5	1	3	3	0	2	0	0	0	0	0	3	11	40.50	4.500										

Texas Rangers @ Kansas City Royals
Royals Stadium, Kansas City, MO
Tue Aug 25 1987, 8:05 PM EDT
Att: 21,037 - Unknown

AB 42
R 15
H 16
RBI 15
BB 4
SO 5
LOB 11



Batter	1	2	3	4	5	6	7	8	9	AB	R	H	RBI	BB	SO	LOB	BOTTOM										
Willie Wilson, S OBP: 0.314, SLG: 0.374 (1, 8)	G3-1			FC4-6		S			FC4-6	5	2	2	0	1	0	3											
Kevin Seitzer, R OBP: 0.410, SLG: 0.487 (1, 5)	G3-1			K		1B				3	1	0	0	2	2	2											
George Brett, L OBP: 0.396, SLG: 0.510 (1, 3)	4-3					F7		3-1		5	1	1	2	0	0	3											
Danny Tartabull, R OBP: 0.374, SLG: 0.491 (1, 9)	FC4			F8		FC4-6				2	1	1	0	3	0	0											
Frank White, R OBP: 0.311, SLG: 0.392 (1, 4)	FC4			F8		FC4-6		F3		5	1	1	4	0	0	3											
Lonnie Smith, R OBP: 0.386, SLG: 0.414 (1, 7)						6-3				3	2	2	0	2	0	0											
Steve Balboni, R OBP: 0.294, SLG: 0.429 (1, 10)				K		5-3				4	0	1	0	1	1	3											
Jamie Quirk, L OBP: 0.342, SLG: 0.377 (1, 2)										4	0	2	1	1	1	1											
Ross Jones, R OBP: 0.232, SLG: 0.200 (1, 6)										3	0	0	0	0	0	3											
Bill Pecota, R OBP: 0.442, SLG: 0.511 (7, PH)										2	0	1	0	0	1	1											
Inning Stats	R: 1 E: 0 K: 0 S: 5	H: 2 LOB: 1 BB: 0 P: 5	R: 1 E: 0 K: 0 S: 4	H: 2 LOB: 3 BB: 3 P: 16	R: 0 E: 0 K: 1 S: 6	H: 1 LOB: 1 BB: 0 P: 6	R: 0 E: 0 K: 1 S: 6	H: 1 LOB: 1 BB: 0 P: 6	R: 0 E: 0 K: 0 S: 3	H: 0 LOB: 2 BB: 2 P: 11	R: 5 E: 0 K: 1 S: 7	H: 2 LOB: 0 BB: 3 P: 19	R: 0 E: 0 K: 1 S: 5	H: 0 LOB: 1 BB: 1 P: 9	R: 0 E: 0 K: 1 S: 5	H: 0 LOB: 1 BB: 1 P: 9	R: 1 E: 0 K: 0 S: 5	H: 3 LOB: 1 BB: 0 P: 5	1B: 10 2B: 0 3B: 0 HR: 1	SF: 0 SAC: 0 DP: 1 HBP: 0	WP: 1 PB: 0 SB: 5 CS: 0	PA: 46					
PITCHER	IP	WLS	BF	H	R	ER	SO	BB	IBB	HBP	BLK	WP	HR	S	P	ERA	WHIP										
Jose Guzman, R ERA: 5.08 (1, 1)	5.2		30	7	5	5	3	7	0	0	0	0	1	3	7	27.00	3.000										
Dwayne Henry, R ERA: 27.0 (6, 1)	0.2		4	1	2	2	0	1	0	0	0	0	0	1	3	27.00	3.000										
Steve Howe, L ERA: 6.57 (7, 1)	2.2	W	12	3	1	1	2	2	0	0	0	0	0	14	22	3.38	1.875										

Texas Rangers @ Kansas City Royals
Royals Stadium, Kansas City, MO
Tue Aug 25 1987, 8:05 PM EDT
Att: 21,037 - Unknown

AB 36
R 8
H 11
RBI 7
BB 10
SO 5
LOB 19



Batter	1	2	3	4	5	6	7	8	9	AB	R	H	RBI	BB	SO	LOB	TOP			
Bob Brower, R OBP: 0.337, SLG: 0.453 (1, 8)										3	0	0	0	1	0	6	Texas Rangers @ Kansas City Royals Royals Stadium, Kansas City, MO Wed Aug 26 1987, 8:05 PM EDT Att: 22,398 - Unknown			
Scott Fletcher, R OBP: 0.387, SLG: 0.397 (1, 6)										4	0	0	0	0	1					
Ruben Sierra, S OBP: 0.315, SLG: 0.495 (1, 9)										4	0	1	0	0	0	1				
Pete Incaviglia, R OBP: 0.341, SLG: 0.517 (1, 7)										3	0	0	0	1	1	2				
Larry Parrish, R OBP: 0.324, SLG: 0.495 (1, 5)										3	0	0	0	1	1	1				
Pete O'Brien, L OBP: 0.354, SLG: 0.476 (1, 3)										4	0	0	0	0	1	1				
Mike Stanley, R OBP: 0.381, SLG: 0.438 (1, 10)										3	0	1	0	1	2	0				
Steve Buechele, R OBP: 0.289, SLG: 0.390 (1, 4)										4	0	1	0	0	1	3				
Geno Petralli, L OBP: 0.393, SLG: 0.465 (1, 2)										2	0	1	0	1	0	1				
Inning Stats	R: 0 E: 0 K: 2 S: 7	H: 0 LOB: 1 BB: 1 P: 11	R: 0 E: 0 K: 2 S: 7	H: 0 LOB: 0 BB: 0 P: 7	R: 0 E: 0 K: 0 S: 3	H: 1 LOB: 0 BB: 0 P: 3	R: 0 E: 0 K: 0 S: 3	H: 1 LOB: 0 BB: 0 P: 3	R: 0 E: 0 K: 1 S: 5	H: 0 LOB: 3 BB: 3 P: 17	R: 0 E: 0 K: 0 S: 3	H: 1 LOB: 2 BB: 0 P: 7	R: 0 E: 0 K: 0 S: 3	H: 0 LOB: 0 BB: 0 P: 3	R: 0 E: 0 K: 1 S: 6	H: 1 LOB: 1 BB: 0 P: 6	1B: 3 2B: 1 3B: 0 HR: 0	SF: 0 SAC: 0 DP: 2 HBP: 0	WP: 0 PB: 0 SB: 1 CS: 0	PA: 35
PITCHER Danny Jackson, L ERA: 3.79 (1, 1)	IP: 9.0 WLS: W BF: 35 H: 4 R: 0 ER: 0 SO: 7 BB: 5 IBB: 0 HBP: 0 BLK: 0 WP: 0 HR: 0 S: 44 P: 64 ERA: 0.00 WHIP: 1.000															PITCHER				

Batter	1	2	3	4	5	6	7	8	9	AB	R	H	RBI	BB	SO	LOB	BOTTOM			
Willie Wilson, S OBP: 0.317, SLG: 0.376 (1, 8)										3	1	2	0	1	0	1	Texas Rangers @ Kansas City Royals Royals Stadium, Kansas City, MO Wed Aug 26 1987, 8:05 PM EDT Att: 22,398 - Unknown			
Kevin Seitzer, R OBP: 0.410, SLG: 0.489 (1, 5)										4	1	2	2	0	0	1				
George Brett, L OBP: 0.397, SLG: 0.508 (1, 3)										3	0	1	1	1	1	1				
Danny Tartabull, R OBP: 0.371, SLG: 0.487 (1, 9)										4	0	0	0	0	3	3				
Frank White, R OBP: 0.311, SLG: 0.389 (1, 4)										3	0	0	0	1	0	2				
Lonnie Smith, R OBP: 0.355, SLG: 0.400 (1, 10)										4	0	0	0	0	0	2				
Bo Jackson, R OBP: 0.310, SLG: 0.465 (1, 7)										4	0	1	0	0	0	0				
Jamie Quirk, L OBP: 0.336, SLG: 0.370 (1, 2)										4	0	0	0	0	0	1				
Ross Jones, R OBP: 0.247, SLG: 0.231 (1, 6)										3	1	2	0	0	1	0				
Inning Stats	R: 0 E: 0 K: 1 S: 6	H: 1 LOB: 2 BB: 1 P: 10	R: 0 E: 0 K: 0 S: 3	H: 0 LOB: 0 BB: 0 P: 3	R: 0 E: 0 K: 1 S: 5	H: 1 LOB: 1 BB: 1 P: 9	R: 0 E: 0 K: 0 S: 3	H: 0 LOB: 0 BB: 0 P: 3	R: 0 E: 0 K: 0 S: 4	H: 1 LOB: 1 BB: 0 P: 4	R: 0 E: 0 K: 2 S: 8	H: 0 LOB: 2 BB: 1 P: 12	R: 3 E: 0 K: 1 S: 9	H: 4 LOB: 1 BB: 0 P: 9	R: 0 E: 0 K: 0 S: 4	H: 1 LOB: 1 BB: 0 P: 4	1B: 5 2B: 3 3B: 0 HR: 0	SF: 0 SAC: 0 DP: 0 HBP: 0	WP: 0 PB: 2 SB: 1 CS: 1	PA: 35
PITCHER Charlie Hough, R ERA: 4.14 (1, 1)	IP: 8.0 WLS: L BF: 35 H: 8 R: 3 ER: 3 SO: 5 BB: 3 IBB: 0 HBP: 0 BLK: 0 WP: 0 HR: 0 S: 42 P: 54 ERA: 3.38 WHIP: 1.375															PITCHER				

Batter	1	2	3	4	5	6	7	8	9	10	AB	R	H	RBI	BB	SO	LOB				
Oddibe McDowell, L (1, 8) OBP: 0.331, SLG: 0.450	L7	K			B3		4-3		BB		4	0	0	1	1	1	2				
Scott Fletcher, R (1, 6) OBP: 0.364, SLG: 0.393	5-3		K		4-3			5-3	4-3		5	0	0	0	0	1	3				
Ruben Sierra, S (1, 9) OBP: 0.314, SLG: 0.498	IHR		6-3		K			G3		4-3	5	1	1	1	0	1	0				
Pete O'Brien, L (1, 3) OBP: 0.358, SLG: 0.478	WP 1B							F7			4	0	3	0	1	0	0				
Pete Incaviglia, R (1, 7) OBP: 0.340, SLG: 0.514	K										4	1	1	0	0	3	3				
Steve Buechele, R (9, 4) OBP: 0.288, SLG: 0.389	K		K		K				FC5-4 1B		1	0	0	0	0	0	1				
Larry Parrish, R (1, 10) OBP: 0.327, SLG: 0.497					P3			F9			5	0	3	0	0	0	1				
Tom O'Malley, L (1, 5) OBP: 0.368, SLG: 0.451			L7		FC6-4 BB			L5			4	0	0	0	1	0	6				
Mike Stanley, R (1, 2) OBP: 0.376, SLG: 0.431											3	0	0	0	0	0	2				
Geno Petralli, L (9, PH) OBP: 0.396, SLG: 0.465			F9		FC6-4			6-3			0	0	0	0	1	0	0				
Curtis Wilkerson, S (1, 4) OBP: 0.376, SLG: 0.452											2	0	0	0	1	1	1				
Darrell Porter, L (9, PH) OBP: 0.376, SLG: 0.416											0	0	0	0	0	0	0				
Bob Brower, R (9, PH) OBP: 0.396, SLG: 0.451					K			4-3			1	0	0	0	0	0	3				
Inning Stats	R: 1 E: 0 K: 1 S: 7	H: 2 LOB: 1 BB: 0 P: 7	R: 0 E: 0 K: 1 S: 6	H: 1 LOB: 2 BB: 1 P: 10	R: 0 E: 0 K: 2 S: 8	H: 1 LOB: 1 BB: 0 P: 8	R: 0 E: 0 K: 1 S: 5	H: 0 LOB: 0 BB: 0 P: 5	R: 0 E: 0 K: 1 S: 5	H: 0 LOB: 1 BB: 1 P: 9	R: 0 E: 0 K: 0 S: 3	H: 0 LOB: 0 BB: 0 P: 3	R: 0 E: 0 K: 0 S: 3	H: 0 LOB: 0 BB: 0 P: 3	R: 1 E: 0 K: 0 S: 5	H: 2 LOB: 3 BB: 2 P: 13	R: 0 E: 0 K: 0 S: 5	H: 2 LOB: 2 BB: 0 P: 5	1B: 7 2B: 0 3B: 0 HR: 1	SF: 0 SAC: 0 DP: 0 HBP: 0	WP: 1 PA: 43
PITCHER	IP	WLS	BF	H	R	ER	SO	BB	IBB	HBP	BLK	WP	HR	S	P	ERA	WHIP				
Bret Saberhagen, R (1, 1) ERA: 3.4	8.1		35	6	2	2	7	3	1	0	0	1	0	45	61	2.16	1.080				
Jerry Don Gleaton, L (9, 1) ERA: 4.36	0.1		2	0	0	0	0	1	0	0	0	0	0	1	5	0.00	3.000				
John Davis, R (9, 1) ERA: 1.25	1.1	W	6	2	0	0	0	0	0	0	0	0	0	6	6	0.00	1.500				


TOP

Texas Rangers @ Kansas City Royals
Royals Stadium, Kansas City, MO

Thu Aug 27 1987, 8:05 PM EDT
Att: 28,044 - Unknown

livebaseballscorecards.com

AB 38
R 2
H 8
RBI 2
BB 5
SO 7
LOB 22



Batter	1	2	3	4	5	6	7	8	9	10	AB	R	H	RBI	BB	SO	LOB				
Willie Wilson, S (1, 8) OBP: 0.318, SLG: 0.379	4-3		G1-6-3 1B		4-3 2B		K			L8	5	0	2	1	0	1	0				
Kevin Seltzer, R (1, 5) OBP: 0.409, SLG: 0.485	4-3 BB		G1-6-3		4-3			6-3		4-3	4	0	0	0	1	0	2				
George Brett, L (1, 3) OBP: 0.397, SLG: 0.517	4-3 1B		G3		K			K			5	1	2	1	0	2	1				
Danny Tartabull, R (1, 9) OBP: 0.368, SLG: 0.482	4-3				K			L1		F8	4	0	0	0	0	1	2				
Frank White, R (1, 4) OBP: 0.312, SLG: 0.387	L4				BB			BB		F8	2	0	0	0	2	0	2				
Steve Balboni, R (1, 10) OBP: 0.290, SLG: 0.424			K		F7			K		6-3	4	0	0	0	0	2	2				
Bo Jackson, R (1, 7) OBP: 0.312, SLG: 0.477			G3 2B		F4			5-3			4	1	2	1	0	0	2				
Ross Jones, R (1, 6) OBP: 0.298, SLG: 0.247			G3					F6			3	1	1	0	1	0	1				
Larry Owen, R (1, 2) OBP: 0.247, SLG: 0.292								2B 2B			3	0	0	0	0	0	2				
Lonnie Smith, R (9, PH) OBP: 0.353, SLG: 0.397					6-3			F2			1	0	0	0	0	0	1				
Jamie Quirk, L (10, 2) OBP: 0.336, SLG: 0.370										F9	0	0	0	0	0	0	0				
Inning Stats	R: 0 E: 0 K: 0 S: 4	H: 1 LOB: 2 BB: 1 P: 8	R: 0 E: 0 K: 1 S: 6	H: 1 LOB: 1 BB: 0 P: 6	R: 0 E: 0 K: 0 S: 3	H: 1 LOB: 0 BB: 0 P: 3	R: 0 E: 0 K: 1 S: 5	H: 0 LOB: 1 BB: 1 P: 9	R: 1 E: 0 K: 1 S: 7	H: 2 LOB: 1 BB: 0 P: 7	R: 0 E: 0 K: 1 S: 5	H: 0 LOB: 0 BB: 0 P: 5	R: 0 E: 0 K: 1 S: 5	H: 0 LOB: 0 BB: 0 P: 5	R: 1 E: 0 K: 0 S: 4	H: 1 LOB: 1 BB: 1 P: 8	R: 1 E: 0 K: 0 S: 3	H: 1 LOB: 0 BB: 0 P: 3	1B: 2 2B: 3 3B: 0 HR: 2	SF: 0 SAC: 0 DP: 1 HBP: 0	WP: 0 PA: 39
PITCHER	IP	WLS	BF	H	R	ER	SO	BB	IBB	HBP	BLK	WP	HR	S	P	ERA	WHIP				
Paul Kilgus, L (1, 1) ERA: 4.14	8.2		35	6	2	2	6	4	0	0	0	0	1	43	59	2.08	1.154				
Dale Mohorcic, R (9, 1) ERA: 2.9	1.0	L	4	1	1	1	0	0	0	0	0	0	1	4	4	9.00	1.000				


BOTTOM

Texas Rangers @ Kansas City Royals
Royals Stadium, Kansas City, MO

Thu Aug 27 1987, 8:05 PM EDT
Att: 28,044 - Unknown

livebaseballscorecards.com

AB 35
R 3
H 7
RBI 3
BB 4
SO 6
LOB 15




Batter	1	2	3	4	5	6	7	8	9	AB	R	H	RBI	BB	SO	LOB	TOP					
Willie Wilson, S OBP: 0.318, SLG: 0.383 (1, 8)	0-0 4-3		0-0 F9			0-0 HR		0-0 3-1		4	1	1	1	0	0	1	Kansas City Royals @ Chicago White Sox Comiskey Park, Chicago, IL Sat Aug 29 1987, 8:05 PM EDT Att: 21,093 - Unknown livebaseballscores.com					
Kevin Seitzer, R OBP: 0.407, SLG: 0.481 (1, 5)	0-0 1-3		0-0 5-3			0-0 F7		0-0 F9		4	0	0	0	0	0	1						
George Brett, L OBP: 0.397, SLG: 0.510 (1, 3)	0-0 F8			4-0 CS BB		0-0 4-3			0-0 F5	3	0	0	0	1	0	0						
Danny Tartabull, R OBP: 0.371, SLG: 0.492 (1, 9)		0-0 2B		0-3 K			0-0 F6		4-0 1B BB	3	0	1	0	1	1	1						
Frank White, R OBP: 0.313, SLG: 0.394 (1, 4)	0-0 1-3			0-0 F2			0-0 HR		0-0 F8	4	1	1	1	0	0	3						
Lonnie Smith, R OBP: 0.385, SLG: 0.414 (1, 10)	0-0 P3				0-0 F9		0-0 3B		0-0 1B	4	0	2	0	0	0	1						
Bo Jackson, R OBP: 0.305, SLG: 0.465 (1, 7)	0-3 K				0-3 K		0-3 K		0-0 L9	4	0	0	0	0	3	4						
Ross Jones, R OBP: 0.258, SLG: 0.247 (1, 6)			0-0 SH3-1 1B		0-0 F9		0-0 F8			3	0	1	0	0	0	1						
Larry Owen, R OBP: 0.263, SLG: 0.298 (1, 2)			0-0 SH3-1			0-0 F2		0-0 F3		1	0	0	0	0	0	0						
Bill Pecota, R OBP: 0.434, SLG: 0.500 (8, PH)										1	0	0	0	0	0	0						
Jamie Quirk, L OBP: 0.336, SLG: 0.370 (8, 2)										0	0	0	0	0	0	0						
Inning Stats	R: 0 E: 0 K: 0 S: 3	H: 0 LOB: 0 BB: 0 P: 3	R: 0 E: 0 K: 1 S: 6	H: 1 LOB: 1 BB: 0 P: 6	R: 0 E: 0 K: 1 S: 4	H: 1 LOB: 1 BB: 0 P: 4	R: 0 E: 0 K: 1 S: 4	H: 0 LOB: 0 BB: 1 P: 8	R: 0 E: 0 K: 1 S: 5	H: 0 LOB: 0 BB: 0 P: 5	R: 1 E: 0 K: 0 S: 4	H: 1 LOB: 0 BB: 0 P: 4	R: 1 E: 0 K: 1 S: 7	H: 2 LOB: 1 BB: 0 P: 7	R: 0 E: 0 K: 0 S: 3	H: 0 LOB: 0 BB: 0 P: 3	R: 0 E: 0 K: 0 S: 4	H: 1 LOB: 2 BB: 1 P: 8	1B: 2 2B: 1 3B: 1 HR: 2	SF: 0 SAC: 1 DP: 0 HBP: 0	WP: 0 PB: 0 SB: 0 CS: 1	PA: 34
PITCHER Floyd Bannister, L ERA: 4.27 (1, 1)	IP: 9.0 WLS: W BF: 34 H: 6 R: 2 ER: 2 SO: 4 BB: 2 IBB: 0 HBP: 0 BLK: 0 WP: 0 HR: 2 S: 40 P: 48 ERA: 2.00 WHIP: 0.889															PITCHER						

Batter	1	2	3	4	5	6	7	8	9	AB	R	H	RBI	BB	SO	LOB	BOTTOM			
Ozzie Guillen, L OBP: 0.315, SLG: 0.360 (1, 6)	0-0 G3		0-0 S 1B		0-0 F8		0-0 K 1B	0-0 2B		5	0	3	1	0	0	1	Kansas City Royals @ Chicago White Sox Comiskey Park, Chicago, IL Sat Aug 29 1987, 8:05 PM EDT Att: 21,093 - Unknown livebaseballscores.com			
Gary Redus, R OBP: 0.329, SLG: 0.381 (1, 7)	0-0 5-3		0-0 5-3		4-0 S HR BB		0-0 CS 1B	0-0 1B		4	1	2	1	1	0	1				
Jerry Hairston, S OBP: 0.336, SLG: 0.450 (1, 10)	0-0 4-3		4-0 BB		4-0 S HR BB		0-3 K	0-0 FC6-4 IBB		2	1	0	0	3	1	2				
Ivan Calderon, R OBP: 0.361, SLG: 0.518 (1, 9)		0-0 G3	0-3 K		0-0 S HR			0-0 S 2B		5	2	2	3	0	1	5				
Ron Hassey, L OBP: 0.287, SLG: 0.328 (1, 2)	0-0 G3		0-0 4-3		0-0 4-3			0-0 5-3		4	0	0	0	0	0	3				
Greg Walker, L OBP: 0.336, SLG: 0.469 (1, 3)	0-0 E 1B			0-0 4-3		0-0 G3		4-0 1B BB		3	1	1	0	1	0	0				
Donnie Hill, S OBP: 0.277, SLG: 0.371 (1, 5)	0-0 E7 1B			1-0 G6-4-3 HBP		0-0 5-3		0-0 1B 1B		3	1	2	1	0	0	0				
Steve Lyons, L OBP: 0.341, SLG: 0.366 (1, 8)	4-0 BB			0-0 G6-4-3		0-0 1B		0-3 K		3	0	1	0	1	1	3				
Fred Manrique, R OBP: 0.316, SLG: 0.405 (1, 4)	0-0 F7				0-0 CS 1B		0-3 K	0-0 1B 2B 1B		4	1	2	1	0	1	4				
Inning Stats	R: 0 E: 0 K: 0 S: 3	H: 2 LOB: 3 BB: 1 P: 9	R: 0 E: 0 K: 1 S: 6	H: 1 LOB: 2 BB: 1 P: 10	R: 0 E: 0 K: 0 S: 2	H: 0 LOB: 0 BB: 0 P: 3	R: 3 E: 0 K: 0 S: 4	H: 2 LOB: 0 BB: 2 P: 12	R: 0 E: 0 K: 1 S: 6	H: 1 LOB: 1 BB: 0 P: 6	R: 0 E: 0 K: 1 S: 5	H: 2 LOB: 0 BB: 0 P: 5	R: 4 E: 0 K: 1 S: 10	H: 5 LOB: 3 BB: 2 P: 18	R: 0 E: 0 K: 0 S: 3	H: 0 LOB: 0 BB: 0 P: 3		1B: 10 2B: 2 3B: 0 HR: 1	SF: 0 SAC: 0 DP: 1 HBP: 1	WP: 0 PB: 0 SB: 0 CS: 2
PITCHER Mark Gubicza, R ERA: 4.27 (1, 1)	IP: 7.0 WLS: L BF: 31 H: 9 R: 4 ER: 4 SO: 3 BB: 4 IBB: 0 HBP: 1 BLK: 0 WP: 0 HR: 1 S: 32 P: 49 ERA: 5.14 WHIP: 1.857															PITCHER				
Jerry Don Gleaton, L ERA: 4.7 (8, 1)	0.2	4	1	0	0	1	1	0	0	0	0	0	5	9	0.00	3.000				
John Davis, R ERA: 1.66 (8, 1)	0.0	2	2	2	2	0	0	0	0	0	0	2	2	∞	∞					
Dan Quisenberry, R ERA: 2.23 (8, 1)	0.1	3	1	1	1	0	0	1	0	0	0	2	6	27.00	3.000					

Batter	1	2	3	4	5	6	7	8	9	AB	R	H	RBI	BB	SO	LOB	TOP									
Willie Wilson, S OBP: 0.317, SLG: 0.380 Thad Bosley, L OBP: 0.302, SLG: 0.345	(1, 8) X F8		(0, 3) K		(0, 0) F8	(0, 0) 5-3		(4, 0) WP HR BB		4	1	0	0	1	1	3										
Lonnie Smith, R OBP: 0.359, SLG: 0.402	(1, 10) X F9			(0, 0) E5 1B SF7 1-3		(0, 0) F8 6-3		(4, 0) 1-2 HR BB		4	2	0	0	1	0	2										
Kevin Seitzer, R OBP: 0.410, SLG: 0.489	(1, 5) B FC5-4 BB			(0, 0) 1-3		(0, 0) 1B	(0, 0) 1B	(0, 0) 1B		4	3	3	4	1	0	1										
George Brett, L OBP: 0.400, SLG: 0.511	(1, 3) X FC5-4			(0, 0) FC5-4 1B		(0, 0) 1B	(0, 0) 1B	(0, 0) 4-3		5	1	3	0	0	0	1										
Danny Tartabull, R OBP: 0.369, SLG: 0.490	(1, 9)	(0, 3) K		(0, 0) SF7		(0, 0) 1B HR	(0, 0) K	(0, 0) 6-3		4	1	1	2	0	2	2										
Frank White, R OBP: 0.312, SLG: 0.392 Ross Jones, R OBP: 0.258, SLG: 0.247	(1, 4) (9, 6)	(0, 0) F8		(0, 0) FC5-4		(0, 0) 1B HR	(0, 0) P3	(0, 0) L5		5	1	1	1	0	0	3										
Jamie Quirk, L OBP: 0.341, SLG: 0.386	(1, 2)	(0, 3) K			(4, 0) BB	(0, 0) 1B HR	(0, 0) 1B	(0, 0) 4-3		4	1	2	4	1	1	0										
Bill Pecota, R OBP: 0.414, SLG: 0.462	(1, 6) (9, 4)		(0, 0) 1-3		(0, 0) F8	(4, 0) 1B BB	(0, 0) K	(0, 0) F6		4	0	0	0	1	1	3										
Gary Thurman, R OBP: 0.400, SLG: 0.250	(1, 7) (9, 8)		(0, 0) 4-3		(0, 0) F8	(0, 0) 1B S		(4, 0) WP HR BB	(0, 0) 5-3	4	1	1	0	1	0	1										
Inning Stats	R: 0 E: 0 K: 0 S: 3	H: 0 LOB: 1 BB: 1 P: 7	R: 0 E: 0 K: 2 S: 7	H: 0 LOB: 0 BB: 0 P: 7	R: 0 E: 0 K: 1 S: 5	H: 0 LOB: 0 BB: 0 P: 5	R: 1 E: 1 K: 0 S: 5	H: 1 LOB: 1 BB: 0 P: 5	R: 0 E: 0 K: 0 S: 3	H: 0 LOB: 1 BB: 1 P: 7	R: 5 E: 0 K: 0 S: 9	H: 6 LOB: 2 BB: 1 P: 13	R: 1 E: 0 K: 2 S: 10	H: 3 LOB: 0 BB: 0 P: 10	R: 4 E: 0 K: 0 S: 4	H: 0 LOB: 3 BB: 3 P: 16	R: 0 E: 0 K: 0 S: 3	H: 0 LOB: 0 BB: 0 P: 3	1B: 9 2B: 0 3B: 0 HR: 2	SF: 1 SAC: 0 DP: 0 HBP: 0	WP: 1 PB: 0 SB: 1 CS: 0	PA: 45				
PITCHER	IP	WLS	BF	H	R	ER	SO	BB	IBB	HBP	BLK	WP	HR	S	P	ERA	WHIP									
Richard Dotson, R ERA: 4.11	(1, 1)	5.1	L	27	7	6	5	3	3	0	0	0	0	1	30	42	8.44	1.875								
Jim Winn, R ERA: 5.18	(6, 1)	1.2		11	3	4	4	2	3	0	0	0	1	0	12	24	21.60	3.600								
Scott Nielsen, R ERA: 5.71	(8, 1)	2.0		7	1	1	1	0	0	0	0	0	0	1	7	7	4.50	0.500								

Kansas City Royals @ Chicago White Sox
Comiskey Park, Chicago, IL
Sun Aug 30 1987, 4:33 AM EDT
Att: 21,319 - Unknown


AB 38
R 11
H 11
RBI 11
BB 6
SO 5
LOB 16



Batter	1	2	3	4	5	6	7	8	9	AB	R	H	RBI	BB	SO	LOB	BOTTOM									
Gary Redus, R OBP: 0.332, SLG: 0.393	(1, 7) X HR		(0, 0) F8 1B		(0, 0) L3-6 S 1B		(0, 0) 5-3	(0, 0) SF9		4	1	3	2	0	0	1										
Fred Manrique, R OBP: 0.318, SLG: 0.402	(1, 6) X BB E 1B		(0, 0) F8 1-2		(0, 0) L3-6 1-3		(4, 0) 2B BB	(0, 3) K		4	2	1	0	1	1	4										
Jerry Hairston, S OBP: 0.347, SLG: 0.462	(1, 10) B FC6-4 BB		(0, 0) 5-3		(0, 0) BB 1B		(0, 0) 1H 2H 2B		(0, 0) 5-3	4	0	2	2	1	0	1										
Ivan Calderon, R OBP: 0.359, SLG: 0.513	(1, 9) X FC6-4 G5-4-3		(0, 0) L7		(4, 0) 1-2 BB		(0, 0) 1-3		(0, 0) 6-3	4	0	0	0	1	0	3										
Carlton Fisk, R OBP: 0.310, SLG: 0.433	(1, 2) X G5-4-3			(0, 3) K	(0, 0) F9		(0, 0) L5		(0, 0) 1B 1B	5	1	1	0	0	1	4										
Greg Walker, L OBP: 0.340, SLG: 0.471	(1, 3)	(0, 0) G6-4-3 1B		(4, 0) 1B BB		(0, 0) F8		(4, 0) FC1-4 BB	(0, 0) 1B 1B	3	1	2	0	2	0	0										
Kenny Williams, R OBP: 0.323, SLG: 0.442	(1, 8)	(0, 0) G6-4-3		(0, 3) K		(0, 3) K		(0, 0) FC1-4 1B SF9	(0, 0) 1B 1B	5	1	1	1	0	2	3										
Donnie Hill, S OBP: 0.286, SLG: 0.378	(1, 5)	(0, 0) 1B		(0, 0) 1B		(0, 0) F8		(0, 0) 1B 1B	(0, 0) 1B 1B	5	0	4	1	0	0	0										
Pat Keedy, R OBP: 0.227, SLG: 0.300 Harold Baines, L OBP: 0.347, SLG: 0.468	(1, 4) (9, PH)	(0, 0) F3		(0, 3) K		(0, 0) E7 2B		(0, 0) 1-2 2-3 1B	(0, 0) G3	4	1	1	0	0	1	3										
Inning Stats	R: 2 E: 1 K: 0 S: 4	H: 2 LOB: 0 BB: 1 P: 8	R: 0 E: 0 K: 0 S: 4	H: 2 LOB: 1 BB: 0 P: 4	R: 0 E: 0 K: 3 S: 10	H: 1 LOB: 2 BB: 1 P: 14	R: 0 E: 0 K: 1 S: 5	H: 0 LOB: 0 BB: 0 P: 5	R: 2 E: 1 K: 0 S: 5	H: 1 LOB: 1 BB: 1 P: 9	R: 1 E: 0 K: 1 S: 7	H: 2 LOB: 2 BB: 1 P: 11	R: 2 E: 0 K: 0 S: 7	H: 4 LOB: 2 BB: 0 P: 7	1B: 13 2B: 2 3B: 0 HR: 1	SF: 1 SAC: 0 DP: 3 HBP: 0	WP: 0 PB: 0 SB: 1 CS: 0	PA: 45								
PITCHER	IP	WLS	BF	H	R	ER	SO	BB	IBB	HBP	BLK	WP	HR	S	P	ERA	WHIP									
Bud Black, L ERA: 3.91	(1, 1)	6.1	W	30	9	4	2	4	4	0	0	0	0	0	34	50	2.84	2.053								
John Davis, R ERA: 1.53	(7, 1)	1.2		8	2	1	1	1	1	0	0	0	0	0	9	13	5.40	1.800								
Dan Quisenberry, R ERA: 2.58	(9, 1)	1.0		7	4	2	2	0	0	0	0	0	0	0	7	7	18.00	4.000								

Kansas City Royals @ Chicago White Sox
Comiskey Park, Chicago, IL
Sun Aug 30 1987, 4:33 AM EDT
Att: 21,319 - Unknown

AB 39
R 7
H 15
RBI 6
BB 5
SO 5
LOB 21



Batter	1	2	3	4	5	6	7	8	9	AB	R	H	RBI	BB	SO	LOB	TOP					
Willie Wilson, S (1, 8) OBP: 0.320, SLG: 0.381	0-0 CS 1B			0-0 G3	0-0 CS	0-0 FC6-4 1B		4-0 F9 BB G3 BB		3	1	2	0	1	0	0	Kansas City Royals @ Chicago White Sox Comiskey Park, Chicago, IL Mon Aug 31 1987, 8:05 PM EDT Att: 9,166 - Unknown livebaseballscorecards.com					
Lonnie Smith, R (1, 10) OBP: 0.383, SLG: 0.396	0-3 K 1-2			1-0 HBP		0-3 K		4-0 G3 1-2 BB		2	0	0	0	1	2	2						
Kevin Seitzer, R (1, 5) OBP: 0.407, SLG: 0.485	0-0 L3			0-0 F9		0-0 FC6-4 1-2 BB		0-0 F9 2-3		4	0	0	0	0	4	4						
George Brett, L (1, 3) OBP: 0.398, SLG: 0.506		0-3 K 1-2		0-0 6-3		4-0 BB 1-2		0-0 G3 1-2 3-H		3	0	0	1	1	1	2						
Danny Tartabull, R (1, 9) OBP: 0.368, SLG: 0.488		0-3 K 1-2			0-0 1B E 1B	0-3 K		0-0 K		4	1	1	0	0	3	3						
Frank White, R (1, 4) OBP: 0.311, SLG: 0.390		0-3 K			0-0 F3 E 1-2 G6-4-3 1B			0-0 5-3		4	1	1	0	0	1	0						
Jamie Quirk, L (1, 2) OBP: 0.336, SLG: 0.379			0-3 K 1-2		0-0 E3 1-3 2-H G6-4-3 1B	0-3 K WP		0-0 K		4	0	0	0	0	3	1						
Bill Pecota, R (1, 6) OBP: 0.393, SLG: 0.436			0-3 K 1-2		0-0 G6-4-3 1-2 3-H	0-3 K		0-0 1B		3	0	0	0	0	2	2						
Thad Bosley, L (9, PH) OBP: 0.307, SLG: 0.350					0-0 F5 CS 1B	0-3 K				1	0	1	0	0	0	0						
Gary Thurman, R (1, 7) OBP: 0.375, SLG: 0.286										3	0	1	0	0	1	1						
Steve Balboni, R (9, PH) OBP: 0.289, SLG: 0.423										1	0	0	0	0	1	1						
Inning Stats	R: 0 E: 0 K: 1 S: 5	H: 1 LOB: 0 BB: 0 P: 5	R: 0 E: 0 K: 3 S: 9	H: 0 LOB: 0 BB: 0 P: 9	R: 0 E: 0 K: 2 S: 7	H: 0 LOB: 0 BB: 0 P: 7	R: 0 E: 0 K: 0 S: 3	H: 0 LOB: 1 BB: 0 P: 4	R: 2 E: 1 K: 0 S: 5	H: 3 LOB: 0 BB: 0 P: 5	R: 0 E: 0 K: 2 S: 8	H: 1 LOB: 2 BB: 1 P: 12	R: 0 E: 0 K: 3 S: 10	H: 0 LOB: 0 BB: 0 P: 10	R: 1 E: 0 K: 1 S: 5	H: 0 LOB: 1 BB: 2 P: 13	R: 0 E: 0 K: 2 S: 8	H: 1 LOB: 1 BB: 0 P: 8	1B: 6 2B: 0 3B: 0 HR: 0	SF: 0 SAC: 0 DP: 1 HBP: 1	WP: 2 PB: 0 SB: 0 CS: 2	PA: 37
PITCHER	IP WLS BF H R ER SO BB IBB HBP BLK WP HR S P ERA WHIP																					
Jose DeLeon, R (1, 1) ERA: 4.3	7.0 W 29 5 3 3 11 3 0 1 0 2 0 47 60 3.86 1.143																					
Bobby Thigpen, R (8, 1) ERA: 3.08	2.0 S 7 1 0 0 3 0 0 0 0 0 0 13 13 0.00 0.500																					

Batter	1	2	3	4	5	6	7	8	9	AB	R	H	RBI	BB	SO	LOB	BOTTOM			
Gary Redus, R (1, 7) OBP: 0.331, SLG: 0.390	0-0 L9	0-0 4-3		0-0 FC6-4 1-2				4-0 BB 1B SF9 BB		3	1	0	0	1	0	1	Kansas City Royals @ Chicago White Sox Comiskey Park, Chicago, IL Mon Aug 31 1987, 8:05 PM EDT Att: 9,166 - Unknown livebaseballscorecards.com			
Fred Manrique, R (1, 6) OBP: 0.317, SLG: 0.399	0-0 6-3	0-0 F9			0-3 K			0-0 BB 1-2 1B		4	0	1	0	0	1	0				
Jerry Hairston, S (1, 10) OBP: 0.344, SLG: 0.449	1-0 1B HR HBP		0-0 6-3		0-3 K			0-0 F8		3	1	0	0	0	1	2				
Ivan Calderon, R (1, 9) OBP: 0.362, SLG: 0.514	0-0 1B HR		0-0 F9		0-0 1B 1B			4-0 BB 1-2 2-3		3	2	2	0	1	0	0				
Carlton Fisk, R (1, 2) OBP: 0.314, SLG: 0.446	0-0 HR				0-0 1B			0-0 SF9		3	1	3	5	0	0	0				
Greg Walker, L (1, 3) OBP: 0.340, SLG: 0.468	4-0 WP BB		0-3 K		0-0 6-3			0-0 4-3		3	0	0	0	1	1	4				
Donnie Hill, S (1, 4) OBP: 0.285, SLG: 0.374	4-0 BB			0-0 F4		0-0 F9		0-0 F7		3	0	0	0	1	0	0				
Kenny Williams, R (1, 8) OBP: 0.322, SLG: 0.439	0-3 K			0-0 CS 1B		0-0 6-3		0-0 6-3		4	0	1	0	0	1	2				
Steve Lyons, L (1, 5) OBP: 0.338, SLG: 0.362		0-0 L5		0-0 FC6-4 1-2 1B		0-3 K		0-0 6-3		4	0	1	0	0	1	0				
Inning Stats	R: 3 E: 0 K: 1 S: 7	H: 2 LOB: 2 BB: 2 P: 16	R: 0 E: 0 K: 0 S: 3	H: 0 LOB: 0 BB: 0 P: 3	R: 0 E: 0 K: 1 S: 6	H: 1 LOB: 0 BB: 0 P: 6	R: 0 E: 0 K: 0 S: 4	H: 2 LOB: 1 BB: 0 P: 4	R: 1 E: 0 K: 2 S: 9	H: 2 LOB: 1 BB: 0 P: 9	R: 0 E: 0 K: 1 S: 5	H: 0 LOB: 0 BB: 0 P: 5	R: 1 E: 0 K: 0 S: 4	H: 1 LOB: 2 BB: 2 P: 12	R: 0 E: 0 K: 0 S: 3	H: 0 LOB: 0 BB: 0 P: 3		1B: 7 2B: 0 3B: 0 HR: 1	SF: 1 SAC: 0 DP: 0 HBP: 1	WP: 1 PB: 0 SB: 0 CS: 1
PITCHER	IP WLS BF H R ER SO BB IBB HBP BLK WP HR S P ERA WHIP																			
Danny Jackson, L (1, 1) ERA: 3.91	6.0 L 28 7 5 5 5 3 0 1 0 0 1 34 47 7.50 1.667																			
Bob Stoddard, R (7, 1) ERA: 4.14	0.2 4 1 0 0 0 1 0 0 0 0 0 3 7 0.00 3.000																			
Jerry Don Gleaton, L (7, 1) ERA: 4.57	1.1 4 0 0 0 0 0 0 0 0 0 0 4 4 0.00 0.000																			

Batter	1	2	3	4	5	6	7	8	9	AB	R	H	RBI	BB	SO	LOB	TOP	
Paul Moltor, R OBP: 0.436, SLG: 0.570 (1, 10)	4-3		F8			F7		F8		4	0	0	0	0	0	0		
Robin Yount, R OBP: 0.383, SLG: 0.475 (1, 8)	1B			K		1-3			FC4-6 SH3 1B	4	1	2	0	0	1	0		
Glenn Braggs, R OBP: 0.332, SLG: 0.427 (1, 9)	1B			F9			HBP 1B		SH3	3	0	2	0	0	0	0		
Greg Brock, L OBP: 0.360, SLG: 0.435 (1, 3)	1-3			6-3			F8		FC4-6 BB	3	0	0	0	1	0	2		
B.J. Surhoff, L OBP: 0.347, SLG: 0.420 (1, 2)		4-3				E4		F7	FC4-6 1B	4	1	0	0	0	0	3		
Rob Deer, R OBP: 0.370, SLG: 0.485 (1, 7)		L5				P1			1B	3	0	1	1	0	0	1		
Ernest Riles, L OBP: 0.322, SLG: 0.349 (1, 5)			K			K			1B	4	0	1	1	0	2	3		
Dale Sveum, S OBP: 0.295, SLG: 0.436 (1, 6)			K			4-3			L3	4	0	0	0	0	1	3		
Juan Castillo, S OBP: 0.293, SLG: 0.321 (1, 4)			K			3-1				3	0	0	0	0	1	0		
Inning Stats	R: 0 E: 0 K: 0 S: 4	H: 2 LOB: 1 BB: 0 P: 4	R: 0 E: 0 K: 1 S: 5	H: 0 LOB: 0 BB: 0 P: 5	R: 0 E: 0 K: 2 S: 7	H: 0 LOB: 0 BB: 0 P: 7	R: 0 E: 1 K: 1 S: 6	H: 0 LOB: 1 BB: 0 P: 6	R: 0 E: 0 K: 0 S: 3	H: 1 LOB: 2 BB: 0 P: 5	R: 0 E: 0 K: 0 S: 3	H: 0 LOB: 0 BB: 0 P: 3	R: 2 E: 0 K: 0 S: 6	H: 3 LOB: 2 BB: 1 P: 10	1B: 6 2B: 0 3B: 0 HR: 0	SF: 0 SAC: 1 DP: 0 HBP: 1	WP: 0 PA: 35 PB: 0 CS: 1	
PITCHER	IP	WLS	BF	H	R	ER	SO	BB	IBB	HBP	BLK	WP	HR	S	P	ERA	WHIP	
Bret Saberhagen, R ERA: 3.35 (1, 1)	8.2	L	34	6	2	2	5	1	0	1	0	0	0	42	47	2.08	0.808	
Gene Garber, R ERA: 4.39 (9, 1)	0.1		1	0	0	0	0	0	0	0	0	0	0	1	1	0.00	0.000	

Milwaukee Brewers @ Kansas City Royals
 Royals Stadium, Kansas City, MO
 Tue Sep 01 1987, 8:05 PM EDT
 Att: 19,067 - Unknown

AB	32
R	2
H	6
RBI	2
BB	1
SO	5
LOB	12



Batter	1	2	3	4	5	6	7	8	9	AB	R	H	RBI	BB	SO	LOB	BOTTOM		
Willie Wilson, S OBP: 0.318, SLG: 0.378 (1, 8)	L3			5-3		5-3			K	4	0	0	0	0	1	0			
Kevin Seitzer, R OBP: 0.404, SLG: 0.482 (1, 5)	4-3			K		K			F9	4	0	0	0	0	2	0			
George Brett, L OBP: 0.394, SLG: 0.500 (1, 3)	G3			K			F7		F6	4	0	0	0	0	1	0			
Danny Tartabull, R OBP: 0.366, SLG: 0.485 (1, 9)		K			6-3		K			3	0	0	0	0	2	0			
Frank White, R OBP: 0.311, SLG: 0.389 (1, 4)		L7			BB		K			2	0	0	0	1	1	0			
Steve Balboni, R OBP: 0.287, SLG: 0.419 (1, 10)		1-3			K				6-3	3	0	0	0	0	1	1			
Lonnie Smith, R OBP: 0.383, SLG: 0.390 (1, 7)			5-3					K		2	0	0	0	1	1	0			
Ross Jones, R OBP: 0.260, SLG: 0.272 (1, 6)			4-3			F8				3	0	1	0	0	0	2			
Larry Owen, R OBP: 0.259, SLG: 0.294 (1, 2)										2	0	0	0	0	0	0			
Bill Pecota, R OBP: 0.387, SLG: 0.429 (8, PH)										1	0	0	0	0	0	1			
Jamie Quirk, L OBP: 0.336, SLG: 0.379 (9, 2)										0	0	0	0	0	0	0			
Inning Stats	R: 0 E: 0 K: 0 S: 3	H: 0 LOB: 0 BB: 0 P: 3	R: 0 E: 0 K: 1 S: 5	H: 0 LOB: 0 BB: 0 P: 5	R: 0 E: 0 K: 2 S: 7	H: 0 LOB: 0 BB: 0 P: 7	R: 0 E: 0 K: 1 S: 5	H: 0 LOB: 2 BB: 2 P: 13	R: 0 E: 0 K: 1 S: 5	H: 0 LOB: 0 BB: 0 P: 5	R: 0 E: 0 K: 2 S: 7	H: 0 LOB: 0 BB: 0 P: 7	R: 0 E: 0 K: 1 S: 6	H: 1 LOB: 1 BB: 0 P: 6	R: 0 E: 0 K: 1 S: 5	H: 0 LOB: 0 BB: 0 P: 5	1B: 0 2B: 0 3B: 1 HR: 0	SF: 0 SAC: 0 DP: 0 HBP: 0	WP: 0 PA: 30 PB: 0 CS: 0
PITCHER	IP	WLS	BF	H	R	ER	SO	BB	IBB	HBP	BLK	WP	HR	S	P	ERA	WHIP		
Teddy Higuera, L ERA: 4.03 (1, 1)	9.0	W	30	1	0	0	9	2	0	0	0	0	0	46	54	0.00	0.333		

Milwaukee Brewers @ Kansas City Royals
 Royals Stadium, Kansas City, MO
 Tue Sep 01 1987, 8:05 PM EDT
 Att: 19,067 - Unknown

AB	28
R	0
H	1
RBI	0
BB	2
SO	9
LOB	4



Batter	1	2	3	4	5	6	7	8	9	AB	R	H	RBI	BB	SO	LOB	TOP	
Paul Moltzer, R OBP: 0.433, SLG: 0.564 (1, 10)	6-3		3-1						K	4	0	0	0	1	1	3	Milwaukee Brewers @ Kansas City Royals Royals Stadium, Kansas City, MO Wed Sep 02 1987, 8:05 PM EDT Att: 19,430 - Unknown livebaseballscorecards.com	
Robin Yount, R OBP: 0.382, SLG: 0.473 (1, 8)	BLK HR BB		F4							3	1	0	0	1	0	4		
Glenn Braggs, R OBP: 0.329, SLG: 0.423 (1, 9)	5-3		F8							4	0	0	0	0	0	3		
Greg Brock, L OBP: 0.361, SLG: 0.433 (1, 3)	HR BB			G3						2	1	0	0	2	0	0		
Bill Schroeder, R OBP: 0.397, SLG: 0.559 (1, 2)	HR		4-3							4	1	2	3	0	0	0		
Rob Deer, R OBP: 0.367, SLG: 0.480 Rick Manning, L OBP: 0.343, SLG: 0.367 (1, 7) (8, 7)	K		6-3							4	0	0	0	0	2	2		
Ernest Riles, L OBP: 0.316, SLG: 0.342 (1, 5)			5-3							4	0	0	0	0	0	2		
Dale Sveum, S OBP: 0.297, SLG: 0.436 (1, 6)			F4							3	0	1	0	1	0	0		
Juan Castillo, S OBP: 0.292, SLG: 0.320 (1, 4)			1-3							4	0	1	0	0	1	2		
Inning Stats	R: 3 E: 0 K: 1 S: 6	H: 1 LOB: 0 BB: 2 P: 14	R: 0 E: 0 K: 0 S: 3	H: 0 LOB: 0 BB: 0 P: 3	R: 0 E: 0 K: 0 S: 3	H: 0 LOB: 0 BB: 0 P: 3	R: 0 E: 0 K: 0 S: 4	H: 1 LOB: 2 BB: 1 P: 8	R: 0 E: 0 K: 0 S: 4	H: 1 LOB: 2 BB: 1 P: 8	R: 0 E: 1 K: 0 S: 5	H: 1 LOB: 2 BB: 0 P: 5	R: 0 E: 0 K: 1 S: 7	H: 0 LOB: 1 BB: 1 P: 11	1B: 3 2B: 0 3B: 0 HR: 1	SF: 0 SAC: 0 DP: 0 HBP: 0		WP: 0 PB: 0 CS: 1
PITCHER Charlie Leibrandt, L ERA: 2.92 (1, 1)	IP: 9.0 WLS: L BF: 37	H: 4 R: 3 ER: 3 SO: 4	BB: 5 IBB: 0 HBP: 0 BLK: 1	WP: 0 HR: 1 S: 40 P: 60	ERA: 3.00 WHIP: 1.000													

Batter	1	2	3	4	5	6	7	8	9	AB	R	H	RBI	BB	SO	LOB	BOTTOM	
Willie Wilson, S OBP: 0.315, SLG: 0.375 (1, 8)	K		F8							4	0	0	0	0	1	1	Milwaukee Brewers @ Kansas City Royals Royals Stadium, Kansas City, MO Wed Sep 02 1987, 8:05 PM EDT Att: 19,430 - Unknown livebaseballscorecards.com	
Lonnie Smith, R OBP: 0.380, SLG: 0.381 (1, 7)	F9		S BB							3	0	0	0	1	0	1		
Kevin Seitzer, R OBP: 0.403, SLG: 0.479 (1, 5)	F4		K							3	0	0	0	1	1	1		
George Brett, L OBP: 0.390, SLG: 0.494 (1, 3)	1-3									4	0	0	0	0	0	1		
Danny Tartabull, R OBP: 0.365, SLG: 0.482 (1, 9)	HR BB		F9							3	1	0	0	1	2	1		
Frank White, R OBP: 0.311, SLG: 0.388 (1, 4)	P3									4	0	1	0	0	0	2		
Steve Balboni, R OBP: 0.287, SLG: 0.427 (1, 10)	HR		F3							3	1	1	2	0	1	1		
Jamie Quirk, L OBP: 0.332, SLG: 0.374 (1, 2)	F9									3	0	0	0	0	0	0		
Ross Jones, R OBP: 0.265, SLG: 0.277 Thad Bosley, L OBP: 0.305, SLG: 0.347 Bill Pecota, R OBP: 0.387, SLG: 0.429 (1, 6) (7, PH) (8, 6)	F8									2	0	1	0	0	0	0		
Inning Stats	R: 0 E: 0 K: 1 S: 5	H: 0 LOB: 0 BB: 0 P: 5	R: 2 E: 0 K: 0 S: 4	H: 1 LOB: 0 BB: 1 P: 8	R: 0 E: 0 K: 0 S: 4	H: 1 LOB: 1 BB: 0 P: 4	R: 0 E: 0 K: 0 S: 4	H: 1 LOB: 1 BB: 0 P: 4	R: 0 E: 0 K: 1 S: 5	H: 0 LOB: 1 BB: 1 P: 9	R: 0 E: 0 K: 2 S: 7	H: 0 LOB: 0 BB: 0 P: 7	R: 0 E: 0 K: 0 S: 3	H: 0 LOB: 0 BB: 0 P: 3	1B: 2 2B: 0 3B: 0 HR: 1	SF: 0 SAC: 0 DP: 0 HBP: 0		WP: 0 PB: 0 CS: 0
PITCHER Bill Wegman, R ERA: 4.17 Chuck Crim, R ERA: 3.51 Dan Plesac, L ERA: 2.17 (1, 1) (7, 1) (8, 1)	IP: 6.0 WLS: W BF: 24	H: 3 R: 2 ER: 2 SO: 3	BB: 3 IBB: 0 HBP: 0 BLK: 0	WP: 0 HR: 1 S: 27 P: 39	ERA: 3.00 WHIP: 1.000													

Batter	1	2	3	4	5	6	7	8	9	AB	R	H	RBI	BB	SO	LOB	TOP										
Paul Molitor, R OBP: 0.433, SLG: 0.564 (1, 4)	L3		1B 2B		F9		L8		2B 1B	5	2	2	0	0	0	0	Milwaukee Brewers @ Kansas City Royals Royals Stadium, Kansas City, MO Thu Sep 03 1987, 8:05 PM EDT Att: 23,122 - Unknown										
Robin Yount, R OBP: 0.383, SLG: 0.474 (1, 8)	1B 1B		K		4-3		F9		1B 2B	5	2	2	1	0	1	1											
Glenn Braggs, R OBP: 0.330, SLG: 0.421 (1, 9)	K		1B BB		FC4-6 1B		5-3		5-3	4	0	1	0	1	1	2											
Greg Brock, L OBP: 0.366, SLG: 0.439 (1, 3)	1H 1B		1H 2H 1B		FC4-6 WP 2B		4-3 WP 2B		E 1B	5	3	4	3	0	0	1											
B.J. Surhoff, L OBP: 0.345, SLG: 0.420 Bill Schroeder, R OBP: 0.387, SLG: 0.559 (9, 2)	4-3		G3		F7		4-3		E9 2B	5	0	1	1	0	0	5											
Rob Deer, R OBP: 0.367, SLG: 0.481 Rick Manning, L OBP: 0.346, SLG: 0.363 (6, 7)		K		K		1H 1B 2B		BB WP BB	K	3	0	1	1	0	2	0											
Ernest Riles, L OBP: 0.318, SLG: 0.340 (1, 5)		K		G3		2H 1B		BB BB	F7	4	0	1	1	1	1	1											
Mike Felder, S OBP: 0.323, SLG: 0.313 (1, 10)		4-3		K		1-2 F7		3H 2-3 BB		3	0	0	0	1	1	2											
Juan Castillo, S OBP: 0.289, SLG: 0.315 (1, 6)			3-1		1-3		F8		4-3	4	0	0	0	0	3												
Inning Stats	R: 1 E: 0 K: 1 S: 7	H: 2 LOB: 1 BB: 0 P: 7	R: 0 E: 0 K: 2 S: 7	H: 0 LOB: 0 BB: 0 P: 7	R: 1 E: 0 K: 1 S: 7	H: 2 LOB: 2 BB: 1 P: 11	R: 0 E: 0 K: 2 S: 7	H: 0 LOB: 0 BB: 0 P: 7	R: 0 E: 0 K: 0 S: 3	H: 0 LOB: 0 BB: 0 P: 3	R: 0 E: 0 K: 0 S: 6	H: 3 LOB: 1 BB: 0 P: 6	R: 0 E: 0 K: 0 S: 3	H: 0 LOB: 0 BB: 0 P: 3	R: 1 E: 0 K: 0 S: 4	H: 1 LOB: 3 BB: 3 P: 16		R: 3 E: 1 K: 1 S: 9	H: 4 LOB: 1 BB: 0 P: 9	1B: 7 2B: 5 3B: 0 HR: 0	SF: 0 SAC: 0 DP: 0 HBP: 0	WP: 2 PB: 0 CS: 3	PA: 43				
PITCHER	IP	WLS	BF	H	R	ER	SO	BB	IBB	HBP	BLK	WP	HR	S	P	ERA	WHIP										
Mark Gubicza, R ERA: 4.32 John Davis, R ERA: 2.16 Jerry Don Gleaton, L ERA: 4.53 Gene Garber, R ERA: 4.76 Bob Stoddard, R ERA: 4.08	6.0	L	26	7	4	4	6	1	0	0	0	1	0	37	41	6.00	1.333										

Batter	1	2	3	4	5	6	7	8	9	AB	R	H	RBI	BB	SO	LOB	BOTTOM										
Willie Wilson, S OBP: 0.315, SLG: 0.374 (1, 8)	K		K			F9 1H 1B		5-3		4	0	1	1	0	2	0	Milwaukee Brewers @ Kansas City Royals Royals Stadium, Kansas City, MO Thu Sep 03 1987, 8:05 PM EDT Att: 23,122 - Unknown										
Bill Pecota, R OBP: 0.379, SLG: 0.417 (8, 4)	S 1B				F9	L4		3-1		4	0	1	0	0	1												
Kevin Seitzer, R OBP: 0.401, SLG: 0.475 (1, 5)	5-3				F8	F9		F9		4	0	0	0	0	2												
George Brett, L OBP: 0.386, SLG: 0.488 (1, 3)	F9				F8	K		3-1		4	0	0	0	1	2												
Danny Tartabull, R OBP: 0.365, SLG: 0.486 (1, 9)		F3				HR		6-3		4	1	1	1	0	0	0											
Frank White, R OBP: 0.311, SLG: 0.386 Angel Salazar, R OBP: 0.222, SLG: 0.249 (7, 6)		5-3			F4	BB				2	0	0	0	1	0	0											
Steve Balboni, R OBP: 0.285, SLG: 0.423 (1, 10)		K			K	L5				3	0	0	0	0	2	1											
Jamie Quirk, L OBP: 0.328, SLG: 0.370 (1, 2)			4-3		K			F9		3	0	0	0	0	1	1											
Gary Thurman, R OBP: 0.364, SLG: 0.300 (1, 7)			K			1B S		6-3		3	1	1	0	0	1	0											
Inning Stats	R: 0 E: 0 K: 1 S: 6	H: 1 LOB: 0 BB: 0 P: 6	R: 0 E: 0 K: 1 S: 5	H: 0 LOB: 0 BB: 0 P: 5	R: 0 E: 0 K: 2 S: 7	H: 0 LOB: 0 BB: 0 P: 7	R: 0 E: 0 K: 0 S: 3	H: 0 LOB: 0 BB: 0 P: 3	R: 1 E: 0 K: 2 S: 8	H: 1 LOB: 0 BB: 0 P: 8	R: 1 E: 0 K: 1 S: 7	H: 2 LOB: 1 BB: 0 P: 7	R: 0 E: 0 K: 0 S: 3	H: 0 LOB: 1 BB: 1 P: 7	R: 0 E: 0 K: 0 S: 3	H: 0 LOB: 0 BB: 0 P: 3		R: 0 E: 0 K: 0 S: 3	H: 0 LOB: 0 BB: 0 P: 3	1B: 3 2B: 0 3B: 0 HR: 1	SF: 0 SAC: 0 DP: 0 HBP: 0	WP: 0 PB: 0 CS: 0	PA: 32				
PITCHER	IP	WLS	BF	H	R	ER	SO	BB	IBB	HBP	BLK	WP	HR	S	P	ERA	WHIP										
Chris Bosio, R ERA: 5.26 Chuck Cnm, R ERA: 3.74	7.0	W	26	4	2	2	7	1	0	0	0	0	0	6	6	0.00	0.000										

Batter	1	2	3	4	5	6	7	8	9	AB	R	H	RBI	BB	SO	LOB	TOP					
Gary Redus, R OBP: 0.332, SLG: 0.384 (1, 7)	0-0 4-3		4-0 S S BB		0-3 K		0-0 1-2 2-H 1B			3	0	1	0	1	1	0						
Donnie Hill, S OBP: 0.294, SLG: 0.372 (1, 5)	0-0 F8		0-0 P3		0-3 K		0-0 F7			4	0	0	0	0	1	1						
Harold Baines, L OBP: 0.345, SLG: 0.461 (1, 10)	0-0 BB BB 1B		0-0 F8		0-3 4-3		0-3 K			4	0	1	0	0	1	1						
Ivan Calderon, R OBP: 0.363, SLG: 0.519 (1, 9)	4-0 1-2 BB BB		0-0 6-3		0-3 K		0-0 HR			3	1	1	1	1	1	1						
Greg Walker, L OBP: 0.337, SLG: 0.465 (1, 3)	4-0 1-2 2-3 BB		0-0 G6-3 1B		0-0 E1 F9 1B 1B		0-0 4-3			3	1	1	0	1	0	0						
Ron Hassey, L OBP: 0.285, SLG: 0.323 Kenny Williams, R (9, PH) OBP: 0.320, SLG: 0.434 (1, 2)	0-0 F5		0-0 G6-3 1-2		0-0 1B 1B		0-0 5-3			3	0	1	0	0	0	4						
Daryl Boston, L OBP: 0.291, SLG: 0.392 Carlton Fisk, R (9, PH) OBP: 0.317, SLG: 0.448 (1, 8)		0-0 CS 1B		0-0 4-3		0-0 F9 2-3		0-0 F9		3	0	1	0	0	0	2						
Ozzie Guillen, L OBP: 0.314, SLG: 0.359 (1, 6)		0-0 6-3 1-2		0-0 F7		0-0 1B 1B		0-0 5-3		4	0	1	1	0	0	1						
Fred Manrique, R OBP: 0.312, SLG: 0.386 (1, 4)		0-0 5-3		0-0 F7		0-3 K				3	0	0	0	0	1	2						
Inning Stats	R: 0 E: 0 K: 0 S: 4	H: 1 LOB: 3 BB: 2 P: 12	R: 0 E: 0 K: 0 S: 3	H: 1 LOB: 0 BB: 0 P: 3	R: 0 E: 0 K: 0 S: 3	H: 0 LOB: 1 BB: 1 P: 7	R: 0 E: 0 K: 0 S: 3	H: 1 LOB: 0 BB: 0 P: 3	R: 0 E: 0 K: 1 S: 5	H: 0 LOB: 0 BB: 0 P: 5	R: 0 E: 0 K: 2 S: 7	H: 0 LOB: 0 BB: 0 P: 7	R: 1 E: 1 K: 1 S: 8	H: 3 LOB: 2 BB: 0 P: 8	R: 1 E: 0 K: 1 S: 6	H: 1 LOB: 0 BB: 0 P: 6	R: 0 E: 0 K: 0 S: 3	H: 0 LOB: 0 BB: 0 P: 3	1B: 6 2B: 0 3B: 0 HR: 1	SF: 0 SAC: 0 DP: 1 HBP: 0	WP: 0 PB: 0 CS: 1	PA: 35
PITCHER	IP	WLS	BF	H	R	ER	SO	BB	IBB	HBP	BLK	WP	HR	S	P	ERA	WHIP					
Melido Perez, R ERA: 4.21 (1, 1)	7.0	W	28	6	1	0	4	3	0	0	0	0	0	33	45	0.00	1.286					
Bud Black, L ERA: 3.92 (8, 1)	2.0		7	1	1	1	1	0	0	0	0	0	1	9	9	4.50	0.500					

Chicago White Sox @ Kansas City Royals
Royals Stadium, Kansas City, MO
Fri Sep 04 1987, 8:05 PM EDT
Att: 23,810 - Unknown

AB 32
R 2
H 7
RBI 2
BB 3
SO 5
LOB 12



Batter	1	2	3	4	5	6	7	8	9	AB	R	H	RBI	BB	SO	LOB	BOTTOM					
Willie Wilson, S OBP: 0.314, SLG: 0.373 (1, 8)	0-0 F7	0-0 FC4-6 1-2 2-3 3-H		0-0 G3	0-0 F8			0-0 S G3 1B		5	0	1	1	0	0	3						
Bill Pecota, R OBP: 0.366, SLG: 0.400 (1, 6) (8, 4)	0-0 WP 1B	0-0 F7		0-0 F7		0-0 5-3		0-0 G3		5	0	1	0	0	0	3						
Kevin Seitzer, R OBP: 0.401, SLG: 0.477 (1, 5)	0-3 K		0-0 FC4-6 1B	0-0 3B 2B		0-0 F7		0-0 P1 2-3		5	1	2	0	0	1	2						
George Brett, L OBP: 0.389, SLG: 0.494 (1, 3)	4-0 FC6-4 1-2 BB		0-0 FC4-6 WP 3B	0-0 1B 3B		0-0 S 1B		0-0 6-3		4	2	2	1	1	0	2						
Danny Tartabull, R OBP: 0.366, SLG: 0.491 (1, 9)	0-0 FC6-4 1-2		0-0 PB 3B	0-0 1B		0-0 4-3				4	1	2	2	0	0	3						
Frank White, R OBP: 0.310, SLG: 0.391 Angel Salazar, R OBP: 0.222, SLG: 0.249 (1, 4) (8, 6)		0-0 6-3	0-3 K	0-0 F8			0-0 HR			4	1	1	1	0	1	1						
Lonnie Smith, R OBP: 0.369, SLG: 0.387 (1, 10)		4-0 2B FC4-6 BB	0-0 E6 S		0-0 F9 S 1B		0-0 CS 1B			3	1	2	0	1	0	0						
Jamie Quirk, L OBP: 0.331, SLG: 0.373 (1, 2)		0-0 FC4-6 1-3 2B	4-0 1-2 BB		0-0 F9		0-0 F8			3	0	1	0	1	0	2						
Gary Thurman, R OBP: 0.333, SLG: 0.231 (1, 7)		4-0 FC4-6 BB	0-0 F9		0-3 K					3	0	0	0	1	2	4						
Inning Stats	R: 0 E: 0 K: 1 S: 6	H: 1 LOB: 2 BB: 1 P: 10	R: 1 E: 0 K: 0 S: 4	H: 1 LOB: 2 BB: 2 P: 12	R: 2 E: 1 K: 1 S: 8	H: 2 LOB: 1 BB: 1 P: 12	R: 2 E: 0 K: 0 S: 6	H: 3 LOB: 1 BB: 0 P: 6	R: 0 E: 0 K: 1 S: 6	H: 1 LOB: 1 BB: 0 P: 6	R: 0 E: 0 K: 0 S: 4	H: 1 LOB: 1 BB: 0 P: 4	R: 1 E: 0 K: 1 S: 6	H: 2 LOB: 0 BB: 0 P: 6	R: 0 E: 0 K: 0 S: 4	H: 1 LOB: 1 BB: 0 P: 4	1B: 7 2B: 2 3B: 2 HR: 1	SF: 0 SAC: 0 DP: 0 HBP: 0	WP: 3 PB: 1 CS: 1	PA: 40		
PITCHER	IP	WLS	BF	H	R	ER	SO	BB	IBB	HBP	BLK	WP	HR	S	P	ERA	WHIP					
Richard Dotson, R ERA: 4.21 (1, 1)	4.0	L	24	7	5	4	2	4	0	0	0	0	0	24	40	9.00	2.750					
Bob James, R ERA: 3.99 (5, 1)	2.0		8	2	0	0	1	0	0	0	0	0	0	10	10	0.00	1.000					
Ray Seearge, L ERA: 4.03 (7, 1)	1.0		4	2	1	1	1	0	0	0	0	0	1	6	6	9.00	2.000					
Jim Winn, R ERA: 5.11 (8, 1)	1.0		4	1	0	0	0	0	0	0	0	0	0	4	4	0.00	1.000					

Chicago White Sox @ Kansas City Royals
Royals Stadium, Kansas City, MO
Fri Sep 04 1987, 8:05 PM EDT
Att: 23,810 - Unknown

AB 36
R 6
H 12
RBI 5
BB 4
SO 4
LOB 20



Batter	1	2	3	4	5	6	7	8	9	AB	R	H	RBI	BB	SO	LOB	TOP					
Gary Redus, R (1, 7) OBP: 0.331, SLG: 0.380	0-0 1-3		4-0 BB		0-0 G3		0-0 5-3		0-3 K	4	0	0	0	1	1	2						
Donnie Hill, S (1, 4) OBP: 0.293, SLG: 0.372	0-0 6-3		0-0 F7-5		0-0 SF7		0-0 1B			3	0	1	1	0	0	2						
Jerry Hairston, S (1, 10) Steve Lyons, L (6, PR) OBP: 0.322, SLG: 0.343	0-0 FC5-4 1B		0-0 6-3		0-0 FC5-4 BB			0-0 BB 1B		3	0	2	0	1	0	1						
Ivan Calderon, R (1, 9) OBP: 0.360, SLG: 0.514	0-0 FC5-4			0-0 F8	0-0 FC5-4			0-0 P3		4	0	0	0	0	0	3						
Carlton Fisk, R (1, 2) OBP: 0.319, SLG: 0.456		0-0 F4		0-0 HR		0-0 F4		4-0 BB		3	1	1	1	1	0	0						
Greg Walker, L (1, 3) OBP: 0.336, SLG: 0.464		0-0 FC4-6 1B		0-3 K		0-0 L7		0-3 K		4	0	1	0	0	2	2						
Kenny Williams, R (1, 8) OBP: 0.319, SLG: 0.431		0-0 FC4-6 1B		0-0 1B		0-0 6-3		0-3 K		4	0	1	0	0	1	3						
Fred Manrique, R (1, 6) OBP: 0.311, SLG: 0.384		0-0 F8		0-0 6-3			0-0 5-3 1B		0-3 K	4	0	1	0	0	1	2						
Pat Keedy, R (1, 5) OBP: 0.241, SLG: 0.333			0-0 F7-5 BB 1B		0-0 G3 SF7 2B		0-0 5-3		0-3 K	4	1	2	0	0	1	1						
Inning Stats	R: 0 E: 0 K: 0 S: 4	H: 1 LOB: 1 BB: 0 P: 4	R: 0 E: 0 K: 0 S: 4	H: 1 LOB: 1 BB: 0 P: 4	R: 0 E: 0 K: 0 S: 3	H: 1 LOB: 1 BB: 1 P: 7	R: 1 E: 0 K: 1 S: 7	H: 2 LOB: 1 BB: 0 P: 7	R: 1 E: 0 K: 0 S: 4	H: 1 LOB: 1 BB: 1 P: 8	R: 0 E: 0 K: 0 S: 3	H: 0 LOB: 0 BB: 0 P: 3	R: 0 E: 0 K: 0 S: 4	H: 2 LOB: 2 BB: 0 P: 4	R: 0 E: 0 K: 2 S: 8	H: 1 LOB: 2 BB: 1 P: 12	R: 0 E: 0 K: 3 S: 9	H: 0 LOB: 0 BB: 0 P: 9	1B: 7 2B: 2 3B: 0 HR: 1	SF: 1 SAC: 0 DP: 1 HBP: 0	WP: 0 PB: 0 CS: 1	PA: 37
PITCHER Danny Jackson, L (1, 1) ERA: 3.82	IP: 9.0 WLS: W BF: 37 H: 9 R: 2 ER: 2 SO: 6 BB: 3 IBB: 0 HBP: 0 BLK: 0 WP: 0 HR: 1 S: 46 P: 58 ERA: 2.00 WHIP: 1.333															PITCHER						

Chicago White Sox @ Kansas City Royals
 Royals Stadium, Kansas City, MO
 Sat Sep 05 1987, 8:05 PM EDT
 Att: 34,391 - Unknown

AB 33
 R 2
 H 9
 RBI 2
 BB 3
 SO 6
 LOB 16



Batter	1	2	3	4	5	6	7	8	9	AB	R	H	RBI	BB	SO	LOB	BOTTOM			
Willie Wilson, S (1, 8) OBP: 0.313, SLG: 0.372	0-0 5-3		0-0 4-3		0-0 S 1B		0-0 4-3			4	0	1	0	0	0	0				
Bill Pecota, R (1, 6) OBP: 0.347, SLG: 0.377	0-0 F9		0-0 F5		0-0 F4		0-0 4-3			4	0	0	0	0	0	1				
Kevin Seitzer, R (1, 5) OBP: 0.400, SLG: 0.480	0-0 HR		0-0 E9		0-0 1-3			0-0 4-3		4	1	1	1	0	0	1				
George Brett, L (1, 3) OBP: 0.388, SLG: 0.500	0-0 HR			0-0 F5		0-0 F6		0-0 G3		4	1	1	1	0	0	0				
Danny Tartabull, R (1, 9) OBP: 0.368, SLG: 0.507	0-0 2B			0-3 K		0-0 HR		0-0 HR		4	2	3	2	0	1	0				
Frank White, R (1, 4) OBP: 0.312, SLG: 0.394	0-3 K			0-0 2B		0-3 K2-3		0-0 1B		4	0	2	0	0	2	1				
Lonnie Smith, R (1, 10) OBP: 0.374, SLG: 0.385		0-0 F8		4-0 BB		1-0 HBP				1	0	0	0	1	0	0				
Jamie Quirk, L (1, 2) OBP: 0.327, SLG: 0.369		0-3 K		0-0 F2		0-3 K				3	0	0	0	0	2	3				
Gary Thurman, R (1, 7) OBP: 0.278, SLG: 0.188		0-0 4-3			0-3 K		0-3 K			3	0	0	0	0	2	0				
Inning Stats	R: 2 E: 0 K: 1 S: 8	H: 3 LOB: 1 BB: 0 P: 8	R: 0 E: 0 K: 1 S: 5	H: 0 LOB: 0 BB: 0 P: 5	R: 0 E: 1 K: 0 S: 3	H: 0 LOB: 1 BB: 0 P: 3	R: 0 E: 0 K: 1 S: 6	H: 1 LOB: 2 BB: 1 P: 10	R: 0 E: 0 K: 1 S: 6	H: 1 LOB: 1 BB: 0 P: 6	R: 1 E: 0 K: 2 S: 8	H: 1 LOB: 1 BB: 0 P: 9	R: 0 E: 0 K: 1 S: 5	H: 0 LOB: 0 BB: 0 P: 5	R: 1 E: 0 K: 0 S: 4	H: 2 LOB: 1 BB: 0 P: 4	1B: 2 2B: 2 3B: 0 HR: 4	SF: 0 SAC: 0 DP: 0 HBP: 1	WP: 0 PB: 0 CS: 0	PA: 33
PITCHER Jose DeLeon, R (1, 1) ERA: 4.31	IP: 8.0 WLS: L BF: 33 H: 8 R: 4 ER: 4 SO: 7 BB: 1 IBB: 0 HBP: 1 BLK: 0 WP: 0 HR: 4 S: 45 P: 50 ERA: 4.50 WHIP: 1.125															PITCHER				

Chicago White Sox @ Kansas City Royals
 Royals Stadium, Kansas City, MO
 Sat Sep 05 1987, 8:05 PM EDT
 Att: 34,391 - Unknown


AB 31
 R 4
 H 8
 RBI 4
 BB 1
 SO 7
 LOB 6




Batter	1	2	3	4	5	6	7	8	9	AB	R	H	RBI	BB	SO	LOB	TOP								
Willie Wilson, S (1, 8) OBP: 0.313, SLG: 0.370	0-3 K		0-0 FC6-4		0-3 K		0-0 F9			4	0	0	0	0	2	2	Kansas City Royals @ Oakland Athletics Oakland-Alameda County Coliseum, Oakland, CA Thu Sep 10 1987, 3:33 AM PDT Att: 12,361 - Unknown livebaseballscorecards.com								
Kevin Seitzer, R (1, 5) OBP: 0.403, SLG: 0.476	0-3 K			0-0 P3		0-0 1B		4-0 BB		3	0	1	0	1	1	0									
George Brett, L (1, 3) OBP: 0.386, SLG: 0.500	0-0 4-3			0-0 1B		0-0 1-2		0-0 4-3		4	0	1	0	0	0	2									
Danny Tartabull, R (1, 9) OBP: 0.372, SLG: 0.509		0-3 K		0-0 F8		0-0 FC1-5-6		0-3 K		4	0	0	0	0	2	3									
Frank White, R (1, 4) OBP: 0.311, SLG: 0.398		0-0 F3		0-0 1B		0-0 5-3		0-0 L7		4	0	1	0	0	0	2									
Lonnie Smith, R (1, 10) OBP: 0.355, SLG: 0.366		0-0 F8		0-3 K			0-0 F8		0-3 K	4	0	0	0	0	2	2									
Bill Pecota, R (1, 6) OBP: 0.347, SLG: 0.372			0-3 K		0-0 E S 1B		4-0 HR BB		4-0 L6-3 BB	2	1	1	0	2	1	0									
Gary Thurman, R (1, 7) OBP: 0.324, SLG: 0.290 Thad Bosley, L (9, PH) OBP: 0.300, SLG: 0.342			0-3 K		0-0 F4		0-0 F9		0-0 L6-3	3	0	0	0	0	1	2									
Larry Owen, R (1, 2) OBP: 0.262, SLG: 0.286 Steve Balboni, R (7, PH) OBP: 0.293, SLG: 0.426 Jamie Quirk, L (7, 2) OBP: 0.327, SLG: 0.376			4-0 BB		0-3 K		0-0 1-H HR			1	0	0	0	1	1	1									
Inning Stats	R: 0 E: 0 K: 2 S: 7	H: 0 LOB: 0 BB: 0 P: 7	R: 0 E: 0 K: 1 S: 5	H: 0 LOB: 0 BB: 0 P: 5	R: 0 E: 0 K: 2 S: 7	H: 0 LOB: 1 BB: 1 P: 11	R: 0 E: 0 K: 1 S: 7	H: 2 LOB: 2 BB: 0 P: 7	R: 0 E: 1 K: 2 S: 8	H: 1 LOB: 1 BB: 0 P: 8	R: 0 E: 0 K: 0 S: 4	H: 1 LOB: 1 BB: 0 P: 4	R: 2 E: 0 K: 0 S: 4	H: 1 LOB: 0 BB: 1 P: 8	R: 0 E: 0 K: 1 S: 5	H: 0 LOB: 1 BB: 1 P: 9		R: 0 E: 0 K: 1 S: 4	H: 0 LOB: 0 BB: 1 P: 8	1B: 4 2B: 1 3B: 0 HR: 1	SF: 0 SAC: 0 DP: 1 HBP: 0	WP: 0 PB: 0 SB: 1 CS: 0	PA: 35		
PITCHER	IP	WLS	BF	H	R	ER	SO	BB	IBB	HBP	BLK	WP	HR	S	P	ERA	WHIP								
Curt Young, L (1, 1) ERA: 4.27	7.0		28	5	2	2	8	2	0	0	0	0	1	42	50	2.57	1.000								
Eric Plunk, R (8, 1) ERA: 5.21	2.0	W	7	0	0	0	2	2	0	0	0	0	0	9	17	0.00	1.000								

Batter	1	2	3	4	5	6	7	8	9	AB	R	H	RBI	BB	SO	LOB	BOTTOM								
Tony Phillips, S (1, 4) OBP: 0.353, SLG: 0.382	0-3 K		0-0 1B		0-0 G5-4-3		0-0 6-3		0-0 F8	5	0	1	0	0	1	4	Kansas City Royals @ Oakland Athletics Oakland-Alameda County Coliseum, Oakland, CA Thu Sep 10 1987, 3:33 AM PDT Att: 12,361 - Unknown livebaseballscorecards.com								
Tony Bemazzard, S (1, 10) OBP: 0.333, SLG: 0.408 Luis Polonia, L (8, PR) OBP: 0.338, SLG: 0.411	0-0 6-3		0-0 4-3			0-0 1B SF8		4-0 1B BB		3	1	1	0	1	0	2									
Jose Canseco, R (1, 7) OBP: 0.312, SLG: 0.478	0-0 F9				0-0 F8		0-0 F7		0-0 6-3	4	0	0	1	1	0	2									
Carney Lansford, R (1, 5) OBP: 0.380, SLG: 0.484		0-0 5-3		0-0 FC6-4 1B		0-0 2-3 1B		0-0 5-3		4	0	2	0	0	0	2									
Mark McGwire, R (1, 3) OBP: 0.360, SLG: 0.603		0-0 6-3		0-0 FC6-4 2B		0-0 SF8		0-0 2H 1B		3	0	1	2	0	0	1									
Steve Henderson, R (1, 9) OBP: 0.356, SLG: 0.467 Stan Javier, S (7, 9) OBP: 0.298, SLG: 0.280 Reggie Jackson, L (8, PH) OBP: 0.293, SLG: 0.394 Mike Davis, L (9, 9) OBP: 0.319, SLG: 0.471		0-0 F8		0-0 1-3 2B		0-0 1-3		0-3 K		3	0	1	0	0	0	1									
Dwayne Murphy, L (1, 8) OBP: 0.404, SLG: 0.323			0-3 K		0-0 F8		4-0 CS BB		0-0 G3	3	0	0	0	1	1	2									
Mickey Tettleton, S (1, 2) ERA: 3.78 Alfredo Griffin, S (9, PR) OBP: 0.314, SLG: 0.358			0-0 F6		0-0 6-3		4-0 1-2 BB		0-0 1B BB 1B	3	0	1	0	1	0	0									
Mike Gallego, R (1, 6) OBP: 0.311, SLG: 0.344 Jerry Willard, L (9, PH) Terry Steinbach, R (9, PH) OBP: 0.345, SLG: 0.464			0-0 1B 2B		0-0 G5-4-3 1B		0-0 F9		0-0 BB 1B	3	0	2	0	0	0	1									
Inning Stats	R: 0 E: 0 K: 1 S: 5	H: 0 LOB: 0 BB: 0 P: 5	R: 0 E: 0 K: 0 S: 3	H: 0 LOB: 0 BB: 0 P: 3	R: 0 E: 0 K: 1 S: 7	H: 2 LOB: 2 BB: 0 P: 7	R: 0 E: 0 K: 0 S: 5	H: 2 LOB: 2 BB: 0 P: 5	R: 0 E: 0 K: 0 S: 2	H: 0 LOB: 1 BB: 2 P: 10	R: 0 E: 0 K: 1 S: 6	H: 1 LOB: 1 BB: 1 P: 10	R: 1 E: 0 K: 0 S: 5	H: 3 LOB: 3 BB: 1 P: 9	1B: 9 2B: 2 3B: 0 HR: 0	SF: 1 SAC: 0 DP: 1 HBP: 0		WP: 0 PB: 0 SB: 0 CS: 1	PA: 39						
PITCHER	IP	WLS	BF	H	R	ER	SO	BB	IBB	HBP	BLK	WP	HR	S	P	ERA	WHIP								
Danny Jackson, L (1, 1) ERA: 3.78	7.0		29	7	2	2	2	3	0	0	0	0	0	30	42	2.57	1.429								
John Davis, R (8, 1) ERA: 2.25	1.1	L	6	2	1	1	1	0	0	0	0	0	0	8	8	6.75	1.500								
Jerry Don Gleaton, L (9, 1) ERA: 4.43	0.1		3	2	0	0	0	0	0	0	0	0	0	3	3	0.00	6.000								
Gene Garber, R (9, 1) ERA: 4.63	0.0		1	0	0	0	0	1	0	0	0	0	0	0	4	*	*								

AB 31
R 2
H 5
RBI 2
BB 4
SO 10
LOB 15




AB 34
R 3
H 11
RBI 3
BB 4
SO 3
LOB 16



Batter	1	2	3	4	5	6	7	8	9	AB	R	H	RBI	BB	SO	LOB	TOP								
Gary Thurman, R OBP: 0.356, SLG: 0.325 (1, 8)	0-3 K	0-0 FC4-6 1B		0-3 K		0-3 K		4-0 6-3 BB	0-3 K	5	0	1	1	1	4	3	<p>Kansas City Royals @ Oakland Athletics Oakland-Alameda County Coliseum, Oakland, CA</p> <p>Sat Sep 12 1987, 7:05 PM PDT Att: 38,095 - Unknown</p> <p>livebaseballscores.com</p>								
Thad Bosley, L OBP: 0.300, SLG: 0.338 (1, 7)	0-0 5-3	0-0 FC4-6 1B			0-0 5-3	0-0 6-3		0-0 6-3		5	0	1	1	0	0	2									
Kevin Seitzer, R OBP: 0.400, SLG: 0.470 (1, 5)	0-0 F4	0-0 FC4-6 FC6-4			4-0 2B BB	0-3 K		4-0 BB		3	1	0	1	2	1	3									
George Brett, L OBP: 0.387, SLG: 0.500 (1, 3)		0-0 1B FC6-4			0-0 1B 2B			4-0 1B SF7 BB	0-0 F5	4	3	2	1	1	0	4									
Danny Tartabull, R OBP: 0.377, SLG: 0.512 (1, 9)		0-0 F8 1B 2B	4-0 CS BB		0-0 3B 1B			0-3 K	0-0 F8	4	2	2	2	1	1	1									
Frank White, R OBP: 0.313, SLG: 0.405 (1, 4)		0-0 F8 2-3	0-0 F3		0-0 F8			0-0 WP 1B	0-0 S 2B 1B	5	1	2	0	0	0	3									
Steve Balboni, R OBP: 0.286, SLG: 0.442 (1, 10)		0-0 1B BB 1B	0-0 F3		0-0 3B			0-0 SF7	0-3 K	4	1	2	3	0	1	2									
Jamie Quirk, L OBP: 0.335, SLG: 0.375 (1, 2)		4-0 1B 1B BB	0-0 CS	0-0 L7	0-0 F7			0-3 K	4-0 2B BB	3	1	0	0	2	1	2									
Bill Pecota, R OBP: 0.350, SLG: 0.372 (1, 6)		0-0 1B FC4-6 1B		0-0 1-3		0-0 6-3 S 1B			0-0 L3	4	1	2	0	0	0	0									
Jim Eisenreich, L OBP: 0.270, SLG: 0.481 (9, PH)									1-3 2-H 2B	1	0	1	1	0	0	0									
Angel Salazar, R OBP: 0.222, SLG: 0.249 (9, 6)									1-3 2-H 2B	0	0	0	0	0	0	0									
Inning Stats	R: 0 E: 0 K: 1 S: 5	H: 0 LOB: 0 BB: 0 P: 5	R: 5 E: 0 K: 0 S: 9	H: 6 LOB: 2 BB: 1 P: 13	R: 0 E: 0 K: 0 S: 2	H: 0 LOB: 0 BB: 1 P: 6	R: 0 E: 0 K: 1 S: 5	H: 0 LOB: 0 BB: 0 P: 5	R: 3 E: 0 K: 0 S: 6	H: 3 LOB: 1 BB: 1 P: 10	R: 0 E: 0 K: 2 S: 8	H: 1 LOB: 1 BB: 0 P: 8	R: 1 E: 0 K: 2 S: 8	H: 1 LOB: 1 BB: 1 P: 12	R: 0 E: 0 K: 0 S: 3	H: 0 LOB: 2 BB: 2 P: 11	R: 1 E: 0 K: 2 S: 9	H: 2 LOB: 2 BB: 1 P: 13	1B: 9 2B: 3 3B: 1 HR: 0	SF: 1 SAC: 0 DP: 0 HBP: 0	WP: 1 PB: 0 CS: 1	PA: 47			
PITCHER	IP WLS BF H R ER SO BB IBB HBP BLK WP HR S P ERA WHIP	IP WLS BF H R ER SO BB IBB HBP BLK WP HR S P ERA WHIP	IP WLS BF H R ER SO BB IBB HBP BLK WP HR S P ERA WHIP	IP WLS BF H R ER SO BB IBB HBP BLK WP HR S P ERA WHIP	IP WLS BF H R ER SO BB IBB HBP BLK WP HR S P ERA WHIP	IP WLS BF H R ER SO BB IBB HBP BLK WP HR S P ERA WHIP	IP WLS BF H R ER SO BB IBB HBP BLK WP HR S P ERA WHIP	IP WLS BF H R ER SO BB IBB HBP BLK WP HR S P ERA WHIP	IP WLS BF H R ER SO BB IBB HBP BLK WP HR S P ERA WHIP	IP WLS BF H R ER SO BB IBB HBP BLK WP HR S P ERA WHIP	IP WLS BF H R ER SO BB IBB HBP BLK WP HR S P ERA WHIP	IP WLS BF H R ER SO BB IBB HBP BLK WP HR S P ERA WHIP	IP WLS BF H R ER SO BB IBB HBP BLK WP HR S P ERA WHIP	IP WLS BF H R ER SO BB IBB HBP BLK WP HR S P ERA WHIP	IP WLS BF H R ER SO BB IBB HBP BLK WP HR S P ERA WHIP	IP WLS BF H R ER SO BB IBB HBP BLK WP HR S P ERA WHIP	IP WLS BF H R ER SO BB IBB HBP BLK WP HR S P ERA WHIP	IP WLS BF H R ER SO BB IBB HBP BLK WP HR S P ERA WHIP	IP WLS BF H R ER SO BB IBB HBP BLK WP HR S P ERA WHIP	IP WLS BF H R ER SO BB IBB HBP BLK WP HR S P ERA WHIP	IP WLS BF H R ER SO BB IBB HBP BLK WP HR S P ERA WHIP	IP WLS BF H R ER SO BB IBB HBP BLK WP HR S P ERA WHIP	IP WLS BF H R ER SO BB IBB HBP BLK WP HR S P ERA WHIP	IP WLS BF H R ER SO BB IBB HBP BLK WP HR S P ERA WHIP	IP WLS BF H R ER SO BB IBB HBP BLK WP HR S P ERA WHIP

Batter	1	2	3	4	5	6	7	8	9	AB	R	H	RBI	BB	SO	LOB	BOTTOM								
Stan Javier, S OBP: 0.296, SLG: 0.281 (8, PH)	0-0 6-3		0-0 F9		0-0 FC6-4 1B	0-0 E4		0-0 SF8		3	0	1	0	0	0	0	<p>Kansas City Royals @ Oakland Athletics Oakland-Alameda County Coliseum, Oakland, CA</p> <p>Sat Sep 12 1987, 7:05 PM PDT Att: 38,095 - Unknown</p> <p>livebaseballscores.com</p>								
Brian Hartline, R OBP: 0.333, SLG: 0.500 (6, PH)										1	0	0	0	0	0	1									
Reggie Sanders, L OBP: 0.281, SLG: 0.382 (6, PH)										0	0	0	0	0	0	0									
Mike Jarvis, L OBP: 0.376, SLG: 0.466 (7, 9)										0	0	0	0	0	0	0									
Tony Phillips, S OBP: 0.352, SLG: 0.382 (8, PH)										0	0	0	1	0	0	0									
Matt Sinatro, R (9, 2)										0	0	0	0	0	0	0									
Steve Henderson, R OBP: 0.356, SLG: 0.463 (1, 9)	0-0 5-3		0-0 G5-4-3 1B		0-0 FC6-4 1-2	0-0 F7		0-0 4-3		3	0	1	0	0	0	1									
Dwayne Murphy, L OBP: 0.397, SLG: 0.313 (6, PH)										2	0	0	0	0	0	4									
Jose Canseco, R OBP: 0.314, SLG: 0.478 (1, 7)	4-0 2-4 BB		0-0 G5-4-3		0-3 K			0-0 B2	0-0 4-3 2B	4	0	1	0	1	1	2									
Carney Lansford, R OBP: 0.376, SLG: 0.478 (1, 5)	0-0 2-4	0-0 HR 1B		0-3 K		0-0 F4	0-0 5-3		0-0 5-3	5	1	1	0	0	1	1									
Mark McGwire, R OBP: 0.365, SLG: 0.613 (1, 3)		0-0 HR		0-0 6-3 2B 2B		4-0 5-3 BB BB	0-3 K		0-0 4-3	4	3	2	2	1	1	1									
Terry Steinbach, R OBP: 0.346, SLG: 0.461 (1, 10)		0-0 1B		0-0 6-3		4-0 5-3 BB BB		0-0 L6	0-0 6-3	4	1	1	0	1	0	2									
Mickey Tettleton, S OBP: 0.372, SLG: 0.353 (8, PH)		0-3 K		4-0 2B BB		0-0 5-3		4-0 E S SF8 BB		2	0	0	0	1	1	3									
Luis Polonia, L OBP: 0.336, SLG: 0.407 (9, 9)						1-2 2-3				0	1	0	0	1	0	0									
Mike Gallego, R OBP: 0.321, SLG: 0.358 (8, PH)		0-3 K		0-0 1-1 2B		4-0 1B E BB		4-0 E BB		2	1	1	1	1	1	1									
Tony Bernazard, S OBP: 0.332, SLG: 0.405 (9, 4)				1-1 3-H 2B				1-2 2-3		0	0	0	0	1	0	0									
Alfredo Griffin, S OBP: 0.312, SLG: 0.355 (1, 6)		0-0 F5			0-0 F7	0-0 E 1B		0-0 E1		4	0	1	2	0	0	3									
Inning Stats	R: 0 E: 0 K: 0 S: 2	H: 0 LOB: 1 BB: 1 P: 6	R: 2 E: 0 K: 2 S: 10	H: 3 LOB: 1 BB: 0 P: 10	R: 0 E: 0 K: 0 S: 3	H: 1 LOB: 0 BB: 0 P: 3	R: 1 E: 0 K: 1 S: 6	H: 2 LOB: 2 BB: 1 P: 10	R: 0 E: 0 K: 1 S: 6	H: 1 LOB: 1 BB: 0 P: 6	R: 3 E: 1 K: 0 S: 5	H: 1 LOB: 2 BB: 3 P: 17	R: 0 E: 0 K: 1 S: 5	H: 0 LOB: 0 BB: 0 P: 5	R: 1 E: 1 K: 0 S: 4	H: 0 LOB: 2 BB: 2 P: 12	R: 0 E: 0 K: 0 S: 4	H: 1 LOB: 1 BB: 0 P: 4	1B: 5 2B: 3 3B: 0 HR: 1	SF: 1 SAC: 0 DP: 1 HBP: 0	WP: 0 PB: 0 SB: 1 CS: 0	PA: 42			
PITCHER	IP WLS BF H R ER SO BB IBB HBP BLK WP HR S P ERA WHIP	IP WLS BF H R ER SO BB IBB HBP BLK WP HR S P ERA WHIP	IP WLS BF H R ER SO BB IBB HBP BLK WP HR S P ERA WHIP	IP WLS BF H R ER SO BB IBB HBP BLK WP HR S P ERA WHIP	IP WLS BF H R ER SO BB IBB HBP BLK WP HR S P ERA WHIP	IP WLS BF H R ER SO BB IBB HBP BLK WP HR S P ERA WHIP	IP WLS BF H R ER SO BB IBB HBP BLK WP HR S P ERA WHIP	IP WLS BF H R ER SO BB IBB HBP BLK WP HR S P ERA WHIP	IP WLS BF H R ER SO BB IBB HBP BLK WP HR S P ERA WHIP	IP WLS BF H R ER SO BB IBB HBP BLK WP HR S P ERA WHIP	IP WLS BF H R ER SO BB IBB HBP BLK WP HR S P ERA WHIP	IP WLS BF H R ER SO BB IBB HBP BLK WP HR S P ERA WHIP	IP WLS BF H R ER SO BB IBB HBP BLK WP HR S P ERA WHIP	IP WLS BF H R ER SO BB IBB HBP BLK WP HR S P ERA WHIP	IP WLS BF H R ER SO BB IBB HBP BLK WP HR S P ERA WHIP	IP WLS BF H R ER SO BB IBB HBP BLK WP HR S P ERA WHIP	IP WLS BF H R ER SO BB IBB HBP BLK WP HR S P ERA WHIP	IP WLS BF H R ER SO BB IBB HBP BLK WP HR S P ERA WHIP	IP WLS BF H R ER SO BB IBB HBP BLK WP HR S P ERA WHIP	IP WLS BF H R ER SO BB IBB HBP BLK WP HR S P ERA WHIP	IP WLS BF H R ER SO BB IBB HBP BLK WP HR S P ERA WHIP	IP WLS BF H R ER SO BB IBB HBP BLK WP HR S P ERA WHIP	IP WLS BF H R ER SO BB IBB HBP BLK WP HR S P ERA WHIP	IP WLS BF H R ER SO BB IBB HBP BLK WP HR S P ERA WHIP	IP WLS BF H R ER SO BB IBB HBP BLK WP HR S P ERA WHIP

AB	38
R	10
H	13
RBI	10
BB	7
SO	8
LOB	20



Batter	1	2	3	4	5	6	7	8	9	AB	R	H	RBI	BB	SO	LOB	TOP					
Willie Wilson, S (1, 8) OBP: 0.316, SLG: 0.371	G3-6-3 BB		SF8 1B BB	5-3			FC6-5 1B		K	4	1	2	1	1	1	1	Kansas City Royals @ Oakland Athletics Oakland-Alameda County Coliseum, Oakland, CA Sun Sep 13 1987, 3:33 AM PDT Att: 27,683 - Unknown					
Kevin Seitzer, R (1, 5) OBP: 0.401, SLG: 0.470	K		1B SF8 BB				BB FC6-5 1B		BB 1B	4	1	2	1	1	2	1						
George Brett, L (1, 3) OBP: 0.387, SLG: 0.499	G3-6-3 1-2		SF8				FC6-5 BB		BB 1B	3	0	1	1	1	0	3						
Danny Tartabull, R (1, 9) OBP: 0.377, SLG: 0.510		K	PB 1B				BB 1B		K	4	0	1	1	1	3	3						
Frank White, R (1, 4) OBP: 0.311, SLG: 0.402	L8		1B K				BB 1B			4	0	0	0	0	1	4						
Steve Balboni, R (1, 10) OBP: 0.286, SLG: 0.448	HR		F9						K	4	1	1	1	0	1	1						
Bill Pecota, R (1, 6) OBP: 0.357, SLG: 0.357	6-3								K	4	0	0	0	0	2	0						
Angel Salazar, R (9, 6) OBP: 0.222, SLG: 0.249									K	0	0	0	0	0	0	0						
Gary Thurman, R (1, 7) OBP: 0.388, SLG: 0.364			1B 1B				FC6 1B		F7	4	1	3	0	0	0	0						
Larry Owen, R (1, 2) OBP: 0.262, SLG: 0.285			BB 1B SF8 1B				FC6 1B		K	4	2	1	0	0	2	2						
Inning Stats	R: 0 E: 0 K: 1 S: 4	H: 0 LOB: 0 BB: 1 P: 8	R: 1 E: 0 K: 1 S: 6	H: 1 LOB: 0 BB: 0 P: 6	R: 4 E: 0 K: 1 S: 9	H: 4 LOB: 1 BB: 1 P: 13	R: 0 E: 0 K: 1 S: 6	H: 1 LOB: 0 BB: 0 P: 6	R: 0 E: 0 K: 2 S: 7	H: 0 LOB: 0 BB: 0 P: 5	R: 1 E: 0 K: 0 S: 6	H: 3 LOB: 3 BB: 1 P: 10	R: 0 E: 0 K: 2 S: 7	H: 0 LOB: 0 BB: 0 P: 7	R: 0 E: 0 K: 3 S: 10	H: 1 LOB: 2 BB: 1 P: 14	1B: 10 2B: 0 3B: 0 HR: 1	SF: 1 SAC: 0 DP: 1 HBP: 0	WP: 0 PB: 1 SB: 1 CS: 1	PA: 41		
PITCHER	IP WLS BF H R ER SO BB IBB HBP BLK WP HR S P ERA WHIP	IP WLS BF H R ER SO BB IBB HBP BLK WP HR S P ERA WHIP	IP WLS BF H R ER SO BB IBB HBP BLK WP HR S P ERA WHIP	IP WLS BF H R ER SO BB IBB HBP BLK WP HR S P ERA WHIP	IP WLS BF H R ER SO BB IBB HBP BLK WP HR S P ERA WHIP	IP WLS BF H R ER SO BB IBB HBP BLK WP HR S P ERA WHIP	IP WLS BF H R ER SO BB IBB HBP BLK WP HR S P ERA WHIP	IP WLS BF H R ER SO BB IBB HBP BLK WP HR S P ERA WHIP	IP WLS BF H R ER SO BB IBB HBP BLK WP HR S P ERA WHIP	IP WLS BF H R ER SO BB IBB HBP BLK WP HR S P ERA WHIP	IP WLS BF H R ER SO BB IBB HBP BLK WP HR S P ERA WHIP	IP WLS BF H R ER SO BB IBB HBP BLK WP HR S P ERA WHIP	IP WLS BF H R ER SO BB IBB HBP BLK WP HR S P ERA WHIP	IP WLS BF H R ER SO BB IBB HBP BLK WP HR S P ERA WHIP	IP WLS BF H R ER SO BB IBB HBP BLK WP HR S P ERA WHIP	IP WLS BF H R ER SO BB IBB HBP BLK WP HR S P ERA WHIP	IP WLS BF H R ER SO BB IBB HBP BLK WP HR S P ERA WHIP	IP WLS BF H R ER SO BB IBB HBP BLK WP HR S P ERA WHIP	IP WLS BF H R ER SO BB IBB HBP BLK WP HR S P ERA WHIP	IP WLS BF H R ER SO BB IBB HBP BLK WP HR S P ERA WHIP	IP WLS BF H R ER SO BB IBB HBP BLK WP HR S P ERA WHIP	IP WLS BF H R ER SO BB IBB HBP BLK WP HR S P ERA WHIP

AB	35
R	6
H	11
RBI	5
BB	4
SO	12
LOB	15



Batter	1	2	3	4	5	6	7	8	9	AB	R	H	RBI	BB	SO	LOB	BOTTOM					
Luis Polonia, L (1, 7) OBP: 0.335, SLG: 0.405	K	CS 1B			4-3			G3	CS	4	0	1	1	0	1	0	Kansas City Royals @ Oakland Athletics Oakland-Alameda County Coliseum, Oakland, CA Sun Sep 13 1987, 3:33 AM PDT Att: 27,683 - Unknown					
Tony Bemazzard, S (1, 4) OBP: 0.331, SLG: 0.402	K	CS	F9			4-3		FC5-4 1B BB		3	0	0	0	1	1	0						
Dwayne Murphy, L (1, 8) OBP: 0.404, SLG: 0.337			F7							3	1	2	1	1	0	0						
Stan Javier, S (8, PR) OBP: 0.299, SLG: 0.281	BB					HR		FC5-4 1B		0	0	0	0	0	0	0						
Carney Lansford, R (1, 5) OBP: 0.374, SLG: 0.474	F3		1-3			F4		L7		4	0	0	0	0	0	3						
Jerry Willard, L (1, 10) OBP: 0.314, SLG: 0.477		1B 1B SF9 BB				F7		FC5-4		2	1	0	0	1	1	0						
Mark McWire, R (1, 3) OBP: 0.384, SLG: 0.610		F9								4	0	1	0	0	2	1						
Mike Gallego, R (8, PR) OBP: 0.321, SLG: 0.358								FC1-5 1B		0	0	0	0	0	0	0						
Mike Davis, L (1, 9) OBP: 0.317, SLG: 0.467		1B SF9 1B								4	2	2	0	0	2	0						
Terry Steinbach, R (1, 2) OBP: 0.347, SLG: 0.460										3	1	1	0	1	0	2						
Watt Weiss, S (9, PR) OBP: 0.310, SLG: 0.353		SF9 1B 1B				5-3			FC1-5 FC4-8	0	0	0	0	0	0	0						
Alfredo Griffin, S (1, 6) OBP: 0.310, SLG: 0.353			SF9			1-3			FC4-6 CS	3	0	0	2	0	0	2						
Inning Stats	R: 0 E: 0 K: 2 S: 7	H: 0 LOB: 1 BB: 1 P: 11	R: 3 E: 0 K: 0 S: 5	H: 3 LOB: 0 BB: 1 P: 9	R: 0 E: 0 K: 0 S: 3	H: 0 LOB: 0 BB: 0 P: 3	R: 0 E: 0 K: 3 S: 9	H: 0 LOB: 0 BB: 0 P: 9	R: 0 E: 0 K: 0 S: 4	H: 1 LOB: 0 BB: 0 P: 4	R: 0 E: 0 K: 2 S: 7	H: 0 LOB: 1 BB: 1 P: 11	R: 0 E: 0 K: 0 S: 4	H: 1 LOB: 2 BB: 1 P: 8	R: 1 E: 1 K: 0 S: 4	H: 2 LOB: 1 BB: 0 P: 4	1B: 6 2B: 0 3B: 0 HR: 1	SF: 1 SAC: 0 DP: 0 HBP: 0	WP: 0 PB: 0 SB: 0 CS: 2	PA: 38		
PITCHER	IP WLS BF H R ER SO BB IBB HBP BLK WP HR S P ERA WHIP	IP WLS BF H R ER SO BB IBB HBP BLK WP HR S P ERA WHIP	IP WLS BF H R ER SO BB IBB HBP BLK WP HR S P ERA WHIP	IP WLS BF H R ER SO BB IBB HBP BLK WP HR S P ERA WHIP	IP WLS BF H R ER SO BB IBB HBP BLK WP HR S P ERA WHIP	IP WLS BF H R ER SO BB IBB HBP BLK WP HR S P ERA WHIP	IP WLS BF H R ER SO BB IBB HBP BLK WP HR S P ERA WHIP	IP WLS BF H R ER SO BB IBB HBP BLK WP HR S P ERA WHIP	IP WLS BF H R ER SO BB IBB HBP BLK WP HR S P ERA WHIP	IP WLS BF H R ER SO BB IBB HBP BLK WP HR S P ERA WHIP	IP WLS BF H R ER SO BB IBB HBP BLK WP HR S P ERA WHIP	IP WLS BF H R ER SO BB IBB HBP BLK WP HR S P ERA WHIP	IP WLS BF H R ER SO BB IBB HBP BLK WP HR S P ERA WHIP	IP WLS BF H R ER SO BB IBB HBP BLK WP HR S P ERA WHIP	IP WLS BF H R ER SO BB IBB HBP BLK WP HR S P ERA WHIP	IP WLS BF H R ER SO BB IBB HBP BLK WP HR S P ERA WHIP	IP WLS BF H R ER SO BB IBB HBP BLK WP HR S P ERA WHIP	IP WLS BF H R ER SO BB IBB HBP BLK WP HR S P ERA WHIP	IP WLS BF H R ER SO BB IBB HBP BLK WP HR S P ERA WHIP	IP WLS BF H R ER SO BB IBB HBP BLK WP HR S P ERA WHIP	IP WLS BF H R ER SO BB IBB HBP BLK WP HR S P ERA WHIP	IP WLS BF H R ER SO BB IBB HBP BLK WP HR S P ERA WHIP

AB	31
R	5
H	7
RBI	4
BB	4
SO	7
LOB	10

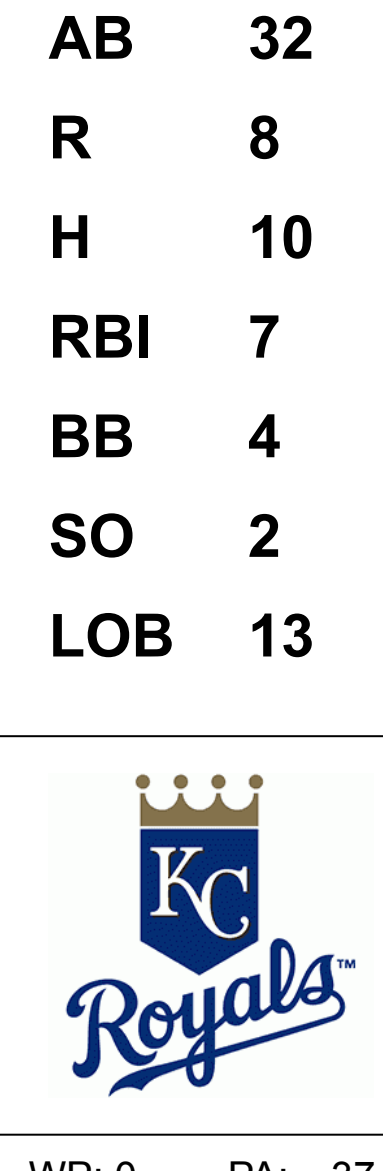


Batter	1	2	3	4	5	6	7	8	9	AB	R	H	RBI	BB	SO	LOB	TOP				
Ruppert Jones, L OBP: 0.306, SLG: 0.429 (1, 9)	0-0 2B	0-0 F8		0-3 K		0-0 G5-4-3			0-0 6-3	2	1	1	0	0	0	0	California Angels @ Kansas City Royals Royals Stadium, Kansas City, MO Mon Sep 14 1987, 8:05 PM EDT Att: 22,451 - Unknown				
George Hendrick, R OBP: 0.301, SLG: 0.403 (4, PH)	4-0 2B									3	0	0	0	0	1	1					
Devon White, S OBP: 0.303, SLG: 0.449 (1, 8)	4-0 2B	0-0 4-3		0-0 1B			0-0 F9			3	1	1	0	1	0	0					
Wally Joyner, L OBP: 0.363, SLG: 0.533 (1, 3)	0-0 2B		0-0 1B	0-0 2B			0-0 6-3			4	2	2	2	0	0	1					
Johnny Ray, S OBP: 0.336, SLG: 0.375 (1, 4)	0-0 2B		0-0 2B	0-0 1B		0-0 F7			0-0 F9	4	0	2	1	0	0	0					
Bill Buckner, L OBP: 0.307, SLG: 0.338 (1, 10)	0-0 5-3		0-0 2B	0-0 F9		0-0 F9			0-0 F8	4	0	1	1	0	0	1					
Brian Downing, R OBP: 0.384, SLG: 0.473 Tony Armas, R OBP: 0.237, SLG: 0.431 (3, 9)	0-0 5-3		0-3 K	0-3 1B		0-0 FC4-6			0-0 F8	2	0	0	0	0	1	3					
Jack Howell, L OBP: 0.340, SLG: 0.453 (1, 5)	0-0 F4		0-3 K	0-0 FC4-6		0-0 1B			0-0 G3	4	0	0	0	0	1	4					
Dick Schofield, R OBP: 0.306, SLG: 0.364 Jim Eppard, L OBP: 0.667, SLG: 0.667 (9, PH)		0-0 F6	0-0 F5		0-0 F3				0-0 4-3	3	0	0	0	0	0	2					
Bob Boone, R OBP: 0.311, SLG: 0.321 Mark Ryal, L OBP: 0.236, SLG: 0.442 (9, PH)		0-0 HR		0-0 1-3		0-0 G5-4-3			0-0 F4	3	1	2	1	0	0	0					
Inning Stats	R: 3 E: 0 K: 0 S: 6	H: 3 LOB: 1 BB: 1 P: 10	R: 1 E: 0 K: 0 S: 4	H: 1 LOB: 0 BB: 0 P: 4	R: 1 E: 0 K: 2 S: 10	H: 3 LOB: 2 BB: 0 P: 10	R: 0 E: 0 K: 1 S: 6	H: 1 LOB: 1 BB: 0 P: 6	R: 0 E: 0 K: 0 S: 4	H: 0 LOB: 0 BB: 0 P: 3	R: 0 E: 0 K: 0 S: 3	H: 0 LOB: 0 BB: 0 P: 3	R: 0 E: 0 K: 0 S: 3	H: 0 LOB: 0 BB: 0 P: 3	R: 0 E: 0 K: 0 S: 3	H: 0 LOB: 0 BB: 0 P: 3	1B: 4 2B: 5 3B: 0 HR: 1	SF: 0 SAC: 0 DP: 1 HBP: 0	WP: 0 PB: 0 SB: 0 CS: 0	PA: 37	
PITCHER	IP WLS BF H R ER SO BB IBB HBP BLK WP HR S P ERA WHIP	IP WLS BF H R ER SO BB IBB HBP BLK WP HR S P ERA WHIP	IP WLS BF H R ER SO BB IBB HBP BLK WP HR S P ERA WHIP	IP WLS BF H R ER SO BB IBB HBP BLK WP HR S P ERA WHIP	IP WLS BF H R ER SO BB IBB HBP BLK WP HR S P ERA WHIP	IP WLS BF H R ER SO BB IBB HBP BLK WP HR S P ERA WHIP	IP WLS BF H R ER SO BB IBB HBP BLK WP HR S P ERA WHIP	IP WLS BF H R ER SO BB IBB HBP BLK WP HR S P ERA WHIP	IP WLS BF H R ER SO BB IBB HBP BLK WP HR S P ERA WHIP	IP WLS BF H R ER SO BB IBB HBP BLK WP HR S P ERA WHIP	IP WLS BF H R ER SO BB IBB HBP BLK WP HR S P ERA WHIP	IP WLS BF H R ER SO BB IBB HBP BLK WP HR S P ERA WHIP	IP WLS BF H R ER SO BB IBB HBP BLK WP HR S P ERA WHIP	IP WLS BF H R ER SO BB IBB HBP BLK WP HR S P ERA WHIP	IP WLS BF H R ER SO BB IBB HBP BLK WP HR S P ERA WHIP	IP WLS BF H R ER SO BB IBB HBP BLK WP HR S P ERA WHIP	IP WLS BF H R ER SO BB IBB HBP BLK WP HR S P ERA WHIP	IP WLS BF H R ER SO BB IBB HBP BLK WP HR S P ERA WHIP	IP WLS BF H R ER SO BB IBB HBP BLK WP HR S P ERA WHIP	IP WLS BF H R ER SO BB IBB HBP BLK WP HR S P ERA WHIP	IP WLS BF H R ER SO BB IBB HBP BLK WP HR S P ERA WHIP
Melido Perez, R ERA: 5.0 (1, 1)	2.0	13	6	5	5	0	1	0	0	0	0	0	0	0	0	0	22.50	3.500			
Bud Black, L ERA: 3.69 (3, 1)	6.0	W 21	4	0	0	3	0	0	0	0	0	0	0	0	0	0	0.00	0.667			
Gene Garber, R ERA: 4.4 (9, 1)	1.0	S 3	0	0	0	0	0	0	0	0	0	0	0	0	0	0	0.00	0.000			

AB	36
R	5
H	10
RBI	5
BB	1
SO	3
LOB	12



Batter	1	2	3	4	5	6	7	8	9	AB	R	H	RBI	BB	SO	LOB	BOTTOM				
Willie Wilson, S OBP: 0.317, SLG: 0.372 (1, 8)	0-0 G3	0-0 G3		0-0 PO	0-0 S		0-0 5-3			4	2	2	0	0	0	0	California Angels @ Kansas City Royals Royals Stadium, Kansas City, MO Mon Sep 14 1987, 8:05 PM EDT Att: 22,451 - Unknown				
Bill Pecota, R OBP: 0.342, SLG: 0.373 Angel Salazar, R OBP: 0.222, SLG: 0.249 (8, 6)	0-0 1B	0-0 6-3			0-0 2B		0-0 F9			4	1	2	1	0	0	1					
Kevin Seitzer, R OBP: 0.402, SLG: 0.470 (1, 5)	0-0 1B		0-0 G6-4-3	0-0 4-3		0-0 5-3			4	1	2	0	0	0	2						
George Brett, L OBP: 0.388, SLG: 0.496 (1, 3)	0-0 F9		0-0 G6-4-3	0-0 IBB		0-0 1B			2	1	0	0	2	0	3						
Danny Tartabull, R OBP: 0.379, SLG: 0.513 (1, 9)	4-0 1B		0-0 2B	0-3 K		0-0 E			3	1	2	1	1	1	2						
Frank White, R OBP: 0.311, SLG: 0.400 (1, 4)	0-0 HR		0-0 L1	0-0 FC6-4		0-0 F4			4	1	1	2	0	0	4						
Steve Balboni, R OBP: 0.286, SLG: 0.454 (1, 10)	0-0 HR		0-0 L8		0-0 6-3		0-0 6-3		4	1	1	3	0	0	0						
Jamie Quirk, L OBP: 0.333, SLG: 0.370 (1, 2)	0-0 K		0-0 FC1-6	0-0 BB		0-0 4-3			3	0	0	0	1	1	0						
Gary Thurman, R OBP: 0.358, SLG: 0.333 (1, 7)		0-0 5-3		0-0 FC1-6		0-0 F4			4	0	0	0	0	0	1						
Inning Stats	R: 5 E: 0 K: 1 S: 9	H: 4 LOB: 0 BB: 1 P: 13	R: 0 E: 0 K: 0 S: 3	H: 0 LOB: 0 BB: 0 P: 3	R: 0 E: 0 K: 0 S: 4	H: 2 LOB: 1 BB: 0 P: 4	R: 0 E: 0 K: 0 S: 2	H: 0 LOB: 0 BB: 1 P: 6	R: 1 E: 0 K: 1 S: 7	H: 2 LOB: 2 BB: 1 P: 11	R: 0 E: 0 K: 0 S: 3	H: 0 LOB: 0 BB: 0 P: 3	R: 2 E: 0 K: 0 S: 5	H: 2 LOB: 1 BB: 1 P: 9	R: 0 E: 0 K: 0 S: 3	H: 0 LOB: 0 BB: 0 P: 3		1B: 7 2B: 2 3B: 0 HR: 1	SF: 0 SAC: 0 DP: 1 HBP: 0	WP: 0 PB: 0 SB: 3 CS: 0	PA: 37
PITCHER	IP WLS BF H R ER SO BB IBB HBP BLK WP HR S P ERA WHIP	IP WLS BF H R ER SO BB IBB HBP BLK WP HR S P ERA WHIP	IP WLS BF H R ER SO BB IBB HBP BLK WP HR S P ERA WHIP	IP WLS BF H R ER SO BB IBB HBP BLK WP HR S P ERA WHIP	IP WLS BF H R ER SO BB IBB HBP BLK WP HR S P ERA WHIP	IP WLS BF H R ER SO BB IBB HBP BLK WP HR S P ERA WHIP	IP WLS BF H R ER SO BB IBB HBP BLK WP HR S P ERA WHIP	IP WLS BF H R ER SO BB IBB HBP BLK WP HR S P ERA WHIP	IP WLS BF H R ER SO BB IBB HBP BLK WP HR S P ERA WHIP	IP WLS BF H R ER SO BB IBB HBP BLK WP HR S P ERA WHIP	IP WLS BF H R ER SO BB IBB HBP BLK WP HR S P ERA WHIP	IP WLS BF H R ER SO BB IBB HBP BLK WP HR S P ERA WHIP	IP WLS BF H R ER SO BB IBB HBP BLK WP HR S P ERA WHIP	IP WLS BF H R ER SO BB IBB HBP BLK WP HR S P ERA WHIP	IP WLS BF H R ER SO BB IBB HBP BLK WP HR S P ERA WHIP	IP WLS BF H R ER SO BB IBB HBP BLK WP HR S P ERA WHIP	IP WLS BF H R ER SO BB IBB HBP BLK WP HR S P ERA WHIP	IP WLS BF H R ER SO BB IBB HBP BLK WP HR S P ERA WHIP	IP WLS BF H R ER SO BB IBB HBP BLK WP HR S P ERA WHIP	IP WLS BF H R ER SO BB IBB HBP BLK WP HR S P ERA WHIP	IP WLS BF H R ER SO BB IBB HBP BLK WP HR S P ERA WHIP
Don Sutton, R ERA: 4.54 (2, 1)	1.0	L 24	6	3	3	1	1	2	0	0	0	0	0	0	0	0	4.76	1.235			
Jack Lazorko, R ERA: 5.0 (7, 1)	1.1	4	0	0	0	0	0	0	0	0	0	0	0	0	0	0	0.00	0.000			



Batter	1	2	3	4	5	6	7	8	9	AB	R	H	RBI	BB	SO	LOB	TOP		
Jack Howell, L OBP: 0.336, SLG: 0.452	F7	K			K		K	5-3		5	0	0	0	0	3	2	California Angels @ Kansas City Royals Royals Stadium, Kansas City, MO Wed Sep 16 1987, 8:05 PM EDT Att: 18,739 - Unknown		
Wally Joyner, L OBP: 0.385, SLG: 0.534	2B		G3		G1-6-3 HBP		F7		2B	4	2	2	0	0	0	0			
Johnny Ray, S OBP: 0.337, SLG: 0.375	2B		F6		G1-6-3		2B		K	4	1	1	0	1	1	2			
Bill Buckner, L OBP: 0.312, SLG: 0.349	2B		E4			2B			F8	4	2	3	2	0	0	0			
Brian Downing, R OBP: 0.385, SLG: 0.472	2B					1B				1	0	0	0	0	0	1			
Ruppert Jones, L OBP: 0.310, SLG: 0.441										4	0	2	2	0	1	3			
Tony Armas, R OBP: 0.254, SLG: 0.459										0	0	0	0	0	0	0			
Mark Ryval, L OBP: 0.244, SLG: 0.460										1	0	1	1	0	0	0			
Tack Wilson, R OBP: 0.307, SLG: 0.317	2B									0	1	0	0	0	0	0			
Devon White, S OBP: 0.303, SLG: 0.449	K				1B		G3			5	0	2	1	0	1	2			
Gary Pettis, S OBP: 0.298, SLG: 0.255	K				2B		FC6-2		1B	5	0	1	0	0	2	5			
Dick Schofield, R OBP: 0.310, SLG: 0.367			F4							4	0	3	0	0	0	0			
Bob Boone, R OBP: 0.307, SLG: 0.317	F7				G6-4-3		F7			4	0	0	0	0	0	6			
Inning Stats	R: 3 E: 0 K: 2 S: 11	H: 4 LOB: 1 BB: 0 P: 11	R: 0 E: 0 K: 1 S: 5	H: 0 LOB: 0 BB: 0 P: 5	R: 0 E: 1 K: 0 S: 4	H: 2 LOB: 1 BB: 0 P: 6	R: 0 E: 0 K: 1 S: 6	H: 3 LOB: 2 BB: 0 P: 6	R: 0 E: 0 K: 2 S: 8	H: 1 LOB: 2 BB: 1 P: 12	R: 0 E: 0 K: 0 S: 5	H: 2 LOB: 2 BB: 0 P: 5	R: 2 E: 0 K: 1 S: 8	H: 3 LOB: 2 BB: 0 P: 8	1B: 8 2B: 7 3B: 0 HR: 0	SF: 0 SAC: 0 DP: 2 HBP: 1		WP: 0 PB: 0 SB: 0 CS: 0	PA: 43
PITCHER	IP WLS BF H R ER SO BB IBB HBP BLK WP HR S P ERA WHIP	IP WLS BF H R ER SO BB IBB HBP BLK WP HR S P ERA WHIP	IP WLS BF H R ER SO BB IBB HBP BLK WP HR S P ERA WHIP	IP WLS BF H R ER SO BB IBB HBP BLK WP HR S P ERA WHIP	IP WLS BF H R ER SO BB IBB HBP BLK WP HR S P ERA WHIP	IP WLS BF H R ER SO BB IBB HBP BLK WP HR S P ERA WHIP	IP WLS BF H R ER SO BB IBB HBP BLK WP HR S P ERA WHIP	IP WLS BF H R ER SO BB IBB HBP BLK WP HR S P ERA WHIP	IP WLS BF H R ER SO BB IBB HBP BLK WP HR S P ERA WHIP	IP WLS BF H R ER SO BB IBB HBP BLK WP HR S P ERA WHIP	IP WLS BF H R ER SO BB IBB HBP BLK WP HR S P ERA WHIP	IP WLS BF H R ER SO BB IBB HBP BLK WP HR S P ERA WHIP	IP WLS BF H R ER SO BB IBB HBP BLK WP HR S P ERA WHIP	IP WLS BF H R ER SO BB IBB HBP BLK WP HR S P ERA WHIP	IP WLS BF H R ER SO BB IBB HBP BLK WP HR S P ERA WHIP	IP WLS BF H R ER SO BB IBB HBP BLK WP HR S P ERA WHIP		IP WLS BF H R ER SO BB IBB HBP BLK WP HR S P ERA WHIP	
Bret Saberhagen, R ERA: 3.31	8.0	L	37	12	4	4	7	1	0	1	0	0	0	0	49	54	4.50	1.625	
Jerry Don Gleaton, L ERA: 4.5	0.2		3	1	1	1	1	0	0	0	0	0	0	0	5	5	13.50	1.500	
John Davis, R ERA: 2.41	0.1		3	2	1	1	0	0	0	0	0	0	0	0	3	3	27.00	6.000	

Batter	1	2	3	4	5	6	7	8	9	AB	R	H	RBI	BB	SO	LOB	BOTTOM		
Willie Wilson, S OBP: 0.320, SLG: 0.376	6-3	FC			1B		S		BB	5	1	4	1	0	0	0	California Angels @ Kansas City Royals Royals Stadium, Kansas City, MO Wed Sep 16 1987, 8:05 PM EDT Att: 18,739 - Unknown		
Kevin Seitzer, R OBP: 0.402, SLG: 0.469	1B	G1-4-3			1B		1B		2B	5	0	2	0	0	0	3			
George Brett, L OBP: 0.389, SLG: 0.495	1-3		1-3		F9				1B	3	0	0	1	2	0	3			
Danny Tartabull, R OBP: 0.380, SLG: 0.512	2B				G6-4-3		1-3		BB	5	0	2	1	0	1	7			
Frank White, R OBP: 0.309, SLG: 0.396	BB		G5-4-3				1-3		K	4	0	0	0	1	0	4			
Steve Balboni, R OBP: 0.282, SLG: 0.450	F8				2B		6-3		K	4	0	1	0	0	1	2			
Bill Pecota, R OBP: 0.342, SLG: 0.370										3	1	2	0	0	0	1			
Jim Eisenreich, L OBP: 0.275, SLG: 0.482					6-3				4-3	1	0	0	0	0	0	0			
Angel Salazar, R OBP: 0.221, SLG: 0.248		1B	BLK		1B					0	0	0	0	0	0	0			
Gary Thurman, R OBP: 0.345, SLG: 0.321										3	1	1	0	0	1	2			
Thad Bosley, L OBP: 0.315, SLG: 0.348		SH1-3	BLK		K				2B	1	1	1	0	0	0	0			
Larry Owen, R OBP: 0.260, SLG: 0.283									BB	1	0	0	0	0	0	1			
Jamie Quirk, L OBP: 0.327, SLG: 0.362		SH1-3			F8		4-3		K	2	0	0	0	0	1	1			
Inning Stats	R: 1 E: 0 K: 0 S: 5	H: 2 LOB: 2 BB: 1 P: 9	R: 2 E: 0 K: 0 S: 5	H: 2 LOB: 0 BB: 0 P: 5	R: 0 E: 0 K: 0 S: 3	H: 1 LOB: 1 BB: 0 P: 3	R: 0 E: 0 K: 1 S: 6	H: 1 LOB: 1 BB: 0 P: 6	R: 0 E: 0 K: 0 S: 4	H: 1 LOB: 2 BB: 1 P: 8	R: 0 E: 0 K: 1 S: 5	H: 0 LOB: 0 BB: 0 P: 5	R: 1 E: 0 K: 2 S: 10	H: 3 LOB: 3 BB: 1 P: 14	1B: 10 2B: 3 3B: 0 HR: 0	SF: 0 SAC: 1 DP: 3 HBP: 0		WP: 0 PB: 0 SB: 1 CS: 0	PA: 41
PITCHER	IP WLS BF H R ER SO BB IBB HBP BLK WP HR S P ERA WHIP	IP WLS BF H R ER SO BB IBB HBP BLK WP HR S P ERA WHIP	IP WLS BF H R ER SO BB IBB HBP BLK WP HR S P ERA WHIP	IP WLS BF H R ER SO BB IBB HBP BLK WP HR S P ERA WHIP	IP WLS BF H R ER SO BB IBB HBP BLK WP HR S P ERA WHIP	IP WLS BF H R ER SO BB IBB HBP BLK WP HR S P ERA WHIP	IP WLS BF H R ER SO BB IBB HBP BLK WP HR S P ERA WHIP	IP WLS BF H R ER SO BB IBB HBP BLK WP HR S P ERA WHIP	IP WLS BF H R ER SO BB IBB HBP BLK WP HR S P ERA WHIP	IP WLS BF H R ER SO BB IBB HBP BLK WP HR S P ERA WHIP	IP WLS BF H R ER SO BB IBB HBP BLK WP HR S P ERA WHIP	IP WLS BF H R ER SO BB IBB HBP BLK WP HR S P ERA WHIP	IP WLS BF H R ER SO BB IBB HBP BLK WP HR S P ERA WHIP	IP WLS BF H R ER SO BB IBB HBP BLK WP HR S P ERA WHIP	IP WLS BF H R ER SO BB IBB HBP BLK WP HR S P ERA WHIP	IP WLS BF H R ER SO BB IBB HBP BLK WP HR S P ERA WHIP			
Chuck Finley, L ERA: 4.39	4.1	W	8	2	0	0	0	0	0	0	0	8	8	0.00	0.857				
Greg Minton, R ERA: 3.0	0.0		1	0	0	0	0	1	0	0	0	0	4	∞	∞				
Gary Lucas, L ERA: 3.74	2.1	S	11	3	1	1	3	0	0	0	0	16	20	3.86	1.714				

Batter	1	2	3	4	5	6	7	8	9	AB	R	H	RBI	BB	SO	LOB	TOP					
Dick Schofield, R OBP: 0.311, SLG: 0.372 (1, 6)										5	2	2	0	0	0	3	California Angels @ Kansas City Royals Royals Stadium, Kansas City, MO Thu Sep 17 1987, 8:05 PM EDT Att: 26,014 - Unknown livebaseballscorecards.com					
Wally Joyner, L OBP: 0.385, SLG: 0.534 (1, 3)										4	1	2	1	0	0	0						
Johnny Ray, S OBP: 0.334, SLG: 0.371 (1, 4)										5	0	0	0	0	0	3						
Brian Downing, R OBP: 0.388, SLG: 0.471 (1, 10)										1	2	0	0	3	0	0						
Doug DeCinces, R OBP: 0.341, SLG: 0.396 (1, 5)										3	0	2	3	1	0	1						
George Hendrick, R OBP: 0.305, SLG: 0.405 Jack Howell, L OBP: 0.335, SLG: 0.449 (1, 7) (4, 7)										2	1	1	1	0	0	1						
Devon White, S OBP: 0.303, SLG: 0.447 (3, 9)										3	0	0	0	1	1	0						
Tony Armas, R OBP: 0.250, SLG: 0.452 Bill Buckner, L OBP: 0.312, SLG: 0.348 Gary Pettis, S OBP: 0.299, SLG: 0.256 (1, 9) (3, PH) (3, PH)										1	0	0	0	0	0	0						
Bob Boone, R OBP: 0.307, SLG: 0.314 (1, 2)										2	0	1	0	0	1	3						
Inning Stats	R: 2 E: 0 K: 0 S: 5	H: 2 LOB: 1 BB: 1 P: 9	R: 0 E: 0 K: 1 S: 5	H: 0 LOB: 0 BB: 0 P: 5	R: 4 E: 0 K: 0 S: 7	H: 4 LOB: 3 BB: 3 P: 19	R: 0 E: 1 K: 1 S: 6	H: 0 LOB: 2 BB: 1 P: 10	R: 0 E: 0 K: 2 S: 7	H: 0 LOB: 0 BB: 0 P: 7	R: 0 E: 0 K: 0 S: 3	H: 0 LOB: 0 BB: 0 P: 3	R: 0 E: 0 K: 0 S: 2	H: 0 LOB: 0 BB: 1 P: 6	R: 0 E: 0 K: 1 S: 5	H: 1 LOB: 0 BB: 0 P: 5		R: 0 E: 0 K: 0 S: 3	H: 1 LOB: 0 BB: 0 P: 3	1B: 5 2B: 3 3B: 1 HR: 0	SF: 1 SAC: 0 DP: 2 HBP: 0	WP: 0 PB: 0 SB: 0 CS: 1
PITCHER	IP WLS BF H R ER SO BB IBB HBP BLK WP HR S P ERA WHIP																					
Charlie Leibrandt, L ERA: 3.24 Steve Farr, R ERA: 4.65 John Davis, R ERA: 2.21	(1, 1) (3, 1) (7, 1)	2.1 3.2 3.0	WLS: 0 15 9	BF: 6 15 9	H: 6 0 2	R: 6 0 0	ER: 6 0 0	SO: 1 3 1	BB: 1 2 1	IBB: 0 0 0	HBP: 0 0 0	BLK: 0 0 0	WP: 0 0 0	HR: 0 18 10	S: 23 30 14	P: 15 30 14	ERA: 23.14 0.00 0.00	WHIP: 3.000 0.545 1.000				

Batter	1	2	3	4	5	6	7	8	9	AB	R	H	RBI	BB	SO	LOB	BOTTOM					
Willie Wilson, S OBP: 0.322, SLG: 0.380 (1, 8)										5	3	3	1	0	0	0	California Angels @ Kansas City Royals Royals Stadium, Kansas City, MO Thu Sep 17 1987, 8:05 PM EDT Att: 26,014 - Unknown livebaseballscorecards.com					
Bill Pecota, R OBP: 0.344, SLG: 0.381 (1, 6)										5	0	2	2	0	0	1						
Kevin Seitzer, R OBP: 0.402, SLG: 0.472 (1, 5)										5	1	2	1	0	0	3						
George Brett, L OBP: 0.394, SLG: 0.497 (1, 3)										4	0	3	1	1	0	0						
Danny Tartabull, R OBP: 0.382, SLG: 0.519 (1, 9)										5	1	3	2	0	0	2						
Frank White, R OBP: 0.309, SLG: 0.396 (1, 4)										3	1	1	0	0	1	0						
Steve Balboni, R OBP: 0.280, SLG: 0.446 Jim Eisenreich, L OBP: 0.283, SLG: 0.482 (1, 10) (8, PH)										3	0	0	0	0	2	1						
Jamie Quirk, L OBP: 0.323, SLG: 0.357 Thad Bosley, L OBP: 0.315, SLG: 0.346 Larry Owen, R OBP: 0.260, SLG: 0.283 (1, 2) (8, PH) (9, 2)										3	0	0	0	0	1	1						
Gary Thurman, R OBP: 0.339, SLG: 0.316 (1, 7)										1	0	0	0	0	0	3						
Inning Stats	R: 0 E: 0 K: 0 S: 5	H: 2 LOB: 2 BB: 0 P: 5	R: 3 E: 0 K: 2 S: 11	H: 4 LOB: 1 BB: 0 P: 11	R: 0 E: 0 K: 0 S: 3	H: 1 LOB: 0 BB: 0 P: 3	R: 0 E: 0 K: 2 S: 7	H: 0 LOB: 0 BB: 0 P: 7	R: 1 E: 0 K: 0 S: 4	H: 1 LOB: 0 BB: 0 P: 4	R: 1 E: 0 K: 1 S: 6	H: 1 LOB: 0 BB: 0 P: 6	R: 0 E: 0 K: 0 S: 3	H: 0 LOB: 0 BB: 0 P: 3	R: 1 E: 0 K: 0 S: 5	H: 3 LOB: 2 BB: 1 P: 9		R: 1 E: 0 K: 0 S: 5	H: 3 LOB: 3 BB: 1 P: 9	1B: 10 2B: 4 3B: 0 HR: 1	SF: 0 SAC: 1 DP: 1 HBP: 0	WP: 0 PB: 0 SB: 0 CS: 0
PITCHER	IP WLS BF H R ER SO BB IBB HBP BLK WP HR S P ERA WHIP																					
Mike Witt, R ERA: 3.97 Gary Lucas, L ERA: 3.74 Greg Minton, R ERA: 3.05	(1, 1) (8, 1) (8, 1)	7.0 0.0 1.2	WLS: 0 1 L	BF: 30 1 10	H: 10 6 4	R: 6 0 1	ER: 6 0 1	SO: 5 0 0	BB: 0 0 2	IBB: 0 0 0	HBP: 0 0 0	BLK: 0 0 0	WP: 0 0 0	HR: 1 0 8	S: 40 1 16	P: 40 1 16	ERA: 7.71 ∞ 5.40	WHIP: 1.429 ∞ 2.400				

Batter	1	2	3	4	5	6	7	8	9	AB	R	H	RBI	BB	SO	LOB	TOP																	
Luis Polonia, L (1, 10) OBP: 0.331, SLG: 0.397										4	0	0	0	0	1	2																		
Mike Davis, L (1, 9) OBP: 0.318, SLG: 0.471										4	2	2	2	0	0	0																		
Mark McGwire, R (1, 3) OBP: 0.366, SLG: 0.620 Mike Gallego, R (8, PR) OBP: 0.333, SLG: 0.364 (8, 5)										3	0	2	1	0	0	0																		
Carney Lansford, R (1, 5) OBP: 0.373, SLG: 0.467 (8, 3)										4	0	0	0	0	0	2																		
Dwayne Murphy, L (1, 8) OBP: 0.382, SLG: 0.315										4	0	1	0	0	2	1																		
Jose Canseco, R (1, 7) OBP: 0.315, SLG: 0.478										4	0	1	0	0	1	1																		
Tony Phillips, S (1, 6) OBP: 0.351, SLG: 0.376										3	1	0	0	1	0	2																		
Tony Bernazard, S (1, 4) OBP: 0.331, SLG: 0.399										4	1	2	0	0	0	1																		
Mickey Tettleton, S (1, 2) OBP: 0.300, SLG: 0.337 Terry Steinbach, R (7, 2) OBP: 0.346, SLG: 0.465										2	0	0	0	0	1	2																		
Inning Stats	R: 1 E: 0 K: 1 S: 6	H: 1 LOB: 0 BB: 0 P: 6	R: 0 E: 0 K: 1 S: 5	H: 0 LOB: 0 BB: 0 P: 5	R: 0 E: 0 K: 0 S: 3	H: 0 LOB: 0 BB: 0 P: 3	R: 0 E: 0 K: 1 S: 6	H: 1 LOB: 1 BB: 0 P: 6	R: 0 E: 0 K: 0 S: 3	H: 0 LOB: 0 BB: 0 P: 3	R: 0 E: 0 K: 1 S: 5	H: 0 LOB: 0 BB: 0 P: 5	R: 3 E: 0 K: 0 S: 6	H: 4 LOB: 1 BB: 1 P: 10	R: 0 E: 0 K: 0 S: 4	H: 1 LOB: 1 BB: 0 P: 4	1B: 5 2B: 3 3B: 0 HR: 1	SF: 1 SAC: 0 DP: 1 HBP: 0	WP: 1 PB: 0 SB: 1 CS: 1	PA: 36														
PITCHER	IP WLS BF H R ER SO BB IBB HBP BLK WP HR S P ERA WHIP																																	
Mark Gubicza, R (1, 1) ERA: 4.31	7.2	L	30	8	4	4	5	1	0	0	0	0	1	1	39	43	4.70	1.174																
Gene Garber, R (8, 1) ERA: 4.32	1.1		5	1	0	0	0	0	0	0	0	0	0	0	5	5	0.00	0.750																

Oakland Athletics @ Kansas City Royals
Royals Stadium, Kansas City, MO
Fri Sep 18 1987, 8:05 PM EDT
Att: 31,301 - Unknown

AB 33
R 4
H 9
RBI 4
BB 1
SO 5
LOB 11



Batter	1	2	3	4	5	6	7	8	9	AB	R	H	RBI	BB	SO	LOB	BOTTOM																
Willie Wilson, S (1, 8) OBP: 0.320, SLG: 0.377										4	0	0	0	0	0	0																	
Bill Pecota, R (1, 6) OBP: 0.344, SLG: 0.374 Jim Eisenreich, L (8, PH) OBP: 0.280, SLG: 0.476 Angel Salazar, R (9, 6) OBP: 0.221, SLG: 0.248										2	0	0	0	1	0	0																	
Kevin Seitzer, R (1, 5) OBP: 0.402, SLG: 0.470										4	0	1	0	0	1	1																	
George Brett, L (1, 3) OBP: 0.393, SLG: 0.493										3	0	0	0	1	0	2																	
Danny Tartabull, R (1, 9) OBP: 0.384, SLG: 0.522										3	0	2	0	1	0	0																	
Frank White, R (1, 4) OBP: 0.307, SLG: 0.393										4	0	0	0	0	0	4																	
Steve Balboni, R (1, 10) OBP: 0.276, SLG: 0.441										4	0	0	0	0	3	4																	
Jamie Quirk, L (1, 2) OBP: 0.323, SLG: 0.357										3	0	1	0	0	0	1																	
Gary Thurman, R (1, 7) OBP: 0.328, SLG: 0.305 Thad Bosley, L (8, PH) OBP: 0.310, SLG: 0.343 (8, 7)										2	0	0	0	0	0	2																	
Inning Stats	R: 0 E: 0 K: 0 S: 4	H: 1 LOB: 1 BB: 0 P: 4	R: 0 E: 0 K: 1 S: 5	H: 0 LOB: 0 BB: 0 P: 5	R: 0 E: 0 K: 0 S: 3	H: 0 LOB: 0 BB: 0 P: 3	R: 0 E: 0 K: 0 S: 3	H: 0 LOB: 0 BB: 0 P: 3	R: 0 E: 0 K: 0 S: 5	H: 2 LOB: 2 BB: 0 P: 5	R: 0 E: 0 K: 0 S: 3	H: 0 LOB: 1 BB: 1 P: 7	R: 0 E: 0 K: 1 S: 6	H: 1 LOB: 1 BB: 0 P: 6	R: 0 E: 0 K: 1 S: 5	H: 0 LOB: 0 BB: 0 P: 5	R: 0 E: 0 K: 2 S: 7	H: 0 LOB: 2 BB: 2 P: 15	1B: 3 2B: 1 3B: 0 HR: 0	SF: 0 SAC: 0 DP: 0 HBP: 0	WP: 0 PB: 0 SB: 0 CS: 0	PA: 34											
PITCHER	IP WLS BF H R ER SO BB IBB HBP BLK WP HR S P ERA WHIP																																
Steve Ontiveros, R (1, 1) ERA: 3.8	6.1	W	24	4	0	0	1	1	0	0	0	0	0	25	29	0.00	0.789																
Eric Plunk, R (7, 1) ERA: 4.98	2.0		8	0	0	0	3	2	0	0	0	0	0	12	20	0.00	1.000																
Dennis Eckersley, R (8, 1) ERA: 3.05	0.2	S	2	0	0	0	1	0	0	0	0	0	0	4	4	0.00	0.000																

Oakland Athletics @ Kansas City Royals
Royals Stadium, Kansas City, MO
Fri Sep 18 1987, 8:05 PM EDT
Att: 31,301 - Unknown

AB 31
R 0
H 4
RBI 0
BB 3
SO 5
LOB 14



Batter	1	2	3	4	5	6	7	8	9	AB	R	H	RBI	BB	SO	LOB	TOP		
Willie Wilson, S OBP: 0.323, SLG: 0.384 (1, 8)	F8		K					FC6-4		4	0	1	0	0	1	1	Kansas City Royals @ Seattle Mariners The Kingdome, Seattle, WA Mon Sep 21 1987, 10:05 PM EDT Att: 6,416 - Unknown livebaseballscorecards.com		
Kevin Seitzer, R OBP: 0.396, SLG: 0.470 (1, 5)				E5		L9			HR	4	1	2	1	0	0	1			
George Brett, L OBP: 0.390, SLG: 0.496 (1, 3)	F5			F4			G5-4-3 BB		1B	4	0	2	0	0	0	2			
Danny Tartabull, R OBP: 0.385, SLG: 0.524 (1, 9)	K			3-1			G5-4-3 BB		F7	3	0	0	0	1	1	3			
Frank White, R OBP: 0.304, SLG: 0.387 (1, 4)		F7			5-3			G5-4-3	F7	4	0	0	0	0	0	3			
Jim Eisenreich, L OBP: 0.286, SLG: 0.483 (1, 10)		4-3			F6			4-3		4	0	1	0	0	0	1			
Jamie Quirk, L OBP: 0.314, SLG: 0.345 (1, 2)			L8		F9				1B	4	0	0	0	0	1	2			
Bo Jackson, R OBP: 0.303, SLG: 0.462 (1, 7)					F9				F9	3	0	0	0	0	0	0			
Ross Jones, R OBP: 0.275, SLG: 0.300 (1, 6)					F2					2	0	0	0	0	0	0			
Thad Bosley, L OBP: 0.316, SLG: 0.358 (8, PH)						6-3				1	0	1	0	0	0	0			
Bill Pecota, R OBP: 0.338, SLG: 0.382 (8, 6)								FC6-4	1B	0	0	0	0	0	0	0			
Inning Stats	R: 0 E: 0 K: 1 S: 6	H: 1 LOB: 1 BB: 0 P: 6	R: 0 E: 0 K: 0 S: 3	H: 0 LOB: 0 BB: 0 P: 3	R: 0 E: 0 K: 1 S: 5	H: 0 LOB: 0 BB: 0 P: 5	R: 0 E: 1 K: 0 S: 3	H: 0 LOB: 0 BB: 0 P: 3	R: 0 E: 0 K: 0 S: 4	H: 1 LOB: 1 BB: 0 P: 4	R: 0 E: 0 K: 0 S: 3	H: 1 LOB: 1 BB: 1 P: 7	R: 0 E: 0 K: 1 S: 6	H: 1 LOB: 0 BB: 0 P: 6	R: 1 E: 0 K: 0 S: 6	H: 3 LOB: 2 BB: 0 P: 6	1B: 6 2B: 0 3B: 0 HR: 1	SF: 0 SAC: 0 DP: 1 HBP: 0	WP: 0 PA: 34
PITCHER Mike Campbell, R ERA: 5.19 (1, 1)	IP: 9.0 WLS: W BF: 34 H: 7 R: 1 ER: 1 SO: 3 BB: 1 IBB: 0 HBP: 0 BLK: 0 WP: 0 HR: 1 S: 39 P: 43 ERA: 1.00 WHIP: 0.889																		

Batter	1	2	3	4	5	6	7	8	9	AB	R	H	RBI	BB	SO	LOB	BOTTOM		
Donell Nixon, R OBP: 0.280, SLG: 0.296 (1, 8)	HR	E3		G3		K		L3		5	1	2	2	0	1	1	Kansas City Royals @ Seattle Mariners The Kingdome, Seattle, WA Mon Sep 21 1987, 10:05 PM EDT Att: 6,416 - Unknown livebaseballscorecards.com		
Phil Bradley, R OBP: 0.351, SLG: 0.466 (1, 7)	G3	4-3		G3		4-3		6-3		5	0	0	0	0	0	3			
Alvin Davis, L OBP: 0.375, SLG: 0.519 (1, 3)	K		F5	K				HR		4	1	1	1	0	2	1			
Ken Phelps, L OBP: 0.411, SLG: 0.561 (1, 10)	WP			2B		4-3			BB	3	0	2	0	1	0	0			
Jim Prestey, R OBP: 0.294, SLG: 0.436 (1, 5)						BB		5-3		3	1	2	0	1	0	1			
Dave Valle, R OBP: 0.300, SLG: 0.457 (1, 2)	F5			F4		1B		F8		3	1	0	0	1	0	4			
Mike Kingery, L OBP: 0.330, SLG: 0.451 (1, 9)			3-1	L8		FC6		1-3		4	0	1	1	0	0	2			
Rey Quinones, R OBP: 0.312, SLG: 0.392 (1, 6)						FC6		F8		3	1	1	0	0	0	1			
Harold Reynolds, S OBP: 0.330, SLG: 0.379 (1, 4)		F7		L5		F6		4-3		4	0	0	0	0	0	3			
Inning Stats	R: 1 E: 0 K: 1 S: 7	H: 2 LOB: 2 BB: 1 P: 11	R: 0 E: 1 K: 0 S: 4	H: 0 LOB: 2 BB: 0 P: 5	R: 0 E: 0 K: 0 S: 5	H: 2 LOB: 1 BB: 0 P: 5	R: 1 E: 0 K: 1 S: 7	H: 2 LOB: 1 BB: 0 P: 7	R: 2 E: 1 K: 0 S: 5	H: 2 LOB: 1 BB: 1 P: 9	R: 1 E: 0 K: 1 S: 6	H: 1 LOB: 1 BB: 1 P: 10	R: 0 E: 0 K: 0 S: 3	H: 0 LOB: 0 BB: 0 P: 3	R: 0 E: 0 K: 0 S: 3	H: 0 LOB: 0 BB: 0 P: 3		1B: 4 2B: 2 3B: 1 HR: 2	SF: 0 SAC: 0 DP: 0 HBP: 1
PITCHER Bret Saberhagen, R ERA: 3.35 (1, 1)	IP: 8.0 WLS: L BF: 38 H: 9 R: 5 ER: 4 SO: 3 BB: 3 IBB: 0 HBP: 1 BLK: 0 WP: 1 HR: 2 S: 40 P: 53 ERA: 4.50 WHIP: 1.500																		

Batter	1	2	3	4	5	6	7	8	9	AB	R	H	RBI	BB	SO	LOB	TOP			
Willie Wilson, S (1, 8) OBP: 0.322, SLG: 0.382	4-0 1B FC5-4-2 BB		0-0 4-3		0-0 4-3			0-0 4-3		3	0	0	0	1	0	1				
Kevin Seitzer, R (1, 5) OBP: 0.397, SLG: 0.465	0-0 1-3 1B			0-3 K		0-3 K			0-0 1-3	4	0	1	0	0	2	0				
George Brett, L (1, 3) OBP: 0.396, SLG: 0.510	0-0 FC5-4-2 1-2 3-H			0-0 F9		0-0 F9			0-0 3-1	4	0	0	0	0	0	2				
Danny Tartabull, R (1, 9) OBP: 0.387, SLG: 0.537	0-0 F8			0-0 HR		0-3 K			0-0 1B	4	1	2	1	0	1	1				
Frank White, R (1, 4) OBP: 0.305, SLG: 0.393		0-0 6-3		0-0 2B				0-0 F9	0-3 K	4	0	1	0	0	1	1				
Steve Balboni, R (1, 10) OBP: 0.273, SLG: 0.431		0-3 K		0-0 6-3				0-0 P5		3	0	0	0	0	1	1				
Lonnie Smith, R (1, 7) OBP: 0.355, SLG: 0.359		0-3 K			0-0 G4-6-3 1B			0-3 K		3	0	1	0	0	2	0				
Jamie Quirk, L (1, 2) OBP: 0.312, SLG: 0.352			0-3 K		0-0 G4-6-3 1-2				0-0 4-3	3	0	0	0	0	1	1				
Bill Pecota, R (1, 6) OBP: 0.349, SLG: 0.404					0-0 F7				0-0 4-3	1	0	0	0	1	0	0				
Thad Bosley, L (8, PH) OBP: 0.316, SLG: 0.357									0-0 4-3	1	0	0	0	0	0	0				
Angel Salazar, R (8, 6) OBP: 0.219, SLG: 0.246										0	0	0	0	0	0	0				
Inning Stats	R: 0 E: 0 K: 0 S: 3	H: 1 LOB: 1 BB: 1 P: 7	R: 0 E: 0 K: 2 S: 7	H: 0 LOB: 0 BB: 0 P: 7	R: 0 E: 0 K: 1 S: 5	H: 0 LOB: 0 BB: 0 P: 5	R: 1 E: 0 K: 1 S: 7	H: 2 LOB: 1 BB: 0 P: 7	R: 0 E: 0 K: 2 S: 3	H: 1 LOB: 1 BB: 1 P: 7	R: 0 E: 0 K: 1 S: 5	H: 0 LOB: 0 BB: 0 P: 5	R: 0 E: 0 K: 1 S: 5	H: 0 LOB: 0 BB: 0 P: 3	R: 0 E: 0 K: 1 S: 6	H: 1 LOB: 1 BB: 0 P: 6	1B: 3 2B: 2 3B: 0 HR: 1	SF: 0 SAC: 0 DP: 2 HBP: 0	WP: 0 PB: 0 SB: 0 CS: 0	PA: 32
PITCHER Bert Blyleven, R (1, 1) ERA: 4.05	IP: 9.0 WLS: W BF: 32 H: 5 R: 1 ER: 1 SO: 8 BB: 2 IBB: 0 HBP: 0 BLK: 0 WP: 0 HR: 1 S: 46 P: 54 ERA: 1.00 WHIP: 0.778																			

Kansas City Royals @ Minnesota Twins
Hubert H. Humphrey Metrodome, Minneapolis, MN

Sun Sep 27 1987, 4:33 AM EDT
Att: 53,106 - Unknown

AB 30
R 1
H 5
RBI 1
BB 2
SO 8
LOB 7



Batter	1	2	3	4	5	6	7	8	9	AB	R	H	RBI	BB	SO	LOB	BOTTOM			
Dan Gladden, R (1, 7) OBP: 0.319, SLG: 0.374	0-0 F8	0-0 4-3			0-3 K		0-0 F7			4	0	0	0	0	1	1				
Al Newman, S (1, 4) OBP: 0.301, SLG: 0.306	0-0 HR 2B	0-0 P3-4 1B			0-0 F8			4-0 1B 2B BB		3	2	2	1	1	0	0				
Kirby Puckett, R (1, 8) OBP: 0.367, SLG: 0.537	0-0 HR	0-0 P3-4 1-2			0-0 1B			0-0 F8		4	1	2	2	0	0	2				
Gary Gaetti, R (1, 5) OBP: 0.309, SLG: 0.496	0-0 HR		0-0 6-3		0-0 6-3			0-0 2B SF8 1B		4	2	2	1	0	0	1				
Tom Brunansky, R (1, 9) OBP: 0.353, SLG: 0.492	0-0 1-3		0-3 K			0-0 F9		0-0 SF8 1-3 3-H 2B		4	0	1	1	0	1	0				
Don Baylor, R (1, 10) OBP: 0.356, SLG: 0.393	0-0 HR 1B		0-3 K			0-0 6-3		4-0 SF8 IBB		3	1	1	0	0	1	0				
Randy Bush, L (8, PH) OBP: 0.357, SLG: 0.419										0	0	0	0	1	0	0				
Kent Hrbek, L (1, 3) OBP: 0.385, SLG: 0.544	0-0 HR			0-3 K		0-0 F7		0-0 SF8 1-2 2-3 3-H		3	1	1	3	0	1	0				
Greg Gagne, R (1, 6) OBP: 0.307, SLG: 0.433	0-0 F9			0-0 F3				0-0 6-3	0-0 6-3	4	0	0	0	0	0	2				
Tim Laudner, R (1, 2) OBP: 0.249, SLG: 0.391		0-0 4-3 1B 2B		0-3 K				0-0 6-3		3	1	1	0	0	1	0				
Inning Stats	R: 5 E: 0 K: 0 S: 8	H: 5 LOB: 0 BB: 0 P: 8	R: 1 E: 0 K: 0 S: 4	H: 2 LOB: 0 BB: 0 P: 4	R: 0 E: 0 K: 2 S: 7	H: 0 LOB: 0 BB: 0 P: 7	R: 0 E: 0 K: 2 S: 7	H: 0 LOB: 0 BB: 0 P: 7	R: 0 E: 0 K: 1 S: 6	H: 1 LOB: 1 BB: 0 P: 6	R: 0 E: 0 K: 0 S: 3	H: 0 LOB: 0 BB: 0 P: 3	R: 0 E: 0 K: 0 S: 3	H: 0 LOB: 0 BB: 0 P: 3	R: 2 E: 0 K: 0 S: 5	H: 2 LOB: 2 BB: 2 P: 13	1B: 4 2B: 4 3B: 0 HR: 3	SF: 1 SAC: 0 DP: 1 HBP: 0	WP: 0 PB: 0 SB: 0 CS: 0	PA: 35
PITCHER Charlie Leibrandt, L (1, 1) ERA: 3.43	IP: 0.2 WLS: L BF: 15 H: 3 R: 1 ER: 1 SO: 5 BB: 0 IBB: 0 HBP: 0 BLK: 0 WP: 0 HR: 0 S: 7 P: 7 ERA: 67.50 WHIP: 7.500																			
Steve Farr, R (1, 1) ERA: 4.15	IP: 4.1 WLS: W BF: 15 H: 3 R: 1 ER: 1 SO: 5 BB: 0 IBB: 0 HBP: 0 BLK: 0 WP: 0 HR: 0 S: 25 P: 25 ERA: 2.08 WHIP: 0.692																			
John Davis, R (6, 1) ERA: 2.27	IP: 2.1 WLS: W BF: 11 H: 2 R: 2 ER: 2 SO: 0 BB: 1 IBB: 1 HBP: 0 BLK: 0 WP: 0 HR: 0 S: 9 P: 17 ERA: 7.71 WHIP: 1.286																			
Jerry Don Gleaton, L (8, 1) ERA: 4.41	IP: 0.2 WLS: W BF: 2 H: 0 R: 0 ER: 0 SO: 0 BB: 0 IBB: 0 HBP: 0 BLK: 0 WP: 0 HR: 0 S: 2 P: 2 ERA: 0.00 WHIP: 0.000																			

Kansas City Royals @ Minnesota Twins
Hubert H. Humphrey Metrodome, Minneapolis, MN

Sun Sep 27 1987, 4:33 AM EDT
Att: 53,106 - Unknown

AB 32
R 8
H 10
RBI 8
BB 2
SO 5
LOB 6



Batter	1	2	3	4	5	6	7	8	9	AB	R	H	RBI	BB	SO	LOB	TOP					
Donell Nixon, R OBP: 0.312, SLG: 0.344 (1, 8)	1-3	SF8 1-3 2-H 1B		L4		PO	WP PB 1B		B1-3	5	1	2	1	0	0	1						
John Moses, S OBP: 0.300, SLG: 0.332 (1, 9)	4-3	SF8					K		2B	4	1	2	1	0	1	1						
Phil Bradley, R OBP: 0.388, SLG: 0.469 (1, 7)	BB S 1B						K		1B	4	0	3	2	1	1	1						
Ken Phelps, L OBP: 0.409, SLG: 0.548 Gary Matthews, R OBP: 0.323, SLG: 0.340 (7, PH)	BB 1-2 BB	F7				F4			2B	2	0	0	0	1	0	3						
Jim Prestley, R OBP: 0.297, SLG: 0.433 (1, 5)	1-2 2-3 BB					K			1B	2	0	0	0	2	1	1						
Alvin Davis, L OBP: 0.388, SLG: 0.501 (1, 3)	K					G3			K	4	0	0	0	0	2	4						
Dave Valle, R OBP: 0.292, SLG: 0.438 (1, 2)						E6			1-4-3	4	1	0	0	0	1	1						
Domingo Ramos, R OBP: 0.340, SLG: 0.431 (1, 6)		1B 1B				L9			4-3	4	1	2	1	0	0	1						
Harold Reynolds, S OBP: 0.325, SLG: 0.372 (1, 4)		1B SF8 1B				CS 1B			3-1	4	1	3	0	0	0	0						
Inning Stats	R: 0 E: 0 K: 1 S: 6	H: 1 LOB: 3 BB: 2 P: 14	R: 2 E: 0 K: 1 S: 8	H: 3 LOB: 2 BB: 1 P: 12	R: 0 E: 0 K: 0 S: 3	H: 0 LOB: 0 BB: 0 P: 3	R: 0 E: 0 K: 0 S: 3	H: 1 LOB: 0 BB: 0 P: 3	R: 0 E: 0 K: 2 S: 8	H: 1 LOB: 1 BB: 0 P: 8	R: 1 E: 1 K: 0 S: 4	H: 2 LOB: 0 BB: 0 P: 4	R: 1 E: 0 K: 1 S: 6	H: 2 LOB: 0 BB: 0 P: 6	R: 0 E: 0 K: 1 S: 5	H: 0 LOB: 1 BB: 1 P: 9	R: 1 E: 0 K: 0 S: 5	H: 3 LOB: 2 BB: 0 P: 5	1B: 11 2B: 3 3B: 0 HR: 0	SF: 1 SAC: 0 DP: 1 HBP: 0	WP: 1 PB: 1 CS: 2	PA: 41
PITCHER	IP	WLS	BF	H	R	ER	SO	BB	IBB	HBP	BLK	WP	HR	S	P	ERA	WHIP					
Mark Gubicza, R ERA: 4.1 (1, 1)	6.1	L	30	10	4	2	5	3	0	0	0	1	0	37	49	2.84	2.053					
Jerry Don Gleaton, L ERA: 4.26 (7, 1)	1.2		5	0	0	0	1	1	0	0	0	0	0	6	10	0.00	0.600					
Dan Quisenberry, R ERA: 2.76 (9, 1)	1.0		5	3	1	1	0	0	0	0	0	0	0	5	5	9.00	3.000					

Seattle Mariners @ Kansas City Royals
Royals Stadium, Kansas City, MO
Mon Sep 28 1987, 8:05 PM EDT
Att: 22,068 - Unknown

AB 35
R 5
H 13
RBI 5
BB 4
SO 6
LOB 14



Batter	1	2	3	4	5	6	7	8	9	AB	R	H	RBI	BB	SO	LOB	BOTTOM				
Willie Wilson, S OBP: 0.319, SLG: 0.379 (1, 8)	6-3					F9			L4	4	0	0	0	0	0	1					
Kevin Seitzer, R OBP: 0.397, SLG: 0.469 (1, 5)	S 1B					6-3			F9	4	1	2	0	0	0	1					
George Brett, L OBP: 0.392, SLG: 0.505 (1, 3)	1-3					F6			K	4	0	0	1	0	1	1					
Danny Tartabull, R OBP: 0.386, SLG: 0.534 (1, 9)	6-3					F9			1B BB	3	0	0	0	1	1	1					
Frank White, R OBP: 0.305, SLG: 0.392 (1, 4)						F7			1B	4	0	1	0	0	0	0					
Bo Jackson, R OBP: 0.299, SLG: 0.455 (1, 10)	5-3					2-3			FC5-4	4	0	0	0	0	0	2					
Bill Pecota, R OBP: 0.349, SLG: 0.403 Jim Eisenreich, L OBP: 0.278, SLG: 0.465 (9, PH)	1B 1B					F9			3-1	3	0	1	0	0	0	0					
Gary Thurman, R OBP: 0.338, SLG: 0.310 (1, 7)	S 1B					L9			6-3	3	0	1	0	0	0	0					
Larry Owen, R OBP: 0.260, SLG: 0.317 Jamie Quirk, L OBP: 0.314, SLG: 0.354 (8, PH)	6-3					6-3			1B	2	0	0	0	0	0	2					
Inning Stats	R: 0 E: 0 K: 0 S: 4	H: 1 LOB: 1 BB: 0 P: 4	R: 0 E: 0 K: 0 S: 5	H: 2 LOB: 2 BB: 0 P: 5	R: 0 E: 0 K: 0 S: 3	H: 0 LOB: 0 BB: 0 P: 3	R: 0 E: 0 K: 0 S: 3	H: 0 LOB: 0 BB: 0 P: 3	R: 0 E: 0 K: 1 S: 6	H: 1 LOB: 0 BB: 0 P: 6	R: 0 E: 0 K: 0 S: 3	H: 0 LOB: 0 BB: 0 P: 3	R: 0 E: 0 K: 0 S: 4	H: 1 LOB: 1 BB: 0 P: 4	R: 0 E: 0 K: 1 S: 6	H: 1 LOB: 2 BB: 1 P: 10	1B: 5 2B: 0 3B: 1 HR: 0	SF: 0 SAC: 0 DP: 0 HBP: 0	WP: 0 PB: 0 CS: 0	PA: 34	
PITCHER	IP	WLS	BF	H	R	ER	SO	BB	IBB	HBP	BLK	WP	HR	S	P	ERA	WHIP				
Lee Guetterman, L ERA: 3.76 (1, 1)	6.0	W	22	4	1	1	1	0	0	0	0	0	0	24	24	1.50	0.667				
Jerry Reed, R ERA: 3.16 (7, 1)	3.0	S	12	2	0	0	1	1	0	0	0	0	0	13	17	0.00	1.000				

Seattle Mariners @ Kansas City Royals
Royals Stadium, Kansas City, MO
Mon Sep 28 1987, 8:05 PM EDT
Att: 22,068 - Unknown

AB 33
R 1
H 6
RBI 1
BB 1
SO 2
LOB 10



Batter	1	2	3	4	5	6	7	8	9	AB	R	H	RBI	BB	SO	LOB	TOP					
Donell Nixon, R (1, 8) OBP: 0.317, SLG: 0.344 Dave Hengel, R (2, 9) OBP: 0.278, SLG: 0.444										0	1	0	0	0	0	0	Seattle Mariners @ Kansas City Royals Royals Stadium, Kansas City, MO Tue Sep 29 1987, 8:05 PM EDT Att: 17,458 - Unknown					
Phil Bradley, R (1, 7) OBP: 0.369, SLG: 0.469										2	0	1	0	1	0							
Mickey Brantley, R (1, 9) OBP: 0.345, SLG: 0.499										3	0	0	1	1	0							
Jim Presley, R (1, 5) OBP: 0.297, SLG: 0.430										3	0	0	0	1	0							
Gary Matthews, R (1, 10) OBP: 0.318, SLG: 0.333 Ken Phelps, L (8, PH) OBP: 0.408, SLG: 0.546										3	0	0	0	0	1	2						
Alvin Davis, L (1, 3) OBP: 0.387, SLG: 0.504										4	1	1	1	0	0	1						
Rey Quinones, R (1, 6) OBP: 0.319, SLG: 0.399										4	1	1	0	0	0	0						
Scott Bradley, L (1, 2) OBP: 0.311, SLG: 0.375										4	0	2	0	0	0	1						
Harold Reynolds, S (1, 4) OBP: 0.327, SLG: 0.373										4	0	2	1	0	1	1						
Inning Stats	R: 1 E: 0 K: 0 S: 3	H: 0 LOB: 1 BB: 1 P: 8	R: 0 E: 0 K: 0 S: 3	H: 0 LOB: 0 BB: 0 P: 3	R: 0 E: 1 K: 1 S: 5	H: 0 LOB: 0 BB: 0 P: 5	R: 0 E: 0 K: 1 S: 5	H: 0 LOB: 1 BB: 1 P: 9	R: 1 E: 0 K: 0 S: 7	H: 2 LOB: 2 BB: 2 P: 11	R: 0 E: 0 K: 0 S: 3	H: 0 LOB: 0 BB: 0 P: 3	R: 0 E: 0 K: 0 S: 4	H: 2 LOB: 1 BB: 0 P: 4	R: 0 E: 0 K: 0 S: 4	H: 1 LOB: 1 BB: 0 P: 4	R: 1 E: 0 K: 0 S: 5	H: 3 LOB: 2 BB: 0 P: 5	1B: 6 2B: 1 3B: 0 HR: 1	SF: 0 SAC: 0 DP: 1 HBP: 1	WP: 0 PB: 0 SB: 5 CS: 1	PA: 38
PITCHER	IP WLS BF H R ER SO BB IBB HBP BLK WP HR S P ERA WHIP																					
Bud Black, L (1, 1) ERA: 3.6	7.0 W 28 4 2 2 3 3 0 1 0 0 0 30 43 2.57 1.000																					
Gene Garber, R (8, 1) ERA: 4.19	2.0 9 4 1 1 0 0 0 0 0 0 0 1 9 9 4.50 2.000																					

Batter	1	2	3	4	5	6	7	8	9	AB	R	H	RBI	BB	SO	LOB	BOTTOM			
Willie Wilson, S (1, 10) OBP: 0.319, SLG: 0.376										4	0	0	0	1	1	3	Seattle Mariners @ Kansas City Royals Royals Stadium, Kansas City, MO Tue Sep 29 1987, 8:05 PM EDT Att: 17,458 - Unknown			
Bill Pecota, R (1, 4) OBP: 0.346, SLG: 0.399										4	0	1	1	0	2	3				
Kevin Seitzer, R (1, 5) OBP: 0.397, SLG: 0.467										4	0	1	0	0	0	2				
Danny Tartabull, R (1, 9) OBP: 0.388, SLG: 0.536										3	1	2	0	1	0	0				
Steve Balboni, R (1, 3) OBP: 0.273, SLG: 0.427										3	1	0	0	1	2	2				
Scotti Madison, S (1, 2) OBP: 0.397, SLG: 0.467										3	2	0	0	0	2	2				
Bo Jackson, R (1, 7) OBP: 0.299, SLG: 0.461										4	1	1	2	0	2	3				
Gary Thurman, R (1, 8) OBP: 0.333, SLG: 0.307										4	1	1	0	0	2	2				
Ross Jones, R (1, 6) OBP: 0.292, SLG: 0.317										4	0	3	1	0	0	1				
Inning Stats	R: 0 E: 0 K: 1 S: 5	H: 1 LOB: 0 BB: 0 P: 5	R: 2 E: 1 K: 1 S: 7	H: 1 LOB: 0 BB: 0 P: 7	R: 0 E: 0 K: 0 S: 4	H: 1 LOB: 1 BB: 0 P: 4	R: 0 E: 0 K: 3 S: 9	H: 0 LOB: 1 BB: 1 P: 13	R: 1 E: 1 K: 0 S: 5	H: 2 LOB: 1 BB: 0 P: 5	R: 3 E: 1 K: 3 S: 12	H: 2 LOB: 2 BB: 2 P: 20	R: 0 E: 0 K: 1 S: 6	H: 1 LOB: 1 BB: 0 P: 6	R: 0 E: 0 K: 2 S: 8	H: 1 LOB: 1 BB: 0 P: 8	1B: 7 2B: 1 3B: 0 HR: 1	SF: 0 SAC: 1 DP: 0 HBP: 0	WP: 1 PB: 0 SB: 2 CS: 1	PA: 38
PITCHER	IP WLS BF H R ER SO BB IBB HBP BLK WP HR S P ERA WHIP																			
Mark Langston, L (1, 1) ERA: 3.86	6.0 L 29 7 6 0 8 3 0 0 0 0 0 0 42 54 0.00 1.667																			
Mike Trujillo, R (7, 1) ERA: 6.03	2.0 8 2 0 0 3 0 0 0 0 0 0 0 14 14 0.00 1.000																			

Batter	1	2	3	4	5	6	7	8	9	AB	R	H	RBI	BB	SO	LOB	TOP			
John Moses, S OBP: 0.299, SLG: 0.331										5	0	1	0	0	1	3				
Phil Bradley, R OBP: 0.369, SLG: 0.467										3	1	0	1	2	0	2				
Edgar Martinez, R OBP: 0.405, SLG: 0.529										3	0	1	0	1	0	2				
Mickey Brantley, R OBP: 0.344, SLG: 0.494										3	0	0	0	1	1	3				
Gary Matthews, R OBP: 0.316, SLG: 0.327										3	1	0	0	1	1	3				
Alvin Davis, L OBP: 0.386, SLG: 0.503										4	0	1	0	0	1	2				
Dave Valle, R OBP: 0.292, SLG: 0.435										4	0	1	1	0	2	0				
Rey Quinones, R OBP: 0.316, SLG: 0.396										4	0	0	0	0	0	2				
Harold Reynolds, S OBP: 0.328, SLG: 0.378										4	1	2	0	0	0	2				
Inning Stats	R: 1 E: 1 K: 1 S: 6	H: 1 LOB: 1 BB: 1 P: 10	R: 0 E: 0 K: 0 S: 3	H: 0 LOB: 0 BB: 0 P: 3	R: 1 E: 0 K: 0 S: 5	H: 2 LOB: 1 BB: 0 P: 5	R: 1 E: 0 K: 0 S: 5	H: 2 LOB: 2 BB: 1 P: 9	R: 0 E: 1 K: 1 S: 5	H: 0 LOB: 2 BB: 2 P: 13	R: 0 E: 0 K: 1 S: 5	H: 0 LOB: 1 BB: 1 P: 9	R: 0 E: 0 K: 2 S: 7	H: 0 LOB: 0 BB: 0 P: 7	R: 0 E: 0 K: 0 S: 4	H: 1 LOB: 1 BB: 0 P: 4	1B: 5 2B: 0 3B: 1 HR: 0	SF: 0 SAC: 0 DP: 0 HBP: 0	WP: 0 PB: 0 SB: 0 CS: 0	PA: 38
PITCHER Danny Jackson, L ERA: 4.02	IP: 9.0 WLS: W BF: 38 H: 6 R: 3 ER: 2 SO: 6 BB: 5 IBB: 0 HBP: 0 BLK: 0 WP: 0 HR: 0 S: 45 P: 65 ERA: 2.00 WHIP: 1.222															PITCHER				

Seattle Mariners @ Kansas City Royals
Royals Stadium, Kansas City, MO
Wed Sep 30 1987, 8:05 PM EDT
Att: 16,162 - Unknown

AB 33
R 3
H 6
RBI 2
BB 5
SO 6
LOB 19

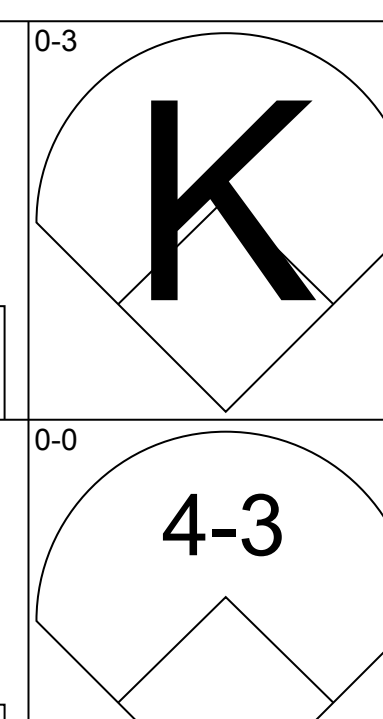
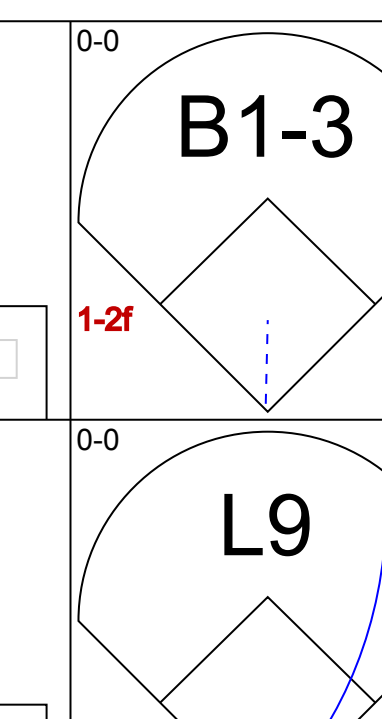
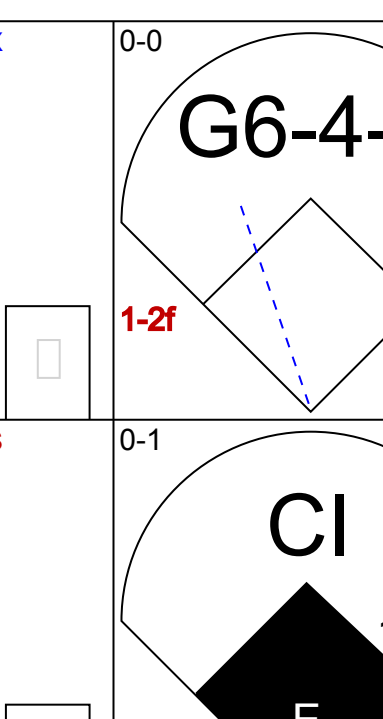
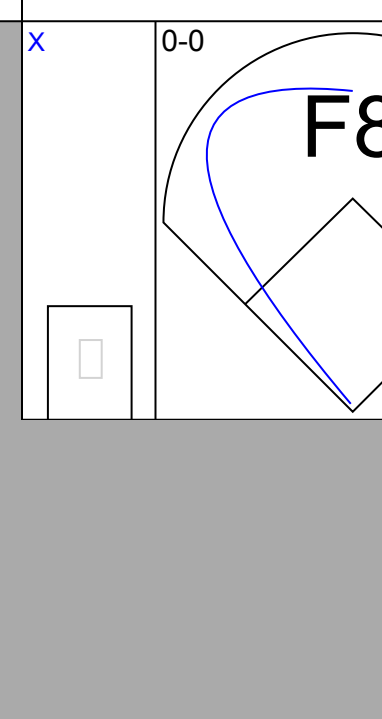
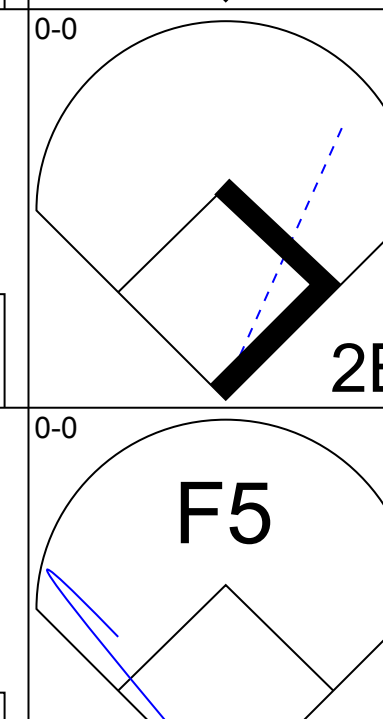

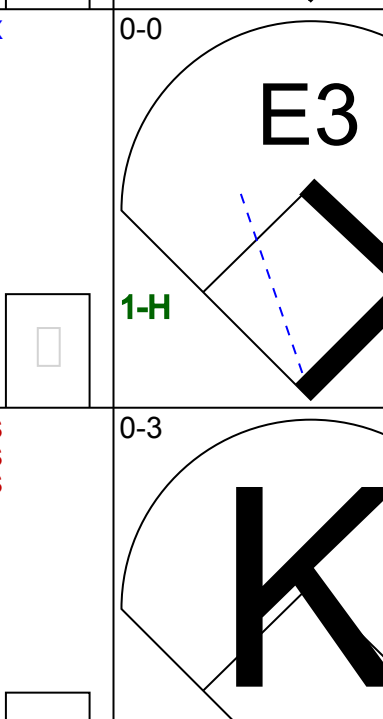

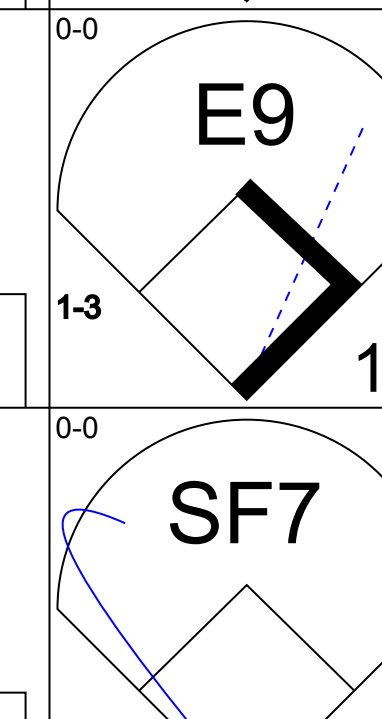

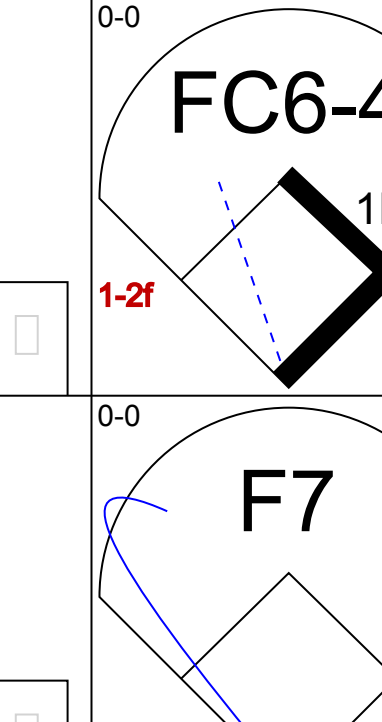
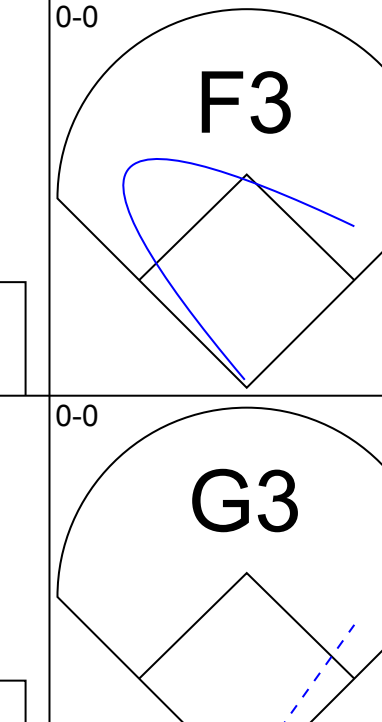
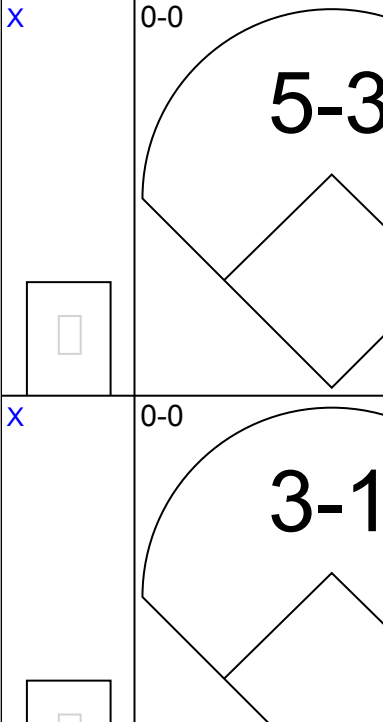
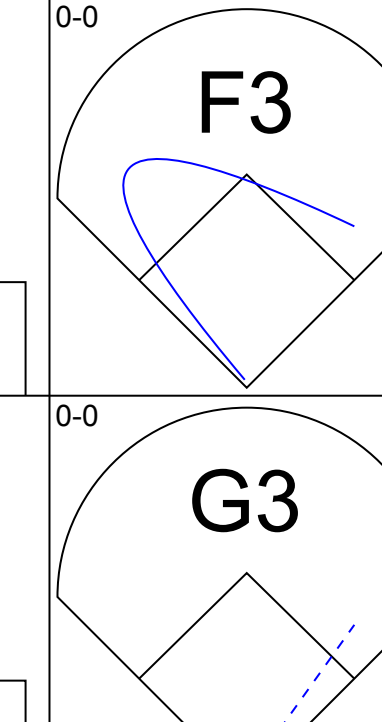


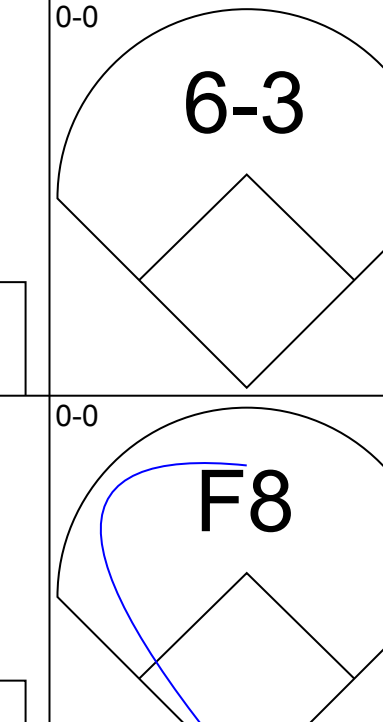

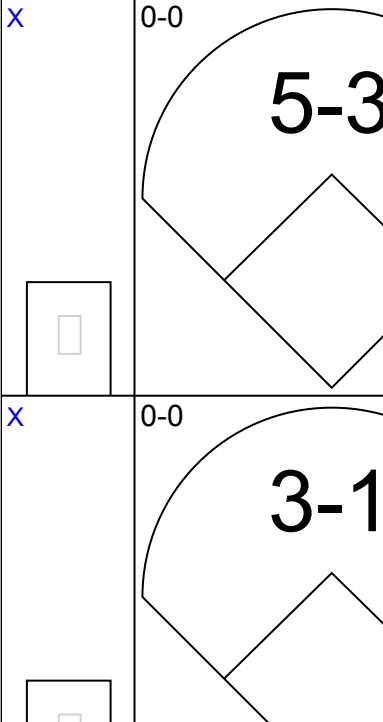
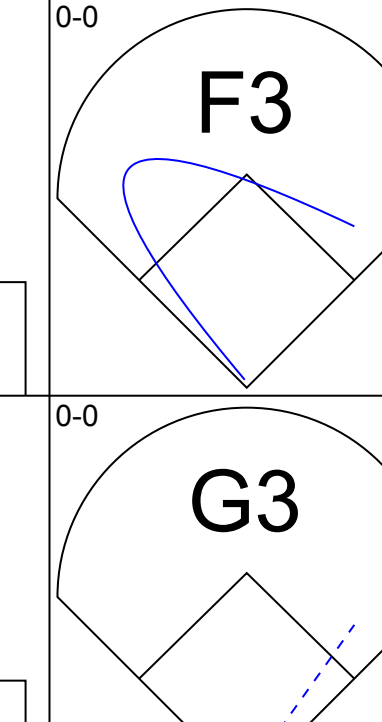
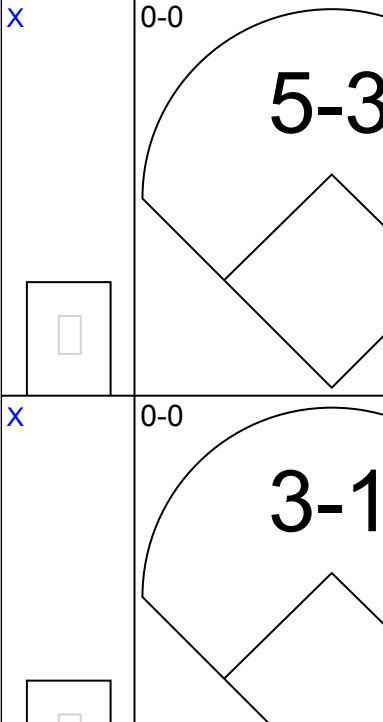
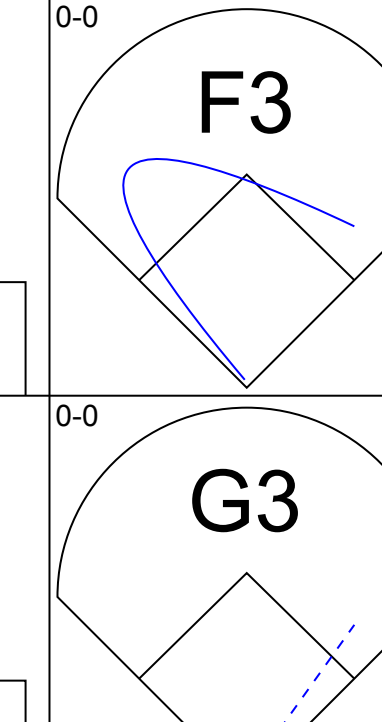
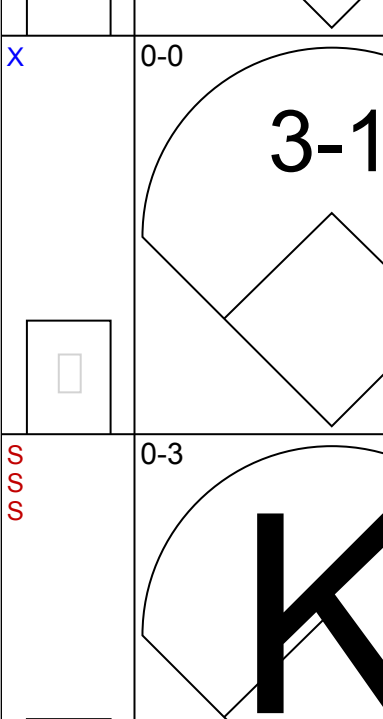
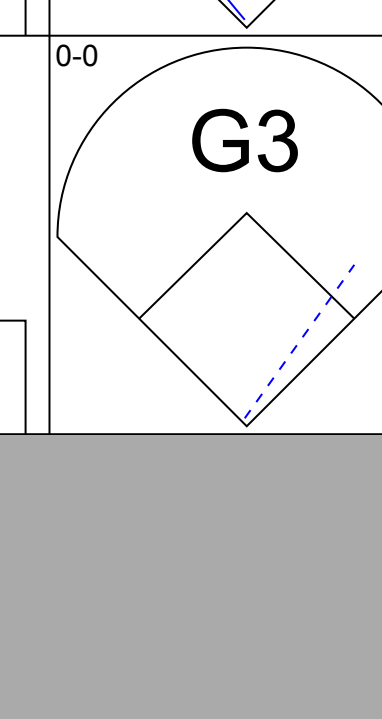
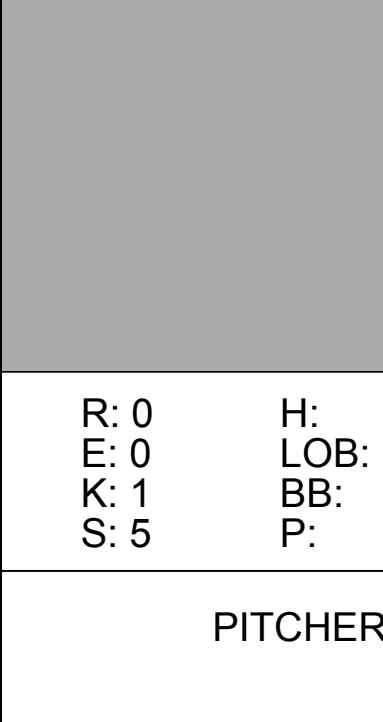
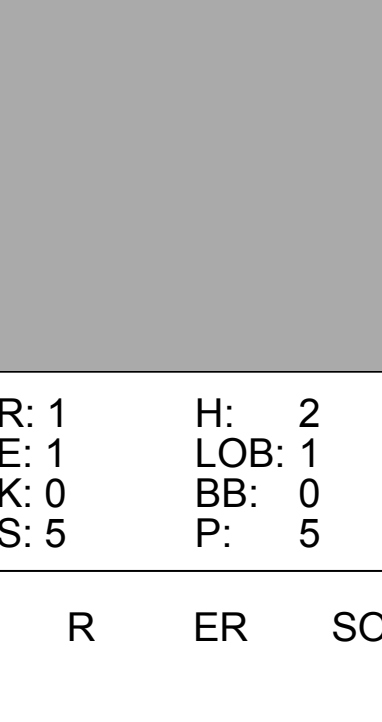

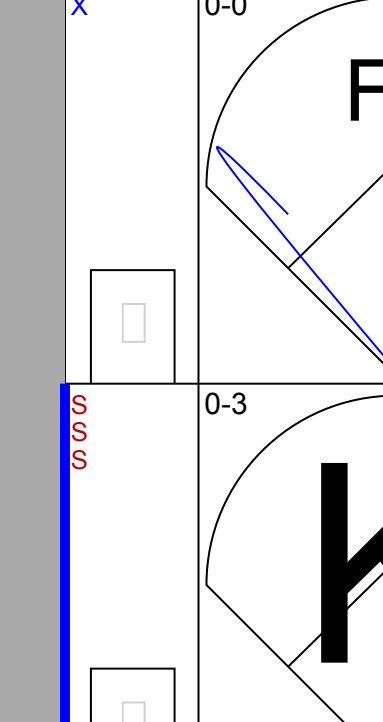
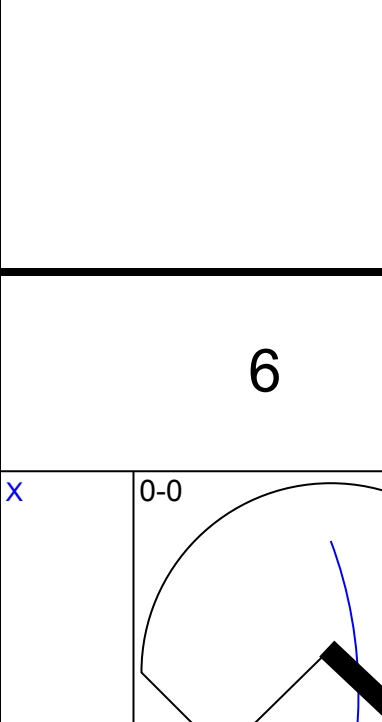
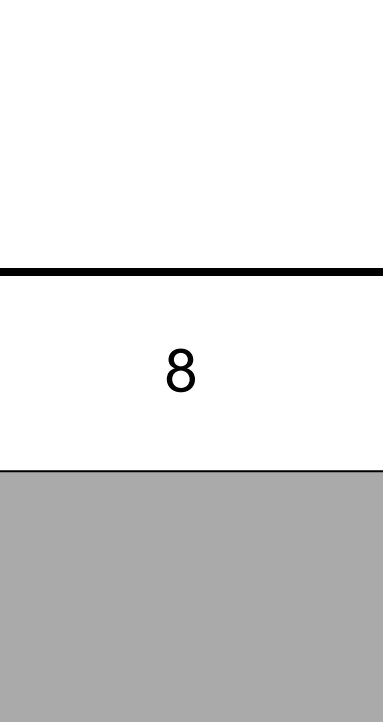
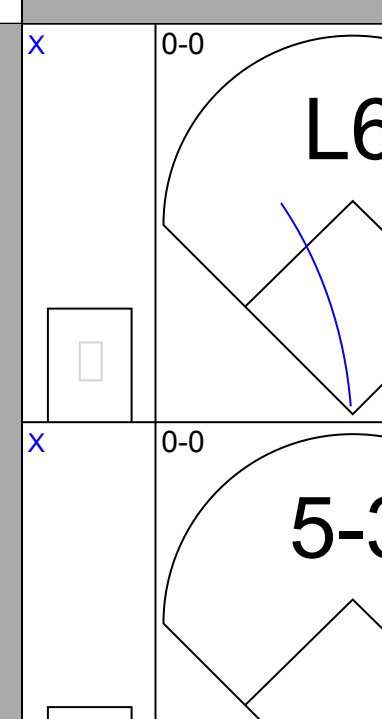
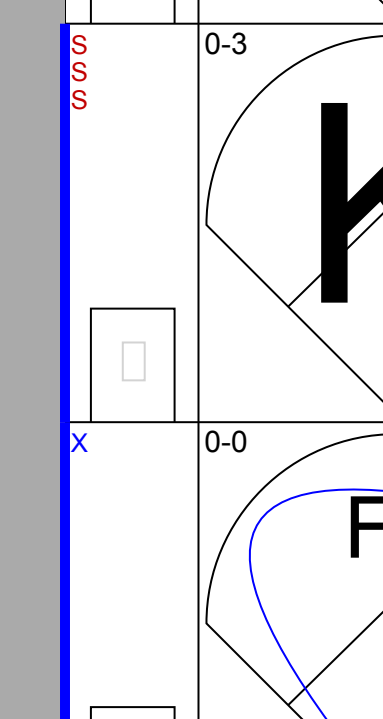
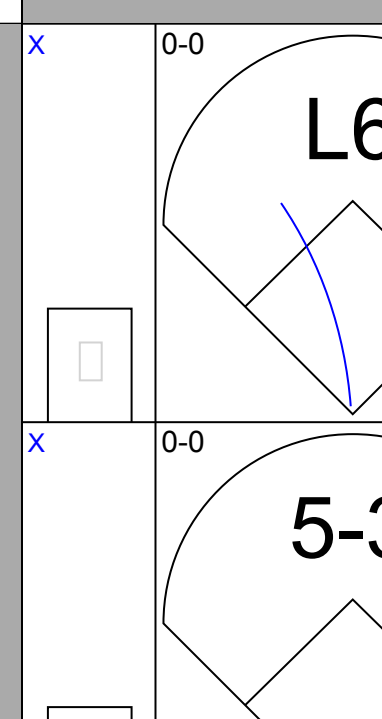
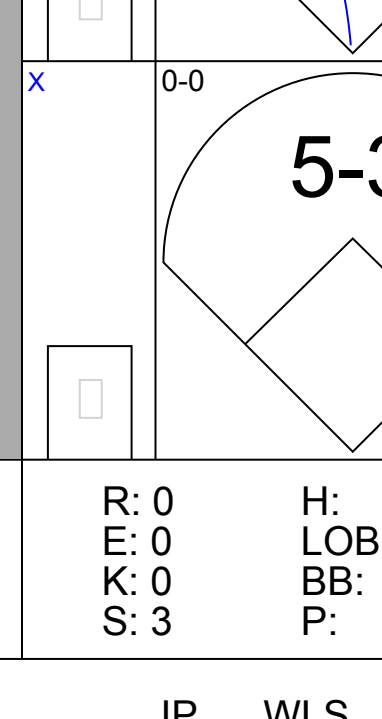
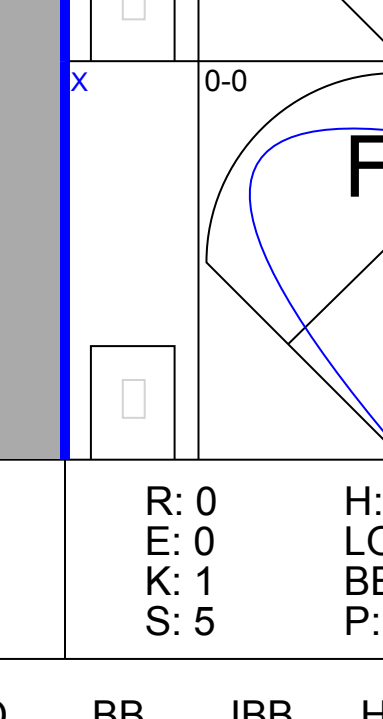
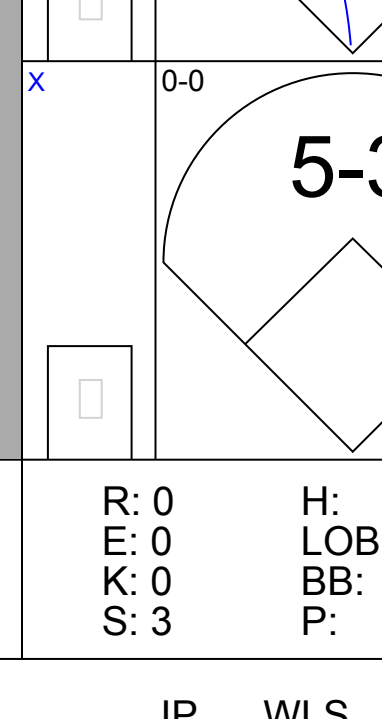
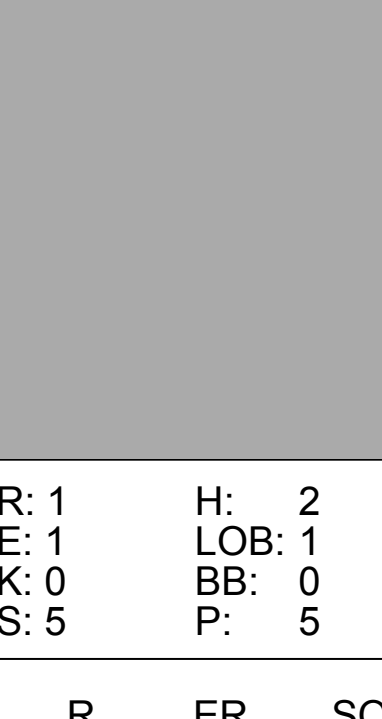


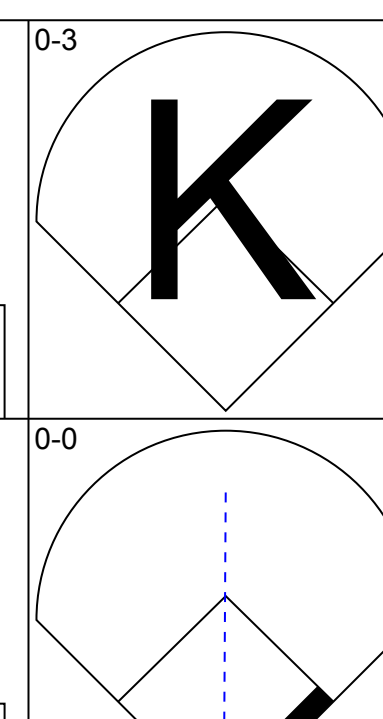
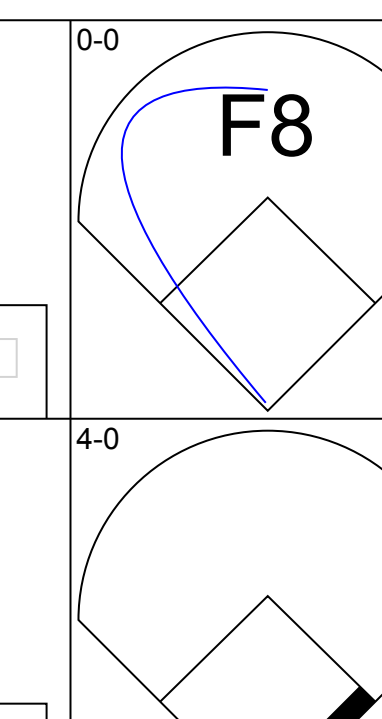
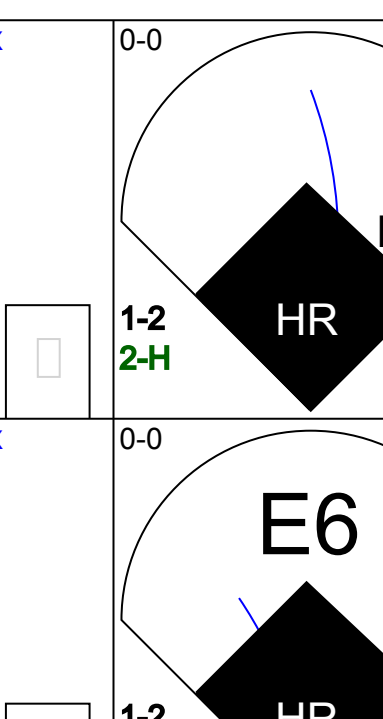
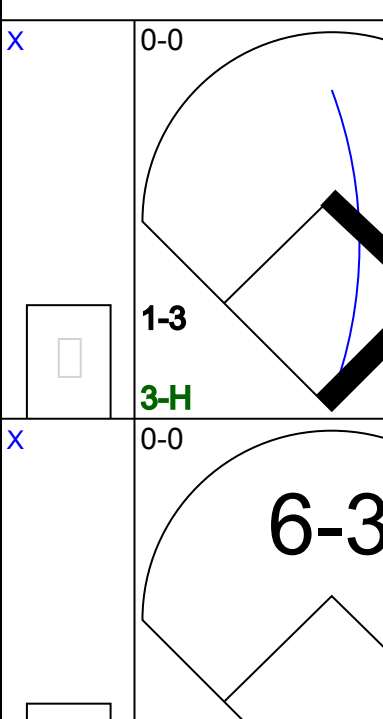
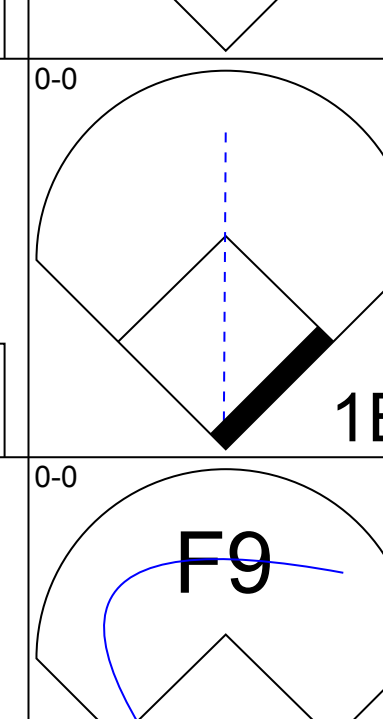
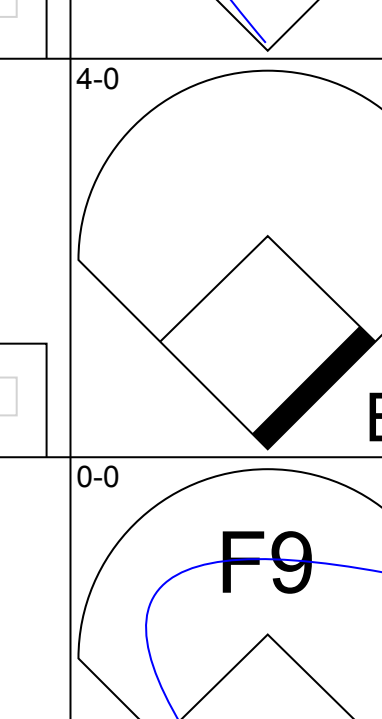
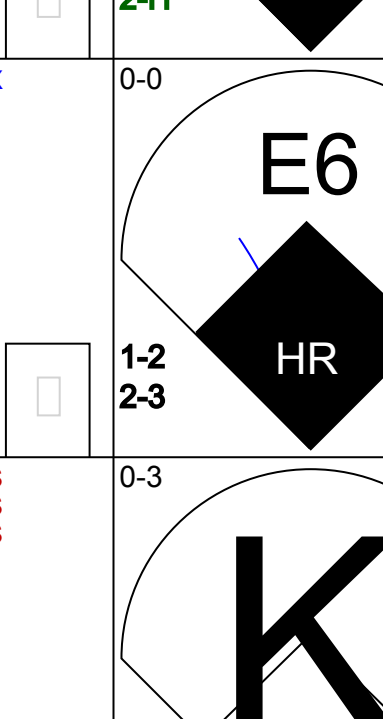
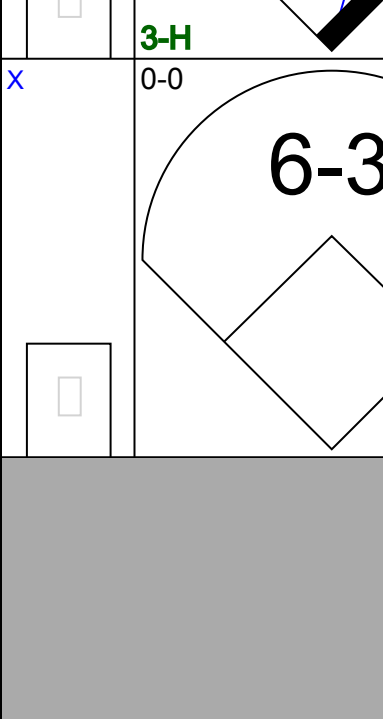
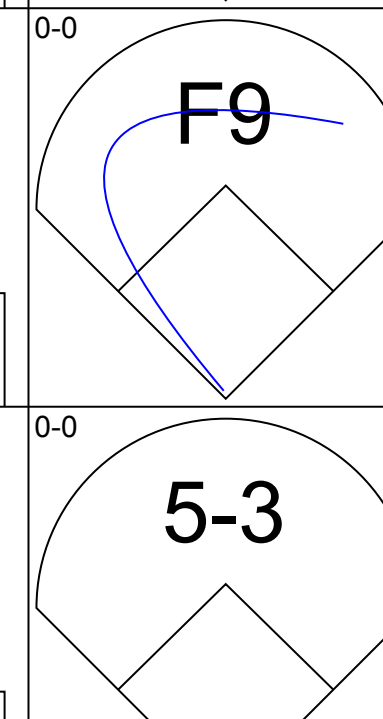
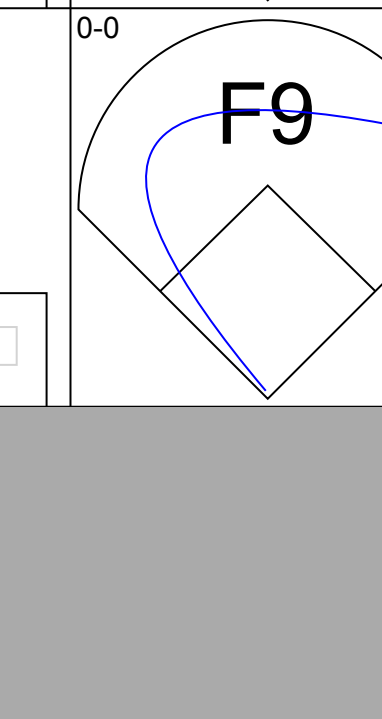
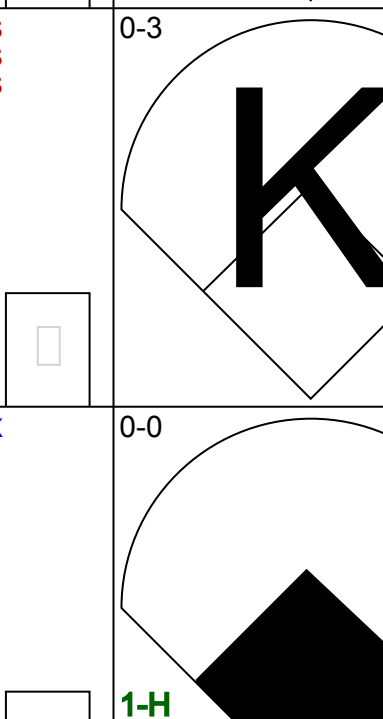
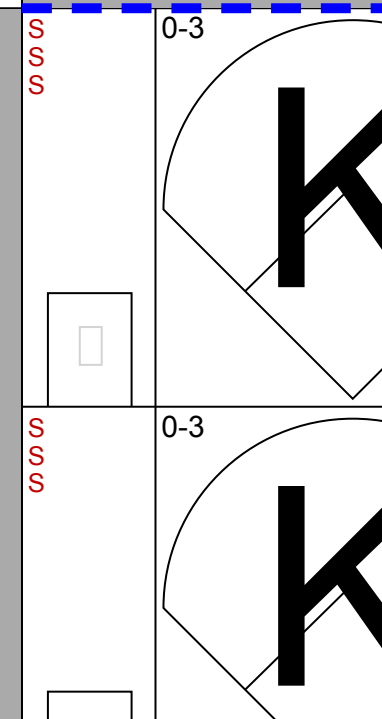
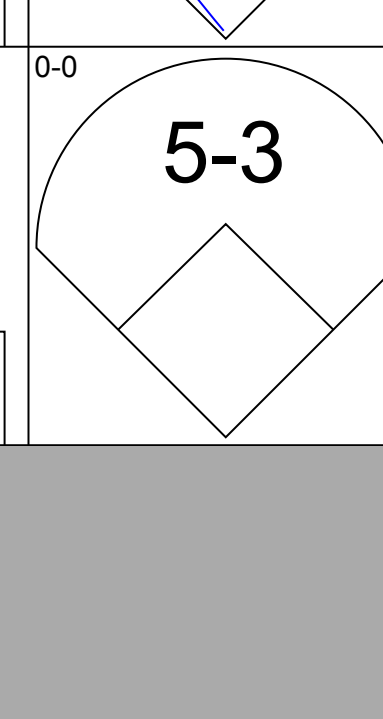
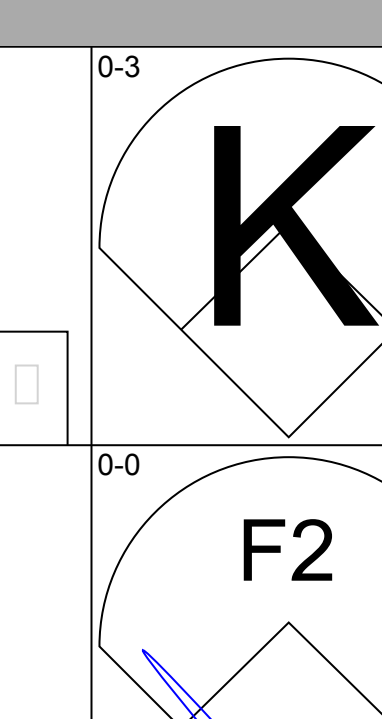
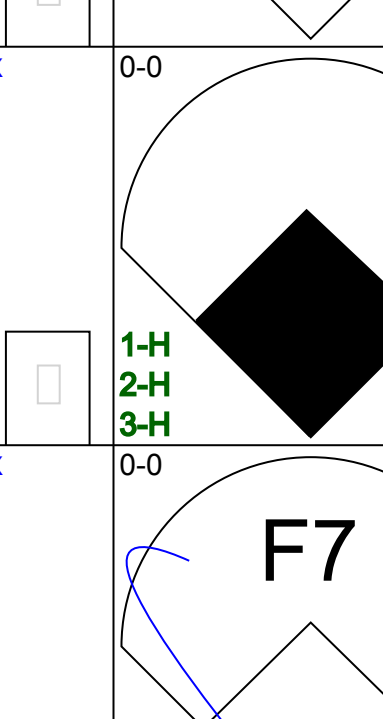
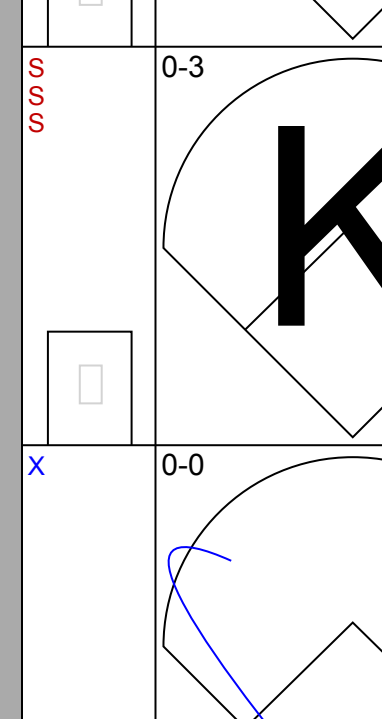
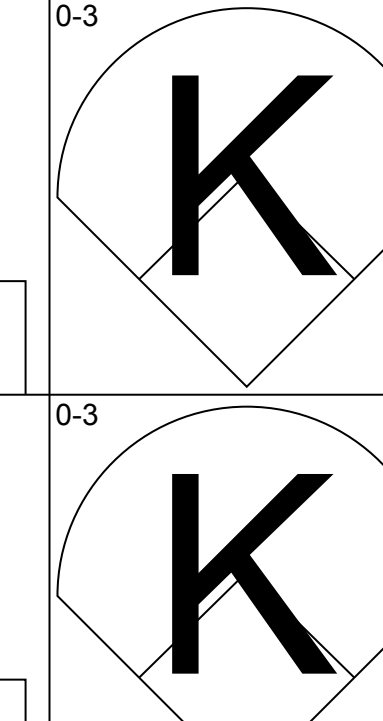
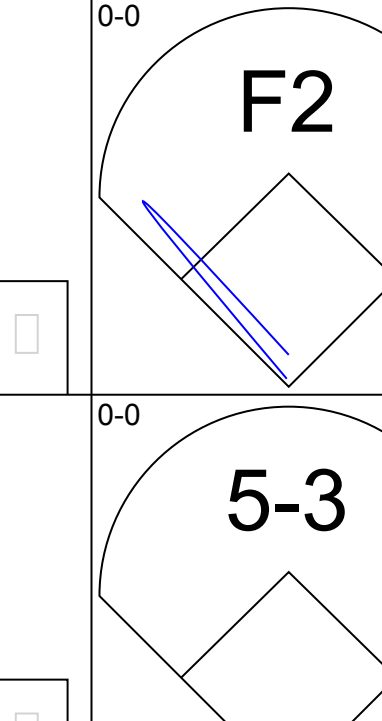
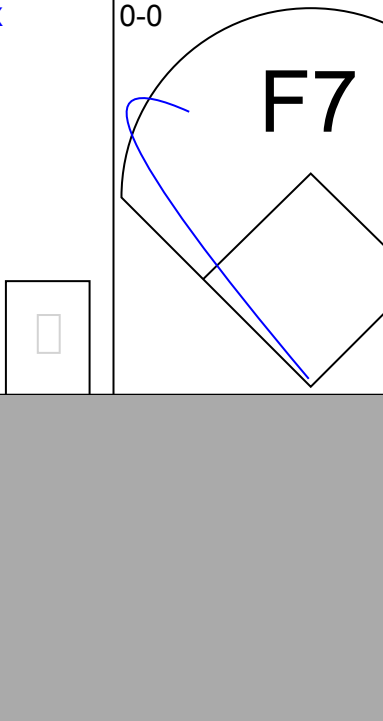
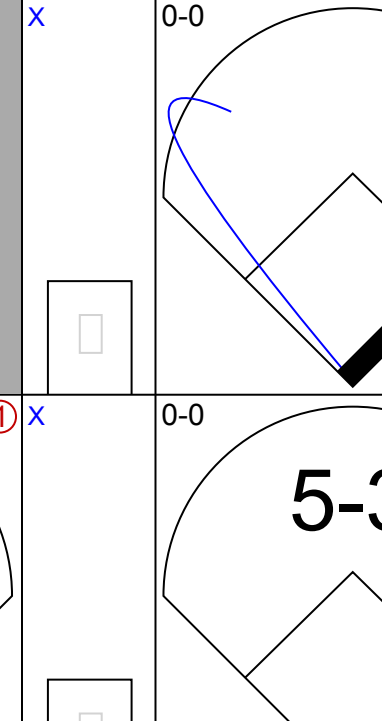
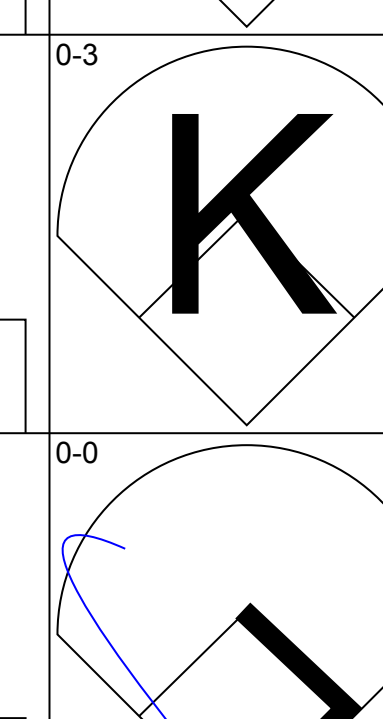
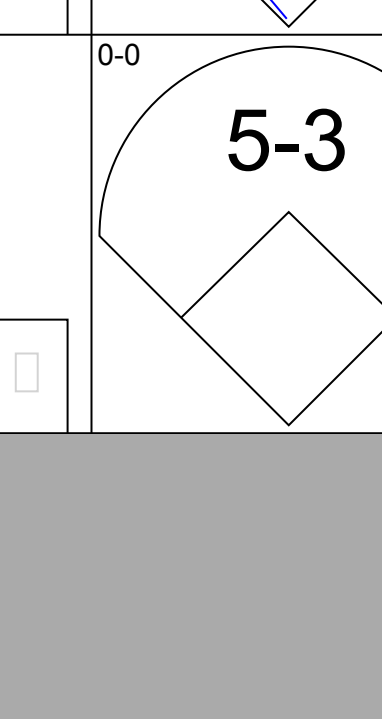
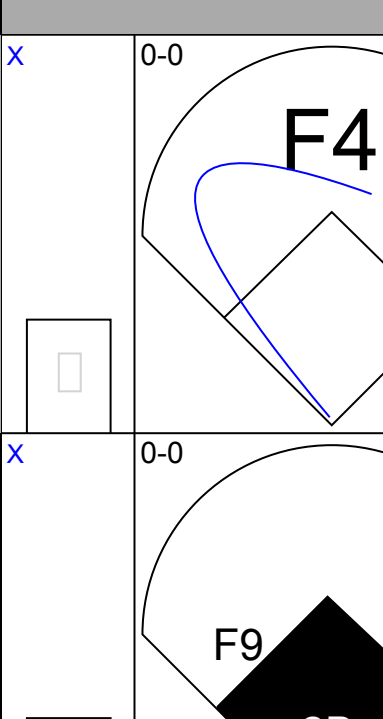
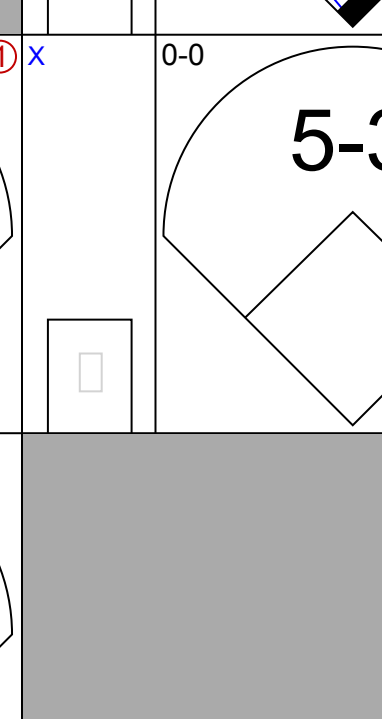
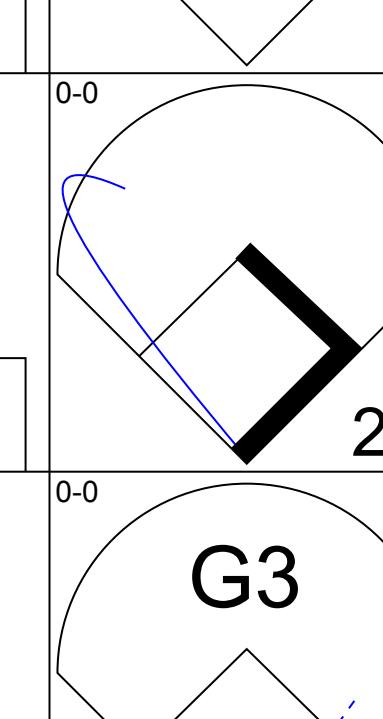
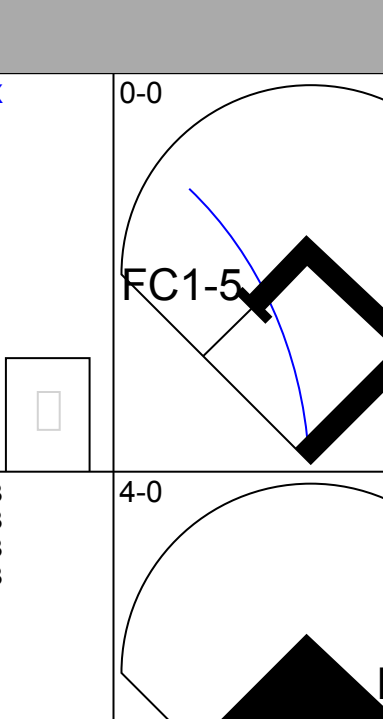
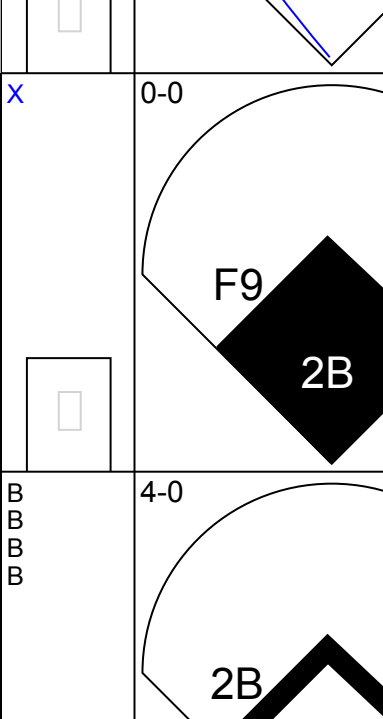
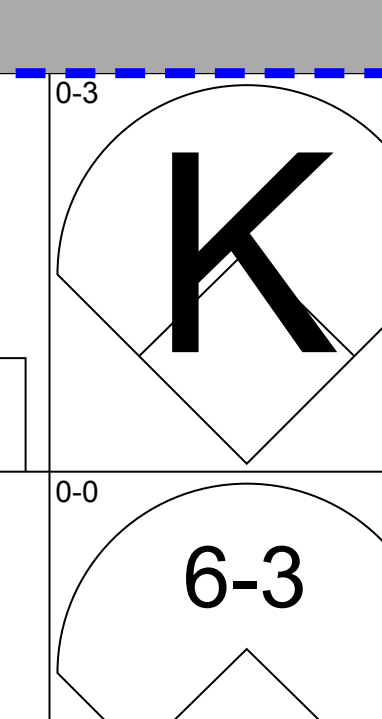
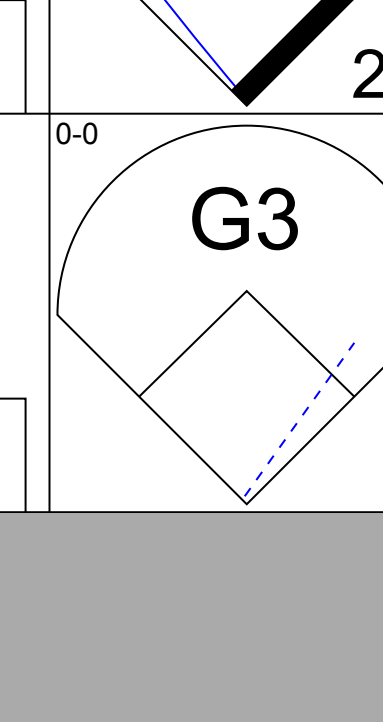
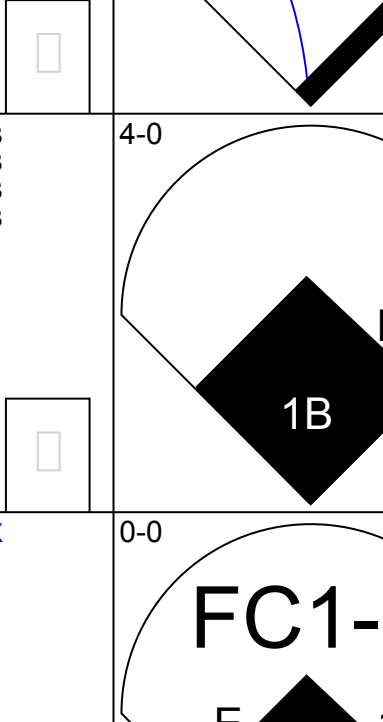
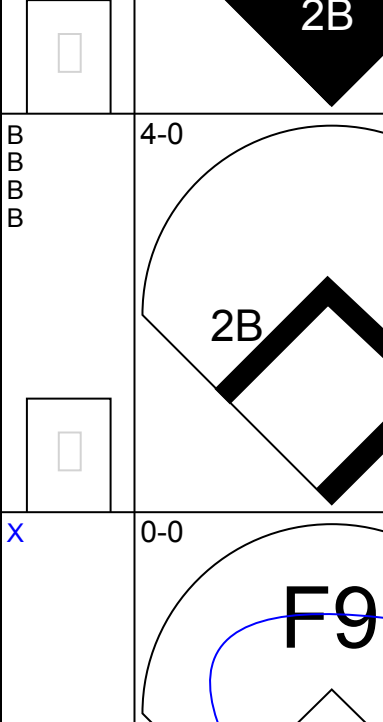
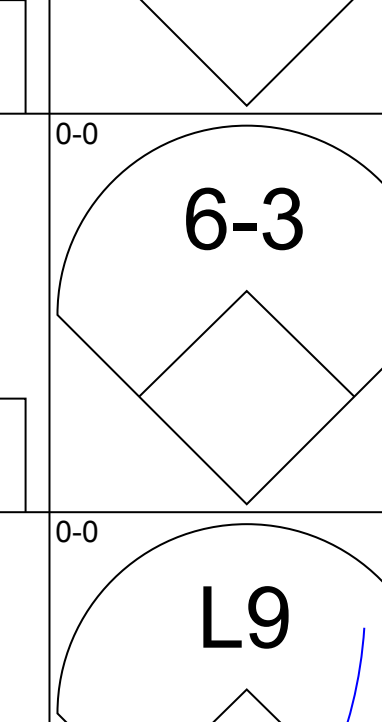
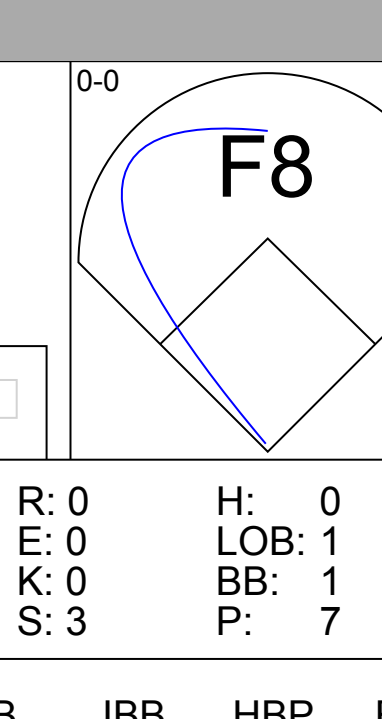
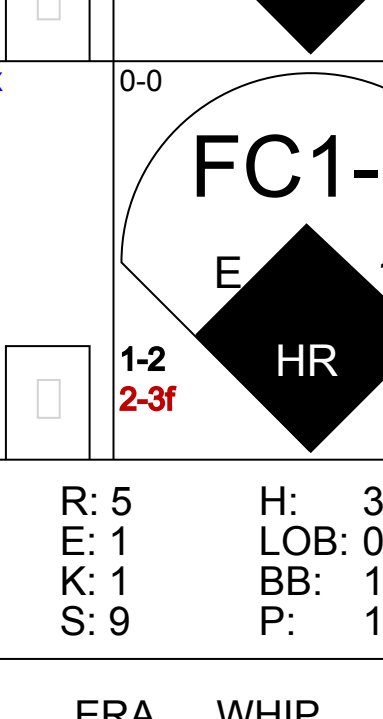
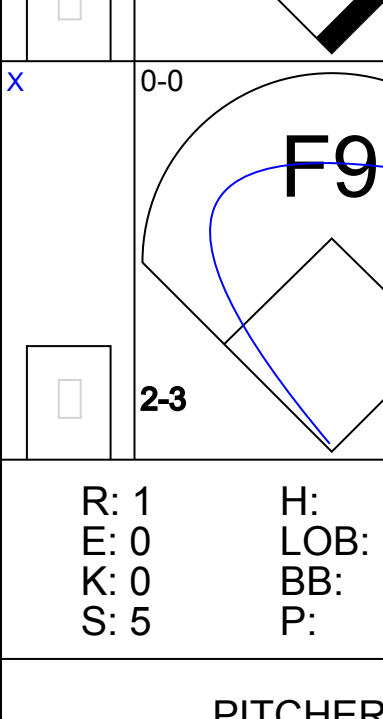
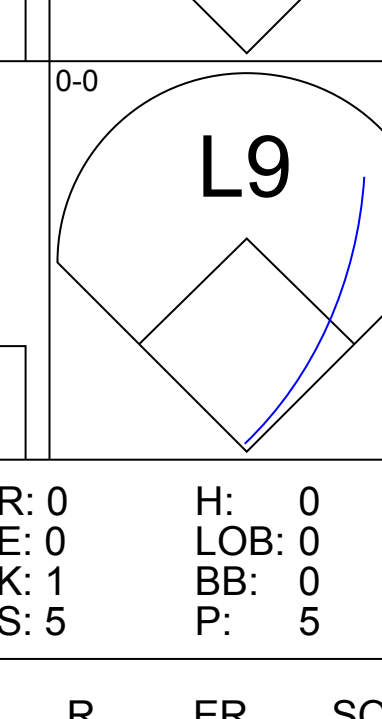
Batter	1	2	3	4	5	6	7	8	9	AB	R	H	RBI	BB	SO	LOB	BOTTOM			
Willie Wilson, S OBP: 0.319, SLG: 0.377										4	2	2	2	0	0	2				
Kevin Seitzer, R OBP: 0.396, SLG: 0.467										3	1	1	0	2	0	3				
George Brett, L OBP: 0.392, SLG: 0.504										5	0	2	3	0	1	2				
Danny Tartabull, R OBP: 0.388, SLG: 0.534										4	1	1	1	1	0	2				
Bo Jackson, R OBP: 0.300, SLG: 0.462										4	0	1	1	1	1	4				
Jamie Quirk, L OBP: 0.313, SLG: 0.351										3	0	0	0	1	2	3				
Bill Pecota, R OBP: 0.350, SLG: 0.397										3	2	1	0	1	0	2				
Gary Thurman, R OBP: 0.345, SLG: 0.321										3	0	2	0	0	0	0				
Ross Jones, R OBP: 0.291, SLG: 0.315										4	1	1	0	0	0	3				
Inning Stats	R: 2 E: 0 K: 0 S: 5	H: 2 LOB: 2 BB: 2 P: 13	R: 0 E: 0 K: 0 S: 3	H: 0 LOB: 0 BB: 0 P: 3	R: 1 E: 0 K: 0 S: 5	H: 3 LOB: 1 BB: 0 P: 5	R: 0 E: 0 K: 0 S: 5	H: 2 LOB: 2 BB: 0 P: 5	R: 0 E: 0 K: 1 S: 5	H: 0 LOB: 1 BB: 1 P: 9	R: 1 E: 0 K: 1 S: 7	H: 2 LOB: 1 BB: 1 P: 11	R: 0 E: 0 K: 2 S: 7	H: 0 LOB: 0 BB: 0 P: 7	R: 3 E: 1 K: 0 S: 6	H: 2 LOB: 2 BB: 2 P: 14	1B: 10 2B: 1 3B: 0 HR: 0	SF: 1 SAC: 1 DP: 1 HBP: 0	WP: 1 PB: 0 SB: 4 CS: 0	PA: 41
PITCHER Mike Morgan, R ERA: 4.65	IP: 5.1 WLS: L BF: 27 H: 9 R: 4 ER: 4 SO: 4 BB: 3 IBB: 0 HBP: 0 BLK: 0 WP: 1 HR: 0 S: 26 P: 38 ERA: 6.75 WHIP: 2.250															PITCHER				
Dennis Powell, L ERA: 3.41	0.2	3	0	0	0	1	1	0	0	0	0	4	8	0.00	1.500					
Jerry Reed, R ERA: 3.33	1.1	8	1	3	2	2	2	0	0	0	0	10	18	13.50	2.250					
Bill Wilkinson, L ERA: 3.84	0.0	1	1	0	0	0	0	0	0	0	0	1	1	∞	∞					
Ed Nunez, R ERA: 3.66	0.2	2	0	0	0	0	0	0	0	0	0	2	2	0.00	0.000					

Seattle Mariners @ Kansas City Royals
Royals Stadium, Kansas City, MO
Wed Sep 30 1987, 8:05 PM EDT
Att: 16,162 - Unknown


AB 33
R 7
H 11
RBI 7
BB 6
SO 4
LOB 21



Batter	1	2	3	4	5	6	7	8	9	AB	R	H	RBI	BB	SO	LOB	TOP					
Dan Gladden, R (1, 7) OBP: 0.316, SLG: 0.366										4	0	0	0	0	1	3	Minnesota Twins @ Kansas City Royals Royals Stadium, Kansas City, MO Fri Oct 02 1987, 8:05 PM EDT Att: 22,578 - Unknown					
Greg Gagne, R (1, 6) OBP: 0.307, SLG: 0.429										3	2	1	0	0	0	1						
Kirby Puckett, R (1, 8) OBP: 0.368, SLG: 0.537										4	1	4	0	0	0	0						
Kent Hrbek, L (1, 3) OBP: 0.394, SLG: 0.553										3	0	1	2	0	1	2						
Gary Gaetti, R (1, 5) OBP: 0.305, SLG: 0.488										4	0	0	0	0	0	2						
Randy Bush, L (1, 10) OBP: 0.352, SLG: 0.417										4	0	0	0	0	0	2						
Tom Brunansky, R (1, 9) OBP: 0.351, SLG: 0.485										4	0	1	0	0	1	0						
Steve Lombardozzi, R (1, 4) OBP: 0.297, SLG: 0.349										3	0	1	0	0	0	2						
Al Newman, S (7, 4) OBP: 0.301, SLG: 0.306										0	0	0	0	0	0	0						
Roy Smalley, S (9, PH) OBP: 0.351, SLG: 0.412										1	0	0	0	0	1	0						
Tim Laudner, R (1, 2) OBP: 0.251, SLG: 0.389										3	0	1	0	0	0	1						
Tom Nieto, R (7, 2) OBP: 0.276, SLG: 0.314										0	0	0	0	0	0	0						
Gene Larkin, S (9, PH) OBP: 0.341, SLG: 0.384										1	0	0	0	0	0	0						
Inning Stats	R: 0 E: 0 K: 1 S: 6	H: 1 LOB: 1 BB: 0 P: 6	R: 0 E: 0 K: 0 S: 3	H: 0 LOB: 0 BB: 0 P: 3	R: 0 E: 0 K: 0 S: 4	H: 1 LOB: 1 BB: 0 P: 4	R: 1 E: 0 K: 0 S: 6	H: 3 LOB: 2 BB: 0 P: 6	R: 1 E: 2 K: 1 S: 7	H: 2 LOB: 1 BB: 0 P: 7	R: 0 E: 0 K: 0 S: 5	H: 0 LOB: 0 BB: 0 P: 5	R: 0 E: 0 K: 0 S: 3	H: 0 LOB: 0 BB: 0 P: 3	R: 1 E: 1 K: 0 S: 5	H: 2 LOB: 1 BB: 0 P: 5	R: 0 E: 0 K: 1 S: 5	H: 0 LOB: 0 BB: 0 P: 5	1B: 7 2B: 3 3B: 0 HR: 0	SF: 1 SAC: 0 DP: 2 HBP: 0	WP: 0 PB: 0 SB: 0 CS: 0	PA: 36
PITCHER Bret Saberhagen, R (1, 1) ERA: 3.36	IP: 9.0 WLS: W BF: 36 H: 9 R: 3 ER: 2 SO: 4 BB: 0 IBB: 0 HBP: 0 BLK: 0 WP: 0 HR: 0 S: 44 P: 44 ERA: 2.00 WHIP: 1.000															PITCHER						

Batter	1	2	3	4	5	6	7	8	9	AB	R	H	RBI	BB	SO	LOB	BOTTOM			
Willie Wilson, S (1, 8) OBP: 0.320, SLG: 0.380										4	1	2	2	0	1	0	Minnesota Twins @ Kansas City Royals Royals Stadium, Kansas City, MO Fri Oct 02 1987, 8:05 PM EDT Att: 22,578 - Unknown			
Kevin Seitzer, R (1, 5) OBP: 0.399, SLG: 0.466										3	1	1	0	1	0	4				
George Brett, L (1, 3) OBP: 0.389, SLG: 0.499										4	0	0	0	0	2	5				
Danny Tartabull, R (1, 9) OBP: 0.388, SLG: 0.537										4	1	1	4	0	2	1				
Frank White, R (1, 10) OBP: 0.305, SLG: 0.391										4	0	1	0	0	1	0				
Bo Jackson, R (1, 7) OBP: 0.297, SLG: 0.457										4	0	0	0	0	1	1				
Scotti Madison, S (1, 2) OBP: 0.333, SLG: 0.667										4	1	3	0	0	1	0				
Bill Pecota, R (1, 6) OBP: 0.354, SLG: 0.392										2	1	0	0	2	0	1				
Ross Jones, R (1, 4) OBP: 0.281, SLG: 0.304										4	1	0	0	0	0	4				
Inning Stats	R: 0 E: 0 K: 1 S: 6	H: 1 LOB: 1 BB: 0 P: 6	R: 0 E: 0 K: 2 S: 8	H: 1 LOB: 1 BB: 0 P: 8	R: 0 E: 0 K: 0 S: 3	H: 0 LOB: 1 BB: 1 P: 7	R: 0 E: 0 K: 1 S: 5	H: 0 LOB: 0 BB: 0 P: 5	R: 5 E: 1 K: 1 S: 9	H: 3 LOB: 0 BB: 1 P: 13	R: 1 E: 0 K: 0 S: 5	H: 2 LOB: 2 BB: 1 P: 9	R: 0 E: 0 K: 2 S: 8	H: 1 LOB: 1 BB: 0 P: 8	R: 0 E: 0 K: 1 S: 5	H: 0 LOB: 0 BB: 0 P: 5		1B: 3 2B: 4 3B: 0 HR: 1	SF: 0 SAC: 0 DP: 0 HBP: 0	WP: 0 PB: 0 SB: 0 CS: 0
PITCHER Frank Viola, L (1, 1) ERA: 2.9	IP: 6.0 WLS: L BF: 29 H: 7 R: 6 ER: 2 SO: 5 BB: 3 IBB: 0 HBP: 0 BLK: 0 WP: 0 HR: 1 S: 36 P: 48 ERA: 3.00 WHIP: 1.667															PITCHER				
Juan Berenguer, R (7, 1) ERA: 3.94	IP: 1.0 WLS: 0 BF: 4 H: 1 R: 0 ER: 0 SO: 2 BB: 0 IBB: 0 HBP: 0 BLK: 0 WP: 0 HR: 0 S: 8 P: 8 ERA: 0.00 WHIP: 1.000															PITCHER				
Jeff Reardon, R (8, 1) ERA: 4.54	IP: 1.0 WLS: 0 BF: 3 H: 0 R: 0 ER: 0 SO: 1 BB: 0 IBB: 0 HBP: 0 BLK: 0 WP: 0 HR: 0 S: 5 P: 5 ERA: 0.00 WHIP: 0.000															PITCHER				

AB 34
R 3
H 9
RBI 2
BB 0
SO 4
LOB 13



Batter	1	2	3	4	5	6	7	8	9	AB	R	H	RBI	BB	SO	LOB	TOP	
Al Newman, S OBP: 0.300, SLG: 0.305 (1, 5)	F7		F7		F7			6-3		4	0	1	0	0	0	1	Minnesota Twins @ Kansas City Royals Royals Stadium, Kansas City, MO Sat Oct 03 1987, 8:05 PM EDT Att: 28,082 - Unknown	
Greg Gagne, R OBP: 0.307, SLG: 0.428 (1, 6)	4-3 1B		FC4-6 1B			F7		5-3		4	1	1	0	0	0	1		
Kirby Puckett, R OBP: 0.366, SLG: 0.534 Mark Davidson, R OBP: 0.317, SLG: 0.322 (8, 8)	4-3 1B		G4-6-3			K		6-3		4	0	0	0	0	1	2		
Don Baylor, R OBP: 0.360, SLG: 0.392 (1, 10)	2H 1B			F7		K			6-3	4	0	1	1	0	1	0		
Tom Brunansky, R OBP: 0.353, SLG: 0.491 Billy Beane, R OBP: 0.214, SLG: 0.357 (7, 9)	1-2 BB			K			HR	4-3 2B		2	1	1	1	1	1	0		
Kent Hrbek, L OBP: 0.391, SLG: 0.549 (1, 3)	F8			F6			F8	4-3 2B		4	0	0	0	0	0	3		
Dan Gladden, R OBP: 0.314, SLG: 0.363 Randy Bush, L OBP: 0.351, SLG: 0.416 (9, PH)		6-3			B1-3			6-3		3	0	0	0	0	0	0		
Steve Lombardozzi, R OBP: 0.297, SLG: 0.351 (1, 4)		E5			F9				4-3	1	0	0	0	0	0	1		
Tim Laudner, R OBP: 0.252, SLG: 0.389 (1, 2)		G1-4-3					L7			3	0	1	0	0	0	2		
Inning Stats	R: 1 E: 0 K: 0 S: 5	H: 2 LOB: 2 BB: 1 P: 9	R: 0 E: 1 K: 0 S: 3	H: 0 LOB: 0 BB: 0 P: 3	R: 0 E: 0 K: 1 S: 5	H: 1 LOB: 0 BB: 0 P: 5	R: 0 E: 0 K: 2 S: 7	H: 0 LOB: 0 BB: 0 P: 7	R: 1 E: 0 K: 0 S: 5	H: 2 LOB: 1 BB: 0 P: 5	R: 0 E: 0 K: 0 S: 3	H: 0 LOB: 0 BB: 0 P: 3	R: 0 E: 0 K: 0 S: 4	H: 1 LOB: 1 BB: 0 P: 4	1B: 4 2B: 2 3B: 0 HR: 1	SF: 0 SAC: 0 DP: 2 HBP: 0		WP: 0 PA: 34 CS: 0
PITCHER	IP	WLS	BF	H	R	ER	SO	BB	IBB	HBP	BLK	WP	HR	S	P	ERA	WHIP	
Charlie Leibrandt, L ERA: 3.41 Gene Garber, R ERA: 4.09 (8, 1)	7.0	W	27	6	2	2	3	1	0	0	0	0	1	32	36	2.57	1.000	

Batter	1	2	3	4	5	6	7	8	9	AB	R	H	RBI	BB	SO	LOB	BOTTOM		
Willie Wilson, S OBP: 0.320, SLG: 0.378 (1, 8)	F4		F7		1-3			F9 S BB		3	0	0	0	1	0	1	Minnesota Twins @ Kansas City Royals Royals Stadium, Kansas City, MO Sat Oct 03 1987, 8:05 PM EDT Att: 28,082 - Unknown		
Kevin Seitzer, R OBP: 0.399, SLG: 0.467 (1, 5)	4-0 CS BB			E3 1B 2B			2H 2B	5-3		3	1	1	1	1	0	1			
George Brett, L OBP: 0.388, SLG: 0.496 Jamie Quirk, L OBP: 0.311, SLG: 0.348 (5, 2)	F8			F8			K	F9 2-3		2	0	0	0	0	0	2			
Danny Tartabull, R OBP: 0.388, SLG: 0.542 (1, 9)	CS 1-2						F4 2B SF8 1B	F7		4	2	2	1	0	0	1			
Frank White, R OBP: 0.306, SLG: 0.393 (1, 4)		5-3					SF8 1-3 2H 2B	G4-6-3 BB		2	0	1	1	1	0	0			
Jim Eisenreich, L OBP: 0.270, SLG: 0.455 (1, 10)		F8			SF8			G4-6-3		2	0	0	1	0	0	1			
Scotti Madison, S OBP: 0.250, SLG: 0.500 (5, 3)		F4								3	0	0	0	0	2	1			
Bill Pecota, R OBP: 0.347, SLG: 0.384 (1, 6)										3	0	0	0	0	1	0			
Gary Thurman, R OBP: 0.345, SLG: 0.313 (1, 7)										2	1	0	0	1	0	0			
Inning Stats	R: 0 E: 0 K: 0 S: 2	H: 0 LOB: 0 BB: 1 P: 6	R: 1 E: 0 K: 0 S: 4	H: 1 LOB: 0 BB: 0 P: 4	R: 0 E: 0 K: 0 S: 3	H: 0 LOB: 0 BB: 0 P: 3	R: 2 E: 1 K: 1 S: 8	H: 2 LOB: 1 BB: 0 P: 8	R: 1 E: 0 K: 2 S: 8	H: 1 LOB: 1 BB: 1 P: 12	R: 0 E: 0 K: 0 S: 2	H: 0 LOB: 0 BB: 1 P: 6	R: 0 E: 0 K: 1 S: 5	H: 0 LOB: 0 BB: 0 P: 5	R: 0 E: 0 K: 0 S: 3	H: 0 LOB: 1 BB: 1 P: 7		1B: 1 2B: 2 3B: 0 HR: 1	SF: 1 SAC: 0 DP: 1 HBP: 0
PITCHER	IP	WLS	BF	H	R	ER	SO	BB	IBB	HBP	BLK	WP	HR	S	P	ERA	WHIP		
Bert Blyleven, R ERA: 4.01 George Frazier, R ERA: 5.04 (8, 1)	7.0	L	27	4	4	2	4	3	0	0	0	0	0	3	44	2.57	1.000		

Batter	1	2	3	4	5	6	7	8	9	AB	R	H	RBI	BB	SO	LOB	TOP							
Kirby Puckett, R OBP: 0.367, SLG: 0.534 Don Baylor, R OBP: 0.360, SLG: 0.392	F9		4-3			1B			1B WP	4	0	2	0	0	0	0	Minnesota Twins @ Kansas City Royals Royals Stadium, Kansas City, MO Sun Oct 04 1987, 4:33 AM EDT Att: 26,341 - Unknown							
Greg Gagne, R OBP: 0.310, SLG: 0.430 Al Newman, S OBP: 0.298, SLG: 0.303	3-1			G6-3		G3			L9	2	0	2	0	0	0	0								
Dan Gladden, R OBP: 0.312, SLG: 0.361 Billy Beans, R OBP: 0.267, SLG: 0.400	3-1			G6-3					L9 WP	3	0	0	0	0	0	2								
Kent Hrbek, L OBP: 0.389, SLG: 0.545 Gene Larkin, S OBP: 0.340, SLG: 0.382	F6			4-3					K	3	0	0	0	0	0	2								
Gary Gaetti, R OBP: 0.303, SLG: 0.485									K	4	0	0	0	0	2	2								
Tom Brunansky, R OBP: 0.352, SLG: 0.489 Mark Davidson, R OBP: 0.321, SLG: 0.327	F9					F9				2	0	0	0	0	0	0								
Randy Bush, L OBP: 0.349, SLG: 0.413 Roy Smalley, S OBP: 0.352, SLG: 0.411						F6			G3-6-1	2	0	0	0	0	1	0								
Steve Lombardozzi, R OBP: 0.298, SLG: 0.352 Chris Pittaro, S OBP: 0.385, SLG: 0.333				F4		G1-6-3				2	0	1	0	0	0	0								
Sal Butera, R OBP: 0.220, SLG: 0.262				F4		G1-6-3			1-3	3	0	0	0	0	0	2								
Inning Stats	R: 0 E: 0 K: 0 S: 4	H: 1 LOB: 1 BB: 0 P: 4	R: 0 E: 0 K: 1 S: 5	H: 0 LOB: 0 BB: 0 P: 5	R: 0 E: 0 K: 0 S: 3	H: 0 LOB: 0 BB: 0 P: 3	R: 0 E: 0 K: 0 S: 3	H: 1 LOB: 1 BB: 0 P: 3	R: 0 E: 0 K: 0 S: 3	H: 0 LOB: 0 BB: 0 P: 3	R: 0 E: 0 K: 0 S: 4	H: 2 LOB: 1 BB: 0 P: 4	R: 0 E: 0 K: 1 S: 5	H: 0 LOB: 0 BB: 0 P: 5	R: 0 E: 0 K: 0 S: 4	H: 2 LOB: 1 BB: 0 P: 4		R: 1 E: 0 K: 2 S: 9	H: 2 LOB: 2 BB: 0 P: 9	1B: 8 2B: 0 3B: 0 HR: 0	SF: 0 SAC: 0 DP: 3 HBP: 0	WP: 1 PB: 0 SB: 0 CS: 0	PA: 32	
PITCHER Mark Gubicza, R ERA: 3.98	IP: 9.0 WLS: W BF: 32 H: 8 R: 1 ER: 1 SO: 4 BB: 0 IBB: 0 HBP: 0 BLK: 0 WP: 1 HR: 0 S: 40 P: 40 ERA: 1.00 WHIP: 0.889											PITCHER	IP: 9.0 WLS: W BF: 32 H: 8 R: 1 ER: 1 SO: 4 BB: 0 IBB: 0 HBP: 0 BLK: 0 WP: 1 HR: 0 S: 40 P: 40 ERA: 1.00 WHIP: 0.889											

Batter	1	2	3	4	5	6	7	8	9	AB	R	H	RBI	BB	SO	LOB	BOTTOM							
Willie Wilson, S OBP: 0.320, SLG: 0.377	K	1B 3B BB			4-3				F8	4	1	1	0	1	1	1	Minnesota Twins @ Kansas City Royals Royals Stadium, Kansas City, MO Sun Oct 04 1987, 4:33 AM EDT Att: 26,341 - Unknown							
Bill Pecota, R OBP: 0.343, SLG: 0.378	5-3	1B 3B BB	F9			F3			F8	5	1	1	2	0	0	2								
Kevin Seitzer, R OBP: 0.399, SLG: 0.470	4-3	1B 3B			F9				L9	5	2	2	2	0	0	0								
Danny Tartabull, R OBP: 0.390, SLG: 0.541		1B 3B BB	F9			F7			BB	3	1	1	1	2	0	1								
Frank White, R OBP: 0.308, SLG: 0.400 Ross Jones, R OBP: 0.285, SLG: 0.325		1B L9				HR			F8	3	2	2	2	0	0	1								
Jim Eisenreich, L OBP: 0.278, SLG: 0.467		1B 2B				FC6			F8	2	0	1	1	0	0	1								
Scotti Madison, S OBP: 0.313, SLG: 0.467		1B 3B BB	F9			FC6				3	1	1	0	1	0	1								
Jamie Quirk, L OBP: 0.307, SLG: 0.345		SF8	G3			K			K	3	0	0	1	0	2	1								
Gary Thurman, R OBP: 0.360, SLG: 0.321 Bo Jackson, R OBP: 0.296, SLG: 0.455		1B 3B WP	S			F4			F9	1	1	1	0	1	0	0								
Inning Stats	R: 0 E: 0 K: 1 S: 5	H: 0 LOB: 0 BB: 0 P: 5	R: 8 E: 0 K: 0 S: 9	H: 6 LOB: 1 BB: 3 P: 21	R: 0 E: 0 K: 0 S: 4	H: 1 LOB: 2 BB: 1 P: 8	R: 1 E: 0 K: 0 S: 5	H: 2 LOB: 1 BB: 0 P: 5	R: 0 E: 0 K: 1 S: 5	H: 1 LOB: 1 BB: 0 P: 6	R: 0 E: 0 K: 0 S: 3	H: 0 LOB: 1 BB: 1 P: 7	R: 0 E: 0 K: 1 S: 6	H: 0 LOB: 1 BB: 1 P: 7	R: 0 E: 0 K: 0 S: 3	H: 0 LOB: 1 BB: 1 P: 7		1B: 8 2B: 1 3B: 2 HR: 1	SF: 1 SAC: 0 DP: 0 HBP: 0	WP: 1 PB: 0 SB: 4 CS: 0	PA: 41			
PITCHER Joe Niekro, R ERA: 5.33 Dan Schatzeder, L ERA: 5.31 Les Straker, R ERA: 4.37 George Frazier, R ERA: 4.98 Jeff Brigger, R ERA: 5.4	IP: 1.1 WLS: L BF: 10 H: 3 R: 6 ER: 6 SO: 0 BB: 3 IBB: 0 HBP: 0 BLK: 0 WP: 0 HR: 0 S: 9 P: 21 ERA: 40.50 WHIP: 4.500											PITCHER Keith Atherton, R ERA: 4.54 Jeff Reardon, R ERA: 4.46	IP: 7.1 WLS: (7, 1) BF: 4 H: 1 R: 0 ER: 0 SO: 0 BB: 0 IBB: 0 HBP: 0 BLK: 0 WP: 0 HR: 0 S: 6 P: 21 ERA: 4.54 WHIP: 1.000											

