

Kansas City Royals - 1988

Batter	1	2	3	4	5	6	7	8	9	AB R H RBI BB SO LOB	TOP											
Nelson Liriano, S (1, 4) S B X	1-1 F8		2-0 L8		1-0 SH1-3		0-0 F8		2-2 FC6-4	4 0 0 0 0 0 3												
Lloyd Moseby, L (1, 7) C C F F B X	1-2 4-3			2-2 E3 HR	0-0 P6			0-1 L7		4 1 0 0 0 0 1												
Tony Fernandez, S (1, 6) B F F C X	1-2 1-3			2-1 F7	2-0 F9			2-3 K		4 0 0 0 0 1 2												
George Bell, R (1, 10) OBP: 0.750, SLG: 3.000		0-0 HR		2-2 HR		1-1 F7		2-1 HR		4 3 3 4 0 0 0												
Rance Mulliniks, L (1, 5) OBP: 0.250, SLG: 0.500 Kelly Gruber, R (8, 5)		2-1 F8		1-0 1B SF8 2B		0-0 F8		1-3 K		4 1 1 0 0 1 0 0 0 0 0 0 0 0												
Ernie Whitt, L (1, 2) OBP: 0.250, SLG: 0.250		0-2 P5		2-1 1B		1-3 K			1-0 F7	4 0 1 0 0 1 0												
Jesse Barfield, R (1, 9) OBP: 0.250, SLG: 0.333		1-3 K		0-0 SF8		2-3 K			2-1 1B	3 0 1 1 0 2 0												
Fred McGriff, L (1, 3) OBP: 0.500, SLG: 0.750			1-3 K	1-3 K		1-2 2B			3-2 FC6-4 1B	4 0 2 0 0 2 1												
Sil Campusano, R (1, 8) OBP: 0.250, SLG: 0.500			1-1 G3		1-1 SH1-3 2B		1-0 P6		0-0 P5	4 0 1 0 0 0 3												
Inning Stats	R: 0 E: 0 K: 0 S: 11	H: 0 LOB: 0 BB: 0 P: 14	R: 1 E: 0 K: 1 S: 10	H: 1 LOB: 0 BB: 0 P: 13	R: 0 E: 0 K: 1 S: 6	H: 0 LOB: 0 BB: 0 P: 10	R: 3 E: 1 K: 1 S: 16	H: 3 LOB: 1 BB: 0 P: 26	R: 0 E: 0 K: 0 S: 5	H: 1 LOB: 1 BB: 0 P: 9	R: 0 E: 0 K: 1 S: 6	H: 0 LOB: 0 BB: 0 P: 8	R: 0 E: 0 K: 1 S: 9	H: 1 LOB: 1 BB: 0 P: 13	R: 1 E: 0 K: 2 S: 10	H: 1 LOB: 0 BB: 0 P: 15	R: 0 E: 0 K: 0 S: 10	H: 2 LOB: 2 BB: 0 P: 18	1B: 3 2B: 3 3B: 0 HR: 3	SF: 1 SAC: 1 DP: 0 HBP: 0	WP: 0 PB: 0 SB: 0 CS: 0	PA: 37
PITCHER Bret Saberhagen, R (1, 1) ERA: 3.38 Dan Quisenberry, R (9, 1) ERA:	IP 8.0 1.0	WLS L	BF 32 5	H 7 2	R 5 0	ER 3 0	SO 7 0	BB 0 0	IBB 0 0	HBP 0 0	BLK 0 0	WP 0 0	HR 3 0	S 73 10	P 108 18	ERA 3.38 0.00	WHIP 0.875 2.000					

Toronto Blue Jays @ Kansas City Royals
Royals Stadium, Kansas City, MO
Mon Apr 04 1988, 4:33 AM EDT
Att. 40,648 - Sunny - 72 F

livebaseballscorecards.com

AB	35
R	5
H	9
RBI	5
BB	0
SO	7
LOB	10



Batter	1	2	3	4	5	6	7	8	9	AB R H RBI BB SO LOB
Willie Wilson, S OBP: 0.400, SLG: 0.800 (1, 8)	1-1 L8	1-3 K			0-0 G3 BB 1B		3-2 SF8 3B		0-2 P4	5 1 2 0 0 1 1
Kevin Seitzer, R OBP: 0.400, SLG: 0.333 (1, 5)	1-0 S HR 1B		2-1 6-3		4-2 G3 BB		1-0 SF8		1-2 1-3	3 1 1 1 1 0 0
George Brett, L OBP: 0.400, SLG: 1.000 (1, 10)	1-1 1-H HR		2-2 4-3		0-2 G3		2-2 3-H 2B 1B		3-2 P5	5 1 2 2 0 0 2
Danny Tartabull, R OBP: 0.500, SLG: 1.000 (1, 9)	2-3 K2-3		2-1 2B		2-2 P5		3-2 1-3 2B			4 0 2 0 0 1 2
Frank White, R OBP: 0.250, SLG: 0.250 (1, 4)	1-0 1B		2-2 F8		2-1 F7		0-0 P3			4 0 1 0 0 0 5
Steve Balboni, R Scotti Madison, S (7, PH) (8, 3)	0-0 P4			0-2 5-3		1-2 F9	1-1 3-1			3 0 0 0 0 0 1 1 0 0 0 0 0 2
Bo Jackson, R OBP: 0.250, SLG: 0.500 (1, 7)		2-3 K		1-1 L9 2B		0-0 F8		0-1 5-3		4 0 1 0 0 1 0
Mike Macfarlane, R OBP: 0.500, SLG: 1.000 (1, 2)		1-1 2B		3-2 L9 2B		1-1 2B		1-3 K		4 0 2 0 0 1 1
Kurt Stillwell, S (1, 6)		2-3 K		0-1 F9		0-0 P1		1-1 P2		4 0 0 0 0 1 3

Inning Stats	R: 2 E: 0 K: 1 S: 10	H: 3 LOB: 1 BB: 0 P: 16	R: 0 E: 0 K: 3 S: 14	H: 1 LOB: 1 BB: 0 P: 20	R: 0 E: 0 K: 0 S: 12	H: 1 LOB: 1 BB: 0 P: 20	R: 0 E: 0 K: 0 S: 11	H: 1 LOB: 1 BB: 0 P: 15	R: 0 E: 0 K: 0 S: 12	H: 1 LOB: 2 BB: 1 P: 20	R: 0 E: 0 K: 0 S: 10	H: 1 LOB: 1 BB: 0 P: 12	R: 1 E: 0 K: 0 S: 16	H: 3 LOB: 2 BB: 0 P: 26	R: 0 E: 0 K: 1 S: 7	H: 0 LOB: 0 BB: 0 P: 9	R: 0 E: 0 K: 0 S: 15	H: 0 LOB: 0 BB: 0 P: 19	1B: 4 2B: 5 3B: 1 HR: 1	SF: 1 SAC: 0 DP: 0 HBP: 0	WP: 0 PB: 0 SB: 1 CS: 0	PA: 39
--------------	-------------------------------	----------------------------------	-------------------------------	----------------------------------	-------------------------------	----------------------------------	-------------------------------	----------------------------------	-------------------------------	----------------------------------	-------------------------------	----------------------------------	-------------------------------	----------------------------------	------------------------------	---------------------------------	-------------------------------	----------------------------------	----------------------------------	------------------------------------	----------------------------------	--------

PITCHER	IP	WLS	BF	H	R	ER	SO	BB	IBB	HBP	BLK	WP	HR	S	P	ERA	WHIP
Jimmy Key, L ERA: 3.0 (1, 1)	6.0		27	8	2	2	4	1	0	0	0	0	1	69	103	3.00	1.500
David Wells, L ERA: 27.0 (7, 1)	0.1		3	2	1	1	0	0	0	0	0	0	0	10	16	27.00	6.000
Mark Eichhorn, R ERA: (7, 1)	0.2		3	1	0	0	0	0	0	0	0	0	0	6	10	0.00	1.500
Tom Henke, R ERA: (8, 1)	2.0	S	6	0	0	0	1	0	0	0	0	0	0	22	28	0.00	0.000

BOTTOM

Toronto Blue Jays @ Kansas City Royals
 Royals Stadium, Kansas City, MO
 Mon Apr 04 1988, 4:33 AM EDT
 Att: 40,648 - Sunny - 72 F

livebaseballscores.com

AB	37
R	3
H	11
RBI	3
BB	1
SO	5
LOB	17



Batter	1	2	3	4	5	6	7	8	9	AB R H RBI BB SO LOB	TOP											
Nelson Liriano, S OBP: 0.222, SLG: 0.222 (1, 4)	1-2 FC5-4 1B	2-3 K		2-2 4-3		1-0 P5		2-1 1-2 2-H 1B		5 0 2 1 0 1 0												
Juan Beniquez, R (1, 10)	1-3 K	2-2 6-3		0-0 F8		0-0 6-3		3-1 L5		5 0 0 0 0 1 3												
Tony Fernandez, S OBP: 0.222, SLG: 0.222 (1, 6)	2-2 FC5-4 2B		1-1 5-3		0-0 1B 2B 1B		0-2 L4		2-1 1B G4-6-3 1B	5 3 2 0 0 0 1												
George Bell, R OBP: 0.889, SLG: 2.111 (1, 7)	1-1 1-H 1B 2B		1-2 1B 2B		1-0 2B 1B		0-1 G1-6-3 1B		1-2 G4-6-3 1B	5 3 5 1 0 0 0												
Cecil Fielder, R OBP: 0.600, SLG: 0.667 (1, 3)	4-1 1B 3B BB		4-0 1B BB		1-0 1B 2B		2-2 G1-6-3 1-2f		1-2 G4-6-3 1-2f 3-H	3 3 1 1 2 0 2												
Jesse Barfield, R OBP: 0.333, SLG: 0.429 (1, 9)	0-1 1-2 2-H 3B 1B		1-1 1B 1B		2-2 SF9		3-2 P4		0-0 5-3	4 1 2 2 0 0 0												
Pat Borders, R OBP: 0.750, SLG: 1.250 (1, 2)	0-0 1-H 2-H 3B		0-1 G5-4-3 1B		1-2 3-H 1B		1-3 K			4 0 3 5 0 1 0												
Kelly Gruber, R OBP: 0.250, SLG: 0.250 (1, 5)	2-3 K		0-1 G5-4-3		0-0 G6-4-3		0-1 1B 1B			4 1 1 0 0 1 4												
Sil Campusano, R OBP: 0.250, SLG: 0.375 (1, 8)		1-1 5-3		3-2 F9		0-1 6-3		1-2 1B 1B		4 0 1 0 0 0 0												
Inning Stats	R: 4 E: 0 K: 2 S: 18	H: 4 LOB: 1 BB: 1 P: 29	R: 0 E: 0 K: 1 S: 8	H: 0 LOB: 0 BB: 0 P: 13	R: 2 E: 0 K: 0 S: 11	H: 3 LOB: 1 BB: 1 P: 18	R: 0 E: 0 K: 0 S: 9	H: 0 LOB: 0 BB: 0 P: 14	R: 3 E: 1 K: 0 S: 10	H: 4 LOB: 0 BB: 0 P: 15	R: 0 E: 0 K: 0 S: 4	H: 0 LOB: 0 BB: 0 P: 5	R: 0 E: 0 K: 0 S: 8	H: 1 LOB: 0 BB: 0 P: 10	R: 1 E: 0 K: 1 S: 17	H: 3 LOB: 2 BB: 0 P: 27	R: 1 E: 0 K: 0 S: 10	H: 2 LOB: 0 BB: 0 P: 14	1B: 13 2B: 3 3B: 1 HR: 0	SF: 1 SAC: 0 DP: 4 HBP: 0	WP: 0 PB: 0 SB: 0 CS: 0	PA: 42
PITCHER	IP WLS BF H R ER SO BB IBB HBP BLK WP HR S P ERA WHIP																					
Charlie Leibrandt, L ERA: 18.0 (1, 1)	3.0 L 17 7 6 6 3 2 0 0 0 0 0 0 37 60 18.00 3.000																					
Ted Power, R ERA: 20.25 (4, 1)	1.1 8 4 3 3 0 0 0 0 0 0 0 0 18 28 20.25 3.000																					
Gene Garber, R ERA: (5, 1)	1.2 4 0 0 0 0 0 0 0 0 0 0 0 5 6 0.00 0.000																					
Bud Black, L ERA: 4.5 (7, 1)	2.0 9 4 1 1 1 0 0 0 0 0 0 0 25 37 4.50 2.000																					
Dan Quisenberry, R ERA: 4.5 (9, 1)	1.0 4 2 1 1 0 0 0 0 0 0 0 0 10 14 9.00 2.000																					

Toronto Blue Jays @ Kansas City Royals
Royals Stadium, Kansas City, MO
Wed Apr 06 1988, 8:05 PM EDT
Att. 18,938 - Unknown - 62 F

livebaseballscorecards.com

AB	39
R	11
H	17
RBI	10
BB	2
SO	4
LOB	10



Batter	1	2	3	4	5	6	7	8	9	AB R H RBI BB SO LOB
Willie Wilson, S OBP: 0.400, SLG: 0.600 (1, 8)	1-1 S 1B 1B		1-1 F8 1B	2-0 F7 1B			3-1 1-3 1B		0-2 CS BB 1B	5 1 2 0 0 0 3
Kevin Seitzer, R OBP: 0.400, SLG: 0.286 (1, 5)	2-0 E S 1-2 3-1 1B		1-1 5-3 1B		4-1 BB		2-2 6-3 1B		1-0 F9 1B	4 1 1 0 1 0 1
George Brett, L OBP: 0.500, SLG: 0.750 (1, 10)	2-2 3-1 1-H 2-H		3-2 1B		2-2 F8 1B			4-0 F9 1B BB	4-1 PB BB BB	3 1 1 1 2 0 1
Danny Tartabull, R OBP: 0.444, SLG: 0.625 (1, 9)	3-1 5-3		2-0 P4 1B		3-2 F8 1B			3-1 1B 1B	4-2 PB BB	4 1 1 0 1 0 2
Frank White, R OBP: 0.125, SLG: 0.125 (1, 4)	1-0 5-3			1-2 F9 1B	2-1 F9 1B			0-0 F9 1B	3-2 P5 1B	4 0 0 0 0 0 3
Brad Wellman, R (9, 4)										0 0 0 0 0 0 0
Scotti Madison, S (9, PH)										1 0 0 0 0 0 2
Steve Balboni, R OBP: 0.143, SLG: 0.143 (1, 3)		0-0 5-3		1-0 6-3		1-3 K		1-1 1B 1B		4 0 1 1 0 1 0
Bo Jackson, R OBP: 0.375, SLG: 0.500 (1, 7)		2-3 K		2-2 HBP 1B 1B		1-3 K		1-2 3-H 1B		4 0 2 1 0 2 0
Jim Eisenreich, L (8, PR) (9, 7)								2-0 1-2 2-H 1B		0 0 0 0 0 0 0
Mike Macfarlane, R OBP: 0.571, SLG: 1.000 (1, 2)		1-1 1B		1-1 HBP 1B		1-3 K		1-2 P5		3 0 2 0 0 1 0
Thad Bosley, L (8, PH)				1-2 1B						1 0 0 0 0 0 2
Jamie Quirk, L (9, 2)		2B								0 0 0 0 0 0 0
Kurt Stillwell, S (1, 6)		0-0 L4		2-2 HBP		1-0 6-3		2-2 F9		3 0 0 0 0 0 3

Inning Stats	R: 2	H: 2	E: 0	K: 0	S: 9	H: 2	LOB: 0	BB: 0	P: 18	R: 0	H: 1	E: 0	K: 1	S: 7	R: 0	H: 1	E: 0	K: 0	S: 9	R: 0	H: 0	E: 0	K: 0	S: 9	R: 0	H: 0	E: 0	K: 3	S: 9	R: 0	H: 3	E: 0	K: 0	S: 13	R: 0	H: 1	E: 0	K: 0	S: 11	1B: 9	2B: 1	3B: 0	HR: 0	SF: 0	SAC: 0	DP: 0	HBP: 1	WP: 0	PB: 1	SB: 3	CS: 1	PA: 41
--------------	------	------	------	------	------	------	--------	-------	-------	------	------	------	------	------	------	------	------	------	------	------	------	------	------	------	------	------	------	------	------	------	------	------	------	-------	------	------	------	------	-------	-------	-------	-------	-------	-------	--------	-------	--------	-------	-------	-------	-------	--------

PITCHER	IP	WLS	BF	H	R	ER	SO	BB	IBB	HBP	BLK	WP	HR	S	P	ERA	WHIP
Mike Flanagan, L ERA: 1.5 (1, 1)	6.0	W	26	6	2	1	4	1	0	1	0	0	0	55	97	1.50	1.167
Duane Ward, R ERA: (7, 1)	1.0		3	0	0	0	0	0	0	0	0	0	0	6	12	0.00	0.000
John Cerutti, L ERA: 54.0 (8, 1)	0.1		5	3	2	2	0	1	0	0	0	0	0	6	16	54.00	12.000
Todd Stottlemyre, R ERA: (8, 1)	1.2		7	1	0	0	0	2	0	0	0	0	0	18	33	0.00	1.800

BOTTOM

Toronto Blue Jays @ Kansas City Royals
Royals Stadium, Kansas City, MO

Wed Apr 06 1988, 8:05 PM EDT
Att: 18,938 - Unknown - 62 F

livebaseballscorecards.com

AB	36
R	4
H	10
RBI	3
BB	4
SO	4
LOB	17



Batter	1	2	3	4	5	6	7	8	9	AB R H RBI BB SO LOB	TOP											
Nelson Liriano, S (1, 4) OBP: 0.143, SLG: 0.143	1-1 6-3	1-0 3-1		1-0 P5			0-1 F9		1-3 K	5 0 0 0 0 1 5												
Rance Mulliniks, L (1, 5) OBP: 0.143, SLG: 0.286 Kelly Gruber, R (7, PH) OBP: 0.200, SLG: 0.200 Juan Beniquez, R (9, PH)	2-1 4-3		1-0 6-3		2-1 4-3		2-2 P4		4-2 BB	3 0 0 0 0 0 0 1 0 0 0 0 0 0 0 0 0 0 1 0 0												
Tony Fernandez, S (1, 6) OBP: 0.143, SLG: 0.143	1-2 3-1		3-3 K		2-0 G3		1-3 K		0-3 K	5 0 0 0 0 3 2												
George Bell, R (1, 7) OBP: 0.692, SLG: 1.583			3-1 F8	4-0 BB		3-2 P4		1-0 F9		3 0 0 0 1 0 0												
Ernie Whitt, L (1, 2) OBP: 0.286, SLG: 0.286 Pat Borders, R (8, PH) OBP: 0.600, SLG: 1.000		2-2 1B BB 1B	3-2 4-3		0-0 4-3		2-2 L7			3 1 1 0 0 0 1 1 0 0 0 0 0 0												
Jesse Barfield, R (1, 9) OBP: 0.385, SLG: 0.500		4-0 1B 1-2 1B BB		3-2 4-3 2B		2-0 5-3		3-1 P3		3 1 1 0 1 0 0												
Fred McGriff, L (1, 3) OBP: 0.625, SLG: 1.250		3-2 1B 1-2 2-3 1B		1-1 4-3		2-2 HR		0-1 2B 2B		4 2 3 1 0 0 1	AB 34 R 4 H 7 RBI 4 BB 5 SO 5 LOB 15											
Rick Leach, L (1, 10) OBP: 1.000, SLG: 1.500		1-0 1B 1-2 2-H 3-H 1B		4-2 BB		4-2 BB		1-1 G3 2B 2B		2 0 2 3 2 0 0												
Sil Campusano, R (1, 8) OBP: 0.182, SLG: 0.273 Lloyd Moseby, L (9, PH)		2-2 P4		2-3 K		0-1 P3		2-2 G3		3 0 0 0 0 1 5 1 0 0 0 0 0 1												
Inning Stats	R: 0 E: 0 K: 0 S: 7	H: 0 LOB: 0 BB: 0 P: 11	R: 2 E: 0 K: 0 S: 14	H: 3 LOB: 2 BB: 1 P: 30	R: 0 E: 0 K: 1 S: 7	H: 0 LOB: 1 BB: 1 P: 18	R: 0 E: 0 K: 1 S: 12	H: 1 LOB: 2 BB: 1 P: 23	R: 0 E: 0 K: 0 S: 6	H: 0 LOB: 0 BB: 0 P: 13	R: 1 E: 0 K: 0 S: 9	H: 1 LOB: 1 BB: 1 P: 17	R: 0 E: 0 K: 1 S: 8	H: 0 LOB: 0 BB: 0 P: 11	R: 0 E: 0 K: 0 S: 6	H: 0 LOB: 0 BB: 0 P: 12	R: 1 E: 0 K: 2 S: 17	H: 2 LOB: 2 BB: 1 P: 25	1B: 3 2B: 3 3B: 0 HR: 1	SF: 0 SAC: 0 DP: 0 HBP: 0	WP: 0 PB: 0 SB: 0 CS: 0	PA: 39
PITCHER	IP WLS BF H R ER SO BB IBB HBP BLK WP HR S P ERA WHIP																					
Mark Gubicza, R (1, 1) ERA: 4.5	6.0 W 27 5 3 3 2 4 0 0 0 0 1 55 112 4.50 1.500																					
Bud Black, L (7, 1) ERA: 2.25	2.0 6 0 0 0 1 0 0 0 0 0 0 14 23 0.00 0.000																					
Steve Farr, R (9, 1) ERA: 9.0	1.0 6 2 1 1 2 1 0 0 0 0 0 17 25 9.00 3.000																					

Toronto Blue Jays @ Kansas City Royals
Royals Stadium, Kansas City, MO
Thu Apr 07 1988, 8:05 PM EDT
Att. 29,070 - Unknown - 69 F

livebaseballscorecards.com



Batter	1	2	3	4	5	6	7	8	9	AB R H RBI BB SO LOB	TOP																							
Gary Pettis, S (1, 8) OBP: 0.222, SLG: 0.125	2-1 6-3		0-0 FC6-4		4-2 BB			0-2 4-3		3 0 0 1 1 0 1																								
Lou Whitaker, L (1, 4) OBP: 0.471, SLG: 0.308	1-2 F8		3-3 K		2-1 4-3			2-2 F8		4 0 0 0 0 1 3																								
Luis Salazar, R (1, 7) OBP: 0.167, SLG: 0.333 Pat Sheridan, L (8, PH) OBP: 0.455, SLG: 0.600	1-2 5-3		1-0 L7		1-1 L7			0-0 3-1		3 0 0 0 0 0 1 1 0 0 0 0 0 0																								
Alan Trammell, R (1, 6) OBP: 0.368, SLG: 0.438		2-1 5-3		0-0 L7		4-2 BB		1-1 L7		3 0 0 0 1 0 0																								
Larry Herndon, R (1, 10) OBP: 0.167, SLG: 0.167 Matt Nokes, L (9, PH) OBP: 0.308, SLG: 1.000		0-1 P4		0-0 6-3		1-3 K		2-0 4-3		3 0 0 0 0 1 1 1 0 0 0 0 0 0																								
Ray Knight, R (1, 3) OBP: 0.143, SLG: 0.143 Darrell Evans, L (9, PH) OBP: 0.077, SLG: 0.077		1-0 F7		2-2 F8		1-3 K		2-0 3-1		3 0 0 0 0 1 1 1 0 0 0 0 0 0																								
Chet Lemon, R (1, 9) OBP: 0.375, SLG: 0.500			1-0 WP 1B		2-2 5-3		1-1 6-3			3 1 1 0 0 0 0	AB 29																							
Tom Brookens, R (1, 5) OBP: 0.667, SLG: 0.727			4-2 1B FC6-4 BB		4-0 WP BB		1-0 5-3			1 1 0 0 2 0 0	R 2																							
Mike Heath, R (1, 2) OBP: 0.200, SLG: 0.200			1-2 FC6-4 1B		0-0 F8		2-2 L5			3 0 1 1 0 0 1	H 2																							
Inning Stats	R: 0 E: 0 K: 0 S: 9	H: 0 LOB: 0 BB: 0 P: 13	R: 0 E: 0 K: 0 S: 5	H: 0 LOB: 0 BB: 0 P: 8	R: 2 E: 0 K: 1 S: 13	H: 2 LOB: 1 BB: 1 P: 22	R: 0 E: 0 K: 0 S: 5	H: 0 LOB: 0 BB: 0 P: 7	R: 0 E: 0 K: 0 S: 9	H: 0 LOB: 2 BB: 2 P: 21	R: 0 E: 0 K: 2 S: 10	H: 0 LOB: 1 BB: 1 P: 17	R: 0 E: 0 K: 0 S: 6	H: 0 LOB: 0 BB: 0 P: 10	R: 0 E: 0 K: 0 S: 8	H: 0 LOB: 0 BB: 0 P: 10	R: 0 E: 0 K: 0 S: 4	H: 0 LOB: 0 BB: 0 P: 9	1B: 2 2B: 0 3B: 0 HR: 0	SF: 0 SAC: 0 DP: 0 HBP: 0	WP: 3 PB: 0 SB: 1 CS: 0	PA: 33												
PITCHER Floyd Bannister, L (1, 1) ERA: 2.57 Gene Garber, R (8, 1) ERA:	IP 7.0	WLS W	BF 27	H 2	R 2	ER 2	SO 3	BB 4	IBB 0	HBP 0	BLK 0	WP 2	HR 0	S 57	P 98	ERA 2.57	WHIP 0.857	PITCHER IP 2.0	WLS S	BF 6	H 0	R 0	ER 0	SO 0	BB 0	IBB 0	HBP 0	BLK 0	WP 0	HR 0	S 12	P 19	ERA 0.00	WHIP 0.000

Detroit Tigers @ Kansas City Royals
Royals Stadium, Kansas City, MO

Fri Apr 08 1988, 8:05 PM EDT
Att. 26,159 - Unknown - 68 F

livebaseballscorecards.com



Batter	1	2	3	4	5	6	7	8	9	AB R H RBI BB SO LOB	TOP																
Gary Pettis, S OBP: 0.250, SLG: 0.182 (1, 8)	2-2 P4		1-2 S 1B		1-2 F7		L9 K		0-0 2B 1B	6 1 2 1 0 1 5																	
Lou Whitaker, L OBP: 0.522, SLG: 0.474 Jim Walewander, S (9, PR) (9, 4)	2-2 1B 1B 1B		3-1 P5 1-2		2-1 1B 2-H 1B		P6		1-0 BLK 2B 2-H	6 1 4 2 0 0 4 0 0 0 0 0 0 0																	
Darrell Evans, L OBP: 0.158, SLG: 0.158 (1, 3)	3-1 1B 1-2 1B		0-0 F7		0-2 F7		2-2 1B 1-2 2-H 1B	1-2 4-3	3-1 P5 2-3	6 1 2 1 0 0 3																	
Alan Trammell, R OBP: 0.458, SLG: 0.619 (1, 6)	2-0 1-2 2-3 1B			1-3 K	0-1 1B		0-1 E 1-2 2-H 2B 1B	2-2 WP 3B		5 2 4 1 0 1 0																	
Matt Nokes, L OBP: 0.313, SLG: 0.875 Luis Salazar, R OBP: 0.250, SLG: 0.375 (7, PH) (7, 7)	0-0 L4-6 1-2			1-1 1B 1B	2-3 K		1-0 E7 1-3 2-H 2B 1B	2-3 K		3 0 1 0 0 1 5 2 1 1 1 0 1 0																	
Pat Sheridan, L OBP: 0.500, SLG: 0.583 Ray Knight, R OBP: 0.250, SLG: 0.375 Mike Heath, R OBP: 0.182, SLG: 0.182 (7, 2)			1-3 K		0-1 1-2 1B		0-0 G6-4-3 BLK 1B 1-H 3-H 2B	0-1 L7		2 0 1 0 1 1 0 1 0 1 2 0 0 0 1 1 0 0 0 0 0																	
Jim Morrison, R OBP: 0.400, SLG: 0.600 (1, 10)			2-3 K		1-2 L4		1-2 1B 2B E 1B		2-0 L6	5 1 1 1 0 1 3																	
Chet Lemon, R OBP: 0.381, SLG: 0.500 Billy Beane, R (9, 9)			2-2 5-3		2-2 F8		2-3 K		2-1 1B 2B	4 1 1 0 1 1 2 0 0 0 0 0 0 0																	
Tom Brookens, R OBP: 0.650, SLG: 0.750 (1, 5)			2-2 4-3				2-1 1B 2B E6 1B		2-3 K	5 2 3 0 0 1 1																	
Inning Stats	R: 0 E: 0 K: 0 S: 10	H: 3 LOB: 2 BB: 0 P: 19	R: 0 E: 0 K: 2 S: 9	H: 0 LOB: 0 BB: 0 P: 14	R: 0 E: 0 K: 0 S: 9	H: 1 LOB: 1 BB: 0 P: 15	R: 0 E: 0 K: 1 S: 15	H: 2 LOB: 2 BB: 0 P: 20	R: 1 E: 0 K: 1 S: 15	H: 3 LOB: 2 BB: 0 P: 22	R: 0 E: 0 K: 1 S: 6	H: 0 LOB: 0 BB: 1 P: 12	R: 7 E: 2 K: 1 S: 30	H: 8 LOB: 3 BB: 1 P: 48	R: 1 E: 0 K: 1 S: 14	H: 1 LOB: 0 BB: 0 P: 19	R: 2 E: 0 K: 1 S: 10	H: 3 LOB: 2 BB: 0 P: 20	1B: 16 2B: 5 3B: 1 HR: 0	SF: 0 SAC: 0 DP: 2 HBP: 0	WP: 1 PB: 0 SB: 1 CS: 0	PA: 48					
PITCHER	IP WLS BF H R ER SO BB IBB HBP BLK WP HR S P ERA WHIP																										
Bret Saberhagen, R ERA: 3.77 (1, 1)	6.1		29	11	3	3	5	1	0	0	0	0	0	72	114	4.26	1.895										
Bud Black, L ERA: 9.0 (7, 1)	0.0	L	3	3	1	1	0	0	0	0	0	0	0	7	10	∞	∞										
Dan Quisenberry, R ERA: 9.0 (7, 1)	0.0		4	3	4	3	0	1	0	0	1	0	0	10	18	∞	∞										
Steve Farr, R ERA: 9.82 (7, 1)	2.2		12	4	3	3	3	0	0	0	1	1	0	29	47	10.12	1.500										

Detroit Tigers @ Kansas City Royals
Royals Stadium, Kansas City, MO

Sat Apr 09 1988, 4:33 AM EDT
Att: 23,418 - Overcast - 61 F

livebaseballscorecards.com

AB	46
R	11
H	21
RBI	9
BB	2
SO	8
LOB	23



Batter	1	2	3	4	5	6	7	8	9	AB R H RBI BB SO LOB	TOP		
Gary Pettis, S (1, 8) OBP: 0.250, SLG: 0.160	1-0 F8	SAFE 0-0 PO	1-2 6-3		4-2 CS BB		1-1 1-3			3 0 0 0 1 0 1			
Tom Brookens, R (1, 5) OBP: 0.625, SLG: 0.684	0-1 1B 1B		4-2 S BB		1-3 SAFE SAFE SAFE SAFE 1-2 K		3-2 5-3			3 0 1 0 1 1 2			
Luis Salazar, R (1, 7) OBP: 0.333, SLG: 0.500	SAFE 1-2 FC6-4 1B		1-3 K		0-1 2B			2-2 F7		4 0 2 0 0 1 1			
Alan Trammell, R (1, 6) OBP: 0.464, SLG: 0.583	3-2 L7		4-2 SAFE BB		0-0 L1			0-0 1B		3 0 1 0 1 0 3			
Larry Herndon, R (1, 10) OBP: 0.100, SLG: 0.100	0-0 FC6-4		0-1 1-3		1-0 F8			1-0 F9		4 0 0 0 0 0 5			
Ray Knight, R (1, 3) OBP: 0.167, SLG: 0.250		2-2 P4		0-0 5-3		1-3 K		1-1 P6		4 0 0 0 0 1 1			
Chet Lemon, R (1, 9) OBP: 0.360, SLG: 0.458		1-1 1B FC9-6 1B		3-2 6-3		2-1 4-3			3-2 5-3	4 1 1 0 0 0 0			
Mike Heath, R (1, 2) OBP: 0.286, SLG: 0.231 Dave Bergman, L (9, PH)		SAFE 2-2 FC9-6 1B		4-1 BB			3-2 5-3		1-3 K	2 0 1 0 1 0 0 1 0 0 0 0 1 0			
Jim Walewander, S (1, 4) OBP: 0.333, SLG: 0.667 Matt Nokes, L (9, PH) OBP: 0.294, SLG: 0.824		0-0 FC9-6 PO		1-3 K		2-1 2B			0-0 4-3	3 0 1 1 0 1 2 1 0 0 0 0 0 0			
Inning Stats	R: 0 H: 2 E: 0 LOB: 2 K: 0 BB: 0 S: 10 P: 15	R: 1 H: 2 E: 0 LOB: 0 K: 0 BB: 0 S: 12 P: 17	R: 0 H: 0 E: 0 LOB: 1 K: 1 BB: 1 S: 13 P: 23	R: 0 H: 0 E: 0 LOB: 1 K: 1 BB: 1 S: 8 P: 16	R: 0 H: 1 E: 0 LOB: 1 K: 1 BB: 1 S: 8 P: 13	R: 0 H: 0 E: 0 LOB: 0 K: 1 BB: 0 S: 6 P: 10	R: 0 H: 1 E: 0 LOB: 1 K: 0 BB: 0 S: 10 P: 19	R: 0 H: 1 E: 0 LOB: 1 K: 0 BB: 0 S: 7 P: 11	R: 0 H: 0 E: 0 LOB: 0 K: 1 BB: 0 S: 7 P: 11	1B: 5 SF: 0 2B: 2 SAC: 0 3B: 0 DP: 0 HR: 0 HBP: 0	WP: 0 PA: 37 PB: 0 SB: 1 CS: 1		
PITCHER	IP WLS BF H R ER SO BB IBB HBP BLK WP HR S P ERA WHIP											PITCHER	IP WLS BF H R ER SO BB IBB HBP BLK WP HR S P ERA WHIP
Charlie Leibrandt, L (1, 1) ERA: 5.73 Ted Power, R (9, 1) ERA: 11.57	8.0 W 33 7 1 1 4 4 0 0 0 0 0 0 74 124 1.12 1.375												

Detroit Tigers @ Kansas City Royals
Royals Stadium, Kansas City, MO
 Sun Apr 10 1988, 4:33 AM EDT
 Att. 26,305 - Cloudy - 47 F

livebaseballscorecards.com

AB	32
R	1
H	7
RBI	1
BB	4
SO	5
LOB	15



Batter	1	2	3	4	5	6	7	8	9
Willie Wilson, S OBP: 0.370, SLG: 0.519 (1, 8)	2-1 2B 1B	2-2 E 1B		1-1 L5			0-0 SF8 1B		
Kevin Seitzer, R OBP: 0.423, SLG: 0.524 (1, 5)	3-2 2B 2B	1 SAFE SAFE SAFE E9 1B			1-0 L8		1-0 SF8 WP 1B		
George Brett, L OBP: 0.462, SLG: 0.550 (1, 3)	1-2 2B 2B	4-0 BB			1-0 G3		1-1 SF8		
Danny Tartabull, R OBP: 0.360, SLG: 0.609 (1, 9)	0-1 P4	0-0 F9			0-1 P4		3-1 5-3		
Jim Eisenreich, L OBP: 0.188, SLG: 0.313 (1, 7)	2-2 2B			1-1 F7		0-0 P5	0-1 4-3		
Frank White, R OBP: 0.125, SLG: 0.091 (1, 4) Brad Wellman, R (9, 4)	0-2 P4			1-0 5-3		0-1 F8		1-3 K	
Bo Jackson, R OBP: 0.316, SLG: 0.556 (1, 10)	2-3 K			2-3 K		3-3 K		3-1 6-3	
Jamie Quirk, L OBP: 0.267, SLG: 0.357 (1, 2)		2-2 4-3		2-3 K			0-0 1B 3B	4-1 FC5-4 BB	
Kurt Stillwell, S OBP: 0.273, SLG: 0.400 (1, 6)		3-1 P2		2-1 F7			2-1 1B E 1B	0-1 FC5-4	

Inning Stats	R: 3	H: 4	E: 0	LOB: 1	K: 1	S: 21	P: 31	R: 1	H: 2	E: 1	LOB: 2	K: 0	BB: 1	S: 17	R: 0	H: 0	E: 0	LOB: 0	K: 1	BB: 0	S: 7	R: 0	H: 0	E: 0	LOB: 0	K: 1	BB: 0	S: 9	R: 0	H: 0	E: 0	LOB: 0	K: 0	BB: 0	S: 4	R: 0	H: 0	E: 0	LOB: 0	K: 1	BB: 0	S: 6	R: 4	H: 4	E: 1	LOB: 0	K: 0	BB: 0	S: 11	R: 0	H: 0	E: 0	LOB: 1	K: 1	BB: 1	S: 8	P: 16
--------------	------	------	------	--------	------	-------	-------	------	------	------	--------	------	-------	-------	------	------	------	--------	------	-------	------	------	------	------	--------	------	-------	------	------	------	------	--------	------	-------	------	------	------	------	--------	------	-------	------	------	------	------	--------	------	-------	-------	------	------	------	--------	------	-------	------	-------

PITCHER	IP	WLS	BF	H	R	ER	SO	BB	IBB	HBP	BLK	WP	HR	S	P	ERA	WHIP
Doyle Alexander, R (1, 1) ERA: 5.54	6.0	L	29	10	8	6	4	1	0	0	0	0	0	69	109	9.00	1.833
Willie Hernandez, L (7, 1) ERA: 20.25	1.0		3	0	0	0	0	0	0	0	0	1	0	6	10	0.00	0.000
Don Heinkel, R (8, 1) ERA: 3.0	1.0		4	0	0	0	1	1	0	0	0	0	0	8	16	0.00	1.000

BOTTOM


Detroit Tigers @ Kansas City Royals
Royals Stadium, Kansas City, MO

Sun Apr 10 1988, 4:33 AM EDT
 Att. 26,305 - Cloudy - 47 F

AB	R	H	RBI	BB	SO	LOB
4	3	3	0	0	0	0
4	2	3	2	0	0	0
2	1	1	2	1	0	0
4	0	0	0	0	0	3
4	0	1	1	0	0	0
4	0	0	0	0	1	1
0	0	0	0	0	0	0
4	0	0	0	0	3	1
3	1	1	0	1	1	0
4	1	1	1	0	0	1

AB	33
R	8
H	10
RBI	6
BB	2
SO	5
LOB	6

WP: 1 PA: 36
 PB: 0
 SB: 0
 CS: 0



PITCHER	IP	WLS	BF	H	R	ER	SO	BB	IBB	HBP	BLK	WP	HR	S	P	ERA	WHIP
---------	----	-----	----	---	---	----	----	----	-----	-----	-----	----	----	---	---	-----	------

Batter	1	2	3	4	5	6	7	8	9	AB R H RBI BB SO LOB	TOP
Willie Wilson, S (1, 8) OBP: 0.344, SLG: 0.452	2-0 F8		1-2 S HBP	3-2 5-3		3-3 K		0-3 K		4 0 0 0 0 2 1	
Kevin Seitzer, R (1, 5) OBP: 0.419, SLG: 0.480	0-1 4-3		4-1 BB		1-2 BB SF8 1B	2-1 L9			3-2 F6	4 1 1 0 1 0 0	
George Brett, L (1, 3) OBP: 0.419, SLG: 0.458	3-1 F7		1-2 3-1		4-0 SF8 BB 1B BB	0-0 4-3			1-2 F6	4 1 0 0 1 0 2	
Danny Tartabull, R (1, 9) OBP: 0.400, SLG: 0.615		0-1 FC5-2 2B		4-0 BLK HR BB	4-2 SF8 1B BB		1-3 K		0-1 6-3	3 2 1 0 2 1 0	
Jim Eisenreich, L (1, 10) OBP: 0.150, SLG: 0.263	2-2 4-3		3-3 K		2-0 SF8		0-1 6-3			3 0 0 1 0 1 2	
Frank White, R (1, 4) OBP: 0.214, SLG: 0.308	2-2 FC5-2		2-1 HR		0-1 1B		0-2 FC5-4 1B			4 1 3 4 0 0 1	
Bo Jackson, R (1, 7) OBP: 0.348, SLG: 0.682	2-3 K		1-0 HR		1-0 1B		2-2 FC5-4			4 1 2 1 0 1 2	
Jamie Quirk, L (1, 2) OBP: 0.316, SLG: 0.353		4-0 G4-6-3 BB		2-2 S 1B		2-1 F8		0-0 F9		3 0 1 0 1 0 2	
Kurt Stillwell, S (1, 6) OBP: 0.231, SLG: 0.333		0-2 G4-6-3		2-2 F7		2-2 F8		2-3 K		4 0 0 0 0 1 4	
Inning Stats	R: 0 H: 0 E: 0 K: 0 S: 5 LOB: 0 BB: 0 P: 10	R: 0 H: 1 E: 0 K: 1 S: 11 LOB: 1 BB: 0 P: 17	R: 0 H: 0 E: 0 K: 0 S: 9 LOB: 2 BB: 2 P: 19	R: 3 H: 3 E: 0 K: 1 S: 15 LOB: 1 BB: 1 P: 32	R: 3 H: 3 E: 0 K: 0 S: 14 LOB: 2 BB: 2 P: 30	R: 0 H: 0 E: 0 K: 1 S: 7 LOB: 0 BB: 0 P: 12	R: 0 H: 1 E: 0 K: 1 S: 14 LOB: 1 BB: 0 P: 17	R: 0 H: 0 E: 0 K: 2 S: 7 LOB: 0 BB: 0 P: 9	R: 0 H: 0 E: 0 K: 0 S: 8 LOB: 0 BB: 0 P: 12	1B: 5 SF: 1 2B: 1 SAC: 0 3B: 0 DP: 1 HR: 2 HBP: 1	WP: 0 PA: 40 PB: 0 SB: 3 CS: 0
PITCHER	IP WLS BF H R ER SO BB IBB HBP BLK WP HR S P ERA WHIP										
Oswaldo Peraza, R (1, 1) ERA: 10.8	4.0 L 21 5 5 5 2 4 0 1 1 0 2 43 86 11.25 2.250										
Mark Williamson, R (5, 1) ERA: 12.27	3.0 13 3 1 1 2 1 0 0 0 0 0 32 51 3.00 1.333										
Tom Niedenfuer, R (8, 1) ERA:	1.0 3 0 0 0 2 0 0 0 0 0 0 7 9 0.00 0.000										
Doug Sisk, R (9, 1) ERA:	1.0 3 0 0 0 0 0 0 0 0 0 0 8 12 0.00 0.000										

Kansas City Royals @ Baltimore Orioles
Memorial Stadium, Baltimore, MD

Tue Apr 12 1988, 7:05 PM EDT
 Att. 11,180 - Unknown - 47 F

livebaseballscorecards.com

AB	33
R	6
H	8
RBI	6
BB	5
SO	6
LOB	14



Batter	1	2	3	4	5	6	7	8	9	AB R H RBI BB SO LOB	TOP
Willie Wilson, S (1, 8) OBP: 0.317, SLG: 0.400	1-2 F5		1-2 E4 E BLK SF8		0-2 6-3			1-0 6-3		4 1 0 0 0 0 1	
Kevin Seitzer, R (1, 5) OBP: 0.425, SLG: 0.485	0-0 4-3		1-1 E3 S 2B		1-3 K			2-1 F4		4 1 0 0 0 1 2	
George Brett, L (1, 3) OBP: 0.400, SLG: 0.419	3-3 K		2-2 SF8		0-0 4-3				1-3 K	3 0 0 1 0 2 0	
Danny Tartabull, R (1, 9) OBP: 0.436, SLG: 0.686		1-1 5-3	2-1 K 1-H 2B		2-3 K			3-3 K		4 0 1 1 0 2 0	
Jim Eisenreich, L (1, 10) OBP: 0.208, SLG: 0.304		0-0 S BLK 1B 1B	1-3 K		3-1 L1			3-2 E 1B		4 2 2 0 0 1 1	
Frank White, R (1, 4) OBP: 0.243, SLG: 0.343		0-0 BLK 4-3 1-2 1B		0-3 K			0-3 K	0-1 E7 1-H		4 0 1 0 0 2 0	
Bo Jackson, R (1, 7) OBP: 0.281, SLG: 0.516		1-0 4-3		0-3 K			1-0 F8	1-0 4-3		4 0 0 0 0 1 3	
Jamie Quirk, L (1, 2) OBP: 0.273, SLG: 0.300		1-0 4-3		1-0 F5			1-2 F8			3 0 0 0 0 0 1	
Kurt Stillwell, S (1, 6) OBP: 0.303, SLG: 0.387			2-2 E3 E 1B		0-0 4-3			2-3 K		3 0 1 0 0 1 0	
Inning Stats	R: 0 E: 0 K: 1 S: 8 H: 0 LOB: 0 BB: 0 P: 12	R: 1 E: 0 K: 0 S: 6 H: 2 LOB: 1 BB: 0 P: 9	R: 2 E: 2 K: 1 S: 21 H: 2 LOB: 1 BB: 0 P: 28	R: 0 E: 0 K: 2 S: 7 H: 0 LOB: 0 BB: 0 P: 8	R: 0 E: 0 K: 1 S: 8 H: 0 LOB: 0 BB: 0 P: 9	R: 0 E: 0 K: 1 S: 6 H: 0 LOB: 0 BB: 0 P: 11	R: 0 E: 0 K: 1 S: 8 H: 0 LOB: 0 BB: 0 P: 10	R: 0 E: 0 K: 1 S: 6 H: 0 LOB: 0 BB: 0 P: 11	R: 1 E: 1 K: 2 S: 13 H: 1 LOB: 1 BB: 0 P: 21	1B: 4 2B: 1 3B: 0 HR: 0 SF: 1 SAC: 0 DP: 0 HBP: 0	WP: 0 PB: 0 SB: 2 CS: 0 PA: 34
PITCHER Mike Boddicker, R (1, 1) ERA: 5.63	IP 9.0 WLS L BF 34 H 5 R 4 ER 1 SO 10 BB 0 IBB 0 HBP 0 BLK 2 WP 0 HR 0 S 83 P 119 ERA 1.00 WHIP 0.556										
PITCHER	IP WLS BF H R ER SO BB IBB HBP BLK WP HR S P ERA WHIP										

Kansas City Royals @ Baltimore Orioles
Memorial Stadium, Baltimore, MD

Thu Apr 14 1988, 7:05 PM EDT
Att. 13,005 - Unknown - 48 F

livebaseballscorecards.com

AB	33
R	4
H	5
RBI	2
BB	0
SO	10
LOB	8



Batter	1	2	3	4	5	6	7	8	9	AB R H RBI BB SO LOB	TOP	
Willie Wilson, S (1, 8) OBP: 0.333, SLG: 0.409	1-2 FC5-4 1B		1-1 1B			1-3 K		0-0 F7		4 0 2 0 0 1 0		
Kevin Seitzer, R (1, 5) OBP: 0.409, SLG: 0.459	2-1 F9		2-3 K			1-1 G4-6-3 1B			1-2 6-3	4 0 1 0 0 1 2		
George Brett, L (1, 3) OBP: 0.386, SLG: 0.486	0-2 FC5-4 1-2f				1-1 L5	0-0 G4-6-3 1-2f			3-2 HR	4 1 1 1 0 0 2		
Danny Tartabull, R (1, 9) OBP: 0.419, SLG: 0.641	2-2 F9				3-3 K		2-2 F9		1-2 1B	4 0 1 0 0 1 1		
Jim Eisenreich, L (1, 10) OBP: 0.179, SLG: 0.259					2-3 K		1-1 6-3		2-2 F7	4 0 0 0 0 1 1		
Frank White, R (1, 4) OBP: 0.244, SLG: 0.316						0-0 F7			0-1 F7	3 0 0 0 1 1 1		
Bo Jackson, R (1, 7) OBP: 0.286, SLG: 0.588						0-0 HR				3 1 1 1 0 2 1		
Jamie Quirk, L (1, 2) OBP: 0.250, SLG: 0.273						1-0 F5			1-1 F7	2 0 0 0 0 0 0		
Thad Bosley, L (8, PH)										1 0 0 0 0 0 0		
Mike Macfarlane, R (8, 2) OBP: 0.417, SLG: 0.636										0 0 0 0 0 0 0		
Kurt Stillwell, S (1, 6) OBP: 0.286, SLG: 0.364										2 0 0 0 0 0 0		
Scotti Madison, S (8, PH)										1 0 0 0 0 0 0		
Brad Wellman, R (8, 6)										0 0 0 0 0 0 0		
Inning Stats	R: 0 H: 1 E: 0 LOB: 1 K: 0 BB: 0 S: 11 P: 16	R: 0 H: 0 E: 0 LOB: 0 K: 2 BB: 0 S: 9 P: 14	R: 0 H: 1 E: 0 LOB: 1 K: 1 BB: 0 S: 10 P: 14	R: 0 H: 0 E: 0 LOB: 0 K: 2 BB: 0 S: 9 P: 15	R: 1 H: 1 E: 0 LOB: 0 K: 0 BB: 0 S: 7 P: 11	R: 0 H: 1 E: 0 LOB: 0 K: 1 BB: 0 S: 6 P: 8	R: 0 H: 0 E: 0 LOB: 1 K: 1 BB: 1 S: 9 P: 17	R: 0 H: 0 E: 0 LOB: 0 K: 0 BB: 0 S: 5 P: 7	R: 1 H: 2 E: 0 LOB: 1 K: 0 BB: 0 S: 14 P: 21	1B: 4 SF: 0 2B: 0 SAC: 0 3B: 0 DP: 1 HR: 2 HBP: 0	WP: 0 PA: 33 PB: 0 SB: 0 CS: 0	
PITCHER	IP WLS BF H R ER SO BB IBB HBP BLK WP HR S P ERA WHIP											
Doyle Alexander, R (1, 1) ERA: 4.22	8.1 W 31 6 2 2 7 1 0 0 0 0 2 75 116 2.16 0.840											
Mike Henneman, R (9, 1) ERA:	0.2 S 2 0 0 0 0 0 0 0 0 0 0 5 7 0.00 0.000											

Kansas City Royals @ Detroit Tigers
 Tiger Stadium, Detroit, MI
 Sat Apr 16 1988, 3:33 AM EDT
 Att. 18,480 - Cloudy - 50 F

AB	32
R	2
H	6
RBI	2
BB	1
SO	7
LOB	8



Batter	1	2	3	4	5	6	7	8	9
Gary Pettis, S OBP: 0.267, SLG: 0.154 (1, 8)	4-2 FC3-6 BB	1-2 2-H 1B		4-2 WP BB		1-1 P7-3 1-2f		0-3 K	
Lou Whitaker, L OBP: 0.450, SLG: 0.355 (1, 4)	1-0 FC3-6 1-2f	2-2 4-3		2-1 L6 1-2 3-H			3-3 K	4-1 1-2 2-3 3-H BB	
Darrell Evans, L OBP: 0.188, SLG: 0.103 (1, 3)	1-3 K		0-1 G3		1-3 K		4-1 S BB	2-3 K	
Alan Trammell, R OBP: 0.386, SLG: 0.605 (1, 6)	3-3 K		2-2 G4-6-3 1B		2-1 HR		1-3 K		
Matt Nokes, L OBP: 0.286, SLG: 0.593 (1, 2)		2-0 SH2-3 1B	3-2 G4-6-3 1B		1-0 F9		3-2 F7		
Jim Morrison, R OBP: 0.429, SLG: 0.571 (1, 10)		0-0 SH2-3 1B		0-0 SH1-4 1B		3-1 F7		1-3 K	
Pat Sheridan, L OBP: 0.375, SLG: 0.381 (1, 7)		0-0 SH2-3		3-2 G5-3 SH1-4 WP 1B		2-2 P8		4-0 S BB	
Chet Lemon, R OBP: 0.410, SLG: 0.486 (1, 9)		2-1 SH1-4 1B		1-0 SH1-4 1-2 2-3		1-2 1B		4-2 BB S	
Ray Knight, R OBP: 0.300, SLG: 0.235 (1, 5)		1-0 1-3		2-0 G5-3		0-2 P7-3 1B		4-2 BB	
Tom Brookens, R OBP: 0.529, SLG: 0.586 (8, PR)		1-0 1-2						1-2 2-3 BB	

Inning Stats	R: 0	H: 0	E: 0	K: 2	S: 13	L: 1	LOB: 1	BB: 1	P: 21	R: 3	H: 4	E: 0	K: 0	S: 13	R: 0	H: 1	E: 0	K: 0	S: 10	R: 2	H: 2	E: 0	K: 0	S: 13	R: 1	H: 1	E: 0	K: 1	S: 8	R: 1	H: 2	E: 0	K: 0	S: 11	R: 0	H: 0	E: 0	K: 2	S: 12	R: 1	H: 0	E: 0	K: 3	S: 15	R: 1	H: 0	E: 0	K: 3	S: 15	1B: 8	2B: 2	3B: 0	HR: 1	SF: 0	SAC: 2	DP: 2	HBP: 0	WP: 1	PA: 39
--------------	------	------	------	------	-------	------	--------	-------	-------	------	------	------	------	-------	------	------	------	------	-------	------	------	------	------	-------	------	------	------	------	------	------	------	------	------	-------	------	------	------	------	-------	------	------	------	------	-------	------	------	------	------	-------	-------	-------	-------	-------	-------	--------	-------	--------	-------	--------

PITCHER	IP	WLS	BF	H	R	ER	SO	BB	IBB	HBP	BLK	WP	HR	S	P	ERA	WHIP
Mark Gubicza, R ERA: 4.24 (1, 1)	4.0	L	20	7	5	5	2	2	0	0	0	1	0	49	82	11.25	2.250
Ted Power, R ERA: 10.38 (5, 1)	2.0		8	3	2	2	1	0	0	0	0	0	1	19	30	9.00	1.500
Steve Farr, R ERA: 6.75 (7, 1)	1.0		4	0	0	0	2	1	0	0	0	0	0	12	23	0.00	1.000
Gene Garber, R ERA: 1.5 (8, 1)	1.0		7	0	1	1	3	4	0	0	0	0	0	15	34	9.00	4.000

BOTTOM

Kansas City Royals @ Detroit Tigers
Tiger Stadium, Detroit, MI
Sun Apr 17 1988, 3:33 AM EDT
Att. 18,292 - Sunny - 65 F

livebaseballscorecards.com

AB	30
R	8
H	10
RBI	7
BB	7
SO	8
LOB	17



Batter	1	2	3	4	5	6	7	8	9	AB R H RBI BB SO LOB	TOP	
Willie Wilson, S (1, 8) OBP: 0.333, SLG: 0.373	2-2 F8		4-2 F8 1B 1-2 BB		2-3 K		0-1 G3			3 0 0 0 1 1 0		
Kevin Seitzer, R (1, 5) OBP: 0.404, SLG: 0.444	0-1 CS 1B		3-2 F8 1-2 2-H 3-H 1B		2-2 L6			3-1 F6		4 0 2 2 0 0 0		
George Brett, L (1, 3) OBP: 0.404, SLG: 0.628	1-1 F8 1-2		2-1 F8 1-2 2-3		3-1 1B			2-2 G3		4 0 1 0 0 0 3		
Danny Tartabull, R (1, 9) OBP: 0.412, SLG: 0.568		2-3 K	4-1 BB		1 SAFE 0-0 4-3			4-2 BB		2 0 0 0 2 1 1		
Frank White, R (1, 4) OBP: 0.204, SLG: 0.261		0-3 K	2-2 1-3		1-1 6-3			1-2 2-3		4 0 0 0 0 1 4		
Steve Balboni, R (1, 10) OBP: 0.133, SLG: 0.333		1-2 F9		1-1 L7		0-0 F7			0-0 1-3	3 0 0 0 0 0 0 1 0 0 0 0 0 0		
Thad Bosley, L (9, PH) OBP: 0.182, SLG: 0.100												
Bo Jackson, R (1, 7) OBP: 0.233, SLG: 0.476			2-2 L6	1-0 F8		1-1 G3			1-0 4-3	4 0 0 0 0 0 0		
Mike Macfarlane, R (1, 2) OBP: 0.438, SLG: 0.667			2-1 WP 1B 2B	0-0 1B			0-1 F7		2-2 5-3	4 1 2 0 0 0 0		
Kurt Stillwell, S (1, 6) OBP: 0.286, SLG: 0.333			4-2 BB 1B BB	3-2 F6			1-3 K			2 1 0 0 1 1 1		
Inning Stats	R: 0 H: 1 E: 0 LOB: 0 K: 0 BB: 0 S: 10 P: 13	R: 0 H: 0 E: 0 LOB: 0 K: 2 BB: 0 S: 9 P: 12	R: 2 H: 2 E: 0 LOB: 3 K: 0 BB: 3 S: 19 P: 42	R: 0 H: 1 E: 0 LOB: 1 K: 0 BB: 0 S: 7 P: 12	R: 0 H: 1 E: 0 LOB: 1 K: 1 BB: 0 S: 12 P: 19	R: 0 H: 0 E: 0 LOB: 0 K: 0 BB: 0 S: 5 P: 7	R: 0 H: 0 E: 0 LOB: 0 K: 1 BB: 0 S: 7 P: 8	R: 0 H: 0 E: 0 LOB: 1 K: 0 BB: 1 S: 11 P: 21	R: 0 H: 0 E: 0 LOB: 0 K: 0 BB: 0 S: 5 P: 8	1B: 4 SF: 0 2B: 1 SAC: 0 3B: 0 DP: 0 HR: 0 HBP: 0	WP: 1 PA: 35 PB: 0 SB: 0 CS: 1	
PITCHER	IP WLS BF H R ER SO BB IBB HBP BLK WP HR S P ERA WHIP											
Frank Tanana, L (1, 1) ERA: 3.27	7.2 W 31 5 2 2 4 4 0 0 0 1 0 77 130 2.35 1.174											
Mike Henneman, R (8, 1) ERA: 2.35	1.1 S 4 0 0 0 0 0 0 0 0 0 0 0 8 12 0.00 0.000											

Kansas City Royals @ Detroit Tigers
 Tiger Stadium, Detroit, MI
 Mon Apr 18 1988, 7:05 PM EDT
 Att. 11,001 - Unknown - 46 F

livebaseballscorecards.com

AB	31
R	2
H	5
RBI	2
BB	4
SO	4
LOB	9



Batter	1	2	3	4	5	6	7	8	9
Gary Pettis, S OBP: 0.286, SLG: 0.186 (1, 8) X	0-0 6-3		0-1 1B 1-2 2-H			2-1 5-3	1-1 1B 1-3		
Tom Brookens, R OBP: 0.526, SLG: 0.606 (1, 5) B B S B F C	3-3 K		0-3 K			0-2 L8 1B 2B	1-2 FC6-4 1B 3-H		
Luis Salazar, R OBP: 0.263, SLG: 0.368 Lou Whitaker, L OBP: 0.450, SLG: 0.355 (1, 4) B F C C X (8, 4) X	1-2 6-3		3-1 1B 1-2 2-H			3-1 L8 2-3	2-3 K		
Alan Trammell, R OBP: 0.396, SLG: 0.585 (1, 6) F B B B B		4-1 G6-4-3 BB		X 0-0 F2		2-0 1B 3-H	2-1 FC6-4 1-2f		
Larry Herndon, R OBP: 0.158, SLG: 0.111 (1, 10) B B B B C C X		3-1 G6-4-3 1-2f		B B C C X 2-2 4-3		1 SAFE 2-1 1B 1-H		2-2 F8	
Chet Lemon, R OBP: 0.395, SLG: 0.463 (1, 9) C X		0-1 5-3		C X 0-1 F3		S B X 1-1 1B 1-2	B B B X 2-0 F9		
Ray Knight, R OBP: 0.292, SLG: 0.238 Dave Bergman, L (9, 3) X T C B C X			2-2 1B BB 1B		B C X 1-1 6-3	2-3 K2-3	F B B X 2-1 6-3		
Billy Beane, R (1, 7) B X			1-0 L9		B B F B S 2-3 K		B B C F B X 3-2 F7		
Mike Heath, R OBP: 0.300, SLG: 0.176 (1, 2) B B B B C B			4-2 1B 1B BB		B B F F X 2-1 F9		B B B B B 4-1 1B 1B BB		

Inning Stats	R: 0	H: 0	E: 0	K: 1	S: 7	R: 0	H: 0	E: 0	K: 0	S: 5	R: 1	H: 3	E: 0	K: 1	S: 15	R: 0	H: 0	E: 0	K: 0	S: 6	R: 0	H: 0	E: 0	K: 1	S: 7	R: 2	H: 4	E: 0	K: 1	S: 15	R: 1	H: 2	E: 0	K: 1	S: 14	R: 0	H: 0	E: 0	K: 0	S: 8
	0	0	0	1	7	0	0	0	0	5	1	3	0	1	15	0	0	0	0	6	0	0	0	0	1	7	2	4	0	1	15	1	2	0	1	14	0	0	0	8

PITCHER	IP	WLS	BF	H	R	ER	SO	BB	IBB	HBP	BLK	WP	HR	S	P	ERA	WHIP
Floyd Bannister, L ERA: 3.26 (1, 1)	6.1	L	28	8	4	4	4	3	0	0	0	0	0	62	110	5.68	1.737
Bud Black, L ERA: 5.68 (7, 1)	1.2		6	1	0	0	1	0	0	0	0	0	0	15	27	0.00	0.600

AB R H RBI BB SO LOB

4 0 2 1 0 0 0

4 1 2 1 0 2 2

4 0 1 0 0 1 3

0 0 0 0 0 0 0

3 1 1 1 1 0 2

4 0 1 1 0 0 1

4 0 1 0 0 0 0

4 1 1 0 0 1 2

0 0 0 0 0 0 0

3 0 0 0 0 1 1

1 1 0 0 2 0 0

AB 31

R 4

H 9

RBI 4

BB 3

SO 5

LOB 11

WP: 0 PA: 34

PB: 0

SB: 1

CS: 0


ERA WHIP

Kansas City Royals @ Detroit Tigers

Tiger Stadium, Detroit, MI

Mon Apr 18 1988, 7:05 PM EDT

Att: 11,001 - Unknown - 46 F



1B	2B	3B	HR	SF	SAC	DP	HBP
8	1	0	0	0	1	0	0

Batter	1	2	3	4	5	6	7	8	9	AB R H RBI BB SO LOB	TOP											
Willie Wilson, S (1, 8) OBP: 0.310, SLG: 0.345 Thad Bosley, L (7, 8) OBP: 0.182, SLG: 0.100	0-3 K		2-2 FC5-4 1B SF8		0-1 L6		3-0 4-3			4 1 0 0 0 1 2 0 0 0 0 0 0 0												
Kevin Seitzer, R (1, 5) OBP: 0.411, SLG: 0.490	2-3 K		2-2 SAFE 1-3 S 1B			3-2 1B 3B		0-0 G3		4 1 2 0 0 1 0												
George Brett, L (1, 3) OBP: 0.411, SLG: 0.630 Bill Pecota, R (8, 3)	1-2 2B 1B		2-0 SF8			3-2 3-H 1B		2-1 4-3		3 1 2 2 0 0 0 0 0 0 0 0 0 0												
Danny Tartabull, R (1, 9) OBP: 0.418, SLG: 0.574	0-1 1-H 2B		3-2 F9			0-3 K		4-1 BB		3 0 1 1 1 1 2												
Jim Eisenreich, L (1, 10) OBP: 0.156, SLG: 0.226	0-3 K			2-1 3-1		0-3 K		1-0 F8		4 0 0 0 0 2 3												
Frank White, R (1, 4) OBP: 0.192, SLG: 0.245 Brad Weisman, R (6, 4)		0-3 K		2-3 K		1-3 K			0-2 6-3	3 0 0 0 0 3 1 1 0 0 0 0 0 0												
Bo Jackson, R (1, 7) OBP: 0.234, SLG: 0.444		1-3 K		1-3 K			4-0 BB		2-3 K	3 0 0 0 1 3 0												
Jamie Quirk, L (1, 2) OBP: 0.258, SLG: 0.414 Scotti Madison, S (7, 2)		2-1 G3			3-3 K		0-1 P6		1-1 P6	3 0 0 0 0 1 1 1 0 0 0 0 0 0												
Kurt Stillwell, S (1, 6) OBP: 0.289, SLG: 0.333			0-1 FC5-4 1B		2-0 F7		1-3 K			3 0 1 0 0 1 1												
Inning Stats	R: 1 E: 0 K: 3 S: 16	H: 2 LOB: 1 BB: 0 P: 19	R: 0 E: 0 K: 2 S: 9	H: 0 LOB: 0 BB: 0 P: 12	R: 1 E: 0 K: 0 S: 14	H: 2 LOB: 1 BB: 0 P: 22	R: 0 E: 0 K: 2 S: 8	H: 0 LOB: 0 BB: 0 P: 13	R: 0 E: 0 K: 1 S: 6	H: 0 LOB: 0 BB: 0 P: 11	R: 1 E: 0 K: 3 S: 17	H: 2 LOB: 1 BB: 0 P: 24	R: 0 E: 0 K: 1 S: 6	H: 0 LOB: 1 BB: 1 P: 14	R: 0 E: 0 K: 0 S: 5	H: 0 LOB: 1 BB: 1 P: 12	R: 0 E: 0 K: 1 S: 8	H: 0 LOB: 0 BB: 0 P: 11	1B: 4 2B: 1 3B: 1 HR: 0	SF: 1 SAC: 0 DP: 0 HBP: 0	WP: 0 PB: 0 SB: 1 CS: 0	PA: 35
PITCHER	IP WLS BF H R ER SO BB IBB HBP BLK WP HR S P ERA WHIP																					
Jim Clancy, R (1, 1) ERA: 9.0	7.0 W 28 6 3 3 12 1 0 0 0 0 0 0 76 115 3.86 1.000																					
John Cerutti, L (8, 1) ERA: 3.48	1.0 4 0 0 0 0 1 0 0 0 0 0 0 5 12 0.00 1.000																					
Duane Ward, R (9, 1) ERA: 2.25	1.0 3 0 0 0 0 1 0 0 0 0 0 0 8 11 0.00 0.000																					

Kansas City Royals @ Toronto Blue Jays
Exhibition Stadium, Toronto, ON
Tue Apr 19 1988, 7:05 PM EDT
Att. 21,231 - Unknown

livebaseballscorecards.com

AB	32
R	3
H	6
RBI	3
BB	2
SO	13
LOB	10



Batter	1	2	3	4	5	6	7	8	9
Tony Fernandez, S (1, 6) OBP: 0.276, SLG: 0.212 Nelson Liriano, S (7, PH) OBP: 0.208, SLG: 0.244 (8, 4)	1-3 K		3-2 SAFE F7	3-2 4-3		4-2 FC6-4 BB	0-2 G4-6-3		
Lloyd Moseby, L (1, 8) OBP: 0.413, SLG: 0.575 Lou Thornton, L (8, 7)	1-1 2-3		1 SAFE 4-2 1B BB E BB	4-0 E S 3B BB		1-3 K		1-1 1-3	
Rick Leach, L (1, 10) OBP: 0.538, SLG: 0.636	1-1 4-3		B SAFE 4-1 E 1B 1-2 BB 2-3	2-2 F7		2-3 K		1-1 F2	
George Bell, R (1, 7) OBP: 0.481, SLG: 0.792 Sil Campusano, R (8, 8) OBP: 0.148, SLG: 0.333		2-2 1B	1-2 E9 1B HR 1B	1-1 E5 3B		0-0 FC6-4		1-2 1B 2B	
Ernie Whitt, L (1, 2) OBP: 0.371, SLG: 0.406		0-0 P4	4-0 1B HR IBB	3-2 1-H 3-H 3B		4-2 HR BB		2-1 1B	
Fred McGriff, L (1, 3) OBP: 0.395, SLG: 0.658		0-3 K	1-2 HR 1B	2-2 F7		1-1 1-H HR		0-3 K	
Jesse Barfield, R (1, 9) OBP: 0.315, SLG: 0.404		1-0 1B	0-0 HR		1-3 K	4-2 1B BB			
Kelly Gruber, R (1, 5) OBP: 0.270, SLG: 0.611		1-3 K	1-1 P4		2-3 K	0-3 K			
Manuel Lee, S (1, 4) OBP: 0.300, SLG: 0.400 (8, 6)			1-2 BB 1B	4-3	0-0 5-3	1-2 G4-6-3 1B			

Inning Stats	R: 0 E: 0 K: 1 S: 8	H: 0 LOB: 0 BB: 0 P: 11	R: 0 E: 0 K: 2 S: 11	H: 2 LOB: 2 BB: 0 P: 15	R: 7 E: 1 K: 0 S: 25	H: 4 LOB: 0 BB: 3 P: 47	R: 2 E: 1 K: 0 S: 18	H: 1 LOB: 1 BB: 1 P: 33	R: 0 E: 0 K: 2 S: 12	H: 0 LOB: 0 BB: 0 P: 15	R: 0 E: 0 K: 2 S: 11	H: 0 LOB: 1 BB: 1 P: 18	R: 2 E: 0 K: 1 S: 20	H: 2 LOB: 1 BB: 2 P: 30	R: 1 E: 0 K: 1 S: 12	H: 2 LOB: 1 BB: 0 P: 17
1B: 7 2B: 1 3B: 1 HR: 2	SF: 0 SAC: 0 DP: 1 HBP: 0	WP: 0 PA: 42 PB: 0 SB: 1 CS: 0														

PITCHER	IP	WLS	BF	H	R	ER	SO	BB	IBB	HBP	BLK	WP	HR	S	P	ERA	WHIP
Bret Saberhagen, R (1, 1) ERA: 5.13	4.0	L	24	7	9	7	3	3	1	0	0	0	1	62	106	15.75	2.500
Steve Farr, R (5, 1) ERA: 6.52	3.0		13	2	2	2	5	3	0	0	0	0	1	43	63	6.00	1.667
Dan Quisenberry, R (8, 1) ERA: 4.76	1.0		5	2	1	1	1	0	0	0	0	0	0	12	17	9.00	2.000

BOTTOM

Kansas City Royals @ Toronto Blue Jays
Exhibition Stadium, Toronto, ON
Tue Apr 19 1988, 7:05 PM EDT
Att. 21,231 - Unknown

livebaseballscores.com

AB	35
R	12
H	11
RBI	11
BB	7
SO	9
LOB	15



Batter	1	2	3	4	5	6	7	8	9	AB R H RBI BB SO LOB	TOP									
Willie Wilson, S (1, 8) OBP: 0.323, SLG: 0.356	1-3 			1-1 		2-1 		1-1 		4 0 2 0 0 1 0										
Kevin Seitzer, R (1, 5) OBP: 0.417, SLG: 0.481	3-2 			1-2 		1-1 		3-2 		3 0 1 0 0 0 1										
George Brett, L (1, 3) OBP: 0.383, SLG: 0.580	3-1 			0-1 		1-1 		1-0 		4 0 0 0 0 0 4										
Danny Tartabull, R (1, 9) OBP: 0.390, SLG: 0.529		2-1 		1-1 		0-1 		3-2 		4 0 0 0 0 0 4										
Jim Eisenreich, L (1, 7) OBP: 0.139, SLG: 0.200		0-1 			1-2 		1-3 	1-3 		4 0 0 0 0 2 2										
Mike Macfarlane, R (1, 2) OBP: 0.450, SLG: 0.684		2-3 			0-3 		0-1 		0-0 	4 0 2 0 0 2 0										
Thad Bosley, L (1, 10) OBP: 0.267, SLG: 0.214			1-2 		1-0 		2-2 		2-3 	4 0 2 0 0 1 1										
Brad Wellman, R (1, 4) OBP: 0.333, SLG: 0.333			3-3 		2-2 		1-3 		2-3 	2 0 1 0 0 1 0										
Scotti Madison, S (7, PH)										1 0 0 0 0 1 2										
Bill Pecota, R (7, 6)										0 0 0 0 0 0 0										
Jamie Quirk, L (9, PH) OBP: 0.250, SLG: 0.400					1-3 					1 0 0 0 0 1 1										
Kurt Stillwell, S (1, 6) OBP: 0.277, SLG: 0.318			1-0 		1-0 		3-3 		0-0 	2 0 0 0 0 0 2										
Frank White, R (7, PH) OBP: 0.185, SLG: 0.235										2 0 0 0 0 1 3										
Inning Stats	R: 0 E: 0 K: 1 S: 8	H: 0 LOB: 0 BB: 0 P: 15	R: 0 E: 0 K: 1 S: 7	H: 0 LOB: 0 BB: 0 P: 11	R: 0 E: 0 K: 1 S: 7	H: 0 LOB: 0 BB: 0 P: 12	R: 0 E: 0 K: 0 S: 10	H: 1 LOB: 1 BB: 0 P: 13	R: 0 E: 0 K: 0 S: 14	H: 2 LOB: 2 BB: 0 P: 19	R: 0 E: 0 K: 3 S: 17	H: 2 LOB: 2 BB: 0 P: 24	R: 0 E: 1 K: 1 S: 13	H: 1 LOB: 2 BB: 0 P: 22	R: 0 E: 0 K: 2 S: 12	H: 1 LOB: 1 BB: 0 P: 16	1B: 7 2B: 1 3B: 0 HR: 0	SF: 0 SAC: 0 DP: 0 HBP: 1	WP: 0 PB: 0 SB: 0 CS: 1	PA: 36
PITCHER	IP WLS BF H R ER SO BB IBB HBP BLK WP HR S P ERA WHIP																			
Dave Stieb, R (1, 1) ERA: 3.93	6.1 W 25 6 0 0 5 0 0 1 0 0 0 64 95 0.00 0.947																			
David Wells, L (7, 1) ERA: 3.18	1.0 5 1 0 0 2 0 0 0 0 0 0 12 21 0.00 1.000																			
Tom Henke, R (8, 1) ERA:	1.2 S 6 1 0 0 3 0 0 0 0 0 0 19 27 0.00 0.600																			

Kansas City Royals @ Toronto Blue Jays
 Exhibition Stadium, Toronto, ON
 Wed Apr 20 1988, 7:05 PM EDT
 Att. 20,202 - Unknown - 35 F

AB	35
R	0
H	8
RBI	0
BB	0
SO	10
LOB	20



Batter	1	2	3	4	5	6	7	8	9	AB R H RBI BB SO LOB	TOP
Jeff Stone, L (1, 7) OBP: 0.167, SLG: 0.170 F B B B X	3-2 6-3 			1-1 6-3 		1-0 5-3 			0-2 1-4-3 	4 0 0 0 0 0 0	
Billy Ripken, R (1, 4) OBP: 0.224, SLG: 0.238 X	0-0 1-3 			3-2 6-3 		3-2 1-3 			0-3 	4 0 0 0 0 1 0	
Eddie Murray, S (1, 3) OBP: 0.212, SLG: 0.270 B X	1-0 4-3 			2-1 FC6-4 1B			1-0 4-3 		0-2 1-3 	4 0 1 0 0 0 0	
Cal Ripken Jr., R (1, 6) OBP: 0.242, SLG: 0.196 B S B X		1-1 E5 G4-6-3		2-2 FC6-4 1-2			2-1 2B			3 0 1 0 0 0 1	
Fred Lynn, L (1, 9) OBP: 0.275, SLG: 0.347 B X		1-0 G4-6-3 1-2f			2-2 G3 2B		1-3 K			3 1 1 0 0 1 2	
Larry Sheets, L (1, 10) OBP: 0.350, SLG: 0.407 X B B B B		1-2 5-3			0-0 G3 2-3		1-0 P5			3 0 0 0 0 0 2	
Joe Orsulak, L (1, 8) OBP: 0.321, SLG: 0.306 B S B C B X			2-2 6-3		2-2 G3 3-H			2-3 K		3 0 0 1 0 1 0	
Terry Kennedy, L (1, 2) OBP: 0.196, SLG: 0.200 B X			1-0 F7		0-1 5-3			2-2 P4		3 0 0 0 0 0 0	
Rene Gonzales, R (1, 5) OBP: 0.333, SLG: 0.333 S S B C			1-3 K			0-1 F8		1-0 4-3		3 0 0 0 0 1 0	
Inning Stats	R: 0 H: 0 E: 0 LOB: 0 K: 0 BB: 0 S: 5 P: 9	R: 0 H: 0 E: 1 LOB: 0 K: 0 BB: 0 S: 7 P: 10	R: 0 H: 0 E: 0 LOB: 0 K: 1 BB: 0 S: 7 P: 11	R: 0 H: 1 E: 0 LOB: 1 K: 0 BB: 0 S: 12 P: 20	R: 1 H: 1 E: 0 LOB: 0 K: 0 BB: 0 S: 9 P: 13	R: 0 H: 0 E: 0 LOB: 0 K: 0 BB: 0 S: 7 P: 11	R: 0 H: 1 E: 0 LOB: 1 K: 1 BB: 0 S: 7 P: 12	R: 0 H: 0 E: 0 LOB: 0 K: 1 BB: 0 S: 8 P: 13	R: 0 H: 0 E: 0 LOB: 0 K: 1 BB: 0 S: 9 P: 9	1B: 1 SF: 0 2B: 2 SAC: 0 3B: 0 DP: 1 HR: 0 HBP: 0	WP: 0 PA: 30 PB: 0 SB: 0 CS: 0
PITCHER Mark Gubicza, R (1, 1) ERA: 3.12	IP WLS BF H R ER SO BB IBB HBP BLK WP HR S P ERA WHIP 9.0 W 30 3 1 1 4 0 0 0 0 0 0 71 108 1.00 0.333										

Baltimore Orioles @ Kansas City Royals
 Royals Stadium, Kansas City, MO

Fri Apr 22 1988, 8:05 PM EDT
 Att. 34,482 - Unknown - 56 F

AB	30
R	1
H	3
RBI	1
BB	0
SO	4
LOB	5



Batter	1	2	3	4	5	6	7	8	9	AB R H RBI BB SO LOB	TOP
Billy Ripken, R OBP: 0.225, SLG: 0.254 (1, 4) B X	1-0 P3		3-2 F7		2-0 1B 2B		3-3 K			4 1 1 0 0 1 1	
Rene Gonzales, R OBP: 0.300, SLG: 0.300 (1, 5) C S F S	0-3 K		0-0 F7		0-1 2B 1B		1-1 L9			4 0 1 1 0 1 0	
Cal Ripken Jr., R OBP: 0.271, SLG: 0.224 (1, 6) C B B B B	4-1 2B BB		2-0 F8		3-2 2B			4-1 BB		2 1 1 0 2 0 0	
Eddie Murray, S OBP: 0.214, SLG: 0.284 (1, 3) F S F B X	1-2 2B			2-2 F8		0-0 F9		3-1 F9		4 0 1 1 0 0 3	
Ken Gerhart, R OBP: 0.214, SLG: 0.385 (1, 8) B X	1-0 5-3			0-0 HR		1-2 P3		0-0 F8		4 1 1 1 0 0 2	
Larry Sheets, L OBP: 0.328, SLG: 0.379 (1, 10) S X		0-1 E3 FC1-6		1-3 K		0-0 L5		1-1 F8		4 0 0 0 0 1 1	
Tito Landrum, R OBP: 0.200, SLG: 0.111 (1, 9) (5, 7)		1 SAFE 0-1 FC1-6 1B		0-1 L3		4-0 BB			0-2 1-3	2 0 0 0 1 0 1	AB 33
Jeff Stone, L OBP: 0.163, SLG: 0.167 (9, PH) (9, 7)		1-2f								1 0 0 0 0 0 0	R 3
Carl Nichols, R OBP: 0.353, SLG: 0.267 (1, 2) F S F S X		0-2 G5-4-3 1B			1-2 5-3	1 SAFE 3-3 K			3-2 P4	4 0 1 0 0 1 1	H 7
Wade Rowdon, R OBP: 0.111, SLG: 0.111 (1, 7) Fred Lynn, L OBP: 0.283, SLG: 0.353 (5, 9) B B S X		2-1 G5-4-3			1-2 6-3		1-2 CS 1B		0-1 F8	2 0 0 0 0 0 2	RBI 3
		1-2f								2 0 1 0 0 0 0	BB 3
Inning Stats	R: 1 H: 1 E: 0 LOB: 1 K: 1 BB: 1 S: 10 P: 17	R: 0 H: 1 E: 1 LOB: 1 K: 0 BB: 0 S: 9 P: 11	R: 0 H: 0 E: 0 LOB: 0 K: 0 BB: 0 S: 6 P: 11	R: 1 H: 1 E: 0 LOB: 0 K: 1 BB: 0 S: 9 P: 12	R: 1 H: 3 E: 0 LOB: 2 K: 0 BB: 0 S: 14 P: 21	R: 0 H: 0 E: 0 LOB: 1 K: 1 BB: 1 S: 8 P: 16	R: 0 H: 1 E: 0 LOB: 0 K: 1 BB: 0 S: 9 P: 13	R: 0 H: 0 E: 0 LOB: 1 K: 0 BB: 1 S: 6 P: 14	R: 0 H: 0 E: 0 LOB: 0 K: 0 BB: 0 S: 9 P: 12	1B: 3 SF: 0 2B: 3 SAC: 0 3B: 0 DP: 1 HR: 1 HBP: 0	WP: 0 PA: 36 PB: 0 SB: 0 CS: 1
PITCHER Floyd Bannister, L ERA: 3.7 (1, 1)	IP WLS BF H R ER SO BB IBB HBP BLK WP HR S P ERA WHIP	5.0 22 6 3 3 2 1 0 0 0 0 1 48 72 5.40 1.400		PITCHER Ted Power, R ERA: 5.4 (6, 1)	4.0 W 14 1 0 0 2 2 0 0 0 0 0 32 55 0.00 0.750						

Baltimore Orioles @ Kansas City Royals
Royals Stadium, Kansas City, MO
 Sat Apr 23 1988, 4:33 AM EDT
 Att. 23,564 - Sunny - 56 F

livebaseballscorecards.com



Batter	1	2	3	4	5	6	7	8	9
Willie Wilson, S OBP: 0.311, SLG: 0.394 (1, 8)	1-0 5-3		3-2 F8		1-0 3B		0-0 F8		
Kevin Seitzer, R OBP: 0.438, SLG: 0.500 (1, 5)	0-0 1B		0-1 1B			1-1 2-3	1-0 1B		
George Brett, L OBP: 0.403, SLG: 0.567 (1, 10)	0-1 P4		1-1 L8			0-0 1B	3-3 K		
Danny Tartabull, R OBP: 0.361, SLG: 0.516 (1, 9)	0-1 P4			1-3 K		1-0 HR		2-2 F8	
Frank White, R OBP: 0.194, SLG: 0.254 (1, 4)		1-1 F9		1-0 5-3		2-2 2B		0-0 G5-3	
Steve Balboni, R OBP: 0.150, SLG: 0.350 (1, 3)		0-1 2B		1-0 G5-3		1-0 F9		1-2 L8	
Bo Jackson, R OBP: 0.288, SLG: 0.545 (1, 7)		3-2 2B			2-3 K	4-2 BB			
Mike Macfarlane, R OBP: 0.500, SLG: 0.607 (1, 2)		3-1 G1-3			1-2 5-3	4-2 BB			
Kurt Stillwell, S OBP: 0.305, SLG: 0.464 (1, 6)			1-3 K		2-0 HR	2-2 P5			

Inning Stats	R: 0	H: 1	E: 0	K: 0	S: 6	R: 0	H: 1	E: 0	K: 0	S: 9	R: 0	H: 1	E: 0	K: 1	S: 10	R: 0	H: 0	E: 0	K: 1	S: 5	R: 1	H: 2	E: 0	K: 1	S: 10	R: 2	H: 3	E: 0	K: 0	S: 16	R: 0	H: 1	E: 0	K: 1	S: 5	R: 0	H: 0	E: 0	K: 0	S: 8
	LOB: 1	BB: 0	P: 7	LOB: 1	BB: 0	P: 16	LOB: 1	BB: 0	P: 15	LOB: 0	BB: 0	P: 8	LOB: 1	BB: 0	P: 16	LOB: 3	BB: 2	LOB: 0	BB: 0	P: 9	LOB: 0	BB: 0	LOB: 0	BB: 0	P: 11	LOB: 0	BB: 0	LOB: 0	BB: 0	P: 11	LOB: 0	BB: 0	LOB: 0	BB: 0	P: 11	LOB: 0	BB: 0	LOB: 0	BB: 0	P: 11

PITCHER	IP	WLS	BF	H	R	ER	SO	BB	IBB	HBP	BLK	WP	HR	S	P	ERA	WHIP
Mark Thurmond, L ERA: 7.23 (1, 1)	5.2	L	24	8	3	3	3	0	0	0	0	0	2	49	76	4.76	1.412
Oswaldo Peraza, R ERA: 7.07 (6, 1)	0.0		2	0	0	0	0	2	0	0	1	0	0	4	12	∞	∞
Jose Bautista, R ERA: 4.7 (6, 1)	2.1		7	1	0	0	1	0	0	0	0	0	0	16	25	0.00	0.429

AB R H RBI BB SO LOB

4	0	1	0	0	0	0
4	0	3	0	0	0	0
4	1	1	0	0	1	3
4	1	1	2	0	1	1
4	0	1	0	0	0	0
4	0	1	0	0	0	1
2	0	0	0	1	1	1
2	0	0	0	1	0	1
3	1	1	1	0	1	3

AB	R	H	RBI	BB	SO	LOB
31	3	9	3	2	4	10

WP: 0 PA: 33
PB: 0
SB: 1
CS: 1

Baltimore Orioles @ Kansas City Royals
 Royals Stadium, Kansas City, MO
 Sun Apr 24 1988, 4:33 AM EDT
 Att: 25,526 - Sunny - 62 F

livebaseballscorecards.com

AB 31
R 3
H 9
RBI 3
BB 2
SO 4
LOB 10



Kansas City Royals @ New York Yankees
 Yankee Stadium, Bronx, NY

Tue Apr 26 1988, 7:05 PM EDT
 Att. 20,364 - Unknown - 64 F

AB	32
R	4
H	5
RBI	4
BB	3
SO	10
LOB	4



WP:	0	PA:	35
PB:	0		
SB:	1		
CS:	0		

AB R H RBI BB SO LOB

4	1	2	0	0	1	0
3	0	1	2	1	0	1
3	1	0	0	1	0	2
4	1	2	2	0	1	0
4	0	0	0	0	1	1
3	0	0	0	0	1	0
1	0	0	0	0	1	0
4	0	0	0	0	2	0
3	0	0	0	0	2	0
1	0	0	0	0	0	0
2	1	0	0	1	1	0

Batter	1	2	3	4	5	6	7	8	9
Willie Wilson, S (1, 8) OBP: 0.321, SLG: 0.400	2-2 F8		0-3 K		0-1 2B		1-2 1B		
Kevin Seitzer, R (1, 5) OBP: 0.442, SLG: 0.507	1-2 1-3		4-2 BB		0-0 2B		2-2 F9		
George Brett, L (1, 10) OBP: 0.395, SLG: 0.540	4-1 BLK 1B BB		2-1 G3		1-1 F8		2-0 4-3		
Danny Tartabull, R (1, 9) OBP: 0.368, SLG: 0.559	2-1 1B		3-3 K		3-2 HR		1-0 F7		
Frank White, R (1, 4) OBP: 0.182, SLG: 0.238	1-1 F7		1-2 L4		2-2 5-3		0-3 K		
Steve Balboni, R (1, 3) OBP: 0.130, SLG: 0.304		0-1 F7		0-1 F8		2-3 K		1-3 K	
Thad Bosley, L (9, PH) OBP: 0.333, SLG: 0.250									
Jim Eisenreich, L (1, 7) OBP: 0.184, SLG: 0.217		2-3 K			1-0 6-3		3-3 K		3-2 F8
Mike Macfarlane, R (1, 2) OBP: 0.457, SLG: 0.548		2-3 K			1-0 5-3		1-3 K		0-1 F7
Jamie Quirk, L (9, PH) OBP: 0.242, SLG: 0.387									
Kurt Stillwell, S (1, 6) OBP: 0.306, SLG: 0.448			1-0 F8		4-2 1B 2B BB		1-3 K		

Inning Stats	R: 1	H: 1	R: 0	H: 0	R: 0	H: 0	R: 2	H: 2	R: 1	H: 1	R: 0	H: 1	R: 0	H: 0	R: 0	H: 0	R: 0	H: 0	R: 0	H: 0	R: 0	H: 0	R: 0	H: 0	R: 0	H: 0	R: 0	H: 0	R: 0	H: 0	R: 0	H: 0	R: 0	H: 0	R: 0	H: 0	
E: 0	LOB: 1	E: 0	LOB: 0	E: 0	LOB: 1	E: 0	LOB: 1	E: 0	LOB: 0	E: 0	LOB: 0	E: 0	LOB: 1	E: 0	LOB: 0	E: 0	LOB: 0	E: 0	LOB: 0	E: 0	LOB: 0	E: 0	LOB: 0	E: 0	LOB: 0	E: 0	LOB: 0	E: 0	LOB: 0	E: 0	LOB: 0	E: 0	LOB: 0	E: 0	LOB: 0	E: 0	LOB: 0
K: 0	BB: 1	K: 2	BB: 0	K: 1	BB: 1	K: 1	BB: 0	K: 2	BB: 0	K: 2	BB: 0	K: 2	BB: 0	K: 1	BB: 0	K: 1	BB: 0	K: 1	BB: 0	K: 1	BB: 0	K: 1	BB: 0	K: 1	BB: 0	K: 1	BB: 0	K: 1	BB: 0	K: 1	BB: 0	K: 1	BB: 0	K: 1	BB: 0	K: 1	BB: 0
S: 13	P: 23	S: 13	P: 17	S: 9	P: 16	S: 8	P: 12	S: 10	P: 17	S: 15	P: 25	S: 16	P: 21	S: 10	P: 14	S: 10	P: 14	S: 10	P: 14	S: 10	P: 14	S: 10	P: 14	S: 10	P: 14	S: 10	P: 14	S: 10	P: 14	S: 10	P: 14	S: 10	P: 14	S: 10	P: 14	S: 10	P: 14

PITCHER	IP	WLS	BF	H	R	ER	SO	BB	IBB	HBP	BLK	WP	HR	S	P	ERA	WHIP
Al Leiter, L (1, 1) ERA: 3.46	6.0		25	4	4	4	6	3	0	0	1	0	1	68	110	6.00	1.167
Cecilio Guante, R (7, 1) ERA: 2.81	2.0	W	7	1	0	0	3	0	0	0	0	0	0	21	29	0.00	0.500
Charles Hudson, R (9, 1) ERA: 2.65	1.0	S	3	0	0	0	1	0	0	0	0	0	0	10	14	0.00	0.000

Batter	1	2	3	4	5	6	7	8	9	10	11	AB R H RBI BB SO LOB	TOP																							
Willie Wilson, S OBP: 0.305, SLG: 0.380 (1, 8)												4 0 0 0 0 1 5	Kansas City Royals @ New York Yankees Yankee Stadium, Bronx, NY Wed Apr 27 1988, 7:05 PM EDT Att: 20,484 - Unknown - 58 F																							
Kevin Seitzer, R OBP: 0.427, SLG: 0.486 (1, 5)												5 1 1 1 0 1 0																								
George Brett, L OBP: 0.383, SLG: 0.515 (1, 10)												5 0 1 0 0 1 0																								
Danny Tartabull, R OBP: 0.358, SLG: 0.575 (1, 9)												5 1 1 1 0 0 2																								
Frank White, R OBP: 0.183, SLG: 0.250 (1, 4)														5 0 1 1 0 1 0																						
Steve Balboni, R OBP: 0.154, SLG: 0.308 Bill Pecota, R (8, PR) (8, 3)														3 0 1 0 0 1 0 2 0 0 0 0 1 2																						
Bo Jackson, R OBP: 0.302, SLG: 0.542 (1, 7)														4 0 2 0 0 0 0																						
Mike Macfarlane, R OBP: 0.432, SLG: 0.515 Scotti Madison, S (8, PH) (8, 2)														2 0 0 0 0 1 1 2 0 0 0 0 0 2																						
Kurt Stillwell, S OBP: 0.303, SLG: 0.426 (1, 6)												3 1 0 0 1 1 4																								
Inning Stats	R: 0 H: 0 E: 0 K: 2 S: 9	H: 0 LOB: 0 BB: 0 P: 12	R: 0 H: 0 E: 0 K: 1 S: 5	H: 0 LOB: 0 BB: 0 P: 7	R: 0 H: 1 E: 1 K: 1 S: 12	H: 1 LOB: 1 BB: 0 P: 16	R: 0 H: 0 E: 0 K: 0 S: 5	H: 0 LOB: 0 BB: 0 P: 11	R: 0 H: 0 E: 0 K: 0 S: 6	H: 0 LOB: 0 BB: 0 P: 10	R: 0 H: 2 E: 1 K: 2 S: 18	H: 2 LOB: 3 BB: 0 P: 27		R: 1 H: 1 E: 0 K: 1 S: 9	H: 1 LOB: 0 BB: 0 P: 14	R: 0 H: 0 E: 0 K: 0 S: 5	H: 0 LOB: 0 BB: 0 P: 9	R: 2 H: 3 E: 0 K: 1 S: 18	H: 3 LOB: 2 BB: 1 P: 28	1B: 5 SF: 0 2B: 1 SAC: 1 3B: 0 DP: 1 HR: 1 HBP: 0	WP: 0 PA: 42 PB: 0 SB: 1 CS: 0															
PITCHER	IP WLS BF H R ER SO BB IBB HBP BLK WP HR S P ERA WHIP																																			
Tommy John, L ERA: 4.91 (1, 1)	7.1	24	2	0	0	5	0	0	0	0	0	0	0	56	87	0.00	0.273																			
Cecilio Guante, R ERA: 2.81 (8, 1)	0.0	1	1	0	0	0	0	0	0	0	0	0	0	1	3	∞	∞																			
Dave Righetti, L ERA: 3.0 (8, 1)	2.2	10	1	1	1	2	0	0	0	0	0	1	25	37	3.38	0.375																				
Charles Hudson, R ERA: 3.5 (11, 1)	1.0	L 7	3	2	2	1	1	0	0	0	0	0	0	18	28	18.00	4.000																			

livebaseballscorecards.com

AB	40
R	3
H	7
RBI	3
BB	1
SO	8
LOB	16



Kansas City Royals @ New York Yankees
 Yankee Stadium, Bronx, NY

Thu Apr 28 1988, 7:05 PM EDT
 Att. 17,102 - Unknown - 55 F

livebaseballscorecards.com

AB	36
R	6
H	11
RBI	6
BB	3
SO	4
LOB	17



WP:	0	PA:	39
PB:	0		
SB:	4		
CS:	0		

AB	R	H	RBI	BB	SO	LOB
5	2	2	0	0	0	1
4	1	1	1	1	0	2
4	1	2	3	1	0	2
3	0	2	1	1	0	2
4	0	0	0	0	1	6
4	1	1	0	0	1	1
4	0	2	1	0	1	0
4	0	0	0	0	1	2
4	1	1	0	0	0	1

Batter	1	2	3	4	5	6	7	8	9
Jim Eisenreich, L (1, 8) OBP: 0.204, SLG: 0.255	0-1 E4 7-5-4 FC1 1B		2-1 F8 2-3		0-0 S 2B 2B		0-0 BB 4-3 1B		1-2 F8
Kevin Seitzer, R (1, 5) OBP: 0.425, SLG: 0.474	3-1 FC1 7-5-4 1-2		1-2 HR 1B		4-1 2B 2B 2-3		1-1 4-3 1-2		2-1 F8
George Brett, L (1, 3) OBP: 0.395, SLG: 0.569	1-0 7-5-4 1-2f 2-3		0-0 HR 1B		0-0 L6-4 1-3 2B		4-0 FC5 BB BB		1-0 G3
Danny Tartabull, R (1, 9) OBP: 0.376, SLG: 0.579	2-2 1B		1-0 F9 S 1B		1-2 L6-4 2-3		4-0 BB 1-2 2-3 BB		
Scotti Madison, S (1, 10)	1-0 4-3		3-2 F9 1-3		2-3 K		1-2 FC5 2-3f		
Frank White, R (1, 4)		1-1 4-3	2-2 1-3		1-3 K			1-2 S 1B 1B	
Bo Jackson, R (1, 7)		0-1 4-3		3-3 K		1-1 G4-6-3 1B		2-2 4-3 S 1B 1B	
Jamie Quirk, L (1, 2)		2-2 6-3		2-3 K		0-0 G4-6-3 1-2f		3-2 4-3 1-3	
Kurt Stillwell, S (1, 6)			0-2 F8 1B 2B		0-0 4-3		1-1 F7	0-2 F5-2	

Inning Stats													PITCHER																																																							
R	H	E	K	S	R	H	E	K	S	R	H	E	K	S	R	H	E	K	S	R	H	E	K	S	R	H	E	K	S	R	H	E	K	S	R	H	E	K	S	R	H	E	K	S	1B	2B	3B	HR	WP	HR	S	P	ERA	WHIP														
1	1	0	0	10	0	0	0	0	7	3	4	0	0	16	0	0	0	2	11	1	2	0	1	8	0	1	0	0	6	0	0	0	0	9	0	1	0	0	19	1	2	0	0	14	0	0	0	0	7	0	0	0	0	11	7	6	0	1	0	0	0	0	0	0	0	0	9.00	1.667
4	1	0	0	16	0	0	0	0	10	0	1	0	0	25	0	0	0	0	16	0	0	0	0	8	0	0	0	0	16	0	0	0	0	16	0	0	0	0	16	0	0	0	0	20	0	0	0	0	0	0	0	0	2.46	1.909														
7	1	0	0	16	0	0	0	0	10	0	0	0	0	25	0	0	0	0	16	0	0	0	0	8	0	0	0	0	16	0	0	0	0	16	0	0	0	0	20	0	0	0	0	0	0	0	0	3.86	0.857																			

Batter	1	2	3	4	5	6	7	8	9	AB	R	H	RBI	BB	SO	LOB
Rickey Henderson, R (1, 7) OBP: 0.394, SLG: 0.545	0-3 K		0-0 FC4		1-3 K			0-0 F9	1-1 1-3	5	0	0	0	0	2	3
Willie Randolph, R (1, 4) OBP: 0.250, SLG: 0.217	3-1 6-3			2-1 L6		2-3 K		1-0 P3		4	0	0	0	0	1	0
Don Mattingly, L (1, 3) OBP: 0.319, SLG: 0.365	1-0 4-3			4-2 BB BB		0-1 L3		1-1 HR 2B		3	1	1	0	1	0	0
Jack Clark, R (1, 10) OBP: 0.340, SLG: 0.487		2-1 G6-4-3 1B		4-1 1-2 BB		2-3 K		2-1 HR		3	1	2	2	1	1	0
Dave Winfield, R (1, 9) OBP: 0.489, SLG: 0.773		1-1 G6-4-3		2-2 F9			1-2 4-3 WP SF9 1B	4-0 BB		3	1	1	0	1	0	3
Roberto Kelly, R (1, 8) OBP: 0.279, SLG: 0.333 Claudell Washington, L (8, PH) OBP: 0.356, SLG: 0.548		1-1 F7		2-3 K			2-1 4-3	0-1 4-3		3	0	0	0	0	1	3
Mike Pagliarulo, L (1, 5) OBP: 0.311, SLG: 0.453			0-2 G3		0-2 P5		2-2 SF9		2-1 G5-4-3 1B	3	0	1	1	0	0	0
Don Slaught, R (1, 2) OBP: 0.426, SLG: 0.650			4-2 FC4 BB		4-2 BB		0-0 WP 2B	2-2 G5-4-3		2	0	1	0	2	0	1
Bobby Meacham, S (1, 6) OBP: 0.275, SLG: 0.318 Gary Ward, R (7, PH) OBP: 0.500, SLG: 0.381 Rafael Santana, R (8, 6) OBP: 0.280, SLG: 0.295 Jose Cruz, L (9, PH) OBP: 0.200, SLG: 0.208			0-0 F9		1-3 K		2-1 F8		0-0 E6	2	0	0	0	0	1	2

Inning Stats	R: 0	H: 0	E: 0	K: 1	S: 6	R: 0	H: 1	E: 0	K: 0	S: 6	R: 0	H: 0	E: 0	K: 0	S: 7	R: 0	H: 0	E: 0	K: 1	S: 11	R: 0	H: 0	E: 0	K: 2	S: 12	R: 0	H: 0	E: 0	K: 2	S: 9	R: 1	H: 2	E: 0	K: 0	S: 11	R: 2	H: 2	E: 0	K: 0	S: 8	R: 0	H: 1	E: 1	K: 0	S: 9	1B: 3	SF: 1	2B: 2	SAC: 0	3B: 0	DP: 2	HR: 1	HBP: 0	WP: 2	PA: 37
PITCHER	IP	WLS	BF	H	R	ER	SO	BB	IBB	HBP	BLK	WP	HR	S	P	ERA	WHIP																																						
Floyd Bannister, L (1, 1) ERA: 3.66	7.2	W	32	5	3	3	6	5	0	0	0	2	1	68	119	3.52	1.304																																						
Dan Quisenberry, R (8, 1) ERA: 3.86	1.1	S	5	1	0	0	0	0	0	0	0	0	0	11	16	0.00	0.750																																						

BOTTOM

Kansas City Royals @ New York Yankees
 Yankee Stadium, Bronx, NY

Thu Apr 28 1988, 7:05 PM EDT
 Att: 17,102 - Unknown - 55 F

livebaseballscores.com

AB	31
R	3
H	6
RBI	3
BB	5
SO	6
LOB	14



Batter	1	2	3	4	5	6	7	8	9	AB	R	H	RBI	BB	SO	LOB	TOP								
Willie Wilson, S (1, 8) OBP: 0.302, SLG: 0.366 Thad Bosley, L (8, PH) OBP: 0.316, SLG: 0.250 (8, 8)	1-3 	0-0 			4-2 	2-1 		1-2 		3	0	0	0	1	1	3									
Kevin Seitzer, R (1, 5) OBP: 0.413, SLG: 0.457 Bill Pecota, R (8, PR) (8, 5)	3-1 	1-3 			0-0 		2-0 	1-2 		5	0	1	0	0	1	3									
George Brett, L (1, 3) OBP: 0.407, SLG: 0.560	4-1 			2-0 		4-1 	2-2 	2-2 		3	2	1	1	2	0	1									
Danny Tartabull, R (1, 9) OBP: 0.378, SLG: 0.563 Scotti Madison, S (9, 9)	2-1 		1-3 		1-1 	1-1 	1-1 	1-1 		4	0	1	0	0	1	3									
Jim Eisenreich, L (1, 10) OBP: 0.220, SLG: 0.268	2-2 		1-0 		1-1 	1-1 		0-2 		5	1	2	1	0	0	2									
Frank White, R (1, 4) OBP: 0.203, SLG: 0.253 Brad Wellman, R (8, 4) OBP: 0.250, SLG: 0.250	4-2 			0-0 	0-0 		2-1 	1-1 		3	0	1	1	1	0	1									
Bo Jackson, R (1, 7) OBP: 0.319, SLG: 0.544	1-2 		1-3 		0-0 	0-0 	2-1 	2-2 		5	2	2	1	0	1	4									
Mike Macfarlane, R (1, 2) OBP: 0.463, SLG: 0.528		0-0 		2-1 	2-2 	2-2 	4-2 	1-3 		3	1	2	1	1	0	1									
Kurt Stillwell, S (1, 6) OBP: 0.324, SLG: 0.449		0-0 		2-0 	1-0 	1-0 	1-2 	1-3 		4	1	3	1	0	0	0									
Inning Stats	R: 1 E: 0 K: 1 S: 16	H: 2 LOB: 3 BB: 2 P: 33	R: 0 E: 1 K: 1 S: 6	H: 2 LOB: 1 BB: 0 P: 7	R: 0 E: 0 K: 1 S: 5	H: 0 LOB: 0 BB: 0 P: 9	R: 0 E: 0 K: 1 S: 7	H: 1 LOB: 0 BB: 0 P: 10	R: 0 E: 0 K: 0 S: 5	H: 0 LOB: 0 BB: 1 P: 11	R: 3 E: 0 K: 0 S: 13	H: 4 LOB: 2 BB: 1 P: 24	R: 0 E: 1 K: 0 S: 6	H: 1 LOB: 1 BB: 0 P: 12	R: 3 E: 1 K: 0 S: 26	H: 3 LOB: 2 BB: 1 P: 40	R: 0 E: 0 K: 0 S: 8	H: 0 LOB: 0 BB: 0 P: 11	1B: 12 2B: 4 3B: 0 HR: 0	SF: 1 SAC: 0 DP: 3 HBP: 1	WP: 0 PB: 0 SB: 3 CS: 0	PA: 43			
PITCHER Mike Birkbeck, R (1, 1) ERA: 9.95 Dave Stapleton, L (6, 1) ERA: 3.48 Chuck Crim, R (6, 1) ERA: 4.09 Mark Clear, R (8, 1) ERA: 4.76	IP	WLS	BF	H	R	ER	SO	BB	IBB	HBP	BLK	WP	HR	S	P	ERA	WHIP								
	5.0	L	20	5	1	1	4	3	0	0	0	0	0	39	70	1.80	1.600								
	0.2		7	4	3	3	0	1	0	0	0	0	0	11	20	40.50	7.500								
	1.1		5	1	0	0	0	0	0	1	0	0	0	8	16	0.00	0.750								
	2.0		11	3	3	2	0	1	0	0	0	0	0	34	51	9.00	2.000								

Kansas City Royals @ Milwaukee Brewers
 Milwaukee County Stadium, Milwaukee, WI

Fri Apr 29 1988, 8:05 PM EDT
 Att. 12,350 - Unknown - 53 F

AB	36
R	7
H	13
RBI	7
BB	5
SO	4
LOB	18



Batter	1	2	3	4	5	6	7	8	9	AB	R	H	RBI	BB	SO	LOB
Paul Molitor, R OBP: 0.386, SLG: 0.427 (1, 10)	1-2 6-3		1-0 FC5-4 1B			0-0 G5-4-3 1-2f		0-0 P4		4	0	1	0	0	0	4
Robin Yount, R OBP: 0.305, SLG: 0.487 (1, 8)	1-1 1B 2B		0-0 FC5-4 1-2f			1-1 L9		0-0 5-3 1-2 2-3 3-H		4	0	1	1	0	0	3
B.J. Surhoff, L OBP: 0.267, SLG: 0.250 (1, 2)	0-2 2-H 1B					0-0 F4		0-1 1-3		4	0	1	0	0	0	2
Greg Brock, L OBP: 0.373, SLG: 0.386 (1, 3)	1-1 G3					3-3 K		1-3 K		4	0	0	0	0	2	1
Rob Deer, R OBP: 0.256, SLG: 0.432 (1, 7)						1-2 P4		1-3 K		4	0	0	0	0	1	0
Glenn Braggs, R OBP: 0.328, SLG: 0.414 (1, 9)						1-3 K		0-1 1B WP 1B		4	1	2	0	0	2	0
Ernest Riles, L OBP: 0.321, SLG: 0.288 (1, 5)						0-1 L8		1-0 1B 5-3 1B		4	1	1	0	0	0	1
Jim Gantner, L OBP: 0.224, SLG: 0.214 (1, 4)						1-1 4-3		0-0 5-3 1B		3	0	1	1	0	0	0
Dale Sveum, S OBP: 0.275, SLG: 0.418 (1, 6)						2-3 K		1-2 3-H 1B		3	0	2	0	0	1	0

Inning Stats	R: 0	H: 2	E: 0	K: 10	S: 10	LOB: 1	BB: 0	P: 13	R: 0	H: 0	E: 0	K: 1	S: 8	LOB: 0	BB: 0	P: 13	R: 0	H: 1	E: 0	K: 1	S: 7	LOB: 1	BB: 0	P: 12	R: 0	H: 0	E: 0	K: 1	S: 7	LOB: 0	BB: 0	P: 11	R: 0	H: 0	E: 0	K: 1	S: 7	LOB: 0	BB: 0	P: 9	R: 0	H: 1	E: 0	K: 5	S: 5	LOB: 0	BB: 0	P: 9	R: 0	H: 0	E: 0	K: 2	S: 8	LOB: 0	BB: 0	P: 10	R: 2	H: 4	E: 0	K: 11	S: 11	LOB: 2	BB: 0	P: 16	R: 0	H: 1	E: 0	K: 0	S: 13	LOB: 1	BB: 0	P: 18	1B: 7	2B: 2	3B: 0	HR: 0	SF: 0	SAC: 0	DP: 1	HBP: 0	WP: 1	PA: 34
Bret Saberhagen, R ERA: 3.74 (1, 1)	IP	WLS	BF	H	R	ER	SO	BB	IBB	HBP	BLK	WP	HR	S	P	ERA	WHIP																																																																	
Dan Quisenberry, R ERA: 3.38 (9, 1)	1.0	4	1	0	0	0	0	0	0	0	0	0	0	13	18	0.00	1.000																																																																	
PITCHER	IP	WLS	BF	H	R	ER	SO	BB	IBB	HBP	BLK	WP	HR	S	P	ERA	WHIP																																																																	

BOTTOM

Kansas City Royals @ Milwaukee Brewers
Milwaukee County Stadium, Milwaukee, WI

livebaseballscores.com

AB	34
R	2
H	9
RBI	2
BB	0
SO	6
LOB	11



Fri Apr 29 1988, 8:05 PM EDT
Att: 12,350 - Unknown - 53 F

Batter	1	2	3	4	5	6	7	8	9
Paul Molitor, R OBP: 0.420, SLG: 0.449 (1, 5)	4-1 BLK S HBP BB	0-0 BB 1B			3-1 S 1B	4-1 1B BB		1-2 1B	
Robin Yount, R OBP: 0.310, SLG: 0.475 (1, 8)	0-1 F7	4-1 G6-4-3 BB			1-2 G1-3	0-0 1B BB		0-0 F9	
B.J. Surhoff, L OBP: 0.266, SLG: 0.250 (1, 2)	0-1 F2	3-2 G6-4-3			0-1 WP SF7 1B	0-0 F8			
Rob Deer, R OBP: 0.268, SLG: 0.429 (1, 7)	4-0 HBP BLK BB		3-3 K		1-1 WP 1B	1-1 F7			
Greg Brock, L OBP: 0.380, SLG: 0.373 (1, 3)	4-2 HBP BB		2-2 G3-1		4-0 BB		1-2 6-3		
Glenn Braggs, R OBP: 0.325, SLG: 0.403 (1, 9)	1-1 HBP		1-3 K		0-0 SF7		1-2 F5		
Joey Meyer, R OBP: 0.174, SLG: 0.478 (1, 10)	2-3 K			1-0 5-3	3-1 F9		0-1 F4		
Dale Sveum, S OBP: 0.260, SLG: 0.394 (1, 6)		1-0 5-3		0-0 4-3		2-3 K		0-3 K	
Jim Gantner, L OBP: 0.242, SLG: 0.233 (1, 4)		1-0 BB 1B 1B		2-1 F7		2-2 BB 1B 1B		0-0 F7	

Inning Stats	R: 1	H: 0	E: 0	K: 1	S: 13	LOB: 3	BB: 3	P: 28
	R: 0	H: 2	E: 0	K: 0	S: 7	LOB: 2	BB: 1	P: 16
	R: 0	H: 0	E: 0	K: 2	S: 9	LOB: 0	BB: 0	P: 15
	R: 0	H: 0	E: 0	K: 0	S: 4	LOB: 0	BB: 0	P: 7
	R: 2	H: 3	E: 0	K: 0	S: 14	LOB: 2	BB: 1	P: 24
	R: 1	H: 2	E: 0	K: 1	S: 15	LOB: 2	BB: 1	P: 23
	R: 0	H: 0	E: 0	K: 0	S: 9	LOB: 0	BB: 0	P: 11
	R: 0	H: 1	E: 0	K: 1	S: 9	LOB: 1	BB: 0	P: 10

PITCHER	IP	WLS	BF	H	R	ER	SO	BB	IBB	HBP	BLK	WP	HR	S	P	ERA	WHIP
Charlie Leibrandt, L ERA: 4.34 (1, 1)	5.0	L	25	5	3	3	3	5	0	1	1	1	0	47	90	5.40	2.000
Steve Farr, R ERA: 5.68 (6, 1)	3.0		13	3	1	1	2	1	0	0	0	0	0	33	44	3.00	1.333

AB R H RBI BB SO LOB

3	2	3	0	2	0	0
4	0	1	1	1	0	3
4	1	1	1	0	0	6
3	0	1	0	1	1	2
2	0	0	0	2	0	0
2	0	0	2	0	1	0
4	0	0	0	0	1	5
4	0	0	0	0	2	0
4	1	2	0	0	0	0


AB	R	H	RBI	BB	SO	LOB
30	4	8	4	6	5	16

WP	PA
1	38

Kansas City Royals @ Milwaukee Brewers
Milwaukee County Stadium, Milwaukee, WI

livebaseballscorecards.com

WP	PA
1	38



Sat Apr 30 1988, 4:33 AM EDT
Att: 26,288 - Sunny - 60 F

Batter	1	2	3	4	5	6	7	8	9	AB R H RBI BB SO LOB	TOP		
Willie Wilson, S (1, 8) OBP: 0.319, SLG: 0.393	1-3 		0-0 SF7		0-1 SH			0-1 P6	0-0 	3 0 1 2 0 1 0	Kansas City Royals @ Milwaukee Brewers Milwaukee County Stadium, Milwaukee, WI Sun May 01 1988, 4:33 AM EDT Att. 17,562 - Sunny - 58 F		
Kevin Seitzer, R (1, 5) OBP: 0.394, SLG: 0.432 Bill Pecota, R (7, 5) Thad Bosley, L (9, PH) OBP: 0.316, SLG: 0.250 Steve Balboni, R (9, PH) OBP: 0.148, SLG: 0.296	0-1 6-3		1-2 4-3		3-2 4-3			1-0 F8	0-0 F7	3 0 0 0 0 0 3 1 0 0 0 0 0 0 0 0 0 0 0 0 0 1 0 0 0 0 0 2			
George Brett, L (1, 3) OBP: 0.380, SLG: 0.524	1-0 1-3		1-1 F7				0-0 F7	3-1 L6	2-3 K	5 0 0 0 0 1 3			
Jim Eisenreich, L (1, 9) OBP: 0.239, SLG: 0.270		1-3 K		0-0 3-1			1-1 4-3		4-2 	3 1 0 0 1 1 0			
Frank White, R (1, 4) OBP: 0.241, SLG: 0.313		0-0 5-3		3-2 			1-2 		0-1 	4 1 3 0 0 0 0			
Scotti Madison, S (1, 10) OBP: 0.053, SLG: 0.053		1-1 G3		0-1 4-3			1-0 F9		1-2 	4 1 1 0 0 0 2			
Bo Jackson, R (1, 7) OBP: 0.300, SLG: 0.500			1-1 	0-3 K			0-1 F9		0-0 E5	4 2 1 1 0 1 3			
Mike Macfarlane, R (1, 2) OBP: 0.457, SLG: 0.487			4-0 		0-0 F9		1-0 5-3		4-0 	2 1 0 1 2 0 0			
Kurt Stillwell, S (1, 6) OBP: 0.333, SLG: 0.480			0-0 		2-0 		0-1 G3		1-1 SF9	3 0 2 2 0 0 0			
Inning Stats	R: 0 E: 0 K: 1 S: 6 H: 0 LOB: 0 BB: 0 P: 8	R: 0 E: 0 K: 1 S: 6 H: 0 LOB: 0 BB: 0 P: 8	R: 2 E: 0 K: 0 S: 9 H: 2 LOB: 1 BB: 1 P: 16	R: 0 E: 0 K: 1 S: 9 H: 1 LOB: 1 BB: 0 P: 12	R: 0 E: 0 K: 0 S: 8 H: 1 LOB: 1 BB: 0 P: 12	R: 0 E: 0 K: 0 S: 7 H: 1 LOB: 1 BB: 0 P: 10	R: 0 E: 0 K: 0 S: 5 H: 0 LOB: 0 BB: 0 P: 6	R: 0 E: 0 K: 0 S: 5 H: 0 LOB: 0 BB: 0 P: 9	R: 4 E: 1 K: 1 S: 16 H: 3 LOB: 2 BB: 2 P: 28	1B: 6 2B: 2 3B: 0 HR: 0 SF: 2 SAC: 1 DP: 0 HBP: 0		WP: 0 PB: 0 SB: 2 CS: 0 PA: 39	
PITCHER	IP WLS BF H R ER SO BB IBB HBP BLK WP HR S P ERA WHIP											PITCHER	IP WLS BF H R ER SO BB IBB HBP BLK WP HR S P ERA WHIP
Chris Bosio, R (1, 1) ERA: 2.76	8.0 W 35 7 6 5 3 3 0 0 0 0 0 0 63 98 5.62 1.250												
Chuck Crim, R (9, 1) ERA: 3.97	0.1 2 1 0 0 0 0 0 0 0 0 0 0 3 4 0.00 3.000												
Dan Plesac, L (9, 1) ERA: 1.86	0.2 S 2 0 0 0 0 1 0 0 0 0 0 0 5 7 0.00 0.000												

AB	33
R	6
H	8
RBI	6
BB	3
SO	4
LOB	13



livebaseballscorecards.com

Batter	1	2	3	4	5	6	7	8	9
Paul Molitor, R (1, 10) <small>OBP: 0.430, SLG: 0.444</small>	2-2 	1-0 			4-2 	4-2 		0-2 	
Robin Yount, R (1, 8) <small>OBP: 0.308, SLG: 0.458</small> Mike Felder, S (8, 8)	1-0 		2-2 		1-0 	2-2 		0-1 	
B.J. Surhoff, L (1, 2) <small>OBP: 0.275, SLG: 0.238</small>	4-2 		0-0 		4-0 	2-1 		1-3 	
Greg Brock, L (1, 3) <small>OBP: 0.387, SLG: 0.371</small> Joey Meyer, R (8, 3) <small>OBP: 0.174, SLG: 0.478</small>	1-0 		2-1 		0-0 	4-0 			
Rob Deer, R (1, 7) <small>OBP: 0.279, SLG: 0.469</small> Jim Adduci, L (9, 7)		1-1 		0-0 	2-0 	3-2 			
Glenn Braggs, R (1, 9) <small>OBP: 0.321, SLG: 0.395</small>		3-1 		3-1 	1-2 	2-1 			
Jim Gantner, L (1, 4) <small>OBP: 0.227, SLG: 0.219</small>		1-3 		1-3 	1-2 		1-1 		
Ernest Riles, L (1, 5) <small>OBP: 0.339, SLG: 0.327</small> Steve Kiefer, R (7, PH) <small>OBP: 0.462, SLG: 0.700</small> (8, 5)		3-1 			0-0 	0-1 	1-3 		
Dale Sveum, S (1, 6) <small>OBP: 0.273, SLG: 0.405</small>		4-2 			0-0 	2-2 	2-3 		

Inning Stats	R: 0	H: 1	E: 0	K: 0	S: 9	H: 1	LOB: 1	BB: 1	P: 17	R: 1	H: 2	E: 0	K: 1	S: 12	H: 0	LOB: 0	BB: 0	P: 10	R: 0	H: 0	E: 0	K: 1	S: 6	R: 0	H: 0	E: 0	K: 1	S: 6	R: 4	H: 3	E: 1	K: 0	S: 16	R: 5	H: 2	E: 0	K: 0	S: 19	R: 0	H: 0	E: 0	K: 2	S: 8	R: 0	H: 0	E: 0	K: 1	S: 8	R: 0	H: 0	E: 0	K: 1	S: 8
--------------	------	------	------	------	------	------	--------	-------	-------	------	------	------	------	-------	------	--------	-------	-------	------	------	------	------	------	------	------	------	------	------	------	------	------	------	-------	------	------	------	------	-------	------	------	------	------	------	------	------	------	------	------	------	------	------	------	------

PITCHER															PITCHER																																												
IP	WLS	BF	H	R	ER	SO	BB	IBB	HBP	BLK	WP	HR	S	P	ERA	WHIP	IP	WLS	BF	H	R	ER	SO	BB	IBB	HBP	BLK	WP	HR	S	P	ERA	WHIP																										
Mark Gubicza, R (1, 1)	5.1	L	27	7	6	4	2	3	1	0	1	0	55	98	6.75	1.875																																											
Ted Power, R (6, 1)	0.0		2	0	0	0	0	1	0	1	0	0	4	10	∞	∞																																											
Bud Black, L (6, 1)	1.2		7	1	4	4	2	1	0	0	0	0	1	17	32	21.60	1.200																																										
Gene Garber, R (8, 1)	1.0		3	0	0	0	1	0	0	0	0	0	8	9	0.00	0.000																																											

BOTTOM

AB	R	H	RBI	BB	SO	LOB
3	2	1	0	2	0	2
3	2	0	0	0	0	2
1	0	0	0	0	0	0
3	1	0	0	2	1	3
3	1	1	3	1	0	1
0	0	0	0	0	0	0
4	2	2	4	0	0	2
0	0	0	0	0	0	0
4	0	1	1	0	0	1
4	0	0	0	0	2	3
3	1	2	1	0	0	0
1	0	0	0	0	1	0
3	1	1	0	1	1	1

AB	32
R	10
H	8
RBI	9
BB	6
SO	5
LOB	15



WP: 1	PA: 39
PB: 0	
SB: 2	
CS: 0	

Kansas City Royals @ Milwaukee Brewers
 Milwaukee County Stadium, Milwaukee, WI
 Sun May 01 1988, 4:33 AM EDT
 Att. 17,562 - Sunny - 58 F

livebaseballscorecards.com

Batter	1	2	3	4	5	6	7	8	9	AB R H RBI BB SO LOB	TOP											
Willie Wilson, S (1, 8) OBP: 0.303, SLG: 0.372	2-1 G4-3	0-2 FC3-6		0-1 F9			1-1 F9		0-0 G1-3	5 0 0 0 0 0 3	Kansas City Royals @ Boston Red Sox Fenway Park, Boston, MA Mon May 02 1988, 7:05 PM EDT Att. 20,400 - Unknown - 42 F											
Bill Pecota, R (1, 5) OBP: 0.383, SLG: 0.549	4-2 1B E BB	2-1 F8		3-1 FC6-5			2-2 G6-3		2-0 P5	4 1 0 0 1 0 3												
George Brett, L (1, 3) OBP: 0.390, SLG: 0.551	0-1 E 2B 1B			0-2 P5		0-1 2B	2-1 2B		0-0 L8	5 1 3 0 0 0 0												
Danny Tartabull, R (1, 9) OBP: 0.239, SLG: 0.284	0-0 E5 2B FC5			2-2 G5-3		4-2 P4-3-4 BB	4-0 BB			2 0 0 1 2 0 1												
Jim Eisenreich, L (1, 10) OBP: 0.231, SLG: 0.299	1-0 FC5 2B			0-0 E6 FC6-4		0-0 P5	3-2 G3			4 0 1 1 0 0 4												
Frank White, R (1, 4) OBP: 0.298, SLG: 0.488	1-1 FC5 FC6-4			0-0 FC6-4		0-0 P4-3-4		0-0 G4-3		4 0 0 0 0 0 5												
Bo Jackson, R (1, 7) OBP: 0.480, SLG: 0.500	0-0 FC6-4			0-0 PB 1B 1B		2-2 G5-3		3-2 F9		4 0 1 0 0 0 2												
Mike Macfarlane, R (1, 2) OBP: 0.318, SLG: 0.456		1-1 FC3-6 1B		1-2 FC6-5 PB 1B		2-2 F9		4-2 BB		3 0 2 0 1 0 0												
Kurt Stillwell, S (1, 6) OBP: 0.231, SLG: 0.299		2-1 F8		0-1 P5		2-1 F7		1-1 F7		4 0 0 0 0 0 4												
Inning Stats	R: 2 E: 1 K: 0 S: 12	H: 2 LOB: 2 BB: 1 P: 20	R: 0 E: 0 K: 0 S: 9	H: 1 LOB: 1 BB: 0 P: 14	R: 0 E: 1 K: 0 S: 8	H: 0 LOB: 1 BB: 0 P: 10	R: 0 E: 0 K: 0 S: 12	H: 2 LOB: 2 BB: 0 P: 15	R: 0 E: 0 K: 0 S: 7	H: 1 LOB: 1 BB: 1 P: 11	R: 0 E: 0 K: 0 S: 9	H: 0 LOB: 0 BB: 0 P: 15	R: 0 E: 0 K: 0 S: 10	H: 1 LOB: 2 BB: 1 P: 22	R: 0 E: 0 K: 0 S: 8	H: 0 LOB: 1 BB: 1 P: 16	R: 0 E: 0 K: 0 S: 3	H: 0 LOB: 0 BB: 0 P: 5	1B: 4 2B: 4 3B: 0 HR: 0	SF: 0 SAC: 0 DP: 1 HBP: 0	WP: 0 PB: 1 SB: 0 CS: 0	PA: 39
PITCHER	IP WLS BF H R ER SO BB IBB HBP BLK WP HR S P ERA WHIP																					
Steve Ellsworth, R (1, 1) ERA: 3.97	6.2 L 31 7 2 1 0 3 0 0 0 0 0 0 64 101 1.35 1.500																					
Wes Gardner, R (7, 1) ERA: 1.23	2.1 8 0 0 0 0 1 0 0 0 0 0 0 14 27 0.00 0.429																					

livebaseballscorecards.com

AB	35
R	2
H	7
RBI	2
BB	4
SO	0
LOB	22



Batter	1	2	3	4	5	6	7	8	9	AB R H RBI BB SO LOB
Spike Owen, S (1, 6) OBP: 0.288, SLG: 0.291 Sam Horn, L (9, PH) OBP: 0.261, SLG: 0.200 Jody Reed, R (9, PR) OBP: 0.158, SLG: 0.059	1-1 F9 ①		4-1 BB ①		0-0 B2 ①		2-3 K ①		4-2 SH5-4 BB ①	3 0 0 0 1 1 2 0 0 0 0 1 0 0 0 0 0 0 0 0 0
Marty Barrett, R (1, 4) OBP: 0.307, SLG: 0.330	0-0 F9 ②		3-2 P3 ②		0-0 F8 ②		0-0 G6-3 ②		0-1 SH5-4 ①	4 0 0 0 0 0 4
Wade Boggs, L (1, 5) OBP: 0.418, SLG: 0.395	0-0 2B		1-0 G4-3 ③		2-2 FC6 ③		3-2 1B		4-0 IBB	4 0 2 0 1 0 4
Jim Rice, R (1, 10) OBP: 0.313, SLG: 0.289	0-0 F9 ③			1-0 G6-3 ①		0-2 L4 ①	1-0 L8 ③		1-3 K ②	5 0 0 0 0 1 5
Mike Greenwell, L (1, 7) OBP: 0.458, SLG: 0.446		1-0 F8 ①		1-2 E1 ①		0-0 G4-3 ②		0-3 K ①	1-3 K ③	5 0 1 0 0 2 3
Dwight Evans, R (1, 3) OBP: 0.315, SLG: 0.313		0-1 L7 ②		2-2 G5-3 ②		4-1 2B BB		2-2 2B		3 0 1 0 1 0 1
Rick Cerone, R (1, 2) OBP: 0.478, SLG: 0.600		0-0 1B ③		1-1 F9 ③		2-1 FC5 ③		3-3 K ②		4 0 2 0 0 1 2
Todd Benzinger, S (1, 9) OBP: 0.278, SLG: 0.364			2-2 2B		1-1 BB ①	4-2 FC5 BB		1-3 K ③		3 0 2 0 1 1 1
Brady Anderson, L (1, 8) OBP: 0.365, SLG: 0.327			2-2 L3 ①		4-2 FC6 BB ①	1-2 FC5 ③		4-0 SH5-4 BB BB		2 0 0 0 2 0 4

Inning Stats	R: 0 E: 0 K: 5	H: 1 LOB: 1 BB: 0 P: 6	R: 0 E: 0 K: 4	H: 1 LOB: 1 BB: 0 P: 5	R: 0 E: 0 K: 12	H: 1 LOB: 2 BB: 1 P: 24	R: 0 E: 1 K: 9	H: 1 LOB: 1 BB: 0 P: 14	R: 0 E: 0 K: 11	H: 1 LOB: 2 BB: 1 P: 18	R: 0 E: 0 K: 15	H: 1 LOB: 3 BB: 2 P: 26	R: 0 E: 0 K: 12	H: 1 LOB: 1 BB: 0 P: 18	R: 0 E: 0 K: 13	H: 1 LOB: 1 BB: 0 P: 19	R: 0 E: 0 K: 13	H: 0 LOB: 3 BB: 3 P: 27	1B: 4 2B: 4 3B: 0 HR: 0	SF: 0 SAC: 1 DP: 0 HBP: 0
--------------	----------------------	---------------------------------	----------------------	---------------------------------	-----------------------	----------------------------------	----------------------	----------------------------------	-----------------------	----------------------------------	-----------------------	----------------------------------	-----------------------	----------------------------------	-----------------------	----------------------------------	-----------------------	----------------------------------	----------------------------------	------------------------------------

BOTTOM

Kansas City Royals @ Boston Red Sox
Fenway Park, Boston, MA
Mon May 02 1988, 7:05 PM EDT
Att: 20,400 - Unknown - 42 F

AB	33
R	0
H	8
RBI	0
BB	7
SO	6
LOB	26



PITCHER	IP	WLS	BF	H	R	ER	SO	BB	IBB	HBP	BLK	WP	HR	S	P	ERA	WHIP
Floyd Bannister, L (1, 1) ERA: 3.11	5.2	W	25	6	0	0	0	3	0	0	0	0	0	48	80	0.00	1.588
Steve Farr, R (6, 1) ERA: 4.8	2.1		11	2	0	0	4	2	0	0	0	0	0	33	54	0.00	1.714
Bud Black, L (9, 1) ERA: 4.38	0.1	S	3	0	0	0	0	1	1	0	0	0	0	6	14	0.00	3.000
Gene Garber, R (9, 1) ERA: 1.04	0.2		2	0	0	0	2	0	0	0	0	0	0	7	9	0.00	0.000

Batter	1	2	3	4	5	6	7	8	9	AB R H RBI BB SO LOB	TOP	
Willie Wilson, S OBP: 0.298, SLG: 0.364 (1, 8)	1-0 6-3		1-3 K		0-0 6-3 2B 1B	1-3 K		2-3 K		5 1 1 0 0 3 1		
Bill Pecota, R OBP: 0.286, SLG: 0.417 (1, 5)	4-2 S BB		0-0 BLK 1B 2-H 1B		1-1 6-3	2-1 L6			1-0 HR	4 2 2 3 1 0 1		
George Brett, L OBP: 0.400, SLG: 0.574 (1, 3)	3-2 P6 1-2		1-0 1-H 1B		0-0 E 1B 2B 3-H			1-1 WP BLK 2B	1-2 4-3	5 2 3 2 0 0 1		
Jim Eisenreich, L OBP: 0.224, SLG: 0.264 (1, 9)	2-0 F7		0-1 F8		1-2 E3 1B S FC6-4 2-3			1-3 K	2-1 E1	5 1 0 0 0 1 4		
Frank White, R OBP: 0.229, SLG: 0.293 (1, 4)			1-3 K 1 SAFE		2-2 FC6-4 1B 3-H			3-2 P4	0-0 F7	5 0 1 1 0 1 2		
Thad Bosley, L OBP: 0.250, SLG: 0.190 (1, 10)			1-3 K		1-2 P6 1-2 3-H 1B			0-1 F8	0-1 P6	5 0 0 1 0 1 2		
Bo Jackson, R OBP: 0.307, SLG: 0.482 (1, 7)			4-0 S BB		1-2 4-3 1 SAFE 1 SAFE 1B 3-H			0-3 K		3 0 1 0 1 1 0		
Jamie Quirk, L OBP: 0.205, SLG: 0.381 (1, 2)			2-1 4-3 1-2		1-3 K 1 SAFE 1 SAFE			2-2 HR		4 1 1 1 0 1 3		
Kurt Stillwell, S OBP: 0.326, SLG: 0.463 (1, 6)			0-0 1B 2B		4-2 1B 6-3 BB			0-2 4-3		3 2 1 0 1 0 0		
Inning Stats	R: 0 E: 0 K: 0 S: 9 H: 0 LOB: 1 P: 19	R: 0 E: 0 K: 2 S: 12 H: 0 LOB: 1 P: 18	R: 2 E: 0 K: 1 S: 11 H: 3 LOB: 1 P: 15	R: 0 E: 0 K: 1 S: 11 H: 0 LOB: 0 P: 14	R: 4 E: 1 K: 0 S: 20 H: 4 LOB: 2 P: 31	R: 0 E: 0 K: 1 S: 9 H: 0 LOB: 0 P: 12	R: 1 E: 0 K: 1 S: 11 H: 1 LOB: 0 P: 16	R: 1 E: 0 K: 2 S: 18 H: 1 LOB: 0 P: 22	R: 1 E: 1 K: 0 S: 9 H: 1 LOB: 1 P: 13	1B: 5 2B: 3 3B: 0 HR: 2 SF: 0 SAC: 0 DP: 0 HBP: 0	WP: 1 PB: 0 SB: 4 CS: 0 PA: 42	
PITCHER	IP WLS BF H R ER SO BB IBB HBP BLK WP HR S P ERA WHIP											
Oil Can Boyd, R ERA: 4.2 (1, 1)	4.1 L 22 5 6 5 4 3 0 0 0 1 0 0 53 82 10.38 1.846											
Dennis Lamp, R ERA: 2.08 (5, 1)	2.0 9 3 1 1 2 0 0 0 0 1 0 24 34 4.50 1.500											
Mike Smithson, R ERA: 7.36 (7, 1)	2.2 11 2 2 2 2 0 0 0 1 0 2 33 44 6.75 0.750											

Kansas City Royals @ Boston Red Sox
 Fenway Park, Boston, MA
 Tue May 03 1988, 7:05 PM EDT
 Att. 21,602 - Unknown - 58 F

livebaseballscorecards.com

AB	39
R	9
H	10
RBI	8
BB	3
SO	8
LOB	14



Batter	1	2	3	4	5	6	7	8	9	AB	R	H	RBI	BB	SO	LOB
Brady Anderson, L OBP: 0.368, SLG: 0.333 (1, 8)	1-3 K		1-2 1-3		0-2 SF9 1B	2-1 FC6-4			2-2 FC1-6	5	0	2	1	0	1	2
Marty Barrett, R OBP: 0.292, SLG: 0.313 (1, 4)	1-2 F7		1-2 L3		0-0 F9		2-1 6-3		0-1 FC1-6	5	0	0	0	0	0	4
Wade Boggs, L OBP: 0.431, SLG: 0.412 (1, 5)	0-1 1B		1-2 FC5-4		0-2 BB	1-2 2-3 1B	0-1 F8			4	0	3	1	0	0	0
Dwight Evans, R OBP: 0.302, SLG: 0.301 (1, 3)	0-0 F8		2-2 FC5-4		0-1 SF9	2-3 3-H	2-3 K			3	0	0	1	0	1	2
Mike Greenwell, L OBP: 0.470, SLG: 0.447 (1, 9)		4-2 1B		2-2 4-3	4-1 FC6-4	1-2 BB		1-0 G1-4-3		2	0	1	0	2	0	0
Jim Rice, R OBP: 0.311, SLG: 0.287 (1, 7)		0-1 G4-6-3		1-1 F8	0-0 FC6-4			1-0 G1-4-3		4	0	1	0	0	0	4
Sam Horn, L OBP: 0.222, SLG: 0.167 (1, 10)		0-0 F7		2-3 K			0-3 K2-3		1-3 K	4	0	0	0	0	3	2
Rick Cerone, R OBP: 0.460, SLG: 0.558 (1, 2)		0-0 G4-6-3			4-2 1B	1-0 F8			0-0 F8	3	1	0	0	1	0	2
Jody Reed, R OBP: 0.261, SLG: 0.150 (1, 6)			4-2 1B		0-0 1B	2-1 FC6-4			0-0 4-3	3	2	2	0	1	0	0


Inning Stats	R: 0	H: 1	E: 0	K: 1	S: 11	LOB: 1	BB: 0	P: 13	R: 0	H: 1	E: 0	K: 0	S: 6	LOB: 1	BB: 1	P: 10	R: 1	H: 1	E: 0	K: 0	S: 18	LOB: 1	BB: 1	P: 27	R: 0	H: 0	E: 0	K: 1	S: 9	LOB: 0	BB: 0	P: 14	R: 2	H: 3	E: 0	K: 0	S: 16	LOB: 3	BB: 2	P: 24	R: 0	H: 1	E: 0	K: 1	S: 8	LOB: 1	BB: 0	P: 13	R: 0	H: 0	E: 0	K: 1	S: 7	LOB: 0	BB: 0	P: 11	R: 0	H: 1	E: 0	K: 1	S: 5	LOB: 0	BB: 0	P: 8	R: 0	H: 1	E: 0	K: 0	S: 7	LOB: 1	BB: 0	P: 9	1B: 9	SF: 1	2B: 0	SAC: 0	3B: 0	DP: 2	HR: 0	HBP: 0	WP: 0	PA: 38
--------------	------	------	------	------	-------	--------	-------	-------	------	------	------	------	------	--------	-------	-------	------	------	------	------	-------	--------	-------	-------	------	------	------	------	------	--------	-------	-------	------	------	------	------	-------	--------	-------	-------	------	------	------	------	------	--------	-------	-------	------	------	------	------	------	--------	-------	-------	------	------	------	------	------	--------	-------	------	------	------	------	------	------	--------	-------	------	-------	-------	-------	--------	-------	-------	-------	--------	-------	--------

PITCHER	IP	WLS	BF	H	R	ER	SO	BB	IBB	HBP	BLK	WP	HR	S	P	ERA	WHIP
Bret Saberhagen, R ERA: 3.75 (1, 1)	7.0	W	31	7	3	3	4	4	0	0	0	0	0	75	112	3.86	1.571
Dan Quisenberry, R ERA: 2.7 (8, 1)	2.0		7	2	0	0	1	0	0	0	0	0	0	12	17	0.00	1.000

BOTTOM

Kansas City Royals @ Boston Red Sox
 Fenway Park, Boston, MA
 Tue May 03 1988, 7:05 PM EDT
 Att: 21,602 - Unknown - 58 F

AB	33
R	3
H	9
RBI	3
BB	4
SO	5
LOB	16



livebaseballscorecards.com

Batter	1	2	3	4	5	6	7	8	9	AB R H RBI BB SO LOB	TOP											
Rickey Henderson, R OBP: 0.414, SLG: 0.550 (1, 7)	2-2 CS 1B		1-1 L6 1B		3-2 S PB 1B	3-3 K		1-2 SF9		4 0 3 1 0 1 1												
Willie Randolph, R OBP: 0.292, SLG: 0.279 (1, 4)	0-0 P6		2-2 P1		4-2 SAFE 1-3 BB		3-2 5-3	0-0 3-H 1-3		4 0 0 0 1 0 4												
Don Mattingly, L OBP: 0.350, SLG: 0.349 (1, 3)	2-1 SAFE SAFE SAFE 1B		0-1 SAFE L6		2-0 SAFE G3		1-0 1B HBP		2-2 G3	4 0 1 0 0 0 4												
Jack Clark, R OBP: 0.400, SLG: 0.542 (1, 10)	4-1 FC6-4 BB			2-2 3-1		1-0 E5 1B HR	1-3 K		0-0 L9 2B	4 1 1 0 1 1 1												
Dave Winfield, R OBP: 0.525, SLG: 0.737 (1, 9)	1-2 FC6-4			1-0 2B		1-1 HR 1B	1-0 FC6-4 1B		4-0 IBB	4 1 3 0 1 0 2												
Gary Ward, R OBP: 0.455, SLG: 0.462 (1, 8)		1-0 P3		1-0 L4		1-0 HR	0-1 FC6-4		0-2 L9	5 1 1 3 0 0 5												
Claudell Washington, L OBP: 0.316, SLG: 0.453 (9, 8)									2-3	0 0 0 0 0 0 0												
Don Slaught, R OBP: 0.407, SLG: 0.592 (1, 2)		2-3 K		1-0 F9		3-2 5-3			2-2 5-3	4 1 0 0 0 1 3												
Mike Pagliarulo, L OBP: 0.310, SLG: 0.469 (1, 5)		0-0 4-3			2-2 4-3	0-0 2B			3-2 1B	4 0 2 0 0 0 0												
Rafael Santana, R OBP: 0.270, SLG: 0.255 (1, 6)			3-2 1B		2-2 5-3	1-1 L9			0-1 P5	3 0 1 0 0 0 1												
Jose Cruz, L OBP: 0.179, SLG: 0.185 (8, PH)										1 0 0 0 0 0 2												
Bobby Meacham, S OBP: 0.262, SLG: 0.283 (8, 6)										0 0 0 0 0 0 0												
Inning Stats	R: 0 E: 0 K: 0 S: 11	H: 2 LOB: 2 BB: 1 P: 19	R: 0 E: 0 K: 1 S: 5	H: 0 LOB: 0 BB: 0 P: 8	R: 0 E: 0 K: 0 S: 10	H: 2 LOB: 1 BB: 0 P: 16	R: 0 E: 0 K: 0 S: 6	H: 1 LOB: 1 BB: 0 P: 11	R: 0 E: 0 K: 0 S: 15	H: 1 LOB: 2 BB: 1 P: 28	R: 3 E: 1 K: 1 S: 13	H: 3 LOB: 1 BB: 0 P: 23	R: 0 E: 0 K: 1 S: 9	H: 1 LOB: 2 BB: 0 P: 15	R: 1 E: 0 K: 0 S: 10	H: 1 LOB: 1 BB: 0 P: 15	R: 0 E: 0 K: 0 S: 13	H: 1 LOB: 2 BB: 1 P: 20	1B: 8 2B: 4 3B: 0 HR: 1	SF: 1 SAC: 0 DP: 1 HBP: 2	WP: 0 PB: 1 SB: 1 CS: 1	PA: 43
PITCHER	IP WLS BF H R ER SO BB IBB HBP BLK WP HR S P ERA WHIP	IP WLS BF H R ER SO BB IBB HBP BLK WP HR S P ERA WHIP											IP WLS BF H R ER SO BB IBB HBP BLK WP HR S P ERA WHIP									
Charlie Leibrandt, L ERA: 4.09 (1, 1)	6.2 L 31 9 3 2 3 2 0 1 0 0 1 66 116 2.70 1.650	2.1 L 12 3 1 1 0 0 1 1 0 0 0 26 39 3.86 1.286																				

New York Yankees @ Kansas City Royals
Royals Stadium, Kansas City, MO
 Wed May 04 1988, 8:05 PM EDT
 Att. 27,422 - Unknown - 63 F

livebaseballscorecards.com

AB	37
R	4
H	12
RBI	4
BB	3
SO	3
LOB	23



Batter	1	2	3	4	5	6	7	8	9	AB	R	H	RBI	BB	SO	LOB
Willie Wilson, S OBP: 0.296, SLG: 0.363 (1, 8)	1-1 1B 1-3		0-0 SF9 2-3 3-H		1-0 F9			1-0 P3		3	0	1	1	0	0	0
Bill Pecota, R OBP: 0.222, SLG: 0.313 (1, 5)	1-0 1-3 1-2		1-2 1-3			0-1 P3		2-1 F8		4	0	0	0	0	0	2
George Brett, L OBP: 0.404, SLG: 0.598 (1, 10)	1-3 K		3-1 IHR			4-1 1B FC4-2 BB		0-1 1-3		3	1	1	2	1	1	1
Frank White, R OBP: 0.230, SLG: 0.292 (1, 4)	2-2 F8		0-2 1-3			0-0 1-3 FC4-2 1B		0-0 P4		4	0	1	0	0	0	1
Steve Balboni, R OBP: 0.129, SLG: 0.258 (1, 3)		0-3 K		1-3 K		2-0 FC4-2		1-3 K		4	0	0	0	0	3	2
Jim Eisenreich, L OBP: 0.215, SLG: 0.253 (1, 9)		0-1 F8		0-2 F7			2-3 K			3	0	0	0	0	1	0
Bo Jackson, R OBP: 0.297, SLG: 0.465 (1, 7)		1-3 K		0-0 F8			2-3 K			3	0	0	0	0	2	0
Mike Macfarlane, R OBP: 0.472, SLG: 0.477 (1, 2)			4-2 2B SF9 BB		0-1 6-3		2-1 F7			2	1	0	0	1	0	0
Kurt Stillwell, S OBP: 0.326, SLG: 0.471 (1, 6)			0-1 SF9 IHR 2B		2-2 6-3		0-1 F8			3	1	1	0	0	0	0

Inning Stats	R: 0	H: 1	E: 0	LOB: 1	K: 1	S: 9	P: 14	R: 0	H: 0	E: 0	LOB: 0	K: 2	S: 8	P: 9	R: 3	H: 2	E: 0	LOB: 0	K: 0	S: 13	P: 21	R: 0	H: 0	E: 0	LOB: 0	K: 1	S: 7	P: 8	R: 0	H: 1	E: 0	LOB: 1	K: 0	S: 7	P: 10	R: 0	H: 0	E: 0	LOB: 0	K: 2	S: 10	P: 16	R: 0	H: 0	E: 0	LOB: 0	K: 0	S: 5	P: 8	R: 0	H: 0	E: 0	LOB: 0	K: 1	S: 6	P: 7	1B: 2	SF: 1	2B: 2	SAC: 0	3B: 0	DP: 1	HR: 1	HBP: 0	WP: 0	PA: 32
--------------	------	------	------	--------	------	------	-------	------	------	------	--------	------	------	------	------	------	------	--------	------	-------	-------	------	------	------	--------	------	------	------	------	------	------	--------	------	------	-------	------	------	------	--------	------	-------	-------	------	------	------	--------	------	------	------	------	------	------	--------	------	------	------	-------	-------	-------	--------	-------	-------	-------	--------	-------	--------

PITCHER	IP	WLS	BF	H	R	ER	SO	BB	IBB	HBP	BLK	WP	HR	S	P	ERA	WHIP
John Candelaria, L ERA: 3.27 (1, 1)	7.0	W	26	4	3	3	6	2	0	0	0	0	0	59	89	3.86	0.857
Tim Stoddard, R ERA: 4.6 (8, 1)	2.0	S	6	0	0	0	1	0	0	0	0	0	0	11	15	0.00	0.000

BOTTOM

New York Yankees @ Kansas City Royals
Royals Stadium, Kansas City, MO
 Wed May 04 1988, 8:05 PM EDT
 Att: 27,422 - Unknown - 63 F

livebaseballscorecards.com

AB	29
R	3
H	4
RBI	3
BB	2
SO	7
LOB	6



New York Yankees @ Kansas City Royals
 Royals Stadium, Kansas City, MO
 Thu May 05 1988, 8:05 PM EDT
 Att. 36,255 - Unknown - 73 F

AB	33
R	5
H	10
RBI	5
BB	4
SO	3
LOB	14



WP:	1	PA:	40
PB:	0		
SB:	1		
CS:	0		

AB	R	H	RBI	BB	SO	LOB
5	2	2	0	0	0	1
4	0	0	0	0	1	1
4	1	2	1	1	0	1
4	1	1	1	1	0	3
4	1	3	0	0	0	0
3	0	0	0	1	0	4
0	0	0	0	0	0	0
2	0	1	2	0	0	0
4	0	1	1	0	1	2
0	0	0	0	0	0	0
3	0	0	0	1	1	2

Batter	1	2	3	4	5	6	7	8	9
Rickey Henderson, R OBP: 0.414, SLG: 0.552 (1, 7)	0-0 6-3		3-2 2B		3-1 6-3		0-0 SH5-3 1B	3-1 F9	
Willie Randolph, R OBP: 0.280, SLG: 0.267 (1, 4)	0-1 6-3		0-0 L9		2-3 K		3-1 SH5-3 1-3	0-0 6-3	
Don Mattingly, L OBP: 0.359, SLG: 0.364 (1, 3)	1-2 1-3		0-0 2B			4-2 1B SF9 BB	1-0 1-3	1-1 G5-4-3 1B	
Jack Clark, R OBP: 0.400, SLG: 0.524 (1, 10)		4-2 FC6-4 1B BB	3-2 6-3			2-1 F8	1-1 1B	0-0 G5-4-3 1-2f	
Claudell Washington, L OBP: 0.344, SLG: 0.474 (1, 8) (7, 9)		0-0 FC6-4 1-2 1B		2-1 1-3		0-0 SF9 1-3 1B	2-1 1-2 1B		
Dave Winfield, R OBP: 0.516, SLG: 0.716 (1, 9)		2-1 FC6-4 WP 1-2 2-3		3-1 5-3		4-2 1B 1-2 BB	2-0 P6		
Roberto Kelly, R OBP: 0.250, SLG: 0.291 (7, 8)									
Mike Pagliarulo, L OBP: 0.308, SLG: 0.470 (1, 5)		1-2 SF9		3-2 1B		0-0 SF9		1-2 4-3	
Don Slaught, R OBP: 0.400, SLG: 0.573 (1, 2)		3-H 2-3 K		1-0 F9		0-0 FC5-4 1-2 3-H 1B		0-0 F9	
Joel Skinner, R OBP: 0.138, SLG: 0.148 (9, 2)									
Rafael Santana, R OBP: 0.269, SLG: 0.241 (1, 6)			2-3 K		1-1 F8	2-2 FC5-4 1-2		4-1 BB	
Inning Stats	R: 0 E: 0 K: 0 S: 7 H: 0 LOB: 0 BB: 0 P: 8	R: 1 E: 0 K: 1 S: 11 H: 1 LOB: 1 BB: 1 P: 20	R: 1 E: 0 K: 1 S: 14 H: 2 LOB: 1 BB: 0 P: 22	R: 0 E: 0 K: 0 S: 8 H: 1 LOB: 1 BB: 0 P: 17	R: 0 E: 0 K: 1 S: 7 H: 0 LOB: 0 BB: 0 P: 13	R: 2 E: 0 K: 0 S: 13 H: 2 LOB: 2 BB: 2 P: 25	R: 1 E: 0 K: 0 S: 10 H: 3 LOB: 2 BB: 0 P: 18	R: 0 E: 0 K: 0 S: 9 H: 0 LOB: 1 BB: 1 P: 17	R: 0 E: 0 K: 0 S: 4 H: 1 LOB: 0 BB: 0 P: 5

PITCHER	IP	WLS	BF	H	R	ER	SO	BB	IBB	HBP	BLK	WP	HR	S	P	ERA	WHIP
Mark Gubicza, R ERA: 3.72 (1, 1)	6.2	L	31	8	5	5	3	3	0	0	0	1	0	67	116	6.75	1.650
Steve Farr, R ERA: 4.41 (7, 1)	1.1		6	1	0	0	0	1	0	0	0	0	0	12	24	0.00	1.500
Dan Quisenberry, R ERA: 2.45 (9, 1)	1.0		3	1	0	0	0	0	0	0	0	0	0	4	5	0.00	1.000

Batter	1	2	3	4	5	6	7	8	9	AB	R	H	RBI	BB	SO	LOB
Willie Wilson, S OBP: 0.313, SLG: 0.377 (1, 8)	0-1 E 4-3 1B		0-0 S 1B		0-0 6-3		1-1 1B			4	2	3	0	0	0	0
Kevin Seitzer, R OBP: 0.408, SLG: 0.433 (1, 5)	1-0 E8 4-3 1-3 1B		4-0 F9 1B 1-2 BB		4-2 BB		0-3 K			2	0	1	0	2	1	1
George Brett, L OBP: 0.398, SLG: 0.584 (1, 3)	0-2 4-3 2-3 3-H		1-1 S 1-2 2-H 1B		1-1 6-3			3-2 3-1		4	0	1	2	0	0	2
Jim Eisenreich, L OBP: 0.205, SLG: 0.241 (1, 9)	2-3 K		1-2 F9		1-0 F8			1-2 F8		4	0	0	0	0	1	3
Frank White, R OBP: 0.221, SLG: 0.280 (1, 4)	0-2 6-3		2-1 SAFE 6-3		1-2 6-3			2-3 K		4	0	0	0	0	1	3
Scotti Madison, S OBP: 0.043, SLG: 0.043 (1, 10)		0-2 4-3		3-1 3-1		3-2 F7			0-0 F9	4	0	0	0	0	0	0
Bo Jackson, R OBP: 0.316, SLG: 0.506 (1, 7)		2-3 K		4-2 G6-4-3 BB			1-0 HR		2-1 1B	3	1	2	1	1	1	0
Mike Macfarlane, R OBP: 0.439, SLG: 0.438 (1, 2)		0-0 L4		0-1 G6-4-3 1-2f			1-0 L9		3-1 P3	4	0	0	0	0	0	2
Kurt Stillwell, S OBP: 0.316, SLG: 0.455 (1, 6)			1-3 K		1-2 4-3			0-1 P6		3	0	0	0	0	1	0
Steve Balboni, R OBP: 0.125, SLG: 0.250 (9, PH)									0-3 K	1	0	0	0	0	1	1

Inning Stats	R: 1	H: 2	E: 1	K: 1	S: 12	R: 0	H: 0	E: 0	K: 1	S: 7	R: 1	H: 2	E: 0	K: 1	S: 13	R: 0	H: 0	E: 0	K: 0	S: 7	R: 0	H: 0	E: 0	K: 0	S: 11	R: 1	H: 2	E: 0	K: 1	S: 9	R: 0	H: 0	E: 0	K: 1	S: 11	R: 0	H: 1	E: 0	K: 1	S: 8	1B: 6	2B: 0	3B: 0	HR: 1	SF: 0	SAC: 0	DP: 1	HBP: 0	WP: 0	PB: 0	SB: 2	CS: 0	PA: 36
PITCHER	IP	WLS	BF	H	R	ER	SO	BB	IBB	HBP	BLK	WP	HR	S	P	ERA	WHIP																																				
Richard Dotson, R ERA: 3.35 (1, 1)	6.2	W	28	6	3	2	3	3	0	0	0	0	1	64	98	2.70	1.350																																				
Cecilio Guante, R ERA: 2.91 (7, 1)	2.1	S	8	1	0	0	3	0	0	0	0	0	0	22	33	0.00	0.429																																				

BOTTOM

New York Yankees @ Kansas City Royals
 Royals Stadium, Kansas City, MO
 Thu May 05 1988, 8:05 PM EDT
 Att: 36,255 - Unknown - 73 F

livebaseballscorecards.com

AB	33
R	3
H	7
RBI	3
BB	3
SO	6
LOB	12



Batter	1	2	3	4	5	6	7	8	9	AB R H RBI BB SO LOB	TOP											
Paul Molitor, R (1, 5) OBP: 0.404, SLG: 0.406	0-1 F8		1-2 F8			0-1 E8 1B SF8 1B	1-0 5-3		4-1 BB	4 1 1 0 1 0 1												
Robin Yount, R (1, 8) OBP: 0.304, SLG: 0.426	3-2 P6			0-2 6-3		0-1 BB 1B		0-3 K	0-0 1-3	5 0 1 0 0 1 1												
Glenn Braggs, R (1, 9) OBP: 0.340, SLG: 0.424	2-1 5-3			1-0 P6		0-0 SF8		1-3 K		3 0 0 1 0 1 0												
Rob Deer, R (1, 7) OBP: 0.286, SLG: 0.411		2-3 K		1-1 P6		1 SAFE 2-3 K		4-0 1B BB		3 1 0 0 1 2 1												
Greg Brock, L (1, 3) OBP: 0.404, SLG: 0.397		1-2 1B			2-3 K	4-2 1-2 BB		3-2 1-H 2B 1B		3 1 2 1 1 1 0												
Joey Meyer, R (1, 10) OBP: 0.188, SLG: 0.469		0-0 F9			0-0 F8 1B 2B	3-1 F9		0-1 1-H 2B		4 1 2 1 0 0 3 0 0 0 0 0 0 0												
Mike Felder, S (8, PR) OBP: 0.111, SLG: 0.111																						
B.J. Surhoff, L (1, 2) OBP: 0.282, SLG: 0.244		1-0 4-3			1-1 F8		0-0 B2	1-1 6-3		4 0 0 0 0 0 3												
Dale Sveum, S (1, 6) OBP: 0.295, SLG: 0.396			0-0 P4		1-2 1B		4-0 G3 BB		2-1 F7	3 0 1 1 1 0 0												
Jim Gantner, L (1, 4) OBP: 0.250, SLG: 0.235			2-0 4-3		0-2 1-3		1-2 G3		0-2 F8	4 0 0 0 0 0 2												
Inning Stats	R: 0 E: 0 K: 0 S: 7	H: 0 LOB: 0 BB: 0 P: 12	R: 0 E: 0 K: 1 S: 8	H: 1 LOB: 1 BB: 0 P: 12	R: 0 E: 0 K: 0 S: 5	H: 0 LOB: 0 BB: 0 P: 8	R: 0 E: 0 K: 0 S: 7	H: 0 LOB: 0 BB: 0 P: 9	R: 1 E: 0 K: 1 S: 13	H: 2 LOB: 1 BB: 0 P: 17	R: 1 E: 1 K: 1 S: 13	H: 2 LOB: 2 BB: 1 P: 22	R: 0 E: 0 K: 0 S: 5	H: 0 LOB: 1 BB: 1 P: 11	R: 2 E: 0 K: 2 S: 14	H: 2 LOB: 1 BB: 1 P: 23	R: 0 E: 0 K: 0 S: 7	H: 0 LOB: 1 BB: 1 P: 13	1B: 5 2B: 2 3B: 0 HR: 0	SF: 1 SAC: 0 DP: 0 HBP: 0	WP: 0 PB: 0 SB: 1 CS: 0	PA: 38
PITCHER	IP WLS BF H R ER SO BB IBB HBP BLK WP HR S P ERA WHIP																					
Floyd Bannister, L (1, 1) ERA: 3.15	8.0 L 34 7 4 3 5 3 0 0 0 0 0 0 72 114 3.38 1.250																					
Gene Garber, R (9, 1) ERA: 0.93	1.0 4 0 0 0 0 1 0 0 0 0 0 0 7 13 0.00 1.000																					

Milwaukee Brewers @ Kansas City Royals
 Royals Stadium, Kansas City, MO
 Fri May 06 1988, 8:05 PM EDT
 Att. 25,460 - Unknown - 73 F

AB	33
R	4
H	7
RBI	4
BB	4
SO	5
LOB	11



BOTTOM

Milwaukee Brewers @ Kansas City Royals
Royals Stadium, Kansas City, MO

Sat May 07 1988, 8:05 PM EDT
Att: 28,002 - Unknown - 71 F

livebaseballscores.com

AB	31
R	2
H	4
RBI	1
BB	5
SO	4
LOB	16



WP:	0	PA:	36
PB:	0	SB:	1
CS:	0		

AB R H RBI BB SO LOB


4	1	1	0	0	0	0
3	1	1	1	1	0	0
3	0	1	0	1	0	1
1	0	0	0	3	0	1
4	0	0	0	0	4	6
4	0	1	0	0	0	3
4	0	0	0	0	0	3
4	0	0	0	0	0	1
4	0	0	0	0	0	1

1B:	3	SF:	0
2B:	1	SAC:	0
3B:	0	DP:	0
HR:	0	HBP:	0

Batter	1	2	3	4	5	6	7	8	9
Willie Wilson, S OBP: 0.300, SLG: 0.360 (1, 8)	2-2 2B 1B	1-0 F9			0-0 P3		1-2 6-3		
Kevin Seitzer, R OBP: 0.396, SLG: 0.423 (1, 5)	1-1 1-H E 2B		2-1 L8		4-2 BLK BB		3-2 F9		
George Brett, L OBP: 0.413, SLG: 0.579 (1, 3)	0-0 E1 6-3 2-H BB 1B		1-1 6-3		1-1 F9		4-2 BB		
Danny Tartabull, R OBP: 0.412, SLG: 0.547 (1, 9)	4-2 1-2 6-3 BB		4-2 BB		4-1 IBB		2-0 P3		
Bo Jackson, R OBP: 0.291, SLG: 0.464 (1, 7)	3-3 SAFE K		1-3 SAFE K		1-3 K		2-3 K		
Frank White, R OBP: 0.216, SLG: 0.271 (1, 4)	1-1 6-3 1-2 2-3			1-2 S 1B		3-2 4-3		0-0 P2	
Steve Balboni, R OBP: 0.111, SLG: 0.222 (1, 10)	2-2 F8		1-2 F7		0-2 P2		0-0 F8		
Mike Macfarlane, R OBP: 0.410, SLG: 0.404 (1, 2)		1-2 F9		2-2 P2		3-2 P5		0-0 F8	
Kurt Stillwell, S OBP: 0.304, SLG: 0.432 (1, 6)		3-2 L9		3-2 F8		0-0 L8		3-2 F7	

Inning Stats	R	H	E	K	S	R	H	E	K	S	R	H	E	K	S	R	H	E	K	S	R	H	E	K	S	R	H	E	K	S	R	H	E	K	S	R	H	E	K	S	R	H	E	K	S	1B	2B	3B	HR	SF	SAC	DP	HBP	WP	PB	SB	CS	PA
	2	3	1	19	32	0	0	0	9	14	0	0	0	1	17	0	1	0	0	21	0	0	0	1	19	0	0	0	0	17	0	0	0	0	18	0	0	0	0	16	0	0	0	0	1	0	0	0	0	0	0	0	0	0	0	0	0	36

PITCHER	IP	WLS	BF	H	R	ER	SO	BB	IBB	HBP	BLK	WP	HR	S	P	ERA	WHIP
Juan Nieves, L ERA: 6.16 (1, 1)	6.0		26	4	2	2	3	3	1	0	1	0	0	71	120	3.00	1.167
Chuck Crim, R ERA: 4.5 (7, 1)	2.0		7	0	0	0	1	1	0	0	0	0	0	22	34	0.00	0.500
Dan Plesac, L ERA: 1.42 (9, 1)	1.0	S	3	0	0	0	0	0	0	0	0	0	0	5	8	0.00	0.000

Batter	1	2	3	4	5	6	7	8	9	AB R H RBI BB SO LOB	TOP		
Ellis Burks, R (1, 8) OBP: 0.466, SLG: 0.629	1-2 F9		2-3 K		0-0 5-3		3-2 3-1		1-2 F7	5 0 0 0 0 1 6			
Marty Barrett, R (1, 4) OBP: 0.328, SLG: 0.347	1-3 K		1-1 F8			1-1 E3 3B		2-2 G3 2B	1-1 HBP	4 1 1 1 0 1 1			
Wade Boggs, L (1, 5) OBP: 0.419, SLG: 0.431	2-0 G4-3		2-2 6-3			0-0 L8		2-2 F7	1-1 F8	5 0 0 0 0 0 6			
Dwight Evans, R (1, 3) OBP: 0.320, SLG: 0.370		2-2 L6		0-0 5-3		1-1 F9		1-0 G3		4 0 0 0 0 0 2			
Mike Greenwell, L (1, 7) OBP: 0.437, SLG: 0.439		1-0 F7		2-2 G3		1-1 3B 1-H		3-2 F9		4 0 1 1 0 0 1			
Sam Horn, L (1, 10) OBP: 0.211, SLG: 0.147		4-1 PB 1B BB		0-0 1-3		0-2 4-3			1-0 L3	3 0 0 0 1 0 1			
Rick Cerone, R (1, 2) OBP: 0.446, SLG: 0.491		1-1 PB 1B			0-0 G5-3		0-0 L4		4-2 1B HBP 1B BB	3 1 1 0 1 0 0	AB 35 R 2 H 7 RBI 2 BB 3 SO 3 LOB 21		
Jody Reed, R (1, 6) OBP: 0.326, SLG: 0.300		1-1 6-3			2-0 4-3 PB 1B		2-2 WP S 1B		1-2 HBP 1B 1B	4 0 3 0 0 0 2			
Brady Anderson, L (1, 9) OBP: 0.352, SLG: 0.308			4-1 S BB		1-2 4-3		2-3 K		2-1 HBP 1B	3 0 1 0 1 1 2			
Inning Stats	R: 0 E: 0 K: 1 S: 7 H: 0 LOB: 0 BB: 0 P: 11	R: 0 E: 0 K: 0 S: 12 H: 1 LOB: 2 BB: 1 P: 21	R: 0 E: 0 K: 1 S: 9 H: 0 LOB: 1 BB: 1 P: 18	R: 0 E: 0 K: 0 S: 5 H: 0 LOB: 0 BB: 0 P: 7	R: 0 E: 0 K: 0 S: 6 H: 1 LOB: 1 BB: 0 P: 9	R: 1 E: 1 K: 0 S: 9 H: 1 LOB: 1 BB: 0 P: 14	R: 0 E: 0 K: 1 S: 11 H: 1 LOB: 1 BB: 0 P: 17	R: 0 E: 0 K: 0 S: 11 H: 1 LOB: 1 BB: 0 P: 19	R: 1 E: 0 K: 0 S: 17 H: 2 LOB: 3 BB: 1 P: 28	1B: 5 2B: 1 3B: 1 HR: 0 SF: 0 SAC: 0 DP: 0 HBP: 1	WP: 1 PB: 2 SB: 2 CS: 0 PA: 39		
PITCHER	IP WLS BF H R ER SO BB IBB HBP BLK WP HR S P ERA WHIP											PITCHER	IP WLS BF H R ER SO BB IBB HBP BLK WP HR S P ERA WHIP
Mark Gubicza, R (1, 1) ERA: 3.31	8.1 L 36 7 2 1 3 3 0 0 0 1 0 81 135 1.08 1.200												
Gene Garber, R (9, 1) ERA: 1.69	0.2 3 0 0 0 0 0 0 0 1 0 0 0 6 9 0.00 0.000												

Boston Red Sox @ Kansas City Royals
Royals Stadium, Kansas City, MO
 Mon May 09 1988, 8:05 PM EDT
 Att. 24,806 - Unknown - 70 F

livebaseballscorecards.com

Batter	1	2	3	4	5	6	7	8	9	AB R H RBI BB SO LOB
Willie Wilson, S OBP: 0.287, SLG: 0.341 (1, 8)	3-3 K		2-2 F7			0-0 B5-3			1-2 S 1B	4 0 1 0 0 1 0
Kevin Seitzer, R OBP: 0.383, SLG: 0.400 (1, 5)	3-2 F9 1B		3-3 K			0-2 4-3			2-3 K	4 0 1 0 0 2 1
George Brett, L OBP: 0.415, SLG: 0.574 (1, 10)	1-1 SAFE 1-2 1B				1-1 G4-3				4-2 BB 1-2	3 0 1 0 1 1 0
Danny Tartabull, R OBP: 0.400, SLG: 0.516 (1, 9)	0-1 F9				0-3 K				0-1 L9	4 0 0 0 0 1 4
Mike Macfarlane, R OBP: 0.373, SLG: 0.362 (1, 2)	1-3 K				2-2 P3				2-3 K	3 0 0 0 0 2 2
Bo Jackson, R OBP: 0.291, SLG: 0.476 (1, 7)		2-3 K				3-2 4-3			0-3 K	3 0 0 0 0 2 0
Frank White, R OBP: 0.209, SLG: 0.261 (1, 4)		2-3 K				0-0 4-3			0-3 K	3 0 0 0 0 2 0
Steve Balboni, R OBP: 0.140, SLG: 0.214 (1, 3)		0-3 K				0-3 K			1-3 K	3 0 0 0 0 3 0
Kurt Stillwell, S OBP: 0.294, SLG: 0.412 (1, 6)			3-3 K			0-0 P5			1-3 K	3 0 0 0 0 2 0

Inning Stats	R: 0	H: 2	E: 0	K: 2	S: 15	LOB: 2	BB: 0	P: 23	R: 0	H: 0	E: 0	K: 3	S: 9	LOB: 0	BB: 0	P: 13	R: 0	H: 0	E: 0	K: 2	S: 12	LOB: 0	BB: 0	P: 20	R: 0	H: 0	E: 0	K: 1	S: 8	LOB: 0	BB: 0	P: 11	R: 0	H: 0	E: 0	K: 1	S: 8	LOB: 0	BB: 0	P: 11	R: 0	H: 0	E: 0	K: 0	S: 5	LOB: 0	BB: 0	P: 5	R: 0	H: 0	E: 0	K: 2	S: 8	LOB: 0	BB: 0	P: 13	R: 0	H: 0	E: 0	K: 3	S: 9	LOB: 0	BB: 0	P: 10	R: 0	H: 1	E: 0	K: 2	S: 18	LOB: 2	BB: 1	P: 26	1B: 3	2B: 0	3B: 0	HR: 0	SF: 0	SAC: 0	DP: 0	HBP: 0
--------------	------	------	------	------	-------	--------	-------	-------	------	------	------	------	------	--------	-------	-------	------	------	------	------	-------	--------	-------	-------	------	------	------	------	------	--------	-------	-------	------	------	------	------	------	--------	-------	-------	------	------	------	------	------	--------	-------	------	------	------	------	------	------	--------	-------	-------	------	------	------	------	------	--------	-------	-------	------	------	------	------	-------	--------	-------	-------	-------	-------	-------	-------	-------	--------	-------	--------

PITCHER	IP	WLS	BF	H	R	ER	SO	BB	IBB	HBP	BLK	WP	HR	S	P	ERA	WHIP
Roger Clemens, R ERA: 2.01 (1, 1)	9.0	W	31	3	0	0	16	1	0	0	0	0	0	92	132	0.00	0.444

BOTTOM

Boston Red Sox @ Kansas City Royals
Royals Stadium, Kansas City, MO
 Mon May 09 1988, 8:05 PM EDT
 Att: 24,806 - Unknown - 70 F

livebaseballscorecards.com

AB	30
R	0
H	3
RBI	0
BB	1
SO	16
LOB	7



WP	PA	ERA	WHIP
0	31		

Batter	1	2	3	4	5	6	7	8	9	AB R H RBI BB SO LOB	TOP									
Ellis Burks, R (1, 8) OBP: 0.468, SLG: 0.631	2-1 SH3 6-3 2B	2-3 K			1-0 F9		4-1 1B BB			3 1 1 0 1 1 1	Boston Red Sox @ Kansas City Royals Royals Stadium, Kansas City, MO Tue May 10 1988, 8:05 PM EDT Att. 21,645 - Unknown - 73 F livebaseballscorecards.com									
Marty Barrett, R (1, 4) OBP: 0.336, SLG: 0.354	0-0 SH3				1-2 F7		0-1 1B			3 0 2 0 0 0 0										
Wade Boggs, L (1, 5) OBP: 0.406, SLG: 0.416	1-2 6-3				1-0 F9		2-0 P6			4 0 0 1 0 0 3										
Dwight Evans, R (1, 3) OBP: 0.325, SLG: 0.369	3-H 4-2 BB				0-0 F7		1-1 1B 1B			3 0 1 0 1 0 1										
Mike Greenwell, L (1, 7) OBP: 0.431, SLG: 0.431	1-3				0-0 P5		0-3 K			4 0 1 0 0 1 3										
Jim Rice, R (1, 10) OBP: 0.286, SLG: 0.267					2-0 F9 2B		2-0 1B			4 1 2 0 0 0 1										
Rick Cerone, R (1, 2) OBP: 0.420, SLG: 0.458					2-2 P2		2-3 K			4 0 0 0 0 1 3										
Jody Reed, R (1, 6) OBP: 0.327, SLG: 0.326					1-0 F8		0-2 F8			3 0 1 1 0 0 0										
Sam Horn, L (9, PH) OBP: 0.205, SLG: 0.143					2-H 2B					1 0 0 0 0 1 0										
Brady Anderson, L (1, 9) OBP: 0.337, SLG: 0.293					2-3 K		2-3 K			4 0 0 0 0 3 1										
					2-1 4-3															
Inning Stats	R: 1 H: 1 E: 0 K: 0 S: 12	H: 1 LOB: 1 BB: 1 P: 21	R: 1 H: 2 E: 0 K: 2 S: 12	H: 2 LOB: 1 BB: 0 P: 19	R: 0 H: 1 E: 0 K: 0 S: 5	H: 1 LOB: 1 BB: 0 P: 7	R: 0 H: 0 E: 0 K: 0 S: 5	H: 0 LOB: 0 BB: 0 P: 10	R: 0 H: 0 E: 0 K: 0 S: 6	H: 0 LOB: 0 BB: 0 P: 10	R: 0 H: 2 E: 0 K: 2 S: 12	H: 2 LOB: 2 BB: 0 P: 17	R: 0 H: 1 E: 0 K: 1 S: 11	H: 1 LOB: 2 BB: 1 P: 19	R: 0 H: 1 E: 0 K: 0 S: 4	H: 1 LOB: 0 BB: 0 P: 5	R: 0 H: 0 E: 0 K: 2 S: 8	H: 0 LOB: 0 BB: 0 P: 10	1B: 5 SF: 0 2B: 3 SAC: 1 3B: 0 DP: 1 HR: 0 HBP: 0	WP: 0 PA: 36 PB: 0 SB: 0 CS: 0
PITCHER	IP WLS BF H R ER SO BB IBB HBP BLK WP HR S P ERA WHIP																			
Floyd Bannister, L (1, 1) ERA: 3.08	7.0 W 30 7 2 2 5 2 0 0 0 0 0 0 63 103 2.57 1.286																			
Steve Farr, R (8, 1) ERA: 3.93	2.0 6 1 0 0 2 0 0 0 0 0 0 0 12 15 0.00 0.500																			

Boston Red Sox @ Kansas City Royals
 Royals Stadium, Kansas City, MO
 Tue May 10 1988, 8:05 PM EDT
 Att. 21,645 - Unknown - 73 F

AB 33
R 2
H 8
RBI 2
BB 2
SO 7
LOB 13



Batter	1	2	3	4	5	6	7	8	9
Willie Wilson, S OBP: 0.299, SLG: 0.359 Thad Bosley, L OBP: 0.250, SLG: 0.190	0-1 1-6-3 1B	3-2 6-3		0-1 FC6-5		0-1 G4-6-3 1B	1-2 1B		
Kevin Seitzer, R OBP: 0.376, SLG: 0.391	1-3 K		0-0 4-3		2-2 E BB 1B	2-0 G4-6-3	1-2 F9		
George Brett, L OBP: 0.414, SLG: 0.563	1-1 1-6-3		2-0 F9		4-1 1B E BB 1B	0-1 1B		3-2 4-3	
Danny Tartabull, R OBP: 0.400, SLG: 0.520	2-2 2B		1-3 K		0-1 E5 1B	1-2 P4		1-1 1B	
Frank White, R OBP: 0.217, SLG: 0.276	0-0 1-3 2B			3-1 P3	0-0 1B		2-1 4-3	0-2 6-3	
Bo Jackson, R OBP: 0.313, SLG: 0.491	2-2 5-3			2-2 1B 2B 1B	2-1 1B		0-0 2B 1B	0-2 1B	
Mike Macfarlane, R OBP: 0.375, SLG: 0.381		2-2 6-3		1-0 2B 1B	1-1 P5		2-2 HR 2B	0-1 F7	
Steve Balboni, R OBP: 0.191, SLG: 0.348		3-2 1B		0-2 FC6-5 2B	0-3 K		0-0 HR		
Kurt Stillwell, S OBP: 0.283, SLG: 0.396		0-1 L8		3-2 G3	2-0 6-3		0-1 4-3		

Inning Stats	R: 1	H: 3	E: 0	K: 1	S: 14	R: 0	H: 1	E: 0	K: 0	S: 14	R: 0	H: 0	E: 0	K: 1	S: 6	R: 1	H: 3	E: 0	K: 0	S: 16	R: 2	H: 3	E: 1	K: 1	S: 15	R: 0	H: 2	E: 0	K: 0	S: 9	R: 3	H: 4	E: 0	K: 0	S: 19	R: 0	H: 2	E: 0	K: 0	S: 15
		LOB: 2		BB: 0	P: 20		LOB: 1		BB: 0	P: 22		LOB: 0		BB: 0	P: 9		LOB: 2		BB: 0	P: 25		LOB: 3		BB: 1	P: 26		LOB: 1		BB: 0	P: 11		LOB: 1		BB: 0	P: 23		LOB: 2		BB: 0	P: 19

PITCHER	IP	WLS	BF	H	R	ER	SO	BB	IBB	HBP	BLK	WP	HR	S	P	ERA	WHIP
Bruce Hurst, L ERA: 3.4	(1, 1)	6.1	34	14	6	5	3	1	0	0	0	0	0	82	123	7.11	2.368
Wes Gardner, R ERA: 1.4	(7, 1)	0.2	4	2	1	1	0	0	0	0	0	0	1	11	13	13.50	3.000
Lee Smith, R ERA: 0.66	(8, 1)	1.0	5	2	0	0	0	0	0	0	0	0	0	15	19	0.00	2.000

AB R H RBI BB SO LOB

5	1	3	0	0	0	3
0	0	0	0	0	0	0
5	1	1	0	0	1	3
4	1	1	0	1	0	1
5	0	2	1	0	1	3
5	0	2	1	0	0	1
5	2	4	1	0	0	2
5	1	2	1	0	0	5
4	1	3	3	0	1	3
4	0	0	0	0	0	6

WP	PA	ERA	WHIP
0	43		

Boston Red Sox @ Kansas City Royals
 Royals Stadium, Kansas City, MO
 Tue May 10 1988, 8:05 PM EDT
 Att: 21,645 - Unknown - 73 F

AB	42
R	7
H	18
RBI	7
BB	1
SO	3
LOB	27



Kansas City Royals @ Texas Rangers
 Arlington Stadium, Arlington, TX
 Sat May 14 1988, 8:05 PM EDT
 Att. 31,251 - Unknown - 85 F

livebaseballscorecards.com

AB	33
R	3
H	9
RBI	3
BB	4
SO	7
LOB	14



WP:	0	PA:	37
PB:	0		
SB:	1		
CS:	1		

AB	R	H	RBI	BB	SO	LOB
5	1	1	0	0	1	3
4	0	1	1	0	1	0
3	0	2	1	1	0	0
3	0	0	0	1	1	4
4	0	1	0	0	0	1
4	0	0	0	0	1	3
3	1	1	0	1	1	0
2	0	1	1	1	1	0
0	0	0	0	0	0	0
1	0	0	0	0	1	1
4	1	2	0	0	0	2

R	H	ER	SO	BB	IBB	HBP	BLK	WP	HR	S	P	ERA	WHIP
0	0	0	4	3	0	0	1	0	0	70	114	3.52	1.435
0	0	0	1	1	0	0	0	0	0	6	12	0.00	3.000
0	0	0	2	0	0	0	0	0	0	9	12	0.00	1.000

R	H	ER	SO	BB	IBB	HBP	BLK	WP	HR	S	P	ERA	WHIP
0	2	2	14	1	0	0	0	0	0	22	14		
0	1	1	12	2	0	0	0	0	0	19	12		
0	1	1	12	1	0	0	0	0	0	9	12		

R	H	ER	SO	BB	IBB	HBP	BLK	WP	HR	S	P	ERA	WHIP
0	1	0	7	1	0	0	0	0	0	9	7		
0	0	0	5	0	0	0	0	0	0	8	5		
0	1	0	9	0	0	0	0	0	0	9	7		

R	H	ER	SO	BB	IBB	HBP	BLK	WP	HR	S	P	ERA	WHIP
0	0	0	9	1	0	0	0	0	0	16	9		
0	0	0	5	0	0	0	0	0	0	8	5		
0	0	0	7	0	0	0	0	0	0	9	7		

R	H	ER	SO	BB	IBB	HBP	BLK	WP	HR	S	P	ERA	WHIP
0	2	1	13	1	0	0	0	0	0	22	13		
0	1	1	9	1	0	0	0	0	0	16	9		
0	1	0	13	1	0	0	0	0	0	22	13		

R	H	ER	SO	BB	IBB	HBP	BLK	WP	HR	S	P	ERA	WHIP
2	3	3	15	1	0	0	1	0	0	26	15		
0	2	0	15	1	0	0	0	0	0	26	15		
0	2	0	15	1	0	0	0	0	0	26	15		

R	H	ER	SO	BB	IBB	HBP	BLK	WP	HR	S	P	ERA	WHIP
0	0	0	15	1	0	0	0	0	0	10	15		
0	0	0	5	1	0	0	0	0	0	6	5		
0	0	0	5	1	0	0	0	0	0	6	5		

R	H	ER	SO	BB	IBB	HBP	BLK	WP	HR	S	P	ERA	WHIP
0	0	0	4	3	0	0	1	0	0	6	4		
0	0	0	1	1	0	0	0	0	0	2	1		
0	0	0	4	3	0	0	1	0	0	6	4		

R	H	ER	SO	BB	IBB	HBP	BLK	WP	HR	S	P	ERA	WHIP
0	0	0	4	3	0	0	1	0	0	6	4		
0	0	0	1	1	0	0	0	0	0	2	1		
0	0	0	4	3	0	0	1	0	0	6	4		

R	H	ER	SO	BB	IBB	HBP	BLK	WP	HR	S	P	ERA	WHIP
0	0	0	4	3	0	0	1	0	0	6	4		
0	0	0	1	1	0	0	0	0	0	2	1		
0	0	0	4	3	0	0	1	0	0	6	4		

Batter	1	2	3	4	5	6	7	8	9	AB	R	H	RBI	BB	SO	LOB
Willie Wilson, S (1, 8) OBP: 0.294, SLG: 0.350	1-3		1B		4-3		G4-3-6		K	5	1	1	0	0	1	3
Kevin Seitzer, R (1, 5) OBP: 0.368, SLG: 0.381	5-3		1B		K			4-3		4	0	1	1	0	1	0
George Brett, L (1, 3) OBP: 0.432, SLG: 0.603	L7		1B		BB			1B		3	0	2	1	1	0	0
Danny Tartabull, R (1, 9) OBP: 0.390, SLG: 0.495		BB	F9		K			F7		3	0	0	0	1	1	4
Steve Balboni, R (1, 10) OBP: 0.185, SLG: 0.321	F7				F6			F4		4	0	1	0	0	0	1
Frank White, R (1, 4) OBP: 0.211, SLG: 0.260	F7				F3			5-3		4	0	0	0	0	1	3
Bo Jackson, R (1, 7) OBP: 0.317, SLG: 0.478			K		BLK			1-3		3	1	1	0	1	1	0
Jamie Quirk, L (1, 2) OBP: 0.220, SLG: 0.362			FC1-6		1B			K		2	0	1	1	1	1	0
Bill Buckner, L (9, PH) OBP: 0.271, SLG: 0.209			BB		1B					0	0	0	0	0	0	0
Mike Macfarlane, R (9, PH) OBP: 0.355, SLG: 0.358			BB		1B					1	0	0	0	0	1	1
Kurt Stillwell, S (1, 6) OBP: 0.292, SLG: 0.393	FC1-6		1B		1-3			G4-3-6		4	1	2	0	0	0	2

PITCHER	IP	WLS	BF	H	R	ER	SO	BB	IBB	HBP	BLK	WP	HR	S	P	ERA	WHIP
Jeff Russell, R (1, 1) ERA: 3.22	7.2	W	32	8	3	3	4	3	0	0	1	0	0	70	114	3.52	1.435
Dale Mohorcic, R (8, 1) ERA:	0.1		2	0	0	0	1	1	0	0	0	0	0	6	12	0.00	3.000
Mitch Williams, L (9, 1) ERA: 4.61	1.0	S	3	1	0	0	2	0	0	0	0	0	0	9	12	0.00	1.000

Batter	1	2	3	4	5	6	7	8	9	AB	R	H	RBI	BB	SO	LOB
Bob Brower, R OBP: 0.423, SLG: 0.417 (1, 8)	2-1 G6-4-3 1B	1-0 1B		2-3 K			1-1 4-3			4	0	2	0	0	1	0
Scott Fletcher, R OBP: 0.286, SLG: 0.265 (1, 6)	2-2 1B	1-0 1B		1-2 6-3			0-3 K			4	0	2	2	0	1	0
Ruben Sierra, S OBP: 0.286, SLG: 0.372 (1, 9)	2-2 G6-4-3 1B	0-0 F5		1-3 K			0-3 K			4	0	0	0	0	2	4
Pete Incaviglia, R OBP: 0.323, SLG: 0.496 (1, 7)	1-0 5-3	1-1 1-3			2-0 CS 2B			1-1 1-3		4	0	1	0	0	0	3
Pete O'Brien, L OBP: 0.422, SLG: 0.563 (1, 3)		0-0 1B	1-0 4-3		0-1 F7			1-1 G3		4	0	1	0	0	0	1
Larry Parrish, R OBP: 0.242, SLG: 0.319 (1, 10)		3-2 1B SAFE	3-2 HR 1B		2-3 K			0-1 4-3		4	2	2	0	0	1	1
Mike Stanley, R OBP: 0.375, SLG: 0.379 (1, 2)		1-2 WP 1B	2-2 HR 1B		1-0 CS	2-3 K				3	2	2	3	0	1	0
Steve Buechele, R OBP: 0.379, SLG: 0.490 (1, 5)		4-0 1B 1B IBB	1-1 L9		2-2 F8					2	1	0	0	1	0	0
Jerry Browne, S OBP: 0.276, SLG: 0.204 (1, 4)		0-0 1B 1B	1-2 6-3		0-3 K					3	1	1	1	0	1	0

Inning Stats	R: 0	H: 2	E: 0	K: 0	S: 10	R: 4	H: 6	E: 0	K: 0	S: 15	R: 2	H: 2	E: 0	K: 0	S: 14	R: 0	H: 0	E: 0	K: 2	S: 11	R: 0	H: 1	E: 0	K: 1	S: 7	R: 0	H: 0	E: 0	K: 2	S: 11	R: 0	H: 0	E: 0	K: 2	S: 9	R: 0	H: 0	E: 0	K: 0	S: 6	R: 0	H: 0	E: 0	K: 0	S: 6
	LOB: 1	BB: 0	P: 17	LOB: 2	BB: 1	P: 26	LOB: 0	BB: 0	P: 22	LOB: 0	BB: 0	P: 15	LOB: 0	BB: 0	P: 12	LOB: 0	BB: 0	P: 10	LOB: 0	BB: 0	P: 8	LOB: 0	BB: 0	P: 8	LOB: 0	BB: 0	P: 8	LOB: 0	BB: 0	P: 8	LOB: 0	BB: 0	P: 8	LOB: 0	BB: 0	P: 8	LOB: 0	BB: 0	P: 8	LOB: 0	BB: 0	P: 8	LOB: 0	BB: 0	P: 8

PITCHER	IP	WLS	BF	H	R	ER	SO	BB	IBB	HBP	BLK	WP	HR	S	P	ERA	WHIP
Charlie Leibrandt, L ERA: 4.5 (1, 1)	3.0	L	18	10	6	6	0	0	0	0	0	1	1	39	65	18.00	3.333
Steve Farr, R ERA: 3.22 (4, 1)	4.0		12	1	0	0	7	0	0	0	0	0	0	38	52	0.00	0.250
Dan Quisenberry, R ERA: 4.38 (8, 1)	1.0		3	0	0	0	0	0	0	0	0	0	0	6	8	0.00	0.000

BOTTOM

Kansas City Royals @ Texas Rangers
Arlington Stadium, Arlington, TX

Sat May 14 1988, 8:05 PM EDT
Att: 31,251 - Unknown - 85 F

livebaseballscorecards.com

AB	32
R	6
H	11
RBI	6
BB	1
SO	7
LOB	9



WP: 1	PA: 34
PB: 0	
SB: 0	
CS: 1	

Batter	1	2	3	4	5	6	7	8	9	AB R H RBI BB SO LOB	TOP									
Willie Wilson, S OBP: 0.318, SLG: 0.390 (1, 8)	2-1 HR		0-2 BB HR BB 1B	2-2 1-3 1B		3-1 1-2 1B			4-0 CS BB	4 2 4 1 1 0 0	Kansas City Royals @ Texas Rangers Arlington Stadium, Arlington, TX Sun May 15 1988, 4:33 AM EDT Att. 30,438 - Sunny - 86 F									
Kevin Seitzer, R OBP: 0.377, SLG: 0.375 (1, 5)	4-0 FC4-6 BB		4-1 BB HR BB 1-2	4-1 HBP		1-1 4-3		2-3 1-2 K	2 1 0 0 2 1 2											
George Brett, L OBP: 0.431, SLG: 0.589 (1, 3)	2-2 FC4-6 1-2f S		4-2 HR BB 1-2 2-3	0-0 G1-2-3 3-Hf		4-0 G6-4-3 BB		0-1 F8	3 1 0 0 2 0 4											
Danny Tartabull, R OBP: 0.402, SLG: 0.537 (1, 9)	4-2 1-2 BB		3-2 1-H 2-H 3-H HR		1-0 2B		2-3 K		3 1 2 4 1 1 1											
Bill Buckner, L OBP: 0.250, SLG: 0.191 (1, 10)	2-1 F8		1-3 K 5-3 9-2 S		1-0 6-3		2-1 G6-4-3 1-2f		4 0 0 0 0 1 4											
Frank White, R OBP: 0.205, SLG: 0.252 (1, 4)	0-3 K		1-2 5-3		0-0 F7		1-2 F9		4 0 0 0 0 1 4											
Jim Eisenreich, L OBP: 0.187, SLG: 0.218 (1, 7)		0-0 4-3	0-0 9-2 3-Hf		2-0 3-1		3-3 K		4 0 0 0 0 1 2											
Mike Macfarlane, R OBP: 0.363, SLG: 0.348 (1, 2)		2-3 K		4-2 FC4-6 BB		1-0 F8		4-1 BB	2 0 0 0 2 1 0											
Kurt Stillwell, S OBP: 0.293, SLG: 0.391 Bill Pecota, R OBP: 0.211, SLG: 0.294 (1, 6) (6, 6)		1-3 K		0-0 FC4-6 1B 1-2f G1-2-3		0-0 CS 1B		2-1 F9	3 0 1 0 0 1 1 1 0 0 0 0 0 1											
Inning Stats	R: 1 E: 0 K: 1 S: 12	H: 1 LOB: 2 BB: 2 P: 26	R: 0 E: 0 K: 2 S: 7	H: 0 LOB: 0 BB: 0 P: 10	R: 4 E: 0 K: 1 S: 18	H: 2 LOB: 0 BB: 2 P: 31	R: 0 E: 0 K: 0 S: 8	H: 1 LOB: 2 BB: 1 P: 18	R: 0 E: 0 K: 0 S: 6	H: 2 LOB: 1 BB: 0 P: 11	R: 0 E: 0 K: 1 S: 5	H: 0 LOB: 0 BB: 1 P: 13	R: 0 E: 0 K: 1 S: 10	H: 0 LOB: 1 BB: 1 P: 20	R: 0 E: 0 K: 1 S: 6	H: 0 LOB: 0 BB: 1 P: 11	1B: 4 2B: 2 3B: 0 HR: 2	SF: 0 SAC: 0 DP: 3 HBP: 1	WP: 0 PB: 1 SB: 2 CS: 2	PA: 39
PITCHER	IP WLS BF H R ER SO BB IBB HBP BLK WP HR S P ERA WHIP																			
Charlie Hough, R ERA: 3.48 (1, 1)	3.1 L 20 4 5 5 4 5 0 1 0 0 2 44 84 13.50 2.700																			
Tony Fossas, L ERA: (4, 1)	2.2 10 3 0 0 0 1 0 0 0 0 0 11 24 0.00 1.500																			
Jose Cecena, R ERA: 1.8 (7, 1)	3.0 9 0 0 0 0 3 2 0 0 0 0 0 21 40 0.00 0.667																			

livebaseballscorecards.com

AB	30
R	5
H	7
RBI	5
BB	8
SO	7
LOB	19



Batter	1	2	3	4	5	6	7	8	9	AB	R	H	RBI	BB	SO	LOB
Oddibe McDowell, L (1, 8) OBP: 0.265, SLG: 0.306	2-0 1B		4-1 6-3 BLK BB		1-2 F4	1-0 4-3		0-0 2B		4	0	2	0	1	0	2
Scott Fletcher, R (1, 6) OBP: 0.290, SLG: 0.270	1-1 6-3		0-2 6-3		0-0 1B		2-2 1B BLK BLK 1B	3-3 K		5	1	2	0	0	1	2
Ruben Sierra, S (1, 9) OBP: 0.300, SLG: 0.384	2-2 WP S 1B		1-3 K		2-0 1B		2-0 BLK BB FC5-2 1B		1-3 K	5	0	3	1	0	2	1
Pete Incaviglia, R (1, 7) OBP: 0.315, SLG: 0.483	2-2 F9			2-3 K	0-3 K		4-0 FC5-2 BLK 1-2 G1-2-3 BB		2-2 1-3	3	0	0	0	0	2	3
Steve Kemp, L (6, 7) OBP: 0.250, SLG: 0.235	1-3									0	0	0	0	0	0	0
Bob Brower, R (7, PH) OBP: 0.429, SLG: 0.400										1	0	0	0	1	0	0
Pete O'Brien, L (1, 3) OBP: 0.421, SLG: 0.549		4-0 FC4-6 BB		0-0 F8		2-1 F9	4-1 FC5-2 BB		1-2 2-3 3-H G3	3	0	0	0	2	0	0
Larry Parrish, R (1, 10) OBP: 0.252, SLG: 0.358		2-3 SAFE K		0-0 FC6-4 1B		3-1 HR	0-1 FC5-2		1-2 2-3 3-H G1-2-3	4	1	2	1	0	1	4
Geno Petralli, L (1, 2) OBP: 0.268, SLG: 0.294		1-0 FC4-6 1-2f		0-0 FC6-4		0-0 3-1	0-2 G1-2-3			4	0	0	0	0	0	5
Steve Buechele, R (1, 5) OBP: 0.375, SLG: 0.491		3-3 K		1-0 5-3		1-0 E 2B		3-2 6-3		4	1	1	0	0	1	1
Curtis Wilkerson, S (1, 4) OBP: 0.372, SLG: 0.425			0-0 4-3		2-1 1B PB 1B		0-2 E7 2-H 1B		0-1 F9	3	1	2	1	0	0	0
Jim Steels, L (8, PH) OBP: 0.143, SLG: 0.154										1	0	0	0	0	0	0
Jerry Browne, S (9, 4) OBP: 0.276, SLG: 0.204										0	0	0	0	0	0	0

Inning Stats	R: 0	H: 2	E: 0	K: 0	S: 10	LOB: 1	BB: 0	P: 17	R: 0	H: 0	E: 0	K: 2	S: 9	LOB: 1	BB: 1	P: 19	R: 0	H: 0	E: 0	K: 1	S: 10	LOB: 1	BB: 1	P: 15	R: 0	H: 1	E: 0	K: 1	S: 6	LOB: 1	BB: 0	P: 8	R: 1	H: 3	E: 0	K: 1	S: 11	LOB: 2	BB: 0	P: 17	R: 2	H: 3	E: 1	K: 0	S: 10	LOB: 1	BB: 0	P: 17	R: 1	H: 2	E: 0	K: 0	S: 10	LOB: 2	BB: 2	P: 22	R: 0	H: 1	E: 0	K: 1	S: 10	LOB: 1	BB: 0	P: 16	R: 0	H: 0	E: 0	K: 1	S: 10	LOB: 0	BB: 0	P: 14	1B: 9	SF: 0	2B: 2	SAC: 0	3B: 0	DP: 1	HR: 1	HBP: 0	WP: 1	PA: 41
--------------	------	------	------	------	-------	--------	-------	-------	------	------	------	------	------	--------	-------	-------	------	------	------	------	-------	--------	-------	-------	------	------	------	------	------	--------	-------	------	------	------	------	------	-------	--------	-------	-------	------	------	------	------	-------	--------	-------	-------	------	------	------	------	-------	--------	-------	-------	------	------	------	------	-------	--------	-------	-------	------	------	------	------	-------	--------	-------	-------	-------	-------	-------	--------	-------	-------	-------	--------	-------	--------

PITCHER	IP	WLS	BF	H	R	ER	SO	BB	IBB	HBP	BLK	WP	HR	S	P	ERA	WHIP
Mark Gubicza, R (1, 1) ERA: 3.58	6.0	W	30	11	4	4	5	2	0	0	2	1	1	60	101	6.00	2.167
Bud Black, L (7, 1) ERA: 4.26	0.0		2	0	0	0	0	2	0	0	1	0	0	1	9	∞	∞
Gene Garber, R (7, 1) ERA: 1.32	3.0	S	9	1	0	0	2	0	0	0	0	0	0	25	35	0.00	0.333

BOTTOM

Kansas City Royals @ Texas Rangers
Arlington Stadium, Arlington, TX

Sun May 15 1988, 4:33 AM EDT
Att: 30,438 - Sunny - 86 F

livebaseballscorecards.com

AB	37
R	4
H	12
RBI	3
BB	4
SO	7
LOB	18



Kansas City Royals @ Texas Rangers
 Arlington Stadium, Arlington, TX

Mon May 16 1988, 8:05 PM EDT
 Att. 15,532 - Unknown - 88 F

livebaseballscorecards.com

AB	39
R	7
H	12
RBI	7
BB	2
SO	8
LOB	15



WP:	0	PA:	41
PB:	0		
SB:	2		
CS:	1		

Batter	1	2	3	4	5	6	7	8	9	AB	R	H	RBI	BB	SO	LOB	
Willie Wilson, S (1, 8) OBP: 0.314, SLG: 0.384	K		F3		FC1-6 1B	F8		G3		5	0	1	0	0	1	1	
Kevin Seitzer, R (1, 5) OBP: 0.378, SLG: 0.408	K		2B		FC1-6 1B		E5 G3 1B		HR	5	3	2	1	0	1	1	
George Brett, L (1, 10) OBP: 0.424, SLG: 0.575	F8		F7		1B		G3		K	5	0	1	0	0	1	2	
Danny Tartabull, R (1, 9) OBP: 0.409, SLG: 0.541		S 1B BB	2B		F9		FC5 1B IBB		F8	3	1	1	1	2	0	2	
Steve Balboni, R (1, 3) OBP: 0.169, SLG: 0.293	K		F8				K		6-3	5	0	0	0	0	3	4	
Frank White, R (1, 4) OBP: 0.213, SLG: 0.260		6-3			F3		HR 1B			4	1	2	1	0	0	1	
Bo Jackson, R (1, 7) OBP: 0.331, SLG: 0.513		2B 1B			CS S 1B		HR		FC5	4	2	3	3	0	0	2	
Mike Macfarlane, R (1, 2) OBP: 0.357, SLG: 0.356		2B			4-3		F7		K	4	0	1	1	0	1	1	
Kurt Stillwell, S (1, 6) OBP: 0.291, SLG: 0.387	K				5-3		1B		6-3	4	0	1	0	0	1	1	
Inning Stats	R: 0 E: 0 K: 2 S: 9 H: 0 LOB: 0 BB: 0 P: 14	R: 2 E: 0 K: 2 S: 18 H: 2 LOB: 1 BB: 1 P: 29	R: 1 E: 0 K: 0 S: 7 H: 2 LOB: 1 BB: 0 P: 12	R: 0 E: 0 K: 0 S: 7 H: 1 LOB: 0 BB: 0 P: 14	R: 0 E: 0 K: 0 S: 12 H: 2 LOB: 2 BB: 0 P: 19	R: 2 E: 0 K: 1 S: 16 H: 3 LOB: 1 BB: 0 P: 23	R: 1 E: 1 K: 1 S: 8 H: 1 LOB: 2 BB: 1 P: 17	R: 0 E: 0 K: 1 S: 12 H: 0 LOB: 0 BB: 0 P: 16	R: 1 E: 0 K: 1 S: 10 H: 1 LOB: 0 BB: 0 P: 14	1B: 7 2B: 3 3B: 0 HR: 2 SF: 0 SAC: 0 DP: 0 HBP: 0	WP: 0 PA: 41 PB: 0 SB: 2 CS: 1						
PITCHER	IP	WLS	BF	H	R	ER	SO	BB	IBB	HBP	BLK	WP	HR	S	P	ERA	WHIP
Paul Kilgus, L (1, 1) ERA: 2.58	6.0	L	28	10	5	5	5	1	0	0	0	0	1	69	111	7.50	1.833
Dale Mohorcic, R (7, 1) ERA:	2.0		9	1	1	0	2	0	1	0	0	0	0	20	33	0.00	0.500
De Wayne Vaughn, R (9, 1) ERA: 12.15	1.0		4	1	1	1	1	0	0	0	0	0	1	10	14	9.00	1.000

Batter	1	2	3	4	5	6	7	8	9	AB R H RBI BB SO LOB
Bob Brower, R (1, 8) OBP: 0.406, SLG: 0.357 Jim Steels, L (9, PH) OBP: 0.133, SLG: 0.143	4-1 		1-3 		2-3 			0-1 	0-3 	3 1 0 0 1 2 1 1 0 0 0 0 1 2
Scott Fletcher, R (1, 6) OBP: 0.281, SLG: 0.262	1-0 		1-2 		1-0 			2-2 	1-0 	4 0 0 0 0 0 3
Ruben Sierra, S (1, 9) OBP: 0.307, SLG: 0.398	1-1 		0-0 			0-2 			1-0 	4 1 2 1 0 0 0
Pete Incaviglia, R (1, 7) OBP: 0.321, SLG: 0.508	3-2 			2-2 		0-0 			1-0 	4 1 2 2 0 0 0
Pete O'Brien, L (1, 3) OBP: 0.417, SLG: 0.540	2-2 			2-2 		2-3 			0-0 	4 1 1 0 0 1 2
Larry Parrish, R (1, 10) OBP: 0.252, SLG: 0.354		3-3 		3-2 			3-3 		1-0 	4 1 1 0 0 2 0
Mike Stanley, R (1, 2) Oddibe McDowell, L (9, PH) OBP: 0.271, SLG: 0.312			0-1 		1-3 		0-0 		1-1 	3 0 0 0 0 1 0 1 0 1 1 0 0 0
Steve Buechele, R (1, 5) Curtis Wilkerson, S (9, PR) OBP: 0.372, SLG: 0.425		2-1 			2-1 		0-1 		1-2 	4 1 3 2 0 0 0 0 0 0 0 0 0 0
Jerry Browne, S (1, 4) OBP: 0.275, SLG: 0.206		0-0 			0-2 			1-1 	0-0 	4 0 1 0 0 0 3

Inning Stats	R: 1	H: 2	E: 0	K: 0	S: 12	LOB: 1	BB: 1	P: 23	R: 0	H: 1	E: 0	K: 1	S: 9	LOB: 1	BB: 0	P: 14	R: 0	H: 0	E: 0	K: 1	S: 7	LOB: 0	BB: 0	P: 9	R: 0	H: 0	E: 0	K: 0	S: 10	LOB: 0	BB: 0	P: 17	R: 1	H: 2	E: 0	K: 2	S: 13	LOB: 1	BB: 0	P: 19	R: 0	H: 0	E: 0	K: 1	S: 8	LOB: 0	BB: 0	P: 10	R: 0	H: 0	E: 0	K: 1	S: 6	LOB: 0	BB: 0	P: 9	R: 0	H: 0	E: 0	K: 0	S: 7	LOB: 0	BB: 0	P: 10	R: 4	H: 6	E: 0	K: 1	S: 14	LOB: 2	BB: 0	P: 20	1B: 8	SF: 0	2B: 1	SAC: 1	3B: 0	DP: 1	HR: 2	HBP: 0	WP: 0	PA: 38
--------------	------	------	------	------	-------	--------	-------	-------	------	------	------	------	------	--------	-------	-------	------	------	------	------	------	--------	-------	------	------	------	------	------	-------	--------	-------	-------	------	------	------	------	-------	--------	-------	-------	------	------	------	------	------	--------	-------	-------	------	------	------	------	------	--------	-------	------	------	------	------	------	------	--------	-------	-------	------	------	------	------	-------	--------	-------	-------	-------	-------	-------	--------	-------	-------	-------	--------	-------	--------

PITCHER	IP	WLS	BF	H	R	ER	SO	BB	IBB	HBP	BLK	WP	HR	S	P	ERA	WHIP
Floyd Bannister, L (1, 1) ERA: 2.97	8.0		29	5	2	2	6	1	0	0	1	0	1	72	111	2.25	0.750
Bud Black, L (9, 1) ERA: 7.11	0.0		4	4	4	4	0	0	0	0	0	0	1	4	7	∞	∞
Dan Quisenberry, R (9, 1) ERA: 4.26	0.1		3	2	0	0	0	0	0	0	0	0	0	6	8	0.00	6.000
Steve Farr, R (9, 1) ERA: 3.13	0.2	S	2	0	0	0	1	0	0	0	0	0	0	4	5	0.00	0.000

BOTTOM

Kansas City Royals @ Texas Rangers
 Arlington Stadium, Arlington, TX

Mon May 16 1988, 8:05 PM EDT
 Att: 15,532 - Unknown - 88 F

livebaseballscorecards.com

AB	36
R	6
H	11
RBI	6
BB	1
SO	7
LOB	11

Batter	1	2	3	4	5	6	7	8	9	AB R H RBI BB SO LOB	TOP															
Willie Wilson, S OBP: 0.316, SLG: 0.391 (1, 8)	2-3 K		0-0 6-3-5		1-2 E S 1B		2-0 PO	0-0 1B 2B	1-1 P5	5 1 2 0 0 1 3																
Kevin Seitzer, R OBP: 0.381, SLG: 0.402 (1, 5)	4-2 S BB			2-2 F9	2-2 P3			4-0 1B BB		2 0 0 0 2 0 1																
George Brett, L OBP: 0.420, SLG: 0.565 (1, 3)	2-3 K			0-0 4-3	1-0 P5			1-1 1B G4-6-3		4 0 1 1 0 1 2																
Danny Tartabull, R OBP: 0.404, SLG: 0.557 (1, 9)	3-3 K			2-1 HR		2-2 5-3		2-3 K		4 1 1 1 0 2 3																
Bill Buckner, L OBP: 0.250, SLG: 0.216 (1, 10)			0-2 F8		0-0 F8		0-0 2B	1-1 G4-6-3		4 0 1 0 0 0 2																
Frank White, R OBP: 0.221, SLG: 0.267 (1, 4)			1-1 F9		1-2 S HR 1B		1-0 5-3		1-1 BB 1B	4 1 2 0 0 0 0																
Bo Jackson, R OBP: 0.321, SLG: 0.496 (1, 7)			3-3 K		0-0 P9		1-0 P6		1-3 K	4 0 0 0 0 2 2																
Jamie Quirk, L OBP: 0.222, SLG: 0.340 (1, 2)			0-2 4-3		4-2 HR BB		1-0 6-3		1-3 K	3 1 0 0 1 1 1																
Kurt Stillwell, S OBP: 0.313, SLG: 0.417 (1, 6)			4-1 6-3-5 BB		0-0 HR		4-1 PO BB		4-1 BB	1 1 1 3 3 0 0																
Inning Stats	R: 0 E: 0 K: 3 S: 14	H: 0 LOB: 1 BB: 1 P: 25	R: 0 E: 0 K: 1 S: 8	H: 0 LOB: 0 BB: 0 P: 12	R: 0 E: 0 K: 0 S: 5	H: 0 LOB: 0 BB: 1 P: 9	R: 1 E: 0 K: 0 S: 7	H: 1 LOB: 0 BB: 0 P: 11	R: 3 E: 0 K: 0 S: 15	H: 3 LOB: 1 BB: 1 P: 23	R: 0 E: 0 K: 0 S: 5	H: 1 LOB: 0 BB: 0 P: 8	R: 0 E: 0 K: 0 S: 3	H: 0 LOB: 0 BB: 1 P: 11	R: 1 E: 0 K: 1 S: 9	H: 2 LOB: 1 BB: 1 P: 17	R: 0 E: 0 K: 2 S: 13	H: 1 LOB: 2 BB: 1 P: 21	1B: 4 2B: 3 3B: 0 HR: 2	SF: 0 SAC: 0 DP: 2 HBP: 0	WP: 0 PB: 0 SB: 3 CS: 0	PA: 38				
PITCHER	IP WLS BF H R ER SO BB IBB HBP BLK WP HR S P ERA WHIP																									
Bert Blyleven, R ERA: 4.89 (1, 1)	7.0	27	5	4	4	4	4	0	0	0	0	2	57	99	5.14	1.286										
Juan Berenguer, R ERA: 6.0 (8, 1)	2.0	10	3	1	1	3	2	0	0	0	0	0	22	38	4.50	2.500										

Kansas City Royals @ Minnesota Twins
 Hubert H. Humphrey Metrodome, Minneapolis, MN
 Tue May 17 1988, 8:05 PM EDT
 Att. 24,808 - Dome - 70 F

AB	31
R	5
H	8
RBI	5
BB	6
SO	7
LOB	14



Batter	1	2	3	4	5	6	7	8	9	AB	R	H	RBI	BB	SO	LOB
Dan Gladden, R OBP: 0.333, SLG: 0.424 (1, 7)	F7		F8		E		FC6-4			4	2	2	0	1	0	0
Tom Herr, S OBP: 0.387, SLG: 0.354 (1, 4)	K		4-3		E7		FC6-4	F9		4	0	1	1	1	1	2
Kirby Puckett, R OBP: 0.344, SLG: 0.500 (1, 8)	6-3			2B	L7		FC6-4			5	3	2	0	0	0	3
Kent Hrbek, L OBP: 0.380, SLG: 0.638 (1, 3)		3-1		K	4-3					5	0	2	1	0	1	2
Mark Davidson, R OBP: 0.296, SLG: 0.538 (9, PR)										0	1	0	0	0	0	0
Gary Gaetti, R OBP: 0.342, SLG: 0.511 (1, 5)		1B				L7				5	0	3	2	0	1	2
Randy Bush, L OBP: 0.409, SLG: 0.500 (1, 9)			K			F9	F8			4	0	0	0	1	2	5
Gene Larkin, S OBP: 0.364, SLG: 0.410 (1, 10)					F7			BLK	E8	4	0	3	1	1	0	2
Tim Laudner, R OBP: 0.344, SLG: 0.463 (1, 2)			K		K		P4			4	0	0	0	0	2	6
Greg Gagne, R OBP: 0.244, SLG: 0.330 (1, 6)					F9					3	0	0	0	0	0	0
John Moses, S OBP: 0.308, SLG: 0.227 (8, PH)						6-3				1	0	0	0	0	0	1
Al Newman, S OBP: 0.240, SLG: 0.174 (9, 6)								P7		0	0	0	0	0	0	0

Inning Stats	R: 0	H: 0	E: 0	K: 1	S: 7	R: 0	H: 2	E: 0	K: 2	S: 12	R: 0	H: 0	E: 0	K: 0	S: 8	R: 1	H: 2	E: 0	K: 2	S: 14	R: 1	H: 2	E: 1	K: 0	S: 12	R: 0	H: 0	E: 0	K: 0	S: 10	R: 2	H: 3	E: 0	K: 0	S: 16	R: 0	H: 1	E: 0	K: 0	S: 9	R: 2	H: 3	E: 1	K: 2	S: 14	1B: 10	2B: 3	3B: 0	HR: 0	SF: 0	SAC: 0	DP: 0	HBP: 0	WP: 0	PB: 0	SB: 0	CS: 0	PA: 43
Ted Power, R ERA: 6.35 (1, 1)	IP	WLS	BF	H	R	ER	SO	BB	IBB	HBP	BLK	WP	HR	S	P	ERA	WHIP																																									
Steve Farr, R ERA: 3.04 (7, 1)	0.2		4	2	0	0	0	0	0	0	0	0	0	10	18	0.00	3.000																																									
Gene Garber, R ERA: 1.76 (8, 1)	1.2	L	10	4	2	1	2	1	0	0	1	0	0	23	39	5.40	3.000																																									

BOTTOM

Kansas City Royals @ Minnesota Twins
Hubert H. Humphrey Metrodome, Minneapolis, MN

Tue May 17 1988, 8:05 PM EDT
Att. 24,808 - Dome - 70 F

livebaseballscores.com

AB	39
R	6
H	13
RBI	5
BB	4
SO	7
LOB	23



Batter	1	2	3	4	5	6	7	8	9	AB R H RBI BB SO LOB	TOP
Willie Wilson, S (1, 8) OBP: 0.319, SLG: 0.391 Jim Eisenreich, L (9, 8) OBP: 0.187, SLG: 0.218	2-3 		1-2 		0-1 		1-3 		0-0 	5 1 2 1 0 2 0 0 0 0 0 0 0 0	
Kevin Seitzer, R (1, 5) OBP: 0.382, SLG: 0.409	1-2 		2-2 		1-1 			2-1 	1-2 	5 2 2 1 0 0 2	
George Brett, L (1, 3) OBP: 0.419, SLG: 0.573	0-0 		1-0 		1-0 			0-1 	1-2 	5 0 2 1 0 0 3	
Danny Tartabull, R (1, 9) OBP: 0.404, SLG: 0.571		2-2 		4-1 	2-3 			1-2 	1-2 	4 1 1 2 1 1 2	
Steve Balboni, R (1, 10) OBP: 0.159, SLG: 0.274		0-0 		2-0 		0-0 		0-3 		4 0 0 0 0 1 1	
Frank White, R (1, 4) OBP: 0.222, SLG: 0.261 Brad Wellman, R (8, 4) OBP: 0.182, SLG: 0.182		1-0 		1-2 		1-1 	G5-4-3 			3 0 0 0 0 0 1 0 0 0 0 0 0 0	
Bo Jackson, R (1, 7) OBP: 0.319, SLG: 0.512			1-0 	1-3 		1-2 	G5-4-3 		0-0 	4 1 1 1 0 1 2	
Mike Macfarlane, R (1, 2) OBP: 0.364, SLG: 0.377			0-0 		3-1 			2-1 	1-1 	4 2 2 0 0 0 0	
Kurt Stillwell, S (1, 6) OBP: 0.319, SLG: 0.444			2-2 		0-2 			3-2 	0-3 	4 1 2 2 0 1 1	
Inning Stats	R: 0 H: 0 E: 0 LOB: 0 K: 1 BB: 0 S: 7 P: 10	R: 0 H: 0 E: 0 LOB: 0 K: 0 BB: 0 S: 5 P: 8	R: 1 H: 3 E: 0 LOB: 2 K: 0 BB: 0 S: 17 P: 24	R: 0 H: 0 E: 0 LOB: 1 K: 1 BB: 1 S: 9 P: 17	R: 2 H: 3 E: 0 LOB: 1 K: 1 BB: 0 S: 13 P: 20	R: 0 H: 0 E: 0 LOB: 0 K: 0 BB: 0 S: 6 P: 8	R: 0 H: 0 E: 0 LOB: 0 K: 1 BB: 0 S: 10 P: 16	R: 2 H: 2 E: 0 LOB: 0 K: 1 BB: 0 S: 14 P: 17	R: 3 H: 4 E: 0 LOB: 1 K: 1 BB: 0 S: 17 P: 21	1B: 6 SF: 0 2B: 2 SAC: 0 3B: 1 DP: 1 HR: 3 HBP: 1	WP: 0 PA: 40 PB: 0 SB: 2 CS: 0
PITCHER Allan Anderson, L (1, 1) ERA: 3.9 Keith Atherton, R (8, 1) ERA: 1.52 Karl Best, R (9, 1) ERA: 9.0	IP WLS BF H R ER SO BB IBB HBP BLK WP HR S P ERA WHIP 7.1 L 30 7 4 4 4 1 0 1 0 0 2 71 109 4.91 1.091 0.2 3 1 1 1 1 0 0 0 0 0 1 10 11 13.50 1.500 1.0 7 4 3 3 1 0 0 0 0 0 0 17 21 27.00 4.000	PITCHER IP WLS BF H R ER SO BB IBB HBP BLK WP HR S P ERA WHIP									

Kansas City Royals @ Minnesota Twins
 Hubert H. Humphrey Metrodome, Minneapolis, MN
 Wed May 18 1988, 8:05 PM EDT
 Att. 23,518 - Dome

AB	38
R	8
H	12
RBI	8
BB	1
SO	6
LOB	12



Batter	1	2	3	4	5	6	7	8	9	AB	R	H	RBI	BB	SO	LOB
Dan Gladden, R OBP: 0.338, SLG: 0.430 (1, 7)	2-2 1B		2-1 1B		1-0 F8			1-0 SF8		3	1	2	1	0	0	0
Tom Herr, S OBP: 0.383, SLG: 0.346 (1, 4)	2-2 4-3		4-2 1B 1-2 BB		1-2 6-3			1-0 G3		3	0	0	0	1	0	0
Kirby Puckett, R OBP: 0.354, SLG: 0.520 (1, 8)	1-2 1B		1-2 1B				0-1 4-3	2-2 3B		4	0	3	1	0	0	0
Kent Hrbek, L OBP: 0.384, SLG: 0.631 (1, 10)	0-0 F8		4-0 IBB				0-2 1B	0-3 K		3	0	1	0	1	1	2
Gary Gaetti, R OBP: 0.333, SLG: 0.496 (1, 5)		1-0 E6 G4-6-3	1-0 P4				1-0 5-3		0-0 F7	4	0	0	0	0	0	2
Randy Bush, L OBP: 0.412, SLG: 0.487 (1, 9)		4-2 BB G4-6-3		0-1 4-3			1-1 P4		4-2 1B BB	2	0	0	0	2	0	0
Gene Larkin, S OBP: 0.352, SLG: 0.394 (1, 3)		0-0 G4-6-3 1-2f 2-3		2-0 P2			3-2 4-3		0-3 K	4	0	0	0	0	1	3
Steve Lombardozzi, R OBP: 0.239, SLG: 0.262 (1, 6)		0-1 G1-3		1-0 6-3			1-3 K		0-1 FC5-4 1B	4	0	1	0	0	1	1
Tom Nieto, R OBP: 0.070, SLG: 0.048 (1, 2)			0-0 P4		2-3 K			0-0 SF8 3B	1-1 FC5-4	2	0	0	0	0	1	0
John Moses, S OBP: 0.333, SLG: 0.348 (8, PH)										1	1	1	0	0	0	0
Tim Laudner, R OBP: 0.341, SLG: 0.458 (9, 2)									1-2f	1	0	0	0	0	0	2

BOTTOM

Kansas City Royals @ Minnesota Twins
 Hubert H. Humphrey Metrodome, Minneapolis, MN

Wed May 18 1988, 8:05 PM EDT
 Att. 23,518 - Dome

AB	31
R	2
H	8
RBI	2
BB	4
SO	4
LOB	10



Inning Stats	R: 0	H: 2	E: 0	K: 0	S: 12	LOB: 1	BB: 0	P: 17	R: 0	H: 0	E: 1	K: 0	S: 6	LOB: 1	BB: 1	P: 11	R: 1	H: 2	E: 0	K: 0	S: 13	LOB: 2	BB: 2	P: 24	R: 0	H: 0	E: 0	K: 0	S: 4	LOB: 0	BB: 0	P: 7	R: 0	H: 0	E: 0	K: 1	S: 7	LOB: 0	BB: 0	P: 11	R: 0	H: 1	E: 0	K: 0	S: 6	LOB: 0	BB: 0	P: 7	R: 0	H: 0	E: 0	K: 1	S: 8	LOB: 0	BB: 0	P: 13	R: 1	H: 2	E: 0	K: 1	S: 10	LOB: 1	BB: 0	P: 14	R: 0	H: 1	E: 0	K: 1	S: 16	LOB: 2	BB: 1	P: 21	1B: 6	SF: 1	2B: 0	SAC: 0	3B: 2	DP: 1	HR: 0	HBP: 0	WP: 0	PA: 36
PITCHER Bret Saberhagen, R ERA: 3.42 (1, 1)	IP	WLS	BF	H	R	ER	SO	BB	IBB	HBP	BLK	WP	HR	S	P	ERA	WHIP																																																																	
	9.0	W	36	8	2	2	4	3	1	0	0	0	0	82	125	2.00	1.222																																																																	
																			PITCHER	IP	WLS	BF	H	R	ER	SO	BB	IBB	HBP	BLK	WP	HR	S	P	ERA	WHIP																																														

Batter	1	2	3	4	5	6	7	8	9	AB R H RBI BB SO LOB
Kurt Stillwell, S OBP: 0.333, SLG: 0.488 (1, 6)										5 3 3 4 1 2 4
Willie Wilson, S OBP: 0.317, SLG: 0.394 (1, 8)										4 0 1 0 0 2 2 2 1 1 0 0 0 1
Jim Eisenreich, L OBP: 0.194, SLG: 0.236 (6, 8)										
George Brett, L OBP: 0.430, SLG: 0.599 (1, 3)										4 2 3 2 1 0 1 1 0 0 0 0 0 1
Steve Balboni, R OBP: 0.156, SLG: 0.270 (7, 3)										
Danny Tartabull, R OBP: 0.400, SLG: 0.557 (1, 9)										3 1 0 0 1 0 3 2 0 1 0 0 1 1
Bill Pecota, R OBP: 0.238, SLG: 0.316 (6, 9)										
Kevin Seitzer, R OBP: 0.380, SLG: 0.409 (1, 5)										5 1 1 2 1 1 3
Bill Buckner, L OBP: 0.274, SLG: 0.351 (1, 10)										6 2 3 3 0 0 1
Bo Jackson, R OBP: 0.321, SLG: 0.511 (1, 7)										4 1 1 2 1 1 0
Scotti Madison, S OBP: 0.179, SLG: 0.154 (1, 2)										3 2 2 0 2 1 0
Brad Wellman, R OBP: 0.250, SLG: 0.250 (1, 4)										5 1 2 1 0 0 5

Inning Stats	R: 4	H: 3	E: 0	K: 1	S: 19	P: 41	R: 0	H: 1	E: 0	K: 0	S: 8	P: 17	R: 6	H: 5	E: 0	K: 1	S: 24	P: 34	R: 0	H: 0	E: 0	K: 0	S: 8	P: 16	R: 0	H: 1	E: 0	K: 1	S: 11	P: 16	R: 0	H: 0	E: 0	K: 0	S: 9	P: 12	R: 2	H: 4	E: 0	K: 0	S: 15	P: 20	R: 1	H: 2	E: 0	K: 3	S: 12	P: 22	R: 1	H: 2	E: 0	K: 1	S: 12	P: 20	R: 1	H: 2	E: 0	K: 1	S: 12	P: 20	1B: 8	2B: 5	3B: 1	HR: 4	SF: 0	SAC: 0	DP: 1	HBP: 0	WP: 1	PB: 0	SB: 1	CS: 0	PA: 51
--------------	------	------	------	------	-------	-------	------	------	------	------	------	-------	------	------	------	------	-------	-------	------	------	------	------	------	-------	------	------	------	------	-------	-------	------	------	------	------	------	-------	------	------	------	------	-------	-------	------	------	------	------	-------	-------	------	------	------	------	-------	-------	------	------	------	------	-------	-------	-------	-------	-------	-------	-------	--------	-------	--------	-------	-------	-------	-------	--------

PITCHER	IP	WLS	BF	H	R	ER	SO	BB	IBB	HBP	BLK	WP	HR	S	P	ERA	WHIP
Les Straker, R ERA: 3.48 (1, 1)	0.1	L	6	2	4	4	0	3	0	0	0	0	0	12	26	108.00	15.000
Mark Portugal, R ERA: 7.71 (1, 1)	2.0		15	7	6	6	2	2	0	0	0	0	3	34	60	27.00	4.500
Charlie Lea, R ERA: 6.67 (3, 1)	4.2		20	5	2	2	2	2	0	0	0	1	0	48	70	3.86	1.500
Karl Best, R ERA: 9.0 (8, 1)	1.0		5	2	1	1	3	0	0	0	0	0	1	12	22	9.00	2.000
Jeff Reardon, R ERA: 3.71 (9, 1)	1.0		5	2	1	1	1	0	0	0	0	0	0	12	20	9.00	2.000

TOP

Kansas City Royals @ Minnesota Twins
Hubert H. Humphrey Metrodome, Minneapolis, MN

Thu May 19 1988, 4:33 AM EDT
Att. 26,860 - Dome - 70 F

livebaseballscorecards.com

AB	44
R	14
H	18
RBI	14
BB	7
SO	8
LOB	22

Batter	1	2	3	4	5	6	7	8	9	AB R H RBI BB SO LOB	TOP	
Julio Franco, R (1, 4) OBP: 0.314, SLG: 0.359	4-2 BB 2B		2-2 HR		0-1 F7 2B 1B	0-1 L8		1-1 F7 1-2		4 3 2 1 1 0 1		
Pat Tabler, R (1, 3) OBP: 0.353, SLG: 0.331 Willie Upshaw, L (8, 3) OBP: 0.327, SLG: 0.372	0-2 2B 1-H		1-1 L9		2-2 F7 1-3		1-1 5-3		0-1 4-3	0 0 0 0 0 0 0 1 0 0 0 0 0 0		
Joe Carter, R (1, 8) OBP: 0.387, SLG: 0.604	0-1 F7		3-2 6-3		1-0 HR 2B 3-H		0-0 HR 2B		0-1 6-3 1B 1B	5 3 3 1 0 0 1		
Brook Jacoby, R (1, 5) OBP: 0.325, SLG: 0.411	0-0 F8			4-1 BB 1B BB	1-3 K		0-0 F8		3-2 6-3 1-3	4 0 0 0 1 1 4		
Cory Snyder, R (1, 9) OBP: 0.371, SLG: 0.562	0-2 P3			0-1 BB 1-2 1B	4-0 HR IBB		2-2 HR 2-H		1-1 1B 3-H	4 2 3 3 1 0 1		
Ron Kittle, R (1, 10) OBP: 0.340, SLG: 0.545 Dave Clark, L (9, PH) OBP: 0.270, SLG: 0.156		1-1 5-3		0-0 P3 1-2 1B	0-0 HR 1-H 2-H		3-1 1-3		2-0 1-3	4 1 1 3 0 0 2 1 0 0 0 0 0 1		
Carmen Castillo, R (1, 7) OBP: 0.326, SLG: 0.341 Mel Hall, L (8, 7) OBP: 0.285, SLG: 0.336		1-1 P4		4-2 FC6-4 1-2 2-3 BB	0-0 F9			0-0 6-3		3 0 0 0 1 0 0 0 0 0 0 0 0 0	AB 34 R 9 H 9 RBI 8 BB 4 SO 2 LOB 17	
Ron Washington, R (1, 6) OBP: 0.273, SLG: 0.323		1-2 L7		2-2 P3		0-1 6-3		0-1 E5		4 0 0 0 0 0 3		
Andy Allanson, R (1, 2) OBP: 0.291, SLG: 0.333			1-1 1-3	1-2 FC6-4 1-2f		1-0 F9		1-3 K		4 0 0 0 0 1 4		
Inning Stats	R: 1 H: 1 E: 0 LOB: 1 K: 0 BB: 1 S: 11 P: 15	R: 0 H: 0 E: 0 LOB: 0 K: 0 BB: 0 S: 7 P: 10	R: 1 H: 1 E: 0 LOB: 0 K: 0 BB: 0 S: 11 P: 18	R: 0 H: 1 E: 0 LOB: 3 K: 0 BB: 2 S: 15 P: 26	R: 4 H: 3 E: 0 LOB: 0 K: 1 BB: 1 S: 13 P: 20	R: 0 H: 0 E: 0 LOB: 0 K: 0 BB: 0 S: 5 P: 6	R: 2 H: 2 E: 0 LOB: 0 K: 0 BB: 0 S: 9 P: 15	R: 0 H: 0 E: 1 LOB: 1 K: 1 BB: 0 S: 8 P: 10	R: 1 H: 2 E: 0 LOB: 1 K: 0 BB: 0 S: 12 P: 17	1B: 4 SF: 0 2B: 3 SAC: 0 3B: 0 DP: 0 HR: 3 HBP: 0	WP: 0 PA: 42 PB: 0 SB: 3 CS: 0	
PITCHER Floyd Bannister, L (1, 1) ERA: 3.72 Gene Garber, R (8, 1) ERA: 2.08	IP WLS BF H R ER SO BB IBB HBP BLK WP HR S P ERA WHIP	7.0 L 33 8 8 8 1 3 1 0 0 0 3 71 110 10.29 1.571	2.0 9 2 1 1 1 0 0 0 0 0 0 20 27 4.50 1.000	PITCHER IP WLS BF H R ER SO BB IBB HBP BLK WP HR S P ERA WHIP								

Cleveland Indians @ Kansas City Royals
Royals Stadium, Kansas City, MO
Sat May 21 1988, 8:05 PM EDT
Att. 35,941 - Overcast - 71 F

livebaseballscorecards.com



Batter	1	2	3	4	5	6	7	8	9	AB	R	H	RBI	BB	SO	LOB
Kurt Stillwell, S OBP: 0.333, SLG: 0.471 (1, 6)	4-0 G4-6-3 BB		2-1 F9			4-1 HR BB	1-2 1B		0-1 F9	3	1	1	0	2	0	0
Willie Wilson, S OBP: 0.320, SLG: 0.389 (1, 8)	1-3 K		1-1 E9 1B			0-0 L9	1-2 SAFE 1B		1-3 1B	4	0	2	0	0	1	2
George Brett, L OBP: 0.411, SLG: 0.568 (1, 3)	2-0 G4-6-3 1-2f		0-0 L7			2-1 F9	2-1 4-3			4	0	0	0	0	0	5
Danny Tartabull, R OBP: 0.399, SLG: 0.592 (1, 9)		0-0 HR		2-2 6-3		3-1 HR 1-H		1-2 6-3		4	2	2	3	0	0	0
Kevin Seitzer, R OBP: 0.386, SLG: 0.410 (1, 5)		3-2 L4		1-2 L9		3-2 4-3		1-1 5-3 1B		4	0	1	0	0	0	0
Bill Buckner, L OBP: 0.286, SLG: 0.354 (1, 10)		2-1 WP 1B		2-3 K			0-2 F9	0-2 5-3		4	0	1	0	0	1	1
Bo Jackson, R OBP: 0.324, SLG: 0.514 (1, 7)		3-0 F8		2-1 4-3		4-1 HR 1-3 BB		2-3 K		3	1	0	0	1	1	2
Frank White, R OBP: 0.224, SLG: 0.276 (1, 4)		2-0 P4		2-2 E6 G6-4-3		2-2 1-3		1-2 P4		4	0	0	0	0	0	2
Mike Macfarlane, R OBP: 0.354, SLG: 0.400 (1, 2)			3-1 1-3		0-0 G6-4-3 1-2f		0-0 HR 2-H		2-2 4-3	4	1	1	2	0	0	1

Inning Stats	R: 0	H: 0	E: 0	K: 1	S: 4	R: 1	H: 2	E: 0	K: 0	S: 8	R: 0	H: 1	E: 1	K: 0	S: 7	R: 0	H: 0	E: 0	K: 1	S: 12	R: 0	H: 0	E: 1	K: 0	S: 6	R: 2	H: 1	E: 0	K: 0	S: 9	R: 2	H: 3	E: 0	K: 0	S: 17	R: 0	H: 1	E: 0	K: 1	S: 12	R: 0	H: 0	E: 0	K: 0	S: 10	1B: 5	2B: 0	3B: 0	HR: 3	SF: 0	SAC: 0	DP: 2	HBP: 0	WP: 1	PB: 0	SB: 0	CS: 0	PA: 37
--------------	------	------	------	------	------	------	------	------	------	------	------	------	------	------	------	------	------	------	------	-------	------	------	------	------	------	------	------	------	------	------	------	------	------	------	-------	------	------	------	------	-------	------	------	------	------	-------	-------	-------	-------	-------	-------	--------	-------	--------	-------	-------	-------	-------	--------

PITCHER	IP	WLS	BF	H	R	ER	SO	BB	IBB	HBP	BLK	WP	HR	S	P	ERA	WHIP
Scott Bailes, L ERA: 4.53 (1, 1)	6.2	W	27	5	5	5	2	3	0	0	0	1	3	55	105	6.75	1.200
Bill Laskey, R ERA: 7.59 (7, 1)	0.0		2	2	0	0	0	0	0	0	0	0	0	6	8	∞	∞
Doug Jones, R ERA: 2.75 (7, 1)	2.1	S	8	1	0	0	1	0	0	0	0	0	0	24	33	0.00	0.429

BOTTOM

Cleveland Indians @ Kansas City Royals
Royals Stadium, Kansas City, MO
 Sat May 21 1988, 8:05 PM EDT
 Att. 35,941 - Overcast - 71 F

livebaseballscorecards.com

AB	34
R	5
H	8
RBI	5
BB	3
SO	3
LOB	13



BOTTOM

Cleveland Indians @ Kansas City Royals
Royals Stadium, Kansas City, MO

livebaseballscorecards.com

AB	40
R	7
H	12
RBI	7
BB	7
SO	6
LOB	23



WP:	0	PA:	49
PB:	0		
SB:	2		
CS:	1		

Sun May 22 1988, 4:33 AM EDT
Att. 33,936 - Overcast - 66 F

AB R H RBI BB SO LOB

2	3	1	1	3	0	1
6	1	2	1	0	0	6
6	0	3	5	0	0	2
3	0	1	0	2	2	1
4	0	1	0	1	0	3
4	0	1	0	0	0	0
1	0	0	0	0	0	2
0	0	0	0	0	0	0
5	1	1	0	0	2	4
4	0	0	0	1	1	2
3	1	2	0	0	0	0
0	1	0	0	0	0	0
1	0	0	0	0	0	2
1	0	0	0	0	1	0

1B: 8 SF: 1
2B: 3 SAC: 0
3B: 1 DP: 0
HR: 0 HBP: 0

Batter	1	2	3	4	5	6	7	8	9	10
Kurt Stillwell, S OBP: 0.346, SLG: 0.471 (1, 6)	4-1 3B BB		X 0-0 P5		X 0-0 G3 2B 1B		C 4-2 2B BB	X 0-0 SF8		B 4-1 1B BB
Jim Eisenreich, L OBP: 0.202, SLG: 0.263 (1, 8)	1 SAFE 1-2 1 SAFE 4-3 1 SAFE 3B		F 3-1 F7		X 0-0 G3		X 0-0 F7	X 0-0 F8		B 2-1 1B
George Brett, L OBP: 0.414, SLG: 0.584 (1, 10)	C 0-1 X 4-3		X 0-0 1-H 2B		B 2-2 X 2-H 2B		X 0-0 1-H 2-H FC5 2B	F 0-2 X F8		X 0-0 F8
Danny Tartabull, R OBP: 0.405, SLG: 0.586 (1, 9)	B 3-3 X K		B 2-1 X FC6-4 1B		C 2-3 X K		B 4-2 X FC5 BB	B 4-0 X BB BB		
Kevin Seitzer, R OBP: 0.386, SLG: 0.405 (1, 5)	B 1-1 X CS 1B		1 SAFE 1-1 X FC6-4 1B		B 1-1 X P3		C 1-2 X FC5	B 4-0 X BB		
Bill Buckner, L OBP: 0.284, SLG: 0.348 (1, 3)	C 1-1 SAFE CS		B 1-0 X FC5-4 1B		C 1-2 X 1-3		B 1-1 X L7	B 1-2 X L7		
Willie Wilson, S OBP: 0.318, SLG: 0.387 (9, PH)										
Steve Balboni, R OBP: 0.156, SLG: 0.270 (10, 3)										
Bo Jackson, R OBP: 0.320, SLG: 0.503 (1, 7)										
Frank White, R OBP: 0.223, SLG: 0.268 (1, 4)										
Jamie Quirk, L OBP: 0.246, SLG: 0.358 (1, 2)										
Bill Pecota, R OBP: 0.238, SLG: 0.316 (7, PR)										
Mike Macfarlane, R OBP: 0.351, SLG: 0.395 (8, 2)										
Scotti Madison, S OBP: 0.172, SLG: 0.148 (10, PH)										
Inning Stats	R: 2 H: 2 E: 0 K: 1 S: 14	R: 0 H: 0 E: 0 K: 1 S: 5	R: 1 H: 2 E: 0 K: 0 S: 7	R: 0 H: 2 E: 0 K: 0 S: 13	R: 1 H: 2 E: 0 K: 1 S: 12	R: 0 H: 0 E: 0 K: 1 S: 10	R: 2 H: 2 E: 0 K: 0 S: 13	R: 1 H: 1 E: 0 K: 0 S: 7	R: 0 H: 0 E: 0 K: 0 S: 8	R: 0 H: 1 E: 0 K: 2 S: 10

PITCHER IP WLS BF H R ER SO BB IBB HBP BLK WP HR S P ERA WHIP

Rich Yett, R ERA: 6.31 (1, 1)	6.2		30	10	6	6	4	2	0	0	0	0	0	0	68	105	8.10	1.800
Jeff Dedmon, R ERA: 4.85 (7, 1)	1.2		11	1	1	1	0	3	1	0	0	0	0	0	16	34	5.40	2.400
Dan Schatzeder, L ERA: 5.14 (9, 1)	0.1		1	0	0	0	0	0	0	0	0	0	0	0	3	4	0.00	0.000
Bill Laskey, R ERA: 7.36 (9, 1)	0.1	W	1	0	0	0	0	0	0	0	0	0	0	2	3	0.00	0.000	
Doug Jones, R ERA: 2.61 (10, 1)	1.0	S	5	1	0	0	2	1	0	0	0	0	0	10	18	0.00	2.000	

Batter	1	2	3	4	5	6	7	8	9	AB R H RBI BB SO LOB	TOP											
Dan Gladden, R (1, 7) OBP: 0.313, SLG: 0.412	0-0 F8		1-0 6-3		0-0 F9 HR 2B		1-3 K		1-1 1B 3B	5 2 2 0 0 1 0	Minnesota Twins @ Kansas City Royals Royals Stadium, Kansas City, MO Mon May 23 1988, 8:05 PM EDT Att. 27,231 - Overcast - 62 F											
Tom Herr, S (1, 4) OBP: 0.365, SLG: 0.331	1-3 K		1-0 E3		1-2 F9		2-1 4-3	1-0 S 1B	5 0 1 1 0 1 1													
Kirby Puckett, R (1, 8) OBP: 0.350, SLG: 0.514	0-0 P4		3-2 F9		0-1 HR		2-2 6-3	3-H 2-2 4-3 1-2	5 1 1 2 0 0 2													
Kent Hrbek, L (1, 3) OBP: 0.436, SLG: 0.564		2-2 L8		4-2 1B SF8 BB	0-2 P5			0-3 K F9	4 1 0 0 1 1 1													
Gary Gaetti, R (1, 5) OBP: 0.335, SLG: 0.510		2-2 G3 1B 1B		0-0 L8		0-0 4-3 1B 1B		0-1 1B 2B	4 3 3 0 0 0 1													
Randy Bush, L (1, 9) OBP: 0.436, SLG: 0.483		1-1 G3 1B		3-2 1B		1-2 4-3 1-2		2-0 F8	4 0 1 0 0 0 3													
Mark Davidson, R (9, 9) OBP: 0.353, SLG: 0.563		1-2		1-3 1B					0 0 0 0 0 0 0													
Gene Larkin, S (1, 10) OBP: 0.363, SLG: 0.406		0-1 1B		1-0 SF8		0-0 F9		1-0 2-H 1B	3 0 2 3 0 0 1													
Tim Laudner, R (1, 2) OBP: 0.330, SLG: 0.474		1-1 1-3		0-0 L8		3-2 2-H 1B		3-2 F9	4 0 1 1 0 0 3													
Greg Gagne, R (1, 6) OBP: 0.234, SLG: 0.310			1-1 6-3		1-2 5-3		2-2 P1	2-2 5-3	4 0 0 0 0 0 1													
Inning Stats	R: 0 E: 0 K: 1 S: 5	H: 0 LOB: 0 BB: 0 P: 6	R: 1 E: 0 K: 0 S: 13	H: 2 LOB: 1 BB: 0 P: 19	R: 0 E: 1 K: 0 S: 7	H: 0 LOB: 1 BB: 0 P: 13	R: 1 E: 0 K: 0 S: 8	H: 1 LOB: 1 BB: 1 P: 16	R: 2 E: 0 K: 0 S: 12	H: 2 LOB: 0 BB: 0 P: 14	R: 1 E: 0 K: 0 S: 12	H: 2 LOB: 1 BB: 0 P: 18	R: 0 E: 0 K: 1 S: 10	H: 0 LOB: 0 BB: 0 P: 15	R: 1 E: 0 K: 1 S: 10	H: 2 LOB: 1 BB: 0 P: 16	R: 1 E: 0 K: 0 S: 10	H: 2 LOB: 1 BB: 0 P: 16	1B: 7 2B: 2 3B: 1 HR: 1	SF: 1 SAC: 0 DP: 0 HBP: 0	WP: 0 PB: 0 SB: 1 CS: 0	PA: 40
PITCHER	IP WLS BF H R ER SO BB IBB HBP BLK WP HR S P ERA WHIP																					
Bret Saberhagen, R (1, 1) ERA: 3.83	8.1 L 38 11 7 7 3 1 0 0 0 0 0 1 83 127 7.56 1.440																					
Gene Garber, R (9, 1) ERA: 3.72	0.1 1 0 0 0 0 0 0 0 0 0 0 0 3 5 0.00 0.000																					
Bud Black, L (9, 1) ERA: 5.87	0.1 1 0 0 0 0 0 0 0 0 0 0 0 1 1 0.00 0.000																					

livebaseballscorecards.com

AB	38
R	7
H	11
RBI	7
BB	1
SO	3
LOB	13



Batter	1	2	3	4	5	6	7	8	9	AB	R	H	RBI	BB	SO	LOB
Kurt Stillwell, S OBP: 0.342, SLG: 0.458 (1, 6)	2-2 P5		2-2 F9		3-3 K		4-0 BLK 3B BB		1-3 K	4	1	0	0	1	2	2
Willie Wilson, S OBP: 0.315, SLG: 0.382 (1, 8)	1-1 P4		3-3 K		1-0 1B		3-2 P6		1-1 P4	5	0	1	1	0	1	1
George Brett, L OBP: 0.408, SLG: 0.584 (1, 3)	0-1 L8		0-0 L9		1-0 L9		3-2 1-H 3B		2-2 L8	5	0	1	1	0	0	2
Danny Tartabull, R OBP: 0.401, SLG: 0.574 (1, 9)		4-0 BB 1B 2B BB		2-2 5-3	1-2 F7		2-3 K			3	1	0	0	1	1	3
Kevin Seitzer, R OBP: 0.394, SLG: 0.421 (1, 5)		3-1 BB 2B 1B		1-0 6-3		1-2 2B		0-1 1B SH1-3 1B		4	1	3	0	0	0	0
Bill Pecota, R OBP: 0.238, SLG: 0.316 (8, PR) (9, 5)		1-2 2B 1B								0	0	0	0	0	0	0
Bill Buckner, L OBP: 0.286, SLG: 0.338 (1, 10)		4-0 2B L5 BB		1-0 F8		1-0 P3		0-0 SH1-3		2	0	0	0	1	0	1
Bo Jackson, R OBP: 0.331, SLG: 0.514 (1, 7)		2-1 1-3 2-H 3-H 2B			1-1 2B 1B		1-3 K		3-2 1B HBP	3	1	2	2	0	1	1
Frank White, R OBP: 0.230, SLG: 0.281 (1, 4)		2-0 P3			2-0 1B 1B 2B		1-1 F9		0-0 1-2 2-3 1B	4	1	2	1	0	0	3
Mike Macfarlane, R OBP: 0.350, SLG: 0.393 (1, 2)		2-2 L5			0-0 1B 1B				3-2 F8	3	0	1	0	0	0	2
Jim Eisenreich, L OBP: 0.200, SLG: 0.260 (8, PH)									3-2 8-2	1	0	0	0	0	0	3
Jamie Quirk, L OBP: 0.246, SLG: 0.358 (9, 2)										0	0	0	0	0	0	0

Inning Stats	R: 0	H: 0	E: 0	K: 8	S: 8	H: 0	LOB: 0	BB: 0	P: 11	R: 2	H: 2	E: 0	K: 0	S: 8	H: 0	LOB: 1	BB: 2	P: 25	R: 0	H: 0	E: 0	K: 1	S: 11	H: 0	LOB: 0	BB: 0	P: 16	R: 0	H: 0	E: 0	K: 0	S: 5	H: 0	LOB: 0	BB: 0	P: 9	R: 2	H: 4	E: 0	K: 1	S: 12	H: 1	LOB: 2	BB: 0	P: 21	R: 0	H: 1	E: 0	K: 1	S: 9	H: 1	LOB: 1	BB: 0	P: 13	R: 1	H: 1	E: 0	K: 1	S: 15	H: 1	LOB: 1	BB: 1	P: 30	R: 0	H: 2	E: 0	K: 0	S: 9	H: 2	LOB: 2	BB: 0	P: 15	R: 0	H: 0	E: 0	K: 1	S: 10	H: 0	LOB: 0	BB: 0	P: 14	1B: 6	SF: 0	2B: 5	SAC: 1	3B: 1	DP: 2	HR: 0	HBP: 1	WP: 0	PA: 39
--------------	------	------	------	------	------	------	--------	-------	-------	------	------	------	------	------	------	--------	-------	-------	------	------	------	------	-------	------	--------	-------	-------	------	------	------	------	------	------	--------	-------	------	------	------	------	------	-------	------	--------	-------	-------	------	------	------	------	------	------	--------	-------	-------	------	------	------	------	-------	------	--------	-------	-------	------	------	------	------	------	------	--------	-------	-------	------	------	------	------	-------	------	--------	-------	-------	-------	-------	-------	--------	-------	-------	-------	--------	-------	--------

PITCHER	IP	WLS	BF	H	R	ER	SO	BB	IBB	HBP	BLK	WP	HR	S	P	ERA	WHIP
Allan Anderson, L ERA: 4.46 (1, 1)	4.0		18	5	4	4	1	2	0	0	0	0	0	36	68	9.00	1.750
Juan Berenguer, R ERA: 5.76 (5, 1)	2.2		12	3	1	1	2	1	0	0	1	0	0	29	52	3.38	1.500
Keith Atherton, R ERA: 1.48 (7, 1)	0.2	W	5	2	0	0	1	0	0	1	0	0	0	9	14	0.00	3.000
Jeff Reardon, R ERA: 3.26 (8, 1)	1.2	S	4	0	0	0	1	0	0	0	0	0	0	13	20	0.00	0.000

BOTTOM

Minnesota Twins @ Kansas City Royals
Royals Stadium, Kansas City, MO
 Mon May 23 1988, 8:05 PM EDT
 Att. 27,231 - Overcast - 62 F

livebaseballscorecards.com

AB	34
R	5
H	10
RBI	5
BB	3
SO	5
LOB	18



Batter	1	2	3	4	5	6	7	8	9	AB R H RBI BB SO LOB	TOP											
Dan Gladden, R (1, 7) OBP: 0.316, SLG: 0.411	0-0 G3		2-2 1B BB FC5-4	1-2 1-2 2-H G5-3	1-2 P2			1-0 5-3		5 1 2 1 0 0 2												
Tom Herr, S (1, 4) OBP: 0.366, SLG: 0.336	1-1 6-3		4-2 FC5-4 1B 1-2 BB	0-0 G5-3		0-1 1-3 2B		2-3 K		4 0 1 0 1 1 2												
Kirby Puckett, R (1, 8) OBP: 0.362, SLG: 0.520	4-0 BB		0-0 FC5-4 1-2 2-3 1B		0-0 FC6-4 1B SF8	0-0 1-3		1-1 1B		4 1 3 0 1 0 1												
Gary Gaetti, R (1, 5) OBP: 0.331, SLG: 0.500	3-1 P3		0-1 FC5-4 HBP		0-0 FC6-4 1B	0-1 4-3		2-2 5-3		5 0 1 1 0 0 5												
Gene Larkin, S (1, 10) OBP: 0.358, SLG: 0.394		1-3 K	1-0 G4-6-3 HBP		1-1 FC6-4 1B 1B	1-1 G3		0-0 F8		4 1 0 0 0 1 3												
Kent Hrbek, L (1, 3) OBP: 0.353, SLG: 0.562		0-0 4-3	0-0 G4-6-3		0-0 SF8		2-2 F8 2B	0-0 G3		4 0 1 1 0 0 3												
Tim Laudner, R (1, 2) OBP: 0.333, SLG: 0.471		1-0 1B 2B 1B		1-1 F8	1-3 1B 2B 1B	2-2 F8		1-3 K		5 2 2 0 0 1 1												
Steve Lombardozzi, R (1, 6) OBP: 0.298, SLG: 0.308		1-0 2B 1B		2-1 1B 1B	1-2 2B 1B	3-2 5-3				4 1 3 1 0 0 1												
Greg Gagne, R (9, 6) OBP: 0.234, SLG: 0.310		1-3 2B 1B		1-3 1B 1B	1-3 2B 1B					0 0 0 0 0 0 0												
Mark Davidson, R (1, 9) OBP: 0.389, SLG: 0.618		2-0 2B		0-0 1B	1-0 2B		0-0 6-3			2 0 2 1 0 0 0												
Randy Bush, L (5, PH) OBP: 0.441, SLG: 0.500				1-2 1B						1 0 1 1 0 0 0												
John Moses, S (7, PH) OBP: 0.314, SLG: 0.300		1-H 3-H 2B		1-2 1B	1-3 3-H 2B					1 0 0 0 0 0 1												
Inning Stats	R: 0 E: 0 K: 0 S: 5	H: 0 LOB: 1 BB: 1 P: 13	R: 1 E: 0 K: 1 S: 7	H: 3 LOB: 2 BB: 0 P: 12	R: 1 E: 0 K: 0 S: 13	H: 2 LOB: 2 BB: 1 P: 20	R: 1 E: 0 K: 0 S: 9	H: 3 LOB: 1 BB: 0 P: 13	R: 3 E: 0 K: 0 S: 16	H: 5 LOB: 2 BB: 0 P: 23	R: 0 E: 0 K: 0 S: 7	H: 1 LOB: 1 BB: 0 P: 8	R: 0 E: 0 K: 0 S: 12	H: 1 LOB: 1 BB: 0 P: 18	R: 0 E: 0 K: 1 S: 9	H: 1 LOB: 1 BB: 0 P: 15	R: 0 E: 0 K: 1 S: 5	H: 0 LOB: 0 BB: 0 P: 6	1B: 12 2B: 4 3B: 0 HR: 0	SF: 1 SAC: 0 DP: 2 HBP: 1	WP: 0 PB: 0 SB: 0 CS: 0	PA: 43
PITCHER	IP WLS BF H R ER SO BB IBB HBP BLK WP HR S P ERA WHIP																					
Charlie Leibrandt, L (1, 1) ERA: 4.73	4.2 L 26 12 6 6 1 2 0 1 0 0 0 0 46 75 11.57 3.000																					
Dan Quisenberry, R (5, 1) ERA: 3.45	2.0 9 3 0 0 0 0 0 0 0 0 0 0 22 31 0.00 1.500																					
Bud Black, L (7, 1) ERA: 5.09	2.1 8 1 0 0 2 0 0 0 0 0 0 0 15 22 0.00 0.429																					

Minnesota Twins @ Kansas City Royals
Royals Stadium, Kansas City, MO
Tue May 24 1988, 8:05 PM EDT
Att. 24,863 - Unknown - 76 F

AB	39
R	6
H	16
RBI	6
BB	2
SO	3
LOB	19



WP: 0	PA: 43
PB: 0	
SB: 0	
CS: 0	

Batter	1	2	3	4	5	6	7	8	9	AB R H RBI BB SO LOB	TOP
Dan Gladden, R (1, 7) OBP: 0.324, SLG: 0.436	2-1 E7 1B 2B		3-2 F8		0-0 4-3 3B		1-0 S 1B		0-0 P3	5 2 3 0 0 0 0	
Tom Herr, S (1, 4) OBP: 0.367, SLG: 0.344	0-1 E 1B		1-2 2B		2-2 4-3		2-3 K		1-2 5-3	5 1 2 2 0 1 1	
Kirby Puckett, R (1, 8) OBP: 0.358, SLG: 0.511	0-3 K		1-0 6-3		0-0 FC5-4 1B		0-0 P4		1-3 K	5 0 1 0 0 2 3	
Kent Hrbek, L (1, 3) OBP: 0.356, SLG: 0.561	1-2 G5-4-3 1B			3-0 1B 1B 1B	1-0 FC5-4 1B		2-1 5-3			4 0 2 1 0 0 2	
Gary Gaetti, R (1, 5) OBP: 0.341, SLG: 0.506	2-0 G5-4-3			0-0 1B	0-0 1B			2-1 L1-3 1B		4 0 3 0 0 0 1	
Randy Bush, L (1, 9) OBP: 0.435, SLG: 0.489		2-2 P6		1-0 1B	1-1 6-3			1-2 L1-3		4 0 1 0 0 0 3	
Mark Davidson, R (8, 9) OBP: 0.389, SLG: 0.618				1-2 2-3 1B				1-2		0 0 0 0 0 0 0	
Gene Larkin, S (1, 10) OBP: 0.361, SLG: 0.388		4-2 G6-4-3 HBP		3-1 F7		1-2 G3		4-2 WP 1B BB		2 1 0 0 1 0 3	
Tim Laudner, R (1, 2) OBP: 0.330, SLG: 0.462		1-1 G6-4-3		1-3 K		3-3 K		1-0 1B		4 0 1 1 0 2 4	
Al Newman, S (1, 6) OBP: 0.237, SLG: 0.171			1-2 1-3	0-1 1-3		0-0 1-3		0-0 4-3		4 0 0 0 0 0 4	
Inning Stats	R: 2 H: 3 E: 2 LOB: 0 K: 1 BB: 0 S: 13 P: 18	R: 0 H: 0 E: 0 LOB: 0 K: 0 BB: 0 S: 11 P: 18	R: 0 H: 1 E: 0 LOB: 1 K: 0 BB: 0 S: 10 P: 16	R: 0 H: 3 E: 0 LOB: 3 K: 1 BB: 0 S: 10 P: 18	R: 1 H: 3 E: 0 LOB: 2 K: 0 BB: 0 S: 10 P: 14	R: 0 H: 0 E: 0 LOB: 0 K: 1 BB: 0 S: 7 P: 11	R: 0 H: 1 E: 0 LOB: 1 K: 1 BB: 0 S: 8 P: 13	R: 1 H: 2 E: 0 LOB: 1 K: 0 BB: 1 S: 10 P: 18	R: 0 H: 0 E: 0 LOB: 0 K: 1 BB: 0 S: 7 P: 9	1B: 10 SF: 0 2B: 3 SAC: 0 3B: 1 DP: 3 HR: 0 HBP: 1	WP: 1 PA: 39 PB: 0 SB: 1 CS: 0
PITCHER	IP WLS BF H R ER SO BB IBB HBP BLK WP HR S P ERA WHIP										
Mark Gubicza, R (1, 1) ERA: 3.54	8.0 L 36 13 4 3 4 1 0 1 0 1 0 79 126 3.38 1.750										
Steve Farr, R (9, 1) ERA: 2.83	1.0 3 0 0 0 1 0 0 0 0 0 0 7 9 0.00 0.000										

Minnesota Twins @ Kansas City Royals
Royals Stadium, Kansas City, MO
Wed May 25 1988, 8:05 PM EDT
Att. 22,022 - Unknown - 76 F

livebaseballscorecards.com

AB	37
R	4
H	13
RBI	4
BB	1
SO	5
LOB	21



Batter	1	2	3	4	5	6	7	8	9	AB R H RBI BB SO LOB	TOP											
Bob Brower, R (1, 8) <small>OBP: 0.362, SLG: 0.317</small> Cecil Espy, S (9, PH) <small>OBP: 0.296, SLG: 0.385</small> (9, 8)	1-3 K			2-2 F9 FC6-2 2B		0-0 L9	4-2 1B BB		2-1 L4	3 0 1 0 1 1 0 1 0 0 0 0 0 0												
Scott Fletcher, R (1, 6) <small>OBP: 0.331, SLG: 0.311</small>	2-1 P3			0-2 F9		2-1 1B 2B 1B	1-3 3-H 1B			4 1 2 1 0 0 1												
Ruben Sierra, S (1, 9) <small>OBP: 0.312, SLG: 0.401</small>	1-2 P2			0-0 FC6-2		3-1 2B 1B	1-3 K			4 1 1 0 0 1 3												
Pete Incaviglia, R (1, 7) <small>OBP: 0.349, SLG: 0.513</small>			1-3 K			1-3 K	1-3 K			4 0 0 0 0 4 5												
Mike Stanley, R (1, 2) <small>OBP: 0.346, SLG: 0.344</small>			3-3 K			4-2 1B BB	0-0 2B	0-0 F8		3 0 1 2 1 1 0												
Larry Parrish, R (1, 10) <small>OBP: 0.252, SLG: 0.344</small>			3-3 K			0-2 P4	4-0 IBB	2-2 4-3		3 0 0 0 1 1 1												
Pete O'Brien, L (1, 3) <small>OBP: 0.369, SLG: 0.456</small>			2-0 F8			1-2 1B	0-2 4-3	3-2 4-3		4 0 1 0 0 0 2												
Steve Buechele, R (1, 5) <small>OBP: 0.374, SLG: 0.522</small>			0-1 F9			1-0 L9		1-1 5-3	2-1 CS 1B	4 0 1 0 0 0 2												
Jerry Browne, S (1, 4) <small>OBP: 0.292, SLG: 0.241</small>			1-2 6-3			2-2 F8	3-1 1B 3B	1-2 K	3-3 K	4 1 1 0 0 1 3												
Inning Stats	R: 0 E: 0 K: 1 S: 8	H: 0 LOB: 0 BB: 0 P: 12	R: 0 E: 0 K: 3 S: 12	H: 0 LOB: 0 BB: 0 P: 19	R: 0 E: 0 K: 0 S: 6	H: 0 LOB: 0 BB: 0 P: 9	R: 0 E: 0 K: 1 S: 13	H: 1 LOB: 1 BB: 0 P: 18	R: 0 E: 0 K: 0 S: 18	H: 1 LOB: 2 BB: 1 P: 26	R: 2 E: 0 K: 1 S: 14	H: 3 LOB: 2 BB: 1 P: 24	R: 1 E: 0 K: 2 S: 18	H: 2 LOB: 2 BB: 1 P: 26	R: 0 E: 0 K: 0 S: 9	H: 0 LOB: 0 BB: 0 P: 14	R: 0 E: 0 K: 1 S: 8	H: 1 LOB: 0 BB: 0 P: 14	1B: 5 2B: 3 3B: 1 HR: 0	SF: 0 SAC: 0 DP: 1 HBP: 0	WP: 0 PB: 0 SB: 1 CS: 1	PA: 37
PITCHER	IP WLS BF H R ER SO BB IBB HBP BLK WP HR S P ERA WHIP																					
Floyd Bannister, L (1, 1) <small>ERA: 3.77</small> Gene Garber, R (7, 1) <small>ERA: 3.43</small> Steve Farr, R (9, 1) <small>ERA: 2.73</small>	6.1 L 28 6 3 3 6 2 1 0 0 0 0 80 125 4.26 1.263																					

Texas Rangers @ Kansas City Royals
 Royals Stadium, Kansas City, MO
 Fri May 27 1988, 8:05 PM EDT
 Att. 24,045 - Unknown - 81 F

livebaseballscorecards.com

AB	34
R	3
H	8
RBI	3
BB	3
SO	9
LOB	17



Batter	1	2	3	4	5	6	7	8	9	AB R H RBI BB SO LOB
Kurt Stillwell, S OBP: 0.345, SLG: 0.454 (1, 6)	2-1 3-1		4-2 FC6-4 BB 1-2		4-1 BB 1-2 2-3 BB		1-1 3-1		0-0 L8	3 0 0 0 2 0 0
Willie Wilson, S OBP: 0.309, SLG: 0.371 (1, 8)	1-0 5-3		0-1 FC6-4 1-2f		1-2 P3		0-0 1-4-3			4 0 0 0 0 0 4
George Brett, L OBP: 0.397, SLG: 0.562 (1, 3)	1-2 1B			1-2 2B		2-0 G3		0-1 F7		4 0 2 0 0 0 3
Danny Tartabull, R OBP: 0.406, SLG: 0.608 (1, 9)	3-3 K			2-3 K		0-3 K		0-0 E 3B		4 1 1 0 0 3 2
Kevin Seitzer, R OBP: 0.388, SLG: 0.418 (1, 5)		0-3 K		0-1 6-3		1-0 2B		0-1 E1 FC5-4		4 1 1 1 0 1 1
Bill Pecota, R OBP: 0.238, SLG: 0.316 (8, PR) (9, 5)										0 0 0 0 0 0 0
Bill Buckner, L OBP: 0.292, SLG: 0.341 (1, 10)		0-1 4-3		1-1 P5		0-1 1B 2B		0-1 FC5-4 WP		4 0 1 1 0 0 2
Brad Wellman, R OBP: 0.250, SLG: 0.250 (8, PR)										0 0 0 0 0 0 0
Bo Jackson, R OBP: 0.335, SLG: 0.503 (1, 7)		1-0 6-3				0-0 BB 6-3 1B		0-3 K		4 0 1 0 0 2 2
Frank White, R OBP: 0.236, SLG: 0.274 (1, 4)			0-0 F7		1-2 6-3		1-1 1B		0-1 6-3	4 0 1 0 0 0 1
Jamie Quirk, L OBP: 0.267, SLG: 0.352 (1, 2)			4-0 CS BB		4-1 BB BB		1-1 F7		2-3 K	1 0 0 0 2 0 0
Jim Eisenreich, L OBP: 0.196, SLG: 0.255 (9, PH)										1 0 0 0 0 1 0

Inning Stats	R: 0	H: 1	E: 0	K: 1	S: 9	LOB: 1	BB: 0	P: 16	R: 0	H: 0	E: 0	K: 1	S: 6	LOB: 0	BB: 0	P: 7	R: 0	H: 0	E: 0	K: 0	S: 5	LOB: 1	BB: 2	P: 13	R: 0	H: 1	E: 0	K: 1	S: 10	LOB: 1	BB: 0	P: 14	R: 0	H: 1	E: 0	K: 0	S: 12	LOB: 3	BB: 2	P: 24	R: 1	H: 3	E: 0	K: 2	S: 11	LOB: 2	BB: 0	P: 13	R: 0	H: 0	E: 0	K: 0	S: 5	LOB: 0	BB: 0	P: 7	R: 1	H: 1	E: 1	K: 1	S: 11	LOB: 2	BB: 0	P: 14	R: 0	H: 0	E: 0	K: 1	S: 6	LOB: 0	BB: 0	P: 8	1B: 3	SF: 0	2B: 3	SAC: 0	3B: 1	DP: 0	HR: 0	HBP: 0	WP: 1	PA: 37
PITCHER Jose Guzman, R ERA: 2.67 (1, 1)	IP	WLS	BF	H	R	ER	SO	BB	IBB	HBP	BLK	WP	HR	S	P	ERA	WHIP																																																																	
	9.0	W	37	7	2	2	7	4	0	0	0	1	0	75	116	2.00	1.222																																																																	
PITCHER	IP	WLS	BF	H	R	ER	SO	BB	IBB	HBP	BLK	WP	HR	S	P	ERA	WHIP																																																																	


BOTTOM

Texas Rangers @ Kansas City Royals
Royals Stadium, Kansas City, MO

Fri May 27 1988, 8:05 PM EDT
Att: 24,045 - Unknown - 81 F

livebaseballscorecards.com

AB	33
R	2
H	7
RBI	2
BB	4
SO	7
LOB	15



Batter	1	2	3	4	5	6	7	8	9	AB R H RBI BB SO LOB	TOP														
Cecil Espy, S (1, 8) OBP: 0.304, SLG: 0.407 Bob Brower, R (4, PH) OBP: 0.360, SLG: 0.302 (4, 8)	2-2 L6		0-0 E 2B	4-2 1B BB		3-2 L8		0-1 4-3		2 1 1 0 0 0 0 2 0 0 0 1 0 0															
Scott Fletcher, R (1, 6) OBP: 0.339, SLG: 0.325	2-1 FC3-6 1B		1-2 E3 HR 2-H	3-2 2B 1B		1-2 1-3		2-1 2B		5 2 3 2 0 0 0															
Ruben Sierra, S (1, 9) OBP: 0.314, SLG: 0.429	0-0 FC3-6 FC6 1-2f		1-1 HR 1-H	0-1 2B		3-2 P4		1-1 L9		5 1 2 3 0 0 2															
Pete Incaviglia, R (1, 7) OBP: 0.350, SLG: 0.526	0-0 FC6 1-2f		3-2 HR	4-0 IBB		0-0 6-3		2-1 4-3		4 1 1 1 1 0 1															
Pete O'Brien, L (1, 3) OBP: 0.366, SLG: 0.451 Mike Stanley, R (9, PH) OBP: 0.343, SLG: 0.341		0-1 4-3	0-2 2B 1B	0-3 K		3-3 K		1-3 K		4 0 1 0 0 2 2 1 0 0 0 0 1 0															
Larry Parrish, R (1, 10) OBP: 0.257, SLG: 0.353		0-0 F8	2-2 1-H 2B		0-0 5-3		2-2 1B 1B		3-3 K	5 0 2 0 0 1 0															
Geno Petrali, L (1, 2) OBP: 0.325, SLG: 0.371		3-2 1B	3-3 K		1-1 G3		1-0 1-2 1B			4 0 2 0 0 1 1															
Steve Buechele, R (1, 5) OBP: 0.371, SLG: 0.514		2-3 K		1-2 4-3	1-2 1B		0-0 L9			4 0 1 0 0 1 3															
Curtis Wilkerson, S (1, 4) OBP: 0.400, SLG: 0.492			0-1 6-3	2-2 BB 1B	1-1 F9		0-1 F8			4 1 1 0 0 0 1															
Inning Stats	R: 0 E: 0 K: 0 S: 9	H: 1 LOB: 1 BB: 0 P: 13	R: 0 E: 0 K: 1 S: 11	H: 1 LOB: 1 BB: 0 P: 16	R: 4 E: 1 K: 1 S: 23	H: 5 LOB: 1 BB: 0 P: 33	R: 2 E: 0 K: 1 S: 20	H: 3 LOB: 2 BB: 2 P: 34	R: 0 E: 0 K: 0 S: 8	H: 1 LOB: 1 BB: 0 P: 11	R: 0 E: 0 K: 0 S: 12	H: 0 LOB: 0 BB: 0 P: 19	R: 0 E: 0 K: 1 S: 10	H: 2 LOB: 2 BB: 0 P: 16	R: 0 E: 0 K: 0 S: 8	H: 1 LOB: 1 BB: 0 P: 11	R: 0 E: 0 K: 2 S: 8	H: 0 LOB: 0 BB: 0 P: 14	1B: 8 2B: 4 3B: 0 HR: 2	SF: 0 SAC: 0 DP: 0 HBP: 0	WP: 0 PB: 0 SB: 1 CS: 0	PA: 42			
PITCHER	IP	WLS	BF	H	R	ER	SO	BB	IBB	HBP	BLK	WP	HR	S	P	ERA	WHIP								
Ted Power, R (1, 1) ERA: 6.57	2.2		15	7	4	3	1	0	0	0	0	0	2	39	55	10.12	2.625								
Bud Black, L (3, 1) ERA: 4.91	4.1	W	20	6	2	2	3	1	1	0	0	0	0	54	87	4.15	1.615								
Jerry Don Gleaton, L (8, 1) ERA:	2.0	S	7	1	0	0	2	0	0	0	0	0	0	16	25	0.00	0.500								

Texas Rangers @ Kansas City Royals
Royals Stadium, Kansas City, MO
 Sat May 28 1988, 8:05 PM EDT
 Att. 37,802 - Unknown - 82 F

livebaseballscorecards.com

AB 40
R 6
H 14
RBI 6
BB 2
SO 6
LOB 10



Batter	1	2	3	4	5	6	7	8	9	AB R H RBI BB SO LOB	TOP	
Cecil Espy, S (1, 7) OBP: 0.305, SLG: 0.439	0-1 SF7 3B		0-0 SH1-3		1-1 E6			0-2 F7		3 1 1 0 0 0 0		
Scott Fletcher, R (1, 6) OBP: 0.333, SLG: 0.321 Mike Stanley, R (5, 2) OBP: 0.339, SLG: 0.337	1-0 SF7		0-1 F9		1-2 L6			0-0 6-3		2 0 0 1 0 0 3 1 0 0 0 0 0 0		
Ruben Sierra, S (1, 9) OBP: 0.307, SLG: 0.417	2-0 L9		3-2 F9		0-0 F9			1-0 F7		4 0 0 0 0 0 2		
Pete Incaviglia, R (1, 10) OBP: 0.346, SLG: 0.519 Bob Brower, R (6, PH) OBP: 0.346, SLG: 0.289	1-2 P6			1-3 K	2-2 P3			2-2 4-3		2 0 0 0 0 1 0 2 0 0 0 0 0 0		
Geno Petrali, L (1, 2) OBP: 0.321, SLG: 0.365				2-1 1B	1-0 F7			0-0 5-3		4 0 1 0 0 1 0		
Oddibe McDowell, L (1, 8) OBP: 0.269, SLG: 0.305				1-0 F7				1-3 K		4 0 1 0 0 1 1		
Jim Steels, L (1, 3) OBP: 0.240, SLG: 0.292				0-3 K				0-3 K		3 0 1 0 0 2 2		
Curtis Wilkerson, S (1, 5) OBP: 0.397, SLG: 0.476				1-1 PO 1B	4-1 SH1-3 BB BB			2-3 K		2 0 0 0 1 1 1		
Jerry Browne, S (1, 4) OBP: 0.293, SLG: 0.237				4-2 SH1-3 BB	2-3 K			2-2 P5		2 0 0 0 1 1 1		
Inning Stats	R: 1 H: 1 E: 0 LOB: 0 K: 0 BB: 0 S: 7 P: 11	R: 0 H: 1 E: 0 LOB: 0 K: 1 BB: 0 S: 8 P: 14	R: 0 H: 0 E: 0 LOB: 2 K: 0 BB: 2 S: 10 P: 21	R: 0 H: 1 E: 0 LOB: 1 K: 2 BB: 0 S: 9 P: 13	R: 0 H: 0 E: 1 LOB: 1 K: 1 BB: 0 S: 11 P: 15	R: 0 H: 0 E: 0 LOB: 0 K: 0 BB: 0 S: 6 P: 9	R: 0 H: 1 E: 0 LOB: 1 K: 2 BB: 0 S: 11 P: 15	R: 0 H: 0 E: 0 LOB: 0 K: 1 BB: 0 S: 5 P: 6	R: 0 H: 0 E: 0 LOB: 0 K: 1 BB: 0 S: 7 P: 10	1B: 2 SF: 1 2B: 1 SAC: 1 3B: 1 DP: 0 HR: 0 HBP: 0	WP: 0 PA: 34 PB: 0 SB: 0 CS: 0	
PITCHER Bret Saberhagen, R (1, 1) ERA: 3.63 Dan Quisenberry, R (8, 1) ERA: 3.06	IP WLS BF H R ER SO BB IBB HBP BLK WP HR S P ERA WHIP	7.0 W 27 4 1 1 6 2 0 0 0 0 0 0 62 98 1.29 0.857	2.0 6 0 0 0 1 0 0 0 0 0 0 0 12 16 0.00 0.000	PITCHER IP WLS BF H R ER SO BB IBB HBP BLK WP HR S P ERA WHIP								

Texas Rangers @ Kansas City Royals
Royals Stadium, Kansas City, MO
Sun May 29 1988, 4:33 AM EDT
Att. 31,118 - Sunny - 85 F

livebaseballscorecards.com

AB 29
R 1
H 4
RBI 1
BB 2
SO 7
LOB 10



Batter	1	2	3	4	5	6	7	8	9	AB	R	H	RBI	BB	SO	LOB
Kurt Stillwell, S OBP: 0.342, SLG: 0.451 (1, 6)	1-0 5-3	1-2 2B 1B	2-2 1B 2B	2-2 P4			3-3 K			5	2	2	3	0	1	3
Willie Wilson, S OBP: 0.319, SLG: 0.383 Jim Eisenreich, L OBP: 0.196, SLG: 0.255 (7, PR) (8, 8)	1-0 5-3	0-0 1B 2B	2-1 E 1B			1-0 4-3	1-2 WP 1B 1B			5	1	3	4	0	0	0
George Brett, L OBP: 0.407, SLG: 0.567 (1, 10)	2-2 G5-3	0-1 FC4-6 1B	0-0 E4 1-2			0-1 F8	1-0 WP 1B			5	0	2	2	0	0	1
Danny Tartabull, R OBP: 0.402, SLG: 0.584 Bill Pecota, R OBP: 0.227, SLG: 0.300 (1, 9) (6, 9)			1-0 P5			2-2 6-3	1-3 K 1-2 2-3			3	1	0	0	1	0	3
Kevin Seitzer, R OBP: 0.384, SLG: 0.405 (1, 5)			3-2 6-3			1-1 5-3	1-2 F9			5	1	1	1	0	0	6
Bo Jackson, R OBP: 0.341, SLG: 0.524 Jamie Quirk, L OBP: 0.262, SLG: 0.345 (1, 7) (7, 3)		2-2 HR	0-1 BB 2B	0-1 6-3		1-2 F9		2-2 6-3		4	2	2	2	0	0	0
Frank White, R OBP: 0.246, SLG: 0.275 Brad Wellman, R OBP: 0.316, SLG: 0.333 (1, 4) (4, 4)		4-1 S BB 1B BB	4-0 BB 2B BB	3-0 WP HBP		1-0 2B		1-1 P4		0	2	0	0	2	0	0
Scotti Madison, S OBP: 0.237, SLG: 0.206 (1, 3) (7, 7)		4-1 S 2B BB	1-1 P5	0-0 P2		1-2 L6		3-1 F8		4	1	0	0	1	0	4
Mike Macfarlane, R OBP: 0.369, SLG: 0.392 (1, 2)		3-3 K	4-0 2B 1B BB	4-0 BB		0-0 1B 1B				2	2	1	0	2	1	2

Inning Stats	R: 0	H: 0	E: 0	K: 5	S: 5	H: 0	LOB: 0	BB: 0	P: 9	R: 7	H: 5	E: 0	K: 1	S: 22	H: 5	LOB: 1	BB: 3	P: 43	R: 4	H: 3	E: 1	K: 0	S: 15	R: 0	H: 0	E: 0	K: 0	S: 6	R: 0	H: 1	E: 0	K: 0	S: 9	R: 1	H: 3	E: 0	K: 2	S: 16	R: 0	H: 0	E: 0	K: 0	S: 7	H: 0	LOB: 0	BB: 0	P: 13
--------------	------	------	------	------	------	------	--------	-------	------	------	------	------	------	-------	------	--------	-------	-------	------	------	------	------	-------	------	------	------	------	------	------	------	------	------	------	------	------	------	------	-------	------	------	------	------	------	------	--------	-------	-------

PITCHER	IP	WLS	BF	H	R	ER	SO	BB	IBB	HBP	BLK	WP	HR	S	P	ERA	WHIP
Ray Haywood, L ERA: 4.38 (1, 1)	1.1	L	12	5	7	7	1	3	0	0	0	0	1	24	48	47.25	6.000
Dwayne Henry, R ERA: 13.5 (2, 1)	2.2		16	3	4	4	0	3	0	1	0	1	0	24	51	13.50	2.250
Tony Fossas, L ERA: 4.76 (5, 1)	2.0		7	1	0	0	0	0	0	0	0	0	0	15	22	0.00	0.500
Jose Cecena, R ERA: 5.6 (7, 1)	1.0		6	3	1	1	2	0	0	0	0	1	0	16	23	9.00	3.000
Mitch Williams, L ERA: 5.4 (8, 1)	1.0		3	0	0	0	0	0	0	0	0	0	0	7	13	0.00	0.000

BOTTOM


Texas Rangers @ Kansas City Royals
Royals Stadium, Kansas City, MO

Sun May 29 1988, 4:33 AM EDT
Att: 31,118 - Sunny - 85 F

AB	37
R	12
H	12
RBI	12
BB	6
SO	3
LOB	21

livebaseballscores.com

AB 37
R 12
H 12
RBI 12
BB 6
SO 3
LOB 21



WP: 2 PA: 44
PB: 0
SB: 3
CS: 0

Batter	1	2	3	4	5	6	7	8	9	AB R H RBI BB SO LOB	TOP									
Kurt Stillwell, S (1, 6) OBP: 0.340, SLG: 0.442	4-2 SH1-3 BB		2-3 K			0-2 F6		1-1 L8		3 0 0 0 1 1 1										
Willie Wilson, S (1, 8) OBP: 0.314, SLG: 0.377	0-1 SH1-3			0-3 K			0-0 L8	0-2 1-3		3 0 0 0 0 1 1										
George Brett, L (1, 3) OBP: 0.399, SLG: 0.555	1-0 L8			1-1 F8			1-0 F8		0-3 K	4 0 0 0 0 1 1										
Danny Tartabull, R (1, 9) OBP: 0.399, SLG: 0.576	1-0 F7			3-1 6-3			0-1 1B 1B		0-0 L7	4 1 1 0 0 0 1										
Kevin Seitzer, R (1, 5) OBP: 0.381, SLG: 0.401		0-3 K			0-0 F9		0-0 1B 1B		0-1 F9	4 0 1 0 0 1 0										
Bo Jackson, R (1, 7) OBP: 0.341, SLG: 0.520		1-2 F3			0-0 5-3		0-0 1B 1B			3 0 1 1 0 0 0										
Bill Buckner, L (1, 10) OBP: 0.278, SLG: 0.322		1-0 F7			1-1 1-3		0-0 L4			3 0 0 0 0 0 2										
Mike Macfarlane, R (1, 2) OBP: 0.368, SLG: 0.390			0-0 L5			2-2 F7		0-0 FC5-4 1B		3 0 1 0 0 0 0										
Brad Wellman, R (1, 4) OBP: 0.273, SLG: 0.286			2-1 F8			2-2 1-3		1-1 FC5-4		3 0 0 0 0 0 1										
Inning Stats	R: 0 E: 0 K: 0 S: 6	H: 0 LOB: 1 BB: 1 P: 12	R: 0 E: 0 K: 1 S: 7	H: 0 LOB: 0 BB: 0 P: 9	R: 0 E: 0 K: 1 S: 6	H: 0 LOB: 0 BB: 0 P: 10	R: 0 E: 0 K: 1 S: 7	H: 0 LOB: 0 BB: 0 P: 11	R: 0 E: 0 K: 0 S: 4	H: 0 LOB: 0 BB: 0 P: 5	R: 1 E: 0 K: 0 S: 9	H: 3 LOB: 2 BB: 0 P: 13	R: 0 E: 0 K: 0 S: 8	H: 1 LOB: 1 BB: 0 P: 10	R: 0 E: 0 K: 1 S: 6	H: 0 LOB: 0 BB: 0 P: 6	1B: 4 2B: 0 3B: 0 HR: 0	SF: 0 SAC: 1 DP: 0 HBP: 0	WP: 0 PB: 0 SB: 0 CS: 0	PA: 32
PITCHER	IP WLS BF H R ER SO BB IBB HBP BLK WP HR S P ERA WHIP																			
Greg Swindell, L (1, 1) ERA: 2.11	7.0 W 25 3 1 1 3 1 0 0 0 0 0 0 46 68 1.29 0.571																			
Doug Jones, R (8, 1) ERA: 2.22	2.0 S 7 1 0 0 1 0 0 0 0 0 0 0 14 16 0.00 0.500																			

Kansas City Royals @ Cleveland Indians
Cleveland Municipal Stadium, Cleveland, OH
 Mon May 30 1988, 3:33 AM EDT
 Att. 33,533 - Sunny - 84 F

AB	30
R	1
H	4
RBI	1
BB	1
SO	4
LOB	7



Batter	1	2	3	4	5	6	7	8	9	10	AB R H RBI BB SO LOB	TOP										
Kurt Stillwell, S OBP: 0.342, SLG: 0.444 (1, 6)	0-1 2B		1-0 F6		1-0 F7				2-3 K		4 1 1 0 0 1 5											
Willie Wilson, S OBP: 0.321, SLG: 0.387 (1, 8)	2-2 2B		1-2 F5			1-2 G3	2-2 1B			0-0 1B	5 1 3 3 0 0 0											
George Brett, L OBP: 0.399, SLG: 0.549 (1, 3)	2-3 K			0-0 4-3		4-2 BB	2-1 FC6			0-0 1B	4 1 1 0 1 1 3											
Danny Tartabull, R OBP: 0.389, SLG: 0.558 (1, 9)	0-1 6-3			2-0 F7		1-0 P3		1-0 1-3		2-3 K	5 0 0 0 0 1 4											
Kevin Seitzer, R OBP: 0.377, SLG: 0.396 (1, 5)	2-1 L7			1-2 6-3		1-2 L8		2-1 F9		0-2 1B	5 1 1 0 0 0 2											
Bill Buckner, L OBP: 0.275, SLG: 0.319 (1, 10)		2-2 F8			0-0 1B		0-1 F9	1-1 4-3		0-2 SF9	4 0 1 1 0 0 0											
Bo Jackson, R OBP: 0.344, SLG: 0.520 (1, 7)		0-0 F8			0-0 5-3		2-2 CS		3-1 SH3-4	1-0 1B	4 0 2 0 0 0 1											
Scotti Madison, S OBP: 0.256, SLG: 0.229 (9, PR)					1-2		1B			1-2 1B	1 0 1 1 0 0 0	AB 39										
Jamie Quirk, L OBP: 0.292, SLG: 0.351 (1, 2)		0-0 4-3			4-1 BB		4-2 HBP	1-0 SH3-4		0-0 E7	2 1 1 1 2 0 0	R 6										
Brad Wellman, R OBP: 0.292, SLG: 0.304 (1, 4)			2-1 CS		1-3 K		1-0 HBP	1-2 K		0-2 6-3	2 0 1 0 0 1 2	H 13										
Jim Eisenreich, L OBP: 0.204, SLG: 0.263 (7, PH)											1 1 1 0 0 0 0	RBI 6										
Bill Pecota, R OBP: 0.208, SLG: 0.273 (7, 4)											2 0 0 0 0 1 4	BB 3										
Inning Stats	R: 1 E: 0 K: 1 S: 16	H: 2 LOB: 1 BB: 0 P: 22	R: 0 E: 0 K: 0 S: 6	H: 0 LOB: 0 BB: 0 P: 8	R: 0 E: 0 K: 0 S: 6	H: 1 LOB: 0 BB: 0 P: 10	R: 0 E: 0 K: 1 S: 7	H: 1 LOB: 1 BB: 1 P: 13	R: 0 E: 0 K: 0 S: 11	H: 0 LOB: 1 BB: 1 P: 18	R: 2 E: 0 K: 0 S: 17	H: 3 LOB: 2 BB: 1 P: 29	R: 0 E: 0 K: 0 S: 5	H: 0 LOB: 0 BB: 0 P: 9	R: 0 E: 0 K: 2 S: 12	H: 1 LOB: 2 BB: 0 P: 18	R: 3 E: 1 K: 1 S: 18	H: 5 LOB: 2 BB: 0 P: 21	1B: 11 2B: 2 3B: 0 HR: 0	SF: 1 SAC: 1 DP: 0 HBP: 1	WP: 0 PB: 0 SB: 0 CS: 2	PA: 45
PITCHER	IP WLS BF H R ER SO BB IBB HBP BLK WP HR S P ERA WHIP																					
John Farrell, R ERA: 2.98 (1, 1)	6.2		7	3	3	2	3	0	0	0	0	0	0	67	105	4.05	1.500					
Jeff Kaiser, L ERA: (7, 1)	1.2		1	0	0	0	0	0	0	0	0	0	0	10	20	0.00	0.600					
Bill Laskey, R ERA: 7.15 (9, 1)	0.1		0	0	0	1	0	0	0	0	0	0	0	3	3	0.00	0.000					
Dan Schatzeder, L ERA: 7.36 (9, 1)	0.1	L	3	2	2	1	0	0	0	0	0	0	0	8	10	54.00	6.000					
Jeff Dedmon, R ERA: 4.32 (10, 1)	1.0		3	1	1	1	0	0	0	0	0	0	0	16	19	9.00	3.000					

Kansas City Royals @ Cleveland Indians
Cleveland Municipal Stadium, Cleveland, OH

Tue May 31 1988, 7:05 PM EDT
Att. 8,978 - Unknown - 78 F

livebaseballscorecards.com



Batter	1	2	3	4	5	6	7	8	9	AB R H RBI BB SO LOB	TOP	
Bill Pecota, R (1, 6) <small>OBP: 0.259, SLG: 0.320</small> Kurt Stillwell, S (9, PH) <small>OBP: 0.345, SLG: 0.444</small>	1-0 1B		0-0 1-2 2-3		2-2 1B 1-H		2-2 1-3		4-2 1-2	3 0 2 1 0 0 1 0 0 0 0 1 0 0	Kansas City Royals @ Cleveland Indians Cleveland Municipal Stadium, Cleveland, OH <small>Wed Jun 01 1988, 7:05 PM EDT</small> <small>Att: 8,732 - Unknown - 75 F</small>	
Willie Wilson, S (1, 8) <small>OBP: 0.313, SLG: 0.378</small>	1-3 1		0-0 1		0-1 1-2f		1-3 3		0-2 3	5 0 0 0 0 2 8		
George Brett, L (1, 10) <small>OBP: 0.396, SLG: 0.540</small>	0-0 1-2f		4-1 1-2 2-3 3-H		2-2 1-2f		1-0 1		3 0 0 1 1 0 2			
Danny Tartabull, R (1, 9) <small>OBP: 0.386, SLG: 0.557</small>		3-2 1	0-0 1-2f		1-0 1		0-0 2B		4 1 1 0 0 0 3			
Kevin Seitzer, R (1, 5) <small>OBP: 0.379, SLG: 0.405</small>		4-1 BB		1-0 1		0-1 3B		0-2 2-H	3 1 1 1 1 0 0			
Mike Macfarlane, R (1, 2) <small>OBP: 0.356, SLG: 0.379</small>		0-0 2		1-0 2		2-1 3-H		1-2 3	3 0 0 1 0 0 1			
Bill Buckner, L (1, 3) <small>OBP: 0.274, SLG: 0.309</small> Brad Wellman, R (9, PR) <small>OBP: 0.292, SLG: 0.304</small>		2-1 3		3-2 3		1-0 3		4-1 BB	3 0 0 0 1 0 1 0 0 0 0 0 0 0			
Frank White, R (1, 4) <small>OBP: 0.251, SLG: 0.281</small>			0-1 1B		2-2 1B		1-2 1		1-2 1-2f	4 1 2 0 0 0 1		
Jim Eisenreich, L (1, 7) <small>OBP: 0.215, SLG: 0.272</small>			3-1 1B		1-1 1B		0-0 1B		0-0 1-2f	4 1 2 0 0 0 2		
Inning Stats	R: 0 H: 1 E: 0 LOB: 0 K: 1 BB: 0 S: 5 P: 7	R: 0 H: 0 E: 0 LOB: 1 K: 0 BB: 1 S: 7 P: 16	R: 1 H: 2 E: 1 LOB: 2 K: 0 BB: 1 S: 8 P: 15	R: 0 H: 0 E: 0 LOB: 0 K: 0 BB: 0 S: 10 P: 15	R: 1 H: 2 E: 0 LOB: 1 K: 0 BB: 0 S: 14 P: 21	R: 1 H: 1 E: 0 LOB: 0 K: 0 BB: 0 S: 6 P: 10	R: 0 H: 1 E: 0 LOB: 1 K: 1 BB: 0 S: 10 P: 14	R: 1 H: 1 E: 0 LOB: 0 K: 0 BB: 0 S: 10 P: 12	R: 0 H: 0 E: 0 LOB: 2 K: 0 BB: 2 S: 13 P: 22	1B: 6 SF: 1 2B: 1 SAC: 1 3B: 1 DP: 2 HR: 0 HBP: 0		WP: 0 PA: 38 PB: 0 SB: 1 CS: 0
PITCHER Scott Bailes, L (1, 1) <small>ERA: 4.3</small> Doug Jones, R (8, 1) <small>ERA: 2.08</small>	IP WLS BF H R ER SO BB IBB HBP BLK 7.1 W 31 8 4 3 2 2 0 0 1	IP WLS BF H R ER SO BB IBB HBP BLK 1.2 S 7 0 0 0 0 2 0 0 1	PITCHER IP WLS BF H R ER SO BB IBB HBP BLK WP HR S P ERA WHIP 31 0 0 62 101 3.68 1.364 31 0 0 21 31 0.00 1.200									

AB	32
R	4
H	8
RBI	4
BB	4
SO	2
LOB	19



Batter	1	2	3	4	5	6	7	8	9	AB	R	H	RBI	BB	SO	LOB	
Julio Franco, R OBP: 0.330, SLG: 0.406 (1, 4)	3-2 HR	1-0 L8			4-2 FC6-4 WP 1-2 BB	1-2 G6-3				3	1	1	1	1	0	2	
Pat Tabler, R OBP: 0.333, SLG: 0.294 Willie Upshaw, L OBP: 0.320, SLG: 0.358 (1, 3) (8, 3)	1-1 F9		0-1 G4-3		3-2 F8		4-2 BB			3	0	0	0	1	0	2	
Joe Carter, R OBP: 0.347, SLG: 0.528 (1, 8)	1-3 K		1-0 F9		4-2 FC6-4 1-2 IBB 2-3		0-0 L7			3	0	0	0	1	1	1	
Ron Kittle, R OBP: 0.317, SLG: 0.455 (1, 10)	1-0 G6-3		3-1 1B		1-2 FC6-4 1-2f 2-3 3-H		0-0 FC5 1-2 FC6-4			4	0	1	1	0	0	3	
Cory Snyder, R OBP: 0.328, SLG: 0.494 (1, 9)		1-0 HR	0-1 F7		0-0 L6		0-1 F8			4	1	1	1	0	0	5	
Brook Jacoby, R OBP: 0.319, SLG: 0.385 (1, 5)		4-1 SH5-3 1B G6-3 BB		1-0 F9		1-1 1B FC4-6 1B		0-0 FC6-4 1-2f		3	2	1	0	1	0	2	
Carmen Castillo, R OBP: 0.345, SLG: 0.358 Mel Hall, L OBP: 0.305, SLG: 0.348 (1, 7) (8, 7)		1-2 SH5-3 1B		2-1 F7		0-3 K		1-0 G1-3		3	0	1	0	0	1	1	
Andy Allanson, R OBP: 0.305, SLG: 0.342 (1, 2)		0-0 SH5-3 1-2 2-3		2-0 P3		2-1 FC4-6 1B		0-0 F8		3	0	1	0	0	0	0	
Jay Bell, R OBP: 0.305, SLG: 0.260 (1, 6)		1-0 G6-3 3-H			4-0 WP BB FC6-4 BB		0-0 FC4-6 1-2f 3-H		3-2 L7		3	1	0	2	1	0	2

Inning Stats	R: 1	H: 1	E: 0	K: 1	S: 9	LOB: 0	BB: 0	P: 15	R: 2	H: 2	E: 0	K: 0	S: 8	LOB: 1	BB: 1	P: 16	R: 0	H: 1	E: 0	K: 0	S: 7	LOB: 1	BB: 0	P: 11	R: 0	H: 0	E: 0	K: 0	S: 4	LOB: 0	BB: 0	P: 9	R: 1	H: 0	E: 0	K: 0	S: 12	LOB: 2	BB: 3	P: 28	R: 1	H: 2	E: 0	K: 1	S: 11	LOB: 1	BB: 0	P: 15	R: 0	H: 0	E: 0	K: 0	S: 7	LOB: 2	BB: 1	P: 11	R: 0	H: 0	E: 0	K: 0	S: 5	LOB: 0	BB: 0	P: 9
1B: 4	SF: 0	2B: 0	SAC: 1	3B: 0	DP: 0	HR: 2	HBP: 0	WP: 1	PA: 36																																																							

PITCHER	IP	WLS	BF	H	R	ER	SO	BB	IBB	HBP	BLK	WP	HR	S	P	ERA	WHIP
Floyd Bannister, L ERA: 4.02 (1, 1)	4.1	L	20	4	4	4	1	3	0	0	0	0	2	34	68	8.31	1.615
Dan Quisenberry, R ERA: 3.1 (5, 1)	2.2		13	2	1	1	1	1	1	0	0	1	0	24	37	3.38	1.125
Gene Garber, R ERA: 3.27 (8, 1)	1.0		3	0	0	0	0	0	0	0	0	0	0	5	9	0.00	0.000

BOTTOM

Kansas City Royals @ Cleveland Indians
Cleveland Municipal Stadium, Cleveland, OH

Wed Jun 01 1988, 7:05 PM EDT
Att. 8,732 - Unknown - 75 F

livebaseballscorecards.com

AB	30
R	5
H	6
RBI	5
BB	5
SO	2
LOB	18



Batter	1	2	3	4	5	6	7	8	9	AB R H RBI BB SO LOB	TOP
Henry Cotto, R OBP: 0.359, SLG: 0.436 (1, 8) C X	0-1 BLK S 1B		1-1 4-3 1-2			1-2 5-3		0-1 G4-3 1-2f		4 0 1 0 0 0 3	
Scott Bradley, L OBP: 0.295, SLG: 0.364 (1, 2) B C F S	1-3 K 1-2		0-0 L7			2-1 4-3		1-2 6-3		4 0 0 0 0 1 1	
Alvin Davis, L OBP: 0.396, SLG: 0.541 (1, 3) B X	1-0 L9						1-0 F7		1-1 G3-1	4 0 0 0 0 0 1	
Ken Phelps, L OBP: 0.409, SLG: 0.575 (1, 10) S B F S	1-3 K 2-3					1-2 F6		4-1 WP BB	2-3 K	3 0 0 0 1 2 1	
Mickey Brantley, R OBP: 0.310, SLG: 0.529 (1, 7) X		0-0 L8				1-0 5-3		3-3 K 1-2		3 0 0 0 0 1 1	
Jim Presley, R OBP: 0.261, SLG: 0.361 (1, 5) C C C		0-3 K				2-1 5-3		1-2 6-3		3 0 0 0 0 1 1	
Glenn Wilson, R OBP: 0.299, SLG: 0.340 (1, 9) X		0-0 FC6-4 1B				0-1 L9		2-1 F3		3 0 1 0 0 0 0	
Rey Quinones, R OBP: 0.298, SLG: 0.401 (1, 6) B X		1-0 FC6-4 1-2f				0-2 6-3		0-0 E 1B		3 0 1 0 0 0 1	
Harold Reynolds, S OBP: 0.291, SLG: 0.396 (1, 4) B F X			1-1 CS 1B			2-1 4-3		1-0 E8 G4-3 1-2		3 0 1 0 0 0 1	
Inning Stats	R: 0 H: 1 E: 0 LOB: 1 K: 2 BB: 0 S: 10 P: 13	R: 0 H: 1 E: 0 LOB: 1 K: 1 BB: 0 S: 6 P: 7	R: 0 H: 1 E: 0 LOB: 0 K: 0 BB: 0 S: 5 P: 7	R: 0 H: 0 E: 0 LOB: 0 K: 0 BB: 0 S: 7 P: 10	R: 0 H: 0 E: 0 LOB: 0 K: 0 BB: 0 S: 7 P: 9	R: 0 H: 0 E: 0 LOB: 0 K: 0 BB: 0 S: 7 P: 12	R: 0 H: 0 E: 0 LOB: 1 K: 1 BB: 1 S: 8 P: 17	R: 0 H: 1 E: 1 LOB: 1 K: 0 BB: 0 S: 6 P: 9	R: 0 H: 0 E: 0 LOB: 0 K: 1 BB: 0 S: 8 P: 12	1B: 4 SF: 0 2B: 0 SAC: 0 3B: 0 DP: 1 HR: 0 HBP: 0	WP: 1 PA: 31 PB: 0 SB: 1 CS: 1
PITCHER Ted Power, R (1, 1) ERA: 4.81	IP WLS BF H R ER SO BB IBB HBP BLK WP HR S P ERA WHIP										
	9.0 W 31 4 0 0 5 1 0 0 1 1 0 64 96 0.00 0.556										

Seattle Mariners @ Kansas City Royals
 Royals Stadium, Kansas City, MO
 Thu Jun 02 1988, 4:33 AM EDT
 Att. 24,546 - Cloudy - 73 F

livebaseballscorecards.com

AB	30
R	0
H	4
RBI	0
BB	1
SO	5
LOB	10



Batter	1	2	3	4	5	6	7	8	9	AB R H RBI BB SO LOB	TOP	
Henry Cotto, R (1, 8) OBP: 0.356, SLG: 0.434	0-1 F8		2-1 SF8			0-0 5-3		0-0 G4-6-3 1B		3 0 1 1 0 0 0		
Scott Bradley, L (1, 2) OBP: 0.284, SLG: 0.350	3-1 4-3		1-0 P5			2-0 F8		0-1 G4-6-3		4 0 0 0 0 0 2		
Alvin Davis, L (1, 3) OBP: 0.403, SLG: 0.554	1-2 2B				0-0 2B	4-0 BB BB		3-1 F8		3 0 2 0 1 0 1		
Ken Phelps, L (1, 10) OBP: 0.405, SLG: 0.561	2-3 K				0-3 K	4-2 BB		1-2 BB		3 0 0 0 1 2 2		
Mickey Brantley, R (1, 7) OBP: 0.303, SLG: 0.518		1-0 F9			2-0 F7	1-1 4-3		1-1 L7		4 0 0 0 0 0 3		
Jim Presley, R (1, 5) OBP: 0.290, SLG: 0.358		0-0 G6-4-3 1B			2-2 6-3		1-0 5-3	0-2 F9		4 0 1 0 0 0 1		
Glenn Wilson, R (1, 9) OBP: 0.294, SLG: 0.333		0-0 G6-4-3				1-0 F8		0-1 F8		3 0 0 0 0 0 1		
Rey Quinones, R (1, 6) OBP: 0.298, SLG: 0.406			0-0 G3 SF8 2B			2-2 F8		1-1 6-3		3 1 1 0 0 0 0		
Harold Reynolds, S (1, 4) OBP: 0.292, SLG: 0.395			2-1 G3			1-1 F7		0-1 G4-6-3 1B		3 0 1 0 0 0 1		
Inning Stats	R: 0 H: 1 E: 0 LOB: 1 K: 1 BB: 0 S: 10 P: 16	R: 0 H: 1 E: 0 LOB: 0 K: 0 BB: 0 S: 3 P: 4	R: 1 H: 1 E: 0 LOB: 0 K: 0 BB: 0 S: 6 P: 11	R: 0 H: 1 E: 0 LOB: 1 K: 1 BB: 0 S: 8 P: 12	R: 0 H: 0 E: 0 LOB: 0 K: 0 BB: 0 S: 6 P: 10	R: 0 H: 0 E: 0 LOB: 2 K: 0 BB: 2 S: 8 P: 19	R: 0 H: 0 E: 0 LOB: 0 K: 0 BB: 0 S: 5 P: 7	R: 0 H: 2 E: 0 LOB: 1 K: 0 BB: 0 S: 7 P: 10	R: 0 H: 0 E: 0 LOB: 0 K: 0 BB: 0 S: 11 P: 15	1B: 3 SF: 1 2B: 3 SAC: 0 3B: 0 DP: 2 HR: 0 HBP: 0	WP: 0 PA: 33 PB: 0 SB: 0 CS: 0	
PITCHER Bret Saberhagen, R (1, 1) ERA: 3.4	IP WLS BF H R ER SO BB IBB HBP BLK WP HR S P ERA WHIP	9.0 W 33 6 1 1 2 2 0 0 0 0 0 0 64 104 1.00 0.889										

Seattle Mariners @ Kansas City Royals
 Royals Stadium, Kansas City, MO
 Fri Jun 03 1988, 8:05 PM EDT
 Att. 34,163 - Unknown - 75 F

AB	30
R	1
H	6
RBI	1
BB	2
SO	2
LOB	11



Batter	1	2	3	4	5	6	7	8	9	AB	R	H	RBI	BB	SO	LOB
Kurt Stillwell, S OBP: 0.342, SLG: 0.452 (1, 6)	2-2 5-3		2-3 K		1-0 HR		1-3 K			4	1	1	1	0	2	0
Willie Wilson, S OBP: 0.307, SLG: 0.369 (1, 8)	1-2 F8		1-0 G5-4-3 1B		2-2 1-3		2-1 F7			4	0	1	0	0	0	0
George Brett, L OBP: 0.387, SLG: 0.529 (1, 3)	3-2 F7		0-0 G5-4-3 1-2f			2-2 L4		1-1 F7		4	0	0	0	0	0	1
Danny Tartabull, R OBP: 0.395, SLG: 0.577 (1, 9)		3-2 F8		1-1 BLK 1B		3-2 1B 1B 1B		2-1 1B 1B		4	0	3	0	0	0	0
Kevin Seitzer, R OBP: 0.384, SLG: 0.415 (1, 5)		0-2 1B 2B		1-1 F7 1-2		2-1 1B 1B		1-1 F8		4	1	2	0	0	0	2
Bill Buckner, L OBP: 0.289, SLG: 0.320 (1, 10)		2-1 2B SF8 1B		2-1 F7		1-1 1B 1-2 2-3 1B		0-0 FC6-4 1B		4	1	3	0	0	0	1
Mike Macfarlane, R OBP: 0.352, SLG: 0.391 (1, 2)		3-1 1-3 3-H 2B		3-1 L7		0-2 P4		3-1 FC6-4		4	0	1	1	0	0	6
Jim Eisenreich, L OBP: 0.221, SLG: 0.278 (1, 7)		1-1 SF8 3-H		2-3 K		0-0 F5				2	0	0	1	0	1	3
Brad Wellman, R OBP: 0.259, SLG: 0.269 (1, 4)		0-0 5-3		1-2 F9		1-0 L5				3	0	0	0	0	0	1

Inning Stats	R: 0	H: 0	E: 0	K: 0	S: 10	LOB: 0	BB: 0	P: 16	R: 2	H: 3	E: 0	K: 0	S: 14	LOB: 1	BB: 0	P: 23	R: 0	H: 1	E: 0	K: 1	S: 5	LOB: 0	BB: 0	P: 8	R: 0	H: 1	E: 0	K: 0	S: 8	LOB: 1	BB: 0	P: 15	R: 1	H: 1	E: 0	K: 1	S: 12	LOB: 0	BB: 0	P: 18	R: 0	H: 3	E: 0	K: 0	S: 14	LOB: 3	BB: 0	P: 22	R: 0	H: 0	E: 0	K: 1	S: 6	LOB: 0	BB: 0	P: 10	R: 0	H: 2	E: 0	K: 0	S: 9	LOB: 2	BB: 0	P: 16
1B: 8	SF: 1	2B: 2	SAC: 0	3B: 0	DP: 1	HR: 1	HBP: 0	WP: 0	PA: 34																																																							


PITCHER	IP	WLS	BF	H	R	ER	SO	BB	IBB	HBP	BLK	WP	HR	S	P	ERA	WHIP
Mike Campbell, R ERA: 5.53 (1, 1)	7.0	L	29	9	3	3	3	0	0	0	1	0	1	69	112	3.86	1.286
Mike Moore, R ERA: 5.43 (8, 1)	1.0		5	2	0	0	0	0	0	0	0	0	0	9	16	0.00	2.000

BOTTOM

Seattle Mariners @ Kansas City Royals
Royals Stadium, Kansas City, MO

livebaseballscorecards.com

AB	33
R	3
H	11
RBI	3
BB	0
SO	3
LOB	14



WP: 0 PA: 34
PB: 0 SB: 0
CS: 0

Fri Jun 03 1988, 8:05 PM EDT
Att: 34,163 - Unknown - 75 F

Batter	1	2	3	4	5	6	7	8	9	AB	R	H	RBI	BB	SO	LOB	TOP										
Henry Cotto, R OBP: 0.347, SLG: 0.422 (1, 8)	1-3 K		1-3 K		0-1 FC6-4			3-3 K	2-1 5-3	5	0	0	0	0	3	4											
Glenn Wilson, R OBP: 0.298, SLG: 0.337 (1, 9)	1-0 G1-3		2-1 5-3			3-2 CS 1B		3-2 1B 1B		4	1	2	1	0	0	0											
Alvin Davis, L OBP: 0.405, SLG: 0.559 (1, 3)	1-3 K			1-1 G3-1 2B		0-1 F7		0-1 1B 1B		4	0	2	0	0	1	1											
Mickey Brantley, R OBP: 0.307, SLG: 0.518 (1, 7)		2-2 5-3 1B		1-0 G3-1		2-0 F9		1-1 1B 1B		4	1	2	1	0	0	2											
Jim Presley, R OBP: 0.275, SLG: 0.351 (1, 5)		1-2 5-3		0-0 P4			2-2 6-3	0-0 F8		4	0	0	0	0	0	4											
Steve Balboni, R OBP: 0.137, SLG: 0.261 (1, 10)		1-0 1B		2-3 K			2-1 P4	3-3 K		0	0	0	0	0	0	0											
Ken Phelps, L OBP: 0.405, SLG: 0.561 (8, PH)										0	0	0	0	0	0	0											
Rick Renteria, R OBP: 0.239, SLG: 0.319 (8, PH)		2-H 1B								1	0	0	0	0	1	2											
Dave Valle, R OBP: 0.261, SLG: 0.352 (1, 2)		1-0 3-1			0-1 6-3			1-2 1B		3	0	1	0	1	0	1											
Rey Quinones, R OBP: 0.282, SLG: 0.397 (1, 6)		0-0 F9			2-1 6-3			1-0 P6		4	0	0	0	0	0	3											
Harold Reynolds, S OBP: 0.306, SLG: 0.418 (1, 4)			1-1 CS 1B		0-1 FC6-4 1B			1-1 1B 2B	1-1 2B	4	1	4	0	0	0	0											
Inning Stats	R: 0 E: 0 K: 2 S: 7	H: 0 LOB: 0 BB: 0 P: 10	R: 1 E: 0 K: 0 S: 10	H: 2 LOB: 1 BB: 0 P: 17	R: 0 E: 0 K: 1 S: 7	H: 1 LOB: 0 BB: 0 P: 11	R: 0 E: 0 K: 1 S: 9	H: 1 LOB: 1 BB: 0 P: 13	R: 0 E: 0 K: 0 S: 8	H: 1 LOB: 1 BB: 0 P: 10	R: 0 E: 0 K: 0 S: 7	H: 1 LOB: 0 BB: 0 P: 12	R: 0 E: 0 K: 0 S: 9	H: 1 LOB: 1 BB: 0 P: 15	R: 2 E: 1 K: 2 S: 16	H: 4 LOB: 2 BB: 0 P: 27	R: 0 E: 0 K: 0 S: 7	H: 1 LOB: 1 BB: 1 P: 15	1B: 9 2B: 3 3B: 0 HR: 0	SF: 0 SAC: 0 DP: 1 HBP: 0	WP: 1 PB: 0 SB: 0 CS: 2	PA: 37					
PITCHER	IP	WLS	BF	H	R	ER	SO	BB	IBB	HBP	BLK	WP	HR	S	P	ERA	WHIP										
Charlie Leibrandt, L ERA: 4.69 (1, 1)	7.1		30	10	3	3	5	0	0	0	0	1	0	67	105	3.68	1.364										
Jeff Montgomery, R ERA: (8, 1)	0.1		2	1	0	0	0	0	0	0	0	0	0	3	4	0.00	3.000										
Jerry Don Gleaton, L ERA: (8, 1)	1.0		4	1	0	0	1	1	0	0	0	0	0	8	17	0.00	2.000										
Steve Farr, R ERA: 2.53 (9, 1)	0.1	W	1	0	0	0	0	0	0	0	0	0	0	2	4	0.00	0.000										

Seattle Mariners @ Kansas City Royals
Royals Stadium, Kansas City, MO
Sat Jun 04 1988, 8:05 PM EDT
Att. 33,394 - Unknown

AB	33
R	3
H	11
RBI	2
BB	1
SO	5
LOB	17



Batter	1	2	3	4	5	6	7	8	9	AB R H RBI BB SO LOB
Kurt Stillwell, S OBP: 0.343, SLG: 0.451 (1, 6) C F C	0-3 K		2-2 G1-3		2-3 K		0-1 1B		1-2 1B 1-3 2-H	5 0 2 1 0 2 0
Willie Wilson, S OBP: 0.309, SLG: 0.374 (1, 8) B X	1-0 2B			2-3 K	1-0 G1-3		1-3 K		1-2 1B 1-2 3-H	5 0 2 1 0 2 1
George Brett, L OBP: 0.381, SLG: 0.519 (1, 3) B B C X	3-1 5-3			0-1 4-3		2-1 G1-3		2-1 F6		4 0 0 0 0 0 1
Danny Tartabull, R OBP: 0.402, SLG: 0.582 (1, 9) B B C C B	4-2 CS BB			2-2 3B 2B		4-2 5-3 BB		3-1 F9		2 1 1 0 2 0 0
Kevin Seitzer, R OBP: 0.389, SLG: 0.431 (1, 5) Bill Pecota, R OBP: 0.250, SLG: 0.308 (4, PR) (5, 5) Frank White, R OBP: 0.257, SLG: 0.282 (8, PH) (9, 4)	2-2 CS 1-2	3-1 G1-6-3 1B		2-1 2B 3B		3-1 5-3		1-0 1B		2 0 2 1 0 0 0 1 1 0 0 0 0 1 1 0 1 0 0 0 0
Pat Tabler, R OBP: 0.331, SLG: 0.299 (1, 10) X F X		0-2 P6		0-1 2B		0-0 E5		0-1 F8		4 0 1 1 0 0 3
Mike Macfarlane, R OBP: 0.349, SLG: 0.381 (1, 2) 1 SAFE 1 SAFE 1 SAFE X		1-0 G1-6-3 1-2f		4-1 BB		2-3 K			1-1 P6	3 0 0 0 1 1 3
Gary Thurman, R (1, 7) F B C B X			2-2 L9		1-2 P3		2-3 K		4-2 1B 1B BB	3 1 0 0 1 1 3
Brad Wellman, R OBP: 0.233, SLG: 0.241 (1, 4) (9, 5) Bill Buckner, L OBP: 0.296, SLG: 0.327 (9, PH) Jim Eisenreich, L OBP: 0.221, SLG: 0.278 (9, PR)			0-0 L4		1-0 6-3		1-3 K		0-0 1B 1B 1B	3 0 0 0 0 1 0 1 0 1 0 0 0 0 0 1 0 0 0 0 0

Inning Stats	R: 0 E: 0 K: 1 S: 10	H: 1 LOB: 1 BB: 1 P: 20	R: 0 E: 0 K: 0 S: 6	H: 1 LOB: 0 BB: 0 P: 10	R: 0 E: 0 K: 0 S: 7	H: 0 LOB: 0 BB: 0 P: 11	R: 2 E: 0 K: 1 S: 17	H: 3 LOB: 3 BB: 1 P: 28	R: 0 E: 0 K: 1 S: 5	H: 0 LOB: 0 BB: 0 P: 9	R: 0 E: 1 K: 1 S: 11	H: 0 LOB: 2 BB: 1 P: 22	R: 0 E: 0 K: 3 S: 12	H: 1 LOB: 1 BB: 0 P: 15	R: 0 E: 0 K: 0 S: 7	H: 1 LOB: 1 BB: 0 P: 13	R: 2 E: 0 K: 0 S: 13	H: 3 LOB: 2 BB: 1 P: 20	1B: 6 2B: 3 3B: 1 HR: 0	SF: 0 SAC: 0 DP: 1 HBP: 0
--------------	-------------------------------	----------------------------------	------------------------------	----------------------------------	------------------------------	----------------------------------	-------------------------------	----------------------------------	------------------------------	---------------------------------	-------------------------------	----------------------------------	-------------------------------	----------------------------------	------------------------------	----------------------------------	-------------------------------	----------------------------------	----------------------------------	------------------------------------

PITCHER	IP	WLS	BF	H	R	ER	SO	BB	IBB	HBP	BLK	WP	HR	S	P	ERA	WHIP
Mark Langston, L ERA: 3.65 (1, 1)	8.1	L	38	10	4	4	7	4	0	0	0	0	0	88	148	4.32	1.680

BOTTOM

Seattle Mariners @ Kansas City Royals
Royals Stadium, Kansas City, MO

livebaseballscorecards.com

AB	34
R	4
H	10
RBI	4
BB	4
SO	7
LOB	12



WP: 0	PA: 39
PB: 0	
SB: 0	
CS: 1	

Sat Jun 04 1988, 8:05 PM EDT
Att. 33,394 - Unknown

Batter	1	2	3	4	5	6	7	8	9	AB R H RBI BB SO LOB	TOP
Henry Cotto, R OBP: 0.343, SLG: 0.416 (1, 8)	2-0 5-3	2-2 4-3			0-2 1B 1B 1B	1-3 K		1-1 P9		5 0 1 0 0 1 6	
Glenn Wilson, R OBP: 0.301, SLG: 0.335 (1, 9)	4-2 FC1-6 BB		2-3 K		1-3 K		1-0 G3-6-3 1B	2-2 P4		4 0 1 0 1 2 5	
Alvin Davis, L OBP: 0.405, SLG: 0.552 (1, 3)	0-0 FC1-6 1-2f		4-2 BB		3-2 1B 1B 1-2 2-H		1-1 G3-6-3 1-2f		0-3 K	4 0 1 1 1 1 2	
Ken Phelps, L OBP: 0.399, SLG: 0.547 (1, 10)	2-3 K		1-0 F7		0-0 1B 1-2 2-3		3-2 3-1		1-0 6-3	5 0 1 0 0 1 2	
Mickey Brantley, R OBP: 0.305, SLG: 0.510 (1, 7)		2-1 E9 G1	3-3 K		0-3 K			1-0 F9 1B 1B	0-3 K	5 2 1 0 0 3 4	
Scott Bradley, L OBP: 0.283, SLG: 0.346 (1, 2)		0-1 4-3		2-2 6-3	0-0 1-3			1-0 1B 1B 1-2		4 0 1 0 0 0 4	
Jim Presley, R OBP: 0.274, SLG: 0.349 (1, 5)		0-0 G1		2-1 G1-6-3 1B		0-0 G1-6-3		1-2 F9		4 0 1 1 0 0 2	
Rey Quinones, R OBP: 0.296, SLG: 0.399 (1, 6)		3-2 E 1B 1B		0-0 G1-6-3 1-2f		1-1 F7		1-2 1B 1-2		4 0 2 1 0 0 1	
Harold Reynolds, S OBP: 0.320, SLG: 0.427 (1, 4)		1-1 E3 1B		2-1 1B 1B		4-1 BB		1-1 1-2 2-3 1B		3 1 3 0 1 0 0	
Inning Stats	R: 0 E: 0 K: 1 S: 8 H: 0 LOB: 1 BB: 1 P: 16	R: 1 E: 2 K: 0 S: 13 H: 2 LOB: 2 BB: 0 P: 21	R: 0 E: 0 K: 2 S: 9 H: 0 LOB: 1 BB: 1 P: 19	R: 0 E: 0 K: 0 S: 6 H: 1 LOB: 0 BB: 0 P: 10	R: 1 E: 0 K: 2 S: 16 H: 4 LOB: 3 BB: 0 P: 22	R: 0 E: 0 K: 1 S: 7 H: 0 LOB: 1 BB: 1 P: 13	R: 0 E: 0 K: 0 S: 6 H: 1 LOB: 0 BB: 0 P: 11	R: 1 E: 0 K: 0 S: 15 H: 4 LOB: 3 BB: 0 P: 23	R: 0 E: 0 K: 2 S: 7 H: 0 LOB: 0 BB: 0 P: 8	1B: 12 2B: 0 3B: 0 HR: 0 SF: 0 SAC: 0 DP: 2 HBP: 0	WP: 0 PB: 0 SB: 2 CS: 0 PA: 41
PITCHER Mark Gubicza, R ERA: 3.31 Gene Garber, R ERA: 3.38	IP WLS BF H R ER SO BB IBB HBP BLK WP HR S P ERA WHIP	7.0 W 31 8 2 1 6 3 0 0 0 0 0 0 65 112 1.29 1.571	2.0 10 4 1 1 2 0 0 0 0 0 0 0 22 31 4.50 2.000	PITCHER IP WLS BF H R ER SO BB IBB HBP BLK WP HR S P ERA WHIP							

Seattle Mariners @ Kansas City Royals
 Royals Stadium, Kansas City, MO
 Sun Jun 05 1988, 4:33 AM EDT
 Att. 27,601 - Sunny - 80 F

livebaseballscorecards.com

AB	38
R	3
H	12
RBI	3
BB	3
SO	8
LOB	26



Batter	1	2	3	4	5	6	7	8	9
Kurt Stillwell, S OBP: 0.346, SLG: 0.457 Bill Buckner, L OBP: 0.293, SLG: 0.324	2-1 HR 2B		2-1 6-3	3-3 K		3-2 FC5-4 1B		0-2 1-3	
Willie Wilson, S OBP: 0.306, SLG: 0.371 Gary Thurman, R	0-3 K		1-0 6-3		3-2 6-3	1-1 FC5-4 1-2f			
George Brett, L OBP: 0.387, SLG: 0.551	1-2 2-H HR		3-2 HR		0-1 1B	0-0 G3-1			
Danny Tartabull, R OBP: 0.394, SLG: 0.569	1-0 P3		3-3 K		1-0 F9		3-0 5-3		
Kevin Seitzer, R OBP: 0.391, SLG: 0.437 Bill Pecota, R OBP: 0.250, SLG: 0.308	1-3 K			1-1 4-3 SF9 2B	2-1 G3		0-0 WP 1B		
Pat Tabler, R OBP: 0.330, SLG: 0.305		0-0 6-3		3-1 4-3		3-2 2B 2B	2-2 6-3		
Jim Eisenreich, L OBP: 0.231, SLG: 0.297		1-2 S BLK 1B		0-0 SF9		0-0 3B 2B	0-1 F8		
Frank White, R OBP: 0.263, SLG: 0.299 Brad Wellman, R OBP: 0.226, SLG: 0.233		1-0 6-3		1-2 BB 1B		1-1 SF7 3B	0-0 F7		
Jamie Quirk, L OBP: 0.290, SLG: 0.339		2-3 K		4-0 BB		2-2 SF7	2-3 K		

AB	R	H	RBI	BB	SO	LOB
4	1	2	0	0	1	2
1	0	0	0	0	0	0
2	0	0	0	0	1	1
2	0	0	0	0	0	1
4	2	3	3	0	0	1
4	0	0	0	0	1	1
4	1	2	0	0	1	1
0	0	0	0	0	0	0
4	1	1	0	0	0	2
3	1	2	2	0	0	1
3	1	2	1	0	0	1
1	0	0	0	0	0	0
2	0	0	1	1	2	1

BOTTOM

Seattle Mariners @ Kansas City Royals
Royals Stadium, Kansas City, MO

Sun Jun 05 1988, 4:33 AM EDT
Att. 27,601 - Sunny - 80 F

livebaseballscorecards.com

AB	34
R	7
H	12
RBI	7
BB	1
SO	6
LOB	12



Inning	R	H	E	K	S	R	H	E	K	S	R	H	E	K	S	R	H	E	K	S	R	H	E	K	S
1	2	2	0	12	17	0	1	0	9	12	1	1	0	10	23	0	1	0	9	14	0	1	0	7	9
2	0	0	0	0	0	0	0	0	0	0	0	0	0	0	0	0	0	0	0	0	0	0	0	0	0
3	0	0	0	0	0	0	0	0	0	0	0	0	0	0	0	0	0	0	0	0	0	0	0	0	0
4	0	0	0	0	0	0	0	0	0	0	0	0	0	0	0	0	0	0	0	0	0	0	0	0	0
5	0	0	0	0	0	0	0	0	0	0	0	0	0	0	0	0	0	0	0	0	0	0	0	0	0
6	0	0	0	0	0	0	0	0	0	0	0	0	0	0	0	0	0	0	0	0	0	0	0	0	0
7	0	0	0	0	0	0	0	0	0	0	0	0	0	0	0	0	0	0	0	0	0	0	0	0	0
8	0	0	0	0	0	0	0	0	0	0	0	0	0	0	0	0	0	0	0	0	0	0	0	0	0
9	0	0	0	0	0	0	0	0	0	0	0	0	0	0	0	0	0	0	0	0	0	0	0	0	0

PITCHER	IP	WLS	BF	H	R	ER	SO	BB	IBB	HBP	BLK	WP	HR	S	P	ERA	WHIP
Ed Nunez, R ERA: 8.35	3.2	L	18	6	4	4	4	1	0	0	1	0	2	39	65	9.82	1.909
Jerry Reed, R ERA: 5.87	1.1		8	4	3	3	1	0	0	0	0	0	0	18	30	20.25	3.000
Michael Jackson, R ERA: 2.41	1.0		4	1	0	0	0	0	0	0	0	0	0	10	16	0.00	1.000
Julio Solano, R ERA: 4.35	1.0		4	1	0	0	0	0	0	0	0	1	0	9	14	0.00	1.000
Rod Scurry, L ERA:	1.0		3	0	0	0	1	0	0	0	0	0	0	7	9	0.00	0.000

WP	PA	ERA	WHIP
1	37		
0			
1			
0			

Batter	1	2	3	4	5	6	7	8	9	AB	R	H	RBI	BB	SO	LOB
Kurt Stillwell, S OBP: 0.338, SLG: 0.440 (1, 6)	3-2 F8	2-0 G6-4-3			0-1 5-3		2-0 4-3			4	0	0	0	0	0	2
Willie Wilson, S OBP: 0.308, SLG: 0.368 (1, 8)	3-1 HR 1B		4-2 S 1B BB		3-2 P4		0-2 F8			3	2	1	0	1	0	0
George Brett, L OBP: 0.390, SLG: 0.561 (1, 3)	1-1 HR 1-H		2-2 L6 1-2		0-1 G3-1		2-2 4-3 BLK 1B			4	1	2	2	0	0	1
Danny Tartabull, R OBP: 0.394, SLG: 0.574 (1, 9)	0-0 HR		0-0 G6-3 1B 2-H		1-1 P5		1-3 K 1-2			4	1	2	2	0	1	1
Kevin Seitzer, R OBP: 0.386, SLG: 0.444 (1, 5)	1-0 6-3		0-0 G6-3 1-2f		3-2 HR		3-2 4-3 2-3			4	1	1	1	0	0	2
Pat Tabler, R OBP: 0.328, SLG: 0.299 (1, 10)	1-3 K			0-1 G3-1		4-2 S 1B BB		0-0 L9		3	1	0	0	1	1	1
Frank White, R OBP: 0.265, SLG: 0.301 (1, 4)		3-1 5-3		1-1 F7		0-1 F8				3	0	0	0	0	0	1
Mike Macfarlane, R OBP: 0.341, SLG: 0.371 Jamie Quirk, L OBP: 0.319, SLG: 0.387 (1, 2)		0-0 2B		1-2 1B		2-0 1B 1-H				0	0	0	0	0	0	0
Gary Thurman, R (1, 7)		4-0 G6-4-3 BB		2-0 F8			2-3 K			3	0	3	1	0	0	0
										2	0	0	0	1	1	1

Inning Stats	R: 3	H: 3	E: 0	K: 1	S: 14	H: 3	LOB: 0	BB: 0	P: 23	R: 0	H: 1	E: 0	K: 0	S: 4	H: 1	LOB: 1	BB: 1	P: 13	R: 1	H: 1	E: 0	K: 0	S: 10	H: 1	LOB: 0	BB: 1	P: 16	R: 0	H: 1	E: 0	K: 0	S: 8	H: 0	LOB: 0	BB: 0	P: 12	R: 2	H: 2	E: 0	K: 0	S: 13	H: 2	LOB: 1	BB: 1	P: 23	R: 0	H: 0	E: 0	K: 1	S: 7	H: 1	LOB: 1	BB: 0	P: 19	R: 0	H: 1	E: 0	K: 1	S: 13	H: 1	LOB: 1	BB: 0	P: 19
PITCHER	IP	WLS	BF	H	R	ER	SO	BB	IBB	HBP	BLK	WP	HR	S	P	ERA	WHIP																																														
Curt Young, L ERA: 4.21 Gene Nelson, R ERA: 3.11	(1, 1)	5.1	L	24	7	6	6	1	3	0	0	0	3	55	94	10.12	1.875																																														
	(6, 1)	2.2		9	2	0	2	0	0	0	1	0	0	23	35	0.00	0.750																																														


BOTTOM

Oakland Athletics @ Kansas City Royals
Royals Stadium, Kansas City, MO

Tue Jun 07 1988, 8:05 PM EDT
Att: 34,083 - Unknown - 85 F

livebaseballscorecards.com

AB	30
R	6
H	9
RBI	6
BB	3
SO	3
LOB	9



WP: 0	PA: 33
PB: 0	SB: 2
CS: 0	

Batter	1	2	3	4	5	6	7	8	9	AB R H RBI BB SO LOB	TOP
Carney Lansford, R OBP: 0.436, SLG: 0.517 (1, 5)	2-2 L9	2-1 F8			1-0 F8	1-0 6-3			3-1 5-3	5 0 0 0 0 0 2	
Mike Gallego, R OBP: 0.320, SLG: 0.286 (1, 4)	1-3 K				2-2 1B				2-2 F8	4 0 2 0 0 1 0	
Jose Canseco, R OBP: 0.398, SLG: 0.529 (1, 9)	0-2 1B				1-2 1B				1-2 F8	3 0 2 0 0 0 0	
Dave Parker, L OBP: 0.346, SLG: 0.454 (1, 7)	1-3 K				1-0 F8				3-2 F5	4 0 0 0 0 2 4	
Mark McGwire, R OBP: 0.354, SLG: 0.472 (1, 3)					1-0 1B 2B				2-1 F9	4 1 1 0 0 0 1	
Don Baylor, R OBP: 0.306, SLG: 0.291 (1, 10)					1-0 6-3				0-0 1B	4 0 1 0 0 0 1	
Gene Nelson, R (8, PR)									G4-6-3	0 0 0 0 0 0 0	
Dave Henderson, R OBP: 0.325, SLG: 0.514 (1, 8)					1-0 G3				1-1 G4-6-3	4 1 1 0 0 0 2	
Walt Weiss, S OBP: 0.311, SLG: 0.310 (1, 6)					1-1 L7				2-1 4-3	4 2 2 0 0 0 0	
Matt Sinatro, R OBP: 0.667, SLG: 1.333 (1, 2)					0-0 2B				2-2 4-3	3 0 2 4 0 0 0	
Doug Jennings, L (9, PH)					0-1 6-3					1 0 0 0 0 0 0	
Inning Stats	R: 0 H: 1 E: 0 LOB: 1 K: 2 BB: 0 S: 15 P: 19	R: 2 H: 3 E: 0 LOB: 1 K: 0 BB: 0 S: 15 P: 21	R: 0 H: 1 E: 0 LOB: 1 K: 1 BB: 0 S: 10 P: 17	R: 0 H: 0 E: 0 LOB: 0 K: 0 BB: 0 S: 4 P: 7	R: 0 H: 2 E: 0 LOB: 2 K: 0 BB: 0 S: 10 P: 15	R: 2 H: 3 E: 0 LOB: 1 K: 0 BB: 0 S: 12 P: 16	R: 0 H: 0 E: 0 LOB: 0 K: 0 BB: 0 S: 13 P: 19	R: 0 H: 1 E: 0 LOB: 1 K: 0 BB: 0 S: 5 P: 8	R: 0 H: 0 E: 0 LOB: 0 K: 0 BB: 0 S: 7 P: 14	1B: 8 SF: 0 2B: 3 SAC: 1 3B: 0 DP: 1 HR: 0 HBP: 0	WP: 0 PA: 37 PB: 0 SB: 0 CS: 0
PITCHER Bret Saberhagen, R (1, 1) ERA: 3.5	IP WLS BF H R ER SO BB IBB HBP BLK WP HR S P ERA WHIP	7.1 W 33 11 4 4 3 0 0 0 0 0 0 0 82 119 4.91 1.500									
Jeff Montgomery, R (8, 1) ERA:	1.2 S 4 0 0 0 0 0 0 0 0 0 0 0 9 17 0.00 0.000										

Oakland Athletics @ Kansas City Royals
Royals Stadium, Kansas City, MO
Wed Jun 08 1988, 8:05 PM EDT
Att. 32,002 - Unknown - 84 F

livebaseballscorecards.com




Batter	1	2	3	4	5	6	7	8	9	AB R H RBI BB SO LOB	TOP																								
Kurt Stillwell, S OBP: 0.335, SLG: 0.435 (1, 6) B F B X	2-1 3-1 ①			1-2 1-3 ①		2-3 K ① ② 1-2			2-2 E3 S	4 0 0 0 0 1 1	Kansas City Royals @ California Angels Anaheim Stadium, Anaheim, CA Fri Jun 10 1988, 10:05 PM EDT Att: 38,642 - Unknown livebaseballscorecards.com																								
Willie Wilson, S OBP: 0.302, SLG: 0.360 (1, 8) C B B X	1-2 G3 ②			0-1 S 1B		1-0 4-3 ③			3-3 K ① 1-2	4 0 1 0 0 1 1																									
George Brett, L OBP: 0.390, SLG: 0.549 (1, 3) B X	1-0 4-3 ③			4-2 SAFE 1 SAFE 1-2 BB			1-0 4-3 ①		1-3 K ②	3 0 0 0 1 1 1																									
Danny Tartabull, R OBP: 0.397, SLG: 0.569 (1, 9) C B B B X		2-2 F9 ①		3-1 F8 ②			1-0 1B		0-3 K ③	4 0 1 0 0 1 3																									
Kevin Seitzer, R OBP: 0.381, SLG: 0.437 (1, 5) C B X		1-1 4-3 ②		0-1 1-3 ③			2-3 SAFE SAFE SAFE K ②			3 0 0 0 0 1 3																									
Bill Buckner, L OBP: 0.282, SLG: 0.319 (1, 10) B B F C B X		3-2 L7 ③			0-2 6-3 ①		2-2 SAFE L8 ③			3 0 0 0 0 0 1																									
Frank White, R OBP: 0.271, SLG: 0.307 (1, 4) S B B B B			4-2 CS BB		0-2 F9 ②			1-3 K ①		2 0 0 0 1 1 0																									
Jim Eisenreich, L OBP: 0.226, SLG: 0.288 (1, 7) C B C B S			2-3 SAFE K ①		0-0 L7 ③			0-0 F7 ②		3 0 0 0 0 1 1																									
Jamie Quirk, L OBP: 0.316, SLG: 0.377 (1, 2) B SAFE B S C C X			2-2 SAFE 1-2 F7 ② ③			1-2 CS 1B		2-1 L8 ③		3 0 1 0 0 0 1																									
Inning Stats	R: 0 E: 0 K: 0 S: 6 H: 0 LOB: 0 BB: 0 P: 10	R: 0 E: 0 K: 0 S: 8 H: 0 LOB: 0 BB: 0 P: 14	R: 0 E: 0 K: 1 S: 8 H: 0 LOB: 0 BB: 1 P: 16	R: 0 E: 0 K: 0 S: 14 H: 1 LOB: 2 BB: 1 P: 21	R: 0 E: 0 K: 0 S: 8 H: 0 LOB: 0 BB: 0 P: 8	R: 0 E: 0 K: 1 S: 8 H: 1 LOB: 0 BB: 0 P: 12	R: 0 E: 0 K: 1 S: 10 H: 1 LOB: 1 BB: 0 P: 16	R: 0 E: 0 K: 1 S: 6 H: 0 LOB: 0 BB: 0 P: 9	R: 0 E: 1 K: 3 S: 12 H: 0 LOB: 1 BB: 0 P: 18	1B: 3 2B: 0 3B: 0 HR: 0 SF: 0 SAC: 0 DP: 0 HBP: 0	WP: 0 PB: 0 SB: 2 CS: 2 PA: 31																								
PITCHER Dan Petry, R ERA: 4.11 (1, 1)	IP 9.0	WLS W	BF 31	H 3	R 0	ER 0	SO 7	BB 2	IBB 0	HBP 0	BLK 0	WP 0	HR 0	S 80	P 124	ERA 0.00	WHIP 0.556	PITCHER	IP 9.0	WLS W	BF 31	H 3	R 0	ER 0	SO 7	BB 2	IBB 0	HBP 0	BLK 0	WP 0	HR 0	S 80	P 124	ERA 0.00	WHIP 0.556

Kansas City Royals @ California Angels
 Anaheim Stadium, Anaheim, CA
 Fri Jun 10 1988, 10:05 PM EDT
 Att: 38,642 - Unknown

AB	29
R	0
H	3
RBI	0
BB	2
SO	7
LOB	12



Batter	1	2	3	4	5	6	7	8	9	AB R H RBI BB SO LOB	TOP										
Kurt Stillwell, S (1, 6) OBP: 0.349, SLG: 0.471 Bill Pecota, R (8, 6) OBP: 0.276, SLG: 0.333	1-1 G4-3 2B	0-2 2B 1-3 2-H 1B		4-1 BB		1-1 E9 2B		3-2 HR	2-0 1B	4 1 4 2 1 0 0 1 0 1 0 0 0 0											
Willie Wilson, S (1, 8) OBP: 0.303, SLG: 0.363	2-2 G4-3	2-1 FC5 1-3 3-H 2B		3-2 G6-3		2-2 G6-3		1-1 2B SF7 1B	1-3 K	6 1 2 1 0 1 5											
George Brett, L (1, 10) OBP: 0.402, SLG: 0.559	4-1 BB	4-0 FC5 IBB			0-1 FC4 PB 1B		0-2 FC6-4 G5-3 1B	3-1 2B		3 1 3 0 2 0 0											
Danny Tartabull, R (1, 9) OBP: 0.393, SLG: 0.561 Jim Eisenreich, L (8, 9) OBP: 0.226, SLG: 0.288	2-3 K	2-1 FC5 1-2 2-3		4-2 FC4 1-2 BB		3-2 G5-3 1-2		0-0 SF7 3-H		3 0 0 1 1 1 6 0 0 0 0 0 0 0											
Kevin Seitzer, R (1, 5) OBP: 0.377, SLG: 0.429	3-2 L9		2-2 G1-3		2-2 FC4 1-2f 2-3		4-2 FC6-4 BB	1-3 K		4 0 0 0 1 1 5											
Bill Buckner, L (1, 3) OBP: 0.271, SLG: 0.305		0-0 F8	0-1 P5		0-0 P6		1-2 FC6-4 2B	1-1 L9		5 1 0 0 0 0 5											
Pat Tabler, R (1, 7) OBP: 0.332, SLG: 0.306		2-3 K	1-3 K		2-3 K		0-0 2B 1B		2-2 L8	5 1 1 1 0 3 2	AB 41 R 7 H 15 RBI 7 BB 5 SO 9 LOB 24										
Mike Macfarlane, R (1, 2) OBP: 0.343, SLG: 0.380		0-0 1B 1B		0-0 F8		1-0 G5-3	3-2 2B		0-3 K	5 1 2 2 0 1 0											
Brad Wellman, R (1, 4) OBP: 0.250, SLG: 0.257		3-2 1B 2B 1B		2-3 K		2-3 K	0-0 P4		2-2 1B	5 1 2 0 0 2 1											
Inning Stats	R: 0 E: 0 K: 1 S: 13	H: 1 LOB: 2 BB: 1 P: 25	R: 2 E: 0 K: 1 S: 16	H: 4 LOB: 3 BB: 1 P: 29	R: 0 E: 0 K: 1 S: 10	H: 0 LOB: 0 BB: 0 P: 13	R: 0 E: 0 K: 1 S: 8	H: 0 LOB: 1 BB: 1 P: 17	R: 0 E: 0 K: 1 S: 14	H: 1 LOB: 2 BB: 1 P: 22	R: 0 E: 0 K: 1 S: 9	H: 1 LOB: 1 BB: 0 P: 15	R: 3 E: 0 K: 0 S: 18	H: 3 LOB: 1 BB: 1 P: 29	R: 2 E: 0 K: 1 S: 14	H: 3 LOB: 1 BB: 0 P: 23	R: 0 E: 0 K: 2 S: 13	H: 2 LOB: 2 BB: 0 P: 20	1B: 9 2B: 5 3B: 0 HR: 1	SF: 1 SAC: 0 DP: 0 HBP: 0	WP: 0 PA: 47 PB: 1 SB: 0 CS: 0
PITCHER	IP WLS BF H R ER SO BB IBB HBP BLK WP HR S P ERA WHIP																				
Kirk McCaskill, R (1, 1) ERA: 4.03	6.1 L 32 8 4 4 6 4 1 0 0 0 0 0 79 137 5.68 1.895																				
Greg Minton, R (7, 1) ERA: 8.25	0.2 6 4 3 3 0 0 0 0 0 0 0 1 15 23 40.50 6.000																				
DeWayne Buice, R (8, 1) ERA: 4.19	1.0 4 1 0 0 1 0 0 0 0 0 0 0 8 13 0.00 1.000																				
Sherman Corbett, L (9, 1) ERA: 2.84	1.0 5 2 0 0 2 0 0 0 0 0 0 0 13 20 0.00 2.000																				

Kansas City Royals @ California Angels
Anaheim Stadium, Anaheim, CA

Sat Jun 11 1988, 6:33 AM EDT
Att. 30,355 - Sunny - 68 F

livebaseballscorecards.com

Kansas City Royals @ California Angels
 Anaheim Stadium, Anaheim, CA

Sun Jun 12 1988, 6:33 AM EDT
 Att. 36,931 - Sunny - 76 F

livebaseballscorecards.com

AB	37
R	6
H	11
RBI	6
BB	4
SO	6
LOB	15



WP:	0	PA:	41
PB:	0		
SB:	0		
CS:	1		

Batter	1	2	3	4	5	6	7	8	9	AB	R	H	RBI	BB	SO	LOB
Kurt Stillwell, S (1, 6) OBP: 0.346, SLG: 0.462	K	G3			BB		F9		F9	4	0	0	0	1	1	2
Jim Eisenreich, L (1, 8) OBP: 0.219, SLG: 0.279 Gary Thurman, R (9, PH) (9, 8)	P7		P6		P5		P6		K	4	0	0	0	0	0	2
George Brett, L (1, 10) OBP: 0.401, SLG: 0.554	G1-3		6-3		F7			1B BB 2B 1B	2B BB	4	1	1	0	1	0	1
Danny Tartabull, R (1, 9) OBP: 0.393, SLG: 0.559		F7		K		6-3		1B BB 2B BB	2B	4	1	1	0	1	1	0
Kevin Seitzer, R (1, 5) OBP: 0.382, SLG: 0.430		1B BB 2B 1B		G5-3		CS BB		2B BB 1B	6-3	4	1	2	0	1	0	2
Bill Buckner, L (1, 3) OBP: 0.286, SLG: 0.352		K		HR		1B		2B		4	1	3	3	0	1	1
Pat Tabler, R (1, 7) OBP: 0.330, SLG: 0.305		2B BB 1B 1B		G3-1		4-3		6-3		4	1	1	0	0	0	3
Frank White, R (1, 4) OBP: 0.272, SLG: 0.313 Brad Wellman, R (7, 4) OBP: 0.243, SLG: 0.250		1B BB 2B		G5-3			F8	K		3	1	1	1	0	0	0
Mike Macfarlane, R (1, 2) OBP: 0.348, SLG: 0.392		2B BB 1B		F8			2B	K		1	0	0	0	0	1	2
Inning Stats	R: 0 E: 0 K: 1 S: 9 H: 0 LOB: 0 BB: 0 P: 15	R: 3 E: 0 K: 1 S: 15 H: 4 LOB: 1 BB: 0 P: 22	R: 0 E: 0 K: 1 S: 7 H: 0 LOB: 0 BB: 0 P: 12	R: 1 E: 0 K: 0 S: 7 H: 1 LOB: 0 BB: 0 P: 8	R: 0 E: 0 K: 0 S: 7 H: 0 LOB: 1 BB: 1 P: 13	R: 0 E: 0 K: 0 S: 8 H: 1 LOB: 1 BB: 1 P: 13	R: 0 E: 0 K: 0 S: 8 H: 1 LOB: 1 BB: 0 P: 14	R: 2 E: 0 K: 2 S: 14 H: 3 LOB: 2 BB: 1 P: 21	R: 0 E: 0 K: 1 S: 10 H: 1 LOB: 2 BB: 1 P: 15	1B: 6 2B: 4 3B: 0 HR: 1 SF: 0 SAC: 0 DP: 0 HBP: 0						
PITCHER	IP WLS BF H R ER SO BB IBB HBP BLK WP HR S P ERA WHIP															
Willie Fraser, R (1, 1) ERA: 6.24	6.1 L 27 7 4 4 3 2 0 0 0 0 0 1 57 90 5.68 1.421															
DeWayne Buice, R (7, 1) ERA: 4.5	1.2 9 3 2 2 2 1 0 0 0 0 0 0 18 28 10.80 2.400															
Sherman Corbett, L (9, 1) ERA: 2.45	1.0 5 1 0 0 1 1 0 0 0 0 0 0 10 15 0.00 2.000															

Batter	1	2	3	4	5	6	7	8	9	AB R H RBI BB SO LOB
Brian Downing, R OBP: 0.372, SLG: 0.473 (1, 10) B F X	2-1 HR 2B		0-1 G4-3			3-3 K		0-2 F9		4 1 1 0 0 1 1
Wally Joyner, L OBP: 0.343, SLG: 0.382 (1, 3) B F X	1-1 HR 2-H		2-2 F9			2-2 F9		0-0 F8		4 1 1 2 0 0 0
Johnny Ray, S OBP: 0.327, SLG: 0.403 (1, 4) B F X	1-2 6-3		2-3 K			1-3 K		0-1 E6 BLK HR		4 1 0 0 0 2 0
Chili Davis, S OBP: 0.290, SLG: 0.410 (1, 9) C F X	0-2 F7			1-1 G3-1			0-0 L7		0-1 HR	4 1 1 2 0 0 0
Devon White, S OBP: 0.286, SLG: 0.343 (1, 8) C S S	0-3 K			2-0 P9			0-0 F9		2-3 K	4 0 0 0 0 2 0
Jack Howell, L OBP: 0.314, SLG: 0.347 (1, 5) B T B C B		3-2 2B		1-2 6-3			1-1 F8		0-3 K	4 0 1 0 0 1 0
George Hendrick, R OBP: 0.209, SLG: 0.242 (8, PH) Chico Walker, S OBP: 0.242, SLG: 0.161 (9, 7)		0-3 K			0-3 K			1-1 3-1		2 0 0 0 0 2 1 1 0 0 0 0 0 0
Bob Boone, R OBP: 0.243, SLG: 0.234 (1, 2) Darrell Miller, R OBP: 0.435, SLG: 0.500 (8, PH) (9, 2)		2-2 6-3			0-1 F9			1-3 K		2 0 0 0 0 0 1 1 0 0 0 0 1 0
Dick Schofield, R OBP: 0.294, SLG: 0.313 (1, 6) B T B C B		1-2 F3			3-2 F7			1-1 1B		3 0 1 0 0 0 1

BOTTOM

Kansas City Royals @ California Angels
Anaheim Stadium, Anaheim, CA

Sun Jun 12 1988, 6:33 AM EDT
Att. 36,931 - Sunny - 76 F

AB	33
R	4
H	5
RBI	4
BB	0
SO	9
LOB	4



Inning Stats	R: 2	H: 2	E: 0	K: 1	S: 13	H: 2	LOB: 0	BB: 0	P: 17	R: 0	H: 1	E: 0	K: 1	S: 14	H: 0	LOB: 1	BB: 0	P: 20	R: 0	H: 0	E: 0	K: 1	S: 11	H: 0	LOB: 0	BB: 0	P: 15	R: 0	H: 0	E: 0	K: 1	S: 8	H: 0	LOB: 0	BB: 0	P: 11	R: 0	H: 0	E: 0	K: 2	S: 9	H: 0	LOB: 0	BB: 0	P: 15	R: 0	H: 0	E: 0	K: 0	S: 4	H: 0	LOB: 0	BB: 0	P: 5	R: 0	H: 1	E: 0	K: 1	S: 10	H: 1	LOB: 1	BB: 0	P: 13	R: 2	H: 1	E: 1	K: 2	S: 11	H: 1	LOB: 0	BB: 0	P: 13	1B: 1	2B: 2	3B: 0	HR: 2	SF: 0	SAC: 0	DP: 0	HBP: 0	WP: 0	PB: 0	SB: 0	CS: 0	PA: 33
Ted Power, R ERA: 3.55 (1, 1)	8.0	WLS	W	BF	28	H	4	R	2	ER	2	SO	7	BB	0	IBB	0	HBP	0	BLK	0	WP	0	HR	1	S	75	P	106	ERA	2.25	WHIP	0.500																																																				
Gene Garber, R ERA: 3.6 (9, 1)	1.0			5	1	2	1	2	0	0	0	0	0	0	0	0	0	0	0	1	0	0	1	11	13	9.00	1.000																																																										

livebaseballscores.com

Batter	1	2	3	4	5	6	7	8	9	AB R H RBI BB SO LOB	TOP											
Gary Thurman, R (1, 7) OBP: 0.200, SLG: 0.077	3-2 G6-3 1B		1-1 F3		1-0 L1	1-2 4-3			1-2 F9	5 1 1 0 0 0 3												
Willie Wilson, S (1, 8) OBP: 0.302, SLG: 0.369	1-0 G6-3 1-2		1-0 F8		0-0 1B 3B			0-0 F7		4 1 1 0 0 0 1												
George Brett, L (1, 10) OBP: 0.407, SLG: 0.561	1-1 2-H 1B			2-1 2B 2B	2-2 CS 1B			0-0 4-3		4 1 3 2 0 0 0												
Danny Tartabull, R (1, 9) OBP: 0.391, SLG: 0.558	0-0 5-3			1-0 1B SF8 2B	3-1 P8 1-2			2-2 P8		4 1 1 1 0 0 2												
Kevin Seitzer, R (1, 5) OBP: 0.383, SLG: 0.429	1-0 6-3			0-1 SF8 1B		4-0 SH3-4 FC1-2 BB		1-1 G3		3 1 1 0 1 0 1												
Pat Tabler, R (1, 3) OBP: 0.328, SLG: 0.301		1-1 F9		2-0 SF8		1 SAFE 4-1 FC1-2 SH3-4 BB		1-3 K		2 0 0 1 1 1 0												
Frank White, R (1, 4) OBP: 0.268, SLG: 0.308		2-3 K		1-2 E4		0-0 SH3-4		1-3 K		3 0 0 0 0 2 1												
Brad Wellman, R (8, 4) OBP: 0.243, SLG: 0.250				1-2 2-3		1-2 2-3				0 0 0 0 0 0 0	AB 31 R 5 H 7 RBI 5 BB 3 SO 3 LOB 12											
Mike Macfarlane, R (1, 2) OBP: 0.345, SLG: 0.386		0-0 1-3		1-1 SF8		4-0 FC1-2 IBB			2-2 P4	2 0 0 1 1 0 0												
Bill Pecota, R (1, 6) OBP: 0.242, SLG: 0.290			1-2 F9	0-2 4-3		1-2 FC1-2			2-2 P4	4 0 0 0 0 0 4												
Inning Stats	R: 1 E: 0 K: 0 S: 8	H: 2 LOB: 1 BB: 0 P: 14	R: 0 E: 0 K: 1 S: 6	H: 0 LOB: 0 BB: 0 P: 9	R: 0 E: 0 K: 0 S: 6	H: 0 LOB: 0 BB: 0 P: 9	R: 3 E: 1 K: 0 S: 16	H: 3 LOB: 1 BB: 0 P: 23	R: 1 E: 0 K: 0 S: 8	H: 2 LOB: 0 BB: 0 P: 14	R: 0 E: 0 K: 0 S: 10	H: 0 LOB: 3 BB: 3 P: 24	R: 0 E: 0 K: 0 S: 5	H: 0 LOB: 0 BB: 0 P: 7	R: 0 E: 0 K: 2 S: 9	H: 0 LOB: 0 BB: 0 P: 12	R: 0 E: 0 K: 0 S: 10	H: 0 LOB: 0 BB: 0 P: 15	1B: 4 2B: 2 3B: 1 HR: 0	SF: 2 SAC: 1 DP: 0 HBP: 0	WP: 0 PB: 0 SB: 0 CS: 1	PA: 37
PITCHER	IP WLS BF H R ER SO BB IBB HBP BLK WP HR S P ERA WHIP																					
Chuck Finley, L (1, 1) ERA: 3.96	5.0 L 24 7 5 4 1 2 0 0 0 0 0 0 45 78 7.20 1.800																					
Stu Cliburn, R (6, 1) ERA: 3.0	3.0 10 0 0 0 2 0 1 0 0 0 0 23 34 0.00 0.000																					
Bryan Harvey, R (9, 1) ERA: 1.17	1.0 3 0 0 0 0 0 0 0 0 0 0 10 15 0.00 0.000																					

Kansas City Royals @ California Angels
 Anaheim Stadium, Anaheim, CA
 Mon Jun 13 1988, 10:05 PM EDT
 Att. 23,111 - Unknown

livebaseballscorecards.com



Batter	1	2	3	4	5	6	7	8	9	AB R H RBI BB SO LOB	TOP																									
Kurt Stillwell, S (1, 6) OBP: 0.349, SLG: 0.467	1-1 SH1-3 2B		3-2 FC6-4 1B			2-1 L8		1-2 P3		4 0 2 0 0 0 0	Kansas City Royals @ Oakland Athletics Oakland-Alameda County Coliseum, Oakland, CA Tue Jun 14 1988, 7:05 PM PDT Att. 21,380 - Sunny - 65 F																									
Willie Wilson, S (1, 8) OBP: 0.303, SLG: 0.369	1-1 SH1-3 2-3		0-1 FC6-4 1-2f			2-3 K		0-1 BLK 2B 1B		3 1 1 0 0 1 1																										
George Brett, L (1, 3) OBP: 0.404, SLG: 0.560	1-0 F7		3-2 4-3			2-3 K		3-2 1-H 2B		4 0 1 1 0 1 2																										
Danny Tartabull, R (1, 9) OBP: 0.389, SLG: 0.552	1-1 P3			2-1 FC4-5 WP 1B			0-0 F8	1-2 F8		4 0 1 0 0 0 2																										
Kevin Seitzer, R (1, 5) OBP: 0.385, SLG: 0.427		4-0 CS BB BB		1-2 FC4-5 CS 1-3			3-1 WP 1B 1B	0-0 L9		3 1 1 0 1 0 2																										
Bill Buckner, L (1, 10) OBP: 0.292, SLG: 0.352		4-0 CS BB		3-3 K 1-2			2-2 1B 1B 1-H	0-0 L8		3 0 1 1 1 1 1																										
Pat Tabler, R (1, 7) OBP: 0.322, SLG: 0.294		3-3 K			1-3 K		2-0 F9	2-1 6-3		4 0 0 0 0 2 3 0 0 0 0 0 0 0																										
Gary Thurman, R (9, 7) OBP: 0.200, SLG: 0.077		1-2 2-3																																		
Frank White, R (1, 4) OBP: 0.288, SLG: 0.307		1-2 5-3			1-2 F8		2-1 1B	0-0 5-3		4 0 1 0 0 0 1																										
Jamie Quirk, L (1, 2) OBP: 0.309, SLG: 0.366			1-3 K		1-3 K		3-2 L6			2 0 0 0 0 2 0 1 0 0 0 0 0 2																										
Mike Macfarlane, R (7, PH) OBP: 0.342, SLG: 0.383																																				
Inning Stats	R: 0 E: 0 K: 0 S: 7	H: 1 LOB: 1 BB: 0 P: 11	R: 0 E: 0 K: 1 S: 7	H: 0 LOB: 1 BB: 2 P: 19	R: 0 E: 0 K: 1 S: 13	H: 1 LOB: 1 BB: 0 P: 20	R: 0 E: 0 K: 1 S: 10	H: 1 LOB: 1 BB: 0 P: 16	R: 0 E: 0 K: 2 S: 10	H: 0 LOB: 0 BB: 0 P: 13	R: 1 E: 0 K: 0 S: 12	H: 3 LOB: 2 BB: 0 P: 24	R: 1 E: 0 K: 0 S: 13	H: 2 LOB: 1 BB: 0 P: 18	R: 0 E: 0 K: 0 S: 4	H: 0 LOB: 0 BB: 0 P: 6	1B: 6 2B: 3 3B: 0 HR: 0	SF: 0 SAC: 1 DP: 1 HBP: 0	WP: 2 PB: 0 SB: 0 CS: 3	PA: 35																
PITCHER	IP WLS BF H R ER SO BB IBB HBP BLK WP HR S P ERA WHIP																																			
Storm Davis, R (1, 1) ERA: 3.14	6.2		26	6	1	1	7	2	0	0	0	2	0	65	112	1.35	1.200																			
Greg Cadaret, L (7, 1) ERA: 2.16	0.2	L	4	2	1	1	0	0	0	0	1	0	0	12	19	13.50	3.000																			
Eric Plunk, R (8, 1) ERA: 2.35	1.2		5	0	0	0	0	0	0	0	0	0	0	8	11	0.00	0.000																			

livebaseballscorecards.com

AB	32
R	2
H	8
RBI	2
BB	2
SO	7
LOB	14



Batter	1	2	3	4	5	6	7	8	9	AB	R	H	RBI	BB	SO	LOB
Carney Lansford, R OBP: 0.419, SLG: 0.500 (1, 5)	1-2 5-3		0-1 G6-4-3		1-1 L9			3-2 4-3		4	0	0	0	0	0	4
Dave Henderson, R OBP: 0.358, SLG: 0.553 (1, 8)	1-3 K			0-1 F8		1-3 K		0-0 6-3		4	0	0	0	0	2	1
Jose Canseco, R OBP: 0.392, SLG: 0.533 (1, 9)	2-3 K			4-2 E G3 BB		2-2 5-3			1-1 FC1-5 1B	3	1	1	0	1	1	0
Dave Parker, L OBP: 0.330, SLG: 0.423 (1, 7)		2-3 K		2-2 G3		0-3 K			0-1 HBP FC1-5 1B	4	0	1	1	0	2	0
Stan Javier, S OBP: 0.299, SLG: 0.329 (9, PR)				1-H					1-2	0	0	0	0	0	0	0
Mark McGwire, R OBP: 0.348, SLG: 0.459 (1, 3)		1-0 F4		4-2 BB			0-0 F9		0-0 FC1-5 HBP	3	0	0	0	1	0	2
Ron Hassey, L OBP: 0.331, SLG: 0.435 (1, 10)		0-1 L9		1-3 K			1-1 4-3		3-1 F5	3	0	0	0	0	1	1
Don Baylor, R OBP: 0.299, SLG: 0.302 (9, PH)									1-2 2-3f	1	0	0	0	0	0	2
Terry Steinbach, R OBP: 0.330, SLG: 0.354 (1, 2)			2-2 F4		2-0 SH3 HBP		3-2 6-3		4-2 HBP	2	0	0	0	0	0	0
Mike Gallego, R OBP: 0.321, SLG: 0.289 (1, 4)			2-2 1B		0-0 SH3			0-1 WP SH1-4 1B	0-2 F7	2	0	2	0	0	0	0
Doug Jennings, L OBP: 0.397, SLG: 0.333 (9, PH)					1-2					1	0	0	0	0	0	3
Walt Weiss, S OBP: 0.321, SLG: 0.323 (1, 6)			0-1 G6-4-3 1B		3-2 1-3			0-0 SH1-4		2	0	1	0	0	0	1

BOTTOM

Kansas City Royals @ Oakland Athletics
Oakland-Alameda County Coliseum, Oakland, CA

Tue Jun 14 1988, 7:05 PM PDT
Att. 21,380 - Sunny - 65 F

livebaseballscorecards.com

AB	29
R	1
H	5
RBI	1
BB	2
SO	6
LOB	14



Inning Stats		R: 0	H: 0	R: 0	H: 0	R: 0	H: 2	R: 0	H: 0	R: 0	H: 0	R: 0	H: 1	R: 0	H: 2	1B: 5	SF: 0	WP: 1	PA: 35
		E: 0	LOB: 0	E: 0	LOB: 0	E: 0	LOB: 1	E: 0	LOB: 1	E: 0	LOB: 0	E: 0	LOB: 0	E: 0	LOB: 3	2B: 0	SAC: 2	PB: 0	
		K: 2	BB: 0	K: 1	BB: 0	K: 1	BB: 2	K: 0	BB: 0	K: 0	BB: 0	K: 0	BB: 0	K: 0	BB: 0	3B: 0	DP: 1	SB: 0	
		S: 9	P: 13	S: 6	P: 9	S: 11	P: 15	S: 13	P: 24	S: 6	P: 12	S: 9	P: 10	S: 7	P: 10	HR: 0	HBP: 2	CS: 0	
PITCHER	IP	WLS	BF	H	R	ER	SO	BB	IBB	HBP	BLK	WP	HR	S	P	ERA	WHIP	ERA	WHIP
Bret Saberhagen, R ERA: 3.26 (1, 1)	8.0	W	31	5	1	0	6	2	0	1	0	1	0	71	110	0.00	0.875		
Steve Farr, R ERA: 1.99 (9, 1)	0.1		1	0	0	0	0	0	0	0	0	0	0	1	1	0.00	0.000		
Jerry Don Gleaton, L ERA: (9, 1)	0.1		1	0	0	0	0	0	0	0	0	0	0	2	5	0.00	0.000		
Gene Garber, R ERA: 3.55 (9, 1)	0.1	S	2	0	0	0	0	0	0	1	0	0	0	5	9	0.00	0.000		

Batter	1	2	3	4	5	6	7	8	9	AB R H RBI BB SO LOB	TOP											
Kurt Stillwell, S (1, 6) OBP: 0.346, SLG: 0.461	1-2 6-3		1-2 SH1-3 1B		3-2 4-3		2-3 K		1-3 K2-3	5 0 1 0 0 2 1	Kansas City Royals @ Oakland Athletics Oakland-Alameda County Coliseum, Oakland, CA Wed Jun 15 1988, 7:05 PM PDT Att. 17,174 - Unknown - 60 F livebaseballscorecards.com											
Willie Wilson, S (1, 8) OBP: 0.306, SLG: 0.371	2-3 K		0-0 SH1-3		1-0 2B 1B		1-2 HBP 1B		1-3 K	4 1 2 0 0 2 0												
George Brett, L (1, 3) OBP: 0.413, SLG: 0.572 Bill Pecota, R (8, 3) OBP: 0.235, SLG: 0.281	1-1 2B		4-0 IBB		3-2 1-H 2B		1-1 HBP		2-2 6-3	2 0 2 1 1 0 0 1 0 0 0 0 0 0												
Danny Tartabull, R (1, 9) OBP: 0.382, SLG: 0.545	3-2 F4		3-2 SF9		0-1 5-3		3-1 F2			3 0 0 1 0 0 5												
Kevin Seitzer, R (1, 5) OBP: 0.379, SLG: 0.420		0-0 4-3	1-2 1-3		1-2 4-3		0-1 3-1			4 0 0 0 0 0 2												
Bill Buckner, L (1, 10) OBP: 0.291, SLG: 0.357		0-1 4-3		1-0 5-3		0-1 4-3		2-1 2B		4 0 1 0 0 0 0												
Pat Tabler, R (1, 7) OBP: 0.325, SLG: 0.299 Gary Thurman, R (9, 7) OBP: 0.200, SLG: 0.077		1-1 1B		1-3 K		1-1 3-1		2-2 1B		4 0 2 0 0 1 0 0 0 0 0 0 0 0												
Frank White, R (1, 4) OBP: 0.263, SLG: 0.300		2-1 F3		0-0 F9		1-0 F4		0-3 K		4 0 0 0 0 1 3												
Mike Macfarlane, R (1, 2) OBP: 0.347, SLG: 0.386			0-1 SH1-3 1B SF9 1B		3-2 F8		0-1 HBP 1B		0-1 L6	4 1 2 0 0 0 2												
Inning Stats	R: 0 E: 0 K: 1 S: 11	H: 1 LOB: 1 BB: 0 P: 18	R: 0 E: 0 K: 0 S: 7	H: 1 LOB: 1 BB: 0 P: 10	R: 1 E: 0 K: 0 S: 14	H: 2 LOB: 2 BB: 1 P: 23	R: 0 E: 0 K: 1 S: 5	H: 0 LOB: 0 BB: 0 P: 7	R: 1 E: 0 K: 0 S: 14	H: 2 LOB: 1 BB: 0 P: 24		R: 0 E: 0 K: 0 S: 7	H: 0 LOB: 0 BB: 0 P: 9	R: 0 E: 0 K: 1 S: 14	H: 2 LOB: 3 BB: 0 P: 22	R: 0 E: 0 K: 1 S: 13	H: 2 LOB: 2 BB: 0 P: 17	R: 0 E: 0 K: 2 S: 10	H: 0 LOB: 0 BB: 0 P: 14	1B: 7 2B: 3 3B: 0 HR: 0	SF: 1 SAC: 1 DP: 0 HBP: 1	WP: 0 PB: 0 SB: 0 CS: 0
PITCHER	IP WLS BF H R ER SO BB IBB HBP BLK WP HR S P ERA WHIP												PITCHER	IP WLS BF H R ER SO BB IBB HBP BLK WP HR S P ERA WHIP								
Bob Welch, R (1, 1) ERA: 3.65	8.0 L 36 10 2 2 4 0 0 1 1 0 0 0 85 130 2.25 1.250																					
Rick Honeycutt, L (9, 1) ERA: 3.38	1.0 3 0 0 0 2 0 0 0 0 0 0 0 10 14 0.00 0.000																					

Kansas City Royals @ Oakland Athletics
Oakland-Alameda County Coliseum, Oakland, CA

Wed Jun 15 1988, 7:05 PM PDT
 Att. 17,174 - Unknown - 60 F

livebaseballscorecards.com

AB	35
R	2
H	10
RBI	2
BB	1
SO	6
LOB	13



Batter	1	2	3	4	5	6	7	8	9	AB R H RBI BB SO LOB	TOP											
Kurt Stillwell, S OBP: 0.347, SLG: 0.457 (1, 6)	F3		F4-9		F8	BLK BB		1B 1B		4 1 1 0 1 0 2	Kansas City Royals @ Oakland Athletics Oakland-Alameda County Coliseum, Oakland, CA Thu Jun 16 1988, 3:33 AM PDT Att. 23,579 - Sunny - 66 F											
Willie Wilson, S OBP: 0.307, SLG: 0.379 (1, 8)	K			1B 3B	1B 1B	5-3		K		5 2 2 0 0 2 5												
Pat Tabler, R OBP: 0.332, SLG: 0.307 Bill Pecota, R OBP: 0.235, SLG: 0.281 (1, 3) (8, PR) (8, 3)	K			CS 1B	1B 1B		F9	1B 1B		5 0 3 4 0 1 0 0 1 0 0 0 0 0												
Danny Tartabull, R OBP: 0.387, SLG: 0.544 (1, 9)		CS BB		F2	1B		F3	FC4-6 1B		4 0 2 3 1 0 1												
Kevin Seitzer, R OBP: 0.383, SLG: 0.424 (1, 5)		G6-4-3 1B		WP 1B	F7		1B	FC4-6		5 1 3 0 0 0 4												
Frank White, R OBP: 0.266, SLG: 0.317 (1, 10)		G6-4-3		1B		HR	6-3			5 1 2 2 0 1 2												
Mike Macfarlane, R OBP: 0.342, SLG: 0.375 (1, 2)			F9	4-3		6-3		1B 1B BB	K	4 1 0 0 1 1 1												
Brad Wellman, R OBP: 0.310, SLG: 0.317 (1, 4)					1B 1B	BLK PB 1B		1B 1B	K	5 2 4 0 0 1 0												
Gary Thurman, R OBP: 0.167, SLG: 0.063 Jim Eisenreich, L OBP: 0.217, SLG: 0.276 (1, 7) (8, PH) (8, 7)			FC5-4		K	F8		K		3 0 0 0 0 1 3 1 0 0 0 0 1 2												
Inning Stats	R: 0 E: 0 K: 2 S: 11	H: 0 LOB: 0 BB: 0 P: 16	R: 0 E: 0 K: 0 S: 5	H: 1 LOB: 0 BB: 1 P: 13	R: 0 E: 0 K: 0 S: 12	H: 1 LOB: 1 BB: 0 P: 17	R: 2 E: 0 K: 0 S: 14	H: 4 LOB: 1 BB: 0 P: 23	R: 2 E: 0 K: 1 S: 15	H: 4 LOB: 2 BB: 0 P: 22	R: 1 E: 0 K: 0 S: 12	H: 2 LOB: 2 BB: 1 P: 19	R: 0 E: 0 K: 0 S: 9	H: 1 LOB: 1 BB: 0 P: 14	R: 4 E: 0 K: 2 S: 20	H: 4 LOB: 2 BB: 1 P: 28	R: 0 E: 0 K: 3 S: 9	H: 0 LOB: 0 BB: 0 P: 12	1B: 15 2B: 0 3B: 1 HR: 1	SF: 0 SAC: 0 DP: 1 HBP: 0	WP: 1 PB: 1 SB: 1 CS: 2	PA: 44
PITCHER	IP WLS BF H R ER SO BB IBB HBP BLK WP HR S P ERA WHIP	IP WLS BF H R ER SO BB IBB HBP BLK WP HR S P ERA WHIP																	ERA WHIP			
Curt Young, L ERA: 4.46 (1, 1)	4.2 L 21 9 4 4 3 1 0 0 0 1 0 55 89 7.71 2.143																					
Gene Nelson, R ERA: 3.02 (5, 1)	1.0 7 3 1 1 0 1 0 0 0 0 0 1 11 18 9.00 4.000																					
Rick Honeycutt, L ERA: 3.34 (6, 1)	0.1 1 0 0 0 0 0 0 0 0 1 0 0 3 3 0.00 0.000																					
Eric Plunk, R ERA: 2.84 (7, 1)	1.0 6 2 2 2 0 1 0 0 0 0 0 0 14 23 18.00 3.000																					
Greg Cadaret, L ERA: 2.81 (8, 1)	0.2 4 2 0 0 2 0 0 0 0 0 0 0 11 14 0.00 3.000																					
PITCHER	IP WLS BF H R ER SO BB IBB HBP BLK WP HR S P ERA WHIP	IP WLS BF H R ER SO BB IBB HBP BLK WP HR S P ERA WHIP																	ERA WHIP			
Dennis Eckersley, R ERA: 1.48 (8, 1)	1.1 5 1 2 2 3 0 0 0 0 0 0 0 13 17 13.50 0.750																					

livebaseballscorecards.com

AB	41
R	9
H	17
RBI	9
BB	3
SO	8
LOB	20



Batter	1	2	3	4	5	6	7	8	9	AB R H RBI BB SO LOB	TOP
Dick Schofield, R OBP: 0.310, SLG: 0.333 (1, 6)	0-0 2B 1B	0-1 FC3-6 1B		2-1 4-3 S 1B	2-0 BB HBP		1-0 P4		0-0 FC4-6 1B	5 1 4 1 0 0 1	
Jim Eppard, L OBP: 0.400, SLG: 0.353 (1, 3)	1-1 6-3 1-H 2B	0-0 FC3-6		2-1 4-3	4-2 FC6-4 BB		4-1		0-0 FC4-6 1B WP	3 0 1 2 2 0 3 1 1 0 0 0 0 1	
Wally Joyner, L OBP: 0.337, SLG: 0.370 (8, 3)		1-2 2-H 1B		1-3	1-2 2-3 3-H BB		0-1 BB		1-2 WP		
Brian Downing, R OBP: 0.373, SLG: 0.459 (1, 10)	2-3 K			2-2 4-3	0-2 L8		0-1 P6		0-1 WP	6 1 2 0 0 1 7	
Chili Davis, S OBP: 0.288, SLG: 0.409 (1, 9)	1-1 6-3			4-0	2-1 FC6-4			0-2 HR	4-2 G5-4-3 1B IBB	4 2 2 2 2 0 4	
Tony Armas, R OBP: 0.288, SLG: 0.350 (1, 7)	2-3 K			1-2 IBB	1-2 1-3				1-2 IBB	6 1 1 1 0 2 5	
Devon White, S OBP: 0.273, SLG: 0.310 (1, 8)				1-3 K			1-3 K		1-1 G5-4-3	5 1 2 0 0 1 1	
Jack Howell, L OBP: 0.318, SLG: 0.344 (1, 5)				2-2 1B 1B	1-0 F7			1-2 CS		3 2 2 1 2 1 0	
Bob Boone, R OBP: 0.284, SLG: 0.295 (1, 2)				0-0 HBP 1B BB	3-3 K			4-1 1B BB		5 0 5 1 0 0 0	
Chico Walker, S OBP: 0.234, SLG: 0.183 (1, 4)				0-1 1B BB	2-1 BB HBP		1-1 SH3	1-2 1B		4 0 0 0 0 1 8	
				1-2 G4-3 1B	1-2 G4-3		0-0 SH3	2-1 G3			
				2-1 F8	1-2 G4-3		1-2 K				
				1-2 K							
				2-2 1B 1B	1-0 F7			1-2 CS			
				0-0 HBP 1B BB	3-3 K			4-1 1B BB			
				0-1 1B BB	2-1 BB HBP		1-1 SH3	1-2 1B			
				1-2 G4-3 1B	1-2 G4-3		0-0 SH3	2-1 G3			
				2-1 F8	1-2 G4-3		1-2 K				
				1-2 K							
				2-2 1B 1B	1-0 F7			1-2 CS			
				0-0 HBP 1B BB	3-3 K			4-1 1B BB			
				0-1 1B BB	2-1 BB HBP		1-1 SH3	1-2 1B			
				1-2 G4-3 1B	1-2 G4-3		0-0 SH3	2-1 G3			
				2-1 F8	1-2 G4-3		1-2 K				
				1-2 K							
				2-2 1B 1B	1-0 F7			1-2 CS			
				0-0 HBP 1B BB	3-3 K			4-1 1B BB			
				0-1 1B BB	2-1 BB HBP		1-1 SH3	1-2 1B			
				1-2 G4-3 1B	1-2 G4-3		0-0 SH3	2-1 G3			
				2-1 F8	1-2 G4-3		1-2 K				
				1-2 K							
				2-2 1B 1B	1-0 F7			1-2 CS			
				0-0 HBP 1B BB	3-3 K			4-1 1B BB			
				0-1 1B BB	2-1 BB HBP		1-1 SH3	1-2 1B			
				1-2 G4-3 1B	1-2 G4-3		0-0 SH3	2-1 G3			
				2-1 F8	1-2 G4-3		1-2 K				
				1-2 K							
				2-2 1B 1B	1-0 F7			1-2 CS			
				0-0 HBP 1B BB	3-3 K			4-1 1B BB			
				0-1 1B BB	2-1 BB HBP		1-1 SH3	1-2 1B			
				1-2 G4-3 1B	1-2 G4-3		0-0 SH3	2-1 G3			
				2-1 F8	1-2 G4-3		1-2 K				
				1-2 K							
				2-2 1B 1B	1-0 F7			1-2 CS			
				0-0 HBP 1B BB	3-3 K			4-1 1B BB			
				0-1 1B BB	2-1 BB HBP		1-1 SH3	1-2 1B			
				1-2 G4-3 1B	1-2 G4-3		0-0 SH3	2-1 G3			
				2-1 F8	1-2 G4-3		1-2 K				
				1-2 K							
				2-2 1B 1B	1-0 F7			1-2 CS			
				0-0 HBP 1B BB	3-3 K			4-1 1B BB			
				0-1 1B BB	2-1 BB HBP		1-1 SH3	1-2 1B			
				1-2 G4-3 1B	1-2 G4-3		0-0 SH3	2-1 G3			
				2-1 F8	1-2 G4-3		1-2 K				
				1-2 K							
				2-2 1B 1B	1-0 F7			1-2 CS			
				0-0 HBP 1B BB	3-3 K			4-1 1B BB			
				0-1 1B BB	2-1 BB HBP		1-1 SH3	1-2 1B			
				1-2 G4-3 1B	1-2 G4-3		0-0 SH3	2-1 G3			
				2-1 F8	1-2 G4-3		1-2 K				
				1-2 K							
				2-2 1B 1B	1-0 F7			1-2 CS			
				0-0 HBP 1B BB	3-3 K			4-1 1B BB			
				0-1 1B BB	2-1 BB HBP		1-1 SH3	1-2 1B			
				1-2 G4-3 1B	1-2 G4-3		0-0 SH3	2-1 G3			
				2-1 F8	1-2 G4-3		1-2 K				
				1-2 K							
				2-2 1B 1B	1-0 F7			1-2 CS			
				0-0 HBP 1B BB	3-3 K			4-1 1B BB			
				0-1 1B BB	2-1 BB HBP		1-1 SH3	1-2 1B			
				1-2 G4-3 1B	1-2 G4-3		0-0 SH3	2-1 G3			
				2-1 F8	1-2 G4-3		1-2 K				
				1-2 K							
				2-2 1B 1B	1-0 F7			1-2 CS			
				0-0 HBP 1B BB	3-3 K			4-1 1B BB			
				0-1 1B BB	2-1 BB HBP		1-1 SH3	1-2 1B			
				1-2 G4-3 1B	1-2 G4-3		0-0 SH3	2-1 G3			
				2-1 F8	1-2 G4-3		1-2 K				
				1-2 K							
				2-2 1B 1B	1-0 F7			1-2 CS			
				0-0 HBP 1B BB	3-3 K			4-1 1B BB			
				0-1 1B BB	2-1 BB HBP		1-1 SH3	1-2 1B			
				1-2 G4-3 1B	1-2 G4-3		0-0 SH3	2-1 G3			
				2-1 F8	1-2 G4-3		1-2 K				
				1-2 K							
				2-2 1B 1B	1-0 F7			1-2 CS			
				0-0 HBP 1B BB	3-3 K			4-1 1B BB			
				0-1 1B BB	2-1 BB HBP		1-1 SH3	1-2 1B			
				1-2 G4-3 1B	1-2 G4-3		0-0 SH3	2-1 G3			
				2-1 F8	1-2 G4-3		1-2 K				
				1-2 K							
				2-2 1B 1B	1-0 F7			1-2 CS			
				0-0 HBP 1B BB	3-3 K			4-1 1B BB			
				0-1 1B BB	2-1 BB HBP		1-1 SH3	1-2 1B			
				1-2 G4-3 1B	1-2 G4-3		0-0 SH3	2-1 G3			
				2-1 F8	1-2 G4-3		1-2 K				
				1-2 K							
				2-2 1B 1B	1-0 F7			1-2 CS			
				0-0 HBP 1B BB	3-3 K			4-1 1B BB			
				0-1 1B BB	2-1 BB HBP		1-1 SH3	1-2 1B			
				1-2 G4-3 1B	1-2 G4-3		0-0 SH3	2-1 G3			
				2-1 F8	1-2 G4-3		1-2 K				
				1-2 K							
				2-2 1B 1B	1-0 F7			1-2 CS			
				0-0 HBP 1B BB	3-3 K			4-1 1B BB			
				0-1 1B BB	2-1 BB HBP		1-1 SH3	1-2 1B			
				1-2 G4-3 1B	1-2 G4-3		0-0 SH3	2-1 G3			
				2-1 F8	1-2 G4-3		1-2 K				
				1-2 K							
				2-2 1B 1B	1-0 F7			1-2 CS			
				0-0 HBP 1B BB	3-3 K			4-1 1B BB			
				0-1 1B BB	2-1 BB HBP		1-1 SH3	1-2 1B			
				1-2 G4-3 1B	1-2 G4-3		0-0 SH3	2-1 G3			
				2-1 F8	1-2 G4-3		1-2 K				
				1-2 K							
				2-2 1B 1B	1-0 F7			1-2 CS			
				0-0 HBP 1B BB	3-3 K			4-1 1B BB			
				0-1 1B BB	2-1 BB HBP		1-1 SH3	1-2 1B			
				1-2 G4-3 1B	1-2 G4-3		0-0 SH3	2-1 G3			
				2-1 F8	1-2 G4-3		1-2 K				
				1-2 K							
				2-2 1B 1B	1-0 F7			1-2 CS			

Batter	1	2	3	4	5	6	7	8	9	AB R H RBI BB SO LOB
Kurt Stillwell, S OBP: 0.348, SLG: 0.465 (1, 6) C B X	1-1 L7 ①	3-2 L7 ②		0-0 3B X		1-2 1B 1B 3-H X		0-0 F6 ②		5 0 2 1 0 0 0
Willie Wilson, S OBP: 0.305, SLG: 0.376 (1, 8) B B X	2-0 F8 ②	0-0 L9 ③		0-0 F8 ③		1-0 1B 1-2 1B X		0-2 5-3 ③		5 0 1 0 0 0 1
George Brett, L OBP: 0.413, SLG: 0.577 (1, 3) B B X	3-1 HBP 2B 2B X		0-1 F7 ①		3-2 F9 2B X	1-0 G3 ③		1-3 K ①		5 1 2 0 0 1 2
Danny Tartabull, R OBP: 0.391, SLG: 0.541 (1, 9) C B B B B	4-2 HBP 2B BB X		1-0 2B 1B X		3-1 6-3 ①		4-2 SH SF9 BB X	2-2 1-3 ②		3 3 1 0 2 0 1
Kevin Seitzer, R OBP: 0.385, SLG: 0.427 (1, 5) B C H	2-1 2B HBP 1-2 2-3 X		2-0 2B 1-H X		1-2 F9 2-3 X		0-0 SH 1-3 X	2-0 F8 ③		3 1 1 1 0 0 1
Bill Buckner, L OBP: 0.290, SLG: 0.361 (1, 10) B C X	1-1 1B 2B 1-H 2-H 3-H X		3-2 F7 ②		0-2 4-3 ③		0-0 L6 ①			4 1 1 3 0 0 4
Pat Tabler, R OBP: 0.335, SLG: 0.319 (1, 7) C B F X	2-2 2B 2-H X		2-2 5-3 ③			1-1 F9 1B 2B X	1-1 SF9 ②			3 1 2 2 0 0 1
Frank White, R OBP: 0.261, SLG: 0.311 (1, 4) B B S X	3-1 F8 ③			1-3 K ①		1-2 F9 2-3 X	1-1 4-3 ③			4 0 0 0 0 1 3
Jamie Quirk, L OBP: 0.294, SLG: 0.347 (1, 2) X		0-0 F7 ①		0-1 F7 ②		3-2 6-3 ②		2-3 K ①		4 0 0 0 0 1 1

Inning Stats	R: 4	H: 3	E: 0	K: 0	S: 15	LOB: 1	BB: 1	P: 33	R: 0	H: 0	E: 0	K: 0	S: 7	LOB: 0	BB: 0	P: 10	R: 1	H: 2	E: 0	K: 0	S: 11	LOB: 1	BB: 0	P: 19	R: 0	H: 1	E: 0	K: 0	S: 14	LOB: 1	BB: 0	P: 21	R: 1	H: 3	E: 0	K: 0	S: 14	LOB: 2	BB: 0	P: 22	R: 1	H: 0	E: 1	K: 0	S: 8	LOB: 1	BB: 1	P: 14	R: 0	H: 0	E: 0	K: 1	S: 8	LOB: 0	BB: 0	P: 10	R: 0	H: 0	E: 0	K: 1	S: 7	LOB: 0	BB: 0	P: 12	1B: 4	2B: 5	3B: 1	HR: 0	SF: 1	SAC: 1	DP: 0	HBP: 1	WP: 0	PB: 0	SB: 0	CS: 0	PA: 41
--------------	------	------	------	------	-------	--------	-------	-------	------	------	------	------	------	--------	-------	-------	------	------	------	------	-------	--------	-------	-------	------	------	------	------	-------	--------	-------	-------	------	------	------	------	-------	--------	-------	-------	------	------	------	------	------	--------	-------	-------	------	------	------	------	------	--------	-------	-------	------	------	------	------	------	--------	-------	-------	-------	-------	-------	-------	-------	--------	-------	--------	-------	-------	-------	-------	--------

PITCHER	IP	WLS	BF	H	R	ER	SO	BB	IBB	HBP	BLK	WP	HR	S	P	ERA	WHIP
Willie Fraser, R ERA: 6.52 (1, 1)	5.2		28	9	6	6	1	1	0	1	0	0	0	66	109	9.53	1.765
Sherman Corbett, L ERA: 2.25 (6, 1)	0.2		5	1	1	0	0	1	0	0	0	0	0	6	12	0.00	3.000
Stu Cliburn, R ERA: 2.73 (7, 1)	2.2	W	8	0	0	0	2	0	0	0	0	0	0	19	28	0.00	0.000

BOTTOM

California Angels @ Kansas City Royals
Royals Stadium, Kansas City, MO

livebaseballscorecards.com

AB	36
R	7
H	10
RBI	7
BB	2
SO	3
LOB	14



WP: 0	PA: 41
PB: 0	
SB: 0	
CS: 0	

Fri Jun 17 1988, 8:05 PM EDT
Att: 33,236 - Unknown - 86 F

Batter	1	2	3	4	5	6	7	8	9	AB R H RBI BB SO LOB	TOP																
Dick Schofield, R (1, 6) OBP: 0.309, SLG: 0.329	0-1 5-3	0-0 6-3		2-2 L3			1-0 SH5-4		4-2 1B 1B BB	3 1 0 0 1 0 2																	
Johnny Ray, S (1, 4) OBP: 0.328, SLG: 0.403	0-1 3-1		0-0 1B		2-2 6-3		0-2 F7		0-0 1B SF7 1B	5 1 2 1 0 0 2																	
Brian Downing, R (1, 10) OBP: 0.378, SLG: 0.459	4-2 2B BB		0-2 1B		0-1 1-3		2-2 6-3		0-2 1B 1B	4 1 2 1 1 0 2																	
Chili Davis, S (1, 9) OBP: 0.290, SLG: 0.415	1-1 1-H 2B		0-3 K		1-3 K		1-1 FC1-8 1B		0-1 SF7	4 0 2 2 0 2 1																	
Wally Joyner, L (1, 3) OBP: 0.338, SLG: 0.375	2-1 3-1		0-0 G3			0-0 2B		0-0 FC1-6 G5-3 S 1-2f	1-1 FC5-4 1B	5 0 2 0 0 0 3																	
Tony Armas, R (1, 7) OBP: 0.298, SLG: 0.345		4-1 PB 1B SH3 BB		4-2 3-1 5-3 1B BB		2-2 P4		4-1 1-2 BB	1-2 FC5-4 1-2f	2 2 0 0 3 0 3																	
Devon White, S (1, 8) OBP: 0.273, SLG: 0.308		0-0 SH3 PB 1B		0-0 5-3		3-1 4-3		0-0 G5-3		4 0 1 0 0 0 4																	
Jack Howell, L (1, 5) OBP: 0.314, SLG: 0.339		2-1 SH3		2-1 3-1		2-0 L9			3-2 F7	3 0 0 1 0 0 2																	
Bob Boone, R (1, 2) OBP: 0.291, SLG: 0.303		1-2 L1		0-0 1B			1-1 SH5-4 1B		2-0 1B 1B	3 0 2 1 0 0 1																	
Junior Noboa, R (7, PR) OBP: 0.063, SLG: 0.063										0 0 0 0 0 0 0																	
Darrell Miller, R (7, 2) OBP: 0.361, SLG: 0.406										1 1 1 0 0 0 0																	
Inning Stats	R: 1 E: 0 K: 0 S: 11	H: 1 LOB: 1 BB: 1 P: 18	R: 1 E: 0 K: 0 S: 8	H: 1 LOB: 1 BB: 1 P: 15	R: 0 E: 0 K: 1 S: 8	H: 2 LOB: 1 BB: 0 P: 8	R: 1 E: 0 K: 0 S: 10	H: 1 LOB: 1 BB: 1 P: 18	R: 0 E: 0 K: 1 S: 8	H: 0 LOB: 0 BB: 0 P: 11	R: 0 E: 0 K: 0 S: 7	H: 1 LOB: 1 BB: 0 P: 14	R: 0 E: 0 K: 0 S: 9	H: 1 LOB: 2 BB: 0 P: 13	R: 0 E: 0 K: 0 S: 6	H: 1 LOB: 1 BB: 1 P: 10	R: 3 E: 0 K: 0 S: 20	H: 4 LOB: 2 BB: 1 P: 31	1B: 10 2B: 2 3B: 0 HR: 0	SF: 1 SAC: 2 DP: 1 HBP: 0	WP: 0 PB: 1 SB: 2 CS: 0	PA: 42					
PITCHER	IP WLS BF H R ER SO BB IBB HBP BLK WP HR S P ERA WHIP																										
Floyd Bannister, L (1, 1) ERA: 4.03	6.0		27	7	3	2	2	3	0	0	0	0	0	54	87	3.00	1.667										
Jerry Don Gleaton, L (7, 1) ERA: 2.45	2.1	L	10	2	2	2	0	2	0	0	0	0	0	21	37	7.71	1.714										
Steve Farr, R (9, 1) ERA: 2.14	0.2		5	3	1	1	0	0	0	0	0	0	0	12	14	13.50	4.500										

California Angels @ Kansas City Royals
Royals Stadium, Kansas City, MO

Sat Jun 18 1988, 8:05 PM EDT
Att. 40,642 - Unknown - 86 F

livebaseballscorecards.com

AB	34
R	6
H	12
RBI	6
BB	5
SO	2
LOB	20



BOTTOM

California Angels @ Kansas City Royals
Royals Stadium, Kansas City, MO

Sat Jun 18 1988, 8:05 PM EDT
Att: 40,642 - Unknown - 86 F

livebaseballscorecards.com

AB	31
R	3
H	6
RBI	3
BB	2
SO	4
LOB	7



WP:	1	PA:	35
PB:	0	SB:	0
CS:	0		

AB R H RBI BB SO LOB

4	0	0	0	0	1	0
4	1	1	0	0	0	0
3	1	1	1	1	1	0
3	1	0	0	0	0	1
4	0	1	1	0	0	0
3	0	2	1	0	0	0
3	0	1	0	1	0	1
3	0	0	0	0	1	3
1	0	0	0	0	0	0
2	0	0	0	0	1	2
1	0	0	0	0	0	0

Batter	1	2	3	4	5	6	7	8	9
Kurt Stillwell, S OBP: 0.342, SLG: 0.457 (1, 6)	1-2 F7		1-3 K		1-0 P4		3-2 F7		
Willie Wilson, S OBP: 0.305, SLG: 0.381 (1, 8)	2-0 5-3		2-2 1-3			3-2 1B 3B	1-1 F8		
Pat Tabler, R OBP: 0.338, SLG: 0.319 (1, 9)	4-1 BB		3-2 F8			0-1 HBP 1B		0-3 K	
George Brett, L OBP: 0.410, SLG: 0.570 (1, 3)	2-0 F8			1-1 L9		1-1 1B SF9-6 HBP		2-2 4-3	
Kevin Seitzer, R OBP: 0.383, SLG: 0.424 (1, 10)		0-0 L9		0-1 6-3		2-2 SF9-6 1B		0-0 F8	
Frank White, R OBP: 0.265, SLG: 0.316 (1, 4)		1-1 1B 1B		0-1 FC5-4 1B		2-2 SF9-6		2-2 4-3	
Mike Macfarlane, R OBP: 0.346, SLG: 0.374 (1, 2)		0-0 1B		1-0 FC5-4		4-1 WP BB		0-0 4-3	
Bill Pecota, R OBP: 0.216, SLG: 0.257 Bill Buckner, L OBP: 0.288, SLG: 0.358 (9, PH)		2-1 F9			0-0 6-3	1-3 K		2-2 4-3	
Gary Thurman, R OBP: 0.150, SLG: 0.056 Jim Eisenreich, L OBP: 0.215, SLG: 0.274 (8, 7)		3-3 K			0-0 L8		1-1 6-3		

Inning Stats	R: 0	H: 0	E: 0	K: 0	S: 6	R: 0	H: 2	E: 0	K: 1	S: 9	R: 0	H: 0	E: 0	K: 1	S: 11	R: 0	H: 1	E: 0	K: 0	S: 7	R: 0	H: 0	E: 0	K: 0	S: 3	R: 3	H: 3	E: 0	K: 1	S: 17	R: 0	H: 0	E: 0	K: 0	S: 8	R: 0	H: 0	E: 0	K: 1	S: 8	R: 0	H: 0	E: 0	K: 0	S: 9	1B: 5	SF: 1	2B: 1	SAC: 0	3B: 1	DP: 1	HR: 0	HBP: 1
	0	0	0	0	15	0	2	0	1	15	0	0	0	0	17	0	1	0	0	9	0	0	0	0	4	3	3	0	1	30	0	0	0	0	13	0	0	0	1	10	0	0	0	0	13	5	1	1	0	1	1	0	1

PITCHER	IP	WLS	BF	H	R	ER	SO	BB	IBB	HBP	BLK	WP	HR	S	P	ERA	WHIP
Chuck Finley, L ERA: 4.04 (1, 1)	5.0		23	6	3	3	2	1	0	1	0	0	0	45	75	5.40	1.400
Greg Minton, R ERA: 6.19 (6, 1)	4.0	W	12	0	0	0	2	1	0	0	0	1	0	33	51	0.00	0.250

Batter	1	2	3	4	5	6	7	8	9	AB R H RBI BB SO LOB	TOP	
Dick Schofield, R (1, 6) OBP: 0.315, SLG: 0.332	1-0 P4		4-2 SH1-4 1B BB	0-0 1B			0-3 K		0-1 FC4-6 1B	4 1 2 0 1 1 0		
Jim Eppard, L (1, 10) OBP: 0.375, SLG: 0.333	1-3 K		1-0 SH1-4	1-2 1B			1-2 6-3		1-0 FC4-6 1-2f L3	4 0 1 1 0 1 1		
Wally Joyner, L (1, 3) OBP: 0.336, SLG: 0.372	1-2 5-3		2-2 1B FC6-4 1B	2-1 P7			0-3 K		0-0 L3 1-2	5 1 1 2 0 1 3		
Chili Davis, S (1, 9) OBP: 0.297, SLG: 0.418		1-2 2B 1B	1-2 FC6-4 1B		0-0 G3			4-2 1B FC6-2 BB		3 1 2 0 1 0 0		
Johnny Ray, S (1, 4) OBP: 0.331, SLG: 0.409		0-0 F8 1-H 2B	2-1 FC6-4		0-1 F9			0-0 FC4-6 FC6-2 1B		4 0 2 2 0 0 1		
Jack Howell, L (1, 5) OBP: 0.309, SLG: 0.333		1-1 F8 2-3 2B	0-2 F8		2-0 L8			1-2 FC6-2 FC4-6 1B		4 0 0 0 0 0 4		
Devon White, S (1, 8) OBP: 0.272, SLG: 0.313		0-0 2B		0-1 4-3		0-2 1-3		1-2 FC4-6 1-2f 2-3 PB		4 0 1 0 0 0 2		
Tony Armas, R (1, 7) OBP: 0.303, SLG: 0.345		1-3 K		1-0 FC5-4 1B		0-3 K		4-2 FC5-4 1-2 BB		3 0 1 0 1 2 1		
Darrell Miller, R (1, 2) OBP: 0.350, SLG: 0.389			0-0 SH1-4 1B S 1B	0-1 FC5-4 1B 1-2f		1-1 P8		0-0 FC5-4 1-2f		4 2 1 0 0 0 4		
Inning Stats	R: 0 E: 0 K: 1 S: 9 H: 0 LOB: 0 BB: 0 P: 12	R: 1 E: 0 K: 1 S: 11 H: 3 LOB: 1 BB: 0 P: 14	R: 3 E: 0 K: 0 S: 18 H: 3 LOB: 1 BB: 1 P: 26	R: 1 E: 0 K: 0 S: 11 H: 3 LOB: 2 BB: 0 P: 15	R: 0 E: 0 K: 0 S: 4 H: 0 LOB: 0 BB: 0 P: 6	R: 0 E: 0 K: 1 S: 9 H: 0 LOB: 0 BB: 0 P: 10	R: 0 E: 0 K: 2 S: 9 H: 0 LOB: 0 BB: 0 P: 10	R: 0 E: 0 K: 0 S: 16 H: 1 LOB: 3 BB: 2 P: 26	R: 0 E: 0 K: 0 S: 4 H: 1 LOB: 0 BB: 0 P: 5	1B: 9 2B: 3 3B: 0 HR: 0 SF: 0 SAC: 1 DP: 1 HBP: 0	WP: 0 PB: 1 SB: 1 CS: 0 PA: 39	
PITCHER Bret Saberhagen, R (1, 1) ERA: 3.41 Gene Garber, R (9, 1) ERA: 3.9	IP 8.0 WLS L BF 36 H 10 R 5 ER 5 SO 5 BB 3 IBB 0 HBP 0 BLK 0 WP 0 HR 0 S 87 P 119 ERA 5.62 WHIP 1.625	IP 1.0 WLS 3 BF 1 H 0 R 0 ER 0 SO 0 BB 0 IBB 0 HBP 0 BLK 0 WP 0 HR 4 S 5 P 5 ERA 0.00 WHIP 1.000	PITCHER IP WLS BF H R ER SO BB IBB HBP BLK WP HR S P ERA WHIP									

California Angels @ Kansas City Royals
Royals Stadium, Kansas City, MO
 Sun Jun 19 1988, 4:33 AM EDT
 Att. 36,674 - Sunny - 86 F

livebaseballscorecards.com

AB	35
R	5
H	11
RBI	5
BB	3
SO	5
LOB	16



Batter	1	2	3	4	5	6	7	8	9	AB R H RBI BB SO LOB	TOP															
Kurt Stillwell, S (1, 6) OBP: 0.342, SLG: 0.450	4-2 FC4-6 BB			0-0 4-3		1-0 G3		2-0 5-3		3 0 0 0 1 0 1																
Willie Wilson, S (1, 8) OBP: 0.297, SLG: 0.372	3-2 FC4-6 G4-6-3 1-2f			3-3 K		0-0 6-3		0-1 5-3		4 0 0 0 0 1 2																
George Brett, L (1, 3) OBP: 0.409, SLG: 0.562 Gary Thurman, R (9, PR) OBP: 0.150, SLG: 0.056	0-0 G4-6-3 1-2f			0-1 1B		2-3 K			4-2 BB 1B BB	3 0 1 0 1 1 1 0 1 0 0 0 0 0																
Danny Tartabull, R (1, 9) OBP: 0.385, SLG: 0.531				1-0 F7		1-0 1-3			1-0 F4	4 0 0 0 0 0 2																
Kevin Seitzer, R (1, 5) OBP: 0.387, SLG: 0.422						1-1 HR 1B		4-2 BB	4-0 1B BB	2 1 1 0 2 0 0																
Bill Buckner, L (1, 10) OBP: 0.279, SLG: 0.345				0-1 6-3		0-3 K		0-0 F8	0-1 1B	4 0 1 1 0 1 2																
Pat Tabler, R (1, 7) OBP: 0.330, SLG: 0.311				2-2 F9		1-1 6-4-3		0-0 F8	0-0 F5	4 0 0 0 0 0 4																
Frank White, R (1, 4) OBP: 0.273, SLG: 0.336				0-0 6-3		1-1 HR		3-2 SH2-3 1B	0-1 5-3	4 1 2 2 0 0 2																
Jamie Quirk, L (1, 2) OBP: 0.287, SLG: 0.338				1-1 L3		0-2 4-3		0-1 SH2-3		2 0 0 0 0 0 0																
Inning Stats	R: 0 E: 0 K: 0 S: 7	H: 0 LOB: 0 BB: 1 P: 14	R: 0 E: 0 K: 0 S: 5	H: 0 LOB: 0 BB: 0 P: 6	R: 0 E: 0 K: 0 S: 6	H: 0 LOB: 0 BB: 0 P: 9	R: 0 E: 0 K: 1 S: 7	H: 1 LOB: 1 BB: 0 P: 11	R: 2 E: 0 K: 1 S: 13	H: 2 LOB: 0 BB: 0 P: 16	R: 0 E: 0 K: 1 S: 9	H: 0 LOB: 0 BB: 0 P: 12	R: 0 E: 0 K: 0 S: 7	H: 0 LOB: 1 BB: 1 P: 14	R: 0 E: 0 K: 0 S: 9	H: 1 LOB: 1 BB: 0 P: 14	R: 1 E: 0 K: 0 S: 8	H: 1 LOB: 2 BB: 2 P: 17	1B: 4 2B: 0 3B: 0 HR: 1	SF: 0 SAC: 1 DP: 1 HBP: 0	WP: 0 PB: 0 SB: 0 CS: 0	PA: 35				
PITCHER	IP WLS BF H R ER SO BB IBB HBP BLK WP HR S P ERA WHIP																									
Jack McDowell, R (1, 1) ERA: 4.54	7.0	25	3	2	2	3	2	0	0	0	0	1	54	82	2.57	0.714										
Ricky Horton, L (8, 1) ERA: 5.37	1.0	5	1	1	1	0	1	0	0	0	0	0	11	20	9.00	2.000										
Bobby Thigpen, R (9, 1) ERA: 4.12	1.0	W 5	1	0	0	0	1	0	0	0	0	0	6	11	0.00	2.000										

Kansas City Royals @ Chicago White Sox
Comiskey Park, Chicago, IL
Mon Jun 20 1988, 8:05 PM EDT
Att. 13,973 - Unknown - 77 F

AB	30
R	3
H	5
RBI	3
BB	4
SO	3
LOB	14



Batter	1	2	3	4	5	6	7	8	9	AB R H RBI BB SO LOB
Gary Redus, R OBP: 0.336, SLG: 0.424 (1, 7)	1-1 WP SH1-3 1B	3-2 SF9			1-0 SF7 1B		2-3 K		4-0 HR BB	3 2 2 1 1 1 1
Steve Lyons, L OBP: 0.350, SLG: 0.415 (1, 5)	0-1 SH1-3 1-2	3-2 6-3 1-2			2-0 SF7 1-H		3-2 E1 1-3		0-0 HR 1-H	3 1 1 3 0 0 3
Harold Baines, L OBP: 0.330, SLG: 0.370 (1, 10)	4-1 2-3 BB				2-2 L9-4 2B		0-1 F5			3 0 2 0 1 0 2
Ivan Calderon, R OBP: 0.296, SLG: 0.456 (1, 9)	1-3 K				2-2 L9-4 2-3		0-1 F9			4 0 0 0 0 2 4
Greg Walker, L OBP: 0.281, SLG: 0.340 (1, 3)	1-0 G3				3-0 6-3					4 1 1 0 0 1 2
Dave Gallagher, R OBP: 0.286, SLG: 0.338 (1, 8)					0-1 5-3		1-0 F7			3 1 1 0 0 0 0
Daryl Boston, L OBP: 0.264, SLG: 0.488 (8, PH) (9, 8)										1 0 0 0 0 0 1
Fred Manrique, R OBP: 0.243, SLG: 0.340 (1, 4)					3-2 F8		1-0 F9			3 0 1 0 0 0 0
Donnie Hill, S OBP: 0.298, SLG: 0.212 (8, PH) (9, 4)										1 0 1 1 0 0 0
Ozzie Guillen, L OBP: 0.294, SLG: 0.313 (1, 6)					0-0 4-3		1-2 5-3		1-2 L3	4 0 1 0 0 0 1
Ron Karkovice, R OBP: 0.210, SLG: 0.228 (1, 2)					1-1 B1		0-0			4 0 1 0 0 1 3

Inning Stats	R: 0	H: 1	E: 0	K: 1	S: 9	LOB: 2	BB: 1	P: 16	R: 1	H: 3	E: 0	K: 0	S: 17	LOB: 2	BB: 0	P: 26	R: 0	H: 1	E: 0	K: 0	S: 4	LOB: 0	BB: 0	P: 7	R: 0	H: 0	E: 0	K: 0	S: 6	LOB: 0	BB: 0	P: 9	R: 1	H: 2	E: 0	K: 0	S: 10	LOB: 1	BB: 0	P: 18	R: 0	H: 0	E: 0	K: 1	S: 5	LOB: 0	BB: 0	P: 9	R: 0	H: 1	E: 1	K: 1	S: 14	LOB: 2	BB: 0	P: 20	R: 1	H: 2	E: 0	K: 1	S: 14	LOB: 1	BB: 0	P: 18	R: 2	H: 1	E: 0	K: 1	S: 6	LOB: 0	BB: 1	P: 11	1B: 8	SF: 2	2B: 3	SAC: 1	3B: 0	DP: 1	HR: 1	HBP: 0
--------------	------	------	------	------	------	--------	-------	-------	------	------	------	------	-------	--------	-------	-------	------	------	------	------	------	--------	-------	------	------	------	------	------	------	--------	-------	------	------	------	------	------	-------	--------	-------	-------	------	------	------	------	------	--------	-------	------	------	------	------	------	-------	--------	-------	-------	------	------	------	------	-------	--------	-------	-------	------	------	------	------	------	--------	-------	-------	-------	-------	-------	--------	-------	-------	-------	--------


PITCHER	IP	WLS	BF	H	R	ER	SO	BB	IBB	HBP	BLK	WP	HR	S	P	ERA	WHIP
Charlie Leibrandt, L ERA: 3.92 (1, 1)	6.0		25	7	2	2	2	1	0	0	0	1	0	51	85	3.00	1.333
Jeff Montgomery, R ERA: 1.64 (7, 1)	2.1	L	12	3	2	2	3	1	0	0	0	0	0	33	48	7.71	1.714
Jerry Don Gleaton, L ERA: 3.68 (9, 1)	0.0		1	1	1	1	0	0	0	0	0	0	1	1	1	∞	∞

BOTTOM

Kansas City Royals @ Chicago White Sox
Comiskey Park, Chicago, IL

Mon Jun 20 1988, 8:05 PM EDT
Att: 13,973 - Unknown - 77 F

AB	33
R	5
H	11
RBI	5
BB	2
SO	5
LOB	17



WP	HR	S	P	ERA	WHIP
1	0	1	38		

Batter	1	2	3	4	5	6	7	8	9	AB R H RBI BB SO LOB	TOP	
Kurt Stillwell, S (1, 6) OBP: 0.343, SLG: 0.446	4-1 2B BB		0-0 L5-3 1B	0-0 F4		0-0 F6			3-2 F7	4 1 1 0 1 0 3		
Willie Wilson, S (1, 8) OBP: 0.296, SLG: 0.369 Jim Eisenreich, L (9, 8) OBP: 0.216, SLG: 0.268	3-2 F8		2-1 L5-3		3-2 1B		1-0 5-3		2-3 K	5 0 1 0 0 1 2 0 0 0 0 0 0 0		
George Brett, L (1, 3) OBP: 0.409, SLG: 0.574	0-1 1-H 2B			2-2 4-3	3-1 F8		0-0 HR		2-3 K	5 1 2 2 0 1 1		
Danny Tartabull, R (1, 10) OBP: 0.387, SLG: 0.531	1-3 K			1-1 FC1-6 BB 2B 1B	1-2 F9		0-1 FC4-6 1B			4 1 2 0 0 1 2		
Kevin Seitzer, R (1, 5) OBP: 0.385, SLG: 0.417	1-2 4-3			4-2 FC1-6 BB	2-2 F8		1 SAFE 2-2 FC4-6			3 0 0 0 1 0 3		
Pat Tabler, R (1, 9) OBP: 0.325, SLG: 0.305		0-1 L9		0-0 FC1-6 2B		1-0 1-3		0-1 6-3		4 1 0 0 0 0 3		
Frank White, R (1, 4) OBP: 0.277, SLG: 0.357 Brad Wellman, R (8, 4) OBP: 0.310, SLG: 0.317		3-3 K		0-0 1-H 1B 2B		1-1 HR		2-3 K		4 2 2 3 0 2 0 0 0 0 0 0 0 0		
Mike Macfarlane, R (1, 2) OBP: 0.347, SLG: 0.370		1-1 6-3		1-1 2-H 1B		2-1 E5		0-1 5-3		4 0 1 1 0 0 0		
Gary Thurman, R (1, 7) OBP: 0.167, SLG: 0.091			1-1 6-3	0-0 1-2 1B		0-3 K		1-0 F8		4 0 1 0 0 1 1		
Inning Stats	R: 1 H: 1 E: 0 LOB: 1 K: 1 BB: 1 S: 14 P: 23	R: 0 H: 0 E: 0 LOB: 0 K: 1 BB: 0 S: 8 P: 12	R: 0 H: 1 E: 0 LOB: 0 K: 0 BB: 0 S: 5 P: 8	R: 3 H: 4 E: 0 LOB: 2 K: 0 BB: 1 S: 15 P: 23	R: 0 H: 1 E: 0 LOB: 1 K: 0 BB: 0 S: 12 P: 21	R: 1 H: 1 E: 1 LOB: 1 K: 1 BB: 0 S: 9 P: 13	R: 1 H: 2 E: 0 LOB: 1 K: 0 BB: 0 S: 9 P: 12	R: 0 H: 0 E: 0 LOB: 0 K: 1 BB: 0 S: 6 P: 9	R: 0 H: 0 E: 0 LOB: 0 K: 2 BB: 0 S: 9 P: 16	1B: 6 SF: 0 2B: 3 SAC: 0 3B: 0 DP: 1 HR: 2 HBP: 0	WP: 0 PA: 39 PB: 0 SB: 0 CS: 0	
PITCHER Jerry Reuss, L (1, 1) ERA: 3.13 Steve Rosenberg, L (7, 1) ERA: 6.1	IP WLS BF H R ER SO BB IBB HBP BLK WP HR S P ERA WHIP	6.0 L 28 8 5 5 3 2 0 0 0 0 0 1 63 100 7.50 1.667	3.0 11 2 1 1 3 0 0 0 0 0 0 1 24 37 3.00 0.667	PITCHER IP WLS BF H R ER SO BB IBB HBP BLK WP HR S P ERA WHIP								

Kansas City Royals @ Chicago White Sox
Comiskey Park, Chicago, IL
Tue Jun 21 1988, 8:05 PM EDT
Att: 9,769 - Unknown - 96 F

livebaseballscorecards.com

AB 37
R 6
H 10
RBI 6
BB 2
SO 6
LOB 15



Batter	1	2	3	4	5	6	7	8	9	AB R H RBI BB SO LOB
Gary Redus, R (1, 7) OBP: 0.331, SLG: 0.416	1-2 G1 1B		1-3 K	2-3 K			2-2 F9		0-1 5-3	5 0 1 0 0 2 1
Steve Lyons, L (1, 5) OBP: 0.366, SLG: 0.425	1-0 G1 1B		2-2 1B 1B		4-0 G4-6-3 BB		0-1 E4 BB 1B		2-1 5-3	4 0 3 0 1 0 0
Harold Baines, L (1, 10) OBP: 0.327, SLG: 0.364	1-1 G1		1-3 K		0-0 G4-6-3		4-2 BB BB		3-1 F8	4 0 0 0 1 1 4
Greg Walker, L (1, 3) OBP: 0.281, SLG: 0.338	0-3 K		2-1 BB 1B		1-1 4-3		0-1 L8			4 0 1 0 0 1 3
Dan Pasqua, L (1, 9) OBP: 0.316, SLG: 0.412		1-0 HR	4-1 BB			2-1 BB G6-4-3 1B		4-1 BB BB		2 2 2 1 2 0 0
Daryl Boston, L (1, 8) OBP: 0.266, SLG: 0.477		1-0 L7	2-1 F8			4-2 G6-4-3 BB		2-2 F6		2 0 0 0 1 0 3
Dave Gallagher, R (7, PH) OBP: 0.282, SLG: 0.333						1-2 BB				1 0 0 0 0 0 3
Mark Salas, L (1, 2) OBP: 0.291, SLG: 0.333		0-0 G3			0-0 L7		4-1 BB G6-4-3 BB		0-0 5-3	3 0 0 0 1 0 0
Ozzie Guillen, L (1, 6) OBP: 0.293, SLG: 0.312		1-1 S 1B		1-3 K		1-1 G6-4-3		1-1 B1-3		4 0 1 0 0 1 2
Donnie Hill, S (1, 4) OBP: 0.296, SLG: 0.214		2-1 G3		1-0 1B		2-2 4-3		0-0 L7		4 0 1 0 0 0 2

Inning Stats	R: 0	H: 2	E: 0	K: 1	S: 9	R: 1	H: 2	E: 0	K: 0	S: 7	R: 0	H: 2	E: 0	K: 2	S: 15	R: 0	H: 1	E: 0	K: 2	S: 8	R: 0	H: 0	E: 0	K: 0	S: 3	R: 1	H: 1	E: 0	K: 0	S: 10	R: 0	H: 1	E: 1	K: 0	S: 15	R: 0	H: 0	E: 0	K: 0	S: 4	R: 0	H: 0	E: 0	K: 0	S: 6	1B: 8	2B: 0	3B: 0	HR: 1	SF: 0	SAC: 0	DP: 2	HBP: 0	WP: 0	PB: 0	SB: 1	CS: 0	PA: 39
--------------	------	------	------	------	------	------	------	------	------	------	------	------	------	------	-------	------	------	------	------	------	------	------	------	------	------	------	------	------	------	-------	------	------	------	------	-------	------	------	------	------	------	------	------	------	------	------	-------	-------	-------	-------	-------	--------	-------	--------	-------	-------	-------	-------	--------

PITCHER	IP	WLS	BF	H	R	ER	SO	BB	IBB	HBP	BLK	WP	HR	S	P	ERA	WHIP
Mark Gubicza, R (1, 1) ERA: 2.89	6.0	W	27	8	2	2	5	4	0	0	0	0	1	52	94	3.00	2.000
Jerry Don Gleaton, L (7, 1) ERA: 2.89	2.0		9	1	0	0	0	2	0	0	0	0	0	19	32	0.00	1.500
Steve Farr, R (9, 1) ERA: 2.09	1.0		3	0	0	0	0	0	0	0	0	0	0	6	11	0.00	0.000

BOTTOM

Kansas City Royals @ Chicago White Sox
Comiskey Park, Chicago, IL
Tue Jun 21 1988, 8:05 PM EDT
Att. 9,769 - Unknown - 96 F

livebaseballscorecards.com

AB	33
R	2
H	9
RBI	1
BB	6
SO	5
LOB	18



Batter	1	2	3	4	5	6	7	8	9	AB	R	H	RBI	BB	SO	LOB
Gary Redus, R OBP: 0.335, SLG: 0.414 (1, 7)	4-2 F8 S 1B BB	0-2 F9			0-1 5-3			0-1 SH3-4 2B 1B		3	2	1	0	1	0	0
Steve Lyons, L OBP: 0.359, SLG: 0.415 (1, 5)	3-2 F8 1-3		0-2 F7		3-2 F8			0-0 SH3-4 1-2		3	0	0	0	0	0	1
Harold Baines, L OBP: 0.333, SLG: 0.374 (1, 10) Mike Woodard, L OBP: 0.259, SLG: 0.280 (8, PR)	1-2 1B 2B 1B		1-1 WP 1B				0-0 1-3	2-2 G3 2B		4	1	3	2	0	0	0
Greg Walker, L OBP: 0.284, SLG: 0.341 (1, 3)	1-2 2B 1B		3-3 K 1-2				2-1 1B	1-1 G3		4	1	2	0	0	1	2
Dan Pasqua, L OBP: 0.315, SLG: 0.414 (1, 9)	1-2 2B		2-3 K				0-1 F3	0-1 3-1		4	0	1	2	0	1	4
Daryl Boston, L OBP: 0.265, SLG: 0.489 (1, 8)	1-2 F7			1-1 6-3			2-1 4-3		1-2 1B 3B	4	1	1	0	0	0	2
Ozzie Guillen, L OBP: 0.296, SLG: 0.312 (1, 6)	0-2 G3			1-0 CS 1B				1-0 1-3	4-0 1B IBB IBB	3	0	1	0	1	0	1
Donnie Hill, S OBP: 0.295, SLG: 0.208 (1, 4)		2-2 L9		0-1 F9 1-2				0-1 4-3	4-0 1B IBB	3	0	0	0	1	0	1
Ron Karkovice, R OBP: 0.200, SLG: 0.217 (1, 2) Mark Salas, L OBP: 0.298, SLG: 0.340 (9, PH)		2-2 F8		1-1 F7				0-1 5-3	2-0 1B	3	0	0	0	0	0	0
									1-2 2-3 3-H	1	0	1	1	0	0	0

Inning Stats	R: 3	H: 3	E: 0	K: 0	S: 23	H: 3	LOB: 1	BB: 1	P: 33	R: 0	H: 0	E: 0	K: 0	S: 9	H: 0	LOB: 0	BB: 0	P: 13	R: 0	H: 1	E: 0	K: 2	S: 12	H: 1	LOB: 1	BB: 0	P: 18	R: 0	H: 1	E: 0	K: 0	S: 5	H: 1	LOB: 0	BB: 0	P: 7	R: 0	H: 0	E: 0	K: 0	S: 8	H: 0	LOB: 0	BB: 0	P: 12	R: 0	H: 1	E: 0	K: 0	S: 7	H: 1	LOB: 1	BB: 0	P: 11	R: 0	H: 0	E: 0	K: 0	S: 5	H: 0	LOB: 0	BB: 0	P: 6	R: 1	H: 2	E: 0	K: 0	S: 10	H: 2	LOB: 2	BB: 0	P: 13	R: 1	H: 2	E: 0	K: 0	S: 5	H: 2	LOB: 3	BB: 2	P: 16	1B: 7	SF: 0	2B: 2	SAC: 1	3B: 1	DP: 0	HR: 0	HBP: 0
--------------	------	------	------	------	-------	------	--------	-------	-------	------	------	------	------	------	------	--------	-------	-------	------	------	------	------	-------	------	--------	-------	-------	------	------	------	------	------	------	--------	-------	------	------	------	------	------	------	------	--------	-------	-------	------	------	------	------	------	------	--------	-------	-------	------	------	------	------	------	------	--------	-------	------	------	------	------	------	-------	------	--------	-------	-------	------	------	------	------	------	------	--------	-------	-------	-------	-------	-------	--------	-------	-------	-------	--------


PITCHER	IP	WLS	BF	H	R	ER	SO	BB	IBB	HBP	BLK	WP	HR	S	P	ERA	WHIP
Rick Anderson, R ERA: 4.91 (1, 1)	7.1		29	7	4	4	2	1	0	0	0	1	0	72	103	4.91	1.091
Steve Farr, R ERA: 2.27 (8, 1)	0.2	L	7	3	1	1	0	0	2	0	0	0	0	12	26	13.50	4.500

BOTTOM

Kansas City Royals @ Chicago White Sox
Comiskey Park, Chicago, IL

Wed Jun 22 1988, 8:05 PM EDT
Att. 9,668 - Unknown - 74 F

AB	32
R	5
H	10
RBI	5
BB	3
SO	2
LOB	11



WP: 1 PA: 36
PB: 0
SB: 1
CS: 1

Batter	1	2	3	4	5	6	7	8	9	AB R H RBI BB SO LOB	TOP												
Kurt Stillwell, S OBP: 0.344, SLG: 0.446 (1, 6) B C B B X	3-1 F8 ①			0-3 K ①		1-3 K ③			1-2 4-3 2B ①	4 0 1 0 0 2 0													
Willie Wilson, S OBP: 0.293, SLG: 0.362 (1, 8) S X	0-1 G3 ②			2-3 K ②			1-2 4-3 ①		3-2 4-3 ②	4 0 0 0 0 1 1													
Pat Tabler, R OBP: 0.331, SLG: 0.317 (1, 7) C B B F B X	3-2 F9 ③			1-0 1B ③			1-3 K ②		0-0 6-3 ③	4 0 1 0 0 1 1													
George Brett, L OBP: 0.410, SLG: 0.569 (1, 3) B X T B B B		2-2 F2 ①		2-2 F7 ③			0-0 F7 ③			3 0 0 0 0 0 1													
Kevin Seitzer, R OBP: 0.382, SLG: 0.413 (1, 5) B X T B		1-1 F8 ②			0-0 G6-4-3 1B ①			1-2 G3 ①		3 0 1 0 0 0 0													
Bill Buckner, L OBP: 0.273, SLG: 0.336 (1, 10) C X B B B B C		3-2 3-1 ③			2-1 F7 ①			1-0 4-3 ②		3 0 0 0 0 0 1													
Frank White, R OBP: 0.281, SLG: 0.356 (1, 4) Brad Wellman, R OBP: 0.310, SLG: 0.317 (8, PR) (8, 4)			2-2 3-1 ①		3-2 G6-4-3 ② ③ 1-2f			1-1 FC5-4 1B ①		3 0 1 0 0 0 1 0 0 0 0 0 0 0													
Mike Macfarlane, R OBP: 0.351, SLG: 0.386 (1, 2) F S S B S			1-3 K ②			1-3 K ①		1-1 FC5-4 ③		3 0 0 0 0 2 1													
Jim Eisenreich, L OBP: 0.214, SLG: 0.263 (1, 9) B X			1-0 4-3 ③			2-2 F7 ②			1-3 K ①	3 0 0 0 0 1 0													
Inning Stats	R: 0 E: 0 K: 0 S: 8	H: 0 LOB: 0 BB: 0 P: 14	R: 0 E: 0 K: 0 S: 8	H: 0 LOB: 0 BB: 0 P: 14	R: 0 E: 0 K: 1 S: 7	H: 0 LOB: 0 BB: 0 P: 11	R: 0 E: 0 K: 2 S: 10	H: 1 LOB: 1 BB: 0 P: 15	R: 0 E: 0 K: 0 S: 6	H: 1 LOB: 0 BB: 0 P: 11	R: 0 E: 0 K: 2 S: 9	H: 0 LOB: 0 BB: 0 P: 13	R: 0 E: 0 K: 1 S: 7	H: 0 LOB: 0 BB: 0 P: 9	R: 0 E: 0 K: 1 S: 9	H: 1 LOB: 1 BB: 0 P: 13	R: 0 E: 0 K: 1 S: 13	H: 1 LOB: 1 BB: 0 P: 18	1B: 3 2B: 1 3B: 0 HR: 0	SF: 0 SAC: 0 DP: 1 HBP: 0	WP: 0 PB: 0 SB: 0 CS: 0	PA: 30	
PITCHER Mike Moore, R ERA: 4.6 (1, 1)	IP 9.0	WLS W	BF 30	H 4	R 0	ER 0	SO 7	BB 0	IBB 0	HBP 0	BLK 0	WP 0	HR 0	S 77	P 118	ERA 0.00	WHIP 0.444						PITCHER IP WLS BF H R ER SO BB IBB HBP BLK WP HR S P ERA WHIP

Kansas City Royals @ Seattle Mariners
The Kingdome, Seattle, WA
Fri Jun 24 1988, 10:05 PM EDT
Att. 11,167 - Dome - 72 F

livebaseballscorecards.com

AB	30
R	0
H	4
RBI	0
BB	0
SO	7
LOB	6



Batter	1	2	3	4	5	6	7	8	9	AB	R	H	RBI	BB	SO	LOB
Harold Reynolds, S OBP: 0.333, SLG: 0.407 (1, 4)	1-0 1-3	1-0 L6		1-0 FC1-5 HR		0-2 F8				4	1	0	0	0	0	2
Rey Quinones, R OBP: 0.289, SLG: 0.414 (1, 6)	1-1 HR		0-2 F8	0-0 F8		0-0 1-3				4	1	1	1	0	0	2
Mickey Brantley, R OBP: 0.292, SLG: 0.469 (1, 7)	1-0 5-3		4-2 E BB	0-0 HR		1-2 6-3				3	2	1	3	1	0	0
Alvin Davis, L OBP: 0.390, SLG: 0.513 (1, 3)	4-2 BB 1B BB		1 SAFE 2-0 4-3	4-0 BB		2-1 4-3				2	0	0	0	2	0	1
Steve Balboni, R OBP: 0.175, SLG: 0.287 (1, 10)	1-1 1-2 1B		2-2 E5	0-0 1-3		4-1 BB				3	0	1	0	1	0	1
Jim Presley, R OBP: 0.260, SLG: 0.333 (1, 5)	4-2 1-2 2-3 BB		1-0 HR		2-2 F8		0-0 G6-4-3			3	1	1	2	1	0	1
Dave Valle, R OBP: 0.287, SLG: 0.368 (1, 2)	2-1 F9		1-1 5-3		0-3 K		1-3 K			4	0	0	0	0	2	3
Glenn Wilson, R OBP: 0.292, SLG: 0.313 (1, 9)		1-0 F8		0-1 FC1-5 1B	1-0 1B		1-3 K			4	0	2	0	0	1	0
Henry Cotto, R OBP: 0.310, SLG: 0.360 (1, 8)		0-0 5-3		0-0 F8 FC1-5 HR 1B	3-2 F9		3-1 F4			4	1	1	0	0	0	1

Inning Stats	R: 1	H: 2	E: 0	K: 0	S: 16	LOB: 3	BB: 2	P: 30	R: 0	H: 0	E: 0	K: 0	S: 3	LOB: 0	BB: 0	P: 5	R: 3	H: 1	E: 0	K: 0	S: 13	LOB: 0	BB: 1	P: 23	R: 3	H: 3	E: 0	K: 0	S: 7	LOB: 1	BB: 1	P: 12	R: 0	H: 1	E: 0	K: 1	S: 11	LOB: 1	BB: 0	P: 17	R: 0	H: 0	E: 0	K: 0	S: 7	LOB: 0	BB: 0	P: 8	R: 0	H: 0	E: 0	K: 0	S: 4	LOB: 0	BB: 1	P: 10	R: 0	H: 0	E: 0	K: 2	S: 11	LOB: 0	BB: 0	P: 16	R: 0	H: 0	E: 0	K: 2	S: 11	LOB: 0	BB: 0	P: 16
1B: 4	SF: 0	2B: 0	SAC: 0	3B: 0	DP: 1	HR: 3	HBP: 0	WP: 0	PA: 36																																																															

PITCHER	IP	WLS	BF	H	R	ER	SO	BB	IBB	HBP	BLK	WP	HR	S	P	ERA	WHIP
Floyd Bannister, L ERA: 4.26 (1, 1)	3.2	L	22	6	7	4	0	4	0	0	0	0	3	38	69	9.82	2.727
Dan Quisenberry, R ERA: 3.55 (4, 1)	2.1		8	1	0	0	1	0	0	0	0	0	0	19	26	0.00	0.429
Gene Garber, R ERA: 3.77 (7, 1)	1.0		3	0	0	0	0	1	0	0	0	0	0	4	10	0.00	1.000
Jeff Montgomery, R ERA: 1.5 (8, 1)	1.0		3	0	0	0	2	0	0	0	0	0	0	11	16	0.00	0.000

BOTTOM

Kansas City Royals @ Seattle Mariners
The Kingdome, Seattle, WA

Fri Jun 24 1988, 10:05 PM EDT
Att. 11,167 - Dome - 72 F

livebaseballscorecards.com

AB	31
R	6
H	7
RBI	6
BB	5
SO	3
LOB	11



Batter	1	2	3	4	5	6	7	8	9	AB R H RBI BB SO LOB	TOP										
Kurt Stillwell, S (1, 6) OBP: 0.345, SLG: 0.453	2-2 F5		3-2 1-H 2-H 2B		2-1 L8			2-1 F9	1-0 BLK 2B	5 0 2 4 0 0 1											
Pat Tabler, R (1, 7) OBP: 0.329, SLG: 0.316	1-1 CS 1B		2-0 F9			0-1 1-3		2-3 K	0-3 K	4 0 1 0 0 1 1											
Willie Wilson, S (8, 8) OBP: 0.292, SLG: 0.361									2-3 2-3 3-H K	1 0 0 0 0 1 2											
George Brett, L (1, 3) OBP: 0.403, SLG: 0.558	2-2 F8		1-0 4-3			0-0 F8		2-3 K	2-1 4-3	5 0 0 0 0 1 4											
Danny Tartabull, R (1, 10) OBP: 0.387, SLG: 0.530		3-3 K			2-2 F6		0-1 2B		4-0 E BB	3 0 1 0 1 1 0											
Bill Pecota, R (9, PR) OBP: 0.216, SLG: 0.257										0 1 0 0 0 0 0											
Kevin Seitzer, R (1, 5) OBP: 0.384, SLG: 0.412		1-3 K			0-0 G6-4-3 1B		4-0 IBB		1-1 E SF8	3 1 1 0 1 1 1											
Frank White, R (1, 4) OBP: 0.278, SLG: 0.352		0-2 5-3			0-0 G6-4-3 1-2f		3-3 K		1-0 SH SF8 2B	3 1 0 0 0 1 3											
Mike Macfarlane, R (1, 2) OBP: 0.354, SLG: 0.385								0-1 5-3	4-0 SF8 2B IBB	3 1 1 0 1 1 0											
Gary Thurman, R (1, 8) OBP: 0.185, SLG: 0.120			1-3 K2-3		2-2 1B			5-3			AB 33										
Bill Buckner, L (9, PH) OBP: 0.272, SLG: 0.336			2-1 PB 2B 1B		2-3 K			2-3 K			R 7										
Brad Weisman, R (9, 5) OBP: 0.310, SLG: 0.317									3-2 SF8	3 1 1 0 0 2 1	H 8										
Jim Eisenreich, L (1, 9) OBP: 0.222, SLG: 0.265			2-2 PB 2B 1B		1-3 K			0-0 1-3	1-2 2-3 3-H 2B IBB	0 0 0 1 0 0 0	RBI 5										
									4-0	0 0 0 0 0 0 0	BB 4										
										3 2 1 0 1 1 1	SO 10										
											LOB 14										
Inning Stats	R: 0 E: 0 K: 0 S: 11	H: 1 LOB: 0 BB: 0 P: 16	R: 0 E: 0 K: 2 S: 9	H: 0 LOB: 0 BB: 0 P: 13	R: 2 E: 0 K: 1 S: 14	H: 3 LOB: 1 BB: 0 P: 25	R: 0 E: 0 K: 0 S: 5	H: 1 LOB: 0 BB: 0 P: 7	R: 0 E: 0 K: 2 S: 12	H: 1 LOB: 1 BB: 0 P: 19	R: 0 E: 0 K: 1 S: 8	H: 1 LOB: 2 BB: 1 P: 15	R: 0 E: 0 K: 1 S: 6	H: 0 LOB: 0 BB: 0 P: 8	R: 0 E: 0 K: 2 S: 11	H: 0 LOB: 0 BB: 0 P: 17	R: 5 E: 2 K: 1 S: 13	H: 1 LOB: 2 BB: 3 P: 33	1B: 5 2B: 3 3B: 0 HR: 0	SF: 1 SAC: 1 DP: 1 HBP: 0	WP: 0 PA: 39
PITCHER	IP WLS BF H R ER SO BB IBB HBP BLK WP HR S P ERA WHIP																				
Mark Langston, L (1, 1) ERA: 3.98	8.0 L 32 7 4 4 9 1 1 0 0 0 0 78 127 4.50 1.000																				
Mike Schooler, R (9, 1) ERA: 4.05	0.1 5 1 2 0 0 0 2 0 0 0 0 6 19 0.00 3.000																				
Rod Scurrey, L (9, 1) ERA:	0.2 2 0 1 0 1 0 0 0 0 1 0 0 5 7 0.00 0.000																				

Kansas City Royals @ Seattle Mariners
The Kingdome, Seattle, WA
Sat Jun 25 1988, 10:05 PM EDT
Att: 13,289 - Dome - 72 F

livebaseballscorecards.com



Batter	1	2	3	4	5	6	7	8	9	AB R H RBI BB SO LOB
Harold Reynolds, S OBP: 0.331, SLG: 0.403 (1, 4)	0-1 F8		1-1 4-3 1B		2-2 4-3		0-1 5-3		3-2 F9	5 0 1 0 0 0 1
Rey Quinones, R OBP: 0.288, SLG: 0.409 (1, 6)	1-0 1B		0-1 4-3		1-0 F7		0-0 5-3		0-0 F8	5 0 1 0 0 0 2
Mickey Brantley, R OBP: 0.291, SLG: 0.477 (1, 7)	0-1 F7		1-2 G3		1-0 HR		1-0 F8			4 1 1 1 0 0 2
Alvin Davis, L OBP: 0.392, SLG: 0.508 (1, 3)	0-0 F8		4-1 BB		4-1 BB		1-2 6-3			2 0 0 0 2 0 1
Steve Balboni, R OBP: 0.175, SLG: 0.287 (9, 3)										0 0 0 0 0 0 0
Ken Phelps, L OBP: 0.417, SLG: 0.513 (1, 10)		4-1 2B	4-0 BB		0-1 4-3		2-2 HR			2 1 1 1 2 0 1
Jim Presley, R OBP: 0.256, SLG: 0.328 (1, 5)		1-3 K	2-2 F7		2-2 6-3		2-3 K			4 0 0 0 0 2 4
Scott Bradley, L OBP: 0.259, SLG: 0.301 (1, 2)		0-0 L9		1-1 F9		1-1 3-1		0-1 2B		3 0 0 0 0 0 1
Dave Valle, R OBP: 0.291, SLG: 0.372 (9, PH)										1 1 1 0 0 0 0
Glenn Wilson, R OBP: 0.295, SLG: 0.326 (1, 9)		0-0 K	2-3 K		2-3 K		2-3 K		1-1 F9	4 0 2 1 0 2 0
Mike Kingery, L OBP: 0.331, SLG: 0.300 (1, 8)		1-3 2B		0-2 6-3				1-1 2B		
Henry Cotto, R OBP: 0.309, SLG: 0.358 (9, PH)		1-0 F5					1-3 K		2-1 6-3	3 0 0 0 0 1 2
										1 0 0 0 0 0 1

BOTTOM

Kansas City Royals @ Seattle Mariners
The Kingdom, Seattle, WA
Sat Jun 25 1988, 10:05 PM EDT
Att. 13,289 - Dome - 72 F

livebaseballscorecards.com

AB	34
R	3
H	7
RBI	3
BB	4
SO	5
LOB	15



Inning Stats	R: 0	H: 1	E: 0	LOB: 1	K: 0	BB: 0	S: 6	R: 0	H: 1	E: 0	LOB: 2	K: 1	BB: 1	S: 7	R: 0	H: 1	E: 0	LOB: 3	K: 0	BB: 2	S: 11	R: 0	H: 0	E: 0	LOB: 0	K: 1	BB: 0	S: 10	R: 1	H: 1	E: 0	LOB: 1	K: 0	BB: 1	S: 8	R: 0	H: 0	E: 0	LOB: 0	K: 1	BB: 0	S: 8	R: 0	H: 0	E: 0	LOB: 0	K: 1	BB: 0	S: 6	R: 1	H: 1	E: 0	LOB: 0	K: 1	BB: 0	S: 11	R: 1	H: 2	E: 0	LOB: 1	K: 0	BB: 0	S: 10	1B: 3	SF: 0	2B: 2	SAC: 0	3B: 0	DP: 0	HR: 2	HBP: 0	WP: 0	PA: 38
--------------	------	------	------	--------	------	-------	------	------	------	------	--------	------	-------	------	------	------	------	--------	------	-------	-------	------	------	------	--------	------	-------	-------	------	------	------	--------	------	-------	------	------	------	------	--------	------	-------	------	------	------	------	--------	------	-------	------	------	------	------	--------	------	-------	-------	------	------	------	--------	------	-------	-------	-------	-------	-------	--------	-------	-------	-------	--------	-------	--------

PITCHER	IP	WLS	BF	H	R	ER	SO	BB	IBB	HBP	BLK	WP	HR	S	P	ERA	WHIP
Bret Saberhagen, R ERA: 3.34 (1, 1)	8.0	W	33	5	2	2	5	4	0	0	0	0	2	67	109	2.25	1.125
Jerry Don Gleaton, L ERA: 3.6 (9, 1)	0.2		4	2	1	1	0	0	0	0	0	0	0	9	15	13.50	3.000
Steve Farr, R ERA: 2.25 (9, 1)	0.1		1	0	0	0	0	0	0	0	0	0	0	1	1	0.00	0.000

Batter	1	2	3	4	5	6	7	8	9	AB R H RBI BB SO LOB	TOP
Kurt Stillwell, S OBP: 0.344, SLG: 0.447 (1, 6) F S B X	2-2 G3-1 ①		1-0 G3 ②		4-2 BB ③		1-2 L4 ③			3 0 0 0 1 0 0	
Willie Wilson, S OBP: 0.292, SLG: 0.359 (1, 8) B B F X	2-1 WP G5-3 1B		1-0 6-3 ③		2-2 F8 ③			0-0 L8 ①		4 0 1 0 0 0 2	
Pat Tabler, R OBP: 0.325, SLG: 0.311 (1, 7) B SAFE X	1-0 G5-3 ② 1-2			3-2 G6-3 ①		2-3 K ①		0-1 CI 1B		3 0 0 0 0 1 1	
George Brett, L OBP: 0.411, SLG: 0.562 (1, 10) B B F B	4-2 BB ② 2-3			4-0 1B BB		1-1 1B 1B		3-1 G6-4-3 1B 1-3		2 0 2 0 2 0 0	
Kevin Seitzer, R OBP: 0.382, SLG: 0.410 (1, 5) B B C X	3-1 G4-3 ③			2-1 G6-4-3 1B 1-3		0-1 P9 ②		0-0 G6-4-3 ② ③ 1-2f		4 0 1 0 0 0 5	
Bill Buckner, L OBP: 0.271, SLG: 0.333 (1, 3) C S T B B		1-3 K ①		2-2 G6-4-3 ② ③ 1-2f		0-2 1B 1-2		0-0 4-3 ①		4 0 1 0 0 1 2	
Jim Eisenreich, L OBP: 0.216, SLG: 0.257 (1, 9) B C B B X		3-1 4-3 ②			1-1 F8 ①	0-0 F7 ③		0-0 1-3 ②		4 0 0 0 0 0 2	
Jamie Quirk, L OBP: 0.286, SLG: 0.333 (1, 2) X		0-0 L3 ③			3-1 4-3 ②		1-0 G6-3 ①		2-2 1B	4 0 1 0 0 0 0	
Brad Wellman, R OBP: 0.304, SLG: 0.295 (1, 4) X			0-0 F9 ①		4-0 BB BB		1-1 G6-3 ②		0-1 F9 ③	3 0 0 0 1 0 1	
Inning Stats	R: 0 E: 0 K: 0 S: 10 H: 1 LOB: 2 BB: 1 P: 22	R: 0 E: 0 K: 1 S: 9 H: 0 LOB: 0 BB: 0 P: 13	R: 0 E: 0 K: 0 S: 3 H: 0 LOB: 0 BB: 0 P: 5	R: 0 E: 0 K: 0 S: 8 H: 1 LOB: 1 BB: 1 P: 19	R: 0 E: 0 K: 0 S: 10 H: 0 LOB: 2 BB: 2 P: 24	R: 0 E: 0 K: 1 S: 11 H: 2 LOB: 2 BB: 0 P: 14	R: 0 E: 0 K: 0 S: 6 H: 0 LOB: 0 BB: 0 P: 9	R: 0 E: 1 K: 0 S: 6 H: 1 LOB: 1 BB: 0 P: 9	R: 0 E: 0 K: 0 S: 7 H: 1 LOB: 1 BB: 0 P: 9	1B: 6 2B: 0 3B: 0 HR: 0 SF: 0 SAC: 0 DP: 2 HBP: 0	WP: 1 PB: 0 SB: 0 CS: 0 PA: 36
PITCHER Bill Swift, R ERA: 3.67 (1, 1)	IP 9.0 WLS W BF 36 H 6 R 0 ER 0 SO 2 BB 4 IBB 0 HBP 0 BLK 0 WP 1 HR 0 S 70 P 124 ERA 0.00 WHIP 1.111						PITCHER IP WLS BF H R ER SO BB IBB HBP BLK WP HR S P ERA WHIP				

Kansas City Royals @ Seattle Mariners
The Kingdome, Seattle, WA
Sun Jun 26 1988, 6:33 AM EDT
Att. 11,668 - Dome - 72 F

livebaseballscorecards.com

AB 31
R 0
H 6
RBI 0
BB 4
SO 2
LOB 13



Batter	1	2	3	4	5	6	7	8	9	AB	R	H	RBI	BB	SO	LOB
Harold Reynolds, S OBP: 0.326, SLG: 0.397 (1, 4)	2-2 P5		3-2 P9		1-2 G1-3		1-2 G3-1			4	0	0	0	0	0	0
Rey Quinones, R OBP: 0.291, SLG: 0.436 (1, 6)	0-0 HR		1-3 K			2-1 HR		2-3 K		4	2	2	2	0	2	0
Mickey Brantley, R OBP: 0.294, SLG: 0.478 (1, 7)	1-2 P5			2-1 P7		1-2 CS 1B		1-1 1B HR 1B		4	1	2	0	0	0	0
Steve Balboni, R OBP: 0.188, SLG: 0.289 (1, 3)	4-1 BB			0-0 F8		2-2 P3		1-1 1B		3	0	1	0	1	0	1
Glenn Wilson, R OBP: 0.299, SLG: 0.342 (1, 9)	1-0 FC5-4			2-0 P4		3-2 PO WP 1B		0-0 1H 2-H HR		4	1	2	3	0	0	1
Jim Presley, R OBP: 0.263, SLG: 0.336 (1, 5)		2-2 CS 1B			2-1 HR 2B		4-0 BB		2-2 E5 BLK		3	1	2	0	1	0
Dave Valle, R OBP: 0.290, SLG: 0.387 (1, 2)		2-2 G4-3			2-2 6-3		1-0 PO		2-3 K		4	1	1	1	0	1
Dave Hengel, R OBP: 0.196, SLG: 0.327 (1, 10)		1-0 G1			1-1 HR		1-1 L8		1-2 F8		4	1	1	2	0	0
Henry Cotto, R OBP: 0.305, SLG: 0.354 (1, 8)			2-0 4-3		0-0 P3		2-0 P9				3	0	0	0	0	0

Inning Stats	R: 1	H: 1	R: 0	H: 1	R: 0	H: 0	R: 0	H: 0	R: 2	H: 2	R: 1	H: 3	R: 1	H: 1	R: 3	H: 3
	E: 0	LOB: 1	E: 0	LOB: 0	E: 0	LOB: 0	E: 0	LOB: 0	E: 0	LOB: 0	E: 0	LOB: 1	E: 0	LOB: 0	E: 1	LOB: 1
	K: 0	BB: 1	K: 0	BB: 0	K: 1	BB: 0	K: 0	BB: 0	K: 0	BB: 0	K: 0	BB: 1	K: 0	BB: 0	K: 2	BB: 0
	S: 9	P: 17	S: 10	P: 15	S: 8	P: 14	S: 4	P: 8	S: 11	P: 17	S: 13	P: 25	S: 12	P: 19	S: 18	P: 27

PITCHER	IP	WLS	BF	H	R	ER	SO	BB	IBB	HBP	BLK	WP	HR	S	P	ERA	WHIP
Charlie Leibrandt, L ERA: 4.05 (1, 1)	5.2	L	23	7	4	4	1	1	0	0	0	0	3	55	91	6.35	1.412
Jeff Montgomery, R ERA: 3.77 (6, 1)	2.1		12	4	4	4	2	1	0	0	1	1	2	30	51	15.43	2.143

BOTTOM

Kansas City Royals @ Seattle Mariners
The Kingdom, Seattle, WA

Sun Jun 26 1988, 6:33 AM EDT
Att. 11,668 - Dome - 72 F

livebaseballscorecards.com

AB	33
R	7
H	11
RBI	8
BB	2
SO	3
LOB	6



1B:	5	SF:	0	WP:	1	PA:	36
2B:	1	SAC:	0	PB:	0		
3B:	0	DP:	0	SB:	0		
HR:	5	HBP:	0	CS:	2		

Batter	1	2	3	4	5	6	7	8	9	AB R H RBI BB SO LOB	TOP											
Gary Redus, R (1, 9) OBP: 0.333, SLG: 0.396	2-1 L8		4-1 WP 1B BB		2-1 L6			4-1 BB		2 1 0 0 2 0 0	Chicago White Sox @ Kansas City Royals Royals Stadium, Kansas City, MO Mon Jun 27 1988, 8:05 PM EDT Att. 36,711 - Unknown - 80 F											
Steve Lyons, L (1, 5) OBP: 0.368, SLG: 0.407	0-0 1B		2-0 F8			2-2 F7		0-0 4-3		4 0 1 0 0 0 2												
Harold Baines, L (1, 10) OBP: 0.334, SLG: 0.393 Mike Woodard, L (9, PR) OBP: 0.250, SLG: 0.267	0-3 K		2-2 1-H 1B			3-3 K		4-1 E 1B CS BB		3 0 1 1 1 2 1 0 0 0 0 0 0 0												
Greg Walker, L (1, 3) OBP: 0.292, SLG: 0.347	0-1 1-2 1B		2-2 P6			1-2 1-3		0-0 E9 1-3 1B		4 0 2 0 0 0 1												
Daryl Boston, L (1, 7) OBP: 0.252, SLG: 0.486	3-3 K				1-2 F8		2-2 F8		1-3 K	4 0 0 0 0 2 4												
Mark Salas, L (1, 2) OBP: 0.290, SLG: 0.330 Donnie Hill, S (9, PH) OBP: 0.299, SLG: 0.216		1-0 1-3		2-1 4-3		0-0 3-1		3-3 K		3 0 0 0 0 0 0 1 0 0 0 0 1 2												
Ozzie Guillen, L (1, 6) OBP: 0.288, SLG: 0.301		1-3 K2-3		0-0 F8		2-2 L9				3 0 0 0 0 1 0												
Dave Gallagher, R (1, 8) OBP: 0.315, SLG: 0.420		2-1 4-3			1-1 P6		0-1 F8			3 0 0 0 0 0 0												
Fred Manrique, R (1, 4) OBP: 0.242, SLG: 0.330			0-0 4-3		1-2 5-3		0-0 4-3			3 0 0 0 0 0 0												
Inning Stats	R: 0 E: 0 K: 2 S: 11	H: 2 LOB: 2 BB: 0 P: 16	R: 0 E: 0 K: 1 S: 8	H: 0 LOB: 0 BB: 0 P: 12	R: 1 E: 0 K: 0 S: 10	H: 1 LOB: 1 BB: 1 P: 19	R: 0 E: 0 K: 0 S: 6	H: 0 LOB: 0 BB: 0 P: 9	R: 0 E: 0 K: 1 S: 10	H: 0 LOB: 0 BB: 0 P: 16		R: 0 E: 0 K: 0 S: 7	H: 0 LOB: 0 BB: 0 P: 11	R: 0 E: 0 K: 1 S: 10	H: 0 LOB: 0 BB: 0 P: 16	R: 0 E: 0 K: 0 S: 5	H: 0 LOB: 1 BB: 1 P: 9	R: 0 E: 1 K: 2 S: 8	H: 1 LOB: 2 BB: 1 P: 16	1B: 4 2B: 1 3B: 0 HR: 0	SF: 0 SAC: 0 DP: 1 HBP: 0	WP: 1 PB: 0 SB: 0 CS: 1
PITCHER	IP WLS BF H R ER SO BB IBB HBP BLK WP HR S P ERA WHIP																					
Mark Gubicza, R (1, 1) ERA: 2.77	8.0 W 31 4 1 1 4 3 0 0 0 1 0 66 109 1.12 0.875																					
Jerry Don Gleaton, L (9, 1) ERA: 3.27	1.0 S 2 0 0 0 2 0 0 0 0 0 0 6 10 0.00 0.000																					

AB	30
R	1
H	4
RBI	1
BB	3
SO	6
LOB	10



livebaseballscorecards.com

Batter	1	2	3	4	5	6	7	8	9
Kurt Stillwell, S OBP: 0.339, SLG: 0.441 (1, 6) C X	0-1 F8		2-0 G5-4-3 1-2f			1-0 FC1-6 G1-6-3 1-2f		0-0 G5-3	
Willie Wilson, S OBP: 0.292, SLG: 0.359 (1, 8) X	0-0 1B			0-0 P3		1-1 G1-6-3 1-2f			
George Brett, L OBP: 0.413, SLG: 0.566 (1, 3) 1 SAFE B B C C 1 SAFE X	2-1 G6-4-3 1-2 1B			2-0 F8			1-1 WP 2B		
Danny Tartabull, R OBP: 0.383, SLG: 0.523 (1, 10) B F F F F B B X	2-2 G6-4-3 1-2f			0-0 P3			3-2 F8 2-H		
Kevin Seitzer, R OBP: 0.382, SLG: 0.409 (1, 5) B B F X		1-1 G6-3			2-0 FC4-6 1B		3-2 F9		
Pat Tabler, R OBP: 0.321, SLG: 0.307 (1, 9) Jim Eisenreich, L OBP: 0.216, SLG: 0.257 (9, 9)		2-0 G5-3			0-0 FC4-6 FC6-4 1-2f		0-0 P3		
Frank White, R OBP: 0.278, SLG: 0.364 (1, 4) F B B X		1-1 L5			0-0 F7			1-2 HR	
Mike Macfarlane, R OBP: 0.354, SLG: 0.384 (1, 2) B B X			1-0 G5-4-3 1B			1-0 FC6-4 1-2f		1-1 F8	
Gary Thurman, R OBP: 0.167, SLG: 0.107 (1, 7) B B F S T X			1-2 F9				1-1 E5 FC1-6	0-0 F8	

Inning Stats	R: 0 E: 0 K: 0 S: 9	H: 2 LOB: 1 BB: 0 P: 13	R: 0 E: 0 K: 0 S: 5	H: 0 LOB: 0 BB: 0 P: 9	R: 0 E: 0 K: 0 S: 5	H: 1 LOB: 0 BB: 0 P: 9	R: 0 E: 0 K: 0 S: 3	H: 0 LOB: 0 BB: 0 P: 5	R: 0 E: 0 K: 0 S: 4	H: 1 LOB: 1 BB: 0 P: 7	R: 0 E: 1 K: 0 S: 5	H: 0 LOB: 0 BB: 0 P: 8	R: 1 E: 0 K: 0 S: 10	H: 1 LOB: 0 BB: 0 P: 17	R: 1 E: 0 K: 0 S: 8	H: 1 LOB: 0 BB: 0 P: 10
	1B: 4 2B: 1 3B: 0 HR: 1	SF: 0 SAC: 0 DP: 3 HBP: 0														

PITCHER	IP	WLS	BF	H	R	ER	SO	BB	IBB	HBP	BLK	WP	HR	S	P	ERA	WHIP
Jerry Reuss, L ERA: 3.04 (1, 1)	8.0	L	28	6	2	2	0	0	0	0	0	1	1	49	78	2.25	0.750

BOTTOM

AB	R	H	RBI	BB	SO	LOB
4	0	0	0	0	0	2
3	0	1	0	0	0	1
3	1	2	0	0	0	0
3	0	0	0	0	0	2
3	0	1	0	0	0	0
3	0	0	0	0	0	1
0	0	0	0	0	0	0
3	1	1	1	0	0	1
3	0	1	0	0	0	1
3	0	0	0	0	0	1

AB	28
R	2
H	6
RBI	1
BB	0
SO	0
LOB	9



WP	PA	ERA	WHIP
1	28		

Chicago White Sox @ Kansas City Royals
Royals Stadium, Kansas City, MO
 Mon Jun 27 1988, 8:05 PM EDT
 Att: 36,711 - Unknown - 80 F

livebaseballscorecards.com

Batter	1	2	3	4	5	6	7	8	9	AB R H RBI BB SO LOB	TOP										
Gary Redus, R (1, 7) OBP: 0.331, SLG: 0.388	2-2 F9		2-2 BB HBP		0-0 F9		1-2 F8			3 0 0 0 0 0 1											
Steve Lyons, L (1, 5) OBP: 0.365, SLG: 0.399	1-1 F8		4-0 G4-6-3 BB		3-3 K			2-0 4-3		3 0 0 0 1 1 1											
Harold Baines, L (1, 10) OBP: 0.333, SLG: 0.391	0-0 1B		0-0 G4-6-3		1-1 3-1			0-1 4-3		4 0 1 0 0 0 3											
Greg Walker, L (1, 3) OBP: 0.291, SLG: 0.356	2-1 F8			3-2 F7		3-2 F7		0-0 HR		4 1 1 1 0 0 1											
Dan Pasqua, L (1, 9) OBP: 0.321, SLG: 0.443		0-0 G3		2-1 HR		1-1 HR		3-2 F8		4 2 2 2 0 0 0											
Daryl Boston, L (1, 8) OBP: 0.243, SLG: 0.468		2-0 6-3		1-1 F7		3-3 K		1-2 E1 SH5-3		4 0 0 0 0 1 0											
Ozzie Guillen, L (1, 6) OBP: 0.289, SLG: 0.302		1-0 1B		3-2 6-3		0-0 F9		0-0 SH5-3		3 0 1 0 0 0 0											
Fred Manrique, R (1, 4) OBP: 0.242, SLG: 0.345		0-0 4-3			1-2 1B 3B		0-0 4-3		0-0 6-3	4 1 1 0 0 0 2											
Ron Karkovice, R (1, 2) OBP: 0.228, SLG: 0.264			1-2 6-3		1-0 S 1B		0-1 F8		3-2 F8	4 0 1 1 0 0 1											
Inning Stats	R: 0 E: 0 K: 0 S: 8	H: 1 LOB: 1 BB: 0 P: 13	R: 0 E: 0 K: 0 S: 4	H: 1 LOB: 1 BB: 0 P: 7	R: 0 E: 0 K: 0 S: 7	H: 0 LOB: 1 BB: 1 P: 13	R: 1 E: 0 K: 0 S: 10	H: 1 LOB: 0 BB: 0 P: 19	R: 1 E: 0 K: 1 S: 12	H: 1 LOB: 0 BB: 0 P: 19	R: 0 E: 0 K: 0 S: 7	H: 0 LOB: 0 BB: 0 P: 8	R: 1 E: 0 K: 0 S: 7	H: 1 LOB: 0 BB: 0 P: 12	R: 0 E: 1 K: 0 S: 11	H: 0 LOB: 1 BB: 0 P: 15	1B: 3 2B: 0 3B: 1 HR: 3	SF: 0 SAC: 1 DP: 1 HBP: 1	WP: 0 PB: 0 SB: 1 CS: 0	PA: 36	
PITCHER	IP WLS BF H R ER SO BB IBB HBP BLK WP HR S P ERA WHIP																				
Rick Anderson, R (1, 1) ERA: 4.73	6.0	25	6	3	3	2	1	0	1	0	0	2	53	88	4.50	1.167					
Gene Garber, R (7, 1) ERA: 3.69	3.0	L	11	1	1	1	0	0	0	0	0	1	25	35	3.00	0.333					

Chicago White Sox @ Kansas City Royals
Royals Stadium, Kansas City, MO
 Tue Jun 28 1988, 8:05 PM EDT
 Att. 23,060 - Unknown - 92 F

AB	33
R	4
H	7
RBI	4
BB	1
SO	2
LOB	9



Batter	1	2	3	4	5	6	7	8	9	AB R H RBI BB SO LOB	TOP									
Gary Redus, R (1, 7) OBP: 0.333, SLG: 0.391	1-2 4-3		3-2 F8			3-1 G6-4-3	0-0 WP SF7 2B		4-2 BB	4 1 1 1 1 0 1	Chicago White Sox @ Kansas City Royals Royals Stadium, Kansas City, MO Wed Jun 29 1988, 8:05 PM EDT Att: 26,333 - Unknown livebaseballscorecards.com									
Steve Lyons, L (1, 5) OBP: 0.355, SLG: 0.388	0-1 F8			0-0 F9		2-2 F7	1-2 SF7		0-0 F7	4 0 0 1 0 0 1										
Harold Baines, L (1, 10) OBP: 0.338, SLG: 0.412	2-1 4-3			2-2 2B			2-H 3-H 1B 2B		2-2 L4	5 2 3 1 0 0 1										
Greg Walker, L (1, 3) OBP: 0.297, SLG: 0.361		1-1 1B		2-3 K			2-H 1B			4 1 3 1 0 1 1										
Dave Gallagher, R (1, 8) OBP: 0.312, SLG: 0.412		0-1 F7		0-0 F8			E9 1B			4 1 1 0 0 0 3										
Dan Pasqua, L (1, 9) OBP: 0.324, SLG: 0.441		0-0 F9		1-3 K			FC6-4 1B			3 1 1 1 0 1 1										
Fred Manrique, R (1, 4) OBP: 0.250, SLG: 0.350		3-1 P3		2-1 G6-4-3 1B			1B 2B 1B		G6-4-3 HBP	4 1 2 1 0 0 2										
Ozzie Guillen, L (1, 6) OBP: 0.288, SLG: 0.301			0-2 6-3		0-0 G6-4-3		3-H 0-0 2B WP 1B		1-3	4 1 1 0 0 0 1										
Ron Karkovice, R (1, 2) OBP: 0.232, SLG: 0.267 Daryl Boston, L (9, PH) OBP: 0.241, SLG: 0.464			1-2 P3			2-2 G6-4-3 1B			1-2 L6	3 0 1 0 0 1 2 1 0 0 0 0 0 0										
Inning Stats	R: 0 E: 0 K: 0 S: 7	H: 0 LOB: 0 BB: 0 P: 10	R: 0 E: 0 K: 0 S: 7	H: 1 LOB: 1 BB: 0 P: 11	R: 0 E: 0 K: 0 S: 12	H: 0 LOB: 0 BB: 0 P: 16	R: 0 E: 0 K: 1 S: 8	H: 1 LOB: 1 BB: 0 P: 12	R: 0 E: 0 K: 1 S: 6	H: 1 LOB: 0 BB: 0 P: 9	R: 8 E: 2 K: 1 S: 26	H: 9 LOB: 1 BB: 0 P: 35	R: 0 E: 0 K: 0 S: 8	H: 0 LOB: 0 BB: 0 P: 12	R: 0 E: 0 K: 0 S: 9	H: 0 LOB: 1 BB: 1 P: 16	1B: 9 2B: 3 3B: 0 HR: 1	SF: 1 SAC: 0 DP: 3 HBP: 1	WP: 1 PB: 0 SB: 0 CS: 0	PA: 39
PITCHER	IP WLS BF H R ER SO BB IBB HBP BLK WP HR S P ERA WHIP																			
Floyd Bannister, L (1, 1) ERA: 4.45	6.0 W 25 9 5 5 2 0 0 0 0 0 0 0 64 94 7.50 1.500																			
Jeff Montgomery, R (7, 1) ERA: 5.4	0.2 5 3 3 3 1 0 0 0 0 0 1 1 10 12 40.50 4.500																			
Jerry Don Gleaton, L (7, 1) ERA: 2.92	1.1 5 1 0 0 0 0 0 0 1 0 0 0 11 17 0.00 0.750																			
Steve Farr, R (9, 1) ERA: 2.2	1.0 S 4 0 0 0 0 0 1 0 0 0 0 0 9 16 0.00 1.000																			



Batter	1	2	3	4	5	6	7	8	9	AB	R	H	RBI	BB	SO	LOB
Kurt Stillwell, S OBP: 0.339, SLG: 0.435 (1, 6)	1-2 6-3		0-0 CS 1B		3-1 E3 1B	0-0 2B 1B	4-2 FC6-4 BB			4	2	2	0	1	0	0
Willie Wilson, S OBP: 0.300, SLG: 0.366 (1, 8)	4-0 1B BB		3-1 SAFE 1-2 1B		1-1 SAFE 1-H HR 1B	2-1 SAFE 1-3 1B 2B	1-2 SAFE 1-2f 1B			4	2	3	0	1	0	1
George Brett, L OBP: 0.408, SLG: 0.566 (1, 3)	1-0 F9		0-3 K		0-0 HR	0-0 F7	1-2 1-3 1B			5	1	2	2	0	1	4
Danny Tartabull, R OBP: 0.391, SLG: 0.536 (1, 9)	2-2 FC6-4 1B			4-0 1B BB	0-0 HR	2-2 G3	0-2 F8			2	1	2	1	1	0	0
Jim Eisenreich, L OBP: 0.213, SLG: 0.254 (6, 9)	1-3 1B									2	0	0	0	0	0	4
Kevin Seitzer, R OBP: 0.387, SLG: 0.426 (1, 5)	2-1 FC6-4 1-2f			0-1 F9	2-0 E 1B	4-0 1B 2B IBB		1-2 2B		4	1	2	0	1	0	3
Bill Buckner, L OBP: 0.272, SLG: 0.331 (1, 10)		2-2 3-1		2-2 SAFE 1-2 1B	0-2 P6	0-0 1-3 2-H 3-H 2B 1B		1-1 F9		5	1	2	2	0	0	2
Frank White, R OBP: 0.279, SLG: 0.371 (1, 4)		1-1 5-3		2-2 P6	0-0 E6	1-0 1-H 3-H 2B		4-2 BB		4	0	1	2	0	0	3
Brad Wellman, R OBP: 0.319, SLG: 0.295 (7, 4)				2-2 F9	1-2 E6					0	0	0	0	1	0	0
Pat Tabler, R OBP: 0.312, SLG: 0.297 (1, 7)		1-0 E5 CS		2-0 F9	0-0 F7	2-3 K		0-2 F7		4	0	0	0	0	1	5
Gary Thurman, R OBP: 0.161, SLG: 0.103 (8, 7)										1	0	0	0	0	0	2
Jamie Quirk, L OBP: 0.284, SLG: 0.365 (1, 2)		1-1 CS		3-2 F8						4	1	1	1	0	0	2
Mike Macfarlane, R OBP: 0.346, SLG: 0.374 (8, PH) (9, 2)										1	0	0	0	0	1	2

Inning Stats	R: 0	H: 1	E: 0	LOB: 2	K: 0	BB: 1	S: 11	R: 0	H: 0	E: 1	LOB: 0	K: 0	BB: 0	S: 11	R: 0	H: 2	E: 0	LOB: 1	K: 1	BB: 0	S: 9	R: 0	H: 1	E: 0	LOB: 2	K: 0	BB: 1	S: 11	R: 5	H: 5	E: 3	LOB: 2	K: 0	BB: 0	S: 14	R: 4	H: 4	E: 0	LOB: 1	K: 1	BB: 1	S: 12	R: 0	H: 1	E: 0	LOB: 2	K: 0	BB: 1	S: 18	R: 0	H: 1	E: 0	LOB: 2	K: 1	BB: 1	S: 16	R: 0	H: 1	E: 0	LOB: 2	K: 1	BB: 1	S: 22
1B: 9	SF: 0	2B: 3	SAC: 0	3B: 0	DP: 0	HR: 3	HBP: 0	WP: 0	PA: 46																																																						

PITCHER	IP	WLS	BF	H	R	ER	SO	BB	IBB	HBP	BLK	WP	HR	S	P	ERA	WHIP
Melido Perez, R ERA: 4.01 (1, 1)	4.0	L	22	8	5	4	1	2	0	0	0	0	3	49	85	9.00	2.500
Ricky Horton, L ERA: 5.66 (5, 1)	2.0		13	5	4	4	1	0	1	0	0	0	0	19	32	18.00	2.500
Jeff Bittiger, R ERA: 3.71 (7, 1)	1.2		9	2	0	0	0	2	0	0	0	0	0	31	46	0.00	2.400
Steve Rosenberg, L ERA: 5.91 (8, 1)	0.1		1	0	0	0	1	0	0	0	0	0	0	3	3	0.00	0.000

BOTTOM

Chicago White Sox @ Kansas City Royals
Royals Stadium, Kansas City, MO

Wed Jun 29 1988, 8:05 PM EDT
Att. 26,333 - Unknown

livebaseballscorecards.com

AB	40
R	9
H	15
RBI	8
BB	5
SO	3
LOB	28



Batter	1	2	3	4	5	6	7	8	9	AB R H RBI BB SO LOB	TOP			
Wade Boggs, L (1, 5) OBP: 0.464, SLG: 0.448	2-2 6-3		0-3 K		0-0 1B SH3-4 FC4-6 1B	1-2 L5		4-0 FC6 IBB		4 1 1 0 1 1 3				
Marty Barrett, R (1, 4) OBP: 0.354, SLG: 0.370	3-2 L7		2-1 E7 3B 1B		0-1 SH3-4		0-2 4-3	3-1 FC6		4 1 1 1 0 0 2				
Dwight Evans, R (1, 9) OBP: 0.372, SLG: 0.446	1-1 WP 2B		0-0 SF8 3B		1-1 FC4-6 1B		2-2 WP 1B		0-1 F8	5 1 4 3 0 0 0				
Mike Greenwell, L (1, 7) OBP: 0.436, SLG: 0.581	3-3 K		1-1 SF8		0-2 FC4-6 3B		0-3 K		4-2 FC4-6 BB	3 1 0 2 1 2 3				
Ellis Burks, R (1, 8) OBP: 0.386, SLG: 0.528		2-3 K	2-2 6-3		1-0 3B		4-0 BB		0-2 FC4-6	4 0 1 1 1 1 1				
Jim Rice, R (1, 10) OBP: 0.338, SLG: 0.358		1-0 L3		0-0 P3	0-2 5-3		1-1 6-3		2-1 F8	5 0 0 0 0 0 4				
Todd Benzinger, S (1, 3) OBP: 0.291, SLG: 0.376		0-3 K		1-3 K		0-0 SH3 1B		0-0 G4-6-3 1B		4 0 2 0 0 2 0				
Rich Gedman, L (1, 2) OBP: 0.267, SLG: 0.295			1-2 1B 1B	1-0 P5		1 SAFE SH3		1-2 G4-6-3		3 1 1 0 0 0 1				
Spike Owen, S (1, 6) OBP: 0.339, SLG: 0.412			1-1 E 3B 1B		4-2 SH3-4 1B BB	0-0 6-3		1-1 E4 1B		3 2 2 0 1 0 1				
Inning Stats	R: 0 H: 1 E: 0 LOB: 1 K: 1 BB: 0 S: 18 P: 27	R: 0 H: 0 E: 0 LOB: 0 K: 2 BB: 0 S: 7 P: 10	R: 4 H: 4 E: 1 LOB: 0 K: 1 BB: 0 S: 16 P: 23	R: 0 H: 0 E: 0 LOB: 0 K: 1 BB: 0 S: 7 P: 9	R: 3 H: 3 E: 0 LOB: 1 K: 0 BB: 1 S: 16 P: 21	R: 0 H: 1 E: 0 LOB: 1 K: 0 BB: 0 S: 6 P: 7	R: 0 H: 1 E: 0 LOB: 2 K: 1 BB: 1 S: 12 P: 19	R: 0 H: 2 E: 1 LOB: 2 K: 0 BB: 1 S: 10 P: 19	R: 0 H: 0 E: 0 LOB: 1 K: 0 BB: 1 S: 10 P: 16	1B: 9 SF: 1 2B: 1 SAC: 2 3B: 2 DP: 1 HR: 0 HBP: 0	WP: 2 PA: 42 PB: 0 SB: 0 CS: 0			
PITCHER	IP WLS BF H R ER SO BB IBB HBP BLK WP HR S P ERA WHIP													
Bret Saberhagen, R (1, 1) ERA: 3.68	5.0		8 7 7 5 1 0 0 0 0 0 1 0 64 90 12.60 1.800											
Jeff Montgomery, R (6, 1) ERA: 4.96	1.1	W	6 2 0 0 0 0 0 0 0 0 0 0 12 15 0.00 1.500											
Jerry Don Gleaton, L (7, 1) ERA: 2.84	0.1		2 0 0 0 1 1 0 0 0 0 1 0 4 8 0.00 3.000											
Gene Garber, R (7, 1) ERA: 3.58	1.0		5 2 0 0 0 0 0 1 0 0 0 0 10 17 0.00 2.000											
Steve Farr, R (8, 1) ERA: 2.14	1.1	S	5 0 0 0 0 0 1 0 0 0 0 0 12 21 0.00 0.750											

Boston Red Sox @ Kansas City Royals
Royals Stadium, Kansas City, MO
 Fri Jul 01 1988, 8:05 PM EDT
 Att. 25,970 - Unknown - 62 F

livebaseballscorecards.com

AB	35
R	7
H	12
RBI	7
BB	4
SO	6
LOB	15



BOTTOM

Boston Red Sox @ Kansas City Royals
Royals Stadium, Kansas City, MO

Fri Jul 01 1988, 8:05 PM EDT
Att: 25,970 - Unknown - 62 F

livebaseballscorecards.com

AB	33
R	8
H	12
RBI	7
BB	1
SO	4
LOB	10



WP	1	PA	36
PB	0		
SB	1		
CS	1		

AB R H RBI BB SO LOB

3 2 2 1 1 0 1

4 2 2 1 0 0 1

4 0 2 1 0 0 2

4 1 1 2 0 1 2

4 0 0 0 0 1 2

3 1 2 1 0 0 0

1 1 0 0 0 0 0

4 1 2 0 0 1 0

3 0 0 0 0 1 1

2 0 1 0 0 0 0

1 0 0 1 0 0 1

1B	8	SF	0
2B	4	SAC	1
3B	0	DP	1
HR	0	HBP	0

IP	WLS	BF	H	R	ER	SO	BB	IBB	HBP	BLK	WP	HR	S	P	ERA	WHIP
----	-----	----	---	---	----	----	----	-----	-----	-----	----	----	---	---	-----	------

IP	WLS	BF	H	R	ER	SO	BB	IBB	HBP	BLK	WP	HR	S	P	ERA	WHIP
----	-----	----	---	---	----	----	----	-----	-----	-----	----	----	---	---	-----	------

R	4	H	4	R	2	H	3	R	0	H	0	R	0	H	0	R	0	H	0
E	1	LOB	1	E	1	LOB	0	E	0	LOB	0	E	0	LOB	0	E	0	LOB	0
K	2	BB	1	K	0	BB	0	K	0	BB	0	K	1	BB	0	K	1	BB	0
S	22	P	39	S	12	P	20	S	9	P	17	S	13	P	18	S	8	P	15

R	0	H	1	R	0	H	3	R	0	H	0	R	0	H	0	R	0	H	0
E	0	LOB	0	E	0	LOB	0	E	0	LOB	2	E	0	LOB	0	E	0	LOB	0
K	0	BB	0	K	0	BB	0	K	0	BB	0	K	0	BB	0	K	0	BB	0
S	9	P	17	S	13	P	18	S	8	P	15	S	11	P	15	S	10	P	15

R	0	H	0	R	0	H	0	R	0	H	0	R	0	H	0	R	0	H	0
E	0	LOB	0	E	0	LOB	0	E	0	LOB	0	E	0	LOB	0	E	0	LOB	0
K	1	BB	0	K	0	BB	0	K	0	BB	0	K	0	BB	0	K	0	BB	0
S	8	P	15	S	13	P	18	S	8	P	15	S	11	P	15	S	10	P	15

R	0	H	0	R	0	H	0	R	0	H	0	R	0	H	0	R	0	H	0
E	0	LOB	0	E	0	LOB	0	E	0	LOB	0	E	0	LOB	0	E	0	LOB	0
K	0	BB	0	K	0	BB	0	K	0	BB	0	K	0	BB	0	K	0	BB	0
S	10	P	15	S	10	P	15	S	10	P	15	S	10	P	15	S	10	P	15

R	0	H	0	R	0	H	0	R	0	H	0	R	0	H	0	R	0	H	0
E	0	LOB	0	E	0	LOB	0	E	0	LOB	0	E	0	LOB	0	E	0	LOB	0
K	1	BB	0	K	0	BB	0	K	0	BB	0	K	0	BB	0	K	0	BB	0
S	6	P	8	S	6	P	8	S	6	P	8	S	6	P	8	S	6	P	8

R	0	H	0	R	0	H	0	R	0	H	0	R	0	H	0	R	0	H	0
E	0	LOB	0	E	0	LOB	0	E	0	LOB	0	E	0	LOB	0	E	0	LOB	0
K	0	BB	0	K	0	BB	0	K	0	BB	0	K	0	BB	0	K	0	BB	0
S	6	P	8	S	6	P	8	S	6	P	8	S	6	P	8	S	6	P	8

R	0	H	0	R	0	H	0	R	0	H	0	R	0	H	0	R	0	H	0
E	0	LOB	0	E	0	LOB	0	E	0	LOB	0	E	0	LOB	0	E	0	LOB	0
K	0	BB	0	K	0	BB	0	K	0	BB	0	K	0	BB	0	K	0	BB	0
S	10	P	15	S	10	P	15	S	10	P	15	S	10	P	15	S	10	P	15

R	0	H	0	R	0	H	0	R	0	H	0	R	0	H	0	R	0	H	0
E	0	LOB	0	E	0	LOB	0	E	0	LOB	0	E	0	LOB	0	E	0	LOB	0
K	0	BB	0	K	0	BB	0	K	0	BB	0	K	0	BB	0	K	0	BB	0
S	10	P	15	S	10	P	15	S	10	P	15	S	10	P	15	S	10	P	15

R	0	H	0	R	0	H	0	R	0	H	0	R	0	H	0	R	0	H	0
E	0	LOB	0	E	0	LOB	0	E	0	LOB	0	E	0	LOB	0	E	0	LOB	0
K	0	BB	0	K	0	BB	0	K	0	BB	0	K	0	BB	0	K	0	BB	0
S	6	P	8	S	6	P	8	S	6	P	8	S	6	P	8	S	6	P	8

R	0	H	0	R	0	H	0	R	0	H	0	R	0	H	0	R	0	H	0
E	0	LOB	0	E	0	LOB	0	E	0	LOB	0	E	0	LOB	0	E	0	LOB	0
K	0	BB	0	K	0	BB	0	K	0	BB	0	K	0	BB	0	K	0	BB	0
S	10	P	15	S	10	P	15	S	10	P	15	S	10	P	15	S	10	P	15

R	0	H	0	R	0	H	0	R	0	H	0	R	0	H	0	R	0	H	0
E	0	LOB	0	E	0	LOB	0	E	0	LOB	0	E	0	LOB	0	E	0	LOB	0
K	0	BB	0	K	0	BB	0	K	0	BB	0	K	0	BB	0	K	0	BB	0
S	10	P	15	S	10	P	15	S	10	P	15	S	10	P	15	S	10	P	15

R	0	H	0	R	0	H	0	R	0	H	0	R	0	H	0	R	0	H	0
E	0	LOB	0	E	0	LOB	0	E	0	LOB	0	E	0	LOB	0	E	0	LOB	0
K	0	BB	0	K	0	BB	0	K	0	BB	0	K	0	BB	0	K	0	BB	0
S	6	P	8	S	6	P	8	S	6	P	8	S	6	P	8	S	6	P	8

R	0	H	0	R	0	H	0	R	0	H	0	R	0	H	0	R	0	H	0
E	0	LOB	0	E	0	LOB	0	E	0	LOB	0	E	0	LOB	0	E	0	LOB	0
K	0	BB	0	K	0	BB	0	K	0	BB	0	K	0	BB	0	K	0	BB	0
S	10	P	15	S	10	P	15	S	10	P	15	S	10	P	15	S	10	P	15

R	0	H	0	R	0	H	0	R	0	H	0	R	0	H	0	R	0	H	0
E	0	LOB	0	E	0	LOB	0	E	0	LOB	0	E	0	LOB	0	E	0	LOB	0
K	0	BB	0	K	0	BB	0	K	0	BB	0	K	0	BB	0	K	0	BB	0
S	10	P	15	S	10	P	15	S	10	P	15	S	10	P	15	S	10	P	15

R	0	H	0	R	0	H	0	R	0	H	0	R	0	H	0	R	0	H	0
E	0	LOB	0	E	0	LOB	0	E	0	LOB	0	E	0	LOB	0	E	0	LOB	0
K	0	BB	0	K	0	BB	0	K	0	BB	0	K	0	BB	0	K	0	BB	0
S	6	P	8	S	6	P	8	S	6	P	8	S	6	P	8	S	6	P	8

R	0	H	0	R	0	H	0	R	0	H	0	R	0	H	0	R	0	H	0
E	0	LOB	0	E	0	LOB	0	E	0	LOB	0	E	0	LOB	0	E	0	LOB	0
K	0	BB	0	K	0	BB	0	K	0	BB	0	K	0	BB	0	K	0	BB	0
S	10	P	15	S	10	P	15	S	10	P	15	S	10	P	15	S	10	P	15

R	0	H	0	R	0	H	0	R	0	H	0	R	0	H	0	R	0	H	0
E	0	LOB	0	E	0	LOB	0	E	0	LOB	0	E	0	LOB	0	E	0	LOB	0
K	0	BB	0	K	0	BB	0	K	0	BB	0	K	0	BB	0	K	0	BB	0
S	10	P	15	S	10	P	15	S	10	P	15	S	10	P	15	S	10	P	15

R	0	H	0	R	0	H	0	R	0	H	0	R	0	H	0	R	0	H	0
E	0	LOB	0	E	0	LOB	0	E	0	LOB	0	E	0	LOB	0	E	0	LOB	0
K	0	BB	0	K	0	BB	0	K	0	BB	0	K	0	BB	0	K	0	BB	0
S	6	P	8	S	6	P	8	S	6	P	8	S	6	P	8	S	6	P	8

R	0	H	0	R	0	H	0	R	0	H	0	R	0	H	0	R	0	H	0
E	0	LOB	0	E	0	LOB	0	E	0	LOB	0	E	0	LOB	0	E	0	LOB	0
K	0	BB	0	K	0	BB	0	K	0	BB	0	K	0	BB	0	K	0	BB	0
S	10	P	15	S	10	P	15	S	10	P	15	S	10	P	15	S	10	P	15

R	0	H	0	R	0	H	0	R	0	H	0	R	0	H	0	R	0	H	0
E	0	LOB	0	E	0	LOB	0	E	0	LOB	0	E	0	LOB	0	E	0	LOB	0
K	0	BB	0	K	0	BB	0	K	0	BB	0	K	0	BB	0	K	0	BB	0
S	10	P	15	S	10	P	15	S	10	P	15	S	10	P	15	S	10	P	15

R	0	H	0	R	0	H	0	R	0	H	0	R	0	H	0	R	0	H	0
E	0	LOB	0	E	0	LOB	0	E	0	LOB	0	E	0	LOB	0	E	0	LOB	0
K	0	BB	0	K	0	BB	0	K	0	BB	0	K	0	BB	0	K	0	BB	0
S	6	P	8	S	6	P	8	S	6	P	8	S	6	P</					

Batter	1	2	3	4	5	6	7	8	9	AB R H RBI BB SO LOB	TOP											
Wade Boggs, L (1, 5) OBP: 0.467, SLG: 0.463	0-0 F7		3-2 1B		2-1 IHR		1-0 FC6-4 1B			4 1 3 1 0 0 0												
Marty Barrett, R (1, 4) OBP: 0.353, SLG: 0.369	1-2 5-3		0-0 G5-3 1B		0-1 L3		1-1 FC6-4 1-2f			4 0 1 0 0 0 1												
Dwight Evans, R (1, 9) OBP: 0.370, SLG: 0.443	2-1 FC5 1B		3-3 K		0-0 6-3			0-0 5-3		4 0 1 0 0 1 2												
Mike Greenwell, L (1, 7) OBP: 0.437, SLG: 0.579	1-1 1-2 1B		0-1 1-2 2-3 1B		1-0 G1-4-3			0-0 4-3		4 0 2 0 0 0 0												
Ellis Burks, R (1, 8) OBP: 0.384, SLG: 0.523	2-1 FC5 2-3f		0-1 G5-3 2-3f		0-2 4-3			1-2 1B		4 0 1 0 0 0 5												
Jim Rice, R (1, 10) OBP: 0.341, SLG: 0.368		3-3 K		1-2 G5-4-3 1B		0-0 3B		0-1 F7		4 0 2 0 0 1 1												
Todd Benzinger, S (1, 3) OBP: 0.281, SLG: 0.363		0-0 5-3		2-2 G5-4-3 1-2f		1-3 K		0-0 F8		4 0 0 0 0 1 2												
Rick Cerone, R (1, 2) OBP: 0.389, SLG: 0.422		2-2 1B		3-2 F8			0-0 5-3		1-1 F8	4 0 1 0 0 0 0												
Spike Owen, S (1, 6) OBP: 0.332, SLG: 0.402		3-2 6-3		2-2 F7			0-1 P3		0-1 G3	4 0 0 0 0 0 1												
Inning Stats	R: 0 E: 0 K: 0 S: 10	H: 2 LOB: 2 BB: 0 P: 16	R: 0 E: 0 K: 1 S: 12	H: 1 LOB: 1 BB: 0 P: 20	R: 0 E: 0 K: 1 S: 11	H: 3 LOB: 2 BB: 0 P: 17	R: 0 E: 0 K: 0 S: 9	H: 1 LOB: 0 BB: 0 P: 15	R: 1 E: 0 K: 0 S: 9	H: 1 LOB: 0 BB: 0 P: 13	R: 0 E: 0 K: 1 S: 8	H: 1 LOB: 1 BB: 0 P: 10	R: 0 E: 0 K: 0 S: 6	H: 1 LOB: 1 BB: 0 P: 8	R: 0 E: 0 K: 0 S: 7	H: 1 LOB: 1 BB: 0 P: 8	R: 0 E: 0 K: 0 S: 5	H: 0 LOB: 0 BB: 0 P: 6	1B: 9 2B: 0 3B: 1 HR: 1	SF: 0 SAC: 0 DP: 2 HBP: 0	WP: 0 PB: 0 SB: 0 CS: 0	PA: 36
PITCHER	IP WLS BF H R ER SO BB IBB HBP BLK WP HR S P ERA WHIP																					
Charlie Leibrandt, L (1, 1) ERA: 3.86	7.2 W 32 11 1 1 3 0 0 0 0 0 0 70 105 1.17 1.435																					
Jeff Montgomery, R (8, 1) ERA: 4.86	0.1 1 0 0 0 0 0 0 0 0 0 0 2 2 0.00 0.000																					
Steve Farr, R (9, 1) ERA: 2.09	1.0 S 3 0 0 0 0 0 0 0 0 0 0 5 6 0.00 0.000																					

Boston Red Sox @ Kansas City Royals
 Royals Stadium, Kansas City, MO
 Sat Jul 02 1988, 8:05 PM EDT
 Att. 37,098 - Unknown - 75 F

livebaseballscorecards.com

AB	36
R	1
H	11
RBI	1
BB	0
SO	3
LOB	12



Batter	1	2	3	4	5	6	7	8	9	AB R H RBI BB SO LOB	TOP																									
Wade Boggs, L (1, 5) OBP: 0.465, SLG: 0.460	2-1 1B		2-1 6-3		1-0 4-3		0-1 FC6-4			4 0 1 0 0 0 2	Boston Red Sox @ Kansas City Royals Royals Stadium, Kansas City, MO Sun Jul 03 1988, 4:33 AM EDT Att. 36,220 - Sunny - 82 F																									
Marty Barrett, R (1, 4) OBP: 0.349, SLG: 0.364	0-0 6-3		2-3 K			0-0 6-3		1-1 P4		4 0 0 0 0 1 1																										
Dwight Evans, R (1, 9) Kevin Romine, R (8, 9) OBP: 0.369, SLG: 0.439 OBP: 0.188, SLG: 0.194	3-3 K			4-2 1B BB		1-1 6-3		2-3 K		3 0 0 0 1 2 0 0 0 0 0 0 0 0																										
Mike Greenwell, L (1, 7) OBP: 0.434, SLG: 0.578		0-0 2B		2-3 K		1-0 P6		0-0 G3		4 0 1 0 0 1 1																										
Ellis Burks, R (1, 8) OBP: 0.386, SLG: 0.521		1-0 P4		1-3 K			4-0 HR BB		0-0 G3 1B	3 1 1 0 1 1 2																										
Jim Rice, R (1, 10) OBP: 0.339, SLG: 0.366		0-0 5-3		0-0 1B			1-3 K		1-0 F8	4 0 1 0 0 1 3																										
Todd Benzinger, S (1, 3) OBP: 0.280, SLG: 0.385		0-1 L7		1-0 4-3			3-1 HR		3-2 G3	4 1 1 2 0 0 4																										
Rich Gedman, L (1, 2) OBP: 0.257, SLG: 0.283			2-1 4-1		0-0 F8		3-2 F7		2-0 F7	4 0 0 0 0 0 1																										
Spike Owen, S (1, 6) OBP: 0.337, SLG: 0.407			1-1 6-3 1B		2-1 4-3		1-2 FC6-4 1B			3 0 2 0 0 0 0																										
Inning Stats	R: 0 E: 0 K: 1 S: 6	H: 1 LOB: 0 BB: 0 P: 11	R: 0 E: 0 K: 0 S: 5	H: 1 LOB: 1 BB: 0 P: 6	R: 0 E: 0 K: 1 S: 9	H: 1 LOB: 1 BB: 0 P: 16	R: 0 E: 0 K: 2 S: 13	H: 1 LOB: 2 BB: 1 P: 21	R: 0 E: 0 K: 0 S: 4	H: 0 LOB: 0 BB: 0 P: 6	R: 2 E: 0 K: 1 S: 13	H: 2 LOB: 1 BB: 1 P: 25	R: 0 E: 0 K: 1 S: 6	H: 0 LOB: 0 BB: 0 P: 9	R: 0 E: 0 K: 0 S: 7	H: 1 LOB: 1 BB: 0 P: 12	1B: 5 2B: 1 3B: 0 HR: 1	SF: 0 SAC: 0 DP: 0 HBP: 0	WP: 0 PB: 0 SB: 1 CS: 0	PA: 35																
PITCHER	IP WLS BF H R ER SO BB IBB HBP BLK WP HR S P ERA WHIP																																			
Mark Gubicza, R (1, 1) ERA: 2.76	7.0	28	6	2	2	5	2	0	0	0	0	0	1	54	92	2.57	1.143																			
Jeff Montgomery, R (8, 1) ERA: 4.58	1.0	W	3	0	0	0	1	0	0	0	0	0	0	6	9	0.00	0.000																			
Steve Farr, R (9, 1) ERA: 2.05	1.0	S	4	1	0	0	0	0	0	0	0	0	0	7	12	0.00	1.000																			

livebaseballscorecards.com

AB	33
R	2
H	7
RBI	2
BB	2
SO	6
LOB	14



Batter	1	2	3	4	5	6	7	8	9	AB	R	H	RBI	BB	SO	LOB
Kurt Stillwell, S OBP: 0.341, SLG: 0.438 (1, 6)	2-2 F8		0-0 F8		2-2 P7	1-1 F7		2-1 1B		5	0	1	0	0	0	1
Willie Wilson, S OBP: 0.301, SLG: 0.365 (1, 8)	1-2 BB 1B		2-3 K		0-2 5-3		2-1 F8	2-1 1B		5	0	2	1	0	1	1
George Brett, L OBP: 0.410, SLG: 0.565 (1, 10)	0-0 F8		2-1 WP 1B		4-2 BB S BB		0-0 2B	3-1 F8		4	1	2	0	1	0	4
Danny Tartabull, R OBP: 0.392, SLG: 0.530 (1, 9)	4-1 FC1-6-4 BB		1-3 K		3-0 BB HBP		1-2 5-3			2	0	0	0	1	1	3
Jim Eisenreich, L OBP: 0.212, SLG: 0.252 (9, 9)	SAFE		1-2 2-3		1-2 HBP					0	0	0	0	0	0	0
Kevin Seitzer, R OBP: 0.385, SLG: 0.425 (1, 5)	2-2 FC1-6-4				0-0 1B FC5-2 2B	4-1 1-2 2-3 BB	1-1 2B			3	0	2	1	1	0	2
Frank White, R OBP: 0.286, SLG: 0.383 (1, 4)		1-0 4-3			2-1 4-3 FC5-2 1B	1-0 F7	0-2 P6			4	0	1	0	0	0	4
Bo Jackson, R OBP: 0.342, SLG: 0.533 (1, 7)		2-2 5-3			1-2 FC5-2 4-3 1B		2-2 HR	1-3 K		4	1	1	1	0	1	2
Bill Buckner, L OBP: 0.266, SLG: 0.323 (1, 3)		2-1 4-3			1-0 4-3	1-2 2-3	1-2 F7	0-0 F7		4	0	0	0	0	0	2
Jamie Quirk, L OBP: 0.293, SLG: 0.364 (1, 2)			0-1 WP 1B		3-3 K		0-0 F7	4-2 1B		3	0	1	0	1	1	2
Bill Pecota, R OBP: 0.216, SLG: 0.257 (8, PR)								BB		0	1	0	0	0	0	0
Mike Macfarlane, R OBP: 0.340, SLG: 0.367 (9, 2)								1B		0	0	0	0	0	0	0

Inning Stats	R: 0	H: 1	E: 0	K: 0	S: 14	H: 0	LOB: 2	BB: 1	P: 23	R: 0	H: 0	E: 0	K: 0	S: 6	R: 0	H: 2	E: 0	K: 2	S: 11	R: 0	H: 2	E: 0	K: 1	S: 11	R: 0	H: 0	E: 0	K: 0	S: 12	R: 1	H: 1	E: 0	K: 0	S: 12	R: 1	H: 2	E: 0	K: 0	S: 11	R: 1	H: 2	E: 0	K: 1	S: 17	H: 2	LOB: 3	BB: 1	P: 29
Mike Smithson, R ERA: 5.47 (1, 1)	IP	WLS	BF	H	R	ER	SO	BB	IBB	HBP	BLK	WP	HR	S	P	ERA	WHIP																															
Lee Smith, R ERA: 2.82 (7, 1)	1.2	L	9	3	1	1	1	1	0	0	0	0	0	25	39	5.40	2.400																															


BOTTOM

Boston Red Sox @ Kansas City Royals
Royals Stadium, Kansas City, MO

Sun Jul 03 1988, 4:33 AM EDT
Att: 36,220 - Sunny - 82 F

AB	34
R	3
H	10
RBI	3
BB	4
SO	4
LOB	21

WP: 1 PA: 39
PB: 0
SB: 1
CS: 0



livebaseballscorecards.com

Batter	1	2	3	4	5	6	7	8	9	AB R H RBI BB SO LOB	TOP											
Wade Boggs, L (1, 5) OBP: 0.471, SLG: 0.473	3-2 SH1-3 IHR 2B	0-0 1B 2B	4-0 IBB			3-2 4-3 3B 1B	2-2 G3 1B		2-1 L7-3	5 3 4 3 1 0 1												
Marty Barrett, R (1, 4) OBP: 0.345, SLG: 0.360	1-0 SH1-3 2-3	2-2 F7	1-1 P4			3-1 4-3 1-3	2-1 G3 1-2 2-3			4 0 0 0 0 0 7												
Dwight Evans, R (1, 9) OBP: 0.375, SLG: 0.459	2-0 IHR	2-0 1B 2B			4-2 1B BB	2-0 G6-3 3B	2-1 F9			4 3 3 3 1 0 2												
Kevin Romine, R (7, 9) OBP: 0.188, SLG: 0.194										0 0 0 0 0 0 0												
Mike Greenwell, L (1, 7) OBP: 0.440, SLG: 0.584	2-3 IHR	3-2 1B			2-2 G8-4-3 1B 1-3 1B	4-0 G6-3 IBB	1-1 2B			4 0 3 1 1 1 0												
Ellis Burks, R (1, 8) OBP: 0.386, SLG: 0.527	1-1 3B	0-1 1-3			1-0 G8-4-3 1B 1-2 1B	3-2 G6-3 1-2	1-0 5-3			5 0 2 2 0 0 4												
Jim Rice, R (1, 10) OBP: 0.337, SLG: 0.367	0-2 L8		1-2 1B FC3-5 2B		1-1 G8-4-3 1-2 1-3 1-2 2-3	2-3 IHR	2-3 IHR			5 0 1 0 0 2 5												
Todd Benzinger, S (1, 3) OBP: 0.285, SLG: 0.380		4-2 SH1-4 1B 2B BB	2-2 FC3-5 1B		1-0 F8		0-0 5-3	2-0 F9		4 1 1 0 1 0 1												
Rich Gedman, L (1, 2) OBP: 0.263, SLG: 0.288		1-2 SH1-4 2B 1B	3-2 FC3-5		0-0 F8		0-2 BB 1B		0-0 G3	5 2 2 0 0 0 2												
Spike Owen, S (1, 6) OBP: 0.340, SLG: 0.406		0-0 SH1-4	2-2 G6-3		3-1 F8		4-0 G3 1B BB		0-2 L7-3 1B	3 0 1 0 1 0 2												
Inning Stats	R: 2 E: 0 K: 1 S: 15	H: 3 LOB: 1 BB: 0 P: 24	R: 3 E: 0 K: 0 S: 22	H: 4 LOB: 2 BB: 1 P: 34	R: 0 E: 0 K: 0 S: 19	H: 2 LOB: 3 BB: 1 P: 32	R: 1 E: 0 K: 0 S: 8	H: 2 LOB: 0 BB: 1 P: 16	R: 0 E: 0 K: 0 S: 4	H: 0 LOB: 0 BB: 0 P: 8	R: 2 E: 0 K: 1 S: 14	H: 2 LOB: 1 BB: 1 P: 31	R: 1 E: 0 K: 0 S: 11	H: 2 LOB: 2 BB: 1 P: 21	R: 0 E: 0 K: 1 S: 7	H: 1 LOB: 1 BB: 0 P: 13	R: 0 E: 0 K: 0 S: 6	H: 1 LOB: 0 BB: 0 P: 8	1B: 10 2B: 5 3B: 3 HR: 1	SF: 0 SAC: 2 DP: 1 HBP: 0	WP: 0 PB: 0 SB: 1 CS: 0	PA: 46
PITCHER	IP WLS BF H R ER SO BB IBB HBP BLK WP HR S P ERA WHIP																					
Ted Power, R (1, 1) ERA: 4.91	2.0 L 14 7 5 5 1 1 0 0 0 0 0 0 37 58 22.50 4.000																					
Rick Anderson, R (3, 1) ERA: 5.19	4.0 19 6 3 3 1 1 2 0 0 0 0 0 45 87 6.75 1.750																					
Jerry Don Gleaton, L (7, 1) ERA: 2.87	3.0 13 4 1 1 1 1 0 0 0 0 0 0 24 42 3.00 1.667																					

Boston Red Sox @ Kansas City Royals
Royals Stadium, Kansas City, MO
 Mon Jul 04 1988, 8:05 PM EDT
 Att. 40,804 - Unknown - 85 F

AB	39
R	9
H	17
RBI	9
BB	5
SO	3
LOB	24



Batter	1	2	3	4	5	6	7	8	9	AB	R	H	RBI	BB	SO	LOB
Kurt Stillwell, S OBP: 0.342, SLG: 0.435 (1, 6)	2-3 K		1-1 1B 1-2 HBP		0-1 F8		1-0 L6		0-0 G4-6-3 1B	4	0	1	0	0	1	2
Willie Wilson, S OBP: 0.297, SLG: 0.360 Nick Capra, R (8, 8)	2-3 K		1-3 K		2-2 P4		2-3 K		0-1 G4-6-3 1-2f	4	0	0	0	0	3	5
George Brett, L OBP: 0.411, SLG: 0.564 (1, 3)	2-2 G4-3		2-2 1B 1-3 2-H 3-H		0-1 P5		1-2 1B 1B		1-2 1B 1B	4	0	2	2	0	0	0
Danny Tartabull, R OBP: 0.387, SLG: 0.522 Pat Tabler, R OBP: 0.315, SLG: 0.306 (1, 9) (9, 9)		0-2 1-3	3-3 K		1-2 6-3		0-0 F9		0-0 F9	4	0	0	0	0	1	3
Kevin Seitzer, R OBP: 0.386, SLG: 0.426 (1, 5)		1-2 F8		2-1 4-3		1-1 1B		2-2 1B 1B	4	0	2	0	0	0	0	0
Frank White, R OBP: 0.285, SLG: 0.381 Brad Wellman, R OBP: 0.313, SLG: 0.289 (1, 4) (9, 4)		2-1 P4		1-1 1B		0-0 4-3		2-3 K	4	0	1	0	0	1	3	0
Bo Jackson, R OBP: 0.335, SLG: 0.522 (1, 7)			2-3 K		1-2 F8		0-1 4-3		1-3 K	4	0	0	0	0	2	3
Bill Buckner, L OBP: 0.271, SLG: 0.327 (1, 10)			1-2 1B 1B		0-1 L7		0-0 1B 1B		2-1 F9	4	1	2	0	0	0	1
Mike Macfarlane, R OBP: 0.349, SLG: 0.376 (1, 2)			1-2 1B HBP		2-2 P3		1-1 1B		1-2 1B	4	1	3	0	0	0	0

Inning Stats	R: 0	H: 0	E: 0	K: 2	S: 10	LOB: 0	BB: 0	P: 16
Roger Clemens, R ERA: 2.43 (1, 1)	8.0	WLS: 34	W	9	2	2	8	0
Bob Stanley, R ERA: 3.74 (9, 1)	1.0	WLS: 4	W	2	0	0	0	0


BOTTOM

Boston Red Sox @ Kansas City Royals
Royals Stadium, Kansas City, MO

Mon Jul 04 1988, 8:05 PM EDT
Att: 40,804 - Unknown - 85 F

AB	37
R	2
H	11
RBI	2
BB	0
SO	8
LOB	19

livebaseballscorecards.com



WP: 0	PA: 38
PB: 0	
SB: 0	
CS: 0	

Batter	1	2	3	4	5	6	7	8	9	AB R H RBI BB SO LOB	TOP
Paul Molitor, R (1, 10) OBP: 0.390, SLG: 0.423	1-0 1-3		0-0 F7			1-0 BLK 1B		2-2 SH1-4 2B		4 0 2 0 0 0 0	Milwaukee Brewers @ Kansas City Royals Royals Stadium, Kansas City, MO Tue Jul 05 1988, 8:05 PM EDT Att. 22,761 - Unknown - 87 F livebaseballscorecards.com
Jim Gantner, L (1, 4) OBP: 0.319, SLG: 0.330	2-3 K		1-0 F9			0-0 1 SAFE 1 SAFE B1		0-0 SH1-4		3 0 0 0 0 1 1	
Robin Yount, R (1, 8) OBP: 0.367, SLG: 0.470	3-1 6-3		0-2 4-3			2-0 F9		1-3 K		4 0 0 0 0 1 2	
Jeffrey Leonard, R (1, 7) OBP: 0.288, SLG: 0.364						0-0 1-3		1-2 5-3		4 1 1 1 0 0 2	
Dale Sveum, S (1, 6) OBP: 0.279, SLG: 0.394								2-2 4-3		4 1 1 0 0 0 0	
B.J. Surhoff, L (1, 5) OBP: 0.292, SLG: 0.320								1-0 F8		3 0 0 0 0 0 0	
Joey Meyer, R (1, 3) OBP: 0.261, SLG: 0.380 Billy Jo Robidoux, L (7, PR) OBP: 0.370, SLG: 0.388 (7, 3)								0-0 1B		2 0 1 1 1 0 0 1 1 1 0 0 0 0	
Darryl Hamilton, L (1, 9) OBP: 0.306, SLG: 0.353								1-1 F7		4 0 1 1 0 0 2	
Charlie O'Brien, R (1, 2) OBP: 0.217, SLG: 0.227								2-1 F8		3 0 0 0 0 0 3	
Inning Stats	R: 0 H: 0 E: 0 LOB: 0 K: 1 BB: 0 S: 6 P: 12	R: 2 H: 3 E: 1 LOB: 1 K: 0 BB: 0 S: 10 P: 15	R: 0 H: 0 E: 0 LOB: 0 K: 0 BB: 0 S: 5 P: 6	R: 0 H: 0 E: 0 LOB: 0 K: 0 BB: 0 S: 7 P: 8	R: 0 H: 0 E: 0 LOB: 0 K: 0 BB: 0 S: 6 P: 7	R: 0 H: 1 E: 0 LOB: 1 K: 0 BB: 0 S: 4 P: 7	R: 1 H: 1 E: 0 LOB: 2 K: 0 BB: 1 S: 11 P: 21	R: 0 H: 1 E: 0 LOB: 1 K: 1 BB: 0 S: 10 P: 14	R: 0 H: 1 E: 0 LOB: 1 K: 0 BB: 0 S: 8 P: 12	1B: 3 SF: 0 2B: 3 SAC: 2 3B: 0 DP: 0 HR: 1 HBP: 0	
PITCHER Floyd Bannister, L (1, 1) ERA: 4.4 Jeff Montgomery, R (8, 1) ERA: 4.19	IP WLS BF H R ER SO BB IBB HBP BLK WP HR S P ERA WHIP	7.1 L 29 6 3 3 1 1 0 0 0 0 0 0 14 20 0.00 0.600									



Batter	1	2	3	4	5	6	7	8	9	AB R H RBI BB SO LOB
Kurt Stillwell, S OBP: 0.340, SLG: 0.436 (1, 6)	1-0 L8			2-1 F8		2-2 F8			1-0 1B	4 1 1 0 0 0 0
Willie Wilson, S OBP: 0.294, SLG: 0.356 (1, 8)	0-2 P5			1-0 F9			1-3 K		1-1 P5	4 0 0 0 0 1 1
Kevin Seitzer, R OBP: 0.384, SLG: 0.424 (1, 5)	1-3 K			2-1 6-3			1-2 5-3		1-2 2-H 1B	4 0 1 1 0 1 0
George Brett, L OBP: 0.409, SLG: 0.560 (1, 3)		0-2 1-3			2-1 3-1		0-2 1B		1-1 P5	4 0 1 0 0 0 1
Pat Tabler, R OBP: 0.316, SLG: 0.306 (1, 9)		1-1 1-3			1-1 BLK 1B		1-3 K		0-3 K	3 0 1 0 0 1 1 1 0 0 0 0 1 1
Danny Tartabull, R OBP: 0.385, SLG: 0.520 (9, PH)										
Frank White, R OBP: 0.282, SLG: 0.376 (1, 4)		1-1 L8			1-0 F9			2-2 F8		3 0 0 0 0 0 1
Bo Jackson, R OBP: 0.335, SLG: 0.519 (1, 7)			1-1 F9		0-1 5-3			0-0 FC5-4 1B		3 0 1 0 0 0 1
Bill Buckner, L OBP: 0.266, SLG: 0.322 (1, 10)			1-1 4-3			1-1 6-3		0-2 FC5-4 1-2f		3 0 0 0 0 0 1
Mike Macfarlane, R OBP: 0.343, SLG: 0.369 (1, 2)			2-3 K			0-0 F9		0-0 F9		3 0 0 0 0 1 1

Inning Stats	R: 0	H: 0	E: 0	K: 1	S: 7	LOB: 0	BB: 0	P: 9	R: 0	H: 0	E: 0	K: 0	S: 7	LOB: 0	BB: 0	P: 9	R: 0	H: 0	E: 0	K: 1	S: 7	LOB: 0	BB: 0	P: 11	R: 0	H: 0	E: 0	K: 0	S: 5	LOB: 0	BB: 0	P: 10	R: 0	H: 1	E: 0	K: 0	S: 7	LOB: 1	BB: 0	P: 11	R: 0	H: 0	E: 0	K: 0	S: 6	LOB: 0	BB: 0	P: 9	R: 0	H: 1	E: 0	K: 2	S: 12	LOB: 1	BB: 0	P: 15	R: 0	H: 1	E: 0	K: 0	S: 9	LOB: 1	BB: 0	P: 11	R: 1	H: 2	E: 0	K: 1	S: 11	LOB: 1	BB: 0	P: 15	1B: 4	SF: 0	2B: 1	SAC: 0	3B: 0	DP: 0	HR: 0	HBP: 0	WP: 0	PA: 32
--------------	------	------	------	------	------	--------	-------	------	------	------	------	------	------	--------	-------	------	------	------	------	------	------	--------	-------	-------	------	------	------	------	------	--------	-------	-------	------	------	------	------	------	--------	-------	-------	------	------	------	------	------	--------	-------	------	------	------	------	------	-------	--------	-------	-------	------	------	------	------	------	--------	-------	-------	------	------	------	------	-------	--------	-------	-------	-------	-------	-------	--------	-------	-------	-------	--------	-------	--------

PITCHER	IP	WLS	BF	H	R	ER	SO	BB	IBB	HBP	BLK	WP	HR	S	P	ERA	WHIP
Mike Birkbeck, R ERA: 5.25 (1, 1)	8.1	W	30	5	1	1	4	0	0	0	1	0	0	66	94	1.08	0.600
Dan Plesac, L ERA: 2.06 (9, 1)	0.2	S	2	0	0	0	1	0	0	0	0	0	0	5	6	0.00	0.000

BOTTOM

Milwaukee Brewers @ Kansas City Royals
 Royals Stadium, Kansas City, MO

Tue Jul 05 1988, 8:05 PM EDT
 Att: 22,761 - Unknown - 87 F

livebaseballscorecards.com

AB	32
R	1
H	5
RBI	1
BB	0
SO	5
LOB	8



Batter	1	2	3	4	5	6	7	8	9	AB R H RBI BB SO LOB	TOP
Paul Molitor, R (1, 10) OBP: 0.392, SLG: 0.429	2-0 G3		0-1 5-3			3-2 WP 3B		4-0 1-3 4-3 3B IBB		3 2 1 0 1 0 0	Milwaukee Brewers @ Kansas City Royals Royals Stadium, Kansas City, MO Wed Jul 06 1988, 8:05 PM EDT Att. 24,477 - Unknown - 82 F livebaseballscorecards.com
Jim Gantner, L (1, 4) OBP: 0.322, SLG: 0.332	0-0 E S 1B			1-0 2B FC6-5 1B		1-3 K		2-2 1-3 3-H 4-3	4 1 2 0 0 1 2		
Robin Yount, R (1, 8) OBP: 0.372, SLG: 0.486	1-0 F8			0-0 FC6-5 1-3 2B		2-0 3-H 2B		0-0 3-H 3B	4 0 3 1 0 0 1		
Jeffrey Leonard, R (1, 7) OBP: 0.284, SLG: 0.358	3-2 F8 1-3			1-2 FC6-5 4-3		2-1 4-3		0-0 1-3	4 0 0 1 0 0 4		
Dale Sveum, S (1, 6) OBP: 0.275, SLG: 0.388		1-1 L6		1-2 4-3 1-2		2-1 G1		0-3 K	4 0 0 0 0 1 1		
B.J. Surhoff, L (1, 5) OBP: 0.288, SLG: 0.315		1-0 F8			1-0 F6		3-1 F9	0-1 6-3	4 0 0 0 0 0 0		
Billy Jo Robidoux, L (1, 3) OBP: 0.345, SLG: 0.358		2-2 F7			3-1 6-3		1-3 K	1-0 4-3	4 0 0 0 0 1 0		
Darryl Hamilton, L (1, 9) OBP: 0.333, SLG: 0.378			2-3 K		1-0 CS 1B		0-0 E PB 1B		3 1 2 0 0 1 0		
Charlie O'Brien, R (1, 2) OBP: 0.192, SLG: 0.200			0-1 4-3		2-0 CS 1-2	2-2 F9		0-0 B2	3 0 0 0 0 0 1		
Inning Stats	R: 0 E: 0 K: 0 S: 7 H: 1 LOB: 1 P: 12	R: 0 E: 0 K: 0 S: 6 H: 0 LOB: 0 P: 10	R: 0 E: 0 K: 1 S: 8 H: 0 LOB: 0 P: 10	R: 1 E: 0 K: 0 S: 8 H: 2 LOB: 0 P: 11	R: 0 E: 0 K: 0 S: 5 H: 1 LOB: 0 P: 11	R: 1 E: 0 K: 1 S: 13 H: 2 LOB: 1 P: 23	R: 0 E: 0 K: 1 S: 7 H: 0 LOB: 0 P: 13	R: 2 E: 1 K: 0 S: 8 H: 2 LOB: 1 P: 14	R: 0 E: 0 K: 1 S: 6 H: 0 LOB: 0 P: 7	1B: 4 2B: 2 3B: 2 HR: 0 SF: 0 SAC: 0 DP: 0 HBP: 0	WP: 1 PB: 1 SB: 1 CS: 1 PA: 35
PITCHER Bret Saberhagen, R (1, 1) ERA: 3.72 Jeff Montgomery, R (9, 1) ERA: 3.98	IP WLS BF H R ER SO BB IBB HBP BLK WP HR S P ERA WHIP	8.0 L 31 8 4 4 3 0 1 0 0 0 1 0 62 104 4.50 1.000	1.0 3 0 0 0 1 0 0 0 0 0 0 0 6 7 0.00 0.000								



Batter	1	2	3	4	5	6	7	8	9	AB	R	H	RBI	BB	SO	LOB
Kurt Stillwell, S OBP: 0.339, SLG: 0.437 (1, 6)	1-0 6-3		1-1 WP 2B		1-2 4-3		0-0 G4-6-3 1-2f			4	0	1	0	0	0	2
Willie Wilson, S OBP: 0.290, SLG: 0.352 (1, 8)	2-2 1-3		2-3 K			0-2 L5		2-1 F7		4	0	0	0	0	1	1
Kevin Seitzer, R OBP: 0.386, SLG: 0.435 (1, 5)	1-2 4-3			3-1 SH1-4 1B SF9 1B		1-0 HR		2-2 L4		4	2	2	1	0	0	0
George Brett, L OBP: 0.407, SLG: 0.556 (1, 3)		0-1 F8		0-1 SF9 SH1-4 1B		1-2 4-3		1-1 L8		4	0	1	0	0	0	0
Frank White, R OBP: 0.283, SLG: 0.376 (1, 4)		2-2 1-3		1-0 SH1-4		2-2 FC5-4 1B			3-3 K	3	0	1	0	0	1	0
Pat Tabler, R OBP: 0.318, SLG: 0.319 (1, 9)		1-1 3B		2-0 SF9		0-0 FC5-4 1-2f			2-0 FC6-4 1B	3	0	2	1	0	0	1
Bo Jackson, R OBP: 0.328, SLG: 0.508 (1, 7)		2-3 K		2-1 F9			0-3 K2-3		0-2 F9	4	0	0	0	0	2	3
Bill Buckner, L OBP: 0.267, SLG: 0.322 (1, 10)			2-1 G3		0-0 3-1		0-0 BB 1B		1-1 FC6-4	3	0	1	0	0	0	0
Bill Pecota, R OBP: 0.216, SLG: 0.257 (7, PR)										0	0	0	0	0	0	0
Danny Tartabull, R OBP: 0.384, SLG: 0.518 (9, PH)										1	0	0	0	0	0	1
Jamie Quirk, L OBP: 0.294, SLG: 0.356 (1, 2)			2-2 G3		0-0 3-1		4-2 G4-6-3 BB			2	0	0	0	1	0	0

BOTTOM

Milwaukee Brewers @ Kansas City Royals
Royals Stadium, Kansas City, MO

Wed Jul 06 1988, 8:05 PM EDT
Att: 24,477 - Unknown - 82 F

livebaseballscorecards.com

AB	32
R	2
H	8
RBI	2
BB	1
SO	4
LOB	8



Inning Stats	R: 0	H: 0	R: 0	H: 1	R: 0	H: 1	R: 1	H: 2	R: 0	H: 0	R: 1	H: 2	R: 0	H: 1	R: 0	H: 0	R: 0	H: 0	R: 0	H: 0	R: 0	H: 1	R: 0	H: 1	R: 0	H: 0	R: 0	H: 1	R: 0	H: 1	1B: 5	SF: 1	WP: 1	PA: 35		
	E: 0	LOB: 0	E: 0	LOB: 1	E: 0	LOB: 1	E: 0	LOB: 1	E: 0	LOB: 0	E: 0	LOB: 1	E: 0	LOB: 1	E: 0	LOB: 0	E: 0	LOB: 0	E: 0	LOB: 0	E: 0	LOB: 1	E: 0	LOB: 1	E: 0	LOB: 0	E: 0	LOB: 0	E: 0	LOB: 1	E: 0	LOB: 1	2B: 1	SAC: 1	PB: 0	
	K: 0	BB: 0	K: 1	BB: 0	K: 0	BB: 0	K: 0	BB: 0	K: 0	BB: 0	K: 1	BB: 1	K: 1	BB: 1	K: 0	BB: 0	K: 1	BB: 0	K: 1	BB: 1	K: 1	BB: 0	K: 1	BB: 0	K: 1	BB: 0	K: 1	BB: 1	K: 1	BB: 0	K: 1	BB: 0	3B: 1	DP: 1	SB: 0	
	S: 7	P: 11	S: 10	P: 15	S: 11	P: 18	S: 8	P: 16	S: 5	P: 6	S: 14	P: 18	S: 7	P: 11	S: 7	P: 12	S: 10	P: 16	S: 10	P: 16	S: 10	P: 16	S: 10	P: 16	S: 10	P: 16	S: 10	P: 16	S: 10	P: 16	S: 10	P: 16	S: 10	P: 16	CS: 0	

PITCHER	IP	WLS	BF	H	R	ER	SO	BB	IBB	HBP	BLK	WP	HR	S	P	ERA	WHIP
Tom Filer, R ERA: 3.39 (1, 1)	7.0	W	28	7	2	2	3	1	0	0	0	1	1	62	95	2.57	1.143
Chuck Crim, R ERA: 2.82 (8, 1)	1.1		5	1	0	0	1	0	0	0	0	0	0	12	22	0.00	0.750
Dan Plesac, L ERA: 2.02 (9, 1)	0.2	S	2	0	0	0	0	0	0	0	0	0	0	5	6	0.00	0.000

Batter	1	2	3	4	5	6	7	8	9	AB R H RBI BB SO LOB	TOP											
Paul Molitor, R (1, 10) OBP: 0.393, SLG: 0.433 Billy Jo Robidoux, L (8, PR) OBP: 0.339, SLG: 0.352	1-2 6-3		0-0 2B			1-2 6-3		2-1 G3 1B	2-2 1-3	4 0 2 0 0 0 0 1 1 0 0 0 0 1												
Jim Gantner, L (1, 4) OBP: 0.325, SLG: 0.339 Juan Castillo, S (6, PR) OBP: 0.275, SLG: 0.245 (6, 4)	3-2 2B		0-0 L6			2-1 1B 1B		1-1 G3 1B E		3 0 2 0 0 0 1 1 2 1 0 0 0 0												
Robin Yount, R (1, 8) OBP: 0.370, SLG: 0.483	2-1 F9			0-0 5-3		3-2 1B 1B		2-2 G3		4 0 1 1 0 0 2												
Jeffrey Leonard, R (1, 7) OBP: 0.285, SLG: 0.358 Jim Adduci, L (7, 7) OBP: 0.188, SLG: 0.233	0-0 F8			3-1 5-3		3-2 1B 1B		2-0 E3 6-3		3 0 1 1 0 0 1 1 0 0 1 0 0 1												
Dale Sveum, S (1, 6) OBP: 0.271, SLG: 0.382		1-0 P3		2-2 6-3		2-0 1-3		0-1 6-3		4 0 0 0 0 0 3												
B.J. Surhoff, L (1, 5) OBP: 0.291, SLG: 0.317		1-0			0-1		1-1 F8	0-0 F8		4 0 2 0 0 0 2												
Joey Meyer, R (1, 3) OBP: 0.261, SLG: 0.376		1-1 G5-4-3			1-3 K		0-0 1B		0-1 4-3	4 0 1 0 0 1 2												
Bill Schroeder, R (1, 2) OBP: 0.214, SLG: 0.267			3-1 F7		2-2 G5-4-3		1-3 K		1-1 4-3 2B	4 0 1 0 0 1 2												
Darryl Hamilton, L (1, 9) OBP: 0.302, SLG: 0.341			2-2 3-1			2-0 F7	0-0 4-3		3-2 4-3	4 0 0 0 0 0 2												
Inning Stats	R: 0 E: 0 K: 0 S: 11	H: 1 LOB: 1 BB: 0 P: 17	R: 0 E: 0 K: 0 S: 4	H: 1 LOB: 0 BB: 0 P: 7	R: 0 E: 0 K: 0 S: 8	H: 1 LOB: 1 BB: 0 P: 13	R: 0 E: 0 K: 0 S: 6	H: 0 LOB: 0 BB: 0 P: 11	R: 0 E: 0 K: 1 S: 9	H: 1 LOB: 0 BB: 0 P: 12	R: 1 E: 0 K: 0 S: 14	H: 3 LOB: 2 BB: 0 P: 27	R: 0 E: 0 K: 1 S: 7	H: 1 LOB: 1 BB: 0 P: 9	R: 2 E: 1 K: 0 S: 11	H: 2 LOB: 2 BB: 0 P: 18	R: 0 E: 0 K: 0 S: 11	H: 1 LOB: 1 BB: 0 P: 17	1B: 8 2B: 3 3B: 0 HR: 0	SF: 0 SAC: 0 DP: 2 HBP: 0	WP: 1 PB: 0 SB: 0 CS: 0	PA: 37
PITCHER	IP WLS BF H R ER SO BB IBB HBP BLK WP HR S P ERA WHIP																					
Charlie Leibrandt, L (1, 1) ERA: 3.71	7.0 W 27 8 1 1 2 0 0 0 0 0 0 0 59 96 1.29 1.143																					
Israel Sanchez, L (8, 1) ERA: 18.0	1.0 6 2 2 2 0 0 0 0 0 0 1 0 11 18 18.00 2.000																					
Steve Farr, R (9, 1) ERA: 2.01	1.0 4 1 0 0 0 0 0 0 0 0 0 0 11 17 0.00 1.000																					

Milwaukee Brewers @ Kansas City Royals
 Royals Stadium, Kansas City, MO

Thu Jul 07 1988, 8:05 PM EDT
 Att. 33,559 - Unknown - 85 F

AB	37
R	3
H	11
RBI	3
BB	0
SO	2
LOB	17



Batter	1	2	3	4	5	6	7	8	9	AB R H RBI BB SO LOB	TOP	
Bill Pecota, R OBP: 0.220, SLG: 0.256 (1, 6) BLK S 1B	1-0 G6-3		1-2 G6-3		1-2 E5		0-0 G6-3			4 0 1 0 0 0 0	Kansas City Royals @ New York Yankees Yankee Stadium, Bronx, NY Fri Jul 08 1988, 7:05 PM EDT Att. 34,038 - Unknown - 87 F livebaseballscorecards.com	
Willie Wilson, S OBP: 0.290, SLG: 0.348 (1, 8) K	0-3 K		1-2 F8	1-2 SAFE 1B SAFE 1B SAFE 1B SAFE	1-3 K		4-2 BB			3 0 0 0 1 2 2		
George Brett, L OBP: 0.411, SLG: 0.557 (1, 3) F2	2-0 F2		2-3 K		0-1 F7	0-1 SAFE	0-0 F2			4 0 0 0 0 1 2		
Danny Tartabull, R OBP: 0.379, SLG: 0.511 (1, 9) K	3-3 K		2-3 K		2-2 E5 BLK 1B E		1-3 K			4 1 0 0 0 3 1		
Kevin Seitzer, R OBP: 0.386, SLG: 0.433 (1, 5) K	0-3 K		1-2 HR 1B	1-2 SAFE SAFE	0-2 E BLK 1B		2-2 L3			4 1 2 0 0 1 0		
Frank White, R OBP: 0.269, SLG: 0.380 (1, 4) 6-3	0-0 6-3		1-2 HR 1B	1-0 SAFE	3-2 E7 1-3 2-H 1B		0-1 1-3			4 1 2 1 0 0 0		
Bo Jackson, R OBP: 0.325, SLG: 0.512 (1, 7) K	1-3 K		0-2 HR	0-2 SAFE	0-3 K		1-2 F8			4 1 1 3 0 2 2		
Pat Tabler, R OBP: 0.316, SLG: 0.317 (1, 10) P4	1-2 P4		1-0 G6-3	1-0 SAFE	0-3 K		1-1 G5-4-3 1B			4 0 1 0 0 1 2		
Mike Macfarlane, R OBP: 0.340, SLG: 0.380 (1, 2) F7	1-1 F7		1-3 K	1-3 SAFE	1-3 K2-3		1-0 G5-4-3 1-2f			4 0 0 0 0 2 1		
Inning Stats	R: 0 E: 0 K: 2 S: 11 H: 1 LOB: 1 BB: 0 P: 17	R: 0 E: 0 K: 2 S: 7 H: 0 LOB: 0 BB: 0 P: 8	R: 0 E: 0 K: 0 S: 9 H: 0 LOB: 0 BB: 0 P: 12	R: 0 E: 0 K: 2 S: 9 H: 0 LOB: 0 BB: 0 P: 14	R: 3 E: 1 K: 2 S: 23 H: 3 LOB: 1 BB: 0 P: 29	R: 1 E: 2 K: 2 S: 19 H: 2 LOB: 2 BB: 0 P: 24	R: 0 E: 0 K: 1 S: 8 H: 0 LOB: 1 BB: 1 P: 13	R: 0 E: 0 K: 1 S: 8 H: 0 LOB: 0 BB: 0 P: 11	R: 0 E: 0 K: 0 S: 6 H: 1 LOB: 0 BB: 0 P: 9	1B: 6 2B: 0 3B: 0 HR: 1 SF: 0 SAC: 0 DP: 1 HBP: 0	WP: 0 PB: 0 SB: 1 CS: 0 PA: 36	
PITCHER John Candelaria, L ERA: 2.85 Tim Stoddard, R ERA: 6.43 Neil Allen, R ERA: 2.72	IP WLS BF H R ER SO BB IBB HBP BLK WP HR S P ERA WHIP	5.1 L 24 6 4 3 8 0 0 0 2 0 1 72 98 5.06 1.125	2.2 9 0 0 0 4 1 0 0 0 0 0 22 30 0.00 0.375	1.0 3 1 0 0 0 0 0 0 0 0 0 6 9 0.00 1.000	PITCHER IP WLS BF H R ER SO BB IBB HBP BLK WP HR S P ERA WHIP							

Batter	1	2	3	4	5	6	7	8	9	AB	R	H	RBI	BB	SO	LOB						
Rickey Henderson, R OBP: 0.403, SLG: 0.426 (1, 7)	1-0 1-3	1-2 5-3			3-2 5-3			2-1 5-3		4	0	0	0	0	0	3						
Claudell Washington, L OBP: 0.341, SLG: 0.437 (1, 8)	1-0 WP 1B		3-2 4-3		0-0 G6-3			1-1 F7		4	0	1	0	0	0	1						
Don Mattingly, L OBP: 0.374, SLG: 0.458 (1, 3)	1-0 F9		4-0 BB		2-1 4-3			3-2 F9		3	0	0	0	1	0	2						
Jack Clark, R OBP: 0.404, SLG: 0.490 (1, 10)	4-2 BB		2-3 K		1-1 5-3			0-0 F8		3	0	0	0	1	1	1						
Dave Winfield, R OBP: 0.428, SLG: 0.581 (1, 9)	1-3 K		1-3 K		0-2 4-3			1-2 1-3		4	0	0	0	0	2	3						
Don Slaught, R OBP: 0.395, SLG: 0.550 (1, 2)		1-0 5-3		2-1 6-3		0-0 4-3		1-3 K		4	0	0	0	0	1	0						
Willie Randolph, R OBP: 0.298, SLG: 0.289 (1, 4)		3-2 1B 1B		1-3 K		1-1 6-3		3-0-1-0-0-1-0		3	0	1	0	0	1	0						
Rafael Santana, R OBP: 0.302, SLG: 0.313 (1, 6)		2-1 1B 1B		2-3 K		0-0 6-3		3-0-1-0-0-1-0		3	0	1	0	0	1	0						
Bobby Meacham, S OBP: 0.308, SLG: 0.296 (1, 5)		1-1 F8		0-0 G6-3 2B		2-1 F9		3-0-1-0-0-0-2		3	0	1	0	0	0	2						
Inning Stats	R: 0 E: 0 K: 1 S: 8	H: 1 LOB: 2 BB: 1 P: 16	R: 0 E: 0 K: 0 S: 11	H: 2 LOB: 2 BB: 0 P: 19	R: 0 E: 0 K: 2 S: 11	H: 0 LOB: 1 BB: 1 P: 21	R: 0 E: 0 K: 2 S: 8	H: 0 LOB: 0 BB: 0 P: 13	R: 0 E: 0 K: 0 S: 7	H: 1 LOB: 1 BB: 0 P: 12	R: 0 E: 0 K: 0 S: 6	H: 0 LOB: 0 BB: 0 P: 7	R: 0 E: 0 K: 0 S: 5	H: 0 LOB: 0 BB: 0 P: 8	R: 0 E: 0 K: 0 S: 7	H: 0 LOB: 0 BB: 0 P: 13	R: 0 E: 0 K: 1 S: 8	H: 0 LOB: 0 BB: 0 P: 10	1B: 3 2B: 1 3B: 0 HR: 0	SF: 0 SAC: 0 DP: 0 HBP: 0	WP: 1 PB: 0 SB: 0 CS: 0	PA: 33

BOTTOM

Kansas City Royals @ New York Yankees
 Yankee Stadium, Bronx, NY
 Fri Jul 08 1988, 7:05 PM EDT
 Att: 34,038 - Unknown - 87 F

livebaseballscorecards.com

AB	31
R	0
H	4
RBI	0
BB	2
SO	6
LOB	12



PITCHER Mark Gubicza, R ERA: 2.58 (1, 1)	IP: 9.0	WLS: 0	BF: 33	H: 4	R: 0	ER: 0	SO: 6	BB: 2	IBB: 0	HBP: 0	BLK: 0	WP: 1	HR: 0	S: 71	P: 119	ERA: 0.00	WHIP: 0.667
--	---------	--------	--------	------	------	-------	-------	-------	--------	--------	--------	-------	-------	-------	--------	-----------	-------------

PITCHER	IP	WLS	BF	H	R	ER	SO	BB	IBB	HBP	BLK	WP	HR	S	P	ERA	WHIP
----------------	----	-----	----	---	---	----	----	----	-----	-----	-----	----	----	---	---	-----	------

Batter	1	2	3	4	5	6	7	8	9	AB R H RBI BB SO LOB	TOP		
Willie Wilson, S (1, 8) OBP: 0.291, SLG: 0.352	1-3 K		1-0 L9			0-0 4-3	3-2 1B		0-1 2B	5 0 2 2 0 1 0	Kansas City Royals @ New York Yankees Yankee Stadium, Bronx, NY Sat Jul 09 1988, 7:05 PM EDT Att: 36,557 - Unknown		
Bill Pecota, R (1, 6) OBP: 0.205, SLG: 0.238 Pat Tabler, R (7, PH) OBP: 0.319, SLG: 0.320 Brad Wellman, R (7, PR) OBP: 0.306, SLG: 0.283	3-2 E5		2-0 F8			1-3 K	0-0 1B		0-2 P3	3 0 0 0 0 1 0 1 0 1 0 0 0 0 1 0 0 0 0 0 2			
George Brett, L (1, 3) OBP: 0.411, SLG: 0.551	1-1 5-3		3-2 6-3			4-2 1B BB	1-2 4-3		4-0 IBB	3 0 0 0 2 0 3			
Danny Tartabull, R (1, 9) OBP: 0.377, SLG: 0.506	2-3 K				3-3 K	0-1 1B		2-0 L6	2-3 K	5 0 1 0 0 3 4			
Kevin Seitzer, R (1, 5) OBP: 0.383, SLG: 0.428					3-2 5-3	3-3 K		4-1 1B BB	3-2 P4	4 0 0 0 1 1 5			
Frank White, R (1, 4) OBP: 0.295, SLG: 0.385					0-0 G6-3		1-1 4-3 1B 1B	1-2 1B		4 2 3 0 0 0 0			
Bo Jackson, R (1, 7) OBP: 0.324, SLG: 0.507					1-0 5-3		0-0 4-3 1B 1B	1-3 K		4 1 1 0 0 2 3			
Bill Buckner, L (1, 10) OBP: 0.267, SLG: 0.326					1-2 6-3		0-0 F7	1-1 1-3		4 0 1 1 0 0 4			
Jamie Quirk, L (1, 2) OBP: 0.286, SLG: 0.344 Kurt Stillwell, S (9, PH) OBP: 0.339, SLG: 0.431					1-0 4-3		2-2 4-3		4-1 2B BB	3 0 0 0 0 0 3 0 0 0 0 1 0 0			
Inning Stats	R: 0 H: 0 E: 1 LOB: 1 K: 2 BB: 0 S: 14 P: 21	R: 1 H: 2 E: 0 LOB: 1 K: 1 BB: 0 S: 14 P: 20	R: 0 H: 0 E: 0 LOB: 0 K: 0 BB: 0 S: 5 P: 11	R: 0 H: 0 E: 0 LOB: 0 K: 1 BB: 0 S: 9 P: 15	R: 0 H: 0 E: 0 LOB: 0 K: 0 BB: 0 S: 5 P: 8	R: 0 H: 1 E: 0 LOB: 2 K: 2 BB: 1 S: 11 P: 19	R: 2 H: 4 E: 0 LOB: 2 K: 0 BB: 0 S: 14 P: 21	R: 0 H: 1 E: 0 LOB: 2 K: 1 BB: 1 S: 10 P: 19	R: 0 H: 1 E: 0 LOB: 3 K: 1 BB: 2 S: 14 P: 27	1B: 7 SF: 0 2B: 2 SAC: 0 3B: 0 DP: 0 HR: 0 HBP: 0		WP: 0 PA: 41 PB: 0 SB: 1 CS: 0	
PITCHER	IP WLS BF H R ER SO BB IBB HBP BLK WP HR S P ERA WHIP											PITCHER	IP WLS BF H R ER SO BB IBB HBP BLK WP HR S P ERA WHIP
Rick Rhoden, R (1, 1) ERA: 4.43	6.2 W 28 6 3 3 6 1 0 0 0 0 0 68 110 4.05 1.050												
Dave Righetti, L (7, 1) ERA: 3.86	0.2 5 2 0 0 0 1 0 0 0 0 0 9 17 0.00 4.500												
Charles Hudson, R (8, 1) ERA: 3.44	1.2 S 8 1 0 0 2 1 1 0 0 0 0 19 34 0.00 1.200												

livebaseballscorecards.com

AB	37
R	3
H	9
RBI	3
BB	4
SO	8
LOB	24



Batter	1	2	3	4	5	6	7	8	9
Rickey Henderson, R (1, 7) OBP: 0.403, SLG: 0.429	3-2 BLK 1B 2B		1-2 L4	2-2 FC6-4 1B 1-2f		3-1 F9		2-2 BLK 1B	
Willie Randolph, R (1, 4) OBP: 0.304, SLG: 0.293	3-2 CS 1B 2-H		3-2 F9	1-0 1B 1-2		1-0 6-3		4-2 BB 1-2 2-3	
Don Mattingly, L (1, 3) OBP: 0.371, SLG: 0.453	1-0 F8		2-2 1B	1-1 F9			0-1 G3	1-1 L6	
Jack Clark, R (1, 10) OBP: 0.405, SLG: 0.486	3-3 K 1-2		2-3 K		4-0 BB G6-3 1B		4-2 BLK BB		
Claudell Washington, L (1, 8) OBP: 0.344, SLG: 0.438		3-2 S 1B 1B		0-0 F7	2-2 BB G6-3 1B		0-3 K		
Jose Cruz, L (1, 9) OBP: 0.280, SLG: 0.230		1-2 F9		1-2 BB 1B	1-0 G6-3		2-2 F9		
Gary Ward, R (5, 9) OBP: 0.316, SLG: 0.291					1-2f 2-3		1-2		
Randy Velarde, R (1, 5) OBP: 0.294, SLG: 0.400		1-1 4-3 1B 1-H		4-2 BB 1B 1-2	0-2 6-3			1-3 K	
Joel Skinner, R (1, 2) OBP: 0.250, SLG: 0.319		1-0 4-3		0-2 1B 2B 1-3 2-H		0-2 FC4-6 1B		0-3 K	
Rafael Santana, R (1, 6) OBP: 0.305, SLG: 0.313		3-1 F8		0-0 FC6-4 1B 2-H 3-H		1-1 FC4-6		4-2 BLK 1B BB	

Inning Stats	R: 1	H: 2	E: 0	K: 1	S: 12	R: 1	H: 2	E: 0	K: 0	S: 13	R: 0	H: 1	E: 0	K: 1	S: 14	R: 3	H: 4	E: 0	K: 0	S: 18	R: 0	H: 1	E: 0	K: 0	S: 8	R: 0	H: 0	E: 0	K: 1	S: 11	R: 0	H: 1	E: 0	K: 2	S: 17	R: 0	H: 1	E: 0	K: 1	S: 17	
	LOB: 1	BB: 0	P: 22	LOB: 1	BB: 0	P: 22	LOB: 1	BB: 0	P: 22	LOB: 1	BB: 0	P: 22	LOB: 1	BB: 0	P: 22	LOB: 2	BB: 1	P: 27	LOB: 1	BB: 1	P: 15	LOB: 1	BB: 0	P: 13	LOB: 3	BB: 2	P: 29	LOB: 0	SAC: 0	DP: 2	HBP: 0	1B: 10	SF: 0	2B: 3	3B: 0	HR: 0	1B: 10	SF: 0	2B: 3	3B: 0	HR: 0

PITCHER	IP	WLS	BF	H	R	ER	SO	BB	IBB	HBP	BLK	WP	HR	S	P	ERA	WHIP
Ted Power, R (1, 1) ERA: 5.37	3.2	L	19	8	5	5	2	1	0	0	1	0	0	54	88	12.27	2.455
Israel Sanchez, L (4, 1) ERA: 4.5	3.0		13	3	0	0	1	2	0	0	0	0	0	26	44	0.00	1.667
Jeff Montgomery, R (7, 1) ERA: 3.8	1.0		6	1	0	0	2	2	0	0	2	0	0	19	32	0.00	3.000
Jerry Don Gleaton, L (8, 1) ERA: 2.81	0.1		1	0	0	0	0	0	0	0	0	0	0	2	3	0.00	0.000

AB R H RBI BB SO LOB

5	1	2	0	0	0	2
4	0	2	1	1	0	1
5	0	1	0	0	0	6
2	0	0	0	2	2	2
4	1	2	0	0	1	1
2	1	1	0	0	0	1
2	0	0	0	0	0	3
3	1	1	1	1	1	1
4	1	2	1	0	1	1
3	0	1	2	1	0	2

livebaseballscores.com

AB	34
R	5
H	12
RBI	5
BB	5
SO	5
LOB	20



WP: 0	PA: 39
PB: 0	
SB: 1	
CS: 1	

PITCHER	IP	WLS	BF	H	R	ER	SO	BB	IBB	HBP	BLK	WP	HR	S	P	ERA	WHIP
Ted Power, R (1, 1) ERA: 5.37	3.2	L	19	8	5	5	2	1	0	0	1	0	0	54	88	12.27	2.455
Israel Sanchez, L (4, 1) ERA: 4.5	3.0		13	3	0	0	1	2	0	0	0	0	0	26	44	0.00	1.667
Jeff Montgomery, R (7, 1) ERA: 3.8	1.0		6	1	0	0	2	2	0	0	2	0	0	19	32	0.00	3.000
Jerry Don Gleaton, L (8, 1) ERA: 2.81	0.1		1	0	0	0	0	0	0	0	0	0	0	2	3	0.00	0.000

Kansas City Royals @ New York Yankees
 Yankee Stadium, Bronx, NY
 Sat Jul 09 1988, 7:05 PM EDT
 Att. 36,557 - Unknown

Kansas City Royals @ New York Yankees
 Yankee Stadium, Bronx, NY

Sun Jul 10 1988, 3:33 AM EDT
 Att. 55,318 - Sunny - 92 F

livebaseballscorecards.com

AB	38
R	5
H	14
RBI	4
BB	4
SO	9
LOB	26



WP:	0	PA:	44
PB:	0		
SB:	3		
CS:	0		

Batter	1	2	3	4	5	6	7	8	9	AB	R	H	RBI	BB	SO	LOB
Willie Wilson, S (1, 8) OBP: 0.299, SLG: 0.359	2-2 S BB E 1B		2-3 S 1B	2-1 1-2 1B		2-0 1-3 FC6-4 1B		1-2 1-2 1B		5	1	4	0	0	1	0
Bill Pecota, R (1, 6) OBP: 0.213, SLG: 0.244	1-3 SAFE 1 SAFE 1B		1-2 1B	2-3 1B		1-0 SAFE FC6-4 1-2f 3-H 1B		1-2 F2		3	1	1	0	0	2	3
Bill Buckner, L (6, PH) OBP: 0.267, SLG: 0.326	1-3 SAFE 1B		1-2 1B	2-3 1B		1-0 SAFE FC6-4 1-2f 3-H 1B		1-2 F2		0	0	0	0	0	0	0
Kurt Stillwell, S (6, PH) OBP: 0.337, SLG: 0.428	1-3 SAFE 1B		1-2 1B	2-3 1B		1-0 SAFE FC6-4 1-2f 3-H 1B		1-2 F2		2	0	0	1	0	0	3
George Brett, L (1, 3) OBP: 0.411, SLG: 0.548	4-0 1B E 1-2 BB 1B		0-0 S 1B	3-1 F8		2-2 SAFE 4-1		1-1 F7		4	0	1	0	1	0	5
Danny Tartabull, R (1, 9) OBP: 0.377, SLG: 0.507	2-3 K 1-2 2-H 1B		0-0 S 1B	3-2 5-3		1-0 L9 SF7 2B		0-1 5-3		5	1	2	1	0	1	1
Kevin Seitzer, R (1, 5) OBP: 0.386, SLG: 0.429	1-0 1B		1-3 K	1-2 1B		1-0 L9		1-1 2B HBP		4	1	2	0	0	1	3
Frank White, R (1, 4) OBP: 0.297, SLG: 0.388	1-3 K		4-0 BB	1-0 F8		1-0 SF7		3-2 SAFE SAFE 1-H 2B		3	0	1	2	1	1	3
Bo Jackson, R (1, 7) OBP: 0.321, SLG: 0.498		2-1 G4-3	2-3 K	1-3 K		0-0 F8		4-2 G4-6-3 BB		4	0	0	0	1	2	4
Pat Tabler, R (1, 10) OBP: 0.320, SLG: 0.321		2-2 G6-4-3 1B	3-1 5-3	1-2 1B FC6-4 1B		0-3 K		1-2 G4-6-3		5	1	2	0	0	1	2
Mike Macfarlane, R (1, 2) OBP: 0.343, SLG: 0.380		0-0 G6-4-3	3-2 1B	0-0 L7		4-1 1B BB				3	0	1	0	1	0	2

Inning	R	H	E	K	S	R	H	E	K	S	R	H	E	K	S	R	H	E	K	S	R	H	E	K	S	R	H	E	K	S	R	H	E	K	S	R	H	E	K	S					
1	1	2	1	3	16	0	1	0	0	6	1	3	0	0	10	0	2	0	0	12	0	2	0	0	25	0	2	0	0	11	1	1	0	0	17	1	1	0	0	19	1	1	0	0	25

PITCHER	IP	WLS	BF	H	R	ER	SO	BB	IBB	HBP	BLK	WP	HR	S	P	ERA	WHIP
Tommy John, L (1, 1) ERA: 3.38	3.1		18	7	2	2	6	2	0	0	0	0	0	42	72	5.40	2.700
Neil Allen, R (4, 1) ERA: 2.78	2.0		10	4	1	1	2	0	0	0	0	0	0	23	39	4.50	2.000
Pat Clements, L (6, 1) ERA: 5.4	0.2		2	0	0	0	0	0	0	0	0	0	0	6	9	0.00	0.000
Tim Stoddard, R (7, 1) ERA: 6.44	1.1	L	7	2	1	1	1	1	0	0	0	0	0	11	19	6.75	2.250
Dave Righetti, L (8, 1) ERA: 3.98	1.0		6	1	1	1	0	1	0	1	0	0	0	18	28	9.00	2.000

PITCHER	IP	WLS	BF	H	R	ER	SO	BB	IBB	HBP	BLK	WP	HR	S	P	ERA	WHIP
Cecilio Guante, R (9, 1) ERA: 2.58	0.2		1	0	0	0	0	0	0	0	0	0	0	3	4	0.00	0.000

Batter	1	2	3	4	5	6	7	8	9	AB	R	H	RBI	BB	SO	LOB
Rickey Henderson, R (1, 7) OBP: 0.400, SLG: 0.429	1-3 K		3-2 L6	2-1 2B		3-2 5-3			0-0 L7	5	1	1	1	0	1	1
Willie Randolph, R (1, 4) OBP: 0.310, SLG: 0.300	0-0 FC4-6 1B		4-0 1B BB	3-1 2B			3-3 K		1-1 6-3	4	0	2	1	1	1	0
Don Mattingly, L (1, 3) OBP: 0.369, SLG: 0.448	1-0 FC4-6 1-2f		2-0 P6	0-1 G3			0-1 F9		2-1 FC5-4 1B	5	0	1	0	0	0	4
Jack Clark, R (1, 10) OBP: 0.405, SLG: 0.485	1-1 L6		0-1 1B 1-3 2-H		2-2 1B		1-0 F7		1-2 FC5-4 1-2f	5	0	2	1	0	0	2
Dave Winfield, R (1, 9) OBP: 0.432, SLG: 0.581		4-2 BB	4-0 IBB		2-0 1B			0-1 F9		2	0	1	0	2	0	0
Gary Ward, R (1, 8) OBP: 0.314, SLG: 0.285 (9, 5)		0-1 F7	1-1 4-3		4-1 1B BB			1-0 6-3		3	0	0	0	1	0	4
Don Slaught, R (1, 2) OBP: 0.398, SLG: 0.556 (8, PR)		1-0 F9		1-2 2B 1B		1-2 G5-4-3		2-0 2B		4	1	2	0	0	0	3
Joel Skinner, R (9, 2) OBP: 0.250, SLG: 0.319										0	0	0	0	0	0	0
Randy Velarde, R (1, 5) OBP: 0.300, SLG: 0.353 (8, PH)		1-2 5-3		1-2 1B HBP		0-0 5-3		1-2 HBP		2	0	0	0	0	0	1
Claudell Washington, L (9, 8) OBP: 0.346, SLG: 0.438										0	0	0	0	0	0	0
Rafael Santana, R (1, 6) OBP: 0.305, SLG: 0.313 (8, PH)			1-1 1B		1-1 G3-6-3		1-2 F8		1-3 K	3	1	1	0	0	0	2
Jose Cruz, L (9, 6) OBP: 0.277, SLG: 0.227 (9, 6)										1	0	0	0	0	1	2
Bobby Meacham, S (9, 6) OBP: 0.308, SLG: 0.296										0	0	0	0	0	0	0

Inning Stats	R: 0	H: 1	E: 0	K: 1	S: 7	H: 1	LOB: 1	BB: 0	P: 10	R: 0	H: 0	E: 0	K: 0	S: 9	R: 1	H: 2	E: 0	K: 0	S: 11	R: 2	H: 3	E: 0	K: 0	S: 14	R: 0	H: 2	E: 0	K: 0	S: 9	R: 0	H: 0	E: 0	K: 1	S: 8	R: 0	H: 0	E: 0	K: 1	S: 6	R: 0	H: 1	E: 0	K: 1	S: 9	R: 0	H: 1	E: 0	K: 0	S: 8	R: 0	H: 1	E: 0	K: 0	S: 12	R: 0	H: 0	E: 0	K: 1	S: 10	R: 0	H: 1	E: 0	K: 1	S: 14	R: 0	H: 1	E: 0	K: 0	S: 12	R: 0	H: 1	E: 0	K: 0	S: 12	R: 0	H: 1	E: 0	K: 0	S: 12	R: 0	H: 1	E: 0	K: 0	S: 12
--------------	------	------	------	------	------	------	--------	-------	-------	------	------	------	------	------	------	------	------	------	-------	------	------	------	------	-------	------	------	------	------	------	------	------	------	------	------	------	------	------	------	------	------	------	------	------	------	------	------	------	------	------	------	------	------	------	-------	------	------	------	------	-------	------	------	------	------	-------	------	------	------	------	-------	------	------	------	------	-------	------	------	------	------	-------	------	------	------	------	-------

PITCHER	IP	WLS	BF	H	R	ER	SO	BB	IBB	HBP	BLK	WP	HR	S	P	ERA	WHIP
Floyd Bannister, L (1, 1) ERA: 4.5	3.2		20	6	3	3	1	2	1	1	0	0	0	39	71	7.36	2.182
Israel Sanchez, L (4, 1) ERA: 4.15	0.1		1	0	0	0	0	0	0	0	0	0	0	2	2	0.00	0.000
Rick Anderson, R (5, 1) ERA: 4.29	3.2	W	13	3	0	0	1	1	0	0	0	0	0	27	46	0.00	1.091
Steve Farr, R (8, 1) ERA: 1.95	1.1	S	6	1	0	0	1	0	0	1	0	0	0	13	19	0.00	0.750

BOTTOM

Kansas City Royals @ New York Yankees
 Yankee Stadium, Bronx, NY
 Sun Jul 10 1988, 3:33 AM EDT
 Att. 55,318 - Sunny - 92 F

livebaseballscores.com

AB	34
R	3
H	10
RBI	3
BB	4
SO	3
LOB	19



WP: 0	PA: 40
PB: 0	
SB: 0	
CS: 0	

Batter	1	2	3	4	5	6	7	8	9	AB R H RBI BB SO LOB	TOP											
Willie Wilson, S (1, 8) OBP: 0.295, SLG: 0.354	2-3 K		0-3 K			2-3 K		0-1 6-3		4 0 0 0 0 3 1	Kansas City Royals @ Boston Red Sox Fenway Park, Boston, MA Fri Jul 15 1988, 7:05 PM EDT Sunny - 77 F											
Kurt Stillwell, S (1, 6) OBP: 0.333, SLG: 0.422 Bill Pecota, R (8, 6) OBP: 0.213, SLG: 0.244	0-3 K		1-3 K			0-2 E3 1B		0-3 K		4 1 0 0 0 3 1 0 0 0 0 0 0 0												
Kevin Seitzer, R (1, 5) OBP: 0.384, SLG: 0.426	2-3 K			0-0 L4		3-2 1B 1-2 1B		1-3 K		4 0 1 0 0 2 0												
George Brett, L (1, 10) OBP: 0.409, SLG: 0.544		2-1 3-1		2-2 1-3		1-2 F8		2-2 1B		4 0 1 0 0 0 2												
Danny Tartabull, R (1, 9) OBP: 0.375, SLG: 0.504		3-3 K		0-1 G6-3		2-2 1B 1-2 2-H		1-3 K		4 0 1 1 0 2 1												
Frank White, R (1, 4) OBP: 0.296, SLG: 0.386		0-1 1B		2-2 1-3		1-3 K		0-3 K		4 0 1 0 0 2 3												
Bo Jackson, R (1, 7) OBP: 0.316, SLG: 0.488		3-3 K		0-1 F2		1-3 K		0-3 K		4 0 0 0 0 3 2												
Bill Buckner, L (1, 3) OBP: 0.273, SLG: 0.328		4-1 BB		1-2 1B		0-0 P5				2 0 1 0 1 0 0												
Mike Macfarlane, R (1, 2) OBP: 0.338, SLG: 0.374		0-3 K		0-0 F7		0-1 6-3				3 0 0 0 0 1 2												
Inning Stats	R: 0 E: 0 K: 3 S: 10	H: 0 LOB: 0 BB: 0 P: 14	R: 0 E: 0 K: 2 S: 11	H: 1 LOB: 1 BB: 0 P: 19	R: 0 E: 0 K: 3 S: 13	H: 0 LOB: 1 BB: 1 P: 17	R: 0 E: 0 K: 0 S: 6	H: 0 LOB: 0 BB: 0 P: 8	R: 0 E: 0 K: 0 S: 9	H: 1 LOB: 1 BB: 0 P: 12	R: 1 E: 1 K: 2 S: 21	H: 2 LOB: 2 BB: 0 P: 30	R: 0 E: 0 K: 1 S: 6	H: 0 LOB: 0 BB: 0 P: 7	R: 0 E: 0 K: 2 S: 8	H: 0 LOB: 0 BB: 0 P: 9	R: 0 E: 0 K: 3 S: 14	H: 1 LOB: 1 BB: 0 P: 17	1B: 5 2B: 0 3B: 0 HR: 0	SF: 0 SAC: 0 DP: 0 HBP: 0	WP: 0 PB: 0 SB: 0 CS: 0	PA: 34
PITCHER Roger Clemens, R (1, 1) ERA: 2.29	IP 9.0 WLS W BF 34 H 5 R 1 ER 0 SO 16 BB 1 IBB 0 HBP 0 BLK 0 WP 0 HR 0 S 98 P 133 ERA 0.00 WHIP 0.667											PITCHER	IP WLS BF H R ER SO BB IBB HBP BLK WP HR S P ERA WHIP									

livebaseballscorecards.com

AB	33
R	1
H	5
RBI	1
BB	1
SO	16
LOB	12



Batter	1	2	3	4	5	6	7	8	9
Wade Boggs, L OBP: 0.464, SLG: 0.462 (1, 5)	2-2 HR 1B	0-1 1-2 1B		4-2 1-2 BB			1-3 K		
Marty Barrett, R OBP: 0.338, SLG: 0.358 (1, 4)	2-1 L4	3-2 4-3		0-2 3-1			2-1 F7		
Dwight Evans, R OBP: 0.374, SLG: 0.469 (1, 9)	1-1 1-H HR		2-1 5-3		0-0 F4		2-3 K		
Mike Greenwell, L OBP: 0.433, SLG: 0.573 (1, 7)	0-0 1B		1-0 4-3		0-3 K		0-0 F8		
Ellis Burks, R OBP: 0.381, SLG: 0.534 (1, 8)	1-3 K		0-3 K		2-2 P4		1-1 P4		
Todd Benzinger, S OBP: 0.281, SLG: 0.368 (1, 3)	0-3 K			2-1 4-3		1-2 4-3	1-2 G3		
Jim Rice, R OBP: 0.332, SLG: 0.352 (1, 10)		1-2 1-3		0-1 FC5-4 1B		0-0 1B			
Jody Reed, R OBP: 0.333, SLG: 0.333 (1, 6)		3-2 CS 1B		1-0 FC5-4 1B		1-3 K			
Rich Gedman, L OBP: 0.271, SLG: 0.301 (1, 2)		1-2 1B		1-2 BB 1B		0-3 K			


Inning Stats	R: 2	H: 3	E: 0	LOB: 1	K: 2	S: 18	P: 24	R: 0	H: 3	E: 0	LOB: 2	K: 0	S: 14	P: 22	R: 0	H: 0	E: 0	LOB: 0	K: 1	S: 6	P: 9	R: 1	H: 2	E: 1	LOB: 2	K: 0	S: 15	P: 23	R: 0	H: 0	E: 0	LOB: 0	K: 1	S: 8	P: 10	R: 0	H: 1	E: 0	LOB: 1	K: 2	S: 11	P: 13	R: 0	H: 0	E: 0	LOB: 0	K: 2	S: 8	P: 13	R: 0	H: 0	E: 0	LOB: 0	K: 0	S: 7	P: 9
--------------	------	------	------	--------	------	-------	-------	------	------	------	--------	------	-------	-------	------	------	------	--------	------	------	------	------	------	------	--------	------	-------	-------	------	------	------	--------	------	------	-------	------	------	------	--------	------	-------	-------	------	------	------	--------	------	------	-------	------	------	------	--------	------	------	------

PITCHER	IP	WLS	BF	H	R	ER	SO	BB	IBB	HBP	BLK	WP	HR	S	P	ERA	WHIP
Bret Saberhagen, R ERA: 3.7 (1, 1)	6.0	L	27	9	3	2	6	1	0	0	0	0	1	72	101	3.00	1.667
Jerry Don Gleaton, L ERA: 2.5 (7, 1)	2.0		6	0	0	0	2	0	0	0	0	0	0	15	22	0.00	0.000

AB R H RBI BB SO LOB

3	1	2	0	1	1	0
4	0	0	0	0	0	5
4	1	1	2	0	1	0
4	0	1	0	0	1	0
4	0	0	0	0	2	1
4	0	0	0	0	1	1
3	0	2	0	0	0	0
3	1	1	0	0	1	2
3	0	2	1	0	1	1

AB 32
R 3
H 9
RBI 3
BB 1
SO 8
LOB 10



WP: 0 PA: 33
PB: 0
SB: 0
CS: 1

Kansas City Royals @ Boston Red Sox
Fenway Park, Boston, MA
Fri Jul 15 1988, 7:05 PM EDT
Sunny - 77 F

livebaseballscorecards.com

Batter	1	2	3	4	5	6	7	8	9	AB R H RBI BB SO LOB	TOP											
Nick Capra, R (1, 8) OBP: 0.200, SLG: 0.111 Willie Wilson, S (9, PH) OBP: 0.297, SLG: 0.356	3-2 L9		3-1 G4-6-3		2-0 F9		1-2 4-3		2-1 G4-6-3 1B	4 0 0 0 0 0 3 1 0 1 0 0 0 0												
Bill Pecota, R (1, 6) OBP: 0.216, SLG: 0.265 Bill Buckner, L (9, PH) OBP: 0.277, SLG: 0.331 Brad Wellman, R (9, PR) OBP: 0.306, SLG: 0.283	1-2 1B 2B		1-3 K		0-0 F8		1-1 E6 1B 2B		2-2 G4-6-3 1B	4 2 1 0 0 1 2 1 0 1 0 0 0 0 0 0 0 0 0 0 0												
Kevin Seitzer, R (1, 5) OBP: 0.387, SLG: 0.429	3-1 1B			2-2 4-3		1-1 HR 1B	2-0 2B 1B		2-2 G4-6-3 1-2f 2-3	5 1 3 1 0 0 2												
George Brett, L (1, 3) OBP: 0.409, SLG: 0.545	2-2 E3			2-2 FC6-4 1B		1-1 L7	1-2 1-3 3-H 2B		1-3 K	5 0 2 1 0 1 3												
Danny Tartabull, R (1, 9) OBP: 0.374, SLG: 0.511	0-3 K			0-1 P6		0-0 HR	0-0 F9			4 1 1 2 0 1 4												
Frank White, R (1, 4) OBP: 0.299, SLG: 0.388		1-2 FC6-4 1B		3-1 FC6-4 1-2f		0-0 FC5-4 1B				4 0 2 0 0 0 3												
Bo Jackson, R (1, 7) OBP: 0.314, SLG: 0.481		0-1 FC6-4 1-2f			4-2 1B BB	0-0 FC5-4 1B		0-0 F8		3 0 0 0 1 0 2												
Pat Tabler, R (1, 10) OBP: 0.323, SLG: 0.324		1-1 6-3			0-0 1B	1-1 1-2 1B		1-0 5-3		4 0 2 0 0 0 1												
Jamie Quirk, L (1, 2) OBP: 0.284, SLG: 0.340			1-1 G4-6-3 1B		1-2 F7	0-0 F8		0-1 F8		4 0 1 0 0 0 4												
Inning Stats	R: 1 E: 1 K: 1 S: 15	H: 2 LOB: 1 BB: 0 P: 24	R: 0 E: 0 K: 0 S: 7	H: 1 LOB: 0 BB: 0 P: 9	R: 0 E: 0 K: 1 S: 7	H: 1 LOB: 0 BB: 0 P: 12	R: 0 E: 0 K: 0 S: 10	H: 1 LOB: 1 BB: 0 P: 17	R: 0 E: 0 K: 0 S: 9	H: 1 LOB: 2 BB: 1 P: 16	R: 2 E: 0 K: 0 S: 10	H: 4 LOB: 2 BB: 0 P: 13	R: 1 E: 1 K: 0 S: 12	H: 2 LOB: 2 BB: 0 P: 18	R: 0 E: 0 K: 0 S: 4	H: 0 LOB: 0 BB: 0 P: 5	R: 0 E: 0 K: 1 S: 13	H: 2 LOB: 2 BB: 0 P: 20	1B: 11 2B: 2 3B: 0 HR: 1	SF: 0 SAC: 0 DP: 2 HBP: 0	WP: 0 PB: 0 SB: 1 CS: 0	PA: 40
PITCHER	IP WLS BF H R ER SO BB IBB HBP BLK WP HR S P ERA WHIP																				PITCHER	IP WLS BF H R ER SO BB IBB HBP BLK WP HR S P ERA WHIP
Mike Smithson, R (1, 1) ERA: 5.69	5.1 W 23 8 3 3 2 1 0 0 0 0 1 53 85 5.06 1.688																					
Dennis Lamp, R (6, 1) ERA: 3.09	1.0 7 3 1 0 0 0 0 0 0 0 0 0 11 16 0.00 3.000																					
Tom Bolton, L (7, 1) ERA: 1.5	0.0 1 1 0 0 0 0 0 0 0 0 0 0 3 4 ∞ ∞																					
Bob Stanley, R (7, 1) ERA: 3.46	1.2 7 2 0 0 0 0 0 0 0 0 0 0 13 19 0.00 1.200																					
Lee Smith, R (9, 1) ERA: 3.53	1.0 S 2 0 0 0 1 0 0 0 0 0 0 7 10 0.00 0.000																					

Kansas City Royals @ Boston Red Sox
 Fenway Park, Boston, MA
 Fri Jul 15 1988, 7:05 PM EDT
 Att. 35,412 - Unknown - 76 F


livebaseballscorecards.com

AB	39
R	4
H	14
RBI	4
BB	1
SO	3
LOB	24



Batter	1	2	3	4	5	6	7	8	9
Wade Boggs, L (1, 5) OBP: 0.463, SLG: 0.474	0-1 G3	2-2 HR		2-2 4-3	1-2 FC6-4			2-2 SH1-4 2B	
Marty Barrett, R (1, 4) OBP: 0.334, SLG: 0.354	1-0 F9	1-0 P6		0-0 5-3		0-1 5-3		1-1 SH1-4 2-3	
Dwight Evans, R (1, 3) OBP: 0.378, SLG: 0.469 Todd Benzinger, S (7, 3) OBP: 0.280, SLG: 0.365	4-0 E BB		3-2 1B 1B	3-3 K		4-2 1B SF9 BB		3-3 K	
Mike Greenwell, L (1, 7) OBP: 0.432, SLG: 0.574	2-1 E5 2B		0-0 L9		1-0 F9	1-1 CS 1B		0-0 F7	
Ellis Burks, R (1, 8) OBP: 0.382, SLG: 0.539	3-2 2B		1 SAFE 1 SAFE 0-1 1B 1B		1-1 P4	0-1 SF9			
Jim Rice, R (1, 10) OBP: 0.340, SLG: 0.362 Randy Kutcher, R (7, PR) OBP: 0.167, SLG: 0.167	4-2 BB		2-0 1B 1B		0-0 HR 1B	3-2 CS	2-0 FC1-5-6 2B		
Rick Cerone, R (1, 2) OBP: 0.380, SLG: 0.433	0-0 L4		0-1 FC5-4 1B		3-1 HR		3-2 FC1-5-6 2-3		
Spike Owen, S (1, 6) OBP: 0.329, SLG: 0.391		0-1 F9	1-3 K		1-2 BB 1B		0-1 F8		
Kevin Romine, R (1, 9) OBP: 0.195, SLG: 0.179		2-3 K	1-0 FC5-4		4-2 FC6-4 BB		2-3 K		

AB	R	H	RBI	BB	SO	LOB
5	1	2	1	0	0	2
4	0	0	0	0	0	0
2	3	1	0	2	1	0
1	0	0	0	0	1	1
5	1	2	1	0	0	2
3	0	2	2	0	0	0
3	1	3	1	1	0	0
0	0	0	0	0	0	0
4	1	2	2	0	0	3
4	0	1	0	0	1	4
3	0	0	0	1	2	4

BOTTOM	
Kansas City Royals @ Boston Red Sox	
Fenway Park, Boston, MA	
Fri Jul 15 1988, 7:05 PM EDT	
Att: 35,412 - Unknown - 76 F	
AB	34
R	7
H	13
RBI	7
BB	4
SO	5
LOB	16
	
WP: 0	PA: 41
PB: 0	SB: 0
CS: 1	

Inning Stats		R: 2	H: 2	E: 1	K: 0	S: 13	R: 1	H: 1	E: 0	K: 1	S: 9	R: 1	H: 4	E: 0	K: 1	S: 14	R: 0	H: 0	E: 0	K: 1	S: 9	R: 2	H: 3	E: 0	K: 0	S: 18	R: 1	H: 1	E: 0	K: 0	S: 11	R: 0	H: 1	E: 0	K: 1	S: 9	R: 0	H: 1	E: 0	K: 1	S: 10
PITCHER		IP	WLS	BF	H	R	ER	SO	BB	IBB	HBP	BLK	WP	HR	S	P	ERA	WHIP																							
Charlie Leibrandt, L (1, 1) ERA: 4.0		4.2	L	26	10	6	6	3	2	0	0	0	0	2	55	92	11.57	2.571																							
Jeff Montgomery, R (5, 1) ERA: 3.8		2.1		10	2	1	1	1	2	0	0	0	0	0	28	48	3.86	1.714																							
Steve Farr, R (8, 1) ERA: 1.92		1.0		4	1	0	0	1	0	0	0	0	0	0	10	16	0.00	1.000																							

WP	HR	S	P	ERA	WHIP
0	0	0	0	0	0

Batter	1	2	3	4	5	6	7	8	9	AB R H RBI BB SO LOB	TOP																									
Willie Wilson, S OBP: 0.299, SLG: 0.360 (1, 8)	2-1 F9 SF8 2B	1-2 PB S 1B		1-3 K		2-3 K		2-3 K		5 1 2 0 0 3 1																										
Bill Pecota, R OBP: 0.196, SLG: 0.241 (1, 6)	2-1 F9 2-3	2-1 G3-1 1-3			0-1 F9	0-0 E5 FC6		2-3 K	2-3 K	5 0 0 0 0 1 3																										
Kevin Seitzer, R OBP: 0.390, SLG: 0.433 (1, 5)	4-1 2B BB			0-0 1B 2B		1-2 2B 1B		2-2 FC6 1-2f	2-1 G6-3	4 3 2 0 1 0 2																										
George Brett, L OBP: 0.409, SLG: 0.547 (1, 3)	0-1 SF8			0-0 FC6-4 1B 2-H		2-2 1B 2B		0-1 P5	2-3 K	4 1 2 2 0 1 0																										
Danny Tartabull, R OBP: 0.375, SLG: 0.514 (1, 9)	2-1 1-H 2B			0-0 FC6-4 1B 1-2		3-2 G3		0-1 G5-3		4 0 2 1 0 0 2																										
Pat Tabler, R OBP: 0.325, SLG: 0.327 (1, 10)	0-1 P6			0-1 FC6-4 G6-4-3 1-2f 2-3		2-0 1B		1-2 FC6-4 1B		4 0 2 2 0 0 3																										
Bo Jackson, R OBP: 0.313, SLG: 0.491 (1, 7)				0-0 G6-4-3 1-2f		3-2 G4-3		2-1 FC6-4 1-2f		4 1 1 1 0 0 4																										
Mike Macfarlane, R OBP: 0.332, SLG: 0.366 (1, 2)		1-3 K		0-1 G5-3		0-0 G1-5-3		2-2 G1-3		4 0 0 0 0 1 0																										
Brad Wellman, R OBP: 0.302, SLG: 0.280 (1, 4)		2-3 K		0-0 F9		1-1 E 1B		0-1 G6-3		4 0 1 0 0 1 0																										
Inning Stats	R: 2 E: 0 K: 0 S: 12	H: 2 LOB: 1 BB: 1 P: 21	R: 1 E: 0 K: 2 S: 14	H: 2 LOB: 1 BB: 0 P: 20	R: 1 E: 0 K: 0 S: 6	H: 3 LOB: 1 BB: 0 P: 6	R: 0 E: 0 K: 1 S: 7	H: 0 LOB: 0 BB: 0 P: 8	R: 2 E: 0 K: 0 S: 19	H: 3 LOB: 1 BB: 0 P: 30	R: 0 E: 1 K: 1 S: 10	H: 1 LOB: 2 BB: 0 P: 15	R: 0 E: 0 K: 0 S: 9	H: 1 LOB: 1 BB: 0 P: 12	R: 0 E: 0 K: 1 S: 9	H: 0 LOB: 0 BB: 0 P: 13	R: 0 E: 0 K: 2 S: 10	H: 0 LOB: 0 BB: 0 P: 16	1B: 7 2B: 4 3B: 0 HR: 1	SF: 1 SAC: 0 DP: 1 HBP: 0	WP: 0 PB: 1 SB: 1 CS: 0	PA: 40														
PITCHER	IP WLS BF H R ER SO BB IBB HBP BLK WP HR S P ERA WHIP																																			
Oil Can Boyd, R ERA: 5.43 (1, 1)	2.0		14	7	4	4	2	1	0	0	0	0	1	29	44	18.00	4.000																			
Dennis Lamp, R ERA: 3.26 (3, 1)	3.0		11	3	2	2	1	0	0	0	0	0	0	29	41	6.00	1.000																			
Tom Bolton, L ERA: 1.32 (6, 1)	1.2		8	2	0	0	1	0	0	0	0	0	0	17	23	0.00	1.200																			
Bob Stanley, R ERA: 3.35 (7, 1)	1.1		4	0	0	0	1	0	0	0	0	0	0	11	17	0.00	0.000																			
Lee Smith, R ERA: 3.45 (9, 1)	1.0	W	3	0	0	0	2	0	0	0	0	0	0	10	16	0.00	0.000																			

Kansas City Royals @ Boston Red Sox
 Fenway Park, Boston, MA
 Sat Jul 16 1988, 3:33 AM EDT
 Att. 34,466 - Cloudy - 80 F

AB	38
R	6
H	12
RBI	6
BB	1
SO	7
LOB	15



Kansas City Royals @ Boston Red Sox
 Fenway Park, Boston, MA
 Sat Jul 16 1988, 3:33 AM EDT
 Att. 34,466 - Cloudy - 80 F

livebaseballscorecards.com

AB	33
R	7
H	11
RBI	6
BB	7
SO	1
LOB	22



WP: 2	PA: 40
PB: 1	SB: 0
CS: 0	

Batter	1	2	3	4	5	6	7	8	9	AB	R	H	RBI	BB	SO	LOB
Jody Reed, R OBP: 0.328, SLG: 0.327 (1, 6)	F8		G1-3		F8	P5		1B		5	0	1	0	0	0	4
Marty Barrett, R OBP: 0.338, SLG: 0.358 (1, 4)	L7		1B			1B	G4-3	1B		5	1	3	0	0	0	0
Wade Boggs, L OBP: 0.464, SLG: 0.472 (1, 5)	BB		G3			1B	FC6-4	G4-6-3		3	1	1	0	2	0	4
Mike Greenwell, L OBP: 0.432, SLG: 0.571 Kevin Romine, R OBP: 0.233, SLG: 0.275 (1, 7) (6, PR) (7, 9)	F7		G3-1			1B	FC6-4			3	0	1	1	0	0	1
Ellis Burks, R OBP: 0.377, SLG: 0.532 (1, 8)		F7		F7		P4	FC6-4			4	0	0	0	0	0	4
Jim Rice, R OBP: 0.342, SLG: 0.359 (1, 10)		G6-4-3		F8		1B	F9			2	1	0	0	2	0	2
Todd Benzing, S OBP: 0.279, SLG: 0.363 (1, 3) (7, 7)		G6-4-3				WP	P5			4	0	1	0	0	0	4
Rich Gedman, L OBP: 0.279, SLG: 0.310 Rick Cerone, R OBP: 0.383, SLG: 0.433 (1, 2) (8, PH) (9, 2)			1B		L8	PB		HR		3	0	2	2	0	0	1
Randy Kutcher, R OBP: 0.125, SLG: 0.125 Dwight Evans, R OBP: 0.381, SLG: 0.480 (1, 9) (6, PH) (7, 3)			G5-3		K			HR		2	0	0	0	0	1	2

Inning Stats	R: 0	H: 0	E: 0	K: 0	S: 11	R: 0	H: 0	E: 0	K: 0	S: 5	R: 0	H: 2	E: 0	K: 0	S: 6	R: 0	H: 0	E: 0	K: 0	S: 3	R: 0	H: 1	E: 0	K: 1	S: 13	R: 4	H: 4	E: 0	K: 0	S: 19	R: 0	H: 0	E: 0	K: 0	S: 12	R: 2	H: 3	E: 0	K: 0	S: 15	R: 1	H: 1	E: 0	K: 0	S: 2	1B: 9	2B: 0	3B: 0	HR: 2	SF: 0	SAC: 0	DP: 2	HBP: 0	WP: 2	PA: 40
--------------	------	------	------	------	-------	------	------	------	------	------	------	------	------	------	------	------	------	------	------	------	------	------	------	------	-------	------	------	------	------	-------	------	------	------	------	-------	------	------	------	------	-------	------	------	------	------	------	-------	-------	-------	-------	-------	--------	-------	--------	-------	--------

PITCHER	IP	WLS	BF	H	R	ER	SO	BB	IBB	HBP	BLK	WP	HR	S	P	ERA	WHIP
Mark Gubicza, R ERA: 2.67 (1, 1)	5.2		27	7	4	3	1	4	0	0	0	2	0	55	100	4.76	1.941
Jeff Montgomery, R ERA: 3.6 (6, 1)	1.1		6	0	0	0	0	2	0	0	0	0	0	14	26	0.00	1.500
Jerry Don Gleaton, L ERA: 2.95 (8, 1)	0.1		2	0	1	1	0	1	0	0	0	0	0	4	9	27.00	3.000
Steve Farr, R ERA: 2.24 (8, 1)	0.2	L	5	4	2	2	0	0	0	0	0	0	2	13	21	27.00	6.000

Batter	1	2	3	4	5	6	7	8	9	AB R H RBI BB SO LOB	TOP											
Willie Wilson, S (1, 8) OBP: 0.295, SLG: 0.355	1-3 K		1-0 L8		2-2 E6 4-1 S		1-2 F7	2-1 FC4-6 1-2f HR		5 1 0 0 0 1 2	Kansas City Royals @ Boston Red Sox Fenway Park, Boston, MA Sun Jul 17 1988, 3:33 AM EDT Att. 34,181 - Overcast - 99 F											
Kurt Stillwell, S (1, 6) OBP: 0.334, SLG: 0.432	0-1 B3		0-3 K		2-3 K 1-2		0-2 E9 2B 1-3 1B	0-0 HR 1-H		5 2 2 2 0 2 1												
Kevin Seitzer, R (1, 5) OBP: 0.390, SLG: 0.434	4-2 BB			3-1 5-3	2-1 4-1		0-0 1B 1-3 2B	3-2 6-3		4 1 1 1 1 0 1												
George Brett, L (1, 3) OBP: 0.406, SLG: 0.542	3-3 K			0-0 2B 6-3 1B	0-0 3-1		1-2 F7 3-H		1-2 F7	5 1 1 0 0 1 4												
Danny Tartabull, R (1, 9) OBP: 0.380, SLG: 0.519		1-1 1B		0-0 WP 1-3 2B		1-3 K	3-2 1B HBP		3-3 K	3 0 2 0 0 1 0												
Nick Capra, R (7, PR) OBP: 0.200, SLG: 0.111										0 0 0 0 0 0 0												
Bill Buckner, L (9, PH) OBP: 0.276, SLG: 0.330										1 0 0 0 0 1 0												
Frank White, R (1, 4) OBP: 0.304, SLG: 0.389		0-2 G6-4-3 1B		1-2 6-3		4-1 FC5-4 BB	1-1 1B 1-2 2-H 3-H		0-0 F8	4 0 2 3 1 0 1												
Bo Jackson, R (1, 7) OBP: 0.308, SLG: 0.482		1-3 K		2-3 K 2-3		2-2 FC5-4 1-2f FC5-4	1-1 P4			4 0 0 0 0 2 6												
Pat Tabler, R (1, 10) OBP: 0.328, SLG: 0.330		2-2 G6-4-3 1-2f			0-0 HR 1B	0-2 FC5-4 1-2f		0-1 FC4-6 1B		4 1 2 0 0 0 3												
Mike Macfarlane, R (1, 2) OBP: 0.335, SLG: 0.381			0-0 F7		3-1 HR		4-2 E 1B 2B BB	0-0 P3		3 2 1 2 1 0 1												
Inning Stats	R: 0 E: 0 K: 2 S: 11	H: 0 LOB: 1 BB: 1 P: 19	R: 0 E: 0 K: 1 S: 11	H: 2 LOB: 1 BB: 0 P: 15	R: 0 E: 0 K: 1 S: 6	H: 0 LOB: 0 BB: 0 P: 7	R: 1 E: 0 K: 1 S: 10	H: 2 LOB: 1 BB: 0 P: 16	R: 2 E: 1 K: 1 S: 12	H: 2 LOB: 1 BB: 0 P: 21	R: 0 E: 0 K: 1 S: 12	H: 0 LOB: 1 BB: 1 P: 19	R: 3 E: 1 K: 0 S: 19	H: 3 LOB: 2 BB: 1 P: 30	R: 2 E: 0 K: 0 S: 9	H: 2 LOB: 0 BB: 0 P: 14	R: 0 E: 0 K: 1 S: 7	H: 0 LOB: 0 BB: 0 P: 11	1B: 7 2B: 2 3B: 0 HR: 2	SF: 0 SAC: 0 DP: 1 HBP: 1	WP: 1 PB: 0 SB: 1 CS: 0	PA: 42
PITCHER	IP WLS BF H R ER SO BB IBB HBP BLK WP HR S P ERA WHIP																					
Wes Gardner, R (1, 1) ERA: 3.1	6.1 W 30 8 6 6 7 3 0 0 0 1 1 72 112 8.53 1.737																					
Mike Smithson, R (7, 1) ERA: 5.74	1.0 6 2 1 1 0 0 0 0 1 0 0 0 12 18 9.00 2.000																					
Lee Smith, R (8, 1) ERA: 3.52	1.2 6 1 1 1 1 0 0 0 0 0 0 1 13 22 5.40 0.600																					

livebaseballscorecards.com

AB	38
R	8
H	11
RBI	8
BB	3
SO	8
LOB	19



Batter	1	2	3	4	5	6	7	8	9	AB R H RBI BB SO LOB	TOP		
Willie Wilson, S OBP: 0.294, SLG: 0.354 (1, 8) B X	1-0 5-3 1B		2-1 1-3		0-2 4-3			2-1 F7		4 0 1 0 0 0 0	Kansas City Royals @ Milwaukee Brewers Milwaukee County Stadium, Milwaukee, WI Mon Jul 18 1988, 8:05 PM EDT Att. 21,832 - Unknown - 74 F livebaseballscorecards.com		
Kurt Stillwell, S OBP: 0.330, SLG: 0.426 (1, 6) B X	1-0 F7		3-1 G3		1-3 K			0-0 4-3		4 0 0 0 0 1 1			
Kevin Seitzer, R OBP: 0.392, SLG: 0.435 (1, 5) B 1 SAFE 1 SAFE 1 SAFE 1 SAFE C F P F	3-2 5-3 1-2		0-1 1B 1B		0-1 F9			0-1 BLK 1B		4 1 2 0 0 0 1			
George Brett, L OBP: 0.407, SLG: 0.542 (1, 3) C B X	1-1 3-1		0-1 1B		1-1 G3			1-0 1-H 1B		4 0 2 1 0 0 1			
Frank White, R OBP: 0.300, SLG: 0.384 (1, 4) B F X		1-1 F8	0-1 6-3		1-3 K			1-0 4-1		4 0 0 0 0 1 3			
Pat Tabler, R OBP: 0.331, SLG: 0.331 (1, 9) Nick Capra, R OBP: 0.273, SLG: 0.111 (7, PR) (7, 9)		1-0 1B 1B		0-2 L3			2-1 HBP	4-1 BB		2 0 1 0 0 0 0 0 0 0 0 1 0 0			
Bo Jackson, R OBP: 0.303, SLG: 0.474 (1, 7) C B X		0-3 K		1-1 5-3			1-3 K	2-3 K		4 0 0 0 0 3 3			
Bill Buckner, L OBP: 0.275, SLG: 0.328 (1, 10) C B X		1-1 1-2 1B		0-1 F7			0-3 K	1-1 F3		4 0 1 0 0 1 2			
Jamie Quirk, L OBP: 0.274, SLG: 0.327 (1, 2) B X		1-0 G3			2-2 F7			1-2 F5		4 0 0 0 0 0 4			
Inning Stats	R: 0 H: 1 E: 0 LOB: 1 K: 0 BB: 0 S: 10 P: 15	R: 0 H: 2 E: 0 LOB: 2 K: 1 BB: 0 S: 9 P: 13	R: 0 H: 2 E: 0 LOB: 2 K: 0 BB: 0 S: 10 P: 15	R: 0 H: 0 E: 0 LOB: 0 K: 0 BB: 0 S: 7 P: 8	R: 0 H: 0 E: 0 LOB: 0 K: 1 BB: 0 S: 9 P: 12	R: 0 H: 0 E: 0 LOB: 0 K: 1 BB: 0 S: 7 P: 9	R: 0 H: 0 E: 0 LOB: 1 K: 2 BB: 0 S: 8 P: 12	R: 1 H: 2 E: 0 LOB: 1 K: 0 BB: 0 S: 7 P: 11	R: 0 H: 0 E: 0 LOB: 1 K: 1 BB: 1 S: 9 P: 17	1B: 7 SF: 0 2B: 0 SAC: 0 3B: 0 DP: 0 HR: 0 HBP: 1		WP: 0 PA: 36 PB: 0 SB: 0 CS: 0	
PITCHER	IP WLS BF H R ER SO BB IBB HBP BLK WP HR S P ERA WHIP											PITCHER	IP WLS BF H R ER SO BB IBB HBP BLK WP HR S P ERA WHIP
Mike Birkbeck, R ERA: 4.38 (1, 1)	8.0 W 33 7 1 1 5 1 0 1 1 0 0 68 100 1.12 1.000												
Mark Clear, R ERA: 3.38 (9, 1)	1.0 3 0 0 0 1 0 0 0 0 0 0 8 12 0.00 0.000												

Kansas City Royals @ Milwaukee Brewers
 Milwaukee County Stadium, Milwaukee, WI

Mon Jul 18 1988, 8:05 PM EDT
 Att. 21,832 - Unknown - 74 F

AB 34
R 1
H 7
RBI 1
BB 1
SO 6
LOB 15



Batter	1	2	3	4	5	6	7	8	9	AB R H RBI BB SO LOB
Paul Molitor, R OBP: 0.392, SLG: 0.441 (1, 10)	1-0 1-3	1-0 F4			3-1 F8			1-2 4-3		4 0 0 0 0 0 0
Jim Gantner, L OBP: 0.331, SLG: 0.346 (1, 4)	0-2 E6	1-1 E6			3-2 6-3			0-0 WP 1B		4 1 1 0 0 0 0
Jeffrey Leonard, R OBP: 0.279, SLG: 0.351 (1, 7)	3-3 K	0-0 F9			2-2 F7			1-0 F9		4 0 0 0 0 1 3 0 0 0 0 0 0 0
Jim Adduci, L OBP: 0.196, SLG: 0.245 (9, 7)	1-2									
Robin Yount, R OBP: 0.379, SLG: 0.491 (1, 8)	2-1 F9				1-0 5-3			4-0 E 1B		3 1 0 0 1 0 1
Dale Sveum, S OBP: 0.273, SLG: 0.374 (1, 6)		2-0 SH3 HR 1B			1-0 F9			2-2 FC6-4 1B		4 1 2 0 0 1 0
B.J. Surhoff, L OBP: 0.288, SLG: 0.307 (1, 5)		0-0 SH3			1-2 5-3			0-1 FC6-4		3 0 0 0 0 0 1
Joey Meyer, R OBP: 0.262, SLG: 0.400 (1, 3)		2-2 HR			2-3 K					3 1 1 2 0 2 0 0 0 0 0 0 0 0
Billy Jo Robidoux, L OBP: 0.333, SLG: 0.342 (9, 3)										
Darryl Hamilton, L OBP: 0.315, SLG: 0.303 (1, 9)		1-1 HR 2B			1-2 F7			0-0 F9		3 1 1 0 0 0 0
Charlie O'Brien, R OBP: 0.250, SLG: 0.289 (1, 2)		2-0 HR			3-2 F4			3-3 K		3 1 1 2 0 1 0

BOTTOM

Kansas City Royals @ Milwaukee Brewers
Milwaukee County Stadium, Milwaukee, WI

Mon Jul 18 1988, 8:05 PM EDT
Att: 21,832 - Unknown - 74 F

AB	31
R	6
H	6
RBI	4
BB	1
SO	5
LOB	5



Inning Stats	R: 0 E: 1 K: 1 S: 9	H: 0 LOB: 1 BB: 0 P: 15	R: 4 E: 1 K: 0 S: 12	H: 4 LOB: 1 BB: 0 P: 21	R: 0 E: 0 K: 0 S: 5	H: 0 LOB: 0 BB: 0 P: 8	R: 0 E: 0 K: 1 S: 10	H: 0 LOB: 0 BB: 0 P: 16	R: 0 E: 0 K: 0 S: 8	H: 0 LOB: 0 BB: 0 P: 16	R: 0 E: 0 K: 1 S: 9	H: 0 LOB: 0 BB: 0 P: 17	R: 0 E: 0 K: 2 S: 8	H: 0 LOB: 0 BB: 0 P: 13	R: 2 E: 0 K: 0 S: 10	H: 2 LOB: 1 BB: 1 P: 18
--------------	------------------------------	----------------------------------	-------------------------------	----------------------------------	------------------------------	---------------------------------	-------------------------------	----------------------------------	------------------------------	----------------------------------	------------------------------	----------------------------------	------------------------------	----------------------------------	-------------------------------	----------------------------------

PITCHER	Floyd Bannister, L ERA: 4.65 (1, 1)	IP: 8.0 WLS: L BF: 33 H: 6 R: 6 ER: 6 SO: 5 BB: 0 IBB: 1 HBP: 0 BLK: 0 WP: 1 HR: 2 S: 71 P: 124 ERA: 6.75 WHIP: 0.750
PITCHER		IP: 0.0 WLS: 0 BF: 0 H: 0 R: 0 ER: 0 SO: 0 BB: 0 IBB: 0 HBP: 0 BLK: 0 WP: 0 HR: 0 S: 0 P: 0 ERA: 0.00 WHIP: 0.000

1B: 3	SF: 0	WP: 2	PA: 33
2B: 1	SAC: 1	PB: 0	
3B: 0	DP: 0	SB: 2	
HR: 2	HBP: 0	CS: 0	

Batter	1	2	3	4	5	6	7	8	9	AB R H RBI BB SO LOB	TOP											
Willie Wilson, S OBP: 0.291, SLG: 0.350 (1, 8) X	0-0 6-3		3-1 F7		2-0 4-3			0-0 4-3		4 0 0 0 0 0 1	Kansas City Royals @ Milwaukee Brewers Milwaukee County Stadium, Milwaukee, WI Tue Jul 19 1988, 8:05 PM EDT Att. 20,862 - Unknown - 70 F livebaseballscorecards.com											
Kurt Stillwell, S OBP: 0.327, SLG: 0.421 (1, 6) C B B X	2-1 L7			1-1 4-3		1-0 F8		0-3 K		4 0 0 0 0 1 0												
Kevin Seitzer, R OBP: 0.390, SLG: 0.432 (1, 5) B F F S	2-3 K			1-1 4-3		0-1 FC6-4 1B		0-0 1-3		4 0 1 0 0 1 0												
George Brett, L OBP: 0.408, SLG: 0.541 (1, 3) C X		0-1 1B		0-2 1B		0-1 F8		1-2 4-3		4 0 2 0 0 0 1												
Danny Tartabull, R OBP: 0.378, SLG: 0.514 (1, 9) X		0-0 F8		4-2 SAFE 1-2 BB		0-0 FC6-4 1-2f		1-3 K		3 0 0 0 1 1 2												
Frank White, R OBP: 0.296, SLG: 0.379 (1, 4) B S C X		1-1 F9		1-0 G5		2-2 4-3		0-1 6-3		4 0 0 0 0 0 3												
Bo Jackson, R OBP: 0.299, SLG: 0.468 (1, 7) S 1 SAFE C B C		1-3 K			0-0 6-3		1-3 K			3 0 0 0 0 2 1												
Bill Buckner, L OBP: 0.271, SLG: 0.323 (1, 10) C X			0-1 F8		1-3 K		1-0 F6			3 0 0 0 0 1 0												
Mike Macfarlane, R OBP: 0.339, SLG: 0.405 (1, 2) B C X			1-1 F8		0-0 2B		1-1 HR			3 1 2 1 0 0 0												
Inning Stats	R: 0 E: 0 K: 1 S: 6	H: 0 LOB: 0 BB: 0 P: 10	R: 0 E: 0 K: 1 S: 8	H: 1 LOB: 1 BB: 0 P: 10	R: 0 E: 0 K: 0 S: 6	H: 0 LOB: 0 BB: 0 P: 10	R: 0 E: 0 K: 0 S: 10	H: 1 LOB: 2 BB: 1 P: 17	R: 0 E: 0 K: 1 S: 6	H: 1 LOB: 1 BB: 0 P: 9		R: 0 E: 0 K: 0 S: 6	H: 1 LOB: 1 BB: 0 P: 7	R: 0 E: 0 K: 1 S: 9	H: 0 LOB: 0 BB: 0 P: 13	R: 1 E: 0 K: 1 S: 8	H: 1 LOB: 0 BB: 0 P: 9	R: 0 E: 0 K: 1 S: 9	H: 0 LOB: 0 BB: 0 P: 11	1B: 3 2B: 1 3B: 0 HR: 1	SF: 0 SAC: 0 DP: 0 HBP: 0	WP: 0 PB: 0 SB: 0 CS: 0
PITCHER	IP WLS BF H R ER SO BB IBB HBP BLK WP HR S P ERA WHIP																					
Bill Wegman, R ERA: 3.1 (1, 1)	8.0 W 30 5 1 1 5 1 0 0 0 0 0 1 59 85 1.12 0.750																					
Dan Plesac, L ERA: 1.96 (9, 1)	1.0 S 3 0 0 0 1 0 0 0 0 0 0 0 9 11 0.00 0.000																					

AB	32
R	1
H	5
RBI	1
BB	1
SO	6
LOB	8



Batter	1	2	3	4	5	6	7	8	9	10	11	12	13	AB R H RBI BB SO LOB
Paul Molitor, R OBP: 0.390, SLG: 0.444 (1, 10)	1-1 G6-4-3 1B		1-2 S 1B			0-0 F2		1-2 F4			1-2 F7			5 0 2 0 0 0 1
Jim Gantner, L OBP: 0.328, SLG: 0.340 (1, 4)	2-0 G6-4-3 1-2r		1-1 4-3			1-0 6-3		0-0 FC4-6 1-2r			0-3 K			5 0 0 0 0 1 3
Jeffrey Leonard, R OBP: 0.277, SLG: 0.345 (1, 7)	4-2 BB		1-2		2-2 5-3	1-1 5-3			1-2 4-3		1-0 1-3			4 0 0 0 1 0 0
Robin Yount, R OBP: 0.376, SLG: 0.485 (1, 8)	1-3 K		2-2 6-3		2-2 6-3	1-1 6-3		0-3 K		0-1 K	3-3 K			5 0 0 0 0 3 1
Dale Sveum, S OBP: 0.269, SLG: 0.371 (1, 6)		1-0 4-3		0-3 K		0-0 F8		0-1 2B		1-0 4-3				5 0 1 0 0 1 0
Joey Meyer, R OBP: 0.294, SLG: 0.406 Billy Jo Robidoux, L OBP: 0.311, SLG: 0.317 (7, PR) (8, 3)		1-2 4-3			0-0 F6	2-2 2B		2-1 4-3		0-0 F6				3 0 1 0 0 0 0 2 0 0 0 0 0 1
Bill Schroeder, R OBP: 0.202, SLG: 0.250 B.J. Surhoff, L OBP: 0.283, SLG: 0.302 (10, PH) (11, 2)		0-0 G3			1-3 K	3-3 K			2-1 4-3					3 0 0 0 0 2 1 2 0 0 0 0 0 0
Darryl Hamilton, L OBP: 0.309, SLG: 0.329 (1, 9)			2-1 G3		4-1 BLK BB	3-2 G3		0-0 F7			2-1 G3			4 0 0 0 1 0 0
Juan Castillo, S OBP: 0.283, SLG: 0.259 (1, 5)			1-0 5-3		3-2 F8	0-0 FC4-6 1B		1-1 F9			1-0 6-3			5 0 1 0 0 0 1

Inning Stats	R: 0	H: 1	R: 0	H: 0	R: 0	H: 1	R: 0	H: 0	R: 0	H: 1	R: 0	H: 1	R: 0	H: 0	R: 0	H: 0	R: 0	H: 0	R: 0	H: 0	R: 0	H: 0	R: 0	H: 0	1B: 3	SF: 0	WP: 0	PA: 45	
E: 0	LOB: 1	E: 0	LOB: 0	E: 0	LOB: 1	E: 0	LOB: 0	E: 0	LOB: 1	E: 0	LOB: 1	E: 0	LOB: 1	E: 0	LOB: 0	E: 0	LOB: 0	E: 0	LOB: 0	E: 0	LOB: 0	E: 0	LOB: 0	E: 0	LOB: 0	2B: 2 <td>SAC: 0 <td>PB: 0 <td></td> </td></td>	SAC: 0 <td>PB: 0 <td></td> </td>	PB: 0 <td></td>	
K: 1	BB: 1	K: 0	BB: 0	K: 0	BB: 1	K: 1	BB: 0	K: 0	BB: 0	K: 1	BB: 0	K: 0	BB: 0	K: 1	BB: 0	K: 1	BB: 0	K: 0	BB: 0	K: 1	BB: 0	K: 0	BB: 0	K: 0	BB: 0	3B: 0 <td>DP: 1 <td>SB: 1 <td></td> </td></td>	DP: 1 <td>SB: 1 <td></td> </td>	SB: 1 <td></td>	
S: 8	P: 16	S: 5	P: 7	S: 8	P: 13	S: 9	P: 13	S: 10	P: 18	S: 4	P: 6	S: 9	P: 15	S: 10	P: 13	S: 12	P: 15	S: 5	P: 8	S: 9	P: 11	S: 6	P: 10	S: 4	P: 7	HR: 0 <td>HBP: 0 <td>CS: 0 <td></td> </td></td>	HBP: 0 <td>CS: 0 <td></td> </td>	CS: 0 <td></td>	

PITCHER	IP	WLS	BF	H	R	ER	SO	BB	IBB	HBP	BLK	WP	HR	S	P	ERA	WHIP
Charlie Leibrandt, L ERA: 3.76 (1, 1)	8.0		29	4	0	0	4	2	0	0	1	0	0	63	101	0.00	0.750
Jeff Montgomery, R ERA: 3.0 (9, 1)	5.0	W	16	1	0	0	3	0	0	0	0	0	0	36	51	0.00	0.200
Jeff Montgomery, R ERA: 3.0 (13, 1)	5.0	W	16	1	0	0	3	0	0	0	0	0	0	36	51	0.00	0.200

BOTTOM

Kansas City Royals @ Milwaukee Brewers
Milwaukee County Stadium, Milwaukee, WI
 Wed Jul 20 1988, 4:33 AM EDT
 Att: 35,625 - Sunny

livebaseballscorecards.com

AB	43
R	0
H	5
RBI	0
BB	2
SO	7
LOB	8



Batter	1	2	3	4	5	6	7	8	9	AB R H RBI BB SO LOB	TOP											
Rickey Henderson, R OBP: 0.394, SLG: 0.430 (1, 7)	2-0 HR		4-0 BB		3-2 5-3		2-2 1B		1-1 HBP	3 1 2 1 1 0 0												
Willie Randolph, R OBP: 0.322, SLG: 0.297 (1, 4)	2-2 6-3		3-1 L4		2-0 E6 WP HR		0-0 F8		3-3 K	5 1 0 0 0 1 3												
Don Mattingly, L OBP: 0.377, SLG: 0.489 (1, 3)	2-1 G3			0-0 1B 2B	1-1 HR			2-2 F9		4 2 2 2 0 0 0												
Jack Clark, R OBP: 0.394, SLG: 0.463 (1, 10)	1-0 5-3			1-0 F8	3-2 F7			3-2 F8 E 2B		4 1 1 0 0 0 1												
Dave Winfield, R OBP: 0.428, SLG: 0.564 (1, 9)			3-2 6-3		1-1 F8 1B 2-H 1B		3-3 K	0-0 F8		4 0 1 1 0 1 1												
Claudell Washington, L OBP: 0.349, SLG: 0.440 (1, 8)			1-1 G3		0-0 1-2 1B		1-3 K	2-1 E5		4 0 1 0 0 1 0												
Mike Pagliarulo, L OBP: 0.286, SLG: 0.371 (1, 5)			1-1 4-1		1-1 F8		1-1 4-1	0-1 F8		4 0 0 0 0 0 3												
Joel Skinner, R OBP: 0.251, SLG: 0.331 (1, 2)			2-2 5-3		0-1 G3		1-3 K		3-1 F8	4 0 0 0 0 1 2												
Rafael Santana, R OBP: 0.296, SLG: 0.311 (1, 6)			2-0 5-3		2-3 K		2-2 6-3		1-0 F7	4 0 0 0 0 1 0												
Inning Stats	R: 1 E: 0 K: 0 S: 7	H: 1 LOB: 0 BB: 0 P: 14	R: 0 E: 0 K: 0 S: 8	H: 0 LOB: 0 BB: 0 P: 13	R: 0 E: 0 K: 0 S: 7	H: 0 LOB: 1 BB: 1 P: 17	R: 1 E: 0 K: 0 S: 9	H: 3 LOB: 2 BB: 0 P: 12	R: 2 E: 1 K: 1 S: 13	H: 1 LOB: 0 BB: 0 P: 24	R: 0 E: 0 K: 2 S: 10	H: 0 LOB: 0 BB: 0 P: 15	R: 0 E: 0 K: 1 S: 11	H: 1 LOB: 1 BB: 0 P: 16	R: 1 E: 1 K: 0 S: 13	H: 1 LOB: 1 BB: 0 P: 20	R: 0 E: 0 K: 1 S: 7	H: 0 LOB: 1 BB: 0 P: 15	1B: 3 2B: 2 3B: 0 HR: 2	SF: 0 SAC: 0 DP: 0 HBP: 1	WP: 1 PB: 0 SB: 2 CS: 0	PA: 38
PITCHER Mark Gubicza, R ERA: 2.65 Steve Farr, R ERA: 2.19	IP 8.0	WLS 34	H 7	R 5	ER 2	SO 4	BB 1	IBB 0	HBP 0	BLK 0	WP 1	HR 2	S 78	P 131	ERA 2.25	WHIP 1.000						
	IP 1.0	WLS 4	H 0	R 0	ER 0	SO 1	BB 0	IBB 0	HBP 1	BLK 0	WP 0	HR 0	S 7	P 15	ERA 0.00	WHIP 0.000						

New York Yankees @ Kansas City Royals
Royals Stadium, Kansas City, MO
 Thu Jul 21 1988, 8:05 PM EDT
 Att. 41,040 - Unknown - 85 F

AB	36
R	5
H	7
RBI	4
BB	1
SO	5
LOB	10



Batter	1	2	3	4	5	6	7	8	9	AB R H RBI BB SO LOB
--------	---	---	---	---	---	---	---	---	---	----------------------

Willie Wilson, S <small>OBP: 0.293, SLG: 0.348</small> <small>(1, 8)</small> 										4 0 2 0 1 0 0
Kurt Stillwell, S <small>OBP: 0.326, SLG: 0.427</small> <small>(1, 6)</small> 										5 1 2 2 0 0 2
Kevin Seitzer, R <small>OBP: 0.388, SLG: 0.433</small> <small>(1, 5)</small> 										4 1 1 0 0 1 1
George Brett, L <small>OBP: 0.405, SLG: 0.546</small> <small>(1, 3)</small> 										4 1 1 2 0 0 1
Danny Tartabull, R <small>OBP: 0.373, SLG: 0.505</small> <small>(1, 9)</small> 										4 0 1 0 0 1 0
Frank White, R <small>OBP: 0.297, SLG: 0.381</small> <small>(1, 4)</small> 										4 1 2 0 0 0 1
Bo Jackson, R <small>OBP: 0.296, SLG: 0.456</small> <small>(1, 7)</small> 										4 0 0 0 0 1 2
Bill Buckner, L <small>OBP: 0.274, SLG: 0.330</small> Nick Capra, R <small>OBP: 0.273, SLG: 0.111</small> <small>(9, PR)</small> 										4 0 1 1 0 0 1 0 1 0 0 0 0 0
Mike Macfarlane, R <small>OBP: 0.332, SLG: 0.394</small> Pat Tabler, R <small>OBP: 0.329, SLG: 0.328</small> <small>(9, PH)</small> 										3 0 0 0 0 1 1 1 1 0 0 0 0 0

Inning Stats	R: 0 H: 1 E: 0 K: 0 S: 6	H: 1 LOB: 1 BB: 0 P: 8	R: 0 H: 0 E: 0 K: 0 S: 6	L: 0 LOB: 0 BB: 0 P: 8	R: 0 H: 1 E: 0 K: 0 S: 11	H: 1 LOB: 1 BB: 0 P: 17	R: 0 H: 0 E: 0 K: 0 S: 7	H: 0 LOB: 0 BB: 0 P: 10	R: 0 H: 1 E: 0 K: 1 S: 9	H: 1 LOB: 1 BB: 0 P: 16	R: 2 H: 3 E: 0 K: 0 S: 14	H: 3 LOB: 1 BB: 0 P: 24	R: 0 H: 0 E: 0 K: 1 S: 7	H: 0 LOB: 0 BB: 0 P: 11	R: 1 H: 1 E: 0 K: 1 S: 9	H: 1 LOB: 0 BB: 0 P: 13	R: 3 H: 3 E: 1 K: 1 S: 20	H: 3 LOB: 3 BB: 1 P: 32	1B: 4 2B: 4 3B: 0 HR: 2	SF: 0 SAC: 0 DP: 0 HBP: 0
--------------	--------------------------	------------------------	--------------------------	------------------------	---------------------------	-------------------------	--------------------------	-------------------------	--------------------------	-------------------------	---------------------------	-------------------------	--------------------------	-------------------------	--------------------------	-------------------------	---------------------------	-------------------------	-------------------------	---------------------------

PITCHER	IP	WLS	BF	H	R	ER	SO	BB	IBB	HBP	BLK	WP	HR	S	P	ERA	WHIP
Rick Rhoden, R <small>ERA: 4.28</small>	(1, 1)	7.0	27	6	2	2	2	0	0	0	0	1	1	60	94	2.57	0.857
Tim Stoddard, R <small>ERA: 5.98</small>	(8, 1)	1.2	8	3	3	2	2	0	0	0	0	0	1	25	36	10.80	1.800
Cecilio Guante, R <small>ERA: 2.48</small>	(9, 1)	0.0	L 3	1	1	0	0	1	0	0	0	0	0	4	9	∞	∞

BOTTOM

New York Yankees @ Kansas City Royals
Royals Stadium, Kansas City, MO
 Thu Jul 21 1988, 8:05 PM EDT
 Att: 41,040 - Unknown - 85 F

livebaseballscorecards.com

AB	37
R	6
H	10
RBI	5
BB	1
SO	4
LOB	9



WP	1	PA	38
PB	0		
SB	0		
CS	0		

BOTTOM

New York Yankees @ Kansas City Royals
Royals Stadium, Kansas City, MO

Fri Jul 22 1988, 8:05 PM EDT
Att: 40,011 - Unknown - 85 F

livebaseballscorecards.com

AB	42
R	8
H	15
RBI	8
BB	1
SO	5
LOB	16



WP:	0	PA:	43
PB:	0		
SB:	0		
CS:	0		

AB R H RBI BB SO LOB

5	1	1	1	0	1	1
5	0	1	0	0	1	3
5	0	2	2	0	1	1
5	1	2	0	0	0	2
5	2	2	1	0	1	1
4	1	2	1	1	0	0
0	0	0	0	0	0	0
5	1	2	0	0	1	2
4	1	2	3	0	0	3
3	1	1	0	0	0	3
1	0	0	0	0	0	0
0	0	0	0	0	0	0

Batter	1	2	3	4	5	6	7	8	9
Willie Wilson, S OBP: 0.292, SLG: 0.346 (1, 8)	1-1 F8	2-3 K		2-0 2B 1B		1-2 5-3		0-0 G3	
Kurt Stillwell, S OBP: 0.324, SLG: 0.424 (1, 6)	1-0 5-3	0-1 F7		2-3 K		1-0 G3		0-0 1B	
Kevin Seitzer, R OBP: 0.388, SLG: 0.435 (1, 5)	1-2 1-3		2-2 5-3	1-0 2B		2-1 1B		2-3 K	
George Brett, L OBP: 0.405, SLG: 0.544 (1, 3)		3-2 1B 1B	1-1 F7	1-1 F8		0-0 P6		2-1 G6-4-3 1B	
Danny Tartabull, R OBP: 0.374, SLG: 0.513 (1, 9)		0-0 1B 1B 2B 1B	1-2 HR		1-0 F3		1-3 K	0-0 G6-4-3	
Frank White, R OBP: 0.301, SLG: 0.382 (1, 4)		0-0 1B 2B 1B	2-2 G6-3		3-2 E 1B		3-1 6-3	4-0 BB	
Nick Capra, R OBP: 0.273, SLG: 0.111 (9, PR)		1-2 2B 1B							
Bo Jackson, R OBP: 0.298, SLG: 0.455 (1, 7)		0-0 2B 1B		0-0 4-3	2-2 E5 FC6-4		2-2 1B	3-3 K	
Pat Tabler, R OBP: 0.331, SLG: 0.335 (1, 10)		2-0 F9 2B		1-0 1B 1B	1-2 F9		1-2 5-3		
Mike Macfarlane, R OBP: 0.332, SLG: 0.393 (1, 2)		1-1 F9 2B		3-2 1B 1B	2-1 FC6-4			1-1 L7	
Bill Buckner, L OBP: 0.273, SLG: 0.328 (8, PH)				1-3 2B 1B					
Jamie Quirk, L OBP: 0.274, SLG: 0.327 (9, 2)									

Inning Stats	R: 0	H: 0	LOB: 0	BB: 0	P: 9	R: 4	H: 5	LOB: 1	BB: 0	P: 25	R: 1	H: 1	LOB: 0	BB: 0	P: 17	R: 3	H: 4	LOB: 1	BB: 0	P: 24	R: 0	H: 1	LOB: 2	BB: 0	P: 21	R: 0	H: 1	LOB: 1	BB: 0	P: 11	R: 0	H: 1	LOB: 1	BB: 0	P: 21	R: 0	H: 1	LOB: 1	BB: 0	P: 10	R: 0	H: 1	LOB: 1	BB: 1	P: 15	1B: 12	SF: 0	2B: 2	SAC: 0	3B: 0	DP: 1	HR: 1	HBP: 0	WP: 0	PA: 43
--------------	------	------	--------	-------	------	------	------	--------	-------	-------	------	------	--------	-------	-------	------	------	--------	-------	-------	------	------	--------	-------	-------	------	------	--------	-------	-------	------	------	--------	-------	-------	------	------	--------	-------	-------	------	------	--------	-------	-------	--------	-------	-------	--------	-------	-------	-------	--------	-------	--------

PITCHER	IP	WLS	BF	H	R	ER	SO	BB	IBB	HBP	BLK	WP	HR	S	P	ERA	WHIP
Tommy John, L ERA: 3.76 (1, 1)	1.0		8	5	4	4	0	0	0	0	0	0	0	16	24	36.00	5.000
Neil Allen, R ERA: 3.29 (2, 1)	4.0	W	19	6	4	4	2	0	0	0	0	0	1	44	72	9.00	1.500
Steve Shields, R ERA: 3.46 (6, 1)	3.0		12	3	0	0	2	0	0	0	0	0	0	28	42	0.00	1.000
Dave Righetti, L ERA: 3.63 (9, 1)	1.0	S	4	1	0	0	1	1	0	0	0	0	0	6	15	0.00	2.000

New York Yankees @ Kansas City Royals
 Royals Stadium, Kansas City, MO
 Sat Jul 23 1988, 8:05 PM EDT
 Att: 41,377 - Unknown

AB	36
R	5
H	9
RBI	5
BB	5
SO	5
LOB	17



Batter	1	2	3	4	5	6	7	8	9	AB R H RBI BB SO LOB	TOP																	
Rickey Henderson, R OBP: 0.403, SLG: 0.439 (1, 7) X	0-0 S BB HR 1B	1-2 S 1B		0-0 5-3		3-3 K			4-0 2B BB	4 1 2 0 1 1 1																		
Willie Randolph, R OBP: 0.331, SLG: 0.304 (1, 4) SAFE	4-1 S HR BB	4-2 1-3 BB		1-2 L3			3-2 FC3-6 1B		1-2 2B 1-3	3 1 2 0 2 0 0																		
Don Mattingly, L OBP: 0.378, SLG: 0.484 (1, 3) C X	0-1 F7	3-2 4-3			0-0 G3		1-1 FC3-6 1-2f		4-0 IBB	4 0 0 0 1 0 5																		
Jack Clark, R OBP: 0.392, SLG: 0.457 (1, 10) B B B	4-0 HR 1-2 2-3 BB		2-1 F8		0-2 F9		1-1 FC1-4-6 FC4-6 1-2f		1-3 K	4 1 0 0 1 1 4																		
Dave Winfield, R OBP: 0.425, SLG: 0.578 (1, 9) B C X	1-1 HR 1-H 2-H 3-H		3-1 HR		3-2 2B		2-2 FC4-6 1-2f		2-3 K	5 2 3 5 0 1 4																		
Gary Ward, R OBP: 0.294, SLG: 0.272 (1, 8) F X	0-1 F7		1-0 L3		0-0 P4			0-1 F7		4 0 0 0 0 0 1																		
Luis Aguayo, R OBP: 0.349, SLG: 0.377 (1, 6) B S S	1-3 K		1-1 1B		2-2 5-3			1-1 L5		4 0 1 0 0 1 0																		
Don Slaught, R OBP: 0.393, SLG: 0.542 (1, 2) B B B		2-2 6-3	2-2 5-3		0-0 1B			3-2 5-3		4 0 1 0 0 0 1																		
Randy Velarde, R OBP: 0.258, SLG: 0.393 (1, 5) C X		0-1 P4		2-3 K		2-2 F7		0-0 4-3		2 0 0 0 0 1 0 2 0 0 0 0 0 1																		
Mike Pagliarulo, L OBP: 0.286, SLG: 0.372 (6, PH) (6, 5)																												
Inning Stats	R: 4 E: 0 K: 1 S: 11	H: 2 LOB: 0 BB: 2 P: 21	R: 0 E: 0 K: 0 S: 15	H: 1 LOB: 2 BB: 1 P: 25	R: 1 E: 0 K: 0 S: 11	H: 2 LOB: 1 BB: 0 P: 20	R: 0 E: 0 K: 1 S: 7	H: 0 LOB: 0 BB: 0 P: 10	R: 0 E: 0 K: 1 S: 12	H: 1 LOB: 1 BB: 0 P: 19	R: 0 E: 0 K: 0 S: 11	H: 1 LOB: 1 BB: 0 P: 18	R: 0 E: 0 K: 0 S: 7	H: 0 LOB: 0 BB: 0 P: 11	R: 0 E: 0 K: 2 S: 12	H: 1 LOB: 3 BB: 2 P: 24	1B: 5 2B: 2 3B: 0 HR: 2	SF: 0 SAC: 0 DP: 0 HBP: 0	WP: 0 PB: 0 SB: 4 CS: 0	PA: 41								
PITCHER	IP WLS BF H R ER SO BB IBB HBP BLK WP HR S P ERA WHIP																											
Floyd Bannister, L ERA: 4.91 (1, 1)	3.0		17	5	5	5	1	3	0	0	0	0	2	37	66	15.00	2.667											
Rick Anderson, R ERA: 3.56 (4, 1)	5.0	W	18	3	0	0	2	0	0	0	0	0	0	46	70	0.00	0.600											
Steve Farr, R ERA: 2.15 (9, 1)	1.0	S	6	1	0	0	2	1	1	0	0	0	0	12	24	0.00	2.000											

Batter	1	2	3	4	5	6	7	8	9	AB R H RBI BB SO LOB	TOP											
Rickey Henderson, R OBP: 0.400, SLG: 0.435 (1, 8) (6, 7)										5 1 1 1 0 2 2												
Don Mattingly, L OBP: 0.381, SLG: 0.489 (1, 7) (6, 3)										5 2 3 0 0 0 1												
Dave Winfield, R OBP: 0.422, SLG: 0.572 (1, 9)										5 2 1 1 0 1 1												
Ken Phelps, L OBP: 0.436, SLG: 0.546 (1, 10)										5 1 1 0 1 0 3												
Jack Clark, R OBP: 0.399, SLG: 0.476 Gary Ward, R OBP: 0.292, SLG: 0.270 (1, 3) (6, 8)										3 2 3 4 1 0 0 1 0 0 0 0 0 0												
Mike Pagliarulo, L OBP: 0.286, SLG: 0.370 Randy Velarde, R OBP: 0.242, SLG: 0.367 (1, 5) (5, 5)										2 1 0 0 1 0 3 2 0 0 0 0 0 0												
Luis Aguayo, R OBP: 0.351, SLG: 0.378 (1, 4)										5 1 2 1 0 2 1												
Joel Skinner, R OBP: 0.260, SLG: 0.339 (1, 2)										4 0 1 1 0 0 1												
Rafael Santana, R OBP: 0.292, SLG: 0.307 (1, 6)										4 0 0 1 0 1 3												
Inning Stats	R: 7 E: 1 K: 0 S: 17	H: 5 LOB: 1 BB: 2 P: 31	R: 0 E: 0 K: 0 S: 6	H: 0 LOB: 1 BB: 1 P: 14	R: 0 E: 0 K: 2 S: 13	H: 1 LOB: 1 BB: 0 P: 18	R: 0 E: 0 K: 0 S: 10	H: 2 LOB: 2 BB: 0 P: 12	R: 0 E: 0 K: 0 S: 8	H: 0 LOB: 0 BB: 0 P: 12	R: 3 E: 0 K: 0 S: 10	H: 3 LOB: 0 BB: 0 P: 17	R: 0 E: 0 K: 1 S: 10	H: 0 LOB: 0 BB: 0 P: 14	R: 0 E: 0 K: 2 S: 12	H: 1 LOB: 0 BB: 0 P: 21	R: 0 E: 2 K: 1 S: 9	H: 0 LOB: 1 BB: 0 P: 12	1B: 8 2B: 3 3B: 0 HR: 1	SF: 0 SAC: 0 DP: 0 HBP: 0	WP: 1 PB: 1 SB: 0 CS: 0	PA: 44
PITCHER Bret Saberhagen, R ERA: 3.98 Jeff Montgomery, R ERA: 2.52	IP WLS BF H R ER SO BB IBB HBP BLK WP HR S P ERA WHIP	(1, 1) 6.0 L 33 11 10 8 2 2 1 0 0 0 1 64 104 12.00 2.167	(7, 1) 3.0 11 1 0 0 4 0 0 0 0 1 0 31 47 0.00 0.333	PITCHER IP WLS BF H R ER SO BB IBB HBP BLK WP HR S P ERA WHIP	(1, 1) 6.0 L 33 11 10 8 2 2 1 0 0 0 1 64 104 12.00 2.167	(7, 1) 3.0 11 1 0 0 4 0 0 0 0 1 0 31 47 0.00 0.333																

New York Yankees @ Kansas City Royals
 Royals Stadium, Kansas City, MO
 Sun Jul 24 1988, 4:33 AM EDT
 Att. 38,591 - Sunny - 91 F

AB	41
R	10
H	12
RBI	9
BB	3
SO	6
LOB	15



1B	8	SF	0
2B	3	SAC	0
3B	0	DP	0
HR	1	HBP	0

Batter	1	2	3	4	5	6	7	8	9	AB	R	H	RBI	BB	SO	LOB
Willie Wilson, S OBP: 0.293, SLG: 0.347 (1, 8)	L9		3B 2B	1B 1B	IBB		L3			4	2	2	1	1	0	1
Bill Pecota, R OBP: 0.179, SLG: 0.246 (1, 6)	L9		1B 3B	K	P3			G6-3		5	1	1	1	0	1	5
Kevin Seitzer, R OBP: 0.389, SLG: 0.436 (1, 5)	P3		1B 1B	1B 3B	K			1-3		4	1	1	1	1	1	3
George Brett, L OBP: 0.407, SLG: 0.559 (1, 3)		E3 SF8	1B	1B	3B 1B		2B	1B		2	1	1	0	0	0	0
Bill Buckner, L OBP: 0.263, SLG: 0.343 (4, 3)			1B	1B	3B 1B					3	1	3	2	0	0	0
Danny Tartabull, R OBP: 0.373, SLG: 0.513 (1, 9)		SF8 1B	G4-6-3 BB	G4-6-3 BB	1B 3B		6-3	L8		4	0	2	2	1	0	2
Frank White, R OBP: 0.300, SLG: 0.380 (1, 4)			G4-6-3	F9			K			4	0	1	0	1	1	4
Bo Jackson, R OBP: 0.305, SLG: 0.474 (1, 7)		SF8		1B 1B	SH1-4 2B		6-3			4	1	2	1	0	0	2
Pat Tabler, R OBP: 0.329, SLG: 0.332 (1, 10)		P4		1B 1B	SH1-4 1B		6-3			5	1	2	0	0	0	3
Larry Owen, R OBP: 0.143, SLG: 0.143 (1, 2)		5-3		L9	SH1-4		L3 1B			4	0	1	0	0	0	5

Inning Stats	R: 0	H: 0	E: 0	K: 0	S: 6	R: 1	H: 1	E: 1	K: 0	S: 10	R: 2	H: 4	E: 0	K: 0	S: 13	R: 5	H: 5	E: 0	K: 1	S: 20	R: 0	H: 2	E: 0	K: 1	S: 11	R: 0	H: 1	E: 0	K: 0	S: 8	R: 0	H: 1	E: 0	K: 0	S: 4	R: 0	H: 1	E: 0	K: 0	S: 9	R: 0	H: 1	E: 0	K: 0	S: 9	R: 0	H: 1	E: 0	K: 0	S: 9	1B: 10	SF: 1	2B: 5	SAC: 1	3B: 2	DP: 2	HR: 0	HBP: 0	WP: 0	PA: 45
--------------	------	------	------	------	------	------	------	------	------	-------	------	------	------	------	-------	------	------	------	------	-------	------	------	------	------	-------	------	------	------	------	------	------	------	------	------	------	------	------	------	------	------	------	------	------	------	------	------	------	------	------	------	--------	-------	-------	--------	-------	-------	-------	--------	-------	--------

PITCHER	IP	WLS	BF	H	R	ER	SO	BB	IBB	HBP	BLK	WP	HR	S	P	ERA	WHIP
Richard Dotson, R ERA: 4.54 (1, 1)	3.2		21	8	7	6	1	3	0	0	0	0	0	40	69	14.73	3.000
Neil Allen, R ERA: 3.22 (4, 1)	4.0	W	18	6	1	1	2	0	1	0	0	0	0	37	62	2.25	1.500
Dave Righetti, L ERA: 3.69 (8, 1)	1.1	S	6	2	0	0	0	0	0	0	0	0	0	13	21	0.00	1.500

BOTTOM

New York Yankees @ Kansas City Royals
Royals Stadium, Kansas City, MO

Sun Jul 24 1988, 4:33 AM EDT
Att: 38,591 - Sunny - 91 F

livebaseballscorecards.com

AB	39
R	8
H	16
RBI	8
BB	4
SO	3
LOB	25



Batter	1	2	3	4	5	6	7	8	9	10	AB R H RBI BB SO LOB	TOP												
Willie Wilson, S (1, 8) OBP: 0.292, SLG: 0.346	0-0 WP S G6-3 1B		0-3 K			1-1 G6-3			0-2 G3		4 1 1 0 0 1 0	Kansas City Royals @ Detroit Tigers Tiger Stadium, Detroit, MI Tue Jul 26 1988, 7:05 PM EDT Att. 27,255 - Unknown - 82 F												
Kurt Stillwell, S (1, 6) OBP: 0.325, SLG: 0.426	3-2 G6-3 1-H			1-1 G6-3		2-1 F7			0-2 1B 1B	4 0 1 1 0 0 0														
Kevin Seitzer, R (1, 5) OBP: 0.390, SLG: 0.437	2-1 L4			0-1 F8 BB 1B		2-2 G3			0-1 1-2 1B	4 0 2 0 0 0 0														
George Brett, L (1, 10) OBP: 0.405, SLG: 0.555	2-3 K			4-2 1-2 BB		2-1 F8			1-3 K	3 0 0 0 1 2 2														
Danny Tartabull, R (1, 9) OBP: 0.369, SLG: 0.506		2-3 K		0-0 F8 2-3		2-3 K			2-2 G1-3	4 0 0 0 0 2 4														
Frank White, R (1, 4) OBP: 0.297, SLG: 0.375		1-2 G4-3		1-3 K		2-2 G6-3			3-1 G5-3	4 0 0 0 0 1 2														
Bo Jackson, R (1, 7) OBP: 0.300, SLG: 0.467		3-3 K			0-3 K				0-0 G6-3	4 0 0 0 0 3 0														
Bill Buckner, L (1, 3) OBP: 0.282, SLG: 0.342 Bill Pecota, R (10, PR) OBP: 0.179, SLG: 0.246			1-1 P2		0-0 P5				2-2 G6-3	4 0 1 0 0 0 0 0 0 0 0 0 0 0														
Larry Owen, R (1, 2) OBP: 0.100, SLG: 0.100 Pat Tabler, R (10, PH) OBP: 0.328, SLG: 0.331 Jamie Quirk, L (10, 2) OBP: 0.274, SLG: 0.327			0-0 P4		2-1 F8				1-3 K	3 0 0 0 0 1 0 1 0 0 0 0 0 1 0 0 0 0 0 0 0														
Inning Stats	R: 1 E: 0 K: 1 S: 10	H: 1 LOB: 0 BB: 0 P: 17	R: 0 E: 0 K: 2 S: 10	H: 0 LOB: 0 BB: 0 P: 16	R: 0 E: 0 K: 1 S: 6	H: 0 LOB: 0 BB: 0 P: 7	R: 0 E: 0 K: 1 S: 11	H: 1 LOB: 2 BB: 1 P: 17	R: 0 E: 0 K: 1 S: 6	H: 0 LOB: 0 BB: 0 P: 8	R: 0 E: 0 K: 0 S: 8		H: 0 LOB: 0 BB: 0 P: 13	R: 0 E: 0 K: 1 S: 12	H: 0 LOB: 0 BB: 0 P: 16	R: 0 E: 0 K: 1 S: 16	H: 2 LOB: 2 BB: 0 P: 19	R: 0 E: 0 K: 0 S: 7	H: 1 LOB: 1 BB: 0 P: 10	1B: 5 2B: 0 3B: 0 HR: 0	SF: 0 SAC: 0 DP: 0 HBP: 0	WP: 1 PB: 0 SB: 1 CS: 0	PA: 36	
PITCHER	IP WLS BF H R ER SO BB IBB HBP BLK WP HR S P ERA WHIP																							
Jack Morris, R (1, 1) ERA: 5.04	9.0																							
Mike Henneman, R (10, 1) ERA: 2.28	1.0	W 4	H 1	R 0	ER 0	SO 0	BB 0	IBB 0	HBP 0	BLK 0	WP 0	HR 0	S 7	P 10	0.00	1.000								

livebaseballscorecards.com

AB 35
R 1
H 5
RBI 1
BB 1
SO 10
LOB 9



Batter	1	2	3	4	5	6	7	8	9	10	AB R H RBI BB SO LOB
Gary Pettis, S (1, 8) OBP: 0.300, SLG: 0.289 Dave Bergman, L (10, PH) OBP: 0.434, SLG: 0.479	1-3 K		0-0 G5-3		2-1 F8			2-1 G4-3		4-0 2B IBB	4 0 0 0 0 1 2 0 0 0 0 1 0 0
Lou Whitaker, L (1, 4) OBP: 0.376, SLG: 0.412	4-1 BB		3-1 G3-1			1-1 F7		2-1 F7		1-0 2B	4 0 1 1 1 0 0
Luis Salazar, R (1, 7) OBP: 0.323, SLG: 0.439	1-0 F9			0-1 G5-4-3 1B		3-3 K		0-0 G5-3			4 0 1 0 0 1 1
Alan Trammell, R (1, 6) OBP: 0.379, SLG: 0.485	3-3 K			2-2 G5-4-3 1-2f		1-1 G4-3			2-1 G6-3		4 0 0 0 0 1 2
Chet Lemon, R (1, 9) OBP: 0.348, SLG: 0.444		4-0 E BB		2-2 F8			2-0 F8		1-1 HR		3 1 1 1 1 0 0
Larry Herndon, R (1, 10) OBP: 0.326, SLG: 0.361		3-3 K 1-2			0-0 G6-3		1-3 K		2-3 K		4 0 0 0 0 3 1
Ray Knight, R (1, 3) OBP: 0.296, SLG: 0.326		3-2 F8			0-1 P3		1-2 1B 1B		0-1 G1-3		4 0 1 0 0 0 1
Tom Brookens, R (1, 5) OBP: 0.343, SLG: 0.379 Pat Sheridan, L (10, PH) OBP: 0.357, SLG: 0.497		2-3 K			4-1 BB BB		3-2 FC5-4 1B		4-1 SH3 2B BB		2 0 1 0 1 1 1 0 1 0 0 1 0 0
Mike Heath, R (1, 2) OBP: 0.336, SLG: 0.419			2-2 G6-3		4-0 BB		0-0 FC5-4 1-2f		1-1 SH3 1-2		2 0 0 0 1 0 2

Inning Stats	R: 0	H: 0	E: 0	K: 2	S: 9	R: 0	H: 0	E: 1	K: 2	S: 11	R: 0	H: 0	E: 0	K: 0	S: 6	R: 0	H: 1	E: 0	K: 0	S: 8	R: 0	H: 0	E: 0	K: 0	S: 6	R: 0	H: 2	E: 0	K: 1	S: 11	R: 0	H: 0	E: 0	K: 0	S: 5	R: 1	H: 1	E: 0	K: 1	S: 10	R: 1	H: 1	E: 0	K: 0	S: 4	1B: 3	SF: 0	2B: 1	3B: 0	HR: 1	WP: 0	PA: 38											
Charlie Leibrandt, L (1, 1) ERA: 3.59 Jeff Montgomery, R (10, 1) ERA: 2.75	IP	WLS	BF	H	R	ER	SO	BB	IBB	HBP	BLK	WP	HR	S	P	ERA	WHIP																			IP	WLS	BF	H	R	ER	SO	BB	IBB	HBP	BLK	WP	HR	S	P	ERA	WHIP											
	9.0		34	4	1	1	7	4	0	0	0	0	1	73	134	1.00	0.889																			0.1	L	4	1	1	1	0	1	1	0	0	0	0	0	4	14	27.00	6.000										


BOTTOM

Kansas City Royals @ Detroit Tigers
Tiger Stadium, Detroit, MI

Tue Jul 26 1988, 7:05 PM EDT
Att. 27,255 - Unknown - 82 F

livebaseballscorecards.com

AB	31
R	2
H	5
RBI	2
BB	6
SO	7
LOB	10



Batter	1	2	3	4	5	6	7	8	9	AB R H RBI BB SO LOB	TOP
Willie Wilson, S (1, 8) OBP: 0.290, SLG: 0.343	2-0 P6		1-2 G6-3		2-2 FC4-6		1-0 L7			4 0 0 0 0 0 1	
Kurt Stillwell, S (1, 6) OBP: 0.327, SLG: 0.427	1-0 3B 1B		1-1 1B		2-2 G6-3			0-1 P6		4 1 2 0 0 0 1	
Kevin Seitzer, R (1, 5) OBP: 0.389, SLG: 0.435	0-2 P3		1-1 G4-3			1-0 2B 1B		0-0 L1		4 0 1 0 0 0 2	
George Brett, L (1, 10) OBP: 0.408, SLG: 0.565	1-0 1-H 3B			2-1 F9		2-1 2B		3-2 1B		4 0 3 1 0 0 0	
Danny Tartabull, R (1, 9) OBP: 0.365, SLG: 0.500	1-1 G5-3			0-0 G6-3		1-3 K		0-3 K		4 0 0 0 0 2 4	
Frank White, R (1, 4) OBP: 0.299, SLG: 0.377		0-1 CS 1B		0-1 1B		0-0 L7		0-1 G5-3		4 0 2 0 0 0 2	
Bo Jackson, R (1, 7) OBP: 0.296, SLG: 0.459		3-3 K 1-2		1-1 G5-3		3-2 G5-3		1-3 K		4 0 0 0 0 2 4	
Bill Buckner, L (1, 3) OBP: 0.277, SLG: 0.335		0-1 F8			1-1 F7		0-0 F8		1-0 G4-3	4 0 0 0 0 0 0	
Larry Owen, R (1, 2) OBP: 0.167, SLG: 0.167			1-1 F7			0-1 FC4-6 1B		2-3 K		2 0 1 0 0 0 0	
Jamie Quirk, L (7, PH) OBP: 0.272, SLG: 0.324										1 0 0 0 0 1 0	
Inning Stats	R: 1 H: 2 E: 0 LOB: 1 K: 0 BB: 0 S: 8 P: 13	R: 0 H: 1 E: 0 LOB: 0 K: 1 BB: 0 S: 7 P: 10	R: 0 H: 1 E: 0 LOB: 1 K: 0 BB: 0 S: 9 P: 13	R: 0 H: 1 E: 0 LOB: 1 K: 0 BB: 0 S: 7 P: 10	R: 0 H: 1 E: 0 LOB: 1 K: 0 BB: 0 S: 11 P: 16	R: 0 H: 2 E: 0 LOB: 2 K: 1 BB: 0 S: 10 P: 17	R: 0 H: 0 E: 0 LOB: 0 K: 1 BB: 0 S: 5 P: 8	R: 0 H: 1 E: 0 LOB: 1 K: 1 BB: 0 S: 10 P: 13	R: 0 H: 0 E: 0 LOB: 0 K: 1 BB: 0 S: 6 P: 8	1B: 7 SF: 0 2B: 2 SAC: 0 3B: 1 DP: 1 HR: 0 HBP: 0	WP: 0 PA: 35 PB: 0 SB: 0 CS: 1
PITCHER Doyle Alexander, R (1, 1) ERA: 3.58 Mike Henneman, R (8, 1) ERA: 2.22	IP WLS BF H R ER SO BB IBB HBP BLK WP HR S P ERA WHIP	7.2 W 31 9 1 1 3 0 0 0 0 0 0 0 64 97 1.17 1.174	1.1 S 4 0 0 0 2 0 0 0 0 0 0 0 9 11 0.00 0.000	PITCHER IP WLS BF H R ER SO BB IBB HBP BLK WP HR S P ERA WHIP							

Kansas City Royals @ Detroit Tigers
 Tiger Stadium, Detroit, MI
 Wed Jul 27 1988, 7:05 PM EDT
 Att. 26,288 - Unknown - 85 F

livebaseballscorecards.com

AB	35
R	1
H	9
RBI	1
BB	0
SO	5
LOB	14



Batter	1	2	3	4	5	6	7	8	9	AB R H RBI BB SO LOB	TOP	
Willie Wilson, S (1, 8) OBP: 0.287, SLG: 0.339	1-2 L8		3-2 F7		0-0 F8			3-3 K		4 0 0 0 0 1 1		
Kurt Stillwell, S (1, 6) OBP: 0.326, SLG: 0.424	4-0 G6-3 BB		1-2 FC3-6 FC6-4		1-0 F8			2-1 G4-3		3 0 0 0 1 0 1		
Kevin Seitzer, R (1, 5) OBP: 0.385, SLG: 0.430	3-2 G6-3		0-2 FC6-4		1-2 G6-3			0-1 G4-3		4 0 0 0 0 0 2		
George Brett, L (1, 10) OBP: 0.409, SLG: 0.562	4-0 IBB			4-0 WP 1B G3-1 BB		1-0 F9		3-1 G4-3		2 1 0 0 2 0 0		
Frank White, R (1, 4) OBP: 0.299, SLG: 0.375	0-0 F7			2-1 G3-1 WP 1-2 1B		0-0 G5-3		1-0 F8		4 0 1 0 0 0 2		
Danny Tartabull, R (1, 9) OBP: 0.362, SLG: 0.495		0-3 K		2-3 K			0-1 F9			3 0 0 0 0 2 2		
Bill Buckner, L (1, 3) OBP: 0.274, SLG: 0.330		0-1 F8		2-2 G3-1			1-0 F9			3 0 0 1 0 0 1		
Bo Jackson, R (1, 7) OBP: 0.292, SLG: 0.454		0-0 G1-3		2-3 3-H 0-1 B1-3			2-2 G1-3			3 0 0 0 0 0 1		
Larry Owen, R (1, 2) OBP: 0.214, SLG: 0.154			2-1 FC3-6 HBP		2-1 G4-3			0-0 G3-1		1 0 0 0 0 0 0		
Jamie Quirk, L (8, PH) OBP: 0.270, SLG: 0.320 (8, 2)										1 0 0 0 0 0 0		
Inning Stats	R: 0 H: 0 E: 0 LOB: 2 K: 0 BB: 2 S: 9 P: 21	R: 0 H: 0 E: 0 LOB: 0 K: 1 BB: 0 S: 6 P: 6	R: 0 H: 0 E: 0 LOB: 1 K: 0 BB: 0 S: 12 P: 18	R: 1 H: 1 E: 0 LOB: 1 K: 1 BB: 1 S: 12 P: 22	R: 0 H: 0 E: 0 LOB: 0 K: 0 BB: 0 S: 4 P: 7	R: 0 H: 0 E: 0 LOB: 0 K: 0 BB: 0 S: 5 P: 7	R: 0 H: 0 E: 0 LOB: 0 K: 0 BB: 0 S: 6 P: 9	R: 0 H: 0 E: 0 LOB: 0 K: 1 BB: 0 S: 6 P: 11	R: 0 H: 0 E: 0 LOB: 0 K: 0 BB: 0 S: 5 P: 9	1B: 1 SF: 0 2B: 0 SAC: 0 3B: 0 DP: 0 HR: 0 HBP: 1	WP: 1 PA: 32 PB: 0 SB: 0 CS: 0	
PITCHER Jeff Robinson, R (1, 1) ERA: 2.86	IP WLS BF H R ER SO BB IBB HBP BLK WP HR S P ERA WHIP	9.0 W 32 1 1 1 3 2 1 1 0 1 0 65 110 1.00 0.333										

Kansas City Royals @ Detroit Tigers
 Tiger Stadium, Detroit, MI
 Thu Jul 28 1988, 7:05 PM EDT
 Att. 27,781 - Unknown - 95 F

livebaseballscorecards.com

AB	28
R	1
H	1
RBI	1
BB	3
SO	3
LOB	10



Batter	1	2	3	4	5	6	7	8	9
Gary Pettis, S (1, 8) OBP: 0.298, SLG: 0.286	2-2 G4-3	0-0 F8		0-1 1B	1-2 FC6-4		1-1 G5-3		
Lou Whitaker, L (1, 4) OBP: 0.378, SLG: 0.419 Jim Walewander, S (9, 4) OBP: 0.261, SLG: 0.284	0-2 G4-3		3-1 F8	1-0 P4		0-0 F8		3-3 K	
Pat Sheridan, L (1, 7) OBP: 0.352, SLG: 0.485	1-1 F8		2-2 F7	1-0 1B		0-2 L8		2-2 P6	
Alan Trammell, R (1, 6) OBP: 0.378, SLG: 0.479		2-0 1B	4-2 1B	1-0 L7		3-1 P6		2-1 F9	
Dave Bergman, L (1, 3) OBP: 0.427, SLG: 0.469 Ray Knight, R (7, PH) OBP: 0.295, SLG: 0.324		0-1 F9	0-0 1B		2-1 F8		1-2 E5		
Chet Lemon, R (1, 9) OBP: 0.346, SLG: 0.440		3-2 SF9	2-0 1B		0-0 G6-3		0-0 E5		
Darrell Evans, L (1, 10) OBP: 0.330, SLG: 0.369		4-0 1B	0-1 G4-3		1-0 3B		1-3 K		
Tom Brookens, R (1, 5) OBP: 0.348, SLG: 0.400		1-1 F9		1-0 1B	0-0 1B		1-2 1B		
Matt Nokes, L (1, 2) OBP: 0.285, SLG: 0.394		0-0 1B		0-0 P5	0-0 FC6-4		1-3 K		

Inning Stats	R: 0	H: 0	E: 0	K: 0	S: 8	LOB: 0	BB: 0	P: 11
	R: 2	H: 3	E: 0	K: 0	S: 10	LOB: 2	BB: 1	P: 20
	R: 1	H: 2	E: 0	K: 0	S: 11	LOB: 2	BB: 1	P: 22
	R: 1	H: 3	E: 0	K: 0	S: 7	LOB: 2	BB: 0	P: 11
	R: 2	H: 3	E: 0	K: 0	S: 9	LOB: 1	BB: 0	P: 13
	R: 0	H: 0	E: 0	K: 0	S: 6	LOB: 0	BB: 0	P: 9
	R: 1	H: 1	E: 2	K: 2	S: 15	LOB: 2	BB: 0	P: 20
	R: 0	H: 0	E: 0	K: 1	S: 11	LOB: 0	BB: 0	P: 18

PITCHER	IP	WLS	BF	H	R	ER	SO	BB	IBB	HBP	BLK	WP	HR	S	P	ERA	WHIP
Rick Anderson, R (1, 1) ERA: 4.24	3.2	L	21	8	4	4	0	2	0	0	0	0	0	35	62	9.82	2.727
Ted Power, R (4, 1) ERA: 6.72	2.1		10	3	2	2	0	0	0	0	0	0	0	16	24	7.71	1.286
Jerry Don Gleaton, L (7, 1) ERA: 2.61	1.0		6	1	1	0	2	0	0	0	0	0	0	15	20	0.00	1.000
Steve Farr, R (8, 1) ERA: 2.11	1.0		3	0	0	0	1	0	0	0	0	0	0	11	18	0.00	0.000

BOTTOM


Kansas City Royals @ Detroit Tigers
Tiger Stadium, Detroit, MI

Thu Jul 28 1988, 7:05 PM EDT
Att: 27,781 - Unknown - 95 F

AB	R	H	RBI	BB	SO	LOB
5	0	1	0	0	0	5
5	0	0	0	0	1	2
0	0	0	0	0	0	0
5	0	1	1	0	0	0
4	2	1	0	1	0	2
3	1	2	0	0	0	0
1	1	0	0	0	0	0
3	0	1	2	0	0	1
3	1	1	0	1	1	4
4	2	3	2	0	0	2
4	0	2	2	0	1	3

AB	37
R	7
H	12
RBI	7
BB	2
SO	3
LOB	19

WP: 0 PA: 40
PB: 0
SB: 0
CS: 0



livebaseballscorecards.com

Kansas City Royals @ Baltimore Orioles
Memorial Stadium, Baltimore, MD

Fri Jul 29 1988, 7:05 PM EDT
 Att. 24,795 - Unknown - 93 F

AB	36
R	6
H	9
RBI	5
BB	1
SO	6
LOB	11



WP:	0	PA:	38
PB:	0		
SB:	0		
CS:	0		

Batter	1	2	3	4	5	6	7	8	9	AB	R	H	RBI	BB	SO	LOB
Nick Capra, R (1, 8) OBP: 0.188, SLG: 0.071	2-1 B1-3	2-1 F3		0-1 5-3			1-0 FC4		2-2 6-3	5	0	0	0	0	0	2
Kurt Stillwell, S (1, 6) OBP: 0.325, SLG: 0.420	2-2 F9		1-3 K	0-1 6-3			0-1 FC4-6		1-3 K	5	0	1	0	0	2	1
Kevin Seitzer, R (1, 5) OBP: 0.384, SLG: 0.431	3-1 HR		2-1 5-3		1-2 4-3		2-3 K			4	1	1	0	0	1	2
George Brett, L (1, 3) OBP: 0.408, SLG: 0.566	1-1 HR		1-3 K		0-1 4-3		2-2 FC4-6			4	1	1	2	0	1	2
Frank White, R (1, 4) OBP: 0.301, SLG: 0.380	0-0 E			2-1 HR	1-1 4-3			0-0 F8		4	2	2	0	0	0	0
Danny Tartabull, R (1, 9) OBP: 0.361, SLG: 0.492	1-0 E5			1-1 F7		0-0 6-3		0-0 BB		4	0	1	0	0	0	1
Pat Tabler, R (1, 10) OBP: 0.330, SLG: 0.331	1-3 K			0-0 HR	2-0 4-3		4-0 G4-6-3		1-2 BB	3	1	1	0	1	1	1
Bo Jackson, R (1, 7) OBP: 0.292, SLG: 0.462				0-1 HR		0-0 6-3		0-1 G4-6-3		4	1	1	3	0	0	2
Bill Pecota, R (8, 7) OBP: 0.179, SLG: 0.246				1-H 2-H HR				1-2f		0	0	0	0	0	0	0
Larry Owen, R (1, 2) OBP: 0.278, SLG: 0.188				1-1 5-3			0-1 FC4		1-3 K	3	0	1	0	0	1	0

Inning	1	2	3	4	5	6	7	8	9	1B	2B	3B	HR	SF	SAC	DP	HBP
R	3	0	0	3	0	0	0	0	0	5	2	0	2	0	0	0	0
H	3	0	0	3	0	0	2	1	0	0	0	0	0	0	0	0	0
E	1	0	0	0	0	0	0	0	0	0	0	0	0	0	0	0	0
K	1	0	0	0	2	0	1	0	2	0	0	0	0	0	0	0	0
S	15	5	8	12	7	3	13	4	11	5	2	0	2	0	0	1	1

PITCHER	IP	WLS	BF	H	R	ER	SO	BB	IBB	HBP	BLK	WP	HR	S	P	ERA	WHIP
Jeff Ballard, L (1, 1) ERA: 5.45	3.1	L	18	6	6	5	3	0	0	1	0	0	2	36	60	13.50	1.800
Doug Sisk, R (4, 1) ERA: 2.95	3.2		13	2	0	0	1	0	0	0	0	0	0	27	36	0.00	0.545
Mike Morgan, R (8, 1) ERA: 5.37	2.0		7	1	0	0	2	1	0	0	0	0	0	15	23	0.00	1.000

Batter	1	2	3	4	5	6	7	8	9	AB R H RBI BB SO LOB	TOP		
Willie Wilson, S (1, 8) OBP: 0.286, SLG: 0.337	2-0 F8		1-1 F7	3-2 S 1B		0-1 G3-6-3		0-1 F4		5 0 1 1 0 0 1			
Kurt Stillwell, S (1, 6) OBP: 0.326, SLG: 0.418	2-2 F8		1-1 1B	3-2 F5		2-1 3-1		4-2 CS BB		4 0 1 0 1 0 2			
Kevin Seitzer, R (1, 5) OBP: 0.382, SLG: 0.428	3-2 6-3		3-2 1B		0-1 6-3		0-0 6-3	1-1 CS	3-2 6-3	5 0 1 0 0 0 0			
George Brett, L (1, 3) OBP: 0.410, SLG: 0.572		1-0 HR	0-3 K		4-1 2B HR		1-1 F7		4-0 G4-6-3 BB	3 2 1 1 2 1 2			
Frank White, R (1, 4) OBP: 0.305, SLG: 0.398		2-1 F9		1-0 HR	1-1 1B HR		0-0 1B 2B		1-0 G4-6-3	5 3 3 1 0 0 1			
Danny Tartabull, R (1, 9) OBP: 0.365, SLG: 0.505		3-2 5-3 1B		3-2 G1-6-3	3-1 HR		0-0 1B 1B			4 2 3 4 0 0 0			
Pat Tabler, R (1, 10) OBP: 0.332, SLG: 0.333		2-1 5-3		3-2 FC1-6-4 1B	0-1 6-3		0-1 1B			4 1 2 1 0 0 1			
Jamie Quirk, L (1, 2) OBP: 0.269, SLG: 0.311		1-3 K		4-0 FC1-6-4 1B	2-2 F3		1-3 K			3 0 0 0 1 2 2			
Nick Capra, R (1, 7) OBP: 0.200, SLG: 0.111			1-1 6-3	1-2 FC1-6-4 1B		0-1 G3-6-3 1B		3-2 F5		4 0 1 0 0 0 2			
Inning Stats	R: 0 H: 0 E: 0 LOB: 0 K: 0 BB: 0 S: 12 P: 19	R: 1 H: 2 E: 0 LOB: 1 K: 1 BB: 0 S: 13 P: 21	R: 0 H: 2 E: 0 LOB: 2 K: 1 BB: 0 S: 13 P: 19	R: 2 H: 3 E: 0 LOB: 2 K: 0 BB: 1 S: 20 P: 38	R: 3 H: 2 E: 0 LOB: 0 K: 0 BB: 1 S: 12 P: 22	R: 0 H: 1 E: 0 LOB: 0 K: 0 BB: 0 S: 6 P: 8	R: 2 H: 3 E: 0 LOB: 1 K: 1 BB: 0 S: 10 P: 12	R: 0 H: 0 E: 0 LOB: 0 K: 0 BB: 1 S: 10 P: 18	R: 0 H: 0 E: 0 LOB: 0 K: 0 BB: 1 S: 5 P: 13	1B: 8 SF: 0 2B: 2 SAC: 0 3B: 0 DP: 2 HR: 3 HBP: 0	WP: 0 PA: 42 PB: 0 SB: 1 CS: 1		
PITCHER	IP WLS BF H R ER SO BB IBB HBP BLK WP HR S P ERA WHIP											PITCHER	IP WLS BF H R ER SO BB IBB HBP BLK WP HR S P ERA WHIP
Jay Tibbs, R (1, 1) ERA: 5.33	4.1 L 24 9 6 6 2 2 0 0 0 0 0 3 65 112 12.46 2.538												
Dave Schmidt, R (5, 1) ERA: 3.96	2.2 11 4 2 2 1 0 0 0 0 0 0 0 21 27 6.75 1.500												
Don Aase, R (8, 1) ERA: 5.27	2.0 6 0 0 0 0 0 2 0 0 0 0 0 0 15 31 0.00 1.000												

Kansas City Royals @ Baltimore Orioles
 Memorial Stadium, Baltimore, MD
 Sat Jul 30 1988, 7:05 PM EDT
 Att. 38,540 - Unknown - 95 F

AB	37
R	8
H	13
RBI	8
BB	4
SO	3
LOB	11



BOTTOM

Kansas City Royals @ Baltimore Orioles
Memorial Stadium, Baltimore, MD

livebaseballscorecards.com

AB 36
R 7
H 11
RBI 7
BB 11
SO 6
LOB 32



WP: 0 PA: 49
PB: 0
SB: 1
CS: 0

Sat Jul 30 1988, 7:05 PM EDT
Att: 38,540 - Unknown - 95 F

AB R H RBI BB SO LOB

3 0 0 0 2 0 1

5 2 2 0 0 1 5

5 2 2 3 1 1 5

4 1 2 3 2 0 3

3 0 0 1 2 2 4

5 0 1 0 0 1 5

2 0 1 0 1 1 0
1 0 1 0 1 0 0

3 0 1 0 1 0 3
1 0 0 0 0 0 2
0 0 0 0 0 0 0

2 1 0 0 1 0 2
2 1 1 0 0 0 2

1B: 7 SF: 0
2B: 2 SAC: 1
3B: 0 DP: 1
HR: 2 HBP: 1

Batter	1	2	3	4	5	6	7	8	9
Pete Stanicek, S OBP: 0.322, SLG: 0.308 (1, 7) (8, 4)	1-1 6-3	4-2 BB SH2-3 1-2 BB		2-2 S HBP		2-2 F8	4-2 1-2 2-3 BB		0-1 4-3
Brady Anderson, L OBP: 0.318, SLG: 0.314 (1, 8)	2-1 1B 2B	1-0 SH2-3		1-2 F9		1-0 HR 1B	1-3 K		0-0 F9
Cal Ripken Jr., R OBP: 0.369, SLG: 0.466 (1, 6)	0-2 1B 2-H	4-0 BB IBB		3-3 K 1-2		1-0 F8	0-1 F8		2-2 HR 3-H
Eddie Murray, S OBP: 0.343, SLG: 0.434 (1, 10)	0-1 1B 1B 2-H	0-1 F8		4-0 IBB		3-1 HR 1-H		4-1 1B BB	3-2 4-3
Mickey Tettleton, S OBP: 0.308, SLG: 0.468 (1, 2)	3-1 F7	4-2 BB		0-3 K		4-1 BB		2-3 K	
Jim Traber, L OBP: 0.268, SLG: 0.349 (1, 3)	2-2 1B 1-2	3-3 K			1-1 5-3	1-0 F8		2-2 F9	
Ken Gerhart, R OBP: 0.255, SLG: 0.364 Joe Orsulak, L OBP: 0.328, SLG: 0.353 (7, PH) (8, 9)	1-2 1B		1-3 K		4-1 1B BB		4-2 BB BB	2-1 1-2 1B	
Rick Schu, R OBP: 0.308, SLG: 0.358 Keith Hughes, L OBP: 0.310, SLG: 0.327 Rene Gonzales, R OBP: 0.269, SLG: 0.301 (1, 5) (8, PH) (9, 5)	1-1 F7		1-0 F9		0-2 G4-6-3 1-2 1B		4-2 BB BB	0-1 1-3	
Billy Ripken, R OBP: 0.255, SLG: 0.257 Larry Sheets, L OBP: 0.309, SLG: 0.321 (7, PH) (8, 7)		4-1 SH2-3 BB BB	0-2 F8		0-0 G4-6-3 1-2f		1-2 F8		0-0 4-3 HR 2B

Inning Stats	R: 2	H: 5	E: 0	K: 0	S: 19	LOB: 3	BB: 0	P: 29	R: 1	H: 0	E: 0	K: 1	S: 13	LOB: 3	BB: 4	P: 33	R: 0	H: 0	E: 0	K: 1	S: 7	LOB: 0	BB: 0	P: 9	R: 0	H: 0	E: 0	K: 2	S: 12	LOB: 2	BB: 1	P: 22	R: 0	H: 1	E: 0	K: 0	S: 7	LOB: 1	BB: 1	P: 12	R: 2	H: 2	E: 0	K: 0	S: 9	LOB: 1	BB: 1	P: 21	R: 0	H: 0	E: 0	K: 1	S: 14	LOB: 3	BB: 3	P: 28	R: 0	H: 1	E: 0	K: 1	S: 11	LOB: 2	BB: 1	P: 21	R: 2	H: 2	E: 0	K: 0	S: 10	LOB: 0	BB: 0	P: 15	1B: 7	SF: 0	2B: 2	SAC: 1	3B: 0	DP: 1	HR: 2	HBP: 1
--------------	------	------	------	------	-------	--------	-------	-------	------	------	------	------	-------	--------	-------	-------	------	------	------	------	------	--------	-------	------	------	------	------	------	-------	--------	-------	-------	------	------	------	------	------	--------	-------	-------	------	------	------	------	------	--------	-------	-------	------	------	------	------	-------	--------	-------	-------	------	------	------	------	-------	--------	-------	-------	------	------	------	------	-------	--------	-------	-------	-------	-------	-------	--------	-------	-------	-------	--------

PITCHER	IP	WLS	BF	H	R	ER	SO	BB	IBB	HBP	BLK	WP	HR	S	P	ERA	WHIP
Israel Sanchez, L ERA: 6.75 (1, 1)	2.0		15	5	3	3	1	3	1	0	0	0	0	32	62	13.50	4.000
Ted Power, R ERA: 6.59 (3, 1)	4.0	W	18	3	2	2	3	2	1	1	0	0	1	35	64	4.50	1.250
Jeff Montgomery, R ERA: 2.58 (7, 1)	0.1		4	0	0	0	0	3	0	0	0	0	0	9	22	0.00	9.000
Jerry Don Gleaton, L ERA: 2.57 (7, 1)	0.1		1	0	0	0	1	0	0	0	0	0	0	3	4	0.00	0.000
Steve Farr, R ERA: 2.34 (7, 1)	2.1	S	11	3	2	2	1	1	0	0	0	0	1	23	38	7.71	1.714

Batter	1	2	3	4	5	6	7	8	9	AB R H RBI BB SO LOB	TOP									
Willie Wilson, S OBP: 0.285, SLG: 0.336 (1, 8) X	0-0 1B		2-1 4-3		0-1 F3		2-2 FC5-4 2B		1-3 K	5 1 1 0 0 1 1										
Kurt Stillwell, S OBP: 0.324, SLG: 0.418 (1, 6) B X	1-0 F7		1-1 F8		0-1 F7		3-1 6-3 2B		1-1 F9	5 0 1 1 0 0 1										
Kevin Seitzer, R OBP: 0.381, SLG: 0.426 (1, 5) F C B X	0-2 1-3 1-2			0-1 4-3	2-2 1B		1-0 6-3 2-3			4 0 1 0 0 0 2										
George Brett, L OBP: 0.415, SLG: 0.573 (1, 10) B B B B	4-1 BB			1-0 2B HR	0-0 FC5-4 1B		4-0 IBB			1 1 1 0 2 0 0										
Danny Tartabull, R OBP: 0.361, SLG: 0.499 (1, 9) F B X	1-1 F7			1-1 F7	2-2 FC5-4		1-3 K			4 0 0 0 0 1 7										
Bill Buckner, L OBP: 0.273, SLG: 0.333 (1, 3) C B X		1-1 G3-1		0-1 HR 2B		1-0 4-3		1-2 6-3		4 1 1 0 0 0 0										
Bo Jackson, R OBP: 0.291, SLG: 0.470 (1, 7) S X		0-1 F9		1-2 HR		0-2 4-3		1-1 6-3		4 1 1 3 0 0 0										
Brad Wellman, R OBP: 0.279, SLG: 0.259 (1, 4) C B X		1-1 F3		0-0 WP S 1B		1-1 F9		3-2 G2-3		4 0 1 0 0 0 0										
Larry Owen, R OBP: 0.273, SLG: 0.200 (1, 2) F B C B S			3-3 K	1-3 K		1-2 FC5-4 1B			3-2 F8	4 0 1 0 0 2 1										
Inning Stats	R: 0 E: 0 K: 0 S: 9	H: 1 LOB: 2 BB: 1 P: 15	R: 0 E: 0 K: 0 S: 6	H: 0 LOB: 0 BB: 0 P: 8	R: 0 E: 0 K: 1 S: 9	H: 0 LOB: 0 BB: 0 P: 15	R: 3 E: 0 K: 1 S: 13	H: 3 LOB: 1 BB: 0 P: 17	R: 0 E: 0 K: 0 S: 6	H: 0 LOB: 0 BB: 0 P: 8	R: 1 E: 0 K: 1 S: 12	H: 2 LOB: 2 BB: 1 P: 24	R: 0 E: 0 K: 0 S: 11	H: 0 LOB: 0 BB: 0 P: 16	R: 0 E: 0 K: 1 S: 8	H: 0 LOB: 0 BB: 0 P: 13	1B: 5 2B: 2 3B: 0 HR: 1	SF: 0 SAC: 0 DP: 0 HBP: 1	WP: 1 PB: 0 SB: 3 CS: 0	PA: 38
PITCHER	IP WLS BF H R ER SO BB IBB HBP BLK WP HR S P ERA WHIP																			
Jose Bautista, R ERA: 4.87 (1, 1)	6.1 L 29 8 4 4 2 1 0 1 0 0 1 1 63 93 5.68 1.421																			
Doug Sisk, R ERA: 2.86 (7, 1)	1.2 6 0 0 0 1 0 1 0 0 0 0 0 15 26 0.00 0.000																			
Tom Niedenfuer, R ERA: 2.78 (9, 1)	1.0 3 0 0 0 1 0 0 0 0 0 0 0 8 13 0.00 0.000																			

Kansas City Royals @ Baltimore Orioles
Memorial Stadium, Baltimore, MD
 Sun Jul 31 1988, 3:33 AM EDT
 Att. 21,695 - Overcast - 96 F

livebaseballscorecards.com

AB	35
R	4
H	8
RBI	4
BB	2
SO	4
LOB	12



Batter	1	2	3	4	5	6	7	8	9	AB R H RBI BB SO LOB	TOP											
Pat Sheridan, L (1, 7) OBP: 0.347, SLG: 0.463	2-1 L4			0-0 3-1		1-1 4-3		1-2 FC5-2 1B 1B		4 1 1 0 0 0 0												
Lou Whitaker, L (1, 4) OBP: 0.376, SLG: 0.404	2-2 2-3			3-1 P6		1-1 6-3		4-1 1B FC5-2 BB		3 1 0 1 1 0 0												
Dave Bergman, L (1, 3) OBP: 0.417, SLG: 0.442 Luis Salazar, R (8, PH) OBP: 0.317, SLG: 0.428	2-2 4-3			4-2 BB		0-0 P5		1-2 FC5-2 1B 1B		2 0 0 0 1 0 0 1 0 0 0 0 0 3												
Alan Trammell, R (1, 6) OBP: 0.378, SLG: 0.477		2-2 G4-6-3 1B		1-1 P4			1-1 5-3	1-2 1B 1B		4 0 2 2 0 0 1												
Darrell Evans, L (1, 10) OBP: 0.325, SLG: 0.357		1-1 F8			2-2 4-3		0-1 P6	1-3 K		4 0 0 0 0 1 3												
Chet Lemon, R (1, 9) OBP: 0.344, SLG: 0.437		0-2 G4-6-3 1-2f			2-3 K		2-1 5-3		0-1 P4	4 0 0 0 0 1 1												
Dwayne Murphy, L (1, 8) OBP: 0.750, SLG: 0.857			0-0 1-3		1-1 1B 2B			1-2 1B BB 1B	2-2 1B	4 1 3 0 0 0 0												
Matt Nokes, L (1, 2) OBP: 0.291, SLG: 0.391			1-0 L9		0-0 1B			0-0 F7	1-1 L9	4 0 1 0 0 0 2												
Tom Brookens, R (1, 5) OBP: 0.355, SLG: 0.416			0-1 4-3		1-1 L6			4-1 BB FC5-2 1B BB	2-3 K	3 0 0 0 1 1 3												
Inning Stats	R: 0 E: 0 K: 0 S: 11	H: 0 LOB: 0 BB: 0 P: 17	R: 0 E: 0 K: 0 S: 9	H: 1 LOB: 0 BB: 0 P: 12	R: 0 E: 0 K: 0 S: 4	H: 0 LOB: 0 BB: 0 P: 5	R: 0 E: 0 K: 0 S: 7	H: 0 LOB: 1 BB: 1 P: 15	R: 0 E: 0 K: 1 S: 12	H: 2 LOB: 2 BB: 0 P: 18	R: 0 E: 0 K: 0 S: 5	H: 0 LOB: 0 BB: 0 P: 7	R: 0 E: 0 K: 0 S: 6	H: 0 LOB: 0 BB: 0 P: 9	R: 3 E: 0 K: 1 S: 22	H: 3 LOB: 2 BB: 2 P: 35	R: 0 E: 0 K: 1 S: 11	H: 1 LOB: 1 BB: 0 P: 16	1B: 6 2B: 1 3B: 0 HR: 0	SF: 0 SAC: 0 DP: 1 HBP: 0	WP: 0 PB: 0 SB: 0 CS: 0	PA: 36
PITCHER	IP WLS BF H R ER SO BB IBB HBP BLK WP HR S P ERA WHIP																					
Mark Gubicza, R (1, 1) ERA: 2.73	7.1 W 29 5 3 3 1 3 0 0 0 0 0 0 65 104 3.68 1.091																					
Jerry Don Gleaton, L (8, 1) ERA: 2.53	0.1 1 0 0 0 0 0 0 0 0 0 0 0 4 5 0.00 0.000																					
Steve Farr, R (8, 1) ERA: 2.29	1.1 S 6 2 0 0 2 0 0 0 0 0 0 0 18 25 0.00 1.500																					

Detroit Tigers @ Kansas City Royals
 Royals Stadium, Kansas City, MO
 Mon Aug 01 1988, 8:05 PM EDT
 Att. 39,161 - Unknown - 95 F


livebaseballscorecards.com

AB	33
R	3
H	7
RBI	3
BB	3
SO	3
LOB	13



Batter	1	2	3	4	5	6	7	8	9
Willie Wilson, S OBP: 0.287, SLG: 0.337 (1, 8)	3-1 F8		2-2 1B FC5-4		0-1 2-H 1B		2-2 G3		
Kurt Stillwell, S OBP: 0.323, SLG: 0.416 (1, 6)	2-3 K		1-1 1-3 1B FC5-4		2-0 F7		2-2 1-3		
Kevin Seitzer, R OBP: 0.382, SLG: 0.426 (1, 5)	4-1 WP S BB		2-0 1-2f 3-H 1B FC5-4 G3-6-3		0-2 F8		1-2 2B 1B		
George Brett, L OBP: 0.418, SLG: 0.579 (1, 3)	4-2 1-2 WP BB		2-0 1-2f G3-6-3		3-2 G3 SF9 2B		1-0 1-H 2B		
Frank White, R OBP: 0.302, SLG: 0.393 (1, 4)	1-2 2-3 F8			1-1 L9		2-2 G3		0-0 4-3	
Danny Tartabull, R OBP: 0.360, SLG: 0.497 (1, 9)		3-2 FC5-4 1B		0-3 K		2-2 SF9		1-0 5-3	
Bill Buckner, L OBP: 0.268, SLG: 0.327 (1, 10)		0-0 F8		2-2 P3		2-2 F8		0-1 L9	
Bo Jackson, R OBP: 0.295, SLG: 0.487 (1, 7)		1-1 FC5-4 1-2f			2-2 1B 2B		2-2 HR		
Larry Owen, R OBP: 0.240, SLG: 0.174 (1, 2)		1-3 K			0-0 B1-3		3-2 F8		

AB	R	H	RBI	BB	SO	LOB
4	1	2	1	0	0	0
4	0	1	0	0	1	1
3	1	1	1	1	0	2
3	1	2	1	1	0	1
4	0	0	0	0	0	4
3	0	1	1	0	1	1
4	0	0	0	0	0	2
3	2	2	1	0	0	1
3	0	0	0	0	1	2

BOTTOM	
Detroit Tigers @ Kansas City Royals Royals Stadium, Kansas City, MO Mon Aug 01 1988, 8:05 PM EDT Att: 39,161 - Unknown - 95 F	
AB 31 R 5 H 9 RBI 5 BB 2 SO 3 LOB 14	

Inning Stats		R: 0	H: 0	E: 0	K: 1	S: 12	R: 0	H: 1	E: 0	K: 1	S: 11	R: 1	H: 2	E: 0	K: 0	S: 11	R: 0	H: 0	E: 0	K: 1	S: 8	R: 1	H: 2	E: 0	K: 0	S: 10	R: 1	H: 1	E: 0	K: 0	S: 19	R: 1	H: 1	E: 0	K: 0	S: 12	R: 1	H: 2	E: 0	K: 0	S: 8
PITCHER Doyle Alexander, R (1, 1) ERA: 3.7 Paul Gibson, L (8, 1) ERA: 2.45 Mike Henneman, R (8, 1) ERA: 2.13		IP	WLS	BF	H	R	ER	SO	BB	IBB	HBP	BLK	WP	HR	S	P	ERA	WHIP																							
		7.0	L	30	8	5	5	3	2	0	0	1	1	86	137	6.43	1.429																								
		0.0		1	1	0	0	0	0	0	0	0	0	1	2	∞	∞																								
		1.0		3	0	0	0	0	0	0	0	0	0	4	5	0.00	0.000																								

PITCHER		IP	WLS	BF	H	R	ER	SO	BB	IBB	HBP	BLK	WP	HR	S	P	ERA	WHIP
		7.0	L	30	8	5	5	3	2	0	0	0	1	1	86	137	6.43	1.429
		0.0		1	1	0	0	0	0	0	0	0	0	1	2	∞	∞	
		1.0		3	0	0	0	0	0	0	0	0	0	4	5	0.00	0.000	

Batter	1	2	3	4	5	6	7	8	9	AB R H RBI BB SO LOB	TOP												
Tom Brookens, R OBP: 0.354, SLG: 0.411 (1, 5)	2-1 5-3		2-1 6-3			4-1 BB 1B BB		0-1 6-3		3 0 0 0 1 0 0													
Mike Heath, R OBP: 0.340, SLG: 0.415 (1, 2)	2-0 1B			0-1 6-3		1-1 BB 1B		3-1 6-3		4 0 2 0 0 0 0													
Luis Salazar, R OBP: 0.316, SLG: 0.424 (1, 7) (4, 6)	2-3 K			2-2 6-3		4-1 BB		1-1 F9		3 0 0 0 1 1 1													
Alan Trammell, R OBP: 0.376, SLG: 0.474 Pat Sheridan, L OBP: 0.348, SLG: 0.464 (1, 6) (4, 7)	3-2 F8			0-1 4-3		0-0 L3		2-0 1B 1B		2 0 0 0 0 0 1 2 1 1 0 0 0 3													
Chet Lemon, R OBP: 0.346, SLG: 0.438 (1, 9)		0-0 L5-3 1B			2-1 F7		1-3 K	1-1 1B 1B		4 0 2 0 0 1 0													
Larry Herndon, R OBP: 0.315, SLG: 0.341 Dave Bergman, L OBP: 0.415, SLG: 0.439 (1, 10) (9, PH)		0-0 L5			0-0 F8		3-3 K	1-2 F2		3 0 0 0 0 1 1 1 0 0 0 0 0 2													
Ray Knight, R OBP: 0.297, SLG: 0.319 (1, 3)		3-2 L5-3			1-1 F8		4-2 BB	1-2 1B		3 0 1 1 1 0 1													
Dwayne Murphy, L OBP: 0.500, SLG: 0.545 (1, 8)			2-3 K			0-0 F5	0-1 4-3	3-3 K		4 0 0 0 0 2 3													
Jim Walewander, S OBP: 0.243, SLG: 0.264 (1, 4)			1-2 4-3			0-1 5-3		1-1 F8		3 0 0 0 0 0 0													
Inning Stats	R: 0 E: 0 K: 1 S: 10	H: 1 LOB: 1 BB: 0 P: 19	R: 0 E: 0 K: 0 S: 6	H: 1 LOB: 0 BB: 0 P: 9	R: 0 E: 0 K: 1 S: 8	H: 0 LOB: 0 BB: 0 P: 13	R: 0 E: 0 K: 0 S: 7	H: 0 LOB: 0 BB: 0 P: 9	R: 0 E: 0 K: 0 S: 5	H: 0 LOB: 0 BB: 0 P: 8	R: 0 E: 0 K: 0 S: 8	H: 1 LOB: 3 BB: 2 P: 17	R: 0 E: 0 K: 2 S: 14	H: 0 LOB: 1 BB: 1 P: 22	R: 0 E: 0 K: 0 S: 6	H: 0 LOB: 0 BB: 0 P: 10	R: 1 E: 0 K: 1 S: 14	H: 3 LOB: 2 BB: 0 P: 23	1B: 6 2B: 1 3B: 0 HR: 0	SF: 0 SAC: 0 DP: 1 HBP: 0	WP: 0 PB: 0 SB: 0 CS: 0	PA: 35	
PITCHER	IP WLS BF H R ER SO BB IBB HBP BLK WP HR S P ERA WHIP																						
Floyd Bannister, L ERA: 4.66 Jeff Montgomery, R ERA: 2.58 Jerry Don Gleaton, L ERA: 2.45	(1, 1) 8.1 L 31 4 1 1 4 3 0 0 0 0 0 0 67 113 1.08 0.840	(9, 1) 0.0 1 1 0 0 0 0 0 0 0 0 0 2 3 ∞ ∞	(9, 1) 0.2 3 1 0 0 1 0 0 0 0 0 0 9 14 0.00 1.500																				

Detroit Tigers @ Kansas City Royals
 Royals Stadium, Kansas City, MO
 Tue Aug 02 1988, 8:05 PM EDT
 Att. 29,162 - Unknown - 89 F

AB	32
R	1
H	6
RBI	1
BB	3
SO	5
LOB	12



Batter	1	2	3	4	5	6	7	8	9	AB R H RBI BB SO LOB	TOP
Dave Bergman, L (1, 7) OBP: 0.417, SLG: 0.441	3-2 F7		0-0 1B		0-2 2-H 1B			1-2 F8		4 0 2 1 0 0 0	
Lou Whitaker, L (1, 4) OBP: 0.372, SLG: 0.399	0-0 F7		2-2 F8		2-1 F8			1-1 4-3		4 0 0 0 0 0 2	
Luis Salazar, R (1, 6) OBP: 0.313, SLG: 0.419	0-3 K			1-3 K			1-1 F9	3-2 F8		4 0 0 0 0 2 0	
Matt Nokes, L (1, 2) OBP: 0.287, SLG: 0.385		2-3 K		1-0 4-3		0-0 4-3		2-1 F8		4 0 0 0 0 1 0	
Dwayne Murphy, L (1, 8) OBP: 0.500, SLG: 0.500		0-1 1B		4-2 BB		1-1 3-1		1-0 F7		3 0 1 0 1 0 0	
Chet Lemon, R (1, 9) OBP: 0.345, SLG: 0.434		1-1 F8		1-3 K			1-2 HBP	1-3 K		3 0 0 0 0 2 2	
Darrell Evans, L (1, 3) OBP: 0.322, SLG: 0.353		1-1 P5			0-1 4-3		1-2 F8			3 0 0 0 0 0 2	
Ray Knight, R (1, 10) OBP: 0.294, SLG: 0.315			1-2 1-3		3-2 F7		1-3 K			3 0 0 0 0 1 1	
Tom Brookens, R (1, 5) OBP: 0.354, SLG: 0.414			2-3 K		0-0 1B 2B		1-2 F7			3 1 1 0 0 1 1	
Inning Stats	R: 0 E: 0 K: 1 S: 7 H: 0 LOB: 0 BB: 0 P: 10	R: 0 E: 0 K: 1 S: 10 H: 1 LOB: 1 BB: 0 P: 14	R: 0 E: 0 K: 1 S: 10 H: 1 LOB: 1 BB: 0 P: 15	R: 0 E: 0 K: 2 S: 12 H: 0 LOB: 1 BB: 1 P: 19	R: 1 E: 0 K: 0 S: 12 H: 2 LOB: 1 BB: 0 P: 17	R: 0 E: 0 K: 0 S: 5 H: 0 LOB: 0 BB: 0 P: 7	R: 0 E: 0 K: 1 S: 15 H: 0 LOB: 1 BB: 0 P: 18	R: 0 E: 0 K: 0 S: 8 H: 0 LOB: 0 BB: 0 P: 13	R: 0 E: 0 K: 1 S: 6 H: 0 LOB: 0 BB: 0 P: 10	1B: 3 2B: 1 3B: 0 HR: 0 SF: 0 SAC: 0 DP: 0 HBP: 1	WP: 0 PB: 0 SB: 0 CS: 0 PA: 33
PITCHER Bret Saberhagen, R (1, 1) ERA: 3.73	IP 9.0 WLS W BF 33 H 4 R 1 ER 1 SO 7 BB 1 IBB 0 HBP 1 BLK 0 WP 0 HR 0 S 85 P 123 ERA 1.00 WHIP 0.556										

Detroit Tigers @ Kansas City Royals
Royals Stadium, Kansas City, MO

Wed Aug 03 1988, 8:05 PM EDT
Att. 27,467 - Unknown - 95 F

livebaseballscorecards.com

AB 31
R 1
H 4
RBI 1
BB 1
SO 7
LOB 8



Batter	1	2	3	4	5	6	7	8	9	AB	R	H	RBI	BB	SO	LOB
Willie Wilson, S OBP: 0.288, SLG: 0.337 (1, 8)	0-0 1B 1B	1-1 FC6-4 1-2f			0-1 4-3		1-1 P4			4	1	1	0	0	0	2
Kurt Stillwell, S OBP: 0.326, SLG: 0.418 (1, 6)	1-1 1B 1-3 1B		1-2 P5		2-1 F7		0-1 B1			4	0	1	0	0	0	1
Kevin Seitzer, R OBP: 0.379, SLG: 0.419 (1, 5)	2-1 F7		2-2 P3			2-2 3-1	2-1 F7			4	0	0	0	0	0	2
George Brett, L OBP: 0.417, SLG: 0.573 (1, 3)	2-0 1-3 1B		2-2 3-1			4-1 1B 1B BB		2-1 F8		3	0	1	1	1	0	0
Frank White, R OBP: 0.298, SLG: 0.387 (1, 4)	1-3 K			0-0 P6		1-2 1B 1B		0-0 P2		4	1	1	0	0	1	2
Danny Tartabull, R OBP: 0.358, SLG: 0.491 (1, 9)	3-3 K		1-0 5-3		0-0 1B 1B		2-1 4-3			4	0	1	0	0	1	2
Pat Tabler, R OBP: 0.332, SLG: 0.333 (1, 10)		0-2 5-3		1-2 6-3		0-0 1B 1B		1-3 2-H		3	0	1	1	0	0	0
Bo Jackson, R OBP: 0.295, SLG: 0.482 (1, 7)		3-2 6-3			1-3 K		4-0 IBB			2	0	0	0	1	1	0
Larry Owen, R OBP: 0.290, SLG: 0.185 (1, 2)		2-1 FC6-4 1B			4-1 4-3 BB		0-3 K			2	0	1	0	1	1	3

Inning Stats	R: 1	H: 3	E: 0	LOB: 2	K: 2	S: 13	R: 0	H: 1	E: 0	LOB: 1	K: 0	S: 10	R: 0	H: 0	E: 0	LOB: 0	K: 0	S: 10	R: 0	H: 0	E: 0	LOB: 0	K: 0	S: 5	R: 0	H: 0	E: 0	LOB: 1	K: 1	S: 9	R: 1	H: 3	E: 0	LOB: 3	K: 1	S: 11	R: 0	H: 0	E: 0	LOB: 0	K: 0	S: 6	R: 0	H: 0	E: 0	LOB: 0	K: 0	S: 5	R: 0	H: 0	E: 0	LOB: 0	K: 0	S: 5
PITCHER Frank Tanana, L ERA: 3.87 (1, 1)	IP	WLS	BF	H	R	ER	SO	BB	IBB	HBP	BLK	WP	HR	S	P	ERA	WHIP	IP	WLS	BF	H	R	ER	SO	BB	IBB	HBP	BLK	WP	HR	S	P	ERA	WHIP	IP	WLS	BF	H	R	ER	SO	BB	IBB	HBP	BLK	WP	HR	S	P	ERA	WHIP			

BOTTOM

Detroit Tigers @ Kansas City Royals
Royals Stadium, Kansas City, MO

Wed Aug 03 1988, 8:05 PM EDT
Att: 27,467 - Unknown - 95 F

livebaseballscores.com

AB	30
R	2
H	7
RBI	2
BB	3
SO	4
LOB	12



WP: 0	PA: 33
PB: 0	SB: 0
CS: 0	

Batter	1	2	3	4	5	6	7	8	9	AB R H RBI BB SO LOB	TOP	
Willie Wilson, S (1, 8) OBP: 0.288, SLG: 0.343 Nick Capra, R (8, 8) OBP: 0.240, SLG: 0.217	1-0 G3		1-1 F9	0-1 FC5 2-3f	0-0 1-3			1-0 G3 1-H 3B	1-3 K	5 1 1 1 0 0 3 1 0 0 0 0 1 0		
Kurt Stillwell, S (1, 6) OBP: 0.326, SLG: 0.423	1-2 L6		3-2 HR		4-2 1B BB	1-2 L4		2-2 G3 3-H		4 2 1 2 1 0 0		
Kevin Seitzer, R (1, 5) OBP: 0.377, SLG: 0.419	3-1 1-3		1-3 K		2-2 SH1-3 1B 1B 1-H	1-3 K		0-1 6-3		5 1 1 1 0 2 0		
George Brett, L (1, 3) OBP: 0.417, SLG: 0.577		2-2 F9	2-0 4-3		0-0 BB SH1-3 1B 1-2 WP	0-1 4-3		1-2 HR		5 2 2 1 0 0 0		
Frank White, R (1, 4) OBP: 0.292, SLG: 0.378 Brad Wellman, R (7, 4) OBP: 0.290, SLG: 0.271		2-0 F8		0-0 F9	0-0 SH1-3		0-0 F8	1-1 2B 1B		3 0 0 0 0 0 0 1 0 1 0 0 0 0		
Danny Tartabull, R (1, 9) OBP: 0.363, SLG: 0.500		4-0 WP BB BB		1-2 HR	4-0 WP BB 1B IBB		1-3 K	1-2 2B		3 2 2 1 2 1 0		
Pat Tabler, R (1, 10) OBP: 0.341, SLG: 0.340		4-2 WP BB		1-2 FC5 BB 1B	4-1 WP 1B BB		0-0 1B	3-1 F9		3 1 2 1 2 0 2		
Bo Jackson, R (1, 7) OBP: 0.287, SLG: 0.468		3-3 K		2-3 K	2-3 K		2-1 F8		1-1 6-3	5 0 0 0 0 3 7		
Jamie Quirk, L (1, 2) OBP: 0.290, SLG: 0.349 Bill Pecota, R (9, 2) OBP: 0.186, SLG: 0.250			0-2 HR		4-2 BB	3-2 1B		4-1 3B BB	0-2 L1	3 2 2 3 2 0 0 0 0 0 0 0 0 0		
Inning Stats	R: 0 E: 0 K: 0 S: 7 H: 0 LOB: 0 BB: 0 P: 12	R: 0 E: 0 K: 1 S: 11 H: 0 LOB: 2 BB: 2 P: 26	R: 2 E: 0 K: 1 S: 12 H: 2 LOB: 0 BB: 0 P: 19	R: 1 E: 0 K: 1 S: 16 H: 2 LOB: 2 BB: 1 P: 24	R: 5 E: 0 K: 1 S: 16 H: 3 LOB: 1 BB: 3 P: 35	R: 0 E: 0 K: 1 S: 8 H: 0 LOB: 0 BB: 0 P: 10	R: 0 E: 0 K: 1 S: 7 H: 1 LOB: 1 BB: 0 P: 10	R: 3 E: 0 K: 0 S: 20 H: 4 LOB: 2 BB: 1 P: 33	R: 0 E: 0 K: 1 S: 8 H: 0 LOB: 0 BB: 0 P: 10	1B: 6 2B: 1 3B: 1 HR: 4 SF: 0 SAC: 1 DP: 0 HBP: 0	WP: 2 PB: 0 SB: 1 CS: 0 PA: 46	
PITCHER	IP WLS BF H R ER SO BB IBB HBP BLK WP HR S P ERA WHIP											
Dave Stieb, R (1, 1) ERA: 3.33	4.0 L 21 5 5 5 3 4 0 0 0 0 1 3 51 92 11.25 2.250											
Frank Wills, R (5, 1) ERA: 7.59	3.2 20 6 6 6 3 2 1 0 0 1 1 41 68 14.73 2.182											
Doug Bair, R (8, 1) ERA: 3.38	1.1 5 1 0 0 1 0 0 0 0 0 0 0 13 19 0.00 0.750											

Kansas City Royals @ Toronto Blue Jays
Exhibition Stadium, Toronto, ON
Sat Aug 06 1988, 3:33 AM EDT
Att. 34,411 - Cloudy - 82 F

livebaseballscorecards.com

AB	38
R	11
H	12
RBI	10
BB	7
SO	7
LOB	12



Kansas City Royals @ Toronto Blue Jays
Exhibition Stadium, Toronto, ON

Sun Aug 07 1988, 3:33 AM EDT
Att. 37,304 - Sunny - 74 F

livebaseballscorecards.com

AB	34
R	5
H	8
RBI	5
BB	0
SO	7
LOB	9



WP:	0	PA:	36
PB:	0		
SB:	2		
CS:	0		

Batter	1	2	3	4	5	6	7	8	9	AB	R	H	RBI	BB	SO	LOB
Willie Wilson, S OBP: 0.288, SLG: 0.342 (1, 8)	4-3 ①		1-3 ③			1B FC3-6 1B	K ②			4	1	1	0	0	1	1
Kurt Stillwell, S OBP: 0.325, SLG: 0.421 (1, 6)	K ②			F5 ①		1B FC3-6 1B	L7 ③			4	1	1	1	0	1	1
Kevin Seitzer, R OBP: 0.377, SLG: 0.417 Bill Pecota, R OBP: 0.183, SLG: 0.246 (1, 5) (8, PH) (8, 5)	3-1 ③			6-3 ②		HBP FC3-6		P6 ①		2	0	0	0	0	0	0
George Brett, L OBP: 0.414, SLG: 0.572 (1, 3)		L9 ①		F4 ③		1B FC3-6		K ②		4	0	0	1	0	1	2
Pat Tabler, R OBP: 0.340, SLG: 0.339 (1, 10)					6-3 ①			6-3 ③		4	0	1	1	0	1	0
Danny Tartabull, R OBP: 0.362, SLG: 0.497 (1, 9)			4-3 ③				F9 ③			4	0	1	0	0	1	2
Bo Jackson, R OBP: 0.286, SLG: 0.476 (1, 7)					4-3 ③					4	1	1	1	0	0	1
Jamie Quirk, L OBP: 0.297, SLG: 0.389 (1, 2)						HR F9 ①				4	1	2	1	0	1	1
Brad Wellman, R OBP: 0.292, SLG: 0.274 (1, 4)										3	1	1	0	0	1	1

Inning Stats	R: 0	H: 0	R: 0	H: 0	R: 1	H: 1	R: 0	H: 0	R: 0	H: 0	R: 3	H: 4	R: 1	H: 2	R: 0	H: 0	R: 0	H: 1	1B: 5	SF: 0	WP: 0	PA: 36	
E: 0	LOB: 0	E: 0	LOB: 0	E: 0	LOB: 0	E: 0	LOB: 0	E: 0	LOB: 0	E: 0	LOB: 2	E: 0	LOB: 1	E: 0	LOB: 0	E: 0	LOB: 1	E: 0	LOB: 1	2B: 1	SAC: 1	PB: 0	
K: 1	BB: 0	K: 1	BB: 0	K: 1	BB: 0	K: 0	BB: 0	K: 1	BB: 0	K: 0	BB: 0	K: 1	BB: 0	K: 1	BB: 0	K: 1	BB: 0	K: 1	BB: 0	3B: 0	DP: 0	SB: 2	
S: 7	P: 11	S: 8	P: 13	S: 8	P: 12	S: 6	P: 10	S: 5	P: 8	S: 23	P: 31	S: 10	P: 14	S: 7	P: 12	S: 11	P: 16	S: 11	P: 16	HR: 2	HBP: 1	CS: 0	

PITCHER	IP	WLS	BF	H	R	ER	SO	BB	IBB	HBP	BLK	WP	HR	S	P	ERA	WHIP
Jim Clancy, R ERA: 5.1 (1, 1)	5.2	L	23	5	4	4	4	0	0	1	0	0	1	55	83	6.35	0.882
Doug Bair, R ERA: 4.5 (6, 1)	0.2		4	2	1	1	0	0	0	0	0	0	1	8	10	13.50	3.000
John Cerutti, L ERA: 3.86 (7, 1)	2.2		9	1	0	0	3	0	0	0	0	0	0	22	34	0.00	0.375

Batter	1	2	3	4	5	6	7	8	9	AB	R	H	RBI	BB	SO	LOB
Tony Fernandez, S (1, 6) OBP: 0.321, SLG: 0.369	1-3 K		3-2 X E 1B			0-2 4-3	1-0 F7		2-3 K	5	0	1	0	0	2	3
Kelly Gruber, R (1, 5) OBP: 0.336, SLG: 0.466	1-2 L4		0-2 F5 SAFE 1-2			2-3 K		1-3 K		4	0	0	0	0	2	1
George Bell, R (1, 7) OBP: 0.312, SLG: 0.461	1-2 6-3				2-3 K	0-1 E BB 1B		4-1 BLK BLK BB		3	0	1	0	1	1	0
Cecil Fielder, R (1, 10) OBP: 0.319, SLG: 0.535 Rance Mulliniks, L (8, PH) OBP: 0.387, SLG: 0.492		2-3 K			2-3 K	4-1 E SAFE 1-2 BB		1-3 K		2	0	0	0	1	2	0
Jesse Barfield, R (1, 9) OBP: 0.281, SLG: 0.387		3-2 L9			1-3 K	3-1 E5 1-2 2-3		3-1 6-3		4	0	0	0	0	1	3
Fred McGriff, L (1, 3) OBP: 0.397, SLG: 0.602		3-3 K				3-1 1B			2-0 1B HBP	3	0	1	0	0	2	3
Manuel Lee, S (1, 4) OBP: 0.337, SLG: 0.379			1-1 HR			0-1 F9 SAFE SAFE		1-2 F7		4	1	2	1	0	0	1
Rob Ducey, L (1, 8) Nelson Liriano, S (9, PH) OBP: 0.270, SLG: 0.318			1-0 F8			1-0 P6		1-1 G3		3	0	0	0	0	0	1
Sal Butera, R (1, 2) OBP: 0.286, SLG: 0.324 Ernie Whitt, L (7, PH) OBP: 0.340, SLG: 0.338 (8, 2)			2-1 F4			2-1 4-3		4-0 BB		1	0	0	0	0	1	2

Inning Stats	R: 0	H: 0	E: 0	K: 1	S: 10	LOB: 0	BB: 0	P: 13	R: 0	H: 0	E: 0	K: 2	S: 10	LOB: 0	BB: 0	P: 18	R: 1	H: 2	E: 1	K: 0	S: 16	LOB: 1	BB: 0	P: 23	R: 0	H: 0	E: 0	K: 3	S: 10	LOB: 0	BB: 0	P: 15	R: 0	H: 1	E: 0	K: 0	S: 7	LOB: 1	BB: 0	P: 13	R: 0	H: 1	E: 1	K: 2	S: 14	LOB: 3	BB: 1	P: 26	R: 0	H: 0	E: 0	K: 0	S: 7	LOB: 1	BB: 1	P: 14	R: 0	H: 0	E: 0	K: 2	S: 9	LOB: 1	BB: 1	P: 18	R: 0	H: 1	E: 0	K: 3	S: 14	LOB: 2	BB: 0	P: 23	R: 0	H: 1	E: 0	K: 0	S: 14	LOB: 0	BB: 0	P: 23	1B: 4	2B: 0	3B: 0	HR: 1	SF: 0	SAC: 0	DP: 0	HBP: 1	WP: 0	PB: 0	SB: 0	CS: 0	PA: 37
--------------	------	------	------	------	-------	--------	-------	-------	------	------	------	------	-------	--------	-------	-------	------	------	------	------	-------	--------	-------	-------	------	------	------	------	-------	--------	-------	-------	------	------	------	------	------	--------	-------	-------	------	------	------	------	-------	--------	-------	-------	------	------	------	------	------	--------	-------	-------	------	------	------	------	------	--------	-------	-------	------	------	------	------	-------	--------	-------	-------	------	------	------	------	-------	--------	-------	-------	-------	-------	-------	-------	-------	--------	-------	--------	-------	-------	-------	-------	--------

PITCHER	IP	WLS	BF	H	R	ER	SO	BB	IBB	HBP	BLK	WP	HR	S	P	ERA	WHIP
Floyd Bannister, L (1, 1) ERA: 4.52	6.0	W	24	4	1	1	8	1	0	0	0	0	1	67	108	1.50	0.833
Jeff Montgomery, R (7, 1) ERA: 2.41	2.0		8	0	0	0	2	2	0	0	2	0	0	16	32	0.00	1.000
Jerry Don Gleaton, L (9, 1) ERA: 2.35	1.0		5	1	0	0	3	0	0	1	0	0	0	14	23	0.00	1.000


BOTTOM

Kansas City Royals @ Toronto Blue Jays
 Exhibition Stadium, Toronto, ON

Sun Aug 07 1988, 3:33 AM EDT
 Att. 37,304 - Sunny - 74 F

livebaseballscorecards.com

AB	33
R	1
H	5
RBI	1
BB	3
SO	13
LOB	18



Kansas City Royals @ Toronto Blue Jays
Exhibition Stadium, Toronto, ON

Mon Aug 08 1988, 7:05 PM EDT
Att. 32,234 - Unknown - 84 F

livebaseballscorecards.com

AB	28
R	1
H	3
RBI	1
BB	6
SO	8
LOB	14



WP:	0	PA:	35
PB:	0		
SB:	1		
CS:	0		

Batter	1	2	3	4	5	6	7	8	9	AB	R	H	RBI	BB	SO	LOB
Willie Wilson, S OBP: 0.287, SLG: 0.344 (1, 8)	3-2 F8		0-0 L8			2-1 SF9 2B		1-1 4-3		4	1	1	0	0	0	1
Kurt Stillwell, S OBP: 0.325, SLG: 0.418 (1, 6)	2-1 5-3		1-1 G5-4-3			4-2 2B BB		2-3 K		3	0	0	0	1	1	1
George Brett, L OBP: 0.416, SLG: 0.573 (1, 3)	4-1 BB			3-2 FC5-4 1B		1-2 SF9		4-2 BB BB		1	0	1	1	2	0	0
Danny Tartabull, R OBP: 0.361, SLG: 0.493 (1, 9)	1-1 F8			3-2 FC5-4 6-3		0-3 K		4-1 BB BB		3	0	0	0	1	1	3
Pat Tabler, R OBP: 0.342, SLG: 0.342 (1, 10)		4-2 FC5-4 BB		0-1 6-3		0-1 2B		0-0 F9		3	0	1	0	1	0	3
Frank White, R OBP: 0.269, SLG: 0.374 (1, 4)		0-1 SAFE F8		0-0 5-3		2-0 5-3			3-2 F8	4	0	0	0	0	0	4
Bo Jackson, R OBP: 0.282, SLG: 0.469 (1, 7)		1-1 FC5-4			1-3 K		2-3 K		2-3 K	4	0	0	0	0	3	1
Bill Pecota, R OBP: 0.176, SLG: 0.236 (1, 5)		1-3 K			1-2 6-3		0-2 F8		1-3 K	3	0	0	0	0	1	1
Bill Buckner, L OBP: 0.262, SLG: 0.318 (9, PH)										1	0	0	0	0	1	0
Larry Owen, R OBP: 0.297, SLG: 0.188 (1, 2)			4-2 G5-4-3 BB		1-1 L3		1-3 K			2	0	0	0	1	1	0

Inning Stats	R: 0	H: 0	R: 0	H: 0	R: 0	H: 0	R: 0	H: 0	R: 1	H: 2	R: 0	H: 0	R: 0	H: 0	R: 0	H: 0	R: 0	H: 0	R: 0	H: 0	1B: 1	SF: 1	WP: 0	PA: 35
E: 0	LOB: 1	E: 0	LOB: 1	E: 0	LOB: 0	E: 0	LOB: 1	E: 0	LOB: 2	E: 0	LOB: 0	E: 0	LOB: 2	E: 0	LOB: 0	E: 0	LOB: 2	E: 0	LOB: 0	E: 0	LOB: 0	2B: 2	SAC: 0	PB: 0
K: 0	BB: 1	K: 1	BB: 1	K: 0	BB: 1	K: 0	BB: 0	K: 1	BB: 1	K: 2	BB: 0	K: 1	BB: 2	K: 2	BB: 0	K: 1	BB: 2	K: 1	BB: 0	K: 1	BB: 0	3B: 0	DP: 1	SB: 1
S: 11	P: 21	S: 9	P: 15	S: 5	P: 10	S: 9	P: 15	S: 8	P: 11	S: 14	P: 23	S: 9	P: 12	S: 11	P: 22	S: 10	P: 16	S: 10	P: 16	S: 10	P: 16	HR: 0	HBP: 0	CS: 0

PITCHER	IP	WLS	BF	H	R	ER	SO	BB	IBB	HBP	BLK	WP	HR	S	P	ERA	WHIP
Jeff Musselman, L (1, 1)	7.0	W	27	3	1	1	5	4	0	0	0	0	0	65	107	1.29	1.000
Tom Henke, R (8, 1)	2.0	S	8	0	0	0	3	2	0	0	0	0	0	21	38	0.00	1.000

PITCHER	IP	WLS	BF	H	R	ER	SO	BB	IBB	HBP	BLK	WP	HR	S	P	ERA	WHIP
Jeff Musselman, L (1, 1)	7.0	W	27	3	1	1	5	4	0	0	0	0	0	65	107	1.29	1.000
Tom Henke, R (8, 1)	2.0	S	8	0	0	0	3	2	0	0	0	0	0	21	38	0.00	1.000

Batter	1	2	3	4	5	6	7	8	9
Tony Fernandez, S OBP: 0.324, SLG: 0.370 (1, 6)	2-3 K	0-0 1B		0-1 F8			4-1 FC4-6 BB	3-2 1B	
Ernie Whitt, L OBP: 0.341, SLG: 0.351 (1, 2)	3-1 P5	3-2 1B			2-0 HR		0-1 P6	0-0 3-1	
Rance Mulliniks, L OBP: 0.369, SLG: 0.496 (1, 10)	0-0 2B	1-3 K			2-2 G6-4-3 1B		0-2 FC4-6		
George Bell, R OBP: 0.312, SLG: 0.458 (1, 7)	4-2 BB		2-0 F9		1-2 G6-4-3		3-2 F7		
Lou Thornton, L (8, 7)					1-2f				
Fred McGriff, L OBP: 0.395, SLG: 0.598 (1, 3)	1-3 K		1-0 L5		0-3 K			2-2 SH5-4 1B	
Kelly Gruber, R OBP: 0.339, SLG: 0.469 (1, 5)		1-2 1B	1-2 1B		0-3 K			2-2 SH5-4 1B	
Rick Leach, L OBP: 0.355, SLG: 0.365 (1, 9)		0-0 1B	1 SAFE 1-2 L8		0-1 4-3			1-0 SH5-4	
Rob Ducey, L (8, 8)		1-2 1B						1-2 2-3	
Jesse Barfield, R OBP: 0.284, SLG: 0.386 (1, 8)		1-0 1B		1-2 4-3		2-2 P6		4-0 1B	
Manuel Lee, S OBP: 0.336, SLG: 0.377 (1, 4)		2-3 K		2-2 G3			2-2 FC4-6 BB	0-1 L9	

AB	R	H	RBI	BB	SO	LOB
4	0	2	3	1	1	0
5	1	2	2	0	0	4
4	0	2	0	0	1	4
3	0	0	0	1	0	3
0	0	0	0	0	0	0
4	1	1	0	0	2	2
4	2	3	0	0	1	0
3	0	1	0	0	0	1
0	0	0	0	0	0	0
3	1	1	0	1	0	0
4	0	1	0	0	1	6

Inning Stats		R	H	E	K	S	IP	WLS	BF	H	R	ER	SO	BB	IBB	HBP	BLK	WP	HR	S	P	ERA	WHIP
R: 0 H: 1 E: 0 K: 2 S: 11		0	1	0	2	11	7.0	L	33	12	5	5	6	2	0	0	0	0	1	85	130	6.43	2.000
R: 2 H: 5 E: 0 K: 2 S: 15		2	5	0	2	23	1.0		5	0	0	0	0	0	1	0	0	0	0	10	18	0.00	1.000
R: 0 H: 1 E: 0 K: 0 S: 9		0	1	0	0	14																	
R: 0 H: 0 E: 0 K: 1 S: 8		0	0	0	0	11																	
R: 1 H: 2 E: 0 K: 1 S: 10		1	2	0	1	15																	
R: 0 H: 0 E: 0 K: 1 S: 10		0	0	0	1	12																	
R: 0 H: 1 E: 0 K: 0 S: 13		0	1	0	0	21																	
R: 2 H: 3 E: 0 K: 0 S: 19		2	3	0	0	31																	


BOTTOM

Kansas City Royals @ Toronto Blue Jays
Exhibition Stadium, Toronto, ON

Mon Aug 08 1988, 7:05 PM EDT
Att: 32,234 - Unknown - 84 F

livebaseballscorecards.com

AB	34
R	5
H	13
RBI	5
BB	3
SO	6
LOB	20



1B:	11	SF:	0	WP:	0	PA:	38
2B:	1	SAC:	1	PB:	0		
3B:	0	DP:	1	SB:	0		
HR:	1	HBP:	0	CS:	0		

Batter	1	2	3	4	5	6	7	8	9	AB R H RBI BB SO LOB	TOP	
Joe Orsulak, L OBP: 0.333, SLG: 0.364 (1, 7) (7, 9)	2-0 FC6-4 1B	1-0 G3		0-0 1-H 2B		2-1 5-3 1-2		1-0 G3		5 0 2 1 0 0 2		
Brady Anderson, L OBP: 0.292, SLG: 0.291 (1, 8)	1-1 FC6-4 CS 1-2f		2-3 K	4-2 FC6-4 BB		0-0 4-3		2-1 F4		4 0 0 0 1 1 2		
Cal Ripken Jr., R OBP: 0.392, SLG: 0.467 (1, 6)	4-2 BB 1B BB		2-2 5-3	0-1 FC6-4 1-2f			0-3 K		4-1 G5-4-3 BB	3 1 0 0 2 1 2		
Eddie Murray, S OBP: 0.349, SLG: 0.453 (1, 3)	4-2 1B 1-2 BB		2-1 HR		1-0 2-3-2 1B		1-0 FC1-6 1B		1-0 G5-4-3 1-2f	4 1 3 1 1 0 1		
Mickey Tettleton, S OBP: 0.316, SLG: 0.472 (1, 2)	1-2 1B 1-3 2-H		2-1 1B		1-3 K2-3-2 1-1		3-2 FC1-6 WP 1B			4 1 2 1 0 1 2		
Jim Traber, L OBP: 0.272, SLG: 0.338 (1, 10)	1-1 F7		1-0 P6		3-1 1B		2-2 1B			4 0 2 1 0 0 3		
Larry Sheets, L OBP: 0.308, SLG: 0.335 Pete Stanicek, S OBP: 0.315, SLG: 0.322 (1, 9) (7, 7)		X	0-0 F7		2-1 4-3		2-1 F7		3-2 F9	4 0 0 0 0 0 2 0 0 0 0 0 0 0		
Rick Schu, R OBP: 0.304, SLG: 0.353 Rene Gonzales, R OBP: 0.255, SLG: 0.278 (1, 5) (6, 5)		C	0-2 P6		4-1 FC4 BB		4-1 FC1-6 BB		2-0 F7	1 0 0 0 2 0 0 1 0 0 0 0 0 0		
Billy Ripken, R OBP: 0.257, SLG: 0.255 (1, 4)		C	4-1 BB		2-2 FC4 E 2B		0-0 FC1-6 5-3 1-2f		0-0 F8	3 1 0 0 1 0 2		
Inning Stats	R: 1 H: 2 E: 0 LOB: 2 K: 0 BB: 2 S: 13 P: 26	R: 0 H: 0 E: 0 LOB: 1 K: 0 BB: 1 S: 8 P: 13	R: 1 H: 2 E: 0 LOB: 1 K: 1 BB: 0 S: 16 P: 25	R: 1 H: 1 E: 1 LOB: 2 K: 0 BB: 2 S: 11 P: 23	R: 0 H: 2 E: 0 LOB: 1 K: 1 BB: 0 S: 8 P: 15	R: 0 H: 0 E: 0 LOB: 1 K: 0 BB: 1 S: 5 P: 11	R: 1 H: 2 E: 0 LOB: 1 K: 1 BB: 0 S: 14 P: 23	R: 0 H: 0 E: 0 LOB: 0 K: 0 BB: 0 S: 3 P: 6	R: 0 H: 0 E: 0 LOB: 0 K: 0 BB: 1 S: 4 P: 11	1B: 7 SF: 0 2B: 2 SAC: 0 3B: 0 DP: 2 HR: 1 HBP: 0	WP: 1 PA: 40 PB: 0 SB: 0 CS: 1	
PITCHER Luis Aquino, R ERA: 6.75 Israel Sanchez, L ERA: 4.82 (1, 1) (5, 1)	IP WLS BF H R ER SO BB IBB HBP BLK WP HR S P ERA WHIP	4.0 22 6 3 3 1 5 0 0 0 0 1 49 89 6.75 2.750	5.0 W 18 3 1 1 2 2 0 0 0 1 0 33 64 1.80 1.000	PITCHER IP WLS BF H R ER SO BB IBB HBP BLK WP HR S P ERA WHIP								

Baltimore Orioles @ Kansas City Royals
Royals Stadium, Kansas City, MO
Tue Aug 09 1988, 8:05 PM EDT
Att. 24,005 - Overcast - 86 F

livebaseballscorecards.com

AB	33
R	4
H	9
RBI	4
BB	7
SO	3
LOB	16



BOTTOM

Baltimore Orioles @ Kansas City Royals
Royals Stadium, Kansas City, MO

livebaseballscorecards.com

AB	36
R	5
H	12
RBI	4
BB	4
SO	5
LOB	20



WP:	0	PA:	41
PB:	0		
SB:	1		
CS:	0		

Tue Aug 09 1988, 8:05 PM EDT
Att. 24,005 - Overcast - 86 F

AB R H RBI BB SO LOB

5	0	3	0	0	1	0
4	1	2	0	0	0	2
3	1	0	0	2	1	3
4	1	0	0	1	1	5
5	1	3	3	0	1	0
4	1	2	1	0	0	1
4	0	1	0	0	0	3
3	0	0	0	0	1	2
1	0	1	0	0	0	0
0	0	0	0	0	0	0
2	0	0	0	0	0	2
1	0	0	0	1	0	2

1B:	10	SF:	0
2B:	1	SAC:	1
3B:	0	DP:	1
HR:	1	HBP:	0

Batter	1	2	3	4	5	6	7	8	9
Willie Wilson, S OBP: 0.291, SLG: 0.347 (1, 8)	2-1 FC5-4 1B		0-0 G3		2-0 4-3 S 1B		1-2 SH2-4 1B		2-3 K
Kurt Stillwell, S OBP: 0.326, SLG: 0.419 (1, 6)	0-0 FC5-4 1-2f		2-1 1B		3-2 4-3 1-3		0-0 SH2-4 1-2 2-3		0-1 BB BB 2B 1B
George Brett, L OBP: 0.416, SLG: 0.569 (1, 3)	1-0 F9		2-2 P5		2-3 K		4-2 G6-4-3 BB		4-0 BB BB 2B BB
Danny Tartabull, R OBP: 0.359, SLG: 0.488 (1, 9)	2-3 K			2-2 L3	1-0 5-3		0-0 G6-4-3 1-2f		4-0 BB BB 2B BB
Pat Tabler, R OBP: 0.346, SLG: 0.350 (1, 10)				1-1 E 1B 1B			2-3 K		1-0 2B 1-H 2-H 3-H
Frank White, R OBP: 0.291, SLG: 0.384 (1, 4)				1-1 E 1-2 1B			0-1 HR		0-0 F7
Bo Jackson, R OBP: 0.282, SLG: 0.466 (1, 7)				3-2 F9			0-0 F9		1-2 1B 1B
Bill Pecota, R OBP: 0.169, SLG: 0.227 (1, 5)				0-0 E5			2-3 K		2-0 1B
Bill Buckner, L OBP: 0.265, SLG: 0.321 (8, PH)				1-3 2-H					1-3 1B
Brad Wellman, R OBP: 0.292, SLG: 0.274 (9, 5)				1-3 2-H					
Larry Owen, R OBP: 0.282, SLG: 0.176 (1, 2)				0-0 FC5			4-2 SH2-4 1B BB		1-1 4-3
Jamie Quirk, L OBP: 0.300, SLG: 0.386 (7, PH)				2-3					

Inning Stats	R: 0 E: 0 K: 1 S: 7	H: 1 LOB: 1 BB: 0 P: 12	R: 0 E: 0 K: 0 S: 13	H: 1 LOB: 1 BB: 0 P: 18	R: 0 E: 0 K: 0 S: 12	H: 1 LOB: 1 BB: 0 P: 19	R: 1 E: 1 K: 0 S: 15	H: 2 LOB: 2 BB: 0 P: 22	R: 0 E: 0 K: 1 S: 10	H: 1 LOB: 1 BB: 0 P: 17	R: 1 E: 0 K: 2 S: 9	H: 1 LOB: 0 BB: 0 P: 13	R: 0 E: 0 K: 0 S: 10	H: 1 LOB: 2 BB: 2 P: 19	R: 0 E: 0 K: 0 S: 9	H: 2 LOB: 2 BB: 0 P: 16	R: 3 E: 0 K: 1 S: 7	H: 2 LOB: 1 BB: 2 P: 18	1B: 10 2B: 1 3B: 0 HR: 1	SF: 0 SAC: 1 DP: 1 HBP: 0	WP: 0 PB: 0 SB: 1 CS: 0	PA: 41
--------------	------------------------------	----------------------------------	-------------------------------	----------------------------------	-------------------------------	----------------------------------	-------------------------------	----------------------------------	-------------------------------	----------------------------------	------------------------------	----------------------------------	-------------------------------	----------------------------------	------------------------------	----------------------------------	------------------------------	----------------------------------	-----------------------------------	------------------------------------	----------------------------------	--------

PITCHER	IP	WLS	BF	H	R	ER	SO	BB	IBB	HBP	BLK	WP	HR	S	P	ERA	WHIP
Dave Schmidt, R ERA: 3.5 (1, 1)	6.0		26	7	2	1	4	0	0	0	0	0	1	66	101	1.50	1.167
Doug Sisk, R ERA: 2.66 (7, 1)	1.2		9	3	0	0	0	2	0	0	0	0	0	17	32	0.00	3.000
Mark Thurmond, L ERA: 5.48 (8, 1)	0.2		4	1	2	2	1	1	0	0	0	0	0	8	15	27.00	3.000
Tom Niedenfuer, R ERA: 2.72 (9, 1)	0.0	L	2	1	1	1	0	1	0	0	0	0	0	1	6	∞	∞

Batter	1	2	3	4	5	6	7	8	9	10	11	12	AB R H RBI BB SO LOB
Kurt Stillwell, S OBP: 0.334, SLG: 0.429	1-1 BB HR 1B	1-0 BB 1B		0-2 6-3			3-2 L8	2-1 G6-3 1B		2-2 6-3		1-2 SAFE 1-3 1B	7 1 4 1 0 0 0
Kevin Seitzer, R OBP: 0.381, SLG: 0.417	1-0 BB HR 1B	4-2 SAFE 1B SAFE 1B SAFE		4-0 BB BB			4-0 BB BB	2-1 G6-3 1-2f		0-0 1B 1B		2-2 SAFE 3-H 1B	3 1 2 1 3 0 2
George Brett, L OBP: 0.414, SLG: 0.561	2-3 K	0-0 F8		0-2 F5			4-1 BB 1-2 BB		1-0 P3	2-2 SAFE 1-3 1B			5 0 1 0 1 1 5
Pat Tabler, R OBP: 0.348, SLG: 0.346 Brad Wellman, R OBP: 0.288, SLG: 0.270	4-2 HR BB		2-1 G3		0-0 4-3		2-2 F2		0-0 1B 1B	3-2 F6			4 1 1 0 1 0 2 1 0 0 0 0 0 2
Danny Tartabull, R OBP: 0.360, SLG: 0.489	0-0 HR		4-0 1B BB		0-2 L4		4-2 1-2 2-3 BB		3-2 F8		4-1 FC6-4 BB		3 1 1 4 3 0 1
Frank White, R OBP: 0.294, SLG: 0.385	1-0 6-3		0-1 1-3 1B		1-2 6-3		1-0 P4		4-1 1-2 BB		3-2 SAFE 1-1 SAFE BB	3-2 SAFE 1-1 SAFE BB	5 0 1 0 1 0 4
Bo Jackson, R OBP: 0.286, SLG: 0.464	0-1 5-3		3-2 F3			1-1 P3		0-1 SH3-4 1B	2-1 1-2 2-3 1B		1-1 FC6-4 CS		6 1 2 0 0 0 3
Jamie Quirk, L OBP: 0.314, SLG: 0.400 Willie Wilson, S OBP: 0.289, SLG: 0.345 Larry Owen, R OBP: 0.275, SLG: 0.171		2-3 K	0-0 L7			2-1 G6-4-3 1B		0-0 SH3-4 1-2	1-3 K		2-1 SAFE 1-2 CS	1-3 K	3 0 1 0 0 1 2 1 0 0 0 0 1 3 1 0 0 0 0 1 0
Nick Capra, R OBP: 0.194, SLG: 0.172 Bill Buckner, L OBP: 0.268, SLG: 0.321 Bill Pecota, R OBP: 0.177, SLG: 0.234		1-3 K		3-3 K		1-2 G6-4-3 1-2f		4-0 1B IBB		3-2 F8		3-1 1B SF7 1B	3 0 0 0 0 2 1 0 0 0 0 1 0 0 2 1 1 0 0 0 0

Inning Stats	R: 4	H: 3	E: 0	LOB: 0	K: 1	S: 13	P: 22	R: 0	H: 1	E: 0	LOB: 2	K: 2	S: 11	P: 18	R: 0	H: 1	E: 0	LOB: 2	K: 0	S: 8	R: 0	H: 0	E: 0	LOB: 1	K: 1	S: 9	P: 16	R: 0	H: 0	E: 0	LOB: 0	K: 0	S: 7	R: 0	H: 1	E: 0	LOB: 0	K: 0	S: 7	R: 1	H: 2	E: 0	LOB: 2	K: 0	S: 7	P: 15	R: 0	H: 2	E: 0	LOB: 3	K: 1	S: 12	P: 23	R: 0	H: 2	E: 0	LOB: 3	K: 1	S: 12	P: 23	R: 0	H: 2	E: 0	LOB: 2	K: 0	S: 17	P: 26	R: 0	H: 0	E: 0	LOB: 0	K: 0	S: 11	P: 19	R: 1	H: 2	E: 0	LOB: 1	K: 1	S: 11	P: 18	1B: 13	2B: 0	3B: 0	HR: 1	SF: 1	SAC: 1	DP: 2	HBP: 0	WP: 0	PA: 57
--------------	------	------	------	--------	------	-------	-------	------	------	------	--------	------	-------	-------	------	------	------	--------	------	------	------	------	------	--------	------	------	-------	------	------	------	--------	------	------	------	------	------	--------	------	------	------	------	------	--------	------	------	-------	------	------	------	--------	------	-------	-------	------	------	------	--------	------	-------	-------	------	------	------	--------	------	-------	-------	------	------	------	--------	------	-------	-------	------	------	------	--------	------	-------	-------	--------	-------	-------	-------	-------	--------	-------	--------	-------	--------


PITCHER	IP	WLS	BF	H	R	ER	SO	BB	IBB	HBP	BLK	WP	HR	S	P	ERA	WHIP
Mike Morgan, R ERA: 5.43	(1, 1)	0.1	4	2	3	3	1	1	0	0	0	0	0	9	17	81.00	9.000
Jay Tibbs, R ERA: 5.08	(1, 1)	6.1	28	4	1	1	3	6	0	0	0	0	1	57	103	1.42	1.579
Don Aase, R ERA: 5.04	(7, 1)	2.0	11	4	1	1	0	1	1	0	0	0	0	16	35	4.50	2.500
Mark Thurmond, L ERA: 5.33	(9, 1)	1.1	7	2	0	0	1	1	0	0	0	0	0	22	36	0.00	2.250
Tom Niedenfuer, R ERA: 2.83	(11, 1)	1.2	L 6	2	1	1	1	0	0	0	0	0	0	21	32	5.40	1.200

BOTTOM

Baltimore Orioles @ Kansas City Royals
Royals Stadium, Kansas City, MO

Thu Aug 11 1988, 8:05 PM EDT
Att: 33,920 - Unknown - 88 F

AB	44
R	6
H	14
RBI	6
BB	10
SO	6
LOB	25



PITCHER	IP	WLS	BF	H	R	ER	SO	BB	IBB	HBP	BLK	WP	HR	S	P	ERA	WHIP
---------	----	-----	----	---	---	----	----	----	-----	-----	-----	----	----	---	---	-----	------

Batter	1	2	3	4	5	6	7	8	9	AB R H RBI BB SO LOB	TOP						
Tony Fernandez, S (1, 6) OBP: 0.328, SLG: 0.377	0-0 G1-6-3 1B		0-0 1-H G4-3 3B		1-0 1-3		2-1 1-3			4 1 2 1 0 0 1							
Manuel Lee, S (1, 5) OBP: 0.329, SLG: 0.366	1-1 G1-6-3 1-2f		1-0 G4-3		3-2 F7			1-1 F7		4 0 0 1 0 0 1							
Cecil Fielder, R (1, 10) OBP: 0.313, SLG: 0.515	3-3 K		2-3 K		1-3 K			0-0 G5-3		4 0 0 0 0 3 0							
George Bell, R (1, 7) OBP: 0.310, SLG: 0.449		0-0 1-3 BB 1B	2-1 G6-3			1-2 F9		4-0 BB		3 0 1 0 1 0 0							
Lou Thornton, L (9, 7)										0 0 0 0 0 0 0							
Jesse Barfield, R (1, 9) OBP: 0.287, SLG: 0.390		4-1 1-3 BB		0-3 K		0-1 P3		3-3 K		3 0 0 0 1 2 1							
Fred McGriff, L (1, 3) OBP: 0.397, SLG: 0.586		1-3 K		4-1 S 1B BB		1-3 K				3 1 0 0 1 3 2							
Sal Butera, R (1, 2) OBP: 0.262, SLG: 0.341		0-1 1-3 1-2 2-3		3-3 K		1-2 K		0-1 5-3		4 0 0 0 0 1 3							
Nelson Liriano, S (1, 4) OBP: 0.269, SLG: 0.316		3-1 F8		0-0 K		0-0 K		3-2 S 1B		4 0 2 1 0 0 2							
Kelly Gruber, R (9, 5) OBP: 0.335, SLG: 0.464				2-H 1B						0 0 0 0 0 0 0							
Rob Ducey, L (1, 8) OBP: 0.182, SLG: 0.227			1-2 3B 1B		0-1 F8		1-SAFE K			3 1 1 0 0 1 2							
Inning Stats	R: 0 E: 0 K: 1 S: 6 H: 1 LOB: 0 BB: 0 P: 10	R: 0 E: 0 K: 1 S: 9 H: 1 LOB: 2 BB: 1 P: 17	R: 2 E: 0 K: 1 S: 11 H: 2 LOB: 0 BB: 0 P: 17	R: 1 E: 0 K: 2 S: 10 H: 1 LOB: 1 BB: 1 P: 17	R: 0 E: 0 K: 1 S: 7 H: 0 LOB: 0 BB: 0 P: 12	R: 0 E: 0 K: 1 S: 8 H: 0 LOB: 0 BB: 0 P: 10	R: 0 E: 0 K: 1 S: 11 H: 1 LOB: 1 BB: 0 P: 18	R: 0 E: 0 K: 1 S: 8 H: 0 LOB: 1 BB: 1 P: 16	R: 0 E: 0 K: 1 S: 9 H: 0 LOB: 0 BB: 0 P: 13	1B: 5 2B: 0 3B: 1 HR: 0 SF: 0 SAC: 0 DP: 1 HBP: 0	WP: 0 PB: 0 SB: 2 CS: 0 PA: 35						
PITCHER Floyd Bannister, L (1, 1) ERA: 4.43	IP: 9.0 WLS: L BF: 35 H: 6 R: 3 ER: 3 SO: 10 BB: 3 IBB: 0 HBP: 0 BLK: 0 WP: 0 HR: 0 S: 79 P: 130 ERA: 3.00 WHIP: 1.000																
PITCHER	IP	WLS	BF	H	R	ER	SO	BB	IBB	HBP	BLK	WP	HR	S	P	ERA	WHIP

Toronto Blue Jays @ Kansas City Royals
Royals Stadium, Kansas City, MO
 Fri Aug 12 1988, 8:05 PM EDT
 Att. 31,858 - Unknown - 82 F

livebaseballscorecards.com

AB	32
R	3
H	6
RBI	3
BB	3
SO	10
LOB	12



Batter	1	2	3	4	5	6	7	8	9	AB R H RBI BB SO LOB
--------	---	---	---	---	---	---	---	---	---	----------------------

Kurt Stillwell, S <small>(1, 6)</small> <small>OBP: 0.333, SLG: 0.426</small>										5 0 1 0 0 3 2
Kevin Seitzer, R <small>(1, 5)</small> <small>OBP: 0.382, SLG: 0.419</small>										3 0 1 0 1 0 2
George Brett, L <small>(1, 10)</small> <small>OBP: 0.410, SLG: 0.556</small>										4 0 0 0 0 0 2
Pat Tabler, R <small>(1, 7)</small> <small>OBP: 0.347, SLG: 0.345</small>										4 0 1 0 0 2 1
Danny Tartabull, R <small>(1, 9)</small> <small>OBP: 0.357, SLG: 0.484</small>										4 1 0 0 0 1 1
Frank White, R <small>(1, 4)</small> <small>OBP: 0.298, SLG: 0.387</small>										3 1 2 0 0 0 0
Bill Buckner, L <small>(1, 3)</small> <small>OBP: 0.276, SLG: 0.329</small>										4 0 3 0 0 1 0
Bill Pecota, R <small>(9, PR)</small> <small>OBP: 0.177, SLG: 0.234</small>										0 0 0 0 0 0 0
Jim Eisenreich, L <small>(1, 8)</small> <small>OBP: 0.206, SLG: 0.245</small>										4 0 0 0 0 2 7
Jamie Quirk, L <small>(1, 2)</small> <small>OBP: 0.319, SLG: 0.398</small>										3 0 1 2 1 0 2
Brad Wellman, R <small>(9, PR)</small> <small>OBP: 0.288, SLG: 0.270</small>										0 0 0 0 0 0 0

Inning Stats	R: 0 H: 1 E: 0 K: 2 S: 12	R: 0 H: 0 E: 0 K: 1 S: 7	R: 0 H: 1 E: 0 K: 0 S: 11	R: 0 H: 0 E: 0 K: 1 S: 8	R: 0 H: 2 E: 0 K: 1 S: 8	R: 0 H: 0 E: 0 K: 0 S: 14	R: 0 H: 1 E: 0 K: 1 S: 10	R: 0 H: 0 E: 0 K: 1 S: 9	R: 2 H: 4 E: 0 K: 2 S: 16	1B: 8 2B: 1 3B: 0 HR: 0 SF: 0 SAC: 0 DP: 2 HBP: 1
--------------	---------------------------	--------------------------	---------------------------	--------------------------	--------------------------	---------------------------	---------------------------	--------------------------	---------------------------	---

PITCHER	IP WLS BF H R ER SO BB IBB HBP BLK WP HR S P ERA WHIP	IP WLS BF H R ER SO BB IBB HBP BLK WP HR S P ERA WHIP
Jim Clancy, R <small>(1, 1)</small> <small>ERA: 4.93</small>	8.1 W 33 7 2 2 7 2 0 0 0 0 0 80 120 2.16 1.080	
Tom Henke, R <small>(9, 1)</small> <small>ERA: 2.75</small>	0.2 S 4 2 0 0 2 0 0 0 0 0 0 9 14 0.00 3.000	

BOTTOM

Toronto Blue Jays @ Kansas City Royals
Royals Stadium, Kansas City, MO
 Fri Aug 12 1988, 8:05 PM EDT
 Att: 31,858 - Unknown - 82 F

livebaseballscorecards.com

AB	34
R	2
H	9
RBI	2
BB	2
SO	9
LOB	17



WP: 0	PA: 37
PB: 0	
SB: 0	
CS: 0	

Batter	1	2	3	4	5	6	7	8	9	AB R H RBI BB SO LOB	TOP											
Tony Fernandez, S (1, 6) OBP: 0.327, SLG: 0.376	1-2 1B		0-0 F8		2-2 4-3		0-0 F7			4 0 1 0 0 0 1												
Nelson Liriano, S (1, 4) OBP: 0.269, SLG: 0.315 Kelly Gruber, R (8, 5) OBP: 0.335, SLG: 0.464	2-3 1-2 K		0-0 1B		1-3 K		2-2 F8			4 0 1 0 0 2 1 0 0 0 0 0 0 0												
Rance Mulliniks, L (1, 10) OBP: 0.392, SLG: 0.504	3-3 K		1-0 1-3 G4-6-3 1B		1-3 K		2-1 4-3			4 0 1 0 0 2 1												
George Bell, R (1, 7) OBP: 0.308, SLG: 0.445 Lou Thornton, L (9, 7)	0-1 P6		1-1 G4-6-3 1-2f		0-0 6-3		2-2 1-3			4 0 0 0 0 0 3 0 0 0 0 0 0 0												
Fred McGriff, L (1, 3) OBP: 0.400, SLG: 0.596		3-2 2B		1-3 K		0-0 1B		3-2 1B		4 2 3 0 0 1 0												
Ernie Whitt, L (1, 2) OBP: 0.345, SLG: 0.376		2-0 F8		1-2 F8		3-2 F7		1-1 1B		4 0 1 1 0 0 2												
Jesse Barfield, R (1, 8) OBP: 0.292, SLG: 0.401		1-1 2B		1-1		3-2 2B		0-1 G5-4-3		4 0 3 1 0 0 1												
Rick Leach, L (1, 9) OBP: 0.350, SLG: 0.359 Rob Ducey, L (9, PR) OBP: 0.182, SLG: 0.227		0-0 F7		2-2 G3		0-0 4-3		1-2 1B		4 0 1 0 0 0 3 0 0 0 0 0 0 0												
Manuel Lee, S (1, 5) OBP: 0.324, SLG: 0.360		1-0 4-3		1-3 K		1-3 K		0-3 K		4 0 0 0 0 3 3												
Inning Stats	R: 0 E: 0 K: 2 S: 13	H: 1 LOB: 1 BB: 0 P: 18	R: 1 E: 0 K: 0 S: 8	H: 2 LOB: 1 BB: 0 P: 15	R: 0 E: 0 K: 0 S: 5	H: 2 LOB: 1 BB: 0 P: 7	R: 0 E: 0 K: 1 S: 14	H: 1 LOB: 1 BB: 0 P: 19	R: 0 E: 0 K: 2 S: 9	H: 0 LOB: 0 BB: 0 P: 13	R: 0 E: 0 K: 1 S: 8	H: 1 LOB: 1 BB: 0 P: 12	R: 0 E: 0 K: 1 S: 9	H: 1 LOB: 1 BB: 0 P: 12	R: 0 E: 0 K: 0 S: 9	H: 0 LOB: 0 BB: 0 P: 15	R: 1 E: 0 K: 1 S: 13	H: 3 LOB: 1 BB: 0 P: 18	1B: 7 2B: 3 3B: 1 HR: 0	SF: 0 SAC: 0 DP: 2 HBP: 0	WP: 0 PB: 0 SB: 2 CS: 0	PA: 36
PITCHER Bret Saberhagen, R (1, 1) ERA: 3.75	IP: 9.0 WLS: L BF: 36 H: 11 R: 2 ER: 2 SO: 8 BB: 0 IBB: 0 HBP: 0 BLK: 0 WP: 0 HR: 0 S: 88 P: 129 ERA: 2.00 WHIP: 1.222											PITCHER IP: WLS: BF: H: R: ER: SO: BB: IBB: HBP: BLK: WP: HR: S: P: ERA: WHIP										

Toronto Blue Jays @ Kansas City Royals
Royals Stadium, Kansas City, MO
Sat Aug 13 1988, 8:05 PM EDT
Att. 40,204 - Unknown - 88 F

AB	36
R	2
H	11
RBI	2
BB	0
SO	8
LOB	15



Batter	1	2	3	4	5	6	7	8	9	AB	R	H	RBI	BB	SO	LOB
Kurt Stillwell, S OBP: 0.330, SLG: 0.423 (1, 6)	2-1 6-3		3-2 F9			1-2 SH1-4			1-2 4-3	3	0	0	0	0	0	0
Kevin Seitzer, R OBP: 0.383, SLG: 0.423 (1, 5)	3-2 3B		3-1 F8			2-1 L4			4-1 F5 BB	3	0	1	0	1	0	1
George Brett, L OBP: 0.409, SLG: 0.552 (1, 3)	4-0 G6-4-3 BB				2-1 L3			2-1 F9	2-2 F5	3	0	0	0	1	0	1
Pat Tabler, R OBP: 0.344, SLG: 0.342 (1, 7)	0-0 G6-4-3				3-2 F8			1-0 F8		3	0	0	0	0	0	2
Danny Tartabull, R OBP: 0.355, SLG: 0.480 (1, 9)					0-0 L9			1-1 F9		3	0	0	0	0	1	0
Frank White, R OBP: 0.298, SLG: 0.387 (1, 10)						0-3 K2-3			2-2 4-3	3	0	1	0	0	1	0
Bo Jackson, R OBP: 0.283, SLG: 0.460 (1, 8)						3-1 6-3			2-3 K	3	0	0	0	0	1	1
Brad Wellman, R OBP: 0.279, SLG: 0.262 (1, 4)						1-3 K			0-1 4-3	2	0	0	0	0	1	1
Willie Wilson, S OBP: 0.289, SLG: 0.344 (8, PH)										1	0	0	0	0	0	0
Bill Pecota, R OBP: 0.177, SLG: 0.234 (9, 4)										0	0	0	0	0	0	0
Larry Owen, R OBP: 0.286, SLG: 0.167 (1, 2)						1-0 F2			0-1 5-3	1	0	0	0	1	0	0
Bill Buckner, L OBP: 0.275, SLG: 0.328 (9, PH)								4-0 L4 SH1-4 BB		1	0	0	0	0	0	0

Inning Stats	R: 0	H: 1	E: 0	LOB: 1	K: 0	BB: 1	S: 8	R: 0	H: 1	E: 0	LOB: 1	K: 1	BB: 0	S: 8	R: 0	H: 0	E: 0	LOB: 0	K: 0	BB: 0	S: 7	R: 0	H: 0	E: 0	LOB: 0	K: 2	BB: 0	S: 9	R: 0	H: 0	E: 0	LOB: 0	K: 0	BB: 1	S: 5	R: 0	H: 0	E: 0	LOB: 0	K: 1	BB: 0	S: 8	R: 0	H: 0	E: 0	LOB: 0	K: 0	BB: 0	S: 5	R: 0	H: 0	E: 0	LOB: 0	K: 0	BB: 1	S: 11	R: 0	H: 0	E: 0	LOB: 1	K: 0	BB: 1	S: 11	1B: 1	SF: 0	2B: 1	SAC: 1	3B: 1	DP: 2	HR: 0	HBP: 0
--------------	------	------	------	--------	------	-------	------	------	------	------	--------	------	-------	------	------	------	------	--------	------	-------	------	------	------	------	--------	------	-------	------	------	------	------	--------	------	-------	------	------	------	------	--------	------	-------	------	------	------	------	--------	------	-------	------	------	------	------	--------	------	-------	-------	------	------	------	--------	------	-------	-------	-------	-------	-------	--------	-------	-------	-------	--------

PITCHER	IP	WLS	BF	H	R	ER	SO	BB	IBB	HBP	BLK	WP	HR	S	P	ERA	WHIP
Jeff Musselman, L ERA: 1.46 (1, 1)	7.0	W	23	2	0	0	3	2	0	0	0	0	0	48	87	0.00	0.571
Duane Ward, R ERA: 2.83 (8, 1)	2.0	S	7	0	0	0	1	1	0	0	0	0	0	19	30	0.00	0.500

BOTTOM

Toronto Blue Jays @ Kansas City Royals
Royals Stadium, Kansas City, MO
 Sat Aug 13 1988, 8:05 PM EDT
 Att: 40,204 - Unknown - 88 F

livebaseballscorecards.com

AB	26
R	0
H	2
RBI	0
BB	3
SO	4
LOB	6



WP: 0	PA: 30
PB: 0	
SB: 0	
CS: 0	

Batter	1	2	3	4	5	6	7	8	9	AB R H RBI BB SO LOB	TOP	
Tony Fernandez, S (1, 6) OBP: 0.329, SLG: 0.377	2-2 FC6-4 BB 1B		2-2 F9		0-1 P6		2-1 1B			4 0 2 0 0 0 2		
Nelson Liriano, S (1, 4) OBP: 0.264, SLG: 0.309	2-0 P6		1-2 L6		1-2 F8		1-0 P6			4 0 0 0 0 0 4		
Rance Mulliniks, L (1, 10) OBP: 0.397, SLG: 0.504	4-1 SAFE SAFE 1-2 FC6-4 BB		2-2 3-1		4-1 FC3-6 1B BB		2-2 1B			2 0 1 0 2 0 0		
George Bell, R (1, 7) OBP: 0.307, SLG: 0.443	1-0 FC6-4 1-2f 2-3		0-0 F8		2-1 FC3-6 1B		0-1 P5			4 0 1 0 0 0 3		
Fred McGriff, L (1, 3) OBP: 0.397, SLG: 0.589	2-2 F8		3-3 K		2-2 F7		2-1 L8			4 0 0 0 0 1 5		
Ernie Whitt, L (1, 2) OBP: 0.340, SLG: 0.371			1-1 P6		3-2 FC3-6 1-2f 2-3		2-2 F9			4 0 0 0 0 1 3		
Jesse Barfield, R (1, 8) OBP: 0.295, SLG: 0.406			3-1 2B		1-2 BB 1B		1-1 F7			4 0 2 0 0 0 2		
Rick Leach, L (1, 9) OBP: 0.342, SLG: 0.351			1-3 K		0-0 F7		0-0 F8			4 0 0 0 0 1 2		
Manuel Lee, S (1, 5) OBP: 0.323, SLG: 0.356			1-3 K		4-2 BB 1-2 BB		3-2 F7			3 0 0 0 1 1 1		
Inning Stats	R: 0 H: 1 E: 0 LOB: 2 K: 0 BB: 1 S: 10 P: 21	R: 0 H: 1 E: 0 LOB: 1 K: 3 BB: 0 S: 11 P: 16	R: 0 H: 0 E: 0 LOB: 0 K: 0 BB: 0 S: 11 P: 16	R: 0 H: 0 E: 0 LOB: 0 K: 1 BB: 0 S: 6 P: 10	R: 0 H: 1 E: 0 LOB: 2 K: 0 BB: 1 S: 11 P: 17	R: 0 H: 1 E: 0 LOB: 2 K: 0 BB: 1 S: 13 P: 25	R: 0 H: 1 E: 0 LOB: 1 K: 0 BB: 0 S: 9 P: 18	R: 0 H: 1 E: 0 LOB: 1 K: 0 BB: 0 S: 10 P: 16	R: 0 H: 0 E: 0 LOB: 0 K: 0 BB: 0 S: 5 P: 6	1B: 5 SF: 0 2B: 1 SAC: 0 3B: 0 DP: 0 HR: 0 HBP: 0	WP: 0 PA: 36 PB: 0 SB: 0 CS: 0	
PITCHER Luis Aquino, R (1, 1) ERA: 2.08	IP WLS BF H R ER SO BB IBB HBP BLK WP HR S P ERA WHIP	9.0 W 36 6 0 0 4 3 0 0 0 0 0 0 86 145 0.00 1.000										

Toronto Blue Jays @ Kansas City Royals
Royals Stadium, Kansas City, MO
 Sun Aug 14 1988, 4:33 AM EDT
 Att. 27,262 - Sunny - 92 F

AB	33
R	0
H	6
RBI	0
BB	3
SO	4
LOB	22



Batter	1	2	3	4	5	6	7	8	9
Willie Wilson, S (1, 8) OBP: 0.289, SLG: 0.343 Jim Eisenreich, L (7, 8) OBP: 0.212, SLG: 0.250	2-3 		0-1 SH1-3 1-2	4-1 FC6-4 1-2 BB		0-0 G6-3		2-0 1B	
Kurt Stillwell, S (1, 6) OBP: 0.329, SLG: 0.422	0-2 F8		1-2 2B 2-H	1-1 FC6-4 1-2f 2-3 3-H		3-2 G3-1		1-3 	
Frank White, R (1, 4) OBP: 0.300, SLG: 0.388	1-0 2B		4-1 BB	0-0 F9		0-0 P5		1-2 P3	
Pat Tabler, R (1, 10) OBP: 0.342, SLG: 0.337	2-2 F8		2-1 F9 1-2 2-3		0-0 F8		4-1 BB WP BB	2-1 P3	
Danny Tartabull, R (1, 9) OBP: 0.354, SLG: 0.476		0-3 		2-2 E5 2B	4-2 1B BB		2-3 		
Bo Jackson, R (1, 7) OBP: 0.286, SLG: 0.463		1-2 G5-3		0-1 1B 2B 1-H	0-1 1B		3-1 F9		
Bill Buckner, L (1, 3) OBP: 0.278, SLG: 0.330		1-1 P2		0-1 P3	1-0 1B 1-2 2-H		0-0 WP BB 1B		
Bill Pecota, R (1, 5) OBP: 0.193, SLG: 0.238			0-2 F9	2-0 BB 1B FC6-4 1B 2-H	1-0 P3		4-0 WP BB	1-2 2-3 BB	
Larry Owen, R (1, 2) OBP: 0.304, SLG: 0.200			3-2 SH1-3 2B 1B	0-0 FC6-4 BB 1B	1-2 P6		1-3 	1-2 2-3 3-H	

AB	R	H	RBI	BB	SO	LOB
2	0	0	0	1	1	0
1	0	1	0	0	0	0
5	0	1	2	0	1	3
4	0	1	0	1	0	3
4	1	0	0	1	0	4
3	2	0	0	1	2	1
4	1	2	1	0	0	1
4	0	2	1	0	0	1
3	1	1	1	1	0	2
4	1	2	0	0	1	4

BOTTOM

Toronto Blue Jays @ Kansas City Royals
 Royals Stadium, Kansas City, MO

Sun Aug 14 1988, 4:33 AM EDT
 Att: 27,262 - Sunny - 92 F

livebaseballscorecards.com

AB	34
R	6
H	10
RBI	5
BB	5
SO	5
LOB	19



1B: 7	SF: 0	WP: 1	PA: 40
2B: 3	SAC: 1	PB: 0	
3B: 0	DP: 0	SB: 3	
HR: 0	HBP: 0	CS: 0	

Inning Stats		R: 0	H: 1	E: 0	K: 1	S: 10	R: 0	H: 0	E: 0	K: 1	S: 9	R: 1	H: 2	E: 0	K: 0	S: 16	R: 3	H: 3	E: 1	K: 0	S: 13	R: 1	H: 2	E: 0	K: 0	S: 12	R: 0	H: 0	E: 0	K: 0	S: 6	R: 1	H: 1	E: 0	K: 2	S: 10	R: 0	H: 1	E: 0	K: 1	S: 9		
IP	4.1	WLS	L	BF	25	H	8	R	5	ER	3	SO	2	BB	3	IBB	0	HBP	0	BLK	0	WP	0	HR	0	S	56	P	87	ERA	6.23	WHIP	2.538										
PITCHER	Mike Flanagan, L (1, 1)																																										
	ERA: 4.02																																										
	Doug Bair, R (5, 1)																																										
	ERA: 4.15																																										
	Tony Castillo, L (8, 1)																																										
	ERA:																																										

Batter	1	2	3	4	5	6	7	8	9	AB R H RBI BB SO LOB	TOP		
Oddibe McDowell, L (1, 8) <small>OBP: 0.313, SLG: 0.338</small> Cecil Espy, S (8, 8) <small>OBP: 0.273, SLG: 0.343</small>	0-1 G4-3 		1-0 F8 		0-0 FC6-4 		0-0 G1-3 		1-0 G5-3 	4 0 0 0 0 0 4 1 0 0 0 0 0 0			
Scott Fletcher, R (1, 6) <small>OBP: 0.361, SLG: 0.321</small> Larry See, R (7, 4) <small>OBP: 0.200, SLG: 0.158</small>	0-0 			1-2 G5-3 	2-2 FC5-4 		0-0 P5 			4 0 1 0 0 0 3 0 0 0 0 0 0 0			
Ruben Sierra, S (1, 9) <small>OBP: 0.288, SLG: 0.419</small>	1-3 			0-0 		1-0 L7 		1-0 		4 0 2 0 0 1 1			
Pete Incaviglia, R (1, 7) <small>OBP: 0.325, SLG: 0.485</small>		2-1 G5-3 		2-3 		1-3 		4-2 		3 0 0 0 1 2 1			
Pete O'Brien, L (1, 3) <small>OBP: 0.354, SLG: 0.412</small> Curtis Wilkerson, S (7, 3) <small>OBP: 0.370, SLG: 0.392</small>		2-2 G3 		0-0 G4-3 		1-3 		3-2 F7 		3 0 0 0 0 1 1 1 0 0 0 0 0 2			
Mike Stanley, R (1, 2) <small>OBP: 0.311, SLG: 0.283</small>		3-1 L9 			0-0 G5-3 		2-2 	1-3 K 		4 0 1 0 0 1 2			
Steve Buechele, R (1, 5) <small>OBP: 0.346, SLG: 0.414</small> Geno Petralli, L (7, 5) <small>OBP: 0.383, SLG: 0.423</small>			1-1 F9 		4-0 		0-0 FC4-6 	2-2 FC5-4 		2 2 0 0 1 0 1 1 0 0 0 0 0 2			
Bob Brower, R (1, 10) <small>OBP: 0.304, SLG: 0.292</small>			0-0 G4-3 		2-1 		1-1 		0-2 F9 	4 1 2 0 0 0 0			
Jeff Kunkel, R (1, 4) <small>OBP: 0.245, SLG: 0.387</small>			3-2 		1-2 		0-0 E4 		0-0 G5-3 	4 0 2 2 0 0 1			
Inning Stats	R: 0 H: 1 E: 0 LOB: 0 K: 1 BB: 0 S: 6 P: 7	R: 0 H: 0 E: 0 LOB: 0 K: 0 BB: 0 S: 7 P: 14	R: 0 H: 1 E: 0 LOB: 1 K: 0 BB: 0 S: 7 P: 12	R: 0 H: 1 E: 0 LOB: 1 K: 1 BB: 0 S: 10 P: 13	R: 2 H: 2 E: 0 LOB: 1 K: 0 BB: 1 S: 10 P: 19	R: 0 H: 0 E: 0 LOB: 0 K: 2 BB: 0 S: 7 P: 10	R: 1 H: 2 E: 1 LOB: 2 K: 0 BB: 0 S: 9 P: 12	R: 0 H: 1 E: 0 LOB: 2 K: 1 BB: 1 S: 12 P: 23	R: 0 H: 0 E: 0 LOB: 0 K: 0 BB: 0 S: 6 P: 7	1B: 6 SF: 0 2B: 2 SAC: 0 3B: 0 DP: 0 HR: 0 HBP: 0	WP: 0 PA: 37 PB: 0 SB: 0 CS: 1		
PITCHER	IP WLS BF H R ER SO BB IBB HBP BLK WP HR S P ERA WHIP											PITCHER	IP WLS BF H R ER SO BB IBB HBP BLK WP HR S P ERA WHIP
Charlie Leibrandt, L (1, 1) <small>ERA: 3.68</small>	7.0 W 29 7 3 2 4 1 0 0 0 0 0 0 56 87 2.57 1.143												
Jeff Montgomery, R (8, 1) <small>ERA: 2.25</small>	1.0 5 1 0 0 1 1 0 0 0 0 0 0 12 23 0.00 2.000												
Jerry Don Gleaton, L (9, 1) <small>ERA: 2.08</small>	1.0 3 0 0 0 0 0 0 0 0 0 0 0 6 7 0.00 0.000												

Texas Rangers @ Kansas City Royals
 Royals Stadium, Kansas City, MO
 Mon Aug 15 1988, 8:05 PM EDT
 Att. 33,104 - Unknown - 91 F

livebaseballscorecards.com

AB 35
R 3
H 8
RBI 2
BB 2
SO 5
LOB 18



Texas Rangers @ Kansas City Royals
 Royals Stadium, Kansas City, MO

Tue Aug 16 1988, 8:05 PM EDT
 Att. 24,729 - Unknown - 95 F

livebaseballscorecards.com

AB	36
R	5
H	10
RBI	5
BB	0
SO	6
LOB	10



WP:	0	PA:	37
PB:	0		
SB:	1		
CS:	0		

Batter	1	2	3	4	5	6	7	8	9	AB	R	H	RBI	BB	SO	LOB
Oddibe McDowell, L (1, 8) OBP: 0.317, SLG: 0.346	3-2 1B 1B	1-0 1B			0-0 P2		0-0 3B 2B		1-1 4-3	5	2	3	1	0	0	0
Scott Fletcher, R (1, 6) OBP: 0.362, SLG: 0.327	0-1 1B SF7	3-2 G3			2-0 F9		0-0 3B 2B			4	1	2	1	0	0	2
Ruben Sierra, S (1, 9) OBP: 0.288, SLG: 0.417	0-0 FC1-6 1B		1-0 4-3			1-1 G3	0-0 P5			4	0	1	1	0	0	1
Pete O'Brien, L (1, 3) OBP: 0.351, SLG: 0.408	1-0 P3		3-1 4-3			0-0 F8		0-0 L4		4	0	0	0	0	0	2
Geno Petralli, L (1, 2) OBP: 0.381, SLG: 0.422	1-0 SF7		2-3 K			3-1 G3		2-2 1B		3	0	1	1	0	1	0
Cecil Espy, S (1, 7) OBP: 0.272, SLG: 0.341	0-0 FC1-6		1-3 K			0-0 3B 1B		2-3 K		4	1	1	0	0	2	2
Larry See, R (1, 10) OBP: 0.167, SLG: 0.130		1-3 K	2-3 K			1 SAFE P6		1-2 6-3		4	0	0	0	0	2	2
Steve Buechele, R (1, 5) OBP: 0.343, SLG: 0.409		0-1 4-3	1-1 6-3			2-3 K		0-1 5-3		4	0	0	0	0	1	1
Curtis Wilkerson, S (1, 4) OBP: 0.372, SLG: 0.402		2-1 1B 1B			3-2 G3		1-0 2B 3B		1-2 4-3	4	1	2	1	0	0	0

Inning Stats	R: 2	H: 3	E: 0	LOB: 1	K: 0	BB: 0	S: 9	P: 14	R: 0	H: 2	E: 0	LOB: 2	K: 1	BB: 0	S: 12	P: 19	R: 0	H: 0	E: 0	LOB: 0	K: 1	BB: 0	S: 7	P: 13	R: 0	H: 0	E: 0	LOB: 0	K: 2	BB: 0	S: 10	P: 14	R: 0	H: 0	E: 0	LOB: 0	K: 0	BB: 0	S: 6	P: 11	R: 0	H: 0	E: 0	LOB: 0	K: 0	BB: 0	S: 5	P: 9	R: 3	H: 4	E: 0	LOB: 1	K: 1	BB: 0	S: 9	P: 12	R: 0	H: 1	E: 0	LOB: 1	K: 1	BB: 0	S: 11	P: 16	R: 0	H: 0	E: 0	LOB: 0	K: 0	BB: 0	S: 9	P: 11	1B: 7	SF: 1	2B: 1	SAC: 0	3B: 2	DP: 0	HR: 0	HBP: 0
--------------	------	------	------	--------	------	-------	------	-------	------	------	------	--------	------	-------	-------	-------	------	------	------	--------	------	-------	------	-------	------	------	------	--------	------	-------	-------	-------	------	------	------	--------	------	-------	------	-------	------	------	------	--------	------	-------	------	------	------	------	------	--------	------	-------	------	-------	------	------	------	--------	------	-------	-------	-------	------	------	------	--------	------	-------	------	-------	-------	-------	-------	--------	-------	-------	-------	--------

PITCHER	IP	WLS	BF	H	R	ER	SO	BB	IBB	HBP	BLK	WP	HR	S	P	ERA	WHIP
Mark Gubicza, R (1, 1) ERA: 2.86	8.0	L	34	10	5	5	6	0	0	0	0	0	0	69	108	5.62	1.250
Steve Farr, R (9, 1) ERA: 2.1	1.0		3	0	0	0	0	0	0	0	0	0	0	9	11	0.00	0.000

PITCHER	IP	WLS	BF	H	R	ER	SO	BB	IBB	HBP	BLK	WP	HR	S	P	ERA	WHIP
---------	----	-----	----	---	---	----	----	----	-----	-----	-----	----	----	---	---	-----	------

Batter	1	2	3	4	5	6	7	8	9	AB R H RBI BB SO LOB	TOP																
Oddibe McDowell, L (1, 8) OBP: 0.315, SLG: 0.344	1-0 3-1		0-2 S 1B		0-1 L5	2-3 K			2-3 K	5 0 1 0 0 2 3																	
Scott Fletcher, R (1, 6) OBP: 0.362, SLG: 0.326	3-1 1B		2-3 K		1-0 E6 1B			1-3 K	4-1 1B BB	4 0 1 1 1 2 2																	
Ruben Sierra, S (1, 9) OBP: 0.289, SLG: 0.417	0-1 F8		0-0 1-3		3-2 1-2 2-H 1B			1-2 F7	1-1 1-2 1B	5 0 2 1 0 0 2																	
Pete Incaviglia, R (1, 7) OBP: 0.323, SLG: 0.480	1-3 K			0-1 6-3	0-3 K			4-1 HR BB	2-3 K	4 1 0 0 1 3 5																	
Mike Stanley, R (1, 3) OBP: 0.308, SLG: 0.280		2-3 K		1-1 4-3	1-0 F9			0-1 HR	1-3 K	2 0 0 0 0 1 0																	
Pete O'Brien, L (5, PH) OBP: 0.350, SLG: 0.414										3 1 1 2 0 1 4																	
Steve Buechele, R (1, 5) OBP: 0.342, SLG: 0.416		0-1 G3		1-2 F8		2-0 HR		1-2 F8		4 1 1 1 0 0 0																	
Jeff Kunkel, R (1, 4) OBP: 0.260, SLG: 0.400			3-2 FC5-4 1B		0-1 2B 1B	3-2 F7			0-0 F9	2 1 2 0 0 0 0																	
Curtis Wilkerson, S (6, PH) OBP: 0.369, SLG: 0.398										2 0 0 0 0 0 0																	
Jim Sundberg, R (1, 2) OBP: 0.291, SLG: 0.350			1-2 FC5-4		1-2 1B E 2B	0-0 2B			3-3 K	2 1 1 1 0 0 1																	
Geno Petrali, L (6, PH) OBP: 0.381, SLG: 0.427										2 0 1 0 0 1 0																	
Bob Brower, R (1, 10) OBP: 0.306, SLG: 0.295			3-3 K		0-1 E 1B	2-3 K			2-3 K	2 1 1 0 0 1 0																	
Cecil Espy, S (6, PH) OBP: 0.270, SLG: 0.338										2 0 0 0 0 2 1																	
Inning Stats	R: 0 E: 0 K: 1 S: 9	H: 1 LOB: 1 BB: 0 P: 14	R: 0 E: 0 K: 1 S: 13	H: 1 LOB: 1 BB: 0 P: 19	R: 0 E: 0 K: 2 S: 12	H: 1 LOB: 1 BB: 0 P: 16	R: 0 E: 0 K: 0 S: 7	H: 0 LOB: 0 BB: 0 P: 9	R: 3 E: 1 K: 1 S: 18	H: 4 LOB: 2 BB: 0 P: 24	R: 1 E: 0 K: 2 S: 11	H: 2 LOB: 1 BB: 0 P: 20	R: 2 E: 0 K: 1 S: 13	H: 1 LOB: 0 BB: 1 P: 20	R: 0 E: 0 K: 2 S: 9	H: 0 LOB: 0 BB: 0 P: 14	R: 0 E: 0 K: 3 S: 13	H: 1 LOB: 2 BB: 1 P: 23	1B: 7 2B: 2 3B: 0 HR: 2	SF: 0 SAC: 0 DP: 0 HBP: 0	WP: 0 PB: 0 SB: 1 CS: 0	PA: 41					
PITCHER	IP WLS BF H R ER SO BB IBB HBP BLK WP HR S P ERA WHIP																										
Floyd Bannister, L (1, 1) ERA: 4.48	4.1		21	7	3	3	4	0	0	0	0	0	0	55	77	6.23	1.615										
Jeff Montgomery, R (5, 1) ERA: 2.7	2.2	W	12	3	3	3	4	1	0	0	0	0	2	28	45	10.12	1.500										
Jerry Don Gleaton, L (8, 1) ERA: 1.98	1.1		6	1	0	0	3	1	0	0	0	0	0	16	28	0.00	1.500										
Steve Farr, R (9, 1) ERA: 2.08	0.2	S	2	0	0	0	2	0	0	0	0	0	0	6	9	0.00	0.000										

Texas Rangers @ Kansas City Royals
Royals Stadium, Kansas City, MO
Wed Aug 17 1988, 8:05 PM EDT
Att. 25,720 - Unknown - 92 F

livebaseballscorecards.com

AB 39
R 6
H 11
RBI 6
BB 2
SO 13
LOB 18



Batter	1	2	3	4	5	6	7	8	9
Willie Wilson, S OBP: 0.295, SLG: 0.355 (1, 8)	F7		1B		2B	L4		K	
Kurt Stillwell, S OBP: 0.335, SLG: 0.424 (1, 6)	K		1B		2B		G6-4-3	F8	
George Brett, L OBP: 0.406, SLG: 0.550 (1, 3)	F8			2B	3B		G6-4-3		
Pat Tabler, R OBP: 0.347, SLG: 0.339 (1, 10)		F9		SF8	3B		F9		
Danny Tartabull, R OBP: 0.357, SLG: 0.483 (1, 9)		L4		SF8	3B			6-3	
Frank White, R OBP: 0.296, SLG: 0.386 (1, 4) Brad Wellman, R OBP: 0.275, SLG: 0.258 (9, 4)		6-3		SF8	K			1B	
Bo Jackson, R OBP: 0.289, SLG: 0.457 (1, 7)			SH3-1	K	6-3			2B	
Jamie Quirk, L OBP: 0.329, SLG: 0.403 (1, 2)			SH3-1	F7		K		1B	
Bill Pecota, R OBP: 0.213, SLG: 0.270 (1, 5)			L6		K	E5		1B	

Inning Stats	R: 0	H: 0	E: 0	K: 1	S: 8	R: 0	H: 0	E: 0	K: 0	S: 5	R: 1	H: 1	E: 0	K: 1	S: 11	R: 2	H: 2	E: 0	K: 1	S: 12	R: 4	H: 4	E: 1	K: 2	S: 20	R: 0	H: 0	E: 1	K: 1	S: 7	R: 0	H: 0	E: 0	K: 0	S: 4	R: 2	H: 4	E: 0	K: 1	S: 16
	LOB: 0	BB: 0	BB: 13	LOB: 0	BB: 0	LOB: 1	BB: 1	LOB: 1	BB: 1	P: 9	LOB: 1	BB: 1	LOB: 1	BB: 1	P: 18	LOB: 1	BB: 1	LOB: 1	BB: 1	P: 21	LOB: 1	BB: 1	LOB: 0	BB: 0	P: 13	LOB: 0	BB: 1	LOB: 2	BB: 0	P: 24	LOB: 2	BB: 0	P: 11	LOB: 2	BB: 0	P: 24				

PITCHER	IP	WLS	BF	H	R	ER	SO	BB	IBB	HBP	BLK	WP	HR	S	P	ERA	WHIP
Jose Guzman, R ERA: 3.65 (1, 1)	4.1	L	22	6	7	7	4	2	1	0	0	0	0	46	80	14.54	1.846
Craig McMurtry, R ERA: 2.82 (5, 1)	1.2		6	1	0	0	2	0	0	0	0	0	0	17	28	0.00	0.600
Ed Vande Berg, L ERA: 2.81 (7, 1)	1.1		8	4	2	2	0	1	0	0	0	0	0	14	26	13.50	3.750
Mitch Williams, L ERA: 4.36 (8, 1)	0.2		2	0	0	0	1	0	0	0	0	0	0	6	9	0.00	0.000

BOTTOM


Texas Rangers @ Kansas City Royals
Royals Stadium, Kansas City, MO

Wed Aug 17 1988, 8:05 PM EDT
 Att: 25,720 - Unknown - 92 F

AB	R	H	RBI	BB	SO	LOB
5	1	2	1	0	1	3
4	1	1	1	1	2	3
2	2	0	0	2	0	1
4	2	2	1	0	0	0
4	0	2	3	0	0	0
3	1	1	1	0	1	1
0	0	0	0	0	0	0
3	2	1	0	1	1	2
3	0	1	2	0	1	1
4	0	1	0	0	1	1

AB	32
R	9
H	11
RBI	9
BB	4
SO	7
LOB	12

WP: 0 PA: 38
 PB: 0
 SB: 3
 CS: 1



PITCHER	IP	WLS	BF	H	R	ER	SO	BB	IBB	HBP	BLK	WP	HR	S	P	ERA	WHIP
Jose Guzman, R ERA: 3.65 (1, 1)	4.1	L	22	6	7	7	4	2	1	0	0	0	0	46	80	14.54	1.846
Craig McMurtry, R ERA: 2.82 (5, 1)	1.2		6	1	0	0	2	0	0	0	0	0	0	17	28	0.00	0.600
Ed Vande Berg, L ERA: 2.81 (7, 1)	1.1		8	4	2	2	0	1	0	0	0	0	0	14	26	13.50	3.750
Mitch Williams, L ERA: 4.36 (8, 1)	0.2		2	0	0	0	1	0	0	0	0	0	0	6	9	0.00	0.000

Batter	1	2	3	4	5	6	7	8	9	AB R H RBI BB SO LOB	TOP											
Willie Wilson, S (1, 8) OBP: 0.293, SLG: 0.352	2-2 G4-3		1-0 G4-3			0-1 G5-3		1-3 K		4 0 0 0 0 1 2												
Kurt Stillwell, S (1, 6) OBP: 0.333, SLG: 0.420	2-2 P6			2-2 G4-3		3-1 F9		0-0 F8		4 0 0 0 0 0 1												
George Brett, L (1, 3) OBP: 0.403, SLG: 0.545	3-2 G4-3			0-1 G1-3		1-1 G3-1			2-2 E6 1B	4 0 0 0 0 0 0												
Pat Tabler, R (1, 10) OBP: 0.348, SLG: 0.344 Jim Eisenreich, L (9, PR) OBP: 0.210, SLG: 0.248		3-2 F9		1-2 G6-3			3-2 2B		0-2 1B	0 1 0 0 0 0 0 0 0 0 0 0 0 0												
Danny Tartabull, R (1, 9) OBP: 0.357, SLG: 0.481		1-3 K			3-3 K		2-1 G6-4-3 2-H 1B		1-3 K	4 0 1 1 0 3 2												
Frank White, R (1, 4) OBP: 0.293, SLG: 0.382		1-1 G3			0-1 F8		0-0 G6-4-3 1-2f		0-1 G4-3 1-2f	4 0 0 0 0 0 3												
Bo Jackson, R (1, 7) OBP: 0.290, SLG: 0.465			1-3 K		0-0 HR		1-3 K			3 1 1 1 0 2 0												
Jamie Quirk, L (1, 2) OBP: 0.338, SLG: 0.403 Brad Wellman, R (8, PH) OBP: 0.271, SLG: 0.254 Larry Owen, R (8, 2) OBP: 0.300, SLG: 0.205			4-2 G5-3 BB		3-2 HBP			1-0 F3		0 0 0 0 1 0 0 1 0 0 0 0 0 0 0 0 0 0 0 0 0												
Bill Pecota, R (1, 5) OBP: 0.216, SLG: 0.272			0-1 G5-3		2-2 G5-3			1-1 1B		3 0 1 0 0 0 2												
Inning Stats	R: 0 E: 0 K: 0 S: 15	H: 0 LOB: 0 BB: 0 P: 22	R: 0 E: 0 K: 1 S: 8	H: 0 LOB: 0 BB: 0 P: 13	R: 0 E: 0 K: 1 S: 8	H: 0 LOB: 1 BB: 1 P: 14	R: 0 E: 0 K: 0 S: 8	H: 0 LOB: 0 BB: 0 P: 11	R: 1 E: 0 K: 1 S: 11	H: 1 LOB: 1 BB: 0 P: 19	R: 0 E: 0 K: 0 S: 6	H: 0 LOB: 0 BB: 0 P: 10	R: 1 E: 0 K: 1 S: 10	H: 2 LOB: 0 BB: 0 P: 16	R: 0 E: 0 K: 1 S: 7	H: 1 LOB: 1 BB: 0 P: 10	R: 0 E: 1 K: 1 S: 13	H: 1 LOB: 2 BB: 0 P: 16	1B: 3 2B: 1 3B: 0 HR: 1	SF: 0 SAC: 0 DP: 2 HBP: 1	WP: 0 PB: 0 SB: 0 CS: 0	PA: 33
PITCHER	IP WLS BF H R ER SO BB IBB HBP BLK WP HR S P ERA WHIP																					
Tom Candiotti, R (1, 1) ERA: 3.62	5.0 W 18 1 1 1 3 1 0 1 0 0 0 1 50 79 1.80 0.400																					
Scott Bailes, L (6, 1) ERA: 4.78	3.0 12 3 1 1 2 0 0 0 0 0 0 0 26 41 3.00 1.000																					
Doug Jones, R (9, 1) ERA: 2.07	1.0 S 3 1 0 0 1 0 0 0 0 0 0 0 10 11 0.00 1.000																					

Kansas City Royals @ Cleveland Indians
Cleveland Municipal Stadium, Cleveland, OH

Fri Aug 19 1988, 7:05 PM EDT
Att: 13,098 - Cloudy

AB	27
R	2
H	3
RBI	2
BB	1
SO	6
LOB	10



livebaseballscorecards.com

Batter	1	2	3	4	5	6	7	8	9	AB	R	H	RBI	BB	SO	LOB
Julio Franco, R (1, 4) OBP: 0.372, SLG: 0.441	1-3 K		0-0 G5-3		3-2 2B		1-2 1B			4	1	2	0	0	1	0
Terry Francona, L (1, 10) OBP: 0.331, SLG: 0.365	2-3 K		0-1 F9		2-2 F7		0-1 F7			4	0	0	0	0	1	3
Joe Carter, R (1, 8) OBP: 0.320, SLG: 0.482	0-0 G5-3		0-1 1B		1-0 2B			0-2 G6-3		4	0	2	2	0	0	0
Mel Hall, L (1, 7) OBP: 0.325, SLG: 0.415		1-0 3B	0-2 G5-3		0-0 G3			1-0 G4-3		4	1	1	0	0	0	2
Cory Snyder, R (1, 9) OBP: 0.326, SLG: 0.498		1-2 FC5-4		0-3 K		0-0 F9		4-0 BB		3	1	1	1	1	1	0
Willie Upshaw, L (1, 3) OBP: 0.339, SLG: 0.391		4-1 BB		2-2 G6-3		2-2 1B		0-1 G4-3		3	0	1	0	1	0	1
Brook Jacoby, R (1, 5) OBP: 0.308, SLG: 0.352		0-3 K		2-2 G5-3		0-1 G5-4-3				3	0	0	0	0	1	3
Andy Allanson, R (1, 2) OBP: 0.282, SLG: 0.308		1-2 FC5-4		1-1 F4			1-2 G6-3			3	0	0	1	0	0	1
Paul Zuvella, R (1, 6) OBP: 0.254, SLG: 0.236		1-0 G6-3		2-1 1B			1-0 G5-3			3	1	1	0	0	0	1

Inning Stats	R: 0	H: 0	E: 0	K: 2	S: 8	R: 2	H: 2	E: 0	K: 1	S: 13	R: 0	H: 1	E: 0	K: 0	S: 8	R: 0	H: 0	E: 0	K: 1	S: 9	R: 2	H: 3	E: 1	K: 0	S: 12	R: 0	H: 1	E: 0	K: 0	S: 6	R: 0	H: 1	E: 0	K: 0	S: 9	R: 0	H: 0	E: 0	K: 0	S: 6
	LOB: 0	BB: 0	P: 11	LOB: 1	BB: 1	P: 21	LOB: 0	BB: 0	P: 8		LOB: 1	BB: 0	P: 21	LOB: 0	BB: 0	P: 8	LOB: 1	BB: 1	P: 12		LOB: 0	BB: 0	P: 8	LOB: 1	BB: 0	P: 12	LOB: 1	BB: 1	P: 11		LOB: 0	BB: 1	P: 11		LOB: 1	BB: 1	P: 11			

PITCHER	IP	WLS	BF	H	R	ER	SO	BB	IBB	HBP	BLK	WP	HR	S	P	ERA	WHIP
Bret Saberhagen, R (1, 1) ERA: 3.78	8.0	L	33	8	4	4	4	2	0	0	0	0	0	71	105	4.50	1.250

BOTTOM

Kansas City Royals @ Cleveland Indians
 Cleveland Municipal Stadium, Cleveland, OH
 Fri Aug 19 1988, 7:05 PM EDT
 Att: 13,098 - Cloudy

AB	31
R	4
H	8
RBI	4
BB	2
SO	4
LOB	11



1B: 6	SF: 0	WP: 0	PA: 33
2B: 1	SAC: 0	PB: 0	
3B: 1	DP: 1	SB: 0	
HR: 0	HBP: 0	CS: 0	

Batter	1	2	3	4	5	6	7	8	9	AB R H RBI BB SO LOB	TOP											
Willie Wilson, S (1, 8) OBP: 0.291, SLG: 0.349	3-2 G6-3		1-0 1B		0-0 FC4-6	2-2 F8			0-3 K	5 0 1 0 0 1 5												
Kurt Stillwell, S (1, 6) OBP: 0.331, SLG: 0.416	1-0 F7		2-3 K		0-0 G5-3			1-2 G2-3	2-2 G4-3 2B	5 0 1 1 0 1 2												
George Brett, L (1, 3) OBP: 0.404, SLG: 0.549	0-1 HR			1-1 F5		4-2 1B 2B BB		0-0 F7	1-2 G4-3	4 2 1 1 1 0 1												
Pat Tabler, R (1, 10) OBP: 0.352, SLG: 0.352	1-1 G5-3			0-0 1B		1-1 2B SF8 1B		1-1 1B	2-1 L7	5 1 3 0 0 0 1												
Danny Tartabull, R (1, 9) OBP: 0.358, SLG: 0.483		2-1 G6-3		1-3 K		0-0 SF8 2B		2-3 K		4 0 1 1 0 2 2												
Frank White, R (1, 4) OBP: 0.288, SLG: 0.375		0-2 F8		1-2 G4-3		2-2 G1-3		2-1 G6-3		4 0 0 0 0 0 3												
Bo Jackson, R (1, 7) OBP: 0.288, SLG: 0.466		1-3 K			1-2 HR	4-1 S BB		2-1 F8		3 1 1 1 1 1 0												
Jamie Quirk, L (1, 2) OBP: 0.329, SLG: 0.394			0-3 K		0-0 G6-3	3-2 SF8		2-1 F8		2 0 0 1 0 1 0												
Kevin Seitzer, R (8, PH) OBP: 0.382, SLG: 0.422										1 0 0 0 0 0 0												
Larry Owen, R (8, 2) OBP: 0.309, SLG: 0.224										0 0 0 0 0 0 0												
Bill Pecota, R (1, 5) OBP: 0.229, SLG: 0.265			1-1 L9		0-1 FC4-6 1B	4-1 BB			1-1 2B 1B	3 1 2 0 1 0 0												
Inning Stats	R: 1 E: 0 K: 0 S: 9	H: 1 LOB: 0 BB: 0 P: 14	R: 0 E: 0 K: 1 S: 9	H: 0 LOB: 0 BB: 0 P: 12	R: 0 E: 0 K: 2 S: 9	H: 1 LOB: 1 BB: 0 P: 13	R: 0 E: 0 K: 1 S: 9	H: 1 LOB: 1 BB: 0 P: 12	R: 1 E: 0 K: 0 S: 8	H: 2 LOB: 1 BB: 0 P: 9	R: 2 E: 0 K: 0 S: 21	H: 2 LOB: 3 BB: 3 P: 41	R: 0 E: 0 K: 1 S: 9	H: 1 LOB: 1 BB: 0 P: 13	R: 0 E: 0 K: 0 S: 6	H: 0 LOB: 0 BB: 0 P: 12	R: 1 E: 0 K: 1 S: 16	H: 2 LOB: 1 BB: 0 P: 22	1B: 6 2B: 2 3B: 0 HR: 2	SF: 1 SAC: 0 DP: 0 HBP: 0	WP: 0 PB: 0 SB: 1 CS: 0	PA: 40
PITCHER	IP WLS BF H R ER SO BB IBB HBP BLK WP HR S P ERA WHIP																					
Jose Guzman, R (1, 1) ERA: 3.73	6.0 W 28 7 4 4 4 3 0 0 0 0 0 2 65 101 6.00 1.667																					
Ed Vande Berg, L (7, 1) ERA: 2.79	3.0 S 12 3 1 1 2 0 0 0 0 0 0 0 31 47 3.00 1.000																					

Kansas City Royals @ Texas Rangers
 Arlington Stadium, Arlington, TX
 Mon Aug 22 1988, 8:05 PM EDT
 Att. 16,928 - Unknown - 99 F

livebaseballscorecards.com

AB	36
R	5
H	10
RBI	5
BB	3
SO	6
LOB	14



Batter	1	2	3	4	5	6	7	8	9
Oddibe McDowell, L (1, 8) OBP: 0.316, SLG: 0.348 Barbaro Garbey, R (8, PH) OBP: 0.250, SLG: 0.238 Cecil Espy, S (9, 8) OBP: 0.280, SLG: 0.341	B1-3		G1-3	1B	1B	2B		G6-3	
Scott Fletcher, R (1, 6) OBP: 0.359, SLG: 0.324	L8		E	L6	BB	BB			
Ruben Sierra, S (1, 9) OBP: 0.284, SLG: 0.403	1B		F2		BB	G4-3			
Pete Incaviglia, R (1, 7) OBP: 0.319, SLG: 0.477	1B		E	IBB	K	K	F9		
Pete O'Brien, L (1, 3) OBP: 0.359, SLG: 0.425	F7		E9	1B	2B	HBP	K		
Mike Stanley, R (1, 10) OBP: 0.305, SLG: 0.279		G5-3	F9		1B	2B	F9		
Steve Buechele, R (1, 5) OBP: 0.345, SLG: 0.417				G6-3	1B	1B	HBP	L7	
Jeff Kunkel, R (1, 4) OBP: 0.271, SLG: 0.406 Curtis Wilkerson, S (6, PH) OBP: 0.369, SLG: 0.391		F9		K	1B	1B	2B	SF9	
Jim Sundberg, R (1, 2) OBP: 0.299, SLG: 0.355 Geno Petralli, L (6, PH) OBP: 0.372, SLG: 0.427			K	1B	F8	2B	1B	SF9	

AB	R	H	RBI	BB	SO	LOB
5	0	3	1	0	0	0
1	0	0	0	0	0	0
0	0	0	0	0	0	0
3	1	1	1	2	0	2
4	1	1	0	1	0	7
4	0	1	0	1	2	1
4	2	2	1	1	1	2
5	1	1	1	0	1	3
2	2	0	0	3	0	0
3	0	1	2	0	1	1
1	2	1	0	0	0	0
3	0	1	0	0	1	3
1	0	1	3	0	0	0

BOTTOM

Kansas City Royals @ Texas Rangers
 Arlington Stadium, Arlington, TX
 Mon Aug 22 1988, 8:05 PM EDT
 Att: 16,928 - Unknown - 99 F

livebaseballscorecards.com

AB	36
R	9
H	13
RBI	9
BB	8
SO	6
LOB	19



1B: 10	SF: 1
2B: 3	SAC: 0
3B: 0	DP: 0
HR: 0	HBP: 1

WP: 0	PA: 46
PB: 0	
SB: 0	
CS: 0	

Inning Stats	Pitcher										Pitcher																											
	R	E	K	S	H	LOB	BB	P	R	E	K	S	H	LOB	BB	P	IP	WLS	BF	H	R	ER	SO	BB	IBB	HBP	BLK	WP	HR	S	P	ERA	WHIP					
	0	0	9	11	2	0	0	11	0	0	1	10	1	0	0	17	4.1	0	26	9	5	5	3	2	2	2	0	0	0	0	0	0	0	0	43	76	10.38	2.538
	0	0	1	10	1	0	1	10	1.1	0	3	11	0	0	0	11	5.1	0	11	3	3	3	2	3	0	1	0	0	0	0	24	41	20.25	4.500				
	0	0	0	10	0	0	0	10	1.1	0	0	10	0	0	0	10	6.1	0	5	0	0	0	1	1	0	0	0	0	0	0	14	24	0.00	0.750				
	0	0	0	10	0	0	0	10	1.0	0	0	10	0	0	0	10	8.1	0	4	1	1	0	0	0	0	0	0	0	0	0	10	16	0.00	1.000				

Batter	1	2	3	4	5	6	7	8	9	AB R H RBI BB SO LOB	TOP																
Willie Wilson, S (1, 8) OBP: 0.290, SLG: 0.347	1-2 G3		1-2 G3-1		1-1 L8			3-2 L4	0-0 BB BB 1B	5 1 1 1 0 0 1																	
Kurt Stillwell, S (1, 6) OBP: 0.329, SLG: 0.412	2-1 G4-3			0-3 K	3-3 K			2-1 F8	4-0 BB BB WP BB	4 1 0 0 1 2 1																	
Kevin Seitzer, R (1, 5) OBP: 0.383, SLG: 0.420	1-1 G1-3			3-1 1B 2B 1B		0-0 F5		1-2 6-3	4-0 WP BB 1B BB	4 2 1 1 1 0 0																	
George Brett, L (1, 3) OBP: 0.406, SLG: 0.549		2-0 F2		2-1 2B 1B		1-1 G6-3			1-2 BB BB 1B	4 3 2 1 1 0 0																	
Pat Tabler, R (1, 7) OBP: 0.353, SLG: 0.354		1-1 L9		2-0 2B		3-2 G1-3			L8	4 0 1 2 1 0 1																	
Jim Eisenreich, L (9, PR) OBP: 0.219, SLG: 0.257				1-H 2-H 2B					1-2 BB BB 1B	0 0 0 0 0 0 0																	
Frank White, R (1, 4) OBP: 0.288, SLG: 0.373		1-0 HBP		0-0 L7			1-2 F4		1-2 BB BB 1B	2 0 0 0 0 0 1																	
Brad Wellman, R (7, 4) OBP: 0.276, SLG: 0.250									1-2 BB BB 1B	1 1 1 2 1 0 0																	
Bill Buckner, L (1, 10) OBP: 0.278, SLG: 0.331		2-0 SAFE G4-3		3-2 F8			0-0 F7		4-0 BB BB 1B	4 1 0 0 1 0 4																	
Bo Jackson, R (1, 9) OBP: 0.288, SLG: 0.472			0-2 L9		3-2 F8		0-2 HR		0-3 K	4 1 1 1 0 1 3																	
Jamie Quirk, L (1, 2) OBP: 0.329, SLG: 0.400			2-0 F9		2-1 2B		0-0 G3		0-0 BB BB 1B	3 0 1 0 0 0 0																	
Danny Tartabull, R (9, PH) OBP: 0.359, SLG: 0.484									1-2 BB BB 1B	1 1 1 2 0 0 0																	
Larry Owen, R (9, 2) OBP: 0.309, SLG: 0.224									1-2 2-H 3-H	0 0 0 0 0 0 0																	
Inning Stats	R: 0 E: 0 K: 0 S: 7	H: 0 LOB: 0 BB: 0 P: 11	R: 0 E: 0 K: 0 S: 4	H: 0 LOB: 1 BB: 0 P: 10	R: 0 E: 0 K: 0 S: 9	H: 0 LOB: 0 BB: 0 P: 12	R: 2 E: 0 K: 1 S: 12	H: 3 LOB: 1 BB: 0 P: 22	R: 0 E: 0 K: 1 S: 10	H: 1 LOB: 1 BB: 0 P: 19	R: 0 E: 0 K: 0 S: 6	H: 0 LOB: 0 BB: 0 P: 10	R: 1 E: 0 K: 0 S: 10	H: 1 LOB: 0 BB: 0 P: 11	R: 0 E: 0 K: 0 S: 10	H: 0 LOB: 0 BB: 0 P: 16	R: 8 E: 0 K: 1 S: 20	H: 4 LOB: 2 BB: 6 P: 49	1B: 6 2B: 2 3B: 0 HR: 1	SF: 0 SAC: 0 DP: 0 HBP: 1	WP: 1 PB: 0 SB: 0 CS: 0	PA: 43					
PITCHER	IP	WLS	BF	H	R	ER	SO	BB	IBB	HBP	BLK	WP	HR	S	P	ERA	WHIP										
Jeff Russell, R (1, 1) ERA: 3.73	8.0		30	5	3	3	2	0	0	1	0	0	1	68	111	3.38	0.625										
Mitch Williams, L (9, 1) ERA: 4.69	0.1		4	1	3	3	0	2	0	0	0	0	0	10	21	81.00	9.000										
Dale Mohorcic, R (9, 1) ERA: 4.73	0.1	L	5	2	1	1	1	2	0	0	0	0	0	5	13	27.00	12.000										
Guy Hoffman, L (9, 1) ERA: 5.28	0.0		1	0	1	1	0	1	0	0	0	0	0	4	∞	∞											
Craig McMurtry, R (9, 1) ERA: 2.79	0.1		3	1	3	3	0	1	0	0	0	1	0	5	11	81.00	6.000										

Kansas City Royals @ Texas Rangers
 Arlington Stadium, Arlington, TX
 Tue Aug 23 1988, 8:05 PM EDT
 Att: 18,051 - Unknown - 100 F

livebaseballscorecards.com

AB	36
R	11
H	9
RBI	10
BB	6
SO	3
LOB	11



Batter	1	2	3	4	5	6	7	8	9	AB	R	H	RBI	BB	SO	LOB
Oddibe McDowell, L (1, 8) OBP: 0.315, SLG: 0.343	1-3 SAFE 1 SAFE 1 SAFE 1 SAFE	4-2 1 SAFE 1B 1-2 1B BB		2-2 FC4-6 1-2f		1-3 K		0-0 L7		4	1	0	0	1	2	2
Scott Fletcher, R (1, 6) OBP: 0.358, SLG: 0.323	0-2 L4	0-0 1B 1B		3-2 4-3 1-2		1-0 F8		1-2 G3		5	0	1	1	0	0	2
Pete O'Brien, L (1, 3) OBP: 0.360, SLG: 0.427	3-1 2B	1-2 1B 1B			2-3 K		2-1 G4-3		0-0 F7	5	0	2	1	0	1	0
Ruben Sierra, S (1, 9) OBP: 0.287, SLG: 0.408	1-3 K	3-3 K			2-1 1B 1B		3-2 2B		2-2 G5-4-3 1B	5	1	3	0	0	2	3
Geno Petrali, L (1, 2) OBP: 0.375, SLG: 0.434		2-3 K	0-1 1B 2B		2-2 1B FC4-6 1B		1-3 K		2-1 G5-4-3	3	2	2	1	0	1	0
Jim Sundberg, R (6, 2) OBP: 0.297, SLG: 0.352										1	0	0	0	0	1	1
Guy Hoffman, L (9, 1)										0	0	0	0	0	0	0
Craig McMurtry, R (9, 1)										0	0	0	0	0	0	0
Barbaro Garbey, R (9, PH) OBP: 0.240, SLG: 0.227										1	0	0	0	0	0	1
Pete Incaviglia, R (1, 10) OBP: 0.320, SLG: 0.477		1-0 E S 3B HBP	0-2 FC6-4 1B		1-2 FC4-6 1B		4-1 BB			0	1	0	0	0	0	0
Mike Stanley, R (3, PH) OBP: 0.314, SLG: 0.286										2	0	2	1	1	0	0
Cecil Espy, S (1, 7) OBP: 0.281, SLG: 0.350		1-1 1B 3B	1-1 FC6-4 CS		0-0 FC4-6		2-1 F8			3	1	1	2	0	0	2
Bob Brower, R (5, PR) OBP: 0.303, SLG: 0.288		1-H 1B 3B	1-2f CS		1-2f 3-H FC4-6					1	0	0	0	0	0	2
Steve Buechele, R (1, 5) OBP: 0.346, SLG: 0.416		0-1 FC6-4 1B	1-2 F9		0-0 L9			4-1 BB		3	0	1	1	1	0	2
Curtis Wilkerson, S (1, 4) OBP: 0.367, SLG: 0.389		2-2 FC6-4 1B BB		1-0 FC4-6 1B		1-3 K		1-2 F7		4	1	1	0	0	1	2

Inning Stats	R: 0	H: 1	E: 0	K: 2	S: 12	LOB: 1	BB: 0	P: 17	R: 4	H: 4	E: 0	K: 2	S: 22	LOB: 2	BB: 1	P: 36	R: 1	H: 2	E: 0	K: 0	S: 11	LOB: 0	BB: 0	P: 13	R: 0	H: 1	E: 0	K: 0	S: 7	LOB: 0	BB: 0	P: 13	R: 2	H: 3	E: 0	K: 1	S: 15	LOB: 1	BB: 0	P: 22	R: 0	H: 0	E: 0	K: 2	S: 8	LOB: 0	BB: 0	P: 11	R: 0	H: 1	E: 0	K: 1	S: 14	LOB: 2	BB: 1	P: 26	R: 0	H: 0	E: 0	K: 0	S: 10	LOB: 1	BB: 1	P: 16	R: 0	H: 1	E: 0	K: 0	S: 6	LOB: 0	BB: 0	P: 10	1B: 9	SF: 0	2B: 3	SAC: 0	3B: 1	DP: 1	HR: 0	HBP: 1	WP: 0	PA: 41
--------------	------	------	------	------	-------	--------	-------	-------	------	------	------	------	-------	--------	-------	-------	------	------	------	------	-------	--------	-------	-------	------	------	------	------	------	--------	-------	-------	------	------	------	------	-------	--------	-------	-------	------	------	------	------	------	--------	-------	-------	------	------	------	------	-------	--------	-------	-------	------	------	------	------	-------	--------	-------	-------	------	------	------	------	------	--------	-------	-------	-------	-------	-------	--------	-------	-------	-------	--------	-------	--------

PITCHER	IP	WLS	BF	H	R	ER	SO	BB	IBB	HBP	BLK	WP	HR	S	P	ERA	WHIP
Luis Aquino, R (1, 1) ERA: 4.8	2.0		15	7	5	5	4	1	0	0	0	0	0	39	58	22.50	4.000
Israel Sanchez, L (3, 1) ERA: 4.76	3.0		11	4	2	2	1	0	0	0	0	0	0	28	43	6.00	1.333
Jerry Don Gleaton, L (6, 1) ERA: 1.84	2.0		8	1	0	0	3	1	0	0	0	0	0	22	37	0.00	1.000
Steve Farr, R (8, 1) ERA: 1.99	2.0	W	7	1	0	0	0	1	0	0	0	0	0	16	26	0.00	1.000

BOTTOM

Kansas City Royals @ Texas Rangers
Arlington Stadium, Arlington, TX
Tue Aug 23 1988, 8:05 PM EDT
Att. 18,051 - Unknown - 100 F

livebaseballscorecards.com

AB	37
R	7
H	13
RBI	7
BB	3
SO	8
LOB	17



Batter	1	2	3	4	5	6	7	8	9	AB R H RBI BB SO LOB	TOP	
Kurt Stillwell, S (1, 6) OBP: 0.329, SLG: 0.411 Bill Pecota, R (8, 6) OBP: 0.229, SLG: 0.265	1-1 G1-4-3		1-0 BB E 1B		3-3 K			1-0 L8		4 1 1 0 0 1 0 0 0 0 0 0 0 0		
Kevin Seitzer, R (1, 5) OBP: 0.381, SLG: 0.417	1-3 K		4-0 E SF9 BB		0-2 G4-3			1-2 L9		3 1 0 0 1 1 0		
George Brett, L (1, 3) OBP: 0.407, SLG: 0.547	4-0 S 2B BB		1-0 E2 SF9 1B		0-0 G3			2-3 K		3 1 1 1 1 1 0		
Pat Tabler, R (1, 7) OBP: 0.351, SLG: 0.351	4-1 2B BB		0-0 F3		0-3 K			2-1 F9		3 1 0 0 1 1 2		
Danny Tartabull, R (1, 9) OBP: 0.361, SLG: 0.486	3-1 2B		0-2 SF9		0-0 G6-3			4-2 FC5-4 BB		2 0 1 3 1 0 0		
Frank White, R (1, 4) OBP: 0.285, SLG: 0.369	1-3 K		1-3 K		2-0 G5-3			1-2 FC5-4		4 0 0 0 0 2 3		
Bill Buckner, L (1, 10) OBP: 0.274, SLG: 0.325			0-1 F3		0-3 K G4-6-3			1-3 K		4 0 0 0 0 2 1		
Bo Jackson, R (1, 8) OBP: 0.285, SLG: 0.468			0-3 K		0-1 G4-6-3			1-3 K		3 0 0 0 0 2 1		
Jamie Quirk, L (1, 2) OBP: 0.323, SLG: 0.391			1-3 K		1-1 G6-3			3-2 G4-3		3 0 0 0 0 1 0		
Inning Stats	R: 2 H: 1 E: 0 LOB: 1 K: 2 BB: 2 S: 11 P: 25	R: 0 H: 0 E: 0 LOB: 0 K: 2 BB: 0 S: 8 P: 9	R: 2 H: 2 E: 1 LOB: 1 K: 1 BB: 1 S: 9 P: 16	R: 0 H: 0 E: 0 LOB: 0 K: 1 BB: 0 S: 8 P: 9	R: 0 H: 0 E: 0 LOB: 0 K: 1 BB: 0 S: 7 P: 10	R: 0 H: 0 E: 0 LOB: 0 K: 1 BB: 0 S: 5 P: 7	R: 0 H: 0 E: 0 LOB: 0 K: 1 BB: 0 S: 8 P: 12	R: 0 H: 0 E: 0 LOB: 0 K: 1 BB: 0 S: 7 P: 11	R: 0 H: 0 E: 0 LOB: 1 K: 1 BB: 1 S: 18 P: 26	1B: 2 SF: 1 2B: 1 SAC: 0 3B: 0 DP: 1 HR: 0 HBP: 0	WP: 1 PA: 34 PB: 0 SB: 1 CS: 0	
PITCHER Bobby Witt, R (1, 1) ERA: 3.86	IP WLS BF H R ER SO BB IBB HBP BLK WP HR S P ERA WHIP	9.0 W 34 3 4 4 11 4 0 0 0 1 0 81 125 4.00 0.778										

Kansas City Royals @ Texas Rangers
Arlington Stadium, Arlington, TX
Wed Aug 24 1988, 8:05 PM EDT
Att. 17,384 - Unknown - 98 F

livebaseballscorecards.com



Batter	1	2	3	4	5	6	7	8	9
Oddibe McDowell, L OBP: 0.313, SLG: 0.344 (1, 8)	0-1 B4-3 1B		0-0 1B 2B		0-1 B1-3		1-0 G6-3	0-3 K	
Scott Fletcher, R OBP: 0.354, SLG: 0.320 (1, 6)	2-1 F9		1-0 SF7		1-0 F8		2-2 F8	0-0 L4	
Pete O'Brien, L OBP: 0.361, SLG: 0.426 (1, 3)	2-0 G4-3		2-0 1B			2-3 K		4-2 1B BB	
Ruben Sierra, S OBP: 0.289, SLG: 0.407 (1, 9)		4-0 1B BB	0-0 F5			1-2 1B 1B		2-3 K	
Geno Petrali, L OBP: 0.377, SLG: 0.435 (1, 2)		0-0 F7		3-2 F7		1-0 1B 1B		0-0 1B 1B	
Pete Incaaviglia, R OBP: 0.320, SLG: 0.477 (8, PR)						1-2 1B 1B		1-3 2B 1B	
Jim Sundberg, R OBP: 0.297, SLG: 0.352 (9, 2)									
Steve Buechele, R OBP: 0.352, SLG: 0.422 (1, 5)		0-2 CS 1B		1-2 1B 1B		1-1 FC4 1B		0-1 2B 1B	
Mike Stanley, R OBP: 0.317, SLG: 0.296 (1, 10)		3-3 K		0-2 G1-6-3 1B		1-3 K		2-1 1B 2B	
Curtis Wilkerson, S OBP: 0.366, SLG: 0.385 (1, 4)			2-1 F7		1-1 G1-6-3		0-0 FC4	4-0 1B IBB	
Bob Brower, R OBP: 0.302, SLG: 0.287 (1, 7)			0-1 E6 2B SF7		0-1 G6-3		0-1 G4-3	0-0 1B	

Inning Stats	R: 0	H: 0	E: 0	K: 0	S: 5	R: 0	H: 1	E: 0	K: 1	S: 7	R: 2	H: 2	E: 1	K: 0	S: 8	R: 0	H: 2	E: 0	K: 0	S: 11	R: 0	H: 0	E: 0	K: 0	S: 5	R: 1	H: 3	E: 0	K: 2	S: 13	R: 0	H: 0	E: 0	K: 0	S: 6	R: 4	H: 4	E: 0	K: 2	S: 16
	0	0	0	0	5	0	1	0	1	7	2	2	1	0	8	0	2	0	0	11	0	0	0	0	5	1	3	0	2	13	0	0	0	0	6	4	4	0	2	16

PITCHER	IP	WLS	BF	H	R	ER	SO	BB	IBB	HBP	BLK	WP	HR	S	P	ERA	WHIP
Bret Saberhagen, R ERA: 3.72 (1, 1)	5.1		24	8	3	1	2	1	0	0	0	0	0	45	72	1.69	1.688
Jeff Montgomery, R ERA: 3.02 (6, 1)	1.2		5	0	0	0	1	0	0	0	0	0	0	10	14	0.00	0.000
Jerry Don Gleaton, L ERA: 2.43 (8, 1)	0.1	L	3	1	2	2	1	1	0	0	0	0	0	7	13	54.00	6.000
Steve Farr, R ERA: 2.25 (8, 1)	0.0		4	3	2	2	0	0	1	0	0	0	0	5	11	∞	∞
Israel Sanchez, L ERA: 4.63 (8, 1)	0.2		2	0	0	0	1	0	0	0	0	0	0	4	4	0.00	0.000

BOTTOM

Kansas City Royals @ Texas Rangers
Arlington Stadium, Arlington, TX


Wed Aug 24 1988, 8:05 PM EDT
Att: 17,384 - Unknown - 98 F

AB	R	H	RBI	BB	SO	LOB
5	1	1	0	0	1	2
4	0	0	1	0	0	2
3	1	1	1	1	1	0
3	1	1	0	1	1	2
4	0	2	0	0	0	1
0	1	0	0	0	0	0
0	0	0	0	0	0	0
4	1	4	2	0	0	0
4	1	2	2	0	2	4
3	0	0	0	1	0	4
4	1	1	1	0	0	0

AB	34
R	7
H	12
RBI	7
BB	3
SO	5
LOB	15

livebaseballscorecards.com

1B: 10	SF: 1	WP: 0	PA: 38
2B: 3	SAC: 0	PB: 0	
3B: 0	DP: 2	SB: 0	
HR: 0	HBP: 0	CS: 1	



Batter	1	2	3	4	5	6	7	8	9	AB R H RBI BB SO LOB	TOP											
Dan Gladden, R (1, 7) OBP: 0.329, SLG: 0.415	1-3 K			2-2 P6	3-3 K			0-0 6-3		4 0 0 0 0 2 1	Minnesota Twins @ Kansas City Royals Royals Stadium, Kansas City, MO Fri Aug 26 1988, 8:05 PM EDT Att. 41,097 - Unknown - 77 F											
Tom Herr, S (1, 4) OBP: 0.338, SLG: 0.329	1-1 G6-3			1-1 6-3 BLK 2B		0-2 1-3		2-3 K		4 1 1 0 0 1 0												
Kirby Puckett, R (1, 8) OBP: 0.371, SLG: 0.541	3-1 6-3			1-0 6-3		0-1 L4		2-2 F8		4 0 0 0 0 0 1												
Gene Larkin, S (1, 10) OBP: 0.384, SLG: 0.410		2-2 G4-6-3 1B		3-0 F8		2-0 1B		0-0 4-3		4 0 2 0 0 0 0												
Kent Hrbek, L (1, 3) OBP: 0.383, SLG: 0.521		2-1 G4-6-3 1-2f		3-1 G4-3		0-0 1-3		0-1 G4-3		4 0 0 0 0 0 2												
Tim Laudner, R (1, 2) OBP: 0.328, SLG: 0.440		1-0 P3		1-0 6-3		2-2 G6-4-3 1B				3 0 1 0 0 0 0												
John Christensen, R (1, 9) OBP: 0.375, SLG: 0.522			2-2 6-3		0-0 2B 1B		1-1 F9			3 1 1 0 0 0 1												
Greg Gagne, R (1, 6) OBP: 0.297, SLG: 0.419			1-1 G6-3		3-1 1B 2B		0-0 G6-4-3 1-2f			3 1 1 0 0 0 1												
Al Newman, S (1, 5) OBP: 0.297, SLG: 0.257			2-2 F8		0-0 2H 3-H 1B		0-0 B1-3			3 0 1 2 0 0 0												
Inning Stats	R: 0 E: 0 K: 1 S: 7	H: 0 LOB: 0 BB: 0 P: 12	R: 0 E: 0 K: 0 S: 6	H: 1 LOB: 0 BB: 0 P: 11	R: 0 E: 0 K: 0 S: 9	H: 0 LOB: 0 BB: 0 P: 14	R: 1 E: 0 K: 0 S: 9	H: 1 LOB: 0 BB: 0 P: 16	R: 2 E: 0 K: 1 S: 11	H: 3 LOB: 1 BB: 0 P: 21	R: 0 E: 0 K: 0 S: 7	H: 1 LOB: 1 BB: 0 P: 9	R: 0 E: 0 K: 0 S: 6	H: 1 LOB: 0 BB: 0 P: 9	R: 0 E: 0 K: 1 S: 5	H: 0 LOB: 0 BB: 0 P: 7	R: 0 E: 0 K: 0 S: 7	H: 0 LOB: 0 BB: 0 P: 9	1B: 5 2B: 2 3B: 0 HR: 0	SF: 0 SAC: 0 DP: 2 HBP: 0	WP: 0 PB: 0 SB: 0 CS: 0	PA: 32
PITCHER Charlie Leibrandt, L (1, 1) ERA: 3.56	IP: 9.0 WLS: W BF: 32 H: 7 R: 3 ER: 3 SO: 3 BB: 0 IBB: 0 HBP: 0 BLK: 1 WP: 0 HR: 0 S: 67 P: 108 ERA: 3.00 WHIP: 0.778											PITCHER	IP: 9.0 WLS: W BF: 32 H: 7 R: 3 ER: 3 SO: 3 BB: 0 IBB: 0 HBP: 0 BLK: 1 WP: 0 HR: 0 S: 67 P: 108 ERA: 3.00 WHIP: 0.778									

AB	32
R	3
H	7
RBI	2
BB	0
SO	3
LOB	6



WP: 0	PA: 32
PB: 0	
SB: 0	
CS: 0	

Batter	1	2	3	4	5	6	7	8	9	AB	R	H	RBI	BB	SO	LOB
Willie Wilson, S OBP: 0.290, SLG: 0.346 (1, 8)	G4-3		1B	FC6-4			G5-3			4	0	1	0	0	0	1
Kurt Stillwell, S OBP: 0.328, SLG: 0.410 (1, 6)	F9		1B	CS			F7			4	0	1	0	0	1	0
Kevin Seitzer, R OBP: 0.378, SLG: 0.413 (1, 5)	G3		F8				G3			4	0	0	0	0	1	2
George Brett, L OBP: 0.406, SLG: 0.545 (1, 3)			P5				K			4	1	1	0	0	1	0
Pat Tabler, R OBP: 0.355, SLG: 0.354 (1, 10)			1-3							3	1	2	0	1	0	0
Danny Tartabull, R OBP: 0.366, SLG: 0.493 (1, 9)										3	1	3	1	1	0	0
Frank White, R OBP: 0.283, SLG: 0.366 (1, 4)			2B							4	0	0	0	0	0	7
Bo Jackson, R OBP: 0.285, SLG: 0.474 (1, 7)										4	1	1	3	0	2	4
Larry Owen, R OBP: 0.310, SLG: 0.216 (1, 2)										2	0	0	0	1	1	0

BOTTOM

Minnesota Twins @ Kansas City Royals
 Royals Stadium, Kansas City, MO

Fri Aug 26 1988, 8:05 PM EDT
 Att: 41,097 - Unknown - 77 F

livebaseballscorecards.com


AB	32
R	4
H	9
RBI	4
BB	3
SO	6
LOB	14



Inning Stats	R: 0	H: 0	E: 0	K: 0	S: 8	LOB: 0	BB: 0	P: 12
	R: 0	H: 1	E: 0	K: 0	S: 6	LOB: 1	BB: 0	P: 11
	R: 0	H: 2	E: 0	K: 2	S: 17	LOB: 2	BB: 0	P: 29
	R: 4	H: 4	E: 0	K: 0	S: 9	LOB: 0	BB: 1	P: 19
	R: 0	H: 0	E: 0	K: 2	S: 10	LOB: 0	BB: 0	P: 18
	R: 0	H: 1	E: 0	K: 1	S: 7	LOB: 1	BB: 1	P: 16
	R: 0	H: 0	E: 0	K: 0	S: 3	LOB: 0	BB: 0	P: 5
	R: 0	H: 1	E: 1	K: 1	S: 11	LOB: 3	BB: 1	P: 19

PITCHER	IP	WLS	BF	H	R	ER	SO	BB	IBB	HBP	BLK	WP	HR	S	P	ERA	WHIP
Frank Viola, L ERA: 2.43 (1, 1)	7.2	L	33	9	4	4	6	3	0	0	0	1	1	65	122	4.70	1.565
Keith Atherton, R ERA: 3.48 (8, 1)	0.1		2	0	0	0	0	0	0	0	0	0	0	6	7	0.00	0.000

WP: 1	PA: 36
PB: 0	SB: 0
CS: 1	

Batter	1	2	3	4	5	6	7	8	9	AB R H RBI BB SO LOB	TOP
John Moses, S (1, 7) OBP: 0.361, SLG: 0.436	2-1 G3			0-1 HBP S 1B	0-0 1-3			2-1 1B 1B		4 1 2 0 0 0 1	
Tom Herr, S (1, 4) OBP: 0.333, SLG: 0.324	1-0 G3			2-1 P4		1-1 F7		2-3 K		4 0 0 0 0 1 2	
Kirby Puckett, R (1, 8) OBP: 0.368, SLG: 0.537	2-1 4-3			2-1 F9 1-2		2-3 K		2-1 L4		4 0 0 0 0 1 2	
Kent Hrbek, L (1, 10) OBP: 0.386, SLG: 0.521		4-0 L3 BB		4-1 HBP BB		2-3 K		0-0 1B 1B		2 0 1 0 2 1 0	
Gene Larkin, S (1, 3) OBP: 0.387, SLG: 0.410		1-0 L3 1-2		3-1 HBP		4-2 1B BB		2-2 1B 1B		2 0 1 1 1 0 1	
Randy Bush, L (1, 9) OBP: 0.363, SLG: 0.455		1-3 K		0-3 K		1-0 1B		0-3 K		4 0 1 0 0 3 5	
Tim Laudner, R (1, 2) OBP: 0.327, SLG: 0.438			3-3 K		1-1 1B		2-3 K		3-3 K	4 0 1 0 0 3 2	AB 32 R 1 H 6 RBI 1 BB 3 SO 14 LOB 19
Greg Gagne, R (1, 6) OBP: 0.295, SLG: 0.417 Eric Bullock, L (7, PH) Al Newman, S (7, 6) OBP: 0.295, SLG: 0.255			1-3 K		1-3 K		1-3 K		2-3 K	2 0 0 0 0 2 1 1 0 0 0 0 1 2 1 0 0 0 0 1 0	
Steve Lombardozzi, R (1, 5) OBP: 0.314, SLG: 0.319 Brian Harper, R (9, PH) OBP: 0.366, SLG: 0.485			2-1 4-3		2-2 P4		1-3 K		0-0 5-3	3 0 0 0 0 1 3 1 0 0 0 0 0 0	
Inning Stats	R: 0 E: 0 K: 0 S: 5 H: 0 LOB: 0 BB: 0 P: 10	R: 0 E: 0 K: 1 S: 5 H: 0 LOB: 0 BB: 1 P: 11	R: 0 E: 0 K: 2 S: 8 H: 0 LOB: 0 BB: 0 P: 14	R: 0 E: 0 K: 1 S: 12 H: 1 LOB: 3 BB: 1 P: 22	R: 0 E: 0 K: 1 S: 11 H: 1 LOB: 1 BB: 0 P: 15	R: 0 E: 0 K: 2 S: 8 H: 0 LOB: 0 BB: 0 P: 13	R: 0 E: 0 K: 3 S: 12 H: 1 LOB: 2 BB: 1 P: 21	R: 1 E: 0 K: 2 S: 15 H: 3 LOB: 2 BB: 0 P: 23	R: 0 E: 0 K: 2 S: 8 H: 0 LOB: 0 BB: 0 P: 13	1B: 6 2B: 1 3B: 0 HR: 0 SF: 0 SAC: 0 DP: 1 HBP: 1	WP: 0 PB: 0 SB: 1 CS: 0 PA: 36
PITCHER Mark Gubicza, R (1, 1) ERA: 2.7	IP 9.0 WLS W BF 36 H 6 R 1 ER 1 SO 14 BB 3 IBB 0 HBP 1 BLK 0 WP 0 HR 0 S 84 P 142 ERA 1.00 WHIP 1.000	PITCHER IP WLS BF H R ER SO BB IBB HBP BLK WP HR S P ERA WHIP									

Minnesota Twins @ Kansas City Royals
Royals Stadium, Kansas City, MO
Sat Aug 27 1988, 8:05 PM EDT
Att. 38,326 - Unknown - 69 F

livebaseballscorecards.com

Batter	1	2	3	4	5	6	7	8	9	AB	R	H	RBI	BB	SO	LOB
Willie Wilson, S OBP: 0.292, SLG: 0.347 (1, 8)	1-1 S 1B		0-0 F8		1-0 SF8 BB 1B		2-2 1-3			4	1	2	0	0	0	0
Kurt Stillwell, S OBP: 0.327, SLG: 0.407 (1, 6)	0-0 F9-8		3-1 4-3		4-0 1-2 2-3 BB			1-3 K		3	0	0	0	1	1	1
Kevin Seitzer, R OBP: 0.381, SLG: 0.418 (1, 5)	2-2 1-H 1B			1-2 HR HBP	0-0 SF8			0-0 4-3 2B		2	1	2	2	0	0	0
George Brett, L OBP: 0.403, SLG: 0.540 (1, 3)	2-1 6-3			0-0 F8	0-3 K			1-0 4-3 2-3		4	0	0	0	0	1	4
Pat Tabler, R OBP: 0.354, SLG: 0.355 (1, 10)		1-0 6-3 2B		1-1 F8		1-0 4-3		2-2 F9		4	0	1	0	0	0	2
Danny Tartabull, R OBP: 0.368, SLG: 0.500 (1, 9)		0-2 6-3 2-3		3-1 1-H HR		4-2 G5-4-3 BB				2	1	1	2	1	0	1
Frank White, R OBP: 0.281, SLG: 0.363 (1, 4)		0-3 K		0-1 F8		0-2 G5-4-3 1-2f				3	0	0	0	0	1	2
Bo Jackson, R OBP: 0.283, SLG: 0.470 (1, 7)		2-3 K			2-3 K			2-3 K		3	0	0	0	0	3	1
Jamie Quirk, L OBP: 0.323, SLG: 0.390 (1, 2)			2-1 3-1		0-0 BB SF8 1B		0-0 F7			3	1	1	0	0	0	0

Inning Stats	R: 1	H: 2	E: 0	K: 0	S: 8	R: 0	H: 1	E: 0	K: 2	S: 14	R: 0	H: 0	E: 0	K: 0	S: 5	R: 2	H: 1	E: 0	K: 0	S: 9	R: 1	H: 2	E: 0	K: 2	S: 9	R: 0	H: 0	E: 0	K: 1	S: 8	R: 0	H: 1	E: 0	K: 1	S: 8	R: 0	H: 1	E: 0	K: 1	S: 8	1B: 4	SF: 1	2B: 2	SAC: 0	3B: 0	DP: 1	HR: 1	HBP: 1	WP: 0	PA: 32
	LOB: 0 <td>BB: 0 <td>P: 13 <td>LOB: 1 <td>BB: 0 <td>P: 17 <td>LOB: 0 <td>BB: 0 <td>P: 10 <td>LOB: 0 <td>BB: 0 <td>P: 14 <td>LOB: 2 <td>BB: 1 <td>P: 16 <td>LOB: 0 <td>BB: 1 <td>P: 13 <td>LOB: 0 <td>BB: 0 <td>P: 12 <td>LOB: 1 <td>BB: 0 <td>P: 12 <td>LOB: 0 <td>BB: 0 <td>P: 12 <td>LOB: 0 <td>BB: 0 <td>P: 12 <td>LOB: 1 <td>BB: 0 <td>P: 12 <td>LOB: 0 <td>BB: 0 <td>P: 12 <td>LOB: 0 <td>BB: 0 <td>P: 12 <td>LOB: 0 <td>BB: 0 <td>P: 12 <td>ERA: 5.14</td> <td>WHIP: 1.125</td> <td>ERA: 4.50</td> <td>WHIP: 1.125</td> </td></td></td></td></td></td></td></td></td></td></td></td></td></td></td></td></td></td></td></td></td></td></td></td></td></td></td></td></td></td></td></td></td></td></td></td></td></td></td></td></td>	BB: 0 <td>P: 13 <td>LOB: 1 <td>BB: 0 <td>P: 17 <td>LOB: 0 <td>BB: 0 <td>P: 10 <td>LOB: 0 <td>BB: 0 <td>P: 14 <td>LOB: 2 <td>BB: 1 <td>P: 16 <td>LOB: 0 <td>BB: 1 <td>P: 13 <td>LOB: 0 <td>BB: 0 <td>P: 12 <td>LOB: 1 <td>BB: 0 <td>P: 12 <td>LOB: 0 <td>BB: 0 <td>P: 12 <td>LOB: 0 <td>BB: 0 <td>P: 12 <td>LOB: 1 <td>BB: 0 <td>P: 12 <td>LOB: 0 <td>BB: 0 <td>P: 12 <td>LOB: 0 <td>BB: 0 <td>P: 12 <td>LOB: 0 <td>BB: 0 <td>P: 12 <td>ERA: 5.14</td> <td>WHIP: 1.125</td> <td>ERA: 4.50</td> <td>WHIP: 1.125</td> </td></td></td></td></td></td></td></td></td></td></td></td></td></td></td></td></td></td></td></td></td></td></td></td></td></td></td></td></td></td></td></td></td></td></td></td></td></td></td></td>	P: 13 <td>LOB: 1 <td>BB: 0 <td>P: 17 <td>LOB: 0 <td>BB: 0 <td>P: 10 <td>LOB: 0 <td>BB: 0 <td>P: 14 <td>LOB: 2 <td>BB: 1 <td>P: 16 <td>LOB: 0 <td>BB: 1 <td>P: 13 <td>LOB: 0 <td>BB: 0 <td>P: 12 <td>LOB: 1 <td>BB: 0 <td>P: 12 <td>LOB: 0 <td>BB: 0 <td>P: 12 <td>LOB: 0 <td>BB: 0 <td>P: 12 <td>LOB: 1 <td>BB: 0 <td>P: 12 <td>LOB: 0 <td>BB: 0 <td>P: 12 <td>LOB: 0 <td>BB: 0 <td>P: 12 <td>LOB: 0 <td>BB: 0 <td>P: 12 <td>ERA: 5.14</td> <td>WHIP: 1.125</td> <td>ERA: 4.50</td> <td>WHIP: 1.125</td> </td></td></td></td></td></td></td></td></td></td></td></td></td></td></td></td></td></td></td></td></td></td></td></td></td></td></td></td></td></td></td></td></td></td></td></td></td></td></td>	LOB: 1 <td>BB: 0 <td>P: 17 <td>LOB: 0 <td>BB: 0 <td>P: 10 <td>LOB: 0 <td>BB: 0 <td>P: 14 <td>LOB: 2 <td>BB: 1 <td>P: 16 <td>LOB: 0 <td>BB: 1 <td>P: 13 <td>LOB: 0 <td>BB: 0 <td>P: 12 <td>LOB: 1 <td>BB: 0 <td>P: 12 <td>LOB: 0 <td>BB: 0 <td>P: 12 <td>LOB: 0 <td>BB: 0 <td>P: 12 <td>LOB: 1 <td>BB: 0 <td>P: 12 <td>LOB: 0 <td>BB: 0 <td>P: 12 <td>LOB: 0 <td>BB: 0 <td>P: 12 <td>LOB: 0 <td>BB: 0 <td>P: 12 <td>ERA: 5.14</td> <td>WHIP: 1.125</td> <td>ERA: 4.50</td> <td>WHIP: 1.125</td> </td></td></td></td></td></td></td></td></td></td></td></td></td></td></td></td></td></td></td></td></td></td></td></td></td></td></td></td></td></td></td></td></td></td></td></td></td></td>	BB: 0 <td>P: 17 <td>LOB: 0 <td>BB: 0 <td>P: 10 <td>LOB: 0 <td>BB: 0 <td>P: 14 <td>LOB: 2 <td>BB: 1 <td>P: 16 <td>LOB: 0 <td>BB: 1 <td>P: 13 <td>LOB: 0 <td>BB: 0 <td>P: 12 <td>LOB: 1 <td>BB: 0 <td>P: 12 <td>LOB: 0 <td>BB: 0 <td>P: 12 <td>LOB: 0 <td>BB: 0 <td>P: 12 <td>LOB: 1 <td>BB: 0 <td>P: 12 <td>LOB: 0 <td>BB: 0 <td>P: 12 <td>LOB: 0 <td>BB: 0 <td>P: 12 <td>LOB: 0 <td>BB: 0 <td>P: 12 <td>ERA: 5.14</td> <td>WHIP: 1.125</td> <td>ERA: 4.50</td> <td>WHIP: 1.125</td> </td></td></td></td></td></td></td></td></td></td></td></td></td></td></td></td></td></td></td></td></td></td></td></td></td></td></td></td></td></td></td></td></td></td></td></td></td>	P: 17 <td>LOB: 0 <td>BB: 0 <td>P: 10 <td>LOB: 0 <td>BB: 0 <td>P: 14 <td>LOB: 2 <td>BB: 1 <td>P: 16 <td>LOB: 0 <td>BB: 1 <td>P: 13 <td>LOB: 0 <td>BB: 0 <td>P: 12 <td>LOB: 1 <td>BB: 0 <td>P: 12 <td>LOB: 0 <td>BB: 0 <td>P: 12 <td>LOB: 0 <td>BB: 0 <td>P: 12 <td>LOB: 1 <td>BB: 0 <td>P: 12 <td>LOB: 0 <td>BB: 0 <td>P: 12 <td>LOB: 0 <td>BB: 0 <td>P: 12 <td>LOB: 0 <td>BB: 0 <td>P: 12 <td>ERA: 5.14</td> <td>WHIP: 1.125</td> <td>ERA: 4.50</td> <td>WHIP: 1.125</td> </td></td></td></td></td></td></td></td></td></td></td></td></td></td></td></td></td></td></td></td></td></td></td></td></td></td></td></td></td></td></td></td></td></td></td></td>	LOB: 0 <td>BB: 0 <td>P: 10 <td>LOB: 0 <td>BB: 0 <td>P: 14 <td>LOB: 2 <td>BB: 1 <td>P: 16 <td>LOB: 0 <td>BB: 1 <td>P: 13 <td>LOB: 0 <td>BB: 0 <td>P: 12 <td>LOB: 1 <td>BB: 0 <td>P: 12 <td>LOB: 0 <td>BB: 0 <td>P: 12 <td>LOB: 0 <td>BB: 0 <td>P: 12 <td>LOB: 1 <td>BB: 0 <td>P: 12 <td>LOB: 0 <td>BB: 0 <td>P: 12 <td>LOB: 0 <td>BB: 0 <td>P: 12 <td>LOB: 0 <td>BB: 0 <td>P: 12 <td>ERA: 5.14</td> <td>WHIP: 1.125</td> <td>ERA: 4.50</td> <td>WHIP: 1.125</td> </td></td></td></td></td></td></td></td></td></td></td></td></td></td></td></td></td></td></td></td></td></td></td></td></td></td></td></td></td></td></td></td></td></td></td>	BB: 0 <td>P: 10 <td>LOB: 0 <td>BB: 0 <td>P: 14 <td>LOB: 2 <td>BB: 1 <td>P: 16 <td>LOB: 0 <td>BB: 1 <td>P: 13 <td>LOB: 0 <td>BB: 0 <td>P: 12 <td>LOB: 1 <td>BB: 0 <td>P: 12 <td>LOB: 0 <td>BB: 0 <td>P: 12 <td>LOB: 0 <td>BB: 0 <td>P: 12 <td>LOB: 1 <td>BB: 0 <td>P: 12 <td>LOB: 0 <td>BB: 0 <td>P: 12 <td>LOB: 0 <td>BB: 0 <td>P: 12 <td>LOB: 0 <td>BB: 0 <td>P: 12 <td>ERA: 5.14</td> <td>WHIP: 1.125</td> <td>ERA: 4.50</td> <td>WHIP: 1.125</td> </td></td></td></td></td></td></td></td></td></td></td></td></td></td></td></td></td></td></td></td></td></td></td></td></td></td></td></td></td></td></td></td></td></td>	P: 10 <td>LOB: 0 <td>BB: 0 <td>P: 14 <td>LOB: 2 <td>BB: 1 <td>P: 16 <td>LOB: 0 <td>BB: 1 <td>P: 13 <td>LOB: 0 <td>BB: 0 <td>P: 12 <td>LOB: 1 <td>BB: 0 <td>P: 12 <td>LOB: 0 <td>BB: 0 <td>P: 12 <td>LOB: 0 <td>BB: 0 <td>P: 12 <td>LOB: 1 <td>BB: 0 <td>P: 12 <td>LOB: 0 <td>BB: 0 <td>P: 12 <td>LOB: 0 <td>BB: 0 <td>P: 12 <td>LOB: 0 <td>BB: 0 <td>P: 12 <td>ERA: 5.14</td> <td>WHIP: 1.125</td> <td>ERA: 4.50</td> <td>WHIP: 1.125</td> </td></td></td></td></td></td></td></td></td></td></td></td></td></td></td></td></td></td></td></td></td></td></td></td></td></td></td></td></td></td></td></td></td>	LOB: 0 <td>BB: 0 <td>P: 14 <td>LOB: 2 <td>BB: 1 <td>P: 16 <td>LOB: 0 <td>BB: 1 <td>P: 13 <td>LOB: 0 <td>BB: 0 <td>P: 12 <td>LOB: 1 <td>BB: 0 <td>P: 12 <td>LOB: 0 <td>BB: 0 <td>P: 12 <td>LOB: 0 <td>BB: 0 <td>P: 12 <td>LOB: 1 <td>BB: 0 <td>P: 12 <td>LOB: 0 <td>BB: 0 <td>P: 12 <td>LOB: 0 <td>BB: 0 <td>P: 12 <td>LOB: 0 <td>BB: 0 <td>P: 12 <td>ERA: 5.14</td> <td>WHIP: 1.125</td> <td>ERA: 4.50</td> <td>WHIP: 1.125</td> </td></td></td></td></td></td></td></td></td></td></td></td></td></td></td></td></td></td></td></td></td></td></td></td></td></td></td></td></td></td></td></td>	BB: 0 <td>P: 14 <td>LOB: 2 <td>BB: 1 <td>P: 16 <td>LOB: 0 <td>BB: 1 <td>P: 13 <td>LOB: 0 <td>BB: 0 <td>P: 12 <td>LOB: 1 <td>BB: 0 <td>P: 12 <td>LOB: 0 <td>BB: 0 <td>P: 12 <td>LOB: 0 <td>BB: 0 <td>P: 12 <td>LOB: 1 <td>BB: 0 <td>P: 12 <td>LOB: 0 <td>BB: 0 <td>P: 12 <td>LOB: 0 <td>BB: 0 <td>P: 12 <td>LOB: 0 <td>BB: 0 <td>P: 12 <td>ERA: 5.14</td> <td>WHIP: 1.125</td> <td>ERA: 4.50</td> <td>WHIP: 1.125</td> </td></td></td></td></td></td></td></td></td></td></td></td></td></td></td></td></td></td></td></td></td></td></td></td></td></td></td></td></td></td></td>	P: 14 <td>LOB: 2 <td>BB: 1 <td>P: 16 <td>LOB: 0 <td>BB: 1 <td>P: 13 <td>LOB: 0 <td>BB: 0 <td>P: 12 <td>LOB: 1 <td>BB: 0 <td>P: 12 <td>LOB: 0 <td>BB: 0 <td>P: 12 <td>LOB: 0 <td>BB: 0 <td>P: 12 <td>LOB: 1 <td>BB: 0 <td>P: 12 <td>LOB: 0 <td>BB: 0 <td>P: 12 <td>LOB: 0 <td>BB: 0 <td>P: 12 <td>LOB: 0 <td>BB: 0 <td>P: 12 <td>ERA: 5.14</td> <td>WHIP: 1.125</td> <td>ERA: 4.50</td> <td>WHIP: 1.125</td> </td></td></td></td></td></td></td></td></td></td></td></td></td></td></td></td></td></td></td></td></td></td></td></td></td></td></td></td></td></td>	LOB: 2 <td>BB: 1 <td>P: 16 <td>LOB: 0 <td>BB: 1 <td>P: 13 <td>LOB: 0 <td>BB: 0 <td>P: 12 <td>LOB: 1 <td>BB: 0 <td>P: 12 <td>LOB: 0 <td>BB: 0 <td>P: 12 <td>LOB: 0 <td>BB: 0 <td>P: 12 <td>LOB: 1 <td>BB: 0 <td>P: 12 <td>LOB: 0 <td>BB: 0 <td>P: 12 <td>LOB: 0 <td>BB: 0 <td>P: 12 <td>LOB: 0 <td>BB: 0 <td>P: 12 <td>ERA: 5.14</td> <td>WHIP: 1.125</td> <td>ERA: 4.50</td> <td>WHIP: 1.125</td> </td></td></td></td></td></td></td></td></td></td></td></td></td></td></td></td></td></td></td></td></td></td></td></td></td></td></td></td></td>	BB: 1 <td>P: 16 <td>LOB: 0 <td>BB: 1 <td>P: 13 <td>LOB: 0 <td>BB: 0 <td>P: 12 <td>LOB: 1 <td>BB: 0 <td>P: 12 <td>LOB: 0 <td>BB: 0 <td>P: 12 <td>LOB: 0 <td>BB: 0 <td>P: 12 <td>LOB: 1 <td>BB: 0 <td>P: 12 <td>LOB: 0 <td>BB: 0 <td>P: 12 <td>LOB: 0 <td>BB: 0 <td>P: 12 <td>LOB: 0 <td>BB: 0 <td>P: 12 <td>ERA: 5.14</td> <td>WHIP: 1.125</td> <td>ERA: 4.50</td> <td>WHIP: 1.125</td> </td></td></td></td></td></td></td></td></td></td></td></td></td></td></td></td></td></td></td></td></td></td></td></td></td></td></td></td>	P: 16 <td>LOB: 0 <td>BB: 1 <td>P: 13 <td>LOB: 0 <td>BB: 0 <td>P: 12 <td>LOB: 1 <td>BB: 0 <td>P: 12 <td>LOB: 0 <td>BB: 0 <td>P: 12 <td>LOB: 0 <td>BB: 0 <td>P: 12 <td>LOB: 1 <td>BB: 0 <td>P: 12 <td>LOB: 0 <td>BB: 0 <td>P: 12 <td>LOB: 0 <td>BB: 0 <td>P: 12 <td>LOB: 0 <td>BB: 0 <td>P: 12 <td>ERA: 5.14</td> <td>WHIP: 1.125</td> <td>ERA: 4.50</td> <td>WHIP: 1.125</td> </td></td></td></td></td></td></td></td></td></td></td></td></td></td></td></td></td></td></td></td></td></td></td></td></td></td></td>	LOB: 0 <td>BB: 1 <td>P: 13 <td>LOB: 0 <td>BB: 0 <td>P: 12 <td>LOB: 1 <td>BB: 0 <td>P: 12 <td>LOB: 0 <td>BB: 0 <td>P: 12 <td>LOB: 0 <td>BB: 0 <td>P: 12 <td>LOB: 1 <td>BB: 0 <td>P: 12 <td>LOB: 0 <td>BB: 0 <td>P: 12 <td>LOB: 0 <td>BB: 0 <td>P: 12 <td>LOB: 0 <td>BB: 0 <td>P: 12 <td>ERA: 5.14</td> <td>WHIP: 1.125</td> <td>ERA: 4.50</td> <td>WHIP: 1.125</td> </td></td></td></td></td></td></td></td></td></td></td></td></td></td></td></td></td></td></td></td></td></td></td></td></td></td>	BB: 1 <td>P: 13 <td>LOB: 0 <td>BB: 0 <td>P: 12 <td>LOB: 1 <td>BB: 0 <td>P: 12 <td>LOB: 0 <td>BB: 0 <td>P: 12 <td>LOB: 0 <td>BB: 0 <td>P: 12 <td>LOB: 1 <td>BB: 0 <td>P: 12 <td>LOB: 0 <td>BB: 0 <td>P: 12 <td>LOB: 0 <td>BB: 0 <td>P: 12 <td>LOB: 0 <td>BB: 0 <td>P: 12 <td>ERA: 5.14</td> <td>WHIP: 1.125</td> <td>ERA: 4.50</td> <td>WHIP: 1.125</td> </td></td></td></td></td></td></td></td></td></td></td></td></td></td></td></td></td></td></td></td></td></td></td></td></td>	P: 13 <td>LOB: 0 <td>BB: 0 <td>P: 12 <td>LOB: 1 <td>BB: 0 <td>P: 12 <td>LOB: 0 <td>BB: 0 <td>P: 12 <td>LOB: 0 <td>BB: 0 <td>P: 12 <td>LOB: 1 <td>BB: 0 <td>P: 12 <td>LOB: 0 <td>BB: 0 <td>P: 12 <td>LOB: 0 <td>BB: 0 <td>P: 12 <td>LOB: 0 <td>BB: 0 <td>P: 12 <td>ERA: 5.14</td> <td>WHIP: 1.125</td> <td>ERA: 4.50</td> <td>WHIP: 1.125</td> </td></td></td></td></td></td></td></td></td></td></td></td></td></td></td></td></td></td></td></td></td></td></td></td>	LOB: 0 <td>BB: 0 <td>P: 12 <td>LOB: 1 <td>BB: 0 <td>P: 12 <td>LOB: 0 <td>BB: 0 <td>P: 12 <td>LOB: 0 <td>BB: 0 <td>P: 12 <td>LOB: 1 <td>BB: 0 <td>P: 12 <td>LOB: 0 <td>BB: 0 <td>P: 12 <td>LOB: 0 <td>BB: 0 <td>P: 12 <td>LOB: 0 <td>BB: 0 <td>P: 12 <td>ERA: 5.14</td> <td>WHIP: 1.125</td> <td>ERA: 4.50</td> <td>WHIP: 1.125</td> </td></td></td></td></td></td></td></td></td></td></td></td></td></td></td></td></td></td></td></td></td></td></td>	BB: 0 <td>P: 12 <td>LOB: 1 <td>BB: 0 <td>P: 12 <td>LOB: 0 <td>BB: 0 <td>P: 12 <td>LOB: 0 <td>BB: 0 <td>P: 12 <td>LOB: 1 <td>BB: 0 <td>P: 12 <td>LOB: 0 <td>BB: 0 <td>P: 12 <td>LOB: 0 <td>BB: 0 <td>P: 12 <td>LOB: 0 <td>BB: 0 <td>P: 12 <td>ERA: 5.14</td> <td>WHIP: 1.125</td> <td>ERA: 4.50</td> <td>WHIP: 1.125</td> </td></td></td></td></td></td></td></td></td></td></td></td></td></td></td></td></td></td></td></td></td></td>	P: 12 <td>LOB: 1 <td>BB: 0 <td>P: 12 <td>LOB: 0 <td>BB: 0 <td>P: 12 <td>LOB: 0 <td>BB: 0 <td>P: 12 <td>LOB: 1 <td>BB: 0 <td>P: 12 <td>LOB: 0 <td>BB: 0 <td>P: 12 <td>LOB: 0 <td>BB: 0 <td>P: 12 <td>LOB: 0 <td>BB: 0 <td>P: 12 <td>ERA: 5.14</td> <td>WHIP: 1.125</td> <td>ERA: 4.50</td> <td>WHIP: 1.125</td> </td></td></td></td></td></td></td></td></td></td></td></td></td></td></td></td></td></td></td></td></td>	LOB: 1 <td>BB: 0 <td>P: 12 <td>LOB: 0 <td>BB: 0 <td>P: 12 <td>LOB: 0 <td>BB: 0 <td>P: 12 <td>LOB: 1 <td>BB: 0 <td>P: 12 <td>LOB: 0 <td>BB: 0 <td>P: 12 <td>LOB: 0 <td>BB: 0 <td>P: 12 <td>LOB: 0 <td>BB: 0 <td>P: 12 <td>ERA: 5.14</td> <td>WHIP: 1.125</td> <td>ERA: 4.50</td> <td>WHIP: 1.125</td> </td></td></td></td></td></td></td></td></td></td></td></td></td></td></td></td></td></td></td></td>	BB: 0 <td>P: 12 <td>LOB: 0 <td>BB: 0 <td>P: 12 <td>LOB: 0 <td>BB: 0 <td>P: 12 <td>LOB: 1 <td>BB: 0 <td>P: 12 <td>LOB: 0 <td>BB: 0 <td>P: 12 <td>LOB: 0 <td>BB: 0 <td>P: 12 <td>LOB: 0 <td>BB: 0 <td>P: 12 <td>ERA: 5.14</td> <td>WHIP: 1.125</td> <td>ERA: 4.50</td> <td>WHIP: 1.125</td> </td></td></td></td></td></td></td></td></td></td></td></td></td></td></td></td></td></td></td>	P: 12 <td>LOB: 0 <td>BB: 0 <td>P: 12 <td>LOB: 0 <td>BB: 0 <td>P: 12 <td>LOB: 1 <td>BB: 0 <td>P: 12 <td>LOB: 0 <td>BB: 0 <td>P: 12 <td>LOB: 0 <td>BB: 0 <td>P: 12 <td>LOB: 0 <td>BB: 0 <td>P: 12 <td>ERA: 5.14</td> <td>WHIP: 1.125</td> <td>ERA: 4.50</td> <td>WHIP: 1.125</td> </td></td></td></td></td></td></td></td></td></td></td></td></td></td></td></td></td></td>	LOB: 0 <td>BB: 0 <td>P: 12 <td>LOB: 0 <td>BB: 0 <td>P: 12 <td>LOB: 1 <td>BB: 0 <td>P: 12 <td>LOB: 0 <td>BB: 0 <td>P: 12 <td>LOB: 0 <td>BB: 0 <td>P: 12 <td>LOB: 0 <td>BB: 0 <td>P: 12 <td>ERA: 5.14</td> <td>WHIP: 1.125</td> <td>ERA: 4.50</td> <td>WHIP: 1.125</td> </td></td></td></td></td></td></td></td></td></td></td></td></td></td></td></td></td>	BB: 0 <td>P: 12 <td>LOB: 0 <td>BB: 0 <td>P: 12 <td>LOB: 1 <td>BB: 0 <td>P: 12 <td>LOB: 0 <td>BB: 0 <td>P: 12 <td>LOB: 0 <td>BB: 0 <td>P: 12 <td>LOB: 0 <td>BB: 0 <td>P: 12 <td>ERA: 5.14</td> <td>WHIP: 1.125</td> <td>ERA: 4.50</td> <td>WHIP: 1.125</td> </td></td></td></td></td></td></td></td></td></td></td></td></td></td></td></td>	P: 12 <td>LOB: 0 <td>BB: 0 <td>P: 12 <td>LOB: 1 <td>BB: 0 <td>P: 12 <td>LOB: 0 <td>BB: 0 <td>P: 12 <td>LOB: 0 <td>BB: 0 <td>P: 12 <td>LOB: 0 <td>BB: 0 <td>P: 12 <td>ERA: 5.14</td> <td>WHIP: 1.125</td> <td>ERA: 4.50</td> <td>WHIP: 1.125</td> </td></td></td></td></td></td></td></td></td></td></td></td></td></td></td>	LOB: 0 <td>BB: 0 <td>P: 12 <td>LOB: 1 <td>BB: 0 <td>P: 12 <td>LOB: 0 <td>BB: 0 <td>P: 12 <td>LOB: 0 <td>BB: 0 <td>P: 12 <td>LOB: 0 <td>BB: 0 <td>P: 12 <td>ERA: 5.14</td> <td>WHIP: 1.125</td> <td>ERA: 4.50</td> <td>WHIP: 1.125</td> </td></td></td></td></td></td></td></td></td></td></td></td></td></td>	BB: 0 <td>P: 12 <td>LOB: 1 <td>BB: 0 <td>P: 12 <td>LOB: 0 <td>BB: 0 <td>P: 12 <td>LOB: 0 <td>BB: 0 <td>P: 12 <td>LOB: 0 <td>BB: 0 <td>P: 12 <td>ERA: 5.14</td> <td>WHIP: 1.125</td> <td>ERA: 4.50</td> <td>WHIP: 1.125</td> </td></td></td></td></td></td></td></td></td></td></td></td></td>	P: 12 <td>LOB: 1 <td>BB: 0 <td>P: 12 <td>LOB: 0 <td>BB: 0 <td>P: 12 <td>LOB: 0 <td>BB: 0 <td>P: 12 <td>LOB: 0 <td>BB: 0 <td>P: 12 <td>ERA: 5.14</td> <td>WHIP: 1.125</td> <td>ERA: 4.50</td> <td>WHIP: 1.125</td> </td></td></td></td></td></td></td></td></td></td></td></td>	LOB: 1 <td>BB: 0 <td>P: 12 <td>LOB: 0 <td>BB: 0 <td>P: 12 <td>LOB: 0 <td>BB: 0 <td>P: 12 <td>LOB: 0 <td>BB: 0 <td>P: 12 <td>ERA: 5.14</td> <td>WHIP: 1.125</td> <td>ERA: 4.50</td> <td>WHIP: 1.125</td> </td></td></td></td></td></td></td></td></td></td></td>	BB: 0 <td>P: 12 <td>LOB: 0 <td>BB: 0 <td>P: 12 <td>LOB: 0 <td>BB: 0 <td>P: 12 <td>LOB: 0 <td>BB: 0 <td>P: 12 <td>ERA: 5.14</td> <td>WHIP: 1.125</td> <td>ERA: 4.50</td> <td>WHIP: 1.125</td> </td></td></td></td></td></td></td></td></td></td>	P: 12 <td>LOB: 0 <td>BB: 0 <td>P: 12 <td>LOB: 0 <td>BB: 0 <td>P: 12 <td>LOB: 0 <td>BB: 0 <td>P: 12 <td>ERA: 5.14</td> <td>WHIP: 1.125</td> <td>ERA: 4.50</td> <td>WHIP: 1.125</td> </td></td></td></td></td></td></td></td></td>	LOB: 0 <td>BB: 0 <td>P: 12 <td>LOB: 0 <td>BB: 0 <td>P: 12 <td>LOB: 0 <td>BB: 0 <td>P: 12 <td>ERA: 5.14</td> <td>WHIP: 1.125</td> <td>ERA: 4.50</td> <td>WHIP: 1.125</td> </td></td></td></td></td></td></td></td>	BB: 0 <td>P: 12 <td>LOB: 0 <td>BB: 0 <td>P: 12 <td>LOB: 0 <td>BB: 0 <td>P: 12 <td>ERA: 5.14</td> <td>WHIP: 1.125</td> <td>ERA: 4.50</td> <td>WHIP: 1.125</td> </td></td></td></td></td></td></td>	P: 12 <td>LOB: 0 <td>BB: 0 <td>P: 12 <td>LOB: 0 <td>BB: 0 <td>P: 12 <td>ERA: 5.14</td> <td>WHIP: 1.125</td> <td>ERA: 4.50</td> <td>WHIP: 1.125</td> </td></td></td></td></td></td>	LOB: 0 <td>BB: 0 <td>P: 12 <td>LOB: 0 <td>BB: 0 <td>P: 12 <td>ERA: 5.14</td> <td>WHIP: 1.125</td> <td>ERA: 4.50</td> <td>WHIP: 1.125</td> </td></td></td></td></td>	BB: 0 <td>P: 12 <td>LOB: 0 <td>BB: 0 <td>P: 12 <td>ERA: 5.14</td> <td>WHIP: 1.125</td> <td>ERA: 4.50</td> <td>WHIP: 1.125</td> </td></td></td></td>	P: 12 <td>LOB: 0 <td>BB: 0 <td>P: 12 <td>ERA: 5.14</td> <td>WHIP: 1.125</td> <td>ERA: 4.50</td> <td>WHIP: 1.125</td> </td></td></td>	LOB: 0 <td>BB: 0 <td>P: 12 <td>ERA: 5.14</td> <td>WHIP: 1.125</td> <td>ERA: 4.50</td> <td>WHIP: 1.125</td> </td></td>	BB: 0 <td>P: 12 <td>ERA: 5.14</td> <td>WHIP: 1.125</td> <td>ERA: 4.50</td> <td>WHIP: 1.125</td> </td>	P: 12 <td>ERA: 5.14</td> <td>WHIP: 1.125</td> <td>ERA: 4.50</td> <td>WHIP: 1.125</td>	ERA: 5.14	WHIP: 1.125	ERA: 4.50	WHIP: 1.125				

PITCHER	IP	WLS	BF	H	R	ER	SO	BB	IBB	HBP	BLK	WP	HR	S	P	ERA	WHIP
Bert Blyleven, R ERA: 5.14 (1, 1)	8.0	L	32	7	4	4	6	2	0	1	0	0	1	69	107	4.50	1.125

MINNESOTA TWINS @ KANSAS CITY ROYALS
ROYALS STADIUM, KANSAS CITY, MO
 Sat Aug 27 1988, 8:05 PM EDT
 Att: 38,326 - Unknown - 69 F

AB	28
R	4
H	7
RBI	4
BB	2
SO	6
LOB	11



Batter	1	2	3	4	5	6	7	8	9	AB R H RBI BB SO LOB	TOP																
Dan Gladden, R (1, 7) OBP: 0.326, SLG: 0.411	2-1 P3		1 SAFE 2-1 G1-4-3		1-1 G3		1-3 K		0-0 FC1-6	5 0 0 0 0 1 3	Minnesota Twins @ Kansas City Royals Royals Stadium, Kansas City, MO Sun Aug 28 1988, 4:33 AM EDT Att. 27,578 - Cloudy - 75 F livebaseballscorecards.com																
Tom Herr, S (1, 4) OBP: 0.331, SLG: 0.319	3-1 6-3		3-1 G3		0-0 F9		4-1 CS BB	2-3 K	4 0 0 0 1 1 2																		
Kirby Puckett, R (1, 8) OBP: 0.365, SLG: 0.533	0-1 F9			2-0 6-3		0-1 3-1	2-3 K		4 0 0 0 0 1 1																		
Kent Hrbek, L (1, 3) Tim Laudner, R (8, 3) OBP: 0.389, SLG: 0.528 OBP: 0.327, SLG: 0.438		1-1 2B		2-1 2B		3-2 WP BB 1B		0-0 4-3	4 1 3 0 0 0 0 0 0 0 0 0 0 0																		
Gene Larkin, S (1, 10) OBP: 0.388, SLG: 0.410		4-2 FC6-4 BB		3-2 4-3		1-1 BB WP FC5-2 1B		0-1 G3	3 0 1 0 1 0 1																		
Randy Bush, L (1, 9) John Christensen, R (6, PH) OBP: 0.381, SLG: 0.453 OBP: 0.385, SLG: 0.500		3-1 P6		3-2 P4		4-1 FC5-2 BB 1-2 2-3 IBB		2-2 5-3	2 0 0 0 0 0 3 1 0 0 0 1 0 0																		
Brian Harper, R (1, 2) OBP: 0.363, SLG: 0.474		1-0 F7			0-0 5-3	4-1 FC5-2 BB		1-1 6-3	3 0 0 1 1 0 2																		
Greg Gagne, R (1, 6) OBP: 0.297, SLG: 0.416		2-1 FC6-4			4-2 1B E BB	1-1 FC5-2 FC6-4		0-0 FC1-6 1B	3 1 1 0 1 0 5																		
Al Newman, S (1, 5) OBP: 0.306, SLG: 0.268			1-2 G1-4-3 1B		1 SAFE 3-2 E9 1B	0-0 FC6-4		2-0 FC1-6 1B	4 1 3 0 0 0 3																		
Inning Stats	R: 0 E: 0 K: 0 S: 6	H: 0 LOB: 0 BB: 0 P: 11	R: 0 E: 0 K: 0 S: 9	H: 1 LOB: 2 BB: 1 P: 20	R: 0 E: 0 K: 0 S: 7	H: 1 LOB: 0 BB: 0 P: 13	R: 0 E: 0 K: 0 S: 10	H: 1 LOB: 1 BB: 0 P: 20	R: 2 E: 1 K: 0 S: 9	H: 1 LOB: 0 BB: 1 P: 17	R: 1 E: 0 K: 0 S: 12	H: 2 LOB: 3 BB: 2 P: 25	R: 0 E: 0 K: 2 S: 8	H: 0 LOB: 1 BB: 1 P: 15	R: 0 E: 0 K: 0 S: 6	H: 0 LOB: 0 BB: 0 P: 8	R: 0 E: 0 K: 1 S: 10	H: 2 LOB: 2 BB: 0 P: 15	1B: 6 2B: 3 3B: 0 HR: 0	SF: 0 SAC: 0 DP: 2 HBP: 0	WP: 1 PB: 0 SB: 0 CS: 1	PA: 38					
PITCHER	IP WLS BF H R ER SO BB IBB HBP BLK WP HR S P ERA WHIP																										
Luis Aquino, R (1, 1) ERA: 3.6	5.0		4	2	0	0	2	0	0	0	0	0	0	41	81	0.00	1.200										
Israel Sanchez, L (6, 1) ERA: 4.94	0.1		4	2	1	1	0	0	1	0	0	1	0	8	16	27.00	6.000										
Jeff Montgomery, R (6, 1) ERA: 2.87	2.2	W	9	0	0	0	2	2	0	0	0	0	0	18	32	0.00	0.750										
Steve Farr, R (9, 1) ERA: 2.22	1.0		5	2	0	0	1	0	0	0	0	0	0	10	15	0.00	2.000										

Batter	1	2	3	4	5	6	7	8	9	AB R H RBI BB SO LOB	TOP															
Julio Franco, R (1, 4) OBP: 0.364, SLG: 0.426	1-0 G3-1	1-1 1B		1-0 G6-4-3			2-1 F8		1-0 G4-3	5 0 1 0 0 0 1																
Terry Francona, L (1, 10) OBP: 0.339, SLG: 0.382	4-0 2B BB	2-0 P2		1-1 1B			0-1 F7		3-2 1B	4 1 2 0 1 0 2																
Joe Carter, R (1, 8) OBP: 0.321, SLG: 0.490	0-1 2B	0-1 F8		2-2 F7			0-1 F8		2-3 K	5 1 1 0 0 1 4																
Mel Hall, L (1, 9) OBP: 0.327, SLG: 0.409	1-1 2B	3-3 K			0-0 F7			0-0 F3		4 1 1 2 0 1 2																
Cory Snyder, R (1, 7) OBP: 0.325, SLG: 0.494	3-3 K		0-2 6-3		2-1 L4-3 1B			1-1 FC6-4 1B		4 0 2 0 0 1 1																
Willie Upshaw, L (1, 3) OBP: 0.340, SLG: 0.382	1-2 2B		2-3 K		1-1 L4-3			0-1 FC6-4 1B		4 0 2 1 0 1 1																
Brook Jacoby, R (1, 5) OBP: 0.315, SLG: 0.351	4-0 BB		3-2 1B			1-0 F7		1-1 FC6-4		3 0 1 0 1 0 2																
Andy Allanson, R (1, 2) OBP: 0.286, SLG: 0.308	0-0 F7		1-1 L9			0-1 F8		1-3 K		4 0 0 0 0 1 5																
Paul Zuvella, R (1, 6) OBP: 0.297, SLG: 0.291		3-2 1B		1-0 G6-4-3 1B		1-0 L6			2-1 F9	4 0 2 0 0 0 0																
Inning Stats	R: 3 E: 0 K: 1 S: 12	H: 3 LOB: 2 BB: 2 P: 26	R: 0 E: 0 K: 1 S: 16	H: 2 LOB: 2 BB: 0 P: 25	R: 0 E: 0 K: 1 S: 12	H: 1 LOB: 1 BB: 0 P: 18	R: 0 E: 0 K: 0 S: 7	H: 2 LOB: 1 BB: 0 P: 12	R: 0 E: 0 K: 0 S: 5	H: 1 LOB: 0 BB: 0 P: 8	R: 0 E: 0 K: 0 S: 4	H: 0 LOB: 0 BB: 0 P: 6	R: 0 E: 0 K: 0 S: 6	H: 0 LOB: 0 BB: 0 P: 8	R: 0 E: 0 K: 1 S: 10	H: 2 LOB: 2 BB: 0 P: 13	R: 0 E: 0 K: 1 S: 13	H: 1 LOB: 1 BB: 0 P: 21	1B: 9 2B: 4 3B: 0 HR: 0	SF: 0 SAC: 0 DP: 2 HBP: 0	WP: 0 PB: 0 SB: 0 CS: 0	PA: 39				
PITCHER Bret Saberhagen, R (1, 1) ERA: 3.71 Steve Farr, R (9, 1) ERA: 2.19	IP WLS BF H R ER SO BB IBB HBP BLK WP HR S P ERA WHIP	8.0 W 35 11 3 3 4 2 0 0 0 0 0 0 72 116 3.38 1.625	1.0 S 4 1 0 0 1 0 0 0 0 0 0 0 13 21 0.00 1.000												PITCHER IP WLS BF H R ER SO BB IBB HBP BLK WP HR S P ERA WHIP											

Cleveland Indians @ Kansas City Royals
 Royals Stadium, Kansas City, MO
 Mon Aug 29 1988, 8:05 PM EDT
 Att. 29,002 - Unknown - 74 F

AB	37
R	3
H	12
RBI	3
BB	2
SO	5
LOB	18



Batter	1	2	3	4	5	6	7	8	9	AB R H RBI BB SO LOB	TOP		
Julio Franco, R (1, 4) OBP: 0.362, SLG: 0.423	4-1 1B WP BB		2-2 P3		1-3 K		2-0 4-3		2-1 FC5-2	4 1 0 0 1 1 3			
Terry Francona, L (1, 10) OBP: 0.335, SLG: 0.377	0-0 F7		2-2 1B		0-0 L3			1-0 F9	0-2 F7	5 0 1 0 0 0 3			
Joe Carter, R (1, 8) OBP: 0.321, SLG: 0.488	1-2 WP 1B		1-0 P4		0-1 F8			1-2 F7		4 1 1 0 0 0 1			
Mel Hall, L (1, 7) OBP: 0.328, SLG: 0.412	3-1 2-H 3-H 1B		1-2 4-3		1-0 F3			0-0 2B		4 0 2 1 0 0 1			
Cory Snyder, R (1, 9) OBP: 0.326, SLG: 0.495	0-3 K			0-0 2B		4-2 BB		2-1 F7		3 0 1 0 1 1 2			
Willie Upshaw, L (1, 3) OBP: 0.339, SLG: 0.381	0-3 K			1-0 P5		0-0 F9			3-2 1B 2B 1B	4 1 1 0 0 1 3			
Brook Jacoby, R (1, 5) OBP: 0.315, SLG: 0.353		2-2 6-3 2B		1-3 K			1-0 F9		1 SAFE 2-2 F3	4 0 1 0 0 1 2			
Andy Allanson, R (1, 2) OBP: 0.285, SLG: 0.307		1-1 6-3		2-1 F7			2-2 F9		1 SAFE 1-1 2B 1B	4 1 1 0 0 0 2			
Paul Zuvella, R (1, 6) OBP: 0.305, SLG: 0.311		1-3 K			2-1 E5		2-2 1B		1-H 2-H FC5-2 2B	4 0 2 2 0 1 0			
Inning Stats	R: 2 H: 2 E: 0 LOB: 1 K: 2 BB: 1 S: 15 P: 23	R: 0 H: 1 E: 0 LOB: 0 K: 1 BB: 0 S: 8 P: 12	R: 0 H: 1 E: 0 LOB: 1 K: 0 BB: 0 S: 11 P: 17	R: 0 H: 1 E: 0 LOB: 1 K: 1 BB: 0 S: 7 P: 11	R: 0 H: 0 E: 1 LOB: 0 K: 1 BB: 0 S: 6 P: 9	R: 0 H: 0 E: 0 LOB: 1 K: 0 BB: 1 S: 6 P: 11	R: 0 H: 1 E: 0 LOB: 1 K: 0 BB: 0 S: 9 P: 16	R: 0 H: 1 E: 0 LOB: 1 K: 0 BB: 0 S: 7 P: 11	R: 2 H: 3 E: 0 LOB: 1 K: 0 BB: 0 S: 17 P: 27	1B: 6 SF: 0 2B: 5 SAC: 0 3B: 0 DP: 1 HR: 0 HBP: 0	WP: 1 PA: 38 PB: 0 SB: 1 CS: 0		
PITCHER	IP WLS BF H R ER SO BB IBB HBP BLK WP HR S P ERA WHIP											PITCHER	IP WLS BF H R ER SO BB IBB HBP BLK WP HR S P ERA WHIP
Ted Power, R (1, 1) ERA: 5.94	8.0 L 32 7 2 2 5 2 0 0 0 0 1 0 69 110 2.25 1.125												
Jerry Don Gleaton, L (9, 1) ERA: 3.0	0.1 3 2 2 2 0 0 0 0 0 0 0 0 8 14 54.00 6.000												
Steve Farr, R (9, 1) ERA: 2.17	0.2 3 1 0 0 0 0 0 0 0 0 0 0 9 13 0.00 1.500												

Cleveland Indians @ Kansas City Royals
 Royals Stadium, Kansas City, MO
 Tue Aug 30 1988, 8:05 PM EDT
 Att. 23,437 - Unknown - 75 F

AB	36
R	4
H	10
RBI	3
BB	2
SO	5
LOB	17



livebaseballscorecards.com

Batter	1	2	3	4	5	6	7	8	9	AB R H RBI BB SO LOB
Willie Wilson, S OBP: 0.292, SLG: 0.345 (1, 8)	2-3 K		2-2 S 1B	3-1 3-1			0-1 4-3		0-3 K	5 0 1 0 0 2 2
Kevin Seitzer, R OBP: 0.381, SLG: 0.415 (1, 5)	0-0 1B		1-0 F8			2-1 F9	2-2 4-3			4 0 1 0 0 0 1
George Brett, L OBP: 0.402, SLG: 0.541 (1, 3)	2-0 F7		4-0 BB	1-2 BB		1-1 4-3	2-0 F9			3 0 0 0 1 0 1
Pat Tabler, R OBP: 0.351, SLG: 0.355 (1, 10)	1-0 P4		2-2 6-3			1-2 E5		1-1 F8		4 0 0 0 0 0 3
Danny Tartabull, R OBP: 0.371, SLG: 0.505 (1, 9)		4-2 FC6-4 BB		2-1 L4	1-0 F7			0-0 F9		3 0 0 0 1 0 1
Frank White, R OBP: 0.282, SLG: 0.362 (1, 4)		0-0 FC6-4 CS		2-1 F9		1-2 4-3 SH1-3 1B		0-0 1B		4 0 2 0 0 0 1
Bo Jackson, R OBP: 0.289, SLG: 0.476 (1, 7)		4-2 BB		0-1 S 1B		0-0 SH1-3		1-3 K		1 1 1 0 1 0 0
Jim Eisenreich, L OBP: 0.216, SLG: 0.253 (6, 7)		1-2 BB		4-1 1B BB		2-1 4-3				1 0 0 0 0 1 1
Jamie Quirk, L OBP: 0.326, SLG: 0.405 (1, 2)		0-1 6-3		1-2 BB		2-3 4-3		0-0 4-3		2 0 0 0 1 0 2
Bill Buckner, L OBP: 0.273, SLG: 0.324 (9, PH)										1 0 0 0 0 0 0
Bill Pecota, R OBP: 0.230, SLG: 0.264 (1, 6)			2-1 P3	2-1 1-2 2-H 1B		0-3 K		2-2 5-3		4 0 1 1 0 1 1

Inning Stats	R: 0	H: 1	E: 0	K: 1	S: 6	LOB: 1	BB: 0	P: 11	R: 0	H: 0	E: 0	K: 0	S: 7	LOB: 1	BB: 2	P: 15	R: 0	H: 1	E: 0	K: 0	S: 9	LOB: 2	BB: 1	P: 20	R: 1	H: 2	E: 0	K: 0	S: 12	LOB: 2	BB: 1	P: 24	R: 0	H: 0	E: 1	K: 0	S: 8	LOB: 1	BB: 0	P: 13	R: 0	H: 1	E: 0	K: 1	S: 9	LOB: 1	BB: 0	P: 12	R: 0	H: 0	E: 0	K: 0	S: 6	LOB: 0	BB: 0	P: 10	R: 0	H: 1	E: 0	K: 1	S: 7	LOB: 1	BB: 0	P: 9	R: 0	H: 0	E: 0	K: 1	S: 7	LOB: 0	BB: 0	P: 9	R: 0	H: 0	E: 0	K: 1	S: 7	LOB: 0	BB: 0	P: 9
1B: 6	SF: 0	2B: 0	SAC: 1	3B: 0	DP: 0	HR: 0	HBP: 0	WP: 0	PA: 37	WP: 0	PA: 37	ERA: 1.50	WHIP: 1.500	ERA: 0.00	WHIP: 0.333	ERA: 3.47	WHIP: 1.500	ERA: 3.66	WHIP: 1.500	ERA: 3.47	WHIP: 1.500	ERA: 3.66	WHIP: 1.500	ERA: 3.47	WHIP: 1.500	ERA: 3.66	WHIP: 1.500	ERA: 3.47	WHIP: 1.500	ERA: 3.66	WHIP: 1.500	ERA: 3.47	WHIP: 1.500	ERA: 3.66	WHIP: 1.500	ERA: 3.47	WHIP: 1.500	ERA: 3.66	WHIP: 1.500	ERA: 3.47	WHIP: 1.500	ERA: 3.66	WHIP: 1.500	ERA: 3.47	WHIP: 1.500	ERA: 3.66	WHIP: 1.500	ERA: 3.47	WHIP: 1.500	ERA: 3.66	WHIP: 1.500																													

BOTTOM

Cleveland Indians @ Kansas City Royals
Royals Stadium, Kansas City, MO

Tue Aug 30 1988, 8:05 PM EDT
Att: 23,437 - Unknown - 75 F

livebaseballscores.com

AB	32
R	1
H	6
RBI	1
BB	4
SO	4
LOB	13



Batter	1	2	3	4	5	6	7	8	9	AB R H RBI BB SO LOB	TOP											
Julio Franco, R (1, 4) OBP: 0.360, SLG: 0.419	0-0 6-3		2-2 F8		3-1 4-1			1-1 L4		4 0 0 0 0 0 4	Cleveland Indians @ Kansas City Royals Royals Stadium, Kansas City, MO Wed Aug 31 1988, 8:05 PM EDT Att. 20,615 - Unknown - 85 F											
Willie Upshaw, L (1, 3) OBP: 0.339, SLG: 0.380	0-0 F8		1-3 K			1-2 F7		0-1 1B		4 0 1 0 0 1 1												
Joe Carter, R (1, 8) OBP: 0.320, SLG: 0.486	3-2 6-3			0-1 6-3		1-1 1B		1-0 F7		4 0 1 0 0 0 2												
Ron Kittle, R (1, 10) OBP: 0.329, SLG: 0.560		1-1 6-3		1-0 F8		1-2 1B		1-3 K		4 0 1 0 0 1 2												
Cory Snyder, R (1, 9) OBP: 0.326, SLG: 0.493		2-2 G3		1-1 F9		3-2 G6-4-3		1-3 K		4 0 1 0 0 1 2												
Brook Jacoby, R (1, 5) OBP: 0.312, SLG: 0.350		2-2 G3		0-0 2-3			0-0 4-3	0-1 4-3		4 0 0 0 0 0 1												
Carmen Castillo, R (1, 7) OBP: 0.297, SLG: 0.357		2-1 6-3		0-0 1B			3-3 K	0-0 F8		4 0 1 0 0 1 1												
Andy Allanson, R (1, 2) OBP: 0.288, SLG: 0.308			4-0 F8		0-1 1B		2-2 4-3			2 0 1 0 1 0 0												
Paul Zuvella, R (1, 6) OBP: 0.309, SLG: 0.315			0-0 SH1-4		2-1 F8-7			0-0 1B		2 0 1 0 0 0 2												
Inning Stats	R: 0 E: 0 K: 0 S: 7	H: 0 LOB: 0 BB: 0 P: 10	R: 0 E: 0 K: 0 S: 12	H: 1 LOB: 1 BB: 0 P: 19	R: 0 E: 0 K: 1 S: 10	H: 0 LOB: 1 BB: 1 P: 17	R: 0 E: 0 K: 0 S: 5	H: 0 LOB: 0 BB: 0 P: 7	R: 0 E: 0 K: 0 S: 8	H: 2 LOB: 2 BB: 0 P: 13	R: 0 E: 0 K: 0 S: 12	H: 2 LOB: 1 BB: 0 P: 18	R: 0 E: 0 K: 1 S: 9	H: 0 LOB: 0 BB: 0 P: 14	R: 0 E: 0 K: 1 S: 9	H: 2 LOB: 2 BB: 0 P: 12	R: 0 E: 0 K: 1 S: 6	H: 0 LOB: 0 BB: 0 P: 7	1B: 7 2B: 0 3B: 0 HR: 0	SF: 0 SAC: 1 DP: 1 HBP: 0	WP: 0 PB: 0 SB: 0 CS: 0	PA: 34
PITCHER Charlie Leibrandt, L (1, 1) ERA: 3.39	IP: 9.0 WLS: W BF: 34 H: 7 R: 0 ER: 0 SO: 4 BB: 1 IBB: 0 HBP: 0 BLK: 0 WP: 0 HR: 0 S: 78 P: 117 ERA: 0.00 WHIP: 0.889											PITCHER	IP: 9.0 WLS: W BF: 34 H: 7 R: 0 ER: 0 SO: 4 BB: 1 IBB: 0 HBP: 0 BLK: 0 WP: 0 HR: 0 S: 78 P: 117 ERA: 0.00 WHIP: 0.889									

AB	32
R	0
H	7
RBI	0
BB	1
SO	4
LOB	15



Batter	1	2	3	4	5	6	7	8	9	AB R H RBI BB SO LOB	TOP											
Willie Wilson, S (1, 8) OBP: 0.291, SLG: 0.344	2-2 G3		1-1 1B	0-0 4-3			3-3 K			4 0 1 1 0 1 2	Kansas City Royals @ Minnesota Twins Hubert H. Humphrey Metrodome, Minneapolis, MN Thu Sep 01 1988, 8:05 PM EDT Att. 28,865 - Dome											
Kevin Seitzer, R (1, 5) OBP: 0.375, SLG: 0.407	1-0 P3		1-2 F8		1-2 6-3		3-2 P3			4 0 0 0 0 0 1												
George Brett, L (1, 3) OBP: 0.400, SLG: 0.536	0-1 F8			1-1 FC6-4 1B	1-3 K			2-3 K		4 0 1 0 0 2 0												
Pat Tabler, R (1, 10) OBP: 0.347, SLG: 0.351		2-1 4-3		1-0 FC6-4 1B	1-2 G4-3			1-1 6-3		4 1 0 0 0 0 1												
Danny Tartabull, R (1, 9) OBP: 0.370, SLG: 0.501		1-0 F9		1-2 P3 1B		2-2 G1-3		3-3 K		4 1 1 0 0 1 0												
Frank White, R (1, 4) OBP: 0.280, SLG: 0.359		1-2 6-3		0-0 1B		1-2 G1-3		0-0 F7		4 1 1 1 0 0 0												
Bo Jackson, R (1, 7) OBP: 0.289, SLG: 0.474			0-0 P9 1B	2-2 P3		2-3 K		3-3 K		4 1 1 0 0 2 2												
Jamie Quirk, L (1, 2) OBP: 0.330, SLG: 0.428			0-0 P9	0-0 1B			3-2 HR		1-3 K	4 1 2 2 0 1 1												
Bill Pecota, R (1, 6) OBP: 0.246, SLG: 0.273			1-1 L6	0-0 1B			1-0 F8			3 0 1 1 0 0 1												
Inning Stats	R: 0 E: 0 K: 0 S: 6	H: 0 LOB: 0 BB: 0 P: 9	R: 0 E: 0 K: 0 S: 6	H: 0 LOB: 0 BB: 0 P: 10	R: 1 E: 0 K: 0 S: 9	H: 2 LOB: 1 BB: 0 P: 12	R: 3 E: 0 K: 0 S: 14	H: 5 LOB: 2 BB: 0 P: 19	R: 0 E: 0 K: 1 S: 11	H: 0 LOB: 0 BB: 0 P: 14	R: 0 E: 0 K: 1 S: 9	H: 0 LOB: 0 BB: 0 P: 14	R: 1 E: 0 K: 1 S: 13	H: 1 LOB: 0 BB: 0 P: 23	R: 0 E: 0 K: 2 S: 8	H: 0 LOB: 0 BB: 0 P: 14	R: 0 E: 0 K: 2 S: 7	H: 0 LOB: 0 BB: 0 P: 11	1B: 6 2B: 1 3B: 0 HR: 1	SF: 0 SAC: 0 DP: 0 HBP: 0	WP: 0 PB: 0 SB: 0 CS: 0	PA: 35
PITCHER Bert Blyleven, R (1, 1) ERA: 5.19 Dan Schatzeder, L (8, 1) ERA: 8.5	IP 7.0 2.0	WLS L	BF 29 6	H 8 0	R 5 0	ER 5 0	SO 3 4	BB 0 0	IBB 0 0	HBP 0 0	BLK 0 0	WP 0 0	HR 1 0	S 68 15	P 101 25	ERA 6.43 0.00	WHIP 1.143 0.000					

livebaseballscorecards.com

AB	35
R	5
H	8
RBI	5
BB	0
SO	7
LOB	8



Batter	1	2	3	4	5	6	7	8	9	AB R H RBI BB SO LOB
Dan Gladden, R OBP: 0.321, SLG: 0.402 (1, 7)	3-1 L8		0-0 G3-1		2-0 G3			0-0 BLK 1B		4 1 1 0 0 0 0
Tom Herr, S OBP: 0.334, SLG: 0.322 (1, 4)	3-3 K		1-2 E5 CS			3-2 L4		2-2 L7		4 0 0 0 0 1 1
Kirby Puckett, R OBP: 0.369, SLG: 0.546 (1, 8)	2-1 1B HBP		3-3 K			2-1 1B 3B		0-0 G3-6-3 1B		3 1 2 1 0 1 1
Kent Hrbek, L OBP: 0.392, SLG: 0.535 (1, 3)	1-0 1B			0-1 1B		1-1 1B 1B		0-1 G3-6-3 1B		4 0 3 1 0 0 1
Gene Larkin, S OBP: 0.386, SLG: 0.401 (1, 10)	0-1 P5			2-2 F7		1-0 G3-6-1 1B		2-2 F8		4 0 1 0 0 0 3
Randy Bush, L OBP: 0.363, SLG: 0.446 (1, 9)		1-0 G3		1-3 K		2-0 G3-6-1 1B		2-2 F8		4 0 0 0 0 1 3
Brian Harper, R OBP: 0.359, SLG: 0.465 (1, 2)		0-0 1B		0-3 K			0-0 6-3	0-3 K		4 0 1 0 0 2 1
Greg Gagne, R OBP: 0.296, SLG: 0.409 (1, 6)		2-3 K			3-2 G4-6-3 1B		1-3 K			3 0 1 0 0 2 1
Al Newman, S OBP: 0.317, SLG: 0.276 (1, 5)		2-3 K			0-1 G4-6-3 1B		1-1 4-3			3 0 0 0 0 1 2

Inning Stats	R: 0 H: 1 E: 0 LOB: 2 K: 1 BB: 0 S: 9	R: 0 H: 1 E: 0 LOB: 1 K: 2 BB: 0 S: 10	R: 0 H: 0 E: 1 LOB: 0 K: 1 BB: 0 S: 8	R: 0 H: 1 E: 0 LOB: 1 K: 2 BB: 0 S: 11	R: 0 H: 1 E: 0 LOB: 0 K: 0 BB: 0 S: 6	R: 1 H: 3 E: 0 LOB: 1 K: 0 BB: 0 S: 9	R: 0 H: 0 E: 0 LOB: 0 K: 1 BB: 0 S: 6	R: 1 H: 2 E: 0 LOB: 0 K: 0 BB: 0 S: 9	R: 0 H: 0 E: 0 LOB: 0 K: 1 BB: 0 S: 9	R: 0 H: 0 E: 0 LOB: 0 K: 1 BB: 0 S: 9	R: 0 H: 0 E: 0 LOB: 0 K: 1 BB: 0 S: 9	R: 0 H: 0 E: 0 LOB: 0 K: 1 BB: 0 S: 9	1B: 8 SF: 0 2B: 0 SAC: 0 3B: 1 DP: 3 HR: 0 HBP: 1
PITCHER Mark Gubicza, R ERA: 2.68 (1, 1)	IP 9.0 WLS W BF 34 H 9 R 2 ER 2 SO 8 BB 0 IBB 0 HBP 1 BLK 1 WP 0 HR 0 S 77 P 120 ERA 2.00 WHIP 1.000												
PITCHER	IP WLS BF H R ER SO BB IBB HBP BLK WP HR S P ERA WHIP												

BOTTOM

Kansas City Royals @ Minnesota Twins
 Hubert H. Humphrey Metrodome, Minneapolis, MN

Thu Sep 01 1988, 8:05 PM EDT
 Att. 28,865 - Dome

livebaseballscorecards.com

AB	33
R	2
H	9
RBI	2
BB	0
SO	8
LOB	13



WP: 0	PA: 34
PB: 0	
SB: 0	
CS: 1	

Batter	1	2	3	4	5	6	7	8	9	AB R H RBI BB SO LOB	TOP											
Willie Wilson, S OBP: 0.293, SLG: 0.346 (1, 8)	0-0 F9		1-1 SF9			1-2 1B		0-1 SH5-3 1B		3 1 2 1 0 0 0	Kansas City Royals @ Minnesota Twins Hubert H. Humphrey Metrodome, Minneapolis, MN Fri Sep 02 1988, 8:05 PM EDT Att. 36,291 - Dome											
Kevin Seitzer, R OBP: 0.377, SLG: 0.411 (1, 5)	3-2 2B		2-1 G6-4-3			2-1 1B		0-1 SH5-3		3 1 2 0 0 0 1												
George Brett, L OBP: 0.401, SLG: 0.534 (1, 3)	0-3 K			1-2 F7		2-2 1B		4-0 BB		3 0 1 1 1 1 1												
Pat Tabler, R OBP: 0.346, SLG: 0.350 (1, 10)	2-2 P4			3-2 5-3		1-0 1B		0-1 F9		4 0 1 1 0 0 3												
Danny Tartabull, R OBP: 0.369, SLG: 0.499 (1, 9)		0-0 CS 1B		1-0 6-3		0-1 P4		1-3 K		4 0 1 0 0 1 4												
Frank White, R OBP: 0.280, SLG: 0.358 (1, 4)		0-1 SAFE P9			2-0 G6-4-3 1B	1-2 6-3		0-3 K		4 0 1 0 0 1 3												
Bo Jackson, R OBP: 0.286, SLG: 0.468 (1, 7)		2-3 K			0-3 K		1-3 K	2-3 K		4 0 0 0 0 4 2												
Bill Pecota, R OBP: 0.250, SLG: 0.277 Kurt Stillwell, S OBP: 0.323, SLG: 0.401 Brad Wellman, R OBP: 0.286, SLG: 0.260 Bill Buckner, L OBP: 0.272, SLG: 0.322 (1, 6)			0-2 1B SF9 1B		2-0 G6-4-3		3-1 F8	0-2 P2		2 1 1 0 0 0 1 1 0 0 0 0 0 0 0 0 0 0 0 0 0 1 0 0 0 0 0 0												
Larry Owen, R OBP: 0.297, SLG: 0.211 Jamie Quirk, L OBP: 0.328, SLG: 0.425 (1, 2)			0-0 G6-4-3 1B			1-3 K		0-1 G4-3		2 0 1 0 0 1 0 1 0 0 0 0 0 0												
Inning Stats	R: 0 E: 0 K: 1 S: 13	H: 1 LOB: 1 BB: 0 P: 18	R: 0 E: 0 K: 1 S: 6	H: 1 LOB: 0 BB: 0 P: 8	R: 1 E: 0 K: 0 S: 8	H: 2 LOB: 0 BB: 0 P: 11	R: 0 E: 0 K: 0 S: 7	H: 0 LOB: 0 BB: 0 P: 12	R: 0 E: 0 K: 1 S: 5	H: 1 LOB: 0 BB: 0 P: 9		R: 2 E: 0 K: 1 S: 17	H: 4 LOB: 2 BB: 0 P: 25	R: 0 E: 0 K: 1 S: 7	H: 0 LOB: 0 BB: 0 P: 11	R: 0 E: 0 K: 1 S: 10	H: 1 LOB: 2 BB: 1 P: 15	R: 0 E: 0 K: 2 S: 9	H: 0 LOB: 0 BB: 0 P: 11	1B: 9 2B: 1 3B: 0 HR: 0	SF: 1 SAC: 1 DP: 2 HBP: 0	WP: 0 PB: 0 SB: 0 CS: 1
PITCHER	IP WLS BF H R ER SO BB IBB HBP BLK WP HR S P ERA WHIP																					
Allan Anderson, L ERA: 2.74 (1, 1)	5.1 W 22 9 3 3 4 0 0 0 0 0 0 0 51 77 5.06 1.688																					
Keith Atherton, R ERA: 3.28 (6, 1)	2.0 7 1 0 0 1 0 0 0 0 0 0 0 16 21 0.00 0.500																					
Jeff Reardon, R ERA: 2.85 (8, 1)	1.2 S 6 0 0 0 3 1 0 0 0 0 0 0 15 22 0.00 0.600																					

livebaseballscorecards.com

AB	32
R	3
H	10
RBI	3
BB	1
SO	8
LOB	15



Batter	1	2	3	4	5	6	7	8	9	AB	R	H	RBI	BB	SO	LOB
Dan Gladden, R OBP: 0.324, SLG: 0.414 (1, 7)	2-1 G1-3	2-3 K			1-0 HR					5	2	2	1	0	1	3
Tom Herr, S OBP: 0.331, SLG: 0.316 (1, 4)	4-1 1B BB		3-2 F7		1-1 L5		2-1 2B 1B	3-2 G3-1		4	1	1	1	1	0	0
Kirby Puckett, R OBP: 0.370, SLG: 0.551 (1, 8)	1-0 1B		0-0 G6-3		0-0 1B		1-0 2B 2B	2-1 F8		5	1	3	1	0	0	0
Kent Hrbek, L OBP: 0.390, SLG: 0.531 (1, 3)	1-3 K		0-1 G3		0-0 F8		2-1 1B FC4-2 2B	0-1 P6		5	0	1	2	0	1	3
Gene Larkin, S OBP: 0.390, SLG: 0.406 (1, 10)	0-0 P6			0-2 G6-3		3-1 WP FC5-2 2B	1-0 FC4-2 1B HBP			3	1	1	0	0	0	2
Randy Bush, L OBP: 0.366, SLG: 0.458 (1, 9)		3-1 HR		2-2 G5-3 1B		1-1 P4	0-0 FC4-2 1B 1B			4	2	3	1	0	0	1
John Moses, S OBP: 0.356, SLG: 0.434 (8, 9)						2-3				0	0	0	0	0	0	0
Tim Laudner, R OBP: 0.330, SLG: 0.434 (1, 2)		3-2 F7		0-0 G5-3 1B		0-0 FC5-2	0-0 FC4-2 1B			4	0	0	0	0	0	5
Greg Gagne, R OBP: 0.292, SLG: 0.402 (1, 6)		1-3 K		1-1 G1-3		3-H G3	1-0 1B			3	0	0	0	0	1	2
Jim Dwyer, L OBP: 0.368, SLG: 0.236 (7, PH)										1	0	1	2	0	0	0
Steve Lombardozzi, R OBP: 0.314, SLG: 0.319 (8, 5)										0	0	0	0	0	0	0
Al Newman, S OBP: 0.325, SLG: 0.282 (1, 5)		2-2 S 1B			0-0 G1-3					4	1	2	0	0	1	2

Inning Stats	R: 0	H: 1	E: 0	K: 1	S: 9	H: 2	LOB: 2	BB: 1	P: 17	R: 1	H: 2	E: 0	K: 2	S: 16	R: 0	H: 0	E: 0	K: 0	S: 7	R: 0	H: 1	E: 0	K: 0	S: 9	R: 1	H: 2	E: 0	K: 0	S: 6	R: 0	H: 1	E: 0	K: 0	S: 12	R: 6	H: 7	E: 0	K: 1	S: 18	R: 0	H: 0	E: 0	K: 0	S: 8	R: 0	H: 0	E: 0	K: 0	S: 13
--------------	------	------	------	------	------	------	--------	-------	-------	------	------	------	------	-------	------	------	------	------	------	------	------	------	------	------	------	------	------	------	------	------	------	------	------	-------	------	------	------	------	-------	------	------	------	------	------	------	------	------	------	-------

PITCHER	IP	WLS	BF	H	R	ER	SO	BB	IBB	HBP	BLK	WP	HR	S	P	ERA	WHIP
Bret Saberhagen, R ERA: 3.81 (1, 1)	6.0		29	10	5	5	3	1	0	0	0	1	2	65	103	7.50	1.833
Jeff Montgomery, R ERA: 2.95 (7, 1)	0.0		1	1	0	0	0	0	0	0	0	0	0	1	2	∞	∞
Jerry Don Gleaton, L ERA: 3.45 (7, 1)	0.0	L	3	2	1	1	0	0	0	1	0	0	0	3	6	∞	∞
Steve Farr, R ERA: 2.11 (7, 1)	2.0		7	1	2	2	1	0	0	0	0	0	0	16	24	9.00	0.500

BOTTOM

Kansas City Royals @ Minnesota Twins
 Hubert H. Humphrey Metrodome, Minneapolis, MN

Sat Sep 03 1988, 4:33 AM EDT
 Att. 47,658 - Dome

AB	38
R	8
H	14
RBI	8
BB	1
SO	4
LOB	18

livebaseballscorecards.com



WP: 1	PA: 40
PB: 0	CS: 0
SB: 1	

Batter	1	2	3	4	5	6	7	8	9	AB R H RBI BB SO LOB	TOP	
Willie Wilson, S OBP: 0.299, SLG: 0.347 (1, 8)	4-2 B BB G4-6-3		1-2 F9		0-0 L5		1-3 K		2-2 1B 1-2 2-3	4 0 1 0 1 1 1		
Kevin Seitzer, R OBP: 0.380, SLG: 0.411 (1, 5)	1-1 G4-6-3 1-2f		4-1 BB G4-6-3 1-2 BB		2-0 2B 1B			2-0 F9 1B	2-3 K 1B	4 1 1 0 1 1 4		
George Brett, L OBP: 0.401, SLG: 0.536 (1, 3)	1-1 F7		0-0 G4-6-3 1-2f		2-2 1H 2B			3-2 1B 1B	2-3 K	5 0 2 1 0 1 5		
Pat Tabler, R OBP: 0.345, SLG: 0.348 (1, 10)		1-1 G6-3		0-1 F9	2-1 G6-3			0-0 1B 1-2 FC6-4		4 0 1 0 0 0 1		
Frank White, R OBP: 0.282, SLG: 0.358 (1, 4)		1-2 1B G1-3 1B		0-0 1B		0-1 P2		3-1 F7		4 1 2 0 0 0 2		
Jim Eisenreich, L OBP: 0.218, SLG: 0.272 (1, 7)		0-0 G1-3 1-3 1B		2-0 F7		1-1 F8		1-2 FC6-4 1-2f		4 0 1 0 0 0 3		
Bo Jackson, R OBP: 0.282, SLG: 0.462 (1, 9)		0-1 G1-3 1-2 3-H		1-2 F8		2-2 G6-3			1-1 G6-3	4 0 0 1 0 0 2		
Jamie Quirk, L OBP: 0.332, SLG: 0.440 (1, 2)		0-1 P7			3-2 HR		4-2 CS BB		3-2 1B 1B 1B	3 1 2 1 1 0 1		
Bill Pecota, R OBP: 0.260, SLG: 0.280 (1, 6)			4-0 S BB		0-1 F9		1-2 G3 1-2		1-0 1B 1B	3 0 1 0 1 0 1		
Inning Stats	R: 0 H: 0 E: 0 LOB: 0 K: 0 BB: 1 S: 10 P: 16	R: 1 H: 2 E: 0 LOB: 1 K: 0 BB: 0 S: 12 P: 14	R: 0 H: 0 E: 0 LOB: 1 K: 0 BB: 2 S: 6 P: 15	R: 0 H: 1 E: 0 LOB: 1 K: 0 BB: 0 S: 7 P: 10	R: 2 H: 3 E: 0 LOB: 1 K: 0 BB: 0 S: 13 P: 22	R: 0 H: 0 E: 0 LOB: 0 K: 0 BB: 0 S: 7 P: 10	R: 0 H: 0 E: 0 LOB: 0 K: 1 BB: 1 S: 8 P: 14	R: 0 H: 2 E: 0 LOB: 2 K: 0 BB: 0 S: 11 P: 20	R: 0 H: 3 E: 0 LOB: 3 K: 2 BB: 0 S: 20 P: 31	1B: 9 SF: 0 2B: 1 SAC: 0 3B: 0 DP: 2 HR: 1 HBP: 0	WP: 0 PA: 39 PB: 0 SB: 1 CS: 1	
PITCHER	IP WLS BF H R ER SO BB IBB HBP BLK WP HR S P ERA WHIP											
Les Straker, R ERA: 4.43 (1, 1)	4.2 L 21 6 3 3 0 3 0 0 0 0 0 1 46 73 5.79 1.929											
Mark Portugal, R ERA: 4.31 (5, 1)	3.0 11 2 0 0 1 1 0 0 0 0 0 0 25 44 0.00 1.000											
Dan Schatzeder, L ERA: 7.78 (8, 1)	0.2 5 3 0 0 0 0 0 0 0 0 0 0 14 22 0.00 4.500											
German Gonzalez, R ERA: 0.66 (9, 1)	0.2 2 0 0 0 0 2 0 0 0 0 0 0 9 13 0.00 0.000											

Kansas City Royals @ Minnesota Twins
 Hubert H. Humphrey Metrodome, Minneapolis, MN
 Sun Sep 04 1988, 4:33 AM EDT
 Att. 40,967 - Dome

livebaseballscorecards.com

AB 35
 R 3
 H 11
 RBI 3
 BB 4
 SO 3
 LOB 20



Batter	1	2	3	4	5	6	7	8	9	AB	R	H	RBI	BB	SO	LOB
Dan Gladden, R OBP: 0.323, SLG: 0.412 (1, 7)	F7		G6-3	1B			L6		FC4-6	5	0	1	0	0	0	2
Tom Herr, S OBP: 0.335, SLG: 0.316 (1, 4)	FC4-6 1B		BB 1B BB	BB			F8		K	3	1	1	0	2	1	2
Kirby Puckett, R OBP: 0.369, SLG: 0.548 (1, 8)	FC4-6		1B BB	BB			G3			3	0	0	0	1	0	4
Kent Hrbek, L OBP: 0.388, SLG: 0.529 (1, 3)	F9		1B	1B			G1-3		K	4	0	1	1	0	1	1
Gene Larkin, S OBP: 0.386, SLG: 0.402 (1, 10)		F8	K				F9		F8	4	0	0	0	0	1	2
Randy Bush, L OBP: 0.368, SLG: 0.458 (1, 9)										2	0	1	0	1	0	0
John Christensen, R OBP: 0.333, SLG: 0.400 (8, PH)										1	0	0	0	0	0	0
Tim Laudner, R OBP: 0.329, SLG: 0.429 (1, 2)										3	0	0	0	1	0	1
Greg Gagne, R OBP: 0.292, SLG: 0.401 (1, 6)										3	1	1	0	0	0	2
Al Newman, S OBP: 0.320, SLG: 0.278 (1, 5)										3	0	0	0	0	0	2
Brian Harper, R OBP: 0.354, SLG: 0.452 (9, PH)										0	0	0	0	1	0	0
John Moses, S OBP: 0.356, SLG: 0.434 (9, PR)										0	0	0	0	0	0	0

Inning Stats	R: 0	H: 1	R: 0	H: 0	R: 1	H: 1	R: 1	H: 2	R: 0	H: 0	R: 0	H: 0	R: 0	H: 0	R: 0	H: 1	R: 0	H: 1	1B: 5	SF: 0	WP: 0	PA: 38
	E: 0	LOB: 1	E: 0	LOB: 1	E: 0	LOB: 2	E: 1	LOB: 3	E: 0	LOB: 0	E: 0	LOB: 0	E: 0	LOB: 0	E: 0	LOB: 2	E: 0	LOB: 2	2B: 0	SAC: 0	PB: 0	
	K: 0	BB: 0	K: 0	BB: 2	K: 1	BB: 2	K: 0	BB: 1	K: 0	BB: 0	K: 1	BB: 0	K: 0	BB: 0	K: 1	BB: 1	K: 0	BB: 0	3B: 0	DP: 1	SB: 3	
	S: 7	P: 13	S: 9	P: 20	S: 11	P: 23	S: 14	P: 25	S: 4	P: 10	S: 7	P: 13	S: 5	P: 8	S: 6	P: 9	S: 12	P: 20	HR: 0	HBP: 0	CS: 0	

PITCHER	IP	WLS	BF	H	R	ER	SO	BB	IBB	HBP	BLK	WP	HR	S	P	ERA	WHIP
Luis Aquino, R ERA: 3.38 (1, 1)	4.0		21	4	2	1	1	5	0	0	1	0	0	41	81	2.25	2.250
Israel Sanchez, L ERA: 4.18 (5, 1)	4.1	W	15	1	0	0	1	1	0	0	0	0	0	28	53	0.00	0.462
Steve Farr, R ERA: 2.09 (9, 1)	0.2	S	2	0	0	0	1	0	0	0	0	0	0	6	7	0.00	0.000

BOTTOM

Kansas City Royals @ Minnesota Twins
Hubert H. Humphrey Metrodome, Minneapolis, MN
 Sun Sep 04 1988, 4:33 AM EDT
 Att. 40,967 - Dome

livebaseballscorecards.com

AB	31
R	2
H	5
RBI	1
BB	6
SO	3
LOB	16



Batter	1	2	3	4	5	6	7	8	9	AB R H RBI BB SO LOB	TOP											
Domingo Ramos, R (1, 5) OBP: 0.298, SLG: 0.275 Jack Howell, L (9, 5) OBP: 0.333, SLG: 0.428	3-2 L6		0-0 F7		2-1 G5-4-3 1B			0-2 4-3	2-0 FC1-2 1B	5 0 1 0 0 0 4 0 0 0 0 0 0 0												
Johnny Ray, S (1, 4) OBP: 0.339, SLG: 0.424 Willie Fraser, R (9, 1) Bryan Harvey, R (9, 1)	1-0 F8		2-1 G6-3		0-1 G5-4-3			0-0 F8	0-1 1B	5 0 1 1 0 0 4 0 0 0 0 0 0 0 0 0 0 0 0 0 0												
Brian Downing, R (1, 10) OBP: 0.359, SLG: 0.440 Mark McLemore, S (8, PR) OBP: 0.320, SLG: 0.347	2-0 G4-3			1-1 G5-3 1B			1-1 G5-3	4-2 2B BB	0-1 P3	3 1 1 0 1 0 0 1 1 0 0 0 0 2												
Wally Joyner, L (1, 3) OBP: 0.277, SLG: 0.443		3-2 F7		1-2 F7			0-1 F8	0-0 E 2B		4 1 1 1 0 0 1												
Chili Davis, S (1, 8) OBP: 0.320, SLG: 0.450 Devon White, S (9, 8) OBP: 0.300, SLG: 0.387		2-0 F7		2-2 G5-3			1-0 G5-3	2-1 E9		4 0 0 0 0 0 2 0 0 0 0 0 0 0												
George Hendrick, R (1, 9) OBP: 0.277, SLG: 0.315 Darrell Miller, R (7, PR) OBP: 0.263, SLG: 0.287 Dante Bichette, R (7, 8) (9, 9)		0-1 G6-3		3-1 1B			3-2 SH1-4 1B	0-2 F9		3 0 2 1 0 0 0 0 0 0 0 0 0 0 1 0 0 0 0 0 2												
Mike Brown, R (1, 7) OBP: 0.294, SLG: 0.412			3-1 G5-3	3-3 K			0-1 SH1-4		2-1 FC1-2 2B	3 0 1 0 0 1 1												
Bob Boone, R (1, 2) OBP: 0.356, SLG: 0.403			1-0 BB 1B		0-0 1B		2-0 6-3		0-1 FC1-2 1B	4 1 3 0 0 0 2												
Dick Schofield, R (1, 6) OBP: 0.306, SLG: 0.330			4-2 BB		1-3 K		3-2 G6-3		1-3 K	3 0 0 0 1 2 5												
Inning Stats	R: 0 E: 0 K: 0 S: 5	H: 0 LOB: 0 BB: 0 P: 11	R: 0 E: 0 K: 0 S: 6	H: 0 LOB: 0 BB: 0 P: 11	R: 0 E: 0 K: 0 S: 11	H: 1 LOB: 2 BB: 1 P: 21	R: 1 E: 0 K: 1 S: 13	H: 2 LOB: 1 BB: 0 P: 23	R: 0 E: 0 K: 1 S: 8	H: 2 LOB: 1 BB: 0 P: 11	R: 0 E: 0 K: 0 S: 5	H: 0 LOB: 0 BB: 0 P: 7	R: 0 E: 0 K: 0 S: 12	H: 1 LOB: 2 BB: 0 P: 20	R: 2 E: 1 K: 0 S: 15	H: 1 LOB: 2 BB: 1 P: 21	R: 1 E: 0 K: 1 S: 14	H: 3 LOB: 2 BB: 0 P: 17	1B: 8 2B: 2 3B: 0 HR: 0	SF: 0 SAC: 1 DP: 1 HBP: 0	WP: 0 PB: 0 SB: 0 CS: 0	PA: 39
PITCHER	IP WLS BF H R ER SO BB IBB HBP BLK WP HR S P ERA WHIP																					
Charlie Leibrandt, L (1, 1) ERA: 3.35	8.0 L 33 7 3 2 2 2 2 0 0 0 0 0 0 75 125 2.25 1.125																					
Jeff Montgomery, R (9, 1) ERA: 3.07	0.2 5 3 1 1 1 1 0 0 0 0 0 0 0 12 15 13.50 4.500																					
Jerry Don Gleaton, L (9, 1) ERA: 3.41	0.1 1 0 0 0 0 0 0 0 0 0 0 0 0 2 2 0.00 0.000																					

California Angels @ Kansas City Royals
Royals Stadium, Kansas City, MO
Mon Sep 05 1988, 8:05 PM EDT
Att. 25,855 - Unknown - 68 F

AB	36
R	4
H	10
RBI	3
BB	2
SO	3
LOB	23



WP: 0	PA: 39
PB: 0	
SB: 0	
CS: 0	

Batter	1	2	3	4	5	6	7	8	9	AB R H RBI BB SO LOB
Willie Wilson, S OBP: 0.296, SLG: 0.343 (1, 8) FCFBSS	3-3 K	1-1 P6			0-0 B1-3		0-3 K		2-1 FC6-4	5 0 0 0 0 2 3
Kevin Seitzer, R OBP: 0.382, SLG: 0.412 (1, 5) BFBFB	4-1 E S 2B BB		0-0 1-3 1B		0-0 1B			3-2 G3-1		3 1 2 0 1 0 0
George Brett, L OBP: 0.398, SLG: 0.531 (1, 3) BCFBX	2-1 F7		0-0 F9		0-0 4-3			0-3 K		4 0 0 0 0 1 3
Pat Tabler, R OBP: 0.346, SLG: 0.352 (1, 10) BFBFBX	3-1 1-H 2B		0-1 1-3 1-2		1-0 P4			1-2 1B		4 0 2 1 0 0 1
Frank White, R OBP: 0.280, SLG: 0.354 (1, 4) CXB	0-1 F8		1-1 5-3		3-1 F7			0-0 F8		4 0 0 0 0 0 3
Jim Eisenreich, L OBP: 0.218, SLG: 0.277 (1, 7) BFBX		0-0 5-3		1-0 6-3		0-1 WP 2B		3-3 K		4 0 1 0 0 1 0
Bo Jackson, R OBP: 0.285, SLG: 0.465 (1, 9) SXB		0-0 CS 2B		0-1 5-3		2-2 6-3 2-3		3-2 S 1B		4 0 2 0 0 0 1
Jamie Quirk, L OBP: 0.340, SLG: 0.444 (1, 2) Brad Wellman, R OBP: 0.286, SLG: 0.260 (9, PR) BFBX		2-1 3B 1B		2-3 K			0-0 CS 1B	4-1 FC6-4 BB		3 1 2 0 1 1 0 0 0 0 0 0 0 0
Bill Pecota, R OBP: 0.262, SLG: 0.298 (1, 6) Bill Buckner, L OBP: 0.273, SLG: 0.327 (9, PH) BFBX		1-0 1-H 3B		1-1 6-3			3-0 G1-3	0-3 K		3 0 1 1 0 0 1 1 0 0 0 0 1 2

Inning Stats	R: 1 E: 0 K: 1 S: 11	H: 1 LOB: 1 BB: 1 P: 23	R: 1 E: 0 K: 0 S: 7	H: 3 LOB: 1 BB: 0 P: 11	R: 0 E: 0 K: 0 S: 6	H: 1 LOB: 1 BB: 0 P: 7	R: 0 E: 0 K: 1 S: 7	H: 0 LOB: 0 BB: 0 P: 10	R: 0 E: 0 K: 0 S: 5	H: 1 LOB: 1 BB: 0 P: 6	R: 0 E: 0 K: 1 S: 8	H: 1 LOB: 1 BB: 0 P: 14	R: 0 E: 0 K: 1 S: 5	H: 1 LOB: 0 BB: 0 P: 8	R: 0 E: 0 K: 1 S: 12	H: 1 LOB: 1 BB: 0 P: 16	R: 0 E: 0 K: 2 S: 13	H: 1 LOB: 2 BB: 1 P: 25	1B: 6 2B: 3 3B: 1 HR: 0	SF: 0 SAC: 0 DP: 0 HBP: 0
--------------	-------------------------------	----------------------------------	------------------------------	----------------------------------	------------------------------	---------------------------------	------------------------------	----------------------------------	------------------------------	---------------------------------	------------------------------	----------------------------------	------------------------------	---------------------------------	-------------------------------	----------------------------------	-------------------------------	----------------------------------	----------------------------------	------------------------------------

PITCHER	IP	WLS	BF	H	R	ER	SO	BB	IBB	HBP	BLK	WP	HR	S	P	ERA	WHIP
Willie Fraser, R ERA: 5.61 (1, 1)	8.1	W	35	10	2	2	5	2	0	0	0	1	0	69	113	2.16	1.440
Willie Fraser, R ERA: 5.61 (9, 1)	8.1	W	35	10	2	2	5	2	0	0	0	1	0	69	113	2.16	1.440
Bryan Harvey, R ERA: 2.12 (9, 1)	0.2	S	2	0	0	0	1	0	0	0	0	0	0	5	7	0.00	0.000


BOTTOM

California Angels @ Kansas City Royals
Royals Stadium, Kansas City, MO


Mon Sep 05 1988, 8:05 PM EDT
Att: 25,855 - Unknown - 68 F

livebaseballscorecards.com

AB	35
R	2
H	10
RBI	2
BB	2
SO	6
LOB	14



WP: 1 PA: 37
PB: 0
SB: 2
CS: 2

Batter	1	2	3	4	5	6	7	8	9	AB R H RBI BB SO LOB	TOP	
Dick Schofield, R OBP: 0.305, SLG: 0.328 (1, 6) X	0-0 5-3		4-2 S BB			1-0 F8		3-3 1 SAFE 1 SAFE 1 SAFE 1 SAFE 1-2	2-3 K	4 0 0 0 1 2 3		
Johnny Ray, S OBP: 0.338, SLG: 0.421 (1, 4) X	0-0 4-3		3-1 F7			1-0 6-3		1-0 HBP		3 0 0 0 0 0 1		
Chili Davis, S OBP: 0.318, SLG: 0.447 (1, 9) C X	0-1 1-3					1-3 K		2-2 G3		4 0 0 0 0 2 2		
Brian Downing, R OBP: 0.362, SLG: 0.446 (1, 10)		3-1 1B				2-2 1B		1-1 G3 2B	0-3 K	4 0 3 0 0 1 0		
Jack Howell, L OBP: 0.330, SLG: 0.424 (1, 5) (9, 8)		3-2 P2				0-0 F7		1-2 G3	2-3 K	4 0 0 0 0 1 3		
Jim Eppard, L OBP: 0.364, SLG: 0.366 (1, 3) (7, 7)		0-0 F7				2-0 4-3		1-2 4-3	1-2 1B 1B	4 0 1 0 0 0 3 0 1 0 0 0 0 0		
Domingo Ramos, R OBP: 0.298, SLG: 0.275 (9, PR) (9, 5)												
Mike Brown, R OBP: 0.263, SLG: 0.368 Wally Joyner, L OBP: 0.366, SLG: 0.444 (7, PH) (7, 3)		2-2 F8				1-1 F8		3-3 K	2-0 1B BB 1B	2 0 0 0 0 0 1 2 1 1 0 0 1 1	AB 33 R 2 H 6 RBI 2 BB 3 SO 8 LOB 15	
Bob Boone, R OBP: 0.356, SLG: 0.400 Darrell Miller, R OBP: 0.283, SLG: 0.287 (8, PR) (8, 8)			3-3 K			1-2 5-3		4-2 FC2-6 BB	4-2 1B BB	2 0 0 0 1 1 0 0 0 0 0 0 0 0 0 0 0 0 1 0 0		
George Hendrick, R OBP: 0.283, SLG: 0.315 (9, PH) (9, 7)									1-2 1B			
Dante Bichette, R Mark McLemore, S OBP: 0.318, SLG: 0.345 Brian Dorsett, R OBP: 0.500, SLG: 0.333 (1, 8) (8, PH) (8, 2)			2-1 6-3			1-0 3-1		0-1 FC2-6 S 1-2f	1-1 1B 1-2 2-H 3-H	2 0 0 0 0 0 0 1 0 0 0 0 0 1 1 0 1 2 0 0 0		
Inning Stats	R: 0 E: 0 K: 0 S: 4 H: 0 LOB: 0 BB: 0 P: 4	R: 0 E: 0 K: 0 S: 9 H: 1 LOB: 1 BB: 0 P: 17	R: 0 E: 0 K: 1 S: 9 H: 0 LOB: 1 BB: 1 P: 21	R: 0 E: 0 K: 1 S: 8 H: 1 LOB: 1 BB: 0 P: 13	R: 0 E: 0 K: 0 S: 6 H: 0 LOB: 0 BB: 0 P: 9	R: 0 E: 0 K: 1 S: 5 H: 0 LOB: 0 BB: 0 P: 8	R: 0 E: 0 K: 1 S: 12 H: 1 LOB: 1 BB: 0 P: 18	R: 0 E: 0 K: 1 S: 13 H: 0 LOB: 2 BB: 1 P: 23	R: 2 E: 0 K: 3 S: 17 H: 3 LOB: 2 BB: 1 P: 29	1B: 5 2B: 1 3B: 0 HR: 0 SF: 0 SAC: 0 DP: 0 HBP: 1	WP: 0 PB: 0 SB: 2 CS: 0 PA: 37	
PITCHER	IP WLS BF H R ER SO BB IBB HBP BLK WP HR S P ERA WHIP											
Mark Gubicza, R ERA: 2.65 Steve Farr, R ERA: 2.08 (1, 1) (9, 1)	8.2 36 6 2 2 7 3 0 1 0 0 0 80 137 2.08 1.038											
	0.1 1 0 0 0 1 0 0 0 0 0 0 3 5 0.00 0.000											

California Angels @ Kansas City Royals
 Royals Stadium, Kansas City, MO
 Tue Sep 06 1988, 8:05 PM EDT
 Att. 16,645 - Unknown - 69 F

livebaseballscorecards.com

Batter	1	2	3	4	5	6	7	8	9	AB R H RBI BB SO LOB	TOP									
Dick Schofield, R (1, 6) OBP: 0.308, SLG: 0.329	3-2 P2		3-1 5-3		1-0 1B		2-1 1B		4-2 BB	4 0 2 0 1 0 0										
Johnny Ray, S (1, 4) OBP: 0.337, SLG: 0.420	2-0 3-1			1-0 6-3	2-2 1B		3-2 6-3		0-0 SF8	4 0 1 1 0 0 1										
Brian Downing, R (1, 10) OBP: 0.363, SLG: 0.442	2-2 L6			3-2 1B 1B HBP	2-2 5-3			4-0 BB BB	3-2 4-3	3 0 0 0 1 0 3										
Wally Joyner, L (1, 3) OBP: 0.367, SLG: 0.443		4-1 L4 1B BB		2-0 1B 1B		2-0 F9		1-3 K		3 0 1 0 1 1 1										
Chili Davis, S (1, 9) OBP: 0.317, SLG: 0.445		3-2 1B		1-3 K		1-0 E9 6-3		0-0 F8		4 1 1 0 0 1 3										
Mike Brown, R (1, 7) OBP: 0.273, SLG: 0.364		1-0 L4		0-0		1-0 6-3		4-0		3 0 1 1 0 0 2										
Jim Eppard, L (8, PH) OBP: 0.371, SLG: 0.366				1-2 2-3 1B				1-2 BB		0 0 0 0 1 0 0										
Darrell Miller, R (8, PR) OBP: 0.283, SLG: 0.287										0 0 0 0 0 0 0										
Bob Boone, R (1, 2) OBP: 0.353, SLG: 0.396		1-0 F9		3-2 F7		1-0 F8		1-2 3-1		3 0 0 0 0 0 4										
Jack Howell, L (8, PH) OBP: 0.330, SLG: 0.424										0 0 0 0 0 0 0										
George Hendrick, R (8, PH) OBP: 0.261, SLG: 0.313										1 0 0 0 0 0 2										
Brian Dorsett, R (8, 2) OBP: 0.500, SLG: 0.333										0 0 0 0 0 0 0										
Dante Bichette, R (1, 8) OBP: 0.333, SLG: 0.333			0-1 G4-6-3 1B		2-1 F9		2-1 G6-4-3 1B		4-2 G3 WP SF8 BB	3 0 2 0 0 0 0										
Mark McLemore, S (9, PH) OBP: 0.321, SLG: 0.345										0 1 0 0 1 0 0										
Domingo Ramos, R (1, 5) OBP: 0.279, SLG: 0.255			1-0 G4-6-3		1-0 F9		0-0 G6-4-3		1-2 G3	4 0 0 0 0 0 3										
Inning Stats	R: 0 H: 0 E: 0 K: 0 S: 8	H: 0 LOB: 0 BB: 0 P: 15	R: 0 H: 1 E: 0 K: 0 S: 6	H: 1 LOB: 1 BB: 1 P: 15	R: 0 H: 1 E: 0 K: 0 S: 5	H: 1 LOB: 0 BB: 0 P: 9	R: 0 H: 2 E: 0 K: 1 S: 11	H: 2 LOB: 3 BB: 0 P: 21	R: 0 H: 2 E: 0 K: 0 S: 12	H: 2 LOB: 2 BB: 0 P: 20	R: 1 H: 0 E: 1 K: 0 S: 4	H: 0 LOB: 0 BB: 0 P: 9	R: 0 H: 2 E: 0 K: 0 S: 8	H: 2 LOB: 1 BB: 0 P: 15	R: 0 H: 0 E: 0 K: 1 S: 8	H: 0 LOB: 2 BB: 2 P: 18	R: 1 H: 0 E: 0 K: 0 S: 14	H: 0 LOB: 1 BB: 2 P: 26	1B: 8 SF: 1 2B: 1 SAC: 0 3B: 0 DP: 3 HR: 0 HBP: 1	WP: 1 PA: 39 PB: 0 SB: 0 CS: 0
PITCHER	IP WLS BF H R ER SO BB IBB HBP BLK WP HR S P ERA WHIP																			
Floyd Bannister, L (1, 1) ERA: 4.53	7.0 W 29 8 1 0 1 1 0 1 0 0 0 54 104 0.00 1.286																			
Jeff Montgomery, R (8, 1) ERA: 3.04	0.2 4 0 0 0 1 2 0 0 0 0 0 5 14 0.00 3.000																			
Jerry Don Gleaton, L (8, 1) ERA: 3.38	0.1 1 0 0 0 0 0 0 0 0 0 0 3 4 0.00 0.000																			
Steve Farr, R (9, 1) ERA: 2.17	1.0 S 5 0 1 1 0 2 0 0 0 1 0 14 26 9.00 2.000																			

California Angels @ Kansas City Royals
 Royals Stadium, Kansas City, MO
 Wed Sep 07 1988, 8:05 PM EDT
 Att. 16,600 - Unknown - 75 F

AB	32
R	2
H	8
RBI	2
BB	5
SO	2
LOB	19



Batter	1	2	3	4	5	6	7	8	9	AB	R	H	RBI	BB	SO	LOB	
Willie Wilson, S OBP: 0.297, SLG: 0.346 (1, 8)	1-0 4-3	1-1 L6		0-0 1B			0-0 F9			4	0	1	0	0	0	2	
Kevin Seitzer, R OBP: 0.378, SLG: 0.406 (1, 5)	4-2 1B 1B BB	2-2 G3		2-1 F9			0-1 4-3			3	0	0	0	1	0	3	
George Brett, L OBP: 0.399, SLG: 0.537 (1, 3)	1-1 1B 1-2 1B 1B		1-1 HR		0-1 P4			1-1 BB G3 1B		4	2	3	1	0	0	0	
Pat Tabler, R OBP: 0.350, SLG: 0.353 (1, 7) Gary Thurman, R OBP: 0.162, SLG: 0.129 (9, 7)	0-1 1B 1-3 2-H 1B		4-1 FC5-4 BB		4-2 G6-4-3 BB			1-3 K		2	1	1	0	2	1	1	
Frank White, R OBP: 0.279, SLG: 0.353 (1, 4)	2-0 1-2 3B 1B		0-2 FC5-4		2-1 G6-4-3			3-2 G3		4	1	1	1	0	0	3	
Bo Jackson, R OBP: 0.290, SLG: 0.479 (1, 9)	2-2 1-H 2-H 3B		2-3 K		1-2 6-3			4-0 BB IBB		3	0	1	2	1	1	1	
Luis de los Santos, R (1, 10)	1-3 K		1-0 6-3		1-2 L7			4-1 1-2 2-3 BB		3	0	0	0	1	1	2	
Ed Hearn, R OBP: 0.333, SLG: 0.667 (1, 2) Larry Owen, R OBP: 0.297, SLG: 0.211 (8, 2) Jamie Quirk, L OBP: 0.333, SLG: 0.436 (8, PH) (9, 2)		1-0 1B 2B		1-1 F8		2-2 5-3		1-0 4-3		3	0	1	0	0	0	0	
Bill Pecota, R OBP: 0.263, SLG: 0.298 (1, 6)		3-2 CS 1B		3-1 6-3		2-1 F8				0	0	0	0	0	0	0	
Inning Stats	R: 3 E: 0 K: 1 S: 16	H: 4 LOB: 1 BB: 1 P: 27	R: 0 E: 0 K: 0 S: 9	H: 2 LOB: 1 BB: 0 P: 16	R: 1 E: 0 K: 1 S: 10	H: 1 LOB: 1 BB: 1 P: 18	R: 0 E: 0 K: 0 S: 7	H: 0 LOB: 0 BB: 1 P: 13	R: 0 E: 0 K: 0 S: 11	H: 0 LOB: 0 BB: 0 P: 15	R: 0 E: 0 K: 1 S: 10	H: 1 LOB: 3 BB: 2 P: 24	1B: 6 2B: 1 3B: 1 HR: 1	SF: 0 SAC: 0 DP: 1 HBP: 0	WP: 0 PB: 0 SB: 0 CS: 1	PA: 35	
PITCHER Chuck Finley, L ERA: 4.28 (1, 1) Stu Cliburn, R ERA: 4.07 (8, 1)	IP 7.2 0.1	WLS L	BF 34	H 9	R 4	ER 4	SO 3	BB 4	IBB 1	HBP 0	BLK 0	WP 0	HR 1	S 74	P 131	ERA 4.70	WHIP 1.696

BOTTOM

California Angels @ Kansas City Royals
Royals Stadium, Kansas City, MO

Wed Sep 07 1988, 8:05 PM EDT
Att: 16,600 - Unknown - 75 F

livebaseballscorecards.com

AB	30
R	4
H	9
RBI	4
BB	5
SO	3
LOB	15



Batter	1	2	3	4	5	6	7	8	9	AB R H RBI BB SO LOB	TOP													
Luis Polonia, L OBP: 0.328, SLG: 0.371 Dave Henderson, R OBP: 0.359, SLG: 0.553 (1, 7) X (9, 8)	0-0 L5		1-2 1B 3B	0-1 F8		1-0 4-3			1-1 F8	4 1 1 1 0 0 2 1 0 0 0 0 0 1														
Stan Javier, S OBP: 0.323, SLG: 0.332 (1, 8) B (9, 7) B	4-2 1B BB		0-0 1B 1B		3-2 F7			2-0 F8	0-2 FC5-4 1-2f	4 1 1 1 1 0 1														
Jose Canseco, R OBP: 0.386, SLG: 0.561 (1, 9) 1 SAFE 1 SAFE X	1-0 1-3 1B		1-0 WP 1B 1B		0-0 F8			1-3 K		4 0 2 0 0 1 0														
Dave Parker, L OBP: 0.318, SLG: 0.404 (1, 10) 1 SAFE 1 SAFE X	2-0 P4		0-0 L8		1-0 P4			2-2 P6		4 0 0 0 0 0 4														
Mark McGwire, R OBP: 0.345, SLG: 0.464 (1, 3) 1 SAFE C F B B S	3-3 K		1-0 G6-4-3 1B		2-1 P6			1-1 1-3		4 0 1 1 0 1 2														
Carney Lansford, R OBP: 0.337, SLG: 0.378 (1, 5) B B F T B X		2-2 F8	2-2 G6-4-3 1B		1-2 2B 1B			1-1 P2		4 1 1 0 0 0 2														
Terry Steinbach, R OBP: 0.323, SLG: 0.377 (1, 2) X		0-0 L9		1-3 K		0-0 1B SF8 2B		3-3 K		4 1 1 1 0 2 0														
Glenn Hubbard, R OBP: 0.331, SLG: 0.336 (1, 4) C C X		0-2 F9		1-1 P6		0-0 1B		1-0 F7		4 0 1 0 0 0 0														
Walt Weiss, S OBP: 0.307, SLG: 0.315 (1, 6) B F C X			1-2 3B 1B		4-2 BB		1-0 SF8	2-2 FC5-4 1B		2 1 2 1 1 0 0														
Inning Stats	R: 0 E: 0 K: 1 S: 9	H: 1 LOB: 2 BB: 1 P: 19	R: 0 E: 0 K: 0 S: 7	H: 0 LOB: 0 BB: 0 P: 9	R: 3 E: 0 K: 0 S: 15	H: 5 LOB: 1 BB: 0 P: 21	R: 0 E: 0 K: 1 S: 9	H: 0 LOB: 1 BB: 1 P: 15	R: 0 E: 0 K: 0 S: 6	H: 0 LOB: 0 BB: 0 P: 10	R: 2 E: 0 K: 0 S: 11	H: 3 LOB: 1 BB: 0 P: 16	R: 0 E: 0 K: 1 S: 7	H: 0 LOB: 0 BB: 0 P: 12	R: 0 E: 0 K: 1 S: 7	H: 0 LOB: 0 BB: 0 P: 12	R: 0 E: 0 K: 0 S: 9	H: 1 LOB: 1 BB: 0 P: 13	1B: 8 2B: 1 3B: 1 HR: 0	SF: 1 SAC: 0 DP: 1 HBP: 0	WP: 1 PB: 0 SB: 0 CS: 0	PA: 38		
PITCHER Bret Saberhagen, R ERA: 3.91 Tom Gordon, R ERA: Mark Lee, L ERA:	IP 6.0 2.0 1.0	WLS L	BF 28 6 4	H 9 0 1	R 5 0 0	ER 5 0 0	SO 2 2 0	BB 2 0 0	IBB 0 0 0	HBP 0 0 0	BLK 0 0 0	WP 1 0 0	HR 0 0 0	S 57 14 9	P 90 24 13	ERA 7.50 0.00 0.00	WHIP 1.833 0.000 1.000							

Oakland Athletics @ Kansas City Royals
Royals Stadium, Kansas City, MO
Thu Sep 08 1988, 8:05 PM EDT
Att. 29,167 - Unknown - 79 F

livebaseballscorecards.com

AB	35
R	5
H	10
RBI	5
BB	2
SO	4
LOB	12



Batter	1	2	3	4	5	6	7	8	9	AB R H RBI BB SO LOB
Willie Wilson, S OBP: 0.295, SLG: 0.343 (1, 8)	2-3 K			2-3 K			0-0 G6-3		0-3 K	4 0 0 0 0 3 1
Kevin Seitzer, R OBP: 0.379, SLG: 0.407 (1, 5)	2-2 CS 1B			1-0 4-3			3-3 K		2-1 1B	4 0 2 0 0 1 0
George Brett, L OBP: 0.397, SLG: 0.533 (1, 3)	2-1 G3 1-2			1-2 G6-3			3-2 4-3		0-0 F7	4 0 0 0 0 0 3
Pat Tabler, R OBP: 0.349, SLG: 0.351 (1, 7)			1-3 K		1-0 G6-4-3 1B			0-1 F8	2-1 3-1	4 0 1 0 0 1 2
Danny Tartabull, R OBP: 0.368, SLG: 0.502 (1, 10)			3-3 K		3-2 F8 1 SAFE			0-0 HR		3 1 1 1 0 1 1
Frank White, R OBP: 0.278, SLG: 0.350 (1, 4)			0-1 6-3		3-2 G6-4-3 1-2f			0-1 F7		3 0 0 0 0 0 1
Bo Jackson, R OBP: 0.290, SLG: 0.478 (1, 9)			1-2 P6		0-1 F8			0-1 FC6-4 1B		3 0 1 0 0 0 0
Bill Pecota, R OBP: 0.259, SLG: 0.294 (1, 6)			1-2 G6-3		1-3 K			0-1 FC6-4		2 0 0 0 0 1 0
Luis de los Santos, R (8, PH)										1 0 0 0 0 0 1
Brad Wellman, R OBP: 0.288, SLG: 0.260 (9, 6)										0 0 0 0 0 0 0
Larry Owen, R OBP: 0.292, SLG: 0.207 (1, 2)			0-0 G4-3		2-3 K				2-1 1B	1 0 0 0 0 0 0
Rey Palacios, R OBP: 0.500, SLG: 0.500 (6, PH)										2 0 1 0 0 1 0

Inning Stats	R: 0	H: 1	E: 0	K: 1	S: 11	LOB: 0	BB: 0	P: 17	R: 0	H: 0	E: 0	K: 2	S: 11	LOB: 0	BB: 0	P: 15	R: 0	H: 0	E: 0	K: 0	S: 8	LOB: 0	BB: 0	P: 10	R: 0	H: 1	E: 0	K: 10	S: 10	LOB: 0	BB: 0	P: 17	R: 0	H: 0	E: 0	K: 2	S: 8	LOB: 0	BB: 0	P: 11	R: 0	H: 0	E: 0	K: 1	S: 7	LOB: 0	BB: 0	P: 13	R: 1	H: 2	E: 0	K: 0	S: 9	LOB: 1	BB: 0	P: 9	R: 0	H: 2	E: 0	K: 1	S: 10	LOB: 2	BB: 0	P: 16	1B: 5	SF: 0	2B: 0	SAC: 0	3B: 0	DP: 1	HR: 1	HBP: 0
--------------	------	------	------	------	-------	--------	-------	-------	------	------	------	------	-------	--------	-------	-------	------	------	------	------	------	--------	-------	-------	------	------	------	-------	-------	--------	-------	-------	------	------	------	------	------	--------	-------	-------	------	------	------	------	------	--------	-------	-------	------	------	------	------	------	--------	-------	------	------	------	------	------	-------	--------	-------	-------	-------	-------	-------	--------	-------	-------	-------	--------

PITCHER	IP	WLS	BF	H	R	ER	SO	BB	IBB	HBP	BLK	WP	HR	S	P	ERA	WHIP
Curt Young, L ERA: 4.58 (1, 1)	8.0	W	26	4	1	1	7	0	0	0	0	0	1	71	103	1.12	0.500
Greg Cadaret, L ERA: 2.37 (9, 1)	0.2		4	2	0	0	1	0	0	0	0	0	0	8	12	0.00	3.000
Dennis Eckersley, R ERA: 2.66 (9, 1)	0.1	S	1	0	0	0	0	0	0	0	0	0	0	2	4	0.00	0.000


BOTTOM

Oakland Athletics @ Kansas City Royals
Royals Stadium, Kansas City, MO

Thu Sep 08 1988, 8:05 PM EDT
Att: 29,167 - Unknown - 79 F

livebaseballscorecards.com

AB	31
R	1
H	6
RBI	1
BB	0
SO	8
LOB	9



Batter	1	2	3	4	5	6	7	8	9	AB	R	H	RBI	BB	SO	LOB
Willie Wilson, S OBP: 0.298, SLG: 0.345 Gary Thurman, R OBP: 0.200, SLG: 0.152	0-1 G6-3 BLK FC1-5-2 1B		1-0 G4-3	4-2 1-2 BB		1-2 1B WP 1B	0-1 FC6-4 1-2f		0-0 G6-3 1B	3	1	2	0	1	0	0
Kevin Seitzer, R OBP: 0.381, SLG: 0.408 Rey Palacios, R OBP: 0.333, SLG: 0.333	2-2 G6-3 1-3		3-2 2B 1B	3-1 G4-3		0-0 E 1B WP 1B		4-2 2B BB	0-1 G6-3 1-2f	4	1	2	0	1	0	3
George Brett, L OBP: 0.398, SLG: 0.534 Bill Buckner, L OBP: 0.278, SLG: 0.332	3-1 FC1-5-2 3-H		0-1 1-3 2B		4-1 1B BB	2-2 E1 1B 1B		0-1 1B G4-3 2B		2	0	1	0	1	0	1
Pat Tabler, R OBP: 0.349, SLG: 0.352	3-0 F9		0-0 F8		0-1 F9	0-0 1B 1B		3-2 G4-3 E 1B		5	1	2	1	0	0	4
Danny Tartabull, R OBP: 0.372, SLG: 0.503		4-2 1B BB	4-2		1-2 1B	1-1 1-3 2-H 1B		0-2 G4-3		3	0	2	2	2	0	1
Frank White, R OBP: 0.276, SLG: 0.348 Luis de los Santos, R OBP: 0.282, SLG: 0.257		0-1 L7	0-0 F8		0-0 P4	1-2 G3		2-3 K		3	0	0	0	0	0	6
Bo Jackson, R OBP: 0.290, SLG: 0.475 Jim Eisenreich, L OBP: 0.218, SLG: 0.275		2-2 1-2 1B		1-3 K	0-3 K		1-2 L5	1-0 E8 2-H 1B		4	0	1	0	0	2	2
Jamie Quirk, L OBP: 0.328, SLG: 0.429 Ed Hearn, R OBP: 0.400, SLG: 0.600		3-3 K		1-3 K		1-1 F8	1-0 FC5-4 1B	1-2 G6-3		3	0	0	0	0	2	2
Bill Pecota, R OBP: 0.257, SLG: 0.290		1-1 L7		0-1 BB 1B		2-3 K	1-2 FC5-4 FC6-4 1-2f		3-3 K	2	0	1	0	0	2	3

Inning Stats	R: 0	H: 1	E: 0	LOB: 1	K: 0	BB: 0	S: 8	P: 16	R: 0	H: 1	E: 0	LOB: 2	K: 1	BB: 1	S: 17	P: 27	R: 0	H: 2	E: 0	LOB: 3	K: 0	BB: 1	S: 11	P: 19	R: 0	H: 1	E: 0	LOB: 2	K: 1	BB: 1	S: 10	P: 15	R: 3	H: 4	E: 1	LOB: 2	K: 1	BB: 0	S: 18	P: 26	R: 0	H: 1	E: 0	LOB: 1	K: 0	BB: 0	S: 10	P: 13	R: 3	H: 3	E: 1	LOB: 2	K: 1	BB: 1	S: 18	P: 29	R: 0	H: 1	E: 0	LOB: 0	K: 1	BB: 0	S: 6	P: 9	1B: 13	SF: 0	2B: 2	SAC: 0	3B: 0	DP: 1	HR: 0	HBP: 0	WP: 1	PA: 47
PITCHER	IP	WLS	BF	H	R	ER	SO	BB	IBB	HBP	BLK	WP	HR	S	P	ERA	WHIP																		IP	WLS	BF	H	R	ER	SO	BB	IBB	HBP	BLK	WP	HR	S	P	ERA	WHIP																							
Dave Stewart, R ERA: 3.07	(1, 1)	5.2	W	31	9	3	1	5	4	0	0	1	0	72	118	1.59	2.294																																																									
Rick Honeycutt, L ERA: 3.8	(6, 1)	3.1	S	16	6	3	2	1	0	0	0	0	0	39	58	8.10	2.100																																																									

BOTTOM

Oakland Athletics @ Kansas City Royals
Royals Stadium, Kansas City, MO

livebaseballscorecards.com

AB	42
R	6
H	15
RBI	5
BB	5
SO	7
LOB	31



Fri Sep 09 1988, 8:05 PM EDT
Att: 26,675 - Unknown - 76 F

Batter	1	2	3	4	5	6	7	8	9	AB R H RBI BB SO LOB	TOP	
Stan Javier, S (1, 7) OBP: 0.322, SLG: 0.332 C F B X	1-2 BB 2B	1-2 F8 SAFE SAFE C X		0-1 6-3 C X		4-2 BB 1-2 2-3			0-0 5-3 X	4 0 1 0 1 0 1		
Dave Henderson, R (1, 8) OBP: 0.360, SLG: 0.550 Doug Jennings, L (9, PH) OBP: 0.408, SLG: 0.355 B B B C	4-1 BB BB		0-0 F8 X		0-0 2B SF9 1B	2-3 K B S F B B S			4-2 HR BB	3 1 1 0 1 1 3 0 1 0 0 1 0 0		
Jose Canseco, R (1, 9) OBP: 0.385, SLG: 0.565 X	0-0 F9 X		1-1 S 1B 1B		2-1 SF9 2B 1-3	2-2 F9 C F B B X			2-2 HR 1-H	5 2 3 2 0 0 5		
Mark McGwire, R (1, 3) OBP: 0.350, SLG: 0.464 Felix Jose, S (9, PH) C C B B S	2-3 K X		1 SAFE 4-1 1B BB 1-2		0-1 F9 C X				0-2 6-3 C C C X	2 0 0 0 2 1 4 1 0 0 0 0 0 0		
Terry Steinbach, R (1, 2) OBP: 0.326, SLG: 0.379 B B F B B	4-2 BB 1-2 2-3		0-1 1B 1-2 2-H		1-2 SF9 F C B B X				2-2 G5-4-3 C B F B X	3 0 2 2 1 0 1		
Carney Lansford, R (1, 5) OBP: 0.336, SLG: 0.374 Ron Hassey, L (9, PH) OBP: 0.311, SLG: 0.365 B S C C X	1-3 K X		1-1 F7 F B X		3-2 L7 C B F B B X				0-0 L8 X	4 0 0 0 0 1 6 1 0 0 0 0 0 1		
Don Baylor, R (1, 10) OBP: 0.332, SLG: 0.324 C B B S		1-3 K X	0-0 P6 X		2-0 BB E 1B				2-2 5-3 F B F B B X	4 0 1 0 0 1 2		
Mike Gallego, R (1, 4) OBP: 0.303, SLG: 0.263 X		0-0 FC6-4 1B		2-0 F8 B B B X		2-2 F8 B B S X			2-1 G5-3 B B C X	4 0 1 0 0 0 1		
Walt Weiss, S (1, 6) OBP: 0.306, SLG: 0.316 C X		0-1 FC6-4 1-2f		2-2 F8 B B C X		1-1 E5 C 1 SAFE B X			2-2 G4-3 C C B B X	4 0 0 0 0 0 2		
Inning Stats	R: 0 H: 1 E: 0 LOB: 3 K: 2 BB: 2 S: 13 P: 25	R: 0 H: 1 E: 0 LOB: 1 K: 1 BB: 0 S: 9 P: 11	R: 1 H: 2 E: 0 LOB: 2 K: 0 BB: 1 S: 9 P: 15	R: 0 H: 0 E: 0 LOB: 0 K: 0 BB: 0 S: 6 P: 10	R: 1 H: 2 E: 0 LOB: 1 K: 0 BB: 0 S: 12 P: 18	R: 0 H: 1 E: 1 LOB: 3 K: 1 BB: 1 S: 15 P: 28	R: 0 H: 0 E: 0 LOB: 0 K: 0 BB: 1 S: 4 P: 10	R: 0 H: 0 E: 0 LOB: 0 K: 0 BB: 0 S: 10 P: 16	R: 2 H: 2 E: 0 LOB: 1 K: 0 BB: 1 S: 15 P: 22	1B: 6 SF: 1 2B: 2 SAC: 0 3B: 0 DP: 1 HR: 1 HBP: 0	WP: 0 PA: 42 PB: 0 SB: 2 CS: 0	
PITCHER Charlie Leibrandt, L (1, 1) ERA: 3.31 Jeff Montgomery, R (9, 1) ERA: 3.3	IP WLS BF H R ER SO BB IBB HBP BLK WP HR S P ERA WHIP 8.0 W 36 7 2 2 4 5 0 0 0 0 0 0 78 133 2.25 1.500 1.0 6 2 2 2 0 1 0 0 0 0 0 1 15 22 18.00 3.000											PITCHER IP WLS BF H R ER SO BB IBB HBP BLK WP HR S P ERA WHIP

Oakland Athletics @ Kansas City Royals
 Royals Stadium, Kansas City, MO
 Sat Sep 10 1988, 8:05 PM EDT
 Att. 37,983 - Unknown - 72 F

livebaseballscorecards.com



Batter	1	2	3	4	5	6	7	8	9	AB	R	H	RBI	BB	SO	LOB
Willie Wilson, S OBP: 0.297, SLG: 0.349 (1, 8)	G6-3	SF8		G4-3	K		SF8			3	1	1	2	0	1	1
Kevin Seitzer, R OBP: 0.380, SLG: 0.406 (1, 5)	G6-3	1B		G4-3	F7		F7			5	0	1	1	0	0	1
George Brett, L Luis de los Santos, R OBP: 0.398, SLG: 0.532 (9, 3)	BB	P6		S			F8		E1	4	1	1	0	1	0	3
Pat Tabler, R Gary Thurman, R OBP: 0.354, SLG: 0.358 (8, PR) OBP: 0.200, SLG: 0.152 (9, 7)	F7	1B		BB					G6-4-3	4	0	3	2	1	0	1
Danny Tartabull, R OBP: 0.370, SLG: 0.500 (1, 10)		1B		F8			F9		G6-4-3	5	1	1	0	0	0	7
Frank White, R OBP: 0.279, SLG: 0.349 (1, 4)	SAFE	1B		K			F9			4	1	2	0	1	1	3
Bo Jackson, R Jim Eisenreich, L OBP: 0.294, SLG: 0.482 (8, 9) OBP: 0.217, SLG: 0.273	1B	1B		1-3			1B		K2-3	3	3	2	0	1	0	1
Bill Pecota, R OBP: 0.264, SLG: 0.304 (1, 6)	1B	1B		K			1-3		WP	4	2	2	2	0	1	2
Larry Owen, R OBP: 0.304, SLG: 0.226 (1, 2)	1B	1B		K			K			4	0	2	2	0	2	2

Inning Stats	R: 0	H: 0	E: 0	K: 0	S: 13	H: 0	LOB: 1	BB: 1	P: 24	R: 4	H: 5	E: 0	K: 0	S: 17	H: 1	LOB: 1	BB: 0	P: 13	R: 1	H: 2	E: 0	K: 1	S: 13	H: 2	LOB: 2	BB: 1	P: 25	R: 1	H: 2	E: 0	K: 1	S: 10	H: 2	LOB: 1	BB: 0	P: 14	R: 0	H: 1	E: 0	K: 0	S: 8	H: 1	LOB: 1	BB: 0	P: 13	R: 2	H: 2	E: 0	K: 1	S: 11	H: 2	LOB: 0	BB: 0	P: 21	R: 1	H: 2	E: 1	K: 1	S: 13	H: 2	LOB: 1	BB: 0	P: 20
1B: 11	SF: 2	2B: 2	SAC: 0	3B: 2	DP: 1	HR: 0	HBP: 0	WP: 1	PA: 43																																																						

PITCHER	IP	WLS	BF	H	R	ER	SO	BB	IBB	HBP	BLK	WP	HR	S	P	ERA	WHIP
Storm Davis, R ERA: 3.51 (1, 1)	3.1	L	22	8	5	5	2	4	0	0	0	0	0	49	88	13.50	3.600
Gene Nelson, R ERA: 3.31 (4, 1)	3.2		16	5	3	3	3	0	0	0	0	1	0	33	54	7.36	1.364
Jim Corsi, R ERA: 4.19 (8, 1)	1.0		5	2	1	0	1	0	0	0	0	0	0	13	20	0.00	2.000

BOTTOM

Oakland Athletics @ Kansas City Royals
Royals Stadium, Kansas City, MO

livebaseballscorecards.com

AB	37
R	9
H	15
RBI	9
BB	4
SO	6
LOB	22



WP	HR	S	P	ERA	WHIP
1	0	20	43	0.00	2.000

Sat Sep 10 1988, 8:05 PM EDT
Att: 37,983 - Unknown - 72 F

Batter	1	2	3	4	5	6	7	8	9	10	11	AB R H RBI BB SO LOB	TOP														
Luis Polonia, L OBP: 0.344, SLG: 0.401 (1, 7)	F9		K		K	2B		F7			E3 SF8 2B	6 2 2 1 0 2 0	Oakland Athletics @ Kansas City Royals Royals Stadium, Kansas City, MO Sun Sep 11 1988, 4:33 AM EDT Att: 28,953 - Cloudy - 86 F														
Dave Henderson, R OBP: 0.362, SLG: 0.551 (1, 8)	K		G5-3		2B 1B BB				1B BB		SF8	4 2 2 2 1 1 0															
Jose Canseco, R OBP: 0.386, SLG: 0.567 (1, 9)	2B		F9		1B 2B				1B BB		K	5 1 2 0 1 2 1															
Dave Parker, L OBP: 0.311, SLG: 0.394 (1, 10)	P5			G3	1B				P6		K	6 0 1 2 0 1 3															
Ron Hassey, L OBP: 0.313, SLG: 0.370 Stan Javier, S OBP: 0.324, SLG: 0.334 Matt Sinatro, R OBP: 0.333, SLG: 0.625 (1, 2) (9, PH) (9, 2)		4-3		1B 2B	1B				G5-4 1B			4 1 2 0 0 0 0 1 0 1 1 0 0 0 0 0 0 0 0 0 0															
Terry Steinbach, R OBP: 0.328, SLG: 0.387 Carney Lansford, R OBP: 0.335, SLG: 0.373 (1, 5) (7, PR) (7, 5)		SF7 3B		1B	FC5-4 1B				G5-4-3 1B			4 1 2 1 0 0 2 1 0 0 0 0 0 2															
Doug Jennings, L OBP: 0.392, SLG: 0.342 Tony Phillips, S OBP: 0.302, SLG: 0.252 (1, 3) (8, 4)		SF7		K					FC6			3 0 0 1 0 1 2 1 0 0 0 0 1 0															
Walt Weiss, S OBP: 0.305, SLG: 0.313 (1, 6)		FC5-4 BB		G4-3					FC6			4 0 0 0 1 2 1															
Mike Gallego, R OBP: 0.304, SLG: 0.261 Mark McGwire, R OBP: 0.349, SLG: 0.462 (1, 4) (8, PH) (8, 3)		FC5-4			G6-3	2B BB			P6		P4	2 1 0 0 1 0 1 2 0 0 0 0 0 0															
Inning Stats	R: 0 E: 0 K: 1 S: 10	H: 1 LOB: 1 BB: 0 P: 16	R: 1 E: 0 K: 0 S: 11	H: 1 LOB: 1 BB: 1 P: 20	R: 0 E: 0 K: 1 S: 8	H: 0 LOB: 0 BB: 0 P: 10	R: 1 E: 0 K: 1 S: 10	H: 2 LOB: 1 BB: 0 P: 18	R: 2 E: 0 K: 1 S: 13	H: 3 LOB: 2 BB: 1 P: 23	R: 2 E: 0 K: 1 S: 10	H: 2 LOB: 1 BB: 1 P: 16		R: 0 E: 1 K: 0 S: 6	H: 0 LOB: 1 BB: 0 P: 12	R: 0 E: 0 K: 1 S: 10	H: 0 LOB: 0 BB: 0 P: 15	R: 1 E: 0 K: 0 S: 11	H: 2 LOB: 1 BB: 1 P: 22	R: 0 E: 0 K: 2 S: 11	H: 0 LOB: 0 BB: 0 P: 13	R: 1 E: 1 K: 2 S: 9	H: 1 LOB: 0 BB: 0 P: 15	1B: 5 2B: 6 3B: 1 HR: 0	SF: 2 SAC: 0 DP: 1 HBP: 0	WP: 0 PB: 0 SB: 0 CS: 0	PA: 49
PITCHER	IP	WLS	BF	H	R	ER	SO	BB	IBB	HBP	BLK	WP		HR	S	P	ERA	WHIP									
Mark Gubicza, R ERA: 2.83 (1, 1)	8.0		39	10	7	7	6	4	0	0	0	0	0	80	139	7.88	1.750										
Jerry Don Gleaton, L ERA: 3.34 (9, 1)	0.1		2	1	0	0	0	0	0	0	0	0	0	6	8	0.00	3.000										
Steve Farr, R ERA: 2.09 (9, 1)	2.2	L	8	1	1	0	4	0	0	0	0	0	0	23	33	0.00	0.375										

livebaseballscorecards.com

AB	43
R	8
H	12
RBI	8
BB	4
SO	10
LOB	12



Batter	1	2	3	4	5	6	7	8	9	10	11	AB R H RBI BB SO LOB	BOTTOM	
Willie Wilson, S OBP: 0.298, SLG: 0.350 (1, 8)	0-0 P6		3-2 1B 3B	1-3 K		1 SAFE 1 P 1 SAFE 1 SAFE X 2-0 FC6-4 1-2f		0-1 P6		0-0 P4		6 1 1 0 0 1 4	Oakland Athletics @ Kansas City Royals Royals Stadium, Kansas City, MO Sun Sep 11 1988, 4:33 AM EDT Att: 28,953 - Cloudy - 86 F	
Kevin Seitzer, R OBP: 0.379, SLG: 0.404 (1, 5)	2-1 HR 1B		4-2 1B BB	1-2 P3			3-2 E3 1B G6-3		3-3 K		1-2 L9	5 2 1 0 1 1 1		
George Brett, L OBP: 0.400, SLG: 0.538 Jim Eisenreich, L OBP: 0.221, SLG: 0.277 (1, 3) (9, PR) (10, 7)	1-0 HR		4-0 1B BB		2-0 G4-3		0-0 L8		1-0 E8 2B 1B		2-2 G4-6-3 1B	4 2 2 2 1 0 1 1 1 1 0 0 0 0		
Pat Tabler, R OBP: 0.352, SLG: 0.356 (1, 7) (10, 3)	2-1 F8		0-0 1B 1B		2-2 F9		1-0 G6-3		3-3 K		1-1 G4-6-3 1-2f	6 0 1 2 0 1 3		
Danny Tartabull, R OBP: 0.371, SLG: 0.501 Rey Palacios, R OBP: 0.333, SLG: 0.333 (1, 10) (9, PR)	3-2 P3		3-1 P4		1-3 K		1-2 1B		0-1 2B			5 0 2 1 0 1 2 0 0 0 0 0 0 0		
Bo Jackson, R OBP: 0.295, SLG: 0.480 (1, 9)		2-3 K	1-1 1B			1-3 K		3-3 K		4-0 IBB		4 0 1 1 1 3 2		
Jamie Quirk, L OBP: 0.320, SLG: 0.416 (1, 2)		2-0 F7	1-3 K			2-3 K		0-1 P6		2-3 K		5 0 0 0 0 3 4		
Brad Wellman, R OBP: 0.305, SLG: 0.321 Gary Thurman, R OBP: 0.200, SLG: 0.152 Frank White, R OBP: 0.279, SLG: 0.349 (1, 4) (8, PR) (9, 4)		2-2 G5-3		0-0 SH1-4 1B		3-2 IHR		3-2 1B		0-3 K		4 1 3 1 0 0 0 0 0 0 0 0 0 0 1 0 0 0 0 1 0		
Bill Pecota, R OBP: 0.267, SLG: 0.301 Bill Buckner, L OBP: 0.277, SLG: 0.331 Dave Owen, S (1, 6) (8, PH) (9, 6)			1-3 K	0-0 SH1-4		4-2 FC6-4 BB		1-3 K		2-3 K		1 0 0 0 1 1 0 1 0 0 0 0 1 1 1 0 0 0 0 1 0		
Inning Stats	R: 2 H: 2 E: 0 LOB: 0 K: 0 BB: 0 S: 9 P: 17	R: 0 H: 0 E: 0 LOB: 0 K: 1 BB: 0 S: 8 P: 14	R: 3 H: 3 E: 0 LOB: 2 K: 2 BB: 2 S: 16 P: 33	R: 0 H: 1 E: 0 LOB: 1 K: 1 BB: 0 S: 9 P: 11	R: 0 H: 0 E: 0 LOB: 0 K: 1 BB: 0 S: 7 P: 12	R: 1 H: 1 E: 0 LOB: 1 K: 2 BB: 1 S: 16 P: 27	R: 0 H: 1 E: 1 LOB: 2 K: 1 BB: 0 S: 11 P: 19	R: 0 H: 1 E: 0 LOB: 2 K: 3 BB: 0 S: 13 P: 17	R: 1 H: 2 E: 1 LOB: 2 K: 3 BB: 1 S: 14 P: 27	R: 0 H: 0 E: 0 LOB: 0 K: 2 BB: 0 S: 7 P: 9	R: 0 H: 1 E: 0 LOB: 0 K: 0 BB: 0 S: 8 P: 12	1B: 8 SF: 0 2B: 1 SAC: 1 3B: 1 DP: 1 HR: 2 HBP: 0		WP: 0 PA: 49 PB: 0 SB: 1 CS: 0
PITCHER	IP WLS BF H R ER SO BB IBB HBP BLK WP HR S P ERA WHIP													
Bob Welch, R ERA: 3.69 (1, 1)	7.0 33 8 6 6 8 3 0 0 0 0 0 1 76 133 7.71 1.571													
Eric Plunk, R ERA: 2.77 (8, 1)	1.1 5 1 0 0 2 0 0 0 0 0 0 0 17 24 0.00 0.750													
Greg Cadaret, L ERA: 2.37 (9, 1)	0.0 1 1 0 0 0 0 0 0 0 0 0 0 1 2 ∞ ∞													
Dennis Eckersley, R ERA: 2.54 (9, 1)	2.2 W 10 2 1 0 4 0 1 0 0 0 0 0 24 39 0.00 0.750													

AB	44
R	7
H	12
RBI	7
BB	4
SO	14
LOB	18



Batter	1	2	3	4	5	6	7	8	9	AB R H RBI BB SO LOB
--------	---	---	---	---	---	---	---	---	---	----------------------

Willie Wilson, S <small>(1, 8) OBP: 0.293, SLG: 0.347</small>	1-0 		3-3 		0-0 		3-1 		2-0 	5 1 0 0 0 1 2
Kevin Seitzer, R <small>(1, 5) OBP: 0.379, SLG: 0.404</small>	3-1 		2-1 			4-0 	0-0 		3-3 	4 1 1 1 1 1 2
George Brett, L <small>(1, 3) OBP: 0.400, SLG: 0.538</small>	1-2 		4-1 			0-1 		0-0 		3 2 1 0 1 0 2
Pat Tabler, R <small>(1, 7) OBP: 0.353, SLG: 0.357</small> Gary Thurman, R <small>(8, 7) OBP: 0.200, SLG: 0.152</small>	1-0 		1-3 			0-0 		3-3 		4 0 2 1 0 2 3 0 0 0 0 0 0 0
Frank White, R <small>(1, 4) OBP: 0.276, SLG: 0.346</small>	1-1 			0-2 		0-0 		2-2 		4 0 0 0 0 0 4
Bo Jackson, R <small>(1, 9) OBP: 0.297, SLG: 0.480</small>		0-1 		2-2 		3-2 		3-0 		4 0 2 1 0 0 1
Luis de los Santos, R <small>(1, 10) OBP: 0.280, SLG: 0.331</small> Bill Buckner, L <small>(8, PH)</small>		1-2 		3-3 		1-2 		4-0 		3 0 0 0 0 1 3 0 0 0 0 1 0 0
Bill Pecota, R <small>(1, 6) OBP: 0.267, SLG: 0.295</small>		3-2 			2-1 		1-2 	2-0 		3 0 0 0 0 0 2
Larry Owen, R <small>(1, 2) OBP: 0.306, SLG: 0.219</small>			4-2 		2-2 		0-0 		1-1 	2 0 0 0 1 0 0

TOP

Kansas City Royals @ California Angels
 Anaheim Stadium, Anaheim, CA
 Tue Sep 13 1988, 10:05 PM EDT
 Att. 22,522 - Unknown - 60 F

AB	32
R	4
H	6
RBI	3
BB	4
SO	5
LOB	19



Inning Stats	R: 2	H: 2	R: 0	H: 1	R: 0	H: 0	R: 0	H: 0	R: 1	H: 2	R: 0	H: 0	R: 1	H: 1	R: 0	H: 0	R: 0	H: 0	R: 0	H: 0	1B: 4	SF: 0	WP: 1	PA: 38
E: 1	LOB: 0	E: 0	LOB: 0	E: 0	LOB: 2	E: 0	LOB: 0	E: 0	LOB: 2	E: 1	LOB: 1	E: 0	LOB: 2	E: 1	LOB: 2	E: 0	LOB: 0	E: 0	LOB: 0	2B: 3	SAC: 1	PB: 1		
K: 0	BB: 0	K: 0	BB: 0	K: 2	BB: 2	K: 1	BB: 0	K: 0	BB: 1	K: 0	BB: 0	K: 0	BB: 0	K: 1	BB: 1	K: 1	BB: 0	K: 0	BB: 0	3B: 0	DP: 2	SB: 0		
S: 9	P: 16	S: 9	P: 13	S: 11	P: 25	S: 11	P: 16	S: 6	P: 10	S: 11	P: 19	S: 6	P: 10	S: 10	P: 24	S: 6	P: 12	S: 6	P: 12	HR: 0	HBP: 1	CS: 0		

PITCHER	IP	WLS	BF	H	R	ER	SO	BB	IBB	HBP	BLK	WP	HR	S	P	ERA	WHIP
Chuck Finley, L <small>(1, 1) ERA: 4.21</small>	7.0	L	30	6	4	2	3	3	0	1	0	0	0	64	110	2.57	1.286
Greg Minton, R <small>(8, 1) ERA: 2.52</small>	2.0		8	0	0	0	2	0	1	0	0	1	0	15	35	0.00	0.000

WP: 1	PA: 38
PB: 1	
SB: 0	
CS: 0	

Batter	1	2	3	4	5	6	7	8	9	AB R H RBI BB SO LOB
Devon White, S OBP: 0.305, SLG: 0.400 (1, 8)	1-2 6-3		3-3 K		2-3 K		0-1 F8		0-0 4-3	5 0 0 1 0 2 0
Brian Downing, R OBP: 0.362, SLG: 0.436 (1, 10)	4-0 BB BB		3-1 1B		1-2 1B		1-1 F9		0-3 K	4 0 2 0 1 1 0
Wally Joyner, L OBP: 0.362, SLG: 0.435 (1, 3)	1-3 K		0-1 F7		1-2 L8			1-2 4-3		4 0 0 0 0 1 3
Chili Davis, S OBP: 0.324, SLG: 0.442 (1, 9)	4-1 1-2 BB			1-0 2B 1B		1-3 K		2-2 F7		3 1 1 0 1 1 0
Johnny Ray, S OBP: 0.337, SLG: 0.419 (1, 4)	1-0 L7			2-1 1-H 2B		0-1 2B		3-2 BB 1B		4 0 3 1 0 0 2
Jack Howell, L OBP: 0.325, SLG: 0.414 (1, 5)		1-2 5-3		2-3 K		1-3 K		4-2 BB		3 0 0 0 0 2 2
George Hendrick, R OBP: 0.286, SLG: 0.310 (8, PH)										0 0 0 0 1 0 0
Domingo Ramos, R OBP: 0.286, SLG: 0.263 (9, 5)										0 0 0 0 0 0 0
Tony Armas, R OBP: 0.308, SLG: 0.446 (1, 7)		1-3 K		2-2 P6		1-3 K		1-3 K		4 0 0 0 0 3 4
Dick Schofield, R OBP: 0.306, SLG: 0.330 (1, 6)			1-0 F2		2-3 K		3-2 4-3 3B		1-1 F7 4-3 2B	3 1 1 0 0 1 1 1 1 1 0 0 0 0
Mark McLemore, S OBP: 0.325, SLG: 0.351 (9, PH)										
Brian Dorsett, R OBP: 0.167, SLG: 0.091 (1, 2)			3-2 F7		1-0 P4		3-2 4-3		1-2 F7	2 0 0 0 0 0 0 1 0 0 1 0 0 0 1 0 0 0 0 0 1
Jim Eppard, L OBP: 0.367, SLG: 0.367 (7, PH)										
Darrell Miller, R OBP: 0.275, SLG: 0.277 (8, 2)										

Inning Stats	R: 0	H: 0	E: 0	K: 1	S: 8	R: 0	H: 0	E: 0	K: 1	S: 8	R: 0	H: 1	E: 0	K: 1	S: 11	R: 1	H: 2	E: 0	K: 2	S: 16	R: 0	H: 1	E: 0	K: 1	S: 10	R: 0	H: 1	E: 0	K: 3	S: 12	R: 1	H: 1	E: 0	K: 0	S: 10	R: 0	H: 1	E: 0	K: 1	S: 19	R: 1	H: 1	E: 0	K: 1	S: 9	1B: 4	2B: 3	3B: 1	HR: 0	SF: 0	SAC: 0	DP: 0	HBP: 0	WP: 0	PA: 38
PITCHER	IP	WLS	BF	H	R	ER	SO	BB	IBB	HBP	BLK	WP	HR	S	P	ERA	WHIP																																						
Bret Saberhagen, R ERA: 3.87 (1, 1)	7.0	W	29	6	2	2	9	2	0	0	0	0	0	75	122	2.57	1.143																																						
Jerry Don Gleaton, L ERA: 3.27 (8, 1)	0.2		3	1	0	0	0	0	0	0	0	0	0	12	18	0.00	1.500																																						
Steve Farr, R ERA: 2.17 (8, 1)	1.1	S	6	1	1	1	2	1	0	0	0	0	0	16	23	6.75	1.500																																						


BOTTOM

Kansas City Royals @ California Angels
Anaheim Stadium, Anaheim, CA

Tue Sep 13 1988, 10:05 PM EDT
Att: 22,522 - Unknown - 60 F

livebaseballscorecards.com

AB	35
R	3
H	8
RBI	3
BB	3
SO	11
LOB	13



Batter	1	2	3	4	5	6	7	8	9	AB R H RBI BB SO LOB	TOP	
Kevin Seitzer, R (1, 5) OBP: 0.378, SLG: 0.401	4-0 FC4 1B FC5-4 BB		1-0 6-3			0-0 4-3	1-1 L4-3		0-0 1-3	4 1 0 0 1 0 1		
Bill Pecota, R (1, 6) OBP: 0.277, SLG: 0.301	2-2 1-2 FC4 1B		4-0 BB			1-2 1B 1B		0-2 F9	1-0 4-3	4 1 2 0 1 0 0		
George Brett, L (1, 10) OBP: 0.399, SLG: 0.536	3-2 FC4 FC5-4 1-2f 2-3		0-0 4-3			0-1 F4		1-2 BB 1B 1B		4 1 1 0 0 0 4		
Pat Tabler, R (1, 7) OBP: 0.354, SLG: 0.358	0-0 FC5-4			1-1 L8		1-1 1B 1B		0-1 1B BB 1B		4 1 2 2 0 0 1 0 0 0 0 0 0 0		
Gary Thurman, R (8, PR) OBP: 0.200, SLG: 0.152 (8, 7)	1-2f 3-H					1-H 1B		1-2 1B				
Danny Tartabull, R (1, 9) OBP: 0.370, SLG: 0.499	0-1 4-3			0-0 F3		2-2 1B 1B 2-H		1-3 K		4 0 1 1 0 1 3		
Bill Buckner, L (1, 3) OBP: 0.283, SLG: 0.331		1-0 4-3		0-1 F8		0-1 1B 1B 1-3		4-1 1B BB 1-2 2-3		3 0 1 0 1 0 0		
Frank White, R (1, 4) OBP: 0.276, SLG: 0.345		2-0 5-3			1-0 5-3	0-2 F5		1-2 1B 1-2 2-3 3-H		4 0 1 1 0 0 2		
Bo Jackson, R (1, 8) OBP: 0.294, SLG: 0.475		0-0 6-3			3-2 6-3		1-2 F8	0-3 K		4 0 0 0 0 1 3		
Jamie Quirk, L (1, 2) OBP: 0.319, SLG: 0.412			0-0 F8		2-1 L4		0-1 L4-3 1B		1-3 K	4 0 1 0 0 1 0		
Inning Stats	R: 1 H: 1 E: 0 LOB: 1 K: 0 BB: 1 S: 9 P: 18	R: 0 H: 0 E: 0 LOB: 0 K: 0 BB: 0 S: 3 P: 6	R: 0 H: 0 E: 0 LOB: 1 K: 0 BB: 1 S: 3 P: 8	R: 0 H: 0 E: 0 LOB: 0 K: 0 BB: 0 S: 5 P: 6	R: 0 H: 0 E: 0 LOB: 0 K: 0 BB: 0 S: 8 P: 14	R: 2 H: 4 E: 0 LOB: 2 K: 0 BB: 0 S: 18 P: 22	R: 0 H: 1 E: 0 LOB: 0 K: 0 BB: 0 S: 7 P: 9	R: 1 H: 3 E: 0 LOB: 3 K: 2 BB: 1 S: 19 P: 26	R: 0 H: 0 E: 0 LOB: 0 K: 1 BB: 0 S: 5 P: 7	1B: 9 SF: 0 2B: 1 SAC: 0 3B: 0 DP: 1 HR: 0 HBP: 0	WP: 0 PA: 38 PB: 0 SB: 0 CS: 0	
PITCHER Mike Witt, R (1, 1) ERA: 4.0	IP WLS BF H R ER SO BB IBB HBP BLK WP HR S P ERA WHIP	9.0 L 38 9 4 4 3 3 0 0 0 0 0 0 77 116 4.00 1.333										

Kansas City Royals @ California Angels
 Anaheim Stadium, Anaheim, CA
 Wed Sep 14 1988, 10:05 PM EDT
 Att: 21,550 - Unknown

livebaseballscorecards.com

AB	35
R	4
H	9
RBI	4
BB	3
SO	3
LOB	14



Batter	1	2	3	4	5	6	7	8	9	AB	R	H	RBI	BB	SO	LOB
Dick Schofield, R (1, 6) OBP: 0.306, SLG: 0.328 Jim Eppard, L (8, PH) OBP: 0.364, SLG: 0.363 Gus Polidor, R (9, 6) OBP: 0.181, SLG: 0.188	3-2 F4		H 1-0 HBP		B 1-0 6-3			C 0-2 3-1		2	0	0	0	0	0	0
Johnny Ray, S (1, 4) OBP: 0.336, SLG: 0.418	2-3 K		X 0-0 1-3			C 1-2 F7		B 3-1 1B		4	0	1	0	0	1	2
Brian Downing, R (1, 10) OBP: 0.363, SLG: 0.442	1-1 F7			C 4-1 1B BB		B 1-0 HR		B 1-3 K		3	1	1	1	1	1	1
Wally Joyner, L (1, 3) OBP: 0.361, SLG: 0.434		C 0-1 F7		S 1-1 SAFE L9		X 0-0 F4		F 0-1 E G5-4-3 1B		4	1	1	0	0	0	1
Chili Davis, S (1, 9) OBP: 0.322, SLG: 0.439		X 0-0 F8		C 2-3 SAFE K		C 0-3 K		B 3-0 E5 G5-4-3		4	0	0	0	0	2	2
Tony Armas, R (1, 7) OBP: 0.307, SLG: 0.444		S 1-1 6-3		F 0-1 1-2 1B			B 2-1 F3		X 0-0 G5-4-3		4	0	1	0	0	1
Dante Bichette, R (1, 8) OBP: 0.333, SLG: 0.333 Mark McLemore, S (9, PH) OBP: 0.328, SLG: 0.354			B 1-2 1-3	C 0-3 SAFE K			S 0-3 K		C 2-2 1B		3	0	0	0	0	2
Bob Boone, R (1, 2) OBP: 0.352, SLG: 0.394 Devon White, S (9, PH) OBP: 0.304, SLG: 0.399		B 2-0 2B		C 2-2 6-3			B 3-2 5-3		F 0-2 4-3		3	0	1	0	0	0
Jack Howell, L (1, 5) OBP: 0.323, SLG: 0.411			B 3-3 K		S 0-3 K			C 3-3 K		3	0	0	0	0	3	1

Inning Stats	R: 0	H: 0	R: 0	H: 0	R: 0	H: 1	R: 0	H: 0	R: 1	H: 1	R: 0	H: 0	R: 0	H: 1	R: 1	H: 2
	E: 0	LOB: 0	E: 0	LOB: 0	E: 0	LOB: 2	E: 0	LOB: 0	E: 0	LOB: 0	E: 0	LOB: 0	E: 0	LOB: 1	E: 1	LOB: 1
	K: 1	BB: 0	K: 0	BB: 0	K: 2	BB: 1	K: 1	BB: 0	K: 1	BB: 0	K: 2	BB: 0	K: 0	BB: 0	K: 0	BB: 0
	S: 8	P: 14	S: 5	P: 6	S: 11	P: 18	S: 7	P: 10	S: 8	P: 10	S: 8	P: 13	S: 12	P: 19	S: 10	P: 15


PITCHER	IP	WLS	BF	H	R	ER	SO	BB	IBB	HBP	BLK	WP	HR	S	P	ERA	WHIP
Floyd Bannister, L (1, 1) ERA: 4.4	7.0	W	26	3	1	1	7	1	0	1	0	0	1	55	86	1.29	0.571
Tom Gordon, R (8, 1) ERA:	1.0		4	1	0	0	2	0	0	0	0	0	0	12	19	0.00	1.000
Steve Farr, R (9, 1) ERA: 2.15	1.0	S	5	2	1	0	0	0	0	0	0	0	0	10	15	0.00	2.000

BOTTOM

Kansas City Royals @ California Angels
Anaheim Stadium, Anaheim, CA

Wed Sep 14 1988, 10:05 PM EDT
 Att. 21,550 - Unknown

AB	33
R	2
H	6
RBI	1
BB	1
SO	9
LOB	11



WP	PA	3B	SF	SAC	DP	HBP
0	35	0	0	0	1	1

Batter	1	2	3	4	5	6	7	8	9	AB R H RBI BB SO LOB	TOP											
Willie Wilson, S (1, 8) OBP: 0.293, SLG: 0.346 Gary Thurman, R (1, 8) OBP: 0.184, SLG: 0.139	0-2 6-3		1-2 4-3			0-0 6-3		1-0 P3		1 0 0 0 0 0 0 3 0 0 0 0 0 1												
Kevin Seitzer, R (1, 5) OBP: 0.379, SLG: 0.404	3-2 HR 2B		2-2 6-3			0-0 1B		1-0 6-3		4 1 2 0 0 0 0												
George Brett, L (1, 3) OBP: 0.397, SLG: 0.532	0-0 F7			2-0 1-3		2-2 4-3		0-1 4-3		4 0 0 0 0 0 2												
Pat Tabler, R (1, 10) OBP: 0.353, SLG: 0.364	2-1 2-H HR			3-2 6-3			3-1 P4		0-1 F9	4 1 1 2 0 0 0												
Danny Tartabull, R (1, 9) OBP: 0.368, SLG: 0.496	0-1 F9			1-3 K			0-1 5-3			3 0 0 0 0 1 0												
Frank White, R (1, 4) OBP: 0.275, SLG: 0.343		2-1 G3			1-0 P6		0-0 1-3			3 0 0 0 0 0 0												
Bo Jackson, R (1, 7) OBP: 0.292, SLG: 0.472			0-0 4-3		1-1 F8			1-2 6-3		3 0 0 0 0 0 0												
Bill Pecota, R (1, 6) OBP: 0.278, SLG: 0.297		1-2 6-3			1-1 6-3			4-0 BB		2 0 0 0 1 0 0												
Larry Owen, R (1, 2) OBP: 0.293, SLG: 0.209			3-2 5-3			1-3 K		1-3 K		3 0 0 0 0 2 1												
Inning Stats	R: 2 E: 0 K: 0 S: 11	H: 2 LOB: 0 BB: 0 P: 16	R: 0 E: 0 K: 0 S: 8	H: 0 LOB: 0 BB: 0 P: 11	R: 0 E: 0 K: 0 S: 11	H: 0 LOB: 0 BB: 0 P: 17	R: 0 E: 0 K: 1 S: 7	H: 0 LOB: 0 BB: 0 P: 13	R: 0 E: 0 K: 0 S: 5	H: 0 LOB: 0 BB: 0 P: 8	R: 0 E: 0 K: 1 S: 9	H: 1 LOB: 1 BB: 0 P: 12	R: 0 E: 0 K: 0 S: 5	H: 0 LOB: 0 BB: 0 P: 8	R: 0 E: 0 K: 1 S: 7	H: 0 LOB: 1 BB: 1 P: 14	R: 0 E: 0 K: 0 S: 5	H: 0 LOB: 0 BB: 0 P: 6	1B: 1 2B: 1 3B: 0 HR: 1	SF: 0 SAC: 0 DP: 0 HBP: 0	WP: 0 PB: 0 SB: 0 CS: 0	PA: 31
PITCHER Dan Petry, R (1, 1) ERA: 3.95	IP: 9.0 WLS: L BF: 31 H: 3 R: 2 ER: 2 SO: 3 BB: 1 IBB: 0 HBP: 0 BLK: 0 WP: 0 HR: 1 S: 68 P: 105 ERA: 2.00 WHIP: 0.444																					

Kansas City Royals @ California Angels
 Anaheim Stadium, Anaheim, CA

Thu Sep 15 1988, 10:05 PM EDT
 Att. 22,638 - Unknown - 60 F

livebaseballscorecards.com

AB	30
R	2
H	3
RBI	2
BB	1
SO	3
LOB	4



Batter	1	2	3	4	5	6	7	8	9	AB	R	H	RBI	BB	SO	LOB
Devon White, S (1, 8) OBP: 0.302, SLG: 0.396 Tony Armas, R (8, PH) OBP: 0.306, SLG: 0.443 Dante Bichette, R (9, 8) OBP: 0.333, SLG: 0.333	0-0 6-3		1-2 4-3		1-2 G6-3			0-1 G3		3	0	0	0	0	0	1
Brian Downing, R (1, 10) OBP: 0.362, SLG: 0.439	4-1 BB 1B WP BB		2-2 6-3			1-1 P6		1-2 L4		3	1	0	0	1	0	0
Wally Joyner, L (1, 3) OBP: 0.360, SLG: 0.432	2-1 WP BB 1-2 1B		1-2 6-3			2-2 5-3			1-0 F7	4	0	1	0	0	0	0
Chili Davis, S (1, 9) OBP: 0.325, SLG: 0.439 Darrell Miller, R (9, PR) OBP: 0.275, SLG: 0.277	4-2 WP BB 1-2 2-3			1-1 5-3		2-2 1B			4-2 G5-4-3 BB	2	0	1	0	2	0	0
Johnny Ray, S (1, 4) OBP: 0.336, SLG: 0.417	3-2 F8			0-1 1B		1-1 1-3			2-2 G5-4-3	4	0	1	0	0	0	4
Mike Brown, R (1, 7) OBP: 0.216, SLG: 0.270	1-2 4-3			1-2 F7			0-0 6-3			3	0	0	0	0	0	3
Mark McLemore, S (1, 5) OBP: 0.324, SLG: 0.349		0-0 1-3		1-1 F9			3-3 K			3	0	0	0	0	1	1
Bob Boone, R (1, 2) OBP: 0.349, SLG: 0.391		2-1 L8			2-1 6-3		0-0 6-3			3	0	0	0	0	0	0
Dick Schofield, R (1, 6) OBP: 0.306, SLG: 0.329		2-1 F9			0-0 G6-3 1B			3-2 4-3		3	0	1	0	0	0	0

Inning Stats	R: 1	H: 1	E: 0	LOB: 2	K: 0	S: 12	P: 26	R: 0	H: 0	E: 0	LOB: 0	K: 0	S: 5	P: 9	R: 0	H: 0	E: 0	LOB: 0	K: 0	S: 10	P: 14	R: 0	H: 1	E: 0	LOB: 1	K: 0	S: 9	P: 12	R: 0	H: 1	E: 0	LOB: 0	K: 0	S: 6	P: 9	R: 0	H: 1	E: 0	LOB: 1	K: 0	S: 11	P: 17	R: 0	H: 0	E: 0	LOB: 0	K: 1	S: 5	P: 8	R: 0	H: 0	E: 0	LOB: 0	K: 0	S: 8	P: 12	R: 0	H: 0	E: 0	LOB: 1	K: 0	S: 7	P: 14	1B: 4	SF: 0	2B: 0	SAC: 0	3B: 0	DP: 2	HR: 0	HBP: 0
PITCHER Charlie Leibrandt, L (1, 1) ERA: 3.21	IP	WLS	BF	H	R	ER	SO	BB	IBB	HBP	BLK	WP	HR	S	P	ERA	WHIP	IP	WLS	BF	H	R	ER	SO	BB	IBB	HBP	BLK	WP	HR	S	P	ERA	WHIP	IP	WLS	BF	H	R	ER	SO	BB	IBB	HBP	BLK	WP	HR	S	P	ERA	WHIP																				


BOTTOM

Kansas City Royals @ California Angels
Anaheim Stadium, Anaheim, CA

Thu Sep 15 1988, 10:05 PM EDT
 Att: 22,638 - Unknown - 60 F

livebaseballscorecards.com

AB	29
R	1
H	4
RBI	0
BB	3
SO	1
LOB	9



WP: 1 PA: 32
 PB: 0
 SB: 0
 CS: 0

Batter	1	2	3	4	5	6	7	8	9	AB R H RBI BB SO LOB	TOP												
Kevin Seitzer, R OBP: 0.378, SLG: 0.405 (1, 5)	3-2 L8		3-3 K			0-1 1-6-3		2-2 2B		4 0 1 2 0 1 0													
Bill Pecota, R OBP: 0.278, SLG: 0.291 (1, 6)	0-2 6-3		0-0 L9			0-2 5-3		4-2 BB		3 0 0 0 1 0 0													
George Brett, L OBP: 0.396, SLG: 0.529 (1, 3)	4-1 BB				0-1 F7		2-1 3-1	1-0 G3		3 0 0 0 1 0 2													
Pat Tabler, R OBP: 0.351, SLG: 0.362 Jim Eisenreich, L OBP: 0.220, SLG: 0.276 (9, PH) (9, 7)	2-3 K				1-2 F7		0-3 K		1-2 6-3	3 0 0 0 0 2 1 1 0 0 0 0 0 0													
Danny Tartabull, R OBP: 0.369, SLG: 0.504 (1, 9)					1-1 F3		3-1 F9		2-0 HR	4 1 2 1 0 0 0													
Bill Buckner, L OBP: 0.284, SLG: 0.331 Gary Thurman, R OBP: 0.179, SLG: 0.135 (8, PR)					2-0 F7			2-1 SH1 2B 1B	2-3 K	3 0 1 0 0 0 1 1 1 0 0 0 1 0													
Frank White, R OBP: 0.273, SLG: 0.341 (1, 4)					1-1 F2			0-1 SH1	3-1 F6	3 0 0 0 0 0 1													
Bo Jackson, R OBP: 0.290, SLG: 0.468 (1, 8)					2-3 K			0-3 K		3 0 0 0 0 3 3													
Jamie Quirk, L OBP: 0.319, SLG: 0.408 (1, 2)					1-0 F7			4-0 2B BB		2 1 0 0 1 1 0													
Inning Stats	R: 0 E: 0 K: 1 S: 12	H: 0 LOB: 1 BB: 1 P: 21	R: 0 E: 0 K: 1 S: 9	H: 1 LOB: 1 BB: 0 P: 14	R: 0 E: 0 K: 1 S: 5	H: 0 LOB: 0 BB: 0 P: 9	R: 0 E: 0 K: 0 S: 7	H: 0 LOB: 0 BB: 0 P: 9	R: 0 E: 0 K: 1 S: 6	H: 0 LOB: 0 BB: 0 P: 11	R: 0 E: 0 K: 1 S: 9	H: 0 LOB: 0 BB: 0 P: 10	R: 0 E: 0 K: 1 S: 7	H: 0 LOB: 0 BB: 0 P: 12	R: 2 E: 0 K: 1 S: 14	H: 2 LOB: 2 BB: 2 P: 27	R: 1 E: 0 K: 1 S: 10	H: 1 LOB: 0 BB: 0 P: 18	1B: 1 2B: 2 3B: 0 HR: 1	SF: 0 SAC: 1 DP: 0 HBP: 0	WP: 0 PB: 0 SB: 1 CS: 0	PA: 34	
PITCHER Bob Welch, R ERA: 3.66 (1, 1)	IP 9.0	WLS L	BF 34	H 4	R 3	ER 3	SO 8	BB 3	IBB 0	HBP 0	BLK 0	WP 0	HR 1	S 79	P 131	ERA 3.00	WHIP 0.778						PITCHER IP WLS BF H R ER SO BB IBB HBP BLK WP HR S P ERA WHIP

Kansas City Royals @ Oakland Athletics
Oakland-Alameda County Coliseum, Oakland, CA

Fri Sep 16 1988, 7:05 PM PDT
Att. 33,881 - Unknown - 60 F

livebaseballscorecards.com

AB 30
R 3
H 4
RBI 3
BB 3
SO 8
LOB 8



Batter	1	2	3	4	5	6	7	8	9	AB R H RBI BB SO LOB
Luis Polonia, L OBP: 0.333, SLG: 0.383 (1, 7)	0-0 B5-3			1-2 F7		0-0 F6			2-2 F5	4 0 0 0 0 0 1
Dave Henderson, R OBP: 0.363, SLG: 0.541 (1, 8)	1-1 L8			2-1 F8			2-3 K		2-3 K	4 0 0 0 0 2 1
Jose Canseco, R OBP: 0.385, SLG: 0.564 (1, 9)	2-2 5-3			3-3 K			3-3 K			3 0 0 0 0 2 0
Dave Parker, L OBP: 0.312, SLG: 0.389 (1, 10)		2-2 5-3			2-1 G5-3 1B		1-1 F8			3 0 1 0 0 0 0
Ron Hassey, L OBP: 0.319, SLG: 0.373 (1, 2)		2-2 6-3			0-0 G5-3 1B			3-2 L8		3 0 1 0 0 0 0
Terry Steinbach, R OBP: 0.321, SLG: 0.386 (1, 3)		3-3 K			2-0 G5-3			2-3 K		3 0 0 0 0 2 2
Tony Phillips, S OBP: 0.303, SLG: 0.279 (1, 5)			1-3 K		0-0 F8			3-3 K		3 0 0 0 0 2 1
Walt Weiss, S OBP: 0.307, SLG: 0.311 (1, 6)			3-2 6-3			2-1 F7			2-2 HBP	2 0 0 0 0 0 0
Mike Gallego, R OBP: 0.295, SLG: 0.252 (1, 4)			0-0 6-3			2-1 4-3			0-0 F9	2 0 0 0 0 0 0
Doug Jennings, L OBP: 0.389, SLG: 0.325 (9, PH)										1 0 0 0 0 0 1

BOTTOM

Kansas City Royals @ Oakland Athletics
Oakland-Alameda County Coliseum, Oakland, CA

Fri Sep 16 1988, 7:05 PM PDT
Att: 33,881 - Unknown - 60 F

livebaseballscorecards.com

AB	28
R	0
H	2
RBI	0
BB	0
SO	8
LOB	6



Inning Stats	R: 0	H: 0	E: 0	LOB: 0	K: 0	BB: 0	S: 6	P: 9								
IP	WLS	BF	H	R	ER	SO	BB	IBB	HBP	BLK	WP	HR	S	P	ERA	WHIP
Mark Gubicza, R ERA: 2.73 (1, 1)	9.0	W	29	2	0	0	8	0	0	1	0	0	72	120	0.00	0.222

WP: 0	PA: 29
PB: 0	
SB: 0	
CS: 0	

Batter	1	2	3	4	5	6	7	8	9	AB R H RBI BB SO LOB	TOP														
Gary Thurman, R OBP: 0.186, SLG: 0.146 (1, 8) C F B X	1-2 1-3 1B		0-0 L3 1B			0-3 K	1-2 4-3			4 0 1 0 0 1 2	Kansas City Royals @ Oakland Athletics Oakland-Alameda County Coliseum, Oakland, CA Sat Sep 17 1988, 3:33 AM PDT Att. 43,875 - Sunny - 68 F livebaseballscorecards.com														
Kevin Seitzer, R OBP: 0.377, SLG: 0.407 (1, 5) B X	1-0 G3		0-0 L3 1-2			2-2 1B 3B		2-2 6-3		4 1 1 0 0 0 1															
George Brett, L OBP: 0.397, SLG: 0.529 (1, 3) B C S F B X	3-2 BB 1B 1B		3-2 3-1			0-0 3-H 1B G6-3		1-3 K		4 0 2 1 0 1 0															
Pat Tabler, R OBP: 0.350, SLG: 0.361 (1, 10) C X	0-1 1-2 BB 1B			1-1 L9		1-1 G6-3 1-2f		3-3 K		4 0 1 0 0 1 1															
Danny Tartabull, R OBP: 0.369, SLG: 0.503 Jim Eisenreich, L OBP: 0.228, SLG: 0.280 (1, 9) (5, 9) (7, 7) B B C S F B B	4-2 1-2 2-3 BB			2-2 G1			3-2 SH3-4 SF8 1B 1B		4-2 CS BB	1 0 0 0 1 0 0 1 1 1 0 1 0 0															
Bo Jackson, R OBP: 0.289, SLG: 0.466 Frank White, R OBP: 0.274, SLG: 0.341 (1, 7) (7, PH) (7, 4) B S S F B S	2-3 K			0-3 K			0-1 SH3-4 1-2 1B		1-3 K 1-2	2 0 0 0 0 2 3 2 0 1 0 0 1 1															
Bill Pecota, R OBP: 0.273, SLG: 0.285 (1, 6) (7, 9) C B F X		1-2 F7			2-3 K		0-0 SH3-4		1-3 K	3 0 0 0 0 2 0															
Brad Wellman, R OBP: 0.298, SLG: 0.313 Bill Buckner, L OBP: 0.283, SLG: 0.331 Jamie Quirk, L OBP: 0.319, SLG: 0.408 (1, 4) (7, PH) (7, 2) B C S F B B X		3-2 F8			1-3 K		2-0 SF8			2 0 0 0 0 1 0 0 0 0 1 0 0 0 0 0 0 0 0 0 0															
Larry Owen, R OBP: 0.286, SLG: 0.203 Luis de los Santos, R Dave Owen, S (1, 2) (7, PH) (7, 6) B C S F B X		1-3 K			1-2 1-3		3-H 4-1 BB			2 0 0 0 0 1 0 0 0 0 0 1 0 0 0 0 0 0 0 0 0															
Inning Stats	R: 0 E: 0 K: 1 S: 17	H: 2 LOB: 3 BB: 1 P: 28	R: 0 E: 0 K: 1 S: 10	H: 0 LOB: 0 BB: 0 P: 15	R: 0 E: 0 K: 0 S: 5	H: 1 LOB: 0 BB: 0 P: 8	R: 0 E: 0 K: 1 S: 8	H: 0 LOB: 0 BB: 0 P: 11	R: 0 E: 0 K: 2 S: 11	H: 0 LOB: 0 BB: 0 P: 15		R: 1 E: 0 K: 1 S: 9	H: 2 LOB: 0 BB: 0 P: 12	R: 1 E: 0 K: 0 S: 11	H: 2 LOB: 2 BB: 1 P: 21	R: 0 E: 0 K: 2 S: 9	H: 0 LOB: 0 BB: 0 P: 15	R: 0 E: 0 K: 2 S: 10	H: 0 LOB: 0 BB: 1 P: 15	1B: 6 2B: 1 3B: 1 HR: 0	SF: 1 SAC: 1 DP: 2 HBP: 0	WP: 0 PB: 0 SB: 0 CS: 1	PA: 34		
PITCHER	IP WLS BF H R ER SO BB IBB HBP BLK WP HR S P ERA WHIP	IP WLS BF H R ER SO BB IBB HBP BLK WP HR S P ERA WHIP	IP WLS BF H R ER SO BB IBB HBP BLK WP HR S P ERA WHIP	IP WLS BF H R ER SO BB IBB HBP BLK WP HR S P ERA WHIP	IP WLS BF H R ER SO BB IBB HBP BLK WP HR S P ERA WHIP	IP WLS BF H R ER SO BB IBB HBP BLK WP HR S P ERA WHIP	IP WLS BF H R ER SO BB IBB HBP BLK WP HR S P ERA WHIP	IP WLS BF H R ER SO BB IBB HBP BLK WP HR S P ERA WHIP	IP WLS BF H R ER SO BB IBB HBP BLK WP HR S P ERA WHIP	IP WLS BF H R ER SO BB IBB HBP BLK WP HR S P ERA WHIP	IP WLS BF H R ER SO BB IBB HBP BLK WP HR S P ERA WHIP	IP WLS BF H R ER SO BB IBB HBP BLK WP HR S P ERA WHIP	IP WLS BF H R ER SO BB IBB HBP BLK WP HR S P ERA WHIP	IP WLS BF H R ER SO BB IBB HBP BLK WP HR S P ERA WHIP	IP WLS BF H R ER SO BB IBB HBP BLK WP HR S P ERA WHIP	IP WLS BF H R ER SO BB IBB HBP BLK WP HR S P ERA WHIP	IP WLS BF H R ER SO BB IBB HBP BLK WP HR S P ERA WHIP	IP WLS BF H R ER SO BB IBB HBP BLK WP HR S P ERA WHIP	IP WLS BF H R ER SO BB IBB HBP BLK WP HR S P ERA WHIP	IP WLS BF H R ER SO BB IBB HBP BLK WP HR S P ERA WHIP	IP WLS BF H R ER SO BB IBB HBP BLK WP HR S P ERA WHIP	IP WLS BF H R ER SO BB IBB HBP BLK WP HR S P ERA WHIP	IP WLS BF H R ER SO BB IBB HBP BLK WP HR S P ERA WHIP	IP WLS BF H R ER SO BB IBB HBP BLK WP HR S P ERA WHIP	IP WLS BF H R ER SO BB IBB HBP BLK WP HR S P ERA WHIP

Kansas City Royals @ Oakland Athletics
Oakland-Alameda County Coliseum, Oakland, CA
 Sat Sep 17 1988, 3:33 AM PDT
 Att. 43,875 - Sunny - 68 F

AB	29
R	2
H	7
RBI	2
BB	3
SO	10
LOB	8



Batter	1	2	3	4	5	6	7	8	9	10	11	AB R H RBI BB SO LOB	TOP																
Gary Thurman, R OBP: 0.188, SLG: 0.152 (1, 8)	0-2 S 1B	1-2 3-1		2-2 L7			2-3 K		1-3 K			5 0 1 0 0 2 3																	
Kevin Seitzer, R OBP: 0.379, SLG: 0.408 (1, 5)	1-3 K 1-2		4-2 2B BB		0-0 L9		0-2 1B		2-2 FC6-4 1B			4 1 2 0 1 1 1																	
George Brett, L OBP: 0.395, SLG: 0.528 (1, 3)	0-1 F7		1-0 L9 3B 2B		1-1 F9		0-0 L9		2-1 L7			5 1 1 1 0 0 3																	
Pat Tabler, R OBP: 0.352, SLG: 0.361 Jim Eisenreich, L OBP: 0.225, SLG: 0.275 Danny Tartabull, R OBP: 0.368, SLG: 0.502 Bo Jackson, R OBP: 0.289, SLG: 0.466 (1, 9) (2, 9) (10, PH) (10, 9)	4-0 HBP		1-0 6-3		0-3 K		2-0 F7		1-1 F8			0 0 0 0 0 0 0 3 0 0 0 0 1 1 1 0 0 0 0 0 1 0 0 0 0 0 0 0																	
Frank White, R OBP: 0.275, SLG: 0.341 (1, 4)	2-2 F7		2-2 L9		1-2 1B 1B		4-1 G6-3 BB		0-0 FC6-4			4 0 1 0 1 0 4																	
Luis de los Santos, R OBP: 0.200, SLG: 0.231 (1, 10)		0-1 L7	1-0 3B		0-2 F9		1-1 G6-3		1-3 K			5 0 1 1 0 1 2																	
Bill Pecota, R OBP: 0.276, SLG: 0.288 (1, 7)		1-1 1B 1B	0-1 4-3		2-1 G4-3 1B		2-2 1-3		0-1 L8			5 0 2 0 0 0 1																	
Brad Wellman, R OBP: 0.292, SLG: 0.306 (1, 6)		2-3 K		1-0 F8		0-1 G4-3		1-3 K		1-1 1B		5 0 1 0 0 2 3																	
Larry Owen, R OBP: 0.296, SLG: 0.208 Bill Buckner, L OBP: 0.282, SLG: 0.330 Jamie Quirk, L OBP: 0.319, SLG: 0.408 (1, 2) (11, PH) (11, 2)		0-1 1B		2-2 F6		2-0 L9		4-1 BB		1-1 F5		3 0 1 0 1 0 0 1 0 0 0 0 0 1 0 0 0 0 0 0 0																	
Inning Stats	R: 0 E: 0 K: 1 S: 12	H: 1 LOB: 2 BB: 0 P: 19	R: 0 E: 0 K: 1 S: 12	H: 2 LOB: 2 BB: 0 P: 16	R: 2 E: 0 K: 0 S: 11	H: 2 LOB: 1 BB: 1 P: 20	R: 0 E: 0 K: 0 S: 7	H: 0 LOB: 0 BB: 0 P: 12	R: 0 E: 0 K: 1 S: 7	H: 0 LOB: 0 BB: 0 P: 8	R: 0 E: 0 K: 0 S: 11	H: 2 LOB: 1 BB: 0 P: 13	R: 0 E: 0 K: 1 S: 8	H: 1 LOB: 1 BB: 0 P: 12	R: 0 E: 0 K: 0 S: 4	H: 0 LOB: 0 BB: 1 P: 11	R: 0 E: 0 K: 2 S: 10	H: 0 LOB: 1 BB: 1 P: 18	R: 0 E: 0 K: 0 S: 8	H: 1 LOB: 1 BB: 0 P: 13	R: 0 E: 0 K: 1 S: 11	H: 1 LOB: 1 BB: 0 P: 14	1B: 8 2B: 1 3B: 1 HR: 0	SF: 0 SAC: 0 DP: 2 HBP: 1	WP: 0 PB: 0 SB: 1 CS: 0	PA: 45			
PITCHER	IP WLS BF H R ER SO BB IBB HBP BLK WP HR S P ERA WHIP																												
Curt Young, L ERA: 4.27 Greg Cadaret, L ERA: 2.25 (1, 1) (9, 1)	8.0 33 8 2 2 4 2 0 1 0 0 0 72 111 2.25 1.250																												

Kansas City Royals @ Oakland Athletics
Oakland-Alameda County Coliseum, Oakland, CA
 Sun Sep 18 1988, 3:33 AM PDT
 Att: 35,515 - Sunny - 72 F

AB	41
R	2
H	10
RBI	2
BB	3
SO	7
LOB	20



Batter	1	2	3	4	5	6	7	8	9	AB R H RBI BB SO LOB	TOP	
Willie Wilson, S (1, 8) OBP: 0.292, SLG: 0.345	1-2 F8		2-1 4-3		0-0 F8			4-0 1B BB		3 0 0 0 1 0 1		
Kevin Seitzer, R (1, 5) OBP: 0.381, SLG: 0.410	1-3 K		4-1 BB		0-0 1B G4-6-3			0-1 1B FC5-4		3 0 2 0 1 1 0		
George Brett, L (1, 3) OBP: 0.394, SLG: 0.526	1-0 1B		2-3 K		1-1 1-2f G4-6-3			2-2 F9		4 0 1 0 0 1 5		
Danny Tartabull, R (1, 10) OBP: 0.366, SLG: 0.498	3-2 F9			2-3 K	1-0 4-3			1-1 1-2f FC5-4		4 0 0 0 0 1 3		
Frank White, R (1, 4) OBP: 0.275, SLG: 0.340		0-0 6-3		0-2 1B			1-3 K		3-2 F6	4 0 1 0 0 1 0		
Bo Jackson, R (1, 9) OBP: 0.286, SLG: 0.461		3-3 K		3-3 K			3-3 K		1-3 K	4 0 0 0 0 4 1		
Bill Pecota, R (1, 6) OBP: 0.276, SLG: 0.283		2-3 K		2-0 5-3			4-0 BLK BB		2-1 F9	3 0 0 0 1 1 1		
Ed Hearn, R (1, 2) OBP: 0.250, SLG: 0.375			1-0 F8		1-0 F7		1-2 5-3			3 0 0 0 0 0 1		
Gary Thurman, R (1, 7) OBP: 0.196, SLG: 0.146			4-2 4-3 S BB		1-3 K			2-3 K		2 0 0 0 1 2 0		
Inning Stats	R: 0 H: 1 E: 0 LOB: 1 K: 1 BB: 0 S: 12 P: 18	R: 0 H: 0 E: 0 LOB: 0 K: 2 BB: 0 S: 8 P: 13	R: 0 H: 0 E: 0 LOB: 2 K: 1 BB: 2 S: 11 P: 24	R: 0 H: 1 E: 0 LOB: 1 K: 2 BB: 0 S: 11 P: 18	R: 0 H: 0 E: 0 LOB: 0 K: 1 BB: 0 S: 5 P: 7	R: 0 H: 1 E: 0 LOB: 0 K: 0 BB: 0 S: 4 P: 6	R: 0 H: 0 E: 0 LOB: 1 K: 2 BB: 1 S: 10 P: 19	R: 0 H: 1 E: 0 LOB: 2 K: 1 BB: 1 S: 12 P: 21	R: 0 H: 0 E: 0 LOB: 0 K: 1 BB: 0 S: 11 P: 17	1B: 4 SF: 0 2B: 0 SAC: 0 3B: 0 DP: 1 HR: 0 HBP: 0	WP: 0 PA: 34 PB: 0 SB: 1 CS: 0	
PITCHER Mark Langston, L (1, 1) ERA: 3.54	IP WLS BF H R ER SO BB IBB HBP BLK WP HR S P ERA WHIP	9.0 W 34 4 0 0 11 4 0 0 1 0 0 84 143 0.00 0.889										

Kansas City Royals @ Seattle Mariners
 The Kingdom, Seattle, WA
 Mon Sep 19 1988, 10:05 PM EDT
 Att. 6,557 - Dome - 70 F

livebaseballscorecards.com

AB	30
R	0
H	4
RBI	0
BB	4
SO	11
LOB	12



Batter	1	2	3	4	5	6	7	8	9	AB R H RBI BB SO LOB	TOP	
Jim Eisenreich, L (1, 8) <small>OBP: 0.229, SLG: 0.284</small>	2-3 	1-2 			0-0 		0-1 		1-0 	5 0 2 1 0 1 0		
Kevin Seitzer, R (1, 5) <small>OBP: 0.385, SLG: 0.411</small>	4-2 	0-1 			4-2 		1-1 		0-1 	3 1 1 1 2 0 1		
George Brett, L (1, 3) <small>OBP: 0.392, SLG: 0.520</small>	4-1 	1-0 			3-2 		1-2 			3 0 0 0 1 0 3		
Danny Tartabull, R (1, 9) <small>OBP: 0.369, SLG: 0.506</small>	1-3 				2-3 				3-3 	4 0 0 0 0 4 3		
Bill Buckner, L (1, 10) <small>OBP: 0.284, SLG: 0.335</small>	0-2 				0-0 		3-2 		0-2 	4 0 1 1 0 0 0		
Frank White, R (1, 4) <small>OBP: 0.270, SLG: 0.334</small>	0-0 				2-2 		1-2 		1-3 	4 0 0 0 0 1 2		
Bo Jackson, R (1, 7) <small>OBP: 0.292, SLG: 0.483</small>					1-3 		1-0 		4-2 	3 3 2 2 1 1 0	AB 33 R 5 H 7 RBI 5 BB 5 SO 11 LOB 13	
Jamie Quirk, L (1, 2) <small>OBP: 0.325, SLG: 0.407</small>					2-3 		4-2 		1-3 	3 1 1 0 1 2 1		
Bill Pecota, R (1, 6) <small>OBP: 0.269, SLG: 0.281</small> Pat Tabler, R (9, PH) <small>OBP: 0.352, SLG: 0.361</small> Dave Owen, S (9, 6)					2-1 		1-0 		3-3 	3 0 0 0 0 1 2 1 0 0 0 0 1 1 0 0 0 0 0 0 0		
Inning Stats	R: 1 H: 1 E: 0 LOB: 2 K: 2 BB: 2 S: 15 P: 26	R: 2 H: 4 E: 0 LOB: 1 K: 1 BB: 0 S: 11 P: 15	R: 0 H: 0 E: 0 LOB: 0 K: 1 BB: 0 S: 8 P: 12	R: 0 H: 0 E: 0 LOB: 0 K: 2 BB: 0 S: 8 P: 13	R: 0 H: 0 E: 0 LOB: 1 K: 1 BB: 1 S: 10 P: 19	R: 1 H: 1 E: 0 LOB: 1 K: 0 BB: 1 S: 13 P: 23	R: 0 H: 0 E: 0 LOB: 0 K: 0 BB: 0 S: 8 P: 10	R: 0 H: 0 E: 0 LOB: 0 K: 2 BB: 0 S: 10 P: 14	R: 1 H: 1 E: 0 LOB: 1 K: 2 BB: 1 S: 14 P: 22	1B: 3 SF: 0 2B: 3 SAC: 0 3B: 0 DP: 1 HR: 2 HBP: 0	WP: 1 PA: 38 PB: 0 SB: 1 CS: 0	
PITCHER Erik Hanson, R (1, 1) <small>ERA: 2.64</small> Michael Jackson, R (9, 1) <small>ERA: 2.8</small>	IP WLS BF H R ER SO BB IBB HBP BLK WP HR S P ERA WHIP											PITCHER IP WLS BF H R ER SO BB IBB HBP BLK WP HR S P ERA WHIP

Kansas City Royals @ Seattle Mariners
 The Kingdome, Seattle, WA
 Wed Sep 21 1988, 6:33 AM EDT
 Att. 7,382 - Unknown

livebaseballscorecards.com

Batter	1	2	3	4	5	6	7	8	9	AB R H RBI BB SO LOB	TOP	
Gary Thurman, R (1, 8) OBP: 0.185, SLG: 0.137 Bill Buckner, L (8, PH) OBP: 0.283, SLG: 0.333 Jamie Quirk, L (8, 2) OBP: 0.325, SLG: 0.407	0-1 B5-3		2-3 K			0-0 5-3		3-1 6-3		3 0 0 0 0 1 0 1 0 0 0 0 0 0 0 0 0 0 0 0 0		
Kevin Seitzer, R (1, 5) OBP: 0.386, SLG: 0.411	1-2 3-1		1-1 1B			0-1 FC6-4 1B			1-3 K	4 0 2 0 0 1 0		
George Brett, L (1, 3) OBP: 0.391, SLG: 0.519	2-2 FC5-4 1B		0-0 F7			0-2 F8			0-0 F7	4 0 1 0 0 0 2		
Pat Tabler, R (1, 10) OBP: 0.349, SLG: 0.358	1-1 FC5-4 1-2f				0-1 L3	1-0 FC6-4 1-2f			2-0 L8	4 0 0 0 0 0 2		
Danny Tartabull, R (1, 9) OBP: 0.367, SLG: 0.503		1-3 K			2-0 L7		1-1 L6			3 0 0 0 0 1 0		
Frank White, R (1, 4) OBP: 0.271, SLG: 0.334		2-0 1B			0-1 5-3		3-3 K			3 0 1 0 0 1 0		
Bo Jackson, R (1, 7) OBP: 0.290, SLG: 0.480		2-3 K			0-2 6-3		1-3 K			3 0 0 0 0 2 1		
Bill Pecota, R (1, 6) OBP: 0.265, SLG: 0.276		1-3 K			3-2 6-3		1-3 K			3 0 0 0 0 2 1		
Larry Owen, R (1, 2) OBP: 0.287, SLG: 0.244 Jim Eisenreich, L (8, PH) OBP: 0.228, SLG: 0.283 (8, 8)			2-1 P3		2-0 F4		2-1 L7			2 0 0 0 0 0 0 1 0 0 0 0 0 0		
Inning Stats	R: 0 H: 1 E: 0 LOB: 1 K: 0 BB: 0 S: 11 P: 15	R: 0 H: 1 E: 0 LOB: 1 K: 3 BB: 0 S: 12 P: 18	R: 0 H: 1 E: 0 LOB: 1 K: 1 BB: 0 S: 8 P: 13	R: 0 H: 0 E: 0 LOB: 0 K: 0 BB: 0 S: 5 P: 7	R: 0 H: 0 E: 0 LOB: 0 K: 0 BB: 0 S: 9 P: 14	R: 0 H: 1 E: 0 LOB: 1 K: 2 BB: 0 S: 7 P: 8	R: 0 H: 0 E: 0 LOB: 0 K: 2 BB: 0 S: 9 P: 14	R: 0 H: 0 E: 0 LOB: 0 K: 1 BB: 0 S: 7 P: 13	R: 0 H: 0 E: 0 LOB: 0 K: 1 BB: 0 S: 7 P: 10	1B: 4 SF: 0 2B: 0 SAC: 0 3B: 0 DP: 0 HR: 0 HBP: 0	WP: 0 PA: 31 PB: 0 SB: 0 CS: 0	
PITCHER	IP WLS BF H R ER SO BB IBB HBP BLK WP HR S P ERA WHIP											
Jerry Reuss, L (1, 1) ERA: 3.48 Barry Jones, R (8, 1) ERA: 2.94 Bobby Thigpen, R (9, 1) ERA: 3.08	7.0 W 25 4 0 0 6 0 0 0 0 0 0 0 61 89 0.00 0.571											

Kansas City Royals @ Chicago White Sox
 Comiskey Park, Chicago, IL
 Fri Sep 23 1988, 8:05 PM EDT
 Att. 11,548 - Unknown - 62 F

AB	31
R	0
H	4
RBI	0
BB	0
SO	8
LOB	6



Batter	1	2	3	4	5	6	7	8	9	AB	R	H	RBI	BB	SO	LOB
Lance Johnson, L (1, 8) OBP: 0.241, SLG: 0.262	1-2 G3	1-2 1-3				0-1 B1				4	0	0	0	0	0	5
Dave Gallagher, R (1, 9) OBP: 0.359, SLG: 0.423	2-2 5-3		3-1 F9			1-2 WP 2B			1-1 6-3	4	0	1	0	0	0	0
Harold Baines, L (1, 10) OBP: 0.344, SLG: 0.396	2-2 1B 1B		0-3 K			1-3 K			3-2 L6	4	0	1	0	0	2	1
Carlton Fisk, R (1, 2) OBP: 0.378, SLG: 0.537	2-0 1B		0-1 P4			4-2 1B 2B BB			3-1 5-3	3	1	1	0	1	0	0
Dan Pasqua, L (1, 7) OBP: 0.311, SLG: 0.422	2-3 K			0-2 4-3		0-3 K			2-2 WP 3B	4	1	1	0	0	2	3
Mike Diaz, R (1, 3) OBP: 0.288, SLG: 0.272		4-1 G3 1B BB		4-2 BB BB		0-1 2B 1B FC5-2			0-1 L6	2	0	1	0	2	0	1
Russ Morman, R (9, 3) OBP: 0.270, SLG: 0.267						1-2 FC5-2 1B				0	0	0	0	0	0	0
Steve Lyons, L (1, 4) OBP: 0.306, SLG: 0.365		0-0 WP G3 1B		0-0 L9		2-2 FC5-2 2B			2-2 4-3	4	0	2	1	0	0	1
Ozzie Guillen, L (1, 6) OBP: 0.290, SLG: 0.312		1-2 G3		1-3 K		4-0 FC5-2 IBB			0-3 K	3	0	0	0	1	2	3
Carlos Martinez, R (1, 5) OBP: 0.189, SLG: 0.189		1-0 FC5-2-5				2-1 5-3			0-0 FC5-2	3	0	0	0	0	0	5
Fred Manrique, R (9, 4) OBP: 0.288, SLG: 0.352						1-2 2-3 3-H				0	0	0	0	0	0	0

Inning Stats		R: 0	H: 2	R: 0	H: 1	R: 0	H: 0	R: 0	H: 0	R: 0	H: 1	R: 0	H: 0	R: 1	H: 1	R: 0	H: 0	R: 0	H: 0	R: 0	H: 0	R: 1	H: 1									
		E: 0	LOB: 2	E: 0	LOB: 2	E: 0	LOB: 1	E: 0	LOB: 1	E: 0	LOB: 3	E: 0	LOB: 0	E: 0	LOB: 0	E: 0	LOB: 0	E: 0	LOB: 0	E: 0	LOB: 0	K: 1	BB: 0	K: 1	BB: 0							
		K: 1	BB: 0	K: 0	BB: 1	K: 1	BB: 0	K: 1	BB: 1	K: 1	BB: 2	K: 0	BB: 0	K: 1	BB: 0	K: 1	BB: 0	K: 0	BB: 0	K: 0	BB: 0	S: 15	P: 24	S: 11	P: 18							
		S: 15	P: 24	S: 11	P: 18	S: 7	P: 10	S: 15	P: 20	S: 12	P: 16	S: 15	P: 27	S: 9	P: 16	S: 12	P: 16	S: 9	P: 16	S: 12	P: 16	1B: 4	SF: 0	2B: 2	SAC: 0							
PITCHER		IP	WLS	BF	H	R	ER	SO	BB	IBB	HBP	BLK	WP	HR	S	P	ERA	WHIP														
Bret Saberhagen, R (1, 1) ERA: 3.76		7.1	L	33	7	2	2	5	3	1	0	0	2	0	89	138	2.46	1.364														
Jerry Don Gleaton, L (8, 1) ERA: 3.57		0.2		2	0	0	0	1	0	0	0	0	1	0	7	9	0.00	0.000														


BOTTOM

Kansas City Royals @ Chicago White Sox
Comiskey Park, Chicago, IL

Fri Sep 23 1988, 8:05 PM EDT
Att: 11,548 - Unknown - 62 F

livebaseballscorecards.com

AB	31
R	2
H	7
RBI	1
BB	4
SO	6
LOB	19



WP: 3 PA: 35
PB: 0
SB: 0
CS: 0

Batter	1	2	3	4	5	6	7	8	9	AB R H RBI BB SO LOB	TOP
Willie Wilson, S (1, 8) OBP: 0.289, SLG: 0.340	1-2 4-3		1-1 4-3		0-1 6-3		0-1 5-3		1-2 6-3	5 0 0 0 0 0 0	Kansas City Royals @ Chicago White Sox Comiskey Park, Chicago, IL Sat Sep 24 1988, 8:05 PM EDT Att. 15,790 - Unknown - 64 F
Kevin Seitzer, R (1, 5) OBP: 0.384, SLG: 0.408	1-3 K			4-1 1B BB	1-0 F8		3-2 4-3		3-2 6-3	4 1 0 0 1 1 0	
George Brett, L (1, 3) OBP: 0.391, SLG: 0.517	0-1 F6			2-3 K	0-0 1B			3-2 2B 1B	5 1 2 0 0 2 1		
Danny Tartabull, R (1, 9) OBP: 0.369, SLG: 0.507 Gary Thurman, R (8, PR) OBP: 0.185, SLG: 0.137 (8, 7)		1-3 K		1-1 FC4-6 1B	1-1 1B			2-1 1B G6-4-3 2B	4 0 3 1 0 1 0 0 1 0 0 0 0 0		
Bill Buckner, L (1, 10) OBP: 0.283, SLG: 0.332		0-3 K		0-1 FC4-6 1B	1-3 K2-3			0-1 G6-4-3 1B	4 1 1 1 0 2 3		
Frank White, R (1, 4) OBP: 0.271, SLG: 0.333		1-1 E6		2-1 E 1B		0-1 5-3		3-1 G6-4-3 1B	4 1 1 1 0 0 2		
Bo Jackson, R (1, 7) OBP: 0.289, SLG: 0.477 (8, 9)		3-3 K		4-2 WP S 1B BB		0-1 4-3		1-0 E4	3 1 0 0 1 1 2		
Brad Wellman, R (1, 6) OBP: 0.301, SLG: 0.307			1-2 5-3	3-2 1B		2-0 5-3		1-1 FC4-6 HBP	3 0 1 1 0 0 0		
Rey Palacios, R (1, 2) OBP: 0.143, SLG: 0.143			2-0 F7	1-3 K			2-3 K	0-0 FC4-6	4 0 0 0 0 2 3		
Inning Stats	R: 0 H: 0 E: 0 LOB: 0 K: 1 BB: 0 S: 10 P: 12	R: 0 H: 0 E: 1 LOB: 1 K: 3 BB: 0 P: 18	R: 0 H: 0 E: 0 LOB: 0 K: 0 BB: 0 P: 11	R: 4 H: 3 E: 1 LOB: 1 K: 2 BB: 2 P: 35	R: 0 H: 2 E: 0 LOB: 2 K: 1 BB: 0 P: 12	R: 0 H: 0 E: 0 LOB: 0 K: 0 BB: 0 P: 7	R: 0 H: 0 E: 0 LOB: 0 K: 1 BB: 0 P: 13	R: 2 H: 3 E: 1 LOB: 2 K: 0 BB: 0 P: 22	R: 0 H: 0 E: 0 LOB: 0 K: 1 BB: 0 P: 16	1B: 7 SF: 0 2B: 1 SAC: 0 3B: 0 DP: 1 HR: 0 HBP: 1	
PITCHER	IP WLS BF H R ER SO BB IBB HBP BLK WP HR S P ERA WHIP										
Adam Peterson, R (1, 1) ERA: 9.82	3.2 L 17 3 4 4 5 2 0 0 0 1 0 47 72 9.82 1.364										
Donn Pall, R (4, 1) ERA: 3.25	3.1 12 2 0 0 3 0 0 0 0 0 0 0 25 36 0.00 0.600										
Ken Patterson, L (8, 1) ERA: 5.82	0.0 3 3 2 2 0 0 0 0 0 0 0 0 7 12 ∞ ∞										
Tom McCarthy, R (8, 1) ERA: 1.8	2.0 7 0 0 0 1 0 0 1 0 0 0 0 16 26 0.00 0.000										

livebaseballscorecards.com

AB	36
R	6
H	8
RBI	4
BB	2
SO	9
LOB	11



Batter	1	2	3	4	5	6	7	8	9	AB	R	H	RBI	BB	SO	LOB
Dave Gallagher, R OBP: 0.354, SLG: 0.416 (1, 8) (8, 7)	1-1 F4		0-0 F8		1-0 4-3		1-3 K		0-0 L7	5	0	0	0	0	1	3
Kenny Williams, R OBP: 0.227, SLG: 0.315 (1, 9)	2-2 F9		2-2 5-3			1-3 K		1-3 K		4	0	0	0	0	2	0
Harold Baines, L OBP: 0.347, SLG: 0.402 (1, 10)	0-0 1B			3-2 F7		1-0 2B		1-1 2B		4	0	3	0	0	0	0
Carlton Fisk, R OBP: 0.376, SLG: 0.530 (1, 2)	3-1 F3			3-2 F4		4-1 BB		3-3 K		3	0	0	0	1	1	2
Mike Diaz, R OBP: 0.282, SLG: 0.267 (1, 3)		1-1 F9		1-3 K		2-3 K		1-3 K		4	0	0	0	0	3	3
Carlos Martinez, R OBP: 0.220, SLG: 0.244 (1, 5)		1-0 4-3			2-2 1B	1-1 F9			0-1 4-3	4	2	2	0	0	0	2
Russ Morman, R OBP: 0.277, SLG: 0.274 (7, PH)		0-1 1B			1-3 K		2-2 L6		0-0 4-3	2	0	1	0	0	1	1
Lance Johnson, L OBP: 0.236, SLG: 0.257 (8, 8)									2-3 4-3	2	0	0	0	0	0	1
Ozzie Guillen, L OBP: 0.293, SLG: 0.315 (1, 6)		0-0 F5			2-1 1B		1-1 S		1-2 4-3	4	0	3	1	0	0	1
Fred Manrique, R OBP: 0.289, SLG: 0.353 (7, PH)			0-0 L6		3-2 1B				3-H 4-3	2	0	1	1	0	0	0
Steve Lyons, L OBP: 0.305, SLG: 0.364 (8, 4)									1-2 4-3	2	0	0	0	0	0	2

Inning Stats	R: 0	H: 1	E: 0	K: 0	S: 12	R: 0	H: 1	E: 0	K: 0	S: 6	R: 0	H: 0	E: 0	K: 0	S: 6	R: 0	H: 0	E: 0	K: 1	S: 9	R: 1	H: 3	E: 0	K: 1	S: 15	R: 0	H: 1	E: 0	K: 2	S: 10	R: 0	H: 1	E: 0	K: 1	S: 9	R: 0	H: 1	E: 0	K: 3	S: 11	R: 1	H: 2	E: 0	K: 0	S: 10	R: 0	H: 1	E: 0	K: 3	S: 11	R: 0	H: 2	E: 0	K: 0	S: 10	1B: 7	2B: 3	3B: 0	HR: 0	SF: 0	SAC: 0	DP: 0	HBP: 0	WP: 0	PB: 0	SB: 1	CS: 0	PA: 37
--------------	------	------	------	------	-------	------	------	------	------	------	------	------	------	------	------	------	------	------	------	------	------	------	------	------	-------	------	------	------	------	-------	------	------	------	------	------	------	------	------	------	-------	------	------	------	------	-------	------	------	------	------	-------	------	------	------	------	-------	-------	-------	-------	-------	-------	--------	-------	--------	-------	-------	-------	-------	--------

PITCHER	IP	WLS	BF	H	R	ER	SO	BB	IBB	HBP	BLK	WP	HR	S	P	ERA	WHIP
Floyd Bannister, L ERA: 4.34 (1, 1)	5.2	W	23	6	1	1	4	1	0	0	0	0	0	56	90	1.59	1.235
Tom Gordon, R ERA: 2.38 (6, 1)	2.1		9	2	0	0	4	0	0	0	0	0	0	22	34	0.00	0.857
Mark Lee, L ERA: 4.5 (9, 1)	1.0		5	2	1	1	0	0	0	0	0	0	0	10	14	9.00	2.000

BOTTOM

Kansas City Royals @ Chicago White Sox
Comiskey Park, Chicago, IL
Sat Sep 24 1988, 8:05 PM EDT
Att: 15,790 - Unknown - 64 F

livebaseballscorecards.com

AB	36
R	2
H	10
RBI	2
BB	1
SO	8
LOB	15



Batter	1	2	3	4	5	6	7	8	9	AB R H RBI BB SO LOB	TOP																									
Willie Wilson, S OBP: 0.291, SLG: 0.338 (1, 8)	2-3 K		4-1 1B BB	1-0 L4		4-2 S BB		0-1 4-3	4-1 BB	3 1 0 0 3 1 3																										
Bill Pecota, R OBP: 0.277, SLG: 0.277 (1, 6) (7, 3)	1-3 K		1-2 1B 1B		4-0 6-3 HR BB	4-2 S BB		4-2 1B BB	0-3 K	3 1 1 0 3 2 3																										
Kevin Seitzer, R OBP: 0.384, SLG: 0.408 (1, 5)	2-3 K		3-2 1B		0-2 6-3	0-3 K		0-1 1B		5 0 2 2 0 2 3																										
Danny Tartabull, R OBP: 0.370, SLG: 0.511 (1, 10)			3-3 K		1-1 HR		1-1 1-3	1-3 K		4 1 1 2 1 2 4																										
Bo Jackson, R OBP: 0.289, SLG: 0.476 (1, 9)			3-3 K		0-3 K		0-2 2B	3-3 K		5 0 1 0 0 4 3																										
Luis de los Santos, R OBP: 0.263, SLG: 0.313 Frank White, R OBP: 0.270, SLG: 0.333 (1, 3) (7, PR) (7, 4)			1-3 K		4-0 2B BB		2-1 FC5-4-5 2B		2-2 F9	3 1 1 0 1 1 2 1 0 0 0 0 0 0																										
Brad Wellman, R OBP: 0.316, SLG: 0.337 (1, 4) (7, 6)			3-2 6-3		2-2 2B		1-0 2B		4-2 BB BB	4 0 2 1 1 1 2	AB 35 R 5 H 9 RBI 5 BB 12 SO 15 LOB 26																									
Gary Thurman, R OBP: 0.186, SLG: 0.127 (1, 7)			1-2 6-3		3-3 K		1-2 6-3		4-2 BB BB	4 0 0 0 1 2 4																										
Larry Owen, R OBP: 0.304, SLG: 0.259 (1, 2)			4-2 1B BB		4-2 BB		0-0 F8		1-2 L7	3 1 1 0 2 0 2																										
Inning Stats	R: 0 E: 0 K: 3 S: 11	H: 0 LOB: 0 BB: 0 P: 16	R: 0 E: 0 K: 2 S: 11	H: 0 LOB: 1 BB: 1 P: 22	R: 1 E: 0 K: 1 S: 18	H: 2 LOB: 2 BB: 2 P: 34	R: 1 E: 0 K: 2 S: 12	H: 1 LOB: 2 BB: 2 P: 26	R: 2 E: 0 K: 2 S: 14	H: 2 LOB: 1 BB: 1 P: 19	R: 0 E: 0 K: 2 S: 11	H: 0 LOB: 2 BB: 2 P: 20	R: 0 E: 0 K: 0 S: 12	H: 2 LOB: 3 BB: 0 P: 17	R: 1 E: 0 K: 2 S: 16	H: 2 LOB: 2 BB: 1 P: 26	R: 0 E: 0 K: 1 S: 16	H: 0 LOB: 3 BB: 3 P: 31	1B: 3 2B: 5 3B: 0 HR: 1	SF: 0 SAC: 0 DP: 0 HBP: 0	WP: 0 PB: 0 SB: 4 CS: 0	PA: 47														
PITCHER	IP WLS BF H R ER SO BB IBB HBP BLK WP HR S P ERA WHIP																																			
Ravelo Manzanillo, L ERA: 4.5 John Davis, R ERA: 6.64 Jeff Bittiger, R ERA: 4.23 Barry Jones, R ERA: 2.88	(1, 1) 4.0 (5, 1) 2.0 (7, 1) 1.1 (8, 1) 1.2	WLS 11 7 W	BF 19 11 7 10	H 3 2 3 1	R 2 2 1 0	ER 2 2 1 0	SO 8 4 0 3	BB 5 3 0 4	IBB 0 0 0 0	HBP 0 0 0 0	BLK 0 0 0 0	WP 0 0 0 0	HR 0 1 0 0	S 52 25 17 27	P 98 39 24 50	ERA 4.50 9.00 6.75 0.00	WHIP 2.000 2.500 2.250 3.000																			

Kansas City Royals @ Chicago White Sox
Comiskey Park, Chicago, IL
Sun Sep 25 1988, 4:33 AM EDT
Att. 10,608 - Sunny - 71 F

livebaseballscorecards.com



BOTTOM

Kansas City Royals @ Chicago White Sox
Comiskey Park, Chicago, IL
Sun Sep 25 1988, 4:33 AM EDT
Att. 10,608 - Sunny - 71 F

livebaseballscorecards.com

AB 37
R 6
H 11
RBI 6
BB 2
SO 6
LOB 13



WP: 0 PA: 39
PB: 0
SB: 0
CS: 0

AB R H RBI BB SO LOB

5 1 2 1 0 0 2

3 0 0 0 0 0 1
2 0 0 0 0 0 2

5 1 2 2 0 1 0

4 0 1 1 0 0 0

3 0 1 0 0 2 1
1 1 1 0 0 0 0

3 0 0 0 0 3 1
1 1 1 0 0 0 0

4 1 2 1 0 0 1

3 0 1 0 0 0 1
0 0 0 0 0 0 0
0 0 0 0 1 0 0

2 0 0 0 0 0 2
1 1 0 1 1 0 2

1B: 9 SF: 0
2B: 2 SAC: 0
3B: 0 DP: 0
HR: 0 HBP: 0

Batter	1	2	3	4	5	6	7	8	9
Dave Gallagher, R OBP: 0.354, SLG: 0.416 (1, 8) (9, 9)	0-0 5-3			2-1 E1 6-3 1B		2-1 L8	2-2 4-3		2-2 SAFE SAFE 1B 1B
Kenny Williams, R OBP: 0.225, SLG: 0.310 Lance Johnson, L OBP: 0.232, SLG: 0.252 (1, 9) (8, PH) (9, 8)	1-1 5-3			0-0 F9		1-2 6-3		1-1 G3	1-1 F7
Harold Baines, L OBP: 0.347, SLG: 0.404 (1, 10)	3-2 5-3			3-1 6-3		0-0 1B 2B		0-3 K	3-1 1B 1B
Mike Diaz, R OBP: 0.282, SLG: 0.266 (1, 3)			3-2 F7	3-0 F3		2-1 1B		2-2 F7	
Russ Morman, R OBP: 0.279, SLG: 0.277 Steve Lyons, L OBP: 0.306, SLG: 0.365 (1, 7) (9, PH)			3-3 K		0-0 FC6-4 1B	3-3 K			1-2 1B 2B 1B
Carlos Martinez, R OBP: 0.205, SLG: 0.227 Dan Pasqua, L OBP: 0.313, SLG: 0.423 (1, 5) (9, PH)			1-3 K		0-3 K		0-3 K		3-1 2B FC4-6 1B
Ozzie Guillen, L OBP: 0.294, SLG: 0.319 (1, 6)			3-2 4-3		1-2 FC6-4 1B 1-2f		0-0 BB 1B		0-2 FC4-6 1B 2B 1-3 2-H
Fred Manrique, R OBP: 0.288, SLG: 0.353 Daryl Boston, L OBP: 0.264, SLG: 0.432 Donnie Hill, S OBP: 0.297, SLG: 0.276 (1, 4) (9, PH) (9, PH)			0-1 L7		3-1 SAFE SAFE 1B		0-0 F9		4-2 FC4-6 BB
Mark Salas, L OBP: 0.304, SLG: 0.332 Carlton Fisk, R OBP: 0.377, SLG: 0.528 (1, 2) (7, PH) (8, 2)			3-2 5-3		2-0 F8		4-1 BB		0-1 FC4-6 1B 1-2f 2-3 3-H

Inning	R	H	E	K	S	H	LOB	BB	P
1	0	0	0	0	10	0	0	0	17
2	0	0	0	2	10	0	0	0	17
3	0	0	0	9	15	0	0	0	15
4	1	1	1	6	14	1	0	0	14
5	0	2	0	11	17	0	2	0	17
6	1	2	0	11	19	0	1	0	19
7	0	1	0	9	15	0	2	1	15
8	0	0	0	8	11	0	0	0	11
9	4	5	0	23	37	0	2	1	37

PITCHER	IP	WLS	BF	H	R	ER	SO	BB	IBB	HBP	BLK	WP	HR	S	P	ERA	WHIP
Charlie Leibrandt, L ERA: 3.23 (1, 1)	7.0		28	6	2	1	5	1	0	0	0	0	0	62	107	1.29	1.000
Steve Farr, R ERA: 2.5 (8, 1)	1.0		6	3	3	3	1	0	0	0	0	0	0	17	24	27.00	3.000
Israel Sanchez, L ERA: 4.96 (9, 1)	0.0	L	1	0	0	0	0	1	0	0	0	0	0	5	9	∞	∞
Jeff Montgomery, R ERA: 3.49 (9, 1)	0.1		2	1	0	0	0	0	0	0	0	0	0	5	7	0.00	3.000
Jerry Don Gleaton, L ERA: 3.53 (9, 1)	0.1		2	1	1	1	0	0	0	0	0	0	0	4	8	27.00	3.000

PITCHER	IP	WLS	BF	H	R	ER	SO	BB	IBB	HBP	BLK	WP	HR	S	P	ERA	WHIP
Charlie Leibrandt, L ERA: 3.23 (1, 1)	7.0		28	6	2	1	5	1	0	0	0	0	0	62	107	1.29	1.000
Steve Farr, R ERA: 2.5 (8, 1)	1.0		6	3	3	3	1	0	0	0	0	0	0	17	24	27.00	3.000
Israel Sanchez, L ERA: 4.96 (9, 1)	0.0	L	1	0	0	0	0	1	0	0	0	0	0	5	9	∞	∞
Jeff Montgomery, R ERA: 3.49 (9, 1)	0.1		2	1	0	0	0	0	0	0	0	0	0	5	7	0.00	3.000
Jerry Don Gleaton, L ERA: 3.53 (9, 1)	0.1		2	1	1	1	0	0	0	0	0	0	0	4	8	27.00	3.000

Batter	1	2	3	4	5	6	7	8	9	AB R H RBI BB SO LOB	TOP	
Mickey Brantley, R (1, 8) OBP: 0.296, SLG: 0.404	1-1 L8			2-1 P5		1-0 1B			1-3 K	4 0 1 0 0 1 0		
Harold Reynolds, S (1, 4) OBP: 0.338, SLG: 0.384	1-1 G3			2-2 G5-3		0-0 G3			4-1 G6-3 BB	3 0 0 0 1 0 1		
Darnell Coles, R (1, 7) OBP: 0.322, SLG: 0.437	0-1 F8			3-3 K					0-0 G6-3 1-2f	4 0 1 0 0 1 1		
Alvin Davis, L (1, 10) OBP: 0.410, SLG: 0.462			2-3 K		0-0 G3-1				2-0 F8	3 0 0 0 0 1 1		
Steve Balboni, R (1, 3) OBP: 0.265, SLG: 0.438			2-3 K		0-1 1B				0-0 G5-3	0 0 0 0 0 0 0		
Jim Presley, R (1, 5) OBP: 0.282, SLG: 0.361			2-3 K		1-1 F9				3-3 K	3 0 0 0 0 2 2		
Dave Valle, R (1, 2) OBP: 0.289, SLG: 0.404				2-2 6-3		0-1 4-3			1-3 K	3 0 0 0 0 1 1		
Jay Buhner, R (1, 9) OBP: 0.310, SLG: 0.429				1-3 K					2-3 K	3 0 0 0 0 2 0		
Rey Quinones, R (1, 6) OBP: 0.285, SLG: 0.393				0-0 5-3		2-2 4-3			3-3 K2-3	3 0 0 0 0 1 0		
Inning Stats	R: 0 E: 0 K: 0 S: 6 H: 0 LOB: 0 BB: 0 P: 8	R: 0 E: 0 K: 3 S: 10 H: 0 LOB: 0 BB: 0 P: 16	R: 0 E: 0 K: 1 S: 7 H: 0 LOB: 0 BB: 0 P: 10	R: 0 E: 0 K: 1 S: 9 H: 0 LOB: 0 BB: 0 P: 16	R: 0 E: 0 K: 0 S: 7 H: 1 LOB: 1 BB: 0 P: 8	R: 0 E: 0 K: 0 S: 9 H: 1 LOB: 1 BB: 0 P: 13	R: 0 E: 0 K: 1 S: 7 H: 1 LOB: 1 BB: 0 P: 12	R: 0 E: 0 K: 3 S: 10 H: 0 LOB: 0 BB: 0 P: 16	R: 0 E: 0 K: 1 S: 5 H: 0 LOB: 0 BB: 1 P: 10	1B: 3 2B: 0 3B: 0 HR: 0 SF: 0 SAC: 0 DP: 1 HBP: 0	WP: 0 PB: 0 SB: 0 CS: 0 PA: 30	
PITCHER Mark Gubicza, R (1, 1) ERA: 2.68	IP WLS BF H R ER SO BB IBB HBP BLK WP HR S P ERA WHIP	9.0 W 30 3 0 0 10 1 0 0 0 0 0 70 109 0.00 0.444										

Seattle Mariners @ Kansas City Royals
 Royals Stadium, Kansas City, MO
 Mon Sep 26 1988, 8:05 PM EDT
 Att. 19,122 - Unknown - 71 F

livebaseballscorecards.com

AB	26
R	0
H	2
RBI	0
BB	1
SO	9
LOB	6



Batter	1	2	3	4	5	6	7	8	9	AB R H RBI BB SO LOB	TOP											
Mickey Brantley, R OBP: 0.296, SLG: 0.404 (1, 8) (9, 7)	2-1 G6-3		0-0 1B 2B 1B	0-2 P3		3-1 2B BB 1B	0-0 L6			5 2 2 0 0 0 1												
Harold Reynolds, S OBP: 0.339, SLG: 0.383 (1, 4)	2-3 K		0-2 1B 2B 1B	0-0 4-3		4-2 2B BB 1B		2-0 F7		4 2 1 0 1 1 1												
Darnell Coles, R OBP: 0.330, SLG: 0.445 Henry Cotto, R OBP: 0.302, SLG: 0.378 (1, 7) (9, 8)	4-0 BB		1-0 1B 2B 1B		2-2 2B 1B	2-0 BB SF9 2B		1-0 FC5 1B 1B		4 3 4 3 1 0 0 0 0 0 0 0 0 0												
Alvin Davis, L OBP: 0.410, SLG: 0.462 (1, 3)	0-1 P5		0-1 2B		1-1 F7	4-0 SF9 BB IBB		2-3 K		4 0 1 3 1 1 3												
Steve Balboni, R OBP: 0.269, SLG: 0.441 (1, 10)		1-0 F7	0-0 1-3		1-0 2B	4-2 BB		2-2 1B		0 1 0 0 0 0 0												
Edgar Martinez, R OBP: 0.371, SLG: 0.433 (1, 5)		0-3 K	0-1 F9		0-0 1B	0-1 SF9		1-1 FC5		4 0 1 2 0 1 3												
Dave Valle, R OBP: 0.291, SLG: 0.402 (1, 2)		4-0 BB	0-3 K		0-1 4-3	0-0 G6-4-3			2-0 G1-6-3 1B	4 0 1 0 1 1 4	AB 34 R 10 H 11 RBI 8 BB 5 SO 6 LOB 17											
Jay Buhner, R OBP: 0.308, SLG: 0.424 (1, 9)	2-3 K			3-1 1B	2-3 K		2-2 F9		3-2 P2	5 0 1 0 0 2 3												
Rey Quinones, R OBP: 0.285, SLG: 0.390 (1, 6)			4-2 1B 1B 1B BB	1-0 5-3		0-0 BB 1B 2B	1-2 P1		2-2 G1-6-3	4 2 0 0 1 0 2												
Inning Stats	R: 0 E: 0 K: 1 S: 7	H: 0 LOB: 1 BB: 1 P: 15	R: 0 E: 0 K: 2 S: 7	H: 0 LOB: 1 BB: 1 P: 14	R: 4 E: 0 K: 1 S: 15	H: 4 LOB: 1 BB: 1 P: 20	R: 0 E: 0 K: 0 S: 7	H: 1 LOB: 1 BB: 0 P: 11	R: 2 E: 0 K: 1 S: 15	H: 3 LOB: 1 BB: 0 P: 21	R: 4 E: 1 K: 0 S: 12	H: 2 LOB: 1 BB: 3 P: 29	R: 0 E: 0 K: 0 S: 8	H: 0 LOB: 0 BB: 0 P: 11	R: 0 E: 0 K: 1 S: 10	H: 2 LOB: 2 BB: 0 P: 18	R: 0 E: 0 K: 0 S: 9	H: 1 LOB: 0 BB: 0 P: 16	1B: 10 2B: 3 3B: 0 HR: 0	SF: 1 SAC: 0 DP: 2 HBP: 0	WP: 0 PB: 0 SB: 1 CS: 0	PA: 45
PITCHER	IP WLS BF H R ER SO BB IBB HBP BLK WP HR S P ERA WHIP																					
Tom Gordon, R ERA: 5.17 (1, 1)	4.1 L 24 8 6 6 4 3 0 0 0 0 0 0 45 73 12.46 2.538																					
Jose De Jesus, R ERA: 27.0 (5, 1)	0.2 7 2 4 3 1 1 1 0 0 0 0 12 27 40.50 4.500																					
Luis Aquino, R ERA: 2.79 (6, 1)	3.0 11 2 0 0 1 1 0 0 0 0 0 24 39 0.00 1.000																					
Mark Lee, L ERA: 3.6 (9, 1)	1.0 3 1 0 0 0 0 0 0 0 0 0 9 16 0.00 1.000																					

Seattle Mariners @ Kansas City Royals
Royals Stadium, Kansas City, MO
Tue Sep 27 1988, 8:05 PM EDT
Att. 17,463 - Unknown - 70 F

livebaseballscorecards.com



Batter	1	2	3	4	5	6	7	8	9	AB	R	H	RBI	BB	SO	LOB
Willie Wilson, S OBP: 0.291, SLG: 0.338 Gary Thurman, R OBP: 0.186, SLG: 0.127	1-3 	1-1 			1-2 		0-0 			4	0	1	0	0	1	1
Kevin Seitzer, R OBP: 0.387, SLG: 0.409	4-2 	2-2 			3-1 		0-0 			3	1	2	1	1	0	0
George Brett, L OBP: 0.391, SLG: 0.516	4-2 		3-2 			1-1 	3-1 			3	0	0	0	1	0	2
Danny Tartabull, R OBP: 0.370, SLG: 0.517 Bill Pecota, R OBP: 0.273, SLG: 0.273	2-2 		3-3 			0-0 		1-2 		4	1	3	2	0	1	0
Bill Buckner, L OBP: 0.289, SLG: 0.333 Ed Hearn, R OBP: 0.222, SLG: 0.333	4-0 		1-2 			1-2 		0-0 		2	0	1	0	1	0	0
Frank White, R OBP: 0.270, SLG: 0.333 Dave Owen, S	1-2 		2-2 			2-2 		2-3 		4	0	1	0	0	1	4
Bo Jackson, R OBP: 0.287, SLG: 0.472 Jim Eisenreich, L OBP: 0.226, SLG: 0.280		0-3 		1-3 		0-0 		1-0 		2	0	0	0	0	2	0
Brad Wellman, R OBP: 0.324, SLG: 0.337		4-2 		0-0 		0-2 		0-0 		3	0	1	0	1	0	0
Rey Palacios, R OBP: 0.091, SLG: 0.091		1-1 		0-0 		2-2 		1-3 		4	1	0	0	0	1	2

Inning Stats	R: 1	H: 1	E: 0	K: 1	S: 17	H: 1	LOB: 2	BB: 3	P: 33	R: 1	H: 2	E: 0	K: 1	S: 15	H: 2	LOB: 2	BB: 1	P: 23	R: 0	H: 0	E: 0	K: 1	S: 11	H: 0	LOB: 0	BB: 0	P: 18	R: 0	H: 0	E: 0	K: 1	S: 7	H: 0	LOB: 0	BB: 0	P: 10	R: 0	H: 0	E: 0	K: 0	S: 6	H: 3	LOB: 1	BB: 0	P: 14	R: 0	H: 2	E: 0	K: 0	S: 10	H: 2	LOB: 2	BB: 0	P: 15	R: 0	H: 1	E: 0	K: 1	S: 7	H: 1	LOB: 1	BB: 0	P: 10	R: 0	H: 0	E: 0	K: 1	S: 5	H: 0	LOB: 0	BB: 0	P: 7	1B: 6	2B: 2	3B: 0	HR: 1	SF: 0	SAC: 0	DP: 2	HBP: 0	WP: 0	PB: 0	SB: 0	CS: 0	PA: 36
--------------	------	------	------	------	-------	------	--------	-------	-------	------	------	------	------	-------	------	--------	-------	-------	------	------	------	------	-------	------	--------	-------	-------	------	------	------	------	------	------	--------	-------	-------	------	------	------	------	------	------	--------	-------	-------	------	------	------	------	-------	------	--------	-------	-------	------	------	------	------	------	------	--------	-------	-------	------	------	------	------	------	------	--------	-------	------	-------	-------	-------	-------	-------	--------	-------	--------	-------	-------	-------	-------	--------

PITCHER	IP	WLS	BF	H	R	ER	SO	BB	IBB	HBP	BLK	WP	HR	S	P	ERA	WHIP
Erik Hanson, R ERA: 2.95	(1, 1)	6.0	W	25	6	3	3	4	3	1	0	0	1	66	108	4.50	1.500
Michael Jackson, R ERA: 2.72	(7, 1)	3.0	S	11	3	0	2	0	0	0	0	0	0	22	32	0.00	1.000

BOTTOM

Seattle Mariners @ Kansas City Royals
Royals Stadium, Kansas City, MO

Tue Sep 27 1988, 8:05 PM EDT
Att: 17,463 - Unknown - 70 F

AB	32
R	3
H	9
RBI	3
BB	4
SO	6
LOB	11

Chicago White Sox @ Kansas City Royals
 Royals Stadium, Kansas City, MO

Thu Sep 29 1988, 8:05 PM EDT
 Att: 18,850 - Unknown

livebaseballscorecards.com

AB 39
 R 7
 H 13
 RBI 7
 BB 5
 SO 0
 LOB 21



WP: 0 PA: 45
 PB: 0
 SB: 0
 CS: 0

Batter	1	2	3	4	5	6	7	8	9	10	AB	R	H	RBI	BB	SO	LOB
Willie Wilson, S OBP: 0.291, SLG: 0.336 (1, 8)	G3		G3 BB 2B BB	FC5-4 FC6 1-2f		L5-4 2-3		F7 1-2			4	1	0	0	1	0	4
Kevin Seitzer, R OBP: 0.388, SLG: 0.408 (1, 5)	BB		G3 1-2 2-3 3-H	FC6 1-2f			4-3 2-1		FC5-4 1B		4	0	1	1	1	0	3
George Brett, L OBP: 0.391, SLG: 0.514 (1, 10)	P6		BB 2B IBB		P5 0-1		FC5-4 1B		P6 1-1		4	1	1	0	1	0	2
Danny Tartabull, R OBP: 0.368, SLG: 0.513 (1, 9)	P3		2B 1B BB		E5 FC6-4		FC5-4 FC5-4 1-2f		P2 0-1		4	1	0	1	1	0	3
Frank White, R OBP: 0.269, SLG: 0.334 (1, 4)		L7 0-1	1B 2B		FC6-4 1-2f		FC5-4 1-2f		FC5-4 2-1		5	0	1	2	0	0	3
Jim Eisenreich, L OBP: 0.235, SLG: 0.288 (1, 7)	G4-3		G4-6-3 1B		P5 3-2					1B G6-3 1B		5	2	3	1	0	1
Luis de los Santos, R OBP: 0.227, SLG: 0.263 (1, 3)		F9 2-2	G4-6-3 1B		6-3 0-2					SH3-4 1B		3	0	0	0	0	2
Bill Pecota, R OBP: 0.277, SLG: 0.277 (8, PH) (9, 3)										SH3-4 1-2		1	0	1	0	0	0
Jamie Quirk, L OBP: 0.339, SLG: 0.418 (1, 2)			1B G3 1B		G3 1-2		L5-4 1B		F7 1-2		4	1	2	0	1	0	2
Brad Wellman, R OBP: 0.343, SLG: 0.357 (1, 6)			1B G3 1B							1B IBB		3	1	3	0	0	0
Bill Buckner, L OBP: 0.289, SLG: 0.332 (8, PH)			G3 BB 1B									1	0	0	1	0	1
Dave Owen, S (9, 6)												0	0	0	0	0	0
Ed Heam, R OBP: 0.300, SLG: 0.400 (10, PH)												1	0	1	1	0	0

Inning Stats	R: 0	H: 0	E: 0	K: 0	S: 10	P: 20	R: 0	H: 0	E: 0	K: 0	S: 7	P: 9	R: 5	H: 4	E: 0	K: 0	S: 16	R: 0	H: 1	E: 0	K: 0	S: 11	P: 16	R: 0	H: 2	E: 0	K: 0	S: 9	P: 13	R: 0	H: 1	E: 0	K: 0	S: 7	P: 9	R: 1	H: 2	E: 0	K: 0	S: 10	P: 12	R: 0	H: 1	E: 0	K: 0	S: 8	P: 14	R: 1	H: 2	E: 0	K: 0	S: 4	P: 11	1B: 12	SF: 0	2B: 2	3B: 0	HR: 0	BB: 5	DP: 2	HBP: 0
--------------	------	------	------	------	-------	-------	------	------	------	------	------	------	------	------	------	------	-------	------	------	------	------	-------	-------	------	------	------	------	------	-------	------	------	------	------	------	------	------	------	------	------	-------	-------	------	------	------	------	------	-------	------	------	------	------	------	-------	--------	-------	-------	-------	-------	-------	-------	--------

PITCHER	IP	WLS	BF	H	R	ER	SO	BB	IBB	HBP	BLK	WP	HR	S	P	ERA	WHIP
Adam Peterson, R ERA: 13.5 (1, 1)	2.1		14	3	5	5	0	3	1	0	0	0	0	31	58	19.29	2.571
Ken Patterson, L ERA: 4.79 (3, 1)	3.2		14	4	0	0	0	0	0	0	0	0	0	32	44	0.00	1.091
Tom McCarthy, R ERA: 1.8 (7, 1)	2.0		10	4	1	1	0	0	0	0	0	0	0	19	26	4.50	2.000
Steve Rosenberg, L ERA: 4.3 (9, 1)	0.1		1	0	0	0	0	0	0	0	0	0	0	2	3	0.00	0.000
Donn Pall, R ERA: 3.45 (9, 1)	1.0	L	6	2	1	1	0	0	1	0	0	0	0	8	17	9.00	2.000

Batter	1	2	3	4	5	6	7	8	9	AB R H RBI BB SO LOB	TOP
Lance Johnson, L (1, 8) OBP: 0.224, SLG: 0.235	3-2 4-3		1-1 G1-3			1-0 G4-3		0-1 4-3		4 0 0 0 0 0 1	
Donnie Hill, S (1, 10) OBP: 0.296, SLG: 0.281	1-2 L6			0-0 1B 2B		0-3 K		1-2 E6		4 1 1 0 0 1 0	
Dave Gallagher, R (1, 9) OBP: 0.356, SLG: 0.411	1-2 5-3			1-1 6-3		3-2 FC5-4 1B		1-2 G5-4-3		4 0 1 0 0 0 2	
Carlton Fisk, R (1, 2) OBP: 0.377, SLG: 0.544		0-0 G4-6-3 1B		2-0 G6-4-3 1B		2-1 FC5-4		0-0 HR		4 1 3 2 0 0 1	
Mike Diaz, R (1, 3) OBP: 0.292, SLG: 0.301		1-0 P2		0-2 G6-4-3			2-3 K	2-0 1B		4 0 1 0 0 1 2	
Russ Morman, R (1, 7) OBP: 0.269, SLG: 0.267		3-1 G4-6-3			1-1 F8		2-2 6-3	0-1 P4		4 0 0 0 0 0 2	
Carlos Martinez, R (1, 5) OBP: 0.164, SLG: 0.182			2-2 P3		0-1 E4		2-3 K			3 0 0 0 0 1 0	
Ozzie Guillen, L (1, 6) OBP: 0.291, SLG: 0.313			0-1 G3		0-0 F8			0-1 F9		3 0 0 0 0 0 1	
Fred Manrique, R (1, 4) OBP: 0.281, SLG: 0.342			2-1 1B		2-2 F7			1-2 G4-3		3 0 1 0 0 0 1	
Inning Stats	R: 0 H: 0 E: 0 LOB: 0 K: 0 BB: 0 S: 9 P: 14	R: 0 H: 1 E: 0 LOB: 0 K: 0 BB: 0 S: 4 P: 8	R: 0 H: 1 E: 0 LOB: 1 K: 0 BB: 0 S: 9 P: 14	R: 1 H: 2 E: 0 LOB: 0 K: 0 BB: 0 S: 7 P: 10	R: 0 H: 0 E: 1 LOB: 1 K: 0 BB: 0 S: 8 P: 11	R: 0 H: 1 E: 0 LOB: 1 K: 1 BB: 0 S: 9 P: 15	R: 0 H: 0 E: 0 LOB: 0 K: 2 BB: 0 S: 10 P: 16	R: 0 H: 0 E: 0 LOB: 0 K: 0 BB: 0 S: 7 P: 8	R: 1 H: 2 E: 1 LOB: 1 K: 0 BB: 0 S: 11 P: 15	1B: 5 SF: 0 2B: 1 SAC: 0 3B: 0 DP: 3 HR: 1 HBP: 0	WP: 0 PA: 33 PB: 0 SB: 1 CS: 0
PITCHER Charlie Leibrandt, L (1, 1) ERA: 3.19	IP WLS BF H R ER SO BB IBB HBP BLK WP HR S P ERA WHIP										
	9.0 W 33 7 2 2 3 0 0 0 0 0 1 74 111 2.00 0.778										

Chicago White Sox @ Kansas City Royals
Royals Stadium, Kansas City, MO

Fri Sep 30 1988, 8:05 PM EDT
Att. 20,785 - Unknown - 66 F

AB	33
R	2
H	7
RBI	2
BB	0
SO	3
LOB	10



Batter	1	2	3	4	5	6	7	8	9	AB	R	H	RBI	BB	SO	LOB		
Gary Thurman, R OBP: 0.190, SLG: 0.153 (1, 8)	0-1 F9	3-2 G6-3		3-2 F9		1-1 2B				4	0	1	2	0	0	4		
Brad Wellman, R OBP: 0.339, SLG: 0.347 (1, 6)	4-2 CS BB		2-1 G4-3	0-3 K		3-3 K				3	0	0	0	1	2	4		
Kevin Seitzer, R OBP: 0.388, SLG: 0.408 (1, 5)	4-2 SAFE 1-2 HR BB		1-2 S 1B		1-1 G5-3	1-0 4-3				3	1	1	0	1	0	2		
Danny Tartabull, R OBP: 0.369, SLG: 0.518 (1, 10)	0-0 1-H HR		1 SAFE 4-0 1-2 BB		2-1 F8		1-0 F9			3	1	1	2	1	0	0		
Frank White, R OBP: 0.267, SLG: 0.331 (1, 4)	0-1 F8		0-3 K		0-0 F7		1-1 G1-3			4	0	0	0	0	1	2		
Ed Hearn, R OBP: 0.286, SLG: 0.429 (1, 2)		2-1 F8	1-1 F7			1-1 BB 2B	0-1 F9			4	1	1	0	0	0	2		
Luis de los Santos, R OBP: 0.231, SLG: 0.227 (1, 3)		4-2 FC6-4 WP BB		1-1 G5-3		2-2 F8		2-2 6-3		3	0	0	0	1	0	1		
Bill Pecota, R OBP: 0.286, SLG: 0.275 (1, 9)		4-2 FC6-4 1-2 BB		4-2 1B BB		1-1 BB 2B HBP		1-3 K		1	1	0	0	2	1	0		
Jim Eisenreich, L OBP: 0.240, SLG: 0.289 (1, 7)		0-0 FC6-4 1-2 2-3		2-2 1B		4-2 2B 1-2 2-3 BB		1-0 G4-3		3	0	1	0	1	0	2		
Inning Stats	R: 2 E: 0 K: 0 S: 10	H: 1 LOB: 0 BB: 2 P: 18	R: 0 E: 0 K: 0 S: 11	H: 0 LOB: 2 BB: 2 P: 24	R: 0 E: 0 K: 1 S: 11	H: 1 LOB: 2 BB: 1 P: 19	R: 0 E: 0 K: 1 S: 16	H: 1 LOB: 2 BB: 1 P: 26	R: 0 E: 0 K: 0 S: 5	H: 0 LOB: 0 BB: 0 P: 8	R: 2 E: 0 K: 1 S: 15	H: 2 LOB: 2 BB: 1 P: 28	R: 0 E: 0 K: 0 S: 5	H: 0 LOB: 0 BB: 0 P: 7	R: 0 E: 0 K: 1 S: 9	H: 0 LOB: 0 BB: 0 P: 13	1B: 2 2B: 2 3B: 0 HR: 1	SF: 0 SAC: 0 DP: 0 HBP: 1

BOTTOM

Chicago White Sox @ Kansas City Royals
Royals Stadium, Kansas City, MO

Fri Sep 30 1988, 8:05 PM EDT
Att: 20,785 - Unknown - 66 F

livebaseballscorecards.com

AB	28
R	4
H	5
RBI	4
BB	7
SO	4
LOB	17



PITCHER	IP	WLS	BF	H	R	ER	SO	BB	IBB	HBP	BLK	WP	HR	S	P	ERA	WHIP
Ravelo Manzanillo, L ERA: 5.79 (1, 1)	5.1	L	27	4	4	4	2	7	0	1	0	1	1	61	111	6.75	2.062
Bill Long, R ERA: 4.03 (6, 1)	2.2		9	1	0	0	2	0	0	0	0	0	0	21	32	0.00	0.375

WP: 1	PA: 36
PB: 0	
SB: 2	
CS: 1	

Batter	1	2	3	4	5	6	7	8	9	AB R H RBI BB SO LOB	TOP											
Dave Gallagher, R (1, 8) OBP: 0.357, SLG: 0.409	1-3 K		4-2 G2-3 BB		1-1 F8		0-0 G4-6-3		0-0 FC1-6 1B	4 0 1 0 1 1 2												
Steve Lyons, L (1, 5) OBP: 0.312, SLG: 0.370	1-1 1B		0-0 G2-3		0-0 1B 1B		2-2 1B 1B	2-2 F9 2B 2B	0-0 FC1-6 1B	5 2 3 0 0 0 2												
Harold Baines, L (1, 10) OBP: 0.349, SLG: 0.413	1-1 2B		1-3 K2-3		2-0 1B 1B		4-1 2B 1B BB	4-1 2B 1B BB	0-3 K	4 1 2 0 1 2 2												
Carlton Fisk, R (1, 2) OBP: 0.377, SLG: 0.542	1-1 F7		1-2 G4-6-3 1B		1-3 K		0-1 F9	0-1 F9	2-2 1B	5 0 2 0 0 1 5												
Dan Pasqua, L (1, 9) OBP: 0.305, SLG: 0.411		0-0 P5	1-1 G4-6-3		1-3 K		1-3 K	1-3 K	1-1 4-3	5 0 0 0 0 2 7												
Mike Diaz, R (1, 3) Russ Morman, R (8, PR) OBP: 0.269, SLG: 0.267		2-2 CS 1B	2-3 K		0-1 1B		0-1 1B 2B	0-1 1B 2B		4 0 3 2 0 1 0 0 0 0 0 0 0 0												
Daryl Boston, L (1, 7) OBP: 0.271, SLG: 0.434		4-0 S BB	2-3 K		2-3 K		1-1 S	1-1 BB 1B		3 0 2 1 1 1 2												
Ozzie Guillen, L (1, 6) OBP: 0.291, SLG: 0.311		1-1 G4-3	1-1 K		2-2 F9		0-0 F8	4-0 BB 1B		3 0 0 0 1 0 2												
Fred Manrique, R (1, 4) OBP: 0.281, SLG: 0.341			0-1 F8		2-2 P2		1-1 G4-6-3 1B	0-0 P5		4 0 1 0 0 0 4												
Inning Stats	R: 0 E: 0 K: 1 S: 9	H: 2 LOB: 1 BB: 0 P: 13	R: 0 E: 0 K: 0 S: 6	H: 1 LOB: 1 BB: 1 P: 13	R: 0 E: 0 K: 1 S: 9	H: 0 LOB: 1 BB: 1 P: 14	R: 0 E: 0 K: 1 S: 8	H: 1 LOB: 0 BB: 0 P: 12	R: 0 E: 0 K: 0 S: 13	H: 1 LOB: 1 BB: 0 P: 18	R: 1 E: 0 K: 3 S: 14	H: 3 LOB: 2 BB: 0 P: 20	R: 0 E: 0 K: 0 S: 4	H: 1 LOB: 0 BB: 0 P: 5	R: 2 E: 0 K: 1 S: 16	H: 3 LOB: 3 BB: 2 P: 28	R: 0 E: 0 K: 1 S: 12	H: 2 LOB: 2 BB: 0 P: 15	1B: 11 2B: 3 3B: 0 HR: 0	SF: 0 SAC: 0 DP: 2 HBP: 0	WP: 0 PB: 0 SB: 2 CS: 1	PA: 41
PITCHER	IP WLS BF H R ER SO BB IBB HBP BLK WP HR S P ERA WHIP																					
Mark Gubicza, R (1, 1) ERA: 2.7	7.2 L 34 12 3 3 7 3 0 0 0 0 0 0 78 118 3.52 1.957																					
Israel Sanchez, L (8, 1) ERA: 4.54	0.0 1 0 0 0 0 1 0 0 0 0 0 0 4 ∞ ∞																					
Jeff Montgomery, R (8, 1) ERA: 3.45	1.0 5 2 0 0 1 0 0 0 0 0 0 0 11 13 0.00 2.000																					
Jerry Don Gleaton, L (9, 1) ERA: 3.5	0.1 1 0 0 0 0 0 0 0 0 0 0 0 2 3 0.00 0.000																					

Chicago White Sox @ Kansas City Royals
 Royals Stadium, Kansas City, MO
 Sat Oct 01 1988, 8:05 PM EDT
 Att. 28,040 - Unknown - 68 F

AB	37
R	3
H	14
RBI	3
BB	4
SO	8
LOB	26



Batter	1	2	3	4	5	6	7	8	9	AB R H RBI BB SO LOB	TOP											
Dave Gallagher, R (1, 9) OBP: 0.354, SLG: 0.406	2-1 F7	0-0 F8			2-2 1B		1-0 G1-6-3		0-0 E5	5 0 1 0 0 0 5												
Lance Johnson, L (1, 8) OBP: 0.223, SLG: 0.234	1-3 K		1-2 4-3		0-0 G3			1-2 1B	2-0 4-3	5 0 1 0 0 1 4												
Harold Baines, L (1, 10) OBP: 0.347, SLG: 0.411	3-2 G3-1		0-2 F7			1-1 G5-3		0-0 1B		4 0 0 0 0 0 1												
Dan Pasqua, L (1, 7) OBP: 0.307, SLG: 0.417		4-2 1B	1-1 P7			2-1 HR		0-1 4-3		3 2 1 1 1 0 0												
Mike Diaz, R (1, 3) OBP: 0.302, SLG: 0.314		4-1 1B		0-0 G5-3		3-2 1B			2-2 F7	3 0 1 0 1 0 0												
Russ Morman, R (9, 3) OBP: 0.269, SLG: 0.267		1-2 BB								0 0 0 0 0 0 0												
Mark Salas, L (1, 2) OBP: 0.303, SLG: 0.332		0-0 1B		1-3 K		1-3 K			1-1 1B	4 1 1 0 0 2 3												
Steve Lyons, L (1, 5) OBP: 0.313, SLG: 0.373		0-0 1B		1-3 K2-3			2-1 1B		0-0 4-3	4 2 2 1 0 1 1												
Ozzie Guillen, L (1, 6) OBP: 0.294, SLG: 0.314		1-0 1B			1-3 K		0-0 1B		1-0 1B	4 0 3 1 0 1 0												
Fred Manrique, R (1, 4) OBP: 0.283, SLG: 0.342		3-1 1B		3-2 F8			3-2 SF9		4-1 BB	2 0 1 2 1 0 0												
Inning Stats	R: 0 E: 0 K: 1 S: 9	H: 0 LOB: 0 BB: 0 P: 15	R: 2 E: 0 K: 0 S: 9	H: 3 LOB: 2 BB: 2 P: 21	R: 0 E: 0 K: 0 S: 9	H: 0 LOB: 0 BB: 0 P: 11	R: 0 E: 0 K: 2 S: 7	H: 0 LOB: 0 BB: 0 P: 9	R: 0 E: 0 K: 1 S: 10	H: 1 LOB: 1 BB: 0 P: 16	R: 1 E: 0 K: 1 S: 10	H: 2 LOB: 1 BB: 0 P: 17	R: 1 E: 0 K: 0 S: 8	H: 2 LOB: 0 BB: 0 P: 14	R: 0 E: 0 K: 0 S: 6	H: 1 LOB: 0 BB: 0 P: 7	R: 1 E: 1 K: 0 S: 10	H: 2 LOB: 3 BB: 1 P: 20	1B: 8 2B: 2 3B: 0 HR: 1	SF: 1 SAC: 0 DP: 3 HBP: 0	WP: 0 PB: 0 SB: 0 CS: 0	PA: 38
PITCHER	IP WLS BF H R ER SO BB IBB HBP BLK WP HR S P ERA WHIP																					
Bret Saberhagen, R (1, 1) ERA: 3.8	7.0 L 29 9 4 4 5 2 0 0 0 0 1 65 107 5.14 1.571																					
Jerry Don Gleaton, L (8, 1) ERA: 3.55	2.0 9 2 1 1 0 1 0 0 0 0 0 13 23 4.50 1.500																					

Chicago White Sox @ Kansas City Royals
Royals Stadium, Kansas City, MO
 Sun Oct.02 1988, 4:33 AM EDT
 Att. 19,951 - Sunny - 67 F

AB	34
R	5
H	11
RBI	5
BB	3
SO	5
LOB	14



