

Kansas City Royals - 1988

Batter	1	2	3	4	5	6	7	8	9	AB	R	H	RBI	BB	SO	LOB	TOP			
Nelson Liriano, S (1,4)	F8		L8		SH1-3		F8		FC6-4	4	0	0	0	0	0	3				
Lloyd Moseby, L (1,7)	4-3			E3	P6			L7		4	1	0	0	0	0	1				
Tony Fernandez, S (1,6)	1-3			F7	F9			K		4	0	0	0	0	1	2				
George Bell, R (1,10) OBP: 0.750, SLG: 3.000				HR				HR		4	3	3	4	0	0	0				
Rance Mulliniks, L (1,5) Kelly Gruber, R (8,5) OBP: 0.250, SLG: 0.500	F8			HR	F8			K		4	1	1	0	0	1	0				
Ernie Whitt, L (1,2) OBP: 0.250, SLG: 0.250	P5			2B						4	0	1	0	0	1	0				
Jesse Barfield, R (1,9) OBP: 0.250, SLG: 0.333	K			SF8						3	0	1	1	0	2	0				
Fred McGriff, L (1,3) OBP: 0.500, SLG: 0.750				K	K					4	0	2	0	0	2	1				
Sil Campusano, R (1,8) OBP: 0.250, SLG: 0.500				G3						4	0	1	0	0	0	3				
Inning Stats	R: 0 E: 0 K: 0 S: 11	H: 0 LOB: 0 BB: 0 P: 14	R: 1 E: 0 K: 1 S: 10	H: 1 LOB: 0 BB: 0 P: 13	R: 0 E: 0 K: 1 S: 6	H: 0 LOB: 0 BB: 0 P: 10	R: 3 E: 1 K: 1 S: 16	H: 3 LOB: 1 BB: 0 P: 26	R: 0 E: 0 K: 1 S: 5	H: 0 LOB: 0 BB: 0 P: 8	R: 0 E: 0 K: 1 S: 9	H: 1 LOB: 1 BB: 0 P: 13	R: 1 E: 0 K: 2 S: 10	H: 1 LOB: 0 BB: 0 P: 15	R: 0 E: 0 K: 0 S: 10	H: 2 LOB: 2 BB: 0 P: 18	1B: 3 2B: 3 3B: 0 HR: 3	SF: 1 SAC: 1 DP: 0 HBP: 0	WP: 0 PB: 0 SB: 0 CS: 0	PA: 37
PITCHER	IP	WLS	BF	H	R	ER	SO	BB	IBB	HBP	BLK	WP	HR	S	P	ERA	WHIP			
Bret Saberhagen, R (1,1) ERA: 3.38	8.0	L	32	7	5	3	7	0	0	0	0	0	3	73	108	3.38	0.875			
Dan Quisenberry, R (9,1) ERA:	1.0		5	2	0	0	0	0	0	0	0	0	0	10	18	0.00	2.000			

Toronto Blue Jays @ Kansas City Royals
 Royals Stadium, Kansas City, MO
 Mon Apr 04 1988, 4:33 AM EDT
 Att: 40,648 - Sunny - 72 F

AB	35
R	5
H	9
RBI	5
BB	0
SO	7
LOB	10



Batter	1	2	3	4	5	6	7	8	9	AB	R	H	RBI	BB	SO	LOB	BOTTOM					
Willie Wilson, S (1,8) OBP: 0.400, SLG: 0.800	L8				G3				P4	5	1	2	0	0	1	1						
Kevin Seitzer, R (1,5) OBP: 0.400, SLG: 0.333	HR			6-3	G3				1-3	3	1	1	1	1	0	0						
George Brett, L (1,10) OBP: 0.400, SLG: 1.000	HR			4-3	G3				P5	5	1	2	2	0	0	2						
Danny Tartabull, R (1,9) OBP: 0.500, SLG: 1.000	K2-3			2B	P5					4	0	2	0	0	1	2						
Frank White, R (1,4) OBP: 0.250, SLG: 0.250	1B			F8	F7				P3	4	0	1	0	0	0	5						
Steve Balboni, R (1,3) Scotti Madison, S (7,PH) (8,3)	P4			5-3					3-1	3	0	0	0	0	0	1						
Bo Jackson, R (1,7) OBP: 0.250, SLG: 0.500					L9				5-3	4	0	1	0	0	1	0						
Mike Macfarlane, R (1,2) OBP: 0.500, SLG: 1.000					L9				K	4	0	2	0	0	1	1						
Kurt Stillwell, S (1,6)					F9				P2	4	0	0	0	0	1	3						
Inning Stats	R: 2 E: 0 K: 1 S: 10	H: 3 LOB: 1 BB: 0 P: 16	R: 0 E: 0 K: 3 S: 14	H: 1 LOB: 1 BB: 0 P: 20	R: 0 E: 0 K: 0 S: 12	H: 1 LOB: 1 BB: 0 P: 20	R: 0 E: 0 K: 0 S: 11	H: 1 LOB: 1 BB: 0 P: 15	R: 0 E: 0 K: 0 S: 12	H: 1 LOB: 2 BB: 1 P: 20	R: 0 E: 0 K: 0 S: 10	H: 1 LOB: 0 BB: 0 P: 12	R: 1 E: 0 K: 0 S: 16	H: 3 LOB: 2 BB: 0 P: 26	R: 0 E: 0 K: 1 S: 7	H: 0 LOB: 0 BB: 0 P: 9	R: 0 E: 0 K: 0 S: 15	H: 0 LOB: 0 BB: 0 P: 19	1B: 4 2B: 5 3B: 1 HR: 1	SF: 1 SAC: 0 DP: 0 HBP: 0	WP: 0 PB: 0 SB: 1 CS: 0	PA: 39
PITCHER	IP	WLS	BF	H	R	ER	SO	BB	IBB	HBP	BLK	WP	HR	S	P	ERA	WHIP					
Jimmy Key, L (1,1) ERA: 3.0	6.0	W	27	8	2	2	4	1	0	0	0	0	0	10	16	27.00	6.000					
David Wells, L (7,1) ERA: 27.0	0.1		3	2	1	1	0	0	0	0	0	0	0	6	10	0.00	1.500					
Mark Eichhorn, R (7,1) ERA:	0.2		3	1	0	0	0	0	0	0	0	0	0	22	28	0.00	0.000					
Tom Henke, R (8,1) ERA:	2.0	S	6	0	0	0	1	0	0	0	0	0	0	22	28	0.00	0.000					

Toronto Blue Jays @ Kansas City Royals
 Royals Stadium, Kansas City, MO
 Mon Apr 04 1988, 4:33 AM EDT
 Att: 40,648 - Sunny - 72 F

AB	37
R	3
H	11
RBI	3
BB	1
SO	5
LOB	17



Batter	1	2	3	4	5	6	7	8	9	AB	R	H	RBI	BB	SO	LOB	TOP								
Nelson Liriano, S (1, 4) OBP: 0.143, SLG: 0.143	1-1 6-3	1-0 3-1		1-0 P5			0-1 F9		1-3 K	5	0	0	0	0	1	5									
Rance Mulliniks, L (1, 5) OBP: 0.143, SLG: 0.286	2-1 4-3		1-0 6-3		2-1 4-3		2-2 P4		4-2 BB	3	0	0	0	0	0	0									
Kelly Gruber, R (7, PH) OBP: 0.200, SLG: 0.200										1	0	0	0	0	0	0									
Juan Beniquez, R (9, PH)										0	0	0	0	1	0	0									
Tony Fernandez, S (1, 6) OBP: 0.143, SLG: 0.143	1-2 3-1		3-3 K		2-0 G3		1-3 K		0-3 K	5	0	0	0	0	3	2									
George Bell, R (1, 7) OBP: 0.692, SLG: 1.583		3-1 F8	4-0 BB		3-2 P4			1-0 F9		3	0	0	0	1	0	0									
Ernie Whitt, L (1, 2) OBP: 0.286, SLG: 0.286		2-2 1B BB	3-2 4-3		0-0 4-3			2-2 L7		3	1	1	0	0	0	1									
Pat Borders, R (8, PH) OBP: 0.600, SLG: 1.000										1	0	0	0	0	0	0									
Jesse Barfield, R (1, 9) OBP: 0.385, SLG: 0.500		4-0 1B BB		3-2 4-3	2-0 5-3			3-1 P3		3	1	1	0	1	0	0									
Fred McGriff, L (1, 3) OBP: 0.625, SLG: 1.250		3-2 1B BB	1-1 4-3		2-2 HR			0-1 2B		4	2	3	1	0	0	1									
Rick Leach, L (1, 10) OBP: 1.000, SLG: 1.500		1-0 1B	4-2 BB		4-2 BB			1-1 G3		2	0	2	3	2	0	0									
Sil Campusano, R (1, 8) OBP: 0.182, SLG: 0.273		1-2 2H	2-3 K		0-1 P3			2-2 G3		3	0	0	0	0	1	5									
Lloyd Moseby, L (9, PH)										1	0	0	0	0	0	1									
Inning Stats	R: 0 E: 0 K: 0 S: 7	H: 0 LOB: 0 BB: 0 P: 11	R: 2 E: 0 K: 0 S: 14	H: 3 LOB: 2 BB: 1 P: 30	R: 0 E: 0 K: 1 S: 7	H: 0 LOB: 1 BB: 1 P: 18	R: 0 E: 0 K: 1 S: 12	H: 1 LOB: 2 BB: 1 P: 23	R: 0 E: 0 K: 0 S: 6	H: 0 LOB: 0 BB: 0 P: 13	R: 1 E: 0 K: 0 S: 9	H: 1 LOB: 1 BB: 1 P: 17	R: 0 E: 0 K: 1 S: 8	H: 0 LOB: 0 BB: 0 P: 11	R: 0 E: 0 K: 0 S: 6	H: 0 LOB: 0 BB: 0 P: 12	R: 1 E: 0 K: 2 S: 17	H: 2 LOB: 2 BB: 1 P: 25	1B: 3 2B: 3 HR: 1	SF: 0 SAC: 0 DP: 0 HBP: 0	WP: 0 PB: 0 SB: 0 CS: 0	PA: 39			
PITCHER	IP	WLS	BF	H	R	ER	SO	BB	IBB	HBP	BLK	WP	HR	S	P	ERA	WHIP								
Mark Gubicza, R (1, 1) ERA: 4.5	6.0	W	27	5	3	3	2	4	0	0	0	0	1	55	112	4.50	1.500								
Bud Black, L (7, 1) ERA: 2.25	2.0		6	0	0	0	1	0	0	0	0	0	0	14	23	0.00	0.000								
Steve Farr, R (9, 1) ERA: 9.0	1.0		6	2	1	1	2	1	0	0	0	0	0	17	25	9.00	3.000								

Toronto Blue Jays @ Kansas City Royals
 Royals Stadium, Kansas City, MO
 Thu Apr 07 1988, 8:05 PM EDT
 Att: 29,070 - Unknown - 69 F

AB	34
R	4
H	7
RBI	4
BB	5
SO	5
LOB	15



Batter	1	2	3	4	5	6	7	8	9	AB	R	H	RBI	BB	SO	LOB	BOTTOM								
Willie Wilson, S (1, 8) OBP: 0.333, SLG: 0.467	1-2 1-3		0-2 F7		1-1 F9	1-1 4-3		2-0 CS		5	0	1	0	0	0	1									
Kevin Seitzer, R (1, 5) OBP: 0.500, SLG: 0.700	4-1 1B HR		1-1 4-3		1-1 E8		0-1 HR	2-1 CS		3	2	2	2	1	0	0									
George Brett, L (1, 3) OBP: 0.571, SLG: 0.700	2-2 1B		4-0 S		4-0 E		3-2 F8			2	1	1	0	2	0	0									
Danny Tartabull, R (1, 9) OBP: 0.385, SLG: 0.750	1-0 1B		3-1 6-3		0-1 E6		1-1 5-3			4	1	1	3	0	0	3									
Jim Eisenreich, L (1, 10) OBP: 0.250, SLG: 0.500	0-0 4-3			0-1 6-3	0-1 G1		2-2 2B			4	0	1	0	0	0	3									
Frank White, R (1, 4) OBP: 0.167, SLG: 0.091	2-3 K			2-3 K		1-2 6-3		4-0 IBB		3	0	0	0	1	2	0									
Thad Bosley, L (1, 7)		2-3 K		2-3 K		0-0 P6		0-1 3-1		4	0	0	0	0	2	2									
Jamie Quirk, L (1, 2)		2-3 K			1-0 P5	2-1 E4		0-2 6-3		4	1	0	0	0	1	0									
Kurt Stillwell, S (1, 6) OBP: 0.250, SLG: 0.545		2-1 G3			2-1 E	0-0 IHR		3-3 K		4	2	2	2	0	1	0									
Inning Stats	R: 3 E: 0 K: 1 S: 14	H: 2 LOB: 0 BB: 1 P: 24	R: 0 E: 0 K: 2 S: 8	H: 0 LOB: 0 BB: 0 P: 14	R: 0 E: 0 K: 2 S: 10	H: 0 LOB: 0 BB: 0 P: 14	R: 1 E: 2 K: 0 S: 11	H: 2 LOB: 3 BB: 1 P: 20	R: 2 E: 1 K: 0 S: 10	H: 1 LOB: 0 BB: 0 P: 14	R: 1 E: 0 K: 0 S: 13	H: 2 LOB: 2 BB: 1 P: 23	R: 0 E: 0 K: 1 S: 8	H: 1 LOB: 0 BB: 0 P: 15	R: 0 E: 0 K: 0 S: 6	H: 0 LOB: 0 BB: 0 P: 12	R: 1 E: 0 K: 2 S: 17	H: 2 LOB: 2 BB: 1 P: 25	1B: 3 2B: 2 3B: 0 HR: 3	SF: 0 SAC: 0 DP: 0 HBP: 0	WP: 0 PB: 0 SB: 1 CS: 1	PA: 38			
PITCHER	IP	WLS	BF	H	R	ER	SO	BB	IBB	HBP	BLK	WP	HR	S	P	ERA	WHIP								
Jim Clancy, R (1, 1) ERA: 7.5	6.0	L	29	6	7	5	5	2	1	0	0	0	0	19	36	0.00	1.333								
John Cerutti, L (7, 1) ERA: 7.71	2.0		8	2	0	0	1	0	1	0	0	0	0	19	36	0.00	1.000								

Toronto Blue Jays @ Kansas City Royals
 Royals Stadium, Kansas City, MO
 Thu Apr 07 1988, 8:05 PM EDT
 Att: 29,070 - Unknown - 69 F


AB	33
R	7
H	8
RBI	7
BB	4
SO	6
LOB	9



Batter	1	2	3	4	5	6	7	8	9	AB	R	H	RBI	BB	SO	LOB	TOP										
Gary Pettis, S (1, 8) OBP: 0.222, SLG: 0.125	2-1 6-3		0-0 FC6-4		4-2 BB			0-2 4-3		3	0	0	1	1	0	1											
Lou Whitaker, L (1, 4) OBP: 0.471, SLG: 0.308	1-2 F8		3-3 K		2-1 4-3			2-2 F8		4	0	0	0	0	1	3											
Luis Salazar, R (1, 7) OBP: 0.167, SLG: 0.333 Pat Sheridan, L (8, PH) OBP: 0.455, SLG: 0.600 (8, 7)	1-2 5-3		1-0 L7		1-1 L7			0-0 3-1		3	0	0	0	0	0	1											
Alan Trammell, R (1, 6) OBP: 0.368, SLG: 0.438		2-1 5-3		0-0 L7		4-2 BB		1-1 L7		3	0	0	0	1	0	0											
Larry Herndon, R (1, 10) OBP: 0.167, SLG: 0.167 Matt Nokes, L (9, PH) OBP: 0.308, SLG: 1.000	0-1 P4		0-0 6-3		1-3 K			2-0 4-3		3	0	0	0	0	1	1											
Ray Knight, R (1, 3) OBP: 0.143, SLG: 0.143 Darrell Evans, L (9, PH) OBP: 0.077, SLG: 0.077	1-0 F7		2-2 F8		1-3 K			2-0 3-1		3	0	0	0	0	1	1											
Chet Lemon, R (1, 9) OBP: 0.375, SLG: 0.500			1-0 WP 1B		2-2 5-3			1-1 6-3		3	1	1	0	0	0	0											
Tom Brookens, R (1, 5) OBP: 0.667, SLG: 0.727			4-2 1B FC6-4 BB		4-0 WP BB			1-0 5-3		1	1	0	0	2	0	0											
Mike Heath, R (1, 2) OBP: 0.200, SLG: 0.200			1-2 FC6-4 1B		0-0 F8			2-2 L5		3	0	1	1	0	0	1											
Inning Stats	R: 0 E: 0 K: 0 S: 9	H: 0 LOB: 0 BB: 0 P: 13	R: 0 E: 0 K: 0 S: 5	H: 0 LOB: 0 BB: 0 P: 8	R: 2 E: 0 K: 1 S: 13	H: 2 LOB: 1 BB: 1 P: 22	R: 0 E: 0 K: 0 S: 5	H: 0 LOB: 0 BB: 0 P: 7	R: 0 E: 0 K: 0 S: 9	H: 0 LOB: 1 BB: 1 P: 21	R: 0 E: 0 K: 0 S: 6	H: 0 LOB: 0 BB: 0 P: 10	R: 0 E: 0 K: 0 S: 8	H: 0 LOB: 0 BB: 0 P: 10	R: 0 E: 0 K: 0 S: 4	H: 0 LOB: 0 BB: 0 P: 9	1B: 2 2B: 0 3B: 0 HR: 0	SF: 0 SAC: 0 DP: 0 HBP: 0	WP: 3 PB: 0 SB: 1 CS: 0	PA: 33							
PITCHER	IP	WLS	BF	H	R	ER	SO	BB	IBB	HBP	BLK	WP	HR	S	P	ERA	WHIP										
Floyd Bannister, L (1, 1) ERA: 2.57	7.0	W	27	2	2	2	3	4	0	0	0	2	0	57	98	2.57	0.857										
Gene Garber, R (8, 1) ERA:	2.0	S	6	0	0	0	0	0	0	0	0	0	0	12	19	0.00	0.000										

Detroit Tigers @ Kansas City Royals
Royals Stadium, Kansas City, MO
Fri Apr 08 1988, 8:05 PM EDT
Att: 26,159 - Unknown - 68 F


AB 29
R 2
H 2
RBI 2
BB 4
SO 3
LOB 8



Batter	1	2	3	4	5	6	7	8	9	AB	R	H	RBI	BB	SO	LOB	BOTTOM										
Willie Wilson, S (1, 8) OBP: 0.316, SLG: 0.421	2-1 F7		1-1 1B		0-0 P6		2-3 K			4	0	1	0	0	1	1											
Kevin Seitzer, R (1, 5) OBP: 0.444, SLG: 0.538	1-3 K		3-0 L8		2-2 6-3		4-2 BB			3	0	0	0	1	1	2											
George Brett, L (1, 3) OBP: 0.500, SLG: 0.571	3-2 F8		3-2 P5		2-0 WP 2B		2-0 1-3			4	1	1	0	0	0	4											
Danny Tartabull, R (1, 9) OBP: 0.471, SLG: 0.800		1-2 6-3		0-0 FC3-6 1B		0-1 G3 SF8 2B		4-2 6-3 BB		3	1	2	1	1	0	0											
Jim Eisenreich, L (1, 10) OBP: 0.125, SLG: 0.250		2-2 5-3		0-0 FC3-6 6-3 2B		2-2 G3		1-0 6-3		4	1	0	0	0	0	3											
Frank White, R (1, 4) OBP: 0.188, SLG: 0.143		0-1 FC6-4 1B		1-0 6-3		0-1 SF8		2-2 5-3		3	0	1	1	0	0	2											
Bo Jackson, R (1, 7) OBP: 0.417, SLG: 0.545		1-0 FC6-4		2-2 2B		3-H F9		4-0 IBB		3	0	1	1	1	0	1											
Jamie Quirk, L (1, 2) OBP: 0.250, SLG: 0.250			2-2 FC6 1B		1-1 1-3		1-0 FC1-6 1B		0-2 6-3	4	0	2	0	0	0	3											
Kurt Stillwell, S (1, 6) OBP: 0.200, SLG: 0.429			0-0 FC6 1B		1-2 4-3		0-0 FC1-6			3	0	0	0	0	0	2											
Inning Stats	R: 0 E: 0 K: 1 S: 8	H: 0 LOB: 0 BB: 0 P: 14	R: 0 E: 0 K: 0 S: 10	H: 1 LOB: 1 BB: 0 P: 14	R: 0 E: 0 K: 0 S: 11	H: 2 LOB: 2 BB: 0 P: 20	R: 1 E: 0 K: 0 S: 9	H: 2 LOB: 1 BB: 0 P: 13	R: 0 E: 0 K: 0 S: 8	H: 0 LOB: 0 BB: 0 P: 11	R: 2 E: 0 K: 0 S: 12	H: 2 LOB: 0 BB: 0 P: 16	R: 0 E: 0 K: 1 S: 12	H: 1 LOB: 1 BB: 1 P: 20	R: 0 E: 0 K: 0 S: 10	H: 0 LOB: 2 BB: 2 P: 21	1B: 6 2B: 2 3B: 0 HR: 0	SF: 1 SAC: 0 DP: 0 HBP: 0	WP: 1 PB: 0 SB: 1 CS: 0	PA: 35							
PITCHER	IP	WLS	BF	H	R	ER	SO	BB	IBB	HBP	BLK	WP	HR	S	P	ERA	WHIP										
Jeff Robinson, R (1, 1) ERA: 4.05	6.2	L	29	8	3	3	2	1	0	0	0	1	0	69	105	4.05	1.350										
Paul Gibson, L (7, 1) ERA:	1.1		6	0	0	0	0	1	1	0	0	0	0	11	24	0.00	0.750										

Detroit Tigers @ Kansas City Royals
Royals Stadium, Kansas City, MO
Fri Apr 08 1988, 8:05 PM EDT
Att: 26,159 - Unknown - 68 F

AB 31
R 3
H 8
RBI 3
BB 3
SO 2
LOB 18



Batter	1	2	3	4	5	6	7	8	9	AB	R	H	RBI	BB	SO	LOB	TOP								
Gary Pettis, S OBP: 0.250, SLG: 0.160	F8	PO	6-3				1-3			3	0	0	0	1	0	1	Detroit Tigers @ Kansas City Royals Royals Stadium, Kansas City, MO Sun Apr 10 1988, 4:33 AM EDT Att: 26,305 - Cloudy - 47 F								
Tom Brookens, R OBP: 0.625, SLG: 0.684	1B						5-3			3	0	1	0	1	1	2									
Luis Salazar, R OBP: 0.333, SLG: 0.500	1B							F7		4	0	2	0	0	1	1									
Alan Trammell, R OBP: 0.464, SLG: 0.583	L7									3	0	1	0	1	0	3									
Larry Herndon, R OBP: 0.100, SLG: 0.100	FC6-4									4	0	0	0	0	0	5									
Ray Knight, R OBP: 0.167, SLG: 0.250										4	0	0	0	0	1	1									
Chet Lemon, R OBP: 0.360, SLG: 0.458										4	1	1	0	0	0	0									
Mike Heath, R OBP: 0.286, SLG: 0.231										2	0	1	0	1	0	0									
Dave Bergman, L (9, PH)										1	0	0	0	0	1	0									
Jim Walewander, S OBP: 0.333, SLG: 0.667										3	0	1	1	0	1	2									
Matt Nokes, L (9, PH)										1	0	0	0	0	0	0									
Inning Stats	R: 0 E: 0 K: 0 S: 10	H: 2 LOB: 2 BB: 0 P: 15	R: 1 E: 0 K: 0 S: 12	H: 2 LOB: 0 BB: 0 P: 17	R: 0 E: 0 K: 1 S: 13	H: 0 LOB: 2 BB: 2 P: 23	R: 0 E: 0 K: 1 S: 8	H: 0 LOB: 1 BB: 1 P: 16	R: 0 E: 0 K: 1 S: 8	H: 1 LOB: 1 BB: 0 P: 13	R: 0 E: 0 K: 1 S: 6	H: 0 LOB: 0 BB: 0 P: 10	R: 0 E: 0 K: 0 S: 10	H: 1 LOB: 1 BB: 0 P: 19	R: 0 E: 0 K: 0 S: 7	H: 1 LOB: 1 BB: 0 P: 11	R: 0 E: 0 K: 1 S: 7	H: 0 LOB: 0 BB: 0 P: 11	1B: 5 2B: 2 3B: 0 HR: 0	SF: 0 SAC: 0 DP: 0 HBP: 0	WP: 0 PB: 0 SB: 1 CS: 1	PA: 37			
PITCHER	IP	WLS	BF	H	R	ER	SO	BB	IBB	HBP	BLK	WP	HR	S	P	ERA	WHIP								
Charlie Leibrandt, L ERA: 5.73	(1, 1)	8.0	W	33	7	1	1	4	4	0	0	0	0	74	124	1.12	1.375								
Ted Power, R ERA: 11.57	(9, 1)	1.0		3	0	0	0	1	0	0	0	0	0	7	11	0.00	0.000								

Batter	1	2	3	4	5	6	7	8	9	AB	R	H	RBI	BB	SO	LOB	BOTTOM								
Willie Wilson, S OBP: 0.370, SLG: 0.519	2B	1B								4	3	3	0	0	0	0	Detroit Tigers @ Kansas City Royals Royals Stadium, Kansas City, MO Sun Apr 10 1988, 4:33 AM EDT Att: 26,305 - Cloudy - 47 F								
Kevin Seitzer, R OBP: 0.423, SLG: 0.524	2B	1B								4	2	3	2	0	0	0									
George Brett, L OBP: 0.462, SLG: 0.550	2B									2	1	1	2	1	0	0									
Danny Tartabull, R OBP: 0.360, SLG: 0.609	P4	F9								4	0	0	0	0	0	3									
Jim Eisenreich, L OBP: 0.188, SLG: 0.313	2B									4	0	1	1	0	0	0									
Frank White, R OBP: 0.125, SLG: 0.091	P4									4	0	0	0	0	1	1									
Brad Wellman, R (9, 4)										0	0	0	0	0	0	0									
Bo Jackson, R OBP: 0.316, SLG: 0.556	K									4	0	0	0	0	3	1									
Jamie Quirk, L OBP: 0.267, SLG: 0.357										3	1	1	0	1	1	0									
Kurt Stillwell, S OBP: 0.273, SLG: 0.400	P2									4	1	1	1	0	0	1									
Inning Stats	R: 3 E: 0 K: 1 S: 21	H: 4 LOB: 1 BB: 0 P: 31	R: 1 E: 1 K: 0 S: 17	H: 2 LOB: 2 BB: 1 P: 30	R: 0 E: 0 K: 1 S: 7	H: 0 LOB: 0 BB: 0 P: 11	R: 0 E: 0 K: 1 S: 9	H: 0 LOB: 0 BB: 0 P: 14	R: 0 E: 0 K: 0 S: 4	H: 0 LOB: 0 BB: 0 P: 6	R: 0 E: 0 K: 1 S: 6	H: 0 LOB: 0 BB: 0 P: 9	R: 4 E: 1 K: 0 S: 11	H: 4 LOB: 0 BB: 0 P: 18	R: 0 E: 0 K: 1 S: 8	H: 0 LOB: 1 BB: 1 P: 16	1B: 6 2B: 3 3B: 1 HR: 0	SF: 1 SAC: 0 DP: 0 HBP: 0	WP: 1 PB: 0 SB: 0 CS: 0	PA: 36					
PITCHER	IP	WLS	BF	H	R	ER	SO	BB	IBB	HBP	BLK	WP	HR	S	P	ERA	WHIP								
Doyle Alexander, R ERA: 5.84	(1, 1)	6.0	L	29	8	6	4	1	0	0	0	0	0	69	109	9.00	1.833								
Willie Hernandez, L ERA: 20.25	(7, 1)	1.0		3	0	0	0	0	0	0	0	1	0	6	10	0.00	0.000								
Don Heinkel, R ERA: 3.0	(8, 1)	1.0		4	0	0	0	1	1	0	0	0	0	8	16	0.00	1.000								

Batter	1	2	3	4	5	6	7	8	9	AB	R	H	RBI	BB	SO	LOB	TOP										
Willie Wilson, S OBP: 0.344, SLG: 0.452	F8		HBP	5-3		K		K		4	0	0	0	0	2	1											
Kevin Seitzer, R OBP: 0.419, SLG: 0.480	4-3		BB		BB SF8	L9		F6		4	1	1	0	1	0	0											
George Brett, L OBP: 0.419, SLG: 0.458	F7		3-1		SF8 BB	4-3		F6		4	1	0	0	1	0	2											
Danny Tartabull, R OBP: 0.400, SLG: 0.615		FC5-2		BLK HR	SF8			K		3	2	1	0	2	1	0											
Jim Eisenreich, L OBP: 0.150, SLG: 0.263	4-3			K	SF8			6-3		3	0	0	1	0	1	2											
Frank White, R OBP: 0.214, SLG: 0.308	FC5-2			HR	1B			FC5-4		4	1	3	4	0	0	1											
Bo Jackson, R OBP: 0.348, SLG: 0.682	K			HR	1B			FC5-4		4	1	2	1	0	1	2											
Jamie Quirk, L OBP: 0.316, SLG: 0.353			G4-6-3		F8			F9		3	0	1	0	1	0	2											
Kurt Stillwell, S OBP: 0.231, SLG: 0.333		G4-6-3	F7		F8			K		4	0	0	0	0	1	4											
Inning Stats	R: 0 E: 0 K: 0 S: 5	H: 0 LOB: 0 BB: 0 P: 10	R: 0 E: 0 K: 1 S: 11	H: 1 LOB: 1 BB: 0 P: 17	R: 0 E: 0 K: 0 S: 9	H: 0 LOB: 2 BB: 2 P: 19	R: 3 E: 0 K: 1 S: 15	H: 3 LOB: 1 BB: 1 P: 32	R: 3 E: 0 K: 0 S: 14	H: 3 LOB: 2 BB: 2 P: 30	R: 0 E: 0 K: 1 S: 7	H: 0 LOB: 0 BB: 0 P: 12	R: 0 E: 0 K: 1 S: 14	H: 1 LOB: 1 BB: 0 P: 17	R: 0 E: 0 K: 2 S: 7	H: 0 LOB: 0 BB: 0 P: 9	R: 0 E: 0 K: 0 S: 8	H: 0 LOB: 0 BB: 0 P: 12	1B: 5 2B: 1 3B: 0 HR: 2	SF: 1 SAC: 0 DP: 1 HBP: 1	WP: 0 PB: 0 SB: 3 CS: 0	PA: 40					
PITCHER	IP	WLS	BF	H	R	ER	SO	BB	IBB	HBP	BLK	WP	HR	S	P	ERA	WHIP										
Oswaldo Peraza, R ERA: 10.8	4.0	L	21	5	5	5	2	4	0	1	1	0	2	43	86	11.25	2.250										
Mark Williamson, R ERA: 12.27	3.0		13	3	1	1	2	1	0	0	0	0	0	32	51	3.00	1.333										
Tom Niedenfuer, R ERA:	1.0		3	0	0	0	2	0	0	0	0	0	0	7	9	0.00	0.000										
Doug Sisk, R ERA:	1.0		3	0	0	0	0	0	0	0	0	0	0	8	12	0.00	0.000										

Kansas City Royals @ Baltimore Orioles
Memorial Stadium, Baltimore, MD
 Tue Apr 12 1988, 7:05 PM EDT
 Att: 11,180 - Unknown - 47 F

AB 33
 R 6
 H 8
 RBI 6
 BB 5
 SO 6
 LOB 14



Batter	1	2	3	4	5	6	7	8	9	AB	R	H	RBI	BB	SO	LOB	BOTTOM										
Joe Orsulak, L OBP: 0.435, SLG: 0.429	G3-1		S		5-3			6-3		3	1	1	0	1	0	1											
Billy Ripken, R OBP: 0.276, SLG: 0.259	G3-1		BB			5-3		L8		3	0	0	0	1	0	1											
Cal Ripken Jr., R OBP: 0.172, SLG: 0.080	SF9		BB			K		4-3		3	0	0	1	0	1	2											
Eddie Murray, S OBP: 0.143, SLG: 0.111	G3				2-3			5-3		4	0	0	0	0	1	0											
Fred Lynn, L OBP: 0.200, SLG: 0.208		CS						F8		2	0	1	0	1	0	0											
Tito Landrum, R		BB						K		1	0	0	0	0	1	0											
Larry Sheets, L OBP: 0.375, SLG: 0.286								K		2	0	0	0	0	1	2											
Wade Rowdon, R OBP: 0.333, SLG: 0.333								5-3		1	0	0	0	0	0	0											
Terry Kennedy, L OBP: 0.238, SLG: 0.200								K		3	0	0	0	0	2	1											
Rick Schu, R OBP: 0.238, SLG: 0.421								K		1	0	0	0	2	1	0											
Jeff Stone, L OBP: 0.080, SLG: 0.042								K		2	0	0	0	0	1	1											
Jim Dwyer, L								K		1	0	0	0	0	0	2											
Inning Stats	R: 1 E: 0 K: 0 S: 7	H: 1 LOB: 0 BB: 0 P: 12	R: 0 E: 0 K: 2 S: 7	H: 0 LOB: 0 BB: 1 P: 16	R: 0 E: 0 K: 2 S: 12	H: 0 LOB: 2 BB: 2 P: 27	R: 0 E: 0 K: 0 S: 7	H: 1 LOB: 0 BB: 0 P: 11	R: 0 E: 0 K: 1 S: 7	H: 0 LOB: 1 BB: 1 P: 12	R: 0 E: 0 K: 1 S: 10	H: 0 LOB: 0 BB: 0 P: 16	R: 0 E: 0 K: 0 S: 9	H: 0 LOB: 2 BB: 1 P: 17	R: 0 E: 0 K: 0 S: 8	H: 0 LOB: 0 BB: 0 P: 14	R: 0 E: 0 K: 2 S: 9	H: 0 LOB: 0 BB: 0 P: 13	1B: 2 2B: 1 3B: 0 HR: 0	SF: 1 SAC: 0 DP: 2 HBP: 1	WP: 0 PB: 1 SB: 2 CS: 1	PA: 33					
PITCHER	IP	WLS	BF	H	R	ER	SO	BB	IBB	HBP	BLK	WP	HR	S	P	ERA	WHIP										
Mark Gubicza, R ERA: 2.08	7.0	W	27	2	1	0	6	5	0	1	0	0	0	59	111	0.00	1.000										
Dan Quisenberry, R ERA: 4.5	2.0		6	0	0	0	2	0	0	0	0	0	0	17	27	0.00	0.000										

Kansas City Royals @ Baltimore Orioles
Memorial Stadium, Baltimore, MD
 Tue Apr 12 1988, 7:05 PM EDT
 Att: 11,180 - Unknown - 47 F

AB 26
 R 1
 H 2
 RBI 1
 BB 5
 SO 8
 LOB 10



Batter	1	2	3	4	5	6	7	8	9	AB	R	H	RBI	BB	SO	LOB	TOP					
Willie Wilson, S (1, 8) OBP: 0.391, SLG: 0.444 Jim Eisenreich, L (7, 8) OBP: 0.150, SLG: 0.263	L4		L4-3	2B 1B		CS 2B 1B	G1-3			5	2	2	0	0	0	2						
Kevin Seitzer, R (1, 5) OBP: 0.472, SLG: 0.552	1B 1B		1B 1B	2B 2B		CS 1B		E3		4	3	3	2	1	0	0						
George Brett, L (1, 3) OBP: 0.444, SLG: 0.464	6-4 1B		1B 1B	2B 1B		K		F9		4	1	2	0	1	1	3						
Danny Tartabull, R (1, 9) OBP: 0.457, SLG: 0.710 Thad Bosley, L (8, 9)	1-2 1B		2B 1B	1-3 2B		1B 2B		F2		5	1	4	4	0	0	1						
Frank White, R (1, 4) OBP: 0.242, SLG: 0.355 Brad Wellman, R (8, 4)	6-4		1-3 2B	L1		2H 1B		K		5	0	2	2	0	1	5						
Steve Balboni, R (1, 10) OBP: 0.167, SLG: 0.417			G6-3			F8				5	1	1	1	0	2	2						
Bo Jackson, R (1, 7) OBP: 0.321, SLG: 0.593				G4-3		G5-3				5	0	1	0	0	2	0						
Mike Macfarlane, R (1, 2) OBP: 0.417, SLG: 0.636			F8	F9				F3		4	0	0	0	1	1	1						
Kurt Stillwell, S (1, 6) OBP: 0.300, SLG: 0.393 Bill Pecota, R (7, 6)			L4-3 1B	2B 1B						4	1	3	0	0	1	1						
Inning Stats	R: 1 E: 0 K: 0 S: 10	H: 3 LOB: 1 BB: 0 P: 16	R: 0 E: 0 K: 2 S: 10	H: 0 LOB: 0 BB: 0 P: 16	R: 2 E: 0 K: 0 S: 9	H: 4 LOB: 2 BB: 1 P: 14	R: 3 E: 0 K: 0 S: 18	H: 4 LOB: 1 BB: 1 P: 35	R: 0 E: 0 K: 1 S: 9	H: 0 LOB: 1 BB: 1 P: 17	R: 2 E: 0 K: 1 S: 12	H: 4 LOB: 2 BB: 0 P: 19	R: 1 E: 0 K: 1 S: 14	H: 2 LOB: 1 BB: 0 P: 21	R: 0 E: 1 K: 2 S: 7	H: 0 LOB: 1 BB: 0 P: 10	R: 0 E: 0 K: 12 S: 12	H: 1 LOB: 1 BB: 0 P: 16	1B: 13 2B: 6 3B: 0 HR: 1	SF: 0 SAC: 0 DP: 2 HBP: 0	WP: 0 PB: 0 SB: 0 CS: 2	PA: 45
PITCHER	IP WLS BF H R ER SO BB IBB HBP BLK WP HR S P ERA WHIP																					
Mark Thurmond, L (1, 1) ERA: 7.84	3.2 L 21 10 6 6 2 1 1 0 0 0 0 0 42 73 14.73 3.000																					
Jose Bautista, R (4, 1) ERA: 6.0	5.1 24 8 3 3 6 1 0 0 0 0 1 59 91 5.06 1.688																					

Kansas City Royals @ Baltimore Orioles
Memorial Stadium, Baltimore, MD
 Wed Apr 13 1988, 7:05 PM EDT
 Att: 12,027 - Unknown - 49 F

livebaseballscorecards.com

AB 42
R 9
H 18
RBI 9
BB 3
SO 8
LOB 16



Batter	1	2	3	4	5	6	7	8	9	AB	R	H	RBI	BB	SO	LOB	BOTTOM					
Joe Orsulak, L (1, 8) OBP: 0.407, SLG: 0.375	G3		F5				G6-3			3	0	0	0	0	0	0						
Billy Ripken, R (1, 4) OBP: 0.242, SLG: 0.226	F8			K		G4-3				4	0	0	0	0	2	3						
Cal Ripken Jr., R (1, 6) OBP: 0.182, SLG: 0.071	F8			P2		3B BB		G4-3		3	1	0	0	1	0	0						
Eddie Murray, S (1, 3) OBP: 0.188, SLG: 0.233				K		F8				3	1	1	1	1	1	1						
Larry Sheets, L (1, 10) OBP: 0.321, SLG: 0.240				K		E3 BB 1B				4	1	0	0	0	2	2						
Rick Schu, R (1, 5) OBP: 0.280, SLG: 0.522				F7		L3				4	0	2	1	0	0	2						
Carl Nichols, R (1, 2) OBP: 0.400, SLG: 0.250				FC6-4		1B BB		G4-3		3	0	0	0	1	0	3						
Tito Landrum, R (1, 9) OBP: 0.200, SLG: 0.200				F7		HBP 1B		G6-3		4	0	1	1	0	0	0						
Wade Rowdon, R (1, 7) OBP: 0.200, SLG: 0.200 Jeff Stone, L (7, PH) OBP: 0.077, SLG: 0.040				K		F7				2	0	0	0	0	1	2						
Inning Stats	R: 0 E: 0 K: 0 S: 8	H: 0 LOB: 0 BB: 0 P: 14	R: 0 E: 0 K: 1 S: 9	H: 0 LOB: 1 BB: 1 P: 18	R: 0 E: 0 K: 1 S: 11	H: 0 LOB: 0 BB: 0 P: 12	R: 0 E: 0 K: 2 S: 9	H: 0 LOB: 0 BB: 0 P: 14	R: 1 E: 1 K: 0 S: 15	H: 1 LOB: 3 BB: 1 P: 25	R: 1 E: 0 K: 1 S: 13	H: 1 LOB: 1 BB: 1 P: 21	R: 0 E: 0 K: 0 S: 9	H: 0 LOB: 0 BB: 0 P: 14	R: 1 E: 0 K: 1 S: 8	H: 1 LOB: 0 BB: 0 P: 10	R: 0 E: 0 K: 0 S: 5	H: 1 LOB: 0 BB: 0 P: 8	1B: 2 2B: 0 3B: 1 HR: 1	SF: 0 SAC: 0 DP: 1 HBP: 1	WP: 0 PB: 0 SB: 0 CS: 0	PA: 35
PITCHER	IP WLS BF H R ER SO BB IBB HBP BLK WP HR S P ERA WHIP																					
Floyd Bannister, L (1, 1) ERA: 2.08	6.0 W 25 2 2 1 5 3 0 0 0 0 0 1 17 24 4.50 0.833																					
Steve Farr, R (7, 1) ERA: 7.54	2.0 7 1 1 1 1 0 0 0 0 0 0 1 17 24 4.50 0.500																					
Gene Garber, R (8, 1) ERA:	1.0 3 1 0 0 0 0 0 0 0 0 0 0 5 8 0.00 1.000																					

Kansas City Royals @ Baltimore Orioles
Memorial Stadium, Baltimore, MD
 Wed Apr 13 1988, 7:05 PM EDT
 Att: 12,027 - Unknown - 49 F

livebaseballscorecards.com

AB 31
R 3
H 4
RBI 3
BB 3
SO 6
LOB 13



Batter	1	2	3	4	5	6	7	8	9	AB	R	H	RBI	BB	SO	LOB	TOP			
Willie Wilson, S OBP: 0.317, SLG: 0.400 (1, 8)	F5		E4 SF8		6-3			6-3		4	1	0	0	0	0	1	Kansas City Royals @ Baltimore Orioles Memorial Stadium, Baltimore, MD Thu Apr 14 1988, 7:05 PM EDT Att: 13,005 - Unknown - 48 F			
Kevin Seitzer, R OBP: 0.425, SLG: 0.485 (1, 5)	4-3		E3 2B		K			F4		4	1	0	0	0	1	2				
George Brett, L OBP: 0.400, SLG: 0.419 (1, 3)	K		SF8		4-3				K	3	0	0	1	0	2	0				
Danny Tartabull, R OBP: 0.436, SLG: 0.686 (1, 9)		5-3			K				K	4	0	1	1	0	2	0				
Jim Eisenreich, L OBP: 0.208, SLG: 0.304 (1, 10)		S BLK 1B	K		L1				E 1B	4	2	2	0	0	1	1				
Frank White, R OBP: 0.243, SLG: 0.343 (1, 4)		BLK 4-3 1B			K				E7 1-H	4	0	1	0	0	2	0				
Bo Jackson, R OBP: 0.281, SLG: 0.516 (1, 7)		4-3			K			F8	4-3	4	0	0	0	0	1	3				
Jamie Quirk, L OBP: 0.273, SLG: 0.300 (1, 2)		4-3			F5			F8		3	0	0	0	0	0	1				
Kurt Stillwell, S OBP: 0.303, SLG: 0.387 (1, 6)			E3 E 1B		4-3				K	3	0	1	0	0	1	0				
Inning Stats	R: 0 E: 0 K: 1 S: 8	H: 0 LOB: 0 BB: 0 P: 12	R: 1 E: 0 K: 0 S: 6	H: 2 LOB: 1 BB: 0 P: 9	R: 2 E: 2 K: 1 S: 21	H: 2 LOB: 1 BB: 0 P: 28	R: 0 E: 0 K: 2 S: 7	H: 0 LOB: 0 BB: 0 P: 8	R: 0 E: 0 K: 1 S: 8	H: 0 LOB: 0 BB: 0 P: 11	R: 0 E: 0 K: 1 S: 8	H: 0 LOB: 0 BB: 0 P: 10	R: 0 E: 0 K: 1 S: 6	H: 0 LOB: 0 BB: 0 P: 11	R: 1 E: 1 K: 2 S: 13	H: 1 LOB: 1 BB: 0 P: 21	1B: 4 2B: 1 3B: 0 HR: 0	SF: 1 SAC: 0 DP: 0 HBP: 0	WP: 0 PB: 0 SB: 2 CS: 0	PA: 34
PITCHER Mike Boddicker, R ERA: 5.63 (1, 1)	IP: 9.0 WLS: L BF: 34	H: 5 R: 4 ER: 1 SO: 10	BB: 0 IBB: 0 HBP: 0 BLK: 2	WP: 0 HR: 0 S: 83 P: 119	ERA: 1.00 WHIP: 0.556	PITCHER														

Batter	1	2	3	4	5	6	7	8	9	AB	R	H	RBI	BB	SO	LOB	BOTTOM												
Joe Orsulak, L OBP: 0.419, SLG: 0.393 (1, 9)	6-3			F7		S 2B 1B		5-3 1B		4	1	2	0	0	0	0	Kansas City Royals @ Baltimore Orioles Memorial Stadium, Baltimore, MD Thu Apr 14 1988, 7:05 PM EDT Att: 13,005 - Unknown - 48 F												
Billy Ripken, R OBP: 0.243, SLG: 0.257 (1, 4)	6-3			4-3		E 2B		5-3		4	1	1	1	0	0	1													
Cal Ripken Jr., R OBP: 0.162, SLG: 0.063 (1, 6)	4-3			5-3		E5		4-3		4	0	0	0	0	0	1													
Eddie Murray, S OBP: 0.194, SLG: 0.235 (1, 3)		K			1-3	4-3			BB 1B	4	0	1	0	0	1	1													
Fred Lynn, L OBP: 0.241, SLG: 0.357 (1, 8)		F7			HR			FC2-5 1B	K	4	1	2	1	0	1	1													
Larry Sheets, L OBP: 0.323, SLG: 0.250 (1, 10)				L7				FC2-5 1B	K	3	0	1	0	0	1	0													
Tito Landrum, R OBP: 0.167, SLG: 0.167 (9, PH)								FC2-5 1B	K	1	0	0	0	0	1	1													
Terry Kennedy, L OBP: 0.208, SLG: 0.174 (1, 2)			K					G5-4-3		3	0	0	0	0	1	2													
Carl Nichols, R OBP: 0.500, SLG: 0.250 (9, PH)								1-2 2-3F	BB	0	0	0	0	1	0	0													
Rick Schu, R OBP: 0.286, SLG: 0.500 (1, 5)			5-3			FC1-8 1B		G5-4-3		3	0	1	0	0	0	2													
Jim Dwyer, L (9, PH)								1-2	3-1	1	0	0	0	0	0	2													
Jeff Stone, L OBP: 0.069, SLG: 0.036 (1, 7)			K			FC1-6 1B			K	3	0	0	0	0	2	1													
Inning Stats	R: 0 E: 0 K: 0 S: 11	H: 0 LOB: 0 BB: 0 P: 19	R: 0 E: 0 K: 2 S: 8	H: 0 LOB: 0 BB: 0 P: 14	R: 0 E: 0 K: 2 S: 7	H: 0 LOB: 0 BB: 0 P: 10	R: 0 E: 0 K: 0 S: 5	H: 0 LOB: 0 BB: 0 P: 9	R: 1 E: 0 K: 0 S: 9	H: 1 LOB: 0 BB: 0 P: 13	R: 2 E: 1 K: 0 S: 15	H: 3 LOB: 1 BB: 0 P: 24	R: 0 E: 0 K: 0 S: 6	H: 2 LOB: 1 BB: 0 P: 6	R: 0 E: 0 K: 1 S: 9	H: 1 LOB: 1 BB: 0 P: 14	R: 0 E: 0 K: 2 S: 14	H: 1 LOB: 2 BB: 1 P: 25	1B: 6 2B: 1 3B: 0 HR: 1	SF: 0 SAC: 0 DP: 1 HBP: 0	WP: 0 PB: 0 SB: 1 CS: 0	PA: 35							
PITCHER Bret Saberhagen, R ERA: 3.22 (1, 1)	IP: 8.0 WLS: W BF: 30	H: 7 R: 3 ER: 2 SO: 5	BB: 1 IBB: 0 HBP: 0 BLK: 0	WP: 0 HR: 1 S: 70 P: 109	ERA: 2.25 WHIP: 0.875	PITCHER																							
Bud Black, L ERA: 7.71 (9, 1)	0.2	4	1	0	0	2	1	0	0	0	0	11	21	0.00	3.000														
Gene Garber, R ERA: (9, 1)	0.1	S	1	0	0	0	0	0	0	0	0	3	4	0.00	0.000														

Batter	1	2	3	4	5	6	7	8	9	AB	R	H	RBI	BB	SO	LOB	TOP								
Willie Wilson, S OBP: 0.340, SLG: 0.396 (1, 8)	B1-3			K		G1-6-3 1B		1B BB	K	4	1	1	0	1	2	1	Kansas City Royals @ Detroit Tigers Tiger Stadium, Detroit, MI Sun Apr 17 1988, 3:33 AM EDT Att: 18,292 - Sunny - 65 F								
Kevin Seitzer, R OBP: 0.396, SLG: 0.439 (1, 5)	L9			P9		G1-6-3 1-2f		1B		4	0	1	0	0	0	1									
George Brett, L OBP: 0.417, SLG: 0.667 (1, 3)	F7			HR				1B		4	2	3	3	0	0	0									
Danny Tartabull, R OBP: 0.404, SLG: 0.595 (1, 9)		G4-3 BB		K			F9	K2-3		3	0	0	0	1	2	2									
Frank White, R OBP: 0.222, SLG: 0.286 (1, 4)		G4-3 1-2f			6-3		K		6-3	4	0	0	0	0	1	1									
Thad Bosley, L OBP: 0.200, SLG: 0.111 (1, 10)		K			G4-3		FC5-4 BB	WP 2B	1B	3	1	1	0	1	1	0									
Bo Jackson, R OBP: 0.256, SLG: 0.526 (1, 7)				K			FC5-4 1-2f	K		4	0	0	0	0	3	2									
Jamie Quirk, L OBP: 0.286, SLG: 0.462 (1, 2)				F8			HR	K	1B 2B	4	2	2	2	0	1	0									
Kurt Stillwell, S OBP: 0.282, SLG: 0.351 (1, 6)				P6			P6	6-3	1B	4	0	1	1	0	0	0									
Inning Stats	R: 0 E: 0 K: 0 S: 3	H: 0 LOB: 0 BB: 0 P: 6	R: 0 E: 0 K: 1 S: 7	H: 0 LOB: 0 BB: 1 P: 12	R: 0 E: 0 K: 1 S: 14	H: 0 LOB: 0 BB: 0 P: 21	R: 1 E: 0 K: 2 S: 10	H: 1 LOB: 0 BB: 0 P: 16	R: 0 E: 0 K: 1 S: 6	H: 0 LOB: 0 BB: 0 P: 9	R: 1 E: 0 K: 1 S: 9	H: 2 LOB: 0 BB: 0 P: 14	R: 1 E: 0 K: 1 S: 8	H: 1 LOB: 1 BB: 1 P: 16	R: 1 E: 0 K: 2 S: 17	H: 2 LOB: 2 BB: 1 P: 31	R: 2 E: 0 K: 2 S: 16	H: 3 LOB: 1 BB: 0 P: 22	1B: 5 2B: 1 3B: 0 HR: 3	SF: 0 SAC: 0 DP: 2 HBP: 0	WP: 1 PB: 0 SB: 0 CS: 0	PA: 37			
PITCHER	IP	WLS	BF	H	R	ER	SO	BB	IBB	HBP	BLK	WP	HR	S	P	ERA	WHIP								
Jeff Robinson, R ERA: 4.05 (1, 1)	6.2	W	24	4	3	3	6	2	0	0	0	0	3	55	91	4.05	0.900								
Don Heinkel, R ERA: 4.5 (7, 1)	1.0		5	1	1	1	1	1	0	0	0	0	0	14	26	9.00	2.000								
Willie Hernandez, L ERA: 20.25 (8, 1)	0.0		1	1	0	0	0	0	0	0	0	0	0	1	1	∞	∞								
Mike Henneman, R ERA: 2.84 (8, 1)	1.1	S	7	3	2	2	3	0	0	0	0	1	0	20	29	13.50	2.250								

Batter	1	2	3	4	5	6	7	8	9	AB	R	H	RBI	BB	SO	LOB	BOTTOM								
Gary Pettis, S OBP: 0.267, SLG: 0.154 (1, 8)	FC3-6 BB	1B		WP BB		P7-3 1-2f		K		3	0	1	1	2	1	4	Kansas City Royals @ Detroit Tigers Tiger Stadium, Detroit, MI Sun Apr 17 1988, 3:33 AM EDT Att: 18,292 - Sunny - 65 F								
Lou Whitaker, L OBP: 0.450, SLG: 0.355 (1, 4)	FC3-6 1-2f	4-3		L6				BB		4	0	0	1	1	1	3									
Darrell Evans, L OBP: 0.188, SLG: 0.103 (1, 3)	K			G3				K		4	0	0	0	1	3	4									
Aian Trammell, R OBP: 0.386, SLG: 0.605 (1, 6)	K			G4-6-3 1B				K		4	1	2	1	0	2	2									
Matt Nokes, L OBP: 0.286, SLG: 0.593 (1, 2)		SH2-3 1B		G4-6-3 1-2f				F9		4	1	1	0	0	0	2									
Jim Morrison, R OBP: 0.429, SLG: 0.571 (1, 10)		SH2-3 1B		SH1-4 G5-3 1B				F7		4	2	2	0	0	1	0									
Pat Sheridan, L OBP: 0.375, SLG: 0.381 (1, 7)		SH2-3		G5-3 SH1-4 WP 1B				P8		2	2	1	0	1	0	0									
Chet Lemon, R OBP: 0.410, SLG: 0.486 (1, 9)		SH1-4 1B		SH1-4				1B		2	2	2	2	1	0	0									
Ray Knight, R OBP: 0.300, SLG: 0.235 Tom Brookens, R OBP: 0.529, SLG: 0.586 (8, PR) (9, 5)		1-3		G5-3				P7-3 1B		3	0	1	2	1	0	2									
Inning Stats	R: 0 E: 0 K: 2 S: 13	H: 0 LOB: 1 BB: 1 P: 21	R: 3 E: 0 K: 0 S: 13	H: 4 LOB: 1 BB: 0 P: 21	R: 0 E: 0 K: 0 S: 10	H: 1 LOB: 0 BB: 0 P: 15	R: 2 E: 0 K: 0 S: 13	H: 2 LOB: 1 BB: 1 P: 25	R: 1 E: 0 K: 1 S: 8	H: 1 LOB: 0 BB: 0 P: 15	R: 1 E: 0 K: 0 S: 11	H: 2 LOB: 0 BB: 0 P: 15	R: 0 E: 0 K: 2 S: 12	H: 0 LOB: 1 BB: 1 P: 23	R: 1 E: 0 K: 3 S: 15	H: 0 LOB: 3 BB: 4 P: 34	1B: 8 2B: 2 3B: 0 HR: 1	SF: 0 SAC: 2 DP: 2 HBP: 0	WP: 1 PB: 0 SB: 0 CS: 0	PA: 39					
PITCHER	IP	WLS	BF	H	R	ER	SO	BB	IBB	HBP	BLK	WP	HR	S	P	ERA	WHIP								
Mark Gubicza, R ERA: 4.24 (1, 1)	4.0	L	20	7	5	5	2	2	0	0	0	0	1	19	30	9.00	1.500								
Ted Power, R ERA: 10.38 (5, 1)	2.0		8	3	2	2	1	0	0	0	0	0	0	12	23	0.00	1.000								
Steve Farr, R ERA: 6.75 (7, 1)	1.0		4	0	0	0	2	1	0	0	0	0	0	15	34	9.00	4.000								
Gene Garber, R ERA: 1.5 (8, 1)	1.0		7	0	1	1	3	4	0	0	0	0	0	15	34	9.00	4.000								

AB	34
R	6
H	9
RBI	6
BB	3
SO	10
LOB	7



Batter	1	2	3	4	5	6	7	8	9	AB	R	H	RBI	BB	SO	LOB	TOP			
Willie Wilson, S (1, 8) OBP: 0.333, SLG: 0.373	F8		F8 1B 1-2 BB		K		G3			3	0	0	0	1	1	0	Kansas City Royals @ Detroit Tigers Tiger Stadium, Detroit, MI Mon Apr 18 1988, 7:05 PM EDT Att: 11,001 - Unknown - 46 F			
Kevin Seitzer, R (1, 5) OBP: 0.404, SLG: 0.444	CS 1B		F8 1-2 2-H 3-H 1B		L6		F6			4	0	2	2	0	0	0				
George Brett, L (1, 3) OBP: 0.404, SLG: 0.628	F8 1-2		F8 1-2 2-3		1B		G3			4	0	1	0	0	0	3				
Danny Tartabull, R (1, 9) OBP: 0.412, SLG: 0.568		K			4-3					2	0	0	0	2	1	1				
Frank White, R (1, 4) OBP: 0.204, SLG: 0.261	K		1-3				6-3			4	0	0	0	0	1	4				
Steve Balboni, R (1, 10) OBP: 0.133, SLG: 0.333																				
Thad Bosley, L (9, PH) OBP: 0.182, SLG: 0.100	F9				L7		F7			3	0	0	0	0	0	0				
Bo Jackson, R (1, 7) OBP: 0.233, SLG: 0.476			L6		F8		G3			4	0	0	0	0	0	0				
Mike Macfarlane, R (1, 2) OBP: 0.438, SLG: 0.667			WP 1B 2B				F7			4	1	2	0	0	0	0				
Kurt Stillwell, S (1, 6) OBP: 0.286, SLG: 0.333			BB 1B BB		F6		K			2	1	0	0	1	1	1				
Inning Stats	R: 0 E: 0 K: 0 S: 10	H: 1 LOB: 0 BB: 0 P: 13	R: 0 E: 0 K: 2 S: 9	H: 0 LOB: 0 BB: 0 P: 12	R: 2 E: 0 K: 0 S: 19	H: 2 LOB: 3 BB: 3 P: 42	R: 0 E: 0 K: 0 S: 7	H: 1 LOB: 1 BB: 0 P: 12	R: 0 E: 0 K: 1 S: 12	H: 0 LOB: 0 BB: 0 P: 7	R: 0 E: 0 K: 1 S: 7	H: 0 LOB: 0 BB: 0 P: 8	R: 0 E: 0 K: 0 S: 11	H: 0 LOB: 1 BB: 1 P: 21	R: 0 E: 0 K: 0 S: 5	H: 0 LOB: 0 BB: 0 P: 8	1B: 4 2B: 1 3B: 0 HR: 0	SF: 0 SAC: 0 DP: 0 HBP: 0	WP: 1 PB: 0 SB: 0 CS: 1	PA: 35
PITCHER	IP WLS BF H R ER SO BB IBB HBP BLK WP HR S P ERA WHIP																			
Frank Tanana, L (1, 1) ERA: 3.27	7.2 W 31 5 2 2 4 4 0 0 0 1 0 77 130 2.35 1.174																			
Mike Henneman, R (8, 1) ERA: 2.35	1.1 S 4 0 0 0 0 0 0 0 0 0 0 8 12 0.00 0.000																			

Batter	1	2	3	4	5	6	7	8	9	AB	R	H	RBI	BB	SO	LOB	BOTTOM			
Gary Pettis, S (1, 8) OBP: 0.286, SLG: 0.186	6-3		1B 1-2 2-H 1B			5-3		1B		4	0	2	1	0	0	0	Kansas City Royals @ Detroit Tigers Tiger Stadium, Detroit, MI Mon Apr 18 1988, 7:05 PM EDT Att: 11,001 - Unknown - 46 F			
Tom Brookens, R (1, 5) OBP: 0.526, SLG: 0.606	K		K			L6 1B		FC6-4 1B		4	1	2	1	0	2	2				
Luis Salazar, R (1, 4) OBP: 0.293, SLG: 0.368	6-3		1B 1-2 2-H 1B			L8		K		4	0	1	0	0	1	3				
Lou Whitaker, L (8, 4) OBP: 0.450, SLG: 0.355										0	0	0	0	0	0	0				
Alan Trammell, R (1, 6) OBP: 0.396, SLG: 0.585			G6-4-3 BB		F2		FC6-4 1B			3	1	1	1	1	0	2				
Larry Herndon, R (1, 10) OBP: 0.158, SLG: 0.111	G6-4-3 1-2				4-3		1B			4	0	1	1	0	0	1				
Chet Lemon, R (1, 9) OBP: 0.395, SLG: 0.463	5-3				F3		1B			4	0	1	0	0	0	0				
Ray Knight, R (1, 3) OBP: 0.292, SLG: 0.238			BB 1B 1B			6-3				4	1	1	0	0	1	2				
Dave Bergman, L (9, 3) OBP: 0.395, SLG: 0.463						K2-3		6-3		0	0	0	0	0	0	0				
Billy Beane, R (1, 7) OBP: 0.395, SLG: 0.463			L9					F7		3	0	0	0	0	1	1				
Mike Heath, R (1, 2) OBP: 0.300, SLG: 0.176			BB 1B BB			F9		1B 1B BB		1	1	0	0	2	0	0				
Inning Stats	R: 0 E: 0 K: 1 S: 7	H: 0 LOB: 0 BB: 0 P: 11	R: 0 E: 0 K: 0 S: 5	H: 0 LOB: 0 BB: 1 P: 12	R: 1 E: 0 K: 1 S: 15	H: 3 LOB: 2 BB: 1 P: 25	R: 0 E: 0 K: 0 S: 6	H: 0 LOB: 0 BB: 0 P: 8	R: 0 E: 0 K: 1 S: 7	H: 0 LOB: 0 BB: 0 P: 12	R: 2 E: 0 K: 1 S: 15	H: 4 LOB: 2 BB: 0 P: 27	R: 1 E: 0 K: 1 S: 14	H: 2 LOB: 2 BB: 1 P: 28	R: 0 E: 0 K: 0 S: 8	H: 0 LOB: 0 BB: 0 P: 14	1B: 8 2B: 1 3B: 0 HR: 0	SF: 0 SAC: 0 DP: 1 HBP: 0	WP: 0 PB: 0 SB: 1 CS: 0	PA: 34
PITCHER	IP WLS BF H R ER SO BB IBB HBP BLK WP HR S P ERA WHIP																			
Floyd Bannister, L (1, 1) ERA: 3.26	6.1 L 28 8 4 4 4 3 0 0 0 0 0 62 110 5.68 1.737																			
Bud Black, L (7, 1) ERA: 5.69	1.2 6 1 0 0 1 0 0 0 0 0 0 15 27 0.00 0.600																			

Batter	1	2	3	4	5	6	7	8	9	AB	R	H	RBI	BB	SO	LOB	TOP					
Willie Wilson, S (1, 8) OBP: 0.310, SLG: 0.345 Thad Bosley, L (7, 8) OBP: 0.182, SLG: 0.100	0-3 K		2-2 FC5-4 1B SF8		0-1 L6		3-0 4-3			4	1	0	0	0	1	2						
Kevin Seitzer, R (1, 5) OBP: 0.411, SLG: 0.490	2-3 K		2-2 1B S			3-2 1B 3B		0-0 G3		4	1	2	0	0	1	0						
George Brett, L (1, 3) OBP: 0.411, SLG: 0.630 Bill Pecota, R (8, 3)	1-2 2B 1B		2-0 SF8			3-2 1B		2-1 4-3		3	1	2	2	0	0	0						
Danny Tartabull, R (1, 9) OBP: 0.418, SLG: 0.574	0-1 1H 2B		3-2 F9			0-3 K		4-1 BB		3	0	1	1	1	1	2						
Jim Eisenreich, L (1, 10) OBP: 0.156, SLG: 0.226	0-3 K			2-1 3-1		0-3 K		1-0 F8		4	0	0	0	0	2	3						
Frank White, R (1, 4) OBP: 0.192, SLG: 0.245 Brad Wellman, R (6, 4)		0-3 K		2-3 K		1-3 K		0-2 6-3		3	0	0	0	0	3	1						
Bo Jackson, R (1, 7) OBP: 0.234, SLG: 0.444		1-3 K		1-3 K			4-0 BB	2-3 K		3	0	0	0	1	3	0						
Jamie Quirk, L (1, 2) OBP: 0.258, SLG: 0.414 Scotti Madison, S (7, 2)		2-1 G3		3-3 K		0-1 P6		1-1 P6		3	0	0	0	0	1	1						
Kurt Stillwell, S (1, 6) OBP: 0.289, SLG: 0.333			0-1 FC5-4 1B		2-0 F7		1-3 K			3	0	1	0	0	1	1						
Inning Stats	R: 1 E: 0 K: 3 S: 16	H: 2 LOB: 1 BB: 0 P: 19	R: 0 E: 0 K: 2 S: 9	H: 0 LOB: 0 BB: 0 P: 12	R: 1 E: 0 K: 0 S: 14	H: 2 LOB: 1 BB: 0 P: 22	R: 0 E: 0 K: 2 S: 8	H: 0 LOB: 0 BB: 0 P: 13	R: 0 E: 0 K: 1 S: 6	H: 0 LOB: 0 BB: 0 P: 11	R: 1 E: 0 K: 3 S: 17	H: 2 LOB: 1 BB: 0 P: 24	R: 0 E: 0 K: 1 S: 6	H: 0 LOB: 1 BB: 1 P: 14	R: 0 E: 0 K: 0 S: 5	H: 0 LOB: 1 BB: 1 P: 12	R: 0 E: 0 K: 1 S: 8	H: 0 LOB: 0 BB: 0 P: 11	1B: 4 2B: 1 3B: 1 HR: 0	SF: 1 SAC: 0 DP: 0 HBP: 0	WP: 0 PB: 0 SB: 1 CS: 0	PA: 35
PITCHER	IP WLS BF H R ER SO BB IBB HBP BLK WP HR S P ERA WHIP	IP WLS BF H R ER SO BB IBB HBP BLK WP HR S P ERA WHIP	IP WLS BF H R ER SO BB IBB HBP BLK WP HR S P ERA WHIP	IP WLS BF H R ER SO BB IBB HBP BLK WP HR S P ERA WHIP	IP WLS BF H R ER SO BB IBB HBP BLK WP HR S P ERA WHIP	IP WLS BF H R ER SO BB IBB HBP BLK WP HR S P ERA WHIP	IP WLS BF H R ER SO BB IBB HBP BLK WP HR S P ERA WHIP	IP WLS BF H R ER SO BB IBB HBP BLK WP HR S P ERA WHIP	IP WLS BF H R ER SO BB IBB HBP BLK WP HR S P ERA WHIP	IP WLS BF H R ER SO BB IBB HBP BLK WP HR S P ERA WHIP	IP WLS BF H R ER SO BB IBB HBP BLK WP HR S P ERA WHIP	IP WLS BF H R ER SO BB IBB HBP BLK WP HR S P ERA WHIP	IP WLS BF H R ER SO BB IBB HBP BLK WP HR S P ERA WHIP	IP WLS BF H R ER SO BB IBB HBP BLK WP HR S P ERA WHIP	IP WLS BF H R ER SO BB IBB HBP BLK WP HR S P ERA WHIP	IP WLS BF H R ER SO BB IBB HBP BLK WP HR S P ERA WHIP	IP WLS BF H R ER SO BB IBB HBP BLK WP HR S P ERA WHIP	IP WLS BF H R ER SO BB IBB HBP BLK WP HR S P ERA WHIP	1B: 4 2B: 1 3B: 1 HR: 0	SF: 1 SAC: 0 DP: 0 HBP: 0	WP: 0 PB: 0 SB: 1 CS: 0	PA: 35

Kansas City Royals @ Toronto Blue Jays
Exhibition Stadium, Toronto, ON
Tue Apr 19 1988, 7:05 PM EDT
Att: 21,231 - Unknown

livebaseballscorecards.com

AB 32
R 3
H 6
RBI 3
BB 2
SO 13
LOB 10



Batter	1	2	3	4	5	6	7	8	9	AB	R	H	RBI	BB	SO	LOB	BOTTOM					
Tony Fernandez, S (1, 6) OBP: 0.276, SLG: 0.212 Nelson Liriano, S (7, PH) OBP: 0.208, SLG: 0.244	1-3 K		3-2 F7	4-3		4-2 FC6-4 BB	0-2 G4-6-3			3	0	0	0	1	1	1						
Lloyd Moseby, L (1, 8) OBP: 0.413, SLG: 0.575 Lou Thornton, L (8, 7)	1-1 2-3		4-2 1B E BB	4-0 E S 3B BB		1-3 K		1-1 1-3		2	2	0	0	2	1	1						
Rick Leach, L (1, 10) OBP: 0.538, SLG: 0.636	1-1 4-3		4-1 E 1B BB	2-2 F7		2-3 K		1-1 F2		4	1	0	0	1	1	2						
George Bell, R (1, 7) OBP: 0.481, SLG: 0.792 Sil Campuzano, R (8, 8) OBP: 0.146, SLG: 0.333		2-2 1B	1-2 E9 HR 1B	1-1 E5 3B		0-0 FC6-4		1-2 1B 2B		4	2	2	1	0	0	2						
Ernie Whitt, L (1, 2) OBP: 0.371, SLG: 0.406		0-0 P4	4-0 1B HR IBB	3-2 1B 3B		4-2 HR BB		2-1 1B		3	2	2	3	2	0	1						
Fred McGriff, L (1, 3) OBP: 0.395, SLG: 0.658		0-3 K	1-2 HR 1B	2-2 F7		1-1 HR		0-3 K		5	2	2	3	0	2	3						
Jesse Barfield, R (1, 9) OBP: 0.315, SLG: 0.404	1-0 1B		1-2 HR 1B			4-2 1B BB				3	1	2	4	1	1	0						
Kelly Gruber, R (1, 5) OBP: 0.270, SLG: 0.611	1-3 K		1-3 HR P4			0-3 K				4	0	0	0	0	3	3						
Manuel Lee, S (1, 4) OBP: 0.300, SLG: 0.400			1-2 1B			1-2 G4-6-3 1B				4	1	2	0	0	0	0						
Inning Stats	R: 0 E: 0 K: 1 S: 8	H: 0 LOB: 0 BB: 0 P: 11	R: 0 E: 0 K: 2 S: 11	H: 2 LOB: 2 BB: 0 P: 15	R: 7 E: 1 K: 0 S: 25	H: 4 LOB: 0 BB: 3 P: 47	R: 2 E: 1 K: 0 S: 18	H: 1 LOB: 1 BB: 1 P: 33	R: 0 E: 0 K: 2 S: 12	H: 0 LOB: 0 BB: 0 P: 15	R: 0 E: 0 K: 2 S: 11	H: 0 LOB: 1 BB: 1 P: 18	R: 2 E: 0 K: 1 S: 20	H: 2 LOB: 1 BB: 2 P: 30	R: 1 E: 0 K: 1 S: 12	H: 2 LOB: 1 BB: 0 P: 17	R: 0 E: 0 K: 1 S: 8	H: 0 LOB: 0 BB: 0 P: 11	1B: 7 2B: 1 3B: 1 HR: 2	SF: 0 SAC: 0 DP: 1 HBP: 0	WP: 0 PB: 0 SB: 1 CS: 0	PA: 42
PITCHER	IP WLS BF H R ER SO BB IBB HBP BLK WP HR S P ERA WHIP	IP WLS BF H R ER SO BB IBB HBP BLK WP HR S P ERA WHIP	IP WLS BF H R ER SO BB IBB HBP BLK WP HR S P ERA WHIP	IP WLS BF H R ER SO BB IBB HBP BLK WP HR S P ERA WHIP	IP WLS BF H R ER SO BB IBB HBP BLK WP HR S P ERA WHIP	IP WLS BF H R ER SO BB IBB HBP BLK WP HR S P ERA WHIP	IP WLS BF H R ER SO BB IBB HBP BLK WP HR S P ERA WHIP	IP WLS BF H R ER SO BB IBB HBP BLK WP HR S P ERA WHIP	IP WLS BF H R ER SO BB IBB HBP BLK WP HR S P ERA WHIP	IP WLS BF H R ER SO BB IBB HBP BLK WP HR S P ERA WHIP	IP WLS BF H R ER SO BB IBB HBP BLK WP HR S P ERA WHIP	IP WLS BF H R ER SO BB IBB HBP BLK WP HR S P ERA WHIP	IP WLS BF H R ER SO BB IBB HBP BLK WP HR S P ERA WHIP	IP WLS BF H R ER SO BB IBB HBP BLK WP HR S P ERA WHIP	IP WLS BF H R ER SO BB IBB HBP BLK WP HR S P ERA WHIP	IP WLS BF H R ER SO BB IBB HBP BLK WP HR S P ERA WHIP	IP WLS BF H R ER SO BB IBB HBP BLK WP HR S P ERA WHIP	IP WLS BF H R ER SO BB IBB HBP BLK WP HR S P ERA WHIP	1B: 7 2B: 1 3B: 1 HR: 2	SF: 0 SAC: 0 DP: 1 HBP: 0	WP: 0 PB: 0 SB: 1 CS: 0	PA: 42

Kansas City Royals @ Toronto Blue Jays
Exhibition Stadium, Toronto, ON
Tue Apr 19 1988, 7:05 PM EDT
Att: 21,231 - Unknown

livebaseballscorecards.com

AB 35
R 12
H 11
RBI 11
BB 7
SO 9
LOB 15



Batter	1	2	3	4	5	6	7	8	9	AB	R	H	RBI	BB	SO	LOB	TOP					
Willie Wilson, S (1, 8) OBP: 0.323, SLG: 0.356										4	0	2	0	0	1	0	Kansas City Royals @ Toronto Blue Jays Exhibition Stadium, Toronto, ON Wed Apr 20 1988, 7:05 PM EDT Att: 20,202 - Unknown - 35 F AB 35 R 0 H 8 RBI 0 BB 0 SO 10 LOB 20 					
Kevin Seitzer, R (1, 5) OBP: 0.417, SLG: 0.481										3	0	1	0	0	0	1						
George Brett, L (1, 3) OBP: 0.383, SLG: 0.580										4	0	0	0	0	0	4						
Danny Tartabull, R (1, 9) OBP: 0.390, SLG: 0.529										4	0	0	0	0	0	4						
Jim Eisenreich, L (1, 7) OBP: 0.139, SLG: 0.200										4	0	0	0	0	2	2						
Mike Macfarlane, R (1, 2) OBP: 0.450, SLG: 0.684										4	0	2	0	0	2	0						
Thad Bosley, L (1, 10) OBP: 0.267, SLG: 0.214										4	0	2	0	0	1	1						
Brad Wellman, R (1, 4) OBP: 0.333, SLG: 0.333										2	0	1	0	0	1	0						
Scotti Madison, S (7, PH)										1	0	0	0	0	1	2						
Bill Pecota, R (7, PH)										0	0	0	0	0	0	0						
Jamie Quirk, L (9, PH) OBP: 0.250, SLG: 0.400										1	0	0	0	0	1	1						
Kurt Stillwell, S (1, 6) OBP: 0.277, SLG: 0.318										2	0	0	0	0	0	2						
Frank White, R (7, PH) OBP: 0.185, SLG: 0.235										2	0	0	0	0	1	3						
Inning Stats	R: 0 E: 0 K: 1 S: 8	H: 0 LOB: 0 BB: 0 P: 15	R: 0 E: 0 K: 1 S: 7	H: 0 LOB: 0 BB: 0 P: 11	R: 0 E: 0 K: 1 S: 7	H: 0 LOB: 0 BB: 0 P: 12	R: 0 E: 0 K: 0 S: 10	H: 1 LOB: 1 BB: 0 P: 13	R: 0 E: 0 K: 0 S: 14	H: 2 LOB: 2 BB: 0 P: 19	R: 0 E: 0 K: 0 S: 7	H: 1 LOB: 1 BB: 0 P: 11	R: 0 E: 0 K: 3 S: 17	H: 2 LOB: 2 BB: 0 P: 24	R: 0 E: 1 K: 1 S: 13	H: 1 LOB: 2 BB: 0 P: 22	R: 0 E: 0 K: 2 S: 12	H: 1 LOB: 1 BB: 0 P: 16	1B: 7 2B: 1 3B: 0 HR: 0	SF: 0 SAC: 0 DP: 0 HBP: 1	WP: 0 PB: 0 SB: 0 CS: 1	PA: 36
PITCHER	IP WLS BF H R ER SO BB IBB HBP BLK WP HR S P ERA WHIP																					
Dave Stieb, R (1, 1) ERA: 3.93	6.1 W 25 6 0 0 5 0 0 0 0 0 0 64 95 0.00 0.947																					
David Wells, L (7, 1) ERA: 3.18	1.0 5 1 0 0 2 0 0 0 0 0 0 12 21 0.00 1.000																					
Tom Henke, R (8, 1) ERA:	1.2 S 6 1 0 0 3 0 0 0 0 0 0 19 27 0.00 0.600																					

Batter	1	2	3	4	5	6	7	8	9	AB	R	H	RBI	BB	SO	LOB	BOTTOM			
Tony Fernandez, S (1, 6) OBP: 0.290, SLG: 0.232										4	0	2	2	0	0	1	Kansas City Royals @ Toronto Blue Jays Exhibition Stadium, Toronto, ON Wed Apr 20 1988, 7:05 PM EDT Att: 20,202 - Unknown - 35 F AB 32 R 3 H 10 RBI 3 BB 2 SO 2 LOB 18 			
Lloyd Moseby, L (1, 8) OBP: 0.400, SLG: 0.545										4	0	1	0	0	1	2				
Cecil Fielder, R (1, 3) OBP: 0.222, SLG: 0.375										4	0	0	0	0	0	4				
George Bell, R (1, 7) OBP: 0.483, SLG: 0.808										4	1	2	0	0	0	0				
Sil Campusano, R (9, 8) OBP: 0.146, SLG: 0.333										0	0	0	0	0	0	0				
Jesse Barfield, R (1, 9) OBP: 0.310, SLG: 0.392										4	0	1	0	0	1	2				
Pat Borders, R (1, 2) OBP: 0.417, SLG: 0.667										4	0	1	0	0	0	2				
Juan Beniquez, R (1, 10) OBP: 0.368, SLG: 0.400										2	1	1	1	2	0	1				
Kelly Gruber, R (1, 5) OBP: 0.275, SLG: 0.590										3	1	1	0	0	0	3				
Manuel Lee, S (1, 4) OBP: 0.308, SLG: 0.385										3	0	1	0	0	0	3				
Inning Stats	R: 0 E: 0 K: 0 S: 9	H: 1 LOB: 0 BB: 0 P: 12	R: 3 E: 1 K: 1 S: 28	H: 5 LOB: 3 BB: 0 P: 39	R: 0 E: 0 K: 0 S: 19	H: 2 LOB: 2 BB: 1 P: 29	R: 0 E: 0 K: 0 S: 3	H: 1 LOB: 0 BB: 0 P: 4	R: 0 E: 0 K: 0 S: 3	H: 0 LOB: 0 BB: 0 P: 5	R: 0 E: 0 K: 0 S: 12	H: 0 LOB: 1 BB: 1 P: 21	R: 0 E: 0 K: 1 S: 9	H: 0 LOB: 0 BB: 0 P: 13	R: 0 E: 0 K: 0 S: 11	H: 1 LOB: 1 BB: 0 P: 20	1B: 9 2B: 0 3B: 1 HR: 0	SF: 0 SAC: 0 DP: 2 HBP: 0	WP: 0 PB: 0 SB: 0 CS: 1	PA: 34
PITCHER	IP WLS BF H R ER SO BB IBB HBP BLK WP HR S P ERA WHIP																			
Charlie Leibrandt, L (1, 1) ERA: 4.07	6.0 L 27 9 3 1 1 2 0 0 0 0 0 74 110 1.50 1.833																			
Bud Black, L (7, 1) ERA: 4.32	2.0 7 1 0 0 1 0 0 0 0 1 0 20 33 0.00 0.500																			

Batter	1	2	3	4	5	6	7	8	9	AB	R	H	RBI	BB	SO	LOB	TOP			
Jeff Stone, L OBP: 0.167, SLG: 0.170 (1, 7)	3-2 6-3			1-1 6-3		1-0 5-3			0-2 1-4-3	4	0	0	0	0	0	0				
Billy Ripken, R OBP: 0.224, SLG: 0.238 (1, 4)	0-0 1-3			3-2 6-3		3-2 1-3			0-3 K	4	0	0	0	0	1	0				
Eddie Murray, S OBP: 0.212, SLG: 0.270 (1, 3)	1-0 4-3			2-1 FC6-4 1B					0-2 1-3	4	0	1	0	0	0	0				
Cal Ripken Jr., R OBP: 0.242, SLG: 0.196 (1, 6)				1-1 E5 G4-6-3		2-2 FC6-4			2-1 2B	3	0	1	0	0	0	1				
Fred Lynn, L OBP: 0.275, SLG: 0.347 (1, 9)	1-0 G4-6-3			1-0 G3 1-2		2-2 G3 2B			1-3 K	3	1	1	0	0	1	2				
Larry Sheets, L OBP: 0.350, SLG: 0.407 (1, 10)	1-2 5-3			0-0 G3		0-0 G3			1-0 P5	3	0	0	0	0	0	2				
Joe Orsulak, L OBP: 0.321, SLG: 0.306 (1, 8)				2-2 6-3		2-2 G3			2-3 K	3	0	0	1	0	1	0				
Terry Kennedy, L OBP: 0.196, SLG: 0.200 (1, 2)				1-0 F7		0-1 5-3			2-2 P4	3	0	0	0	0	0	0				
Rene Gonzales, R OBP: 0.333, SLG: 0.333 (1, 5)				1-3 K		0-1 F8			1-0 4-3	3	0	0	0	0	1	0				
Inning Stats	R: 0 E: 0 K: 0 S: 5	H: 0 LOB: 0 BB: 0 P: 9	R: 0 E: 1 K: 0 S: 7	H: 0 LOB: 0 BB: 0 P: 10	R: 0 E: 0 K: 1 S: 7	H: 0 LOB: 0 BB: 0 P: 11	R: 0 E: 0 K: 0 S: 12	H: 1 LOB: 1 BB: 0 P: 20	R: 1 E: 0 K: 0 S: 9	H: 1 LOB: 0 BB: 0 P: 13	R: 0 E: 0 K: 1 S: 7	H: 0 LOB: 0 BB: 0 P: 11	R: 0 E: 0 K: 1 S: 8	H: 0 LOB: 0 BB: 0 P: 13	R: 0 E: 0 K: 1 S: 9	H: 0 LOB: 0 BB: 0 P: 9	1B: 1 2B: 2 3B: 0 HR: 0	SF: 0 SAC: 0 DP: 1 HBP: 0	WP: 0 PB: 0 SB: 0 CS: 0	PA: 30
PITCHER Mark Gubicza, R ERA: 3.12 (1, 1)	IP: 9.0 WLS: W BF: 30 H: 3 R: 1 ER: 1 SO: 4 BB: 0 IBB: 0 HBP: 0 BLK: 0 WP: 0 HR: 0 S: 71 P: 108 ERA: 1.00 WHIP: 0.333																			

Baltimore Orioles @ Kansas City Royals
 Royals Stadium, Kansas City, MO
 Fri Apr 22 1988, 8:05 PM EDT
 Att: 34,482 - Unknown - 56 F

AB	30
R	1
H	3
RBI	1
BB	0
SO	4
LOB	5



Batter	1	2	3	4	5	6	7	8	9	AB	R	H	RBI	BB	SO	LOB	BOTTOM	
Willie Wilson, S OBP: 0.333, SLG: 0.397 (1, 8)	1B									4	2	2	1	0	0	0		
Thad Bosley, L OBP: 0.313, SLG: 0.267 (7, PH)	E6 3B									1	0	1	0	0	0	0		
Kevin Seitzer, R OBP: 0.415, SLG: 0.474 (1, 5)	1B									5	2	2	0	0	1	2		
Bill Pecota, R (8, 5)	K									0	0	0	0	0	0	0		
George Brett, L OBP: 0.406, SLG: 0.604 (1, 3)	1B									3	1	2	1	1	0	0		
Steve Balboni, R OBP: 0.125, SLG: 0.313 (7, 3)	P5									1	0	0	0	0	1	0		
Danny Tartabull, R OBP: 0.375, SLG: 0.500 (1, 9)	E5 1B									5	1	1	1	0	1	3		
Jim Eisenreich, L OBP: 0.195, SLG: 0.237 (1, 10)	1B S 1B									3	2	2	3	1	0	0		
Frank White, R OBP: 0.190, SLG: 0.236 (1, 4)	1B 2H 3H									4	1	1	0	0	0	1		
Brad Wellman, R OBP: 0.500, SLG: 0.500 (8, 4)	1B 1-3 3B									1	1	1	0	0	0	0		
Bo Jackson, R OBP: 0.288, SLG: 0.540 (1, 7)	1-3 3B									5	2	4	3	0	0	0		
Mike Macfarlane, R OBP: 0.520, SLG: 0.682 (1, 2)	1-3 1B									3	0	2	1	2	0	2		
Kurt Stillwell, S OBP: 0.269, SLG: 0.347 (1, 6)	1-2 2-3 E									5	1	1	2	0	0	7		
Inning Stats	R: 9 E: 2 K: 1 S: 26	H: 9 LOB: 0 BB: 0 P: 35	R: 0 E: 0 K: 0 S: 15	H: 3 LOB: 3 BB: 0 P: 22	R: 0 E: 0 K: 0 S: 16	H: 0 LOB: 1 BB: 1 P: 25	R: 0 E: 0 K: 0 S: 5	H: 0 LOB: 0 BB: 0 P: 9	R: 0 E: 0 K: 0 S: 4	H: 2 LOB: 0 BB: 0 P: 7	R: 1 E: 0 K: 0 S: 10	H: 2 LOB: 2 BB: 1 P: 21	R: 2 E: 0 K: 2 S: 18	H: 3 LOB: 2 BB: 1 P: 30	1B: 15 2B: 2 3B: 2 HR: 1	SF: 1 SAC: 0 DP: 2 HBP: 0	WP: 0 PB: 0 SB: 1 CS: 0	PA: 45
PITCHER Mike Morgan, R ERA: 5.84 (1, 1)	IP: 0.0 WLS: L BF: 6 H: 6 R: 6 ER: 6 SO: 1 BB: 0 IBB: 0 HBP: 0 BLK: 0 WP: 0 HR: 0 S: 49 P: 72 ERA: 4.50 WHIP: 1.750																	
Dave Schmidt, R ERA: 6.09 (1, 1)	IP: 4.0 WLS: W BF: 19 H: 6 R: 3 ER: 2 SO: 1 BB: 0 IBB: 0 HBP: 0 BLK: 0 WP: 0 HR: 0 S: 20 P: 20 ERA: 4.50 WHIP: 1.500																	
Doug Sisk, R ERA: 1.54 (5, 1)	IP: 2.0 WLS: W BF: 7 H: 2 R: 1 ER: 1 SO: 0 BB: 1 IBB: 0 HBP: 0 BLK: 0 WP: 0 HR: 0 S: 9 P: 20 ERA: 4.50 WHIP: 1.500																	
Tom Niedenfuer, R ERA: 1.8 (7, 1)	IP: 1.0 WLS: W BF: 6 H: 2 R: 1 ER: 1 SO: 0 BB: 0 IBB: 0 HBP: 0 BLK: 0 WP: 1 HR: 10 S: 21 P: 21 ERA: 9.00 WHIP: 3.000																	
Jose Bautista, R ERA: 5.54 (8, 1)	IP: 1.0 WLS: L BF: 7 H: 3 R: 2 ER: 2 SO: 2 BB: 1 IBB: 0 HBP: 0 BLK: 1 WP: 0 HR: 0 S: 18 P: 30 ERA: 18.00 WHIP: 4.000																	

Baltimore Orioles @ Kansas City Royals
 Royals Stadium, Kansas City, MO
 Fri Apr 22 1988, 8:05 PM EDT
 Att: 34,482 - Unknown - 56 F

AB	40
R	13
H	19
RBI	12
BB	4
SO	3
LOB	15



Batter	1	2	3	4	5	6	7	8	9	AB	R	H	RBI	BB	SO	LOB	TOP								
Billy Ripken, R OBP: 0.225, SLG: 0.254 (1, 4)	P3		F7		1B		K			4	1	1	0	0	1	1	Baltimore Orioles @ Kansas City Royals Royals Stadium, Kansas City, MO Sat Apr 23 1988, 4:33 AM EDT Att: 23,564 - Sunny - 56 F								
Rene Gonzales, R OBP: 0.300, SLG: 0.300 (1, 5)	K		F7		2B		L9			4	0	1	1	0	1	0									
Cal Ripken Jr., R OBP: 0.271, SLG: 0.224 (1, 6)	2B	BB	F8		2B					2	1	1	0	2	0	0									
Eddie Murray, S OBP: 0.214, SLG: 0.284 (1, 3)	1-H	2B	F8	F9	F9		F9			4	0	1	1	0	0	3									
Ken Gerhart, R OBP: 0.214, SLG: 0.385 (1, 8)	5-3			HR		P3	F8			4	1	1	1	0	0	2									
Larry Sheets, L OBP: 0.328, SLG: 0.379 (1, 10)		E3	K		L5		F8			4	0	0	0	0	1	1									
Tito Landrum, R OBP: 0.200, SLG: 0.111 (5, 7)	FC1-6		L3						1-3	2	0	0	0	1	0	1									
Jeff Stone, L OBP: 0.163, SLG: 0.167 (9, PH)	1B									1	0	0	0	0	0	0									
Carl Nichols, R OBP: 0.353, SLG: 0.267 (1, 2)	G5-4-3				5-3		K		P4	4	0	1	0	0	1	1									
Wade Rowdon, R OBP: 0.111, SLG: 0.111 (1, 7)	G5-4-3				6-3				F8	2	0	0	0	0	0	2									
Fred Lynn, L OBP: 0.283, SLG: 0.353 (5, 9)								CS		2	0	1	0	0	0	0									
Inning Stats	R: 1 E: 0 K: 1 S: 10	H: 1 LOB: 1 BB: 1 P: 17	R: 0 E: 1 K: 0 S: 9	H: 1 LOB: 1 BB: 0 P: 11	R: 0 E: 0 K: 0 S: 6	H: 0 LOB: 0 BB: 0 P: 11	R: 1 E: 0 K: 1 S: 9	H: 1 LOB: 0 BB: 0 P: 12	R: 1 E: 0 K: 0 S: 14	H: 3 LOB: 2 BB: 0 P: 21	R: 0 E: 0 K: 1 S: 8	H: 0 LOB: 1 BB: 1 P: 16	R: 0 E: 0 K: 1 S: 9	H: 1 LOB: 0 BB: 0 P: 13	R: 0 E: 0 K: 0 S: 6	H: 0 LOB: 1 BB: 0 P: 14	R: 0 E: 0 K: 0 S: 9	H: 0 LOB: 0 BB: 0 P: 12	1B: 3 2B: 3 3B: 0 HR: 1	SF: 0 SAC: 0 DP: 1 HBP: 0	WP: 0 PB: 0 SB: 0 CS: 1	PA: 36			
PITCHER	IP	WLS	BF	H	R	ER	SO	BB	IBB	HBP	BLK	WP	HR	S	P	ERA	WHIP								
Floyd Bannister, L ERA: 3.7 (1, 1)	5.0		22	6	3	3	2	1	0	0	0	0	1	48	72	5.40	1.400								
Ted Power, R ERA: 5.4 (6, 1)	4.0	W	14	1	0	0	2	2	0	0	0	0	0	32	55	0.00	0.750								

livebaseballscores.com



Batter	1	2	3	4	5	6	7	8	9	AB	R	H	RBI	BB	SO	LOB	BOTTOM								
Willie Wilson, S OBP: 0.314, SLG: 0.373 (1, 8)	4-3		K		K		6-3			4	0	0	0	0	2	2	Baltimore Orioles @ Kansas City Royals Royals Stadium, Kansas City, MO Sat Apr 23 1988, 4:33 AM EDT Att: 23,564 - Sunny - 56 F								
Kevin Seitzer, R OBP: 0.420, SLG: 0.483 (1, 5)					P2		1-4-3			3	0	1	1	1	0	1									
George Brett, L OBP: 0.412, SLG: 0.589 (1, 3)	F8					1B			3-1	3	1	1	0	1	0	1									
Danny Tartabull, R OBP: 0.368, SLG: 0.483 (1, 9)	F8		G6-4-3			1B	P5		5-3	4	0	1	0	0	0	3									
Jim Eisenreich, L OBP: 0.200, SLG: 0.238 (1, 10)		F7			F9	BLK			F7	4	1	1	0	0	0	2									
Mike Macfarlane, R OBP: 0.517, SLG: 0.654 (1, 2)					F9				4-3	4	0	2	1	0	0	1									
Bo Jackson, R OBP: 0.286, SLG: 0.566 (1, 7)		K			SF9		G6-4-3			3	1	1	1	0	1	3									
Brad Wellman, R OBP: 0.286, SLG: 0.286 (1, 4)										3	0	0	0	0	0	1									
Thad Bosley, L OBP: 0.355, SLG: 0.267 (9, PH)	5-3				6-3					0	0	0	0	1	0	0									
Kurt Stillwell, S OBP: 0.304, SLG: 0.415 (1, 6)										4	1	3	1	0	0	0									
Inning Stats	R: 0 E: 0 K: 0 S: 7	H: 0 LOB: 1 BB: 1 P: 14	R: 0 E: 0 K: 1 S: 8	H: 1 LOB: 0 BB: 0 P: 10	R: 1 E: 0 K: 1 S: 8	H: 2 LOB: 1 BB: 1 P: 15	R: 1 E: 0 K: 0 S: 7	H: 1 LOB: 0 BB: 0 P: 12	R: 0 E: 0 K: 1 S: 7	H: 0 LOB: 0 BB: 0 P: 11	R: 1 E: 0 K: 0 S: 13	H: 3 LOB: 1 BB: 0 P: 20	R: 0 E: 0 K: 0 S: 7	H: 1 LOB: 0 BB: 0 P: 10	R: 0 E: 0 K: 0 S: 5	H: 0 LOB: 0 BB: 0 P: 8	R: 1 E: 0 K: 0 S: 6	H: 2 LOB: 2 BB: 1 P: 11	1B: 7 2B: 1 3B: 2 HR: 0	SF: 1 SAC: 0 DP: 2 HBP: 0	WP: 1 PB: 0 SB: 0 CS: 0	PA: 36			
PITCHER	IP	WLS	BF	H	R	ER	SO	BB	IBB	HBP	BLK	WP	HR	S	P	ERA	WHIP								
Mark Williamson, R ERA: 5.63 (1, 1)	7.0		29	8	3	3	3	2	0	0	2	0	0	57	92	3.86	1.429								
Doug Sisk, R ERA: 2.06 (8, 1)	1.1	L	7	2	1	1	0	0	1	0	0	0	0	11	19	6.75	1.500								

livebaseballscores.com



Batter	1	2	3	4	5	6	7	8	9	AB	R	H	RBI	BB	SO	LOB	TOP					
Joe Orsulak, L (1,8) OBP: 0.298, SLG: 0.283 Wade Rowdon, R (8,5) OBP: 0.111, SLG: 0.111	1-2 6-3		0-0 FC6			2-2 4-3		2-2 G4-6-3		4	0	0	0	0	0	2						
Billy Ripken, R (1,4) OBP: 0.213, SLG: 0.239	0-0 1-3			1-3 K		0-1 G4-3			1-1 P3	4	0	0	0	0	1	0						
Cal Ripken Jr., R (1,6) OBP: 0.297, SLG: 0.323	3-1 P6			0-1 WP 1B		1-1			3-1 HR	4	1	3	1	0	0	0						
Eddie Murray, S (1,3)		3-2 G4-6-3 1B		1-0 P5		0-0 4-3			0-3 K	4	0	1	0	0	1	2						
Larry Sheets, L (1,10) OBP: 0.338, SLG: 0.377	0-0 F7			4-1 1-2 BB			1-3 K		0-1 1B	3	0	1	0	1	1	1						
Fred Lynn, L (1,9) OBP: 0.283, SLG: 0.327 (8,8)	1-0 G4-6-3			1-2 L8			0-2 4-3		1-1 G4-3	4	0	0	0	0	0	4						
Jim Traber, L (1,7) OBP: 0.091, SLG: 0.091			2-2 F5		1-0 P5				3-2 L7	3	0	0	0	0	0	0						
Terry Kennedy, L (1,2) OBP: 0.204, SLG: 0.208			3-2 G3		1-2 3-1				0-0 G4-6-3 1B	3	0	1	0	0	0	0						
Rene Gonzales, R (1,5) OBP: 0.333, SLG: 0.273 (8,PH) Jeff Stone, L (8,9) OBP: 0.160, SLG: 0.163			1-1 FC6 HBP		0-1 G6-3				1-3 K	1	0	0	0	0	0	0						
Inning Stats	R: 0 E: 0 K: 0 S: 7	H: 0 LOB: 0 BB: 0 P: 11	R: 0 E: 0 K: 0 S: 6	H: 1 LOB: 0 BB: 0 P: 10	R: 0 E: 0 K: 1 S: 9	H: 0 LOB: 1 BB: 0 P: 15	R: 0 E: 0 K: 1 S: 10	H: 1 LOB: 2 BB: 1 P: 17	R: 0 E: 0 K: 0 S: 6	H: 0 LOB: 0 BB: 0 P: 8	R: 0 E: 0 K: 1 S: 10	H: 1 LOB: 1 BB: 0 P: 13	R: 0 E: 0 K: 1 S: 11	H: 0 LOB: 0 BB: 0 P: 15	R: 0 E: 0 K: 1 S: 12	H: 1 LOB: 0 BB: 0 P: 15	R: 1 E: 0 K: 1 S: 11	H: 2 LOB: 1 BB: 0 P: 16	1B: 4 2B: 1 3B: 0 HR: 1	SF: 0 SAC: 0 DP: 2 HBP: 1	WP: 1 PB: 0 SB: 0 CS: 0	PA: 33
PITCHER Bret Saberhagen, R (1,1) ERA: 4.08	IP: 9.0 WLS: W BF: 33 H: 6 R: 1 ER: 1 SO: 4 BB: 1 IBB: 0 HBP: 1 BLK: 0 WP: 1 HR: 1 S: 82 P: 120 ERA: 1.00 WHIP: 0.778																					

Baltimore Orioles @ Kansas City Royals
Royals Stadium, Kansas City, MO
Sun Apr 24 1988, 4:33 AM EDT
Att: 25,526 - Sunny - 62 F

AB 31
R 1
H 6
RBI 1
BB 1
SO 4
LOB 10



Batter	1	2	3	4	5	6	7	8	9	AB	R	H	RBI	BB	SO	LOB	BOTTOM					
Willie Wilson, S (1,8) OBP: 0.311, SLG: 0.394	1-0 5-3		3-2 F8		1-0 3B		0-0 F8			4	0	1	0	0	0	0						
Kevin Seitzer, R (1,5) OBP: 0.438, SLG: 0.500	0-0 1B		0-1 1B			1-1 2-3	1-0 CS 1B			4	0	3	0	0	0	0						
George Brett, L (1,10) OBP: 0.403, SLG: 0.567	0-1 P4		1-1 L8			0-0 HR 1B	3-3 K			4	1	1	0	0	1	3						
Danny Tartabull, R (1,9) OBP: 0.361, SLG: 0.516	0-1 P4			1-3 K		1-0 HR		2-2 F8		4	1	1	2	0	1	1						
Frank White, R (1,4) OBP: 0.194, SLG: 0.254		1-1 F9		1-0 5-3		2-2 BLK 2B		0-0 G5-3		4	0	1	0	0	0	0						
Steve Balboni, R (1,3) OBP: 0.190, SLG: 0.350		0-1 G3 2B		1-0 G5-3		1-0 F9		1-2 L8		4	0	1	0	0	0	1						
Bo Jackson, R (1,7) OBP: 0.288, SLG: 0.545		3-2 G3			2-3 K	4-2 BLK BB				2	0	0	0	1	1	1						
Mike Macfarlane, R (1,2) OBP: 0.500, SLG: 0.607		3-1 G1-3			1-2 5-3	4-2 BB				2	0	0	0	1	0	1						
Kurt Stillwell, S (1,6) OBP: 0.305, SLG: 0.464			1-3 K		2-0 HR	2-2 P5				3	1	1	1	0	1	3						
Inning Stats	R: 0 E: 0 K: 0 S: 6	H: 1 LOB: 1 BB: 0 P: 7	R: 0 E: 0 K: 0 S: 9	H: 1 LOB: 0 BB: 0 P: 16	R: 0 E: 0 K: 1 S: 10	H: 1 LOB: 1 BB: 0 P: 15	R: 0 E: 0 K: 1 S: 5	H: 0 LOB: 0 BB: 0 P: 8	R: 1 E: 0 K: 1 S: 10	H: 2 LOB: 1 BB: 0 P: 16	R: 2 E: 0 K: 0 S: 16	H: 3 LOB: 3 BB: 2 P: 31	R: 0 E: 0 K: 1 S: 5	H: 1 LOB: 0 BB: 0 P: 9	R: 0 E: 0 K: 0 S: 8	H: 0 LOB: 0 BB: 0 P: 11	R: 0 E: 0 K: 0 S: 8	H: 0 LOB: 0 BB: 0 P: 11	1B: 4 2B: 2 3B: 1 HR: 2	SF: 0 SAC: 0 DP: 0 HBP: 0	WP: 0 PB: 0 SB: 1 CS: 1	PA: 33
PITCHER Mark Thurmond, L (1,1) ERA: 7.23 Oswaldo Peraza, R (6,1) ERA: 7.07 Jose Bautista, R (6,1) ERA: 4.7	IP: 5.2 WLS: L BF: 24 H: 8 R: 3 ER: 3 SO: 3 BB: 0 IBB: 0 HBP: 0 BLK: 0 WP: 0 HR: 2 S: 49 P: 76 ERA: 4.76 WHIP: 1.412																					

Baltimore Orioles @ Kansas City Royals
Royals Stadium, Kansas City, MO
Sun Apr 24 1988, 4:33 AM EDT
Att: 25,526 - Sunny - 62 F

AB 31
R 3
H 9
RBI 3
BB 2
SO 4
LOB 10



Batter	1	2	3	4	5	6	7	8	9	10	11	AB	R	H	RBI	BB	SO	LOB	TOP				
Willie Wilson, S OBP: 0.305, SLG: 0.380	(1, 8) K		(1, 1) G6-4-3			(1, 0) 4-3		(0, 1) F4			(1, 1) SH1-4	4	0	0	0	0	1	5					
Kevin Seltzer, R OBP: 0.427, SLG: 0.486	(1, 5) K			(2, 0) 6-3			(0, 1) 5-3		(2, 2) 4-3		(2, 2) 1B	5	1	1	1	0	1	0					
George Brett, L OBP: 0.383, SLG: 0.515	(1, 10) 6-3			(1, 1) F9		(3, 2) 1-4-3			(2, 3) K		(0, 0) 2B	5	0	1	0	0	1	0					
Danny Tartabull, R OBP: 0.368, SLG: 0.575		(1, 0) 4-3		(3, 1) L8		(2, 0) 6-3			(1, 1) HR		(1, 1) F4	5	1	1	1	0	0	2					
Frank White, R OBP: 0.163, SLG: 0.250	(1, 4) 5-3				(1, 0) F7			(3, 3) K	(0, 0) 5-3		(0, 1) 2B	5	0	1	1	0	1	0					
Steve Balboni, R OBP: 0.154, SLG: 0.308 Bill Pecota, R (8, PR) (8, 3)	(1, 3) K			(2, 0) 6-3		(1, 2) E 1B			(3, 2) 4-3		(3, 3) K	3	0	1	0	0	1	0					
Bo Jackson, R OBP: 0.302, SLG: 0.542			(1, 2) S 1B		(1, 2) F9			(2, 0) E 1B	(1, 0) 5-3			4	0	2	0	0	0	0					
Mike Macfarlane, R OBP: 0.432, SLG: 0.515 Scotti Madison, S (8, PH) (8, 2)	(1, 2) K		(1, 3) K		(1, 1) 1-3			(2, 0) E5	(0, 0) P6			2	0	0	0	0	1	1					
Kurt Stillwell, S OBP: 0.303, SLG: 0.426			(2, 2) E5		(1, 2) F8			(1, 3) K			(4, 2) SH1-4 1B	3	1	0	0	1	1	4					
Inning Stats	R: 0 E: 0 K: 2 S: 9	H: 0 LOB: 0 BB: 0 P: 12	R: 0 E: 0 K: 1 S: 5	H: 0 LOB: 0 BB: 0 P: 7	R: 0 E: 1 K: 1 S: 12	H: 1 LOB: 1 BB: 0 P: 16	R: 0 E: 0 K: 0 S: 5	H: 0 LOB: 0 BB: 0 P: 11	R: 0 E: 0 K: 0 S: 7	H: 0 LOB: 0 BB: 0 P: 10	R: 0 E: 0 K: 2 S: 18	H: 2 LOB: 3 BB: 0 P: 27	R: 1 E: 0 K: 1 S: 9	H: 1 LOB: 0 BB: 0 P: 14	R: 0 E: 0 K: 0 S: 5	H: 0 LOB: 0 BB: 0 P: 9	R: 2 E: 0 K: 1 S: 18	H: 3 LOB: 2 BB: 1 P: 28	1B: 5 2B: 1 3B: 0 HR: 1	SF: 0 SAC: 1 DP: 1 HBP: 0	WP: 0 PB: 0 SB: 1 CS: 0	PA: 42	
PITCHER	IP 7.1	WLS 24	BF 24	H 2	R 0	ER 0	SO 5	BB 0	IBB 0	HBP 0	BLK 0	WP 0	HR 0	S 56	P 87	ERA 0.00	WHIP 0.273						
Tommy John, L ERA: 4.91																							
Cecilio Guante, R ERA: 2.81	(8, 1) 0.0	1	1	0	0	0	0	0	0	0	0	0	0	1	3	∞	∞						
Dave Righetti, L ERA: 5.0	(8, 1) 2.2	10	1	1	1	2	0	0	0	0	0	0	1	25	37	3.38	0.375						
Charles Hudson, R ERA: 3.5	(11, 1) 1.0	L 7	3	2	2	1	1	0	0	0	0	0	0	18	28	18.00	4.000						

Kansas City Royals @ New York Yankees
Yankee Stadium, Bronx, NY
Wed Apr 27 1988, 7:05 PM EDT
Att: 20,484 - Unknown - 58 F


livebaseballscorecards.com
AB 40
R 3
H 7
RBI 3
BB 1
SO 8
LOB 16



Batter	1	2	3	4	5	6	7	8	9	10	11	AB	R	H	RBI	BB	SO	LOB	BOTTOM					
Rickey Henderson, R OBP: 0.415, SLG: 0.578	(1, 7) 6-3		(1, 2) F8		(2, 1) FC6-4		(3, 1) 6-3		(3, 1) P4			5	0	0	0	0	0	3						
Willie Randolph, R OBP: 0.266, SLG: 0.232	(1, 4) 1B		(2, 1) S 1B			(1, 1) F8		(1, 1) F7		(1, 3) K		4	1	1	0	1	1	0						
Don Mattingly, L OBP: 0.311, SLG: 0.354	(1, 3) 1B		(1, 3) F7			(0, 0) 1-3		(0, 0) 1B		(1, 3) K		5	0	2	0	0	1	1						
Jack Clark, R OBP: 0.302, SLG: 0.389	(1, 10) 5-3			(1, 0) F3		(2, 2) 1B		(2, 3) K		(1, 3) K		5	0	1	1	0	2	2						
Claudell Washington, L OBP: 0.364, SLG: 0.561	(1, 8) 1B		(1, 1) P6		(0, 1) P6		(0, 0) 1B	(0, 1) 4-3			(4, 2) FC4-6 1B	4	0	2	0	1	0	1						
Dave Winfield, R OBP: 0.488, SLG: 0.792		(4, 2) FC1-6 1B			(1, 3) K		(3, 1) 1B	(1, 2) 1B	(4, 0) BB		(1, 2) FC4-6 1B	3	0	1	0	2	1	1						
Mike Pagliarulo, L OBP: 0.314, SLG: 0.458	(1, 5) FC1-6		(0, 2) FC6-4 1B			(0, 0) F9			(0, 1) B2		(4, 2) BB	4	0	1	0	1	0	5						
Don Slaught, R OBP: 0.406, SLG: 0.638	(1, 2) G6-4-3				(1, 2) F7			(1, 1) G4-6-3 1B	(1, 3) K		(0, 3) K	5	0	1	0	0	2	5						
Rafael Santana, R OBP: 0.200, SLG: 0.295 Gary Ward, R OBP: 0.519, SLG: 0.400 Bobby Mescham, S OBP: 0.266, SLG: 0.333 (10, 6)	(1, 6) K		(1, 3) K		(1, 1) F9			(0, 2) G4-6-3	(1, 2) BB		(2, 1) F9	3	0	0	0	0	1	2						
Inning Stats	R: 1 E: 0 K: 0 S: 7	H: 2 LOB: 2 BB: 1 P: 17	R: 0 E: 0 K: 0 S: 6	H: 0 LOB: 0 BB: 1 P: 10	R: 0 E: 0 K: 1 S: 12	H: 1 LOB: 1 BB: 0 P: 19	R: 0 E: 0 K: 1 S: 6	H: 0 LOB: 0 BB: 0 P: 8	R: 0 E: 0 K: 0 S: 10	H: 3 LOB: 3 BB: 0 P: 16	R: 0 E: 0 K: 0 S: 7	H: 1 LOB: 0 BB: 0 P: 11	R: 0 E: 0 K: 1 S: 8	H: 1 LOB: 1 BB: 0 P: 11	R: 0 E: 0 K: 1 S: 8	H: 0 LOB: 2 BB: 2 P: 20	R: 0 E: 0 K: 3 S: 10	H: 0 LOB: 0 BB: 0 P: 13	R: 0 E: 0 K: 1 S: 13	H: 0 LOB: 2 BB: 2 P: 24	1B: 9 2B: 0 3B: 0 HR: 0	SF: 0 SAC: 0 DP: 2 HBP: 0	WP: 0 PB: 0 SB: 0 CS: 0	PA: 45
PITCHER	IP 8.0	WLS 8	BF 33	H 9	R 1	ER 1	SO 3	BB 3	IBB 0	HBP 0	BLK 0	WP 0	HR 0	S 65	P 108	ERA 1.12	WHIP 1.500							
Mark Gubicza, R ERA: 2.65																								
Bud Black, L ERA: 3.46	(9, 1) 2.0	W 8	0	0	0	4	2	0	0	0	0	0	0	21	36	0.00	1.000							
Gene Carber, R ERA: 1.29	(11, 1) 1.0	S 4	0	0	0	1	1	0	0	0	0	0	0	10	17	0.00	1.000							

Kansas City Royals @ New York Yankees
Yankee Stadium, Bronx, NY
Wed Apr 27 1988, 7:05 PM EDT
Att: 20,484 - Unknown - 58 F


livebaseballscorecards.com
AB 39
R 1
H 9
RBI 1
BB 6
SO 8
LOB 22




Batter	1	2	3	4	5	6	7	8	9	AB	R	H	RBI	BB	SO	LOB	TOP										
Jim Eisenreich, L (1, 8) OBP: 0.204, SLG: 0.255										5	2	2	0	0	0	1	Kansas City Royals @ New York Yankees Yankee Stadium, Bronx, NY Thu Apr 28 1988, 7:05 PM EDT Att: 17,102 - Unknown - 55 F										
Kevin Seitzer, R (1, 5) OBP: 0.425, SLG: 0.474										4	1	1	1	1	0	2											
George Brett, L (1, 3) OBP: 0.395, SLG: 0.569										4	1	2	3	1	0	2											
Danny Tartabull, R (1, 9) OBP: 0.376, SLG: 0.579										3	0	2	1	1	0	2											
Scotti Madison, S (1, 10)										4	0	0	0	0	1	6											
Frank White, R (1, 4) OBP: 0.187, SLG: 0.250										4	1	1	0	0	1	1											
Bo Jackson, R (1, 7) OBP: 0.313, SLG: 0.540										4	0	2	1	0	1	0											
Jamie Quirk, L (1, 2) OBP: 0.216, SLG: 0.343										4	0	0	0	0	1	2											
Kurt Stillwell, S (1, 6) OBP: 0.300, SLG: 0.431										4	1	1	0	0	0	1											
Inning Stats	R: 1 E: 1 K: 0 S: 10	H: 1 LOB: 1 BB: 0 P: 16	R: 0 E: 0 K: 0 S: 7	H: 0 LOB: 0 BB: 0 P: 10	R: 3 E: 0 K: 0 S: 16	H: 4 LOB: 1 BB: 0 P: 25	R: 0 E: 0 K: 2 S: 11	H: 0 LOB: 0 BB: 0 P: 16	R: 1 E: 0 K: 1 S: 9	H: 2 LOB: 1 BB: 1 P: 16	R: 0 E: 0 K: 1 S: 6	H: 1 LOB: 3 BB: 2 P: 8	R: 0 E: 0 K: 0 S: 8	H: 1 LOB: 3 BB: 2 P: 19	R: 1 E: 0 K: 0 S: 14	H: 2 LOB: 0 BB: 0 P: 20	R: 0 E: 0 K: 0 S: 7	H: 0 LOB: 0 BB: 0 P: 11	1B: 7 2B: 6 3B: 0 HR: 1	SF: 0 SAC: 0 DP: 4 HBP: 0	WP: 0 PB: 0 CS: 4	PA: 39					
PITCHER	IP	WLS	BF	H	R	ER	SO	BB	IBB	HBP	BLK	WP	HR	S	P	ERA	WHIP										
Rick Rhoden, R (1, 1) ERA: 6.04	3.0	L	15	5	4	3	0	0	0	0	0	0	1	33	51	9.00	1.667										
Lee Guetterman, L (4, 1) ERA: 3.09	3.2		16	4	1	1	4	3	0	0	0	0	0	31	55	2.46	1.909										
Tim Stoddard, R (7, 1) ERA: 5.84	2.1		8	2	1	1	0	0	0	0	0	0	0	24	35	3.86	0.857										

Batter	1	2	3	4	5	6	7	8	9	AB	R	H	RBI	BB	SO	LOB	BOTTOM										
Rickey Henderson, R (1, 7) OBP: 0.394, SLG: 0.545										5	0	0	0	0	2	3	Kansas City Royals @ New York Yankees Yankee Stadium, Bronx, NY Thu Apr 28 1988, 7:05 PM EDT Att: 17,102 - Unknown - 55 F										
Willie Randolph, R (1, 4) OBP: 0.250, SLG: 0.217										4	0	0	0	0	1	0											
Don Mattingly, L (1, 3) OBP: 0.319, SLG: 0.365										3	1	1	0	1	0	0											
Jack Clark, R (1, 10) OBP: 0.340, SLG: 0.487										3	1	2	2	1	1	0											
Dave Winfield, R (1, 9) OBP: 0.489, SLG: 0.773										3	1	1	0	1	0	3											
Roberto Kelly, R (1, 8) OBP: 0.279, SLG: 0.333										3	0	0	0	0	1	3											
Claudell Washington, L (8, PH) OBP: 0.350, SLG: 0.548										1	0	0	0	0	0	1											
Mike Pagliarulo, L (1, 5) OBP: 0.311, SLG: 0.453										3	0	1	1	0	0	0											
Don Slaught, R (1, 2) OBP: 0.426, SLG: 0.650										2	0	1	0	2	0	1											
Bobby Meacham, S (1, 6) OBP: 0.275, SLG: 0.318										2	0	0	0	0	1	2											
Gary Ward, R (7, PH) OBP: 0.500, SLG: 0.381										1	0	0	0	0	0	1											
Rafael Santana, R (8, 6) OBP: 0.280, SLG: 0.295										0	0	0	0	0	0	0											
Jose Cruz, L (8, PH) OBP: 0.200, SLG: 0.208										1	0	0	0	0	0	0											
Inning Stats	R: 0 E: 0 K: 1 S: 6	H: 0 LOB: 0 BB: 0 P: 10	R: 0 E: 0 K: 0 S: 6	H: 1 LOB: 0 BB: 0 P: 10	R: 0 E: 0 K: 0 S: 7	H: 0 LOB: 1 BB: 1 P: 11	R: 0 E: 0 K: 1 S: 11	H: 0 LOB: 2 BB: 2 P: 25	R: 0 E: 0 K: 2 S: 9	H: 0 LOB: 0 BB: 0 P: 13	R: 1 E: 0 K: 0 S: 11	H: 2 LOB: 1 BB: 0 P: 18	R: 2 E: 0 K: 0 S: 8	H: 2 LOB: 1 BB: 1 P: 16	R: 0 E: 1 K: 0 S: 9	H: 1 LOB: 1 BB: 0 P: 14	1B: 3 2B: 2 3B: 0 HR: 1	SF: 1 SAC: 0 DP: 2 HBP: 0	WP: 2 PB: 0 CS: 0	PA: 37							
PITCHER	IP	WLS	BF	H	R	ER	SO	BB	IBB	HBP	BLK	WP	HR	S	P	ERA	WHIP										
Floyd Bannister, L (1, 1) ERA: 3.66	7.2	W	32	5	3	3	6	5	0	0	0	0	1	68	119	3.52	1.304										
Dan Quisenberry, R (8, 1) ERA: 3.66	1.1	S	5	1	0	0	0	0	0	0	0	0	0	11	16	0.00	0.750										

AB 36
R 6
H 11
RBI 6
BB 3
SO 4
LOB 17



AB 31
R 3
H 6
RBI 3
BB 5
SO 6
LOB 14



Batter	1	2	3	4	5	6	7	8	9	AB	R	H	RBI	BB	SO	LOB	TOP					
Willie Wilson, S (1, 8) OBP: 0.322, SLG: 0.395	1-1 CS 1B		0-1 G3		3-1 2B			0-0 2B 1B		4	1	3	0	0	0	0	Kansas City Royals @ Milwaukee Brewers Milwaukee County Stadium, Milwaukee, WI Sat Apr 30 1988, 4:33 AM EDT Att: 26,288 - Sunny - 60 F					
Kevin Seitzer, R (1, 5) OBP: 0.406, SLG: 0.447	SAFE 4-3		2-0 G4-6-3 1B		0-0 5-3			0-1 L7		4	0	1	0	0	0	3						
George Brett, L (1, 3) OBP: 0.400, SLG: 0.557	2-1 E6 1B		0-0 G4-6-3 1-2			1-1 P4		0-0 1-H 2B		4	0	1	1	0	0	1						
Jim Eisenreich, L (1, 9)	3-2 1-3 1B			0-1 1B		1-1 F7		1-1 6-3		4	0	2	0	0	0	1						
Scotti Madison, S (1, 10)	SAFE SAFE 6-3			0-0 F7		0-0 F8			1-0 L9	4	0	0	0	0	0	3						
Frank White, R (1, 4)		2-1 2B 1B		0-0 F3			1-0 L7		1-0 2B	4	0	2	0	0	0	1						
Bo Jackson, R (1, 7) OBP: 0.303, SLG: 0.514		SAFE SAFE F8		0-3 K		2-1 F4		2-0 6-3		4	0	0	0	0	1	3						
Jamie Quirk, L (1, 2) OBP: 0.200, SLG: 0.316 Mike Macfarlane, R (9, PH) OBP: 0.452, SLG: 0.514		SAFE SAFE K		1-1 4-3		0-0 F5		1-3 K		3	0	0	0	0	1	1						
Kurt Stillwell, S (1, 6) OBP: 0.325, SLG: 0.458		SAFE SAFE 1-H 2B		0-1 F7		2-0 F7		1-1 F8		3	0	1	0	0	0	0						
Inning Stats	R: 0 E: 1 K: 0 S: 14	H: 2 LOB: 2 BB: 0 P: 25	R: 0 E: 0 K: 1 S: 11	H: 2 LOB: 2 BB: 0 P: 17	R: 0 E: 0 K: 1 S: 4	H: 1 LOB: 0 BB: 0 P: 6	R: 0 E: 0 K: 1 S: 7	H: 1 LOB: 1 BB: 0 P: 7	R: 0 E: 0 K: 0 S: 6	H: 0 LOB: 0 BB: 0 P: 12	R: 0 E: 0 K: 0 S: 5	H: 0 LOB: 0 BB: 0 P: 7	R: 0 E: 0 K: 0 S: 4	H: 0 LOB: 0 BB: 0 P: 7	R: 1 E: 0 K: 0 S: 8	H: 2 LOB: 1 BB: 0 P: 10	R: 0 E: 0 K: 1 S: 6	H: 1 LOB: 1 BB: 0 P: 11	1B: 6 2B: 4 3B: 0 HR: 0	SF: 0 SAC: 0 DP: 1 HBP: 0	WP: 0 PB: 0 CS: 1	PA: 35
PITCHER	IP WLS BF H R ER SO BB IBB HBP BLK WP HR S P ERA WHIP	IP WLS BF H R ER SO BB IBB HBP BLK WP HR S P ERA WHIP																				
Bill Wegman, R (1, 1) ERA: 3.03	8.1 W 33 10 1 1 2 0 0 0 0 0 0 0 61 95 1.08 1.200	0.2 S 2 0 0 0 1 0 0 0 0 0 0 4 7 0.00 0.000																				
Dan Plesac, L (9, 1) ERA: 2.0																						


Batter	1	2	3	4	5	6	7	8	9	AB	R	H	RBI	BB	SO	LOB	BOTTOM			
Paul Molitor, R (1, 5) OBP: 0.420, SLG: 0.449	4-1 BLK S HBP BB	0-0 BB 1B			3-1 S 1B	4-1 1B		1-2 1B		3	2	3	0	2	0	0	Kansas City Royals @ Milwaukee Brewers Milwaukee County Stadium, Milwaukee, WI Sat Apr 30 1988, 4:33 AM EDT Att: 26,288 - Sunny - 60 F			
Robin Yount, R (1, 8) OBP: 0.310, SLG: 0.475	SAFE SAFE F7	4-1 BB 1B			SAFE SAFE G1-3	0-0 BB		SAFE SAFE F9		4	0	1	1	1	0	3				
B.J. Surhoff, L (1, 2) OBP: 0.266, SLG: 0.250	0-1 F2	3-2 G6-4-3 BB			0-1 WP SF7 1B	0-0 F8				4	1	1	1	0	0	6				
Rob Deer, R (1, 7) OBP: 0.268, SLG: 0.429	4-0 HBP BLK BB		3-3 K		1-1 WP 1B	1-1 F7				3	0	1	0	1	1	2				
Greg Brock, L (1, 3) OBP: 0.380, SLG: 0.373	4-2 HBP BB		2-2 G3-1		4-0 BB		1-2 6-3			2	0	0	0	2	0	0				
Glenn Braggs, R (1, 9) OBP: 0.325, SLG: 0.403	1-1 HBP		1-3 K		0-0 SF7		1-2 F5			2	0	0	2	0	1	0				
Joey Meyer, R (1, 10) OBP: 0.174, SLG: 0.478	1-2 2-3 3-H K			1-0 5-3	3-1 F9		0-1 F4			4	0	0	0	0	1	5				
Dale Sveum, S (1, 6) OBP: 0.260, SLG: 0.394		1-0 5-3		0-0 4-3		2-3 K		0-3 K		4	0	0	0	0	2	0				
Jim Gantner, L (1, 4) OBP: 0.242, SLG: 0.233		1-0 BB 1B		2-1 F7		2-2 BB 1B		0-0 F7		4	1	2	0	0	0	0				
Inning Stats	R: 1 E: 0 K: 1 S: 13	H: 0 LOB: 3 BB: 3 P: 28	R: 0 E: 0 K: 0 S: 7	H: 2 LOB: 2 BB: 1 P: 16	R: 0 E: 0 K: 2 S: 9	H: 0 LOB: 0 BB: 0 P: 15	R: 0 E: 0 K: 0 S: 4	H: 0 LOB: 0 BB: 0 P: 7	R: 2 E: 0 K: 0 S: 14	H: 3 LOB: 2 BB: 1 P: 24	R: 1 E: 0 K: 1 S: 15	H: 2 LOB: 2 BB: 1 P: 23	R: 0 E: 0 K: 0 S: 9	H: 0 LOB: 0 BB: 0 P: 11	R: 0 E: 0 K: 1 S: 9	H: 1 LOB: 1 BB: 0 P: 10	1B: 8 2B: 0 3B: 0 HR: 0	SF: 1 SAC: 0 DP: 1 HBP: 1	WP: 1 PB: 0 SB: 2 CS: 0	PA: 38
PITCHER	IP WLS BF H R ER SO BB IBB HBP BLK WP HR S P ERA WHIP	IP WLS BF H R ER SO BB IBB HBP BLK WP HR S P ERA WHIP																		
Charlie Leibrandt, L (1, 1) ERA: 4.34	5.0 L 25 3 3 3 3 5 0 0 0 0 0 0 47 90 5.40 2.000	3.0 13 3 1 1 2 1 0 0 0 0 0 0 33 44 3.00 1.333																		
Steve Farr, R (6, 1) ERA: 5.68																				


Batter	1	2	3	4	5	6	7	8	9	AB	R	H	RBI	BB	SO	LOB	TOP								
Willie Wilson, S (1, 8) OBP: 0.319, SLG: 0.393			SF7			SH		P6		3	0	1	2	0	1	0	Kansas City Royals @ Milwaukee Brewers Milwaukee County Stadium, Milwaukee, WI Sun May 01 1988, 4:33 AM EDT Att: 17,562 - Sunny - 58 F								
Kevin Seitzer, R (1, 5) Bill Pecota, R (7, 5) Thad Bosley, L (9, PH) Steve Balboni, R (9, PH) OBP: 0.148, SLG: 0.296	6-3		4-3		4-3	4-3		F8	F7	3	0	0	0	0	0	3									
George Brett, L (1, 3) OBP: 0.380, SLG: 0.524	1-3		F7			F7		L6	K	5	0	0	0	0	1	3									
Jim Eisenreich, L (1, 9) OBP: 0.239, SLG: 0.270		K			3-1	4-3				3	1	0	0	1	1	0									
Frank White, R (1, 4) OBP: 0.241, SLG: 0.313		5-3			4-3	1B				4	1	3	0	0	0	0									
Scotti Madison, S (1, 10) OBP: 0.053, SLG: 0.053		G3			4-3	1B				4	1	1	0	0	0	2									
Bo Jackson, R (1, 7) OBP: 0.300, SLG: 0.500					2B	1B				4	2	1	1	0	1	3									
Mike Macfarlane, R (1, 2) OBP: 0.457, SLG: 0.487					2B	SF7			1B	2	1	0	1	2	0	0									
Kurt Stillwell, S (1, 6) OBP: 0.333, SLG: 0.480					4-3	1B			SF9	3	0	2	2	0	0	0									
Inning Stats	R: 0 E: 0 K: 1 S: 6	H: 0 LOB: 0 BB: 0 P: 8	R: 0 E: 0 K: 1 S: 6	H: 0 LOB: 0 BB: 0 P: 8	R: 2 E: 0 K: 0 S: 9	H: 2 LOB: 1 BB: 1 P: 16	R: 0 E: 0 K: 1 S: 9	H: 1 LOB: 1 BB: 0 P: 12	R: 0 E: 0 K: 0 S: 8	H: 1 LOB: 1 BB: 0 P: 12	R: 0 E: 0 K: 0 S: 7	H: 1 LOB: 0 BB: 0 P: 10	R: 0 E: 0 K: 0 S: 5	H: 0 LOB: 0 BB: 0 P: 6	R: 0 E: 0 K: 0 S: 5	H: 0 LOB: 0 BB: 0 P: 9	R: 4 E: 1 K: 1 S: 16	H: 3 LOB: 2 BB: 2 P: 28	1B: 6 2B: 2 3B: 0 HR: 0	SF: 2 SAC: 1 DP: 0 HBP: 0	WP: 0 PB: 0 SB: 2 CS: 0	PA: 39			
PITCHER	IP	WLS	BF	H	R	ER	SO	BB	IBB	HBP	BLK	WP	HR	S	P	ERA	WHIP								
Chris Bosio, R (1, 1) ERA: 2.76	8.0	W	35	7	6	5	3	3	0	0	0	0	0	63	98	5.62	1.250								
Chuck Crim, R (9, 1) ERA: 3.97	0.1		2	1	0	0	0	0	0	0	0	0	0	3	4	0.00	3.000								
Dan Plesac, L (9, 1) ERA: 1.86	0.2	S	2	0	0	0	1	0	0	0	0	0	0	5	7	0.00	0.000								

Batter	1	2	3	4	5	6	7	8	9	AB	R	H	RBI	BB	SO	LOB	BOTTOM								
Paul Molitor, R (1, 10) OBP: 0.430, SLG: 0.444	G6-4-3	L9			E	1B		F8		3	2	1	0	2	0	2	Kansas City Royals @ Milwaukee Brewers Milwaukee County Stadium, Milwaukee, WI Sun May 01 1988, 4:33 AM EDT Att: 17,562 - Sunny - 58 F								
Robin Yount, R (1, 8) Mike Felder, S (8, 8)	G6-4-3		F9		E8	1B		L4		3	2	0	0	0	0	2									
B.J. Surhoff, L (1, 2) OBP: 0.275, SLG: 0.238	BB		4-3		1B	1B		K		3	1	0	0	2	1	3									
Greg Brock, L (1, 3) Joey Meyer, R (8, 3) OBP: 0.174, SLG: 0.478	F7		3-1		1B	1B				3	1	1	3	1	0	1									
Rob Deer, R (1, 7) Jim Adduci, L (9, 7)					1B	1B				0	0	0	0	0	0	0									
Glenn Braggs, R (1, 9) OBP: 0.321, SLG: 0.395		F9			F9	1B				4	0	1	1	0	0	1									
Jim Gantner, L (1, 4) OBP: 0.227, SLG: 0.219		K			K	1-3		F7		4	0	0	0	0	2	3									
Ernest Riles, L (1, 5) Steve Kiefer, R (7, PH) Dale Sveum, S (1, 6) OBP: 0.462, SLG: 0.700					G3	WP		K		3	1	2	1	0	0	0									
					G3	2B		K		3	1	1	0	1	1	1									
Inning Stats	R: 0 E: 0 K: 0 S: 9	H: 1 LOB: 1 BB: 1 P: 17	R: 1 E: 0 K: 1 S: 12	H: 2 LOB: 2 BB: 1 P: 25	R: 0 E: 0 K: 0 S: 6	H: 0 LOB: 0 BB: 0 P: 10	R: 0 E: 0 K: 1 S: 6	H: 0 LOB: 0 BB: 0 P: 10	R: 4 E: 1 K: 0 S: 16	H: 3 LOB: 2 BB: 2 P: 28	R: 5 E: 0 K: 0 S: 19	H: 2 LOB: 0 BB: 2 P: 38	R: 0 E: 0 K: 2 S: 8	H: 0 LOB: 0 BB: 0 P: 12	R: 0 E: 0 K: 1 S: 8	H: 0 LOB: 0 BB: 0 P: 9	R: 0 E: 0 K: 1 S: 8	H: 0 LOB: 0 BB: 0 P: 9	1B: 5 2B: 2 3B: 0 HR: 1	SF: 0 SAC: 0 DP: 1 HBP: 1	WP: 1 PB: 0 SB: 2 CS: 0	PA: 39			
PITCHER	IP	WLS	BF	H	R	ER	SO	BB	IBB	HBP	BLK	WP	HR	S	P	ERA	WHIP								
Mark Gubicza, R (1, 1) ERA: 3.2	5.1	L	27	7	6	4	2	3	1	0	0	0	0	55	98	6.75	1.875								
Ted Power, R (6, 1) ERA: 7.56	0.0		2	0	0	0	0	1	0	1	0	0	0	4	10	∞	∞								
Bud Black, L (6, 1) ERA: 4.5	1.2		7	1	4	4	2	1	0	0	0	0	1	17	32	21.60	1.200								
Gene Garber, R (8, 1) ERA: 1.13	1.0		3	0	0	0	1	0	0	0	0	0	0	8	9	0.00	0.000								

AB 33
R 6
H 8
RBI 6
BB 3
SO 4
LOB 13

AB 32
R 10
H 8
RBI 9
BB 6
SO 5
LOB 15

Batter	1	2	3	4	5	6	7	8	9	AB	R	H	RBI	BB	SO	LOB	TOP			
Willie Wilson, S OBP: 0.303, SLG: 0.372	2-1 G4-3	0-2 FC3-6		0-1 F9			1-1 F9		0-0 G1-3	5	0	0	0	0	0	3	Kansas City Royals @ Boston Red Sox Fenway Park, Boston, MA Mon May 02 1988, 7:05 PM EDT Att: 20,400 - Unknown - 42 F AB 35 R 2 H 7 RBI 2 BB 4 SO 0 LOB 22 			
Bill Pecota, R (1, 5)	4-2 1B E BB	2-1 F8		3-1 FC6-5			2-2 G6-3		2-0 P5	4	1	0	0	1	0	3				
George Brett, L OBP: 0.390, SLG: 0.551	1 SAFE 0-1 E 2B 1B		0-2 P5		0-1 2B		2-1 2B		0-0 L8	5	1	3	0	0	0	0				
Danny Tartabull, R OBP: 0.383, SLG: 0.549	0-0 E5 2B FC5		2-2 G5-3		4-2 P4-3-4 BB		4-0 BB			2	0	0	1	2	0	1				
Jim Eisenreich, L OBP: 0.239, SLG: 0.284	1-0 FC5 2B		0-0 E6 FC6-4		0-0 P5		3-2 G3			4	0	1	1	0	0	4				
Frank White, R OBP: 0.231, SLG: 0.299	1-1 FC5 FC6-4		0-0 FC6-4		1-1 P4-3-4			0-0 G4-3		4	0	0	0	0	0	5				
Bo Jackson, R OBP: 0.298, SLG: 0.488	2-3 3-H 0-0 FC6-4			0-0 PB 1B		2-2 G5-3		3-2 F9		4	0	1	0	0	0	2				
Mike Macfarlane, R OBP: 0.480, SLG: 0.500		1-1 FC3-6 1B		1-2 FC6-5 PB 1B		2-2 F9		4-2 BB		3	0	2	0	1	0	0				
Kurt Stillwell, S OBP: 0.318, SLG: 0.456	2-1 F8		0-1 P5		2-1 F7		1-1 F7			4	0	0	0	0	0	4				
Inning Stats	R: 2 E: 1 K: 0 S: 12	H: 2 LOB: 2 BB: 1 P: 20	R: 0 E: 0 K: 0 S: 9	H: 1 LOB: 1 BB: 0 P: 14	R: 0 E: 1 K: 0 S: 8	H: 0 LOB: 1 BB: 0 P: 10	R: 0 E: 0 K: 0 S: 12	H: 2 LOB: 2 BB: 0 P: 15	R: 0 E: 0 K: 0 S: 7	H: 1 LOB: 1 BB: 1 P: 11	R: 0 E: 0 K: 0 S: 10	H: 1 LOB: 2 BB: 1 P: 22	R: 0 E: 0 K: 0 S: 8	H: 0 LOB: 1 BB: 1 P: 16	R: 0 E: 0 K: 0 S: 3	H: 0 LOB: 0 BB: 0 P: 5		1B: 4 2B: 4 3B: 0 HR: 0	SF: 0 SAC: 0 DP: 1 HBP: 0	WP: 0 PB: 1 SB: 0 CS: 0
PITCHER	IP WLS BF H R ER SO BB IBB HBP BLK WP HR S P ERA WHIP	IP WLS BF H R ER SO BB IBB HBP BLK WP HR S P ERA WHIP																		
Steve Ellsworth, R ERA: 3.97	(1, 1) 6.2 L 31 7 2 1 0 3 0 0 0 0 0 0 64 101 1.35 1.500	(7, 1) 2.1 8 0 0 0 0 1 0 0 0 0 0 0 14 27 0.00 0.429																		

Batter	1	2	3	4	5	6	7	8	9	AB	R	H	RBI	BB	SO	LOB	BOTTOM	
Spike Owen, S OBP: 0.288, SLG: 0.291	1-1 F9		4-1 BB		0-0 B2		2-3 K		4-2 SH5-4 BB	3	0	0	0	1	1	2	Kansas City Royals @ Boston Red Sox Fenway Park, Boston, MA Mon May 02 1988, 7:05 PM EDT Att: 20,400 - Unknown - 42 F AB 33 R 0 H 8 RBI 0 BB 7 SO 6 LOB 26 	
Sam Horn, L OBP: 0.261, SLG: 0.200				3-2 P3		0-0 F8		0-0 G6-3	4	0	0	0	0	0	0	4		
Jody Reed, R OBP: 0.158, SLG: 0.059					1-0 G4-3		2-2 FC6		4-0 IBB	4	0	2	0	1	0	4		
Marty Barrett, R OBP: 0.307, SLG: 0.330	0-0 F9				0-0 F9		0-2 L4		0-1 SH5-4 K	4	0	0	0	0	0	4		
Wade Boggs, L OBP: 0.478, SLG: 0.395	0-0 2B				2-2 FC6		3-2 1B		1-2 2-3 K	4	0	2	0	1	0	4		
Jim Rice, R OBP: 0.313, SLG: 0.289	0-0 F9				1-0 G6-3		0-2 L4		1-3 K	5	0	0	0	0	1	5		
Mike Greenwell, L OBP: 0.458, SLG: 0.446		1-0 F8		1-2 E1 1B		0-0 G4-3		0-3 K	5	0	1	0	0	2	3			
Dwight Evans, R OBP: 0.315, SLG: 0.313		0-1 L7		2-2 G5-3		4-1 2B BB		2-2 2B	3	0	1	0	1	0	1			
Rick Cerone, R OBP: 0.478, SLG: 0.600				1-1 F9		2-1 FC5 2B		3-3 K	4	0	2	0	0	1	2			
Todd Benzinger, S OBP: 0.278, SLG: 0.364			2-2 2B		1-1 BB 1B		4-2 FC5 BB		1-3 K	3	0	2	0	1	1			
Brady Anderson, L OBP: 0.365, SLG: 0.327			2-2 L3		4-2 FC6 BB		1-2 FC5		4-0 SH5-4 BB	2	0	0	0	2	0	4		
Inning Stats	R: 0 E: 0 K: 0 S: 5	H: 1 LOB: 1 BB: 0 P: 6	R: 0 E: 0 K: 0 S: 4	H: 1 LOB: 1 BB: 0 P: 5	R: 0 E: 1 K: 0 S: 9	H: 1 LOB: 1 BB: 0 P: 14	R: 0 E: 0 K: 0 S: 11	H: 1 LOB: 2 BB: 1 P: 18	R: 0 E: 0 K: 1 S: 12	H: 1 LOB: 1 BB: 0 P: 18	R: 0 E: 0 K: 3 S: 13	H: 1 LOB: 1 BB: 0 P: 19	R: 0 E: 0 K: 2 S: 13	H: 0 LOB: 3 BB: 3 P: 27	1B: 4 2B: 4 3B: 0 HR: 0	SF: 0 SAC: 1 DP: 0 HBP: 0	WP: 0 PB: 0 SB: 0 CS: 0	PA: 41
PITCHER	IP WLS BF H R ER SO BB IBB HBP BLK WP HR S P ERA WHIP	IP WLS BF H R ER SO BB IBB HBP BLK WP HR S P ERA WHIP																
Floyd Bannister, L ERA: 3.11	(1, 1) 5.2 W 25 6 0 0 0 3 0 0 0 0 0 0 48 0.00 1.588	(6, 1) 2.1 11 2 0 0 4 2 0 0 0 0 0 0 33 54 0.00 1.714																
Steve Farr, R ERA: 4.8	(9, 1) 0.1 3 0 0 0 1 1 0 0 0 0 0 6 14 0.00 3.000	(9, 1) 0.2 S 2 0 0 0 0 0 0 0 0 0 0 7 9 0.00 0.000																

Batter	1	2	3	4	5	6	7	8	9	AB R H RBI BB SO LOB	TOP											
Willie Wilson, S (1, 8) OBP: 0.298, SLG: 0.364	6-3		K			K		K		5 1 1 0 0 3 1	Kansas City Royals @ Boston Red Sox Fenway Park, Boston, MA Tue May 03 1988, 7:05 PM EDT Att: 21,602 - Unknown - 58 F											
Bill Peacota, R (1, 5) OBP: 0.286, SLG: 0.417	4-2		BLK 1B			6-3		L6		4 2 2 3 1 0 1												
George Brett, L (1, 3) OBP: 0.400, SLG: 0.574	P6		1B			1B		WP BLK 2B		5 2 3 2 0 0 1												
Jim Eisenreich, L (1, 9) OBP: 0.224, SLG: 0.264	F7		F8			E3 1B FC6-4		K		5 1 0 0 0 1 4												
Frank White, R (1, 4) OBP: 0.229, SLG: 0.293			5-3			FC6-4 1B		P4		5 0 1 1 0 1 2												
Thad Bosley, L (1, 10) OBP: 0.250, SLG: 0.190	K					FC6-4 1B		F8		5 0 0 1 0 1 2												
Bo Jackson, R (1, 7) OBP: 0.307, SLG: 0.482						4-3		K		3 0 1 0 1 1 0												
Jamie Quirk, L (1, 2) OBP: 0.205, SLG: 0.381			4-3			K		G3		4 1 1 1 0 1 3												
Kurt Stillwell, S (1, 6) OBP: 0.326, SLG: 0.463						1B 6-3 BB		6-3		3 2 1 0 1 0 0												
Inning Stats	R: 0 E: 0 K: 0 S: 9	H: 0 LOB: 1 BB: 1 P: 19	R: 0 E: 0 K: 2 S: 12	H: 0 LOB: 1 BB: 1 P: 18	R: 2 E: 0 K: 1 S: 11	H: 3 LOB: 1 BB: 0 P: 15	R: 0 E: 0 K: 1 S: 11	H: 0 LOB: 0 BB: 0 P: 14	R: 4 E: 1 K: 0 S: 20	H: 4 LOB: 2 BB: 1 P: 31	R: 0 E: 0 K: 1 S: 9	H: 0 LOB: 0 BB: 0 P: 12	R: 1 E: 0 K: 1 S: 11	H: 1 LOB: 0 BB: 0 P: 16	R: 1 E: 0 K: 2 S: 18	H: 1 LOB: 0 BB: 0 P: 22	R: 1 E: 1 K: 0 S: 9	H: 1 LOB: 1 BB: 0 P: 13	1B: 5 2B: 3 3B: 0 HR: 2	SF: 0 SAC: 0 DP: 0 HBP: 0	WP: 1 PB: 0 SB: 4 CS: 0	PA: 42
PITCHER	IP WLS BF H R ER SO BB IBB HBP BLK WP HR S P ERA WHIP											PITCHER	IP WLS BF H R ER SO BB IBB HBP BLK WP HR S P ERA WHIP									
Oil Can Boyd, R (1, 1) ERA: 4.2	4.1 L 22 5 6 5 4 3 0 0 0 1 0 0 53 82 10.38 1.846																					
Dennis Lamp, R (5, 1) ERA: 2.98	2.0 9 3 1 1 2 0 0 0 0 1 0 24 34 4.50 1.500																					
Mike Smithson, R (7, 1) ERA: 7.36	2.2 11 2 2 2 2 0 0 0 1 0 2 33 44 6.75 0.750																					

Batter	1	2	3	4	5	6	7	8	9	AB R H RBI BB SO LOB	BOTTOM											
Brady Anderson, L (1, 8) OBP: 0.368, SLG: 0.333	K		1-3			FC6-4				5 0 2 1 0 1 2	Kansas City Royals @ Boston Red Sox Fenway Park, Boston, MA Tue May 03 1988, 7:05 PM EDT Att: 21,602 - Unknown - 58 F											
Marty Barrett, R (1, 4) OBP: 0.292, SLG: 0.313	F7		L3			F9		6-3		5 0 0 0 0 0 4												
Wade Boggs, L (1, 5) OBP: 0.431, SLG: 0.412			1B			BB 1B		F8		4 0 3 1 0 0 0												
Dwight Evans, R (1, 3) OBP: 0.302, SLG: 0.301	F8		FC5-4			SF9		K		3 0 0 1 0 1 2												
Mike Greenwell, L (1, 9) OBP: 0.470, SLG: 0.447			1B BB			4-3		FC6-4 BB		2 0 1 0 2 0 0												
Jim Rice, R (1, 7) OBP: 0.311, SLG: 0.287			G4-6-3 1B			F8		FC6-4		4 0 1 0 0 0 4												
Sam Horn, L (1, 10) OBP: 0.222, SLG: 0.167			F7			K		K2-3		4 0 0 0 0 3 2												
Rick Cerone, R (1, 2) OBP: 0.460, SLG: 0.558			G4-6-3			1B BB		F8		3 1 0 0 1 0 2												
Jody Reed, R (1, 6) OBP: 0.261, SLG: 0.150			1B BB			1B BB		1B FC6-4		3 2 2 0 1 0 0												
Inning Stats	R: 0 E: 0 K: 1 S: 11	H: 1 LOB: 0 BB: 0 P: 13	R: 0 E: 0 K: 0 S: 6	H: 1 LOB: 1 BB: 1 P: 10	R: 1 E: 0 K: 0 S: 18	H: 1 LOB: 1 BB: 1 P: 27	R: 0 E: 0 K: 1 S: 9	H: 0 LOB: 0 BB: 0 P: 14	R: 2 E: 0 K: 0 S: 16	H: 3 LOB: 3 BB: 2 P: 24	R: 0 E: 0 K: 1 S: 8	H: 1 LOB: 1 BB: 0 P: 13	R: 0 E: 0 K: 1 S: 7	H: 0 LOB: 0 BB: 0 P: 11	R: 0 E: 0 K: 1 S: 5	H: 1 LOB: 0 BB: 0 P: 8	R: 0 E: 0 K: 0 S: 7	H: 1 LOB: 1 BB: 0 P: 9	1B: 9 2B: 0 3B: 0 HR: 0	SF: 1 SAC: 0 DP: 2 HBP: 0	WP: 0 PB: 0 SB: 0 CS: 0	PA: 38
PITCHER	IP WLS BF H R ER SO BB IBB HBP BLK WP HR S P ERA WHIP											PITCHER	IP WLS BF H R ER SO BB IBB HBP BLK WP HR S P ERA WHIP									
Bret Saberhagen, R (1, 1) ERA: 3.75	7.0 W 31 7 3 3 4 4 0 0 0 0 0 0 75 112 3.86 1.571																					
Dan Quisenberry, R (8, 1) ERA: 2.7	2.0 7 2 0 0 1 0 0 0 0 0 0 12 17 0.00 1.000																					

Batter	1	2	3	4	5	6	7	8	9	AB	R	H	RBI	BB	SO	LOB	TOP					
Rickey Henderson, R OBP: 0.414, SLG: 0.550 (1, 7)	2-2 CS 1B		1-1 L6 1B		3-2 S PB 1B	3-3 K		1-2 SF9		4	0	3	1	0	1	1						
Willie Randolph, R OBP: 0.292, SLG: 0.279 (1, 4)	1 SAFE P6		2-2 P1		1-3 BB		3-2 5-3	0-0 1-3		4	0	0	0	1	0	4						
Don Mattingly, L OBP: 0.350, SLG: 0.349 (1, 3)	1 SAFE 1 SAFE 1B	2-1 BB 1B	0-1 L6		2-0 G3		1-0 1B HBP		2-2 G3	4	0	1	0	0	0	4						
Jack Clark, R OBP: 0.400, SLG: 0.542 (1, 10)	4-1 FC6-4 BB			2-2 3-1		1-0 E5 1B HR	1-3 K		0-0 L9 2B	4	1	1	0	1	1	1						
Dave Winfield, R OBP: 0.525, SLG: 0.737 (1, 9)	1-2 FC6-4			1-0 2B		1-1 HR 1B	1-0 FC6-4 1B		4-0 IBB	4	1	3	0	1	0	2						
Gary Ward, R OBP: 0.455, SLG: 0.462 (1, 8)		1-0 P3		1-0 L4		1-0 HR 1B	0-1 FC6-4		0-2 L9	5	1	1	3	0	0	5						
Claudell Washington, L OBP: 0.319, SLG: 0.453 (9, 8)						1-H 2-H HR	1-2		2-3 L9	0	0	0	0	0	0	0						
Don Slaught, R OBP: 0.307, SLG: 0.592 (1, 2)		2-3 K		1-0 F9		3-2 5-3		1-0 1B SF9 HBP	2-2 5-3	4	1	0	0	0	1	3						
Mike Pagliarulo, L OBP: 0.310, SLG: 0.469 (1, 5)		0-0 4-3			2-2 4-3	0-0 2B		3-2 SAFE 1B		4	0	2	0	0	0	0						
Rafael Santana, R OBP: 0.270, SLG: 0.255 (1, 6)			3-2 1B		2-2 5-3	1-1 L9		0-1 P5		3	0	1	0	0	0	1						
Jose Cruz, L OBP: 0.179, SLG: 0.185 (8, PH)										1	0	0	0	0	0	2						
Bobby Meacham, S OBP: 0.262, SLG: 0.283 (8, 6)										0	0	0	0	0	0	0						
Inning Stats	R: 0 E: 0 K: 0 S: 11	H: 2 LOB: 2 BB: 1 P: 19	R: 0 E: 0 K: 1 S: 5	H: 0 LOB: 0 BB: 0 P: 8	R: 0 E: 0 K: 0 S: 10	H: 2 LOB: 1 BB: 0 P: 16	R: 0 E: 0 K: 0 S: 6	H: 1 LOB: 1 BB: 0 P: 11	R: 0 E: 0 K: 0 S: 15	H: 1 LOB: 2 BB: 1 P: 28	R: 3 E: 1 K: 1 S: 13	H: 3 LOB: 1 BB: 0 P: 23	R: 0 E: 0 K: 1 S: 9	H: 1 LOB: 2 BB: 0 P: 15	R: 1 E: 0 K: 0 S: 10	H: 1 LOB: 1 BB: 1 P: 15	R: 0 E: 0 K: 0 S: 13	H: 1 LOB: 2 BB: 1 P: 20	1B: 8 2B: 4 3B: 0 HR: 1	SF: 1 SAC: 0 DP: 1 HBP: 2	WP: 0 PB: 1 CS: 1	PA: 43
PITCHER	IP	WLS	BF	H	R	ER	SO	BB	IBB	HBP	BLK	WP	HR	S	P	ERA	WHIP					
Charlie Leibrandt, L ERA: 4.09 (1, 1)	6.2		31	9	3	2	3	2	0	1	0	0	1	66	116	2.70	1.650					
Ted Power, R ERA: 6.75 (7, 1)	2.1	L	12	3	1	1	0	0	1	1	0	0	0	26	39	3.86	1.286					

New York Yankees @ Kansas City Royals
Royals Stadium, Kansas City, MO
Wed May 04 1988, 8:05 PM EDT
Att: 27,422 - Unknown - 63 F

AB 37
R 4
H 12
RBI 4
BB 3
SO 3
LOB 23



Batter	1	2	3	4	5	6	7	8	9	AB	R	H	RBI	BB	SO	LOB	BOTTOM					
Willie Wilson, S OBP: 0.296, SLG: 0.363 (1, 8)	1-1 1-3 1B		0-0 SF9		1-0 F9			1-0 P3		3	0	1	1	0	0	0						
Bill Pecota, R OBP: 0.222, SLG: 0.313 (1, 5)	1 SAFE 1-3 1-2		2-3 3-H 1-2 1-3			0-1 P3		2-1 F8		4	0	0	0	0	0	2						
George Brett, L OBP: 0.404, SLG: 0.598 (1, 10)	1-3 K		3-1 IHR			4-1 1B FC4-2 BB		0-1 1-3		3	1	1	2	1	1	1						
Frank White, R OBP: 0.230, SLG: 0.292 (1, 4)	2-2 F8		0-2 1-3			0-0 FC4-2 1B		0-0 P4		4	0	1	0	0	0	1						
Steve Balboni, R OBP: 0.129, SLG: 0.258 (1, 3)		0-3 K		1-3 K		2-0 FC4-2		1-3 K		4	0	0	0	0	3	2						
Jim Eisenreich, L OBP: 0.215, SLG: 0.253 (1, 9)		0-1 F8		0-2 F7		2-3 K				3	0	0	0	0	1	0						
Bo Jackson, R OBP: 0.297, SLG: 0.465 (1, 7)		1-3 K		0-0 F8		2-3 K				3	0	0	0	0	2	0						
Mike Macfarlane, R OBP: 0.472, SLG: 0.477 (1, 2)			4-2 2B SF9 BB		0-1 6-3			2-1 F7		2	1	0	0	1	0	0						
Kurt Stillwell, S OBP: 0.326, SLG: 0.471 (1, 6)			0-1 SF9 IHR 2B		2-2 6-3			0-1 F8		3	1	1	0	0	0	0						
Inning Stats	R: 0 E: 0 K: 1 S: 9	H: 1 LOB: 1 BB: 0 P: 14	R: 0 E: 0 K: 2 S: 8	H: 0 LOB: 0 BB: 0 P: 9	R: 3 E: 0 K: 0 S: 13	H: 2 LOB: 1 BB: 1 P: 21	R: 0 E: 0 K: 1 S: 7	H: 0 LOB: 0 BB: 0 P: 8	R: 0 E: 0 K: 0 S: 10	H: 1 LOB: 1 BB: 1 P: 11	R: 0 E: 0 K: 2 S: 10	H: 0 LOB: 0 BB: 0 P: 16	R: 0 E: 0 K: 0 S: 5	H: 0 LOB: 0 BB: 0 P: 8	R: 0 E: 0 K: 1 S: 6	H: 0 LOB: 0 BB: 0 P: 7	1B: 2 2B: 2 3B: 0 HR: 1	SF: 1 SAC: 0 DP: 1 HBP: 0	WP: 0 PB: 0 CS: 0	PA: 32		
PITCHER	IP	WLS	BF	H	R	ER	SO	BB	IBB	HBP	BLK	WP	HR	S	P	ERA	WHIP					
John Candelaria, L ERA: 3.27 (1, 1)	7.0	W	26	4	3	3	6	0	0	0	0	0	0	59	89	3.86	0.857					
Tim Stoddard, R ERA: 4.6 (8, 1)	2.0	S	6	0	0	0	1	0	0	0	0	0	0	11	15	0.00	0.000					

New York Yankees @ Kansas City Royals
Royals Stadium, Kansas City, MO
Wed May 04 1988, 8:05 PM EDT
Att: 27,422 - Unknown - 63 F


AB 29
R 3
H 4
RBI 3
BB 2
SO 7
LOB 6



Batter	1	2	3	4	5	6	7	8	9	AB	R	H	RBI	BB	SO	LOB	TOP					
Paul Moltzer, R OBP: 0.404, SLG: 0.406 (1, 5)	F8		F8			E8 1B SF8 1B	5-3			4	1	1	0	1	0	1						
Robin Yount, R OBP: 0.304, SLG: 0.426 (1, 8)	P6			6-3				K	1-3	5	0	1	0	0	1	1						
Glenn Braggs, R OBP: 0.340, SLG: 0.424 (1, 9)	5-3			P6		SF8		K		3	0	0	1	0	1	0						
Rob Deer, R OBP: 0.286, SLG: 0.411 (1, 7)		K		P6		K		1B		3	1	0	0	1	2	1						
Greg Brock, L OBP: 0.404, SLG: 0.397 (1, 3)		1B			K			1B		3	1	2	1	1	1	0						
Joey Meyer, R OBP: 0.188, SLG: 0.469 Mike Felder, S OBP: 0.111, SLG: 0.111 (8, PR)	F9				F8 1B 2B	F9		2B		4	1	2	1	0	0	3						
B.J. Surhoff, L OBP: 0.282, SLG: 0.244 (1, 2)	4-3				F8		B2	6-3		4	0	0	0	0	0	3						
Dale Sveum, S OBP: 0.295, SLG: 0.396 (1, 6)			P4		1B		G3		F7	3	0	1	1	1	0	0						
Jim Gantner, L OBP: 0.250, SLG: 0.235 (1, 4)	4-3		4-3		1-3		G3		F8	4	0	0	0	0	0	2						
Inning Stats	R: 0 E: 0 K: 0 S: 7	H: 0 LOB: 0 BB: 0 P: 12	R: 0 E: 0 K: 1 S: 8	H: 1 LOB: 1 BB: 0 P: 12	R: 0 E: 0 K: 0 S: 5	H: 0 LOB: 0 BB: 0 P: 8	R: 0 E: 0 K: 0 S: 7	H: 0 LOB: 0 BB: 0 P: 9	R: 1 E: 0 K: 1 S: 13	H: 2 LOB: 1 BB: 0 P: 17	R: 1 E: 1 K: 1 S: 13	H: 2 LOB: 2 BB: 1 P: 22	R: 0 E: 0 K: 0 S: 5	H: 0 LOB: 1 BB: 1 P: 11	R: 2 E: 0 K: 2 S: 14	H: 2 LOB: 1 BB: 1 P: 23	R: 0 E: 0 K: 0 S: 7	H: 0 LOB: 1 BB: 1 P: 13	1B: 5 2B: 2 HR: 0	SF: 1 SAC: 0 DP: 0 HBP: 0	WP: 0 PB: 0 CS: 1	PA: 38
PITCHER	IP	WLS	BF	H	R	ER	SO	BB	IBB	HBP	BLK	WP	HR	S	P	ERA	WHIP					
Floyd Bannister, L ERA: 3.15 Gene Garber, R ERA: 0.93	(1, 1)	8.0	L	34	7	4	3	5	3	0	0	0	0	0	72	114	3.38	1.250				
(9, 1)	1.0		4	0	0	0	0	1	0	0	0	0	0	7	13	0.00	1.000					

Milwaukee Brewers @ Kansas City Royals
 Royals Stadium, Kansas City, MO
 Fri May 06 1988, 8:05 PM EDT
 Att: 25,460 - Unknown - 73 F

AB 33
 R 4
 H 7
 RBI 4
 BB 4
 SO 5
 LOB 11



Batter	1	2	3	4	5	6	7	8	9	AB	R	H	RBI	BB	SO	LOB	BOTTOM				
Willie Wilson, S OBP: 0.302, SLG: 0.364 (1, 8)	1-3		FC6-4 FC6-5 S 1-2		F7			4-3		4	0	0	0	0	0	1					
Kevin Seitzer, R OBP: 0.393, SLG: 0.415 (1, 5)	P4		L4			L3		6-3		4	0	0	0	0	0	1					
George Brett, L OBP: 0.410, SLG: 0.587 (1, 3)	1B		FC6-5 IBB			G3		1B	FC1-6 1B	3	0	2	0	1	0	0					
Danny Tartabull, R OBP: 0.398, SLG: 0.553 (1, 9)	BB		FC6-5			1B		1B	FC1-6 1B	3	0	2	0	1	0	2					
Bo Jackson, R OBP: 0.303, SLG: 0.484 (1, 7)	FC6-4		FC6-4 BB		K	F9		FC1-6 G4-6-3		4	0	0	0	0	1	5					
Jim Eisenreich, L OBP: 0.195, SLG: 0.229 (1, 10)	4-3			F7		6-3		G4-6-3		4	0	0	0	0	0	2					
Frank White, R OBP: 0.215, SLG: 0.272 (1, 4)	F7			K		P4				3	0	0	0	0	1	0					
Jamie Quirk, L OBP: 0.191, SLG: 0.356 (1, 2)	4-3				F8		K			3	0	0	0	0	1	0					
Kurt Stillwell, S OBP: 0.316, SLG: 0.451 (1, 6)			FC6-4 1B		4-3			G3		3	0	1	0	0	0	0					
Inning Stats	R: 0 E: 0 K: 0 S: 10	H: 1 LOB: 2 BB: 1 P: 22	R: 0 E: 0 K: 0 S: 4	H: 0 LOB: 0 BB: 0 P: 8	R: 0 E: 0 K: 2 S: 12	H: 0 LOB: 0 BB: 0 P: 19	R: 0 E: 0 K: 0 S: 6	H: 0 LOB: 0 BB: 0 P: 8	R: 0 E: 0 K: 0 S: 11	H: 1 LOB: 1 BB: 0 P: 14	R: 0 E: 0 K: 1 S: 8	H: 0 LOB: 0 BB: 0 P: 12	R: 0 E: 0 K: 0 S: 6	H: 0 LOB: 0 BB: 0 P: 13	R: 0 E: 0 K: 0 S: 12	H: 2 LOB: 1 BB: 0 P: 17	1B: 5 2B: 0 HR: 0	SF: 0 SAC: 0 DP: 1 HBP: 0	WP: 0 PB: 0 CS: 0	PA: 33	
PITCHER	IP	WLS	BF	H	R	ER	SO	BB	IBB	HBP	BLK	WP	HR	S	P	ERA	WHIP				
Chris Bosio, R ERA: 2.33	(1, 1)	9.0	W	33	5	0	0	3	1	1	0	0	0	77	126	0.00	0.667				

Milwaukee Brewers @ Kansas City Royals
 Royals Stadium, Kansas City, MO
 Fri May 06 1988, 8:05 PM EDT
 Att: 25,460 - Unknown - 73 F

AB 31
 R 0
 H 5
 RBI 0
 BB 2
 SO 3
 LOB 11



Batter	1	2	3	4	5	6	7	8	9	AB	R	H	RBI	BB	SO	LOB	TOP					
Paul Moltor, R OBP: 0.386, SLG: 0.386 (1, 10)	3-1 6-3	1-0 5-3			1-0 F7		1-0 P4		0-0 L8	5	0	0	0	0	0	0						
Robin Yount, R OBP: 0.319, SLG: 0.448 (1, 8)	1-1 1B	2-2 1B			0-0 2B		1-2 L7			4	1	3	0	0	0	0						
B.J. Surhoff, L OBP: 0.281, SLG: 0.244 (1, 2)	0-1 1B	0-0 4-3			1-1 F9		2-3 K			4	1	1	0	0	1	2						
Rob Deer, R OBP: 0.284, SLG: 0.404 (1, 7)	1-0 2B		3-2 L8		0-3 K			2-3 K		4	1	1	1	0	2	1						
Glenn Braggs, R OBP: 0.346, SLG: 0.438 (1, 9)	1-2 2B		1-3 K		1-3 K			2-1 1B		4	0	2	2	0	2	0						
Joey Meyer, R OBP: 0.194, SLG: 0.472 (1, 3)	0-0 P4		0-1 3-1		0-0 2B			0-3 K		4	1	1	0	0	1	2						
Ernest Riles, L OBP: 0.307, SLG: 0.286 (1, 5)	4-1 BB		1-3 K		0-1 G3			1-1 3-1		3	0	0	0	1	1	2						
Jim Gantner, L OBP: 0.250, SLG: 0.247 (1, 4)	1-2 F8		2-2 G3		0-0 2B			1-1 G3		4	0	1	1	0	0	2						
Dale Sveum, S OBP: 0.283, SLG: 0.379 (1, 6)		0-1 P3		1-3 K				1-0 3-1		4	0	0	0	0	2	1						
Inning Stats	R: 3 E: 0 K: 0 S: 15	H: 4 LOB: 2 BB: 1 P: 26	R: 0 E: 0 K: 0 S: 7	H: 1 LOB: 1 BB: 0 P: 10	R: 0 E: 0 K: 1 S: 8	H: 0 LOB: 0 BB: 0 P: 12	R: 0 E: 0 K: 2 S: 9	H: 0 LOB: 0 BB: 0 P: 13	R: 0 E: 0 K: 1 S: 7	H: 1 LOB: 1 BB: 0 P: 9	R: 1 E: 0 K: 2 S: 10	H: 2 LOB: 1 BB: 0 P: 14	R: 0 E: 0 K: 1 S: 7	H: 0 LOB: 0 BB: 0 P: 11	R: 0 E: 0 K: 2 S: 13	H: 1 LOB: 1 BB: 0 P: 18	R: 0 E: 0 K: 0 S: 4	H: 0 LOB: 0 BB: 0 P: 6	1B: 5 2B: 4 3B: 0 HR: 0	SF: 0 SAC: 0 DP: 0 HBP: 0	WP: 0 PB: 0 CS: 1	PA: 37
PITCHER Bret Saberhagen, R ERA: 3.79 (1, 1)	IP: 9.0 WLS: L BF: 37 H: 9 R: 4 ER: 4 SO: 9 BB: 1 IBB: 0 HBP: 0 BLK: 0 WP: 0 HR: 0 S: 80 P: 119 ERA: 4.00 WHIP: 1.111															PITCHER						

Milwaukee Brewers @ Kansas City Royals
 Royals Stadium, Kansas City, MO
 Sat May 07 1988, 8:05 PM EDT
 Att: 28,002 - Unknown - 71 F

AB 36
 R 4
 H 9
 RBI 4
 BB 1
 SO 9
 LOB 10



Batter	1	2	3	4	5	6	7	8	9	AB	R	H	RBI	BB	SO	LOB	BOTTOM					
Willie Wilson, S OBP: 0.300, SLG: 0.360 (1, 8)	2-2 2B	1-0 F9			0-0 P3		1-2 6-3			4	1	1	0	0	0	0						
Kevin Seitzer, R OBP: 0.396, SLG: 0.423 (1, 5)	1-1 E		2-1 L8		4-2 BLK		3-2 F9			3	1	1	1	1	0	0						
George Brett, L OBP: 0.413, SLG: 0.579 (1, 3)	0-0 E1		1-1 6-3		1-1 F9			4-2 BB		3	0	1	0	1	0	1						
Danny Tartabull, R OBP: 0.412, SLG: 0.547 (1, 9)	4-2 BB		4-2 BB		4-1 IBB			2-0 P3		1	0	0	0	3	0	1						
Bo Jackson, R OBP: 0.291, SLG: 0.464 (1, 7)	3-3 K		1-3 K		1-3 K			2-3 K		4	0	0	0	0	4	6						
Frank White, R OBP: 0.216, SLG: 0.271 (1, 4)	1-1 6-3			1-2 S		3-2 4-3		0-0 P2		4	0	1	0	0	0	3						
Steve Balboni, R OBP: 0.111, SLG: 0.222 (1, 10)	2-2 F8			1-2 F7		0-2 P2			0-0 F8	4	0	0	0	0	0	3						
Mike Macfarlane, R OBP: 0.410, SLG: 0.404 (1, 2)		1-2 F9		2-2 P2		3-2 P5			0-0 F8	4	0	0	0	0	0	1						
Kurt Stillwell, S OBP: 0.304, SLG: 0.432 (1, 6)		3-2 L9		3-2 F8			0-0 L8			4	0	0	0	0	0	1						
Inning Stats	R: 2 E: 1 K: 1 S: 19	H: 3 LOB: 2 BB: 1 P: 32	R: 0 E: 0 K: 0 S: 9	H: 0 LOB: 0 BB: 0 P: 14	R: 0 E: 0 K: 1 S: 9	H: 0 LOB: 1 BB: 1 P: 17	R: 0 E: 0 K: 0 S: 14	H: 1 LOB: 0 BB: 0 P: 21	R: 0 E: 0 K: 1 S: 9	H: 0 LOB: 2 BB: 2 P: 19	R: 0 E: 0 K: 0 S: 11	H: 0 LOB: 0 BB: 0 P: 17	R: 0 E: 0 K: 0 S: 14	H: 0 LOB: 0 BB: 0 P: 18	R: 0 E: 0 K: 1 S: 8	H: 0 LOB: 1 BB: 1 P: 16	R: 0 E: 0 K: 0 S: 5	H: 0 LOB: 0 BB: 0 P: 8	1B: 3 2B: 1 3B: 0 HR: 0	SF: 0 SAC: 0 DP: 0 HBP: 0	WP: 0 PB: 0 CS: 0	PA: 36
PITCHER Juan Nieves, L ERA: 6.16 (1, 1)	IP: 6.0 WLS: W BF: 26 H: 4 R: 2 ER: 2 SO: 3 BB: 4 IBB: 2 HBP: 2 BLK: 3 WP: 0 HR: 0 S: 71 P: 120 ERA: 3.00 WHIP: 1.167															PITCHER						
Chuck Crim, R ERA: 4.5 (7, 1)	2.0 S: 7																					
Dan Plesac, L ERA: 1.42 (9, 1)	1.0 S: 3																					

Milwaukee Brewers @ Kansas City Royals
 Royals Stadium, Kansas City, MO
 Sat May 07 1988, 8:05 PM EDT
 Att: 28,002 - Unknown - 71 F

AB 31
 R 2
 H 4
 RBI 1
 BB 5
 SO 4
 LOB 16



Batter	1	2	3	4	5	6	7	8	9	10	AB	R	H	RBI	BB	SO	LOB	TOP			
Paul Molitor, R OBP: 0.395, SLG: 0.413 (1, 5)	F9		1B			HR		6-3			3	2	1	1	2	0	1				
Mike Felder, S OBP: 0.214, SLG: 0.214 (1, 10)	6-3					L7			F8	1B	5	0	2	3	0	0	0				
Robin Yount, R OBP: 0.314, SLG: 0.436 (1, 8)	L8					K			F8	FC6-4	5	0	1	1	0	1	0				
Rob Deer, R OBP: 0.272, SLG: 0.385 (1, 7)		P4				F8			F7	FC6-4	5	0	0	0	0	0	2				
Glenn Braggs, R OBP: 0.353, SLG: 0.420 (1, 9)		6-3				K			5-3	K	4	0	0	0	0	2	0				
Joey Meyer, R OBP: 0.225, SLG: 0.500 Jim Adduci, L (10, PR)										1B	4	0	2	0	0	1	0				
Greg Brock, L OBP: 0.404, SLG: 0.397 (10, 3)		G6-3				K				1B	0	1	0	0	0	0	0				
Bill Schroeder, R OBP: 0.200, SLG: 0.250 (1, 2)						K				1B	4	1	1	0	0	2	1				
Dale Sveum, S OBP: 0.291, SLG: 0.378 (1, 6)						K				1B	3	1	1	1	1	1	0				
Jim Gantner, L OBP: 0.264, SLG: 0.253 (1, 4)						S				K	2	1	1	0	0	1	2				
Inning Stats	R: 0 E: 0 K: 0 S: 5	H: 0 LOB: 0 BB: 0 P: 9	R: 0 E: 0 K: 0 S: 7	H: 0 LOB: 0 BB: 0 P: 11	R: 1 E: 0 K: 2 S: 11	H: 2 LOB: 2 BB: 1 P: 19	R: 0 E: 0 K: 1 S: 9	H: 0 LOB: 0 BB: 0 P: 14	R: 0 E: 0 K: 1 S: 8	H: 0 LOB: 0 BB: 0 P: 12	R: 1 E: 0 K: 1 S: 10	H: 1 LOB: 1 BB: 0 P: 17	R: 0 E: 0 K: 1 S: 10	H: 0 LOB: 0 BB: 1 P: 9	R: 0 E: 0 K: 0 S: 7	H: 0 LOB: 0 BB: 0 P: 9	R: 4 E: 0 K: 2 S: 17	H: 5 LOB: 2 BB: 1 P: 26	1B: 7 2B: 1 3B: 0 HR: 1	SF: 0 SAC: 1 DP: 0 HBP: 1	WP: 0 PA: 40 PB: 0 SB: 1 CS: 1
PITCHER	IP WLS BF H R ER SO BB IBB HBP BLK WP HR S P ERA WHIP	IP WLS BF H R ER SO BB IBB HBP BLK WP HR S P ERA WHIP	IP WLS BF H R ER SO BB IBB HBP BLK WP HR S P ERA WHIP	IP WLS BF H R ER SO BB IBB HBP BLK WP HR S P ERA WHIP	IP WLS BF H R ER SO BB IBB HBP BLK WP HR S P ERA WHIP	IP WLS BF H R ER SO BB IBB HBP BLK WP HR S P ERA WHIP	IP WLS BF H R ER SO BB IBB HBP BLK WP HR S P ERA WHIP	IP WLS BF H R ER SO BB IBB HBP BLK WP HR S P ERA WHIP	IP WLS BF H R ER SO BB IBB HBP BLK WP HR S P ERA WHIP	IP WLS BF H R ER SO BB IBB HBP BLK WP HR S P ERA WHIP	IP WLS BF H R ER SO BB IBB HBP BLK WP HR S P ERA WHIP	IP WLS BF H R ER SO BB IBB HBP BLK WP HR S P ERA WHIP	IP WLS BF H R ER SO BB IBB HBP BLK WP HR S P ERA WHIP	IP WLS BF H R ER SO BB IBB HBP BLK WP HR S P ERA WHIP	IP WLS BF H R ER SO BB IBB HBP BLK WP HR S P ERA WHIP	IP WLS BF H R ER SO BB IBB HBP BLK WP HR S P ERA WHIP	IP WLS BF H R ER SO BB IBB HBP BLK WP HR S P ERA WHIP	IP WLS BF H R ER SO BB IBB HBP BLK WP HR S P ERA WHIP	IP WLS BF H R ER SO BB IBB HBP BLK WP HR S P ERA WHIP	IP WLS BF H R ER SO BB IBB HBP BLK WP HR S P ERA WHIP	
Charlie Leibrandt, L ERA: 3.74 (1, 1)	9.0	31	4	2	2	6	1	1	1	0	0	0	0	0	0	0	0	8	11	81.00	9.000
Dan Quisenberry, R ERA: 4.76 (10, 1)	0.1	4	3	3	3	1	0	0	0	0	0	0	0	0	0	0	0	3	4	0.00	0.000
Bud Black, L ERA: 4.26 (10, 1)	0.1	1	0	0	0	1	0	0	0	0	0	0	0	0	0	0	0	3	4	0.00	0.000
Gene Garber, R ERA: 1.8 (10, 1)	0.1	4	2	1	1	0	1	0	0	0	0	0	0	0	0	0	0	6	11	27.00	9.000

Milwaukee Brewers @ Kansas City Royals
 Royals Stadium, Kansas City, MO
 Sun May 08 1988, 4:33 AM EDT
 Att: 22,603 - Cloudy - 67 F

AB	35
R	6
H	9
RBI	6
BB	3
SO	8
LOB	6



Batter	1	2	3	4	5	6	7	8	9	10	AB	R	H	RBI	BB	SO	LOB	BOTTOM					
Willie Wilson, S OBP: 0.288, SLG: 0.345 (1, 8)	6-3		5-3					1-3		K	5	0	0	0	0	1	1						
Kevin Seltzer, R OBP: 0.388, SLG: 0.406 (1, 5)	K					6-3		F8		K	4	0	0	0	1	2	0						
George Brett, L OBP: 0.412, SLG: 0.580 (1, 10)	FC5-4					2B		3-1		FC6-4	5	0	2	0	0	0	1						
Danny Tartabull, R OBP: 0.415, SLG: 0.539 (1, 9)	FC5-4					K		FC6-4		1B	3	1	1	0	1	1	2						
Mike MacLarnan, R OBP: 0.391, SLG: 0.382 Bill Pecota, R OBP: 0.222, SLG: 0.313 Jamie Quirk, L OBP: 0.191, SLG: 0.356 (1, 2)						K		FC6-4		SH1-4	3	0	0	0	0	2	2						
Bo Jackson, R OBP: 0.299, SLG: 0.490 (1, 7)						K		FC6-4		SH1-4	0	0	0	0	0	0	0						
Kurt Stillwell, S OBP: 0.302, SLG: 0.424 (1, 6)						K		FC6-4		SH1-4	0	0	0	0	0	0	0						
Sveve Battoni, R OBP: 0.150, SLG: 0.231 (1, 3)						K		FC6-4		SH1-4	0	0	0	0	0	0	0						
Brad Wellman, R OBP: 0.182, SLG: 0.182 Frank White, R OBP: 0.214, SLG: 0.269 (10, 4)						K		FC6-4		SH1-4	0	0	0	0	0	0	0						
Inning Stats	R: 0 E: 0 K: 1 S: 10	H: 1 LOB: 1 BB: 0 P: 12	R: 0 E: 0 K: 1 S: 11	H: 0 LOB: 0 BB: 0 P: 15	R: 0 E: 0 K: 1 S: 6	H: 0 LOB: 0 BB: 0 P: 9	R: 0 E: 0 K: 2 S: 10	H: 1 LOB: 1 BB: 0 P: 16	R: 1 E: 0 K: 1 S: 8	H: 1 LOB: 1 BB: 1 P: 14	R: 0 E: 0 K: 1 S: 7	H: 1 LOB: 1 BB: 0 P: 13	R: 0 E: 0 K: 1 S: 5	H: 0 LOB: 0 BB: 1 P: 10	R: 0 E: 0 K: 1 S: 8	H: 0 LOB: 1 BB: 1 P: 16	R: 1 E: 1 K: 1 S: 8	H: 2 LOB: 2 BB: 1 P: 15	R: 0 E: 0 K: 2 S: 8	H: 0 LOB: 0 BB: 0 P: 13	1B: 4 2B: 1 3B: 0 HR: 1	SF: 0 SAC: 1 DP: 0 HBP: 0	WP: 0 PA: 39 PB: 0 SB: 0 CS: 1
PITCHER	IP WLS BF H R ER SO BB IBB HBP BLK WP HR S P ERA WHIP	IP WLS BF H R ER SO BB IBB HBP BLK WP HR S P ERA WHIP	IP WLS BF H R ER SO BB IBB HBP BLK WP HR S P ERA WHIP	IP WLS BF H R ER SO BB IBB HBP BLK WP HR S P ERA WHIP	IP WLS BF H R ER SO BB IBB HBP BLK WP HR S P ERA WHIP	IP WLS BF H R ER SO BB IBB HBP BLK WP HR S P ERA WHIP	IP WLS BF H R ER SO BB IBB HBP BLK WP HR S P ERA WHIP	IP WLS BF H R ER SO BB IBB HBP BLK WP HR S P ERA WHIP	IP WLS BF H R ER SO BB IBB HBP BLK WP HR S P ERA WHIP	IP WLS BF H R ER SO BB IBB HBP BLK WP HR S P ERA WHIP	IP WLS BF H R ER SO BB IBB HBP BLK WP HR S P ERA WHIP	IP WLS BF H R ER SO BB IBB HBP BLK WP HR S P ERA WHIP	IP WLS BF H R ER SO BB IBB HBP BLK WP HR S P ERA WHIP	IP WLS BF H R ER SO BB IBB HBP BLK WP HR S P ERA WHIP	IP WLS BF H R ER SO BB IBB HBP BLK WP HR S P ERA WHIP	IP WLS BF H R ER SO BB IBB HBP BLK WP HR S P ERA WHIP	IP WLS BF H R ER SO BB IBB HBP BLK WP HR S P ERA WHIP	IP WLS BF H R ER SO BB IBB HBP BLK WP HR S P ERA WHIP	IP WLS BF H R ER SO BB IBB HBP BLK WP HR S P ERA WHIP	IP WLS BF H R ER SO BB IBB HBP BLK WP HR S P ERA WHIP			
Teddy Higuera, L ERA: 2.3 (1, 1)	7.2	29	4	1	1	8	3	0	0	0	0	0	0	0	0	0	0	64	103	1.17	0.913		
Dan Plesac, L ERA: 1.8 (8, 1)	2.1	10	2	1	1	3	1	0	0	0	0	0	0	0	0	0	0	17	30	3.86	1.286		

Milwaukee Brewers @ Kansas City Royals
 Royals Stadium, Kansas City, MO
 Sun May 08 1988, 4:33 AM EDT
 Att: 22,603 - Cloudy - 67 F

AB	34
R	2
H	6
RBI	1
BB	4
SO	11
LOB	11



Batter	1	2	3	4	5	6	7	8	9	AB	R	H	RBI	BB	SO	LOB	TOP							
Ellis Burks, R OBP: 0.466, SLG: 0.629 (1, 8)	F9		K		5-3		3-1		F7	5	0	0	0	0	1	6								
Marty Barrett, R OBP: 0.328, SLG: 0.347 (1, 4)	K		F8					G3	HBP	4	1	1	1	0	1	1								
Wade Boggs, L OBP: 0.419, SLG: 0.431 (1, 5)	G4-3		6-3					F7	F8	5	0	0	0	0	0	6								
Dwight Evans, R OBP: 0.320, SLG: 0.370 (1, 3)		L6		5-3				G3		4	0	0	0	0	0	2								
Mike Greenwell, L OBP: 0.437, SLG: 0.439 (1, 7)		F7		G3				F9		4	0	1	1	0	0	1								
Sam Hom, L OBP: 0.211, SLG: 0.147 (1, 10)		PB 1B BB		1-3				4-3	L3	3	0	0	0	1	0	1								
Rick Cerone, R OBP: 0.446, SLG: 0.491 (1, 2)					G5-3			L4	1B HBP BB	3	1	1	0	1	0	0								
Jody Reed, R OBP: 0.326, SLG: 0.300 (1, 6)			6-3		4-3 PB 1B			WP S 1B	HBP 1B 1B	4	0	3	0	0	0	2								
Brady Anderson, L OBP: 0.352, SLG: 0.308 (1, 9)				4-1 S BB	4-3			K	HBP	3	0	1	0	1	1	2								
Inning Stats	R: 0 H: 0 E: 0 K: 1 S: 7	H: 0 LOB: 0 BB: 0 P: 11	R: 0 H: 1 E: 0 K: 0 S: 12	LOB: 2 BB: 1 P: 21	R: 0 H: 0 E: 0 K: 1 S: 9	LOB: 0 BB: 1 P: 18	R: 0 H: 0 E: 0 K: 0 S: 5	LOB: 0 BB: 0 P: 7	R: 0 H: 1 E: 0 K: 0 S: 6	LOB: 1 BB: 0 P: 9	R: 1 H: 1 E: 1 K: 0 S: 9	LOB: 1 BB: 0 P: 14	R: 0 H: 1 E: 0 K: 1 S: 11	LOB: 1 BB: 0 P: 17	R: 0 H: 1 E: 0 K: 0 S: 11	LOB: 1 BB: 0 P: 19	R: 1 H: 2 E: 0 K: 0 S: 17	LOB: 3 BB: 1 P: 28	1B: 5 2B: 1 3B: 1 HR: 0	SF: 0 SAC: 0 DP: 0 HBP: 1	WP: 1 PB: 2 SB: 2 CS: 0	PA: 39		
PITCHER	IP	WLS	BF	H	R	ER	SO	BB	IBB	HBP	BLK	WP	HR	S	P	ERA	WHIP							
Mark Gubicza, R ERA: 3.31 (1, 1)	8.1	L	36	7	2	1	3	3	0	0	0	1	0	81	135	1.08	1.200							
Gene Garber, R ERA: 1.69 (9, 1)	0.2		3	0	0	0	0	0	0	1	0	0	0	6	9	0.00	0.000							

Boston Red Sox @ Kansas City Royals
 Royals Stadium, Kansas City, MO
 Mon May 09 1988, 8:05 PM EDT
 Att: 24,806 - Unknown - 70 F

AB 35
 R 2
 H 7
 RBI 2
 BB 3
 SO 3
 LOB 21



Batter	1	2	3	4	5	6	7	8	9	AB	R	H	RBI	BB	SO	LOB	BOTTOM							
Willie Wilson, S OBP: 0.287, SLG: 0.341 (1, 8)	K		F7			B5-3			S 1B	4	0	1	0	0	1	0								
Kevin Seitzer, R OBP: 0.383, SLG: 0.400 (1, 5)	F9 1B		K			4-3			K	4	0	1	0	0	2	1								
George Brett, L OBP: 0.415, SLG: 0.574 (1, 10)	1B			G4-3				K	BB	3	0	1	0	1	1	0								
Danny Tartabull, R OBP: 0.400, SLG: 0.516 (1, 9)	F9			K				F8	L9	4	0	0	0	0	1	4								
Mike Macfarlane, R OBP: 0.373, SLG: 0.362 (1, 2)	K			P3				K		3	0	0	0	0	2	2								
Bo Jackson, R OBP: 0.291, SLG: 0.476 (1, 7)		K			4-3			K		3	0	0	0	0	2	0								
Frank White, R OBP: 0.209, SLG: 0.261 (1, 4)		K			4-3			K		3	0	0	0	0	2	0								
Steve Balboni, R OBP: 0.140, SLG: 0.214 (1, 3)			K					K		3	0	0	0	0	3	0								
Kurt Stillwell, S OBP: 0.294, SLG: 0.412 (1, 6)			K					P5	K	3	0	0	0	0	2	0								
Inning Stats	R: 0 H: 2 E: 0 K: 2 S: 15	H: 0 LOB: 0 BB: 0 P: 23	R: 0 H: 0 E: 0 K: 3 S: 9	LOB: 0 BB: 0 P: 13	R: 0 H: 0 E: 0 K: 2 S: 12	LOB: 0 BB: 0 P: 20	R: 0 H: 0 E: 0 K: 1 S: 8	LOB: 0 BB: 0 P: 11	R: 0 H: 0 E: 0 K: 0 S: 5	LOB: 0 BB: 0 P: 5	R: 0 H: 0 E: 0 K: 2 S: 8	LOB: 0 BB: 0 P: 13	R: 0 H: 0 E: 0 K: 3 S: 9	LOB: 0 BB: 0 P: 10	R: 0 H: 1 E: 0 K: 2 S: 18	LOB: 2 BB: 1 P: 26	1B: 3 2B: 0 3B: 0 HR: 0	SF: 0 SAC: 0 DP: 0 HBP: 0	WP: 0 PB: 0 SB: 1 CS: 0	PA: 31				
PITCHER	IP	WLS	BF	H	R	ER	SO	BB	IBB	HBP	BLK	WP	HR	S	P	ERA	WHIP							
Roger Clemens, R ERA: 2.01 (1, 1)	9.0	W	31	3	0	0	16	1	0	0	0	0	0	92	132	0.00	0.444							

Boston Red Sox @ Kansas City Royals
 Royals Stadium, Kansas City, MO
 Mon May 09 1988, 8:05 PM EDT
 Att: 24,806 - Unknown - 70 F

AB 30
 R 0
 H 3
 RBI 0
 BB 1
 SO 16
 LOB 7



Batter	1	2	3	4	5	6	7	8	9	AB	R	H	RBI	BB	SO	LOB	TOP				
Willie Wilson, S OBP: 0.297, SLG: 0.356 (1, 8)	F2		P3			6-3		G5-4-3 1B		4	0	1	0	0	0	0	Kansas City Royals @ Texas Rangers Arlington Stadium, Arlington, TX Fri May 13 1988, 8:05 PM EDT Att: 21,898 - Unknown - 85 F livebaseballscorecards.com				
Kevin Seitzer, R OBP: 0.372, SLG: 0.386 (1, 5)	4-3		F7			1B		G5-4-3 1B		4	0	1	0	0	0	2					
George Brett, L OBP: 0.424, SLG: 0.602 (1, 3)	HR					1B				4	1	3	1	0	0	0					
Danny Tartabull, R OBP: 0.395, SLG: 0.510 (1, 9)	1B		F2					L9-4		4	0	1	0	0	1	1					
Frank White, R OBP: 0.218, SLG: 0.269 (1, 4)	6-3		P4							3	0	0	0	1	1	1					
Bo Jackson, R OBP: 0.311, SLG: 0.482 (1, 7)			5-3			F7				4	0	1	0	0	1	1					
Mike Macfarlane, R OBP: 0.360, SLG: 0.364 (1, 2)	K					K		FC6-4 1B		3	0	0	0	0	2	1					
Steve Balboni, R OBP: 0.180, SLG: 0.327 (1, 10)			5-3			1-3				3	0	0	0	0	0	0					
Kurt Stillwell, S OBP: 0.284, SLG: 0.389 (1, 6)			F5			6-3				2	0	0	0	1	0	0					
Inning Stats	R: 1 E: 0 K: 0 S: 11	H: 2 LOB: 1 BB: 0 P: 18	R: 0 E: 0 K: 1 S: 15	H: 0 LOB: 0 BB: 0 P: 20	R: 0 E: 0 K: 0 S: 7	H: 0 LOB: 0 BB: 0 P: 11	R: 0 E: 0 K: 0 S: 6	H: 0 LOB: 0 BB: 0 P: 10	R: 0 E: 0 K: 1 S: 6	H: 2 LOB: 2 BB: 0 P: 13	R: 0 E: 0 K: 2 S: 9	H: 1 LOB: 1 BB: 0 P: 12	R: 0 E: 0 K: 0 S: 7	H: 1 LOB: 1 BB: 1 P: 13	R: 0 E: 0 K: 1 S: 11	H: 1 LOB: 1 BB: 1 P: 19	1B: 5 2B: 2 3B: 0 HR: 1	SF: 0 SAC: 0 DP: 2 HBP: 0	WP: 0 PB: 0 SB: 1 CS: 0	PA: 33	
PITCHER	IP	WLS	BF	H	R	ER	SO	BB	IBB	HBP	BLK	WP	HR	S	P	ERA	WHIP				
Ray Hayward, L ERA: 2.41 (1, 1)	7.1	W	28	6	1	1	4	1	0	0	0	0	1	67	101	1.23	0.955				
Dale Mohorcic, R ERA: (8, 1)	1.1		4	1	0	0	0	1	0	0	0	0	0	9	18	0.00	1.500				
Mitch Williams, L ERA: 4.97 (9, 1)	0.1	S	1	0	0	0	1	0	0	0	0	0	0	3	3	0.00	0.000				

Batter	1	2	3	4	5	6	7	8	9	AB	R	H	RBI	BB	SO	LOB	BOTTOM				
Oddibe McDowell, L OBP: 0.250, SLG: 0.288 (1, 8)	G3		1B			K		4-3		4	1	1	1	0	1	0	Kansas City Royals @ Texas Rangers Arlington Stadium, Arlington, TX Fri May 13 1988, 8:05 PM EDT Att: 21,898 - Unknown - 85 F livebaseballscorecards.com				
Scott Fletcher, R OBP: 0.279, SLG: 0.257 (1, 6)	1B		2H			P4		5-3		4	0	2	1	0	0	0					
Ruben Sierra, S OBP: 0.297, SLG: 0.389 (1, 9)	K		3H			P5				2	0	0	0	1	1	2					
Pete Incaviglia, R OBP: 0.325, SLG: 0.495 (1, 7)	1B					K		F9		3	0	1	0	0	1	2					
Pete O'Brien, L OBP: 0.427, SLG: 0.574 (1, 3)	2-5		P6			4-3		L7		3	0	0	0	0	0	1					
Larry Parrish, R OBP: 0.232, SLG: 0.299 (1, 10)			K			K		4-3		3	0	0	0	0	2	0					
Mike Stanley, R OBP: 0.364, SLG: 0.317 (1, 2)			F9			6-3		F8		3	0	0	0	0	0	0					
Steve Buechele, R OBP: 0.381, SLG: 0.500 (1, 5)			G3					K		3	1	2	0	0	1	0					
Jerry Browne, S OBP: 0.275, SLG: 0.200 (1, 4)			G3			G4-6-3		L7		3	0	0	0	0	0	2					
Inning Stats	R: 0 E: 0 K: 1 S: 9	H: 2 LOB: 2 BB: 0 P: 13	R: 0 E: 0 K: 1 S: 7	H: 0 LOB: 0 BB: 0 P: 11	R: 2 E: 0 K: 1 S: 12	H: 3 LOB: 1 BB: 0 P: 22	R: 0 E: 0 K: 1 S: 7	H: 0 LOB: 0 BB: 0 P: 10	R: 0 E: 0 K: 1 S: 10	H: 1 LOB: 0 BB: 0 P: 11	R: 0 E: 0 K: 0 S: 7	H: 0 LOB: 1 BB: 1 P: 12	R: 0 E: 0 K: 1 S: 7	H: 0 LOB: 0 BB: 0 P: 10	R: 0 E: 0 K: 0 S: 4	H: 0 LOB: 0 BB: 0 P: 6	1B: 5 2B: 0 3B: 1 HR: 0	SF: 0 SAC: 0 DP: 1 HBP: 0	WP: 0 PB: 0 SB: 0 CS: 0	PA: 29	
PITCHER	IP	WLS	BF	H	R	ER	SO	BB	IBB	HBP	BLK	WP	HR	S	P	ERA	WHIP				
Bret Saberhagen, R ERA: 3.61 (1, 1)	8.0	L	30	6	2	2	6	1	0	0	0	0	0	63	95	2.25	0.875				

Batter	1	2	3	4	5	6	7	8	9	AB	R	H	RBI	BB	SO	LOB	TOP				
Willie Wilson, S (1, 8) OBP: 0.294, SLG: 0.350	0-0 1-3		2-0 1B 1B		2-1 4-3		1-0 G4-3-6		0-3 SAFE K	5	1	1	0	0	1	3					
Kevin Seitzer, R (1, 5) OBP: 0.366, SLG: 0.381	1-0 5-3		0-0 1B 1B		0-3 K			3-2 4-3		4	0	1	1	0	1	0					
George Brett, L (1, 3) OBP: 0.432, SLG: 0.603	0-2 L7		0-0 1B 1B		4-1 BB			1-0 1B 1B		3	0	2	1	1	0	0					
Danny Tartabull, R (1, 9) OBP: 0.390, SLG: 0.495		4-1 CS BB	1-1 F9		1-3 K			2-1 F7		3	0	0	0	1	1	4					
Steve Balboni, R (1, 10) OBP: 0.185, SLG: 0.321		0-0 F7		2-2 F6		1-0 F4		0-2 1B		4	0	1	0	0	0	1					
Frank White, R (1, 4) OBP: 0.211, SLG: 0.260	2-1 F7			2-1 F3		1-2 5-3		2-3 K		4	0	0	0	0	1	3					
Bo Jackson, R (1, 7) OBP: 0.317, SLG: 0.478			3-3 K	1-1 BLK 1B		1-0 1-3			4-2 1B S BB	3	1	1	0	1	1	0					
Jamie Quirk, L (1, 2) OBP: 0.220, SLG: 0.362			4-2 FC1-6 BB	3-2 1B			0-3 K		3-3 K	2	0	1	1	1	1	0					
Bill Buckner, L (9, PH) OBP: 0.271, SLG: 0.209				1-H 1B					1-2 K	0	0	0	0	0	0	0					
Mike Macfarlane, R (9, PH) OBP: 0.355, SLG: 0.358									1-2 K	1	0	0	0	0	1	1					
Kurt Stillwell, S (1, 6) OBP: 0.292, SLG: 0.393			1-2 FC1-6 1B	1-2 1-3			1-2 G4-3-6 1B		0-2 1B	4	1	2	0	0	0	2					
Inning Stats	R: 0 E: 0 K: 0 S: 5	H: 0 LOB: 0 BB: 0 P: 6	R: 0 E: 0 K: 0 S: 5	H: 0 LOB: 0 BB: 1 P: 10	R: 2 E: 0 K: 1 S: 15	H: 3 LOB: 2 BB: 1 P: 26	R: 1 E: 0 K: 0 S: 13	H: 2 LOB: 1 BB: 0 P: 22	R: 0 E: 0 K: 0 S: 9	H: 0 LOB: 1 BB: 1 P: 16	R: 0 E: 0 K: 1 S: 7	H: 1 LOB: 0 BB: 0 P: 9	R: 0 E: 0 K: 1 S: 14	H: 2 LOB: 2 BB: 0 P: 22	R: 0 E: 0 K: 2 S: 12	H: 1 LOB: 1 BB: 1 P: 19	1B: 9 2B: 0 3B: 0 HR: 0	SF: 0 SAC: 0 DP: 1 HBP: 0	WP: 0 PB: 0 SB: 1 CS: 1	PA: 37	
PITCHER	IP WLS BF H R ER SO BB IBB HBP BLK WP HR S P ERA WHIP	7.2 W 32 8 3 3 4 3 0 0 0 0 0 0 70 114 3.52 1.435	(8, 1) 0.1 2 0 0 0 1 1 0 0 0 0 0 0 6 12 0.00 3.000	(9, 1) 1.0 S 3 1 0 0 2 0 0 0 0 0 0 9 12 0.00 1.000	PITCHER	IP WLS BF H R ER SO BB IBB HBP BLK WP HR S P ERA WHIP															

Kansas City Royals @ Texas Rangers
Arlington Stadium, Arlington, TX
Sat May 14 1988, 8:05 PM EDT
Att: 31,251 - Unknown - 85 F

AB 33
R 3
H 9
RBI 3
BB 4
SO 7
LOB 14

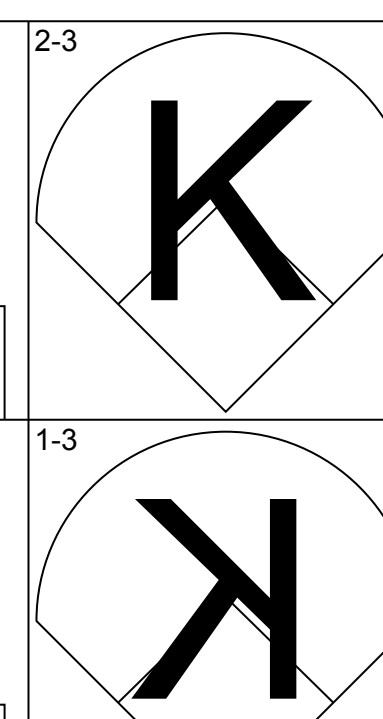
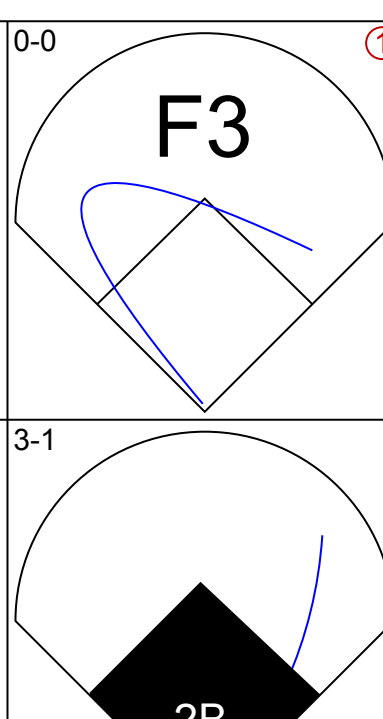
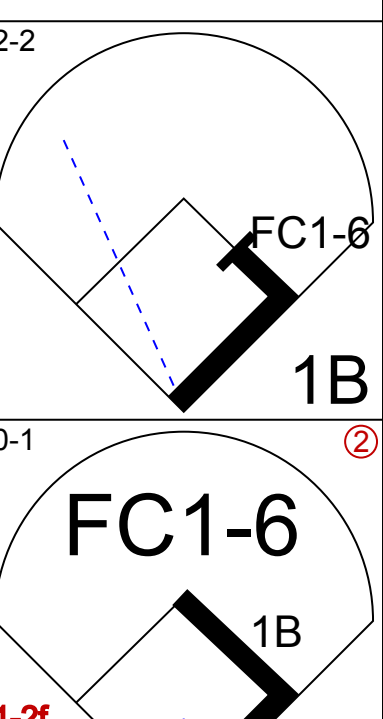
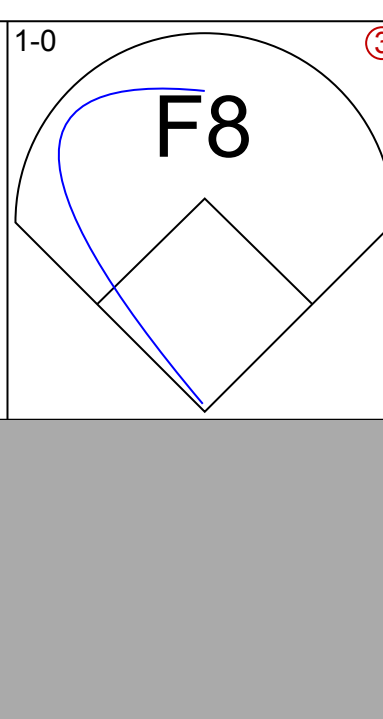
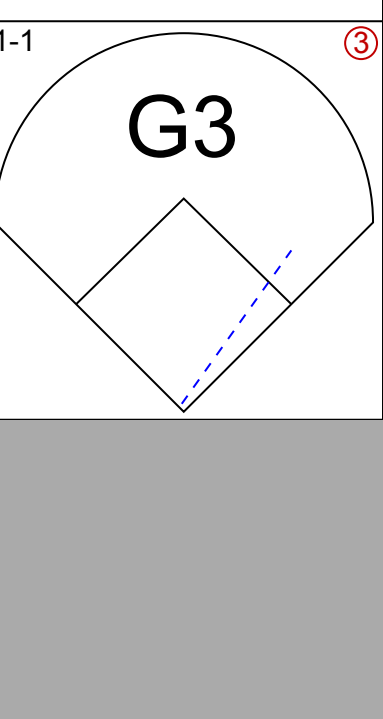
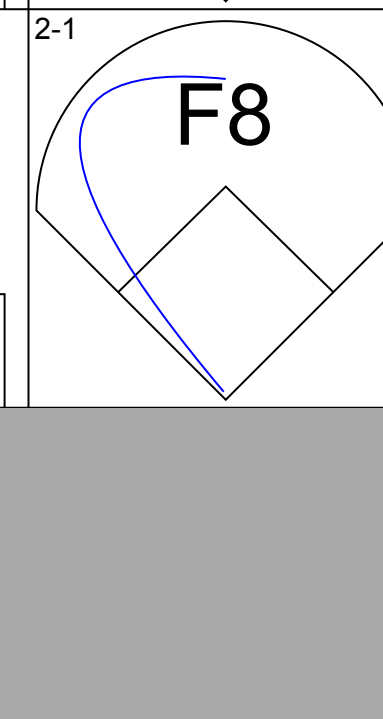
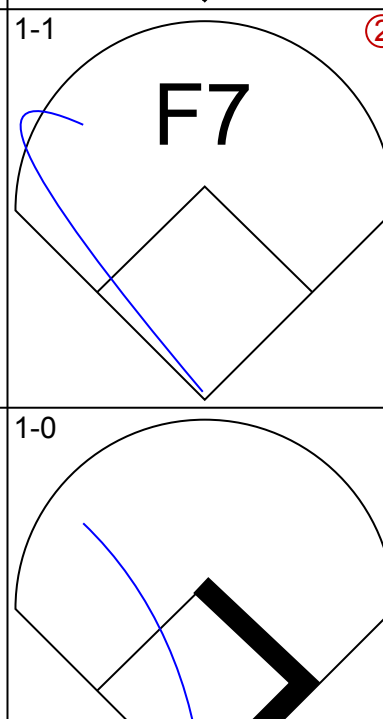
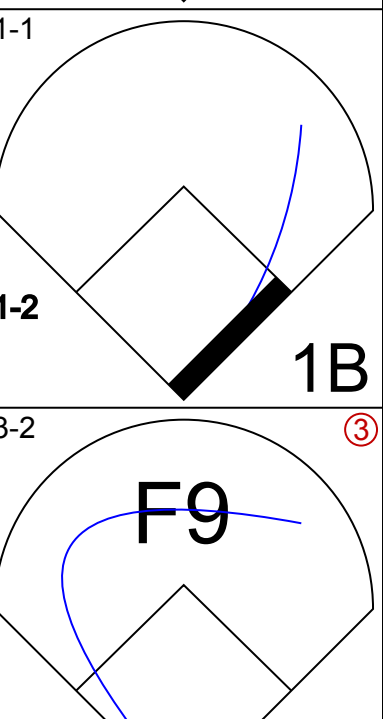
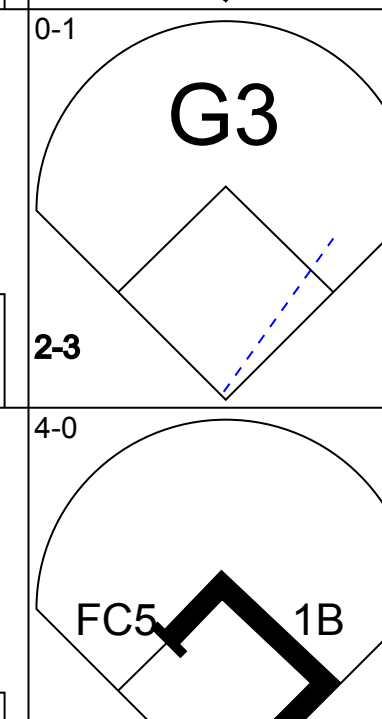
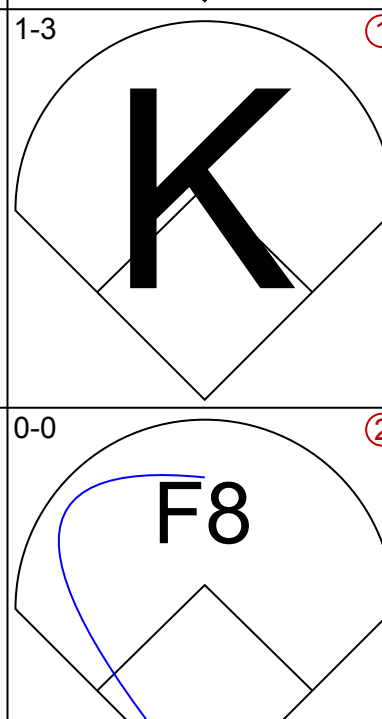

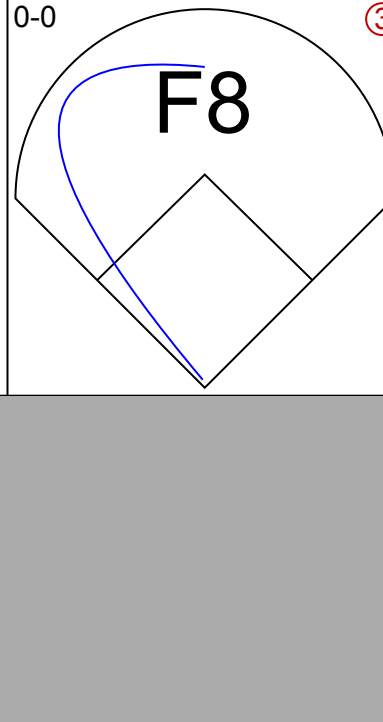

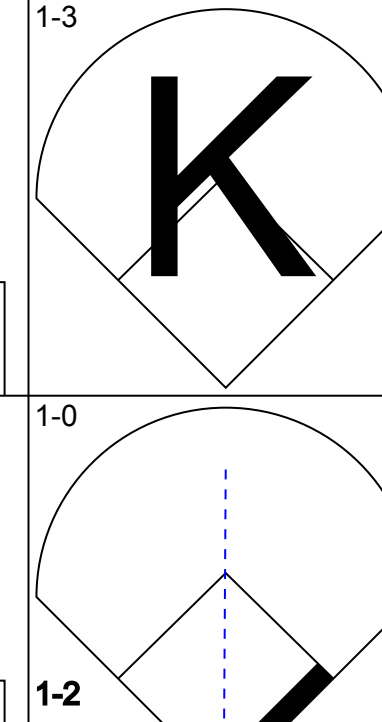
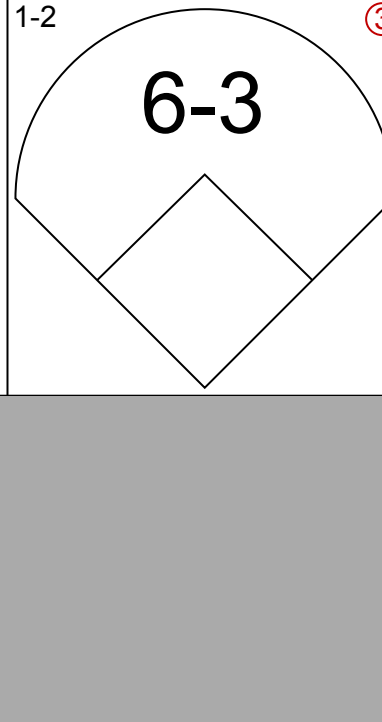
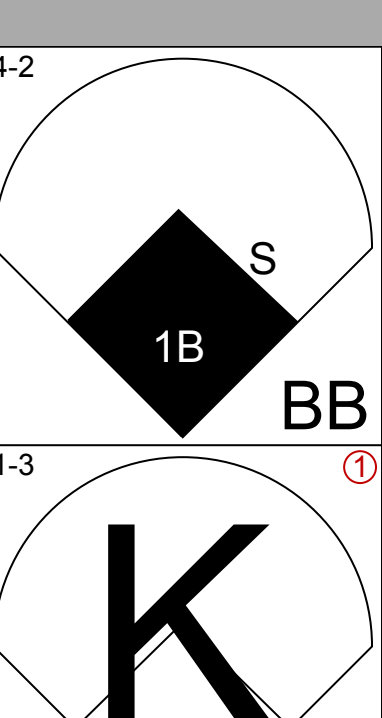
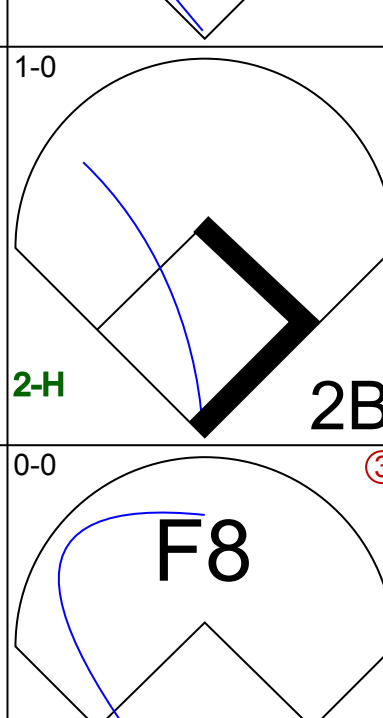
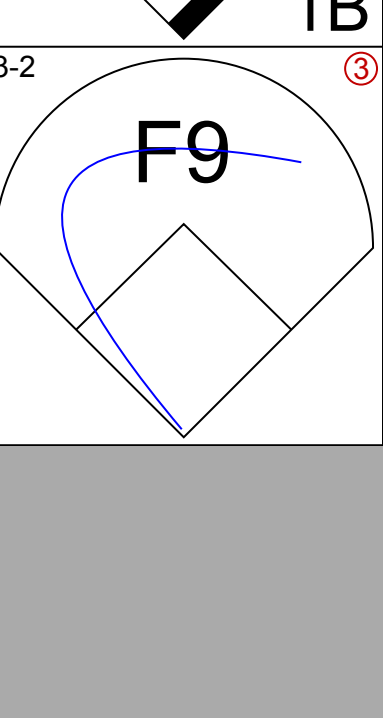
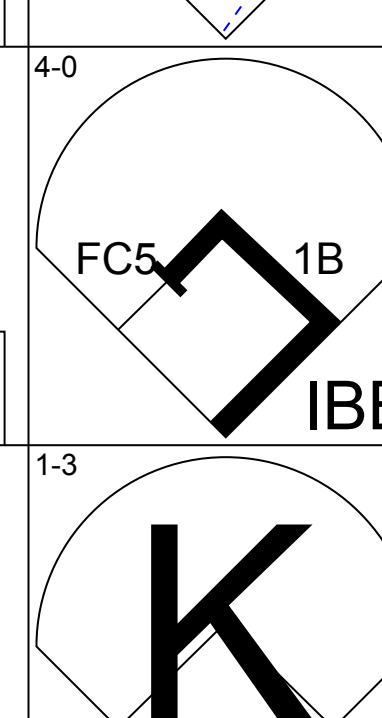
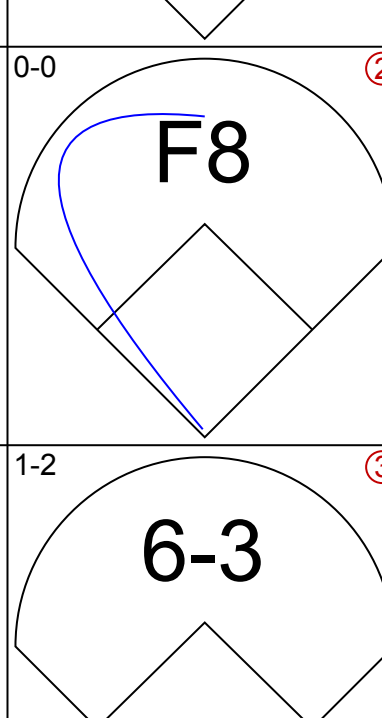


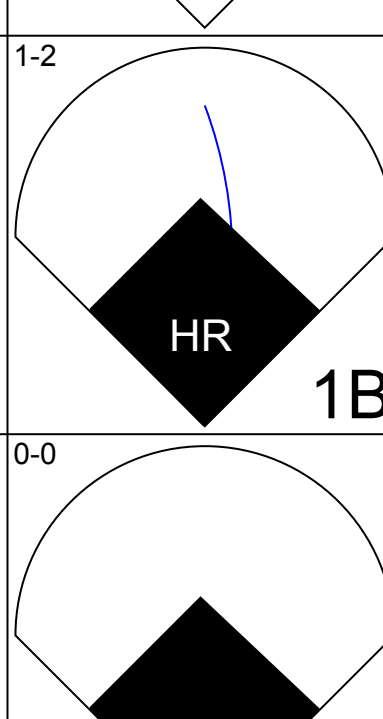
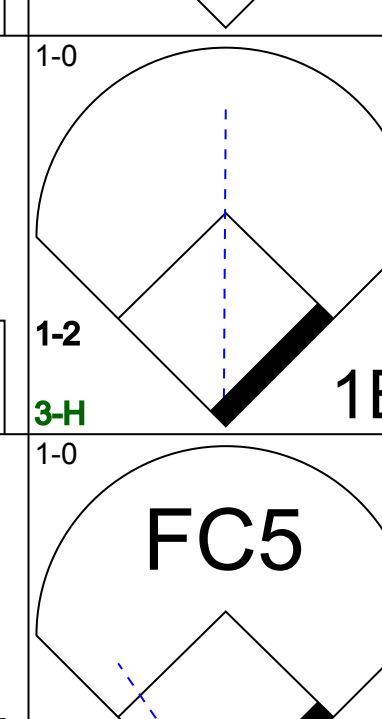
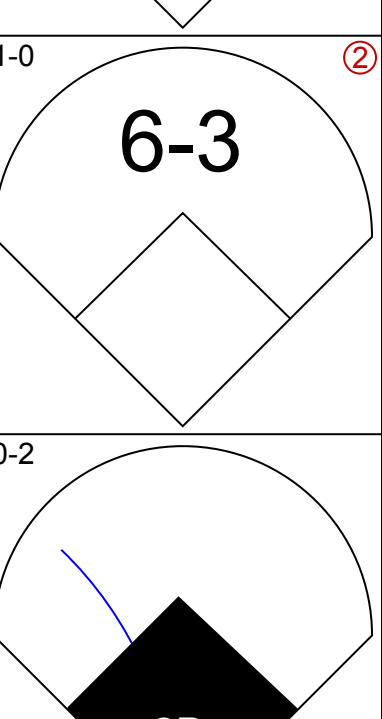
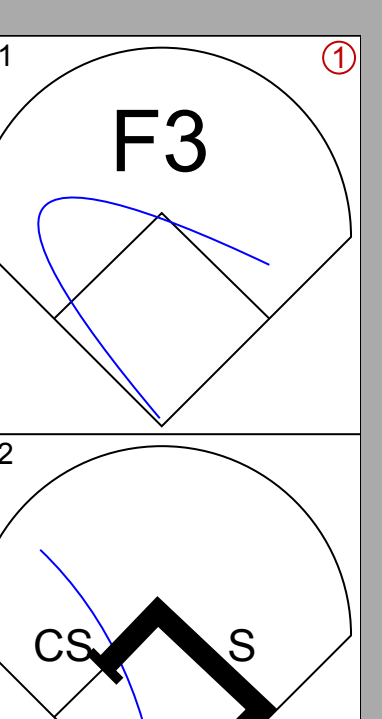
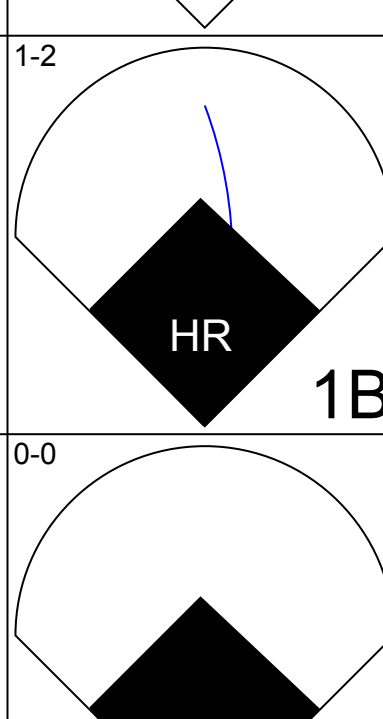
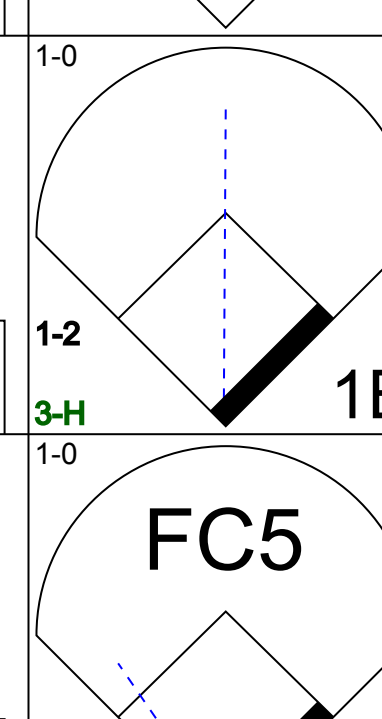
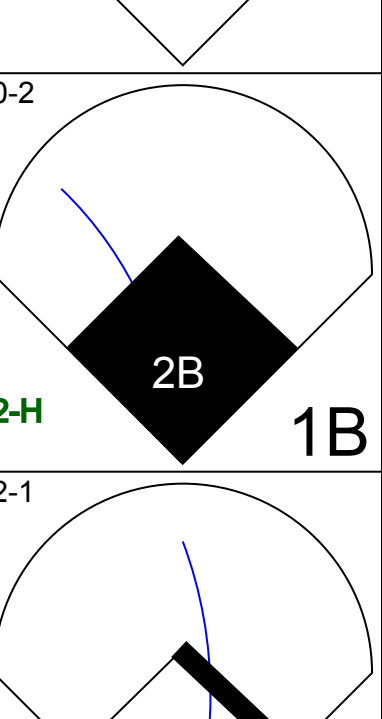
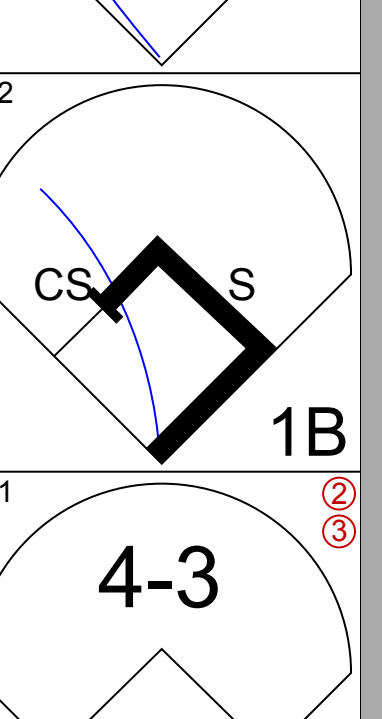
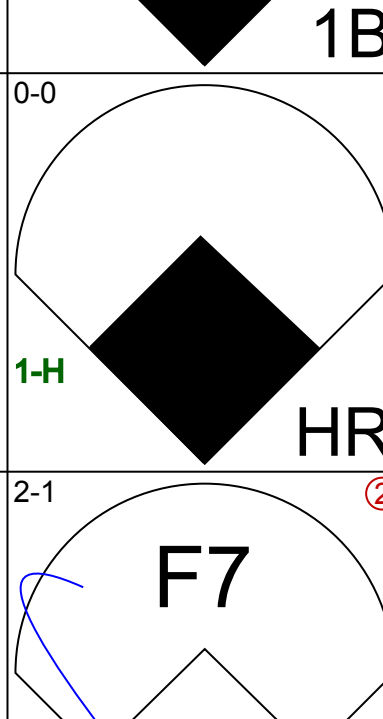
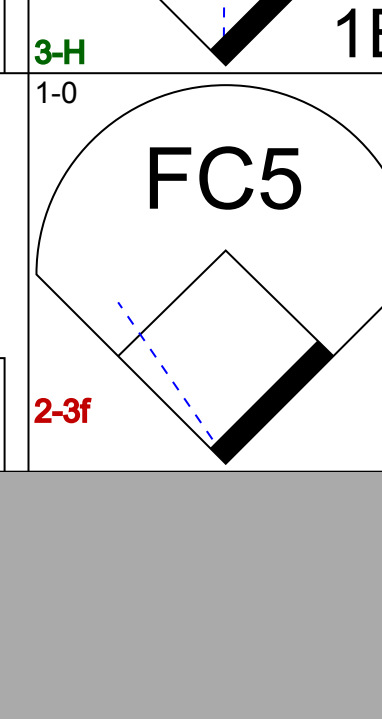
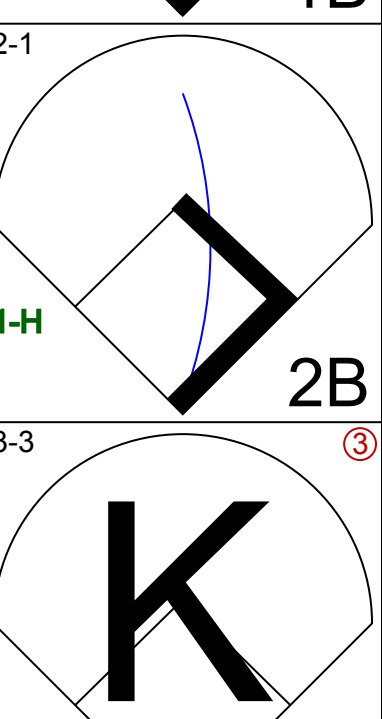
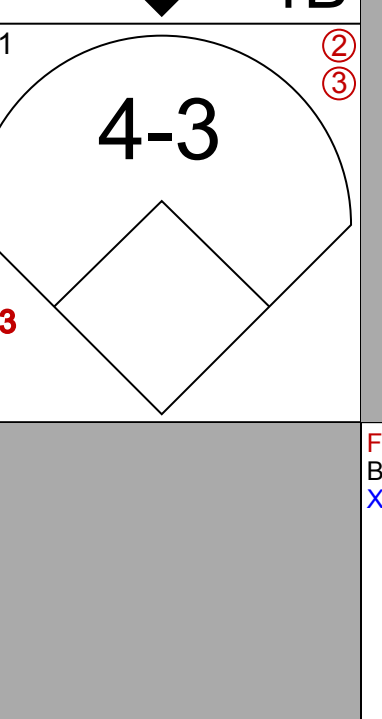
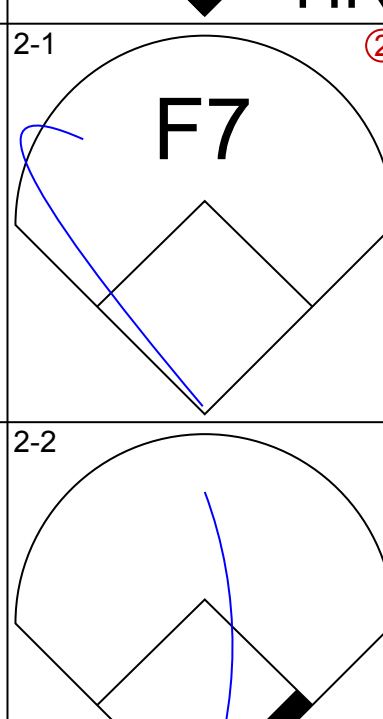
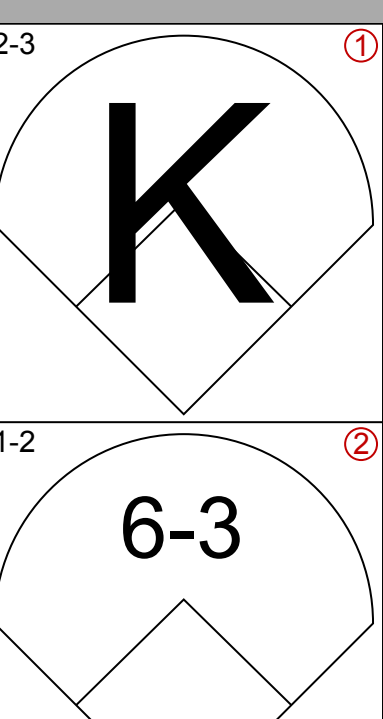
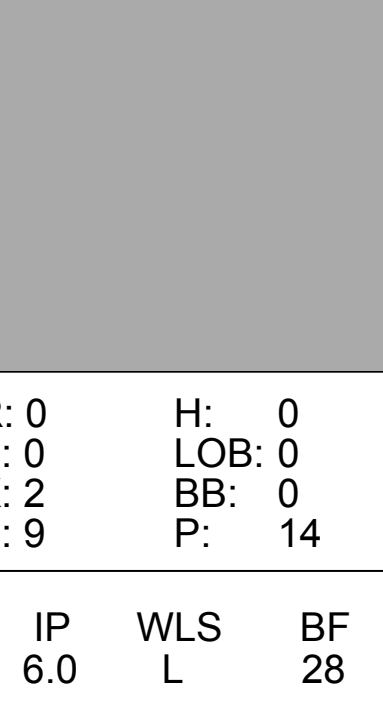
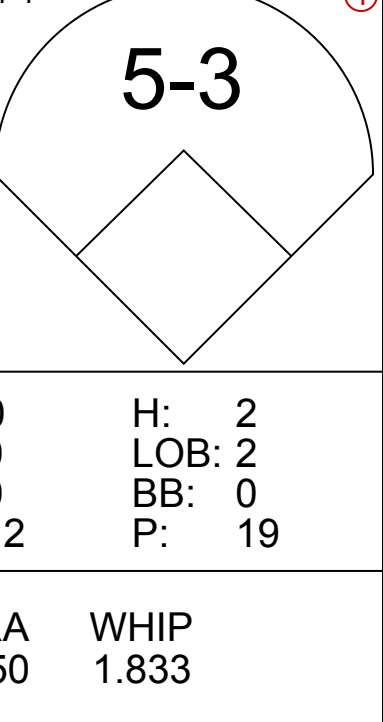
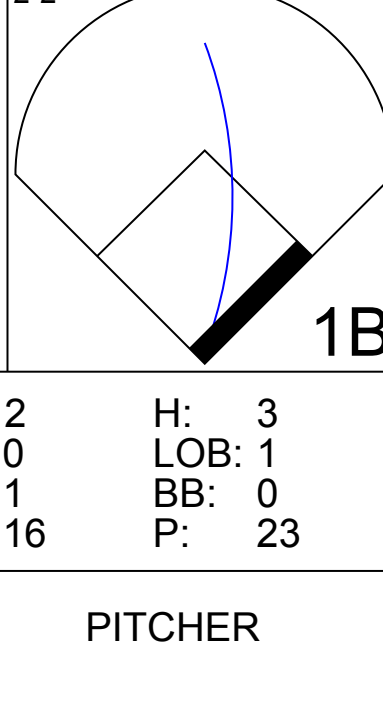
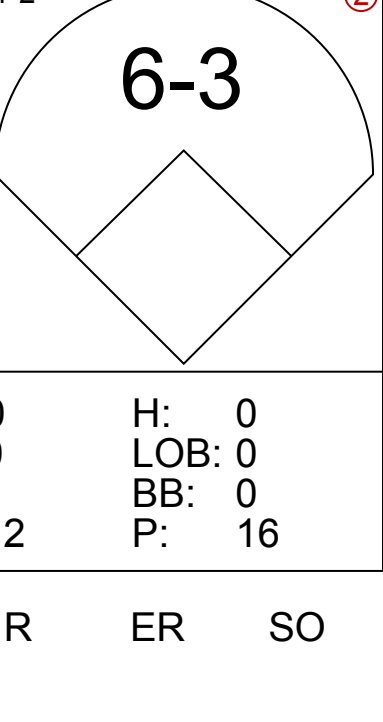


Batter	1	2	3	4	5	6	7	8	9	AB	R	H	RBI	BB	SO	LOB	BOTTOM				
Bob Brower, R (1, 8) OBP: 0.423, SLG: 0.417	2-1 G6-4-3 1B	1-0 1B		2-3 K			1-1 4-3			4	0	2	0	0	1	0					
Scott Fletcher, R (1, 6) OBP: 0.286, SLG: 0.265	2-2 G6-4-3 1B	1-2 2-3 1B		1-2 6-3			0-3 K			4	0	2	2	0	1	0					
Ruben Sierra, S (1, 9) OBP: 0.286, SLG: 0.372	2-2 G6-4-3 1B	2-2 F5		1-3 K			0-3 K			4	0	0	0	0	2	4					
Pete Incaviglia, R (1, 7) OBP: 0.323, SLG: 0.496	1-0 5-3	1-1 1-3			2-0 CS 2B			1-1 1-3		4	0	1	0	0	0	3					
Pete O'Brien, L (1, 3) OBP: 0.422, SLG: 0.563		0-0 2B 1B	1-0 4-3		0-1 F7			1-1 G3		4	0	1	0	0	0	1					
Larry Parrish, R (1, 10) OBP: 0.242, SLG: 0.319		3-2 SAFE 1B 2B	3-2 HR 1B		2-3 K			0-1 4-3		4	2	2	0	0	1	1					
Mike Stanley, R (1, 2) OBP: 0.375, SLG: 0.379		1-2 WP 1B 1B	2-2 HR		1-0 CS		2-3 K			3	2	2	3	0	1	0					
Steve Buechele, R (1, 5) OBP: 0.379, SLG: 0.490		4-0 1B 1B 1B IBB	1-1 L9			2-2 F8				2	1	0	0	1	0	0					
Jerry Browne, S (1, 4) OBP: 0.276, SLG: 0.204		0-0 1B 1B	1-2 6-3			0-3 K				3	1	1	1	0	1	0					
Inning Stats	R: 0 E: 0 K: 0 S: 10	H: 2 LOB: 1 BB: 0 P: 17	R: 4 E: 0 K: 0 S: 15	H: 6 LOB: 2 BB: 1 P: 26	R: 2 E: 0 K: 0 S: 14	H: 2 LOB: 0 BB: 0 P: 22	R: 0 E: 0 K: 2 S: 11	H: 0 LOB: 0 BB: 0 P: 15	R: 0 E: 0 K: 1 S: 7	H: 1 LOB: 0 BB: 0 P: 12	R: 0 E: 0 K: 2 S: 11	H: 0 LOB: 0 BB: 0 P: 15	R: 0 E: 0 K: 0 S: 9	H: 0 LOB: 0 BB: 0 P: 10	R: 0 E: 0 K: 0 S: 6	H: 0 LOB: 0 BB: 0 P: 8	1B: 8 2B: 2 3B: 0 HR: 1	SF: 0 SAC: 0 DP: 1 HBP: 0	WP: 1 PB: 0 SB: 0 CS: 1	PA: 34	
PITCHER	IP WLS BF H R ER SO BB IBB HBP BLK WP HR S P ERA WHIP	3.0 L 18 1 0 0 7 0 0 0 0 0 0 6 8 0.00 0.000	(1, 1) 3.0 L 18 1 0 0 7 0 0 0 0 0 0 6 8 0.00 0.000	(4, 1) 4.0 12 1 0 0 7 0 0 0 0 0 0 38 52 0.00 0.250	(8, 1) 1.0 3 0 0 0 0 0 0 0 0 0 0 6 8 0.00 0.000	PITCHER	IP WLS BF H R ER SO BB IBB HBP BLK WP HR S P ERA WHIP														

Kansas City Royals @ Texas Rangers
Arlington Stadium, Arlington, TX
Sat May 14 1988, 8:05 PM EDT
Att: 31,251 - Unknown - 85 F

AB 32
R 6
H 11
RBI 6
BB 1
SO 7
LOB 9



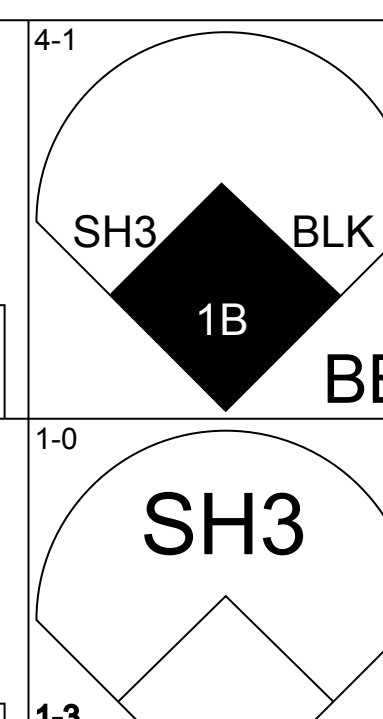
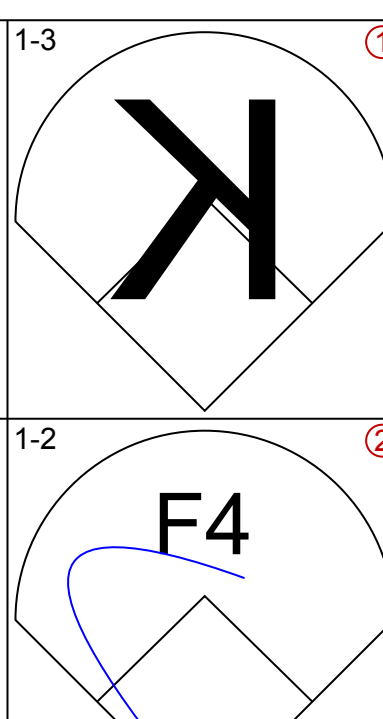
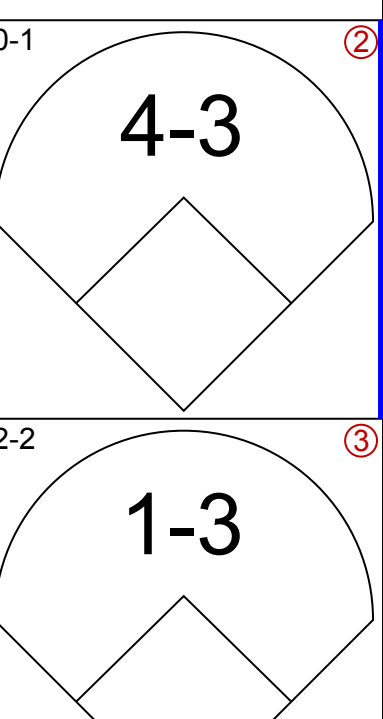
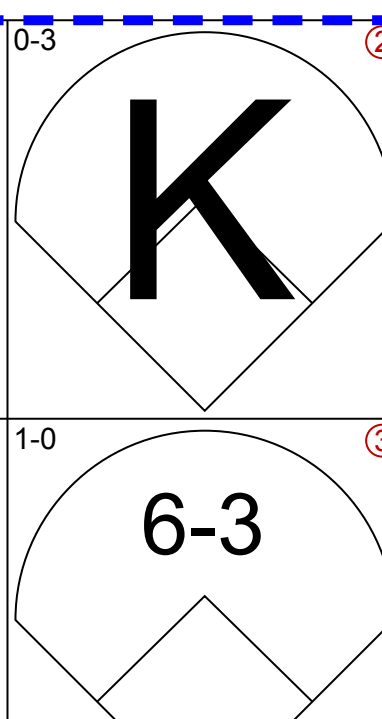
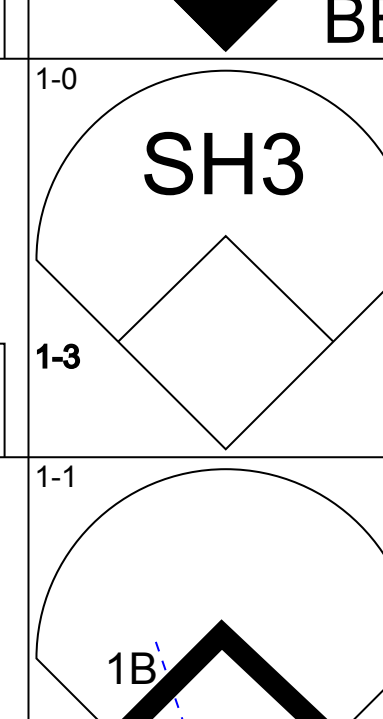
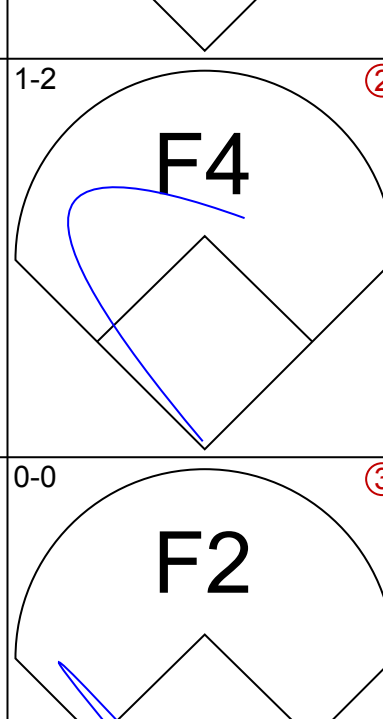
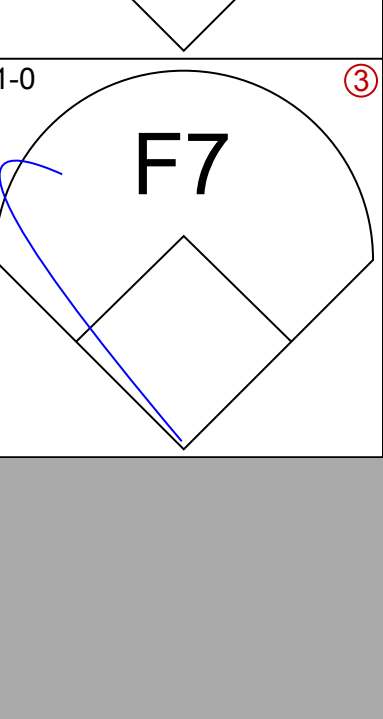
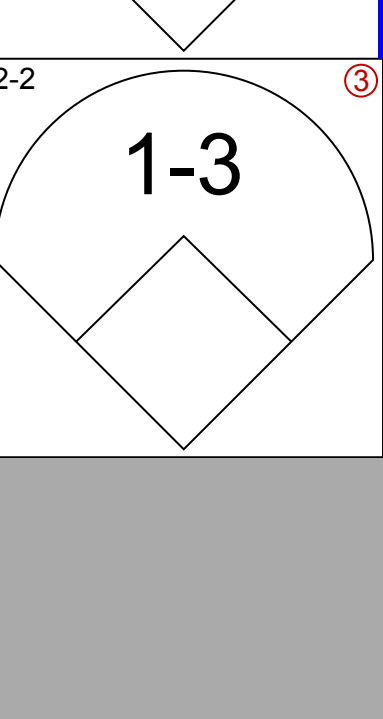
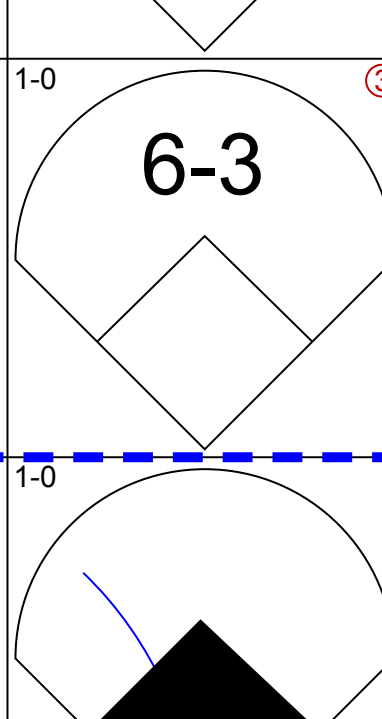
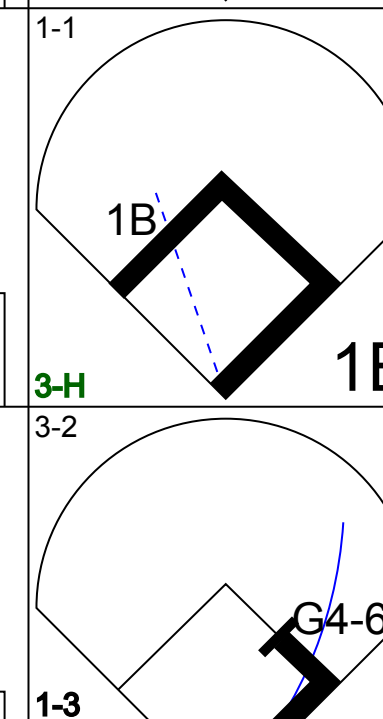
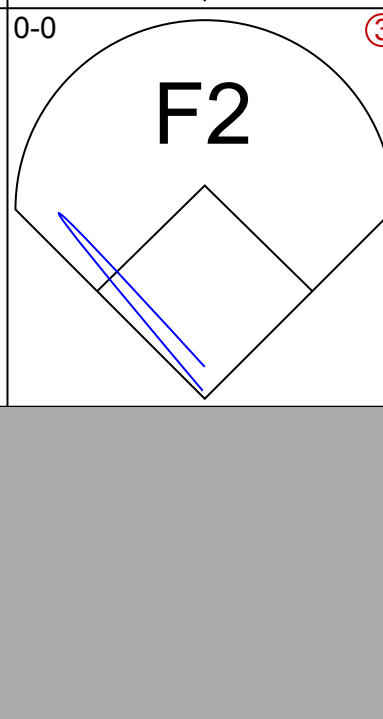
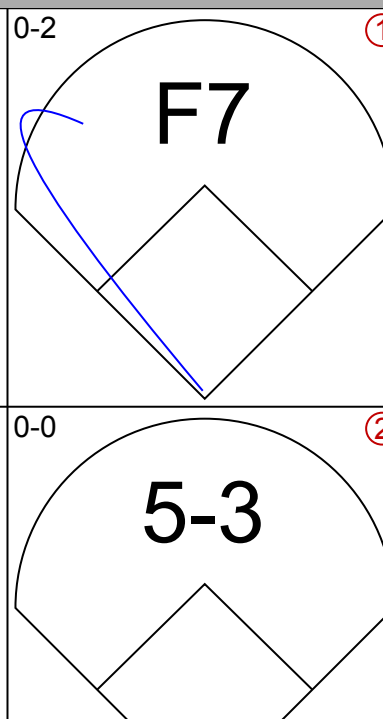
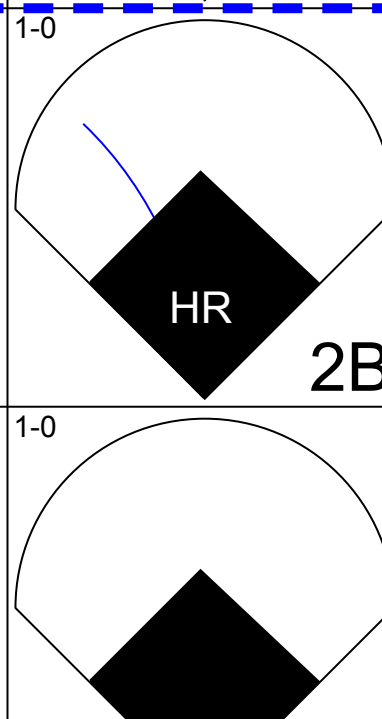
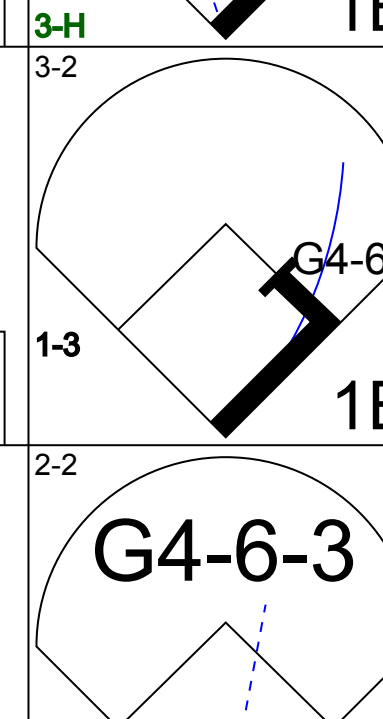

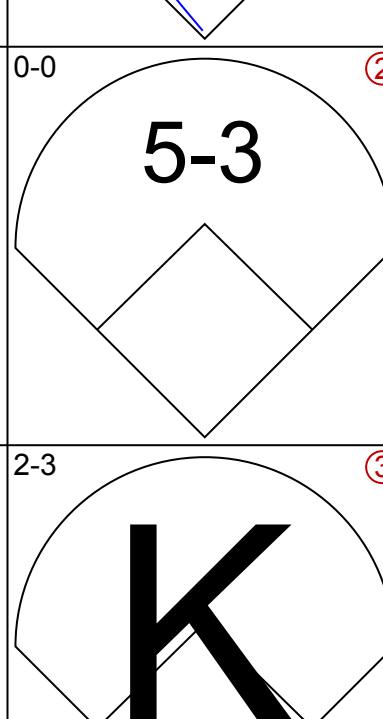
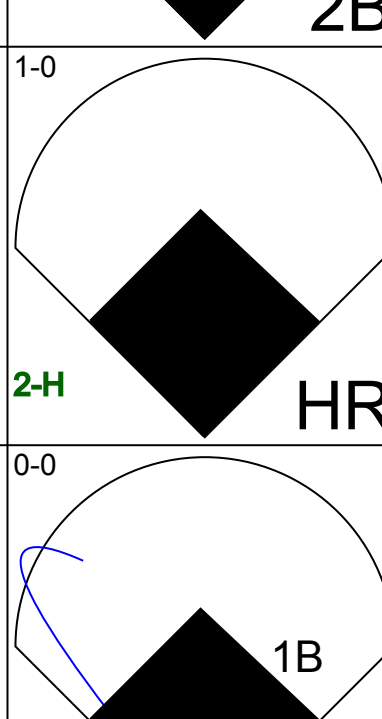
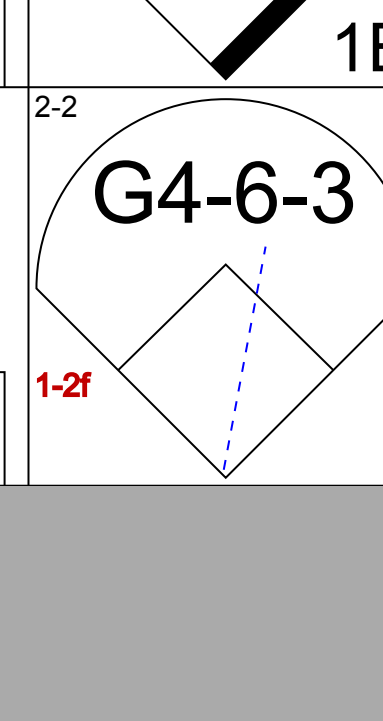

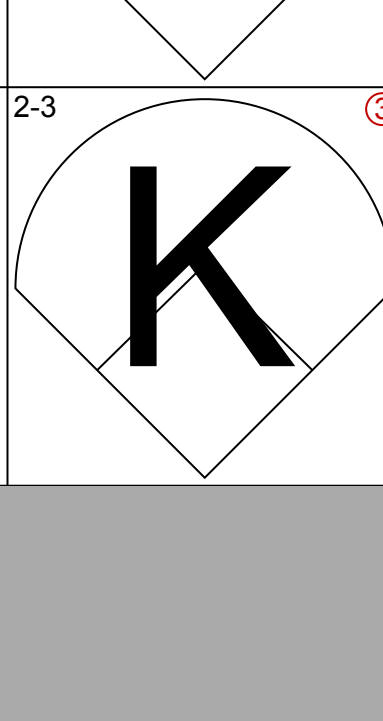
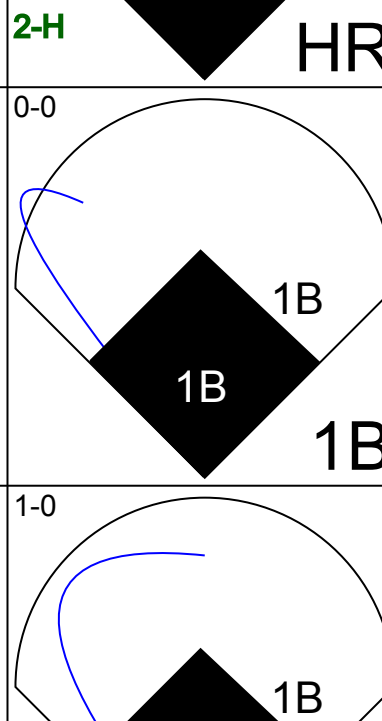


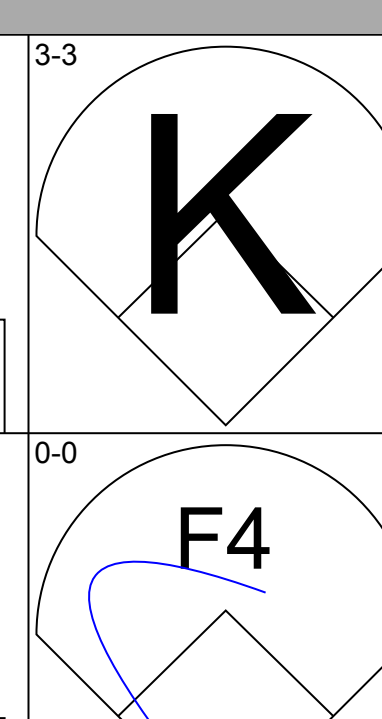
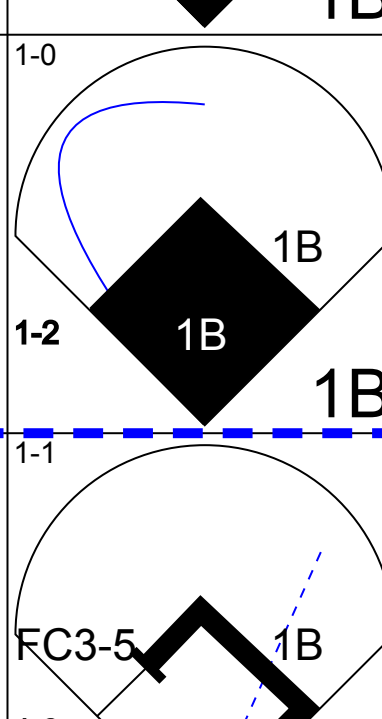

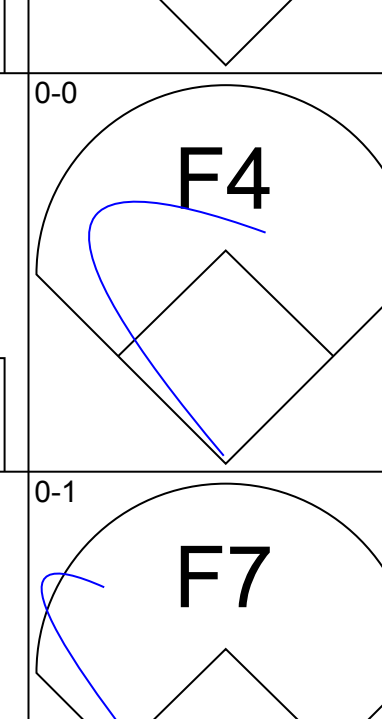
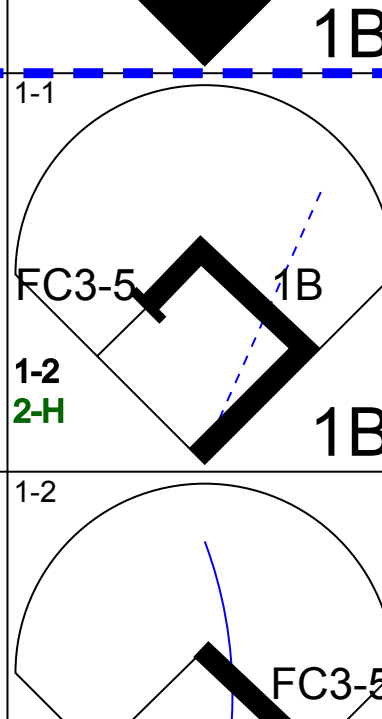

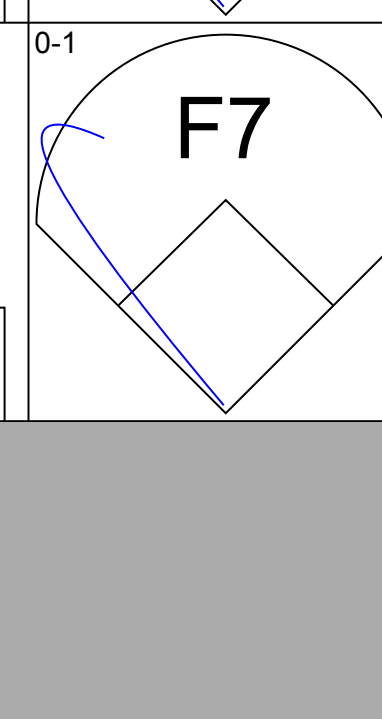
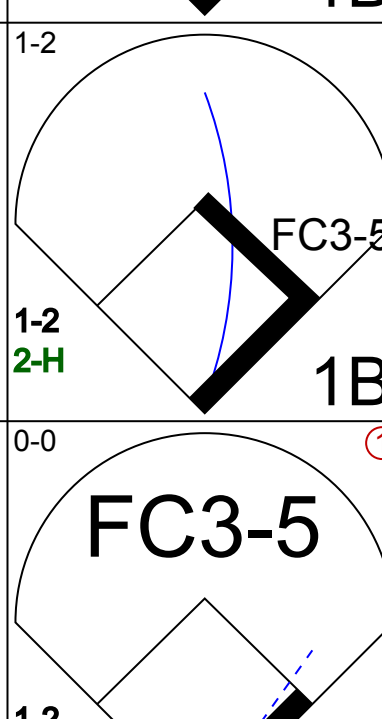
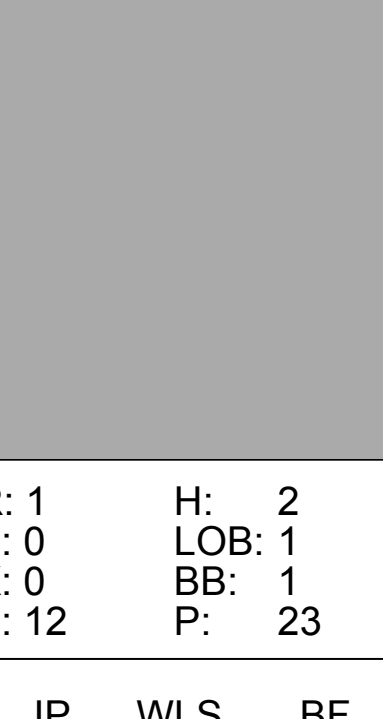
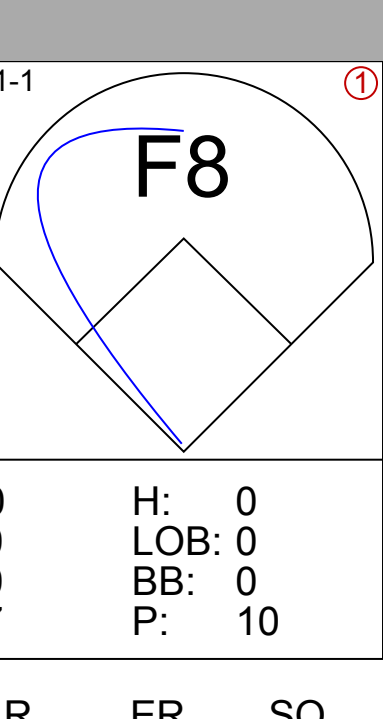
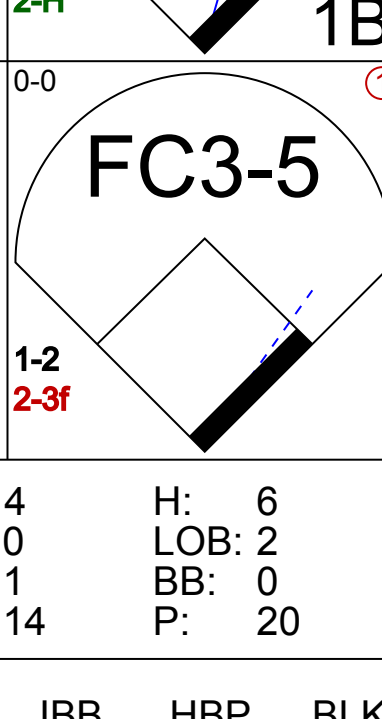
Batter	1	2	3	4	5	6	7	8	9	AB	R	H	RBI	BB	SO	LOB	TOP					
Willie Wilson, S (1, 8) OBP: 0.314, SLG: 0.384						 1B					5	0	1	0	0	1	1					
Kevin Seitzer, R (1, 5) OBP: 0.376, SLG: 0.408			 2B			 1B		 G3 1B		5	3	2	1	0	1	1						
George Brett, L (1, 10) OBP: 0.424, SLG: 0.575										5	0	1	0	0	1	2						
Danny Tartabull, R (1, 9) OBP: 0.409, SLG: 0.541		 BB						 1B IBB		3	1	1	1	2	0	2						
Steve Balboni, R (1, 3) OBP: 0.169, SLG: 0.293										5	0	0	0	0	3	4						
Frank White, R (1, 4) OBP: 0.213, SLG: 0.260								 1B		4	1	2	1	0	0	1						
Bo Jackson, R (1, 7) OBP: 0.331, SLG: 0.513	 1B		 S 1B					 1B		4	2	3	3	0	0	2						
Mike Macfarlane, R (1, 2) OBP: 0.357, SLG: 0.356	 2B									4	0	1	1	0	1	1						
Kurt Stillwell, S (1, 6) OBP: 0.291, SLG: 0.387										4	0	1	0	0	1	1						
Inning Stats	R: 0 E: 0 K: 2 S: 9	H: 0 LOB: 0 BB: 0 P: 14	R: 2 E: 0 K: 2 S: 18	H: 2 LOB: 1 BB: 1 P: 29	R: 1 E: 0 K: 0 S: 7	H: 2 LOB: 1 BB: 0 P: 12	R: 0 E: 0 K: 0 S: 7	H: 1 LOB: 0 BB: 0 P: 14	R: 0 E: 0 K: 0 S: 12	H: 2 LOB: 2 BB: 0 P: 19	R: 2 E: 0 K: 1 S: 16	H: 3 LOB: 1 BB: 0 P: 23	R: 1 E: 1 K: 1 S: 8	H: 1 LOB: 2 BB: 1 P: 17	R: 0 E: 0 K: 1 S: 12	H: 0 LOB: 0 BB: 0 P: 16	R: 1 E: 0 K: 1 S: 10	H: 1 LOB: 0 BB: 0 P: 14	1B: 7 2B: 3 3B: 0 HR: 2	SF: 0 SAC: 0 DP: 0 HBP: 0	WP: 0 PB: 0 SB: 2 CS: 1	PA: 41
PITCHER	IP	WLS	BF	H	R	ER	SO	BB	IBB	HBP	BLK	WP	HR	S	P	ERA	WHIP					
Paul Kilgus, L (1, 1) ERA: 2.58	6.0	L	28	10	5	5	5	1	0	0	0	0	1	69	111	7.50	1.833					
Dale Mohorcic, R (7, 1) ERA:	2.0		9	1	1	0	2	0	1	0	0	0	0	20	33	0.00	0.500					
De Wayne Vaughn, R (9, 1) ERA: 12.15	1.0		4	1	1	1	1	0	0	0	0	0	1	10	14	9.00	1.000					

Kansas City Royals @ Texas Rangers
Arlington Stadium, Arlington, TX
Mon May 16 1988, 8:05 PM EDT
Att: 15,532 - Unknown - 88 F

livebaseballscores.com

AB 39
R 7
H 12
RBI 7
BB 2
SO 8
LOB 15




Batter	1	2	3	4	5	6	7	8	9	AB	R	H	RBI	BB	SO	LOB	BOTTOM					
Bob Brower, R (1, 8) OBP: 0.406, SLG: 0.357	 BLK 1B BB									3	1	0	0	0	1	2	1					
Jim Steels, L (9, PH) OBP: 0.133, SLG: 0.143										1	0	0	0	0	1	2						
Scott Fletcher, R (1, 6) OBP: 0.281, SLG: 0.262										4	0	0	0	0	0	3						
Ruben Sierra, S (1, 9) OBP: 0.307, SLG: 0.398	 3-H								 2B	4	1	2	1	0	0	0						
Pete Incaviglia, R (1, 7) OBP: 0.321, SLG: 0.508	 1B								 2B	4	1	2	2	0	0	0						
Pete O'Brien, L (1, 3) OBP: 0.417, SLG: 0.540	 1-2f								 1B	4	1	1	0	0	1	2						
Larry Parrish, R (1, 10) OBP: 0.252, SLG: 0.354									 1B	4	1	1	0	0	2	0						
Mike Stanley, R (1, 2) OBP: 0.361, SLG: 0.362									 1B 1-2 2-H	3	0	0	0	0	1	0						
Oddibe McDowell, L (9, PH) OBP: 0.271, SLG: 0.312										1	0	1	1	0	0	0						
Steve Buechele, R (1, 5) OBP: 0.387, SLG: 0.527									 1B 1-2 2-H	4	1	3	2	0	0	0						
Curtis Wilkerson, S (9, PR) OBP: 0.372, SLG: 0.425										0	0	0	0	0	0	0						
Jerry Browne, S (1, 4) OBP: 0.275, SLG: 0.206									 1-2 2-3f	4	0	1	0	0	0	3						
Inning Stats	R: 1 E: 0 K: 0 S: 12	H: 2 LOB: 1 BB: 1 P: 23	R: 0 E: 0 K: 1 S: 9	H: 1 LOB: 0 BB: 0 P: 14	R: 0 E: 0 K: 1 S: 7	H: 0 LOB: 0 BB: 0 P: 9	R: 0 E: 0 K: 0 S: 10	H: 0 LOB: 0 BB: 0 P: 17	R: 1 E: 0 K: 2 S: 13	H: 2 LOB: 1 BB: 0 P: 19	R: 0 E: 0 K: 1 S: 8	H: 0 LOB: 0 BB: 0 P: 10	R: 0 E: 0 K: 1 S: 6	H: 0 LOB: 0 BB: 0 P: 9	R: 0 E: 0 K: 0 S: 7	H: 0 LOB: 0 BB: 0 P: 10	R: 4 E: 0 K: 1 S: 14	H: 6 LOB: 2 BB: 0 P: 20	1B: 8 2B: 1 3B: 0 HR: 2	SF: 0 SAC: 1 DP: 1 HBP: 0	WP: 0 PB: 0 SB: 1 CS: 0	PA: 38
PITCHER	IP	WLS	BF	H	R	ER	SO	BB	IBB	HBP	BLK	WP	HR	S	P	ERA	WHIP					
Floyd Bannister, L (1, 1) ERA: 2.97	8.0	W	29	5	2	2	6	1	0	0	1	0	1	72	111	2.25	0.750					
Bud Black, L (9, 1) ERA: 7.11	0.0		4	4	4	4	0	0	0	0	0	0	1	4	7	∞	∞					
Dan Quisenberry, R (9, 1) ERA: 4.26	0.1	S	3	2	0	0	0	0	0	0	0	0	0	6	8	0.00	6.000					
Steve Farr, R (9, 1) ERA: 3.13	0.2	S	2	0	0	0	1	0	0	0	0	0	0	4	5	0.00	0.000					

Kansas City Royals @ Texas Rangers
Arlington Stadium, Arlington, TX
Mon May 16 1988, 8:05 PM EDT
Att: 15,532 - Unknown - 88 F

livebaseballscores.com

AB 36
R 6
H 11
RBI 6
BB 1
SO 7
LOB 11



Batter	1	2	3	4	5	6	7	8	9	AB	R	H	RBI	BB	SO	LOB	TOP								
Willie Wilson, S (1, 8) OBP: 0.316, SLG: 0.391			6-3-5				PO		P5	5	1	2	0	0	1	3	Kansas City Royals @ Minnesota Twins Hubert H. Humphrey Metrodome, Minneapolis, MN Tue May 17 1988, 8:05 PM EDT Att: 24,808 - Dome - 70 F livebaseballscorecards.com								
Kevin Seitzer, R (1, 5) OBP: 0.381, SLG: 0.402				F9	P3					2	0	0	0	2	0	1									
George Brett, L (1, 3) OBP: 0.420, SLG: 0.565				4-3	P5					4	0	1	1	0	1	2									
Danny Tartabull, R (1, 9) OBP: 0.404, SLG: 0.557				HR		5-3				4	1	1	1	0	2	3									
Bill Buckner, L (1, 10) OBP: 0.250, SLG: 0.216		F8		F8						4	0	1	0	0	0	2									
Frank White, R (1, 4) OBP: 0.221, SLG: 0.267	F9					5-3				4	1	2	0	0	0	0									
Bo Jackson, R (1, 7) OBP: 0.321, SLG: 0.496					P9		P6			4	0	0	0	0	2	2									
Jamie Quirk, L (1, 2) OBP: 0.222, SLG: 0.340			4-3				6-3			3	1	0	0	1	1	1									
Kurt Stillwell, S (1, 6) OBP: 0.313, SLG: 0.417										1	1	1	3	3	0	0									
Inning Stats	R: 0 E: 0 K: 3 S: 14	H: 0 LOB: 1 BB: 1 P: 25	R: 0 E: 0 K: 1 S: 8	H: 0 LOB: 0 BB: 0 P: 12	R: 0 E: 0 K: 0 S: 5	H: 0 LOB: 0 BB: 1 P: 9	R: 1 E: 0 K: 0 S: 7	H: 1 LOB: 0 BB: 0 P: 11	R: 3 E: 0 K: 0 S: 15	H: 3 LOB: 1 BB: 1 P: 23	R: 0 E: 0 K: 0 S: 5	H: 1 LOB: 0 BB: 0 P: 8	R: 0 E: 0 K: 0 S: 3	H: 0 LOB: 2 BB: 1 P: 11	R: 1 E: 0 K: 1 S: 9	H: 2 LOB: 1 BB: 1 P: 17	R: 0 E: 0 K: 2 S: 13	H: 1 LOB: 2 BB: 1 P: 21	1B: 4 2B: 3 3B: 0 HR: 2	SF: 0 SAC: 0 DP: 2 HBP: 0	WP: 0 PB: 0 SB: 3 CS: 0	PA: 38			
PITCHER	IP	WLS	BF	H	R	ER	SO	BB	IBB	HBP	BLK	WP	HR	S	P	ERA	WHIP								
Bert Blyleven, R (1, 1) ERA: 4.89	7.0		27	5	4	4	4	4	0	0	0	0	2	57	99	5.14	1.286								
Juan Berenguer, R (8, 1) ERA: 6.0	2.0	W	10	3	1	1	3	2	0	0	0	0	0	22	38	4.50	2.500								

Batter	1	2	3	4	5	6	7	8	9	AB	R	H	RBI	BB	SO	LOB	BOTTOM								
Dan Gladden, R (1, 7) OBP: 0.333, SLG: 0.424	F7		F8							4	2	2	0	1	0	0	Kansas City Royals @ Minnesota Twins Hubert H. Humphrey Metrodome, Minneapolis, MN Tue May 17 1988, 8:05 PM EDT Att: 24,808 - Dome - 70 F livebaseballscorecards.com								
Tom Herr, S (1, 4) OBP: 0.387, SLG: 0.354			4-3		E7			F9		4	0	1	1	1	1	2									
Kirby Puckett, R (1, 8) OBP: 0.344, SLG: 0.500	6-3				L7		FC6-4			5	3	2	0	0	0	3									
Kent Hrbek, L (1, 3) OBP: 0.380, SLG: 0.638		3-1			4-3					5	0	2	1	0	1	2									
Mark Davidson, R (9, PR) OBP: 0.296, SLG: 0.538										0	1	0	0	0	0	0									
Gary Gaetti, R (1, 5) OBP: 0.342, SLG: 0.511						L7				5	0	3	2	0	1	2									
Randy Bush, L (1, 9) OBP: 0.409, SLG: 0.500						F9		F8		4	0	0	0	1	2	5									
Gene Larkin, S (1, 10) OBP: 0.364, SLG: 0.410					F7					4	0	3	1	1	0	2									
Tim Laudner, R (1, 2) OBP: 0.344, SLG: 0.463							P4			4	0	0	0	0	2	6									
Greg Gagne, R (1, 6) OBP: 0.244, SLG: 0.330			F9							3	0	0	0	0	0	0									
John Moses, S (8, PH) ERA: 3.04					6-3					1	0	0	0	0	0	1									
Al Newman, S (9, 6) OBP: 0.240, SLG: 0.174										0	0	0	0	0	0	0									
Inning Stats	R: 0 E: 0 K: 1 S: 7	H: 0 LOB: 0 BB: 0 P: 13	R: 0 E: 0 K: 2 S: 12	H: 2 LOB: 2 BB: 0 P: 18	R: 0 E: 0 K: 0 S: 8	H: 0 LOB: 0 BB: 0 P: 14	R: 1 E: 0 K: 2 S: 14	H: 2 LOB: 2 BB: 1 P: 25	R: 1 E: 1 K: 0 S: 12	H: 2 LOB: 1 BB: 0 P: 19	R: 0 E: 0 K: 0 S: 10	H: 0 LOB: 1 BB: 1 P: 19	R: 2 E: 0 K: 0 S: 16	H: 3 LOB: 2 BB: 1 P: 29	R: 0 E: 0 K: 0 S: 9	H: 1 LOB: 2 BB: 1 P: 20	R: 2 E: 1 K: 2 S: 14	H: 3 LOB: 1 BB: 0 P: 19	1B: 10 2B: 3 3B: 0 HR: 0	SF: 0 SAC: 0 DP: 0 HBP: 0	WP: 0 PB: 0 SB: 0 CS: 0	PA: 43			
PITCHER	IP	WLS	BF	H	R	ER	SO	BB	IBB	HBP	BLK	WP	HR	S	P	ERA	WHIP								
Ted Power, R (1, 1) ERA: 6.35	6.1		29	7	4	4	0	0	0	0	0	0	0	69	119	5.68	1.579								
Steve Farr, R (7, 1) ERA: 3.04	0.2		4	2	0	0	0	0	0	0	0	0	0	10	18	0.00	3.000								
Gene Garber, R (8, 1) ERA: 1.76	1.2	L	10	4	2	1	2	1	0	0	1	0	0	23	39	5.40	3.000								



Batter	1	2	3	4	5	6	7	8	9	AB	R	H	RBI	BB	SO	LOB	TOP								
Willie Wilson, S (1, 8) OBP: 0.319, SLG: 0.391 Jim Eisenreich, L (9, 8) OBP: 0.187, SLG: 0.218	2-3 K		1-2 1B		0-1 G3		1-3 K		0-0 1B	5	1	2	1	0	2	0	Kansas City Royals @ Minnesota Twins Hubert H. Humphrey Metrodome, Minneapolis, MN Wed May 18, 1988, 8:05 PM EDT Att: 23,518 - Dome livebaseballscorecards.com								
Kevin Seitzer, R (1, 5) OBP: 0.382, SLG: 0.409	1-2 1-3		2-2 P3		1-1 L3			2-1 HR	1-2 1B	5	2	2	1	0	0	2									
George Brett, L (1, 3) OBP: 0.419, SLG: 0.573	0-0 F8		1-0 G4-3		1-0 1B			0-1 F8	1-2 3B	5	0	2	1	0	0	3									
Danny Tartabull, R (1, 9) OBP: 0.404, SLG: 0.571		2-2 5-3		4-1 BB	2-3 K			1-2 HR	1-2 P3	4	1	1	2	1	1	2									
Steve Balboni, R (1, 10) OBP: 0.159, SLG: 0.274		0-0 G4-3		2-0 F8				0-3 K		4	0	0	0	0	1	1									
Frank White, R (1, 4) OBP: 0.222, SLG: 0.261 Brad Wellman, R (8, 4) OBP: 0.182, SLG: 0.182		1-0 5-3		1-2 P3	1-2 G5-4-3 HBP			0-0 5-3		3	0	0	0	0	0	1									
Bo Jackson, R (1, 7) OBP: 0.319, SLG: 0.512			1-0 HR	1-3 K				1-2 G5-4-3	0-0 4-3	4	1	1	1	0	1	2									
Mike Macfarlane, R (1, 2) OBP: 0.364, SLG: 0.377			0-0 G1-3		3-1 HR			2-1 F8	1-1 1B	4	2	2	0	0	0	0									
Kurt Stillwell, S (1, 6) OBP: 0.319, SLG: 0.444			2-2 1B		0-2 HR			3-2 4-3	0-3 K	4	1	2	2	0	1	1									
Inning Stats	R: 0 E: 0 K: 1 S: 7	H: 0 LOB: 0 BB: 0 P: 10	R: 0 E: 0 K: 0 S: 5	H: 0 LOB: 0 BB: 0 P: 8	R: 1 E: 0 K: 0 S: 17	H: 3 LOB: 2 BB: 0 P: 24	R: 0 E: 0 K: 1 S: 9	H: 0 LOB: 1 BB: 1 P: 17	R: 2 E: 0 K: 1 S: 13	H: 3 LOB: 1 BB: 0 P: 20	R: 0 E: 0 K: 0 S: 6	H: 0 LOB: 0 BB: 0 P: 8	R: 0 E: 0 K: 1 S: 10	H: 0 LOB: 0 BB: 0 P: 16	R: 2 E: 0 K: 1 S: 14	H: 2 LOB: 0 BB: 0 P: 17		R: 3 E: 0 K: 1 S: 17	H: 4 LOB: 1 BB: 0 P: 21	1B: 6 2B: 2 HR: 3	SF: 0 SAC: 0 DP: 1 HBP: 1	WP: 0 PB: 0 SB: 2 CS: 0	PA: 40		
PITCHER	IP	WLS	BF	H	R	ER	SO	BB	IBB	HBP	BLK	WP	HR	S	P	ERA	WHIP								
Allan Anderson, L (1, 1) ERA: 3.9	7.1	L	30	7	4	4	4	1	0	1	0	0	2	71	109	4.91	1.091								
Keith Atherton, R (8, 1) ERA: 1.52	0.2		3	1	1	1	1	0	0	0	0	0	1	10	11	13.50	1.500								
Karl Best, R (9, 1) ERA: 9.0	1.0		7	4	3	3	1	0	0	0	0	0	0	17	21	27.00	4.000								

Batter	1	2	3	4	5	6	7	8	9	AB	R	H	RBI	BB	SO	LOB	BOTTOM								
Dan Gladden, R (1, 7) OBP: 0.338, SLG: 0.430	2-2 1B		2-1 1B		1-0 F8			1-0 SF8		3	1	2	1	0	0	0	Kansas City Royals @ Minnesota Twins Hubert H. Humphrey Metrodome, Minneapolis, MN Wed May 18, 1988, 8:05 PM EDT Att: 23,518 - Dome livebaseballscorecards.com								
Tom Herr, S (1, 4) OBP: 0.383, SLG: 0.346	2-2 4-3		1-2 1B		1-2 6-3			1-0 G3		3	0	0	0	1	0	0									
Kirby Puckett, R (1, 8) OBP: 0.354, SLG: 0.520	1-2 1B		1-2 1B		0-1 4-3			2-2 3B		4	0	3	1	0	0	0									
Kent Hrbek, L (1, 10) OBP: 0.384, SLG: 0.631	0-0 F8		4-0 1B		0-2 1B			0-3 K		3	0	1	0	1	1	2									
Gary Gaetti, R (1, 5) OBP: 0.333, SLG: 0.496		1-0 E6	1-0 P4		1-0 5-3			0-0 F7		4	0	0	0	0	0	2									
Randy Bush, L (1, 9) OBP: 0.412, SLG: 0.487		4-2 BB		0-1 4-3			1-1 P4	4-2 1B		2	0	0	0	2	0	0									
Gene Larkin, S (1, 3) OBP: 0.352, SLG: 0.394		0-0 G4-6-3		2-0 P2			3-2 4-3	0-3 K		4	0	0	0	0	1	3									
Steve Lombardozzi, R (1, 6) OBP: 0.239, SLG: 0.262		0-1 G1-3		1-0 6-3			1-3 K	0-1 FC5-4		4	0	1	0	0	1	1									
Tom Nieto, R (1, 2) OBP: 0.070, SLG: 0.048 John Moses, S (8, PH) OBP: 0.333, SLG: 0.348 Tim Laudner, R (9, 2) OBP: 0.341, SLG: 0.458			0-0 P4		2-3 K			0-0 SF8	1-1 FC5-4	2	0	0	0	0	1	0									
Inning Stats	R: 0 E: 0 K: 0 S: 12	H: 2 LOB: 1 BB: 0 P: 17	R: 0 E: 1 K: 0 S: 6	H: 0 LOB: 1 BB: 1 P: 11	R: 1 E: 0 K: 0 S: 13	H: 2 LOB: 2 BB: 2 P: 24	R: 0 E: 0 K: 0 S: 4	H: 0 LOB: 0 BB: 0 P: 7	R: 0 E: 0 K: 1 S: 7	H: 0 LOB: 0 BB: 0 P: 11	R: 0 E: 0 K: 0 S: 6	H: 1 LOB: 0 BB: 0 P: 7	R: 0 E: 0 K: 1 S: 8	H: 0 LOB: 0 BB: 0 P: 13	R: 1 E: 0 K: 1 S: 10	H: 2 LOB: 1 BB: 0 P: 14		R: 0 E: 0 K: 1 S: 16	H: 1 LOB: 2 BB: 1 P: 21	1B: 6 2B: 0 3B: 2 HR: 0	SF: 1 SAC: 0 DP: 1 HBP: 0	WP: 0 PB: 0 SB: 1 CS: 0	PA: 36		
PITCHER	IP	WLS	BF	H	R	ER	SO	BB	IBB	HBP	BLK	WP	HR	S	P	ERA	WHIP								
Bret Saberhagen, R (1, 1) ERA: 3.42	9.0	W	36	8	2	2	4	3	1	0	0	0	0	82	125	2.00	1.222								

Batter	1	2	3	4	5	6	7	8	9	AB	R	H	RBI	BB	SO	LOB	TOP										
Kurt Stillwell, S (1, 6) OBP: 0.333, SLG: 0.488										5	3	3	4	1	2	4	Kansas City Royals @ Minnesota Twins Hubert H. Humphrey Metrodome, Minneapolis, MN Thu May 19 1988, 4:33 AM EDT Att: 26,860 - Dome - 70 F										
Willie Wilson, S (1, 8) OBP: 0.317, SLG: 0.394										4	0	1	0	0	2	2											
Jim Eisenreich, L (6, 8) OBP: 0.194, SLG: 0.236										2	1	1	0	0	0	1											
George Brett, L (1, 3) OBP: 0.430, SLG: 0.599										4	2	3	2	1	0	1											
Steve Balboni, R (7, 3) OBP: 0.156, SLG: 0.270										1	0	0	0	0	0	1											
Danny Tartabull, R (1, 9) OBP: 0.400, SLG: 0.557										3	1	0	0	1	0	3											
Bill Pecota, R (6, 9) OBP: 0.236, SLG: 0.316										2	0	1	0	0	1	1											
Kevin Seitzer, R (1, 5) OBP: 0.380, SLG: 0.409										5	1	1	2	1	1	3											
Bill Buckner, L (1, 10) OBP: 0.274, SLG: 0.351										6	2	3	3	0	0	1											
Bo Jackson, R (1, 7) OBP: 0.321, SLG: 0.511										4	1	1	2	1	1	0											
Scotti Madison, S (1, 2) OBP: 0.179, SLG: 0.154										3	2	2	0	2	1	0											
Brad Wellman, R (1, 4) OBP: 0.250, SLG: 0.250										5	1	2	1	0	0	5											
Inning Stats	R: 4 E: 0 K: 1 S: 19	H: 3 LOB: 3 BB: 4 P: 41	R: 0 E: 0 K: 0 S: 8	H: 1 LOB: 1 BB: 0 P: 17	R: 6 E: 0 K: 1 S: 24	H: 5 LOB: 0 BB: 1 P: 34	R: 0 E: 0 K: 0 S: 8	H: 0 LOB: 1 BB: 1 P: 16	R: 0 E: 0 K: 1 S: 11	H: 0 LOB: 0 BB: 0 P: 12	R: 2 E: 0 K: 0 S: 15	H: 4 LOB: 2 BB: 0 P: 20	R: 1 E: 0 K: 3 S: 12	H: 2 LOB: 1 BB: 0 P: 22	R: 1 E: 0 K: 1 S: 12	H: 2 LOB: 1 BB: 0 P: 20	1B: 8 2B: 5 3B: 1 HR: 4	SF: 0 SAC: 0 DP: 1 HBP: 0	WP: 1 PB: 0 SB: 1 CS: 0	PA: 51							
PITCHER	IP	WLS	BF	H	R	ER	SO	BB	IBB	HBP	BLK	WP	HR	S	P	ERA	WHIP										
Les Straker, R (1, 1) ERA: 3.48	0.1	L	6	2	4	4	0	3	0	0	0	0	0	12	26	108.00	15.000										
Mark Portugal, R (1, 1) ERA: 7.71	2.0		15	7	6	6	2	2	0	0	0	0	3	34	60	27.00	4.500										
Charlie Lea, R (3, 1) ERA: 6.67	4.2		20	5	2	2	2	2	0	0	0	1	0	48	70	3.86	1.500										
Karl Best, R (8, 1) ERA: 9.0	1.0		5	2	1	1	3	0	0	0	0	0	1	12	22	9.00	2.000										
Jeff Reardon, R (9, 1) ERA: 3.71	1.0		5	2	1	1	1	0	0	0	0	0	0	12	20	9.00	2.000										

Batter	1	2	3	4	5	6	7	8	9	AB	R	H	RBI	BB	SO	LOB	BOTTOM										
Al Newman, S (1, 4) OBP: 0.241, SLG: 0.154										3	0	0	0	1	0	1	Kansas City Royals @ Minnesota Twins Hubert H. Humphrey Metrodome, Minneapolis, MN Thu May 19 1988, 4:33 AM EDT Att: 26,860 - Dome - 70 F										
Dan Gladden, R (1, 7) OBP: 0.329, SLG: 0.417										4	0	0	0	0	1	2											
Kirby Puckett, R (1, 8) OBP: 0.348, SLG: 0.510										3	0	0	0	0	1	1											
John Moses, S (7, 8) OBP: 0.321, SLG: 0.333										1	0	0	0	0	0	0											
Gary Gaetti, R (1, 5) OBP: 0.327, SLG: 0.486										3	0	0	0	0	0	1											
Steve Lombardozzi, R (7, 4) OBP: 0.234, SLG: 0.256										1	0	0	0	0	1	0											
Gene Larkin, S (1, 10) OBP: 0.357, SLG: 0.398										4	0	2	0	0	0	0											
Kent Hrbek, L (1, 3) OBP: 0.383, SLG: 0.632										3	1	1	0	0	0	1											
Tom Nieto, R (8, 2) OBP: 0.068, SLG: 0.047										1	0	0	0	0	0	1											
Tim Laudner, R (1, 2) OBP: 0.330, SLG: 0.442										3	0	0	0	0	1	2											
Mark Davidson, R (1, 9) OBP: 0.333, SLG: 0.552										3	0	2	1	0	0	0											
Greg Gagne, R (1, 6) OBP: 0.238, SLG: 0.322										3	0	0	0	0	1	2											
Inning Stats	R: 0 E: 0 K: 1 S: 8	H: 0 LOB: 1 BB: 1 P: 17	R: 1 E: 0 K: 1 S: 10	H: 2 LOB: 1 BB: 0 P: 18	R: 0 E: 0 K: 0 S: 5	H: 0 LOB: 0 BB: 0 P: 8	R: 0 E: 0 K: 0 S: 11	H: 1 LOB: 1 BB: 0 P: 20	R: 0 E: 0 K: 0 S: 6	H: 0 LOB: 0 BB: 0 P: 10	R: 0 E: 0 K: 1 S: 8	H: 0 LOB: 0 BB: 0 P: 10	R: 0 E: 0 K: 0 S: 4	H: 0 LOB: 0 BB: 0 P: 6	R: 0 E: 0 K: 1 S: 12	H: 1 LOB: 1 BB: 0 P: 18	R: 0 E: 0 K: 1 S: 8	H: 1 LOB: 1 BB: 0 P: 12	1B: 4 2B: 1 3B: 0 HR: 0	SF: 0 SAC: 0 DP: 0 HBP: 0	WP: 0 PB: 0 SB: 0 CS: 0	PA: 33					
PITCHER	IP	WLS	BF	H	R	ER	SO	BB	IBB	HBP	BLK	WP	HR	S	P	ERA	WHIP										
Charlie Leibrandt, L (1, 1) ERA: 4.21	6.0	W	22	3	1	1	3	1	0	0	0	0	0	48	83	1.50	0.667										
Bud Black, L (7, 1) ERA: 6.14	2.0		7	1	0	0	1	0	0	0	0	0	0	16	24	0.00	0.500										
Dan Quisenberry, R (9, 1) ERA: 9.95	1.0		4	1	0	0	1	0	0	0	0	0	0	8	12	0.00	1.000										

AB 44
R 14
H 18
RBI 14
BB 7
SO 8
LOB 22

AB 32
R 1
H 5
RBI 1
BB 1
SO 5
LOB 11

Batter	1	2	3	4	5	6	7	8	9	AB	R	H	RBI	BB	SO	LOB	TOP									
Julio Franco, R OBP: 0.314, SLG: 0.359	4-2 BB		2-2 HR		0-1 2B	0-1 L8		1-1 F7			4	3	2	1	1	0	1									
Pat Tabler, R OBP: 0.353, SLG: 0.331	0-2 2B		1-1 L9		2-2 F7		1-1 5-3		0-1 4-3	0	0	0	0	0	0	0	0									
Willie Upshaw, L OBP: 0.327, SLG: 0.372	1-H 2B				1-3 F7					1	0	0	0	0	0	0	0									
Joe Carter, R OBP: 0.387, SLG: 0.604	0-1 F7		3-2 6-3		1-0 HR		0-0 HR		0-1 6-3	5	3	3	1	0	0	1										
Brook Jacoby, R OBP: 0.325, SLG: 0.411	0-0 F8				1-3 K		0-0 F8		3-2 6-3	4	0	0	0	1	1	4										
Cory Snyder, R OBP: 0.371, SLG: 0.562	0-2 P3				4-0 HR		2-2 HR		1-1 1B	4	2	3	3	1	0	1										
Ron Kittle, R OBP: 0.340, SLG: 0.545					0-0 1B		2-H HR		3-H 1B	4	1	1	3	0	0	2										
Dave Clark, L OBP: 0.270, SLG: 0.156					0-0 HR		3-1 1-3		2-0 1-3	1	0	0	0	0	0	1										
Carmen Castillo, R OBP: 0.326, SLG: 0.341					4-2 FC6-4					3	0	0	0	1	0	0										
Mel Hall, L OBP: 0.285, SLG: 0.336					1-2 2-3					0	0	0	0	0	0	0										
Ron Washington, R OBP: 0.273, SLG: 0.323					2-2 P3		0-1 6-3		0-1 E5	4	0	0	0	0	0	3										
Andy Allanson, R OBP: 0.291, SLG: 0.333					1-2 FC6-4		1-0 F9		1-3 K	4	0	0	0	0	1	4										
Inning Stats	R: 1 E: 0 K: 0 S: 11	H: 1 LOB: 1 BB: 1 P: 15	R: 0 E: 0 K: 0 S: 7	H: 0 LOB: 0 BB: 0 P: 10	R: 1 E: 0 K: 0 S: 11	H: 1 LOB: 0 BB: 0 P: 18	R: 0 E: 0 K: 0 S: 15	H: 1 LOB: 3 BB: 2 P: 26	R: 4 E: 0 K: 1 S: 13	H: 3 LOB: 0 BB: 1 P: 20	R: 0 E: 0 K: 0 S: 5	H: 0 LOB: 0 BB: 0 P: 6	R: 2 E: 0 K: 0 S: 9	H: 2 LOB: 0 BB: 0 P: 15	R: 0 E: 1 K: 1 S: 8	H: 0 LOB: 1 BB: 0 P: 10	R: 1 E: 0 K: 0 S: 12	H: 2 LOB: 1 BB: 0 P: 17	1B: 4 2B: 3 3B: 0 HR: 3	SF: 0 SAC: 0 DP: 0 HBP: 0	WP: 0 PB: 0 SB: 3 CS: 0	PA: 42				
PITCHER	IP	WLS	BF	H	R	ER	SO	BB	IBB	HBP	BLK	WP	HR	S	P	ERA	WHIP									
Floyd Bannister, L ERA: 3.72	(1, 1)	7.0	L	33	8	8	8	1	3	1	0	0	0	3	71	110	10.29	1.571								
Gene Garber, R ERA: 2.09	(8, 1)	2.0		9	2	1	1	1	0	0	0	0	0	20	27	4.50	1.000									

Cleveland Indians @ Kansas City Royals
 Royals Stadium, Kansas City, MO
 Sat May 21 1988, 8:05 PM EDT
 Att: 35,941 - Overcast - 71 F

AB 34
 R 9
 H 9
 RBI 8
 BB 4
 SO 2
 LOB 17



Batter	1	2	3	4	5	6	7	8	9	AB	R	H	RBI	BB	SO	LOB	BOTTOM									
Kurt Stillwell, S OBP: 0.333, SLG: 0.471	4-0 BB		2-1 F9			4-1 HR	1-2 1B		0-1 F9	3	1	1	0	2	0	0										
Willie Wilson, S OBP: 0.320, SLG: 0.389	1-3 K		1-1 E9			0-0 L9	1-2 1B		1-3 1B	4	0	2	0	0	1	2										
George Brett, L OBP: 0.411, SLG: 0.568	2-0 G4-6-3		0-0 L7			2-1 F9	2-1 4-3			4	0	0	0	0	0	5										
Danny Tartabull, R OBP: 0.399, SLG: 0.592						3-1 HR	1-2 6-3		1-2 6-3	4	2	2	3	0	0	0										
Kevin Seitzer, R OBP: 0.386, SLG: 0.410						1-2 L9	3-2 4-3		1-1 5-3	4	0	1	0	0	0	0										
Bill Buckner, L OBP: 0.286, SLG: 0.354						2-3 K			0-2 5-3	4	0	1	0	0	1	1										
Bo Jackson, R OBP: 0.324, SLG: 0.514									2-3 K	3	1	0	0	1	1	2										
Frank White, R OBP: 0.224, SLG: 0.276									1-2 P4	4	0	0	0	0	2											
Mike Macfarlane, R OBP: 0.354, SLG: 0.400									2-2 4-3	4	1	1	2	0	0	1										
Inning Stats	R: 0 E: 0 K: 1 S: 4	H: 0 LOB: 0 BB: 1 P: 11	R: 1 E: 0 K: 0 S: 8	H: 2 LOB: 1 BB: 0 P: 18	R: 0 E: 1 K: 0 S: 7	H: 1 LOB: 1 BB: 0 P: 13	R: 0 E: 0 K: 1 S: 12	H: 0 LOB: 0 BB: 0 P: 17	R: 0 E: 1 K: 0 S: 6	H: 0 LOB: 0 BB: 0 P: 10	R: 2 E: 0 K: 0 S: 9	H: 1 LOB: 0 BB: 1 P: 21	R: 2 E: 0 K: 0 S: 17	H: 3 LOB: 2 BB: 1 P: 27	R: 0 E: 0 K: 1 S: 12	H: 1 LOB: 1 BB: 0 P: 16	R: 0 E: 0 K: 0 S: 10	H: 0 LOB: 0 BB: 0 P: 13	1B: 5 2B: 0 3B: 0 HR: 3	SF: 0 SAC: 0 DP: 2 HBP: 0	WP: 1 PB: 0 SB: 0 CS: 0	PA: 37				
PITCHER	IP	WLS	BF	H	R	ER	SO	BB	IBB	HBP	BLK	WP	HR	S	P	ERA	WHIP									
Scott Bailes, L ERA: 4.53	(1, 1)	6.2	W	27	5	5	5	2	3	0	0	0	0	3	55	105	6.75	1.200								
Bill Laskey, R ERA: 7.59	(7, 1)	0.0		2	2	0	0	0	0	0	0	0	0	6	8	∞	∞									
Doug Jones, R ERA: 2.75	(7, 1)	2.1	S	8	1	0	0	1	0	0	0	0	0	24	33	0.00	0.429									

Cleveland Indians @ Kansas City Royals
 Royals Stadium, Kansas City, MO
 Sat May 21 1988, 8:05 PM EDT
 Att: 35,941 - Overcast - 71 F

AB 34
 R 5
 H 8
 RBI 5
 BB 3
 SO 3
 LOB 13



Batter	1	2	3	4	5	6	7	8	9	10	AB	R	H	RBI	BB	SO	LOB						
Julio Franco, R OBP: 0.316, SLG: 0.377 (1.4)	6-3		CS 1B		F7		5-3		HR		5	1	2	3	0	0	2						
Willie Upshaw, L OBP: 0.316, SLG: 0.358 (1.3)	4-3		F7		P4		P6		6-3		5	0	0	0	0	0	3						
Joe Carter, R OBP: 0.388, SLG: 0.595 (1.8)	3-1		CS		G5-4-3 1B		1B 2B BB		F7		4	1	1	0	1	0	0						
Cory Snyder, R OBP: 0.365, SLG: 0.548 (1.9)		1-3		G5-4-3 1B		SAFE 1-2 2B 1B		1-3 K		4-3	5	1	1	0	0	1	1						
Mel Hall, L OBP: 0.289, SLG: 0.353 (1.7)		F8		4-3		1-2 2B		4-3		1B 2B	5	1	2	2	0	0	0						
Brook Jacoby, R OBP: 0.333, SLG: 0.410 (1.5)		1B BB		5-3		K				1B HR 1B IBB	3	2	1	0	2	1	1						
Ron Washington, R OBP: 0.316, SLG: 0.361 (1.6)		1B CS 1B		1B 1B		5-3				K 1B IBB	5	1	3	1	0	1	2						
Dave Clark, L OBP: 0.293, SLG: 0.194 (1.10)		2-1 1B		1-3 1B		1-3 1B				K 1B IBB	4	0	2	1	0	2	2						
Ron Kittle, R OBP: 0.353, SLG: 0.545 (10, PH)		1-3 1B		1-3 1B		1-3 1B				K 1B IBB	0	0	0	0	1	0	0						
Andy Allanson, R OBP: 0.292, SLG: 0.333 (1.2)		2-2 CS		1-1 F8		1-2 1B				F9	3	0	1	1	0	1	0						
Pat Tabler, R OBP: 0.357, SLG: 0.331 (9, PH)		SAFE 3-H 1B		SAFE F8		1-2 1B				BB	0	1	0	0	0	0	0						
Chris Bando, S OBP: 0.385, SLG: 0.600 (9.2)		SAFE 3-H 1B		SAFE F8		1-2 1B				BB	1	0	0	0	0	0	3						
Inning Stats	R: 0 E: 0 K: 0 S: 7	H: 0 LOB: 0 BB: 1 P: 11	R: 1 E: 0 K: 0 S: 12	H: 2 LOB: 1 BB: 0 P: 22	R: 0 E: 0 K: 0 S: 9	H: 1 LOB: 0 BB: 0 P: 11	R: 0 E: 0 K: 0 S: 4	H: 1 LOB: 0 BB: 0 P: 4	R: 1 E: 0 K: 0 S: 12	H: 3 LOB: 2 BB: 0 P: 19	R: 2 E: 0 K: 2 S: 17	H: 2 LOB: 1 BB: 1 P: 26	R: 0 E: 0 K: 1 S: 6	H: 0 LOB: 0 BB: 0 P: 10	R: 0 E: 0 K: 1 S: 8	H: 0 LOB: 0 BB: 0 P: 10	R: 3 E: 0 K: 2 S: 13	H: 2 LOB: 0 BB: 1 P: 21	R: 1 E: 0 K: 0 S: 8	H: 2 LOB: 3 BB: 2 P: 19	1B: 10 2B: 2 3B: 0 HR: 1	SF: 0 SAC: 0 DP: 1 HBP: 0	
PITCHER	IP WLS BF H R ER SO	IP WLS BF H R ER SO	IP WLS BF H R ER SO	IP WLS BF H R ER SO	IP WLS BF H R ER SO	IP WLS BF H R ER SO	IP WLS BF H R ER SO	IP WLS BF H R ER SO	IP WLS BF H R ER SO	IP WLS BF H R ER SO	IP WLS BF H R ER SO	IP WLS BF H R ER SO	IP WLS BF H R ER SO	IP WLS BF H R ER SO	IP WLS BF H R ER SO	IP WLS BF H R ER SO	IP WLS BF H R ER SO	IP WLS BF H R ER SO	IP WLS BF H R ER SO	IP WLS BF H R ER SO	ERA WHIP	ERA WHIP	
Ted Power, R ERA: 6.14 (1.1)	5.0	21	7	3	3	0	2	0	0	0	0	0	0	0	0	0	0	0	0	0	0	5.40	1.800
Steve Farr, R ERA: 2.93 (6.1)	3.0	11	2	1	1	4	0	0	0	0	0	0	0	0	0	0	0	0	0	0	3.00	0.667	
Gene Garber, R ERA: 3.78 (9.1)	1.2	11	4	4	4	2	1	1	0	0	0	1	19	34	21.60	3.000							
Bud Black, L ERA: 6.0 (10.1)	0.1	2	0	0	0	0	1	0	0	0	0	0	0	2	6	0.00	3.000						


TOP

Cleveland Indians @ Kansas City Royals
Royals Stadium, Kansas City, MO
Sun May 22 1988, 4:33 AM EDT
Att: 33,936 - Overcast - 66 F

livebaseballscorecards.com

AB 40
R 8
H 13
RBI 8
BB 4
SO 6
LOB 14

WP: 0 PA: 47
PB: 0
SB: 0
CS: 2



Batter	1	2	3	4	5	6	7	8	9	10	AB	R	H	RBI	BB	SO	LOB					
Kurt Stillwell, S OBP: 0.346, SLG: 0.471 (1.6)	3B BB		P5		G3 2B 1B		2B BB		SF8		2	3	1	1	3	0	1					
Jim Eisenreich, L OBP: 0.202, SLG: 0.263 (1.8)	4-3 3B		F7		G3		F7		F8		6	1	2	1	0	0	6					
George Brett, L OBP: 0.414, SLG: 0.584 (1.10)	4-3		1-3 2B		2-2 2B		FC5 2B		F8		6	0	3	5	0	0	2					
Danny Tartabull, R OBP: 0.405, SLG: 0.586 (1.9)	K		FC6-4 1B		K		FC5 BB		BB BB		3	0	1	0	2	2	1					
Kevin Seitzer, R OBP: 0.386, SLG: 0.405 (1.5)	CS 1B		FC6-4 1B		P3		FC5		BB BB		4	0	1	0	1	0	3					
Bill Buckner, L OBP: 0.284, SLG: 0.348 (1.3)	CS		FC5-4 1B		1-3		1-2 2-3F		BB BB		4	0	1	0	0	0	0					
Willie Wilson, S OBP: 0.318, SLG: 0.387 (9, PH)	CS		F7		1-3		1-2		L7		1	0	0	0	0	0	2					
Steve Balboni, R OBP: 0.156, SLG: 0.270 (10.3)	1-2		FC5-4 1B		1-2		1-2		L7		0	0	0	0	0	0	0					
Bo Jackson, R OBP: 0.320, SLG: 0.503 (1.7)		K		FC5-4 1B		K		FC6 SF8 1B		F8	5	1	1	0	0	2	4					
Frank White, R OBP: 0.223, SLG: 0.268 (1.4)		F7		F9				F8 FC6 IBB		K	4	0	0	0	1	1	2					
Jamie Quirk, L OBP: 0.246, SLG: 0.358 (1.2)			2B 1B		6-3		2B 1B		FC6		3	1	2	0	0	0	0					
Bill Pecota, R OBP: 0.258, SLG: 0.316 (7, PR)										K	0	1	0	0	0	0	0					
Mike Macfarlane, R OBP: 0.351, SLG: 0.395 (8.2)										K	1	0	0	0	0	0	2					
Scotti Madison, S OBP: 0.172, SLG: 0.148 (10, PH)										K	1	0	0	0	0	1	0					
Inning Stats	R: 2 E: 0 K: 1 S: 14	H: 2 LOB: 0 BB: 1 P: 24	R: 0 E: 0 K: 1 S: 5	H: 0 LOB: 0 BB: 0 P: 8	R: 1 E: 0 K: 0 S: 7	H: 2 LOB: 1 BB: 0 P: 10	R: 0 E: 0 K: 0 S: 13	H: 2 LOB: 2 BB: 0 P: 21	R: 1 E: 0 K: 1 S: 12	H: 2 LOB: 1 BB: 0 P: 17	R: 0 E: 0 K: 1 S: 10	H: 0 LOB: 0 BB: 0 P: 13	R: 2 E: 0 K: 0 S: 13	H: 2 LOB: 2 BB: 2 P: 23	R: 1 E: 0 K: 0 S: 7	H: 1 LOB: 2 BB: 1 P: 12	R: 0 E: 0 K: 0 S: 8	H: 0 LOB: 2 BB: 2 P: 18	R: 0 E: 0 K: 2 S: 10	H: 1 LOB: 1 BB: 1 P: 18	1B: 8 2B: 3 3B: 1 HR: 0	SF: 1 SAC: 0 DP: 0 HBP: 0
PITCHER	IP WLS BF H R ER SO	IP WLS BF H R ER SO	IP WLS BF H R ER SO	IP WLS BF H R ER SO	IP WLS BF H R ER SO	IP WLS BF H R ER SO	IP WLS BF H R ER SO	IP WLS BF H R ER SO	IP WLS BF H R ER SO	IP WLS BF H R ER SO	IP WLS BF H R ER SO	IP WLS BF H R ER SO	IP WLS BF H R ER SO	IP WLS BF H R ER SO	IP WLS BF H R ER SO	IP WLS BF H R ER SO	IP WLS BF H R ER SO	IP WLS BF H R ER SO	IP WLS BF H R ER SO	IP WLS BF H R ER SO	ERA WHIP	ERA WHIP
Rich Yett, R ERA: 6.31 (1.1)	6.2	30	10	6	6	4	2	0	0	0	0	0	0	0	0	0	0	0	0	0	8.10	1.800
Jeff Dedmon, R ERA: 4.85 (7.1)	1.2	11	1	1	1	0	3	1	0	0	0	0	0	0	0	0	0	0	0	0	5.40	2.400
Dan Schatzeder, L ERA: 5.14 (9.1)	0.1	1	0	0	0	0	0	0	0	0	0	0	0	0	0	0	0	0	0	0	0.00	0.000
Bill Laskey, R ERA: 7.36 (9.1)	0.1	W	1	0	0	0	0	0	0	0	0	0	0	2	3	0.00	0.000					
Doug Jones, R ERA: 2.61 (10.1)	1.0	S	5	1	0	0	2	1	0	0	0	0	0	10	18	0.00	2.000					


BOTTOM

Cleveland Indians @ Kansas City Royals
Royals Stadium, Kansas City, MO
Sun May 22 1988, 4:33 AM EDT
Att: 33,936 - Overcast - 66 F

livebaseballscorecards.com

AB 40
R 7
H 12
RBI 7
BB 7
SO 6
LOB 23

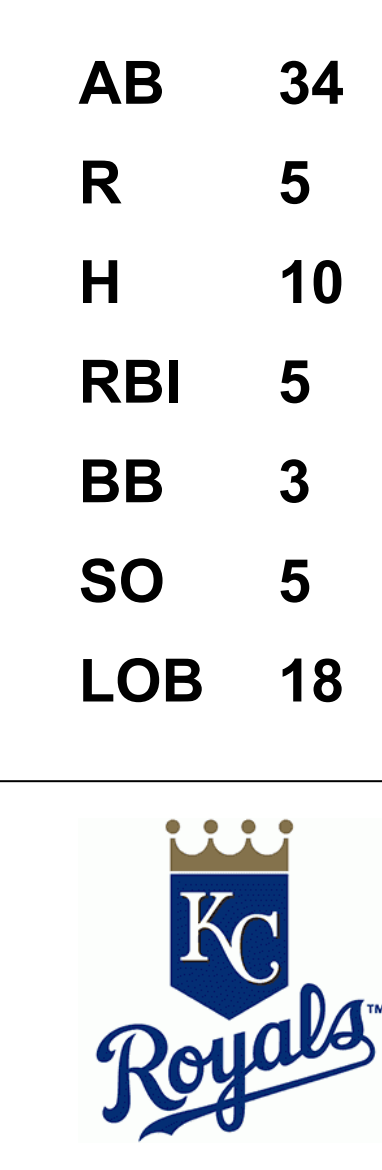
WP: 0 PA: 49
PB: 0
SB: 2
CS: 1



Batter	1	2	3	4	5	6	7	8	9	AB R H RBI BB SO LOB	TOP											
Dan Gladden, R OBP: 0.313, SLG: 0.412	F8		6-3		F9 HR		K		1B	5 2 2 0 0 1 0	Minnesota Twins @ Kansas City Royals Royals Stadium, Kansas City, MO Mon May 23 1988, 8:05 PM EDT Att: 27,231 - Overcast - 62 F											
Tom Herr, S OBP: 0.365, SLG: 0.331	K		E3		F9		4-3		1B	5 0 1 1 0 1 1												
Kirby Puckett, R OBP: 0.350, SLG: 0.514	P4		F9		HR		6-3		4-3	5 1 1 2 0 0 2												
Kent Hrbek, L OBP: 0.357, SLG: 0.564		L8		1B SF8 BB	P5				F9	4 1 0 0 1 1 1												
Gary Gaetti, R OBP: 0.335, SLG: 0.510		G3 1B		L8		4-3 1B				4 3 3 0 0 0 1												
Randy Bush, L OBP: 0.436, SLG: 0.483		G3		1B		4-3				4 0 1 0 0 0 3												
Mark Davidson, R OBP: 0.353, SLG: 0.563								F8		0 0 0 0 0 0 0												
Gene Larkin, S OBP: 0.363, SLG: 0.406				SF8		F9				3 0 2 3 0 0 1												
Tim Laudner, R OBP: 0.330, SLG: 0.474		1-3		L8				F9		4 0 1 1 0 0 3												
Greg Gagne, R OBP: 0.234, SLG: 0.310			6-3		5-3		P1		5-3	4 0 0 0 0 0 1												
Inning Stats	R: 0 E: 0 K: 1 S: 5	H: 0 LOB: 0 BB: 0 P: 6	R: 1 E: 0 K: 0 S: 13	H: 2 LOB: 1 BB: 0 P: 19	R: 0 E: 1 K: 0 S: 7	H: 0 LOB: 1 BB: 0 P: 13	R: 1 E: 0 K: 0 S: 8	H: 1 LOB: 1 BB: 1 P: 16	R: 2 E: 0 K: 0 S: 12	H: 2 LOB: 0 BB: 0 P: 14	R: 1 E: 0 K: 0 S: 12	H: 2 LOB: 1 BB: 0 P: 18	R: 0 E: 0 K: 1 S: 10	H: 0 LOB: 0 BB: 0 P: 15	R: 1 E: 0 K: 1 S: 10	H: 2 LOB: 1 BB: 0 P: 16	R: 1 E: 0 K: 0 S: 10	H: 2 LOB: 1 BB: 0 P: 16	1B: 7 2B: 2 3B: 1 HR: 1	SF: 1 SAC: 0 DP: 0 HBP: 0	WP: 0 PB: 0 SB: 1 CS: 1	PA: 40
PITCHER	IP WLS BF H R ER SO BB IBB HBP BLK WP HR S P ERA WHIP											PITCHER	IP WLS BF H R ER SO BB IBB HBP BLK WP HR S P ERA WHIP									
Bret Saberhagen, R ERA: 3.83	(1, 1) 8.1 L 38 11 7 7 3 1 0 0 0 0 0 1 83 127 7.56 1.440																					
Gene Garber, R ERA: 3.72	(9, 1) 0.1 1 0 0 0 0 0 0 0 0 0 0 0 3 5 0.00 0.000																					
Bud Black, L ERA: 5.87	(9, 1) 0.1 1 0 0 0 0 0 0 0 0 0 0 0 1 1 0.00 0.000																					

Batter	1	2	3	4	5	6	7	8	9	AB R H RBI BB SO LOB	BOTTOM											
Kurt Stillwell, S OBP: 0.342, SLG: 0.458	P5		F9		K		BLK 3B		K	4 1 0 0 1 2 2	Minnesota Twins @ Kansas City Royals Royals Stadium, Kansas City, MO Mon May 23 1988, 8:05 PM EDT Att: 27,231 - Overcast - 62 F											
Willie Wilson, S OBP: 0.315, SLG: 0.382	P4		K		1B		P6		P4	5 0 1 1 0 1 1												
George Brett, L OBP: 0.408, SLG: 0.584	L8		L9		L9		3B		L8	5 0 1 1 0 0 2												
Danny Tartabull, R OBP: 0.401, SLG: 0.574		BB 1B 2B BB		5-3	F7		K			3 1 0 0 1 1 3												
Kevin Seitzer, R OBP: 0.394, SLG: 0.421		BB 2B 1B		6-3					1B SH1-3 1B	4 1 3 0 0 0 0												
Bill Pecota, R OBP: 0.238, SLG: 0.316		BB 2B 1B							SH1-3 1B	0 0 0 0 0 0 0												
Bill Buckner, L OBP: 0.286, SLG: 0.338		2B L5 BB		F8		P3			SH1-3	2 0 0 0 1 0 1												
Bo Jackson, R OBP: 0.331, SLG: 0.514					2B 1B		K		1B HBP	3 1 2 2 0 1 1												
Frank White, R OBP: 0.230, SLG: 0.281		P3			1B 1B		F9		1B	4 1 2 1 0 0 3												
Mike Macfarlane, R OBP: 0.350, SLG: 0.393					1B 2B				1B	3 0 1 0 0 0 2												
Jim Eisenreich, L OBP: 0.200, SLG: 0.260							F8		8-2	1 0 0 0 0 0 3												
Jamie Quirk, L OBP: 0.246, SLG: 0.358					1B					0 0 0 0 0 0 0												
Inning Stats	R: 0 E: 0 K: 0 S: 8	H: 0 LOB: 0 BB: 0 P: 11	R: 2 E: 0 K: 0 S: 8	H: 2 LOB: 1 BB: 2 P: 25	R: 0 E: 0 K: 1 S: 11	H: 0 LOB: 0 BB: 0 P: 16	R: 0 E: 0 K: 0 S: 5	H: 0 LOB: 0 BB: 0 P: 9	R: 2 E: 0 K: 1 S: 12	H: 4 LOB: 2 BB: 0 P: 21	R: 0 E: 0 K: 1 S: 9	H: 1 LOB: 1 BB: 0 P: 13	R: 1 E: 0 K: 1 S: 15	H: 1 LOB: 1 BB: 1 P: 30	R: 0 E: 0 K: 0 S: 9	H: 2 LOB: 2 BB: 0 P: 15	R: 0 E: 0 K: 1 S: 10	H: 0 LOB: 0 BB: 0 P: 14	1B: 6 2B: 5 3B: 1 HR: 0	SF: 0 SAC: 1 DP: 2 HBP: 1	WP: 0 PB: 0 SB: 0 CS: 0	PA: 39
PITCHER	IP WLS BF H R ER SO BB IBB HBP BLK WP HR S P ERA WHIP											PITCHER	IP WLS BF H R ER SO BB IBB HBP BLK WP HR S P ERA WHIP									
Allan Anderson, L ERA: 4.46	(1, 1) 4.0 18 3 1 1 2 1 0 0 1 0 0 0 29 68 3.38 1.500																					
Juan Berenguer, R ERA: 5.76	(5, 1) 2.2 12 3 1 1 2 1 0 0 1 0 0 0 9 14 0.00 3.000																					
Keith Atherton, R ERA: 1.48	(7, 1) 0.2 W 5 2 0 0 1 0 0 0 1 0 0 0 9 14 0.00 3.000																					
Jeff Reardon, R ERA: 3.26	(8, 1) 1.2 S 4 0 0 0 1 0 0 0 0 0 0 0 13 20 0.00 0.000																					

AB	38
R	7
H	11
RBI	7
BB	1
SO	3
LOB	13



Batter	1	2	3	4	5	6	7	8	9	AB	R	H	RBI	BB	SO	LOB	TOP					
Dan Gladden, R OBP: 0.316, SLG: 0.411 (1, 7)	G3		1B BB FC5-4	1-2 G5-3 1B	1-2 P2			5-3		5	1	2	1	0	0	2						
Tom Herr, S OBP: 0.366, SLG: 0.336 (1, 4)	6-3		1B BB FC5-4	0-0 G5-3			1-3 2B	K		4	0	1	0	1	1	2						
Kirby Puckett, R OBP: 0.362, SLG: 0.520 (1, 8)			1B BB FC5-4				1-3 2B	1-3 1B		4	1	3	0	1	0	1						
Gary Gaetti, R OBP: 0.331, SLG: 0.500 (1, 5)	P3		1B BB FC5-4	1-2 2-3 3-H	1-2 FC6-4 1B		4-3	5-3		5	0	1	1	0	0	5						
Gene Larkin, S OBP: 0.351, SLG: 0.394 (1, 10)			1B BB FC5-4	1-2 G4-6-3 HBP	1-2 FC6-4 1B		G3			4	1	0	0	0	1	3						
Kent Hrbek, L OBP: 0.353, SLG: 0.562 (1, 3)	4-3		1B BB G4-6-3	1-2 HBP	0-0 SF8			G3		4	0	1	1	0	0	3						
Tim Laudner, R OBP: 0.333, SLG: 0.471 (1, 2)	1B 2B 1B		1B BB FC5-4	1-1 F8	1-3 2B 1B		2-2 F8	K		5	2	2	0	0	1	1						
Steve Lombardozzi, R OBP: 0.298, SLG: 0.308 Greg Gagne, R OBP: 0.234, SLG: 0.310 (1, 6) (9, 6)	1B BB FC5-4		1B BB FC5-4	2-1 1B	1-2 2B 1B		3-2 5-3			4	1	3	1	0	0	1						
Mark Davidson, R OBP: 0.389, SLG: 0.618 Randy Bush, L OBP: 0.441, SLG: 0.500 John Moses, S OBP: 0.314, SLG: 0.300 (1, 9) (5, PH) (5, 9) (7, PH) (7, 9)	1B BB FC5-4		1B BB FC5-4	0-0 1B	1-2 1B		0-0 6-3			2	0	2	1	0	0	0						
Inning Stats	R: 0 E: 0 K: 0 S: 5	H: 0 LOB: 1 BB: 1 P: 13	R: 1 E: 0 K: 1 S: 7	H: 3 LOB: 2 BB: 0 P: 12	R: 1 E: 0 K: 0 S: 13	H: 2 LOB: 2 BB: 1 P: 20	R: 1 E: 0 K: 0 S: 9	H: 3 LOB: 1 BB: 0 P: 13	R: 3 E: 0 K: 0 S: 16	H: 5 LOB: 2 BB: 0 P: 23	R: 0 E: 0 K: 0 S: 7	H: 1 LOB: 1 BB: 0 P: 8	R: 0 E: 0 K: 0 S: 12	H: 1 LOB: 1 BB: 0 P: 18	R: 0 E: 0 K: 1 S: 9	H: 0 LOB: 0 BB: 0 P: 6	1B: 12 2B: 4 3B: 0 HR: 0	SF: 1 SAC: 0 DP: 2 HBP: 1	WP: 0 PB: 0 CS: 0	PA: 43		
PITCHER	IP WLS BF H R ER SO BB IBB HBP BLK WP HR S P ERA WHIP	IP WLS BF H R ER SO BB IBB HBP BLK WP HR S P ERA WHIP	IP WLS BF H R ER SO BB IBB HBP BLK WP HR S P ERA WHIP	IP WLS BF H R ER SO BB IBB HBP BLK WP HR S P ERA WHIP	IP WLS BF H R ER SO BB IBB HBP BLK WP HR S P ERA WHIP	IP WLS BF H R ER SO BB IBB HBP BLK WP HR S P ERA WHIP	IP WLS BF H R ER SO BB IBB HBP BLK WP HR S P ERA WHIP	IP WLS BF H R ER SO BB IBB HBP BLK WP HR S P ERA WHIP	IP WLS BF H R ER SO BB IBB HBP BLK WP HR S P ERA WHIP	IP WLS BF H R ER SO BB IBB HBP BLK WP HR S P ERA WHIP	IP WLS BF H R ER SO BB IBB HBP BLK WP HR S P ERA WHIP	IP WLS BF H R ER SO BB IBB HBP BLK WP HR S P ERA WHIP	IP WLS BF H R ER SO BB IBB HBP BLK WP HR S P ERA WHIP	IP WLS BF H R ER SO BB IBB HBP BLK WP HR S P ERA WHIP	IP WLS BF H R ER SO BB IBB HBP BLK WP HR S P ERA WHIP	IP WLS BF H R ER SO BB IBB HBP BLK WP HR S P ERA WHIP	IP WLS BF H R ER SO BB IBB HBP BLK WP HR S P ERA WHIP	IP WLS BF H R ER SO BB IBB HBP BLK WP HR S P ERA WHIP	IP WLS BF H R ER SO BB IBB HBP BLK WP HR S P ERA WHIP	IP WLS BF H R ER SO BB IBB HBP BLK WP HR S P ERA WHIP	IP WLS BF H R ER SO BB IBB HBP BLK WP HR S P ERA WHIP	IP WLS BF H R ER SO BB IBB HBP BLK WP HR S P ERA WHIP

Minnesota Twins @ Kansas City Royals
Royals Stadium, Kansas City, MO
Tue May 24 1988, 8:05 PM EDT
Att: 24,863 - Unknown - 76 F

AB 39
R 6
H 16
RBI 6
BB 2
SO 3
LOB 19



Batter	1	2	3	4	5	6	7	8	9	AB	R	H	RBI	BB	SO	LOB	BOTTOM					
Kurt Stillwell, S OBP: 0.333, SLG: 0.448 (1, 6)	K	SF8		4-3				SH3		3	0	0	1	0	2	3						
Willie Wilson, S OBP: 0.312, SLG: 0.376 (1, 8)	1B BB G4-6-3	K		P2			P4	4-3		5	0	1	0	0	1	7						
George Brett, L OBP: 0.403, SLG: 0.571 (1, 10)	G4-6-3		F9		4-3		1-3	IBB		4	0	0	0	1	0	1						
Danny Tartabull, R OBP: 0.407, SLG: 0.586 (1, 9)		1B 2B WP	2B	K			BB 1B	L5		4	2	2	0	1	1	2						
Kevin Seitzer, R OBP: 0.394, SLG: 0.420 (1, 5)		1B BB 2H	5-3		1B		F9	F8		5	1	2	1	0	0	2						
Bill Buckner, L OBP: 0.296, SLG: 0.338 Bill Pecota, R OBP: 0.238, SLG: 0.316 Jim Eisenreich, L OBP: 0.198, SLG: 0.258 (1, 3) (7, PR) (8, 3) (9, PH)	BB 1B SF8	1B	F7		G3		1B	K		3	1	1	0	1	0	2						
Bo Jackson, R OBP: 0.340, SLG: 0.517 (1, 7)	SF8 BB 1-2 2H	1B		F8		6-3	1-2 2H	1B		5	0	3	2	0	0	0						
Frank White, R OBP: 0.241, SLG: 0.282 (1, 4)		BB		2B BB			P6	FC6-4		3	1	1	0	2	0	3						
Scotti Madison, S OBP: 0.242, SLG: 0.233 Brad Wellman, R OBP: 0.250, SLG: 0.250 Jamie Quirk, L OBP: 0.246, SLG: 0.358 (1, 2) (8, PR) (9, 2)	K			4-3 1H	2B		WP	SH3 BB		3	0	2	1	1	1	3						
Inning Stats	R: 0 E: 0 K: 1 S: 8	H: 1 LOB: 0 BB: 0 P: 12	R: 3 E: 0 K: 2 S: 16	H: 4 LOB: 2 BB: 1 P: 29	R: 0 E: 0 K: 0 S: 11	H: 1 LOB: 1 BB: 0 P: 16	R: 1 E: 0 K: 0 S: 9	H: 1 LOB: 1 BB: 0 P: 18	R: 0 E: 0 K: 1 S: 13	H: 1 LOB: 2 BB: 0 P: 21	R: 1 E: 0 K: 0 S: 10	H: 1 LOB: 2 BB: 2 P: 21	R: 0 E: 0 K: 0 S: 4	H: 0 LOB: 2 BB: 2 P: 15	R: 0 E: 0 K: 1 S: 9	H: 1 LOB: 1 BB: 0 P: 11	1B: 9 2B: 3 3B: 0 HR: 0	SF: 1 SAC: 1 DP: 1 HBP: 0	WP: 2 PB: 0 CS: 0	PA: 44		
PITCHER	IP WLS BF H R ER SO BB IBB HBP BLK WP HR S P ERA WHIP	IP WLS BF H R ER SO BB IBB HBP BLK WP HR S P ERA WHIP	IP WLS BF H R ER SO BB IBB HBP BLK WP HR S P ERA WHIP	IP WLS BF H R ER SO BB IBB HBP BLK WP HR S P ERA WHIP	IP WLS BF H R ER SO BB IBB HBP BLK WP HR S P ERA WHIP	IP WLS BF H R ER SO BB IBB HBP BLK WP HR S P ERA WHIP	IP WLS BF H R ER SO BB IBB HBP BLK WP HR S P ERA WHIP	IP WLS BF H R ER SO BB IBB HBP BLK WP HR S P ERA WHIP	IP WLS BF H R ER SO BB IBB HBP BLK WP HR S P ERA WHIP	IP WLS BF H R ER SO BB IBB HBP BLK WP HR S P ERA WHIP	IP WLS BF H R ER SO BB IBB HBP BLK WP HR S P ERA WHIP	IP WLS BF H R ER SO BB IBB HBP BLK WP HR S P ERA WHIP	IP WLS BF H R ER SO BB IBB HBP BLK WP HR S P ERA WHIP	IP WLS BF H R ER SO BB IBB HBP BLK WP HR S P ERA WHIP	IP WLS BF H R ER SO BB IBB HBP BLK WP HR S P ERA WHIP	IP WLS BF H R ER SO BB IBB HBP BLK WP HR S P ERA WHIP	IP WLS BF H R ER SO BB IBB HBP BLK WP HR S P ERA WHIP	IP WLS BF H R ER SO BB IBB HBP BLK WP HR S P ERA WHIP	IP WLS BF H R ER SO BB IBB HBP BLK WP HR S P ERA WHIP	IP WLS BF H R ER SO BB IBB HBP BLK WP HR S P ERA WHIP	IP WLS BF H R ER SO BB IBB HBP BLK WP HR S P ERA WHIP	IP WLS BF H R ER SO BB IBB HBP BLK WP HR S P ERA WHIP

Minnesota Twins @ Kansas City Royals
Royals Stadium, Kansas City, MO
Tue May 24 1988, 8:05 PM EDT
Att: 24,863 - Unknown - 76 F


AB 36
R 5
H 12
RBI 5
BB 6
SO 6
LOB 23



Batter	1	2	3	4	5	6	7	8	9	AB	R	H	RBI	BB	SO	LOB	TOP										
Bob Brower, R OBP: 0.362, SLG: 0.317 Cecil Espy, S OBP: 0.296, SLG: 0.385	1-3 K			2-2 FC6-2 2B		0-0 L9	4-2 1B BB		2-1 L4	3	0	1	0	1	1	0											
Scott Fletcher, R OBP: 0.331, SLG: 0.311	2-1 P3			0-2 F9		2-1 1B 2B	0-0 S			4	1	2	1	0	0	1											
Ruben Sierra, S OBP: 0.312, SLG: 0.401	1-2 P2			0-0 FC6-2		3-1 2B 1B	1-3 K			4	1	1	0	0	1	3											
Pete Incaviglia, R OBP: 0.349, SLG: 0.513		1-3 K		3-3 K		1-3 K	1-3 K			4	0	0	0	0	4	5											
Mike Stanley, R OBP: 0.346, SLG: 0.344		3-3 K			4-2 1B BB	0-0 1B 2B		0-0 F8		3	0	1	2	1	1	0											
Larry Parrish, R OBP: 0.252, SLG: 0.344		3-3 K			0-2 P4	4-0 IBB		2-2 4-3		3	0	0	0	1	1	1											
Pete O'Brien, L OBP: 0.369, SLG: 0.456			2-0 F8		1-2 1B	0-2 4-3		3-2 4-3		4	0	1	0	0	0	2											
Steve Buechele, R OBP: 0.374, SLG: 0.522			0-1 F9		1-0 L9		1-1 5-3		2-1 CS 1B	4	0	1	0	0	0	2											
Jerry Browne, S OBP: 0.292, SLG: 0.241			1-2 6-3		2-2 F8		3-1 1B 3B		3-3 K	4	1	1	0	0	1	3											
Inning Stats	R: 0 E: 0 K: 1 S: 8	H: 0 LOB: 0 BB: 0 P: 12	R: 0 E: 0 K: 3 S: 12	H: 0 LOB: 0 BB: 0 P: 19	R: 0 E: 0 K: 0 S: 6	H: 0 LOB: 0 BB: 0 P: 9	R: 0 E: 0 K: 1 S: 13	H: 1 LOB: 1 BB: 0 P: 18	R: 0 E: 0 K: 0 S: 18	H: 1 LOB: 2 BB: 1 P: 26	R: 2 E: 0 K: 1 S: 14	H: 3 LOB: 2 BB: 1 P: 24	R: 1 E: 0 K: 2 S: 18	H: 2 LOB: 2 BB: 1 P: 26	R: 0 E: 0 K: 0 S: 9	H: 0 LOB: 0 BB: 0 P: 14	R: 0 E: 0 K: 1 S: 8	H: 1 LOB: 0 BB: 0 P: 14	1B: 5 2B: 3 3B: 1 HR: 0	SF: 0 SAC: 0 DP: 1 HBP: 0	WP: 0 PA: 37 PB: 0 SB: 1 CS: 1						
PITCHER	IP	WLS	BF	H	R	ER	SO	BB	IBB	HBP	BLK	WP	HR	S	P	ERA	WHIP										
Floyd Bannister, L ERA: 3.77	6.1	L	28	6	3	3	6	2	1	0	0	0	0	80	125	4.26	1.263										
Gene Garber, R ERA: 3.43	1.2		6	1	0	0	2	0	0	0	0	0	0	18	23	0.00	0.600										
Steve Farr, R ERA: 2.73	1.0		3	1	0	0	1	0	0	0	0	0	0	8	14	0.00	1.000										

Texas Rangers @ Kansas City Royals
 Royals Stadium, Kansas City, MO
 Fri May 27 1988, 8:05 PM EDT
 Att: 24,045 - Unknown - 81 F


AB 34
 R 3
 H 8
 RBI 3
 BB 3
 SO 9
 LOB 17



Batter	1	2	3	4	5	6	7	8	9	AB	R	H	RBI	BB	SO	LOB	BOTTOM										
Kurt Stillwell, S OBP: 0.345, SLG: 0.454	2-1 3-1		4-2 FC6-4 BB		4-1 1B BB		1-1 3-1		0-0 L8	3	0	0	0	2	0	0											
Willie Wilson, S OBP: 0.305, SLG: 0.371	1-0 5-3		0-1 FC6-4		1-2 P3		0-0 1-4-3			4	0	0	0	0	0	4											
George Brett, L OBP: 0.397, SLG: 0.562	1-2 1B			1-2 2B		2-0 G3		0-1 F7		4	0	2	0	0	0	3											
Danny Tartabull, R OBP: 0.406, SLG: 0.608	3-3 K			2-3 K		0-3 K		0-0 E 3B		4	1	1	0	0	3	2											
Kevin Seitzer, R OBP: 0.388, SLG: 0.418 Bill Pecota, R OBP: 0.238, SLG: 0.316		0-3 K		0-1 6-3		1-0 2B 2B		0-1 E1 FC5-4		4	1	1	1	0	1	1											
Bill Buckner, L OBP: 0.292, SLG: 0.341 Brad Wellman, R OBP: 0.250, SLG: 0.250		0-1 4-3		1-1 P5		0-1 1B 2B		0-1 FC5-4 WP		4	0	1	1	0	0	2											
Bo Jackson, R OBP: 0.335, SLG: 0.503		1-0 6-3			0-0 BB 6-3 1B	0-3 K		3-3 K		4	0	1	0	0	2	2											
Frank White, R OBP: 0.236, SLG: 0.274			0-0 F7		1-2 6-3	1-1 1B		0-1 6-3		4	0	1	0	0	0	1											
Jamie Quirk, L OBP: 0.267, SLG: 0.352 Jim Eisenreich, L OBP: 0.196, SLG: 0.255			4-0 CS BB		4-1 BB BB		1-1 F7		2-3 K	1	0	0	0	2	0	0											
Inning Stats	R: 0 E: 0 K: 1 S: 9	H: 1 LOB: 1 BB: 0 P: 16	R: 0 E: 0 K: 1 S: 6	H: 0 LOB: 0 BB: 0 P: 7	R: 0 E: 0 K: 0 S: 5	H: 0 LOB: 1 BB: 2 P: 13	R: 0 E: 0 K: 1 S: 10	H: 1 LOB: 1 BB: 0 P: 14	R: 0 E: 0 K: 0 S: 12	H: 1 LOB: 3 BB: 2 P: 24	R: 1 E: 0 K: 2 S: 11	H: 3 LOB: 2 BB: 0 P: 13	R: 0 E: 0 K: 0 S: 5	H: 0 LOB: 0 BB: 0 P: 7	R: 1 E: 1 K: 1 S: 11	H: 1 LOB: 2 BB: 0 P: 14	R: 0 E: 0 K: 1 S: 6	H: 0 LOB: 0 BB: 0 P: 8	1B: 3 2B: 3 3B: 1 HR: 0	SF: 0 SAC: 0 DP: 0 HBP: 0	WP: 1 PA: 37 PB: 0 SB: 0 CS: 1						
PITCHER	IP	WLS	BF	H	R	ER	SO	BB	IBB	HBP	BLK	WP	HR	S	P	ERA	WHIP										
Jose Guzman, R ERA: 2.67	9.0	W	37	7	2	2	7	4	0	0	0	1	0	75	116	2.00	1.222										

Texas Rangers @ Kansas City Royals
 Royals Stadium, Kansas City, MO
 Fri May 27 1988, 8:05 PM EDT
 Att: 24,045 - Unknown - 81 F

AB 33
 R 2
 H 7
 RBI 2
 BB 4
 SO 7
 LOB 15



Batter	1	2	3	4	5	6	7	8	9	AB	R	H	RBI	BB	SO	LOB	TOP				
Cecil Espy, S (1, 8) OBP: 0.304, SLG: 0.407 Bob Brower, R (4, PH) OBP: 0.360, SLG: 0.302 (4, 8)	L6		E	BB		L8		4-3		2	1	1	0	0	0	0	Texas Rangers @ Kansas City Royals Royals Stadium, Kansas City, MO Sat May 28 1988, 8:05 PM EDT Att: 37,802 - Unknown - 82 F				
Scott Fletcher, R (1, 6) OBP: 0.339, SLG: 0.325	FC3-6 1B		E3 HR	BB		1-3				5	2	3	2	0	0	0					
Ruben Sierra, S (1, 9) OBP: 0.314, SLG: 0.429	FC3-6 1-2		HR	BB		P4		L9		5	1	2	3	0	0	2					
Pete Incaviglia, R (1, 7) OBP: 0.350, SLG: 0.526	FC6 1-2		HR	IBB				6-3		4	1	1	1	1	0	1					
Pete O'Brien, L (1, 3) OBP: 0.366, SLG: 0.451 Mike Stanley, R (9, PH) OBP: 0.343, SLG: 0.341		4-3	BB	K				K		4	0	1	0	0	2	2					
Larry Parrish, R (1, 10) OBP: 0.257, SLG: 0.353	F8		BB			5-3				5	0	2	0	0	1	0					
Geno Petralli, L (1, 2) OBP: 0.325, SLG: 0.371	1B		K			G3		1B		4	0	2	0	0	1	1					
Steve Buechele, R (1, 5) OBP: 0.371, SLG: 0.514	K			4-3		1B		L9		4	0	1	0	0	1	3					
Curtis Wilkerson, S (1, 4) OBP: 0.400, SLG: 0.492			6-3	BB	1B	F9		F8		4	1	1	0	0	0	1					
Inning Stats	R: 0 E: 0 K: 0 S: 9	H: 1 LOB: 1 BB: 0 P: 13	R: 0 E: 0 K: 1 S: 11	H: 1 LOB: 1 BB: 0 P: 16	R: 4 E: 1 K: 1 S: 23	H: 5 LOB: 1 BB: 0 P: 33	R: 2 E: 0 K: 1 S: 20	H: 3 LOB: 2 BB: 2 P: 34	R: 0 E: 0 K: 0 S: 12	H: 0 LOB: 0 BB: 0 P: 19	R: 0 E: 0 K: 1 S: 10	H: 2 LOB: 2 BB: 0 P: 16	R: 0 E: 0 K: 2 S: 8	H: 1 LOB: 1 BB: 0 P: 11	R: 0 E: 0 K: 2 S: 8	H: 0 LOB: 0 BB: 0 P: 14		1B: 8 2B: 4 3B: 0 HR: 2	SF: 0 SAC: 0 DP: 0 HBP: 0	WP: 0 PB: 0 SB: 1 CS: 0	PA: 42
PITCHER	IP	WLS	BF	H	R	ER	SO	BB	IBB	HBP	BLK	WP	HR	S	P	ERA	WHIP				
Ted Power, R (1, 1) ERA: 6.57	2.2		15	7	4	3	1	0	0	0	0	0	2	39	55	10.12	2.625				
Bud Black, L (3, 1) ERA: 4.91	4.1	W	20	6	2	2	3	1	1	0	0	0	0	54	87	4.15	1.615				
Jerry Don Gleaton, L (8, 1) ERA:	2.0	S	7	1	0	0	2	0	0	0	0	0	0	16	25	0.00	0.500				

AB	40
R	6
H	14
RBI	6
BB	2
SO	6
LOB	10



Batter	1	2	3	4	5	6	7	8	9	AB	R	H	RBI	BB	SO	LOB	BOTTOM				
Kurt Stillwell, S (1, 6) OBP: 0.341, SLG: 0.446	P6	3-1		PB 1B	4-3		FC3-2 1B 2B			5	2	1	0	0	0	4	Texas Rangers @ Kansas City Royals Royals Stadium, Kansas City, MO Sat May 28 1988, 8:05 PM EDT Att: 37,802 - Unknown - 82 F				
Willie Wilson, S (1, 8) OBP: 0.312, SLG: 0.372	F7	E S 1B		K		4-3	2B 1B			5	0	2	2	0	1	2					
George Brett, L (1, 3) OBP: 0.407, SLG: 0.571	BB S 1B			BB HBP 1B		4-3	2B 1B			4	0	3	3	1	0	0					
Danny Tartabull, R (1, 9) OBP: 0.406, SLG: 0.596	BB 1B	F7		BB HBP		F7	6-3			3	0	0	0	1	0	4					
Kevin Seitzer, R (1, 5) OBP: 0.389, SLG: 0.411	BB		4-3	BB	BB		L9	L9		3	0	0	0	2	0	0					
Bill Buckner, L (1, 10) OBP: 0.287, SLG: 0.333	G3		K	P5			1B E 1B	F8		5	1	1	0	0	1	6					
Bo Jackson, R (1, 7) OBP: 0.337, SLG: 0.500		SH2 S E 1B	4-3		P5		E E 1B	1-3		5	2	2	0	0	0	0					
Frank White, R (1, 4) OBP: 0.237, SLG: 0.275 Brad Wellman, R (8, 4) OBP: 0.250, SLG: 0.250		SH2		P3	FC5-4 1B		E5 E FC3-2			3	0	1	0	0	0	1					
Mike Macfarlane, R (1, 2) OBP: 0.355, SLG: 0.389		E8 3-1 1B		PB 1B HBP	FC5-4 1B		E6 FC3-2 1B			3	3	1	2	0	0	2					
Inning Stats	R: 0 E: 0 K: 0 S: 14	H: 1 LOB: 3 BB: 2 P: 27	R: 2 E: 1 K: 0 S: 10	H: 3 LOB: 2 BB: 1 P: 14	R: 0 E: 0 K: 1 S: 6	H: 0 LOB: 0 BB: 0 P: 10	R: 2 E: 0 K: 1 S: 14	H: 2 LOB: 3 BB: 1 P: 27	R: 0 E: 0 K: 0 S: 11	H: 1 LOB: 1 BB: 0 P: 18	R: 0 E: 0 K: 0 S: 6	H: 0 LOB: 0 BB: 0 P: 8	R: 4 E: 2 K: 0 S: 13	H: 4 LOB: 2 BB: 0 P: 19	R: 0 E: 0 K: 0 S: 8	H: 0 LOB: 0 BB: 0 P: 13		1B: 10 2B: 1 3B: 0 HR: 0	SF: 0 SAC: 1 DP: 0 HBP: 2	WP: 0 PB: 1 SB: 3 CS: 0	PA: 43
PITCHER	IP	WLS	BF	H	R	ER	SO	BB	IBB	HBP	BLK	WP	HR	S	P	ERA	WHIP				
Charlie Hough, R (1, 1) ERA: 4.24	6.1		34	9	6	4	2	0	0	0	0	0	0	66	112	5.68	2.053				
Dale Mohorcic, R (7, 1) ERA: 0.41	1.2	L	9	2	2	0	0	0	0	0	0	0	0	16	24	0.00	1.200				

AB	36
R	8
H	11
RBI	7
BB	4
SO	2
LOB	19



Batter	1	2	3	4	5	6	7	8	9	AB	R	H	RBI	BB	SO	LOB	TOP										
Cecil Espy, S OBP: 0.305, SLG: 0.439 (1, 7)										3	1	1	0	0	0	0	Texas Rangers @ Kansas City Royals Royals Stadium, Kansas City, MO Sun May 29 1988, 4:33 AM EDT Att: 31,118 - Sunny - 85 F										
Scott Fletcher, R OBP: 0.333, SLG: 0.321 Mike Stanley, R OBP: 0.339, SLG: 0.337 (1, 6) (5, 2)										2	0	0	1	0	0	3											
Ruben Sierra, S OBP: 0.307, SLG: 0.417 (1, 9)										4	0	0	0	0	0	2											
Pete Incaviglia, R OBP: 0.346, SLG: 0.519 Bob Brower, R OBP: 0.346, SLG: 0.289 (1, 10) (6, PH)										2	0	0	0	0	1	0											
Geno Petralli, L OBP: 0.321, SLG: 0.365 (1, 2) (5, 5)										4	0	1	0	0	1	0											
Oddibe McDowell, L OBP: 0.289, SLG: 0.305 (1, 8)										4	0	1	0	0	1	1											
Jim Steels, L OBP: 0.240, SLG: 0.292 (1, 3)										3	0	1	0	0	2	2											
Curtis Wilkerson, S OBP: 0.397, SLG: 0.476 (1, 5) (5, 6)										2	0	0	0	1	1	1											
Jerry Browne, S OBP: 0.293, SLG: 0.237 (1, 4)										2	0	0	0	1	1	1											
Inning Stats	R: 1 E: 0 K: 0 S: 7	H: 1 LOB: 0 BB: 0 P: 11	R: 0 E: 0 K: 1 S: 8	H: 1 LOB: 0 BB: 0 P: 14	R: 0 E: 0 K: 0 S: 10	H: 0 LOB: 2 BB: 2 P: 21	R: 0 E: 0 K: 2 S: 9	H: 1 LOB: 1 BB: 0 P: 13	R: 0 E: 1 K: 1 S: 11	H: 0 LOB: 1 BB: 0 P: 15	R: 0 E: 0 K: 0 S: 6	H: 0 LOB: 0 BB: 0 P: 9	R: 0 E: 0 K: 2 S: 11	H: 1 LOB: 1 BB: 0 P: 15	R: 0 E: 0 K: 0 S: 5	H: 0 LOB: 0 BB: 0 P: 6		R: 0 E: 0 K: 1 S: 7	H: 0 LOB: 0 BB: 0 P: 10	1B: 2 2B: 1 3B: 1 HR: 0	SF: 1 SAC: 1 DP: 0 HBP: 0	WP: 0 PB: 0 SB: 0 CS: 0	PA: 34				
PITCHER	IP	WLS	BF	H	R	ER	SO	BB	IBB	HBP	BLK	WP	HR	S	P	ERA	WHIP										
Bret Saberhagen, R ERA: 3.63 Dan Quisenberry, R ERA: 3.06	(1, 1) (8, 1)	7.0 6	W 27	4 0	1 0	1 0	6 1	2 0	0 0	0 0	0 0	0 0	0 0	62 12	98 16	1.29 0.00	0.857 0.000										

Batter	1	2	3	4	5	6	7	8	9	AB	R	H	RBI	BB	SO	LOB	BOTTOM										
Kurt Stillwell, S OBP: 0.342, SLG: 0.451 (1, 6)										5	2	2	3	0	1	3	Texas Rangers @ Kansas City Royals Royals Stadium, Kansas City, MO Sun May 29 1988, 4:33 AM EDT Att: 31,118 - Sunny - 85 F										
Willie Wilson, S OBP: 0.319, SLG: 0.383 Jim Eisenreich, L OBP: 0.196, SLG: 0.255 (1, 8) (7, PR) (8, 8)										5	1	3	4	0	0	0											
George Brett, L OBP: 0.407, SLG: 0.567 (1, 10)										5	0	2	2	0	0	1											
Danny Tartabull, R OBP: 0.402, SLG: 0.584 Bill Pecota, R OBP: 0.227, SLG: 0.300 (1, 9) (6, 9)										3	1	0	0	1	0	3											
Kevin Seitzer, R OBP: 0.384, SLG: 0.405 (1, 5)										5	1	1	1	0	0	6											
Bo Jackson, R OBP: 0.341, SLG: 0.524 Jamie Quirk, L OBP: 0.262, SLG: 0.345 (1, 7) (7, 3)										4	2	2	2	0	0	0											
Frank White, R OBP: 0.316, SLG: 0.275 Brad Wellman, R OBP: 0.316, SLG: 0.333 (1, 4) (4, 4)										0	2	0	0	2	0	0											
Scotti Madison, S OBP: 0.237, SLG: 0.206 (1, 3) (7, 7)										4	1	0	0	1	0	4											
Mike Macfarlane, R OBP: 0.369, SLG: 0.392 (1, 2)										2	2	1	0	2	1	2											
Inning Stats	R: 0 E: 0 K: 0 S: 5	H: 0 LOB: 0 BB: 0 P: 9	R: 7 E: 0 K: 1 S: 22	H: 5 LOB: 3 BB: 3 P: 43	R: 4 E: 1 K: 0 S: 15	H: 3 LOB: 2 BB: 2 P: 32	R: 0 E: 0 K: 0 S: 6	H: 0 LOB: 1 BB: 1 P: 15	R: 0 E: 0 K: 0 S: 9	H: 1 LOB: 1 BB: 0 P: 13	R: 1 E: 0 K: 2 S: 16	H: 3 LOB: 3 BB: 0 P: 23	R: 0 E: 0 K: 0 S: 7	H: 0 LOB: 0 BB: 0 P: 13	1B: 7 2B: 4 3B: 0 HR: 1	SF: 0 SAC: 0 DP: 0 HBP: 1		WP: 2 PB: 0 SB: 3 CS: 0	PA: 44								
PITCHER	IP	WLS	BF	H	R	ER	SO	BB	IBB	HBP	BLK	WP	HR	S	P	ERA	WHIP										
Ray Hayward, L ERA: 4.38 Dwaine Henry, R ERA: 13.5 Tony Fossas, L ERA: 4.76 Jose Cecena, R ERA: 5.6 Mitch Williams, L ERA: 5.4	(1, 1) (2, 1) (5, 1) (7, 1) (8, 1)	1.1 2.2 2.0 1.0 1.0	L 16	5 3	1 4	7 4	7 4	0 0	3 0	0 0	0 0	0 0	0 0	24 15	24 22	13.50 0.00	6.000 0.500										

Batter	1	2	3	4	5	6	7	8	9	AB	R	H	RBI	BB	SO	LOB	TOP										
Kurt Stillwell, S OBP: 0.340, SLG: 0.442 (1, 6)	4-2 SH1-3 BB		2-3 K			0-2 F6		1-1 L8		3	0	0	0	1	1	1	Kansas City Royals @ Cleveland Indians Cleveland Municipal Stadium, Cleveland, OH Mon May 30 1988, 3:33 AM EDT Att: 33,533 - Sunny - 84 F										
Willie Wilson, S OBP: 0.314, SLG: 0.377 (1, 8)	0-1 SH1-3			0-3 K			0-0 L8	0-2 1-3		3	0	0	0	0	1												
George Brett, L OBP: 0.399, SLG: 0.555 (1, 3)	1-0 L8			1-1 F8			1-0 F8		0-3 K	4	0	0	0	0	1												
Danny Tartabull, R OBP: 0.399, SLG: 0.576 (1, 9)	1-0 F7			3-1 6-3			0-1 1B 1B		0-0 L7	4	1	1	0	0	0	1											
Kevin Seitzer, R OBP: 0.381, SLG: 0.401 (1, 5)		0-3 K			0-0 F9		0-0 1B 1B		0-1 F9	4	0	1	0	0	1	0											
Bo Jackson, R OBP: 0.341, SLG: 0.520 (1, 7)		1-2 F3			0-0 5-3		0-0 1-2 3-H 1B			3	0	1	1	0	0	0											
Bill Buckner, L OBP: 0.278, SLG: 0.322 (1, 10)		1-0 F7			1-1 1-3		0-0 L4			3	0	0	0	0	0	2											
Mike Macfarlane, R OBP: 0.368, SLG: 0.390 (1, 2)			0-0 L5			2-2 F7		0-0 FC5-4 1B		3	0	1	0	0	0	0											
Brad Wellman, R OBP: 0.273, SLG: 0.286 (1, 4)			2-1 F8			2-2 1-3		1-1 FC5-4 1-2		3	0	0	0	0	0	1											
Inning Stats	R: 0 E: 0 K: 0 S: 6	H: 0 LOB: 1 BB: 1 P: 12	R: 0 E: 0 K: 1 S: 7	H: 0 LOB: 0 BB: 0 P: 9	R: 0 E: 0 K: 1 S: 6	H: 0 LOB: 0 BB: 0 P: 10	R: 0 E: 0 K: 1 S: 7	H: 0 LOB: 0 BB: 0 P: 11	R: 0 E: 0 K: 0 S: 4	H: 0 LOB: 0 BB: 0 P: 5	R: 0 E: 0 K: 0 S: 9	H: 0 LOB: 0 BB: 0 P: 13	R: 1 E: 0 K: 0 S: 7	H: 3 LOB: 2 BB: 0 P: 8	R: 0 E: 0 K: 0 S: 8	H: 1 LOB: 1 BB: 0 P: 10	R: 0 E: 0 K: 1 S: 6	H: 0 LOB: 0 BB: 0 P: 6	1B: 4 2B: 0 3B: 0 HR: 0	SF: 0 SAC: 1 DP: 0 HBP: 0	WP: 0 PB: 0 SB: 0 CS: 0	PA: 32					
PITCHER	IP	WLS	BF	H	R	ER	SO	BB	IBB	HBP	BLK	WP	HR	S	P	ERA	WHIP										
Greg Swindell, L ERA: 2.11 (1, 1)	7.0	W	25	3	1	1	3	1	0	0	0	0	0	46	68	1.29	0.571										
Doug Jones, R ERA: 2.22 (8, 1)	2.0	S	7	1	0	0	1	0	0	0	0	0	0	14	16	0.00	0.500										

AB	30
R	1
H	4
RBI	1
BB	1
SO	4
LOB	7



Batter	1	2	3	4	5	6	7	8	9	AB	R	H	RBI	BB	SO	LOB	BOTTOM										
Julio Franco, R OBP: 0.330, SLG: 0.397 (1, 4)	1-1 F9 1B 2B	1-1 SAFE CS	3-2 HR		1-2 G3		3-3 K			4	2	2	1	0	1	1	Kansas City Royals @ Cleveland Indians Cleveland Municipal Stadium, Cleveland, OH Mon May 30 1988, 3:33 AM EDT Att: 33,533 - Sunny - 84 F										
Willie Upshaw, L OBP: 0.324, SLG: 0.364 (1, 3)	1-0 F9		2-2 K 1B			2-1 F4		4-2 BLK 1-3 BB		3	0	1	0	1	0	1											
Joe Carter, R OBP: 0.357, SLG: 0.550 (1, 8)	1-1 WP S 1B	1-1 SAFE	0-3 K 1-2			2-3 K		0-1 1-3		4	0	1	1	0	2	2											
Cory Snyder, R OBP: 0.339, SLG: 0.497 (1, 9)	1-1 SAFE K	3-3 SAFE	0-2 F8			1-1 1B		1-1 F4		4	0	1	0	0	1	2											
Brook Jacoby, R OBP: 0.313, SLG: 0.383 (1, 5)	2-2 4-3			2-3 K		0-0 F2		1-3 K		4	0	0	0	0	2	3											
Carmen Castillo, R OBP: 0.353, SLG: 0.367 (1, 7)		1-1 1B SF7 1B		1-2 4-3			0-0 S 2B 1B			3	2	2	0	0	0	0											
Mel Hall, L OBP: 0.290, SLG: 0.342 (8, 7)										0	0	0	0	0	0	0											
Ron Kittle, R OBP: 0.310, SLG: 0.471 (1, 10)		3-1 F3		2-2 5-3			0-0 F8			3	0	0	0	0	0	2											
Ron Washington, R OBP: 0.326, SLG: 0.364 (1, 6)		1-0 CS 1B			1-2 1-3		3-2 K		1-2 K	3	0	1	0	0	1	1											
Andy Allanson, R OBP: 0.301, SLG: 0.345 (1, 2)		0-1 SF7			1-3 K		2-1 WP 2B			2	0	1	2	0	1	0											
Inning Stats	R: 1 E: 0 K: 1 S: 11	H: 2 LOB: 1 BB: 0 P: 19	R: 1 E: 0 K: 0 S: 8	H: 2 LOB: 0 BB: 0 P: 14	R: 1 E: 0 K: 1 S: 12	H: 2 LOB: 0 BB: 0 P: 17	R: 0 E: 0 K: 1 S: 11	H: 0 LOB: 0 BB: 0 P: 16	R: 0 E: 0 K: 1 S: 9	H: 0 LOB: 0 BB: 0 P: 12	R: 0 E: 0 K: 1 S: 9	H: 1 LOB: 1 BB: 0 P: 14	R: 1 E: 0 K: 2 S: 11	H: 2 LOB: 1 BB: 0 P: 17	R: 0 E: 0 K: 1 S: 10	H: 0 LOB: 1 BB: 1 P: 16	1B: 6 2B: 2 3B: 0 HR: 1	SF: 1 SAC: 0 DP: 0 HBP: 0	WP: 2 PB: 0 SB: 3 CS: 1	PA: 33							
PITCHER	IP	WLS	BF	H	R	ER	SO	BB	IBB	HBP	BLK	WP	HR	S	P	ERA	WHIP										
Charlie Leibrandt, L ERA: 4.79 (1, 1)	6.2	L	27	9	4	4	6	0	0	0	0	1	1	68	103	5.40	1.350										
Steve Farr, R ERA: 2.61 (7, 1)	1.1		5	0	0	0	2	1	0	0	1	1	0	13	22	0.00	0.750										


AB	30
R	4
H	9
RBI	4
BB	1
SO	8
LOB	12



Batter	1	2	3	4	5	6	7	8	9	AB	R	H	RBI	BB	SO	LOB	TOP			
Henry Cotto, R (1, 8) OBP: 0.359, SLG: 0.436	0-1 BLK S 1B		1-1 4-3			1-2 5-3		0-1 G4-3		4	0	1	0	0	0	3				
Scott Bradley, L (1, 2) OBP: 0.295, SLG: 0.364	1-3 K		0-0 L7			2-1 4-3			1-2 6-3	4	0	0	0	0	1	1				
Alvin Davis, L (1, 3) OBP: 0.396, SLG: 0.541	1-0 L9			1-1 F8			1-0 F7		1-1 G3-1	4	0	0	0	0	0	1				
Ken Phelps, L (1, 10)	1-3 K			1-2 F6			4-1 WP BB		2-3 K	3	0	0	0	1	2	1				
Mickey Brantley, R (1, 7)		0-0 L8		1-0 5-3			3-3 K		1-2 K	3	0	0	0	0	1	1				
Jim Presley, R (1, 5) OBP: 0.281, SLG: 0.361		0-3 K			2-1 5-3		1-2 6-3			3	0	0	0	0	1	1				
Glenn Wilson, R (1, 9) OBP: 0.299, SLG: 0.340		0-0 FC6-4 1B			0-1 L9			2-1 F3		3	0	1	0	0	0	0				
Rey Quinones, R (1, 6) OBP: 0.298, SLG: 0.401		1-0 FC6-4			0-2 6-3			0-0 E 1B		3	0	1	0	0	0	1				
Harold Reynolds, S (1, 4) OBP: 0.291, SLG: 0.396			1-1 CS 1B			2-1 4-3		1-0 E8		3	0	1	0	0	0	1				
Inning Stats	R: 0 E: 0 K: 2 S: 10	H: 1 LOB: 1 BB: 0 P: 13	R: 0 E: 0 K: 1 S: 6	H: 1 LOB: 1 BB: 0 P: 7	R: 0 E: 0 K: 0 S: 5	H: 1 LOB: 0 BB: 0 P: 7	R: 0 E: 0 K: 0 S: 7	H: 0 LOB: 0 BB: 0 P: 10	R: 0 E: 0 K: 0 S: 7	H: 0 LOB: 0 BB: 0 P: 9	R: 0 E: 0 K: 1 S: 8	H: 0 LOB: 1 BB: 1 P: 17	R: 0 E: 1 K: 0 S: 6	H: 1 LOB: 1 BB: 0 P: 9	R: 0 E: 0 K: 1 S: 8	H: 0 LOB: 0 BB: 0 P: 12	1B: 4 2B: 0 3B: 0 HR: 0	SF: 0 SAC: 0 DP: 1 HBP: 0	WP: 1 PB: 0 CS: 1	PA: 31
PITCHER Ted Power, R (1, 1) ERA: 4.81	IP: 9.0 WLS: W BF: 31 H: 4 R: 0 ER: 0 SO: 5 BB: 1 IBB: 0 HBP: 0 BLK: 1 WP: 1 HR: 0 S: 64 P: 96 ERA: 0.00 WHIP: 0.556															PITCHER				

Seattle Mariners @ Kansas City Royals
Royals Stadium, Kansas City, MO
Thu Jun 02 1988, 4:33 AM EDT
Att: 24,546 - Cloudy - 73 F


AB	30
R	0
H	4
RBI	0
BB	1
SO	5
LOB	10



Batter	1	2	3	4	5	6	7	8	9	AB	R	H	RBI	BB	SO	LOB	BOTTOM			
Kurt Stillwell, S (1, 6) OBP: 0.343, SLG: 0.439	2-2 1-3		1-1 FC6		1-2 3-1		1-1 1B			4	0	1	0	0	0	1				
Willie Wilson, S (1, 8) OBP: 0.305, SLG: 0.371	2-3 K		1-1 4-3		2-2 3-1		1-1 F8			4	0	0	0	0	1	2				
George Brett, L (1, 3) OBP: 0.394, SLG: 0.540	2-1 4-3			2-1 G6-3 2B		0-0 4-3		1-0 P4		4	0	1	0	0	0	0				
Danny Tartabull, R (1, 9) OBP: 0.388, SLG: 0.573		1-3 K		1-1 G6-3 1B		1-1 E5 1B SF8		1-2 HR		4	2	2	1	0	1	0				
Kevin Seitzer, R (1, 5) OBP: 0.381, SLG: 0.407		0-0 F9		0-0 G6-3		2-1 1B		0-1 G6-4-3 1B		4	0	2	0	0	0	2				
Bill Buckner, L (1, 10) OBP: 0.273, SLG: 0.303		1-1 5-3		4-2 HBP BB		0-0 SF8		0-0 G6-4-3		2	0	0	1	1	0	1				
Frank White, R (1, 4) OBP: 0.253, SLG: 0.277			0-0 G3		2-2 FC4 HBP		3-H F9			2	0	0	0	0	0	1				
Jim Eisenreich, L (1, 7) OBP: 0.227, SLG: 0.283			3-2 2B 1B		0-0 FC4			0-0 CS 1B		3	1	2	0	0	0	3				
Mike Macfarlane, R (1, 2) OBP: 0.355, SLG: 0.387			0-2 FC6 1B		3-2 5-3		2-2 F9			3	0	1	1	0	0	1				
Inning Stats	R: 0 E: 0 K: 1 S: 8	H: 0 LOB: 0 BB: 0 P: 14	R: 0 E: 0 K: 1 S: 6	H: 0 LOB: 0 BB: 0 P: 8	R: 1 E: 0 K: 0 S: 12	H: 2 LOB: 1 BB: 0 P: 17	R: 0 E: 0 K: 0 S: 11	H: 2 LOB: 3 BB: 1 P: 20	R: 0 E: 0 K: 0 S: 10	H: 0 LOB: 0 BB: 0 P: 16	R: 1 E: 1 K: 0 S: 9	H: 1 LOB: 1 BB: 0 P: 12	R: 0 E: 0 K: 0 S: 8	H: 2 LOB: 1 BB: 0 P: 12	R: 1 E: 0 K: 0 S: 8	H: 2 LOB: 0 BB: 0 P: 10	1B: 6 2B: 2 3B: 0 HR: 1	SF: 1 SAC: 0 DP: 2 HBP: 1	WP: 0 PB: 0 SB: 0 CS: 1	PA: 33
PITCHER Bill Swift, R (1, 1) ERA: 3.34	IP: 8.0 WLS: L BF: 33 H: 9 R: 3 ER: 2 SO: 2 BB: 1 IBB: 0 HBP: 1 BLK: 0 WP: 0 HR: 1 S: 72 P: 109 ERA: 2.25 WHIP: 1.250															PITCHER				

Seattle Mariners @ Kansas City Royals
Royals Stadium, Kansas City, MO
Thu Jun 02 1988, 4:33 AM EDT
Att: 24,546 - Cloudy - 73 F

AB	30
R	3
H	9
RBI	3
BB	1
SO	2
LOB	11



Batter	1	2	3	4	5	6	7	8	9	AB	R	H	RBI	BB	SO	LOB	TOP					
Henry Cotto, R OBP: 0.356, SLG: 0.434 (1, 8)	F8		SF8			5-3		G4-6-3 1B		3	0	1	1	0	0	0	Seattle Mariners @ Kansas City Royals Royals Stadium, Kansas City, MO Fri Jun 03 1988, 8:05 PM EDT Att: 34,163 - Unknown - 75 F					
Scott Bradley, L OBP: 0.284, SLG: 0.350 (1, 2)	4-3		P5			F8		G4-6-3 1B		4	0	0	0	0	0	2						
Alvin Davis, L OBP: 0.403, SLG: 0.554 (1, 3)	2B					2B		F8		3	0	2	0	1	0	1						
Ken Phelps, L OBP: 0.405, SLG: 0.561 (1, 10)	K					2B		F8		3	0	0	0	1	2	2						
Mickey Brantley, R OBP: 0.303, SLG: 0.518 (1, 7)		F9				F7		L7		4	0	0	0	0	0	3						
Jim Presley, R OBP: 0.282, SLG: 0.358 (1, 5)		G6-4-3 1B				6-3		F9		4	0	1	0	0	0	1						
Glenn Wilson, R OBP: 0.294, SLG: 0.333 (1, 9)		G6-4-3 1B				F8		F8		3	0	0	0	0	0	1						
Rey Quinones, R OBP: 0.298, SLG: 0.406 (1, 6)			G3 SF8 2B			F8		6-3		3	1	1	0	0	0	0						
Harold Reynolds, S OBP: 0.282, SLG: 0.395 (1, 4)			G3			F7		G4-6-3 1B		3	0	1	0	0	0	1						
Inning Stats	R: 0 E: 0 K: 1 S: 10	H: 1 LOB: 1 BB: 0 P: 16	R: 0 E: 0 K: 0 S: 3	H: 1 LOB: 0 BB: 0 P: 4	R: 1 E: 0 K: 0 S: 6	H: 1 LOB: 0 BB: 0 P: 11	R: 0 E: 0 K: 1 S: 8	H: 1 LOB: 1 BB: 0 P: 12	R: 0 E: 0 K: 0 S: 6	H: 0 LOB: 0 BB: 0 P: 10	R: 0 E: 0 K: 0 S: 8	H: 0 LOB: 2 BB: 2 P: 19	R: 0 E: 0 K: 0 S: 5	H: 0 LOB: 0 BB: 0 P: 7	R: 0 E: 0 K: 0 S: 7	H: 2 LOB: 1 BB: 0 P: 10	R: 0 E: 0 K: 0 S: 11	H: 0 LOB: 0 BB: 0 P: 15	1B: 3 2B: 3 3B: 0 HR: 0	SF: 1 SAC: 0 DP: 2 HBP: 0	WP: 0 PB: 0 SB: 0 CS: 0	PA: 33
PITCHER Bret Saberhagen, R ERA: 3.4 (1, 1)	IP: 9.0 WLS: W BF: 33 H: 6 R: 1 ER: 1 SO: 2 BB: 2 IBB: 0 HBP: 0 BLK: 0 WP: 0 HR: 0 S: 64 P: 104 ERA: 1.00 WHIP: 0.889															PITCHER						

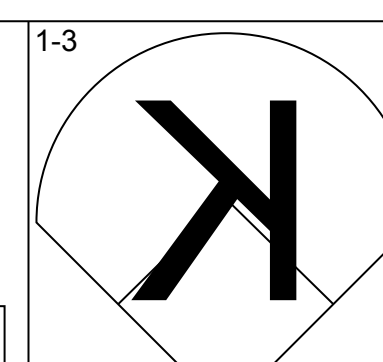
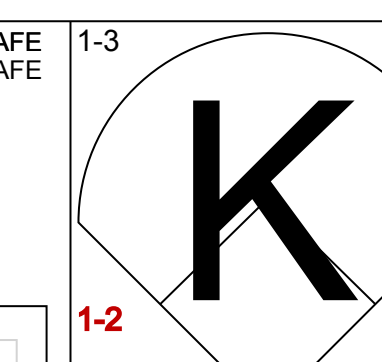
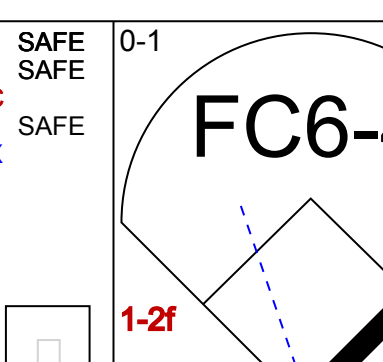
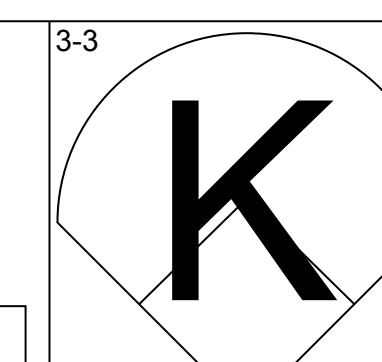
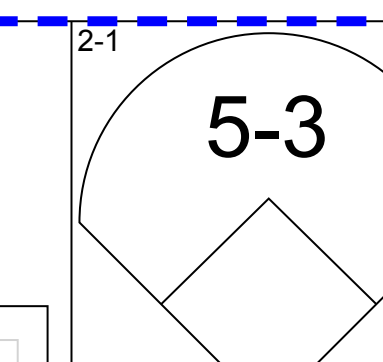
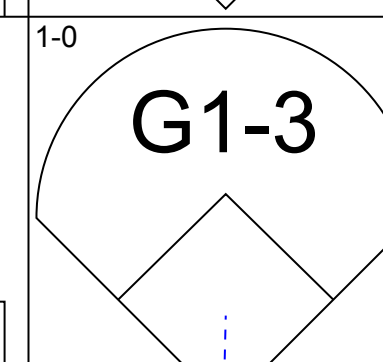
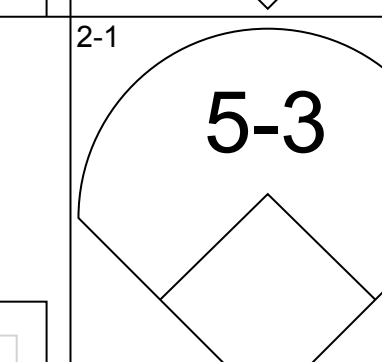
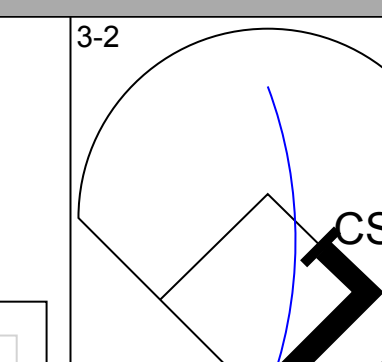
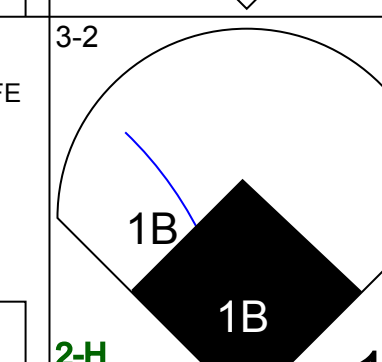
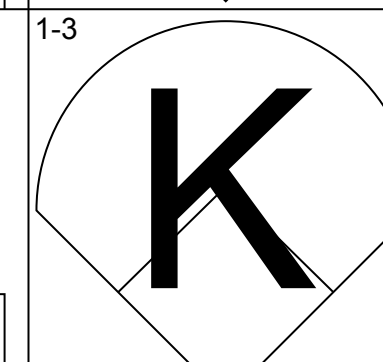
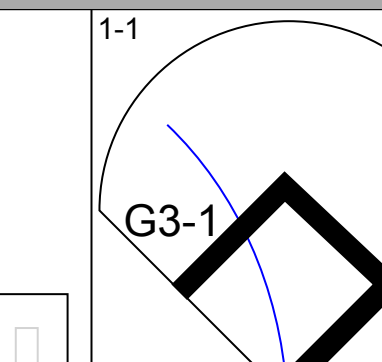
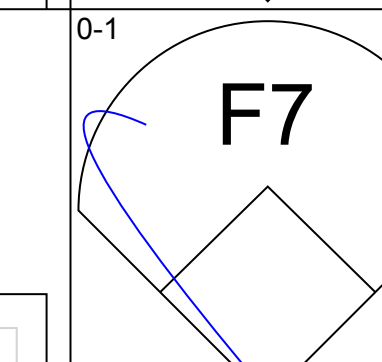
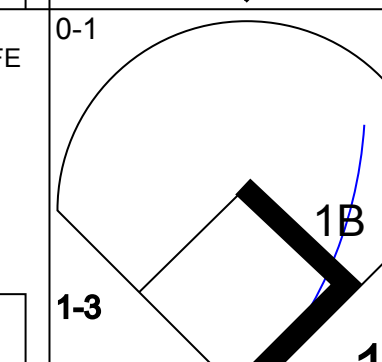
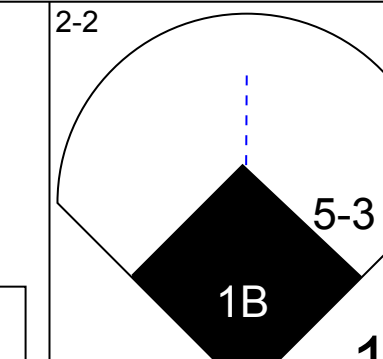
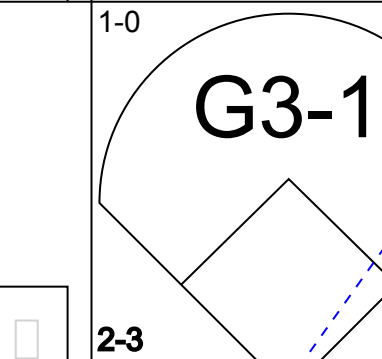
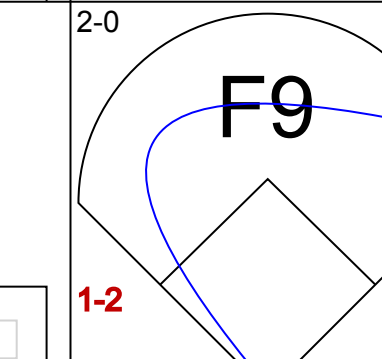
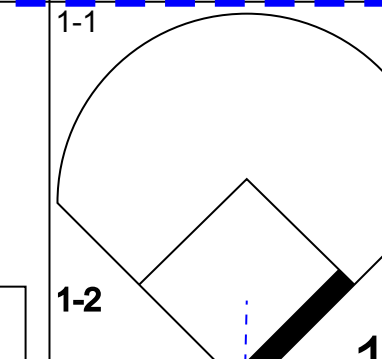

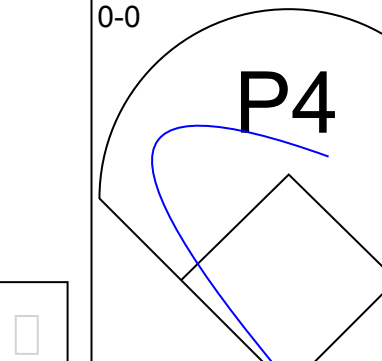
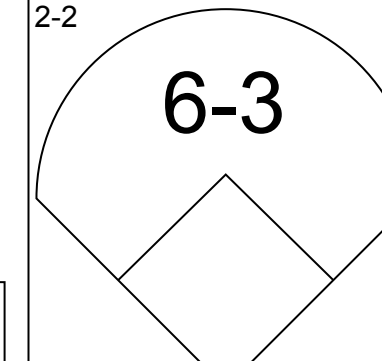
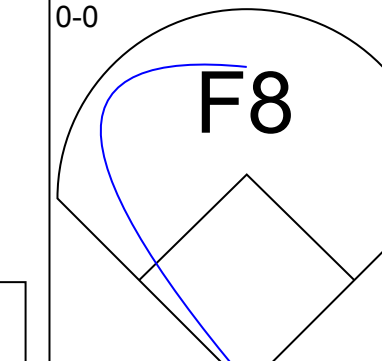

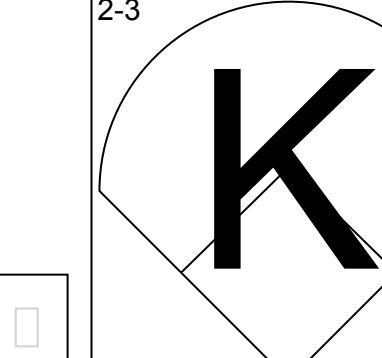
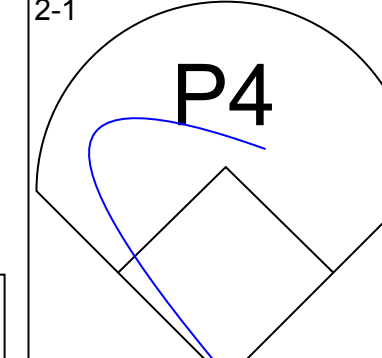
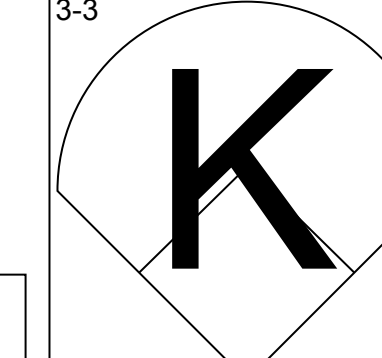

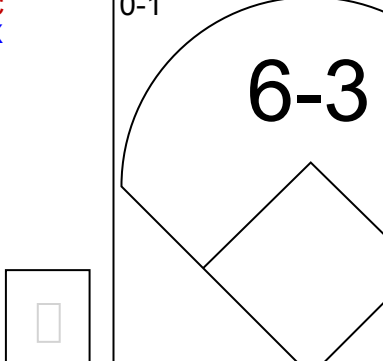
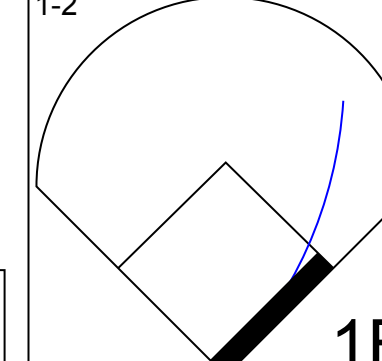
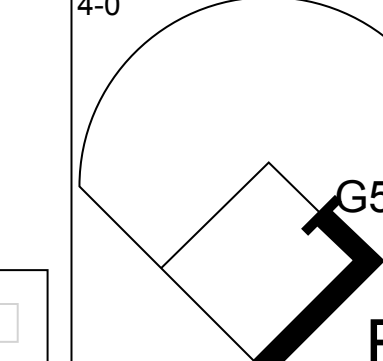

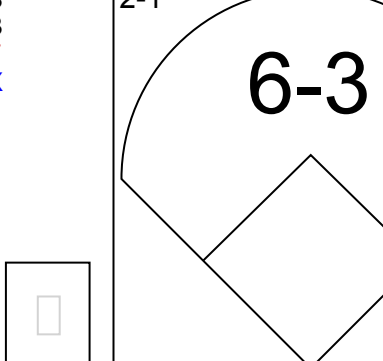
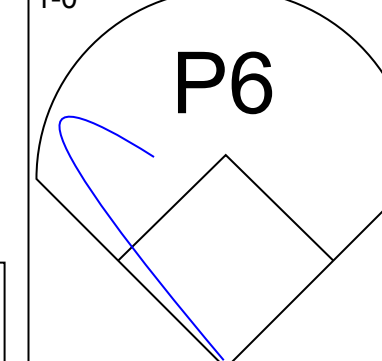
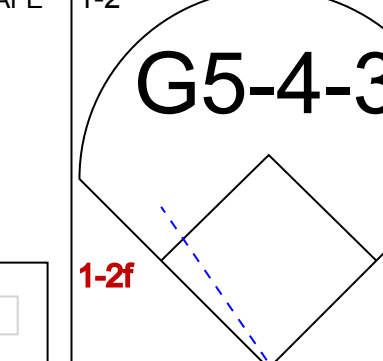
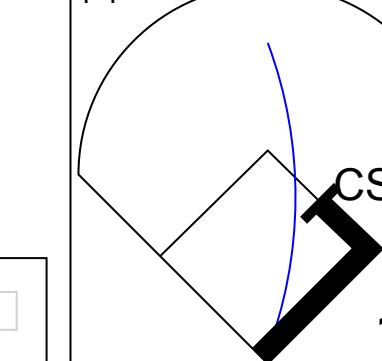
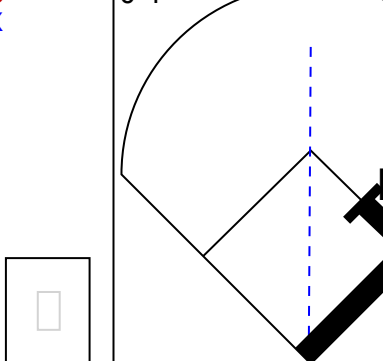
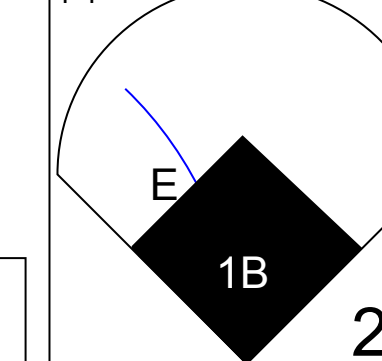
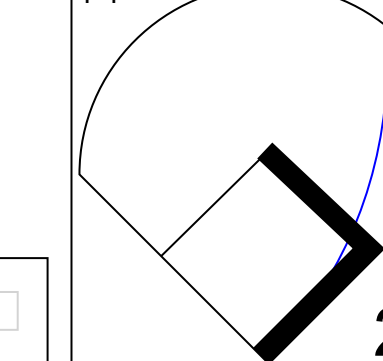
Batter	1	2	3	4	5	6	7	8	9	AB	R	H	RBI	BB	SO	LOB	BOTTOM			
Kurt Stillwell, S OBP: 0.342, SLG: 0.452 (1, 6)	5-3		K							4	1	1	1	0	2	0	Seattle Mariners @ Kansas City Royals Royals Stadium, Kansas City, MO Fri Jun 03 1988, 8:05 PM EDT Att: 34,163 - Unknown - 75 F			
Willie Wilson, S OBP: 0.307, SLG: 0.369 (1, 8)	F8		G5-4-3 1B			1-3		F7		4	0	1	0	0	0	0				
George Brett, L OBP: 0.387, SLG: 0.529 (1, 3)	F7		G5-4-3 1B					F7		4	0	0	0	0	0	1				
Danny Tartabull, R OBP: 0.395, SLG: 0.577 (1, 9)		F8				1B		1B		4	0	3	0	0	0	0				
Kevin Seitzer, R OBP: 0.384, SLG: 0.415 (1, 5)		1B 2B				F7		F8		4	1	2	0	0	0	2				
Bill Buckner, L OBP: 0.289, SLG: 0.320 (1, 10)		2B SF8				F7		1B		4	1	3	0	0	0	1				
Mike Macfarlane, R OBP: 0.352, SLG: 0.391 (1, 2)		1B 2B				L7		P4		4	0	1	1	0	0	6				
Jim Eisenreich, L OBP: 0.221, SLG: 0.278 (1, 7)		SF8				K		F5		2	0	0	1	0	1	3				
Brad Wellman, R OBP: 0.259, SLG: 0.269 (1, 4)		5-3				F9		L5		3	0	0	0	0	0	1				
Inning Stats	R: 0 E: 0 K: 0 S: 10	H: 0 LOB: 0 BB: 0 P: 16	R: 2 E: 0 K: 0 S: 14	H: 3 LOB: 1 BB: 0 P: 23	R: 0 E: 0 K: 1 S: 5	H: 1 LOB: 0 BB: 0 P: 8	R: 0 E: 0 K: 0 S: 8	H: 1 LOB: 1 BB: 0 P: 15	R: 1 E: 0 K: 1 S: 12	H: 1 LOB: 0 BB: 0 P: 18	R: 0 E: 0 K: 0 S: 14	H: 3 LOB: 3 BB: 0 P: 22	R: 0 E: 0 K: 1 S: 6	H: 0 LOB: 0 BB: 0 P: 10	R: 0 E: 0 K: 0 S: 9	H: 2 LOB: 2 BB: 0 P: 16	1B: 8 2B: 2 3B: 0 HR: 1	SF: 1 SAC: 0 DP: 1 HBP: 0	WP: 0 PB: 0 SB: 0 CS: 0	PA: 34
PITCHER Mike Campbell, R ERA: 5.53 (1, 1)	IP: 7.0 WLS: L BF: 29 H: 9 R: 3 ER: 3 SO: 3 BB: 0 IBB: 0 HBP: 0 BLK: 1 WP: 0 HR: 1 S: 69 P: 112 ERA: 3.86 WHIP: 1.286															PITCHER				
Mike Moore, R ERA: 5.43 (8, 1)	IP: 1.0 WLS: L BF: 5 H: 2 R: 0 ER: 0 SO: 0 BB: 0 IBB: 0 HBP: 0 BLK: 0 WP: 0 HR: 0 S: 9 P: 16 ERA: 0.00 WHIP: 2.000															PITCHER				

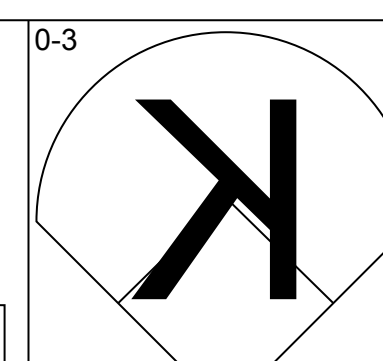
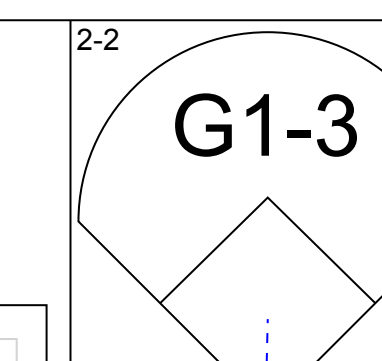
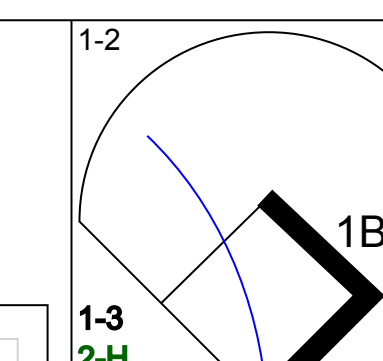
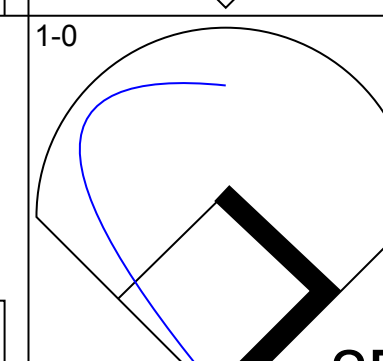
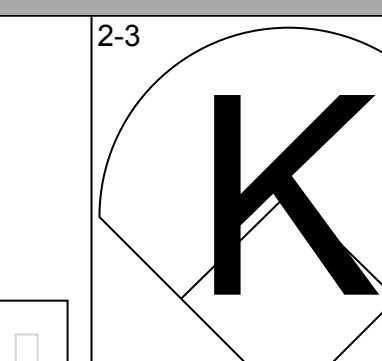
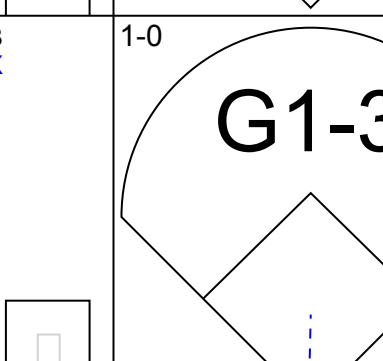
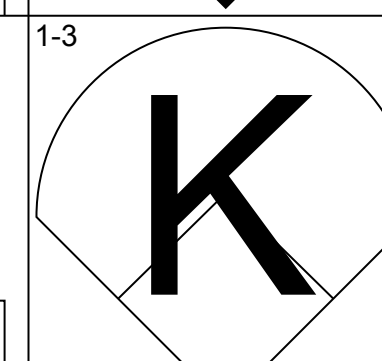
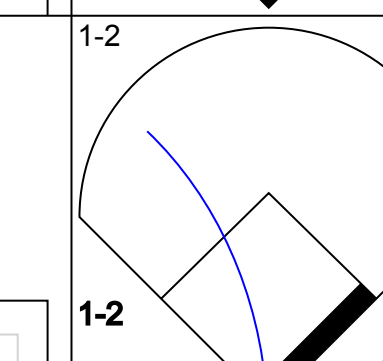
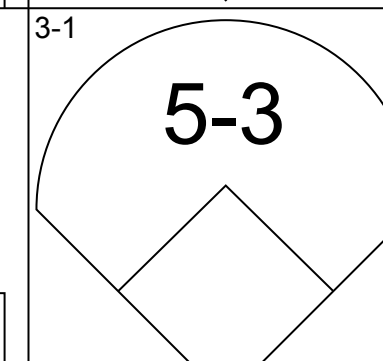
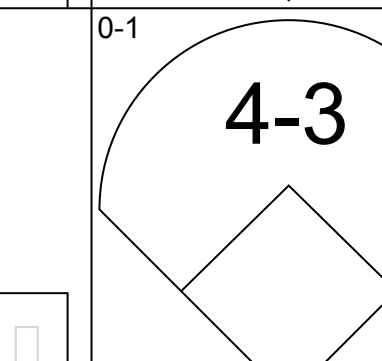
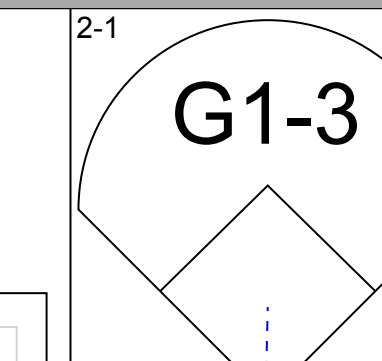
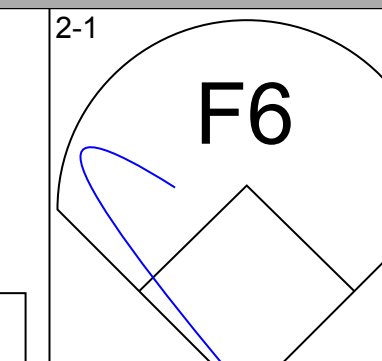
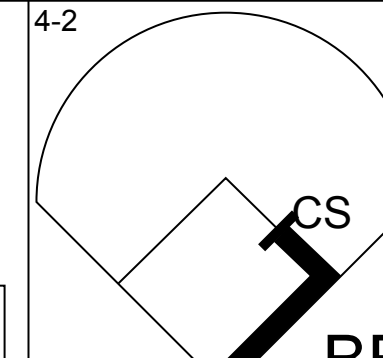
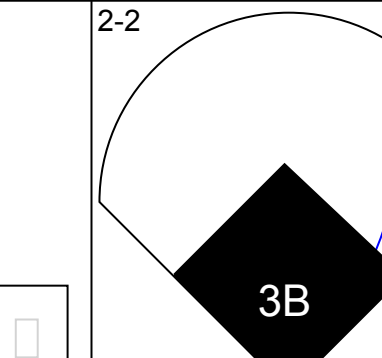
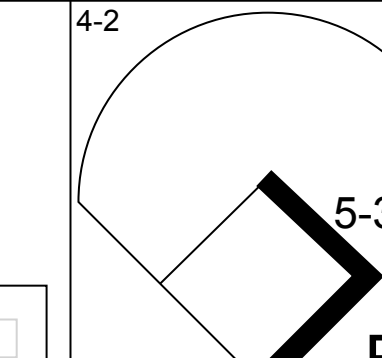
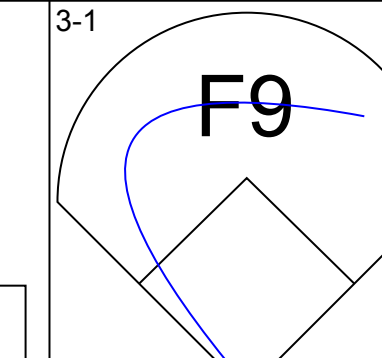
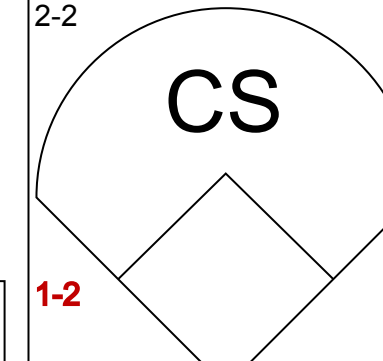
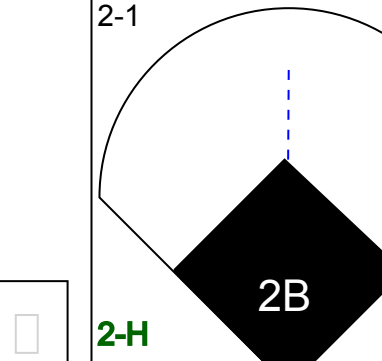
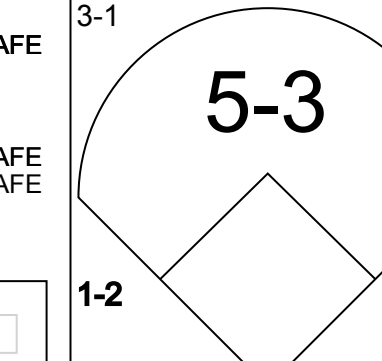
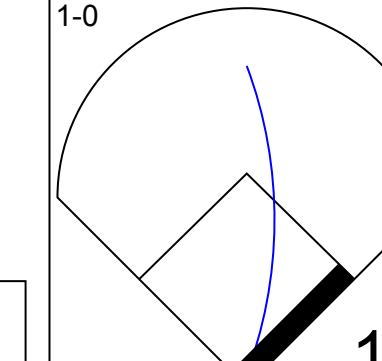
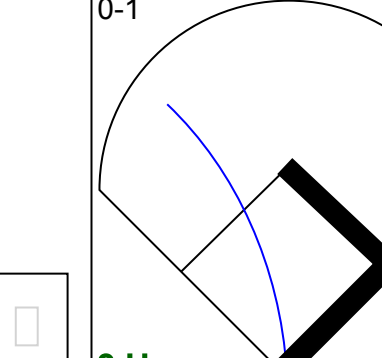

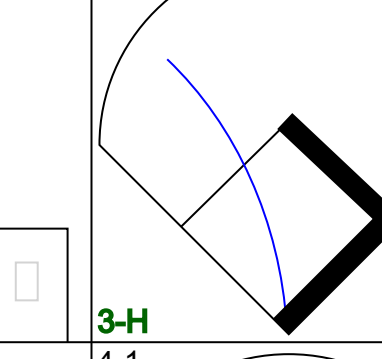

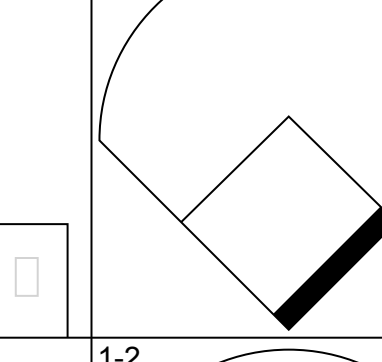
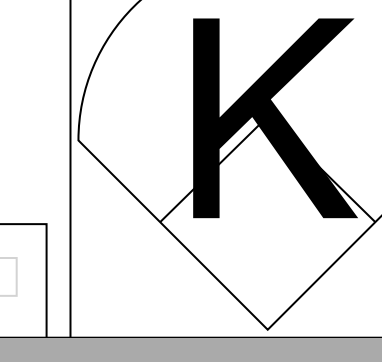


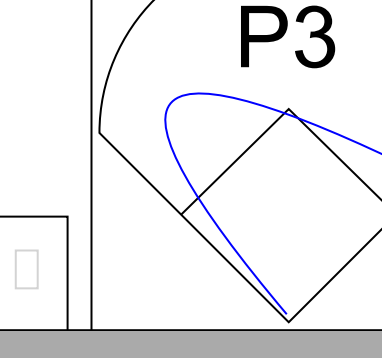

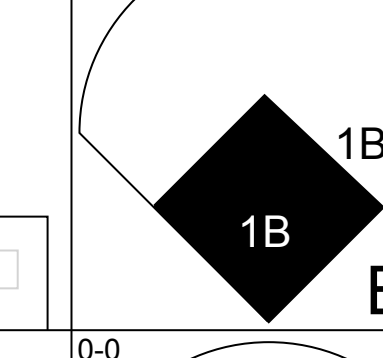
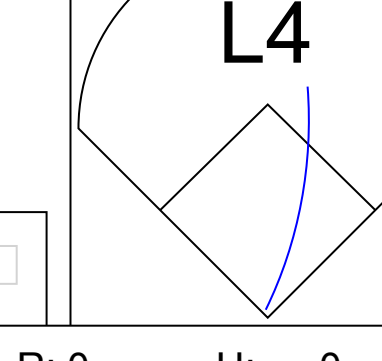

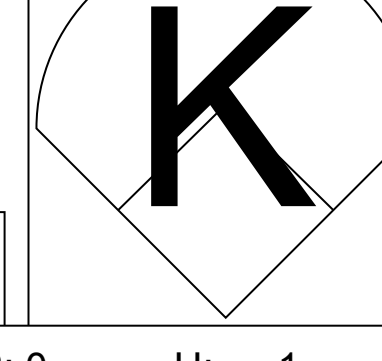
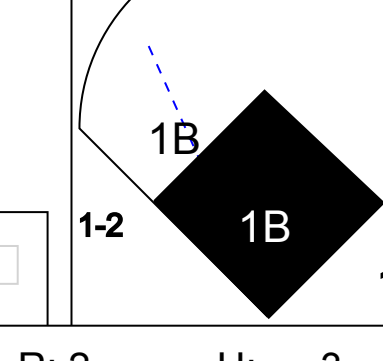
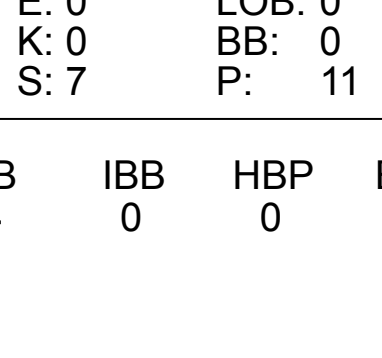
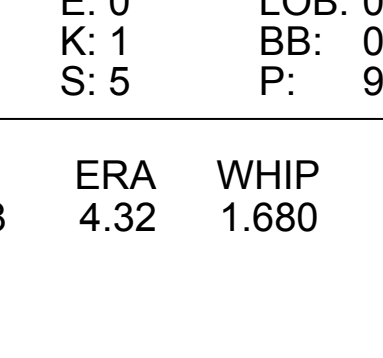
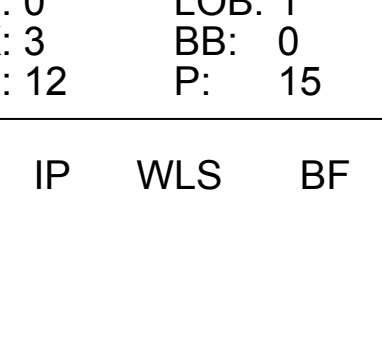
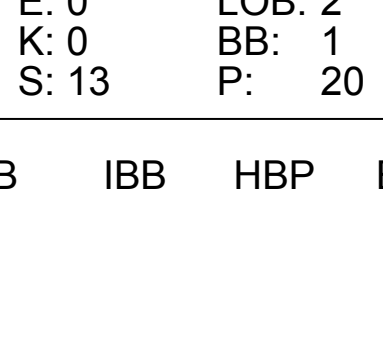


AB	30
R	1
H	6
RBI	1
BB	2
SO	2
LOB	11




AB	33
R	3
H	11
RBI	3
BB	0
SO	3
LOB	14



Batter	1	2	3	4	5	6	7	8	9	AB R H RBI BB SO LOB	TOP											
Henry Cotto, R OBP: 0.347, SLG: 0.422 (1, 8)										5 0 0 0 0 3 4	Seattle Mariners @ Kansas City Royals Royals Stadium, Kansas City, MO Sat Jun 04 1988, 8:05 PM EDT Att: 33,394 - Unknown											
Glenn Wilson, R OBP: 0.298, SLG: 0.337 (1, 9)										4 1 2 1 0 0 0												
Alvin Davis, L OBP: 0.405, SLG: 0.559 (1, 3)										4 0 2 0 0 1 1												
Mickey Brantley, R OBP: 0.307, SLG: 0.518 (1, 7)										4 1 2 1 0 0 2												
Jim Prestley, R OBP: 0.275, SLG: 0.351 (1, 5)										4 0 0 0 0 0 4												
Steve Balboni, R OBP: 0.157, SLG: 0.261 (8, PH)										0 0 0 0 0 0 0												
Ken Phelps, L OBP: 0.405, SLG: 0.561 (8, PH)										0 0 0 0 0 0 0												
Rick Renteria, R OBP: 0.239, SLG: 0.319 (8, PH)										1 0 0 0 0 1 2												
Dave Valle, R OBP: 0.261, SLG: 0.352 (1, 2)										3 0 1 0 1 0 1												
Rey Quinones, R OBP: 0.292, SLG: 0.397 (1, 6)										4 0 0 0 0 0 3												
Harold Reynolds, S OBP: 0.306, SLG: 0.418 (1, 4)										4 1 4 0 0 0 0												
Inning Stats	R: 0 E: 0 K: 2 S: 7	H: 0 LOB: 0 BB: 0 P: 10	R: 1 E: 0 K: 0 S: 10	H: 2 LOB: 1 BB: 0 P: 17	R: 0 E: 0 K: 1 S: 7	H: 1 LOB: 0 BB: 0 P: 11	R: 0 E: 0 K: 1 S: 9	H: 1 LOB: 1 BB: 0 P: 13	R: 0 E: 0 K: 0 S: 8	H: 1 LOB: 0 BB: 0 P: 10	R: 0 E: 0 K: 0 S: 7	H: 1 LOB: 1 BB: 0 P: 12	R: 0 E: 0 K: 0 S: 9	H: 1 LOB: 1 BB: 0 P: 15	R: 2 E: 1 K: 2 S: 16	H: 4 LOB: 2 BB: 0 P: 27	R: 0 E: 0 K: 0 S: 7	H: 1 LOB: 1 BB: 1 P: 15	1B: 9 2B: 3 3B: 0 HR: 0	SF: 0 SAC: 0 DP: 1 HBP: 0	WP: 1 PB: 0 SB: 0 CS: 2	PA: 37
PITCHER	IP WLS BF H R ER SO BB IBB HBP BLK WP HR S P ERA WHIP																					
Charlie Leibrandt, L ERA: 4.89	(1, 1) 7.1 30 10 3 3 5 0 0 0 0 0 1 0 67 105 3.68 1.364																					
Jeff Montgomery, R ERA:	(8, 1) 0.1 2 1 0 0 0 0 0 0 0 0 0 0 3 4 0.00 3.000																					
Jerry Don Gleaton, L ERA:	(8, 1) 1.0 4 1 0 0 1 1 0 0 0 0 0 0 8 17 0.00 2.000																					
Steve Farr, R ERA: 2.53	(9, 1) 0.1 W 1 0 0 0 0 0 0 0 0 0 0 0 2 4 0.00 0.000																					

Batter	1	2	3	4	5	6	7	8	9	AB R H RBI BB SO LOB	BOTTOM											
Kurt Stillwell, S OBP: 0.343, SLG: 0.451 (1, 6)										5 0 2 1 0 2 0	Seattle Mariners @ Kansas City Royals Royals Stadium, Kansas City, MO Sat Jun 04 1988, 8:05 PM EDT Att: 33,394 - Unknown											
Willie Wilson, S OBP: 0.305, SLG: 0.374 (1, 8)										5 0 2 1 0 2 1												
George Brett, L OBP: 0.381, SLG: 0.519 (1, 3)										4 0 0 0 0 0 1												
Danny Tartabull, R OBP: 0.402, SLG: 0.582 (1, 9)										2 1 1 0 2 0 0												
Kevin Seitzer, R OBP: 0.389, SLG: 0.431 (1, 5)										2 0 2 1 0 0 0												
Bill Pecota, R OBP: 0.250, SLG: 0.308 (4, PR)										1 1 0 0 0 0 1												
Frank White, R OBP: 0.257, SLG: 0.282 (8, PH)										1 0 1 0 0 0 0												
Pat Tabler, R OBP: 0.331, SLG: 0.299 (1, 10)										4 0 1 1 0 0 3												
Mike Macfarlane, R OBP: 0.349, SLG: 0.381 (1, 2)										3 0 0 0 1 1 3												
Gary Thurman, R (1, 7)										3 1 0 0 1 1 3												
Brad Wellman, R OBP: 0.233, SLG: 0.241 (9, 5)										3 0 0 0 0 1 0												
Bill Buckner, L OBP: 0.296, SLG: 0.327 (9, PH)										1 0 1 0 0 0 0												
Jim Eisenreich, L OBP: 0.221, SLG: 0.278 (9, PR)										0 1 0 0 0 0 0												
Inning Stats	R: 0 E: 0 K: 1 S: 10	H: 1 LOB: 1 BB: 1 P: 20	R: 0 E: 0 K: 0 S: 6	H: 1 LOB: 0 BB: 0 P: 10	R: 0 E: 0 K: 0 S: 7	H: 0 LOB: 0 BB: 0 P: 11	R: 2 E: 0 K: 1 S: 17	H: 3 LOB: 3 BB: 1 P: 28	R: 0 E: 0 K: 1 S: 5	H: 0 LOB: 0 BB: 0 P: 9	R: 0 E: 1 K: 3 S: 11	H: 0 LOB: 2 BB: 1 P: 22	R: 0 E: 0 K: 3 S: 12	H: 1 LOB: 1 BB: 0 P: 15	R: 0 E: 0 K: 0 S: 7	H: 1 LOB: 1 BB: 0 P: 13	R: 2 E: 0 K: 0 S: 13	H: 3 LOB: 2 BB: 1 P: 20	1B: 6 2B: 3 3B: 1 HR: 0	SF: 0 SAC: 0 DP: 1 HBP: 0	WP: 0 PB: 0 SB: 0 CS: 1	PA: 39
PITCHER	IP WLS BF H R ER SO BB IBB HBP BLK WP HR S P ERA WHIP																					
Mark Langston, L ERA: 3.85	(1, 1) 8.1 L 38 10 4 4 7 4 0 0 0 0 0 0 88 148 4.32 1.680																					

Batter	1	2	3	4	5	6	7	8	9	AB	R	H	RBI	BB	SO	LOB	TOP										
Henry Cotto, R OBP: 0.343, SLG: 0.416 (1, 8)	5-3	4-3				K		P9		5	0	1	0	0	1	6	Seattle Mariners @ Kansas City Royals Royals Stadium, Kansas City, MO Sun Jun 05 1988, 4:33 AM EDT Att: 27,601 - Sunny - 80 F										
Glenn Wilson, R OBP: 0.301, SLG: 0.335 (1, 9)	FC1-6 BB		K		K			P4		4	0	1	0	1	2	5											
Alvin Davis, L OBP: 0.405, SLG: 0.552 (1, 3)	FC1-6 1-2							G3-6-3		4	0	1	1	1	1	2											
Ken Phelps, L OBP: 0.399, SLG: 0.547 (1, 10)	K		F7					3-1		5	0	1	0	0	1	2											
Mickey Brantley, R OBP: 0.305, SLG: 0.510 (1, 7)		E9 G1	K		K			F9 1B		5	2	1	0	0	3	4											
Scott Bradley, L OBP: 0.283, SLG: 0.346 (1, 2)	4-3			6-3	1-3			1B 1B		4	0	1	0	0	0	4											
Jim Presley, R OBP: 0.274, SLG: 0.349 (1, 5)	G1			G1-6-3 1B		G1-6-3		F9		4	0	1	1	0	0	2											
Rey Quinones, R OBP: 0.296, SLG: 0.399 (1, 6)	E 1B			G1-6-3 1B		F7		1B 1B		4	0	2	1	0	0	1											
Harold Reynolds, S OBP: 0.320, SLG: 0.427 (1, 4)	E3 1B				1B 1B			1B 1B		3	1	3	0	1	0	0											
Inning Stats	R: 0 E: 0 K: 1 S: 8	H: 0 LOB: 1 BB: 1 P: 16	R: 1 E: 2 K: 0 S: 13	H: 2 LOB: 2 BB: 0 P: 21	R: 0 E: 0 K: 2 S: 9	H: 0 LOB: 1 BB: 1 P: 19	R: 0 E: 0 K: 0 S: 6	H: 1 LOB: 0 BB: 0 P: 10	R: 1 E: 0 K: 2 S: 16	H: 4 LOB: 3 BB: 0 P: 22	R: 0 E: 0 K: 1 S: 7	H: 0 LOB: 1 BB: 1 P: 13	R: 0 E: 0 K: 0 S: 6	H: 1 LOB: 0 BB: 0 P: 11	R: 1 E: 0 K: 0 S: 15	H: 4 LOB: 3 BB: 0 P: 23		R: 0 E: 0 K: 2 S: 7	H: 0 LOB: 0 BB: 0 P: 8	1B: 12 2B: 0 3B: 0 HR: 0	SF: 0 SAC: 0 DP: 2 HBP: 0	WP: 0 PB: 0 SB: 2 CS: 0	PA: 41				
PITCHER	IP	WLS	BF	H	R	ER	SO	BB	IBB	HBP	BLK	WP	HR	S	P	ERA	WHIP										
Mark Gubicza, R ERA: 3.31 (1, 1)	7.0	W	31	8	2	1	6	3	0	0	0	0	0	65	112	1.29	1.571										
Gene Garber, R ERA: 3.35 (8, 1)	2.0		10	4	1	1	2	0	0	0	0	0	0	22	31	4.50	2.000										

Batter	1	2	3	4	5	6	7	8	9	AB	R	H	RBI	BB	SO	LOB	BOTTOM										
Kurt Stillwell, S OBP: 0.346, SLG: 0.457 (1, 6)	HR 2B		6-3	K				1-3		4	1	2	0	0	1	2	Seattle Mariners @ Kansas City Royals Royals Stadium, Kansas City, MO Sun Jun 05 1988, 4:33 AM EDT Att: 27,601 - Sunny - 80 F										
Bill Buckner, L OBP: 0.293, SLG: 0.324 (8, 3)						FC5-4 1B				1	0	0	0	0	0	0											
Willie Wilson, S OBP: 0.306, SLG: 0.371 (1, 8)	K		6-3		6-3	FC5-4 1B				2	0	0	0	0	1	1											
Gary Thurman, R (4, 8)						1-2				2	0	0	0	0	0	1											
George Brett, L OBP: 0.387, SLG: 0.551 (1, 10)	2H HR			HR		G3-1				4	2	3	3	0	0	1											
Danny Tartabull, R OBP: 0.394, SLG: 0.569 (1, 9)	P3			K		F9				4	0	0	0	0	1	1											
Kevin Seitzer, R OBP: 0.391, SLG: 0.437 (1, 5)	K			4-3 SF9 2B		G3				4	1	2	0	0	1	1											
Bill Pecota, R OBP: 0.250, SLG: 0.308 (8, 6)								WP 1B		0	0	0	0	0	0	0											
Pat Tabler, R OBP: 0.330, SLG: 0.305 (1, 3)		6-3		4-3		2B 2B		6-3		4	1	1	0	0	0	2											
Jim Eisenreich, L OBP: 0.231, SLG: 0.297 (1, 7)		S BLK 1B		SF9		2H 3B 2B		F8		3	1	2	2	0	0	1											
Frank White, R OBP: 0.263, SLG: 0.299 (1, 4)		6-3		BB 1B		2H SF7 3B		F7		3	1	2	1	0	0	1											
Brad Wellman, R OBP: 0.226, SLG: 0.233 (7, 4)										1	0	0	0	0	0	0											
Jamie Quirk, L OBP: 0.290, SLG: 0.339 (1, 2)	K			BB		SF7		K		2	0	0	1	1	2	1											
Inning Stats	R: 2 E: 0 K: 2 S: 12	H: 2 LOB: 0 BB: 0 P: 17	R: 0 E: 0 K: 1 S: 9	H: 1 LOB: 1 BB: 0 P: 12	R: 1 E: 0 K: 1 S: 10	H: 1 LOB: 0 BB: 0 P: 19	R: 1 E: 0 K: 1 S: 11	H: 2 LOB: 2 BB: 1 P: 23	R: 0 E: 0 K: 0 S: 9	H: 1 LOB: 1 BB: 0 P: 14	R: 3 E: 0 K: 0 S: 16	H: 4 LOB: 1 BB: 0 P: 26	R: 0 E: 0 K: 0 S: 9	H: 1 LOB: 1 BB: 0 P: 14	R: 0 E: 0 K: 1 S: 7	H: 0 LOB: 0 BB: 0 P: 9	1B: 5 2B: 4 3B: 1 HR: 2	SF: 2 SAC: 0 DP: 0 HBP: 0	WP: 1 PB: 0 SB: 1 CS: 0	PA: 37							
PITCHER	IP	WLS	BF	H	R	ER	SO	BB	IBB	HBP	BLK	WP	HR	S	P	ERA	WHIP										
Ed Nunez, R ERA: 8.35 (1, 1)	3.2	L	18	6	4	4	4	1	0	0	0	1	0	18	30	20.25	3.000										
Jerry Reed, R ERA: 5.87 (4, 1)	1.1		8	4	3	3	1	0	0	0	0	0	0	18	30	20.25	3.000										
Michael Jackson, R ERA: 2.41 (6, 1)	1.0		4	1	0	0	0	0	0	0	0	0	0	10	16	0.00	1.000										
Julio Solano, R ERA: 4.35 (7, 1)	1.0		4	1	0	0	0	0	0	0	0	1	0	9	14	0.00	1.000										
Rod Scurry, L ERA: (8, 1)	1.0		3	0	0	0	1	0	0	0	0	0	0	7	9	0.00	0.000										

AB 38
R 3
H 12
RBI 3
BB 3
SO 8
LOB 26



AB 34
R 7
H 12
RBI 7
BB 1
SO 6
LOB 12



Batter	1	2	3	4	5	6	7	8	9	AB	R	H	RBI	BB	SO	LOB	TOP				
Carney Lansford, R OBP: 0.445, SLG: 0.533 (1, 5)	1-2 4-3 1-3 1B		0-0 F9		0-0 1B		0-1 4-3		1-2 FC5-4 FC6-4	5	0	2	0	0	0	2					
Stan Javier, S OBP: 0.304, SLG: 0.340 (1, 9)	0-2 1-3 1-2		1-0 E9 1-3 1B		0-0 F7		0-2 5-3		0-1 FC6-4 1-2	5	0	1	0	0	0	3					
Jose Canseco, R OBP: 0.402, SLG: 0.537 (1, 10)	0-1 4-3 2-3		1-0 F8			3-2 1B		0-1 F9 2B		4	0	2	0	0	0	3					
Dave Parker, L OBP: 0.340, SLG: 0.449 (1, 7)	0-2 4-3			4-2 BB		0-0 BB 1B		2-2 F9 2-3		3	0	1	0	1	0	2					
Mark McGwire, R OBP: 0.357, SLG: 0.476 (1, 3)		2-3 K		0-0 L6		4-2 BB 1B		4-2 BB		2	0	0	0	2	1	1					
Dave Henderson, R OBP: 0.322, SLG: 0.518 (1, 8)		3-2 5-3		1-0 P4		2-3 BB K		1-3 K		4	0	0	0	0	2	6					
Glenn Hubbard, R OBP: 0.358, SLG: 0.312 (1, 4)		0-1 F9		0-0 L5		0-2 L5		0-0 F9		3	0	0	0	0	0	4					
Ron Hassey, L OBP: 0.343, SLG: 0.452 (8, PH)										0	0	0	0	0	0	0					
Don Baylor, R OBP: 0.307, SLG: 0.293 (8, PH)										1	0	0	0	0	0	2					
Mike Gallego, R OBP: 0.313, SLG: 0.276 (8, 4)										0	0	0	0	0	0	0					
Walt Weiss, S OBP: 0.302, SLG: 0.299 (1, 6)			2-1 E 1B		1-0 G3		0-0 F9		0-1 F6	4	0	1	0	0	0	3					
Orlando Mercado, R OBP: 0.208, SLG: 0.273 (1, 2)			2-3 K		0-3 K		0-1 F8		0-0 FC5-4 1B	4	0	1	0	0	2	1					
Inning Stats	R: 0 E: 0 K: 0 S: 13	H: 1 LOB: 1 BB: 0 P: 14	R: 0 E: 0 K: 1 S: 8	H: 0 LOB: 0 BB: 0 P: 13	R: 0 E: 1 K: 1 S: 10	H: 2 LOB: 2 BB: 0 P: 16	R: 0 E: 0 K: 0 S: 6	H: 0 LOB: 1 BB: 1 P: 11	R: 0 E: 0 K: 1 S: 16	H: 2 LOB: 3 BB: 1 P: 25	R: 0 E: 0 K: 0 S: 7	H: 0 LOB: 0 BB: 0 P: 7	R: 0 E: 0 K: 1 S: 14	H: 1 LOB: 2 BB: 1 P: 21	R: 0 E: 0 K: 0 S: 9	H: 1 LOB: 1 BB: 0 P: 10	1B: 6 2B: 2 3B: 0 HR: 0	SF: 0 SAC: 0 DP: 0 HBP: 0	WP: 0 PB: 0 SB: 1 CS: 0	PA: 38	
PITCHER	IP	WLS	BF	H	R	ER	SO	BB	IBB	HBP	BLK	WP	HR	S	P	ERA	WHIP				
Steve Farr, R ERA: 2.13 (1, 1)	6.0	W	26	6	0	0	4	2	0	0	0	0	0	59	86	0.00	1.333				
Jeff Montgomery, R ERA: (7, 1)	1.2		7	1	0	0	1	1	0	0	0	0	0	20	27	0.00	1.200				
Jerry Don Gleaton, L ERA: (8, 1)	1.1	S	5	1	0	0	0	0	0	0	0	0	0	10	11	0.00	0.750				

Oakland Athletics @ Kansas City Royals
Royals Stadium, Kansas City, MO
Mon Jun 06 1988, 8:05 PM EDT
Att: 36,724 - Unknown - 82 F

AB	35
R	0
H	8
RBI	0
BB	3
SO	5
LOB	27



Batter	1	2	3	4	5	6	7	8	9	AB	R	H	RBI	BB	SO	LOB	BOTTOM				
Kurt Stillwell, S OBP: 0.344, SLG: 0.450 (1, 6)	2-2 4-3		0-1 P5		4-1 L6-3 BB		1-2 F7			3	0	0	0	1	0	1					
Willie Wilson, S OBP: 0.305, SLG: 0.368 (1, 8)	2-0 6-3		2-0 F7		0-0 L6-3 1-2			0-0 FC6-4 S 1B		4	0	1	0	0	0	1					
George Brett, L OBP: 0.389, SLG: 0.548 (1, 3)	2-1 3-1		1-1 1B		2-2 1-3			4-1 FC6-4 BB		3	0	1	0	1	0	0					
Danny Tartabull, R OBP: 0.392, SLG: 0.560 (1, 9)		4-1 SH1-3 E 1B BB	3-2 F7			2-3 K		2-2 FC6-4 S6-4-3 1-2 2-3		3	1	0	0	1	1	3					
Kevin Seitzer, R OBP: 0.389, SLG: 0.433 (1, 5)		1-0 FC5 SH1-3 1B		0-1 1B		0-1 4-3		1-1 G6-4-3 1-2		4	1	1	0	0	0	3					
Bill Buckner, L OBP: 0.288, SLG: 0.318 (1, 10)		0-0 SH1-3 1-2 2-3		0-1 L8		1-1 6-3				2	0	0	0	0	0	1					
Frank White, R OBP: 0.289, SLG: 0.306 (1, 4)		0-0 G1 2H 3H 1B		0-1 F6			0-0 SH3 1B			3	0	2	2	0	0	1					
Jim Eisenreich, L OBP: 0.235, SLG: 0.301 (1, 7)		0-0 G1		0-0 1B			0-0 SH3			2	0	1	0	0	0	1					
Mike Macfarlane, R OBP: 0.341, SLG: 0.371 (1, 2)		3-2 5-3		2-1 F7			0-0 5-3			3	0	0	0	0	0	4					
Inning Stats	R: 0 E: 0 K: 0 S: 7	H: 0 LOB: 0 BB: 0 P: 13	R: 2 E: 1 K: 0 S: 9	H: 1 LOB: 1 BB: 1 P: 19	R: 0 E: 0 K: 0 S: 8	H: 1 LOB: 1 BB: 0 P: 14	R: 0 E: 0 K: 0 S: 9	H: 2 LOB: 2 BB: 0 P: 11	R: 0 E: 0 K: 1 S: 5	H: 0 LOB: 0 BB: 1 P: 11	R: 0 E: 0 K: 1 S: 7	H: 0 LOB: 0 BB: 0 P: 10	R: 0 E: 0 K: 0 S: 6	H: 1 LOB: 1 BB: 0 P: 7	R: 0 E: 0 K: 0 S: 7	H: 1 LOB: 1 BB: 1 P: 14	1B: 6 2B: 1 3B: 0 HR: 0	SF: 0 SAC: 2 DP: 2 HBP: 0	WP: 0 PB: 0 SB: 1 CS: 0	PA: 32	
PITCHER	IP	WLS	BF	H	R	ER	SO	BB	IBB	HBP	BLK	WP	HR	S	P	ERA	WHIP				
Steve Ontiveros, R ERA: 4.37 (1, 1)	7.0	L	28	5	2	1	1	2	0	0	0	0	0	51	85	1.29	1.000				
Eric Plunk, R ERA: 2.7 (8, 1)	1.0		4	1	0	0	0	1	0	0	0	0	0	7	14	0.00	2.000				

Oakland Athletics @ Kansas City Royals
Royals Stadium, Kansas City, MO
Mon Jun 06 1988, 8:05 PM EDT
Att: 36,724 - Unknown - 82 F

AB	27
R	2
H	6
RBI	2
BB	3
SO	1
LOB	15



Batter	1	2	3	4	5	6	7	8	9	AB	R	H	RBI	BB	SO	LOB	TOP					
Carney Lansford, R OBP: 0.444, SLG: 0.528	1-2 5-3		0-0 F7		0-0 CS 1B		4-2 BB		0-0 F7	4	0	1	0	1	0	2						
Glenn Hubbard, R OBP: 0.351, SLG: 0.299	4-2 2B BB		3-1 P4		1-1 P4		1-0 5-3		0-0 G5-4-3	4	0	0	0	1	0	6						
Jose Canseco, R OBP: 0.395, SLG: 0.528	0-0 F9		0-0 4-3			1-1 5-3		1-3 K		4	0	0	0	0	1	1						
Dave Parker, L OBP: 0.353, SLG: 0.463	0-1 2B			3-2 E 1B		0-2 G1-4-3 1B		4-1 BB BB		3	0	3	0	1	0	0						
Mark McGwire, R OBP: 0.355, SLG: 0.471	2-3 K			3-2 E 1B		2-1 G1-4-3		0-0 F9		4	0	1	0	0	1	4						
Doug Jennings, L OBP: 0.426, SLG: 0.368		0-1 4-3		2-2 E3 G6-4-3			3-2 BB 4-3 1B	4-2 BB		3	0	1	0	1	0	2						
Stan Javier, S OBP: 0.297, SLG: 0.331		0-0 B4-3		0-0 P5			1-2 4-3	1-2 P4		4	0	0	0	0	0	6						
Walt Weiss, S OBP: 0.307, SLG: 0.305		1-2 1B		2-2 G6-4-3			2-1 F8		1-0 1B	4	0	2	0	0	0	4						
Orlando Mercado, R OBP: 0.222, SLG: 0.250		2-3 K			2-3 K				0-0 G5-4-3 1B	2	0	0	0	1	2	1						
Dave Henderson, R OBP: 0.327, SLG: 0.521									1-2 1B	1	0	1	0	0	0	0						
Inning Stats	R: 0 E: 0 K: 1 S: 13	H: 1 LOB: 2 BB: 1 P: 20	R: 0 E: 0 K: 1 S: 9	H: 1 LOB: 1 BB: 0 P: 12	R: 0 E: 0 K: 0 S: 4	H: 0 LOB: 0 BB: 0 P: 7	R: 0 E: 1 K: 0 S: 16	H: 2 LOB: 2 BB: 0 P: 26	R: 0 E: 0 K: 1 S: 6	H: 1 LOB: 0 BB: 0 P: 9	R: 0 E: 0 K: 0 S: 7	H: 1 LOB: 0 BB: 0 P: 10	R: 0 E: 0 K: 0 S: 12	H: 1 LOB: 3 BB: 2 P: 27	R: 0 E: 0 K: 1 S: 11	H: 0 LOB: 2 BB: 2 P: 21	R: 0 E: 0 K: 0 S: 4	H: 2 LOB: 1 BB: 0 P: 5	1B: 8 2B: 1 3B: 0 HR: 0	SF: 0 SAC: 0 DP: 3 HBP: 0	WP: 0 PB: 0 SB: 0 CS: 1	PA: 38
PITCHER Ted Power, R ERA: 3.8	IP: 9.0 WLS: W BF: 38 H: 9 R: 0 ER: 0 SO: 4 BB: 5 IBB: 0 HBP: 0 BLK: 0 WP: 0 HR: 0 S: 82 P: 137 ERA: 0.00 WHIP: 1.556															PITCHER						

Oakland Athletics @ Kansas City Royals
Royals Stadium, Kansas City, MO
Tue Jun 07 1988, 8:05 PM EDT
Att: 34,083 - Unknown - 85 F

AB	33
R	0
H	9
RBI	0
BB	5
SO	4
LOB	26



Batter	1	2	3	4	5	6	7	8	9	AB	R	H	RBI	BB	SO	LOB	BOTTOM			
Kurt Stillwell, S OBP: 0.338, SLG: 0.440	3-2 F8	2-0 G6-4-3			0-1 5-3		2-0 4-3			4	0	0	0	0	0	2				
Willie Wilson, S OBP: 0.305, SLG: 0.368	3-1 HR 1B		4-2 S 1B BB		3-2 P4		0-2 F8			3	2	1	0	1	0	0				
George Brett, L OBP: 0.390, SLG: 0.561	1-1 SAFE 1-H HR		2-2 L6		0-1 G3-1			2-2 4-3 BLK 1B		4	1	2	2	0	0	1				
Danny Tartabull, R OBP: 0.394, SLG: 0.574	0-0 HR		0-0 G6-3 1B			1-1 P5		1-3 K		4	1	2	2	0	1	1				
Kevin Seitzer, R OBP: 0.386, SLG: 0.444	1-0 6-3		0-0 G6-3			3-2 HR		3-2 4-3		4	1	1	1	0	0	2				
Pat Tabler, R OBP: 0.328, SLG: 0.299	1-3 K			0-1 G3-1		4-2 S 1B BB		0-0 L9		3	1	0	0	1	1	1				
Frank White, R OBP: 0.265, SLG: 0.301		3-1 5-3		1-1 F7		0-1 F8				3	0	0	0	0	0	1				
Mike Macfarlane, R OBP: 0.341, SLG: 0.371		0-0		1-2		2-0				0	0	0	0	0	0	0				
Jamie Quirk, L OBP: 0.315, SLG: 0.387					1-2		1-H			3	0	3	1	0	0	0				
Gary Thurman, R OBP: 0.315, SLG: 0.387		4-0 G6-4-3 BB		2-0 F8			2-3 K			2	0	0	0	1	1	1				
Inning Stats	R: 3 E: 0 K: 1 S: 14	H: 3 LOB: 0 BB: 0 P: 23	R: 0 E: 0 K: 0 S: 4	H: 1 LOB: 1 BB: 1 P: 13	R: 1 E: 0 K: 0 S: 10	H: 1 LOB: 0 BB: 1 P: 16	R: 0 E: 0 K: 0 S: 8	H: 1 LOB: 1 BB: 0 P: 12	R: 0 E: 0 K: 0 S: 9	H: 0 LOB: 0 BB: 0 P: 12	R: 2 E: 0 K: 0 S: 13	H: 2 LOB: 1 BB: 1 P: 23	R: 0 E: 0 K: 1 S: 7	H: 0 LOB: 0 BB: 0 P: 11	R: 0 E: 0 K: 1 S: 13	H: 1 LOB: 1 BB: 0 P: 19	1B: 5 2B: 1 3B: 0 HR: 3	SF: 0 SAC: 0 DP: 2 HBP: 0	WP: 0 PB: 0 SB: 2 CS: 0	PA: 33
PITCHER Curt Young, L ERA: 4.21	IP: 5.1 WLS: L BF: 24 H: 7 R: 6 ER: 6 SO: 6 BB: 3 IBB: 0 HBP: 0 BLK: 0 WP: 0 HR: 3 S: 55 P: 94 ERA: 10.12 WHIP: 1.875															PITCHER Gene Nelson, R ERA: 3.11				

Oakland Athletics @ Kansas City Royals
Royals Stadium, Kansas City, MO
Tue Jun 07 1988, 8:05 PM EDT
Att: 34,083 - Unknown - 85 F

AB	30
R	6
H	9
RBI	6
BB	3
SO	3
LOB	9



Batter	1	2	3	4	5	6	7	8	9	AB	R	H	RBI	BB	SO	LOB	TOP								
Carney Lansford, R OBP: 0.346, SLG: 0.517	L9	F8			F8	6-3			5-3	5	0	0	0	0	0	2									
Mike Gallego, R OBP: 0.320, SLG: 0.286	K		SH2-3 1B		1B		F8			4	0	2	0	0	1	0									
Jose Canseco, R OBP: 0.398, SLG: 0.529	1B		SH2-3		1B		F8			3	0	2	0	0	0	0									
Dave Parker, L OBP: 0.346, SLG: 0.454	K		K		F8		F5			4	0	0	0	0	2	4									
Mark McGwire, R OBP: 0.354, SLG: 0.472		1B 2B	F8			6-3		F9		4	1	1	0	0	0	1									
Don Baylor, R OBP: 0.306, SLG: 0.291	5-3			6-3		5-3				4	0	1	0	0	0	1									
Gene Nelson, R (8, PR)								G4-6-3 1B		0	0	0	0	0	0	0									
Dave Henderson, R OBP: 0.325, SLG: 0.514	F1			G3		1B 2B		G4-6-3 1B		4	1	1	0	0	0	2									
Walt Weiss, S OBP: 0.311, SLG: 0.310	2B 1B		L7			2B 1B			4-3	4	2	2	0	0	0	0									
Matt Sinatro, R OBP: 0.667, SLG: 1.333										3	0	2	4	0	0	0									
Doug Jennings, L (9, PH)	1-H 3-H				6-3				4-3	1	0	0	0	0	0	0									
Inning Stats	R: 0 E: 0 K: 2 S: 15	H: 1 LOB: 1 BB: 0 P: 19	R: 2 E: 0 K: 0 S: 15	H: 3 LOB: 1 BB: 0 P: 21	R: 0 E: 0 K: 1 S: 10	H: 1 LOB: 0 BB: 0 P: 17	R: 0 E: 0 K: 0 S: 4	H: 0 LOB: 0 BB: 0 P: 7	R: 0 E: 0 K: 0 S: 10	H: 2 LOB: 2 BB: 0 P: 15	R: 2 E: 0 K: 0 S: 12	H: 3 LOB: 1 BB: 0 P: 16	R: 0 E: 0 K: 0 S: 13	H: 0 LOB: 0 BB: 0 P: 19	R: 0 E: 0 K: 0 S: 5	H: 1 LOB: 1 BB: 0 P: 8	R: 0 E: 0 K: 0 S: 7	H: 0 LOB: 0 BB: 0 P: 14	1B: 8 2B: 3 3B: 0 HR: 0	SF: 0 SAC: 1 DP: 1 HBP: 0	WP: 0 PB: 0 SB: 0 CS: 0	PA: 37			
PITCHER	IP	WLS	BF	H	R	ER	SO	BB	IBB	HBP	BLK	WP	HR	S	P	ERA	WHIP								
Bret Saberhagen, R ERA: 3.5	7.1	W	33	11	4	4	3	0	0	0	0	0	0	82	119	4.91	1.500								
Jeff Montgomery, R ERA:	1.2	S	4	0	0	0	0	0	0	0	0	0	0	9	17	0.00	0.000								

Oakland Athletics @ Kansas City Royals
Royals Stadium, Kansas City, MO
Wed Jun 08 1988, 8:05 PM EDT
Att: 32,002 - Unknown - 84 F

AB 36
R 4
H 11
RBI 4
BB 0
SO 3
LOB 10



Batter	1	2	3	4	5	6	7	8	9	AB	R	H	RBI	BB	SO	LOB	BOTTOM								
Kurt Stillwell, S OBP: 0.341, SLG: 0.444	G6-3 BB		2B		F5	G1-2-3				3	0	1	0	1	0	3									
Willie Wilson, S OBP: 0.303, SLG: 0.362	G6-3 1-2		5-3		P4			6-3		4	0	0	0	0	0	2									
George Brett, L OBP: 0.392, SLG: 0.556	F7			SH5-3 1B BB	F8			WP BB		2	1	0	0	2	0	0									
Danny Tartabull, R OBP: 0.400, SLG: 0.576		3-1 BLK BB		SH5-3 2B 1B		SH3-4 1B 1B		K		3	2	2	0	1	1	1									
Kevin Seitzer, R OBP: 0.386, SLG: 0.443		K		SH5-3		SH3-4 1B 1B		K		3	1	1	0	0	2	2									
Bill Buckner, L OBP: 0.289, SLG: 0.327	3-1			WP 2B 2B		SH3-4		F9		3	1	1	2	0	0	1									
Frank White, R OBP: 0.270, SLG: 0.310	F8			6-3 2B		1B G1-2-3 1B		P2		4	0	2	3	0	0	1									
Jim Eisenreich, L OBP: 0.231, SLG: 0.296			4-3		6-3					2	0	0	0	0	0	1									
Pat Tabler, R OBP: 0.335, SLG: 0.310										1	0	1	0	1	0	0									
Gary Thurman, R (8, PR)										0	0	0	0	0	0	0									
Jamie Quirk, L OBP: 0.316, SLG: 0.379			F8		P6			F7		4	0	1	0	0	0	2									
Inning Stats	R: 0 E: 0 K: 0 S: 6	H: 0 LOB: 0 BB: 1 P: 12	R: 0 E: 0 K: 1 S: 11	H: 0 LOB: 1 BB: 1 P: 20	R: 0 E: 0 K: 0 S: 11	H: 1 LOB: 0 BB: 0 P: 17	R: 3 E: 0 K: 0 S: 17	H: 3 LOB: 1 BB: 1 P: 27	R: 0 E: 0 K: 0 S: 6	H: 0 LOB: 0 BB: 0 P: 8	R: 2 E: 0 K: 0 S: 16	H: 4 LOB: 2 BB: 1 P: 25	R: 0 E: 0 K: 2 S: 10	H: 0 LOB: 1 BB: 1 P: 17	R: 0 E: 0 K: 0 S: 11	H: 1 LOB: 1 BB: 0 P: 16	1B: 5 2B: 4 3B: 0 HR: 0	SF: 0 SAC: 2 DP: 2 HBP: 0	WP: 2 PB: 0 SB: 0 CS: 0	PA: 36					
PITCHER	IP	WLS	BF	H	R	ER	SO	BB	IBB	HBP	BLK	WP	HR	S	P	ERA	WHIP								
Dave Stewart, R ERA: 3.77	5.1	L	25	7	5	5	1	3	0	0	1	1	0	61	97	8.44	1.875								
Rick Honeycutt, L ERA: 3.0	2.2		11	2	0	0	2	2	0	0	0	1	0	27	45	0.00	1.500								

Oakland Athletics @ Kansas City Royals
Royals Stadium, Kansas City, MO
Wed Jun 08 1988, 8:05 PM EDT
Att: 32,002 - Unknown - 84 F

AB 29
R 5
H 9
RBI 5
BB 5
SO 3
LOB 13



Batter	1	2	3	4	5	6	7	8	9	AB	R	H	RBI	BB	SO	LOB	TOP			
Kurt Stillwell, S OBP: 0.335, SLG: 0.435 (1, 6)	2-1 3-1			1-2 1-3		2-3 K			2-2 E3	4	0	0	0	0	1	1	Kansas City Royals @ California Angels Anaheim Stadium, Anaheim, CA Fri Jun 10 1988, 10:05 PM EDT Att: 38,642 - Unknown livebaseballscorecards.com			
Willie Wilson, S OBP: 0.302, SLG: 0.360 (1, 8)	1-2 G3			0-1 S		1-0 4-3			3-3 K	4	0	1	0	0	1	1				
George Brett, L OBP: 0.390, SLG: 0.549 (1, 3)	1-0 4-3			4-2 SAFE		1-2 BB			1-3 K	3	0	0	0	1	1	1				
Danny Tartabull, R OBP: 0.397, SLG: 0.569 (1, 9)		2-2 F9		3-1 F8					0-3 K	4	0	1	0	0	1	3				
Kevin Seitzer, R OBP: 0.381, SLG: 0.437 (1, 5)		1-1 4-3		0-1 1-3					2-3 SAFE	3	0	0	0	0	1	3				
Bill Buckner, L OBP: 0.282, SLG: 0.319 (1, 10)		3-2 L7			0-2 6-3				2-2 L8	3	0	0	0	0	0	1				
Frank White, R OBP: 0.271, SLG: 0.307 (1, 4)				4-2 SAFE		0-2 F9			1-3 K	2	0	0	0	1	1	0				
Jim Eisenreich, L OBP: 0.226, SLG: 0.288 (1, 7)				2-3 SAFE		0-0 L7			0-0 F7	3	0	0	0	0	1	1				
Jamie Quirk, L OBP: 0.316, SLG: 0.377 (1, 2)				2-2 SAFE		1-2 SAFE			2-1 L8	3	0	1	0	0	0	1				
Inning Stats	R: 0 E: 0 K: 0 S: 6	H: 0 LOB: 0 BB: 0 P: 10	R: 0 E: 0 K: 0 S: 8	H: 0 LOB: 0 BB: 0 P: 14	R: 0 E: 0 K: 1 S: 8	H: 0 LOB: 0 BB: 1 P: 16	R: 0 E: 0 K: 0 S: 14	H: 1 LOB: 2 BB: 1 P: 21	R: 0 E: 0 K: 0 S: 8	H: 0 LOB: 0 BB: 0 P: 8	R: 0 E: 0 K: 1 S: 10	H: 1 LOB: 1 BB: 0 P: 16	R: 0 E: 0 K: 1 S: 6	H: 0 LOB: 0 BB: 0 P: 9	R: 0 E: 1 K: 3 S: 12	H: 0 LOB: 1 BB: 0 P: 18	1B: 3 2B: 0 3B: 0 HR: 0	SF: 0 SAC: 0 DP: 0 HBP: 0	WP: 0 PB: 0 SB: 2 CS: 2	PA: 31
PITCHER Dan Petry, R ERA: 4.11 (1, 1)	IP: 9.0 WLS: W BF: 31 H: 3 R: 0 ER: 0 SO: 7 BB: 2 IBB: 0 HBP: 0 BLK: 0 WP: 0 HR: 0 S: 80 P: 124 ERA: 0.00 WHIP: 0.556															PITCHER				

Batter	1	2	3	4	5	6	7	8	9	AB	R	H	RBI	BB	SO	LOB	BOTTOM	
Dick Schofield, R OBP: 0.297, SLG: 0.318 (1, 6)	3-2 2B		4-2 BLK BB			3-2 F9		1 SAFE 2-1 FC1 1B		3	1	2	0	1	0	0	Kansas City Royals @ California Angels Anaheim Stadium, Anaheim, CA Fri Jun 10 1988, 10:05 PM EDT Att: 38,642 - Unknown livebaseballscorecards.com	
Johnny Ray, S OBP: 0.336, SLG: 0.417 (1, 4)	2-1 1-3		4-1 SAFE BB			1-1 4-3		3-2 SAFE FC1 1B		3	0	0	0	1	0	3		
Brian Downing, R OBP: 0.382, SLG: 0.484 (1, 10)	1-3 K		2-3 K			2-2 1B		1-1 SAFE 1B		4	0	2	1	0	2	3		
Chili Davis, S OBP: 0.291, SLG: 0.403 (1, 9)	1-3 K				2-2 6-3			1-3 SAFE K		4	0	0	0	0	2	4		
Wally Joyner, L OBP: 0.350, SLG: 0.377 (1, 3)		2-2 G6-4-3 1B		2-1 F6			1-1 G3			3	0	1	0	0	0	0		
Tony Armas, R OBP: 0.285, SLG: 0.333 (1, 7)		1-0 G6-4-3		2-0 4-3			2-3 K			3	0	0	0	0	1	1		
Devon White, S OBP: 0.304, SLG: 0.366 (1, 8)		0-0 6-3			2-2 F7			1-0 F9		3	0	0	0	0	0	0		
Bob Boone, R OBP: 0.246, SLG: 0.238 (1, 2) Junior Noboa, R OBP: 0.071, SLG: 0.071 (8, PR) Darrell Miller, R OBP: 0.474, SLG: 0.563 (9, 2)			1-0 F8		0-0 5-3			1-1 SAFE FC1 1B		3	0	1	0	0	0	0		
Jack Howell, L OBP: 0.315, SLG: 0.347 (1, 5)			0-2 F8		3-1 F7			1 SAFE 0-1 SAFE B5		3	0	0	0	0	0	1		
Inning Stats	R: 0 E: 0 K: 2 S: 11	H: 1 LOB: 1 BB: 0 P: 18	R: 0 E: 0 K: 0 S: 6	H: 1 LOB: 0 BB: 0 P: 9	R: 0 E: 0 K: 1 S: 13	H: 0 LOB: 2 BB: 2 P: 24	R: 0 E: 0 K: 0 S: 6	H: 0 LOB: 0 BB: 0 P: 12	R: 0 E: 0 K: 0 S: 9	H: 1 LOB: 1 BB: 0 P: 16	R: 0 E: 0 K: 1 S: 6	H: 0 LOB: 0 BB: 0 P: 10	R: 1 E: 0 K: 1 S: 20	H: 3 LOB: 2 BB: 0 P: 27	1B: 5 2B: 1 3B: 0 HR: 0	SF: 0 SAC: 0 DP: 1 HBP: 0	WP: 0 PB: 0 SB: 0 CS: 0	PA: 31
PITCHER Charlie Leibrandt, L ERA: 4.38 (1, 1) Steve Farr, R ERA: 2.11 (8, 1)	IP: 7.2 WLS: L BF: 30 H: 6 R: 1 ER: 1 SO: 4 BB: 2 IBB: 0 HBP: 0 BLK: 0 WP: 0 HR: 0 S: 73 P: 122 ERA: 1.17 WHIP: 1.043															PITCHER		

Batter	1	2	3	4	5	6	7	8	9	AB	R	H	RBI	BB	SO	LOB	TOP										
Kurt Stillwell, S OBP: 0.346, SLG: 0.462 (1, 6)										4	0	0	0	1	1	2											
Jim Eisenreich, L OBP: 0.219, SLG: 0.279 Gary Thurman, R (9, PH) (9, 8)										4	0	0	0	0	0	2											
George Brett, L OBP: 0.401, SLG: 0.554 (1, 10)										4	1	1	0	1	0	1											
Danny Tartabull, R OBP: 0.393, SLG: 0.559 (1, 9)										4	1	1	0	1	1	0											
Kevin Seitzer, R OBP: 0.382, SLG: 0.430 (1, 5)										4	1	2	0	1	0	2											
Bill Buckner, L OBP: 0.286, SLG: 0.352 (1, 3)										4	1	3	3	0	1	1											
Pat Tabler, R OBP: 0.330, SLG: 0.305 (1, 7)										4	1	1	0	0	0	3											
Frank White, R OBP: 0.272, SLG: 0.313 Brad Wellman, R OBP: 0.243, SLG: 0.250 (7, 4)										3	1	1	1	0	0	0											
Mike MacFarlane, R OBP: 0.348, SLG: 0.392 (1, 2)										1	0	0	0	0	1	2											
Inning Stats	R: 0 H: 0 E: 0 K: 1 S: 9	H: 0 LOB: 0 BB: 0 P: 15	R: 3 H: 4 E: 0 K: 1 S: 15	H: 1 LOB: 1 BB: 0 P: 22	R: 0 H: 0 E: 0 K: 1 S: 7	H: 0 LOB: 0 BB: 0 P: 12	R: 1 H: 1 E: 0 K: 0 S: 7	H: 1 LOB: 1 BB: 0 P: 8	R: 0 H: 0 E: 0 K: 0 S: 7	H: 1 LOB: 1 BB: 1 P: 13	R: 0 H: 1 E: 0 K: 0 S: 8	H: 1 LOB: 1 BB: 0 P: 14	R: 2 H: 3 E: 0 K: 2 S: 14	H: 3 LOB: 2 BB: 1 P: 21	R: 0 H: 1 E: 0 K: 1 S: 10	H: 1 LOB: 2 BB: 1 P: 15	1B: 6 2B: 4 3B: 0 HR: 1	SF: 0 SAC: 0 DP: 0 HBP: 0	WP: 0 PB: 0 SB: 0 CS: 1	PA: 41							
PITCHER	IP	WLS	BF	H	R	ER	SO	BB	IBB	HBP	BLK	WP	HR	S	P	ERA	WHIP										
Willie Fraser, R ERA: 6.24 (1, 1)	6.1	L	27	7	4	4	3	2	0	0	0	0	1	57	90	5.68	1.421										
DeWayne Buice, R ERA: 4.5 (7, 1)	1.2		9	3	2	2	2	1	0	0	0	0	0	18	28	10.80	2.400										
Sherman Corbett, L ERA: 2.45 (9, 1)	1.0		5	1	0	0	1	1	0	0	0	0	0	10	15	0.00	2.000										

Kansas City Royals @ California Angels
Anaheim Stadium, Anaheim, CA
Sun Jun 12 1988, 6:33 AM EDT
Att: 36,931 - Sunny - 76 F

AB 37
R 6
H 11
RBI 6
BB 4
SO 6
LOB 15



Batter	1	2	3	4	5	6	7	8	9	AB	R	H	RBI	BB	SO	LOB	BOTTOM										
Brian Downing, R OBP: 0.372, SLG: 0.473 (1, 10)										4	1	1	0	0	1	1											
Wally Joyner, L OBP: 0.343, SLG: 0.382 (1, 3)										4	1	1	2	0	0	0											
Johnny Ray, S OBP: 0.327, SLG: 0.403 (1, 4)										4	1	0	0	0	2	0											
Chili Davis, S OBP: 0.290, SLG: 0.410 (1, 9)										4	1	1	2	0	0	0											
Devon White, S OBP: 0.286, SLG: 0.343 (1, 8)										4	0	0	0	0	2	0											
Jack Howell, L OBP: 0.314, SLG: 0.347 (1, 5)										4	0	1	0	0	1	0											
George Hendrick, R OBP: 0.209, SLG: 0.242 Chico Walker, S OBP: 0.242, SLG: 0.161 (8, PH) (9, 7)										2	0	0	0	0	2	1											
Bob Boone, R OBP: 0.243, SLG: 0.234 Darrell Miller, R OBP: 0.435, SLG: 0.500 (8, PH) (9, 2)										2	0	0	0	0	0	1											
Dick Schofield, R OBP: 0.294, SLG: 0.313 (1, 6)										3	0	1	0	0	0	1											
Inning Stats	R: 2 H: 2 E: 0 K: 1 S: 13	H: 2 LOB: 0 BB: 0 P: 17	R: 0 H: 1 E: 0 K: 1 S: 14	H: 1 LOB: 1 BB: 0 P: 20	R: 0 H: 0 E: 0 K: 1 S: 11	H: 0 LOB: 0 BB: 0 P: 15	R: 0 H: 0 E: 0 K: 0 S: 6	H: 0 LOB: 0 BB: 0 P: 10	R: 0 H: 0 E: 0 K: 1 S: 8	H: 0 LOB: 0 BB: 0 P: 11	R: 0 H: 0 E: 0 K: 2 S: 9	H: 0 LOB: 0 BB: 0 P: 15	R: 0 H: 0 E: 0 K: 0 S: 4	H: 0 LOB: 0 BB: 0 P: 5	R: 0 H: 1 E: 0 K: 1 S: 10	H: 1 LOB: 1 BB: 0 P: 13	R: 2 H: 1 E: 1 K: 2 S: 11	H: 1 LOB: 0 BB: 0 P: 13	1B: 1 2B: 2 3B: 0 HR: 2	SF: 0 SAC: 0 DP: 0 HBP: 0	WP: 0 PB: 0 SB: 0 CS: 0	PA: 33					
PITCHER	IP	WLS	BF	H	R	ER	SO	BB	IBB	HBP	BLK	WP	HR	S	P	ERA	WHIP										
Ted Power, R ERA: 3.55 (1, 1)	8.0	W	28	4	2	2	7	0	0	0	0	0	1	75	106	2.25	0.500										
Gene Garber, R ERA: 3.6 (9, 1)	1.0		5	1	2	1	2	0	0	0	1	0	1	11	13	9.00	1.000										

Kansas City Royals @ California Angels
Anaheim Stadium, Anaheim, CA
Sun Jun 12 1988, 6:33 AM EDT
Att: 36,931 - Sunny - 76 F

AB 33
R 4
H 5
RBI 4
BB 0
SO 9
LOB 4



Batter	1	2	3	4	5	6	7	8	9	AB	R	H	RBI	BB	SO	LOB	TOP				
Gary Thurman, R OBP: 0.200, SLG: 0.077 (1, 7)										5	1	1	0	0	0	3	Kansas City Royals @ California Angels Anaheim Stadium, Anaheim, CA Mon Jun 13 1988, 10:05 PM EDT Att: 23,111 - Unknown livebaseballscorecards.com				
Willie Wilson, S OBP: 0.302, SLG: 0.369 (1, 8)										4	1	1	0	0	0	1					
George Brett, L OBP: 0.407, SLG: 0.561 (1, 10)										4	1	3	2	0	0	0					
Danny Tartabull, R OBP: 0.391, SLG: 0.558 (1, 9)										4	1	1	1	0	0	2					
Kevin Seitzer, R OBP: 0.383, SLG: 0.429 (1, 5)										3	1	1	0	1	0	1					
Pat Tabler, R OBP: 0.328, SLG: 0.301 (1, 3)										2	0	0	1	1	1	0					
Frank White, R OBP: 0.268, SLG: 0.308 Brad Wellman, R OBP: 0.243, SLG: 0.250 (8, 4)										3	0	0	0	0	2	1					
Mike Macfarlane, R OBP: 0.345, SLG: 0.386 (1, 2)										2	0	0	1	1	0	0					
Bill Pecota, R OBP: 0.242, SLG: 0.290 (1, 6)										4	0	0	0	0	0	4					
Inning Stats	R: 1 E: 0 K: 0 S: 8	H: 2 LOB: 1 BB: 0 P: 14	R: 0 E: 0 K: 1 S: 6	H: 0 LOB: 0 BB: 0 P: 9	R: 0 E: 0 K: 0 S: 6	H: 0 LOB: 0 BB: 0 P: 9	R: 3 E: 1 K: 0 S: 16	H: 3 LOB: 1 BB: 0 P: 23	R: 1 E: 0 K: 0 S: 8	H: 2 LOB: 0 BB: 0 P: 14	R: 0 E: 0 K: 0 S: 5	H: 0 LOB: 0 BB: 0 P: 7	R: 0 E: 0 K: 2 S: 9	H: 0 LOB: 0 BB: 0 P: 12	R: 0 E: 0 K: 0 S: 10	H: 0 LOB: 0 BB: 0 P: 15		1B: 4 2B: 2 3B: 1 HR: 0	SF: 2 SAC: 1 DP: 0 HBP: 0	WP: 0 PB: 0 SB: 0 CS: 1	PA: 37
PITCHER	IP	WLS	BF	H	R	ER	SO	BB	IBB	HBP	BLK	WP	HR	S	P	ERA	WHIP				
Chuck Finley, L ERA: 3.96 (1, 1)	5.0	L	24	7	5	4	1	2	0	0	0	0	0	45	78	7.20	1.800				
Stu Cliburn, R ERA: 3.0 (6, 1)	3.0		10	0	0	0	2	0	1	0	0	0	0	23	34	0.00	0.000				
Bryan Harvey, R ERA: 1.17 (9, 1)	1.0		3	0	0	0	0	0	0	0	0	0	0	10	15	0.00	0.000				

Batter	1	2	3	4	5	6	7	8	9	AB	R	H	RBI	BB	SO	LOB	BOTTOM					
Dick Schofield, R OBP: 0.297, SLG: 0.324 (1, 6)										3	0	1	0	1	0	0	Kansas City Royals @ California Angels Anaheim Stadium, Anaheim, CA Mon Jun 13 1988, 10:05 PM EDT Att: 23,111 - Unknown livebaseballscorecards.com					
Devon White, S OBP: 0.276, SLG: 0.330 (1, 8)										4	0	0	0	0	3	2						
Brian Downing, R OBP: 0.365, SLG: 0.462 (1, 10)										4	0	0	0	0	0	1						
Chili Davis, S OBP: 0.289, SLG: 0.408 (1, 9)										4	1	1	0	0	1	0						
Wally Joyner, L OBP: 0.341, SLG: 0.379 (1, 3)										4	1	1	0	0	0	1						
Darrell Miller, R OBP: 0.407, SLG: 0.500 (8, 2)										4	0	1	1	0	1	1						
Bob Boone, R OBP: 0.252, SLG: 0.267 Chico Walker, S OBP: 0.242, SLG: 0.161 (7, PR) (8, 4)										3	1	2	2	0	0	1						
Jack Howell, L OBP: 0.310, SLG: 0.342 (1, 5)										3	0	0	0	0	1	1						
Junior Noboa, R OBP: 0.063, SLG: 0.063 Jim Eppard, L OBP: 0.300, SLG: 0.222 (7, PH) (8, 7)										2	0	0	0	0	0	0						
Inning Stats	R: 0 E: 0 K: 1 S: 12	H: 0 LOB: 0 BB: 0 P: 16	R: 2 E: 0 K: 0 S: 16	H: 2 LOB: 0 BB: 0 P: 24	R: 0 E: 0 K: 0 S: 7	H: 0 LOB: 0 BB: 0 P: 8	R: 1 E: 0 K: 0 S: 14	H: 2 LOB: 1 BB: 0 P: 19	R: 0 E: 0 K: 2 S: 14	H: 1 LOB: 0 BB: 0 P: 21	R: 0 E: 0 K: 0 S: 6	H: 0 LOB: 0 BB: 0 P: 10	R: 0 E: 0 K: 0 S: 10	H: 1 LOB: 2 BB: 0 P: 15	R: 0 E: 0 K: 1 S: 12	H: 0 LOB: 0 BB: 1 P: 18		R: 0 E: 0 K: 2 S: 8	H: 0 LOB: 0 BB: 0 P: 10	1B: 3 2B: 1 3B: 1 HR: 1	SF: 0 SAC: 0 DP: 0 HBP: 0	WP: 0 PB: 0 SB: 0 CS: 1
PITCHER	IP	WLS	BF	H	R	ER	SO	BB	IBB	HBP	BLK	WP	HR	S	P	ERA	WHIP					
Floyd Bannister, L ERA: 4.1 (1, 1)	5.0	W	20	5	3	3	3	0	0	0	0	0	0	63	88	5.40	1.000					
Jeff Montgomery, R ERA: (6, 1)	2.0		7	1	0	0	0	0	0	0	0	0	0	16	25	0.00	0.500					
Steve Farr, R ERA: 2.01 (8, 1)	2.0	S	6	0	0	0	3	1	0	0	0	0	0	20	28	0.00	0.500					

Batter	1	2	3	4	5	6	7	8	9	AB	R	H	RBI	BB	SO	LOB	TOP										
Kurt Stillwell, S OBP: 0.349, SLG: 0.467 (1, 6)	1-1 SH1-3 2B		3-2 FC6-4 1B			2-1 L8		1-2 P3		4	0	2	0	0	0	0	Kansas City Royals @ Oakland Athletics Oakland-Alameda County Coliseum, Oakland, CA Tue Jun 14 1988, 7:05 PM PDT Att: 21,380 - Sunny - 65 F										
Willie Wilson, S OBP: 0.303, SLG: 0.369 (1, 8)	1-1 SH1-3 2-3		0-1 FC6-4 1-2f			2-3 K		0-1 BLK 2B 1B		3	1	1	0	0	1	1											
George Brett, L OBP: 0.404, SLG: 0.560 (1, 3)	1-0 F7		3-2 4-3			2-3 K		3-2 1-H 2B		4	0	1	1	0	1	2											
Danny Tartabull, R OBP: 0.389, SLG: 0.552 (1, 9)	1-1 P3			2-1 FC4-5 WP 1B			0-0 F8	1-2 F8		4	0	1	0	0	0	2											
Kevin Seitzer, R OBP: 0.385, SLG: 0.427 (1, 5)		4-0 CS BB BB		1-2 FC4-5 CS 1-3			3-1 WP 1B	0-0 L9		3	1	1	0	1	0	2											
Bill Buckner, L OBP: 0.292, SLG: 0.352 (1, 10)		4-0 CS BB 1-2		3-3 K 1-2			2-2 1B 1-H		0-0 L8	3	0	1	1	1	1	1											
Pat Tabler, R OBP: 0.322, SLG: 0.294 (1, 7)		3-3 K 1-2 2-3			1-3 K		2-0 F9		2-1 6-3	4	0	0	0	0	2	3											
Gary Thurman, R OBP: 0.200, SLG: 0.077 (9, 7)										0	0	0	0	0	0	0											
Frank White, R OBP: 0.268, SLG: 0.307 (1, 4)		1-2 5-3			1-2 F8		2-1 1B		0-0 5-3	4	0	1	0	0	0	1											
Jamie Quirk, L OBP: 0.309, SLG: 0.366 (1, 2)			1-3 K			1-3 K		3-2 L6		2	0	0	0	0	2	0											
Mike Macfarlane, R OBP: 0.342, SLG: 0.383 (7, PH) (7, 2)										1	0	0	0	0	0	2											
Inning Stats	R: 0 E: 0 K: 0 S: 7	H: 1 LOB: 1 BB: 0 P: 11	R: 0 E: 0 K: 1 S: 7	H: 0 LOB: 1 BB: 2 P: 19	R: 0 E: 0 K: 1 S: 13	H: 1 LOB: 1 BB: 0 P: 20	R: 0 E: 0 K: 1 S: 10	H: 0 LOB: 0 BB: 0 P: 16	R: 0 E: 0 K: 2 S: 9	H: 0 LOB: 0 BB: 0 P: 15	R: 1 E: 0 K: 0 S: 12	H: 3 LOB: 2 BB: 0 P: 24	R: 1 E: 0 K: 0 S: 13	H: 2 LOB: 1 BB: 0 P: 18	R: 0 E: 0 K: 0 S: 4	H: 0 LOB: 0 BB: 0 P: 6	1B: 6 2B: 3 3B: 0 HR: 0	SF: 0 SAC: 1 DP: 1 HBP: 0	WP: 2 PB: 0 SB: 0 CS: 3	PA: 35							
PITCHER	IP	WLS	BF	H	R	ER	SO	BB	IBB	HBP	BLK	WP	HR	S	P	ERA	WHIP										
Storm Davis, R ERA: 3.14 (1, 1)	6.2		26	6	1	1	7	2	0	0	0	2	0	65	112	1.35	1.200										
Greg Cadaret, L ERA: 2.15 (7, 1)	0.2	L	4	2	1	1	0	0	0	0	1	0	0	12	19	13.50	3.000										
Eric Plunk, R ERA: 2.35 (8, 1)	1.2		5	0	0	0	0	0	0	0	0	0	0	8	11	0.00	0.000										

Batter	1	2	3	4	5	6	7	8	9	AB	R	H	RBI	BB	SO	LOB	BOTTOM										
Carney Lansford, R OBP: 0.419, SLG: 0.500 (1, 5)	1-2 5-3		0-1 G6-4-3 1-2f		1-1 L9			3-2 4-3		4	0	0	0	0	0	4	Kansas City Royals @ Oakland Athletics Oakland-Alameda County Coliseum, Oakland, CA Tue Jun 14 1988, 7:05 PM PDT Att: 21,380 - Sunny - 65 F										
Dave Henderson, R OBP: 0.358, SLG: 0.553 (1, 8)	1-3 K			0-1 F8		1-3 K		0-0 6-3		4	0	0	0	0	2	1											
Jose Canseco, R OBP: 0.392, SLG: 0.533 (1, 9)	2-3 K			4-2 E G3 BB		2-2 5-3		1-1 FC1-5 1B		3	1	1	0	1	1	0											
Dave Parker, L OBP: 0.330, SLG: 0.423 (1, 7)		2-3 K		1 SAFE 2-2 G3		0-3 K		0-1 HBP FC1-5 1B		4	0	1	1	0	2	0											
Stan Javier, S OBP: 0.299, SLG: 0.329 (9, PR)				1-H 1-2				1-2 1B		0	0	0	0	0	0	0											
Mark McGwire, R OBP: 0.348, SLG: 0.459 (1, 3)	1-0 F4			4-2 BB			0-0 F9		0-0 FC1-5 HBP	3	0	0	0	1	0	2											
Ron Hassey, L OBP: 0.331, SLG: 0.435 (1, 10)					1-3 K		1-1 4-3		1-2 2-3f F5	3	0	0	0	0	1	1											
Don Baylor, R OBP: 0.299, SLG: 0.302 (9, PH)										1	0	0	0	0	0	2											
Terry Steinbach, R OBP: 0.330, SLG: 0.354 (1, 2)			2-2 F4		2-0 SH3 HBP		3-2 6-3		4-2 HBP	2	0	0	0	0	0	0											
Mike Gallego, R OBP: 0.321, SLG: 0.289 (1, 4)			2-2 1B		0-0 SH3			0-1 WP SH1-4 1B		2	0	2	0	0	0	0											
Doug Jennings, L OBP: 0.397, SLG: 0.333 (9, PH)					1-2 1B					1	0	0	0	0	0	3											
Walt Weiss, S OBP: 0.321, SLG: 0.323 (1, 6)			0-1 G6-4-3 1-2		3-2 1-3			0-0 SH1-4		2	0	1	0	0	0	1											
Inning Stats	R: 0 E: 0 K: 2 S: 9	H: 0 LOB: 0 BB: 0 P: 13	R: 0 E: 0 K: 1 S: 6	H: 0 LOB: 0 BB: 0 P: 9	R: 0 E: 0 K: 0 S: 11	H: 2 LOB: 1 BB: 0 P: 15	R: 1 E: 1 K: 1 S: 13	H: 0 LOB: 1 BB: 2 P: 24	R: 0 E: 0 K: 0 S: 6	H: 0 LOB: 0 BB: 0 P: 12	R: 0 E: 0 K: 0 S: 9	H: 0 LOB: 0 BB: 0 P: 10	R: 0 E: 0 K: 0 S: 7	H: 1 LOB: 1 BB: 0 P: 10	R: 0 E: 0 K: 0 S: 12	H: 2 LOB: 3 BB: 0 P: 20	1B: 5 2B: 0 3B: 0 HR: 0	SF: 0 SAC: 2 DP: 1 HBP: 2	WP: 1 PB: 0 SB: 0 CS: 0	PA: 35							
PITCHER	IP	WLS	BF	H	R	ER	SO	BB	IBB	HBP	BLK	WP	HR	S	P	ERA	WHIP										
Bret Saberhagen, R ERA: 3.26 (1, 1)	8.0	W	31	5	1	0	6	2	0	1	0	1	0	71	110	0.00	0.875										
Steve Farr, R ERA: 1.99 (9, 1)	0.1		1	0	0	0	0	0	0	0	0	0	0	1	1	0.00	0.000										
Jerry Don Gleaton, L ERA: (9, 1)	0.1		1	0	0	0	0	0	0	0	0	0	0	2	5	0.00	0.000										
Gene Garber, R ERA: 3.55 (9, 1)	0.1	S	2	0	0	0	0	0	0	1	0	0	0	5	9	0.00	0.000										

AB	32
R	2
H	8
RBI	2
BB	2
SO	7
LOB	14



AB	29
R	1
H	5
RBI	1
BB	2
SO	6
LOB	14



Batter	1	2	3	4	5	6	7	8	9	AB	R	H	RBI	BB	SO	LOB	TOP											
Kurt Stillwell, S OBP: 0.346, SLG: 0.461 (1, 6)	1-2 6-3		1-2 SH1-3 1B		3-2 4-3		2-3 K		1-3 K2-3	5	0	1	0	0	2	1	Kansas City Royals @ Oakland Athletics Oakland-Alameda County Coliseum, Oakland, CA Wed Jun 15 1988, 7:05 PM PDT Att: 17,174 - Unknown - 60 F livebaseballscorecards.com											
Willie Wilson, S OBP: 0.305, SLG: 0.371 (1, 8)	2-3 K		0-0 SH1-3		1-0 2B 1B		1-2 HBP 1B		1-3 K	4	1	2	0	0	2	0												
George Brett, L OBP: 0.325, SLG: 0.572 Bill Pecota, R OBP: 0.235, SLG: 0.281 (8, 3)	1-1 2B		4-0 IBB		3-2 1-H 2B		1-1 HBP		2-2 6-3	2	0	2	1	1	0	0												
Danny Tartabull, R OBP: 0.382, SLG: 0.545 (1, 9)	3-2 F4		3-2 SF9		0-1 5-3		3-1 F2			3	0	0	1	0	0	5												
Kevin Seitzer, R OBP: 0.379, SLG: 0.420 (1, 5)		0-0 4-3	1-2 1-3			1-2 4-3		0-1 3-1		4	0	0	0	0	0	2												
Bill Buckner, L OBP: 0.291, SLG: 0.357 (1, 10)		0-1 4-3		1-0 5-3		0-1 4-3		2-1 2B		4	0	1	0	0	0	0												
Pat Tabler, R OBP: 0.324, SLG: 0.299 Gary Thurman, R OBP: 0.200, SLG: 0.077 (9, 7)	1-1 1B		1-3 K		1-1 3-1		2-2 1B			4	0	2	0	0	1	0												
Frank White, R OBP: 0.263, SLG: 0.300 (1, 4)	2-1 F3		0-0 F9			1-0 F4		0-3 K		4	0	0	0	0	1	3												
Mike MacFarlane, R OBP: 0.347, SLG: 0.386 (1, 2)			0-1 SH1-3 1B SF9 1B		3-2 F8		0-1 HBP 1B 1B		0-1 L6	4	1	2	0	0	0	2												
Inning Stats	R: 0 E: 0 K: 1 S: 11	H: 1 LOB: 1 BB: 0 P: 18	R: 0 E: 0 K: 0 S: 7	H: 1 LOB: 1 BB: 0 P: 10	R: 1 E: 0 K: 0 S: 14	H: 2 LOB: 2 BB: 1 P: 23	R: 0 E: 0 K: 1 S: 5	H: 0 LOB: 0 BB: 0 P: 7	R: 1 E: 0 K: 0 S: 14	H: 2 LOB: 1 BB: 0 P: 24	R: 0 E: 0 K: 0 S: 7	H: 0 LOB: 0 BB: 0 P: 9	R: 0 E: 0 K: 1 S: 14	H: 2 LOB: 3 BB: 0 P: 22	R: 0 E: 0 K: 1 S: 13	H: 2 LOB: 2 BB: 0 P: 17		R: 0 E: 0 K: 2 S: 10	H: 0 LOB: 0 BB: 0 P: 14	1B: 7 2B: 3 3B: 0 HR: 0	SF: 1 SAC: 1 DP: 0 HBP: 1	WP: 0 PB: 0 CS: 0	PA: 39					
PITCHER	IP	WLS	BF	H	R	ER	SO	BB	IBB	HBP	BLK	WP	HR	S	P	ERA	WHIP											
Bob Welch, R ERA: 3.65 Rick Honeycutt, L ERA: 3.36	(1, 1)	8.0	L	36	10	2	2	4	0	1	1	0	0	0	85	130	2.25	1.250										
(9, 1)	1.0	3	0	0	0	0	2	0	0	0	0	0	0	10	14	0.00	0.000											

Batter	1	2	3	4	5	6	7	8	9	AB	R	H	RBI	BB	SO	LOB	BOTTOM										
Carney Lansford, R OBP: 0.413, SLG: 0.492 (1, 5)	0-0 5-3		1-1 5-3			1-2 L7			1-1 6-3	4	0	0	0	0	0	0	Kansas City Royals @ Oakland Athletics Oakland-Alameda County Coliseum, Oakland, CA Wed Jun 15 1988, 7:05 PM PDT Att: 17,174 - Unknown - 60 F livebaseballscorecards.com										
Mike Gallego, R OBP: 0.378, SLG: 0.297 (9, 6)	0-0 WP 2B		1-3 K		3-2 F8			0-0 1-3	4	0	1	0	0	1	0												
Jose Canseco, R OBP: 0.387, SLG: 0.524 (1, 9)	3-3 K		2-2 F7		1-0 F8			0-3 K	4	0	0	0	0	2	1												
Mark McGwire, R OBP: 0.344, SLG: 0.453 (1, 3)	0-0 L7		0-0 F8		0-0 F9			1-0 F5	3	0	0	0	0	0	1												
Don Baylor, R OBP: 0.294, SLG: 0.296 (1, 10)		1-1 F3		0-0 F8		1-0 F5				3	0	0	0	0	0												
Dave Henderson, R OBP: 0.383, SLG: 0.552 (1, 8)		1-2 4-3		4-0 BB		1-1 G1-6-3 1B				2	0	1	0	1	0												
Ron Hassey, L OBP: 0.317, SLG: 0.319 Matt Sinatro, R OBP: 0.500, SLG: 1.000 (8, PR) (9, 2)	1-2 6-3		0-1 F7		0-0 E7 G1-6-3			1-2 G1-6-3	3	0	0	0	0	0	2												
Stan Javier, S OBP: 0.294, SLG: 0.324 (1, 7)			2-2 F9		0-1 B1			2-2 G1-6-3	3	0	0	0	0	0	3												
Walt Weiss, S OBP: 0.317, SLG: 0.319 Dave Parker, L OBP: 0.329, SLG: 0.421 Glenn Hubbard, R OBP: 0.349, SLG: 0.296 (9, 4)	1-2 6-3		1-2 6-3		1-3 K			0-0 F7	2	0	0	0	0	1	0												
Inning Stats	R: 0 E: 0 K: 1 S: 7	H: 1 LOB: 1 BB: 0 P: 10	R: 0 E: 0 K: 0 S: 8	H: 0 LOB: 0 BB: 0 P: 11	R: 0 E: 0 K: 0 S: 8	H: 0 LOB: 0 BB: 0 P: 12	R: 0 E: 0 K: 1 S: 8	H: 0 LOB: 0 BB: 0 P: 11	R: 0 E: 0 K: 0 S: 5	H: 0 LOB: 0 BB: 0 P: 5	R: 0 E: 1 K: 0 S: 7	H: 1 LOB: 2 BB: 0 P: 10	R: 0 E: 0 K: 1 S: 6	H: 0 LOB: 0 BB: 0 P: 7	1B: 1 2B: 1 3B: 0 HR: 0	SF: 0 SAC: 0 DP: 1 HBP: 0		WP: 1 PB: 0 CS: 0	PA: 30								
PITCHER	IP	WLS	BF	H	R	ER	SO	BB	IBB	HBP	BLK	WP	HR	S	P	ERA	WHIP										
Charlie Leibrandt, L ERA: 3.98	(1, 1)	9.0	W	30	2	0	0	4	1	0	0	0	0	64	92	0.00	0.333										

Batter	1	2	3	4	5	6	7	8	9	AB	R	H	RBI	BB	SO	LOB	TOP																			
Kurt Stillwell, S (1, 6) OBP: 0.347, SLG: 0.457	F3		F4-9		F8	BLK BB		1B 1B		4	1	1	0	1	0	2	Kansas City Royals @ Oakland Athletics Oakland-Alameda County Coliseum, Oakland, CA Thu Jun 16 1988, 3:33 AM PDT Att: 23,579 - Sunny - 66 F																			
Willie Wilson, S (1, 8) OBP: 0.307, SLG: 0.379	K			1B	1B	5-3		K		5	2	2	0	0	2	5																				
Pat Tabler, R (1, 3) OBP: 0.332, SLG: 0.307				CS	1B		F9	1B		5	0	3	4	0	1	0																				
Bill Pecota, R (8, PR) OBP: 0.235, SLG: 0.281	K			3H	1-2 2H			1-3 2H 3H	1B	0	1	0	0	0	0	0																				
Danny Tartabull, R (1, 9) OBP: 0.387, SLG: 0.544		CS BB		F2	1-2 2H		F3	FC4-6 1B		4	0	2	3	1	0	1																				
Kevin Seitzer, R (1, 5) OBP: 0.383, SLG: 0.424		G6-4-3 1B		WP 1B	F7			FC4-6		5	1	3	0	0	0	4																				
Frank White, R (1, 10) OBP: 0.286, SLG: 0.317		G6-4-3		1B		HR	6-3			5	1	2	2	0	1	2																				
Mike Macfarlane, R (1, 2) OBP: 0.342, SLG: 0.375			F9	4-3		6-3		1B 1B BB	K	4	1	0	0	1	1	1																				
Brad Wellman, R (1, 4) OBP: 0.310, SLG: 0.317					1B	BLK PB		1-2 1B 1B	K	5	2	4	0	0	1	0																				
Gary Thurman, R (1, 7) OBP: 0.167, SLG: 0.063										3	0	0	0	0	1	3																				
Jim Eisenreich, L (8, PH) OBP: 0.217, SLG: 0.276			FC5-4 S			F8		K		1	0	0	0	0	1	2																				
Inning Stats	R: 0 E: 0 K: 2 S: 11	H: 0 LOB: 0 BB: 0 P: 16	R: 0 E: 0 K: 0 S: 5	H: 1 LOB: 0 BB: 1 P: 13	R: 0 E: 0 K: 0 S: 12	H: 1 LOB: 1 BB: 0 P: 17	R: 2 E: 0 K: 0 S: 14	H: 4 LOB: 1 BB: 0 P: 23	R: 2 E: 0 K: 1 S: 15	H: 4 LOB: 2 BB: 1 P: 22	R: 1 E: 0 K: 0 S: 12	H: 2 LOB: 2 BB: 1 P: 19	R: 0 E: 0 K: 0 S: 9	H: 1 LOB: 1 BB: 0 P: 14	R: 4 E: 0 K: 2 S: 20	H: 4 LOB: 2 BB: 1 P: 28	R: 0 E: 0 K: 3 S: 9	H: 0 LOB: 0 BB: 0 P: 12	1B: 15 2B: 0 3B: 1 HR: 1	SF: 0 SAC: 0 DP: 1 HBP: 0	WP: 1 PB: 1 SB: 1 CS: 2	PA: 44														
PITCHER	IP	WLS	BF	H	R	ER	SO	BB	IBB	HBP	BLK	WP	HR	S	P	ERA	WHIP	PITCHER		IP	WLS	BF	H	R	ER	SO	BB	IBB	HBP	BLK	WP	HR	S	P	ERA	WHIP
Curt Young, L (1, 1) ERA: 4.46	4.2	L	21	9	4	4	3	1	0	0	0	1	0	55	89	7.71	2.143	Dennis Eckersley, R (8, 1) ERA: 1.48		1.1		5	1	2	2	3	0	0	0	0	0	0	13	17	13.50	0.750
Gene Nelson, R (5, 1) ERA: 3.02	1.0		7	3	1	1	0	1	0	0	0	0	1	11	18	9.00	4.000																			
Rick Honeycutt, L (6, 1) ERA: 3.34	0.1		1	0	0	0	0	0	0	0	1	0	0	3	3	0.00	0.000																			
Eric Plunk, R (7, 1) ERA: 2.84	1.0		6	2	2	2	0	1	0	0	0	0	0	14	23	18.00	3.000																			
Greg Cadaret, L (8, 1) ERA: 2.81	0.2		4	2	0	0	2	0	0	0	0	0	0	11	14	0.00	3.000																			

Batter	1	2	3	4	5	6	7	8	9	AB	R	H	RBI	BB	SO	LOB	BOTTOM																			
Luis Polonia, L (1, 7) OBP: 0.200, SLG: 0.200	6-3			3-1	G3		E7		4-3	5	0	1	1	0	0	3	Kansas City Royals @ Oakland Athletics Oakland-Alameda County Coliseum, Oakland, CA Thu Jun 16 1988, 3:33 AM PDT Att: 23,579 - Sunny - 66 F																			
Mike Gallego, R (1, 5) OBP: 0.370, SLG: 0.288	5-3			6-3	F4		F8		B1-3	3	0	0	0	0	0	2																				
Carney Lansford, R (7, PH) OBP: 0.411, SLG: 0.489										2	0	0	0	0	0	2																				
Jose Canseco, R (1, 9) OBP: 0.388, SLG: 0.522	G3			K		1B G5-4-3 BB		PB 1B		3	1	1	0	1	1	0																				
Dave Parker, L (1, 10) OBP: 0.336, SLG: 0.424		G5-4-3 BB			E 1B		G5-4-3 1B		K	3	1	2	0	1	1	1																				
Terry Steinbach, R (1, 2) OBP: 0.326, SLG: 0.349		G5-4-3			E 1B		G5-4-3		F8	4	1	1	0	0	0	3																				
Mark McSwire, R (1, 3) OBP: 0.343, SLG: 0.447		K			F9		BB		K	3	0	0	0	1	2	3																				
Stan Javier, S (1, 8) OBP: 0.293, SLG: 0.322			5-3		E6 1B		1-3		F8 4-3 1B	4	2	1	0	0	0	3																				
Glenn Hubbard, R (1, 4) OBP: 0.338, SLG: 0.286			F4		E3 G3 1B		6-3		F8	4	0	0	1	0	0	2																				
Walt Weiss, S (1, 6) OBP: 0.321, SLG: 0.319			F9		G3 1B		K		4-3 BB	3	0	1	1	1	1	0																				
Inning Stats	R: 0 E: 0 K: 0 S: 5	H: 0 LOB: 0 BB: 0 P: 10	R: 0 E: 0 K: 1 S: 5	H: 0 LOB: 0 BB: 1 P: 11	R: 0 E: 0 K: 0 S: 5	H: 0 LOB: 0 BB: 0 P: 9	R: 0 E: 0 K: 1 S: 9	H: 0 LOB: 0 BB: 0 P: 12	R: 3 E: 2 K: 0 S: 15	H: 3 LOB: 2 BB: 0 P: 26	R: 1 E: 0 K: 0 S: 7	H: 1 LOB: 1 BB: 2 P: 18	R: 0 E: 1 K: 1 S: 8	H: 1 LOB: 1 BB: 0 P: 13	R: 0 E: 0 K: 2 S: 8	H: 1 LOB: 1 BB: 0 P: 13	R: 1 E: 0 K: 0 S: 12	H: 1 LOB: 1 BB: 1 P: 20	1B: 7 2B: 0 3B: 0 HR: 0	SF: 0 SAC: 0 DP: 2 HBP: 0	WP: 0 PB: 1 SB: 1 CS: 0	PA: 38														
PITCHER	IP	WLS	BF	H	R	ER	SO	BB	IBB	HBP	BLK	WP	HR	S	P	ERA	WHIP	PITCHER		IP	WLS	BF	H	R	ER	SO	BB	IBB	HBP	BLK	WP	HR	S	P	ERA	WHIP
Mark Gubicza, R (1, 1) ERA: 2.88	8.0	W	33	6	4	1	5	3	0	0	0	0	0	62	112	1.12	1.125	Dan Quisenberry, R (9, 1) ERA: 3.35		1.0		5	1	1	1	0	1	0	0	0	0	12	20	9.00	2.000	



Batter	1	2	3	4	5	6	7	8	9	AB	R	H	RBI	BB	SO	LOB	TOP										
Dick Schofield, R OBP: 0.310, SLG: 0.333	0-0 2B	0-1 FC3-6 1B		2-1 4-3 S 1B	2-0 BB HBP		1-0 P4		0-0 FC4-6 1B	5	1	4	1	0	0	1											
Jim Eppard, L OBP: 0.400, SLG: 0.353	1-1 6-3 1B	0-0 FC3-6		2-1 4-3	4-2 FC6-4 BB		4-1 BB		0-0 FC4-6 1B WP	3	0	1	2	2	0	3											
Wally Joyner, L OBP: 0.237, SLG: 0.370				1-3	1-2 2-3 3-H BB				1-2 WP 1B	1	1	0	0	0	0	1											
Brian Downing, R OBP: 0.373, SLG: 0.459	2-3 K		0-2 2B	2-2 4-3	0-2 L8		0-1 P6		0-1 WP 1B	6	1	2	0	0	1	7											
Chili Davis, S OBP: 0.288, SLG: 0.409	1-1 6-3 2B		1-2 2B	4-0 IBB	2-1 FC6-4			0-2 HR	4-2 G5-4-3 IBB	4	2	2	2	2	0	4											
Tony Armas, R OBP: 0.288, SLG: 0.350	2-3 K		0-1 2B	1-2 1-3			1-3 K		2-2 G5-4-3 IBB	6	1	1	1	0	2	5											
Devon White, S OBP: 0.273, SLG: 0.310		1-2 L8	1-3 K		2-2 1B		1-0 F7		1-2 CS 1B	5	1	2	0	0	1	1											
Jack Howell, L OBP: 0.318, SLG: 0.344		4-0 1B BB	0-1 1B		0-0 HBP 1B		3-3 K		4-1 1B BB	3	2	2	1	2	1	0											
Bob Boone, R OBP: 0.284, SLG: 0.295		0-1 1B	1-1 1B		2-1 BB HBP		1-1 SH3		1-2 1B	5	0	5	1	0	0	0											
Chico Walker, S OBP: 0.234, SLG: 0.183	2-1 F8		1-2 G4-3		1-2 3-H 3-3 K		0-0 SH3		2-1 G3	4	0	0	0	0	1	8											
Inning Stats	R: 1 E: 0 K: 2 S: 11	H: 2 LOB: 1 BB: 0 P: 17	R: 1 E: 0 K: 0 S: 10	H: 2 LOB: 2 BB: 1 P: 17	R: 3 E: 0 K: 1 S: 18	H: 5 LOB: 1 BB: 0 P: 22	R: 0 E: 0 K: 0 S: 14	H: 1 LOB: 2 BB: 1 P: 23	R: 2 E: 0 K: 1 S: 18	H: 3 LOB: 3 BB: 1 P: 33	R: 0 E: 0 K: 2 S: 9	H: 0 LOB: 0 BB: 0 P: 14	R: 0 E: 0 K: 0 S: 7	H: 1 LOB: 2 BB: 1 P: 13	R: 1 E: 0 K: 0 S: 16	H: 3 LOB: 2 BB: 1 P: 25	R: 1 E: 0 K: 0 S: 8	H: 2 LOB: 1 BB: 1 P: 13	1B: 14 2B: 4 3B: 0 HR: 1	SF: 0 SAC: 1 DP: 2 HBP: 1	WP: 1 PB: 0 SB: 1 CS: 1	PA: 50					
PITCHER	IP	WLS	BF	H	R	ER	SO	BB	IBB	HBP	BLK	WP	HR	S	P	ERA	WHIP										
Ted Power, R ERA: 4.25	2.1		16	8	5	5	3	1	0	0	0	0	0	34	49	19.29	3.857										
Dan Quisenberry, R ERA: 3.91	1.2		10	5	2	2	0	0	1	0	0	0	0	27	42	10.80	3.000										
Jeff Montgomery, R ERA:	3.0		13	1	0	0	3	2	0	1	0	0	0	26	48	0.00	1.000										
Gene Garber, R ERA: 4.05	1.1	L	9	5	2	2	0	1	0	0	0	0	1	20	29	13.50	4.500										
Steve Farr, R ERA: 1.95	0.2		2	0	0	0	0	0	1	0	0	1	0	4	9	0.00	0.000										

California Angels @ Kansas City Royals
 Royals Stadium, Kansas City, MO
 Fri Jun 17 1988, 8:05 PM EDT
 Att: 33,236 - Unknown - 86 F

AB	42
R	9
H	19
RBI	8
BB	6
SO	6
LOB	30



Batter	1	2	3	4	5	6	7	8	9	AB	R	H	RBI	BB	SO	LOB	BOTTOM										
Kurt Stillwell, S OBP: 0.348, SLG: 0.465	1-1 L7	3-2 L7		0-0 3B		1-2 1B		0-0 F6		5	0	2	1	0	0	0											
Willie Wilson, S OBP: 0.305, SLG: 0.376	2-0 F8	0-0 L9		0-0 F8		3-H 1-0 1B		0-2 5-3		5	0	1	0	0	0	1											
George Brett, L OBP: 0.413, SLG: 0.577	3-1 HBP 2B		0-1 F7		3-2 F9 2B		1-0 G3		1-3 K	5	1	2	0	0	1	2											
Danny Tartabull, R OBP: 0.391, SLG: 0.541	4-2 HBP 2B BB		1-0 2B 1B		3-1 6-3		4-2 SH SF9 BB		2-2 1-3	3	3	1	0	2	0	1											
Kevin Seitzer, R OBP: 0.385, SLG: 0.427	2-1 2B HBP		2-0 1H 2B		1-2 F9		0-0 SH		2-0 F8	3	1	1	1	0	0	1											
Bill Buckner, L OBP: 0.290, SLG: 0.361	1-1 1B 2B		3-2 F7		0-2 4-3		0-0 L6			4	1	1	3	0	0	4											
Pat Tabler, R OBP: 0.335, SLG: 0.319	2-2 2B		2-2 5-3				1-1 F9 1B 2B		1-1 SF9	3	1	2	2	0	0	1											
Frank White, R OBP: 0.261, SLG: 0.311	3-1 F8			1-3 K		1-2 F9		3-H 1-1 4-3		4	0	0	0	0	1	3											
Jamie Quirk, L OBP: 0.294, SLG: 0.347		0-0 F7		0-1 F7		3-2 6-3		2-3 K		4	0	0	0	0	1	1											
Inning Stats	R: 4 E: 0 K: 0 S: 15	H: 3 LOB: 1 BB: 1 P: 33	R: 0 E: 0 K: 0 S: 7	H: 0 LOB: 0 BB: 0 P: 10	R: 1 E: 0 K: 0 S: 11	H: 2 LOB: 1 BB: 0 P: 19	R: 0 E: 0 K: 1 S: 7	H: 1 LOB: 1 BB: 0 P: 8	R: 0 E: 0 K: 0 S: 14	H: 1 LOB: 1 BB: 0 P: 21	R: 1 E: 0 K: 0 S: 14	H: 3 LOB: 2 BB: 0 P: 22	R: 1 E: 1 K: 0 S: 8	H: 0 LOB: 1 BB: 1 P: 14	R: 0 E: 0 K: 1 S: 8	H: 0 LOB: 0 BB: 0 P: 10	R: 0 E: 0 K: 1 S: 7	H: 0 LOB: 0 BB: 0 P: 12	1B: 4 2B: 5 3B: 1 HR: 0	SF: 1 SAC: 1 DP: 0 HBP: 1	WP: 0 PB: 0 SB: 0 CS: 0	PA: 41					
PITCHER	IP	WLS	BF	H	R	ER	SO	BB	IBB	HBP	BLK	WP	HR	S	P	ERA	WHIP										
Willie Fraser, R ERA: 6.52	5.2		28	9	6	6	1	1	0	1	0	0	0	66	109	9.53	1.765										
Sherman Corbett, L ERA: 2.25	0.2		5	1	1	0	0	1	0	0	0	0	0	6	12	0.00	3.000										
Stu Cliburn, R ERA: 2.73	2.2	W	8	0	0	0	2	0	0	0	0	0	0	19	28	0.00	0.000										

California Angels @ Kansas City Royals
 Royals Stadium, Kansas City, MO
 Fri Jun 17 1988, 8:05 PM EDT
 Att: 33,236 - Unknown - 86 F

AB	36
R	7
H	10
RBI	7
BB	2
SO	3
LOB	14



Batter	1	2	3	4	5	6	7	8	9	AB	R	H	RBI	BB	SO	LOB	TOP								
Kurt Stillwell, S (1, 6) OBP: 0.342, SLG: 0.450	4-2 FC4-6 BB			0-0 4-3		1-0 G3		2-0 5-3		3	0	0	0	1	0	1									
Willie Wilson, S (1, 8) OBP: 0.297, SLG: 0.372	3-2 FC4-6 G4-6-3 1-2			3-3 K		0-0 6-3		0-1 5-3		4	0	0	0	0	1	2									
George Brett, L (1, 3) OBP: 0.469, SLG: 0.562 Gary Thurman, R (9, PR) OBP: 0.150, SLG: 0.056 (9, 7)	0-0 G4-6-3 1-2			0-1 K		2-3 K			4-2 BB 1B	3	0	1	0	1	1	1									
Danny Tartabull, R (1, 9) OBP: 0.385, SLG: 0.531		1-0 F7		1-0 1-3			3-1 F8		1-0 F4	4	0	0	0	0	2										
Kevin Seitzer, R (1, 5) OBP: 0.387, SLG: 0.422		0-1 F9			1-1 6-4-3 HR 1B		4-2 BB		4-0 1B BB	2	1	1	0	2	0	0									
Bill Buckner, L (1, 10) OBP: 0.279, SLG: 0.345		0-1 6-3			0-3 K		0-0 F8		0-1 1-2 2-H 1B	4	0	1	1	0	1	2									
Pat Tabler, R (1, 7) OBP: 0.330, SLG: 0.311 (9, 3)			2-2 F9		1-1 6-4-3 1-2		0-0 F8		0-0 F5	4	0	0	0	0	4										
Frank White, R (1, 4) OBP: 0.273, SLG: 0.336			0-0 6-3		1-1 2-H HR			3-2 SH2-3 1B	0-1 5-3	4	1	2	2	0	0	2									
Jamie Quirk, L (1, 2) OBP: 0.287, SLG: 0.338			1-1 L3		0-2 4-3			0-1 SH2-3 1-2		2	0	0	0	0	0	0									
Inning Stats	R: 0 E: 0 K: 0 S: 7	H: 0 LOB: 0 BB: 1 P: 14	R: 0 E: 0 K: 0 S: 5	H: 0 LOB: 0 BB: 0 P: 6	R: 0 E: 0 K: 0 S: 6	H: 0 LOB: 0 BB: 0 P: 9	R: 0 E: 0 K: 1 S: 7	H: 1 LOB: 1 BB: 0 P: 11	R: 2 E: 0 K: 1 S: 13	H: 2 LOB: 0 BB: 0 P: 16	R: 0 E: 0 K: 0 S: 9	H: 0 LOB: 0 BB: 0 P: 12	R: 0 E: 0 K: 0 S: 7	H: 0 LOB: 1 BB: 1 P: 14	R: 0 E: 0 K: 0 S: 9	H: 1 LOB: 1 BB: 0 P: 14	R: 1 E: 0 K: 0 S: 8	H: 1 LOB: 2 BB: 0 P: 17	1B: 4 2B: 0 3B: 0 HR: 1	SF: 0 SAC: 1 DP: 1 HBP: 0	WP: 0 PB: 0 CS: 0	PA: 35			
PITCHER	IP	WLS	BF	H	R	ER	SO	BB	IBB	HBP	BLK	WP	HR	S	P	ERA	WHIP								
Jack McDowell, R (1, 1) ERA: 4.54	7.0		25	3	2	2	3	2	0	0	0	0	1	54	82	2.57	0.714								
Ricky Horton, L (8, 1) ERA: 5.37	1.0	W	5	1	1	1	0	1	0	0	0	0	0	11	20	9.00	2.000								
Bobby Thigpen, R (9, 1) ERA: 4.12	1.0		5	1	0	0	0	1	0	0	0	0	0	6	11	0.00	2.000								

Kansas City Royals @ Chicago White Sox
Comiskey Park, Chicago, IL
Mon Jun 20 1988, 8:05 PM EDT
Att: 13,973 - Unknown - 77 F

livebaseballscorecards.com

AB 30
R 3
H 5
RBI 3
BB 4
SO 3
LOB 14



Batter	1	2	3	4	5	6	7	8	9	AB	R	H	RBI	BB	SO	LOB	BOTTOM								
Gary Redus, R (1, 7) OBP: 0.336, SLG: 0.424	1-1 WP SH1-3 1B	3-2 SF9			1-0 E S SF7 1B		2-3 K		4-0 HR BB	3	2	2	1	1	1	1									
Steve Lyons, L (1, 5) OBP: 0.350, SLG: 0.415	0-1 SH1-3 1-2	3-2 6-3 1-2			2-0 SF7 1-H		3-2 E1 1-3		0-0 1-H HR	3	1	1	3	0	0	3									
Harold Baines, L (1, 10) OBP: 0.330, SLG: 0.370	4-1 BB		0-1 L9-4 2B		2-2 1B		0-1 F5			3	0	2	0	1	0	2									
Ivan Calderon, R (1, 9) OBP: 0.296, SLG: 0.456	1-3 K		0-0 L9-4 2-3		2-2 F9			1-3 K		4	0	0	0	0	2	4									
Greg Walker, L (1, 3) OBP: 0.281, SLG: 0.340	1-0 G3		3-0 6-3			2-3 K		0-0 1B 2B		4	1	1	0	0	1	2									
Dave Gallagher, R (1, 8) OBP: 0.288, SLG: 0.338 Daryl Boston, L (8, PH) OBP: 0.264, SLG: 0.488 (9, 8)		3-2 1B SF9 1B		0-1 5-3		1-0 F7		1-0 F8		3	1	1	0	0	0	0									
Fred Manrique, R (1, 4) OBP: 0.243, SLG: 0.340 Donnie Hill, S (8, PH) OBP: 0.298, SLG: 0.212 (9, 4)		0-0 SF9 1B 1-2 1B		3-2 F8		1-0 F9		2-2 2-H 1B		3	0	1	0	0	0	0									
Ozzie Guillen, L (1, 6) OBP: 0.294, SLG: 0.313		0-2 S 1-2 2-3 1B		0-0 4-3			1-2 5-3	1-2 L3		4	0	1	0	0	0	1									
Ron Karkovics, R (1, 2) OBP: 0.210, SLG: 0.228		0-1 L6			1-1 B1		0-0 E S 1B		1-3 K	4	0	1	0	0	1	3									
Inning Stats	R: 0 E: 0 K: 1 S: 9	H: 1 LOB: 2 BB: 1 P: 16	R: 1 E: 0 K: 0 S: 17	H: 3 LOB: 2 BB: 0 P: 26	R: 0 E: 0 K: 0 S: 4	H: 1 LOB: 0 BB: 0 P: 7	R: 0 E: 0 K: 0 S: 6	H: 0 LOB: 0 BB: 0 P: 9	R: 1 E: 0 K: 0 S: 10	H: 2 LOB: 1 BB: 0 P: 18	R: 0 E: 0 K: 1 S: 5	H: 0 LOB: 0 BB: 0 P: 9	R: 0 E: 1 K: 1 S: 14	H: 1 LOB: 2 BB: 0 P: 20	R: 0 E: 0 K: 0 S: 14	H: 2 LOB: 1 BB: 0 P: 18	R: 2 E: 0 K: 1 S: 6	H: 1 LOB: 0 BB: 1 P: 11	1B: 8 2B: 3 3B: 0 HR: 1	SF: 2 SAC: 1 DP: 1 HBP: 0	WP: 1 PB: 0 CS: 0	PA: 38			
PITCHER	IP	WLS	BF	H	R	ER	SO	BB	IBB	HBP	BLK	WP	HR	S	P	ERA	WHIP								
Charlie Leibrandt, L (1, 1) ERA: 3.92	6.0		25	7	2	2	2	1	0	0	0	0	0	51	85	3.00	1.333								
Jeff Montgomery, R (7, 1) ERA: 1.64	2.1	L	12	3	2	2	3	1	0	0	0	0	0	33	48	7.71	1.714								
Jerry Don Gleaton, L (9, 1) ERA: 3.68	0.0		1	1	1	1	0	0	0	0	0	0	1	1	1	*	*								

Kansas City Royals @ Chicago White Sox
Comiskey Park, Chicago, IL
Mon Jun 20 1988, 8:05 PM EDT
Att: 13,973 - Unknown - 77 F

livebaseballscorecards.com

AB 33
R 5
H 11
RBI 5
BB 2
SO 5
LOB 17



Batter	1	2	3	4	5	6	7	8	9	AB	R	H	RBI	BB	SO	LOB	TOP								
Kurt Stillwell, S OBP: 0.345, SLG: 0.445	4-0 1B BB	2-0 1B		2-3 K			0-0 SH3-4		1-1 F7	3	0	1	0	1	1	2	Kansas City Royals @ Chicago White Sox Comiskey Park, Chicago, IL Wed Jun 22 1988, 8:05 PM EDT Alt. 9,668 - Unknown - 74 F								
Willie Wilson, S OBP: 0.385, SLG: 0.367	2-2 F3		2-2 1B G6-4-3 HBP		2-0 F7		3-1 6-3		0-0 1B	4	1	1	0	0	0	3									
George Brett, L OBP: 0.414, SLG: 0.575	1-1 G5-3 1B		0-0 G6-4-3 1B		2-2 F5		4-0 IBB			3	0	2	0	1	0	0									
Danny Tartabull, R OBP: 0.385, SLG: 0.528	2-2 G5-3		1-0 G6-4-3		2-1 CS 1B		2-2 6-3			1	0	0	0	0	0	2									
Jim Eisenreich, L OBP: 0.219, SLG: 0.269	1-2 G5-3		1-2 G6-4-3		1-2 CS 1B					3	0	1	0	0	0	4									
Kevin Seitzer, R OBP: 0.393, SLG: 0.414		0-0 6-3	0-0 F8		0-0 CS		0-0 G4-3 1B		1-2 6-3	4	0	1	0	0	0	0									
Bill Buckner, L OBP: 0.276, SLG: 0.342		0-1 6-3		0-2 4-3		1 SAFE G4-3 1B		0-2 G4-6-3 1B		4	0	1	0	0	0	1									
Frank White, R OBP: 0.280, SLG: 0.357		4-1 2B BB		1-1 E 1B		0-0 L5		1-2 G4-6-3 1B		3	2	1	0	1	0	1									
Pat Tabler, R OBP: 0.332, SLG: 0.318	1-2 2B	1-1 2B		2-0 E5 5-3 1B			1-1 SH3-4 1B		3-2 F9	4	1	3	1	0	0	0									
Mike Macfarlane, R OBP: 0.357, SLG: 0.393	3-2 1B	3-2 2B		1-1 5-3			0-1 SH3-4 1B		3-2 1B	4	0	3	1	0	0	1									
Bill Pecota, R OBP: 0.216, SLG: 0.257										0	0	0	0	0	0	0									
Jamie Quirk, L OBP: 0.287, SLG: 0.338	2-H 1B			2-3			1-2 1B			0	0	0	0	0	0	0									
Inning Stats	R: 0 E: 0 K: 0 S: 8	H: 1 LOB: 1 BB: 1 P: 17	R: 2 E: 0 K: 0 S: 13	H: 3 LOB: 2 BB: 1 P: 23	R: 1 E: 0 K: 0 S: 5	H: 1 LOB: 0 BB: 0 P: 8	R: 1 E: 1 K: 1 S: 11	H: 2 LOB: 1 BB: 0 P: 17	R: 0 E: 0 K: 0 S: 6	H: 1 LOB: 0 BB: 0 P: 12	R: 0 E: 0 K: 0 S: 3	H: 1 LOB: 0 BB: 0 P: 5	R: 0 E: 0 K: 0 S: 10	H: 2 LOB: 3 BB: 1 P: 20	R: 0 E: 0 K: 0 S: 10	H: 1 LOB: 0 BB: 0 P: 12	R: 0 E: 0 K: 0 S: 10	H: 2 LOB: 2 BB: 0 P: 17	1B: 11 2B: 3 3B: 0 HR: 0	SF: 0 SAC: 1 DP: 4 HBP: 1	WP: 0 PB: 0 SB: 0 CS: 1	PA: 39			
PITCHER	IP	WLS	BF	H	R	ER	SO	BB	IBB	HBP	BLK	WP	HR	S	P	ERA	WHIP								
Bill Long, R ERA: 4.62	(1, 1)	4.0	19	7	4	3	1	2	0	1	0	0	0	37	65	6.75	2.250								
Ricky Horton, L ERA: 5.15	(5, 1)	3.0	12	4	0	0	0	0	1	0	0	0	0	19	37	0.00	1.333								
Bobby Thigpen, R ERA: 3.92	(8, 1)	2.0	W	7	3	0	0	0	0	0	0	0	0	20	29	0.00	1.500								

AB	33
R	4
H	14
RBI	2
BB	3
SO	1
LOB	14



Batter	1	2	3	4	5	6	7	8	9	AB	R	H	RBI	BB	SO	LOB	BOTTOM								
Gary Redus, R OBP: 0.335, SLG: 0.414	4-2 F8 1B BB	0-2 F9			0-1 5-3			0-1 SH3-4 2B 1B		3	2	1	0	1	0	0	Kansas City Royals @ Chicago White Sox Comiskey Park, Chicago, IL Wed Jun 22 1988, 8:05 PM EDT Alt. 9,668 - Unknown - 74 F								
Steve Lyons, L OBP: 0.359, SLG: 0.415	1 SAFE F8		0-2 F7		3-2 F8		1 SAFE SH3-4			3	0	0	0	0	0	1									
Harold Baines, L OBP: 0.333, SLG: 0.374	1-2 1B 2B		1-1 WP 1B			0-0 1-3		2-2 G3 2H 2B		4	1	3	2	0	0	0									
Mike Woodard, L OBP: 0.259, SLG: 0.280	3-H 1B		3-3 K			2-1 1B		1-1 G3		4	1	2	0	0	1	2									
Greg Walker, L OBP: 0.284, SLG: 0.341	1-3 2B 1B		1-2 K			0-1 F3		0-1 3-1		4	0	1	2	0	1	4									
Dan Pasqua, L OBP: 0.315, SLG: 0.414	1-H 3-H 2B		2-3 K			1-1 6-3		2-1 4-3		4	1	1	0	0	0	2									
Daryl Boston, L OBP: 0.285, SLG: 0.489	1-2 F7		1-1 6-3			1-1 6-3		1-2 1B 3B		4	1	1	0	0	0	2									
Ozzie Guillen, L OBP: 0.296, SLG: 0.312	0-2 G3		1-0 CS 1B			1-0 1-3		4-0 1B IBB IBB		3	0	1	0	1	0	1									
Donnie Hill, S OBP: 0.295, SLG: 0.208		2-2 L9		1 SAFE F9			0-1 4-3		4-0 1B IBB	3	0	0	0	1	0	1									
Ron Karkovics, R OBP: 0.200, SLG: 0.217		2-2 F8			1-1 F7		0-1 5-3		2-0 1B	3	0	0	0	0	0	0									
Mark Salas, L OBP: 0.298, SLG: 0.340								1-2 2-3 3-H 1B		1	0	1	1	0	0	0									
Inning Stats	R: 3 E: 0 K: 0 S: 23	H: 3 LOB: 1 BB: 1 P: 33	R: 0 E: 0 K: 0 S: 9	H: 0 LOB: 0 BB: 0 P: 13	R: 0 E: 0 K: 2 S: 12	H: 1 LOB: 1 BB: 0 P: 18	R: 0 E: 0 K: 0 S: 5	H: 1 LOB: 0 BB: 0 P: 7	R: 0 E: 0 K: 0 S: 8	H: 0 LOB: 0 BB: 0 P: 12	R: 0 E: 0 K: 0 S: 7	H: 1 LOB: 1 BB: 0 P: 11	R: 0 E: 0 K: 0 S: 5	H: 0 LOB: 0 BB: 0 P: 6	R: 1 E: 0 K: 0 S: 10	H: 2 LOB: 2 BB: 0 P: 13	R: 1 E: 0 K: 0 S: 5	H: 2 LOB: 3 BB: 2 P: 16	1B: 7 2B: 2 3B: 1 HR: 0	SF: 0 SAC: 1 DP: 0 HBP: 0	WP: 1 PB: 0 SB: 1 CS: 1	PA: 36			
PITCHER	IP	WLS	BF	H	R	ER	SO	BB	IBB	HBP	BLK	WP	HR	S	P	ERA	WHIP								
Rick Anderson, R ERA: 4.91	(1, 1)	7.1	29	7	4	4	2	1	0	0	0	0	0	72	103	4.91	1.091								
Steve Farr, R ERA: 2.27	(8, 1)	0.2	L	7	3	1	1	0	2	0	0	0	0	12	26	13.50	4.500								

AB	32
R	5
H	10
RBI	5
BB	3
SO	2
LOB	11



Batter	1	2	3	4	5	6	7	8	9	AB	R	H	RBI	BB	SO	LOB	TOP					
Kurt Stillwell, S OBP: 0.344, SLG: 0.446 (1, 6)	F8			K		K			2B	4	0	1	0	0	2	0	Kansas City Royals @ Seattle Mariners The Kingdome, Seattle, WA Fri Jun 24 1988, 10:05 PM EDT Att: 11,167 - Dome - 72 F					
Willie Wilson, S OBP: 0.293, SLG: 0.362 (1, 8)	G3			K			4-3		4-3	4	0	0	0	0	1	1						
Pat Tabler, R OBP: 0.331, SLG: 0.317 (1, 7)	F9			1B			2		6-3	4	0	1	0	0	1	1						
George Brett, L OBP: 0.410, SLG: 0.569 (1, 3)		F2		F7			F7			3	0	0	0	0	0	1						
Kevin Seitzer, R OBP: 0.382, SLG: 0.413 (1, 5)		F8			0-0	1B		G3		3	0	1	0	0	0	0						
Bill Buckner, L OBP: 0.273, SLG: 0.336 (1, 10)		3-1			2-1	F7		4-3		3	0	0	0	0	0	1						
Frank White, R OBP: 0.281, SLG: 0.356 (8, PR)			3-1		3-2	G6-4-3		FC5-4	1B	3	0	1	0	0	0	1						
Brad Wellman, R OBP: 0.310, SLG: 0.317 (8, 4)					1-2					0	0	0	0	0	0	0						
Mike Macfarlane, R OBP: 0.351, SLG: 0.386 (1, 2)			K				K	FC5-4		3	0	0	0	0	2	1						
Jim Eisenreich, L OBP: 0.214, SLG: 0.263 (1, 9)			4-3			F7			K	3	0	0	0	0	1	0						
Inning Stats	R: 0 E: 0 K: 0 S: 8	H: 0 LOB: 0 BB: 0 P: 14	R: 0 E: 0 K: 0 S: 8	H: 0 LOB: 0 BB: 0 P: 14	R: 0 E: 0 K: 1 S: 7	H: 0 LOB: 0 BB: 0 P: 11	R: 0 E: 0 K: 2 S: 10	H: 1 LOB: 1 BB: 0 P: 15	R: 0 E: 0 K: 0 S: 6	H: 1 LOB: 0 BB: 0 P: 11	R: 0 E: 0 K: 1 S: 9	H: 0 LOB: 0 BB: 0 P: 13	R: 0 E: 0 K: 0 S: 7	H: 0 LOB: 0 BB: 0 P: 9	R: 0 E: 0 K: 0 S: 9	H: 1 LOB: 1 BB: 0 P: 13	R: 0 E: 0 K: 1 S: 13	H: 1 LOB: 1 BB: 0 P: 18	1B: 3 2B: 1 3B: 0 HR: 0	SF: 0 SAC: 0 DP: 1 HBP: 0	WP: 0 PB: 0 SB: 0 CS: 0	PA: 30
PITCHER Mike Moore, R ERA: 4.6 (1, 1)	IP: 9.0 WLS: W BF: 30 H: 4 R: 0 ER: 0 SO: 7 BB: 0 IBB: 0 HBP: 0 BLK: 0 WP: 0 HR: 0 S: 77 P: 118 ERA: 0.00 WHIP: 0.444																					

Batter	1	2	3	4	5	6	7	8	9	AB	R	H	RBI	BB	SO	LOB	BOTTOM					
Harold Reynolds, S OBP: 0.333, SLG: 0.407 (1, 4)	1-3	L6		FC1-5 HR		F8				4	1	0	0	0	0	2	Kansas City Royals @ Seattle Mariners The Kingdome, Seattle, WA Fri Jun 24 1988, 10:05 PM EDT Att: 11,167 - Dome - 72 F					
Rey Quinones, R OBP: 0.289, SLG: 0.414 (1, 6)	HR		F8	F8		1-3				4	1	1	1	0	0	2						
Mickey Brantley, R OBP: 0.292, SLG: 0.469 (1, 7)	5-3		4-3 BB	HR		6-3				3	2	1	3	1	0	0						
Avin Davis, L OBP: 0.390, SLG: 0.513 (1, 3)	BB 1B		4-3	BB		4-3				2	0	0	0	2	0	1						
Steve Balboni, R OBP: 0.175, SLG: 0.287 (1, 10)	1B		E5	1-3				BB		3	0	1	0	1	0	1						
Jim Presley, R OBP: 0.260, SLG: 0.333 (1, 5)	BB		HR		F8	G6-4-3				3	1	1	2	1	0	1						
Dave Valle, R OBP: 0.287, SLG: 0.368 (1, 2)	F9		5-3		K					4	0	0	0	0	2	3						
Glenn Wilson, R OBP: 0.292, SLG: 0.313 (1, 9)		F8		FC1-5 1B		K		K		4	0	2	0	0	1	0						
Henry Cotto, R OBP: 0.310, SLG: 0.360 (1, 8)		5-3		F8 FC1-5 HR 1B		F9		F4		4	1	1	0	0	0	1						
Inning Stats	R: 1 E: 0 K: 0 S: 16	H: 2 LOB: 3 BB: 2 P: 30	R: 0 E: 0 K: 0 S: 3	H: 0 LOB: 0 BB: 0 P: 5	R: 3 E: 1 K: 0 S: 13	H: 1 LOB: 0 BB: 1 P: 23	R: 3 E: 0 K: 0 S: 7	H: 3 LOB: 1 BB: 1 P: 12	R: 0 E: 0 K: 1 S: 11	H: 1 LOB: 1 BB: 0 P: 17	R: 0 E: 0 K: 0 S: 7	H: 0 LOB: 0 BB: 0 P: 8	R: 0 E: 0 K: 0 S: 4	H: 0 LOB: 0 BB: 1 P: 10	R: 0 E: 0 K: 2 S: 11	H: 0 LOB: 0 BB: 0 P: 16	R: 0 E: 0 K: 0 S: 11	H: 0 LOB: 0 BB: 0 P: 16	1B: 4 2B: 0 3B: 0 HR: 3	SF: 0 SAC: 0 DP: 1 HBP: 0	WP: 0 PB: 0 SB: 0 CS: 0	PA: 36
PITCHER Floyd Bannister, L ERA: 4.26 (1, 1)	IP: 3.2 WLS: L BF: 22 H: 6 R: 7 ER: 4 SO: 4 BB: 4 IBB: 0 HBP: 0 BLK: 0 WP: 0 HR: 3 S: 38 P: 69 ERA: 9.82 WHIP: 2.727																					
Dan Quisenberry, R ERA: 3.55 (4, 1)	2.1	8	1	0	0	1	0	0	0	0	0	19	26	0.00	0.429							
Gene Garber, R ERA: 3.77 (7, 1)	1.0	3	0	0	0	0	1	0	0	0	0	4	10	0.00	1.000							
Jeff Montgomery, R ERA: 1.5 (8, 1)	1.0	3	0	0	0	2	0	0	0	0	0	11	16	0.00	0.000							

Batter	1	2	3	4	5	6	7	8	9	AB	R	H	RBI	BB	SO	LOB	TOP				
Kurt Stillwell, S OBP: 0.345, SLG: 0.453 (1, 6)	F5		2B		L8			F9	2B	5	0	2	4	0	0	1	Kansas City Royals @ Seattle Mariners The Kingdome, Seattle, WA Sat Jun 25 1988, 10:05 PM EDT Att: 13,289 - Dome - 72 F				
Pat Tabler, R OBP: 0.329, SLG: 0.316 (1, 7)	1B		F9				1-3	K	K	4	0	1	0	0	0	1					
Willie Wilson, S OBP: 0.292, SLG: 0.361 (8, 8)									K	1	0	0	0	0	1	2					
George Brett, L OBP: 0.403, SLG: 0.558 (1, 3)	F8		4-3				F8	K	4-3	5	0	0	0	0	1	4					
Danny Tartabull, R OBP: 0.387, SLG: 0.530 (9, PR)		K			F6				E	3	0	1	0	1	1	0					
Kevin Seitzer, R OBP: 0.384, SLG: 0.412 (9, 7)	K								E1	3	1	1	0	1	1	1					
Frank White, R OBP: 0.278, SLG: 0.352 (1, 4)	5-3				G6-4-3				SH	3	1	0	0	0	1	3					
Mike Macfarlane, R OBP: 0.354, SLG: 0.385 (1, 2)									2B	3	1	1	0	1	1	0					
Gary Thurman, R OBP: 0.185, SLG: 0.120 (8, 7)									2B	3	1	1	0	0	2	1					
Bill Buckner, L OBP: 0.272, SLG: 0.336 (9, PH)									SF8	0	0	0	1	0	0	0					
Brad Wellman, R OBP: 0.310, SLG: 0.317 (9, 5)										0	0	0	0	0	0	0					
Jim Eisenreich, L OBP: 0.222, SLG: 0.265 (1, 9)									2B	3	2	1	0	1	1	1					
Inning Stats	R: 0 E: 0 K: 0 S: 11	H: 1 LOB: 0 BB: 0 P: 16	R: 0 E: 0 K: 2 S: 9	H: 0 LOB: 0 BB: 0 P: 13	R: 2 E: 0 K: 1 S: 14	H: 3 LOB: 1 BB: 0 P: 25	R: 0 E: 0 K: 0 S: 5	H: 1 LOB: 0 BB: 0 P: 7	R: 0 E: 0 K: 2 S: 12	H: 1 LOB: 1 BB: 1 P: 19	R: 0 E: 0 K: 1 S: 8	H: 0 LOB: 0 BB: 0 P: 8	R: 0 E: 0 K: 1 S: 11	H: 0 LOB: 0 BB: 0 P: 17	R: 5 E: 2 K: 1 S: 13	H: 1 LOB: 2 BB: 3 P: 33	1B: 5 2B: 3 3B: 0 HR: 0	SF: 1 SAC: 1 DP: 1 HBP: 0	WP: 0 PB: 1 SB: 0 CS: 0	PA: 39	
PITCHER	IP	WLS	BF	H	R	ER	SO	BB	IBB	HBP	BLK	WP	HR	S	P	ERA	WHIP				
Mark Langston, L ERA: 3.98	8.0	L	32	7	4	4	9	1	1	0	0	0	0	78	127	4.50	1.000				
Mike Scholer, R ERA: 4.05	0.1		5	1	2	0	0	0	2	0	0	0	0	6	19	0.00	3.000				
Rod Scurry, L ERA:	0.2		2	0	1	0	1	0	0	0	1	0	0	5	7	0.00	0.000				

AB	33
R	7
H	8
RBI	5
BB	4
SO	10
LOB	14



Batter	1	2	3	4	5	6	7	8	9	AB	R	H	RBI	BB	SO	LOB	BOTTOM				
Harold Reynolds, S OBP: 0.331, SLG: 0.403 (1, 4)	F8		1B		4-3			5-3	F9	5	0	1	0	0	0	1	Kansas City Royals @ Seattle Mariners The Kingdome, Seattle, WA Sat Jun 25 1988, 10:05 PM EDT Att: 13,289 - Dome - 72 F				
Rey Quinones, R OBP: 0.288, SLG: 0.409 (1, 6)	1B		4-3		F7			5-3	F8	5	0	1	0	0	0	2					
Mickey Brantley, R OBP: 0.291, SLG: 0.477 (1, 7)	F7		G3		HR			F8		4	1	1	1	0	0	2					
Alvin Davis, L OBP: 0.392, SLG: 0.508 (1, 3)	F8							6-3		2	0	0	0	2	0	1					
Steve Balboni, R OBP: 0.175, SLG: 0.287 (9, 3)			BB		BB					0	0	0	0	0	0	0					
Ken Phelps, L OBP: 0.417, SLG: 0.513 (1, 10)		2B	BB		4-3			HR		2	1	1	1	2	0	1					
Jim Prestley, R OBP: 0.256, SLG: 0.328 (1, 5)	K		F7					K		4	0	0	0	0	2	4					
Scott Bradley, L ERA: 3.34										3	0	0	0	0	0	1					
Dave Valle, R OBP: 0.291, SLG: 0.372 (9, PH)	L9				F9			3-1	2B	1	1	1	0	0	0	0					
Glenn Wilson, R OBP: 0.295, SLG: 0.326 (1, 9)					K			K		4	0	2	1	0	2	0					
Mike Kingery, L OBP: 0.331, SLG: 0.300 (9, PH)	F5				6-3				6-3	3	0	0	0	0	1	2					
Henry Colto, R OBP: 0.309, SLG: 0.358 (9, PH)										1	0	0	0	0	0	1					
Inning Stats	R: 0 E: 0 K: 0 S: 6	H: 1 LOB: 1 BB: 0 P: 7	R: 0 E: 0 K: 1 S: 7	H: 1 LOB: 2 BB: 1 P: 13	R: 0 E: 0 K: 0 S: 11	H: 1 LOB: 3 BB: 2 P: 23	R: 0 E: 0 K: 1 S: 10	H: 0 LOB: 0 BB: 0 P: 13	R: 1 E: 0 K: 0 S: 8	H: 1 LOB: 1 BB: 1 P: 16	R: 0 E: 0 K: 1 S: 6	H: 0 LOB: 0 BB: 0 P: 7	R: 1 E: 0 K: 1 S: 11	H: 1 LOB: 1 BB: 0 P: 17	R: 1 E: 0 K: 0 S: 10	H: 2 LOB: 1 BB: 0 P: 16	1B: 3 2B: 2 3B: 0 HR: 2	SF: 0 SAC: 0 DP: 0 HBP: 0	WP: 0 PB: 0 SB: 1 CS: 0	PA: 38	
PITCHER	IP	WLS	BF	H	R	ER	SO	BB	IBB	HBP	BLK	WP	HR	S	P	ERA	WHIP				
Bret Saberhagen, R ERA: 3.34	8.0	W	33	5	2	2	5	4	0	0	0	0	0	67	109	2.25	1.125				
Jerry Don Gleason, L ERA: 3.6	0.2		4	2	1	1	0	0	0	0	0	0	0	9	15	13.50	3.000				
Steve Farr, R ERA: 2.25	0.1		1	0	0	0	0	0	0	0	0	0	0	1	1	0.00	0.000				



Batter	1	2	3	4	5	6	7	8	9	AB	R	H	RBI	BB	SO	LOB	TOP			
Kurt Stillwell, S OBP: 0.344, SLG: 0.447 (1, 6)	G3-1		G3				L4			3	0	0	0	1	0	0	Kansas City Royals @ Seattle Mariners The Kingdome, Seattle, WA Sun Jun 26 1988, 6:33 AM EDT Att: 11,668 - Dome - 72 F			
Willie Wilson, S OBP: 0.292, SLG: 0.359 (1, 8)	WP G5-3 1B		6-3				F8		L8	4	0	1	0	0	0	2				
Pat Tabler, R OBP: 0.325, SLG: 0.311 (1, 7)	G5-3			G6-3			K		CI 1B	3	0	0	0	0	1	1				
George Brett, L OBP: 0.411, SLG: 0.562 (1, 10)				1B BB			1B		G6-4-3 1B	2	0	2	0	2	0	0				
Kevin Seitzer, R OBP: 0.382, SLG: 0.410 (1, 5)	G4-3			2-1 G6-4-3 1B			P9		G6-4-3	4	0	1	0	0	0	5				
Bill Buckner, L OBP: 0.271, SLG: 0.333 (1, 3)				G6-4-3			1B		4-3	4	0	1	0	0	1	2				
Jim Eisenreich, L OBP: 0.216, SLG: 0.257 (1, 9)			4-3				F8		1-3	4	0	0	0	0	0	2				
Jamie Quirk, L OBP: 0.286, SLG: 0.333 (1, 2)			L3				4-3		G6-3	4	0	1	0	0	0	0				
Brad Wellman, R OBP: 0.304, SLG: 0.295 (1, 4)							F9		G6-3	3	0	0	0	1	0	1				
Inning Stats	R: 0 H: 1 E: 0 K: 0 S: 10	H: 1 LOB: 2 BB: 1 P: 22	R: 0 H: 0 E: 0 K: 1 S: 9	H: 0 LOB: 0 BB: 0 P: 13	R: 0 H: 0 E: 0 K: 0 S: 3	H: 0 LOB: 0 BB: 0 P: 5	R: 0 H: 1 E: 0 K: 0 S: 8	H: 1 LOB: 1 BB: 1 P: 19	R: 0 H: 0 E: 0 K: 1 S: 10	H: 2 LOB: 2 BB: 0 P: 14	R: 0 H: 0 E: 0 K: 0 S: 6	H: 0 LOB: 0 BB: 0 P: 9	R: 0 H: 1 E: 1 K: 0 S: 6	H: 1 LOB: 1 BB: 0 P: 9	R: 0 H: 1 E: 0 K: 0 S: 7	H: 1 LOB: 1 BB: 0 P: 9	1B: 6 2B: 0 3B: 0 HR: 0	SF: 0 SAC: 0 DP: 2 HBP: 0	WP: 1 PB: 0 SB: 0 CS: 0	PA: 36
PITCHER Bill Swift, R ERA: 3.67 (1, 1)	IP: 9.0 WLS: W BF: 36 H: 6 R: 0 ER: 0 SO: 2 BB: 4 IBB: 0 HBP: 0 BLK: 0 WP: 1 HR: 0 S: 70 P: 124 ERA: 0.00 WHIP: 1.111															PITCHER				

Batter	1	2	3	4	5	6	7	8	9	AB	R	H	RBI	BB	SO	LOB	BOTTOM			
Harold Reynolds, S OBP: 0.326, SLG: 0.397 (1, 4)	P5		P9				G1-3		G3-1	4	0	0	0	0	0	0	Kansas City Royals @ Seattle Mariners The Kingdome, Seattle, WA Sun Jun 26 1988, 6:33 AM EDT Att: 11,668 - Dome - 72 F			
Rey Quinones, R OBP: 0.291, SLG: 0.436 (1, 6)	HR		K				HR		K	4	2	2	2	0	2	0				
Mickey Brantley, R OBP: 0.294, SLG: 0.478 (1, 7)	P5				P7		CS 1B		1B HR	4	1	2	0	0	0	0				
Steve Balboni, R OBP: 0.188, SLG: 0.289 (1, 3)	BB				F8		P3		1B	3	0	1	0	1	0	1				
Glenn Wilson, R OBP: 0.299, SLG: 0.342 (1, 9)	FC5-4				P4		WP 1B		HR	4	1	2	3	0	0	1				
Jim Presley, R OBP: 0.263, SLG: 0.336 (1, 5)					CS 1B		HR 2B		BB	3	1	2	0	1	0	0				
Dave Valle, R OBP: 0.290, SLG: 0.387 (1, 2)			G4-3		6-3		PO		K	4	1	1	1	0	1	3				
Dave Hengel, R OBP: 0.196, SLG: 0.327 (1, 10)			G1				HR		F8	4	1	1	2	0	0	1				
Henry Cotto, R OBP: 0.305, SLG: 0.354 (1, 8)			4-3				P3		P9	3	0	0	0	0	0	0				
Inning Stats	R: 1 H: 1 E: 0 K: 0 S: 9	H: 1 LOB: 1 BB: 1 P: 17	R: 0 H: 1 E: 0 K: 0 S: 10	H: 1 LOB: 0 BB: 0 P: 15	R: 0 H: 0 E: 0 K: 1 S: 8	H: 0 LOB: 0 BB: 0 P: 14	R: 0 H: 0 E: 0 K: 0 S: 4	H: 0 LOB: 0 BB: 0 P: 8	R: 2 H: 2 E: 0 K: 0 S: 11	H: 2 LOB: 1 BB: 1 P: 25	R: 1 H: 1 E: 0 K: 0 S: 12	H: 1 LOB: 0 BB: 0 P: 19	R: 3 H: 3 E: 1 K: 2 S: 18	H: 3 LOB: 1 BB: 0 P: 27	R: 0 H: 0 E: 0 K: 0 S: 0	R: 0 H: 0 E: 0 K: 0 S: 0	1B: 5 2B: 1 3B: 0 HR: 5	SF: 0 SAC: 0 DP: 0 HBP: 0	WP: 1 PB: 0 SB: 0 CS: 2	PA: 36
PITCHER Charlie Leibrandt, L ERA: 4.05 Jeff Montgomery, R ERA: 3.77 (1, 1) (6, 1)	IP: 5.2 WLS: L BF: 23 H: 7 R: 4 ER: 4 SO: 4 BB: 1 IBB: 0 HBP: 0 BLK: 0 WP: 0 HR: 3 S: 55 P: 91 ERA: 6.35 WHIP: 1.412															PITCHER				

Batter	1	2	3	4	5	6	7	8	9	AB	R	H	RBI	BB	SO	LOB	TOP					
Gary Redus, R (1, 7) OBP: 0.331, SLG: 0.388	F9		BB HBP		F9		F8			3	0	0	0	0	0	1	Chicago White Sox @ Kansas City Royals Royals Stadium, Kansas City, MO Tue Jun 28 1988, 8:05 PM EDT Att: 23,060 - Unknown - 92 F					
Steve Lyons, L (1, 5) OBP: 0.365, SLG: 0.399	F8		G4-6-3 BB		K			4-3		3	0	0	0	1	1							
Harold Baines, L (1, 10) OBP: 0.333, SLG: 0.391			G4-6-3		3-1			4-3		4	0	1	0	0	0	3						
Greg Walker, L (1, 3) OBP: 0.291, SLG: 0.356	F8				F7			HR		4	1	1	1	0	0	1						
Dan Pasqua, L (1, 9) OBP: 0.321, SLG: 0.443		G3		HR				F8		4	2	2	2	0	0	0						
Daryl Boston, L (1, 8) OBP: 0.243, SLG: 0.468		6-3		F7				K		4	0	0	0	0	1	0						
Ozzie Guillen, L (1, 6) OBP: 0.289, SLG: 0.302				6-3				F9		3	0	1	0	0	0	0						
Fred Manrique, R (1, 4) OBP: 0.242, SLG: 0.345		4-3						1B		4	1	1	0	0	0	2						
Ron Karkovice, R (1, 2) OBP: 0.228, SLG: 0.264			6-3					F8		4	0	1	1	0	0	1						
Inning Stats	R: 0 E: 0 K: 0 S: 8	H: 1 LOB: 1 BB: 0 P: 13	R: 0 E: 0 K: 0 S: 4	H: 1 LOB: 1 BB: 0 P: 7	R: 0 E: 0 K: 0 S: 7	H: 0 LOB: 1 BB: 1 P: 13	R: 1 E: 0 K: 0 S: 10	H: 1 LOB: 0 BB: 0 P: 19	R: 1 E: 0 K: 1 S: 12	H: 2 LOB: 1 BB: 0 P: 17	R: 1 E: 0 K: 0 S: 12	H: 1 LOB: 0 BB: 0 P: 19	R: 0 E: 0 K: 0 S: 7	H: 0 LOB: 0 BB: 0 P: 8	R: 1 E: 0 K: 0 S: 7	H: 1 LOB: 0 BB: 0 P: 12	R: 0 E: 1 K: 0 S: 11	H: 0 LOB: 1 BB: 0 P: 15	1B: 3 2B: 0 3B: 1 HR: 3	SF: 0 SAC: 1 DP: 1 HBP: 1	WP: 0 PB: 0 CS: 1	PA: 36
PITCHER	IP	WLS	BF	H	R	ER	SO	BB	IBB	HBP	BLK	WP	HR	S	P	ERA	WHIP					
Rick Anderson, R (1, 1) ERA: 4.73	6.0		25	6	3	3	2	1	0	1	0	0	2	53	88	4.50	1.167					
Gene Garber, R (7, 1) ERA: 3.69	3.0	L	11	1	1	1	0	0	0	0	0	0	1	25	35	3.00	0.333					

livebaseballscores.com

AB 33
R 4
H 7
RBI 4
BB 1
SO 2
LOB 9



Batter	1	2	3	4	5	6	7	8	9	AB	R	H	RBI	BB	SO	LOB	BOTTOM					
Kurt Stillwell, S (1, 6) OBP: 0.334, SLG: 0.434	K		F7		F9			F8		4	0	0	0	0	1	0	Chicago White Sox @ Kansas City Royals Royals Stadium, Kansas City, MO Tue Jun 28 1988, 8:05 PM EDT Att: 23,060 - Unknown - 92 F					
Willie Wilson, S (1, 8) OBP: 0.292, SLG: 0.358			1-3		F7			5-3		4	0	1	0	0	0	0						
George Brett, L (1, 3) OBP: 0.408, SLG: 0.558	G1-4-6-3				F8			5-3		4	0	0	0	0	0	1						
Danny Tartabull, R (1, 9) OBP: 0.384, SLG: 0.519		SH1-3 1B SF7 BB			HR			L5		2	2	0	0	2	1	0						
Kevin Seitzer, R (1, 5) OBP: 0.383, SLG: 0.421		SF7 SH1-3 1B			HR			L6		4	1	2	2	0	0	0						
Bill Buckner, L (1, 10) OBP: 0.288, SLG: 0.329		SH1-3			F8			4-3		2	0	0	0	0	0	0						
Frank White, R (1, 4) OBP: 0.279, SLG: 0.369		SF7						F9		2	0	1	1	0	0	0						
Pat Tabler, R (1, 7) OBP: 0.317, SLG: 0.303		L5			L6			F4		3	0	0	0	0	0	2						
Mike Macfarlane, R (1, 2) OBP: 0.348, SLG: 0.377			L9					1-3		3	0	0	0	0	1	0						
Inning Stats	R: 0 E: 0 K: 1 S: 5	H: 1 LOB: 0 BB: 0 P: 7	R: 1 E: 0 K: 0 S: 10	H: 1 LOB: 1 BB: 1 P: 18	R: 0 E: 0 K: 0 S: 7	H: 0 LOB: 0 BB: 0 P: 9	R: 2 E: 0 K: 0 S: 14	H: 2 LOB: 1 BB: 1 P: 21	R: 0 E: 0 K: 0 S: 7	H: 0 LOB: 0 BB: 0 P: 9	R: 0 E: 0 K: 0 S: 7	H: 0 LOB: 0 BB: 0 P: 10	R: 0 E: 0 K: 0 S: 10	H: 0 LOB: 0 BB: 0 P: 14	R: 0 E: 0 K: 1 S: 6	H: 0 LOB: 0 BB: 0 P: 8	R: 0 E: 0 K: 1 S: 8	H: 0 LOB: 0 BB: 0 P: 14	1B: 2 2B: 1 3B: 0 HR: 1	SF: 1 SAC: 1 DP: 1 HBP: 0	WP: 0 PB: 0 CS: 0	PA: 32
PITCHER	IP	WLS	BF	H	R	ER	SO	BB	IBB	HBP	BLK	WP	HR	S	P	ERA	WHIP					
Bill Long, R (1, 1) ERA: 4.54	7.0	W	26	4	3	3	1	0	0	0	0	0	0	60	88	3.86	0.857					
Bobby Thigpen, R (8, 1) ERA: 3.55	2.0	S	6	0	0	0	2	0	0	0	0	0	0	14	22	0.00	0.000					


livebaseballscores.com


AB 28
R 3
H 4
RBI 3
BB 2
SO 3
LOB 3



Batter	1	2	3	4	5	6	7	8	9	AB	R	H	RBI	BB	SO	LOB	TOP								
Wade Boggs, L (1,5) OBP: 0.364, SLG: 0.448	6-3		K			L5				4	1	1	0	1	1	3	Boston Red Sox @ Kansas City Royals Royals Stadium, Kansas City, MO Fri Jul 01 1988, 8:05 PM EDT Att: 25,970 - Unknown - 62 F livebaseballscorecards.com								
Marty Barrett, R (1,4) OBP: 0.354, SLG: 0.370	L7		E7		SH3-4		4-3	FC6		4	1	1	1	0	0	2									
Dwight Evans, R (1,9) OBP: 0.372, SLG: 0.446	WP		3B		FC4-6		WP		F8	5	1	4	3	0	0	0									
Mike Greenwell, L (1,7) OBP: 0.436, SLG: 0.581	K		SF8		FC4-6		K		FC4-6	3	1	0	2	1	2	3									
Ellis Burks, R (1,8) OBP: 0.386, SLG: 0.528		K	6-3						FC4-6	4	0	1	1	1	1	1									
Jim Rice, R (1,10) OBP: 0.338, SLG: 0.358	L3				P3		6-3		F8	5	0	0	0	0	0	4									
Todd Benzinger, S (1,3) OBP: 0.291, SLG: 0.376			K							4	0	2	0	0	2	0									
Rich Gedman, L (1,2) OBP: 0.267, SLG: 0.295					P5		SH3		G4-6-3	3	1	1	0	0	0	1									
Spike Owen, S (1,6) OBP: 0.339, SLG: 0.412							6-3		E4	3	2	2	0	1	0	1									
Inning Stats	R: 0 E: 0 K: 1 S: 18	H: 1 LOB: 1 BB: 0 P: 27	R: 0 E: 0 K: 2 S: 7	H: 0 LOB: 0 BB: 0 P: 10	R: 4 E: 1 K: 1 S: 16	H: 4 LOB: 0 BB: 0 P: 23	R: 0 E: 0 K: 1 S: 7	H: 0 LOB: 0 BB: 0 P: 9	R: 3 E: 0 K: 0 S: 16	H: 3 LOB: 1 BB: 1 P: 21	R: 0 E: 0 K: 1 S: 6	H: 1 LOB: 2 BB: 1 P: 7	R: 0 E: 1 K: 1 S: 12	H: 1 LOB: 2 BB: 1 P: 19	R: 0 E: 1 K: 0 S: 10	H: 2 LOB: 2 BB: 1 P: 19	R: 0 E: 0 K: 0 S: 10	H: 0 LOB: 1 BB: 1 P: 16	1B: 9 2B: 1 3B: 2 HR: 0	SF: 1 SAC: 2 DP: 1 HBP: 0	WP: 2 PB: 0 SB: 0 CS: 0	PA: 42			
PITCHER	IP	WLS	BF	H	R	ER	SO	BB	IBB	HBP	BLK	WP	HR	S	P	ERA	WHIP								
Bret Saberhagen, R (1,1) ERA: 3.68	5.0		24	8	7	7	5	1	0	0	0	1	0	64	90	12.60	1.800								
Jeff Montgomery, R (6,1) ERA: 4.96	1.1	W	6	2	0	0	0	0	0	0	0	0	0	12	15	0.00	1.500								
Jerry Don Gleaton, L (7,1) ERA: 2.84	0.1		2	0	0	0	1	1	0	0	0	1	0	4	8	0.00	3.000								
Gene Garber, R (7,1) ERA: 3.59	1.0		5	2	0	0	0	0	1	0	0	0	0	10	17	0.00	2.000								
Steve Farr, R (8,1) ERA: 2.14	1.1	S	5	0	0	0	0	1	0	0	0	0	0	12	21	0.00	0.750								

Batter	1	2	3	4	5	6	7	8	9	AB	R	H	RBI	BB	SO	LOB	BOTTOM								
Kurt Stillwell, S (1,6) OBP: 0.344, SLG: 0.445	F8	E8		P6		WP				3	2	2	1	1	0	1	Boston Red Sox @ Kansas City Royals Royals Stadium, Kansas City, MO Fri Jul 01 1988, 8:05 PM EDT Att: 25,970 - Unknown - 62 F livebaseballscorecards.com								
Willie Wilson, S (1,8) OBP: 0.302, SLG: 0.368				CS	F8	G3				4	2	2	1	0	0	1									
George Brett, L (1,3) OBP: 0.409, SLG: 0.568	F8						4-3			4	0	2	1	0	0	2									
Danny Tartabull, R (1,10) OBP: 0.389, SLG: 0.535								F9		4	1	1	2	0	1	2									
Kevin Seitzer, R (1,5) OBP: 0.382, SLG: 0.420	K				F8			F8		4	0	0	0	0	1	2									
Frank White, R (1,4) OBP: 0.283, SLG: 0.375										3	1	2	1	0	0	0									
Brad Wellman, R (6,FR) OBP: 0.313, SLG: 0.289						SH3			4-3	1	1	0	0	0	0	0									
Pat Tabler, R (1,9) OBP: 0.315, SLG: 0.301										4	1	2	0	0	1	0									
Mike Macfarlane, R (1,2) OBP: 0.340, SLG: 0.367										3	0	0	0	0	1	1									
Gary Thurman, R (1,7) OBP: 0.182, SLG: 0.129										2	0	1	0	0	0	0									
Jim Eisenreich, L (6,PH) OBP: 0.212, SLG: 0.252										1	0	0	1	0	0	1									
Inning Stats	R: 4 E: 1 K: 2 S: 22	H: 4 LOB: 1 BB: 1 P: 39	R: 2 E: 1 K: 0 S: 12	H: 3 LOB: 0 BB: 0 P: 20	R: 0 E: 0 K: 0 S: 9	H: 0 LOB: 0 BB: 0 P: 17	R: 0 E: 0 K: 0 S: 13	H: 1 LOB: 0 BB: 0 P: 18	R: 0 E: 0 K: 1 S: 8	H: 1 LOB: 1 BB: 0 P: 15	R: 2 E: 0 K: 0 S: 11	H: 3 LOB: 2 BB: 0 P: 15	R: 0 E: 0 K: 0 S: 10	H: 0 LOB: 0 BB: 0 P: 15	R: 0 E: 0 K: 1 S: 6	H: 0 LOB: 0 BB: 0 P: 8	1B: 8 2B: 4 3B: 0 HR: 0	SF: 0 SAC: 1 DP: 1 HBP: 0	WP: 1 PB: 0 SB: 1 CS: 1	PA: 36					
PITCHER	IP	WLS	BF	H	R	ER	SO	BB	IBB	HBP	BLK	WP	HR	S	P	ERA	WHIP								
Bruce Hurst, L (1,1) ERA: 4.44	1.1		12	7	6	5	2	1	0	0	0	1	0	33	55	33.75	6.000								
Steve Ellsworth, R (2,1) ERA: 6.03	4.1	L	16	5	2	2	1	0	0	0	0	0	0	40	66	4.15	1.154								
Dennis Lamp, R (6,1) ERA: 3.06	2.1		7	0	0	0	1	0	0	0	0	1	0	18	26	0.00	0.000								

Batter	1	2	3	4	5	6	7	8	9	AB	R	H	RBI	BB	SO	LOB	TOP									
Wade Boggs, L (1.5) OBP: 0.467, SLG: 0.463	F7		1B		IHR		FC6-4			4	1	3	1	0	0	0	Boston Red Sox @ Kansas City Royals Royals Stadium, Kansas City, MO Sat Jul 02 1988, 8:05 PM EDT Att: 37,098 - Unknown - 75 F livebaseballscorecards.com									
Marty Barrett, R (1.4) OBP: 0.353, SLG: 0.369	5-3		G5-3		L3		FC6-4			4	0	1	0	0	0	1										
Dwight Evans, R (1.9) OBP: 0.370, SLG: 0.443	FC5		1B		6-3					4	0	1	0	0	1	2										
Mike Greenwell, L (1.7) OBP: 0.437, SLG: 0.579										4	0	2	0	0	0	0										
Ellis Burks, R (1.8) OBP: 0.384, SLG: 0.523	FC5		G5-3							4	0	1	0	0	0	5										
Jim Rice, R (1.10) OBP: 0.341, SLG: 0.368										4	0	2	0	0	1	1										
Todd Benzinger, S (1.3) OBP: 0.281, SLG: 0.363	5-3				G5-4-3					4	0	0	0	0	1	2										
Rick Cerone, R (1.2) OBP: 0.389, SLG: 0.422										4	0	1	0	0	0	0										
Spike Owen, S (1.6) OBP: 0.332, SLG: 0.402										4	0	0	0	0	0	1										
Inning Stats	R: 0 E: 0 K: 0 S: 10	H: 2 LOB: 2 BB: 0 P: 16	R: 0 E: 0 K: 1 S: 12	H: 1 LOB: 1 BB: 0 P: 20	R: 0 E: 0 K: 1 S: 11	H: 3 LOB: 2 BB: 0 P: 17	R: 0 E: 0 K: 0 S: 9	H: 1 LOB: 0 BB: 0 P: 15	R: 1 E: 0 K: 0 S: 9	H: 1 LOB: 0 BB: 0 P: 13	R: 0 E: 0 K: 1 S: 8	H: 1 LOB: 1 BB: 0 P: 10	R: 0 E: 0 K: 0 S: 6	H: 1 LOB: 1 BB: 0 P: 8	R: 0 E: 0 K: 0 S: 7	H: 1 LOB: 0 BB: 0 P: 6		R: 0 E: 0 K: 0 S: 5	H: 0 LOB: 0 BB: 0 P: 6	1B: 9 2B: 0 3B: 1 HR: 1	SF: 0 SAC: 0 DP: 2 HBP: 0	WP: 0 PB: 0 SB: 0 CS: 0	PA: 36			
PITCHER	IP	WLS	BF	H	R	ER	SO	BB	IBB	HBP	BLK	WP	HR	S	P	ERA		WHIP								
Charlie Leibrandt, L (1.1) ERA: 3.86	7.2	W	32	11	1	1	3	0	0	0	0	0	0	70	105	1.17		1.435								
Jeff Montgomery, R (8.1) ERA: 4.86	0.1		1	0	0	0	0	0	0	0	0	0	0	2	2	0.00		0.000								
Steve Farr, R (9.1) ERA: 2.09	1.0	S	3	0	0	0	0	0	0	0	0	0	0	5	6	0.00		0.000								

Batter	1	2	3	4	5	6	7	8	9	AB	R	H	RBI	BB	SO	LOB	BOTTOM									
Kurt Stillwell, S (1.6) OBP: 0.343, SLG: 0.442	6-3		P6		P2			SF9		4	0	1	0	0	0	1	Boston Red Sox @ Kansas City Royals Royals Stadium, Kansas City, MO Sat Jul 02 1988, 8:05 PM EDT Att: 37,098 - Unknown - 75 F livebaseballscorecards.com									
Willie Wilson, S (1.8) OBP: 0.299, SLG: 0.364	K		P5				L7	SH1-4		3	0	0	0	0	1	0										
George Brett, L (1.3) OBP: 0.407, SLG: 0.563	F8				L7		4-3			3	0	0	0	1	0	0										
Danny Tartabull, R (1.9) OBP: 0.390, SLG: 0.535			K		G6-4-3			SF9		2	0	1	1	1	1	0										
Kevin Seitzer, R (1.5) OBP: 0.380, SLG: 0.415			G1-4-3		G6-4-3		P4			3	0	0	0	1	0	2										
Frank White, R (1.4) OBP: 0.286, SLG: 0.385							F8	1-3		4	2	2	0	0	0	3										
Bo Jackson, R (1.10) OBP: 0.344, SLG: 0.522							F9			3	0	1	1	0	0	1										
Pat Tabler, R (1.7) OBP: 0.315, SLG: 0.306										3	0	1	1	0	1	1										
Jim Eisenreich, L (8.7) OBP: 0.212, SLG: 0.252			K							0	0	0	0	0	0	0										
Mike Macfarlane, R (1.2) OBP: 0.340, SLG: 0.367										3	1	1	0	0	0	1										
Inning Stats	R: 0 E: 0 K: 1 S: 7	H: 0 LOB: 0 BB: 0 P: 9	R: 1 E: 0 K: 2 S: 12	H: 2 LOB: 1 BB: 0 P: 17	R: 0 E: 0 K: 0 S: 5	H: 0 LOB: 0 BB: 0 P: 10	R: 0 E: 0 K: 0 S: 8	H: 1 LOB: 0 BB: 0 P: 13	R: 1 E: 0 K: 0 S: 11	H: 2 LOB: 1 BB: 0 P: 15	R: 0 E: 0 K: 0 S: 7	H: 0 LOB: 1 BB: 1 P: 16	R: 0 E: 0 K: 0 S: 5	H: 0 LOB: 0 BB: 0 P: 6	R: 1 E: 0 K: 0 S: 8	H: 2 LOB: 3 BB: 2 P: 19		R: 0 E: 0 K: 0 S: 3	H: 0 LOB: 0 BB: 0 P: 6	1B: 3 2B: 4 3B: 0 HR: 0	SF: 1 SAC: 1 DP: 1 HBP: 0	WP: 0 PB: 0 SB: 0 CS: 0	PA: 33			
PITCHER	IP	WLS	BF	H	R	ER	SO	BB	IBB	HBP	BLK	WP	HR	S	P	ERA		WHIP								
Oil Can Boyd, R (1.1) ERA: 5.33	7.1	L	30	7	3	3	3	1	0	0	0	0	0	58	93	3.68		1.091								
Bob Stanley, R (8.1) ERA: 3.96	0.2		3	0	0	0	0	0	1	0	0	0	0	5	12	0.00		0.000								

Batter	1	2	3	4	5	6	7	8	9	AB	R	H	RBI	BB	SO	LOB	TOP								
Wade Boggs, L (1, 5) OBP: 0.365, SLG: 0.460	2-1 1B		2-1 6-3		1-0 4-3		0-1 FC6-4			4	0	1	0	0	0	2									
Marty Barrett, R (1, 4) OBP: 0.349, SLG: 0.364	0-0 6-3		2-3 K			0-0 6-3		1-1 P4		4	0	0	0	0	1	1									
Dwight Evans, R (1, 9) Kevin Romine, R (8, 9) OBP: 0.188, SLG: 0.194	3-3 K			4-2 1B BB		1-1 6-3		2-3 K		3	0	0	0	1	2	0									
Mike Greenwell, L (1, 7)		0-0 2B		2-3 K		1-0 P6		0-0 G3		4	0	1	0	0	1	1									
Ellis Burks, R (1, 8)		1-0 P4		1-3 K			4-0 S HR BB		0-0 G3	3	1	1	0	1	1	2									
Jim Rice, R (1, 10) OBP: 0.339, SLG: 0.366		0-0 5-3		1 SAFE 1-2 1B		1 SAFE 1-2 1B		1 SAFE 1-3 K		1 SAFE 1-0 F8	4	0	1	0	0	1	3								
Todd Benzinger, S (1, 3)		0-1 L7		1-0 4-3			3-1 1-H HR		3-2 G3	4	1	1	2	0	0	4									
Rich Gedman, L (1, 2) OBP: 0.257, SLG: 0.283			2-1 4-1		0-0 F8		3-2 F7		2-0 F7	4	0	0	0	0	0	1									
Spike Owen, S (1, 6)			1-1 6-3 1B		2-1 4-3		1-2 FC6-4 1B			3	0	2	0	0	0	0									
Inning Stats	R: 0 E: 0 K: 1 S: 6	H: 1 LOB: 0 BB: 0 P: 11	R: 0 E: 0 K: 0 S: 5	H: 1 LOB: 1 BB: 0 P: 6	R: 0 E: 0 K: 1 S: 9	H: 1 LOB: 1 BB: 0 P: 16	R: 0 E: 0 K: 2 S: 13	H: 1 LOB: 2 BB: 1 P: 21	R: 0 E: 0 K: 0 S: 4	H: 0 LOB: 0 BB: 0 P: 7	R: 0 E: 0 K: 0 S: 4	H: 0 LOB: 0 BB: 0 P: 6	R: 2 E: 0 K: 1 S: 13	H: 2 LOB: 1 BB: 1 P: 25	R: 0 E: 0 K: 1 S: 6	H: 0 LOB: 0 BB: 0 P: 9	R: 0 E: 0 K: 0 S: 7	H: 1 LOB: 1 BB: 0 P: 12	1B: 5 2B: 1 3B: 0 HR: 1	SF: 0 SAC: 0 DP: 0 HBP: 0	WP: 0 PB: 0 SB: 1 CS: 1	PA: 35			
PITCHER	IP	WLS	BF	H	R	ER	SO	BB	IBB	HBP	BLK	WP	HR	S	P	ERA	WHIP								
Mark Gubicza, R (1, 1) ERA: 2.76	7.0		28	6	2	2	5	2	0	0	0	0	1	54	92	2.57	1.143								
Jeff Montgomery, R (8, 1) ERA: 4.58	1.0	W	3	0	0	0	1	0	0	0	0	0	0	6	9	0.00	0.000								
Steve Farr, R (9, 1) ERA: 2.05	1.0	S	4	1	0	0	0	0	0	0	0	0	0	7	12	0.00	1.000								

Boston Red Sox @ Kansas City Royals
Royals Stadium, Kansas City, MO

AB 33
R 2
H 7
RBI 2
BB 2
SO 6
LOB 14



WP: 0 PA: 35
PB: 0
SB: 1
CS: 1

Boston Red Sox @ Kansas City Royals
Royals Stadium, Kansas City, MO

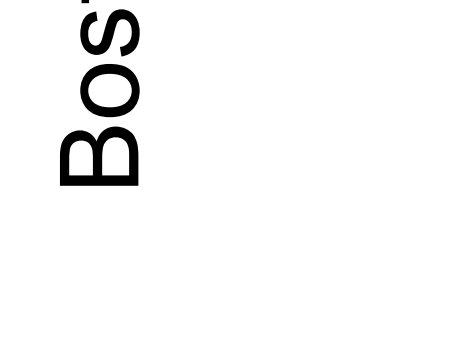
AB 34
R 3
H 10
RBI 3
BB 4
SO 4
LOB 21



WP: 1 PA: 39
PB: 0
SB: 1
CS: 0

Batter	1	2	3	4	5	6	7	8	9	AB	R	H	RBI	BB	SO	LOB	BOTTOM								
Kurt Stillwell, S (1, 6) OBP: 0.341, SLG: 0.438	2-2 F8		0-0 F8		2-2 P7	1-1 F7		2-1 1B 1B		5	0	1	0	0	0	1									
Willie Wilson, S (1, 8) OBP: 0.301, SLG: 0.365	1-2 BB 1B		2-3 K		0-2 5-3		2-1 F8	2-1 1B 1B		5	0	2	1	0	1	1									
George Brett, L (1, 10) OBP: 0.410, SLG: 0.565	0-0 F8		2-1 WP 1B		4-2 BB S BB		0-0 2B	3-1 F8		4	1	2	0	1	0	4									
Danny Tartabull, R (1, 9) OBP: 0.392, SLG: 0.530	4-1 FC1-6-4 BB		1-3 K		3-0 BB HBP		1-2 5-3			2	0	0	0	1	1	3									
Jim Eisenreich, L (9, 9) OBP: 0.212, SLG: 0.252	1-2 BB		1-2 2-3		1-2 HBP		5-3			0	0	0	0	0	0	0									
Kevin Seitzer, R (1, 5) OBP: 0.385, SLG: 0.425	2-2 FC1-6-4			0-0 1B FC5-2 2B	4-1 BB		1-1 K			3	0	2	1	1	0	2									
Frank White, R (1, 4) OBP: 0.286, SLG: 0.383		1-0 4-3		2-1 4-3 FC5-2 1B	1-0 F7		0-2 P6			4	0	1	0	0	0	4									
Bo Jackson, R (1, 7) OBP: 0.342, SLG: 0.533		2-2 5-3		1-2 FC5-2 4-3 1B		2-2 HR		1-3 K		4	1	1	1	0	1	2									
Bill Buckner, L (1, 3) OBP: 0.266, SLG: 0.323		2-1 4-3		1-0 4-3		1-2 F7		0-0 F7		4	0	0	0	0	0	2									
Jamie Quirk, L (1, 2) OBP: 0.293, SLG: 0.364			0-1 WP 1B		3-3 K		0-0 F7		4-2 1B BB	3	0	1	0	1	1	2									
Bill Pecota, R (8, PR) OBP: 0.216, SLG: 0.257										0	1	0	0	0	0	0									
Mike Macfarlane, R (9, 2) OBP: 0.340, SLG: 0.367										0	0	0	0	0	0	0									
Inning Stats	R: 0 E: 0 K: 0 S: 14	H: 1 LOB: 2 BB: 1 P: 23	R: 0 E: 0 K: 0 S: 6	H: 0 LOB: 0 BB: 0 P: 11	R: 0 E: 0 K: 2 S: 11	H: 2 LOB: 2 BB: 0 P: 16	R: 0 E: 0 K: 1 S: 11	H: 2 LOB: 2 BB: 0 P: 18	R: 0 E: 0 K: 0 S: 12	H: 0 LOB: 3 BB: 2 P: 26	R: 1 E: 0 K: 0 S: 12	H: 1 LOB: 0 BB: 0 P: 16	R: 1 E: 0 K: 0 S: 11	H: 2 LOB: 1 BB: 0 P: 15	R: 1 E: 0 K: 1 S: 17	H: 2 LOB: 3 BB: 1 P: 29	1B: 6 2B: 3 3B: 0 HR: 1	SF: 0 SAC: 0 DP: 0 HBP: 1	WP: 1 PB: 0 SB: 1 CS: 0	PA: 39					
PITCHER	IP	WLS	BF	H	R	ER	SO	BB	IBB	HBP	BLK	WP	HR	S	P	ERA	WHIP								
Mike Smithson, R (1, 1) ERA: 5.47	6.1		30	7	2	2	3	3	0	1	0	0	1	69	115	2.84	1.579								
Lee Smith, R (7, 1) ERA: 2.82	1.2	L	9	3	1	1	1	1	0	0	0	0	0	25	39	5.40	2.400								

AB 34
R 3
H 10
RBI 3
BB 4
SO 4
LOB 21



WP: 1 PA: 39
PB: 0
SB: 1
CS: 0

Batter	1	2	3	4	5	6	7	8	9	AB	R	H	RBI	BB	SO	LOB	TOP		
Paul Moltzer, R (1, 10) OBP: 0.390, SLG: 0.423	1-0 1-3		0-0 F7			1-0 BLK 1B		2-2 SH1-4 2B		4	0	2	0	0	0	0			
Jim Gantner, L (1, 4) OBP: 0.319, SLG: 0.330	2-3 K		1-0 F9			0-0 B1		0-0 SH1-4		3	0	0	0	0	1	1			
Robin Yount, R (1, 8) OBP: 0.367, SLG: 0.470	3-1 6-3		0-2 4-3			2-0 F9		1-3 K		4	0	0	0	0	1	2			
Jeffrey Leonard, R (1, 7) OBP: 0.288, SLG: 0.364				0-1 4-3		0-0 1-3		1-2 5-3		4	1	1	1	0	0	2			
Dale Sveum, S (1, 6) OBP: 0.279, SLG: 0.394		1-0 HR		0-1 F4			3-2 F5		2-2 4-3	4	1	1	0	0	0	0			
B.J. Surhoff, L (1, 5) OBP: 0.292, SLG: 0.320		0-0 SH1-3		1-2 4-3		0-0 4-3			1-0 F8	3	0	0	0	0	0	0			
Joey Meyer, R (1, 3) OBP: 0.261, SLG: 0.390 Billy Jo Robidoux, L (7, PR) OBP: 0.370, SLG: 0.388		1-0 E7 1B		0-2 F8		4-2 S 2B			0-0 1B	2	0	1	1	1	0	0			
Darryl Hamilton, L (1, 9) OBP: 0.306, SLG: 0.353		0-1 1-3		1-1 4-3		1-1 1-H 2B			1-1 F7	4	0	1	1	0	0	2			
Charlie O'Brien, R (1, 2) OBP: 0.217, SLG: 0.227		3-2 5-3		0-0 F7		2-1 F8				3	0	0	0	0	0	3			
Inning Stats	R: 0 E: 0 K: 1 S: 6	H: 0 LOB: 0 BB: 0 P: 12	R: 2 E: 1 K: 0 S: 10	H: 3 LOB: 1 BB: 0 P: 15	R: 0 E: 0 K: 0 S: 5	H: 0 LOB: 0 BB: 0 P: 6	R: 0 E: 0 K: 0 S: 7	H: 0 LOB: 0 BB: 0 P: 8	R: 0 E: 0 K: 0 S: 6	H: 1 LOB: 1 BB: 0 P: 7	R: 1 E: 0 K: 0 S: 11	H: 1 LOB: 2 BB: 1 P: 21	R: 0 E: 0 K: 1 S: 10	H: 1 LOB: 1 BB: 0 P: 14	R: 0 E: 0 K: 0 S: 8	H: 1 LOB: 1 BB: 0 P: 12	1B: 3 2B: 3 3B: 0 HR: 1	SF: 0 SAC: 2 DP: 0 HBP: 0	WP: 0 PA: 35 PB: 0 CS: 1
PITCHER	IP WLS BF H R ER SO BB IBB HBP BLK WP HR S P ERA WHIP																		
Floyd Bannister, L (1, 1) ERA: 4.4	7.1 L 29 6 3 3 1																		
Jeff Montgomery, R (8, 1) ERA: 4.19	1.2 6 1 0 0 1																		

Milwaukee Brewers @ Kansas City Royals
 Royals Stadium, Kansas City, MO
 Tue Jul 05 1988, 8:05 PM EDT
 Att: 22,761 - Unknown - 87 F

AB 32
 R 3
 H 7
 RBI 3
 BB 1
 SO 2
 LOB 10



Batter	1	2	3	4	5	6	7	8	9	AB	R	H	RBI	BB	SO	LOB	BOTTOM		
Kurt Stillwell, S (1, 6) OBP: 0.340, SLG: 0.436	1-0 L8			2-1 F8		2-2 F8			1-0 1B 2B	4	1	1	0	0	0	0			
Willie Wilson, S (1, 8) OBP: 0.294, SLG: 0.356	0-2 P5			1-0 F9			1-3 K		1-1 P5	4	0	0	0	0	1	1			
Kevin Seitzer, R (1, 5) OBP: 0.384, SLG: 0.424	1-3 K			2-1 6-3			1-2 5-3		1-2 1B	4	0	1	1	0	1	0			
George Brett, L (1, 3) OBP: 0.409, SLG: 0.560		0-2 1-3			2-1 3-1		0-2 1B		1-1 P5	4	0	1	0	0	0	1			
Pat Tabler, R (1, 9) OBP: 0.316, SLG: 0.306 Danny Tartabull, R (9, PH) OBP: 0.385, SLG: 0.520		1-1 1-3			1-1 BLK 1B		1-3 K		0-3 K	3	0	1	0	0	1	1			
Frank White, R (1, 4) OBP: 0.282, SLG: 0.376		1-1 L8			1-0 F9			2-2 F8		3	0	0	0	0	0	1			
Bo Jackson, R (1, 7) OBP: 0.335, SLG: 0.519			1-1 F9		0-1 5-3			0-0 FC5-4 1B		3	0	1	0	0	0	1			
Bill Buckner, L (1, 10) OBP: 0.266, SLG: 0.322			1-1 4-3			1-1 6-3		0-2 FC5-4 1B		3	0	0	0	0	0	1			
Mike Macfarlane, R (1, 2) OBP: 0.343, SLG: 0.369			2-3 K			0-0 F9		0-0 F9		3	0	0	0	0	1	1			
Inning Stats	R: 0 E: 0 K: 1 S: 7	H: 0 LOB: 0 BB: 0 P: 9	R: 0 E: 0 K: 0 S: 7	H: 0 LOB: 0 BB: 0 P: 9	R: 0 E: 0 K: 0 S: 7	H: 0 LOB: 0 BB: 0 P: 11	R: 0 E: 0 K: 0 S: 5	H: 0 LOB: 0 BB: 0 P: 10	R: 0 E: 0 K: 0 S: 6	H: 0 LOB: 0 BB: 0 P: 9	R: 0 E: 0 K: 2 S: 12	H: 1 LOB: 1 BB: 0 P: 15	R: 0 E: 0 K: 0 S: 9	H: 1 LOB: 1 BB: 0 P: 11	R: 1 E: 0 K: 1 S: 11	H: 2 LOB: 1 BB: 0 P: 15	1B: 4 2B: 1 3B: 0 HR: 0	SF: 0 SAC: 0 DP: 0 HBP: 0	WP: 0 PA: 32 PB: 0 CS: 0
PITCHER	IP WLS BF H R ER SO BB IBB HBP BLK WP HR S P ERA WHIP																		
Mike Birkbeck, R (1, 1) ERA: 5.25	8.1 W 30 5 1 1 4																		
Dan Plesac, L (9, 1) ERA: 2.06	0.2 S 2 0 0 0 1																		

Milwaukee Brewers @ Kansas City Royals
 Royals Stadium, Kansas City, MO
 Tue Jul 05 1988, 8:05 PM EDT
 Att: 22,761 - Unknown - 87 F

AB 32
 R 1
 H 5
 RBI 1
 BB 0
 SO 5
 LOB 8



Batter	1	2	3	4	5	6	7	8	9	AB	R	H	RBI	BB	SO	LOB	TOP																			
Paul Molitor, R OBP: 0.392, SLG: 0.429 (1, 10)	G3		5-3			WP 3B		4-3 3B IBB		3	2	1	0	1	0	0	Milwaukee Brewers @ Kansas City Royals Royals Stadium, Kansas City, MO Wed Jul 06 1988, 8:05 PM EDT Att: 24,477 - Unknown - 82 F																			
Jim Gantner, L OBP: 0.322, SLG: 0.332 (1, 4)	F S 1B			2B FC6-5 1B		K		4-3		4	1	2	0	0	1	2																				
Robin Yount, R OBP: 0.372, SLG: 0.486 (1, 8)	F8			FC6-5 2B		2B		3B		4	0	3	1	0	0	1																				
Jeffrey Leonard, R OBP: 0.284, SLG: 0.358 (1, 7)	F8			FC6-5 4-3		4-3		1-3		4	0	0	1	0	0	4																				
Dale Sveum, S OBP: 0.275, SLG: 0.388 (1, 6)		L6		4-3			G1		K	4	0	0	0	0	1	1																				
B.J. Surhoff, L OBP: 0.286, SLG: 0.315 (1, 5)		F8			F6		F9		6-3	4	0	0	0	0	0	0																				
Billy Jo Robitoux, L OBP: 0.345, SLG: 0.358 (1, 3)		F7			6-3		K		4-3	4	0	0	0	0	1	0																				
Darryl Hamilton, L OBP: 0.333, SLG: 0.378 (1, 9)			K					E PB 1B		3	1	2	0	0	1	0																				
Charlie O'Brien, R OBP: 0.192, SLG: 0.200 (1, 2)			4-3		CS		F9		B2	3	0	0	0	0	0	1																				
Inning Stats	R: 0 E: 0 K: 0 S: 7	H: 1 LOB: 1 BB: 0 P: 12	R: 0 E: 0 K: 0 S: 6	H: 0 LOB: 0 BB: 0 P: 10	R: 0 E: 0 K: 1 S: 8	H: 0 LOB: 0 BB: 0 P: 10	R: 1 E: 0 K: 0 S: 8	H: 2 LOB: 0 BB: 0 P: 11	R: 0 E: 0 K: 0 S: 5	H: 1 LOB: 0 BB: 0 P: 11	R: 1 E: 0 K: 1 S: 13	H: 2 LOB: 1 BB: 0 P: 23	R: 0 E: 0 K: 1 S: 7	H: 0 LOB: 0 BB: 0 P: 13	R: 2 E: 1 K: 0 S: 8	H: 2 LOB: 1 BB: 1 P: 14	R: 0 E: 0 K: 1 S: 6	H: 0 LOB: 0 BB: 0 P: 7	1B: 4 2B: 2 3B: 2 HR: 0	SF: 0 SAC: 0 DP: 0 HBP: 0	WP: 1 PB: 1 CS: 1	PA: 35														
PITCHER	IP	WLS	BF	H	R	ER	SO	BB	IBB	HBP	BLK	WP	HR	S	P	ERA	WHIP	PITCHER		IP	WLS	BF	H	R	ER	SO	BB	IBB	HBP	BLK	WP	HR	S	P	ERA	WHIP
Bret Saberhagen, R ERA: 3.72 (1, 1)	8.0	L	31	8	4	4	3	0	1	0	0	1	0	62	104	4.50	1.000			8.0	L	31	8	4	4	3	0	1	0	1	0	62	104	4.50	1.000	
Jeff Montgomery, R ERA: 3.98 (9, 1)	1.0	S	3	0	0	0	1	0	0	0	0	0	0	6	7	0.00	0.000			1.0	S	3	0	0	0	1	0	0	0	0	6	7	0.00	0.000		

Batter	1	2	3	4	5	6	7	8	9	AB	R	H	RBI	BB	SO	LOB	BOTTOM																			
Kurt Stillwell, S OBP: 0.339, SLG: 0.437 (1, 6)	6-3		WP 2B		4-3		G4-6-3			4	0	1	0	0	0	2	Milwaukee Brewers @ Kansas City Royals Royals Stadium, Kansas City, MO Wed Jul 06 1988, 8:05 PM EDT Att: 24,477 - Unknown - 82 F																			
Willie Wilson, S OBP: 0.290, SLG: 0.352 (1, 8)	1-3		K			L5		F7		4	0	0	0	0	1	1																				
Kevin Seitzer, R OBP: 0.386, SLG: 0.435 (1, 5)	4-3			SH1-4 SF9 1B		HR		L4		4	2	2	1	0	0	0																				
George Brett, L OBP: 0.407, SLG: 0.556 (1, 3)		F8		SF9 SH1-4 1B		4-3		L8		4	0	1	0	0	0	0																				
Frank White, R OBP: 0.283, SLG: 0.376 (1, 4)		1-3		SH1-4			FC5-4 1B		K	3	0	1	0	0	1	0																				
Pat Tabler, R OBP: 0.316, SLG: 0.319 (1, 9)				SF9			FC5-4 1B		FC6-4 1B	3	0	2	1	0	0	1																				
Bo Jackson, R OBP: 0.328, SLG: 0.508 (1, 7)			K		F9		K2-3		F9	4	0	0	0	0	2	3																				
Bill Buckner, L OBP: 0.267, SLG: 0.322 (1, 10)			G3						FC6-4	3	0	1	0	0	0	0																				
Bill Pecota, R OBP: 0.216, SLG: 0.257 (7, PR)					3-1					0	0	0	0	0	0	0																				
Danny Tartabull, R OBP: 0.384, SLG: 0.518 (9, PH)							BB 1B			1	0	0	0	0	0	1																				
Jamie Quirk, L OBP: 0.294, SLG: 0.356 (1, 2)			G3				G4-6-3 BB			2	0	0	0	1	0	0																				
Inning Stats	R: 0 E: 0 K: 0 S: 7	H: 0 LOB: 0 BB: 0 P: 11	R: 0 E: 0 K: 1 S: 10	H: 1 LOB: 1 BB: 0 P: 15	R: 0 E: 0 K: 1 S: 11	H: 1 LOB: 1 BB: 0 P: 18	R: 1 E: 0 K: 0 S: 8	H: 2 LOB: 1 BB: 0 P: 16	R: 0 E: 0 K: 0 S: 5	H: 0 LOB: 0 BB: 0 P: 6	R: 1 E: 0 K: 0 S: 14	H: 2 LOB: 1 BB: 0 P: 18	R: 0 E: 0 K: 1 S: 7	H: 1 LOB: 1 BB: 1 P: 11	R: 0 E: 0 K: 0 S: 7	H: 0 LOB: 0 BB: 0 P: 12	R: 0 E: 0 K: 1 S: 10	H: 1 LOB: 1 BB: 0 P: 16	1B: 5 2B: 1 3B: 1 HR: 1	SF: 1 SAC: 1 DP: 1 HBP: 0	WP: 1 PB: 0 CS: 0	PA: 35														
PITCHER	IP	WLS	BF	H	R	ER	SO	BB	IBB	HBP	BLK	WP	HR	S	P	ERA	WHIP	PITCHER		IP	WLS	BF	H	R	ER	SO	BB	IBB	HBP	BLK	WP	HR	S	P	ERA	WHIP
Tom Filer, R ERA: 3.39 (1, 1)	7.0	W	28	7	2	2	3	1	0	0	0	1	0	62	95	2.57	1.143			7.0	W	28	7	2	2	3	1	0	0	0	62	95	2.57	1.143		
Chuck Crim, R ERA: 2.92 (8, 1)	1.1	S	5	1	0	0	1	0	0	0	0	0	0	12	22	0.00	0.750			1.1	S	5	1	0	0	1	0	0	0	0	12	22	0.00	0.750		
Dan Plesac, L ERA: 2.02 (9, 1)	0.2	S	2	0	0	0	0	0	0	0	0	0	0	5	6	0.00	0.000			0.2	S	2	0	0	0	0	0	0	0	0	5	6	0.00	0.000		

AB	33
R	4
H	8
RBI	2
BB	1
SO	4
LOB	9



Batter	1	2	3	4	5	6	7	8	9	AB R H RBI BB SO LOB	TOP									
Bill Pecota, R OBP: 0.220, SLG: 0.256										4 0 1 0 0 0 0	Kansas City Royals @ New York Yankees Yankee Stadium, Bronx, NY Fri Jul 08 1988, 7:05 PM EDT Att: 34,038 - Unknown - 87 F									
Willie Wilson, S OBP: 0.290, SLG: 0.348										3 0 0 0 1 2 2										
George Brett, L OBP: 0.411, SLG: 0.557										4 0 0 0 0 1 2										
Danny Tartabull, R OBP: 0.379, SLG: 0.511										4 1 0 0 0 3 1										
Kevin Seitzer, R OBP: 0.386, SLG: 0.433										4 1 2 0 0 1 0										
Frank White, R OBP: 0.289, SLG: 0.380										4 1 2 1 0 0 0										
Bo Jackson, R OBP: 0.325, SLG: 0.512										4 1 1 3 0 2 2										
Pat Tabler, R OBP: 0.316, SLG: 0.317										4 0 1 0 0 1 2										
Mike Macfarlane, R OBP: 0.340, SLG: 0.380										4 0 0 0 0 2 1										
Inning Stats	R: 0 E: 0 K: 2 S: 11	H: 1 LOB: 1 BB: 0 P: 17	R: 0 E: 0 K: 2 S: 7	H: 0 LOB: 0 BB: 0 P: 8	R: 0 E: 0 K: 0 S: 9	H: 0 LOB: 0 BB: 0 P: 12	R: 0 E: 0 K: 2 S: 9	H: 0 LOB: 0 BB: 0 P: 14	R: 3 E: 1 K: 2 S: 23	H: 3 LOB: 1 BB: 0 P: 29		R: 1 E: 2 K: 2 S: 19	H: 2 LOB: 2 BB: 1 P: 24	R: 0 E: 0 K: 1 S: 8	H: 0 LOB: 1 BB: 1 P: 13	R: 0 E: 0 K: 1 S: 6	H: 1 LOB: 0 BB: 0 P: 9	1B: 6 2B: 0 3B: 0 HR: 1	SF: 0 SAC: 0 DP: 1 HBP: 0	WP: 0 PB: 0 SB: 1 CS: 0
PITCHER	IP WLS BF H R ER SO BB IBB HBP BLK WP HR S P ERA WHIP											PITCHER	IP WLS BF H R ER SO BB IBB HBP BLK WP HR S P ERA WHIP							
John Candelaria, L ERA: 2.85	(1, 1) 5.1 L 24 6 4 3 8 0 0 0 0 0 1 72 98 5.06 1.125																			
Tim Stoddard, R ERA: 6.43	(6, 1) 2.2 9 0 0 0 4 1 0 0 0 0 0 22 30 0.00 0.375																			
Neil Allen, R ERA: 2.72	(9, 1) 1.0 3 1 0 0 0 0 0 0 0 0 0 6 9 0.00 1.000																			

Batter	1	2	3	4	5	6	7	8	9	AB R H RBI BB SO LOB	BOTTOM									
Rickey Henderson, R OBP: 0.403, SLG: 0.426										4 0 0 0 0 0 3	Kansas City Royals @ New York Yankees Yankee Stadium, Bronx, NY Fri Jul 08 1988, 7:05 PM EDT Att: 34,038 - Unknown - 87 F									
Claudell Washington, L OBP: 0.341, SLG: 0.437										4 0 1 0 0 0 1										
Don Mattingly, L OBP: 0.374, SLG: 0.458										3 0 0 0 1 0 2										
Jack Clark, R OBP: 0.404, SLG: 0.490										3 0 0 0 1 1 1										
Dave Winfield, R OBP: 0.428, SLG: 0.581										4 0 0 0 0 2 3										
Don Slaught, R OBP: 0.385, SLG: 0.550										4 0 0 0 0 1 0										
Willie Randolph, R OBP: 0.298, SLG: 0.289										3 0 1 0 0 1 0										
Rafael Santana, R OBP: 0.302, SLG: 0.313										3 0 1 0 0 1 0										
Bobby Meacham, S OBP: 0.308, SLG: 0.296										3 0 1 0 0 0 2										
Inning Stats	R: 0 E: 0 K: 1 S: 8	H: 1 LOB: 2 BB: 1 P: 16	R: 0 E: 0 K: 0 S: 11	H: 2 LOB: 2 BB: 0 P: 19	R: 0 E: 0 K: 2 S: 11	H: 0 LOB: 1 BB: 1 P: 21	R: 0 E: 0 K: 2 S: 8	H: 0 LOB: 0 BB: 0 P: 13	R: 0 E: 0 K: 0 S: 7	H: 1 LOB: 1 BB: 0 P: 12		R: 0 E: 0 K: 0 S: 6	H: 0 LOB: 0 BB: 0 P: 7	R: 0 E: 0 K: 0 S: 5	H: 0 LOB: 0 BB: 0 P: 8	R: 0 E: 0 K: 1 S: 7	H: 0 LOB: 0 BB: 0 P: 10	1B: 3 2B: 1 3B: 0 HR: 0	SF: 0 SAC: 0 DP: 0 HBP: 0	WP: 1 PB: 0 SB: 0 CS: 0
PITCHER	IP WLS BF H R ER SO BB IBB HBP BLK WP HR S P ERA WHIP											PITCHER	IP WLS BF H R ER SO BB IBB HBP BLK WP HR S P ERA WHIP							
Mark Gubicza, R ERA: 2.88	(1, 1) 9.0 W 33 4 0 0 6 2 0 0 0 0 1 71 119 0.00 0.667																			

Batter	1	2	3	4	5	6	7	8	9	AB	R	H	RBI	BB	SO	LOB	TOP					
Willie Wilson, S (1, 8) OBP: 0.291, SLG: 0.352			L9			4-3				5	0	2	2	0	1	0	Kansas City Royals @ New York Yankees Yankee Stadium, Bronx, NY Sat Jul 09 1988, 7:05 PM EDT Att: 36,557 - Unknown livebaseballscorecards.com					
Bill Pecota, R (1, 6) OBP: 0.205, SLG: 0.238			F8			K			P3	3	0	0	0	0	1	0						
Pat Tabler, R (7, PH) OBP: 0.319, SLG: 0.320										1	0	1	0	0	0	0						
Brad Wellman, R (7, PR) OBP: 0.306, SLG: 0.283										1	0	0	0	0	0	2						
George Brett, L (1, 3) OBP: 0.411, SLG: 0.551			6-3				4-3			3	0	0	0	2	0	3						
Danny Tartabull, R (1, 9) OBP: 0.377, SLG: 0.506									L6	5	0	1	0	0	3	4						
Kevin Seitzer, R (1, 5) OBP: 0.383, SLG: 0.428		G4-3		5-3		K			P4	4	0	0	0	1	1	5						
Frank White, R (1, 4) OBP: 0.295, SLG: 0.385				G6-3						4	2	3	0	0	0	0						
Bo Jackson, R (1, 7) OBP: 0.324, SLG: 0.507						5-3				4	1	1	0	0	2	3						
Bill Buckner, L (1, 10) OBP: 0.267, SLG: 0.326						6-3				4	0	1	1	0	0	4						
Jamie Quirk, L (1, 2) OBP: 0.286, SLG: 0.344						4-3				3	0	0	0	0	0	3						
Kurt Stillwell, S (9, PH) OBP: 0.339, SLG: 0.431										0	0	0	0	1	0	0						
Inning Stats	R: 0 E: 1 K: 2 S: 14	H: 0 LOB: 1 BB: 0 P: 21	R: 1 E: 0 K: 1 S: 14	H: 2 LOB: 1 BB: 0 P: 20	R: 0 E: 0 K: 0 S: 5	H: 0 LOB: 0 BB: 0 P: 11	R: 0 E: 0 K: 1 S: 9	H: 0 LOB: 0 BB: 0 P: 15	R: 0 E: 0 K: 0 S: 5	H: 0 LOB: 0 BB: 0 P: 8	R: 0 E: 0 K: 2 S: 11	H: 1 LOB: 2 BB: 1 P: 19	R: 2 E: 0 K: 0 S: 14	H: 4 LOB: 2 BB: 0 P: 21	R: 0 E: 0 K: 1 S: 10	H: 1 LOB: 2 BB: 1 P: 19	R: 0 E: 0 K: 1 S: 14	H: 1 LOB: 3 BB: 2 P: 27	1B: 7 2B: 2 3B: 0 HR: 0	SF: 0 SAC: 0 DP: 0 HBP: 0	WP: 0 PB: 0 SB: 1 CS: 0	PA: 41
PITCHER	IP WLS BF H R ER SO BB IBB HBP BLK WP HR S P ERA WHIP																					
Rick Rhoden, R (1, 1) ERA: 4.43	6.2 W 28 6 3 3 6 1 0 0 0 0 0 0 68 110 4.05 1.050																					
Dave Righetti, L (7, 1) ERA: 3.86	0.2 5 2 0 0 0 1 0 0 0 0 0 0 9 17 0.00 4.500																					
Charles Hudson, R (8, 1) ERA: 3.44	1.2 S 8 1 0 0 2 1 1 0 0 0 0 0 19 34 0.00 1.200																					

Batter	1	2	3	4	5	6	7	8	9	AB	R	H	RBI	BB	SO	LOB	BOTTOM	
Rickey Henderson, R (1, 7) OBP: 0.403, SLG: 0.429			L4	FC6-4		F9				5	1	2	0	0	0	2	Kansas City Royals @ New York Yankees Yankee Stadium, Bronx, NY Sat Jul 09 1988, 7:05 PM EDT Att: 36,557 - Unknown livebaseballscorecards.com	
Willie Randolph, R (1, 4) OBP: 0.304, SLG: 0.293			F9			6-3				4	0	2	1	1	0	1		
Don Mattingly, L (1, 3) OBP: 0.371, SLG: 0.453										5	0	1	0	0	0	6		
Jack Clark, R (1, 10) OBP: 0.405, SLG: 0.486			K			G6-3				2	0	0	0	2	2	2		
Claudell Washington, L (1, 8) OBP: 0.344, SLG: 0.438				F7		F7				4	1	2	0	0	1	1		
Jose Cruz, L (1, 9) OBP: 0.280, SLG: 0.230										2	1	1	0	0	0	1		
Gary Ward, R (5, 9) OBP: 0.316, SLG: 0.291						G6-3				2	0	0	0	0	0	3		
Randy Velarde, R (1, 5) OBP: 0.294, SLG: 0.400						6-3				3	1	1	1	1	1	1		
Joel Skinner, R (1, 2) OBP: 0.250, SLG: 0.319										4	1	2	1	0	1	1		
Rafael Santana, R (1, 6) OBP: 0.305, SLG: 0.313										3	0	1	2	1	0	2		
Inning Stats	R: 1 E: 0 K: 1 S: 12	H: 2 LOB: 1 BB: 0 P: 22	R: 1 E: 0 K: 0 S: 13	H: 2 LOB: 1 BB: 0 P: 22	R: 0 E: 0 K: 1 S: 14	H: 1 LOB: 1 BB: 0 P: 22	R: 3 E: 0 K: 0 S: 18	H: 4 LOB: 2 BB: 1 P: 27	R: 0 E: 0 K: 0 S: 8	H: 1 LOB: 1 BB: 0 P: 13	R: 0 E: 0 K: 1 S: 11	H: 0 LOB: 1 BB: 1 P: 17	R: 0 E: 0 K: 2 S: 17	H: 1 LOB: 3 BB: 2 P: 29	1B: 10 2B: 3 3B: 0 HR: 0	SF: 0 SAC: 0 DP: 2 HBP: 0	WP: 0 PB: 0 SB: 1 CS: 1	PA: 39
PITCHER	IP WLS BF H R ER SO BB IBB HBP BLK WP HR S P ERA WHIP																	
Ted Power, R (1, 1) ERA: 5.37	3.2 L 19 3 0 0 1 2 0 0 0 0 0 0 26 44 0.00 1.667																	
Israel Sanchez, L (4, 1) ERA: 4.5	3.0 13 3 0 0 1 2 0 0 0 0 0 0 26 44 0.00 1.667																	
Jeff Montgomery, R (7, 1) ERA: 3.8	1.0 6 1 0 0 2 2 0 0 2 0 0 0 19 32 0.00 3.000																	
Jerry Don Gleaton, L (8, 1) ERA: 2.81	0.1 1 0 0 0 0 0 0 0 0 0 0 0 2 3 0.00 0.000																	

Batter	1	2	3	4	5	6	7	8	9	AB	R	H	RBI	BB	SO	LOB	TOP					
Willie Wilson, S OBP: 0.295, SLG: 0.354 (1, 8)	2-3 K		0-3 K			2-3 K		0-1 6-3		4	0	0	0	0	3	1	Kansas City Royals @ Boston Red Sox Fenway Park, Boston, MA Fri Jul 15 1988, 7:05 PM EDT Sunny - 77 F					
Kurt Stillwell, S OBP: 0.333, SLG: 0.422 Bill Pecota, R OBP: 0.213, SLG: 0.244 (1, 6) (8, 6)	0-3 K		1-3 K			0-2 E3 1B		0-3 K		4	1	0	0	0	3	1						
Kevin Seitzer, R OBP: 0.384, SLG: 0.426 (1, 5)	2-3 K			0-0 L4		3-2 1B		1-3 K		4	0	1	0	0	2	0						
George Brett, L OBP: 0.409, SLG: 0.544 (1, 10)		2-1 3-1		2-2 1-3		1-2 F8		2-2 1B		4	0	1	0	0	0	2						
Danny Tartabull, R OBP: 0.375, SLG: 0.504 (1, 9)		3-3 K		0-1 G6-3		2-2 1B		1-3 K		4	0	1	1	0	2	1						
Frank White, R OBP: 0.296, SLG: 0.386 (1, 4)		0-1 1B			2-2 1-3		1-3 K		0-3 K	4	0	1	0	0	2	3						
Bo Jackson, R OBP: 0.316, SLG: 0.488 (1, 7)		3-3 K			0-1 F2		1-3 K		0-3 K	4	0	0	0	0	3	2						
Bill Buckner, L OBP: 0.273, SLG: 0.328 (1, 3)			4-1 BB		1-2 1B		0-0 P5			2	0	1	0	1	0	0						
Mike Macfarlane, R OBP: 0.338, SLG: 0.374 (1, 2)			0-3 K		0-0 F7		0-1 6-3			3	0	0	0	0	1	2						
Inning Stats	R: 0 E: 0 K: 3 S: 10	H: 0 LOB: 0 BB: 0 P: 14	R: 0 E: 0 K: 2 S: 11	H: 1 LOB: 1 BB: 0 P: 19	R: 0 E: 0 K: 3 S: 13	H: 0 LOB: 1 BB: 1 P: 17	R: 0 E: 0 K: 0 S: 6	H: 0 LOB: 0 BB: 0 P: 8	R: 0 E: 0 K: 0 S: 9	H: 1 LOB: 1 BB: 0 P: 12	R: 1 E: 1 K: 2 S: 21	H: 2 LOB: 2 BB: 0 P: 30	R: 0 E: 0 K: 1 S: 6	H: 0 LOB: 0 BB: 0 P: 7	R: 0 E: 0 K: 2 S: 8	H: 0 LOB: 0 BB: 0 P: 9	R: 0 E: 0 K: 3 S: 14	H: 1 LOB: 1 BB: 0 P: 17	1B: 5 2B: 0 3B: 0 HR: 0	SF: 0 SAC: 0 DP: 0 HBP: 0	WP: 0 PB: 0 SB: 0 CS: 0	PA: 34
PITCHER Rogier Clemens, R ERA: 2.29 (1, 1)	IP: 9.0 WLS: W BF: 34 H: 5 R: 1 ER: 0 SO: 16 BB: 1 IBB: 0 HBP: 0 BLK: 0 WP: 0 HR: 0 S: 98 P: 133 ERA: 0.00 WHIP: 0.667															PITCHER	IP: 9.0 WLS: W BF: 34 H: 5 R: 1 ER: 0 SO: 16 BB: 1 IBB: 0 HBP: 0 BLK: 0 WP: 0 HR: 0 S: 98 P: 133 ERA: 0.00 WHIP: 0.667					

AB	33
R	1
H	5
RBI	1
BB	1
SO	16
LOB	12



Batter	1	2	3	4	5	6	7	8	9	AB	R	H	RBI	BB	SO	LOB	BOTTOM					
Wade Boggs, L OBP: 0.364, SLG: 0.462 (1, 5)	2-2 HR			4-2 BB			1-3 K			3	1	2	0	1	1	0	Kansas City Royals @ Boston Red Sox Fenway Park, Boston, MA Fri Jul 15 1988, 7:05 PM EDT Sunny - 77 F					
Marty Barrett, R OBP: 0.338, SLG: 0.358 (1, 4)	2-1 L4		3-2 4-3	0-2 3-1			2-1 F7			4	0	0	0	0	5							
Dwight Evans, R OBP: 0.374, SLG: 0.469 (1, 9)	1-1 HR		2-1 5-3		0-0 F4		2-3 K			4	1	1	2	0	1	0						
Mike Greenwell, L OBP: 0.433, SLG: 0.573 (1, 7)	0-0 1B		1-0 4-3		0-3 K			0-0 F8		4	0	1	0	0	1	0						
Ellis Burks, R OBP: 0.381, SLG: 0.534 (1, 8)	1-3 K		0-3 K		2-2 P4			1-1 P4		4	0	0	0	0	2	1						
Todd Benzinger, S OBP: 0.281, SLG: 0.368 (1, 3)	0-3 K			2-1 4-3		1-2 4-3		1-2 G3		4	0	0	0	0	1	1						
Jim Rice, R OBP: 0.332, SLG: 0.352 (1, 10)		1-2 1-3		0-1 FC5-4 1B		0-0 1B				3	0	2	0	0	0	0						
Jody Reed, R OBP: 0.333, SLG: 0.333 (1, 6)		3-2 CS 1B		1-0 FC5-4 1B		1-3 K				3	1	1	0	0	1	2						
Rich Gedman, L OBP: 0.271, SLG: 0.301 (1, 2)		1-2 1B		1-2 BB 1B		0-3 K				3	0	2	1	0	1	1						
Inning Stats	R: 2 E: 0 K: 2 S: 18	H: 3 LOB: 1 BB: 0 P: 24	R: 0 E: 0 K: 0 S: 14	H: 3 LOB: 2 BB: 0 P: 22	R: 0 E: 0 K: 1 S: 6	H: 0 LOB: 0 BB: 0 P: 9	R: 1 E: 1 K: 0 S: 15	H: 2 LOB: 2 BB: 1 P: 23	R: 0 E: 0 K: 1 S: 8	H: 0 LOB: 0 BB: 0 P: 10	R: 0 E: 0 K: 2 S: 11	H: 1 LOB: 1 BB: 0 P: 13	R: 0 E: 0 K: 2 S: 8	H: 0 LOB: 0 BB: 0 P: 13	R: 0 E: 0 K: 0 S: 7	H: 0 LOB: 0 BB: 0 P: 9	R: 0 E: 0 K: 0 S: 7	H: 0 LOB: 0 BB: 0 P: 9	1B: 8 2B: 0 3B: 0 HR: 1	SF: 0 SAC: 0 DP: 0 HBP: 0	WP: 0 PB: 0 SB: 0 CS: 1	PA: 33
PITCHER Bret Saberhagen, R ERA: 3.7 Jerry Don Gleaton, L ERA: 2.5 (1, 1) (7, 1)	IP: 6.0 WLS: L BF: 27 H: 9 R: 3 ER: 3 SO: 2 BB: 1 IBB: 0 HBP: 0 BLK: 0 WP: 0 HR: 1 S: 72 P: 101 ERA: 3.00 WHIP: 1.667															PITCHER	IP: 6.0 WLS: L BF: 27 H: 9 R: 3 ER: 3 SO: 2 BB: 1 IBB: 0 HBP: 0 BLK: 0 WP: 0 HR: 1 S: 72 P: 101 ERA: 3.00 WHIP: 1.667					



Batter	1	2	3	4	5	6	7	8	9	AB	R	H	RBI	BB	SO	LOB	TOP											
Nick Capra, R OBP: 0.200, SLG: 0.111 Willie Wilson, S OBP: 0.297, SLG: 0.356	L9		G4-6-3		F9		4-3		G4-6-3	4	0	0	0	0	0	3	Kansas City Royals @ Boston Red Sox Fenway Park, Boston, MA Fri Jul 15 1988, 7:05 PM EDT Att: 35,412 - Unknown - 76 F											
Bill Pecota, R OBP: 0.216, SLG: 0.265 Bill Buckner, L OBP: 0.277, SLG: 0.331 Brad Wellman, R OBP: 0.306, SLG: 0.283	1B		K		F8		E6		1B	4	2	1	0	0	1	2												
Kevin Seitzer, R OBP: 0.387, SLG: 0.429	2B						HR		1B	4	2	1	0	0	1	2												
George Brett, L OBP: 0.409, SLG: 0.545	1B				4-3		1B		1B	1	0	1	0	0	0	0												
Danny Tartabull, R OBP: 0.374, SLG: 0.511	1B				FC6-4		L7		1B	0	0	0	0	0	0	0												
Frank White, R OBP: 0.299, SLG: 0.388					1B		HR		1B	0	0	0	0	0	0	0												
Bo Jackson, R OBP: 0.314, SLG: 0.481					1B		HR		1B	0	0	0	0	0	0	0												
Pat Tabler, R OBP: 0.323, SLG: 0.324					1B		1B		1B	0	0	0	0	0	0	0												
Jamie Quirk, L OBP: 0.284, SLG: 0.340					1B		F8		F8	4	0	1	0	0	0	4												
Inning Stats	R: 1 H: 2 E: 1 K: 1 S: 15	H: 2 LOB: 1 BB: 0 P: 24	R: 0 H: 1 E: 0 K: 0 S: 7	H: 1 LOB: 0 BB: 0 P: 9	R: 0 H: 1 E: 0 K: 1 S: 7	H: 1 LOB: 0 BB: 0 P: 12	R: 0 H: 1 E: 0 K: 0 S: 10	H: 1 LOB: 1 BB: 0 P: 17	R: 0 H: 1 E: 0 K: 0 S: 9	H: 1 LOB: 2 BB: 1 P: 16	R: 2 H: 4 E: 0 K: 0 S: 10	H: 4 LOB: 2 BB: 0 P: 13	R: 1 H: 2 E: 1 K: 0 S: 12	H: 2 LOB: 2 BB: 0 P: 18	R: 0 H: 0 E: 0 K: 0 S: 4	H: 0 LOB: 0 BB: 0 P: 5	R: 0 H: 2 E: 0 K: 1 S: 13	H: 2 LOB: 2 BB: 0 P: 20	1B: 11 2B: 2 3B: 0 HR: 1	SF: 0 SAC: 0 DP: 2 HBP: 0	WP: 0 PA: 40 PB: 0 SB: 1 CS: 0							
PITCHER	IP	WLS	BF	H	R	ER	SO	BB	IBB	HBP	BLK	WP	HR	S	P	ERA	WHIP											
Mike Smithson, R ERA: 5.69	(1, 1)	5.1	W	23	8	3	3	2	1	0	0	0	0	1	53	85	5.06	1.688										
Dennis Lamp, R ERA: 3.09	(6, 1)	1.0		7	3	1	0	0	0	0	0	0	0	0	11	16	0.00	3.000										
Tom Bolton, L ERA: 1.5	(7, 1)	0.0		1	1	0	0	0	0	0	0	0	0	3	4													
Bob Stanley, R ERA: 3.46	(7, 1)	1.2		7	2	0	0	0	0	0	0	0	0	13	19	0.00	1.200											
Lee Smith, R ERA: 3.53	(9, 1)	1.0	S	2	0	0	0	1	0	0	0	0	0	7	10	0.00	0.000											

Batter	1	2	3	4	5	6	7	8	9	AB	R	H	RBI	BB	SO	LOB	BOTTOM											
Wade Boggs, L OBP: 0.463, SLG: 0.474	G3				4-3		FC6-4		SH1-4	5	1	2	1	0	0	2	Kansas City Royals @ Boston Red Sox Fenway Park, Boston, MA Fri Jul 15 1988, 7:05 PM EDT Att: 35,412 - Unknown - 76 F											
Marty Barrett, R OBP: 0.334, SLG: 0.354	F9		P6		5-3		5-3		SH1-4	4	0	0	0	0	0	0												
Dwight Evans, R OBP: 0.378, SLG: 0.469 Todd Benzinger, S OBP: 0.280, SLG: 0.365	E		1B		K		1B		K	2	3	1	0	2	1	0												
Mike Greenwell, L OBP: 0.432, SLG: 0.574	2B		L9				F9		F7	5	1	2	1	0	0	2												
Ellis Burks, R OBP: 0.382, SLG: 0.539	2B		1B		1B		P4		SF9	3	0	2	2	0	0	0												
Jim Rice, R OBP: 0.340, SLG: 0.362 Randy Kutcher, R OBP: 0.167, SLG: 0.167	BB		1B		1B		HR		CS	3	1	3	1	1	0	0												
Rick Cerone, R OBP: 0.380, SLG: 0.433	L4		1B		1B		HR		FC1-5-6	4	1	2	2	0	0	3												
Spike Owen, S OBP: 0.329, SLG: 0.391			F9		K		1B		F8	4	0	1	0	0	1	4												
Kevin Romine, R OBP: 0.195, SLG: 0.179			K		FC5-4		1B		K	3	0	0	0	1	2	4												
Inning Stats	R: 2 H: 2 E: 1 K: 0 S: 13	H: 2 LOB: 2 BB: 2 P: 27	R: 1 H: 1 E: 0 K: 1 S: 9	H: 1 LOB: 0 BB: 0 P: 14	R: 1 H: 4 E: 0 K: 1 S: 14	H: 4 LOB: 3 BB: 0 P: 21	R: 0 H: 0 E: 0 K: 1 S: 9	H: 0 LOB: 0 BB: 0 P: 14	R: 2 H: 3 E: 0 K: 0 S: 18	H: 3 LOB: 2 BB: 1 P: 29	R: 1 H: 1 E: 0 K: 0 S: 11	H: 1 LOB: 1 BB: 1 P: 19	R: 0 H: 1 E: 0 K: 1 S: 9	H: 1 LOB: 1 BB: 0 P: 16	R: 0 H: 1 E: 0 K: 1 S: 10	H: 1 LOB: 1 BB: 0 P: 16	1B: 7 2B: 4 3B: 0 HR: 2	SF: 1 SAC: 1 DP: 0 HBP: 0	WP: 0 PA: 41 PB: 0 SB: 0 CS: 1									
PITCHER	IP	WLS	BF	H	R	ER	SO	BB	IBB	HBP	BLK	WP	HR	S	P	ERA	WHIP											
Charlie Leibrandt, L ERA: 4.0	(1, 1)	4.2	L	26	6	6	3	2	0	0	0	0	0	2	55	92	11.57	2.571										
Jeff Montgomery, R ERA: 3.8	(5, 1)	2.1		10	2	1	1	1	2	0	0	0	0	28	48	3.86	1.714											
Steve Farr, R ERA: 1.52	(8, 1)	1.0		4	1	0	0	1	0	0	0	0	0	10	16	0.00	1.000											

AB	39
R	4
H	14
RBI	4
BB	1
SO	3
LOB	24



AB	34
R	7
H	13
RBI	7
BB	4
SO	5
LOB	16




Batter	1	2	3	4	5	6	7	8	9	AB	R	H	RBI	BB	SO	LOB	TOP				
Willie Wilson, S OBP: 0.299, SLG: 0.360	2-1 F9 SF8 2B	1-2 PB S 1B		1-3 K		2-3 K		2-3 K		5	1	2	0	0	3	1					
Bill Peocota, R OBP: 0.195, SLG: 0.241	2-1 F9 2-3	2-1 G3-1			0-1 F9	0-0 E5 FC6			2-3 K	5	0	0	0	0	1	3					
Kevin Seitzer, R OBP: 0.390, SLG: 0.433	4-1 2B BB		0-0 1B 2B		1-2 2B 1B	2-2 FC6			2-1 G6-3	4	3	2	0	1	0	2					
George Brett, L OBP: 0.409, SLG: 0.547	0-1 SF8		0-0 FC6-4 2H 1B		2-2 1B 2B		0-1 P5		2-3 K	4	1	2	2	0	1	0					
Danny Tartabull, R OBP: 0.375, SLG: 0.514	2-1 1-H 2B		0-0 FC6-4 1B		3-2 G3		0-1 G5-3			4	0	2	1	0	0	2					
Pat Tabler, R OBP: 0.325, SLG: 0.327	0-1 P6		1-2 FC6-4 G6-4-3		2-0 1B		1-2 FC6-4 1B			4	0	2	2	0	0	3					
Bo Jackson, R OBP: 0.313, SLG: 0.491		0-0 HR	0-0 G6-4-3		0-1 G4-3		2-1 FC6-4			4	1	1	1	0	0	4					
Mike Macfarlane, R OBP: 0.332, SLG: 0.366	1-3 K			0-1 G5-3		0-0 G1-5-3		2-2 G1-3		4	0	0	0	0	1	0					
Brad Wellman, R OBP: 0.302, SLG: 0.280	2-3 K			0-0 F9		1-1 E 1B		0-1 G6-3		4	0	1	0	0	1	0					
Inning Stats	R: 2 E: 0 K: 0 S: 12	H: 2 LOB: 1 BB: 1 P: 21	R: 1 E: 0 K: 2 S: 14	H: 2 LOB: 1 BB: 0 P: 20	R: 1 E: 0 K: 0 S: 6	H: 3 LOB: 1 BB: 0 P: 6	R: 0 E: 0 K: 1 S: 7	H: 0 LOB: 0 BB: 0 P: 8	R: 2 E: 0 K: 0 S: 19	H: 3 LOB: 1 BB: 0 P: 30	R: 0 E: 0 K: 1 S: 10	H: 1 LOB: 2 BB: 0 P: 15	R: 0 E: 0 K: 1 S: 9	H: 0 LOB: 0 BB: 0 P: 13	R: 0 E: 0 K: 2 S: 10	H: 0 LOB: 0 BB: 0 P: 16	1B: 7 2B: 4 3B: 0 HR: 1	SF: 1 SAC: 0 DP: 1 HBP: 0	WP: 0 PB: 1 SB: 1 CS: 0	PA: 40	
PITCHER	IP WLS BF H R ER SO BB IBB HBP BLK WP HR S P ERA WHIP	IP WLS BF H R ER SO BB IBB HBP BLK WP HR S P ERA WHIP	IP WLS BF H R ER SO BB IBB HBP BLK WP HR S P ERA WHIP	IP WLS BF H R ER SO BB IBB HBP BLK WP HR S P ERA WHIP	IP WLS BF H R ER SO BB IBB HBP BLK WP HR S P ERA WHIP	IP WLS BF H R ER SO BB IBB HBP BLK WP HR S P ERA WHIP	IP WLS BF H R ER SO BB IBB HBP BLK WP HR S P ERA WHIP	IP WLS BF H R ER SO BB IBB HBP BLK WP HR S P ERA WHIP	IP WLS BF H R ER SO BB IBB HBP BLK WP HR S P ERA WHIP	IP WLS BF H R ER SO BB IBB HBP BLK WP HR S P ERA WHIP	IP WLS BF H R ER SO BB IBB HBP BLK WP HR S P ERA WHIP	IP WLS BF H R ER SO BB IBB HBP BLK WP HR S P ERA WHIP	IP WLS BF H R ER SO BB IBB HBP BLK WP HR S P ERA WHIP	IP WLS BF H R ER SO BB IBB HBP BLK WP HR S P ERA WHIP	IP WLS BF H R ER SO BB IBB HBP BLK WP HR S P ERA WHIP	IP WLS BF H R ER SO BB IBB HBP BLK WP HR S P ERA WHIP	IP WLS BF H R ER SO BB IBB HBP BLK WP HR S P ERA WHIP	IP WLS BF H R ER SO BB IBB HBP BLK WP HR S P ERA WHIP	IP WLS BF H R ER SO BB IBB HBP BLK WP HR S P ERA WHIP	IP WLS BF H R ER SO BB IBB HBP BLK WP HR S P ERA WHIP	IP WLS BF H R ER SO BB IBB HBP BLK WP HR S P ERA WHIP

Kansas City Royals @ Boston Red Sox
Fenway Park, Boston, MA
Sat Jul 16 1988, 3:33 AM EDT
Att: 34,466 - Cloudy - 80 F

livebaseballscorecards.com

AB 38
R 6
H 12
RBI 6
BB 1
SO 7
LOB 15




Batter	1	2	3	4	5	6	7	8	9	AB	R	H	RBI	BB	SO	LOB	BOTTOM					
Jody Reed, R OBP: 0.326, SLG: 0.327	1-1 F8		0-0 G1-3		2-0 F8 2-3	0-1 P5		3-2 1B 1B		5	0	1	0	0	0	4						
Marty Barrett, R OBP: 0.338, SLG: 0.358	2-2 L7		1-1 1B		3-2 1B 1B	2-2 G4-3	1-1 SAFE SAFE SAFE	2-1 G4-6-3 1B		5	1	3	0	0	0	0						
Wade Boggs, L OBP: 0.464, SLG: 0.472	4-1 BB		1-0 G3		2-2 BB 1B 1B	4-2 FC6-4 BB	2-2 G4-6-3			3	1	1	0	2	0	4						
Mike Greenwell, L OBP: 0.432, SLG: 0.571	2-2 F7		0-0 G3-1		2-2 BB 1B 1B	4-1 FC6-4		0-1 HR		3	0	1	1	0	0	1						
Kevin Romine, R OBP: 0.233, SLG: 0.275										1	2	1	1	1	0	0						
Ellis Burks, R OBP: 0.377, SLG: 0.532		1-0 F7		2-0 F7		0-2 P4	1-0 FC6-4			4	0	0	0	0	0	4						
Jim Rice, R OBP: 0.342, SLG: 0.359		4-2 G6-4-3 BB		0-0 F8		4-1 1B PB BB	1-1 F9			2	1	0	0	2	0	2						
Todd Benzinger, S OBP: 0.279, SLG: 0.363		2-1 G6-4-3			2-2 WP WP 1B	0-1 P5		1-0 F9		4	0	1	0	0	0	4						
Rich Gedman, L OBP: 0.279, SLG: 0.310			1-0 1B G5-3 1B		3-2 L8	0-0 PB 1B	4-2 HR BB			3	0	2	2	0	0	1						
Rick Cerone, R OBP: 0.383, SLG: 0.433					1-2 K	1-3 2H 3H	4-0 BB			0	1	0	0	1	0	0						
Randy Kutcher, R OBP: 0.125, SLG: 0.125			0-0 G5-3		2-3 K	1-2 BB		1-1 HR		2	0	0	0	0	1	2						
Dwight Evans, R OBP: 0.381, SLG: 0.480								1-H HR		1	1	1	2	1	0	0						
Inning Stats	R: 0 E: 0 K: 0 S: 11	H: 0 LOB: 1 BB: 1 P: 20	R: 0 E: 0 K: 0 S: 5	H: 0 LOB: 0 BB: 1 P: 12	R: 0 E: 0 K: 0 S: 6	H: 2 LOB: 2 BB: 0 P: 9	R: 0 E: 0 K: 0 S: 3	H: 0 LOB: 0 BB: 0 P: 5	R: 0 E: 0 K: 1 S: 13	H: 1 LOB: 1 BB: 0 P: 22	R: 4 E: 0 K: 0 S: 19	H: 4 LOB: 2 BB: 2 P: 34	R: 0 E: 0 K: 0 S: 12	H: 0 LOB: 2 BB: 2 P: 24	R: 2 E: 0 K: 0 S: 15	H: 3 LOB: 1 BB: 1 P: 28	R: 1 E: 0 K: 0 S: 2	H: 1 LOB: 0 BB: 0 P: 2	1B: 9 2B: 0 3B: 0 HR: 2	SF: 0 SAC: 0 DP: 2 HBP: 0	WP: 2 PB: 1 SB: 0 CS: 0	PA: 40
PITCHER	IP WLS BF H R ER SO BB IBB HBP BLK WP HR S P ERA WHIP	IP WLS BF H R ER SO BB IBB HBP BLK WP HR S P ERA WHIP	IP WLS BF H R ER SO BB IBB HBP BLK WP HR S P ERA WHIP	IP WLS BF H R ER SO BB IBB HBP BLK WP HR S P ERA WHIP	IP WLS BF H R ER SO BB IBB HBP BLK WP HR S P ERA WHIP	IP WLS BF H R ER SO BB IBB HBP BLK WP HR S P ERA WHIP	IP WLS BF H R ER SO BB IBB HBP BLK WP HR S P ERA WHIP	IP WLS BF H R ER SO BB IBB HBP BLK WP HR S P ERA WHIP	IP WLS BF H R ER SO BB IBB HBP BLK WP HR S P ERA WHIP	IP WLS BF H R ER SO BB IBB HBP BLK WP HR S P ERA WHIP	IP WLS BF H R ER SO BB IBB HBP BLK WP HR S P ERA WHIP	IP WLS BF H R ER SO BB IBB HBP BLK WP HR S P ERA WHIP	IP WLS BF H R ER SO BB IBB HBP BLK WP HR S P ERA WHIP	IP WLS BF H R ER SO BB IBB HBP BLK WP HR S P ERA WHIP	IP WLS BF H R ER SO BB IBB HBP BLK WP HR S P ERA WHIP	IP WLS BF H R ER SO BB IBB HBP BLK WP HR S P ERA WHIP	IP WLS BF H R ER SO BB IBB HBP BLK WP HR S P ERA WHIP	IP WLS BF H R ER SO BB IBB HBP BLK WP HR S P ERA WHIP	IP WLS BF H R ER SO BB IBB HBP BLK WP HR S P ERA WHIP	IP WLS BF H R ER SO BB IBB HBP BLK WP HR S P ERA WHIP	IP WLS BF H R ER SO BB IBB HBP BLK WP HR S P ERA WHIP	

Kansas City Royals @ Boston Red Sox
Fenway Park, Boston, MA
Sat Jul 16 1988, 3:33 AM EDT
Att: 34,466 - Cloudy - 80 F

livebaseballscorecards.com

AB 33
R 7
H 11
RBI 6
BB 7
SO 1
LOB 22



Batter	1	2	3	4	5	6	7	8	9	AB	R	H	RBI	BB	SO	LOB	TOP					
Willie Wilson, S (1, 8) OBP: 0.295, SLG: 0.355	1-3 K		1-0 L8		2-2 E6		1-2 F7	2-1 FC4-6 HR		5	1	0	0	0	1	2	Kansas City Royals @ Boston Red Sox Fenway Park, Boston, MA Sun Jul 17 1988, 3:33 AM EDT Att: 34,181 - Overcast - 99 F					
Kurt Stillwell, S (1, 6) OBP: 0.334, SLG: 0.432	0-1 B3		0-3 K		2-3 K		0-2 E9 2B 1B	0-0 HR		5	2	2	2	0	2	1						
Kevin Seitzer, R (1, 5) OBP: 0.390, SLG: 0.434	4-2 BB			3-1 5-3	2-1 4-1		0-0 1B	3-2 6-3		4	1	1	1	1	0	1						
George Brett, L (1, 3) OBP: 0.406, SLG: 0.542	3-3 K			0-0 2B 6-3 1B	0-0 3-1		1-2 F7		1-2 F7	5	1	1	0	0	1	4						
Danny Tartabull, R (1, 9) OBP: 0.380, SLG: 0.519		1-1 1B		0-0 WP 1B		1-3 K	3-2 1B		3-3 K	3	0	2	0	0	1	0						
Nick Capra, R (7, PR) OBP: 0.200, SLG: 0.111										0	0	0	0	0	0	0						
Bill Buckner, L (9, PH) OBP: 0.276, SLG: 0.330										1	0	0	0	0	1	0						
Frank White, R (1, 4) OBP: 0.304, SLG: 0.389		0-2 G6-4-3 1B		1-2 6-3		4-1 FC5-4 BB	1-1 1B		0-0 F8	4	0	2	3	1	0	1						
Bo Jackson, R (1, 7) OBP: 0.308, SLG: 0.482		1-3 K		1-3 K		2-2 FC5-4 1-2 FC5-4	1-1 P4			4	0	0	0	0	2	6						
Pat Tabler, R (1, 10) OBP: 0.328, SLG: 0.330		2-2 G6-4-3 1-2			0-0 HR 1B	0-2 FC5-4		0-1 FC4-6 1B		4	1	2	0	0	0	3						
Mike Macfarlane, R (1, 2) OBP: 0.335, SLG: 0.381			0-0 F7		3-1 HR		4-2 E 1B 2B BB	0-0 P3		3	2	1	2	1	0	1						
Inning Stats	R: 0 E: 0 K: 2 S: 11	H: 0 LOB: 1 BB: 1 P: 19	R: 0 E: 0 K: 1 S: 11	H: 2 LOB: 1 BB: 0 P: 15	R: 0 E: 0 K: 1 S: 6	H: 0 LOB: 0 BB: 0 P: 7	R: 1 E: 0 K: 1 S: 10	H: 2 LOB: 1 BB: 0 P: 16	R: 2 E: 1 K: 1 S: 12	H: 2 LOB: 1 BB: 1 P: 21	R: 0 E: 0 K: 1 S: 12	H: 0 LOB: 1 BB: 1 P: 19	R: 3 E: 1 K: 0 S: 19	H: 3 LOB: 2 BB: 1 P: 30	R: 2 E: 0 K: 0 S: 9	H: 2 LOB: 0 BB: 0 P: 14	R: 0 E: 0 K: 1 S: 7	H: 0 LOB: 0 BB: 0 P: 11	1B: 7 2B: 2 3B: 0 HR: 2	SF: 0 SAC: 0 DP: 1 HBP: 1	WP: 1 PB: 0 SB: 1 CS: 0	PA: 42
PITCHER	IP WLS BF H R ER SO BB IBB HBP BLK WP HR S P ERA WHIP																					
Wes Gardner, R (1, 1) ERA: 3.1	6.1 W 30 8 6 6 7 3 0 0 0 1 1 72 112 8.53 1.737																					
Mike Smithson, R (7, 1) ERA: 5.74	1.0 6 2 1 1 0 0 0 0 1 0 0 0 12 18 9.00 2.000																					
Lee Smith, R (8, 1) ERA: 3.52	1.2 6 1 1 1 1 0 0 0 0 0 0 1 13 22 5.40 0.600																					

Batter	1	2	3	4	5	6	7	8	9	AB	R	H	RBI	BB	SO	LOB	BOTTOM					
Jody Reed, R (1, 6) OBP: 0.339, SLG: 0.346	4-0 BB FC3-6 1B BB	1-0 SF9 3B 2B	1-0		1-1 SF8 1-H		1-0 6-3			3	2	2	1	1	0	0	Kansas City Royals @ Boston Red Sox Fenway Park, Boston, MA Sun Jul 17 1988, 3:33 AM EDT Att: 34,181 - Overcast - 99 F					
Marty Barrett, R (1, 4) OBP: 0.336, SLG: 0.356	1-2 FC3-6 HR 1B	0-1 SF9	3-1 5-3		1-2 6-3		1-0 5-3			4	1	1	1	0	0	2						
Wade Boggs, L (1, 5) OBP: 0.469, SLG: 0.482	4-2 FC3-6 1-2 2-3 BB	1-0 3B IBB		2-2 6-3		1-0 HR		4-2 BB BB		2	2	1	1	3	0	0						
Mike Greenwell, L (1, 7) OBP: 0.431, SLG: 0.566	1-2 FC3-6 HR	3-2 F7		4-1 2B SF8 BB		1-0 G3		4-2 BB BB		3	2	0	1	2	0	4						
Ellis Burks, R (1, 8) OBP: 0.381, SLG: 0.554	1-0 HR	1-1 3B		1-2 SF8 1-3 2B		0-1 L8		1-3 K		5	1	3	5	0	1	2						
Jim Rice, R (1, 10) OBP: 0.340, SLG: 0.358	1-3 K	0-0 P4		1-1 SF8		3-1 1B		1-0 L8		4	0	1	1	0	1	3						
Todd Benzinger, S (1, 3) OBP: 0.288, SLG: 0.370	2-2 1B		1-1 1B S 1B		1-2 L7		0-1 1B		1-0 F9	5	0	3	0	0	0	3						
Rich Gedman, L (1, 2) OBP: 0.271, SLG: 0.300	1-2 4-3		3-3 K		0-1 G3		1-3 K			4	0	0	0	0	2	4						
Kevin Romine, R (1, 9) OBP: 0.255, SLG: 0.295		0-0 2B SF9 1B	0-0 F9		2-2 E SF8 1B		1-2 5-3			4	2	2	0	0	0	1						
Inning Stats	R: 4 E: 0 K: 1 S: 20	H: 3 LOB: 1 BB: 2 P: 33	R: 3 E: 0 K: 0 S: 12	H: 3 LOB: 1 BB: 1 P: 21	R: 0 E: 0 K: 1 S: 9	H: 2 LOB: 2 BB: 0 P: 17	R: 1 E: 0 K: 0 S: 14	H: 1 LOB: 1 BB: 1 P: 23	R: 1 E: 0 K: 0 S: 11	H: 1 LOB: 0 BB: 0 P: 15	R: 1 E: 0 K: 1 S: 11	H: 3 LOB: 2 BB: 0 P: 17	R: 0 E: 0 K: 0 S: 5	H: 0 LOB: 0 BB: 0 P: 8	R: 0 E: 0 K: 1 S: 12	H: 0 LOB: 2 BB: 2 P: 23		R: 0 E: 0 K: 1 S: 7	H: 0 LOB: 0 BB: 0 P: 11	1B: 8 2B: 2 3B: 1 HR: 2	SF: 3 SAC: 0 DP: 0 HBP: 0	WP: 0 PB: 0 SB: 2 CS: 0
PITCHER	IP WLS BF H R ER SO BB IBB HBP BLK WP HR S P ERA WHIP																					
Ted Power, R (1, 1) ERA: 6.3	1.1 L 12 5 3 2 1 1 0 0 0 0 0 1 24 42 47.25 5.250																					
Rick Anderson, R (2, 1) ERA: 4.59	4.1 22 8 3 2 1 1 0 0 0 0 0 1 50 80 4.15 2.077																					
Israel Sanchez, L (6, 1) ERA: 2.7	2.1 9 0 0 0 2 2 0 0 0 0 0 0 20 35 0.00 0.857																					

Batter	1	2	3	4	5	6	7	8	9	AB	R	H	RBI	BB	SO	LOB	TOP					
Willie Wilson, S OBP: 0.291, SLG: 0.350 (1, 8)	0-0 6-3		3-1 F7		2-0 4-3			0-0 4-3		4	0	0	0	0	0	1						
Kurt Stillwell, S OBP: 0.327, SLG: 0.421 (1, 6)	2-1 L7			1-1 4-3		1-0 F8		0-3 K		4	0	0	0	0	1	0						
Kevin Seitzer, R OBP: 0.390, SLG: 0.432 (1, 5)	2-3 K			1-1 4-3		0-1 FC6-4 1B		0-0 1-3		4	0	1	0	0	1	0						
George Brett, L OBP: 0.408, SLG: 0.541 (1, 3)		0-1 1B		0-2 1B		0-1 F8		1-2 4-3		4	0	2	0	0	0	1						
Danny Tartabull, R OBP: 0.378, SLG: 0.514 (1, 9)	0-0 F8			4-2 1B		0-0 FC6-4		1-3 K		3	0	0	0	1	1	2						
Frank White, R OBP: 0.296, SLG: 0.379 (1, 4)	1-1 F9			1-0 G5			2-2 4-3	0-1 6-3		4	0	0	0	0	0	3						
Bo Jackson, R OBP: 0.299, SLG: 0.468 (1, 7)	1-3 K				0-0 6-3		1-3 K			3	0	0	0	0	2	1						
Bill Buckner, L OBP: 0.271, SLG: 0.323 (1, 10)			0-1 F8		1-3 K		1-0 F6			3	0	0	0	0	1	0						
Mike Macfarlane, R OBP: 0.339, SLG: 0.405 (1, 2)			1-1 F8					1-1 HR		3	1	2	1	0	0	0						
Inning Stats	R: 0 E: 0 K: 1 S: 6	H: 0 LOB: 0 BB: 0 P: 10	R: 0 E: 0 K: 1 S: 8	H: 1 LOB: 1 BB: 0 P: 10	R: 0 E: 0 K: 0 S: 6	H: 0 LOB: 0 BB: 0 P: 10	R: 0 E: 0 K: 0 S: 10	H: 1 LOB: 2 BB: 1 P: 17	R: 0 E: 0 K: 1 S: 6	H: 1 LOB: 1 BB: 0 P: 9	R: 0 E: 0 K: 0 S: 6	H: 1 LOB: 1 BB: 0 P: 7	R: 0 E: 0 K: 1 S: 9	H: 0 LOB: 0 BB: 0 P: 13	R: 1 E: 0 K: 1 S: 8	H: 1 LOB: 0 BB: 0 P: 9	R: 0 E: 0 K: 1 S: 9	H: 0 LOB: 0 BB: 0 P: 11	1B: 3 2B: 1 3B: 0 HR: 1	SF: 0 SAC: 0 DP: 0 HBP: 0	WP: 0 PB: 0 SB: 0 CS: 0	PA: 33
PITCHER	IP	WLS	BF	H	R	ER	SO	BB	IBB	HBP	BLK	WP	HR	S	P	ERA	WHIP					
Bill Wegman, R ERA: 3.1 (1, 1)	8.0	W	30	5	1	1	5	1	0	0	0	0	1	59	85	1.12	0.750					
Dan Plesac, L ERA: 1.96 (9, 1)	1.0	S	3	0	0	0	1	0	0	0	0	0	0	9	11	0.00	0.000					

Kansas City Royals @ Milwaukee Brewers
 Milwaukee County Stadium, Milwaukee, WI
 Tue Jul 19 1988, 8:05 PM EDT
 Att: 20,862 - Unknown - 70 F

AB	32
R	1
H	5
RBI	1
BB	1
SO	6
LOB	8



Batter	1	2	3	4	5	6	7	8	9	AB	R	H	RBI	BB	SO	LOB	BOTTOM					
Paul Molitor, R OBP: 0.390, SLG: 0.445 (1, 10)	1-1 6-3 3B		1-3 K		1-0 4-3			0-0 4-3		4	1	1	0	0	1	0						
Jim Gantner, L OBP: 0.333, SLG: 0.345 (1, 4)	4-1 6-3 1B BB		2-2 4-3		0-0 1B		0-1 4-3			3	1	1	0	1	0	0						
Jeffrey Leonard, R OBP: 0.279, SLG: 0.350 (1, 7)	3-2 6-3 1-2 3-H		0-0 5-3		1 SAFE 3-3 K		2-2 1B			4	0	1	1	0	1	2						
Robin Yount, R OBP: 0.381, SLG: 0.492 (1, 8)	0-0 2-H 1B			2-2 G3		1-0 6-3		0-1 1B		4	0	2	1	0	0	0						
Billy Jo Roidoux, L OBP: 0.318, SLG: 0.325 (1, 3)	1 SAFE 1-1 F8			2-2 3-1		2-2 4-3		1-1 F8		4	0	0	0	0	0	3						
Dale Sveum, S OBP: 0.270, SLG: 0.370 (1, 6)	2-3 K			1-1 E6		2-1 L7				3	0	0	0	0	1	1						
B.J. Surhoff, L OBP: 0.285, SLG: 0.304 (1, 5)		0-1 4-3		1-1 G6			1-1 6-3			3	0	0	0	0	0	1						
Darryl Hamilton, L OBP: 0.316, SLG: 0.348 (1, 9)		1-3 K			0-0 HR		1-0 F7			3	1	1	1	0	1	0						
Charlie O'Brien, R OBP: 0.235, SLG: 0.271 (1, 2)		2-2 F8			0-2 6-3		2-1 6-3			3	0	0	0	0	0	0						
Inning Stats	R: 2 E: 0 K: 1 S: 12	H: 2 LOB: 1 BB: 1 P: 23	R: 0 E: 0 K: 1 S: 9	H: 0 LOB: 0 BB: 0 P: 12	R: 0 E: 0 K: 1 S: 7	H: 0 LOB: 0 BB: 0 P: 10	R: 0 E: 1 K: 0 S: 10	H: 0 LOB: 1 BB: 0 P: 16	R: 1 E: 0 K: 1 S: 9	H: 2 LOB: 1 BB: 0 P: 13	R: 0 E: 0 K: 0 S: 6	H: 0 LOB: 0 BB: 0 P: 11	R: 0 E: 0 K: 0 S: 5	H: 0 LOB: 0 BB: 0 P: 9	R: 0 E: 0 K: 0 S: 10	H: 2 LOB: 2 BB: 0 P: 13	1B: 4 2B: 0 3B: 1 HR: 1	SF: 0 SAC: 0 DP: 0 HBP: 0	WP: 0 PB: 0 SB: 0 CS: 0	PA: 32		
PITCHER	IP	WLS	BF	H	R	ER	SO	BB	IBB	HBP	BLK	WP	HR	S	P	ERA	WHIP					
Bret Saberhagen, R ERA: 3.88 (1, 1)	8.0	L	32	6	3	3	4	1	0	0	0	0	1	68	107	3.38	0.875					

Kansas City Royals @ Milwaukee Brewers
 Milwaukee County Stadium, Milwaukee, WI
 Tue Jul 19 1988, 8:05 PM EDT
 Att: 20,862 - Unknown - 70 F

AB	31
R	3
H	6
RBI	3
BB	1
SO	4
LOB	7



Batter	1	2	3	4	5	6	7	8	9	10	11	12	13	AB	R	H	RBI	BB	SO	LOB	TOP			
Willie Wilson, S OBP: 0.299, SLG: 0.347 (1, 8)	F8		F7			F6			F8		1-3		BB 2B 1B	6	1	1	1	0	0	0				
Bili Pecota, R OBP: 0.199, SLG: 0.228 (1, 6)	K		K			6-3			F9		K		F4	3	0	0	0	0	2	0				
Pat Tabler, R OBP: 0.330, SLG: 0.330 (9, PH)	K		K			6-3			F9		K		F4	1	0	0	0	0	0	0				
Kurt Stillwell, S OBP: 0.325, SLG: 0.418 (9, 6)	K		K			6-3			F9		K		F4	2	0	0	0	0	1	2				
Kevin Seitzer, R OBP: 0.389, SLG: 0.432 (1, 5)	2B			K					4-3		P3		BB 2B	5	1	1	0	1	2	1				
George Brett, L OBP: 0.407, SLG: 0.541 (1, 3)	K			F7					4-3				BB 2B	6	0	2	3	0	3	1				
Danny Tartabull, R OBP: 0.375, SLG: 0.505 (1, 9)				K					G6-4-3 1B				BB 2B	5	0	0	0	1	2	3				
Frank White, R OBP: 0.294, SLG: 0.376 (13, 4)				K					L7					5	0	1	0	0	1	1				
Bo Jackson, R OBP: 0.301, SLG: 0.464 (1, 7)				K										4	1	1	0	1	3	1				
Mike Macfarlane, R OBP: 0.336, SLG: 0.400 (1, 2)				6-3					F9				K	5	0	1	0	0	1	4				
Brad Wellman, R OBP: 0.281, SLG: 0.259 (1, 4)									5-3				BB 1B 2B	4	0	0	0	0	1	1				
Bill Buckner, L OBP: 0.275, SLG: 0.320 (13, PH)														1	0	1	0	0	0	0				
Nick Capra, R OBP: 0.273, SLG: 0.111 (13, PR)				L4										0	1	0	0	0	0	0				
Jeff Montgomery, R OBP: 0.273, SLG: 0.111 (13, 1)														0	0	0	0	0	0	0				
Inning Stats	R: 0 E: 0 K: 2 S: 10	H: 1 LOB: 1 BB: 0 P: 16	R: 0 E: 0 K: 1 S: 10	H: 0 LOB: 1 BB: 1 P: 15	R: 0 E: 0 K: 1 S: 8	H: 0 LOB: 0 BB: 0 P: 11	R: 0 E: 0 K: 2 S: 7	H: 0 LOB: 0 BB: 0 P: 9	R: 0 E: 0 K: 2 S: 12	H: 1 LOB: 1 BB: 0 P: 19	R: 0 E: 0 K: 1 S: 10	H: 0 LOB: 0 BB: 0 P: 12	R: 0 E: 0 K: 0 S: 4	H: 1 LOB: 2 BB: 1 P: 23	R: 0 E: 0 K: 2 S: 11	H: 0 LOB: 1 BB: 0 P: 13	R: 0 E: 0 K: 1 S: 5	H: 0 LOB: 0 BB: 0 P: 7	R: 4 E: 0 K: 1 S: 17	H: 4 LOB: 2 BB: 1 P: 28	1B: 6 2B: 2 3B: 0 HR: 0	SF: 0 SAC: 0 DP: 1 HBP: 0	W/P: 1 PB: 0 SB: 0 CS: 0	PA: 50
PITCHER	IP	WLS	BF	H	R	ER	SO	BB	IBB	HBP	BLK	WP	HR	S	P	ERA	WHIP							
Teddy Higuera, L ERA: 2.39 (1, 1)	9.0		30	3	0	0	10	1	0	0	0	0	0	74	106	0.00	0.444							
Chuck Crim, R ERA: 2.3 (10, 1)	3.0		12	1	0	0	5	1	0	0	0	1	0	30	43	0.00	0.667							
Tom Filer, R ERA: 3.59 (13, 1)	0.1	L	3	2	2	2	0	0	0	0	0	0	0	7	9	54.00	6.000							
Dan Plesac, L ERA: 2.36 (13, 1)	0.2		5	2	2	2	0	1	0	0	0	0	0	10	19	27.00	4.500							

Kansas City Royals @ Milwaukee Brewers
Milwaukee County Stadium, Milwaukee, WI
Wed Jul 20 1988, 4:33 AM EDT
Att. 35,625 - Sunny

AB 47
R 4
H 8
RBI 4
BB 3
SO 16
LOB 14



Batter	1	2	3	4	5	6	7	8	9	10	11	12	13	AB	R	H	RBI	BB	SO	LOB	BOTTOM					
Paul Molitor, R OBP: 0.390, SLG: 0.444 (1, 10)	G6-4-3 1B		S			F2			F4		F7			5	0	2	0	0	0	1						
Jim Gantner, L OBP: 0.326, SLG: 0.340 (1, 4)	G6-4-3		4-3			6-3			FC4-6		K			5	0	0	0	0	1	3						
Jeffrey Leonard, R OBP: 0.277, SLG: 0.345 (1, 7)				5-3		5-3			4-3		1-3			4	0	0	0	1	0	0						
Robin Yount, R OBP: 0.376, SLG: 0.485 (1, 8)				6-3					6-3					5	0	0	0	0	3	1						
Dale Sveum, S OBP: 0.269, SLG: 0.371 (1, 6)				4-3					F8		2B		4-3	5	0	1	0	0	1	0						
Joey Meyer, R OBP: 0.284, SLG: 0.406 (1, 3)				4-3					4-3				F6	3	0	1	0	0	0	0						
Billy Jo Robinson, L OBP: 0.311, SLG: 0.317 (7, PR)									2B				F6	2	0	0	0	0	0	1						
Bill Schroeder, R OBP: 0.202, SLG: 0.250 (1, 2)				G3					K					3	0	0	0	0	2	1						
B.J. Surhoff, L OBP: 0.263, SLG: 0.302 (10, PH)									K				4-3	2	0	0	0	0	0	0						
Darryl Hamilton, L OBP: 0.300, SLG: 0.320 (1, 9)				G3					G3				G3	4	0	0	0	1	0	0						
Juan Castillo, S OBP: 0.283, SLG: 0.259 (1, 5)				5-3					F8		FC4-6 1B		6-3	5	0	1	0	0	0	1						
Inning Stats	R: 0 E: 0 K: 1 S: 8	H: 1 LOB: 1 BB: 1 P: 16	R: 0 E: 0 K: 0 S: 5	H: 0 LOB: 0 BB: 0 P: 7	R: 0 E: 0 K: 1 S: 9	H: 0 LOB: 0 BB: 0 P: 13	R: 0 E: 0 K: 1 S: 4	H: 0 LOB: 0 BB: 0 P: 6	R: 0 E: 0 K: 0 S: 9	H: 1 LOB: 1 BB: 0 P: 15	R: 0 E: 0 K: 1 S: 10	H: 1 LOB: 1 BB: 0 P: 13	R: 0 E: 0 K: 1 S: 12	H: 0 LOB: 0 BB: 0 P: 15	R: 0 E: 0 K: 0 S: 5	H: 0 LOB: 0 BB: 0 P: 8	R: 0 E: 0 K: 1 S: 9	H: 0 LOB: 0 BB: 0 P: 11	R: 0 E: 0 K: 1 S: 6	H: 0 LOB: 0 BB: 0 P: 10	R: 0 E: 0 K: 0 S: 4	H: 0 LOB: 0 BB: 0 P: 7	1B: 3 2B: 2 3B: 0 HR: 0	SF: 0 SAC: 0 DP: 1 HBP: 0	W/P: 0 PB: 0 SB: 1 CS: 0	PA: 45
PITCHER	IP	WLS	BF	H	R	ER	SO	BB	IBB	HBP	BLK	WP	HR	S	P	ERA	WHIP									
Charlie Leibrandt, L ERA: 3.76 (1, 1)	8.0		29	4	0	0	4	2	0	0	0	1	0	63	101	0.00	0.750									
Jeff Montgomery, R ERA: 3.0 (9, 1)	5.0	W	16	1	0	0	3	0	0	0	0	0	0	36	51	0.00	0.200									
Jeff Montgomery, R ERA: 3.0 (13, 1)	5.0	W	16	1	0	0	3	0	0	0	0	0	0	36	51	0.00	0.200									

Kansas City Royals @ Milwaukee Brewers
Milwaukee County Stadium, Milwaukee, WI
Wed Jul 20 1988, 4:33 AM EDT
Att. 35,625 - Sunny

AB 43
R 0
H 5
RBI 0
BB 2
SO 7
LOB 8




Batter	1	2	3	4	5	6	7	8	9	AB R H RBI BB SO LOB	TOP												
Rickey Henderson, R OBP: 0.394, SLG: 0.430	2-0 HR		4-0 BB		3-2 5-3		2-2 1B		1-1 HBP	3 1 2 1 1 0 0	<p>New York Yankees @ Kansas City Royals Royals Stadium, Kansas City, MO Thu Jul 21 1988, 8:05 PM EDT Att: 41,040 - Unknown - 85 F</p>												
Willie Randolph, R OBP: 0.322, SLG: 0.297	2-2 6-3		3-1 L4		2-0 E6 WP HR		0-0 F8		3-3 K	5 1 0 0 0 1 3													
Don Mattingly, L OBP: 0.377, SLG: 0.489	2-1 G3			0-0 1B	1-1 HR			2-2 F9		4 2 2 2 0 0 0													
Jack Clark, R OBP: 0.394, SLG: 0.463	1-0 5-3			1-0 F8	3-2 F7			3-2 F8 E 2B		4 1 1 0 0 0 1													
Dave Winfield, R OBP: 0.428, SLG: 0.564		3-2 6-3		1-1 F8 2H 1B		3-3 K		0-0 F8		4 0 1 1 0 1 1													
Claudell Washington, L OBP: 0.349, SLG: 0.440		1-1 G3		0-0 1B		1-3 K		2-1 E5		4 0 1 0 0 1 0													
Mike Pagliarulo, L OBP: 0.286, SLG: 0.371		1-1 4-1		1-1 F8		1-1 4-1		0-1 F8		4 0 0 0 0 0 3													
Joel Skinner, R OBP: 0.251, SLG: 0.331			2-2 5-3	0-1 G3			1-3 K		3-1 F8	4 0 0 0 0 1 2													
Rafael Santana, R OBP: 0.296, SLG: 0.311			2-0 5-3		2-3 K		2-2 6-3		1-0 F7	4 0 0 0 0 1 0													
Inning Stats	R: 1 E: 0 K: 0 S: 7	H: 1 LOB: 0 BB: 0 P: 14	R: 0 E: 0 K: 0 S: 8	H: 0 LOB: 0 BB: 0 P: 13	R: 0 E: 0 K: 0 S: 7	H: 0 LOB: 1 BB: 1 P: 17	R: 1 E: 0 K: 0 S: 9	H: 3 LOB: 2 BB: 0 P: 12	R: 2 E: 1 K: 1 S: 13	H: 1 LOB: 0 BB: 0 P: 24	R: 0 E: 0 K: 2 S: 10	H: 0 LOB: 0 BB: 0 P: 15	R: 0 E: 0 K: 1 S: 11	H: 1 LOB: 1 BB: 0 P: 16	R: 1 E: 1 K: 0 S: 13	H: 1 LOB: 1 BB: 0 P: 20	R: 0 E: 0 K: 1 S: 7	H: 0 LOB: 1 BB: 0 P: 15	1B: 3 2B: 2 3B: 0 HR: 2	SF: 0 SAC: 0 DP: 0 HBP: 1	WP: 1 PB: 0 SB: 2 CS: 0	PA: 38	
PITCHER	IP WLS BF H R ER SO BB IBB HBP BLK WP HR S P ERA WHIP											PITCHER	IP WLS BF H R ER SO BB IBB HBP BLK WP HR S P ERA WHIP										
Mark Gubicza, R ERA: 2.65	(1, 1) 8.0 34 7 5 2 4 1 0 0 0 1 2 78 131 2.25 1.000																						
Steve Farr, R ERA: 2.19	(9, 1) 1.0 W 4 0 0 0 1 0 0 1 0 0 0 7 15 0.00 0.000																						

Batter	1	2	3	4	5	6	7	8	9	AB R H RBI BB SO LOB	BOTTOM												
Willie Wilson, S OBP: 0.293, SLG: 0.348	1-0 FC5-4 1B		3-2 FC4-6 1B			1-2 G3		1-1 F8	4-0 1B BB	4 0 2 0 1 0 0	<p>New York Yankees @ Kansas City Royals Royals Stadium, Kansas City, MO Thu Jul 21 1988, 8:05 PM EDT Att: 41,040 - Unknown - 85 F</p>												
Kurt Stillwell, S OBP: 0.326, SLG: 0.427	0-1 FC5-4 4-3 1-2F		3-2 FC4-6 1-2F			1-0 F7		0-0 HR	1-1 1B	5 1 2 2 0 0 2													
Kevin Seitzer, R OBP: 0.388, SLG: 0.433	0-0 4-3 1-2			0-1 4-3		2-2 WP HR 2B		1-3 K		4 1 1 0 0 1 1													
George Brett, L OBP: 0.405, SLG: 0.546	1-1 F9			2-2 P8		3-2 HR		2-2 4-3		4 1 1 2 0 0 1													
Danny Tartabull, R OBP: 0.373, SLG: 0.505		0-2 5-3		1-1 F9		2-0 2B			3-3 K	4 0 1 0 0 1 0													
Frank White, R OBP: 0.297, SLG: 0.381		0-0 6-3			1-0 2B	1-0 6-3			3-2 2B 1B	4 1 2 0 0 0 1													
Bo Jackson, R OBP: 0.296, SLG: 0.456		2-1 P4			3-3 K		3-2 5-3		1-2 P4	4 0 0 0 0 1 2													
Bill Buckner, L OBP: 0.274, SLG: 0.330			1-1 G3		1-1 1-3		0-0 3-1		0-0 E 2B	4 0 1 1 0 0 1													
Nick Capra, R OBP: 0.273, SLG: 0.111									1-1 E 2B	0 1 0 0 0 0 0													
Mike Macfarlane, R OBP: 0.332, SLG: 0.394			0-0 6-3		2-2 5-3		1-3 K		0-1 E8 1B	3 0 0 0 0 1 1													
Pat Tabler, R OBP: 0.329, SLG: 0.328									2-H	1 1 0 0 0 0 0													
Inning Stats	R: 0 E: 0 K: 0 S: 6	H: 1 LOB: 0 BB: 0 P: 8	R: 0 E: 0 K: 0 S: 6	H: 0 LOB: 0 BB: 0 P: 8	R: 0 E: 0 K: 0 S: 11	H: 1 LOB: 1 BB: 0 P: 17	R: 0 E: 0 K: 0 S: 7	H: 0 LOB: 0 BB: 0 P: 10	R: 0 E: 0 K: 1 S: 9	H: 1 LOB: 1 BB: 0 P: 16	R: 2 E: 0 K: 0 S: 14	H: 3 LOB: 1 BB: 0 P: 24	R: 0 E: 0 K: 1 S: 7	H: 0 LOB: 0 BB: 0 P: 11	R: 1 E: 1 K: 1 S: 9	H: 1 LOB: 0 BB: 0 P: 13	R: 3 E: 1 K: 1 S: 20	H: 3 LOB: 3 BB: 1 P: 32	1B: 4 2B: 4 3B: 0 HR: 2	SF: 0 SAC: 0 DP: 0 HBP: 0	WP: 1 PB: 0 SB: 0 CS: 0	PA: 38	
PITCHER	IP WLS BF H R ER SO BB IBB HBP BLK WP HR S P ERA WHIP											PITCHER	IP WLS BF H R ER SO BB IBB HBP BLK WP HR S P ERA WHIP										
Rick Rhoden, R ERA: 4.28	(1, 1) 7.0 27 6 2 2 2 0 0 0 0 0 1 60 94 2.57 0.857																						
Tim Stoddard, R ERA: 5.98	(8, 1) 1.2 8 3 3 2 2 0 0 0 0 0 1 25 36 10.80 1.800																						
Cecilio Guante, R ERA: 2.48	(9, 1) 0.0 L 3 1 1 0 0 1 0 0 0 0 0 4 9 ∞ ∞																						

Batter	1	2	3	4	5	6	7	8	9	AB	R	H	RBI	BB	SO	LOB	TOP						
Rickey Henderson, R OBP: 0.400, SLG: 0.435										5	1	1	1	0	2	2	New York Yankees @ Kansas City Royals Royals Stadium, Kansas City, MO Sun Jul 24 1988, 4:33 AM EDT Att: 38,591 - Sunny - 91 F						
Don Mattingly, L OBP: 0.381, SLG: 0.489										5	2	3	0	0	0	1							
Dave Winfield, R OBP: 0.422, SLG: 0.572										5	2	1	1	0	1	1							
Ken Phelps, L OBP: 0.436, SLG: 0.546										5	1	1	0	1	0	3							
Jack Clark, R OBP: 0.399, SLG: 0.476										3	2	3	4	1	0	0							
Gary Ward, R OBP: 0.292, SLG: 0.270										1	0	0	0	0	0	0							
Mike Pagliarulo, L OBP: 0.286, SLG: 0.370										2	1	0	0	1	0	3							
Randy Velarde, R OBP: 0.242, SLG: 0.367										2	0	0	0	0	0	0							
Luis Aguayo, R OBP: 0.351, SLG: 0.378										5	1	2	1	0	2	1	AB 41 R 10 H 12 RBI 9 BB 3 SO 6 LOB 15						
Joel Skinner, R OBP: 0.260, SLG: 0.339										4	0	1	1	0	0	1							
Rafael Santana, R OBP: 0.292, SLG: 0.307										4	0	0	1	0	1	3							
Inning Stats	R: 7 E: 1 K: 0 S: 17	H: 5 LOB: 1 BB: 2 P: 31	R: 0 E: 0 K: 0 S: 6	H: 0 LOB: 1 BB: 1 P: 14	R: 0 E: 0 K: 2 S: 13	H: 1 LOB: 1 BB: 0 P: 18	R: 0 E: 0 K: 0 S: 10	H: 2 LOB: 2 BB: 0 P: 12	R: 0 E: 0 K: 0 S: 8	H: 0 LOB: 3 BB: 0 P: 12	R: 3 E: 0 K: 0 S: 10	H: 3 LOB: 0 BB: 0 P: 17	R: 0 E: 0 K: 1 S: 10	H: 0 LOB: 0 BB: 0 P: 14	R: 0 E: 0 K: 2 S: 12	H: 1 LOB: 0 BB: 0 P: 21		R: 0 E: 2 K: 1 S: 9	H: 0 LOB: 1 BB: 0 P: 12	1B: 8 2B: 3 3B: 0 HR: 1	SF: 0 SAC: 0 DP: 0 HBP: 0	WP: 1 PB: 1 CS: 0	PA: 44
PITCHER	IP WLS BF H R ER SO BB IBB HBP BLK WP HR S P ERA WHIP																						
Bret Saberhagen, R ERA: 3.98	(1, 1) 6.0 L 33 11 10 8 2 2 2 1 0 0 0 1 64 104 12.00 2.167																						
Jeff Montgomery, R ERA: 2.52	(7, 1) 3.0 11 1 0 0 4 0 0 0 0 0 1 0 31 47 0.00 0.333																						

Batter	1	2	3	4	5	6	7	8	9	AB	R	H	RBI	BB	SO	LOB	BOTTOM					
Willie Wilson, S OBP: 0.293, SLG: 0.347										4	2	2	1	1	0	1	New York Yankees @ Kansas City Royals Royals Stadium, Kansas City, MO Sun Jul 24 1988, 4:33 AM EDT Att: 38,591 - Sunny - 91 F					
Bill Pecota, R OBP: 0.176, SLG: 0.246										5	1	1	1	0	1	5						
Kevin Seitzer, R OBP: 0.389, SLG: 0.436										4	1	1	1	1	1	3						
George Brett, L OBP: 0.407, SLG: 0.559										2	1	1	0	0	0	0						
Bill Buckner, L OBP: 0.293, SLG: 0.343										3	1	3	2	0	0	0						
Danny Tartabull, R OBP: 0.373, SLG: 0.513										4	0	2	2	1	0	2						
Frank White, R OBP: 0.300, SLG: 0.380										4	0	1	0	1	1	4						
Bo Jackson, R OBP: 0.305, SLG: 0.474										4	1	2	1	0	0	2						
Pat Tabler, R OBP: 0.329, SLG: 0.332										5	1	2	0	0	0	3						
Larry Owen, R OBP: 0.143, SLG: 0.143										4	0	1	0	0	0	5						
Inning Stats	R: 0 E: 0 K: 0 S: 6	H: 0 LOB: 0 BB: 0 P: 12	R: 1 E: 1 K: 0 S: 10	H: 1 LOB: 2 BB: 1 P: 17	R: 2 E: 0 K: 0 S: 13	H: 4 LOB: 1 BB: 1 P: 19	R: 5 E: 0 K: 1 S: 20	H: 5 LOB: 1 BB: 1 P: 36	R: 0 E: 0 K: 1 S: 11	H: 2 LOB: 3 BB: 1 P: 22	R: 0 E: 0 K: 1 S: 8	H: 1 LOB: 1 BB: 0 P: 11	R: 0 E: 0 K: 0 S: 4	H: 1 LOB: 0 BB: 0 P: 7	R: 0 E: 0 K: 0 S: 9	H: 1 LOB: 1 BB: 0 P: 13	R: 0 E: 0 K: 0 S: 9	H: 1 LOB: 1 BB: 0 P: 15	1B: 10 2B: 5 3B: 2 HR: 0	SF: 1 SAC: 1 DP: 2 HBP: 0	WP: 0 PB: 0 CS: 0	PA: 45
PITCHER	IP WLS BF H R ER SO BB IBB HBP BLK WP HR S P ERA WHIP																					
Richard Dotson, R ERA: 4.54	(1, 1) 3.2 W 18 6 1 1 2 0 1 0 0 0 0 0 37 62 2.25 1.500																					
Neil Allen, R ERA: 3.22	(4, 1) 4.0 W 18 6 1 1 2 0 1 0 0 0 0 0 37 62 2.25 1.500																					
Dave Righetti, L ERA: 3.69	(8, 1) 1.1 S 6 2 0 0 0 0 0 0 0 0 0 0 13 21 0.00 1.500																					



Batter	1	2	3	4	5	6	7	8	9	10	AB	R	H	RBI	BB	SO	LOB	TOP								
Willie Wilson, S OBP: 0.292, SLG: 0.346 (1, 8)											4	1	1	0	0	1	0	Kansas City Royals @ Detroit Tigers Tiger Stadium, Detroit, MI Tue Jul 26 1988, 7:05 PM EDT Att: 27,255 - Unknown - 82 F								
Kurt Stillwell, S OBP: 0.325, SLG: 0.426 (1, 6)											4	0	1	1	0	0	0									
Kevin Seltzer, R OBP: 0.390, SLG: 0.437 (1, 5)											4	0	2	0	0	0	0									
George Brett, L OBP: 0.405, SLG: 0.555 (1, 10)											3	0	0	0	1	2	2									
Danny Tartabull, R OBP: 0.282, SLG: 0.506 (1, 9)											4	0	0	0	0	2	4									
Frank White, R OBP: 0.297, SLG: 0.375 (1, 4)												4	0	0	0	1	2									
Bo Jackson, R OBP: 0.300, SLG: 0.467 (1, 7)												4	0	0	0	3	0									
Bill Buckner, L OBP: 0.282, SLG: 0.342 (1, 3)												4	0	1	0	0	0									
Bill Pecota, R OBP: 0.179, SLG: 0.246 (10, PR)												0	0	0	0	0	0									
Larry Owen, R OBP: 0.100, SLG: 0.100 (1, 2)												3	0	0	0	0	1									
Pat Tabler, R OBP: 0.328, SLG: 0.331 (10, PH)											1	0	0	0	0	0	1									
Jamie Quirk, L OBP: 0.274, SLG: 0.327 (10, 2)											0	0	0	0	0	0	0									
Inning Stats	R: 1 E: 0 K: 1 S: 10	H: 1 LOB: 0 BB: 0 P: 17	R: 0 E: 0 K: 2 S: 10	H: 0 LOB: 0 BB: 0 P: 16	R: 0 E: 0 K: 1 S: 6	H: 0 LOB: 0 BB: 7 P: 7	R: 0 E: 0 K: 1 S: 11	H: 1 LOB: 2 BB: 1 P: 17	R: 0 E: 0 K: 1 S: 6	H: 0 LOB: 0 BB: 0 P: 8	R: 0 E: 0 K: 0 S: 8	H: 0 LOB: 0 BB: 0 P: 13	R: 0 E: 0 K: 1 S: 8	H: 0 LOB: 0 BB: 0 P: 14	R: 0 E: 0 K: 2 S: 12	H: 0 LOB: 0 BB: 0 P: 16	R: 0 E: 0 K: 1 S: 16	H: 2 LOB: 2 BB: 0 P: 19	R: 0 E: 0 K: 0 S: 7	H: 1 LOB: 1 BB: 0 P: 10	1B: 5 2B: 0 3B: 0 HR: 0	SF: 0 SAC: 0 DP: 0 HBP: 0	WP: 1 PB: 0 SB: 1 CS: 0	PA: 36		
PITCHER	IP 9.0	WLS 32	BF 4	H 1	R 1	ER 1	SO 10	BB 1	IBB 0	HBP 0	BLK 0	WP 1	HR 0	S 87	P 127	ERA 1.00	WHIP 0.556									
Jack Morris, R ERA: 5.04 (1, 1)	1.0	W	4	1	0	0	0	0	0	0	0	0	0	7	10	0.00	1.000									
Mike Henneman, R ERA: 2.28 (10, 1)																										

AB	35
R	1
H	5
RBI	1
BB	1
SO	10
LOB	9



Batter	1	2	3	4	5	6	7	8	9	10	AB	R	H	RBI	BB	SO	LOB	BOTTOM								
Gary Pettis, S OBP: 0.300, SLG: 0.289 (1, 8)												4	0	0	0	1	2	Kansas City Royals @ Detroit Tigers Tiger Stadium, Detroit, MI Tue Jul 26 1988, 7:05 PM EDT Att: 27,255 - Unknown - 82 F								
Dave Bergman, L OBP: 0.454, SLG: 0.479 (10, PH)												4	0	1	1	1	0									
Lou Whitaker, L OBP: 0.376, SLG: 0.412 (1, 4)												4	0	1	0	0	1									
Luis Salazar, R OBP: 0.323, SLG: 0.439 (1, 7)												4	0	0	0	1	2									
Alan Trammell, R OBP: 0.379, SLG: 0.485 (1, 6)											4	0	0	0	0	1	2									
Chet Lemon, R OBP: 0.348, SLG: 0.444 (1, 9)												3	1	1	1	1	0									
Larry Hemdon, R OBP: 0.326, SLG: 0.361 (1, 10)											4	0	0	0	0	3	1									
Ray Knight, R OBP: 0.296, SLG: 0.326 (1, 3)											4	0	1	0	0	0	1									
Tom Brookens, R OBP: 0.343, SLG: 0.379 (1, 5)												2	0	1	0	1	1									
Pat Sheridan, L OBP: 0.357, SLG: 0.497 (10, PH)											0	1	0	0	1	0	0									
Mike Heath, R OBP: 0.336, SLG: 0.419 (1, 2)											2	0	0	0	1	0	2									
Inning Stats	R: 0 E: 0 K: 2 S: 9	H: 0 LOB: 1 BB: 1 P: 18	R: 0 E: 1 K: 2 S: 11	H: 0 LOB: 1 BB: 1 P: 23	R: 0 E: 0 K: 0 S: 6	H: 0 LOB: 0 BB: 11 P: 11	R: 0 E: 0 K: 0 S: 8	H: 1 LOB: 0 BB: 0 P: 12	R: 0 E: 0 K: 0 S: 6	H: 0 LOB: 2 BB: 2 P: 16	R: 0 E: 0 K: 1 S: 7	H: 0 LOB: 2 BB: 0 P: 12	R: 0 E: 0 K: 0 S: 5	H: 2 LOB: 2 BB: 0 P: 18	R: 0 E: 0 K: 0 S: 5	H: 0 LOB: 0 BB: 0 P: 9	R: 1 E: 0 K: 1 S: 10	H: 1 LOB: 0 BB: 0 P: 15	R: 1 E: 0 K: 0 S: 4	H: 1 LOB: 2 BB: 2 P: 14	1B: 3 2B: 1 3B: 0 HR: 1	SF: 0 SAC: 1 DP: 1 HBP: 0	WP: 0 PB: 0 SB: 0 CS: 0	PA: 38		
PITCHER	IP 9.0	WLS 34	BF 4	H 1	R 1	ER 1	SO 7	BB 4	IBB 0	HBP 0	BLK 0	WP 4	HR 0	S 73	P 134	ERA 1.00	WHIP 0.889									
Charlie Leibrandt, L ERA: 3.59 (1, 1)	0.1	L	4	1	1	1	0	1	1	0	1	0	0	0	0	0	0									
Jeff Montgomery, R ERA: 2.75 (10, 1)																										

AB	31
R	2
H	5
RBI	2
BB	6
SO	7
LOB	10



Batter	1	2	3	4	5	6	7	8	9	AB	R	H	RBI	BB	SO	LOB	TOP										
Willie Wilson, S (1, 8) OBP: 0.290, SLG: 0.343	P6		G6-3		FC4-6		L7			4	0	0	0	0	0	1	Kansas City Royals @ Detroit Tigers Tiger Stadium, Detroit, MI Wed Jul 27 1988, 7:05 PM EDT Att: 26,288 - Unknown - 85 F										
Kurt Stillwell, S (1, 6) OBP: 0.327, SLG: 0.427	3B 1B		1B		G6-3			P6		4	1	2	0	0	0	1											
Kevin Seitzer, R (1, 5) OBP: 0.389, SLG: 0.435	P3		G4-3			2B 1B		L1		4	0	1	0	0	0	2											
George Brett, L (1, 10) OBP: 0.408, SLG: 0.565	1-H 3B			F9		2B 1B		3-2 1B		4	0	3	1	0	0	0											
Danny Tartabull, R (1, 9) OBP: 0.365, SLG: 0.500	G5-3			G6-3		K		K		4	0	0	0	0	2	4											
Frank White, R (1, 4) OBP: 0.299, SLG: 0.377		0-1 CS 1B		1B		L7		G5-3		4	0	2	0	0	0	2											
Bo Jackson, R (1, 7) OBP: 0.296, SLG: 0.459		3-3 K		G5-3		G5-3		K		4	0	0	0	0	2	4											
Bill Buckner, L (1, 3) OBP: 0.277, SLG: 0.335		0-1 F8			F7		F8	G4-3		4	0	0	0	0	0	0											
Larry Owen, R (1, 2) OBP: 0.167, SLG: 0.167					F7					2	0	1	0	0	0	0											
Jamie Quirk, L (7, PH) OBP: 0.272, SLG: 0.324						FC4-6 1B		K		1	0	0	0	0	1	0											
Inning Stats	R: 1 E: 0 K: 0 S: 8	H: 2 LOB: 1 BB: 0 P: 13	R: 0 E: 0 K: 1 S: 7	H: 1 LOB: 0 BB: 0 P: 10	R: 0 E: 0 K: 0 S: 9	H: 1 LOB: 1 BB: 0 P: 13	R: 0 E: 0 K: 0 S: 7	H: 1 LOB: 1 BB: 0 P: 10	R: 0 E: 0 K: 1 S: 11	H: 2 LOB: 2 BB: 0 P: 16	R: 0 E: 0 K: 1 S: 10	H: 0 LOB: 0 BB: 0 P: 8	R: 0 E: 0 K: 1 S: 10	H: 1 LOB: 1 BB: 0 P: 13	R: 0 E: 0 K: 1 S: 6	H: 0 LOB: 0 BB: 0 P: 8	1B: 7 2B: 2 3B: 1 HR: 0	SF: 0 SAC: 0 DP: 1 HBP: 0	WP: 0 PB: 0 SB: 0 CS: 1	PA: 35							
PITCHER	IP	WLS	BF	H	R	ER	SO	BB	IBB	HBP	BLK	WP	HR	S	P	ERA	WHIP										
Doyle Alexander, R (1, 1) ERA: 3.58	7.2	W	31	9	1	1	3	0	0	0	0	0	0	64	97	1.17	1.174										
Mike Henneman, R (8, 1) ERA: 2.22	1.1	S	4	0	0	0	2	0	0	0	0	0	0	9	11	0.00	0.000										

Batter	1	2	3	4	5	6	7	8	9	AB	R	H	RBI	BB	SO	LOB	BOTTOM										
Gary Pettis, S (1, 8) OBP: 0.299, SLG: 0.287	CS BB		B1-3		FC4-6 1B		G1-3			3	1	0	0	1	0	1	Kansas City Royals @ Detroit Tigers Tiger Stadium, Detroit, MI Wed Jul 27 1988, 7:05 PM EDT Att: 26,288 - Unknown - 85 F										
Lou Whitaker, L (1, 4) OBP: 0.383, SLG: 0.426	1-2 HR		G3-4 BB		1B BLK BB		1B			2	2	2	1	2	0	0											
Pat Sheridan, L (1, 7) OBP: 0.355, SLG: 0.493	F7		G3-4-1		BLK 1B		F8			4	0	1	1	0	0	2											
Alan Trammell, R (1, 6) OBP: 0.377, SLG: 0.482	1B		F8		K		G6-3			4	0	1	0	0	1	2											
Dave Bergman, L (1, 10) OBP: 0.422, SLG: 0.464	G1-3			G6-3		G4-3		F7		4	0	0	0	0	0	1											
Chet Lemon, R (1, 9) OBP: 0.347, SLG: 0.441		G1-3		K		G5-3		1B		4	0	1	0	0	1	0											
Darrell Evans, L (1, 3) OBP: 0.328, SLG: 0.369		G1-3		F7		BB		F9		3	0	0	0	1	0	1											
Tom Brookens, R (1, 5) OBP: 0.343, SLG: 0.386					K		G1			3	0	1	0	0	1	1											
Matt Nokes, L (1, 2) OBP: 0.281, SLG: 0.392								F9		3	0	1	0	0	0	1											
Inning Stats	R: 1 E: 0 K: 0 S: 17	H: 2 LOB: 1 BB: 1 P: 27	R: 0 E: 0 K: 0 S: 11	H: 1 LOB: 0 BB: 0 P: 17	R: 0 E: 0 K: 1 S: 7	H: 0 LOB: 0 BB: 0 P: 10	R: 2 E: 0 K: 2 S: 14	H: 2 LOB: 1 BB: 1 P: 22	R: 0 E: 0 K: 0 S: 10	H: 0 LOB: 1 BB: 1 P: 17	R: 0 E: 0 K: 0 S: 9	H: 1 LOB: 1 BB: 0 P: 12	R: 0 E: 0 K: 0 S: 11	H: 1 LOB: 1 BB: 0 P: 18	1B: 5 2B: 0 3B: 1 HR: 1	SF: 0 SAC: 0 DP: 0 HBP: 0		WP: 0 PB: 0 SB: 0 CS: 1	PA: 34								
PITCHER	IP	WLS	BF	H	R	ER	SO	BB	IBB	HBP	BLK	WP	HR	S	P	ERA	WHIP										
Mark Gubicza, R (1, 1) ERA: 2.69	7.2	L	33	7	3	3	3	4	0	0	1	0	0	81	128	3.52	1.435										
Jerry Don Gleaton, L (8, 1) ERA: 2.75	0.1		1	0	0	0	0	0	0	0	0	0	0	3	6	0.00	0.000										

Batter	1	2	3	4	5	6	7	8	9	AB	R	H	RBI	BB	SO	LOB	TOP			
Willie Wilson, S (1, 8) OBP: 0.287, SLG: 0.339	1-2 L8		3-2 F7		0-0 F8			3-3 K		4	0	0	0	0	1	1	Kansas City Royals @ Detroit Tigers Tiger Stadium, Detroit, MI Thu Jul 28 1988, 7:05 PM EDT Att: 27,781 - Unknown - 95 F			
Kurt Stillwell, S (1, 6) OBP: 0.326, SLG: 0.424	4-0 G6-3 BB		1-2 FC3-6 FC6-4 1-2f		1-0 F8			2-1 G4-3		3	0	0	0	1	0	1				
Kevin Seitzer, R (1, 5) OBP: 0.385, SLG: 0.430	3-2 G6-3		0-2 FC6-4 1-2f			1-2 G6-3			0-1 G4-3	4	0	0	0	0	2					
George Brett, L (1, 10) OBP: 0.409, SLG: 0.562	4-0 IBB			4-0 WP G3-1 BB		1-0 F9			3-1 G4-3	2	1	0	0	2	0	0				
Frank White, R (1, 4) OBP: 0.299, SLG: 0.375	0-0 F7			2-1 G3-1 WP 1B		0-0 G5-3			1-0 F8	4	0	1	0	0	2					
Danny Tartabull, R (1, 9) OBP: 0.382, SLG: 0.495				2-3 K 1-2 2-3			0-1 F9			3	0	0	0	0	2	2				
Bill Buckner, L (1, 3) OBP: 0.274, SLG: 0.330		0-1 F8		2-2 G3-1			1-0 F9			3	0	0	1	0	0	1				
Bo Jackson, R (1, 7) OBP: 0.292, SLG: 0.454		0-0 G1-3		2-3 B1-3			2-2 G1-3			3	0	0	0	0	0	1				
Larry Owen, R (1, 2) OBP: 0.214, SLG: 0.154				2-1 G4-3						1	0	0	0	0	0	0				
Jamie Quirk, L (8, PH) OBP: 0.270, SLG: 0.320				FC3-6 HBP				0-0 G3-1		1	0	0	0	0	0	0				
Inning Stats	R: 0 E: 0 K: 0 S: 9	H: 0 LOB: 2 BB: 2 P: 21	R: 0 E: 0 K: 1 S: 6	H: 0 LOB: 0 BB: 0 P: 6	R: 0 E: 0 K: 0 S: 12	H: 0 LOB: 1 BB: 0 P: 18	R: 1 E: 0 K: 1 S: 12	H: 1 LOB: 1 BB: 1 P: 22	R: 0 E: 0 K: 0 S: 4	H: 0 LOB: 0 BB: 0 P: 7	R: 0 E: 0 K: 0 S: 6	H: 0 LOB: 0 BB: 0 P: 9	R: 0 E: 0 K: 1 S: 6	H: 0 LOB: 0 BB: 0 P: 11	R: 0 E: 0 K: 0 S: 5	H: 0 LOB: 0 BB: 0 P: 9	1B: 1 2B: 0 3B: 0 HR: 0	SF: 0 SAC: 0 DP: 0 HBP: 1	WP: 1 PB: 0 SB: 0 CS: 0	PA: 32
PITCHER Jeff Robinson, R (1, 1) ERA: 2.86	IP: 9.0 WLS: W BF: 32 H: 1 R: 1 ER: 1 SO: 3 BB: 2 IBB: 1 HBP: 1 BLK: 0 WP: 1 HR: 0 S: 65 P: 110 ERA: 1.00 WHIP: 0.333																			

Batter	1	2	3	4	5	6	7	8	9	AB	R	H	RBI	BB	SO	LOB	BOTTOM			
Gary Pettis, S (1, 8) OBP: 0.298, SLG: 0.286	2-2 G4-3	0-0 F8		0-1 1B 1-2 1B	1-2 FC6-4 1-2f		1-1 G5-3			5	0	1	0	0	0	5	Kansas City Royals @ Detroit Tigers Tiger Stadium, Detroit, MI Thu Jul 28 1988, 7:05 PM EDT Att: 27,781 - Unknown - 95 F			
Lou Whitaker, L (1, 4) OBP: 0.378, SLG: 0.419	0-2 G4-3		3-1 F8	1-0 P4		0-0 F8		3-3 K	5	0	0	0	0	1	2					
Jim Walewander, S (9, 4) OBP: 0.261, SLG: 0.284										0	0	0	0	0	0	0				
Pat Sheridan, L (1, 7) OBP: 0.352, SLG: 0.485	1-1 F8		2-2 F7	1-0 1B 1-3 2-H		0-2 L8		2-2 P6	5	0	1	1	0	0	0					
Alan Trammell, R (1, 6) OBP: 0.378, SLG: 0.479		2-0 1B SF9 1B	4-2 1B BB	1-0 L7		3-1 P6		2-1 F9	4	2	1	0	1	0	2					
Dave Bergman, L (1, 3) OBP: 0.427, SLG: 0.469		0-1 1B F9 BB	0-0 1B		2-1 F8		1-2 E5 1B			3	1	2	0	0	0	0				
Ray Knight, R (7, PH) OBP: 0.295, SLG: 0.324		1-3 1B 1B	1-3 1B							1	1	0	0	0	0	0				
Chet Lemon, R (1, 9) OBP: 0.346, SLG: 0.440		3-2 SF9	2-0 1B		0-0 G6-3		0-0 E5 1B			3	0	1	2	0	1					
Darrell Evans, L (1, 10) OBP: 0.330, SLG: 0.369		3-H 4-0 1B BB	4-0 G4-3		1-0 3B 1B		1-3 K			3	1	1	0	1	1	4				
Tom Brookens, R (1, 5) OBP: 0.348, SLG: 0.400		1-1 F9		1-0 1B 1B	0-0 1B 1B		1-2 1B 1B			4	2	3	2	0	2					
Matt Nokes, L (1, 2) OBP: 0.285, SLG: 0.394		0-0 1B 1-2 3-H		0-0 P5	0-0 FC6-4 1B		1-3 K			4	0	2	2	0	1	3				
Inning Stats	R: 2 E: 0 K: 0 S: 8	H: 3 LOB: 2 BB: 1 P: 20	R: 1 E: 0 K: 0 S: 11	H: 2 LOB: 1 BB: 1 P: 22	R: 1 E: 0 K: 0 S: 7	H: 3 LOB: 2 BB: 0 P: 11	R: 2 E: 0 K: 0 S: 9	H: 3 LOB: 1 BB: 0 P: 13	R: 0 E: 0 K: 0 S: 6	H: 0 LOB: 0 BB: 0 P: 9	R: 1 E: 2 K: 2 S: 15	H: 1 LOB: 2 BB: 0 P: 20	R: 0 E: 0 K: 1 S: 11	H: 0 LOB: 0 BB: 0 P: 18	R: 0 E: 0 K: 0 S: 6	H: 0 LOB: 0 BB: 0 P: 9	1B: 11 2B: 0 3B: 1 HR: 0	SF: 1 SAC: 0 DP: 0 HBP: 0	WP: 0 PB: 0 SB: 0 CS: 0	PA: 40
PITCHER Rick Anderson, R (1, 1) ERA: 4.24	IP: 3.2 WLS: L BF: 21 H: 4 R: 4 ER: 4 SO: 4 BB: 2 IBB: 0 HBP: 0 BLK: 0 WP: 0 HR: 0 S: 35 P: 62 ERA: 9.82 WHIP: 2.727																			
Ted Power, R (4, 1) ERA: 6.72	IP: 2.1 WLS: 10 BF: 3 H: 2 R: 2 ER: 2 SO: 0 BB: 0 IBB: 0 HBP: 0 BLK: 0 WP: 0 HR: 0 S: 16 P: 24 ERA: 7.71 WHIP: 1.286																			
Jerry Don Gleaton, L (7, 1) ERA: 2.61	IP: 1.0 WLS: 6 BF: 1 H: 1 R: 1 ER: 0 SO: 2 BB: 0 IBB: 0 HBP: 0 BLK: 0 WP: 0 HR: 0 S: 15 P: 20 ERA: 0.00 WHIP: 1.000																			
Steve Farr, R (8, 1) ERA: 2.11	IP: 1.0 WLS: 3 BF: 0 H: 0 R: 0 ER: 0 SO: 1 BB: 0 IBB: 0 HBP: 0 BLK: 0 WP: 0 HR: 0 S: 11 P: 18 ERA: 0.00 WHIP: 0.000																			

AB	28
R	1
H	1
RBI	1
BB	3
SO	3
LOB	10



AB	37
R	7
H	12
RBI	7
BB	2
SO	3
LOB	19



Batter	1	2	3	4	5	6	7	8	9	AB	R	H	RBI	BB	SO	LOB	TOP			
Nick Capra, R OBP: 0.188, SLG: 0.071	2-1 B1-3	2-1 F3		0-1 5-3			1-0 FC4 1B		2-2 6-3	5	0	0	0	0	0	2				
Kurt Stillwell, S OBP: 0.325, SLG: 0.420	2-2 F9		1-3 K	0-1 6-3			0-1 FC4-6 1B		1-3 K	5	0	1	0	0	2	1				
Kevin Seitzer, R OBP: 0.384, SLG: 0.431	3-1 HR 2B		2-1 5-3		1-2 4-3		2-3 K			4	1	1	0	0	1	2				
George Brett, L OBP: 0.408, SLG: 0.566	1-1 2H HR		1-3 K		0-1 4-3		2-2 FC4-6 1-2			4	1	1	2	0	1	2				
Frank White, R OBP: 0.301, SLG: 0.380	0-0 E 2B			2-1 1B HR 1B	1-1 4-3				0-0 F8	4	2	2	0	0	0	0				
Danny Tartabull, R OBP: 0.381, SLG: 0.492	1-0 E5 2H			1-1 F7		0-0 6-3			0-0 BB 1B	4	0	1	0	0	0	1				
Pat Tabler, R OBP: 0.330, SLG: 0.331	1-3 K			0-0 HR 1B	2-0 4-3				4-0 BB G4-6-3 1-2	3	1	1	0	1	1	1				
Bo Jackson, R OBP: 0.292, SLG: 0.462			1-0 6-3		0-1 6-3				0-1 G4-6-3 1-2	4	1	1	3	0	0	2				
Bill Pecota, R OBP: 0.170, SLG: 0.246				1-1 HR		0-0 6-3			1-2 1-2	0	0	0	0	0	0	0				
Larry Owen, R OBP: 0.278, SLG: 0.188	3-1 L7			1-1 HR 5-3 HBP			0-1 FC4 1B		1-3 K	3	0	1	0	0	1	0				
Inning Stats	R: 3 H: 3 E: 1 K: 1 S: 15	H: 3 R: 1 LOB: 1 BB: 0 P: 25	R: 0 H: 0 E: 0 K: 0 S: 5	H: 0 R: 0 LOB: 0 BB: 0 P: 11	R: 0 H: 0 E: 0 K: 2 S: 8	H: 0 R: 0 LOB: 0 BB: 0 P: 12	R: 3 H: 3 E: 0 K: 0 S: 12	H: 3 R: 0 LOB: 1 BB: 0 P: 16	R: 0 H: 0 E: 0 K: 0 S: 7	H: 0 R: 0 LOB: 0 BB: 0 P: 9	R: 0 H: 2 E: 0 K: 1 S: 13	H: 2 R: 0 LOB: 2 BB: 0 P: 18	R: 0 H: 1 E: 0 K: 0 S: 4	H: 1 R: 0 LOB: 1 BB: 1 P: 8	R: 0 H: 0 E: 0 K: 2 S: 11	H: 0 R: 0 LOB: 0 BB: 0 P: 15	1B: 5 2B: 2 3B: 0 HR: 2	SF: 0 SAC: 0 DP: 1 HBP: 1	WP: 0 PB: 0 SB: 0 CS: 0	PA: 38
PITCHER	IP WLS BF H R ER SO BB IBB HBP BLK WP HR S P ERA WHIP	IP WLS BF H R ER SO BB IBB HBP BLK WP HR S P ERA WHIP																		
Jeff Ballard, L ERA: 5.45	3.1 L 18 6 6 5 3 0 0 1 0 0 2 36 60 13.50 1.800	3.2 13 2 0 0 1 0 0 0 0 0 0 27 36 0.00 0.545																		
Doug Sisk, R ERA: 2.95	2.0 7 1 0 0 2 1 0 0 0 0 0 15 23 0.00 1.000																			
Mike Morgan, R ERA: 5.37																				

Kansas City Royals @ Baltimore Orioles
 Memorial Stadium, Baltimore, MD
 Fri Jul 29 1988, 7:05 PM EDT
 Att: 24,795 - Unknown - 93 F

AB	36
R	6
H	9
RBI	5
BB	1
SO	6
LOB	11



Batter	1	2	3	4	5	6	7	8	9	AB	R	H	RBI	BB	SO	LOB	BOTTOM					
Joe Orsulak, L OBP: 0.322, SLG: 0.350	1-1 6-3		1-3 K		1-1 F7			2-2 FC5-2 1B		4	0	1	0	0	1	1						
Billy Ripken, R OBP: 0.255, SLG: 0.259	1-2 6-3			0-0 E7 1B		2-1 F7		0-0 FC5-2		4	1	1	0	0	0	2						
Cal Ripken Jr., R OBP: 0.387, SLG: 0.458	2-0 HR			2-1 5-3		3-2 3-1		3-1 F5		4	1	1	1	0	0	3						
Eddie Murray, S OBP: 0.338, SLG: 0.425	0-2 6-3			2-2 F6		0-1 F6			0-0 6-3	4	0	0	0	0	0	1						
Jim Traber, L OBP: 0.270, SLG: 0.353			0-1 4-3		1-1 1B		2-2 6-3		3-3 K	4	0	1	1	0	1	0						
Larry Sheets, L OBP: 0.307, SLG: 0.317			1-2 F7		2-2 G3		0-1 6-3		0-0 B1-3	4	0	0	0	0	0	1						
Terry Kennedy, L OBP: 0.233, SLG: 0.243			1-3 K		0-0 L6		0-2 F7			3	0	0	0	0	1	0						
Keith Hughes, L OBP: 0.313, SLG: 0.330			0-3 K		4-1 BB			4-2 1B FC5-2 BB		1	0	0	0	2	1	0						
Rick Schu, R OBP: 0.305, SLG: 0.358			0-3 K		0-0 L8			1-2 F3		3	0	0	0	0	1	2						
Inning Stats	R: 1 H: 1 E: 0 K: 0 S: 11	H: 1 R: 0 LOB: 0 BB: 0 P: 15	R: 0 H: 0 E: 0 K: 1 S: 8	H: 0 R: 0 LOB: 0 BB: 0 P: 10	R: 0 H: 0 E: 0 K: 3 S: 11	H: 0 R: 0 LOB: 0 BB: 0 P: 12	R: 1 H: 2 E: 1 K: 0 S: 12	H: 2 R: 0 LOB: 1 BB: 0 P: 19	R: 0 H: 0 E: 0 K: 0 S: 5	H: 0 R: 0 LOB: 0 BB: 1 P: 10	R: 0 H: 0 E: 0 K: 0 S: 8	H: 0 R: 0 LOB: 0 BB: 0 P: 13	R: 0 H: 0 E: 0 K: 0 S: 8	H: 0 R: 0 LOB: 2 BB: 1 P: 10	R: 0 H: 1 E: 0 K: 0 S: 11	H: 1 R: 0 LOB: 2 BB: 1 P: 21	R: 0 H: 0 E: 0 K: 1 S: 6	H: 0 R: 0 LOB: 0 BB: 0 P: 9	1B: 3 2B: 0 3B: 0 HR: 1	SF: 0 SAC: 0 DP: 0 HBP: 0	WP: 0 PB: 0 SB: 0 CS: 0	PA: 33
PITCHER	IP WLS BF H R ER SO BB IBB HBP BLK WP HR S P ERA WHIP	IP WLS BF H R ER SO BB IBB HBP BLK WP HR S P ERA WHIP																				
Bret Saberhagen, R ERA: 3.87	7.0 W 25 3 2 1 4 1 0 0 0 0 0 63 89 1.29 0.571	2.0 8 1 0 0 1 1 0 0 0 0 0 17 30 0.00 1.000																				
Jeff Montgomery, R ERA: 2.61																						

Kansas City Royals @ Baltimore Orioles
 Memorial Stadium, Baltimore, MD
 Fri Jul 29 1988, 7:05 PM EDT
 Att: 24,795 - Unknown - 93 F

AB	31
R	2
H	4
RBI	2
BB	2
SO	5
LOB	10



Batter	1	2	3	4	5	6	7	8	9	AB	R	H	RBI	BB	SO	LOB	TOP					
Willie Wilson, S OBP: 0.286, SLG: 0.337 (1, 8)	F8		F7	S 1B		G3-6-3		F4		5	0	1	1	0	0	1	Kansas City Royals @ Baltimore Orioles Memorial Stadium, Baltimore, MD Sat Jul 30 1988, 7:05 PM EDT Att: 38,540 - Unknown - 95 F livebaseballscorecards.com					
Kurt Stillwell, S OBP: 0.326, SLG: 0.418 (1, 6)	F8		1B	F5		3-1		CS BB		4	0	1	0	1	0	2						
Kevin Seitzer, R OBP: 0.382, SLG: 0.428 (1, 5)	6-3		1B		6-3			CS	6-3	5	0	1	0	0	0	0						
George Brett, L OBP: 0.410, SLG: 0.572 (1, 3)		HR	K		2B HR			F7	G4-6-3 BB	3	2	1	1	2	1	2						
Frank White, R OBP: 0.305, SLG: 0.398 (1, 4)	F9			HR	HR			1B 2B	G4-6-3	5	3	3	1	0	0	1						
Danny Tartabull, R OBP: 0.385, SLG: 0.505 (1, 9)	5-3 1B		G1-6-3	HR	HR			1B		4	2	3	4	0	0	0						
Pat Tabler, R OBP: 0.332, SLG: 0.333 (1, 10)	5-3		1B	6-3	6-3			1B		4	1	2	1	0	0	1						
Jamie Quirk, L OBP: 0.269, SLG: 0.311 (1, 2)	K		1B	1B	F3			K		3	0	0	0	1	2	2						
Nick Capra, R OBP: 0.200, SLG: 0.111 (1, 7)			6-3	FC1-6-4 1B		G3-6-3 1B		F5		4	0	1	0	0	0	2						
Inning Stats	R: 0 E: 0 K: 0 S: 12	H: 0 LOB: 0 BB: 0 P: 19	R: 1 E: 0 K: 1 S: 13	H: 2 LOB: 1 BB: 21 P: 0	R: 0 E: 0 K: 1 S: 13	H: 2 LOB: 2 BB: 0 P: 19	R: 2 E: 0 K: 0 S: 20	H: 3 LOB: 2 BB: 1 P: 38	R: 3 E: 0 K: 0 S: 12	H: 2 LOB: 0 BB: 1 P: 22	R: 0 E: 0 K: 0 S: 6	H: 1 LOB: 1 BB: 0 P: 8	R: 2 E: 0 K: 1 S: 10	H: 3 LOB: 1 BB: 0 P: 12	R: 0 E: 0 K: 0 S: 10	H: 0 LOB: 0 BB: 1 P: 18	R: 0 E: 0 K: 0 S: 5	H: 0 LOB: 0 BB: 1 P: 13	1B: 8 2B: 2 3B: 0 HR: 3	SF: 0 SAC: 0 DP: 2 HBP: 0	WP: 0 PB: 0 SB: 1 CS: 1	PA: 42
PITCHER	IP	WLS	BF	H	R	ER	SO	BB	IBB	HBP	BLK	WP	HR	S	P	ERA	WHIP					
Jay Tibbs, R ERA: 5.33 (1, 1)	4.1	L	24	9	6	6	2	2	0	0	0	0	3	65	112	12.46	2.538					
Dave Schmidt, R ERA: 3.96 (5, 1)	2.2		11	4	2	2	1	0	0	0	0	0	0	21	27	6.75	1.500					
Don Aase, R ERA: 5.27 (8, 1)	2.0		6	0	0	0	0	2	0	0	0	0	0	15	31	0.00	1.000					

Batter	1	2	3	4	5	6	7	8	9	AB	R	H	RBI	BB	SO	LOB	BOTTOM					
Pete Stanicek, S OBP: 0.322, SLG: 0.308 (1, 7) (8, 4)	6-3	BB SH2-3 BB		S HBP		F8	BB		4-3	3	0	0	0	2	0	1	Kansas City Royals @ Baltimore Orioles Memorial Stadium, Baltimore, MD Sat Jul 30 1988, 7:05 PM EDT Att: 38,540 - Unknown - 95 F livebaseballscorecards.com					
Brady Anderson, L OBP: 0.318, SLG: 0.314 (1, 8)	1B 2B	SH2-3		F9		HR 1B	K		F9	5	2	2	0	0	1	5						
Cal Ripken Jr., R OBP: 0.389, SLG: 0.466 (1, 6)	1B	1B IBB		K		F8	F8		HR	5	2	2	3	1	1	5						
Eddie Murray, S OBP: 0.343, SLG: 0.434 (1, 10)	1B 1B	F8		IBB		HR			4-3	4	1	2	3	2	0	3						
Mickey Tettleton, S OBP: 0.308, SLG: 0.468 (1, 2)	F7	BB		K		BB			K	3	0	0	1	2	2	4						
Jim Traber, L OBP: 0.268, SLG: 0.349 (1, 3)	1B	K			5-3	F8			F9	5	0	1	0	0	1	5						
Ken Gerhart, R OBP: 0.308, SLG: 0.364 (7, PH) (8, 9)	1B		K		1B BB		BB BB		1B	2	0	1	0	1	1	0						
Rick Schu, R OBP: 0.308, SLG: 0.358 (8, PH) (9, 5)	F7		F9		1B		BB BB		1-3	3	0	1	0	1	0	3						
Billy Ripken, R OBP: 0.255, SLG: 0.257 (7, PH) (8, 7)		SH2-3 BB BB		F8		G4-6-3	F8		4-3 HR	2	1	1	0	0	0	2						
Inning Stats	R: 2 E: 0 K: 0 S: 19	H: 5 LOB: 3 BB: 0 P: 29	R: 1 E: 0 K: 1 S: 13	H: 0 LOB: 4 BB: 33 P: 0	R: 0 E: 0 K: 1 S: 7	H: 0 LOB: 0 BB: 0 P: 9	R: 0 E: 0 K: 2 S: 12	H: 0 LOB: 1 BB: 1 P: 22	R: 0 E: 0 K: 0 S: 7	H: 1 LOB: 1 BB: 1 P: 12	R: 2 E: 0 K: 0 S: 9	H: 2 LOB: 3 BB: 1 P: 21	R: 0 E: 0 K: 1 S: 14	H: 0 LOB: 3 BB: 3 P: 28	R: 0 E: 0 K: 1 S: 11	H: 1 LOB: 2 BB: 1 P: 21	R: 2 E: 0 K: 0 S: 10	H: 2 LOB: 0 BB: 0 P: 15	1B: 7 2B: 2 3B: 0 HR: 2	SF: 0 SAC: 1 DP: 1 HBP: 1	WP: 0 PB: 0 SB: 1 CS: 0	PA: 49
PITCHER	IP	WLS	BF	H	R	ER	SO	BB	IBB	HBP	BLK	WP	HR	S	P	ERA	WHIP					
Israel Sanchez, L ERA: 6.75 (3, 1)	2.0	W	18	3	2	2	3	2	1	1	0	0	1	35	64	4.50	1.250					
Ted Power, R ERA: 6.59 (7, 1)	0.1		4	0	0	0	0	3	0	0	0	0	0	9	22	0.00	9.000					
Jerry Don Gleaton, L ERA: 2.57 (7, 1)	0.1		1	0	0	0	1	0	0	0	0	0	0	3	4	0.00	0.000					
Steve Farn, R ERA: 2.34 (7, 1)	2.1	S	11	3	2	2	1	1	0	0	0	0	1	23	38	7.71	1.714					


Batter	1	2	3	4	5	6	7	8	9	AB R H RBI BB SO LOB	TOP									
Willie Wilson, S (1, 8) OBP: 0.285, SLG: 0.336	0-0 1B		2-1 4-3		0-1 F3		2-2 FC5-4 2B		1-3 K	5 1 1 0 0 1 1	Kansas City Royals @ Baltimore Orioles Memorial Stadium, Baltimore, MD Sun Jul 31 1988, 3:33 AM EDT Att: 21,695 - Overcast - 96 F									
Kurt Stillwell, S (1, 6) OBP: 0.324, SLG: 0.418	1-0 F7		1-1 F8		0-1 F7		3-1 6-3 2B		1-1 F9	5 0 1 1 0 0 1										
Kevin Seitzer, R (1, 5) OBP: 0.381, SLG: 0.426	0-2 1-3 1-2			0-1 4-3	2-2 1B		1-0 6-3			4 0 1 0 0 0 2										
George Brett, L (1, 10) OBP: 0.415, SLG: 0.573	4-1 BB			1-0 2B HR	0-0 FC5-4 1B		4-0			1 1 1 0 2 0 0										
Danny Tartabull, R (1, 9) OBP: 0.361, SLG: 0.499	1-1 F7			1-1 F7	2-2 FC5-4		1-3 K			4 0 0 0 0 1 7										
Bill Buckner, L (1, 3) OBP: 0.273, SLG: 0.333		1-1 G3-1		0-1 HR 2B		1-0 4-3		1-2 6-3		4 1 1 0 0 0 0										
Bo Jackson, R (1, 7) OBP: 0.291, SLG: 0.470		0-1 F9		1-2 HR		0-2 4-3		1-1 6-3		4 1 1 3 0 0 0										
Brad Wellman, R (1, 4) OBP: 0.279, SLG: 0.259		1-1 F3		0-0 WP S 1B		1-1 F9		3-2 G2-3		4 0 1 0 0 0 0										
Larry Owen, R (1, 2) OBP: 0.273, SLG: 0.200			3-3 K	1-3 K			1-2 FC5-4 1B		3-2 F8	4 0 1 0 0 2 1										
Inning Stats	R: 0 E: 0 K: 0 S: 9	H: 1 LOB: 2 BB: 1 P: 15	R: 0 E: 0 K: 0 S: 6	H: 0 LOB: 0 BB: 0 P: 8	R: 0 E: 0 K: 1 S: 9	H: 0 LOB: 0 BB: 0 P: 15	R: 3 E: 0 K: 1 S: 13	H: 3 LOB: 1 BB: 0 P: 17	R: 0 E: 0 K: 0 S: 12	H: 0 LOB: 2 BB: 0 P: 16	R: 1 E: 0 K: 1 S: 12	H: 2 LOB: 2 BB: 1 P: 24	R: 0 E: 0 K: 0 S: 11	H: 0 LOB: 0 BB: 0 P: 16	R: 0 E: 0 K: 1 S: 8	H: 0 LOB: 0 BB: 0 P: 13	1B: 5 2B: 2 3B: 0 HR: 1	SF: 0 SAC: 0 DP: 0 HBP: 1	WP: 1 PB: 0 SB: 3 CS: 0	PA: 38
PITCHER	IP WLS BF H R ER SO BB IBB HBP BLK WP HR S P ERA WHIP											PITCHER	IP WLS BF H R ER SO BB IBB HBP BLK WP HR S P ERA WHIP							
Jose Bautista, R (1, 1) ERA: 4.87	6.1 L 29 8 4 4 2 1 0 0 1 0 1 1 63 93 5.68 1.421																			
Doug Sisk, R (7, 1) ERA: 2.95	1.2 6 0 0 0 1 0 1 0 0 0 0 0 15 26 0.00 0.000																			
Tom Niedenfuer, R (9, 1) ERA: 2.78	1.0 3 0 0 0 1 0 0 0 0 0 0 0 8 13 0.00 0.000																			

Batter	1	2	3	4	5	6	7	8	9	AB R H RBI BB SO LOB	BOTTOM											
Pete Stanicek, S (1, 7) OBP: 0.320, SLG: 0.307	0-0 F7			3-3 K		0-0 1B		1-3 K		4 0 1 0 0 2 2	Kansas City Royals @ Baltimore Orioles Memorial Stadium, Baltimore, MD Sun Jul 31 1988, 3:33 AM EDT Att: 21,695 - Overcast - 96 F											
Brady Anderson, L (1, 8) OBP: 0.311, SLG: 0.306	0-0 4-3			2-1 4-3		1-1 G3-1		1-0 4-3		4 0 0 0 0 0 2												
Cal Ripken Jr., R (1, 6) OBP: 0.390, SLG: 0.474	1-3 K			2-2 F7		1-1 G5-4-3 1B		1-1 HR		4 1 2 1 0 1 0												
Eddie Murray, S (1, 10) OBP: 0.339, SLG: 0.429		3-3 K			2-1 6-3		3-3 K		1-3 K	4 0 0 0 0 3 1												
Mickey Tettleton, S (1, 2) OBP: 0.301, SLG: 0.456		2-3 K			2-1 5-3		2-1 G5-4-3		1-3 K	4 0 0 0 0 2 1												
Jim Traber, L (1, 3) OBP: 0.264, SLG: 0.344		1-0 4-3			3-2 F3			1-2 G1-3		3 0 0 0 0 0 0												
Ken Gerhart, R (1, 9) OBP: 0.251, SLG: 0.358				0-0 6-3		3-2 F8		1-3 K		3 0 0 0 0 1 0												
Rene Gonzales, R (1, 5) OBP: 0.270, SLG: 0.296				1-3 K2-3		1-0 F9		4-2 BB BB		2 0 0 0 1 1 0												
Billy Ripken, R (1, 4) OBP: 0.259, SLG: 0.259				2-3 K		1-2 1B 1B		4-0 BB		2 0 1 0 1 1 0												
Inning Stats	R: 0 E: 0 K: 1 S: 5	H: 0 LOB: 0 BB: 0 P: 6	R: 0 E: 0 K: 2 S: 8	H: 0 LOB: 0 BB: 0 P: 14	R: 0 E: 0 K: 2 S: 7	H: 0 LOB: 0 BB: 0 P: 10	R: 0 E: 0 K: 1 S: 11	H: 0 LOB: 0 BB: 0 P: 18	R: 0 E: 0 K: 0 S: 7	H: 0 LOB: 0 BB: 0 P: 14	R: 0 E: 0 K: 0 S: 11	H: 2 LOB: 2 BB: 0 P: 17	R: 0 E: 0 K: 1 S: 8	H: 1 LOB: 0 BB: 0 P: 14	R: 0 E: 0 K: 2 S: 12	H: 0 LOB: 2 BB: 2 P: 23	R: 1 E: 0 K: 2 S: 9	H: 1 LOB: 0 BB: 0 P: 13	1B: 3 2B: 0 3B: 0 HR: 1	SF: 0 SAC: 0 DP: 1 HBP: 0	WP: 0 PB: 0 SB: 0 CS: 0	PA: 32
PITCHER	IP WLS BF H R ER SO BB IBB HBP BLK WP HR S P ERA WHIP											PITCHER	IP WLS BF H R ER SO BB IBB HBP BLK WP HR S P ERA WHIP									
Charlie Leibrandt, L (1, 1) ERA: 3.44	9.0 W 32 4 1 1 11 2 0 0 0 0 1 78 129 1.00 0.667																					

Batter	1	2	3	4	5	6	7	8	9	AB	R	H	RBI	BB	SO	LOB	TOP								
Pat Sheridan, L (1, 7) OBP: 0.347, SLG: 0.463	L4			3-1		4-3		FC5-2 1B BB		4	1	1	0	0	0	0									
Lou Whitaker, L (1, 4) OBP: 0.376, SLG: 0.404	2-3			P6		6-3		FC5-2 1B BB		3	1	0	1	1	0	0									
Dave Bergman, L (1, 3) Luis Salazar, R (8, PH) OBP: 0.317, SLG: 0.428	4-3			BB		P5		FC5-2 1B		2	0	0	0	1	0	0									
Alan Trammell, R (1, 6) OBP: 0.378, SLG: 0.477		G4-6-3 1B		P4			5-3	1B		4	0	2	2	0	0	1									
Darrell Evans, L (1, 10) OBP: 0.325, SLG: 0.357	F8			4-3			P6	K		4	0	0	0	0	1	3									
Chet Lemon, R (1, 9) OBP: 0.344, SLG: 0.437	G4-6-3 1-2f			K			5-3		P4	4	0	0	0	0	1	1									
Dwayne Murphy, L (1, 8) OBP: 0.750, SLG: 0.857			1-3		1-1 1B			1B BB 1B	2-2	4	1	3	0	0	0	0									
Matt Nokes, L (1, 2) OBP: 0.291, SLG: 0.391			L9		0-0			F7	L9	4	0	1	0	0	0	2									
Tom Brookens, R (1, 5) OBP: 0.355, SLG: 0.416			4-3		1-1 1B			BB FC5-2 BB	K	3	0	0	0	1	1	3									
Inning Stats	R: 0 E: 0 K: 0 S: 11	H: 0 LOB: 0 BB: 0 P: 17	R: 0 E: 0 K: 0 S: 9	H: 1 LOB: 0 BB: 0 P: 12	R: 0 E: 0 K: 0 S: 4	H: 0 LOB: 0 BB: 0 P: 5	R: 0 E: 0 K: 0 S: 7	H: 0 LOB: 1 BB: 1 P: 15	R: 0 E: 0 K: 1 S: 12	H: 2 LOB: 2 BB: 0 P: 18	R: 0 E: 0 K: 0 S: 5	H: 0 LOB: 0 BB: 0 P: 7	R: 0 E: 0 K: 0 S: 6	H: 0 LOB: 0 BB: 0 P: 9	R: 3 E: 0 K: 1 S: 22	H: 3 LOB: 2 BB: 2 P: 35	R: 0 E: 0 K: 1 S: 11	H: 1 LOB: 1 BB: 0 P: 16	1B: 6 2B: 1 3B: 0 HR: 0	SF: 0 SAC: 0 DP: 1 HBP: 0	WP: 0 PB: 0 SB: 0 CS: 0	PA: 36			
PITCHER	IP	WLS	BF	H	R	ER	SO	BB	IBB	HBP	BLK	WP	HR	S	P	ERA	WHIP								
Mark Gubicza, R (1, 1) ERA: 2.73	7.1	W	29	5	3	3	1	3	0	0	0	0	0	65	104	3.68	1.091								
Jerry Don Gleaton, L (8, 1) ERA: 2.53	0.1		1	0	0	0	0	0	0	0	0	0	0	4	5	0.00	0.000								
Steve Farr, R (8, 1) ERA: 2.29	1.1	S	6	2	0	0	2	0	0	0	0	0	0	18	25	0.00	1.500								

Detroit Tigers @ Kansas City Royals
 Royals Stadium, Kansas City, MO
 Mon Aug 01 1988, 8:05 PM EDT
 Att: 39,161 - Unknown - 95 F


AB 33
R 3
H 7
RBI 3
BB 3
SO 3
LOB 13



Batter	1	2	3	4	5	6	7	8	9	AB	R	H	RBI	BB	SO	LOB	BOTTOM								
Willie Wilson, S (1, 8) OBP: 0.287, SLG: 0.337	F8		1B FC5-4		0-1 2H 1B		G3			4	1	2	1	0	0	0									
Kurt Stillwell, S (1, 6) OBP: 0.323, SLG: 0.416	K		FC5-4 1B		F7		1-3			4	0	1	0	0	1	1									
Kevin Seitzer, R (1, 5) OBP: 0.382, SLG: 0.426	WP BB		FC5-4 G3-6-3		F8			1-2 2B 1B		3	1	1	1	1	0	2									
George Brett, L (1, 3) OBP: 0.418, SLG: 0.579	WP BB		G3-6-3			G3 SF9 2B		1-1 1H 2B		3	1	2	1	1	0	1									
Frank White, R (1, 4) OBP: 0.302, SLG: 0.393	F8			L9		G3		4-3		4	0	0	0	0	0	4									
Danny Tartabull, R (1, 9) OBP: 0.380, SLG: 0.497		FC5-4 1B		K		SF9		5-3		3	0	1	1	0	1	1									
Bill Buckner, L (1, 10) OBP: 0.268, SLG: 0.327	F8			P3		F8		L9		4	0	0	0	0	0	2									
Bo Jackson, R (1, 7) OBP: 0.295, SLG: 0.487		FC5-4 1-2f			2-2 1B 2B			HR		3	2	2	1	0	0	1									
Larry Owen, R (1, 2) OBP: 0.240, SLG: 0.174		K			B1-3		F8			3	0	0	0	0	1	2									
Inning Stats	R: 0 E: 0 K: 1 S: 12	H: 0 LOB: 2 BB: 2 P: 26	R: 0 E: 0 K: 1 S: 11	H: 1 LOB: 0 BB: 0 P: 16	R: 1 E: 0 K: 0 S: 11	H: 2 LOB: 0 BB: 0 P: 17	R: 0 E: 0 K: 1 S: 8	H: 0 LOB: 0 BB: 0 P: 11	R: 1 E: 0 K: 0 S: 10	H: 2 LOB: 1 BB: 0 P: 14	R: 1 E: 0 K: 0 S: 19	H: 1 LOB: 0 BB: 0 P: 28	R: 1 E: 0 K: 0 S: 12	H: 1 LOB: 0 BB: 0 P: 21	R: 1 E: 0 K: 0 S: 8	H: 2 LOB: 1 BB: 0 P: 11	1B: 5 2B: 3 3B: 0 HR: 1	SF: 1 SAC: 0 DP: 1 HBP: 0	WP: 1 PB: 0 SB: 1 CS: 0	PA: 34					
PITCHER	IP	WLS	BF	H	R	ER	SO	BB	IBB	HBP	BLK	WP	HR	S	P	ERA	WHIP								
Doyle Alexander, R (1, 1) ERA: 3.7	7.0	L	30	8	5	5	3	2	0	0	0	0	0	86	137	6.43	1.429								
Paul Gibson, L (8, 1) ERA: 2.45	0.0		1	1	0	0	0	0	0	0	0	0	0	1	2	∞	∞								
Mike Henneman, R (8, 1) ERA: 2.13	1.0		3	0	0	0	0	0	0	0	0	0	0	4	5	0.00	0.000								

Detroit Tigers @ Kansas City Royals
 Royals Stadium, Kansas City, MO
 Mon Aug 01 1988, 8:05 PM EDT
 Att: 39,161 - Unknown - 95 F


AB 31
R 5
H 9
RBI 5
BB 2
SO 3
LOB 14



Batter	1	2	3	4	5	6	7	8	9	AB	R	H	RBI	BB	SO	LOB	TOP									
Tom Brookens, R OBP: 0.354, SLG: 0.411	2-1 5-3		2-1 6-3			4-1 BB 1B BB		0-1 6-3		3	0	0	0	1	0	0										
Mike Heath, R OBP: 0.340, SLG: 0.415	2-0 1B			0-1 6-3		1-1 BB 1-2 1B		3-1 6-3		4	0	2	0	0	0	0										
Luis Salazar, R OBP: 0.316, SLG: 0.424	2-3 K			2-2 6-3		4-1 BB 1-2 2-3 BB			1-1 F9	3	0	0	0	1	1	1										
Alan Trammell, R OBP: 0.376, SLG: 0.474 Pat Sheridan, L OBP: 0.348, SLG: 0.464	3-2 F8			0-1 4-3		0-0 L3			2-0 1B 1B	2	0	0	0	0	0	1										
Chet Lemon, R OBP: 0.346, SLG: 0.438		0-0 L5-3 1B			2-1 F7		1-3 K		1-1 1B 1-2 1B	4	0	2	0	0	1	0										
Larry Hemdon, R OBP: 0.315, SLG: 0.341 Dave Bergman, L OBP: 0.415, SLG: 0.439	0-0 L5				0-0 F8		3-3 K		1-2 F2	3	0	0	0	0	1	1										
Ray Knight, R OBP: 0.297, SLG: 0.319	3-2 L5-3				1-1 F8		4-2 BB		1-2 1-3 2-H 1B	3	0	1	1	1	0	1										
Dwayne Murphy, L OBP: 0.500, SLG: 0.545			2-3 K			0-0 F5	0-1 4-3		3-3 K	4	0	0	0	0	2	3										
Jim Walewander, S OBP: 0.243, SLG: 0.264			1-2 4-3			0-1 5-3			1-1 F8	3	0	0	0	0	0	0										
Inning Stats	R: 0 E: 0 K: 1 S: 10	H: 1 LOB: 1 BB: 0 P: 19	R: 0 E: 0 K: 0 S: 6	H: 1 LOB: 0 BB: 0 P: 9	R: 0 E: 0 K: 1 S: 8	H: 0 LOB: 0 BB: 0 P: 13	R: 0 E: 0 K: 0 S: 7	H: 0 LOB: 0 BB: 0 P: 9	R: 0 E: 0 K: 0 S: 5	H: 0 LOB: 0 BB: 0 P: 8	R: 0 E: 0 K: 0 S: 8	H: 1 LOB: 3 BB: 2 P: 17	R: 0 E: 0 K: 2 S: 14	H: 0 LOB: 1 BB: 1 P: 22	R: 0 E: 0 K: 0 S: 6	H: 0 LOB: 0 BB: 0 P: 10	R: 1 E: 0 K: 1 S: 14	H: 3 LOB: 2 BB: 0 P: 23	1B: 6 2B: 1 3B: 0 HR: 0	SF: 0 SAC: 0 DP: 1 HBP: 0	WP: 0 PB: 0 SB: 0 CS: 0	PA: 35				
PITCHER	IP	WLS	BF	H	R	ER	SO	BB	IBB	HBP	BLK	WP	HR	S	P	ERA	WHIP									
Floyd Bannister, L ERA: 4.68	(1, 1)	8.1	L	31	4	1	1	4	3	0	0	0	0	0	67	113	1.08	0.840								
Jeff Montgomery, R ERA: 2.56	(9, 1)	0.0		1	1	0	0	0	0	0	0	0	0	2	3	=	=									
Jerry Don Gleaton, L ERA: 2.45	(9, 1)	0.2		3	1	0	0	1	0	0	0	0	0	9	14	0.00	1.500									

Detroit Tigers @ Kansas City Royals
Royals Stadium, Kansas City, MO
Tue Aug 02 1988, 8:05 PM EDT
Att: 29,162 - Unknown - 89 F


AB	32
R	1
H	6
RBI	1
BB	3
SO	5
LOB	12



Batter	1	2	3	4	5	6	7	8	9	AB	R	H	RBI	BB	SO	LOB	BOTTOM									
Willie Wilson, S OBP: 0.288, SLG: 0.338	0-1 F9		2-1 1B	0-0 F5			0-0 6-3		1-1 WP 1B	5	0	2	0	0	0	1										
Kurt Stillwell, S OBP: 0.327, SLG: 0.420	2-2 FC3-6 2B		0-0 S 1B		3-1 F9		4-2 BB		1-3 K	4	0	2	0	1	1	1										
Kevin Seitzer, R OBP: 0.383, SLG: 0.423	4-1 FC3-6 BB		0-3 K		4-2 BB		3-2 F8			2	0	0	0	2	1	3										
George Brett, L OBP: 0.417, SLG: 0.575	0-1 FC3-6		4-2 1-2 2-3 IBB		2-3 K			0-1 F7		3	0	0	0	1	1	3										
Frank White, R OBP: 0.298, SLG: 0.389	1-0 1-3		1-3 K		0-0 F8			0-1 G3		4	0	0	0	0	1	6										
Danny Tartabull, R OBP: 0.359, SLG: 0.494		3-2 F8	3-2 F8			3-2 F8		2-1 1B		4	0	1	0	0	0	3										
Bill Buckner, L OBP: 0.264, SLG: 0.321		2-1 F7		0-0 F9		0-1 F7		1-1 P4		4	0	0	0	0	0	1										
Nick Capra, R OBP: 0.250, SLG: 0.227		0-1 2B		1-1 BB 1B		1-1 P4		0-1 G3		4	0	2	0	0	0	0										
Larry Owen, R OBP: 0.250, SLG: 0.160 Bo Jackson, R OBP: 0.294, SLG: 0.485		2-1 F9		1-1 1-2 SAFE SAFE SAFE SAFE BB		4-2 1-2 SAFE SAFE SAFE SAFE BB		2-1 P6		2	0	0	0	1	0	1										
Inning Stats	R: 0 E: 0 K: 0 S: 10	H: 1 LOB: 1 BB: 1 P: 17	R: 0 E: 0 K: 0 S: 10	H: 1 LOB: 0 BB: 0 P: 17	R: 0 E: 0 K: 2 S: 14	H: 2 LOB: 3 BB: 1 P: 24	R: 0 E: 0 K: 0 S: 6	H: 1 LOB: 1 BB: 1 P: 11	R: 0 E: 0 K: 1 S: 9	H: 0 LOB: 1 BB: 1 P: 18	R: 0 E: 0 K: 0 S: 7	H: 0 LOB: 0 BB: 0 P: 11	R: 0 E: 0 K: 0 S: 8	H: 0 LOB: 1 BB: 1 P: 17	R: 0 E: 0 K: 0 S: 8	H: 1 LOB: 1 BB: 0 P: 11	R: 0 E: 0 K: 1 S: 10	H: 1 LOB: 1 BB: 0 P: 15	1B: 5 2B: 2 3B: 0 HR: 0	SF: 0 SAC: 0 DP: 0 HBP: 0	WP: 1 PB: 0 SB: 1 CS: 0	PA: 38				
PITCHER	IP	WLS	BF	H	R	ER	SO	BB	IBB	HBP	BLK	WP	HR	S	P	ERA	WHIP									
Jeff Robinson, R ERA: 2.69	(1, 1)	8.2	W	37	7	0	0	3	4	1	0	0	0	0	78	136	0.00	1.269								
Mike Henneman, R ERA: 2.12	(9, 1)	0.1	S	1	0	0	0	1	0	0	0	0	0	4	5	0.00	0.000									

Detroit Tigers @ Kansas City Royals
Royals Stadium, Kansas City, MO
Tue Aug 02 1988, 8:05 PM EDT
Att: 29,162 - Unknown - 89 F

AB	33
R	0
H	7
RBI	0
BB	5
SO	4
LOB	19




Batter	1	2	3	4	5	6	7	8	9	AB	R	H	RBI	BB	SO	LOB	TOP			
Dave Bergman, L OBP: 0.379, SLG: 0.441 (1, 7)	F7		1B					F8		4	0	2	1	0	0	0	Detroit Tigers @ Kansas City Royals Royals Stadium, Kansas City, MO Wed Aug 03 1988, 8:05 PM EDT Att: 27,467 - Unknown - 95 F			
Lou Whitaker, L OBP: 0.372, SLG: 0.399 (1, 4)	F7		F8					4-3		4	0	0	0	0	0	2				
Luis Salazar, R OBP: 0.313, SLG: 0.419 (1, 6)	K			K				F8		4	0	0	0	0	2	0				
Matt Nokes, L OBP: 0.287, SLG: 0.385 (1, 2)		K		4-3				4-3		4	0	0	0	0	1	0				
Dwayne Murphy, L OBP: 0.500, SLG: 0.500 (1, 8)				4-2				3-1		3	0	1	0	1	0	0				
Chet Lemon, R OBP: 0.345, SLG: 0.434 (1, 9)		F8		BB						3	0	0	0	0	2	2				
Darrell Evans, L OBP: 0.322, SLG: 0.353 (1, 3)		P5						HBP		3	0	0	0	0	0	2				
Ray Knight, R OBP: 0.294, SLG: 0.315 (1, 10)			1-3					K		3	0	0	0	0	1	1				
Tom Brookens, R OBP: 0.354, SLG: 0.414 (1, 5)			K					F7		3	1	1	0	0	1	1				
Inning Stats	R: 0 E: 0 K: 1 S: 7	H: 0 LOB: 0 BB: 0 P: 10	R: 0 E: 0 K: 1 S: 10	H: 1 LOB: 1 BB: 0 P: 14	R: 0 E: 0 K: 1 S: 10	H: 1 LOB: 1 BB: 0 P: 15	R: 0 E: 0 K: 2 S: 12	H: 0 LOB: 1 BB: 1 P: 19	R: 1 E: 0 K: 0 S: 12	H: 2 LOB: 1 BB: 0 P: 17	R: 0 E: 0 K: 0 S: 5	H: 0 LOB: 0 BB: 0 P: 7	R: 0 E: 0 K: 1 S: 15	H: 0 LOB: 1 BB: 0 P: 18	R: 0 E: 0 K: 1 S: 6	H: 0 LOB: 0 BB: 0 P: 10	1B: 3 2B: 1 3B: 0 HR: 0	SF: 0 SAC: 0 DP: 0 HBP: 1	WP: 0 PB: 0 SB: 0 CS: 0	PA: 33
PITCHER Bret Saberhagen, R ERA: 3.73 (1, 1)	IP: 9.0 WLS: W BF: 33 H: 4 R: 1 ER: 1 SO: 7 BB: 1 IBB: 0 HBP: 1 BLK: 0 WP: 0 HR: 0 S: 85 P: 123 ERA: 1.00 WHIP: 0.556															PITCHER Bret Saberhagen, R ERA: 3.73 (1, 1)	IP: 9.0 WLS: W BF: 33 H: 4 R: 1 ER: 1 SO: 7 BB: 1 IBB: 0 HBP: 1 BLK: 0 WP: 0 HR: 0 S: 85 P: 123 ERA: 1.00 WHIP: 0.556			

Batter	1	2	3	4	5	6	7	8	9	AB	R	H	RBI	BB	SO	LOB	BOTTOM			
Willie Wilson, S OBP: 0.288, SLG: 0.337 (1, 8)	1B	FC6-4			4-3			P4		4	1	1	0	0	0	2	Detroit Tigers @ Kansas City Royals Royals Stadium, Kansas City, MO Wed Aug 03 1988, 8:05 PM EDT Att: 27,467 - Unknown - 95 F			
Kurt Stillwell, S OBP: 0.326, SLG: 0.418 (1, 6)	1B		P5		F7			B1		4	0	1	0	0	0	1				
Kevin Seitzer, R OBP: 0.379, SLG: 0.419 (1, 5)	F7		P3					F7		4	0	0	0	0	0	2				
George Brett, L OBP: 0.417, SLG: 0.573 (1, 3)	1B		3-1					F8		3	0	1	1	1	0	0				
Frank White, R OBP: 0.298, SLG: 0.387 (1, 4)	K			P6				P2		4	1	1	0	0	1	2				
Danny Tartabull, R OBP: 0.358, SLG: 0.491 (1, 9)	K			5-3				4-3		4	0	1	0	0	1	2				
Pat Tabler, R OBP: 0.332, SLG: 0.333 (1, 10)		5-3		6-3				1B		3	0	1	1	0	0	0				
Bo Jackson, R OBP: 0.295, SLG: 0.482 (1, 7)		6-3			K			1B		2	0	0	0	1	1	0				
Larry Owen, R OBP: 0.290, SLG: 0.185 (1, 2)		FC6-4			4-3			K		2	0	1	0	1	1	3				
Inning Stats	R: 1 E: 0 K: 2 S: 13	H: 3 LOB: 2 BB: 0 P: 22	R: 0 E: 0 K: 0 S: 10	H: 1 LOB: 1 BB: 0 P: 16	R: 0 E: 0 K: 0 S: 10	H: 0 LOB: 0 BB: 0 P: 15	R: 0 E: 0 K: 0 S: 5	H: 0 LOB: 0 BB: 0 P: 7	R: 0 E: 0 K: 1 S: 9	H: 3 LOB: 1 BB: 1 P: 16	R: 1 E: 0 K: 1 S: 11	H: 3 LOB: 2 BB: 2 P: 21	R: 0 E: 0 K: 0 S: 6	H: 0 LOB: 0 BB: 0 P: 9	R: 0 E: 0 K: 0 S: 5	H: 0 LOB: 0 BB: 0 P: 9	1B: 7 2B: 0 3B: 0 HR: 0	SF: 0 SAC: 0 DP: 0 HBP: 0	WP: 0 PB: 0 SB: 0 CS: 0	PA: 33
PITCHER Frank Tanana, L ERA: 3.87 (1, 1)	IP: 8.0 WLS: L BF: 33 H: 7 R: 2 ER: 2 SO: 4 BB: 2 IBB: 1 HBP: 0 BLK: 0 WP: 0 HR: 0 S: 69 P: 115 ERA: 2.25 WHIP: 1.125															PITCHER Frank Tanana, L ERA: 3.87 (1, 1)	IP: 8.0 WLS: L BF: 33 H: 7 R: 2 ER: 2 SO: 4 BB: 2 IBB: 1 HBP: 0 BLK: 0 WP: 0 HR: 0 S: 69 P: 115 ERA: 2.25 WHIP: 1.125			


Batter	1	2	3	4	5	6	7	8	9	AB	R	H	RBI	BB	SO	LOB	TOP										
Willie Wilson, S OBP: 0.289, SLG: 0.340	F7					E1		5-3		5	1	2	0	0	0	0	Kansas City Royals @ Toronto Blue Jays Exhibition Stadium, Toronto, ON Fri Aug 05 1988, 7:05 PM EDT Att: 31,357 - Unknown - 86 F										
Kevin Seitzer, R OBP: 0.376, SLG: 0.421		2B	6-3		1B	K		K2-3		5	1	2	2	0	2	2											
George Brett, L OBP: 0.417, SLG: 0.572		2B	F5		1B				F8	4	1	1	1	1	0	3											
Frank White, R OBP: 0.294, SLG: 0.382	F6			K	1-3				K	5	0	0	1	0	2	5											
Danny Tartabull, R OBP: 0.358, SLG: 0.487	2B			BB	4-3				F4	3	1	0	0	2	0	4											
Pat Tabler, R OBP: 0.334, SLG: 0.337	2B									3	0	1	2	1	0	1											
Bo Jackson, R OBP: 0.292, SLG: 0.477	F9									3	0	0	0	0	1	2											
Bill Pecota, R OBP: 0.186, SLG: 0.250			L7							3	1	1	0	0	0	1											
Kurt Stillwell, S OBP: 0.325, SLG: 0.417				1B	6-3					1	0	0	0	0	1	0											
Larry Owen, R OBP: 0.294, SLG: 0.200										3	1	1	0	0	1	2											
Bill Buckner, L OBP: 0.263, SLG: 0.320										1	0	0	0	0	0	0											
Jamie Quirk, L OBP: 0.269, SLG: 0.311				1B						0	0	0	0	0	0	0											
Inning Stats	R: 3 E: 0 K: 0 S: 14	H: 3 LOB: 1 BB: 1 P: 24	R: 1 E: 0 K: 0 S: 12	H: 2 LOB: 1 BB: 0 P: 22	R: 0 E: 0 K: 1 S: 10	H: 0 LOB: 1 BB: 1 P: 17	R: 2 E: 0 K: 0 S: 16	H: 3 LOB: 2 BB: 0 P: 23	R: 0 E: 0 K: 1 S: 8	H: 0 LOB: 1 BB: 1 P: 13	R: 0 E: 1 K: 1 S: 11	H: 0 LOB: 0 BB: 1 P: 20	R: 0 E: 0 K: 2 S: 9	H: 0 LOB: 0 BB: 0 P: 12	R: 0 E: 0 K: 1 S: 7	H: 0 LOB: 0 BB: 0 P: 8	R: 0 E: 0 K: 1 S: 7	H: 0 LOB: 0 BB: 0 P: 13	1B: 4 2B: 4 3B: 0 HR: 0	SF: 0 SAC: 1 DP: 0 HBP: 0	WP: 1 PB: 0 SB: 1 CS: 0	PA: 41					
PITCHER	IP	WLS	BF	H	R	ER	SO	BB	IBB	HBP	BLK	WP	HR	S	P	ERA	WHIP										
Jimmy Key, L ERA: 3.11	3.1		21	8	6	6	1	2	0	0	0	0	0	46	77	16.20	3.000										
Duane Ward, R ERA: 3.15	4.2	W	17	0	0	0	5	1	1	0	0	1	0	41	62	0.00	0.214										
Tom Henke, R ERA: 2.7	1.0	S	3	0	0	0	1	0	0	0	0	0	0	7	13	0.00	0.000										

Batter	1	2	3	4	5	6	7	8	9	AB	R	H	RBI	BB	SO	LOB	BOTTOM										
Tony Fernandez, S OBP: 0.325, SLG: 0.374	2B	L5				FC3-6				5	1	2	0	0	0	1	Kansas City Royals @ Toronto Blue Jays Exhibition Stadium, Toronto, ON Fri Aug 05 1988, 7:05 PM EDT Att: 31,357 - Unknown - 86 F										
Kelly Gruber, R OBP: 0.339, SLG: 0.469	2B					K		G6-4-3		4	2	2	0	1	1	3											
George Bell, R OBP: 0.313, SLG: 0.466										4	1	3	3	0	0	1											
Ernie Whitt, L OBP: 0.343, SLG: 0.345	1B	E								0	0	0	0	0	0	0											
Fred McGriff, L OBP: 0.394, SLG: 0.596	K									4	1	1	0	0	2	4											
Cecil Fielder, R OBP: 0.319, SLG: 0.544										2	1	1	0	0	0	0											
Rance Mulliniks, L OBP: 0.391, SLG: 0.500	1B									2	0	0	0	0	1	1											
Jesse Barfield, R OBP: 0.284, SLG: 0.393	1B									2	1	1	2	1	1	0											
Manuel Lee, S OBP: 0.339, SLG: 0.368	1B									4	0	3	2	0	1	0											
Rob Ducey, L	L4-3									4	0	0	0	0	0	4											
Sal Butera, R OBP: 0.303, SLG: 0.344										3	0	1	0	1	0	0											
Lou Thornton, L										0	0	0	0	0	0	0											
Inning Stats	R: 4 E: 0 K: 1 S: 20	H: 5 LOB: 1 BB: 1 P: 34	R: 1 E: 1 K: 1 S: 9	H: 1 LOB: 1 BB: 1 P: 17	R: 1 E: 0 K: 0 S: 8	H: 2 LOB: 0 BB: 0 P: 11	R: 0 E: 0 K: 0 S: 6	H: 1 LOB: 1 BB: 0 P: 11	R: 1 E: 0 K: 0 S: 9	H: 2 LOB: 1 BB: 0 P: 16	R: 0 E: 0 K: 1 S: 11	H: 1 LOB: 2 BB: 1 P: 18	R: 0 E: 0 K: 3 S: 9	H: 0 LOB: 0 BB: 0 P: 11	R: 0 E: 0 K: 0 S: 8	H: 2 LOB: 1 BB: 0 P: 13	1B: 7 2B: 6 3B: 1 HR: 1	SF: 1 SAC: 0 DP: 2 HBP: 0	WP: 0 PB: 0 SB: 1 CS: 1	PA: 38							
PITCHER	IP	WLS	BF	H	R	ER	SO	BB	IBB	HBP	BLK	WP	HR	S	P	ERA	WHIP										
Charlie Leibrandt, L ERA: 3.72	3.0		17	8	6	6	2	2	0	0	0	0	0	37	62	18.00	3.333										
Ted Power, R ERA: 6.46	2.2	L	13	4	1	1	1	1	0	0	0	0	0	24	42	3.38	1.875										
Israel Sanchez, L ERA: 5.93	1.2		7	2	0	0	3	0	0	0	0	0	0	17	24	0.00	1.200										
Jeff Montgomery, R ERA: 2.54	0.2		1	0	0	0	0	0	0	0	0	0	0	2	3	0.00	0.000										

AB 36
R 6
H 8
RBI 6
BB 4
SO 7
LOB 20



AB 34
R 7
H 14
RBI 7
BB 3
SO 6
LOB 14



Batter	1	2	3	4	5	6	7	8	9	AB	R	H	RBI	BB	SO	LOB	TOP							
Willie Wilson, S (1,8) OBP: 0.288, SLG: 0.343 Nick Capra, R (8,8) OBP: 0.240, SLG: 0.217	G3		F9	FC5	1-3			G3	K	5	1	1	1	0	0	3								
Kurt Stillwell, S (1,6) OBP: 0.326, SLG: 0.423	L6		HR		1B			G3		4	2	1	2	1	0	0								
Kevin Seitzer, R (1,5) OBP: 0.377, SLG: 0.419	1-3		K		1B			6-3		5	1	1	1	0	2	0								
George Brett, L (1,3) OBP: 0.417, SLG: 0.577		F9	4-3		1B			HR		5	2	2	1	0	0	0								
Frank White, R (1,4) OBP: 0.292, SLG: 0.378 Brad Wellman, R (7,4) OBP: 0.290, SLG: 0.271	F8			F9	SH1-3			F8	2B	3	0	0	0	0	0	0								
Danny Tartabull, R (1,9) OBP: 0.383, SLG: 0.500	WP			HR	1B			K	2B	3	2	2	1	2	1	0								
Pat Tabler, R (1,10) OBP: 0.341, SLG: 0.340	WP			FC5	1B			F9		3	1	2	1	2	0	2								
Bo Jackson, R (1,7) OBP: 0.287, SLG: 0.468	K			K	K			F8		5	0	0	0	0	3	7								
Jamie Quirk, L (1,2) OBP: 0.290, SLG: 0.349 Bill Pecota, R (9,2) OBP: 0.186, SLG: 0.250			HR		1B			3B	L1	0	0	0	0	0	0	0								
Inning Stats	R: 0 H: 0 E: 0 K: 0 S: 7	H: 0 LOB: 0 BB: 0 P: 12	R: 0 H: 0 E: 0 K: 1 S: 11	H: 0 LOB: 2 BB: 2 P: 26	R: 2 H: 2 E: 0 K: 1 S: 12	H: 2 LOB: 0 BB: 0 P: 19	R: 1 H: 2 E: 0 K: 1 S: 16	H: 2 LOB: 2 BB: 1 P: 24	R: 5 H: 3 E: 0 K: 1 S: 16	H: 3 LOB: 1 BB: 3 P: 35	R: 0 H: 0 E: 0 K: 1 S: 8	H: 0 LOB: 0 BB: 0 P: 10	R: 0 H: 1 E: 0 K: 1 S: 7	H: 1 LOB: 1 BB: 0 P: 10	R: 3 H: 4 E: 0 K: 0 S: 20	H: 4 LOB: 2 BB: 1 P: 33	R: 0 H: 0 E: 0 K: 1 S: 8	H: 0 LOB: 0 BB: 0 P: 10	1B: 6 2B: 1 3B: 1 HR: 4	SF: 0 SAC: 1 DP: 0 HBP: 0	WP: 2 PB: 0 SB: 1 CS: 0	PA: 46		
PITCHER	IP	WLS	BF	H	R	ER	SO	BB	IBB	HBP	BLK	WP	HR	S	P	ERA	WHIP							
Dave Stieb, R (1,1) ERA: 3.33	4.0	L	21	5	5	5	3	4	0	0	0	1	3	51	92	11.25	2.250							
Frank Wilks, R (5,1) ERA: 7.59	3.2		20	6	6	6	3	2	1	0	0	1	1	41	68	14.73	2.182							
Doug Bair, R (8,1) ERA: 3.38	1.1		5	1	0	0	1	0	0	0	0	0	0	13	19	0.00	0.750							

Kansas City Royals @ Toronto Blue Jays
Exhibition Stadium, Toronto, ON
Sat Aug 06 1988, 3:33 AM EDT
Att: 34,411 - Cloudy - 82 F

AB	38
R	11
H	12
RBI	10
BB	7
SO	7
LOB	12



Batter	1	2	3	4	5	6	7	8	9	AB	R	H	RBI	BB	SO	LOB	BOTTOM							
Tony Fernandez, S (1,6) OBP: 0.323, SLG: 0.371	G3		K		G3			G3		4	0	0	0	0	1	1								
Ernie Whitt, L (1,2) OBP: 0.339, SLG: 0.340	4-3			4-3				4-3		4	0	0	0	0	1	0								
Rance Mulliniks, L (1,10) OBP: 0.389, SLG: 0.494	4-3			BB				K		3	0	0	0	1	1	0								
George Bell, R (1,7) OBP: 0.311, SLG: 0.462 Lou Thornton, L (8,7)	K			K				5-3		3	0	0	0	0	2	1								
Fred McGriff, L (1,3) OBP: 0.396, SLG: 0.604 Rick Leach, L (8,3) OBP: 0.355, SLG: 0.366	HR			BB				G3		1	0	0	0	0	0	0								
Kelly Gruber, R (1,5) OBP: 0.339, SLG: 0.470 Nelson Liriano, S (8,5) OBP: 0.271, SLG: 0.320	K			BB				4-3		2	1	1	1	1	0	0								
Jesse Barfield, R (1,9) OBP: 0.284, SLG: 0.392	K				1B			2B		3	0	1	0	0	2	1								
Rob Ducey, L (1,8)			F5		P6			K		3	0	0	0	0	1	2								
Manuel Lee, S (1,4) OBP: 0.335, SLG: 0.364	4-3				K			6-3		3	0	0	0	0	1	1								
Inning Stats	R: 0 H: 0 E: 0 K: 0 S: 9	H: 1 LOB: 0 BB: 0 P: 15	R: 1 H: 1 E: 0 K: 3 S: 11	H: 1 LOB: 0 BB: 0 P: 16	R: 0 H: 0 E: 0 K: 1 S: 11	H: 0 LOB: 0 BB: 0 P: 18	R: 0 H: 0 E: 0 K: 1 S: 12	H: 0 LOB: 2 BB: 2 P: 26	R: 0 H: 1 E: 0 K: 1 S: 15	H: 1 LOB: 1 BB: 0 P: 21	R: 0 H: 0 E: 0 K: 2 S: 8	H: 0 LOB: 0 BB: 0 P: 14	R: 0 H: 1 E: 0 K: 2 S: 11	H: 1 LOB: 1 BB: 0 P: 14	R: 0 H: 0 E: 0 K: 0 S: 5	H: 0 LOB: 0 BB: 0 P: 7	R: 0 H: 0 E: 0 K: 0 S: 8	H: 0 LOB: 0 BB: 0 P: 11	1B: 1 2B: 1 3B: 0 HR: 1	SF: 0 SAC: 0 DP: 0 HBP: 0	WP: 1 PB: 0 SB: 0 CS: 0	PA: 32		
PITCHER	IP	WLS	BF	H	R	ER	SO	BB	IBB	HBP	BLK	WP	HR	S	P	ERA	WHIP							
Mark Gubicza, R (1,1) ERA: 2.66	8.0	W	29	3	1	1	10	2	0	0	0	0	1	82	131	1.12	0.625							
Steve Farr, R (9,1) ERA: 2.25	1.0		3	0	0	0	0	0	0	0	0	0	0	8	11	0.00	0.000							

Kansas City Royals @ Toronto Blue Jays
Exhibition Stadium, Toronto, ON
Sat Aug 06 1988, 3:33 AM EDT
Att: 34,411 - Cloudy - 82 F

AB	30
R	1
H	3
RBI	1
BB	2
SO	10
LOB	8



Batter	1	2	3	4	5	6	7	8	9	AB	R	H	RBI	BB	SO	LOB	TOP								
Willie Wilson, S OBP: 0.288, SLG: 0.342 (1, 8)	4-3		1-3			1B FC3-6 1B	K			4	1	1	0	0	1	1	Kansas City Royals @ Toronto Blue Jays Exhibition Stadium, Toronto, ON Sun Aug 07 1988, 3:33 AM EDT Att: 37,304 - Sunny - 74 F								
Kurt Stillwell, S OBP: 0.325, SLG: 0.421 (1, 6)	K			F5		1 SAFE FC3-6 1B	L7			4	1	1	1	0	1	1									
Kevin Seitzer, R OBP: 0.377, SLG: 0.417 Bill Pecota, R OBP: 0.183, SLG: 0.246 (8, PH) (8, 5)	3-1			6-3		FC3-6 HBP		P6		2	0	0	0	0	0	0									
George Brett, L OBP: 0.414, SLG: 0.572 (1, 3)		L9		F4		FC3-6 1B		K		4	0	0	1	0	1	2									
Pat Tabler, R OBP: 0.340, SLG: 0.339 (1, 10)		K			6-3			6-3		4	0	1	1	0	1	0									
Danny Tartabull, R OBP: 0.382, SLG: 0.497 (1, 9)		4-3			K		F9			4	0	1	0	0	1	2									
Bo Jackson, R OBP: 0.286, SLG: 0.476 (1, 7)			F9		4-3			HR		4	1	1	1	0	0	1									
Jamie Quirk, L OBP: 0.297, SLG: 0.389 (1, 2)			HR		4-3		SH3 2B			4	1	2	1	0	1	1									
Brad Wellman, R OBP: 0.292, SLG: 0.274 (1, 4)			K			1B 1B	SH3		F8	3	1	1	0	0	1	1									
Inning Stats	R: 0 E: 0 K: 1 S: 7	H: 0 LOB: 0 BB: 0 P: 11	R: 0 E: 0 K: 1 S: 8	H: 0 LOB: 0 BB: 0 P: 13	R: 1 E: 0 K: 1 S: 8	H: 1 LOB: 0 BB: 0 P: 12	R: 0 E: 0 K: 0 S: 6	H: 0 LOB: 0 BB: 0 P: 10	R: 0 E: 0 K: 1 S: 5	H: 0 LOB: 0 BB: 0 P: 8	R: 3 E: 0 K: 0 S: 23	H: 4 LOB: 2 BB: 0 P: 31	R: 1 E: 0 K: 1 S: 10	H: 2 LOB: 1 BB: 0 P: 14	R: 0 E: 0 K: 1 S: 7	H: 0 LOB: 0 BB: 0 P: 12	R: 0 E: 0 K: 1 S: 11	H: 1 LOB: 1 BB: 0 P: 16	1B: 5 2B: 1 3B: 0 HR: 2	SF: 0 SAC: 1 DP: 0 HBP: 1	WP: 0 PB: 0 SB: 2 CS: 0	PA: 36			
PITCHER	IP	WLS	BF	H	R	ER	SO	BB	IBB	HBP	BLK	WP	HR	S	P	ERA	WHIP								
Jim Clancy, R ERA: 5.1 (1, 1)	5.2	L	23	5	4	4	4	0	0	1	0	0	1	55	83	6.35	0.882								
Doug Bair, R ERA: 4.5 (6, 1)	0.2		4	2	1	1	0	0	0	0	0	0	1	8	10	13.50	3.000								
John Cerutti, L ERA: 3.86 (7, 1)	2.2		9	1	0	0	3	0	0	0	0	0	0	22	34	0.00	0.375								

Batter	1	2	3	4	5	6	7	8	9	AB	R	H	RBI	BB	SO	LOB	BOTTOM								
Tony Fernandez, S OBP: 0.321, SLG: 0.369 (1, 6)	K		E 1B			4-3	F7		K	5	0	1	0	0	2	3	Kansas City Royals @ Toronto Blue Jays Exhibition Stadium, Toronto, ON Sun Aug 07 1988, 3:33 AM EDT Att: 37,304 - Sunny - 74 F								
Kelly Gruber, R OBP: 0.336, SLG: 0.466 (1, 5)	L4		F5			K		K		4	0	0	0	0	2	1									
George Bell, R OBP: 0.312, SLG: 0.461 (1, 7)	6-3			K		E 1B		BLK BLK BB		3	0	1	0	1	1	0									
Cecil Fielder, R OBP: 0.319, SLG: 0.535 Rance Mulliniks, L OBP: 0.397, SLG: 0.492 (8, PH)		K		K		E BB		K		2	0	0	0	1	2	0									
Jesse Barfield, R OBP: 0.281, SLG: 0.387 (1, 9)		L9		K		E BB		6-3		4	0	0	0	0	1	3									
Fred McGriff, L OBP: 0.397, SLG: 0.602 (1, 3)		K				K			1B HBP	3	0	1	0	0	2	3									
Manuel Lee, S OBP: 0.337, SLG: 0.379 (1, 4)			HR		F9		F7		1B	4	1	2	1	0	0	1									
Rob Ducey, L (1, 8)			F8		P6		G3		K	3	0	0	0	0	0	1									
Sal Butera, R OBP: 0.286, SLG: 0.324 Ernie Whitt, L OBP: 0.340, SLG: 0.338 (7, PH) (8, 2)			F4		4-3				K	1	0	0	0	1	1	2									
Inning Stats	R: 0 E: 0 K: 1 S: 10	H: 0 LOB: 0 BB: 0 P: 13	R: 0 E: 0 K: 2 S: 10	H: 0 LOB: 0 BB: 0 P: 18	R: 1 E: 1 K: 0 S: 16	H: 2 LOB: 1 BB: 0 P: 23	R: 0 E: 0 K: 3 S: 10	H: 0 LOB: 0 BB: 0 P: 15	R: 0 E: 0 K: 0 S: 7	H: 1 LOB: 1 BB: 0 P: 13	R: 0 E: 0 K: 2 S: 14	H: 1 LOB: 3 BB: 1 P: 26	R: 0 E: 0 K: 0 S: 7	H: 0 LOB: 1 BB: 1 P: 14	R: 0 E: 0 K: 2 S: 9	H: 0 LOB: 1 BB: 1 P: 18	R: 0 E: 0 K: 3 S: 14	H: 1 LOB: 2 BB: 0 P: 23	1B: 4 2B: 0 3B: 0 HR: 1	SF: 0 SAC: 0 DP: 0 HBP: 1	WP: 0 PB: 0 SB: 0 CS: 0	PA: 37			
PITCHER	IP	WLS	BF	H	R	ER	SO	BB	IBB	HBP	BLK	WP	HR	S	P	ERA	WHIP								
Floyd Bannister, L ERA: 4.5 (1, 1)	6.0	W	24	4	1	1	8	1	0	0	0	0	1	67	108	1.50	0.833								
Jeff Montgomery, R ERA: 2.41 (7, 1)	2.0		8	0	0	0	2	2	0	0	2	0	0	16	32	0.00	1.000								
Jerry Don Gleaton, L ERA: 2.95 (8, 1)	1.0		5	1	0	0	3	0	0	1	0	0	0	14	23	0.00	1.000								



Batter	1	2	3	4	5	6	7	8	9	AB	R	H	RBI	BB	SO	LOB	TOP					
Willie Wilson, S OBP: 0.287, SLG: 0.344 (1, 8)	F8		L8			SF9 2B		4-3		4	1	1	0	0	0	1	Kansas City Royals @ Toronto Blue Jays Exhibition Stadium, Toronto, ON Mon Aug 08 1988, 7:05 PM EDT Att: 32,234 - Unknown - 84 F					
Kurt Stillwell, S OBP: 0.325, SLG: 0.418 (1, 6)	5-3		G5-4-3			2B BB		K		3	0	0	0	1	1							
George Brett, L OBP: 0.416, SLG: 0.573 (1, 3)						SF9 1B		BB BB		1	0	1	1	2	0							
Danny Tartabull, R OBP: 0.361, SLG: 0.493 (1, 9)	F8					K		BB BB		3	0	0	0	1	1							
Pat Tabler, R OBP: 0.342, SLG: 0.342 (1, 10)						FC5-4 1B		BB BB		3	0	1	0	1	0							
Frank White, R OBP: 0.289, SLG: 0.374 (1, 4)	F8					2B		F9		3	0	1	0	1	0							
Bo Jackson, R OBP: 0.282, SLG: 0.469 (1, 7)						5-3		F8		4	0	0	0	0	4							
Bill Pecota, R OBP: 0.176, SLG: 0.236 (9, PH)						K		K		4	0	0	0	0	3							
Bill Buckner, L OBP: 0.262, SLG: 0.318 (9, PH)						6-3		F8		3	0	0	0	0	1							
Larry Owen, R OBP: 0.297, SLG: 0.188 (1, 2)						L3		K		2	0	0	0	1	1							
Inning Stats	R: 0 E: 0 K: 0 S: 11	H: 0 LOB: 1 BB: 1 P: 21	R: 0 E: 0 K: 1 S: 9	H: 0 LOB: 1 BB: 1 P: 15	R: 0 E: 0 K: 0 S: 5	H: 0 LOB: 0 BB: 1 P: 10	R: 0 E: 0 K: 0 S: 9	H: 1 LOB: 1 BB: 0 P: 15	R: 0 E: 0 K: 1 S: 8	H: 0 LOB: 0 BB: 0 P: 11	R: 1 E: 0 K: 1 S: 14	H: 2 LOB: 2 BB: 1 P: 23	R: 0 E: 0 K: 2 S: 9	H: 0 LOB: 0 BB: 0 P: 12	R: 0 E: 0 K: 1 S: 11	H: 0 LOB: 0 BB: 2 P: 22	R: 0 E: 0 K: 2 S: 10	H: 0 LOB: 0 BB: 0 P: 16	1B: 1 2B: 2 3B: 0 HR: 0	SF: 1 SAC: 0 DP: 1 HBP: 0	WP: 0 PB: 0 SB: 1 CS: 0	PA: 35
PITCHER	IP	WLS	BF	H	R	ER	SO	BB	IBB	HBP	BLK	WP	HR	S	P	ERA	WHIP					
Jeff Musselman, L ERA: 1.8 (1, 1)	7.0	W	27	3	1	1	5	4	0	0	0	0	0	65	107	1.29	1.000					
Tom Henke, R ERA: 2.6 (8, 1)	2.0	S	8	0	0	0	3	2	0	0	0	0	0	21	38	0.00	1.000					

Batter	1	2	3	4	5	6	7	8	9	AB	R	H	RBI	BB	SO	LOB	BOTTOM					
Tony Fernandez, S OBP: 0.324, SLG: 0.370 (1, 6)	K					F8		FC4-6 BB		4	0	2	3	1	1	0	Kansas City Royals @ Toronto Blue Jays Exhibition Stadium, Toronto, ON Mon Aug 08 1988, 7:05 PM EDT Att: 32,234 - Unknown - 84 F					
Ernie Whitt, L OBP: 0.341, SLG: 0.351 (1, 2)	P5					HR		3-1		5	1	2	2	0	4							
Rance Mulliniks, L OBP: 0.389, SLG: 0.496 (1, 10)						G6-4-3 1B		FC4-6 1B		4	0	2	0	0	1							
George Bell, R OBP: 0.312, SLG: 0.458 Lou Thornton, L (8, 7)						F9		G6-4-3 1B		3	0	0	0	1	0							
Fred McGriff, L OBP: 0.395, SLG: 0.598 (1, 3)						L5		F7		4	1	1	0	0	2							
Kelly Gruber, R OBP: 0.339, SLG: 0.469 (1, 5)						K		SH5-4 1B		4	2	3	0	0	1							
Rick Leach, L OBP: 0.355, SLG: 0.365 Rob Ducey, L (8, 8)						L8		SH5-4 1B		3	0	1	0	0	0							
Jesse Barfield, R OBP: 0.284, SLG: 0.386 (8, 9)						4-3		SH5-4 1B		3	1	1	0	1	0							
Manuel Lee, S OBP: 0.336, SLG: 0.377 (1, 4)						G3		L9		4	0	1	0	0	1							
Inning Stats	R: 0 E: 0 K: 2 S: 11	H: 1 LOB: 2 BB: 1 P: 21	R: 2 E: 0 K: 2 S: 15	H: 5 LOB: 0 BB: 0 P: 23	R: 0 E: 0 K: 0 S: 9	H: 1 LOB: 1 BB: 0 P: 14	R: 0 E: 0 K: 0 S: 8	H: 0 LOB: 0 BB: 0 P: 11	R: 1 E: 0 K: 1 S: 10	H: 2 LOB: 0 BB: 0 P: 15	R: 0 E: 0 K: 1 S: 10	H: 0 LOB: 0 BB: 0 P: 12	R: 0 E: 0 K: 0 S: 13	H: 1 LOB: 2 BB: 1 P: 21	R: 2 E: 0 K: 0 S: 19	H: 3 LOB: 2 BB: 1 P: 31		R: 2 E: 0 K: 0 S: 10	H: 0 LOB: 0 BB: 1 P: 16	1B: 11 2B: 1 3B: 0 HR: 1	SF: 0 SAC: 1 DP: 1 HBP: 0	WP: 0 PB: 0 SB: 0 CS: 0
PITCHER	IP	WLS	BF	H	R	ER	SO	BB	IBB	HBP	BLK	WP	HR	S	P	ERA	WHIP					
Bret Saberhagen, R ERA: 3.83 (1, 1)	7.0	L	33	12	5	5	6	2	0	0	0	0	0	85	130	6.43	2.000					
Jerry Don Gleaton, L ERA: 2.25 (8, 1)	1.0		5	1	0	0	0	0	1	0	0	0	0	10	18	0.00	1.000					

Batter	1	2	3	4	5	6	7	8	9	AB	R	H	RBI	BB	SO	LOB	TOP					
Brady Anderson, L (1, 8) OBP: 0.292, SLG: 0.290	3-1 FC5-4 1B		3-1 F9				3-3 K				4	0	1	0	0	2	4					
Pete Stanick, S (1, 7) OBP: 0.307, SLG: 0.313	0-1 FC5-4 CS			2-2 F7			3-2 6-3		1-2 4-1		4	0	0	0	0	0	1					
Cal Ripken Jr., R (1, 6) OBP: 0.391, SLG: 0.472	0-0 P4			1-2 P3			2-0 HR		1-1 E5		4	1	1	1	0	0	1					
Eddie Murray, S (1, 3) OBP: 0.346, SLG: 0.449	0-1 CS	0-0 P4		1-1 F7			1-0 F7		0-0 F8		4	0	0	0	0	0	1					
Mickey Tettleton, S (1, 2) OBP: 0.315, SLG: 0.467		0-2 P2			2-0 E 1B		2-2 4-3		1-1 G3		4	1	1	0	0	0	1					
Jim Traber, L (1, 10) OBP: 0.272, SLG: 0.336		2-2 4-3			3-2 SAFE P5		0-0 1-3 1B		1-1 F7		4	1	1	0	0	0	1					
Ken Gerhart, R (1, 9) OBP: 0.253, SLG: 0.360					4-1 FC3-6 1B BB		3-2 F9		1-2 2B		2	0	0	0	1	0	1					
Larry Sheets, L (9, PH) OBP: 0.309, SLG: 0.340					0-0 P6						1	0	1	0	0	0	0					
Rick Schu, R (9, PR) OBP: 0.304, SLG: 0.353					1-2 3-1		0-1 FC3-6 1B		1-2 P4		3	0	1	1	0	0	1					
Rene Gonzales, R (1, 5) OBP: 0.257, SLG: 0.279					0-1 3-1		1-2 3-H 1B		1-2 G3		1	0	0	0	0	0	1					
Joe Orsulak, L (9, PH) OBP: 0.332, SLG: 0.363					0-1 FC3-6		0-1 1-2 2-S		0-0 G3		3	0	2	1	0	0	2					
Billy Ripken, R (1, 4) OBP: 0.260, SLG: 0.258											1	0	0	0	0	0	1					
Terry Kennedy, L (9, PH) OBP: 0.236, SLG: 0.258											1	0	0	0	0	0	1					
Inning Stats	R: 0 E: 0 K: 0 S: 6	H: 1 LOB: 0 BB: 0 P: 9	R: 0 E: 0 K: 0 S: 7	H: 0 LOB: 0 BB: 0 P: 9	R: 0 E: 0 K: 0 S: 8	H: 1 LOB: 1 BB: 0 P: 12	R: 0 E: 0 K: 0 S: 8	H: 0 LOB: 0 BB: 0 P: 12	R: 1 E: 1 K: 1 S: 12	H: 2 LOB: 2 BB: 1 P: 24	R: 1 E: 0 K: 0 S: 9	H: 1 LOB: 0 BB: 0 P: 17	R: 1 E: 0 K: 1 S: 13	H: 2 LOB: 1 BB: 0 P: 19	R: 0 E: 1 K: 0 S: 8	H: 0 LOB: 1 BB: 0 P: 11	R: 0 E: 0 K: 0 S: 9	H: 1 LOB: 1 BB: 0 P: 12	1B: 6 2B: 1 3B: 0 HR: 1	SF: 0 SAC: 0 DP: 0 HBP: 0	WP: 0 PB: 0 SB: 0 CS: 1	PA: 37
PITCHER	IP WLS BF H R ER SO BB IBB HBP BLK WP HR S P ERA WHIP																					
Charlie Leibrandt, L (1, 1) ERA: 3.72	7.0	28	7	3	3	2	1	0	0	0	0	0	1	63	102	3.86	1.143					
Jeff Montgomery, R (8, 1) ERA: 2.36	1.0	W	4	0	0	0	0	0	0	0	0	0	0	8	11	0.00	0.000					
Steve Farr, R (9, 1) ERA: 2.21	1.0	S	4	1	0	0	0	0	0	0	0	0	0	9	12	0.00	1.000					

Baltimore Orioles @ Kansas City Royals
 Royals Stadium, Kansas City, MO
 Wed Aug 10 1988, 8:05 PM EDT
 Att: 28,579 - Unknown - 85 F

AB 35
 R 3
 H 8
 RBI 3
 BB 1
 SO 2
 LOB 15



Batter	1	2	3	4	5	6	7	8	9	AB	R	H	RBI	BB	SO	LOB	BOTTOM					
Willie Wilson, S (1, 8) OBP: 0.290, SLG: 0.346	4-3										1	0	0	0	0	0	0					
Nick Capra, R (2, PH) OBP: 0.214, SLG: 0.192		F7									3	0	0	0	0	0	3					
Kurt Stillwell, S (1, 6) OBP: 0.330, SLG: 0.426	4-1 BB 1B BB	1-0 4-3			1-2 P3		0-1 F8		1-2 CS		3	1	2	0	1	0	1					
Kevin Seitzer, R (1, 5) OBP: 0.376, SLG: 0.415	1-1 1-2 1B		2-2 4-3		1-2 4-3		3-2 4-3		1-1 CS 1B		4	0	1	1	0	0	1					
George Brett, L (1, 3) OBP: 0.415, SLG: 0.566	1-0 F7		3-1 CS 1B		3-H 0-2 4-3		3-3 K				4	0	1	0	0	1	2					
Pat Tabler, R (1, 10) OBP: 0.348, SLG: 0.347	4-1 BB BB		3-1 E9				1-1 F9		4-1 FC1-6 E BB		2	0	0	0	2	0	1					
Brad Wellman, R (8, PR) OBP: 0.292, SLG: 0.274	1-2 2-S BB		1-2 CS 1B								0	0	0	0	0	0	0					
Danny Tartabull, R (1, 9) OBP: 0.356, SLG: 0.482	0-0 P9		2-3 K				0-0 6-3		0-0 E4 FC1-6 1B		4	1	0	0	0	1	5					
Frank White, R (1, 4) OBP: 0.293, SLG: 0.388		0-1 2B 2B			0-0 F7		0-0 1B 1B		0-1 FC1-6 1B		4	2	2	0	0	0	2					
Bo Jackson, R (1, 7) OBP: 0.285, SLG: 0.467		0-0 P3			0-3 K		3-2 1B S 1B		1-0 1B 1B		4	0	2	2	0	1	1					
Jamie Quirk, L (1, 2) OBP: 0.313, SLG: 0.402		2-1 2H 2B			0-0 F8		4-1 1B IBB		1-1 CS 1B		3	0	2	1	1	0	0					
Inning Stats	R: 0 E: 0 K: 0 S: 8	H: 1 LOB: 3 BB: 2 P: 19	R: 1 E: 0 K: 0 S: 9	H: 2 LOB: 1 BB: 0 P: 15	R: 0 E: 1 K: 1 S: 10	H: 1 LOB: 1 BB: 0 P: 20	R: 0 E: 0 K: 1 S: 5	H: 0 LOB: 0 BB: 0 P: 5	R: 1 E: 0 K: 0 S: 15	H: 1 LOB: 0 BB: 0 P: 18	R: 1 E: 0 K: 0 S: 10	H: 2 LOB: 2 BB: 1 P: 18	R: 0 E: 1 K: 1 S: 13	H: 1 LOB: 0 BB: 0 P: 19	R: 1 E: 1 K: 0 S: 10	H: 2 LOB: 2 BB: 1 P: 16	R: 0 E: 0 K: 0 S: 9	H: 1 LOB: 1 BB: 0 P: 12	1B: 7 2B: 2 3B: 1 HR: 0	SF: 0 SAC: 0 DP: 0 HBP: 0	WP: 0 PB: 0 SB: 1 CS: 3	PA: 37
PITCHER	IP WLS BF H R ER SO BB IBB HBP BLK WP HR S P ERA WHIP																					
Jose Bautista, R (1, 1) ERA: 4.41	7.2	L	35	9	4	3	3	3	0	0	0	0	0	75	124	3.52	1.565					
Mark Thurmond, L (8, 1) ERA: 5.49	0.0		1	1	0	0	0	0	0	0	0	0	3	3								
Doug Sisk, R (8, 1) ERA: 2.64	0.1		0	0	0	0	0	0	0	0	0	0	2	3	0.00	0.000						

Baltimore Orioles @ Kansas City Royals
 Royals Stadium, Kansas City, MO
 Wed Aug 10 1988, 8:05 PM EDT
 Att: 28,579 - Unknown - 85 F

AB 32
 R 4
 H 10
 RBI 4
 BB 4
 SO 3
 LOB 16



Batter	1	2	3	4	5	6	7	8	9	10	11	12	AB	R	H	RBI	BB	SO	LOB	TOP						
Brady Anderson, L (1.8) OBP: 0.289, SLG: 0.286	4-3		K		F9			4-3	FC4-6 1B		4-3		6	0	1	0	0	1	2							
Joe Orsulak, L (1.7) OBP: 0.324, SLG: 0.354	F8			L6	K			4-3	FC4-6 1B			G3	6	0	0	0	0	1	2							
Cal Ripken Jr., R (1.6) OBP: 0.391, SLG: 0.473	K			2B	F9			3B 1B		5-3		L7	6	2	2	0	0	1	0							
Eddie Murray, S (1.3) OBP: 0.348, SLG: 0.457	4-3			1B 2B		G3-6-3 1B		3B 1B		K		P6	6	1	3	2	0	1	0							
Larry Sheets, L (1.9) OBP: 0.308, SLG: 0.338	4-3			2B SF8		G3-6-3 1B		F7		K			5	1	1	0	0	1	2							
Terry Kennedy, L (1.2) Pete Stanicek, S (9, PH) OBP: 0.304, SLG: 0.309	2B			1B		1-3		F2			G3		3	0	2	1	0	0	0							
Jim Dwyer, L (1.10) Ken Gerhart, R (9, PH) OBP: 0.251, SLG: 0.356	L8			FC6-4 IBB		4-3		E5 1B			F7		2	0	0	0	1	0	1							
Rene Gonzales, R (1.5) Mickey Tettleton, S (9, PH) OBP: 0.317, SLG: 0.467	5-3			SF8		L6		K			1B 1B		2	0	0	1	0	0	0							
Billy Ripken, R (1.4) Jim Traber, L (9, PH) Rick Schu, R (9, PR) OBP: 0.306, SLG: 0.356	5-3			FC6-4		6-3		1B 1B			1B		3	0	0	0	0	0	2							
Inning Stats	R: 0 E: 0 K: 1 S: 6	H: 0 LOB: 0 BB: 10	R: 0 E: 0 K: 2 S: 9	H: 1 LOB: 1 BB: 15	R: 0 E: 0 K: 1 S: 6	H: 0 LOB: 0 BB: 9	R: 3 E: 0 K: 0 S: 8	H: 4 LOB: 2 BB: 17	R: 0 E: 0 K: 1 S: 7	H: 0 LOB: 0 BB: 9	R: 1 E: 0 K: 0 S: 9	H: 2 LOB: 1 BB: 17	R: 1 E: 0 K: 1 S: 14	H: 2 LOB: 2 BB: 24	R: 0 E: 0 K: 2 S: 8	H: 0 LOB: 0 BB: 14	R: 0 E: 0 K: 0 S: 9	H: 2 LOB: 0 BB: 15	R: 0 E: 0 K: 0 S: 7	H: 0 LOB: 0 BB: 11	1B: 7 2B: 4 3B: 1 HR: 0	SF: 1 SAC: 0 DP: 1 HBP: 0	WP: 0 PB: 0 SB: 0 CS: 0	PA: 49		
PITCHER	IP WLS BF H R ER SO BB IBB HBP BLK WP HR S P ERA WHIP	7.2 1.0 4 0 0 0 0 0 0 0 0 0 0 0 0 0.00 1.043	8 4 0 1 0 0 0 0 0 0 0 0 0 0 0 0.00 0.000	4 0 0 0 0 0 0 0 0 0 0 0 0 0 0 0.00 0.000	3 0 0 0 0 0 0 0 0 0 0 0 0 0 0 0.00 0.000	8 4 0 0 0 0 0 0 0 0 0 0 0 0 0 0.00 1.043	9 4 0 0 0 0 0 0 0 0 0 0 0 0 0 0.00 1.043	9 4 0 0 0 0 0 0 0 0 0 0 0 0 0 0.00 1.043	9 4 0 0 0 0 0 0 0 0 0 0 0 0 0 0.00 1.043	9 4 0 0 0 0 0 0 0 0 0 0 0 0 0 0.00 1.043	17 10 19 36 11 0.00 0.000	17 10 19 36 11 0.00 0.000	17 10 19 36 11 0.00 0.000	17 10 19 36 11 0.00 0.000	17 10 19 36 11 0.00 0.000	17 10 19 36 11 0.00 0.000	17 10 19 36 11 0.00 0.000	17 10 19 36 11 0.00 0.000	17 10 19 36 11 0.00 0.000	17 10 19 36 11 0.00 0.000	17 10 19 36 11 0.00 0.000	17 10 19 36 11 0.00 0.000	17 10 19 36 11 0.00 0.000	17 10 19 36 11 0.00 0.000	17 10 19 36 11 0.00 0.000	17 10 19 36 11 0.00 0.000

Baltimore Orioles @ Kansas City Royals
 Royals Stadium, Kansas City, MO
 Thu Aug 11 1988, 8:05 PM EDT
 Att. 33,920 - Unknown - 88 F

AB	47
R	5
H	12
RBI	5
BB	1
SO	6
LOB	10



Batter	1	2	3	4	5	6	7	8	9	10	11	12	AB	R	H	RBI	BB	SO	LOB	BOTTOM						
Kurt Stillwell, S (1.6) OBP: 0.334, SLG: 0.429	BB 1B HR			6-3			L8	G6-3 1B		6-3		1B	7	1	4	1	0	0	0							
Kevin Seitzer, R (1.5) OBP: 0.381, SLG: 0.417	BB HR						G6-3	G6-3		1B		SF7	3	1	2	1	3	0	2							
George Brett, L (1.3) OBP: 0.414, SLG: 0.561	K			F5			BB BB	P3		1B		1B	5	0	1	0	1	1	5							
Pat Tabler, R (1.10) Brad Wellman, R (9, PR) OBP: 0.288, SLG: 0.270	HR BB			G3		4-3	F2	1B BB		F6			4	1	1	0	1	0	2							
Danny Tartabull, R (1.9) OBP: 0.360, SLG: 0.489	HR			1B BB		L4		F8				FC6-4 BB	3	1	1	4	3	0	1							
Frank White, R (1.4) OBP: 0.294, SLG: 0.385	6-3			1B		6-3	P4	BB		1B		F2	5	0	1	0	1	0	4							
Bo Jackson, R (1.7) OBP: 0.286, SLG: 0.464	5-3			F3		P3		SH3-4 1B		1B		FC6-4 CS	6	1	2	0	0	0	3							
Jamie Quirk, L (1.2) Willie Wilson, S (9, PH) Larry Owen, R (10, 2) OBP: 0.275, SLG: 0.171	K			L7		G6-4-3 1B		SH3-4		K		CS	3	0	1	0	0	1	2							
Nick Capra, R (1.8) Bill Buckner, L (9, PH) Bill Piccola, R (9, PR) Tom Niedenfuer, R (11, 1) OBP: 0.177, SLG: 0.234	K			K		G6-4-3		1B IBB		F8		1B SF7	3	0	0	0	0	2	1							
Inning Stats	R: 4 E: 0 K: 1 S: 13	H: 3 LOB: 0 BB: 22	R: 0 E: 0 K: 2 S: 11	H: 1 LOB: 2 BB: 18	R: 0 E: 0 K: 0 S: 9	H: 1 LOB: 2 BB: 17	R: 0 E: 0 K: 1 S: 9	H: 0 LOB: 1 BB: 16	R: 0 E: 0 K: 0 S: 7	H: 1 LOB: 0 BB: 11	R: 0 E: 0 K: 0 S: 12	H: 0 LOB: 3 BB: 23	R: 0 E: 0 K: 0 S: 17	H: 2 LOB: 2 BB: 26	R: 0 E: 0 K: 0 S: 11	H: 0 LOB: 0 BB: 19	R: 1 E: 0 K: 1 S: 11	H: 2 LOB: 1 BB: 18	1B: 13 2B: 0 3B: 0 HR: 1	SF: 1 SAC: 1 DP: 2 HBP: 0	WP: 0 PB: 0 SB: 0 CS: 1	PA: 57				
PITCHER	IP WLS BF H R ER SO BB IBB HBP BLK WP HR S P ERA WHIP	0.1 6.1 2.0 1.1 1.2	4 1 4 2 1	3 1 1 0 1	3 3 0 0 1	1 6 1 0 0	0 0 1 0 0	0 1 16 22 21	9 103 35 36 32	17 1.42 4.50 2.250 5.40	17 103 35 36 32	17 103 35 36 32	17 103 35 36 32	17 103 35 36 32	17 103 35 36 32	17 103 35 36 32	17 103 35 36 32	17 103 35 36 32	17 103 35 36 32	17 103 35 36 32	17 103 35 36 32	17 103 35 36 32	17 103 35 36 32	17 103 35 36 32	17 103 35 36 32	17 103 35 36 32

Baltimore Orioles @ Kansas City Royals
 Royals Stadium, Kansas City, MO
 Thu Aug 11 1988, 8:05 PM EDT
 Att. 33,920 - Unknown - 88 F

AB	44
R	6
H	14
RBI	6
BB	10
SO	6
LOB	25



Batter	1	2	3	4	5	6	7	8	9	AB	R	H	RBI	BB	SO	LOB	TOP			
Tony Fernandez, S (1, 6) OBP: 0.328, SLG: 0.377										4	1	2	1	0	0	1	Toronto Blue Jays @ Kansas City Royals Royals Stadium, Kansas City, MO Fri Aug 12 1988, 8:05 PM EDT Att: 31,858 - Unknown - 82 F			
Manuel Lee, S (1, 5) OBP: 0.329, SLG: 0.366										4	0	0	1	0	0	1				
Cecil Fielder, R (1, 10) OBP: 0.313, SLG: 0.515										4	0	0	0	0	3	0				
George Bell, R (1, 7) OBP: 0.310, SLG: 0.449										3	0	1	0	1	0	0				
Lou Thornton, L (9, 7)										0	0	0	0	0	0	0				
Jesse Barfield, R (1, 9) OBP: 0.287, SLG: 0.390										3	0	0	0	1	2	1				
Fred McGriff, L (1, 3) OBP: 0.397, SLG: 0.586										3	1	0	0	1	3	2				
Sal Butera, R (1, 2) OBP: 0.262, SLG: 0.341										4	0	0	0	0	1	3				
Nelson Liriano, S (1, 4) OBP: 0.269, SLG: 0.316										4	0	2	1	0	0	2				
Kelly Gruber, R (9, 5) OBP: 0.335, SLG: 0.464										0	0	0	0	0	0	0				
Rob Ducey, L (1, 8) OBP: 0.182, SLG: 0.227										3	1	1	0	0	1	2				
Inning Stats	R: 0 E: 0 K: 1 S: 6	H: 1 LOB: 0 BB: 0 P: 10	R: 0 E: 0 K: 1 S: 9	H: 1 LOB: 2 BB: 1 P: 17	R: 2 E: 0 K: 1 S: 11	H: 2 LOB: 0 BB: 0 P: 17	R: 1 E: 0 K: 2 S: 10	H: 1 LOB: 1 BB: 1 P: 17	R: 0 E: 0 K: 1 S: 7	H: 0 LOB: 0 BB: 0 P: 12	R: 0 E: 0 K: 1 S: 11	H: 1 LOB: 1 BB: 0 P: 18	R: 0 E: 0 K: 1 S: 8	H: 0 LOB: 1 BB: 1 P: 16	R: 0 E: 0 K: 1 S: 9	H: 0 LOB: 0 BB: 0 P: 13	1B: 5 2B: 0 3B: 1 HR: 0	SF: 0 SAC: 0 DP: 1 HBP: 0	WP: 0 PB: 0 SB: 2 CS: 0	PA: 35
PITCHER Floyd Bannister, L (1, 1) ERA: 4.43	IP: 9.0 WLS: L BF: 35 H: 6 R: 3 ER: 3 SO: 10 BB: 3 IBB: 0 HBP: 0 BLK: 0 WP: 0 HR: 0 S: 79 P: 130 ERA: 3.00 WHIP: 1.000															PITCHER				



Batter	1	2	3	4	5	6	7	8	9	AB	R	H	RBI	BB	SO	LOB	BOTTOM					
Kurt Stillwell, S (1, 6) OBP: 0.333, SLG: 0.426										5	0	1	0	0	3	2	Toronto Blue Jays @ Kansas City Royals Royals Stadium, Kansas City, MO Fri Aug 12 1988, 8:05 PM EDT Att: 31,858 - Unknown - 82 F					
Kevin Seitzer, R (1, 5) OBP: 0.382, SLG: 0.419										3	0	1	0	1	0	2						
George Brett, L (1, 10) OBP: 0.410, SLG: 0.556										4	0	0	0	0	0	2						
Pat Tabler, R (1, 7) OBP: 0.347, SLG: 0.345										4	0	1	0	0	2	1						
Danny Tartabull, R (1, 9) OBP: 0.357, SLG: 0.484										4	1	0	0	0	1	1						
Frank White, R (1, 4) OBP: 0.298, SLG: 0.387										3	1	2	0	0	0	0						
Bill Buckner, L (1, 3) OBP: 0.276, SLG: 0.329										4	0	3	0	0	1	0						
Bill Pecota, R (9, PR) OBP: 0.177, SLG: 0.234										0	0	0	0	0	0	0						
Jim Eisenreich, L (1, 8) OBP: 0.206, SLG: 0.245										4	0	0	0	0	2	7						
Jamie Quirk, L (1, 2) OBP: 0.319, SLG: 0.398										3	0	1	2	1	0	2						
Brad Wellman, R (9, PR) OBP: 0.288, SLG: 0.270										0	0	0	0	0	0	0						
Inning Stats	R: 0 E: 0 K: 2 S: 12	H: 1 LOB: 1 BB: 0 P: 16	R: 0 E: 0 K: 1 S: 7	H: 0 LOB: 0 BB: 0 P: 11	R: 0 E: 0 K: 0 S: 11	H: 1 LOB: 1 BB: 1 P: 19	R: 0 E: 0 K: 1 S: 8	H: 0 LOB: 0 BB: 0 P: 9	R: 0 E: 0 K: 1 S: 8	H: 2 LOB: 1 BB: 0 P: 10	R: 0 E: 0 K: 0 S: 8	H: 0 LOB: 0 BB: 0 P: 14	R: 0 E: 0 K: 1 S: 10	H: 1 LOB: 2 BB: 0 P: 16	R: 0 E: 0 K: 1 S: 9	H: 0 LOB: 1 BB: 1 P: 16	R: 2 E: 0 K: 2 S: 16	H: 4 LOB: 2 BB: 0 P: 23	1B: 8 2B: 1 3B: 0 HR: 0	SF: 0 SAC: 0 DP: 2 HBP: 1	WP: 0 PB: 0 SB: 0 CS: 0	PA: 37
PITCHER Jim Clancy, R (1, 1) ERA: 4.93	IP: 8.1 WLS: W BF: 33 H: 7 R: 2 ER: 2 SO: 7 BB: 2 IBB: 0 HBP: 1 BLK: 0 WP: 0 HR: 0 S: 80 P: 120 ERA: 2.16 WHIP: 1.080															PITCHER						
Tom Henke, R (9, 1) ERA: 2.75	IP: 0.2 WLS: S BF: 4 H: 2 R: 0 ER: 0 SO: 2 BB: 0 IBB: 0 HBP: 0 BLK: 0 WP: 0 HR: 0 S: 9 P: 14 ERA: 0.00 WHIP: 3.000															PITCHER						



Batter	1	2	3	4	5	6	7	8	9	AB	R	H	RBI	BB	SO	LOB	TOP								
Tony Fernandez, S (1, 6) OBP: 0.327, SLG: 0.376	1-2 		0-0 		2-2 		0-0 			4	0	1	0	0	0	1									
Nelson Liriano, S (1, 4) OBP: 0.289, SLG: 0.315	2-3 		0-0 		1-3 			2-2 		4	0	1	0	0	2	1									
Kelly Gruber, R (8, 5) OBP: 0.335, SLG: 0.464	1-2 		1-0 							0	0	0	0	0	0	0									
Rance Mulliniks, L (1, 10) OBP: 0.392, SLG: 0.504	3-3 		1-0 		1-3 			2-1 		4	0	1	0	0	2	1									
George Bell, R (1, 7) OBP: 0.308, SLG: 0.445	0-1 		1-1 		0-0 			2-2 		4	0	0	0	0	0	3									
Lou Thornton, L (9, 7)			1-2 							0	0	0	0	0	0	0									
Fred McGriff, L (1, 3) OBP: 0.400, SLG: 0.596		3-2 		1-3 		0-0 			3-2 	4	2	3	0	0	1	0									
Ernie Whitt, L (1, 2) OBP: 0.345, SLG: 0.376		2-0 		1-2 		3-2 			1-1 	4	0	1	1	0	0	2									
Jesse Barfield, R (1, 8) OBP: 0.292, SLG: 0.401		1-1 		1-1 				3-2 	0-1 	4	0	3	1	0	0	1									
Rick Leach, L (1, 9) OBP: 0.350, SLG: 0.359		0-0 		2-2 				0-0 	1-2 	4	0	1	0	0	0	3									
Rob Ducey, L (9, PR) OBP: 0.182, SLG: 0.227								2-3 		0	0	0	0	0	0	0									
Manuel Lee, S (1, 5) OBP: 0.324, SLG: 0.360		1-0 						1-3 	0-3 	4	0	0	0	0	3	3									
Inning Stats	R: 0 H: 1 E: 0 K: 2 S: 13	H: 1 LOB: 1 BB: 0 P: 18	R: 1 H: 2 E: 0 K: 0 S: 8	H: 2 LOB: 1 BB: 0 P: 15	R: 0 H: 2 E: 0 K: 0 S: 5	H: 2 LOB: 1 BB: 0 P: 7	R: 0 H: 1 E: 0 K: 1 S: 14	H: 1 LOB: 1 BB: 0 P: 19	R: 0 H: 0 E: 0 K: 2 S: 9	H: 0 LOB: 0 BB: 0 P: 13	R: 0 H: 1 E: 0 K: 1 S: 8	H: 1 LOB: 1 BB: 0 P: 12	R: 0 H: 1 E: 0 K: 1 S: 9	H: 1 LOB: 1 BB: 0 P: 12	R: 0 H: 0 E: 0 K: 0 S: 9	H: 0 LOB: 0 BB: 0 P: 15	R: 1 H: 3 E: 0 K: 1 S: 13	H: 3 LOB: 1 BB: 0 P: 18	1B: 7 2B: 3 3B: 1 HR: 0	SF: 0 SAC: 0 DP: 2 HBP: 0	WP: 0 PB: 0 SB: 2 CS: 0	PA: 36			
PITCHER Bret Saberhagen, R (1, 1) ERA: 3.75	IP: 9.0 WLS: L BF: 36 H: 11 R: 2 ER: 2 SO: 8 BB: 0 IBB: 0 HBP: 0 BLK: 0 WP: 0 HR: 0 S: 88 P: 129 ERA: 2.00 WHIP: 1.222																								

Toronto Blue Jays @ Kansas City Royals
Royals Stadium, Kansas City, MO
Sat Aug 13 1988, 8:05 PM EDT
Att: 40,204 - Unknown - 88 F

AB 36
R 2
H 11
RBI 2
BB 0
SO 8
LOB 15



Batter	1	2	3	4	5	6	7	8	9	AB	R	H	RBI	BB	SO	LOB	BOTTOM			
Kurt Stillwell, S (1, 6) OBP: 0.330, SLG: 0.423	2-1 		3-2 			1-2 			1-2 	3	0	0	0	0	0	0				
Kevin Seitzer, R (1, 5) OBP: 0.383, SLG: 0.423	3-2 		3-1 			2-1 			4-1 	3	0	1	0	1	0	1				
George Brett, L (1, 3) OBP: 0.409, SLG: 0.552	4-0 				2-1 			2-1 	2-2 	3	0	0	0	1	0	1				
Pat Tabler, R (1, 7) OBP: 0.344, SLG: 0.342	0-0 				3-2 			1-0 		3	0	0	0	0	0	2				
Danny Tartabull, R (1, 9) OBP: 0.355, SLG: 0.480			1-3 		0-0 			1-1 		3	0	0	0	0	1	0				
Frank White, R (1, 10) OBP: 0.298, SLG: 0.387		0-1 			0-3 			2-2 		3	0	1	0	0	1	0				
Bo Jackson, R (1, 8) OBP: 0.283, SLG: 0.460		1-0 			3-1 			2-3 		3	0	0	0	0	1	1				
Brad Wellman, R (1, 4) OBP: 0.279, SLG: 0.262		1-0 			1-3 			0-1 		2	0	0	0	0	1	1				
Willie Wilson, S (9, PH) OBP: 0.289, SLG: 0.344										1	0	0	0	0	0	0				
Bill Pecota, R (9, 4) OBP: 0.177, SLG: 0.234										0	0	0	0	0	0	0				
Larry Owen, R (1, 2) OBP: 0.286, SLG: 0.167										1	0	0	0	1	0	0				
Bill Buckner, L (9, PH) OBP: 0.275, SLG: 0.328									0-1 	1	0	0	0	0	0	0				
Inning Stats	R: 0 H: 1 E: 0 K: 0 S: 8	H: 1 LOB: 1 BB: 1 P: 17	R: 0 H: 1 E: 0 K: 1 S: 8	H: 1 LOB: 0 BB: 0 P: 11	R: 0 H: 0 E: 0 K: 0 S: 7	H: 0 LOB: 0 BB: 0 P: 14	R: 0 H: 0 E: 0 K: 0 S: 6	H: 0 LOB: 0 BB: 0 P: 11	R: 0 H: 0 E: 0 K: 2 S: 9	H: 0 LOB: 0 BB: 1 P: 13	R: 0 H: 0 E: 0 K: 0 S: 5	H: 0 LOB: 0 BB: 1 P: 12	R: 0 H: 0 E: 0 K: 1 S: 8	H: 0 LOB: 0 BB: 0 P: 12	R: 0 H: 0 E: 0 K: 0 S: 11	H: 0 LOB: 1 BB: 1 P: 18	1B: 1 2B: 1 3B: 1 HR: 0	SF: 0 SAC: 1 DP: 2 HBP: 0	WP: 0 PB: 0 SB: 0 CS: 0	PA: 30
PITCHER Jeff Musseleman, L (1, 1) ERA: 1.46	IP: 7.0 WLS: W BF: 23 H: 2 R: 0 ER: 0 SO: 3 BB: 2 IBB: 0 HBP: 0 BLK: 0 WP: 0 HR: 0 S: 48 P: 87 ERA: 0.00 WHIP: 0.571																			
Duane Ward, R (8, 1) ERA: 2.83	IP: 2.0 WLS: S BF: 7 H: 0 R: 0 ER: 0 SO: 1 BB: 1 IBB: 0 HBP: 0 BLK: 0 WP: 0 HR: 0 S: 19 P: 30 ERA: 0.00 WHIP: 0.500																			

Toronto Blue Jays @ Kansas City Royals
Royals Stadium, Kansas City, MO
Sat Aug 13 1988, 8:05 PM EDT
Att: 40,204 - Unknown - 88 F

AB 26
R 0
H 2
RBI 0
BB 3
SO 4
LOB 6



Batter	1	2	3	4	5	6	7	8	9	AB	R	H	RBI	BB	SO	LOB	TOP			
Tony Fernandez, S OBP: 0.329, SLG: 0.377 (1, 6)	2-2 FC6-4 BB 1B		2-2 F9		0-1 P6		2-1 1B			4	0	2	0	0	0	2	Toronto Blue Jays @ Kansas City Royals Royals Stadium, Kansas City, MO Sun Aug 14 1988, 4:33 AM EDT Att: 27,262 - Sunny - 92 F			
Nelson Liriano, S OBP: 0.294, SLG: 0.309 (1, 4)	2-0 P6		1-2 L6		1-2 F8		1-0 P6			4	0	0	0	0	0	4				
Rance Mulliniks, L OBP: 0.397, SLG: 0.504 (1, 10)	4-1 SAFE SAFE FC6-4 BB 1-2		2-2 3-1		4-1 FC3-6 1B BB		2-2 1B			2	0	1	0	2	0	0				
George Bell, R OBP: 0.307, SLG: 0.443 (1, 7)	1-0 FC6-4 1-2 2-3			0-0 F8		2-1 FC3-6 1B		0-1 P5		4	0	1	0	0	0	3				
Fred McGriff, L OBP: 0.397, SLG: 0.589 (1, 3)	2-2 F8			3-3 K		2-2 F7		2-1 L8		4	0	0	0	0	1	5				
Ernie Whitt, L OBP: 0.340, SLG: 0.371 (1, 2)		0-3 K		1-1 P6		3-2 FC3-6		2-2 F9		4	0	0	0	0	1	3				
Jesse Barfield, R OBP: 0.295, SLG: 0.406 (1, 8)		3-1 2B		1-2 BB 1B		1-2 P4		1-1 F7		4	0	2	0	0	0	2				
Rick Leach, L OBP: 0.342, SLG: 0.351 (1, 9)		1-3 K		0-0 F7		3-2 G6-3		0-0 F8		4	0	0	0	0	1	2				
Manuel Lee, S OBP: 0.323, SLG: 0.356 (1, 5)		1-3 K		4-2 BB		3-2 F7		0-1 5-3		3	0	0	0	1	1	1				
Inning Stats	R: 0 E: 0 K: 0 S: 10	H: 1 LOB: 2 BB: 1 P: 21	R: 0 E: 0 K: 3 S: 11	H: 1 LOB: 1 BB: 0 P: 16	R: 0 E: 0 K: 0 S: 11	H: 0 LOB: 0 BB: 0 P: 16	R: 0 E: 0 K: 1 S: 6	H: 0 LOB: 0 BB: 0 P: 10	R: 0 E: 0 K: 0 S: 11	H: 1 LOB: 2 BB: 1 P: 17	R: 0 E: 0 K: 0 S: 13	H: 1 LOB: 1 BB: 0 P: 18	R: 0 E: 0 K: 0 S: 10	H: 1 LOB: 1 BB: 0 P: 16	R: 0 E: 0 K: 0 S: 5	H: 0 LOB: 0 BB: 0 P: 6	1B: 5 2B: 1 3B: 0 HR: 0	SF: 0 SAC: 0 DP: 0 HBP: 0	WP: 0 PB: 0 SB: 0 CS: 0	PA: 36
PITCHER Luis Aquino, R ERA: 2.08 (1, 1)	IP: 9.0 WLS: W BF: 36 H: 6 R: 0 ER: 0 SO: 4 BB: 3 IBB: 0 HBP: 0 BLK: 0 WP: 0 HR: 0 S: 86 P: 145 ERA: 0.00 WHIP: 1.000															PITCHER				

Batter	1	2	3	4	5	6	7	8	9	AB	R	H	RBI	BB	SO	LOB	BOTTOM			
Willie Wilson, S OBP: 0.289, SLG: 0.343 (1, 8)	2-3 K		0-1 SH1-3	4-1 FC6-4 BB		0-0 G6-3		2-0 1B		2	0	0	0	1	1	0	Toronto Blue Jays @ Kansas City Royals Royals Stadium, Kansas City, MO Sun Aug 14 1988, 4:33 AM EDT Att: 27,262 - Sunny - 92 F			
Jim Eisenreich, L OBP: 0.212, SLG: 0.250 (7, 8)			1-2	1-2 2-3 BB		3-2 G3-1		1-3 K		5	0	1	2	0	1	3				
Kurt Stillwell, S OBP: 0.329, SLG: 0.422 (1, 6)	0-2 F8		1-2 S 2B	FC6-4 1-2 2-3 3H BB		0-0 P5		1-2 P3		4	0	1	0	1	0	3				
Frank White, R OBP: 0.300, SLG: 0.388 (1, 4)	1-0 2B		4-1 S BB	F9		0-0 F8		4-1 BB 1B WP BB		4	1	0	0	1	0	4				
Pat Tabler, R OBP: 0.342, SLG: 0.337 (1, 10)	2-2 F8		2-1 F9		0-0 F8		2-1 P3			4	1	0	0	1	0	4				
Danny Tartabull, R OBP: 0.354, SLG: 0.476 (1, 9)		0-3 K		2-2 E5 2B		4-2 1B BB		2-3 K		3	2	0	0	1	2	1				
Bo Jackson, R OBP: 0.286, SLG: 0.463 (1, 7)		1-2 G5-3		0-1 SAFE S 1B 2B		0-1 SAFE F9		3-1 F9		4	1	2	1	0	0	1				
Bill Buckner, L OBP: 0.276, SLG: 0.330 (1, 3)		1-1 P2		0-1 P3		1-0 1-2 2H 1B		0-0 WP BB 1B		4	0	2	1	0	0	1				
Bill Pecota, R OBP: 0.193, SLG: 0.238 (1, 5)			0-2 F9	2-0 BB 1B FC6-4 1B		1-0 P3		4-0 WP BB		3	1	1	1	1	0	2				
Larry Owen, R OBP: 0.304, SLG: 0.200 (1, 2)			3-2 SH1-3 2B 1B	0-0 FC6-4 BB 1B		1-2 P6		1-3 K		4	1	2	0	0	1	4				
Inning Stats	R: 0 E: 0 K: 1 S: 10	H: 1 LOB: 1 BB: 0 P: 15	R: 0 E: 0 K: 1 S: 9	H: 0 LOB: 0 BB: 0 P: 11	R: 1 E: 0 K: 0 S: 16	H: 2 LOB: 2 BB: 1 P: 26	R: 3 E: 1 K: 0 S: 13	H: 3 LOB: 2 BB: 1 P: 22	R: 1 E: 0 K: 0 S: 12	H: 2 LOB: 2 BB: 1 P: 19	R: 0 E: 0 K: 0 S: 6	H: 0 LOB: 0 BB: 0 P: 9	R: 1 E: 0 K: 2 S: 10	H: 1 LOB: 2 BB: 2 P: 24	R: 0 E: 0 K: 1 S: 9	H: 1 LOB: 1 BB: 0 P: 15	1B: 7 2B: 3 3B: 0 HR: 0	SF: 0 SAC: 1 DP: 0 HBP: 0	WP: 1 PB: 0 SB: 3 CS: 0	PA: 40
PITCHER Mike Flanagan, L ERA: 4.02 Doug Bair, R ERA: 4.15 Tony Castillo, L ERA: (8, 1)	IP: 2.2 WLS: L BF: 11 H: 1 R: 1 ER: 1 SO: 2 BB: 2 IBB: 0 HBP: 0 BLK: 0 WP: 1 HR: 0 S: 20 P: 39 ERA: 3.38 WHIP: 1.125															PITCHER				

AB	33
R	0
H	6
RBI	0
BB	3
SO	4
LOB	22



AB	34
R	6
H	10
RBI	5
BB	5
SO	5
LOB	19



Batter	1	2	3	4	5	6	7	8	9	AB	R	H	RBI	BB	SO	LOB	TOP								
Oddibe McDowell, L (1, 8) OBP: 0.313, SLG: 0.338 Cecil Espy, S (8, 8) OBP: 0.273, SLG: 0.343										4	0	0	0	0	0	4	Texas Rangers @ Kansas City Royals Royals Stadium, Kansas City, MO Mon Aug 15 1988, 8:05 PM EDT Att: 33,104 - Unknown - 91 F livebaseballscorecards.com								
Scott Fletcher, R (1, 6) Larry See, R (7, 4) OBP: 0.200, SLG: 0.158										4	0	1	0	0	0	3									
Ruben Sierra, S (1, 9) OBP: 0.288, SLG: 0.419										4	0	2	0	0	1	1									
Pete Incaviglia, R (1, 7) OBP: 0.325, SLG: 0.485										3	0	0	0	1	2	1									
Pete O'Brien, L (1, 3) Curtis Wilkerson, S (7, 3) OBP: 0.370, SLG: 0.392										3	0	0	0	0	1	1									
Mike Stanley, R (1, 2) OBP: 0.311, SLG: 0.283										4	0	1	0	0	1	2									
Steve Buechele, R (1, 5) Geno Petralli, L (7, 5) OBP: 0.383, SLG: 0.423										2	2	0	0	1	0	1									
Bob Brower, R (1, 10) OBP: 0.304, SLG: 0.292										4	1	2	0	0	0	0									
Jeff Kunkel, R (1, 4) OBP: 0.245, SLG: 0.387										4	0	2	2	0	0	1									
Inning Stats	R: 0 E: 0 K: 1 S: 6	H: 1 LOB: 0 BB: 0 P: 7	R: 0 E: 0 K: 0 S: 7	H: 0 LOB: 0 BB: 0 P: 14	R: 0 E: 0 K: 1 S: 7	H: 1 LOB: 1 BB: 0 P: 12	R: 0 E: 0 K: 1 S: 10	H: 1 LOB: 1 BB: 0 P: 13	R: 2 E: 0 K: 0 S: 10	H: 2 LOB: 1 BB: 1 P: 19	R: 0 E: 0 K: 2 S: 7	H: 0 LOB: 0 BB: 0 P: 10	R: 1 E: 0 K: 0 S: 9	H: 2 LOB: 2 BB: 0 P: 12	R: 0 E: 0 K: 1 S: 12	H: 1 LOB: 2 BB: 1 P: 23		R: 0 E: 0 K: 0 S: 6	H: 0 LOB: 0 BB: 0 P: 7	1B: 6 2B: 2 3B: 0 HR: 0	SF: 0 SAC: 0 DP: 0 HBP: 0	WP: 0 PB: 0 SB: 0 CS: 1	PA: 37		
PITCHER	IP	WLS	BF	H	R	ER	SO	BB	IBB	HBP	BLK	WP	HR	S	P	ERA	WHIP								
Charlie Leibrandt, L (1, 1) ERA: 3.68	7.0	W	29	7	3	2	4	1	0	0	0	0	0	56	87	2.57	1.143								
Jeff Montgomery, R (8, 1) ERA: 2.25	1.0		5	1	0	0	1	1	0	0	0	0	0	12	23	0.00	2.000								
Jerry Don Gleaton, L (9, 1) ERA: 2.08	1.0		3	0	0	0	0	0	0	0	0	0	0	6	7	0.00	0.000								

Batter	1	2	3	4	5	6	7	8	9	AB	R	H	RBI	BB	SO	LOB	BOTTOM									
Willie Wilson, S (1, 8) OBP: 0.293, SLG: 0.355 Jim Eisenreich, L (7, 8) OBP: 0.210, SLG: 0.248										4	3	3	0	0	0	0	Texas Rangers @ Kansas City Royals Royals Stadium, Kansas City, MO Mon Aug 15 1988, 8:05 PM EDT Att: 33,104 - Unknown - 91 F livebaseballscorecards.com									
Kurt Stillwell, S (1, 6) OBP: 0.334, SLG: 0.426										3	2	2	3	2	0	1										
George Brett, L (1, 3) OBP: 0.407, SLG: 0.556										4	2	1	3	0	0	4										
Pat Tabler, R (1, 10) OBP: 0.346, SLG: 0.340										3	2	1	0	2	0	0										
Danny Tartabull, R (1, 9) Jamie Quirk, L (8, 5) OBP: 0.324, SLG: 0.398										2	1	1	2	2	0	0										
Frank White, R (1, 4) Brad Wellman, R (7, 4) OBP: 0.275, SLG: 0.258										4	0	1	2	0	0	3										
Bo Jackson, R (1, 7) OBP: 0.284, SLG: 0.457										4	0	0	0	1	2	1										
Bill Pecota, R (1, 5) OBP: 0.195, SLG: 0.241										3	1	1	1	0	0	0										
Larry Owen, R (1, 2) OBP: 0.300, SLG: 0.205										4	1	1	0	0	1	2										
Inning Stats	R: 2 E: 0 K: 0 S: 11	H: 1 LOB: 1 BB: 2 P: 23	R: 0 E: 0 K: 0 S: 5	H: 0 LOB: 0 BB: 0 P: 8	R: 4 E: 0 K: 1 S: 15	H: 2 LOB: 4 BB: 4 P: 34	R: 1 E: 0 K: 0 S: 10	H: 1 LOB: 0 BB: 0 P: 20	R: 0 E: 0 K: 1 S: 6	H: 0 LOB: 0 BB: 0 P: 10	R: 3 E: 0 K: 0 S: 18	H: 4 LOB: 2 BB: 1 P: 31	R: 2 E: 0 K: 0 S: 15	H: 3 LOB: 1 BB: 0 P: 21	R: 0 E: 0 K: 1 S: 8	H: 0 LOB: 1 BB: 1 P: 13		R: 0 E: 0 K: 0 S: 6	H: 0 LOB: 0 BB: 0 P: 7	1B: 3 2B: 6 3B: 1 HR: 1	SF: 2 SAC: 0 DP: 0 HBP: 0	WP: 1 PB: 0 SB: 2 CS: 0	PA: 43			
PITCHER	IP	WLS	BF	H	R	ER	SO	BB	IBB	HBP	BLK	WP	HR	S	P	ERA	WHIP									
Paul Kilgus, L (1, 1) ERA: 3.96	2.1	L	13	2	5	5	0	4	0	0	0	0	0	8	19	13.50	3.000									
Craig McMurtry, R (3, 1) ERA: 2.95	0.2		5	1	1	1	1	1	1	0	0	0	0	1	27	48	13.50	1.500								
Guy Hoffman, L (4, 1) ERA: 3.14	2.2		12	4	4	4	1	0	0	0	0	0	0	20	32	18.00	5.000									
Dale Mohorcic, R (6, 1) ERA: 4.1	1.0		8	4	2	2	0	1	0	0	0	0	0	10	15	0.00	0.750									
Mitch Williams, L (7, 1) ERA: 4.44	1.1		5	0	0	0	1	1	0	0	0	0	0	10	15	0.00	0.750									

Batter	1	2	3	4	5	6	7	8	9	AB	R	H	RBI	BB	SO	LOB	TOP					
Oddibe McDowell, L (1, 8) OBP: 0.317, SLG: 0.346	3-2 1B	1-0 1B			0-0 P2		0-0 3B 2B		1-1 4-3	5	2	3	1	0	0	0						
Scott Fletcher, R (1, 6) OBP: 0.362, SLG: 0.327	0-1 1B	3-2 G3			2-0 F9		0-0 3B			4	1	2	1	0	0	2						
Ruben Sierra, S (1, 9) OBP: 0.288, SLG: 0.417	0-0 FC1-6				1-0 4-3		1-1 G3		0-0 P5	4	0	1	1	0	0	1						
Pete O'Brien, L (1, 3) OBP: 0.351, SLG: 0.408	0-1 P3	1-0 1B			3-1 4-3		0-0 F8		0-0 L4	4	0	0	0	0	0	2						
Geno Petralli, L (1, 2) OBP: 0.381, SLG: 0.422	1-0 SF7				2-3 K		3-1 G3		2-2 1B	3	0	1	1	0	1	0						
Cecil Esay, S (1, 7) OBP: 0.272, SLG: 0.341	0-0 FC1-6				1-3 K		0-0 3B		2-3 K	4	1	1	0	0	2	2						
Larry See, R (1, 10) OBP: 0.167, SLG: 0.130		1-3 K			2-3 K		0-0 P6		1-2 6-3	4	0	0	0	0	2	2						
Steve Buechele, R (1, 5) OBP: 0.343, SLG: 0.409		0-1 4-3			1-1 6-3		2-3 K		0-1 5-3	4	0	0	0	0	1	1						
Curtis Wilkerson, S (1, 4) OBP: 0.372, SLG: 0.402		2-1 1B			3-2 G3		1-0 2B		1-2 4-3	4	1	2	1	0	0	0						
Inning Stats	R: 2 E: 0 K: 0 S: 9	H: 3 LOB: 1 BB: 0 P: 14	R: 0 E: 0 K: 1 S: 12	H: 2 LOB: 2 BB: 0 P: 19	R: 0 E: 0 K: 1 S: 7	H: 0 LOB: 0 BB: 0 P: 13	R: 0 E: 0 K: 2 S: 10	H: 0 LOB: 0 BB: 0 P: 14	R: 0 E: 0 K: 0 S: 6	H: 0 LOB: 0 BB: 0 P: 11	R: 0 E: 0 K: 0 S: 5	H: 0 LOB: 0 BB: 0 P: 9	R: 3 E: 0 K: 1 S: 9	H: 4 LOB: 1 BB: 0 P: 12	R: 0 E: 0 K: 1 S: 11	H: 1 LOB: 1 BB: 0 P: 16	R: 0 E: 0 K: 0 S: 9	H: 0 LOB: 0 BB: 0 P: 11	1B: 7 2B: 1 3B: 2 HR: 0	SF: 1 2B: 1 DP: 0 HBP: 0	WP: 0 PB: 0 SB: 1 CS: 0	PA: 37
PITCHER	IP	WLS	BF	H	R	ER	SO	BB	IBB	HBP	BLK	WP	HR	S	P	ERA	WHIP					
Mark Gubicza, R (1, 1) ERA: 2.86	8.0	L	34	10	5	5	6	0	0	0	0	0	0	69	108	5.62	1.250					
Steve Farr, R (9, 1) ERA: 2.1	1.0	S	3	0	0	0	0	0	0	0	0	0	0	9	11	0.00	0.000					

Texas Rangers @ Kansas City Royals
 Royals Stadium, Kansas City, MO
 Tue Aug 16 1988, 8:05 PM EDT
 Att: 24,729 - Unknown - 95 F

AB	36
R	5
H	10
RBI	5
BB	0
SO	6
LOB	10



Batter	1	2	3	4	5	6	7	8	9	AB	R	H	RBI	BB	SO	LOB	BOTTOM					
Willie Wilson, S (1, 8) OBP: 0.294, SLG: 0.354	1-1 F7	4-1 BB		0-0 FC4		0-0 1B			1-0 3-1	4	0	1	1	1	0	1						
Kurt Stillwell, S (1, 6) OBP: 0.335, SLG: 0.423	1-3 K2-3	2-3 K2-3			4-1 G4-6-3	1-1 F8			4-1 BB	3	0	0	0	2	2	4						
George Brett, L (1, 3) OBP: 0.405, SLG: 0.552	3-3 K			1-0 5-3	0-0 G4-6-3	3-2 P5			0-3 K	5	0	1	0	0	2	2						
Pat Tabler, R (1, 10) OBP: 0.345, SLG: 0.337		2-2 5-3		0-1 5-3	4-2 S	0-3 K				3	0	0	0	1	1	1						
Danny Tartabull, R (1, 9) OBP: 0.356, SLG: 0.475		4-2 PB SF9		1-3 K	1-3 K	2-3 K				3	1	0	0	1	3	2						
Frank White, R (1, 4) OBP: 0.296, SLG: 0.386	1-0 SF9	3-1 SF9		1-2 F8	1-2 F8	1-1 5-3			0-1 6-3	3	0	0	1	0	0	1						
Bo Jackson, R (1, 7) OBP: 0.287, SLG: 0.458		0-1 PB 3B		0-1 6-3	1-0 6-3	1-0 3-1			1-1 5-3	4	2	2	0	0	0	0						
Jamie Quirk, L (1, 2) OBP: 0.329, SLG: 0.397	1-0 PB 3B	4-1 PB 3B		0-1 FC4	0-1 FC4	2-1 3-1			3-3 K2-3	3	1	1	0	1	1	1						
Bill Pecota, R (1, 5) OBP: 0.211, SLG: 0.271		3-2 PB 3B		0-2 F9	0-2 F9	4-2 1B			0-1 P6	2	0	1	2	1	0	1						
Bill Buckner, L (9, PH) OBP: 0.277, SLG: 0.329		1-1 3B				1B				1	0	0	0	0	0	0						
Inning Stats	R: 0 E: 0 K: 2 S: 9	H: 0 LOB: 0 BB: 0 P: 14	R: 3 E: 0 K: 1 S: 23	H: 2 LOB: 3 BB: 3 P: 45	R: 0 E: 0 K: 1 S: 9	H: 1 LOB: 1 BB: 0 P: 12	R: 0 E: 0 K: 0 S: 8	H: 1 LOB: 1 BB: 0 P: 8	R: 0 E: 0 K: 1 S: 8	H: 0 LOB: 2 BB: 2 P: 17	R: 1 E: 0 K: 0 S: 11	H: 2 LOB: 2 BB: 1 P: 19	R: 0 E: 0 K: 2 S: 9	H: 0 LOB: 0 BB: 0 P: 14	R: 0 E: 0 K: 1 S: 7	H: 0 LOB: 0 BB: 0 P: 11	R: 0 E: 0 K: 1 S: 7	H: 0 LOB: 1 BB: 1 P: 12	1B: 5 2B: 0 3B: 1 HR: 0	SF: 1 2B: 0 DP: 1 HBP: 0	WP: 0 PB: 2 SB: 4 CS: 0	PA: 39
PITCHER	IP	WLS	BF	H	R	ER	SO	BB	IBB	HBP	BLK	WP	HR	S	P	ERA	WHIP					
Charlie Hough, R (1, 1) ERA: 3.26	8.2	W	38	6	4	4	8	7	0	0	0	0	0	88	149	4.15	1.500					
Mitch Williams, L (9, 1) ERA: 4.42	0.1	S	1	0	0	0	1	0	0	0	0	0	0	3	3	0.00	0.000					

Texas Rangers @ Kansas City Royals
 Royals Stadium, Kansas City, MO
 Tue Aug 16 1988, 8:05 PM EDT
 Att: 24,729 - Unknown - 95 F

AB	31
R	4
H	6
RBI	4
BB	7
SO	9
LOB	13




Batter	1	2	3	4	5	6	7	8	9	AB	R	H	RBI	BB	SO	LOB	TOP								
Oddibe McDowell, L (1, 8) OBP: 0.315, SLG: 0.344	3-1		1B		L5	K		K		5	0	1	0	0	2	3	Texas Rangers @ Kansas City Royals Royals Stadium, Kansas City, MO Wed Aug 17 1988, 8:05 PM EDT Att: 25,720 - Unknown - 92 F								
Scott Fletcher, R (1, 6) OBP: 0.362, SLG: 0.326	1B		K		E6		K		4	0	1	1	1	1	2	2									
Ruben Sierra, S (1, 9) OBP: 0.289, SLG: 0.417	F8		1-3		1-2 2-H		F7		5	0	2	1	0	0	2										
Pete Incaviglia, R (1, 7) OBP: 0.323, SLG: 0.480	K			6-3	K		HR		4	1	0	0	1	3	5										
Mike Stanley, R (1, 3) OBP: 0.308, SLG: 0.280		K		4-3	F9				2	0	0	0	0	1	0										
Pete O'Brien, L (5, PH) OBP: 0.350, SLG: 0.414									3	1	1	2	0	1	4										
Steve Buechele, R (1, 5) OBP: 0.342, SLG: 0.416	G3			F8		HR		F8	4	1	1	1	0	0	0										
Jeff Kunkel, R (1, 4) OBP: 0.290, SLG: 0.400		FC5-4			2B		F7		2	1	2	0	0	0	0										
Curtis Wilkerson, S (6, PH) OBP: 0.369, SLG: 0.398		1B			1B			F9	2	0	0	0	0	0	0										
Jim Sundberg, R (1, 2) OBP: 0.291, SLG: 0.350					1B			K	2	1	1	1	0	0	1										
Geno Petralli, L (6, PH) OBP: 0.381, SLG: 0.427		FC5-4			E				2	0	1	0	0	1	0										
Bob Brower, R (1, 10) OBP: 0.306, SLG: 0.295								K	2	1	1	0	0	1	0										
Cecil Espy, S (6, PH) OBP: 0.270, SLG: 0.338				K					2	0	0	0	0	2	1										
Inning Stats	R: 0 E: 0 K: 1 S: 9	H: 1 LOB: 1 BB: 0 P: 14	R: 0 E: 0 K: 1 S: 13	H: 1 LOB: 1 BB: 0 P: 19	R: 0 E: 0 K: 2 S: 12	H: 1 LOB: 1 BB: 0 P: 16	R: 0 E: 0 K: 0 S: 7	H: 0 LOB: 0 BB: 0 P: 9	R: 3 E: 1 K: 1 S: 18	H: 4 LOB: 2 BB: 0 P: 24	R: 1 E: 0 K: 2 S: 11	H: 2 LOB: 1 BB: 0 P: 20	R: 2 E: 0 K: 1 S: 13	H: 1 LOB: 0 BB: 1 P: 20	R: 0 E: 0 K: 3 S: 9	H: 0 LOB: 2 BB: 1 P: 14	R: 0 E: 0 K: 3 S: 13	H: 1 LOB: 2 BB: 1 P: 23	1B: 7 2B: 2 3B: 0 HR: 2	SF: 0 SAC: 0 DP: 0 HBP: 0	WP: 0 PB: 0 SB: 1 CS: 1	PA: 41			
PITCHER	IP	WLS	BF	H	R	ER	SO	BB	IBB	HBP	BLK	WP	HR	S	P	ERA	WHIP								
Floyd Bannister, L (1, 1) ERA: 4.48	4.1		21	7	3	3	4	0	0	0	0	0	0	55	77	6.23	1.615								
Jeff Montgomery, R (5, 1) ERA: 2.7	2.2	W	12	3	3	3	4	1	0	0	0	0	2	28	45	10.12	1.500								
Jerry Don Gleaton, L (8, 1) ERA: 1.98	1.1		6	1	0	0	3	1	0	0	0	0	0	16	28	0.00	1.500								
Steve Farr, R (9, 1) ERA: 2.08	0.2	S	2	0	0	0	2	0	0	0	0	0	0	6	9	0.00	0.000								

Batter	1	2	3	4	5	6	7	8	9	AB	R	H	RBI	BB	SO	LOB	BOTTOM								
Willie Wilson, S (1, 8) OBP: 0.295, SLG: 0.355	F7		1B		E7	L4		K		5	1	2	1	0	1	3	Texas Rangers @ Kansas City Royals Royals Stadium, Kansas City, MO Wed Aug 17 1988, 8:05 PM EDT Att: 25,720 - Unknown - 92 F								
Kurt Stillwell, S (1, 6) OBP: 0.335, SLG: 0.424	K		K		1B			F8		4	1	1	1	1	2	3									
George Brett, L (1, 3) OBP: 0.406, SLG: 0.550	F8				2B			G6-4-3		2	2	0	0	2	0	1									
Pat Tabler, R (1, 10) OBP: 0.347, SLG: 0.339		F9			2B			F9		4	2	2	1	0	0	0									
Danny Tartabull, R (1, 9) OBP: 0.357, SLG: 0.483		L4			SF8			6-3		4	0	2	3	0	0	0									
Frank White, R (1, 4) OBP: 0.296, SLG: 0.386					2B					3	1	1	1	0	1	1									
Brad Wellman, R (9, 4) OBP: 0.275, SLG: 0.258		6-3			SF8			1B		0	0	0	0	0	0	0									
Bo Jackson, R (1, 7) OBP: 0.289, SLG: 0.457					K			2B		3	2	1	0	1	1	2									
Jamie Quirk, L (1, 2) OBP: 0.329, SLG: 0.403					F7					3	0	1	2	0	1	1									
Bill Pecota, R (1, 5) OBP: 0.213, SLG: 0.270					L6			E5		4	0	1	0	0	1	1									
Inning Stats	R: 0 E: 0 K: 1 S: 8	H: 0 LOB: 0 BB: 0 P: 13	R: 0 E: 0 K: 0 S: 5	H: 0 LOB: 0 BB: 0 P: 9	R: 1 E: 0 K: 1 S: 11	H: 1 LOB: 1 BB: 1 P: 18	R: 2 E: 0 K: 1 S: 12	H: 2 LOB: 1 BB: 1 P: 21	R: 4 E: 1 K: 2 S: 20	H: 4 LOB: 1 BB: 1 P: 34	R: 0 E: 1 K: 1 S: 7	H: 0 LOB: 0 BB: 0 P: 13	R: 0 E: 0 K: 0 S: 4	H: 0 LOB: 0 BB: 1 P: 11	R: 2 E: 0 K: 1 S: 16	H: 4 LOB: 2 BB: 0 P: 24	1B: 7 2B: 3 3B: 1 HR: 0	SF: 1 SAC: 1 DP: 1 HBP: 0	WP: 0 PB: 0 SB: 3 CS: 1	PA: 38					
PITCHER	IP	WLS	BF	H	R	ER	SO	BB	IBB	HBP	BLK	WP	HR	S	P	ERA	WHIP								
Jose Guzman, R (1, 1) ERA: 3.85	4.1	L	22	6	7	7	4	2	0	0	0	0	0	17	28	0.00	0.600								
Craig McMurtry, R (5, 1) ERA: 2.92	1.2		6	1	0	0	2	0	0	0	0	0	0	14	26	13.50	3.750								
Ed Vande Berg, L (7, 1) ERA: 2.81	1.1		8	4	2	2	0	1	0	0	0	0	0	6	9	0.00	0.000								
Mitch Williams, L (8, 1) ERA: 4.36	0.2		2	0	0	0	1	0	0	0	0	0	0	6	9	0.00	0.000								


Texas Rangers @ Kansas City Royals
 Royals Stadium, Kansas City, MO
 Wed Aug 17 1988, 8:05 PM EDT
 Att: 25,720 - Unknown - 92 F

AB 39
R 6
H 11
RBI 6
BB 2
SO 13
LOB 18



Texas Rangers @ Kansas City Royals
 Royals Stadium, Kansas City, MO
 Wed Aug 17 1988, 8:05 PM EDT
 Att: 25,720 - Unknown - 92 F

AB 32
R 9
H 11
RBI 9
BB 4
SO 7
LOB 12



Batter	1	2	3	4	5	6	7	8	9	AB	R	H	RBI	BB	SO	LOB	TOP					
Willie Wilson, S (1, 8) OBP: 0.293, SLG: 0.352	G4-3		G4-3			G5-3		K		4	0	0	0	0	1	2						
Kurt Stillwell, S (1, 6) OBP: 0.333, SLG: 0.420	P6			G4-3		F9		F8		4	0	0	0	0	0	1						
George Brett, L (1, 3) OBP: 0.403, SLG: 0.545	G4-3			G1-3		G3-1			E6 1B	4	0	0	0	0	0	0						
Pat Tabler, R (1, 10) OBP: 0.348, SLG: 0.344 Jim Eisenreich, L (9, PR) OBP: 0.210, SLG: 0.248		F9		G6-3			2B		0-2	0	1	0	0	0	0	0						
Danny Tartabull, R (1, 9) OBP: 0.357, SLG: 0.481		K			K		G6-4-3 1B		1-2	4	0	1	1	0	3	2						
Frank White, R (1, 4) OBP: 0.293, SLG: 0.382	G3				F8		G6-4-3 1B		G4-3	4	0	0	0	0	0	3						
Bo Jackson, R (1, 7) OBP: 0.290, SLG: 0.465			K				K			3	1	1	1	0	2	0						
Jamie Quirk, L (1, 2) OBP: 0.338, SLG: 0.403 Brad Wellman, R (8, PH) OBP: 0.271, SLG: 0.254 Larry Owen, R (8, 2) OBP: 0.300, SLG: 0.205			G5-3 BB				HBP		F3	0	0	0	0	1	0	0						
Bill Pecota, R (1, 5) OBP: 0.216, SLG: 0.272			G5-3			G5-3			1B	3	0	1	0	0	0	2						
Inning Stats	R: 0 E: 0 K: 0 S: 15	H: 0 LOB: 0 BB: 0 P: 22	R: 0 E: 0 K: 1 S: 8	H: 0 LOB: 0 BB: 1 P: 13	R: 0 E: 0 K: 1 S: 8	H: 0 LOB: 1 BB: 1 P: 14	R: 0 E: 0 K: 0 S: 8	H: 0 LOB: 0 BB: 0 P: 11	R: 1 E: 0 K: 1 S: 11	H: 1 LOB: 0 BB: 0 P: 19	R: 0 E: 0 K: 0 S: 6	H: 0 LOB: 0 BB: 0 P: 10	R: 1 E: 0 K: 1 S: 10	H: 2 LOB: 0 BB: 0 P: 16	R: 0 E: 0 K: 1 S: 7	H: 1 LOB: 1 BB: 0 P: 10	R: 0 E: 1 K: 1 S: 13	H: 1 LOB: 2 BB: 0 P: 16	1B: 3 2B: 1 3B: 0 HR: 1	SF: 0 SAC: 0 DP: 2 HBP: 1	WP: 0 PB: 0 SB: 0 CS: 0	PA: 33
PITCHER	IP	WLS	BF	H	R	ER	SO	BB	IBB	HBP	BLK	WP	HR	S	P	ERA	WHIP					
Tom Candiotti, R (1, 1) ERA: 3.62	5.0	W	18	1	1	1	3	1	0	1	0	0	1	50	79	1.80	0.400					
Scott Bailes, L (6, 1) ERA: 4.79	3.0		12	3	1	1	2	0	0	0	0	0	0	26	41	3.00	1.000					
Doug Jones, R (9, 1) ERA: 2.07	1.0	S	3	1	0	0	1	0	0	0	0	0	0	10	11	0.00	1.000					

Kansas City Royals @ Cleveland Indians
Cleveland Municipal Stadium, Cleveland, OH
Fri Aug 19 1988, 7:05 PM EDT
Att: 13,098 - Cloudy

AB 27
R 2
H 3
RBI 2
BB 1
SO 6
LOB 10



Batter	1	2	3	4	5	6	7	8	9	AB	R	H	RBI	BB	SO	LOB	BOTTOM				
Julio Franco, R (1, 4) OBP: 0.372, SLG: 0.441	K		G5-3			E 2B 1B				4	1	2	0	0	1	0					
Terry Francona, L (1, 10) OBP: 0.331, SLG: 0.365	K		F9			F7		F7		4	0	0	0	0	1	3					
Joe Carter, R (1, 8) OBP: 0.320, SLG: 0.482	G5-3		1B			2B		G6-3		4	0	2	2	0	0	0					
Mel Hall, L (1, 7) OBP: 0.325, SLG: 0.415		3B 1B	G5-3			G3		G4-3		4	1	1	0	0	0	2					
Cory Snyder, R (1, 9) OBP: 0.326, SLG: 0.498		FC5-4 3B				K			F9	3	1	1	1	1	1	0					
Willie Upshaw, L (1, 3) OBP: 0.338, SLG: 0.391		FC5-4 BB				G6-3			G4-3	3	0	1	0	1	0	1					
Brook Jacoby, R (1, 5) OBP: 0.308, SLG: 0.352		K				G5-3			G5-4-3	3	0	0	0	0	1	3					
Andy Allanson, R (1, 2) OBP: 0.282, SLG: 0.308		FC5-4				F4		G6-3		3	0	0	1	0	0	1					
Paul Zuvella, R (1, 6) OBP: 0.254, SLG: 0.236		G6-3				E 1B 2B 1B		G5-3		3	1	1	0	0	0	1					
Inning Stats	R: 0 E: 0 K: 2 S: 8	H: 0 LOB: 0 BB: 0 P: 11	R: 2 E: 0 K: 1 S: 13	H: 2 LOB: 1 BB: 1 P: 21	R: 0 E: 0 K: 0 S: 8	H: 1 LOB: 0 BB: 0 P: 8	R: 0 E: 0 K: 1 S: 9	H: 0 LOB: 0 BB: 0 P: 13	R: 2 E: 1 K: 0 S: 12	H: 3 LOB: 1 BB: 0 P: 21	R: 0 E: 0 K: 0 S: 6	H: 1 LOB: 0 BB: 0 P: 8	R: 0 E: 0 K: 0 S: 9	H: 1 LOB: 1 BB: 0 P: 12	R: 0 E: 0 K: 0 S: 6	H: 0 LOB: 1 BB: 1 P: 11	1B: 6 2B: 1 3B: 1 HR: 0	SF: 0 SAC: 0 DP: 1 HBP: 0	WP: 0 PB: 0 SB: 0 CS: 0	PA: 33	
PITCHER	IP	WLS	BF	H	R	ER	SO	BB	IBB	HBP	BLK	WP	HR	S	P	ERA	WHIP				
Bret Saberhagen, R (1, 1) ERA: 3.78	8.0	L	33	8	4	4	4	2	0	0	0	0	0	71	105	4.50	1.250				

Kansas City Royals @ Cleveland Indians
Cleveland Municipal Stadium, Cleveland, OH
Fri Aug 19 1988, 7:05 PM EDT
Att: 13,098 - Cloudy

AB 31
R 4
H 8
RBI 4
BB 2
SO 4
LOB 11



Batter	1	2	3	4	5	6	7	8	9	AB	R	H	RBI	BB	SO	LOB	TOP								
Willie Wilson, S OBP: 0.291, SLG: 0.349 (1, 8)	G6-3		1B		FC4-6	F8			K	5	0	1	0	0	1	5	Kansas City Royals @ Texas Rangers Arlington Stadium, Arlington, TX Mon Aug 22 1988, 8:05 PM EDT Att: 16,928 - Unknown - 99 F								
Kurt Stillwell, S OBP: 0.331, SLG: 0.416 (1, 6)	F7		K		G5-3		G2-3	G4-3 1-H	2B	5	0	1	1	0	1	2									
George Brett, L OBP: 0.404, SLG: 0.549 (1, 3)	HR			F5		1B 2B BB	F7	G4-3	2B	4	2	1	1	1	0	1									
Pat Tabler, R OBP: 0.352, SLG: 0.352 (1, 10)	G5-3			1B		2B SF8 1B	1B	L7		5	1	3	0	0	0	1									
Danny Tartabull, R OBP: 0.358, SLG: 0.483 (1, 9)	G6-3		K		SF8 1B	K				4	0	1	1	0	2	2									
Frank White, R OBP: 0.288, SLG: 0.375 (1, 4)	F8		G4-3		G1-3		G6-3			4	0	0	0	0	0	3									
Bo Jackson, R OBP: 0.288, SLG: 0.466 (1, 7)	K			HR		S BB	F8			3	1	1	1	1	1	0									
Jamie Quirk, L OBP: 0.329, SLG: 0.394 (8, PH)			K		G6-3	SF8	F8			2	0	0	1	0	1	0									
Kevin Seitzer, R OBP: 0.392, SLG: 0.422 (8, 2)						2-3 3-H				1	0	0	0	0	0	0									
Larry Owen, R OBP: 0.309, SLG: 0.224 (8, 2)										0	0	0	0	0	0	0									
Bill Pecota, R OBP: 0.229, SLG: 0.265 (1, 5)	L9				FC4-6 1B	1-2 BB		2B 1B		3	1	2	0	1	0	0									
Inning Stats	R: 1 E: 0 K: 0 S: 9	H: 1 LOB: 0 BB: 0 P: 14	R: 0 E: 0 K: 1 S: 9	H: 0 LOB: 0 BB: 0 P: 12	R: 0 E: 0 K: 2 S: 9	H: 1 LOB: 1 BB: 0 P: 13	R: 0 E: 0 K: 1 S: 9	H: 1 LOB: 1 BB: 0 P: 12	R: 1 E: 0 K: 0 S: 8	H: 2 LOB: 2 BB: 1 P: 9	R: 2 E: 0 K: 0 S: 21	H: 2 LOB: 3 BB: 3 P: 41	R: 0 E: 0 K: 1 S: 9	H: 1 LOB: 1 BB: 0 P: 13	R: 0 E: 0 K: 0 S: 6	H: 0 LOB: 0 BB: 0 P: 12	R: 1 E: 0 K: 1 S: 16	H: 2 LOB: 1 BB: 0 P: 22	1B: 6 2B: 2 3B: 0 HR: 2	SF: 1 SAC: 0 DP: 0 HBP: 0	WP: 0 PB: 0 SB: 1 CS: 0	PA: 40			
PITCHER	IP	WLS	BF	H	R	ER	SO	BB	IBB	HBP	BLK	WP	HR	S	P	ERA	WHIP								
Jose Guzman, R ERA: 3.73 (1, 1)	6.0	W	28	7	4	4	4	3	0	0	0	0	2	65	101	6.00	1.667								
Ed Vande Berg, L ERA: 2.79 (7, 1)	3.0	S	12	3	1	1	2	0	0	0	0	0	0	31	47	3.00	1.000								


Batter	1	2	3	4	5	6	7	8	9	AB	R	H	RBI	BB	SO	LOB	BOTTOM								
Oddibe McDowell, L OBP: 0.316, SLG: 0.348 (8, PH)	B1-3		G1-3		1B	1B		G6-3		5	0	3	1	0	0	0	Kansas City Royals @ Texas Rangers Arlington Stadium, Arlington, TX Mon Aug 22 1988, 8:05 PM EDT Att: 16,928 - Unknown - 99 F								
Barbaro Garbey, R OBP: 0.250, SLG: 0.238 (8, 8)				1-2 2-3	1B	2B				1	0	0	0	0	0	0									
Cecil Espy, S OBP: 0.280, SLG: 0.341 (8, 8)										0	0	0	0	0	0	0									
Scott Fletcher, R OBP: 0.359, SLG: 0.324 (1, 6)	L8		E 2B	L6	BB	BB				3	1	1	1	2	0	2									
Ruben Sierra, S OBP: 0.284, SLG: 0.403 (1, 9)	1B		F2		BB	G6-3		G4-3		4	1	1	0	1	0	7									
Pete Incaviglia, R OBP: 0.319, SLG: 0.477 (1, 7)	1B		E IBB		K	K	F9			4	0	1	0	1	2	1									
Pete O'Brien, L OBP: 0.359, SLG: 0.425 (1, 3)	F7		E9 1B		2B 1B 1B	HBP BB BB	K			4	2	2	1	1	1	2									
Mike Stanley, R OBP: 0.305, SLG: 0.279 (1, 10)	G5-3		F9		1B 2B	K	F9			5	1	1	1	0	1	3									
Steve Buechele, R OBP: 0.345, SLG: 0.417 (1, 5)		BB		G6-3	1B 1B IBB	HBP 1B BB	L7			2	2	0	0	3	0	0									
Jeff Kunkel, R OBP: 0.271, SLG: 0.406 (6, PH)	F9				K	BB 1B				3	0	1	2	0	1	1									
Curtis Wilkerson, S OBP: 0.389, SLG: 0.391 (7, 4)						1-2 2-H 3-H				1	2	1	0	0	0	0									
Jim Sundberg, R OBP: 0.299, SLG: 0.355 (6, PH)	K					1B 2B HBP				3	0	1	0	0	1	3									
Geno Petralli, L OBP: 0.372, SLG: 0.427 (7, 2)					F8	2B	SF9			1	0	1	3	0	0	0									
Inning Stats	R: 0 E: 0 K: 0 S: 9	H: 2 LOB: 2 BB: 0 P: 11	R: 0 E: 0 K: 1 S: 10	H: 0 LOB: 1 BB: 1 P: 17	R: 1 E: 1 K: 0 S: 7	H: 2 LOB: 2 BB: 1 P: 15	R: 0 E: 0 K: 1 S: 8	H: 2 LOB: 2 BB: 0 P: 10	R: 4 E: 0 K: 2 S: 20	H: 4 LOB: 3 BB: 3 P: 39	R: 3 E: 0 K: 2 S: 17	H: 2 LOB: 3 BB: 3 P: 35	R: 0 E: 0 K: 1 S: 10	H: 0 LOB: 0 BB: 0 P: 14	R: 1 E: 1 K: 0 S: 10	H: 1 LOB: 0 BB: 0 P: 16	1B: 10 2B: 3 3B: 0 HR: 0	SF: 1 SAC: 0 DP: 0 HBP: 1	WP: 0 PB: 0 SB: 0 CS: 0	PA: 46					
PITCHER	IP	WLS	BF	H	R	ER	SO	BB	IBB	HBP	BLK	WP	HR	S	P	ERA	WHIP								
Floyd Bannister, L ERA: 4.65 (5, 1)	1.1	L	11	3	3	3	2	3	0	1	0	0	0	24	41	20.25	4.500								
Ted Power, R ERA: 6.35 (6, 1)	1.1		5	0	0	0	1	1	0	0	0	0	0	14	24	0.00	0.750								
Israel Sanchez, L ERA: 4.88 (8, 1)	1.0		4	1	1	0	0	0	0	0	0	0	0	10	16	0.00	1.000								




Batter	1	2	3	4	5	6	7	8	9	AB	R	H	RBI	BB	SO	LOB	TOP										
Willie Wilson, S OBP: 0.290, SLG: 0.347	G3		G3-1		L8			L4	BB BB 1B	5	1	1	1	0	0	1	Kansas City Royals @ Texas Rangers Arlington Stadium, Arlington, TX Tue Aug 23 1988, 8:05 PM EDT Att: 18,051 - Unknown - 100 F										
Kurt Stillwell, S OBP: 0.329, SLG: 0.412	G4-3			K	K			F8	BB BB WP BB	4	1	0	0	1	2	1											
Kevin Seitzer, R OBP: 0.383, SLG: 0.420	G1-3			1B 2B				6-3	WP BB 1B BB	4	2	1	1	1	0	0											
George Brett, L OBP: 0.406, SLG: 0.549		F2		2B 1B				G6-3	BB BB 1B	4	3	2	1	1	0	0											
Pat Tabler, R OBP: 0.353, SLG: 0.354	L9			2B				G1-3	L8	4	0	1	2	1	0	1											
Jim Eisenreich, L OBP: 0.219, SLG: 0.257				1-H 2-H					BB BB 1B	0	0	0	0	0	0	0											
Frank White, R OBP: 0.288, SLG: 0.373				L7					BB BB 1B	2	0	0	0	0	0	1											
Brad Wellman, R OBP: 0.276, SLG: 0.250	HBP			L7				F4	BB BB 1B	1	1	1	2	1	0	0											
Bill Buckner, L OBP: 0.278, SLG: 0.331	G4-3			F8				F7	BB BB 1B	4	1	0	0	1	0	4											
Bo Jackson, R OBP: 0.288, SLG: 0.472			L9		F8			HR	K	4	1	1	1	0	1	3											
Jamie Quirk, L OBP: 0.329, SLG: 0.400			F9					G3	BB BB 1B	3	0	1	0	0	0	0											
Danny Tartabull, R OBP: 0.359, SLG: 0.484									BB BB 1B	1	1	1	2	0	0	0											
Larry Owen, R OBP: 0.309, SLG: 0.224					2B				1-2 2-H	0	0	0	0	0	0	0											
Inning Stats	R: 0 E: 0 K: 0 S: 7	H: 0 LOB: 0 BB: 0 P: 11	R: 0 E: 0 K: 0 S: 4	H: 0 LOB: 0 BB: 0 P: 10	R: 0 E: 0 K: 0 S: 9	H: 0 LOB: 0 BB: 0 P: 12	R: 2 E: 0 K: 1 S: 12	H: 3 LOB: 1 BB: 0 P: 22	R: 0 E: 0 K: 0 S: 10	H: 0 LOB: 0 BB: 0 P: 10	R: 1 E: 0 K: 0 S: 10	H: 1 LOB: 0 BB: 0 P: 11	R: 0 E: 0 K: 0 S: 10	H: 0 LOB: 0 BB: 0 P: 16	R: 8 E: 0 K: 1 S: 20	H: 4 LOB: 2 BB: 6 P: 49	1B: 6 2B: 2 3B: 0 HR: 1	SF: 0 SAC: 0 DP: 0 HBP: 1	WP: 1 PB: 0 SB: 0 CS: 0	PA: 43							
PITCHER	IP	WLS	BF	H	R	ER	SO	BB	IBB	HBP	BLK	WP	HR	S	P	ERA	WHIP										
Jeff Russell, R ERA: 3.73	8.0		30	5	3	3	2	0	0	1	0	0	1	68	111	3.38	0.625										
Mitch Williams, L ERA: 4.59	0.1		4	1	3	3	0	2	0	0	0	0	0	10	21	81.00	9.000										
Dale Mohorcic, R ERA: 4.73	0.1	L	5	2	1	1	1	2	0	0	0	0	0	5	13	27.00	12.000										
Guy Hoffman, L ERA: 5.28	0.0		1	0	1	1	0	1	0	0	0	0	0	0	4	∞	∞										
Craig McMurtry, R ERA: 2.79	0.1		3	1	3	3	0	1	0	0	0	1	0	5	11	81.00	6.000										

Batter	1	2	3	4	5	6	7	8	9	AB	R	H	RBI	BB	SO	LOB	BOTTOM										
Oddibe McDowell, L OBP: 0.315, SLG: 0.343	K	1B BB		FC4-6		K		L7		4	1	0	0	1	2	2	Kansas City Royals @ Texas Rangers Arlington Stadium, Arlington, TX Tue Aug 23 1988, 8:05 PM EDT Att: 18,051 - Unknown - 100 F										
Scott Fletcher, R OBP: 0.358, SLG: 0.323	L4	1B		4-3		F8		G3		5	0	1	1	0	0	2											
Pete O'Brien, L OBP: 0.360, SLG: 0.427	2B	1B		K				G4-3		5	0	2	1	0	1	0											
Ruben Sierra, S OBP: 0.287, SLG: 0.408	K	K		1B				2B		5	1	3	0	0	2	3											
Geno Petralli, L OBP: 0.375, SLG: 0.434		K		1B				K		3	2	2	1	0	1	0											
Jim Sundberg, R OBP: 0.297, SLG: 0.352		K		1B				K		1	0	0	0	0	1	1											
Guy Hoffman, L OBP: 0.314, SLG: 0.286		K		1B				G5-4-3		0	0	0	0	0	0	0											
Barbano Garbey, R OBP: 0.240, SLG: 0.227		K		1B				1B		1	0	0	0	0	0	1											
Pete Incaviglia, R OBP: 0.320, SLG: 0.477		E S		FC6-4				BB		0	1	0	0	0	0	0											
Mike Stanley, R OBP: 0.314, SLG: 0.286		HBP		1B				BB		2	0	2	1	1	0	0											
Cecil Espy, S OBP: 0.281, SLG: 0.350		HBP		1B				F8		3	1	1	2	0	0	2											
Bob Brower, R OBP: 0.303, SLG: 0.288		1B		FC6-4				1B		1	0	0	0	0	0	2											
Steve Buechele, R OBP: 0.346, SLG: 0.416		1B		F9				L9		3	0	1	1	1	0	2											
Curtis Wilkerson, S OBP: 0.367, SLG: 0.389		1B		FC6-4				BB		4	1	1	0	0	1	2											
		1B		FC6-4				F7		4	1	1	0	0	1	2											
Inning Stats	R: 0 E: 0 K: 2 S: 12	H: 1 LOB: 1 BB: 0 P: 17	R: 4 E: 0 K: 2 S: 22	H: 4 LOB: 2 BB: 1 P: 36	R: 1 E: 0 K: 0 S: 11	H: 2 LOB: 0 BB: 0 P: 13	R: 0 E: 0 K: 0 S: 7	H: 1 LOB: 0 BB: 0 P: 13	R: 2 E: 0 K: 1 S: 15	H: 3 LOB: 1 BB: 0 P: 22	R: 0 E: 0 K: 2 S: 8	H: 0 LOB: 0 BB: 0 P: 11	R: 0 E: 0 K: 1 S: 14	H: 1 LOB: 2 BB: 1 P: 26	R: 0 E: 0 K: 0 S: 10	H: 0 LOB: 1 BB: 1 P: 16	R: 0 E: 0 K: 0 S: 6	H: 1 LOB: 0 BB: 0 P: 10	1B: 9 2B: 3 3B: 1 HR: 0	SF: 0 SAC: 0 DP: 1 HBP: 1	WP: 0 PB: 0 SB: 2 CS: 1	PA: 41					
PITCHER	IP	WLS	BF	H	R	ER	SO	BB	IBB	HBP	BLK	WP	HR	S	P	ERA	WHIP										
Luis Aquino, R ERA: 4.8	2.0		15	7	5	5	4	1	0	1	0	0	0	39	58	22.50	4.000										
Israel Sanchez, L ERA: 4.76	3.0		11	4	2	2	1	0	0	0	0	0	0	28	43	6.00	1.333										
Jerry Don Gleaton, L ERA: 1.64	2.0		8	1	0	0	3	1	0	0	0	0	0	22	37	0.00	1.000										
Steve Farr, R ERA: 1.99	2.0	W	7	1	0	0	0	1	0	0	0	0	0	16	26	0.00	1.000										

AB 36
R 11
H 9
RBI 10
BB 6
SO 3
LOB 11



AB 37
R 7
H 13
RBI 7
BB 3
SO 8
LOB 17



Batter	1	2	3	4	5	6	7	8	9	AB	R	H	RBI	BB	SO	LOB	TOP										
Kurt Stillwell, S OBP: 0.329, SLG: 0.411 Bill Pecota, R OBP: 0.229, SLG: 0.265	1-1 G1-4-3		1-0 BB E 1B		3-3 K			1-0 L8		4	1	1	0	0	1	0	Kansas City Royals @ Texas Rangers Arlington Stadium, Arlington, TX Wed Aug 24 1988, 8:05 PM EDT Att: 17,384 - Unknown - 98 F										
Kevin Seitzer, R OBP: 0.381, SLG: 0.417	1-3 K		4-0 F SF9 BB		0-2 G4-3			1-2 L9		3	1	0	0	1	1	0											
George Brett, L OBP: 0.407, SLG: 0.547	4-0 S 2B BB		1-0 SF9 2H 1B		0-0 G3			2-3 K		3	1	1	1	1	1	0											
Pat Tabler, R OBP: 0.351, SLG: 0.351	4-1 2B BB		0-0 F3		0-3 K			2-1 F9		3	1	0	0	1	1	2											
Danny Tartabull, R OBP: 0.361, SLG: 0.486	3-1 1-H 2-H 2B		0-2 SF9		0-0 G6-3			4-2 FC5-4 BB		2	0	1	3	1	0	0											
Frank White, R OBP: 0.285, SLG: 0.369	1-3 K		1-3 K		2-0 G5-3			1-2 FC5-4 1-2		4	0	0	0	0	2	3											
Bill Buckner, L OBP: 0.274, SLG: 0.325		0-1 F3		0-3 K G4-6-3			0-1 G4-3		1-3 K	4	0	0	0	0	2	1											
Bo Jackson, R OBP: 0.285, SLG: 0.468		0-3 K		0-1 G4-6-3 1-2			1-3 K			3	0	0	0	0	2	1											
Jamie Quirk, L OBP: 0.323, SLG: 0.391		1-3 K		1-1 G6-3			3-2 G4-3			3	0	0	0	0	1	0											
Inning Stats	R: 2 H: 1 E: 0 K: 2 S: 11	H: 1 LOB: 1 BB: 2 P: 25	R: 0 H: 0 E: 0 K: 2 S: 8	H: 0 LOB: 0 BB: 0 P: 9	R: 2 H: 2 E: 1 K: 1 S: 9	H: 2 LOB: 1 BB: 1 P: 16	R: 0 H: 0 E: 0 K: 1 S: 8	H: 0 LOB: 0 BB: 0 P: 9	R: 0 H: 0 E: 0 K: 1 S: 7	H: 0 LOB: 0 BB: 0 P: 10	R: 0 H: 0 E: 0 K: 1 S: 8	H: 0 LOB: 0 BB: 0 P: 12	R: 0 H: 0 E: 0 K: 1 S: 7	H: 0 LOB: 0 BB: 1 P: 11	R: 0 H: 0 E: 0 K: 1 S: 18	H: 0 LOB: 1 BB: 1 P: 26	1B: 2 2B: 1 3B: 0 HR: 0	SF: 1 SAC: 0 DP: 1 HBP: 0	WP: 1 PB: 0 SB: 1 CS: 0	PA: 34							
PITCHER Bobby Witt, R ERA: 3.86	IP	WLS	BF	H	R	ER	SO	BB	IBB	HBP	BLK	WP	HR	S	P	ERA	WHIP										
	9.0	W	34	3	4	4	11	4	0	0	0	1	0	81	125	4.00	0.778										

Batter	1	2	3	4	5	6	7	8	9	AB	R	H	RBI	BB	SO	LOB	BOTTOM										
Oddibe McDowell, L OBP: 0.313, SLG: 0.344	0-1 B4-3		0-0 1B 2B		0-1 B1-3		1-0 G6-3	0-3 K		5	1	1	0	0	1	2	Kansas City Royals @ Texas Rangers Arlington Stadium, Arlington, TX Wed Aug 24 1988, 8:05 PM EDT Att: 17,384 - Unknown - 98 F										
Scott Fletcher, R OBP: 0.354, SLG: 0.320	2-1 F9		1-0 SF7		1-0 F8		2-2 F8	0-0 L4		4	0	0	1	0	0	2											
Pete O'Brien, L OBP: 0.361, SLG: 0.426	2-0 G4-3		3-H 2-0 1B		2-3 K		2-3 K	4-2 1B BB		3	1	1	1	1	1	0											
Ruben Sierra, S OBP: 0.289, SLG: 0.407		4-0 1B BB	0-0 F5		1-2 1B 1B		1-0 1B 1B	2-3 K		3	1	1	0	1	1	2											
Geno Petralli, L OBP: 0.377, SLG: 0.435 Pete Incaviglia, R OBP: 0.326, SLG: 0.477 Jim Sundberg, R OBP: 0.297, SLG: 0.352		0-0 F7		3-2 F7		1-0 1B 1B	0-0 1B	0-0 1B		4	0	2	0	0	0	1											
Steve Buechele, R OBP: 0.352, SLG: 0.422		0-2 CS 1B		1-2 1B		1-1 1B	1-1 FC4 1B	0-1 1B		4	1	4	2	0	0	0											
Mike Stanley, R OBP: 0.317, SLG: 0.296		3-3 K		0-2 G1-6-3 1B		1-3 K	1-3 K	2-1 1B		4	1	2	2	0	2	4											
Curtis Wilkerson, S OBP: 0.366, SLG: 0.385			2-1 F7		1-1 G1-6-3		0-0 FC4	4-0 1B IBB		3	0	0	0	1	0	4											
Bob Brower, R OBP: 0.302, SLG: 0.287			0-1 E6 2B SF7		0-1 G6-3		0-1 G4-3	0-0 1B		4	1	1	1	0	0	0											
Inning Stats	R: 0 H: 0 E: 0 K: 0 S: 5	H: 1 LOB: 2 BB: 1 P: 9	R: 0 H: 1 E: 1 K: 1 S: 7	H: 1 LOB: 1 BB: 1 P: 14	R: 2 H: 2 E: 1 K: 0 S: 8	H: 2 LOB: 1 BB: 0 P: 13	R: 0 H: 2 E: 0 K: 0 S: 11	H: 2 LOB: 1 BB: 0 P: 16	R: 0 H: 3 E: 0 K: 2 S: 13	H: 3 LOB: 2 BB: 0 P: 19	R: 0 H: 0 E: 0 K: 0 S: 6	H: 0 LOB: 0 BB: 0 P: 9	R: 0 H: 0 E: 0 K: 2 S: 16	H: 4 LOB: 2 BB: 2 P: 28	1B: 10 2B: 3 3B: 0 HR: 0	SF: 1 SAC: 0 DP: 2 HBP: 0	WP: 0 PB: 0 SB: 0 CS: 1	PA: 38									
PITCHER Bret Saberhagen, R ERA: 3.72 Jeff Montgomery, R ERA: 3.02 Jerry Don Gleaton, L ERA: 2.43 Steve Farr, R ERA: 2.25 Israel Sanchez, L ERA: 4.63	IP	WLS	BF	H	R	ER	SO	BB	IBB	HBP	BLK	WP	HR	S	P	ERA	WHIP										
	5.1		24	8	3	1	2	1	0	0	0	0	0	10	14	0.00	0.000										

AB 29
R 4
H 3
RBI 4
BB 4
SO 11
LOB 7



AB 34
R 7
H 12
RBI 7
BB 3
SO 5
LOB 15



Batter	1	2	3	4	5	6	7	8	9	AB	R	H	RBI	BB	SO	LOB	TOP			
Dan Gladden, R OBP: 0.329, SLG: 0.415	1-3 K			2-2 P6	3-3 K			0-0 6-3		4	0	0	0	0	2	1	Minnesota Twins @ Kansas City Royals Royals Stadium, Kansas City, MO Fri Aug 26 1988, 8:05 PM EDT Att: 41,097 - Unknown - 77 F			
Tom Herr, S OBP: 0.338, SLG: 0.329	1-1 G6-3			1-1 6-3 BLK 2B			0-2 1-3	2-3 K		4	1	1	0	0	1	0				
Kirby Puckett, R OBP: 0.371, SLG: 0.541	3-1 6-3			1-0 6-3			0-1 L4		2-2 F8	4	0	0	0	0	0	1				
Gene Larkin, S OBP: 0.384, SLG: 0.410		2-2 G4-6-3 1B		3-0 F8			2-0 1B		0-0 4-3	4	0	2	0	0	0	0				
Kent Hrbek, L OBP: 0.383, SLG: 0.521	2-1 G4-6-3				3-1 G4-3		0-0 1-3		0-1 G4-3	4	0	0	0	0	0	2				
Tim Laudner, R OBP: 0.328, SLG: 0.440	1-0 P3				1-0 6-3			2-2 G6-4-3 1B		3	0	1	0	0	0	0				
John Christensen, R OBP: 0.375, SLG: 0.522			2-2 6-3		0-0 2B 1B		1-1 F9			3	1	1	0	0	0	1				
Greg Gagne, R OBP: 0.297, SLG: 0.419			1-1 G6-3		3-1 1B 2B		0-0 G6-4-3			3	1	1	0	0	0	1				
Al Newman, S OBP: 0.297, SLG: 0.257			2-2 F8		0-0 1B			0-0 B1-3		3	0	1	2	0	0	0				
Inning Stats	R: 0 E: 0 K: 1 S: 7	H: 0 LOB: 0 BB: 0 P: 12	R: 0 E: 0 K: 0 S: 6	H: 1 LOB: 0 BB: 0 P: 11	R: 0 E: 0 K: 0 S: 9	H: 0 LOB: 0 BB: 0 P: 14	R: 1 E: 0 K: 0 S: 9	H: 1 LOB: 0 BB: 0 P: 16	R: 2 E: 0 K: 1 S: 11	H: 3 LOB: 1 BB: 0 P: 21	R: 0 E: 0 K: 0 S: 7	H: 1 LOB: 1 BB: 0 P: 9	R: 0 E: 0 K: 0 S: 6	H: 1 LOB: 0 BB: 0 P: 9	R: 0 E: 0 K: 0 S: 7	H: 0 LOB: 0 BB: 0 P: 9	1B: 5 2B: 2 3B: 0 HR: 0	SF: 0 SAC: 0 DP: 2 HBP: 0	WP: 0 PB: 0 SB: 0 CS: 0	PA: 32
PITCHER Charlie Leibrandt, L ERA: 3.58	IP: 9.0 WLS: W BF: 32 H: 7 R: 3 ER: 3 SO: 3	BB: 0 IBB: 0 HBP: 0 BLK: 1	WP: 0 HR: 0 S: 67 P: 108 ERA: 3.00 WHIP: 0.778													IP: 9.0 WLS: W BF: 32 H: 7 R: 3 ER: 3 SO: 3	BB: 0 IBB: 0 HBP: 0 BLK: 1	WP: 0 HR: 0 S: 67 P: 108 ERA: 3.00 WHIP: 0.778		

Batter	1	2	3	4	5	6	7	8	9	AB	R	H	RBI	BB	SO	LOB	BOTTOM			
Willie Wilson, S OBP: 0.290, SLG: 0.346	1-2 G4-3			0-0 FC6-4 CS WP			1-0 G5-3			4	0	1	0	0	0	1	Minnesota Twins @ Kansas City Royals Royals Stadium, Kansas City, MO Fri Aug 26 1988, 8:05 PM EDT Att: 41,097 - Unknown - 77 F			
Kurt Stillwell, S OBP: 0.328, SLG: 0.410	1-1 F9		3-2 1B	3-2 CS	3-3 K		0-0 F7			4	0	1	0	0	1	0				
Kevin Seitzer, R OBP: 0.378, SLG: 0.413	2-2 G3		2-2 F8		2-2 G3			0-3 K		4	0	0	0	0	1	2				
George Brett, L OBP: 0.406, SLG: 0.545		3-1 P5		0-0 1B 1B	3-3 K			1-0 F7		4	1	1	0	0	1	0				
Pat Tabler, R OBP: 0.355, SLG: 0.354		1-0 1-3		0-0 1B HR 1B		4-1 G6-4-3 1B BB		2-0 E BB 1B		3	1	2	0	1	0	0				
Danny Tartabull, R OBP: 0.386, SLG: 0.493		0-0 2B		1-0 HR 1B		2-0 G6-4-3 1B		4-0 E BB		3	1	3	1	1	0	0				
Frank White, R OBP: 0.283, SLG: 0.366	1-1 5-3			0-0 F7		1-1 G6-4-3		1-2 E6 FC6-4		4	0	0	0	0	0	7				
Bo Jackson, R OBP: 0.285, SLG: 0.474			3-3 K	2-0 HR		2-3 K		0-1 FC6-4		4	1	1	3	0	2	4				
Larry Owen, R OBP: 0.310, SLG: 0.216			3-3 K	4-1 FC6-4 BB			1-0 F7			2	0	0	0	1	1	0				
Inning Stats	R: 0 E: 0 K: 0 S: 8	H: 0 LOB: 0 BB: 0 P: 12	R: 0 E: 0 K: 0 S: 6	H: 1 LOB: 1 BB: 0 P: 11	R: 0 E: 0 K: 2 S: 17	H: 2 LOB: 2 BB: 0 P: 29	R: 4 E: 0 K: 0 S: 9	H: 4 LOB: 0 BB: 1 P: 19	R: 0 E: 0 K: 1 S: 10	H: 0 LOB: 0 BB: 0 P: 18	R: 0 E: 0 K: 1 S: 7	H: 1 LOB: 1 BB: 1 P: 16	R: 0 E: 0 K: 0 S: 3	H: 0 LOB: 0 BB: 0 P: 5	R: 0 E: 1 K: 1 S: 11	H: 1 LOB: 3 BB: 1 P: 19	1B: 7 2B: 1 3B: 0 HR: 1	SF: 0 SAC: 0 DP: 1 HBP: 0	WP: 1 PB: 0 SB: 0 CS: 1	PA: 36
PITCHER Frank Viola, L ERA: 2.43 Keith Altherton, R ERA: 3.45	IP: 7.2 WLS: L BF: 33 H: 9 R: 4 ER: 4 SO: 6	BB: 3 IBB: 0 HBP: 0 BLK: 0	WP: 0 HR: 1 S: 65 P: 122 ERA: 4.70 WHIP: 1.565													IP: 0.1 WLS: L BF: 2 H: 0 R: 0 ER: 0 SO: 0	BB: 0 IBB: 0 HBP: 0 BLK: 0	WP: 0 HR: 0 S: 6 P: 7 ERA: 0.00 WHIP: 0.000		

AB	32
R	3
H	7
RBI	2
BB	0
SO	3
LOB	6



AB	32
R	4
H	9
RBI	4
BB	3
SO	6
LOB	14



Batter	1	2	3	4	5	6	7	8	9	AB	R	H	RBI	BB	SO	LOB	TOP								
Dan Gladden, R OBP: 0.326, SLG: 0.411 (1, 7)										5	0	0	0	0	1	3	Minnesota Twins @ Kansas City Royals Royals Stadium, Kansas City, MO Sun Aug 28 1988, 4:33 AM EDT Att: 27,578 - Cloudy - 75 F								
Tom Herr, S OBP: 0.331, SLG: 0.319 (1, 4)										4	0	0	0	1	1	2									
Kirby Puckett, R OBP: 0.365, SLG: 0.533 (1, 8)										4	0	0	0	0	1	1									
Kent Hrbek, L OBP: 0.389, SLG: 0.528 Tim Laudner, R OBP: 0.327, SLG: 0.438 (8, 3)										4	1	3	0	0	0	0									
Gene Larkin, S OBP: 0.388, SLG: 0.410 (1, 10)										3	0	1	0	1	0	1									
Randy Bush, L OBP: 0.381, SLG: 0.453 John Christensen, R OBP: 0.385, SLG: 0.500 (6, PH) (6, 9)										2	0	0	0	0	0	3									
Brian Harper, R OBP: 0.363, SLG: 0.474 (1, 2)										3	0	0	1	1	0	2									
Greg Gagne, R OBP: 0.297, SLG: 0.416 (1, 6)										3	1	1	0	1	0	5									
Al Newman, S OBP: 0.306, SLG: 0.268 (1, 5)										4	1	3	0	0	0	3									
Inning Stats	R: 0 E: 0 K: 0 S: 6	H: 0 LOB: 0 BB: 0 P: 11	R: 0 E: 0 K: 0 S: 9	H: 1 LOB: 2 BB: 1 P: 20	R: 0 E: 0 K: 0 S: 7	H: 1 LOB: 0 BB: 0 P: 13	R: 0 E: 0 K: 0 S: 10	H: 1 LOB: 1 BB: 0 P: 20	R: 2 E: 1 K: 0 S: 9	H: 1 LOB: 0 BB: 1 P: 17	R: 1 E: 0 K: 0 S: 12	H: 2 LOB: 2 BB: 1 P: 25	R: 0 E: 0 K: 2 S: 8	H: 0 LOB: 1 BB: 1 P: 15	R: 0 E: 0 K: 0 S: 6	H: 0 LOB: 0 BB: 0 P: 8		R: 0 E: 0 K: 1 S: 10	H: 2 LOB: 2 BB: 0 P: 15	1B: 6 2B: 3 3B: 0 HR: 0	SF: 0 SAC: 0 DP: 2 HBP: 0	WP: 1 PB: 0 SB: 0 CS: 1	PA: 38		
PITCHER	IP	WLS	BF	H	R	ER	SO	BB	IBB	HBP	BLK	WP	HR	S	P	ERA	WHIP								
Luis Aquino, R ERA: 3.6 (1, 1)	5.0		20	4	2	0	0	2	0	0	0	0	0	41	81	0.00	1.200								
Israel Sanchez, L ERA: 4.94 (6, 1)	0.1		4	2	1	1	0	0	1	0	0	1	0	8	16	27.00	6.000								
Jeff Montgomery, R ERA: 2.87 (6, 1)	2.2	W	9	0	0	0	2	2	0	0	0	0	0	18	32	0.00	0.750								
Steve Farr, R ERA: 2.22 (9, 1)	1.0		5	2	0	0	1	0	0	0	0	0	0	10	15	0.00	2.000								

Batter	1	2	3	4	5	6	7	8	9	AB	R	H	RBI	BB	SO	LOB	BOTTOM								
Willie Wilson, S OBP: 0.293, SLG: 0.349 Jim Eisenreich, L OBP: 0.217, SLG: 0.255 (7, PH) (8, 8)										4	2	2	0	0	0	1	Minnesota Twins @ Kansas City Royals Royals Stadium, Kansas City, MO Sun Aug 28 1988, 4:33 AM EDT Att: 27,578 - Cloudy - 75 F								
Kurt Stillwell, S OBP: 0.326, SLG: 0.404 (1, 6)										5	1	1	0	0	0	1									
Kevin Seitzer, R OBP: 0.382, SLG: 0.416 (1, 5)										3	2	0	1	2	0	0									
George Brett, L OBP: 0.403, SLG: 0.545 (1, 3)										5	1	2	4	0	0	2									
Pat Tabler, R OBP: 0.357, SLG: 0.362 (1, 10)										4	2	2	2	1	2	1									
Danny Tartabull, R OBP: 0.389, SLG: 0.498 (1, 9)										2	1	0	0	2	0	1									
Frank White, R OBP: 0.283, SLG: 0.364 Bill Pecota, R OBP: 0.229, SLG: 0.265 (8, 4)										4	0	2	0	0	0	3									
Bo Jackson, R OBP: 0.282, SLG: 0.476 (1, 7)										4	1	1	3	0	2	5									
Larry Owen, R OBP: 0.305, SLG: 0.212 Brad Wellman, R OBP: 0.286, SLG: 0.260 Jamie Quirk, L OBP: 0.325, SLG: 0.413 (6, PH) (6, PH) (7, 2)										1	0	0	0	0	1	1									
Inning Stats	R: 0 E: 0 K: 0 S: 14	H: 0 LOB: 0 BB: 0 P: 20	R: 0 E: 0 K: 1 S: 7	H: 0 LOB: 0 BB: 0 P: 11	R: 0 E: 0 K: 2 S: 10	H: 1 LOB: 1 BB: 0 P: 12	R: 0 E: 0 K: 0 S: 7	H: 0 LOB: 0 BB: 0 P: 13	R: 0 E: 0 K: 0 S: 7	H: 1 LOB: 1 BB: 1 P: 12	R: 5 E: 1 K: 2 S: 23	H: 4 LOB: 2 BB: 2 P: 39	R: 7 E: 0 K: 0 S: 20	H: 5 LOB: 0 BB: 2 P: 33	R: 0 E: 0 K: 1 S: 10	H: 1 LOB: 1 BB: 0 P: 14		1B: 8 2B: 0 3B: 1 HR: 3	SF: 0 SAC: 0 DP: 1 HBP: 0	WP: 0 PB: 0 SB: 1 CS: 0	PA: 41				
PITCHER	IP	WLS	BF	H	R	ER	SO	BB	IBB	HBP	BLK	WP	HR	S	P	ERA	WHIP								
Allan Anderson, L ERA: 2.66 (1, 1)	5.1	L	23	6	5	4	3	2	0	0	0	0	0	57	89	6.75	1.500								
Juan Berenguer, R ERA: 4.19 (6, 1)	1.1		12	4	6	6	2	3	0	0	0	0	2	27	47	40.50	5.250								
German Gonzalez, R ERA: 0.82 (7, 1)	1.1		6	2	1	1	1	0	0	0	0	0	1	14	18	6.75	1.500								

AB	33
R	3
H	8
RBI	1
BB	5
SO	3
LOB	20



WP	1
PA	38

AB	36
R	12
H	12
RBI	11
BB	5
SO	6
LOB	17



WP	0
PA	41

Batter	1	2	3	4	5	6	7	8	9	AB	R	H	RBI	BB	SO	LOB	TOP			
Julio Franco, R OBP: 0.364, SLG: 0.426	G3-1	1-1		G6-4-3			F8		G4-3	5	0	1	0	0	0	1	Cleveland Indians @ Kansas City Royals Royals Stadium, Kansas City, MO Mon Aug 29 1988, 8:05 PM EDT Att: 29,002 - Unknown - 74 F			
Terry Francona, L OBP: 0.339, SLG: 0.382	4-0	2-0		1-1			F7		3-2	4	1	2	0	1	0	2				
Joe Carter, R OBP: 0.321, SLG: 0.490	0-1	0-1		2-2			F8		2-3	5	1	1	0	0	1	4				
Mel Hall, L OBP: 0.327, SLG: 0.409	1-1	3-3					F7		0-0	4	1	1	2	0	1	2				
Cory Snyder, R OBP: 0.325, SLG: 0.494	3-3			0-2			2-1		1-1	4	0	2	0	0	1	1				
Willie Upshaw, L OBP: 0.340, SLG: 0.382	1-2			2-3			1-1		0-1	4	0	2	1	0	1	1				
Brook Jacoby, R OBP: 0.315, SLG: 0.351	4-0			3-2			1-0		1-1	3	0	1	0	1	0	2				
Andy Allanson, R OBP: 0.286, SLG: 0.308	0-0			1-1			0-1		1-3	4	0	0	0	0	1	5				
Paul Zuvella, R OBP: 0.297, SLG: 0.291		3-2		1-0			1-0		2-1	4	0	2	0	0	0	0				
Inning Stats	R: 3 E: 0 K: 1 S: 12	H: 3 LOB: 2 BB: 2 P: 26	R: 0 E: 0 K: 1 S: 16	H: 2 LOB: 2 BB: 0 P: 25	R: 0 E: 0 K: 1 S: 12	H: 1 LOB: 1 BB: 0 P: 18	R: 0 E: 0 K: 0 S: 7	H: 2 LOB: 1 BB: 0 P: 12	R: 0 E: 0 K: 0 S: 4	H: 0 LOB: 0 BB: 0 P: 6	R: 0 E: 0 K: 0 S: 6	H: 0 LOB: 0 BB: 0 P: 8	R: 0 E: 0 K: 1 S: 10	H: 2 LOB: 2 BB: 0 P: 13	R: 0 E: 0 K: 1 S: 13	H: 1 LOB: 1 BB: 0 P: 21		1B: 9 2B: 4 3B: 0 HR: 0	SF: 0 SAC: 0 DP: 2 HBP: 0	WP: 0 PB: 0 SB: 0 CS: 0
PITCHER	IP	WLS	BF	H	R	ER	SO	BB	IBB	HBP	BLK	WP	HR	S	P	ERA	WHIP			
Bret Saberhagen, R ERA: 3.71	8.0	W	35	11	3	3	4	2	0	0	0	0	0	72	116	3.38	1.625			
Steve Farr, R ERA: 2.19	1.0	S	4	1	0	0	1	0	0	0	0	0	0	13	21	0.00	1.000			

Batter	1	2	3	4	5	6	7	8	9	AB	R	H	RBI	BB	SO	LOB	BOTTOM			
Willie Wilson, S OBP: 0.293, SLG: 0.347	G6-3		3-1	F7			4-3			3	1	0	0	1	0	3	Cleveland Indians @ Kansas City Royals Royals Stadium, Kansas City, MO Mon Aug 29 1988, 8:05 PM EDT Att: 29,002 - Unknown - 74 F			
Kurt Stillwell, S OBP: 0.324, SLG: 0.402	2-2			0-2			G3		0-0	3	0	0	0	0	0	0				
Kevin Seitzer, R OBP: 0.382, SLG: 0.416	3-2			1-0			F9		2-1	4	1	2	1	0	0	0				
George Brett, L OBP: 0.403, SLG: 0.545		3-2		0-1			L7		0-0	4	0	2	0	0	0	0				
Pat Tabler, R OBP: 0.354, SLG: 0.358	1-1			0-0			F9		0-0	4	0	0	1	0	0	3				
Danny Tartabull, R OBP: 0.372, SLG: 0.508	2-2			4-0			L6		0-0	3	3	2	2	1	0	0				
Frank White, R OBP: 0.280, SLG: 0.361			0-3	2-1			WP 1B BB		1-1	4	0	0	1	0	1	1				
Bo Jackson, R OBP: 0.285, SLG: 0.475			4-0	4-1			G3 1B BB		3-1	1	0	0	0	2	0	0				
Jamie Quirk, L OBP: 0.325, SLG: 0.411			3-2	2-1			G3 1-2		2-2	3	0	1	1	0	0	1				
Inning Stats	R: 0 E: 0 K: 0 S: 7	H: 0 LOB: 0 BB: 0 P: 13	R: 0 E: 0 K: 0 S: 10	H: 0 LOB: 0 BB: 0 P: 16	R: 0 E: 0 K: 1 S: 9	H: 0 LOB: 1 BB: 1 P: 19	R: 0 E: 0 K: 0 S: 6	H: 0 LOB: 0 BB: 0 P: 7	R: 1 E: 0 K: 0 S: 8	H: 1 LOB: 2 BB: 2 P: 20	R: 0 E: 0 K: 0 S: 8	H: 2 LOB: 1 BB: 0 P: 13	R: 1 E: 1 K: 0 S: 7	H: 1 LOB: 0 BB: 0 P: 12	R: 4 E: 0 K: 0 S: 12	H: 3 LOB: 0 BB: 1 P: 20		1B: 5 2B: 1 3B: 0 HR: 1	SF: 0 SAC: 1 DP: 1 HBP: 0	WP: 1 PB: 0 SB: 0 CS: 0
PITCHER	IP	WLS	BF	H	R	ER	SO	BB	IBB	HBP	BLK	WP	HR	S	P	ERA	WHIP			
Rich Yett, R ERA: 4.57	7.0		28	4	3	2	1	4	0	0	0	0	0	4	5	0.00	6.000			
Scott Bailes, L ERA: 4.95	0.1	L	3	2	0	0	0	0	0	0	0	0	0	4	5	0.00	6.000			
Don Gordon, R ERA: 3.8	0.2		3	1	3	3	0	0	0	0	0	0	1	7	10	40.50	1.500			

AB 37
R 3
H 12
RBI 3
BB 2
SO 5
LOB 18



AB 29
R 5
H 7
RBI 6
BB 4
SO 1
LOB 8



Batter	1	2	3	4	5	6	7	8	9	AB	R	H	RBI	BB	SO	LOB	TOP										
Julio Franco, R OBP: 0.362, SLG: 0.423 (1, 4)	4-1 1B WP BB		2-2 P3		1-3 K		2-0 4-3		2-1 FC5-2	4	1	0	0	1	1	3	Cleveland Indians @ Kansas City Royals Royals Stadium, Kansas City, MO Tue Aug 30 1988, 8:05 PM EDT Att: 23,437 - Unknown - 75 F livebaseballscorecards.com										
Terry Francona, L OBP: 0.335, SLG: 0.377 (1, 10)	0-0 F7		2-2 1B		0-0 L3		1-0 F9	0-2 F7	5	0	1	0	0	0	3												
Joe Carter, R OBP: 0.321, SLG: 0.488 (1, 8)	1-2 WP 1B		1-0 P4		0-1 F8		1-2 F7		4	1	1	0	0	0	1												
Mel Hall, L OBP: 0.328, SLG: 0.412 (1, 7)	3-1 2H 3-H 1B		1-2 4-3		1-0 F3		0-0 2B		4	0	2	1	0	0	1												
Cory Snyder, R OBP: 0.326, SLG: 0.495 (1, 9)	0-3 K		0-0 2B		4-2 BB		2-1 F7		3	0	1	0	1	1	2												
Willie Upshaw, L OBP: 0.339, SLG: 0.381 (1, 3)	0-3 K		1-0 P5		0-0 F9		3-2 1B 2B		4	1	1	0	0	1	3												
Brook Jacoby, R OBP: 0.315, SLG: 0.353 (1, 5)		2-2 6-3 2B		1-3 K		1-0 F9		2-2 F3	4	0	1	0	0	1	2												
Andy Allanson, R OBP: 0.285, SLG: 0.307 (1, 2)		1-1 6-3		2-1 F7		2-2 F9		1-1 2B 1B	4	1	1	0	0	0	2												
Paul Zuvella, R OBP: 0.305, SLG: 0.311 (1, 6)		1-3 K		2-1 E5 L3		2-2 1B		2-2 FC5-2 2B	4	0	2	2	0	1	0												
Inning Stats	R: 2 E: 0 K: 2 S: 15	H: 2 LOB: 1 BB: 1 P: 23	R: 0 E: 0 K: 1 S: 8	H: 1 LOB: 0 BB: 0 P: 12	R: 0 E: 0 K: 0 S: 11	H: 1 LOB: 1 BB: 0 P: 17	R: 0 E: 0 K: 1 S: 7	H: 1 LOB: 1 BB: 0 P: 11	R: 0 E: 0 K: 0 S: 6	H: 0 LOB: 1 BB: 1 P: 9	R: 0 E: 0 K: 0 S: 9	H: 1 LOB: 1 BB: 0 P: 16	R: 0 E: 0 K: 0 S: 7	H: 1 LOB: 1 BB: 0 P: 11	R: 2 E: 0 K: 0 S: 17	H: 3 LOB: 1 BB: 0 P: 27	1B: 6 2B: 5 3B: 0 HR: 0	SF: 0 SAC: 0 DP: 1 HBP: 0	WP: 1 PB: 0 SB: 1 CS: 0	PA: 38							
PITCHER	IP	WLS	BF	H	R	ER	SO	BB	IBB	HBP	BLK	WP	HR	S	P	ERA	WHIP										
Ted Power, R ERA: 5.94 (1, 1)	8.0	L	32	7	2	2	5	2	0	0	0	1	0	69	110	2.25	1.125										
Jerry Don Gleason, L ERA: 3.0 (9, 1)	0.1		3	2	2	2	0	0	0	0	0	0	0	8	14	54.00	6.000										
Steve Farr, R ERA: 2.17 (9, 1)	0.2		3	1	0	0	0	0	0	0	0	0	0	9	13	0.00	1.500										

Batter	1	2	3	4	5	6	7	8	9	AB	R	H	RBI	BB	SO	LOB	BOTTOM										
Willie Wilson, S OBP: 0.292, SLG: 0.345 (1, 8)	2-3 K		2-2 S 1B	3-1			0-1 4-3		0-3 K	5	0	1	0	0	2	2	Cleveland Indians @ Kansas City Royals Royals Stadium, Kansas City, MO Tue Aug 30 1988, 8:05 PM EDT Att: 23,437 - Unknown - 75 F livebaseballscorecards.com										
Kevin Seitzer, R OBP: 0.381, SLG: 0.415 (1, 5)	0-0 1B		1-0 F8		2-1 F9		2-2 4-3		4	0	1	0	0	0	1												
George Brett, L OBP: 0.402, SLG: 0.541 (1, 3)	2-0 F7		4-0 1-2 BB		1-1 4-3		2-0 F9		3	0	0	0	1	0	1												
Pat Tabler, R OBP: 0.351, SLG: 0.355 (1, 10)	1-0 P4		2-2 6-3		1-2 E5		1-1 F8		4	0	0	0	0	0	3												
Danny Tartabull, R OBP: 0.371, SLG: 0.505 (1, 9)		4-2 FC6-4 BB		2-1 L4		1-0 F7		0-0 F9	3	0	0	0	1	0	1												
Frank White, R OBP: 0.282, SLG: 0.362 (1, 4)		0-0 FC6-4 CS		2-1 F9		1-2 4-3 SH1-3 1B		0-0 1B	4	0	2	0	0	0	1												
Bo Jackson, R OBP: 0.269, SLG: 0.476 Jim Eisenreich, L OBP: 0.216, SLG: 0.253 (6, 7)		4-2 1-2 BB		0-1 S 1B		0-0 SH1-3		1-3 K	1	1	1	0	1	0	0												
Jamie Quirk, L OBP: 0.326, SLG: 0.405 Bill Buckner, L OBP: 0.273, SLG: 0.324 (9, PH)		0-1 6-3		4-1 S 1B		2-1 4-3		0-0 4-3	2	0	0	0	1	0	2												
Bill Pecota, R OBP: 0.230, SLG: 0.264 (1, 6)			2-1 P3		2-1 1-2 2H 1B		0-3 K		2-2 5-3	4	0	1	1	0	1												
Inning Stats	R: 0 E: 0 K: 1 S: 6	H: 1 LOB: 1 BB: 0 P: 11	R: 0 E: 0 K: 0 S: 7	H: 0 LOB: 2 BB: 2 P: 15	R: 0 E: 0 K: 0 S: 9	H: 1 LOB: 2 BB: 1 P: 20	R: 1 E: 0 K: 0 S: 12	H: 2 LOB: 1 BB: 1 P: 24	R: 0 E: 0 K: 1 S: 9	H: 1 LOB: 1 BB: 0 P: 12	R: 0 E: 0 K: 0 S: 6	H: 0 LOB: 0 BB: 0 P: 10	R: 0 E: 0 K: 1 S: 7	H: 1 LOB: 1 BB: 0 P: 9	R: 0 E: 0 K: 1 S: 7	H: 0 LOB: 0 BB: 0 P: 9	1B: 6 2B: 0 3B: 0 HR: 0	SF: 0 SAC: 1 DP: 0 HBP: 0	WP: 0 PB: 0 SB: 2 CS: 1	PA: 37							
PITCHER	IP	WLS	BF	H	R	ER	SO	BB	IBB	HBP	BLK	WP	HR	S	P	ERA	WHIP										
Tom Candiotti, R ERA: 3.47 (1, 1)	6.0	W	27	5	1	1	2	4	0	0	0	0	0	51	95	1.50	1.500										
Brad Havens, L ERA: 3.66 (7, 1)	3.0	S	10	1	0	0	2	0	0	0	0	0	0	20	28	0.00	0.333										

Batter	1	2	3	4	5	6	7	8	9	AB	R	H	RBI	BB	SO	LOB	TOP			
Julio Franco, R OBP: 0.360, SLG: 0.419 (1, 4)	0-0 6-3		2-2 F8		3-1 4-1			1-1 L4		4	0	0	0	0	0	4	Cleveland Indians @ Kansas City Royals Royals Stadium, Kansas City, MO Wed Aug 31 1988, 8:05 PM EDT Att: 20,615 - Unknown - 85 F			
Willie Upshaw, L OBP: 0.339, SLG: 0.380 (1, 3)	0-0 F8		1-3 K			1-2 F7		0-1 1B		4	0	1	0	0	1	1				
Joe Carter, R OBP: 0.320, SLG: 0.486 (1, 8)	3-2 6-3			0-1 6-3		1-1 1B		1-0 F7		4	0	1	0	0	0	2				
Ron Kittle, R OBP: 0.329, SLG: 0.560 (1, 10)		1-1 6-3		1-0 F8		1-2 1B		1-3 K		4	0	1	0	0	1	2				
Cory Snyder, R OBP: 0.326, SLG: 0.493 (1, 9)		2-2 G3 1B		1-1 F9		3-2 G6-4-3 1B		1-3 K		4	0	1	0	0	1	2				
Brook Jacoby, R OBP: 0.312, SLG: 0.350 (1, 5)	2-2 G3 1-2			0-0 2-3			0-0 4-3		0-1 4-3	4	0	0	0	0	0	1				
Carmen Castillo, R OBP: 0.297, SLG: 0.357 (1, 7)	2-1 6-3			0-0 1B 1B			3-3 K		0-0 F8	4	0	1	0	0	1	1				
Andy Allanson, R OBP: 0.288, SLG: 0.308 (1, 2)			4-0 F8 SH1-4 BB	0-1 1-2 1B		2-2 4-3				2	0	1	0	1	0	0				
Paul Zuvella, R OBP: 0.309, SLG: 0.315 (1, 6)			0-0 SH1-4 1-2	2-1 F8-7			0-0 1B 1B			2	0	1	0	0	0	2				
Inning Stats	R: 0 H: 0 E: 0 K: 0 S: 7	H: 0 LOB: 0 BB: 0 P: 10	R: 0 H: 1 E: 0 K: 0 S: 12	LOB: 1 BB: 0 P: 19	R: 0 H: 0 E: 0 K: 1 S: 10	LOB: 1 BB: 1 P: 17	R: 0 H: 0 E: 0 K: 0 S: 5	H: 0 LOB: 0 BB: 0 P: 7	R: 0 H: 2 E: 0 K: 0 S: 12	H: 2 LOB: 1 BB: 0 P: 18	R: 0 H: 0 E: 0 K: 1 S: 9	H: 0 LOB: 0 BB: 0 P: 14	R: 0 H: 2 E: 0 K: 1 S: 9	H: 2 LOB: 2 BB: 0 P: 12	R: 0 H: 0 E: 0 K: 1 S: 6	H: 0 LOB: 0 BB: 0 P: 7	1B: 7 2B: 0 3B: 0 HR: 0	SF: 0 SAC: 1 DP: 1 HBP: 0	WP: 0 PB: 0 SB: 0 CS: 0	PA: 34
PITCHER Charlie Leibrandt, L ERA: 3.39 (1, 1)	IP: 9.0 WLS: W BF: 34 H: 7 R: 0 ER: 0 SO: 4 BB: 1 IBB: 0 HBP: 0 BLK: 0 WP: 0 HR: 0 S: 78 P: 117 ERA: 0.00 WHIP: 0.889																			

Batter	1	2	3	4	5	6	7	8	9	AB	R	H	RBI	BB	SO	LOB	BOTTOM			
Willie Wilson, S OBP: 0.292, SLG: 0.344 (1, 8)	0-3 K		1-3 K 1-2			0-0 F8		0-0 CS 1B		4	0	1	0	0	2	1	Cleveland Indians @ Kansas City Royals Royals Stadium, Kansas City, MO Wed Aug 31 1988, 8:05 PM EDT Att: 20,615 - Unknown - 85 F			
Kevin Seitzer, R OBP: 0.378, SLG: 0.411 (1, 5)	0-1 L9			1-2 6-3		1-0 P4		1-3 K		4	0	0	0	0	1	1				
George Brett, L OBP: 0.401, SLG: 0.538 (1, 10)	2-2 4-3			4-2 6-3 BB		1-3 K		2-1 F9 1-2		3	0	0	0	1	1	1				
Pat Tabler, R OBP: 0.350, SLG: 0.354 (1, 3)		0-2 P3		1-2 6-3		0-0 1B				3	0	1	0	0	0	1				
Brad Wellman, R OBP: 0.296, SLG: 0.260 (9, 6)				1-3 6-3						0	0	0	0	0	0	0				
Danny Tartabull, R OBP: 0.371, SLG: 0.504 (1, 9)		1-1 L3		1-1 5-3		1-3 SH1 1B				3	1	1	0	0	0	1				
Frank White, R OBP: 0.281, SLG: 0.360 (1, 4)		1-0 3-1			0-2 F8		0-0 FC5-2-5-1 SH1 1B			3	0	0	0	0	0	2				
Bo Jackson, R OBP: 0.289, SLG: 0.473 (1, 7)			3-3 K		1-3 K		1-3 SH1 IBB			2	0	0	0	1	2	0				
Bill Pecota, R OBP: 0.243, SLG: 0.271 (1, 6) (9, 3)			4-1 S BB		2-2 1B		1-0 SH1			1	0	1	1	1	0	0				
Larry Owen, R OBP: 0.290, SLG: 0.200 (1, 2)			0-3 K		1-2 P4		0-3 K			3	0	0	0	0	2	4				
Inning Stats	R: 0 H: 0 E: 0 K: 1 S: 10	H: 0 LOB: 0 BB: 0 P: 12	R: 0 H: 0 E: 0 K: 0 S: 6	H: 0 LOB: 0 BB: 0 P: 8	R: 0 H: 0 E: 0 K: 3 S: 14	H: 0 LOB: 1 BB: 1 P: 22	R: 0 H: 0 E: 0 K: 0 S: 11	H: 0 LOB: 1 BB: 1 P: 18	R: 0 H: 1 E: 0 K: 1 S: 13	H: 1 LOB: 1 BB: 0 P: 17	R: 0 H: 0 E: 0 K: 1 S: 6	H: 0 LOB: 0 BB: 0 P: 8	R: 1 H: 2 E: 0 K: 1 S: 10	H: 2 LOB: 2 BB: 1 P: 17	R: 0 H: 1 E: 0 K: 1 S: 7	H: 1 LOB: 0 BB: 0 P: 9	1B: 4 2B: 0 3B: 0 HR: 0	SF: 0 SAC: 1 DP: 0 HBP: 0	WP: 0 PB: 0 SB: 1 CS: 1	PA: 30
PITCHER Greg Swindell, L ERA: 3.3 (1, 1)	IP: 8.0 WLS: L BF: 30 H: 4 R: 1 ER: 1 SO: 8 BB: 2 IBB: 1 HBP: 0 BLK: 0 WP: 0 HR: 0 S: 77 P: 111 ERA: 1.12 WHIP: 0.750																			

AB 32
R 0
H 7
RBI 0
BB 1
SO 4
LOB 15



AB 26
R 1
H 4
RBI 1
BB 3
SO 8
LOB 11



WP: 0
PB: 0
SB: 0
CS: 1

Batter	1	2	3	4	5	6	7	8	9	AB	R	H	RBI	BB	SO	LOB	TOP								
Willie Wilson, S (1, 8) OBP: 0.293, SLG: 0.346	F9		SF9			1B		SH5-3 1B		3	1	2	1	0	0	0	Kansas City Royals @ Minnesota Twins Hubert H. Humphrey Metrodome, Minneapolis, MN Fri Sep 02 1988, 8:05 PM EDT Att: 36,291 - Dome livebaseballscorecards.com								
Kevin Seitzer, R (1, 5) OBP: 0.377, SLG: 0.411	2B		G6-4-3			1B		SH5-3 1B		3	1	2	0	0	0	1									
George Brett, L (1, 3) OBP: 0.401, SLG: 0.534	K					1B				3	0	1	1	1	1	1									
Pat Tabler, R (1, 10)	P4					1B				4	0	1	1	0	0	3									
Danny Tartabull, R (1, 9) OBP: 0.369, SLG: 0.499						1B				4	0	1	0	0	1	4									
Frank White, R (1, 4) OBP: 0.280, SLG: 0.358	P9					1B				4	0	1	0	0	1	3									
Bo Jackson, R (1, 7) OBP: 0.286, SLG: 0.468	K					1B				4	0	0	0	0	4	2									
Bill Pecota, R (1, 6) OBP: 0.250, SLG: 0.277						1B				2	1	1	0	0	0	1									
Kurt Stillwell, S (7, PH) OBP: 0.323, SLG: 0.401						1B				1	0	0	0	0	0	0									
Brad Wellman, R (7, PH) OBP: 0.286, SLG: 0.260						1B				0	0	0	0	0	0	0									
Bill Buckner, L (9, PH) OBP: 0.272, SLG: 0.322						1B				1	0	0	0	0	0	0									
Larry Owen, R (1, 2) OBP: 0.297, SLG: 0.211						1B				2	0	1	0	0	1	0									
Jamie Quirk, L (7, PH) OBP: 0.328, SLG: 0.425						1B				1	0	0	0	0	0	0									
Inning Stats	R: 0 E: 0 K: 1 S: 13	H: 1 LOB: 1 BB: 0 P: 18	R: 0 E: 0 K: 1 S: 6	H: 1 LOB: 0 BB: 0 P: 8	R: 1 E: 0 K: 0 S: 8	H: 2 LOB: 0 BB: 0 P: 11	R: 0 E: 0 K: 0 S: 7	H: 0 LOB: 0 BB: 0 P: 12	R: 0 E: 0 K: 1 S: 5	H: 1 LOB: 0 BB: 0 P: 9	R: 2 E: 0 K: 1 S: 17	H: 4 LOB: 2 BB: 0 P: 25	R: 0 E: 0 K: 1 S: 7	H: 0 LOB: 0 BB: 0 P: 11	R: 0 E: 0 K: 2 S: 10	H: 1 LOB: 2 BB: 1 P: 15	R: 0 E: 0 K: 2 S: 9	H: 0 LOB: 0 BB: 0 P: 11	1B: 9 2B: 1 3B: 0 HR: 0	SF: 1 SAC: 1 DP: 2 HBP: 0	WP: 0 PB: 0 SB: 0 CS: 1	PA: 35			
PITCHER	IP	WLS	BF	H	R	ER	SO	BB	IBB	HBP	BLK	WP	HR	S	P	ERA	WHIP	PITCHER							
Allan Anderson, L (1, 1) ERA: 2.74	5.1	W	22	9	3	3	4	0	0	0	0	0	0	51	77	5.06	1.688								
Keith Altherton, R (6, 1) ERA: 3.29	2.0		7	1	0	0	1	0	0	0	0	0	0	16	21	0.00	0.500								
Jeff Reardon, R (8, 1) ERA: 2.85	1.2	S	6	0	0	0	3	1	0	0	0	0	0	15	22	0.00	0.600								

Batter	1	2	3	4	5	6	7	8	9	AB	R	H	RBI	BB	SO	LOB	BOTTOM								
Dan Gladden, R (1, 7) OBP: 0.323, SLG: 0.408	S 2B 1B		4-3 3B	K				K		5	2	3	1	0	2	2	Kansas City Royals @ Minnesota Twins Hubert H. Humphrey Metrodome, Minneapolis, MN Fri Sep 02 1988, 8:05 PM EDT Att: 36,291 - Dome livebaseballscorecards.com								
Tom Herr, S (1, 4) OBP: 0.330, SLG: 0.317	K		4-3					K		4	0	0	1	0	2	3									
Kirby Puckett, R (1, 8) OBP: 0.368, SLG: 0.549	5-3		E5 BB E					P4		4	2	1	1	0	0	3									
Gene Larkin, S (1, 3) OBP: 0.389, SLG: 0.404	2B		E BB					1B BB		2	0	1	1	2	0	0									
Kent Hrbek, L (1, 10) OBP: 0.391, SLG: 0.533	G3-1		E3 G5-4-3					1B		4	0	1	1	0	1	2									
Brian Harper, R (1, 2) OBP: 0.350, SLG: 0.452	K		G5-4-3					L1		4	0	0	0	0	2	5									
John Christensen, R (1, 9) ERA: 4.73	6-3							FC5-2 3B		2	0	0	0	0	1	0									
Randy Bush, L (6, PH) OBP: 0.362, SLG: 0.445										1	0	0	0	0	0	0									
John Moses, S (8, 9) OBP: 0.396, SLG: 0.434										1	0	1	0	0	0	0									
Greg Gagne, R (1, 6) OBP: 0.294, SLG: 0.405	K							L6-3		4	0	0	0	0	2	1									
Al Newman, S (1, 5) OBP: 0.321, SLG: 0.277								FC5-2		3	2	1	0	1	0	1									
Inning Stats	R: 1 E: 0 K: 1 S: 8	H: 2 LOB: 1 BB: 0 P: 14	R: 0 E: 0 K: 2 S: 10	H: 0 LOB: 0 BB: 0 P: 16	R: 3 E: 2 K: 0 S: 13	H: 2 LOB: 1 BB: 1 P: 25	R: 0 E: 0 K: 3 S: 13	H: 0 LOB: 1 BB: 1 P: 18	R: 1 E: 0 K: 1 S: 10	H: 1 LOB: 0 BB: 0 P: 14	R: 0 E: 0 K: 1 S: 6	H: 0 LOB: 0 BB: 0 P: 9	R: 1 E: 1 K: 1 S: 18	H: 2 LOB: 3 BB: 1 P: 27	R: 0 E: 0 K: 1 S: 15	H: 1 LOB: 1 BB: 0 P: 24	R: 0 E: 0 K: 1 S: 15	H: 1 LOB: 1 BB: 0 P: 24	1B: 4 2B: 1 3B: 2 HR: 1	SF: 0 SAC: 0 DP: 1 HBP: 0	WP: 0 PB: 0 SB: 3 CS: 0	PA: 37			
PITCHER	IP	WLS	BF	H	R	ER	SO	BB	IBB	HBP	BLK	WP	HR	S	P	ERA	WHIP	PITCHER							
Floyd Bannister, L (1, 1) ERA: 4.73	5.0	L	23	5	5	4	7	2	0	0	0	0	0	54	87	7.20	1.400								
Jeff Montgomery, R (6, 1) ERA: 2.76	1.2		8	1	1	0	2	1	0	0	0	0	0	19	30	0.00	1.200								
Jerry Don Gleaton, L (7, 1) ERA: 2.87	1.1		6	2	0	0	1	0	0	0	0	0	0	20	30	0.00	1.500								

AB	32
R	3
H	10
RBI	3
BB	1
SO	8
LOB	15

AB	34
R	6
H	8
RBI	5
BB	3
SO	10
LOB	17



Batter	1	2	3	4	5	6	7	8	9	AB	R	H	RBI	BB	SO	LOB	TOP										
Willie Wilson, S OBP: 0.298, SLG: 0.347 (1, 8)	4-1 BLK WP G4-3 BB		3-2 1B		0-0 1-2 G1-6-3 1B		4-0 1B BB		1-1 F9	3	2	2	0	2	0	0											
Kevin Seitzer, R OBP: 0.379, SLG: 0.412 (1, 5)	2-2 G4-3 1-H		1-2 1-3 1B		1-1 G1-6-3 1-2		4-0 1B BB		3-2 1B	4	0	2	1	1	0	2											
George Brett, L OBP: 0.401, SLG: 0.535 (1, 3)	1-2 F7		2-2 G3			3-2 1B 2B		0-1 F8	2	5	1	2	0	0	0	4											
Danny Tartabull, R OBP: 0.368, SLG: 0.497 Bo Jackson, R OBP: 0.295, SLG: 0.467 (7, 9)	1-0 G5-3			3-3 K		0-1 2B 1B		2-3 K	2	4	1	1	1	0	2	2											
Bill Buckner, L OBP: 0.274, SLG: 0.328 (1, 10)		1-2 L6		0-0 P5		0-2 SH3 1-H HR 2B		0-1 1-3 2-H 1B	3	5	1	2	1	0	0	2											
Frank White, R OBP: 0.280, SLG: 0.356 (1, 4)		1-1 G5-3		4-0 BB		1-1 SH3		1-2 L7	3	2	0	0	0	1	0	2											
Jim Eisenreich, L OBP: 0.217, SLG: 0.272 (1, 7)		2-3 K		1-2 F7		2-1 HR		1-0 G4-3	1	4	1	1	2	0	1	1											
Jamie Quirk, L OBP: 0.322, SLG: 0.417 Kurt Stillwell, S OBP: 0.323, SLG: 0.400 Brad Wellman, R OBP: 0.286, SLG: 0.260 (8, 6)			0-2 G6-3		2-1 G6-3		0-0 F9		0-3 K	3	0	0	0	0	0	0											
Bill Pecota, R OBP: 0.252, SLG: 0.278 Pat Tabler, R OBP: 0.348, SLG: 0.349 Larry Owen, R OBP: 0.297, SLG: 0.211 (8, 2)			0-1 G4-3		2-2 1B		2-0 F9		2-1 F8	3	3	0	1	0	0	0											
Inning Stats	R: 1 E: 0 K: 0 S: 10	H: 0 LOB: 0 BB: 1 P: 18	R: 0 E: 0 K: 1 S: 10	H: 0 LOB: 0 BB: 0 P: 14	R: 0 E: 0 K: 0 S: 19	H: 2 LOB: 2 BB: 0 P: 24	R: 0 E: 0 K: 1 S: 7	H: 0 LOB: 1 BB: 1 P: 15	R: 0 E: 0 K: 0 S: 8	H: 2 LOB: 1 BB: 0 P: 13	R: 4 E: 0 K: 0 S: 14	H: 4 LOB: 0 BB: 0 P: 22	R: 1 E: 0 K: 1 S: 10	H: 1 LOB: 2 BB: 2 P: 21	R: 0 E: 0 K: 1 S: 6	H: 0 LOB: 0 BB: 0 P: 9	R: 0 E: 0 K: 0 S: 8	H: 2 LOB: 2 BB: 0 P: 14	1B: 8 2B: 2 3B: 0 HR: 1	SF: 0 SAC: 1 DP: 1 HBP: 0	WP: 1 PB: 0 SB: 1 CS: 0	PA: 41					
PITCHER	IP	WLS	BF	H	R	ER	SO	BB	IBB	HBP	BLK	WP	HR	S	P	ERA	WHIP										
Freddie Toliver, R ERA: 4.27 Juan Berenguer, R ERA: 4.4 Mark Portugal, R ERA: 4.56 Dan Schatzeder, L ERA: 8.05 Jeff Reardon, R ERA: 2.6	(1, 1)	5.0	23	7	4	4	2	2	0	0	1	1	0	62	95	7.20	1.800										

Kansas City Royals @ Minnesota Twins
Hubert H. Humphrey Metrodome, Minneapolis, MN

AB 36
R 6
H 11
RBI 5
BB 4
SO 4
LOB 15



Sat Sep 03 1988, 4:33 AM EDT
Att: 47,658 - Dome

Batter	1	2	3	4	5	6	7	8	9	AB	R	H	RBI	BB	SO	LOB	BOTTOM										
Dan Gladden, R OBP: 0.324, SLG: 0.414 (1, 7)	2-1 G1-3	2-3 K			1-0 HR					5	2	2	1	0	1	3											
Tom Herr, S OBP: 0.331, SLG: 0.316 (1, 4)	4-1 1B BB		3-2 F7		1-1 L5		2-1 2B 1B		3-2 G3-1	4	1	1	1	1	0	0											
Kirby Puckett, R OBP: 0.370, SLG: 0.551 (1, 8)	1-0 1-2 1B		0-0 G6-3		0-0 1B		1-0 1-3 2-H 2B		2-1 F8	5	1	3	1	0	0	0											
Kent Hrbek, L OBP: 0.390, SLG: 0.531 (1, 3)	1-3 K		0-1 G3		0-0 F8		2-1 1B FC4-2 2B		0-1 P6	5	0	1	2	0	1	3											
Gene Larkin, S OBP: 0.390, SLG: 0.406 (1, 10)	0-0 P6			0-2 G6-3		3-1 WP FC5-2 2B		1-0 FC4-2 1B HBP	3	1	1	0	0	0	2												
Randy Bush, L OBP: 0.386, SLG: 0.458 John Moses, S OBP: 0.356, SLG: 0.434 (8, 9)		3-1 HR		2-2 G5-3 1B		1-1 P4		0-0 FC4-2 1B 1B	4	2	3	1	0	0	1												
Tim Laudner, R OBP: 0.330, SLG: 0.434 (1, 2)		3-2 F7		0-0 G5-3		0-0 FC5-2		0-0 FC4-2 1B	4	0	0	0	0	0	5												
Greg Gagne, R OBP: 0.292, SLG: 0.402 Jim Dwyer, L OBP: 0.368, SLG: 0.236 Steve Lombardozzi, R OBP: 0.314, SLG: 0.319 (7, 5)		1-3 K		1-1 G1-3		3-2 G3		1-0 1-2 2-H 3-H 1B	3	3	0	0	0	0	1	2											
Al Newman, S OBP: 0.325, SLG: 0.282 (8, 6)		2-2 S 1B		0-0 G1-3				0-0 K	4	1	2	0	0	1	2												
Inning Stats	R: 0 E: 0 K: 1 S: 9	H: 1 LOB: 2 BB: 1 P: 17	R: 1 E: 0 K: 2 S: 16	H: 2 LOB: 1 BB: 0 P: 27	R: 0 E: 0 K: 0 S: 7	H: 0 LOB: 0 BB: 0 P: 10	R: 0 E: 0 K: 0 S: 9	H: 1 LOB: 1 BB: 0 P: 12	R: 1 E: 0 K: 0 S: 6	H: 2 LOB: 1 BB: 0 P: 8	R: 0 E: 0 K: 0 S: 12	H: 1 LOB: 1 BB: 0 P: 19	R: 6 E: 0 K: 1 S: 18	H: 7 LOB: 2 BB: 0 P: 29	R: 0 E: 0 K: 0 S: 8	H: 0 LOB: 0 BB: 0 P: 13	R: 0 E: 0 K: 0 S: 8	H: 0 LOB: 0 BB: 0 P: 13	1B: 9 2B: 3 3B: 0 HR: 2	SF: 0 SAC: 0 DP: 0 HBP: 1	WP: 1 PB: 0 SB: 1 CS: 0	PA: 40					
PITCHER	IP	WLS	BF	H	R	ER	SO	BB	IBB	HBP	BLK	WP	HR	S	P	ERA	WHIP										
Bret Saberhagen, R ERA: 3.91 Jeff Montgomery, R ERA: 2.95 Jerry Don Gleaton, L ERA: 3.45 Steve Farr, R ERA: 2.11	(1, 1)	6.0	29	10	5	5	3	1	0	0	0	0	0	1	2	7.50	1.833										

Kansas City Royals @ Minnesota Twins
Hubert H. Humphrey Metrodome, Minneapolis, MN

AB 38
R 8
H 14
RBI 8
BB 1
SO 4
LOB 18



Sat Sep 03 1988, 4:33 AM EDT
Att: 47,658 - Dome

Batter	1	2	3	4	5	6	7	8	9	AB	R	H	RBI	BB	SO	LOB	TOP					
Willie Wilson, S (1, 8) OBP: 0.299, SLG: 0.347										4	0	1	0	1	1	1	Kansas City Royals @ Minnesota Twins Hubert H. Humphrey Metrodome, Minneapolis, MN Sun Sep 04 1988, 4:33 AM EDT Att: 40,967 - Dome livebaseballscorecards.com					
Kevin Seitzer, R (1, 5) OBP: 0.380, SLG: 0.411										4	1	1	0	1	1	4						
George Brett, L (1, 3) OBP: 0.401, SLG: 0.536										5	0	2	1	0	1	5						
Pat Tabler, R (1, 10) OBP: 0.345, SLG: 0.348										4	0	1	0	0	0	1						
Frank White, R (1, 4) OBP: 0.282, SLG: 0.358										4	1	2	0	0	0	2						
Jim Eisenreich, L (1, 7) OBP: 0.218, SLG: 0.272										4	0	1	0	0	0	3						
Bo Jackson, R (1, 9) OBP: 0.282, SLG: 0.462										4	0	0	1	0	0	2						
Jamie Quirk, L (1, 2) OBP: 0.332, SLG: 0.440										3	1	2	1	1	0	1						
Bill Pecota, R (1, 6) OBP: 0.260, SLG: 0.280										3	0	1	0	1	0	1						
Inning Stats	R: 0 E: 0 K: 0 S: 10	H: 0 LOB: 0 BB: 1 P: 16	R: 1 E: 0 K: 0 S: 12	H: 2 LOB: 1 BB: 0 P: 14	R: 0 E: 0 K: 0 S: 6	H: 0 LOB: 1 BB: 2 P: 15	R: 0 E: 0 K: 0 S: 7	H: 1 LOB: 1 BB: 0 P: 10	R: 2 E: 0 K: 0 S: 13	H: 3 LOB: 1 BB: 0 P: 22	R: 0 E: 0 K: 0 S: 7	H: 0 LOB: 0 BB: 0 P: 10	R: 0 E: 0 K: 1 S: 8	H: 0 LOB: 0 BB: 1 P: 14	R: 0 E: 0 K: 0 S: 11	H: 2 LOB: 2 BB: 0 P: 20	R: 0 E: 0 K: 2 S: 20	H: 3 LOB: 3 BB: 0 P: 31	1B: 9 2B: 1 3B: 0 HR: 1	SF: 0 SAC: 0 DP: 2 HBP: 0	WP: 0 PB: 0 SB: 1 CS: 1	PA: 39
PITCHER	IP WLS BF H R ER SO BB IBB HBP BLK WP HR S P ERA WHIP																					
Les Straker, R (1, 1) ERA: 4.43	4.2 L 21 6 3 3 0 3 0 0 0 0 0 1 46 73 5.79 1.929																					
Mark Portugal, R (5, 1) ERA: 4.31	3.0 11 2 0 0 1 1 0 0 0 0 0 0 25 44 0.00 1.000																					
Dan Schatzeder, L (8, 1) ERA: 7.78	0.2 5 3 0 0 0 0 0 0 0 0 0 0 14 22 0.00 4.500																					
German Gonzalez, R (9, 1) ERA: 0.66	0.2 2 0 0 0 2 0 0 0 0 0 0 0 9 13 0.00 0.000																					

Batter	1	2	3	4	5	6	7	8	9	AB	R	H	RBI	BB	SO	LOB	BOTTOM					
Dan Gladden, R (1, 7) OBP: 0.323, SLG: 0.412										5	0	1	0	0	0	2	Kansas City Royals @ Minnesota Twins Hubert H. Humphrey Metrodome, Minneapolis, MN Sun Sep 04 1988, 4:33 AM EDT Att: 40,967 - Dome livebaseballscorecards.com					
Tom Herr, S (1, 4) OBP: 0.335, SLG: 0.316										3	1	1	0	2	1	2						
Kirby Puckett, R (1, 8) OBP: 0.369, SLG: 0.548										3	0	0	0	1	0	4						
Kent Hrbek, L (1, 3) OBP: 0.388, SLG: 0.529										4	0	1	1	0	1	1						
Gene Larkin, S (1, 10) OBP: 0.386, SLG: 0.402										4	0	0	0	0	1	2						
Randy Bush, L (1, 9) OBP: 0.388, SLG: 0.458										2	0	1	0	1	0	0						
John Christensen, R (8, PH) OBP: 0.333, SLG: 0.400										1	0	0	0	0	0	0						
Tim Laudner, R (1, 2) OBP: 0.329, SLG: 0.429										3	0	0	0	1	0	1						
Greg Gagne, R (1, 6) OBP: 0.292, SLG: 0.401										3	1	1	0	0	0	2						
Al Newman, S (1, 5) OBP: 0.320, SLG: 0.278										3	0	0	0	0	0	2						
Brian Harper, R (9, PH) OBP: 0.354, SLG: 0.452										0	0	0	0	1	0	0						
John Moses, S (9, PR) OBP: 0.356, SLG: 0.434										0	0	0	0	0	0	0						
Inning Stats	R: 0 E: 0 K: 0 S: 7	H: 1 LOB: 1 BB: 0 P: 13	R: 0 E: 0 K: 0 S: 9	H: 0 LOB: 2 BB: 2 P: 20	R: 1 E: 0 K: 1 S: 11	H: 1 LOB: 2 BB: 2 P: 23	R: 1 E: 1 K: 0 S: 14	H: 2 LOB: 3 BB: 1 P: 25	R: 0 E: 0 K: 0 S: 4	H: 0 LOB: 0 BB: 0 P: 10	R: 0 E: 0 K: 0 S: 7	H: 0 LOB: 0 BB: 0 P: 13	R: 0 E: 0 K: 0 S: 5	H: 0 LOB: 0 BB: 0 P: 8	R: 0 E: 0 K: 1 S: 6	H: 0 LOB: 0 BB: 0 P: 9	R: 0 E: 0 K: 1 S: 12	H: 1 LOB: 2 BB: 1 P: 20	1B: 5 2B: 0 3B: 0 HR: 0	SF: 0 SAC: 0 DP: 1 HBP: 0	WP: 0 PB: 0 SB: 3 CS: 0	PA: 38
PITCHER	IP WLS BF H R ER SO BB IBB HBP BLK WP HR S P ERA WHIP																					
Luis Aquino, R (1, 1) ERA: 3.38	4.0 W 15 1 0 0 1 1 0 0 0 0 0 0 28 53 0.00 0.462																					
Israel Sanchez, L (5, 1) ERA: 4.18	4.1 W 15 1 0 0 1 1 0 0 0 0 0 0 28 53 0.00 0.462																					
Steve Farr, R (9, 1) ERA: 2.09	0.2 S 2 0 0 0 1 0 0 0 0 0 0 0 6 7 0.00 0.000																					

Batter	1	2	3	4	5	6	7	8	9	AB	R	H	RBI	BB	SO	LOB	TOP				
Domingo Ramos, R (1,5) OBP: 0.298, SLG: 0.275 Jack Howell, L (9,5) OBP: 0.333, SLG: 0.428	L6		F7		G5-4-3			4-3	FC1-2	5	0	1	0	0	0	4	California Angels @ Kansas City Royals Royals Stadium, Kansas City, MO Mon Sep 05 1988, 8:05 PM EDT Att: 25,855 - Unknown - 68 F				
Johnny Ray, S (1,4) OBP: 0.339, SLG: 0.424 Willie Fraser, R (9,1) Bryan Harvey, R (9,1)	F8		G6-3		G5-4-3			F8		5	0	1	1	0	0	4					
Brian Downing, R (1,10) OBP: 0.359, SLG: 0.440 Mark McLemore, S (9,PR) OBP: 0.320, SLG: 0.347	G4-3			G5-3		G5-3			P3	3	1	1	0	1	0	0					
Wally Joyner, L (1,3) OBP: 0.365, SLG: 0.443		F7		F7		F8				4	1	1	1	0	0	1					
Chili Davis, S (1,8) OBP: 0.320, SLG: 0.450 Devon White, S (9,8)	F7		G5-3		G5-3			E9		4	0	0	0	0	0	2					
George Hendrick, R (1,9) OBP: 0.277, SLG: 0.315 Darrell Miller, R (7,PR) Dante Bichette, R (7,8) (9,9)	G6-3							F9		3	0	2	1	0	0	0					
Mike Brown, R (1,7) OBP: 0.294, SLG: 0.412			G5-3	K						3	0	1	0	0	1	1					
Bob Boone, R (1,2) OBP: 0.356, SLG: 0.403										4	1	3	0	0	0	2					
Dick Schofield, R (1,6) OBP: 0.306, SLG: 0.330										3	0	0	0	1	2	5					
Inning Stats	R: 0 E: 0 K: 0 S: 5	H: 0 LOB: 0 BB: 0 P: 11	R: 0 E: 0 K: 0 S: 6	H: 0 LOB: 0 BB: 0 P: 11	R: 0 E: 0 K: 0 S: 11	H: 1 LOB: 2 BB: 1 P: 21	R: 1 E: 0 K: 1 S: 13	H: 2 LOB: 1 BB: 0 P: 23	R: 0 E: 0 K: 1 S: 8	H: 0 LOB: 0 BB: 0 P: 7	R: 0 E: 0 K: 0 S: 12	H: 1 LOB: 2 BB: 0 P: 20	R: 2 E: 1 K: 0 S: 15	H: 1 LOB: 2 BB: 1 P: 21	R: 1 E: 0 K: 1 S: 14	H: 3 LOB: 2 BB: 0 P: 17		1B: 8 2B: 2 3B: 0 HR: 0	SF: 0 SAC: 1 DP: 1 HBP: 0	WP: 0 PB: 0 SB: 0 CS: 0	PA: 39
PITCHER	IP	WLS	BF	H	R	ER	SO	BB	IBB	HBP	BLK	WP	HR	S	P	ERA	WHIP				
Charlie Leibrandt, L (1,1) ERA: 3.35 Jeff Montgomery, R (9,1) ERA: 3.07 Jerry Don Gleaton, L (9,1) ERA: 3.41	8.0	L	33	7	3	2	2	2	0	0	0	0	0	75	125	2.25	1.125				
	0.2		5	3	1	1	1	0	0	0	0	0	0	12	15	13.50	4.500				
	0.1		1	0	0	0	0	0	0	0	0	0	0	2	2	0.00	0.000				

Batter	1	2	3	4	5	6	7	8	9	AB	R	H	RBI	BB	SO	LOB	BOTTOM				
Willie Wilson, S (1,8) OBP: 0.296, SLG: 0.343	K	P6			B1-3				FC6-4	5	0	0	0	0	2	3	California Angels @ Kansas City Royals Royals Stadium, Kansas City, MO Mon Sep 05 1988, 8:05 PM EDT Att: 25,855 - Unknown - 68 F				
Kevin Seitzer, R (1,5) OBP: 0.382, SLG: 0.412	E S 2B							G3-1		3	1	2	0	1	0	0					
George Brett, L (1,3) OBP: 0.398, SLG: 0.531	F7									4	0	0	0	0	1	3					
Pat Tabler, R (1,10) OBP: 0.346, SLG: 0.352										4	0	2	1	0	0	1					
Frank White, R (1,4) OBP: 0.280, SLG: 0.354	F8									4	0	0	0	0	0	3					
Jim Eisenreich, L (1,7) OBP: 0.218, SLG: 0.277										4	0	1	0	0	1	0					
Bo Jackson, R (1,9) OBP: 0.285, SLG: 0.465										4	0	2	0	0	0	1					
Jamie Quirk, L (1,2) OBP: 0.340, SLG: 0.444 Brad Wellman, R (9,PR) OBP: 0.296, SLG: 0.260										3	1	2	0	1	1	0					
Bill Pecota, R (1,6) OBP: 0.262, SLG: 0.298 Bill Buckner, L (9,PH) OBP: 0.273, SLG: 0.327										3	0	1	1	0	0	1					
Inning Stats	R: 1 E: 0 K: 1 S: 11	H: 1 LOB: 1 BB: 1 P: 23	R: 1 E: 0 K: 0 S: 7	H: 3 LOB: 1 BB: 0 P: 11	R: 0 E: 0 K: 0 S: 6	H: 1 LOB: 1 BB: 0 P: 7	R: 0 E: 0 K: 1 S: 7	H: 0 LOB: 0 BB: 0 P: 10	R: 0 E: 0 K: 0 S: 5	H: 1 LOB: 1 BB: 0 P: 6	R: 0 E: 0 K: 0 S: 8	H: 1 LOB: 0 BB: 0 P: 14	R: 0 E: 0 K: 1 S: 12	H: 1 LOB: 1 BB: 0 P: 16	R: 0 E: 0 K: 2 S: 13	H: 1 LOB: 2 BB: 1 P: 25		1B: 6 2B: 3 3B: 1 HR: 0	SF: 0 SAC: 0 DP: 0 HBP: 0	WP: 1 PB: 0 SB: 2 CS: 2	PA: 37
PITCHER	IP	WLS	BF	H	R	ER	SO	BB	IBB	HBP	BLK	WP	HR	S	P	ERA	WHIP				
Willie Fraser, R (1,1) ERA: 5.61 Willie Fraser, R (9,1) ERA: 5.61 Bryan Harvey, R (9,1) ERA: 2.12	8.1	W	35	10	2	2	5	2	0	0	0	1	0	69	113	2.16	1.440				
	0.2	S	2	0	0	0	1	0	0	0	0	0	0	5	7	0.00	0.000				


Batter	1	2	3	4	5	6	7	8	9	AB	R	H	RBI	BB	SO	LOB	TOP								
Dick Schofield, R OBP: 0.308, SLG: 0.329	P2		5-3		1B		1B			4	0	2	0	1	0	0	California Angels @ Kansas City Royals Royals Stadium, Kansas City, MO Wed Sep 07 1988, 8:05 PM EDT Att: 16,600 - Unknown - 75 F								
Johnny Ray, S OBP: 0.371, SLG: 0.420	3-1			6-3	1B		6-3		SF8	4	0	1	1	0	0	1									
Brian Downing, R OBP: 0.363, SLG: 0.442	L6			1B	5-3			BB	4-3	3	0	0	0	1	0	3									
Wally Joyner, L OBP: 0.367, SLG: 0.443		L4		1B		F9		BB		3	0	1	0	1	1	1									
Chili Davis, S OBP: 0.317, SLG: 0.445		1B		1B		E9		F8		4	1	1	0	0	1	3									
Mike Brown, R OBP: 0.273, SLG: 0.364		L4		1B		6-3				3	0	1	1	0	0	2									
Jim Eppard, L OBP: 0.371, SLG: 0.366		L4		1B		6-3				0	0	0	0	1	0	0									
Darrell Miller, R OBP: 0.293, SLG: 0.287		2-3		1B		6-3		BB		0	0	0	0	0	0	0									
Bob Boone, R OBP: 0.333, SLG: 0.396		F9		F7		F8		3-1		3	0	0	0	0	0	4									
Jack Howell, L OBP: 0.330, SLG: 0.424										0	0	0	0	0	0	0									
George Hendrick, R OBP: 0.281, SLG: 0.313										1	0	0	0	0	0	2									
Brian Dorsett, R OBP: 0.500, SLG: 0.333										0	0	0	0	0	0	0									
Dante Bichette, R OBP: 0.333, SLG: 0.333										3	0	2	0	0	0	0									
Mark McLemore, S OBP: 0.321, SLG: 0.345										0	1	0	0	1	0	0									
Domingo Ramos, R OBP: 0.279, SLG: 0.255										4	0	0	0	0	0	3									
Inning Stats	R: 0 E: 0 K: 0 S: 8	H: 0 LOB: 0 BB: 0 P: 15	R: 0 E: 0 K: 0 S: 6	H: 1 LOB: 1 BB: 1 P: 15	R: 0 E: 0 K: 0 S: 5	H: 1 LOB: 0 BB: 0 P: 9	R: 0 E: 0 K: 1 S: 11	H: 2 LOB: 3 BB: 0 P: 21	R: 0 E: 0 K: 0 S: 12	H: 2 LOB: 2 BB: 0 P: 20	R: 1 E: 1 K: 0 S: 4	H: 0 LOB: 0 BB: 0 P: 9	R: 0 E: 0 K: 0 S: 8	H: 2 LOB: 1 BB: 0 P: 15	R: 0 E: 0 K: 1 S: 8	H: 0 LOB: 2 BB: 2 P: 18	R: 1 E: 0 K: 0 S: 14	H: 0 LOB: 1 BB: 2 P: 26	1B: 8 2B: 1 3B: 0 HR: 0	SF: 1 SAC: 0 DP: 3 HBP: 1	WP: 1 PB: 0 SB: 0 CS: 0	PA: 39			
PITCHER	IP	WLS	BF	H	R	ER	SO	BB	IBB	HBP	BLK	WP	HR	S	P	ERA	WHIP								
Floyd Bannister, L ERA: 4.53	(1, 1)	7.0	W	29	8	1	0	1	1	0	1	0	0	0	54	104	0.00	1.286							
Jeff Montgomery, R ERA: 3.04	(8, 1)	0.2		4	0	0	0	1	2	0	0	0	0	5	14	0.00	3.000								
Jerry Don Gleaton, L ERA: 3.98	(8, 1)	0.1		1	0	0	0	0	0	0	0	0	0	3	4	0.00	3.000								
Steve Farr, R ERA: 2.17	(9, 1)	1.0	S	5	0	1	1	0	2	0	0	0	1	0	14	26	9.00	2.000							

Batter	1	2	3	4	5	6	7	8	9	AB	R	H	RBI	BB	SO	LOB	BOTTOM								
Willie Wilson, S OBP: 0.297, SLG: 0.346	4-3	L6		1B			F9			4	0	1	0	0	0	2	California Angels @ Kansas City Royals Royals Stadium, Kansas City, MO Wed Sep 07 1988, 8:05 PM EDT Att: 16,600 - Unknown - 75 F								
Kevin Seitzer, R OBP: 0.378, SLG: 0.406	1B	G3		F9			4-3			3	0	0	0	1	0	3									
George Brett, L OBP: 0.399, SLG: 0.537	1B			HR		P4		BB	G3	4	2	3	1	0	0	0									
Pat Tabler, R OBP: 0.350, SLG: 0.353	1B			FC5-4		G6-4-3		K		2	1	1	0	2	1	1									
Gary Thurman, R OBP: 0.192, SLG: 0.129	3B			BB		BB				0	0	0	0	0	0	0									
Frank White, R OBP: 0.279, SLG: 0.353	3B			FC5-4		G6-4-3		G3		4	1	1	1	0	0	3									
Bo Jackson, R OBP: 0.290, SLG: 0.479	3B			K				G3		3	0	1	2	1	1	1									
Luis de los Santos, R	K			6-3				BB		3	0	0	0	1	1	2									
Ed Hearn, R OBP: 0.333, SLG: 0.667				F8				4-3		3	0	1	0	0	0	0									
Larry Oquan, R OBP: 0.597, SLG: 0.211				1B						0	0	0	0	0	0	0									
Jamie Quirk, L OBP: 0.333, SLG: 0.436				2B						1	0	0	0	0	0	3									
Bill Pecota, R OBP: 0.263, SLG: 0.298				CS				F8		3	0	1	0	0	0	0									
Inning Stats	R: 3 E: 0 K: 1 S: 16	H: 4 LOB: 1 BB: 1 P: 27	R: 0 E: 0 K: 0 S: 9	H: 2 LOB: 1 BB: 0 P: 16	R: 1 E: 0 K: 1 S: 10	H: 1 LOB: 1 BB: 1 P: 18	R: 0 E: 0 K: 0 S: 7	H: 1 LOB: 0 BB: 0 P: 13	R: 0 E: 0 K: 0 S: 11	H: 0 LOB: 0 BB: 1 P: 13	R: 0 E: 0 K: 0 S: 5	H: 0 LOB: 0 BB: 0 P: 7	R: 0 E: 0 K: 1 S: 10	H: 1 LOB: 3 BB: 2 P: 24	R: 0 E: 0 K: 1 S: 10	H: 0 LOB: 2 BB: 0 P: 24	1B: 6 2B: 1 3B: 1 HR: 1	SF: 0 SAC: 0 DP: 1 HBP: 0	WP: 0 PB: 0 SB: 0 CS: 1	PA: 35					
PITCHER	IP	WLS	BF	H	R	ER	SO	BB	IBB	HBP	BLK	WP	HR	S	P	ERA	WHIP								
Chuck Finley, L ERA: 4.28	(1, 1)	7.2	L	34	9	4	4	3	4	1	0	0	0	1	74	131	4.70	1.696							
Stu Cliburn, R ERA: 4.07	(8, 1)	0.1		1	0	0	0	0	0	0	0	0	0	1	2	0.00	0.000								

Batter	1	2	3	4	5	6	7	8	9	AB	R	H	RBI	BB	SO	LOB	TOP				
Luis Polonia, L OBP: 0.328, SLG: 0.371 Dave Henderson, R OBP: 0.359, SLG: 0.553	L5		F8	F8		4-3			F8	4	1	1	1	0	0	2					
Stan Javier, S OBP: 0.323, SLG: 0.332	1B		1B	1B		F7			F8	4	1	1	1	1	0	1					
Jose Canseco, R OBP: 0.386, SLG: 0.561	1B		1B	1B		F8			K	4	0	2	0	0	1	0					
Dave Parker, L OBP: 0.318, SLG: 0.404	P4		L8	1B		P4			P6	4	0	0	0	0	0	4					
Mark McGwire, R OBP: 0.345, SLG: 0.464	K		1B	1B		P6			1-3	4	0	1	1	0	1	2					
Carney Lansford, R OBP: 0.337, SLG: 0.378			G6-4-3	1B		2B			P2	4	1	1	0	0	0	2					
Terry Steinbach, R OBP: 0.323, SLG: 0.377	L9			K		1B			K	4	1	1	1	0	2	0					
Glenn Hubbard, R OBP: 0.331, SLG: 0.336	F9			P6					F7	4	0	1	0	0	0	0					
Walt Weiss, S OBP: 0.307, SLG: 0.315			3B	1B		SF8			FC5-4	2	1	2	1	1	0	0					
Inning Stats	R: 0 E: 0 K: 1 S: 9	H: 1 LOB: 2 BB: 1 P: 19	R: 0 E: 0 K: 0 S: 7	H: 0 LOB: 0 BB: 0 P: 9	R: 3 E: 0 K: 0 S: 15	H: 5 LOB: 1 BB: 0 P: 21	R: 0 E: 0 K: 1 S: 9	H: 0 LOB: 1 BB: 1 P: 15	R: 0 E: 0 K: 0 S: 6	H: 0 LOB: 0 BB: 0 P: 10	R: 2 E: 0 K: 0 S: 11	H: 3 LOB: 1 BB: 0 P: 16	R: 0 E: 0 K: 1 S: 7	H: 0 LOB: 0 BB: 0 P: 12	R: 0 E: 0 K: 1 S: 9	H: 1 LOB: 1 BB: 0 P: 13	1B: 8 2B: 1 3B: 1 HR: 0	SF: 1 SAC: 0 DP: 1 HBP: 0	WP: 1 PB: 0 SB: 0 CS: 0	PA: 38	
PITCHER	IP	WLS	BF	H	R	ER	SO	BB	IBB	HBP	BLK	WP	HR	S	P	ERA	WHIP				
Bret Saberhagen, R ERA: 3.91	6.0	L	28	9	5	5	2	2	0	0	0	1	0	57	90	7.50	1.833				
Tom Gordon, R ERA:	2.0		6	0	0	0	2	0	0	0	0	0	0	14	24	0.00	0.000				
Mark Lee, L ERA:	1.0		4	1	0	0	0	0	0	0	0	0	0	9	13	0.00	1.000				

Oakland Athletics @ Kansas City Royals
Royals Stadium, Kansas City, MO
Thu Sep 08 1988, 8:05 PM EDT
Att: 29,167 - Unknown - 79 F


AB 35
R 5
H 10
RBI 5
BB 2
SO 4
LOB 12



Batter	1	2	3	4	5	6	7	8	9	AB	R	H	RBI	BB	SO	LOB	BOTTOM					
Willie Wilson, S OBP: 0.295, SLG: 0.343	K			K			G6-3		K	4	0	0	0	0	3	1						
Kevin Seitzer, R OBP: 0.378, SLG: 0.407	CS			4-3			K		1B	4	0	2	0	0	1	0						
George Brett, L OBP: 0.397, SLG: 0.533	G3			G6-3			4-3		F7	4	0	0	0	0	0	3						
Pat Tabler, R OBP: 0.349, SLG: 0.351				K			G6-4-3		3-1	4	0	1	0	0	1	2						
Danny Tartabull, R OBP: 0.368, SLG: 0.502				K			F8		HR	3	1	1	1	0	1	1						
Frank White, R OBP: 0.278, SLG: 0.350				6-3			G6-4-3		F7	3	0	0	0	0	0	1						
Bo Jackson, R OBP: 0.290, SLG: 0.478				P6			F8		FC6-4	3	0	1	0	0	0	0						
Bill Pecota, R OBP: 0.259, SLG: 0.294				G6-3			K		FC6-4	2	0	0	0	0	1	0						
Brad Wellman, R OBP: 0.286, SLG: 0.280							K		1-2	0	0	0	0	0	0	0						
Larry Owen, R OBP: 0.292, SLG: 0.207				G4-3			K		1B	1	0	0	0	0	0	0						
Rey Palacios, R OBP: 0.500, SLG: 0.500									1B	2	0	1	0	0	1	0						
Inning Stats	R: 0 E: 0 K: 1 S: 11	H: 1 LOB: 0 BB: 0 P: 17	R: 0 E: 0 K: 2 S: 11	H: 0 LOB: 0 BB: 0 P: 15	R: 0 E: 0 K: 0 S: 8	H: 0 LOB: 0 BB: 0 P: 10	R: 0 E: 0 K: 1 S: 7	H: 0 LOB: 0 BB: 0 P: 11	R: 0 E: 0 K: 0 S: 10	H: 1 LOB: 0 BB: 0 P: 17	R: 0 E: 0 K: 2 S: 8	H: 0 LOB: 0 BB: 0 P: 11	R: 0 E: 0 K: 0 S: 7	H: 0 LOB: 0 BB: 0 P: 13	R: 1 E: 0 K: 0 S: 9	H: 2 LOB: 1 BB: 0 P: 9	R: 0 E: 0 K: 1 S: 10	H: 2 LOB: 2 BB: 0 P: 16	1B: 5 2B: 0 3B: 0 HR: 1	SF: 0 SAC: 0 DP: 1 HBP: 0	WP: 0 PB: 0 SB: 0 CS: 1	PA: 31
PITCHER	IP	WLS	BF	H	R	ER	SO	BB	IBB	HBP	BLK	WP	HR	S	P	ERA	WHIP					
Curt Young, L ERA: 4.58	8.0	W	26	4	1	1	7	0	0	0	0	0	0	1	71	1.12	0.500					
Greg Cadaret, L ERA: 2.37	0.2		4	2	0	0	1	0	0	0	0	0	0	8	12	0.00	3.000					
Dennis Eckersley, R ERA: 2.66	0.1	S	1	0	0	0	0	0	0	0	0	0	0	2	4	0.00	0.000					

Oakland Athletics @ Kansas City Royals
Royals Stadium, Kansas City, MO
Thu Sep 08 1988, 8:05 PM EDT
Att: 29,167 - Unknown - 79 F

AB 31
R 1
H 6
RBI 1
BB 0
SO 8
LOB 9



Batter	1	2	3	4	5	6	7	8	9	AB	R	H	RBI	BB	SO	LOB	TOP									
Stan Javier, S OBP: 0.322, SLG: 0.332 (1, 7)	1-2 BB 2B	1-2 F8		0-1 6-3		4-2			0-0 5-3	4	0	1	0	1	0	1										
Dave Henderson, R OBP: 0.380, SLG: 0.550 (1, 8)	4-1		0-0 F8		0-0	2-3 2B SF9 1B			4-2 HR BB	3	1	1	0	1	1	3										
Doug Jennings, L OBP: 0.408, SLG: 0.355 (9, PH)	BB BB									0	1	0	0	1	0	0										
Jose Canseco, R OBP: 0.385, SLG: 0.565 (1, 9)	0-0 F9		1-1 S 1B		2-1 SF9 2B	2-2 F9			2-2 HR	5	2	3	2	0	0	5										
Mark McGwire, R OBP: 0.350, SLG: 0.464 (9, PH)	2-3 K		4-1 1B BB		0-1 F9				0-2 6-3	2	0	0	0	2	1	4										
Felix Jose, S (9, PH)			1-2 BB							1	0	0	0	0	0	0										
Terry Steinbach, R OBP: 0.326, SLG: 0.379 (1, 2)	4-2 BB		0-1 BB		1-2 SF9	2-2 G5-4-3 BB			0-2 BB	3	0	2	2	1	0	1										
Carney Lansford, R OBP: 0.336, SLG: 0.374 (9, PH)	1-2 2-3 BB		1-2 2-H 1B		2-3 3-H L7				1-2 1B	4	0	0	0	0	1	6										
Ron Hassey, L OBP: 0.311, SLG: 0.365 (9, PH)	1-3 K		1-1 F7							1	0	0	0	0	0	1										
Don Baylor, R OBP: 0.332, SLG: 0.324 (1, 10)		1-3 K	0-0 P6			2-0 BB E 1B			2-2 5-3	4	0	1	0	0	1	2										
Mike Gallego, R OBP: 0.303, SLG: 0.263 (1, 4)		0-0 FC6-4 1B			2-0 F8	2-2 F8			2-1 G5-3	4	0	1	0	0	0	1										
Walt Weiss, S OBP: 0.306, SLG: 0.316 (1, 6)		0-1 FC6-4 S			2-2 F8	1-1 E5 BB			2-2 G4-3	4	0	0	0	0	0	2										
Inning Stats	R: 0 H: 1 E: 0 K: 2 S: 13	H: 1 LOB: 3 BB: 2 P: 25	R: 0 H: 1 E: 0 K: 1 S: 9	H: 1 LOB: 0 BB: 1 P: 11	R: 1 H: 2 E: 0 K: 0 S: 9	LOB: 2 BB: 1 P: 15	R: 0 H: 0 E: 0 K: 0 S: 6	H: 0 LOB: 0 BB: 0 P: 10	R: 1 H: 2 E: 0 K: 0 S: 12	H: 2 LOB: 1 BB: 0 P: 18	R: 0 H: 1 E: 1 K: 1 S: 15	H: 1 LOB: 3 BB: 1 P: 28	R: 0 H: 0 E: 0 K: 0 S: 4	H: 0 LOB: 0 BB: 1 P: 10	R: 0 H: 0 E: 0 K: 0 S: 10	H: 0 LOB: 0 BB: 0 P: 16	R: 2 H: 2 E: 0 K: 0 S: 15	H: 2 LOB: 1 BB: 1 P: 22	1B: 6 2B: 2 3B: 0 HR: 1	SF: 1 SAC: 0 DP: 1 HBP: 0	WP: 0 PB: 0 SB: 2 CS: 0	PA: 42				
PITCHER	IP	WLS	BF	H	R	ER	SO	BB	IBB	HBP	BLK	WP	HR	S	P	ERA	WHIP									
Charlie Leibrandt, L ERA: 3.31	(1, 1)	8.0	W	36	7	2	2	4	5	0	0	0	0	0	78	133	2.25	1.500								
Jeff Montgomery, R ERA: 3.3	(9, 1)	1.0		6	2	2	2	0	1	0	0	0	0	1	15	22	18.00	3.000								

Oakland Athletics @ Kansas City Royals
Royals Stadium, Kansas City, MO
Sat Sep 10 1988, 8:05 PM EDT
Att: 37,983 - Unknown - 72 F

AB	35
R	4
H	9
RBI	4
BB	6
SO	4
LOB	26



Batter	1	2	3	4	5	6	7	8	9	AB	R	H	RBI	BB	SO	LOB	BOTTOM										
Willie Wilson, S OBP: 0.297, SLG: 0.349 (1, 8)	3-2 G6-3	0-0 SF8		3-2 G4-3 3B	0-3 K		0-0 SF8			3	1	1	2	0	1	1											
Kevin Seitzer, R OBP: 0.380, SLG: 0.406 (1, 5)	2-2 G6-3	3-H 1-1 1B		1-1 G4-3	2-0 F7		3-H 2-1 F7			5	0	1	1	0	0	1											
George Brett, L OBP: 0.598, SLG: 0.532 (1, 3)	4-2 BB		0-1 P6		3-H 2-2 S 1B		3-1 F8		3-2 E1 1B	4	1	1	0	1	0	3											
Luis de los Santos, R (9, 3)										0	0	0	0	0	0	0											
Pat Tabler, R OBP: 0.354, SLG: 0.358 (9, PR)	2-2 F7	1-1 1B		4-0 1B		0-1 2B		2-1 1B	2-1 G6-4-3 1B	4	0	3	2	1	0	1											
Gary Thurman, R OBP: 0.200, SLG: 0.152 (9, 7)		1-2 2-3 3-H 1B		1-2 BB						0	0	0	0	0	0	0											
Danny Tartabull, R OBP: 0.370, SLG: 0.500 (1, 10)			1-2 2-3 3-H 1B		0-0 F8		0-0 F9		1-1 G6-4-3	5	1	1	0	0	0	7											
Frank White, R OBP: 0.278, SLG: 0.349 (1, 4)		4-0 1B BB 1B	0-1 1-3 1B		2-3 K		2-2 F9		0-0 1B	4	1	2	0	1	1	3											
Bo Jackson, R OBP: 0.354, SLG: 0.482 (8, 9)		4-2 1B BB 1B	1-1 1-3			1-1 1B 3B		3-2 2B 1B	1-3 K2-3	3	3	2	0	1	0	1											
Jim Eisenreich, L OBP: 0.217, SLG: 0.273 (8, 9)		1-2 2-3 BB								1	0	0	0	0	1	1											
Bill Pecota, R OBP: 0.264, SLG: 0.304 (1, 6)		1-1 1B 1B	0-3 K			1-1 1-3		2-0 1B		4	2	2	2	0	1	2											
Larry Owen, R OBP: 0.304, SLG: 0.226 (1, 2)		1-2 2-3 3-H 1B		2-3 K		0-1 1B		3-3 K		4	0	2	2	0	2	2											
Inning Stats	R: 0 H: 0 E: 0 K: 0 S: 13	H: 5 LOB: 3 BB: 2 P: 32	R: 0 H: 1 E: 0 K: 2 S: 10	H: 1 LOB: 1 BB: 0 P: 13	R: 1 H: 2 E: 0 K: 1 S: 13	LOB: 2 BB: 1 P: 25	R: 1 H: 2 E: 0 K: 1 S: 10	H: 2 LOB: 1 BB: 0 P: 14	R: 0 H: 1 E: 0 K: 0 S: 8	H: 1 LOB: 1 BB: 0 P: 13	R: 2 H: 2 E: 0 K: 1 S: 11	H: 2 LOB: 0 BB: 0 P: 21	R: 1 H: 2 E: 1 K: 1 S: 13	H: 2 LOB: 1 BB: 0 P: 20	R: 1 H: 2 E: 0 K: 0 S: 15	H: 2 LOB: 1 BB: 1 P: 22	1B: 11 2B: 2 3B: 2 HR: 0	SF: 2 SAC: 0 DP: 1 HBP: 0	WP: 1 PB: 0 SB: 1 CS: 0	PA: 43							
PITCHER	IP	WLS	BF	H	R	ER	SO	BB	IBB	HBP	BLK	WP	HR	S	P	ERA	WHIP										
Storm Davis, R ERA: 3.51	(1, 1)	3.1	L	22	5	3	5	2	4	0	0	0	0	0	49	88	13.50	3.600									
Gene Nelson, R ERA: 3.31	(4, 1)	3.2		16	5	3	3	3	0	0	0	0	0	1	0	33	54	7.36	1.364								
Jim Corsi, R ERA: 4.19	(8, 1)	1.0		5	2	1	0	1	0	0	0	0	0	0	0	13	20	0.00	2.000								

Oakland Athletics @ Kansas City Royals
Royals Stadium, Kansas City, MO
Sat Sep 10 1988, 8:05 PM EDT
Att: 37,983 - Unknown - 72 F

AB	37
R	9
H	15
RBI	9
BB	4
SO	6
LOB	22



Batter	1	2	3	4	5	6	7	8	9	AB	R	H	RBI	BB	SO	LOB	TOP										
Willie Wilson, S (1, 8) OBP: 0.293, SLG: 0.347	E6 PB 2B		K		F9		6-3		1-3	5	1	0	0	0	1	2	Kansas City Royals @ California Angels Anaheim Stadium, Anaheim, CA Tue Sep 13, 1988, 10:05 PM EDT Att: 22,522 - Unknown - 60 F livebaseballscorecards.com										
Kevin Seitzer, R (1, 5) OBP: 0.376, SLG: 0.404	3-1 4-3 1-H 1B 2B		F8			4-0 FC3-6 BB	5-3		K	4	1	1	1	1	1	2											
George Brett, L (1, 3) OBP: 0.400, SLG: 0.538	1-2 4-3 2-3		4-1 1-2 BB			0-1 FC3-6 1B 1-2		0-0 E WP 2B		3	2	1	0	1	0	2											
Pat Tabler, R (1, 7) OBP: 0.353, SLG: 0.357 Gary Thurman, R (8, 7) OBP: 0.200, SLG: 0.152	1-0 L5-3 3-H 1B		1-3 K			0-0 1B 1-2 1B		3-3 K		4	0	2	1	0	2	3											
Frank White, R (1, 4) OBP: 0.276, SLG: 0.346	1-1 L5-3 1-2		1-3 K		0-2 F8		0-0 F8		6-3	4	0	0	0	0	0	4											
Bo Jackson, R (1, 9) OBP: 0.297, SLG: 0.480		0-1 G5-4-3 1B		2-2 F9		3-2 1-3 2-H 1B		3-0 E5 WP		4	0	2	1	0	0	1											
Luis de los Santos, R (1, 10) OBP: 0.280, SLG: 0.331 Bill Buckner, L (8, PH)	1-2 G5-4-3 1-2		3-3 K			1-2 1-3		4-0 FC5-4 IBB		3	0	0	0	0	1	3											
Bill Pecota, R (1, 6) OBP: 0.267, SLG: 0.295	3-2 6-3				2-1 L9		1-2 SH1-4 HBP		FC5-4 2-0	3	0	0	0	0	0	2											
Larry Owen, R (1, 2) OBP: 0.306, SLG: 0.219			4-2 BB BB		2-2 F9		0-0 SH1-4		1-1 L6	2	0	0	0	1	0	0											
Inning Stats	R: 2 E: 1 K: 0 S: 9	H: 2 LOB: 0 BB: 0 P: 16	R: 0 E: 0 K: 0 S: 9	H: 1 LOB: 0 BB: 0 P: 13	R: 0 E: 0 K: 2 S: 11	H: 0 LOB: 2 BB: 2 P: 25	R: 0 E: 0 K: 1 S: 11	H: 0 LOB: 0 BB: 0 P: 16	R: 0 E: 0 K: 0 S: 6	H: 0 LOB: 2 BB: 0 P: 10	R: 1 E: 0 K: 0 S: 11	H: 2 LOB: 2 BB: 1 P: 19	R: 0 E: 0 K: 0 S: 6	H: 0 LOB: 0 BB: 0 P: 10	R: 1 E: 1 K: 1 S: 10	H: 1 LOB: 2 BB: 1 P: 24		R: 0 E: 0 K: 1 S: 6	H: 0 LOB: 0 BB: 0 P: 12	1B: 4 2B: 3 3B: 0 HR: 0	SF: 0 SAC: 1 DP: 2 HBP: 1	WP: 1 PB: 1 CS: 0	PA: 38				
PITCHER	IP 7.0	WLS L	BF 30	H 6	R 4	ER 2	SO 3	BB 3	IBB 0	HBP 1	BLK 0	WP 0	HR 0	S 64	P 110	ERA 2.57	WHIP 1.286										
Chuck Finley, L (1, 1) ERA: 4.21																											
Greg Minton, R (8, 1) ERA: 2.52																											

Batter	1	2	3	4	5	6	7	8	9	AB	R	H	RBI	BB	SO	LOB	BOTTOM										
Devon White, S (1, 8) OBP: 0.305, SLG: 0.400	6-3		K		K		F8		4-3	5	0	0	1	0	2	0	Kansas City Royals @ California Angels Anaheim Stadium, Anaheim, CA Tue Sep 13, 1988, 10:05 PM EDT Att: 22,522 - Unknown - 60 F livebaseballscorecards.com										
Brian Downing, R (1, 10) OBP: 0.362, SLG: 0.436	4-0 BB BB		3-1 1B		1-2 1B		F9		K	4	0	2	0	1	1	0											
Wally Joyner, L (1, 3) OBP: 0.362, SLG: 0.435	1-3 K		0-1 F7		1-2 L8				4-3	4	0	0	0	0	1	3											
Chili Davis, S (1, 9) OBP: 0.324, SLG: 0.442	4-1 1-2 BB				1-0 2B 1B		1-3 K		F7	3	1	1	0	1	1	0											
Johnny Ray, S (1, 4) OBP: 0.337, SLG: 0.419	1-0 L7				2-1 1-H 2B		0-1 2B		3-2 BB 1B	4	0	3	1	0	0	2											
Jack Howell, L (1, 5) OBP: 0.325, SLG: 0.414 George Hendrick, R (8, PH) Domingo Ramos, R (9, 5) OBP: 0.286, SLG: 0.310 OBP: 0.286, SLG: 0.293		1-2 5-3		2-3 K		1-3 K		4-2 BB		3	0	0	0	0	2	2											
Tony Armas, R (1, 7) OBP: 0.308, SLG: 0.446		1-3 K		2-2 P6		1-3 K		1-3 BB		4	0	0	0	0	3	4											
Dick Schofield, R (1, 6) OBP: 0.306, SLG: 0.330 Mark McLemore, S (9, PH) OBP: 0.325, SLG: 0.351		1-0 F2		2-3 K			3-2 4-3 3B		1-1 F7 4-3 2B	3	1	1	0	0	1	1											
Brian Dorsett, R (1, 2) OBP: 0.167, SLG: 0.091 Jim Eppard, L (7, PH) Darrell Miller, R (8, 2) OBP: 0.275, SLG: 0.277			3-2 F7		1-0 P4		3-2 4-3		F7	2	0	0	0	0	0	0											
Inning Stats	R: 0 E: 0 K: 1 S: 8	H: 0 LOB: 2 BB: 2 P: 19	R: 0 E: 0 K: 1 S: 8	H: 0 LOB: 0 BB: 0 P: 11	R: 0 E: 0 K: 1 S: 11	H: 1 LOB: 1 BB: 0 P: 20	R: 1 E: 0 K: 2 S: 16	H: 2 LOB: 1 BB: 0 P: 25	R: 0 E: 0 K: 1 S: 10	H: 1 LOB: 1 BB: 0 P: 15	R: 0 E: 0 K: 3 S: 12	H: 1 LOB: 1 BB: 0 P: 15	R: 1 E: 0 K: 0 S: 10	H: 1 LOB: 0 BB: 0 P: 17	R: 0 E: 0 K: 1 S: 19	H: 1 LOB: 2 BB: 1 P: 30		R: 1 E: 0 K: 1 S: 9	H: 1 LOB: 0 BB: 0 P: 11	1B: 4 2B: 3 3B: 1 HR: 0	SF: 0 SAC: 0 DP: 0 HBP: 0	WP: 0 PB: 0 SB: 0 CS: 0	PA: 38				
PITCHER	IP 7.0	WLS W	BF 29	H 2	R 2	ER 2	SO 9	BB 2	IBB 0	HBP 0	BLK 0	WP 0	HR 0	S 75	P 122	ERA 2.57	WHIP 1.143										
Bret Saberhagen, R (1, 1) ERA: 3.87																											
Jerry Don Gleaton, L (8, 1) ERA: 3.27																											
Steve Farr, R (8, 1) ERA: 2.17																											

Batter	1	2	3	4	5	6	7	8	9	AB	R	H	RBI	BB	SO	LOB	TOP														
Kevin Seitzer, R (1, 5) OBP: 0.378, SLG: 0.401	4-0 FC4 1B FC5-4 BB		1-0 6-3			0-0 4-3	1-1 L4-3		0-0 1-3	4	1	0	0	1	0	1															
Bill Pecota, R (1, 6) OBP: 0.277, SLG: 0.301	2-2 FC4 1-2 1B		4-0			1-2 1B 1B		0-2 F9	1-0 4-3	4	1	2	0	1	0	0															
George Brett, L (1, 10) OBP: 0.399, SLG: 0.536	3-2 FC4 1-2 2-3 FC5-4		0-0 4-3			0-1 F4		1-2 BB 1B 1B		4	1	1	0	0	0	4															
Pat Tabler, R (1, 7) OBP: 0.354, SLG: 0.358	0-0 FC5-4			1-1 L8		1-1 1B 1B		0-1 1B BB 1B		4	1	2	2	0	0	1															
Gary Thurman, R (8, PR) OBP: 0.200, SLG: 0.152	1-2 3-H			0-0 F3		2-2 1B 1B		1-2 1B 1B		0	0	0	0	0	0	0															
Danny Tartabull, R (1, 9) OBP: 0.370, SLG: 0.499	0-1 4-3			0-1 F8		0-1 1B 1B		4-1 1B BB		4	0	1	1	0	1	3															
Bill Buckner, L (1, 3) OBP: 0.283, SLG: 0.331		1-0 4-3		0-1 F8		0-1 1B 1B		1-2 2-3 BB		3	0	1	0	1	0	0															
Frank White, R (1, 4) OBP: 0.276, SLG: 0.345		2-0 5-3		1-0 5-3		0-2 F5		1-2 1-2 2-3 3-H 1B		4	0	1	1	0	0	2															
Bo Jackson, R (1, 8) OBP: 0.294, SLG: 0.475		0-0 6-3		3-2 6-3		1-2 F8		0-3 K		4	0	0	0	0	1	3															
Jamie Quirk, L (1, 2) OBP: 0.319, SLG: 0.412			0-0 F8	2-1 L4		0-1 L4-3 1B		1-3 K		4	0	1	0	0	1	0															
Inning Stats	R: 1 E: 0 K: 0 S: 9	H: 1 LOB: 1 BB: 1 P: 18	R: 0 E: 0 K: 0 S: 3	H: 0 LOB: 0 BB: 0 P: 6	R: 0 E: 0 K: 0 S: 3	H: 0 LOB: 1 BB: 1 P: 8	R: 0 E: 0 K: 0 S: 5	H: 0 LOB: 0 BB: 0 P: 6	R: 0 E: 0 K: 0 S: 8	H: 0 LOB: 0 BB: 0 P: 14	R: 2 E: 0 K: 0 S: 18	H: 4 LOB: 2 BB: 0 P: 22	R: 0 E: 0 K: 0 S: 7	H: 1 LOB: 0 BB: 0 P: 9	R: 1 E: 0 K: 2 S: 19	H: 3 LOB: 3 BB: 1 P: 26	R: 0 E: 0 K: 1 S: 5	H: 0 LOB: 0 BB: 0 P: 7	1B: 9 2B: 1 3B: 0 HR: 0	SF: 0 SAC: 0 DP: 1 HBP: 0	WP: 0 PB: 0 SB: 0 CS: 0	PA: 38									
PITCHER Mike Witt, R (1, 1) ERA: 4.0	IP: 9.0 WLS: L BF: 38	H: 9 R: 4 ER: 4 SO: 3	BB: 3 IBB: 0 HBP: 0 BLK: 0	WP: 0 HR: 0 S: 77 P: 116	ERA: 4.00 WHIP: 1.333											PITCHER Mike Witt, R (1, 1) ERA: 4.0	IP: 9.0 WLS: L BF: 38	H: 9 R: 4 ER: 4 SO: 3	BB: 3 IBB: 0 HBP: 0 BLK: 0	WP: 0 HR: 0 S: 77 P: 116	ERA: 4.00 WHIP: 1.333										

Kansas City Royals @ California Angels
Anaheim Stadium, Anaheim, CA
Wed Sep 14 1988, 10:05 PM EDT
Att: 21,550 - Unknown

AB 35
R 4
H 9
RBI 4
BB 3
SO 3
LOB 14



Batter	1	2	3	4	5	6	7	8	9	AB	R	H	RBI	BB	SO	LOB	BOTTOM														
Dick Schofield, R (1, 6) OBP: 0.306, SLG: 0.328	3-2 F4		1-0 HBP		1-0 6-3			0-2 3-1		2	0	0	0	0	0	0															
Jim Eppard, L (8, PH) OBP: 0.364, SLG: 0.363										1	0	0	0	0	0	0															
Gus Polidor, R (9, 6) OBP: 0.181, SLG: 0.188										0	0	0	0	0	0	0															
Johnny Ray, S (1, 4) OBP: 0.336, SLG: 0.418	2-3 K		0-0 1-3			1-2 F7		3-1 1B		4	0	1	0	0	1	2															
Brian Downing, R (1, 10) OBP: 0.363, SLG: 0.442	1-1 F7			4-1 1B BB		1-0 HR		1-3 K		3	1	1	1	1	1	1															
Wally Joyner, L (1, 3) OBP: 0.361, SLG: 0.434		0-1 F7		1-1 L9		0-0 F4		0-1 G5-4-3 1B		4	1	1	0	0	0	1															
Chili Davis, S (1, 9) OBP: 0.322, SLG: 0.439		0-0 F8		2-3 K		0-3 K		3-0 E5 G5-4-3		4	0	0	0	0	2	2															
Tony Armas, R (1, 7) OBP: 0.307, SLG: 0.444		1-1 6-3		0-1 1B		2-1 F3		0-0 G5-4-3		4	0	1	0	0	0	1															
Dante Bichette, R (1, 8) OBP: 0.333, SLG: 0.333			1-2 1-3		0-3 K		0-3 K		1-3 1B	3	0	0	0	0	2	2															
Mark McLemore, S (9, PH) OBP: 0.328, SLG: 0.354										1	0	1	0	0	0	0															
Bob Boone, R (1, 2) OBP: 0.352, SLG: 0.394			2-0 2B		2-2 6-3		3-2 5-3		0-2 4-3	3	0	1	0	0	0	0															
Devon White, S (9, PH) OBP: 0.304, SLG: 0.359										1	0	0	0	0	0	1															
Jack Howell, L (1, 5) OBP: 0.323, SLG: 0.411			3-3 K		0-3 K			3-3 K		3	0	0	0	0	3	1															
Inning Stats	R: 0 E: 0 K: 1 S: 8	H: 0 LOB: 0 BB: 0 P: 14	R: 0 E: 0 K: 0 S: 5	H: 0 LOB: 0 BB: 0 P: 6	R: 0 E: 0 K: 2 S: 11	H: 1 LOB: 2 BB: 1 P: 18	R: 0 E: 0 K: 1 S: 7	H: 0 LOB: 0 BB: 0 P: 10	R: 1 E: 0 K: 1 S: 8	H: 1 LOB: 0 BB: 0 P: 10	R: 0 E: 0 K: 1 S: 8	H: 0 LOB: 0 BB: 0 P: 13	R: 0 E: 0 K: 2 S: 12	H: 1 LOB: 1 BB: 0 P: 19	R: 1 E: 1 K: 0 S: 10	H: 2 LOB: 1 BB: 0 P: 15	1B: 4 2B: 1 3B: 0 HR: 1	SF: 0 SAC: 0 DP: 1 HBP: 1	WP: 0 PB: 0 SB: 0 CS: 0	PA: 35											
PITCHER Floyd Bannister, L (1, 1) ERA: 4.4	IP: 7.0 WLS: W BF: 26	H: 3 R: 1 ER: 1 SO: 7	BB: 1 IBB: 0 HBP: 0 BLK: 0	WP: 0 HR: 1 S: 55 P: 86	ERA: 1.29 WHIP: 0.571											PITCHER Floyd Bannister, L (1, 1) ERA: 4.4	IP: 7.0 WLS: W BF: 26	H: 3 R: 1 ER: 1 SO: 7	BB: 1 IBB: 0 HBP: 0 BLK: 0	WP: 0 HR: 1 S: 55 P: 86	ERA: 1.29 WHIP: 0.571										
Tom Gordon, R (8, 1) ERA	1.0	4	1	0	0	2	0	0	0	0	0	12	19	0.00	1.000																
Steve Farr, R (9, 1) ERA: 2.15	1.0	S	5	2	1	0	0	0	0	0	0	10	15	0.00	2.000																

Kansas City Royals @ California Angels
Anaheim Stadium, Anaheim, CA
Wed Sep 14 1988, 10:05 PM EDT
Att: 21,550 - Unknown

AB 33
R 2
H 6
RBI 1
BB 1
SO 9
LOB 11



Batter	1	2	3	4	5	6	7	8	9	AB	R	H	RBI	BB	SO	LOB	TOP		
Willie Wilson, S (1,8) OBP: 0.293, SLG: 0.346 Gary Thurman, R (1,8) OBP: 0.184, SLG: 0.139	0-2 6-3		1-2 4-3			0-0 6-3		1-0 P3		1	0	0	0	0	0	0			
Kevin Seitzer, R (1,5) OBP: 0.376, SLG: 0.404	3-2 HR		2-2 6-3			0-0 1B		1-0 6-3		4	1	2	0	0	0	0			
George Brett, L (1,3) OBP: 0.397, SLG: 0.532	0-0 F7			2-0 1-3		2-2 4-3		0-1 4-3		4	0	0	0	0	0	2			
Pat Tabler, R (1,10) OBP: 0.353, SLG: 0.364	2-1 2H HR			3-2 6-3			3-1 P4		0-1 F9		4	1	1	2	0	0			
Danny Tartabull, R (1,9) OBP: 0.368, SLG: 0.496	0-1 F9			1-3 K			0-1 5-3				3	0	0	0	1	0			
Frank White, R (1,4) OBP: 0.275, SLG: 0.343		2-1 G3			1-0 P6						3	0	0	0	0	0			
Bo Jackson, R (1,7) OBP: 0.292, SLG: 0.472		0-0 4-3			1-1 F8			1-2 6-3		3	0	0	0	0	0	0			
Bill Pecota, R (1,6) OBP: 0.276, SLG: 0.297		1-2 6-3			1-1 6-3			4-0 BB		2	0	0	0	1	0	0			
Larry Owen, R (1,2) OBP: 0.293, SLG: 0.209			3-2 5-3			1-3 K		1-3 K		3	0	0	0	0	2	1			
Inning Stats	R: 2 H: 2 E: 0 K: 0 S: 11	H: 2 LOB: 0 BB: 0 P: 16	R: 0 H: 0 E: 0 K: 0 S: 8	H: 0 LOB: 0 BB: 0 P: 11	R: 0 H: 0 E: 0 K: 0 S: 11	H: 0 LOB: 0 BB: 0 P: 17	R: 0 H: 0 E: 0 K: 1 S: 7	H: 0 LOB: 0 BB: 0 P: 13	R: 0 H: 1 E: 0 K: 0 S: 5	H: 1 LOB: 1 BB: 0 P: 12	R: 0 H: 0 E: 0 K: 0 S: 5	H: 0 LOB: 0 BB: 0 P: 8	R: 0 H: 0 E: 0 K: 1 S: 7	H: 0 LOB: 1 BB: 1 P: 14	R: 0 H: 0 E: 0 K: 0 S: 5	H: 0 LOB: 0 BB: 0 P: 6	1B: 1 2B: 1 3B: 0 HR: 1	SF: 0 SAC: 0 DP: 0 HBP: 0	WP: 0 PA: 31 SB: 0 CS: 0
PITCHER Dan Petry, R (1,1) ERA: 3.95	IP: 9.0 WLS: L BF: 31	H: 3 R: 2 ER: 2 SO: 3	BB: 1 IBB: 0 HBP: 0 BLK: 0	WP: 0 HR: 1 S: 68 P: 105	ERA: 2.00 WHIP: 0.444	PITCHER IP: WLS: BF: H: R: ER: SO: BB: IBB: HBP: BLK: WP: HR: S: P: ERA: WHIP													

Kansas City Royals @ California Angels
 Anaheim Stadium, Anaheim, CA
 Thu Sep 15 1988, 10:05 PM EDT
 Att: 22,638 - Unknown - 60 F

AB	30
R	2
H	3
RBI	2
BB	1
SO	3
LOB	4



Batter	1	2	3	4	5	6	7	8	9	AB	R	H	RBI	BB	SO	LOB	BOTTOM				
Devon White, S (1,8) OBP: 0.302, SLG: 0.396 Tony Armas, R (8, FH) OBP: 0.306, SLG: 0.443 Dante Bichette, R (9, 8) OBP: 0.333, SLG: 0.333	0-0 6-3		1-2 4-3		1-2 G6-3			0-1 G3		3	0	0	0	0	0	1					
Brian Downing, R (1,10) OBP: 0.362, SLG: 0.439	4-1 BB 1B WP		2-2 6-3			1-1 P6		1-2 L4		3	1	0	0	1	0	0					
Wally Joyner, L (1,3) OBP: 0.360, SLG: 0.432	2-1 WP BB 1B		1-2 6-3			2-2 5-3			1-0 F7		4	0	1	0	0	0					
Chili Davis, S (1,9) OBP: 0.325, SLG: 0.439 Darrell Miller, R (9, PR) OBP: 0.275, SLG: 0.277	4-2 WP BB			1-1 5-3		2-2 1B		4-2 G5-4-3 BB		2	0	1	0	2	0	0					
Johnny Ray, S (1,4) OBP: 0.336, SLG: 0.417	3-2 F8			0-1 1B		1-1 1-3		1-2 G5-4-3		4	0	1	0	0	0	4					
Mike Brown, R (1,7) OBP: 0.216, SLG: 0.270	1-2 4-3			1-2 F7			0-0 6-3			3	0	0	0	0	0	3					
Mark McLemore, S (1,5) OBP: 0.324, SLG: 0.349		0-0 1-3		1-1 F9			3-3 K			3	0	0	0	0	1	1					
Bob Boone, R (1,2) OBP: 0.349, SLG: 0.391		2-1 L8			2-1 6-3			0-0 6-3		3	0	0	0	0	0	0					
Dick Schofield, R (1,6) OBP: 0.306, SLG: 0.329		2-1 F9			0-0 G6-3 1B			3-2 4-3		3	0	1	0	0	0	0					
Inning Stats	R: 1 H: 1 E: 0 K: 0 S: 12	H: 1 LOB: 2 BB: 2 P: 26	R: 0 H: 0 E: 0 K: 0 S: 5	H: 0 LOB: 0 BB: 0 P: 9	R: 0 H: 0 E: 0 K: 0 S: 10	H: 0 LOB: 0 BB: 0 P: 14	R: 0 H: 1 E: 0 K: 0 S: 9	H: 1 LOB: 1 BB: 0 P: 12	R: 0 H: 1 E: 0 K: 0 S: 6	H: 1 LOB: 1 BB: 0 P: 9	R: 0 H: 1 E: 0 K: 0 S: 11	H: 1 LOB: 1 BB: 0 P: 17	R: 0 H: 0 E: 0 K: 1 S: 5	H: 0 LOB: 0 BB: 0 P: 8	R: 0 H: 0 E: 0 K: 0 S: 8	H: 0 LOB: 0 BB: 0 P: 12	R: 0 H: 0 E: 0 K: 0 S: 7	H: 0 LOB: 1 BB: 1 P: 14	1B: 4 2B: 0 3B: 0 HR: 0	SF: 0 SAC: 0 DP: 2 HBP: 0	WP: 1 PA: 32 SB: 0 CS: 0
PITCHER Charlie Leibrandt, L (1,1) ERA: 3.21	IP: 9.0 WLS: W BF: 32	H: 4 R: 1 ER: 1 SO: 1	BB: 3 IBB: 0 HBP: 0 BLK: 0	WP: 1 HR: 0 S: 73 P: 121	ERA: 1.00 WHIP: 0.778	PITCHER IP: WLS: BF: H: R: ER: SO: BB: IBB: HBP: BLK: WP: HR: S: P: ERA: WHIP															

Kansas City Royals @ California Angels
 Anaheim Stadium, Anaheim, CA
 Thu Sep 15 1988, 10:05 PM EDT
 Att: 22,638 - Unknown - 60 F

AB	29
R	1
H	4
RBI	0
BB	3
SO	1
LOB	9



Batter	1	2	3	4	5	6	7	8	9	AB	R	H	RBI	BB	SO	LOB	TOP					
Kevin Seitzer, R (1, 5) OBP: 0.378, SLG: 0.405	L8		K			1-6-3		2B		4	0	1	2	0	1	0	Kansas City Royals @ Oakland Athletics Oakland-Alameda County Coliseum, Oakland, CA Fri Sep 16 1988, 7:05 PM PDT Att: 33,881 - Unknown - 60 F livebaseballscorecards.com					
Bill Pecota, R (1, 6) OBP: 0.276, SLG: 0.291	6-3		L9			5-3		BB		3	0	0	0	1	0	0						
George Brett, L (1, 3) OBP: 0.396, SLG: 0.529	BB				F7		3-1	G3		3	0	0	0	1	0	2						
Pat Tabler, R (1, 7) OBP: 0.351, SLG: 0.362 Jim Eisenreich, L (9, PH) OBP: 0.220, SLG: 0.276	K				F7		K		6-3	3	0	0	0	0	2	1						
Danny Tartabull, R (1, 9) OBP: 0.369, SLG: 0.504					F3		F9		HR	4	1	2	1	0	0	0						
Bill Buckner, L (1, 10) OBP: 0.284, SLG: 0.331 Gary Thurman, R (8, PR) OBP: 0.179, SLG: 0.135					F9		F7		SH1 2B	3	0	1	0	0	0	1						
Frank White, R (1, 4) OBP: 0.273, SLG: 0.341					F2		F2		SH1 1B	3	0	0	0	0	0	1						
Bo Jackson, R (1, 8) OBP: 0.290, SLG: 0.468					K		K		F6	3	0	0	0	0	3	3						
Jamie Quirk, L (1, 2) OBP: 0.319, SLG: 0.408					F7		K		2B BB	2	1	0	0	1	1	0						
Inning Stats	R: 0 E: 0 S: 12	H: 0 LOB: 1 BB: 1 P: 21	R: 0 E: 0 S: 9	H: 1 LOB: 1 BB: 0 P: 14	R: 0 E: 0 S: 5	H: 0 LOB: 0 BB: 0 P: 9	R: 0 E: 0 S: 7	H: 0 LOB: 0 BB: 0 P: 9	R: 0 E: 0 S: 6	H: 0 LOB: 0 BB: 0 P: 11	R: 0 E: 0 S: 9	H: 0 LOB: 0 BB: 0 P: 10	R: 0 E: 0 S: 7	H: 0 LOB: 0 BB: 0 P: 12	R: 2 E: 0 S: 14	H: 2 LOB: 2 BB: 2 P: 27		R: 1 E: 0 S: 10	H: 1 LOB: 0 BB: 0 P: 18	1B: 1 2B: 2 3B: 0 HR: 1	SF: 0 SAC: 1 DP: 0 HBP: 0	WP: 0 PB: 0 SB: 1 CS: 0
PITCHER Bob Welch, R (1, 1) ERA: 3.66	IP: 9.0 WLS: L BF: 34	H: 4 R: 3 ER: 3 SO: 8	BB: 3 IBB: 0 HBP: 0 BLK: 0	WP: 0 HR: 1 S: 79 P: 131	ERA: 3.00 WHIP: 0.778	PITCHER										IP: 9.0 WLS: W BF: 29	H: 2 R: 0 ER: 0 SO: 8	BB: 0 IBB: 0 HBP: 1 BLK: 0	WP: 0 HR: 0 S: 72 P: 120	ERA: 0.00 WHIP: 0.222		


Batter	1	2	3	4	5	6	7	8	9	AB	R	H	RBI	BB	SO	LOB	BOTTOM			
Luis Polonia, L (1, 7) OBP: 0.333, SLG: 0.383	B5-3			F7		F6			F5	4	0	0	0	0	0	1	Kansas City Royals @ Oakland Athletics Oakland-Alameda County Coliseum, Oakland, CA Fri Sep 16 1988, 7:05 PM PDT Att: 33,881 - Unknown - 60 F livebaseballscorecards.com			
Dave Henderson, R (1, 8) OBP: 0.383, SLG: 0.541	L8			F8				K	K	4	0	0	0	0	2	1				
Jose Canseco, R (1, 9) OBP: 0.385, SLG: 0.564	5-3			K				K		3	0	0	0	0	2	0				
Dave Parker, L (1, 10) OBP: 0.312, SLG: 0.389				5-3		G5-3 1B		F8		3	0	1	0	0	0	0				
Ron Hassey, L (1, 2) OBP: 0.319, SLG: 0.373				6-3		G5-3 1B		L8		3	0	1	0	0	0	0				
Terry Steinbach, R (1, 3) OBP: 0.321, SLG: 0.386				K		G5-3		K		3	0	0	0	0	2	2				
Tony Phillips, S (1, 5) OBP: 0.303, SLG: 0.279				K		F8		K		3	0	0	0	0	2	1				
Walt Weiss, S (1, 6) OBP: 0.307, SLG: 0.311				6-3				F7		2	0	0	0	0	0	0				
Mike Gallego, R (1, 4) OBP: 0.295, SLG: 0.252 Doug Jennings, L (9, PH) OBP: 0.389, SLG: 0.325				6-3				4-3		2	0	0	0	0	0	0				
Inning Stats	R: 0 E: 0 S: 6	H: 0 LOB: 0 BB: 0 P: 9	R: 0 E: 0 S: 10	H: 0 LOB: 0 BB: 0 P: 17	R: 0 E: 0 S: 8	H: 0 LOB: 0 BB: 0 P: 12	R: 0 E: 0 S: 8	H: 0 LOB: 0 BB: 0 P: 14	R: 0 E: 0 S: 5	H: 2 LOB: 1 BB: 0 P: 9	R: 0 E: 0 S: 8	H: 0 LOB: 0 BB: 0 P: 14	R: 0 E: 0 S: 13	H: 0 LOB: 0 BB: 0 P: 21	R: 0 E: 0 S: 9	H: 0 LOB: 1 BB: 0 P: 15		1B: 2 2B: 0 3B: 0 HR: 0	SF: 0 SAC: 0 DP: 1 HBP: 1	WP: 0 PB: 0 SB: 0 CS: 0
PITCHER Mark Gubicza, R (1, 1) ERA: 2.73	IP: 9.0 WLS: W BF: 29	H: 2 R: 0 ER: 0 SO: 8	BB: 0 IBB: 0 HBP: 1 BLK: 0	WP: 0 HR: 0 S: 72 P: 120	ERA: 0.00 WHIP: 0.222	PITCHER										IP: 9.0 WLS: W BF: 29	H: 2 R: 0 ER: 0 SO: 8	BB: 0 IBB: 0 HBP: 1 BLK: 0	WP: 0 HR: 0 S: 72 P: 120	ERA: 0.00 WHIP: 0.222




Batter	1	2	3	4	5	6	7	8	9	AB	R	H	RBI	BB	SO	LOB	TOP			
Gary Thurman, R OBP: 0.186, SLG: 0.146 (1, 8)	1-2 1-3		0-0 L3 1B			0-3 K	1-2 4-3			4	0	1	0	0	1	2	Kansas City Royals @ Oakland Athletics Oakland-Alameda County Coliseum, Oakland, CA Sat Sep 17 1988, 3:33 AM PDT Att: 43,875 - Sunny - 68 F			
Kevin Seitzer, R OBP: 0.377, SLG: 0.407 (1, 5)	1-0 G3		0-0 L3 1-2			2-2 1B 3B		2-2 6-3		4	1	1	0	0	0	1				
George Brett, L OBP: 0.397, SLG: 0.529 (1, 3)	3-2 BB 1B		3-2 3-1			0-0 G6-3 1B		1-3 K		4	0	2	1	0	1	0				
Pat Tabler, R OBP: 0.350, SLG: 0.361 (1, 10)	0-1 BB 1B			1-1 L9		1-1 G6-3 1-2		3-3 K		4	0	1	0	0	1	1				
Danny Tartabull, R OBP: 0.369, SLG: 0.503 (5, 9)	4-2		2-2 G1			3-2 SH3-4 1B SF8 1B		4-2 CS BB		1	0	0	0	1	0	0				
Jim Eisenreich, L OBP: 0.228, SLG: 0.280 (7, 7)	1-2 BB									1	1	1	0	1	0	0				
Bo Jackson, R OBP: 0.289, SLG: 0.466 (7, PH)	2-3 2-3 K		0-3 K			0-1 SH3-4 1B		1-3 K		2	0	0	0	0	2	3				
Frank White, R OBP: 0.274, SLG: 0.341 (7, 4)						1-2 1B		1-2 K		2	0	1	0	0	1	1				
Bill Pecota, R OBP: 0.273, SLG: 0.285 (7, 9)		1-2 F7			2-3 K			0-0 SH3-4		3	0	0	0	0	2	0				
Brad Wellman, R OBP: 0.298, SLG: 0.313 (7, PH)		3-2 F8			1-3 K			2-0 SF8		2	0	0	0	0	1	0				
Bill Buckner, L OBP: 0.263, SLG: 0.331 (7, 2)								3-H 4-1 BB		0	0	0	1	0	0	0				
Jamie Quirk, L OBP: 0.319, SLG: 0.408 (7, 2)										0	0	0	0	0	0	0				
Larry Owen, R OBP: 0.286, SLG: 0.203 (7, PH)		1-3 K			1-2 1-3					2	0	0	0	0	1	0				
Luis de los Santos, R OBP: 0.274, SLG: 0.341 (7, 6)										0	0	0	0	1	0	0				
Dave Owen, S (7, 6)										0	0	0	0	0	0	0				
Inning Stats	R: 0 H: 2 E: 0 K: 1 S: 17	H: 2 R: 1 BB: 1 P: 28	R: 0 H: 0 E: 0 K: 1 S: 10	H: 0 R: 0 BB: 0 P: 15	R: 0 H: 1 E: 0 K: 0 S: 5	H: 0 R: 0 BB: 0 P: 11	R: 0 H: 0 E: 0 K: 1 S: 11	H: 0 R: 0 BB: 0 P: 15	R: 1 H: 2 E: 0 K: 1 S: 9	H: 2 R: 0 BB: 0 P: 12	R: 1 H: 2 E: 0 K: 0 S: 11	H: 2 R: 0 BB: 1 P: 21	R: 0 H: 0 E: 0 K: 2 S: 9	H: 0 R: 0 BB: 0 P: 15	R: 0 H: 0 E: 0 K: 2 S: 10	H: 0 R: 0 BB: 1 P: 15	1B: 6 2B: 1 3B: 1 HR: 0	SF: 1 SAC: 1 DP: 2 HBP: 0	WP: 0 PB: 0 SB: 0 CS: 1	PA: 34
PITCHER	IP	WLS	BF	H	R	ER	SO	BB	IBB	HBP	BLK	WP	HR	S	P	ERA	WHIP			
Dave Otto, L ERA: 1.8	3.0		12	3	0	0	2	1	0	0	0	0	0	32	51	0.00	1.333			
Eric Plunk, R ERA: 2.89	3.1	W	13	4	2	2	4	0	0	0	0	0	0	34	47	5.40	1.200			
Rick Honeycutt, L ERA: 3.74	0.2		3	0	0	0	0	1	0	0	0	0	0	5	12	0.00	1.500			
Dennis Eckersley, R ERA: 2.43	2.0	S	6	0	0	0	4	1	0	0	0	0	0	19	30	0.00	0.500			

Batter	1	2	3	4	5	6	7	8	9	AB	R	H	RBI	BB	SO	LOB	BOTTOM			
Luis Polonia, L OBP: 0.337, SLG: 0.386 (1, 7)	1-3 K									3	0	2	1	0	1	0	Kansas City Royals @ Oakland Athletics Oakland-Alameda County Coliseum, Oakland, CA Sat Sep 17 1988, 3:33 AM PDT Att: 43,875 - Sunny - 68 F			
Dave Henderson, R OBP: 0.364, SLG: 0.542 (8, PH)		1-H S 1B								1	0	1	0	0	0	0				
Stan Javier, S OBP: 0.322, SLG: 0.331 (9, 7)	4-1 S BB		2-3 K			3-2 F8		1-1 FC6-4 1B		3	0	0	0	1	1	3				
Jose Canseco, R OBP: 0.386, SLG: 0.563 (1, 9)	3-3 K		4-1 CS BB			0-1 6-3		0-0 4-3 1B		3	0	1	0	1	1	1				
Dave Parker, L OBP: 0.309, SLG: 0.385 (1, 10)	1-0 F8		3-2 G3			1-0 L9		3-2 4-3		4	0	0	0	0	4					
Mark McGwire, R OBP: 0.349, SLG: 0.460 (3, PH)		2-2 HR 1B				2-2 F7		0-3 K		1	1	1	0	0	0	0				
Doug Jennings, L OBP: 0.382, SLG: 0.318 (8, 4)										2	0	0	0	0	1	0				
Mike Gallego, R OBP: 0.294, SLG: 0.251 (8, 4)										1	0	0	0	0	1	2				
Ron Hassey, L OBP: 0.319, SLG: 0.370 (1, 2)		2-3 K			4-2 G4-6-3 1B BB			1-1 6-3		2	0	0	0	1	1	1				
Terry Steinbach, R OBP: 0.324, SLG: 0.398 (8, 3)	1-0 HR				1-2 G4-6-3 1B			1-0 L7		3	1	2	2	0	0	0				
Tony Phillips, S OBP: 0.299, SLG: 0.274 (8, 5)		0-3 K			1-0 G4-6-3			1-2 6-3		3	0	0	0	0	1	2				
Walt Weiss, S OBP: 0.307, SLG: 0.309 (1, 6)		4-2 S 1B BB			0-1 3-1			3-2 1-4-3		2	1	0	0	1	0	1				
Inning Stats	R: 0 H: 0 E: 0 K: 2 S: 8	H: 0 R: 3 BB: 1 P: 17	R: 3 H: 3 E: 0 K: 3 S: 22	H: 3 R: 1 BB: 1 P: 34	R: 0 H: 0 E: 0 K: 1 S: 8	H: 0 R: 0 BB: 1 P: 16	R: 0 H: 1 E: 0 K: 0 S: 9	H: 1 R: 0 BB: 1 P: 15	R: 0 H: 1 E: 0 K: 0 S: 9	H: 1 R: 0 BB: 0 P: 12	R: 0 H: 0 E: 0 K: 0 S: 6	H: 0 R: 0 BB: 0 P: 10	R: 0 H: 0 E: 0 K: 0 S: 7	H: 0 R: 0 BB: 0 P: 12	R: 0 H: 2 E: 0 K: 1 S: 13	H: 2 R: 0 BB: 0 P: 19		1B: 6 2B: 0 3B: 0 HR: 1	SF: 0 SAC: 0 DP: 1 HBP: 0	WP: 0 PB: 0 SB: 3 CS: 2
PITCHER	IP	WLS	BF	H	R	ER	SO	BB	IBB	HBP	BLK	WP	HR	S	P	ERA	WHIP			
Tom Gordon, R ERA: 3.0	6.0	L	24	5	3	3	6	4	0	0	0	0	0	12	20	0.00	0.750			
Israel Sanchez, L ERA: 4.73	1.1		5	1	0	0	0	0	0	0	0	0	0	1	1	*	*			
Jeff Montgomery, R ERA: 3.3	0.0		1	1	0	0	0	0	0	0	0	0	0	1	1	*	*			
Jerry Don Gleaton, L ERA: 3.21	0.2		2	0	0	0	1	0	0	0	0	0	0	7	10	0.00	0.000			

AB 29
R 2
H 7
RBI 2
BB 3
SO 10
LOB 8



AB 28
R 3
H 7
RBI 3
BB 4
SO 7
LOB 14



Batter	1	2	3	4	5	6	7	8	9	10	11	AB	R	H	RBI	BB	SO	LOB	TOP			
Gary Thurman, R OBP: 0.188, SLG: 0.152	(1, 8) 0-2 S 1B	1-2 3-1		2-2 L7			2-3 K		1-3 K			5	0	1	0	0	2	3				
Kevin Seltzer, R OBP: 0.319, SLG: 0.408	(1, 5) 1-3 SAFE SAFE SAFE SAFE K		4-2 2B		0-0 L9		0-2 1B		2-2 FC6-4 1B			4	1	2	0	1	1	1				
George Brett, L OBP: 0.395, SLG: 0.528	(1, 3) 0-1 F7		1-0 L9 3B 2B		1-1 F9		0-0 L9		2-1 L7			5	1	1	1	0	0	3				
Pat Tabler, R OBP: 0.352, SLG: 0.361	(1, 9) 4-0 HBP		1-0 6-3		0-3 K			2-0 F7		1-1 F8		0	0	0	0	0	0	0				
Jim Eisenreich, L OBP: 0.225, SLG: 0.275	(2, 9)											3	0	0	0	0	1	1				
Danny Tartabull, R OBP: 0.368, SLG: 0.502	(10, PH)											1	0	0	0	0	0	1				
Bo Jackson, R OBP: 0.289, SLG: 0.466	(10, 9)											0	0	0	0	0	0	0				
Frank White, R OBP: 0.275, SLG: 0.341	(1, 4) 2-2 F7		2-2 L9		1-2 1B 1B		4-1 G6-3 BB		0-0 FC6-4			4	0	1	0	1	0	4				
Luis de los Santos, R OBP: 0.206, SLG: 0.231	(1, 10)		0-1 L7		1-0 3B		0-2 F9		1-1 G6-3			5	0	1	1	0	1	2				
Bill Pecota, R OBP: 0.276, SLG: 0.288	(1, 7)		1-1 1B		0-1 4-3		2-1 1B G4-3		2-2 1-3			5	0	2	0	0	0	1				
Brad Wellman, R OBP: 0.292, SLG: 0.306	(1, 6)		2-3 K		1-0 F8		0-1 G4-3		1-3 K			5	0	1	0	0	2	3				
Larry Owen, R OBP: 0.296, SLG: 0.208	(1, 2)		0-1 1B		2-2 F6		2-0 L9		4-1 BB			3	0	1	0	1	0	0				
Bill Buckner, L OBP: 0.282, SLG: 0.330	(11, PH)											1	0	0	0	0	0	1				
Jamie Quirk, L OBP: 0.319, SLG: 0.408	(11, 2)		1-3 1B									0	0	0	0	0	0	0				
Inning Stats	R: 0 E: 0 K: 1 S: 12	H: 1 LOB: 2 BB: 0 P: 19	R: 0 E: 0 K: 1 S: 12	H: 2 LOB: 2 BB: 0 P: 16	R: 2 E: 0 K: 0 S: 11	H: 2 LOB: 1 BB: 1 P: 20	R: 0 E: 0 K: 0 S: 7	H: 0 LOB: 0 BB: 0 P: 12	R: 0 E: 0 K: 1 S: 7	H: 2 LOB: 1 BB: 0 P: 13	R: 0 E: 0 K: 0 S: 4	H: 0 LOB: 0 BB: 1 P: 11	R: 0 E: 0 K: 2 S: 10	H: 0 LOB: 1 BB: 1 P: 18	R: 0 E: 0 K: 0 S: 8	H: 1 LOB: 1 BB: 0 P: 13	R: 0 E: 0 K: 1 S: 11	H: 1 LOB: 1 BB: 0 P: 14	1B: 8 2B: 1 3B: 1 HR: 0	SF: 0 SAC: 0 DP: 2 HBP: 1	WP: 0 PB: 0 SB: 1 CS: 0	PA: 45
PITCHER	IP ERA WLS BF H R ER SO BB IBB HBP BLK WP HR S P ERA WHIP	(1, 1) 4.27	8.0 33	3.0 12	W 2	0 0	0 3	1 0	0 0	0 0	0 0	29 45	0.00 1.000									

Kansas City Royals @ Oakland Athletics
Oakland-Alameda County Coliseum, Oakland, CA
Sun Sep 18 1988, 3:33 AM PDT
Att: 35,515 - Sunny - 72 F

livebaseballscores.com
AB 41
R 2
H 10
RBI 2
BB 3
SO 7
LOB 20



Batter	1	2	3	4	5	6	7	8	9	10	11	AB	R	H	RBI	BB	SO	LOB	BOTTOM					
Luis Polonia, L OBP: 0.338, SLG: 0.388	(1, 7) 4-2 HR BB		2-3 K		1-3 K			0-0 B4			0-1 F7 BB 2B	4	2	1	0	1	2	1						
Stan Javier, S OBP: 0.321, SLG: 0.327	(1, 9) 1-0 SAFE SAFE SAFE SAFE F8		2-2 F7		0-1 4-3			1-2 4-3			4-2 BB F7 BB	4	0	0	0	1	0	2						
Jose Canseco, R OBP: 0.384, SLG: 0.565	(1, 10) 3-2 SAFE SAFE SAFE SAFE SAFE 1H HR		1-1 F9			0-3 K		0-1 F3			0-1 F7	5	1	1	2	0	1	2						
Terry Steinbach, R OBP: 0.328, SLG: 0.396	(1, 2) 4-1 FC6-4 BB				0-0 F9		2-1 HBP		2-2 F9		4-0 BB IBB	2	0	0	0	2	0	0						
Dave Henderson, R OBP: 0.362, SLG: 0.538	(1, 8) 1-0 FC6-4		1-2 F6		1-3 K		1-0 F3		1-2 F3		4-0 BB	4	0	0	1	1	1	2						
Doug Jennings, L OBP: 0.377, SLG: 0.326	(1, 3) 0-1 G3				0-0 2B		2-1 G3				1-2 2-3 3H BB	4	0	1	0	0	0	2						
Tony Phillips, S OBP: 0.298, SLG: 0.274	(1, 5)		0-3 K		1-0 F6		3-3 K			0-2 CS 1B		4	0	1	0	0	2	1						
Walt Weiss, S OBP: 0.307, SLG: 0.308	(1, 6)		2-3 K		0-0 SH3-4 1B		1-3 K		1-3 K		0-1 SAFE SAFE SAFE SAFE 4-3	4	0	1	0	0	2	1						
Mike Gallego, R OBP: 0.291, SLG: 0.248	(1, 4)		2-2 L7		1-0 SH3-4		2-3 K		2-3 K		0-0 F8	3	0	0	0	0	1	0						
Inning Stats	R: 2 E: 0 K: 0 S: 14	H: 1 LOB: 1 BB: 2 P: 27	R: 0 E: 0 K: 2 S: 9	H: 0 LOB: 0 BB: 0 P: 13	R: 0 E: 0 K: 1 S: 9	H: 0 LOB: 0 BB: 0 P: 14	R: 0 E: 0 K: 0 S: 7	H: 1 LOB: 1 BB: 0 P: 9	R: 0 E: 0 K: 2 S: 9	H: 0 LOB: 0 BB: 0 P: 14	R: 0 E: 0 K: 3 S: 9	H: 0 LOB: 0 BB: 0 P: 15	R: 0 E: 0 K: 0 S: 6	H: 0 LOB: 0 BB: 0 P: 7	R: 0 E: 0 K: 0 S: 6	H: 0 LOB: 0 BB: 0 P: 13	R: 0 E: 0 K: 0 S: 6	H: 1 LOB: 0 BB: 0 P: 6	R: 1 E: 0 K: 0 S: 6	H: 1 LOB: 3 BB: 3 P: 18	1B: 2 2B: 2 3B: 0 HR: 1	SF: 0 SAC: 1 DP: 0 HBP: 1	WP: 0 PB: 0 SB: 0 CS: 1	PA: 41
PITCHER	IP ERA WLS BF H R ER SO BB IBB HBP BLK WP HR S P ERA WHIP	(1, 1) 3.8	9.0 33	1.1 8	L 2	1 1	0 0	2 1	0 0	0 0	0 0	12 24	6.75 3.000											

Kansas City Royals @ Oakland Athletics
Oakland-Alameda County Coliseum, Oakland, CA
Sun Sep 18 1988, 3:33 AM PDT
Att: 35,515 - Sunny - 72 F

livebaseballscores.com
AB 34
R 3
H 5
RBI 3
BB 5
SO 9
LOB 11



Batter	1	2	3	4	5	6	7	8	9	AB	R	H	RBI	BB	SO	LOB	TOP					
Willie Wilson, S (1, 8) OBP: 0.292, SLG: 0.345	F8		4-3		F8			1B BB		3	0	0	0	1	0	1	Kansas City Royals @ Seattle Mariners The Kingdome, Seattle, WA Mon Sep 19 1988, 10:05 PM EDT Att: 6,557 - Dome - 70 F					
Kevin Seitzer, R (1, 5) OBP: 0.381, SLG: 0.410	K		BB		G4-6-3 1B			FC5-4 1B		3	0	2	0	1	1	0						
George Brett, L (1, 3) OBP: 0.394, SLG: 0.526	1B		BB		G4-6-3 1-2			F9		4	0	1	0	0	1	5						
Danny Tartabull, R (1, 10) OBP: 0.366, SLG: 0.498	F9		BB		4-3			FC5-4 1-2		4	0	0	0	0	1	3						
Frank White, R (1, 4) OBP: 0.275, SLG: 0.340	6-3		1B		1B			F6		4	0	1	0	0	1	0						
Bo Jackson, R (1, 9) OBP: 0.286, SLG: 0.461	K		K		K			K		4	0	0	0	0	4	1						
Bill Pecota, R (1, 6) OBP: 0.276, SLG: 0.283	K		5-3		5-3			BLK BB		3	0	0	0	1	1	1						
Ed Hearn, R (1, 2) OBP: 0.250, SLG: 0.375	F8		F8		F7			5-3		3	0	0	0	0	0	1						
Gary Thurman, R (1, 7) OBP: 0.196, SLG: 0.146	4-3 S BB		4-3 S BB		K			K		2	0	0	0	1	2	0						
Inning Stats	R: 0 E: 0 K: 1 S: 12	H: 1 LOB: 1 BB: 0 P: 18	R: 0 E: 0 K: 2 S: 8	H: 0 LOB: 0 BB: 2 P: 13	R: 0 E: 0 K: 1 S: 11	H: 0 LOB: 2 BB: 2 P: 24	R: 0 E: 0 K: 2 S: 11	H: 1 LOB: 1 BB: 0 P: 18	R: 0 E: 0 K: 1 S: 5	H: 0 LOB: 0 BB: 0 P: 7	R: 0 E: 0 K: 0 S: 4	H: 1 LOB: 0 BB: 0 P: 6	R: 0 E: 0 K: 2 S: 10	H: 0 LOB: 1 BB: 1 P: 19	R: 0 E: 0 K: 1 S: 12	H: 1 LOB: 2 BB: 1 P: 21	R: 0 E: 0 K: 1 S: 11	H: 0 LOB: 0 BB: 0 P: 17	1B: 4 2B: 0 3B: 0 HR: 0	SF: 0 SAC: 0 DP: 1 HBP: 0	WP: 0 PB: 0 SB: 1 CS: 1	PA: 34
PITCHER Mark Langston, L (1, 1) ERA: 3.54	IP: 9.0 WLS: W BF: 34 H: 4 R: 0 ER: 0 SO: 11 BB: 4 IBB: 0 HBP: 0 BLK: 1 WP: 0 HR: 0 S: 84 P: 143 ERA: 0.00 WHIP: 0.889															PITCHER						

AB	30
R	0
H	4
RBI	0
BB	4
SO	11
LOB	12



Batter	1	2	3	4	5	6	7	8	9	AB	R	H	RBI	BB	SO	LOB	BOTTOM			
Henry Cotto, R (1, 8) OBP: 0.304, SLG: 0.379	1B S 1B	2-3			K			6-3		4	1	1	0	0	1	1	Kansas City Royals @ Seattle Mariners The Kingdome, Seattle, WA Mon Sep 19 1988, 10:05 PM EDT Att: 6,557 - Dome - 70 F			
Harold Reynolds, S (1, 4) OBP: 0.323, SLG: 0.384	L4		F4		F3			6-3		4	0	0	0	0	0	1				
Darnell Coles, R (1, 7) OBP: 0.323, SLG: 0.436	1B		5-3		5-3			F7		3	0	1	0	1	0	0				
Mike Kingery, L (9, 7) OBP: 0.317, SLG: 0.286	1B		5-3		5-3			F7		0	0	0	0	0	0	0				
Steve Balboni, R (1, 10) OBP: 0.269, SLG: 0.446	1B		HR		HR			F6		4	0	2	2	0	0	1				
Alvin Davis, L (1, 3) OBP: 0.406, SLG: 0.467	F2		F9		F9			1B PB 1B		4	1	2	0	0	0	2				
Mickey Brantley, R (1, 9) OBP: 0.298, SLG: 0.412	F4		F8		F8			1B		4	0	2	1	0	0	2				
Jim Prestley, R (1, 5) OBP: 0.276, SLG: 0.361	2B		F7		F7			K		3	0	1	0	0	1	1				
Dave Valle, R (1, 2) OBP: 0.283, SLG: 0.409	F5		F9		F9			HR		3	1	1	1	0	0	1				
Rey Quinones, R (1, 6) OBP: 0.286, SLG: 0.398	K		F4		F4			5-3		3	0	0	0	0	1	1				
Inning Stats	R: 1 E: 0 K: 0 S: 11	H: 3 LOB: 2 BB: 0 P: 19	R: 0 E: 0 K: 1 S: 9	H: 1 LOB: 1 BB: 0 P: 12	R: 1 E: 0 K: 0 S: 9	H: 1 LOB: 0 BB: 0 P: 11	R: 0 E: 0 K: 0 S: 10	H: 0 LOB: 0 BB: 0 P: 15	R: 0 E: 0 K: 1 S: 5	H: 0 LOB: 0 BB: 0 P: 8	R: 1 E: 0 K: 0 S: 13	H: 2 LOB: 1 BB: 1 P: 21	R: 1 E: 0 K: 0 S: 6	H: 1 LOB: 0 BB: 0 P: 12	R: 0 E: 0 K: 0 S: 13	H: 2 LOB: 2 BB: 0 P: 19	1B: 5 2B: 3 3B: 0 HR: 2	SF: 0 SAC: 0 DP: 1 HBP: 0	WP: 0 PB: 1 SB: 1 CS: 0	PA: 33
PITCHER Floyd Bannister, L (1, 1) ERA: 4.42	IP: 7.0 WLS: L BF: 29 H: 8 R: 4 ER: 4 SO: 3 BB: 1 IBB: 0 HBP: 0 BLK: 0 WP: 0 HR: 2 S: 63 P: 98 ERA: 5.14 WHIP: 1.286															PITCHER				
Jeff Montgomery, R (8, 1) ERA: 3.24	IP: 1.0 WLS: L BF: 4 H: 2 R: 0 ER: 0 SO: 0 BB: 0 IBB: 0 HBP: 0 BLK: 0 WP: 0 HR: 0 S: 13 P: 19 ERA: 0.00 WHIP: 2.000															PITCHER				



Batter	1	2	3	4	5	6	7	8	9	AB R H RBI BB SO LOB	TOP																									
Jim Eisenreich, L (1, 8) OBP: 0.229, SLG: 0.284	2-3 K	1-2 2B			0-0 4-3		0-1 F7		1-0 2B	5 0 2 1 0 1 0	Kansas City Royals @ Seattle Mariners The Kingdome, Seattle, WA Wed Sep 21 1988, 6:33 AM EDT Att: 7,382 - Unknown																									
Kevin Seitzer, R (1, 5) OBP: 0.385, SLG: 0.411	4-2 WP 1B BB	0-1 G3-6			4-2 BB		1-1 6-3		0-1 4-3	3 1 1 1 2 0 1																										
George Brett, L (1, 3) OBP: 0.392, SLG: 0.520	4-1 1B WP BB	1-0 G3-6			3-2 L7		1-2 4-3			3 0 0 0 1 0 3																										
Danny Tartabull, R (1, 9) OBP: 0.369, SLG: 0.506	1-3 K		2-3 K		2-3 K			3-3 K		4 0 0 0 0 4 3																										
Bill Buckner, L (1, 10) OBP: 0.284, SLG: 0.335	0-2 1-3 2H 1B		0-0 F5			3-2 F2		0-2 4-3		4 0 1 1 0 0 0																										
Frank White, R (1, 4) OBP: 0.270, SLG: 0.334	0-0 F4		2-2 6-3			1-2 F8		1-3 K		4 0 0 0 0 1 2																										
Bo Jackson, R (1, 7) OBP: 0.292, SLG: 0.483				1-3 K		1-0 HR			4-2 S 2B BB	3 3 2 2 1 1 0																										
Jamie Quirk, L (1, 2) OBP: 0.325, SLG: 0.407		1-0 2B 1B	2-3 K			4-2 BB		1-3 K	1-3 K	3 1 1 0 1 2 1																										
Bill Pecota, R (1, 6) OBP: 0.269, SLG: 0.281		1-3 K	2-1 F3			1-0 F9		3-3 K	1-2 K	3 0 0 0 0 1 2																										
Pat Tabler, R (9, PH) OBP: 0.352, SLG: 0.361										1 0 0 0 0 1 1																										
Dave Owen, S (9, 6)										0 0 0 0 0 0 0																										
Inning Stats	R: 1 E: 0 K: 2 S: 15	H: 1 LOB: 2 BB: 2 P: 26	R: 2 E: 0 K: 1 S: 11	H: 4 LOB: 1 BB: 0 P: 15	R: 0 E: 0 K: 1 S: 8	H: 0 LOB: 0 BB: 0 P: 12	R: 0 E: 0 K: 2 S: 8	H: 0 LOB: 1 BB: 1 P: 13	R: 0 E: 0 K: 1 S: 10	H: 0 LOB: 1 BB: 1 P: 19	R: 0 E: 0 K: 0 S: 13	H: 1 LOB: 1 BB: 23	R: 0 E: 0 K: 2 S: 10	H: 0 LOB: 0 BB: 10	R: 0 E: 0 K: 2 S: 10	H: 0 LOB: 0 BB: 14	R: 1 E: 0 K: 2 S: 14	H: 1 LOB: 1 BB: 22	1B: 3 2B: 3 3B: 0 HR: 2	SF: 0 SAC: 0 DP: 1 HBP: 0	WP: 1 PB: 0 SB: 1 CS: 0	PA: 38														
PITCHER	IP WLS BF H R ER SO BB IBB HBP BLK WP HR S P ERA WHIP																																			
Erik Hanson, R (1, 1) ERA: 2.64	8.0	33	6	4	4	9	4	0	0	0	0	1	2	83	132	4.50	1.250																			
Michael Jackson, R (9, 1) ERA: 2.8	1.0	L	5	1	1	1	2	1	0	0	0	0	0	14	22	9.00	2.000																			

AB 33
R 5
H 7
RBI 5
BB 5
SO 11
LOB 13



Batter	1	2	3	4	5	6	7	8	9	AB R H RBI BB SO LOB	BOTTOM																									
Bruce Fields, L (1, 9) OBP: 0.318, SLG: 0.387	1-2 1B FC6-4			1-1 1B		3-3 K			1-0 F8	4 1 2 0 0 1 2	Kansas City Royals @ Seattle Mariners The Kingdome, Seattle, WA Wed Sep 21 1988, 6:33 AM EDT Att: 7,382 - Unknown																									
Henry Cotto, R (7, 8) OBP: 0.303, SLG: 0.379		3-1								1 0 0 0 0 0 0																										
Harold Reynolds, S (1, 4) OBP: 0.334, SLG: 0.385	2-1 FC6-4 1B		2-2 L5	1-2 F7			1-3 K		1-3 K	5 0 1 0 0 2 1																										
Darnell Coles, R (1, 7) OBP: 0.325, SLG: 0.442	1-1 FC6-4 BB		1-1 F8	0-1 F9			0-1 4-3		2-1 E6	5 0 0 1 0 0 2																										
Alvin Davis, L (1, 10) OBP: 0.414, SLG: 0.472	4-2 BB		4-2 HR BB		4-0 CS BB		1-0 1B		2-2 F9	2 1 1 0 3 0 1																										
Steve Balboni, R (1, 3) OBP: 0.266, SLG: 0.446	1-2 F8		1-0 HR		0-1 L9		3-3 K			4 0 1 2 0 1 4																										
Scott Bradley, L (1, 2) OBP: 0.296, SLG: 0.342	3-1 6-3		1-2 HR		2-2 G3			0-2 4-3		4 1 1 0 0 0 3																										
Dave Valle, R (9, 2) OBP: 0.292, SLG: 0.420										0 0 0 0 0 0 0																										
Edgar Martinez, R (1, 5) OBP: 0.400, SLG: 0.462		2-1 1B	0-1 1B			1-0 6-3 2B		1-2 L8		4 0 3 1 0 0 0																										
Mike Kingery, L (1, 8) OBP: 0.310, SLG: 0.279		0-0 F8	1-3 K			0-0 F7		2-2 CI		3 0 0 0 0 1 3																										
Rey Quinones, R (1, 6) OBP: 0.283, SLG: 0.393		1-2 1B		0-0 F2		2-2 6-3		0-0 FC6-4		4 0 0 0 0 0 3																										
Inning Stats	R: 1 E: 0 K: 0 S: 14	H: 2 LOB: 2 BB: 1 P: 26	R: 0 E: 0 K: 0 S: 8	H: 1 LOB: 1 BB: 0 P: 11	R: 3 E: 0 K: 1 S: 20	H: 3 LOB: 1 BB: 1 P: 30	R: 0 E: 0 K: 0 S: 8	H: 1 LOB: 1 BB: 0 P: 10	R: 0 E: 0 K: 1 S: 11	H: 1 LOB: 1 BB: 0 P: 17	R: 0 E: 0 K: 2 S: 10	H: 1 LOB: 1 BB: 0 P: 15	R: 0 E: 1 K: 0 S: 10	H: 0 LOB: 1 BB: 0 P: 13	R: 0 E: 1 K: 1 S: 11	H: 0 LOB: 1 BB: 0 P: 17	1B: 6 2B: 2 3B: 0 HR: 1	SF: 0 SAC: 0 DP: 0 HBP: 0	WP: 0 PB: 0 SB: 0 CS: 1	PA: 40																
PITCHER	IP WLS BF H R ER SO BB IBB HBP BLK WP HR S P ERA WHIP																																			
Mark Gubicza, R (1, 1) ERA: 2.77	8.2	W	39	9	4	4	5	3	0	0	0	0	0	92	143	4.15	1.385																			
Israel Sanchez, L (9, 1) ERA: 4.68	0.1	S	1	0	0	0	0	0	0	0	0	0	0	5	7	0.00	0.000																			

AB 36
R 3
H 9
RBI 4
BB 3
SO 5
LOB 19



Batter	1	2	3	4	5	6	7	8	9	AB	R	H	RBI	BB	SO	LOB	TOP										
Gary Thurman, R (1, 8) OBP: 0.185, SLG: 0.137	B5-3		K			5-3		6-3		3	0	0	0	0	1	0	Kansas City Royals @ Chicago White Sox Comiskey Park, Chicago, IL Fri Sep 23 1988, 8:05 PM EDT Att: 11,548 - Unknown - 62 F										
Bill Buckner, L (8, PH) OBP: 0.283, SLG: 0.333										1	0	0	0	0	0	0											
Jamie Quirk, L (8, 2) OBP: 0.325, SLG: 0.407										0	0	0	0	0	0	0											
Kevin Seitzer, R (1, 5) OBP: 0.386, SLG: 0.411	3-1		1B			1B			K	4	0	2	0	0	1	0											
George Brett, L (1, 3) OBP: 0.391, SLG: 0.519	FC5-4 1B		F7			F8			F7	4	0	1	0	0	0	2											
Pat Tabler, R (1, 10) OBP: 0.349, SLG: 0.358	FC5-4 1-2			L3		FC6-4 1-2			L8	4	0	0	0	0	0	2											
Danny Tartabull, R (1, 9) OBP: 0.367, SLG: 0.503		K		L7					L6	3	0	0	0	0	1	0											
Frank White, R (1, 4) OBP: 0.271, SLG: 0.334		1B		5-3					K	3	0	1	0	0	1	0											
Bo Jackson, R (1, 7) OBP: 0.290, SLG: 0.480		K				6-3			K	3	0	0	0	0	2	1											
Bill Pecota, R (1, 6) OBP: 0.265, SLG: 0.276		K				6-3		K	3	0	0	0	0	0	2	1											
Larry Owen, R (1, 2) OBP: 0.287, SLG: 0.244				P3		F4			L7	2	0	0	0	0	0	0											
Jim Eisenreich, L (8, PH) OBP: 0.228, SLG: 0.283										1	0	0	0	0	0	0											
Inning Stats	R: 0 H: 1 E: 0 K: 0 S: 11	H: 1 LOB: 1 BB: 0 P: 15	R: 0 H: 1 E: 0 K: 3 S: 12	H: 1 LOB: 1 BB: 0 P: 18	R: 0 H: 1 E: 0 K: 1 S: 8	H: 0 LOB: 0 BB: 0 P: 13	R: 0 H: 0 E: 0 K: 0 S: 5	H: 0 LOB: 0 BB: 0 P: 7	R: 0 H: 1 E: 0 K: 0 S: 9	H: 1 LOB: 1 BB: 0 P: 8	R: 0 H: 0 E: 0 K: 2 S: 9	H: 0 LOB: 0 BB: 0 P: 14	R: 0 H: 0 E: 0 K: 1 S: 7	H: 0 LOB: 0 BB: 0 P: 13	R: 0 H: 0 E: 0 K: 1 S: 7	H: 0 LOB: 0 BB: 0 P: 10	1B: 4 2B: 0 3B: 0 HR: 0	SF: 0 SAC: 0 DP: 0 HBP: 0	WP: 0 PB: 0 SB: 0 CS: 0	PA: 31							
PITCHER	IP	WLS	BF	H	R	ER	SO	BB	IBB	HBP	BLK	WP	HR	S	P	ERA	WHIP										
Jerry Reuss, L (1, 1) ERA: 3.48	7.0	W	25	4	0	0	6	0	0	0	0	0	0	61	89	0.00	0.571										
Barry Jones, R (8, 1) ERA: 2.94	1.0		3	0	0	0	1	0	0	0	0	0	0	7	13	0.00	0.000										
Bobby Thigpen, R (9, 1) ERA: 3.08	1.0	S	3	0	0	0	1	0	0	0	0	0	0	7	10	0.00	0.000										

Batter	1	2	3	4	5	6	7	8	9	AB	R	H	RBI	BB	SO	LOB	BOTTOM										
Lance Johnson, L (1, 8) OBP: 0.241, SLG: 0.262	G3	1-3			B1	L9				4	0	0	0	0	0	5	Kansas City Royals @ Chicago White Sox Comiskey Park, Chicago, IL Fri Sep 23 1988, 8:05 PM EDT Att: 11,548 - Unknown - 62 F										
Dave Gallagher, R (1, 9) OBP: 0.358, SLG: 0.423	5-3		F9		WP 2B			6-3		4	0	1	0	0	0	0											
Harold Baines, L (1, 10) OBP: 0.344, SLG: 0.396	1B		K		K			L6		4	0	1	0	0	2	1											
Carlton Fisk, R (1, 2) OBP: 0.378, SLG: 0.537	1B		P4			1B 2B BB		5-3		3	1	1	0	1	0	0											
Dan Pasqua, L (1, 7) OBP: 0.311, SLG: 0.422	K			4-3		K		WP 3B		4	1	1	0	0	2	3											
Mike Diaz, R (1, 3) OBP: 0.288, SLG: 0.272		G3 1B BB						L6		2	0	1	0	2	0	1											
Russ Morman, R (9, 3) OBP: 0.270, SLG: 0.267						2B FC5-2 1B				0	0	0	0	0	0	0											
Steve Lyons, L (1, 4) OBP: 0.306, SLG: 0.365		WP G3 1B			L9	FC5-2 2B		4-3		4	0	2	1	0	0	1											
Ozzie Guillen, L (1, 6) OBP: 0.290, SLG: 0.312		G3			K			K		3	0	0	0	1	2	3											
Carlos Martinez, R (1, 5) OBP: 0.189, SLG: 0.189		FC5-2-5 3H			5-3					3	0	0	0	0	0	5											
Fred Manrique, R (9, 4) OBP: 0.288, SLG: 0.352						FC5-2				0	0	0	0	0	0	0											
Inning Stats	R: 0 H: 2 E: 0 K: 1 S: 15	H: 1 LOB: 2 BB: 1 P: 24	R: 0 H: 1 E: 0 K: 0 S: 11	H: 1 LOB: 2 BB: 1 P: 18	R: 0 H: 0 E: 0 K: 1 S: 7	H: 0 LOB: 0 BB: 0 P: 10	R: 0 H: 0 E: 0 K: 1 S: 15	H: 0 LOB: 1 BB: 1 P: 20	R: 0 H: 1 E: 0 K: 1 S: 12	H: 1 LOB: 1 BB: 0 P: 16	R: 1 H: 1 E: 0 K: 1 S: 12	H: 1 LOB: 0 BB: 0 P: 16	R: 0 H: 0 E: 0 K: 1 S: 9	H: 0 LOB: 0 BB: 0 P: 16	R: 0 H: 0 E: 0 K: 1 S: 12	H: 1 LOB: 0 BB: 0 P: 16	1B: 4 2B: 2 3B: 1 HR: 0	SF: 0 SAC: 0 DP: 0 HBP: 0	WP: 3 PB: 0 SB: 0 CS: 0	PA: 35							
PITCHER	IP	WLS	BF	H	R	ER	SO	BB	IBB	HBP	BLK	WP	HR	S	P	ERA	WHIP										
Bret Saberhagen, R (1, 1) ERA: 3.76	7.1	L	33	7	2	2	5	3	1	0	0	0	0	89	138	2.46	1.364										
Jerry Don Gleaton, L (8, 1) ERA: 3.57	0.2		2	0	0	0	1	0	0	0	0	0	0	7	9	0.00	0.000										

Batter	1	2	3	4	5	6	7	8	9	AB	R	H	RBI	BB	SO	LOB	TOP					
Mickey Brantley, R (1, 8) OBP: 0.296, SLG: 0.404	1-1 L8			2-1 P5		1-0			1-3 K	4	0	1	0	0	1	0	Seattle Mariners @ Kansas City Royals Royals Stadium, Kansas City, MO Mon Sep 26 1988, 8:05 PM EDT Att: 19,122 - Unknown - 71 F					
Harold Reynolds, S (1, 4) OBP: 0.336, SLG: 0.384	1-1 G3			2-2 G5-3		0-0 G3			4-1 G6-3 BB	3	0	0	0	1	0							
Darnell Coles, R (1, 7) OBP: 0.322, SLG: 0.437	0-1 F8			3-3 K					0-0 G6-3 1-2	4	0	1	0	0	1							
Avin Davis, L (1, 10) OBP: 0.410, SLG: 0.462		2-3 K			0-0 G3-1				2-0 F8 1-2	3	0	0	0	0	1							
Steve Balboni, R (1, 3) OBP: 0.265, SLG: 0.438		2-3 K			0-1				0-0 G5-3	0	0	0	0	0	0							
Jim Prestey, R (1, 5) OBP: 0.282, SLG: 0.361		2-3 K			1-1 F9				3-3 K	3	0	0	0	0	2							
Dave Valle, R (1, 2) OBP: 0.289, SLG: 0.404				2-2 6-3		0-1 4-3			1-3 K	3	0	0	0	0	1							
Jay Buhner, R (1, 9) OBP: 0.310, SLG: 0.429				1-3 K					2-3 K	3	0	0	0	0	2							
Rey Quinones, R (1, 6) OBP: 0.285, SLG: 0.393				0-0 5-3					3-3 K2-3	3	0	0	0	0	1							
Inning Stats	R: 0 E: 0 K: 0 S: 6	H: 0 LOB: 0 BB: 0 P: 8	R: 0 E: 0 K: 3 S: 10	H: 0 LOB: 0 BB: 0 P: 16	R: 0 E: 0 K: 1 S: 7	H: 0 LOB: 0 BB: 0 P: 10	R: 0 E: 0 K: 1 S: 9	H: 0 LOB: 0 BB: 0 P: 16	R: 0 E: 0 K: 0 S: 7	H: 1 LOB: 1 BB: 0 P: 8	R: 0 E: 0 K: 0 S: 9	H: 1 LOB: 1 BB: 0 P: 13	R: 0 E: 0 K: 1 S: 7	H: 1 LOB: 0 BB: 0 P: 12	R: 0 E: 0 K: 3 S: 10	H: 0 LOB: 0 BB: 1 P: 16	R: 0 E: 0 K: 1 S: 5	H: 0 LOB: 0 BB: 1 P: 10	1B: 3 2B: 0 3B: 0 HR: 0	SF: 0 SAC: 0 DP: 1 HBP: 0	WP: 0 PB: 0 SB: 0 CS: 0	PA: 30
PITCHER Mark Gubicza, R (1, 1) ERA: 2.68	IP: 9.0 WLS: W BF: 30 H: 3 R: 0 ER: 0 SO: 10 BB: 1 IBB: 0 HBP: 0 BLK: 0 WP: 0 HR: 0 S: 70 P: 109 ERA: 0.00 WHIP: 0.444															PITCHER						

Batter	1	2	3	4	5	6	7	8	9	AB	R	H	RBI	BB	SO	LOB	BOTTOM			
Willie Wilson, S (1, 8) OBP: 0.292, SLG: 0.339	1-2 G4-3 L1-3 1B		2-1 F7			0-0 G4-3	0-0 BB E S 1B	0-0 G4-3		5	1	2	0	0	0	1	Seattle Mariners @ Kansas City Royals Royals Stadium, Kansas City, MO Mon Sep 26 1988, 8:05 PM EDT Att: 19,122 - Unknown - 71 F			
Kevin Seitzer, R (1, 5) OBP: 0.385, SLG: 0.408	1 SAFE L1-3		1-2 G4-3			0-0 2B G5-3 1B	1 SAFE 4-0 E BB IBB			3	1	1	0	1	0	1				
George Brett, L (1, 3) OBP: 0.392, SLG: 0.518	0-0 G4-3		3-1 L7			1 SAFE 1 SAFE 1 SAFE 1-3 1B 2B	4-2 1-2 2-3 3-H BB			3	1	1	1	1	0	1				
Danny Tartabull, R (1, 9) OBP: 0.367, SLG: 0.507	3-2 F9				2-2 G6-3		0-0 G5-3	1-2 F8		4	0	0	1	0	0	4				
Jim Eisenreich, L (8, 9) OBP: 0.226, SLG: 0.283								1-2 F8		0	0	0	0	0	0	0				
Bill Buckner, L (1, 10) OBP: 0.286, SLG: 0.332		1-1 4-3		1-1 G3		0-0 1B 2H 1B	0-0 1B IBB			3	0	1	1	1	0	0				
Frank White, R (1, 4) OBP: 0.270, SLG: 0.332		3-2 E6 G1-3 2B		0-0 G6-3		1-3 1B	0-0 F7			4	1	1	0	0	0	3				
Bo Jackson, R (1, 7) OBP: 0.288, SLG: 0.474	1 SAFE G1-3					0-0 F9	1-0 G1-3	1-0 CS 1B		4	0	1	0	0	0	3				
Jamie Quirk, L (1, 2) OBP: 0.333, SLG: 0.416	1-1	1-1			2-1 L6		0-1 1B SH2-3 BB 1B	4-2 1-2 BB		3	1	2	1	1	0	0				
Bill Pecota, R (1, 6) OBP: 0.273, SLG: 0.273	1-0 G5-3				2-2 4-3		1 SAFE 0-0 SH2-3 1B	1-3 K		3	0	0	0	0	1	2				
Inning Stats	R: 0 E: 0 K: 0 S: 10	H: 1 LOB: 1 BB: 0 P: 16	R: 1 E: 1 K: 0 S: 9	H: 1 LOB: 1 BB: 0 P: 16	R: 0 E: 0 K: 0 S: 7	H: 0 LOB: 0 BB: 0 P: 13	R: 0 E: 0 K: 0 S: 6	H: 0 LOB: 0 BB: 0 P: 9	R: 0 E: 0 K: 0 S: 6	H: 0 LOB: 0 BB: 0 P: 10	R: 2 E: 0 K: 0 S: 8	H: 4 LOB: 2 BB: 0 P: 10	R: 2 E: 1 K: 0 S: 12	H: 2 LOB: 3 BB: 3 P: 25	R: 0 E: 0 K: 1 S: 7	H: 1 LOB: 1 BB: 1 P: 13	1B: 7 2B: 2 3B: 0 HR: 0	SF: 0 SAC: 1 DP: 0 HBP: 0	WP: 0 PB: 0 SB: 1 CS: 1	PA: 37
PITCHER Bill Swift, R (1, 1) ERA: 4.72 Rod Seery, L (7, 1) ERA: 4.3 Jerry Reed, R (7, 1) ERA: 3.76	IP: 6.1 WLS: L BF: 29 H: 8 R: 5 ER: 3 SO: 3 BB: 0 IBB: 0 HBP: 0 BLK: 0 WP: 0 HR: 0 S: 50 P: 82 ERA: 4.26 WHIP: 1.263															PITCHER				

AB	26
R	0
H	2
RBI	0
BB	1
SO	9
LOB	6



AB	32
R	5
H	9
RBI	4
BB	4
SO	1
LOB	15



Batter	1	2	3	4	5	6	7	8	9	AB	R	H	RBI	BB	SO	LOB	TOP					
Mickey Brantley, R OBP: 0.296, SLG: 0.404	G6-3		1B 2B 1B	P3		BB 2B 1B	L6			5	2	2	0	0	0	1						
Harold Reynolds, S OBP: 0.339, SLG: 0.383	K		1B 2B 1B	4-3		BB 2B 1B	F7			4	2	1	0	1	1	1						
Darnell Coles, R Henry Cotto, R OBP: 0.302, SLG: 0.378	BB		1B 2B 1B		2B 1B	BB SF9 2B	FC5 1B 1B			4	3	4	3	1	0	0						
Alvin Davis, L OBP: 0.410, SLG: 0.462	P5		2B		F7	SF9 BB IBB	K			4	0	1	3	1	1	3						
Steve Balboni, R OBP: 0.269, SLG: 0.441		F7	1-3		1-1 F7					0	1	0	0	0	0	0						
Edgar Martinez, R OBP: 0.371, SLG: 0.433	K		F9		2B	BB	FC5			4	0	1	2	0	1	3						
Dave Valle, R OBP: 0.291, SLG: 0.402			K		4-3	G6-4-3				4	0	1	0	1	1	4						
Jay Buhner, R OBP: 0.308, SLG: 0.424	K				K		F9			5	0	1	0	0	2	3						
Rey Quinones, R OBP: 0.285, SLG: 0.390			1B 1B 1B BB	5-3		E5 1B 1B 2B	P1			4	2	0	0	1	0	2						
Inning Stats	R: 0 E: 0 K: 1 S: 7	H: 0 LOB: 1 BB: 1 P: 15	R: 0 E: 0 K: 2 S: 7	H: 0 LOB: 1 BB: 1 P: 14	R: 4 E: 0 K: 1 S: 15	H: 4 LOB: 1 BB: 1 P: 20	R: 0 E: 0 K: 0 S: 7	H: 1 LOB: 1 BB: 0 P: 11	R: 2 E: 0 K: 1 S: 15	H: 3 LOB: 1 BB: 0 P: 21	R: 4 E: 1 K: 0 S: 12	H: 2 LOB: 1 BB: 3 P: 29	R: 0 E: 0 K: 1 S: 8	H: 0 LOB: 0 BB: 0 P: 11	R: 0 E: 0 K: 1 S: 10	H: 2 LOB: 2 BB: 0 P: 18	R: 0 E: 0 K: 0 S: 9	H: 1 LOB: 0 BB: 0 P: 16	1B: 10 2B: 3 3B: 0 HR: 0	SF: 1 SAC: 0 DP: 2 HBP: 0	WP: 0 PB: 0 SB: 1 CS: 0	PA: 45
PITCHER	IP WLS BF H R ER SO BB IBB HBP BLK WP HR S P ERA WHIP																					
Tom Gordon, R ERA: 5.17	4.1 L 24 8 6 6 4 3 0 0 0 0 0 0 45 73 12.46 2.538																					
Jose De Jesus, R ERA: 27.0	0.2 7 2 4 3 1 1 1 0 0 0 0 12 27 40.50 4.500																					
Luis Aquino, R ERA: 2.79	3.0 11 2 0 0 1 1 0 0 0 0 0 24 39 0.00 1.000																					
Mark Lee, L ERA: 3.6	1.0 3 1 0 0 0 0 0 0 0 0 0 9 16 0.00 1.000																					

Seattle Mariners @ Kansas City Royals
Royals Stadium, Kansas City, MO
Tue Sep 27 1988, 8:05 PM EDT
Att: 17,463 - Unknown - 70 F

AB 34
R 10
H 11
RBI 8
BB 5
SO 6
LOB 17



Batter	1	2	3	4	5	6	7	8	9	AB	R	H	RBI	BB	SO	LOB	BOTTOM					
Willie Wilson, S OBP: 0.291, SLG: 0.338	K				L5		L6			4	0	1	0	0	1	1						
Gary Thurman, R OBP: 0.186, SLG: 0.127		1B 1B 1B								0	0	0	0	0	0	0						
Kevin Seitzer, R OBP: 0.387, SLG: 0.409	BB 2B BB				4-3		1B			3	1	2	1	1	0	0						
George Brett, L OBP: 0.391, SLG: 0.516	2B G1-2-3 BB		G3			G3	F9			3	0	0	0	1	0	2						
Danny Tartabull, R OBP: 0.370, SLG: 0.517										4	1	3	2	0	1	0						
Bill Peotta, R OBP: 0.275, SLG: 0.273			K			HR				0	0	0	0	0	0	0						
Bill Buckner, L OBP: 0.289, SLG: 0.333	2B									2	0	1	0	1	0	0						
Ed Hearn, R OBP: 0.222, SLG: 0.333	IBB		6-3			1B				1	0	0	0	0	0	1						
Frank White, R OBP: 0.270, SLG: 0.333	G1-2-3				P3					4	0	1	0	0	1	4						
Dave Owen, S						2B				0	0	0	0	0	0	0						
Bo Jackson, R OBP: 0.287, SLG: 0.472										2	0	0	0	0	2	0						
Jim Eisenreich, L OBP: 0.226, SLG: 0.280		K			K					2	0	0	0	0	0	1						
Brad Wellman, R OBP: 0.324, SLG: 0.337					4-3					3	0	1	0	1	0	0						
Rey Palacios, R OBP: 0.091, SLG: 0.091	FC5-4 1B					G5-3				4	1	0	0	0	1	2						
Inning Stats	R: 1 E: 0 K: 1 S: 17	H: 1 LOB: 2 BB: 3 P: 33	R: 1 E: 0 K: 1 S: 15	H: 2 LOB: 2 BB: 1 P: 23	R: 0 E: 0 K: 1 S: 11	H: 0 LOB: 0 BB: 0 P: 18	R: 0 E: 0 K: 1 S: 7	H: 0 LOB: 0 BB: 0 P: 10	R: 0 E: 0 K: 0 S: 6	H: 0 LOB: 0 BB: 0 P: 10	R: 1 E: 0 K: 0 S: 10	H: 3 LOB: 1 BB: 0 P: 14	R: 0 E: 0 K: 0 S: 10	H: 2 LOB: 2 BB: 0 P: 15	R: 0 E: 0 K: 1 S: 7	H: 1 LOB: 1 BB: 0 P: 10	R: 0 E: 0 K: 1 S: 5	H: 0 LOB: 0 BB: 0 P: 7	1B: 6 2B: 2 3B: 0 HR: 1	SF: 0 SAC: 0 DP: 2 HBP: 0	WP: 0 PB: 0 SB: 0 CS: 0	PA: 36
PITCHER	IP WLS BF H R ER SO BB IBB HBP BLK WP HR S P ERA WHIP																					
Erik Hanson, R ERA: 2.95	6.0 W 25 6 3 3 4 3 1 0 0 0 1 66 108 4.50 1.500																					
Michael Jackson, R ERA: 2.72	3.0 S 11 3 0 0 2 0 0 0 0 0 0 22 32 0.00 1.000																					

Seattle Mariners @ Kansas City Royals
Royals Stadium, Kansas City, MO
Tue Sep 27 1988, 8:05 PM EDT
Att: 17,463 - Unknown - 70 F

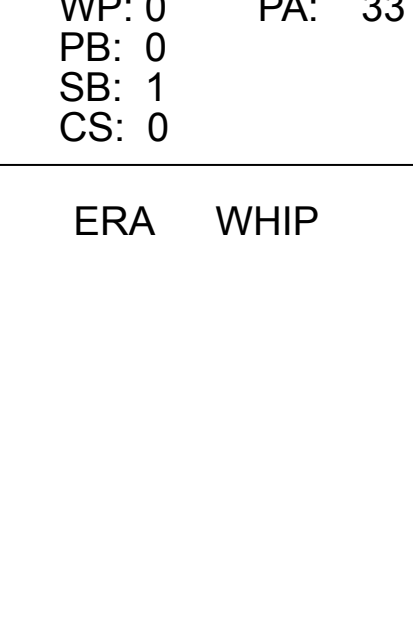
AB 32
R 3
H 9
RBI 3
BB 4
SO 6
LOB 11



Batter	1	2	3	4	5	6	7	8	9	AB	R	H	RBI	BB	SO	LOB	TOP			
Lance Johnson, L (1, 8) OBP: 0.224, SLG: 0.235	3-2 4-3		1-1 G1-3			1-0 G4-3		0-1 4-3		4	0	0	0	0	0	1				
Donnie Hill, S (1, 10) OBP: 0.296, SLG: 0.281	1-2 L6			0-0 1B 2B		0-3 K		1-2 E6	G5-4-3	4	1	1	0	0	1	0				
Dave Gallagher, R (1, 9) OBP: 0.356, SLG: 0.411	1-2 5-3			1-1 6-3		3-2 FC5-4 1B		1-2 G5-4-3	1-2	4	0	1	0	0	0	2				
Carlton Fisk, R (1, 2) OBP: 0.377, SLG: 0.544		0-0 G4-6-3 1B		2-0 G6-4-3 1B		1 SAFE 2-1 FC5-4 1-2		0-0 HR		4	1	3	2	0	0	1				
Mike Diaz, R (1, 3) OBP: 0.292, SLG: 0.301	1-0 P2		0-2 G6-4-3			2-3 K		2-0 1B		4	0	1	0	0	1	2				
Russ Morman, R (1, 7) OBP: 0.289, SLG: 0.267	3-1 G4-6-3				1-1 F8		2-2 6-3	0-1 P4		4	0	0	0	0	0	2				
Carlos Martinez, R (1, 5) OBP: 0.164, SLG: 0.182			2-2 P3		0-1 E4		2-3 K			3	0	0	0	0	1	0	AB 33 R 2 H 7 RBI 2 BB 0 SO 3 LOB 10			
Ozzie Guillen, L (1, 6) OBP: 0.291, SLG: 0.313			0-1 G3		0-0 F8			0-1 F9		3	0	0	0	0	0	1				
Fred Manrique, R (1, 4) OBP: 0.281, SLG: 0.342			2-1 1B		2-2 F7			1-2 G4-3		3	0	1	0	0	0	1				
Inning Stats	R: 0 E: 0 K: 0 S: 9	H: 0 LOB: 0 BB: 0 P: 14	R: 0 E: 0 K: 0 S: 4	H: 1 LOB: 0 BB: 0 P: 8	R: 0 E: 0 K: 0 S: 9	H: 1 LOB: 0 BB: 0 P: 14	R: 1 E: 0 K: 0 S: 7	H: 2 LOB: 0 BB: 0 P: 10	R: 0 E: 1 K: 1 S: 8	H: 0 LOB: 1 BB: 0 P: 11	R: 0 E: 0 K: 2 S: 10	H: 0 LOB: 0 BB: 0 P: 16	R: 0 E: 0 K: 0 S: 7	H: 0 LOB: 0 BB: 0 P: 8	R: 1 E: 1 K: 0 S: 11	H: 2 LOB: 1 BB: 0 P: 15	1B: 5 2B: 1 3B: 0 HR: 1	SF: 0 SAC: 0 DP: 3 HBP: 0	WP: 0 PB: 0 CS: 1	PA: 33
PITCHER Charlie Leibrandt, L (1, 1) ERA: 3.19	IP: 9.0 WLS: W BF: 33 H: 7 R: 2 ER: 2 SO: 3 BB: 0 IBB: 0 HBP: 0 BLK: 0 WP: 0 HR: 1 S: 74 P: 111 ERA: 2.00 WHIP: 0.778											PITCHER	IP: 9.0 WLS: W BF: 33 H: 7 R: 2 ER: 2 SO: 3 BB: 0 IBB: 0 HBP: 0 BLK: 0 WP: 0 HR: 1 S: 74 P: 111 ERA: 2.00 WHIP: 0.778							


Chicago White Sox @ Kansas City Royals
Royals Stadium, Kansas City, MO

livebaseballscores.com



Chicago White Sox @ Kansas City Royals
Royals Stadium, Kansas City, MO


livebaseballscores.com

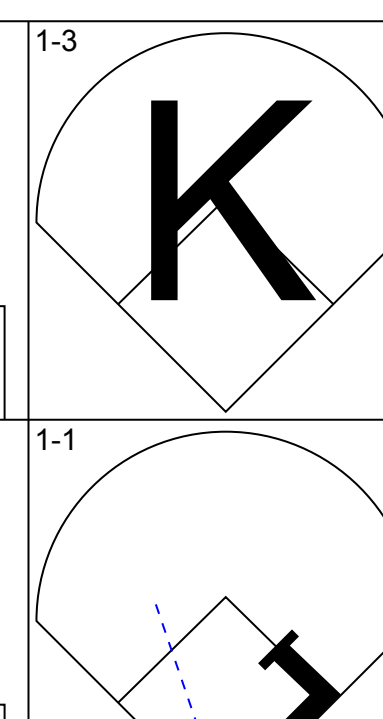
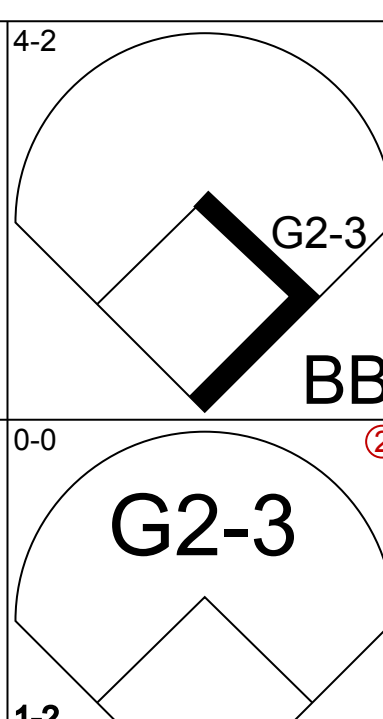
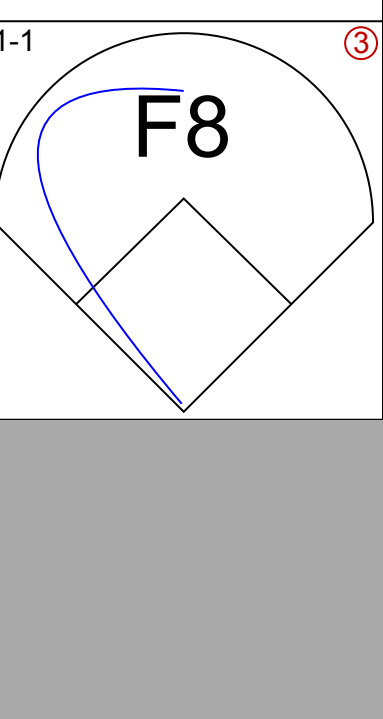
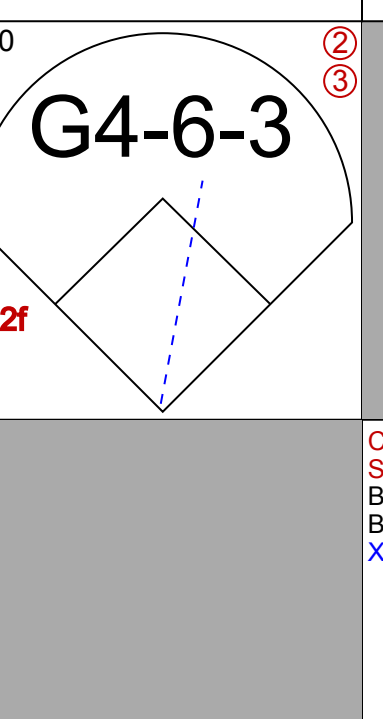
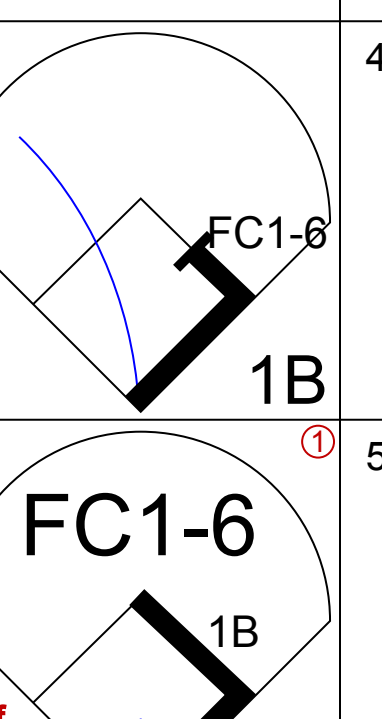
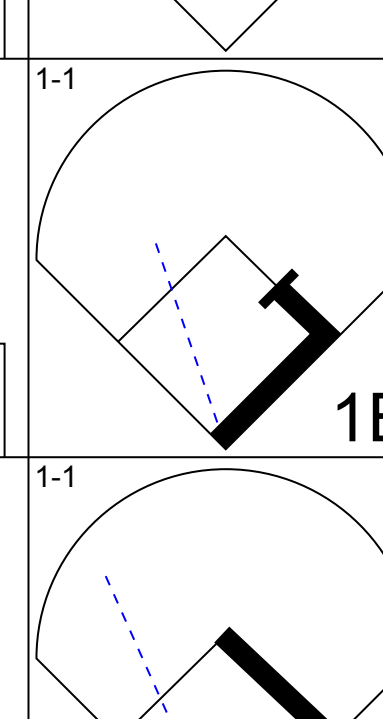
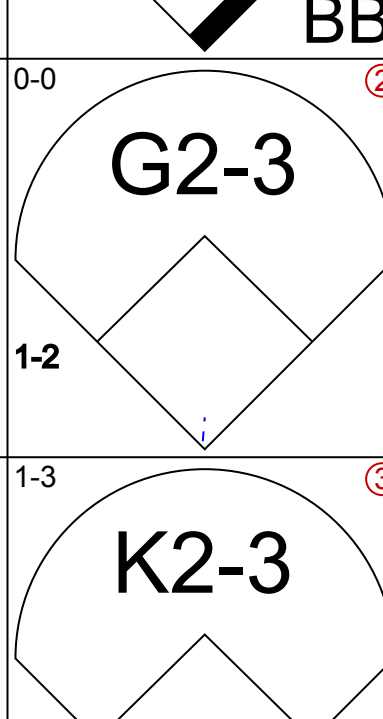
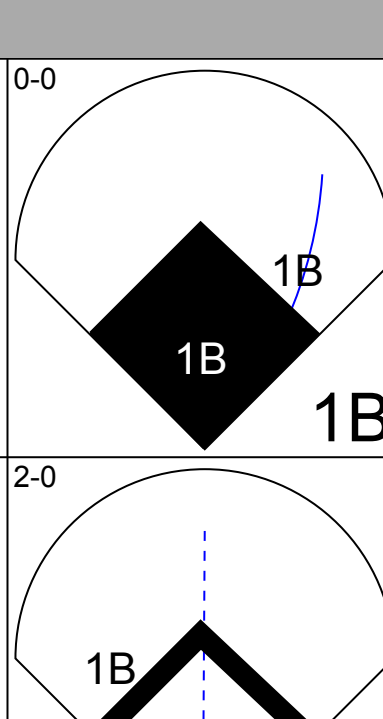
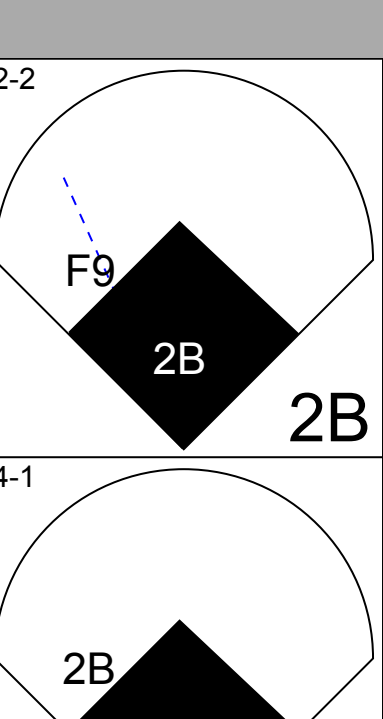
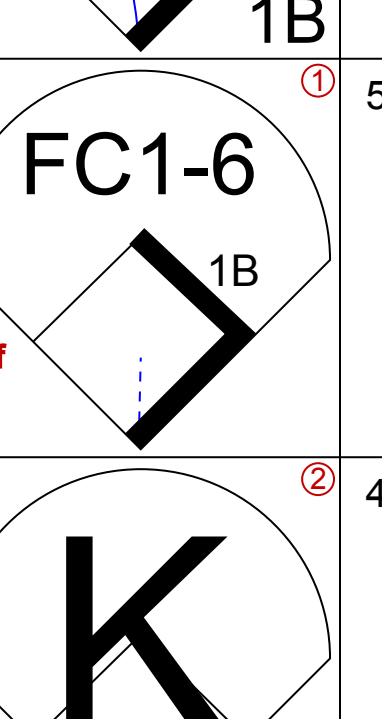
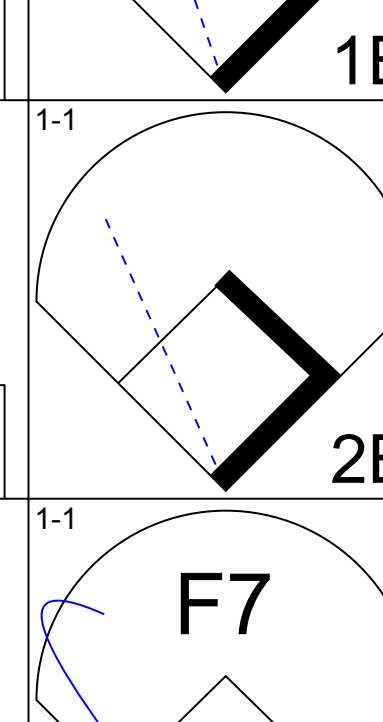
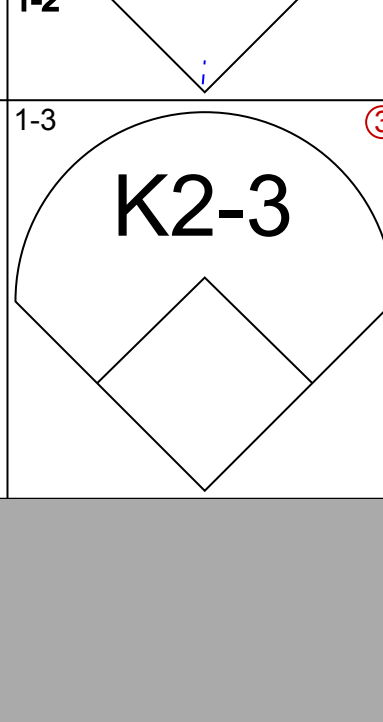
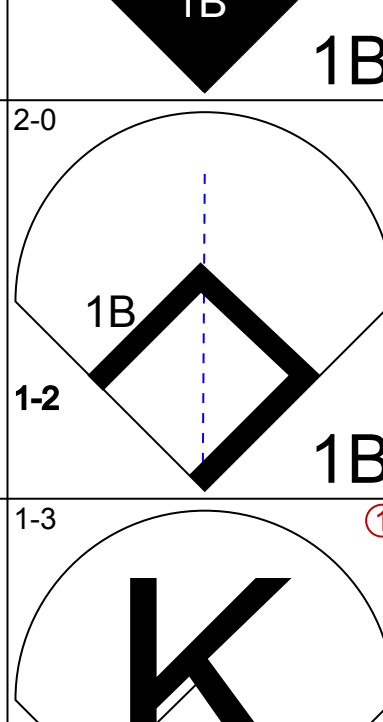
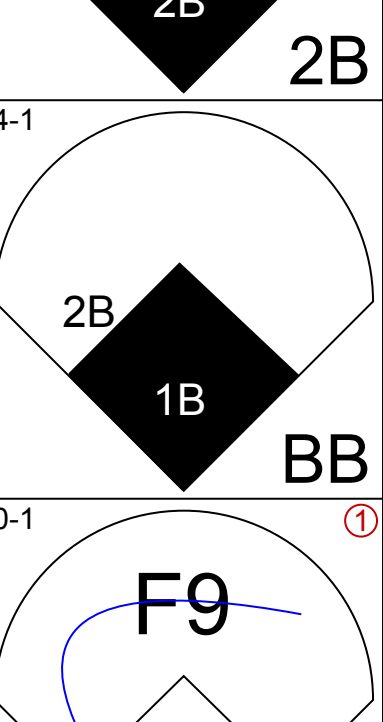
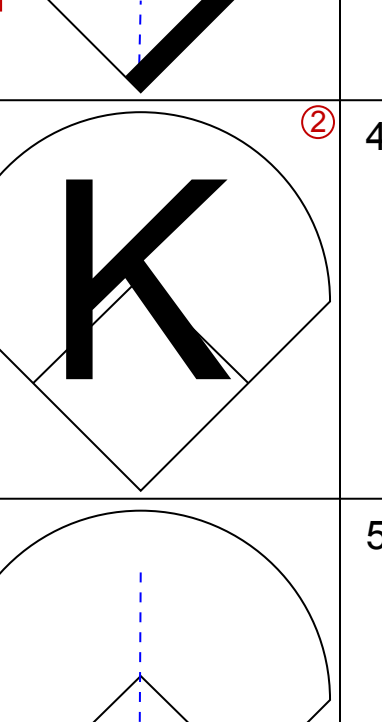
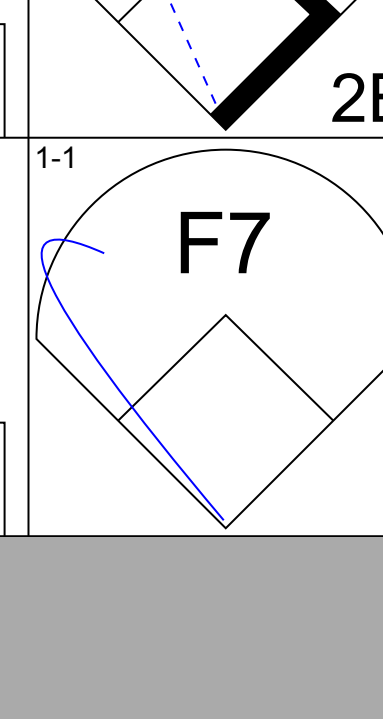
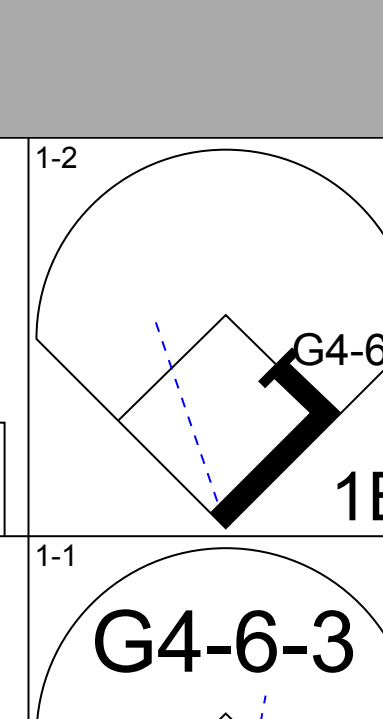
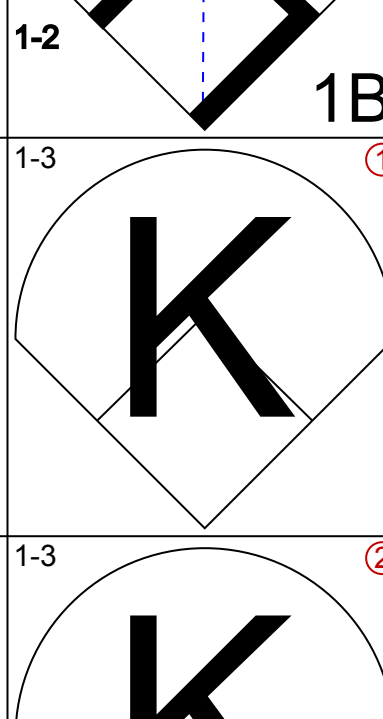
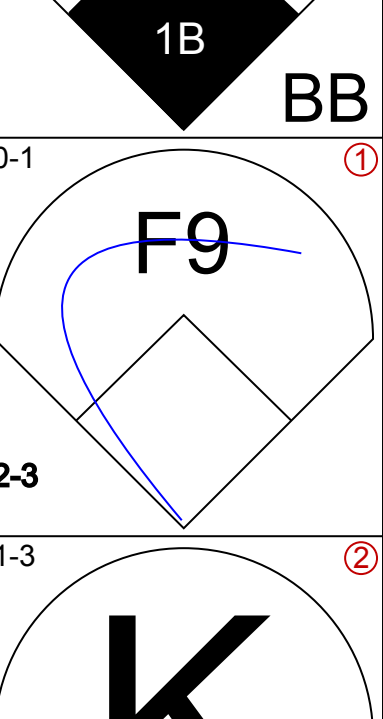
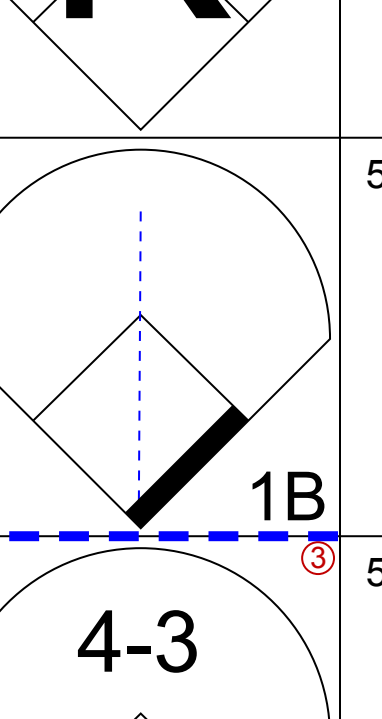
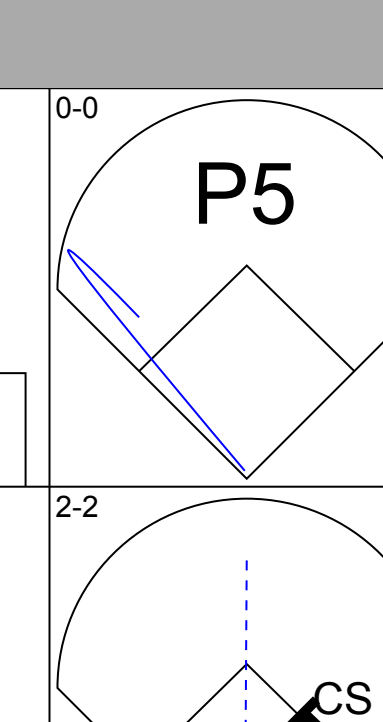
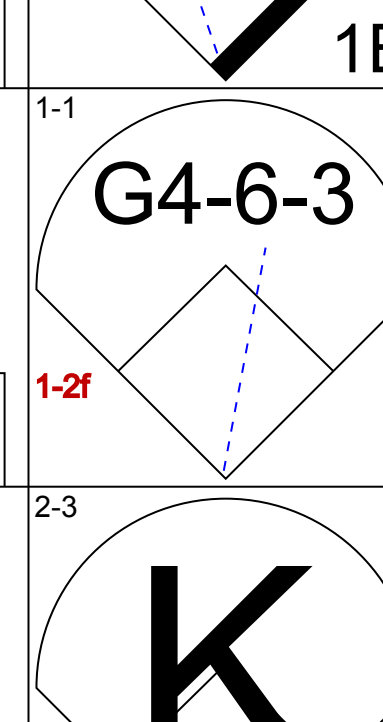
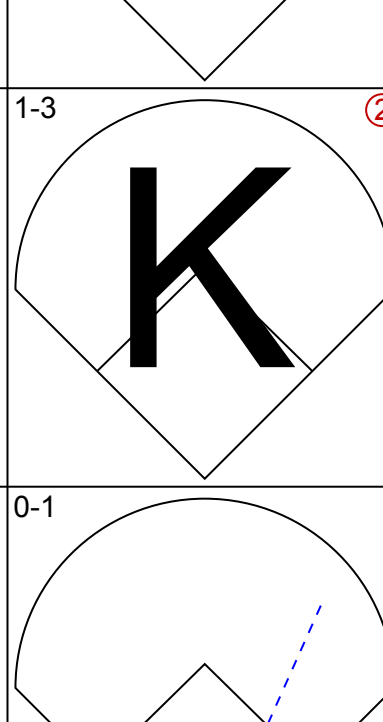
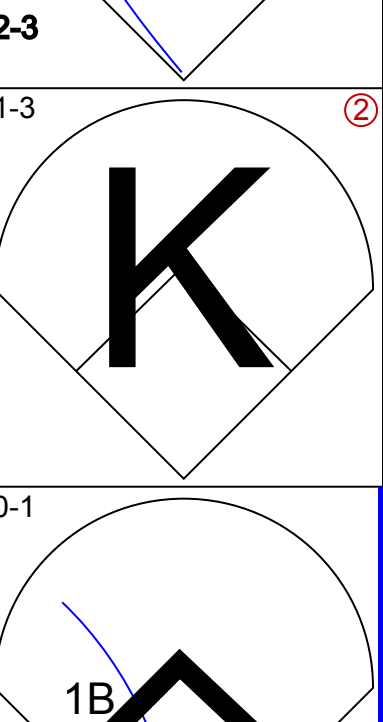
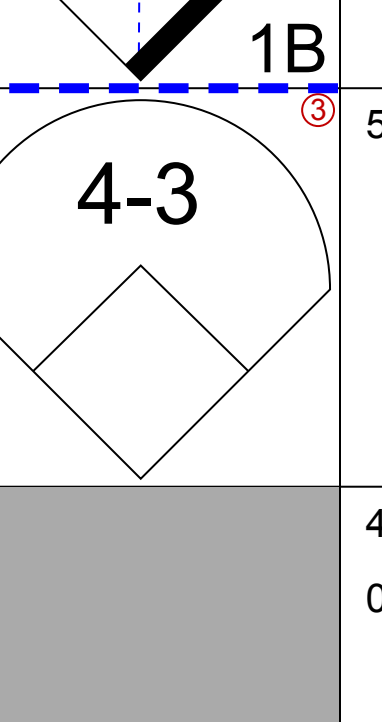
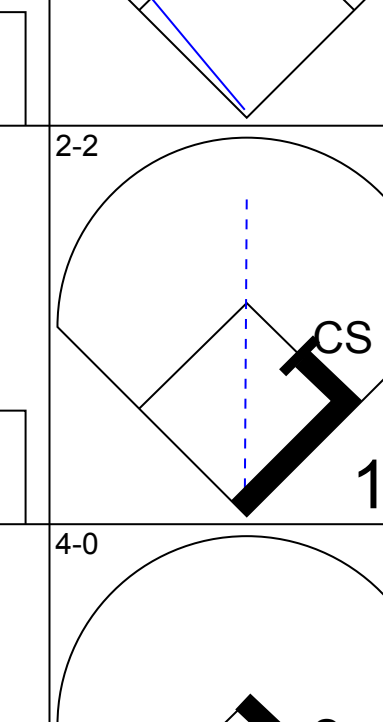
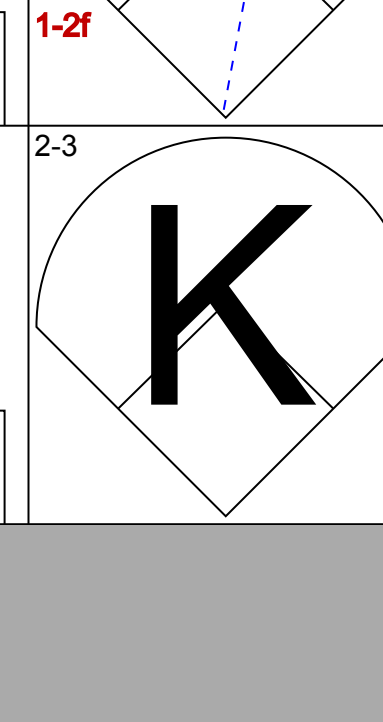
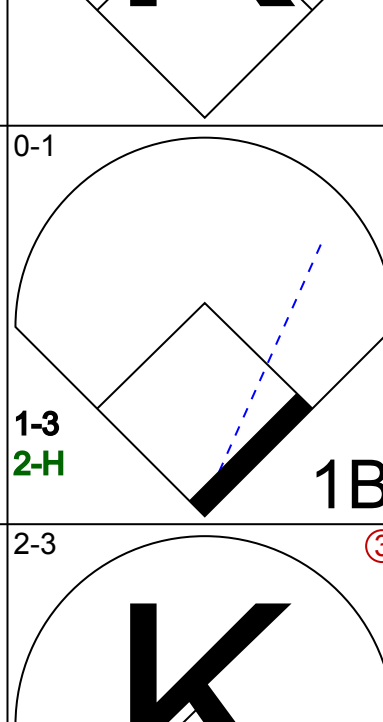
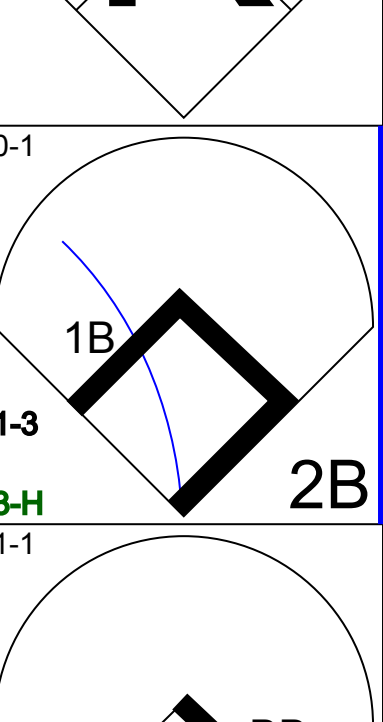
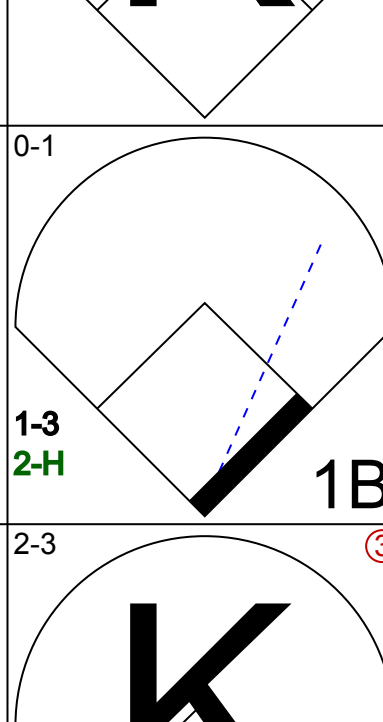
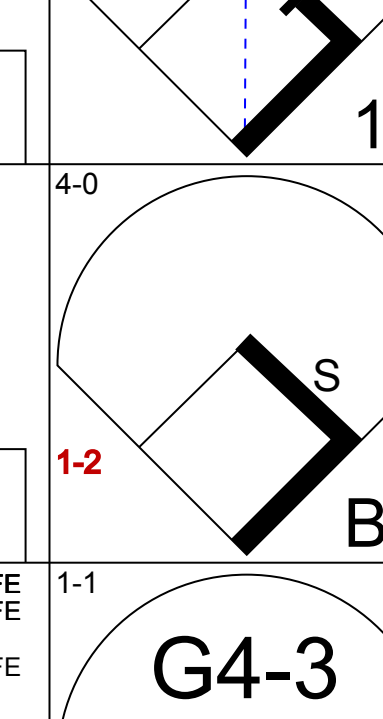
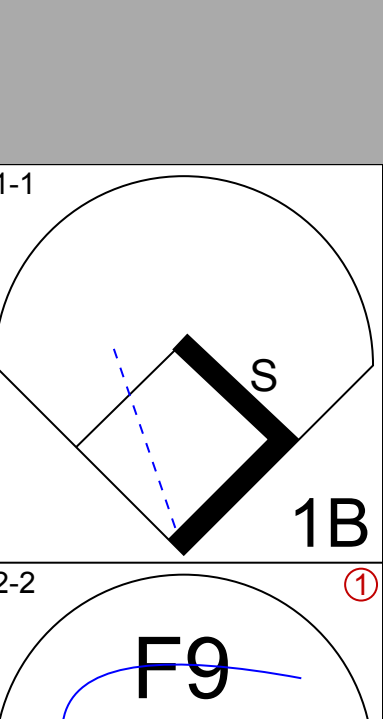
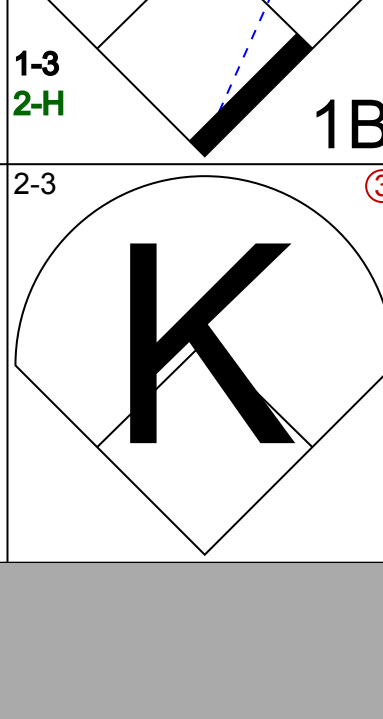
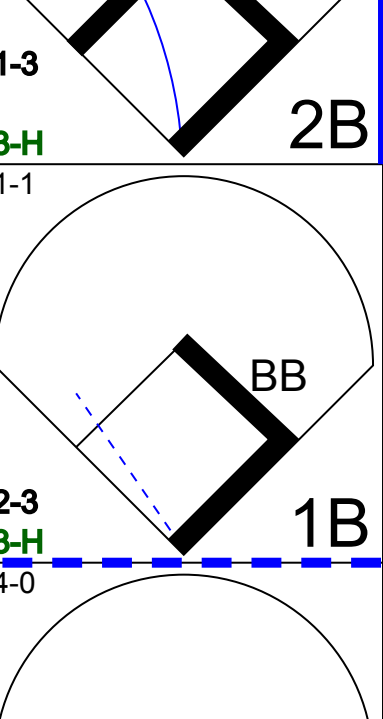
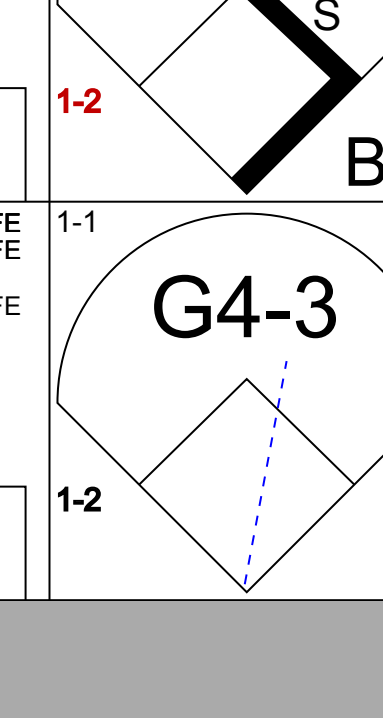
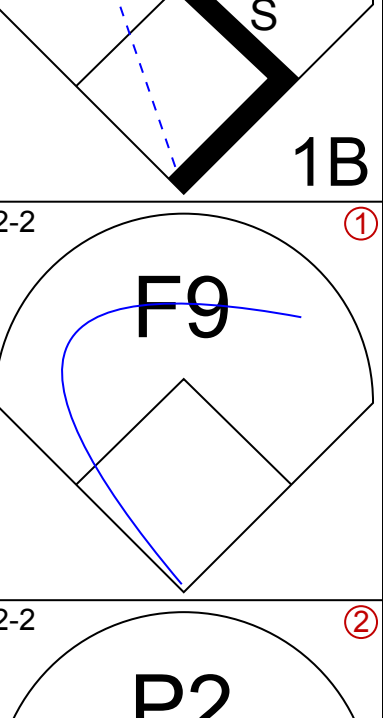
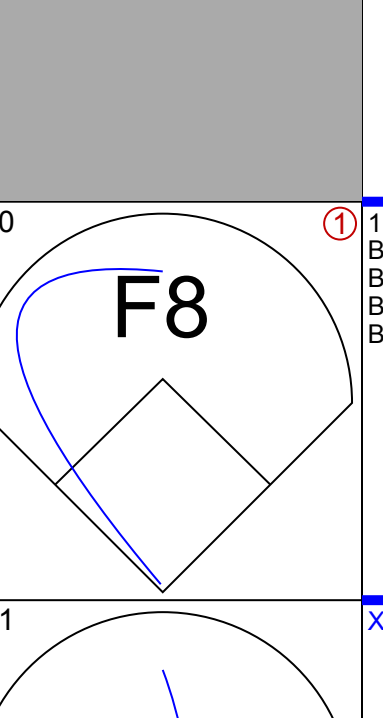

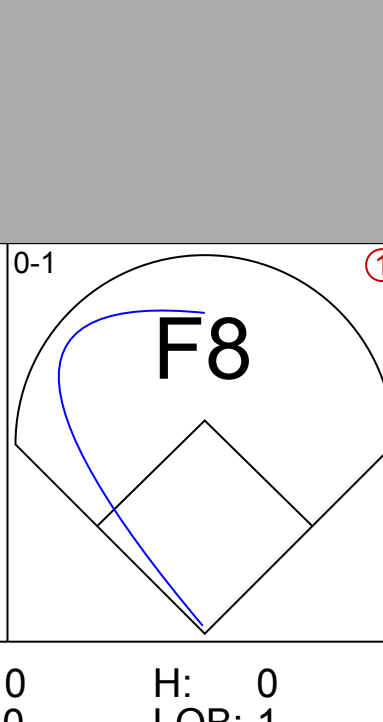
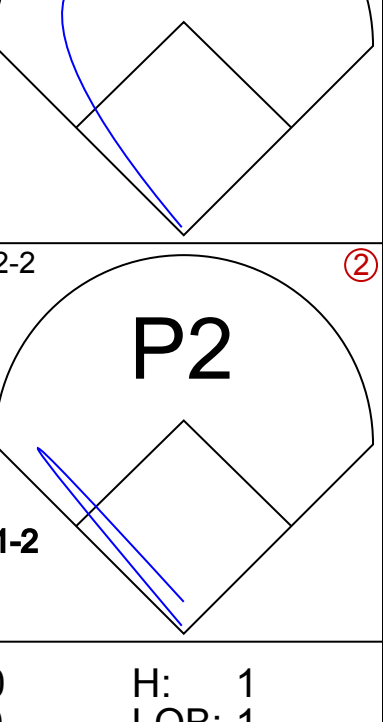
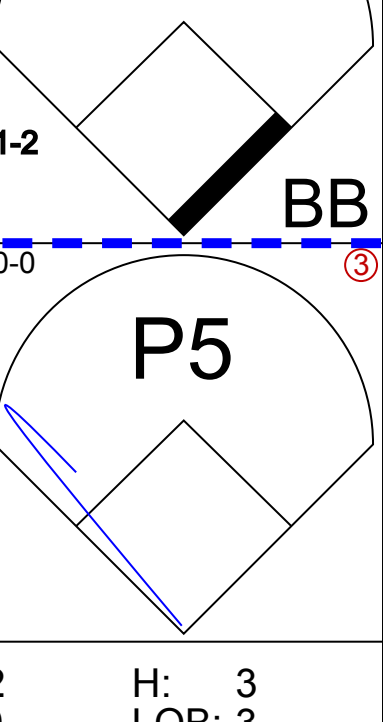


Batter	1	2	3	4	5	6	7	8	9	AB	R	H	RBI	BB	SO	LOB	BOTTOM			
Gary Thurman, R (1, 8) OBP: 0.190, SLG: 0.153	0-1 F9	3-2 G6-3		3-2 F9		1-1 1-3 2-H 3-H 2B				4	0	1	2	0	0	4				
Brad Weisman, R (1, 6) OBP: 0.339, SLG: 0.347	4-2 CS BB		2-1 G4-3	0-3 K		3-3 K				3	0	0	0	1	2	4				
Kevin Seitzer, R (1, 5) OBP: 0.388, SLG: 0.408	4-2 HR BB		1-2 S 1B		1-1 G5-3	1-0 4-3				3	1	1	0	1	0	2				
Danny Tartabull, R (1, 10) OBP: 0.369, SLG: 0.518	0-0 1-H HR		1 SAFE 4-0 1-2 BB		2-1 F8		1-0 F9			3	1	1	2	1	0	0				
Frank White, R (1, 4) OBP: 0.267, SLG: 0.331	0-1 F8		0-3 K		0-0 F7		1-1 G1-3			4	0	0	0	0	1	2				
Ed Hearn, R (1, 2) OBP: 0.286, SLG: 0.429		2-1 F8	1-1 F7			1-1 BB 2B 2B		0-1 F9		4	1	1	0	0	0	2				
Luis de los Santos, R (1, 3) OBP: 0.231, SLG: 0.227		4-2 FC6-4 WP BB		1-1 G5-3		2-2 F8		2-2 6-3		3	0	0	0	1	0	1	AB 28 R 4 H 5 RBI 4 BB 7 SO 4 LOB 17			
Bill Pecota, R (1, 9) OBP: 0.286, SLG: 0.275		4-2 FC6-4 BB		4-2 1B BB		1-1 BB 2B HBP		1-3 K		1	1	0	0	2	1	0				
Jim Eisenreich, L (1, 7) OBP: 0.240, SLG: 0.289		0-0 FC6-4 S		2-2 1B		4-2 2B BB		1-0 G4-3		3	0	1	0	1	0	2	WP: 1 PB: 0 SB: 2 CS: 1			
Inning Stats	R: 2 E: 0 K: 0 S: 10	H: 1 LOB: 2 BB: 2 P: 18	R: 0 E: 0 K: 0 S: 11	H: 0 LOB: 2 BB: 2 P: 24	R: 0 E: 0 K: 1 S: 11	H: 1 LOB: 2 BB: 1 P: 19	R: 0 E: 0 K: 1 S: 16	H: 1 LOB: 2 BB: 1 P: 26	R: 0 E: 0 K: 1 S: 5	H: 0 LOB: 0 BB: 0 P: 8	R: 2 E: 0 K: 1 S: 15	H: 2 LOB: 2 BB: 1 P: 28	R: 0 E: 0 K: 0 S: 5	H: 0 LOB: 0 BB: 0 P: 7	R: 0 E: 0 K: 1 S: 9	H: 0 LOB: 0 BB: 0 P: 13	1B: 2 2B: 2 3B: 0 HR: 1	SF: 0 SAC: 0 DP: 0 HBP: 1	WP: 1 PB: 0 SB: 2 CS: 1	PA: 36
PITCHER Ravelo Manzanillo, L (1, 1) ERA: 5.79 Bill Long, R (6, 1) ERA: 4.03	IP: 5.1 WLS: L BF: 27 H: 4 R: 4 ER: 4 SO: 2 BB: 7 IBB: 0 HBP: 0 BLK: 0 WP: 0 HR: 1 S: 61 P: 111 ERA: 6.75 WHIP: 2.062											PITCHER	IP: 2.2 WLS: 9 BF: 1 H: 0 R: 0 ER: 0 SO: 2 BB: 0 IBB: 0 HBP: 0 BLK: 0 WP: 0 HR: 0 S: 21 P: 32 ERA: 0.00 WHIP: 0.375							

Chicago White Sox @ Kansas City Royals
Royals Stadium, Kansas City, MO


livebaseballscores.com

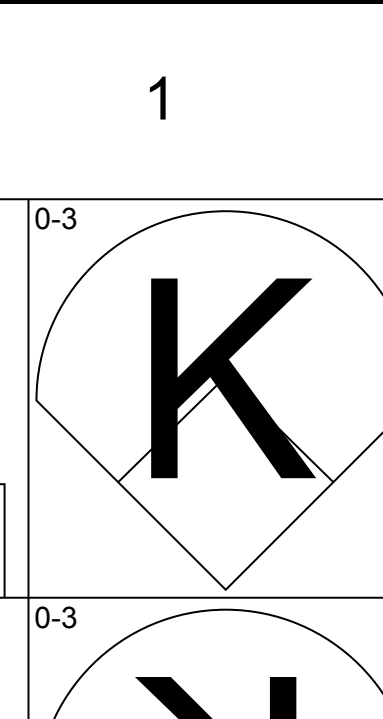
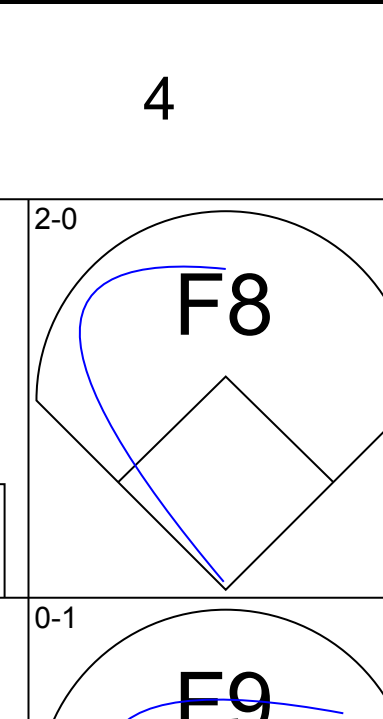
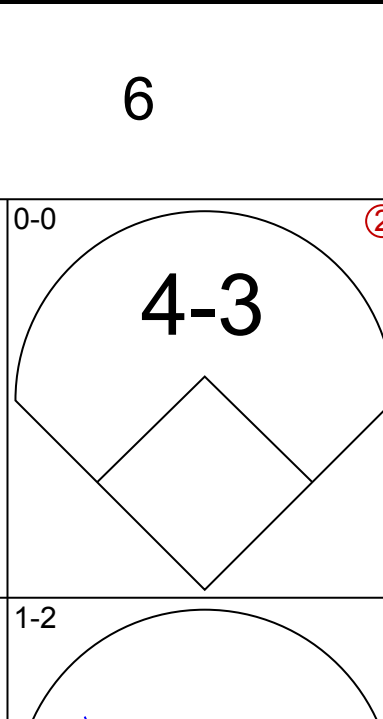
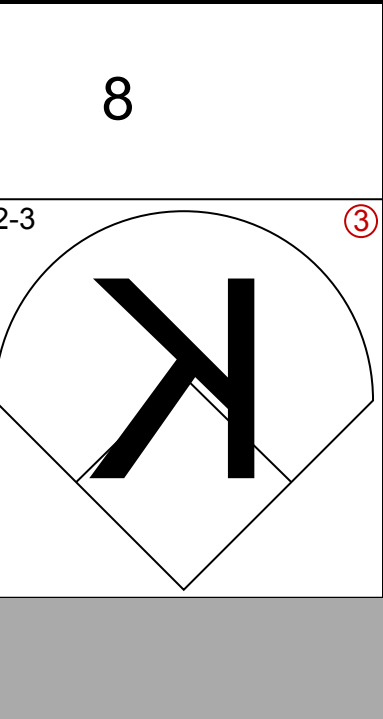
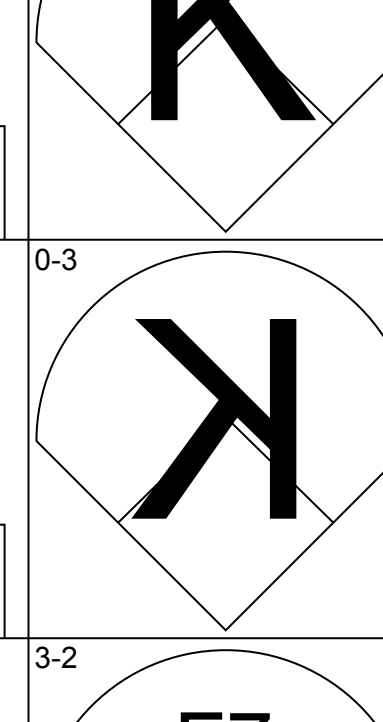
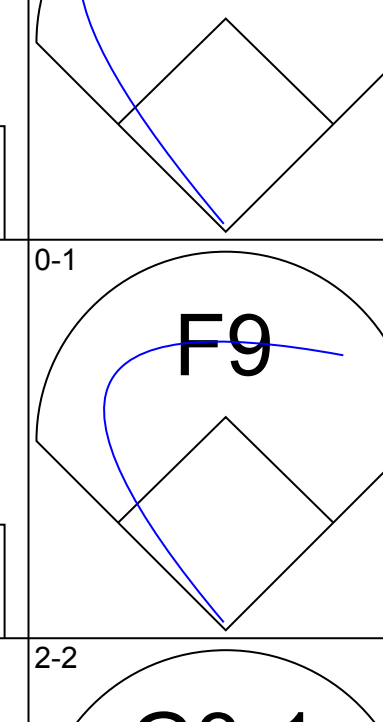
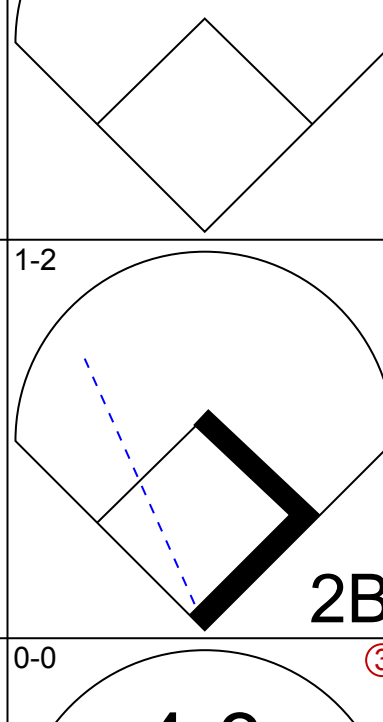
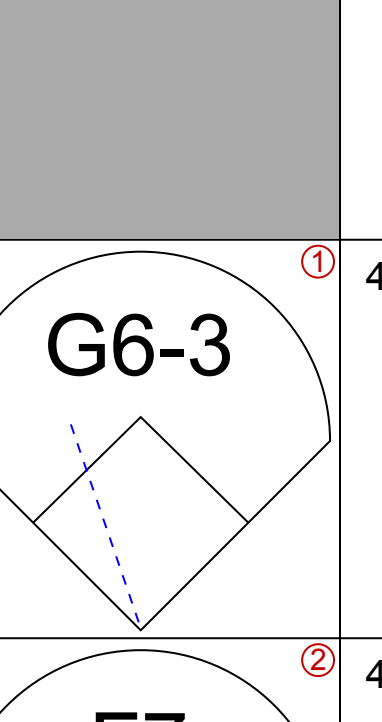
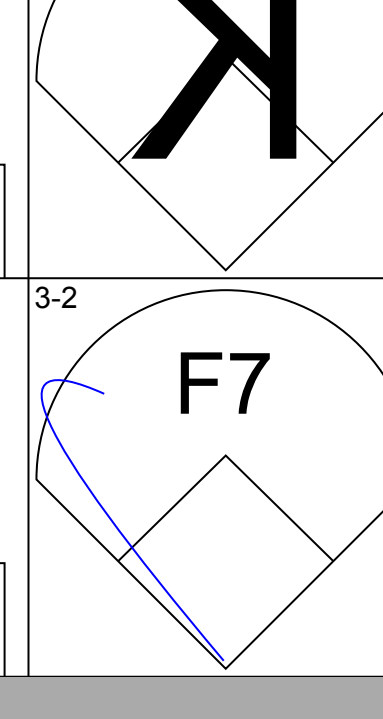
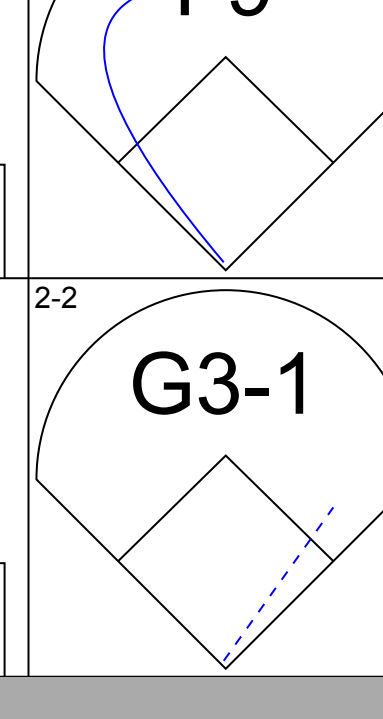
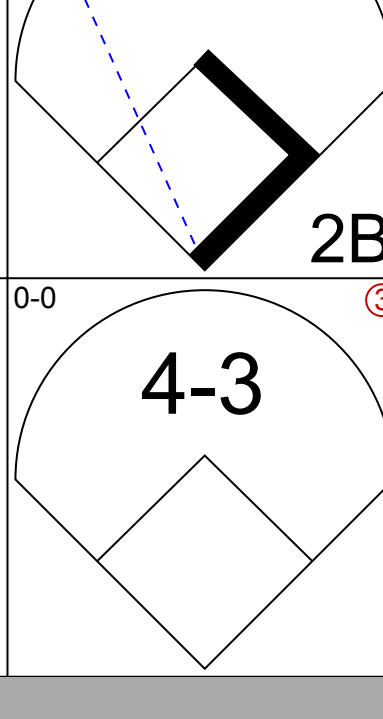
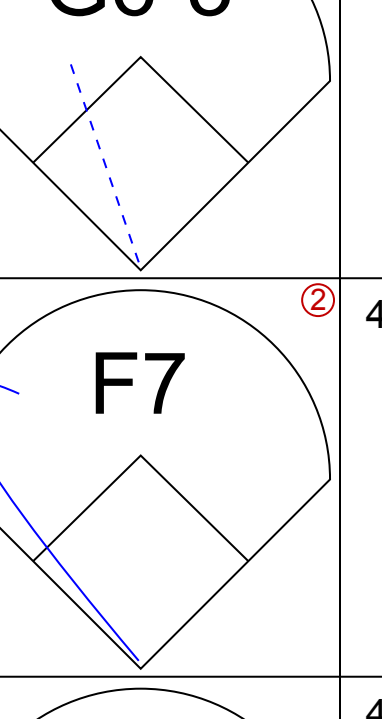
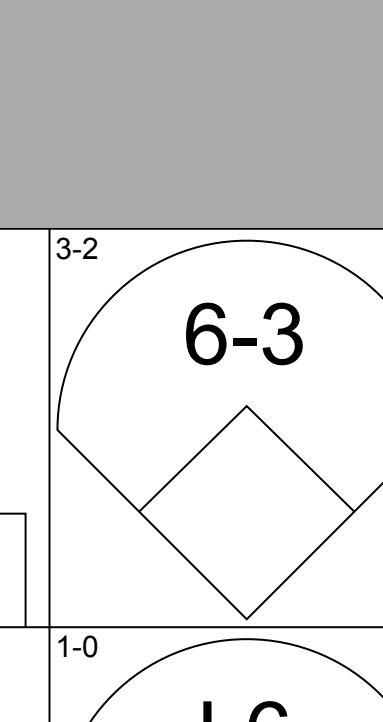
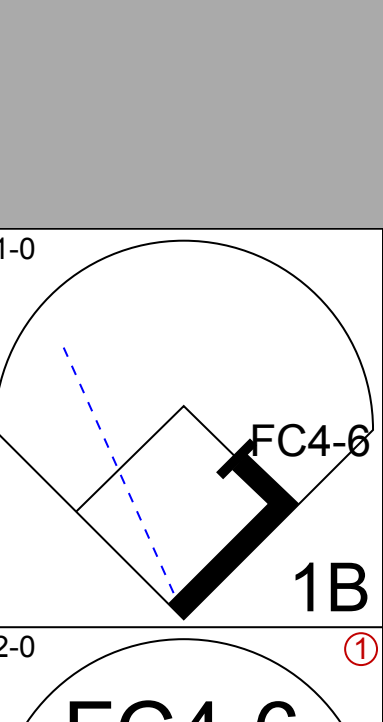
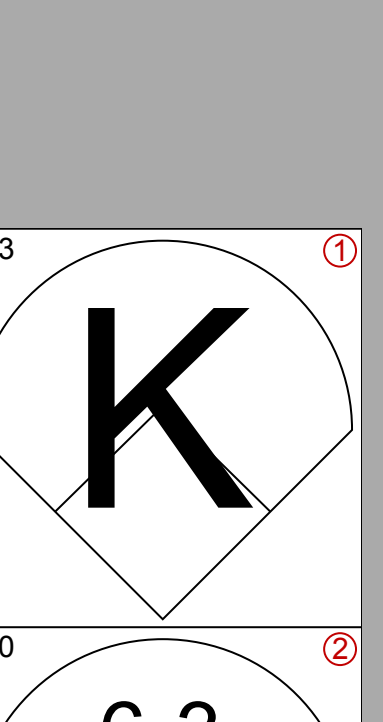
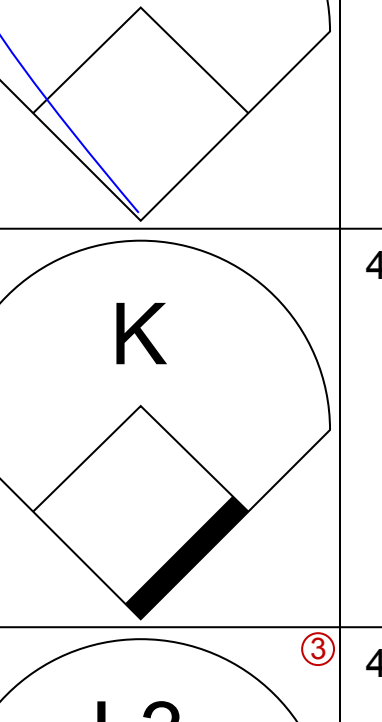
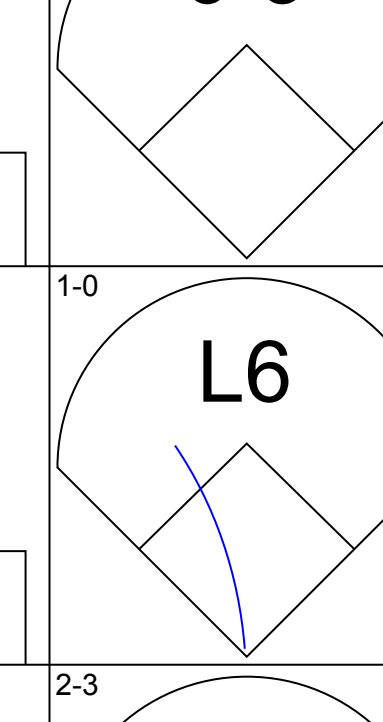
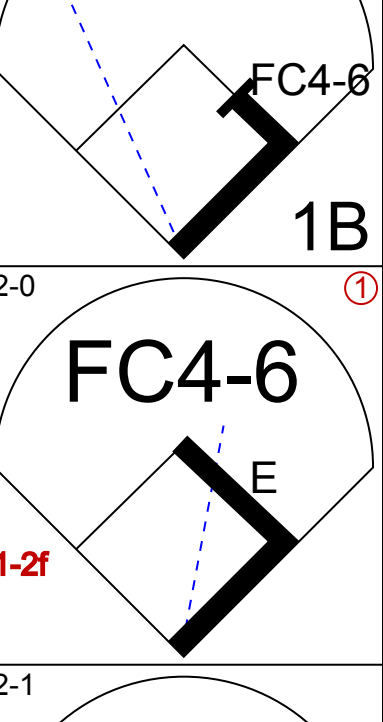
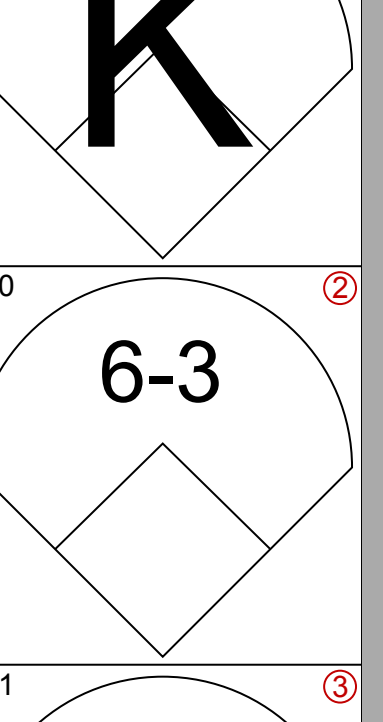
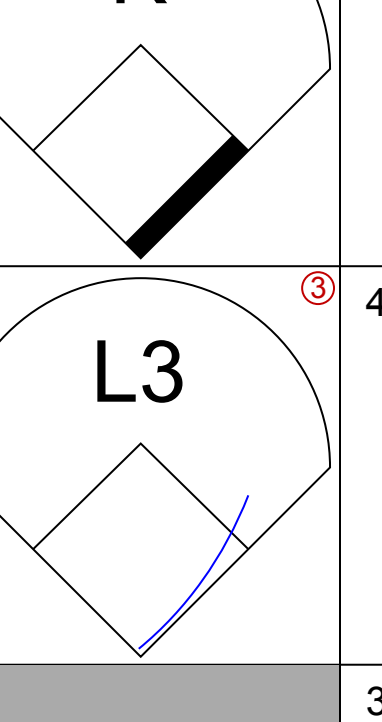
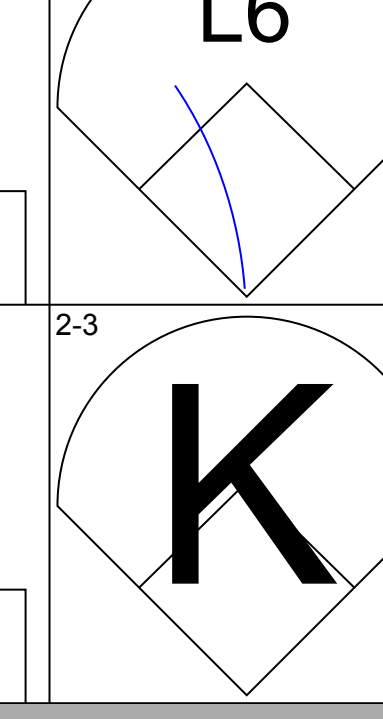
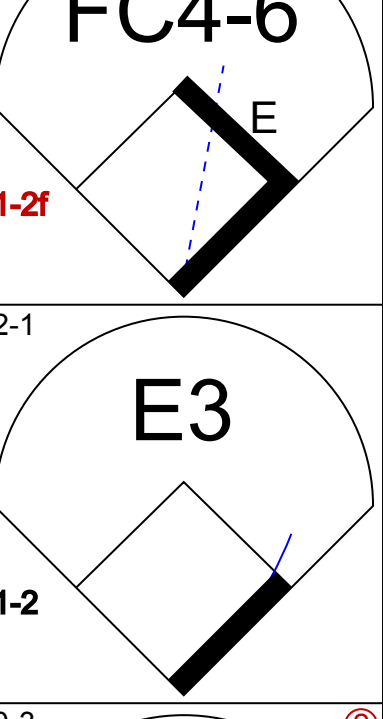
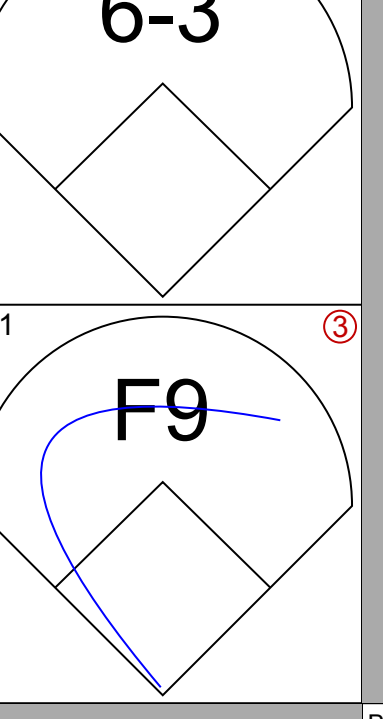
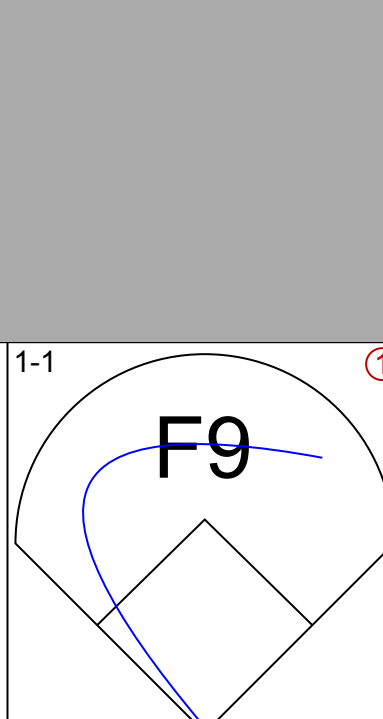
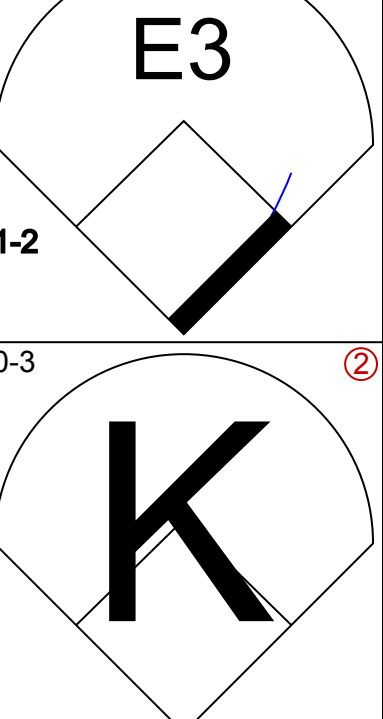
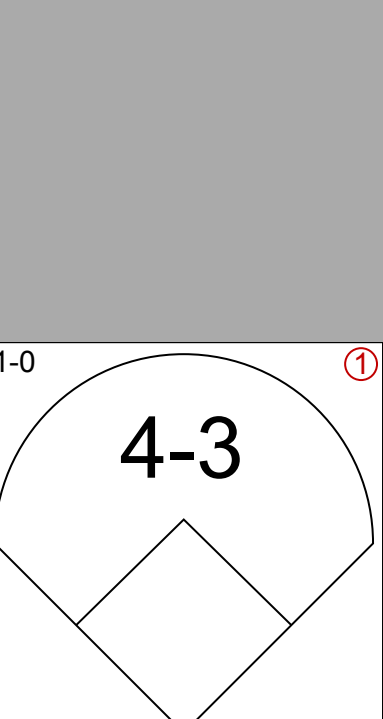
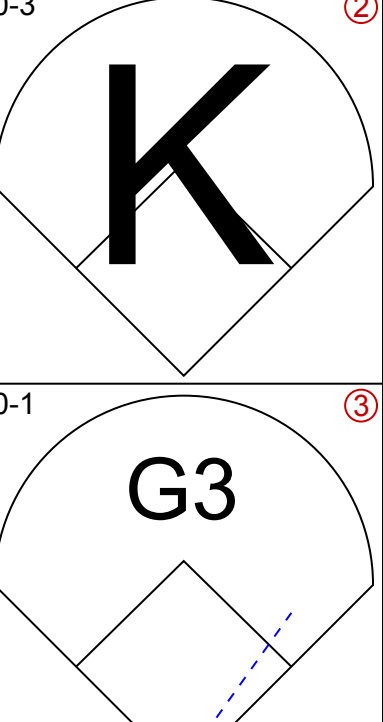
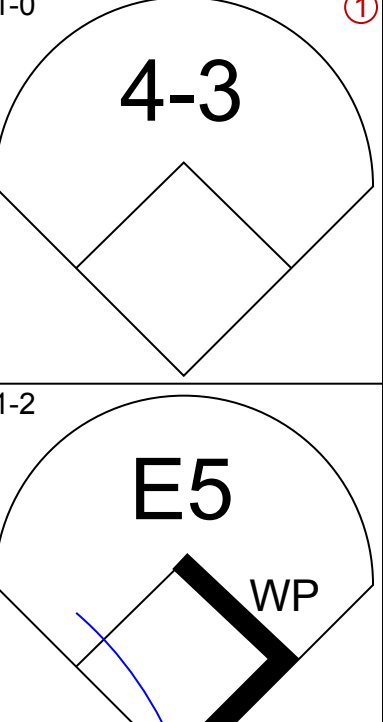
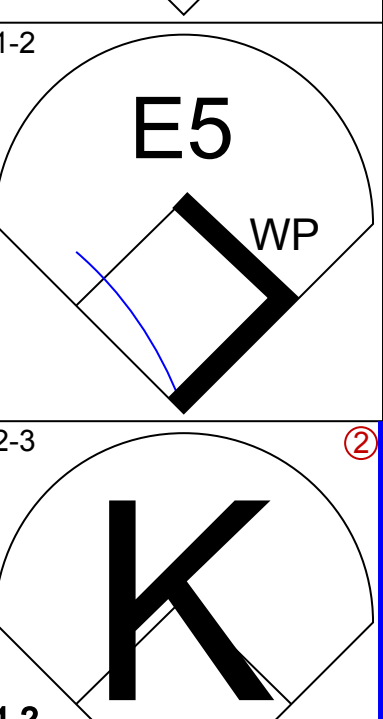


Batter	1	2	3	4	5	6	7	8	9	AB	R	H	RBI	BB	SO	LOB	TOP					
Dave Gallagher, R (1, 8) OBP: 0.357, SLG: 0.409										4	0	1	0	1	1	2						
Steve Lyons, L (1, 5) OBP: 0.312, SLG: 0.370										5	2	3	0	0	0	2						
Harold Baines, L (1, 10) OBP: 0.349, SLG: 0.413										4	1	2	0	1	2	2						
Carlton Fisk, R (1, 2) OBP: 0.377, SLG: 0.542										5	0	2	0	0	1	5						
Dan Pasqua, L (1, 9) OBP: 0.305, SLG: 0.411										5	0	0	0	0	2	7						
Mike Diaz, R (1, 3) OBP: 0.299, SLG: 0.314										4	0	3	2	0	1	0						
Russ Morman, R (8, PR) OBP: 0.269, SLG: 0.267										0	0	0	0	0	0	0						
Daryl Boston, L (1, 7) OBP: 0.271, SLG: 0.434										3	0	2	1	1	1	2						
Ozzie Guillen, L (1, 6) OBP: 0.291, SLG: 0.311										3	0	0	0	1	0	2						
Fred Manrique, R (1, 4) OBP: 0.281, SLG: 0.341										4	0	1	0	0	0	4						
Inning Stats	R: 0 E: 0 K: 1 S: 9	H: 2 LOB: 1 BB: 0 P: 13	R: 0 E: 0 K: 0 S: 6	H: 1 LOB: 1 BB: 1 P: 13	R: 0 E: 0 K: 1 S: 9	H: 0 LOB: 1 BB: 1 P: 14	R: 0 E: 0 K: 1 S: 8	H: 1 LOB: 0 BB: 0 P: 12	R: 0 E: 0 K: 0 S: 13	H: 1 LOB: 1 BB: 0 P: 18	R: 1 E: 0 K: 3 S: 14	H: 3 LOB: 2 BB: 0 P: 20	R: 0 E: 0 K: 0 S: 4	H: 1 LOB: 0 BB: 0 P: 5	R: 2 E: 0 K: 1 S: 16	H: 3 LOB: 3 BB: 2 P: 28	R: 0 E: 0 K: 1 S: 12	H: 2 LOB: 2 BB: 0 P: 15	1B: 11 2B: 3 3B: 0 HR: 0	SF: 0 SAC: 0 DP: 2 HBP: 0	WP: 0 PB: 0 CS: 1	PA: 41
PITCHER	IP	WLS	BF	H	R	ER	SO	BB	IBB	HBP	BLK	WP	HR	S	P	ERA	WHIP					
Mark Gubicza, R (1, 1) ERA: 2.7	7.2	L	34	12	3	3	7	3	0	0	0	0	0	78	118	3.52	1.957					
Israel Sanchez, L (8, 1) ERA: 4.54	0.0		1	0	0	0	1	0	0	0	0	0	0	0	4	∞	∞					
Jeff Montgomery, R (8, 1) ERA: 3.45	1.0		5	2	0	0	1	0	0	0	0	0	0	11	13	0.00	2.000					
Jerry Don Gleaton, L (9, 1) ERA: 3.5	0.1		1	0	0	0	0	0	0	0	0	0	0	2	3	0.00	0.000					

Chicago White Sox @ Kansas City Royals
 Royals Stadium, Kansas City, MO
 Sat Oct 01 1988, 8:05 PM EDT
 Att: 28,040 - Unknown - 68 F


AB	37
R	3
H	14
RBI	3
BB	4
SO	8
LOB	26



Batter	1	2	3	4	5	6	7	8	9	AB	R	H	RBI	BB	SO	LOB	BOTTOM					
Willie Wilson, S (1, 8) OBP: 0.289, SLG: 0.333										4	0	0	0	0	2	1						
Kevin Seitzer, R (1, 5) OBP: 0.387, SLG: 0.408										4	0	1	0	0	1	0						
George Brett, L (1, 3) OBP: 0.388, SLG: 0.510										4	0	0	0	0	0	1						
Danny Tartabull, R (1, 10) OBP: 0.368, SLG: 0.516										4	0	1	0	0	2	0						
Jim Eisenreich, L (1, 9) OBP: 0.236, SLG: 0.283										4	0	0	0	0	0	2						
Jamie Quirk, L (1, 2) OBP: 0.335, SLG: 0.411										3	0	0	0	0	1	1						
Brad Wellman, R (1, 4) OBP: 0.330, SLG: 0.337										3	0	0	0	0	1	2						
Gary Thurman, R (1, 7) OBP: 0.185, SLG: 0.148										2	0	0	0	0	1	2						
Frank White, R (8, PH) OBP: 0.287, SLG: 0.331										1	0	0	0	0	0	0						
Dave Owen, S (1, 6) OBP: 0.287, SLG: 0.472										2	0	0	0	0	1	0						
Bill Buckner, L (8, PH) OBP: 0.268, SLG: 0.331										1	0	0	0	0	1	1						
Bo Jackson, R (9, 7) OBP: 0.287, SLG: 0.472										0	0	0	0	0	0	0						
Inning Stats	R: 0 E: 0 K: 2 S: 9	H: 0 LOB: 0 BB: 0 P: 12	R: 0 E: 0 K: 1 S: 8	H: 0 LOB: 0 BB: 0 P: 14	R: 0 E: 0 K: 2 S: 10	H: 0 LOB: 0 BB: 0 P: 16	R: 0 E: 0 K: 0 S: 6	H: 0 LOB: 0 BB: 0 P: 10	R: 0 E: 0 K: 1 S: 9	H: 1 LOB: 2 BB: 0 P: 14	R: 0 E: 0 K: 0 S: 6	H: 1 LOB: 1 BB: 0 P: 8	R: 0 E: 0 K: 1 S: 6	H: 0 LOB: 0 BB: 0 P: 12	R: 0 E: 1 K: 2 S: 13	H: 0 LOB: 1 BB: 0 P: 19	R: 0 E: 0 K: 1 S: 12	H: 0 LOB: 1 BB: 0 P: 18	1B: 1 2B: 1 3B: 0 HR: 0	SF: 0 SAC: 0 DP: 0 HBP: 0	WP: 2 PB: 0 CS: 0	PA: 32
PITCHER	IP	WLS	BF	H	R	ER	SO	BB	IBB	HBP	BLK	WP	HR	S	P	ERA	WHIP					
Melido Perez, R (1, 1) ERA: 3.79	9.0	W	32	2	0	0	10	0	0	0	0	2	0	79	123	0.00	0.222					

Chicago White Sox @ Kansas City Royals
 Royals Stadium, Kansas City, MO
 Sat Oct 01 1988, 8:05 PM EDT
 Att: 28,040 - Unknown - 68 F

AB	32
R	0
H	2
RBI	0
BB	0
SO	10
LOB	10



Batter	1	2	3	4	5	6	7	8	9	AB	R	H	RBI	BB	SO	LOB	TOP											
Dave Gallagher, R OBP: 0.354, SLG: 0.406 (1, 9)	F7	F8					G1-6-3		E5	5	0	1	0	0	0	5												
Lance Johnson, L OBP: 0.223, SLG: 0.234 (1, 8)	K		4-3			G3		4-3	4-3	5	0	1	0	0	1	4												
Harold Baines, L OBP: 0.347, SLG: 0.411 (1, 10)	G3-1		F7				G5-3	G4-6-3		4	0	0	0	0	0	1												
Dan Pasqua, L OBP: 0.307, SLG: 0.417 (1, 7)		B1-6-3 BB 1B	P7				HR	4-3		3	2	1	1	1	0	0												
Mike Diaz, R OBP: 0.302, SLG: 0.314 Russ Morman, R OBP: 0.269, SLG: 0.267 (1, 3) (9, 3)		4-1 B1-6-3 BB			G5-3		3-2 1B		F7	3	0	1	0	1	0	0												
Mark Salas, L OBP: 0.303, SLG: 0.332 (1, 2)		0-0 B1-6-3			1-3 K		1-3 K		4-3 1B	4	1	1	0	0	2	3												
Steve Lyons, L OBP: 0.313, SLG: 0.373 (1, 5)		0-0 1B 1B			1-3 K2-3		2-1 1B SF9		4-3	4	2	2	1	0	1	1												
Ozzie Guillen, L OBP: 0.294, SLG: 0.314 (1, 6)		1-0 1B 1B			1-3 K		0-0 G1-6-3 1B		E BB 1B	4	0	3	1	0	1	0												
Fred Manrique, R OBP: 0.283, SLG: 0.342 (1, 4)		3-1 1B 1B			3-2 F8		3-2 SF9		4-1 E BB	2	0	1	2	1	0	0												
Inning Stats	R: 0 E: 0 K: 1 S: 9	H: 0 LOB: 0 BB: 0 P: 15	R: 2 E: 0 K: 0 S: 9	H: 3 LOB: 2 BB: 2 P: 21	R: 0 E: 0 K: 0 S: 9	H: 0 LOB: 0 BB: 0 P: 11	R: 0 E: 0 K: 2 S: 7	H: 0 LOB: 0 BB: 0 P: 9	R: 0 E: 0 K: 1 S: 10	H: 1 LOB: 1 BB: 0 P: 16	R: 1 E: 0 K: 0 S: 10	H: 2 LOB: 1 BB: 0 P: 17	R: 1 E: 0 K: 0 S: 8	H: 2 LOB: 0 BB: 0 P: 14	R: 0 E: 0 K: 0 S: 6	H: 1 LOB: 0 BB: 0 P: 7	R: 1 E: 1 K: 0 S: 10	H: 2 LOB: 3 BB: 1 P: 20	1B: 8 2B: 2 HR: 1	SF: 1 SAC: 0 DP: 3 HBP: 0	WP: 0 PB: 0 CS: 0	PA: 38						
PITCHER	IP	WLS	BF	H	R	ER	SO	BB	IBB	HBP	BLK	WP	HR	S	P	ERA	WHIP											
Bret Saberhagen, R ERA: 3.8 Jerry Don Gleaton, L ERA: 3.55	(1, 1)	7.0	L	29	9	4	4	5	2	0	0	0	0	1	65	107	5.14	1.571										
(8, 1)	2.0		9	2	1	1	0	1	0	0	0	0	0	0	13	23	4.50	1.500										

Chicago White Sox @ Kansas City Royals
Royals Stadium, Kansas City, MO
Sun Oct 02 1988, 4:33 AM EDT
Att: 19,951 - Sunny - 67 F

AB	34
R	5
H	11
RBI	5
BB	3
SO	5
LOB	14



Batter	1	2	3	4	5	6	7	8	9	AB	R	H	RBI	BB	SO	LOB	BOTTOM										
Gary Thurman, R OBP: 0.214, SLG: 0.182 (1, 8)	BB S 1B		1-2 F9 1B				3-3 K		2-3 K	5	0	3	0	0	2	0											
Kevin Seitzer, R OBP: 0.388, SLG: 0.406 (1, 5)	4-2 BB 1B		1-1 F9			3-1 5-3		4-1 BB	1-2 BB	3	0	0	0	2	0	1											
George Brett, L OBP: 0.389, SLG: 0.509 (1, 3) (9, 6)	4-2 1-2 2-3 BB		0-1 P6			3-2 1B 1B		1-0 F9	2-3 F9	3	1	1	0	1	0	3											
Danny Tartabull, R OBP: 0.369, SLG: 0.515 (1, 9)	1-3 K		4-2 BB			2-0 FC1-5 1B		2-2 F9		3	0	1	0	1	1	5											
Jim Eisenreich, L OBP: 0.236, SLG: 0.282 (1, 7)	2-2 P5		2-3 K			1-0 F9 FC1-5 1B		1-0 F8		4	0	1	1	0	1	5											
Jamie Quirk, L OBP: 0.333, SLG: 0.408 (1, 2)	0-2 F9				0-1 G4-3		0-0 FC1-5		0-2 1B	4	0	1	0	0	0	5											
Ed Hearn, R OBP: 0.222, SLG: 0.333 (1, 10)		0-0 L5			3-1 L4		0-1 F9		3-3 K	4	0	0	0	0	1	3											
Brad Wellman, R OBP: 0.322, SLG: 0.327 (1, 4) (8, 6)		0-0 F8			0-0 5-3		2-3 K		0-1 G1-6-3	3	0	0	0	0	1	2											
Bill Buckner, L OBP: 0.297, SLG: 0.330 Luis de los Santos, R OBP: 0.231, SLG: 0.227 (8, PH) (9, 3)										1	0	0	0	0	0	1											
Dave Owen, S Frank White, R OBP: 0.286, SLG: 0.330 (7, PH) (8, 4)		0-2 G6-3			3-3 K		0-1 F8		2-2 6-3	2	0	0	0	0	1	0											
Inning Stats	R: 0 E: 0 K: 1 S: 20	H: 1 LOB: 3 BB: 2 P: 33	R: 0 E: 0 K: 0 S: 5	H: 0 LOB: 0 BB: 0 P: 5	R: 0 E: 0 K: 1 S: 13	H: 1 LOB: 2 BB: 1 P: 21	R: 0 E: 0 K: 0 S: 5	H: 0 LOB: 0 BB: 0 P: 8	R: 0 E: 0 K: 2 S: 10	H: 0 LOB: 0 BB: 0 P: 19	R: 1 E: 0 K: 1 S: 11	H: 3 LOB: 2 BB: 0 P: 19	R: 0 E: 0 K: 0 S: 10	H: 1 LOB: 2 BB: 1 P: 17	R: 0 E: 0 K: 1 S: 9	H: 1 LOB: 1 BB: 0 P: 13	R: 0 E: 0 K: 1 S: 10	H: 0 LOB: 0 BB: 0 P: 15	1B: 7 2B: 0 3B: 0 HR: 0	SF: 0 SAC: 0 DP: 0 HBP: 0	WP: 0 PB: 0 CS: 0	PA: 38					
PITCHER	IP	WLS	BF	H	R	ER	SO	BB	IBB	HBP	BLK	WP	HR	S	P	ERA	WHIP										
Shawn Hillegas, R ERA: 3.72 Tom McCarthy, R ERA: 1.39	(1, 1)	6.0	W	26	5	1	1	5	3	0	0	0	0	64	105	1.50	1.333										
(7, 1)	3.0	S	12	2	0	0	2	1	0	0	0	0	0	29	45	0.00	1.000										

Chicago White Sox @ Kansas City Royals
Royals Stadium, Kansas City, MO
Sun Oct 02 1988, 4:33 AM EDT
Att: 19,951 - Sunny - 67 F

AB	34
R	1
H	7
RBI	1
BB	4
SO	7
LOB	25

