

Kansas City Royals - 1989

Batter	1	2	3	4	5	6	7	8	9	AB R H RBI BB SO LOB	TOP
Lloyd Moseby, L OBP: 0.400, SLG: 0.800 (1, 8) X	0-0 G4-3 1B		1-1 F8	1-1 G4-3			3-2 SF7 3B		3-2 F8	5 1 2 0 0 0 2	
Rance Mulliniks, L OBP: 0.200, SLG: 0.500 (1, 5) B Kelly Gruber, R (9, 5) B	3-1 G4-3 1-2		2-2 B5		0-0 G4-3 2B		2-0 SF7		1-1 F8	4 0 1 1 0 0 1 0 0 0 0 0 0 0	
Tony Fernandez, S (1, 6) X	0-0 G4-3 2-3		2-3 K		2-1 G4-3		1-0 P5		1-0 L9	4 0 0 0 0 1 2	
George Bell, R OBP: 0.250, SLG: 0.250 (1, 7) C	2-2 L9			1-1 BB 1B	1-1 G6-3		1-0 L9			4 1 1 0 0 0 2	
Fred McGriff, L OBP: 0.500, SLG: 0.750 (1, 3) B		2-1 G4-3 1B		0-1 1B BB	1-3 K			0-1 F7		4 2 2 0 0 1 1	
Jesse Barfield, R OBP: 0.250, SLG: 0.500 (1, 9) X		0-0 G4-3 2-3		1-3 K		2-2 2B		3-2 F7		4 0 1 0 0 1 3	
Ernie Whitt, L OBP: 0.750, SLG: 0.667 (1, 2) B		2-2 3-H 1B		4-1 G4-3 1B		3-3 K		3-2 1B		3 0 2 1 1 1 1	
Nelson Liriano, S OBP: 0.250, SLG: 0.250 (1, 10) C		3-2 F9		2-0 G4-3 1B		0-1 G4-3		1-3 K		4 0 1 1 0 1 3	
Manuel Lee, S (1, 4) X		0-1 5-3		0-0 G4-3		0-1 F8			1-0 G4-3	4 0 0 1 0 0 4	
Inning Stats	R: 0 H: 1 E: 0 LOB: 1 K: 0 BB: 0 S: 7 P: 12	R: 1 H: 2 E: 0 LOB: 1 K: 0 BB: 0 S: 11 P: 18	R: 0 H: 0 E: 0 LOB: 0 K: 1 BB: 0 S: 8 P: 13	R: 2 H: 3 E: 0 LOB: 2 K: 1 BB: 1 S: 12 P: 21	R: 0 H: 1 E: 0 LOB: 1 K: 1 BB: 0 S: 8 P: 12	R: 0 H: 1 E: 0 LOB: 1 K: 1 BB: 0 S: 10 P: 15	R: 1 H: 1 E: 0 LOB: 0 K: 0 BB: 0 S: 6 P: 13	R: 0 H: 1 E: 0 LOB: 1 K: 1 BB: 0 S: 12 P: 19	R: 0 H: 0 E: 0 LOB: 0 K: 0 BB: 0 S: 7 P: 12	1B: 6 SF: 1 2B: 3 SAC: 0 3B: 1 DP: 0 HR: 0 HBP: 0	WP: 0 PA: 38 PB: 0 SB: 0 CS: 0
PITCHER Mark Gubicza, R (1, 1) ERA: 5.14 Tom Gordon, R (8, 1) ERA:	IP WLS BF H R ER SO BB IBB HBP BLK WP HR S P ERA WHIP										
	7.0 L 31 9 4 4 4 1 0 0 0 0 0 0 62 104 5.14 1.429										
	2.0 7 1 0 0 1 0 0 0 0 0 0 0 19 31 0.00 0.500										

Toronto Blue Jays @ Kansas City Royals
 Royals Stadium, Kansas City, MO
 Mon Apr 03 1989, 4:33 AM EDT
 Att. 38,595 - Overcast - 62 F

AB	36
R	4
H	10
RBI	4
BB	1
SO	5
LOB	19



Batter	1	2	3	4	5	6	7	8	9	AB R H RBI BB SO LOB	TOP																								
Lloyd Moseby, L (1, 8) OBP: 0.444, SLG: 0.625	2-1 P5		1-0 G3			3-1 G5-4-3 1B		4-2 FC2-8 BB		3 0 1 0 1 0 0	Toronto Blue Jays @ Kansas City Royals Royals Stadium, Kansas City, MO Wed Apr 05 1989, 8:05 PM EDT Att: 17,126 - Unknown livebaseballscorecards.com																								
Kelly Gruber, R (1, 5) OBP: 0.750, SLG: 0.667	0-0 FC5-4 1B			4-0 G6-4-3 BB		0-1 G5-4-3 1B		0-0 FC2-6 1B	3 0 2 0 1 0 1																										
Tony Fernandez, S (1, 6) OBP: 0.125, SLG: 0.125	2-2 P6			1-1 G6-4-3 1-2f		0-1 G5-4-3 1-2f 2-3		0-2 1-2 1B	4 0 1 0 0 0 4																										
George Bell, R (1, 7) OBP: 0.125, SLG: 0.125	0-1 FC5-4 1-2f			1-0 6-3		2-2 F8		1-0 P4	4 0 0 0 0 0 4																										
Jesse Barfield, R (1, 9) OBP: 0.500, SLG: 1.000		1-0 CS 1B			3-2 HR		4-1 SH5-3 BB	0-3 K2-3	3 1 2 1 1 1 2																										
Fred McGriff, L (1, 3) OBP: 0.429, SLG: 0.571		1-3 SAFE SAFE			1-1 1B		0-0 SH5-3 1-2	3-0 G1-3	3 0 1 0 0 1 1																										
Pat Borders, R (1, 2)		2-3 SAFE 1-2			0-1 P4		3-1 P6	2-3 K	4 0 0 0 0 2 3																										
Bob Brenly, R (1, 10) Rance Mulliniks, L (9, PH) OBP: 0.167, SLG: 0.400			2-2 F8		0-3 K		4-0 FC5-4 BB	1-2 4-3	2 0 0 0 1 1 1 1 0 0 0 0 0 0																										
Manuel Lee, S (1, 4)			2-1 F8		0-0 F9		0-1 FC5-4 1-2f		3 0 0 0 0 0 3																										
Inning Stats	R: 0 E: 0 K: 0 S: 10	H: 1 LOB: 1 BB: 0 P: 14	R: 0 E: 0 K: 2 S: 9	H: 1 LOB: 0 BB: 0 P: 13	R: 0 E: 0 K: 0 S: 6	H: 0 LOB: 0 BB: 0 P: 11	R: 0 E: 0 K: 0 S: 3	H: 0 LOB: 0 BB: 1 P: 9	R: 1 E: 0 K: 1 S: 11	H: 2 LOB: 1 BB: 0 P: 15		R: 0 E: 0 K: 0 S: 9	H: 2 LOB: 1 BB: 0 P: 14	R: 0 E: 0 K: 0 S: 6	H: 0 LOB: 2 BB: 2 P: 17	R: 0 E: 0 K: 1 S: 13	H: 1 LOB: 2 BB: 1 P: 18	R: 0 E: 0 K: 1 S: 7	H: 0 LOB: 0 BB: 0 P: 13	1B: 6 2B: 0 3B: 0 HR: 1	SF: 0 SAC: 1 DP: 2 HBP: 0	WP: 0 PB: 0 SB: 0 CS: 1	PA: 35												
PITCHER	IP WLS BF H R ER SO BB IBB HBP BLK WP HR S P ERA WHIP																																		
Charlie Leibrandt, L (1, 1) ERA: 1.23	7.1	30	7	1	1	3	4	0	0	0	0	1	62	105	1.23	1.500																			
Tom Gordon, R (8, 1) ERA:	1.2	5	0	0	0	2	0	0	0	0	0	0	12	19	0.00	0.000																			



Batter	1	2	3	4	5	6	7	8	9	AB	R	H	RBI	BB	SO	LOB
Willie Wilson, S OBP: 0.125, SLG: 0.125 (1, 8)	0-2 1-3			3-1 F9 S 1B	0-0 G4-6-3			1-2 6-3		4	1	1	0	0	0	3
Kevin Seitzer, R (1, 5)	1-2 4-3			3-2 F9 1-3		1-0 F8			2-1 4-3	4	0	0	0	0	0	1
George Brett, L (1, 3)	0-0 F7			0-0 P3		1-0 3-1			1-2 F9	4	0	0	0	0	0	1
Danny Tartabull, R OBP: 0.750, SLG: 1.000 (1, 9)		4-0 L4-3 BB		3-2 S 1B		2-3 K			1-0 1B 2B	3	1	2	1	1	1	0
Pat Tabler, R OBP: 0.375, SLG: 0.500 (1, 10)		2-0 F7		3-1 F7 1-2			2-2 F7		1-0 1B	4	0	1	1	0	0	2
Bo Jackson, R OBP: 0.286, SLG: 0.429 (1, 7)		0-0 L4-3			1-3 K		0-3 K			3	0	0	0	0	2	1
Bob Boone, R OBP: 0.333, SLG: 0.333 (1, 2)			1-0 L1		3-2 2B 1B		3-2 L4			3	0	1	0	0	0	0
Frank White, R OBP: 0.333, SLG: 0.667 (1, 4)			0-3 K		2-2 2B			0-0 G3		2	0	1	0	0	1	0
Jim Eisenreich, L (8, PH)					1-3 2B					1	0	0	0	0	0	0
Brad Wellman, R (9, 4)										0	0	0	0	0	0	0
Kurt Stillwell, S OBP: 0.286, SLG: 0.167 (1, 6)			2-2 4-3		4-1 BB			1-1 P5		2	0	0	0	1	0	0

Inning Stats	R: 0	H: 0	E: 0	K: 0	S: 7	LOB: 0	BB: 0	P: 8	R: 0	H: 0	E: 0	K: 0	S: 2	LOB: 0	BB: 1	P: 8	R: 0	H: 0	E: 0	K: 1	S: 9	LOB: 0	BB: 0	P: 12	R: 1	H: 2	E: 0	K: 0	S: 18	LOB: 1	BB: 0	P: 29	R: 0	H: 2	E: 0	K: 1	S: 12	LOB: 2	BB: 1	P: 22	R: 0	H: 0	E: 0	K: 1	S: 5	LOB: 0	BB: 0	P: 9	R: 0	H: 0	E: 0	K: 1	S: 10	LOB: 0	BB: 0	P: 15	R: 0	H: 0	E: 0	K: 0	S: 7	LOB: 0	BB: 0	P: 9	R: 1	H: 2	E: 0	K: 0	S: 7	LOB: 1	BB: 0	P: 12	1B: 4	2B: 3	3B: 0	HR: 0	SF: 0	SAC: 0	DP: 2	HBP: 0	WP: 0	PA: 32
PITCHER	IP	WLS	BF	H	R	ER	SO	BB	IBB	HBP	BLK	WP	HR	S	P	ERA	WHIP																																																																	
Dave Stieb, R ERA: 1.13 (1, 1)	8.0		28	4	1	1	4	2	0	0	0	0	0	70	112	1.12	0.750																																																																	
Todd Stottlemyre, R ERA: 13.5 (9, 1)	0.2	L	4	2	1	1	0	0	0	0	0	0	0	7	12	13.50	3.000																																																																	

Toronto Blue Jays @ Kansas City Royals
Royals Stadium, Kansas City, MO

Wed Apr 05 1989, 8:05 PM EDT
Att. 17,126 - Unknown

AB	30
R	2
H	6
RBI	2
BB	2
SO	4
LOB	8



livebaseballscorecards.com

Batter	1	2	3	4	5	6	7	8	9	AB R H RBI BB SO LOB	TOP															
Lloyd Moseby, L (1, 8) OBP: 0.357, SLG: 0.462	1-1 1B 1B		3-2 F7		2-2 F8		0-0 1-3		1-3 SAFE SAFE	5 0 1 0 0 1 2																
Kelly Gruber, R (1, 5) OBP: 0.667, SLG: 0.625	0-2 FC6-4 1B		0-0 F9		3-2 CS 1B		1-1 E 1B		1-2 FC6-4	5 0 3 0 0 0 2																
Tony Fernandez, S (1, 6) OBP: 0.083, SLG: 0.083	3-1 F7		2-2 1-3		1-0 L8		0-1 SAFE E5		1-3	4 0 0 0 0 0 5																
George Bell, R (1, 7) OBP: 0.167, SLG: 0.167	2-0 FC6-4 1-2f			1-2 1B 2B		2-2 5-3		0-3 K		4 1 1 0 0 1 4																
Fred McGriff, L (1, 3) OBP: 0.455, SLG: 0.545	2-3 K			2-1 2B 1B		3-2 3B 1B		1-1 3-1		4 1 2 0 0 1 2																
Jesse Barfield, R (1, 9) OBP: 0.417, SLG: 0.818		0-1 1-3		3-2 2B		1-3 K		1-2 F9		4 0 1 1 0 1 1																
Ernie Whitt, L (1, 2) OBP: 0.500, SLG: 0.714		3-2 F7		0-0 P5		1-2 3B		3-3 K		4 0 1 1 0 1 2																
Rance Mulliniks, L (1, 10) OBP: 0.100, SLG: 0.222		0-0 6-3		2-3 K		2-3 K			1-3 K	4 0 0 0 0 3 3																
Manuel Lee, S (1, 4) Nelson Liriano, S (9, PH) OBP: 0.400, SLG: 0.400			4-0 BB	0-3 K			1-0 G3		0-0 FC6-4 1B	2 0 0 0 1 1 2 1 0 1 0 0 0 0																
Inning Stats	R: 0 E: 0 K: 1 S: 11	H: 2 LOB: 2 BB: 0 P: 19	R: 0 E: 0 K: 0 S: 7	H: 0 LOB: 0 BB: 1 P: 10	R: 0 E: 0 K: 0 S: 11	H: 0 LOB: 1 BB: 1 P: 17	R: 1 E: 0 K: 2 S: 15	H: 3 LOB: 2 BB: 0 P: 23	R: 0 E: 0 K: 0 S: 7	H: 1 LOB: 0 BB: 0 P: 13	R: 1 E: 0 K: 2 S: 18	H: 2 LOB: 1 BB: 0 P: 27	R: 0 E: 1 K: 1 S: 9	H: 1 LOB: 2 BB: 0 P: 11	R: 0 E: 0 K: 1 S: 9	H: 0 LOB: 0 BB: 0 P: 14	R: 0 E: 0 K: 2 S: 10	H: 1 LOB: 1 BB: 0 P: 13	1B: 8 2B: 1 3B: 1 HR: 0	SF: 0 SAC: 0 DP: 0 HBP: 0	WP: 0 PB: 0 SB: 0 CS: 1	PA: 38				
PITCHER	IP WLS BF H R ER SO BB IBB HBP BLK WP HR S P ERA WHIP																									
Bret Saberhagen, R (1, 1) ERA: 3.0	6.0	26	8	2	2	5	1	0	0	0	0	0	69	109	3.00	1.500										
Jeff Montgomery, R (7, 1) ERA:	2.0	W	8	1	0	0	2	0	0	0	0	0	18	25	0.00	0.500										
Steve Farr, R (9, 1) ERA:	1.0	S	4	1	0	0	2	0	0	0	0	0	10	13	0.00	1.000										

Toronto Blue Jays @ Kansas City Royals
Royals Stadium, Kansas City, MO
Thu Apr 06 1989, 8:05 PM EDT
Att. 18,883 - Unknown - 40 F

livebaseballscorecards.com

AB	37
R	2
H	10
RBI	2
BB	1
SO	9
LOB	23



Toronto Blue Jays @ Kansas City Royals
 Royals Stadium, Kansas City, MO

Thu Apr 06 1989, 8:05 PM EDT
 Att. 18,883 - Unknown - 40 F

AB	20
R	3
H	4
RBI	2
BB	8
SO	1
LOB	11



WP:	0	PA:	33
PB:	0	SB:	1
CS:	1		

AB	R	H	RBI	BB	SO	LOB
2	1	0	0	1	0	1
1	0	0	0	2	0	0
2	0	0	1	1	0	1
2	0	1	0	2	1	2
2	0	0	0	1	0	1
1	0	0	0	0	0	2
3	1	0	0	0	0	1
3	0	2	0	0	0	0
0	0	0	0	0	0	0
2	1	1	0	0	0	1
0	0	0	1	0	0	0
1	0	0	0	1	0	1
1	0	0	0	0	0	1
0	0	0	0	0	0	0
1B:	4	SF:	2			
2B:	1	SAC:	2			
3B:	0	DP:	3			
HR:	0	HBP:	0			

Batter	1	2	3	4	5	6	7	8	9					
Willie Wilson, S OBP: 0.182, SLG: 0.100 (1, 8)	1-1 6-3		2-1 L8			0-0 SH5-3		4-0 BB SH5-3 E BB						
Kevin Seitzer, R (1, 5)	4-2 BB G4-6-3			2-1 4-3		4-1 BB		0-1 SH5-3						
George Brett, L (1, 3)	0-0 G4-6-3 1-2f			2-2 P5		0-1 SF7		4-0 E IBB						
Danny Tartabull, R (1, 9)		0-0 G5-4-3 1B		4-1 CS BB		1-3 K		4-1 E2 L6-4 BB						
Pat Tabler, R (1, 10) Jim Eisenreich, L (7, PR)		1-1 G5-4-3 1-2f		2-1 CS 1-2	1-2 G5-3		4-1 FC5-4 BB	0-0 L6-4 2-3						
Bo Jackson, R (1, 7)		0-1 F8			1-1 G5-3		1-0 FC5-4 1B S SF8							
Bob Boone, R (1, 2) Rey Palacios, R (7, PR)			2-2 1-3 1B		0-0 1-3		2-2 FC4-6 1B							
Frank White, R (1, 4) Kurt Stillwell, S (7, PH)			2-1 1-3 1-2			1-0 SH5-3 BB SF7 1B	1-2 SF8							
Bill Pecota, R (1, 6) Bill Buckner, L (7, PH) Brad Wellman, R (8, 4)			1-1 5-3			4-1 SH5-3 BB	2-2 FC4-6 1-2f							
Inning Stats	R: 0 E: 0 K: 0 S: 11	H: 0 LOB: 0 BB: 1 P: 16	R: 0 E: 0 K: 0 S: 5	H: 1 LOB: 0 BB: 0 P: 6	R: 0 E: 0 K: 0 S: 11	H: 1 LOB: 1 BB: 0 P: 18	R: 0 E: 0 K: 0 S: 6	H: 0 LOB: 0 BB: 0 P: 8	R: 1 E: 0 K: 1 S: 9	H: 1 LOB: 2 BB: 2 P: 19	R: 1 E: 0 K: 0 S: 13	H: 1 LOB: 1 BB: 1 P: 21	R: 1 E: 1 K: 0 S: 4	H: 0 LOB: 1 BB: 3 P: 16

PITCHER	IP	WLS	BF	H	R	ER	SO	BB	IBB	HBP	BLK	WP	HR	S	P	ERA	WHIP
Mike Flanagan, L (1, 1) ERA: 1.59	5.2		21	3	1	1	0	4	0	0	0	0	0	47	81	1.59	1.235
Duane Ward, R (6, 1) ERA: 4.5	1.1	L	7	1	2	1	1	2	0	0	0	0	0	16	29	6.75	2.250
Tony Castillo, L (8, 1) ERA:	0.1		2	0	0	0	0	0	1	0	0	0	0	2	6	0.00	0.000
Todd Stottlemyre, R (8, 1) ERA: 6.75	0.2		2	0	0	0	0	1	0	0	0	0	0	2	6	0.00	1.500

WP	HR	S	P	ERA	WHIP
0	0	2	33		

Batter	1	2	3	4	5	6	7	8	9	AB R H RBI BB SO LOB
Willie Wilson, S OBP: 0.133, SLG: 0.071 Jim Eisenreich, L OBP: 0.333, SLG: 0.333	2-3 K		1-1 G1-3	0-0 G3		3-2 L4-6			2-2 1B BB	4 0 0 0 0 1 6 1 1 1 0 0 0 0
Kevin Seitzer, R OBP: 0.250, SLG: 0.077	2-2 G4-3		0-0 1B S 1B		1-2 F8		0-1 G5-3		4-2 E 1B 1B BB	4 2 1 1 1 0 0
George Brett, L OBP: 0.176, SLG: 0.133	1-1 G1-3		1-1 S 1B		1-1 F7		1-1 G6-3		1-1 FC3-6 1B 1B	5 0 2 3 0 0 0
Danny Tartabull, R OBP: 0.706, SLG: 0.727		0-0 L9	2-3 K		4-2 BB		4-1 BB		2-0 FC3-6 1B 1B	3 1 1 1 2 1 1
Pat Tabler, R OBP: 0.250, SLG: 0.267		0-1 P3		0-0 L9	1-0 G5-3		2-1 F9		1-0 FC3-6 1B	5 0 0 0 0 0 4
Bo Jackson, R OBP: 0.267, SLG: 0.400		2-0 F8		0-1 S 1B 1B		0-0 1B SF8 2B		2-1 G6-3	0-0 F8	5 2 2 0 0 0 2
Bob Boone, R OBP: 0.571, SLG: 0.643			2-1 G1-3 1B 2B	1-0 E 1B		0-1 L4-6 1B 1B		1-0 G1-3	0-2 1-2 2-H 1B	5 1 4 2 0 0 0
Frank White, R OBP: 0.250, SLG: 0.455			0-0 F9	2-2 FC5		1-1 SF8		2-2 G6-3		3 0 0 1 0 0 2
Kurt Stillwell, S OBP: 0.417, SLG: 0.250			4-1 1B G1-3 1B BB	0-2 P2		2-2 1-2 1B			4-1 1B BB	2 2 1 0 2 0 2


Inning Stats	R: 0 E: 0 K: 1 S: 9	H: 0 LOB: 0 BB: 0 P: 14	R: 0 E: 0 K: 0 S: 4	H: 0 LOB: 0 BB: 0 P: 6	R: 3 E: 0 K: 1 S: 13	H: 3 LOB: 1 BB: 1 P: 23	R: 1 E: 1 K: 0 S: 13	H: 2 LOB: 2 BB: 0 P: 17	R: 0 E: 0 K: 0 S: 8	H: 0 LOB: 1 BB: 1 P: 15	R: 1 E: 0 K: 0 S: 15	H: 3 LOB: 1 BB: 0 P: 20	R: 0 E: 0 K: 0 S: 7	H: 0 LOB: 1 BB: 1 P: 14	R: 0 E: 0 K: 0 S: 6	H: 0 LOB: 0 BB: 0 P: 11	R: 4 E: 1 K: 0 S: 15	H: 4 LOB: 2 BB: 2 P: 29	1B: 10 2B: 3 3B: 0 HR: 0	SF: 1 SAC: 0 DP: 1 HBP: 0
--------------	------------------------------	----------------------------------	------------------------------	---------------------------------	-------------------------------	----------------------------------	-------------------------------	----------------------------------	------------------------------	----------------------------------	-------------------------------	----------------------------------	------------------------------	----------------------------------	------------------------------	----------------------------------	-------------------------------	----------------------------------	-----------------------------------	------------------------------------

BOTTOM

Boston Red Sox @ Kansas City Royals
Royals Stadium, Kansas City, MO

Fri Apr 07 1989, 8:05 PM EDT
Att. 21,770 - Unknown

AB	37
R	9
H	12
RBI	8
BB	5
SO	2
LOB	17



PITCHER	IP	WLS	BF	H	R	ER	SO	BB	IBB	HBP	BLK	WP	HR	S	P	ERA	WHIP
Oil Can Boyd, R ERA: 9.0	(1, 1)	5.0	24	6	5	5	2	2	0	0	0	0	0	48	76	9.00	1.600
Bob Stanley, R ERA: 1.8	(6, 1)	3.0	11	2	0	0	0	1	0	0	0	0	0	27	44	0.00	1.000
Lee Smith, R ERA: 36.0	(9, 1)	0.0	L 4	2	4	4	0	2	0	0	0	0	0	9	20	∞	∞
Dennis Lamp, R ERA:	(9, 1)	0.2	4	2	0	0	0	0	0	0	0	0	0	6	9	0.00	3.000

Batter	1	2	3	4	5	6	7	8	9	AB R H RBI BB SO LOB	TOP																									
Wade Boggs, L (1, 5) OBP: 0.500, SLG: 0.476	1-2 G4-3		2-2 1B		1-1 1B		0-0 3B 1B	2-2 FC6-4 1B		5 1 4 0 0 0 0	Boston Red Sox @ Kansas City Royals Royals Stadium, Kansas City, MO Sun Apr 09 1989, 4:33 AM EDT Att. 25,637 - Sunny																									
Marty Barrett, R (1, 4) OBP: 0.286, SLG: 0.316	1-2 P4		2-2 L5		0-0 F7-2		0-2 3B 1B	3-1 FC6-4 1B		5 1 1 1 0 0 5																										
Ellis Burks, R (1, 8) OBP: 0.250, SLG: 0.542	1-1 F8			1-0 1B E 1B	1-0 F9		0-1 1B 3B		1-2 L8	5 2 2 3 0 0 1																										
Mike Greenwell, L (1, 7) OBP: 0.542, SLG: 0.895		4-0 G6-4-3 BB		1-1 1B E E 1B		1-1 L6	4-1 1B WP BB		0-2 G3-1	3 2 1 0 2 0 0																										
Jim Rice, R (1, 10) OBP: 0.304, SLG: 0.478		1-2 G6-4-3 1-2f		1-1 E5 F8 1B 1-3 2-H		0-0 G4-3	0-1 WP 1B 1-3 3-H		0-0 2B	5 0 2 1 0 0 2																										
Dwight Evans, R (1, 9) OBP: 0.292, SLG: 0.200		2-2 F9		0-0 G6-4-3 1B 1-2 3-H		1-1 F7	2-3 K 1-2 3-H		2-2 F7	5 0 1 1 0 1 2																										
Nick Esasky, R (1, 3) OBP: 0.318, SLG: 0.350			1-1 F9	3-1 F8			1-3 1B 2B			4 1 1 0 0 0 4																										
Jody Reed, R (1, 6) OBP: 0.200, SLG: 0.158			1-1 F8	0-0 G6-4-3 1-2f			1-3 K G1-3	2-3 K		4 0 0 0 0 2 3																										
Rick Cerone, R (1, 2) OBP: 0.333, SLG: 0.500			0-0 1B 2B		2-1 E5 1B F7-2		4-2 1B 1B 3B BB	0-0 F8		2 0 1 0 1 0 0																										
Danny Heep, L (7, PR)										0 1 0 0 0 0 0																										
Rich Gedman, L (7, 2) OBP: 0.077, SLG: 0.077										1 0 0 0 0 0 0																										
Inning Stats	R: 0 H: 0 E: 0 K: 0 S: 9	H: 0 LOB: 0 BB: 0 P: 12	R: 0 H: 0 E: 0 K: 0 S: 6	H: 0 LOB: 0 BB: 1 P: 13	R: 0 H: 2 E: 0 K: 0 S: 15	H: 2 LOB: 2 BB: 0 P: 21	R: 2 H: 3 E: 1 K: 0 S: 9	H: 3 LOB: 1 BB: 0 P: 15	R: 0 H: 1 E: 1 K: 0 S: 6	H: 1 LOB: 1 BB: 0 P: 10	R: 0 H: 0 E: 0 K: 0 S: 5	H: 0 LOB: 0 BB: 0 P: 7	R: 6 H: 5 E: 0 K: 2 S: 25	H: 5 LOB: 2 BB: 2 P: 37	R: 0 H: 1 E: 0 K: 1 S: 9	H: 1 LOB: 1 BB: 0 P: 16	R: 0 H: 1 E: 0 K: 0 S: 11	H: 1 LOB: 1 BB: 0 P: 14	1B: 9 SF: 0 2B: 4 SAC: 0 3B: 1 DP: 3 HR: 0 HBP: 0	WP: 1 PA: 42 PB: 0 SB: 0 CS: 0																
PITCHER	IP WLS BF H R ER SO BB IBB HBP BLK WP HR S P ERA WHIP																																			
Charlie Leibrandt, L (1, 1) ERA: 3.29	6.1		28	8	5	4	1	2	0	0	0	0	0	61	95	5.68	1.579																			
Jeff Montgomery, R (7, 1) ERA: 7.36	0.0	L	2	2	1	1	0	0	0	0	0	0	0	5	5	∞	∞																			
Jerry Don Gleaton, L (7, 1) ERA:	0.0		1	0	0	0	0	1	0	0	0	0	0	1	5	∞	∞																			
Luis Aquino, R (7, 1) ERA:	1.2		7	2	2	2	2	0	0	0	0	1	0	17	26	10.80	1.200																			
Steve Farr, R (9, 1) ERA:	1.0		4	1	0	0	0	0	0	0	0	0	0	11	14	0.00	1.000																			

AB	39
R	8
H	13
RBI	6
BB	3
SO	3
LOB	17



livebaseballscorecards.com

Batter	1	2	3	4	5	6	7	8	9	AB R H RBI BB SO LOB	TOP	
Brady Anderson, L (1, 8) OBP: 0.464, SLG: 0.542	1-0 G6-4-3 1B			2-2 G3		1-1 F8			3-2 1B	4 0 2 0 0 0 0		
Phil Bradley, R (1, 7) OBP: 0.345, SLG: 0.560	1-3 K			1-2 G4-3 2B			2-2 G6-3		1-0 L9	4 0 1 0 0 1 2		
Joe Orsulak, L (1, 9) OBP: 0.250, SLG: 0.313	0-1 G6-4-3 1-2f			1-0 G4-3 2-3			0-0 F7			3 0 0 0 0 0 2		
Cal Ripken Jr., R (1, 6) OBP: 0.231, SLG: 0.391			0-2 L8	1-1 G4-3			1-0 F9			3 0 0 0 0 0 1		
Larry Sheets, L (1, 10) OBP: 0.320, SLG: 0.333			0-1 G4-3		1-3 K			1-3 K		3 0 0 0 0 2 0		
Mickey Tettleton, S (1, 2) OBP: 0.375, SLG: 0.462			2-3 K		1-3 K			1-2 G4-3		3 0 0 0 0 2 0		
Jim Traber, L (1, 3) OBP: 0.143, SLG: 0.143				2-2 F8		1-2 G4-3		0-2 G1-3		3 0 0 0 0 0 0		
Craig Worthington, R (1, 5) OBP: 0.304, SLG: 0.364				3-2 F8		1-2 G6-3			0-2 G5-3	3 0 0 0 0 0 0		
Rene Gonzales, R (1, 4) OBP: 0.200, SLG: 0.250 Francisco Melendez, L (9, PH)				1-2 L9		2-1 L9			0-3 K	2 0 0 0 0 0 0 1 0 0 0 0 1 0		
Inning Stats	R: 0 H: 1 E: 0 LOB: 0 K: 1 BB: 0 S: 6 P: 8	R: 0 H: 0 E: 0 LOB: 0 K: 1 BB: 0 S: 8 P: 10	R: 0 H: 0 E: 0 LOB: 0 K: 0 BB: 0 S: 14 P: 20	R: 0 H: 1 E: 0 LOB: 1 K: 0 BB: 0 S: 10 P: 15	R: 0 H: 0 E: 0 LOB: 0 K: 2 BB: 0 S: 11 P: 14	R: 0 H: 0 E: 0 LOB: 0 K: 0 BB: 0 S: 7 P: 11	R: 0 H: 0 E: 0 LOB: 0 K: 0 BB: 0 S: 7 P: 10	R: 0 H: 0 E: 0 LOB: 0 K: 1 BB: 0 S: 9 P: 11	R: 0 H: 1 E: 0 LOB: 1 K: 1 BB: 0 S: 10 P: 14	1B: 2 SF: 0 2B: 1 SAC: 0 3B: 0 DP: 1 HR: 0 HBP: 0	WP: 0 PA: 29 PB: 0 SB: 0 CS: 0	
PITCHER Bret Saberhagen, R (1, 1) ERA: 1.2	IP WLS BF H R ER SO BB IBB HBP BLK WP HR S P ERA WHIP	9.0 W 29 3 0 0 6 0 0 0 0 0 0 0 82 113 0.00 0.333										

Baltimore Orioles @ Kansas City Royals
 Royals Stadium, Kansas City, MO
 Mon Apr 10 1989, 8:05 PM EDT
 Att. 17,476 - Unknown - 40 F

livebaseballscorecards.com

AB	29
R	0
H	3
RBI	0
BB	0
SO	6
LOB	5



Batter	1	2	3	4	5	6	7	8	9
Willie Wilson, S OBP: 0.238, SLG: 0.211 (1, 8)	2-2 1B SF8 1B		0-1 B1-3		4-1 BB		3-3 K		
Kevin Seitzer, R OBP: 0.379, SLG: 0.320 (1, 5)	1-2 WP 1-3 1B		0-0 G5-3		4-2 BB		3-2 G3		
George Brett, L OBP: 0.267, SLG: 0.222 (1, 3)	0-0 P4		1-0 P6		1-3 K		2-2 S 1B		
Danny Tartabull, R OBP: 0.625, SLG: 0.647 Jim Eisenreich, L OBP: 0.365, SLG: 0.333 (1, 9) (8, 9)	1-0 SF8		1-0 G5-3 1B		3-1 1B FC1 1B		3-2 F8		
Pat Tabler, R OBP: 0.308, SLG: 0.261 (1, 10)	4-2 BB		1-2 P9		2-2 BB FC1 BLK 1B		0-1 G5-3		
Bo Jackson, R OBP: 0.185, SLG: 0.370 (1, 7)	2-3 K		1-0 G5-3		2-1 FC1 BLK BB SF7		1-2 F9		
Bob Boone, R OBP: 0.545, SLG: 0.579 (1, 2)		2-2 G3-1		2-1 P5		4-1 BLK BB		4-0 1B BB	
Frank White, R OBP: 0.286, SLG: 0.353 (1, 4)		0-1 P6		1-1 L6		1-2 SF7		0-1 1B	
Brad Wellman, R OBP: 0.125, SLG: 0.125 (1, 6)		1-0 G5-3		2-1 G6-3		0-0 G3-1		0-0 G3	

Inning Stats	R: 1	H: 2	E: 0	K: 1	S: 13	LOB: 2	BB: 1	P: 23
	R: 0	H: 0	E: 0	K: 0	S: 6	LOB: 0	BB: 0	P: 9
	R: 0	H: 0	E: 0	K: 0	S: 4	LOB: 0	BB: 0	P: 5
	R: 0	H: 1	E: 0	K: 0	S: 7	LOB: 1	BB: 0	P: 12
	R: 0	H: 0	E: 0	K: 1	S: 10	LOB: 2	BB: 2	P: 22
	R: 2	H: 2	E: 0	K: 0	S: 14	LOB: 1	BB: 1	P: 26
	R: 0	H: 1	E: 0	K: 1	S: 16	LOB: 1	BB: 0	P: 27
	R: 0	H: 1	E: 0	K: 0	S: 10	LOB: 2	BB: 1	P: 15

PITCHER	IP	WLS	BF	H	R	ER	SO	BB	IBB	HBP	BLK	WP	HR	S	P	ERA	WHIP
Pete Harnisch, R ERA: 3.52 (1, 1)	7.2	L	35	7	3	3	3	5	0	0	1	1	0	79	138	3.52	1.565
Gregg Olson, R ERA: 11.57 (8, 1)	0.1		1	0	0	0	0	0	0	0	0	0	0	1	1	0.00	0.000


BOTTOM

Baltimore Orioles @ Kansas City Royals
Royals Stadium, Kansas City, MO

Mon Apr 10 1989, 8:05 PM EDT
Att: 17,476 - Unknown - 40 F

AB	29
R	3
H	7
RBI	2
BB	5
SO	3
LOB	15

livebaseballscores.com



1B: 7	SF: 2	WP: 1	PA: 36
2B: 0	SAC: 0	PB: 0	
3B: 0	DP: 0	SB: 2	
HR: 0	HBP: 0	CS: 0	

Batter	1	2	3	4	5	6	7	8	9	AB R H RBI BB SO LOB	TOP											
Brady Anderson, L (1, 8) OBP: 0.469, SLG: 0.500	0-3 		4-1 SAFE 1-2 2B BB		1-3 			4-2 FC6-4 BB		2 1 0 0 2 2 0												
Phil Bradley, R (1, 7) OBP: 0.303, SLG: 0.483	3-2 F8		1-0 L7		1-0 L7			0-2 FC6-4 HR		4 1 0 0 0 0 3												
Mike Devereaux, R (1, 9) OBP: 0.462, SLG: 0.583 Joe Orsulak, L (8, PH) OBP: 0.294, SLG: 0.529	3-2 L9		3-2 1-H 2-H 2B		2-2 L8 S 1B			1-0 HR		3 0 2 2 0 0 0 1 1 1 2 0 0 0												
Cal Ripken Jr., R (1, 6) OBP: 0.200, SLG: 0.333		3-1 P2	1-1 F7		2-0 F8			3-2 L7		4 0 0 0 0 0 2												
Randy Milligan, R (1, 3) OBP: 0.308, SLG: 0.615 Jim Traber, L (8, PH) OBP: 0.133, SLG: 0.133		3-2 L9		0-2 G5-3		2-2 L8		3-2 F8		3 0 0 0 0 0 1 1 0 0 0 0 0 0												
Mickey Tettleton, S (1, 2) OBP: 0.300, SLG: 0.353		3-3 K		3-3 K		0-0 6-3			1-3 K	4 0 0 0 0 3 1												
Bob Melvin, R (1, 10) OBP: 0.583, SLG: 0.727			0-1 F9 1B 2B		0-2 1B		0-0 F8		3-3 K	4 1 2 0 0 1 0												
Craig Worthington, R (1, 5) OBP: 0.269, SLG: 0.320 Larry Sheets, L (9, PH) OBP: 0.308, SLG: 0.320			0-1 F9 2-3		0-3 K		0-1 6-3		0-3 K	3 0 0 0 0 1 2 1 0 0 0 0 1 0												
Rene Gonzales, R (1, 4) OBP: 0.217, SLG: 0.261			0-0 S 2B 1B 3-H		2-2 P2		0-0 P4			3 1 1 1 0 0 0												
Inning Stats	R: 0 E: 0 K: 1 S: 10	H: 0 LOB: 0 BB: 0 P: 16	R: 0 E: 0 K: 1 S: 8	H: 0 LOB: 0 BB: 0 P: 17	R: 3 E: 0 K: 0 S: 13	H: 3 LOB: 1 BB: 1 P: 21	R: 0 E: 0 K: 2 S: 16	H: 1 LOB: 1 BB: 0 P: 19	R: 0 E: 0 K: 1 S: 7	H: 0 LOB: 0 BB: 0 P: 11	R: 0 E: 0 K: 0 S: 9	H: 1 LOB: 1 BB: 0 P: 14	R: 0 E: 0 K: 0 S: 4	H: 0 LOB: 0 BB: 0 P: 4	R: 2 E: 0 K: 0 S: 14	H: 1 LOB: 0 BB: 1 P: 25	R: 0 E: 0 K: 3 S: 11	H: 0 LOB: 0 BB: 0 P: 15	1B: 3 2B: 2 3B: 0 HR: 1	SF: 0 SAC: 0 DP: 0 HBP: 0	WP: 0 PB: 0 SB: 2 CS: 0	PA: 35
PITCHER	IP WLS BF H R ER SO BB IBB HBP BLK WP HR S P ERA WHIP																					
Floyd Bannister, L (1, 1) ERA: 4.61	7.0 W 28 5 4 4 5 2 0 0 0 0 0 0 69 108 5.14 1.000																					
Tom Gordon, R (8, 1) ERA: 4.91	1.0 4 1 1 1 0 0 0 0 0 0 0 1 12 19 9.00 1.000																					
Steve Farr, R (9, 1) ERA:	1.0 S 3 0 0 0 3 0 0 0 0 0 0 0 11 15 0.00 0.000																					

Baltimore Orioles @ Kansas City Royals
Royals Stadium, Kansas City, MO
 Tue Apr 11 1989, 8:05 PM EDT
 Att. 17,623 - Unknown

AB	33
R	5
H	6
RBI	5
BB	2
SO	8
LOB	9



livebaseballscorecards.com

Batter	1	2	3	4	5	6	7	8	9
Willie Wilson, S OBP: 0.192, SLG: 0.167 (1, 8)	1-2 P5		2-1 L7		0-0 L9	1-0 L8		2-3 K	
Kevin Seitzer, R OBP: 0.424, SLG: 0.333 (1, 5)	1-0 1B		4-2 HR BB		4-1 CS BB		2-0 F9		
George Brett, L OBP: 0.324, SLG: 0.387 (1, 3)	2-1 S 1B		0-0 1-H HR		2-2 1-2 1B		1-0 G6-3		
Danny Tartabull, R OBP: 0.607, SLG: 0.750 (1, 10)	2-3 K		3-1 HR		0-0 F9		4-0 BB		
Pat Tabler, R OBP: 0.310, SLG: 0.269 (1, 9)	1-3 K		1-0 G5-3			2-1 HR 1B	3-2 G5-3		
Jim Eisenreich, L OBP: 0.357, SLG: 0.308 (7, 9)	1-2 K								
Bo Jackson, R OBP: 0.194, SLG: 0.452 (1, 7)		2-3 K	0-3 K			0-2 1-H HR		2-1 G3	
Bob Boone, R OBP: 0.500, SLG: 0.522 (1, 2)		1-3 K			2-0 G6-3	2-0 WP G6-4-3 1B		3-2 G3-1	
Frank White, R OBP: 0.360, SLG: 0.368 (1, 4)		1-1 HBP			0-0 F7	4-2 G6-4-3 BB		1-1 1B 1B	
Bill Pecota, R (1, 6)		0-1 F9			2-2 G6-3	0-1 G6-4-3		1-2 1B	
Bill Buckner, L (8, PH)						1-2f 3-H		1-2 1B	
Brad Wellman, R (8, PR)									

AB	R	H	RBI	BB	SO	LOB
5	0	0	0	0	1	2
2	1	1	0	2	0	0
4	1	3	2	0	0	0
3	1	1	1	1	1	3
3	1	1	0	0	1	2
1	0	0	0	0	0	1
4	1	1	2	0	2	0
4	1	1	0	0	1	0
2	0	1	0	1	0	0
3	0	0	0	0	0	2
1	0	1	0	0	0	0
0	0	0	0	0	0	0


BOTTOM

Baltimore Orioles @ Kansas City Royals
 Royals Stadium, Kansas City, MO

Tue Apr 11 1989, 8:05 PM EDT
 Att. 17,623 - Unknown

livebaseballscorecards.com

AB	32
R	6
H	10
RBI	5
BB	4
SO	6
LOB	10



Inning Stats	R	H	E	K	S	H	LOB	BB	P	R	H	E	K	S	H	LOB	BB	P
	0	2	0	2	13	0	2	0	20	0	0	0	2	9	0	1	0	13
	0	0	0	2	9	0	0	0	13	0	0	0	1	13	0	1	0	13
	3	2	0	1	12	0	2	1	22	0	0	0	1	12	0	1	0	22
	0	1	0	0	5	0	0	0	9	0	0	0	0	9	0	0	0	9
	0	1	0	0	6	0	1	1	12	0	0	0	0	12	0	0	0	12
	3	3	0	0	11	0	3	1	20	0	0	0	0	20	0	0	0	20
	0	0	0	0	6	0	0	1	16	0	0	0	0	16	0	0	0	16
	0	0	0	0	15	0	0	0	24	0	0	0	0	24	0	0	0	24

PITCHER	IP	WLS	BF	H	R	ER	SO	BB	IBB	HBP	BLK	WP	HR	S	P	ERA	WHIP
Jose Bautista, R (1, 1)	5.0	L	25	8	6	6	5	2	0	1	0	0	3	51	86	10.80	2.000
Gregg Olson, R (6, 1)	1.0		3	0	0	0	0	1	0	0	0	1	0	5	10	0.00	1.000
Kevin Hickey, L (7, 1)	1.0		4	0	0	0	0	1	0	0	0	0	0	6	16	0.00	1.000
Mark Williamson, R (8, 1)	1.0		5	2	0	0	1	0	0	0	0	0	0	15	24	0.00	2.000

WP	PA	ERA	WHIP
2	37		
0			
1			
1			

Batter	1	2	3	4	5	6	7	8	9	10	11	12	13	14	15	AB R H RBI BB SO LOB	TOP									
Brady Anderson, L OBP: 0.436, SLG: 0.455	3-1 F8		2-2 G1-3 1B		0-1 E1 SH 1B	1-0 F8			3-3 K			1-3 K		1-1 G1-3		7 1 2 0 0 2 3										
Phil Bradley, R OBP: 0.300, SLG: 0.429	4-0 1B BB		2-2 G1-3		1-2 SH G6-3-1 1B		2-1 G5-3		0-3 K			0-3 K		2-3 K		6 1 1 1 1 3 4										
Joe Orsulak, L OBP: 0.304, SLG: 0.478	1-2 G6-4-3 1B		1-3 K		0-0 SH G6-3-1		0-0 G4-3			2-3 K		1-0 G4-3			1-1 F9 SF7 1B	6 1 2 0 0 2 2										
Cal Ripken Jr., R OBP: 0.189, SLG: 0.294	0-1 G6-4-3			1-1 L9 1B	1-2 G6-3-1		2-1 G4-3			1-2 F7			0-2 F8		2-2 F9	7 0 1 1 0 0 4										
Larry Sheets, L OBP: 0.323, SLG: 0.333		1-0 F7		3-1 L4	3-2 G3			2-0 PB G4-3 1B		2-2 WP 1B			1-0 P3		0-2 SF7	5 1 2 0 0 0 2										
Mike Devereaux, R OBP: 0.400, SLG: 0.538																1 0 0 1 0 0 0										
Mickey Tettleton, S OBP: 0.259, SLG: 0.292		1-0 G4-3		0-1 1B	1-0 F8			2-1 G4-3		2-1 F9			1-3 K		2-2 P6	7 0 1 0 0 1 3										
Jim Traher, L OBP: 0.143, SLG: 0.100				3-1 L9		0-1 G5-3			4-0 1B CS IBB					3-2 F7		5 0 0 0 1 1 2										
Craig Worthington, R OBP: 0.281, SLG: 0.323				2-2 P4	0-2 G6-3			3-1 CS 1B		0-3 K				2-2 G1-3 1B		6 0 2 1 0 1 2										
Rene Gonzales, R OBP: 0.286, SLG: 0.269				4-1 1B BB		0-1 E 1B		4-2 BB BB		3-2 2-1				2-1 G1-3 1B		3 1 1 0 2 1 0										
Francisco Melendez, L OBP: 0.500, SLG: 0.500									1-1 SAFE 1B	2-3 K						1 0 1 0 0 0 0										
Rick Schu, R									1-3 2-H 3-H							0 0 0 0 0 0 0										
Inning Stats	R: 0 E: 0 K: 0 S: 7	H: 1 LOB: 1 BB: 1 P: 15	R: 0 E: 0 K: 0 S: 4	H: 0 LOB: 0 BB: 0 P: 9	R: 0 E: 0 K: 1 S: 16	H: 1 LOB: 2 BB: 1 P: 27	R: 0 E: 0 K: 0 S: 13	H: 2 LOB: 2 BB: 0 P: 19	R: 3 E: 2 K: 0 S: 17	H: 3 LOB: 1 BB: 0 P: 23	R: 0 E: 0 K: 0 S: 8	H: 0 LOB: 1 BB: 1 P: 13	R: 0 E: 0 K: 1 S: 13	H: 0 LOB: 2 BB: 0 P: 20	R: 0 E: 0 K: 2 S: 10	H: 0 LOB: 0 BB: 0 P: 13	R: 0 E: 0 K: 1 S: 10	H: 0 LOB: 0 BB: 0 P: 12	R: 0 E: 0 K: 1 S: 15	H: 2 LOB: 2 BB: 0 P: 25	R: 1 E: 0 K: 0 S: 16	H: 1 LOB: 0 BB: 0 P: 20	1B: 13 2B: 0 3B: 0 HR: 0	SF: 1 SAC: 1 DP: 1 HBP: 0	WP: 1 PB: 1 SB: 1 CS: 2	PA: 60
PITCHER	IP WLS BF H R ER SO BB IBB HBP BLK WP HR S P ERA WHIP																									
Mark Gubicza, R ERA: 2.95	(1, 1) 7.1																									
Tom Gordon, R ERA: 2.57	(8, 1) 6.2																									
Steve Farr, R ERA: 2.25	(15, 1) 1.0	L																								

Baltimore Orioles @ Kansas City Royals
Royals Stadium, Kansas City, MO
Wed Apr 12 1989, 8:05 PM EDT
Att. 20,261 - Unknown

livebaseballscorecards.com

AB 54
R 5
H 13
RBI 4
BB 4
SO 11
LOB 22



Batter	1	2	3	4	5	6	7	8	9	10	11	12	13	14	15	AB R H RBI BB SO LOB	BOTTOM	
Willie Wilson, S <small>OBP: 0.200, SLG: 0.179 (1, 8)</small> Bo Jackson, R <small>OBP: 0.206, SLG: 0.424 (9, PH) (10, 7)</small>	3-2 F7		1-3 K		0-0 1B		3-2 F8		4-0 BB 1B G6-4-3		0-1 F8			1-3 K2-3		4 1 1 0 0 1 1 2 1 0 0 1 1 0	6 0 2 1 1 1 1 5 0 2 2 2 1 3 7 0 1 0 0 2 5 7 0 2 0 0 0 6 6 0 1 0 1 1 2 7 0 0 0 0 0 5 6 1 2 0 0 0 1 2 0 0 0 1 1 3 1 0 1 0 0 0 0 2 1 0 0 0 0 0	Baltimore Orioles @ Kansas City Royals Royals Stadium, Kansas City, MO Wed Apr 12 1989, 8:05 PM EDT Att. 20,261 - Unknown
Kevin Seitzer, R <small>OBP: 0.426, SLG: 0.333 (1, 5)</small>	4-1 1B BB		0-1 G4-3		2-2 F9		1-0 G6-4-3 1B		0-0 G6-4-3 BB 1B		3-1 L9			2-3 K				
George Brett, L <small>OBP: 0.366, SLG: 0.389 (1, 3)</small>	1-3 K		0-1 E S 1B		1-1 G6-4-3 1B		2-0 G6-4-3 1-2		4-2 G6-4-3 BB			1-1 G6-3				5 0 2 2 2 1 3		
Danny Tartabull, R <small>OBP: 0.514, SLG: 0.593 (1, 9)</small>	1-0 1-2 1B		3-2 G6-3		3-3 K		3-3 G6-4-3		2-2 F9			3-3 K				7 0 1 0 0 2 5		
Pat Tabler, R <small>OBP: 0.306, SLG: 0.303 (1, 10)</small>	2-2 F7			1-0 2B 1B		1-0 G6-3		1-2 G3-1 2B		1-0 G6-3				2-2 G3		7 0 2 0 0 0 6		
Jim Eisenreich, L <small>OBP: 0.333, SLG: 0.263 (1, 7) (10, 8)</small>		3-1 G4-3 1B		0-1 F8		0-0 G3-1		2-0 G3-1 2-3		0-3 K			2-1 F7			6 0 1 0 1 1 2		
Bob Boone, R <small>OBP: 0.394, SLG: 0.400 (1, 2)</small>		1-2 G4-3		1-0 P4		2-2 G6-3		2-0 G6-3		3-2 G4-3			0-0 P3			7 0 0 0 0 0 5		
Frank White, R <small>OBP: 0.355, SLG: 0.400 (1, 4)</small>		1-2 G5-3		1-2 2B		3-2 P5			1-1 WP 1B 1B				0-1 G6-3			6 1 2 0 0 0 1		
Brad Wellman, R <small>OBP: 0.182, SLG: 0.100 (1, 6)</small> Bill Buckner, L <small>OBP: 0.273, SLG: 0.273 (9, PH)</small> Bill Pecota, R <small>(9, PR) (10, 6)</small>		1-2 G3-1		1-3 K			4-1 1B BB		1-1 1B BB WP 1B				1-2 F8			2 0 0 0 1 1 3 1 0 1 0 0 0 0 2 1 0 0 0 0 0		
Inning Stats	R: 0 H: 1 E: 0 LOB: 2 K: 1 BB: 1 S: 14 P: 24	R: 0 H: 1 E: 0 LOB: 1 K: 0 BB: 0 S: 10 P: 15	R: 0 H: 1 E: 0 LOB: 1 K: 1 BB: 0 S: 14 P: 18	R: 0 H: 2 E: 0 LOB: 2 K: 1 BB: 0 S: 10 P: 14	R: 1 H: 2 E: 0 LOB: 1 K: 1 BB: 0 S: 12 P: 19	R: 0 H: 0 E: 0 LOB: 0 K: 0 BB: 0 S: 10 P: 15	R: 0 H: 1 E: 0 LOB: 1 K: 0 BB: 1 S: 6 P: 16	R: 0 H: 1 E: 0 LOB: 1 K: 0 BB: 0 S: 10 P: 17	R: 3 H: 3 E: 0 LOB: 2 K: 0 BB: 2 S: 13 P: 25	R: 0 H: 0 E: 0 LOB: 0 K: 1 BB: 0 S: 9 P: 12	R: 0 H: 0 E: 0 LOB: 0 K: 0 BB: 0 S: 7 P: 11	R: 0 H: 0 E: 0 LOB: 0 K: 1 BB: 0 S: 7 P: 11	R: 0 H: 0 E: 0 LOB: 0 K: 0 BB: 0 S: 5 P: 7	R: 0 H: 0 E: 0 LOB: 0 K: 2 BB: 0 S: 8 P: 14	R: 0 H: 0 E: 0 LOB: 2 K: 0 BB: 2 S: 8 P: 19	1B: 10 SF: 0 2B: 2 SAC: 0 3B: 0 DP: 2 HR: 0 HBP: 0	WP: 1 PA: 61 PB: 0 SB: 4 CS: 0	
PITCHER Bob Milacki, R <small>ERA: 4.76 (1, 1)</small> Kevin Hickey, L <small>ERA: (7, 1)</small> Brian Holton, R <small>ERA: 4.91 (8, 1)</small> Mark Thurmond, L <small>ERA: (9, 1)</small> Mark Williamson, R <small>ERA: (9, 1)</small>	IP WLS BF H R ER SO BB IBB HBP BLK WP HR S P ERA WHIP 6.1 29 8 1 1 4 2 0 0 0 0 0 75 118 1.42 1.579	Gregg Olson, R <small>ERA: 5.06 (14, 1)</small> IP WLS BF H R ER SO BB IBB HBP BLK WP HR S P ERA WHIP 2.0 8 0 0 0 2 0 0 0 0 0 0 16 33 0.00 1.000																

AB	55
R	4
H	12
RBI	3
BB	6
SO	8
LOB	27



Batter	1	2	3	4	5	6	7	8	9	AB R H RBI BB SO LOB	TOP							
Willie Wilson, S (1, 8) OBP: 0.176, SLG: 0.156	1-1 P4			1-2 6-3		3-1 6-3			3-3 K	4 0 0 0 0 1 0	Kansas City Royals @ Toronto Blue Jays Exhibition Stadium, Toronto, ON Fri Apr 14 1989, 3:33 AM EDT Att. 46,028 - Sunny - 48 F livebaseballscorecards.com							
Kevin Seitzer, R (1, 5) OBP: 0.409, SLG: 0.324	2-3 K			0-0 B2-3			1-2 1B	2-2 F7	4 0 1 0 0 1 0									
George Brett, L (1, 3) OBP: 0.341, SLG: 0.359	1-2 F9			0-0 E1 WP			1-3 K		3 0 0 0 0 1 1									
Danny Tartabull, R (1, 9) OBP: 0.500, SLG: 0.567		2-3 K		3-3 K			0-0 1B		3 0 1 0 0 2 1									
Pat Tabler, R (1, 10) OBP: 0.282, SLG: 0.278		2-2 1-3			1-1 4-3		2-1 G4-3-6		3 0 0 0 0 0 2									
Bo Jackson, R (1, 7) OBP: 0.189, SLG: 0.389		1-3 K			1-3 K			0-0 F8	3 0 0 0 0 2 0									
Mike Macfarlane, R (1, 2) OBP: 0.143, SLG: 0.143			0-1 P3		3-1 L8			0-0 5-3	3 0 0 0 0 0 0									
Frank White, R (1, 4) OBP: 0.324, SLG: 0.357			1-0 5-3			2-1 F9		3-2 P6	3 0 0 0 0 0 0									
Brad Wellman, R (1, 6) OBP: 0.154, SLG: 0.083			1-0 F9						2 0 0 0 0 1 0									
Gary Thurman, R (9, PH)									1 0 0 0 0 0 0									
Inning Stats	R: 0 H: 0 E: 0 K: 1 S: 9	H: 0 LOB: 0 BB: 0 P: 13	R: 0 H: 0 E: 0 K: 2 S: 9	H: 0 LOB: 0 BB: 0 P: 14	R: 0 H: 0 E: 0 K: 0 S: 4	H: 0 LOB: 0 BB: 0 P: 6	R: 0 H: 0 E: 1 K: 1 S: 10	H: 1 LOB: 1 BB: 0 P: 14	R: 0 H: 0 E: 0 K: 1 S: 7	H: 0 LOB: 0 BB: 0 P: 12	R: 0 H: 2 E: 0 K: 1 S: 11	H: 1 LOB: 1 BB: 0 P: 15	R: 0 H: 0 E: 0 K: 0 S: 5	H: 0 LOB: 0 BB: 0 P: 8	R: 0 H: 0 E: 0 K: 1 S: 10	H: 0 LOB: 0 BB: 0 P: 15	1B: 2 SF: 0 2B: 0 SAC: 0 3B: 0 DP: 1 HR: 0 HBP: 0	WP: 1 PA: 29 PB: 0 SB: 0 CS: 0
PITCHER Jimmy Key, L (1, 1) ERA: 3.1	IP 9.0 WLS W BF 29 H 2 R 0 ER 0 SO 8 BB 0 IBB 0 HBP 0 BLK 0 WP 1 HR 0 S 72 P 111 ERA 0.00 WHIP 0.222											PITCHER	IP WLS BF H R ER SO BB IBB HBP BLK WP HR S P ERA WHIP					

Kansas City Royals @ Toronto Blue Jays
 Exhibition Stadium, Toronto, ON
 Fri Apr 14 1989, 3:33 AM EDT
 Att. 46,028 - Sunny - 48 F

AB	29
R	0
H	2
RBI	0
BB	0
SO	8
LOB	4



BOTTOM

Kansas City Royals @ Toronto Blue Jays
 Exhibition Stadium, Toronto, ON
 Sat Apr 15 1989, 3:33 AM EDT
 Att. 25,247 - Cloudy

livebaseballscorecards.com

AB	32
R	5
H	10
RBI	5
BB	4
SO	3
LOB	13



WP:	1	PA:	36
PB:	0		
SB:	0		
CS:	2		

AB	R	H	RBI	BB	SO	LOB
4	1	3	0	0	0	0
3	1	1	0	1	0	3
3	1	1	1	1	0	0
4	1	3	2	0	0	1
3	1	0	0	1	1	2
4	0	0	0	0	1	3
4	0	1	0	0	1	2
3	0	1	2	1	0	0
3	0	0	0	0	0	2
1	0	0	0	0	0	0

Batter	1	2	3	4	5	6	7	8	9
Lloyd Moseby, L OBP: 0.353, SLG: 0.378 (1, 8)	3-2 1B 1B	2-2 F8		1-0 1-3 G6-4-3 1B			0-0 G4-3 1B		
Kelly Gruber, R OBP: 0.457, SLG: 0.538 (1, 5)	0-2 1B 2B 1B	4-2 CS BB		1-0 1-2f G6-4-3			2-1 1-2f G4-3		
Rance Mulliniks, L OBP: 0.345, SLG: 0.320 (1, 10)	0-0 2B 1B	4-2 BB			0-0 G1-3		0-0 L7		
George Bell, R OBP: 0.292, SLG: 0.404 (1, 7)	1-0 2B 2B	1-0 F9			0-1 1B		1-2 CS 1B		
Fred McGriff, L OBP: 0.468, SLG: 0.641 (1, 3)	4-1 2B BB		0-2 G6-3		0-0 L4		3-3 1-2 K		
Jesse Barfield, R OBP: 0.250, SLG: 0.478 (1, 9)	0-0 F9		3-2 F8		1-1 P1		0-3 K		
Ernie Whitt, L OBP: 0.429, SLG: 0.474 (1, 2)	1-3 K		1-1 F8		2-0 G3-1			0-0 1B	
Nelson Liriano, S OBP: 0.303, SLG: 0.300 (1, 4)	3-1 WP 2B		4-1 FC1-6 BB		0-0 P4			2-1 G3	
Manuel Lee, S OBP: 0.333, SLG: 0.289 (1, 6) Rob Ducey, L (9, PH)	1-2 G4-3		0-1 FC1-6 1B		0-0 G6-3			2-2 F8	

Inning	1	2	3	4	5	6	7	8	9
R	5	0	0	0	0	0	0	0	0
H	5	0	0	0	1	0	1	1	1
E	0	0	0	0	0	0	0	0	0
K	1	0	0	0	0	0	0	2	0
S	24	11	9	5	6	3	4	9	7
LOB	1	1	0	1	1	0	0	0	11
BB	1	2	0	1	0	0	0	0	11

PITCHER	IP	WLS	BF	H	R	ER	SO	BB	IBB	HBP	BLK	WP	HR	S	P	ERA	WHIP
Bret Saberhagen, R ERA: 4.02 (1, 1)	0.2		8	5	5	5	1	1	0	0	0	0	0	20	32	67.50	9.000
Luis Aquino, R ERA: (1, 1)	6.1	W	22	3	0	0	0	3	0	0	0	1	0	42	69	0.00	0.947
Jeff Montgomery, R ERA: 7.2 (8, 1)	1.0		3	1	0	0	2	0	0	0	0	0	0	9	13	0.00	1.000
Steve Farr, R ERA: 1.8 (9, 1)	1.0		3	1	0	0	0	0	0	0	0	0	0	7	11	0.00	1.000

Batter	1	2	3	4	5	6	7	8	9
Lloyd Moseby, L OBP: 0.357, SLG: 0.354 (1, 8)	K	SH1-3	F8					F8	
Kelly Gruber, R OBP: 0.481, SLG: 0.689 (1, 5)	HR	2B		G1-3	L8		2B	L1-3	
Pat Borders, R OBP: 0.313, SLG: 0.469 (1, 2)	F7	G5-3		K	P5		2B	L1-3	
George Bell, R OBP: 0.333, SLG: 0.462 (1, 7)	2B	G5-3		HR			F9	1B	
Rob Ducey, L (9, 7)	2B			2B					
Fred McGriff, L OBP: 0.491, SLG: 0.674 (1, 3)	2B	2B		HR				G4-3	
Jesse Barfield, R OBP: 0.264, SLG: 0.529 (1, 9)	1B	5-3		HR			P4		
Bob Brenly, R OBP: 0.235, SLG: 0.133 (1, 10)	P5			1B					
Rance Mulliniks, L OBP: 0.364, SLG: 0.321 (3, PH)				4-3			K		
Manuel Lee, S OBP: 0.340, SLG: 0.302 (1, 6)		SH1-3	K		F7		K	F8	
Tom Lawless, R OBP: 0.833, SLG: 0.667 (1, 4)		2B					3B	1B	

Inning Stats	R: 2	H: 4	E: 0	K: 1	S: 16	LOB: 2	BB: 0	P: 29	R: 4	H: 5	E: 0	K: 0	S: 18	LOB: 1	BB: 0	P: 26	R: 0	H: 0	E: 0	K: 1	S: 12	LOB: 1	BB: 1	P: 17	R: 3	H: 3	E: 0	K: 1	S: 19	LOB: 1	BB: 1	P: 28	R: 0	H: 0	E: 0	K: 0	S: 6	LOB: 1	BB: 1	P: 14	R: 0	H: 0	E: 0	K: 2	S: 10	LOB: 2	BB: 2	P: 24	R: 3	H: 2	E: 0	K: 2	S: 16	LOB: 2	BB: 3	P: 33	R: 3	H: 3	E: 0	K: 0	S: 11	LOB: 1	BB: 1	P: 22
--------------	------	------	------	------	-------	--------	-------	-------	------	------	------	------	-------	--------	-------	-------	------	------	------	------	-------	--------	-------	-------	------	------	------	------	-------	--------	-------	-------	------	------	------	------	------	--------	-------	-------	------	------	------	------	-------	--------	-------	-------	------	------	------	------	-------	--------	-------	-------	------	------	------	------	-------	--------	-------	-------

PITCHER	IP	WLS	BF	H	R	ER	SO	BB	IBB	HBP	BLK	WP	HR	S	P	ERA	WHIP
Floyd Bannister, L ERA: 7.63 (1, 1)	1.2		14	9	6	6	1	0	0	0	0	0	1	33	54	32.40	5.400
Bret Saberhagen, R ERA: 5.0 (2, 1)	2.1	L	12	3	3	3	2	2	0	0	0	0	1	32	46	11.57	2.143
Jeff Montgomery, R ERA: 5.14 (5, 1)	2.0		9	0	0	0	2	2	1	0	0	0	0	16	38	0.00	1.000
Tom Gordon, R ERA: 4.2 (7, 1)	1.0		8	2	3	3	2	3	0	0	0	0	0	16	33	27.00	5.000
Jerry Don Gleaton, L ERA: 27.0 (8, 1)	1.0		7	3	3	3	0	1	0	0	0	0	0	11	22	27.00	4.000

AB	R	H	RBI	BB	SO	LOB
3	1	0	0	2	1	3
6	4	4	6	0	0	1
6	1	2	2	0	1	3
5	2	3	2	1	0	2
0	0	0	0	0	0	0
4	1	2	2	2	1	2
5	1	2	3	0	1	4
1	0	0	0	0	0	2
3	0	1	0	1	1	2
5	2	2	0	0	2	3
2	3	1	0	3	0	0

AB	R	H	RBI	BB	SO	LOB
40	15	17	15	9	7	22

WP	HR	S	P	ERA	WHIP
0	0	0	0	0	0

Kansas City Royals @ Toronto Blue Jays
Exhibition Stadium, Toronto, ON
Sun Apr 16 1989, 3:33 AM EDT
Att. 35,210 - Unknown



Batter	1	2	3	4	5	6	7	8	9	10	11	12	13	AB R H RBI BB SO LOB	TOP																															
Gary Thurman, R (1, 8) OBP: 0.364, SLG: 0.300 Bill Buckner, L (11, PH) OBP: 0.353, SLG: 0.353 Bill Pecota, R (11, PR) OBP: 0.273, SLG: 0.222 (11, 9)	G6-3		G6-3		G6-3		G6-3		K		BB		SH5-3	5 0 1 1 0 1 0 1 0 1 0 0 0 0 0 0 0 0 0 0 0	Kansas City Royals @ Baltimore Orioles Memorial Stadium, Baltimore, MD Tue Apr 18 1989, 7:05 PM EDT Att. 13,408 - Unknown - 68 F livebaseballscorecards.com																															
Kevin Seitzer, R (1, 5) OBP: 0.377, SLG: 0.308	K		G4-3 1B		G6-3		G1-6-3			F8	BB		2B	6 0 2 2 1 1 1																																
George Brett, L (1, 3) OBP: 0.393, SLG: 0.353	BB HR 1B		G4-3 1-2				L6			G6-3	P4		IBB	5 1 1 0 2 0 5																																
Pat Tabler, R (1, 10) OBP: 0.367, SLG: 0.326 Willie Wilson, S (10, PR) OBP: 0.175, SLG: 0.162	HR BB				G5-3		G4-3						K	3 1 1 0 2 0 1 2 0 0 0 0 1 2																																
Jim Eisenreich, L (1, 9) OBP: 0.323, SLG: 0.357 (11, 8)	HR		G6-3				L5						G4-3	6 1 1 3 1 0 4																																
Bo Jackson, R (1, 7) OBP: 0.264, SLG: 0.480	G5-3						L9			FC5-4 IBB			F9	6 0 1 0 0 0 2																																
Bob Boone, R (1, 2) OBP: 0.354, SLG: 0.326 Bret Saberhagen, R (13, PR) Mike Macfarlane, R (13, 2) OBP: 0.125, SLG: 0.125			F9				G5-3				F8		1B 1B 1B	5 0 1 0 1 0 1 0 1 0 0 0 0 0 0 0 0 0 0 0 0																																
Frank White, R (1, 4) OBP: 0.304, SLG: 0.350			G5-3				F9						SH5-3 1B 2B 1B	6 2 2 0 0 1 1																																
Kurt Stillwell, S (1, 6) OBP: 0.227, SLG: 0.111 Danny Tartabull, R (11, PH) OBP: 0.510, SLG: 0.553 Brad Wellman, R (11, PR) OBP: 0.316, SLG: 0.278 (11, 6)			G6-3				G4-3						1B WP BB 2B 1B	4 0 0 0 0 0 2 0 0 0 0 1 0 0 1 1 1 1 0 0 0																																
Inning Stats	R: 3 E: 0 K: 1 S: 9	H: 2 LOB: 0 BB: 1 P: 18	R: 0 E: 0 K: 0 S: 8	H: 0 LOB: 0 BB: 0 P: 12	R: 0 E: 0 K: 0 S: 10	H: 1 LOB: 2 BB: 1 P: 22	R: 0 E: 0 K: 0 S: 8	H: 0 LOB: 1 BB: 1 P: 14	R: 0 E: 0 K: 0 S: 10	H: 0 LOB: 0 BB: 0 P: 16	R: 0 E: 0 K: 1 S: 8	H: 0 LOB: 0 BB: 0 P: 10	R: 0 E: 0 K: 1 S: 15	H: 1 LOB: 2 BB: 1 P: 27		R: 0 E: 0 K: 0 S: 8	H: 0 LOB: 0 BB: 0 P: 13	R: 3 E: 0 K: 1 S: 11	H: 4 LOB: 2 BB: 1 P: 19	1B: 9 2B: 2 3B: 0 HR: 1	SF: 0 SAC: 1 DP: 0 HBP: 0	WP: 1 PB: 0 SB: 2 CS: 0	PA: 59																							
PITCHER	IP WLS BF H R ER SO BB IBB HBP BLK WP HR S P ERA WHIP																				IP WLS BF H R ER SO BB IBB HBP BLK WP HR S P ERA WHIP																									
Bob Milacki, R (1, 1) ERA: 4.43 Gregg Olson, R (10, 1) ERA: 4.35 Kevin Hickey, L (11, 1) ERA: Mark Williamson, R (12, 1) ERA: 4.0	9.0		10	2	0	1	2	1	0	0	1	0	24	44		0.00	2.400	0.1	1	0	0	0	0	0	1	1	0.00	0.000	2.0	L	11	4	3	3	1	0	1	0	0	0	0	0	19	32	13.50	2.000



Batter	1	2	3	4	5	6	7	8	9	10	11	12	13	AB R H RBI BB SO LOB
Brady Anderson, L (1, 8) OBP: 0.390, SLG: 0.451	1-2 E7 G3 G4-3		X 0-0 G3		1-1 E S 1B		1-3 K		4-0 DI IBB		0-1 P2			5 2 1 0 1 1 1
Phil Bradley, R (1, 7) OBP: 0.317, SLG: 0.491	3-1 G3		1-0 1B		2-1 FC2-5 S 1-H 1B		1-3 K		1-3 K2-3		1-3 K			6 0 2 1 0 3 4
Joe Orsulak, L (1, 9) OBP: 0.243, SLG: 0.361	3-2 G4-3		1-1 G1-3		1-1 SAFE FC2-5 1-3 2B		2-1 F8		1-0 F7		2-2 G4-3			6 1 0 1 0 0 2
Cal Ripken Jr., R (1, 6) OBP: 0.351, SLG: 0.429	2-2 1B			2-2 F8	1-1 SAFE SAFE SAFE 1-H 2B		2-1 1B		1-1 FC6-4 2B		3-2 F8			6 0 4 1 0 0 0
Larry Sheets, L (1, 10) OBP: 0.255, SLG: 0.313	1-1 G4-3			3-3 K	0-0 F8		1-1 F7		4-0 FC6-4 IBB		1-0 F9			5 0 0 0 1 1 3
Jim Traber, L (1, 3) OBP: 0.229, SLG: 0.194		X 0-0 L6		2-2 1B 2B		1-2 G4-3		0-0 F8		2-0 FC6-4 DI 1-2 2-3			3-2 G5-3	6 1 1 0 0 0 3
Bob Melvin, R (1, 2) OBP: 0.476, SLG: 0.550		0-3 K		1-0 1B		2-2 G4-3			2-1 G3-1 SH1-4 1B				1-3 K2-3	6 0 2 1 0 3 2
Craig Worthington, R (1, 5) OBP: 0.245, SLG: 0.298		2-3 K		0-3 K		0-1 G1-3			1-1 SH1-4		0-2 F9			5 0 0 0 0 2 1
Rene Gonzales, R (1, 4) OBP: 0.268, SLG: 0.222			2-3 K		1-3 K			0-2 G4-3		0-1 G3-1				3 0 0 0 0 2 0
Francisco Melendez, L (9, PH) OBP: 0.250, SLG: 0.250											4-0 BB			1 0 0 0 0 0 1
Billy Ripken, R (10, 4)														0 0 0 0 0 1 0 0

Inning Stats	R: 1	H: 1	R: 0	H: 0	R: 0	H: 1	R: 1	H: 2	R: 2	H: 3	R: 0	H: 0	R: 0	H: 1	R: 0	H: 1	R: 0	H: 0	R: 0	H: 0	R: 0	H: 0	R: 0	H: 0	R: 0	H: 0	1B: 7	SF: 0	WP: 0	PA: 53
E: 1	LOB: 1	E: 0	LOB: 0	E: 0	LOB: 1	E: 0	LOB: 1	E: 0	LOB: 0	E: 0	LOB: 0	E: 0	LOB: 1	E: 0	LOB: 2	E: 0	LOB: 1	E: 0	LOB: 0	E: 0	LOB: 0	E: 0	LOB: 0	E: 0	LOB: 0	2B: 3 <td>SAC: 1 <td>PB: 0 </td></td>	SAC: 1 <td>PB: 0 </td>	PB: 0		
K: 0	BB: 0	K: 2	BB: 0	K: 1	BB: 0	K: 0	BB: 0	K: 2	BB: 0	K: 1	BB: 0	K: 0	BB: 0	K: 1	BB: 1	K: 1	BB: 1	K: 0	BB: 0	K: 1	BB: 0	K: 1	BB: 0	K: 1	BB: 0	3B: 0 <td>DP: 0 <td>SB: 2 </td></td>	DP: 0 <td>SB: 2 </td>	SB: 2		
S: 13	P: 23	S: 7	P: 9	S: 8	P: 12	S: 14	P: 22	S: 12	P: 19	S: 8	P: 11	S: 11	P: 13	S: 7	P: 12	S: 9	P: 17	S: 8	P: 17	S: 10	P: 15	S: 7	P: 13	S: 8	P: 12	HR: 0 <td>HBP: 0 <td>CS: 0 </td></td>	HBP: 0 <td>CS: 0 </td>	CS: 0		

PITCHER	IP	WLS	BF	H	R	ER	SO	BB	IBB	HBP	BLK	WP	HR	S	P	ERA	WHIP
Mark Gubicza, R (1, 1) ERA: 3.03	8.1		35	9	4	3	8	0	0	0	0	0	0	84	128	3.24	1.080
Tom Gordon, R (9, 1) ERA: 3.38	3.2	W	15	1	0	0	3	1	2	0	0	0	0	30	55	0.00	0.545
Steve Farr, R (13, 1) ERA: 1.5	1.0	S	3	0	0	0	1	0	0	0	0	0	0	8	12	0.00	0.000


BOTTOM

Kansas City Royals @ Baltimore Orioles
Memorial Stadium, Baltimore, MD

Tue Apr 18 1989, 7:05 PM EDT
Att: 13,408 - Unknown - 68 F

livebaseballscorecards.com

AB	49
R	4
H	10
RBI	4
BB	3
SO	12
LOB	17



Kansas City Royals @ Baltimore Orioles
Memorial Stadium, Baltimore, MD

Wed Apr 19 1989, 7:05 PM EDT
 Att. 15,354 - Unknown - 58 F

AB	35
R	5
H	8
RBI	5
BB	2
SO	3
LOB	11



Batter	1	2	3	4	5	6	7	8	9	AB R H RBI BB SO LOB
Willie Wilson, S (1, 8) OBP: 0.182, SLG: 0.154 Pat Tabler, R (9, PH) OBP: 0.360, SLG: 0.318	0-3 K		1-0 G1-3		4-2 FC6-4 BB		1-0 SF8		0-1 F9	2 0 0 1 1 1 0 1 0 0 0 0 0 2
Kevin Seitzer, R (1, 5) OBP: 0.348, SLG: 0.281	0-0 G6-3		1-0 L7		2-1 FC6-4 1-2f		1-2 F7		2-2 L9	5 0 0 0 0 0 4
George Brett, L (1, 3) OBP: 0.385, SLG: 0.400	0-2 E4 WP		0-0 G4-3			3-1 G4-3			HR	4 1 1 1 0 0 0
Danny Tartabull, R (1, 10) OBP: 0.491, SLG: 0.524	3-3 K 1-2			2-3 K		1-0 2B HR 1B			3-2 L9	4 1 1 0 0 2 1
Jim Eisenreich, L (1, 9) OBP: 0.314, SLG: 0.375		1-0 G4-3		0-0 B2-3		0-1 HR 2B		1-1 L4		4 1 1 0 0 0 0
Bo Jackson, R (1, 7) OBP: 0.263, SLG: 0.519		1-0 G5-3		1-0 G5-3		0-1 HR		1-0 F9		4 1 1 3 0 0 0
Mike Macfarlane, R (1, 2) OBP: 0.167, SLG: 0.250			2-2 2B		1-2 G4-3	0-1 G6-3		0-0 L6		4 0 1 0 0 0 0
Frank White, R (1, 4) OBP: 0.327, SLG: 0.357 Bill Buckner, L (9, PH) OBP: 0.389, SLG: 0.389 Gary Thurman, R (9, PR) OBP: 0.364, SLG: 0.300		4-2 BB		1-2 WP 1B		3-2 F9		1-2 S 1B	2 0 1 0 1 0 0 1 0 1 0 0 0 0 0 0 0 0 0 0 0	
Kurt Stillwell, S (1, 6) OBP: 0.231, SLG: 0.136		0-1 G1-3			3-2 G6-3 1-2		0-2 E9 SF8 1B		1-2 P2	4 1 1 0 0 0 4

Inning Stats	R: 0	H: 0	E: 1	K: 2	S: 11	P: 14	R: 0	H: 1	E: 0	K: 0	S: 11	P: 19	R: 0	H: 0	E: 0	K: 0	S: 3	P: 5	R: 0	H: 0	E: 0	K: 1	S: 5	P: 8	R: 0	H: 1	E: 0	K: 0	S: 15	P: 26	R: 3	H: 3	E: 0	K: 0	S: 12	P: 19	R: 2	H: 2	E: 1	K: 0	S: 14	P: 19	R: 0	H: 0	E: 0	K: 0	S: 4	P: 6	R: 0	H: 1	E: 0	K: 0	S: 12	P: 16	1B: 4	2B: 2	3B: 0	HR: 2	SF: 1	SAC: 0	DP: 0	HBP: 0	WP: 2	PB: 0	SB: 1	CS: 0	PA: 38
--------------	------	------	------	------	-------	-------	------	------	------	------	-------	-------	------	------	------	------	------	------	------	------	------	------	------	------	------	------	------	------	-------	-------	------	------	------	------	-------	-------	------	------	------	------	-------	-------	------	------	------	------	------	------	------	------	------	------	-------	-------	-------	-------	-------	-------	-------	--------	-------	--------	-------	-------	-------	-------	--------

PITCHER	IP	WLS	BF	H	R	ER	SO	BB	IBB	HBP	BLK	WP	HR	S	P	ERA	WHIP
Dave Schmidt, R (1, 1) ERA: 7.71	6.2	W	30	7	5	5	3	2	0	0	0	2	2	66	102	6.75	1.350
Gregg Olson, R (7, 1) ERA: 3.86	1.1		4	0	0	0	0	0	0	0	0	0	0	9	14	0.00	0.000
Mark Williamson, R (9, 1) ERA: 3.6	1.0	S	4	1	0	0	0	0	0	0	0	0	0	12	16	0.00	1.000

PITCHER	IP	WLS	BF	H	R	ER	SO	BB	IBB	HBP	BLK	WP	HR	S	P	ERA	WHIP
---------	----	-----	----	---	---	----	----	----	-----	-----	-----	----	----	---	---	-----	------

Batter	1	2	3	4	5	6	7	8	9	AB R H RBI BB SO LOB	TOP
Willie Wilson, S OBP: 0.188, SLG: 0.163 (1, 8)	3-2 G4-6-3 1B		X 0-0 F9			0-3 K		2-1 G6-3		4 0 1 0 0 1 1	
Kevin Seitzer, R OBP: 0.343, SLG: 0.267 (1, 5)	1-1 G4-6-3 1-2f		1 SAFE 0-0 CS	2-2 G5-3		2-2 P3			4-1 1B BB	3 0 0 0 1 0 1	
George Brett, L OBP: 0.377, SLG: 0.379 (1, 3)	4-2 FC6-4 BB			0-0 F9			1-3 K		0-1 P6	3 0 0 0 1 1 1	
Danny Tartabull, R OBP: 0.509, SLG: 0.543 Gary Thurman, R OBP: 0.364, SLG: 0.300 (1, 9) (9, PR)	0-2 FC6-4 1-2f			0-0 1B		3-2 1B 1B			0-0 1-3 1B	4 0 3 0 0 0 1 0 0 0 0 0 0 0	
Pat Tabler, R OBP: 0.352, SLG: 0.313 (1, 10)		1-2 G3		1-1 L3		1-0 1-2 1B		0-1 F7		4 0 1 0 0 0 3	
Bo Jackson, R OBP: 0.262, SLG: 0.500 (1, 7)		1-0 G1-6-3 1B			0-2 P4		3-3 K		2-3 K	4 0 1 0 0 2 4	
Bob Boone, R OBP: 0.333, SLG: 0.304 (1, 2)		0-1 G1-6-3 1-2f			0-2 F8		0-0 F7			3 0 0 0 0 0 3	
Frank White, R OBP: 0.327, SLG: 0.356 (1, 4)			0-1 CS 1B		2-1 G6-3			2-1 F8		3 0 1 0 0 0 0	
Kurt Stillwell, S OBP: 0.207, SLG: 0.120 (1, 6)			X 0-0 L7			0-1 G6-3		X 0-0 G1-3		3 0 0 0 0 0 1	
Inning Stats	R: 0 H: 1 E: 0 LOB: 1 K: 0 BB: 1 S: 10 P: 18	R: 0 H: 1 E: 0 LOB: 0 K: 0 BB: 0 S: 6 P: 8	R: 0 H: 1 E: 0 LOB: 0 K: 0 BB: 0 S: 4 P: 4	R: 0 H: 1 E: 0 LOB: 1 K: 0 BB: 0 S: 7 P: 10	R: 0 H: 0 E: 0 LOB: 0 K: 0 BB: 0 S: 8 P: 10	R: 0 H: 0 E: 0 LOB: 0 K: 1 BB: 0 S: 9 P: 11	R: 0 H: 2 E: 0 LOB: 2 K: 2 BB: 0 S: 12 P: 20	R: 0 H: 0 E: 0 LOB: 0 K: 0 BB: 0 S: 5 P: 9	R: 0 H: 1 E: 0 LOB: 2 K: 1 BB: 1 S: 9 P: 15	1B: 7 SF: 0 2B: 0 SAC: 0 3B: 0 DP: 2 HR: 0 HBP: 0	WP: 0 PA: 34 PB: 0 SB: 0 CS: 1
PITCHER Jeff Ballard, L ERA: 1.17 Mark Williamson, R ERA: 3.38	IP WLS BF H R ER SO BB IBB HBP BLK WP HR S P ERA WHIP	8.1 W 31 7 0 0 3 2 0 0 0 0 0 0 65 98 0.00 1.080	0.2 S 2 0 0 0 1 0 0 0 0 0 0 0 5 7 0.00 0.000								

Kansas City Royals @ Baltimore Orioles
Memorial Stadium, Baltimore, MD

Thu Apr 20 1989, 7:05 PM EDT
Att. 22,925 - Unknown - 65 F

AB	31
R	0
H	7
RBI	0
BB	2
SO	4
LOB	15



Batter	1	2	3	4	5	6	7	8	9	AB	R	H	RBI	BB	SO	LOB	
Brady Anderson, L (1, 8) OBP: 0.368, SLG: 0.407	3-3 K		0-1 G6-3			0-3 K		3-2 P6		4	0	0	0	0	2	0	
Phil Bradley, R (1, 7) OBP: 0.324, SLG: 0.467	2-0 G6-3		0-1 G3-1			0-0 F9		0-1 1B		4	0	1	0	0	0	0	
Joe Orsulak, L (1, 9) OBP: 0.293, SLG: 0.450	0-1 1B				1-2 G3-1		1-2 P6		0-1 1B	4	1	3	0	0	0	0	
Cal Ripken Jr., R (1, 6) OBP: 0.354, SLG: 0.429	0-1 1B				1-2 G3-1		4-2 SH5-3		0-0 G6-4-3	3	1	1	1	1	0	3	
Larry Sheets, L (1, 10) OBP: 0.241, SLG: 0.294	3-2 G4-3				1-2 L5		1-1 E3		1-2 1B	3	0	0	0	0	0	3	
Jim Traber, L (1, 3) OBP: 0.243, SLG: 0.212		2-2 CS			0-1 G4-3		0-1 SH5-3		1-2 2-3	2	0	1	0	0	0	1	
Bob Melvin, R (1, 2) OBP: 0.429, SLG: 0.462		0-2 G5-3				0-0 L8		4-0 1B		2	0	0	0	1	0	1	
Craig Worthington, R (1, 5) OBP: 0.286, SLG: 0.365		1-2 L9				3-2 F8		2-1 G4-6-3		3	0	1	1	0	0	1	
Billy Ripken, R (1, 4) OBP: 0.333, SLG: 0.200			0-1 G1-3			0-0 G4-3		1-0 G4-6-3		2	0	0	0	0	0	0	
Randy Milligan, R (7, PH) OBP: 0.375, SLG: 0.450										1	0	0	0	0	0	3	
Rene Gonzales, R (8, 4) OBP: 0.266, SLG: 0.222										0	0	0	0	0	0	0	
Inning Stats	R: 1 E: 0 K: 1 S: 14	H: 2 LOB: 1 BB: 0 P: 22	R: 0 E: 0 K: 0 S: 11	H: 1 LOB: 0 BB: 0 P: 14	R: 0 E: 0 K: 0 S: 6	H: 1 LOB: 1 BB: 0 P: 14	R: 0 E: 0 K: 0 S: 6	H: 0 LOB: 0 BB: 0 P: 9	R: 1 E: 1 K: 0 S: 9	H: 1 LOB: 2 BB: 2 P: 21	R: 0 E: 0 K: 0 S: 9	H: 2 LOB: 1 BB: 0 P: 12	1B: 5 2B: 2 3B: 0 HR: 0	SF: 0 SAC: 1 DP: 2 HBP: 0	WP: 0 PB: 0 SB: 0 CS: 1	PA: 31	
PITCHER Bret Saberhagen, R (1, 1) ERA: 3.81	IP: 8.0 WLS: L BF: 31 H: 7 R: 2 ER: 1 SO: 2 BB: 1 IBB: 1 HBP: 0 BLK: 0 WP: 0 HR: 0 S: 76 P: 109 ERA: 1.12 WHIP: 1.000							PITCHER	IP: 8.0 WLS: L BF: 31 H: 7 R: 2 ER: 1 SO: 2 BB: 1 IBB: 1 HBP: 0 BLK: 0 WP: 0 HR: 0 S: 76 P: 109 ERA: 1.12 WHIP: 1.000								

BOTTOM

Kansas City Royals @ Baltimore Orioles
Memorial Stadium, Baltimore, MD

Thu Apr 20 1989, 7:05 PM EDT
Att: 22,925 - Unknown - 65 F

livebaseballscorecards.com

AB	28
R	2
H	7
RBI	2
BB	2
SO	2
LOB	12



BOTTOM

Kansas City Royals @ Boston Red Sox
Fenway Park, Boston, MA

AB	33
R	4
H	10
RBI	3
BB	6
SO	1
LOB	29



WP	1	PA	39
PB	0		
SB	1		
CS	0		

Fri Apr 21 1989, 7:05 PM EDT
Att. 31,766 - Unknown

livebaseballscorecards.com

AB R H RBI BB SO LOB

4	2	1	0	1	0	6
5	0	3	1	0	0	1
5	0	2	0	0	0	5
4	0	0	1	0	0	4
4	1	1	0	0	0	3
2	0	1	0	2	0	1
4	0	1	0	0	1	4
4	1	1	0	0	0	3
1	0	0	0	2	0	2
0	0	0	1	1	0	0

Batter	1	2	3	4	5	6	7	8	9
Wade Boggs, L OBP: 0.414, SLG: 0.426 (1, 5)	2-0 1B G4-3 1B		4-2 FC6-4 1B BB		1-0 F8 1-2f		2-2 G6-4-3 1-2f		1-2 FC5-2 1B 1-2 2-3 3-Hf
Marty Barrett, R OBP: 0.371, SLG: 0.482 (1, 4)	1-0 G4-3 1-2 1B		1-2 FC6-4 1-2 1B		3-1 G6-3 1-2f			1-0 P6	0-2 1B 1-2 2-3 3-H
Ellis Burks, R OBP: 0.373, SLG: 0.421 (1, 8)	1-0 G4-3 1-2 2-3 1B		1-2 FC6-4 1-2f 2-3 FC4-6			1-1 F9 BLK 1B		0-1 P2	0-2 G5-3
Mike Greenwell, L OBP: 0.406, SLG: 0.579 (1, 7)	0-1 G4-3 1-2f 2-3 3-H		0-0 FC4-6 1-2f 3-H		1 SAFE 1 SAFE 1 SAFE 1 B 1 X	0-1 L8		1-2 G3	
Jim Rice, R OBP: 0.323, SLG: 0.450 (1, 10)	0-0 F8		1-2 P3		1 SAFE 1 B 1 C 1 X	1-1 F9			0-1 E WP BB 1B
Dwight Evans, R OBP: 0.410, SLG: 0.529 (1, 9)		4-1 G5-3 1B BB		2-2 G5-4-3 1B		1-1 G5-3			4-1 BB E FC5-2 BB 1-2
Nick Esasky, R OBP: 0.345, SLG: 0.569 (1, 3)		1-0 F9		1-0 G5-4-3 1-2f			2-2 2B		2-3 K
Rich Gedman, L OBP: 0.211, SLG: 0.286 (1, 2)		2-2 P3 1-2 1B		1-0 P3			1-1 L4		1-1 E5 FC5-2 BB 1B 1-2 2-3
Jody Reed, R OBP: 0.388, SLG: 0.256 Sam Horn, L OBP: 1.000, SLG: 1.000 (9, PH)		3-1 G5-3 2-3f			4-1 G6-3 BB		4-2 G6-4-3 BB		4-0 1B FC5-2 BB 1-2 2-3 3-H

Inning Stats	R: 1	H: 3	LOB: 1	BB: 0	S: 6	R: 0	H: 1	LOB: 1	BB: 1	S: 8	R: 0	H: 1	LOB: 0	BB: 0	S: 6	R: 0	H: 0	LOB: 0	BB: 1	S: 5	R: 0	H: 1	LOB: 1	BB: 0	S: 8	R: 0	H: 1	LOB: 1	BB: 1	S: 10	R: 0	H: 0	LOB: 0	BB: 0	S: 6	R: 2	H: 2	LOB: 3	BB: 2	S: 17	1B: 9	SF: 0	2B: 1	SAC: 0	3B: 0	DP: 5	HR: 0	HBP: 0	WP: 1	PA: 39
--------------	------	------	--------	-------	------	------	------	--------	-------	------	------	------	--------	-------	------	------	------	--------	-------	------	------	------	--------	-------	------	------	------	--------	-------	-------	------	------	--------	-------	------	------	------	--------	-------	-------	-------	-------	-------	--------	-------	-------	-------	--------	-------	--------

PITCHER	IP	WLS	BF	H	R	ER	SO	BB	IBB	HBP	BLK	WP	HR	S	P	ERA	WHIP
Floyd Bannister, L ERA: 6.64 (1, 1)	5.0	W	20	6	2	2	0	3	0	0	0	0	0	41	73	3.60	1.800
Jeff Montgomery, R ERA: 3.6 (6, 1)	3.0		11	2	0	0	0	1	0	0	1	0	0	24	38	0.00	1.000
Steve Farr, R ERA: 1.29 (9, 1)	1.0		8	2	2	0	1	2	0	0	0	1	0	17	29	0.00	4.000

PITCHER	IP	WLS	BF	H	R	ER	SO	BB	IBB	HBP	BLK	WP	HR	S	P	ERA	WHIP
---------	----	-----	----	---	---	----	----	----	-----	-----	-----	----	----	---	---	-----	------

Batter	1	2	3	4	5	6	7	8	9	AB R H RBI BB SO LOB	TOP	
Jim Eisenreich, L (1, 8) OBP: 0.350, SLG: 0.459	0-0 G3-1		2-2 2B	0-0 G4-3 WP		0-0 G4-3			0-0 2B	5 2 3 1 0 0 0		
Kevin Seitzer, R (1, 5) OBP: 0.333, SLG: 0.277	1-3 K		1-1 2B	1-1 G4-3			0-1 G5-3		0-1 F8	5 0 1 2 0 1 2		
George Brett, L (1, 3) OBP: 0.359, SLG: 0.344	2-1 G4-3		2-2 G1-3	1-0 G3-1			4-2 P4 BB		4-0 IBB	3 0 0 0 2 0 1		
Danny Tartabull, R (1, 9) OBP: 0.470, SLG: 0.472		4-2 BB 1B BB	0-0 F9	0-3 K			1-1 P4		0-1 F7	4 1 0 0 1 1 4		
Pat Tabler, R (1, 10) OBP: 0.345, SLG: 0.308		2-0 BB 1B	1-3 K		1-3 K		2-3 K			4 0 1 0 0 3 2		
Bo Jackson, R (1, 7) OBP: 0.319, SLG: 0.571		4-1 BB BB		3-2 1B 2B		2-3 K		4-0 CS BB		2 1 1 0 2 1 0		
Mike Macfarlane, R (1, 2) OBP: 0.250, SLG: 0.267		4-1 BB		1-0 2B 1B		2-0 G4-3		2-0 F8		3 1 1 2 1 0 1		
Brad Wellman, R (1, 4) OBP: 0.304, SLG: 0.238		0-1 P2		4-0 2B 1B BB			2-1 F9		1-0 L1	3 1 0 0 1 0 4		
Kurt Stillwell, S (1, 6) OBP: 0.237, SLG: 0.182		0-0 F9-2-1-5		2-0 1B G4-3 2B		2-2 G4-3			2-1 G1-3	4 1 1 1 0 0 3		
Inning Stats	R: 0 E: 0 K: 1 S: 6 H: 0 LOB: 0 BB: 0 P: 9	R: 1 E: 0 K: 0 S: 9 H: 1 LOB: 2 BB: 3 P: 23	R: 1 E: 0 K: 1 S: 12 H: 2 LOB: 1 BB: 0 P: 18	R: 5 E: 0 K: 1 S: 12 H: 4 LOB: 0 BB: 1 P: 24	R: 0 E: 0 K: 2 S: 11 H: 0 LOB: 0 BB: 0 P: 16	R: 0 E: 0 K: 0 S: 6 H: 0 LOB: 0 BB: 0 P: 10	R: 0 E: 0 K: 1 S: 11 H: 0 LOB: 1 BB: 1 P: 18	R: 0 E: 0 K: 0 S: 2 H: 0 LOB: 0 BB: 1 P: 9	R: 0 E: 0 K: 0 S: 7 H: 1 LOB: 2 BB: 1 P: 13	1B: 3 2B: 6 3B: 0 HR: 0 SF: 0 SAC: 0 DP: 1 HBP: 0	WP: 1 PB: 0 SB: 3 CS: 1 PA: 40	
PITCHER	IP WLS BF H R ER SO BB IBB HBP BLK WP HR S P ERA WHIP											
Mike Boddicker, R (1, 1) ERA: 8.82	3.0 L 18 6 6 6 2 4 0 0 0 0 0 0 32 65 18.00 3.333											
Dennis Lamp, R (4, 1) ERA: 2.16	5.0 17 1 1 1 4 2 0 0 0 1 0 37 62 1.80 0.600											
Mike Smithson, R (9, 1) ERA: 6.92	1.0 5 1 0 0 0 0 1 0 0 0 0 7 13 0.00 1.000											

Kansas City Royals @ Boston Red Sox
 Fenway Park, Boston, MA
 Sat Apr 22 1989, 3:33 AM EDT
 Att. 33,048 - Overcast - 42 F

livebaseballscorecards.com

AB	33
R	7
H	8
RBI	6
BB	7
SO	6
LOB	17



Batter	1	2	3	4	5	6	7	8	9	AB	R	H	RBI	BB	SO	LOB
Wade Boggs, L OBP: 0.400, SLG: 0.409 (1, 5)	2-2 F7		1-1 SH2-4 1B	3-1 G6-3			0-1 G5-3		3-2 P5	5	1	1	0	0	0	0
Marty Barrett, R OBP: 0.373, SLG: 0.467 (1, 4)	0-0 G4-3		4-0 SH2-4 1B		2-1 G5-3		3-1 BB SF8 1B		0-1 F9	4	2	1	0	1	0	0
Ellis Burks, R OBP: 0.394, SLG: 0.443 (1, 8)	1-0 1B		0-0 SH2-4		0-0 G4-3		2-2 SF8 BB 1B		0-1 1B	4	0	3	0	0	0	0
Mike Greenwell, L OBP: 0.406, SLG: 0.557 (1, 7)	2-1 G3		0-0 1B		1-1 F8		4-2 1B		1-3 K	4	0	1	2	1	1	2
Jim Rice, R OBP: 0.318, SLG: 0.444 (1, 10)		0-3 K	1 SAFE 2-3 K		0-0 BB 1B		0-0 SF8			3	0	1	1	0	2	1
Dwight Evans, R OBP: 0.431, SLG: 0.537 (1, 9)		0-1 1B	1 SAFE 3-1 1B		4-1 1B		2-2 L8			3	0	2	0	1	0	2
Nick Esasky, R OBP: 0.339, SLG: 0.545 (1, 3)		3-1 1B	0-0 G1-3		0-0 F9		1-3 K			4	0	1	0	0	1	4
Rich Gedman, L OBP: 0.190, SLG: 0.256 (1, 2)		0-0 L8		0-0 L7		3-1 F9		1-2 G4-3		4	0	0	0	0	0	4
Jody Reed, R OBP: 0.373, SLG: 0.244 (1, 6)		2-2 G1-3		1-0 G6-3		3-2 G4-3		1-3 K		2	0	0	0	0	0	2
Sam Horn, L OBP: 0.667, SLG: 0.500 (6, PH)										1	0	0	0	0	0	2
Ed Romero, R OBP: 0.333, SLG: 0.333 (7, 6)										1	0	0	0	0	1	0

Inning Stats	R: 0	H: 1	E: 0	LOB: 1	K: 0	BB: 0	S: 8	R: 0	H: 2	E: 0	LOB: 2	K: 1	BB: 0	S: 12	R: 2	H: 3	E: 0	LOB: 2	K: 1	BB: 1	S: 10	R: 0	H: 0	E: 0	LOB: 0	K: 0	BB: 0	S: 4	R: 0	H: 0	E: 0	LOB: 0	K: 0	BB: 0	S: 5	R: 0	H: 1	E: 0	LOB: 2	K: 0	BB: 1	S: 8	R: 1	H: 2	E: 0	LOB: 2	K: 0	BB: 1	S: 13	R: 0	H: 0	E: 0	LOB: 0	K: 2	BB: 0	S: 11	R: 0	H: 1	E: 0	LOB: 1	K: 1	BB: 0	S: 10	1B: 10	SF: 1	2B: 0	SAC: 1	3B: 0	DP: 0	HR: 0	HBP: 0	WP: 0	PA: 40
--------------	------	------	------	--------	------	-------	------	------	------	------	--------	------	-------	-------	------	------	------	--------	------	-------	-------	------	------	------	--------	------	-------	------	------	------	------	--------	------	-------	------	------	------	------	--------	------	-------	------	------	------	------	--------	------	-------	-------	------	------	------	--------	------	-------	-------	------	------	------	--------	------	-------	-------	--------	-------	-------	--------	-------	-------	-------	--------	-------	--------


PITCHER	IP	WLS	BF	H	R	ER	SO	BB	IBB	HBP	BLK	WP	HR	S	P	ERA	WHIP
Mark Gubicza, R ERA: 3.11 (1, 1)	8.0		36	9	3	3	4	3	0	0	0	0	0	71	122	3.38	1.500
Tom Gordon, R ERA: 3.2 (9, 1)	1.0		4	1	0	0	1	0	0	0	0	0	0	10	14	0.00	1.000

BOTTOM

Kansas City Royals @ Boston Red Sox
Fenway Park, Boston, MA

Sat Apr 22 1989, 3:33 AM EDT
Att. 33,048 - Overcast - 42 F

AB	35
R	3
H	10
RBI	3
BB	3
SO	5
LOB	17



Batter	1	2	3	4	5	6	7	8	9	AB	R	H	RBI	BB	SO	LOB	TOP								
Willie Wilson, S OBP: 0.241, SLG: 0.220 (1, 8)	4-0 S 1B BB	0-1 2-H 2B		0-1 2-H 1B		2-1 P6		0-2 G4-3		4	1	2	2	1	0	2									
Kevin Seitzer, R OBP: 0.325, SLG: 0.271 (1, 5)	1-2 F9	2-2 G5-3		1-0 CS 1-2	1-1 G6-3	0-1 1B		0-1 G6-3		5	0	1	1	0	0	2									
George Brett, L OBP: 0.366, SLG: 0.368 Pat Tabler, R OBP: 0.356, SLG: 0.308 (1, 3) (8, PH) (8, 3)	1-1 CS 1B			1-1 F8	3-1 1B SF8 2B	0-1 L7		4-1 BB BB		4	1	2	1	0	0	2									
Danny Tartabull, R OBP: 0.465, SLG: 0.466 (1, 10)	1-2 F9			2-3 K	0-2 1B		1-1 BB SF7 1B	1-0 P4		5	1	2	0	0	1	2									
Jim Eisenreich, L OBP: 0.356, SLG: 0.463 (1, 9)	2-0 CS 1-2	0-0 HR 1B		0-0 P6	1-1 SF8		0-0 F7	1-2 G5-3 2B 1B		4	2	2	1	0	0	1									
Bo Jackson, R OBP: 0.329, SLG: 0.612 Gary Thurman, R OBP: 0.333, SLG: 0.273 (1, 7) (7, 7)		3-1 HR		2-2 F8	0-2 F8		1-1 BB 1B	3-2 G5-3		4	1	2	2	0	0	1									
Bob Boone, R OBP: 0.367, SLG: 0.407 (1, 2)		1-3 K		0-2 2B		0-0 1B FC3-6 2B	4-0 BB	1-0 2B		4	1	3	1	1	1	0									
Frank White, R OBP: 0.350, SLG: 0.404 Brad Wellman, R OBP: 0.292, SLG: 0.227 (1, 4) (7, 4)		1-2 2B		0-0 F8		2-1 1B FC3-6 1B	1-0 SF7	1-3 K		3	2	2	1	0	0	1									
Kurt Stillwell, S OBP: 0.233, SLG: 0.211 (1, 6)		2-3 K		3-2 1B		1-2 1B FC3-6	1-0 L4	1-0 G6-3		5	1	1	1	0	1	6									
Inning Stats	R: 1 E: 0 K: 0 S: 12	H: 1 LOB: 0 BB: 1 P: 19	R: 3 E: 0 K: 2 S: 20	H: 4 LOB: 1 BB: 0 P: 29	R: 0 E: 0 K: 1 S: 6	H: 0 LOB: 0 BB: 0 P: 9	R: 2 E: 0 K: 0 S: 12	H: 3 LOB: 0 BB: 0 P: 18	R: 1 E: 0 K: 0 S: 12	H: 2 LOB: 1 BB: 0 P: 17	R: 1 E: 0 K: 0 S: 12	H: 3 LOB: 2 BB: 0 P: 17	R: 1 E: 0 K: 0 S: 7	H: 2 LOB: 2 BB: 1 P: 15	R: 0 E: 0 K: 0 S: 10	H: 0 LOB: 1 BB: 1 P: 15	R: 1 E: 0 K: 1 S: 14	H: 2 LOB: 1 BB: 0 P: 21	1B: 9 2B: 7 3B: 0 HR: 1	SF: 2 SAC: 0 DP: 0 HBP: 0	WP: 0 PB: 0 SB: 2 CS: 2	PA: 47			
PITCHER	IP	WLS	BF	H	R	ER	SO	BB	IBB	HBP	BLK	WP	HR	S	P	ERA	WHIP								
Wes Gardner, R ERA: 7.36 (1, 1)	3.2	L	19	8	6	6	3	1	0	0	0	0	1	50	74	14.73	2.455								
Mike Smithson, R ERA: 7.16 (4, 1)	3.1		17	7	3	3	0	1	0	0	0	0	0	31	50	8.10	2.400								
Rob Murphy, L ERA: 4.82 (8, 1)	1.0		4	0	0	0	0	1	0	0	0	0	0	10	15	0.00	1.000								
Bob Stanley, R ERA: 5.84 (9, 1)	1.0		5	2	1	1	1	0	0	0	0	0	0	14	21	9.00	2.000								

Kansas City Royals @ Boston Red Sox
Fenway Park, Boston, MA
Sun Apr 23 1989, 3:33 AM EDT
Att: 33,116 - Sunny

AB	40
R	10
H	17
RBI	10
BB	3
SO	4
LOB	19



Batter	1	2	3	4	5	6	7	8	9	AB	R	H	RBI	BB	SO	LOB
Wade Boggs, L OBP: 0.380, SLG: 0.386 (1, 5)	0-1 F7		0-0 F8			1-0 F7		0-0 L7		4	0	0	0	0	0	2
Marty Barrett, R OBP: 0.352, SLG: 0.438 (1, 4)	1-1 P4		2-2 FC6-4			0-0 P2			0-1 P9	4	0	0	0	0	0	1
Ellis Burks, R OBP: 0.387, SLG: 0.431 (1, 8)	3-2 L5			1-1 G5-4-3 1B		1-1 F8			0-0 F8	4	0	1	0	0	0	0
Mike Greenwell, L OBP: 0.411, SLG: 0.554 (1, 7)		0-1 G4-3 G2-3 1B		0-0 G5-4-3 1B		0-0 G4-3			2-0 F8	4	0	2	0	0	0	0
Jim Rice, R OBP: 0.304, SLG: 0.424 (1, 10)		1-2 G2-3		0-0 G5-4-3		1-3 K				3	0	0	0	0	1	3
Dwight Evans, R OBP: 0.412, SLG: 0.509 (1, 9)		0-0 G4-3		0-1 L4		3-2 F9				3	0	0	0	0	0	2
Nick Esasky, R OBP: 0.325, SLG: 0.517 (1, 3)		1-1 F7		2-3 K					1-3 K	3	0	0	0	0	2	1
Rick Cerone, R OBP: 0.476, SLG: 0.529 (1, 2)			1-0 FC6-4 1B		1-3 K				3-2 F9	3	0	1	0	0	1	0
Jody Reed, R OBP: 0.370, SLG: 0.250 (1, 6)			2-2 P6		0-1 G4-3				3-2 1B	3	0	1	0	0	0	1


Inning Stats	R: 0	H: 0	E: 0	K: 0	S: 9	R: 0	H: 1	E: 0	K: 0	S: 9	R: 0	H: 1	E: 0	K: 0	S: 11	R: 0	H: 2	E: 0	K: 0	S: 6	R: 0	H: 0	E: 0	K: 2	S: 8	R: 0	H: 0	E: 0	K: 1	S: 7	R: 0	H: 1	E: 0	K: 1	S: 12	R: 0	H: 0	E: 0	K: 0	S: 4	R: 0	H: 0	E: 0	K: 0	S: 4	1B: 5	SF: 0	2B: 0	3B: 0	HR: 0	WP: 0	PB: 0	SB: 0	CS: 0	PA: 31
	LOB: 0	BB: 0	P: 13	LOB: 1	BB: 0	P: 11	LOB: 1	BB: 0	P: 16	LOB: 1	BB: 0	P: 7	LOB: 0	BB: 0	P: 11	LOB: 0	BB: 0	P: 6	LOB: 0	BB: 0	P: 11	LOB: 0	BB: 0	P: 6	LOB: 0	BB: 0	P: 11	LOB: 1	BB: 0	P: 19	LOB: 0	BB: 0	P: 6	LOB: 0	BB: 0	P: 6	LOB: 0	BB: 0	P: 6	LOB: 0	BB: 0	P: 6	LOB: 0	SF: 0	SAC: 0	DP: 1	HBP: 0	WP: 0	PB: 0	SB: 0	CS: 0	PA: 31			

PITCHER	IP	WLS	BF	H	R	ER	SO	BB	IBB	HBP	BLK	WP	HR	S	P	ERA	WHIP
Charlie Leibrandt, L ERA: 3.09 (1, 1)	9.0	W	31	5	0	0	4	0	0	0	0	0	0	70	100	0.00	0.556

BOTTOM

Kansas City Royals @ Boston Red Sox
 Fenway Park, Boston, MA
 Sun Apr 23 1989, 3:33 AM EDT
 Att. 33,116 - Sunny

AB	31
R	0
H	5
RBI	0
BB	0
SO	4
LOB	10



Batter	1	2	3	4	5	6	7	8	9	AB R H RBI BB SO LOB	TOP	
Rickey Henderson, R OBP: 0.420, SLG: 0.397 (1, 7) F B B X	2-1 G3 2B 1B		1-3 K		1-2 G4-3			1-1 2B 1B		4 1 2 0 0 1 0	<p>New York Yankees @ Kansas City Royals Royals Stadium, Kansas City, MO Tue Apr 25 1989, 8:05 PM EDT Att. 26,479 - Unknown - 70 F</p>	
Steve Sax, R OBP: 0.333, SLG: 0.423 (1, 4) B X	1-0 G3 1-2		0-1 G6-3		2-1 G6-3		1-2 E9 2B		4 1 1 0 0 0 1			
Don Mattingly, L OBP: 0.310, SLG: 0.283 (1, 3) 2 SAFE B C 2 SAFE X	1-1 F8 2-H 2B			1-2 F8		0-1 L7		0-1 F7	4 0 1 1 0 0 0			
Ken Phelps, L OBP: 0.394, SLG: 0.429 (1, 10) B S X	1-1 F8 2-3			1-1 1B 2B 1B		1-3 K		0-1 F9 2B	4 1 2 0 0 1 1			
Mel Hall, L OBP: 0.324, SLG: 0.355 Bob Brower, R OBP: 0.321, SLG: 0.400 (1, 9) F B B S (4, 9)	2-3 K			1-1 2B 1B		0-1 G4-3 2B		1-0 F9 2-3	2 0 1 0 0 1 1 2 0 1 0 0 0 1			
Mike Pagliarulo, L OBP: 0.100, SLG: 0.036 (1, 5) X		0-0 G6-3		1-3 K		0-0 G4-3 2-3		1-0 P6	4 0 0 0 0 1 4			
Don Slaught, R OBP: 0.292, SLG: 0.443 (1, 2) S X		0-1 G6-3		0-1 2B 1-H 3-H		0-0 P3		0-1 F7	4 0 1 1 0 0 2			
Alvaro Espinoza, R OBP: 0.350, SLG: 0.315 (1, 6) B X		1-0 G3			0-0 G1-6-3 1B		1-1 F9		3 0 1 0 0 0 1			
Roberto Kelly, R OBP: 0.349, SLG: 0.458 (1, 8) X			0-0 L8		1 SAFE B S 1 SAFE F X 1 SAFE 1 SAFE 1 SAFE B F 1-2f	2-2 G1-6-3		1-3 K	3 0 0 0 0 1 1			
Inning Stats	R: 1 H: 2 E: 0 LOB: 1 K: 1 BB: 0 S: 10 P: 17	R: 0 H: 0 E: 0 LOB: 0 K: 0 BB: 0 S: 4 P: 5	R: 0 H: 0 E: 0 LOB: 0 K: 1 BB: 0 S: 6 P: 7	R: 1 H: 3 E: 0 LOB: 2 K: 1 BB: 0 S: 12 P: 16	R: 0 H: 1 E: 0 LOB: 0 K: 0 BB: 0 S: 8 P: 11	R: 0 H: 0 E: 0 LOB: 0 K: 1 BB: 0 S: 7 P: 10	R: 0 H: 1 E: 0 LOB: 1 K: 0 BB: 0 S: 6 P: 7	R: 1 H: 2 E: 1 LOB: 0 K: 1 BB: 0 S: 13 P: 16	R: 0 H: 1 E: 0 LOB: 1 K: 0 BB: 0 S: 6 P: 8	1B: 5 SF: 0 2B: 5 SAC: 0 3B: 0 DP: 1 HR: 0 HBP: 0	WP: 0 PA: 34 PB: 0 SB: 0 CS: 0	
PITCHER Bret Saberhagen, R ERA: 3.34 (1, 1)	IP WLS BF H R ER SO BB IBB HBP BLK WP HR S P ERA WHIP	9.0 W 34 10 3 2 5 0 0 0 0 0 0 0 72 97 2.00 1.111										

livebaseballscorecards.com

AB	34
R	3
H	10
RBI	2
BB	0
SO	5
LOB	12



Batter	1	2	3	4	5	6	7	8	9	AB	R	H	RBI	BB	SO	LOB
Willie Wilson, S OBP: 0.242, SLG: 0.222 (1, 8)	L8			L9	1B		L9			4	0	1	0	0	0	0
Kevin Seitzer, R OBP: 0.333, SLG: 0.324 (1, 5)	G6-3			HR	1B		L9			4	1	2	2	0	0	0
George Brett, L OBP: 0.349, SLG: 0.347 (1, 3)	F7			G4-3	F8		G1-3			4	0	0	0	0	0	2
Danny Tartabull, R OBP: 0.467, SLG: 0.475 (1, 9)		G5-3				G5-3		F8		3	0	1	0	1	0	0
Gary Thurman, R OBP: 0.333, SLG: 0.273 (8, PR)				BB				1B		0	1	0	0	0	0	0
Pat Tabler, R OBP: 0.349, SLG: 0.304 (1, 10)		G3-1		L9		1B		F8		4	1	1	0	0	0	2
Bo Jackson, R OBP: 0.325, SLG: 0.634 (1, 7)			L8		HR		P6			4	1	1	1	0	1	3
Bob Boone, R OBP: 0.375, SLG: 0.414 (1, 2)			G6-3		P3		2B			4	0	2	1	0	0	0
Frank White, R OBP: 0.344, SLG: 0.411 (1, 4)			G6-3		P6		2B			4	0	1	1	0	0	2
Kurt Stillwell, S OBP: 0.239, SLG: 0.220 (1, 6)			G5-3		1B		F8			3	1	1	0	0	0	2

Inning Stats	R: 0	H: 0	E: 0	K: 0	S: 6	R: 0	H: 0	E: 0	K: 0	S: 5	R: 0	H: 0	E: 0	K: 0	S: 6	R: 1	H: 1	E: 0	K: 0	S: 7	R: 2	H: 4	E: 0	K: 0	S: 15	R: 1	H: 3	E: 0	K: 1	S: 12	R: 0	H: 0	E: 0	K: 0	S: 6	R: 1	H: 2	E: 0	K: 0	S: 17
	LOB: 0	BB: 0	P: 9	LOB: 0	BB: 0	P: 9	LOB: 1	BB: 1	P: 8	LOB: 2	BB: 0	P: 20	LOB: 2	BB: 0	P: 20	LOB: 0	BB: 0	P: 9	LOB: 2	BB: 0	P: 25	LOB: 0	BB: 0	P: 25	LOB: 0	BB: 0	P: 25	LOB: 0	BB: 0	P: 25	LOB: 0	BB: 0	P: 25	LOB: 0	BB: 0	P: 25	LOB: 0	BB: 0	P: 25	

PITCHER	IP	WLS	BF	H	R	ER	SO	BB	IBB	HBP	BLK	WP	HR	S	P	ERA	WHIP
John Candelaria, L ERA: 3.9 (1, 1)	8.0	L	35	10	5	5	1	1	0	0	0	0	2	74	115	5.62	1.375

BOTTOM

New York Yankees @ Kansas City Royals
 Royals Stadium, Kansas City, MO

Tue Apr 25 1989, 8:05 PM EDT
 Att: 26,479 - Unknown - 70 F

AB	34
R	5
H	10
RBI	5
BB	1
SO	1
LOB	11



WP: 0	PA: 35
PB: 0	SB: 0
CS: 0	

Batter	1	2	3	4	5	6	7	8	9	AB R H RBI BB SO LOB	TOP																
Rickey Henderson, R OBP: 0.413, SLG: 0.382 (1, 7) ^B X	1-0 G1-3 		0-0 L8 		0-0 L8 		4-1 BB 			3 0 0 0 1 0 1	New York Yankees @ Kansas City Royals Royals Stadium, Kansas City, MO Wed Apr 26 1989, 8:05 PM EDT Att. 26,544 - Unknown - 87 F livebaseballscorecards.com																
Steve Sax, R OBP: 0.318, SLG: 0.402 (1, 4) ^C X	0-1 G5-3 		3-2 G1-3 			0-1 F7 	2-3 K 			4 0 0 0 0 1 2																	
Don Mattingly, L OBP: 0.320, SLG: 0.286 (1, 3) ^C X	0-1 3B 1B 			1-2 G4-3 		1-0 G3-1 		4-1 BB 		3 1 1 0 1 0 0																	
Steve Balboni, R OBP: 0.189, SLG: 0.294 Wayne Tolleson, S OBP: 0.143, SLG: 0.077 (1, 10) ^C X (8, PH)	0-1 1-H 3B 			1-2 P6 		0-0 P2 		1-3 K 		3 0 1 1 0 0 0 1 0 0 0 0 1 1																	
Don Slaught, R OBP: 0.290, SLG: 0.462 (1, 2) ^X	0-0 G5-3 			0-0 E6 			1-0 1B 3B 	1-3 K 		4 1 1 0 0 1 2																	
Bob Brower, R OBP: 0.323, SLG: 0.370 Stan Jefferson, S OBP: 0.125, SLG: 0.125 (1, 9) (8, PH) (8, 9)		2-1 L8 		3-2 G1-3 			4-2 1B SH5-4 BB 	1-2 G1-3 		2 1 0 0 1 0 1 1 0 0 0 0 0 1																	
Mike Pagliarulo, L OBP: 0.147, SLG: 0.094 (1, 5)		1-2 G4-3 			1-1 G6-4-3 1B 		1-0 SH5-4 1B 	1-3 K 		4 0 2 1 0 1 0																	
Alvaro Espinoza, R OBP: 0.339, SLG: 0.304 Jamie Quirk, L OBP: 0.250, SLG: 0.143 (1, 6) (9, PH)		0-0 F8 			1-0 G6-4-3 		0-0 SH5-4 	0-2 G5-3 		2 0 0 1 0 0 1 1 0 0 0 0 0 0																	
Roberto Kelly, R OBP: 0.348, SLG: 0.452 Ken Phelps, L OBP: 0.382, SLG: 0.414 (1, 8) (9, PH)			1-1 F8 		2-1 1B 		1-3 K 	2-2 G4-3 		3 0 1 0 0 1 1 1 0 0 0 0 0 0																	
Inning Stats	R: 1 E: 0 K: 0 S: 8 H: 2 LOB: 1 BB: 0 P: 9	R: 0 E: 0 K: 0 S: 6 H: 0 LOB: 0 BB: 0 P: 9	R: 0 E: 0 K: 0 S: 6 H: 0 LOB: 0 BB: 0 P: 10	R: 0 E: 1 K: 0 S: 12 H: 0 LOB: 1 BB: 0 P: 17	R: 0 E: 0 K: 0 S: 6 H: 2 LOB: 1 BB: 0 P: 10	R: 0 E: 0 K: 0 S: 4 H: 0 LOB: 0 BB: 0 P: 5	R: 2 E: 0 K: 2 S: 16 H: 2 LOB: 2 BB: 2 P: 29	R: 0 E: 0 K: 2 S: 10 H: 0 LOB: 1 BB: 1 P: 17	R: 0 E: 0 K: 1 S: 10 H: 0 LOB: 0 BB: 0 P: 13	1B: 4 2B: 0 3B: 2 HR: 0 SF: 0 SAC: 1 DP: 1 HBP: 0	WP: 0 PB: 0 SB: 0 CS: 0 PA: 36																
PITCHER	IP WLS BF H R ER SO BB IBB HBP BLK WP HR S P ERA WHIP											PITCHER	IP WLS BF H R ER SO BB IBB HBP BLK WP HR S P ERA WHIP														
Floyd Bannister, L ERA: 6.15 (1, 1)	6.0	25	6	3	3	0	1	0	0	0	0	0	0	49	73	4.50	1.167										
Tom Gordon, R ERA: 2.91 (7, 1)	2.0	W	8	0	0	0	4	2	0	0	0	0	0	19	33	0.00	1.000										
Steve Farr, R ERA: 1.13 (9, 1)	1.0	S	3	0	0	0	1	0	0	0	0	0	0	10	13	0.00	0.000										

New York Yankees @ Kansas City Royals
 Royals Stadium, Kansas City, MO
 Wed Apr 26 1989, 8:05 PM EDT
 Att. 26,544 - Unknown - 87 F



Batter	1	2	3	4	5	6	7	8	9	AB R H RBI BB SO LOB	TOP																				
Rickey Henderson, R OBP: 0.412, SLG: 0.388 (1, 7)	3-2 G4-3		4-2 1B BB		3-2 WP 1B 2B		0-0 G5-3		0-3 K	4 1 1 0 1 1 1																					
Steve Sax, R OBP: 0.315, SLG: 0.395 (1, 4)	2-2 F9		2-0 1-2 1B		2-2 G5-3		0-0 G1-3			4 0 1 0 0 0 2																					
Don Mattingly, L OBP: 0.329, SLG: 0.299 (1, 3)	0-0 1B		1-0 G4-3		0-0 G4-6-3 1B			0-0 G3		4 0 2 1 0 0 2																					
Ken Phelps, L OBP: 0.368, SLG: 0.394 (1, 10)	1-0 G4-3			2-2 L8	1-2 G4-6-3			1-0 1B 1B		4 0 1 0 0 0 2 0 0 0 0 0 0 0																					
Wayne Tolleson, S OBP: 0.143, SLG: 0.077 (8, PR)																															
Mike Pagliarulo, L OBP: 0.184, SLG: 0.139 (1, 5)		1-0 G5-4-3 1B		1-1 2B G3-1 1B		0-1 G4-3		3-2 1 SAFE P6		4 1 2 0 0 0 1 0 0 0 0 0 0 0																					
Tom Brookens, R OBP: 0.250, SLG: 0.275 (8, 5)																															
Don Slaught, R OBP: 0.301, SLG: 0.478 (1, 2)		1 SAFE 2-2 G5-4-3 1-2f		0-0 G3-1 1-3 1B 2B		1-3 K2-3		1-1 1 SAFE 1 SAFE 1 SAFE 1-2 1B		4 1 2 0 0 1 1																					
Stan Jefferson, S OBP: 0.083, SLG: 0.083 (1, 9)				2-2 G3-1		3-2 G6-3		0-0 G3		4 0 0 1 0 0 3																					
Alvaro Espinoza, R OBP: 0.348, SLG: 0.317 (1, 6)				2-3 3-H 0-0	1-0 G1-3		0-0 SH1-4 1B		0-1 G4-3	4 0 2 1 0 0 0																					
Roberto Kelly, R OBP: 0.333, SLG: 0.431 (1, 8)				0-0	0-2 G6-3		0-1 G1-3		0-0 G6-3	3 0 0 0 0 0 1																					
Inning Stats	R: 0 E: 0 K: 0 S: 8	H: 1 LOB: 1 BB: 0 P: 14	R: 0 E: 0 K: 0 S: 5	H: 1 LOB: 0 BB: 0 P: 8	R: 0 E: 0 K: 0 S: 9	H: 1 LOB: 2 BB: 1 P: 17	R: 2 E: 0 K: 0 S: 12	H: 3 LOB: 1 BB: 0 P: 17	R: 1 E: 0 K: 0 S: 12	H: 2 LOB: 0 BB: 0 P: 18	R: 0 E: 0 K: 1 S: 8	H: 0 LOB: 0 BB: 0 P: 12	R: 0 E: 0 K: 0 S: 5	H: 1 LOB: 1 BB: 0 P: 6	R: 0 E: 0 K: 0 S: 12	H: 2 LOB: 2 BB: 0 P: 16	R: 0 E: 0 K: 1 S: 6	H: 0 LOB: 0 BB: 0 P: 6	1B: 9 2B: 2 3B: 0 HR: 0	SF: 0 SAC: 1 DP: 2 HBP: 0	WP: 1 PB: 0 SB: 0 CS: 0	PA: 37									
PITCHER Mark Gubicza, R ERA: 3.09 (1, 1)	IP 9.0	WLS L	BF 37	H 11	R 3	ER 3	SO 2	BB 1	IBB 0	HBP 0	BLK 0	WP 1	HR 0	S 77	P 114	ERA 3.00	WHIP 1.333														
											PITCHER	IP	WLS	BF	H	R	ER	SO	BB	IBB	HBP	BLK	WP	HR	S	P	ERA	WHIP			

New York Yankees @ Kansas City Royals
Royals Stadium, Kansas City, MO
 Thu Apr 27 1989, 8:05 PM EDT
 Att. 35,173 - Unknown - 75 F

AB	35
R	3
H	11
RBI	3
BB	1
SO	2
LOB	13



Batter	1	2	3	4	5	6	7	8	9	AB	R	H	RBI	BB	SO	LOB
Willie Wilson, S OBP: 0.271, SLG: 0.250 (1, 8)	0-3 K		0-0 G4-3			4-2 2B BB		2-3 K		3	1	0	0	1	2	1
Kevin Seitzer, R OBP: 0.337, SLG: 0.346 (1, 5)	1-0 G6-3			0-1 G6-3		1-1 2B 1-H			1-0 1B 2B	4	1	2	1	0	0	0
Jim Eisenreich, L OBP: 0.360, SLG: 0.522 (1, 9)	1-1 L7			0-1 G6-3		1-3 K			1-1 SH5-4 1B 2-H	4	0	1	1	0	1	1
Danny Tartabull, R OBP: 0.458, SLG: 0.455 (1, 10)		4-1 L3 BB		1-1 G4-3			2-3 K		1-2 SH5-4 1B	3	0	1	0	1	1	0
Pat Tabler, R OBP: 0.348, SLG: 0.306 (1, 3)		1-0 L3 1-2			2-0 G6-4-3 1B		1-0 FC5-4 1B		2-0 SH5-4	3	0	2	0	0	0	1
Bob Boone, R OBP: 0.380, SLG: 0.387 (1, 2)		0-0 G5-3			1-1 G6-4-3 1-2f		1-1 FC5-4 1-2f		4-0 FC6-4 IBB	3	0	0	0	0	0	2
Bill Buckner, L OBP: 0.348, SLG: 0.318 (9, PH)										0	0	0	0	1	0	0
Brad Wellman, R OBP: 0.292, SLG: 0.227 (9, PR)										0	0	0	0	0	0	0
Kurt Stillwell, S OBP: 0.231, SLG: 0.213 (1, 6)			1-1 L1		1-1 G1-3		0-3 K		0-0 P7	3	0	0	0	0	1	1
George Brett, L OBP: 0.352, SLG: 0.342 (9, PH)										1	0	0	0	0	0	3
Frank White, R OBP: 0.324, SLG: 0.397 (1, 4)			3-2 G6-3			1-0 G5-3		3-2 G1-3	0-0 FC6-4 1-2f	4	0	0	0	0	0	3
Gary Thurman, R OBP: 0.333, SLG: 0.286 (1, 7)			2-1 E5 1B			1-2 G5-3		1-2 L1		3	0	1	0	0	0	0

Inning Stats	R: 0	H: 0	E: 0	K: 1	S: 6	LOB: 0	BB: 0	P: 8	R: 0	H: 0	E: 0	K: 0	S: 3	LOB: 0	BB: 1	P: 8	R: 0	H: 1	E: 1	K: 0	S: 8	LOB: 1	BB: 0	P: 14	R: 0	H: 0	E: 0	K: 0	S: 6	LOB: 0	BB: 0	P: 7	R: 0	H: 1	E: 0	K: 0	S: 5	LOB: 0	BB: 0	P: 9	R: 1	H: 1	E: 0	K: 1	S: 13	LOB: 1	BB: 1	P: 21	R: 0	H: 1	E: 0	K: 2	S: 9	LOB: 1	BB: 0	P: 13	R: 0	H: 0	E: 0	K: 1	S: 9	LOB: 0	BB: 0	P: 15	R: 1	H: 3	E: 0	K: 0	S: 9	LOB: 3	BB: 1	P: 18	1B: 5	2B: 3	3B: 0	HR: 0	SF: 0	SAC: 1	DP: 2	HBP: 0	WP: 0	PA: 35
PITCHER	IP	WLS	BF	H	R	ER	SO	BB	IBB	HBP	BLK	WP	HR	S	P	ERA	WHIP																																																																	
Tommy John, L ERA: 4.08 (1, 1)	8.0	W	31	7	2	2	5	2	0	0	0	0	0	65	104	2.25	1.125																																																																	
Dave Righetti, L ERA: 6.1 (9, 1)	1.0	S	4	0	0	0	0	0	1	0	0	0	0	3	9	0.00	0.000																																																																	

BOTTOM

New York Yankees @ Kansas City Royals
Royals Stadium, Kansas City, MO

Thu Apr 27 1989, 8:05 PM EDT
Att: 35,173 - Unknown - 75 F

livebaseballscorecards.com

AB	31
R	2
H	7
RBI	2
BB	3
SO	5
LOB	12



Batter	1	2	3	4	5	6	7	8	9	AB R H RBI BB SO LOB	TOP		
Paul Molitor, R (1, 5) OBP: 0.441, SLG: 0.615	0-0 G1-3		0-0 G5-3 1B		1-0 L5			3-3 K		4 0 1 0 0 1 0	Milwaukee Brewers @ Kansas City Royals Royals Stadium, Kansas City, MO Fri Apr 28 1989, 8:05 PM EDT Att. 27,515 - Unknown livebaseballscorecards.com		
Gary Sheffield, R (1, 6) OBP: 0.333, SLG: 0.463	0-0 G5-3		0-0 G5-3 1-2			1-3 K		0-0 P6		4 0 0 0 0 1 1			
Robin Yount, R (1, 8) OBP: 0.341, SLG: 0.382	2-2 F9		0-0 F9			4-2 BLK BB		1-0 F8		3 0 0 0 1 0 1			
Rob Deer, R (1, 9) OBP: 0.376, SLG: 0.500		0-1 G5-3		0-0 G5-3		2-2 P4 1-2		1-3 K		4 0 0 0 0 1 1			
Glenn Braggs, R (1, 7) OBP: 0.317, SLG: 0.461		0-0 S 1B 1B		3-2 1B		1-1 G6-3		2-2 F8		4 1 2 0 0 0 1			
B.J. Surhoff, L (1, 2) OBP: 0.242, SLG: 0.356		1-0 F7		0-1 F8		1-2 F9		2-1 G4-3		4 0 0 0 0 0 2			
Joey Meyer, R (1, 10) OBP: 0.250, SLG: 0.286		3-2 1B 1-H		1-0 P6		2-2 F8				3 0 1 1 1 0 0 1			
Dave Engle, R (1, 3) OBP: 0.364, SLG: 0.727		1-0 G1-3			0-0 F8		1-1 F8 1B			3 0 1 0 0 0 1			
Jim Gantner, L (1, 4) OBP: 0.241, SLG: 0.241			0-1 G4-3		0-0 G4-3		2-1 F7			3 0 0 0 0 0 1			
Inning Stats	R: 0 E: 0 K: 0 S: 9 H: 0 LOB: 0 BB: 0 P: 11	R: 1 E: 0 K: 0 S: 8 H: 2 LOB: 1 BB: 0 P: 13	R: 0 E: 0 K: 0 S: 5 H: 1 LOB: 1 BB: 0 P: 5	R: 0 E: 0 K: 0 S: 8 H: 1 LOB: 1 BB: 0 P: 12	R: 0 E: 0 K: 0 S: 3 H: 0 LOB: 0 BB: 0 P: 4	R: 0 E: 0 K: 1 S: 12 H: 0 LOB: 1 BB: 1 P: 20	R: 0 E: 0 K: 0 S: 10 H: 1 LOB: 1 BB: 0 P: 16	R: 0 E: 0 K: 1 S: 5 H: 0 LOB: 0 BB: 0 P: 9	R: 0 E: 0 K: 1 S: 9 H: 0 LOB: 0 BB: 0 P: 14	1B: 5 2B: 0 3B: 0 HR: 0 SF: 0 SAC: 0 DP: 0 HBP: 0	WP: 0 PB: 0 SB: 1 CS: 0 PA: 33		
PITCHER	IP WLS BF H R ER SO BB IBB HBP BLK WP HR S P ERA WHIP											PITCHER	IP WLS BF H R ER SO BB IBB HBP BLK WP HR S P ERA WHIP
Charlie Leibrandt, L (1, 1) ERA: 2.72	8.0 W 30 5 1 1 2 1 0 0 0 1 0 0 60 90 1.12 0.750												
Jeff Montgomery, R (9, 1) ERA: 3.27	1.0 3 0 0 0 1 0 0 0 0 0 0 0 9 14 0.00 0.000												



Batter	1	2	3	4	5	6	7	8	9
Jim Eisenreich, L (1, 8) <small>OBP: 0.364, SLG: 0.500</small>	1-2 			0-0 		4-2 	0-3 	3-2 	
Kevin Seitzer, R (1, 5) <small>OBP: 0.340, SLG: 0.349</small>	3-2 			3-2 		1-1 	2-2 	2-3 	
George Brett, L (1, 3) <small>OBP: 0.358, SLG: 0.342</small>	1-1 			4-0 		1-0 	1-3 		
Danny Tartabull, R (1, 9) Gary Thurman, R (7, PR) <small>OBP: 0.448, SLG: 0.435</small> <small>OBP: 0.333, SLG: 0.286</small>				3-3 		1-2 	4-2 		
Bill Buckner, L (1, 10) <small>OBP: 0.333, SLG: 0.346</small>						1-0 	1-0 	0-1 	
Bo Jackson, R (1, 7) <small>OBP: 0.329, SLG: 0.633</small>						0-0 	0-0 	1-1 	
Bob Boone, R (1, 2) Mike Macfarlane, R (9, 2) <small>OBP: 0.387, SLG: 0.385</small> <small>OBP: 0.250, SLG: 0.267</small>				3-0 		4-1 	0-0 	3-3 	
Frank White, R (1, 4) Brad Wellman, R (9, 4) <small>OBP: 0.320, SLG: 0.388</small> <small>OBP: 0.292, SLG: 0.227</small>				1-3 		2-0 	0-1 	1-3 	
Kurt Stillwell, S (1, 6) <small>OBP: 0.232, SLG: 0.216</small>				0-0 		0-1 		2-3 	

AB	R	H	RBI	BB	SO	LOB
4	1	1	0	1	1	0
5	2	2	0	0	1	3
3	1	1	1	1	1	2
3	1	0	1	1	1	1
0	1	0	0	0	0	0
4	1	1	2	0	0	1
4	1	3	2	0	0	0
3	0	1	1	1	1	1
0	0	0	0	0	0	0
4	0	1	0	0	2	1
0	0	0	0	0	0	0
4	0	1	0	0	1	2

AB	R	H	RBI	BB	SO	LOB
34	8	11	7	4	8	11

Inning	1	2	3	4	5	6	7	8	9
R: 0	R: 0	R: 0	R: 0	R: 0	R: 0	R: 5	R: 3	R: 0	R: 0
E: 0	E: 0	E: 0	E: 0	E: 0	E: 0	E: 1	E: 0	E: 0	E: 0
K: 0	K: 0	K: 0	K: 1	K: 1	K: 0	K: 0	K: 3	K: 3	K: 3
S: 8	S: 4	S: 4	S: 7	S: 8	S: 5	S: 18	S: 20	S: 13	S: 21
H: 1	H: 1	H: 0	H: 0	H: 0	H: 0	H: 5	H: 3	H: 1	H: 1
LOB: 0	LOB: 0	LOB: 0	LOB: 0	LOB: 1	LOB: 1	LOB: 2	LOB: 1	LOB: 1	LOB: 1
BB: 0	BB: 0	BB: 0	BB: 0	BB: 1	BB: 1	BB: 1	BB: 1	BB: 0	BB: 0
P: 13	P: 11	P: 9	P: 9	P: 18	P: 11	P: 30	P: 31	P: 21	P: 21

PITCHER	IP	WLS	BF	H	R	ER	SO	BB	IBB	HBP	BLK	WP	HR	S	P	ERA	WHIP
Bill Wegman, R (1, 1) <small>ERA: 4.35</small>	5.2	L	24	5	5	2	2	3	0	0	0	0	0	46	87	3.18	1.412
Chuck Crim, R (6, 1) <small>ERA: 4.76</small>	0.1		3	2	0	0	0	0	0	0	0	0	0	4	5	0.00	6.000
Ray Krawczyk, R (7, 1) <small>ERA: 13.5</small>	2.0		11	4	3	3	6	1	0	0	0	0	0	33	52	13.50	2.500

Milwaukee Brewers @ Kansas City Royals
 Royals Stadium, Kansas City, MO

Fri Apr 28 1989, 8:05 PM EDT
 Att. 27,515 - Unknown

livebaseballscorecards.com

AB 34
R 8
H 11
RBI 7
BB 4
SO 8
LOB 11

WP: 0 **PA:** 39
PB: 0
SB: 1
CS: 0

Batter	1	2	3	4	5	6	7	8	9	10	AB R H RBI BB SO LOB	TOP										
Paul Molitor, R OBP: 0.422, SLG: 0.571 (1, 5)	0-1 G4-3	1-0 G4-3			3-2 G5-3		0-0 FC1-2			4-0 FC5 SH1-4 BB	4 0 0 0 1 0 2	Milwaukee Brewers @ Kansas City Royals Royals Stadium, Kansas City, MO Sat Apr 29 1989, 8:05 PM EDT Att. 30,475 - Unknown - 60 F livebaseballscorecards.com										
Jim Gantner, L OBP: 0.274, SLG: 0.281 (1, 4)	0-1 1B		0-0 1B		4-2 BB		1-3 3-H 2-2 F8		1 SAFE 0-0 SH1-4	3 2 2 0 1 0 2												
Robin Yount, R OBP: 0.356, SLG: 0.380 (1, 8)	0-0 1B		3-3 K		0-1 F8		2-2 SH3-4 HBP		4-0 IBB	3 1 1 0 1 1 2												
Rob Deer, R OBP: 0.375, SLG: 0.493 Mike Felder, S OBP: 0.278, SLG: 0.188 (1, 9)	0-1 1B		2-1 P6		0-3 K		0-0 SH3-4		0-2 F8	3 0 1 1 0 1 1 1 0 0 0 0 0 2												
Gary Sheffield, R OBP: 0.325, SLG: 0.444 (1, 6)	0-2 P2		1-0 CS		1-2 G4-3		0-0 P6		0-2 FC5	5 0 1 1 0 0 5												
Glenn Braggs, R OBP: 0.314, SLG: 0.450 (1, 7)	0-0 1B		1-2 CS	2-1 G6-3		1-3 K		3-1 F8		4 0 1 1 0 1 1												
B.J. Surhoff, L OBP: 0.243, SLG: 0.349 (1, 2)	2-0 G1-3		0-0 P5		0-2 1B		0-2 G1-4-3 FC1-2 1B		3-3 K	4 0 1 0 0 1 2												
Joey Meyer, R OBP: 0.222, SLG: 0.250 (1, 10)		1-2 G4-3		2-0 P4		0-0 G1-4-3		2-3 K		4 0 0 0 0 1 1												
Terry Francona, L OBP: 0.196, SLG: 0.218 (1, 3)		1-2 G4-3		3-2 F8		1-0 FC1-2 1B		2-3 K		4 0 1 0 0 1 0												
Inning Stats	R: 2 E: 0 K: 0 S: 13	H: 4 LOB: 2 BB: 0 P: 15	R: 0 E: 0 K: 0 S: 10	H: 0 LOB: 0 BB: 0 P: 13	R: 1 E: 0 K: 1 S: 13	H: 2 LOB: 0 BB: 0 P: 20	R: 0 E: 0 K: 0 S: 4	H: 0 LOB: 0 BB: 0 P: 8	R: 0 E: 0 K: 2 S: 12	H: 0 LOB: 0 BB: 0 P: 14	R: 0 E: 0 K: 0 S: 11		H: 2 LOB: 2 BB: 0 P: 14	R: 0 E: 0 K: 0 S: 6	H: 0 LOB: 1 BB: 0 P: 11	R: 0 E: 0 K: 3 S: 11	H: 0 LOB: 0 BB: 0 P: 18	R: 0 E: 0 K: 0 S: 7	H: 0 LOB: 2 BB: 2 P: 15	1B: 7 2B: 1 3B: 0 HR: 0	SF: 0 SAC: 2 DP: 0 HBP: 1	WP: 0 PB: 0 SB: 0 CS: 1
PITCHER Bret Saberhagen, R ERA: 3.35 Tom Gordon, R ERA: 2.66	IP 8.0	WLS 33	BF 8	H 3	R 0	ER 0	SO 3	BB 1	IBB 1	HBP 0	BLK 0	WP 0	HR 0	S 84	P 120	ERA 3.38	WHIP 1.125					
	IP 2.0	WLS 8	BF 0	H 0	R 0	ER 0	SO 3	BB 1	IBB 1	HBP 0	BLK 0	WP 0	HR 0	S 18	P 33	ERA 0.00	WHIP 0.500					



Batter	1	2	3	4	5	6	7	8	9	AB R H RBI BB SO LOB	TOP		
Paul Molitor, R (1, 5) OBP: 0.412, SLG: 0.550	1-1 G1-3		0-0 F7			1-0 F7		0-0 1B		4 0 1 0 0 0 0	Milwaukee Brewers @ Kansas City Royals Royals Stadium, Kansas City, MO Sun Apr 30 1989, 4:33 AM EDT Att: 40,113 - Unknown livebaseballscorecards.com		
Gary Sheffield, R (1, 6) OBP: 0.310, SLG: 0.421	0-1 F7			0-2 G5-3		0-0 F8		1-1 L6		4 0 0 0 0 0 1			
Robin Yount, R (1, 8) OBP: 0.351, SLG: 0.373	1-2 F8			2-2 G5-3		1-0 1B			2-2 F8	4 0 1 0 0 0 0			
Rob Deer, R (1, 9) OBP: 0.370, SLG: 0.474 Bill Spiers, L (9, PR) OBP: 0.258, SLG: 0.269		2-2 G5-3		2-2 F9		0-3 K			4-0 FC6-4 BB BB	3 0 0 0 1 1 1 0 0 0 0 0 0 0			
Glenn Braggs, R (1, 10) OBP: 0.322, SLG: 0.439		1-2 G6-3			4-2 FC1-4 S BB		0-1 F9		4-1 FC6-4 BB	2 0 0 0 2 0 0			
Mike Felder, S (1, 7) OBP: 0.273, SLG: 0.200		0-0 1B			1-1 F8		0-1 F9		2-2 FC6-4 S	4 0 1 0 0 0 3			
Joey Meyer, R (1, 3) OBP: 0.225, SLG: 0.229		2-2 SAFE F7			4-0 FC1-4 1-2 BB		0-2 F7		1-2 F9	3 0 0 0 1 0 3			
Charlie O'Brien, R (1, 2) OBP: 0.333, SLG: 0.333			2-1 G6-3		0-1 FC1-4 FC6-4 1-2f 2-3		2-2 F9			3 0 0 0 0 0 2			
Jim Gantner, L (1, 4) OBP: 0.262, SLG: 0.267			0-0 G1-3		0-0 FC6-4 1-2f		0-2 F7			3 0 0 0 0 0 2			
Inning Stats	R: 0 H: 0 E: 0 LOB: 0 K: 0 BB: 0 S: 10 P: 12	R: 0 H: 1 E: 0 LOB: 1 K: 0 BB: 0 S: 12 P: 17	R: 0 H: 0 E: 0 LOB: 0 K: 0 BB: 0 S: 4 P: 6	R: 0 H: 0 E: 0 LOB: 0 K: 0 BB: 0 S: 10 P: 14	R: 0 H: 0 E: 0 LOB: 2 K: 0 BB: 2 S: 7 P: 16	R: 0 H: 1 E: 0 LOB: 1 K: 1 BB: 0 S: 6 P: 8	R: 0 H: 0 E: 0 LOB: 0 K: 0 BB: 0 S: 7 P: 7	R: 0 H: 1 E: 0 LOB: 1 K: 0 BB: 0 S: 9 P: 12	R: 0 H: 0 E: 0 LOB: 3 K: 0 BB: 2 S: 10 P: 23	1B: 3 SF: 0 2B: 0 SAC: 0 3B: 0 DP: 0 HR: 0 HBP: 0		WP: 0 PA: 34 PB: 0 SB: 2 CS: 0	
PITCHER	IP WLS BF H R ER SO BB IBB HBP BLK WP HR S P ERA WHIP											PITCHER	IP WLS BF H R ER SO BB IBB HBP BLK WP HR S P ERA WHIP
Floyd Bannister, L (1, 1) ERA: 4.67	8.1 W 31 3 0 0 1 3 0 0 0 0 0 0 68 101 0.00 0.720												
Steve Farr, R (9, 1) ERA: 1.04	0.2 S 3 0 0 0 0 1 0 0 0 0 0 0 7 14 0.00 1.500												



Batter	1	2	3	4	5	6	7	8	9	AB R H RBI BB SO LOB	TOP									
Willie Wilson, S OBP: 0.277, SLG: 0.239 (1, 8) X	0-0 WP 1B	1-0 G5-3			0-2 G6-3		0-0 SH1-4		0-3 K	4 1 1 0 0 1 0										
Kevin Seitzer, R OBP: 0.360, SLG: 0.374 (1, 5) B X	1-0 FC4-6 1B	0-2 L5-3			2-1 G4-3		4-0 FC5-4 1B IBB		1-3 K	4 1 1 1 1 1 0										
Luis de los Santos, R OBP: 0.400, SLG: 0.400 (1, 3) S X	0-1 FC4-6 2B 1B 1-2f		0-0 G6-3		1-0 FC6-4 1B		3-2 FC5-4 1B		1-1 G6-3	5 1 2 2 0 0 1										
Danny Tartabull, R OBP: 0.430, SLG: 0.420 (1, 9) C B X	1-1 1B FC1-2 2B		0-0 G6-3		2-1 FC6-4 1-2f		0-0 FC5-4 1B 1-2f 2-3			4 0 1 0 0 0 3										
Pat Tabler, R OBP: 0.351, SLG: 0.314 (1, 10) F B B C X	2-2 HBP FC1-2 1B 2-3 3-H		3-1 FC4-6 1B			1-2 F8	3-2 SAFE SAFE 1-3 3-H			4 0 3 2 0 0 0										
Bo Jackson, R OBP: 0.323, SLG: 0.618 (1, 7) B S X	1-1 FC1-2 HBP 1-2 3-H		1-0 FC4-6 1-2f			0-0 F8	1-0 G1-3			4 0 0 0 0 0 5										
Bob Boone, R OBP: 0.388, SLG: 0.377 Rey Palacios, R (8, PH) (8, 2) H	1-0 HBP			0-0 G4-3		1-3 K		2-3 K		2 0 0 0 0 1 0 1 0 0 0 0 1 0	AB 36 R 5 H 10 RBI 5 BB 1 SO 4 LOB 12									
Frank White, R OBP: 0.313, SLG: 0.365 (1, 4) B B B C X	3-1 G6-3			1-1 P6			2-2 SH1-4 1B 1B	1-0 L9		4 1 1 0 0 0 3										
Kurt Stillwell, S OBP: 0.231, SLG: 0.217 (1, 6) B B C X		3-1 G4-3		2-1 G1-3			0-0 SH1-4 1B 1B	1-1 F7		4 1 1 0 0 0 0										
Inning Stats	R: 2 E: 0 K: 0 S: 13	H: 4 LOB: 3 BB: 0 P: 22	R: 0 E: 0 K: 0 S: 6	H: 0 LOB: 0 BB: 0 P: 10	R: 0 E: 0 K: 0 S: 5	H: 1 LOB: 1 BB: 0 P: 9	R: 0 E: 0 K: 0 S: 5	H: 0 LOB: 0 BB: 0 P: 8	R: 0 E: 0 K: 1 S: 8	H: 0 LOB: 0 BB: 0 P: 10	R: 3 E: 0 K: 0 S: 17	H: 4 LOB: 2 BB: 1 P: 30	R: 0 E: 0 K: 1 S: 6	H: 0 LOB: 0 BB: 0 P: 10	R: 0 E: 0 K: 2 S: 8	H: 0 LOB: 0 BB: 0 P: 10	1B: 9 2B: 1 3B: 0 HR: 0	SF: 0 SAC: 1 DP: 0 HBP: 1	WP: 1 PB: 0 SB: 0 CS: 0	PA: 39
PITCHER	IP WLS BF H R ER SO BB IBB HBP BLK WP HR S P ERA WHIP																			
Tommy John, L ERA: 4.5 (1, 1)	6.2 L 32 10 5 5 1 0 0 1 0 0 1 0 61 100 6.75 1.500																			
Dale Mohoric, R ERA: 3.55 (7, 1)	1.1 4 0 0 0 1 0 0 0 0 0 0 0 7 12 0.00 0.000																			
Lee Guetterman, L ERA: (9, 1)	1.0 3 0 0 0 2 0 0 0 0 0 0 0 8 10 0.00 0.000																			

Kansas City Royals @ New York Yankees
 Yankee Stadium, Bronx, NY
 Tue May 02 1989, 7:05 PM EDT
 Att: 20,587 - Unknown

livebaseballscorecards.com



Batter	1	2	3	4	5	6	7	8	9	AB	R	H	RBI	BB	SO	LOB
Rickey Henderson, R (1, 7) OBP: 0.386, SLG: 0.412	0-2 F8		1-0 L5-3		1-3 SAFE K			1-1 G6-3		4	0	0	0	0	1	1
Steve Sax, R (1, 4) OBP: 0.321, SLG: 0.376	0-1 G4-3		0-1 G4-3		1-2 3-H F7			0-0 G6-3 1B		4	0	1	0	0	0	1
Don Mattingly, L (1, 3) OBP: 0.323, SLG: 0.272	1-0 G1-3		2-1 G4-3			0-0 L3		3-2 G6-3		4	0	0	0	0	0	1
Ken Phelps, L (1, 10) OBP: 0.389, SLG: 0.426		1-0 1B WP E 1B		2-2 P7		2-2 L9		1-2 L9		4	1	1	0	0	0	1
Jesse Barfield, R (1, 9) OBP: 0.256, SLG: 0.429		2-2 E WP 1B		0-3 K		3-2 G6-3			2-3 K	4	1	1	0	0	2	0
Mike Pagliarulo, L (1, 5) OBP: 0.192, SLG: 0.163		1-0 E1 WP SH1-3		1-0 G4-3			2-2 FC5-4 1B		0-0 F8	4	0	1	0	0	0	1
Don Slaught, R (1, 2) OBP: 0.294, SLG: 0.457		0-1 SH1-3			0-0 1B E SH1-4 1B		2-3 SAFE K		0-0 G1-6-3	3	1	1	0	0	1	1
Alvaro Espinoza, R (1, 6) OBP: 0.325, SLG: 0.296		2-3 K			0-0 SH1-4		2-3 K			1	0	0	0	0	1	1
Hal Morris, L (7, PH) OBP: 0.333, SLG: 0.333					1-2 K					1	0	0	0	0	1	1
Wayne Tolleson, S (8, 6) OBP: 0.133, SLG: 0.071		2-3 3-H K								0	0	0	0	0	0	0
Roberto Kelly, R (1, 8) OBP: 0.378, SLG: 0.474		0-0 F9			0-0 E 1B		1-1 FC5-4			3	0	1	0	0	0	2

Inning Stats	R: 0	H: 0	E: 0	K: 0	S: 6	P: 7	R: 2	H: 2	E: 1	K: 1	S: 11	R: 0	H: 0	E: 0	K: 0	S: 5	R: 0	H: 0	E: 0	K: 1	S: 7	R: 1	H: 2	E: 1	K: 1	S: 10	R: 0	H: 0	E: 0	K: 0	S: 11	R: 0	H: 1	E: 0	K: 2	S: 18	R: 0	H: 1	E: 0	K: 0	S: 10	R: 0	H: 0	E: 0	K: 1	S: 5	1B: 6	2B: 0	3B: 0	HR: 0	SF: 0	SAC: 2	DP: 0	HBP: 0	WP: 2	PB: 0	SB: 0	CS: 0	PA: 34
--------------	------	------	------	------	------	------	------	------	------	------	-------	------	------	------	------	------	------	------	------	------	------	------	------	------	------	-------	------	------	------	------	-------	------	------	------	------	-------	------	------	------	------	-------	------	------	------	------	------	-------	-------	-------	-------	-------	--------	-------	--------	-------	-------	-------	-------	--------

PITCHER	IP	WLS	BF	H	R	ER	SO	BB	IBB	HBP	BLK	WP	HR	S	P	ERA	WHIP
Mark Gubicza, R (1, 1) ERA: 2.75	9.0	W	34	6	3	1	6	0	0	0	0	2	0	83	119	1.00	0.667


BOTTOM

Kansas City Royals @ New York Yankees
Yankee Stadium, Bronx, NY

Tue May 02 1989, 7:05 PM EDT
Att. 20,587 - Unknown

livebaseballscorecards.com

AB	32
R	3
H	6
RBI	0
BB	0
SO	6
LOB	10



Batter	1	2	3	4	5	6	7	8	9	AB R H RBI BB SO LOB	TOP											
Willie Wilson, S (1, 8) OBP: 0.276, SLG: 0.230	2-3 K		1-2 6-3			4-0 BB			2-2 E3 1B G4-6-3	3 1 0 0 1 1 0	Kansas City Royals @ Cleveland Indians Cleveland Municipal Stadium, Cleveland, OH Thu May 04 1989, 3:33 AM EDT Att. 6,757 - Unknown livebaseballscorecards.com											
Kevin Seitzer, R (1, 5) OBP: 0.353, SLG: 0.364	1-1 G1			2-2 F9		2-2 F9		0-1 G4-6-3 1B	4 0 1 0 0 0 2													
Jim Eisenreich, L (1, 9) OBP: 0.343, SLG: 0.475	2-2 G4-3			0-0 E1 G5-4-3		2-3 K		0-0 G4-6-3 1-2f 3-H	4 0 0 0 0 1 3													
Danny Tartabull, R (1, 10) OBP: 0.407, SLG: 0.393		2-3 K		0-0 G5-4-3 1-2f		1-1 P4		0-1 G6-3	4 0 0 0 0 1 1													
Bill Buckner, L (1, 3) OBP: 0.256, SLG: 0.289		0-1 G3-1			1-0 G1-3		2-2 G4-3		3 0 0 0 0 0 0													
Bo Jackson, R (1, 7) OBP: 0.311, SLG: 0.583		1-0 E6 S			3-3 K		0-0 G6-3		3 0 0 0 0 1 0													
Bob Boone, R (1, 2) OBP: 0.373, SLG: 0.361		2-1 L5 1-2			1-0 G6-3			2-1 G1	3 0 0 0 0 0 1													
Brad Wellman, R (1, 4) OBP: 0.281, SLG: 0.233			1-0 G4-3			1-1 G6-3		3-2 G6-3	3 0 0 0 0 0 0													
Kurt Stillwell, S (1, 6) OBP: 0.239, SLG: 0.262			3-2 F8			4-2 F9 BB BB		0-1 G3	2 0 0 0 1 0 0													
Inning Stats	R: 0 E: 0 K: 1 S: 8	H: 0 LOB: 0 BB: 0 P: 13	R: 0 E: 1 K: 1 S: 8	H: 0 LOB: 1 BB: 0 P: 13	R: 0 E: 0 K: 0 S: 8	H: 0 LOB: 0 BB: 0 P: 13	R: 0 E: 1 K: 0 S: 6	H: 0 LOB: 0 BB: 0 P: 8	R: 0 E: 0 K: 1 S: 5	H: 0 LOB: 0 BB: 0 P: 10		R: 0 E: 0 K: 1 S: 10	H: 0 LOB: 2 BB: 2 P: 23	R: 0 E: 0 K: 0 S: 6	H: 0 LOB: 0 BB: 0 P: 9	R: 0 E: 0 K: 0 S: 7	H: 0 LOB: 0 BB: 0 P: 12	R: 1 E: 1 K: 0 S: 8	H: 1 LOB: 0 BB: 0 P: 10	1B: 1 2B: 0 3B: 0 HR: 0	SF: 0 SAC: 0 DP: 2 HBP: 0	WP: 0 PB: 0 SB: 1 CS: 0
PITCHER	IP WLS BF H R ER SO BB IBB HBP BLK WP HR S P ERA WHIP																					
John Farrell, R (1, 1) ERA: 2.7	8.0 W 29 1 1 0 4 2 0 0 0 0 0 0 63 108 0.00 0.375																					
Doug Jones, R (9, 1) ERA: 1.74	1.0 S 2 0 0 0 0 0 0 0 0 0 0 0 3 3 0.00 0.000																					

Kansas City Royals @ Cleveland Indians
 Cleveland Municipal Stadium, Cleveland, OH

Thu May 04 1989, 3:33 AM EDT
 Att. 6,757 - Unknown

AB	29
R	1
H	1
RBI	0
BB	2
SO	4
LOB	7



Batter	1	2	3	4	5	6	7	8	9	AB	R	H	RBI	BB	SO	LOB
Oddibe McDowell, L (1, 7) OBP: 0.272, SLG: 0.258 C B F S	1-3 		0-0 			1-0 		2-2 		4	0	0	0	0	1	2
Jerry Browne, S (1, 4) OBP: 0.271, SLG: 0.303 F B X	1-2 		1-0 			0-0 		1-1 		4	1	1	1	0	0	1
Joe Carter, R (1, 8) OBP: 0.302, SLG: 0.377 B X	1-0 		2-0 			1-2 		1-0 		4	1	2	2	0	0	1
Pete O'Brien, L (1, 3) OBP: 0.441, SLG: 0.516 X		0-0 		3-2 		2-1 		1-1 		4	0	0	0	0	0	1
Cory Snyder, R (1, 9) OBP: 0.343, SLG: 0.475 C B T C		1-3 		1-2 			0-3 			3	0	0	0	0	2	0
Dave Clark, L (1, 10) OBP: 0.321, SLG: 0.420 B B T B C T		4-2 		3-2 			1-1 			2	0	0	0	1	0	0
Brook Jacoby, R (1, 5) OBP: 0.390, SLG: 0.451 B B T B C		4-2 		2-2 		1-0 				2	0	0	0	1	0	1
Andy Allanson, R (1, 2) OBP: 0.277, SLG: 0.291 X	0-0 				0-0 			1-2 		3	1	1	0	0	0	2
Felix Fermin, R (1, 6) OBP: 0.353, SLG: 0.257 C B T C			1-2 		3-2 			0-0 		2	0	1	0	0	0	0

Inning Stats	R: 0	H: 0	E: 0	K: 1	S: 7	R: 0	H: 0	E: 0	K: 1	S: 11	R: 0	H: 1	E: 0	K: 0	S: 7	R: 0	H: 0	E: 0	K: 0	S: 11	R: 0	H: 0	E: 0	K: 0	S: 8	R: 0	H: 1	E: 1	K: 1	S: 6	R: 3	H: 3	E: 0	K: 0	S: 12	R: 0	H: 0	E: 0	K: 0	S: 7					
	0	0	0	1	7	0	0	0	0	11	0	0	0	0	7	0	0	0	0	11	0	0	0	0	8	0	1	1	0	6	3	3	0	0	12	0	3	0	0	18	0	0	0	0	7

PITCHER	IP	WLS	BF	H	R	ER	SO	BB	IBB	HBP	BLK	WP	HR	S	P	ERA	WHIP
Bret Saberhagen, R (1, 1) ERA: 3.35	8.0	L	31	5	3	3	3	2	0	0	0	0	1	70	110	3.38	0.875

BOTTOM

Kansas City Royals @ Cleveland Indians
 Cleveland Municipal Stadium, Cleveland, OH

Thu May 04 1989, 3:33 AM EDT
 Att. 6,757 - Unknown

AB	28
R	3
H	5
RBI	3
BB	2
SO	3
LOB	8

WP	HR	S	P	ERA	WHIP
0	1	70	110	3.38	0.875

Batter	1	2	3	4	5	6	7	8	9	10	AB R H RBI BB SO LOB
Paul Molitor, R OBP: 0.374, SLG: 0.487 (1, 10)	1-1 E CS 1B		1-2 SF8		2-3 K		0-0 L9			4-1 BB	3 0 1 1 1 1 0
Gary Sheffield, R OBP: 0.308, SLG: 0.415 (1, 6)	0-0 E4		0-3 3-H K		1-0 P9			2-3 K		1-2 SAFE G4-3	5 0 0 0 0 2 3
Robin Yount, R OBP: 0.357, SLG: 0.398 (1, 8)	2-3 K		2-3 K2-3		3-1 HR			1-3 K			4 1 1 1 0 3 3
Rob Deer, R OBP: 0.327, SLG: 0.427 (1, 9)	1-1 P8			3-1 G6-3		3-2 P8		1-3 K			4 0 0 0 0 1 2
Glenn Braggs, R OBP: 0.291, SLG: 0.412 (1, 7)	2-2 SAFE CS	1-1 P2		0-1 HR		1-0 P6		2-2 P5			4 1 1 1 0 0 0
Joey Meyer, R OBP: 0.298, SLG: 0.333 (1, 3)		2-3 K		4-0 FC5-4 BB		3-2 HR		1-2 G4-3			2 1 1 1 1 1 0
Terry Francona, L OBP: 0.194, SLG: 0.200 (7, 3)											1 0 0 0 0 0 0
Gus Polidor, R OBP: 0.173, SLG: 0.231 (1, 5)		0-2 F8		1-2 FC5-4		1-0 L8		1-3 K			4 0 0 0 0 1 1
Jim Gantner, L OBP: 0.259, SLG: 0.244 (1, 4)			1-0 1B SF8 1B		3-3 K		0-2 G6-3			0-1 G4-3	4 1 1 0 0 1 1
Charlie O'Brien, R OBP: 0.321, SLG: 0.292 (1, 2)			1-1 1B		0-2 G4-3		2-3 K			1-1 G3-1	3 0 1 0 0 1 0
B.J. Surhoff, L OBP: 0.244, SLG: 0.352 (10, PH)			1-3 1B								1 0 0 0 0 0 0

Inning Stats	R: 0 E: 1 K: 1 S: 12	H: 1 LOB: 1 BB: 0 P: 18	R: 0 E: 0 K: 1 S: 8	H: 0 LOB: 0 BB: 0 P: 11	R: 1 E: 0 K: 2 S: 15	H: 2 LOB: 1 BB: 0 P: 20	R: 1 E: 0 K: 1 S: 14	H: 1 LOB: 1 BB: 1 P: 25	R: 0 E: 0 K: 1 S: 8	H: 0 LOB: 0 BB: 0 P: 11	R: 2 E: 0 K: 0 S: 11	H: 2 LOB: 0 BB: 0 P: 22	R: 0 E: 0 K: 1 S: 8	H: 0 LOB: 0 BB: 0 P: 10	R: 0 E: 0 K: 3 S: 10	H: 0 LOB: 0 BB: 0 P: 14	R: 0 E: 0 K: 1 S: 13	H: 0 LOB: 0 BB: 0 P: 17	R: 0 E: 0 K: 0 S: 8	H: 0 LOB: 1 BB: 1 P: 14	1B: 3 2B: 0 3B: 0 HR: 3	SF: 1 SAC: 0 DP: 0 HBP: 0	WP: 0 PB: 0 SB: 1 CS: 1	PA: 39
--------------	-------------------------------	----------------------------------	------------------------------	----------------------------------	-------------------------------	----------------------------------	-------------------------------	----------------------------------	------------------------------	----------------------------------	-------------------------------	----------------------------------	------------------------------	----------------------------------	-------------------------------	----------------------------------	-------------------------------	----------------------------------	------------------------------	----------------------------------	----------------------------------	------------------------------------	----------------------------------	--------

PITCHER	IP	WLS	BF	H	R	ER	SO	BB	IBB	HBP	BLK	WP	HR	S	P	ERA	WHIP
Floyd Bannister, L ERA: 4.73 (1, 1)	5.1		22	5	3	3	6	1	0	0	0	0	2	63	97	5.06	1.125
Jeff Montgomery, R ERA: 3.07 (6, 1)	3.2	W	12	1	1	1	5	0	0	0	0	0	1	36	51	2.46	0.273
Steve Farr, R ERA: 0.93 (10, 1)	1.0	S	4	0	0	0	0	1	0	0	0	0	0	8	14	0.00	1.000


BOTTOM

Kansas City Royals @ Milwaukee Brewers
 Milwaukee County Stadium, Milwaukee, WI

Fri May 05 1989, 8:05 PM EDT
 Att. 16,751 - Unknown - 48 F

livebaseballscores.com

AB	35
R	4
H	6
RBI	4
BB	2
SO	11
LOB	10



Batter	1	2	3	4	5	6	7	8	9	10	AB R H RBI BB SO LOB	TOP
Jim Eisenreich, L (1, 8) OBP: 0.329, SLG: 0.457											4 0 1 0 0 1 0	Kansas City Royals @ Milwaukee Brewers Milwaukee County Stadium, Milwaukee, WI Sat May 06 1989, 4:33 AM EDT Att: 29,692 - Overcast - 38 F
Kevin Seitzer, R (1, 5) OBP: 0.352, SLG: 0.357											3 0 1 0 1 0 1	
Luis de los Santos, R (1, 3) OBP: 0.278, SLG: 0.278											4 0 1 0 0 0 2	
Danny Tartabull, R (1, 9) OBP: 0.436, SLG: 0.453 Gary Thurman, R (9, PR) OBP: 0.333, SLG: 0.286 (9, 9)											3 0 2 0 1 0 2 0 0 0 0 0 0 0	
Pat Tabler, R (1, 10) OBP: 0.341, SLG: 0.308											4 0 1 0 0 1 3	
Bo Jackson, R (1, 7) OBP: 0.321, SLG: 0.600											4 0 1 0 0 2 2	
Mike Macfarlane, R (1, 2) OBP: 0.185, SLG: 0.231											4 0 0 0 0 0 1	
Frank White, R (1, 4) OBP: 0.284, SLG: 0.326											4 0 0 0 0 1 0	
Brad Wellman, R (1, 6) OBP: 0.265, SLG: 0.219 Kurt Stillwell, S (8, PH) OBP: 0.247, SLG: 0.282 (8, 6)											2 0 0 0 0 1 0 2 0 0 0 0 0 0	
Inning Stats	R: 0 H: 0 E: 0 LOB: 0 K: 1 BB: 0 S: 8 P: 15	R: 0 H: 1 E: 0 LOB: 0 K: 1 BB: 0 S: 12 P: 18	R: 0 H: 0 E: 0 LOB: 0 K: 1 BB: 0 S: 10 P: 13	R: 0 H: 1 E: 0 LOB: 2 K: 0 BB: 1 S: 15 P: 23	R: 0 H: 0 E: 0 LOB: 0 K: 1 BB: 0 S: 10 P: 16	R: 0 H: 2 E: 0 LOB: 2 K: 0 BB: 0 S: 11 P: 17	R: 0 H: 1 E: 0 LOB: 0 K: 1 BB: 0 S: 7 P: 9	R: 0 H: 0 E: 0 LOB: 0 K: 0 BB: 0 S: 7 P: 9	R: 0 H: 2 E: 0 LOB: 2 K: 1 BB: 1 S: 11 P: 19	R: 0 H: 0 E: 0 LOB: 0 K: 1 BB: 0 S: 6 P: 9	1B: 6 SF: 0 2B: 3 SAC: 0 3B: 0 DP: 3 HR: 0 HBP: 0	
PITCHER Bryan Clutterbuck, R (1, 1) ERA: 2.63 Bill Krueger, L (9, 1) ERA:	IP WLS BF H R ER SO BB IBB HBP BLK WP HR S P ERA WHIP 8.0 28 5 0 0 4 1 0 0 0 0 0 80 120 0.00 0.750 2.0 W 8 2 0 0 2 1 0 0 0 0 0 17 28 0.00 1.500	PITCHER IP WLS BF H R ER SO BB IBB HBP BLK WP HR S P ERA WHIP										

AB	34
R	0
H	7
RBI	0
BB	2
SO	6
LOB	11



Batter	1	2	3	4	5	6	7	8	9	10	AB R H RBI BB SO LOB
Paul Molitor, R OBP: 0.396, SLG: 0.494 (1, 5)	3-3 K			4-2 G5-4-3 BB		2-2 1-2 1B		2-2 1-3 1B		4-0 1-2 1B IBB	3 0 2 0 2 1 0
Jim Gantner, L OBP: 0.256, SLG: 0.241 (1, 4)	1-1 G5-3			1-0 G5-4-3		0-0 G4-3		0-1 B1-2		2-0 1-2 1B	5 0 1 1 0 0 5
Robin Yount, R OBP: 0.353, SLG: 0.393 (1, 8)	0-1 G4-3			0-1 F9			1-0 1B FC5-2 1B		0-0 G6		4 0 1 0 0 0 2
Rob Deer, R OBP: 0.325, SLG: 0.420 (1, 9)		2-3 K			0-0 F8		3-1 1-3 1B		2-3 K		4 0 1 0 0 2 0
Gary Sheffield, R OBP: 0.296, SLG: 0.398 (1, 10)		1-0 G6-3			1-1 P5		2-3 K		1-0 F8		4 0 0 0 0 1 2
Glenn Braggs, R OBP: 0.281, SLG: 0.396 (1, 7)		3-3 K			0-0 G6-3		0-1 FC5-2		3-3 K		4 0 0 0 0 2 2
B.J. Surhoff, L OBP: 0.244, SLG: 0.338 (1, 2)				4-0 G6-4-3 BB		2-2 G3-1		0-0 G4-3		3-2 G4-3	3 0 0 0 1 0 2
Terry Francona, L OBP: 0.182, SLG: 0.188 (1, 3)				0-0 G6-4-3		0-0 F8		0-0 G3		2-1 G4-3	4 0 0 0 0 0 1
Bill Spiers, L OBP: 0.297, SLG: 0.290 (1, 6)				3-3 K		2-2 1B		1-0 1B		4-0 1B WP BB	3 1 2 0 1 1 0

Inning Stats	R: 0	H: 0	E: 0	K: 1	S: 7	R: 0	H: 0	E: 0	K: 2	S: 8	R: 0	H: 0	E: 0	K: 1	S: 5	R: 0	H: 0	E: 0	K: 0	S: 5	R: 0	H: 0	E: 0	K: 0	S: 5	R: 0	H: 2	E: 0	K: 0	S: 12	R: 0	H: 2	E: 0	K: 1	S: 9	R: 0	H: 2	E: 0	K: 0	S: 8	R: 0	H: 0	E: 0	K: 2	S: 7	R: 1	H: 1	E: 0	K: 0	S: 7	1B: 7	SF: 0	2B: 0	3B: 0	HR: 0	WP: 1	PA: 38
Mark Gubicza, R ERA: 2.37 (1, 1)	IP: 9.0	WLS: 33	BF: 6	H: 0	R: 0	ER: 0	SO: 7	BB: 2	IBB: 0	HBP: 0	BLK: 0	WP: 0	HR: 0	S: 65	P: 109	ERA: 0.00	WHIP: 0.889																																								
Tom Gordon, R ERA: 2.96 (10, 1)	0.2	L	5	1	1	1	0	1	1	0	0	1	0	7	22	13.50	3.000																																								


BOTTOM

Kansas City Royals @ Milwaukee Brewers
Milwaukee County Stadium, Milwaukee, WI

Sat May 06 1989, 4:33 AM EDT
Att. 29,692 - Overcast - 38 F

livebaseballscorecards.com

AB	34
R	1
H	7
RBI	1
BB	4
SO	7
LOB	14



Batter	1	2	3	4	5	6	7	8	9	AB R H RBI BB SO LOB	TOP
Willie Wilson, S (1, 8) OBP: 0.253, SLG: 0.207 Gary Thurman, R (7, 8) OBP: 0.313, SLG: 0.267	1-3 		2-2 			1-2 		1-0 		3 0 0 0 0 1 0 1 0 0 0 0 0 1	Kansas City Royals @ Milwaukee Brewers Milwaukee County Stadium, Milwaukee, WI Sun May 07 1989, 4:33 AM EDT Att. 22,524 - Unknown
Kevin Seitzer, R (1, 5) OBP: 0.348, SLG: 0.353 Mike Macfarlane, R (8, 2) OBP: 0.185, SLG: 0.231	2-0 		0-0 			1-0 		1-2 		4 0 1 0 0 0 1 0 0 0 0 0 0 0	
Luis de los Santos, R (1, 3) OBP: 0.318, SLG: 0.318	2-2 			2-1 		1-0 		0-1 		4 0 2 0 0 0 2	
Danny Tartabull, R (1, 9) OBP: 0.430, SLG: 0.455	0-1 			1-0 		1-0 		0-0 		4 1 1 0 0 0 3	
Pat Tabler, R (1, 10) OBP: 0.337, SLG: 0.305		0-0 		0-0 		1-2 		0-2 		4 0 1 0 0 0 1	
Bo Jackson, R (1, 7) OBP: 0.336, SLG: 0.624		1-1 		1-0 		2-1 		1-2 		4 1 3 1 0 0 1	
Bob Boone, R (1, 2) OBP: 0.352, SLG: 0.338 Rey Palacios, R (7, 2) (8, 5)		0-0 			3-2 		2-0 		2-1 	3 0 0 0 0 0 2 1 0 0 1 0 0 0	
Frank White, R (1, 4) OBP: 0.276, SLG: 0.315 Brad Wellman, R (7, 4) OBP: 0.265, SLG: 0.219 Bill Buckner, L (9, PH) OBP: 0.250, SLG: 0.282		2-0 			1-0 		1-1 	0-2 		3 0 0 0 0 0 2 0 0 0 0 0 0 0 1 0 0 0 0 0 1	
Kurt Stillwell, S (1, 6) OBP: 0.250, SLG: 0.297			2-3 		1-2 		1-1 			3 0 1 0 0 1 0	
Inning Stats	R: 0 H: 1 E: 0 LOB: 1 K: 1 BB: 0 S: 12 P: 17	R: 0 H: 1 E: 0 LOB: 1 K: 0 BB: 0 S: 5 P: 8	R: 0 H: 0 E: 0 LOB: 0 K: 1 BB: 0 S: 8 P: 12	R: 0 H: 2 E: 0 LOB: 1 K: 0 BB: 0 S: 5 P: 9	R: 0 H: 0 E: 0 LOB: 0 K: 0 BB: 0 S: 8 P: 13	R: 0 H: 1 E: 0 LOB: 1 K: 0 BB: 0 S: 7 P: 11	R: 0 H: 1 E: 0 LOB: 1 K: 0 BB: 0 S: 8 P: 14	R: 0 H: 1 E: 0 LOB: 1 K: 0 BB: 0 S: 8 P: 11	R: 2 H: 2 E: 1 LOB: 0 K: 0 BB: 0 S: 16 P: 19	1B: 6 SF: 0 2B: 2 SAC: 0 3B: 1 DP: 2 HR: 0 HBP: 0	
PITCHER Chris Bosio, R (1, 1) ERA: 2.09 Chuck Crim, R (6, 1) ERA: 3.86	IP WLS BF H R ER SO BB IBB HBP BLK WP HR S P ERA WHIP 5.0 W 18 4 0 0 2 0 0 0 0 0 0 0 38 59 0.00 0.800 4.0 S 17 5 2 2 0 0 0 0 0 0 0 0 39 55 4.50 1.250	PITCHER IP WLS BF H R ER SO BB IBB HBP BLK WP HR S P ERA WHIP									

AB	35
R	2
H	9
RBI	2
BB	0
SO	2
LOB	14



Batter	1	2	3	4	5	6	7	8	9
Paul Molitor, R (1, 5) <small>OBP: 0.390, SLG: 0.494</small> Gus Polidor, R (8, 5) <small>OBP: 0.189, SLG: 0.264</small>	0-0 G6-3		1-1 SH1-3 2B	0-0 P3	2-2 L3			0-0 2B	
Gary Sheffield, R (1, 6) <small>OBP: 0.304, SLG: 0.402</small>	0-0 2B 1B		1-1 SH1-3	2-0 1B 1B		0-0 F7		0-2 G6-3	
Robin Yount, R (1, 8) <small>OBP: 0.369, SLG: 0.427</small> Mike Felder, S (5, 8) <small>OBP: 0.250, SLG: 0.192</small>	3-1 WP 1-H 2B		1-0 1B 2B	2-0 1B 1B		2-2 F8		2-1 G1-3	
Rob Deer, R (1, 9) <small>OBP: 0.331, SLG: 0.417</small> Terry Francona, L (6, PR) <small>OBP: 0.182, SLG: 0.188</small>	2-1 G5-3		0-0 HR 1B	1-3 K		4-2 BB			
Glenn Braggs, R (1, 7) <small>OBP: 0.288, SLG: 0.427</small>	3-3 K		1-0 HR	2-2 1B 1B		1-1 G5-3			
B.J. Surhoff, L (1, 2) <small>OBP: 0.256, SLG: 0.346</small>		0-0 F9	1-1 FC6-4 1B	0-1 1B		2-2 G6-3			
Dave Engle, R (1, 3) <small>OBP: 0.346, SLG: 0.692</small>		2-1 2B	3-0 FC6-4 1-2f	0-0 P3		1-1 L7			
Joey Meyer, R (1, 10) <small>OBP: 0.279, SLG: 0.308</small>		3-0 F8	0-3 K		1-1 P3		3-3 K		
Jim Gantner, L (1, 4) <small>OBP: 0.269, SLG: 0.247</small> Bill Spiers, L (5, PR) <small>OBP: 0.289, SLG: 0.281</small>		0-1 F7		4-0 1B 1B BB	2-1 L3 1B		0-3 K		

Inning Stats	R: 1	H: 2	E: 0	K: 1	S: 10	R: 0	H: 1	E: 0	K: 0	S: 6	R: 4	H: 5	E: 0	K: 1	S: 14	R: 3	H: 4	E: 0	K: 1	S: 15	R: 0	H: 1	E: 0	K: 0	S: 8	R: 0	H: 0	E: 0	K: 1	S: 10	R: 0	H: 0	E: 0	K: 1	S: 13	R: 0	H: 1	E: 0	K: 1	S: 9
	LOB: 1	BB: 0	P: 18	LOB: 1	BB: 0	P: 11	LOB: 1	BB: 0	P: 22	LOB: 2	BB: 1	P: 26	LOB: 1	BB: 0	P: 13	LOB: 1	BB: 1	P: 17	LOB: 0	BB: 0	P: 19	LOB: 1	BB: 0	P: 11	LOB: 0	BB: 0	P: 11	LOB: 0	BB: 0	P: 11	LOB: 0	BB: 0	P: 11	LOB: 0	BB: 0	P: 11	LOB: 0	BB: 0	P: 11	

PITCHER	IP	WLS	BF	H	R	ER	SO	BB	IBB	HBP	BLK	WP	HR	S	P	ERA	WHIP
Charlie Leibrandt, L (1, 1) <small>ERA: 4.01</small>	2.1	L	15	8	5	5	1	0	0	0	0	1	1	25	43	19.29	3.429
Luis Aquino, R (3, 1) <small>ERA: 1.83</small>	3.2		17	5	3	3	2	2	0	0	0	0	0	38	64	7.36	1.909
Jerry Don Gleaton, L (7, 1) <small>ERA: 10.8</small>	2.0		7	1	0	0	2	0	0	0	0	0	0	22	30	0.00	0.500


BOTTOM

Kansas City Royals @ Milwaukee Brewers
Milwaukee County Stadium, Milwaukee, WI

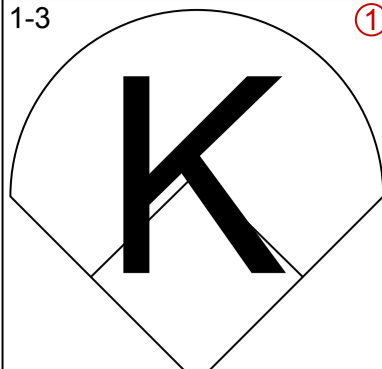
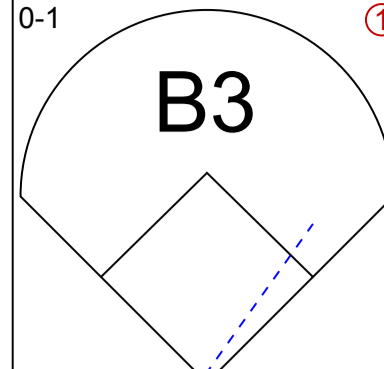
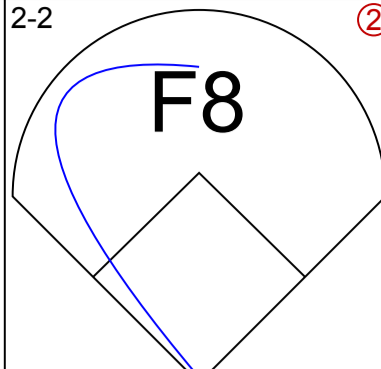
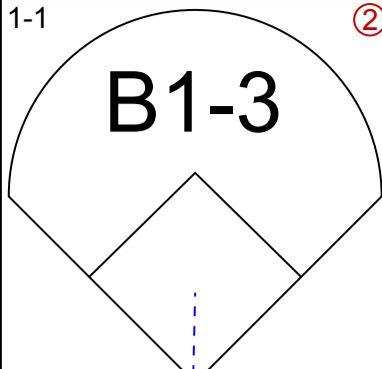
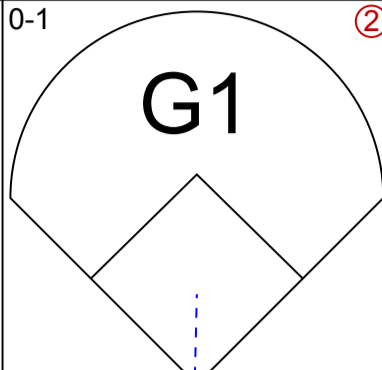
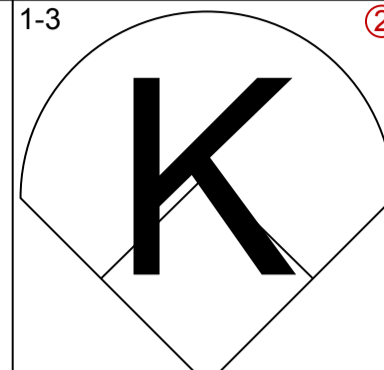
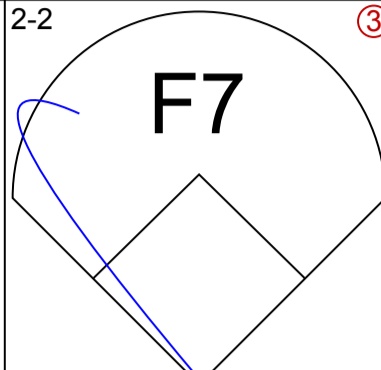
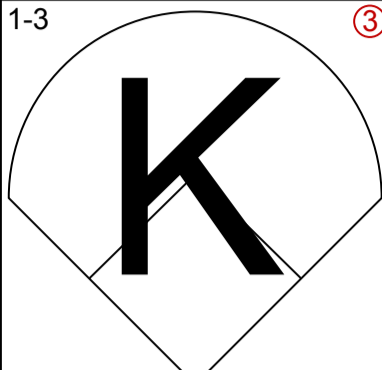
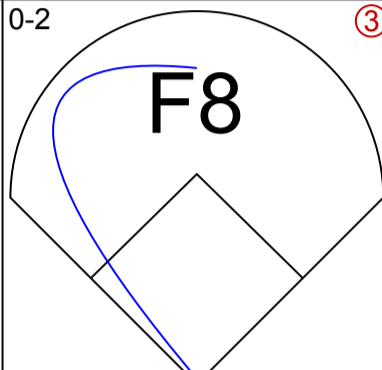
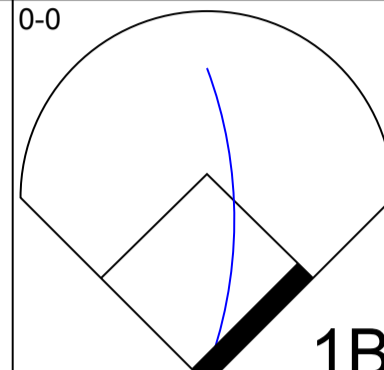
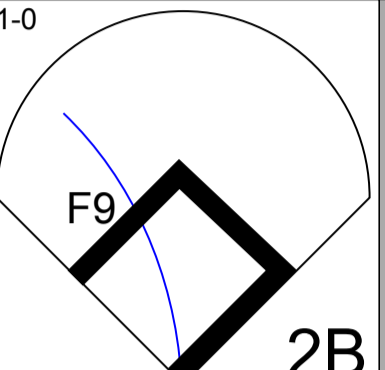
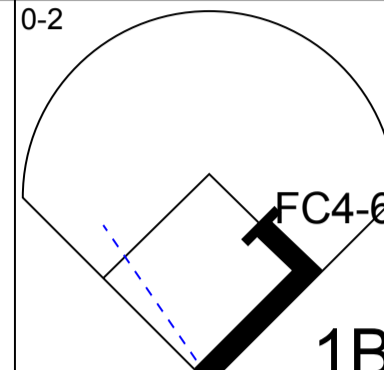
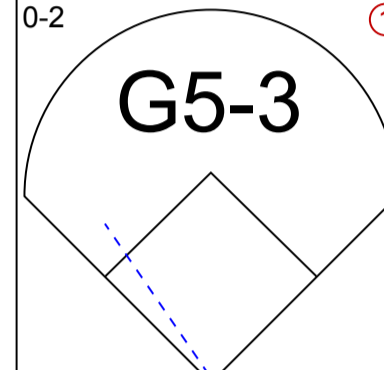
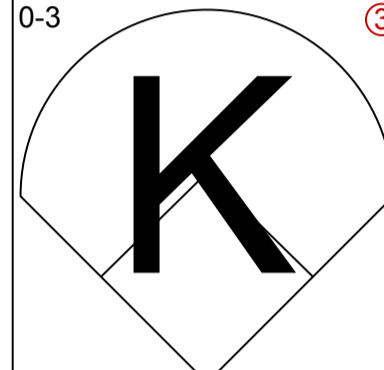
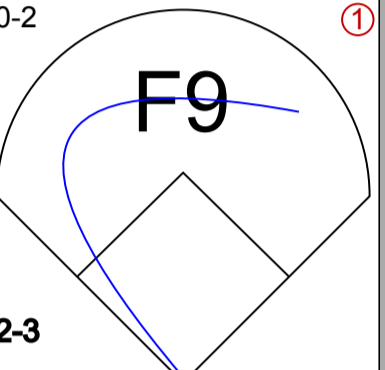
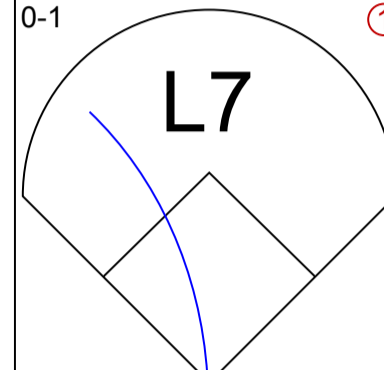
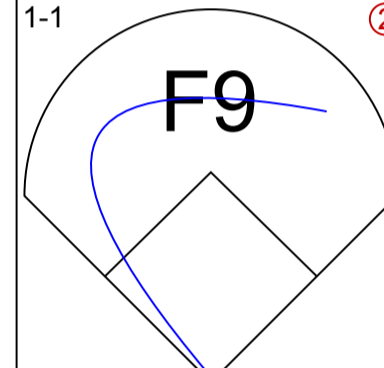
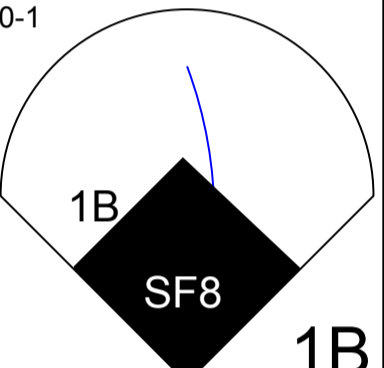
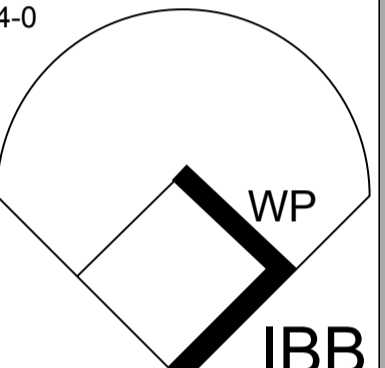
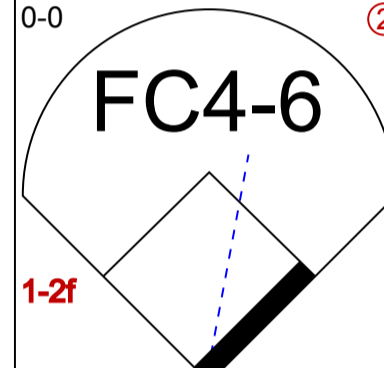
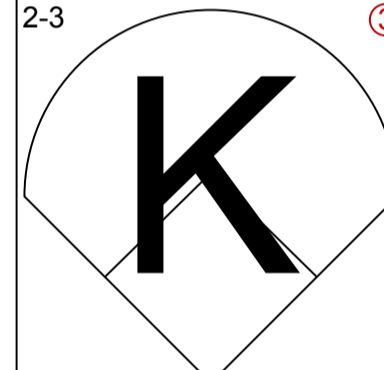
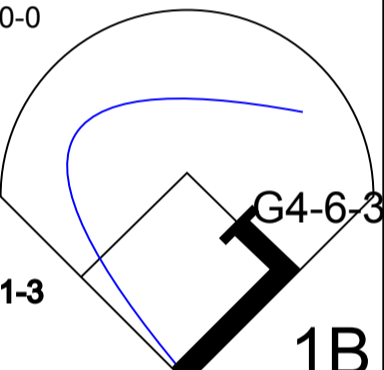
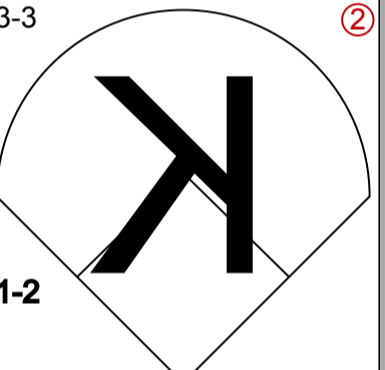
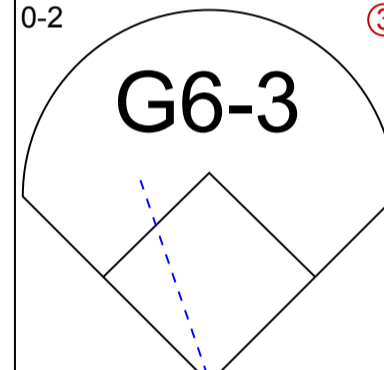
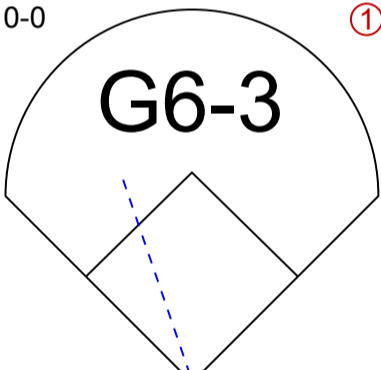
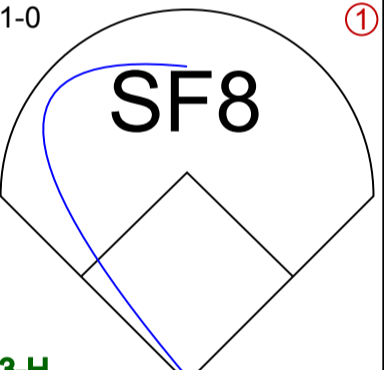
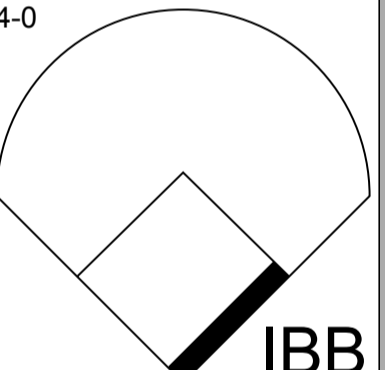
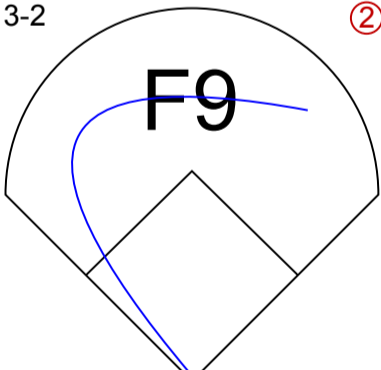
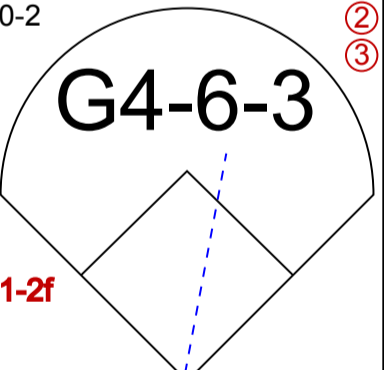
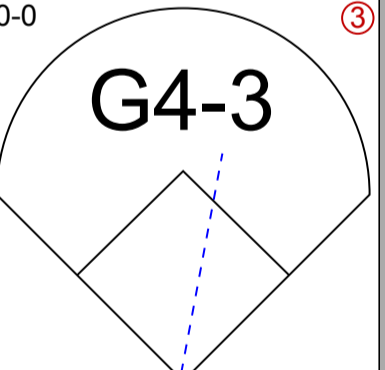
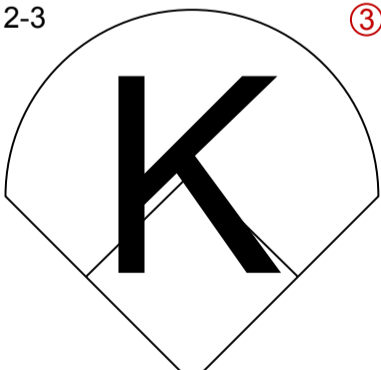
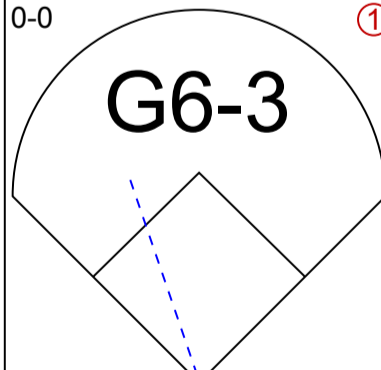
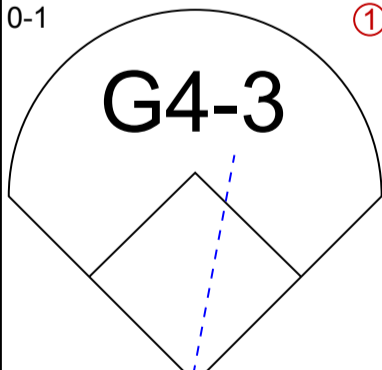
Sun May 07 1989, 4:33 AM EDT
 Att. 22,524 - Unknown

AB	36
R	8
H	14
RBI	8
BB	2
SO	5
LOB	15

livebaseballscorecards.com



1B:	8	SF:	0	WP:	1	PA:	39
2B:	6	SAC:	1	PB:	0		
3B:	0	DP:	1	SB:	0		
HR:	1	HBP:	0	CS:	0		

Batter	1	2	3	4	5	6	7	8	9	AB R H RBI BB SO LOB	TOP
Oddibe McDowell, L (1, 7) OBP: 0.276, SLG: 0.239 B C F S	1-3 			0-1 F X 		2-2 B B F F F X 		1-1 B F X 		4 0 0 0 0 1 0	Cleveland Indians @ Kansas City Royals Royals Stadium, Kansas City, MO Tue May 09 1989, 8:05 PM EDT Att. 22,634 - Unknown - 62 F livebaseballscorecards.com
Jerry Browne, S (1, 4) OBP: 0.264, SLG: 0.284 C X	0-1 		1-3 S T C B S 		2-2 F B F F F X 		1-3 S C B S 		4 0 0 0 0 2 0		
Joe Carter, R (1, 8) OBP: 0.306, SLG: 0.379 C C C X	0-2 		0-0 X 		1-0 B X 		0-2 C C C X 		4 0 3 0 0 0 0		
Cory Snyder, R (1, 9) OBP: 0.310, SLG: 0.429 C S S S		0-2 C S S 	0-3 S S S SAFE 		0-2 F S X 		0-1 F X 		4 0 0 0 0 1 3		
Pete O'Brien, L (1, 3) OBP: 0.419, SLG: 0.495 S B X		1-1 S B X 		0-1 C X 		4-0 I I I I I 		0-0 X 		3 1 1 0 1 0 1	
Brook Jacoby, R (1, 5) OBP: 0.415, SLG: 0.495 S T T B B		2-3 S T T B B 		0-0 X 		3-3 F B B F B F X 		0-2 S F X 		4 0 1 0 0 2 3	
Dave Clark, L (1, 10) OBP: 0.386, SLG: 0.600 X			0-0 X 		1-0 B X 		4-0 I I I I I 			1 0 0 1 1 0 0	
Andy Allanson, R (1, 2) OBP: 0.277, SLG: 0.281 B B C B C X			3-2 B B C B C X 		0-2 X 		0-0 X 			3 0 0 0 0 0 4	
Felix Fermin, R (1, 6) OBP: 0.356, SLG: 0.284 S T T B B S F			2-3 S T T B B S F 		0-0 X 		0-1 C X 			3 0 0 0 0 1 0	
Inning Stats	R: 0 H: 0 E: 0 LOB: 0 K: 1 BB: 0 S: 8 P: 9	R: 0 H: 0 E: 0 LOB: 0 K: 1 BB: 0 S: 8 P: 11	R: 0 H: 0 E: 0 LOB: 0 K: 1 BB: 0 S: 9 P: 14	R: 0 H: 1 E: 0 LOB: 1 K: 2 BB: 0 S: 10 P: 11	R: 1 H: 2 E: 0 LOB: 0 K: 0 BB: 0 S: 7 P: 8	R: 0 H: 0 E: 0 LOB: 0 K: 0 BB: 0 S: 10 P: 14	R: 0 H: 1 E: 0 LOB: 3 K: 1 BB: 2 S: 8 P: 20	R: 0 H: 0 E: 0 LOB: 0 K: 1 BB: 0 S: 7 P: 9	R: 0 H: 1 E: 0 LOB: 1 K: 0 BB: 0 S: 9 P: 9	1B: 4 SF: 1 2B: 1 SAC: 0 3B: 0 DP: 1 HR: 0 HBP: 0	WP: 1 PA: 33 PB: 0 SB: 0 CS: 0
PITCHER Bret Saberhagen, R (1, 1) ERA: 3.0	IP WLS BF H R ER SO BB IBB HBP BLK WP HR S P ERA WHIP 9.0 W 33 5 1 1 7 0 2 0 0 1 0 76 105 1.00 0.556										

Cleveland Indians @ Kansas City Royals
 Royals Stadium, Kansas City, MO
 Tue May 09 1989, 8:05 PM EDT
 Att. 22,634 - Unknown - 62 F

AB	30
R	1
H	5
RBI	1
BB	2
SO	7
LOB	11



Batter	1	2	3	4	5	6	7	8	9
Willie Wilson, S OBP: 0.255, SLG: 0.212 (1, 8)	1-2 G6-3		2-2 G3			0-0 G4-3 1B		0-0 SH BB WP SF9	
Kevin Seitzer, R OBP: 0.360, SLG: 0.361 (1, 5)	2-2 1B		3-2 1B			1-1 G4-3 1-2		4-1 BB IBB	
Luis de los Santos, R OBP: 0.269, SLG: 0.269 (1, 3)	0-1 F7		1-3 K			2-2 F8		0-1 L6	
Danny Tartabull, R OBP: 0.424, SLG: 0.441 (1, 9)	1-0 G5-3				2-2 G6-3		0-0 F8	4-0 BB	
Jim Eisenreich, L OBP: 0.342, SLG: 0.458 (1, 10)					0-0 G3-1		4-2 1B SF9	0-0 SF9	
Pat Tabler, R OBP: 0.333, SLG: 0.305 (8, PH)								3-H	
Bo Jackson, R OBP: 0.333, SLG: 0.611 (1, 7)					1-0 G5-3		2-1 1B	3-3 K	
Bob Boone, R OBP: 0.344, SLG: 0.329 (1, 2)							0-1 SF9		
Bill Buckner, L OBP: 0.244, SLG: 0.282 (7, PH)							3-H		
Rey Palacios, R (8, 2)									
Frank White, R OBP: 0.267, SLG: 0.304 (1, 4)					1-0 G5-3		2-1 L5		
Kurt Stillwell, S OBP: 0.253, SLG: 0.299 (1, 6)								0-0 WP SH BB 1B	

Inning Stats	R: 0 E: 0 K: 10 S: 10	H: 1 LOB: 1 BB: 0 P: 14	R: 0 E: 0 K: 7 S: 7	H: 1 LOB: 1 BB: 0 P: 11	R: 0 E: 0 K: 12 S: 12	H: 1 LOB: 1 BB: 0 P: 18	R: 0 E: 0 K: 5 S: 5	H: 0 LOB: 0 BB: 0 P: 8	R: 0 E: 0 K: 4 S: 4	H: 0 LOB: 0 BB: 0 P: 8	R: 0 E: 0 K: 8 S: 8	H: 1 LOB: 0 BB: 0 P: 11	R: 1 E: 0 K: 11 S: 11	H: 1 LOB: 1 BB: 1 P: 18	R: 2 E: 0 K: 9 S: 9	H: 1 LOB: 2 BB: 2 P: 20
--------------	--------------------------------	----------------------------------	------------------------------	----------------------------------	--------------------------------	----------------------------------	------------------------------	---------------------------------	------------------------------	---------------------------------	------------------------------	----------------------------------	--------------------------------	----------------------------------	------------------------------	----------------------------------

PITCHER	IP	WLS	BF	H	R	ER	SO	BB	IBB	HBP	BLK	WP	HR	S	P	ERA	WHIP
Tom Candiotti, R ERA: 3.53 (1, 1)	7.1	L	31	6	3	3	1	2	1	0	0	1	0	62	101	3.68	1.091
Jesse Orosco, L ERA: 2.25 (8, 1)	0.1		1	0	0	0	0	0	0	0	0	0	0	1	1	0.00	0.000
Keith Atherton, R ERA: 3.6 (8, 1)	0.1		1	0	0	0	1	0	0	0	0	0	0	3	6	0.00	0.000

BOTTOM


Cleveland Indians @ Kansas City Royals
Royals Stadium, Kansas City, MO

Tue May 09 1989, 8:05 PM EDT
 Att: 22,634 - Unknown - 62 F

AB	R	H	RBI	BB	SO	LOB
3	1	1	0	0	0	0
3	0	2	0	1	0	1
4	0	0	0	0	1	5
3	0	0	1	1	0	1
2	1	1	0	1	0	0
0	0	0	1	0	0	0
4	0	1	0	0	1	3
2	0	0	0	0	0	1
0	0	0	1	0	0	0
0	0	0	0	0	0	0
3	0	0	0	0	0	2
3	1	1	0	0	0	0

AB	27
R	3
H	6
RBI	3
BB	3
SO	2
LOB	13

WP: 1 PA: 33
 PB: 0
 SB: 0
 CS: 0



WP	HR	S	P	ERA	WHIP
1	0	2	33		

Batter	1	2	3	4	5	6	7	8	9
Willie Wilson, S (1, 8) OBP: 0.255, SLG: 0.213	0-0 B3		0-0 4-3		2-2 G4-3		2-2 1B		
Kevin Seitzer, R (1, 5) OBP: 0.364, SLG: 0.365	1-0 4-3		2-1 1B 2-H		3-2 1B		1-1 L9		
Pat Tabler, R (1, 3) OBP: 0.330, SLG: 0.302	3-2 G6-3		0-0 FC6-4 1B		2-3 K		0-0 L5		
Danny Tartabull, R (1, 9) OBP: 0.411, SLG: 0.425 Gary Thurman, R (9, 9) OBP: 0.313, SLG: 0.267		1-1 G5-3	1-2 FC6-4		1-3 K		1-3 K		
Bill Buckner, L (1, 10) OBP: 0.244, SLG: 0.279		1-2 G4-3		1-1 4-3 1B		0-0 F7		1-0 P4	
Bo Jackson, R (1, 7) OBP: 0.323, SLG: 0.590		2-3 K		2-0 4-3 1-2		0-0 4-3		1-3 K	
Bob Boone, R (1, 2) OBP: 0.344, SLG: 0.321 Rey Palacios, R (7, PR) (8, 2)			2-2 G5-3	2-0 1-3		4-0 1B SH3-4 1B BB			
Frank White, R (1, 4) OBP: 0.272, SLG: 0.309			0-0 PB 1B	0-3 K		0-0 SH3-4			
Kurt Stillwell, S (1, 6) OBP: 0.267, SLG: 0.313			2-2 1B 4-3 1B		1-1 G4-3		1-1 1B 2-3 1B		

Inning Stats	R: 0	H: 0	E: 0	LOB: 0	K: 0	BB: 0	S: 5	P: 9
	R: 0	H: 0	E: 0	LOB: 0	K: 1	BB: 0	S: 10	P: 14
	R: 2	H: 4	E: 0	LOB: 2	K: 0	BB: 0	S: 14	P: 21
	R: 0	H: 1	E: 0	LOB: 1	K: 1	BB: 0	S: 8	P: 13
	R: 0	H: 1	E: 0	LOB: 1	K: 1	BB: 0	S: 17	P: 25
	R: 0	H: 0	E: 0	LOB: 0	K: 1	BB: 0	S: 5	P: 6
	R: 1	H: 2	E: 0	LOB: 2	K: 0	BB: 1	S: 9	P: 17
	R: 0	H: 0	E: 0	LOB: 0	K: 2	BB: 0	S: 7	P: 10

PITCHER	IP	WLS	BF	H	R	ER	SO	BB	IBB	HBP	BLK	WP	HR	S	P	ERA	WHIP
John Farrell, R (1, 1) ERA: 2.86	8.0	L	33	8	3	3	6	1	0	0	0	0	0	75	115	3.38	1.125

AB R H RBI BB SO LOB

4	0	1	1	0	0	1
4	0	2	1	0	0	2
4	0	1	0	0	1	3
4	0	0	0	0	2	2
0	0	0	0	0	0	0
4	0	1	0	0	0	0
4	0	0	0	0	2	1

2	0	0	0	1	0	1
0	1	0	0	0	0	0
2	1	1	0	0	1	1
3	1	2	1	0	0	0

1B: 8	SF: 0
2B: 0	SAC: 1
3B: 0	DP: 0
HR: 0	HBP: 0

WP: 0	PA: 33
PB: 1	
SB: 0	
CS: 0	

Cleveland Indians @ Kansas City Royals
Royals Stadium, Kansas City, MO
 Wed May 10 1989, 8:05 PM EDT
 Att. 25,983 - Unknown

livebaseballscorecards.com

AB	31
R	3
H	8
RBI	3
BB	1
SO	6
LOB	11



Batter	1	2	3	4	5	6	7	8	9	AB R H RBI BB SO LOB	TOP																
Cecil Espy, S (1, 8) OBP: 0.328, SLG: 0.331	0-3 K	0-0 G1-3			1-1 G4-3		0-0 G6-3			4 0 0 0 0 1 0																	
Scott Fletcher, R (1, 6) OBP: 0.371, SLG: 0.299	0-0 F7		1-2 G4-3 1B		2-2 G5-3		2-3 K			4 0 1 0 0 1 0																	
Rafael Palmeiro, L (1, 3) OBP: 0.397, SLG: 0.480	2-2 G1-3		2-1 G4-3		0-0 1B BB 1B		2-2 F9			4 1 1 0 0 0 1																	
Ruben Sierra, S (1, 9) OBP: 0.367, SLG: 0.521		1-1 P6	1-3 K		4-1 1B BB 1B		1-1 G6-3			3 1 0 0 1 1 1																	
Julio Franco, R (1, 4) OBP: 0.398, SLG: 0.509		3-1 BB 3B 1B	3-2 F8		1-2 1B BB 1B		1-1 F9			4 1 2 0 0 0 1																	
Geno Petralli, L (1, 2) OBP: 0.365, SLG: 0.408		4-2 BB 3B BB		2-2 G6-3		1-0 L4		2-3 K		3 1 0 0 1 1 3																	
Pete Incaviglia, R (1, 7) OBP: 0.296, SLG: 0.456		0-1 2B 3B	1-1 F9		2-1 G6-4-3 1B		3-2 P2			4 1 2 4 0 0 0																	
Jeff Stone, L (1, 10) OBP: 0.321, SLG: 0.440		1-2 2B HBP	3-1 G5-3		0-2 G6-4-3		0-0 L7			2 1 0 0 0 0 2																	
Buddy Bell, R (9, PH) OBP: 0.250, SLG: 0.231										1 0 0 0 0 0 0																	
Steve Buechele, R (1, 5) OBP: 0.336, SLG: 0.423		0-1 2B			1-3 K		0-0 L7			3 0 1 2 0 1 0																	
Inning Stats	R: 0 E: 0 K: 1 S: 9	H: 0 LOB: 0 BB: 0 P: 11	R: 4 E: 0 K: 0 S: 15	H: 3 LOB: 0 BB: 1 P: 24	R: 0 E: 0 K: 1 S: 12	H: 1 LOB: 1 BB: 0 P: 19	R: 0 E: 0 K: 0 S: 7	H: 0 LOB: 0 BB: 0 P: 13	R: 0 E: 0 K: 1 S: 8	H: 0 LOB: 0 BB: 0 P: 12	R: 2 E: 0 K: 0 S: 11	H: 3 LOB: 1 BB: 1 P: 19	R: 0 E: 0 K: 1 S: 5	H: 0 LOB: 0 BB: 0 P: 7	R: 0 E: 0 K: 0 S: 7	H: 0 LOB: 0 BB: 0 P: 11	R: 0 E: 0 K: 1 S: 8	H: 0 LOB: 0 BB: 0 P: 13	1B: 5 2B: 1 3B: 1 HR: 0	SF: 0 SAC: 0 DP: 1 HBP: 1	WP: 0 PB: 0 SB: 0 CS: 0	PA: 35					
PITCHER	IP	WLS	BF	H	R	ER	SO	BB	IBB	HBP	BLK	WP	HR	S	P	ERA	WHIP										
Mark Gubicza, R (1, 1) ERA: 2.96	5.1	L	25	7	6	6	3	2	0	1	0	0	0	59	95	10.12	1.688										
Tom Gordon, R (6, 1) ERA: 2.67	2.2		7	0	0	0	1	0	0	0	0	0	0	15	21	0.00	0.000										
Jerry Don Gleaton, L (9, 1) ERA: 8.31	1.0		3	0	0	0	1	0	0	0	0	0	0	8	13	0.00	0.000										

Texas Rangers @ Kansas City Royals
Royals Stadium, Kansas City, MO
 Thu May 11 1989, 8:05 PM EDT
 Att. 31,556 - Unknown

livebaseballscorecards.com

AB	32
R	6
H	7
RBI	6
BB	2
SO	5
LOB	8



Batter	1	2	3	4	5	6	7	8	9	AB R H RBI BB SO LOB	TOP		
Cecil Espy, S (1, 8) OBP: 0.321, SLG: 0.323 Mike Stanley, R (6, PH) OBP: 0.217, SLG: 0.100 Jeff Kunkel, R (6, 8) OBP: 0.250, SLG: 0.261 Jeff Stone, L (9, PH) OBP: 0.310, SLG: 0.423	0-2 G1-3		0-1 P3		0-1 F7	2-2 G5-3			0-1 F8	3 0 0 0 0 0 1 1 0 0 0 0 0 1 0 0 0 0 0 0 0 1 0 0 0 0 0 0			
Scott Fletcher, R (1, 6) OBP: 0.379, SLG: 0.306	4-2 BB		0-1 1B		0-1 3B 1B			2-3 K	1-3 K	4 1 2 0 1 2 0			
Rafael Palmeiro, L (1, 3) OBP: 0.404, SLG: 0.500	3-1 P4		2-1 F8		0-0 3B 1B		2-0 WP 2B	1-1 1B 2B	1-1 1B 2B	5 2 3 0 0 0 3			
Ruben Sierra, S (1, 9) OBP: 0.368, SLG: 0.532	3-2 G1-3		2-2 P4		0-1 3B		1-1 G5-3	0-1 1B	0-1 1B	5 0 2 3 0 0 4			
Julio Franco, R (1, 4) OBP: 0.384, SLG: 0.488		2-1 F8		3-2 F7	1-3 K		3-2 P6	3-2 F8	3-2 F8	5 0 0 0 0 1 3			
Pete Incaviglia, R (1, 7) OBP: 0.295, SLG: 0.449		0-0 F9		2-2 1B 1B	0-0 G1-3			0-0 G6-3		4 0 1 0 0 0 1			
Buddy Bell, R (1, 10) OBP: 0.250, SLG: 0.267		1-2 2B		0-0 F9		1-2 F8		2-2 P2		4 0 1 0 0 0 1			
Steve Buechele, R (1, 5) OBP: 0.342, SLG: 0.426		2-2 F9		0-1 1B		1-2 F9		0-1 1B		4 0 2 0 0 0 1			
Jim Sundberg, R (1, 2) OBP: 0.349, SLG: 0.432 Geno Petrali, L (8, PH) OBP: 0.360, SLG: 0.403 (8, 2)			1-1 1B 1B		0-1 G3		0-0 E1 1B	1-1 F7		3 0 2 0 0 0 2 1 0 0 0 0 0 1			
Inning Stats	R: 0 H: 0 E: 0 LOB: 1 K: 0 BB: 1 S: 10 P: 20	R: 0 H: 1 E: 0 LOB: 1 K: 0 BB: 0 S: 9 P: 14	R: 0 H: 2 E: 0 LOB: 2 K: 0 BB: 0 S: 11 P: 16	R: 0 H: 2 E: 0 LOB: 2 K: 0 BB: 0 S: 11 P: 16	R: 2 H: 3 E: 0 LOB: 1 K: 1 BB: 0 S: 11 P: 12	R: 0 H: 1 E: 1 LOB: 1 K: 0 BB: 0 S: 11 P: 15	R: 0 H: 1 E: 0 LOB: 1 K: 1 BB: 0 S: 12 P: 20	R: 0 H: 1 E: 0 LOB: 1 K: 0 BB: 0 S: 8 P: 11	R: 1 H: 2 E: 0 LOB: 1 K: 1 BB: 0 S: 12 P: 17	1B: 9 SF: 0 2B: 3 SAC: 0 3B: 1 DP: 0 HR: 0 HBP: 0	WP: 1 PA: 41 PB: 0 SB: 0 CS: 0		
PITCHER	IP WLS BF H R ER SO BB IBB HBP BLK WP HR S P ERA WHIP											PITCHER	IP WLS BF H R ER SO BB IBB HBP BLK WP HR S P ERA WHIP
Charlie Leibrandt, L (1, 1) ERA: 3.83 Jeff Montgomery, R (8, 1) ERA: 2.55 Steve Farr, R (9, 1) ERA: 1.54	7.0 W 32 10 2 2 2 1 0 0 0 1 0 75 113 2.57 1.571												

Texas Rangers @ Kansas City Royals
 Royals Stadium, Kansas City, MO
 Fri May 12 1989, 8:05 PM EDT
 Att. 30,290 - Unknown - 72 F

livebaseballscorecards.com

AB 40
R 3
H 13
RBI 3
BB 1
SO 3
LOB 18



Batter	1	2	3	4	5	6	7	8	9	AB	R	H	RBI	BB	SO	LOB
Gary Thurman, R OBP: 0.350, SLG: 0.235 (1, 8) (8, 9)	1-3 K		4-1 FC3-6 1B 2B BB	4-2 BB		1-3 K				2	1	0	0	2	2	0
Kevin Seitzer, R OBP: 0.372, SLG: 0.373 (1, 5)	1-2 G6-3		2-0 FC3-6 1B	1-2 G1-3		0-0 G5-4-3 1B				4	0	2	0	0	0	2
Luis de los Santos, R OBP: 0.267, SLG: 0.267 (1, 3)	1-0 FC6 1B		1-0 P3		2-2 F9		0-0 G5-4-3 1-2f			4	0	1	0	0	0	3
Danny Tartabull, R OBP: 0.394, SLG: 0.404 Willie Wilson, S OBP: 0.255, SLG: 0.207 (1, 9) (8, 8)	1-1 FC6 1-2f		0-0 FC3-6 2B 1-2f 2-3		3-1 G3 1B 1B		3-3 K			4	2	1	0	0	1	3
Jim Eisenreich, L OBP: 0.333, SLG: 0.456 (1, 7)		2-2 BLK 1B 1B	0-0 1-H 3-H 2B		1-0 G3 1-2		2-2 G3-1			4	1	2	2	0	0	1
Pat Tabler, R OBP: 0.337, SLG: 0.311 (1, 10)		1-1 1-H 1B	1-1 G5-3		0-0 2-H 1B		1-2 F8			4	0	2	2	0	0	1
Bob Boone, R OBP: 0.330, SLG: 0.308 (1, 2)		1-3 K		2-1 F9		2-2 G5-3		1-0 F9		4	0	0	0	0	1	2
Frank White, R OBP: 0.266, SLG: 0.300 (1, 4)		1-2 L9		0-0 P3		2-0 F9				3	0	0	0	0	0	1
Kurt Stillwell, S OBP: 0.283, SLG: 0.318 (1, 6)		0-3 K		2-2 BB 1B		0-0 F8				3	0	1	0	0	1	1

Inning Stats	R: 0	H: 1	E: 0	LOB: 1	K: 1	BB: 0	S: 10	R: 1	H: 2	E: 0	LOB: 1	K: 2	BB: 0	S: 14	R: 2	H: 2	E: 0	LOB: 1	K: 0	BB: 1	S: 7	R: 0	H: 1	E: 0	LOB: 2	K: 0	BB: 1	S: 11	R: 1	H: 2	E: 0	LOB: 1	K: 1	BB: 0	S: 10	R: 0	H: 0	E: 0	LOB: 0	K: 1	BB: 0	S: 5	R: 0	H: 1	E: 0	LOB: 0	K: 1	BB: 0	S: 7	R: 0	H: 0	E: 0	LOB: 0	K: 0	BB: 0	S: 11
--------------	------	------	------	--------	------	-------	-------	------	------	------	--------	------	-------	-------	------	------	------	--------	------	-------	------	------	------	------	--------	------	-------	-------	------	------	------	--------	------	-------	-------	------	------	------	--------	------	-------	------	------	------	------	--------	------	-------	------	------	------	------	--------	------	-------	-------

PITCHER	IP	WLS	BF	H	R	ER	SO	BB	IBB	HBP	BLK	WP	HR	S	P	ERA	WHIP
Bobby Witt, R ERA: 5.4 (1, 1)	8.0	L	34	9	4	4	5	2	0	0	1	0	0	69	113	4.50	1.375

BOTTOM

Texas Rangers @ Kansas City Royals
Royals Stadium, Kansas City, MO
Fri May 12 1989, 8:05 PM EDT
Att: 30,290 - Unknown - 72 F

livebaseballscorecards.com

AB	32
R	4
H	9
RBI	4
BB	2
SO	5
LOB	14



WP	PA	ERA	WHIP
0	34		

Batter	1	2	3	4	5	6	7	8	9	AB R H RBI BB SO LOB	TOP											
Cecil Espy, S (1, 8) OBP: 0.319, SLG: 0.316	0-3 K		0-1 P6			3-3 K		4-2 WP BB		3 0 0 0 1 2 1												
Scott Fletcher, R (1, 6) OBP: 0.376, SLG: 0.304	2-2 G4-3			0-0 G5-3		2-2 FC3-6 BB 1-2 1B		3-3 K		4 0 1 0 0 1 1												
Rafael Palmeiro, L (1, 3) OBP: 0.407, SLG: 0.496	2-2 1B			0-0 G3-1		4-0 FC3-6 BB 1-2 2-3		1-1 G3		3 0 1 0 1 0 1												
Ruben Sierra, S (1, 9) OBP: 0.372, SLG: 0.531	1-2 P2			2-1 FC6-4 1B		0-0 FC3-6 1-2f 2-3 3-H			0-1 G5-3 1B 1B	4 0 2 1 0 0 3												
Julio Franco, R (1, 4) OBP: 0.380, SLG: 0.480				1-2 FC6-4 1-2f		1-2 G5-3			0-1 1B	4 0 1 0 0 0 3												
Geno Petralli, L (1, 2) OBP: 0.367, SLG: 0.400					1-0 F7				1-3 K 1B	3 0 1 0 1 1 2												
Pete Incaviglia, R (1, 7) OBP: 0.286, SLG: 0.434					2-1 G6-3				1-0 G5-3 2-3f	4 0 0 0 0 1 4												
Jeff Stone, L (1, 10) OBP: 0.281, SLG: 0.379					3-2 G3				0-0 G6-4-3 1-2f	3 0 0 0 0 0 1												
Steve Buechele, R (1, 5) OBP: 0.341, SLG: 0.423					1-2 G6-3				2-3 K BB FC3-6 1B	3 1 1 0 0 1 0												
Inning Stats	R: 0 E: 0 K: 1 S: 14	H: 1 LOB: 1 BB: 0 P: 19	R: 0 E: 0 K: 0 S: 5	H: 1 LOB: 0 BB: 0 P: 9	R: 0 E: 0 K: 0 S: 7	H: 0 LOB: 0 BB: 0 P: 9	R: 0 E: 0 K: 0 S: 7	H: 1 LOB: 1 BB: 0 P: 10	R: 0 E: 0 K: 0 S: 6	H: 0 LOB: 0 BB: 0 P: 12	R: 1 E: 0 K: 1 S: 12	H: 2 LOB: 2 BB: 1 P: 24	R: 0 E: 0 K: 1 S: 5	H: 0 LOB: 0 BB: 1 P: 10	R: 0 E: 0 K: 2 S: 10	H: 0 LOB: 1 BB: 1 P: 20	R: 0 E: 0 K: 1 S: 8	H: 2 LOB: 1 BB: 0 P: 10	1B: 7 2B: 0 3B: 0 HR: 0	SF: 0 SAC: 0 DP: 2 HBP: 0	WP: 1 PB: 0 SB: 0 CS: 1	PA: 35
PITCHER	IP WLS BF H R ER SO BB IBB HBP BLK WP HR S P ERA WHIP																					
Luis Aquino, R (1, 1) ERA: 1.8	5.1 W 21 5 1 1 2 1 0 0 0 0 0 0 47 78 1.69 1.125																					
Tom Gordon, R (6, 1) ERA: 2.43	2.2 9 0 0 0 3 2 0 0 0 1 0 19 35 0.00 0.750																					
Steve Farr, R (9, 1) ERA: 1.42	1.0 S 4 2 0 0 1 0 0 0 0 0 0 8 10 0.00 2.000																					

Texas Rangers @ Kansas City Royals
Royals Stadium, Kansas City, MO
Sat May 13 1989, 8:05 PM EDT
Att. 39,163 - Unknown

livebaseballscorecards.com

AB 31
R 1
H 7
RBI 1
BB 3
SO 6
LOB 16



Texas Rangers @ Kansas City Royals
 Royals Stadium, Kansas City, MO

Sun May 14 1989, 4:33 AM EDT
 Att: 27,726 - Unknown

livebaseballscorecards.com

AB 32
 R 3
 H 7
 RBI 3
 BB 3
 SO 8
 LOB 10



WP: 0 PA: 36
 FB: 0
 SB: 2
 CS: 1

Batter	1	2	3	4	5	6	7	8	9	10	AB	R	H	RBI	BB	SO	LOB	BOTTOM
Jim Eisenreich, L OBP: 0.330, SLG: 0.458 (1, 8)	K		X 0-0 1-3 2B		B X 1-0 G1-3		1 SAFE 1 SAFE 1 SAFE 0-0 CS	F9			4	0	1	0	0	1	0	
Kevin Seitzer, R OBP: 0.365, SLG: 0.394 (1, 5)	G4-3		1-2 G6-3		F B X 1-1 P5			L9			4	0	0	1	0	0	1	
Luis de los Santos, R OBP: 0.342, SLG: 0.389 (1, 3)	G1-3		3-H 2-1 G6-3		F F B X 1-2 FC4-6 3B			K			4	1	1	0	0	1	1	
Danny Tartabull, R OBP: 0.400, SLG: 0.400 (1, 9)		F B B B B 4-1 S BB		X 0-0 BLK 1B			4-0 FC4-6 IBB		C C C B 1-3 K		2	0	1	0	2	1	0	
Pat Tabler, R OBP: 0.330, SLG: 0.306 (1, 10)		B 1 SAFE 3-3 K		B S 1 SAFE 2-2 F9		1 SAFE 0-0 FC4-6		K			4	0	0	1	0	2	3	
Bo Jackson, R OBP: 0.301, SLG: 0.543 (1, 7)		X 0-0 G6-3		0-3 K		X 0-0 F8		K			4	0	0	0	0	2	3	
Bob Boone, R OBP: 0.321, SLG: 0.298 (1, 2)		B B B 3-2 P5		X 0-0 G5-3			2-0 F9		B B B 4-0 S 1B BB		3	0	0	0	0	0	2	
Willie Wilson, S OBP: 0.262, SLG: 0.207 (10, PH)		X T T C C C 3-2 P5									0	1	0	0	1	0	0	
Kurt Stillwell, S OBP: 0.292, SLG: 0.326 (1, 6)		B F X 1-1 1B 1B		B B B F S 2-3 K			2-2 P6		C 1 SAFE 2-2 1 B 1 SAFE L F F F X 1-H 1B		4	0	2	1	0	1	0	
Brad Wellman, R OBP: 0.293, SLG: 0.256 (1, 4)		1 SAFE 1 SAFE 1-1 F B X 2B G6-3 1B		B X 1-0 G3-1			3-2 CS 1B				3	1	2	0	0	0	0	

Inning Stats	R: 0	H: 0	E: 0	K: 1	S: 5	WLS	BF	H	R	ER	SO	BB	IBB	HBP	BLK	WP	HR	S	P	ERA	WHIP
1	0	0	0	1	5		24	5	2	2	4	1	1	0	1	0	0	46	77	3.00	1.000
2	0	0	0	1	9		3	1	0	0	0	0	0	0	0	0	0	8	15	0.00	1.500
3	1	3	0	0	10		3	0	0	1	1	0	0	0	0	0	0	6	11	0.00	0.000
4	0	1	0	1	20		4	1	1	3	3	1	0	0	0	0	0	10	19	9.00	1.000
5	0	0	0	0	15		1	0	0	0	0	0	0	0	0	0	0	5	7	∞	∞
6	1	1	0	1	7																
7	0	1	0	0	8																
8	0	0	0	0	11																
9	0	0	0	3	15																
10	1	1	0	1	11																
Total	5	7	0	10	32																

PITCHER	IP	WLS	BF	H	R	ER	SO	BB	IBB	HBP	BLK	WP	HR	S	P	ERA	WHIP
Kevin Brown, R ERA: 3.2 (1, 1)	6.0		24	5	2	2	4	1	1	0	1	0	0	46	77	3.00	1.000
Craig McMurtry, R ERA: 3.0 (7, 1)	0.2		3	1	0	0	0	0	0	0	0	0	0	8	15	0.00	1.500
Kenny Rogers, L ERA: 2.04 (7, 1)	1.1		3	0	0	0	1	0	0	0	0	0	0	6	11	0.00	0.000
Cecilio Guante, R ERA: 3.1 (9, 1)	1.0	L	4	0	1	1	3	1	0	0	0	0	0	10	19	9.00	1.000
Jeff Russell, R ERA: 0.55 (10, 1)	0.0		1	1	0	0	0	0	0	0	0	0	0	5	7	∞	∞

Batter	1	2	3	4	5	6	7	8	9	AB R H RBI BB SO LOB	TOP					
Willie Wilson, S (1, 8) OBP: 0.268, SLG: 0.247	2-2 HR 1B		2-3 K		1-1 G6-3		1-0 HR		1-0 FC4-6	5 2 2 2 0 1 2	Kansas City Royals @ Minnesota Twins Hubert H. Humphrey Metrodome, Minneapolis, MN Mon May 15 1989, 8:05 PM EDT Att. 18,404 - Unknown livebaseballscorecards.com					
Kevin Seitzer, R (1, 5) OBP: 0.369, SLG: 0.393	1-2 F8		1-1 1B		4-1 BB		2-3 K			3 0 1 0 1 1 1						
Luis de los Santos, R (1, 3) OBP: 0.310, SLG: 0.350	1-0 P4		2-2 F9		0-1 G3-4-1		1-3 K			4 0 0 0 0 1 4						
Danny Tartabull, R (1, 9) OBP: 0.396, SLG: 0.419	0-0 HR		2-1 F8		0-0 G6-3		2-2 L7			4 1 1 2 0 0 1						
Jim Eisenreich, L (1, 10) OBP: 0.337, SLG: 0.453	4-2 CS BB			2-3 K		1-2 1B		1-1 F7		3 0 1 0 1 1 0						
Bo Jackson, R (1, 7) OBP: 0.293, SLG: 0.526	1-0 CS 1-2	1-3 K		1-3 K		1-3 K		2-3 K		4 0 0 0 0 4 1						
Bob Boone, R (1, 2) OBP: 0.309, SLG: 0.286		0-0 F9		1-2 G3		3-2 G6-3		0-3 K		4 0 0 0 0 1 1						
Frank White, R (1, 4) OBP: 0.282, SLG: 0.295		4-2 BB			0-1 G5-3		4-0 HR BB		4-2 FC4-6 BB	1 1 0 0 3 0 0						
Kurt Stillwell, S (1, 6) OBP: 0.290, SLG: 0.323			3-3 K		2-2 G6-3 1B		1-1 F7		2-1 F7	4 0 1 0 0 1 3						
Inning Stats	R: 2 H: 2 E: 0 LOB: 0 K: 0 BB: 1 S: 11 P: 19	R: 0 H: 0 E: 0 LOB: 1 K: 2 BB: 1 S: 12 P: 20	R: 0 H: 1 E: 0 LOB: 1 K: 1 BB: 0 S: 10 P: 17	R: 0 H: 0 E: 0 LOB: 0 K: 2 BB: 0 S: 11 P: 15	R: 0 H: 1 E: 0 LOB: 2 K: 0 BB: 1 S: 12 P: 19	R: 0 H: 1 E: 0 LOB: 1 K: 1 BB: 0 S: 13 P: 17	R: 2 H: 1 E: 0 LOB: 0 K: 2 BB: 1 S: 10 P: 19	R: 0 H: 0 E: 0 LOB: 0 K: 1 BB: 0 S: 8 P: 13	R: 0 H: 0 E: 0 LOB: 1 K: 1 BB: 1 S: 9 P: 16	1B: 4 SF: 0 2B: 0 SAC: 0 3B: 0 DP: 0 HR: 2 HBP: 0	WP: 0 PA: 38 PB: 0 SB: 0 CS: 1					
PITCHER	IP WLS BF H R ER SO BB IBB HBP BLK WP HR S P ERA WHIP															
Roy Smith, R (1, 1) ERA: 3.19	6.0	25	5	2	2	6	3	0	0	0	0	1	69	107	3.00	1.333
Juan Berenguer, R (7, 1) ERA: 4.5	3.0	L	12	1	2	4	2	0	0	0	0	1	27	48	6.00	1.000

Kansas City Royals @ Minnesota Twins
 Hubert H. Humphrey Metrodome, Minneapolis, MN
 Mon May 15 1989, 8:05 PM EDT
 Att. 18,404 - Unknown

AB	32
R	4
H	6
RBI	4
BB	5
SO	10
LOB	13



Batter	1	2	3	4	5	6	7	8	9	AB	R	H	RBI	BB	SO	LOB
Al Newman, S OBP: 0.265, SLG: 0.238 (1, 4)	G6-3		L1-5 1B		F7			K		4	0	1	0	0	1	0
Dan Gladden, R OBP: 0.299, SLG: 0.349 (1, 7)	G6-3		L8			F9		F8		4	0	0	0	0	0	1
Kirby Puckett, R OBP: 0.383, SLG: 0.551 (1, 8)	FC6-4 1B		L1-5 1-H			G1-3 1B		G4-3		4	0	2	0	0	0	1
Gary Gaetti, R OBP: 0.301, SLG: 0.436 (1, 5)	FC6-4 1-2f				K	G1-3			FC3-6 1B	4	0	1	0	0	1	2
Kent Hrbek, L OBP: 0.386, SLG: 0.586 John Moses, S OBP: 0.327, SLG: 0.311 (1, 3) (6, 9)		P5			HR	F9		B3		2	1	1	1	0	0	0
Gene Larkin, S OBP: 0.353, SLG: 0.362 (6, 3)		F7			F8			FC3-6 1-2f		3	0	0	0	1	0	1
Carmen Castillo, R OBP: 0.415, SLG: 0.625 (1, 10)		G4-3			G6-3			F8		3	0	0	0	0	0	1
Brian Harper, R OBP: 0.294, SLG: 0.483 Jim Dwyer, L OBP: 0.344, SLG: 0.357 Tim Laudner, R OBP: 0.284, SLG: 0.403 (1, 2) (7, PH) (8, 2)					HR	F7		L7		2	1	1	1	0	0	0
Greg Gagne, R OBP: 0.292, SLG: 0.364 Randy Bush, L OBP: 0.346, SLG: 0.441 Doug Baker, S OBP: 1.000, SLG: 1.000 (1, 6) (7, PH) (8, 6)					HR	F8		G4-3		1	0	0	0	0	0	1
					HR					0	0	0	0	0	0	0

Inning Stats	R: 0	H: 1	R: 0	H: 0	R: 2	H: 3	R: 1	H: 1	R: 0	H: 0	R: 0	H: 1	R: 0	H: 0	R: 0	H: 0	R: 0	H: 1	R: 0	H: 1	R: 0	H: 0	R: 0	H: 1	1B: 4	SF: 0	WP: 0	PA: 34
	E: 0	LOB: 1	E: 0	LOB: 0	E: 0	LOB: 0	E: 0	LOB: 0	E: 0	LOB: 0	E: 0	LOB: 1	E: 0	LOB: 1	E: 0	LOB: 1	E: 0	LOB: 1	E: 0	LOB: 1	E: 0	LOB: 1	E: 0	LOB: 0	2B: 1	SAC: 1	PB: 0	
	K: 0	BB: 0	K: 0	BB: 0	K: 0	BB: 0	K: 1	BB: 0	K: 0	BB: 0	K: 0	BB: 0	K: 1	BB: 0	K: 1	BB: 0	K: 0	BB: 0	K: 0	BB: 0	K: 0	BB: 0	K: 0	BB: 0	3B: 0	DP: 1	SB: 1	
	S: 7	P: 12	S: 3	P: 3	S: 8	P: 11	S: 7	P: 13	S: 7	P: 13	S: 7	P: 12	S: 10	P: 12	S: 7	P: 13	S: 9	P: 9	S: 7	P: 8	S: 7	P: 8	S: 7	P: 9	HR: 3	HBP: 0	CS: 0	

PITCHER	IP	WLS	BF	H	R	ER	SO	BB	IBB	HBP	BLK	WP	HR	S	P	ERA	WHIP
Floyd Bannister, L ERA: 4.5 (1, 1)	6.0	W	23	6	3	3	1	0	0	0	0	0	3	42	64	4.50	1.000
Tom Gordon, R ERA: 2.27 (7, 1)	2.0		7	0	0	0	1	1	0	0	0	0	0	16	22	0.00	0.500
Steve Farr, R ERA: 1.32 (9, 1)	1.0	S	4	1	0	0	0	0	0	0	0	0	0	7	8	0.00	1.000

BOTTOM

Kansas City Royals @ Minnesota Twins
 Hubert H. Humphrey Metrodome, Minneapolis, MN

Mon May 15 1989, 8:05 PM EDT
 Att. 18,404 - Unknown

livebaseballscorecards.com

AB	32
R	3
H	7
RBI	3
BB	1
SO	2
LOB	10



Batter	1	2	3	4	5	6	7	8	9	AB	R	H	RBI	BB	SO	LOB	TOP										
Willie Wilson, S OBP: 0.265, SLG: 0.245 (1, 8)	2-3 K	1-2 1B		2-1 G3		2-1 G4-6-3 1-2f		0-2 G4-3		5	0	1	0	0	1	3											
Kevin Seitzer, R OBP: 0.364, SLG: 0.387 Rey Palacios, R (1, 5) (8, 5)	3-2 F9	1-1 G1-4-3 1B			2-2 L3		0-0 G5-3	1-3 K		5	0	1	0	0	1	1											
Jim Eisenreich, L OBP: 0.343, SLG: 0.449 Pat Tabler, R OBP: 0.327, SLG: 0.303 (1, 10) (9, PH)	0-0 1B	2-2 G1-4-3 1-2f			0-0 F7		4-1 G6-3 BB		1-2 G4-3	3	1	1	0	1	0	2											
Danny Tartabull, R OBP: 0.403, SLG: 0.422 (1, 9)	3-2 1-H 1B			4-2 S BB		0-1 1B	2-2 G6-3 1-2		1-1 G5-3	4	0	2	1	1	0	1											
Bill Buckner, L OBP: 0.204, SLG: 0.231 (1, 3)	2-2 F9			0-0 F7		1-0 P6	0-0 G6-3		0-3 K	5	0	0	0	0	1	4											
Bo Jackson, R OBP: 0.299, SLG: 0.555 (1, 7)		2-1 1B S 2B		1-1 F9			2-1 HR		0-1 E7 1B	4	3	2	1	0	0	1											
Bob Boone, R OBP: 0.316, SLG: 0.287 (1, 2)		0-0 HR 1B		2-0 G5-3 1-2			4-0 1B BB		0-2 G6-3	3	1	1	0	1	0	2											
Frank White, R OBP: 0.281, SLG: 0.294 Brad Wellman, R OBP: 0.293, SLG: 0.256 (1, 4) (8, PR) (8, 4)		1-1 P3			0-0 G6-3		2-3 K		0-0 HR 1B	4	0	1	1	0	1	3											
Kurt Stillwell, S OBP: 0.308, SLG: 0.402 (1, 6)		2-0 HR		1-2 G6-3			2-1 G4-6-3 1B		1-2 HR	4	2	3	4	0	0	0											
Inning Stats	R: 1 E: 0 K: 1 S: 19	H: 2 LOB: 1 BB: 0 P: 29	R: 3 E: 0 K: 0 S: 17	H: 5 LOB: 1 BB: 0 P: 25	R: 0 E: 0 K: 0 S: 6	H: 0 LOB: 1 BB: 1 P: 13	R: 0 E: 0 K: 0 S: 6	H: 0 LOB: 0 BB: 0 P: 9	R: 0 E: 0 K: 0 S: 7	H: 1 LOB: 1 BB: 0 P: 10	R: 1 E: 0 K: 1 S: 9	H: 2 LOB: 1 BB: 1 P: 21	R: 0 E: 0 K: 0 S: 6	H: 0 LOB: 1 BB: 1 P: 12	R: 3 E: 1 K: 1 S: 15	H: 2 LOB: 1 BB: 0 P: 17	R: 0 E: 0 K: 1 S: 9	H: 0 LOB: 0 BB: 0 P: 11	1B: 8 2B: 1 3B: 0 HR: 3	SF: 0 SAC: 0 DP: 2 HBP: 0	WP: 0 PB: 0 SB: 4 CS: 0	PA: 41					
PITCHER	IP	WLS	BF	H	R	ER	SO	BB	IBB	HBP	BLK	WP	HR	S	P	ERA	WHIP										
Francisco Oliveras, R ERA: 4.76 (1, 1)	5.1	L	26	9	5	5	2	2	0	0	0	0	2	60	99	8.44	2.062										
Steve Shields, R ERA: 10.8 (6, 1)	2.2		12	3	3	2	1	1	0	0	0	0	1	25	37	6.75	1.500										
Gary Wayne, L ERA: 5.31 (9, 1)	1.0		3	0	0	0	1	0	0	0	0	0	0	9	11	0.00	0.000										

Kansas City Royals @ Minnesota Twins
 Hubert H. Humphrey Metrodome, Minneapolis, MN
 Tue May 16 1989, 8:05 PM EDT
 Att. 20,657 - Dome

AB	38
R	8
H	12
RBI	7
BB	3
SO	4
LOB	17



Batter	1	2	3	4	5	6	7	8	9	AB	R	H	RBI	BB	SO	LOB
Dan Gladden, R OBP: 0.298, SLG: 0.348 (1, 7)	1-1 CS 1B		2-0 F8		1-0 G6			1-0 SF9		3	0	1	1	0	0	2
Randy Bush, L OBP: 0.341, SLG: 0.431 (1, 9)	3-2 SAFE SAFE SAFE 1-2 G4-3			0-0 FC4-6 1B		0-0 G4-3		3-H 1-0 L7		4	0	1	0	0	0	1
Kirby Puckett, R OBP: 0.373, SLG: 0.535 (1, 8)	0-0 G4-3			0-1 FC4-6 F3 1B 1-2f		0-3 K			1-2 F9	4	0	0	0	0	1	1
Gary Gaetti, R OBP: 0.306, SLG: 0.445 (1, 5)		1-1 G6-3		0-0 1-2 1B		0-1 G4-3			0-0 G4-3 2B	4	0	2	0	0	0	0
Jim Dwyer, L OBP: 0.314, SLG: 0.323 (1, 10)		1-0 G3-1		3-2 F3		1-0 G4-3			0-0 G4-3	3	0	0	0	0	0	2
Carmen Castillo, R OBP: 0.407, SLG: 0.612 (9, PH)				2-3					2-3	1	0	0	0	0	0	1
Gene Larkin, S OBP: 0.343, SLG: 0.350 (1, 3)		2-3 K		0-1 G1-3		0-0 G3-1			3-2 G5-3	4	0	0	0	0	1	3
Tim Laudner, R OBP: 0.273, SLG: 0.386 (1, 2)			1-3 K		0-0 F9		1-2 G6			3	0	0	0	0	1	0
Orlando Mercado, R (9, 2)										0	0	0	0	0	0	0
Greg Gagne, R OBP: 0.293, SLG: 0.373 (1, 6)			1-2 G5-3		1-1 F7			0-1 G3-1 SF9 2B		3	1	1	0	0	0	0
Al Newman, S OBP: 0.282, SLG: 0.246 (1, 4)			0-0		4-1 BB			0-0 G3-1		2	0	1	0	1	0	1
Doug Baker, S OBP: 1.000, SLG: 1.000 (9, 4)									2-3	0	0	0	0	0	0	0

Inning Stats	R: 0	H: 1	E: 0	K: 0	S: 6	R: 0	H: 0	E: 0	K: 1	S: 6	R: 0	H: 1	E: 0	K: 1	S: 8	R: 0	H: 2	E: 0	K: 0	S: 9	R: 0	H: 0	E: 0	K: 0	S: 5	R: 0	H: 0	E: 0	K: 1	S: 7	R: 0	H: 0	E: 0	K: 0	S: 5	R: 1	H: 1	E: 0	K: 0	S: 5	R: 0	H: 1	E: 0	K: 0	S: 8
	LOB: 0	BB: 0	P: 10			LOB: 0	BB: 0	P: 10			LOB: 2	BB: 0	P: 12			LOB: 1	BB: 1	P: 11			LOB: 0	BB: 0	P: 7			LOB: 0	BB: 0	P: 7			LOB: 0	BB: 0	P: 7			LOB: 0	BB: 0	P: 7			LOB: 1	BB: 0	P: 12		

PITCHER	IP	WLS	BF	H	R	ER	SO	BB	IBB	HBP	BLK	WP	HR	S	P	ERA	WHIP
Mark Gubicza, R ERA: 2.77 (1, 1)	8.0	W	29	5	1	1	3	1	0	0	0	0	0	51	76	1.12	0.750
Jerry Don Gleaton, L ERA: 6.75 (9, 1)	1.0		4	1	0	0	0	0	0	0	0	0	0	8	12	0.00	1.000

BOTTOM

Kansas City Royals @ Minnesota Twins
Hubert H. Humphrey Metrodome, Minneapolis, MN

Tue May 16 1989, 8:05 PM EDT
 Att. 20,657 - Dome

livebaseballscorecards.com

AB	31
R	1
H	6
RBI	1
BB	1
SO	3
LOB	11



WP	HR	S	P	ERA	WHIP
0	0	8	12	0.00	1.000

Batter	1	2	3	4	5	6	7	8	9	10	AB R H RBI BB SO LOB	TOP												
Willie Wilson, S (1, 8) OBP: 0.262, SLG: 0.243 Brad Wellman, R (10, 8) OBP: 0.293, SLG: 0.256 (10, 5)	2-1 L6	0-1 SAFE 1-2 1B		2-2 FC5 2-3f			0-0 L8			3-1 G4-3	5 0 1 0 0 0 2 0 0 0 0 0 0 0	Kansas City Royals @ Minnesota Twins Hubert H. Humphrey Metrodome, Minneapolis, MN Wed May 17 1989, 8:05 PM EDT Att. 20,922 - Dome												
Kevin Seitzer, R (1, 5) OBP: 0.371, SLG: 0.409 (10, 7)	4-0 1B BB	2-0 L7			1-2 P6		1-1 HR		3-2 1B	4 2 2 1 1 0 2														
Luis de los Santos, R (1, 3) OBP: 0.298, SLG: 0.333	1-0 1B 1-3 1B		2-1 G6-3		1-2 G1-3		1-0 G6-3		2-3 K	5 0 1 0 0 1 1														
Danny Tartabull, R (1, 9) OBP: 0.403, SLG: 0.444 (10, 7)	3-2 1-3 1B 3-H		2-3 K		1-1 HR		1-0 F8		0-0 F9	5 1 2 2 0 1 1														
Pat Tabler, R (1, 10) OBP: 0.315, SLG: 0.291	1-3 K		0-0 L5		1-0 G3		0-1 F9		1-3 K	4 0 0 0 0 1 2														
Bo Jackson, R (1, 7) OBP: 0.291, SLG: 0.539 (10, 8)	1-3 K			2-2 F7		1-2 L5		1-0 G6-3		4 0 0 0 0 1 2														
Mike Macfarlane, R (1, 2) OBP: 0.171, SLG: 0.206		0-0 G4-3		1-3 K		0-0 G5-3		2-3 K		4 0 0 0 0 2 0														
Frank White, R (1, 4) OBP: 0.280, SLG: 0.292		1-0 G5-3		0-0 FC5 S 1B		1-0 G6-3		2-2 G5-3		4 0 1 0 0 0 0														
Kurt Stillwell, S (1, 6) OBP: 0.315, SLG: 0.400	0-1 1B 1B		4-0 1-2 BB		2-1 G5-3		0-2 F9		3 0 1 0 1 0 0															
Inning Stats	R: 1 E: 0 K: 2 S: 14	H: 2 LOB: 2 BB: 1 P: 26	R: 0 E: 0 K: 0 S: 7	H: 2 LOB: 2 BB: 0 P: 10	R: 0 E: 0 K: 1 S: 6	H: 0 LOB: 0 BB: 0 P: 10	R: 0 E: 0 K: 1 S: 14	H: 1 LOB: 2 BB: 1 P: 23	R: 1 E: 0 K: 0 S: 14	H: 1 LOB: 0 BB: 0 P: 18	R: 0 E: 0 K: 0 S: 5		H: 0 LOB: 0 BB: 0 P: 7	R: 1 E: 0 K: 0 S: 6	H: 1 LOB: 0 BB: 0 P: 10	R: 0 E: 0 K: 0 S: 4	H: 0 LOB: 0 BB: 0 P: 6	R: 0 E: 0 K: 1 S: 10	H: 0 LOB: 0 BB: 0 P: 14	R: 0 E: 0 K: 1 S: 9	H: 1 LOB: 1 BB: 0 P: 17	1B: 6 2B: 0 3B: 0 HR: 2	SF: 0 SAC: 0 DP: 0 HBP: 0	WP: 0 PB: 0 SB: 1 CS: 0
PITCHER Allan Anderson, L (1, 1) ERA: 4.33 Juan Berenguer, R (10, 1) ERA: 4.33	IP 9.0 1.0	WLS 36 4	BF 36 4	H 7 1	R 3 0	ER 3 0	SO 5 1	BB 2 0	IBB 0 0	HBP 0 0	BLK 0 0	WP 0 0	HR 2 0	S 80 9	P 124 17	ERA 3.00 0.00	WHIP 1.000 1.000							

AB	38
R	3
H	8
RBI	3
BB	2
SO	6
LOB	10



BOTTOM

Kansas City Royals @ Minnesota Twins
Hubert H. Humphrey Metrodome, Minneapolis, MN

Wed May 17 1989, 8:05 PM EDT
Att: 20,922 - Dome

livebaseballscores.com



AB R H RBI BB SO LOB

3 0 0 0 1 0 2

4 1 1 0 0 0 1
1 0 0 0 0 1 3

5 1 2 1 0 1 2

4 1 1 2 0 0 1

4 0 1 1 0 2 0

2 0 0 0 1 0 1
1 0 0 0 0 0 0

4 0 0 0 0 0 1

3 0 0 0 0 0 0
1 1 1 0 0 0 0

3 0 2 0 1 0 0

AB 35
R 4
H 8
RBI 4
BB 3
SO 4
LOB 11

WP: 0 PA: 39
PB: 0
SB: 0
CS: 2

1B: 6 SF: 0
2B: 2 SAC: 0
3B: 0 DP: 1
HR: 1 HBP: 1

Batter	1	2	3	4	5	6	7	8	9	10
Dan Gladden, R OBP: 0.301, SLG: 0.341 (1, 7)	2-2 CS HBP		2-2 SAFE SAFE 1-2			1-0 L8		0-0 G1-3		4-0 1B IBB
Greg Gagne, R OBP: 0.292, SLG: 0.368 (1, 6)	1-2 SAFE SAFE SAFE			1-1 L8 2B 1B		1-2 G5-3		3-2 F7	3-2 F7	2-3 K
Randy Bush, L OBP: 0.337, SLG: 0.425 (10, PH)										
Kirby Puckett, R OBP: 0.373, SLG: 0.531 (1, 8)	1-3 SAFE SAFE SAFE 1-2			1-0 SAFE SAFE SAFE F8		2-0 G4-3		0-0 HR 1B	0-0 HR 1B	1-2 2-3 3-H 1B
Gary Gaetti, R OBP: 0.305, SLG: 0.461 (1, 5)		3-2 P2		0-0 L8 1-2		0-2 G6-3		2-0 HR 1-H		
Gene Larkin, S OBP: 0.340, SLG: 0.355 (1, 3)		1-3 K		0-0 2B		1-2 L8		2-3 K		
Carmen Castillo, R OBP: 0.404, SLG: 0.588 (1, 9)		4-2 BB		2-2 L8		0-0 F9		0-1 F7		
John Moses, S OBP: 0.321, SLG: 0.304 (8, 9)										
Brian Harper, R OBP: 0.278, SLG: 0.453 (1, 2)		1-2 SAFE SAFE SAFE SAFE F7		2-0 P5		1-0 L7		1-0 L7		1-2 G1-3
Tim Laudner, R OBP: 0.263, SLG: 0.370 (1, 10)			3-2 G6-3		1-0 F7		0-0 P3			3-1 1B 1B
Jim Dwyer, L OBP: 0.333, SLG: 0.344 (10, PH)										
Al Newman, S OBP: 0.307, SLG: 0.265 (1, 4)			4-2 CS BB		0-0 G5-3		2-0 1B		0-1 SAFE SAFE SAFE SAFE 1B IBB 1B	

Inning Stats	R: 0	H: 0	E: 0	K: 1	S: 10	R: 0	H: 0	E: 0	K: 1	S: 14	R: 0	H: 0	E: 0	K: 0	S: 11	R: 1	H: 2	E: 0	K: 0	S: 8	R: 0	H: 0	E: 0	K: 0	S: 3	R: 0	H: 0	E: 0	K: 0	S: 5	R: 0	H: 0	E: 0	K: 0	S: 7	R: 0	H: 0	E: 0	K: 0	S: 4	R: 2	H: 2	E: 0	K: 1	S: 11	R: 1	H: 3	E: 0	K: 1	S: 11	1B: 6	SF: 0	2B: 2	SAC: 0	3B: 0	DP: 1	HR: 1	HBP: 1	WP: 0	PA: 39
--------------	------	------	------	------	-------	------	------	------	------	-------	------	------	------	------	-------	------	------	------	------	------	------	------	------	------	------	------	------	------	------	------	------	------	------	------	------	------	------	------	------	------	------	------	------	------	-------	------	------	------	------	-------	-------	-------	-------	--------	-------	-------	-------	--------	-------	--------

PITCHER	IP	WLS	BF	H	R	ER	SO	BB	IBB	HBP	BLK	WP	HR	S	P	ERA	WHIP
Charlie Leibrandt, L ERA: 3.62 (1, 1)	8.1		30	4	2	2	2	2	0	1	0	0	0	67	106	2.16	0.720
Steve Farr, R ERA: 2.45 (9, 1)	1.0	L	7	3	2	2	1	0	1	0	0	0	1	13	25	18.00	3.000
Jeff Montgomery, R ERA: 2.57 (10, 1)	0.1		2	1	0	0	1	0	0	0	0	0	0	4	6	0.00	3.000

Batter	1	2	3	4	5	6	7	8	9	AB R H RBI BB SO LOB	TOP																	
Willie Wilson, S (1, 8) OBP: 0.262, SLG: 0.243	2-2 F9		1-1 G3-6-3			0-0 FC2-6			3-2 PB 1B	4 0 1 0 0 0 2																		
Kevin Seitzer, R (1, 5) OBP: 0.374, SLG: 0.408	3-1 1B			1-1 F9		4-1 IBB			2-2 G6-3	3 0 1 0 1 0 1																		
Luis de los Santos, R (1, 3) OBP: 0.275, SLG: 0.306	2-3 K			2-0 F9		2-1 G4-3			2-2 G6-3	4 0 0 0 0 1 4																		
Danny Tartabull, R (1, 9) OBP: 0.393, SLG: 0.431	0-3 K			1-0 P3			1-0 L8		1-2 G5-3	4 0 0 0 0 1 2																		
Jim Eisenreich, L (1, 10) OBP: 0.343, SLG: 0.446		1-3 K			0-1 G1-3		3-2 G4-6-3 1B			3 0 1 0 0 1 0																		
Bo Jackson, R (1, 7) OBP: 0.285, SLG: 0.528		1-3 K			0-1 B5		2-2 G4-6-3			3 0 0 0 0 1 1																		
Bob Boone, R (1, 2) OBP: 0.316, SLG: 0.288		0-0 G6-3			0-1 F7			3-1 1B		3 0 1 0 0 0 0																		
Frank White, R (1, 4) OBP: 0.289, SLG: 0.296			4-1 G3-6-3 BB			2-2 FC2-6 1B		1-1 G5-3		2 0 1 0 1 0 0																		
Kurt Stillwell, S (1, 6) OBP: 0.306, SLG: 0.388			1-0 P6			1-1 F7		1-3 K		3 0 0 0 0 1 2																		
Inning Stats	R: 0 E: 0 K: 2 S: 12	H: 1 LOB: 1 BB: 0 P: 19	R: 0 E: 0 K: 2 S: 7	H: 0 LOB: 0 BB: 0 P: 9	R: 0 E: 0 K: 0 S: 4	H: 0 LOB: 0 BB: 1 P: 10	R: 0 E: 0 K: 0 S: 4	H: 0 LOB: 0 BB: 0 P: 8	R: 0 E: 0 K: 0 S: 6	H: 0 LOB: 0 BB: 0 P: 6	R: 0 E: 0 K: 0 S: 9	H: 1 LOB: 2 BB: 1 P: 18	R: 0 E: 0 K: 0 S: 9	H: 1 LOB: 0 BB: 0 P: 14	R: 0 E: 0 K: 1 S: 7	H: 1 LOB: 0 BB: 0 P: 12	R: 0 E: 0 K: 0 S: 14	H: 1 LOB: 1 BB: 0 P: 22	1B: 5 2B: 0 3B: 0 HR: 0	SF: 0 SAC: 0 DP: 2 HBP: 0	WP: 0 PB: 1 SB: 1 CS: 0	PA: 31						
PITCHER	IP WLS BF H R ER SO BB IBB HBP BLK WP HR S P ERA WHIP																											
Doyle Alexander, R (1, 1) ERA: 3.25	5.0		17	2	0	0	4	1	0	0	0	0	0	0	36	57	0.00	0.600										
Frank Williams, R (6, 1) ERA: 3.14	2.0		7	1	0	0	0	0	1	0	0	0	0	0	15	27	0.00	0.500										
Mike Henneman, R (8, 1) ERA: 4.66	2.0	W	7	2	0	0	1	0	0	0	0	0	0	0	21	34	0.00	1.000										

Kansas City Royals @ Detroit Tigers
 Tiger Stadium, Detroit, MI
 Fri May 19 1989, 7:05 PM EDT
 Att. 18,208 - Unknown - 72 F

livebaseballscorecards.com

AB	29
R	0
H	5
RBI	0
BB	2
SO	5
LOB	12



Batter	1	2	3	4	5	6	7	8	9	AB R H RBI BB SO LOB
Gary Pettis, S (1, 8) OBP: 0.263, SLG: 0.250	2-1 3B		0-0 G4-6-3 1-2f			2-1 L7			4-0 HR BB	3 1 1 0 1 0 1
Chet Lemon, R (1, 9) OBP: 0.394, SLG: 0.302	0-2 G1-3			2-2 2B		1-0 F8			1-1 F8 BB	4 0 1 0 0 0 2
Lou Whitaker, L (1, 4) OBP: 0.399, SLG: 0.567	1-2 P5			0-0 F8		2-2 G4-3			0-0 HR 1-H	4 1 1 2 0 0 2
Alan Trammell, R (1, 6) OBP: 0.338, SLG: 0.301	1-1 P4			2-3 K		0-1 G5-3				3 0 0 0 0 1 2
Fred Lynn, L (1, 7) OBP: 0.282, SLG: 0.246		0-2 F7		2-3 K		1-1 F8				3 0 0 0 0 1 1
Keith Moreland, R (1, 10) OBP: 0.371, SLG: 0.417		0-1 F8		1-3 K		1-1 F8				3 0 0 0 0 1 0
Matt Nokes, L (1, 2) OBP: 0.288, SLG: 0.405		0-2 G4-3		0-3 K		3-2 L8				3 0 0 0 0 1 0
Dave Bergman, L (1, 3) OBP: 0.348, SLG: 0.313			2-2 G3-1		3-3 K		2-3 K			3 0 0 0 0 2 0
Al Pedrique, R (1, 5) OBP: 0.276, SLG: 0.296			1-1 G4-6-3 1B		2-3 K				2-3 K	2 0 1 0 0 1 0
Pat Sheridan, L (9, PH) OBP: 0.299, SLG: 0.353										1 0 0 0 0 1 0

Inning Stats	R: 0 E: 0 K: 10 S: 10	H: 1 LOB: 1 BB: 0 P: 14	R: 0 E: 0 K: 9 S: 9	H: 0 LOB: 0 BB: 0 P: 9	R: 0 E: 0 K: 6 S: 6	H: 1 LOB: 0 BB: 0 P: 9	R: 0 E: 0 K: 2 S: 17	H: 1 LOB: 1 BB: 0 P: 23	R: 0 E: 0 K: 3 S: 11	H: 0 LOB: 0 BB: 0 P: 15	R: 0 E: 0 K: 1 S: 6	H: 0 LOB: 0 BB: 0 P: 11	R: 0 E: 0 K: 0 S: 7	H: 0 LOB: 0 BB: 0 P: 10	R: 0 E: 0 K: 1 S: 15	H: 0 LOB: 0 BB: 0 P: 21	R: 2 E: 0 K: 1 S: 6	H: 1 LOB: 0 BB: 1 P: 13	1B: 1 2B: 1 3B: 1 HR: 1	SF: 0 SAC: 0 DP: 1 HBP: 0
--------------	--------------------------------	----------------------------------	------------------------------	---------------------------------	------------------------------	---------------------------------	-------------------------------	----------------------------------	-------------------------------	----------------------------------	------------------------------	----------------------------------	------------------------------	----------------------------------	-------------------------------	----------------------------------	------------------------------	----------------------------------	----------------------------------	------------------------------------


PITCHER	IP	WLS	BF	H	R	ER	SO	BB	IBB	HBP	BLK	WP	HR	S	P	ERA	WHIP
Bret Saberhagen, R (1, 1) ERA: 2.74	8.2	L	30	4	2	2	8	1	0	0	0	0	1	87	125	2.08	0.577

BOTTOM

Kansas City Royals @ Detroit Tigers
Tiger Stadium, Detroit, MI

Fri May 19 1989, 7:05 PM EDT
Att: 18,208 - Unknown - 72 F

AB	29
R	2
H	4
RBI	2
BB	1
SO	8
LOB	8



livebaseballscorecards.com

Batter	1	2	3	4	5	6	7	8	9	AB R H RBI BB SO LOB	TOP	
Willie Wilson, S (1, 8) OBP: 0.269, SLG: 0.254 F B B X	2-2 G6-3 1		4-2 S 1B G3-1 BB C C C F F F B B B	0-3 K 3			1-0 F9 2B B X		0-0 SH2-3 2-3 X	3 1 1 0 1 1 2		
Kevin Seitzer, R (1, 5) OBP: 0.382, SLG: 0.409 Rey Palacios, R (7, PR) (7, 5) C B B F F B B	4-2 G3 BB		0-0 G3-1 S 1B 1-2 X		1-0 F9 B X		2-0 WP HBP B H		4-1 BB BB BB BB BB BB	2 0 1 0 1 0 0 0 0 0 0 1 0 0		
Luis de los Santos, R (1, 3) OBP: 0.273, SLG: 0.302 Bill Buckner, L (9, PH) OBP: 0.200, SLG: 0.226 (9, 3) C 1 SAFE F X	0-2 G3 1-2 X		1-3 K 1-2 2-3 B F C C F F B B B		1-1 FC6-4 1B F B X		2-1 F9 2-3 B B B X		0-1 P5 F X	4 0 1 0 0 1 5 1 0 0 0 0 0 2		
Danny Tartabull, R (1, 9) OBP: 0.393, SLG: 0.421 B B B C B	4-1 FC5-4 BB X		2-2 G3-1 2-3 3-H C C C B B B X		1-3 K S B F F F S S		4-1 BB BB 1-2 BB B B B B B		1-3 K B F S S	3 0 0 1 2 2 4		
Pat Tabler, R (1, 10) OBP: 0.304, SLG: 0.280 B B B X	3-0 FC5-4 1-2f X		1-1 G5-3 F B X		0-0 FC6-4 1-2f 1 SAFE X		3-2 F7 B B B C C B B X			4 0 0 0 0 0 7		
Bo Jackson, R (1, 7) OBP: 0.290, SLG: 0.527 S B B B		1-3 K S B B B		0-1 CS S 1B S X		1-2 FC5-4 1B S B F X		0-2 G4-3 S C C B B X		4 0 2 0 0 1 0		
Bob Boone, R (1, 2) OBP: 0.314, SLG: 0.287 B B B X		2-0 FC5-4 1B B B B X		1-3 K B 1 SAFE B 1 SAFE C 1 SAFE F 1 SAFE X		2-0 FC5-4 G6-4-3 1-2f B 1 SAFE B 1 SAFE X		3-1 P4 C B B B B X		4 0 1 0 0 1 2		
Frank White, R (1, 4) OBP: 0.288, SLG: 0.288 C B B F C B B X	1-2 FC5-4 1-2f X		4-0 1B BB 1-2 1 SAFE 1 SAFE B B B B		2-0 G6-4-3 1-2f 1 SAFE B B B X		2-2 G6-3 C B C C B B B X			3 0 0 0 1 0 2		
Brad Wellman, R (1, 6) OBP: 0.295, SLG: 0.262 Kurt Stillwell, S (9, PH) OBP: 0.313, SLG: 0.404 (9, 6) 1 SAFE C B B F C B B X	1-2 P3 X		2-1 1B 1-2 2-3 C C B B B X			2-3 K C C B B B B B		1-0 SH2-3 2B B X		3 0 1 0 0 1 1 1 0 1 0 0 0 0		
Inning Stats	R: 0 H: 0 E: 0 LOB: 2 K: 0 BB: 2 S: 11 P: 24	R: 0 H: 1 E: 0 LOB: 1 K: 1 BB: 0 S: 11 P: 16	R: 1 H: 1 E: 0 LOB: 1 K: 1 BB: 1 S: 14 P: 22	R: 0 H: 2 E: 0 LOB: 2 K: 2 BB: 1 S: 11 P: 17	R: 0 H: 1 E: 0 LOB: 1 K: 1 BB: 0 S: 9 P: 12	R: 0 H: 1 E: 0 LOB: 0 K: 0 BB: 0 S: 5 P: 10	R: 0 H: 1 E: 0 LOB: 3 K: 1 BB: 1 S: 12 P: 26	R: 0 H: 0 E: 0 LOB: 0 K: 0 BB: 0 S: 8 P: 13	R: 0 H: 1 E: 0 LOB: 2 K: 1 BB: 1 S: 8 P: 14	1B: 6 SF: 0 2B: 2 SAC: 1 3B: 0 DP: 1 HR: 0 HBP: 1	WP: 1 PA: 40 PB: 0 SB: 3 CS: 1	
PITCHER Frank Tanana, L (1, 1) ERA: 3.39 Mike Henneman, R (8, 1) ERA: 3.86	IP WLS BF H R ER SO BB IBB HBP BLK WP HR S P ERA WHIP 7.0 0 32 7 1 1 6 5 0 1 0 1 0 73 127 1.29 1.714 2.0 W 8 1 0 0 1 1 0 0 0 0 0 0 16 27 0.00 1.000				PITCHER IP WLS BF H R ER SO BB IBB HBP BLK WP HR S P ERA WHIP							

Kansas City Royals @ Detroit Tigers
 Tiger Stadium, Detroit, MI
 Sat May 20 1989, 7:05 PM EDT
 Att. 21,287 - Cloudy - 72 F

livebaseballscorecards.com

AB	32
R	1
H	8
RBI	1
BB	6
SO	7
LOB	25



Batter	1	2	3	4	5	6	7	8	9
Gary Pettis, S OBP: 0.261, SLG: 0.250 (1, 8)	3-2 G5-3 ①		0-1 L4 ③			2-2 1B S 1B		2-3 K ①	
Chet Lemon, R OBP: 0.397, SLG: 0.309 (1, 9)	1-1 G6-3 ②			2-1 1B E7 1B		2-2 1B BB BB 1-H		1-2 L8 ②	
Lou Whitaker, L OBP: 0.395, SLG: 0.555 (1, 4)	3-2 P4 ③			3-2 F8 ①		4-0 BB BB 1-2		2-3 K ③	
Alan Trammell, R OBP: 0.343, SLG: 0.325 (1, 6)		1-1 L4 ①		3-1 E7 ② 1-H		4-1 BB BB BB BB 1-2 2-3 BB		1-0 HR	
Keith Moreland, R OBP: 0.370, SLG: 0.414 (1, 3)		1-1 1B		0-1 F8 ③		2-3 K ②			
Gary Ward, R OBP: 0.290, SLG: 0.293 (1, 10)		1-1 F8 ②			0-1 G5-3 ①	0-2 G1-3 ③			
Fred Lynn, L OBP: 0.280, SLG: 0.243 (6, PH)									
Mike Heath, R OBP: 0.432, SLG: 0.588 (1, 2)		3-2 G5-3 ③			2-2 F9 ②		0-0 B5-3 ①		
Kenny Williams, R OBP: 0.230, SLG: 0.316 (1, 7)			0-0 G5-4-3 1B ①		0-3 K ③		2-1 G3-1 ②		
Pat Sheridan, L OBP: 0.296, SLG: 0.349 (7, PH) (8, 7)									
Al Pedrique, R OBP: 0.250, SLG: 0.267 (1, 5)			1-0 G5-4-3 ① ② 1-2f			0-2 L3 ①	2-2 P5 ③		

AB	R	H	RBI	BB	SO	LOB
4	1	1	0	0	1	0
4	0	2	1	0	0	0
3	0	0	0	1	1	1
3	1	1	1	1	0	1
3	0	1	0	0	1	4
2	0	0	0	0	0	1
1	0	0	0	0	0	3
3	0	0	0	0	0	1
2	0	1	0	0	1	0
1	0	0	0	0	0	0
3	0	0	0	0	0	1

BOTTOM

Kansas City Royals @ Detroit Tigers
Tiger Stadium, Detroit, MI
Sat May 20 1989, 7:05 PM EDT
Att. 21,287 - Cloudy - 72 F

livebaseballscorecards.com

AB	29
R	2
H	6
RBI	2
BB	2
SO	4
LOB	12



Inning Stats	R: 0	H: 0	E: 0	K: 0	S: 8	P: 15	R: 0	H: 1	E: 0	K: 0	S: 9	R: 0	H: 1	E: 0	K: 0	S: 4	R: 0	H: 1	E: 1	K: 0	S: 9	R: 0	H: 0	E: 0	K: 1	S: 8	R: 1	H: 2	E: 0	K: 1	S: 17	R: 0	H: 0	E: 0	K: 0	S: 6	R: 0	H: 0	E: 0	K: 2	S: 11	R: 1	H: 1	E: 0	K: 0	S: 1	1B: 5	2B: 0	3B: 0	HR: 1	SF: 0	SAC: 0	DP: 1	HBP: 0	WP: 0	PB: 0	SB: 1	CS: 0	PA: 31
PITCHER	IP	WLS	BF	H	R	ER	SO	BB	IBB	HBP	BLK	WP	HR	S	P	ERA	WHIP	PITCHER	IP	WLS	BF	H	R	ER	SO	BB	IBB	HBP	BLK	WP	HR	S	P	ERA	WHIP																								
Floyd Bannister, L ERA: 4.24 (1, 1)	5.1		21	5	1	1	1	1	0	0	0	0	0	48	79	1.69	1.125	Tom Gordon, R ERA: 2.36 (6, 1)	2.2	L	10	1	1	1	3	1	0	0	0	0	1	25	41	3.38	0.750																								

Batter	1	2	3	4	5	6	7	8	9	AB R H RBI BB SO LOB	TOP		
Gary Thurman, R (1, 8) OBP: 0.333, SLG: 0.182 Jim Eisenreich, L (7, PH) OBP: 0.337, SLG: 0.436 (7, 8)	4-0 1B BB		1-3 K		0-1 L4		2-2 L7		2-3 K	2 0 0 0 1 1 0 2 0 0 0 0 1 3			
Kurt Stillwell, S (1, 6) OBP: 0.319, SLG: 0.402	2-1 F9		2-3 K		1-0 G6-4-3 1B		4-2 1-2 2-3 BB			3 0 1 0 1 1 1			
Luis de los Santos, R (1, 3) OBP: 0.293, SLG: 0.321 Bill Buckner, L (7, PH) OBP: 0.196, SLG: 0.222 (7, 3)	2-1 FC6-4 1-3 1B		0-2 1B		0-1 G6-4-3 1-2f		1-1 G4-3			3 0 2 0 0 0 1 1 0 0 0 0 0 3			
Danny Tartabull, R (1, 9) OBP: 0.390, SLG: 0.413	2-3 K		3-1 P2			3-2 G6-4-3 HBP		0-3 K		3 0 0 0 0 2 3			
Pat Tabler, R (1, 7) OBP: 0.303, SLG: 0.279	0-0 FC6-4 1-2f			1-0 HBP 1B 1B		1-0 G6-4-3 1-2f		2-2 P3		4 1 1 0 0 0 3			
Bo Jackson, R (1, 10) OBP: 0.296, SLG: 0.523		1-2 1B G4-3 1B		1-0 HBP 1B 1B		0-0 P4		0-3 K		3 1 1 0 0 1 0			
Mike Macfarlane, R (1, 2) OBP: 0.231, SLG: 0.263		1-0 SAFE 1-3 1B		1-0 1-2 2-H 1B			3-3 K		0-0 1B	4 0 3 1 0 1 0			
Brad Wellman, R (1, 4) OBP: 0.298, SLG: 0.267 Frank White, R (9, PH) OBP: 0.286, SLG: 0.286		2-1 G4-3 3-H		2-3 K			0-0 BB BB 1B		2-0 P3	3 0 1 1 0 1 2 1 0 0 0 0 0 1			
Rey Palacios, R (1, 5) Kevin Seitzer, R (7, PH) OBP: 0.383, SLG: 0.406 (7, 5)		1-1 F8		0-1 G5-3 2-3f			4-0 BB BB		2-3 K	2 0 0 0 0 0 2 1 0 0 0 1 1 1			
Inning Stats	R: 0 H: 1 E: 0 LOB: 2 K: 1 BB: 1 S: 8 P: 18	R: 1 H: 2 E: 0 LOB: 0 K: 0 BB: 0 S: 8 P: 13	R: 0 H: 1 E: 0 LOB: 1 K: 2 BB: 0 S: 11 P: 17	R: 1 H: 2 E: 0 LOB: 1 K: 1 BB: 0 S: 10 P: 15	R: 0 H: 1 E: 0 LOB: 0 K: 0 BB: 0 S: 5 P: 6	R: 0 H: 0 E: 0 LOB: 0 K: 0 BB: 0 S: 4 P: 8	R: 0 H: 1 E: 0 LOB: 3 K: 1 BB: 2 S: 14 P: 28	R: 0 H: 0 E: 0 LOB: 0 K: 2 BB: 0 S: 9 P: 11	R: 0 H: 1 E: 0 LOB: 1 K: 2 BB: 0 S: 9 P: 15	1B: 9 SF: 0 2B: 0 SAC: 0 3B: 0 DP: 3 HR: 0 HBP: 2	WP: 0 PA: 37 PB: 0 SB: 0 CS: 0		
PITCHER	IP WLS BF H R ER SO BB IBB HBP BLK WP HR S P ERA WHIP											PITCHER	IP WLS BF H R ER SO BB IBB HBP BLK WP HR S P ERA WHIP
Paul Gibson, L (1, 1) ERA: 5.7	6.1 W 26 8 2 2 5 1 0 2 0 0 0 51 85 2.84 1.421												
Frank Williams, R (7, 1) ERA: 3.1	0.1 3 0 0 0 0 2 0 0 0 0 0 0 7 17 0.00 6.000												
Willie Hernandez, L (7, 1) ERA: 6.06	2.1 S 8 1 0 0 4 0 0 0 0 0 0 0 20 29 0.00 0.429												

Kansas City Royals @ Detroit Tigers
 Tiger Stadium, Detroit, MI
 Sun May 21 1989, 3:33 AM EDT
 Att. 24,853 - Sunny - 75 F

livebaseballscorecards.com

AB	32
R	2
H	9
RBI	2
BB	3
SO	9
LOB	20



Batter	1	2	3	4	5	6	7	8	9	AB R H RBI BB SO LOB	TOP											
Willie Wilson, S (1, 8) OBP: 0.269, SLG: 0.254	0-2 G3-1		1-2 1B		2-2 F9		3-1 G3-1			4 0 1 0 0 0 1												
Kevin Seitzer, R (1, 5) OBP: 0.386, SLG: 0.405	2-1 1B		0-1 P3			1-0 FC5-4 HBP	2-1 F9			3 1 1 0 0 0 2												
Luis de los Santos, R (1, 3) OBP: 0.290, SLG: 0.305	3-3 K			0-0 G5-3		4-2 FC5-4 BB		0-3 K		3 0 0 0 1 2 1												
Danny Tartabull, R (1, 10) OBP: 0.381, SLG: 0.401		2-1 F8		1-1 G6-3		1-3 K		3-3 K		4 0 0 0 0 2 2												
Jim Eisenreich, L (1, 9) OBP: 0.333, SLG: 0.429		0-1 G3		2-0 1B		0-1 E3 FC5-4		0-1 G4-3		4 0 1 0 0 0 2												
Bo Jackson, R (1, 7) OBP: 0.294, SLG: 0.516		0-0 F8		3-3 K		1-1 FC5-4			1-2 G6-4-3 1B	4 0 1 1 0 1 3												
Bob Boone, R (1, 2) OBP: 0.315, SLG: 0.282			2-3 K		0-1 P4	4-1 SAFE		0-0 G6-4-3		2 0 0 0 1 1 0												
Pat Tabler, R (9, PH) OBP: 0.300, SLG: 0.277						1-2 BB		1-2 G6-4-3		1 0 0 0 0 0 1	AB 32											
Frank White, R (1, 4) OBP: 0.287, SLG: 0.281			4-2 1B BB		0-0 B1-3	3-1 F8		0-0 1B		2 0 0 0 1 0 3	R 1											
Bill Buckner, L (9, PH) OBP: 0.211, SLG: 0.236										1 0 1 0 0 0 0	H 6											
Brad Wellman, R (9, PR) OBP: 0.298, SLG: 0.267										0 0 0 0 0 0 0	RBI 1											
Kurt Stillwell, S (1, 6) OBP: 0.317, SLG: 0.396			0-1 P4		3-1 1B		1-1 G4-3		2-1 F7	4 0 1 0 0 0 2	BB 3											
											SO 6											
											LOB 17											
Inning Stats	R: 0 E: 0 K: 1 S: 9	H: 1 LOB: 0 BB: 0 P: 13	R: 0 E: 0 K: 0 S: 5	H: 0 LOB: 0 BB: 0 P: 7	R: 0 E: 0 K: 1 S: 13	H: 1 LOB: 2 BB: 1 P: 20	R: 0 E: 0 K: 1 S: 7	H: 1 LOB: 1 BB: 0 P: 13	R: 0 E: 0 K: 0 S: 8	H: 1 LOB: 1 BB: 0 P: 13	R: 1 E: 1 K: 1 S: 14	H: 0 LOB: 3 BB: 2 P: 28	R: 0 E: 0 K: 0 S: 6	H: 0 LOB: 0 BB: 0 P: 12	R: 0 E: 0 K: 2 S: 9	H: 0 LOB: 0 BB: 0 P: 12	R: 0 E: 0 K: 0 S: 7	H: 2 LOB: 1 BB: 0 P: 10	1B: 6 2B: 0 3B: 0 HR: 0	SF: 0 SAC: 0 DP: 1 HBP: 1	WP: 0 PB: 0 SB: 1 CS: 1	PA: 36
PITCHER	IP WLS BF H R ER SO BB IBB HBP BLK WP HR S P ERA WHIP																					
Charlie Hough, R (1, 1) ERA: 5.83	5.2 W 24 4 1 0 4 2 0 1 0 0 0 0 53 84 0.00 1.059																					
Cecilio Guante, R (6, 1) ERA: 2.55	2.1 9 1 0 0 2 1 0 0 0 0 0 0 21 38 0.00 0.857																					
Jeff Russell, R (9, 1) ERA: 1.66	1.0 S 3 1 0 0 0 0 0 0 0 0 0 0 4 6 0.00 1.000																					

Kansas City Royals @ Texas Rangers
 Arlington Stadium, Arlington, TX
 Mon May 22 1989, 8:05 PM EDT
 Att. 25,618 - Overcast - 88 F

livebaseballscorecards.com



Batter	1	2	3	4	5	6	7	8	9	AB	R	H	RBI	BB	SO	LOB	TOP								
Willie Wilson, S OBP: 0.273, SLG: 0.260 (1, 8)	2-2 S 1B		1-1 G4-3		1-2 FC5-4 FC3-6 1B HR	0-1 L9		2-1 G5-4-3 1B		5	1	2	2	0	0	4									
Kurt Stillwell, S OBP: 0.320, SLG: 0.391 (1, 6)	1-3 K		1-2 G4-3		0-1 FC3-6 1B		4-2 BB BB	0-0 G5-4-3		4	0	1	1	1	1	3									
Kevin Seitzer, R OBP: 0.381, SLG: 0.395 (1, 5)	4-2 BB			3-3 K	1-0 FC3-6 HR		2-0 F8		3-3 K	4	1	0	0	1	2	3									
Bo Jackson, R OBP: 0.304, SLG: 0.532 (1, 7)	1-3 K			2-3 K	3-2 HR		4-1 BB		4-2 1B 2B BB	3	2	1	3	2	2	2									
Jim Eisenreich, L OBP: 0.336, SLG: 0.422 (1, 10)	1-1 F7			4-1 BB	1-2 F9		3-3 K		2-2 2B 1B	4	1	1	0	1	1	5									
Danny Tartabull, R OBP: 0.376, SLG: 0.401 (1, 9)		1-0 F8		1-3 K		1-0 G5-3		2-3 K	3-1 G3 2B	5	0	1	2	0	2	3									
Bill Buckner, L OBP: 0.233, SLG: 0.246 Pat Tabler, R OBP: 0.295, SLG: 0.272 (8, 3)		3-1 G4-3			0-2 1B 1B FC5-4 1B	4-2 1B BB		2-1 L7	1-1 G3	2	1	1	0	1	0	0									
Frank White, R OBP: 0.290, SLG: 0.285 Brad Wellman, R OBP: 0.320, SLG: 0.292 (5, 4)		0-0 P3			0-2 FC5-4 1B 1B	1-0 1B		3-2 BB 1B	0-3 K	2	0	1	0	0	0	0									
Bob Boone, R OBP: 0.317, SLG: 0.286 Mike Macfarlane, R OBP: 0.244, SLG: 0.256 (5, 2)			0-3 K		0-0 FC5-4 1B	2-0 L5		4-0 1B BB		2	0	1	0	0	1	0									
Inning Stats	R: 0 E: 0 K: 2 S: 14	H: 1 LOB: 2 BB: 1 P: 23	R: 0 E: 0 K: 0 S: 4	H: 0 LOB: 0 BB: 0 P: 8	R: 0 E: 0 K: 1 S: 8	H: 0 LOB: 0 BB: 0 P: 10	R: 0 E: 0 K: 3 S: 11	H: 0 LOB: 1 BB: 1 P: 21	R: 5 E: 0 K: 0 S: 20	H: 5 LOB: 1 BB: 0 P: 26	R: 0 E: 0 K: 0 S: 8	H: 1 LOB: 2 BB: 1 P: 16	R: 0 E: 0 K: 2 S: 10	H: 0 LOB: 2 BB: 2 P: 25	R: 1 E: 0 K: 0 S: 9	H: 2 LOB: 1 BB: 1 P: 20	R: 2 E: 0 K: 2 S: 15	H: 2 LOB: 1 BB: 1 P: 28	1B: 9 2B: 1 3B: 0 HR: 1	SF: 0 SAC: 0 DP: 1 HBP: 0	WP: 0 PB: 0 SB: 1 CS: 0	PA: 44			
PITCHER	IP	WLS	BF	H	R	ER	SO	BB	IBB	HBP	BLK	WP	HR	S	P	ERA	WHIP								
Nolan Ryan, R ERA: 3.31 (1, 1)	6.0	W	29	7	5	5	6	4	0	0	0	0	1	67	110	7.50	1.833								
Gary Mielke, R ERA: (7, 1)	0.1		2	0	0	0	0	1	0	0	0	0	0	2	8	0.00	3.000								
Kenny Rogers, L ERA: 2.01 (7, 1)	1.2		7	2	1	1	2	1	0	0	0	0	0	15	31	5.40	1.800								
Craig McMurtry, R ERA: 6.94 (9, 1)	0.1		3	1	2	2	1	1	0	0	0	0	0	8	17	54.00	6.000								
Jeff Russell, R ERA: 1.61 (9, 1)	0.2	S	3	1	0	0	1	0	0	0	0	0	0	7	11	0.00	1.500								

Kansas City Royals @ Texas Rangers
Arlington Stadium, Arlington, TX
Tue May 23 1989, 8:05 PM EDT
Att. 20,054 - Unknown - 89 F

livebaseballscorecards.com

AB	37
R	8
H	11
RBI	8
BB	7
SO	10
LOB	24



Batter	1	2	3	4	5	6	7	8	9	AB	R	H	RBI	BB	SO	LOB
Cecil Espy, S OBP: 0.298, SLG: 0.288 (1, 8)	0-0 HBP 1B	1-2 P6	1-2 G5-3 3-H		0-2 G1-3		0-0 G3			5	1	1	0	0	0	4
Scott Fletcher, R OBP: 0.363, SLG: 0.290 (1, 6)	1-0 1B 1-2 HBP 1B	1-2 1B BLK 1B 3-H		1-1 1B 2B 1B	1-0 F8		0-0 F8			4	3	2	1	0	0	0
Rafael Palmeiro, L OBP: 0.407, SLG: 0.494 (1, 3)	1-3 K	0-1 L6		2-1 2B SF9 1B 1-3	0-1 G6-3		3-0 CS 1B			5	1	2	0	0	1	4
Ruben Sierra, S OBP: 0.361, SLG: 0.521 (1, 9)	2-1 P6	0-0 BLK 1B 1B 1-3 2-H		0-0 SF9 1B 1-3 SF8 2B 3-H	2-3 K		3-2 2B 1-2			5	2	3	2	0	1	2
Julio Franco, R OBP: 0.386, SLG: 0.503 (1, 4)	1-1 1B 1-3 2-H 1B	2-2 1B 1B 1-H 3-H		1-0 SF9 1B 2-3 3-H	1-1 G3-1		4-0 IBB			3	0	2	3	1	0	0
Geno Petralli, L OBP: 0.343, SLG: 0.354 (1, 2)	1-1 1B	1-0 F9		4-2 BB			0-1 P4			3	0	1	1	1	1	1
Jim Sundberg, R OBP: 0.353, SLG: 0.465 (8, 2)	1-2 3-H 1B									1	0	0	0	0	0	2
Pete Incaviglia, R OBP: 0.280, SLG: 0.420 (1, 7)	0-0 L4		4-0 G6-4-3 1B PB BB	0-2 SF8	0-2 G6-3		2-2 E1 1B			2	1	0	1	1	0	2
Jeff Stone, L OBP: 0.270, SLG: 0.333 (1, 10)			0-0 1B BB	0-1 P3			0-0 E1 1B			0	1	0	0	1	0	0
Buddy Bell, R OBP: 0.234, SLG: 0.227 (3, PH)		4-0 1B BB	1-2 G6-4-3 1B				2-1 1B			2	0	1	0	0	0	1
Rick Leach, L OBP: 0.314, SLG: 0.383 (7, PH)										1	0	0	0	0	0	0
Steve Buechele, R OBP: 0.331, SLG: 0.428 (1, 5)		3-2 1B 1B	0-1 G6-4-3		0-0 F8		2-1 1B			4	1	2	0	0	0	2

Inning Stats	R: 2	H: 3	E: 0	K: 1	S: 11	LOB: 2	BB: 0	P: 17	R: 4	H: 4	E: 0	K: 0	S: 20	LOB: 1	BB: 1	P: 32	R: 1	H: 1	E: 0	K: 0	S: 6	LOB: 0	BB: 1	P: 11	R: 3	H: 3	E: 0	K: 0	S: 13	LOB: 1	BB: 1	P: 21	R: 0	H: 0	E: 0	K: 0	S: 5	LOB: 0	BB: 0	P: 6	R: 0	H: 0	E: 0	K: 1	S: 7	LOB: 0	BB: 0	P: 10	R: 0	H: 1	E: 1	K: 1	S: 10	LOB: 2	BB: 0	P: 16	R: 0	H: 2	E: 0	K: 0	S: 7	LOB: 2	BB: 1	P: 17
--------------	------	------	------	------	-------	--------	-------	-------	------	------	------	------	-------	--------	-------	-------	------	------	------	------	------	--------	-------	-------	------	------	------	------	-------	--------	-------	-------	------	------	------	------	------	--------	-------	------	------	------	------	------	------	--------	-------	-------	------	------	------	------	-------	--------	-------	-------	------	------	------	------	------	--------	-------	-------

PITCHER	IP	WLS	BF	H	R	ER	SO	BB	IBB	HBP	BLK	WP	HR	S	P	ERA	WHIP
Luis Aquino, R ERA: 3.71 (1, 1)	1.2	L	13	6	6	6	1	1	0	1	0	0	0	26	41	32.40	4.200
Jerry Don Gleaton, L ERA: 8.22 (2, 1)	2.1		13	5	4	3	0	2	0	0	1	0	0	24	40	11.57	3.000
Jeff Montgomery, R ERA: 2.25 (5, 1)	3.0		11	1	0	0	2	0	0	0	0	0	0	22	32	0.00	0.333
Steve Farr, R ERA: 2.3 (8, 1)	1.0		5	2	0	0	0	0	1	0	0	0	0	7	17	0.00	2.000

BOTTOM

Kansas City Royals @ Texas Rangers
Arlington Stadium, Arlington, TX

Tue May 23 1989, 8:05 PM EDT
Att: 20,054 - Unknown - 89 F

AB	35
R	10
H	14
RBI	8
BB	4
SO	3
LOB	18



PITCHER	IP	WLS	BF	H	R	ER	SO	BB	IBB	HBP	BLK	WP	HR	S	P	ERA	WHIP
Luis Aquino, R ERA: 3.71 (1, 1)	1.2	L	13	6	6	6	1	1	0	1	0	0	0	26	41	32.40	4.200
Jerry Don Gleaton, L ERA: 8.22 (2, 1)	2.1		13	5	4	3	0	2	0	0	1	0	0	24	40	11.57	3.000
Jeff Montgomery, R ERA: 2.25 (5, 1)	3.0		11	1	0	0	2	0	0	0	0	0	0	22	32	0.00	0.333
Steve Farr, R ERA: 2.3 (8, 1)	1.0		5	2	0	0	0	0	1	0	0	0	0	7	17	0.00	2.000

Batter	1	2	3	4	5	6	7	8	9	AB R H RBI BB SO LOB	TOP
Willie Wilson, S OBP: 0.264, SLG: 0.250 (1, 8)	L9		G6-4-3		G3-1	FC6-4		G3		5 0 0 0 0 0 3	
Kurt Stillwell, S OBP: 0.315, SLG: 0.383 (1, 6)	L4		L8		E4				K	5 1 1 0 0 1 0	
Kevin Seitzer, R OBP: 0.376, SLG: 0.386 (1, 5)	G6-3				G6-3				F7	4 1 0 0 1 1 2	
Bo Jackson, R OBP: 0.308, SLG: 0.547 (1, 7)			K							3 2 1 1 1 1 1	
Gary Thurman, R OBP: 0.321, SLG: 0.174 (7, PR) (7, 7)									K	1 0 0 0 0 1 0	
Pat Tabler, R OBP: 0.310, SLG: 0.276 (1, 3)										2 0 1 0 2 0 2	
Luis de los Santos, R OBP: 0.280, SLG: 0.305 (7, 3)										0 0 0 0 0 0 0	
Danny Tartabull, R OBP: 0.373, SLG: 0.397 (1, 9)			K							4 1 1 2 0 3 4	
Mike Macfarlane, R OBP: 0.227, SLG: 0.238 (1, 10)										3 0 0 0 0 0 2	
Jim Eisenreich, L OBP: 0.342, SLG: 0.427 (8, PH)										1 0 1 0 0 0 0	
Frank White, R OBP: 0.303, SLG: 0.307 (1, 4)										4 1 3 1 0 0 1	
Bob Boone, R OBP: 0.315, SLG: 0.284 (1, 2)										4 0 1 0 0 1 3	
Inning Stats	R: 0 H: 0 E: 0 LOB: 0 K: 0 BB: 0 S: 6 P: 11	R: 0 H: 0 E: 0 LOB: 1 K: 2 BB: 1 S: 14 P: 24	R: 1 H: 2 E: 0 LOB: 0 K: 0 BB: 0 S: 5 P: 9	R: 3 H: 2 E: 0 LOB: 1 K: 0 BB: 2 S: 9 P: 24	R: 2 H: 2 E: 1 LOB: 1 K: 1 BB: 0 S: 15 P: 27	R: 0 H: 1 E: 0 LOB: 1 K: 0 BB: 0 S: 7 P: 10	R: 0 H: 1 E: 0 LOB: 2 K: 2 BB: 1 S: 16 P: 26	R: 0 H: 1 E: 0 LOB: 1 K: 1 BB: 0 S: 11 P: 18	R: 0 H: 0 E: 0 LOB: 0 K: 2 BB: 0 S: 8 P: 14	1B: 7 SF: 0 2B: 1 SAC: 0 3B: 0 DP: 1 HR: 1 HBP: 0	WP: 1 PA: 40 PB: 1 SB: 3 CS: 0
PITCHER	IP WLS BF H R ER SO BB IBB HBP BLK WP HR S P ERA WHIP										
Jamie Moyer, L ERA: 4.32 (1, 1)	3.2 L 17 4 4 4 2 3 0 0 0 1 0 32 64 9.82 1.909										
Craig McMurtry, R ERA: 5.79 (4, 1)	2.1 12 4 2 0 1 0 0 0 0 0 1 27 47 0.00 1.714										
Gary Mielke, R ERA: (7, 1)	1.2 7 1 0 0 3 1 0 0 0 0 0 19 31 0.00 1.200										
Cecilio Guante, R ERA: 2.42 (8, 1)	1.1 4 0 0 0 2 0 0 0 0 0 0 13 21 0.00 0.000										

Kansas City Royals @ Texas Rangers
Arlington Stadium, Arlington, TX
Wed May 24 1989, 8:05 PM EDT
Att. 18,905 - Unknown - 92 F

livebaseballscorecards.com

AB	36
R	6
H	9
RBI	4
BB	4
SO	8
LOB	18



Batter	1	2	3	4	5	6	7	8	9	AB R H RBI BB SO LOB	TOP														
Gary Pettis, S OBP: 0.340, SLG: 0.386 (1, 8)	2-3 	1-1 		3-3 			1-3 		1-3 	5 0 1 0 0 4 1															
Chet Lemon, R OBP: 0.365, SLG: 0.316 (1, 9)	0-0 G5-3 	1-1 L4 		1-0 P3 			0-0 G4-3 			4 0 0 0 0 0 2															
Lou Whitaker, L OBP: 0.411, SLG: 0.552 (1, 4)	0-0 			3-2 F9 		1-0 G6-4-3 1B 		4-1 		3 1 2 0 1 0 0															
Alan Trammell, R OBP: 0.339, SLG: 0.324 (1, 6)	3-2 			4-1 		1-2 G6-4-3 1-2f 		1-2 F8 		3 1 1 1 1 0 2															
Keith Moreland, R OBP: 0.383, SLG: 0.444 (1, 3)	2-0 			1-0 1B 		3-2 F7 		3-2 1B 1-2 		4 1 3 1 0 0 0															
Pat Sheridan, L OBP: 0.293, SLG: 0.345 (8, PR)				1B 1B 						0 0 0 0 0 0 0															
Dave Bergman, L OBP: 0.340, SLG: 0.291 (8, 3)	1-H 2B 			1-2 1B 1B 						0 0 0 0 0 0 0															
Gary Ward, R OBP: 0.297, SLG: 0.343 (1, 10)	0-0 F8 			1-1 1B 1-3 1B 			1-2 G6-3 		1-0 1B 1-2 1B 	4 0 2 0 0 0 1															
Kenny Williams, R OBP: 0.226, SLG: 0.298 (1, 7)				2-2 1B 1-2 3-H 1B 			0-1 P4 		3-3 K 	4 0 1 1 0 1 2															
Mike Heath, R OBP: 0.365, SLG: 0.490 (1, 2)				0-0 F8 			3-3 K 		3-2 G6-3 	4 0 0 0 0 1 2															
Rick Schu, R OBP: 0.348, SLG: 0.381 (1, 5)				2-2 1B 1B 			3-2 2B 		1-2 G5-3 	4 0 2 0 0 0 0															
Inning Stats	R: 2 E: 0 K: 1 S: 10	H: 3 LOB: 1 BB: 0 P: 17	R: 0 E: 0 K: 0 S: 10	H: 2 LOB: 2 BB: 0 P: 16	R: 1 E: 0 K: 0 S: 15	H: 3 LOB: 2 BB: 1 P: 27	R: 0 E: 0 K: 1 S: 7	H: 1 LOB: 0 BB: 0 P: 14	R: 0 E: 0 K: 1 S: 9	H: 1 LOB: 0 BB: 0 P: 14	R: 0 E: 0 K: 1 S: 8	H: 0 LOB: 0 BB: 0 P: 12	R: 0 E: 0 K: 1 S: 10	H: 0 LOB: 0 BB: 0 P: 14	R: 0 E: 0 K: 1 S: 14	H: 2 LOB: 2 BB: 1 P: 26	R: 0 E: 0 K: 1 S: 9	H: 0 LOB: 0 BB: 0 P: 14	1B: 10 2B: 2 3B: 0 HR: 0	SF: 0 SAC: 0 DP: 1 HBP: 0	WP: 0 PB: 0 SB: 1 CS: 2	PA: 37			
PITCHER	IP WLS BF H R ER SO BB IBB HBP BLK WP HR S P ERA WHIP																								
Floyd Bannister, L ERA: 4.48 (1, 1)	3.0		18	9	3	3	1	1	0	0	0	0	0	38	66	9.00	3.333								
Luis Aquino, R ERA: 3.19 (4, 1)	4.1		13	1	0	0	3	1	0	0	0	0	0	36	58	0.00	0.462								
Jeff Montgomery, R ERA: 2.19 (8, 1)	0.2	W	3	2	0	0	1	0	0	0	0	0	0	9	16	0.00	3.000								
Steve Farr, R ERA: 2.16 (9, 1)	1.0	S	3	0	0	0	1	0	0	0	0	0	0	9	14	0.00	0.000								

Detroit Tigers @ Kansas City Royals
Royals Stadium, Kansas City, MO

Fri May 26 1989, 8:05 PM EDT
Att. 27,728 - Unknown - 68 F

AB	35
R	3
H	12
RBI	3
BB	2
SO	6
LOB	10



WP: 0	PA: 37
PB: 0	
SB: 1	
CS: 2	

1B: 10	SF: 0
2B: 2	SAC: 0
3B: 0	DP: 1
HR: 0	HBP: 0

Batter	1	2	3	4	5	6	7	8	9	AB	R	H	RBI	BB	SO	LOB	BOTTOM	
Willie Wilson, S (1, 8) OBP: 0.260, SLG: 0.246 Gary Thurman, R (4, 8) OBP: 0.333, SLG: 0.167 Mike Macfarlane, R (8, PH) OBP: 0.244, SLG: 0.256 (9, 2)	1-3 		0-3 		4-2 	0-3 		1-2 		2	0	0	0	0	2	1	Detroit Tigers @ Kansas City Royals Royals Stadium, Kansas City, MO Fri May 26 1989, 8:05 PM EDT Att: 27,728 - Unknown - 68 F	
Kurt Stillwell, S (1, 6) OBP: 0.326, SLG: 0.377	2-2 		1-1 		4-0 		4-0 	4-1 		2	1	0	0	3	0	1		
Kevin Seitzer, R (1, 5) OBP: 0.377, SLG: 0.383	2-0 			1-3 	3-2 		0-0 	4-1 		4	0	1	2	1	1	1		
Bo Jackson, R (1, 7) OBP: 0.311, SLG: 0.539		2-1 		1-0 	4-2 		3-2 	2-2 		4	0	1	2	1	0	1		
Pat Tabler, R (1, 10) OBP: 0.305, SLG: 0.267		0-2 		4-0 	1-1 		3-2 	0-1 		4	0	0	0	1	0	6		
Danny Tartabull, R (1, 9) OBP: 0.376, SLG: 0.396		4-2 		2-3 		1-3 		2-2 		3	0	1	0	1	2	1		
Luis de los Santos, R (1, 3) OBP: 0.292, SLG: 0.323 Brad Wellman, R (8, PH) OBP: 0.314, SLG: 0.286 (9, 4)		2-2 			0-0 	2-1 		2-1 		3	1	1	0	0	0	1		
Frank White, R (1, 4) OBP: 0.303, SLG: 0.302 Jim Eisenreich, L (8, PH) OBP: 0.348, SLG: 0.427 (9, 8)		2-1 	2-1 		1-1 	4-0 		4-2 		2	0	0	0	1	0	1		
Bob Boone, R (1, 2) OBP: 0.323, SLG: 0.294 Bill Buckner, L (8, PH) OBP: 0.246, SLG: 0.259 Rey Palacios, R (8, PR) (9, 3)			1-1 		1-1 	0-0 		1-2 		0	1	0	0	1	0	0		
			1-1 		1-1 	1-2 		1-H 		3	0	2	0	0	0	1		
Inning Stats	R: 0 H: 0 E: 0 LOB: 0 K: 1 BB: 0 S: 8 P: 13	R: 0 H: 0 E: 0 LOB: 1 K: 0 BB: 1 S: 11 P: 19	R: 0 H: 1 E: 0 LOB: 1 K: 1 BB: 0 S: 9 P: 13	R: 0 H: 0 E: 0 LOB: 1 K: 2 BB: 1 S: 8 P: 16	R: 2 H: 2 E: 0 LOB: 3 K: 0 BB: 3 S: 15 P: 33	R: 0 H: 1 E: 0 LOB: 2 K: 2 BB: 1 S: 9 P: 16	R: 0 H: 0 E: 0 LOB: 1 K: 0 BB: 1 S: 9 P: 19	R: 4 H: 4 E: 0 LOB: 2 K: 0 BB: 3 S: 26 P: 46		1B: 7 SF: 0 2B: 1 SAC: 0 3B: 0 DP: 1 HR: 0 HBP: 0	WP: 0 PA: 41 PB: 0 SB: 1 CS: 0							
PITCHER	IP WLS BF H R ER SO BB IBB HBP BLK WP HR S P ERA WHIP Paul Gibson, L (1, 1) 6.1 5.2 30 4 2 2 6 7 0 0 0 0 0 0 2.84 1.737 Mike Henneman, R (7, 1) 1.1 L 8 3 4 4 0 2 0 0 0 0 0 0 26 46 27.00 3.750 Willie Hernandez, L (8, 1) 0.1 5.28 3 1 0 0 0 1 0 0 0 0 0 0 8 14 0.00 6.000	IP WLS BF H R ER SO BB IBB HBP BLK WP HR S P ERA WHIP (Empty)																

Detroit Tigers @ Kansas City Royals
 Royals Stadium, Kansas City, MO

AB	31
R	6
H	8
RBI	6
BB	10
SO	6
LOB	17



Batter	1	2	3	4	5	6	7	8	9	AB R H RBI BB SO LOB	TOP											
Gary Pettis, S (1, 8) OBP: 0.315, SLG: 0.354	1-3 K		0-0 G6-3		2-3 K		1-1 F7			4 0 0 0 0 2 4												
Fred Lynn, L (1, 7) OBP: 0.295, SLG: 0.268	0-0 F8		4-0 BB		0-0 G3-1		1-1 G4-3			3 0 0 0 1 0 3												
Lou Whitaker, L (1, 4) OBP: 0.407, SLG: 0.544	1-1 F8		0-0 F8		1-1 G5-4-3 1B		0-0 G3			4 0 1 0 0 0 2												
Alan Trammell, R (1, 6) OBP: 0.331, SLG: 0.316		2-2 G5-3		2-2 L6		1-1 G5-4-3 1-2f		1-1 G6-3		4 0 0 0 0 0 1												
Keith Moreland, R (1, 10) OBP: 0.378, SLG: 0.438		1-3 K		0-2 WP 1B 1B		2-1 F8		1-3 K		4 1 1 0 0 2 0												
Matt Nokes, L (1, 2) OBP: 0.301, SLG: 0.427		2-0 2B		2-0 P6		3-1 L3		1-2 G4-3		4 0 1 0 0 0 1												
Pat Sheridan, L (1, 9) OBP: 0.301, SLG: 0.352		1-0 G4-3		3-1 1-H 1B		0-2 1B E 1B		1-1 G1-3		4 0 2 1 0 0 1												
Dave Bergman, L (1, 3) OBP: 0.347, SLG: 0.303			1-1 2B	2-2 F7		2-2 E4 1B		4-1 BB		3 0 1 0 1 0 2												
Rick Schu, R (1, 5) OBP: 0.333, SLG: 0.360			2-3 K		3-2 G5-3		0-0 1B		0-1 F8	4 0 1 0 0 1 2												
Inning Stats	R: 0 E: 0 K: 1 S: 6	H: 0 LOB: 0 BB: 0 P: 8	R: 0 E: 0 K: 1 S: 9	H: 1 LOB: 1 BB: 0 P: 15	R: 0 E: 0 K: 1 S: 8	H: 1 LOB: 2 BB: 1 P: 15	R: 1 E: 0 K: 0 S: 13	H: 2 LOB: 1 BB: 0 P: 22	R: 0 E: 0 K: 1 S: 7	H: 0 LOB: 0 BB: 0 P: 12	R: 0 E: 0 K: 0 S: 6	H: 1 LOB: 0 BB: 0 P: 10	R: 0 E: 1 K: 0 S: 16	H: 2 LOB: 3 BB: 0 P: 23	R: 0 E: 0 K: 1 S: 6	H: 0 LOB: 0 BB: 0 P: 8	R: 0 E: 0 K: 0 S: 8	H: 0 LOB: 1 BB: 1 P: 14	1B: 5 2B: 2 3B: 0 HR: 0	SF: 0 SAC: 0 DP: 1 HBP: 0	WP: 1 PB: 0 SB: 0 CS: 0	PA: 36
PITCHER Mark Gubicza, R (1, 1) ERA: 2.75	IP: 9.0 WLS: W BF: 36 H: 7 R: 1 ER: 1 SO: 5 BB: 2 IBB: 0 HBP: 0 BLK: 0 WP: 1 HR: 0 S: 79 P: 127 ERA: 1.00 WHIP: 1.000																				PITCHER IP: WLS: BF: H: R: ER: SO: BB: IBB: HBP: BLK: WP: HR: S: P: ERA: WHIP:	

Detroit Tigers @ Kansas City Royals
Royals Stadium, Kansas City, MO
 Sat May 27 1989, 4:33 AM EDT
 Att: 32,705 - Unknown

livebaseballscorecards.com

AB	34
R	1
H	7
RBI	1
BB	2
SO	5
LOB	16



Batter	1	2	3	4	5	6	7	8	9
Jim Eisenreich, L (1, 8) OBP: 0.358, SLG: 0.454	2-0 G5-3		1-1 1B	0-0 F7		2-2 1B		2-0 2B	
Kurt Stillwell, S (1, 6) OBP: 0.329, SLG: 0.368	4-0 CS BB		3-1 F7		1-3 K	4-0 1B IBB		1-0 G6-3	
Kevin Seitzer, R (1, 5) OBP: 0.389, SLG: 0.386	4-2 PB BB		4-1 BB 1B BB		4-0 S BB	1-0 G6-4-3 1B			
Bo Jackson, R (1, 7) OBP: 0.309, SLG: 0.533	2-3 K		3-2 FC5 BB 1B		3-1 F8	0-0 G6-4-3			
Bill Buckner, L (1, 10) OBP: 0.246, SLG: 0.246		2-0 G3	1-1 F8		4-0 BB		2-1 F8		
Danny Tartabull, R (1, 9) OBP: 0.378, SLG: 0.391		4-2 G4-3 BB	4-1 BB		1-1 G6-3		2-3 K		
Luis de los Santos, R (1, 3) OBP: 0.290, SLG: 0.318		1-0 G4-3	1-0 FC5			0-0 1B 2B 1B		2-3 K	
Mike Macfarlane, R (1, 2) OBP: 0.265, SLG: 0.277		2-3 K		3-2 G6-4-3 1B		0-1 2B 1B 1B		0-0 G3	
Brad Wellman, R (1, 4) OBP: 0.309, SLG: 0.269			4-0 1B PB BB		2-1 G6-4-3	2-0 F9		1-2 G6-3	

Inning Stats	R: 0	H: 0	E: 0	K: 1	S: 6	R: 0	H: 0	E: 0	K: 1	S: 9	R: 2	H: 2	E: 0	K: 0	S: 12	R: 0	H: 1	E: 0	K: 0	S: 6	R: 0	H: 0	E: 0	K: 1	S: 8	R: 3	H: 4	E: 0	K: 0	S: 9	R: 0	H: 0	E: 0	K: 2	S: 9	R: 0	H: 1	E: 0	K: 0	S: 8
	LOB: 1	BB: 2	P: 18	LOB: 1	BB: 1	P: 18	LOB: 3	BB: 3	P: 33	LOB: 0	BB: 0	P: 11	LOB: 2	BB: 2	P: 20	LOB: 1	BB: 1	P: 18	LOB: 0	BB: 0	P: 15	LOB: 1	BB: 0	P: 12	LOB: 0	BB: 0	P: 12	LOB: 0	BB: 0	P: 12	LOB: 0	BB: 0	P: 12	LOB: 0	BB: 0	P: 12	LOB: 0	BB: 0	P: 12	

PITCHER	IP	WLS	BF	H	R	ER	SO	BB	IBB	HBP	BLK	WP	HR	S	P	ERA	WHIP
Randy Nosek, R (1, 1) ERA: 3.86	4.2	L	23	3	2	2	3	8	0	0	0	0	0	39	97	3.86	2.357
Randy Bockus, R (5, 1) ERA: 5.06	0.2		7	4	3	3	0	0	1	0	0	0	0	10	20	40.50	6.000
Mike Schwabe, R (6, 1) ERA:	2.2		8	1	0	0	2	0	0	0	0	0	0	18	28	0.00	0.375

AB R H RBI BB SO LOB

5 2 3 1 0 0 0

3 0 0 0 2 1 2

1 0 1 2 3 0 0

4 0 1 1 0 1 4

3 0 0 0 1 0 2

2 0 0 0 2 1 2

4 1 1 0 0 1 4

4 1 2 0 0 1 1

3 1 0 0 1 0 3

AB 29

R 5

H 8

RBI 4

BB 9

SO 5

LOB 18

WP: 0 PA: 38

PB: 2

SB: 2

CS: 1

1B: 6 SF: 0

2B: 2 SAC: 0

3B: 0 DP: 2

HR: 0 HBP: 0

WP: 0 PA: 38


ERA WHIP

DETROIT TIGERS @ KANSAS CITY ROYALS

ROYALS STADIUM, KANSAS CITY, MO

Sat May 27 1989, 4:33 AM EDT

Att. 32,705 - Unknown



livebaseballscores.com

Batter	1	2	3	4	5	6	7	8	9	AB R H RBI BB SO LOB	TOP	
Al Newman, S (1, 5) <small>OBP: 0.368, SLG: 0.286</small> Brian Harper, R (7, 3) <small>OBP: 0.297, SLG: 0.450</small>	1-2 		0-1 		2-0 			2-0 		3 0 0 0 0 0 3 1 0 0 0 0 0 0	Minnesota Twins @ Kansas City Royals Royals Stadium, Kansas City, MO Mon May 29 1989, 8:05 PM EDT Att. 41,189 - Unknown - 84 F	
Wally Backman, S (1, 4) <small>OBP: 0.333, SLG: 0.324</small>	0-3 		1-1 			2-2 		2-3 		4 0 1 0 0 2 1		
Kirby Puckett, R (1, 8) <small>OBP: 0.383, SLG: 0.490</small> Carmen Castillo, R (7, 9) <small>OBP: 0.373, SLG: 0.541</small>	2-1 			1-1 		0-1 		0-1 		3 0 1 0 0 0 1 1 0 0 0 0 0 0		
Jim Dwyer, L (1, 10) <small>OBP: 0.395, SLG: 0.344</small>	1-1 			1-3 		0-0 			4-1 	3 0 0 0 1 1 2		
Gary Gaetti, R (1, 3) <small>OBP: 0.265, SLG: 0.410</small>			1-1 		2-2 		2-2 		1-2 	4 0 0 0 0 0 2		
Randy Bush, L (1, 9) <small>OBP: 0.328, SLG: 0.477</small>		0-1 			2-1 			2-3 	1-1 	4 1 1 1 0 1 1		
Dan Gladden, R (1, 7) <small>OBP: 0.293, SLG: 0.341</small> John Moses, S (7, PR) <small>OBP: 0.398, SLG: 0.442</small>			1-0 		0-0 			1-0 		3 0 1 0 0 0 0 0 0 0 0 0 0 0		
Tim Laudner, R (1, 2) <small>OBP: 0.283, SLG: 0.337</small>				2-0 		1-2 		2-3 		3 0 2 0 0 1 1		
Greg Gagne, R (1, 6) <small>OBP: 0.291, SLG: 0.365</small>			0-3 		2-2 		0-1 		1-2 	3 0 1 0 0 1 2		
Inning Stats	R: 0 H: 1 E: 0 LOB: 1 K: 1 BB: 0 S: 10 P: 14	R: 0 H: 0 E: 0 LOB: 0 K: 0 BB: 0 S: 5 P: 7	R: 0 H: 1 E: 0 LOB: 1 K: 1 BB: 0 S: 8 P: 11	R: 0 H: 0 E: 0 LOB: 0 K: 1 BB: 0 S: 8 P: 12	R: 1 H: 3 E: 0 LOB: 1 K: 0 BB: 0 S: 10 P: 17	R: 0 H: 1 E: 0 LOB: 1 K: 0 BB: 0 S: 11 P: 15	R: 0 H: 1 E: 0 LOB: 1 K: 2 BB: 0 S: 10 P: 15	R: 0 H: 0 E: 0 LOB: 0 K: 1 BB: 0 S: 6 P: 10	R: 0 H: 0 E: 0 LOB: 0 K: 0 BB: 1 S: 7 P: 13	1B: 6 SF: 0 2B: 0 SAC: 0 3B: 0 DP: 2 HR: 1 HBP: 0		WP: 0 PA: 33 PB: 0 SB: 0 CS: 0
PITCHER Bret Saberhagen, R (1, 1) <small>ERA: 2.78</small> Jeff Montgomery, R (6, 1) <small>ERA: 1.95</small> Tom Gordon, R (9, 1) <small>ERA: 2.21</small>	IP WLS BF H R ER SO BB IBB HBP BLK WP HR S P ERA WHIP											PITCHER IP WLS BF H R ER SO BB IBB HBP BLK WP HR S P ERA WHIP

livebaseballscorecards.com

AB	32
R	1
H	7
RBI	1
BB	1
SO	6
LOB	13



Batter	1	2	3	4	5	6	7	8	9
Jim Eisenreich, L <small>OBP: 0.377, SLG: 0.513</small> (1, 8) (3, 9)	0-0 		0-0 	0-2 G4-3 		3-2 G3-6-3 		1-0 	
Kurt Stillwell, S <small>OBP: 0.333, SLG: 0.356</small> (1, 6)	0-2 P5 		0-0 F7 		3-1 L5 	4-1 		1-2 F8 	
Kevin Seitzer, R <small>OBP: 0.401, SLG: 0.390</small> (1, 5)	3-3 K 		1-1 		1-2 G6-3 	4-1 			
Bo Jackson, R <small>OBP: 0.316, SLG: 0.542</small> (1, 7)		4-1 	0-0 		2-2 	3-3 K 			
Pat Tabler, R <small>OBP: 0.314, SLG: 0.287</small> (1, 10)		0-2 	1-1 		0-0 		1-1 G6-3 		
Danny Tartabull, R <small>OBP: 0.379, SLG: 0.416</small> Gary Thurman, R <small>OBP: 0.364, SLG: 0.259</small> (3, 8)		1-3 	2-2 		0-1 		3-2 F9 		
Luis de los Santos, R <small>OBP: 0.286, SLG: 0.301</small> (1, 3)		0-0 P4 		1-0 F8 	1-0 		2-2 G4-3 		
Frank White, R <small>OBP: 0.301, SLG: 0.294</small> (1, 4)		0-3 		0-0 P5 	1-2 P9 			1-1 F7 	
Bob Boone, R <small>OBP: 0.336, SLG: 0.304</small> (1, 2)			1-0 P9 	0-0 		3-1 		3-3 	

Inning Stats	R: 0	H: 1	E: 0	K: 1	S: 7	LOB: 0	BB: 0	P: 10
	R: 0	H: 1	E: 0	K: 2	S: 14 <td>LOB: 2</td> <td>BB: 1</td> <td>P: 19 </td>	LOB: 2	BB: 1	P: 19
	R: 4	H: 5	E: 0	K: 0	S: 11 <td>LOB: 1</td> <td>BB: 0</td> <td>P: 16 </td>	LOB: 1	BB: 0	P: 16
	R: 0	H: 1	E: 0	K: 0	S: 6 <td>LOB: 1</td> <td>BB: 0</td> <td>P: 7 </td>	LOB: 1	BB: 0	P: 7
	R: 3	H: 4	E: 0	K: 0	S: 15 <td>LOB: 1</td> <td>BB: 0</td> <td>P: 23 </td>	LOB: 1	BB: 0	P: 23
	R: 0	H: 1	E: 0	K: 1	S: 10 <td>LOB: 2</td> <td>BB: 2</td> <td>P: 27 </td>	LOB: 2	BB: 2	P: 27
	R: 0	H: 0	E: 0	K: 0	S: 10 <td>LOB: 0</td> <td>BB: 0</td> <td>P: 16 </td>	LOB: 0	BB: 0	P: 16
	R: 0	H: 1	E: 0	K: 1	S: 9 <td>LOB: 1</td> <td>BB: 0</td> <td>P: 15 </td>	LOB: 1	BB: 0	P: 15
	R: 4	H: 2	E: 0	K: 0	S: 10	LOB: 0	BB: 0	P: 10

PITCHER	IP	WLS	BF	H	R	ER	SO	BB	IBB	HBP	BLK	WP	HR	S	P	ERA	WHIP
Frank Viola, L <small>ERA: 4.63</small>	(1, 1)	5.0	26	12	7	7	3	1	0	0	0	0	0	53	75	12.60	2.600
Juan Berenguer, R <small>ERA: 3.63</small>	(6, 1)	1.0	5	1	0	0	1	2	0	0	0	0	0	10	27	0.00	3.000
Lee Tunnell, R <small>ERA:</small>	(7, 1)	2.0	7	1	0	0	1	0	0	0	0	0	0	19	31	0.00	0.500

BOTTOM

AB	R	H	RBI	BB	SO	LOB
5	1	3	0	0	0	2
4	0	0	0	1	0	3
3	1	1	0	1	1	1
3	2	2	2	1	1	2
4	2	3	2	0	0	0
1	0	0	0	0	1	2
3	1	2	2	0	0	0
4	0	1	1	0	0	2
4	0	0	0	0	1	3
4	0	2	0	0	1	0

AB	35
R	7
H	14
RBI	7
BB	3
SO	5
LOB	15



WP	PA	CS
0	38	1

Minnesota Twins @ Kansas City Royals
 Royals Stadium, Kansas City, MO
 Mon May 29 1989, 8:05 PM EDT
 Att: 41,189 - Unknown - 84 F

livebaseballscorecards.com

Batter	1	2	3	4	5	6	7	8	9	AB	R	H	RBI	BB	SO	LOB	TOP										
Wally Backman, S (1, 4) OBP: 0.344, SLG: 0.345 Al Newman, S (8, 4) OBP: 0.368, SLG: 0.286	1-1 G5-4-3 1B	2-2 1B BB 2B	0-0 1B		3-1 F8			3-2 G4-3		5	1	3	2	0	0	0											
Greg Gagne, R (1, 6) OBP: 0.288, SLG: 0.359	0-0 G5-4-3 1-2f	1-3 1B 2B	0-1 F7			0-1 G6-3		1-1 1B 1B		5	0	1	0	0	1	3											
Kirby Puckett, R (1, 8) OBP: 0.388, SLG: 0.497	0-1 F9	1-0 BB HBP 2-3 1B		1-0 G3		1-1 2B		0-1 1B 1-2 1B		5	0	3	0	0	0	0											
Gary Gaetti, R (1, 5) OBP: 0.274, SLG: 0.409		2B 1B BB HBP		0-1 1B 1B		0-0 F9		3-2 P3		3	1	1	0	1	0	3											
Carmen Castillo, R (1, 9) OBP: 0.366, SLG: 0.538 Randy Bush, L (8, PH) OBP: 0.325, SLG: 0.472		1B 2B K		0-0 F7		0-3 K		1-1 F7		4	1	1	0	0	2	5											
Brian Harser, R (1, 10) OBP: 0.304, SLG: 0.457 Jim Dwyer, L (2, PH) OBP: 0.425, SLG: 0.373		1B BB		0-0 1B 1-2 1B			1-2 1B		0-2 F9 G1-3 1B	1	1	1	2	0	0	0											
Gene Larkin, S (1, 3) OBP: 0.327, SLG: 0.327		1B 2B K		1-1 P7			1-3 K		2-2 G1-3	5	1	1	0	0	2	7											
Orlando Mercado, R (1, 2) OBP: 0.300, SLG: 0.125		4-2 1B 2B BB 2-3 3-H		1-1 G6-3		2-0 G6-3		0-3 K		1-0 F9	4	1	0	0	1	1	2										
John Moses, S (1, 7) OBP: 0.387, SLG: 0.427		0-0 2B 1-2 3-H 1B		2-3 K		0-1 G6-3		0-0 G4-3		1-1 G4-3	5	1	1	1	0	1	2										
Inning Stats	R: 0 E: 0 K: 0 S: 5	H: 1 LOB: 0 BB: 0 P: 6	R: 7 E: 0 K: 3 S: 29	H: 6 LOB: 3 BB: 3 P: 48	R: 0 E: 0 K: 1 S: 8	H: 1 LOB: 1 BB: 0 P: 11	R: 0 E: 0 K: 3 S: 7	H: 2 LOB: 2 BB: 0 P: 9	R: 0 E: 0 K: 0 S: 5	H: 0 LOB: 0 BB: 0 P: 10	R: 0 E: 0 K: 1 S: 8	H: 1 LOB: 1 BB: 0 P: 9	R: 0 E: 0 K: 2 S: 11	H: 1 LOB: 1 BB: 0 P: 13	R: 0 E: 0 K: 0 S: 14	H: 2 LOB: 2 BB: 0 P: 22	R: 0 E: 0 K: 0 S: 10	H: 1 LOB: 1 BB: 0 P: 14	1B: 11 2B: 4 3B: 0 HR: 0	SF: 0 SAC: 0 DP: 1 HBP: 1	WP: 1 PB: 0 SB: 0 CS: 0	PA: 45					
PITCHER	IP	WLS	BF	H	R	ER	SO	BB	IBB	HBP	BLK	WP	HR	S	P	ERA	WHIP										
Stan Clarke, L (1, 1) ERA: 63.0	1.0	L	10	6	7	7	0	2	0	0	0	1	0	20	31	63.00	8.000										
Luis Aquino, R (2, 1) ERA: 2.83	4.0		18	4	0	0	4	1	0	1	0	0	0	34	53	0.00	1.250										
Jeff Montgomery, R (6, 1) ERA: 1.82	2.0		8	2	0	0	3	0	0	0	0	0	0	19	22	0.00	1.000										
Steve Farr, R (8, 1) ERA: 1.83	2.0		9	3	0	0	0	0	0	0	0	0	0	24	36	0.00	1.500										

Minnesota Twins @ Kansas City Royals
Royals Stadium, Kansas City, MO
Tue May 30 1989, 8:05 PM EDT
Att. 24,603 - Unknown - 82 F

livebaseballscorecards.com

AB	41
R	7
H	15
RBI	6
BB	3
SO	7
LOB	24



Batter	1	2	3	4	5	6	7	8	9	AB	R	H	RBI	BB	SO	LOB
Jim Eisenreich, L (1, 8) OBP: 0.373, SLG: 0.512	1-1 F7		0-0 L4		0-0 G4-3 2B		1-0 F8			4	0	1	0	0	0	1
Kurt Stillwell, S (1, 6) OBP: 0.331, SLG: 0.353	3-2 F7		0-1 1B 1-2 1B		2-2 G4-3 2-3			2-2 G4-3		4	0	1	0	0	0	1
Kevin Seitzer, R (1, 5) OBP: 0.398, SLG: 0.387	2-2 F9		1-0 1-2 2-3 1B		0-2 G6-3			1-2 F8		4	0	1	0	0	0	1
Bo Jackson, R (1, 7) OBP: 0.309, SLG: 0.530		1-3 K2-3	0-0 P4			1-0 F8		1-3 K		4	0	0	0	0	2	3
Pat Tabler, R (1, 10) OBP: 0.313, SLG: 0.266		0-0 1B		3-2 G6-3		1-0 G6-3			0-0 F9	4	0	1	0	0	0	0
Danny Tartabull, R (1, 9) OBP: 0.386, SLG: 0.438		2-2 F9		1-0 1B		3-2 HR			4-2 2B BB	3	1	2	1	1	0	1
Bill Buckner, L (1, 3) OBP: 0.232, SLG: 0.231		1-2 P4		0-0 F7		0-2 F9			0-0 F9	4	0	0	0	0	0	3
Frank White, R (1, 4) OBP: 0.301, SLG: 0.295			0-0 1B 1B 1B		2-1 F7		3-2 G6-3		0-1 1-3 2B	3	0	1	0	0	0	1
Brad Wellman, R (8, 4) OBP: 0.309, SLG: 0.269										0	0	0	0	0	0	0
Matt Winters, L (9, PH) OBP: 1.000, SLG: 2.000										1	0	1	0	0	0	0
Rey Palacios, R (1, 2) OBP: 0.260, SLG: 0.271			1-3 K		2-3 K		1-2 F7		0-0 F9	3	0	0	0	0	2	1
										1	0	0	0	0	0	2

BOTTOM

Minnesota Twins @ Kansas City Royals
Royals Stadium, Kansas City, MO

Tue May 30 1989, 8:05 PM EDT
Att: 24,603 - Unknown - 82 F

livebaseballscorecards.com

AB	35
R	1
H	8
RBI	1
BB	1
SO	4
LOB	14



Inning Stats	R: 0 E: 0 K: 0 S: 9	H: 0 LOB: 0 BB: 0 P: 15	R: 0 E: 0 K: 1 S: 10	H: 1 LOB: 1 BB: 0 P: 14	R: 0 E: 0 K: 1 S: 9	H: 3 LOB: 3 BB: 0 P: 11	R: 0 E: 0 K: 0 S: 8	H: 1 LOB: 1 BB: 0 P: 14	R: 0 E: 0 K: 1 S: 11	H: 1 LOB: 1 BB: 0 P: 15	R: 1 E: 0 K: 0 S: 10	H: 1 LOB: 0 BB: 0 P: 15	R: 0 E: 0 K: 0 S: 8	H: 0 LOB: 0 BB: 0 P: 13	R: 0 E: 0 K: 1 S: 11	H: 0 LOB: 0 BB: 0 P: 15	R: 0 E: 0 K: 0 S: 7	H: 1 LOB: 2 BB: 1 P: 11	1B: 5 2B: 2 3B: 0 HR: 1	SF: 0 SAC: 0 DP: 0 HBP: 0	WP: 0 PB: 0 SB: 0 CS: 0	PA: 36
--------------	------------------------------	----------------------------------	-------------------------------	----------------------------------	------------------------------	----------------------------------	------------------------------	----------------------------------	-------------------------------	----------------------------------	-------------------------------	----------------------------------	------------------------------	----------------------------------	-------------------------------	----------------------------------	------------------------------	----------------------------------	----------------------------------	------------------------------------	----------------------------------	--------

PITCHER	Roy Smith, R (1, 1) ERA: 3.61	IP 9.0	WLS W	BF 36	H 8	R 1	ER 1	SO 4	BB 1	IBB 0	HBP 0	BLK 0	WP 0	HR 1	S 83	P 123	ERA 1.00	WHIP 1.000	PITCHER		IP	WLS	BF	H	R	ER	SO	BB	IBB	HBP	BLK	WP	HR	S	P	ERA	WHIP
---------	---	-----------	----------	----------	--------	--------	---------	---------	---------	----------	----------	----------	---------	---------	---------	----------	-------------	---------------	---------	--	----	-----	----	---	---	----	----	----	-----	-----	-----	----	----	---	---	-----	------

Batter	1	2	3	4	5	6	7	8	9	AB R H RBI BB SO LOB	TOP					
Al Newman, S (1, 6) OBP: 0.367, SLG: 0.280	0-1 G5-3		4-1 CS BB		2-1 F8					2 0 0 0 1 0 1	Minnesota Twins @ Kansas City Royals Royals Stadium, Kansas City, MO Wed May 31 1989, 8:05 PM EDT Att. 23,114 - Unknown					
Wally Backman, S (1, 4) OBP: 0.344, SLG: 0.345	1-2 G5-3		1 SAFE 1 SAFE 1-2 CS	0-3 K		2-2 BB 1B				3 1 1 0 0 1 0						
Kirby Puckett, R (1, 8) OBP: 0.392, SLG: 0.497	2-2 G3			0-0 G1-4-3 1B		1 SAFE 1-2 FC1-5 BB				2 0 1 0 1 0 0						
Gary Gaetti, R (1, 5) OBP: 0.275, SLG: 0.407		1-3 K		1-1 G1-4-3 1-2f		0-1 BB FC1-5 HR 1B				3 1 1 1 0 1 1						
Carmen Castillo, R (1, 9) OBP: 0.365, SLG: 0.529		0-0 G4-3 1B			0-0 F8	0-1 FC1-5 BB HR				3 1 1 0 0 0 2						
Brian Harner, R (1, 10) Jim Dwyer, L (6, PH) OBP: 0.432, SLG: 0.373		1-2 G4-3			2-1 HBP E 1B	4-0 HR BB				2 1 1 0 0 0 1 0 1 0 0 1 0 0						
Gene Larkin, S (1, 3) OBP: 0.328, SLG: 0.322		1-1 G5-3			2-2 E HBP	1-3 K				2 1 0 0 0 1 4						
Dan Gladden, R (1, 7) OBP: 0.294, SLG: 0.356			0-0 G1-3		0-0 E4 CS	1-1 HR				3 1 1 4 0 0 0						
Orlando Mercado, R (1, 2) OBP: 0.308, SLG: 0.182			0-0 F7		1-1 1B	0-1 F7				3 0 1 0 0 0 0						
Inning Stats	R: 0 E: 0 K: 0 S: 9	H: 0 LOB: 0 BB: 0 P: 12	R: 0 E: 0 K: 1 S: 10	H: 1 LOB: 1 BB: 0 P: 13	R: 0 E: 0 K: 0 S: 6	H: 0 LOB: 0 BB: 1 P: 10	R: 0 E: 0 K: 1 S: 6	H: 1 LOB: 0 BB: 0 P: 7	R: 2 E: 1 K: 0 S: 11	H: 2 LOB: 1 BB: 0 P: 18	R: 5 E: 0 K: 1 S: 15	H: 3 LOB: 0 BB: 2 P: 26	1B: 6 2B: 0 3B: 0 HR: 1	SF: 0 SAC: 0 DP: 1 HBP: 1	WP: 0 PB: 0 SB: 0 CS: 2	PA: 28
PITCHER	IP WLS BF H R ER SO BB IBB HBP BLK WP HR S P ERA WHIP															
Floyd Bannister, L (1, 1) ERA: 4.82	5.0 L 22 6 5 5 2 2 0 1 0 0 0 0 48 71 9.00 1.600															
Tom Gordon, R (6, 1) ERA: 2.59	1.0 5 1 2 2 1 1 0 0 0 0 0 1 9 15 18.00 2.000															

livebaseballscorecards.com

AB	23
R	7
H	7
RBI	5
BB	3
SO	3
LOB	9



Batter	1	2	3	4	5	6	7	8	9	AB R H RBI BB SO LOB	TOP									
Jim Eisenreich, L (1, 8) OBP: 0.373, SLG: 0.500	0-0 F8		1-0 F8		1-0 G4-3		1-2 L5		1-0 2B 1B	5 0 1 0 0 0 2										
Kurt Stillwell, S (1, 6) OBP: 0.340, SLG: 0.364	2-1 G5-3 1B		0-0 F9		4-2 1B BB		1-0 L8		3-1 1B 2B	4 0 2 1 1 0 2										
Kevin Seitzer, R (1, 5) OBP: 0.390, SLG: 0.378	0-1 G5-3			2-1 F9	2-2 1B			3-1 F9	1-0 G6-3	5 0 1 0 0 0 3										
Bo Jackson, R (1, 7) OBP: 0.308, SLG: 0.527	1-1 G4-3			2-2 WP 1B 2B	1-1 G1-3			1-2 L9	2-2 F9	5 1 1 0 0 0 5										
Pat Tabler, R (1, 3) OBP: 0.313, SLG: 0.283		3-2 P3		2-1 F8		0-0 L9		4-1 HR BB		3 0 0 0 1 0 1										
Gary Thurman, R (8, PR) OBP: 0.364, SLG: 0.259										0 1 0 0 0 0 0										
Rey Palacios, R (8, 3)										0 0 0 0 0 0 0										
Danny Tartabull, R (1, 9) OBP: 0.385, SLG: 0.448		2-1 F9		4-2 1B BB		2-2 G5-3		1-0 1-H HR		3 1 1 2 1 0 0										
Mike Macfarlane, R (1, 10) OBP: 0.259, SLG: 0.269		1-1 G6-3		0-0 1-2 3-H 1B		2-3 K		0-0 P3		4 0 1 1 0 1 1										
Frank White, R (1, 4) OBP: 0.296, SLG: 0.290			0-0 G1-3		0-1 F8		2-2 SH2-4 1B		2-2 P3	4 0 1 0 0 0 2										
Bob Boone, R (1, 2) OBP: 0.338, SLG: 0.315			3-1 F8 2B		1-0 P2		0-1 SAFE SH2-4		3-2 1B 2B 1B	3 1 2 0 0 0 0										
Inning Stats	R: 0 E: 0 K: 0 S: 7	H: 1 LOB: 1 BB: 0 P: 10	R: 0 E: 0 K: 0 S: 9	H: 0 LOB: 0 BB: 0 P: 15	R: 0 E: 0 K: 0 S: 5	H: 1 LOB: 1 BB: 0 P: 9	R: 1 E: 0 K: 0 S: 13	H: 2 LOB: 2 BB: 1 P: 23	R: 0 E: 0 K: 1 S: 8	H: 0 LOB: 0 BB: 0 P: 12	R: 0 E: 0 K: 0 S: 9	H: 1 LOB: 1 BB: 0 P: 13	R: 2 E: 0 K: 0 S: 10	H: 1 LOB: 1 BB: 1 P: 19	R: 1 E: 0 K: 0 S: 16	H: 3 LOB: 2 BB: 0 P: 28	1B: 6 2B: 3 3B: 0 HR: 1	SF: 0 SAC: 1 DP: 0 HBP: 0	WP: 1 PB: 0 SB: 0 CS: 0	PA: 40
PITCHER	IP WLS BF H R ER SO BB IBB HBP BLK WP HR S P ERA WHIP																			
Chuck Finley, L (1, 1) ERA: 1.99	8.0 L 34 7 3 3 1 3 0 0 0 0 1 1 71 120 3.38 1.250																			
Greg Minton, R (9, 1) ERA: 1.38	1.0 6 3 1 1 0 0 0 0 0 0 0 0 16 28 9.00 3.000																			

Kansas City Royals @ California Angels
 Anaheim Stadium, Anaheim, CA
 Fri Jun 02 1989, 10:05 PM EDT
 Att: 32,493 - Unknown

AB	36
R	4
H	10
RBI	4
BB	3
SO	1
LOB	16



Batter	1	2	3	4	5	6	7	8	9	AB R H RBI BB SO LOB
Brian Downing, R OBP: 0.368, SLG: 0.388 (1, 10)	0-0 G6-3		1-1 1B		1-1 1B		3-2 F9		2-3 K	5 0 2 0 0 1 2
Claudell Washington, L OBP: 0.347, SLG: 0.485 (1, 9)	1-3 K		1-0 1B		0-3 K			0-1 G3		4 0 1 0 0 2 1
Johnny Ray, S OBP: 0.325, SLG: 0.374 (1, 4)	3-2 G6-3		0-0 G3		1-1 P6			1-0 1B		4 0 1 0 0 0 3
Devon White, S OBP: 0.327, SLG: 0.507 (1, 8)		3-3 K		0-3 K		1-1 G4-3		0-0 L8		4 0 0 0 0 2 1
Wally Joyner, L OBP: 0.309, SLG: 0.329 (1, 3)		1-0 G4-3		1-2 1B		2-2 F8		0-1 1B		4 0 2 0 0 0 0
Chili Davis, S OBP: 0.321, SLG: 0.414 (1, 7)		0-0 1B		2-2 1B		0-0 G3		0-1 F5		4 0 2 0 0 0 2
Lance Parrish, R OBP: 0.363, SLG: 0.468 (1, 2)		3-2 F9		0-3 K		1-0 FC1-6 1B		2-1 G6-3		4 0 1 0 0 1 3
Jack Howell, L OBP: 0.292, SLG: 0.315 (1, 5)			2-2 G3-1		2-3 K		1-0 FC1-6 G6-3		0-1 1B	4 0 1 0 0 1 3
Dick Schofield, R OBP: 0.300, SLG: 0.342 Jim Eppard, L (9, PH)			1-3 K		2-1 G1-3		3-2 G6-3		0-1 F8	3 0 0 0 0 1 1 1 0 0 0 0 0 1

Inning Stats	R: 0 E: 0 K: 1 S: 8	H: 0 LOB: 0 BB: 0 P: 12	R: 0 E: 0 K: 1 S: 10	H: 1 LOB: 1 BB: 0 P: 17	R: 0 E: 0 K: 1 S: 11	H: 2 LOB: 2 BB: 0 P: 16	R: 0 E: 0 K: 3 S: 17	H: 2 LOB: 2 BB: 0 P: 22	R: 0 E: 0 K: 1 S: 9	H: 1 LOB: 1 BB: 0 P: 13	R: 0 E: 0 K: 0 S: 6	H: 0 LOB: 0 BB: 0 P: 9	R: 0 E: 0 K: 0 S: 9	H: 1 LOB: 1 BB: 0 P: 17	R: 0 E: 0 K: 0 S: 8	H: 2 LOB: 2 BB: 0 P: 9	R: 0 E: 0 K: 1 S: 10	H: 1 LOB: 1 BB: 0 P: 14	1B: 10 2B: 0 3B: 0 HR: 0	SF: 0 SAC: 0 DP: 0 HBP: 0
--------------	------------------------------	----------------------------------	-------------------------------	----------------------------------	-------------------------------	----------------------------------	-------------------------------	----------------------------------	------------------------------	----------------------------------	------------------------------	---------------------------------	------------------------------	----------------------------------	------------------------------	---------------------------------	-------------------------------	----------------------------------	-----------------------------------	------------------------------------

PITCHER	IP	WLS	BF	H	R	ER	SO	BB	IBB	HBP	BLK	WP	HR	S	P	ERA	WHIP
Mark Gubicza, R ERA: 2.51 (1, 1)	9.0	W	37	10	0	0	8	0	0	0	0	0	0	88	129	0.00	1.111


BOTTOM

Kansas City Royals @ California Angels
Anaheim Stadium, Anaheim, CA

Fri Jun 02 1989, 10:05 PM EDT
Att. 32,493 - Unknown

livebaseballscorecards.com

AB	37
R	0
H	10
RBI	0
BB	0
SO	8
LOB	17



WP: 0	PA: 37
PB: 0	
SB: 0	
CS: 0	

Kansas City Royals @ California Angels
 Anaheim Stadium, Anaheim, CA

Sat Jun 03 1989, 10:05 PM EDT
 Att: 50,640 - Unknown

livebaseballscorecards.com

AB	33
R	3
H	7
RBI	3
BB	1
SO	6
LOB	8



WP:	0	PA:	34
PB:	0		
SB:	0		
CS:	0		

Batter	1	2	3	4	5	6	7	8	9	AB	R	H	RBI	BB	SO	LOB
Jim Eisenreich, L (1, 8) OBP: 0.363, SLG: 0.485	1-1 G1-3		0-2 G3			0-0 L9		2-0 G4-3		4	0	0	0	0	0	1
Kurt Stillwell, S (1, 6) OBP: 0.337, SLG: 0.361	3-2 G6-3			0-1 G3		0-0 C1-6-4 1B		0-3 K		4	0	1	0	0	1	0
Kevin Seitzer, R (1, 5) OBP: 0.383, SLG: 0.371	1-1 G4-3			1-2 G6-3		1-1 FC1-6-4 BB 1-2f 2B		1-2 F9		4	1	0	0	0	0	1
Bo Jackson, R (1, 7) OBP: 0.312, SLG: 0.524		0-2 L9		0-0 1B		4-1 1B SAFE SAFE 2B BB		0-1 G6-3		3	1	1	0	1	0	0
Pat Tabler, R (1, 3) OBP: 0.318, SLG: 0.296 Rey Palacios, R (9, PR)		2-3 K		0-1 G4-3		0-1 1-H 2-H 2B		2-2 1B 1B		4	0	2	2	0	1	1
Danny Tartabull, R (1, 9) OBP: 0.382, SLG: 0.444		1-3 K			2-3 K		2-3 K		3-1 1-3 G6-4-3 1B	4	0	1	0	0	3	1
Bill Buckner, L (1, 10) OBP: 0.243, SLG: 0.286 Gary Thurman, R (7, PR) OBP: 0.364, SLG: 0.259 Matt Winters, L (9, PH) OBP: 1.000, SLG: 2.000 Mike MacFarlane, R (9, PH) OBP: 0.255, SLG: 0.264			0-1 F9		2-0 HR		2-2 E6 G6-4-3		3-2 G6-4-3 1-2f	3	1	1	1	0	0	0
Frank White, R (1, 4) OBP: 0.291, SLG: 0.284		3-3 K		1-2 G6-3		1-2 G6-4-3 1-2f		2-2 G6-4-3		3	0	0	0	0	1	1
Bob Boone, R (1, 2) OBP: 0.338, SLG: 0.316		1-1 1B		1-1 F7		1-2 G4-3		1-2 G4-3		3	0	1	0	0	0	1

Inning Stats	R: 0	H: 0	E: 0	K: 0	S: 7	P: 12	R: 0	H: 0	E: 0	K: 2	S: 10	P: 13	R: 0	H: 1	E: 0	K: 1	S: 10	P: 14	R: 0	H: 1	E: 0	K: 0	S: 8	P: 9	R: 1	H: 1	E: 0	K: 1	S: 9	P: 15	R: 2	H: 2	E: 0	K: 1	S: 10	P: 17	R: 0	H: 0	E: 1	K: 0	S: 14	P: 19	R: 0	H: 0	E: 0	K: 1	S: 7	P: 10	R: 0	H: 2	E: 0	K: 0	S: 10	P: 18	R: 0	H: 2	E: 0	K: 0	S: 10	P: 18	1B: 5	2B: 1	3B: 0	HR: 1	SF: 0	SAC: 0	DP: 2	HBP: 0	WP: 0	PA: 34
--------------	------	------	------	------	------	-------	------	------	------	------	-------	-------	------	------	------	------	-------	-------	------	------	------	------	------	------	------	------	------	------	------	-------	------	------	------	------	-------	-------	------	------	------	------	-------	-------	------	------	------	------	------	-------	------	------	------	------	-------	-------	------	------	------	------	-------	-------	-------	-------	-------	-------	-------	--------	-------	--------	-------	--------

PITCHER	IP	WLS	BF	H	R	ER	SO	BB	IBB	HBP	BLK	WP	HR	S	P	ERA	WHIP
Kirk McCaskill, R (1, 1) ERA: 1.69	7.0	W	27	5	3	3	5	1	0	0	0	0	1	68	99	3.86	0.857
Greg Minton, R (8, 1) ERA: 1.32	1.1		6	2	0	0	1	0	0	0	0	0	0	14	22	0.00	1.500
Bob McClure, L (9, 1) ERA: 0.71	0.2	S	1	0	0	0	0	0	0	0	0	0	0	3	6	0.00	0.000

Batter	1	2	3	4	5	6	7	8	9
Brian Downing, R OBP: 0.369, SLG: 0.409 (1, 10)	3-1 P4 1B	3-2 2B 3-H		1-3 K 1B		1-2 HR K		1 SAFE 2-1 L8 1 SAFE	
Johnny Ray, S OBP: 0.323, SLG: 0.371 (1, 4)	0-0 2B 1B	1-1 G3-6-2 3-H		1-0 F9 1B		1-3 K 1B			
Devon White, S OBP: 0.335, SLG: 0.517 (1, 8)	2-1 2B 1-3		1-0 E 1B	1-2 CS 1B			1-2 E6 S		
Lance Parrish, R OBP: 0.355, SLG: 0.456 (1, 2)	2-3 K 1B		0-0 P6 1B	0-0 CS 1-2	3-2 F7 1B		1-1 F9 1 SAFE		
Chili Davis, S OBP: 0.330, SLG: 0.415 (1, 7)	4-0 IBB		1 SAFE 4-2 1B 1 SAFE SF8 1 SAFE BB		1-2 FC6-4 1B		1 SAFE 3-3 K 1 SAFE 1 SAFE 1 SAFE S 1 SAFE S 1 SAFE		
Wally Joyner, L OBP: 0.308, SLG: 0.328 (1, 3)	0-0 F8 1B		2-2 1B 1-3 1B 3-H		1-2 P5 1B		1-1 F8 1B		
Dante Bichette, R OBP: 0.235, SLG: 0.351 (1, 9)		1-2 1B 2B 2B	3-2 SF8 3-H		0-0 FC6-4 1-2f		2-3 K 1B		
Glenn Hoffman, R OBP: 0.352, SLG: 0.400 Jack Howell, L OBP: 0.290, SLG: 0.313 (8, 5)		2-0 L9 1B	0-1 1B			1-1 G5-3 1B		2-2 G1-3 1B	
Dick Schofield, R OBP: 0.310, SLG: 0.342 (1, 6)		1-2 2B G3-6-2 1B	3-2 G6-3 1B			1-2 L9 1B		4-2 BB	

Inning Stats	R: 0	H: 2	E: 0	K: 1	S: 11	LOB: 3	BB: 1	P: 22
	R: 1	H: 3	E: 0	K: 0	S: 12	LOB: 1	BB: 0	P: 20
	R: 2	H: 3	E: 1	K: 0	S: 16	LOB: 2	BB: 1	P: 28
	R: 0	H: 1	E: 0	K: 1	S: 7	LOB: 0	BB: 0	P: 10
	R: 0	H: 1	E: 0	K: 0	S: 11	LOB: 1	BB: 0	P: 16
	R: 1	H: 1	E: 0	K: 1	S: 11	LOB: 0	BB: 0	P: 15
	R: 0	H: 0	E: 1	K: 1	S: 11	LOB: 1	BB: 0	P: 16
	R: 0	H: 0	E: 0	K: 1	S: 10	LOB: 1	BB: 1	P: 20

PITCHER	IP	WLS	BF	H	R	ER	SO	BB	IBB	HBP	BLK	WP	HR	S	P	ERA	WHIP
Charlie Leibrandt, L ERA: 3.93 (1, 1)	7.0	L	33	11	4	4	4	1	1	0	0	0	1	79	127	5.14	1.714
Jeff Montgomery, R ERA: 1.76 (8, 1)	1.0		4	0	0	0	1	1	0	0	0	0	0	10	20	0.00	1.000

BOTTOM

Kansas City Royals @ California Angels
Anaheim Stadium, Anaheim, CA

Sat Jun 03 1989, 10:05 PM EDT
Att. 50,640 - Unknown

AB	R	H	RBI	BB	SO	LOB
5	1	2	2	0	1	1
4	0	1	0	0	1	2
4	1	3	0	0	0	0
4	0	0	0	0	1	4
2	1	1	0	2	1	1
4	0	1	1	0	0	5
3	1	1	1	0	1	1
3	0	1	0	0	0	1
1	0	0	0	0	0	0
3	0	1	0	1	0	2

AB	33
R	4
H	11
RBI	4
BB	3
SO	5
LOB	17

WP: 0 PA: 38
PB: 0
SB: 1
CS: 1



PITCHER	IP	WLS	BF	H	R	ER	SO	BB	IBB	HBP	BLK	WP	HR	S	P	ERA	WHIP
Charlie Leibrandt, L ERA: 3.93 (1, 1)	7.0	L	33	11	4	4	4	1	1	0	0	0	1	79	127	5.14	1.714
Jeff Montgomery, R ERA: 1.76 (8, 1)	1.0		4	0	0	0	1	1	0	0	0	0	0	10	20	0.00	1.000

Kansas City Royals @ California Angels
 Anaheim Stadium, Anaheim, CA

Sun Jun 04 1989, 6:33 AM EDT
 Att. 47,880 - Unknown

AB	33
R	1
H	5
RBI	1
BB	2
SO	9
LOB	9



Batter	1	2	3	4	5	6	7	8	9	AB R H RBI BB SO LOB
Jim Eisenreich, L (1, 8) OBP: 0.353, SLG: 0.471	0-0 F9		0-1 L7		2-2 G4-3			0-1 G3-1		4 0 0 0 0 0 0
Kurt Stillwell, S (1, 6) OBP: 0.335, SLG: 0.364	1-3 K		2-3 K		0-0 L8			1-1 2B		4 0 1 0 0 2 0
Kevin Seitzer, R (1, 5) OBP: 0.381, SLG: 0.368	0-1 1B			1-2 G4-3		1-0 P4		0-1 G3		4 0 1 0 0 0 1
Bo Jackson, R (1, 7) OBP: 0.311, SLG: 0.533	1-3 K			2-3 K		2-3 K			1-1 HR	4 1 1 1 0 3 1
Pat Tabler, R (1, 10) OBP: 0.323, SLG: 0.297		2-1 F8		0-0 1B BB		1-1 G4-3		4-1 BB		3 0 1 0 1 0 0
Danny Tartabull, R (1, 9) OBP: 0.380, SLG: 0.436		1-0 P8		4-2 1B BB		0-1 G6-3		1-3 K		3 0 0 0 1 1 1
Bill Buckner, L (1, 3) OBP: 0.244, SLG: 0.284		1-3 K		0-0 FC6-4		0-0 F9		3-2 P7		4 0 1 0 0 1 1
Bob Boone, R (1, 2) OBP: 0.331, SLG: 0.309 Mike Macfarlane, R (9, PH) OBP: 0.250, SLG: 0.259		0-1 FC5-4		2-2 FC6-4		0-0 F8		0-3 K		3 0 0 0 0 0 4 1 0 0 0 0 1 1
Brad Wellman, R (1, 4) OBP: 0.293, SLG: 0.255			0-1 G3		0-3 K			1-1 L9		3 0 0 0 0 1 0

Inning Stats	R: 0 E: 0 K: 2 S: 9	H: 1 LOB: 1 BB: 0 P: 11	R: 0 E: 0 K: 1 S: 8	H: 0 LOB: 1 BB: 0 P: 12	R: 0 E: 0 K: 1 S: 7	H: 0 LOB: 0 BB: 0 P: 9	R: 0 E: 0 K: 1 S: 14	H: 2 LOB: 3 BB: 1 P: 23	R: 0 E: 0 K: 1 S: 7	H: 0 LOB: 0 BB: 0 P: 9	R: 0 E: 0 K: 1 S: 6	H: 0 LOB: 0 BB: 0 P: 10	R: 0 E: 0 K: 0 S: 4	H: 0 LOB: 0 BB: 0 P: 4	R: 0 E: 0 K: 0 S: 8	H: 1 LOB: 1 BB: 0 P: 10	R: 1 E: 0 K: 2 S: 12	H: 1 LOB: 1 BB: 1 P: 21	1B: 3 2B: 1 3B: 0 HR: 1	SF: 0 SAC: 0 DP: 0 HBP: 0	WP: 0 PB: 1 SB: 0 CS: 0	PA: 35
--------------	------------------------------	----------------------------------	------------------------------	----------------------------------	------------------------------	---------------------------------	-------------------------------	----------------------------------	------------------------------	---------------------------------	------------------------------	----------------------------------	------------------------------	---------------------------------	------------------------------	----------------------------------	-------------------------------	----------------------------------	----------------------------------	------------------------------------	----------------------------------	--------

PITCHER	IP	WLS	BF	H	R	ER	SO	BB	IBB	HBP	BLK	WP	HR	S	P	ERA	WHIP
Bert Blyleven, R (1, 1) ERA: 2.24	8.0	W	32	5	1	1	7	2	0	0	0	0	1	66	96	1.12	0.875
Bryan Harvey, R (9, 1) ERA: 3.71	1.0		3	0	0	0	2	0	0	0	0	0	0	9	13	0.00	0.000

PITCHER	IP	WLS	BF	H	R	ER	SO	BB	IBB	HBP	BLK	WP	HR	S	P	ERA	WHIP
---------	----	-----	----	---	---	----	----	----	-----	-----	-----	----	----	---	---	-----	------

Batter	1	2	3	4	5	6	7	8	9
Brian Downing, R OBP: 0.369, SLG: 0.406 (1, 10)	2-2 G4-6-3 1B		0-0 F9	4-0 BB		1-2 G6-3		0-3 K	
Claudell Washington, L OBP: 0.345, SLG: 0.479 (1, 9)	0-0 G4-6-3 1-2f		2-2 SAFE 1B	1-1 SAFE F9		2-3 K2-3			
Johnny Ray, S OBP: 0.315, SLG: 0.361 (1, 4)	2-2 G3		1-2 F8		0-2 F9		2-3 K		
Devon White, S OBP: 0.333, SLG: 0.512 (1, 8)		1-3 K		1-2 1B 1B	0-0 P5		2-0 F9		
Wally Joyner, L OBP: 0.312, SLG: 0.331 (1, 3)		1-2 G3-1		2-2 SAFE F8 FC5-2 1B	1-0		0-3 K2-3		
Chili Davis, S OBP: 0.333, SLG: 0.413 (1, 7)		4-2 BB		0-0 FC5-2 F8 BB 1B	2-0 G4-3		0-1 L3		
Bill Schroeder, R OBP: 0.291, SLG: 0.558 (1, 2)		3-3 K		0-1 SAFE F8		0-1 HR 1B		4-2 1B SF8 BB	
Jack Howell, L OBP: 0.301, SLG: 0.340 (1, 5)			1-1 P7	4-0 BB FC5-2 IBB		0-0 1-H HR		3-1 1-3 1B	
Dick Schofield, R OBP: 0.307, SLG: 0.333 (1, 6)			4-2 1B BB	1-0 FC5-2 BB		3-3 K		0-2 3-H SF8	

Inning Stats	R: 0 E: 0 K: 0 S: 9	H: 1 LOB: 0 BB: 0 P: 13	R: 0 E: 0 K: 2 S: 12	H: 0 LOB: 1 BB: 1 P: 21	R: 0 E: 0 K: 0 S: 13	H: 1 LOB: 2 BB: 1 P: 20	R: 2 E: 0 K: 0 S: 13	H: 3 LOB: 3 BB: 2 P: 26	R: 0 E: 0 K: 0 S: 6	H: 1 LOB: 1 BB: 0 P: 9	R: 2 E: 0 K: 2 S: 13	H: 2 LOB: 0 BB: 0 P: 19	R: 0 E: 0 K: 2 S: 8	H: 0 LOB: 0 BB: 0 P: 12	R: 1 E: 0 K: 1 S: 13	H: 1 LOB: 1 BB: 1 P: 20
1B: 8 2B: 0 3B: 0 HR: 1	SF: 1 SAC: 0 DP: 1 HBP: 0	WP: 0 PB: 0 SB: 0 CS: 0														

PITCHER	IP	WLS	BF	H	R	ER	SO	BB	IBB	HBP	BLK	WP	HR	S	P	ERA	WHIP
Kevin Appier, R ERA: 6.75 (1, 1)	5.1	L	27	8	4	4	3	3	1	0	0	0	1	59	98	6.75	2.062
Tom Gordon, R ERA: 2.49 (6, 1)	1.2		5	0	0	0	3	0	0	0	0	0	0	15	22	0.00	0.000
Steve Farr, R ERA: 2.18 (8, 1)	1.0		5	1	1	1	1	1	0	0	0	0	0	13	20	9.00	2.000

BOTTOM

AB R H RBI BB SO LOB

4 0 1 1 1 1 2

4 0 1 0 0 1 4

4 0 0 0 0 1 2

4 1 1 0 0 1 0

4 0 2 0 0 1 0

3 1 1 1 1 0 1

3 2 1 0 1 1 3

3 1 2 2 1 0 0

2 0 0 1 1 1 3

WP: 0 PA: 37
PB: 0
SB: 0
CS: 0

Kansas City Royals @ California Angels
Anaheim Stadium, Anaheim, CA
Sun Jun 04 1989, 6:33 AM EDT
Att. 47,880 - Unknown

livebaseballscorecards.com

AB 31
R 5
H 9
RBI 5
BB 5
SO 7
LOB 15



Batter	1	2	3	4	5	6	7	8	9	AB R H RBI BB SO LOB	TOP											
Kurt Stillwell, S (1, 6) OBP: 0.344, SLG: 0.388	1-3 K		2-2 P2			1-1 SF7 3B		1-1 F9		4 1 1 0 0 1 0												
Kevin Seitzer, R (1, 5) OBP: 0.376, SLG: 0.357	2-1 P3		2-2 P5			4-1 BB		1-1 G6-3		3 0 0 0 1 0 0												
Jim Eisenreich, L (1, 8) OBP: 0.348, SLG: 0.476	1-0 G3-1				0-0 S 1B	0-0 SF7			1-1 HR	3 1 2 2 0 0 0												
Bo Jackson, R (1, 7) OBP: 0.301, SLG: 0.512		3-3 K2-3		1-3 K		1-3 K		2-3 K		4 0 0 0 0 4 2												
Danny Tartabull, R (1, 9) OBP: 0.372, SLG: 0.424		0-0 BB 1B		1-3 K		0-1 F9		2-3 K		4 0 1 0 0 2 2												
Pat Tabler, R (1, 3) OBP: 0.319, SLG: 0.285		4-1 SAFE 1-2 BB		1-1 G1-3			1-1 L9		0-3 K	3 0 0 0 1 1 1												
Bill Buckner, L (1, 10) OBP: 0.253, SLG: 0.291		2-2 F7			0-0 F7		1-1 F9			3 0 0 0 0 0 2												
Frank White, R (1, 4) OBP: 0.294, SLG: 0.301		2-2 F9			1-2 F8		1-2 G4-3			0 0 0 0 0 0 0												
Brad Wellman, R (1, 4) OBP: 0.279, SLG: 0.241										3 0 0 0 0 0 2												
Mike Macfarlane, R (1, 2) OBP: 0.250, SLG: 0.259			0-0 G3		1-0 G6-3			2-3 K		3 0 0 0 0 1 0												
Inning Stats	R: 0 E: 0 K: 1 S: 6	H: 0 LOB: 0 BB: 0 P: 10	R: 0 E: 0 K: 1 S: 14	H: 1 LOB: 2 BB: 1 P: 25	R: 0 E: 0 K: 0 S: 11	H: 0 LOB: 0 BB: 0 P: 15	R: 0 E: 0 K: 2 S: 9	H: 1 LOB: 1 BB: 0 P: 12	R: 0 E: 0 K: 0 S: 6	H: 0 LOB: 0 BB: 0 P: 8	R: 1 E: 0 K: 1 S: 9	H: 1 LOB: 1 BB: 1 P: 15	R: 0 E: 0 K: 0 S: 7	H: 0 LOB: 0 BB: 0 P: 10	R: 0 E: 0 K: 1 S: 8	H: 0 LOB: 0 BB: 0 P: 12	R: 1 E: 0 K: 3 S: 11	H: 1 LOB: 0 BB: 0 P: 16	1B: 2 2B: 0 3B: 1 HR: 1	SF: 1 SAC: 0 DP: 0 HBP: 0	WP: 0 PB: 0 SB: 1 CS: 0	PA: 33
SCOTT BANKHEAD, R (1, 1) ERA: 3.8	IP: 7.0 WLS: W BF: 26 H: 3 R: 1 ER: 1 SO: 5 BB: 2 IBB: 0 HBP: 0 BLK: 0 WP: 0 HR: 0 S: 62 P: 95 ERA: 1.29 WHIP: 0.714																					
MICHAEL JACKSON, R (8, 1) ERA: 3.68	IP: 2.0 WLS: 7 BF: 1 H: 1 R: 1 ER: 1 SO: 4 BB: 0 IBB: 0 HBP: 0 BLK: 0 WP: 0 HR: 1 S: 19 P: 28 ERA: 4.50 WHIP: 0.500																					

Kansas City Royals @ Seattle Mariners
 The Kingdom, Seattle, WA
 Tue Jun 06 1989, 10:05 PM EDT
 Att: 10,171 - Unknown

AB	30
R	2
H	4
RBI	2
BB	2
SO	9
LOB	9



livebaseballscorecards.com

Batter	1	2	3	4	5	6	7	8	9	AB	R	H	RBI	BB	SO	LOB
Harold Reynolds, S OBP: 0.362, SLG: 0.387 (1, 4)	4-0 1B HR BB	1-2 G6-3		1-2 FC5-4 1-2f 3-H			2-1 G6-3 1B			3	1	1	1	1	0	1
Henry Cotto, R OBP: 0.311, SLG: 0.357 (1, 7) (9, 8)	0-1 1B HR	1-2 G5-3		0-0 CS 1-2	1-0 P4		1-1 G6-3 1-2			4	1	1	0	0	0	1
Alvin Davis, L OBP: 0.432, SLG: 0.527 (1, 3)	1-2 1B HR 1-H 2-H		1-0 P5		1-0 G3			4-1 1B BB		3	1	1	3	1	0	0
Jeffrey Leonard, R OBP: 0.328, SLG: 0.453 (1, 10)	1-0 L8		1-0 1B		1-0 P3			1-0 1B		4	0	2	0	0	0	0
Jim Presley, R OBP: 0.308, SLG: 0.406 (1, 5)	3-2 FC5-4 BB 1B		1-3 K		1-0 1B		1-1 F9			4	0	2	0	0	1	3
Ken Griffey Jr., L OBP: 0.338, SLG: 0.484 Greg Briley, L OBP: 0.405, SLG: 0.451 (1, 8) (9, 7)	4-2 FC5-4 BB		3-2 G3		1-2 P6		0-3 K			3	0	0	0	1	1	3
Jay Buhner, R OBP: 0.250, SLG: 0.632 (1, 9)	1-1 FC5-4 1-2f 2-3			1-1 L6		0-0 HR		0-1 G5-3		4	1	1	1	0	0	4
Omar Vizquel, S OBP: 0.263, SLG: 0.272 (1, 6)	0-1 L4			1-1 1B FC5-4 1B		1-3 K				3	1	1	0	0	1	2
Bill McGuire, R OBP: 0.143, SLG: 0.143 (1, 2)			1-0 F7		1-0 1B FC5-4 1B		1-0 P3			3	0	1	0	0	0	0

Inning Stats	R: 3	H: 3	LOB: 2	K: 0	S: 16	R: 0	H: 0	LOB: 0	K: 0	S: 7	R: 0	H: 1	LOB: 1	K: 1	S: 9	R: 1	H: 2	LOB: 0	K: 0	S: 8	R: 0	H: 0	LOB: 0	K: 0	S: 3	R: 1	H: 0	LOB: 0	K: 1	S: 8	R: 0	H: 1	LOB: 1	K: 0	S: 5	R: 0	H: 1	LOB: 2	K: 1	S: 9	1B: 8	2B: 0	3B: 0	HR: 2	SF: 0	SAC: 0	DP: 0	HBP: 0	WP: 0	PB: 0	SB: 0	CS: 1	PA: 35
--------------	------	------	--------	------	-------	------	------	--------	------	------	------	------	--------	------	------	------	------	--------	------	------	------	------	--------	------	------	------	------	--------	------	------	------	------	--------	------	------	------	------	--------	------	------	-------	-------	-------	-------	-------	--------	-------	--------	-------	-------	-------	-------	--------

PITCHER	IP	WLS	BF	H	R	ER	SO	BB	IBB	HBP	BLK	WP	HR	S	P	ERA	WHIP
Stan Clarke, L ERA: 15.43 (1, 1)	6.0	L	26	8	5	5	2	2	0	0	0	0	2	51	84	7.50	1.667
Rick Luecken, R ERA: (7, 1)	2.0		8	2	0	0	1	1	0	0	0	0	0	14	24	0.00	1.500

BOTTOM

Kansas City Royals @ Seattle Mariners
The Kingdome, Seattle, WA

Tue Jun 06 1989, 10:05 PM EDT
Att. 10,171 - Unknown

livebaseballscores.com

AB	31
R	5
H	10
RBI	5
BB	3
SO	3
LOB	14



Batter	1	2	3	4	5	6	7	8	9	AB R H RBI BB SO LOB	TOP		
Kurt Stillwell, S OBP: 0.349, SLG: 0.398 (1, 6) C B X	1-1 CS 1B	3-1 F7 1B		1-0 2B 1B 1B		2-1 F8 1-3 1B		0-0 P5 1-3 2B	2-0 2B	6 1 3 0 0 0 4			
Kevin Seitzer, R OBP: 0.383, SLG: 0.369 (1, 5) S B B B B	4-2 E FC4-6 BB 1-2	0-0 1-2 2-H 1B		2-2 1B 1-3 2B 3-H		0-2 SF9 3-H 1-0		3-0 BB 1B 2-H	0-1 L9	4 2 3 3 1 0 2			
Jim Eisenreich, L OBP: 0.349, SLG: 0.470 (1, 8) B F 1 B SAFE X	2-1 E4 FC4-6 1-3		1-0 L8	1-0 S 1B 2-3 3-H		1-0 P6		4-0 1B 1-2 BB		4 0 1 1 1 0 1			
Bo Jackson, R OBP: 0.299, SLG: 0.505 (1, 7) B X	1-0 FC4-6 WP 1-2f 3-H		0-0 G6-3	2-1 P3 1-2			1-1 G5-4-3 1B	0-0 P8		5 0 1 1 0 0 5			
Danny Tartabull, R OBP: 0.368, SLG: 0.418 Gary Thurman, R OBP: 0.364, SLG: 0.259 (1, 9) B F B B X (8, 9)	3-1 G1-3 1-2		1-0 G4-3	2-2 G4-3			0-0 G5-4-3 1-2f	0-1 1-2 2-H 1B		5 0 1 1 0 0 4 0 0 0 0 0 0 0			
Bill Buckner, L OBP: 0.261, SLG: 0.298 (1, 3) C B F B X		1-2 G3-1 S 1B 1B		0-0 F7	0-2 L7		0-0 BB 1B	0-1 G1-3		5 1 2 0 0 0 2			
Matt Winters, L OBP: 0.417, SLG: 0.455 (1, 10) S B F B B X		2-2 G3-1		1-1 3B 1B	0-0 L9		4-2 FC5-4 BB 1-2		2-1 2B 1B	4 1 2 0 1 0 1			
Bob Boone, R OBP: 0.342, SLG: 0.336 (1, 2) F B X		1-1 1B 1B 1B 3-H		2-2 1B 1-1 3B	2-3 K		1-1 FC5-4 1-2f		1-0 F9	5 1 2 2 0 1 3			
Brad Wellman, R OBP: 0.318, SLG: 0.290 (1, 4) B 1 SAFE C B 1 SAFE X		2-1 1B 1-2 1B		2-0 1B 2B 1B 3-H		4-2 F8 S SF9 BB		1-0 1B 2B	0-0 F9	4 3 3 1 1 0 1			
Inning Stats	R: 1 E: 1 K: 0 S: 9 H: 1 LOB: 1 BB: 1 P: 20	R: 1 E: 0 K: 0 S: 14 H: 4 LOB: 2 BB: 0 P: 23	R: 0 E: 0 K: 0 S: 3 H: 0 LOB: 0 BB: 0 P: 5	R: 4 E: 0 K: 0 S: 19 H: 6 LOB: 2 BB: 0 P: 31	R: 0 E: 0 K: 1 S: 7 H: 0 LOB: 0 BB: 0 P: 9	R: 1 E: 0 K: 0 S: 10 H: 0 LOB: 0 BB: 1 P: 17	R: 0 E: 0 K: 0 S: 9 H: 2 LOB: 2 BB: 1 P: 15	R: 2 E: 0 K: 0 S: 8 H: 3 LOB: 2 BB: 1 P: 16	R: 0 E: 0 K: 0 S: 7 H: 2 LOB: 2 BB: 0 P: 12	1B: 14 2B: 3 3B: 1 HR: 0 SF: 1 SAC: 0 DP: 1 HBP: 0	WP: 1 PB: 0 SB: 3 CS: 1 PA: 47		
PITCHER	IP WLS BF H R ER SO BB IBB HBP BLK WP HR S P ERA WHIP											PITCHER	IP WLS BF H R ER SO BB IBB HBP BLK WP HR S P ERA WHIP
Bill Swift, R ERA: 6.0 (1, 1)	3.1 L 19 9 6 5 0 1 0 0 0 1 0 35 63 13.50 3.000												
Gene Harris, R ERA: 4.56 (4, 1)	3.2 16 4 1 1 1 2 0 0 0 0 0 36 57 2.46 1.636												
Tom Niedenfuer, R ERA: 10.8 (8, 1)	2.0 12 5 2 2 0 1 0 0 0 0 0 15 28 9.00 3.000												

Kansas City Royals @ Seattle Mariners
The Kingdome, Seattle, WA
Wed Jun 07 1989, 6:33 AM EDT
Att. 10,925 - Dome

livebaseballscorecards.com

AB	42
R	9
H	18
RBI	9
BB	4
SO	1
LOB	23



Batter	1	2	3	4	5	6	7	8	9	AB	R	H	RBI	BB	SO	LOB
Harold Reynolds, S (1, 4) OBP: 0.367, SLG: 0.392	0-1 CS 1B		1-2 BB 1B		0-0 G4-6-3 1B		0-0 G4-3		1-3 K	5	0	3	1	0	1	1
Greg Briley, L (1, 7) OBP: 0.393, SLG: 0.432	3-2 F9 1-2		4-2 BB 1-2		0-0 G4-6-3 1-2f		1-0 SF7		0-2 L8	3	0	0	1	1	0	2
Alvin Davis, L (1, 3) OBP: 0.425, SLG: 0.517	2-1 L6		1-0 F7			0-0 2B G4-3 1B		0-2 P7	2-0 F8	5	1	1	0	0	0	2
Jeffrey Leonard, R (1, 10) OBP: 0.330, SLG: 0.464		3-2 2B	2-2 G4-3			0-1 G4-3 1-3 2B		1-3 K		4	0	2	0	0	1	2
Ken Griffey Jr., L (1, 8) OBP: 0.341, SLG: 0.484		0-0 B1-3		0-0 G4-3 1B		0-3 K		1-1 1B HR 1B		4	1	2	0	0	1	3
Scott Bradley, L (1, 2) OBP: 0.305, SLG: 0.400		3-2 G5-3		2-1 G4-3 1-2f		0-0 G4-3		1-3 K		4	0	0	1	0	1	4
Jim Presley, R (1, 5) OBP: 0.317, SLG: 0.410		4-2 BB		2-2 1B		2-3 3-H 0-2 G6-3		0-0 1-2 HR 1B		3	1	2	0	1	0	1
Jay Buhner, R (1, 9) OBP: 0.292, SLG: 0.739		0-3 K		1-1 G1-3			2-0 E G4-3 1B	1-0 HR		4	2	2	3	0	1	3
Omar Vizquel, S (1, 6) OBP: 0.257, SLG: 0.266			1-2 G6-3		1-1 L6		3-1 E3 G4-3 1-3 SF7	2-3 K		3	1	0	0	0	0	1
Dave Cochrane, S (8, PH) OBP: 0.333, SLG: 0.426										1	0	0	0	0	1	0

Inning Stats	R: 0	H: 1	E: 0	LOB: 0	K: 0	S: 9	R: 0	H: 1	E: 0	LOB: 2	K: 1	S: 12	R: 0	H: 1	E: 0	LOB: 2	K: 0	S: 12	R: 0	H: 2	E: 0	LOB: 1	K: 0	S: 8	R: 0	H: 1	E: 0	LOB: 0	K: 0	S: 4	R: 1	H: 2	E: 1	LOB: 1	K: 1	S: 10	R: 2	H: 1	E: 1	LOB: 0	K: 0	S: 8	R: 3	H: 3	E: 0	LOB: 0	K: 3	S: 13	R: 0	H: 0	E: 0	LOB: 0	K: 1	S: 8	1B: 9	SF: 1	2B: 2	SAC: 0	3B: 0	DP: 2	HR: 1	HBP: 0	WP: 0	PA: 39
--------------	------	------	------	--------	------	------	------	------	------	--------	------	-------	------	------	------	--------	------	-------	------	------	------	--------	------	------	------	------	------	--------	------	------	------	------	------	--------	------	-------	------	------	------	--------	------	------	------	------	------	--------	------	-------	------	------	------	--------	------	------	-------	-------	-------	--------	-------	-------	-------	--------	-------	--------

PITCHER	IP	WLS	BF	H	R	ER	SO	BB	IBB	HBP	BLK	WP	HR	S	P	ERA	WHIP
Mark Gubicza, R (1, 1) ERA: 2.65	8.0	W	36	12	6	4	5	2	0	0	0	0	1	76	118	4.50	1.750
Jeff Montgomery, R (9, 1) ERA: 1.93	1.0	S	3	0	0	0	1	0	0	0	0	0	0	8	11	0.00	0.000

BOTTOM

Kansas City Royals @ Seattle Mariners
The Kingdom, Seattle, WA

Wed Jun 07 1989, 6:33 AM EDT
Att. 10,925 - Dome

livebaseballscores.com

AB	36
R	6
H	12
RBI	6
BB	2
SO	6
LOB	19



Batter	1	2	3	4	5	6	7	8	9	AB R H RBI BB SO LOB	TOP	
Brian Downing, R (1, 10) OBP: 0.361, SLG: 0.396	3-2 G3 G6-3 2B		1-2 F7			3-2 1B 1B		1-1 G6-3		4 1 2 0 0 0 0		
Claudell Washington, L (1, 9) OBP: 0.346, SLG: 0.500	0-1 G3 2-3			0-0 F7		0-2 1B 1B		0-0 2B		4 0 2 0 0 0 1		
Johnny Ray, S (1, 4) OBP: 0.315, SLG: 0.365	1-1 G6-3			1-1 1B		2-1 F7		3-2 F9		4 0 1 1 0 0 3		
Devon White, S (1, 8) OBP: 0.328, SLG: 0.504	2-0 G6-3			2-3 K		1-1 G6-3		0-0 G4-3		4 0 0 0 0 1 4		
Bill Schroeder, R (1, 2) OBP: 0.267, SLG: 0.509				3-2 L7		3-3 K		2-0 P3		4 0 0 0 0 2 2		
Wally Joyner, L (1, 3) OBP: 0.319, SLG: 0.332				1-0 G6-3 1B		2-2 G6-4-3 HBP				2 0 1 0 0 0 0		
Dante Bichette, R (1, 7) OBP: 0.223, SLG: 0.327				1-2 G6-3 1-2f		0-1 G6-3		0-0 G6-4-3 1-2f		3 0 0 0 0 0 2		
Glenn Hoffman, R (1, 5) OBP: 0.317, SLG: 0.357 Kent Anderson, R (8, PH) OBP: 0.315, SLG: 0.275 (8, 5)				0-0 G6-3		0-1 G6-3		3-2 L5		2 0 0 0 0 0 0 1 0 0 0 0 0 0		
Dick Schofield, R (1, 6) OBP: 0.289, SLG: 0.311				2-2 G4-3		2-1 F8		1-1 F7		3 0 0 0 0 0 0		
Inning Stats	R: 1 H: 1 E: 0 LOB: 0 K: 0 BB: 0 S: 8 P: 14	R: 0 H: 1 E: 0 LOB: 0 K: 1 BB: 0 S: 7 P: 10	R: 0 H: 0 E: 0 LOB: 0 K: 0 BB: 0 S: 7 P: 10	R: 0 H: 1 E: 0 LOB: 1 K: 1 BB: 0 S: 10 P: 16	R: 0 H: 0 E: 0 LOB: 0 K: 0 BB: 0 S: 5 P: 6	R: 0 H: 2 E: 0 LOB: 2 K: 0 BB: 0 S: 12 P: 20	R: 0 H: 0 E: 0 LOB: 0 K: 1 BB: 0 S: 7 P: 12	R: 0 H: 0 E: 0 LOB: 0 K: 0 BB: 0 S: 7 P: 12	R: 0 H: 1 E: 0 LOB: 1 K: 0 BB: 0 S: 7 P: 12	1B: 4 SF: 0 2B: 2 SAC: 0 3B: 0 DP: 2 HR: 0 HBP: 1	WP: 0 PA: 32 PB: 0 SB: 0 CS: 0	
PITCHER Charlie Leibrandt, L (1, 1) ERA: 3.65	IP WLS BF H R ER SO BB IBB HBP BLK WP HR S P ERA WHIP	9.0 W 32 6 1 1 3 0 0 1 0 0 0 0 70 112 1.00 0.667										

California Angels @ Kansas City Royals
 Royals Stadium, Kansas City, MO
 Fri Jun 09 1989, 8:05 PM EDT
 Att. 34,124 - Unknown

livebaseballscorecards.com

AB	31
R	1
H	6
RBI	1
BB	0
SO	3
LOB	12



Batter	1	2	3	4	5	6	7	8	9	AB R H RBI BB SO LOB	TOP										
Claudell Washington, L OBP: 0.344, SLG: 0.490 (1, 9)	0-2 G1-3		0-1 F8			1-2 G3-1		4-0 1B WP BB		3 1 0 0 1 0 0											
Johnny Ray, S OBP: 0.309, SLG: 0.356 (1, 4)	3-2 G1-3			1-3 K		1-1 G4-3		3-2 P7		4 0 0 0 0 1 2											
Devon White, S OBP: 0.331, SLG: 0.504 (1, 8)	3-3 K			2-3 K			0-1 2B 1B	0-1 K2-3 S 1B		4 1 2 2 0 2 0											
Wally Joyner, L OBP: 0.327, SLG: 0.342 (1, 3)		2-2 1B		4-2 BB			0-2 SAFE 1B	1-3 K2-3		3 1 2 0 1 1 1											
Brian Downing, R OBP: 0.360, SLG: 0.394 (1, 10)		2-1 P4		2-1 P2			1-0 G4-6-3 1B	1-1 L8		4 0 1 2 0 0 3											
Chili Davis, S OBP: 0.312, SLG: 0.383 (1, 7)		0-0 F7			1-2 G1-3		0-0 G4-6-3 1-2f		1-2 P5	4 0 0 0 0 0 2											
Lance Parrish, R OBP: 0.335, SLG: 0.421 (1, 2)		0-0 G6-3			0-3 K		4-2 BB		1-3 K	3 0 0 0 1 2 1											
Jack Howell, L OBP: 0.295, SLG: 0.327 (1, 5)			1-2 G4-3		1-3 K		1-3 K		2-3 K2-3	4 0 0 0 0 3 1											
Dick Schofield, R OBP: 0.290, SLG: 0.312 (1, 6)			1-3 K			3-3 K		0-1 WP BB 1B		3 1 1 0 0 2 0											
Inning Stats	R: 0 E: 0 K: 1 S: 10	H: 0 LOB: 0 BB: 0 P: 16	R: 0 E: 0 K: 0 S: 9	H: 1 LOB: 1 BB: 0 P: 13	R: 0 E: 0 K: 1 S: 11	H: 0 LOB: 0 BB: 0 P: 13	R: 0 E: 0 K: 2 S: 11	H: 0 LOB: 1 BB: 1 P: 20	R: 0 E: 0 K: 2 S: 12	H: 0 LOB: 0 BB: 0 P: 14	R: 2 E: 0 K: 1 S: 12	H: 3 LOB: 1 BB: 1 P: 18	R: 2 E: 0 K: 1 S: 15	H: 2 LOB: 1 BB: 1 P: 23	R: 0 E: 0 K: 2 S: 10	H: 0 LOB: 0 BB: 0 P: 14	1B: 5 2B: 1 3B: 0 HR: 0	SF: 0 SAC: 0 DP: 1 HBP: 0	WP: 1 PB: 0 SB: 1 CS: 0	PA: 35	
PITCHER	IP WLS BF H R ER SO BB IBB HBP BLK WP HR S P ERA WHIP																				
Bret Saberhagen, R ERA: 2.8 (1, 1)	6.0	23	4	2	2	7	1	0	0	0	0	0	67	96	3.00	0.833					
Tom Gordon, R ERA: 2.61 (7, 1)	2.0	W	9	2	2	2	2	0	0	0	1	0	21	34	9.00	2.000					
Steve Farr, R ERA: 2.28 (9, 1)	1.0	S	3	0	0	0	2	0	0	0	0	0	10	14	0.00	0.000					

California Angels @ Kansas City Royals
Royals Stadium, Kansas City, MO
Sat Jun 10 1989, 8:05 PM EDT
Att. 36,949 - Unknown

livebaseballscorecards.com

AB	32
R	4
H	6
RBI	4
BB	3
SO	11
LOB	10



Batter	1	2	3	4	5	6	7	8	9	AB	R	H	RBI	BB	SO	LOB
Kurt Stillwell, S OBP: 0.356, SLG: 0.395 (1, 6)	1-0 F7		2-1 F7		1-0 1B 2B HBP		0-1 G4-3			3	1	0	0	0	0	2
Kevin Seitzer, R OBP: 0.383, SLG: 0.367 (1, 5)	2-2 F7		1-0 1B 1-2 3-H 1B		2-1 2B 1-3 SF8 1B		2-2 F8			4	1	2	1	0	0	0
George Brett, L OBP: 0.364, SLG: 0.361 (1, 10)	2-1 P4		1-0 1-3 2-H 1B		0-1 1-3 3-H 2B		3-2 G3			4	0	2	2	0	0	0
Bo Jackson, R OBP: 0.297, SLG: 0.512 (1, 7)		0-1 L8 S 1B	1-3 K		0-0 SF8		0-2 G1-3			3	0	1	1	0	1	2
Jim Eisenreich, L OBP: 0.345, SLG: 0.452 (1, 8)		1-3 SAFE K	0-3 K		0-0 G4-3		0-0 G4-3			4	0	0	0	0	2	4
Danny Tartabull, R OBP: 0.364, SLG: 0.424 (1, 9)		0-1 L8		0-0 G6-3		2-2 E8		3-2 HR		4	1	1	1	0	0	1
Bill Buckner, L OBP: 0.250, SLG: 0.283 (1, 3)		0-0 G3		0-2 G1-3		2-2 G1-3		0-0 G3		4	0	0	0	0	0	2
Rey Palacios, R (9, 3)										0	0	0	0	0	0	0
Bob Boone, R OBP: 0.345, SLG: 0.340 (1, 2)			0-0 F7 E 1B 1B		2-0 G6-3		1-2 G1-3			3	1	1	0	0	0	1
Brad Wellman, R OBP: 0.315, SLG: 0.304 (1, 4)			2-0 E5 1B 1B		3-1 L7		1-1 F8			3	1	0	0	0	0	2

Inning Stats	R: 0	H: 0	E: 0	K: 0	S: 6	R: 0	H: 1	E: 0	K: 1	S: 8	R: 2	H: 3	E: 1	K: 2	S: 12	R: 0	H: 0	E: 0	K: 0	S: 5	R: 2	H: 2	E: 0	K: 0	S: 8	R: 0	H: 0	E: 1	K: 0	S: 13	R: 0	H: 0	E: 0	K: 0	S: 10	R: 1	H: 1	E: 0	K: 0	S: 8
	LOB: 0	BB: 0	P: 11	LOB: 1	BB: 0	P: 9	LOB: 2	BB: 0	P: 19	LOB: 0	BB: 0	P: 7	LOB: 1	BB: 0	P: 14	LOB: 1	BB: 0	P: 19	LOB: 0	BB: 0	P: 15	LOB: 0	BB: 0	P: 11	LOB: 0	BB: 0	P: 11	LOB: 0	BB: 0	P: 11	LOB: 0	BB: 0	P: 11	LOB: 0	BB: 0	P: 11	LOB: 0	BB: 0	P: 11	

PITCHER	IP	WLS	BF	H	R	ER	SO	BB	IBB	HBP	BLK	WP	HR	S	P	ERA	WHIP
Bert Blyleven, R ERA: 2.4 (1, 1)	6.0		27	6	4	3	3	0	0	1	0	0	0	52	79	4.50	1.000
Greg Minton, R ERA: 1.38 (7, 1)	2.0	L	7	1	1	1	0	0	0	0	0	0	1	18	26	4.50	0.500

BOTTOM

California Angels @ Kansas City Royals
Royals Stadium, Kansas City, MO

livebaseballscores.com

AB	32
R	5
H	7
RBI	5
BB	0
SO	3
LOB	14



WP	HR	S	P	ERA	WHIP
0	0	0	0	0	0

Sat Jun 10 1989, 8:05 PM EDT
Att. 36,949 - Unknown

Batter	1	2	3	4	5	6	7	8	9	AB	R	H	RBI	BB	SO	LOB
Kurt Stillwell, S OBP: 0.354, SLG: 0.392 (1, 6)	1-1 FC5-4 1B		0-2 F8		2-1 5-3	1-1 G6-3				4	0	1	0	0	0	0
Kevin Seitzer, R OBP: 0.381, SLG: 0.362 (1, 5)	1-0 FC5-4 5-3 1-2f		4-1 CS 1B BB		0-3 K		2-0 P3			3	1	0	0	1	1	1
George Brett, L OBP: 0.350, SLG: 0.345 (1, 10)	3-2 5-3 1-3		1-2 F8		1-0 F7		2-2 F9			4	0	0	0	0	0	2
Bo Jackson, R OBP: 0.301, SLG: 0.520 (1, 7)	1-3 K		2-2 1B		0-0 G5-3 3B		2-1 P3			4	1	2	1	0	1	1
Pat Tabler, R OBP: 0.312, SLG: 0.278 (1, 3)		1-0 4-3	2-2 6-3		0-0 G5-3		0-1 6-3			4	0	0	1	0	0	1
Rey Palacios, R (9, 3)										0	0	0	0	0	0	0
Danny Tartabull, R OBP: 0.366, SLG: 0.422 (1, 9)		4-2 G5-3 1B BB		1-0 L7		3-2 1B HR 1B		3-3 K		3	1	1	0	1	1	0
Jim Eisenreich, L OBP: 0.348, SLG: 0.453 (1, 8)		0-2 G5-3 1B		0-2 F7		0-0 1B HR 1B		2-2 L3		4	1	2	0	0	0	0
Bob Boone, R OBP: 0.351, SLG: 0.361 (1, 2)		0-0 G5-3		4-2 BB		3-1 HR				2	1	1	3	1	0	2
Brad Wellman, R OBP: 0.303, SLG: 0.292 (1, 4)		0-0 4-3		1-0 L4		2-2 F9				3	0	0	0	0	0	3

Inning Stats	R: 0	H: 1	E: 0	LOB: 1	K: 1	BB: 0	S: 9	P: 15	R: 0	H: 1	E: 0	LOB: 2	K: 0	BB: 1	S: 8	P: 13	R: 1	H: 1	E: 0	LOB: 1	K: 0	BB: 1	S: 16	P: 25	R: 0	H: 0	E: 0	LOB: 1	K: 0	BB: 1	S: 8	P: 14	R: 0	H: 0	E: 0	LOB: 0	K: 1	BB: 0	S: 6	P: 9	R: 4	H: 4	E: 0	LOB: 0	K: 0	BB: 0	S: 17	P: 26	R: 0	H: 0	E: 0	LOB: 0	K: 0	BB: 0	S: 6	P: 12	R: 0	H: 0	E: 0	LOB: 0	K: 1	BB: 0	S: 8	P: 13
--------------	------	------	------	--------	------	-------	------	-------	------	------	------	--------	------	-------	------	-------	------	------	------	--------	------	-------	-------	-------	------	------	------	--------	------	-------	------	-------	------	------	------	--------	------	-------	------	------	------	------	------	--------	------	-------	-------	-------	------	------	------	--------	------	-------	------	-------	------	------	------	--------	------	-------	------	-------

PITCHER	IP	WLS	BF	H	R	ER	SO	BB	IBB	HBP	BLK	WP	HR	S	P	ERA	WHIP
Jim Abbott, L ERA: 3.56 (1, 1)	5.1	L	25	6	4	3	2	3	0	0	0	0	0	54	86	5.06	1.688
Rich Monteleone, R ERA: 1.8 (6, 1)	0.2		3	1	1	1	0	0	0	0	0	0	1	10	16	13.50	1.500
Bob McClure, L ERA: 0.61 (7, 1)	2.0		6	0	0	0	1	0	0	0	0	0	0	14	25	0.00	0.000

BOTTOM

California Angels @ Kansas City Royals
Royals Stadium, Kansas City, MO

Sun Jun 11 1989, 4:33 AM EDT
Att. 30,942 - Unknown

livebaseballscorecards.com

AB	31
R	5
H	7
RBI	5
BB	3
SO	3
LOB	10



WP: 0	PA: 34
PB: 0	
SB: 1	
CS: 1	

Batter	1	2	3	4	5	6	7	8	9	10	11	AB R H RBI BB SO LOB	TOP														
Luis Polonia, L OBP: 0.295, SLG: 0.339 (1, 7)	1-3 K		X 0-0 B1-3			X 0-0 SH G4-3 1-3		X 0-0 F7			B 2-2 G1-3	4 0 0 0 0 1 0	Oakland Athletics @ Kansas City Royals Royals Stadium, Kansas City, MO Mon Jun 12 1989, 8:05 PM EDT Att. 39,387 - Unknown														
Dave Henderson, R OBP: 0.344, SLG: 0.405 (1, 8)	0-3 K			S 2-1 F9		X 0-3 K		X 0-0 F8		S 1-3 K	5 0 0 0 0 3 2																
Dave Parker, L OBP: 0.311, SLG: 0.443 (1, 10)	1-0 FC5-4 1B			X 0-0 G5-3		X 0-0 G4-3			B 2-3 K	S 1-1 G4-3	5 0 1 1 0 1 1																
Mark McGwire, R OBP: 0.332, SLG: 0.500 (1, 3)	2-0 FC5-4 1-2f			B 2-2 F9		B 2-3 3-H 4-1 BB			B 3-3 K		3 0 0 0 1 1 1																
Ron Hassey, L OBP: 0.279, SLG: 0.376 (1, 2)		C 2-1 BB X G6-4-3 1B			B 1-0 G4-3	X 0-1 F8			F 2-2 G4-3		4 0 1 0 0 0 2																
Terry Steinbach, R OBP: 0.374, SLG: 0.423 Carney Lansford, R OBP: 0.411, SLG: 0.453 (10, PR) (10, 5)		B 1-1 X G6-4-3 1-2f		X 0-0 FC5-4 1B		B 1-2 G4-3			S 1-1 FC3-6 1B		4 0 2 0 0 0 1 0 0 0 0 0 0 0																
Billy Beane, R OBP: 0.269, SLG: 0.348 (1, 9)		C 3-3 BB S X K		B 1-0 X FC5-4 1-2f		X 0-0 B2-3			X 0-0 FC3-6 1-2f		4 0 0 0 0 1 2																
Tony Phillips, S OBP: 0.368, SLG: 0.371 (1, 4)			S 0-3 K		B 3-1 X G1-3	B 3-1 X F8			B 1-2 X F9		4 0 0 0 0 1 2																
Mike Gallego, R OBP: 0.335, SLG: 0.354 (1, 6)			B 1-2 X G4-3		B 4-1 S BB X SH G4-3 BB		C 2-2 X G6-3		B 3-2 X G1-3		3 1 0 0 1 0 2																
Inning Stats	R: 0 E: 0 K: 2 S: 8	H: 1 LOB: 1 BB: 0 P: 12	R: 0 E: 0 K: 1 S: 7	H: 1 LOB: 0 BB: 0 P: 13	R: 0 E: 0 K: 1 S: 8	H: 0 LOB: 0 BB: 0 P: 9	R: 0 E: 0 K: 0 S: 6	H: 0 LOB: 0 BB: 0 P: 10	R: 0 E: 0 K: 0 S: 5	H: 1 LOB: 1 BB: 0 P: 10	R: 1 E: 1 K: 1 S: 9	H: 0 LOB: 2 BB: 2 P: 17		R: 0 E: 0 K: 0 S: 6	H: 0 LOB: 0 BB: 0 P: 10	R: 0 E: 0 K: 2 S: 5	H: 0 LOB: 0 BB: 0 P: 7	R: 0 E: 0 K: 0 S: 10	H: 0 LOB: 0 BB: 0 P: 17	R: 0 E: 0 K: 0 S: 12	H: 1 LOB: 2 BB: 0 P: 17	R: 0 E: 0 K: 1 S: 8	H: 0 LOB: 0 BB: 0 P: 12	1B: 4 2B: 0 3B: 0 HR: 0	SF: 0 SAC: 1 DP: 1 HBP: 0	WP: 0 PB: 0 SB: 1 CS: 0	PA: 39
PITCHER	IP WLS BF H R ER SO BB IBB HBP BLK WP HR S P ERA WHIP														IP WLS BF H R ER SO BB IBB HBP BLK WP HR S P ERA WHIP												
Mark Gubicza, R ERA: 2.43 Tom Gordon, R ERA: 2.55	(1, 1) (11, 1)	10.0 36 4 1 0 7 2 0 0 0 0 0 0 8 12 0.00 0.600														1.0 3 0 0 0 1 0 0 0 0 0 0 8 12 0.00 0.000											

livebaseballscorecards.com

AB	36
R	1
H	4
RBI	1
BB	2
SO	8
LOB	13



Batter	1	2	3	4	5	6	7	8	9	AB R H RBI BB SO LOB	TOP	
Luis Polonia, L (1, 7) OBP: 0.309, SLG: 0.352	1-2 F8		0-1 F8 1B		0-1 CS 1B		1-1 E3 2-H 1B		2-2 DI 1B	5 1 4 0 0 0 0		
Lance Blankenship, R (1, 9) OBP: 0.278, SLG: 0.365 Ron Hassey, L (9, PH) OBP: 0.278, SLG: 0.373	3-2 F7		1-1 F8 1-2 2-3		3-2 F8 1-2		2-1 G6-3		1-0 L5 1-2	4 0 0 0 0 0 4 1 0 0 0 0 0 1		
Dave Parker, L (1, 10) OBP: 0.310, SLG: 0.440	1-0 L8		2-0 G6-4-3 1B 2-H 3-H		1-1 F8			0-2 P6		4 0 1 2 0 0 0		
Mark McGwire, R (1, 3) OBP: 0.340, SLG: 0.497		4-1 G4-3 FC3-2 1B BB	1-1 G6-4-3 1-2f		4-0 FC5-4 BB			4-2 BB BB		1 0 0 0 3 0 1		
Terry Steinbach, R (1, 2) OBP: 0.371, SLG: 0.419		3-2 FC3-2 G4-3 1-2 1B		0-3 K		1-0 FC5-4 G6-4-3 1-2f		2-3 K		4 0 1 0 0 2 2		
Carney Lansford, R (1, 5) OBP: 0.412, SLG: 0.451		1-2 G4-3 1-2 2-3 1B		0-1 1B 1B		1-1 G6-4-3 1-2f		4-2 1-2 BB		3 0 1 0 1 0 3		
Stan Javier, S (1, 8) OBP: 0.339, SLG: 0.352		2-2 FC3-2 2-3 3-H		1-1 FC6-4 1-2 1B			1-1 G1-3 E 1B		1-3 K	4 1 2 0 0 1 4		
Glenn Hubbard, R (1, 4) OBP: 0.333, SLG: 0.414		0-3 K		1-0 F7			0-1 F8		4-1 G6-4-3 BB	3 0 0 0 1 1 5		
Mike Gallego, R (1, 6) OBP: 0.335, SLG: 0.353 Tony Phillips, S (9, PH) OBP: 0.386, SLG: 0.369			0-0 F8 1B 1B		1-1 FC6-4 1-2f		2-0 G1-3 1-2		1-1 G6-4-3 1-2f	3 1 1 0 0 0 3 1 0 0 0 0 0 1		
Inning Stats	R: 0 E: 0 K: 0 S: 7 H: 0 LOB: 0 BB: 0 P: 12	R: 0 E: 0 K: 1 S: 14 H: 1 LOB: 2 BB: 1 P: 24	R: 2 E: 0 K: 0 S: 8 H: 3 LOB: 0 BB: 0 P: 12	R: 0 E: 0 K: 1 S: 10 H: 2 LOB: 2 BB: 0 P: 13	R: 0 E: 0 K: 0 S: 7 H: 1 LOB: 0 BB: 0 P: 11	R: 0 E: 0 K: 0 S: 3 H: 0 LOB: 0 BB: 1 P: 9	R: 1 E: 1 K: 0 S: 9 H: 2 LOB: 1 BB: 0 P: 15	R: 0 E: 0 K: 2 S: 14 H: 0 LOB: 2 BB: 2 P: 25	R: 0 E: 0 K: 0 S: 9 H: 1 LOB: 1 BB: 1 P: 17	1B: 10 2B: 0 3B: 0 HR: 0 SF: 0 SAC: 0 DP: 3 HBP: 0	WP: 0 PB: 0 SB: 0 CS: 1 PA: 38	
PITCHER	IP WLS BF H R ER SO BB IBB HBP BLK WP HR S P ERA WHIP											
Kevin Appier, R (1, 1) ERA: 5.23	5.0 W 22 7 2 2 2 2 2 0 0 0 0 0 46 76 3.60 1.800											
Terry Leach, R (6, 1) ERA: 3.29	2.0 7 2 1 0 0 0 0 0 0 0 0 0 0 12 20 0.00 1.000											
Jeff Montgomery, R (8, 1) ERA: 1.82	1.0 5 0 0 0 2 2 0 0 0 0 0 0 0 14 25 0.00 2.000											
Steve Farr, R (9, 1) ERA: 2.1	1.0 S 4 1 0 0 0 0 1 0 0 0 0 0 0 9 17 0.00 2.000											

Oakland Athletics @ Kansas City Royals
Royals Stadium, Kansas City, MO
Tue Jun 13 1989, 8:05 PM EDT
Att. 29,816 - Overcast - 74 F

livebaseballscorecards.com

AB	33
R	3
H	10
RBI	2
BB	5
SO	4
LOB	24



Batter	1	2	3	4	5	6	7	8	9	AB R H RBI BB SO LOB	TOP
Mike Gallego, R (1, 6) OBP: 0.326, SLG: 0.342	1-2 F9 ①		0-1 F9 ③		0-0 G4 ③			2-0 G4-3 ②	1-1 G5-3 ③	5 0 0 0 0 0 4	
Dave Henderson, R (1, 8) OBP: 0.342, SLG: 0.400	1-2 G5-3 ②			2-0 G5-3 ①		1-2 P3 ①		4-0 2B BB		3 0 0 0 1 0 0	
Dave Parker, L (1, 10) OBP: 0.313, SLG: 0.445	0-1 P5 ③			0-0 2B WP 1B		3-0 F8 ②		0-0 1-3 2B		4 1 2 1 0 0 0	
Mark McGwire, R (1, 3) OBP: 0.343, SLG: 0.500		0-0 L7 ①		2-2 WP 2B		1-1 G5-3 ③		4-0 3-H IBB		3 0 1 0 1 0 0	
Terry Steinbach, R (1, 2) OBP: 0.369, SLG: 0.413		1-2 F9 ②		4-1 2-3 3-H BB			2-0 G5-3 ①	0-0 L8 ③		3 0 0 0 1 0 3	
Carney Lansford, R (1, 5) OBP: 0.405, SLG: 0.442		1-1 F8 ③		2-2 P4 ②			1-0 F7 ②		1-0 F9 ①	4 0 0 0 0 0 2	
Stan Javier, S (1, 9) OBP: 0.337, SLG: 0.349			1-3 K ①	1-1 L8 ③			0-2 PO 1B		2-2 F8 ②	4 0 1 0 0 1 2	
Tony Phillips, S (1, 4) OBP: 0.374, SLG: 0.390			1-2 3B		2-1 F8 ①		1-0 PO 1-2	0-1 E8 2B 1B	3-2 BB 1B	4 1 3 0 0 0 0	
Luis Polonia, L (1, 7) OBP: 0.307, SLG: 0.346			2-1 G6-3 ②		0-1 B4-3 ②			0-0 L9 2-3	4-2 BB	3 0 0 0 1 0 2	
Inning Stats	R: 0 H: 0 E: 0 LOB: 0 K: 0 BB: 0 S: 10 P: 12	R: 0 H: 0 E: 0 LOB: 0 K: 0 BB: 0 S: 6 P: 8	R: 0 H: 1 E: 0 LOB: 1 K: 1 BB: 0 S: 11 P: 15	R: 1 H: 2 E: 0 LOB: 2 K: 0 BB: 1 S: 11 P: 22	R: 0 H: 0 E: 0 LOB: 0 K: 0 BB: 0 S: 5 P: 7	R: 0 H: 0 E: 0 LOB: 0 K: 0 BB: 0 S: 9 P: 14	R: 0 H: 1 E: 0 LOB: 0 K: 0 BB: 0 S: 5 P: 9	R: 1 H: 2 E: 1 LOB: 3 K: 0 BB: 2 S: 7 P: 16	R: 0 H: 1 E: 0 LOB: 2 K: 0 BB: 1 S: 17 P: 28	1B: 4 SF: 0 2B: 2 SAC: 0 3B: 1 DP: 0 HR: 0 HBP: 0	WP: 1 PA: 38 PB: 0 SB: 0 CS: 0
PITCHER	IP WLS BF H R ER SO BB IBB HBP BLK WP HR S P ERA WHIP										
Charlie Leibrandt, L (1, 1) ERA: 3.52	8.2 L 36 7 2 2 1 3 1 0 0 1 0 79 128 2.08 1.154										
Tom Gordon, R (9, 1) ERA: 2.54	0.1 1 0 0 0 0 0 0 0 0 0 0 2 3 0.00 0.000										

Oakland Athletics @ Kansas City Royals
 Royals Stadium, Kansas City, MO
 Wed Jun 14 1989, 8:05 PM EDT
 Att. 31,087 - Overcast - 63 F

livebaseballscorecards.com

AB	33
R	2
H	7
RBI	1
BB	4
SO	1
LOB	13



Batter	1	2	3	4	5	6	7	8	9	AB	R	H	RBI	BB	SO	LOB
Kurt Stillwell, S OBP: 0.341, SLG: 0.372 (1, 6)	1-1 G3		0-3 K		2-2 F7		0-3 K			4	0	0	0	0	2	0
Kevin Seitzer, R OBP: 0.385, SLG: 0.362 (1, 5)	4-1 CS BB		2-2 P4		3-2 E8 1B			1-2 FC4-8 1B		3	0	2	0	1	0	0
George Brett, L OBP: 0.336, SLG: 0.327 (1, 10)	4-2 BB		3-2 WP 1B 2B		0-3 K			2-1 FC4-6 2B		3	1	1	0	1	1	2
Bo Jackson, R OBP: 0.310, SLG: 0.537 (1, 7)	0-0 F9		1-1 S 1B		1-3 K			1-2 1-H 2B		4	0	2	1	0	1	1
Jim Eisenreich, L OBP: 0.346, SLG: 0.439 (1, 8)		2-2 CS 1B	0-1 G3		2-0 F7			0-2 G6-3		4	0	1	0	0	0	2
Pat Tabler, R OBP: 0.320, SLG: 0.280 (1, 9)		4-0 CI BB		0-3 K		1-1 1B			2-3 K	3	0	1	0	1	2	0
Bill Buckner, L OBP: 0.245, SLG: 0.276 (1, 3)		0-1 CI		0-1 P6		0-0 L9			0-0 G1-3	2	0	0	0	0	0	1
Frank White, R OBP: 0.292, SLG: 0.299 (9, PH)		1-2 BB		1-2 G5-3						1	0	0	0	0	0	0
Bob Boone, R OBP: 0.357, SLG: 0.366 (1, 2)		2-2 L7		1-2 G4-3			2-1 G4-3		4-2 FC5-4 BB	3	0	0	0	1	0	2
Bill Pecota, R OBP: 0.267, SLG: 0.385 (9, PR)										0	0	0	0	0	0	0
Brad Wellman, R OBP: 0.282, SLG: 0.272 (1, 4)		1-3 K		0-2 G4-3			0-3 K		1-1 FC5-4	3	0	0	0	0	2	2
Mike Macfarlane, R OBP: 0.246, SLG: 0.254 (9, PH)									1-2f	1	0	0	0	0	0	1

Inning Stats	R: 0	H: 0	E: 0	K: 0	S: 7	R: 0	H: 1	E: 1	K: 1	S: 12	R: 0	H: 2	E: 0	K: 1	S: 13	R: 0	H: 0	E: 0	K: 1	S: 8	R: 0	H: 1	E: 1	K: 1	S: 12	R: 0	H: 1	E: 0	K: 1	S: 10	R: 0	H: 0	E: 0	K: 2	S: 9	R: 0	H: 2	E: 0	K: 0	S: 11	R: 0	H: 0	E: 0	K: 1	S: 8	1B: 5	2B: 2	3B: 0	HR: 0	SF: 0	SAC: 0	DP: 0	HBP: 0	WP: 1	PB: 0	SB: 1	CS: 2	PA: 36
PITCHER	IP	WLS	BF	H	R	ER	SO	BB	IBB	HBP	BLK	WP	HR	S	P	ERA	WHIP																																									
Dave Stewart, R ERA: 3.52 (1, 1)	7.2	W	31	7	1	1	7	3	0	0	0	1	0	79	118	1.17	1.304																																									
Rick Honeycutt, L ERA: 2.25 (8, 1)	1.1	S	5	0	0	0	1	1	0	0	0	0	0	11	18	0.00	0.750																																									

BOTTOM

Oakland Athletics @ Kansas City Royals
Royals Stadium, Kansas City, MO

Wed Jun 14 1989, 8:05 PM EDT
Att: 31,087 - Overcast - 63 F

livebaseballscores.com

AB	31
R	1
H	7
RBI	1
BB	4
SO	8
LOB	11



Batter	1	2	3	4	5	6	7	8	9	AB R H RBI BB SO LOB	TOP						
Kurt Stillwell, S (1, 6) OBP: 0.338, SLG: 0.368	1-1 P4		1-2 G4-3		0-0 L7		2-2 F9		2-2 G6-3 1B	5 0 1 0 0 0 1							
Kevin Seitzer, R (1, 5) OBP: 0.381, SLG: 0.356	4-0 FC6-4 BB		1-0 L9		2-1 L9		0-3 K		0-0 G6-3 1-2f	4 0 0 0 1 1 2							
George Brett, L (1, 10) OBP: 0.347, SLG: 0.333	3-1 P5			2-2 G3 1B	1-2 P4			4-0 2B BB	3-2 1B	4 2 2 0 1 0 2							
Bo Jackson, R (1, 7) OBP: 0.316, SLG: 0.538	1-1 FC6-4 1-2f			0-0 G3 1B		0-1 1B SF7 1B		1-2 2B 1B	1-3 K	5 2 3 0 0 1 2							
Jim Eisenreich, L (1, 8) OBP: 0.344, SLG: 0.440		0-0 G3 2B		1-0 G3		2-2 F7		0-3 K		4 0 1 0 0 1 5							
Bill Buckner, L (1, 3) OBP: 0.255, SLG: 0.294		1-2 G3		3-1 G3		0-1 1B		1-2 1B G4-3 2B		4 0 2 3 0 0 2							
Bill Pecota, R (8, PR) OBP: 0.267, SLG: 0.385		2-3		2-3 3-H		2-3 1B		1-H 2-H		0 1 0 0 0 0 0							
Matt Winters, L (1, 9) OBP: 0.429, SLG: 0.471		0-0 P4		4-1 BB		3-1 SF7		1-1 G4-3 1B		2 0 1 1 1 0 1							
Rey Palacios, R (8, 3) OBP: 0.282, SLG: 0.272		1-3 K		2-1 G5-3		0-3 K		1-1 G4-3		0 0 0 0 0 0 0							
Frank White, R (1, 4) OBP: 0.287, SLG: 0.293								2-3 1B		3 0 0 0 0 0 2 4							
Pat Tabler, R (8, PH) OBP: 0.319, SLG: 0.279								1-2 G4-3		1 0 0 1 0 0 2							
Brad Wellman, R (8, 4) OBP: 0.282, SLG: 0.272								3-H		0 0 0 0 0 0 0							
Mike Macfarlane, R (1, 2) OBP: 0.246, SLG: 0.254			2-2 G6-3		0-1 WP 1B		0-0 P5	0-0 L8		4 0 1 0 0 0 2							
Inning Stats	R: 0 E: 0 K: 0 S: 6 H: 0 LOB: 1 BB: 1 P: 15	R: 0 E: 0 K: 1 S: 10 H: 1 LOB: 1 BB: 0 P: 12	R: 0 E: 0 K: 0 S: 7 H: 0 LOB: 0 BB: 0 P: 11	R: 1 E: 0 K: 0 S: 10 H: 2 LOB: 2 BB: 1 P: 22	R: 0 E: 0 K: 0 S: 8 H: 1 LOB: 1 BB: 0 P: 11	R: 1 E: 0 K: 1 S: 12 H: 2 LOB: 1 BB: 0 P: 17	R: 0 E: 0 K: 1 S: 9 H: 0 LOB: 0 BB: 0 P: 11	R: 3 E: 0 K: 1 S: 14 H: 3 LOB: 2 BB: 1 P: 22	R: 0 E: 0 K: 1 S: 14 H: 2 LOB: 1 BB: 0 P: 20	1B: 9 2B: 2 3B: 0 HR: 0 SF: 1 SAC: 0 DP: 1 HBP: 0	WP: 1 PB: 0 SB: 1 CS: 0 PA: 40						
PITCHER	IP WLS BF H R ER SO BB IBB HBP BLK WP HR S P ERA WHIP																
John Farrell, R (1, 1) ERA: 4.39	7.0		30	6	3	3	3	3	0	0	0	1	0	62	103	3.86	1.286
Doug Jones, R (8, 1) ERA: 2.42	1.0	L	6	3	2	2	1	0	0	0	0	0	0	14	18	18.00	3.000
Jesse Orosco, L (9, 1) ERA: 1.29	1.0		4	2	0	0	1	0	0	0	0	0	0	14	20	0.00	2.000

Kansas City Royals @ Cleveland Indians
Cleveland Municipal Stadium, Cleveland, OH

AB	36
R	5
H	11
RBI	5
BB	3
SO	5
LOB	23



Thu Jun 15 1989, 7:05 PM EDT
Att: 3,661 - Unknown - 67 F

livebaseballscorecards.com

Batter	1	2	3	4	5	6	7	8	9	AB	R	H	RBI	BB	SO	LOB
Jerry Browne, S OBP: 0.341, SLG: 0.380 (1, 4)	2-2 F8	1-2 E 1B		0-0 F7			1-1 G4-3	4-0 IBB		4	1	1	0	1	0	0
Oddibe McDowell, L OBP: 0.291, SLG: 0.277 (1, 7)	4-1 2B BB	3-3 K			0-0 F8		4-1 G4-3 BB	2-1 F8		3	1	0	0	2	1	5
Joe Carter, R OBP: 0.309, SLG: 0.425 (1, 8)	1-1 PB 1B 1-H	2-2 E5 WP 1B 1-H 2-H			0-1 F7		1-1 G4-3		0-2 F8	5	1	2	1	0	0	1
Pete O'Brien, L OBP: 0.386, SLG: 0.481 (1, 3)	1-1 1B 1B 2-H	2-2 P3			0-1 F7		4-2 BB		4-2 BB	3	0	1	1	2	0	1
Cory Snyder, R OBP: 0.266, SLG: 0.374 (1, 9)	1-2 P3		1-3 K			0-1 2B	1-2 F7		1-2 P4	5	0	1	0	0	1	4
Mark Salas, L OBP: 0.300, SLG: 0.391 (1, 10)	0-1 1B		1-0 F7			1-3 K		4-1 FC4-6 BB	0-3 K2-3	4	0	1	0	1	2	2
Brook Jacoby, R OBP: 0.357, SLG: 0.446 (1, 5)	3-2 P4		1-2 G4-3			4-0 IBB		0-1 F9		3	0	0	0	1	0	3
Andy Allanson, R OBP: 0.263, SLG: 0.245 (1, 2)		1-1 FC1-6 1B		0-2 G5-3		0-1 F7		0-0 FC4-6 PB 1B 1-2f		3	0	1	0	0	0	2
Dave Clark, L OBP: 0.313, SLG: 0.387 (8, PH)										1	0	0	0	0	0	1
Joel Skinner, R OBP: 0.298, SLG: 0.391 (9, 2)										0	0	0	0	0	0	0
Felix Fermin, R OBP: 0.308, SLG: 0.257 (1, 6)		0-1 FC1-6 1B 1B E 1-2f		2-2 G4-3		1-3 K		0-2 PB 1B		4	1	1	0	0	1	3

Inning Stats	R: 2	H: 3	E: 0	LOB: 2	K: 0	P: 17	R: 2	H: 3	E: 1	LOB: 1	K: 1	P: 25	R: 0	H: 0	E: 0	LOB: 0	K: 1	P: 11	R: 0	H: 0	E: 0	LOB: 0	K: 0	P: 15	R: 0	H: 0	E: 0	LOB: 0	K: 0	P: 5	R: 0	H: 1	E: 0	LOB: 2	K: 2	P: 16	R: 0	H: 0	E: 0	LOB: 2	K: 0	P: 22	R: 0	H: 1	E: 0	LOB: 3	K: 0	P: 19	R: 0	H: 0	E: 0	LOB: 1	K: 1	P: 17	1B: 6	SF: 0	2B: 2	SAC: 0	3B: 0	DP: 0	HR: 0	HBP: 0	WP: 1	PA: 42
PITCHER	IP	WLS	BF	H	R	ER	SO	BB	IBB	HBP	BLK	WP	HR	S	P	ERA	WHIP																																															
Bret Saberhagen, R ERA: 2.87 (1, 1)	7.0	W	32	7	4	3	4	3	1	0	0	1	0	80	123	3.86	1.429																																															
Jeff Montgomery, R ERA: 1.77 (8, 1)	1.0		6	1	0	0	0	1	1	0	0	0	0	9	19	0.00	2.000																																															
Steve Farr, R ERA: 2.03 (9, 1)	1.0	S	4	0	0	0	1	1	0	0	0	0	0	12	17	0.00	1.000																																															

BOTTOM

Kansas City Royals @ Cleveland Indians
Cleveland Municipal Stadium, Cleveland, OH

Thu Jun 15 1989, 7:05 PM EDT
Att. 3,661 - Unknown - 67 F

livebaseballscorecards.com

AB	35
R	4
H	8
RBI	2
BB	7
SO	5
LOB	22



Batter	1	2	3	4	5	6	7	8	9	AB R H RBI BB SO LOB	TOP
Jim Eisenreich, L (1, 8) OBP: 0.342, SLG: 0.436 B F X 	1-1 L4 		2-2 G3-1 		3-2 P5 			2-2 S 1B 		4 0 1 0 0 0 2	
Kevin Seitzer, R (1, 5) OBP: 0.379, SLG: 0.351 C B B S 	2-3 K 		4-2 BB 			1-2 F9 		2-2 F8 		3 0 0 0 1 1 1	
George Brett, L (1, 10) OBP: 0.336, SLG: 0.321 B F S F X 	2-2 G4-3 		0-0 G3-1 			1-1 F8 		2-1 G4-3 		4 0 0 0 0 0 3	
Bo Jackson, R (1, 7) OBP: 0.315, SLG: 0.534 C B T B 		2-3 K 		3-3 K 		2-2 1B 		0-1 L8 		4 0 1 0 0 2 0	
Pat Tabler, R (1, 9) OBP: 0.317, SLG: 0.278 Bill Pecota, R (9, PR) OBP: 0.267, SLG: 0.385 (9, 9) B X 	1-0 G4-3 		1-2 F9 		2-1 G5-3 		1 SAFE 1 SAFE 1 B 1 SAFE 1 B 1 SAFE 1 SAFE 1 SAFE 1 SAFE 2-1 X 	2-1 FC6-4 1B 		4 0 1 0 0 0 1 0 0 0 0 0 0 0	
Bob Boone, R (1, 2) OBP: 0.355, SLG: 0.363 Bret Saberhagen, R (9, PR) Mike Macfarlane, R (9, 2) OBP: 0.246, SLG: 0.254 B C C X 	1-2 1B 		0-1 G6-3 			1-3 K 		0-1 FC6-4 BB 1-2f 		4 0 1 0 0 1 1 0 0 0 0 0 0 0 0 0 0 0 0 0 0	
Frank White, R (1, 4) OBP: 0.287, SLG: 0.288 G C C B T B 	2-3 K 				1-2 F8 		3-1 P3 	4-2 FC6-4 BB 		3 0 0 0 1 1 1	AB 33 R 0 H 6 RBI 0 BB 2 SO 5 LOB 12
Brad Wellman, R (1, 6) OBP: 0.284, SLG: 0.274 Kurt Stillwell, S (9, PH) OBP: 0.336, SLG: 0.366 (9, 6) C F B B X 	2-2 G4-3 		2-2 FC6-4 1B 		1-0 G6-3 		0-0 FC6-4 1-2f 	1-1 FC6-4 1-2f 		3 0 1 0 0 0 0 1 0 0 0 0 0 2	
Rey Palacios, R (1, 3) OBP: 0.176, SLG: 0.133 B S 	2-2 G3-1 		0-0 FC6-4 1-2f 			1-1 G4-3 				3 0 1 0 0 0 1	
Inning Stats R: 0 H: 0 E: 0 LOB: 0 K: 1 BB: 0 S: 9 P: 14	R: 0 H: 1 E: 0 LOB: 1 K: 2 BB: 0 S: 10 P: 16	R: 0 H: 1 E: 0 LOB: 2 K: 0 BB: 1 S: 16 P: 26	R: 0 H: 0 E: 0 LOB: 0 K: 1 BB: 0 S: 9 P: 13	R: 0 H: 1 E: 0 LOB: 1 K: 0 BB: 0 S: 10 P: 15	R: 0 H: 1 E: 0 LOB: 1 K: 0 BB: 0 S: 10 P: 16	R: 0 H: 0 E: 0 LOB: 0 K: 1 BB: 0 S: 7 P: 11	R: 0 H: 1 E: 0 LOB: 1 K: 0 BB: 0 S: 12 P: 19	R: 0 H: 1 E: 0 LOB: 2 K: 0 BB: 1 S: 10 P: 17	1B: 5 SF: 0 2B: 1 SAC: 0 3B: 0 DP: 0 HR: 0 HBP: 0	WP: 0 PA: 35 PB: 0 SB: 1 CS: 0	
PITCHER Bud Black, L (1, 1) ERA: 3.45	IP WLS BF H R ER SO BB IBB HBP BLK WP HR S P ERA WHIP 9.0 W 35 6 0 0 5 2 0 0 0 0 0 0 93 147 0.00 0.889	PITCHER IP WLS BF H R ER SO BB IBB HBP BLK WP HR S P ERA WHIP									

Kansas City Royals @ Cleveland Indians
 Cleveland Municipal Stadium, Cleveland, OH
 Fri Jun 16 1989, 7:05 PM EDT
 Att. 11,916 - Unknown - 67 F

livebaseballscorecards.com

Batter	1	2	3	4	5	6	7	8	9	AB R H RBI BB SO LOB
Jerry Browne, S (1, 4) OBP: 0.346, SLG: 0.379	0-1 G4-3 1B		2-1 F7		0-0 F7		4-2 BB		4-0 BB IBB	3 0 1 0 2 0 1
Dave Clark, L (1, 7) OBP: 0.309, SLG: 0.374	1-0 G4-3 1-2		0-1 L3		2-2 F9 1-2		1-2 G3-1		4-0 BB BB	4 0 0 0 1 0 4
Joe Carter, R (1, 8) OBP: 0.304, SLG: 0.417	1-1 F9		0-0 F7			1-1 F8		1-1 F7	1-0 F7	5 0 0 0 0 0 4
Pete O'Brien, L (1, 3) OBP: 0.394, SLG: 0.483	0-3 K			2-2 1B		3-2 E5 1B		4-1 2B BB	4-0 BB 1-2 2-3 3-H	3 0 2 1 2 1 1
Cory Snyder, R (1, 9) OBP: 0.266, SLG: 0.377		1-0 L7		1-3 K		1-0 E5 1-3		0-0 2B		4 0 1 0 0 1 2
Mark Salas, L (1, 10) OBP: 0.296, SLG: 0.367 Oddibe McDowell, L (8, PR) OBP: 0.291, SLG: 0.277		1-1 G3-1		0-1 F9		1-0 F8		4-0 G5-3 IBB		3 0 0 0 1 0 2 0 0 0 0 0 0 0
Brook Jacoby, R (1, 5) OBP: 0.355, SLG: 0.442		1-0 E 1B		2-1 G5-3			0-0 E5 SH5-3	0-2 G5-3 1-2f		4 0 1 0 0 0 4
Luis Aguayo, R (1, 6) OBP: 0.267, SLG: 0.184		1-0 E9 1-3 1B			1-3 K		0-0 SH5-3 1-2		2-1 BB SH1-4 BB HBP	2 1 1 0 0 1 0
Joel Skinner, R (1, 2) OBP: 0.300, SLG: 0.375		1-3 K			4-1 S BB		2-2 G1-3		0-0 SH1-4 1-2	2 0 0 0 1 1 3

Inning Stats	R: 0 E: 0 K: 1 S: 8	H: 1 LOB: 1 BB: 0 P: 10	R: 0 E: 1 K: 1 S: 8	H: 2 LOB: 2 BB: 0 P: 13	R: 0 E: 0 K: 0 S: 5	H: 0 LOB: 0 BB: 0 P: 7	R: 0 E: 0 K: 1 S: 10	H: 1 LOB: 1 BB: 0 P: 15	R: 0 E: 0 K: 1 S: 8	H: 0 LOB: 1 BB: 1 P: 15	R: 0 E: 1 K: 0 S: 7	H: 1 LOB: 1 BB: 0 P: 13	R: 0 E: 1 K: 0 S: 11	H: 0 LOB: 2 BB: 1 P: 18	R: 0 E: 0 K: 0 S: 7	H: 1 LOB: 3 BB: 2 P: 16	R: 1 E: 0 K: 0 S: 3	H: 0 LOB: 3 BB: 3 P: 18	1B: 5 2B: 1 3B: 0 HR: 0	SF: 0 SAC: 2 DP: 1 HBP: 1
--------------	------------------------------	----------------------------------	------------------------------	----------------------------------	------------------------------	---------------------------------	-------------------------------	----------------------------------	------------------------------	----------------------------------	------------------------------	----------------------------------	-------------------------------	----------------------------------	------------------------------	----------------------------------	------------------------------	----------------------------------	----------------------------------	------------------------------------


PITCHER	IP	WLS	BF	H	R	ER	SO	BB	IBB	HBP	BLK	WP	HR	S	P	ERA	WHIP
Luis Aquino, R (1, 1) ERA: 2.41	6.0		24	5	0	0	4	1	0	0	0	0	0	46	73	0.00	1.000
Terry Leach, R (7, 1) ERA: 3.34	2.1	L	13	1	1	1	0	2	2	1	0	0	0	20	42	3.86	1.286
Tom Gordon, R (9, 1) ERA: 2.52	0.1		3	0	0	0	0	2	0	0	0	0	0	1	10	0.00	6.000

BOTTOM

Kansas City Royals @ Cleveland Indians
Cleveland Municipal Stadium, Cleveland, OH

Fri Jun 16 1989, 7:05 PM EDT
Att: 11,916 - Unknown - 67 F

AB	30
R	1
H	6
RBI	1
BB	7
SO	4
LOB	21



WP	PA	ERA	WHIP
0	40		
0			
1			

Batter	1	2	3	4	5	6	7	8	9	AB R H RBI BB SO LOB
Jerry Browne, S OBP: 0.345, SLG: 0.386 (1, 4)	1-0 G4-3		0-0 P6		1-2 G3			2-2 3B		4 0 1 0 0 0 1
Dave Clark, L OBP: 0.315, SLG: 0.386 (1, 7)	2-1 HR 1B		0-0 1B 2B		1-3 K			2-3 K		4 2 2 0 0 2 1
Joe Carter, R OBP: 0.307, SLG: 0.429 (1, 8)	1-0 HR 1-H		0-0 WP 1B		1-2 F8			0-1 G6-3		4 1 2 4 0 0 1
Pete O'Brien, L OBP: 0.391, SLG: 0.477 (1, 3)	1-2 G4-3		2-0 F8		1-1 G3			4-0 IBB		3 0 0 0 1 0 1
Cory Snyder, R OBP: 0.262, SLG: 0.370 (1, 9)	0-0 G6-3		0-3 K		1-2 G6-3			1-3 K		4 0 0 0 0 2 3
Mark Salas, L OBP: 0.298, SLG: 0.365 (1, 10)		0-0 G3		1-1 G1-3 1B		1-3 K				3 0 1 0 0 1 0
Luis Aguayo, R OBP: 0.250, SLG: 0.171 (1, 5)		0-1 G5-3		0-1 G1-3		0-3 K				3 0 0 0 0 1 1
Joel Skinner, R OBP: 0.283, SLG: 0.353 (1, 2)		1-0 G6-3		1-3 K		0-0 B2-3				3 0 0 0 0 1 1
Felix Fermin, R OBP: 0.308, SLG: 0.259 (1, 6)			3-2 2B 1B 1B		0-0 G6-3		0-0 G6-3			3 1 1 0 0 0 1

Inning Stats	R: 2 E: 0 K: 0 S: 8	H: 2 LOB: 0 BB: 0 P: 13	R: 0 E: 0 K: 0 S: 4	H: 0 LOB: 0 BB: 0 P: 5	R: 2 E: 0 K: 1 S: 10	H: 3 LOB: 1 BB: 0 P: 15	R: 0 E: 0 K: 1 S: 8	H: 1 LOB: 1 BB: 0 P: 10	R: 0 E: 0 K: 1 S: 10	H: 0 LOB: 0 BB: 0 P: 13	R: 0 E: 0 K: 1 S: 5	H: 0 LOB: 0 BB: 0 P: 5	R: 0 E: 0 K: 2 S: 12	H: 1 LOB: 2 BB: 1 P: 21	1B: 4 2B: 1 3B: 1 HR: 1	SF: 0 SAC: 0 DP: 0 HBP: 0
--------------	------------------------------	----------------------------------	------------------------------	---------------------------------	-------------------------------	----------------------------------	------------------------------	----------------------------------	-------------------------------	----------------------------------	------------------------------	---------------------------------	-------------------------------	----------------------------------	----------------------------------	------------------------------------

PITCHER	IP	WLS	BF	H	R	ER	SO	BB	IBB	HBP	BLK	WP	HR	S	P	ERA	WHIP
Mark Gubicza, R ERA: 2.56 (1, 1)	8.0	L	32	7	4	4	7	0	1	0	0	1	1	65	93	4.50	0.875

BOTTOM

Kansas City Royals @ Cleveland Indians
Cleveland Municipal Stadium, Cleveland, OH

Sat Jun 17 1989, 7:05 PM EDT
Att. 17,040 - Unknown

livebaseballscorecards.com

AB	31
R	4
H	7
RBI	4
BB	1
SO	7
LOB	10



WP: 1	PA: 32
PB: 0	SB: 0
CS: 0	

Batter	1	2	3	4	5	6	7	8	9	10	11	AB R H RBI BB SO LOB	TOP																		
Kurt Stillwell, S OBP: 0.325, SLG: 0.351 (1, 6)	L7		L7		G1-3		F8		G3		P6	6 0 1 0 0 0 5	Kansas City Royals @ Milwaukee Brewers Milwaukee County Stadium, Milwaukee, WI Tue Jun 20 1989, 8:05 PM EDT Att: 17,185 - Unknown - 78 F																		
Kevin Seitzer, R OBP: 0.389, SLG: 0.360 (1, 5) (11, 3)	F8		F8			S BB	2B			E6	2B BB	4 1 1 1 2 0 2																			
George Brett, L OBP: 0.324, SLG: 0.311 (1, 10)	K				G1-3	L7	BB			G4-3	HR 2B	5 1 1 2 1 1 2																			
Bo Jackson, R OBP: 0.310, SLG: 0.540 (1, 7)					F9	L8	F8			G3-1	HR	6 1 2 2 0 0 5																			
Jim Eisenreich, L OBP: 0.347, SLG: 0.435 (1, 8) (7, 9)					F8	L7					1B 1B	5 1 1 0 1 0 2																			
Bill Buckner, L OBP: 0.254, SLG: 0.291 (7, PR)												3 0 1 0 0 0 1																			
Bill Pecota, R OBP: 0.250, SLG: 0.357 (7, 3)												1 1 0 0 0 0 0																			
Pat Tabler, R OBP: 0.319, SLG: 0.277 (10, PH)												1 0 0 0 1 0 2																			
Brad Wellman, R OBP: 0.287, SLG: 0.279 (10, 3) (11, 5)												0 0 0 0 0 0 0																			
Bob Boone, R OBP: 0.354, SLG: 0.364 (1, 2)												5 1 2 0 0 0 0																			
Rey Palacios, R OBP: 0.238, SLG: 0.368 (11, PR) (11, 2)												1 1 1 1 0 0 0																			
Matt Winters, L OBP: 0.400, SLG: 0.429 (1, 9)												3 0 1 0 0 1 2																			
Willie Wilson, S OBP: 0.255, SLG: 0.241 (7, 8)												3 0 0 0 0 2 4																			
Frank White, R OBP: 0.296, SLG: 0.293 (1, 4)												4 1 3 2 1 1 0																			
Inning Stats	R: 0 H: 0 E: 0 K: 1 S: 8	H: 0 LOB: 0 BB: 0 P: 13	R: 0 H: 1 E: 0 K: 0 S: 6	H: 1 LOB: 0 BB: 0 P: 7	R: 0 H: 2 E: 0 K: 0 S: 9	H: 2 LOB: 2 BB: 0 P: 15	R: 0 H: 0 E: 0 K: 0 S: 8	H: 0 LOB: 0 BB: 0 P: 12	R: 0 H: 1 E: 0 K: 0 S: 9	H: 1 LOB: 2 BB: 1 P: 16	R: 0 H: 0 E: 0 K: 0 S: 7	H: 0 LOB: 1 BB: 1 P: 13	R: 2 H: 4 E: 1 K: 1 S: 15	H: 4 LOB: 3 BB: 1 P: 27	R: 0 H: 0 E: 0 K: 0 S: 4	H: 0 LOB: 0 BB: 0 P: 6	R: 0 H: 0 E: 0 K: 0 S: 9	H: 0 LOB: 0 BB: 0 P: 13	R: 0 H: 0 E: 1 K: 0 S: 8	H: 0 LOB: 2 BB: 1 P: 15	R: 6 H: 6 E: 0 K: 1 S: 20	H: 6 LOB: 3 BB: 2 P: 40	1B: 10 SF: 0 2B: 3 SAC: 0 3B: 0 DP: 0 HR: 1 HBP: 0	WP: 0 PA: 53 PB: 0 SB: 1 CS: 1							
PITCHER	IP WLS BF H R ER SO BB IBB HBP BLK WP HR S P ERA WHIP																														
Jaime Navarro, R ERA: 1.35 (1, 1)	6.2	29	8	2	1	2	2	0	0	0	0	0	0	57	93	1.35	1.500														
Tony Fossas, L ERA: 5.4 (7, 1)	0.0	1	0	0	0	0	1	0	0	0	0	0	0	4	8	∞	∞														
Chuck Crim, R ERA: 3.78 (7, 1)	3.1	12	0	0	0	2	0	1	0	0	0	0	0	22	36	0.00	0.000														
Mark Knudson, R ERA: 4.45 (11, 1)	1.0	L 11	6	6	6	1	2	0	0	0	0	0	0	1	20	40	54.00	8.000													

AB	47
R	8
H	14
RBI	8
BB	6
SO	5
LOB	25



WP: 0	PA: 53
PB: 0	
SB: 1	
CS: 1	

1B: 10	SF: 0
2B: 3	SAC: 0
3B: 0	DP: 0
HR: 1	HBP: 0

WP: 0	PA: 53
PB: 0	
SB: 1	
CS: 1	

Batter	1	2	3	4	5	6	7	8	9	10	11	AB R H RBI BB SO LOB	BOTTOM	
Paul Molitor, R OBP: 0.370, SLG: 0.446 (1, 5)	2-2 FC6-4 1B		4-2 L5-4 S BB			4-1 S 1B BB		1-0 F9		0-3 K		3 1 1 0 2 1 2	Kansas City Royals @ Milwaukee Brewers Milwaukee County Stadium, Milwaukee, WI Tue Jun 20 1989, 8:05 PM EDT Att. 17,185 - Unknown - 78 F	
Robin Yount, R OBP: 0.368, SLG: 0.442 (1, 10)	3-1 FC6-4 1-2f		0-1 L5-4			1-3 K		0-1 1B		2-2 F9		5 0 1 0 0 1 4		
Gary Sheffield, R OBP: 0.324, SLG: 0.364 (1, 6)	1-3 K					2-0 1B		3-2 1B			3-2 F8	5 0 2 2 0 1 1		
Rob Deer, R OBP: 0.308, SLG: 0.453 (1, 9)	2-3 K					1-2 P1		1-3 K			2-3 K	5 0 0 0 0 4 4		
Glenn Braggs, R OBP: 0.323, SLG: 0.438 (1, 7)											0-2 P6	5 0 0 0 0 2 0		
Greg Brock, L OBP: 0.348, SLG: 0.419 (1, 3)												4 0 1 0 0 1 0		
B.J. Surhoff, L OBP: 0.264, SLG: 0.307 (1, 2)												4 0 1 0 0 1 0		
Mike Felder, S OBP: 0.320, SLG: 0.311 (1, 8)												3 0 0 0 1 0 2		
Jim Gantner, L OBP: 0.300, SLG: 0.304 (1, 4)												3 1 0 0 1 1 1		
Inning Stats	R: 0 H: 1 E: 0 K: 2 S: 13	R: 0 H: 2 E: 0 K: 0 S: 9	R: 0 H: 0 E: 0 K: 0 S: 7	R: 0 H: 0 E: 0 K: 2 S: 8	R: 0 H: 0 E: 0 K: 0 S: 4	R: 1 H: 1 E: 0 K: 1 S: 10	R: 0 H: 0 E: 0 K: 1 S: 8	R: 1 H: 2 E: 0 K: 1 S: 12	R: 0 H: 0 E: 0 K: 2 S: 9	R: 0 H: 0 E: 0 K: 2 S: 10	R: 0 H: 0 E: 0 K: 1 S: 11	1B: 6 2B: 1 3B: 0 HR: 0 SF: 0 SAC: 0 DP: 2 HBP: 0		WP: 1 PA: 41 PB: 0 SB: 3 CS: 0
PITCHER	IP WLS BF H R ER SO BB IBB HBP BLK WP HR S P ERA WHIP													
Charlie Leibrandt, L (1, 1)	7.0 25 4 1 1 6 2 0 0 0 0 0 59 92 1.29 0.857													
Tom Gordon, R (8, 1)	3.0 W 13 2 1 1 5 2 0 0 0 1 0 31 54 3.00 1.333													
Steve Farr, R (11, 1)	1.0 3 0 0 0 1 0 0 0 0 0 0 0 11 16 0.00 0.000													

AB	37
R	2
H	6
RBI	2
BB	4
SO	12
LOB	14



Batter	1	2	3	4	5	6	7	8	9	AB R H RBI BB SO LOB	TOP											
Kurt Stillwell, S OBP: 0.326, SLG: 0.352 (1, 6) X	0-0 1B 2B 1B	0-1 F8		2-1 E3 1-3	0-0 F7			1-1 1B		5 1 2 0 0 0 4	Kansas City Royals @ Milwaukee Brewers Milwaukee County Stadium, Milwaukee, WI Wed Jun 21 1989, 8:05 PM EDT Att. 18,086 - Unknown - 68 F livebaseballscorecards.com											
Kevin Seitzer, R OBP: 0.389, SLG: 0.360 (1, 5) SAFE SAFE SAFE	0-2 2B 1-2 SF8 1B	3-2 FC6-4 1B		2-1 FC1-5 3-H		1-3 K		1-2 P9		5 1 2 0 0 1 3												
George Brett, L OBP: 0.319, SLG: 0.306 (1, 3) B B F F B X	3-2 L9	1-3 K			2-2 1B E 1B	1-2 4-3			1-3 K G6-4-3	5 1 1 0 0 2 3												
Bo Jackson, R OBP: 0.311, SLG: 0.541 (1, 7) S X	0-1 SF8 1-3 2-H 1B 2B	0-2 FC6-4 1-2f			3-2 E 1B	1-2 G1-3			1-2 G6-4-3 1-2f	5 2 2 1 0 0 2												
Jim Eisenreich, L OBP: 0.344, SLG: 0.431 (1, 8) X	0-0 SF8 2-3 3-H		1-0 G4-3		0-0 E7 S 1B		0-1 4-3		2-2 F9	4 0 1 3 0 0 0												
Pat Tabler, R OBP: 0.317, SLG: 0.276 (1, 10) X	0-0 1B 1B 3-H		1-1 P4		1-0 G5-3		2-2 G6-3			4 1 1 1 0 0 1												
Matt Winters, L OBP: 0.379, SLG: 0.400 (1, 9) X Brad Wellman, R OBP: 0.297, SLG: 0.279 (8, 4)	0-0 1B 1-2 1B		2-0 F9		1-3 K		1-3 K			4 0 1 0 0 2 1 0 0 0 0 0 0 0												
Bob Boone, R OBP: 0.357, SLG: 0.363 (1, 2) B B X	2-0 1-3 2-H 1B			2-1 G4-3		4-2 BB BB		0-1 G6-3		3 0 1 1 1 0 0												
Frank White, R OBP: 0.300, SLG: 0.294 (1, 4) F C B X Bill Pecota, R OBP: 0.250, SLG: 0.357 (8, 9)	1-2 F8			0-0 E FC1-5 1B		4-2 BB		0-1 G5-3		3 0 1 0 1 0 2 0 0 0 0 0 0 0												
Inning Stats	R: 4 E: 0 K: 0 S: 17	H: 6 LOB: 2 BB: 0 P: 23	R: 0 E: 0 K: 1 S: 11	H: 1 LOB: 1 BB: 0 P: 15	R: 0 E: 0 K: 0 S: 4	H: 0 LOB: 0 BB: 0 P: 8	R: 0 E: 1 K: 0 S: 7	H: 1 LOB: 1 BB: 0 P: 13	R: 2 E: 1 K: 1 S: 20	H: 3 LOB: 3 BB: 2 P: 35	R: 0 E: 0 K: 1 S: 12	H: 0 LOB: 0 BB: 0 P: 15	R: 0 E: 0 K: 1 S: 9	H: 0 LOB: 0 BB: 0 P: 12	R: 0 E: 0 K: 0 S: 9	H: 1 LOB: 1 BB: 0 P: 11	R: 0 E: 0 K: 1 S: 15	H: 0 LOB: 0 BB: 0 P: 19	1B: 11 2B: 2 3B: 0 HR: 0	SF: 1 SAC: 0 DP: 2 HBP: 0	WP: 0 PB: 1 SB: 1 CS: 0	PA: 41
PITCHER	IP WLS BF H R ER SO BB IBB HBP BLK WP HR S P ERA WHIP																					
Don August, R ERA: 4.69 (1, 1)	4.0 L 23 11 6 6 1 0 0 0 0 0 0 0 46 71 13.50 2.750																					
Jay Aldrich, R ERA: 3.15 (5, 1)	3.0 11 0 0 0 3 2 0 0 0 0 0 0 34 50 0.00 0.667																					
Tony Fossas, L ERA: 4.35 (8, 1)	2.0 7 1 0 0 1 0 0 0 0 0 0 0 24 30 0.00 0.500																					

AB	38
R	6
H	12
RBI	6
BB	2
SO	5
LOB	16



Batter	1	2	3	4	5	6	7	8	9	AB	R	H	RBI	BB	SO	LOB
--------	---	---	---	---	---	---	---	---	---	----	---	---	-----	----	----	-----

Paul Molitor, R <small>OBP: 0.372, SLG: 0.447</small> (1, 5) 	2-3 			1-2 		0-2 			0-0 	4	0	2	0	0	1	0
Robin Yount, R <small>OBP: 0.363, SLG: 0.436</small> (1, 10) 	2-3 			1-1 			2-2 		0-2 	4	0	0	0	0	1	2
Gary Sheffield, R <small>OBP: 0.323, SLG: 0.363</small> (1, 6) 	0-0 			3-2 			1-0 		1-0 	4	0	1	0	0	0	3
Greg Brock, L <small>OBP: 0.329, SLG: 0.394</small> (1, 3) 		0-3 		1-2 			2-2 		0-0 	4	0	0	0	0	1	4
Glenn Braggs, R <small>OBP: 0.319, SLG: 0.433</small> (1, 7) 		1-0 			3-2 		0-1 			3	0	0	0	0	0	1
Rob Deer, R <small>OBP: 0.305, SLG: 0.447</small> (1, 9) 		1-0 			1-3 				3-2 	3	0	0	0	0	1	0
B.J. Surhoff, L <small>OBP: 0.260, SLG: 0.303</small> (1, 2) 			1-2 		0-0 			1-0 		3	0	0	0	0	0	0
Mike Felder, S <small>OBP: 0.310, SLG: 0.301</small> (1, 8) 			2-2 			1-1 		1-2 		3	0	0	0	0	0	0
Jim Gantner, L <small>OBP: 0.296, SLG: 0.300</small> (1, 4) 			2-2 			1-3 		1-0 		3	0	0	0	0	1	1


Inning Stats	R: 0	H: 0	E: 0	LOB: 0	K: 2	BB: 0	S: 9	P: 13	R: 0	H: 0	E: 0	LOB: 0	K: 1	BB: 0	S: 6	P: 8	R: 0	H: 0	E: 0	LOB: 0	K: 0	BB: 0	S: 11	P: 16	R: 0	H: 1	E: 0	LOB: 1	K: 0	BB: 0	S: 13	P: 19	R: 0	H: 0	E: 0	LOB: 0	K: 1	BB: 0	S: 7	P: 11	R: 0	H: 0	E: 0	LOB: 0	K: 1	BB: 0	S: 8	P: 10	R: 0	H: 1	E: 0	LOB: 1	K: 0	BB: 0	S: 9	P: 14	R: 0	H: 0	E: 1	LOB: 1	K: 0	BB: 0	S: 13	P: 19	R: 0	H: 1	E: 1	LOB: 1	K: 0	BB: 0	S: 6	P: 7	1B: 3	SF: 0	2B: 0	SAC: 0	3B: 0	DP: 1	HR: 0	HBP: 0	WP: 0	PA: 31
--------------	------	------	------	--------	------	-------	------	-------	------	------	------	--------	------	-------	------	------	------	------	------	--------	------	-------	-------	-------	------	------	------	--------	------	-------	-------	-------	------	------	------	--------	------	-------	------	-------	------	------	------	--------	------	-------	------	-------	------	------	------	--------	------	-------	------	-------	------	------	------	--------	------	-------	-------	-------	------	------	------	--------	------	-------	------	------	-------	-------	-------	--------	-------	-------	-------	--------	-------	--------

PITCHER	IP	WLS	BF	H	R	ER	SO	BB	IBB	HBP	BLK	WP	HR	S	P	ERA	WHIP
Bret Saberhagen, R <small>ERA: 2.63</small> (1, 1) 	9.0	W	31	3	0	0	5	0	0	0	0	0	0	82	117	0.00	0.333

BOTTOM

Kansas City Royals @ Milwaukee Brewers
 Milwaukee County Stadium, Milwaukee, WI
 Wed Jun 21 1989, 8:05 PM EDT
 Att: 18,086 - Unknown - 68 F

AB	31
R	0
H	3
RBI	0
BB	0
SO	5
LOB	11



WP	PA	ERA	WHIP
0	31		

Batter	1	2	3	4	5	6	7	8	9	10	AB R H RBI BB SO LOB	TOP
Jim Eisenreich, L (1, 8) <small>OBP: 0.350, SLG: 0.435</small> (8, 9)	0-1 		3-1 		2-2 		2-0 		2-2 	5 1 3 0 0 0 1	Kansas City Royals @ Milwaukee Brewers Milwaukee County Stadium, Milwaukee, WI Thu Jun 22 1989, 4:33 AM EDT Att. 21,607 - Unknown livebaseballscorecards.com	
Kevin Seitzer, R (1, 5) <small>OBP: 0.390, SLG: 0.358</small> (8, 9)	1-3 		3-1 		4-2 		4-0 		0-0 	2 0 0 0 2 1 1		
George Brett, L (1, 10) <small>OBP: 0.309, SLG: 0.295</small> (8, 9)	1-3 		1-3 		3-2 		1-1 		1-1 	5 0 0 1 0 2 5		
Bo Jackson, R (1, 7) <small>OBP: 0.309, SLG: 0.533</small> (8, 9)		4-2 		0-1 	0-0 		0-1 		2-1 	4 1 0 0 1 0 2		
Pat Tabler, R (1, 9) <small>OBP: 0.315, SLG: 0.276</small> Willie Wilson, S (8, 8) <small>OBP: 0.255, SLG: 0.241</small> Bill Pecota, R (10, 8) <small>OBP: 0.250, SLG: 0.357</small> (10, 8)	1 SAFE 1 SAFE 1 SAFE 1 SAFE 		0-2 		1-0 		0-1 		4 0 1 0 0 0 0 0 0 0 0 0 0 0 0 0 0 0 0 0 0			
Mike Macfarlane, R (1, 2) <small>OBP: 0.233, SLG: 0.239</small> (1, 2)	0-0 		0-0 		3-3 		1-0 		4 0 1 1 0 1 1			
Frank White, R (1, 4) <small>OBP: 0.299, SLG: 0.299</small> (1, 4)	0-0 		1-2 		2-2 		2-1 		4 0 1 0 0 0 1			
Brad Wellman, R (1, 6) <small>OBP: 0.295, SLG: 0.278</small> (1, 6)	0-1 		3-3 		0-1 		1-0 		4 0 1 0 0 1 3			
Rey Palacios, R (1, 3) <small>OBP: 0.208, SLG: 0.318</small> (1, 3)			0-1 		1-2 		0-0 		0-3 	3 0 0 0 0 1 0		
Inning Stats	R: 0 H: 0 E: 0 LOB: 0 K: 2 BB: 0 S: 8 P: 10	R: 1 H: 1 E: 0 LOB: 1 K: 0 BB: 1 S: 7 P: 11	R: 0 H: 1 E: 0 LOB: 1 K: 1 BB: 0 S: 9 P: 16	R: 0 H: 2 E: 0 LOB: 2 K: 1 BB: 0 S: 14 P: 18	R: 1 H: 1 E: 0 LOB: 1 K: 0 BB: 1 S: 14 P: 24	R: 0 H: 0 E: 0 LOB: 0 K: 1 BB: 0 S: 9 P: 15	R: 0 H: 1 E: 0 LOB: 2 K: 0 BB: 1 S: 6 P: 13	R: 0 H: 0 E: 0 LOB: 0 K: 0 BB: 0 S: 5 P: 6	R: 0 H: 0 E: 0 LOB: 0 K: 1 BB: 0 S: 6 P: 9	R: 0 H: 1 E: 0 LOB: 1 K: 0 BB: 0 S: 8 P: 13		1B: 6 SF: 0 2B: 1 SAC: 2 3B: 0 DP: 0 HR: 0 HBP: 0
PITCHER Teddy Higuera, L (1, 1) <small>ERA: 3.38</small> Chuck Crim, R (10, 1) <small>ERA: 3.7</small>	IP WLS BF H R ER SO BB IBB HBP BLK WP HR S P ERA WHIP 9.0 1.0 W 4 1 0 0 0 0 0 0 0 0 0 8 13 0.00 1.000											

Batter	1	2	3	4	5	6	7	8	9	10	AB R H RBI BB SO LOB
Paul Molitor, R (1, 5) OBP: 0.369, SLG: 0.446	1-1 G6-3		1-0 F7			3-3 K		2-3 K		1-2 1B FC4-8 2B	5 1 1 0 0 2 1
Robin Yount, R (1, 10) OBP: 0.363, SLG: 0.433	3-2 G5-3		1-2 G5-3			0-2 F7		1-0 1B PB 1B		4-0 1B FC4-8 IBB	4 0 1 0 1 0 0
Gary Sheffield, R (1, 6) OBP: 0.322, SLG: 0.365 Gus Polidor, R (9, 6) OBP: 0.205, SLG: 0.247	1-3 K			3-2 L4		0-1 2B		2-3 K		3-2 1B FC4-8	4 0 1 0 0 2 2 1 0 1 0 0 0 0
Greg Brock, L (1, 3) OBP: 0.333, SLG: 0.386		4-0 CS BB		0-0 1B		0-0 P6			2-1 L8	1-1 FC4-8	4 0 1 1 1 0 3
Glenn Braggs, R (1, 7) OBP: 0.318, SLG: 0.434		1-3 SAFE K		1-3 K			2-3 K		0-2 HR 2B		4 1 1 0 0 3 2
Rob Deer, R (1, 9) OBP: 0.307, SLG: 0.460		1-1 SAFE 1B		0-1 L6			0-3 K		0-0 HR 2-H		4 1 2 2 0 1 1
B.J. Surhoff, L (1, 2) OBP: 0.260, SLG: 0.302		2-2 1B			2-0 G4-3		0-1 P5		2-3 K		4 0 1 0 0 1 0
Mike Felder, S (1, 8) OBP: 0.298, SLG: 0.289		2-0 P4			2-2 G6-3			2-1 L4	1-2 G4-3		4 0 0 0 0 0 2
Jim Gantner, L (1, 4) OBP: 0.296, SLG: 0.299			2-2 G4-3		1-1 G4-3			0-0 1B PB 1B		3-2 G3-1	4 0 1 0 0 0 0

BOTTOM

Kansas City Royals @ Milwaukee Brewers
Milwaukee County Stadium, Milwaukee, WI

livebaseballscorecards.com

AB	38
R	3
H	10
RBI	3
BB	2
SO	9
LOB	11



WP: 0	PA: 40
PB: 1	
SB: 0	
CS: 1	

Inning Stats	R: 0	H: 0	E: 0	K: 1	S: 8	P: 13	R: 0	H: 2	E: 0	K: 1	S: 10	P: 20	R: 0	H: 0	E: 0	K: 0	S: 8	P: 12	R: 0	H: 1	E: 0	K: 1	S: 9	P: 13	R: 0	H: 0	E: 0	K: 0	S: 8	P: 13	R: 0	H: 1	E: 0	K: 1	S: 9	P: 12	R: 0	H: 0	E: 0	K: 2	S: 8	P: 10	R: 0	H: 2	E: 0	K: 2	S: 10	P: 17	R: 2	H: 2	E: 0	K: 1	S: 12	P: 17	R: 1	H: 2	E: 0	K: 0	S: 11	P: 23	1B: 6	SF: 0	2B: 3	SAC: 0	3B: 0	DP: 0	HR: 1	HBP: 0	WP: 0	PA: 40
PITCHER	IP	WLS	BF	H	R	ER	SO	BB	IBB	HBP	BLK	WP	HR	S	P	ERA	WHIP																																																					
Luis Aquino, R (1, 1) ERA: 2.06	7.0		25	4	0	0	6	1	0	0	0	0	0	60	93	0.00	0.714																																																					
Jeff Montgomery, R (8, 1) ERA: 1.86	1.0		5	2	0	0	2	0	0	0	0	0	0	10	17	0.00	2.000																																																					
Steve Farr, R (9, 1) ERA: 2.76	1.2	L	10	4	3	3	1	0	1	0	0	0	1	23	40	16.20	2.400																																																					

Thu Jun 22 1989, 4:33 AM EDT
 Att: 21,607 - Unknown

Batter	1	2	3	4	5	6	7	8	9	AB R H RBI BB SO LOB	TOP											
Luis Polonia, L (1, 7) OBP: 0.309, SLG: 0.362	2-3 K		3-2 G3		3-1 G5-3			3-2 G5-3		4 0 0 0 0 1 1	New York Yankees @ Kansas City Royals Royals Stadium, Kansas City, MO Fri Jun 23 1989, 8:05 PM EDT Att: 39,037 - Unknown livebaseballscorecards.com											
Steve Sax, R (1, 4) OBP: 0.371, SLG: 0.376	1-1 G3-1		0-2 1B			2-0 G5-3		1-2 F9		4 0 1 0 0 0 0												
Don Mattingly, L (1, 3) OBP: 0.361, SLG: 0.470	3-2 1B		1-0 F8			1-0 G3-1		1-1 G4-3		4 0 1 0 0 0 1												
Mel Hall, L (1, 10) OBP: 0.340, SLG: 0.446	1-1 G4-3			1-1 G4-3		0-0 1B		0-0 1B		4 0 2 0 0 0 1												
Mike Pagliano, L (1, 5) OBP: 0.271, SLG: 0.301		4-0 BB		0-0 L7		0-0 G3		0-1 L7		3 0 0 0 1 0 2												
Jesse Barfield, R (1, 9) OBP: 0.331, SLG: 0.404		2-3 K		0-0 1B			3-2 L5		1-2 F9	4 0 1 0 0 1 2												
Don Slaught, R (1, 2) OBP: 0.341, SLG: 0.421		4-2 1B		0-3 K			2-0 FC5-4		1-1 1B	3 0 2 0 1 1 1												
Alvaro Espinoza, R (1, 6) OBP: 0.288, SLG: 0.284		0-0 G5-3			3-3 K		1-2 P3		0-3 K	2 0 0 0 0 1 2												
Ken Phelps, L (7, PH) OBP: 0.360, SLG: 0.387										1 0 0 0 0 0 1												
Wayne Tolleson, S (7, 6) OBP: 0.300, SLG: 0.230										0 0 0 0 0 0 0												
Steve Balboni, R (9, PH) OBP: 0.292, SLG: 0.468										1 0 0 0 0 1 2												
Roberto Kelly, R (1, 8) OBP: 0.364, SLG: 0.426						1-1 CS				3 0 1 0 0 0 1												
Inning Stats	R: 0 E: 0 K: 1 S: 10	H: 1 LOB: 1 BB: 0 P: 17	R: 0 E: 0 K: 1 S: 6	H: 0 LOB: 1 BB: 2 P: 16	R: 0 E: 0 K: 0 S: 8	H: 1 LOB: 1 BB: 0 P: 14	R: 0 E: 0 K: 1 S: 7	H: 1 LOB: 1 BB: 0 P: 8	R: 0 E: 0 K: 1 S: 8	H: 1 LOB: 0 BB: 0 P: 14	R: 0 E: 0 K: 0 S: 4	H: 1 LOB: 1 BB: 0 P: 7	R: 0 E: 0 K: 0 S: 9	H: 1 LOB: 1 BB: 0 P: 16	R: 0 E: 0 K: 0 S: 10	H: 0 LOB: 0 BB: 0 P: 15	R: 0 E: 0 K: 1 S: 11	H: 2 LOB: 2 BB: 0 P: 13	1B: 8 2B: 0 3B: 0 HR: 0	SF: 0 SAC: 0 DP: 1 HBP: 0	WP: 0 PB: 0 SB: 0 CS: 1	PA: 35
PITCHER Mark Gubicza, R (1, 1) ERA: 2.4	IP: 9.0 WLS: W BF: 35 H: 8 R: 0 ER: 0 SO: 5 BB: 2 IBB: 0 HBP: 0 BLK: 0 WP: 0 HR: 0 S: 73 P: 120 ERA: 0.00 WHIP: 1.111											PITCHER	IP: WLS: BF: H: R: ER: SO: BB: IBB: HBP: BLK: WP: HR: S: P: ERA: WHIP:									



Batter	1	2	3	4	5	6	7	8	9
Kurt Stillwell, S OBP: 0.333, SLG: 0.356 (1, 6)	0-0 G3 1B	0-0 1-3 2-H 1B			2-1 L6			4-1 E SF7 BB	
Kevin Seitzer, R OBP: 0.385, SLG: 0.352 (1, 5)	1 SAFE G3 1-2	3-3 K			1-1 F9			0-2 L8	
George Brett, L OBP: 0.301, SLG: 0.288 (1, 10)	1-1 G3 2-3		1-0 G4-3			2-2 L8		0-0 1-H SF7	
Bo Jackson, R OBP: 0.309, SLG: 0.528 (1, 7)	1-3 K		3-2 CS 1B			2-1 G5-3		0-3 K	
Jim Eisenreich, L OBP: 0.354, SLG: 0.438 (1, 8) (8, 9)		0-0 G4-3 1B	2-1 G4-3			2-2 1B			
Bill Buckner, L OBP: 0.248, SLG: 0.283 (1, 3)		0-1 G4-3		0-0 F8		1-1 G3-1			
Bill Pecota, R OBP: 0.250, SLG: 0.357 (7, 3)		1-2							
Matt Winters, L OBP: 0.375, SLG: 0.393 (1, 9)		2-0 1B 1B		0-0 L8			2-1 G4-3		
Willie Wilson, S OBP: 0.255, SLG: 0.241 (8, 8)		2-H 1B 1B							
Bob Boone, R OBP: 0.356, SLG: 0.363 (1, 2)		0-1 1B 1B		1-2 G4-3			1-2 F8		
Frank White, R OBP: 0.299, SLG: 0.299 (1, 4)		0-0 1B 1B			0-1 P5			0-2 P4	

Inning Stats	R: 0	H: 1	E: 0	K: 1	S: 9	R: 2	H: 5	E: 0	K: 1	S: 13	R: 0	H: 1	E: 0	K: 0	S: 6	R: 0	H: 0	E: 0	K: 0	S: 5	R: 0	H: 0	E: 0	K: 0	S: 6	R: 0	H: 1	E: 0	K: 0	S: 10	R: 0	H: 0	E: 0	K: 0	S: 9	R: 1	H: 0	E: 1	K: 1	S: 8
	LOB: 1	BB: 0	P: 13			LOB: 2	BB: 0	P: 17			LOB: 0	BB: 0	P: 12			LOB: 1	BB: 0	P: 17			LOB: 0	BB: 0	P: 12			LOB: 0	BB: 0	P: 12			LOB: 0	BB: 1	P: 12			LOB: 0	BB: 1	P: 12		

PITCHER	IP	WLS	BF	H	R	ER	SO	BB	IBB	HBP	BLK	WP	HR	S	P	ERA	WHIP
Dave Eiland, R ERA: 3.21 (1, 1)	7.0	L	28	8	3	2	2	1	0	0	0	0	0	59	91	2.57	1.286
Eric Plunk, R ERA: 2.12 (8, 1)	1.0		3	0	0	0	1	0	0	0	0	0	0	7	7	0.00	0.000

BOTTOM


New York Yankees @ Kansas City Royals
Royals Stadium, Kansas City, MO

Fri Jun 23 1989, 8:05 PM EDT
Att. 39,037 - Unknown

AB	R	H	RBI	BB	SO	LOB
3	1	2	1	1	0	0
4	0	0	0	0	1	4
3	0	0	1	0	0	1
4	0	1	0	0	2	1
3	1	2	0	0	0	1
3	0	0	0	0	0	2
0	0	0	0	0	0	0
3	0	1	1	0	0	0
0	0	0	0	0	0	0
3	1	1	0	0	0	0
3	0	1	0	0	0	0

livebaseballscorecards.com

AB	29
R	3
H	8
RBI	3
BB	1
SO	3
LOB	9



WP	PA	31
1B:	8	SF: 1
2B:	0	SAC: 0
3B:	0	DP: 0
HR:	0	HBP: 0
WP:	0	PA:
PB:	0	31
SB:	0	
CS:	1	

Batter	1	2	3	4	5	6	7	8	9	AB R H RBI BB SO LOB	TOP												
Luis Polonia, L OBP: 0.311, SLG: 0.360 (1, 7)										4 1 1 2 1 0 4													
Steve Sax, R OBP: 0.372, SLG: 0.375 (1, 4)										4 1 1 0 1 2 0													
Don Mattingly, L OBP: 0.365, SLG: 0.480 (1, 3)										5 1 3 0 0 0 1													
Mel Hall, L OBP: 0.333, SLG: 0.464 (1, 10)										5 3 1 4 0 1 1													
Mike Pagliarulo, L OBP: 0.280, SLG: 0.308 (1, 5)										3 1 1 1 2 0 0													
Jesse Barfield, R OBP: 0.336, SLG: 0.405 (1, 9)										4 2 2 1 1 1 1													
Don Slaught, R OBP: 0.342, SLG: 0.418 (1, 2)										4 1 1 0 1 0 1													
Alvaro Espinoza, R OBP: 0.292, SLG: 0.288 (1, 6)										4 2 2 2 0 0 3													
Roberto Kelly, R OBP: 0.362, SLG: 0.422 (1, 8)										4 0 1 2 0 1 5													
Inning Stats	R: 6 E: 0 K: 0 S: 33	H: 5 LOB: 1 BB: 2 P: 46	R: 1 E: 0 K: 0 S: 11	H: 2 LOB: 1 BB: 0 P: 18	R: 0 E: 0 K: 0 S: 5	H: 0 LOB: 0 BB: 0 P: 7	R: 0 E: 0 K: 1 S: 6	H: 1 LOB: 1 BB: 0 P: 9	R: 4 E: 1 K: 0 S: 16	H: 3 LOB: 1 BB: 1 P: 24	R: 0 E: 0 K: 1 S: 7	H: 0 LOB: 0 BB: 1 P: 12	R: 1 E: 0 K: 1 S: 10	H: 2 LOB: 2 BB: 2 P: 23	R: 0 E: 0 K: 1 S: 5	H: 0 LOB: 0 BB: 0 P: 8	R: 0 E: 0 K: 1 S: 8	H: 0 LOB: 0 BB: 0 P: 11	1B: 10 2B: 1 3B: 1 HR: 1	SF: 0 SAC: 0 DP: 2 HBP: 0	WP: 0 PB: 0 SB: 1 CS: 0	PA: 43	
PITCHER	IP WLS BF H R ER SO BB IBB HBP BLK WP HR S P ERA WHIP																					PITCHER	IP WLS BF H R ER SO BB IBB HBP BLK WP HR S P ERA WHIP
Kevin Appier, R ERA: 7.94 (1, 1)	0.2 L 8 4 6 6 0 2 0 0 0 0 0 1 24 37 81.00 9.000																						
Terry Leach, R ERA: 3.18 (1, 1)	4.1 20 7 5 1 1 1 0 0 0 0 0 0 47 67 2.08 1.846																						
Tom Gordon, R ERA: 2.62 (6, 1)	2.0 9 2 1 1 2 3 0 0 0 0 0 0 17 35 4.50 2.500																						
Jeff Montgomery, R ERA: 1.82 (8, 1)	1.0 3 0 0 0 1 0 0 0 0 0 0 0 5 8 0.00 0.000																						
Steve Farr, R ERA: 2.67 (9, 1)	1.0 3 0 0 0 1 0 0 0 0 0 0 0 8 11 0.00 0.000																						

New York Yankees @ Kansas City Royals
Royals Stadium, Kansas City, MO
 Sat Jun 24 1989, 8:05 PM EDT
 Att. 40,589 - Cloudy - 81 F

AB	37
R	12
H	13
RBI	12
BB	6
SO	5
LOB	16



Batter	1	2	3	4	5	6	7	8	9	AB R H RBI BB SO LOB	TOP		
Steve Sax, R (1, 4) OBP: 0.370, SLG: 0.373	1-0 FC5-4 1B		1-0 L3		2-2 F8		2-2 G5-3		1-1 CS	4 0 1 0 0 0 2			
Wayne Tolleson, S (1, 6) OBP: 0.284, SLG: 0.215	1-0 FC5-4 FC1-6 1-2f		1-3 K			3-3 K	1-0 L6-3			4 0 0 0 0 2 1			
Don Mattingly, L (1, 10) OBP: 0.363, SLG: 0.477	1-2 FC1-6 HR 1-2f			2-1 G4-3		2-0 BB 1B	0-1 F8			4 2 1 0 0 0 1			
Steve Balboni, R (1, 3) OBP: 0.293, SLG: 0.486	1-0			1-3 K		0-0 F8		1-3 K		3 1 1 2 0 1 1			
Ken Phelps, L (8, PH) OBP: 0.357, SLG: 0.383										1 0 0 0 0 1 0			
Eric Plunk, R (8, 1)										0 0 0 0 0 0 0			
Dave Righetti, L (8, 1)	1-H HR									0 0 0 0 0 0 0			
Jesse Barfield, R (1, 9) OBP: 0.335, SLG: 0.400	1-2 F7			1-2 G6-3		4-2 1B 1-2 1B BB		1-3 K		3 1 0 0 1 1 0			
Mel Hall, L (1, 7) OBP: 0.330, SLG: 0.455			1-3 K		1-1 G4-3	1-2 1B 1-3 2-H 1B		1-1 G3-1		4 1 1 1 0 1 0			
Tom Brookens, R (1, 5) OBP: 0.278, SLG: 0.355				3-2 CS 1B	2-2 F7	1-1 1B 1-2 1B		0-2 G3-1		4 0 2 1 0 0 0			
Don Slaught, R (1, 2) OBP: 0.345, SLG: 0.417				3-3 K 1-2	4-1 E 1B BB	1-2 1-2 2-H 1B		1-3 K		3 0 1 1 1 2 1			
Roberto Kelly, R (1, 8) OBP: 0.365, SLG: 0.424				1-2 G4-3	0-1 E9 1B	0-3 K		0-1 CS 1B		4 0 2 0 0 1 2			
Inning Stats	R: 2 H: 2 E: 0 LOB: 0 K: 0 BB: 0 S: 10 P: 15	R: 0 H: 1 E: 0 LOB: 0 K: 2 BB: 0 S: 9 P: 16	R: 0 H: 0 E: 0 LOB: 0 K: 1 BB: 0 S: 8 P: 11	R: 0 H: 0 E: 0 LOB: 0 K: 1 BB: 0 S: 8 P: 12	R: 0 H: 1 E: 1 LOB: 2 K: 0 BB: 1 S: 14 P: 23	R: 3 H: 4 E: 0 LOB: 2 K: 2 BB: 1 S: 19 P: 31	R: 0 H: 0 E: 0 LOB: 0 K: 0 BB: 0 S: 6 P: 9	R: 0 H: 0 E: 0 LOB: 0 K: 2 BB: 0 S: 9 P: 12	R: 0 H: 1 E: 0 LOB: 0 K: 1 BB: 0 S: 9 P: 11	1B: 8 SF: 0 2B: 0 SAC: 0 3B: 0 DP: 0 HR: 1 HBP: 0	WP: 0 PA: 37 PB: 0 SB: 0 CS: 2		
PITCHER	IP WLS BF H R ER SO BB IBB HBP BLK WP HR S P ERA WHIP											PITCHER	IP WLS BF H R ER SO BB IBB HBP BLK WP HR S P ERA WHIP
Charlie Leibrandt, L (1, 1) ERA: 3.6	5.2 L 25 7 5 5 5 2 0 0 0 0 0 1 61 100 7.94 1.588												
Jeff Montgomery, R (6, 1) ERA: 1.67	3.1 11 2 0 0 4 0 0 0 0 0 0 0 31 40 0.00 0.600												

New York Yankees @ Kansas City Royals
Royals Stadium, Kansas City, MO
 Sun Jun 25 1989, 4:33 AM EDT
 Att. 37,514 - Unknown

AB	34
R	5
H	9
RBI	5
BB	2
SO	9
LOB	8



BOTTOM

New York Yankees @ Kansas City Royals
Royals Stadium, Kansas City, MO

Sun Jun 25 1989, 4:33 AM EDT
Att. 37,514 - Unknown

livebaseballscorecards.com

AB	31
R	4
H	9
RBI	4
BB	2
SO	6
LOB	14



WP:	0	PA:	35
PB:	0	SB:	1
CS:	3		

AB R H RBI BB SO LOB

4 1 2 0 0 0 0

3 1 1 0 1 1 1

3 0 1 1 0 0 1

4 0 0 2 0 0 3

3 0 1 0 1 0 1
0 0 0 0 0 0 0

3 0 1 0 0 0 1
1 1 0 0 0 1 1

3 0 2 1 0 0 0
0 0 0 0 0 0 0

1 0 0 0 0 1 1

3 0 0 0 0 2 3

3 1 1 0 0 1 2

1B:	5	SF:	1
2B:	6	SAC:	0
3B:	0	DP:	3
HR:	0	HBP:	0

Batter	1	2	3	4	5	6	7	8	9
Kurt Stillwell, S OBP: 0.329, SLG: 0.356 (1, 6)	2-0 P6		1 SAFE 0-0 SF8 FC4-6 2B		1-2 F8			2-2 E S 1B	
Kevin Seitzer, R OBP: 0.390, SLG: 0.352 (1, 5)	0-1 2B G6-3 1B		4-1 FC4-6 BB			3-3 K		3-2 P8 1-3	
George Brett, L OBP: 0.302, SLG: 0.314 (1, 3)	1 SAFE 2-1 G6-3 1-3 2B		2-2 SF8 2-3 3-H			1-2 F9		3-0 G1-3	
Jim Eisenreich, L OBP: 0.345, SLG: 0.425 (1, 7)	0-0 G6-3		1 SAFE 1-0 FC4-6 CS 1-2f 3-H			0-0 L8		2-1 G6-3	
Pat Tabler, R OBP: 0.325, SLG: 0.290 Brad Weisman, R OBP: 0.295, SLG: 0.278 (1, 10) (9, PR)	3-2 G6-3		1 SAFE 1-0 CS 1-2	4-0 G4-6-3 BB			2-0 P8		3-2 CS 1B
Matt Winters, L OBP: 0.368, SLG: 0.412 Bill Pecota, R OBP: 0.235, SLG: 0.333 (7, PR) (8, 9)		0-0 P3		2-2 G4-6-3 1-2f			0-2 1B 2B		1 SAFE 3-3 K 1-2
Bob Boone, R OBP: 0.362, SLG: 0.374 Rey Palacios, R OBP: 0.208, SLG: 0.318 (7, PR) (8, 2)		3-2 CS 2B		2-2 L8			2-1 2-H 1B		2-3 K
Bo Jackson, R OBP: 0.305, SLG: 0.522 (9, PH)									
Frank White, R OBP: 0.299, SLG: 0.299 (1, 4)		3-3 K 2-3				1-2 L4		2-3 K	
Willie Wilson, S OBP: 0.263, SLG: 0.245 (1, 8)			1-1 2B SF8 1B			3-3 K		1-2 L7	

Inning Stats	R: 1 E: 0 K: 12	H: 2 LOB: 1 BB: 0 P: 19	R: 0 E: 0 K: 9	H: 1 LOB: 1 BB: 0 P: 15	R: 2 E: 0 K: 8	H: 2 LOB: 0 BB: 1 P: 17	R: 0 E: 0 K: 8	H: 0 LOB: 0 BB: 1 P: 16	R: 0 E: 0 K: 11	H: 0 LOB: 0 BB: 0 P: 16	R: 0 E: 0 K: 7	H: 0 LOB: 0 BB: 0 P: 11	R: 1 E: 0 K: 12	H: 2 LOB: 2 BB: 0 P: 19	R: 0 E: 0 K: 10	H: 1 LOB: 1 BB: 0 P: 20	R: 0 E: 0 K: 9	H: 1 LOB: 1 BB: 0 P: 17	1B: 5 2B: 6 3B: 0 HR: 0	SF: 1 SAC: 0 DP: 3 HBP: 0
--------------	-----------------------	----------------------------------	----------------------	----------------------------------	----------------------	----------------------------------	----------------------	----------------------------------	-----------------------	----------------------------------	----------------------	----------------------------------	-----------------------	----------------------------------	-----------------------	----------------------------------	----------------------	----------------------------------	----------------------------------	------------------------------------

PITCHER	IP	WLS	BF	H	R	ER	SO	BB	IBB	HBP	BLK	WP	HR	S	P	ERA	WHIP
Andy Hawkins, R ERA: 5.2 (1, 1)	6.1	W	25	7	4	4	3	2	0	0	0	0	0	61	104	5.68	1.421
Eric Plunk, R ERA: 2.05 (7, 1)	1.0		4	1	0	0	1	0	0	0	0	0	0	13	21	0.00	1.000
Eric Plunk, R ERA: 2.05 (8, 1)	1.0		4	1	0	0	1	0	0	0	0	0	0	13	21	0.00	1.000
Dave Righetti, L ERA: 2.12 (8, 1)	1.2	S	5	1	0	0	2	0	0	0	0	0	0	12	25	0.00	0.600

Batter	1	2	3	4	5	6	7	8	9	AB R H RBI BB SO LOB	TOP											
Harold Reynolds, S (1, 4) OBP: 0.345, SLG: 0.372	2-2 P7		1-0 FC4-6 1B		1-1 SAFE G3	2-1 FC4-6		0-0 P8		5 0 1 0 0 0 5												
Greg Briley, L (1, 7) OBP: 0.354, SLG: 0.438	3-1 S 1B		0-0 FC4-6 1B WP SF9		2-0 1B HR 1B	1-0 SF9		1-2 F8		4 2 2 3 0 0 3												
Alvin Davis, L (1, 3) OBP: 0.437, SLG: 0.490	4-2 SAFE 1-2 BB		1-0 1-3 1B		0-0 1-3 HR 1B	0-0 F7			1-3 K	4 1 2 0 1 1 1												
Jeffrey Leonard, R (1, 10) OBP: 0.323, SLG: 0.467	0-1 P9		1-2 SF9		0-0 1-H 3-H HR		0-0 F8		3-3 K	4 1 1 4 0 1 2												
Ken Griffey Jr., L (1, 8) OBP: 0.346, SLG: 0.471 Henry Cotto, R (3, 8) OBP: 0.311, SLG: 0.378	1-0 G3		1-1 F7		0-1 G4		2-2 G6-4-3 1B		0-3 K	2 0 0 0 0 0 3 3 0 1 0 0 1 0												
Jay Buhner, R (1, 9) OBP: 0.360, SLG: 0.570 Darnell Coles, R (4, 9) OBP: 0.274, SLG: 0.335		1-1 G6-3		0-1 G4-3	1-1 HR		2-2 G6-4-3			2 0 0 0 0 0 0 2 1 1 1 0 0 1												
Scott Bradley, L (1, 2) OBP: 0.285, SLG: 0.361		1-1 L8		1-0 L9		0-0 F7		1-2 G4-3		4 0 0 0 0 0 0												
Edgar Martinez, R (1, 5) OBP: 0.336, SLG: 0.375		0-1 G5-3		1-1 P9		0-1 FC4-6 BB SF9 1B		1-0 BB 1B		4 1 2 0 0 0 0												
Omar Vizquel, S (1, 6) OBP: 0.289, SLG: 0.270			4-1 1B FC4-6 BB		0-1 G3 1B	4-0 FC4-6 BB		4-2 BB		1 2 1 0 3 0 0												
Inning Stats	R: 0 E: 0 K: 0 S: 11	H: 1 LOB: 2 BB: 1 P: 21	R: 0 E: 0 K: 0 S: 6	H: 0 LOB: 0 BB: 0 P: 8	R: 2 E: 0 K: 0 S: 10	H: 2 LOB: 1 BB: 1 P: 18	R: 0 E: 0 K: 0 S: 5	H: 0 LOB: 0 BB: 0 P: 7	R: 5 E: 0 K: 0 S: 12	H: 5 LOB: 0 BB: 0 P: 16	R: 1 E: 0 K: 0 S: 6	H: 1 LOB: 1 BB: 1 P: 13	R: 0 E: 0 K: 0 S: 8	H: 1 LOB: 0 BB: 0 P: 12	R: 0 E: 0 K: 0 S: 10	H: 1 LOB: 2 BB: 1 P: 17	R: 0 E: 0 K: 3 S: 9	H: 0 LOB: 0 BB: 0 P: 13	1B: 9 2B: 0 3B: 0 HR: 2	SF: 2 SAC: 0 DP: 1 HBP: 0	WP: 1 PB: 0 SB: 1 CS: 0	PA: 41
PITCHER	IP WLS BF H R ER SO BB IBB HBP BLK WP HR S P ERA WHIP																					
Luis Aquino, R (1, 1) ERA: 3.08	4.2 L 24 8 7 7 0 2 0 0 0 1 2 43 69 13.50 2.143																					
Terry Leach, R (5, 1) ERA: 3.22	2.1 9 2 1 1 0 1 0 0 0 0 0 15 26 3.86 1.286																					
Tom Gordon, R (8, 1) ERA: 2.53	2.0 8 1 0 0 3 1 0 0 0 0 0 19 30 0.00 1.000																					

Seattle Mariners @ Kansas City Royals
 Royals Stadium, Kansas City, MO
 Tue Jun 27 1989, 8:05 PM EDT
 Att. 25,164 - Sunny

AB	35
R	8
H	11
RBI	8
BB	4
SO	3
LOB	15



WP: 1	PA: 41
PB: 0	
SB: 1	
CS: 0	

PITCHER	IP	WLS	BF	H	R	ER	SO	BB	IBB	HBP	BLK	WP	HR	S	P	ERA	WHIP
Luis Aquino, R	4.2	L	24	8	7	7	0	2	0	0	0	1	2	43	69	13.50	2.143
Terry Leach, R	2.1		9	2	1	1	0	1	0	0	0	0	0	15	26	3.86	1.286
Tom Gordon, R	2.0		8	1	0	0	3	1	0	0	0	0	0	19	30	0.00	1.000

Batter	1	2	3	4	5	6	7	8	9	AB	R	H	RBI	BB	SO	LOB
Kurt Stillwell, S OBP: 0.328, SLG: 0.354 Bill Pecota, R OBP: 0.235, SLG: 0.333	0-0 G6-4-3 1B		3-2 F9			2-0 G4-3		2-1 P6		4	0	1	0	0	0	0
Kevin Seitzer, R OBP: 0.391, SLG: 0.354	1-0 G6-4-3 1-2f			3-1 G6-3		3-2 1B			1-1 1B BB FC1-2 1B	4	0	2	0	0	0	1
George Brett, L OBP: 0.295, SLG: 0.306	1-1 G5-3			2-2 F8		3-1 P5			0-1 L4	4	0	0	0	0	0	2
Jim Eisenreich, L OBP: 0.351, SLG: 0.425		1-1 G5-4-3 1B		0-0 F9			4-1 G1-3 G6-3 BB		4-1 FC1-2 1B 1-2 BB	2	0	1	0	2	0	0
Pat Tabler, R OBP: 0.324, SLG: 0.289		0-0 G5-4-3 1-2f		1-0 G6-3			0-2 G6-3		1-0 FC1-2 1B	4	0	1	0	0	0	2
Bill Buckner, L OBP: 0.248, SLG: 0.282		0-2 1B		0-1 G4-3			1-2 G1-3		1-2 FC1-2	4	0	1	0	0	0	4
Matt Winters, L OBP: 0.357, SLG: 0.378		0-1 L9		4-2 BB			0-0 G6-3		1-2 G4-3	3	0	0	0	1	0	5
Bob Boone, R OBP: 0.362, SLG: 0.374 Mike Macfarlane, R OBP: 0.240, SLG: 0.260			2-0 G6-3		0-0 G4-3			0-0 G6-4-3 1B		3	0	1	0	0	0	1
Brad Wellman, R OBP: 0.286, SLG: 0.269			3-2 G5-3			1-1 G6-3		0-0 G6-4-3 1-2f		0	0	0	0	0	0	0


Inning Stats	R: 0 E: 0 K: 0 S: 4	H: 1 LOB: 0 BB: 0 P: 6	R: 0 E: 0 K: 0 S: 8	H: 2 LOB: 1 BB: 0 P: 9	R: 0 E: 0 K: 0 S: 10	H: 0 LOB: 0 BB: 0 P: 18	R: 0 E: 0 K: 0 S: 9	H: 0 LOB: 0 BB: 0 P: 14	R: 0 E: 0 K: 0 S: 9	H: 0 LOB: 1 BB: 1 P: 14	R: 0 E: 0 K: 0 S: 10	H: 1 LOB: 1 BB: 0 P: 19	R: 0 E: 0 K: 0 S: 8	H: 0 LOB: 1 BB: 1 P: 13	R: 0 E: 0 K: 0 S: 4	H: 1 LOB: 0 BB: 0 P: 6	R: 0 E: 0 K: 0 S: 11	H: 2 LOB: 3 BB: 1 P: 19	1B: 7 2B: 0 3B: 0 HR: 0	SF: 0 SAC: 0 DP: 3 HBP: 0
PITCHER Brian Holman, R ERA: 4.48	(1, 1)	IP: 9.0 WLS: W BF: 34 H: 7 R: 0 ER: 0 SO: 0 BB: 3 IBB: 0 HBP: 0 BLK: 0 WP: 0 HR: 0 S: 73 P: 118 ERA: 0.00 WHIP: 1.111															PITCHER	IP: 9.0 WLS: W BF: 34 H: 7 R: 0 ER: 0 SO: 0 BB: 3 IBB: 0 HBP: 0 BLK: 0 WP: 0 HR: 0 S: 73 P: 118 ERA: 0.00 WHIP: 1.111		

BOTTOM

Seattle Mariners @ Kansas City Royals
Royals Stadium, Kansas City, MO

Tue Jun 27 1989, 8:05 PM EDT
Att. 25,164 - Sunny

AB	31
R	0
H	7
RBI	0
BB	3
SO	0
LOB	16



livebaseballscores.com

Batter	1	2	3	4	5	6	7	8	9	AB R H RBI BB SO LOB	TOP											
Kurt Stillwell, S (1, 6) OBP: 0.322, SLG: 0.350	2-2 G4-6-3 1B		1-2 P2		3-2 4-3		0-0 P5		1-1 L7	5 1 1 0 0 0 1												
Kevin Seitzer, R (1, 5) OBP: 0.386, SLG: 0.349	3-2 G4-6-3 1-2		3-2 G1-3			0-0 E9 1B SF8		0-1 F9	3-1 L7 2-H 1B	5 1 1 1 0 0 1												
George Brett, L (1, 3) OBP: 0.314, SLG: 0.344 Rey Palacios, R (8, 3) OBP: 0.200, SLG: 0.304	2-2 L8		3-2 HR			2-1 1B 1-3 1B		4-1 HBP BB BB	0-3 K	3 2 2 1 1 0 1 1 0 0 0 0 1 1												
Bo Jackson, R (1, 10) OBP: 0.305, SLG: 0.525	1-2 2-H 1B		1-1 4-3			1-0 SF8		0-0 F8	0-3 K	4 0 1 2 0 1 2												
Jim Eisenreich, L (1, 8) OBP: 0.355, SLG: 0.423	2-1 4-3			0-0 4-3		0-0 1-2 1B		4-0 BB HBP BB		3 0 1 0 1 0 1												
Pat Tabler, R (1, 7) OBP: 0.330, SLG: 0.294		1-1 BB 1B		1-1 F8		2-0 P2		3-1 BB HBP		3 0 1 0 0 0 2												
Matt Winters, L (1, 9) OBP: 0.388, SLG: 0.390		1-3 K		3-2 F7		0-3 K		4-2 BB		3 0 0 1 1 2 3												
Bob Boone, R (1, 2) OBP: 0.362, SLG: 0.372 Mike Macfarlane, R (7, 2) OBP: 0.237, SLG: 0.257		4-0 L4-3 1-2 BB			0-1 L1		0-3 K	1-1 P4		2 0 0 0 1 1 0 1 0 0 0 0 0 3												
Frank White, R (1, 4) OBP: 0.297, SLG: 0.297 Brad Wellman, R (7, 4) OBP: 0.293, SLG: 0.287		1-1 L4-3		1-0 F7			0-3 K2-3		1-1 1B 2B	3 0 0 0 0 1 2 1 1 1 0 0 0 0												
Inning Stats	R: 1 E: 0 K: 0 S: 17	H: 2 LOB: 1 BB: 0 P: 27	R: 0 E: 0 K: 1 S: 7	H: 1 LOB: 1 BB: 1 P: 14	R: 1 E: 0 K: 0 S: 11	H: 1 LOB: 0 BB: 0 P: 19	R: 0 E: 0 K: 0 S: 6	H: 0 LOB: 0 BB: 0 P: 10	R: 0 E: 0 K: 0 S: 7	H: 0 LOB: 0 BB: 0 P: 11	R: 1 E: 1 K: 1 S: 9	H: 2 LOB: 2 BB: 0 P: 14	R: 0 E: 0 K: 2 S: 7	H: 0 LOB: 0 BB: 0 P: 7	R: 1 E: 0 K: 0 S: 9	H: 0 LOB: 3 BB: 3 P: 25	R: 1 E: 0 K: 2 S: 12	H: 2 LOB: 1 BB: 0 P: 17	1B: 6 2B: 2 3B: 0 HR: 1	SF: 1 SAC: 0 DP: 1 HBP: 1	WP: 0 PB: 0 SB: 0 CS: 0	PA: 40
PITCHER	IP WLS BF H R ER SO BB IBB HBP BLK WP HR S P ERA WHIP																					
Melido Perez, R (1, 1) ERA: 6.01	7.2 W 32 6 4 3 4 3 0 0 0 0 0 1 68 114 3.52 1.174																					
Ken Patterson, L (8, 1) ERA: 4.91	1.1 8 2 1 1 2 1 0 1 0 0 0 0 17 30 6.75 2.250																					

Kansas City Royals @ Chicago White Sox
Comiskey Park, Chicago, IL
Thu Jun 29 1989, 8:05 PM EDT
Att. 11,970 - Unknown - 60 F

AB	34
R	5
H	8
RBI	5
BB	4
SO	6
LOB	17



Batter	1	2	3	4	5	6	7	8	9	AB R H RBI BB SO LOB	TOP											
Kurt Stillwell, S (1, 6) OBP: 0.320, SLG: 0.347	2-2 E5 G6-4-3		0-2 1B 1B	1-1 F8		2-2 G3-1			2-2 G3-1	5 1 1 0 0 0 1	Kansas City Royals @ Chicago White Sox Comiskey Park, Chicago, IL Fri Jun 30 1989, 8:05 PM EDT Att. 12,464 - Unknown livebaseballscorecards.com											
Kevin Seitzer, R (1, 5) OBP: 0.386, SLG: 0.349	1-2 G6-4-3 1-2f		0-1 1B 1B	3-1 1B			3-2 G6-3		0-3 K	5 1 2 1 0 1 1												
George Brett, L (1, 3) OBP: 0.311, SLG: 0.340	1-2 F8		0-0 1B 1B	2-3 K			1-1 P6		0-1 P6	5 1 1 1 0 1 1												
Bo Jackson, R (1, 10) OBP: 0.308, SLG: 0.525		0-0 FC5-4 1B	0-1 1B 1B		1-3 K			0-3 K		4 1 2 1 0 2 0												
Pat Tabler, R (1, 7) OBP: 0.329, SLG: 0.293		0-1 F7	0-0 1B 1B		3-2 G6-3			0-0 G6-3		4 0 1 1 0 0 1												
Danny Tartabull, R (1, 9) OBP: 0.363, SLG: 0.430		0-1 FC5-4 1-2f	2-3 K		1-2 1B			1-1 HR		4 1 2 1 0 1 3												
Jim Eisenreich, L (8, 9) OBP: 0.355, SLG: 0.423					2-3 1B					0 0 0 0 0 0 0												
Bob Boone, R (1, 2) OBP: 0.360, SLG: 0.370		3-2 G6-3	1-0 1B		0-2 G4-3			0-1 P4		4 0 1 1 0 0 2												
Frank White, R (1, 4) OBP: 0.301, SLG: 0.301			0-0 1B 1B			0-0 P5		0-1 1B		4 1 2 0 0 0 2												
Willie Wilson, S (1, 8) OBP: 0.272, SLG: 0.245			1-0 F8	4-2 CS BB		2-3 K		0-2 G4-3		3 0 0 0 1 1 2												
Inning Stats	R: 0 E: 1 K: 0 S: 9	H: 0 LOB: 0 BB: 0 P: 13	R: 0 E: 0 K: 0 S: 8	H: 1 LOB: 1 BB: 0 P: 11	R: 5 E: 0 K: 1 S: 22	H: 7 LOB: 2 BB: 0 P: 29	R: 0 E: 0 K: 1 S: 9	H: 1 LOB: 1 BB: 1 P: 19	R: 0 E: 0 K: 1 S: 13	H: 1 LOB: 1 BB: 0 P: 18	R: 0 E: 0 K: 1 S: 7	H: 0 LOB: 0 BB: 0 P: 11	R: 0 E: 0 K: 1 S: 8	H: 0 LOB: 0 BB: 0 P: 12	R: 1 E: 0 K: 0 S: 10	H: 2 LOB: 1 BB: 0 P: 11	R: 0 E: 0 K: 1 S: 8	H: 0 LOB: 0 BB: 0 P: 10	1B: 11 2B: 0 3B: 0 HR: 1	SF: 0 SAC: 0 DP: 1 HBP: 0	WP: 0 PB: 0 SB: 0 CS: 1	PA: 39
PITCHER	IP WLS BF H R ER SO BB IBB HBP BLK WP HR S P ERA WHIP																					
Jerry Reuss, L (1, 1) ERA: 5.58	2.2 L 16 8 5 5 1 0 0 0 0 0 0 0 36 50 16.88 3.000																					
Bill Long, R (3, 1) ERA: 5.37	5.1 20 4 1 1 4 1 0 0 0 0 1 50 74 1.69 0.938																					
Bobby Thigpen, R (9, 1) ERA: 4.23	1.0 3 0 0 0 1 0 0 0 0 0 0 8 10 0.00 0.000																					



Batter	1	2	3	4	5	6	7	8	9
Dave Gallagher, R OBP: 0.360, SLG: 0.346 (1, 8)	2-2 G4-3		1-2 F9		1-0 P4		0-0 1B 2B 1B	1-3 K	
Steve Lyons, L OBP: 0.323, SLG: 0.323 (1, 4) (8, 5)	2-3 K		1-3 K		1-0 P6		1-1 2B 1B		
Harold Baines, L OBP: 0.416, SLG: 0.483 (1, 10)	1-1 G3		1-1 1B		0-0 F9		0-0 1-H 2-H 2B		
Ivan Calderon, R OBP: 0.326, SLG: 0.466 (1, 9)		2-2 2B 2B 1B	0-0 F8		1-1 G6-4-3 1B		3-2 F8		
Dan Pasqua, L OBP: 0.336, SLG: 0.453 (1, 7)		1-3 K		2-1 2B 1B		1-0 F7		3-3 K	
Carlton Fisk, R OBP: 0.368, SLG: 0.500 (1, 2)		2-1 2B 2B		3-2 2B		3-1 G6-4-3 1-2f		1-2 G6-3 1B 2B	
Greg Walker, L OBP: 0.288, SLG: 0.333 (1, 3)		3-2 2B		0-1 F7		0-1 L9		1-2 G6-3	
Fred Manrique, R OBP: 0.316, SLG: 0.396 (8, 4)		2-H 3-H 2B		3-1 F7				2-3	
Eddie Williams, R OBP: 0.345, SLG: 0.364 (1, 5)		0-0 F7		3-1 P6		1-0 1B 1B		4-2 1B BB	
Daryl Boston, L OBP: 0.293, SLG: 0.357 (7, PH)									
Russ Morman, R OBP: 0.600, SLG: 0.750 (8, 3)		0-1 P3		2-2 F8		0-0 P6		0-0 1B	
Ozzie Guillen, L OBP: 0.258, SLG: 0.289 (1, 6)								1-2 3-H 1B	

Inning Stats	R: 0	H: 0	E: 0	K: 1	S: 8	R: 2	H: 3	E: 0	K: 1	S: 15	R: 0	H: 1	E: 0	K: 1	S: 9	R: 0	H: 2	E: 0	K: 0	S: 13	R: 0	H: 0	E: 0	K: 0	S: 3	R: 0	H: 1	E: 0	K: 0	S: 5	R: 3	H: 4	E: 0	K: 0	S: 15	R: 1	H: 2	E: 0	K: 2	S: 18
	LOB: 0	BB: 0	P: 13	LOB: 1	BB: 0	P: 23	LOB: 2	BB: 0	P: 23	LOB: 0	BB: 0	P: 5	LOB: 1	BB: 0	P: 10	LOB: 1	BB: 0	P: 20	LOB: 2	BB: 1	P: 28	LOB: 0	BB: 0	P: 3	LOB: 0	BB: 0	P: 5	LOB: 0	BB: 0	P: 5	LOB: 1	BB: 0	P: 20	LOB: 2	BB: 1	P: 28	LOB: 0	BB: 0	P: 28	

PITCHER	IP	WLS	BF	H	R	ER	SO	BB	IBB	HBP	BLK	WP	HR	S	P	ERA	WHIP
Luis Aquino, R ERA: 3.49 (1, 1)	6.2	L	29	10	5	5	3	0	0	0	0	0	0	60	95	6.75	1.500
Tom Gordon, R ERA: 2.93 (7, 1)	1.1		8	3	1	1	2	1	0	0	0	0	0	26	39	6.75	3.000

BOTTOM


Kansas City Royals @ Chicago White Sox
Comiskey Park, Chicago, IL

Sat Jul 01 1989, 8:05 PM EDT
Att. 19,106 - Sunny - 78 F

AB	R	H	RBI	BB	SO	LOB
5	1	1	0	0	1	2
4	1	1	1	0	2	0
4	0	2	2	0	0	0
4	1	2	0	0	0	2
4	0	1	0	0	2	2
4	2	3	0	0	0	1
3	0	1	2	0	0	2
1	0	0	0	0	0	1
2	0	0	0	0	0	3
1	1	1	0	0	0	0
0	0	0	0	1	0	0
4	0	1	1	0	0	4

AB	36
R	6
H	13
RBI	6
BB	1
SO	5
LOB	17

livebaseballscorecards.com



WP	PA
0	37

Batter	1	2	3	4	5	6	7	8	9	AB R H RBI BB SO LOB	TOP
Kurt Stillwell, S (1, 6) OBP: 0.320, SLG: 0.344	1-1 B1-3		0-0 G3 2-H 1B		3-0 G6-3		2-1 F8			4 0 1 1 0 0 0	Kansas City Royals @ Chicago White Sox Comiskey Park, Chicago, IL Sun Jul 02 1989, 4:33 AM EDT Att. 16,716 - Overcast - 75 F
Kevin Seitzer, R (1, 5) OBP: 0.393, SLG: 0.353	1-1 F7-3 1B		2-2 G3		0-0 G6-3		1-1 L7			4 0 1 0 0 0 1	
George Brett, L (1, 3) OBP: 0.312, SLG: 0.335	0-2 F7-3 1-2		0-1 L8		0-0 1B			1-1 G6-4-3 1B		4 0 2 0 0 0 2	
Danny Tartabull, R (1, 10) OBP: 0.362, SLG: 0.425		2-1 1B 2B		2-2 5-3		2-3 K		1-0 G6-4-3 1-2f		4 1 1 0 0 1 2	
Jim Eisenreich, L (1, 9) OBP: 0.354, SLG: 0.433		2-3 K		1-1 1B S		2-0 6-3		0-0 G3-1		4 1 1 0 0 1 1	
Pat Tabler, R (1, 7) OBP: 0.335, SLG: 0.298		2-2 SAFE G4-6-3 2-H 1B		2-1 SAFE 1B SAFE 1B 1B SAFE		4-2 BB BB		1-1 6-3		3 0 2 2 1 0 0	
Bob Boone, R (1, 2) OBP: 0.361, SLG: 0.365		1-2 G4-6-3 1-2f		4-0 BB FC6-4 1-2 BB		0-2 P6		1-1 5-3		3 0 0 0 1 0 2	
Brad Wellman, R (1, 4) OBP: 0.284, SLG: 0.278 Bill Buckner, L (9, PH) OBP: 0.244, SLG: 0.277			1-1 E4 1B		0-0 F8		1-3 K		0-0 B1-3	3 1 0 0 0 1 3 1 0 0 0 0 0 0	
Willie Wilson, S (1, 8) OBP: 0.267, SLG: 0.240			1-3 K		2-2 FC6-4 1-2f		1-1 F8			3 0 0 0 0 1 3	
Inning Stats	R: 0 H: 1 E: 0 LOB: 0 K: 0 BB: 0 S: 7 P: 9	R: 1 H: 2 E: 0 LOB: 0 K: 1 BB: 0 S: 11 P: 18	R: 1 H: 1 E: 1 LOB: 1 K: 1 BB: 0 S: 11 P: 15	R: 1 H: 2 E: 0 LOB: 2 K: 0 BB: 1 S: 15 P: 25	R: 0 H: 1 E: 0 LOB: 1 K: 1 BB: 0 S: 6 P: 11	R: 0 H: 0 E: 0 LOB: 1 K: 1 BB: 1 S: 14 P: 21	R: 0 H: 0 E: 0 LOB: 0 K: 0 BB: 0 S: 6 P: 10	R: 0 H: 1 E: 0 LOB: 0 K: 0 BB: 0 S: 4 P: 6	R: 0 H: 0 E: 0 LOB: 0 K: 0 BB: 0 S: 5 P: 7	1B: 7 SF: 0 2B: 2 SAC: 0 3B: 0 DP: 3 HR: 0 HBP: 0	
PITCHER	IP WLS BF H R ER SO BB IBB HBP BLK WP HR S P ERA WHIP										
Greg Hibbard, L (1, 1) ERA: 3.07	5.1 W 24 7 3 2 3 2 0 0 0 0 0 0 58 92 3.38 1.688										
Donn Pall, R (6, 1) ERA: 3.02	3.2 S 11 1 0 0 1 0 0 0 0 0 0 0 21 30 0.00 0.273										

livebaseballscorecards.com

AB	33
R	3
H	8
RBI	3
BB	2
SO	4
LOB	14



Batter	1	2	3	4	5	6	7	8	9	AB	R	H	RBI	BB	SO	LOB
Dave Gallagher, R OBP: 0.361, SLG: 0.354 (1, 8)	1-2 2B		1-2 SF7 2B	1-2 G5-4-3			1-1 G6-3			4	2	2	0	0	0	2
Steve Lyons, L OBP: 0.325, SLG: 0.320 (1, 5)	4-0 2B BB		1-0 F7 2-3				0-1 F9			2	1	0	0	2	0	1
Harold Baines, L OBP: 0.417, SLG: 0.500 (1, 10)	1-2 F8 SF9 2B		2-0 SF7 3-H				2-0 F8		3-2 HR	3	2	2	4	0	0	1
Ivan Calderon, R OBP: 0.322, SLG: 0.460 (1, 9)	1-2 F8 2-3		1-0 G5-3				0-3 K 1-2		2-2 P3	4	0	0	0	0	1	2
Dan Pasqua, L OBP: 0.333, SLG: 0.446 (1, 7)	0-2 SF9 3-H			4-2 1B BB			0-2 F6		2-3 K	2	1	0	1	1	1	1
Fred Manrique, R OBP: 0.321, SLG: 0.399 (1, 4)	1-1 P5			0-1 1B 1-2 1B 1B			0-1 CS 1B		0-1 P6	4	1	2	0	0	0	0
Greg Walker, L OBP: 0.294, SLG: 0.340 (1, 3)				1-1 1B 1-3 2-H 1B			1-2 F9			3	0	2	1	0	0	1
Russ Morman, R OBP: 0.600, SLG: 0.750 (7, 3)				0-1 P2			1-1 P5			0	0	0	0	0	0	0
Ozzie Guillen, L OBP: 0.256, SLG: 0.287 (1, 6)			1-1 FC4-6 CS							3	0	0	0	0	0	4
Ron Karkovice, R OBP: 0.243, SLG: 0.316 (1, 2)			1-3 K 1-2				1-0 G5-4-3 1B		1-3 K	3	0	1	1	0	2	1

Inning Stats	R: 3	H: 2	E: 0	K: 0	S: 18	LOB: 0	BB: 1	P: 26	R: 0	H: 1	E: 0	K: 1	S: 8	LOB: 0	BB: 0	P: 13	R: 1	H: 1	E: 0	K: 0	S: 6	LOB: 0	BB: 0	P: 11	R: 2	H: 3	E: 0	K: 0	S: 12	LOB: 1	BB: 1	P: 19	R: 0	H: 0	E: 0	K: 1	S: 9	LOB: 1	BB: 1	P: 15	R: 0	H: 1	E: 0	K: 0	S: 8	LOB: 0	BB: 0	P: 9	R: 0	H: 0	E: 0	K: 1	S: 7	LOB: 0	BB: 0	P: 9	R: 1	H: 1	E: 0	K: 1	S: 13	LOB: 0	BB: 0	P: 20
--------------	------	------	------	------	-------	--------	-------	-------	------	------	------	------	------	--------	-------	-------	------	------	------	------	------	--------	-------	-------	------	------	------	------	-------	--------	-------	-------	------	------	------	------	------	--------	-------	-------	------	------	------	------	------	--------	-------	------	------	------	------	------	------	--------	-------	------	------	------	------	------	-------	--------	-------	-------


PITCHER	IP	WLS	BF	H	R	ER	SO	BB	IBB	HBP	BLK	WP	HR	S	P	ERA	WHIP
Kevin Appier, R ERA: 9.14 (1, 1)	3.0	L	16	6	6	6	1	2	0	0	0	0	0	38	61	18.00	2.667
Terry Leach, R ERA: 4.1 (4, 1)	5.0		17	3	1	1	3	1	0	0	0	0	1	43	61	1.80	0.800

BOTTOM

Kansas City Royals @ Chicago White Sox
Comiskey Park, Chicago, IL

Sun Jul 02 1989, 4:33 AM EDT
Att. 16,716 - Overcast - 75 F

AB	28
R	7
H	9
RBI	7
BB	3
SO	4
LOB	13



WP	PA	ERA	WHIP
0	33		

Batter	1	2	3	4	5	6	7	8	9	AB R H RBI BB SO LOB	TOP											
Kurt Stillwell, S (1, 6) OBP: 0.319, SLG: 0.342	1-1 F8		0-2 G6-3			1-0 G4-3		1-2 1B		4 0 1 0 0 0 0	Kansas City Royals @ Oakland Athletics Oakland-Alameda County Coliseum, Oakland, CA Mon Jul 03 1989, 7:05 PM PDT Att. 36,763 - Sunny - 66 F											
Kevin Seitzer, R (1, 5) OBP: 0.391, SLG: 0.351	0-1 1B		2-3 K			3-3 K		0-2 G5-3		4 0 1 0 0 2 2												
George Brett, L (1, 3) OBP: 0.311, SLG: 0.333	1-3 K		1-2 G6-3			1-2 L9		0-0 WP 1B		4 0 1 0 0 1 1												
Bo Jackson, R (1, 10) OBP: 0.300, SLG: 0.510	0-3 K				3-3 K		2-2 L9	3-3 K		4 0 0 0 0 3 2												
Jim Eisenreich, L (1, 8) OBP: 0.352, SLG: 0.434		0-0 SH3-4 2B		0-1 F7		3-1 L8		3-2 L9		4 0 1 0 0 0 1												
Danny Tartabull, R (1, 9) OBP: 0.360, SLG: 0.420		1-0 SH3-4 HBP		1-3 K		0-0 F9		1-3 K		3 0 0 0 0 2 1												
Pat Tabler, R (1, 7) OBP: 0.332, SLG: 0.295		1-1 SH3-4			2-2 G1-3		2-2 G4-3			2 0 0 0 0 0 0												
Bob Boone, R (1, 2) OBP: 0.357, SLG: 0.359		3-1 F7			1-0 G4-3		1-2 L7			3 0 0 0 0 0 2												
Frank White, R (1, 4) OBP: 0.299, SLG: 0.299		2-2 G5-3			1-3 K		4-2 1B BB			2 0 0 0 0 1 2												
Matt Winters, L (8, PH) OBP: 0.392, SLG: 0.381										0 0 0 0 1 0 0												
Willie Wilson, S (8, PR) OBP: 0.267, SLG: 0.240										0 0 0 0 0 0 0												
Brad Wellman, R (8, 4) OBP: 0.284, SLG: 0.278										0 0 0 0 0 0 0												
Inning Stats	R: 0 E: 0 K: 2 S: 10	H: 1 LOB: 1 BB: 0 P: 12	R: 0 E: 0 K: 0 S: 8	H: 1 LOB: 2 BB: 0 P: 15	R: 0 E: 0 K: 1 S: 16	H: 0 LOB: 0 BB: 0 P: 19	R: 0 E: 0 K: 2 S: 8	H: 0 LOB: 0 BB: 0 P: 12	R: 0 E: 0 K: 1 S: 7	H: 0 LOB: 0 BB: 0 P: 11	R: 0 E: 0 K: 1 S: 11	H: 0 LOB: 0 BB: 0 P: 16	R: 0 E: 0 K: 0 S: 6	H: 0 LOB: 0 BB: 0 P: 11	R: 0 E: 0 K: 0 S: 19	H: 1 LOB: 2 BB: 1 P: 27	R: 0 E: 0 K: 2 S: 12	H: 1 LOB: 1 BB: 0 P: 19	1B: 3 2B: 1 3B: 0 HR: 0	SF: 0 SAC: 1 DP: 0 HBP: 1	WP: 1 PB: 0 SB: 0 CS: 0	PA: 33
PITCHER	IP WLS BF H R ER SO BB IBB HBP BLK WP HR S P ERA WHIP																					
Dave Stewart, R (1, 1) ERA: 3.3	8.0 W 30 4 0 0 7 1 0 1 0 0 0 86 124 0.00 0.625																					
Todd Burns, R (9, 1) ERA: 1.7	0.1 1 0 0 0 1 0 0 0 0 0 0 3 6 0.00 0.000																					
Rick Honeycutt, L (9, 1) ERA: 2.13	0.2 S 2 0 0 0 1 0 0 0 0 1 0 8 12 0.00 0.000																					

AB	30
R	0
H	4
RBI	0
BB	1
SO	9
LOB	11



livebaseballscorecards.com

Batter	1	2	3	4	5	6	7	8	9	AB	R	H	RBI	BB	SO	LOB
Rickey Henderson, R OBP: 0.405, SLG: 0.379 Lance Blankenship, R OBP: 0.244, SLG: 0.303	2-0 F8		3-2 1B		0-3 K			2-2 G5-3		3	0	1	0	0	1	1
Tony Phillips, S OBP: 0.372, SLG: 0.390	3-3 K		2-3 K		0-0 1B			1-2 G3-1		4	0	1	0	0	2	1
Dave Parker, L OBP: 0.317, SLG: 0.462	4-2 BB			1-2 1B		0-3 K		1-1 G3		3	0	1	0	1	1	0
Mark McGwire, R OBP: 0.331, SLG: 0.469	3-3 K			2-1 G5-4-3		0-0 F8		4-2 1B BB		3	0	0	0	1	1	2
Terry Steinbach, R OBP: 0.363, SLG: 0.412 Stan Javier, S OBP: 0.324, SLG: 0.333		1-0 F9		1-3 K			1-2 1B		0-3 K	3	0	1	0	0	1	0
Carney Lansford, R OBP: 0.399, SLG: 0.414 Ron Hassey, L OBP: 0.308, SLG: 0.388		0-0 G6-3		0-2 G4-3			0-3 K		2-1 1B	3	0	0	0	0	1	1
Dave Henderson, R OBP: 0.317, SLG: 0.366		2-3 K		0-1 E 1B			1-3 K		2-3 K	4	1	1	0	0	3	3
Glenn Hubbard, R OBP: 0.322, SLG: 0.359			0-1 F9		2-3 K		3-3 K			3	0	0	0	0	2	2
Mike Gallego, R OBP: 0.333, SLG: 0.345 Jamie Quirk, L OBP: 0.206, SLG: 0.226			3-2 P4		1-1 E8			1-3 K		2	0	0	0	0	0	0
										1	0	0	0	0	1	0

Inning Stats	R: 0	H: 0	E: 0	K: 2	S: 15	R: 0	H: 0	E: 0	K: 1	S: 5	R: 0	H: 1	E: 0	K: 1	S: 15	R: 1	H: 1	E: 1	K: 2	S: 17	R: 0	H: 1	E: 0	K: 1	S: 5	R: 0	H: 1	E: 0	K: 3	S: 14	R: 0	H: 0	E: 0	K: 1	S: 9	R: 0	H: 1	E: 0	K: 2	S: 13	1B: 6	2B: 0	3B: 0	HR: 0	SF: 0	SAC: 0	DP: 1	HBP: 0	WP: 0	PB: 0	SB: 0	CS: 0	PA: 34
PITCHER	IP	WLS	BF	H	R	ER	SO	BB	IBB	HBP	BLK	WP	HR	S	P	ERA	WHIP																																				
Bret Saberhagen, R ERA: 2.52	(1, 1)	7.0	W	26	5	1	0	11	1	0	0	0	0	79	114	0.00	0.857																																				
Jeff Montgomery, R ERA: 1.47	(8, 1)	2.0		8	1	0	3	1	0	0	0	0	0	22	35	0.00	1.000																																				

BOTTOM

Kansas City Royals @ Oakland Athletics
Oakland-Alameda County Coliseum, Oakland, CA

Tue Jul 04 1989, 7:05 PM PDT
Att: 46,031 - Sunny - 68 F

livebaseballscorecards.com

AB	32
R	1
H	6
RBI	0
BB	2
SO	14
LOB	11



Batter	1	2	3	4	5	6	7	8	9	10	11	AB R H RBI BB SO LOB	TOP												
Kurt Stillwell, S (1, 6) <small>OBP: 0.323, SLG: 0.354</small> Rey Palacios, R (3, 5) <small>OBP: 0.219, SLG: 0.276</small> Brad Wellman, R (11, 6) <small>OBP: 0.291, SLG: 0.278</small>	2-2 	2-1 		0-2 		1-3 		3-2 		1-1 	2-2 	2 0 1 2 0 0 0 5 1 1 1 0 1 1 0 0 0 0 0 0 0													
Kevin Seitzer, R (1, 5) <small>OBP: 0.389, SLG: 0.351</small> (3, 6) (11, 5)	4-2 	0-0 		3-1 		1-3 		1-2 		3-1 	3-1 	6 1 2 0 1 1 3													
George Brett, L (1, 3) <small>OBP: 0.309, SLG: 0.354</small>	0-0 		1-2 	0-0 		1-0 		2-1 		0-1 		6 1 2 2 0 0 2													
Bo Jackson, R (1, 10) <small>OBP: 0.308, SLG: 0.532</small>	0-2 		0-1 	0-3 		1-2 				2-2 	0-1 	6 3 3 1 0 1 2													
Jim Eisenreich, L (1, 9) <small>OBP: 0.344, SLG: 0.422</small> Danny Tartabull, R (9, PH) <small>OBP: 0.358, SLG: 0.418</small> Matt Winters, L (9, 9) <small>OBP: 0.404, SLG: 0.381</small>	1-1 		2-2 		1-3 	1-0 		1-2 		4-2 	4-2 	4 0 0 0 0 1 3 1 0 0 0 0 1 1 0 1 0 0 1 0 0													
Pat Tabler, R (1, 7) <small>OBP: 0.347, SLG: 0.313</small>		2-2 	3-1 	1-1 		0-2 		0-0 		0-0 	0-0 	5 2 3 2 0 0 0													
Bob Boone, R (1, 2) <small>OBP: 0.367, SLG: 0.366</small>		2-2 	1-1 		0-2 	1-0 		0-0 		4-0 	4-0 	5 1 3 2 1 0 1	AB 50 R 12 H 18 RBI 12 BB 4 SO 7 LOB 19												
Frank White, R (1, 4) <small>OBP: 0.303, SLG: 0.303</small>		2-1 	1-2 		2-3 	1-2 		2-2 		1-2 	1-2 	6 1 2 1 0 1 4													
Willie Wilson, S (1, 8) <small>OBP: 0.278, SLG: 0.260</small>		4-1 		0-1 	2-3 	0-2 				0-0 	1-1 	4 1 1 1 1 1 2													
Inning Stats	R: 1 E: 0 K: 0 S: 13	H: 1 LOB: 1 BB: 1 P: 20	R: 2 E: 0 K: 0 S: 12	H: 2 LOB: 1 BB: 1 P: 24	R: 2 E: 0 K: 0 S: 15	H: 3 LOB: 1 BB: 0 P: 23	R: 1 E: 0 K: 1 S: 11	H: 2 LOB: 1 BB: 0 P: 14	R: 1 E: 0 K: 2 S: 11	H: 2 LOB: 1 BB: 0 P: 16	R: 0 E: 0 K: 0 S: 12	H: 1 LOB: 1 BB: 0 P: 14	R: 0 E: 0 K: 0 S: 11	H: 0 LOB: 0 BB: 0 P: 17	R: 1 E: 0 K: 1 S: 11	H: 2 LOB: 1 BB: 0 P: 16	R: 0 E: 0 K: 0 S: 7	H: 1 LOB: 1 BB: 0 P: 11	R: 3 E: 0 K: 0 S: 15	H: 3 LOB: 2 BB: 2 P: 30	1B: 13 2B: 2 3B: 2 HR: 1	SF: 1 SAC: 1 DP: 0 HBP: 0	WP: 1 PB: 0 SB: 3 CS: 0	PA: 56	
PITCHER	IP	WLS	BF	H	R	ER	SO	BB	IBB	HBP	BLK	WP	HR	S	P	ERA	WHIP								
Bob Welch, R (1, 1) <small>ERA: 3.11</small>	3.1		20	8	6	6	0	2	0	0	0	0	0	47	77	16.20	3.000								
Gene Nelson, R (4, 1) <small>ERA: 3.14</small>	4.2		19	4	2	2	6	0	0	0	0	1	1	54	74	3.86	0.857								
Todd Burns, R (9, 1) <small>ERA: 1.85</small>	0.0	L	1	1	1	1	0	0	0	0	0	0	0	3	5	∞	∞								
Rick Honeycutt, L (9, 1) <small>ERA: 2.58</small>	3.0	L	16	5	3	3	1	1	1	0	0	0	0	30	52	9.00	2.000								

Kansas City Royals @ Oakland Athletics
 Oakland-Alameda County Coliseum, Oakland, CA
 Wed Jul 05 1989, 7:05 PM PDT
 Att: 20,791 - Sunny - 72 F

livebaseballscorecards.com

Batter	1	2	3	4	5	6	7	8	9	10	11	AB R H RBI BB SO LOB	BOTTOM	
Rickey Henderson, R OBP: 0.406, SLG: 0.382 (1, 7)	2-0 1B 2B	0-0 F8		4-2 S BB		3-3 K		1-1 WP 1B 1B		1-3 K		5 2 2 1 1 2 2	Kansas City Royals @ Oakland Athletics Oakland-Alameda County Coliseum, Oakland, CA Wed Jul 05 1989, 7:05 PM PDT Att: 20,791 - Sunny - 72 F	
Dave Henderson, R OBP: 0.317, SLG: 0.369 (1, 8)	1-1 G6-5-3 1B 2-H	1-1 PO	1-0 1B HR 2B	2-3 K		1-3 K		3-3 K		2-2 F9		6 1 2 1 0 3 4		
Dave Parker, L OBP: 0.318, SLG: 0.458 (1, 10)	1-1 G6-5-3 1-2f		1-1 HR 1B		0-1 G3		3-2 G4-3	4-0 1B IBB		2-2 P5		5 1 1 0 1 0 1		
Mark McGwire, R OBP: 0.338, SLG: 0.481 (1, 3)	4-1 BB BB		1-0 1-H 3-H HR		4-1 BB BB		2-2 G6-3	2-0 1B		0-0 L7		4 1 2 5 2 0 0		
Carney Lansford, R OBP: 0.397, SLG: 0.408 (1, 5)	4-1 BB BB		0-3 K		4-2 BB BB		0-0 G5-3		1-1 L7		0-0 F9	4 0 0 0 2 1 0		
Tony Phillips, S OBP: 0.368, SLG: 0.386 (1, 4) (9, 6)	3-2 L8		1-3 K		1-2 P5		2-1 1B 1B		1-3 K			5 1 1 0 0 2 4		
Ron Hassey, L OBP: 0.311, SLG: 0.389 (1, 2)		1-2 G4-3	3-2 F7		1-1 F7		2-1 1B BB WP 1B		2-2 FC4-6 1B			5 1 2 0 0 0 2		
Stan Javier, S OBP: 0.329, SLG: 0.341 (1, 9)		2-0 1B 2B		3-2 G4-3		0-1 1B		4-2 WP 1B 1B BB	1-1 FC4-6		1-2f	4 2 2 0 1 0 1		
Mike Gallego, R OBP: 0.333, SLG: 0.345 Terry Steinbach, R OBP: 0.361, SLG: 0.410 Glenn Hubbard, R OBP: 0.320, SLG: 0.356 (1, 6) (8, PH) (9, 4)	1-1 PO 1B 2-H		1-2 P5		0-0 F8		2-3 K		2-3 K			3 0 1 1 0 0 1 1 0 0 0 0 1 3 1 0 0 0 0 1 0		
Inning Stats	R: 1 H: 2 E: 0 LOB: 2 K: 0 BB: 2 S: 10 P: 25	R: 1 H: 2 E: 0 LOB: 0 K: 0 BB: 0 S: 9 P: 14	R: 3 H: 3 E: 0 LOB: 0 K: 2 BB: 0 S: 14 P: 21	R: 0 H: 0 E: 0 LOB: 1 K: 1 BB: 1 S: 16 P: 25	R: 0 H: 0 E: 0 LOB: 2 K: 0 BB: 2 S: 10 P: 20	R: 0 H: 1 E: 0 LOB: 1 K: 2 BB: 0 S: 9 P: 13	R: 0 H: 0 E: 0 LOB: 0 K: 0 BB: 0 S: 8 P: 13	R: 4 H: 4 E: 0 LOB: 2 K: 2 BB: 2 S: 16 P: 36	R: 0 H: 1 E: 0 LOB: 1 K: 1 BB: 0 S: 10 P: 15	R: 0 H: 0 E: 0 LOB: 0 K: 2 BB: 0 S: 9 P: 14	R: 0 H: 0 E: 0 LOB: 0 K: 0 BB: 0 S: 5 P: 7	1B: 9 SF: 0 2B: 3 SAC: 0 3B: 0 DP: 1 HR: 1 HBP: 0		WP: 1 PA: 51 PB: 0 SB: 1 CS: 0
PITCHER	IP WLS BF H R ER SO BB IBB HBP BLK WP HR S P ERA WHIP													
Charlie Leibrandt, L ERA: 3.92 Tom Gordon, R ERA: 3.13 Jeff Montgomery, R ERA: 1.59 Steve Crawford, R ERA:	(1, 1) 2.0 13 7 5 5 0 2 0 0 0 0 1 23 46 22.50 4.500													
	(3, 1) 5.0 21 3 2 2 5 3 0 0 0 0 0 57 93 3.60 1.200													
	(8, 1) 2.0 10 3 2 2 3 1 1 0 0 1 0 22 43 9.00 2.000													
	(10, 1) 2.0 W 6 0 0 0 2 0 0 0 0 0 0 0 21 0.00 0.000													



Batter	1	2	3	4	5	6	7	8	9	AB R H RBI BB SO LOB	TOP	
Jim Eisenreich, L (1, 9) <small>OBP: 0.343, SLG: 0.419</small> (7, 8)	0-0 F7			2-2 G4-3		1-0 F8 WP 1B		1-1 F9		4 0 1 0 0 0 0		
Kevin Seitzer, R (1, 5) <small>OBP: 0.387, SLG: 0.347</small>	1-3 K			2-1 P3		4-2 1B BB		0-3 K		3 0 0 0 1 2 0		
George Brett, L (1, 3) <small>OBP: 0.308, SLG: 0.348</small>	1-1 G5-3			4-0 BB		1-2 F8		2-1 G3-1		3 0 0 0 1 0 2		
Bo Jackson, R (1, 10) <small>OBP: 0.307, SLG: 0.526</small>			2-1 G6-3			2-3 K			4-2 WP G3 SF8 BB	3 1 0 0 1 2 3		
Pat Tabler, R (1, 7) <small>OBP: 0.341, SLG: 0.307</small>			2-3 K		0-3 K		1-3 K		1-1 G3	4 0 0 0 0 3 1		
Bob Boone, R (1, 2) <small>OBP: 0.361, SLG: 0.361</small>			3-2 L7		2-2 F7		3-1 G5-3		2-2 SF8	3 0 0 1 0 0 0		
Frank White, R (1, 4) <small>OBP: 0.306, SLG: 0.307</small>			1-3 K		2-2 1B		1-1 1B 1B		0-1 F8	4 0 2 0 0 1 0		
Brad Wellman, R (1, 6) <small>OBP: 0.292, SLG: 0.280</small>			1-3 K		0-3 K		0-1 1B			3 0 1 0 0 2 1		
Willie Wilson, S (1, 8) <small>OBP: 0.275, SLG: 0.256</small> Bill Buckner, L (7, PH) <small>OBP: 0.242, SLG: 0.275</small> Matt Winters, L (7, 9) <small>OBP: 0.404, SLG: 0.381</small>			2-3 K		3-3 K		1-3 K			2 0 0 0 0 2 0		
Inning Stats	R: 0 H: 0 E: 0 LOB: 0 K: 1 BB: 0 S: 6 P: 8	R: 0 H: 0 E: 0 LOB: 0 K: 1 BB: 0 S: 12 P: 19	R: 0 H: 0 E: 0 LOB: 0 K: 3 BB: 0 S: 9 P: 13	R: 0 H: 0 E: 0 LOB: 1 K: 1 BB: 1 S: 10 P: 20	R: 0 H: 1 E: 0 LOB: 1 K: 2 BB: 0 S: 12 P: 16	R: 0 H: 1 E: 0 LOB: 2 K: 2 BB: 1 S: 16 P: 28	R: 0 H: 2 E: 0 LOB: 2 K: 2 BB: 0 S: 12 P: 18	R: 0 H: 0 E: 0 LOB: 0 K: 1 BB: 0 S: 7 P: 10	R: 1 H: 0 E: 0 LOB: 0 K: 0 BB: 1 S: 9 P: 16	1B: 4 SF: 1 2B: 0 SAC: 0 3B: 0 DP: 0 HR: 0 HBP: 0	WP: 2 PA: 34 PB: 0 SB: 0 CS: 0	
PITCHER Mike Moore, R (1, 1) <small>ERA: 2.22</small> Todd Burns, R (8, 1) <small>ERA: 1.94</small>	IP WLS BF H R ER SO BB IBB HBP BLK WP HR S P ERA WHIP 7.0 W 27 4 0 0 12 2 0 0 0 1 0 77 122 0.00 0.857											PITCHER IP WLS BF H R ER SO BB IBB HBP BLK WP HR S P ERA WHIP 2.0 S 7 0 1 1 1 1 0 0 0 1 0 16 26 4.50 0.500

Kansas City Royals @ Oakland Athletics
 Oakland-Alameda County Coliseum, Oakland, CA

Thu Jul 06 1989, 7:05 PM PDT
 Att. 21,985 - Sunny - 84 F

livebaseballscorecards.com

AB	30
R	1
H	4
RBI	1
BB	3
SO	13
LOB	9



Batter	1	2	3	4	5	6	7	8	9	AB	R	H	RBI	BB	SO	LOB
Rickey Henderson, R OBP: 0.407, SLG: 0.384 (1, 7)	1-0 G1-3 BB G4-3 1B	2-0 1-2 1B			2-1 G6-3			2-1 E6 2B		4	2	2	0	0	0	0
Dave Henderson, R OBP: 0.316, SLG: 0.365 (1, 8)	4-0 G4-3 G1-3 1B BB	1-0 F8			3-3 K			1-1 P1		3	1	0	0	1	1	3
Dave Parker, L OBP: 0.314, SLG: 0.452 (1, 10)	0-0 G1-3 1-2 2-3		2-2 G5-3			0-0 P2		1-0 F7		4	0	0	0	0	0	3
Mark McGwire, R OBP: 0.337, SLG: 0.482 (1, 3)	0-1 G4-3		1-2 F9			0-1 G6-3		2-0 1-H 2B		4	0	1	2	0	0	1
Terry Steinbach, R OBP: 0.360, SLG: 0.408 (1, 2)	0-0 1B		3-3 K			2-2 F9		0-3 K		4	0	1	1	0	2	1
Tony Phillips, S OBP: 0.368, SLG: 0.383 (1, 5)	1-0 F8		0-3 K			4-1 FC5-4 BB				2	0	0	0	1	1	1
Stan Javier, S OBP: 0.329, SLG: 0.341 (1, 9)		2-0 CS 1B		0-0 G4-3		1-2 FC5-4				3	0	1	0	0	0	1
Glenn Hubbard, R OBP: 0.312, SLG: 0.346 (1, 4)		0-2 F7		0-1 G5-3		1-0 F7				3	0	0	0	0	0	2
Mike Gallego, R OBP: 0.333, SLG: 0.344 (1, 6)		2-1 1B 1-2 1B		1-0 G4-3		3-2 F9				3	0	1	0	0	0	1

Inning Stats	R: 2	H: 2	E: 0	K: 0	S: 6	LOB: 1	BB: 1	P: 12	R: 0	H: 3	E: 0	K: 0	S: 9	LOB: 2	BB: 0	P: 15	R: 0	H: 0	E: 0	K: 1	S: 9	LOB: 0	BB: 0	P: 15	R: 0	H: 0	E: 0	K: 1	S: 7	LOB: 0	BB: 0	P: 13	R: 0	H: 0	E: 0	K: 0	S: 8	LOB: 0	BB: 0	P: 10	R: 0	H: 0	E: 0	K: 0	S: 9	LOB: 1	BB: 1	P: 17	R: 1	H: 1	E: 1	K: 1	S: 10	LOB: 1	BB: 0	P: 15
--------------	------	------	------	------	------	--------	-------	-------	------	------	------	------	------	--------	-------	-------	------	------	------	------	------	--------	-------	-------	------	------	------	------	------	--------	-------	-------	------	------	------	------	------	--------	-------	-------	------	------	------	------	------	--------	-------	-------	------	------	------	------	-------	--------	-------	-------

PITCHER	IP	WLS	BF	H	R	ER	SO	BB	IBB	HBP	BLK	WP	HR	S	P	ERA	WHIP
Luis Aquino, R ERA: 3.36 (1, 1)	7.2	L	31	6	3	2	3	2	0	0	0	0	0	61	100	2.35	1.043
Steve Farr, R ERA: 3.31 (8, 1)	0.1		1	0	0	0	1	0	0	0	0	0	0	3	3	0.00	0.000

BOTTOM

Kansas City Royals @ Oakland Athletics
Oakland-Alameda County Coliseum, Oakland, CA

Thu Jul 06 1989, 7:05 PM PDT
Att. 21,985 - Sunny - 84 F

livebaseballscorecards.com

AB	30
R	3
H	6
RBI	3
BB	2
SO	4
LOB	13



WP: 0	PA: 32
PB: 0	
SB: 1	
CS: 1	

Batter	1	2	3	4	5	6	7	8	9	AB R H RBI BB SO LOB	TOP											
Dave Gallagher, R (1, 8) OBP: 0.355, SLG: 0.345	2-3 		1-1 		0-0 		1-0 		0-3 	5 0 0 0 0 2 5												
Steve Lyons, L (1, 5) OBP: 0.327, SLG: 0.326	1-1 		1-0 		1-2 			2-3 		4 0 2 2 0 1 1												
Harold Baines, L (1, 10) OBP: 0.411, SLG: 0.491	2-2 			0-1 		4-0 		0-0 		3 0 1 0 1 0 1												
Ivan Calderon, R (1, 9) OBP: 0.316, SLG: 0.447	3-1 			0-0 		0-0 		0-3 		4 0 0 0 0 1 4												
Dan Pasqua, L (1, 7) OBP: 0.333, SLG: 0.476		1-3 		2-1 		0-0 		2-3 		4 0 1 0 0 2 1												
Carlton Fisk, R (1, 2) OBP: 0.349, SLG: 0.485		1-3 		3-2 		2-2 		1-3 		4 0 0 0 0 2 1												
Greg Walker, L (1, 3) OBP: 0.287, SLG: 0.325		0-3 			4-2 		2-1 		3-3 	3 1 0 0 1 2 0												
Fred Manrique, R (1, 4) OBP: 0.325, SLG: 0.404 Daryl Boston, L (9, PH) OBP: 0.292, SLG: 0.352			0-0 		0-0 		0-3 		0-0 	3 1 2 0 0 1 0 1 0 1 0 0 0 0												
Ozzie Guillen, L (1, 6) OBP: 0.255, SLG: 0.285			0-1 		1-0 		2-3 		0-1 	2 0 1 0 0 1 0												
Inning Stats	R: 0 E: 0 K: 1 S: 11	H: 1 LOB: 1 BB: 0 P: 19	R: 0 E: 0 K: 3 S: 9	H: 0 LOB: 0 BB: 0 P: 11	R: 0 E: 0 K: 0 S: 6	H: 1 LOB: 1 BB: 0 P: 8	R: 0 E: 0 K: 0 S: 9	H: 1 LOB: 1 BB: 0 P: 14	R: 2 E: 0 K: 0 S: 9	H: 2 LOB: 2 BB: 2 P: 19	R: 0 E: 0 K: 2 S: 7	H: 0 LOB: 0 BB: 0 P: 10	R: 0 E: 0 K: 2 S: 7	H: 0 LOB: 0 BB: 0 P: 10	R: 0 E: 0 K: 3 S: 10	H: 1 LOB: 1 BB: 0 P: 14	R: 0 E: 0 K: 3 S: 12	H: 2 LOB: 2 BB: 0 P: 16	1B: 6 2B: 2 3B: 0 HR: 0	SF: 0 SAC: 2 DP: 0 HBP: 0	WP: 0 PB: 0 SB: 0 CS: 0	PA: 37
PITCHER	IP WLS BF H R ER SO BB IBB HBP BLK WP HR S P ERA WHIP																					
Terry Leach, R (1, 1) ERA: 3.88	7.0 W 28 5 2 2 6 1 1 0 0 0 0 57 91 2.57 0.857																					
Jeff Montgomery, R (8, 1) ERA: 1.56	1.0 4 1 0 0 3 0 0 0 0 0 0 10 14 0.00 1.000																					
Steve Farr, R (9, 1) ERA: 3.21	1.0 S 5 2 0 0 3 0 0 0 0 0 0 12 16 0.00 2.000																					

Chicago White Sox @ Kansas City Royals
 Royals Stadium, Kansas City, MO
 Fri Jul 07 1989, 8:05 PM EDT
 Att. 37,464 - Sunny - 90 F

AB	33
R	2
H	8
RBI	2
BB	2
SO	12
LOB	13



Batter	1	2	3	4	5	6	7	8	9	AB	R	H	RBI	BB	SO	LOB
Jim Eisenreich, L (1, 8) <small>OBP: 0.342, SLG: 0.414</small> (7, 7)	0-3 K		4-0 1B BB SF9 BB		0-0 G4-3	1-1 G4-3				3	1	0	0	1	1	1
Kevin Seitzer, R (1, 5) <small>OBP: 0.391, SLG: 0.348</small>	4-1 S BB		4-2 SF9 1B 1-2 BB		0-0 1B		2-2 G4-3			2	0	1	0	2	0	0
George Brett, L (1, 3) <small>OBP: 0.307, SLG: 0.346</small> Rey Palacios, R (9, 3) <small>OBP: 0.219, SLG: 0.276</small>	0-0 L7		0-0 SF9 1B 1-2 2-3		1-3 K		0-0 G4-3			4	0	1	0	0	1	2
Bo Jackson, R (1, 10) <small>OBP: 0.304, SLG: 0.521</small>	1-1 F9		0-2 SF9 1-2 2-3 3-H		3-3 K		2-3 K			3	0	0	1	0	2	2
Pat Tabler, R (1, 7) <small>OBP: 0.341, SLG: 0.307</small> Willie Wilson, S (7, 8) <small>OBP: 0.279, SLG: 0.261</small>		1-0 L9	0-1 P3		0-1 2B 1B		1-2 E 1B			3	1	1	0	0	0	2
Matt Winters, L (1, 9) <small>OBP: 0.393, SLG: 0.435</small>		0-0 HR	0-0 G3-1		1-3 K		0-3 K			4	1	1	1	0	2	4
Bob Boone, R (1, 2) <small>OBP: 0.363, SLG: 0.361</small>		4-2 BB		1-1 F8		0-0 2B 1B 1-2 G6-3		0-0 L5		3	1	1	0	1	0	1
Frank White, R (1, 4) <small>OBP: 0.305, SLG: 0.311</small>		1-2 F7		3-2 E5 G4-6-3		0-0 2B		1-3 K		4	0	1	1	0	1	2
Brad Wellman, R (1, 6) <small>OBP: 0.284, SLG: 0.272</small>		0-3 K		1-1 G4-6-3 1-2f		0-1 G6-3 3-H				3	0	0	1	0	1	3

Inning Stats	R: 0	H: 0	E: 0	K: 1	S: 7	R: 1	H: 1	E: 0	K: 1	S: 12	R: 1	H: 1	E: 0	K: 0	S: 10	R: 0	H: 1	E: 0	K: 2	S: 8	R: 2	H: 3	E: 0	K: 1	S: 11	R: 0	H: 0	E: 0	K: 1	S: 8	R: 0	H: 1	E: 1	K: 2	S: 10
	LOB: 1	BB: 1	P: 12			LOB: 1	BB: 1				LOB: 2	BB: 2				LOB: 0	BB: 0		LOB: 1	BB: 0		LOB: 1	BB: 0		LOB: 1	BB: 0		LOB: 0	BB: 0		LOB: 1	BB: 0		LOB: 1	BB: 0

PITCHER	IP	WLS	BF	H	R	ER	SO	BB	IBB	HBP	BLK	WP	HR	S	P	ERA	WHIP
Richard Dotson, R (1, 1) <small>ERA: 5.29</small>	5.1	L	26	6	4	4	5	4	0	0	0	0	1	51	80	6.75	1.875
Shawn Hillegas, R (6, 1) <small>ERA: 5.47</small>	2.2		9	1	0	0	3	0	0	0	0	0	0	22	29	0.00	0.375

BOTTOM

Chicago White Sox @ Kansas City Royals
 Royals Stadium, Kansas City, MO

Fri Jul 07 1989, 8:05 PM EDT
 Att: 37,464 - Sunny - 90 F

livebaseballscorecards.com

AB	30
R	4
H	7
RBI	4
BB	4
SO	8
LOB	17



WP: 0	PA: 35
PB: 0	
SB: 1	
CS: 0	

Batter	1	2	3	4	5	6	7	8	9	10	11	AB R H RBI BB SO LOB	TOP					
Daryl Boston, L (1, 8) OBP: 0.297, SLG: 0.366	F7		G4-3		K							5 0 2 0 0 1 1	Chicago White Sox @ Kansas City Royals Royals Stadium, Kansas City, MO Sat Jul 08 1989, 8:05 PM EDT Att: 39,869 - Sunny - 88 F					
Steve Lyons, L (1, 5) OBP: 0.325, SLG: 0.324	F8		G3		B1-3		K					5 0 1 0 0 1 2						
Harold Baines, L (1, 10) OBP: 0.412, SLG: 0.495 Dave Gallagher, R (8, PR) OBP: 0.354, SLG: 0.344	G4-3											4 0 2 0 0 0 0 1 1 0 0 0 0 2						
Ivan Calderon, R (1, 9) OBP: 0.316, SLG: 0.444		E8 F9 G4-3 1B	K									4 1 1 0 0 1 1						
Dan Pasqua, L (1, 7) OBP: 0.329, SLG: 0.467		F9		G3-1								5 0 1 0 0 0 2						
Carlton Fisk, R (1, 2) OBP: 0.351, SLG: 0.496		G4-3			P4							5 0 2 2 0 1 1						
Greg Walker, L (1, 3) OBP: 0.287, SLG: 0.329 Russ Morman, R (11, PH) OBP: 0.667, SLG: 0.714					K							4 1 1 0 0 1 2 0 0 0 0 1 0 0						
Fred Manrique, R (1, 4) OBP: 0.322, SLG: 0.398					L8							5 0 1 1 0 2 2						
Ozzie Guillen, L (1, 6) OBP: 0.257, SLG: 0.287												5 0 2 0 0 0 1						
Inning Stats	R: 0 H: 0 E: 0 K: 0 S: 9	R: 2 H: 3 E: 1 K: 0 S: 12	R: 0 H: 1 E: 0 K: 1 S: 10	R: 0 H: 1 E: 0 K: 1 S: 9	R: 0 H: 1 E: 0 K: 1 S: 9	R: 0 H: 1 E: 0 K: 1 S: 8	R: 0 H: 2 E: 0 K: 2 S: 16	R: 1 H: 2 E: 0 K: 0 S: 10	R: 0 H: 2 E: 0 K: 1 S: 10	R: 0 H: 0 E: 0 K: 1 S: 7	R: 0 H: 0 E: 0 K: 0 S: 5	1B: 8 SF: 0 2B: 5 SAC: 1 3B: 0 DP: 1 HR: 0 HBP: 0		WP: 0 PA: 45 PB: 0 SB: 0 CS: 1				
PITCHER	IP WLS BF H R ER SO BB IBB HBP BLK WP HR S P ERA WHIP																	
Mark Gubicza, R (1, 1) ERA: 2.52	8.0	34	11	3	3	5	0	0	0	0	0	0	0	0	83	118	3.38	1.375
Jeff Montgomery, R (9, 1) ERA: 1.47	3.0	W 11	2	0	0	2	1	0	0	0	0	0	0	0	22	34	0.00	1.000

AB	43
R	3
H	13
RBI	3
BB	1
SO	7
LOB	14




Batter	1	2	3	4	5	6	7	8	9	10	11	AB R H RBI BB SO LOB
Willie Wilson, S OBP: 0.277, SLG: 0.259	3-2 WP 1B		0-1 P3			3-3 K				0-2 P4		5 1 1 0 0 1 3
Kevin Seitzer, R OBP: 0.386, SLG: 0.343	0-2 F8		2-2 F9			1-0 G5-3				3-2 F7		5 0 0 0 0 0 2
George Brett, L OBP: 0.309, SLG: 0.353	1-0 WP 1-3 E 1B		0-0 G3-1			1-1 G4-3			1-1 9-4 2B	2-2 F8		5 1 2 0 0 0 1
Bo Jackson, R OBP: 0.302, SLG: 0.526	3-3 K 1-2 3-H 1-2 2-H			2-0 L9		0-2 P3			1-2 9-4 2-3f		2-1 HR	5 1 1 1 0 1 2
Pat Tabler, R OBP: 0.344, SLG: 0.308	1-9 E4 10, 5			4-0 BB BB		0-0 1B				1-1 G6-3		3 0 1 0 1 0 0
Danny Tartabull, R OBP: 0.357, SLG: 0.428	1-3 K			0-1 L7		1-1 F7				2-2 HR		4 1 1 1 0 1 3
Bob Boone, R OBP: 0.371, SLG: 0.371		2-0 FC6-4 1B		4-2			1-0 SH2-3 2B			2-0 G4-3		2 0 2 0 1 0 0
Rey Palacios, R OBP: 0.219, SLG: 0.276				1-2 BB								0 0 0 0 0 0 0
Jim Eisenreich, L OBP: 0.341, SLG: 0.413												1 0 0 0 0 0 0
Frank White, R OBP: 0.302, SLG: 0.306		1-1 FC6-4 G1-6-3 1-2f		2-2 F9			0-0 SH2-3 2-3			0-0 G3		3 0 0 0 0 0 3
Brad Wellman, R OBP: 0.279, SLG: 0.267												2 0 0 0 0 0 1
Bill Buckner, L OBP: 0.240, SLG: 0.273												1 0 0 0 0 0 2
Mike Macfarlane, R OBP: 0.241, SLG: 0.250												1 0 1 0 0 0 0

Inning Stats	R: 2	H: 2	E: 1	K: 2	S: 20	P: 29	R: 0	H: 1	E: 0	K: 0	S: 5	P: 8	R: 0	H: 0	E: 0	K: 0	S: 7	P: 9	R: 0	H: 0	E: 0	K: 1	S: 5	P: 9	R: 0	H: 1	E: 0	K: 0	S: 8	P: 10	R: 0	H: 1	E: 0	K: 0	S: 7	P: 12	R: 0	H: 1	E: 0	K: 0	S: 9	P: 11	R: 1	H: 1	E: 0	K: 0	S: 7	P: 12	R: 0	H: 1	E: 0	K: 0	S: 15	P: 21	R: 1	H: 1	E: 0	K: 0	S: 2	P: 4
--------------	------	------	------	------	-------	-------	------	------	------	------	------	------	------	------	------	------	------	------	------	------	------	------	------	------	------	------	------	------	------	-------	------	------	------	------	------	-------	------	------	------	------	------	-------	------	------	------	------	------	-------	------	------	------	------	-------	-------	------	------	------	------	------	------

PITCHER	IP	WLS	BF	H	R	ER	SO	BB	IBB	HBP	BLK	WP	HR	S	P	ERA	WHIP
Greg Hibbard, L ERA: 2.87	(1, 1)	6.0	25	5	2	1	3	2	0	0	0	1	0	55	88	1.50	1.167
Donn Pall, R ERA: 2.84	(7, 1)	1.1	5	1	0	0	0	0	0	0	0	0	0	10	15	0.00	0.750
Bobby Thigpen, R ERA: 4.33	(8, 1)	2.2	9	2	1	1	0	0	0	0	0	0	1	27	39	3.38	0.750
John Davis, R ERA: 4.5	(11, 1)	0.0	L 1	1	1	1	0	0	0	0	0	0	1	2	4	∞	∞

AB	R	H	RBI	BB	SO	LOB
37	4	9	2	2	3	17

Chicago White Sox @ Kansas City Royals
 Royals Stadium, Kansas City, MO
 Sat Jul 08 1989, 8:05 PM EDT
 Att: 39,869 - Sunny - 88 F



Batter	1	2	3	4	5	6	7	8	9	AB	R	H	RBI	BB	SO	LOB
Jim Eisenreich, L OBP: 0.342, SLG: 0.414 (1, 8) (7, 9)	4-0 G6-3 S SF7 BB		1-0 L8		0-1 WP 2-H 2B	1-0 G1-3		0-0 F7		4	1	1	1	1	0	5
Kevin Seitzer, R OBP: 0.386, SLG: 0.340 (1, 5) (9, 6)	2-2 G6-3 1-3		2-3 K		4-1 2-3 BB		4-1 FC6-4 BB		1-1 G4-3	3	0	0	0	2	1	1
George Brett, L OBP: 0.306, SLG: 0.356 (1, 3)	2-0 SF7 3-H			0-0 P5	1-0 P3		0-1 FC6-4 F8-6 1-2f BB		0-0 1B 2B	4	1	1	1	0	0	3
Bo Jackson, R OBP: 0.307, SLG: 0.522 (1, 7)	4-2 BB			2-3 K		1-3 K		4-2 1-2 BB	4-0 1B IBB	2	0	0	0	3	2	0
Pat Tabler, R OBP: 0.347, SLG: 0.312 Willie Wilson, S OBP: 0.280, SLG: 0.262 (1, 9) (6, PR) (7, 8)	1-1 F9			1-0 1B		0-0 1B		1-1 F8-6 2-3	1-2 1B	3	0	2	0	0	0	1
Danny Tartabull, R OBP: 0.355, SLG: 0.422 (1, 10)			3-2 F8		0-0 G5-3		4-2 1-3 1B BB		1-3 K	3	1	0	0	1	1	1
Mike Macfarlane, R OBP: 0.264, SLG: 0.277 (1, 2)			1-2 6-3		0-0 2B		4-2 1-2 E 1B BB		2-1 E 1B	3	1	2	0	1	0	0
Frank White, R OBP: 0.301, SLG: 0.305 (1, 4)			2-2 G5-3		0-1 F9		0-2 E7 1-3 2-H 3-H 1B		1-0 F8	4	0	1	2	0	0	2
Brad Wellman, R OBP: 0.272, SLG: 0.259 Bill Buckner, L OBP: 0.238, SLG: 0.270 Rey Palacios, R OBP: 0.219, SLG: 0.276 (1, 6) (8, PH) (8, PR) (9, 5)			0-3 K		3-3 K		1-1 F9		3-2 E5 1-3	3	0	0	0	0	2	4

Inning Stats	R: 1	H: 0	R: 0	H: 0	R: 0	H: 0	R: 0	H: 1	R: 1	H: 2	R: 0	H: 0	R: 0	H: 1	R: 1	H: 2	R: 0	H: 1	R: 1	H: 2	1B: 5	SF: 1	WP: 1	PA: 41
	E: 0	LOB: 1	E: 0	LOB: 0	E: 0	LOB: 0	E: 0	LOB: 1	E: 0	LOB: 2	E: 0	LOB: 1	E: 1	LOB: 3	E: 1	LOB: 3	E: 0	LOB: 1	E: 0	LOB: 2	2B: 4 <td>SAC: 0 <td>PB: 0 <td></td> </td></td>	SAC: 0 <td>PB: 0 <td></td> </td>	PB: 0 <td></td>	
	K: 0	BB: 2	K: 0	BB: 0	K: 2	BB: 0	K: 1	BB: 0	K: 1	BB: 1	K: 0	BB: 2	K: 0	BB: 2	K: 1	BB: 2	K: 0	BB: 2	K: 0	BB: 1	3B: 0	DP: 1 <td>SB: 2</td> <td></td>	SB: 2	
	S: 8	P: 21	S: 11	P: 17	S: 7	P: 10	S: 6	P: 9	S: 11	P: 19	S: 7	P: 16	S: 11	P: 18	S: 6	P: 12	S: 6	P: 12	S: 6	P: 12	HR: 0	HBP: 0	CS: 0	

PITCHER	IP	WLS	BF	H	R	ER	SO	BB	IBB	HBP	BLK	WP	HR	S	P	ERA	WHIP
Steve Rosenberg, L ERA: 4.69 (1, 1)	5.1		24	4	4	4	5	4	0	0	0	1	0	50	88	6.75	1.500
Bill Long, R ERA: 5.27 (6, 1)	1.0		7	1	0	0	0	3	0	0	0	0	0	14	28	0.00	4.000
Shawn Hillegas, R ERA: 5.44 (7, 1)	2.0	L	10	3	1	1	1	0	1	0	0	0	0	19	33	4.50	1.500

BOTTOM

Chicago White Sox @ Kansas City Royals
Royals Stadium, Kansas City, MO
Sun Jul 09 1989, 4:33 AM EDT
Att: 30,456 - Unknown - 89 F

livebaseballscorecards.com

AB	32
R	5
H	8
RBI	5
BB	8
SO	6
LOB	20



Batter	1	2	3	4	5	6	7	8	9	AB R H RBI BB SO LOB	TOP									
Willie Wilson, S (1, 8) OBP: 0.279, SLG: 0.268	2-3 K			3-2 L8			0-1 G3		0-0 2B	4 0 1 0 0 1 0	Kansas City Royals @ New York Yankees Yankee Stadium, Bronx, NY Thu Jul 13 1989, 7:05 PM EDT Att. 24,472 - Unknown - 75 F									
Kevin Seitzer, R (1, 5) OBP: 0.385, SLG: 0.336	1-3 K			2-2 G4-3			1-0 F7		4-1 BB	3 0 0 0 1 1 0										
George Brett, L (1, 3) OBP: 0.305, SLG: 0.354	2-2 L8			0-0 F8			2-1 1B		1-2 G4-6-3	4 0 1 0 0 0 3										
Bo Jackson, R (1, 7) OBP: 0.304, SLG: 0.517 Pat Tabler, R (7, 7) OBP: 0.347, SLG: 0.312			1-3 K			2-2 G6-3				3 0 0 0 0 2 1 0 0 0 0 0 0 0										
Jim Eisenreich, L (1, 10) OBP: 0.338, SLG: 0.409			1-1 G4-3			0-1 L8			1-0 F7	3 0 0 0 0 0 0										
Danny Tartabull, R (1, 9) OBP: 0.351, SLG: 0.417			1-3 K			2-2 F9			1-3 K	3 0 0 0 0 2 0										
Bob Boone, R (1, 2) OBP: 0.366, SLG: 0.366				0-2 L8			1-2 G5-3		0-0 G5-3	3 0 0 0 0 0 0										
Frank White, R (1, 4) OBP: 0.297, SLG: 0.301				0-2 P6			1-2 P2		2-1 G6-3	3 0 0 0 0 0 0										
Brad Wellman, R (1, 6) OBP: 0.267, SLG: 0.255 Bill Buckner, L (9, PH) OBP: 0.244, SLG: 0.276 Bill Pecota, R (9, PR) OBP: 0.278, SLG: 0.375				1-3 K			0-3 K		1-0 2B	2 0 0 0 0 2 0 1 0 1 0 0 0 0 0 0 0 0 0 0 0										
Inning Stats	R: 0 E: 0 K: 2 S: 11	H: 0 LOB: 0 BB: 0 P: 16	R: 0 E: 0 K: 2 S: 10	H: 0 LOB: 0 BB: 0 P: 13	R: 0 E: 0 K: 1 S: 11	H: 0 LOB: 0 BB: 0 P: 12	R: 0 E: 0 K: 0 S: 7	H: 0 LOB: 0 BB: 0 P: 12	R: 0 E: 0 K: 1 S: 9	H: 0 LOB: 0 BB: 0 P: 11		R: 0 E: 0 K: 1 S: 9	H: 1 LOB: 1 BB: 0 P: 15	R: 0 E: 0 K: 1 S: 5	H: 0 LOB: 0 BB: 0 P: 7	R: 0 E: 0 K: 0 S: 8	H: 2 LOB: 3 BB: 1 P: 16	1B: 2 2B: 1 3B: 0 HR: 0	SF: 0 SAC: 0 DP: 1 HBP: 0	WP: 0 PB: 0 SB: 0 CS: 0
PITCHER Andy Hawkins, R (1, 1) ERA: 4.35	IP: 9.0 WLS: W BF: 30 H: 3 R: 0 ER: 0 SO: 8 BB: 1 IBB: 0 HBP: 0 BLK: 0 WP: 0 HR: 0 S: 79 P: 115 ERA: 0.00 WHIP: 0.444											PITCHER	IP: WLS: BF: H: R: ER: SO: BB: IBB: HBP: BLK: WP: HR: S: P: ERA: WHIP:							

AB	29
R	0
H	3
RBI	0
BB	1
SO	8
LOB	4



Batter	1	2	3	4	5	6	7	8	9	AB R H RBI BB SO LOB	TOP	
Willie Wilson, S (1, 8) OBP: 0.287, SLG: 0.291 Pat Tabler, R (8, 7) OBP: 0.346, SLG: 0.311	3-1 		1-0 		1-0 	4-1 	0-3 		0-3 	4 2 2 1 1 1 1 1 0 0 0 0 1 0	Kansas City Royals @ New York Yankees Yankee Stadium, Bronx, NY Fri Jul 14 1989, 3:33 AM EDT Unknown	
Kevin Seitzer, R (1, 5) OBP: 0.389, SLG: 0.339 Rey Palacios, R (6, 5) OBP: 0.212, SLG: 0.267 (7, 3)	4-2 		0-0 		0-1 	0-0 		2-3 		3 2 2 1 1 0 1 1 0 0 0 0 1 0		
George Brett, L (1, 10) OBP: 0.316, SLG: 0.376	1-0 		0-1 		1-2 	0-2 		1-2 		4 2 3 2 0 0 1		
Danny Tartabull, R (1, 9) OBP: 0.352, SLG: 0.417	0-1 		0-2 		1-2 		0-2 	3-2 		5 1 2 2 0 0 3		
Jim Eisenreich, L (1, 7) OBP: 0.342, SLG: 0.417 (8, 8)		0-0 	3-1 		3-1 	2-2 	1-0 		1-0 	5 1 3 2 0 0 1		
Bill Buckner, L (1, 3) OBP: 0.252, SLG: 0.278 Brad Wellman, R (7, PR) OBP: 0.265, SLG: 0.252 (7, 6)		2-0 		0-1 	1-0 		4-0 		1-1 	3 0 1 0 1 0 1 1 1 0 0 0 0 0		
Mike Macfarlane, R (1, 2) OBP: 0.261, SLG: 0.307		1-3 		1-3 	1-0 		1-2 		0-1 	5 1 1 3 0 2 2		
Frank White, R (1, 4) OBP: 0.295, SLG: 0.299		0-1 		0-3 	0-3 		2-2 		0-0 	5 1 1 0 0 2 3		
Bill Pecota, R (1, 6) OBP: 0.348, SLG: 0.762 (7, 5)			2-2 		0-0 	3-3 	1-0 		0-1 	5 3 3 3 0 1 0		
Inning Stats	R: 0 H: 1 E: 0 LOB: 1 K: 0 BB: 1 S: 7 P: 15	R: 0 H: 2 E: 0 LOB: 1 K: 1 BB: 0 S: 7 P: 10	R: 3 H: 3 E: 0 LOB: 0 K: 0 BB: 0 S: 14 P: 20	R: 0 H: 0 E: 0 LOB: 0 K: 2 BB: 0 S: 8 P: 9	R: 5 H: 5 E: 1 LOB: 1 K: 1 BB: 0 S: 16 P: 25	R: 0 H: 0 E: 0 LOB: 1 K: 1 BB: 1 S: 9 P: 16	R: 4 H: 4 E: 1 LOB: 1 K: 1 BB: 1 S: 18 P: 28	R: 0 H: 1 E: 0 LOB: 1 K: 1 BB: 0 S: 14 P: 21	R: 2 H: 2 E: 0 LOB: 0 K: 1 BB: 0 S: 10 P: 11	1B: 11 SF: 0 2B: 2 SAC: 0 3B: 0 DP: 1 HR: 5 HBP: 1	WP: 1 PA: 46 PB: 0 SB: 3 CS: 0	
PITCHER Dave Eiland, R (1, 1) ERA: 5.77 Lance McCullers, R (5, 1) ERA: 5.92 Dale Mohorcic, R (8, 1) ERA: 4.15	IP WLS BF H R ER SO BB IBB HBP BLK WP HR S P ERA WHIP											PITCHER IP WLS BF H R ER SO BB IBB HBP BLK WP HR S P ERA WHIP

livebaseballscorecards.com

AB	42
R	14
H	18
RBI	14
BB	3
SO	8
LOB	13



Batter	1	2	3	4	5	6	7	8	9	AB	R	H	RBI	BB	SO	LOB
Steve Sax, R (1, 4) Wayne Tolleson, S (8, 4) OBP: 0.380, SLG: 0.398 OBP: 0.239, SLG: 0.177	0-2 G4-3		0-1 1B			0-0 P4	2-3 K		0-3 K	4	0	1	2	0	1	1
Luis Polonia, L (1, 7) OBP: 0.329, SLG: 0.370	1-2 F7		1-2 L8			1-2 E WP 1B		0-2 L4		4	1	1	0	0	0	1
Don Mattingly, L (1, 3) Ken Phelps, L (8, 3) OBP: 0.363, SLG: 0.472 OBP: 0.366, SLG: 0.386	0-2 F7		1-1 L7			2-2 E3 1B		1-2 1B		3	1	0	0	0	0	2
Mel Hall, L (1, 10) OBP: 0.318, SLG: 0.472		0-2 F7		1-2 G5-3		2-2 L7		0-0 F7		4	0	0	0	0	0	2
Jesse Barfield, R (1, 9) OBP: 0.340, SLG: 0.411		1-1 F9		3-2 F7		3-2 1B		1-0 F7		4	0	1	1	0	0	1
Mike Pagliarulo, L (1, 5) OBP: 0.272, SLG: 0.308		0-2 G4-3		1-2 G6-3		0-0 P5			2-3 K	4	0	0	0	0	1	1
Don Slaught, R (1, 2) OBP: 0.345, SLG: 0.435			2-0 1B		0-1 B5-3		0-0 P6		0-1 HR	4	2	2	1	0	0	0
Alvaro Espinoza, R (1, 6) OBP: 0.293, SLG: 0.307			2-2 P4		0-0 F7		1-2 1B		2-0 G6-3	4	0	1	0	0	0	1
Roberto Kelly, R (1, 8) OBP: 0.378, SLG: 0.444			1-2 1B		2-2 P4		1-1 L5		4-1 PB BB	3	1	1	0	1	0	1

Inning Stats	R: 0	H: 0	E: 0	K: 0	S: 13	R: 0	H: 0	E: 0	K: 0	S: 8	R: 2	H: 3	E: 0	K: 0	S: 16	R: 0	H: 0	E: 0	K: 0	S: 13	R: 0	H: 0	E: 0	K: 0	S: 6	R: 2	H: 2	E: 1	K: 0	S: 14	R: 0	H: 1	E: 0	K: 1	S: 10	R: 0	H: 1	E: 0	K: 0	S: 10	R: 1	H: 1	E: 0	K: 2	S: 12	1B: 6	SF: 0	2B: 1	SAC: 0	3B: 0	DP: 0	HR: 1	HBP: 0	WP: 1	PA: 37
--------------	------	------	------	------	-------	------	------	------	------	------	------	------	------	------	-------	------	------	------	------	-------	------	------	------	------	------	------	------	------	------	-------	------	------	------	------	-------	------	------	------	------	-------	------	------	------	------	-------	-------	-------	-------	--------	-------	-------	-------	--------	-------	--------

PITCHER	IP	WLS	BF	H	R	ER	SO	BB	IBB	HBP	BLK	WP	HR	S	P	ERA	WHIP
Bret Saberhagen, R (1, 1) ERA: 2.59	8.0	W	32	7	4	2	1	0	0	0	0	1	0	90	120	2.25	0.875
Bob Buchanan, L (9, 1) ERA: 9.0	1.0		5	1	1	1	2	1	0	0	0	0	1	12	20	9.00	2.000


BOTTOM

Kansas City Royals @ New York Yankees
 Yankee Stadium, Bronx, NY

Fri Jul 14 1989, 3:33 AM EDT
 Unknown

livebaseballscorecards.com

AB	36
R	5
H	8
RBI	4
BB	1
SO	3
LOB	11



Batter	1	2	3	4	5	6	7	8	9	AB	R	H	RBI	BB	SO	LOB
Steve Sax, R (1, 4) Mike Pagliarulo, L (7, 5) OBP: 0.378, SLG: 0.397 OBP: 0.271, SLG: 0.306	0-1 F9		1-2 L7	1-1 E8 G4-3 1B		1-0 G5-3		1-2 G4-3		4	0	1	0	0	0	1
Luis Polonia, L (1, 7) OBP: 0.327, SLG: 0.367	0-1 G6-3		1-2 1B 2B 1B	0-0 G4-3		0-1 G4-3			2-3 K	5	1	1	1	0	1	2
Don Mattingly, L (1, 3) OBP: 0.366, SLG: 0.474	1-1 HR 1B		2-1 2B 1B SF9 1B	2-2 G4-3		0-1 L9			0-0 HR 1B 1B	5	3	3	0	0	0	2
Steve Balboni, R (1, 10) Mel Hall, L (7, PH) OBP: 0.300, SLG: 0.509 OBP: 0.321, SLG: 0.473	0-0 HR		1-1 SF9 1B 1-3 3-H 2B		2-2 G1-3				1-1 HR 1B 1-2 HR 1B	3	1	2	3	0	0	0
Jesse Barfield, R (1, 9) OBP: 0.347, SLG: 0.423	4-1 BB		4-0 SF9 IBB		4-0 1B BB				2-1 HR	2	1	1	3	3	0	0
Tom Brookens, R (1, 5) (7, 4) OBP: 0.284, SLG: 0.343	2-2 F8		1-1 SF9 1-2 2-3 3-H		0-0 1B				1-3 K	3	0	1	1	0	1	1
Bob Geren, R (1, 2) OBP: 0.410, SLG: 0.552		1-0 P3	2-2 P3		2-3 K					4	1	1	0	0	1	4
Wayne Tolleson, S (1, 6) Ken Phelps, L (8, PH) Alvaro Espinoza, R (9, 6) OBP: 0.231, SLG: 0.171 OBP: 0.364, SLG: 0.383 OBP: 0.293, SLG: 0.307		1-1 G6-3		0-1 G4-3		2-1 F7				3	0	0	0	0	0	2
Roberto Kelly, R (1, 8) OBP: 0.380, SLG: 0.440		2-3 K		4-0 E 1B G4-3 BB		4-0 G4-3 G5-3 BB				2	1	0	1	2	1	0

Inning Stats	R: 2	H: 2	E: 0	LOB: 1	K: 0	S: 11	R: 0	H: 0	E: 0	LOB: 0	K: 1	S: 7	R: 0	H: 3	E: 0	LOB: 2	K: 0	S: 16	R: 1	H: 1	E: 1	LOB: 1	K: 0	S: 12	R: 0	H: 1	E: 0	LOB: 2	K: 1	S: 11	R: 0	H: 0	E: 0	LOB: 0	K: 1	S: 11	R: 1	H: 1	E: 0	LOB: 0	K: 0	S: 12	R: 3	H: 3	E: 0	LOB: 0	K: 1	S: 8	1B: 8	SF: 1	3B: 0	HR: 2
--------------	------	------	------	--------	------	-------	------	------	------	--------	------	------	------	------	------	--------	------	-------	------	------	------	--------	------	-------	------	------	------	--------	------	-------	------	------	------	--------	------	-------	------	------	------	--------	------	-------	------	------	------	--------	------	------	-------	-------	-------	-------

PITCHER	IP	WLS	BF	H	R	ER	SO	BB	IBB	HBP	BLK	WP	HR	S	P	ERA	WHIP	
Charlie Leibrandt, L (1, 1) ERA: 4.05	5.0		26	7	5	4	2	3	1	0	0	0	0	1	57	96	7.20	2.000
Jeff Montgomery, R (6, 1) ERA: 1.55	3.0		11	1	1	1	1	1	0	0	0	1	0	28	45	3.00	0.667	
Steve Farr, R (9, 1) ERA: 3.97	0.1	L	4	3	3	3	1	0	0	0	0	0	1	8	13	81.00	9.000	


BOTTOM

Kansas City Royals @ New York Yankees
Yankee Stadium, Bronx, NY

Fri Jul 14 1989, 7:05 PM EDT
Att. 40,672 - Unknown

AB	35
R	9
H	11
RBI	9
BB	5
SO	4
LOB	13

WP: 1 PA: 41
PB: 0 SB: 0 CS: 0



PITCHER	IP	WLS	BF	H	R	ER	SO	BB	IBB	HBP	BLK	WP	HR	S	P	ERA	WHIP
---------	----	-----	----	---	---	----	----	----	-----	-----	-----	----	----	---	---	-----	------

Batter	1	2	3	4	5	6	7	8	9	AB R H RBI BB SO LOB	TOP																									
Willie Wilson, S (1, 8) OBP: 0.294, SLG: 0.309	0-0 WP 3B		0-2 F7 ①			1-2 BB WP 1B		2-2 FC5-8 1B	1-0 G4-3 ①	5 1 3 0 0 0 0	Kansas City Royals @ New York Yankees Yankee Stadium, Bronx, NY Sat Jul 15 1989, 3:33 AM EDT Att. 50,124 - Sunny - 82 F livebaseballscorecards.com																									
Kevin Seitzer, R (1, 5) OBP: 0.391, SLG: 0.336	4-2 L7-5 WP BB		1-1 G6-3 ②			2-1 L9 ①		1-1 FC5-6 1B HR 1-2f	4-0 HR BB	3 2 0 0 2 0 2																										
George Brett, L (1, 3) OBP: 0.328, SLG: 0.398	4-1 1-2 3-H BB		1-1 G4-3 ③			1-0 P2 ②		0-0 HR 1B	2-0 HR 1-H	4 2 2 2 1 0 1																										
Danny Tartabull, R (1, 9) OBP: 0.354, SLG: 0.430	2-2 L7-5 2-3			1-2 G6-3 ①		4-0 BB IBB		1-0 HR 1-H 3-H	2-2 G6-3 ②	4 1 1 3 1 0 2																										
Jim Eisenreich, L (1, 7) OBP: 0.348, SLG: 0.413	2-2 F7 ③			3-3 K ②		4-2 BB 1-2 2-3		0-0 1B 1B	0-1 G4-3 ③	4 1 1 0 1 1 1																										
Pat Tabler, R (1, 10) OBP: 0.342, SLG: 0.312		0-0 F9 ①		1-0 G6-3 ③		0-0 L3 ③		2-0 1B 1B 1-3		4 0 1 0 0 0 3 0 0 0 0 0 0 0																										
Rey Palacios, R (8, PR) OBP: 0.212, SLG: 0.267																																				
Bob Boone, R (1, 2) OBP: 0.369, SLG: 0.366		4-0 BB				2-1 P4 ①		1-3 K ①	1-1 1B 1B 1-2 3-H	3 0 1 1 1 1 0																										
Frank White, R (1, 4) OBP: 0.295, SLG: 0.298		3-2 P8 ②				2-0 G6-3 ②		3-2 P4 ②	2-2 1B 1-3 2-H	4 0 1 0 0 0 1																										
Bill Pecota, R (1, 6) OBP: 0.344, SLG: 0.724		0-1 F8 ③				0-0 G5-3 ③		0-0 P7 ③	0-1 L6 ③	4 0 0 0 0 0 4																										
Inning Stats	R: 1 E: 0 K: 0 S: 13	H: 1 LOB: 1 BB: 2 P: 25	R: 0 E: 0 K: 0 S: 6	H: 0 LOB: 1 BB: 1 P: 13	R: 0 E: 0 K: 0 S: 7	H: 0 LOB: 0 BB: 0 P: 9	R: 0 E: 0 K: 1 S: 10	H: 0 LOB: 0 BB: 0 P: 15	R: 0 E: 0 K: 0 S: 4	H: 0 LOB: 0 BB: 0 P: 8	R: 0 E: 0 K: 0 S: 10	H: 1 LOB: 3 BB: 2 P: 22	R: 0 E: 0 K: 1 S: 7	H: 0 LOB: 0 BB: 0 P: 11	R: 4 E: 0 K: 0 S: 17	H: 7 LOB: 3 BB: 0 P: 26	R: 2 E: 0 K: 0 S: 7	H: 1 LOB: 0 BB: 1 P: 16	1B: 7 2B: 1 3B: 1 HR: 2	SF: 0 SAC: 0 DP: 1 HBP: 0	WP: 2 PB: 0 SB: 0 CS: 0	PA: 41														
PITCHER	IP WLS BF H R ER SO BB IBB HBP BLK WP HR S P ERA WHIP																																			
Chuck Cary, L (1, 1) ERA: 2.51	7.0		27	2	1	1	2	4	1	0	0	2	0	57	103	1.29	0.857																			
Lee Guetterman, L (8, 1) ERA: 2.61	0.1	L	6	5	4	4	0	0	0	0	0	0	1	10	16	108.00	15.000																			
Dale Mohorcic, R (8, 1) ERA: 4.1	0.2		3	2	0	0	0	0	0	0	0	0	0	7	10	0.00	3.000																			
Bob Davidson, R (9, 1) ERA: 18.0	1.0		5	1	2	2	0	1	0	0	0	0	1	7	16	18.00	2.000																			

AB	35
R	7
H	10
RBI	6
BB	6
SO	2
LOB	14



Batter	1	2	3	4	5	6	7	8	9	AB	R	H	RBI	BB	SO	LOB
Luis Polonia, L OBP: 0.329, SLG: 0.373 (1, 7)	3-2 L4-3 1B		1-2 B3-4 1B		1-1 G6-3			0-0 G4-6-3 1-2f		4	1	2	0	0	0	1
Tom Brookens, R OBP: 0.283, SLG: 0.336 (1, 4)	1-2 L4-3 1-2		4-0 1B B3-4 BB		2-1 P6			0-1 G6-3		3	0	0	0	1	0	1
Don Mattingly, L OBP: 0.363, SLG: 0.468 (1, 3)	2-2 F9		0-1 B3-4		0-0 F8			1-2 P5		4	0	0	0	0	0	2
Mel Hall, L OBP: 0.319, SLG: 0.467 (1, 10)		0-1 G5-3	0-1 1B		0-0 P5			1-1 F7		4	0	1	1	0	0	0
Jesse Barfield, R OBP: 0.346, SLG: 0.424 (1, 9)		0-0 2B	2-3 3-H 2-3 K		1-2 G5-3			1-3 K		4	0	1	0	0	2	2
Mike Pagliarulo, L OBP: 0.272, SLG: 0.303 (1, 5)		4-1 FC4-6 BB		3-2 G1-3			1-2 G3			2	0	0	0	1	0	0
Don Slaught, R OBP: 0.345, SLG: 0.431 (1, 2)		0-1 FC4-6 1-2f FC6-4		4-0 G1-6-3 BB			2-0 P6			2	0	0	0	1	0	2
Alvaro Espinoza, R OBP: 0.289, SLG: 0.303 (1, 6)		1-0 FC6-4 1-2f		1-1 G1-6-3 1-2f			0-1 P6			3	0	0	0	0	0	3
Roberto Kelly, R OBP: 0.379, SLG: 0.439 (1, 8)			0-2 P2		0-1 G5-3			1-0 G4-6-3 1B		3	0	1	0	0	0	0

Inning Stats	R: 0	H: 1	E: 0	K: 0	S: 13	LOB: 0	BB: 0	P: 19	R: 0	H: 1	E: 0	K: 0	S: 7	LOB: 2	BB: 1	P: 12	R: 1	H: 2	E: 0	K: 1	S: 14	LOB: 2	BB: 1	P: 21	R: 0	H: 0	E: 0	K: 0	S: 6	LOB: 0	BB: 1	P: 14	R: 0	H: 0	E: 0	K: 0	S: 6	LOB: 0	BB: 0	P: 9	R: 0	H: 0	E: 0	K: 0	S: 5	LOB: 0	BB: 0	P: 6	R: 0	H: 0	E: 0	K: 0	S: 6	LOB: 0	BB: 0	P: 9	R: 0	H: 1	E: 0	K: 0	S: 4	LOB: 0	BB: 0	P: 5	R: 0	H: 0	E: 0	K: 1	S: 8	LOB: 0	BB: 0	P: 11	1B: 3	2B: 3	3B: 0	HR: 0	SF: 0	SAC: 0	DP: 3	HBP: 0	WP: 0	PB: 0	SB: 0	CS: 0	PA: 32
PITCHER Luis Aquino, R ERA: 3.08 (1, 1)	IP	WLS	BF	H	R	ER	SO	BB	IBB	HBP	BLK	WP	HR	S	P	ERA	WHIP	IP	WLS	BF	H	R	ER	SO	BB	IBB	HBP	BLK	WP	HR	S	P	ERA	WHIP																																																			

BOTTOM

Kansas City Royals @ New York Yankees
 Yankee Stadium, Bronx, NY

Sat Jul 15 1989, 3:33 AM EDT
 Att: 50,124 - Sunny - 82 F

livebaseballscorecards.com

AB	29
R	1
H	5
RBI	1
BB	3
SO	2
LOB	11



Batter	1	2	3	4	5	6	7	8	9	AB R H RBI BB SO LOB	TOP
Willie Wilson, S (1, 8) OBP: 0.293, SLG: 0.304	1-0 G6-3		2-3 K			4-1 BB	1-3 K			3 0 0 0 1 2 4	Kansas City Royals @ New York Yankees Yankee Stadium, Bronx, NY Sun Jul 16 1989, 3:33 AM EDT Att. 38,117 - Overcast - 75 F
Kevin Seitzer, R (1, 5) OBP: 0.390, SLG: 0.335 Rey Palacios, R (2, 5) OBP: 0.200, SLG: 0.250	1-1 L7			3-3 K		2-3 K				1 0 0 0 0 0 0 2 0 0 0 0 2 2	
George Brett, L (1, 3) OBP: 0.324, SLG: 0.393	2-1 F9			1-1 G1-3		0-0 L7				3 0 0 0 0 0 2	
Danny Tartabull, R (1, 9) OBP: 0.357, SLG: 0.433		2-0 1B		1-3 K			3-1 G6-4-3 1B 1B			3 1 2 0 0 1 0	
Jim Eisenreich, L (1, 7) OBP: 0.348, SLG: 0.412		2-3 K			0-0 G3		1-0 G6-4-3 1B 1-2 1B			3 0 1 0 0 1 0	
Pat Tabler, R (1, 10) OBP: 0.338, SLG: 0.308		2-1 G4-3			2-1 G5-3		2-2 G6-4-3 1-2f 2-3			3 0 0 0 0 0 2	
Bob Boone, R (1, 2) OBP: 0.368, SLG: 0.366			3-2 G5-3		2-2 F9		0-0 E 1B 3-H 1B			3 0 1 1 0 0 0	
Frank White, R (1, 4) OBP: 0.299, SLG: 0.303 Brad Wellman, R (7, PR) OBP: 0.273, SLG: 0.287			0-0 FC6-4 1B			1-2 F8	1-2 E 1B 1-2 1B			3 0 2 0 0 0 0 0 0 0 0 0 0 0	
Bill Pecota, R (1, 6) OBP: 0.343, SLG: 0.677			0-1 FC6-4			4-2 BB BB	1-0 E5 1-2 2-3			2 0 0 0 1 0 3	
Inning Stats	R: 0 H: 0 E: 0 LOB: 0 K: 0 BB: 0 S: 5 P: 9	R: 0 H: 1 E: 0 LOB: 0 K: 1 BB: 0 S: 6 P: 12	R: 0 H: 1 E: 0 LOB: 1 K: 1 BB: 0 S: 11 P: 16	R: 0 H: 0 E: 0 LOB: 0 K: 2 BB: 0 S: 9 P: 14	R: 0 H: 0 E: 0 LOB: 0 K: 0 BB: 0 S: 6 P: 10	R: 0 H: 0 E: 0 LOB: 2 K: 1 BB: 2 S: 10 P: 21	R: 1 H: 4 E: 1 LOB: 3 K: 1 BB: 0 S: 14 P: 23			1B: 6 SF: 0 2B: 0 SAC: 0 3B: 0 DP: 1 HR: 0 HBP: 0	
PITCHER Greg Cadaret, L (1, 1) ERA: 3.78	IP WLS BF H R ER SO BB IBB HBP BLK WP HR S P ERA WHIP	7.0 W 28 6 1 1 6 2 0 0 0 0 0 0 61 105 1.29 1.143									

AB	26
R	1
H	6
RBI	1
BB	2
SO	6
LOB	13



Batter	1	2	3	4	5	6	7	8	9
Steve Sax, R (1, 4) OBP: 0.380, SLG: 0.398 Wayne Tolleson, S (6, PH) OBP: 0.239, SLG: 0.171 (7, 4)	1-3 	2-1 SAFE E5 1-H 		0-2 FC3-6 WP 1B 		0-2 E8 1B 			
Luis Polonia, L (1, 7) OBP: 0.330, SLG: 0.377	0-0 E 1B 	0-0 P6 		0-0 SAFE FC3-6 1B 		0-2 G4-3 			
Don Mattingly, L (1, 3) OBP: 0.364, SLG: 0.472	0-1 SAFE 1B 2-H 		0-1 P5 	1-0 FC3-6 WP 2B 1-2f 2-3 		2-2 2B 3-H 			
Mel Hall, L (1, 10) OBP: 0.317, SLG: 0.468	0-2 L8 		0-1 G4-3 	2-2 P5 1B 1-2 3-H 		0-2 1B 2-H 			
Jesse Barfield, R (1, 9) OBP: 0.354, SLG: 0.426	2-2 1B 1-3 		4-1 1B BB 	4-0 IBB 		4-0 1B IBB 			
Mike Pagliarulo, L (1, 5) OBP: 0.275, SLG: 0.307	2-2 P6 		1-0 1B 1B 1-3 	0-3 K 		2-1 2B 1B 1-2 2-H 			
Don Slaught, R (1, 2) OBP: 0.344, SLG: 0.429		1-3 K 	1-2 1B 1B 1-3 3-H 		1-2 L5 	1-2 F7 			
Alvaro Espinoza, R (1, 6) OBP: 0.296, SLG: 0.307		4-2 FC1-6 BB 	0-0 1B 1-2 3-H 		0-1 F8 	0-0 2B 1B 1-2 2-H 			
Roberto Kelly, R (1, 8) OBP: 0.377, SLG: 0.440		0-0 FC1-6 E 1-2f 	0-3 K 		1-1 G3 	2-2 2B 1-3 2-H 			

Inning Stats	R: 1	H: 3	E: 1	K: 1	S: 15	R: 1	H: 0	E: 1	K: 1	S: 12	R: 2	H: 3	E: 0	K: 1	S: 16	R: 1	H: 2	E: 0	K: 1	S: 13	R: 0	H: 0	E: 0	K: 0	S: 7	R: 5	H: 6	E: 1	K: 0	S: 25

PITCHER	IP	WLS	BF	H	R	ER	SO	BB	IBB	HBP	BLK	WP	HR	S	P	ERA	WHIP
Terry Leach, R (1, 1) ERA: 4.35	3.0	L	20	8	5	4	3	2	0	0	0	0	0	49	67	12.00	3.333
Bob Buchanan, L (4, 1) ERA: 16.2	2.1		13	4	5	5	1	0	2	0	0	1	0	27	48	19.29	1.714
Steve Crawford, R (6, 1) ERA: 1.93	0.2		5	2	0	0	0	1	0	0	0	0	0	12	21	0.00	4.500

BOTTOM

Kansas City Royals @ New York Yankees
 Yankee Stadium, Bronx, NY

Sun Jul 16 1989, 3:33 AM EDT
 Att: 38,117 - Overcast - 75 F

AB	33
R	10
H	14
RBI	8
BB	5
SO	4
LOB	18

livebaseballscorecards.com

PITCHER	IP	WLS	BF	H	R	ER	SO	BB	IBB	HBP	BLK	WP	HR	S	P	ERA	WHIP
Terry Leach, R (1, 1) ERA: 4.35	3.0	L	20	8	5	4	3	2	0	0	0	0	0	49	67	12.00	3.333
Bob Buchanan, L (4, 1) ERA: 16.2	2.1		13	4	5	5	1	0	2	0	0	1	0	27	48	19.29	1.714
Steve Crawford, R (6, 1) ERA: 1.93	0.2		5	2	0	0	0	1	0	0	0	0	0	12	21	0.00	4.500

Batter	1	2	3	4	5	6	7	8	9	AB R H RBI BB SO LOB	TOP									
Paul Molitor, R (1, 5) OBP: 0.374, SLG: 0.436	3-3 K		2-2 G4-3			3-3 K			0-2 HBP 1B	4 1 1 0 0 2 0	Milwaukee Brewers @ Kansas City Royals Royals Stadium, Kansas City, MO Mon Jul 17 1989, 8:05 PM EDT Att. 37,961 - Unknown - 79 F AB 32 R 2 H 6 RBI 2 BB 0 SO 11 LOB 11									
Jim Gantner, L (1, 4) OBP: 0.296, SLG: 0.294	2-3 K			0-0 4-3			2-3 K	3-2 G4-3 1B HBP	3 0 0 0 0 2 0											
Robin Yount, R (1, 8) OBP: 0.373, SLG: 0.477	1-0 F9			2-0 G6-4-3 1B			0-3 K	3-1 G4-3 1B	4 0 2 2 0 1 1											
Rob Deer, R (1, 9) OBP: 0.326, SLG: 0.473	1-2 F8			1-1 G6-4-3 1-2f			0-3 K	0-3 K	4 0 0 0 0 2 4											
Greg Brock, L (1, 3) OBP: 0.352, SLG: 0.357		2-3 K			0-3 K			3-2 G4-1 1-2 2-3	2-2 G4-3	4 0 0 0 0 2 2										
Joey Meyer, R (1, 10) OBP: 0.256, SLG: 0.329		2-3 K			0-3 K			0-1 G1-3	0-0 G5-3	3 0 0 0 0 2 0 1 0 0 0 0 0 2										
Terry Francona, L (9, PH) OBP: 0.247, SLG: 0.321																				
B.J. Surhoff, L (1, 2) OBP: 0.280, SLG: 0.328		2-0 G4-3			3-1 4-3			0-1 1B		3 0 1 0 0 0 0										
Mike Felder, S (1, 7) OBP: 0.285, SLG: 0.287			2-2 G3-6-3 1B			0-1 G4-3		3-1 P4		3 0 1 0 0 0 1										
Gus Polidor, R (1, 6) OBP: 0.225, SLG: 0.263			0-0 G3-6-3 1-2f			1-1 F8			1-2 HBP 1B 1B	2 0 0 0 0 0 1 1 1 1 0 0 0 0										
Bill Spiers, L (9, PH) OBP: 0.317, SLG: 0.292																				
Inning Stats	R: 0 E: 0 K: 2 S: 10	H: 0 LOB: 1 BB: 0 P: 17	R: 0 E: 0 K: 2 S: 8	H: 0 LOB: 0 BB: 0 P: 14	R: 0 E: 0 K: 0 S: 8	H: 1 LOB: 0 BB: 0 P: 12	R: 0 E: 0 K: 0 S: 4	H: 1 LOB: 0 BB: 0 P: 7	R: 0 E: 0 K: 2 S: 8	H: 0 LOB: 0 BB: 0 P: 11	R: 0 E: 0 K: 3 S: 9	H: 0 LOB: 0 BB: 0 P: 11	R: 0 E: 0 K: 0 S: 11	H: 1 LOB: 1 BB: 0 P: 17	R: 2 E: 0 K: 1 S: 18	H: 3 LOB: 2 BB: 0 P: 27	1B: 6 2B: 0 3B: 0 HR: 0	SF: 0 SAC: 0 DP: 2 HBP: 1	WP: 1 PB: 0 SB: 0 CS: 0	PA: 33
PITCHER	IP WLS BF H R ER SO BB IBB HBP BLK WP HR S P ERA WHIP																			
Tom Gordon, R (1, 1) ERA: 3.04	8.0 W 30 6 2 2 10 0 0 1 0 76 118 2.25 0.750																			
Jeff Montgomery, R (9, 1) ERA: 1.53	1.0 S 3 0 0 0 1 0 0 0 0 7 9 0.00 0.000																			



Batter	1	2	3	4	5	6	7	8	9	AB R H RBI BB SO LOB	TOP											
Mike Felder, S (1, 7) OBP: 0.289, SLG: 0.291	3-2 FC4-6 1B	1-0 G4-3			2-1 PB 1B 1B		1-3 K		0-1 G3-1	5 1 2 0 0 1 2	Milwaukee Brewers @ Kansas City Royals Royals Stadium, Kansas City, MO Tue Jul 18 1989, 8:05 PM EDT Att. 28,358 - Unknown - 83 F livebaseballscorecards.com											
Jim Gantner, L (1, 4) OBP: 0.296, SLG: 0.293	0-1 FC4-6 FC6-4 1-2f		0-0 G4-3		0-2 PB 1B 1B		0-1 G3			4 1 1 0 0 0 1												
Paul Molitor, R (1, 5) OBP: 0.372, SLG: 0.434	1-3 K		2-0 G6-3		2-3 K			2-0 G3 1B 1B		4 0 1 0 0 2 4												
Robin Yount, R (1, 8) OBP: 0.375, SLG: 0.478	2-1 FC6-4 1-2f		2-1 G6-3		2-1 1B 1-H 2-H 3-H			0-0 G3 1B 1B		4 0 2 2 0 0 1												
Rob Deer, R (1, 9) OBP: 0.326, SLG: 0.479		1-1 HR		2-3 K	1-3 K			1-3 K		4 1 1 1 0 3 3												
Greg Brock, L (1, 3) OBP: 0.343, SLG: 0.347		1-1 F8		0-0 G3-1		2-1 L8		0-0 G3		4 0 0 0 0 0 2												
B.J. Surhoff, L (1, 2) OBP: 0.276, SLG: 0.324		1-3 K		0-2 L7		1-1 G4-3		1-1 F7		4 0 0 0 0 1 2												
Joey Meyer, R (1, 10) OBP: 0.267, SLG: 0.329		4-2 1B BB			1-0 FC5-4 1B 1B	1-1 G5-3			1-3 K	3 0 1 0 1 1 0												
Bill Spiers, L (1, 6) OBP: 0.315, SLG: 0.291		1-0 1B			1-0 FC5-4 1B PB		1-1 G4-3		0-2 G1-3	4 1 1 0 0 0 1												
Inning Stats	R: 0 E: 0 K: 1 S: 12	H: 1 LOB: 1 BB: 0 P: 18	R: 1 E: 0 K: 1 S: 11	H: 2 LOB: 2 BB: 1 P: 20	R: 0 E: 0 K: 0 S: 4	H: 0 LOB: 0 BB: 0 P: 8	R: 0 E: 0 K: 1 S: 9	H: 0 LOB: 0 BB: 0 P: 11	R: 3 E: 0 K: 2 S: 15	H: 4 LOB: 1 BB: 0 P: 24	R: 0 E: 0 K: 0 S: 6	H: 0 LOB: 0 BB: 0 P: 10	R: 0 E: 0 K: 1 S: 7	H: 0 LOB: 0 BB: 0 P: 9	R: 0 E: 0 K: 1 S: 8	H: 2 LOB: 2 BB: 0 P: 12	R: 0 E: 0 K: 1 S: 8	H: 0 LOB: 0 BB: 0 P: 9	1B: 8 2B: 0 3B: 0 HR: 1	SF: 0 SAC: 0 DP: 0 HBP: 0	WP: 0 PB: 1 SB: 0 CS: 0	PA: 37
PITCHER	IP WLS BF H R ER SO BB IBB HBP BLK WP HR S P ERA WHIP												IP WLS BF H R ER SO BB IBB HBP BLK WP HR S P ERA WHIP									
Mark Gubicza, R (1, 1) ERA: 2.73	8.0 W 34 9 4 3 7 1 0 0 0 0 0 1 72 112 3.38 1.250																					
Steve Farr, R (9, 1) ERA: 3.86	1.0 3 0 0 0 1 0 0 0 0 0 0 0 8 9 0.00 0.000																					



Batter	1	2	3	4	5	6	7	8	9	AB	R	H	RBI	BB	SO	LOB
Jim Eisenreich, L OBP: 0.340, SLG: 0.402 (1, 8) (8, 7)	1-1 P2	0-0 L7			1-1 F7		0-0 SH1-4			3	0	0	0	0	0	1
Kevin Seitzer, R OBP: 0.390, SLG: 0.334 (1, 5)	3-2 1B HR 1B		0-0 G5-3		1-2 F8		4-0 1B 1B IBB			3	2	1	0	1	0	0
George Brett, L OBP: 0.337, SLG: 0.423 (1, 3)	1-1 1-3 HR 1B		0-1 G4-3 3B		4-2 G6-4-3 2B BB		1-2 1B FC5-4 1B			3	4	3	2	1	0	0
Bo Jackson, R OBP: 0.309, SLG: 0.528 (1, 10)	0-0 1-H 3-H HR		3-1 G4-3		4-2 1-2 BB		1-0 1-3 2-H 1B			3	1	2	5	1	0	0
Danny Tartabull, R OBP: 0.355, SLG: 0.426 (1, 9)	0-0 F8		0-0 P4		0-0 G6-4-3 1-2f 2-3		2-2 FC5-4 FC6-4			4	0	0	1	0	0	3
Mike Macfarlane, R OBP: 0.260, SLG: 0.315 (1, 2)	3-1 P2		0-0 F8		1-0 3-H 2B		0-0 FC6-4			4	0	1	1	0	0	1
Frank White, R OBP: 0.295, SLG: 0.298 (1, 4)		1-1 1B		2-3 K2-3		2-2 G5-3		1-2 P4		4	0	1	0	0	1	1
Bill Pecota, R OBP: 0.300, SLG: 0.583 Willie Wilson, S OBP: 0.295, SLG: 0.306 (7, PH) (8, 8)		1-2 SAFE F9		0-1 P6		2-2 SH1-4 1B 1B		3-3 K		2	0	0	0	0	0	1
Brad Wellman, R OBP: 0.273, SLG: 0.281 (1, 6)		1-3 K		0-1 P3		1-0 SAFE SAFE 1B 1B		0-0 G3-4-1		2	1	1	0	0	1	0

Inning Stats	R: 3	H: 3	LOB: 3	K: 0	BB: 0	S: 11	R: 0	H: 1	LOB: 1	K: 1	BB: 0	S: 9	R: 1	H: 1	LOB: 0	K: 0	BB: 0	S: 6	R: 0	H: 0	LOB: 0	K: 1	BB: 0	S: 6	R: 0	H: 0	LOB: 0	K: 0	BB: 0	S: 7	R: 1	H: 1	LOB: 1	K: 0	BB: 2	S: 12	R: 4	H: 4	LOB: 1	K: 0	BB: 1	S: 13	R: 0	H: 0	LOB: 0	K: 1	BB: 0	S: 7	1B: 7	2B: 1	3B: 1	HR: 1	SF: 0	SAC: 1	DP: 1	HBP: 0
--------------	------	------	--------	------	-------	-------	------	------	--------	------	-------	------	------	------	--------	------	-------	------	------	------	--------	------	-------	------	------	------	--------	------	-------	------	------	------	--------	------	-------	-------	------	------	--------	------	-------	-------	------	------	--------	------	-------	------	-------	-------	-------	-------	-------	--------	-------	--------


PITCHER	IP	WLS	BF	H	R	ER	SO	BB	IBB	HBP	BLK	WP	HR	S	P	ERA	WHIP
Don August, R ERA: 4.92 (1, 1)	6.0	L	27	8	7	7	2	2	0	0	0	0	1	55	87	10.50	1.667
Tony Fossas, L ERA: 3.2 (7, 1)	0.1		3	1	0	0	0	0	1	0	0	0	0	4	9	0.00	3.000
Chuck Crim, R ERA: 3.41 (7, 1)	0.2		3	1	2	2	0	0	0	0	0	0	0	5	8	27.00	1.500
Mark Knudson, R ERA: 4.21 (8, 1)	1.0		3	0	0	0	1	0	0	0	0	0	0	7	11	0.00	0.000

BOTTOM

Milwaukee Brewers @ Kansas City Royals
Royals Stadium, Kansas City, MO

Tue Jul 18 1989, 8:05 PM EDT
Att: 28,358 - Unknown - 83 F

AB	32
R	9
H	10
RBI	9
BB	3
SO	3
LOB	8



WP	PA	36
WP: 0	PA: 36	
PB: 0		
SB: 0		
CS: 0		

Milwaukee Brewers @ Kansas City Royals
 Royals Stadium, Kansas City, MO

Wed Jul 19 1989, 8:05 PM EDT
 Att. 29,132 - Unknown - 74 F

AB	40
R	7
H	17
RBI	6
BB	3
SO	2
LOB	22



WP	1	PA	45
PB	0		
SB	5		
CS	0		

AB R H RBI BB SO LOB

4	3	1	1	1	0	2
5	1	3	1	0	0	1
4	0	2	2	0	1	1
5	1	2	0	0	1	2
3	1	1	0	2	0	3
5	0	3	2	0	0	3
5	0	2	0	0	0	3
5	1	2	0	0	0	4
4	0	1	0	0	0	3
1B:	15	SF:	1			
2B:	1	SAC:	1			
3B:	1	DP:	0			
HR:	0	HBP:	0			

Batter	1	2	3	4	5	6	7	8	9
Mike Felder, S (1, 7) OBP: 0.293, SLG: 0.290	4-1 G3 S SF9 BB	3-1 F8		2-1 FC6-5 1B		1-0 4-3		3-1 1B 1B	
Jim Gantner, L (1, 4) OBP: 0.300, SLG: 0.298	2-2 G3		0-0 FC6-4 1B	1-2 S 1B		1-1 F7		1-0 1B 1B	
Paul Molitor, R (1, 5) OBP: 0.373, SLG: 0.434	1-2 SF9		0-0 FC6-4 1B	0-1 L7			3-3 K	0-0 1B	
Robin Yount, R (1, 8) OBP: 0.375, SLG: 0.479	3-2 WP 2B		1-0 FC6-4 1B		1-0 G1-3 1B		0-1 L9		0-3 K
Rob Deer, R (1, 9) OBP: 0.329, SLG: 0.484	4-0 2-3 BB		3-2 L5		0-0 P4		4-0 BB		1-2 1B 3B
Greg Brock, L (1, 3) OBP: 0.351, SLG: 0.356	0-1 G4-3		1-2 1B		2-2 G1-3 1B		3-2 P5		0-0 1B 1B
B.J. Surhoff, L (1, 10) OBP: 0.279, SLG: 0.325			0-1 F9	2-0 G6-3		1-0 G1-3		1-0 1B 1B	
Charlie O'Brien, R (1, 2) OBP: 0.337, SLG: 0.375			1-0 5-3		3-1 FC6-5 SH5-3 1B		1-2 F9		0-0 F8 1B 1B
Bill Spiers, L (1, 6) OBP: 0.313, SLG: 0.289			2-0 E7 1B		0-0 SH5-3		3-2 4-3		0-1 F8 2-3

Inning Stats	R: 1	H: 1	E: 0	K: 0	S: 13	R: 0	H: 1	E: 1	K: 0	S: 6	R: 2	H: 3	E: 0	K: 0	S: 14	R: 1	H: 2	E: 0	K: 0	S: 10	R: 0	H: 2	E: 0	K: 1	S: 10	R: 0	H: 0	E: 0	K: 0	S: 8	R: 0	H: 0	E: 0	K: 1	S: 10	R: 2	H: 5	E: 0	K: 0	S: 8	R: 1	H: 3	E: 0	K: 1	S: 11	R: 0	H: 0	E: 0	K: 1	S: 11	R: 0	H: 0	E: 0	K: 1	S: 10	R: 0	H: 0	E: 0	K: 1	S: 10	R: 2	H: 5	E: 0	K: 0	S: 8	R: 1	H: 3	E: 0	K: 1	S: 11	R: 0	H: 0	E: 0	K: 1	S: 10	R: 0	H: 0	E: 0	K: 1	S: 10	R: 2	H: 5	E: 0	K: 0	S: 8	R: 1	H: 3	E: 0	K: 1	S: 11	R: 0	H: 0	E: 0	K: 1	S: 10	R: 0	H: 0	E: 0	K: 1	S: 10	R: 2	H: 5	E: 0	K: 0	S: 8	R: 1	H: 3	E: 0	K: 1	S: 11	R: 0	H: 0	E: 0	K: 1	S: 10	R: 0	H: 0	E: 0	K: 1	S: 10	R: 2	H: 5	E: 0	K: 0	S: 8	R: 1	H: 3	E: 0	K: 1	S: 11	R: 0	H: 0	E: 0	K: 1	S: 10	R: 0	H: 0	E: 0	K: 1	S: 10	R: 2	H: 5	E: 0	K: 0	S: 8	R: 1	H: 3	E: 0	K: 1	S: 11	R: 0	H: 0	E: 0	K: 1	S: 10	R: 0	H: 0	E: 0	K: 1	S: 10	R: 2	H: 5	E: 0	K: 0	S: 8	R: 1	H: 3	E: 0	K: 1	S: 11	R: 0	H: 0	E: 0	K: 1	S: 10	R: 0	H: 0	E: 0	K: 1	S: 10	R: 2	H: 5	E: 0	K: 0	S: 8	R: 1	H: 3	E: 0	K: 1	S: 11	R: 0	H: 0	E: 0	K: 1	S: 10	R: 0	H: 0	E: 0	K: 1	S: 10	R: 2	H: 5	E: 0	K: 0	S: 8	R: 1	H: 3	E: 0	K: 1	S: 11	R: 0	H: 0	E: 0	K: 1	S: 10	R: 0	H: 0	E: 0	K: 1	S: 10	R: 2	H: 5	E: 0	K: 0	S: 8	R: 1	H: 3	E: 0	K: 1	S: 11	R: 0	H: 0	E: 0	K: 1	S: 10	R: 0	H: 0	E: 0	K: 1	S: 10	R: 2	H: 5	E: 0	K: 0	S: 8	R: 1	H: 3	E: 0	K: 1	S: 11	R: 0	H: 0	E: 0	K: 1	S: 10	R: 0	H: 0	E: 0	K: 1	S: 10	R: 2	H: 5	E: 0	K: 0	S: 8	R: 1	H: 3	E: 0	K: 1	S: 11	R: 0	H: 0	E: 0	K: 1	S: 10	R: 0	H: 0	E: 0	K: 1	S: 10	R: 2	H: 5	E: 0	K: 0	S: 8	R: 1	H: 3	E: 0	K: 1	S: 11	R: 0	H: 0	E: 0	K: 1	S: 10	R: 0	H: 0	E: 0	K: 1	S: 10	R: 2	H: 5	E: 0	K: 0	S: 8	R: 1	H: 3	E: 0	K: 1	S: 11	R: 0	H: 0	E: 0	K: 1	S: 10	R: 0	H: 0	E: 0	K: 1	S: 10	R: 2	H: 5	E: 0	K: 0	S: 8	R: 1	H: 3	E: 0	K: 1	S: 11	R: 0	H: 0	E: 0	K: 1	S: 10	R: 0	H: 0	E: 0	K: 1	S: 10	R: 2	H: 5	E: 0	K: 0	S: 8	R: 1	H: 3	E: 0	K: 1	S: 11	R: 0	H: 0	E: 0	K: 1	S: 10	R: 0	H: 0	E: 0	K: 1	S: 10	R: 2	H: 5	E: 0	K: 0	S: 8	R: 1	H: 3	E: 0	K: 1	S: 11	R: 0	H: 0	E: 0	K: 1	S: 10	R: 0	H: 0	E: 0	K: 1	S: 10	R: 2	H: 5	E: 0	K: 0	S: 8	R: 1	H: 3	E: 0	K: 1	S: 11	R: 0	H: 0	E: 0	K: 1	S: 10	R: 0	H: 0	E: 0	K: 1	S: 10	R: 2	H: 5	E: 0	K: 0	S: 8	R: 1	H: 3	E: 0	K: 1	S: 11	R: 0	H: 0	E: 0	K: 1	S: 10	R: 0	H: 0	E: 0	K: 1	S: 10	R: 2	H: 5	E: 0	K: 0	S: 8	R: 1	H: 3	E: 0	K: 1	S: 11	R: 0	H: 0	E: 0	K: 1	S: 10	R: 0	H: 0	E: 0	K: 1	S: 10	R: 2	H: 5	E: 0	K: 0	S: 8	R: 1	H: 3	E: 0	K: 1	S: 11	R: 0	H: 0	E: 0	K: 1	S: 10	R: 0	H: 0	E: 0	K: 1	S: 10	R: 2	H: 5	E: 0	K: 0	S: 8	R: 1	H: 3	E: 0	K: 1	S: 11	R: 0	H: 0	E: 0	K: 1	S: 10	R: 0	H: 0	E: 0	K: 1	S: 10	R: 2	H: 5	E: 0	K: 0	S: 8	R: 1	H: 3	E: 0	K: 1	S: 11	R: 0	H: 0	E: 0	K: 1	S: 10	R: 0	H: 0	E: 0	K: 1	S: 10	R: 2	H: 5	E: 0	K: 0	S: 8	R: 1	H: 3	E: 0	K: 1	S: 11	R: 0	H: 0	E: 0	K: 1	S: 10	R: 0	H: 0	E: 0	K: 1	S: 10	R: 2	H: 5	E: 0	K: 0	S: 8	R: 1	H: 3	E: 0	K: 1	S: 11	R: 0	H: 0	E: 0	K: 1	S: 10	R: 0	H: 0	E: 0	K: 1	S: 10	R: 2	H: 5	E: 0	K: 0	S: 8	R: 1	H: 3	E: 0	K: 1	S: 11	R: 0	H: 0	E: 0	K: 1	S: 10	R: 0	H: 0	E: 0	K: 1	S: 10	R: 2	H: 5	E: 0	K: 0	S: 8	R: 1	H: 3	E: 0	K: 1	S: 11	R: 0	H: 0	E: 0	K: 1	S: 10	R: 0	H: 0	E: 0	K: 1	S: 10	R: 2	H: 5	E: 0	K: 0	S: 8	R: 1	H: 3	E: 0	K: 1	S: 11	R: 0	H: 0	E: 0	K: 1	S: 10	R: 0	H: 0	E: 0	K: 1	S: 10	R: 2	H: 5	E: 0	K: 0	S: 8	R: 1	H: 3	E: 0	K: 1	S: 11	R: 0	H: 0	E: 0	K: 1	S: 10	R: 0	H: 0	E: 0	K: 1	S: 10	R: 2	H: 5	E: 0	K: 0	S: 8	R: 1	H: 3	E: 0	K: 1	S: 11	R: 0	H: 0	E: 0	K: 1	S: 10	R: 0	H: 0	E: 0	K: 1	S: 10	R: 2	H: 5	E: 0	K: 0	S: 8	R: 1	H: 3	E: 0	K: 1	S: 11	R: 0	H: 0	E: 0	K: 1	S: 10	R: 0	H: 0	E: 0	K: 1	S: 10	R: 2	H: 5	E: 0	K: 0	S: 8	R: 1	H: 3	E: 0	K: 1	S: 11	R: 0	H: 0	E: 0	K: 1	S: 10	R: 0	H: 0	E: 0	K: 1	S: 10	R: 2	H: 5	E: 0	K: 0	S: 8	R: 1	H: 3	E: 0	K: 1	S: 11	R: 0	H: 0	E: 0	K: 1	S: 10	R: 0	H: 0	E: 0	K: 1	S: 10	R: 2	H: 5	E: 0	K: 0	S: 8	R: 1	H: 3	E: 0	K: 1	S: 11	R: 0	H: 0	E: 0	K: 1	S: 10	R: 0	H: 0	E: 0	K: 1	S: 10	R: 2	H: 5	E: 0	K: 0	S: 8	R: 1	H: 3	E: 0	K: 1	S: 11	R: 0	H: 0	E: 0	K: 1	S: 10	R: 0	H: 0	E: 0	K: 1	S: 10	R: 2	H: 5	E: 0	K: 0	S: 8	R: 1	H: 3	E: 0	K: 1	S: 11	R: 0	H: 0	E: 0	K: 1	S: 10	R: 0	H: 0	E: 0	K: 1	S: 10	R: 2	H: 5	E: 0	K: 0	S: 8	R: 1	H: 3	E: 0	K: 1	S: 11	R: 0	H: 0	E: 0	K: 1	S: 10	R: 0	H: 0	E: 0	K: 1	S: 10	R: 2	H: 5	E: 0	K: 0	S: 8	R: 1	H: 3	E: 0	K: 1	S: 11	R: 0	H: 0	E: 0	K: 1	S: 10	R: 0	H: 0	E: 0	K: 1	S: 10	R: 2	H: 5	E: 0	K: 0	S: 8	R: 1	H: 3	E: 0	K: 1	S: 11	R: 0	H: 0	E: 0	K: 1	S: 10	R: 0	H: 0	E: 0	K: 1	S: 10	R: 2	H: 5	E: 0	K: 0	S: 8	R: 1	H: 3	E: 0	K: 1	S: 11	R: 0	H: 0	E: 0	K: 1	S: 10	R: 0	H: 0	E: 0	K: 1	S: 10	R: 2	H: 5	E: 0	K: 0	S: 8	R: 1	H: 3	E: 0	K: 1	S: 11	R: 0	H: 0	E: 0	K: 1	S: 10	R: 0	H: 0	E: 0	K: 1	S: 10	R: 2	H: 5	E: 0	K: 0	S: 8	R: 1	H: 3	E: 0	K: 1	S: 11	R: 0	H: 0	E: 0	K: 1	S: 10	R: 0	H: 0	E: 0	K: 1	S: 10	R: 2	H: 5	E: 0	K: 0	S: 8	R: 1	H: 3	E: 0	K: 1	S: 11	R: 0	H: 0	E: 0	K: 1	S: 10	R: 0	H: 0	E: 0	K: 1	S: 10	R: 2	H: 5	E: 0	K: 0	S: 8	R: 1	H: 3	E: 0	K: 1	S: 11	R: 0	H: 0	E: 0	K: 1	S: 10	R: 0	H: 0	E: 0	K: 1	S: 10	R: 2	H: 5	E: 0	K: 0	S: 8	R: 1	H: 3	E: 0	K: 1	S: 11	R: 0	H: 0	E: 0	K: 1	S: 10	R: 0	H: 0	E: 0	K: 1	S: 10	R: 2	H: 5	E: 0	K: 0	S: 8	R: 1	H: 3	E: 0	K: 1	S: 11	R: 0	H: 0	E: 0	K: 1	S: 10	R: 0	H: 0	E: 0	K: 1	S: 10	R: 2	H: 5	E: 0	K: 0	S: 8	R: 1	H: 3	E: 0	K: 1	S: 11	R: 0	H: 0	E: 0	K: 1	S: 10	R: 0	H: 0	E: 0	K: 1	S: 10	R: 2	H: 5	E: 0	K: 0	S: 8	R: 1	H: 3	E: 0	K: 1	S: 11	R: 0	H: 0	E: 0	K: 1	S: 10	R: 0	H: 0	E: 0	K: 1	S: 10	R: 2	H: 5	E: 0	K: 0	S: 8	R: 1	H: 3	E: 0	K: 1	S: 11	R: 0	H: 0	E: 0	K: 1	S: 10	R: 0	H: 0	E: 0	K: 1	S: 10	R: 2	H: 5	E: 0	K: 0	S: 8	R: 1	H: 3	E: 0	K: 1	S: 11	R: 0	H: 0	E: 0	K: 1	S: 10	R: 0	H: 0	E: 0	K: 1	S: 10	R: 2	H: 5	E: 0	K: 0	S: 8	R: 1	H: 3	E: 0	K: 1	S: 11	R: 0	H: 0	E: 0	K: 1	S: 10	R: 0	H: 0	E: 0	K: 1	S: 10	R: 2	H: 5	E: 0	K: 0	S: 8	R: 1	H: 3	E: 0	K: 1	S: 11	R: 0	H: 0
--------------	------	------	------	------	-------	------	------	------	------	------	------	------	------	------	-------	------	------	------	------	-------	------	------	------	------	-------	------	------	------	------	------	------	------	------	------	-------	------	------	------	------	------	------	------	------	------	-------	------	------	------	------	-------	------	------	------	------	-------	------	------	------	------	-------	------	------	------	------	------	------	------	------	------	-------	------	------	------	------	-------	------	------	------	------	-------	------	------	------	------	------	------	------	------	------	-------	------	------	------	------	-------	------	------	------	------	-------	------	------	------	------	------	------	------	------	------	-------	------	------	------	------	-------	------	------	------	------	-------	------	------	------	------	------	------	------	------	------	-------	------	------	------	------	-------	------	------	------	------	-------	------	------	------	------	------	------	------	------	------	-------	------	------	------	------	-------	------	------	------	------	-------	------	------	------	------	------	------	------	------	------	-------	------	------	------	------	-------	------	------	------	------	-------	------	------	------	------	------	------	------	------	------	-------	------	------	------	------	-------	------	------	------	------	-------	------	------	------	------	------	------	------	------	------	-------	------	------	------	------	-------	------	------	------	------	-------	------	------	------	------	------	------	------	------	------	-------	------	------	------	------	-------	------	------	------	------	-------	------	------	------	------	------	------	------	------	------	-------	------	------	------	------	-------	------	------	------	------	-------	------	------	------	------	------	------	------	------	------	-------	------	------	------	------	-------	------	------	------	------	-------	------	------	------	------	------	------	------	------	------	-------	------	------	------	------	-------	------	------	------	------	-------	------	------	------	------	------	------	------	------	------	-------	------	------	------	------	-------	------	------	------	------	-------	------	------	------	------	------	------	------	------	------	-------	------	------	------	------	-------	------	------	------	------	-------	------	------	------	------	------	------	------	------	------	-------	------	------	------	------	-------	------	------	------	------	-------	------	------	------	------	------	------	------	------	------	-------	------	------	------	------	-------	------	------	------	------	-------	------	------	------	------	------	------	------	------	------	-------	------	------	------	------	-------	------	------	------	------	-------	------	------	------	------	------	------	------	------	------	-------	------	------	------	------	-------	------	------	------	------	-------	------	------	------	------	------	------	------	------	------	-------	------	------	------	------	-------	------	------	------	------	-------	------	------	------	------	------	------	------	------	------	-------	------	------	------	------	-------	------	------	------	------	-------	------	------	------	------	------	------	------	------	------	-------	------	------	------	------	-------	------	------	------	------	-------	------	------	------	------	------	------	------	------	------	-------	------	------	------	------	-------	------	------	------	------	-------	------	------	------	------	------	------	------	------	------	-------	------	------	------	------	-------	------	------	------	------	-------	------	------	------	------	------	------	------	------	------	-------	------	------	------	------	-------	------	------	------	------	-------	------	------	------	------	------	------	------	------	------	-------	------	------	------	------	-------	------	------	------	------	-------	------	------	------	------	------	------	------	------	------	-------	------	------	------	------	-------	------	------	------	------	-------	------	------	------	------	------	------	------	------	------	-------	------	------	------	------	-------	------	------	------	------	-------	------	------	------	------	------	------	------	------	------	-------	------	------	------	------	-------	------	------	------	------	-------	------	------	------	------	------	------	------	------	------	-------	------	------	------	------	-------	------	------	------	------	-------	------	------	------	------	------	------	------	------	------	-------	------	------	------	------	-------	------	------	------	------	-------	------	------	------	------	------	------	------	------	------	-------	------	------	------	------	-------	------	------	------	------	-------	------	------	------	------	------	------	------	------	------	-------	------	------	------	------	-------	------	------	------	------	-------	------	------	------	------	------	------	------	------	------	-------	------	------	------	------	-------	------	------	------	------	-------	------	------	------	------	------	------	------	------	------	-------	------	------	------	------	-------	------	------	------	------	-------	------	------	------	------	------	------	------	------	------	-------	------	------	------	------	-------	------	------	------	------	-------	------	------	------	------	------	------	------	------	------	-------	------	------	------	------	-------	------	------	------	------	-------	------	------	------	------	------	------	------	------	------	-------	------	------	------	------	-------	------	------	------	------	-------	------	------	------	------	------	------	------	------	------	-------	------	------	------	------	-------	------	------	------	------	-------	------	------	------	------	------	------	------	------	------	-------	------	------	------	------	-------	------	------	------	------	-------	------	------	------	------	------	------	------	------	------	-------	------	------	------	------	-------	------	------	------	------	-------	------	------	------	------	------	------	------	------	------	-------	------	------	------	------	-------	------	------	------	------	-------	------	------	------	------	------	------	------	------	------	-------	------	------	------	------	-------	------	------	------	------	-------	------	------	------	------	------	------	------	------	------	-------	------	------	------	------	-------	------	------	------	------	-------	------	------	------	------	------	------	------	------	------	-------	------	------	------	------	-------	------	------	------	------	-------	------	------	------	------	------	------	------	------	------	-------	------	------	------	------	-------	------	------	------	------	-------	------	------	------	------	------	------	------	------	------	-------	------	------	------	------	-------	------	------	------	------	-------	------	------	------	------	------	------	------	------	------	-------	------	------	------	------	-------	------	------	------	------	-------	------	------	------	------	------	------	------	------	------	-------	------	------	------	------	-------	------	------	------	------	-------	------	------	------	------	------	------	------	------	------	-------	------	------	------	------	-------	------	------	------	------	-------	------	------	------	------	------	------	------	------	------	-------	------	------	------	------	-------	------	------	------	------	-------	------	------	------	------	------	------	------	------	------	-------	------	------

Batter	1	2	3	4	5	6	7	8	9	AB	R	H	RBI	BB	SO	LOB
Jim Eisenreich, L (1, 8) OBP: 0.339, SLG: 0.404 Rey Palacios, R (8, PR) OBP: 0.200, SLG: 0.250 (9, 5)	1-3 		0-0 		0-0 			0-2 		4	0	1	0	0	1	0
Kevin Seitzer, R (1, 5) OBP: 0.394, SLG: 0.337 (9, 8)	0-0 		2-1 		4-1 			0-2 		3	0	2	0	1	0	0
George Brett, L (1, 3) OBP: 0.340, SLG: 0.422 (9, 7)	4-1 		0-1 		2-2 			0-0 		3	0	1	1	1	0	3
Bo Jackson, R (1, 10) OBP: 0.305, SLG: 0.522 (9, 3)	1-2 		0-3 		1-2 			0-0 		4	0	0	0	0	1	4
Pat Tabler, R (1, 7) OBP: 0.337, SLG: 0.304 (9, 3)	2-2 			4-2 	2-1 			0-1 		3	0	0	0	1	0	4
Danny Tartabull, R (1, 9) OBP: 0.354, SLG: 0.424 (9, 3)		0-1 		3-1 	0-3 			1-3 		4	0	1	0	0	2	1
Bob Boone, R (1, 2) OBP: 0.363, SLG: 0.357 (9, 3)		2-3 		2-0 	2-3 			0-0 		4	0	0	0	0	2	2
Frank White, R (1, 4) OBP: 0.290, SLG: 0.294 (9, 3)		0-0 		0-3 	0-1 			0-0 		4	0	0	0	0	1	2
Bill Pecota, R (1, 6) OBP: 0.286, SLG: 0.553 Bill Buckner, L (7, PH) OBP: 0.252, SLG: 0.277 Brad Wellman, R (8, 6) OBP: 0.273, SLG: 0.281 (9, 3)		3-3 		1-2 	0-2 			2 0 0 0 0 1 1 1 0 0 0 0 0 0 0 0 0 0 0 0 0		2	0	0	0	0	1	1

Inning Stats	R: 0	H: 1	E: 0	LOB: 2	K: 1	BB: 1	S: 12	R: 0	H: 1	E: 0	LOB: 1	K: 2	BB: 0	S: 9	R: 0	H: 1	E: 0	LOB: 1	K: 1	BB: 0	S: 10	R: 0	H: 0	E: 0	LOB: 1	K: 0	BB: 1	S: 9	R: 0	H: 0	E: 0	LOB: 0	K: 1	BB: 0	S: 8	R: 0	H: 0	E: 0	LOB: 0	K: 1	BB: 0	S: 9	R: 1	H: 2	E: 0	LOB: 2	K: 0	BB: 0	S: 10	R: 0	H: 0	E: 0	LOB: 0	K: 1	BB: 0	S: 5	R: 0	H: 0	E: 0	LOB: 0	K: 1	BB: 0	S: 6	1B: 4	SF: 0	2B: 1	SAC: 0	3B: 0	DP: 0	HR: 0	HBP: 0	WP: 0	PA: 35
Chris Bosio, R (1, 1) ERA: 2.9	IP	WLS	BF	H	R	ER	SO	BB	IBB	HBP	BLK	WP	HR	S	P	ERA	WHIP																																																								

BOTTOM

Milwaukee Brewers @ Kansas City Royals
 Royals Stadium, Kansas City, MO

Wed Jul 19 1989, 8:05 PM EDT
 Att: 29,132 - Unknown - 74 F

livebaseballscorecards.com

AB	32
R	1
H	5
RBI	1
BB	3
SO	8
LOB	17

Batter	1	2	3	4	5	6	7	8	9	AB R H RBI BB SO LOB	TOP									
Jerry Browne, S (1, 4) OBP: 0.366, SLG: 0.401	1-0 G4-3		2-2 1B			0-3 K	1-0 CS	0-1 2B	4-0 IBB	4 1 2 0 1 1 0										
Felix Fermin, R (1, 6) OBP: 0.302, SLG: 0.256	3-2 1B		1-0 F9			0-0 G6-3		1-1 2B	1-0 G4-3	5 0 2 1 0 0 4										
Dion James, L (1, 10) OBP: 0.360, SLG: 0.345	0-2 P4				0-3 K	1-0 G1-3		0-0 P6		4 0 0 0 0 1 2										
Joe Carter, R (1, 7) OBP: 0.300, SLG: 0.488	1-3 K				1-2 P3		0-0 1B	0-1 F9		4 1 1 0 0 1 2										
Pete O'Brien, L (1, 3) OBP: 0.391, SLG: 0.426					0-1 G4-1		2-0 1B	0-0 F8		4 1 1 0 0 0 1										
Albert Belle, R (1, 9) OBP: 0.260, SLG: 0.560					1-1 G6-3		1-1 1B	1-1 G1-3		4 1 2 1 0 0 0										
Brad Komminsk, R (1, 8) OBP: 0.404, SLG: 0.568					0-2 1B		2-2 CS	1-1 G1-3		4 0 3 1 0 0 0										
Luis Aguayo, R (1, 5) OBP: 0.233, SLG: 0.230					1-0 F9		2-1 SF8	1-1 G1-3		3 0 0 1 0 0 3										
Andy Allanson, R (1, 2) OBP: 0.267, SLG: 0.261					3-1 G6-3		0-0 F9	2-3 K		4 0 0 0 0 2 4										
Inning Stats	R: 0 E: 0 K: 1 S: 13	H: 1 LOB: 1 BB: 0 P: 18	R: 0 E: 0 K: 0 S: 12	H: 0 LOB: 0 BB: 0 P: 17	R: 0 E: 0 K: 1 S: 10	H: 1 LOB: 1 BB: 0 P: 15	R: 0 E: 0 K: 1 S: 9	H: 0 LOB: 0 BB: 0 P: 13	R: 0 E: 1 K: 0 S: 5	H: 0 LOB: 1 BB: 0 P: 6	R: 3 E: 0 K: 0 S: 10	H: 4 LOB: 0 BB: 0 P: 18	R: 1 E: 0 K: 0 S: 8	H: 2 LOB: 1 BB: 0 P: 9	R: 0 E: 0 K: 1 S: 10	H: 2 LOB: 3 BB: 1 P: 20	1B: 8 2B: 3 3B: 0 HR: 0	SF: 1 SAC: 0 DP: 0 HBP: 0	WP: 0 PB: 0 SB: 0 CS: 1	PA: 39
PITCHER Bret Saberhagen, R (1, 1) ERA: 2.69 Terry Leach, R (9, 1) ERA: 4.17	IP: 8.0 WLS: L BF: 32 H: 9 R: 4 ER: 4 SO: 4 BB: 0 IBB: 0 HBP: 0 BLK: 0 WP: 0 HR: 0 S: 80 P: 110 ERA: 4.50 WHIP: 1.125																			

Cleveland Indians @ Kansas City Royals
Royals Stadium, Kansas City, MO
 Thu Jul 20 1989, 8:05 PM EDT
 Att. 38,595 - Sunny

AB	36
R	4
H	11
RBI	4
BB	1
SO	5
LOB	16



livebaseballscorecards.com

Batter	1	2	3	4	5	6	7	8	9	AB	R	H	RBI	BB	SO	LOB
Willie Wilson, S OBP: 0.290, SLG: 0.300 (1, 8)	2-3 K			3-3 K	2-0 F9			0-0 B5-3		4	0	0	0	0	2	3
Kevin Seitzer, R OBP: 0.395, SLG: 0.335 (1, 5)	4-2 CS BB			4-1 BB BB				2-3 K		2	0	0	0	2	2	1
George Brett, L OBP: 0.338, SLG: 0.416 (1, 3)	0-1 F8			3-1 F7						3	0	0	0	1	1	2
Bo Jackson, R OBP: 0.308, SLG: 0.520 (1, 7)		0-1 CS 1B		4-0 1-2 BB						3	0	1	0	1	2	1
Mike Macfarlane, R OBP: 0.253, SLG: 0.305 (1, 10)		0-0 F8		2-2 G5-3						3	0	0	0	0	0	3
Bill Buckner, L OBP: 0.250, SLG: 0.275 (9, PH)										1	0	0	0	0	0	1
Danny Tartabull, R OBP: 0.355, SLG: 0.428 (1, 9)		1 SAFE 3-1 F8			0-1 G4-3 2B					2	0	1	0	0	0	1
Matt Winters, L OBP: 0.379, SLG: 0.417 (5, PR)										2	0	0	0	0	0	1
(6, 9)																
Bob Boone, R OBP: 0.359, SLG: 0.352 (1, 2)		2-2 CS	2-1 G6-3		2-2 G4-3					3	0	0	0	0	0	1
Frank White, R OBP: 0.295, SLG: 0.292 (1, 4)			1-0 P2		4-1 F9 BB					1	0	0	0	2	0	0
Bill Pecota, R OBP: 0.273, SLG: 0.525 (1, 6)				1-3 K						2	0	0	0	0	1	3
Pat Tabler, R OBP: 0.336, SLG: 0.303 (8, PH)					0-1 F9					1	0	0	0	0	0	1
Brad Wellman, R OBP: 0.273, SLG: 0.281 (9, 6)					1-2					0	0	0	0	0	0	0

Inning Stats	R: 0	H: 0	E: 0	K: 1	S: 7	R: 0	H: 1	E: 0	K: 0	S: 8	R: 0	H: 0	E: 0	K: 1	S: 6	R: 0	H: 0	E: 0	K: 1	S: 13	R: 0	H: 1	E: 0	K: 0	S: 9	R: 0	H: 0	E: 0	K: 3	S: 9	R: 0	H: 0	E: 0	K: 0	S: 5	R: 0	H: 0	E: 0	K: 1	S: 7	R: 0	H: 0	E: 0	K: 1	S: 10	1B: 1	SF: 0	2B: 1	SAC: 0	3B: 0	DP: 0	HR: 0	HBP: 0	WP: 0	PA: 34
PITCHER	IP	WLS	BF	H	R	ER	SO	BB	IBB	HBP	BLK	WP	HR	S	P	ERA	WHIP																																						
Greg Swindell, L ERA: 2.51 (1, 1)	7.0	W	25	2	0	0	6	4	0	0	0	0	0	57	104	0.00	0.857																																						
Jesse Orosco, L ERA: 1.98 (8, 1)	1.0		5	0	0	0	1	2	0	0	0	0	0	9	21	0.00	2.000																																						
Doug Jones, R ERA: 2.09 (9, 1)	1.0		3	0	0	0	1	0	0	0	0	0	0	8	13	0.00	0.000																																						

BOTTOM

Cleveland Indians @ Kansas City Royals
Royals Stadium, Kansas City, MO

Thu Jul 20 1989, 8:05 PM EDT
Att. 38,595 - Sunny


livebaseballscorecards.com

AB	27
R	0
H	2
RBI	0
BB	6
SO	8
LOB	18



Batter	1	2	3	4	5	6	7	8	9
Willie Wilson, S OBP: 0.297, SLG: 0.309 (1, 8)	2-2 FC6-4 1B	3-2 SAFE SF8 1-2 3-H			0-0 1B	0-0 SAFE L6		1-2 1-H 3-H 1B	
Kevin Seitzer, R OBP: 0.395, SLG: 0.336 (1, 5)	0-2 FC6-4 1B	2-1 F8			2-0 L7		1-0 E6 SH1-4	2-2 1-2 1B	
George Brett, L OBP: 0.336, SLG: 0.412 (1, 3)	0-1 FC6-4		1-1 P6		2-2 1-H 1B		1-1 SAFE SH1-4	1-0 F9	
Rey Palacios, R OBP: 0.216, SLG: 0.265 (5, 3)	1-2f 2-3				2-2 1-2 1B		1-2 F9	0-0 F9	
Bo Jackson, R OBP: 0.309, SLG: 0.518 (1, 7)	1-3 K		2-2 1B		2-2 1-2 1B		1-0 F9	0-0 F9	
Pat Tabler, R OBP: 0.335, SLG: 0.302 (1, 10)	1-0 F9		0-0 G6-4-3 1B		0-1 L8		2-3 K		
Bob Boone, R OBP: 0.361, SLG: 0.352 (1, 2)		4-2 2B G4-3 BB	2-0 G6-4-3		0-0 G4-3			1-2 1B G3	
Frank White, R OBP: 0.294, SLG: 0.296 (1, 4)		2-1 SAFE G4-3 SF8 2B		2-2 G1-3		2-3 K		2-2 G3	
Matt Winters, L OBP: 0.371, SLG: 0.392 (1, 9)		0-1 G4-3		1-3 K		1-0 G3-1		4-0 1B 1B IBB	
Bill Pecota, R OBP: 0.298, SLG: 0.512 (1, 6)		4-1 SF8		1-0 P6		2-1 HBP		1-2 1-3 2-H 1B	
Bill Buckner, L OBP: 0.255, SLG: 0.280 (8, PH)									
Brad Wellman, R OBP: 0.273, SLG: 0.281 (8, PR)									

AB	R	H	RBI	BB	SO	LOB
4	1	3	3	0	0	1
5	0	2	0	0	0	2
2	0	0	0	0	0	2
2	0	1	1	0	0	2
5	0	2	0	0	1	5
4	0	1	0	0	1	5
3	2	1	0	1	0	4
4	1	1	0	0	1	1
3	1	0	1	1	1	1
1	0	0	0	1	0	0
1	0	1	1	0	0	0
0	1	0	0	0	0	0

BOTTOM	
Cleveland Indians @ Kansas City Royals	
Royals Stadium, Kansas City, MO	
Fri Jul 21 1989, 8:05 PM EDT	
Att. 38,274 - Unknown	
AB	34
R	6
H	12
RBI	6
BB	3
SO	4
LOB	23
	
WP: 0	PA: 40
PB: 0	
SB: 2	
CS: 0	

Inning Stats		R: 0	H: 2	E: 0	K: 1	S: 13	R: 2	H: 1	E: 0	K: 0	S: 14	R: 0	H: 2	E: 0	K: 0	S: 10	R: 0	H: 0	E: 0	K: 1	S: 7	R: 1	H: 3	E: 0	K: 0	S: 12	R: 0	H: 0	E: 0	K: 1	S: 7	R: 0	H: 0	E: 1	K: 1	S: 10	R: 3	H: 4	E: 0	K: 0	S: 19
PITCHER		IP	WLS	BF	H	R	ER	SO	BB	IBB	HBP	BLK	WP	HR	S	P	ERA	WHIP	PITCHER		IP	WLS	BF	H	R	ER	SO	BB	IBB	HBP	BLK	WP	HR	S	P	ERA	WHIP				
Scott Bailes, L (1, 1)	ERA: 3.96	4.1	L	22	8	3	3	2	2	0	0	0	0	0	53	87	6.23	2.308	PITCHER		IP	WLS	BF	H	R	ER	SO	BB	IBB	HBP	BLK	WP	HR	S	P	ERA	WHIP				
Rich Yett, R (5, 1)	ERA: 5.11	3.0		13	1	2	2	2	0	1	1	0	0	0	27	42	6.00	0.333	PITCHER		IP	WLS	BF	H	R	ER	SO	BB	IBB	HBP	BLK	WP	HR	S	P	ERA	WHIP				
Jesse Orosco, L (8, 1)	ERA: 2.2	0.0		2	2	1	1	0	0	0	0	0	0	0	6	8	∞	∞	PITCHER		IP	WLS	BF	H	R	ER	SO	BB	IBB	HBP	BLK	WP	HR	S	P	ERA	WHIP				
Keith Atherton, R (8, 1)	ERA: 3.89	0.2		3	1	0	0	0	0	0	0	0	0	0	6	9	0.00	1.500	PITCHER		IP	WLS	BF	H	R	ER	SO	BB	IBB	HBP	BLK	WP	HR	S	P	ERA	WHIP				

Batter	1	2	3	4	5	6	7	8	9	AB R H RBI BB SO LOB	TOP											
Jerry Browne, S (1, 4) OBP: 0.364, SLG: 0.398	0-1 L1		2-1 L1-3		2-0 G6-3			3-3 K		4 0 0 0 0 1 0												
Felix Fermin, R (1, 6) OBP: 0.305, SLG: 0.255	1-2 E5 BB 1B		4-0 BB			0-2 L1-3		0-0 1B 1B		3 0 1 0 1 0 0												
Dion James, L (1, 10) OBP: 0.364, SLG: 0.348	0-1 BB 1-2 1B		1-2 F9			1-0 1B		2-0 1B 1-2 1B		4 0 3 0 0 0 1												
Joe Carter, R (1, 7) OBP: 0.300, SLG: 0.482	4-2 G6-3 1-2 2-3 BB		1-1 P3			1-2 P3		0-1 F9		3 0 0 0 1 0 4												
Pete O'Brien, L (1, 3) OBP: 0.393, SLG: 0.431	0-0 G6-3 1-2f			2-2 G4-3		1-0 L3			0-1 2B 1B	4 1 1 0 0 0 4												
Albert Belle, R (1, 9) OBP: 0.273, SLG: 0.469		1-2 P6		1-1 G3		1-0 P3		1-3 K	1 SAFE 1-3 K	4 0 0 0 0 1 1												
Brad Komminsk, R (1, 8) OBP: 0.373, SLG: 0.510		1-0 1B		2-1 G5-3		0-3 K		3-2 P6	BB 1-3 SAFE P6	4 0 1 0 0 1 1												
Brook Jacoby, R (1, 5) OBP: 0.341, SLG: 0.406		0-0 F8			0-0 G5-3		3-3 K	1-0 1B 2B	BB 1-3 SAFE 1-H 2B	4 0 1 1 0 1 1												
Andy Allanson, R (1, 2) OBP: 0.263, SLG: 0.257		0-1 G5-3			1-2 G6-3			1-2 G6-3	BB 1-3 SAFE 2-3 K	3 0 0 0 0 0 1												
Dave Clark, L (9, PH) OBP: 0.327, SLG: 0.398										1 0 0 0 0 1 1												
Joel Skinner, R (9, 2) OBP: 0.314, SLG: 0.340										0 0 0 0 0 0 0												
Inning Stats	R: 0 E: 1 K: 0 S: 10	H: 1 LOB: 2 BB: 1 P: 15	R: 0 E: 0 K: 0 S: 7	H: 1 LOB: 1 BB: 0 P: 9	R: 0 E: 0 K: 0 S: 7	H: 0 LOB: 1 BB: 1 P: 15	R: 0 E: 0 K: 0 S: 7	H: 0 LOB: 0 BB: 0 P: 12	R: 0 E: 0 K: 0 S: 6	H: 0 LOB: 0 BB: 0 P: 9	R: 0 E: 0 K: 2 S: 8	H: 1 LOB: 1 BB: 0 P: 11	R: 0 E: 0 K: 2 S: 8	H: 0 LOB: 0 BB: 0 P: 12	R: 0 E: 0 K: 1 S: 14	H: 2 LOB: 2 BB: 0 P: 20	R: 1 E: 0 K: 2 S: 14	H: 2 LOB: 1 BB: 0 P: 21	1B: 6 2B: 1 3B: 0 HR: 0	SF: 0 SAC: 0 DP: 1 HBP: 0	WP: 0 PB: 0 SB: 0 CS: 0	PA: 36
PITCHER	IP WLS BF H R ER SO BB IBB HBP BLK WP HR S P ERA WHIP																					
Tom Gordon, R (1, 1) ERA: 2.83	8.2 L 35 7 1 1 4 2 0 0 0 0 0 0 78 119 1.04 1.038																					
Steve Farr, R (9, 1) ERA: 3.96	0.1 1 0 0 0 1 0 0 0 0 0 0 0 3 5 0.00 0.000																					

Cleveland Indians @ Kansas City Royals
Royals Stadium, Kansas City, MO
Sat Jul 22 1989, 8:05 PM EDT
Att: 38,606 - Overcast - 77 F

livebaseballscorecards.com

AB	34
R	1
H	7
RBI	1
BB	2
SO	5
LOB	14



Batter	1	2	3	4	5	6	7	8	9	AB R H RBI BB SO LOB	TOP											
Jerry Browne, S (1, 4) OBP: 0.364, SLG: 0.399	2-2 G5-3		1-1 G6-3		1-2 SH3 1B 2B	0-0 L3	1-1 G3		2-1 FC5-4 1B	6 1 2 0 0 0 2												
Felix Fermin, R (1, 6) OBP: 0.309, SLG: 0.261	0-0 HR 1B		1-3 K		2-0 SH3	1-1 FC4-6 1B		3-1 2B 1B	2-2 FC5-4 2B	5 3 3 0 0 1 2												
Dion James, L (1, 10) OBP: 0.375, SLG: 0.375	1-1 HR			4-0 FC4-6 BB	2-0 BB 1B	0-0 FC4-6 1-2f		1-1 2B HBP 1B	1-1 2B	5 3 4 5 1 0 1												
Joe Carter, R (1, 7) OBP: 0.300, SLG: 0.481	1-2 G6-3			0-0 P2	0-1 P5		4-2 1B 3B BB	2-2 HBP G4-6-3 2B	0-1 P4	5 2 1 1 1 0 3												
Pete O'Brien, L (1, 3) OBP: 0.395, SLG: 0.429	0-1 G1-3			1-0 FC4-6 1B	4-2 1B HR BB		0-0 3B 1B	4-0 G4-6-3 HBP IBB	0-1 F9	4 3 1 0 2 0 2												
Albert Belle, R (1, 9) OBP: 0.342, SLG: 0.543		2-3 K		4-2 1B BB	0-0 HR 1B		1-1 2B 3B	1-0 G4-6-3 HBP		3 3 2 4 1 1 0												
Brad Komminsk, R (1, 8) OBP: 0.375, SLG: 0.571		0-0 G5-3		2-2 E3 1B	1-2 HR		0-0 2B	1-0 G4-6-3		5 1 2 4 0 0 4												
Brook Jacoby, R (1, 5) OBP: 0.338, SLG: 0.402		0-0 G5-3		1-1 1B	0-0 F9		3-1 G6-3	0-0 G4-3		5 0 1 2 0 0 2												
Joel Skinner, R (1, 2) OBP: 0.318, SLG: 0.330			2-1 G5-3	2-2 G4-3		4-2 L3 BB	0-3 K		4-1 FC5-4 1B 2B BB	3 1 0 0 2 1 3												
Inning Stats	R: 2 E: 0 K: 0 S: 11	H: 2 LOB: 0 BB: 0 P: 15	R: 0 E: 0 K: 1 S: 5	H: 0 LOB: 0 BB: 0 P: 7	R: 0 E: 0 K: 1 S: 7	H: 0 LOB: 0 BB: 0 P: 11	R: 2 E: 1 K: 0 S: 12	H: 1 LOB: 2 BB: 2 P: 26	R: 5 E: 0 K: 0 S: 19	H: 4 LOB: 0 BB: 1 P: 29	R: 0 E: 0 K: 0 S: 6	H: 1 LOB: 1 BB: 1 P: 11	R: 3 E: 0 K: 1 S: 13	H: 3 LOB: 1 BB: 1 P: 22	R: 3 E: 0 K: 0 S: 16	H: 3 LOB: 1 BB: 1 P: 28	R: 2 E: 0 K: 0 S: 14	H: 2 LOB: 1 BB: 1 P: 23	1B: 9 2B: 5 3B: 1 HR: 2	SF: 0 SAC: 1 DP: 2 HBP: 1	WP: 0 PB: 0 SB: 0 CS: 0	PA: 50
PITCHER	IP WLS BF H R ER SO BB IBB HBP BLK WP HR S P ERA WHIP																					
Mark Gubicza, R (1, 1) ERA: 2.96	4.2 L 24 6 8 6 2 3 0 0 0 0 0 1 48 81 11.57 1.929																					
Terry Leach, R (5, 1) ERA: 4.72	1.1 10 5 4 4 0 2 0 0 0 0 0 1 18 29 27.00 5.250																					
Steve Crawford, R (7, 1) ERA: 6.23	2.0 10 3 3 3 1 0 1 1 0 0 0 0 23 39 13.50 1.500																					
Steve Farr, R (9, 1) ERA: 4.34	1.0 6 2 2 2 0 1 0 0 0 0 0 0 14 23 18.00 3.000																					

Cleveland Indians @ Kansas City Royals
 Royals Stadium, Kansas City, MO
 Sun Jul 23 1989, 4:33 AM EDT
 Att: 33,991 - Unknown

AB	41
R	17
H	16
RBI	16
BB	7
SO	3
LOB	19



WP: 0	PA: 50
PB: 0	
SB: 0	
CS: 0	

Batter	1	2	3	4	5	6	7	8	9	AB	R	H	RBI	BB	SO	LOB
Willie Wilson, S OBP: 0.298, SLG: 0.307 (1, 8)	4-1 E FC5-2-1-6-5 BB	2-3 K		2-2 BB 1B		0-0 1B		1-1 F9		4	0	2	1	1	1	1
Kevin Seitzer, R OBP: 0.393, SLG: 0.334 (1, 7)	3-1 L3 1-3		0-1 1B 1B	4-2 1-2 BB		1-1 G5-3		2-2 1B		4	0	2	0	1	0	2
Luis de los Santos, R OBP: 0.268, SLG: 0.282 (1, 3)	0-1 FC5-2-1-6-5 HR		1-3 K	1-3 K			0-1 G6-3	0-0 L4		5	1	0	0	0	2	5
Pat Tabler, R OBP: 0.334, SLG: 0.318 (1, 10)	2-2 HR		0-0 F9		2-2 G6-4-3 1B		2-1 BB 2B		0-1 F8	5	1	3	2	0	0	1
Frank White, R OBP: 0.296, SLG: 0.295 (1, 4)	1-2 G4-3		1-2 1B		0-0 G6-4-3 1-2f		4-1 BB BB		0-0 G5-3	4	0	1	0	1	0	1
Mike Macfarlane, R OBP: 0.257, SLG: 0.320 (1, 2)		0-0 WP SF8 2B		0-0 G5-3		3-2 F7		4-0 1-2 2-3 BB		2	1	1	0	0	0	2
Bob Boone, R OBP: 0.360, SLG: 0.349 (4, 2)									0-0 L7	2	0	0	0	1	0	0
Matt Winters, L OBP: 0.348, SLG: 0.414 (1, 9)		2-3 K		2-2 G3		1-2 HR		0-1 P3		4	1	1	1	0	1	4
Rey Palacios, R OBP: 0.200, SLG: 0.250 (1, 5)		2-1 SF8		1-1 F8		3-3 K		3-1 P5		2	0	0	1	0	1	0
George Brett, L OBP: 0.333, SLG: 0.409 (7, PH)										1	0	0	0	0	0	3
Brad Wellman, R OBP: 0.269, SLG: 0.276 (8, 6)										0	0	0	0	0	0	0
Bill Pecota, R OBP: 0.314, SLG: 0.556 (8, 5)		1-0 1B		0-2 1B 3B		0-1 L9		2-2 F9		4	1	2	0	0	0	0

Inning Stats	R: 2	H: 1	E: 1	K: 0	S: 11	LOB: 0	BB: 1	P: 21	R: 1	H: 2	E: 0	K: 2	S: 13	LOB: 1	BB: 0	P: 20	R: 0	H: 2	E: 0	K: 1	S: 10	LOB: 2	BB: 0	P: 12	R: 1	H: 2	E: 0	K: 1	S: 17	LOB: 2	BB: 1	P: 27	R: 0	H: 1	E: 0	K: 0	S: 7	LOB: 0	BB: 0	P: 12	R: 1	H: 2	E: 0	K: 1	S: 12	LOB: 1	BB: 0	P: 17	R: 0	H: 1	E: 0	K: 0	S: 9	LOB: 3	BB: 2	P: 22	R: 0	H: 1	E: 0	K: 0	S: 10	LOB: 1	BB: 0	P: 15	R: 0	H: 0	E: 0	K: 0	S: 4	LOB: 0	BB: 0	P: 4	1B: 7	SF: 1	2B: 2	SAC: 0	3B: 1	DP: 1	HR: 2	HBP: 0	WP: 1	PA: 42
--------------	------	------	------	------	-------	--------	-------	-------	------	------	------	------	-------	--------	-------	-------	------	------	------	------	-------	--------	-------	-------	------	------	------	------	-------	--------	-------	-------	------	------	------	------	------	--------	-------	-------	------	------	------	------	-------	--------	-------	-------	------	------	------	------	------	--------	-------	-------	------	------	------	------	-------	--------	-------	-------	------	------	------	------	------	--------	-------	------	-------	-------	-------	--------	-------	-------	-------	--------	-------	--------

PITCHER	IP	WLS	BF	H	R	ER	SO	BB	IBB	HBP	BLK	WP	HR	S	P	ERA	WHIP
Bud Black, L ERA: 3.65 (1, 1)	5.2		28	10	5	5	5	2	0	0	0	1	2	68	106	7.94	2.118
Rich Yett, R ERA: 5.06 (6, 1)	0.2		5	1	0	0	0	2	0	0	0	0	0	7	18	0.00	4.500
Steve Davis, L ERA: 8.22 (7, 1)	1.2		6	1	0	0	0	0	0	0	0	0	0	14	22	0.00	0.600
Keith Atherton, R ERA: 3.79 (9, 1)	1.0		3	0	0	0	0	0	0	0	0	0	0	4	4	0.00	0.000

BOTTOM

Cleveland Indians @ Kansas City Royals
 Royals Stadium, Kansas City, MO
 Sun Jul 23 1989, 4:33 AM EDT
 Att. 33,991 - Unknown

livebaseballscorecards.com

AB	37
R	5
H	12
RBI	5
BB	4
SO	5
LOB	19



Batter	1	2	3	4	5	6	7	8	9	AB R H RBI BB SO LOB	TOP
Willie Wilson, S (1, 8) OBP: 0.299, SLG: 0.307 Brad Wellman, R (7, 4) OBP: 0.267, SLG: 0.274	2-2 			3-1 F7 		0-1 G6-3 		0-0 G3 		3 0 1 0 0 0 0 1 0 0 0 0 0 0	Kansas City Royals @ Boston Red Sox Fenway Park, Boston, MA Tue Jul 25 1989, 7:05 PM EDT Att. 34,944 - Unknown
Kevin Seitzer, R (1, 5) OBP: 0.397, SLG: 0.339 (7, 6)	0-0 G6-4-3 			3-2 FC5-4 		0-0 		1-1 		4 0 3 0 0 0 1	
Pat Tabler, R (1, 7) OBP: 0.330, SLG: 0.314	1-2 F8 			0-1 FC5-4 		1-0 F9 		2-3 K 		4 0 0 0 0 1 3	
George Brett, L (1, 3) OBP: 0.333, SLG: 0.408 Luis de los Santos, R (7, 3) OBP: 0.277, SLG: 0.291		1-2 F8 		2-2 		2-2 G3 		0-0 		3 0 1 0 0 0 1 1 0 1 0 0 0 0	
Bill Buckner, L (1, 10) OBP: 0.248, SLG: 0.266		0-0 F9 		0-0 F8 		1-2 G3-1 		0-1 F9 		4 0 0 0 0 0 3	
Bob Boone, R (1, 2) OBP: 0.362, SLG: 0.349		3-3 K 		0-1 		4-2 		1-3 K 		3 0 1 0 1 2 1	
Matt Winters, L (1, 9) OBP: 0.370, SLG: 0.426			0-0 	4-1 		0-0 P4 		0-0 		3 0 2 0 1 0 1	
Frank White, R (1, 4) OBP: 0.293, SLG: 0.292 Rey Palacios, R (7, 5) OBP: 0.195, SLG: 0.243			3-1 P3 	1-3 K 		2-3 K 		2-3 K 		3 0 0 0 0 2 4 1 0 0 0 0 1 2	
Bill Pecota, R (1, 6) OBP: 0.296, SLG: 0.521 (7, 8)			2-1 G5-4-3 	0-0 G4-6-3 		1-1 L3 				3 0 0 0 0 0 3	
Inning Stats	R: 0 H: 1 E: 0 LOB: 0 K: 0 BB: 0 S: 9 P: 12	R: 0 H: 0 E: 0 LOB: 0 K: 1 BB: 0 S: 7 P: 11	R: 0 H: 1 E: 0 LOB: 0 K: 0 BB: 0 S: 5 P: 10	R: 0 H: 2 E: 0 LOB: 2 K: 0 BB: 0 S: 11 P: 19	R: 0 H: 1 E: 0 LOB: 1 K: 1 BB: 1 S: 7 P: 12	R: 0 H: 1 E: 0 LOB: 1 K: 0 BB: 0 S: 7 P: 10	R: 0 H: 0 E: 0 LOB: 1 K: 1 BB: 1 S: 12 P: 19	R: 0 H: 1 E: 0 LOB: 1 K: 1 BB: 0 S: 10 P: 14	R: 0 H: 2 E: 0 LOB: 2 K: 2 BB: 0 S: 10 P: 13	1B: 9 SF: 0 2B: 0 SAC: 0 3B: 0 DP: 3 HR: 0 HBP: 0	WP: 0 PA: 35 PB: 0 SB: 0 CS: 0
PITCHER Mike Boddicker, R (1, 1) ERA: 4.2	IP WLS BF H R ER SO BB IBB HBP BLK 9.0 W 35 9 0 0 6 2 0 0 0			WP HR S P ERA WHIP 0 0 78 120 0.00 1.222	PITCHER IP WLS BF H R ER SO BB IBB HBP BLK 0 0 78 120 0.00 1.222			ERA WHIP 0.00 1.222			

livebaseballscorecards.com

AB	33
R	0
H	9
RBI	0
BB	2
SO	6
LOB	19



Batter	1	2	3	4	5	6	7	8	9	AB	R	H	RBI	BB	SO	LOB
Wade Boggs, L OBP: 0.433, SLG: 0.472 (1, 5)	0-2 G6-3	1-2 G6-3		2-2 L6-3 2B		0-3 K		0-1 G4-6-3 1-2f		5	0	1	0	0	1	2
Jody Reed, R OBP: 0.353, SLG: 0.345 (1, 4)	0-0 1B 2B	4-0 2B BB		1-0 L6-3 2-3			2-3 K		2-3 K	4	1	1	0	1	2	1
Kevin Romine, R OBP: 0.361, SLG: 0.395 (1, 8)	1-2 1B 2B 2-H	0-0 1B 2B 1-3 2-H		2-2 G6-3			4-2 BB 1B BB		1-0 F8	4	1	2	2	1	0	1
Mike Greenwell, L OBP: 0.372, SLG: 0.454 (1, 7)	0-1 2B 1B 1-2	4-0 1B IBB		0-1 G4-3			0-0 BB 1B 1-2		1-2 F7	4	0	2	0	1	0	1
Danny Heep, L OBP: 0.367, SLG: 0.373 (1, 9)	1-2 1B 2B 1-3 2-H	2-2 F7			3-1 F8		0-0 L8			4	0	1	1	0	0	5
Nick Esasky, R OBP: 0.333, SLG: 0.468 (1, 3)	4-0 G6-4-3 IBB		1-0 HR		1-3 K		4-0 BB 1-2 2-3			2	1	1	1	2	1	0
Jim Rice, R OBP: 0.283, SLG: 0.350 (1, 10)	0-1 G6-4-3 1-2f		3-2 F9		2-2 G4-3		2-3 K			4	0	0	0	0	1	6
Luis Rivera, R OBP: 0.319, SLG: 0.385 (1, 6)		2-1 P4		2-3 K		0-0 F8		0-0 P4		4	0	0	0	0	1	0
Rich Gedman, L OBP: 0.276, SLG: 0.282 (1, 2)		0-2 2B 2B		0-0 G6-3		1-0 G4-3		1-0 G4-6-3 1B		4	1	2	0	0	0	0

Inning Stats	R: 2	H: 4	E: 0	LOB: 2	K: 0	S: 15	R: 1	H: 2	E: 0	LOB: 3	K: 0	S: 12	R: 1	H: 1	E: 0	LOB: 0	K: 1	S: 11	R: 0	H: 1	E: 0	LOB: 1	K: 0	S: 10	R: 0	H: 0	E: 0	LOB: 0	K: 1	S: 8	R: 0	H: 0	E: 0	LOB: 0	K: 1	S: 5	R: 0	H: 1	E: 0	LOB: 3	K: 2	S: 11	R: 0	H: 1	E: 0	LOB: 0	K: 0	S: 4	R: 0	H: 0	E: 0	LOB: 0	K: 1	S: 9	1B: 4	SF: 0	2B: 5	SAC: 0	3B: 0	DP: 2	HR: 1	HBP: 0	WP: 0	PA: 40
--------------	------	------	------	--------	------	-------	------	------	------	--------	------	-------	------	------	------	--------	------	-------	------	------	------	--------	------	-------	------	------	------	--------	------	------	------	------	------	--------	------	------	------	------	------	--------	------	-------	------	------	------	--------	------	------	------	------	------	--------	------	------	-------	-------	-------	--------	-------	-------	-------	--------	-------	--------


PITCHER	IP	WLS	BF	H	R	ER	SO	BB	IBB	HBP	BLK	WP	HR	S	P	ERA	WHIP
Bret Saberhagen, R ERA: 2.81 (1, 1)	6.2	W	33	9	4	4	4	3	2	0	0	0	1	69	116	5.40	1.800
Jeff Montgomery, R ERA: 1.4 (7, 1)	2.1	S	7	1	0	0	2	0	0	0	0	0	0	16	23	0.00	0.429

BOTTOM

Kansas City Royals @ Boston Red Sox
 Fenway Park, Boston, MA
 Wed Jul 26 1989, 7:05 PM EDT
 Att: 34,681 - Unknown - 92 F

livebaseballscorecards.com

AB	35
R	4
H	10
RBI	4
BB	5
SO	6
LOB	16



Batter	1	2	3	4	5	6	7	8	9	AB R H RBI BB SO LOB	TOP
Willie Wilson, S OBP: 0.311, SLG: 0.322 (1, 8) C B B B B	4-1 S BB		0-0 L7		1-3 K	0-1 2B			1-3 K	4 0 1 2 1 2 1	
Kevin Seitzer, R OBP: 0.397, SLG: 0.338 (1, 5) (8, 6) B B X	2-0 F9		4-1 1B FC5-2 BB		4-0 FC4-6 BB	3-2 G6-3			2-2 F9	3 0 0 0 2 0 3	
George Brett, L OBP: 0.330, SLG: 0.405 (1, 3) 1 SAFE S B X	1-1 F8		0-0 FC5-2 1-3 1B		0-0 FC4-6 1-2f 2-3			1-1 P6		4 0 1 0 0 0 3	
Pat Tabler, R OBP: 0.324, SLG: 0.305 (1, 10) 1 SAFE C C B X	1-2 G5-3		1-0 FC5-2 1-3 3-H		0-0 F8			0-3 K		4 0 0 0 0 1 5	
Matt Winters, L OBP: 0.370, SLG: 0.412 (1, 9) C B B B B X		2-2 G4-3	1-0 G4-3			4-2 WP BB 2B BB		0-3 K		3 1 0 0 1 1 2	
Bob Boone, R OBP: 0.366, SLG: 0.346 (1, 2) B B B B B X		4-1 G5-3 1B BB		1-0 G6-3		4-1 BB 2B BB		2-1 F8		2 1 0 0 2 0 0	
Frank White, R OBP: 0.295, SLG: 0.289 (1, 4) B X		1-0 G5-3 1-2 1B		1-3 K		4-0 2B 1-2 2-3 BB		0-3 K		3 0 1 0 1 2 0	
Bill Pecota, R OBP: 0.300, SLG: 0.509 (1, 6) C B B B B B X		3-2 G5-3		1-1 F7		1-3 K		1-0 P5		2 0 0 0 0 0 2	
Danny Tartabull, R OBP: 0.354, SLG: 0.426 (6, PH) B B B B B X		1-2 2-3								1 0 0 0 0 1 3	
Brad Wellman, R OBP: 0.265, SLG: 0.272 (6, 6) C B B B B B X										0 0 0 0 0 0 0	
Bill Buckner, L OBP: 0.247, SLG: 0.264 (8, PH) B B B B B X										1 0 0 0 0 0 0	
Rey Palacios, R OBP: 0.195, SLG: 0.243 (8, 5) C B B B B B X										0 0 0 0 0 0 0	
Gary Thurman, R OBP: 0.350, SLG: 0.265 (1, 7) C B B B B B X		0-0 G6-3				2-2 FC4-6 S 1B		3-3 K		3 0 1 0 0 1 5	
Luis de los Santos, R OBP: 0.274, SLG: 0.288 (9, PH) C B B B B B X									1-3 K	1 0 0 0 0 1 0	
Inning Stats	R: 0 E: 0 K: 0 S: 7 H: 0 LOB: 1 BB: 1 P: 15	R: 0 E: 0 K: 0 S: 12 H: 1 LOB: 2 BB: 1 P: 22	R: 0 E: 0 K: 0 S: 5 H: 1 LOB: 2 BB: 1 P: 11	R: 0 E: 0 K: 1 S: 6 H: 0 LOB: 0 BB: 0 P: 9	R: 0 E: 0 K: 1 S: 9 H: 1 LOB: 2 BB: 1 P: 15	R: 2 E: 0 K: 2 S: 16 H: 1 LOB: 2 BB: 3 P: 35	R: 0 E: 0 K: 2 S: 8 H: 0 LOB: 0 BB: 0 P: 9	R: 0 E: 0 K: 1 S: 6 H: 0 LOB: 0 BB: 0 P: 9	R: 0 E: 0 K: 2 S: 10 H: 0 LOB: 0 BB: 0 P: 14	1B: 3 2B: 1 3B: 0 HR: 0 SF: 0 SAC: 0 DP: 0 HBP: 0	WP: 1 PB: 0 SB: 2 CS: 0 PA: 38
PITCHER John Dopson, R ERA: 4.05 (1, 1) Rob Murphy, L ERA: 2.38 (6, 1) Lee Smith, R ERA: 4.81 (8, 1)	IP 5.0 WLS W BF 25 H 3 R 2 ER 2 SO 2 BB 7 IBB 0 HBP 0 BLK 0 WP 1 HR 0 S 42 P 87 ERA 3.60 WHIP 2.000	IP 2.0 WLS 7 BF 1 H 0 R 0 ER 0 SO 4 BB 0 IBB 0 HBP 0 BLK 0 WP 0 HR 0 S 21 P 29 ERA 0.00 WHIP 0.500	IP 2.0 WLS 6 BF 0 H 0 R 0 ER 0 SO 3 BB 0 IBB 0 HBP 0 BLK 0 WP 0 HR 0 S 16 P 23 ERA 0.00 WHIP 0.000	PITCHER IP WLS BF H R ER SO BB IBB HBP BLK WP HR S P ERA WHIP	IP WLS BF H R ER SO BB IBB HBP BLK WP HR S P ERA WHIP	IP WLS BF H R ER SO BB IBB HBP BLK WP HR S P ERA WHIP	IP WLS BF H R ER SO BB IBB HBP BLK WP HR S P ERA WHIP	IP WLS BF H R ER SO BB IBB HBP BLK WP HR S P ERA WHIP	IP WLS BF H R ER SO BB IBB HBP BLK WP HR S P ERA WHIP	IP WLS BF H R ER SO BB IBB HBP BLK WP HR S P ERA WHIP	

Kansas City Royals @ Boston Red Sox
Fenway Park, Boston, MA
Thu Jul 27 1989, 3:33 AM EDT
Att. 34,223 - Overcast

livebaseballscorecards.com

AB	31
R	2
H	4
RBI	2
BB	7
SO	9
LOB	24



Batter	1	2	3	4	5	6	7	8	9	AB	R	H	RBI	BB	SO	LOB
Wade Boggs, L (1, 5) OBP: 0.435, SLG: 0.471	2-2 G3-1	4-1 FC5-4 BB		1-1 1B		4-1 FC3-6 BB	1-2 FC6-4			3	0	1	1	2	0	2
Jody Reed, R (1, 4) OBP: 0.351, SLG: 0.341	4-2 BB 1B BB	0-1 FC5-4		0-0 G5-3		3-2 FC3-6 BB BB	2-2 F9			4	1	0	0	1	0	6
Kevin Romine, R (1, 8) OBP: 0.371, SLG: 0.432	3-3 SAFE BB BB C		1-1 E 2B		0-1 HR	4-2 BB BB	0-2 B1-3			4	2	2	1	1	1	1
Mike Greenwell, L (1, 7) OBP: 0.375, SLG: 0.453	4-1 1B 1B BB		0-0 E9 FC6-5 WP 2-H 1B		1-0 G4-3	4-0 SAFE BB	0-0 L7			3	1	1	1	2	0	0
Danny Heep, L (1, 9) OBP: 0.364, SLG: 0.370	2-0 1B 1B		3-1 F9		0-0 G3-1	3-2 G3-1	1-1 G4-3			4	0	1	1	0	0	4
Randy Kutcher, R (8, 9) OBP: 0.287, SLG: 0.352	1-2 2-H 1B									1	0	0	0	0	0	0
Nick Esasky, R (1, 3) OBP: 0.335, SLG: 0.468	0-1 1B		3-1 FC6-5 FC6-4 1-3		1-0 FC6-4 1B		0-1 P5			4	0	2	1	0	0	1
Jim Rice, R (1, 10) OBP: 0.282, SLG: 0.348	1-3 K		2-2 FC6-4 1-2f		0-0 FC6-4 1-2f		2-2 E 1B 1B			4	0	1	0	0	1	4
Ed Romero, R (7, PR) OBP: 0.264, SLG: 0.252										0	1	0	0	0	0	0
Luis Rivera, R (1, 6) OBP: 0.311, SLG: 0.374		2-0 P8		0-2 G3		1-3 SAFE BB BB X	0-0 E4 1B FC6-4			4	1	0	0	0	1	1
Rick Cerone, R (1, 2) OBP: 0.356, SLG: 0.359		0-2 G6-3		3-1 F8		1-2 FC3-6 BB 1B	0-0 FC6-4 1-3 2-H 1B			4	1	2	1	0	0	0

Inning Stats	R: 2	H: 2	E: 0	K: 2	S: 16	LOB: 2	BB: 2	P: 32	R: 0	H: 0	E: 0	K: 0	S: 7	LOB: 1	BB: 1	P: 13	R: 1	H: 2	E: 1	K: 0	S: 10	LOB: 1	BB: 0	P: 19	R: 0	H: 1	E: 0	K: 0	S: 8	LOB: 1	BB: 0	P: 12	R: 1	H: 2	E: 0	K: 0	S: 6	LOB: 1	BB: 0	P: 8	R: 1	H: 1	E: 0	K: 1	S: 17	LOB: 3	BB: 3	P: 37	R: 2	H: 2	E: 1	K: 0	S: 14	LOB: 2	BB: 0	P: 19	R: 0	H: 0	E: 0	K: 0	S: 6	LOB: 0	BB: 0	P: 7
1B: 8	SF: 0	2B: 1	SAC: 0	3B: 0	DP: 0	HR: 1	HBP: 0	WP: 1	PA: 41																																																							

PITCHER	IP	WLS	BF	H	R	ER	SO	BB	IBB	HBP	BLK	WP	HR	S	P	ERA	WHIP
Tom Gordon, R (1, 1) ERA: 3.17	5.1	L	28	8	5	5	3	4	0	0	0	1	1	55	98	8.44	2.250
Steve Farr, R (6, 1) ERA: 4.15	1.2		10	2	2	0	0	2	0	0	0	0	0	23	42	0.00	2.400
Terry Leach, R (8, 1) ERA: 4.63	1.0		3	0	0	0	0	0	0	0	0	0	0	6	7	0.00	0.000

BOTTOM

Kansas City Royals @ Boston Red Sox
 Fenway Park, Boston, MA
 Thu Jul 27 1989, 3:33 AM EDT
 Att. 34,223 - Overcast

livebaseballscorecards.com

AB	35
R	7
H	10
RBI	6
BB	6
SO	3
LOB	19



Batter	1	2	3	4	5	6	7	8	9	10	11	12	13	AB R H RBI BB SO LOB
Willie Wilson, S OBP: 0.308, SLG: 0.318 (1, 8)	G4-3		1-1 FC1-4-6 1B		1-0 F9			0-0 G4-3	1-2 L6			0-0 SH3-4	1-2 P2	6 0 1 1 0 0 5
Kevin Seitzer, R OBP: 0.394, SLG: 0.333 (1, 5) (10, 6)	F9		0-0 FC1-4-6 1-2f		1-1 L5			0-0 F7		2-2 G1-3		4-0 IBB IBB		5 0 0 0 1 0 1
George Brett, L OBP: 0.326, SLG: 0.397 (1, 3) (10, 7)	G3-1		1-1 G3-1 1-2			0-0 L7			2-2 G4-3	3-2 G4-3		4-0 IBB 1-2 IBB		5 0 0 0 1 0 1
Pat Tabler, R OBP: 0.327, SLG: 0.312 (1, 10)		0-1 1B		1-1 L5		0-1 G4-3			0-0 1B 1B	2-2 2B		0-3 K		6 1 3 0 0 1 3
Matt Winters, L OBP: 0.369, SLG: 0.408 Danny Tartabull, R OBP: 0.356, SLG: 0.429 Rey Palacios, R OBP: 0.186, SLG: 0.231 (1, 9) (9, PH) (9, PR) (10, 5)	F9	0-0 F9		1-1 1B 1B		2-2 G1-3			0-1 1B 1B 1B	2-3 K		2-2 F9		3 0 1 0 0 0 1 1 0 1 0 0 0 0 2 1 0 0 0 1 4
Bob Boone, R OBP: 0.368, SLG: 0.350 (1, 2)		1-1 F8		0-0 1B 1B			2-2 F7		0-1 1B		0-0 CS 1B		2-2 F9	6 0 3 1 0 0 1
Bill Pecota, R OBP: 0.286, SLG: 0.482 Bill Buckner, L OBP: 0.252, SLG: 0.264 Frank White, R OBP: 0.297, SLG: 0.291 (1, 6) (9, PH) (9, PR) (10, 4)	P3	3-2 SAFE P3		1-2 F8		1-0 G5-3		4-0 BB 1B BB		3-2 G6-3		0-0 BB 1B		3 0 0 0 0 0 3 0 0 0 0 1 0 0 2 0 1 0 0 0 1
Brad Weiman, R OBP: 0.299, SLG: 0.266 Mike MacFarlane, R OBP: 0.265, SLG: 0.327 Luis de los Santos, R OBP: 0.279, SLG: 0.284 (1, 4) (9, PH) (10, 3)	G4-3		0-0 G4-3	0-0 F7		3-2 L6		0-0 BB 1B		0-0 F7		4-1 BB 1-2 BB		3 0 0 0 0 0 2 1 0 1 1 0 0 0 1 0 0 0 1 0 0
Gary Thurman, R OBP: 0.370, SLG: 0.359 (1, 7) (10, 9)			1-0 1B 3B		1-1 F8			1-3 K		4-2 BB 1-2 2-3 BB		3-2 SH3-4 2B	0-0 F9	5 1 2 0 1 1 2

Inning Stats	R: 0	H: 0	E: 0	K: 0	S: 7	R: 0	H: 1	E: 0	K: 0	S: 9	R: 1	H: 2	E: 0	K: 0	S: 7	R: 0	H: 2	E: 0	K: 0	S: 9	R: 0	H: 0	E: 0	K: 0	S: 5	R: 0	H: 0	E: 0	K: 1	S: 6	R: 0	H: 0	E: 0	K: 0	S: 13	R: 0	H: 0	E: 0	K: 1	S: 6	R: 2	H: 4	E: 0	K: 0	S: 14	R: 0	H: 1	E: 0	K: 1	S: 14	R: 0	H: 1	E: 0	K: 0	S: 5	R: 0	H: 1	E: 0	K: 1	S: 12	R: 0	H: 1	E: 0	K: 0	S: 13	R: 0	H: 1	E: 0	K: 0	S: 13	R: 0	H: 1	E: 0	K: 0	S: 13	1B: 10	SF: 0	2B: 2	3B: 1	HR: 0	SO: 1	PA: 55
--------------	------	------	------	------	------	------	------	------	------	------	------	------	------	------	------	------	------	------	------	------	------	------	------	------	------	------	------	------	------	------	------	------	------	------	-------	------	------	------	------	------	------	------	------	------	-------	------	------	------	------	-------	------	------	------	------	------	------	------	------	------	-------	------	------	------	------	-------	------	------	------	------	-------	------	------	------	------	-------	--------	-------	-------	-------	-------	-------	--------

PITCHER	IP	WLS	BF	H	R	ER	SO	BB	IBB	HBP	BLK	WP	HR	S	P	ERA	WHIP
Jeff Ballard, L ERA: 3.42 (1, 1)	8.1		31	6	2	2	1	0	0	0	0	0	0	66	92	2.16	0.720
Gregg Olson, R ERA: 2.25 (9, 1)	1.2		10	4	1	1	1	2	0	0	0	0	0	24	42	5.40	3.600
Mark Williamson, R ERA: 3.04 (11, 1)	3.0	W	14	3	0	0	1	1	2	0	0	0	0	30	54	0.00	1.333

BOTTOM

Baltimore Orioles @ Kansas City Royals
 Royals Stadium, Kansas City, MO
 Fri Jul 28 1989, 8:05 PM EDT
 Att: 38,606 - Unknown

AB	R	H	RBI	BB	SO	LOB
49	3	13	3	5	3	24

livebaseballscorecards.com



Batter	1	2	3	4	5	6	7	8	9	AB R H RBI BB SO LOB	TOP											
Brady Anderson, L (1, 8) OBP: 0.334, SLG: 0.329	2-2 F7		1-1 G4-3			1-1 F8			1-1 G3-1	4 0 0 0 0 0 0												
Phil Bradley, R (1, 7) OBP: 0.376, SLG: 0.443	2-2 G5-3			0-0 G4-3			0-1 G6-3		2-3 K	4 0 0 0 0 1 0												
Cal Ripken Jr., R (1, 6) OBP: 0.331, SLG: 0.410	0-1 1B			2-1 G1-3			1-2 1B		1-1 P6	4 0 2 0 0 0 0												
Mickey Tettleton, S (1, 2) OBP: 0.378, SLG: 0.522	3-2 P6			2-2 G3			2-1 F8			3 0 0 0 0 0 2												
Joe Orsulak, L (1, 9) OBP: 0.329, SLG: 0.403		2-1 G4-3			4-0 G4-6-3 BB		0-0 FC6-4 1B			2 0 1 0 1 0 0												
Randy Milligan, R (1, 3) OBP: 0.418, SLG: 0.472		2-2 F4		1-2 G4-6-3 1-2f			0-1 FC6-4 1-2f			3 0 0 0 0 0 3												
Larry Sheets, L (1, 10) OBP: 0.291, SLG: 0.355		3-2 G4-3		0-0 F7				2-3 K		3 0 0 0 0 1 0												
Craig Worthington, R (1, 5) OBP: 0.333, SLG: 0.371			2-1 G1-3			0-2 F9		0-0 F8		3 0 0 0 0 0 0												
Billy Ripken, R (1, 4) OBP: 0.286, SLG: 0.316			0-0 G4-3			1-0 G5-3		2-2 F8		3 0 0 0 0 0 0												
Inning Stats	R: 0 E: 0 K: 0 S: 12	H: 1 LOB: 1 BB: 0 P: 19	R: 0 E: 0 K: 0 S: 8	H: 0 LOB: 0 BB: 0 P: 15	R: 0 E: 0 K: 0 S: 5	H: 0 LOB: 0 BB: 0 P: 8	R: 0 E: 0 K: 0 S: 7	H: 0 LOB: 0 BB: 0 P: 11	R: 0 E: 0 K: 0 S: 4	H: 0 LOB: 0 BB: 1 P: 9	R: 0 E: 0 K: 0 S: 7	H: 0 LOB: 0 BB: 0 P: 9	R: 0 E: 0 K: 0 S: 10	H: 2 LOB: 2 BB: 0 P: 13	R: 0 E: 0 K: 1 S: 7	H: 0 LOB: 0 BB: 0 P: 11	R: 0 E: 0 K: 1 S: 8	H: 0 LOB: 0 BB: 0 P: 12	1B: 3 2B: 0 3B: 0 HR: 0	SF: 0 SAC: 0 DP: 1 HBP: 0	WP: 0 PB: 0 SB: 0 CS: 0	PA: 30
PITCHER Luis Aquino, R (1, 1) ERA: 2.76	IP: 9.0 WLS: W BF: 30 H: 3 R: 0 ER: 0 SO: 2 BB: 1 IBB: 0 HBP: 0 BLK: 0 WP: 0 HR: 0 S: 68 P: 107 ERA: 0.00 WHIP: 0.444											PITCHER	IP: 9.0 WLS: W BF: 30 H: 3 R: 0 ER: 0 SO: 2 BB: 1 IBB: 0 HBP: 0 BLK: 0 WP: 0 HR: 0 S: 68 P: 107 ERA: 0.00 WHIP: 0.444									

Baltimore Orioles @ Kansas City Royals
Royals Stadium, Kansas City, MO
 Sat Jul 29 1989, 8:05 PM EDT
 Att. 40,053 - Cloudy - 88 F

livebaseballscorecards.com

AB 29
R 0
H 3
RBI 0
BB 1
SO 2
LOB 5



Batter	1	2	3	4	5	6	7	8	9	AB	R	H	RBI	BB	SO	LOB
Willie Wilson, S OBP: 0.315, SLG: 0.330 (1, 8)	1-1 P5	2-1 1B		2-0 2B		1-0 1B				4	0	3	5	0	0	0
Kevin Seitzer, R OBP: 0.392, SLG: 0.332 (1, 5)	1-0 1B	1-0 F9		1-2 G4-3		1-0 FC5-4				4	0	1	0	0	0	4
Bill Buckner, L OBP: 0.258, SLG: 0.271 (1, 10)	0-1 L7			1-2 1B		1-1 G4-3			0-0 F8	4	0	2	0	0	0	1
George Brett, L OBP: 0.322, SLG: 0.390 (1, 3)	0-0 F7			0-0 G3-6-3		0-0 G4-3			1-1 F7	4	0	0	0	0	0	3
Matt Winters, L OBP: 0.364, SLG: 0.400 (1, 9)				2-2 F9		2-2 F8			0-0 L4	4	1	1	0	0	0	1
Bill Pecota, R OBP: 0.286, SLG: 0.482 (8, 7)										0	0	0	0	0	0	0
Mike Macfarlane, R OBP: 0.264, SLG: 0.324 (1, 2)				1-2 L6		0-0 G6-3			1-1 P6	4	1	1	0	0	0	1
Frank White, R OBP: 0.296, SLG: 0.290 (1, 4)				1-2 1B		2-2 G6-3			2-2 P4	4	1	1	0	0	0	2
Brad Wellman, R OBP: 0.259, SLG: 0.265 (1, 6)				0-1 G5-3		1-2 G5-3			0-0 F9	4	1	1	0	0	0	2
Gary Thurman, R OBP: 0.388, SLG: 0.366 (1, 7)				4-1 1B		2-3 K			0-1 1B	2	1	1	0	1	1	2

Inning Stats	R: 0	H: 1	E: 0	K: 0	S: 6	R: 2	H: 3	E: 0	K: 0	S: 13	R: 0	H: 1	E: 0	K: 0	S: 7	R: 2	H: 3	E: 0	K: 1	S: 16	R: 0	H: 1	E: 0	K: 0	S: 11	R: 1	H: 2	E: 0	K: 0	S: 11	R: 0	H: 0	E: 0	K: 0	S: 4	R: 0	H: 0	E: 0	K: 0	S: 6
	LOB: 1	BB: 0	P: 8	LOB: 2	BB: 1	P: 22	LOB: 0	BB: 0	P: 10	LOB: 1	BB: 0	P: 14	LOB: 1	BB: 0	P: 9	LOB: 0	BB: 0	P: 5	LOB: 0	BB: 0	LOB: 0	BB: 0	LOB: 0	BB: 0	LOB: 0	BB: 0	LOB: 0	BB: 0	LOB: 0	BB: 0	LOB: 0	BB: 0	LOB: 0	BB: 0	LOB: 0	BB: 0	LOB: 0	BB: 0	LOB: 0	

PITCHER	IP	WLS	BF	H	R	ER	SO	BB	IBB	HBP	BLK	WP	HR	S	P	ERA	WHIP
Dave Schmidt, R ERA: 5.34 (1, 1)	4.0	L	20	8	4	4	1	1	0	0	0	0	0	42	62	9.00	2.250
Mark Thurmond, L ERA: 3.53 (5, 1)	3.0		12	3	1	1	0	0	0	0	0	0	0	26	35	3.00	1.000
Kevin Hickey, L ERA: 2.31 (8, 1)	1.0		3	0	0	0	0	0	0	0	0	0	0	6	9	0.00	0.000


BOTTOM

Baltimore Orioles @ Kansas City Royals
 Royals Stadium, Kansas City, MO

Sat Jul 29 1989, 8:05 PM EDT
 Att: 40,053 - Cloudy - 88 F

livebaseballscorecards.com

AB	34
R	5
H	11
RBI	5
BB	1
SO	1
LOB	16



WP	PA	ERA	WHIP
0	35		

Batter	1	2	3	4	5	6	7	8	9	AB R H RBI BB SO LOB	TOP																
Mike Devereaux, R OBP: 0.338, SLG: 0.399 (1, 9)	3-2 1B CS	1-1 2B		0-1 G6-3 1-3		0-2 1B S			1-3 K ①	5 1 3 0 0 1 1																	
Phil Bradley, R OBP: 0.377, SLG: 0.452 (1, 7)	3-2 HR 1-2	3-2 1B BLK		2-0 SF8		1-1 G4-3 1-2			1-3 K ②	4 1 2 3 0 1 1																	
Cal Ripken Jr., R OBP: 0.328, SLG: 0.405 (1, 6)	1-1 F9	3-2 F9 1-2		0-1 G5-3			3-1 G5-3 ①		1-1 F7 ③	5 0 0 0 0 0 1																	
Keith Moreland, R OBP: 0.356, SLG: 0.393 (1, 10)	4-2 1B BB			1-0 F9 ①		1-1 L4 ①		1-1 G3-1 ②		3 1 0 0 1 0 0																	
Randy Milligan, R OBP: 0.423, SLG: 0.502 (1, 3)	3-2 1B 1-3			2-2 FC6-4 3B		0-1 HR		0-1 F9 ③		4 2 3 1 0 0 0																	
Craig Worthington, R OBP: 0.335, SLG: 0.371 (1, 5)	0-1 1B FC5-4 1-2 3-H			4-0 FC6-4 IBB		2-3 K ②		3-3 K ①		3 0 1 1 1 2 0																	
Bob Melvin, R OBP: 0.293, SLG: 0.305 (1, 2)	2-1 FC5-4 1-2f			1-0 FC6-4 1-2f 3-H		1-1 G6-3 ③		0-2 G3 ②		4 0 0 1 0 0 3																	
Rene Gonzales, R OBP: 0.295, SLG: 0.301 (1, 4)				1-0 L8 ①				0-0 1B		4 0 1 0 0 0 1																	
Brady Anderson, L OBP: 0.333, SLG: 0.325 (1, 8)				0-0 F8 ③		4-2 G6-3 E SF8 BB		2-1 L9 ②		3 1 0 0 1 1 1																	
Inning Stats	R: 2 E: 0 K: 0 S: 17	H: 4 LOB: 2 BB: 1 P: 33	R: 1 E: 0 K: 1 S: 12	H: 2 LOB: 1 BB: 0 P: 22	R: 1 E: 0 K: 0 S: 6	H: 1 LOB: 1 BB: 1 P: 14	R: 1 E: 1 K: 0 S: 7	H: 0 LOB: 0 BB: 1 P: 13	R: 1 E: 0 K: 1 S: 10	H: 1 LOB: 0 BB: 0 P: 14	R: 0 E: 0 K: 0 S: 8	H: 1 LOB: 1 BB: 0 P: 12	R: 0 E: 0 K: 0 S: 6	H: 0 LOB: 0 BB: 0 P: 10	R: 0 E: 0 K: 1 S: 10	H: 1 LOB: 1 BB: 0 P: 15	R: 0 E: 0 K: 2 S: 8	H: 0 LOB: 0 BB: 0 P: 11	1B: 6 2B: 1 3B: 1 HR: 2	SF: 1 SAC: 0 DP: 0 HBP: 0	WP: 0 PB: 0 SB: 1 CS: 1	PA: 39					
PITCHER	IP WLS BF H R ER SO BB IBB HBP BLK WP HR S P ERA WHIP																										
Charlie Leibrandt, L ERA: 4.72 (1, 1)	2.1		14	7	4	4	1	1	0	0	1	0	1	33	62	15.43	3.429										
Terry Leach, R ERA: 4.5 (3, 1)	3.2		15	2	2	1	1	1	1	0	0	0	1	27	46	2.46	0.818										
Steve Farr, R ERA: 3.95 (7, 1)	2.0	W	7	1	0	0	1	0	0	0	0	0	0	16	25	0.00	0.500										
Jeff Montgomery, R ERA: 1.32 (9, 1)	1.0	S	3	0	0	0	2	0	0	0	0	0	0	8	11	0.00	0.000										

Baltimore Orioles @ Kansas City Royals
Royals Stadium, Kansas City, MO
 Sun Jul 30 1989, 4:33 AM EDT
 Att. 30,208 - Overcast - 75 F

livebaseballscorecards.com

AB	35
R	6
H	10
RBI	6
BB	3
SO	5
LOB	8



Batter	1	2	3	4	5	6	7	8	9	AB	R	H	RBI	BB	SO	LOB
Willie Wilson, S OBP: 0.324, SLG: 0.332 (1, 8)	4-0 G6-3 BB	2-1 G4-3		0-0 F9 1B		4-1 FC3-6 BB		4-2 FC5-2 1B BB		2	1	1	0	3	0	2
Kevin Seitzer, R OBP: 0.395, SLG: 0.337 (1, 5)	1-2 G6-3 1-2f		3-1 FC5 2B	2-0 F9 1-3		4-1 FC3-6 BB		1-1 FC5-2 1B 1B		4	1	2	0	1	0	2
George Brett, L OBP: 0.323, SLG: 0.386 (1, 3)	4-0 HR BB		4-0 BB FC5 2B BB	2-1 F8		1-0 FC3-6		1-1 FC5-2 1B 1B		3	2	0	1	2	0	6
Danny Tartabull, R OBP: 0.360, SLG: 0.443 (1, 10)	0-2 HR		1-0 FC5 BB 2B		1-2 G5-4-3 1B	2-1 F4		1-1 1-3 2-H 3-H 1B		5	2	3	4	0	0	4
Rey Palacios, R OBP: 0.186, SLG: 0.231 (8, PR)			1-2 2-3f							0	0	0	0	0	0	0
Matt Winters, L OBP: 0.355, SLG: 0.380 (1, 9)	1-0 G1-3		4-2 2B 1-2 2-3 BB		1-0 G5-4-3		0-0 G4-3	2-3 K		4	0	0	0	1	1	3
Bob Boone, R OBP: 0.370, SLG: 0.349 (1, 2)		4-2 2B BB	2-1 P4		2-1 1B		3-2 F7			3	0	1	0	1	0	3
Frank White, R OBP: 0.299, SLG: 0.300 (1, 4)		1-1 1-3 2B	2-2 1-3 2-H 3-H 2B		3-3 K		1-0 G6-3			4	0	2	2	0	1	1
Bill Pecota, R OBP: 0.288, SLG: 0.466 (1, 6)		2-2 G1-3	0-1 F7			4-0 BB FC3-6 BB		4-0 1B BB FC5-2 BB		2	1	0	0	1	0	4
Pat Tabler, R OBP: 0.329, SLG: 0.312 (8, PH)										0	0	0	0	1	0	0
Brad Wellman, R OBP: 0.259, SLG: 0.265 (8, PR)										0	0	0	0	0	0	0
Gary Thurman, R OBP: 0.358, SLG: 0.333 (1, 7)		1-3 K			0-0 G6-3		1-3 K	1-1 B5		4	0	0	0	0	2	4

Inning Stats	R: 2	H: 1	E: 0	LOB: 0	K: 0	P: 7	R: 0	H: 1	E: 0	LOB: 2	K: 1	P: 12	R: 2	H: 2	E: 0	LOB: 2	K: 0	P: 12	R: 0	H: 1	E: 0	LOB: 1	K: 0	P: 5	R: 0	H: 2	E: 0	LOB: 1	K: 1	P: 9	R: 1	H: 0	E: 0	LOB: 2	K: 1	P: 8	R: 0	H: 0	E: 0	LOB: 0	K: 0	P: 6	R: 2	H: 2	E: 0	LOB: 2	K: 1	P: 13	R: 0	H: 2	E: 0	LOB: 2	K: 1	P: 27
PITCHER	IP	WLS	BF	H	R	ER	SO	BB	IBB	HBP	BLK	WP	HR	S	P	ERA	WHIP																																					
Mike Smith, R ERA: 7.78 (1, 1)	2.0		12	3	4	4	1	4	0	0	0	0	0	21	48	18.00	3.500																																					
Brian Holton, R ERA: 4.23 (3, 1)	3.1		17	4	1	1	2	4	0	0	0	0	0	29	62	2.70	2.400																																					
Kevin Hickey, L ERA: 2.45 (6, 1)	1.2		5	0	0	0	0	0	0	0	0	0	0	9	16	0.00	0.000																																					
Gregg Olson, R ERA: 2.37 (8, 1)	1.0	L	7	2	2	2	1	2	0	0	0	0	0	13	27	18.00	4.000																																					

BOTTOM

Baltimore Orioles @ Kansas City Royals
Royals Stadium, Kansas City, MO

Sun Jul 30 1989, 4:33 AM EDT
Att. 30,208 - Overcast - 75 F

livebaseballscorecards.com

AB	31
R	7
H	9
RBI	7
BB	10
SO	4
LOB	29



WP: 0	PA: 41
PB: 0	
SB: 2	
CS: 0	

Batter	1	2	3	4	5	6	7	8	9	AB R H RBI BB SO LOB	TOP											
Willie Wilson, S (1, 8) OBP: 0.323, SLG: 0.339	0-1 G4-3		2-3 K		1-1 SF9		1-2 P6			4 1 1 0 0 1 2												
Kevin Seitzer, R (1, 5) OBP: 0.396, SLG: 0.336	4-2 G4-6-3 BB		4-0 BB		0-0 SF9		1-3 K2-3			1 0 0 1 2 1 1												
George Brett, L (1, 3) OBP: 0.325, SLG: 0.391	1-2 G4-6-3 1-2f		0-0 F9		1-1 WP 2B			2-1 1B G4-6-3 1B		4 1 2 0 0 0 3												
Danny Tartabull, R (1, 10) OBP: 0.362, SLG: 0.444		1-2 1B 1B	0-0 F9		1-3 K			2-0 1B G4-6-3 1B		4 0 2 0 0 1 3												
Matt Winters, L (1, 9) OBP: 0.351, SLG: 0.373		0-0 FC6-4 1B		0-0 F7		0-0 G3-1		1-1 G4-6-3 1-2f 3-H		4 0 1 0 0 0 1												
Brad Wellman, R (8, 6) OBP: 0.259, SLG: 0.265										0 0 0 0 0 0 0												
Bob Boone, R (1, 2) OBP: 0.365, SLG: 0.344		2-3 K		0-1 F8		3-1 G5-3		1-3 K		4 0 0 0 0 2 2												
Frank White, R (1, 4) OBP: 0.295, SLG: 0.296		0-0 P3		1-0 E1		0-1 F9			1-2 G1-3	4 0 0 0 0 0 2	AB 32 R 2 H 8 RBI 1 BB 3 SO 7 LOB 17											
Bill Pecota, R (1, 6) OBP: 0.271, SLG: 0.435		1-2 FC6-4 1-2f		3-3 K			0-0 F9		1-1 G2-3	4 0 0 0 0 1 3												
Gary Thurman, R (1, 7) OBP: 0.386, SLG: 0.354			2-2 S 1B		4-2 3B BB		0-1 S 1B		2-3 K	3 0 2 0 1 1 0												
Inning Stats	R: 0 E: 0 K: 0 S: 7	H: 0 LOB: 0 BB: 1 P: 12	R: 0 E: 0 K: 1 S: 11	H: 2 LOB: 2 BB: 0 P: 15	R: 0 E: 0 K: 1 S: 9	H: 1 LOB: 2 BB: 1 P: 17	R: 0 E: 1 K: 1 S: 11	H: 0 LOB: 1 BB: 0 P: 15	R: 1 E: 0 K: 1 S: 12	H: 2 LOB: 1 BB: 1 P: 19	R: 0 E: 0 K: 0 S: 5	H: 0 LOB: 0 BB: 0 P: 8	R: 0 E: 0 K: 1 S: 10	H: 1 LOB: 1 BB: 0 P: 11	R: 1 E: 0 K: 1 S: 8	H: 2 LOB: 0 BB: 0 P: 14	R: 0 E: 0 K: 1 S: 8	H: 0 LOB: 0 BB: 0 P: 12	1B: 6 2B: 1 3B: 1 HR: 0	SF: 1 SAC: 0 DP: 2 HBP: 0	WP: 1 PB: 0 SB: 2 CS: 0	PA: 36
PITCHER	IP WLS BF H R ER SO BB IBB HBP BLK WP HR S P ERA WHIP																					
Todd Stottlemire, R (1, 1) ERA: 4.47	7.0 L 31 8 2 2 5 3 0 0 0 1 0 68 104 2.57 1.571																					
Duane Ward, R (8, 1) ERA: 3.01	2.0 5 0 0 0 2 0 0 0 0 0 0 0 13 19 0.00 0.000																					

Kansas City Royals @ Toronto Blue Jays
SkyDome, Toronto, ON
Tue Aug 01 1989, 7:05 PM EDT
Att: 48,528 - Unknown

livebaseballscorecards.com



Batter	1	2	3	4	5	6	7	8	9	AB R H RBI BB SO LOB	TOP	
Willie Wilson, S OBP: 0.322, SLG: 0.342 (1, 8) X	0-0 G6-3 ①		0-3 K ③			3-2 F9 ③			1-1 F8 2B	4 0 1 0 0 1 0	Kansas City Royals @ Toronto Blue Jays SkyDome, Toronto, ON Wed Aug 02 1989, 7:05 PM EDT Att: 48,765 - Unknown livebaseballscorecards.com	
Kevin Seitzer, R OBP: 0.392, SLG: 0.332 (1, 5) C B X	2-1 G1-3 ②			1-2 G4-3 ①			1-1 G6-3 ①	1-1 F8 ②	4 0 0 0 0 0 1			
George Brett, L OBP: 0.324, SLG: 0.393 (1, 3) B X	1-0 L3 ③			2-1 G4-3 ②			0-0 2B	1-0 L4 ③	4 0 1 0 0 0 1			
Danny Tartabull, R OBP: 0.358, SLG: 0.439 (1, 10)		1-3 K ①		2-1 G1-3 ③			1-0 G6-3 ②		3 0 0 0 0 1 1			
Pat Tabler, R OBP: 0.326, SLG: 0.309 (1, 7)		2-0 G6-3 ②			0-0 G1-3 ①		0-0 F9 ③		3 0 0 0 0 0 1			
Bob Boone, R OBP: 0.388, SLG: 0.343 Bill Pecota, R OBP: 0.271, SLG: 0.435 (1, 2) (8, 6)		4-1 WP BB		3-2 F8 ②			4-2 G6-4-3 BB		1 0 0 0 2 0 0 0 0 0 0 0 0 0			
Frank White, R OBP: 0.292, SLG: 0.293 (1, 4)		2-2 P6 ③		1-0 G1-3 ③			1-2 F8 ①		3 0 0 0 0 0 2			
Brad Wellman, R OBP: 0.255, SLG: 0.261 Mike Macfarlane, R OBP: 0.262, SLG: 0.320 (1, 6) (8, PH) (8, 2)			3-3 K ①			0-2 G1-3 ①		1-2 G6-4-3 ② ⑤ 1-2f	2 0 0 0 0 1 0 1 0 0 0 0 0 1			
Gary Thurman, R OBP: 0.367, SLG: 0.333 (1, 9)			0-1 B1-3 ②			0-0 G6-3 ②		0-0 G1-3 ①	3 0 0 0 0 0 0			
Inning Stats	R: 0 H: 0 E: 0 LOB: 0 K: 0 BB: 0 S: 4 P: 7	R: 0 H: 0 E: 0 LOB: 1 K: 1 BB: 1 S: 8 P: 17	R: 0 H: 0 E: 0 LOB: 0 K: 2 BB: 0 S: 8 P: 11	R: 0 H: 0 E: 0 LOB: 0 K: 0 BB: 0 S: 7 P: 12	R: 0 H: 0 E: 0 LOB: 0 K: 0 BB: 0 S: 6 P: 10	R: 0 H: 0 E: 0 LOB: 0 K: 0 BB: 0 S: 8 P: 11	R: 0 H: 1 E: 0 LOB: 1 K: 0 BB: 0 S: 5 P: 7	R: 0 H: 0 E: 0 LOB: 0 K: 0 BB: 1 S: 8 P: 14	R: 0 H: 1 E: 0 LOB: 1 K: 0 BB: 0 S: 6 P: 9	1B: 0 SF: 0 2B: 2 SAC: 0 3B: 0 DP: 1 HR: 0 HBP: 0		WP: 1 PA: 30 PB: 0 SB: 0 CS: 0
PITCHER John Cerutti, L ERA: 2.48 (1, 1)	IP WLS BF H R ER SO BB IBB HBP BLK WP HR S P ERA WHIP	9.0 W 30 2 0 0 3 2 0 0 0 1 0 60 98 0.00 0.444										

Kansas City Royals @ Toronto Blue Jays
 SkyDome, Toronto, ON
 Wed Aug 02 1989, 7:05 PM EDT
 Att: 48,765 - Unknown

AB	28
R	0
H	2
RBI	0
BB	2
SO	3
LOB	7



Batter	1	2	3	4	5	6	7	8	9	AB R H RBI BB SO LOB	TOP		
Willie Wilson, S OBP: 0.323, SLG: 0.356 (1, 8)	1-2 F9		1-2 L4		0-0 S E 2B	0-0 L8			0-2 1B 3B	5 2 2 0 0 0 1			
Kevin Seitzer, R OBP: 0.394, SLG: 0.331 (1, 5)	4-2 F9 S BB		2-2 F8		4-1 SAFE 1B E BB		2-3 K		4-2 1B WP BB	2 2 0 0 3 1 0			
George Brett, L OBP: 0.322, SLG: 0.390 (1, 3)	1-1 F9		2-1 L6		0-1 PB 1B E4		1-1 3-1		0-1 WP 1B	5 0 1 2 0 0 2			
Danny Tartabull, R OBP: 0.365, SLG: 0.443 (1, 10)	4-1 BB			1-2 2B SF9 1B	0-1 PB 1B		0-1 1B		3-3 K	4 1 3 1 1 1 1			
Pat Tabler, R OBP: 0.327, SLG: 0.314 (1, 7)	1-1 F8			3-2 SAFE SF9 2B	1-2 6-3		0-0 1B		1-3 K	5 0 2 0 0 1 5			
Bob Boone, R OBP: 0.363, SLG: 0.338 (1, 2)		0-0 1-3		1-1 SF9	1-1 5-3		0-3 K		0-1 L7	4 0 0 1 0 1 5			
Frank White, R OBP: 0.292, SLG: 0.290 (1, 4)		2-1 L7		4-1 G6-4-3 BB		2-1 F7		1-0 P4		3 0 0 0 1 0 0	AB 35 R 5 H 9 RBI 4 BB 5 SO 6 LOB 18		
Kurt Stillwell, S OBP: 0.325, SLG: 0.353 (1, 6)		1-1 HBP		3-2 SAFE G6-4-3		1-0 1B		1-2 G5-3		3 0 1 0 0 0 2			
Gary Thurman, R OBP: 0.344, SLG: 0.309 (1, 9)		3-2 SAFE 5-3		0-1 F9	0-1 F9	2-3 K		1-3 K		4 0 0 0 0 2 2			
Inning Stats	R: 0 E: 0 K: 0 S: 11 H: 0 LOB: 2 BB: 2 P: 22	R: 0 E: 0 K: 0 S: 8 H: 0 LOB: 1 BB: 0 P: 14	R: 0 E: 0 K: 0 S: 9 H: 0 LOB: 0 BB: 0 P: 14	R: 1 E: 0 K: 0 S: 15 H: 2 LOB: 1 BB: 1 P: 27	R: 2 E: 1 K: 0 S: 13 H: 2 LOB: 2 BB: 1 P: 19	R: 0 E: 0 K: 1 S: 8 H: 1 LOB: 1 BB: 0 P: 12	R: 0 E: 0 K: 2 S: 11 H: 2 LOB: 2 BB: 0 P: 14	R: 0 E: 0 K: 1 S: 8 H: 0 LOB: 0 BB: 0 P: 11	R: 2 E: 0 K: 2 S: 15 H: 2 LOB: 1 BB: 1 P: 23	1B: 6 2B: 2 3B: 1 HR: 0 SF: 1 SAC: 0 DP: 1 HBP: 1	WP: 1 PB: 1 SB: 2 CS: 0 PA: 42		
PITCHER	IP WLS BF H R ER SO BB IBB HBP BLK WP HR S P ERA WHIP											PITCHER	IP WLS BF H R ER SO BB IBB HBP BLK WP HR S P ERA WHIP
Jimmy Key, L ERA: 4.03 (1, 1)	4.1 L 21 3 3 2 0 4 0 1 0 0 0 0 49 87 4.15 1.615												
Frank Wills, R ERA: 4.5 (5, 1)	4.2 21 6 2 2 6 1 0 0 0 1 0 49 69 3.86 1.500												

Kansas City Royals @ Toronto Blue Jays
 SkyDome, Toronto, ON
 Thu Aug 03 1989, 7:05 PM EDT
 Att. 48,731 - Unknown - 80 F

livebaseballscorecards.com



Batter	1	2	3	4	5	6	7	8	9	AB	R	H	RBI	BB	SO	LOB
Tony Fernandez, S OBP: 0.282, SLG: 0.367 (1, 6)	1-1 1-3		1-2 6-3			0-1 P7			0-1 4-3	4	0	0	0	0	0	0
Mookie Wilson, S OBP: 0.233, SLG: 0.286 (1, 9)	1-3 K			2-3 K			1-1 6-3		0-1 4-3	4	0	0	0	0	2	0
Kelly Gruber, R OBP: 0.343, SLG: 0.457 (1, 5)	1-0 5-3			0-0 5-3			0-0 G5-4-3 1B		2-3 K	4	0	1	0	0	1	0
George Bell, R OBP: 0.323, SLG: 0.423 (1, 7)		0-3 K		0-2 F9			0-1 G5-4-3 1-2f			3	0	0	0	0	1	1
Fred McGriff, L OBP: 0.384, SLG: 0.564 (1, 3)		1-1 1B		4-1 G3-6-1 BB			0-0 G3 2B			2	0	2	0	1	0	0
Ernie Whitt, L OBP: 0.382, SLG: 0.444 (1, 2)		2-3 K		3-2 G3-6-1 1-2f			2-2 G3		2-3	3	0	0	0	0	1	3
Lloyd Moseby, L OBP: 0.299, SLG: 0.348 (1, 8)		1-2 4-3		1-1 6-3			0-3 K		0-3 K	3	0	0	0	0	1	2
Rance Mulliniks, L OBP: 0.314, SLG: 0.303 (1, 10)			2-0 4-3			0-0 L9		4-2 BB		2	0	0	0	1	0	0
Manuel Lee, S OBP: 0.305, SLG: 0.330 (1, 4)			1-0 G4-1			0-3 K		2-3 K		2	0	0	0	0	1	0
Lee Mazzilli, S OBP: 0.398, SLG: 0.391 (8, PH)										1	0	0	0	0	1	2
Nelson Liriano, S OBP: 0.324, SLG: 0.365 (9, 4)										0	0	0	0	0	0	0

Inning Stats	R: 0	H: 0	R: 0	H: 1	R: 0	H: 0	R: 0	H: 0	R: 0	H: 1	R: 0	H: 1	R: 0	H: 0	R: 0	H: 0
	E: 0	LOB: 0	E: 0	LOB: 1	E: 0	LOB: 0	E: 0	LOB: 0	E: 0	LOB: 0	E: 0	LOB: 2	E: 0	LOB: 0	E: 0	LOB: 0
	K: 1	BB: 0	K: 2	BB: 0	K: 0	BB: 0	K: 1	BB: 0	K: 0	BB: 0	K: 2	BB: 1	K: 1	BB: 0	K: 1	BB: 0
	S: 7	P: 10	S: 12	P: 16	S: 5	P: 9	S: 7	P: 9	S: 9	P: 17	S: 6	P: 6	S: 5	P: 6	S: 15	P: 23


PITCHER	IP	WLS	BF	H	R	ER	SO	BB	IBB	HBP	BLK	WP	HR	S	P	ERA	WHIP
Tom Gordon, R ERA: 2.88 (1, 1)	9.0	W	30	3	0	0	8	2	0	0	0	0	0	73	105	0.00	0.556

BOTTOM

Kansas City Royals @ Toronto Blue Jays
 SkyDome, Toronto, ON
 Thu Aug 03 1989, 7:05 PM EDT
 Att: 48,731 - Unknown - 80 F

livebaseballscorecards.com

AB	28
R	0
H	3
RBI	0
BB	2
SO	8
LOB	8



WP	PA	3B	SF	SAC	DP	HBP
0	30	0	0	0	2	0

Batter	1	2	3	4	5	6	7	8	9	AB R H RBI BB SO LOB	TOP											
Willie Wilson, S (1, 8) OBP: 0.319, SLG: 0.350	2-1 F8		1-2 F8		3-1 F9			0-0 L8		4 0 0 0 0 0 0	Kansas City Royals @ Minnesota Twins Hubert H. Humphrey Metrodome, Minneapolis, MN Fri Aug 04 1989, 8:05 PM EDT Att: 32,470 - Unknown livebaseballscorecards.com											
Kevin Seitzer, R (1, 5) OBP: 0.395, SLG: 0.332	0-0 B1		3-1 CS 1B			3-2 G6-3		1-0 1B		4 0 2 0 0 0 0												
George Brett, L (1, 3) OBP: 0.318, SLG: 0.384	1-3 K		2-3 K 1-2			0-0 G3-1		3-1 L9		4 0 0 0 0 2 2												
Danny Tartabull, R (1, 10) OBP: 0.364, SLG: 0.444		0-0 G5-3		1-0 2B		0-0 G6-3		1-2 G6-3		4 0 1 0 0 0 0												
Pat Tabler, R (1, 7) OBP: 0.326, SLG: 0.313		1-2 1B 1B		1-1 F7		2-1 F8		1-1 F7		4 1 1 0 0 0 1												
Bob Boone, R (1, 2) OBP: 0.364, SLG: 0.340		2-0 F7		0-0 G6-3		2-1 WP 1B		1-1 1B		4 0 2 0 0 0 2												
Frank White, R (1, 4) OBP: 0.291, SLG: 0.290		0-2 1B 1B		2-2 F9		3-1 P2		0-0 L6		4 0 1 0 0 0 3												
Kurt Stillwell, S (1, 6) OBP: 0.325, SLG: 0.353		2-2 1-2 2-H 1B		2-3 K		2-2 G5-3 1-2				3 0 1 1 0 1 1												
Gary Thurman, R (1, 9) OBP: 0.328, SLG: 0.293		0-0 G4-3		0-0 B1-3			0-0 P4			3 0 0 0 0 0 2												
Inning Stats	R: 0 E: 0 K: 1 S: 9	H: 0 LOB: 0 BB: 0 P: 12	R: 1 E: 0 K: 0 S: 13	H: 3 LOB: 2 BB: 0 P: 18	R: 0 E: 0 K: 1 S: 8	H: 1 LOB: 0 BB: 0 P: 14	R: 0 E: 0 K: 0 S: 9	H: 1 LOB: 1 BB: 0 P: 13	R: 0 E: 0 K: 1 S: 6	H: 0 LOB: 0 BB: 0 P: 11	R: 0 E: 0 K: 0 S: 6	H: 0 LOB: 0 BB: 0 P: 9	R: 0 E: 0 K: 0 S: 10	H: 1 LOB: 1 BB: 0 P: 19	R: 0 E: 0 K: 0 S: 5	H: 1 LOB: 1 BB: 0 P: 9	R: 0 E: 0 K: 0 S: 8	H: 1 LOB: 1 BB: 0 P: 11	1B: 7 2B: 1 3B: 0 HR: 0	SF: 0 SAC: 0 DP: 0 HBP: 0	WP: 1 PB: 0 SB: 0 CS: 1	PA: 34
PITCHER Allan Anderson, L (1, 1) ERA: 3.94	IP: 9.0 WLS: W BF: 34 H: 8 R: 1 ER: 1 SO: 3 BB: 0 IBB: 0 HBP: 0 BLK: 0 WP: 1 HR: 0 S: 74 P: 116 ERA: 1.00 WHIP: 0.889																					

Kansas City Royals @ Minnesota Twins
 Hubert H. Humphrey Metrodome, Minneapolis, MN
 Fri Aug 04 1989, 8:05 PM EDT
 Att: 32,470 - Unknown

AB	34
R	1
H	8
RBI	1
BB	0
SO	3
LOB	11



Batter	1	2	3	4	5	6	7	8	9	AB	R	H	RBI	BB	SO	LOB
Randy Bush, L OBP: 0.334, SLG: 0.438 (1, 7) (8, 9)	0-1 FC4-6 1B SF8 1B	1-1 1-2 3-H 1B		1-0 F8 2-3		3-2 F8				4	1	2	1	0	0	2
Gene Larkin, S OBP: 0.352, SLG: 0.331 John Moses, S OBP: 0.335, SLG: 0.368 (1, 9) (8, 7)	1-2 FC4-6 1B	0-0 F7		0-0 1-H 3-H HR			2-1 G4-3			4	1	2	3	0	0	2
Kirby Puckett, R OBP: 0.361, SLG: 0.478 (1, 8)	0-1 FC4-6 1-2f 2-3		0-1 G4-3	0-1 P3			1-2 F9			4	0	0	0	0	0	2
Kent Hrbek, L OBP: 0.370, SLG: 0.532 (1, 3)	2-0 SF8 3-H		1-2 1B		0-1 L4		1-0 P6			3	0	1	1	0	0	0
Gary Gaetti, R OBP: 0.280, SLG: 0.420 (1, 5)	1-3 K		1-3 K		0-0 1B 1B			0-0 G5-3		4	0	1	0	0	2	2
Jim Dwyer, L OBP: 0.405, SLG: 0.426 (1, 10)		0-1 G3	1-0 F8		0-1 G6-3 1B			2-3 K		4	0	1	0	0	1	1
Brian Harper, R OBP: 0.339, SLG: 0.423 (1, 2)		0-1 1B 1B		0-1 G4-3	2-0 G6-3			0-1 2B		4	1	2	0	0	0	2
Greg Gagne, R OBP: 0.292, SLG: 0.403 (1, 6)		0-0 P4		1-1 F8 1B HR 1B		1-3 K		3-2 G4-3		4	1	1	0	0	1	2
Al Newman, S OBP: 0.334, SLG: 0.289 (1, 4)		2-2 1B 1B		0-0 1B HR 1B		3-3 K				3	1	2	0	0	1	0

Inning Stats	R: 1	H: 2	E: 0	K: 1	S: 11	H: 2	LOB: 1	BB: 0	P: 15	R: 1	H: 3	E: 0	K: 0	S: 11	R: 0	H: 1	E: 0	K: 1	S: 9	R: 3	H: 3	E: 0	K: 0	S: 9	R: 0	H: 2	E: 0	K: 0	S: 6	R: 0	H: 0	E: 0	K: 0	S: 6	R: 0	H: 1	E: 0	K: 1	S: 9	R: 0	H: 0	E: 0	K: 0	S: 6	R: 0	H: 1	E: 0	K: 1	S: 9	1B: 10	SF: 1	2B: 1	SAC: 0	3B: 0	DP: 1	HR: 1	HBP: 0	WP: 0	PA: 35
--------------	------	------	------	------	-------	------	--------	-------	-------	------	------	------	------	-------	------	------	------	------	------	------	------	------	------	------	------	------	------	------	------	------	------	------	------	------	------	------	------	------	------	------	------	------	------	------	------	------	------	------	------	--------	-------	-------	--------	-------	-------	-------	--------	-------	--------

PITCHER	IP	WLS	BF	H	R	ER	SO	BB	IBB	HBP	BLK	WP	HR	S	P	ERA	WHIP
Luis Aquino, R ERA: 3.09 (1, 1)	4.1	L	24	11	5	5	2	0	0	0	0	0	1	45	57	10.38	2.538
Steve Crawford, R ERA: 3.44 (5, 1)	2.2		7	0	0	0	2	0	0	0	0	0	0	16	29	0.00	0.000
Jeff Montgomery, R ERA: 1.3 (8, 1)	1.0		4	1	0	0	1	0	0	0	0	0	0	9	14	0.00	1.000

BOTTOM

Kansas City Royals @ Minnesota Twins
Hubert H. Humphrey Metrodome, Minneapolis, MN

Fri Aug 04 1989, 8:05 PM EDT
Att. 32,470 - Unknown

livebaseballscorecards.com

AB	34
R	5
H	12
RBI	5
BB	0
SO	5
LOB	13



Batter	1	2	3	4	5	6	7	8	9	AB R H RBI BB SO LOB	TOP										
Willie Wilson, S (1, 8) OBP: 0.317, SLG: 0.347	1-3 K	1-0 1B		3-2 F8			3-2 G4-3		1-2 G3	5 0 1 1 0 1 1											
Kevin Seitzer, R (1, 5) OBP: 0.395, SLG: 0.333	2-2 G6-3	1-2 P3			0-0 B2		2-2 1B		3-2 1B	5 0 2 0 0 0 1											
George Brett, L (1, 3) OBP: 0.319, SLG: 0.388	1-2 HR	3-2 P5			0-2 G3-1		2-1 1B		2-0 G4-3	5 1 2 0 0 0 2											
Danny Tartabull, R (1, 10) OBP: 0.365, SLG: 0.455	2-2 HR			3-2 F9		3-1 1B				4 1 2 2 0 1 2											
Pat Tabler, R (1, 7) OBP: 0.325, SLG: 0.312	0-0 1B			1-1 G5-3		2-0 F7		1-3 K		4 0 1 0 0 1 1											
Mike Macfarlane, R (1, 2) OBP: 0.252, SLG: 0.308	0-3 K			1-3 K			0-1 G6-3		1-0 F8	4 0 0 0 0 2 1											
Frank White, R (1, 4) OBP: 0.300, SLG: 0.290		4-1 2B		4-1 P4		4-1 CS		4-0 BB		0 1 0 0 4 0 0	AB 34										
Kurt Stillwell, S (1, 6) OBP: 0.324, SLG: 0.355		0-0 1B		1-2 F7		1-0 P2		2-3 K		4 1 1 1 0 1 3	R 4										
Gary Thurman, R (1, 9) OBP: 0.319, SLG: 0.283		0-2 SH2-3		0-2 P4			1-1 G5-3		0-3 K	2 0 0 0 0 0 1	H 9										
Bill Buckner, L (9, PH) OBP: 0.257, SLG: 0.269		2-3 SH2-3		1-2						1 0 0 0 0 1 0	RBI 4										
Inning Stats	R: 2 E: 0 K: 2 S: 17	H: 3 LOB: 1 BB: 0 P: 23	R: 2 E: 0 K: 0 S: 12	H: 2 LOB: 1 BB: 1 P: 21	R: 0 E: 0 K: 1 S: 8	H: 0 LOB: 0 BB: 0 P: 13	R: 0 E: 0 K: 0 S: 11	H: 0 LOB: 1 BB: 1 P: 19	R: 0 E: 0 K: 0 S: 7	H: 1 LOB: 1 BB: 0 P: 12	R: 0 E: 0 K: 1 S: 15	H: 2 LOB: 2 BB: 0 P: 25	R: 0 E: 0 K: 2 S: 7	H: 0 LOB: 1 BB: 1 P: 15	R: 0 E: 0 K: 1 S: 17	H: 1 LOB: 1 BB: 0 P: 23	1B: 6 2B: 2 3B: 0 HR: 1	SF: 0 SAC: 1 DP: 0 HBP: 0	WP: 0 PB: 0 SB: 0 CS: 1	PA: 39	
PITCHER	IP WLS BF H R ER SO BB IBB HBP BLK WP HR S P ERA WHIP																				
Mark Guthrie, L (1, 1) ERA: 3.68	6.2	30	8	4	4	3	3	0	0	0	0	1	71	117	5.40	1.650					
Juan Berenguer, R (7, 1) ERA: 3.39	1.1	5	0	0	0	3	1	0	0	0	0	0	10	20	0.00	0.750					
Jeff Reardon, R (9, 1) ERA: 3.91	1.0	4	1	0	0	1	0	0	0	0	0	0	17	23	0.00	1.000					

Kansas City Royals @ Minnesota Twins
 Hubert H. Humphrey Metrodome, Minneapolis, MN
 Sat Aug 05 1989, 8:05 PM EDT
 Att. 43,130 - Dome

AB	34
R	4
H	9
RBI	4
BB	4
SO	7
LOB	12



Batter	1	2	3	4	5	6	7	8	9
Al Newman, S (1, 4) OBP: 0.336, SLG: 0.289	4-0 BB G6-4-3		2-1 1B 1B		3-1 B1-3		0-0 G3	0-0 SH5-3	
Gene Larkin, S (1, 9) OBP: 0.354, SLG: 0.333	1-1 G6-4-3		0-0 1B FC6-4		1-1 F8 1B		3-2 P5	2-0 P5	
John Moses, S (8, 7) OBP: 0.333, SLG: 0.366	SAFE SAFE 1-2f		1-3 1B		0-2 1B		2-1 1B HR	4-0 IBB	
Kirby Puckett, R (1, 8) OBP: 0.385, SLG: 0.480	0-0 P3		1-1 1B FC6-4		1-2 1B		2-2 1B HR	2-1 P4	
Gary Gaetti, R (1, 5) OBP: 0.280, SLG: 0.417		1-1 F8	1-2 FC6-4		2-1 F8		1-3 1B HR		
Kent Hrbek, L (1, 3) OBP: 0.368, SLG: 0.541		2-1 G4-3	0-3 K		2-1 F7		2-2 HR		
Brian Harper, R (1, 2) OBP: 0.342, SLG: 0.425		1-1 E6		0-0 BB 1B		2-1 F7	1-0 2B 1B		
Carmen Castillo, R (1, 7) OBP: 0.314, SLG: 0.462		2-3 K		4-2 BB 1B		1-1 G6-3	2-0 2B		
Randy Bush, L (7, PH) OBP: 0.337, SLG: 0.444				1-2 BB			1-3 2B		
Tim Laudner, R (1, 10) OBP: 0.294, SLG: 0.330			3-3 K	1-3 K		4-1 BB	3-3 K2-3		
Greg Gagne, R (1, 6) OBP: 0.294, SLG: 0.414			1-1 HR	1-0 G5-4-3		1-3 K		0-0 SH5-3 1B	

AB	R	H	RBI	BB	SO	LOB
3	1	1	0	1	0	0
4	1	2	0	0	0	1
1	0	0	0	0	0	1
4	1	3	1	1	0	0
5	1	1	1	0	0	5
4	1	1	3	0	1	3
4	0	2	0	0	0	0
2	0	0	0	1	1	1
1	0	1	0	0	0	0
3	0	0	0	1	3	4
4	1	2	1	0	1	3
1B: 10	SF: 0	2B: 1	SAC: 1	3B: 0	DP: 2	HR: 2

BOTTOM

Kansas City Royals @ Minnesota Twins
Hubert H. Humphrey Metrodome, Minneapolis, MN
 Sat Aug 05 1989, 8:05 PM EDT
 Att. 43,130 - Dome

livebaseballscorecards.com

AB	35
R	6
H	13
RBI	6
BB	4
SO	6
LOB	18



Inning Stats		R	H	E	K	S	IP		WLS	BF	H	R	ER	SO	BB	IBB	HBP	BLK	WP	HR	S	P	ERA	WHIP
R: 0 H: 0 E: 0 K: 3 S: 3		0	0	0	1	8	5.2			26	7	3	3	4	3	0	0	0	0	0	1	91	4.76	1.765
R: 0 H: 0 E: 1 K: 1 S: 9		0	0	1	1	15	1.0		L	5	2	2	2	1	0	0	0	0	0	0	13	21	18.00	2.000
R: 3 H: 4 E: 0 K: 2 S: 16		3	4	0	1	24	0.1			4	3	1	1	1	0	0	0	0	0	1	12	20	27.00	9.000
R: 0 H: 1 E: 0 K: 1 S: 7		0	1	0	1	13	1.0			5	1	0	0	0	0	1	0	0	0	0	5	13	0.00	1.000
R: 0 H: 2 E: 0 K: 0 S: 11		0	2	0	0	19	5.2			26	7	3	3	4	3	0	0	0	0	1	91	4.76	1.765	
R: 0 H: 0 E: 0 K: 1 S: 8		0	0	0	1	16	1.0			5	2	2	2	1	0	0	0	0	0	13	21	18.00	2.000	
R: 3 H: 5 E: 0 K: 1 S: 22		3	5	0	1	37	0.1			4	3	1	1	1	0	0	0	0	0	1	12	20	27.00	9.000
R: 0 H: 0 E: 0 K: 1 S: 8		0	0	0	1	16	1.0			5	1	0	0	0	0	1	0	0	0	0	5	13	0.00	1.000
R: 0 H: 1 E: 0 K: 0 S: 5		0	1	0	0	13	5.2			26	7	3	3	4	3	0	0	0	0	1	91	4.76	1.765	

PITCHER		IP	WLS	BF	H	R	ER	SO	BB	IBB	HBP	BLK	WP	HR	S	P	ERA	WHIP
Charlie Leibrandt, L (1, 1) ERA: 4.72		5.2		26	7	3	3	4	3	0	0	0	0	1	91	21	4.76	1.765
Steve Farr, R (6, 1) ERA: 4.4		1.0	L	5	2	2	2	1	0	0	0	0	0	13	21	21	18.00	2.000
Jeff Montgomery, R (7, 1) ERA: 1.43		0.1		4	3	1	1	1	0	0	0	0	0	12	20	20	27.00	9.000
Rick Luecken, R (8, 1) ERA: 2.25		1.0		5	1	0	0	0	0	1	0	0	0	5	13	13	0.00	1.000

Batter	1	2	3	4	5	6	7	8	9	AB R H RBI BB SO LOB	TOP
Willie Wilson, S (1, 8) OBP: 0.318, SLG: 0.345 Gary Thurman, R (4, 8) OBP: 0.319, SLG: 0.274	4-2 		1-3 		2-3 		1 SAFE 4-1 	0-0 	1 0 0 0 1 1 0 2 0 0 0 1 1 0		
Kevin Seitzer, R (1, 5) OBP: 0.398, SLG: 0.335	1-1 		2-0 			4-1 	1-2 	1-1 	4 1 2 1 1 0 1		
George Brett, L (1, 3) OBP: 0.319, SLG: 0.386	2-1 		1-2 			2-2 	3-1 		4 0 1 0 0 0 3		
Danny Tartabull, R (1, 10) OBP: 0.364, SLG: 0.456		1-1 		1-3 		1-0 	3-3 		4 1 1 0 0 2 4		
Pat Tabler, R (1, 9) OBP: 0.333, SLG: 0.317		4-1 		0-0 		1-1 		4-2 	2 0 2 1 2 0 0		
Jim Eisenreich, L (1, 7) OBP: 0.339, SLG: 0.403		0-1 		0-0 		1-1 		2-2 	3 0 1 0 0 0 2		
Bob Boone, R (1, 2) OBP: 0.360, SLG: 0.337		0-2 		2-0 		0-0 		1-0 	3 0 0 1 0 0 5		
Kurt Stillwell, S (1, 6) OBP: 0.320, SLG: 0.350		1-2 			0-3 		0-1 	1-2 	4 0 0 0 0 1 2		
Brad Wellman, R (1, 4) OBP: 0.255, SLG: 0.255			0-0 		1-2 		4-2 	1-0 	3 1 0 0 1 0 0		
Inning Stats	R: 0 H: 0 E: 0 LOB: 0 K: 0 BB: 1 S: 6 P: 13	R: 1 H: 1 E: 0 LOB: 1 K: 0 BB: 1 S: 12 P: 18	R: 0 H: 1 E: 0 LOB: 1 K: 1 BB: 0 S: 8 P: 12	R: 0 H: 1 E: 0 LOB: 1 K: 1 BB: 0 S: 6 P: 9	R: 0 H: 0 E: 0 LOB: 0 K: 2 BB: 0 S: 10 P: 13	R: 1 H: 3 E: 0 LOB: 2 K: 0 BB: 1 S: 9 P: 18	R: 1 H: 1 E: 0 LOB: 2 K: 1 BB: 2 S: 16 P: 31	R: 0 H: 0 E: 0 LOB: 1 K: 0 BB: 1 S: 12 P: 20	R: 0 H: 0 E: 0 LOB: 0 K: 0 BB: 0 S: 4 P: 6	1B: 6 SF: 1 2B: 2 SAC: 1 3B: 0 DP: 2 HR: 0 HBP: 0	WP: 1 PA: 38 PB: 0 SB: 0 CS: 0
PITCHER Shane Rawley, L (1, 1) ERA: 4.57 Gary Wayne, L (7, 1) ERA: 3.69 Juan Berenguer, R (7, 1) ERA: 3.29	IP WLS BF H R ER SO BB IBB HBP BLK WP HR S P ERA WHIP 6.1 L 29 7 3 3 4 5 0 0 0 1 0 62 103 4.26 1.895 0.1 1 0 0 0 0 0 0 0 0 0 0 2 5 0.00 0.000 2.1 8 0 0 0 1 1 0 0 0 0 0 19 32 0.00 0.429	PITCHER IP WLS BF H R ER SO BB IBB HBP BLK WP HR S P ERA WHIP									

Kansas City Royals @ Minnesota Twins
 Hubert H. Humphrey Metrodome, Minneapolis, MN
 Sun Aug 06 1989, 4:33 AM EDT
 Att. 35,028 - Dome

AB	30
R	3
H	7
RBI	3
BB	6
SO	5
LOB	17



Batter	1	2	3	4	5	6	7	8	9	AB	R	H	RBI	BB	SO	LOB
Al Newman, S (1, 4) OBP: 0.341, SLG: 0.293	1-2 G5-3		3-2 CS 1B		3-2 CS 1B		4-2 1-2 BB			3	0	2	0	1	0	0
Randy Bush, L (1, 7) OBP: 0.336, SLG: 0.441	2-1 F8		2-2 1B 1B		3-2 P2		3-2 P4			4	1	1	0	0	0	3
Kirby Puckett, R (1, 8) OBP: 0.386, SLG: 0.479	3-2 F7		2-2 1B 1B			0-0 G4-3		4-0 F8 G3-1 BB		3	0	1	0	1	0	0
Kent Hrbek, L (1, 3) OBP: 0.370, SLG: 0.540		3-2 WP 1B	1-2 1B			0-0 F8		1-1 G3-1		4	1	2	1	0	0	1
Gary Gaetti, R (1, 5) OBP: 0.279, SLG: 0.415		0-1 L4	1-3 K			0-1 1B		0-0 F8		4	0	1	0	0	1	4
Jim Dwyer, L (1, 10) OBP: 0.397, SLG: 0.418				1-0 G6-3		1-0 P6		2-1 G4-3		4	0	0	0	0	1	3
Gene Larkin, S (1, 9) OBP: 0.356, SLG: 0.335		3-2 2-H 1B		3-2 G4-3			2-2 BB 1B		3-2 G3	4	0	2	1	0	0	0
Tim Laudner, R (1, 2) OBP: 0.290, SLG: 0.325		2-1 F9		2-1 P4			0-0 B3		0-3 K	3	0	0	0	0	0	2
Brian Harper, R (9, PH) OBP: 0.340, SLG: 0.423									0-3 K	1	0	0	0	0	1	0
Doug Baker, S (1, 6) OBP: 0.368, SLG: 0.408			1-3 K			0-0 L6		3-2 F7		2	0	0	0	0	1	0
John Moses, S (7, PH) OBP: 0.332, SLG: 0.364										1	0	0	0	0	0	1
Greg Gagne, R (8, 6) OBP: 0.294, SLG: 0.412										1	0	0	0	0	1	0

Inning Stats	R: 0	H: 0	E: 0	K: 0	S: 9	R: 1	H: 2	E: 0	K: 1	S: 19	R: 1	H: 4	E: 0	K: 2	S: 21	R: 0	H: 0	E: 0	K: 0	S: 7	R: 0	H: 1	E: 0	K: 0	S: 7	R: 0	H: 1	E: 0	K: 0	S: 5	R: 0	H: 0	E: 0	K: 0	S: 5	R: 0	H: 0	E: 0	K: 2	S: 9	R: 0	H: 0	E: 0	K: 2	S: 9	1B: 9	2B: 0	3B: 0	HR: 0	SF: 0	SAC: 0	DP: 0	HBP: 0	WP: 1	PB: 0	SB: 0	CS: 2	PA: 36
--------------	------	------	------	------	------	------	------	------	------	-------	------	------	------	------	-------	------	------	------	------	------	------	------	------	------	------	------	------	------	------	------	------	------	------	------	------	------	------	------	------	------	------	------	------	------	------	-------	-------	-------	-------	-------	--------	-------	--------	-------	-------	-------	-------	--------

PITCHER	IP	WLS	BF	H	R	ER	SO	BB	IBB	HBP	BLK	WP	HR	S	P	ERA	WHIP
Bret Saberhagen, R (1, 1) ERA: 2.71	7.0	W	29	9	2	2	3	1	0	0	0	1	0	87	138	2.57	1.429
Steve Crawford, R (8, 1) ERA: 3.26	1.0		4	0	0	0	0	1	0	0	0	0	0	5	12	0.00	1.000
Jeff Montgomery, R (9, 1) ERA: 1.41	1.0	S	3	0	0	0	2	0	0	0	0	0	0	9	12	0.00	0.000

BOTTOM

Kansas City Royals @ Minnesota Twins
Hubert H. Humphrey Metrodome, Minneapolis, MN

Sun Aug 06 1989, 4:33 AM EDT
 Att. 35,028 - Dome

AB	34
R	2
H	9
RBI	2
BB	2
SO	5
LOB	14



PITCHER	IP	WLS	BF	H	R	ER	SO	BB	IBB	HBP	BLK	WP	HR	S	P	ERA	WHIP
---------	----	-----	----	---	---	----	----	----	-----	-----	-----	----	----	---	---	-----	------

Batter	1	2	3	4	5	6	7	8	9	AB R H RBI BB SO LOB	TOP											
Wade Boggs, L (1, 5) OBP: 0.443, SLG: 0.487	1-2 G1		1-1 2B 1B		2-1 1B 1B	4-0 FC5-4 IBB			0-1 L5	4 2 2 0 1 0 0	Boston Red Sox @ Kansas City Royals Royals Stadium, Kansas City, MO Mon Aug 07 1989, 8:05 PM EDT Att: 40,803 - Unknown											
Marty Barrett, R (1, 10) OBP: 0.313, SLG: 0.330	0-3 K		1-1 1B 2B		0-0 SH3	1-1 FC5-4		1-0 F8	4 0 1 2 0 1 2													
Ellis Burks, R (1, 8) OBP: 0.360, SLG: 0.483	0-0 FC6-4 1B		1-1 FC1-5-2 1B		1-1 1B 1B		1-0 F9	1-3 K	5 0 3 1 0 1 0													
Danny Heep, L (1, 7) OBP: 0.384, SLG: 0.436	0-1 FC6-4		3-2 FC1-5-2		0-0 1B 1B		3-1 G1-3		4 0 1 0 0 0 3													
Nick Esasky, R (1, 3) OBP: 0.340, SLG: 0.481		1-2 G5-3	2-3 K		1-3 K		2-2 G5-3		4 0 0 0 0 2 4													
Luis Rivera, R (1, 6) OBP: 0.333, SLG: 0.433		2-1 G6-3		0-0 G1-3	2-2 1B		0-0 P2		4 0 1 0 0 0 0													
Jody Reed, R (1, 4) OBP: 0.357, SLG: 0.358		2-1 F9		4-1 E SF7 BB		2-1 G6-3 1B		3-1 G6-3	3 1 1 0 1 0 0													
Rich Gedman, L (1, 2) OBP: 0.276, SLG: 0.284			2-1 G4-3	1-0 SF7	0-0 G6-3		2-2 2B		3 0 1 1 0 0 1													
Carlos Quintana, R (8, PR) OBP: 0.276, SLG: 0.200				1-H SF7	1-2 G6-3				0 0 0 0 0 0 0													
Rick Cerone, R (8, 2) OBP: 0.344, SLG: 0.368									0 0 0 0 0 0 0													
Randy Kutcher, R (1, 9) OBP: 0.268, SLG: 0.344			1-0 1B 2B 1B	3-3 K	2-0 F9		1-1 F9		4 1 1 0 0 1 2													
Inning Stats	R: 0 E: 0 K: 1 S: 10	H: 1 LOB: 1 BB: 0 P: 11	R: 0 E: 0 K: 0 S: 7	H: 0 LOB: 0 BB: 0 P: 12	R: 2 E: 0 K: 1 S: 15	H: 4 LOB: 2 BB: 0 P: 26	R: 1 E: 1 K: 1 S: 7	H: 0 LOB: 0 BB: 1 P: 15	R: 1 E: 0 K: 1 S: 12	H: 4 LOB: 2 BB: 0 P: 18	R: 0 E: 0 K: 0 S: 6	H: 1 LOB: 2 BB: 1 P: 15	R: 0 E: 0 K: 0 S: 6	H: 0 LOB: 0 BB: 0 P: 12	R: 0 E: 0 K: 0 S: 8	H: 1 LOB: 1 BB: 0 P: 14	R: 0 E: 0 K: 1 S: 7	H: 0 LOB: 0 BB: 0 P: 9	1B: 9 2B: 2 3B: 0 HR: 0	SF: 1 SAC: 1 DP: 0 HBP: 0	WP: 0 PB: 0 SB: 1 CS: 0	PA: 39
PITCHER	IP WLS BF H R ER SO BB IBB HBP BLK WP HR S P ERA WHIP																					
Mark Gubicza, R (1, 1) ERA: 3.2	8.0 W 36 11 4 3 4 1 1 0 0 0 0 71 123 3.38 1.500																					
Steve Farr, R (9, 1) ERA: 4.3	1.0 S 3 0 0 0 1 0 0 0 0 0 0 0 7 9 0.00 0.000																					

livebaseballscorecards.com

AB	35
R	4
H	11
RBI	4
BB	2
SO	5
LOB	12



Batter	1	2	3	4	5	6	7	8	9
Kurt Stillwell, S OBP: 0.322, SLG: 0.352 (1, 6)	1-3 K		3-2 1B		1-2 2-H 1B		1-0 SAFE SAFE SAFE 1-2 SH5-4	3-3 K	
Kevin Seitzer, R OBP: 0.394, SLG: 0.332 (1, 5)	0-3 K		1 SAFE 2-2 SAFE F9		2-2 G4-3		2-3 K		
George Brett, L OBP: 0.321, SLG: 0.383 (1, 3)	3-3 K			3-2 G4-3		4-1 BB HR BB	4-0 IBB		
Danny Tartabull, R OBP: 0.363, SLG: 0.451 (1, 10)		2-2 G6-3		0-3 K		4-2 HR BB	3-3 K		
Jim Eisenreich, L OBP: 0.344, SLG: 0.418 (1, 9) (9, 7)		3-2 S 1B		0-0 F9		2-1 HR		2-2 1B E 1B	
Pat Tabler, R OBP: 0.332, SLG: 0.314 (1, 7)		1 SAFE SAFE 0-3 K			4-2 1B BB	3-2 G5-3		0-0 B3	
Willie Wilson, S OBP: 0.318, SLG: 0.345 (9, 8)		1-2 K							
Bob Boone, R OBP: 0.358, SLG: 0.336 (1, 2)		3-2 F7			2-1 F7	2-0 G4-3		2-2 E6 1B 1B	
Frank White, R OBP: 0.302, SLG: 0.292 (1, 4)			1-2 P4		1-2 1B 1B	1-3 K		2-0 1B	
Gary Thurman, R OBP: 0.316, SLG: 0.273 (1, 8) (9, 9)			2-3 K		2-3 K		0-0 SH5-4 1B	0-3 K	

AB	R	H	RBI	BB	SO	LOB
4	0	2	1	0	2	1
4	0	0	0	0	2	4
2	1	0	0	2	1	0
3	1	0	0	1	2	2
4	2	3	3	0	0	0
3	1	0	0	1	1	2
0	0	0	0	0	0	0
4	1	1	0	0	0	2
4	0	2	1	0	1	0
4	0	1	0	0	3	3

BOTTOM

Boston Red Sox @ Kansas City Royals
Royals Stadium, Kansas City, MO
 Mon Aug 07 1989, 8:05 PM EDT
 Att. 40,803 - Unknown

livebaseballscorecards.com

AB	32
R	6
H	9
RBI	5
BB	4
SO	12
LOB	14



Inning Stats	R: 0	H: 0	E: 0	K: 3	S: 11	LOB: 0	BB: 0	P: 15
	0	1	0	1	21	0	0	0
	0	1	0	0	23	0	0	0
	0	0	0	0	10	0	0	0
	1	2	0	1	37	2	1	0
	0	1	0	2	29	0	2	0
	0	1	0	1	19	2	1	0
	2	3	1	0	29	1	0	0

PITCHER	IP	WLS	BF	H	R	ER	SO	BB	IBB	HBP	BLK	WP	HR	S	P	ERA	WHIP
Wes Gardner, R ERA: 6.01 (1, 1)	5.0		23	5	4	4	7	3	0	0	0	0	1	76	121	7.20	1.600
Greg Harris, R ERA: 3.59 (6, 1)	2.1	L	11	3	2	1	3	0	1	0	0	0	0	29	49	3.86	1.286
Lee Smith, R ERA: 4.2 (8, 1)	0.2		3	1	0	0	2	0	0	0	0	0	0	9	13	0.00	1.500

WP	PA	ERA	WHIP
0	37		
0			
1			
0			

Batter	1	2	3	4	5	6	7	8	9	AB R H RBI BB SO LOB	TOP
Wade Boggs, L (1, 5) OBP: 0.441, SLG: 0.484	2-1 L7		1-1 1B		1-2 G4-3			3-2 G1-3		4 0 1 1 0 0 0	Boston Red Sox @ Kansas City Royals Royals Stadium, Kansas City, MO Tue Aug 08 1989, 8:05 PM EDT Att: 32,015 - Unknown
Jody Reed, R (1, 4) OBP: 0.361, SLG: 0.358	4-2 FC5-4 BB		1-2 1B			1-0 F7		4-2 BB		2 0 1 0 2 0 0	
Ellis Burks, R (1, 8) OBP: 0.358, SLG: 0.478	4-1 FC5-4 BB		0-2 F2			0-0 F9		1-3 K		3 0 0 0 1 1 3	
Danny Heep, L (1, 7) OBP: 0.376, SLG: 0.426	2-2 FC5-4		0-0 G4-6-3			2-2 G4-3			1-1 G4-3	4 0 0 0 0 0 4	
Nick Esasky, R (1, 3) OBP: 0.337, SLG: 0.476	3-3 K			0-0 F7			3-3 K		1-2 L6	4 0 0 0 0 2 2	
Luis Rivera, R (1, 6) OBP: 0.337, SLG: 0.432		0-2 F9		1-1 1B			4-2 BB		0-0 P4	3 0 1 0 1 0 0	
Carlos Quintana, R (1, 10) OBP: 0.250, SLG: 0.179		1-3 K		2-1 G1-6-3			0-1 P3			3 0 0 0 0 1 2	
Rick Cerone, R (1, 2) OBP: 0.340, SLG: 0.362 (8, 9)		1-1 F9			2-2 G5-3		2-3 K			3 0 0 0 0 1 1	
Randy Kutcher, R (1, 9) OBP: 0.271, SLG: 0.362 Rich Gedman, L (8, PH) OBP: 0.275, SLG: 0.283 (8, 2)			0-0 1B 3B			2-3 K		1-1 G4-3		2 1 1 0 0 1 0 1 0 0 0 0 0 0	
Inning Stats	R: 0 H: 0 E: 0 LOB: 2 K: 1 BB: 2 S: 12 P: 27	R: 0 H: 0 E: 0 LOB: 0 K: 1 BB: 0 S: 9 P: 11	R: 1 H: 3 E: 0 LOB: 1 K: 0 BB: 0 S: 10 P: 12	R: 0 H: 1 E: 0 LOB: 0 K: 0 BB: 0 S: 5 P: 8	R: 0 H: 0 E: 0 LOB: 0 K: 1 BB: 0 S: 10 P: 15	R: 0 H: 0 E: 0 LOB: 0 K: 2 BB: 1 S: 6 P: 9	R: 0 H: 0 E: 0 LOB: 1 K: 2 BB: 1 S: 13 P: 22	R: 0 H: 0 E: 0 LOB: 1 K: 1 BB: 1 S: 14 P: 23	R: 0 H: 0 E: 0 LOB: 0 K: 0 BB: 0 S: 6 P: 8	1B: 3 SF: 0 2B: 0 SAC: 0 3B: 1 DP: 2 HR: 0 HBP: 0	WP: 0 PA: 33 PB: 0 SB: 0 CS: 0
PITCHER	IP WLS BF H R ER SO BB IBB HBP BLK WP HR S P ERA WHIP										
Tom Gordon, R (1, 1) ERA: 2.77	7.0 W 26 4 1 1 5 3 0 0 0 0 0 0 65 104 1.29 1.000										
Terry Leach, R (8, 1) ERA: 4.35	2.0 7 0 0 0 1 1 0 0 0 0 0 0 20 31 0.00 0.500										

AB	29
R	1
H	4
RBI	1
BB	4
SO	6
LOB	12



Batter	1	2	3	4	5	6	7	8	9	AB	R	H	RBI	BB	SO	LOB
Kurt Stillwell, S OBP: 0.324, SLG: 0.360 (1, 6)	F9	L5			1B	G4-3		3B		5	1	2	2	0	0	2
Kevin Seitzer, R OBP: 0.394, SLG: 0.331 (1, 5)	F9		G4-3		1B	K		BB		4	1	1	1	1	1	1
George Brett, L OBP: 0.320, SLG: 0.381 (1, 3)	G4-3		L9		1B	G1		G4-6-3		4	0	1	1	0	0	1
Bill Buckner, L OBP: 0.255, SLG: 0.267 (8, PH) (9, 3)	G4-3		L9		1B	G1		G4-6-3		1	0	0	0	0	0	2
Danny Tartabull, R OBP: 0.370, SLG: 0.455 (1, 10)		FC6-4	BB	BB	1B			1B		2	1	2	0	2	0	0
Jim Eisenreich, L OBP: 0.346, SLG: 0.417 (1, 9)		FC6-4	BB	G4-3		P2		1B		3	0	1	0	1	0	4
Pat Tabler, R OBP: 0.328, SLG: 0.311 (1, 7)		FC6-4	BB		F9	SF8		F9		3	1	0	1	0	0	4
Bob Boone, R OBP: 0.357, SLG: 0.332 (1, 2)		1B	BB		F9	G1-3		G5-4-3		3	1	0	0	1	0	4
Mike Macfarlane, R OBP: 0.252, SLG: 0.308 (9, 2)		FC4-6	BB		F9	G1-3		G5-4-3		0	0	0	0	0	0	0
Frank White, R OBP: 0.305, SLG: 0.296 (1, 4)					G5-3			1B		3	1	2	2	0	0	0
Brad Wellman, R OBP: 0.260, SLG: 0.268 (8, 4)					G5-3			1B		1	1	1	0	0	0	0
Gary Thurman, R OBP: 0.325, SLG: 0.275 (1, 8)		FC4-6			1B	1B		F9		3	1	1	1	1	0	2

Inning Stats	R: 0	H: 0	E: 0	K: 0	S: 8	R: 3	H: 1	E: 0	K: 0	S: 11	R: 0	H: 0	E: 0	K: 0	S: 7	R: 0	H: 0	E: 0	K: 0	S: 7	R: 3	H: 4	E: 0	K: 0	S: 14	R: 1	H: 2	E: 0	K: 1	S: 11	R: 0	H: 2	E: 0	K: 0	S: 6	R: 1	H: 2	E: 0	K: 0	S: 9
	LOB: 0	BB: 0	P: 12	LOB: 1	BB: 3	P: 30	LOB: 1	BB: 1	P: 13		LOB: 0	BB: 0	P: 11	LOB: 2	BB: 1	P: 27	LOB: 1	BB: 0	P: 18	LOB: 1	BB: 1	P: 17		LOB: 0	BB: 0	P: 9	LOB: 1	BB: 1	P: 17		LOB: 0	BB: 0	P: 17		LOB: 1	BB: 1	P: 17			

PITCHER	IP	WLS	BF	H	R	ER	SO	BB	IBB	HBP	BLK	WP	HR	S	P	ERA	WHIP
Tom Bolton, L ERA: 7.3 (1, 1)	4.0	L	21	4	6	6	0	5	0	0	0	0	0	41	83	13.50	2.250
Bob Stanley, R ERA: 5.4 (5, 1)	4.0		18	7	2	2	1	1	0	0	0	0	0	32	54	4.50	2.000


BOTTOM

Boston Red Sox @ Kansas City Royals
Royals Stadium, Kansas City, MO

Tue Aug 08 1989, 8:05 PM EDT
Att. 32,015 - Unknown

AB	32
R	8
H	11
RBI	8
BB	6
SO	1
LOB	20

WP: 0 PA: 39
PB: 0
SB: 2
CS: 0



WP	HR	S	P	ERA	WHIP
0	0	0	0	0	0

Batter	1	2	3	4	5	6	7	8	9	AB R H RBI BB SO LOB	TOP		
Wade Boggs, L (1, 5) OBP: 0.445, SLG: 0.486	3-2 FC6-4 1B		1-3 K		0-0 1B	4-2 1-2 2-3 IBB		4-0 1B IBB		3 0 2 0 2 1 0	Boston Red Sox @ Kansas City Royals Royals Stadium, Kansas City, MO Wed Aug 09 1989, 8:05 PM EDT Att. 37,225 - Unknown - 79 F		
Marty Barrett, R (1, 10) OBP: 0.314, SLG: 0.332	1-0 FC6-4 1B 1-2f 1B		1-2 FC6-4 1B		0-1 P4	0-2 P9		0-1 1-3 2-H 1B		5 1 2 1 0 0 5			
Ellis Burks, R (1, 8) OBP: 0.356, SLG: 0.473	1-1 1-3 1B 1B		0-1 FC6-4 1-2f HR		0-0 L7		3-3 K		1-1 G5-3	5 1 1 0 0 1 2			
Danny Heep, L (1, 7) OBP: 0.374, SLG: 0.439 Kevin Romine, R (7, 7) OBP: 0.324, SLG: 0.366	1-1 SAFE 3-2 P5		3-1 1-H HR		0-2 P7		0-0 4-3		0-0 G2-3	4 1 1 2 0 0 3 1 0 0 0 0 0 0			
Nick Esasky, R (1, 3) OBP: 0.340, SLG: 0.481	1-2 1-2 3-H 1B		1-1 2B		0-1 1B 1B		3-0 F8		3-3 K	5 1 3 1 0 1 0			
Luis Rivera, R (1, 6) OBP: 0.330, SLG: 0.423	1-2 P4		0-0 4-3		2-3 K		3-3 K		3-3 K	4 0 0 0 0 2 4			
Jody Reed, R (1, 4) OBP: 0.358, SLG: 0.355		3-1 5-3		2-1 6-3		3-2 F7 1-2		0-0 L7		4 0 0 0 0 0 1			
Rick Cerone, R (1, 2) OBP: 0.343, SLG: 0.370		3-1 5-3		0-0 G5-3		3-1 WP 1B 2-H 1B		0-1 1B 2B		4 1 2 1 0 0 0			
Randy Kutcher, R (1, 9) OBP: 0.278, SLG: 0.366		3-3 K		1-2 G6-3		1-0 WP 1B		1-1 2-H 1B 1B		4 1 2 1 0 1 0			
Inning Stats	R: 1 H: 3 E: 0 LOB: 2 K: 0 BB: 0 S: 16 P: 26	R: 0 H: 0 E: 0 LOB: 0 K: 1 BB: 0 S: 7 P: 16	R: 2 H: 3 E: 0 LOB: 1 K: 1 BB: 0 S: 13 P: 19	R: 0 H: 0 E: 0 LOB: 0 K: 0 BB: 0 S: 6 P: 9	R: 0 H: 1 E: 0 LOB: 1 K: 0 BB: 0 S: 7 P: 7	R: 1 H: 3 E: 0 LOB: 3 K: 1 BB: 1 S: 17 P: 30	R: 0 H: 0 E: 0 LOB: 0 K: 1 BB: 0 S: 12 P: 18	R: 2 H: 3 E: 0 LOB: 2 K: 1 BB: 1 S: 14 P: 22	R: 0 H: 0 E: 0 LOB: 0 K: 1 BB: 0 S: 6 P: 10	1B: 10 SF: 0 2B: 2 SAC: 0 3B: 0 DP: 0 HR: 1 HBP: 0		WP: 1 PA: 41 PB: 0 SB: 1 CS: 0	
PITCHER	IP WLS BF H R ER SO BB IBB HBP BLK WP HR S P ERA WHIP											PITCHER	IP WLS BF H R ER SO BB IBB HBP BLK WP HR S P ERA WHIP
Luis Aquino, R (1, 1) ERA: 3.27	5.2 L 27 10 4 4 3 0 0 0 0 0 0 1 61 98 6.35 1.765												
Steve Farr, R (6, 1) ERA: 4.47	2.1 11 3 2 2 2 0 2 0 0 1 0 31 49 7.71 1.286												
Steve Crawford, R (9, 1) ERA: 3.1	1.0 3 0 0 0 0 1 0 0 0 0 0 0 6 10 0.00 0.000												

livebaseballscorecards.com

AB	39
R	6
H	13
RBI	6
BB	2
SO	6
LOB	15



Batter	1	2	3	4	5	6	7	8	9	AB	R	H	RBI	BB	SO	LOB
Kurt Stillwell, S OBP: 0.326, SLG: 0.372 (1, 6)	2-1 HR		1-0 G6-3 1B			2-1 L7		1-1 B3		4	1	2	1	0	0	0
Kevin Seitzer, R OBP: 0.393, SLG: 0.329 (1, 5)	2-1 4-3		0-0 G6-3 1-2f			1-0 L3		4-2 G3-6-1 BB		3	0	0	0	1	0	1
George Brett, L OBP: 0.319, SLG: 0.390 (1, 3)	2-3 K			0-0 HR		3-2 F8		0-0 G3-6-1 1-2f		4	1	1	1	0	1	1
Bo Jackson, R OBP: 0.310, SLG: 0.515 (1, 7)	0-0 6-3			1-1 G1-3			1-3 K		2-2 4-3	4	0	0	0	0	1	0
Jim Eisenreich, L OBP: 0.344, SLG: 0.418 (1, 8) (8, 9)		0-0 2B		0-1 P3			0-1 P5		1-1 F9	4	0	1	0	0	0	0
Danny Tartabull, R OBP: 0.369, SLG: 0.452 (1, 10)		3-2 SAFE F7		0-3 K			1-0 1B 1B 1B		1-1 F9	4	0	1	0	0	1	1
Pat Tabler, R OBP: 0.331, SLG: 0.312 (1, 9)		4-1 SAFE G6-3 BB			0-0 4-3		0-0 1B 1-2 1B			2	0	1	0	1	0	0
Gary Thurman, R OBP: 0.325, SLG: 0.275 (7, PR) (8, 8)										0	0	0	0	0	0	0
Bob Boone, R OBP: 0.357, SLG: 0.332 (1, 2)		1-1 G6-3 1-2f			2-3 K		0-0 1B 1-2 2-3 1B			3	0	1	0	0	1	2
Frank White, R OBP: 0.303, SLG: 0.293 (1, 4)			1-1 P4		0-1 P5		3-3 K			3	0	0	0	0	1	3

Inning Stats	R: 1	H: 1	E: 0	K: 1	S: 8	H: 1	LOB: 0	BB: 0	P: 14	R: 0	H: 1	E: 0	K: 0	S: 7	H: 1	LOB: 1	BB: 1	P: 15	R: 0	H: 1	E: 0	K: 0	S: 4	R: 1	H: 1	E: 0	K: 1	S: 8	H: 1	LOB: 0	BB: 0	P: 9	R: 0	H: 0	E: 0	K: 1	S: 6	H: 0	LOB: 0	BB: 0	P: 8	R: 0	H: 0	E: 0	K: 0	S: 7	H: 0	LOB: 0	BB: 0	P: 13	R: 0	H: 3	E: 0	K: 2	S: 11	H: 0	LOB: 3	BB: 0	P: 16	R: 0	H: 0	E: 0	K: 0	S: 6	H: 0	LOB: 0	BB: 1	P: 11	R: 0	H: 0	E: 0	K: 0	S: 9	H: 0	LOB: 0	BB: 0	P: 13	1B: 4	SF: 0	2B: 1	SAC: 0	3B: 0	DP: 3	HR: 2	HBP: 0	WP: 0	PA: 33
--------------	------	------	------	------	------	------	--------	-------	-------	------	------	------	------	------	------	--------	-------	-------	------	------	------	------	------	------	------	------	------	------	------	--------	-------	------	------	------	------	------	------	------	--------	-------	------	------	------	------	------	------	------	--------	-------	-------	------	------	------	------	-------	------	--------	-------	-------	------	------	------	------	------	------	--------	-------	-------	------	------	------	------	------	------	--------	-------	-------	-------	-------	-------	--------	-------	-------	-------	--------	-------	--------

PITCHER	IP	WLS	BF	H	R	ER	SO	BB	IBB	HBP	BLK	WP	HR	S	P	ERA	WHIP
Mike Boddicker, R ERA: 4.19	(1, 1)	6.2	25	6	2	2	4	1	0	0	0	0	2	47	74	2.70	1.050
Rob Murphy, L ERA: 2.16	(7, 1)	1.1	5	1	0	0	1	1	0	0	0	0	0	10	18	0.00	1.500
Lee Smith, R ERA: 4.11	(9, 1)	1.0	3	0	0	0	0	0	0	0	0	0	0	9	13	0.00	0.000

BOTTOM

Boston Red Sox @ Kansas City Royals
Royals Stadium, Kansas City, MO

Wed Aug 09 1989, 8:05 PM EDT
Att: 37,225 - Unknown - 79 F

AB	31
R	2
H	7
RBI	2
BB	2
SO	5
LOB	8



PITCHER	IP	WLS	BF	H	R	ER	SO	BB	IBB	HBP	BLK	WP	HR	S	P	ERA	WHIP
---------	----	-----	----	---	---	----	----	----	-----	-----	-----	----	----	---	---	-----	------

Batter	1	2	3	4	5	6	7	8	9	AB R H RBI BB SO LOB	TOP	
Tony Fernandez, S (1, 6) OBP: 0.273, SLG: 0.354 Nelson Liriano, S (6, 4) OBP: 0.325, SLG: 0.371	2-3 K		0-3 K			3-3 K			0-1 F8	3 0 0 0 0 3 0 1 0 0 0 0 0 0	Toronto Blue Jays @ Kansas City Royals Royals Stadium, Kansas City, MO Fri Aug 11 1989, 8:05 PM EDT Att: 40,027 - Unknown livebaseballscorecards.com	
Junior Felix, S (1, 9) OBP: 0.333, SLG: 0.416	2-3 K		2-3 K			2-2 F8			0-0 G1-3	4 0 0 0 0 2 0		
George Bell, R (1, 7) OBP: 0.328, SLG: 0.438	1-2 2B				1-1 F8				1-0 HR 2B	4 1 2 0 0 0 0		
Fred McGriff, L (1, 3) OBP: 0.391, SLG: 0.581	1-0 F8				3-2 F7				2-2 HR	4 1 2 2 0 0 1		
Ernie Whitt, L (1, 2) OBP: 0.379, SLG: 0.446					0-2 G6-3				0-2 G6-3	4 0 1 0 0 0 1		
Lloyd Moseby, L (1, 8) OBP: 0.296, SLG: 0.350					1-3 K				2-1 L1-3	3 0 1 0 0 1 1		
Lee Mazzilli, S (1, 10) OBP: 0.354, SLG: 0.367					2-3 K2-3				3-2 F7	3 0 0 0 0 2 1		
Rance Mulliniks, L (1, 5) OBP: 0.312, SLG: 0.297					0-1 F8				2-2 G3	3 0 0 0 0 0 1		
Manuel Lee, S (1, 4) OBP: 0.309, SLG: 0.344 (6, 6)			0-3 K			1-2 G4-3			2-1 G6-3	3 0 0 0 0 1 0		
Inning Stats	R: 0 H: 1 E: 0 LOB: 1 K: 2 BB: 0 S: 10 P: 16	R: 0 H: 2 E: 0 LOB: 1 K: 1 BB: 0 S: 15 P: 18	R: 0 H: 0 E: 0 LOB: 0 K: 3 BB: 0 S: 10 P: 12	R: 0 H: 0 E: 0 LOB: 0 K: 0 BB: 0 S: 8 P: 12	R: 0 H: 0 E: 0 LOB: 0 K: 2 BB: 0 S: 9 P: 12	R: 0 H: 0 E: 0 LOB: 0 K: 1 BB: 0 S: 12 P: 18	R: 0 H: 1 E: 0 LOB: 1 K: 0 BB: 0 S: 6 P: 13	R: 0 H: 0 E: 0 LOB: 0 K: 0 BB: 0 S: 9 P: 16	R: 2 H: 2 E: 0 LOB: 0 K: 0 BB: 0 S: 10 P: 13	1B: 3 SF: 0 2B: 2 SAC: 0 3B: 0 DP: 0 HR: 1 HBP: 0	WP: 0 PA: 32 PB: 0 SB: 0 CS: 1	
PITCHER Bret Saberhagen, R (1, 1) ERA: 2.67	IP WLS BF H R ER SO BB IBB HBP BLK WP HR S P ERA WHIP	9.0 W 32 6 2 2 9 0 0 0 1 0 1 89 130 2.00 0.667										

Toronto Blue Jays @ Kansas City Royals
 Royals Stadium, Kansas City, MO
 Fri Aug 11 1989, 8:05 PM EDT
 Att: 40,027 - Unknown

AB	32
R	2
H	6
RBI	2
BB	0
SO	9
LOB	5



Batter	1	2	3	4	5	6	7	8	9	AB	R	H	RBI	BB	SO	LOB
Willie Wilson, S OBP: 0.319, SLG: 0.348 (1, 8)	1-0 1B		1-2 HBP 1B FC6-4 1B		2-2 SF9		1-0 G5-3	1-2 G3		4	1	2	1	0	0	2
Kevin Seitzer, R OBP: 0.396, SLG: 0.331 (1, 5)	1-2 P3		0-2 FC6-4 HBP 1B		3-1 E 1B			4-0 1B 1B BB		3	1	2	0	1	0	1
George Brett, L OBP: 0.324, SLG: 0.392 (1, 3)	0-0 G4-6-3 1B		1-0 FC6-4 1-2 2-3 HBP		0-0 E6 1-2 G6-4-3			3-2 E 1B 1B SF9		3	1	2	0	0	0	1
Bo Jackson, R OBP: 0.310, SLG: 0.512 (1, 7)	0-0 G4-6-3		0-0 FC6-4 G5-4-3		1-0 G6-4-3			3-2 BB 1B 1B 2B 1B		4	1	1	2	0	0	6
Jim Eisenreich, L OBP: 0.344, SLG: 0.418 (9, 7)	1-2f		1-2f 2-3 3-H		1-2f			1-2 3-H		0	0	0	0	0	0	0
Pat Tabler, R OBP: 0.329, SLG: 0.309 (1, 9)		1-2 G4-3	0-0 G5-4-3		0-0 G4-3			0-1 SF9		3	0	0	0	0	0	2
Gary Thurman, R OBP: 0.321, SLG: 0.275 (7, 9)			1-2f					1-1 2-H		0	0	0	1	0	0	0
Danny Tartabull, R OBP: 0.373, SLG: 0.456 (1, 10)		0-2 2B 1B		1-2 G5-4-3 1B		0-3 K		0-2 BB 1B 2B 1B		4	1	3	0	0	1	0
Bob Boone, R OBP: 0.359, SLG: 0.336 (1, 2)		0-1 2B		1-2 G5-4-3		1-0 G6-3		4-2 2B BB		3	0	1	0	1	0	1
Frank White, R OBP: 0.299, SLG: 0.289 (1, 4)		0-2 P3		0-1 G6-3			1-2 F9	0-1 P4		4	0	0	0	0	0	5
Kurt Stillwell, S OBP: 0.328, SLG: 0.384 (1, 6)		2-1 G6-3			1-2 SF9 3B		1-1 P6	1-1 2B		4	1	2	2	0	0	2
Inning Stats	R: 0 E: 0 K: 0 S: 6	H: 2 LOB: 1 BB: 0 P: 8	R: 0 E: 0 K: 0 S: 13	H: 2 LOB: 2 BB: 0 P: 16	R: 1 E: 0 K: 0 S: 8	H: 2 LOB: 1 BB: 0 P: 10	R: 0 E: 0 K: 0 S: 9	H: 1 LOB: 0 BB: 0 P: 11	R: 1 E: 1 K: 0 S: 11	H: 2 LOB: 1 BB: 0 P: 18	R: 0 E: 0 K: 1 S: 5	H: 0 LOB: 0 BB: 0 P: 6	R: 0 E: 0 K: 0 S: 6	H: 0 LOB: 0 BB: 0 P: 9	R: 4 E: 1 K: 0 S: 21	H: 4 LOB: 2 BB: 2 P: 37

BOTTOM

Toronto Blue Jays @ Kansas City Royals
 Royals Stadium, Kansas City, MO
 Fri Aug 11 1989, 8:05 PM EDT
 Att. 40,027 - Unknown

livebaseballscorecards.com

AB	32
R	6
H	13
RBI	6
BB	2
SO	1
LOB	20



WP: 0	PA: 37
PB: 0	
SB: 0	
CS: 0	

PITCHER	IP	WLS	BF	H	R	ER	SO	BB	IBB	HBP	BLK	WP	HR	S	P	ERA	WHIP
Mike Flanagan, L ERA: 3.87 (1, 1)	7.0	L	30	10	4	4	1	1	0	1	0	0	0	61	88	5.14	1.571
Duane Ward, R ERA: 3.39 (8, 1)	1.0		7	3	2	2	0	1	0	0	0	0	0	18	27	18.00	4.000

Batter	1	2	3	4	5	6	7	8	9	AB R H RBI BB SO LOB	TOP		
Lloyd Moseby, L (1, 10) OBP: 0.301, SLG: 0.356	2-2 1B G3 HBP		3-3 K		1 SAFE 2-2 K			3-2 2B 2B		3 1 2 0 0 1 0			
Junior Felix, S (1, 9) OBP: 0.330, SLG: 0.411	1-1 G3		3-3 K		1 SAFE 1-3 K			2-3 K		4 0 0 0 0 3 4			
George Bell, R (1, 7) OBP: 0.330, SLG: 0.441	0-1 1B			1-0 G6-3			1-2 G1-3	0-1 1B 2B		4 1 2 1 0 0 0			
Fred McGriff, L (1, 3) OBP: 0.392, SLG: 0.582	3-0 L6			1-0 2B			3-3 K	4-0 1B IBB		3 0 1 0 1 1 2			
Ernie Whitt, L (1, 2) OBP: 0.377, SLG: 0.444	0-0 G5-3			1-1 L4			1-3 K	0-0 1B		4 0 1 1 0 1 3			
Tony Fernandez, S (1, 6) OBP: 0.270, SLG: 0.351		3-1 L5		2-1 F8			1-0 F7	1-2 L4		4 0 0 0 0 0 3			
Rance Mulliniks, L (1, 5) OBP: 0.307, SLG: 0.292			1-3 K				0-0 G4-3		0-0 G1-3	4 0 0 0 0 2 0			
Mookie Wilson, S (1, 8) OBP: 0.225, SLG: 0.284			0-3 K				2-2 F7		1-1 G1-3	4 0 0 0 0 2 0			
Manuel Lee, S (1, 4) OBP: 0.308, SLG: 0.342				1-0 G4-3			0-2 1B	2-1 F7	1-3 K	4 0 1 0 0 1 0			
Inning Stats	R: 0 H: 1 E: 0 LOB: 2 K: 0 BB: 0 S: 8 P: 14	R: 0 H: 0 E: 0 LOB: 0 K: 2 BB: 0 S: 9 P: 13	R: 0 H: 0 E: 0 LOB: 0 K: 2 BB: 0 S: 8 P: 15	R: 0 H: 1 E: 0 LOB: 1 K: 0 BB: 0 S: 6 P: 11	R: 0 H: 2 E: 0 LOB: 2 K: 3 BB: 0 S: 15 P: 21	R: 0 H: 0 E: 0 LOB: 0 K: 2 BB: 0 S: 9 P: 14	R: 0 H: 0 E: 0 LOB: 0 K: 0 BB: 0 S: 6 P: 9	R: 2 H: 3 E: 0 LOB: 2 K: 1 BB: 1 S: 15 P: 27	R: 0 H: 0 E: 0 LOB: 0 K: 1 BB: 0 S: 6 P: 8	1B: 4 SF: 0 2B: 3 SAC: 0 3B: 0 DP: 0 HR: 0 HBP: 1	WP: 0 PA: 36 PB: 0 SB: 0 CS: 0		
PITCHER	IP WLS BF H R ER SO BB IBB HBP BLK WP HR S P ERA WHIP											PITCHER	IP WLS BF H R ER SO BB IBB HBP BLK WP HR S P ERA WHIP
Mark Gubicza, R (1, 1) ERA: 3.16	8.0 L 33 7 2 2 10 0 1 1 0 0 0 0 76 124 2.25 0.875												
Steve Crawford, R (9, 1) ERA: 2.95	1.0 3 0 0 0 1 0 0 0 0 0 0 0 6 8 0.00 0.000												

Toronto Blue Jays @ Kansas City Royals
 Royals Stadium, Kansas City, MO
 Sat Aug 12 1989, 8:05 PM EDT
 Att. 40,934 - Sunny - 81 F

livebaseballscorecards.com

AB	34
R	2
H	7
RBI	2
BB	1
SO	11
LOB	12



Batter	1	2	3	4	5	6	7	8	9	AB R H RBI BB SO LOB
Willie Wilson, S OBP: 0.318, SLG: 0.350 (1, 8)	2-2 G5-3		0-1 G3-1		1-2 F8			2-2 G4-6-3 2B		4 0 1 0 0 0 0
Kevin Seitzer, R OBP: 0.397, SLG: 0.333 (1, 5)	1-1 1B		2-2 L3			0-1 B1-3		2-2 G4-6-3 1B		4 0 2 0 0 0 0
George Brett, L OBP: 0.326, SLG: 0.394 (1, 3)	1-1 FC6-4 1B		0-1 G3			1-1 1B		0-2 G4-6-3 1-2f 2-3		4 0 2 0 0 0 2
Bo Jackson, R OBP: 0.306, SLG: 0.506 (1, 7)	1-3 K			2-3 K		2-1 F9		2-3 K		4 0 0 0 0 3 4
Jim Eisenreich, L OBP: 0.346, SLG: 0.422 (1, 9)	0-0 FC6-4 1-2f			3-2 WP 2B		0-1 SAFE SAFE SAFE SAFE 1-3		2-1 G3-1		4 0 2 0 0 0 2
Danny Tartabull, R OBP: 0.372, SLG: 0.452 (1, 10)		4-2 BB		1-2 SAFE G1-3 2-3		2-2 F8		3-3 K		3 0 0 0 1 1 3
Mike Macfarlane, R OBP: 0.246, SLG: 0.300 (1, 2)		1-2 F7		0-0 F9			1-3 K		1-0 P5	3 0 0 0 0 1 2 1 0 0 0 0 0 0
Bill Buckner, L OBP: 0.253, SLG: 0.265 (9, PH)										
Frank White, R OBP: 0.297, SLG: 0.287 (1, 4)		1-3 K			0-1 G6-3		0-1 G6-3			3 0 0 0 0 1 1
Kurt Stillwell, S OBP: 0.325, SLG: 0.380 (1, 6)		1-0 P6			1-3 K		2-2 F9			3 0 0 0 0 1 1

Inning Stats	R: 0	H: 2	E: 0	LOB: 2	K: 1	P: 18	R: 0	H: 0	E: 0	LOB: 1	K: 1	P: 17	R: 0	H: 0	E: 0	LOB: 0	K: 0	P: 11	R: 0	H: 1	E: 0	LOB: 1	K: 1	P: 19	R: 0	H: 0	E: 0	LOB: 0	K: 1	P: 10	R: 0	H: 2	E: 0	LOB: 2	K: 0	P: 16	R: 0	H: 0	E: 0	LOB: 0	K: 1	P: 11	R: 0	H: 2	E: 0	LOB: 1	K: 1	P: 21	R: 0	H: 0	E: 0	LOB: 0	K: 1	P: 12	1B: 5	SF: 0	2B: 2	SAC: 0	3B: 0	DP: 1	HR: 0	HBP: 0	WP: 1	PA: 34
--------------	------	------	------	--------	------	-------	------	------	------	--------	------	-------	------	------	------	--------	------	-------	------	------	------	--------	------	-------	------	------	------	--------	------	-------	------	------	------	--------	------	-------	------	------	------	--------	------	-------	------	------	------	--------	------	-------	------	------	------	--------	------	-------	-------	-------	-------	--------	-------	-------	-------	--------	-------	--------

PITCHER	IP	WLS	BF	H	R	ER	SO	BB	IBB	HBP	BLK	WP	HR	S	P	ERA	WHIP
Todd Stottliemyre, R ERA: 3.86 (1, 1)	7.0	W	27	5	0	0	5	1	0	0	0	1	0	72	102	0.00	0.857
Tom Henke, R ERA: 2.78 (8, 1)	2.0	S	7	2	0	0	2	0	0	0	0	0	0	21	33	0.00	1.000

BOTTOM

Toronto Blue Jays @ Kansas City Royals
Royals Stadium, Kansas City, MO
 Sat Aug 12 1989, 8:05 PM EDT
 Att: 40,934 - Sunny - 81 F

AB	33
R	0
H	7
RBI	0
BB	1
SO	7
LOB	15



Batter	1	2	3	4	5	6	7	8	9	AB R H RBI BB SO LOB	TOP													
Lloyd Moseby, L OBP: 0.303, SLG: 0.359 (1, 8)	2-3 K G4-6-3 1B	2-3 K 1-2			4-0 G3 BB 1-2		2-2 2B 3-H			3 1 1 1 1 2 1														
Nelson Liriano, S OBP: 0.321, SLG: 0.366 (1, 4)	2-2 G4-6-3 1-2		0-1 G6-3		0-2 G3 1-2 2-3		1-2 G4-3			4 0 0 0 0 0 4														
George Bell, R OBP: 0.329, SLG: 0.439 (1, 10)	0-1 BB 1B 2-H		1-2 F9		1-0 P4		1-2 L7			4 1 1 1 0 0 2														
Fred McGriff, L OBP: 0.390, SLG: 0.578 (1, 3)	4-1 1B BB 1-2		2-3 K		1-0 F8		0-0 G4-3			3 0 0 0 1 1 0														
Ernie Whitt, L OBP: 0.376, SLG: 0.441 (1, 2)	2-1 1B 1-2 2-H			1-0 P4		1-3 K		2-2 G3-1		4 0 1 1 0 1 0														
Tony Fernandez, S OBP: 0.270, SLG: 0.350 (1, 6)	0-1 1B 1-2 2-H		2-3 K		1-0 F9			0-2 F8		4 0 1 0 0 1 0														
Rance Mulliniks, L OBP: 0.306, SLG: 0.296 (1, 5)	3-1 G4-3		2-0 P6				3-1 G3 2B 2B			4 1 1 0 0 1 2														
Mookie Wilson, S OBP: 0.225, SLG: 0.283 (1, 7)		0-0 G3			3-2 G3 BB 1B		3-2 G3 2-3			4 0 1 0 0 0 1														
Junior Felix, S OBP: 0.330, SLG: 0.410 (1, 9)		2-2 CS 1B			1-1 F8		3-1 G4-3			3 0 1 0 0 0 2														
Inning Stats	R: 2 E: 0 K: 1 S: 17	H: 3 LOB: 2 BB: 1 P: 30	R: 0 E: 0 K: 1 S: 9	H: 1 LOB: 0 BB: 0 P: 12	R: 0 E: 0 K: 1 S: 8	H: 0 LOB: 0 BB: 0 P: 11	R: 0 E: 0 K: 1 S: 5	H: 0 LOB: 0 BB: 0 P: 10	R: 0 E: 0 K: 0 S: 11	H: 1 LOB: 2 BB: 1 P: 20	R: 0 E: 0 K: 1 S: 5	H: 0 LOB: 0 BB: 0 P: 8	R: 1 E: 0 K: 0 S: 14	H: 2 LOB: 1 BB: 0 P: 26	R: 0 E: 0 K: 0 S: 9	H: 0 LOB: 0 BB: 0 P: 12	R: 0 E: 0 K: 1 S: 10	H: 0 LOB: 0 BB: 0 P: 11	1B: 5 2B: 2 3B: 0 HR: 0	SF: 0 SAC: 0 DP: 0 HBP: 0	WP: 1 PB: 0 SB: 0 CS: 1	PA: 35		
PITCHER Tom Gordon, R ERA: 2.84 Jeff Montgomery, R ERA: 1.37	IP WLS BF H R ER SO BB IBB HBP BLK WP HR S P ERA WHIP	7.0 W 29 7 3 3 5 2 0 0 0 1 0 69 117 3.86 1.286	2.0 6 0 0 0 1 0 0 0 0 0 0 19 23 0.00 0.000											PITCHER IP WLS BF H R ER SO BB IBB HBP BLK WP HR S P ERA WHIP										

Toronto Blue Jays @ Kansas City Royals
 Royals Stadium, Kansas City, MO
 Sun Aug 13 1989, 4:33 AM EDT
 Att. 33,619 - Sunny - 85 F

livebaseballscorecards.com

AB 33
 R 3
 H 7
 RBI 3
 BB 2
 SO 6
 LOB 12



Batter	1	2	3	4	5	6	7	8	9	AB	R	H	RBI	BB	SO	LOB
Willie Wilson, S OBP: 0.320, SLG: 0.355 (1, 8)	F9		K					P4		5	1	2	0	0	1	0
Kevin Seitzer, R OBP: 0.400, SLG: 0.335 (1, 5)	L1-3			HR	G1-3		SH5-4	3B		3	2	2	0	1	0	1
George Brett, L OBP: 0.327, SLG: 0.399 (1, 3)	L1-3			F8	F7		BB WP	3B		4	1	1	1	1	0	3
Bo Jackson, R OBP: 0.308, SLG: 0.511 (1, 7)		P4		HR			K	F9		4	1	1	2	1	1	3
Pat Tabler, R OBP: 0.329, SLG: 0.309 (1, 9)		G6-3		FC6-4	L1		BB			3	0	1	0	0	0	2
Jim Eisenreich, L OBP: 0.348, SLG: 0.422 (7, PH) (8, 9)				1B			1B			0	1	0	0	1	0	0
Danny Tartabull, R OBP: 0.373, SLG: 0.460 (1, 10)		HR		FC6-4			G4-3	BB		3	1	1	2	1	0	1
Bob Boone, R OBP: 0.360, SLG: 0.336 (1, 2)		P4		1B			F8	1B		3	0	1	2	1	0	0
Kurt Stillwell, S OBP: 0.327, SLG: 0.382 (1, 6)			CS				G4-3	P6		4	0	2	0	0	0	2
Brad Wellman, R OBP: 0.267, SLG: 0.275 (1, 4)			K		F9			SH5-4		4	1	2	0	0	1	4

Inning Stats	R: 0	H: 1	E: 0	K: 0	S: 5	LOB: 0	BB: 0	P: 8	R: 1	H: 1	E: 0	K: 0	S: 6	LOB: 0	BB: 0	P: 12	R: 0	H: 1	E: 0	K: 2	S: 10	LOB: 0	BB: 0	P: 14	R: 2	H: 4	E: 0	K: 0	S: 17	LOB: 3	BB: 1	P: 25	R: 0	H: 1	E: 0	K: 0	S: 13	LOB: 2	BB: 1	P: 23	R: 0	H: 0	E: 0	K: 0	S: 9	LOB: 0	BB: 0	P: 16	R: 4	H: 3	E: 0	K: 1	S: 12	LOB: 2	BB: 3	P: 29	R: 1	H: 2	E: 0	K: 0	S: 16	LOB: 1	BB: 1	P: 25
--------------	------	------	------	------	------	--------	-------	------	------	------	------	------	------	--------	-------	-------	------	------	------	------	-------	--------	-------	-------	------	------	------	------	-------	--------	-------	-------	------	------	------	------	-------	--------	-------	-------	------	------	------	------	------	--------	-------	-------	------	------	------	------	-------	--------	-------	-------	------	------	------	------	-------	--------	-------	-------

PITCHER	IP	WLS	BF	H	R	ER	SO	BB	IBB	HBP	BLK	WP	HR	S	P	ERA	WHIP
John Cerutti, L ERA: 2.63 (1, 1)	6.1	L	30	10	6	6	2	1	2	0	0	0	2	64	108	8.53	1.737
Duane Ward, R ERA: 3.46 (7, 1)	0.2		5	1	1	1	1	1	1	0	0	1	0	8	19	13.50	3.000
David Wells, L ERA: 2.82 (8, 1)	1.0		5	2	1	1	0	1	0	0	0	0	0	16	25	9.00	3.000


BOTTOM

Toronto Blue Jays @ Kansas City Royals
Royals Stadium, Kansas City, MO

Sun Aug 13 1989, 4:33 AM EDT
Att: 33,619 - Sunny - 85 F

AB	33
R	8
H	13
RBI	7
BB	6
SO	3
LOB	16

livebaseballscorecards.com



WP: 1	PA: 40
PB: 0	
SB: 0	
CS: 1	

Batter	1	2	3	4	5	6	7	8	9	AB R H RBI BB SO LOB	TOP																
Willie Wilson, S (1, 8) OBP: 0.318, SLG: 0.360	0-0 F7		2-0 FC4-6 WP 1-2f		0-0 1B 3B	2-2 L8			3-1 G3-6 1-2f	5 1 1 1 0 0 4																	
Kevin Seitzer, R (1, 5) OBP: 0.398, SLG: 0.333	3-2 G3		3-2 G4-3 1-2		1-3 K		0-1 G4-3		1-2 1B	5 0 1 0 0 1 2																	
George Brett, L (1, 3) OBP: 0.326, SLG: 0.395	1-3 K			0-1 P5	1-0 1B		1-1 G6-3		0-0 G6-3	5 0 1 1 0 1 1																	
Bo Jackson, R (1, 7) OBP: 0.307, SLG: 0.508		0-1 P4		2-2 G4-3 1B	0-0 F8		0-0 6-3			4 0 1 0 0 0 1																	
Jim Eisenreich, L (1, 9) OBP: 0.344, SLG: 0.417		1-3 K		1-1 G4-3 1-2	1-2 L8			0-1 F7		4 0 0 0 0 1 2																	
Danny Tartabull, R (1, 10) OBP: 0.377, SLG: 0.465		2-1 2B		4-1 BB		2-2 1B 1B		1-2 6-3		3 0 2 0 1 0 0																	
Bob Boone, R (1, 2) OBP: 0.359, SLG: 0.334		1-1 L5		3-2 G5-3		1-0 P6		1-2 1B		4 0 1 0 0 0 4																	
Gary Thurman, R (8, PR) OBP: 0.321, SLG: 0.275						1-0 P6				0 0 0 0 0 0 0																	
Mike Macfarlane, R (8, 2) OBP: 0.246, SLG: 0.300										0 0 0 0 0 0 0																	
Frank White, R (1, 4) OBP: 0.302, SLG: 0.299			2-2 FC4-6 1B		0-1 1B 3B		0-1 1B 1B		1-1 P2	4 1 3 0 0 0 1																	
Kurt Stillwell, S (1, 6) OBP: 0.329, SLG: 0.382			1-3 K		0-0 3B 1B		1-2 P6		4-0 G3-6 BB	3 1 1 1 1 1 3																	
Inning Stats	R: 0 E: 0 K: 1 S: 9	H: 0 LOB: 0 BB: 0 P: 13	R: 0 E: 0 K: 1 S: 9	H: 1 LOB: 1 BB: 0 P: 13	R: 0 E: 0 K: 1 S: 14	H: 1 LOB: 1 BB: 0 P: 22	R: 0 E: 0 K: 0 S: 11	H: 1 LOB: 2 BB: 1 P: 21	R: 3 E: 0 K: 1 S: 12	H: 4 LOB: 1 BB: 0 P: 15	R: 0 E: 0 K: 0 S: 12	H: 2 LOB: 2 BB: 0 P: 18	R: 0 E: 0 K: 0 S: 5	H: 0 LOB: 0 BB: 0 P: 6	R: 0 E: 0 K: 0 S: 10	H: 1 LOB: 1 BB: 0 P: 13	R: 0 E: 0 K: 0 S: 6	H: 1 LOB: 1 BB: 1 P: 14	1B: 8 2B: 1 3B: 2 HR: 0	SF: 0 SAC: 0 DP: 1 HBP: 0	WP: 1 PB: 0 SB: 1 CS: 0	PA: 39					
PITCHER	IP WLS BF H R ER SO BB IBB HBP BLK WP HR S P ERA WHIP																										
Richard Dotson, R (1, 1) ERA: 5.12	5.1		26	9	3	3	4	1	0	0	0	1	0	61	93	5.06	1.875										
Ken Patterson, L (6, 1) ERA: 4.07	2.1	W	8	1	0	0	0	0	0	0	0	0	0	19	25	0.00	0.429										
Shawn Hillegas, R (8, 1) ERA: 4.92	0.1		1	0	0	0	0	0	0	0	0	0	0	2	3	0.00	0.000										
Bobby Thigpen, R (9, 1) ERA: 3.88	1.0	S	4	1	0	0	0	1	0	0	0	0	0	6	14	0.00	2.000										

Kansas City Royals @ Chicago White Sox
Comiskey Park, Chicago, IL

Mon Aug 14 1989, 8:05 PM EDT
Att. 10,575 - Unknown - 69 F

AB	37
R	3
H	11
RBI	3
BB	2
SO	4
LOB	18



Batter	1	2	3	4	5	6	7	8	9
Dave Gallagher, R OBP: 0.340, SLG: 0.323 (1, 8)	1-2 F9		0-2 F9		0-0 E5 1B	1-2 P4			
Scott Fletcher, R OBP: 0.330, SLG: 0.290 (1, 4)	0-0 4-3		2-0 FC6-4 1-2f		2-1 E7 2B 1B		2-1 6-3		
Ivan Calderon, R OBP: 0.337, SLG: 0.446 (1, 9)	1-3 K			1-0 G6-4-3 1B	0-0 2B		1-0 CS HBP		
Carlton Fisk, R OBP: 0.344, SLG: 0.486 (1, 2)		2-3 K		2-1 G6-4-3 1-2f	1-0 6-3		2-2 1B		
Dan Pasqua, L OBP: 0.321, SLG: 0.424 (1, 10)		2-3 K		4-1 1B BB		1-1 HR	2-0 P5		
Carlos Martinez, R OBP: 0.319, SLG: 0.400 (1, 5)		1-0 4-3		1-1 1-2 1B		1-2 SH2-3 E 1B	1-2 F8		
Steve Lyons, L OBP: 0.309, SLG: 0.326 (1, 3)			2-2 G1-3	2-0 L8		0-0 SH2-3	0-2 G3		
Lance Johnson, L OBP: 0.435, SLG: 0.400 (1, 7)			4-1 1B BB		2-2 4-3	0-1 E8 2-H 1B	3-2 5-3		
Ozzie Guillen, L OBP: 0.279, SLG: 0.324 (1, 6)			1-1 FC6-4 1-2 1B		0-1 G4-3	1-0 F7			

Inning Stats	R: 0	H: 0	E: 0	K: 1	S: 9	LOB: 0	BB: 0	P: 11
	R: 0	H: 0	E: 0	K: 2	S: 7	LOB: 0	BB: 0	P: 12
	R: 0	H: 1	E: 0	K: 0	S: 11	LOB: 2	BB: 1	P: 20
	R: 0	H: 2	E: 0	K: 0	S: 7	LOB: 2	BB: 1	P: 17
	R: 2	H: 3	E: 2	K: 0	S: 10	LOB: 1	BB: 0	P: 15
	R: 2	H: 3	E: 1	K: 0	S: 14	LOB: 1	BB: 0	P: 18
	R: 0	H: 1	E: 0	K: 0	S: 6	LOB: 1	BB: 0	P: 13
	R: 0	H: 0	E: 0	K: 0	S: 11	LOB: 0	BB: 0	P: 15

PITCHER	IP	WLS	BF	H	R	ER	SO	BB	IBB	HBP	BLK	WP	HR	S	P	ERA	WHIP
Luis Aquino, R ERA: 3.36 (1, 1)	5.0	L	24	8	4	3	3	2	0	0	0	0	1	50	83	5.40	2.000
Steve Crawford, R ERA: 2.7 (6, 1)	2.0		8	2	0	0	0	0	0	1	0	0	0	14	23	0.00	1.000
Rick Luecken, R ERA: 1.8 (8, 1)	1.0		3	0	0	0	0	0	0	0	0	0	0	11	15	0.00	0.000

AB R H RBI BB SO LOB

BOTTOM

4	1	1	0	0	0	3
4	1	1	1	0	0	2
3	0	2	1	0	1	0
4	0	1	0	0	1	2
3	1	1	1	1	1	1
4	1	2	0	0	0	0
3	0	0	0	0	0	2
3	0	1	1	1	0	0
3	0	1	0	0	0	1

AB	31
R	4
H	10
RBI	4
BB	2
SO	3
LOB	11



WP	HR	S	P	ERA	WHIP
0	0	0	35	0	0

Kansas City Royals @ Chicago White Sox
Comiskey Park, Chicago, IL
Mon Aug 14 1989, 8:05 PM EDT
Att: 10,575 - Unknown - 69 F

livebaseballscorecards.com

Batter	1	2	3	4	5	6	7	8	9	AB	R	H	RBI	BB	SO	LOB
Dave Gallagher, R OBP: 0.339, SLG: 0.322 (1, 9)	0-0 E8 SH1-3 1B	0-3 K		1-0 G6-3		0-0 G6-3		1-1 G6-3		5	1	1	1	0	1	3
Scott Fletcher, R OBP: 0.332, SLG: 0.293 (1, 4)	1-0 SH1-3 2-3		1-0 G3 1B	2-1 G1-3		0-1 G5-3		1-0 G6-4-3 1B		4	0	2	0	0	0	0
Carlos Martinez, R OBP: 0.321, SLG: 0.400 (1, 5)	1-1 1B SH1-3 1B		0-0 G3	0-1 S 1B		2-1 G1-3		1-2 G6-4-3 1-2f		5	1	2	1	0	0	2
Carlton Fisk, R OBP: 0.345, SLG: 0.482 (1, 10)	0-0 SH1-3 1-3 1B		1-0 F7	4-0 FC6-4 1-2 BB		2-1 P2		2-0 G1-3		4	0	1	0	1	0	1
Russ Morman, R OBP: 0.324, SLG: 0.303 Steve Lyons, L OBP: 0.307, SLG: 0.324 (1, 3) (4, PH) (5, 3)	1-0 SH1-3 1-2 3-H		3-2 F9	2-2 FC6-4 1-2f		2-0 F9				1	0	0	1	0	0	1
Daryl Boston, L OBP: 0.297, SLG: 0.331 (1, 7)	1-1 G4-3		0-0 1B 3B	3-1 G4-3				2-2 G3-1		4	1	1	0	0	0	1
Ron Karkovics, R OBP: 0.304, SLG: 0.400 (1, 2)		2-3 K		0-1 1B 3B 1B		2-2 P5		3-2 1B 1B		4	1	2	1	0	1	0
Lance Johnson, L OBP: 0.481, SLG: 0.435 (1, 8)		4-1 WP S BB		2-2 3B 1B		0-1 G1-3		1-2 1B 1B		3	1	2	0	1	0	0
Ozzie Guillen, L OBP: 0.278, SLG: 0.328 (1, 6)		1 SAFE 3-2 G4-3 1-3		0-0 G6-3 3B		1-2 P5		1-3 K		4	1	1	2	0	1	3

Inning Stats	R: 2	H: 3	E: 1	K: 0	S: 8	LOB: 1	BB: 0	P: 12	R: 0	H: 0	E: 0	K: 2	S: 12	LOB: 1	BB: 1	P: 20	R: 0	H: 1	E: 0	K: 0	S: 6	LOB: 1	BB: 0	P: 11	R: 4	H: 5	E: 0	K: 0	S: 16	LOB: 2	BB: 1	P: 27	R: 0	H: 0	E: 0	K: 0	S: 7	LOB: 0	BB: 0	P: 12	R: 0	H: 0	E: 0	K: 0	S: 6	LOB: 0	BB: 0	P: 7	R: 0	H: 2	E: 0	K: 1	S: 22	LOB: 2	BB: 0	P: 30	R: 0	H: 1	E: 0	K: 0	S: 5	LOB: 0	BB: 0	P: 9	1B: 10	2B: 0	3B: 2	HR: 0	SF: 0	SAC: 2	DP: 1	HBP: 0	WP: 1	PA: 40
--------------	------	------	------	------	------	--------	-------	-------	------	------	------	------	-------	--------	-------	-------	------	------	------	------	------	--------	-------	-------	------	------	------	------	-------	--------	-------	-------	------	------	------	------	------	--------	-------	-------	------	------	------	------	------	--------	-------	------	------	------	------	------	-------	--------	-------	-------	------	------	------	------	------	--------	-------	------	--------	-------	-------	-------	-------	--------	-------	--------	-------	--------

PITCHER	IP	WLS	BF	H	R	ER	SO	BB	IBB	HBP	BLK	WP	HR	S	P	ERA	WHIP
Charlie Leibrandt, L ERA: 4.99	(1, 1)		3.0	18	8	6	2	1	0	0	0	1	0	33	52	18.00	3.000
Terry Leach, R ERA: 4.03	(4, 1)	W	5.0	19	3	0	1	1	0	0	0	0	0	49	78	0.00	0.800
Steve Farr, R ERA: 4.37	(9, 1)		1.0	3	1	0	0	0	0	0	0	0	0	5	9	0.00	1.000


BOTTOM

Kansas City Royals @ Chicago White Sox
Comiskey Park, Chicago, IL

Tue Aug 15 1989, 8:05 PM EDT
Att: 13,553 - Unknown - 71 F

livebaseballscorecards.com

AB	36
R	6
H	12
RBI	6
BB	2
SO	3
LOB	13



Batter	1	2	3	4	5	6	7	8	9	AB R H RBI BB SO LOB
Dave Gallagher, R OBP: 0.338, SLG: 0.322 (1, 8) C X	0-1 SH3 2B	1 SAFE SAFE 2-2 CS 3-H	1-2 G4-3		1-1 F9		0-0 B1-3		2-3 K	5 0 1 0 0 1 1
Scott Fletcher, R OBP: 0.332, SLG: 0.293 (1, 4) F X	0-1 SH3 2-3		0-1 1B		2-1 G6-3		1-2 P3			3 0 1 0 0 0 0
Ivan Calderon, R OBP: 0.336, SLG: 0.444 (1, 9) S B F S	1-3 K		2-2 1B			0-0 G5-3		0-1 P6		4 0 1 0 0 1 1
Carlton Fisk, R OBP: 0.344, SLG: 0.490 (1, 2) B B X	2-0 F7		3-2 G5-3			0-0 HR		1-0 F8		4 1 1 1 0 0 2
Dan Pasqua, L OBP: 0.320, SLG: 0.434 Daryl Boston, L OBP: 0.297, SLG: 0.331 (8, PR)		3-3 K		3-2 P5		1-2 HR		1-3 K		4 1 1 1 0 2 0 0 0 0 0 0 0 0
Carlos Martinez, R OBP: 0.324, SLG: 0.407 (1, 5) C X		0-1 1B 2B		0-1 1B		0-0 P8		2-2 P3		4 1 2 0 0 0 1
Steve Lyons, L OBP: 0.306, SLG: 0.324 (1, 3) B B X		3-2 1B CS 1B		1-0 P7		0-1 B4-3		0-0 G3		4 0 1 0 0 0 1
Lance Johnson, L OBP: 0.516, SLG: 0.500 (1, 7) F B B X		2-1 1B		1-3 K			4-1 SH5-4 E BB	0-0 G3 2B		3 1 2 1 1 1 1
Ozzie Guillen, L OBP: 0.277, SLG: 0.326 (1, 6) X		0-0 P6			0-2 L8		1-1 SH5-4 1-H	0-0 G3 2-3		3 0 0 0 0 0 3


Inning Stats	R: 0 E: 0 K: 1 S: 8	H: 1 LOB: 1 BB: 0 P: 11	R: 1 E: 0 K: 1 S: 15	H: 3 LOB: 1 BB: 0 P: 25	R: 0 E: 0 K: 0 S: 13	H: 2 LOB: 1 BB: 0 P: 19	R: 0 E: 0 K: 1 S: 15	H: 1 LOB: 1 BB: 0 P: 19	R: 0 E: 0 K: 0 S: 8	H: 0 LOB: 0 BB: 0 P: 11	R: 2 E: 0 K: 0 S: 10	H: 2 LOB: 0 BB: 0 P: 11	R: 1 E: 1 K: 0 S: 7	H: 0 LOB: 0 BB: 1 P: 13	R: 0 E: 0 K: 1 S: 9	H: 0 LOB: 1 BB: 0 P: 13	R: 0 E: 0 K: 1 S: 6	H: 1 LOB: 1 BB: 0 P: 8	1B: 5 2B: 3 3B: 0 HR: 2	SF: 0 SAC: 2 DP: 0 HBP: 0
--------------	------------------------------	----------------------------------	-------------------------------	----------------------------------	-------------------------------	----------------------------------	-------------------------------	----------------------------------	------------------------------	----------------------------------	-------------------------------	----------------------------------	------------------------------	----------------------------------	------------------------------	----------------------------------	------------------------------	---------------------------------	----------------------------------	------------------------------------

PITCHER	IP	WLS	BF	H	R	ER	SO	BB	IBB	HBP	BLK	WP	HR	S	P	ERA	WHIP
Bret Saberhagen, R ERA: 2.71 (1, 1)	7.0	W	29	9	4	3	3	1	0	0	0	0	2	76	109	3.86	1.429
Jeff Montgomery, R ERA: 1.33 (8, 1)	2.0	S	8	1	0	0	2	0	0	0	0	1	0	15	21	0.00	0.500
Jeff Montgomery, R ERA: 1.33 (9, 1)	2.0	S	8	1	0	0	2	0	0	0	0	1	0	15	21	0.00	0.500

BOTTOM

Kansas City Royals @ Chicago White Sox
Comiskey Park, Chicago, IL
Wed Aug 16 1989, 8:05 PM EDT
Att: 11,155 - Unknown - 69 F

AB	34
R	4
H	10
RBI	3
BB	1
SO	5
LOB	10



Batter	1	2	3	4	5	6	7	8	9	AB R H RBI BB SO LOB	TOP		
Kurt Stillwell, S (1, 6) OBP: 0.343, SLG: 0.409 Brad Wellman, R (9, 6) OBP: 0.267, SLG: 0.275	0-0 HR	0-0 F8		0-0 1-2 1B		0-0 4-3			0-0 F8	5 1 2 1 0 0 3 0 0 0 0 0 0 0	Kansas City Royals @ Seattle Mariners The Kingdome, Seattle, WA Thu Aug 17 1989, 10:05 PM EDT Att. 13,720 - Dome livebaseballscorecards.com		
Kevin Seitzer, R (1, 5) OBP: 0.390, SLG: 0.327	0-0 5-3		0-0 6-3	0-3 K			0-0 G3		0-3 K	5 0 0 0 0 2 3			
George Brett, L (1, 3) OBP: 0.332, SLG: 0.408	4-0 HR BB		0-0 HR		4-0 CS BB		0-0 G3			2 2 1 1 2 0 0			
Bo Jackson, R (1, 7) OBP: 0.304, SLG: 0.505	0-0 1-H HR		0-3 K		0-0 F8		0-3 K			4 1 1 2 0 2 1			
Jim Eisenreich, L (1, 8) OBP: 0.348, SLG: 0.428 (8, 9)	0-0 4-3		0-0 2B		0-0 F8			0-0 F8		4 0 1 0 0 0 1			
Danny Tartabull, R (1, 9) OBP: 0.377, SLG: 0.470 Gary Thurman, R (8, 8) OBP: 0.317, SLG: 0.271	0-0 1B		0-3 K		0-0 CS 1-2	0-3 K		0-3 K		4 0 1 0 0 3 1 0 0 0 0 0 0 0			
Pat Tabler, R (1, 10) OBP: 0.326, SLG: 0.310	0-0 3-1			0-3 K		0-0 6-3		0-3 K		4 0 0 0 0 2 1			
Frank White, R (1, 4) OBP: 0.303, SLG: 0.306		0-0 4-3		0-0 5-3		0-0 WP 2B			0-0 F9	4 0 1 0 0 0 0			
Bob Boone, R (1, 2) OBP: 0.360, SLG: 0.330		0-0 P3		4-0 1B BB		4-0 2-3 BB		4-0 BB		1 0 0 0 3 0 0			
Inning Stats	R: 3 H: 3 E: 0 LOB: 1 K: 0 BB: 1 S: 6 P: 10	R: 0 H: 0 E: 0 LOB: 0 K: 0 BB: 0 S: 3 P: 3	R: 1 H: 2 E: 0 LOB: 1 K: 2 BB: 0 S: 9 P: 9	R: 0 H: 1 E: 0 LOB: 2 K: 2 BB: 1 S: 8 P: 12	R: 0 H: 0 E: 0 LOB: 0 K: 0 BB: 1 S: 2 P: 6	R: 0 H: 1 E: 0 LOB: 2 K: 1 BB: 1 S: 6 P: 10	R: 0 H: 0 E: 0 LOB: 0 K: 1 BB: 0 S: 5 P: 5	R: 0 H: 0 E: 0 LOB: 0 K: 2 BB: 0 S: 7 P: 7	R: 0 H: 0 E: 0 LOB: 1 K: 1 BB: 1 S: 5 P: 9	1B: 2 SF: 0 2B: 2 SAC: 0 3B: 0 DP: 0 HR: 3 HBP: 0		WP: 1 PA: 39 PB: 0 SB: 0 CS: 1	
PITCHER	IP WLS BF H R ER SO BB IBB HBP BLK WP HR S P ERA WHIP											PITCHER	IP WLS BF H R ER SO BB IBB HBP BLK WP HR S P ERA WHIP
Mike Dunne, R (1, 1) ERA: 5.34	4.0 L 21 6 4 4 4 3 0 0 0 0 0 3 26 38 9.00 2.250												
Jerry Reed, R (5, 1) ERA: 3.08	4.0 13 1 0 0 4 1 0 0 0 1 0 20 24 0.00 0.500												
Tom Niedenfuer, R (9, 1) ERA: 6.75	1.0 4 0 0 0 0 1 1 0 0 0 0 0 5 9 0.00 1.000												

BOTTOM

Kansas City Royals @ Seattle Mariners
The Kingdom, Seattle, WA
Thu Aug 17 1989, 10:05 PM EDT
Att. 13,720 - Dome

livebaseballscorecards.com

AB 33
R 2
H 4
RBI 1
BB 6
SO 7
LOB 19



WP: 4 PA: 39
PB: 0
SB: 0
CS: 0

AB R H RBI BB SO LOB

4 0 0 0 1 1 2

5 0 1 0 0 1 5

4 0 0 0 1 0 3

4 0 0 0 0 2 1

4 0 0 0 0 1 0

4 1 2 0 0 0 1

1 1 0 0 3 1 1

3 0 1 0 1 0 3

2 0 0 0 0 0 0
1 0 0 0 0 1 2
0 0 0 0 0 0 0
1 0 0 1 0 0 1

1B: 3 SF: 0
2B: 1 SAC: 0
3B: 0 DP: 0
HR: 0 HBP: 0

Batter	1	2	3	4	5	6	7	8	9
Harold Reynolds, S (1, 4) OBP: 0.351, SLG: 0.356	0-3 K (1)		0-0 F7 (2)		0-0 4-3 (2)		4-0 BB (1-2, 2-3)		0-0 FC1-6 (1)
Greg Briley, L (1, 7) OBP: 0.356, SLG: 0.493	0-0 3-1 (2)		0-0 FC4-6 1B (3)		0-0 B1-3 (3)		0-0 G3 (3)		0-3 K (2)
Alvin Davis, L (1, 3) OBP: 0.449, SLG: 0.513	4-0 WP BB (1)		0-0 FC4-6 (3)		0-0 6-3 (1)		0-0 4-3 (1)		0-0 G3 (3)
Jeffrey Leonard, R (1, 10) OBP: 0.300, SLG: 0.422	0-0 L4 (3)			0-0 6-3 (1)		0-3 K (2)		0-3 K (2)	
Darnell Coles, R (1, 9) OBP: 0.299, SLG: 0.380		0-3 K (1)		0-0 E5 FC3-6 (2)		0-0 F7 (3)		0-0 P4 (3)	
Mike Kingery, L (1, 8) OBP: 0.315, SLG: 0.394		0-0 2B (1)		0-0 FC3-6 WP (2)		0-0 4-3 (1)		0-0 BB BB E 1B (1)	
Dave Cochrane, S (1, 5) OBP: 0.310, SLG: 0.368		0-3 K (2)		4-0 FC6-4 BB (1-3)		4-0 BB 1B BB (1)		4-0 BB BB E BB (1-2)	
Dave Valle, R (1, 2) OBP: 0.336, SLG: 0.378		0-0 6-3 (3)		0-0 FC6-4 (3)		0-0 BB 1B (1-2)		4-0 E E BB (1-2, 2-3)	
Omar Vizquel, S (1, 6) OBP: 0.283, SLG: 0.277			0-0 1-3 (1)		0-0 1-3 (1)		0-3 K (2)		0-0 E5 FC1-6 (1-2, 2-H, 3-H)
Scott Bradley, L (7, PH) OBP: 0.335, SLG: 0.397									
Mario Diaz, R (8, 6) OBP: 0.216, SLG: 0.213									
Jim Presley, R (9, PH) OBP: 0.278, SLG: 0.387									

Inning Stats	R: 0	H: 0	E: 0	K: 1	S: 5	LOB: 1	BB: 1	P: 9	R: 0	H: 1	E: 0	K: 2	S: 8	LOB: 1	BB: 0	P: 8	R: 0	H: 1	E: 0	K: 0	S: 4	LOB: 1	BB: 0	P: 4	R: 0	H: 0	E: 1	K: 0	S: 4	LOB: 2	BB: 1	P: 8	R: 0	H: 0	E: 0	K: 0	S: 3	LOB: 0	BB: 0	P: 3	R: 0	H: 0	E: 0	K: 1	S: 5	LOB: 0	BB: 0	P: 5	R: 0	H: 1	E: 0	K: 1	S: 6	LOB: 3	BB: 2	P: 14	R: 0	H: 0	E: 0	K: 1	S: 5	LOB: 0	BB: 0	P: 5	R: 2	H: 1	E: 2	K: 1	S: 7	LOB: 2	BB: 2	P: 15	1B: 3	SF: 0	2B: 1	SAC: 0	3B: 0	DP: 0	HR: 0	HBP: 0
--------------	------	------	------	------	------	--------	-------	------	------	------	------	------	------	--------	-------	------	------	------	------	------	------	--------	-------	------	------	------	------	------	------	--------	-------	------	------	------	------	------	------	--------	-------	------	------	------	------	------	------	--------	-------	------	------	------	------	------	------	--------	-------	-------	------	------	------	------	------	--------	-------	------	------	------	------	------	------	--------	-------	-------	-------	-------	-------	--------	-------	-------	-------	--------

PITCHER	IP	WLS	BF	H	R	ER	SO	BB	IBB	HBP	BLK	WP	HR	S	P	ERA	WHIP
Mark Gubicza, R (1, 1) ERA: 3.04	8.0	W	32	3	0	0	6	4	0	0	0	2	0	40	56	0.00	0.875
Steve Farr, R (9, 1) ERA: 4.56	0.0		3	1	2	1	0	2	0	0	0	0	0	1	9	∞	∞
Jeff Montgomery, R (9, 1) ERA: 1.31	1.0	S	4	0	0	0	1	0	0	0	0	0	0	6	6	0.00	0.000

ERA WHIP

Batter	1	2	3	4	5	6	7	8	9	AB R H RBI BB SO LOB	TOP		
Kurt Stillwell, S (1, 6) OBP: 0.342, SLG: 0.407	2-0 G4-3		1-0 FC6-4 1B		3-2 P2			3-2 P5		4 0 1 0 0 0 1			
Kevin Seitzer, R (1, 5) OBP: 0.389, SLG: 0.329	1-1 G6-3		3-2 F9		1-0 F8			3-2 2B		4 0 1 0 0 0 2			
George Brett, L (1, 3) OBP: 0.332, SLG: 0.404	2-1 F8		0-0 F8		0-1 F8			4-0 IBB		3 0 0 0 1 0 2			
Bo Jackson, R (1, 7) OBP: 0.303, SLG: 0.503		1-1 HR 1B	0-0 FC6-4		3-3 K			1-3 K		4 1 1 0 0 2 5			
Jim Eisenreich, L (1, 8) OBP: 0.346, SLG: 0.435		2-2 HR		0-0 P6		2-2 F9		0-0 G1-3		4 1 1 2 0 0 3			
Danny Tartabull, R (1, 9) OBP: 0.373, SLG: 0.464		1-3 K		3-3 K		0-2 F7		0-0 G5-3		4 0 0 0 0 2 0			
Gary Thurman, R (9, 8) OBP: 0.317, SLG: 0.271										0 0 0 0 0 0 0			
Bill Buckner, L (1, 10) OBP: 0.247, SLG: 0.258		1-2 G3		1-0 F8		1-3 K		0-3 K		4 0 0 0 0 2 0			
Frank White, R (1, 4) OBP: 0.305, SLG: 0.315		2-3 K			1-1 HR		2-2 F9	4-1 BB		3 1 1 1 1 1 0			
Bob Boone, R (1, 2) OBP: 0.362, SLG: 0.332			1-1 1B		2-0 L4			1-1 2B 1B	3-1 G3	4 0 2 0 0 0 1			
Inning Stats	R: 0 E: 0 K: 0 S: 5 H: 0 LOB: 0 BB: 0 P: 10	R: 2 E: 0 K: 2 S: 18 H: 2 LOB: 0 BB: 0 P: 25	R: 0 E: 0 K: 0 S: 11 H: 2 LOB: 2 BB: 0 P: 16	R: 0 E: 0 K: 1 S: 6 H: 0 LOB: 0 BB: 0 P: 10	R: 1 E: 0 K: 0 S: 8 H: 1 LOB: 0 BB: 0 P: 15	R: 0 E: 0 K: 1 S: 8 H: 0 LOB: 0 BB: 0 P: 13	R: 0 E: 0 K: 1 S: 12 H: 0 LOB: 0 BB: 0 P: 15	R: 0 E: 0 K: 1 S: 14 H: 2 LOB: 3 BB: 1 P: 26	R: 0 E: 0 K: 1 S: 8 H: 0 LOB: 1 BB: 1 P: 15	1B: 4 2B: 1 3B: 0 HR: 2 SF: 0 SAC: 0 DP: 0 HBP: 0	WP: 0 PB: 0 SB: 1 CS: 0 PA: 36		
PITCHER	IP WLS BF H R ER SO BB IBB HBP BLK WP HR S P ERA WHIP											PITCHER	IP WLS BF H R ER SO BB IBB HBP BLK WP HR S P ERA WHIP
Clint Zavaras, R (1, 1) ERA: 4.5	7.0 L 27 6 3 3 5 0 0 0 0 0 0 2 70 107 3.86 0.857												
Keith Comstock, L (8, 1) ERA: 3.57	0.1 3 1 0 0 0 0 0 1 0 0 0 0 8 18 0.00 3.000												
Michael Jackson, R (8, 1) ERA: 3.62	1.2 6 0 0 0 2 1 0 0 0 0 0 0 12 20 0.00 0.600												

Kansas City Royals @ Seattle Mariners
 The Kingdome, Seattle, WA
 Fri Aug 18 1989, 10:05 PM EDT
 Att. 16,089 - Dome

livebaseballscorecards.com

AB	34
R	3
H	7
RBI	3
BB	2
SO	7
LOB	14



Batter	1	2	3	4	5	6	7	8	9	AB R H RBI BB SO LOB	TOP											
Kurt Stillwell, S OBP: 0.347, SLG: 0.410 (1, 6)	4-2 BB E BB	1-2 P6		0-0 WP HR 1B		1-2 L4	3-2 G1-6-3 1B		0-1 G6-4-3 1B	5 2 3 1 1 0 0												
Kevin Seitzer, R OBP: 0.390, SLG: 0.329 (1, 5)	4-2 E G3 BB	1-3 K		4-2 HR BB		2-0 E 1B	0-1 G1-6-3 1-2f		0-1 SF8	3 3 1 1 2 1 2												
Jim Eisenreich, L OBP: 0.352, SLG: 0.450 (1, 7)	0-1 E7 S 2B 1B		1-2 G5-3	1-1 HR		4-1 1B IBB		1-0 HR 2B	0-0 G6-4-3 1-2f	5 3 3 5 1 0 1												
Bo Jackson, R OBP: 0.307, SLG: 0.511 (1, 10)	1-0 G3		0-3 K	4-0 BB		1-1 1B		0-0 HR		4 1 2 4 1 1 1												
Danny Tartabull, R OBP: 0.374, SLG: 0.460 (1, 9)	4-0 2B BB		4-2 BB	1-2 F8		1-0 G5-3		2-1 P5		3 0 0 0 2 0 3												
Pat Tabler, R OBP: 0.324, SLG: 0.308 (1, 3)	2-2 F8		0-0 G4-3		0-3 K		0-0 G1-3 E 1B	3-3 K		5 1 1 0 0 2 3												
Frank White, R OBP: 0.309, SLG: 0.322 (1, 4)	0-0			1-2 F9		0-0 G1-3		1-1 1B		5 1 3 1 0 0 0												
Bill Pecota, R OBP: 0.271, SLG: 0.435 (8, PR) (8, 4)	1-3 2B						0-0 E G1-3 1B	1-1 1B		0 0 0 0 0 0 0												
Bob Boone, R OBP: 0.357, SLG: 0.327 (1, 2)	2-2 P6			1-2 F9		0-1 G6-3		0-2 G1-3	1-0 G3	5 0 0 0 0 0 5												
Mike Macfarlane, R OBP: 0.261, SLG: 0.342 (9, 2)							1-2 2-3 3-H			0 0 0 0 0 0 0												
Gary Thurman, R OBP: 0.322, SLG: 0.270 (1, 8)			3-3 K	1-2 WP HR 1B		0-3 K	1-1 E5 1B		4-2 1B SF8 BB	4 2 1 0 1 2 1												
Inning Stats	R: 3 E: 1 K: 0 S: 17	H: 2 LOB: 2 BB: 3 P: 34	R: 0 E: 0 K: 2 S: 10	H: 0 LOB: 0 BB: 0 P: 15	R: 0 E: 0 K: 1 S: 11	H: 0 LOB: 1 BB: 1 P: 16	R: 4 E: 0 K: 0 S: 19	H: 3 LOB: 1 BB: 2 P: 32	R: 0 E: 0 K: 1 S: 6	H: 0 LOB: 0 BB: 0 P: 6	R: 1 E: 1 K: 1 S: 11	H: 2 LOB: 2 BB: 1 P: 20	R: 2 E: 1 K: 0 S: 13	H: 3 LOB: 1 BB: 0 P: 16	R: 2 E: 0 K: 1 S: 10	H: 3 LOB: 1 BB: 0 P: 18	R: 1 E: 0 K: 0 S: 7	H: 1 LOB: 0 BB: 1 P: 11	1B: 10 2B: 2 3B: 0 HR: 2	SF: 1 SAC: 0 DP: 2 HBP: 0	WP: 1 PB: 0 SB: 1 CS: 0	PA: 48
PITCHER	IP WLS BF H R ER SO BB IBB HBP BLK WP HR S P ERA WHIP																					
Randy Johnson, L ERA: 4.89 (1, 1)	3.2 L 22 5 7 7 3 6 0 0 0 1 1 53 92 17.18 3.000																					
Bill Swift, R ERA: 5.06 (4, 1)	3.1 16 5 3 3 2 0 1 0 0 0 0 34 47 8.10 1.500																					
Tom Niedenfuer, R ERA: 7.24 (8, 1)	2.0 10 4 3 3 1 1 0 0 0 0 0 1 17 29 13.50 2.500																					

Kansas City Royals @ Seattle Mariners
 The Kingdome, Seattle, WA
 Sat Aug 19 1989, 10:05 PM EDT
 Att. 24,592 - Unknown

AB	39
R	13
H	14
RBI	12
BB	8
SO	6
LOB	16



Batter	1	2	3	4	5	6	7	8	9	AB	R	H	RBI	BB	SO	LOB
Harold Reynolds, S (1, 4) OBP: 0.351, SLG: 0.356 Mario Diaz, R (8, PR) OBP: 0.208, SLG: 0.204 (9, 4)	1-0 E4 CS	0-0 2B		3-2 G5-3		1-0 G3-6-3 1B		1-2 FC1-6 1-2f		5	0	2	1	0	0	1
Greg Briley, L (1, 7) OBP: 0.350, SLG: 0.479	1-2 F9	2-1 L4		0-0 L8		2-0 G3-6-3 1-2f		1-3 K		5	0	0	0	0	1	5
Alvin Davis, L (1, 3) OBP: 0.447, SLG: 0.515	0-2 1B 1-2	4-0 1B IBB		0-1 L7		1-1 P2		3-2 P5		4	0	1	0	1	0	0
Jeffrey Leonard, R (1, 10) OBP: 0.299, SLG: 0.417	0-1 FC6-4 1B 1-2	0-0 G1-3			2-3 K		1-2 F7		1-3 K	5	0	1	0	0	2	3
Darnell Coles, R (1, 9) OBP: 0.304, SLG: 0.383	1-0 FC6-4 1-2f		0-0 HR 1B		3-1 1B 1B 1B		1-0 F8		0-0 F8	5	2	2	0	0	0	2
Jay Buhner, R (1, 8) OBP: 0.376, SLG: 0.610		1-1 BB SF8 1B 1B	0-0 HR		0-0 E1 1B 1-2 1B		4-1 BB			3	2	2	2	1	0	1
Jim Presley, R (1, 5) OBP: 0.280, SLG: 0.387		2-2 BB 2B 1B 1-2	2-3 K		2-1 1B 1-2 2-3 1B		0-0 F8			4	1	2	0	0	1	1
Scott Bradley, L (1, 2) OBP: 0.336, SLG: 0.395		4-0 2B BB 1-2 2-3	2-1 P2		1-0 1B 1-2 2-H 3-H			0-1 F8		3	0	1	1	1	0	0
Omar Vizquel, S (1, 6) OBP: 0.280, SLG: 0.275 Dave Cochrane, S (8, PH) OBP: 0.317, SLG: 0.360 (9, 6)		0-0 SF8 3-H	3-2 F8		1-1 F7			4-2 FC1-6 BB		2	0	0	1	0	0	2
										0	0	0	0	1	0	0

Inning Stats	R: 0	H: 2	R: 2	H: 3	R: 2	H: 2	R: 0	H: 0	R: 1	H: 3	R: 0	H: 1	R: 0	H: 0	R: 0	H: 0	R: 0	H: 0	R: 0	H: 0	1B: 9	SF: 1	WP: 0	PA: 41
	E: 1	LOB: 2	E: 0	LOB: 3	E: 0	LOB: 0	E: 0	LOB: 0	E: 1	LOB: 2	E: 0	LOB: 0	E: 0	LOB: 1	E: 0	LOB: 1	E: 0	LOB: 0	E: 0	LOB: 0	2B: 1 <td>SAC: 0 <td>PB: 0 <td></td> </td></td>	SAC: 0 <td>PB: 0 <td></td> </td>	PB: 0 <td></td>	
	K: 0	BB: 0	K: 0	BB: 2	K: 1	BB: 0	K: 0	BB: 0	K: 1	BB: 0	K: 0	BB: 0	K: 0	BB: 1	K: 1	BB: 1	K: 1	BB: 0	K: 1	BB: 0	3B: 0 <td>DP: 1 <td>SB: 0 <td></td> </td></td>	DP: 1 <td>SB: 0 <td></td> </td>	SB: 0 <td></td>	
	S: 10	P: 13	S: 10	P: 23	S: 10	P: 17	S: 6	P: 9	S: 12	P: 21	S: 4	P: 8	S: 7	P: 13	S: 10	P: 16	S: 12	P: 16	S: 12	P: 16	HR: 1 <td>HBP: 0 <td>CS: 1 <td></td> </td></td>	HBP: 0 <td>CS: 1 <td></td> </td>	CS: 1 <td></td>	

PITCHER	IP	WLS	BF	H	R	ER	SO	BB	IBB	HBP	BLK	WP	HR	S	P	ERA	WHIP
Luis Aquino, R (1, 1) ERA: 3.59	3.0		18	7	4	4	1	1	1	0	0	0	0	30	53	12.00	2.667
Terry Leach, R (4, 1) ERA: 3.8	4.0	W	16	4	1	0	1	1	0	0	0	0	0	29	51	0.00	1.250
Rick Luecken, R (8, 1) ERA: 1.29	2.0		7	0	0	0	2	1	0	0	0	0	0	22	32	0.00	0.500

BOTTOM

Kansas City Royals @ Seattle Mariners
The Kingdom, Seattle, WA

Sat Aug 19 1989, 10:05 PM EDT
Att. 24,592 - Unknown

livebaseballscorecards.com

AB	36
R	5
H	11
RBI	5
BB	4
SO	4
LOB	15



Batter	1	2	3	4	5	6	7	8	9	AB R H RBI BB SO LOB	TOP
Kurt Stillwell, S (1, 6) OBP: 0.346, SLG: 0.406	1-3 K		2-1 P7		4-1 1B 2B BB		3-2 F8			3 1 0 0 1 1 0	
Kevin Seitzer, R (1, 5) OBP: 0.391, SLG: 0.330	0-0 G3		2-0 E8 PO 1B		1-1 2B 3B 1B		2-3 K			4 1 2 0 0 1 0	
George Brett, L (1, 3) OBP: 0.331, SLG: 0.406	1-2 F7		3-3 K		1-0 3B 2B			1-2 G4-3		4 1 1 1 0 1 1	
Bo Jackson, R (1, 7) OBP: 0.311, SLG: 0.526		3-2 HR	1-1 PO	3-2 G5-4-3 1B	2-2 3B			1-0 1-3		4 1 3 3 0 0 0	
Jim Eisenreich, L (1, 8) OBP: 0.353, SLG: 0.453		1-3 K		2-0 G5-4-3 1B	0-1 L8			0-0 2B		4 0 2 0 0 1 1	
Gary Thurman, R (9, 8) OBP: 0.322, SLG: 0.270				1-2 1B						0 0 0 0 0 0 0	
Danny Tartabull, R (1, 9) OBP: 0.370, SLG: 0.454		1-3 K		0-0 G5-4-3		1-3 K		0-1 F7		4 0 0 0 0 2 3	
Bill Buckner, L (1, 10) OBP: 0.247, SLG: 0.271		0-0 1B 3B		3-1 F8		0-0 G3			0-0 L4	4 1 1 0 0 0 1	
Mike Macfarlane, R (1, 2) OBP: 0.260, SLG: 0.339		2-0 FC5-4 1B			0-1 F6	1-1 5-3			1-3 K	4 0 1 1 0 1 0	
Bill Pecota, R (1, 4) OBP: 0.260, SLG: 0.415		2-1 FC5-4			1-2 P4		3-2 6-3		0-0 P9	3 0 0 0 0 0 1	
Frank White, R (9, PH) OBP: 0.308, SLG: 0.322										1 0 0 0 0 0 0	
Inning Stats	R: 0 E: 0 K: 1 S: 9 H: 0 LOB: 0 BB: 0 P: 11	R: 2 E: 0 K: 2 S: 15 H: 3 LOB: 1 BB: 0 P: 24	R: 0 E: 1 K: 1 S: 7 H: 1 LOB: 0 BB: 0 P: 15	R: 0 E: 0 K: 0 S: 7 H: 2 LOB: 1 BB: 0 P: 15	R: 3 E: 0 K: 0 S: 15 H: 3 LOB: 1 BB: 1 P: 24	R: 0 E: 0 K: 1 S: 6 H: 0 LOB: 0 BB: 0 P: 8	R: 0 E: 0 K: 1 S: 12 H: 0 LOB: 0 BB: 0 P: 20	R: 0 E: 0 K: 1 S: 7 H: 1 LOB: 1 BB: 0 P: 9	R: 0 E: 0 K: 1 S: 5 H: 0 LOB: 0 BB: 0 P: 6	1B: 5 2B: 2 3B: 2 HR: 1 SF: 0 SAC: 0 DP: 1 HBP: 0	WP: 0 PB: 0 SB: 0 CS: 0 PA: 37
PITCHER Brian Holman, R (1, 1) ERA: 3.86	IP: 9.0 WLS: L BF: 36 H: 10 R: 5 ER: 5 SO: 7 BB: 1 IBB: 0 HBP: 0 BLK: 0 WP: 0 HR: 1 S: 83 P: 132 ERA: 5.00 WHIP: 1.222	PITCHER IP WLS BF H R ER SO BB IBB HBP BLK WP HR S P ERA WHIP									

Kansas City Royals @ Seattle Mariners
The Kingdome, Seattle, WA
Sun Aug 20 1989, 6:33 AM EDT
Att. 38,729 - Dome

livebaseballscorecards.com

AB 35
R 5
H 10
RBI 5
BB 1
SO 7
LOB 7



BOTTOM

Kansas City Royals @ Seattle Mariners
The Kingdom, Seattle, WA
Sun Aug 20 1989, 6:33 AM EDT
Att. 38,729 - Dome

livebaseballscorecards.com

AB 34
R 4
H 9
RBI 4
BB 2
SO 5
LOB 9



WP: 1 PA: 36
PB: 2
SB: 0
CS: 0

AB R H RBI BB SO LOB

3 2 2 0 1 0 0
3 1 2 0 0 1 0
1 0 1 1 0 0 0

4 1 1 2 0 0 1

3 0 2 0 1 0 0

4 0 1 0 0 1 3

4 0 0 1 0 0 4

4 0 0 0 0 2 1

4 0 0 0 0 0 0

2 0 0 0 0 0 0
1 0 0 0 0 0 0
1 0 0 0 0 1 0

1B: 7 SF: 0
2B: 2 SAC: 0
3B: 0 DP: 1
HR: 0 HBP: 0

Batter	1	2	3	4	5	6	7	8	9
Harold Reynolds, S (1, 4) OBP: 0.354, SLG: 0.358	1-1 1B 2B 1B	3-2 1B 1B			2-0 4-3			4-2 PB 1B BB	
Henry Cotto, R (1, 7) OBP: 0.291, SLG: 0.396 Greg Briley, L (8, PH) OBP: 0.352, SLG: 0.481 (9, 7)	1-0 2B 1B	0-0 1-3 1B			2-3 K			2-1 1-H 1B G5-4-3	
Alvin Davis, L (1, 10) OBP: 0.445, SLG: 0.515	1-1 WP 4-3 2B		1-2 G1-3			3-1 G3		1-1 1-2f G5-4-3	
Darnell Coles, R (1, 3) OBP: 0.308, SLG: 0.387	4-1 4-3 WP BB		1-1 F8			1-0 FC6-4 1B		1-0 1B 2B	
Jay Buhner, R (1, 9) OBP: 0.371, SLG: 0.593	2-3 K 1-2 2-3		0-0 G1-3			0-1 FC6-4 PB		0-0 2-3 1B	
Ken Griffey Jr., L (1, 8) OBP: 0.349, SLG: 0.452	1-2 4-3 2-3 3-H			0-1 L8		2-2 G3-1		0-0 F7	
Jim Presley, R (1, 5) OBP: 0.277, SLG: 0.383	3-1 F7			2-3 K			1-0 F8		2-3 K
Dave Valle, R (1, 2) OBP: 0.325, SLG: 0.364		1-0 F8		3-1 6-3			3-2 P2		1-2 P4
Mario Diaz, R (1, 6) OBP: 0.200, SLG: 0.196 Omar Vizquel, S (7, PH) OBP: 0.279, SLG: 0.274 (8, 6) Jeffrey Leonard, R (9, PH) OBP: 0.298, SLG: 0.416		3-2 6-3			1-2 6-3		1-2 G3-1		2-3 K

Inning Stats	R: 3	H: 3	E: 0	K: 1	S: 14	LOB: 1	BB: 1	P: 27	R: 0	H: 2	E: 0	K: 0	S: 9	LOB: 2	BB: 0	P: 16	R: 0	H: 0	E: 0	K: 0	S: 6	LOB: 0	BB: 0	P: 8	R: 0	H: 0	E: 0	K: 1	S: 7	LOB: 0	BB: 0	P: 12	R: 0	H: 1	E: 0	K: 0	S: 8	LOB: 1	BB: 0	P: 14	R: 0	H: 0	E: 0	K: 0	S: 8	LOB: 0	BB: 0	P: 13	R: 1	H: 3	E: 0	K: 0	S: 9	LOB: 2	BB: 1	P: 17	R: 0	H: 0	E: 0	K: 2	S: 9	LOB: 0	BB: 0	P: 14	1B: 7	SF: 0	2B: 2	SAC: 0	3B: 0	DP: 1	HR: 0	HBP: 0	WP: 1	PA: 36
--------------	------	------	------	------	-------	--------	-------	-------	------	------	------	------	------	--------	-------	-------	------	------	------	------	------	--------	-------	------	------	------	------	------	------	--------	-------	-------	------	------	------	------	------	--------	-------	-------	------	------	------	------	------	--------	-------	-------	------	------	------	------	------	--------	-------	-------	------	------	------	------	------	--------	-------	-------	-------	-------	-------	--------	-------	-------	-------	--------	-------	--------

PITCHER	IP	WLS	BF	H	R	ER	SO	BB	IBB	HBP	BLK	WP	HR	S	P	ERA	WHIP
Charlie Leibrandt, L (1, 1) ERA: 5.11	2.0		11	5	3	3	1	1	0	0	0	1	0	23	43	13.50	3.000
Steve Crawford, R (3, 1)	5.0	W	16	1	0	0	2	0	0	0	0	0	0	36	59	0.00	0.200
Steve Farr, R (8, 1) ERA: 2.22	0.2		4	2	1	1	0	1	0	0	0	0	0	7	15	13.50	4.500
Jeff Montgomery, R (8, 1) ERA: 1.27	1.1	S	5	1	0	0	2	0	0	0	0	0	0	11	16	0.00	0.750

Batter	1	2	3	4	5	6	7	8	9	AB R H RBI BB SO LOB	TOP		
Devon White, S (1, 8) OBP: 0.298, SLG: 0.404	1-0 G3		1-2 L6		0-3 K		1-1 L4			4 0 0 0 0 1 4			
Claudell Washington, L (1, 9) OBP: 0.316, SLG: 0.428 Bobby Rose, R (4, 5) OBP: 0.375, SLG: 0.800	1-3 K		0-0 FC1		2-1 F9-2			1-1 F8		2 0 0 0 0 1 1 2 0 0 0 0 0 2			
Johnny Ray, S (1, 4) OBP: 0.335, SLG: 0.373	2-0 F9		1-0 F8			1-2 G4-3		3-1 F9		4 0 0 0 0 0 1			
Wally Joyner, L (1, 3) OBP: 0.342, SLG: 0.415		2-2 1B WP SF9 1B		2-2 F7		0-2 P3		0-1 G4-3		4 1 1 0 0 0 0			
Chili Davis, S (1, 7) OBP: 0.332, SLG: 0.441		3-2 1B		4-1 S BB		1-3 K		1-0 F8		3 0 1 0 1 1 0			
Brian Downing, R (1, 10) OBP: 0.359, SLG: 0.406		0-0 SF9		3-3 K			2-2 HR		0-3 K	3 1 1 2 0 2 1			
Lance Parrish, R (1, 2) OBP: 0.320, SLG: 0.432		3-H 2-0 F9		2-2 L4			0-3 K		1-0 1B 1B	4 0 1 0 0 1 2			
Jack Howell, L (1, 5) OBP: 0.322, SLG: 0.446 (4, 9)		0-1 G4-3			0-0 SH F9-2 2B		0-1 L3		2-2 1B 1B	4 0 2 0 0 0 1			
Kent Anderson, R (1, 6) OBP: 0.291, SLG: 0.257 Tony Armas, R (9, PH) OBP: 0.288, SLG: 0.481			1-1 E FC1 1B		0-0 SH		0-0 1B		1-3 K	2 0 2 0 0 0 0 1 0 0 0 0 1 2			
Inning Stats	R: 0 H: 0 E: 0 LOB: 0 K: 1 BB: 0 S: 5 P: 9	R: 1 H: 2 E: 0 LOB: 1 K: 0 BB: 0 S: 10 P: 17	R: 0 H: 1 E: 1 LOB: 1 K: 0 BB: 0 S: 8 P: 11	R: 0 H: 0 E: 0 LOB: 1 K: 1 BB: 1 S: 13 P: 24	R: 0 H: 1 E: 1 LOB: 1 K: 1 BB: 0 S: 7 P: 9	R: 0 H: 0 E: 0 LOB: 0 K: 1 BB: 0 S: 9 P: 11	R: 1 H: 2 E: 0 LOB: 1 K: 1 BB: 0 S: 11 P: 14	R: 0 H: 0 E: 0 LOB: 0 K: 0 BB: 0 S: 6 P: 10	R: 0 H: 2 E: 0 LOB: 2 K: 2 BB: 0 S: 12 P: 17	1B: 6 SF: 1 2B: 2 SAC: 1 3B: 0 DP: 1 HR: 1 HBP: 0	WP: 1 PA: 36 PB: 0 SB: 1 CS: 0		
PITCHER Bret Saberhagen, R (1, 1) ERA: 2.7 Rick Luecken, R (9, 1) ERA: 1.13	IP WLS BF H R ER SO BB IBB HBP BLK WP HR S P ERA WHIP	8.0 W 31 6 2 2 5 1 0 0 0 1 1 69 105 2.25 0.875	1.0 S 5 2 0 0 2 0 0 0 0 0 0 0 12 17 0.00 2.000									PITCHER IP WLS BF H R ER SO BB IBB HBP BLK WP HR S P ERA WHIP	

California Angels @ Kansas City Royals
Royals Stadium, Kansas City, MO
Mon Aug 21 1989, 8:05 PM EDT
Att. 37,170 - Unknown - 79 F

livebaseballscores.com

AB 33
R 2
H 8
RBI 2
BB 1
SO 7
LOB 14



Batter	1	2	3	4	5	6	7	8	9	AB	R	H	RBI	BB	SO	LOB
Kurt Stillwell, S OBP: 0.348, SLG: 0.413 (1, 6)	3-2 G4-3 3B		1-0 P5			0-0 SF9 1B 1-2 2-3		2-0 G3		4	1	2	0	0	0	0
Kevin Seitzer, R OBP: 0.390, SLG: 0.330 Bill Pecota, R OBP: 0.260, SLG: 0.415 (1, 5) (9, 5)	1-2 P3			2-0 G6-3	2-2 G6-4-3 1B			0-0 G1-3		4	0	1	1	0	0	1
George Brett, L OBP: 0.327, SLG: 0.402 (1, 3)	3-2 G4-3			2-2 F9	0-0 SF9			2-1 F7		3	0	0	2	0	0	0
Bo Jackson, R OBP: 0.311, SLG: 0.522 (1, 7)	3-H 3-1 G5-3			4-0 S 2B BB	0-1 G6-4-3			2-1 P3		3	1	0	0	1	0	2
Jim Eisenreich, L OBP: 0.353, SLG: 0.455 (1, 8) (7, 9)		1-2 G1-3		3-2 SAFE 1-H 2B			0-2 F7			3	0	1	1	0	0	0
Danny Tartabull, R OBP: 0.370, SLG: 0.452 (1, 10)		1-3 K		4-2 BB			0-1 P3			2	0	0	0	1	1	0
Pat Tabler, R OBP: 0.322, SLG: 0.306 Gary Thurman, R OBP: 0.322, SLG: 0.270 (1, 9) (7, 8)		2-1 F8		2-2 L8			1-1 G6-3			3	0	0	0	0	0	2
Frank White, R OBP: 0.308, SLG: 0.322 (1, 4)			2-2 G6-3 1B			0-1 E5 1B 1B 1B		1-2 P4		3	1	1	0	0	0	0
Mike Macfarlane, R OBP: 0.262, SLG: 0.339 (1, 2)			2-2 G6-3			2-2 1B 1B SF9 1B		1-1 P4		3	1	1	0	0	0	1

Inning Stats	R: 1	H: 1	E: 0	K: 0	S: 11	R: 0	H: 0	E: 0	K: 1	S: 9	R: 0	H: 1	E: 0	K: 0	S: 8	R: 1	H: 1	E: 0	K: 0	S: 16	R: 2	H: 3	E: 1	K: 0	S: 13	R: 0	H: 0	E: 0	K: 0	S: 7	R: 0	H: 0	E: 0	K: 0	S: 5	R: 0	H: 0	E: 0	K: 0	S: 6	R: 0	H: 0	E: 0	K: 0	S: 9
	LOB: 0	BB: 0	P: 21	LOB: 0	BB: 0	P: 13	LOB: 2	BB: 2	P: 32	LOB: 1	BB: 0	P: 17	LOB: 0	BB: 0	P: 8	LOB: 0	BB: 0	P: 10	LOB: 0	BB: 0	P: 9	1B: 4	SF: 1	2B: 1	SAC: 0	3B: 1	DP: 2	HR: 0	HBP: 0	WP: 0	PA: 31														

PITCHER	IP	WLS	BF	H	R	ER	SO	BB	IBB	HBP	BLK	WP	HR	S	P	ERA	WHIP
Chuck Finley, L ERA: 2.55 (1, 1)	0.2		3	1	1	1	0	0	0	0	0	0	0	9	16	13.50	1.500
Willie Fraser, R ERA: 2.7 (1, 1)	3.1	L	13	2	1	1	1	2	0	0	0	0	0	35	63	2.70	1.200
Rich Monteleone, R ERA: 2.51 (5, 1)	3.0		12	3	2	1	0	0	0	0	0	0	0	26	35	3.00	1.000
Bob McClure, L ERA: 1.69 (8, 1)	1.0		3	0	0	0	0	0	0	0	0	0	0	5	9	0.00	0.000

BOTTOM

California Angels @ Kansas City Royals
Royals Stadium, Kansas City, MO

Mon Aug 21 1989, 8:05 PM EDT
Att: 37,170 - Unknown - 79 F

livebaseballscorecards.com

AB	28
R	4
H	6
RBI	4
BB	2
SO	1
LOB	6



Batter	1	2	3	4	5	6	7	8	9	AB R H RBI BB SO LOB	TOP											
Devon White, S (1, 8) OBP: 0.299, SLG: 0.405	1-3 K		1-0 G4-3			0-0 SF7 1B		1-1 S 1B		4 1 2 1 0 1 0	California Angels @ Kansas City Royals Royals Stadium, Kansas City, MO Tue Aug 22 1989, 8:05 PM EDT Att. 27,836 - Unknown - 75 F											
Claudell Washington, L (1, 9) OBP: 0.312, SLG: 0.422	2-3 K		3-2 F7			3-2 F7 1-2		1-2 P5 3-H		4 0 0 0 0 1 2												
Johnny Ray, S (1, 4) OBP: 0.332, SLG: 0.370	3-3 K				1-2 G4-3	1-2 SF7 2-H		1-2 L7 1-2		3 0 0 1 0 1 1												
Wally Joyner, L (1, 3) OBP: 0.339, SLG: 0.411		1-0 G4-3			3-2 F8	2-2 F9			2-2 F8	4 0 0 0 0 0 0												
Chili Davis, S (1, 7) OBP: 0.333, SLG: 0.446		1-0 2B			2-1 2B		1-0 G3		2-3 K	4 0 2 0 0 1 0												
Brian Downing, R (1, 10) OBP: 0.359, SLG: 0.403		1-1 L7			2-3 K		1-3 K		1-2 HBP	3 0 0 0 0 2 2												
Lance Parrish, R (1, 2) OBP: 0.320, SLG: 0.429		4-2 BB			1-3 K		0-0 G5-3		0-3 K	3 0 0 0 1 2 1												
Jack Howell, L (1, 5) OBP: 0.323, SLG: 0.450		1-3 K			1-0 L9			1-0 1B 3B		3 1 1 0 0 1 2												
Kent Anderson, R (1, 6) OBP: 0.286, SLG: 0.252			2-3 K		1-2 F8			1-0 G5-3		3 0 0 0 0 1 1												
Inning Stats	R: 0 E: 0 K: 3 S: 10	H: 0 LOB: 0 BB: 0 P: 16	R: 0 E: 0 K: 1 S: 10	H: 1 LOB: 2 BB: 1 P: 18	R: 0 E: 0 K: 1 S: 9	H: 0 LOB: 0 BB: 0 P: 15	R: 0 E: 0 K: 1 S: 12	H: 1 LOB: 1 BB: 0 P: 20	R: 0 E: 0 K: 1 S: 9	H: 0 LOB: 0 BB: 0 P: 12	R: 1 E: 1 K: 0 S: 11	H: 1 LOB: 0 BB: 0 P: 17	R: 0 E: 0 K: 1 S: 7	H: 0 LOB: 0 BB: 0 P: 9	R: 1 E: 0 K: 0 S: 11	H: 2 LOB: 1 BB: 0 P: 16	R: 0 E: 0 K: 2 S: 11	H: 0 LOB: 1 BB: 0 P: 16	1B: 2 2B: 2 3B: 1 HR: 0	SF: 1 SAC: 0 DP: 0 HBP: 1	WP: 0 PB: 0 SB: 2 CS: 0	PA: 34
PITCHER	IP WLS BF H R ER SO BB IBB HBP BLK WP HR S P ERA WHIP																					
Mark Gubicza, R (1, 1) ERA: 3.01	2.0		8	1	0	0	4	1	0	0	0	0	0	20	34	0.00	1.000					
Terry Leach, R (3, 1) ERA: 3.55	5.0	W	17	2	1	0	4	0	0	0	0	0	0	48	73	0.00	0.400					
Rick Luecken, R (8, 1) ERA: 2.0	1.0		5	2	1	1	0	0	0	0	0	0	0	11	16	9.00	2.000					
Jeff Montgomery, R (9, 1) ERA: 1.26	1.0	S	4	0	0	0	2	0	0	1	0	0	0	11	16	0.00	0.000					

livebaseballscorecards.com

AB	31
R	2
H	5
RBI	2
BB	1
SO	10
LOB	9



Batter	1	2	3	4	5	6	7	8	9	AB R H RBI BB SO LOB	TOP											
Devon White, S (1, 8) OBP: 0.299, SLG: 0.408	3-2 E4 3B		1-0 G1-3			2-2 5-3		0-1 F9		4 1 1 0 0 0 1	<p>California Angels @ Kansas City Royals</p> <p>Royals Stadium, Kansas City, MO</p> <p>Wed Aug 23 1989, 8:05 PM EDT</p> <p>Att. 32,843 - Unknown - 80 F</p>											
Johnny Ray, S (1, 4) OBP: 0.333, SLG: 0.370	3-3 K			1-1 6-3		4-2 2B BB		1-1 1-2 HR 1B		3 1 1 0 1 1 0												
Wally Joyner, L (1, 3) OBP: 0.343, SLG: 0.422	3-1 1-3			4-0 FC4-6 BB		1-1 1-3 2B		1-0 1-H 2-H HR		3 1 2 3 1 0 0												
Chili Davis, S (1, 7) OBP: 0.330, SLG: 0.442	1-3 K			0-0 FC4-6 1-2f		2-3 K		2-2 1-3		4 0 0 0 0 2 3												
Brian Downing, R (1, 10) OBP: 0.355, SLG: 0.400				1-3 K		1-2 5-3		0-1 6-3		4 0 0 0 0 1 3												
Claudell Washington, L (1, 9) OBP: 0.311, SLG: 0.427					0-0 3B		2-2 4-3		0-3 K	4 0 1 0 0 1 0												
Lance Parrish, R (1, 2) OBP: 0.316, SLG: 0.424					2-2 P4		0-1 6-3		1-3 K	4 0 0 0 0 1 1												
Jack Howell, L (1, 5) OBP: 0.322, SLG: 0.448					1-3 K		2-3 K		1-1 1B	4 0 1 0 0 2 1												
Kent Anderson, R (1, 6) OBP: 0.287, SLG: 0.248					0-3 K			4-2 1B HR BB	0-3 K	2 1 0 0 1 2 1												
Tony Armas, R (9, PH) OBP: 0.287, SLG: 0.479										1 0 0 0 0 1 1												
Inning Stats	R: 1 E: 1 K: 2 S: 13	H: 1 LOB: 0 BB: 0 P: 23	R: 0 E: 0 K: 0 S: 7	H: 0 LOB: 0 BB: 0 P: 10	R: 0 E: 0 K: 1 S: 5	H: 0 LOB: 0 BB: 0 P: 8	R: 0 E: 0 K: 1 S: 6	H: 0 LOB: 1 BB: 1 P: 12	R: 0 E: 0 K: 2 S: 10	H: 1 LOB: 1 BB: 0 P: 13	R: 0 E: 0 K: 1 S: 18	H: 1 LOB: 2 BB: 1 P: 28	R: 0 E: 0 K: 1 S: 8	H: 0 LOB: 0 BB: 0 P: 12	R: 3 E: 0 K: 0 S: 12	H: 2 LOB: 0 BB: 1 P: 20	R: 0 E: 0 K: 3 S: 12	H: 1 LOB: 1 BB: 0 P: 14	1B: 2 2B: 1 3B: 2 HR: 1	SF: 0 SAC: 0 DP: 0 HBP: 0	WP: 0 PB: 0 SB: 0 CS: 0	PA: 36
PITCHER	IP WLS BF H R ER SO BB IBB HBP BLK WP HR S P ERA WHIP												IP WLS BF H R ER SO BB IBB HBP BLK WP HR S P ERA WHIP									
Tom Gordon, R (1, 1) ERA: 2.57	7.0 W 26 3 1 0 8 2 0 0 0 0 0 67 106 0.00 0.714																					
Steve Crawford, R (8, 1) ERA: 3.0	1.2 9 3 3 3 2 1 0 0 0 0 1 21 31 16.20 2.400																					
Jeff Montgomery, R (9, 1) ERA: 1.25	0.1 S 1 0 0 0 1 0 0 0 0 0 0 3 3 0.00 0.000																					

livebaseballscorecards.com

AB	33
R	4
H	6
RBI	3
BB	3
SO	11
LOB	11



Batter	1	2	3	4	5	6	7	8	9	AB	R	H	RBI	BB	SO	LOB
Kevin Seitzer, R OBP: 0.386, SLG: 0.325 (1, 5)	3-2 S 1B	2-1 G4-6-3 1-2f		3-2 5-3		3-1 P6		1-3 K		5	1	1	0	0	1	3
Willie Wilson, S OBP: 0.312, SLG: 0.351 (1, 8)	1-1 L8		3-3 K	1-2 4-3		2-1 E9 1B		2-2 4-3		5	1	1	0	0	1	2
George Brett, L OBP: 0.332, SLG: 0.407 (1, 3)	2-2 S 1B 1-H		2-2 4-3		1-1 L9 6-3 2B	2-1 1B 2-H		2-1 4-3		5	2	3	2	0	0	0
Bo Jackson, R OBP: 0.312, SLG: 0.517 Gary Thurman, R OBP: 0.322, SLG: 0.270 (1, 7) (8, 7)	1-3 K 1-2		4-1 BB 1B BB		4-1 6-3 S HR BB	0-3 K				2	1	0	0	2	2	2
Jim Eisenreich, L OBP: 0.356, SLG: 0.456 (1, 9)	0-0 1B 2-H		1-0 BB 1B 1-2		0-0 L9		0-0 4-3			4	0	2	1	0	0	2
Danny Tartabull, R OBP: 0.372, SLG: 0.454 (1, 10)	1-2 F8		4-0 BB 1B 2-3		2-2 6-3		2-2 BB 1B			3	0	1	1	1	0	2
Kurt Stillwell, S OBP: 0.347, SLG: 0.419 Bill Pecota, R OBP: 0.260, SLG: 0.415 (1, 6) (8, 6)		4-2 1B BB	1-1 F8		0-2 HR		0-2 F7			3	1	1	2	1	0	4
Frank White, R OBP: 0.313, SLG: 0.325 (1, 4)		2-2 F8		2-2 SH5-4 1B	1-2 5-3		4-0 FC6-4 BB			3	0	1	0	1	0	1
Bob Boone, R OBP: 0.357, SLG: 0.327 (1, 2)		1-1 G4-6-3 1B		1-1 SH5-4		0-0 5-3	1-1 FC6-4			3	0	1	0	0	0	2

Inning Stats	R: 2	H: 3	E: 0	K: 1	S: 16	H: 3	LOB: 1	BB: 0	P: 24	R: 0	H: 1	E: 0	K: 0	S: 9	H: 1	LOB: 1	BB: 1	P: 18	R: 0	H: 1	E: 0	K: 1	S: 10	H: 1	LOB: 3	BB: 2	P: 25	R: 0	H: 1	E: 0	K: 0	S: 14	H: 2	LOB: 0	BB: 1	P: 25	R: 1	H: 2	E: 1	K: 1	S: 10	H: 2	LOB: 1	BB: 0	P: 17	R: 0	H: 1	E: 0	K: 0	S: 9	H: 0	LOB: 0	BB: 0	P: 13
1B: 9	SF: 0	2B: 1	SAC: 1	3B: 0	DP: 1	HR: 1	HBP: 0	WP: 0	PA: 39																																													

PITCHER	IP	WLS	BF	H	R	ER	SO	BB	IBB	HBP	BLK	WP	HR	S	P	ERA	WHIP
Jim Abbott, L ERA: 4.13 (1, 1)	4.2	L	25	8	5	5	2	4	0	0	0	0	1	61	107	9.64	2.571
Dan Petry, R ERA: 4.33 (5, 1)	3.1		14	3	1	0	2	1	0	0	0	0	0	32	52	0.00	1.200

BOTTOM

California Angels @ Kansas City Royals
Royals Stadium, Kansas City, MO

Wed Aug 23 1989, 8:05 PM EDT
Att: 32,843 - Unknown - 80 F

livebaseballscorecards.com

AB	33
R	6
H	11
RBI	6
BB	5
SO	4
LOB	18



Batter	1	2	3	4	5	6	7	8	9	AB R H RBI BB SO LOB	TOP
Devon White, S OBP: 0.298, SLG: 0.406 (1, 8) B C F S F B B S	2-3 K ①		1-1 L7 ② ③ 2-3		0-2 G3-6-3 1B		0-2 B1-3 ①		0-0 F8 ①	5 0 1 0 0 1 3	
Claudell Washington, L OBP: 0.312, SLG: 0.426 (1, 9) C X	0-1 G3 ②			2-2 E 1B 1B	2-3 K ①		2-0 F9 ②		0-0 G5-4-3 1B 1-3 2-H	5 1 2 1 0 1 1	
Johnny Ray, S OBP: 0.332, SLG: 0.370 (1, 4) C C F B B B F X	3-2 2B			0-1 FC4 1B 1-2 2B	1-0 G3-6-3 ② ③ 1-2f		2-1 F7 ③		3-0 G5-4-3 ② ③ 1-2f	5 1 1 0 0 0 4	
Wally Joyner, L OBP: 0.342, SLG: 0.420 (1, 3) F F F X	0-2 G4-3 ③			1-1 G1-3 2B 1B 1-3 2-H		0-1 L9 ①		1-0 F8 ①		4 1 1 1 0 0 1	
Chili Davis, S OBP: 0.332, SLG: 0.443 (1, 10) S B B S			1-3 K ①	0-2 G1-3 ① 1-2		1-1 BB 2B		4-2 BB		3 0 1 0 1 1 2	
Tony Armas, R OBP: 0.280, SLG: 0.467 (1, 7) F X			0-1 G5-3 ②	0-0 G5-3 ②		1-0 F8 ②		1-3 K ②		4 0 0 0 0 1 4	
Jack Howell, L OBP: 0.324, SLG: 0.446 (1, 5) B B F X			2-1 F8 ③	4-0 2B IBB		4-0 BB IBB		2-3 K ③		2 1 0 0 2 1 1	
John Orton, R OBP: 0.571, SLG: 0.667 (1, 2) B X			1-0 L7 SH1-4 1B	3-2 2B 1-H 2-H 3-H		4-2 BB 1-2 2-3		1-2 1B 1B		3 1 3 3 1 0 0	
Kent Anderson, R OBP: 0.287, SLG: 0.250 (1, 6) L B X			1-1 SH1-4 ① 1-2	2-0 G1-3 ③		0-1 L3 ③		1-2 1B 1B		3 0 1 0 0 0 4	
Inning Stats	R: 0 E: 0 K: 1 S: 17 H: 1 LOB: 1 BB: 0 P: 22	R: 0 E: 0 K: 1 S: 7 H: 0 LOB: 0 BB: 0 P: 10	R: 0 E: 0 K: 0 S: 5 H: 1 LOB: 0 BB: 0 P: 8	R: 4 E: 1 K: 0 S: 16 H: 3 LOB: 1 BB: 1 P: 28	R: 0 E: 0 K: 1 S: 10 H: 1 LOB: 0 BB: 0 P: 11	R: 0 E: 0 K: 0 S: 9 H: 1 LOB: 3 BB: 2 P: 19	R: 0 E: 0 K: 0 S: 6 H: 0 LOB: 0 BB: 0 P: 10	R: 0 E: 0 K: 2 S: 9 H: 0 LOB: 1 BB: 1 P: 17	R: 1 E: 0 K: 0 S: 10 H: 3 LOB: 1 BB: 0 P: 15	1B: 7 2B: 3 3B: 0 HR: 0 SF: 0 SAC: 1 DP: 2 HBP: 0	WP: 0 PB: 0 SB: 0 CS: 0 PA: 39
PITCHER	IP WLS BF H R ER SO BB IBB HBP BLK WP HR S P ERA WHIP										
Luis Aquino, R ERA: 3.36 (1, 1)	8.0 L 34 7 4 0 5 2 2 0 0 0 0 79 125 0.00 1.125										
Jerry Don Gleaton, L ERA: 8.31 (9, 1)	1.0 5 3 1 1 0 0 0 0 0 0 0 10 15 9.00 3.000										

California Angels @ Kansas City Royals
 Royals Stadium, Kansas City, MO
 Thu Aug 24 1989, 8:05 PM EDT
 Att. 37,656 - Unknown - 74 F

livebaseballscorecards.com

AB	34
R	5
H	10
RBI	5
BB	4
SO	5
LOB	20



Batter	1	2	3	4	5	6	7	8	9	AB R H RBI BB SO LOB	TOP
Rickey Henderson, R OBP: 0.420, SLG: 0.408 (1, 7)	3-2 P3 1B		0-2 G3			1-2 G4-3		3-1 G4-3		4 0 1 0 0 0 2	
Carney Lansford, R OBP: 0.397, SLG: 0.399 (1, 5)	3-2 P3 1-2		0-0 G4-3			1-0 G4-3		0-0 G5-3		4 0 0 0 0 0 2	
Jose Canseco, R OBP: 0.315, SLG: 0.461 (1, 9)	2-2 G4-3				0-3 K	1-1 G5-3		1-1 L8		4 0 0 0 0 1 0	
Dave Parker, L OBP: 0.306, SLG: 0.433 (1, 10)		1-1 G1-3		1-3 K		2-3 K		0-0 E5		4 0 0 0 0 2 0	
Billy Beane, R OBP: 0.250, SLG: 0.320 (9, PR)								FC5-4		0 0 0 0 0 0 0	
Mark McGwire, R OBP: 0.340, SLG: 0.447 (1, 3)		2-1 F8		4-0 BB		0-1 F8		2-1 FC5-4		3 0 0 0 1 0 1	
Terry Steinbach, R OBP: 0.332, SLG: 0.370 (1, 2)		2-1 1B		1-0 L4		2-2 G4-3				3 0 1 0 0 0 1	
Lance Blankenship, R OBP: 0.268, SLG: 0.286 (1, 4)		3-2 G5-3			0-0 G6-3			2-2 G4-3		3 0 0 0 0 0 1	
Walt Weiss, S OBP: 0.273, SLG: 0.309 (1, 6)			2-1 G3 SH5-3 1B		3-2 G3			0-2 G4-3		3 0 1 0 0 0 0	
Stan Javier, S OBP: 0.308, SLG: 0.315 (1, 8)			0-0 SH5-3		2-1 F7			0-2 S 1B		2 0 1 0 0 0 0	
Inning Stats	R: 0 H: 1 E: 0 LOB: 0 K: 0 BB: 0 S: 15 P: 23	R: 0 H: 1 E: 0 LOB: 1 K: 0 BB: 0 S: 9 P: 17	R: 0 H: 1 E: 0 LOB: 1 K: 0 BB: 0 S: 7 P: 9	R: 0 H: 0 E: 0 LOB: 1 K: 2 BB: 1 S: 8 P: 14	R: 0 H: 0 E: 0 LOB: 0 K: 0 BB: 0 S: 8 P: 13	R: 0 H: 0 E: 0 LOB: 0 K: 0 BB: 0 S: 6 P: 9	R: 0 H: 0 E: 0 LOB: 0 K: 1 BB: 0 S: 9 P: 13	R: 0 H: 1 E: 0 LOB: 1 K: 0 BB: 0 S: 15 P: 20	R: 0 H: 0 E: 1 LOB: 1 K: 0 BB: 0 S: 6 P: 9	1B: 4 SF: 0 2B: 0 SAC: 1 3B: 0 DP: 0 HR: 0 HBP: 0	WP: 0 PA: 32 PB: 0 SB: 1 CS: 0
PITCHER Bret Saberhagen, R ERA: 2.57 (1, 1)	IP WLS BF H R ER SO BB IBB HBP BLK WP HR S P ERA WHIP										
	9.0 W 32 4 0 0 3 1 0 0 0 0 0 0 83 127 0.00 0.556										

Oakland Athletics @ Kansas City Royals
Royals Stadium, Kansas City, MO
Sat Aug 26 1989, 8:05 PM EDT
Att. 41,253 - Cloudy - 85 F

livebaseballscorecards.com

AB	30
R	0
H	4
RBI	0
BB	1
SO	3
LOB	7



Batter	1	2	3	4	5	6	7	8	9	AB	R	H	RBI	BB	SO	LOB
Kevin Seitzer, R OBP: 0.379, SLG: 0.319 (1, 5)	P4		G1-3		F9		F9			4	0	0	0	0	0	1
Willie Wilson, S OBP: 0.313, SLG: 0.361 (1, 8)	HR		K			L9	FC4			4	1	1	1	0	1	1
George Brett, L OBP: 0.340, SLG: 0.411 (1, 3)	2B		G4-1			1B E FC5-2 BB		SH3 BB WP BB		2	1	1	0	2	0	0
Bo Jackson, R OBP: 0.310, SLG: 0.506 (1, 10)	K			F8		E6 FC5-2 1B		WP SH3 FC6-2 BB		3	0	0	0	1	1	2
Jim Eisenreich, L OBP: 0.355, SLG: 0.453 (1, 7)	L8			F7		FC5-2 1B		SH3		3	0	1	0	0	0	1
Danny Tartabull, R OBP: 0.373, SLG: 0.457 (1, 9)		K				FC5-2		FC6-2		3	0	1	0	1	1	3
Gary Thurman, R OBP: 0.318, SLG: 0.267 (8, PR) (9, 9)			K			1B 2B		FC6-2 BB		0	0	0	0	0	0	0
Kurt Stillwell, S OBP: 0.338, SLG: 0.407 (1, 6)				F7				FC6-2		4	0	0	0	0	2	6
Frank White, R OBP: 0.311, SLG: 0.322 (1, 4)										4	0	2	0	0	0	2
Bob Boone, R OBP: 0.354, SLG: 0.323 (1, 2)	P4					G6-4-3 1B		F8		2	0	0	0	1	0	2

Inning Stats	R: 1	H: 2	E: 0	K: 1	S: 19	LOB: 1	BB: 0	P: 28	R: 0	H: 1	E: 0	K: 2	S: 10	LOB: 1	BB: 1	P: 16	R: 0	H: 0	E: 0	K: 1	S: 7	LOB: 0	BB: 0	P: 12	R: 0	H: 1	E: 0	K: 0	S: 8	LOB: 1	BB: 0	P: 13	R: 0	H: 1	E: 0	K: 0	S: 7	LOB: 0	BB: 0	P: 10	R: 0	H: 1	E: 1	K: 1	S: 15	LOB: 3	BB: 1	R: 0	H: 0	E: 0	K: 0	S: 7	LOB: 1	BB: 1	P: 15	R: 1	H: 0	E: 0	K: 0	S: 13	LOB: 2	BB: 3	P: 27
PITCHER	IP	WLS	BF	H	R	ER	SO	BB	IBB	HBP	BLK	WP	HR	S	P	ERA	WHIP																																														
Curt Young, L ERA: 4.25 (1, 1)	5.1	L	23	6	1	1	4	1	0	0	0	0	1	61	96	1.69	1.312																																														
Todd Burns, R ERA: 2.24 (6, 1)	2.0		10	0	1	1	1	4	0	0	0	1	0	18	40	4.50	2.000																																														
Rick Honeycutt, L ERA: 2.51 (8, 1)	0.2		2	0	0	0	0	0	0	0	0	0	0	7	9	0.00	0.000																																														

BOTTOM

AB 29
R 2
H 6
RBI 1
BB 5
SO 5
LOB 18

WP: 1 **PA: 35**
PB: 0
SB: 0
CS: 0

1B: 3 **SF: 0**
2B: 2 **SAC: 1**
3B: 0 **DP: 1**
HR: 1 **HBP: 0**

Oakland Athletics @ Kansas City Royals
Royals Stadium, Kansas City, MO

Sat Aug 26 1989, 8:05 PM EDT
 Att. 41,253 - Cloudy - 85 F



livebaseballscorecards.com

Batter	1	2	3	4	5	6	7	8	9	AB R H RBI BB SO LOB	TOP									
Rickey Henderson, R (1, 7) Billy Beane, R (9, 7) OBP: 0.418, SLG: 0.412 OBP: 0.250, SLG: 0.320	1-1 G4-3	2-2 F9			1-1 G6-3		1-1 HR		2-3 K	5 1 1 3 0 1 3 0 0 0 0 0 0 0										
Dave Parker, L (1, 10) OBP: 0.305, SLG: 0.433	2-1 1B	0-0 SF7			1-2 4-3		2-1 G1-5-3			3 0 1 1 0 0 0										
Jose Canseco, R (1, 9) Dave Henderson, R (3, PH) OBP: 0.313, SLG: 0.457 OBP: 0.316, SLG: 0.369	1-3 K	2-2 2-5	0-3 K		0-0 F7			4-2 F9 BLK BB		1 0 0 0 0 1 1 2 0 0 0 1 1 0										
Mark McGwire, R (1, 3) OBP: 0.339, SLG: 0.445	0-2 1B		1-0 F7		2-2 P4			0-0 F9		4 0 1 0 0 0 1										
Ron Hassey, L (1, 2) OBP: 0.298, SLG: 0.342	2-3 K		1-2 F7		2-0 L9			2-2 G3		4 0 0 0 0 1 3										
Tony Phillips, S (1, 5) OBP: 0.333, SLG: 0.333		1-0 BB 1B		0-2 F9		2-0 L9		3-2 6-3		4 1 1 0 0 0 1										
Lance Blankenship, R (1, 4) OBP: 0.267, SLG: 0.278		4-0 1B 1B BB		0-0 G1-3		2-3 K		2-3 K		3 1 0 0 1 2 0										
Stan Javier, S (1, 8) OBP: 0.314, SLG: 0.318		1-0 F9 1B SF7 1B		2-3 K2-3		4-0 BB HR BB		0-0 1B		3 2 2 1 1 1 0										
Mike Gallego, R (1, 6) OBP: 0.338, SLG: 0.341		2-2 2-5 SF7 1B		2-2 5-3		4-1 SAFE SAFE BB HR BB		0-0 1B		3 1 2 1 1 0 0										
Inning Stats	R: 0 E: 0 K: 2 S: 15	H: 2 LOB: 2 BB: 0 P: 21	R: 3 E: 0 K: 0 S: 12	H: 3 LOB: 1 BB: 1 P: 23	R: 0 E: 0 K: 1 S: 7	H: 0 LOB: 0 BB: 0 P: 9	R: 0 E: 0 K: 1 S: 8	H: 0 LOB: 0 BB: 0 P: 10	R: 0 E: 0 K: 0 S: 6	H: 0 LOB: 0 BB: 0 P: 10	R: 3 E: 0 K: 1 S: 9	H: 1 LOB: 0 BB: 2 P: 24	R: 0 E: 0 K: 0 S: 11	H: 0 LOB: 1 BB: 1 P: 20	R: 0 E: 0 K: 2 S: 8	H: 2 LOB: 1 BB: 0 P: 12	1B: 7 2B: 0 3B: 0 HR: 1	SF: 1 SAC: 0 DP: 0 HBP: 0	WP: 0 PB: 0 SB: 0 CS: 0	PA: 37
PITCHER	IP WLS BF H R ER SO BB IBB HBP BLK WP HR S P ERA WHIP																			
Tom Gordon, R (1, 1) ERA: 2.84	7.0 L 30 6 6 6 5 3 0 0 0 0 1 67 111 7.71 1.286																			
Rick Luecken, R (8, 1) ERA: 1.8	1.0 4 0 0 0 0 1 0 0 0 1 0 0 11 20 0.00 1.000																			
Charlie Leibrandt, L (9, 1) ERA: 5.07	1.0 4 2 0 0 0 2 0 0 0 0 0 0 8 12 0.00 2.000																			

Oakland Athletics @ Kansas City Royals
Royals Stadium, Kansas City, MO
Sun Aug 27 1989, 4:33 AM EDT
Att. 38,263 - Sunny - 93 F

livebaseballscorecards.com

AB	32
R	6
H	8
RBI	6
BB	4
SO	7
LOB	9



Batter	1	2	3	4	5	6	7	8	9	AB	R	H	RBI	BB	SO	LOB
Kevin Seitzer, R OBP: 0.380, SLG: 0.320 (1, 5)	0-0 G3-6-3 1B		4-0 1-2 BB			2-2 6-3		1-1 F7		3	0	1	0	1	0	1
Willie Wilson, S OBP: 0.312, SLG: 0.359 (1, 8)	1-3 K		0-2 F8			0-0 G1-3			1-2 1B	4	0	1	0	0	1	3
George Brett, L OBP: 0.337, SLG: 0.406 (1, 3)	0-0 G3-6-3 1-2f			0-1 G5-3		2-1 F7			2-2 P7	4	0	0	0	0	0	2
Bo Jackson, R OBP: 0.310, SLG: 0.504 (1, 10)		0-0 G6-3 1B		1-0 6-3			1-3 K		0-1 P9	4	0	1	0	0	1	1
Jim Eisenreich, L OBP: 0.351, SLG: 0.448 (1, 7)		1-0 SAFE SAFE P2		3-1 L9			0-2 F8		2-3 K	4	0	0	0	0	1	2
Danny Tartabull, R OBP: 0.373, SLG: 0.456 (1, 9)		0-1 G6-3 1-2f		2-2 FC4-6 1B			0-0 L7			3	0	1	0	0	0	1
Kurt Stillwell, S OBP: 0.338, SLG: 0.406 (1, 6)			0-1 G3-6-3 1B		3-1 FC4-6 1-2f			1-0 L8		3	0	1	0	0	0	1
Frank White, R OBP: 0.309, SLG: 0.320 Pat Tabler, R OBP: 0.323, SLG: 0.311 (8, PH) Mike Macfarlane, R OBP: 0.264, SLG: 0.339 (9, 2)			0-0 G3-6-3 1-2f		1-3 K			0-0 2B		2	0	0	0	0	1	2
Bob Boone, R OBP: 0.355, SLG: 0.324 Bill Buckner, L OBP: 0.244, SLG: 0.268 (8, PH) Bill Pecota, R OBP: 0.260, SLG: 0.415 (9, 4)			0-2 BB 1B		2-2 L8			0-1 P2		1	0	1	0	0	0	1

Inning Stats	R: 0	H: 1	E: 0	LOB: 0	K: 1	BB: 0	S: 6	P: 7
	R: 0	H: 1	E: 0	LOB: 0	K: 0	BB: 0	S: 4	P: 5
	R: 0	H: 2	E: 0	LOB: 2	K: 0	BB: 1	S: 9	P: 13
	R: 0	H: 0	E: 0	LOB: 0	K: 0	BB: 0	S: 5	P: 9
	R: 0	H: 1	E: 0	LOB: 1	K: 1	BB: 0	S: 13	P: 21
	R: 0	H: 0	E: 0	LOB: 0	K: 0	BB: 0	S: 8	P: 12
	R: 0	H: 0	E: 0	LOB: 0	K: 1	BB: 0	S: 7	P: 8
	R: 0	H: 1	E: 0	LOB: 1	K: 0	BB: 0	S: 6	P: 8
	R: 0	H: 1	E: 0	LOB: 1	K: 1	BB: 0	S: 13	P: 18


PITCHER	IP	WLS	BF	H	R	ER	SO	BB	IBB	HBP	BLK	WP	HR	S	P	ERA	WHIP
Bob Welch, R ERA: 2.78 (1, 1)	8.0	W	28	6	0	0	3	1	0	0	0	0	0	58	83	0.00	0.875
Dennis Eckersley, R ERA: 0.92 (9, 1)	1.0		4	1	0	0	1	0	0	0	0	0	0	13	18	0.00	1.000

BOTTOM

Oakland Athletics @ Kansas City Royals
Royals Stadium, Kansas City, MO

Sun Aug 27 1989, 4:33 AM EDT
Att: 38,263 - Sunny - 93 F

AB	31
R	0
H	7
RBI	0
BB	1
SO	4
LOB	15



WP	PA
0	32

Batter	1	2	3	4	5	6	7	8	9	AB R H RBI BB SO LOB
Gary Pettis, S OBP: 0.373, SLG: 0.310 (1, 8)	3-2 1-3		0-1 2B	2-3 K		0-0 1B		4-2 BB		4 2 2 1 1 1 1
Dave Bergman, L OBP: 0.330, SLG: 0.363 (1, 3)	0-0 SF9		2-0 2B		2-0 4-3	1-2 1B		1-0 P7		5 2 3 3 0 0 1
Lou Whitaker, L OBP: 0.362, SLG: 0.481 (1, 4)	1-0 SF9		0-0 2B		2-2 G3	1-3 K		2-2 G3		4 0 1 2 0 1 2
Matt Nokes, L OBP: 0.298, SLG: 0.382 (1, 10)	2-1 HBP		1-2 F7		2-0 P4	0-0 4-3		2-2 4-3		5 0 1 0 0 0 2
Chet Lemon, R OBP: 0.329, SLG: 0.349 (1, 9)	1-0 HBP		0-3 K			0-0 HBP	2-2 4-3	1-3 K		4 1 2 0 0 2 1
Kenny Williams, R OBP: 0.258, SLG: 0.302 Rick Schu, R OBP: 0.284, SLG: 0.345 (1, 7) (6, 5)	1-0 P2		3-1 F7			2-1 HBP	1-2 G1	2-1 1B		2 1 0 0 0 0 3 2 0 1 0 0 0 1
Doug Strange, S OBP: 0.252, SLG: 0.254 (1, 5) (6, 6)		3-2 F7		1-1 2B		0-0 FC1-5	0-0 4-3	2-2 G1		5 0 2 1 0 0 2
Mike Heath, R OBP: 0.315, SLG: 0.432 (1, 2)		0-0 3-1		2-3 K		3-1 FC1-5	3-3 K			4 1 1 1 0 2 2
Mike Brumley, S OBP: 0.283, SLG: 0.277 (1, 6) (6, 7)		1-0 4-3		0-0 F9		0-0 FC1-5		1-0 G1-3		4 1 0 0 0 0 3

Inning Stats	R: 1	H: 2	E: 0	K: 0	S: 8	P: 16	R: 0	H: 0	E: 0	K: 0	S: 7	P: 11	R: 2	H: 3	E: 0	K: 1	S: 13	P: 18	R: 0	H: 1	E: 0	K: 2	S: 10	P: 15	R: 0	H: 0	E: 0	K: 0	S: 5	P: 11	R: 5	H: 5	E: 0	K: 1	S: 14	P: 21	R: 0	H: 1	E: 0	K: 1	S: 12	P: 18	R: 0	H: 0	E: 0	K: 0	S: 10	P: 18	R: 0	H: 1	E: 0	K: 1	S: 13	P: 20	1B: 9	2B: 3	3B: 1	HR: 0	SF: 1	SAC: 0	DP: 0	HBP: 2	WP: 0	PB: 0	SB: 0	CS: 0	PA: 43
--------------	------	------	------	------	------	-------	------	------	------	------	------	-------	------	------	------	------	-------	-------	------	------	------	------	-------	-------	------	------	------	------	------	-------	------	------	------	------	-------	-------	------	------	------	------	-------	-------	------	------	------	------	-------	-------	------	------	------	------	-------	-------	-------	-------	-------	-------	-------	--------	-------	--------	-------	-------	-------	-------	--------

PITCHER	IP	WLS	BF	H	R	ER	SO	BB	IBB	HBP	BLK	WP	HR	S	P	ERA	WHIP
Luis Aquino, R ERA: 3.65 (1, 1)	5.0		25	8	6	6	3	0	0	2	0	0	0	46	76	10.80	1.600
Steve Crawford, R ERA: 3.27 (6, 1)	3.0	W	14	4	2	2	2	1	0	0	0	0	0	33	52	6.00	1.667
Rick Luecken, R ERA: 1.64 (9, 1)	1.0		4	1	0	0	1	0	0	0	0	0	0	13	20	0.00	1.000

TOP

Detroit Tigers @ Kansas City Royals
Royals Stadium, Kansas City, MO

Tue Aug 29 1989, 8:05 PM EDT
Att. 21,130 - Unknown - 75 F

AB	39
R	8
H	13
RBI	8
BB	1
SO	6
LOB	18

Batter	1	2	3	4	5	6	7	8	9	AB R H RBI BB SO LOB	TOP		
Gary Pettis, S OBP: 0.372, SLG: 0.310 (1, 8) F S B B X	2-2 4-3 ①		3-3 K ②			3-2 L3 1B ①		0-0 G6-3 ②		4 0 1 0 0 1 1			
Dave Bergman, L OBP: 0.326, SLG: 0.359 (1, 3) B F X	1-1 L8 ②		3-3 K ③			0-2 L3 1-2 ① ②		1-1 G4-3 ③		4 0 0 0 0 1 2			
Lou Whitaker, L OBP: 0.363, SLG: 0.480 (1, 4) B F F F F F X	2-2 2B 1B			1-3 K ①		4-0 BB ③			0-1 4-3 ①	3 1 1 0 0 1 1 0			
Fred Lynn, L OBP: 0.318, SLG: 0.338 (1, 10) X	0-0 1-H 2B			4-1 BB ③		3-3 K ③			3-3 K ②	3 0 1 1 1 2 1			
Gary Ward, R OBP: 0.309, SLG: 0.407 (1, 7) S C B S	1-3 K ③			2-3 K ②			2-1 6-3 ①		1-1 1B ③	4 0 1 0 0 2 2			
Chet Lemon, R OBP: 0.328, SLG: 0.348 (1, 9) B F C B X		3-2 G6-4-3 1B ① ②		0-1 G3-1 ③			3-2 6-3 ②		1-3 K ③	4 0 1 0 0 1 2			
Doug Strange, S OBP: 0.246, SLG: 0.248 (1, 5) X		0-0 G6-4-3 1-2 ① ②			1-1 B5-3 ①		3-2 G4-1 ③			3 0 0 0 0 0 1			
Mike Heath, R OBP: 0.315, SLG: 0.430 (1, 2) B X		1-0 5-3 ③			0-1 G5-3 ②			4-0 G6-3 WP BB ①		2 0 0 0 1 0 0			
Mike Brumley, S OBP: 0.278, SLG: 0.272 (1, 6) C B X			1-1 G3 ①		2-3 K ③			2-2 G6-3 1-3 ①		3 0 0 0 0 1 1			
Inning Stats	R: 1 E: 0 K: 1 S: 16 H: 2 LOB: 1 P: 22	R: 0 E: 0 K: 0 S: 5 H: 1 LOB: 0 BB: 0 P: 9	R: 0 E: 0 K: 2 S: 9 H: 0 LOB: 0 BB: 0 P: 16	R: 0 E: 0 K: 2 S: 12 H: 0 LOB: 1 BB: 1 P: 19	R: 0 E: 0 K: 1 S: 7 H: 0 LOB: 0 BB: 0 P: 10	R: 0 E: 0 K: 1 S: 10 H: 1 LOB: 1 BB: 1 P: 20	R: 0 E: 0 K: 0 S: 9 H: 0 LOB: 0 BB: 0 P: 17	R: 0 E: 0 K: 0 S: 6 H: 0 LOB: 1 BB: 1 P: 13	R: 0 E: 0 K: 2 S: 10 H: 1 LOB: 1 BB: 0 P: 15	1B: 4 2B: 2 3B: 0 HR: 0 SF: 0 SAC: 0 DP: 2 HBP: 0	WP: 1 PB: 0 SB: 0 CS: 0 PA: 33		
PITCHER	IP WLS BF H R ER SO BB IBB HBP BLK WP HR S P ERA WHIP											PITCHER	IP WLS BF H R ER SO BB IBB HBP BLK WP HR S P ERA WHIP
Mark Gubicza, R ERA: 2.87 (1, 1)	7.0 W 25 4 1 1 7 2 0 0 0 0 0 0 68 113 1.29 0.857												
Terry Leach, R ERA: 3.46 (8, 1)	1.0 4 0 0 0 0 1 0 0 0 1 0 6 13 0.00 1.000												
Jeff Montgomery, R ERA: 1.33 (9, 1)	1.0 4 1 0 0 0 2 0 0 0 0 0 0 10 15 0.00 1.000												

Detroit Tigers @ Kansas City Royals
 Royals Stadium, Kansas City, MO
 Wed Aug 30 1989, 8:05 PM EDT
 Att. 20,176 - Unknown - 79 F

livebaseballscorecards.com

AB	30
R	1
H	5
RBI	1
BB	3
SO	9
LOB	10



Batter	1	2	3	4	5	6	7	8	9	AB	R	H	RBI	BB	SO	LOB
Kevin Seitzer, R OBP: 0.383, SLG: 0.320 (1, 5)	2-2 G6-3 1B	1-1 6-3			1-3 K	1-0 1B		3-2 F9		5	1	2	0	0	1	0
Kurt Stillwell, S OBP: 0.339, SLG: 0.407 (1, 6)	2-1 G6-3 1-2	1-0 L7			1-1 F8	4-0 1B 1-2 BB		3-2 G4-3		4	0	0	0	1	0	1
George Brett, L OBP: 0.347, SLG: 0.417 (1, 3)	1-1 2B 2-H 1B		2-3 K		2-1 2B 3B	0-0 F8		1-2 G6-3		5	2	2	1	0	1	2
Bo Jackson, R OBP: 0.309, SLG: 0.501 (1, 10)	0-3 K		1-1 G6-3		1-2 2B 2B		1-1 2B 1B			4	2	2	1	0	1	1
Jim Eisenreich, L OBP: 0.358, SLG: 0.462 (1, 8) (8, 7)	1-0 BB 1-3 2B		1-0 1B		1-0 WP 2B 2-H		2-0 P7			4	0	3	1	0	0	1
Danny Tartabull, R OBP: 0.376, SLG: 0.458 Willie Wilson, S OBP: 0.309, SLG: 0.359 (7, PR) (8, 8)	4-2 BB		1-2 L7		4-2 FC6-4 BB		2-2 1B 2B			2	0	1	1	2	0	1
Pat Tabler, R OBP: 0.328, SLG: 0.310 Gary Thurman, R OBP: 0.318, SLG: 0.267 (7, PR) (8, 9)	4-2 BB				0-1 FC6-4		1-0 1B HBP			1	0	0	1	2	0	2
Bob Boone, R OBP: 0.354, SLG: 0.323 (1, 2)	1-2 F9				1-2 G6-4-3 BB		1-1 F7		0-0 1B	4	0	1	1	0	0	4
Bill Pecota, R OBP: 0.247, SLG: 0.391 (1, 4)		2-2 L9			0-0 F7		1-0 5-3		1-1 P2	4	0	0	0	0	0	2


Inning Stats	R: 2	H: 3	E: 0	K: 1	S: 18	LOB: 3	BB: 2	P: 33	R: 0	H: 0	E: 0	K: 0	S: 6	LOB: 0	BB: 0	P: 10	R: 0	H: 1	E: 0	K: 1	S: 9	LOB: 1	BB: 0	P: 14	R: 0	H: 0	E: 0	K: 0	S: 5	LOB: 0	BB: 1	P: 10	R: 2	H: 3	E: 0	K: 1	S: 15	LOB: 2	BB: 1	P: 25	R: 0	H: 1	E: 0	K: 0	S: 5	LOB: 2	BB: 1	P: 12	R: 2	H: 3	E: 0	K: 0	S: 9	LOB: 2	BB: 0	P: 16	R: 0	H: 0	E: 0	K: 0	S: 9	LOB: 0	BB: 0	P: 16
--------------	------	------	------	------	-------	--------	-------	-------	------	------	------	------	------	--------	-------	-------	------	------	------	------	------	--------	-------	-------	------	------	------	------	------	--------	-------	-------	------	------	------	------	-------	--------	-------	-------	------	------	------	------	------	--------	-------	-------	------	------	------	------	------	--------	-------	-------	------	------	------	------	------	--------	-------	-------

PITCHER	IP	WLS	BF	H	R	ER	SO	BB	IBB	HBP	BLK	WP	HR	S	P	ERA	WHIP
Doyle Alexander, R ERA: 4.44 (1, 1)	7.0	L	36	11	6	6	3	5	0	1	0	1	0	67	120	7.71	2.286
Ed Nunez, R ERA: 2.86 (8, 1)	1.0		3	0	0	0	0	0	0	0	0	0	0	9	16	0.00	0.000

DETROIT TIGERS @ KANSAS CITY ROYALS
ROYALS STADIUM, KANSAS CITY, MO
 Wed Aug 30 1989, 8:05 PM EDT
 Att: 20,176 - Unknown - 79 F

AB	33
R	6
H	11
RBI	6
BB	5
SO	3
LOB	14

WP: 1 PA: 39
 PB: 0
 SB: 1
 CS: 0



Batter	1	2	3	4	5	6	7	8	9	AB R H RBI BB SO LOB	TOP	
Gary Pettis, S (1, 8) OBP: 0.370, SLG: 0.309	0-3 K		0-1 F9			2-1 1B 1B		2-3 K		4 0 1 0 0 2 1		
Dave Bergman, L (1, 3) OBP: 0.326, SLG: 0.357	2-2 G4-3			0-1 P2		0-1 1B 2-H		0-1 G4-3		4 0 1 0 0 0 0		
Lou Whitaker, L (1, 4) OBP: 0.362, SLG: 0.477	1-0 F7			2-2 G4-3		2-3 K		4-0 G3-1 BB		3 0 0 0 1 1 2		
Fred Lynn, L (1, 10) OBP: 0.314, SLG: 0.333		1-3 K		0-0 G3-1			1-2 L3		3-2 G3-1	4 0 0 0 0 1 1		
Gary Ward, R (1, 7) OBP: 0.308, SLG: 0.405		1-0 1B			1-2 F8		0-0 F7		3-3 K	4 0 1 0 0 1 1		
Chet Lemon, R (1, 9) OBP: 0.326, SLG: 0.346		0-3 K			0-0 G1-3		3-2 F7			3 0 0 0 0 1 1		
Doug Strange, S (1, 5) OBP: 0.240, SLG: 0.242		2-1 G4-3			2-2 P5			0-1 L8		3 0 0 0 0 0 1		
Mike Heath, R (1, 2) OBP: 0.318, SLG: 0.435			2-3 K			1-1 1B 1B 1B		1-2 2B		3 0 2 0 0 1 0		
Mike Brumley, S (1, 6) OBP: 0.274, SLG: 0.267			0-0 G1-3			0-1 F7		0-3 K		3 0 0 0 0 1 2		
Inning Stats	R: 0 E: 0 K: 1 S: 8 H: 0 LOB: 0 BB: 0 P: 11	R: 0 E: 0 K: 2 S: 9 H: 1 LOB: 1 BB: 0 P: 13	R: 0 E: 0 K: 1 S: 7 H: 0 LOB: 0 BB: 0 P: 9	R: 0 E: 0 K: 0 S: 6 H: 0 LOB: 0 BB: 0 P: 8	R: 0 E: 0 K: 0 S: 9 H: 0 LOB: 0 BB: 0 P: 12	R: 0 E: 0 K: 1 S: 11 H: 3 LOB: 2 BB: 0 P: 16	R: 0 E: 0 K: 0 S: 8 H: 0 LOB: 0 BB: 0 P: 12	R: 0 E: 0 K: 2 S: 11 H: 1 LOB: 1 BB: 0 P: 14	R: 0 E: 0 K: 1 S: 9 H: 0 LOB: 1 BB: 1 P: 19	1B: 4 2B: 1 3B: 0 HR: 0 SF: 0 SAC: 0 DP: 0 HBP: 0	WP: 0 PB: 0 SB: 0 CS: 0 PA: 32	
PITCHER Bret Saberhagen, R (1, 1) ERA: 2.47 Jeff Montgomery, R (9, 1) ERA: 1.32	IP WLS BF H R ER SO BB IBB HBP BLK WP HR S P ERA WHIP	8.0 W 28 5 0 0 7 0 0 0 0 0 0 0 69 95 0.00 0.625	1.0 S 4 0 0 0 1 1 0 0 0 0 0 0 0 9 19 0.00 1.000									ERA WHIP

Detroit Tigers @ Kansas City Royals
Royals Stadium, Kansas City, MO
 Thu Aug 31 1989, 8:05 PM EDT
 Att: 30,004 - Unknown

livebaseballscorecards.com

AB	31
R	0
H	5
RBI	0
BB	1
SO	8
LOB	9




Batter	1	2	3	4	5	6	7	8	9	AB	R	H	RBI	BB	SO	LOB
Kevin Seitzer, R OBP: 0.385, SLG: 0.327 (1, 5)	1-1 E 2B		3-3 K		3-2 G3-1 WP 1B		0-0 F9 1-H 2B	1-3 K		5	1	3	1	0	2	2
Willie Wilson, S OBP: 0.306, SLG: 0.354 (1, 8)	1-3 K		1-3 K		1-2 G3-1 1-3		0-0 F9 2-3			4	0	0	0	0	2	3
George Brett, L OBP: 0.351, SLG: 0.416 (1, 3)	4-2 E BB		1-0 G5-3		4-0 IBB		4-0 IBB			1	0	0	0	3	0	0
Bo Jackson, R OBP: 0.307, SLG: 0.496 (1, 10)	1-0 E3 1-2 2-H			0-3 K	1-3 K2-3		0-1 B2			4	0	0	0	0	2	5
Jim Eisenreich, L OBP: 0.360, SLG: 0.460 (1, 7)	0-0 F7			1-0 FC5-4 1B		0-0 F7		4-0 S 1B BB		3	1	1	0	1	0	2
Danny Tartabull, R OBP: 0.374, SLG: 0.454 Gary Thurman, R OBP: 0.315, SLG: 0.263 (1, 9) (7, 9)	2-3 K			2-2 FC5-4 BB 1-2f		0-0 G6-3		0-1 B2		3	0	0	0	0	1	3
Kurt Stillwell, S OBP: 0.341, SLG: 0.405 (1, 6)		1-2 G4-3		4-1 BB 1-2 BB		0-3 K		4-0 1B 1-2 IBB		2	0	0	0	2	1	0
Bob Boone, R OBP: 0.353, SLG: 0.322 (1, 2)		0-0 G4-3		2-1 G4-3			1-0 FC3-6 1B	3-2 F7		4	0	1	0	0	0	4
Bill Pecota, R OBP: 0.247, SLG: 0.384 (1, 4)		1-2 G1-3			3-1 G4-3		0-0 FC3-6 2B	2-2 1B		4	1	1	1	0	0	1

Inning Stats	R: 1	H: 1	E: 1	K: 2	S: 15	H: 1	LOB: 2	BB: 1	P: 24	R: 0	H: 0	E: 0	K: 0	S: 8	R: 0	H: 0	E: 0	K: 2	S: 7	R: 0	H: 1	E: 0	K: 1	S: 13	R: 0	H: 1	E: 0	K: 1	S: 11	R: 0	H: 0	E: 0	K: 1	S: 5	R: 1	H: 2	E: 0	K: 0	S: 6	R: 1	H: 1	E: 0	K: 1	S: 13	1B: 4	2B: 2	3B: 0	HR: 0	SF: 0	SAC: 0	DP: 0	HBP: 0	WP: 1	PA: 37
--------------	------	------	------	------	-------	------	--------	-------	-------	------	------	------	------	------	------	------	------	------	------	------	------	------	------	-------	------	------	------	------	-------	------	------	------	------	------	------	------	------	------	------	------	------	------	------	-------	-------	-------	-------	-------	-------	--------	-------	--------	-------	--------

PITCHER	IP	WLS	BF	H	R	ER	SO	BB	IBB	HBP	BLK	WP	HR	S	P	ERA	WHIP
Kevin Ritz, R ERA: 4.35 (1, 1)	7.0	L	31	5	2	1	7	2	2	0	0	1	0	65	107	1.29	1.000
Mike Henneman, R ERA: 4.05 (8, 1)	1.0		6	1	1	1	1	1	1	0	0	0	0	13	27	9.00	2.000

DETROIT TIGERS @ KANSAS CITY ROYALS
ROYALS STADIUM, KANSAS CITY, MO
 Thu Aug 31 1989, 8:05 PM EDT
 Att. 30,004 - Unknown

AB	31
R	3
H	6
RBI	2
BB	6
SO	8
LOB	21



Batter	1	2	3	4	5	6	7	8	9	AB R H RBI BB SO LOB	TOP
--------	---	---	---	---	---	---	---	---	---	----------------------	-----

Kevin Seitzer, R (1, 5) <small>OBP: 0.386, SLG: 0.328</small>	1-0 		4-2 		3-2 	2-0 			1-2 	4 2 2 0 1 0 0	
Willie Wilson, S (1, 8) <small>OBP: 0.299, SLG: 0.348</small>	1-3 		3-2 		3-3 	1-2 			2-2 	5 0 0 0 0 2 4	
George Brett, L (1, 3) <small>OBP: 0.349, SLG: 0.416</small>	4-2 		3-1 		0-3 				3-3 	4 0 0 0 1 3 2	
Bo Jackson, R (1, 10) <small>OBP: 0.312, SLG: 0.511</small>	1-3 		0-0 		1-2 	2-H 			3-3 	4 1 2 3 0 2 1	
Jim Eisenreich, L (1, 7) <small>OBP: 0.354, SLG: 0.452</small>		2-0 	2-2 		1-1 	1-2 			2-0 	4 0 1 0 0 0 0	
Kurt Stillwell, S (1, 6) <small>OBP: 0.341, SLG: 0.413</small>		0-3 		2-3 	0-0 				0-1 	4 0 0 0 0 2 2	
Pat Tabler, R (1, 9) <small>OBP: 0.328, SLG: 0.308</small>		4-2 		0-0 		0-0 			2-1 	3 0 1 0 1 0 0	
Bob Boone, R (1, 2) <small>OBP: 0.351, SLG: 0.319</small>		0-0 	1-3 	4-2 		1-3 			1-1 	3 0 1 0 1 1 1	
Brad Wellman, R (1, 4) <small>OBP: 0.263, SLG: 0.271</small> Jeff Schulz, L (6, PH) <small>OBP: 1.000, SLG: 1.000</small> Bill Pecota, R (6, PR) <small>OBP: 0.253, SLG: 0.387</small> Matt Winters, L (8, PH) <small>OBP: 0.343, SLG: 0.365</small> Frank White, R (8, 4) <small>OBP: 0.313, SLG: 0.325</small>		1-3 	1-3 	1-3 	1-2 	1-2 			3-2 	2 0 0 0 0 2 3 1 0 1 0 0 0 0 0 0 0 0 0 0 0 1 0 0 0 0 0 1 0 0 0 0 0 0 0	

Inning Stats	R: 0 H: 0 E: 0 K: 2 S: 9	H: 0 LOB: 1 BB: 1 P: 16	R: 0 H: 1 E: 0 K: 2 S: 10	H: 1 LOB: 2 BB: 1 P: 17	R: 2 H: 1 E: 0 K: 0 S: 11	H: 1 LOB: 0 BB: 1 P: 23	R: 0 H: 0 E: 0 K: 2 S: 9	H: 0 LOB: 1 BB: 1 P: 16	R: 1 H: 3 E: 0 K: 2 S: 18	H: 3 LOB: 2 BB: 0 P: 26	R: 0 H: 2 E: 0 K: 1 S: 11	H: 2 LOB: 2 BB: 0 P: 16	R: 0 H: 0 E: 0 K: 2 S: 9	H: 0 LOB: 0 BB: 0 P: 15	R: 0 H: 1 E: 0 K: 0 S: 11	H: 1 LOB: 1 BB: 0 P: 17	R: 0 H: 0 E: 0 K: 1 S: 11	H: 0 LOB: 0 BB: 0 P: 17	1B: 6 SF: 0 2B: 1 SAC: 0 3B: 0 DP: 0 HR: 1 HBP: 0	WP: 0 PA: 39 PB: 0 SB: 1 CS: 0
--------------	--------------------------	-------------------------	---------------------------	-------------------------	---------------------------	-------------------------	--------------------------	-------------------------	---------------------------	-------------------------	---------------------------	-------------------------	--------------------------	-------------------------	---------------------------	-------------------------	---------------------------	-------------------------	--	---

PITCHER	IP	WLS	BF	H	R	ER	SO	BB	IBB	HBP	BLK	WP	HR	S	P	ERA	WHIP
Nolan Ryan, R (1, 1) <small>ERA: 3.18</small>	8.0	W	36	8	3	3	11	4	0	0	0	0	1	88	146	3.38	1.500
Jeff Russell, R (9, 1) <small>ERA: 2.02</small>	1.0	S	3	0	0	0	1	0	0	0	0	0	0	11	17	0.00	0.000

Kansas City Royals @ Texas Rangers
 Arlington Stadium, Arlington, TX
 Sat Sep 02 1989, 8:05 PM EDT
 Att. 33,550 - Sunny - 98 F

livebaseballscorecards.com

AB	35
R	3
H	8
RBI	3
BB	4
SO	12
LOB	14



Kansas City Royals @ Texas Rangers
 Arlington Stadium, Arlington, TX
 Sun Sep 03 1989, 4:33 AM EDT
 Att: 18,144 - Cloudy - 100 F

AB	40
R	13
H	13
RBI	13
BB	5
SO	7
LOB	32



WP:	0	PA:	50
PB:	0		
SB:	0		
CS:	0		

AB	R	H	RBI	BB	SO	LOB
2	2	0	1	2	0	2
1	1	1	0	0	0	0
3	2	1	2	1	2	4
1	0	0	0	0	0	1
2	1	1	2	0	0	2
3	1	1	1	0	0	5
4	1	1	3	1	2	3
1	0	0	0	0	0	2
5	0	2	3	0	0	3
1	0	0	0	0	0	2
4	1	1	0	0	1	3
0	0	0	0	0	0	0
5	1	2	0	0	1	1
4	2	2	1	1	0	1
0	1	0	0	0	0	0
4	0	1	0	0	1	3

Batter	1	2	3	4	5	6	7	8	9													
Kevin Seitzer, R (1, 5) OBP: 0.388, SLG: 0.327 Bill Pecota, R (7, PR) OBP: 0.262, SLG: 0.395 (7, 6)	2-2 2B HBP	4-0 G3 1B BB		1-2 G5-3	4-2 BB		0-1 FC5-4 1B		1-1 FC3-6 1B													
Kurt Stillwell, S (1, 6) OBP: 0.344, SLG: 0.412 Jeff Schulz, L (7, 7) OBP: 0.500, SLG: 0.500	2-3 K	4-1 G3 1B BB		3-0 HBP	3-3 K		3-2 1B HR		0-2 E6 FC3-6													
George Brett, L (1, 3) OBP: 0.351, SLG: 0.420 Rey Palacios, R (4, PR) OBP: 0.196, SLG: 0.238 (4, 3) (7, 5)	2-2 G6-3 1B	0-0 G3		1-0 HBP	2-1 FC5		1-0 HR 1B		1-2 F8													
Bo Jackson, R (1, 10) OBP: 0.313, SLG: 0.515 Bill Buckner, L (9, PH) OBP: 0.242, SLG: 0.266	3-2 G6-3	4-0 1B IBB		2-3 K		1-3 K		0-0 HR	0-0 FC3-6													
Jim Eisenreich, L (1, 8) OBP: 0.355, SLG: 0.451 Gary Thurman, R (7, 8) OBP: 0.308, SLG: 0.256	2-2 1B	2-2 G6-4-3 1B		1-1 G4-3		3-2 F8		0-1 L7	2-0 F9													
Mike Macfarlane, R (1, 2) OBP: 0.281, SLG: 0.341 Bob Boone, R (8, PR) OBP: 0.351, SLG: 0.319 (8, 2)	2-0 F9	1-0 G6-4-3		1-1 2B 1B		0-3 K		1-1 HBP														
Matt Winters, L (1, 9) OBP: 0.346, SLG: 0.378		1-0 HBP 1B BB 1B		0-0 P6		0-0 1B 2B		0-0 G3	3-3 K													
Pat Tabler, R (1, 7) OBP: 0.332, SLG: 0.311 (7, 3)		2-1 BB HBP BB 1B		0-2 F8		2-1 FC5 BB 1B		4-2 FC5-4 1B BB	0-1 F8													
Frank White, R (1, 4) OBP: 0.315, SLG: 0.325 Brad Wellman, R (2, 4) OBP: 0.263, SLG: 0.270		3-2 BB BB G3 HBP		0-1 L8		1-3 K		2-1 FC5-4 1B	1-1 G3-1													
Inning Stats	R: 2 E: 0 K: 1 S: 19	H: 2 LOB: 1 BB: 0 P: 32	R: 5 E: 0 K: 0 S: 14	H: 3 LOB: 1 BB: 3 P: 35	R: 0 E: 0 K: 0 S: 6	H: 0 LOB: 0 BB: 0 P: 6	R: 0 E: 0 K: 1 S: 8	H: 0 LOB: 2 BB: 0 P: 16	R: 1 E: 0 K: 2 S: 9	H: 3 LOB: 3 BB: 1 P: 29	R: 0 E: 0 K: 2 S: 9	H: 0 LOB: 0 BB: 0 P: 13	R: 5 E: 0 K: 0 S: 14	H: 4 LOB: 1 BB: 1 P: 24	R: 0 E: 0 K: 1 S: 8	H: 0 LOB: 1 BB: 0 P: 13	R: 0 E: 1 K: 0 S: 10	H: 1 LOB: 2 BB: 0 P: 14	1B: 10 2B: 2 3B: 0 HR: 1	SF: 0 SAC: 0 DP: 1 HBP: 5	WP: 0 PB: 0 SB: 0 CS: 0	PA: 50
PITCHER	IP WLS BF H R ER SO BB IBB HBP BLK WP HR S P ERA WHIP	IP WLS BF H R ER SO BB IBB HBP BLK WP HR S P ERA WHIP	IP WLS BF H R ER SO BB IBB HBP BLK WP HR S P ERA WHIP	IP WLS BF H R ER SO BB IBB HBP BLK WP HR S P ERA WHIP	IP WLS BF H R ER SO BB IBB HBP BLK WP HR S P ERA WHIP	IP WLS BF H R ER SO BB IBB HBP BLK WP HR S P ERA WHIP	IP WLS BF H R ER SO BB IBB HBP BLK WP HR S P ERA WHIP	IP WLS BF H R ER SO BB IBB HBP BLK WP HR S P ERA WHIP	IP WLS BF H R ER SO BB IBB HBP BLK WP HR S P ERA WHIP													
Kevin Brown, R (1, 1) ERA: 3.42	1.0 L 10 4 6 6 1 1 0 2 0 0 0 27 50 54.00 5.000	3.0 13 1 1 1 1 1 1 1 2 0 0 0 20 39 3.00 0.667	2.0 10 3 1 1 1 4 1 0 0 0 0 0 25 42 4.50 2.000	2.0 12 4 5 5 1 1 0 1 0 0 1 22 37 22.50 2.500	7.1 2.0 12 4 5 5 1 1 0 1 0 0 1 22 37 22.50 2.500	8.44 Cecilio Guante, R (9, 1) ERA: 3.78	1.0 5 1 0 0 0 0 0 0 0 0 0 0 10 14 0.00 1.000	1.0 L 10 4 6 6 1 1 0 2 0 0 0 0 27 50 54.00 5.000	3.0 13 1 1 1 1 1 1 1 2 0 0 0 20 39 3.00 0.667	2.0 10 3 1 1 1 4 1 0 0 0 0 0 25 42 4.50 2.000	2.0 12 4 5 5 1 1 0 1 0 0 1 22 37 22.50 2.500	7.1 2.0 12 4 5 5 1 1 0 1 0 0 1 22 37 22.50 2.500	8.44 Cecilio Guante, R (9, 1) ERA: 3.78	1.0 5 1 0 0 0 0 0 0 0 0 0 0 10 14 0.00 1.000	1.0 L 10 4 6 6 1 1 0 2 0 0 0 0 27 50 54.00 5.000	3.0 13 1 1 1 1 1 1 1 2 0 0 0 20 39 3.00 0.667	2.0 10 3 1 1 1 4 1 0 0 0 0 0 0 25 42 4.50 2.000	2.0 12 4 5 5 1 1 0 1 0 0 1 22 37 22.50 2.500	7.1 2.0 12 4 5 5 1 1 0 1 0 0 1 22 37 22.50 2.500	8.44 Cecilio Guante, R (9, 1) ERA: 3.78	1.0 5 1 0 0 0 0 0 0 0 0 0 0 10 14 0.00 1.000	

Batter	1	2	3	4	5	6	7	8	9	AB	R	H	RBI	BB	SO	LOB
Jack Daugherty, S (1, 7) OBP: 0.352, SLG: 0.422	1-3 K		0-1 PB 1B		0-0 F7		1-1 SF8		1-0 F7	4	1	1	1	0	1	0
Rafael Palmeiro, L (1, 3) Scott Coolbaugh, R (7, 5) OBP: 0.345, SLG: 0.373	1-3 K		3-3 K		1-0 L9		0-0 P3			3	0	0	0	0	2	1
Harold Baines, L (1, 10) Mike Stanley, R (8, PH) OBP: 0.407, SLG: 0.479	2-0 1B		2-2 G1-6-3		2-3 K			4-0 1B 1B BB		3	0	1	0	0	1	1
Ruben Sierra, S (1, 9) Juan Gonzalez, R (6, PR) OBP: 0.353, SLG: 0.551	2-3 K		0-1 1B		4-2 BB		0-1 F6			2	0	1	1	1	1	1
Julio Franco, R (1, 4) Fred Manrique, R (7, 4) OBP: 0.384, SLG: 0.465		1-0 F9	1-1 G6-3		2-1 G6-4-3		0-1 1B			3	0	0	0	0	0	2
Pete Incaviglia, R (1, 8) OBP: 0.280, SLG: 0.429		0-0 HBP 1B		0-0 G4-3 2B		1-3 K		1-0 1B		4	0	3	0	0	1	1
Jeff Kunkel, R (1, 6) Thad Bosley, L (8, PH) OBP: 0.308, SLG: 0.444		2-3 K		2-2 G4-3		2-2 2B SF8 HBP		1-0 G1-6-3		2	1	0	0	0	1	2
Steve Buechele, R (1, 5) Dean Palmer, R (7, 6) OBP: 0.298, SLG: 0.401		1-1 FC4 HBP		3-3 K		0-0 SF8 2B		1-2 G3-1		1	0	0	0	0	1	1
Chad Kreuter, S (1, 2) OBP: 0.267, SLG: 0.234		0-0 FC4		0-1 F4		2-3 K		1-0 G6-3		4	0	0	0	0	1	5

Inning Stats		R: 0	H: 1	R: 0	H: 1	R: 1	H: 2	R: 0	H: 1	R: 0	H: 0	R: 0	H: 0	R: 1	H: 1	R: 0	H: 2	R: 0	H: 0	1B: 6	SF: 1	WP: 0	PA: 37	
		E: 0	LOB: 1	E: 0	LOB: 2	E: 0	LOB: 1	E: 0	LOB: 1	E: 0	LOB: 0	E: 0	LOB: 0	E: 0	LOB: 1	E: 0	LOB: 2	E: 0	LOB: 0	2B: 2	SAC: 0	PB: 1		
		K: 3	BB: 0	K: 1	BB: 0	K: 1	BB: 0	K: 1	BB: 0	K: 1	BB: 0	K: 1	BB: 0	K: 1	BB: 0	K: 0	BB: 1	K: 0	BB: 0	3B: 0	DP: 2	SB: 0		
		S: 11	P: 17	S: 7	P: 11	S: 12	P: 18	S: 15	P: 20	S: 6	P: 9	S: 8	P: 15	S: 9	P: 14	S: 6	P: 12	S: 5	P: 8	HR: 0	HBP: 2	CS: 0		
PITCHER	IP	WLS	BF	H	R	ER	SO	BB	IBB	HBP	BLK	WP	HR	S	P	ERA	WHIP						ERA	WHIP
Mark Gubicza, R (1, 1) ERA: 2.81	5.0	W	21	5	1	0	7	0	0	1	0	0	0	51	75	0.00	1.000							
Larry McWilliams, L (6, 1) ERA: 4.11	2.0		8	1	1	1	2	1	0	1	0	0	0	17	29	4.50	1.000							
Luis Aquino, R (8, 1) ERA: 3.6	2.0		8	2	0	0	0	1	0	0	0	0	0	11	20	0.00	1.500							

BOTTOM

Kansas City Royals @ Texas Rangers
Arlington Stadium, Arlington, TX
Sun Sep 03 1989, 4:33 AM EDT
Att. 18,144 - Cloudy - 100 F

livebaseballscorecards.com

AB	32
R	2
H	8
RBI	2
BB	2
SO	9
LOB	19



Batter	1	2	3	4	5	6	7	8	9	AB R H RBI BB SO LOB	TOP									
Kevin Seitzer, R (1, 5) OBP: 0.387, SLG: 0.324	2-1 F8		3-2 G3		3-3 K		4-1 BB		1-2 G3	4 0 0 0 1 1 4										
Willie Wilson, S (1, 8) OBP: 0.298, SLG: 0.347	3-3 K		3-1 E 2-H 1B		2-2 G1-3		3-2 F8			4 0 1 1 0 1 4										
Jim Eisenreich, L (1, 7) OBP: 0.354, SLG: 0.448	4-1 BB		0-1 E4 1-3		2-0 4-3		0-1 F7			3 0 0 0 1 0 1										
Bo Jackson, R (1, 10) OBP: 0.310, SLG: 0.510	1-3 K		1-2 4-3		1-3 K		1-0 L8			4 0 0 0 0 2 3										
Pat Tabler, R (1, 3) OBP: 0.328, SLG: 0.307		0-1 5-3		1-0 F7		0-0 F9		2-2 5-3		4 0 0 0 0 0 0										
Matt Winters, L (1, 9) OBP: 0.343, SLG: 0.372		1-1 P3		1-0 1-4-3		2-0 F9		0-0 FC6-4 1B		4 0 1 0 0 0 0										
Kurt Stillwell, S (1, 6) OBP: 0.341, SLG: 0.408		3-2 P5		0-1 F8		0-0 F8		1-0 FC6-4 BB 1-2f		4 0 0 0 0 0 1										
Bob Boone, R (1, 2) OBP: 0.353, SLG: 0.322			3-2 P3		0-0 5-3 1B		1-2 BB 1B		0-1 F8	3 0 2 0 0 0 0										
Rey Palacios, R (7, PR) OBP: 0.196, SLG: 0.238										0 0 0 0 0 0 0										
Bill Buckner, L (9, PH) OBP: 0.241, SLG: 0.264										1 0 0 0 0 0 1										
Frank White, R (1, 4) OBP: 0.316, SLG: 0.326			0-1 G3 1B		1-1 5-3		4-2 BB BB		4-2 BB	2 1 1 0 0 0 1										
Danny Tartabull, R (7, PH) OBP: 0.377, SLG: 0.454										0 0 0 0 1 0 0										
Gary Thurman, R (7, PR) OBP: 0.308, SLG: 0.256										0 0 0 0 0 0 0										
Brad Wellman, R (7, 4) OBP: 0.283, SLG: 0.270										0 0 0 0 0 0 0										
Mike Macfarlane, R (9, PH) OBP: 0.286, SLG: 0.341										0 0 0 0 1 0 0										
Inning Stats	R: 0 E: 0 K: 2 S: 13	H: 0 LOB: 1 BB: 1 P: 23	R: 0 E: 0 K: 0 S: 7	H: 0 LOB: 0 BB: 0 P: 11	R: 1 E: 1 K: 0 S: 16	H: 2 LOB: 2 BB: 0 P: 26	R: 0 E: 0 K: 0 S: 4	H: 0 LOB: 0 BB: 0 P: 6	R: 0 E: 0 K: 1 S: 5	H: 0 LOB: 0 BB: 0 P: 8	R: 0 E: 0 K: 0 S: 11	H: 1 LOB: 3 BB: 2 P: 25	R: 0 E: 0 K: 0 S: 6	H: 0 LOB: 0 BB: 0 P: 9	R: 0 E: 0 K: 0 S: 12	H: 1 LOB: 2 BB: 1 P: 18	1B: 5 2B: 0 3B: 0 HR: 0	SF: 0 SAC: 0 DP: 0 HBP: 0	WP: 0 PB: 0 SB: 0 CS: 0	PA: 37
PITCHER Doyle Alexander, R (1, 1) ERA: 4.33	IP: 6.2 WLS: W BF: 27 H: 4 R: 1 ER: 1 SO: 4 BB: 2 IBB: 0 HBP: 0 BLK: 0 WP: 0 HR: 0 S: 62 P: 104 ERA: 1.35 WHIP: 0.900																			
PITCHER Mike Henneman, R (7, 1) ERA: 3.79	IP: 2.1 WLS: S BF: 10 H: 1 R: 0 ER: 0 SO: 0 BB: 2 IBB: 0 HBP: 0 BLK: 0 WP: 0 HR: 0 S: 22 P: 38 ERA: 0.00 WHIP: 1.286																			

Kansas City Royals @ Detroit Tigers
 Tiger Stadium, Detroit, MI
 Mon Sep 04 1989, 3:33 AM EDT
 Att. 17,412 - Sunny - 78 F

livebaseballscorecards.com

AB	33
R	1
H	5
RBI	1
BB	4
SO	4
LOB	15



Batter	1	2	3	4	5	6	7	8	9
Gary Pettis, S OBP: 0.373, SLG: 0.306 (1, 8)	4-2 F8 E 1B BB		3-2 1-4-3	4-2 1-2 2-3 BB		0-0 F7		1-0 FC1-5	
Scott Lusader, L OBP: 0.276, SLG: 0.333 (1, 9)	3-3 SAFE K		2-3 K	2-2 4-3		3-2 F8		2-3 K	
Gary Ward, R OBP: 0.309, SLG: 0.412 (8, PH) (9, 7)	1-2 K					2-3			
Lou Whitaker, L OBP: 0.358, SLG: 0.467 (1, 4)	2-2 F8		0-1 1B		0-1 1B		0-0 F8	2-2 F8	
Fred Lynn, L OBP: 0.324, SLG: 0.367 (1, 10)	2-2 1B		3-1 F7		3-1 F8		0-0 HR		
Dave Bergman, L OBP: 0.330, SLG: 0.354 (1, 3)	1-3 K			1-3 K	0-0 F6		2-2 3-1		
Rob Richie, L OBP: 0.346, SLG: 0.522 (1, 7)		2-2 L7		2-2 1B	2-2 1B		0-0 F8		
Frank Williams, R (8, 7) (9, 9)				3B	1-3 1B				
Doug Strange, S OBP: 0.239, SLG: 0.263 (1, 5)		1-0 HR		2-1 1B	0-0 P6			2-0 1B	
Mike Heath, R OBP: 0.323, SLG: 0.432 (1, 2)		1-2 L9		0-0 FC1		1-0 WP		0-0 FC1-5	
Mike Brumley, S OBP: 0.275, SLG: 0.269 (1, 6)		1-0 F7		0-3 K		0-0 G1-3		0-0 FC1-5	

AB	R	H	RBI	BB	SO	LOB
3	1	0	0	2	0	3
4	0	0	0	0	2	5
1	0	0	0	0	1	2
5	0	2	0	0	0	3
4	1	2	2	0	0	2
4	0	0	0	0	2	2
4	1	2	0	0	0	0
0	0	0	0	0	0	0
4	2	3	2	0	0	2
4	0	2	0	0	0	1
4	0	1	1	0	1	3

AB	R	H	RBI	BB	SO	LOB
37	5	12	5	2	6	23

Inning Stats		R: 1	H: 1	E: 1	LOB: 1	K: 2	BB: 1	S: 14	R: 1	H: 1	E: 0	LOB: 0	K: 0	BB: 0	S: 8	R: 0	H: 1	E: 0	LOB: 1	K: 1	BB: 0	S: 13	R: 1	H: 2	E: 1	LOB: 3	K: 2	BB: 1	S: 18	R: 0	H: 2	E: 0	LOB: 2	K: 0	BB: 0	S: 9	R: 0	H: 1	E: 0	LOB: 1	K: 0	BB: 0	S: 8	R: 1	H: 1	E: 0	LOB: 0	K: 0	BB: 0	S: 8	R: 1	H: 3	E: 0	LOB: 2	K: 1	BB: 0	S: 10	R: 1	H: 3	E: 0	LOB: 2	K: 1	BB: 0	S: 17
Bret Saberhagen, R ERA: 2.52 (1, 1)	IP	WLS	BF	H	R	ER	SO	BB	IBB	HBP	BLK	WP	HR	S	P	ERA	WHIP																																															
Larry McWilliams, L ERA: 4.17 (8, 1)	0.1		4	3	1	1	0	0	0	0	0	0	0	4	7	27.00	9.000																																															
Rick Luecken, R ERA: 1.42 (8, 1)	0.2		2	0	0	0	1	0	0	0	0	0	0	6	10	0.00	0.000																																															

BOTTOM

Kansas City Royals @ Detroit Tigers
Tiger Stadium, Detroit, MI
Mon Sep 04 1989, 3:33 AM EDT
Att: 17,412 - Sunny - 78 F

livebaseballscores.com



Batter	1	2	3	4	5	6	7	8	9	AB R H RBI BB SO LOB	TOP
Al Newman, S (1, 5) OBP: 0.342, SLG: 0.309 (8, 6)	3-2 		0-0 			1-3 		2-1 		4 0 0 0 0 1 1	
Dan Gladden, R (1, 7) OBP: 0.333, SLG: 0.406	2-0 			1-0 		3-1 		1-0 		4 0 2 0 0 0 0	
Kirby Puckett, R (1, 8) OBP: 0.378, SLG: 0.466	2-3 			4-2 		1-2 		2-0 		3 0 0 0 1 1 2	
Kent Hrbek, L (1, 3) OBP: 0.350, SLG: 0.508	0-1 	0-0 		1-0 		0-0 		1-2 		4 0 1 0 0 0 2	
Gene Larkin, S (1, 10) OBP: 0.351, SLG: 0.357 Paul Sorrento, L (9, PH)			2-3 	1-3 			2-2 	4-2 		3 0 0 0 0 2 1 0 0 0 0 1 0 0	
Randy Bush, L (1, 9) OBP: 0.340, SLG: 0.435		1-0 			1-0 		2-2 	1-0 		4 0 1 0 0 0 2	
Brian Harper, R (1, 2) OBP: 0.339, SLG: 0.433			0-1 		0-0 		0-0 	0-0 		4 0 1 0 0 0 3	
Wally Backman, S (1, 4) OBP: 0.306, SLG: 0.282			2-1 		0-3 		3-2 			3 0 0 0 0 1 2	
Greg Gagne, R (1, 6) OBP: 0.305, SLG: 0.424 Chip Hale, L (8, PH) OBP: 0.190, SLG: 0.250 (8, 5)			1-1 		0-3 			2-3 		2 0 1 0 0 1 1 1 0 0 0 0 1 0	
Inning Stats	R: 0 H: 1 E: 0 LOB: 0 K: 1 BB: 0 S: 8 P: 15	R: 0 H: 0 E: 0 LOB: 0 K: 1 BB: 0 S: 5 P: 8	R: 0 H: 1 E: 0 LOB: 1 K: 0 BB: 0 S: 7 P: 10	R: 0 H: 0 E: 0 LOB: 1 K: 1 BB: 1 S: 7 P: 14	R: 0 H: 1 E: 0 LOB: 1 K: 2 BB: 0 S: 9 P: 10	R: 0 H: 1 E: 0 LOB: 1 K: 1 BB: 0 S: 9 P: 14	R: 0 H: 1 E: 0 LOB: 1 K: 0 BB: 0 S: 12 P: 19	R: 0 H: 0 E: 0 LOB: 0 K: 1 BB: 0 S: 6 P: 11	R: 0 H: 1 E: 0 LOB: 2 K: 0 BB: 1 S: 9 P: 17	1B: 5 SF: 0 2B: 1 SAC: 0 3B: 0 DP: 0 HR: 0 HBP: 0	WP: 1 PA: 35 PB: 0 SB: 1 CS: 0
Mark Gubicza, R (1, 1) ERA: 2.73 Steve Crawford, R (8, 1) ERA: 2.68 Jeff Montgomery, R (9, 1) ERA: 1.27	IP WLS BF H R ER SO BB IBB HBP BLK WP HR S P ERA WHIP 7.0 W 26 5 0 0 6 1 0 0 0 1 0 57 90 0.00 0.857 1.0 3 0 0 0 1 0 0 0 0 0 0 6 11 0.00 0.000 1.0 5 1 0 0 0 1 0 0 0 0 0 9 17 0.00 2.000										

Minnesota Twins @ Kansas City Royals
 Royals Stadium, Kansas City, MO

Fri Sep 08 1989, 8:05 PM EDT
 Att. 28,435 - Unknown - 69 F

AB	32
R	0
H	6
RBI	0
BB	2
SO	7
LOB	14



Batter	1	2	3	4	5	6	7	8	9
Kevin Seitzer, R OBP: 0.386, SLG: 0.326 (1, 5)	2-2 G6-3		1-0 1B		2-0 F9		1-1 F8		
Willie Wilson, S OBP: 0.301, SLG: 0.349 (1, 8)	1-3 K		2-3 K		0-1 E6 1B		0-1 E7 SF7 1B		
George Brett, L OBP: 0.352, SLG: 0.427 (1, 3)	4-1 BB		2-1 FC6-4 1B		1-3 K		1-0 SF7		
Bo Jackson, R OBP: 0.311, SLG: 0.518 (1, 7) Gary Thurman, R OBP: 0.308, SLG: 0.256 (8, 7)	1-1 F9		0-2 FC6-4 1-2f		1-2 L6		2-1 HR		
Jim Eisenreich, L OBP: 0.351, SLG: 0.444 (1, 9)		1-1 G5-3		1-1 P3		0-0 2B	1-1 F7		
Danny Tartabull, R OBP: 0.376, SLG: 0.459 (1, 10)		2-3 K		1-2 HR		1-1 2B		2-3 K	
Kurt Stillwell, S OBP: 0.344, SLG: 0.410 (1, 6)		1-3 K		1-3 K		0-0 L7		1-0 F9	
Frank White, R OBP: 0.317, SLG: 0.330 (1, 4) Brad Wellman, R OBP: 0.261, SLG: 0.268 (9, 4)			0-1 1B 2B	0-0 G5-3		1-0 G6-3		1-1 P6	
Bob Boone, R OBP: 0.350, SLG: 0.319 (1, 2)			2-1 F9		0-0 1B E 1B	1-1 G6-3			

Inning Stats	R: 0	H: 0	E: 0	K: 1	S: 9	LOB: 1	BB: 1	P: 17
	R: 0	H: 0	E: 0	K: 2	S: 8 <td>LOB: 0</td> <td>BB: 0</td> <td>P: 12 </td>	LOB: 0	BB: 0	P: 12
	R: 1	H: 3	E: 0	K: 1	S: 15 <td>LOB: 2</td> <td>BB: 0</td> <td>P: 22 </td>	LOB: 2	BB: 0	P: 22
	R: 1	H: 1	E: 0	K: 1	S: 9 <td>LOB: 0</td> <td>BB: 0</td> <td>P: 12 </td>	LOB: 0	BB: 0	P: 12
	R: 1	H: 2	E: 1	K: 1	S: 11 <td>LOB: 1</td> <td>BB: 0</td> <td>P: 15 </td>	LOB: 1	BB: 0	P: 15
	R: 1	H: 2	E: 0	K: 0	S: 7 <td>LOB: 1</td> <td>BB: 0</td> <td>P: 10 </td>	LOB: 1	BB: 0	P: 10
	R: 2	H: 2	E: 1	K: 0	S: 9 <td>LOB: 0</td> <td>BB: 0</td> <td>P: 14 </td>	LOB: 0	BB: 0	P: 14
	R: 0	H: 0	E: 0	K: 1	S: 6 <td>LOB: 0</td> <td>BB: 0</td> <td>P: 10 </td>	LOB: 0	BB: 0	P: 10

PITCHER	IP	WLS	BF	H	R	ER	SO	BB	IBB	HBP	BLK	WP	HR	S	P	ERA	WHIP
Roy Smith, R ERA: 3.94 (1, 1)	6.0	L	27	8	4	3	6	1	0	0	0	0	1	59	88	4.50	1.500
Mark Guthrie, L ERA: 4.76 (7, 1)	2.0		8	2	2	2	1	0	0	0	0	0	1	15	24	9.00	1.000

AB R H RBI BB SO LOB

4	0	1	0	0	0	1
4	1	2	0	0	2	2
2	0	1	2	1	1	1
4	1	1	1	0	0	4
0	0	0	0	0	0	0
4	1	1	0	0	0	0
4	1	2	2	0	2	0
4	0	0	0	0	2	1
4	1	1	0	0	0	1
0	0	0	0	0	0	0
3	1	1	0	0	0	2

1B: 5	SF: 1	WP: 0	PA: 35
2B: 3	SAC: 0	PB: 0	
3B: 0	DP: 0	SB: 0	
HR: 2	HBP: 0	CS: 0	
WP: 0	PA: 35	ERA	WHIP

Minnesota Twins @ Kansas City Royals
Royals Stadium, Kansas City, MO
 Fri Sep 08 1989, 8:05 PM EDT
 Att: 28,435 - Unknown - 69 F

livebaseballscorecards.com

AB	33
R	6
H	10
RBI	5
BB	1
SO	7
LOB	12



Batter	1	2	3	4	5	6	7	8	9	AB R H RBI BB SO LOB	TOP																						
Dan Gladden, R (1, 7) OBP: 0.333, SLG: 0.409	0-1 G5-3			0-1 G4-3 3B		1-2 G4-3		1-0 P6		4 1 1 0 0 0 0																							
Chip Hale, L (1, 5) OBP: 0.160, SLG: 0.208	1-0 F7			1-3 K		1-2 G4-3		1-0 G1-3		4 0 0 0 0 1 1																							
Kirby Puckett, R (1, 8) OBP: 0.376, SLG: 0.463	0-0 G5-3			1-0 G4-3		0-1 F9		1-3 K		4 0 0 1 0 1 0																							
Kent Hrbek, L (1, 3) OBP: 0.349, SLG: 0.505		1-0 F7		3-H 2-3 K		1-2 G4-3		0-0 1B		4 0 1 0 0 1 0																							
Brian Harper, R (1, 2) OBP: 0.338, SLG: 0.430		1-3 K			0-1 BB 1B		0-0 G4-3		0-0 F8	4 0 1 0 0 1 1																							
Randy Bush, L (1, 9) OBP: 0.343, SLG: 0.436		1-3 K			4-2 1-2 BB		1-2 1B			2 0 1 0 1 1 0																							
Gene Larkin, S (1, 10) OBP: 0.349, SLG: 0.354			2-2 P4		1-3 K		0-0 F7			3 0 0 0 0 1 3																							
Wally Backman, S (1, 4) OBP: 0.303, SLG: 0.279			1-3 K		0-2 L6			0-2 G3-1		3 0 0 0 0 1 2																							
Greg Gagne, R (1, 6) OBP: 0.303, SLG: 0.421			0-0 G3		3-2 F9			1-2 G6-3		3 0 0 0 0 0 2																							
Inning Stats	R: 0 E: 0 K: 0 S: 4	H: 0 LOB: 0 BB: 0 P: 5	R: 0 E: 0 K: 2 S: 8	H: 0 LOB: 0 BB: 0 P: 11	R: 0 E: 0 K: 1 S: 7	H: 0 LOB: 0 BB: 0 P: 10	R: 1 E: 0 K: 2 S: 9	H: 1 LOB: 0 BB: 0 P: 13	R: 0 E: 0 K: 1 S: 16	H: 1 LOB: 2 BB: 1 P: 24	R: 0 E: 0 K: 0 S: 9	H: 0 LOB: 0 BB: 0 P: 11	R: 0 E: 0 K: 0 S: 10	H: 1 LOB: 1 BB: 0 P: 12	R: 0 E: 0 K: 0 S: 7	H: 0 LOB: 0 BB: 0 P: 9	R: 0 E: 0 K: 1 S: 6	H: 1 LOB: 1 BB: 0 P: 8	1B: 3 2B: 0 3B: 1 HR: 0	SF: 0 SAC: 0 DP: 0 HBP: 0	WP: 0 PB: 0 SB: 0 CS: 0	PA: 32											
PITCHER Bret Saberhagen, R (1, 1) ERA: 2.47 Jeff Montgomery, R (9, 1) ERA: 1.26	IP 8.0	WLS W	BF 28	H 3	R 1	ER 1	SO 6	BB 1	IBB 0	HBP 0	BLK 0	WP 0	HR 0	S 70	P 95	ERA 1.12	WHIP 0.500																
											PITCHER	IP	WLS	BF	H	R	ER	SO	BB	IBB	HBP	BLK	WP	HR	S	P	ERA	WHIP					

Minnesota Twins @ Kansas City Royals
Royals Stadium, Kansas City, MO
Sat Sep 09 1989, 8:05 PM EDT
Att. 37,418 - Cloudy - 62 F

livebaseballscorecards.com

AB	31
R	1
H	4
RBI	1
BB	1
SO	7
LOB	9



Batter	1	2	3	4	5	6	7	8	9	AB R H RBI BB SO LOB
Kevin Seitzer, R OBP: 0.386, SLG: 0.325 (1, 5)	1-2 1B 2B 1B		1-2 F9		0-0 G6-3		0-3 K			4 1 1 0 0 1 0
Willie Wilson, S OBP: 0.300, SLG: 0.348 (1, 8)	3-2 P6		1-0 G3 2B 1B		0-3 K		1-1 P6			4 1 1 0 0 1 1
George Brett, L OBP: 0.354, SLG: 0.430 (1, 3)	0-1 2B 1B		3-2 G3		0-0 WP 2B		2-2 G6-3			4 1 2 0 0 0 1
Bo Jackson, R OBP: 0.315, SLG: 0.524 (1, 7)	2-1 2B		0-2 2B		4-0 IBB		2-3 K			3 0 2 3 1 1 0
Jim Eisenreich, L OBP: 0.350, SLG: 0.448 (1, 9)	3-1 F7		2-2 L7		1-0 L8		0-0 3B			4 0 1 0 0 0 4
Danny Tartabull, R OBP: 0.374, SLG: 0.457 (1, 10)	1-3 K			0-0 FC4-6 1B		2-3 K		1-3 K2-3		4 0 1 0 0 3 2
Kurt Stillwell, S OBP: 0.342, SLG: 0.407 (1, 6)		1-1 L8		0-0 F8		1-3 K				3 0 0 0 0 1 1
Frank White, R OBP: 0.315, SLG: 0.327 (1, 4)		0-0 B2-3		0-0 FC4-6		0-0 G6-3				3 0 0 0 0 0 1
Bob Boone, R OBP: 0.348, SLG: 0.317 (1, 2)		0-2 G6-3		2-1 L8		3-2 G6-3				3 0 0 0 0 0 1

Inning Stats	R: 2 E: 0 K: 1 S: 18	H: 3 LOB: 1 BB: 0 P: 28	R: 0 E: 0 K: 0 S: 7	H: 0 LOB: 0 BB: 0 P: 8	R: 1 E: 0 K: 0 S: 15	H: 2 LOB: 1 BB: 0 P: 21	R: 0 E: 0 K: 0 S: 5	H: 1 LOB: 1 BB: 0 P: 7	R: 0 E: 0 K: 1 S: 6	H: 1 LOB: 2 BB: 1 P: 11	R: 0 E: 0 K: 2 S: 7	H: 0 LOB: 0 BB: 0 P: 10	R: 0 E: 0 K: 1 S: 8	H: 0 LOB: 0 BB: 0 P: 12	R: 0 E: 0 K: 2 S: 11	H: 1 LOB: 1 BB: 0 P: 16
1B: 4 2B: 3 3B: 1 HR: 0	SF: 0 SAC: 0 DP: 0 HBP: 0	WP: 1 PB: 0 SB: 0 CS: 0	PA: 33													

PITCHER	IP	WLS	BF	H	R	ER	SO	BB	IBB	HBP	BLK	WP	HR	S	P	ERA	WHIP
Rick Aguilera, R ERA: 2.9 (1, 1)	8.0	L	33	8	3	3	7	0	1	0	0	1	0	77	113	3.38	1.000

MINNESOTA TWINS @ KANSAS CITY ROYALS
ROYALS STADIUM, KANSAS CITY, MO
 Sat Sep 09 1989, 8:05 PM EDT
 Att: 37,418 - Cloudy - 62 F

livebaseballscorecards.com

AB	32
R	3
H	8
RBI	3
BB	1
SO	7
LOB	11



Batter	1	2	3	4	5	6	7	8	9	AB R H RBI BB SO LOB	TOP											
Al Newman, S (1, 4) OBP: 0.341, SLG: 0.309	1-0 L8		2-1 6-3			0-1 F8			0-1 G3-6-1 1B	4 0 1 0 0 0 0												
Dan Gladden, R (1, 7) OBP: 0.329, SLG: 0.404 Chip Hale, L (9, PH) OBP: 0.161, SLG: 0.233	2-3 K			0-0 4-3		2-2 E7			0-0 F7	3 0 0 0 0 1 0 1 0 0 0 0 0 1												
Kirby Puckett, R (1, 8) OBP: 0.377, SLG: 0.462	2-3 K			0-1 G3			1-1 G3-1 G1-3 1B		2-1 G3-6-1 1-2f	4 0 1 0 0 1 1												
Brian Harper, R (1, 10) OBP: 0.345, SLG: 0.438		0-1 1B 1B		1-0 F9		1-0 G1-3				3 0 1 0 0 0 1												
Kent Hrbek, L (1, 3) OBP: 0.352, SLG: 0.514		1-0 1B G6-4-3 1B			0-0 HR		0-0 G3-1			3 1 2 1 0 0 1												
Carmen Castillo, R (1, 9) OBP: 0.314, SLG: 0.473		1-0 F9			2-2 P4		2-3 K			3 0 0 0 0 1 3												
Terry Jorgensen, R (1, 5)		0-1 G6-4-3 1-2f			2-2 F8			3-3 K		3 0 0 0 0 1 2												
Greg Gagne, R (1, 6) OBP: 0.301, SLG: 0.418			2-3 K		1-3 K			1-0 6-3		3 0 0 0 0 2 0												
Lenny Webster, R (1, 2) OBP: 0.250, SLG: 0.250			1-2 F7			2-2 F8		1-0 5-3		3 0 0 0 0 0 0												
Inning Stats	R: 0 E: 0 K: 2 S: 8	H: 0 LOB: 0 BB: 0 P: 13	R: 0 E: 0 K: 0 S: 6	H: 2 LOB: 1 BB: 0 P: 8	R: 0 E: 0 K: 1 S: 9	H: 0 LOB: 0 BB: 0 P: 14	R: 0 E: 0 K: 0 S: 4	H: 0 LOB: 0 BB: 0 P: 5	R: 1 E: 0 K: 1 S: 10	H: 1 LOB: 0 BB: 0 P: 15	R: 0 E: 1 K: 0 S: 8	H: 0 LOB: 1 BB: 0 P: 12	R: 0 E: 0 K: 1 S: 8	H: 1 LOB: 1 BB: 0 P: 12	R: 0 E: 0 K: 1 S: 6	H: 0 LOB: 0 BB: 0 P: 11	R: 0 E: 0 K: 0 S: 5	H: 1 LOB: 0 BB: 0 P: 7	1B: 4 2B: 0 3B: 0 HR: 1	SF: 0 SAC: 0 DP: 2 HBP: 0	WP: 0 PB: 0 SB: 0 CS: 0	PA: 30
PITCHER	IP WLS BF H R ER SO BB IBB HBP BLK WP HR S P ERA WHIP																					
Larry McWilliams, L (1, 1) ERA: 4.05	6.0 W 20 3 1 1 4 0 0 0 0 0 1 45 67 1.50 0.500																					
Steve Crawford, R (7, 1) ERA: 2.55	2.0 7 1 0 0 2 0 0 0 0 0 0 14 23 0.00 0.500																					
Luis Aquino, R (9, 1) ERA: 3.51	1.0 3 1 0 0 0 0 0 0 0 0 0 5 7 0.00 1.000																					

Minnesota Twins @ Kansas City Royals
Royals Stadium, Kansas City, MO

Mon Sep 11 1989, 8:05 PM EDT
Att. 23,948 - Unknown - 62 F

livebaseballscorecards.com

AB 30
R 1
H 5
RBI 1
BB 0
SO 6
LOB 9



Batter	1	2	3	4	5	6	7	8	9	AB	R	H	RBI	BB	SO	LOB
Kevin Seitzer, R OBP: 0.383, SLG: 0.325 (1, 5)	G6-3		K	F9		4-3				4	0	0	0	0	1	2
Willie Wilson, S OBP: 0.304, SLG: 0.351 (1, 8)	1B		K			1B		F9		3	2	1	0	1	1	0
George Brett, L OBP: 0.354, SLG: 0.428 (1, 3)	1B			1B	3B	1B		F7		3	1	2	2	1	0	0
Bo Jackson, R OBP: 0.322, SLG: 0.529 (1, 7)	G4-6-3			3B	1B			FC4-6		3	1	2	0	0	0	1
Jim Eisenreich, L OBP: 0.348, SLG: 0.449 (1, 9)		4-3		SF9	3B			FC4-6		4	1	1	2	0	0	3
Danny Tartabull, R OBP: 0.374, SLG: 0.454 (1, 10)		6-3		1B	1B					3	1	0	0	1	1	1
Kurt Stillwell, S OBP: 0.340, SLG: 0.405 (1, 6)				SF9						3	0	1	1	0	1	0
Frank White, R OBP: 0.313, SLG: 0.325 (1, 4)				1B	1B					2	0	1	0	0	0	1
Brad Wellman, R OBP: 0.258, SLG: 0.265 (5, 4)				1B	1B					2	0	0	0	0	0	0
Bob Boone, R OBP: 0.350, SLG: 0.318 (1, 2)				F9	1B					2	0	1	1	1	0	0

Inning Stats	R: 1	H: 2	E: 0	K: 0	S: 13	H: 2	LOB: 0	BB: 0	P: 19	R: 0	H: 1	E: 0	K: 0	S: 8	H: 1	LOB: 1	BB: 0	P: 10	R: 0	H: 0	E: 0	K: 2	S: 8	H: 0	LOB: 0	BB: 0	P: 12	R: 4	H: 4	E: 0	K: 0	S: 14	R: 1	H: 1	E: 0	K: 0	S: 6	H: 0	LOB: 1	BB: 1	P: 16	R: 0	H: 0	E: 0	K: 1	S: 13	R: 0	H: 1	E: 0	K: 0	S: 7	R: 0	H: 0	E: 0	K: 1	S: 7	H: 0	LOB: 0	BB: 0	P: 11
1B: 8	SF: 1	2B: 0	SAC: 0	3B: 1	DP: 2	HR: 0	HBP: 1	WP: 0	PA: 35	SB: 2	CS: 0	WP: 0	PA: 35	ERA	WHIP																																													

PITCHER	IP	WLS	BF	H	R	ER	SO	BB	IBB	HBP	BLK	WP	HR	S	P	ERA	WHIP
Mike Dyer, R ERA: 4.55 (1, 1)	4.0	L	19	7	5	5	2	2	0	0	0	0	0	43	72	11.25	2.250
Tim Drummond, R ERA: 6.75 (5, 1)	2.0		9	1	1	1	1	2	0	1	0	0	0	19	40	4.50	1.500
Greg Booker, R ERA: 3.91 (7, 1)	2.0		7	1	0	0	1	0	0	0	0	0	0	14	23	0.00	0.500

BOTTOM


Minnesota Twins @ Kansas City Royals
Royals Stadium, Kansas City, MO

Mon Sep 11 1989, 8:05 PM EDT
Att: 23,948 - Unknown - 62 F

livebaseballscores.com

AB	29
R	6
H	9
RBI	6
BB	4
SO	4
LOB	8



Batter	1	2	3	4	5	6	7	8	9	AB R H RBI BB SO LOB	TOP														
Fred Manrique, R (1, 6) OBP: 0.338, SLG: 0.410	0-0 G5-3			2-2 G5-3	0-0 CS 1B		1-2 G6-4-3		2-0 2B	5 0 2 2 0 0 2															
Rafael Palmeiro, L (1, 3) OBP: 0.347, SLG: 0.373	0-1 L6			2-1 F8	2-3 K			3-1 P6	0-0 L7	2 0 0 0 0 0 0															
Mike Stanley, R (5, PH) OBP: 0.321, SLG: 0.253										1 0 0 0 0 1 2															
Geno Petralli, L (8, PH) OBP: 0.372, SLG: 0.417					1-2 3-H					2 0 0 0 0 0 1															
Harold Baines, L (1, 10) OBP: 0.406, SLG: 0.484	2-1 G4-3			1-1 G1-4-3		1-2 G4-3		1-1 F7		4 0 0 0 0 0 0															
Ruben Sierra, S (1, 9) OBP: 0.352, SLG: 0.552		0-0 G6-4-3 1B			0-1 1B 1B 1B	2-1 L7		1-1 3B		4 1 3 0 0 0 0															
Julio Franco, R (1, 4) OBP: 0.389, SLG: 0.466		1-1 G6-4-3			1-2 1B 1B 1B	2-2 1B		4-0 FC3-6 IBB		3 1 2 0 1 0 1															
Rick Leach, L (1, 7) OBP: 0.360, SLG: 0.360		2-2 F8			1-0 1B 1B	0-3 K		0-0 FC3-6		2 1 1 0 0 0 0															
Juan Gonzalez, R (6, PH) OBP: 0.200, SLG: 0.130					1-2 2B 1B					1 0 0 0 0 1 1															
Cecil Espy, S (8, PH) OBP: 0.300, SLG: 0.318					1-2 2-3 1B					1 0 0 0 0 0 2															
Pete Incaviglia, R (1, 8) OBP: 0.277, SLG: 0.429			0-3 K		2-3 K		2-2 1B 1B		2-1 G4-3	4 0 1 0 0 2 3	AB 36 R 5 H 12 RBI 5 BB 2 SO 5 LOB 14														
Scott Coolbaugh, R (1, 5) OBP: 0.235, SLG: 0.375			1-2 G5-3		0-1 2B 1B 1B		2-2 G6-4-3 1B		0-2 G3	1 0 0 0 0 0 0															
Thad Bosley, L (5, PH) OBP: 0.259, SLG: 0.320					1-2 2-3 3-H 1B 1B					1 1 1 1 0 0 0															
Steve Buechele, R (5, 5) OBP: 0.302, SLG: 0.410					2-0 1B CS 2B		0-3 K		4-1 2B BB	2 0 1 0 0 0 0															
Chad Kreuter, S (1, 2) OBP: 0.266, SLG: 0.234			2-2 G1-3							1 0 0 0 0 0 0															
Jack Daugherty, S (5, PH) OBP: 0.362, SLG: 0.436										2 1 1 2 1 1 2															
Inning Stats	R: 0 E: 0 K: 0 S: 5	H: 0 LOB: 0 BB: 0 P: 7	R: 0 E: 0 K: 0 S: 6	H: 1 LOB: 0 BB: 0 P: 9	R: 0 E: 0 K: 1 S: 10	H: 0 LOB: 0 BB: 0 P: 13	R: 0 E: 0 K: 0 S: 7	H: 0 LOB: 0 BB: 0 P: 12	R: 4 E: 0 K: 2 S: 18	H: 6 LOB: 1 BB: 0 P: 26	R: 0 E: 0 K: 1 S: 11	H: 1 LOB: 1 BB: 0 P: 16	R: 0 E: 0 K: 1 S: 16	H: 2 LOB: 1 BB: 0 P: 18	R: 0 E: 0 K: 0 S: 7	H: 1 LOB: 2 BB: 1 P: 16	R: 1 E: 0 K: 0 S: 8	H: 1 LOB: 1 BB: 1 P: 16	1B: 9 2B: 2 3B: 1 HR: 0	SF: 0 SAC: 0 DP: 2 HBP: 0	WP: 0 PB: 0 SB: 0 CS: 2	PA: 38			
PITCHER	IP WLS BF H R ER SO BB IBB HBP BLK WP HR S P ERA WHIP																								
Mark Gubicza, R (1, 1) ERA: 2.79	4.0		15	4	3	3	1	0	0	0	0	0	0	34	49	6.75	1.000								
Terry Leach, R (5, 1) ERA: 4.0	0.1		4	3	1	1	1	0	0	0	0	0	0	7	11	27.00	9.000								
Jerry Don Gleaton, L (5, 1) ERA: 6.35	2.0		8	3	0	0	3	0	0	0	0	0	0	28	37	0.00	1.500								
Rick Luecken, R (7, 1) ERA: 3.63	2.2	W	11	2	1	1	0	1	1	0	0	0	0	19	36	3.38	1.125								

Texas Rangers @ Kansas City Royals
Royals Stadium, Kansas City, MO
Tue Sep 12 1989, 8:05 PM EDT
Att. 19,477 - Overcast - 48 F

livebaseballscorecards.com


Batter	1	2	3	4	5	6	7	8	9	AB	R	H	RBI	BB	SO	LOB
Kevin Seitzer, R OBP: 0.384, SLG: 0.326 (1, 5)										4	0	2	0	0	1	0
Willie Wilson, S OBP: 0.300, SLG: 0.347 (1, 8)										4	1	0	0	0	3	4
George Brett, L OBP: 0.360, SLG: 0.434 (1, 3)										4	1	4	2	0	0	0
Bo Jackson, R OBP: 0.319, SLG: 0.524 (1, 7)										4	0	0	1	0	2	5
Jim Eisenreich, L OBP: 0.347, SLG: 0.445 (1, 9)										3	0	0	0	1	1	2
Danny Tartabull, R OBP: 0.371, SLG: 0.449 (1, 10)										4	0	0	0	0	2	0
Kurt Stillwell, S OBP: 0.337, SLG: 0.401 (1, 6)										4	0	0	0	0	2	0
Frank White, R OBP: 0.314, SLG: 0.329 (1, 4)										4	0	2	0	0	2	0
Bill Pecota, R OBP: 0.262, SLG: 0.395 (9, PR)										0	1	0	0	0	0	0
Bob Boone, R OBP: 0.353, SLG: 0.317 (1, 2)										1	1	0	0	2	0	1
Gary Thurman, R OBP: 0.308, SLG: 0.256 (7, PR)										0	1	0	0	0	0	0
Rey Palacios, R OBP: 0.196, SLG: 0.238 (8, 2)										0	0	0	0	0	0	0
Bill Buckner, L OBP: 0.238, SLG: 0.261 (9, PH)										0	0	0	0	0	0	0
Pat Tabler, R OBP: 0.332, SLG: 0.318 (9, PH)										1	1	1	2	0	0	0

Inning Stats	R: 2	H: 1	E: 1	K: 1	S: 14	H: 0	LOB: 0	BB: 1	P: 25	R: 0	H: 0	E: 0	K: 2	S: 8	H: 0	LOB: 0	BB: 0	P: 10	R: 1	H: 2	E: 0	K: 3	S: 19	H: 2	LOB: 2	BB: 1	P: 31	R: 0	H: 1	E: 0	K: 1	S: 9	H: 1	LOB: 1	BB: 0	P: 17	R: 0	H: 1	E: 0	K: 1	S: 12	H: 0	LOB: 0	BB: 0	P: 13	R: 1	H: 2	E: 0	K: 3	S: 21	H: 0	LOB: 2	BB: 1	P: 33	R: 0	H: 0	E: 0	K: 0	S: 9	H: 0	LOB: 0	BB: 0	P: 14	R: 2	H: 2	E: 0	K: 0	S: 6	H: 2	LOB: 1	BB: 0	P: 10	1B: 7	SF: 0	2B: 1	SAC: 0	3B: 0	DP: 0	HR: 1	HBP: 0
--------------	------	------	------	------	-------	------	--------	-------	-------	------	------	------	------	------	------	--------	-------	-------	------	------	------	------	-------	------	--------	-------	-------	------	------	------	------	------	------	--------	-------	-------	------	------	------	------	-------	------	--------	-------	-------	------	------	------	------	-------	------	--------	-------	-------	------	------	------	------	------	------	--------	-------	-------	------	------	------	------	------	------	--------	-------	-------	-------	-------	-------	--------	-------	-------	-------	--------

PITCHER	IP	WLS	BF	H	R	ER	SO	BB	IBB	HBP	BLK	WP	HR	S	P	ERA	WHIP
Nolan Ryan, R ERA: 3.39 (1, 1)	8.0		35	8	5	3	13	3	0	0	0	1	0	102	164	3.38	1.375
Kenny Rogers, L ERA: 3.26 (9, 1)	0.0	L	1	1	1	1	0	0	0	0	0	0	1	4	7	∞	∞

TEXAS RANGERS @ KANSAS CITY ROYALS
ROYALS STADIUM, KANSAS CITY, MO
 Tue Sep 12 1989, 8:05 PM EDT
 Att: 19,477 - Overcast - 48 F

AB 33
 R 6
 H 9
 RBI 5
 BB 3
 SO 13
 LOB 12

Batter	1	2	3	4	5	6	7	8	9	AB R H RBI BB SO LOB	TOP
Jack Daugherty, S (1, 7) <small>OBP: 0.352, SLG: 0.423</small> Cecil Espy, S (7, 8) <small>OBP: 0.299, SLG: 0.317</small>	1-2 G4-3		0-3 K		1-3 K			1-2 G1-3		3 0 0 0 0 2 1 1 0 0 0 0 0 0	
Rafael Palmeiro, L (1, 3) <small>OBP: 0.348, SLG: 0.373</small>	1-3 K		0-0 1B		4-1 BB			0-0 L7		3 0 1 0 1 1 0	
Harold Baines, L (1, 10) <small>OBP: 0.405, SLG: 0.482</small> Dean Palmer, R (8, PR) <small>OBP: 0.125, SLG: 0.250</small>	3-3 K		2-3 K2-3		1-2 G4-6-3			1-2 WP 1B		4 0 1 0 0 2 3 0 0 0 0 0 0 0	
Ruben Sierra, S (1, 9) <small>OBP: 0.351, SLG: 0.551</small>		0-2 F9 1B 2B		0-2 4-3		2-1 L8		3-0 4-3		4 1 1 0 0 0 1	
Julio Franco, R (1, 4) <small>OBP: 0.386, SLG: 0.463</small>		2-2 5-3		1-0 L9		1-0 L8		0-0 P3		4 0 0 0 0 0 1	
Steve Buechele, R (1, 5) <small>OBP: 0.302, SLG: 0.409</small> Rick Leach, L (9, PH) <small>OBP: 0.359, SLG: 0.358</small>		0-2 F9		2-1 1B		1-0 F9		1-3 K		3 0 1 0 0 0 1 1 0 0 0 0 1 0	
Mike Stanley, R (1, 2) <small>OBP: 0.322, SLG: 0.256</small> Geno Petralli, L (9, PH) <small>OBP: 0.370, SLG: 0.414</small>		3-1 1B		0-0 G1-3		1-1 5-3		1-3 K		3 0 1 1 0 0 1 1 0 0 0 0 1 0	AB 33 R 2 H 7 RBI 1 BB 1 SO 7 LOB 9
Juan Gonzalez, R (1, 8) <small>OBP: 0.214, SLG: 0.192</small> <small>(7, 7)</small>		0-0 F7		2-2 E 2B		1-2 F8				3 1 1 0 0 0 1	
Fred Manrique, R (1, 6) <small>OBP: 0.338, SLG: 0.410</small>			1-2 5-3		0-1 E1 1B		1-0 F8			3 0 1 0 0 0 0	
Inning Stats	R: 0 H: 0 E: 0 LOB: 0 K: 2 BB: 0 S: 10 P: 15	R: 1 H: 2 E: 0 LOB: 1 K: 0 BB: 0 S: 12 P: 17	R: 0 H: 1 E: 0 LOB: 1 K: 2 BB: 0 S: 11 P: 14	R: 0 H: 1 E: 0 LOB: 1 K: 0 BB: 0 S: 7 P: 10	R: 1 H: 2 E: 1 LOB: 1 K: 1 BB: 1 S: 12 P: 20	R: 0 H: 0 E: 0 LOB: 0 K: 0 BB: 0 S: 4 P: 8	R: 0 H: 0 E: 0 LOB: 0 K: 0 BB: 0 S: 6 P: 9	R: 0 H: 1 E: 0 LOB: 2 K: 0 BB: 0 S: 11 P: 16	R: 0 H: 0 E: 0 LOB: 0 K: 2 BB: 0 S: 9 P: 11	1B: 5 SF: 0 2B: 2 SAC: 0 3B: 0 DP: 1 HR: 0 HBP: 0	WP: 1 PA: 34 PB: 0 SB: 0 CS: 0
PITCHER Bret Saberhagen, R (1, 1) <small>ERA: 2.41</small>	IP WLS BF H R ER SO BB IBB HBP BLK WP HR S P ERA WHIP 9.0 W 34 7 2 1 7 1 0 0 0 1 0 82 120 1.00 0.889	PITCHER IP WLS BF H R ER SO BB IBB HBP BLK WP HR S P ERA WHIP									

Texas Rangers @ Kansas City Royals
 Royals Stadium, Kansas City, MO
 Wed Sep 13 1989, 8:05 PM EDT
 Att. 20,011 - Unknown - 50 F

livebaseballscorecards.com

Batter	1	2	3	4	5	6	7	8	9	AB	R	H	RBI	BB	SO	LOB
Kevin Seitzer, R OBP: 0.385, SLG: 0.331 (1, 5)	F8		F7-2 3B				P9			4	0	2	0	0	0	1
Willie Wilson, S OBP: 0.297, SLG: 0.343 (1, 8)	P5		K		4-3			G4-3		4	0	0	0	0	1	2
George Brett, L OBP: 0.359, SLG: 0.432 (1, 3)	L9		F7-2 3-H				CS 1B	G4-3		4	0	1	0	0	0	1
Bo Jackson, R OBP: 0.319, SLG: 0.521 (1, 7)		WP 1B BB		5-3		F9		P8		3	1	0	0	1	0	1
Jim Eisenreich, L OBP: 0.347, SLG: 0.444 (1, 9)		K		1-0		P4				3	0	1	0	0	1	2
Danny Tartabull, R OBP: 0.371, SLG: 0.447 (1, 10)		1B WP 1B BB		1-1	F8		CS 1-2	P6		2	1	0	0	1	0	1
Kurt Stillwell, S OBP: 0.337, SLG: 0.400 (1, 6)		G5-3 1B		3-1	F8			L6		3	0	1	1	0	0	1
Frank White, R OBP: 0.317, SLG: 0.339 (1, 4)				1-2	G6-3			HR		3	1	2	2	0	0	0
Bob Boone, R OBP: 0.352, SLG: 0.317 (1, 2)		G5-3		0-1	F8			1B		3	0	1	0	0	0	2

Inning Stats	R: 0	H: 0	E: 0	K: 0	S: 6	R: 2	H: 2	E: 0	K: 1	S: 12	R: 0	H: 1	E: 0	K: 1	S: 6	R: 0	H: 1	E: 0	K: 0	S: 7	R: 0	H: 1	E: 0	K: 0	S: 11	R: 0	H: 1	E: 0	K: 0	S: 6	R: 1	H: 2	E: 0	K: 0	S: 10	R: 0	H: 0	E: 0	K: 0	S: 3
	LOB: 0	BB: 0	LOB: 1	BB: 2		LOB: 0	BB: 2	LOB: 1	BB: 0		LOB: 1	BB: 0	LOB: 0	BB: 0		LOB: 1	BB: 0	LOB: 0	BB: 0		LOB: 1	BB: 0	LOB: 1	BB: 0	LOB: 1	BB: 0	LOB: 1	BB: 0	LOB: 0	BB: 0	LOB: 1	BB: 0	LOB: 0	BB: 0	LOB: 0	BB: 0	LOB: 0	BB: 0	LOB: 0	

PITCHER	IP	WLS	BF	H	R	ER	SO	BB	IBB	HBP	BLK	WP	HR	S	P	ERA	WHIP
Charlie Hough, R ERA: 4.26 (1, 1)	8.0	L	31	8	3	3	2	2	0	0	0	1	1	61	105	3.38	1.250

BOTTOM

Texas Rangers @ Kansas City Royals
Royals Stadium, Kansas City, MO
 Wed Sep 13 1989, 8:05 PM EDT
 Att. 20,011 - Unknown - 50 F

livebaseballscorecards.com

AB	29
R	3
H	8
RBI	3
BB	2
SO	2
LOB	11



WP	PA	ERA	WHIP
1	32		

Batter	1	2	3	4	5	6	7	8	9	AB R H RBI BB SO LOB	TOP											
Fred Manrique, R (1, 6) OBP: 0.338, SLG: 0.408	3-3 K	1-1 1B 1B	1-0 2B 1B		3-3 K		1-2 G4-3-6 1-2f		1-0 L9	6 2 2 2 0 2 2												
Rafael Palmeiro, L (1, 3) OBP: 0.351, SLG: 0.376	4-1 1B BB	0-0 1B 1B	0-0 1B 2B		2-2 L8		0-3 K			4 1 2 1 1 1 0												
Harold Baines, L (1, 10) OBP: 0.406, SLG: 0.481 Dean Palmer, R (8, PH) OBP: 0.111, SLG: 0.222	4-1 1B BB	3-1 1B	1-0 F7		1-1 G4-3			0-1 P3		3 1 1 1 1 0 1 1 0 0 0 0 0 0												
Ruben Sierra, S (1, 9) OBP: 0.351, SLG: 0.549 Cecil Espy, S (6, 9) OBP: 0.301, SLG: 0.318	1-2 1B 1B	1-0 3-1		2-1 G4-3		2-2 P6		1-1 1B		4 1 1 1 0 0 2 1 0 1 0 0 0 0												
Julio Franco, R (1, 4) OBP: 0.387, SLG: 0.464 Scott Coolbaugh, R (4, 5) OBP: 0.211, SLG: 0.333	0-0 1B 1B		2-0 1B 1B	2-1 F9		2-1 G5-3		0-1 F8		3 1 2 1 0 0 0 2 0 0 0 0 0 1												
Pete Incaviglia, R (1, 7) OBP: 0.281, SLG: 0.430	1-0 1B 1B		1-2 F8	4-1 2B BB		0-0 2B 1B		2-3 K		4 2 2 1 1 1 2												
Mike Stanley, R (1, 2) OBP: 0.337, SLG: 0.280	1-2 G4-6-3 1-2f		0-1 WP 1B 1B	4-2 2B BB		2-0 2B			1-3 K	4 1 2 1 1 1 2	AB 41 R 10 H 16 RBI 10 BB 5 SO 8 LOB 16											
Juan Gonzalez, R (1, 8) OBP: 0.273, SLG: 0.267		3-3 K	0-1 WP 1B 1B	1-2 2B 2B		0-1 F8			4-2 BB	4 1 2 2 1 1 1												
Steve Buechele, R (1, 5) OBP: 0.301, SLG: 0.407		1-0 P4	2-3 K	1-3 K			1-1 G4-3-6 1B		0-1 P2	5 0 1 0 0 2 5												
Inning Stats	R: 3 E: 0 K: 1 S: 14	H: 3 LOB: 1 BB: 2 P: 28	R: 1 E: 0 K: 1 S: 14	H: 3 LOB: 2 BB: 0 P: 23	R: 4 E: 0 K: 1 S: 17	H: 5 LOB: 1 BB: 0 P: 24	R: 1 E: 0 K: 1 S: 13	H: 1 LOB: 2 BB: 2 P: 27	R: 0 E: 0 K: 1 S: 9	H: 0 LOB: 0 BB: 0 P: 15	R: 1 E: 0 K: 0 S: 9	H: 2 LOB: 1 BB: 0 P: 15	R: 0 E: 0 K: 1 S: 8	H: 1 LOB: 0 BB: 0 P: 10	R: 0 E: 0 K: 1 S: 10	H: 1 LOB: 1 BB: 0 P: 13	R: 0 E: 0 K: 1 S: 9	H: 0 LOB: 1 BB: 1 P: 15	1B: 13 2B: 3 3B: 0 HR: 0	SF: 0 SAC: 0 DP: 2 HBP: 0	WP: 1 PB: 0 SB: 0 CS: 0	PA: 46
PITCHER	IP WLS BF H R ER SO BB IBB HBP BLK WP HR S P ERA WHIP																					
Tom Gordon, R (1, 1) ERA: 3.67	2.0 L 14 7 5 5 2 2 0 0 0 0 0 0 29 54 22.50 4.500																					
Luis Aquino, R (3, 1) ERA: 3.69	1.0 7 4 3 3 1 0 0 0 0 0 1 0 16 21 27.00 4.000																					
Jose De Jesus, R (4, 1) ERA: 6.0	3.0 14 3 2 2 2 2 0 0 0 0 0 0 31 57 6.00 1.667																					
Charlie Leibrandt, L (7, 1) ERA: 5.22	1.0 3 1 0 0 1 0 0 0 0 0 0 0 8 10 0.00 1.000																					
Jerry Don Gleaton, L (8, 1) ERA: 5.84	1.0 4 1 0 0 1 0 0 0 0 0 0 0 10 13 0.00 1.000																					
PITCHER	IP WLS BF H R ER SO BB IBB HBP BLK WP HR S P ERA WHIP																					
Jeff Montgomery, R (9, 1) ERA: 1.24	1.0 4 0 0 0 1 1 0 0 0 0 0 0 9 15 0.00 1.000																					

Texas Rangers @ Kansas City Royals
Royals Stadium, Kansas City, MO

livebaseballscorecards.com



Thu Sep 14 1989, 8:05 PM EDT
Att. 25,857 - Unknown - 55 F

Batter	1	2	3	4	5	6	7	8	9	AB	R	H	RBI	BB	SO	LOB
Kevin Seitzer, R OBP: 0.386, SLG: 0.332 Rey Palacios, R OBP: 0.191, SLG: 0.233 (1, 5) (6, PR) (7, 5)	1-1 G3-4 1B		0-1 F9			4-2 2B BB		0-2 G5-3		2	0	1	0	1	0	1
Kurt Stillwell, S OBP: 0.337, SLG: 0.402 Bill Pecota, R OBP: 0.259, SLG: 0.390 (1, 6) (6, PR) (7, 6)	1-0 P4			3-1 L8		0-0 2B 1-H		0-0 P4		3	0	1	1	0	0	1
George Brett, L OBP: 0.356, SLG: 0.429 Luis de los Santos, R OBP: 0.287, SLG: 0.293 (1, 3) (7, 3)	0-0 G3-4 1-2f			2-2 F7		2-1 G3		1-1 1B		3	0	0	0	0	0	3
Bo Jackson, R OBP: 0.317, SLG: 0.519 Matt Winters, L OBP: 0.342, SLG: 0.374 (1, 7) (7, 9)		1-2 L9		2-3 K			2-2 1B 2B	2-3 K		2	0	0	0	0	1	0
Jim Eisenreich, L OBP: 0.346, SLG: 0.442 Gary Thurman, R OBP: 0.312, SLG: 0.263 (1, 8) (6, 8)		0-1 G6-3			2-3 K		2-0 1B 1-3 FC5-4 1B	2-3 K		2	0	0	0	0	1	0
Danny Tartabull, R OBP: 0.370, SLG: 0.453 (1, 10)		2-2 L4			0-1 G6-3		1-0 1-3 1-2	3-2 HR		4	1	1	1	0	0	2
Pat Tabler, R OBP: 0.332, SLG: 0.318 Jeff Schulz, L OBP: 0.500, SLG: 0.500 (1, 9) (7, 7) (9, PH)			1-3 K		3-1 G6-3		0-0 FC5-4 1B 2-3 3-H	3-3 K		3	0	1	1	0	1	0
Frank White, R OBP: 0.316, SLG: 0.338 Mike Macfarlane, R OBP: 0.270, SLG: 0.321 (1, 4) (5, 2)			1-0 F9			0-1 F8	0-1 FC5-4 FC3-6 1-2f 3-H	0-0 F8		1	0	0	0	0	0	0
Bob Boone, R OBP: 0.354, SLG: 0.319 Brad Wellman, R OBP: 0.255, SLG: 0.261 (1, 2) (5, 4)			2-1 1B			0-0 G6-3	2-0 FC3-6 1-2f			1	0	1	0	0	0	0

Inning Stats	R: 0	H: 1	E: 0	LOB: 0	K: 0	BB: 0	S: 4	P: 6	R: 0	H: 0	E: 0	LOB: 0	K: 0	BB: 0	S: 8	P: 11	R: 0	H: 1	E: 0	LOB: 1	K: 1	BB: 0	S: 8	P: 12	R: 0	H: 0	E: 0	LOB: 0	K: 1	BB: 0	S: 8	P: 15	R: 0	H: 0	E: 0	LOB: 0	K: 1	BB: 0	S: 7	P: 12	R: 1	H: 1	E: 0	LOB: 2	K: 0	BB: 1	S: 9	P: 15	R: 2	H: 3	E: 0	LOB: 1	K: 0	BB: 0	S: 9	P: 16	R: 0	H: 1	E: 0	LOB: 1	K: 1	BB: 0	S: 9	P: 12	R: 1	H: 1	E: 0	LOB: 0	K: 2	BB: 0	S: 12	P: 20	1B: 5	SF: 0	2B: 2	SAC: 0	3B: 0	DP: 1	HR: 1	HBP: 0	WP: 0	PA: 35
--------------	------	------	------	--------	------	-------	------	------	------	------	------	--------	------	-------	------	-------	------	------	------	--------	------	-------	------	-------	------	------	------	--------	------	-------	------	-------	------	------	------	--------	------	-------	------	-------	------	------	------	--------	------	-------	------	-------	------	------	------	--------	------	-------	------	-------	------	------	------	--------	------	-------	------	-------	------	------	------	--------	------	-------	-------	-------	-------	-------	-------	--------	-------	-------	-------	--------	-------	--------

PITCHER	IP	WLS	BF	H	R	ER	SO	BB	IBB	HBP	BLK	WP	HR	S	P	ERA	WHIP
Mike Jeffcoat, L ERA: 3.86 (1, 1)	8.0	W	31	7	3	3	4	1	0	0	0	0	0	62	99	3.38	1.000
Drew Hall, L ERA: 4.17 (9, 1)	1.0		4	1	1	1	2	0	0	0	0	0	1	12	20	9.00	1.000

BOTTOM

Texas Rangers @ Kansas City Royals
Royals Stadium, Kansas City, MO
 Thu Sep 14 1989, 8:05 PM EDT
 Att: 25,857 - Unknown - 55 F

livebaseballscorecards.com

AB	34
R	4
H	8
RBI	4
BB	1
SO	6
LOB	10



Batter	1	2	3	4	5	6	7	8	9	AB R H RBI BB SO LOB	TOP									
Kevin Seitzer, R (1, 5) OBP: 0.386, SLG: 0.333	2-2 G4-3	1-2 SAFE 1-3 1B		1-0 G1-6-3		3-0 G4-3			2-1 B1-3 1B	5 0 2 0 0 0 3										
Willie Wilson, S (1, 8) OBP: 0.296, SLG: 0.344	0-1 G6-3 1B 2B	1-1 G4-3			0-1 G4-3		0-0 F7		0-0 B1-3	5 1 1 0 0 0 3										
George Brett, L (1, 3) OBP: 0.359, SLG: 0.433	1-2 G6-3		0-1 FC1-4 1B		0-0 2B		2-1 WP 1B		2-1 G6-3	5 0 3 0 0 0 2										
Bo Jackson, R (1, 7) OBP: 0.316, SLG: 0.515	1-1 BB 1B		1-0 F9		1-2 F9		3-3 K		1-1 F9	5 0 1 1 0 1 4										
Jim Eisenreich, L (1, 9) OBP: 0.347, SLG: 0.440	1 SAFE 4-0 1-2 BB		1-1 FC1-4		2-1 G4-3		4-0 IBB			2 0 0 0 2 0 2										
Danny Tartabull, R (1, 10) OBP: 0.369, SLG: 0.449	1-3 K		1-3 SAFE K			4-2 SH3-4 1B G4-3 BB		1-0 G6-3		3 1 0 0 1 2 5										
Kurt Stillwell, S (1, 6) OBP: 0.336, SLG: 0.401		0-1 P5		0-1 G1-5-3		2-1 G4-3 SH3-4 1B		1-2 G1-3		4 0 1 0 0 0 0										
Bob Boone, R (1, 2) OBP: 0.354, SLG: 0.319		2-1 F9		2-2 1B 1B		0-0 SH3-4		2-3 K		3 0 1 0 0 1 0										
Brad Wellman, R (1, 4) OBP: 0.264, SLG: 0.271		2-2 1B 1B		3-2 G1-6-3 1B		1-2 G4-3		0-1 P4		2 0 2 0 0 0 0										
Bill Buckner, L (6, PH) OBP: 0.237, SLG: 0.259										1 0 0 1 0 0 1										
Bill Pecota, R (6, 4) OBP: 0.259, SLG: 0.390										0 0 0 0 0 0 0										
Pat Tabler, R (8, PH) OBP: 0.331, SLG: 0.317										1 0 0 0 0 0 0										
Inning Stats	R: 1 E: 0 K: 1 S: 13	H: 2 LOB: 2 BB: 1 P: 22	R: 0 E: 0 K: 0 S: 12	H: 2 LOB: 2 BB: 0 P: 18	R: 0 E: 0 K: 1 S: 8	H: 1 LOB: 1 BB: 0 P: 11	R: 0 E: 0 K: 0 S: 9	H: 2 LOB: 1 BB: 0 P: 15	R: 0 E: 0 K: 0 S: 8	H: 1 LOB: 1 BB: 0 P: 11	R: 0 E: 0 K: 1 S: 7	H: 1 LOB: 2 BB: 1 P: 17	R: 0 E: 0 K: 1 S: 9	H: 0 LOB: 0 BB: 0 P: 12	R: 0 E: 0 K: 0 S: 7	H: 1 LOB: 1 BB: 0 P: 12	1B: 9 2B: 2 3B: 0 HR: 0	SF: 0 SAC: 1 DP: 1 HBP: 0	WP: 1 PB: 0 SB: 0 CS: 0	PA: 40
PITCHER	IP WLS BF H R ER SO BB IBB HBP BLK WP HR S P ERA WHIP																			
Bob Milacki, R (1, 1) ERA: 3.86	8.0 W 37 11 2 2 4 2 1 0 0 1 0 79 131 2.25 1.625																			
Gregg Olson, R (9, 1) ERA: 1.85	1.0 S 3 0 0 0 0 0 0 0 0 0 0 0 5 8 0.00 0.000																			

Kansas City Royals @ Baltimore Orioles
Memorial Stadium, Baltimore, MD

Fri Sep 15 1989, 7:05 PM EDT
Att. 38,029 - Unknown - 71 F

livebaseballscorecards.com

AB	36
R	2
H	11
RBI	2
BB	3
SO	4
LOB	20



Batter	1	2	3	4	5	6	7	8	9
Phil Bradley, R (1, 7) OBP: 0.366, SLG: 0.415	0-3 K		0-1 P6		0-0 G5-3		1-1 SH1-4	0-0 1B	
Mike Devereaux, R (1, 8) OBP: 0.336, SLG: 0.387	3-2 F8		3-2 1B		1-0 F8		0-1 FC6-4 1B	3-3 K	
Cal Ripken Jr., R (1, 6) OBP: 0.317, SLG: 0.410	0-1 G6-3		2-2 F8			1-2 G3	1-0 FC6-4 1B		
Mickey Tettleton, S (1, 10) Brady Anderson, L (6, PR) Larry Sheets, L (7, PH) Keith Moreland, R (7, PH) Juan Bell, R (7, PR)		3-3 K		1-3 K		4-0 G6-3 1B	1-1 1B	1-1 1B	
Randy Milligan, R (1, 3) OBP: 0.391, SLG: 0.451		2-2 G5-3		2-2 P6		3-1 G6-3	0-2 1B	1-2 1B	
Craig Worthington, R (1, 5) OBP: 0.337, SLG: 0.373		4-2 BB		4-2 WP 1B BB		0-2 1B	2-0 F9		
Stan Jefferson, S (1, 9) Steve Finley, L (9, 9) OBP: 0.308, SLG: 0.335		3-2 P6		2-1 1B		2-2 1B		3-3 K	
Bob Melvin, R (1, 2) OBP: 0.276, SLG: 0.291			2-1 F8		1-3 K	2-3 K		2-2 G6-3	
Billy Ripken, R (1, 4) Rene Gonzales, R (6, 4) OBP: 0.285, SLG: 0.306 OBP: 0.272, SLG: 0.263			1-2 WP 1B 2B		0-1 G5-3 1B		1-1 1B SH1-4 FC6-4 1B	4-0 1B BB	

Inning Stats	R: 0	H: 0	E: 0	K: 1	S: 12	R: 0	H: 0	E: 0	K: 1	S: 13	R: 1	H: 2	E: 0	K: 1	S: 14	R: 1	H: 1	E: 0	K: 1	S: 12	R: 0	H: 1	E: 0	K: 1	S: 10	R: 1	H: 2	E: 0	K: 1	S: 17	R: 2	H: 4	E: 0	K: 0	S: 13	R: 0	H: 1	E: 0	K: 2	S: 11
	LOB: 0	BB: 0	P: 15	LOB: 1	BB: 1	P: 25	LOB: 1	BB: 0	P: 22	LOB: 1	BB: 1	P: 21	LOB: 1	BB: 0	P: 12	LOB: 2	BB: 1	P: 28	LOB: 2	BB: 0	P: 19	LOB: 2	BB: 1	P: 23	LOB: 2	BB: 1	P: 23	LOB: 0	SAC: 1	DP: 0	HBP: 0	1B: 10	SF: 0	2B: 1	3B: 0	HR: 0				

PITCHER	IP	WLS	BF	H	R	ER	SO	BB	IBB	HBP	BLK	WP	HR	S	P	ERA	WHIP
Larry McWilliams, L (1, 1) ERA: 4.03	5.0		20	4	2	2	4	2	0	0	0	2	0	61	95	3.60	1.200
Steve Crawford, R (6, 1) ERA: 3.07	1.2	L	10	4	3	3	1	1	0	0	0	0	0	24	38	16.20	3.000
Jerry Don Gleaton, L (7, 1) ERA: 5.84	0.0		1	1	0	0	0	0	0	0	0	0	0	2	3	∞	∞
Rick Luecken, R (7, 1) ERA: 3.38	1.1		7	2	0	0	2	1	0	0	0	0	0	15	29	0.00	2.250

BOTTOM

Kansas City Royals @ Baltimore Orioles
Memorial Stadium, Baltimore, MD

Fri Sep 15 1989, 7:05 PM EDT
Att: 38,029 - Unknown - 71 F

AB	R	H	RBI	BB	SO	LOB
4	0	1	0	0	1	2
5	0	2	1	0	1	3
4	1	0	1	0	0	2
2	0	0	0	1	2	0
0	1	0	0	0	0	0
0	0	0	0	0	0	0
1	0	1	0	0	0	0
0	0	0	0	0	0	0
4	0	1	1	0	0	1
2	1	1	1	2	0	2
4	0	2	1	0	1	1
0	0	0	0	0	0	0

livebaseballscorecards.com

AB	33
R	5
H	11
RBI	5
BB	4
SO	7
LOB	13



WP: 2	PA: 38
PB: 0	
SB: 0	
CS: 0	

Batter	1	2	3	4	5	6	7	8	9	AB	R	H	RBI	BB	SO	LOB	TOP								
Kevin Seitzer, R (1, 5) OBP: 0.385, SLG: 0.332	1-2 G4-3	3-3 K		2-2 G6-3		1-2 F8		1-0 1B		5	0	1	1	0	1	4									
Kurt Stillwell, S (1, 6) OBP: 0.337, SLG: 0.402	1-0 2B		0-0 G4-3		0-0 B2-3	4-1 BB		1-3 K		4	0	1	0	1	1	2									
George Brett, L (1, 3) OBP: 0.357, SLG: 0.430	3-3 K		0-0 G4-3		2-3 K	0-0 G3		0-0 1B		5	0	1	1	0	2	2									
Bo Jackson, R (1, 7) OBP: 0.315, SLG: 0.512	3-1 L7		1-3 K		3-2 BB 1B		1-3 K	2-3 K		5	0	1	0	0	3	3									
Jim Eisenreich, L (1, 8) (8, 9) OBP: 0.350, SLG: 0.443		4-1 G6-3 1B BB		0-0 F7	1-0 BB 1B		1-2 F7	0-0 FC5-4 2B		4	1	2	0	1	0	0									
Danny Tartabull, R (1, 10) OBP: 0.369, SLG: 0.446		0-1 SAFE G6-3		3-3 K	4-0 FC6-4 BB		2-3 K	4-0 FC5-4 BB		3	0	0	0	2	2	1									
Pat Tabler, R (1, 9) OBP: 0.335, SLG: 0.322		0-0 G6-3 1B		2-2 BB 1B	1-0 FC6-4		0-2 BB 1B	0-2 FC5-4		4	1	3	1	0	0	3									
Gary Thurman, R (8, PR) OBP: 0.312, SLG: 0.263										0	1	0	0	0	0	0									
Rey Palacios, R (8, 2) OBP: 0.191, SLG: 0.233										0	0	0	0	0	0	0									
Bill Buckner, L (9, PH) OBP: 0.235, SLG: 0.258										1	0	0	0	0	0	2									
Jeff Schulz, L (9, PR) OBP: 0.500, SLG: 0.500		2-H 1B			1-2f 1B			1-2f 2-3		0	0	0	0	0	0	0									
Mike Macfarlane, R (1, 2) OBP: 0.283, SLG: 0.324		2-2 G6-3 1B		4-0 1B BB		1-0 G6-3		4-2 1B BB	1-2 G4-6-3	2	0	1	0	2	0	0									
Willie Wilson, S (8, PR) OBP: 0.295, SLG: 0.343		1-2 1B		1-2 BB				1-2 1B BB	1-2f	1	1	0	0	0	0	2									
Brad Wellman, R (1, 4) OBP: 0.271, SLG: 0.297		3-2 G6-3		0-0 1B		0-0 HR		1-3 K		3	1	2	2	0	0	2									
Matt Winters, L (8, PH) OBP: 0.339, SLG: 0.370										1	0	0	0	0	1	2									
Bill Pecota, R (8, 4) OBP: 0.259, SLG: 0.390		1-2 2-3 1B		1-3 2-H 1B						0	0	0	0	0	0	0									
Inning Stats	R: 0 E: 0 K: 1 S: 9	H: 1 LOB: 1 BB: 0 P: 17	R: 1 E: 0 K: 1 S: 13	H: 2 LOB: 2 BB: 1 P: 25	R: 0 E: 0 K: 1 S: 5	H: 0 LOB: 0 BB: 0 P: 6	R: 1 E: 0 K: 1 S: 12	H: 2 LOB: 2 BB: 1 P: 23	R: 0 E: 0 K: 1 S: 10	H: 2 LOB: 3 BB: 1 P: 21	R: 1 E: 0 K: 0 S: 7	H: 1 LOB: 1 BB: 1 P: 13	R: 0 E: 0 K: 2 S: 11	H: 0 LOB: 0 BB: 0 P: 15	R: 2 E: 0 K: 3 S: 21	H: 3 LOB: 2 BB: 1 P: 30	R: 0 E: 0 K: 0 S: 7	H: 1 LOB: 2 BB: 1 P: 12	1B: 9 2B: 2 3B: 0 HR: 1	SF: 0 SAC: 0 DP: 1 HBP: 0	WP: 0 PB: 0 SB: 1 CS: 0	PA: 44			
PITCHER	IP	WLS	BF	H	R	ER	SO	BB	IBB	HBP	BLK	WP	HR	S	P	ERA	WHIP								
Jeff Ballard, L (1, 1) ERA: 3.66	5.2		29	8	3	3	5	4	0	0	0	0	1	55	104	4.76	2.118								
Kevin Hickey, L (6, 1) ERA: 2.83	0.1		1	0	0	0	0	0	0	0	0	0	0	1	1	0.00	0.000								
Mark Williamson, R (7, 1) ERA: 3.07	1.1		7	2	2	2	3	1	0	0	0	0	0	20	30	13.50	2.250								
Gregg Olson, R (8, 1) ERA: 1.82	1.2	W	7	2	0	0	2	1	0	0	0	0	0	19	27	0.00	1.800								

Kansas City Royals @ Baltimore Orioles
Memorial Stadium, Baltimore, MD

Sat Sep 16 1989, 7:05 PM EDT
 Att: 44,591 - Unknown

AB	38
R	5
H	12
RBI	5
BB	6
SO	10
LOB	23



Batter	1	2	3	4	5	6	7	8	9	AB R H RBI BB SO LOB	TOP		
Kevin Seitzer, R (1, 5) OBP: 0.386, SLG: 0.333 Bill Pecota, R (8, PR) OBP: 0.259, SLG: 0.390 (8, 5)	1-0 2B F9-2 HBP		1-1 2B 1B		2-2 L9	1-0 SF3		3-1 G6-3 1B		3 1 2 1 0 0 0 0 0 0 0 0 0 0			
Willie Wilson, S (1, 8) OBP: 0.299, SLG: 0.349	1-1 L9		2-2 1B 2B		1-2 1B BB	1-2 2B 1B		0-0 G6-3 1-2f		5 2 3 1 0 0 3			
George Brett, L (1, 3) OBP: 0.362, SLG: 0.438 Luis de los Santos, R (9, 3) OBP: 0.287, SLG: 0.293	3-2 2B		1-1 1B		4-1 FC4-6 BB	1-1 2B		2-2 4-3		4 0 3 4 1 0 0 0 0 0 0 0 0 0			
Bo Jackson, R (1, 7) OBP: 0.312, SLG: 0.506 Gary Thurman, R (9, 7) OBP: 0.312, SLG: 0.263	2-2 F9-2 3-H		0-1 F9		0-1 FC4-6 1-2f	1-0 P3		0-3 K		5 0 0 0 0 1 6 0 0 0 0 0 0 0			
Jim Eisenreich, L (1, 9) OBP: 0.350, SLG: 0.445			1-1 G3		0-0 1B 1B	0-0 BB 1B 2B		2-1 P5		5 1 2 0 0 0 0			
Danny Tartabull, R (1, 10) OBP: 0.368, SLG: 0.443			1-2 F8		2-3 K	4-1 1B BB SF3 BB		1-1 F7		3 1 0 0 1 1 1			
Kurt Stillwell, S (1, 6) OBP: 0.338, SLG: 0.401			1-2 F7		3-1 G6-4-3 1B	4-1 SF3 1B BB		2-2 G3-1		3 1 1 0 1 0 0			
Frank White, R (1, 4) OBP: 0.314, SLG: 0.336 Brad Wellman, R (7, 4) OBP: 0.275, SLG: 0.302			2-2 P4		0-0 G6-4-3 1-2f	0-1 P6		1-1 1B WP 1B		3 0 0 0 0 0 5 1 0 1 0 0 0 0			
Bob Boone, R (1, 2) OBP: 0.353, SLG: 0.318			3-3 K		0-1 G6-3	2-2 1B 2B 1B		2-1 F9		4 1 1 1 0 1 1			
Inning Stats	R: 0 H: 1 E: 0 LOB: 1 K: 0 BB: 0 S: 10 P: 17	R: 0 H: 0 E: 0 LOB: 0 K: 0 BB: 0 S: 8 P: 11	R: 2 H: 3 E: 0 LOB: 1 K: 1 BB: 0 S: 16 P: 25	R: 0 H: 2 E: 0 LOB: 1 K: 1 BB: 0 S: 10 P: 13	R: 0 H: 1 E: 0 LOB: 2 K: 0 BB: 1 S: 11 P: 18	R: 5 H: 4 E: 0 LOB: 1 K: 0 BB: 2 S: 16 P: 30	R: 0 H: 0 E: 0 LOB: 0 K: 0 BB: 0 S: 8 P: 12	R: 0 H: 2 E: 0 LOB: 2 K: 0 BB: 0 S: 7 P: 13	R: 0 H: 0 E: 0 LOB: 0 K: 1 BB: 0 S: 9 P: 13	1B: 9 SF: 1 2B: 5 SAC: 0 3B: 0 DP: 3 HR: 0 HBP: 1	WP: 1 PA: 41 PB: 0 SB: 0 CS: 0		
PITCHER	IP WLS BF H R ER SO BB IBB HBP BLK WP HR S P ERA WHIP											PITCHER	IP WLS BF H R ER SO BB IBB HBP BLK WP HR S P ERA WHIP
Dave Johnson, R (1, 1) ERA: 3.86	5.0 L 24 8 4 4 2 2 0 0 0 0 0 0 57 90 7.20 2.000												
Ben McDonald, R (6, 1) ERA: 11.81	0.2 5 2 1 1 0 1 0 0 0 0 0 0 11 19 13.50 4.500												
Brian Holton, R (6, 1) ERA: 4.05	1.1 5 1 2 2 0 0 0 0 0 0 0 0 11 17 13.50 0.750												
Curt Schilling, R (8, 1) ERA: 7.04	1.0 4 2 0 0 0 0 0 0 0 0 1 0 7 13 0.00 2.000												
Jose Bautista, R (9, 1) ERA: 5.21	1.0 3 0 0 0 0 1 0 0 0 0 0 0 9 13 0.00 0.000												

Kansas City Royals @ Baltimore Orioles
Memorial Stadium, Baltimore, MD

Sun Sep 17 1989, 3:33 AM EDT
 Att. 42,254 - Sunny - 75 F

livebaseballscorecards.com

AB	36
R	7
H	13
RBI	7
BB	3
SO	3
LOB	16



Batter	1	2	3	4	5	6	7	8	9	AB R H RBI BB SO LOB	TOP																	
Lance Johnson, L (1, 7) OBP: 0.358, SLG: 0.378	2-3 K			0-1 6-3		0-0 1-2 S 1B		1-1 B1-3		4 0 1 0 0 1 0																		
Scott Fletcher, R (1, 4) OBP: 0.332, SLG: 0.307	0-2 6-3			1-0 F7		1-2 1-2 2-H G6-4-3 1B		2-1 6-3		4 0 1 1 0 0 0																		
Ivan Calderon, R (1, 10) OBP: 0.329, SLG: 0.438	3-1 1-3			1-1 1B		0-0 G6-4-3 1-2f			0-1 2B 1B	4 1 2 0 0 0 2																		
Carlton Fisk, R (1, 2) OBP: 0.344, SLG: 0.458 Sammy Sosa, R (9, PR) OBP: 0.308, SLG: 0.348 (9, 8)		0-2 P3		1-1 L7		4-0 SH BB			1-1 1-H SH 2B	3 0 1 1 1 0 1 0 1 0 0 0 0 0																		
Daryl Boston, L (1, 9) OBP: 0.335, SLG: 0.393 Ron Karkovics, R (9, 2) OBP: 0.319, SLG: 0.402		4-1 G4-6-3 BB			3-2 F8	1-0 SH FC4-6			4-0 SH BB	1 1 0 0 2 0 0 0 0 0 0 0 0 0																		
Carlos Martinez, R (1, 3) OBP: 0.341, SLG: 0.405 Steve Lyons, L (9, PH) OBP: 0.317, SLG: 0.337 (9, 3)		0-1 G4-6-3 1-2f			1-1 4-3	1-0 B3			0-1 SH G3 1-H 2-H	3 0 0 0 0 0 3 0 0 0 0 0 0 0																		
Robin Ventura, L (1, 5) OBP: 0.318, SLG: 0.333			0-2 G3		0-0 F7	1-1 FC4-6 1-2f			0-1 G3 2-3	4 0 0 0 0 0 3																		
Dave Gallagher, R (1, 8) OBP: 0.321, SLG: 0.315 (9, 9)			0-3 K			1-0 P3			3-3 K	4 0 0 0 0 2 4																		
Ozzie Guillen, L (1, 6) OBP: 0.275, SLG: 0.326			0-0 F9			4-0 S 1B 1B BB			0-2 6-3	3 1 0 0 1 0 2																		
Inning Stats	R: 0 E: 0 K: 1 S: 9	H: 0 LOB: 0 BB: 0 P: 14	R: 0 E: 0 K: 0 S: 7	H: 0 LOB: 0 BB: 1 P: 11	R: 0 E: 0 K: 1 S: 7	H: 0 LOB: 0 BB: 0 P: 7	R: 0 E: 0 K: 0 S: 7	H: 1 LOB: 1 BB: 0 P: 10	R: 0 E: 0 K: 0 S: 7	H: 0 LOB: 0 BB: 0 P: 11	R: 1 E: 0 K: 0 S: 7	H: 2 LOB: 1 BB: 1 P: 13	R: 0 E: 0 K: 0 S: 6	H: 0 LOB: 2 BB: 1 P: 13	R: 0 E: 0 K: 0 S: 6	H: 0 LOB: 0 BB: 0 P: 10	R: 3 E: 1 K: 1 S: 15	H: 2 LOB: 2 BB: 1 P: 23	1B: 4 2B: 1 3B: 0 HR: 0	SF: 0 SAC: 2 DP: 2 HBP: 0	WP: 0 PB: 0 SB: 2 CS: 0	PA: 36						
PITCHER	IP WLS BF H R ER SO BB IBB HBP BLK WP HR S P ERA WHIP																											
Tom Gordon, R (1, 1) ERA: 3.58	6.0		23	3	1	1	2	3	0	0	0	0	0	0	45	72	1.50	1.000										
Steve Crawford, R (7, 1) ERA: 2.93	2.0		6	0	0	0	0	0	0	0	0	0	0	11	17	0.00	0.000											
Jeff Montgomery, R (9, 1) ERA: 1.42	1.0	L	7	2	3	2	1	1	0	0	0	0	0	15	23	18.00	3.000											

Chicago White Sox @ Kansas City Royals
 Royals Stadium, Kansas City, MO
 Mon Sep 18 1989, 8:05 PM EDT
 Att. 23,722 - Unknown - 75 F

AB	30
R	4
H	5
RBI	2
BB	4
SO	3
LOB	15



Batter	1	2	3	4	5	6	7	8	9	AB	R	H	RBI	BB	SO	LOB
Kevin Seitzer, R OBP: 0.384, SLG: 0.331 (1, 5)	1-0 6-3		2-0 F8		0-0 1-3		3-1 G4-6-3			4	0	0	0	0	0	1
Willie Wilson, S OBP: 0.298, SLG: 0.354 (1, 8)	1-1 F8		0-0 L5			2-2 1B 3B		3-2 5-3		4	1	1	0	0	0	0
George Brett, L OBP: 0.363, SLG: 0.439 (1, 3)	1-1 1B			0-1 6-3 S 1B		2-3 K		0-0 4-3		4	0	2	0	0	1	1
Bo Jackson, R OBP: 0.312, SLG: 0.504 (1, 7)	1-2 F9			1-2 6-3		3-2 1B S 1B		2-3 K		4	1	1	1	0	1	2
Jim Eisenreich, L OBP: 0.352, SLG: 0.445 (1, 9)		2-0 G1-6-3 1B		0-0 6-3		1-1 1 SAFE 1 SAFE 1 SAFE 1-1		1-1 L7		4	0	2	0	0	0	1
Pat Tabler, R OBP: 0.334, SLG: 0.319 (1, 10)		0-1 G1-6-3		4-0 BB		0-1 FC1-6-4		2-3 K		3	0	0	1	1	1	2
Kurt Stillwell, S OBP: 0.340, SLG: 0.401 (1, 6)		3-2 1B		0-0 F8		1-1 F8		4-2 BB		3	0	1	0	1	0	3
Frank White, R OBP: 0.314, SLG: 0.336 (1, 4)		0-1 P6			1-0 6-3		1-1 G4-6-3 1B		3-2 F9	3	0	1	0	0	0	1
Danny Tartabull, R OBP: 0.367, SLG: 0.442 (9, PH)										1	0	0	0	0	0	1
Bob Boone, R OBP: 0.350, SLG: 0.316 (1, 2)			2-1 6-3		2-0 F8		1-0 P4			3	0	0	0	0	0	1

Inning Stats	R: 0	H: 1	E: 0	K: 0	S: 8	H: 2	LOB: 1	BB: 0	P: 12	R: 0	H: 0	E: 0	K: 0	S: 4	R: 0	H: 1	E: 0	K: 0	S: 7	R: 0	H: 0	E: 0	K: 0	S: 3	R: 2	H: 3	E: 0	K: 1	S: 16	R: 0	H: 1	E: 0	K: 0	S: 5	R: 0	H: 0	E: 0	K: 1	S: 9	R: 0	H: 0	E: 0	K: 1	S: 12	R: 0	H: 0	E: 0	K: 1	S: 12	1B: 7	2B: 0	3B: 1	HR: 0	SF: 0	SAC: 0	DP: 2	HBP: 0	WP: 0	PB: 0	SB: 2	CS: 0	PA: 35
--------------	------	------	------	------	------	------	--------	-------	-------	------	------	------	------	------	------	------	------	------	------	------	------	------	------	------	------	------	------	------	-------	------	------	------	------	------	------	------	------	------	------	------	------	------	------	-------	------	------	------	------	-------	-------	-------	-------	-------	-------	--------	-------	--------	-------	-------	-------	-------	--------

PITCHER	IP	WLS	BF	H	R	ER	SO	BB	IBB	HBP	BLK	WP	HR	S	P	ERA	WHIP
Greg Hibbard, L ERA: 3.09 (1, 1)	5.1		23	7	2	2	1	1	0	0	0	0	0	42	71	3.38	1.500
Barry Jones, R ERA: 2.81 (6, 1)	2.2	W	8	1	0	0	1	0	0	0	0	0	0	18	29	0.00	0.375
Bobby Thigpen, R ERA: 3.79 (9, 1)	1.0	S	4	0	0	0	1	1	0	0	0	0	0	12	22	0.00	1.000

BOTTOM

Chicago White Sox @ Kansas City Royals
Royals Stadium, Kansas City, MO

Mon Sep 18 1989, 8:05 PM EDT
 Att: 23,722 - Unknown - 75 F

livebaseballscorecards.com

AB	33
R	2
H	8
RBI	2
BB	2
SO	3
LOB	13



Batter	1	2	3	4	5	6	7	8	9	AB R H RBI BB SO LOB	TOP		
Lance Johnson, L (1, 7) OBP: 0.362, SLG: 0.388	1-1 G6-3		1-1 G4-3			0-0 2B		2-1 G3-4-3 1B		4 1 2 0 0 0 0	Chicago White Sox @ Kansas City Royals Royals Stadium, Kansas City, MO Tue Sep 19 1989, 8:05 PM EDT Att. 19,748 - Sunny - 70 F		
Scott Fletcher, R (1, 4) OBP: 0.330, SLG: 0.304	0-2 G6-3			1-0 G5-3		1-1 G6-3		2-2 G3-4-3 1-2		4 0 0 0 0 0 2			
Ivan Calderon, R (1, 10) OBP: 0.329, SLG: 0.437	0-0 1B			2-0 G4-3		1-0 F9		0-3 K		4 0 1 0 0 1 2			
Carlton Fisk, R (1, 2) OBP: 0.343, SLG: 0.458	3-1 F8			1-0 G6-3		2-2 2-H 2B			3-2 F9	4 0 1 1 0 0 1			
Carlos Martinez, R (1, 5) OBP: 0.341, SLG: 0.407 Daryl Boston, L (9, PH) OBP: 0.333, SLG: 0.391			0-0 G6-3		0-1 2B	2-3 K		1-2 G4-3		3 1 1 0 0 1 1 1 0 0 0 0 0 0			
Sammy Sosa, R (1, 8) OBP: 0.308, SLG: 0.354 Steve Lyons, L (9, PH) OBP: 0.316, SLG: 0.336			2-3 K		1-0 SH1-3 2-H 2B		0-3 K	1-2 G3		3 1 1 1 0 2 0 1 0 0 0 0 0 0			
Dave Gallagher, R (1, 9) OBP: 0.320, SLG: 0.314			0-1 G2-3		0-0 SH1-3		2-1 G6-3			2 0 0 0 0 0 0			
Russ Morman, R (1, 3) OBP: 0.310, SLG: 0.269			0-1 L5-3 1B		1-2 G4-3		1-3 K			3 0 1 1 0 1 0			
Ozzie Guillen, L (1, 6) OBP: 0.274, SLG: 0.324			1-0 L5-3		1-1 G1-3			0-2 P6		3 0 0 0 0 0 1			
Inning Stats	R: 0 H: 1 E: 0 LOB: 1 K: 0 BB: 0 S: 8 P: 12	R: 0 H: 0 E: 0 LOB: 0 K: 1 BB: 0 S: 7 P: 9	R: 0 H: 1 E: 0 LOB: 0 K: 0 BB: 0 S: 5 P: 7	R: 0 H: 0 E: 0 LOB: 0 K: 0 BB: 0 S: 3 P: 7	R: 2 H: 2 E: 0 LOB: 0 K: 0 BB: 0 S: 9 P: 12	R: 1 H: 2 E: 0 LOB: 1 K: 1 BB: 0 S: 11 P: 17	R: 0 H: 0 E: 0 LOB: 0 K: 2 BB: 0 S: 8 P: 11	R: 0 H: 1 E: 0 LOB: 1 K: 1 BB: 0 S: 11 P: 15	R: 0 H: 0 E: 0 LOB: 0 K: 0 BB: 0 S: 15 P: 20	1B: 3 SF: 0 2B: 5 SAC: 1 3B: 0 DP: 1 HR: 0 HBP: 0		WP: 0 PA: 33 PB: 0 SB: 0 CS: 0	
PITCHER	IP WLS BF H R ER SO BB IBB HBP BLK WP HR S P ERA WHIP											PITCHER	IP WLS BF H R ER SO BB IBB HBP BLK WP HR S P ERA WHIP
Larry McWilliams, L (1, 1) ERA: 4.02	7.0 W 26 6 3 3 4 0 0 0 0 0 0 0 51 75 3.86 0.857												
Steve Farr, R (8, 1) ERA: 4.44	2.0 S 7 1 0 0 1 0 0 0 0 0 0 0 26 35 0.00 0.500												

AB	32
R	3
H	7
RBI	3
BB	0
SO	5
LOB	7



Batter	1	2	3	4	5	6	7	8	9
Kevin Seitzer, R OBP: 0.385, SLG: 0.331 (1, 5)	2-2 G3-6-3 1B	4-2 3B BB		2-1 L9		2-1 G5-3			
Willie Wilson, S OBP: 0.298, SLG: 0.358 (1, 8)	3-1 G3-6-3 1-2f	0-1 3B		0-0 G3-1		1-0 L7			
George Brett, L OBP: 0.362, SLG: 0.436 (1, 3)	0-1 F7	4-0 BB		1-1 F7			1-3 K		
Bo Jackson, R OBP: 0.309, SLG: 0.500 (1, 7)		E5 K			1-3 K		1-2 F9		
Jim Eisenreich, L OBP: 0.351, SLG: 0.444 (1, 9)		1 SAFE E8 2B 1B	1-2 F8		0-0 G4-3		1-1 F8		
Danny Tartabull, R OBP: 0.366, SLG: 0.442 (1, 10)		0-0 1B 2B	2-3 K		2-2 E5		0-1 G6-3		
Kurt Stillwell, S OBP: 0.337, SLG: 0.397 (1, 6)		1-1 G6-3	0-1 G4-3		2-1 F8		1-3 K		
Frank White, R OBP: 0.311, SLG: 0.333 (1, 4)		1-3 K		0-0 E5 G3-1 1B		1-0 F9		0-1 P4	
Bob Boone, R OBP: 0.355, SLG: 0.321 (1, 2)		2-1 3B 1B		0-1 G3-1 1B		0-1 G5-3 1B			

Inning Stats	R: 0	H: 1	E: 0	LOB: 0	K: 0	S: 7	R: 5	H: 4	E: 2	LOB: 2	K: 2	S: 21	R: 0	H: 0	E: 0	LOB: 0	K: 1	S: 8	R: 0	H: 1	E: 1	LOB: 2	K: 0	S: 8	R: 0	H: 0	E: 1	LOB: 1	K: 1	S: 9	R: 0	H: 1	E: 0	LOB: 1	K: 0	S: 6	R: 0	H: 0	E: 0	LOB: 0	K: 1	S: 10	R: 0	H: 0	E: 0	LOB: 0	K: 1	S: 7	R: 0	H: 0	E: 0	LOB: 0	K: 1	S: 8
	0	1	0	0	0	7	5	4	2	2	2	21	0	0	0	0	1	8	0	1	1	2	0	8	0	0	0	0	1	1	0	9	0	1	0	1	0	10	0	0	0	0	1	8	0	0	0	0	8					

PITCHER	IP	WLS	BF	H	R	ER	SO	BB	IBB	HBP	BLK	WP	HR	S	P	ERA	WHIP
Richard Dotson, R ERA: 4.75 (1, 1)	1.2	L	11	5	5	1	1	1	0	0	0	0	0	25	40	5.40	3.600
Bill Long, R ERA: 4.22 (2, 1)	6.1		24	2	0	0	5	1	0	0	0	0	0	51	76	0.00	0.474

AB R H RBI BB SO LOB

3	1	1	0	1	0	3
4	0	1	2	0	0	4
3	0	0	0	1	1	2
4	1	0	0	0	2	2
4	1	1	0	0	0	0
4	1	1	2	0	1	0
4	0	0	0	0	1	2
4	0	0	0	0	1	1
3	1	3	1	0	0	0

AB	33
R	5
H	7
RBI	5
BB	2
SO	6
LOB	14




Chicago White Sox @ Kansas City Royals
 Royals Stadium, Kansas City, MO

livebaseballscorecards.com

WP: 0	PA: 35
PB: 0	
SB: 0	
CS: 0	

WP	HR	S	P	ERA	WHIP
0	0	0	0	0.00	0.474

Tue Sep 19 1989, 8:05 PM EDT
 Att. 19,748 - Sunny - 70 F

Batter	1	2	3	4	5	6	7	8	9	AB R H RBI BB SO LOB	TOP									
Lance Johnson, L OBP: 0.363, SLG: 0.381 (1, 8) (7, 7)	4-1 G4-3 S BB	4-1 1B E 1-2 2-3 BB		3-1 L7	1-2 G6-3			1-0 G3-1		3 1 0 0 2 0 2										
Scott Fletcher, R OBP: 0.329, SLG: 0.303 (1, 4)	2-1 G4-3 1-3	1-0 P6		0-0 HBP 1B		0-2 5-3		1-0 5-3		5 0 1 0 0 0 4										
Ivan Calderon, R OBP: 0.328, SLG: 0.435 (1, 10)	0-3 K	0-0 1B		2-3 K		0-0 P3			1-3 K	5 0 1 2 0 3 2										
Carlton Fisk, R OBP: 0.344, SLG: 0.464 (1, 2)	1-0 5-3	0-0 L6		1-1 HBP		1-3 K			0-2 HR	4 1 1 1 0 1 2										
Daryl Boston, L OBP: 0.332, SLG: 0.388 Dave Gallagher, R OBP: 0.319, SLG: 0.313 (1, 7) (7, 8)		1B BB 1B		0-0 1-3		1-1 P3			0-0 F9	4 1 1 0 0 1 3 1 0 0 0 0 0 0										
Steve Lyons, L OBP: 0.319, SLG: 0.337 (1, 9)		4-0 BB 1B 1-2 1B BB		2-2 SH 1B 1B		0-0 F9			1-1 F9	4 1 2 0 1 0 0										
Carlos Martinez, R OBP: 0.346, SLG: 0.415 (1, 3)		1-0 BB 1-2 2-3 1B		1-0 SH 1-2 1B		1-2 2B				4 1 3 0 0 1 1	AB 36 R 7 H 10 RBI 6 BB 4 SO 6 LOB 20									
Robin Ventura, L OBP: 0.320, SLG: 0.300 (1, 5)		4-2 BB 1B 1-2 2-3 1B BB		0-0 SH L4-3		0-2 F7				2 1 0 1 1 0 2										
Ozzie Guillen, L OBP: 0.274, SLG: 0.324 (1, 6)		0-0 BB 1-2 2-H 3-H 1B		0-1 F7		0-0 L4-3		0-0 4-3		4 1 1 2 0 0 4										
Inning Stats	R: 0 E: 0 K: 1 S: 7	H: 0 LOB: 1 BB: 1 P: 14	R: 6 E: 1 K: 1 S: 16	H: 4 LOB: 1 BB: 3 P: 30	R: 0 E: 0 K: 1 S: 10	H: 1 LOB: 1 BB: 0 P: 14	R: 0 E: 0 K: 1 S: 9	H: 1 LOB: 2 BB: 0 P: 15	R: 0 E: 0 K: 0 S: 7	H: 0 LOB: 0 BB: 0 P: 8	R: 0 E: 0 K: 0 S: 10	H: 1 LOB: 1 BB: 0 P: 12	R: 0 E: 0 K: 0 S: 3	H: 0 LOB: 0 BB: 0 P: 5	R: 1 E: 0 K: 1 S: 9	H: 1 LOB: 0 BB: 0 P: 11	1B: 8 2B: 2 3B: 0 HR: 1	SF: 0 SAC: 1 DP: 1 HBP: 1	WP: 0 PB: 0 SB: 1 CS: 0	PA: 42
PITCHER	IP WLS BF H R ER SO BB IBB HBP BLK WP HR S P ERA WHIP																			
Mark Gubicza, R ERA: 3.04 (1, 1)	1.0 L 8 2 4 4 1 3 3 0 0 0 0 0 15 31 36.00 5.000																			
Steve Crawford, R ERA: 2.88 (2, 1)	4.0 20 6 2 1 3 1 0 1 0 0 0 36 55 2.25 1.750																			
Terry Leach, R ERA: 4.05 (6, 1)	2.0 7 1 0 0 1 0 0 0 0 0 0 17 20 0.00 0.500																			
Luis Aquino, R ERA: 3.66 (8, 1)	1.0 3 0 0 0 0 0 0 0 0 0 0 3 5 0.00 0.000																			
Rick Luecken, R ERA: 3.66 (9, 1)	1.0 4 1 1 1 1 0 0 0 0 0 1 9 11 9.00 1.000																			

Chicago White Sox @ Kansas City Royals
Royals Stadium, Kansas City, MO
Wed Sep 20 1989, 8:05 PM EDT
Att. 21,320 - Unknown - 72 F

livebaseballscorecards.com

Batter	1	2	3	4	5	6	7	8	9	AB	R	H	RBI	BB	SO	LOB
Kevin Seitzer, R OBP: 0.385, SLG: 0.331 (1, 5)	4-0 FC4-6 BB		3-2 1B		2-2 5-3			2-1 P4		3	0	1	0	1	0	0
Willie Wilson, S OBP: 0.298, SLG: 0.357 (1, 8)	1-2 FC4-6 G6-3 1-2f		0-3 SAFE K			3-2 F7 1B		2-2 E6		4	0	1	0	0	1	2
George Brett, L OBP: 0.359, SLG: 0.432 (1, 3)	0-2 G6-3		1-0 F8			1-0 SAFE F7		1-0 F8		4	0	0	0	0	0	4
Bo Jackson, R OBP: 0.307, SLG: 0.496 (1, 7)	0-3 K2-3		0-1 L9			1-3 K2-3		3-3 K		4	0	0	0	0	3	4
Jim Eisenreich, L OBP: 0.350, SLG: 0.449 (1, 9)		1-3 K		0-0 G3		1-0 L6			1-1 HR	4	1	1	1	0	1	1
Danny Tartabull, R OBP: 0.366, SLG: 0.439 (1, 10)		3-2 6-3		0-3 K			2-3 K		4-2 G4-3 BB	3	0	0	0	1	2	0
Kurt Stillwell, S OBP: 0.336, SLG: 0.398 (1, 6)		0-1 1B 2B		2-0 F6			1-0 G4-3		3-2 G4-3	4	1	1	0	0	0	1
Bob Boone, R OBP: 0.356, SLG: 0.323 (1, 2)		0-0 1B			1-2 5-3		2-0 1B		2-2 P3	4	0	2	1	0	0	1
Brad Wellman, R OBP: 0.272, SLG: 0.298 Pat Tabler, R OBP: 0.333, SLG: 0.317 (7, PH) (8, 4)		3-1 F9			2-3 K		2-3 K		1-0 6-3	2	0	0	0	0	1	1
										2	0	0	0	0	1	2

Inning Stats	R: 0	H: 0	E: 0	K: 1	S: 9	R: 1	H: 2	E: 0	K: 1	S: 12	R: 0	H: 1	E: 0	K: 1	S: 9	R: 0	H: 0	E: 0	K: 1	S: 5	R: 0	H: 0	E: 0	K: 1	S: 9	R: 0	H: 1	E: 0	K: 1	S: 8	R: 0	H: 1	E: 0	K: 2	S: 8	R: 0	H: 0	E: 1	K: 1	S: 12	R: 1	H: 1	E: 0	K: 0	S: 12	1B: 4	2B: 1	3B: 0	HR: 1	SF: 0	SAC: 0	DP: 0	HBP: 0	WP: 0	PB: 0	SB: 1	CS: 0	PA: 36
PITCHER Melido Perez, R ERA: 4.82 (1, 1)	IP	WLS	BF	H	R	ER	SO	BB	IBB	HBP	BLK	WP	HR	S	P	ERA	WHIP																			IP	WLS	BF	H	R	ER	SO	BB	IBB	HBP	BLK	WP	HR	S	P	ERA	WHIP						

BOTTOM

Chicago White Sox @ Kansas City Royals
Royals Stadium, Kansas City, MO

Wed Sep 20 1989, 8:05 PM EDT
Att: 21,320 - Unknown - 72 F

livebaseballscorecards.com

AB	34
R	2
H	6
RBI	2
BB	2
SO	9
LOB	16



Batter	1	2	3	4	5	6	7	8	9	AB	R	H	RBI	BB	SO	LOB	TOP										
Harold Reynolds, S (1, 4) OBP: 0.361, SLG: 0.367 Mario Diaz, R (8, PH) OBP: 0.200, SLG: 0.174 (8, 4)	1-3 K		1-2 G4-3		2-0 G4-3			0-0 L9	2-0 F9	3	0	0	0	0	1	0											
Greg Briley, L (1, 7) OBP: 0.344, SLG: 0.454	1-2 2B			1-0 L7		2-3 K		1-0 1B		4	0	2	0	0	1	0											
Alvin Davis, L (1, 3) OBP: 0.433, SLG: 0.492 Jim Presley, R (7, 3) OBP: 0.276, SLG: 0.389	1-2 L3			0-2 G4-3		1-1 FC6-4 1B		1-2 G1		3	0	1	0	0	0	1											
Jeffrey Leonard, R (1, 10) OBP: 0.297, SLG: 0.422 Jim Wilson, R (9, PH)	2-3 K			1-0 HBP BB 1B		0-2 FC6-4 1-2f			1-3 K	3	0	1	0	0	1	2											
Ken Griffey Jr., L (1, 8) OBP: 0.333, SLG: 0.432		2-3 K		4-1 HBP 1-2 BB		1-0 G4-3			0-1 1B 2B	3	1	1	0	1	1	1											
Darnell Coles, R (1, 5) OBP: 0.296, SLG: 0.366 Edgar Martinez, R (7, PH) OBP: 0.315, SLG: 0.302 (7, 5)		2-2 P5		2-2 1-2 2-3 HBP			0-3 K		1-2 BB 1B	1	0	0	0	0	0	0											
Henry Cotto, R (1, 9) OBP: 0.308, SLG: 0.418 Mike Kingery, L (7, PH) OBP: 0.293, SLG: 0.351 (7, 9)		0-1 F8		0-0 G5-3			2-3 K		4-1 E 1B 1-2 BB	2	0	0	0	0	0	3											
Scott Bradley, L (1, 2) OBP: 0.330, SLG: 0.375 Bill McGuire, R (7, 2) OBP: 0.233, SLG: 0.286			0-0 G3-1		1-0 G4-3		0-0 F7		2-2 E8 1-3 2-H 1B	3	0	0	0	0	0	0											
Omar Vizquel, S (1, 6) OBP: 0.273, SLG: 0.261 Dave Cochrane, S (7, 6) OBP: 0.312, SLG: 0.351			1-3 K		1-0 G4-3			2-1 G5-3	3-3 K	2	0	0	0	0	1	0											
Inning Stats	R: 0 E: 0 K: 2 S: 17	H: 1 LOB: 1 BB: 0 P: 22	R: 0 E: 0 K: 1 S: 9	H: 0 LOB: 0 BB: 0 P: 13	R: 0 E: 0 K: 1 S: 8	H: 0 LOB: 0 BB: 0 P: 10	R: 0 E: 0 K: 0 S: 11	H: 1 LOB: 3 BB: 1 P: 19	R: 0 E: 0 K: 0 S: 3	H: 0 LOB: 0 BB: 0 P: 7	R: 0 E: 0 K: 1 S: 9	H: 1 LOB: 1 BB: 0 P: 13	R: 0 E: 0 K: 2 S: 9	H: 0 LOB: 0 BB: 0 P: 11	R: 0 E: 0 K: 0 S: 7	H: 1 LOB: 1 BB: 0 P: 11	R: 2 E: 1 K: 2 S: 18	H: 3 LOB: 2 BB: 1 P: 31	1B: 5 2B: 2 3B: 0 HR: 0	SF: 0 SAC: 0 DP: 0 HBP: 1	WP: 0 PB: 0 SB: 0 CS: 0	PA: 37					
PITCHER	IP	WLS	BF	H	R	ER	SO	BB	IBB	HBP	BLK	WP	HR	S	P	ERA	WHIP										
Bret Saberhagen, R (1, 1) ERA: 2.27	7.0	W	26	3	0	0	7	1	0	1	0	0	0	66	95	0.00	0.571										
Charlie Leibrandt, L (8, 1) ERA: 5.18	1.0		4	1	0	0	0	0	0	0	0	0	0	7	11	0.00	1.000										
Steve Farr, R (9, 1) ERA: 4.73	0.2		6	3	2	2	2	1	0	0	0	0	0	17	28	27.00	6.000										
Terry Leach, R (9, 1) ERA: 4.04	0.1		1	0	0	0	0	0	0	0	0	0	0	1	3	0.00	0.000										

Seattle Mariners @ Kansas City Royals
 Royals Stadium, Kansas City, MO
 Fri Sep 22 1989, 8:05 PM EDT
 Overcast - 64 F

livebaseballscorecards.com

AB	34
R	2
H	7
RBI	2
BB	2
SO	9
LOB	12



Batter	1	2	3	4	5	6	7	8	9	AB	R	H	RBI	BB	SO	LOB
Kevin Seitzer, R OBP: 0.387, SLG: 0.332 Rey Palacios, R OBP: 0.191, SLG: 0.233	1-0 FC3-6 1B	4-1 E BB		2-0 G4-3 1B 1B	0-0 G3		3-2 G4-3			4	1	2	0	1	0	1
Willie Wilson, S OBP: 0.302, SLG: 0.361 Gary Thurman, R OBP: 0.309, SLG: 0.259	1-1 FC3-6 1B	3-2 E1 1-2 3-H		2-0 G4-3 1B 1B		2-1 E7 1B 1B	0-0 G3-1			4	2	3	0	0	0	1
George Brett, L OBP: 0.368, SLG: 0.430 Luis de los Santos, R OBP: 0.284, SLG: 0.289	0-1 FC3-6 1-2f 2-3	1-3 K		1-2 G4-3 1-2 2-3		0-0 1B 2B 1B	1-1 P4			4	1	1	1	0	1	6
Bo Jackson, R OBP: 0.312, SLG: 0.498 Jeff Schulz, L OBP: 0.400, SLG: 0.400	4-2 1-2 BB		4-1 1B FC4-6 BB	3-2 1-2 2B 1B		0-2 2B 1B	0-1 G4-3			2	2	2	2	2	0	0
Jim Eisenreich, L OBP: 0.351, SLG: 0.457 Matt Winters, L OBP: 0.339, SLG: 0.370	2-3 K		2-1 F7	1-0 F7		1-0 2B	2-0 HR			5	1	2	3	0	1	5
Danny Tartabull, R OBP: 0.368, SLG: 0.440	2-3 K		2-2 FC4-6 1-3 1B		3-1 E SF9 1B	1-3 K	4-1 1B BB			4	1	2	0	1	2	4
Kurt Stillwell, S OBP: 0.333, SLG: 0.394 Bill Pecota, R OBP: 0.267, SLG: 0.397		1-2 G5-3	0-0 FC4-6 1-2f 3-H		1-2 E4 1-3	2-1 F7	0-1 1B			4	0	0	1	0	0	3
Frank White, R OBP: 0.308, SLG: 0.329 Brad Wellman, R OBP: 0.271, SLG: 0.296	0-0 G6-3	1-2 P4			2-2 G5-3	0-1 G5-3	0-3 K			4	0	0	0	0	0	4
Bob Boone, R OBP: 0.355, SLG: 0.328		0-0 E 3B		2-2 L3	1-0 SF9		1-1 L4			3	1	1	1	0	0	0

Inning Stats	R: 0	H: 2	E: 0	K: 2	S: 16	LOB: 3	BB: 1	P: 26	R: 1	H: 1	E: 1	K: 1	S: 12	LOB: 2	BB: 1	P: 21	R: 1	H: 1	E: 0	K: 0	S: 10	LOB: 1	BB: 1	P: 19	R: 2	H: 3	E: 0	K: 0	S: 12	LOB: 1	BB: 0	P: 23	R: 1	H: 1	E: 1	K: 0	S: 12	LOB: 1	BB: 0	P: 19	R: 3	H: 4	E: 1	K: 1	S: 14	LOB: 1	BB: 0	P: 20	R: 0	H: 0	E: 0	K: 0	S: 6	LOB: 0	BB: 0	P: 10	R: 1	H: 2	E: 0	K: 1	S: 12	LOB: 2	BB: 1	P: 19
--------------	------	------	------	------	-------	--------	-------	-------	------	------	------	------	-------	--------	-------	-------	------	------	------	------	-------	--------	-------	-------	------	------	------	------	-------	--------	-------	-------	------	------	------	------	-------	--------	-------	-------	------	------	------	------	-------	--------	-------	-------	------	------	------	------	------	--------	-------	-------	------	------	------	------	-------	--------	-------	-------

PITCHER	IP	WLS	BF	H	R	ER	SO	BB	IBB	HBP	BLK	WP	HR	S	P	ERA	WHIP
Brian Holman, R ERA: 3.75	(1, 1)	5.0	L	30	10	7	5	3	3	0	0	0	0	65	113	9.00	2.600
Tom Niedenfuer, R ERA: 6.69	(6, 1)	2.0		8	2	1	1	1	0	0	0	0	0	17	25	4.50	1.000
Dennis Powell, L ERA: 5.0	(8, 1)	1.0		6	2	1	1	1	1	0	0	0	0	12	19	9.00	3.000

BOTTOM

Seattle Mariners @ Kansas City Royals
Royals Stadium, Kansas City, MO

Fri Sep 22 1989, 8:05 PM EDT
Overcast - 64 F

AB	39
R	9
H	14
RBI	8
BB	4
SO	5
LOB	26

WP: 0 PA: 44
PB: 0
SB: 1
CS: 0



PITCHER	IP	WLS	BF	H	R	ER	SO	BB	IBB	HBP	BLK	WP	HR	S	P	ERA	WHIP
---------	----	-----	----	---	---	----	----	----	-----	-----	-----	----	----	---	---	-----	------

Batter	1	2	3	4	5	6	7	8	9	AB R H RBI BB SO LOB	TOP		
Harold Reynolds, S (1, 4) OBP: 0.361, SLG: 0.365	4-1 G3-1 BB G4-3 BB	4-0 BB		2-1 F9			1-0 G3		0-2 G4-3	3 1 0 0 2 0 2			
Greg Briley, L (1, 7) OBP: 0.343, SLG: 0.450	4-1 G4-3 G3-1 1-2 BB	2-3 K			0-3 K		2-2 F8			3 0 0 0 1 2 3			
Alvin Davis, L (1, 3) OBP: 0.430, SLG: 0.488	1-2 G3-1 1-2 2-3	2-2 G4-3			2-0 F8		0-1 L3			4 0 0 0 0 0 5			
Jeffrey Leonard, R (1, 10) OBP: 0.295, SLG: 0.419	0-1 G4-3 2-3 3-H		1-1 F7		1-3 K			0-0 G1-3		4 0 0 1 0 1 1			
Ken Griffey Jr., L (1, 8) OBP: 0.331, SLG: 0.428	0-1 G3		1-2 P4		1-2 P4			2-0 G3		4 0 0 0 0 0 1			
Darnell Coles, R (1, 5) OBP: 0.298, SLG: 0.368		4-2 1B E BB	0-0 F8		1-1 2B			0-0 G6-3		3 1 1 0 1 0 0			
Henry Cotto, R (1, 9) OBP: 0.311, SLG: 0.417		1-2 F9		0-0 F8 1B		4-0 BB		1-0 F7		3 0 1 0 1 0 1	AB 31 R 2 H 4 RBI 2 BB 6 SO 3 LOB 19		
Scott Bradley, L (1, 2) OBP: 0.329, SLG: 0.373		2-1 E 1-2 1B		1-2 F8 1-2		0-0 F7		3-2 G3-4-1		4 0 1 0 0 0 3			
Mario Diaz, R (1, 6) OBP: 0.215, SLG: 0.181		3-2 E7 1-3 2-H 1B		1-0 L4		0-0 G1-3		4-2 BB		3 0 1 1 1 0 3			
Inning Stats	R: 1 H: 0 E: 0 LOB: 1 K: 0 BB: 2 S: 9 P: 18	R: 1 H: 2 E: 1 LOB: 3 K: 1 BB: 2 S: 18 P: 35	R: 0 H: 0 E: 0 LOB: 0 K: 0 BB: 0 S: 6 P: 8	R: 0 H: 1 E: 0 LOB: 1 K: 0 BB: 0 S: 7 P: 11	R: 0 H: 0 E: 0 LOB: 0 K: 2 BB: 0 S: 8 P: 11	R: 0 H: 1 E: 0 LOB: 2 K: 0 BB: 1 S: 7 P: 13	R: 0 H: 0 E: 0 LOB: 0 K: 0 BB: 0 S: 6 P: 9	R: 0 H: 0 E: 0 LOB: 0 K: 0 BB: 0 S: 3 P: 5	R: 0 H: 0 E: 0 LOB: 1 K: 0 BB: 1 S: 12 P: 20	1B: 3 SF: 0 2B: 1 SAC: 0 3B: 0 DP: 0 HR: 0 HBP: 0	WP: 0 PA: 37 PB: 0 SB: 0 CS: 0		
PITCHER	IP WLS BF H R ER SO BB IBB HBP BLK WP HR S P ERA WHIP											PITCHER	IP WLS BF H R ER SO BB IBB HBP BLK WP HR S P ERA WHIP
Tom Gordon, R (1, 1) ERA: 3.67	1.1 L 10 2 2 2 0 4 0 0 0 0 0 0 20 42 13.50 4.500												
Luis Aquino, R (2, 1) ERA: 3.49	6.2 23 2 0 0 3 1 0 0 0 0 0 0 44 68 0.00 0.450												
Jeff Montgomery, R (9, 1) ERA: 1.4	1.0 4 0 0 0 0 1 0 0 0 0 0 0 12 20 0.00 1.000												

Seattle Mariners @ Kansas City Royals
Royals Stadium, Kansas City, MO
Fri Sep 22 1989, 8:05 PM EDT
Att. 29,286 - Unknown - 61 F

livebaseballscorecards.com



Batter	1	2	3	4	5	6	7	8	9	AB R H RBI BB SO LOB
Kevin Seitzer, R OBP: 0.388, SLG: 0.333 (1, 5)	2-2 G4-6-3 1B			1-0 G6-3		3-2 E 1B			1-3 K DI	4 0 2 0 0 1 0
Willie Wilson, S OBP: 0.299, SLG: 0.357 (1, 8)	0-1 L7			2-2 G4-3		1-1 E3 1-3			0-3 K	4 0 0 0 0 1 3
George Brett, L OBP: 0.355, SLG: 0.426 (1, 10)	1-0 G4-6-3 1-2f			0-0 F7		2-3 K2-3			0-2 F8 1-2	4 0 0 0 0 1 4
Bo Jackson, R OBP: 0.310, SLG: 0.494 (1, 7)			1-0 G3-1		1-3 K			0-3 K	0-3 K	4 0 0 0 0 3 1
Jim Eisenreich, L OBP: 0.348, SLG: 0.454 (1, 9)			0-0 F8		2-2 E5 FC6-4			1-3 K		3 0 0 0 0 1 0
Kurt Stillwell, S OBP: 0.331, SLG: 0.392 (1, 6)			1-0 G1-3		1-1 FC6-4 1-2f WP			1-3 K		3 0 0 0 0 1 1
Pat Tabler, R OBP: 0.330, SLG: 0.315 (1, 3)			1-1 G6-3		3-2 G4-3 1-2			0-0 G5-3		3 0 0 0 0 0 1
Frank White, R OBP: 0.306, SLG: 0.327 (1, 4)			0-2 G3			0-3 K		0-2 F9		3 0 0 0 0 1 0
Mike Macfarlane, R OBP: 0.277, SLG: 0.317 (1, 2)			0-1 G6-3			0-0 G4-3		1-0 F7		3 0 0 0 0 0 0

Inning Stats	R: 0 E: 0 K: 0 S: 6	H: 1 LOB: 0 BB: 0 P: 9	R: 0 E: 0 K: 0 S: 3	H: 0 LOB: 0 BB: 0 P: 5	R: 0 E: 0 K: 0 S: 7	H: 0 LOB: 0 BB: 0 P: 8	R: 0 E: 0 K: 0 S: 7	H: 0 LOB: 0 BB: 0 P: 10	R: 0 E: 1 K: 1 S: 15	H: 0 LOB: 1 BB: 0 P: 22	R: 0 E: 1 K: 2 S: 16	H: 1 LOB: 2 BB: 0 P: 22	R: 0 E: 0 K: 3 S: 9	H: 0 LOB: 0 BB: 0 P: 11	R: 0 E: 0 K: 0 S: 5	H: 0 LOB: 0 BB: 0 P: 6	R: 0 E: 0 K: 3 S: 12	H: 0 LOB: 1 BB: 0 P: 13	1B: 2 2B: 0 3B: 0 HR: 0	SF: 0 SAC: 0 DP: 1 HBP: 0
--------------	------------------------------	---------------------------------	------------------------------	---------------------------------	------------------------------	---------------------------------	------------------------------	----------------------------------	-------------------------------	----------------------------------	-------------------------------	----------------------------------	------------------------------	----------------------------------	------------------------------	---------------------------------	-------------------------------	----------------------------------	----------------------------------	------------------------------------

BOTTOM

Seattle Mariners @ Kansas City Royals
 Royals Stadium, Kansas City, MO

livebaseballscorecards.com

AB	31
R	0
H	2
RBI	0
BB	0
SO	9
LOB	10



WP: 2	PA: 31
PB: 0	
SB: 0	
CS: 0	

PITCHER	IP	WLS	BF	H	R	ER	SO	BB	IBB	HBP	BLK	WP	HR	S	P	ERA	WHIP
Bill Swift, R ERA: 4.69 (1, 1)	6.0	W	21	2	0	0	3	0	0	0	0	1	0	54	76	0.00	0.333
Michael Jackson, R ERA: 3.23 (7, 1)	2.0		6	0	0	0	3	0	0	0	0	0	0	14	17	0.00	0.000
Mike Schooler, R ERA: 2.59 (9, 1)	1.0	S	4	0	0	0	3	0	0	0	0	1	0	12	13	0.00	0.000

Fri Sep 22 1989, 8:05 PM EDT
 Att: 29,286 - Unknown - 61 F

Batter	1	2	3	4	5	6	7	8	9	AB R H RBI BB SO LOB	TOP		
Harold Reynolds, S (1, 4) OBP: 0.363, SLG: 0.367	0-1 HBP 2B 1B		3-1 3B 2B	2-2 FC5-4 1-2f	0-3 K			4-2 2B BB		4 3 2 0 1 1 4			
Henry Cotto, R (1, 7) OBP: 0.312, SLG: 0.428	1-1 SAFE F9		0-2 2-H 3B		2-1 G4-3	0-2 G5-3		0-0 1-H 2B		5 0 2 2 0 0 1			
Alvin Davis, L (1, 3) OBP: 0.430, SLG: 0.488	1-0 1-2 HBP 2B		2-3 K		0-2 1B 2B	1-1 F7		1-3 K		4 2 1 0 0 2 2			
Jeffrey Leonard, R (1, 10) OBP: 0.298, SLG: 0.423 Jim Wilson, R (8, PH)	1-0 1-H 2-H 2B		0-3 K		0-0 1B 2B	3-2 FC6-4 1B		1-2 L8		4 1 3 2 0 1 1 1 0 0 0 0 0 1			
Damell Coles, R (1, 9) OBP: 0.299, SLG: 0.368	2-1 F9		1-3 K		0-2 1-2 2B 1B	0-2 FC6-4 1-2f		1-1 G6-3 BB 1B		5 1 2 1 0 1 3			
Ken Griffey Jr., L (1, 8) OBP: 0.331, SLG: 0.429 Greg Briley, L (9, 7) OBP: 0.343, SLG: 0.450	0-3 K			0-0 G4-3	1-1 1B 2B		2-0 G3	4-2 G6-3 BB 1-2		4 1 1 1 1 1 1 0 0 0 0 0 0 0			
Edgar Martinez, R (1, 5) OBP: 0.317, SLG: 0.307		0-1 G6-3		1-1 FC4-6 2B	4-0 1B IBB		1-1 F9	0-0 G6-3 1-2f 2-3		4 0 1 0 1 0 2			
Dave Valle, R (1, 2) OBP: 0.307, SLG: 0.349		2-2 G1-3		4-1 FC4-6 BB	1-2 P4		1-2 G5-3	0-1 G1-3		4 0 0 0 1 0 4			
Mario Diaz, R (1, 6) OBP: 0.210, SLG: 0.176 Omar Vizquel, S (4, 6) OBP: 0.274, SLG: 0.262		1-0 F9		0-1 FC4-6 FC5-4 1-2f 2-3	0-2 1-3 2-H 3-H 1B		1-2 P3			2 0 0 0 0 0 2 2 0 1 2 0 0 0			
Inning Stats	R: 2 H: 2 E: 0 LOB: 1 K: 1 BB: 0 S: 10 P: 15	R: 0 H: 0 E: 0 LOB: 0 K: 0 BB: 0 S: 6 P: 9	R: 1 H: 2 E: 0 LOB: 1 K: 3 BB: 0 S: 15 P: 21	R: 0 H: 1 E: 0 LOB: 2 K: 0 BB: 1 S: 9 P: 16	R: 4 H: 5 E: 0 LOB: 2 K: 1 BB: 1 S: 22 P: 30	R: 0 H: 1 E: 0 LOB: 1 K: 0 BB: 0 S: 11 P: 15	R: 0 H: 0 E: 0 LOB: 0 K: 0 BB: 0 S: 9 P: 13	R: 1 H: 1 E: 0 LOB: 1 K: 1 BB: 1 S: 12 P: 19	R: 0 H: 1 E: 0 LOB: 1 K: 0 BB: 1 S: 9 P: 14	1B: 6 SF: 0 2B: 6 SAC: 0 3B: 1 DP: 1 HR: 0 HBP: 1	WP: 0 PA: 44 PB: 0 SB: 0 CS: 0		
PITCHER	IP WLS BF H R ER SO BB IBB HBP BLK WP HR S P ERA WHIP											PITCHER	IP WLS BF H R ER SO BB IBB HBP BLK WP HR S P ERA WHIP
Larry McWilliams, L (1, 1) ERA: 4.21	4.1 L 22 7 5 5 4 1 0 1 0 0 0 0 46 69 10.38 1.846												
Terry Leach, R (5, 1) ERA: 4.22	0.1 5 3 2 2 0 0 0 1 0 0 0 0 0 13 19 54.00 9.000												
Rick Luecken, R (5, 1) ERA: 3.27	2.1 8 1 0 0 1 0 0 0 0 0 0 0 0 23 31 0.00 0.429												
Jerry Don Gleaton, L (8, 1) ERA: 5.65	1.0 5 1 1 1 1 1 1 0 0 0 0 0 0 12 19 9.00 2.000												
Jose De Jesus, R (9, 1) ERA: 4.5	1.0 4 1 0 0 0 1 0 0 0 0 0 0 0 9 14 0.00 2.000												

Seattle Mariners @ Kansas City Royals
Royals Stadium, Kansas City, MO

Sat Sep 23 1989, 8:05 PM EDT
Att. 35,102 - Unknown - 51 F

AB	39
R	8
H	13
RBI	8
BB	4
SO	6
LOB	21



Batter	1	2	3	4	5	6	7	8	9	AB	R	H	RBI	BB	SO	LOB
Kevin Seitzer, R OBP: 0.387, SLG: 0.332 Rey Palacios, R OBP: 0.191, SLG: 0.233	4-2 E S BB		3-2 E6			0-0 F9		2-3 K		3	0	0	0	1	1	0
Willie Wilson, S OBP: 0.299, SLG: 0.360 Gary Thurman, R OBP: 0.316, SLG: 0.259	1-3 K		2-3 K			1-1 G4-3 2B			4-2 BB BB	3	0	1	0	0	2	2
George Brett, L OBP: 0.353, SLG: 0.422	2-3 K				1-1 G4-3			0-2 F7		4	0	0	0	0	1	3
Danny Tartabull, R OBP: 0.367, SLG: 0.437	0-3 K				1-1 L7			4-2 FC4-6 BB		3	0	0	0	1	2	2
Jim Eisenreich, L OBP: 0.346, SLG: 0.450		1-1 G3			0-0 G4-3			1-2 F7		4	0	0	0	0	0	2
Kurt Stillwell, S OBP: 0.329, SLG: 0.388		1-3 K			1-3 K			0-1 FC4-6		4	0	0	0	0	2	2
Pat Tabler, R OBP: 0.328, SLG: 0.312		3-3 K			2-1 L7			0-0 G1-3		3	0	0	0	0	1	0
Bob Boone, R OBP: 0.356, SLG: 0.329 Mike Macfarlane, R OBP: 0.276, SLG: 0.315			0-0 P3			3-2 S 1B		1-0 F7		2	0	1	0	0	0	0
Brad Wellman, R OBP: 0.267, SLG: 0.293 Bill Buckner, L OBP: 0.234, SLG: 0.256 Bill Pecota, R OBP: 0.267, SLG: 0.397			3-2 G4-3			2-0 P4		1-1 G6-3		1	0	0	0	0	0	1

Inning Stats	R: 0	H: 0	R: 0	H: 0	R: 0	H: 0	R: 0	H: 1	R: 0	H: 0	R: 0	H: 0	R: 0	H: 0	R: 0	H: 0	R: 0	H: 0	R: 0	H: 0	R: 0	H: 0	1B: 1	SF: 0	WP: 0	PA: 33	
E: 1	LOB: 1	E: 0	LOB: 0	E: 1	LOB: 1	E: 0	LOB: 0	E: 0	LOB: 1	E: 0	LOB: 0	E: 0	LOB: 0	E: 0	LOB: 2	E: 0	LOB: 2	E: 0	LOB: 0	E: 0	LOB: 0	E: 0	LOB: 0	2B: 1	SAC: 0	PB: 0	PA: 33
K: 3	BB: 1	K: 2	BB: 0	K: 1	BB: 0	K: 0	BB: 0	K: 1	BB: 0	K: 1	BB: 0	K: 0	BB: 0	K: 1	BB: 2	K: 0	BB: 2	K: 0	BB: 0	K: 1	BB: 0	K: 0	BB: 0	3B: 0	DP: 0	SB: 2	PA: 33
S: 12	P: 19	S: 8	P: 13	S: 11	P: 19	S: 5	P: 7	S: 10	P: 18	S: 8	P: 12	S: 4	P: 5	S: 6	P: 10	S: 13	P: 22	S: 6	P: 10	S: 6	P: 10	S: 0	P: 0	HR: 0	HBP: 0	CS: 0	PA: 33

PITCHER	IP	WLS	BF	H	R	ER	SO	BB	IBB	HBP	BLK	WP	HR	S	P	ERA	WHIP	PITCHER	IP	WLS	BF	H	R	ER	SO	BB	IBB	HBP	BLK	WP	HR	S	P	ERA	WHIP	
Scott Bankhead, R ERA: 3.2	(1, 1)	9.0	33	2	0	0	9	3	0	0	0	0	0	77	125	0.00	0.556																			

BOTTOM

Seattle Mariners @ Kansas City Royals
Royals Stadium, Kansas City, MO

livebaseballscores.com

AB	30
R	0
H	2
RBI	0
BB	3
SO	9
LOB	12



WP: 0	PA: 33
PB: 0	
SB: 2	
CS: 0	

Sat Sep 23 1989, 8:05 PM EDT
Att: 35,102 - Unknown - 51 F

Batter	1	2	3	4	5	6	7	8	9	AB R H RBI BB SO LOB	TOP											
Harold Reynolds, S (1, 4) OBP: 0.363, SLG: 0.373	1-0 F8		1-2 L4			0-0 1B 3B		2-0 2B		4 1 2 0 0 0 1												
Henry Cotto, R (1, 9) OBP: 0.311, SLG: 0.429	2-1 P4			1-0 2B		1-3 K		1-3 K		4 0 1 0 0 2 2												
Alvin Davis, L (1, 3) OBP: 0.427, SLG: 0.484	1-2 F7			0-1 L3		2-2 G5-3		3-3 K		4 0 0 0 0 1 3												
Jeffrey Leonard, R (1, 10) OBP: 0.300, SLG: 0.423		2-3 K		2-3 K		0-2 1B		4-2 FC4-6 BB		3 0 1 1 1 2 1												
Ken Griffey Jr., L (1, 8) OBP: 0.328, SLG: 0.425		0-0 F8		0-2 G3-1		2-3 K		0-0 FC4-6 1B		4 0 0 0 0 1 3												
Darnell Coles, R (1, 5) OBP: 0.297, SLG: 0.365		0-1 P3			2-2 G6-3		2-2 P4		1-0 F9	4 0 0 0 0 0 1												
Greg Briley, L (1, 7) OBP: 0.344, SLG: 0.453			0-0 E6 1B		3-2 G4-3 2B		1-3 K		0-1 1B	4 0 2 0 0 1 0												
Scott Bradley, L (1, 2) OBP: 0.328, SLG: 0.371			0-1 1B		1-2 G4-3		1-1 L9		0-1 G4-3	4 0 1 0 0 0 3												
Omar Vizquel, S (1, 6) OBP: 0.273, SLG: 0.261			2-3 K		1-2 L9			2-0 G4-3		2 0 0 0 0 1 3												
Mike Kingery, L (8, PH) OBP: 0.289, SLG: 0.347										1 0 0 0 0 0 0												
Dave Cochrane, S (8, 6) OBP: 0.312, SLG: 0.351										0 0 0 0 0 0 0												
Inning Stats	R: 0 E: 0 K: 0 S: 6	H: 0 LOB: 0 BB: 0 P: 10	R: 0 E: 0 K: 1 S: 7	H: 0 LOB: 0 BB: 0 P: 9	R: 0 E: 1 K: 1 S: 11	H: 1 LOB: 1 BB: 0 P: 14	R: 0 E: 0 K: 1 S: 9	H: 1 LOB: 1 BB: 0 P: 12	R: 0 E: 0 K: 0 S: 16	H: 1 LOB: 1 BB: 0 P: 23	R: 1 E: 0 K: 2 S: 13	H: 2 LOB: 1 BB: 0 P: 18	R: 0 E: 0 K: 1 S: 9	H: 0 LOB: 0 BB: 0 P: 13	R: 0 E: 0 K: 2 S: 10	H: 1 LOB: 1 BB: 0 P: 18	R: 0 E: 0 K: 0 S: 12	H: 1 LOB: 2 BB: 1 P: 17	1B: 3 2B: 3 3B: 1 HR: 0	SF: 0 SAC: 0 DP: 0 HBP: 0	WP: 0 PB: 0 SB: 0 CS: 2	PA: 35
PITCHER	IP WLS BF H R ER SO BB IBB HBP BLK WP HR S P ERA WHIP																					
Steve Farr, R (1, 1) ERA: 4.4	6.0 W 23 5 1 1 5 0 0 0 0 0 0 0 62 86 1.50 0.833																					
Steve Crawford, R (7, 1) ERA: 2.77	2.0 7 1 0 0 3 0 0 0 0 0 0 0 19 31 0.00 0.500																					
Jeff Montgomery, R (9, 1) ERA: 1.38	1.0 S 5 1 0 0 0 1 0 0 0 0 0 0 12 17 0.00 2.000																					

Seattle Mariners @ Kansas City Royals
 Royals Stadium, Kansas City, MO
 Sun Sep 24 1989, 4:33 AM EDT
 Att. 24,518 - Sunny - 59 F

livebaseballscorecards.com

AB 34
 R 1
 H 7
 RBI 1
 BB 1
 SO 8
 LOB 17



Batter	1	2	3	4	5	6	7	8	9
Kevin Seitzer, R OBP: 0.387, SLG: 0.332 Bill Pecota, R OBP: 0.276, SLG: 0.405 (1, 5) F B 1 SAFE X	2-2 G5-3	1-1 SH5-3		2-2 F9		1-1 G1-4-3 1B		0-1 1B	
Kurt Stillwell, S OBP: 0.327, SLG: 0.385 (1, 6) B C X	1-1 E8 3B	0-0 G1-3		4-2 S E BB		2-1 G1-4-3		1 SAFE 0-0 G3	
George Brett, L OBP: 0.354, SLG: 0.420 (1, 3) B B 1 SAFE B B	4-1 3B BB	4-0 IBB		3-2 E3 1-H		0-0 F7			
Bo Jackson, R OBP: 0.309, SLG: 0.496 (1, 7) S F 1 SAFE B B B B X	3-2 1B 3B	0-1 L9		3-3 K			1-3 K		
Jim Eisenreich, L OBP: 0.345, SLG: 0.448 (1, 8) (8, 9) B C X	1-2 S 1B		0-1 G4-3		0-0 F7		1-0 G6-3		
Danny Tartabull, R OBP: 0.368, SLG: 0.438 (1, 10) 1 SAFE C X	0-1 F8		3-3 K		4-2 G6-4-3 BB		0-0 2B		
Pat Tabler, R OBP: 0.327, SLG: 0.312 Gary Thurman, R OBP: 0.316, SLG: 0.259 (1, 9) P X (8, 8)	1-0 G4-3		0-0 1B		0-0 G6-4-3		1-1 L6		
Frank White, R OBP: 0.307, SLG: 0.330 Bill Buckner, L OBP: 0.238, SLG: 0.261 Brad Wellman, R OBP: 0.266, SLG: 0.291 (1, 4) (6, PH) (6, PR) (7, 4)		1-0 SH5-3 2B	0-0 P5			2-2 G1-4-3 1B 1B		1-2 L4	
Bob Boone, R OBP: 0.355, SLG: 0.327 (1, 2) B B 1 SAFE B B X		4-1 SH5-3 BB		1-2 F7		0-3 K		0-0 F9	

Inning Stats	R: 3	H: 2	E: 1	K: 0	S: 19	LOB: 1	BB: 1	P: 30	R: 0	H: 1	E: 0	K: 0	S: 7	LOB: 3	BB: 2	P: 17	R: 0	H: 1	E: 0	K: 1	S: 9	LOB: 1	BB: 0	P: 12	R: 1	H: 0	E: 1	K: 1	S: 18	LOB: 1	BB: 1	P: 31	R: 0	H: 0	E: 0	K: 0	S: 7	LOB: 0	BB: 1	P: 11	R: 0	H: 2	E: 0	K: 1	S: 11	LOB: 3	BB: 0	P: 16	R: 0	H: 1	E: 0	K: 1	S: 8	LOB: 1	BB: 0	P: 11	R: 0	H: 1	E: 0	K: 0	S: 7	LOB: 1	BB: 0	P: 8
--------------	------	------	------	------	-------	--------	-------	-------	------	------	------	------	------	--------	-------	-------	------	------	------	------	------	--------	-------	-------	------	------	------	------	-------	--------	-------	-------	------	------	------	------	------	--------	-------	-------	------	------	------	------	-------	--------	-------	-------	------	------	------	------	------	--------	-------	-------	------	------	------	------	------	--------	-------	------

PITCHER	IP	WLS	BF	H	R	ER	SO	BB	IBB	HBP	BLK	WP	HR	S	P	ERA	WHIP
Clint Zavaras, R ERA: 5.19 (1, 1)	5.1	L	28	6	4	2	3	4	1	0	0	0	0	68	112	3.38	1.875
Keith Comstock, L ERA: 2.84 (6, 1)	0.2		2	0	0	0	0	0	0	0	0	0	0	3	5	0.00	0.000
Jerry Reed, R ERA: 3.16 (7, 1)	2.0		8	2	0	0	1	0	0	0	0	0	0	15	19	0.00	1.000

AB R H RBI BB SO LOB

3	0	1	0	0	0	0
1	0	1	0	0	0	0
4	2	0	0	1	0	5
2	1	0	0	2	0	3
4	1	1	2	0	2	4
4	0	1	1	0	0	0
3	0	1	0	1	1	1
4	0	1	0	0	0	3
0	0	0	0	0	0	0
2	0	1	0	0	0	1
1	0	1	0	0	0	0
1	0	0	0	0	0	0
3	0	0	0	1	1	1

AB	32
R	4
H	8
RBI	3
BB	5
SO	4
LOB	18



WP	PA	ERA	WHIP
0	38		
0			
2			

Seattle Mariners @ Kansas City Royals
Royals Stadium, Kansas City, MO
Sun Sep 24 1989, 4:33 AM EDT
Att: 24,518 - Sunny - 59 F

livebaseballscorecards.com

Batter	1	2	3	4	5	6	7	8	9	AB R H RBI BB SO LOB	TOP											
Kevin Seitzer, R OBP: 0.387, SLG: 0.334 (1, 5)	2-1 1B HBP 1B	1-2 G4-3			0-1 WP 3B		2-1 G6-3		2-1 G3	4 2 1 0 0 0 1												
Willie Wilson, S OBP: 0.299, SLG: 0.359 (1, 8)	2-2 1B 1B	1-2 G3-1			1-2 G6-3		1-0 P4			4 1 1 0 0 0 1												
George Brett, L OBP: 0.355, SLG: 0.421 (1, 3)	1-1 1B 1B				3-1 G4-3			0-1 G5-4-3 1B		4 1 2 0 0 0 0												
Bo Jackson, R OBP: 0.311, SLG: 0.496 (1, 7)	1-1 CS 1B				3-3 K			3-2 G5-4-3 1B		4 0 2 2 0 2 0												
Jim Eisenreich, L OBP: 0.346, SLG: 0.449 (1, 9)	1-0 1B 1B				1-3 K		1-2 FC6-4 BB 1B	1-1 G5-4-3		4 0 2 0 0 1 2												
Danny Tartabull, R OBP: 0.369, SLG: 0.438 (1, 10)	2-2 1B				2-0 P3		4-1 FC6-4 BB	0-0 G6-3		3 0 1 1 1 0 1												
Kurt Stillwell, S OBP: 0.325, SLG: 0.381 (1, 6)	1-3 K				1-0 F7		0-2 FC6-4		0-0 F8	4 0 0 0 0 1 4												
Frank White, R OBP: 0.307, SLG: 0.328 Brad Wellman, R OBP: 0.266, SLG: 0.291 (1, 4) (9, PR) (9, 4)	1-2 G5-3				0-0 P4		3-2 F9	4-1 S BB		3 0 0 0 1 0 4 0 0 0 0 0 0 0												
Bob Boone, R OBP: 0.352, SLG: 0.323 (1, 2)		1-2 F9			1-2 G6-3			0-0 P8		4 0 0 0 0 0 1												
Inning Stats	R: 3 E: 0 K: 1 S: 19	H: 5 LOB: 2 BB: 0 P: 30	R: 0 E: 0 K: 0 S: 9	H: 0 LOB: 0 BB: 0 P: 12	R: 0 E: 0 K: 2 S: 8	H: 0 LOB: 0 BB: 0 P: 14	R: 0 E: 0 K: 0 S: 3	H: 0 LOB: 0 BB: 0 P: 6	R: 1 E: 0 K: 0 S: 10	H: 1 LOB: 0 BB: 0 P: 15	R: 0 E: 0 K: 1 S: 13	H: 1 LOB: 2 BB: 1 P: 21	R: 0 E: 0 K: 0 S: 7	H: 0 LOB: 0 BB: 0 P: 12	R: 0 E: 0 K: 0 S: 12	H: 2 LOB: 1 BB: 0 P: 16	R: 0 E: 0 K: 0 S: 5	H: 0 LOB: 2 BB: 1 P: 11	1B: 8 2B: 0 3B: 1 HR: 0	SF: 0 SAC: 0 DP: 1 HBP: 1	WP: 1 PB: 0 SB: 1 CS: 1	PA: 37
PITCHER Kirk McCaskill, R ERA: 2.86 (1, 1)	IP 9.0 WLS L BF 37 H 9 R 4 ER 4 SO 4 BB 2 IBB 0 HBP 1 BLK 0 WP 1 HR 0 S 86 P 137 ERA 4.00 WHIP 1.222											PITCHER	IP WLS BF H R ER SO BB IBB HBP BLK WP HR S P ERA WHIP									

Kansas City Royals @ California Angels
 Anaheim Stadium, Anaheim, CA
 Tue Sep 26 1989, 10:05 PM EDT
 Att: 26,578 - Unknown

AB	34
R	4
H	9
RBI	3
BB	2
SO	4
LOB	14



livebaseballscorecards.com

Batter	1	2	3	4	5	6	7	8	9	AB R H RBI BB SO LOB
Dick Schofield, R (1, 6) OBP: 0.298, SLG: 0.325	0-3 K		4-2 1B 2B BB		4-0 E BB G1-2-3 BB		0-3 K		0-1 6-3	3 1 0 0 2 2 0
Johnny Ray, S (1, 4) OBP: 0.328, SLG: 0.360	0-1 G6-3		0-1 F6		4-2 E BB 1-2		0-1 6-3		2-2 6-3	4 0 0 0 1 0 1
Devon White, S (1, 8) OBP: 0.265, SLG: 0.377	0-1 1B		0-1 2B 1B		1-0 E4 1-2 2-3		0-0 4-3		0-3 K	5 1 2 0 0 1 2
Wally Joyner, L (1, 3) OBP: 0.340, SLG: 0.428	0-0 1B		2-1 1B 2B		1-0 G1-2-3 3-H			0-0 1B 1B		4 1 3 2 0 0 3
Chili Davis, S (1, 7) OBP: 0.344, SLG: 0.443	2-1 F8		0-0 6-3		0-0 BB 1B G1-2-3 1B			0-0 1B 1B		4 0 2 0 0 0 3
Brian Downing, R (1, 10) OBP: 0.353, SLG: 0.408		0-2 F8		0-1 F9		1-1 BB 1B		2-2 1B		4 0 2 1 0 0 0
Claudell Washington, L (1, 9) OBP: 0.322, SLG: 0.433		4-0 CS BB		1-0 G3-1		3-3 K		0-1 P6		3 0 0 0 1 1 4
Lance Parrish, R (1, 2) OBP: 0.305, SLG: 0.388		2-3 K		0-2 G6-3		4-2 BB 1-2 2-3		0-3 K		3 0 0 0 1 2 3
Jack Howell, L (1, 5) OBP: 0.311, SLG: 0.417		1-1 CS		1-1 G1-3		3-2 L7		1-2 4-3		4 0 0 0 0 0 5

Inning Stats	R: 0	H: 2	E: 0	K: 1	S: 11	LOB: 2	BB: 0	P: 13	R: 0	H: 0	E: 0	K: 1	S: 7	LOB: 0	BB: 0	P: 14	R: 2	H: 2	E: 0	K: 0	S: 17	LOB: 1	BB: 1	P: 24	R: 0	H: 0	E: 0	K: 0	S: 6	LOB: 0	BB: 0	P: 7	R: 0	H: 0	E: 1	K: 0	S: 9	LOB: 2	BB: 2	P: 22	R: 0	H: 2	E: 0	K: 1	S: 11	LOB: 2	BB: 1	P: 19	R: 0	H: 0	E: 0	K: 1	S: 8	LOB: 0	BB: 0	P: 8	R: 1	H: 3	E: 0	K: 1	S: 13	LOB: 2	BB: 0	P: 16	R: 0	H: 0	E: 0	K: 1	S: 8	LOB: 0	BB: 0	P: 10	1B: 8	SF: 0	2B: 1	SAC: 0	3B: 0	DP: 2	HR: 0	HBP: 0	CS: 1	WP: 0	PA: 40
--------------	------	------	------	------	-------	--------	-------	-------	------	------	------	------	------	--------	-------	-------	------	------	------	------	-------	--------	-------	-------	------	------	------	------	------	--------	-------	------	------	------	------	------	------	--------	-------	-------	------	------	------	------	-------	--------	-------	-------	------	------	------	------	------	--------	-------	------	------	------	------	------	-------	--------	-------	-------	------	------	------	------	------	--------	-------	-------	-------	-------	-------	--------	-------	-------	-------	--------	-------	-------	--------

PITCHER	IP	WLS	BF	H	R	ER	SO	BB	IBB	HBP	BLK	WP	HR	S	P	ERA	WHIP
Tom Gordon, R (1, 1) ERA: 3.64	6.0	W	27	6	2	2	3	5	0	0	0	0	0	61	99	3.00	1.833
Steve Crawford, R (7, 1) ERA: 2.83	2.0		9	3	1	1	2	0	0	0	0	0	0	21	24	4.50	1.500
Rick Luecken, R (9, 1) ERA: 3.13	1.0		3	0	0	0	1	0	0	0	0	0	0	8	10	0.00	0.000

BOTTOM

Kansas City Royals @ California Angels
Anaheim Stadium, Anaheim, CA

Wed Sep 27 1989, 10:05 PM EDT
 Att: 26,894 - Unknown - 73 F

AB	34
R	3
H	9
RBI	3
BB	5
SO	6
LOB	21



Batter	1	2	3	4	5	6	7	8	9	AB R H RBI BB SO LOB	TOP													
Kevin Seitzer, R (1, 5) OBP: 0.387, SLG: 0.339	2-2 F8		4-2 HBP BB		0-0 F9			1-2 E9 1B		3 0 1 0 1 0 0														
Willie Wilson, S (1, 8) Matt Winters, L (3, 9) OBP: 0.300, SLG: 0.358 OBP: 0.333, SLG: 0.363	1-0 P6		2-2 FC6-4 HBP		0-0 L9			1-3 K		1 0 0 0 0 0 0 2 0 0 0 0 1 1														
George Brett, L (1, 3) OBP: 0.360, SLG: 0.429	3-2 1B		0-0 FC6-4 1-2f		2-2 G4-3			2-3 K		4 0 1 0 0 1 3														
Bo Jackson, R (1, 7) OBP: 0.311, SLG: 0.501	0-1 F9			0-3 K		2-2 2B		2-1 G6-3		4 0 1 0 0 1 2														
Jim Eisenreich, L (1, 9) OBP: 0.343, SLG: 0.443		1-3 K		0-2 FC1-5 1B		0-0 G3		0-0 P5		4 0 1 0 0 1 1														
Danny Tartabull, R (1, 10) Gary Thurman, R (7, PR) Pat Tabler, R (9, PH) OBP: 0.370, SLG: 0.443 OBP: 0.316, SLG: 0.259 OBP: 0.323, SLG: 0.307		1-3 K		3-2 FC1-5 FC4-6 1-3		2-0 FC6-4 S 1B		0-1 F9		3 0 1 0 0 1 1 0 0 0 0 0 0 0 1 0 0 0 0 0 0														
Kurt Stillwell, S (1, 6) OBP: 0.325, SLG: 0.379		1-2 CS 1B		1-0 FC4-6 1-2f		0-0 F9	1 SAFE	1-1 1B		4 0 2 0 0 0 2														
Bob Boone, R (1, 2) Rey Palacios, R (7, PR) Mike Macfarlane, R (9, PH) OBP: 0.352, SLG: 0.323 OBP: 0.191, SLG: 0.233 OBP: 0.272, SLG: 0.311		2-1 CS 1-2	0-0 G6-3		1-3 K		1-1 FC6-4-5 1-3	1-0 P4		3 0 0 0 0 1 1 0 0 0 0 0 0 0 1 0 0 0 0 0 1														
Brad Wellman, R (1, 4) Bill Buckner, L (7, PH) Bill Pecota, R (7, 4) OBP: 0.263, SLG: 0.287 OBP: 0.236, SLG: 0.257 OBP: 0.276, SLG: 0.405			2-2 G1-3		3-2 G5-3		1-2 G4-3			2 0 0 0 0 0 0 1 0 0 0 0 0 2 0 0 0 0 0 0 0														
Inning Stats	R: 0 E: 0 K: 0 S: 9	H: 1 LOB: 1 BB: 0 P: 15	R: 0 E: 0 K: 2 S: 11	H: 1 LOB: 0 BB: 0 P: 16	R: 0 E: 0 K: 1 S: 9	H: 0 LOB: 2 BB: 1 P: 17	R: 0 E: 0 K: 1 S: 11	H: 1 LOB: 1 BB: 0 P: 15	R: 0 E: 0 K: 1 S: 9	H: 0 LOB: 0 BB: 0 P: 13	R: 0 E: 0 K: 0 S: 10	H: 1 LOB: 1 BB: 0 P: 14	R: 0 E: 0 K: 0 S: 8	H: 1 LOB: 2 BB: 0 P: 12	R: 0 E: 1 K: 2 S: 13	H: 1 LOB: 1 BB: 0 P: 19	R: 0 E: 0 K: 0 S: 6	H: 1 LOB: 1 BB: 0 P: 8	R: 0 E: 0 K: 0 S: 6	H: 1 LOB: 1 BB: 0 P: 8	1B: 6 2B: 1 3B: 0 HR: 0	SF: 0 SAC: 0 DP: 0 HBP: 1	WP: 0 PB: 0 SB: 2 CS: 1	PA: 36
PITCHER Bert Blyleven, R (1, 1) ERA: 2.73	IP: 9.0 WLS: W BF: 35 H: 7 R: 0 ER: 0 SO: 6 BB: 1 IBB: 0 HBP: 1 BLK: 0 WP: 0 HR: 0 S: 86 P: 129 ERA: 0.00 WHIP: 0.889											PITCHER	IP: 9.0 WLS: W BF: 35 H: 7 R: 0 ER: 0 SO: 6 BB: 1 IBB: 0 HBP: 1 BLK: 0 WP: 0 HR: 0 S: 86 P: 129 ERA: 0.00 WHIP: 0.889											

Kansas City Royals @ California Angels
Anaheim Stadium, Anaheim, CA

Thu Sep 28 1989, 10:05 PM EDT
Att. 25,925 - Unknown - 78 F

livebaseballscorecards.com

AB	33
R	0
H	7
RBI	0
BB	1
SO	6
LOB	14



Batter	1	2	3	4	5	6	7	8	9	AB R H RBI BB SO LOB	TOP														
Kevin Seitzer, R (1, 5) OBP: 0.387, SLG: 0.337	2-2 G1-3		0-0 FC5 1B		2-1 F9			4-0 1B WP BB		3 2 0 0 1 0 2															
Kurt Stillwell, S (1, 6) OBP: 0.326, SLG: 0.382	0-2 WP 2B		0-0 1B 1B		2-2 G3-1			1-1 G4-3		4 0 2 1 0 0 1															
George Brett, L (1, 3) OBP: 0.361, SLG: 0.429	1-3 2-3		3-2 1-2 2-H 1B		1-2 G1-3			3-1 2-H 1B		4 0 2 2 0 1 1															
Bo Jackson, R (1, 7) OBP: 0.311, SLG: 0.498	0-3 K		0-3 K		3-3 K			4-0 IBB		3 0 0 0 1 3 3															
Jim Eisenreich, L (1, 9) OBP: 0.340, SLG: 0.439			0-0 F7		0-0 F7			1-1 F7		4 0 0 0 0 0 4															
Danny Tartabull, R (1, 10) OBP: 0.369, SLG: 0.440			2-2 L4		0-3 K			4-2 G6-3 BB		3 0 0 0 1 2 0															
Mike Macfarlane, R (1, 2) OBP: 0.272, SLG: 0.309			1-0 F8		2-2 G4-3 1B			1-0 P6		4 0 1 0 0 0 1															
Brad Wellman, R (1, 4) OBP: 0.263, SLG: 0.287			0-1 FC5 SH 1B		1-1 G4-3			0-1 G6-3		4 0 1 0 0 1 2															
Gary Thurman, R (1, 8) OBP: 0.309, SLG: 0.253			3-1 SH FC5 1B		3-2 F9			0-3 K		2 1 0 0 0 1 0															
Inning Stats	R: 0 E: 0 K: 2 S: 14	H: 1 LOB: 1 BB: 0 P: 17	R: 0 E: 0 K: 0 S: 5	H: 0 LOB: 0 BB: 0 P: 8	R: 2 E: 1 K: 1 S: 14	H: 3 LOB: 2 BB: 0 P: 19	R: 0 E: 0 K: 1 S: 9	H: 1 LOB: 0 BB: 0 P: 12	R: 0 E: 0 K: 0 S: 9	H: 0 LOB: 0 BB: 0 P: 16	R: 0 E: 0 K: 1 S: 7	H: 0 LOB: 0 BB: 0 P: 11	R: 0 E: 0 K: 0 S: 5	H: 0 LOB: 0 BB: 1 P: 10	R: 1 E: 0 K: 1 S: 9	H: 1 LOB: 2 BB: 2 P: 22	R: 0 E: 0 K: 2 S: 10	H: 0 LOB: 0 BB: 0 P: 14	1B: 5 2B: 1 3B: 0 HR: 0	SF: 0 SAC: 1 DP: 2 HBP: 0	WP: 2 PB: 0 SB: 0 CS: 0	PA: 35			
PITCHER	IP WLS BF H R ER SO BB IBB HBP BLK WP HR S P ERA WHIP																								
Storm Davis, R (1, 1) ERA: 4.36	7.1		28	5	3	2	6	2	0	0	0	1	0	66	100	2.46	0.955								
Rick Honeycutt, L (8, 1) ERA: 2.35	0.2		4	1	0	0	0	0	1	0	0	1	0	6	15	0.00	1.500								
Gene Nelson, R (9, 1) ERA: 3.18	1.0	W	3	0	0	0	2	0	0	0	0	0	0	10	14	0.00	0.000								

Kansas City Royals @ Oakland Athletics
Oakland-Alameda County Coliseum, Oakland, CA

Fri Sep 29 1989, 7:05 PM PDT
Att. 43,470 - Unknown - 66 F

livebaseballscorecards.com

AB	31
R	3
H	6
RBI	3
BB	3
SO	8
LOB	14



Batter	1	2	3	4	5	6	7	8	9	AB R H RBI BB SO LOB
Rickey Henderson, R OBP: 0.410, SLG: 0.401 (1, 7)	2-2 G4-3		3-1 SF9 E 1-2 1B		4-0 FC5-4 1-2 BB		2-1 F8 2-3		2-3 K	4 0 1 0 1 1 1
Carney Lansford, R OBP: 0.399, SLG: 0.407 (1, 5)	1-2 HBP		1-0 E8 1-2 2-3		2-1 FC5-4 1-2 2-3		0-0 1B 3-H 1B		1-0 G1-3 1B	4 1 2 1 0 0 4
Jose Canseco, R OBP: 0.327, SLG: 0.538 (1, 9)	2-1 F8		0-0 SF9 2-3 3-H		2-1 L5		3-2 1B 1-2		1-2 G1-3	4 0 1 1 0 0 3
Dave Parker, L OBP: 0.311, SLG: 0.439 (1, 10)	0-0 L5		3-2 P5		3-1 G4-3		2-1 F9		4-0 1B IBB	4 0 0 0 1 0 5
Dave Henderson, R OBP: 0.314, SLG: 0.383 (1, 8)		1-1 CS 1B	1-3 K		3-3 K		2-3 K		2-2 1B 2-H	5 0 2 1 0 3 2
Mark McGwire, R OBP: 0.337, SLG: 0.459 (1, 3)		2-3 K		2-2 P2		0-0 HR		3-1 P4		4 1 1 1 0 1 1
Terry Steinbach, R OBP: 0.321, SLG: 0.355 (1, 2)		2-2 1B		0-0 G4-3 1B		0-3 K		2-2 1B		4 0 3 0 0 1 0
Tony Phillips, S OBP: 0.348, SLG: 0.353 (1, 4)		1-3 K		2-1 G4-3		1-1 F8 SH3-4 1B		4-1 BB		3 1 1 0 1 1 2
Mike Gallego, R OBP: 0.327, SLG: 0.330 Ken Phelps, L OBP: 0.342, SLG: 0.371 Walt Weiss, S OBP: 0.303, SLG: 0.323 (1, 6) (8, PH) (9, 6)			1-1 E 1B SF9 1B		1-1 FC5-4 BB 1B		0-0 SH3-4 1-2		3-0 F9	2 1 2 0 0 0 0 1 0 0 0 0 0 2 0 0 0 0 0 0 0

Inning Stats	R: 0 E: 0 K: 8	H: 0 LOB: 1 BB: 0 P: 13	R: 0 E: 0 K: 2 S: 11	H: 2 LOB: 1 BB: 0 P: 17	R: 1 E: 1 K: 1 S: 13	H: 2 LOB: 2 BB: 0 P: 22	R: 0 E: 0 K: 0 S: 6	H: 1 LOB: 0 BB: 0 P: 10	R: 0 E: 0 K: 0 S: 6	H: 1 LOB: 1 BB: 1 P: 15	R: 1 E: 0 K: 2 S: 9	H: 1 LOB: 0 BB: 0 P: 15	R: 1 E: 0 K: 0 S: 13	H: 3 LOB: 2 BB: 0 P: 20	R: 0 E: 0 K: 1 S: 12	H: 1 LOB: 2 BB: 1 P: 26	R: 1 E: 0 K: 1 S: 10	H: 2 LOB: 2 BB: 1 P: 20	1B: 12 2B: 0 3B: 0 HR: 1	SF: 1 SAC: 1 DP: 2 HBP: 1
--------------	----------------------	----------------------------------	-------------------------------	----------------------------------	-------------------------------	----------------------------------	------------------------------	----------------------------------	------------------------------	----------------------------------	------------------------------	----------------------------------	-------------------------------	----------------------------------	-------------------------------	----------------------------------	-------------------------------	----------------------------------	-----------------------------------	------------------------------------

PITCHER	IP	WLS	BF	H	R	ER	SO	BB	IBB	HBP	BLK	WP	HR	S	P	ERA	WHIP
Steve Farr, R ERA: 4.12 (1, 1)	6.0		25	7	2	1	5	1	0	0	0	0	1	53	92	1.50	1.333
Luis Aquino, R ERA: 3.5 (7, 1)	2.0		11	4	1	1	1	1	0	0	0	0	0	25	46	4.50	2.500
Rick Luecken, R ERA: 3.42 (9, 1)	0.2	L	5	2	1	1	1	0	1	0	0	0	0	10	20	13.50	3.000

BOTTOM

Kansas City Royals @ Oakland Athletics
Oakland-Alameda County Coliseum, Oakland, CA

livebaseballscores.com

AB	35
R	4
H	13
RBI	4
BB	3
SO	7
LOB	20



WP: 0	PA: 41
PB: 0	
SB: 0	
CS: 1	

Fri Sep 29 1989, 7:05 PM PDT
Att: 43,470 - Unknown - 66 F

Batter	1	2	3	4	5	6	7	8	9	AB R H RBI BB SO LOB	TOP																
Kevin Seitzer, R (1, 5) OBP: 0.387, SLG: 0.337	0-1 G4-3			1-2 G3		1-2 CS 1B		0-3 K	4-1 BB	4 0 1 0 1 1 2																	
Kurt Stillwell, S (1, 6) OBP: 0.325, SLG: 0.380	1-0 G4-6-3 1B			1-1 L7		0-0 F7		3-2 4-3	0-0 F7	5 0 1 0 0 0 4																	
George Brett, L (1, 3) OBP: 0.362, SLG: 0.431	2-2 G4-6-3 1-2f			1-1 L8		2-1 CS 1-2		1-1 2B	3-2 G6-3	5 1 2 2 0 0 2																	
Bo Jackson, R (1, 7) OBP: 0.310, SLG: 0.495		0-0 F8			2-3 K		0-1 F7	4-0 2B IBB		3 1 0 0 1 1 1																	
Jim Eisenreich, L (1, 8) OBP: 0.341, SLG: 0.448		2-2 G4-3			0-0 HR		1-1 F8	1-0 1B 2B		4 2 2 3 0 0 1																	
Pat Tabler, R (1, 9) OBP: 0.325, SLG: 0.308		2-0 F9			2-1 P3		4-0 BB	2-1 1B		3 0 1 1 1 0 0																	
Mike Macfarlane, R (8, 2) OBP: 0.272, SLG: 0.309								2-1 1B		0 0 0 0 0 0 0																	
Bill Buckner, L (1, 10) OBP: 0.242, SLG: 0.263				1-2 F8		0-0 1B		0-1 F8	2-1 1B	4 0 2 0 0 0 2																	
Bob Boone, R (1, 2) OBP: 0.351, SLG: 0.323				2-1 P5		0-3 K		4-3 SH 1B		3 0 1 0 0 1 1																	
Gary Thurman, R (8, PR) OBP: 0.306, SLG: 0.250								1-3 K		1 1 0 0 0 1 2																	
Brad Wellman, R (1, 4) OBP: 0.258, SLG: 0.282				0-2 G5-3		1-2 L6		0-0 SH 1B	1-1 G4-3	3 1 0 0 0 0 0																	
Inning Stats	R: 0 E: 0 K: 0 S: 6	H: 1 LOB: 0 BB: 0 P: 9	R: 0 E: 0 K: 0 S: 5	H: 0 LOB: 0 BB: 0 P: 9	R: 0 E: 0 K: 0 S: 8	H: 0 LOB: 0 BB: 0 P: 11	R: 0 E: 0 K: 0 S: 7	H: 0 LOB: 0 BB: 0 P: 10	R: 1 E: 0 K: 2 S: 11	H: 2 LOB: 1 BB: 0 P: 15	R: 0 E: 0 K: 0 S: 9	H: 1 LOB: 0 BB: 0 P: 13	R: 0 E: 0 K: 0 S: 8	H: 1 LOB: 2 BB: 1 P: 14	R: 5 E: 1 K: 2 S: 20	H: 5 LOB: 2 BB: 1 P: 34	R: 0 E: 0 K: 0 S: 10	H: 0 LOB: 1 BB: 1 P: 18	1B: 7 2B: 2 3B: 0 HR: 1	SF: 0 SAC: 1 DP: 1 HBP: 0	WP: 1 PB: 0 SB: 0 CS: 1	PA: 40					
PITCHER	IP WLS BF H R ER SO BB IBB HBP BLK WP HR S P ERA WHIP																										
Bob Welch, R (1, 1) ERA: 3.0	5.0		17	3	1	1	2	0	0	0	0	0	1	37	54	1.80	0.600										
Curt Young, L (6, 1) ERA: 3.73	2.0		8	2	0	0	0	1	0	0	0	0	0	17	27	0.00	1.500										
Todd Burns, R (8, 1) ERA: 2.24	0.2	L	4	1	3	3	1	0	0	0	0	0	0	10	13	40.50	1.500										
Matt Young, L (8, 1) ERA: 6.87	0.1		6	4	2	0	1	0	1	0	0	1	0	10	21	0.00	12.000										
Jim Corsi, R (9, 1) ERA: 1.98	1.0		4	0	0	0	0	1	0	0	0	0	0	10	18	0.00	1.000										

Kansas City Royals @ Oakland Athletics
Oakland-Alameda County Coliseum, Oakland, CA

Sat Sep 30 1989, 3:33 AM PDT
Att. 42,891 - Sunny - 68 F

livebaseballscorecards.com

AB	35
R	6
H	10
RBI	6
BB	3
SO	4
LOB	15



Batter	1	2	3	4	5	6	7	8	9	AB	R	H	RBI	BB	SO	LOB
Tony Phillips, S (1, 4) OBP: 0.345, SLG: 0.350 Felix Jose, S (9, 7) OBP: 0.250, SLG: 0.232	0-3 K		2-3 K		1-2 L7			0-0 F7		4	0	0	0	0	2	0
Carney Lansford, R (1, 5) OBP: 0.399, SLG: 0.407 Mike Gallego, R (9, 5) OBP: 0.327, SLG: 0.330	0-1 G4-3		1-0 G6-3			4-1 WP BB		0-0 1B		3	0	1	0	1	0	0
Dave Parker, L (1, 10) OBP: 0.309, SLG: 0.435	1-3 K			0-3 K		1-2 P3		2-3 K		4	0	0	0	0	3	2
Mark McGwire, R (1, 3) OBP: 0.340, SLG: 0.463 Billy Beane, R (9, PR) OBP: 0.238, SLG: 0.304		0-0 FC4-6 2B		2-0 1B		1-2 F8		2-1 1B 1B		4	0	3	0	0	0	1
Dave Henderson, R (1, 8) OBP: 0.315, SLG: 0.381 Dann Howitt, L (9, 9)		4-2 SAFE FC4-6 BB		1-3 K		1-0 F8		0-0 F8		2	0	0	0	1	1	2
Ron Hassey, L (1, 2) OBP: 0.290, SLG: 0.328		2-3 K		2-3 K			3-3 K		2-2 1B	4	0	1	0	0	3	3
Lance Blankenship, R (1, 9) OBP: 0.278, SLG: 0.315		2-0 SAFE FC4-6 1-2f 2-3		2-1 SF7 3B		1-1 L9		1-3 K		4	1	1	0	0	1	4
Stan Javier, S (1, 7) OBP: 0.316, SLG: 0.317		0-3 K		3-2 SF7		1-0 P6		1-0 G4-3		3	0	0	1	0	1	4
Walt Weiss, S (1, 6) OBP: 0.300, SLG: 0.319			3-3 K		0-3 K			2-3 K		3	0	0	0	0	3	0

BOTTOM

Kansas City Royals @ Oakland Athletics
Oakland-Alameda County Coliseum, Oakland, CA

Sat Sep 30 1989, 3:33 AM PDT
Att: 42,891 - Sunny - 68 F

livebaseballscorecards.com

AB	32
R	1
H	6
RBI	1
BB	2
SO	14
LOB	17



Inning Stats	R: 0	H: 0	E: 0	K: 2	S: 8	H: 0	LOB: 0	BB: 0	P: 9	R: 0	H: 1	E: 0	K: 2	S: 11	H: 1	LOB: 2	BB: 1	P: 19	R: 0	H: 0	E: 0	K: 2	S: 8	H: 0	LOB: 0	BB: 0	P: 14	R: 0	H: 1	E: 0	K: 3	S: 11	H: 1	LOB: 1	BB: 0	P: 16	R: 1	H: 1	E: 0	K: 1	S: 12	H: 0	LOB: 0	BB: 0	P: 18	R: 0	H: 0	E: 0	K: 1	S: 9	H: 0	LOB: 0	BB: 1	P: 16	R: 0	H: 0	E: 0	K: 1	S: 6	H: 0	LOB: 0	BB: 0	P: 11	R: 0	H: 1	E: 0	K: 2	S: 9	H: 1	LOB: 1	BB: 0	P: 13	R: 0	H: 2	E: 0	K: 1	S: 10	H: 2	LOB: 2	BB: 0	P: 16	1B: 4	SF: 1	2B: 1	3B: 1	HR: 0	SAC: 0	DP: 0	HBP: 0	WP: 1	PA: 35
--------------	------	------	------	------	------	------	--------	-------	------	------	------	------	------	-------	------	--------	-------	-------	------	------	------	------	------	------	--------	-------	-------	------	------	------	------	-------	------	--------	-------	-------	------	------	------	------	-------	------	--------	-------	-------	------	------	------	------	------	------	--------	-------	-------	------	------	------	------	------	------	--------	-------	-------	------	------	------	------	------	------	--------	-------	-------	------	------	------	------	-------	------	--------	-------	-------	-------	-------	-------	-------	-------	--------	-------	--------	-------	--------

PITCHER	IP	WLS	BF	H	R	ER	SO	BB	IBB	HBP	BLK	WP	HR	S	P	ERA	WHIP
Bret Saberhagen, R (1, 1) ERA: 2.16	8.0	W	30	4	1	1	13	2	0	0	0	1	0	74	116	1.12	0.750
Jeff Montgomery, R (9, 1) ERA: 1.37	1.0		5	2	0	0	1	0	0	0	0	0	0	10	16	0.00	2.000

Batter	1	2	3	4	5	6	7	8	9	10	11	AB R H RBI BB SO LOB	TOP
Gary Thurman, R OBP: 0.311, SLG: 0.241 (1, 8)	4-2 S 1B G5-3 BB		4-1 G5-3 SH1-3 BB		2-3 K 1-2			2-3 K		1-3 K		3 1 0 0 2 3 1	
Brad Wellman, R OBP: 0.263, SLG: 0.287 (1, 4)	3-2 L5-6 G5-3 1B		1-0 SH1-3		3-3 K			1-1 2B 1B		0-0 G5-3		4 1 2 0 0 1 0	
Bill Buckner, L OBP: 0.240, SLG: 0.267 (1, 10)	1-2 G5-3		0-1 G5-3				0-0 F7					5 0 1 3 0 0 2	
Matt Winters, L OBP: 0.320, SLG: 0.346 (1, 9)	2-2 L5-6		2-1 G4-3				2-0 G3					5 0 0 0 0 1 3	
Mike Macfarlane, R OBP: 0.263, SLG: 0.299 (1, 2)							0-1 F9					5 0 0 0 0 3 1	
Jeff Schulz, L OBP: 0.222, SLG: 0.222 (1, 7)							1-2 G3					4 0 0 0 0 1 0	
Luis de los Santos, R OBP: 0.293, SLG: 0.310 (1, 3)							2-2 G4-3					4 0 2 0 0 0 0	
Bill Pecota, R OBP: 0.275, SLG: 0.410 (1, 6)							0-0 2B					4 0 1 0 0 1 2	
Rey Palacios, R OBP: 0.216, SLG: 0.277 (1, 5)							1-0 F7					4 1 2 0 0 1 1	
Inning Stats	R: 1 H: 1 E: 0 LOB: 0 K: 0 BB: 1 S: 17 P: 26	R: 0 H: 1 E: 0 LOB: 1 K: 0 BB: 0 S: 8 P: 10	R: 1 H: 1 E: 0 LOB: 1 K: 0 BB: 1 S: 9 P: 19	R: 0 H: 1 E: 0 LOB: 1 K: 1 BB: 0 S: 12 P: 15	R: 0 H: 1 E: 0 LOB: 0 K: 2 BB: 0 S: 8 P: 13	R: 0 H: 0 E: 0 LOB: 0 K: 0 BB: 0 S: 4 P: 6	R: 0 H: 1 E: 0 LOB: 1 K: 1 BB: 0 S: 8 P: 12	R: 1 H: 2 E: 0 LOB: 1 K: 3 BB: 0 S: 14 P: 18	R: 0 H: 0 E: 0 LOB: 0 K: 1 BB: 0 S: 10 P: 13	R: 0 H: 0 E: 0 LOB: 0 K: 2 BB: 0 S: 9 P: 13	1B: 4 SF: 0 2B: 6 SAC: 1 3B: 0 DP: 2 HR: 0 HBP: 0	WP: 0 PA: 41 PB: 0 SB: 1 CS: 1	
PITCHER	IP WLS BF H R ER SO BB IBB HBP BLK WP HR S P ERA WHIP												
Dave Otto, L ERA: 2.7 (1, 1)	6.2 26 6 2 2 4 2 0 0 0 0 0 0 65 99 2.70 1.200												
Gene Nelson, R ERA: 3.25 (7, 1)	0.2 3 1 1 1 1 0 0 0 0 0 0 0 6 10 13.50 1.500												
Matt Young, L ERA: 6.75 (8, 1)	0.2 3 1 0 0 2 0 0 0 0 0 0 0 9 10 0.00 1.500												
Dennis Eckersley, R ERA: 1.56 (9, 1)	1.0 3 0 0 0 1 0 0 0 0 0 0 0 10 13 0.00 0.000												
Jim Corsi, R ERA: 1.88 (10, 1)	2.0 W 6 0 0 0 3 0 0 0 0 0 0 0 17 24 0.00 0.000												

Kansas City Royals @ Oakland Athletics
Oakland-Alameda County Coliseum, Oakland, CA
 Sun Oct 01 1989, 3:33 AM PDT
 Att: 43,755 - Sunny - 72 F

livebaseballscorecards.com

AB	38
R	3
H	8
RBI	3
BB	2
SO	11
LOB	10



Batter	1	2	3	4	5	6	7	8	9	10	11	AB R H RBI BB SO LOB	BOTTOM	
Rickey Henderson, R OBP: 0.411, SLG: 0.399 Doug Jennings, L (8, 7)	1-0 F7	4-2 1-2 BB		0-2 L3			4-2 1B S BB		2-2 L6			2 1 0 0 2 0 0 1 0 0 0 0 0 0	Kansas City Royals @ Oakland Athletics Oakland-Alameda County Coliseum, Oakland, CA Sun Oct 01 1989, 3:33 AM PDT Att: 43,755 - Sunny - 72 F	
Carney Lansford, R OBP: 0.398, SLG: 0.405 Dann Howitt, L (10, 3)	3-1 L4	1-2 P3			3-3 K		4-0 1B SAFE BB			2-3 K		3 0 0 0 1 1 2 1 0 0 0 0 1 0		
Jose Canseco, R OBP: 0.333, SLG: 0.542 Felix Jose, S OBP: 0.246, SLG: 0.228 (8, 9)	1-0 1B		1-1 F8 BB 1B		3-3 K		1-0 1B 1-3 2-H			0-2 G3-1		4 0 3 1 0 1 0 1 0 0 0 0 0 0		
Dave Parker, L OBP: 0.308, SLG: 0.432 (1, 10)	2-0 G6-3		4-0 SAFE 1-2 BB		0-0 G4-3		0-0 F9			1-3 K		4 0 0 0 1 1 3		
Dave Henderson, R OBP: 0.315, SLG: 0.380 Stan Javier, S OBP: 0.317, SLG: 0.316 (8, 8)		4-0 HR BB	1-1 F9			2-2 L8		1-1 G4-3		4-0 SH1-3 S 1B BB		2 1 0 0 1 0 2 1 1 0 0 1 0 0		
Mark McGwire, R OBP: 0.339, SLG: 0.467 Billy Beane, R OBP: 0.238, SLG: 0.304 (9, 3) (10, 5)		1-1 1-H HR	2-2 F8			3-3 K		1-3 K		1-0 SH1-3 SAFE 1-3		4 1 1 2 0 2 2 0 0 0 0 0 0 0		
Terry Steinbach, R OBP: 0.319, SLG: 0.352 Chris Bando, S OBP: 0.500, SLG: 0.500 (8, PH) (9, 2)		3-2 F8	1-1 P4			2-1 F7		0-3 K		1-2 1B 3-H		3 0 0 0 0 0 2 2 0 1 1 0 1 0		
Tony Phillips, S OBP: 0.345, SLG: 0.348 Lance Blankenship, R OBP: 0.276, SLG: 0.312 (8, 4)	1-0 F7			4-0 G6-4-3 BB			3-1 G6-3		1-3 K			2 0 0 0 1 0 0 1 0 0 0 0 1 0		
Mike Gallego, R OBP: 0.327, SLG: 0.328 Walt Weiss, S OBP: 0.298, SLG: 0.318 (8, 6)		4-1 PB BB		2-1 G6-4-3			0-0 L7		0-0 F9			2 0 0 0 1 0 1 1 0 0 0 0 0 0		
Inning Stats	R: 0 H: 1 E: 0 LOB: 1 K: 0 BB: 0 S: 5 P: 12	R: 2 H: 1 E: 0 LOB: 2 K: 0 BB: 3 S: 13 P: 31	R: 0 H: 1 E: 0 LOB: 2 K: 0 BB: 1 S: 9 P: 18	R: 0 H: 0 E: 0 LOB: 0 K: 0 BB: 1 S: 5 P: 11	R: 0 H: 0 E: 0 LOB: 0 K: 2 BB: 0 S: 7 P: 13	R: 0 H: 0 E: 0 LOB: 0 K: 1 BB: 0 S: 9 P: 16	R: 1 H: 1 E: 0 LOB: 2 K: 0 BB: 2 S: 8 P: 20	R: 0 H: 0 E: 0 LOB: 0 K: 2 BB: 0 S: 8 P: 10	R: 0 H: 0 E: 0 LOB: 0 K: 1 BB: 0 S: 9 P: 12	R: 0 H: 0 E: 0 LOB: 0 K: 2 BB: 0 S: 9 P: 12	R: 1 H: 1 E: 0 LOB: 1 K: 0 BB: 1 S: 5 P: 11	1B: 4 SF: 0 2B: 0 SAC: 1 3B: 0 DP: 1 HR: 1 HBP: 0		WP: 0 PA: 43 PB: 1 SB: 2 CS: 0
PITCHER	IP WLS BF H R ER SO BB IBB HBP BLK WP HR S P ERA WHIP													
Jose De Jesus, R ERA: 4.5 (1, 1)	4.0 19 3 2 2 0 5 0 0 0 0 1 32 72 4.50 2.000													
Charlie Leibrandt, L ERA: 5.14 (5, 1)	3.0 12 1 1 1 3 2 0 0 0 0 0 24 49 3.00 1.000													
Terry Leach, R ERA: 4.17 (8, 1)	3.1 L 12 1 1 1 5 1 0 0 0 0 0 31 45 2.70 0.600													

