

Kansas City Royals - 1989

Batter	1	2	3	4	5	6	7	8	9	AB	R	H	RBI	BB	SO	LOB	TOP																		
Lloyd Moseby, L OBP: 0.400, SLG: 0.800										5	1	2	0	0	0	2																			
Rance Mulliniks, L OBP: 0.200, SLG: 0.500 Kelly Gruber, R										4	0	1	1	0	0	1																			
Tony Fernandez, S										4	0	0	0	0	1	2																			
George Bell, R OBP: 0.250, SLG: 0.250										4	1	1	0	0	0	2																			
Fred McGriff, L OBP: 0.500, SLG: 0.750										4	2	2	0	0	1	1																			
Jesse Barfield, R OBP: 0.250, SLG: 0.500										4	0	1	0	0	1	3																			
Ernie Whitt, L OBP: 0.750, SLG: 0.667										3	0	2	1	1	1	1																			
Nelson Liriano, S OBP: 0.250, SLG: 0.250										4	0	1	1	0	1	3																			
Manuel Lee, S										4	0	0	1	0	0	4																			
Inning Stats	R: 0 E: 0 K: 0 S: 7	H: 1 LOB: 1 BB: 0 P: 12	R: 1 E: 0 K: 0 S: 11	H: 2 LOB: 1 BB: 0 P: 18	R: 0 E: 0 K: 1 S: 8	H: 0 LOB: 0 BB: 0 P: 13	R: 2 E: 0 K: 1 S: 12	H: 3 LOB: 2 BB: 1 P: 21	R: 0 E: 0 K: 1 S: 8	H: 1 LOB: 1 BB: 0 P: 12	R: 0 E: 0 K: 1 S: 10	H: 1 LOB: 0 BB: 0 P: 15	R: 1 E: 0 K: 0 S: 6	H: 1 LOB: 0 BB: 0 P: 13	R: 0 E: 0 K: 1 S: 12	H: 1 LOB: 1 BB: 0 P: 19	R: 0 E: 0 K: 0 S: 7	H: 0 LOB: 0 BB: 0 P: 12	1B: 6 2B: 3 3B: 1 HR: 0	SF: 1 SAC: 0 DP: 0 HBP: 0	WP: 0 PB: 0 SB: 0 CS: 0	PA: 38													
PITCHER	IP WLS BF H R ER SO BB IBB HBP BLK WP HR S P ERA WHIP																																		
Mark Gubicza, R ERA: 5.14	(1, 1)	7.0	L	31	9	4	4	4	1	0	0	0	0	0	0	62	104	5.14	1.429																
Tom Gordon, R ERA:	(8, 1)	2.0		7	1	0	0	1	0	0	0	0	0	0	0	19	31	0.00	0.500																

Toronto Blue Jays @ Kansas City Royals
 Royals Stadium, Kansas City, MO
 Mon Apr 03 1989, 4:33 AM EDT
 Att: 38,595 - Overcast - 62 F

AB	36
R	4
H	10
RBI	4
BB	1
SO	5
LOB	19



Batter	1	2	3	4	5	6	7	8	9	AB	R	H	RBI	BB	SO	LOB	BOTTOM																	
Willie Wilson, S										4	0	0	0	0	0	2																		
Kevin Seitzer, R										4	0	0	0	0	2	0																		
George Brett, L										4	0	0	0	0	2	0																		
Danny Tartabull, R OBP: 0.750, SLG: 1.000										3	1	2	0	1	0	0																		
Pat Tabler, R OBP: 0.500, SLG: 0.750										4	1	2	1	0	0	2																		
Bo Jackson, R OBP: 0.500, SLG: 0.750										4	1	2	1	0	1	1																		
Bob Boone, R OBP: 0.333, SLG: 0.333										3	0	1	0	0	0	1																		
Frank White, R OBP: 0.250, SLG: 0.500										4	0	1	1	0	1	2																		
Kurt Stillwell, S OBP: 0.250, SLG: 0.250										4	0	1	0	0	0	3																		
Inning Stats	R: 0 E: 0 K: 1 S: 8	H: 0 LOB: 0 BB: 0 P: 13	R: 0 E: 0 K: 0 S: 7	H: 1 LOB: 0 BB: 0 P: 10	R: 0 E: 0 K: 0 S: 6	H: 1 LOB: 1 BB: 0 P: 9	R: 0 E: 0 K: 0 S: 6	H: 1 LOB: 1 BB: 0 P: 10	R: 0 E: 0 K: 1 S: 12	H: 0 LOB: 0 BB: 0 P: 18	R: 3 E: 0 K: 0 S: 15	H: 4 LOB: 1 BB: 0 P: 23	R: 0 E: 0 K: 1 S: 10	H: 0 LOB: 1 BB: 1 P: 15	R: 0 E: 0 K: 1 S: 7	H: 1 LOB: 1 BB: 0 P: 11	1B: 5 2B: 4 3B: 0 HR: 0	SF: 0 SAC: 1 DP: 1 HBP: 0	WP: 0 PB: 0 SB: 1 CS: 0	PA: 36														
PITCHER	IP WLS BF H R ER SO BB IBB HBP BLK WP HR S P ERA WHIP																																	
Jimmy Key, L ERA: 3.0	(1, 1)	6.0	W	23	6	2	2	4	0	0	0	0	0	0	56	84	3.00	1.000																
Duane Ward, R ERA: 3.38	(7, 1)	2.2		12	3	1	1	2	1	0	0	0	0	0	26	39	3.38	1.500																
Tom Henke, R ERA:	(9, 1)	0.1	S	1	0	0	0	0	0	0	0	0	0	0	1	2	0.00	0.000																

Toronto Blue Jays @ Kansas City Royals
 Royals Stadium, Kansas City, MO
 Mon Apr 03 1989, 4:33 AM EDT
 Att: 38,595 - Overcast - 62 F

AB	34
R	3
H	9
RBI	3
BB	1
SO	6
LOB	11



Batter	1	2	3	4	5	6	7	8	9	AB	R	H	RBI	BB	SO	LOB	TOP					
Lloyd Moseby, L (1, 8) OBP: 0.357, SLG: 0.462	1-1 1B		3-2 F7		2-2 F8		0-0 1-3		1-3 SAFE	5	0	1	0	0	1	2						
Kelly Gruber, R (1, 5) OBP: 0.667, SLG: 0.625	0-2 FC6-4		0-0 F9		3-2 CS		1-1 1B		1-2 FC6-4	5	0	3	0	0	0	2						
Tony Fernandez, S (1, 6) OBP: 0.083, SLG: 0.083	3-1 F7		2-2 1-3		1-0 L8		0-1 E5			4	0	0	0	0	0	5						
George Bell, R (1, 7) OBP: 0.167, SLG: 0.167	2-0 FC6-4			1-2 1B		2-2 5-3		0-3 K		4	1	1	0	0	1	4						
Fred McGriff, L (1, 3) OBP: 0.455, SLG: 0.545	2-3 K			2-1 1B		3-2 3B		1-1 3-1		4	1	2	0	0	1	2						
Jesse Barfield, R (1, 9) OBP: 0.417, SLG: 0.818		0-1 1-3		3-2 1B		1-3 K		1-2 F9		4	0	1	1	0	1	1						
Ernie Whitt, L (1, 2) OBP: 0.500, SLG: 0.714		3-2 F7		0-0 P5		1-2 3B		3-3 K		4	0	1	1	0	1	2						
Rance Mulliniks, L (1, 10) OBP: 0.100, SLG: 0.222		0-0 6-3		2-3 K		2-3 K			1-3 K	4	0	0	0	0	3	3						
Manuel Lee, S (1, 4) Nelson Liriano, S (9, PH) OBP: 0.400, SLG: 0.400			4-0 BB	0-3 K			1-0 G3		0-0 FC6-4	2	0	0	0	1	1	2						
Inning Stats	R: 0 E: 0 K: 1 S: 11	H: 2 LOB: 2 BB: 0 P: 19	R: 0 E: 0 K: 0 S: 7	H: 0 LOB: 0 BB: 0 P: 10	R: 0 E: 0 K: 0 S: 11	H: 0 LOB: 1 BB: 1 P: 17	R: 1 E: 0 K: 2 S: 15	H: 3 LOB: 2 BB: 0 P: 23	R: 0 E: 0 K: 0 S: 7	H: 1 LOB: 0 BB: 0 P: 13	R: 1 E: 0 K: 2 S: 18	H: 2 LOB: 1 BB: 0 P: 27	R: 0 E: 1 K: 1 S: 9	H: 1 LOB: 2 BB: 0 P: 11	R: 0 E: 0 K: 1 S: 9	H: 0 LOB: 0 BB: 0 P: 14	R: 0 E: 0 K: 2 S: 10	H: 1 LOB: 1 BB: 0 P: 13	1B: 8 2B: 1 3B: 1 HR: 0	SF: 0 SAC: 0 DP: 0 HBP: 0	WP: 0 PB: 0 SB: 0 CS: 1	PA: 38
PITCHER	IP	WLS	BF	H	R	ER	SO	BB	IBB	HBP	BLK	WP	HR	S	P	ERA	WHIP					
Bret Saberhagen, R (1, 1) ERA: 3.0	6.0		26	8	2	2	5	1	0	0	0	0	0	69	109	3.00	1.500					
Jeff Montgomery, R (7, 1) ERA:	2.0	W	8	1	0	0	2	0	0	0	0	0	0	18	25	0.00	0.500					
Steve Farr, R (9, 1) ERA:	1.0	S	4	1	0	0	2	0	0	0	0	0	0	10	13	0.00	1.000					

Toronto Blue Jays @ Kansas City Royals
 Royals Stadium, Kansas City, MO
 Thu Apr 06 1989, 8:05 PM EDT
 Att: 18,883 - Unknown - 40 F

AB 37
 R 2
 H 10
 RBI 2
 BB 1
 SO 9
 LOB 23



Batter	1	2	3	4	5	6	7	8	9	AB	R	H	RBI	BB	SO	LOB	BOTTOM					
Willie Wilson, S (1, 8) OBP: 0.182, SLG: 0.100	6-3		2-1 L8			0-0 SH5-3		4-0 BB		2	1	0	0	1	0	1						
Kevin Seitzer, R (1, 5)	4-2 BB			2-1 4-3		4-1 BB		0-1 SH5-3		1	0	0	0	2	0	0						
George Brett, L (1, 3)	0-0 G4-6-3			2-2 P5		0-1 SF7		4-0 E		2	0	0	1	1	0	1						
Danny Tartabull, R (1, 9) OBP: 0.750, SLG: 0.875		0-0 G5-4-3		4-1 CS		1-3 K		4-1 E2		2	0	1	0	2	1	2						
Pat Tabler, R (1, 10) OBP: 0.364, SLG: 0.400		1-1 G5-4-3		2-1 CS		1-2 G5-3		0-0 L6-4		2	0	0	0	1	0	1						
Jim Eisenreich, L (7, PR)		1-2		1-2				2-3 L6-4		1	0	0	0	0	0	2						
Bo Jackson, R (1, 7) OBP: 0.200, SLG: 0.300		0-1 F8			1-1 G5-3		1-0 FC5-4			3	1	0	0	0	0	1						
Bob Boone, R (1, 2) ERA: 1.58			2-2 1-3		0-0 1-3		2-2 1B			3	0	2	0	0	0	0						
Rey Palacios, R (8, 2)								1-3 FC4-6		0	0	0	0	0	0	0						
Frank White, R (1, 4) OBP: 0.375, SLG: 0.625			2-1 1-3			1-0 SH5-3		1-2 SF8		2	1	1	0	0	0	1						
Kurt Stillwell, S (7, PH) OBP: 0.250, SLG: 0.167			1-2					2-2 1B		0	0	0	1	0	0	0						
Bill Pecota, R (1, 6)			1-1 5-3			4-1 SH5-3		2-2 FC4-6		1	0	0	0	1	0	1						
Bill Buckner, L (7, PH)						1-2 BB				1	0	0	0	0	0	1						
Brad Wellman, R (8, 4)								1-2		0	0	0	0	0	0	0						
Inning Stats	R: 0 E: 0 K: 0 S: 11	H: 0 LOB: 0 BB: 1 P: 16	R: 0 E: 0 K: 0 S: 5	H: 1 LOB: 0 BB: 0 P: 6	R: 0 E: 0 K: 0 S: 11	H: 1 LOB: 0 BB: 0 P: 18	R: 0 E: 0 K: 0 S: 8	H: 0 LOB: 0 BB: 1 P: 18	R: 0 E: 0 K: 0 S: 6	H: 0 LOB: 0 BB: 0 P: 8	R: 1 E: 0 K: 1 S: 9	H: 1 LOB: 2 BB: 2 P: 19	R: 1 E: 0 K: 0 S: 13	H: 1 LOB: 1 BB: 1 P: 21	R: 1 E: 1 K: 0 S: 4	H: 0 LOB: 1 BB: 3 P: 16	R: 1 E: 1 K: 0 S: 4	H: 0 LOB: 1 BB: 3 P: 16	1B: 4 2B: 1 3B: 0 HR: 0	SF: 2 SAC: 2 DP: 3 HBP: 0	WP: 0 PB: 0 SB: 1 CS: 1	PA: 33
PITCHER	IP	WLS	BF	H	R	ER	SO	BB	IBB	HBP	BLK	WP	HR	S	P	ERA	WHIP					
Mike Flanagan, L (1, 1) ERA: 4.5	5.2		21	3	1	1	0	4	0	0	0	0	0	47	81	1.59	1.235					
Duane Ward, R (6, 1) ERA: 4.5	1.1	L	7	1	2	1	1	2	0	0	0	0	0	16	29	6.75	2.250					
Tony Castillo, L (8, 1) ERA:	0.1		2	0	0	0	0	0	1	0	0	0	0	2	6	0.00	0.000					
Todd Stottliemere, R (8, 1) ERA: 6.75	0.2		2	0	0	0	0	1	0	0	0	0	0	2	6	0.00	1.500					

Toronto Blue Jays @ Kansas City Royals
 Royals Stadium, Kansas City, MO
 Thu Apr 06 1989, 8:05 PM EDT
 Att: 18,883 - Unknown - 40 F

AB 20
 R 3
 H 4
 RBI 2
 BB 8
 SO 1
 LOB 11



Batter	1	2	3	4	5	6	7	8	9	AB	R	H	RBI	BB	SO	LOB	TOP										
Wade Boggs, L (1,5) OBP: 0.429, SLG: 0.364	2-2 FC3-6 SH3 1B		1-3 K		2-1 G4-3		1-1 F7	4-1 BB		4	0	1	0	1	1	0	Boston Red Sox @ Kansas City Royals Royals Stadium, Kansas City, MO Fri Apr 07 1989, 8:05 PM EDT Att: 21,770 - Unknown										
Marty Barrett, R (1,4) OBP: 0.273, SLG: 0.400	0-0 SH3		0-1 1B		0-0 F7		1-0 2B	1-1 SF9		3	0	2	1	0	0												
Dwight Evans, R (1,9) OBP: 0.357, SLG: 0.273	4-1 FC3-6 BB		0-0 G6-3		0-0 FC3-6 1B		4-1 BB	2-3 3-H 2-2 F7		3	0	1	0	2	0	3											
Mike Greenwell, L (1,7) OBP: 0.429, SLG: 1.077	1-0 FC3-6 1-2 2-3		1-3 K		1-2 FC3-6 1B		2-3 K		0-0 HR	5	2	1	1	0	2	5											
Ellis Burks, R (1,8) OBP: 0.286, SLG: 0.643	1-1 F8		0-1 2B		0-0 HR 1B		2-1 HR	0-2 G3		5	2	3	2	0	0	2											
Jim Rice, R (1,10) OBP: 0.214, SLG: 0.429		2-0 G6-3		2-3 K		0-0 HR		0-2 G3	0-0 P4	5	1	1	2	0	1	1											
Nick Esasky, R (1,3) OBP: 0.286, SLG: 0.308		1-1 P3		3-3 K		2-3 K		2-1 WP 1B	1-2 G5-3	5	1	1	0	0	2	1											
Jody Reed, R (1,6) OBP: 0.250, SLG: 0.182		0-1 F8			2-2 P3		0-0 E6 WP SF8	4-1 1B SF9 BB		3	2	0	0	1	0	0											
Rick Cerone, R (1,2) Sam Horn, L (8,PH) Rich Gedman, L (8,2) OBP: 0.125, SLG: 0.125			3-3 K		1-2 G5-3		1-2 SF8	1-2 SF9 BB 1B		2	0	0	1	0	1	0											
Inning Stats	R: 0 E: 0 K: 0 S: 8	H: 1 LOB: 2 BB: 1 P: 16	R: 0 E: 0 K: 0 S: 5	H: 0 LOB: 0 BB: 0 P: 8	R: 0 E: 0 K: 2 S: 9	H: 1 LOB: 1 BB: 0 P: 13	R: 0 E: 0 K: 3 S: 12	H: 1 LOB: 1 BB: 0 P: 18	R: 0 E: 0 K: 0 S: 8	H: 0 LOB: 0 BB: 0 P: 13	R: 3 E: 1 K: 1 S: 11	H: 3 LOB: 0 BB: 0 P: 14	R: 1 E: 1 K: 1 S: 11	H: 1 LOB: 2 BB: 1 P: 20	R: 3 E: 0 K: 0 S: 17	H: 3 LOB: 2 BB: 2 P: 33		R: 1 E: 0 K: 0 S: 9	H: 1 LOB: 0 BB: 0 P: 10	1B: 6 2B: 2 3B: 0 HR: 3	SF: 2 SAC: 1 DP: 0 HBP: 0	WP: 2 PB: 0 SB: 0 CS: 0	PA: 43				
PITCHER	IP	WLS	BF	H	R	ER	SO	BB	IBB	HBP	BLK	WP	HR	S	P	ERA	WHIP										
Floyd Bannister, L (1,1) ERA: 4.05	6.2	29	7	4	3	6	1	0	0	0	0	1	1	60	92	4.05	1.200										
Tom Gordon, R (7,1) ERA: 6.23	0.2	7	3	3	3	1	2	0	0	0	0	1	1	15	30	40.50	7.500										
Jerry Don Gleaton, L (8,1) ERA: 2.45	0.0	1	0	0	0	0	1	0	0	0	0	0	0	1	5	∞	∞										
Jeff Montgomery, R (8,1) ERA: 2.45	1.2	W	6	1	1	1	0	0	0	0	0	0	1	14	18	5.40	0.600										

Batter	1	2	3	4	5	6	7	8	9	AB	R	H	RBI	BB	SO	LOB	BOTTOM										
Willie Wilson, S (1,8) OBP: 0.133, SLG: 0.071	2-3 K		1-1 G1-3		0-0 G3		3-2 L4-6		2-2 BB 1B	4	0	0	0	0	1	6	Boston Red Sox @ Kansas City Royals Royals Stadium, Kansas City, MO Fri Apr 07 1989, 8:05 PM EDT Att: 21,770 - Unknown										
Jim Eisenreich, L (8,8) OBP: 0.333, SLG: 0.333			1-2 2-3			2-3		4-2 1B	4	2	1	1	1	0	0												
Kevin Seitzer, R (1,5) OBP: 0.250, SLG: 0.077	2-2 G4-3		0-0 1B S		1-2 F8		0-1 G5-3		4-2 E 1B BB	4	2	1	1	1	0	0											
George Brett, L (1,3) OBP: 0.176, SLG: 0.133	1-1 G1-3		1-1 S 1B		1-1 F7		1-1 G6-3		1-1 FC3-6 1B	5	0	2	3	0	0	0											
Danny Tartabull, R (1,9) OBP: 0.706, SLG: 0.727		0-0 L9	1-3 3-H 2-3 K		4-2 BB		4-1 BB		1-3 2-H 3-H 2-0 FC3-6 1B	3	1	1	1	2	1	1											
Pat Tabler, R (1,10) OBP: 0.250, SLG: 0.267		0-1 P3			0-0 L9		1-0 G5-3		1-0 FC3-6 1B	5	0	0	0	0	0	4											
Bo Jackson, R (1,7) OBP: 0.267, SLG: 0.400		2-0 F8			0-1 S 1B		0-0 1B SF8 2B		2-1 G6-3	5	2	2	0	0	0	2											
Bob Boone, R (1,2) OBP: 0.571, SLG: 0.643			2-1 G1-3 1B		2-0 E 1B		0-1 L4-6 1B		1-0 G1-3	5	1	4	2	0	0	0											
Frank White, R (1,4) OBP: 0.250, SLG: 0.455			0-0 F9		2-2 FC5		1-1 SF8		2-2 G6-3	3	0	0	1	0	0	2											
Kurt Stillwell, S (1,6) OBP: 0.417, SLG: 0.250			4-1 1B G1-3 BB		0-2 P2		3-H 2-2 1B		4-1 1B BB	2	2	1	0	2	0	2											
Inning Stats	R: 0 E: 1 K: 1 S: 9	H: 0 LOB: 0 BB: 0 P: 14	R: 0 E: 0 K: 0 S: 4	H: 0 LOB: 0 BB: 0 P: 6	R: 3 E: 0 K: 1 S: 13	H: 3 LOB: 1 BB: 1 P: 23	R: 1 E: 1 K: 0 S: 13	H: 2 LOB: 2 BB: 0 P: 17	R: 0 E: 0 K: 0 S: 8	H: 0 LOB: 1 BB: 1 P: 15	R: 1 E: 0 K: 0 S: 15	H: 3 LOB: 1 BB: 0 P: 20	R: 0 E: 0 K: 0 S: 7	H: 0 LOB: 1 BB: 1 P: 14	R: 0 E: 0 K: 0 S: 6	H: 0 LOB: 0 BB: 0 P: 11	R: 4 E: 1 K: 0 S: 15	H: 4 LOB: 2 BB: 2 P: 29	1B: 10 2B: 3 3B: 0 HR: 0	SF: 1 SAC: 0 DP: 1 HBP: 0	WP: 0 PB: 0 SB: 4 CS: 0	PA: 43					
PITCHER	IP	WLS	BF	H	R	ER	SO	BB	IBB	HBP	BLK	WP	HR	S	P	ERA	WHIP										
Oil Can Boyd, R (1,1) ERA: 9.0	5.0	24	6	5	5	2	2	0	0	0	0	0	0	48	76	9.00	1.600										
Bob Stanley, R (6,1) ERA: 1.5	3.0	11	2	0	0	0	1	0	0	0	0	0	0	27	44	0.00	1.000										
Lee Smith, R (9,1) ERA: 36.0	0.0	L	4	2	4	4	2	0	0	0	0	0	0	9	20	∞	∞										
Dennis Lamp, R (9,1) ERA: 36.0	0.2	4	2	0	0	0	0	0	0	0	0	0	0	6	9	0.00	3.000										

AB	36
R	8
H	11
RBI	8
BB	4
SO	7
LOB	12



Batter	1	2	3	4	5	6	7	8	9	10	AB	R	H	RBI	BB	SO	LOB	TOP							
Wade Boggs, L OBP: 0.421, SLG: 0.375	F7		L5			G1-3	E6		1B		5	0	2	0	0	0	0	Boston Red Sox @ Kansas City Royals Royals Stadium, Kansas City, MO Sat Apr 08 1989, 4:33 AM EDT Att: 28,266 - Cloudy - 42 F							
Marty Barrett, R OBP: 0.313, SLG: 0.357	G6-3		F7			1B	BB		G1-3		4	0	1	0	1	0	2								
Dwight Evans, R OBP: 0.316, SLG: 0.200	BB			L7		1B	F7			F7	4	0	0	0	1	1	4								
Mike Greenwell, L OBP: 0.528, SLG: 1.000	BB			CS	1B	FC6-4	HBP		G3-1	L5-3	3	0	2	0	1	0	0								
Ellis Burks, R OBP: 0.211, SLG: 0.474	K			L6		FC6-4			K	L5-3	5	0	0	0	0	2	6								
Jim Rice, R OBP: 0.278, SLG: 0.444		F8			FC2-5	BB	1B		G6-3		4	1	2	0	0	0	0								
Nick Esasky, R OBP: 0.333, SLG: 0.313		G1-3			FC2-5	BB			F5		3	0	1	0	1	0	0								
Rich Gedman, L OBP: 0.083, SLG: 0.083		G4-3			FC2-5	G6-4-3			F8		4	0	0	0	0	0	4								
Jody Reed, R OBP: 0.250, SLG: 0.200		G4-3			G6-4-3		F8		1B		4	0	1	0	0	0	4								
Inning Stats	R: 0 E: 0 K: 1 S: 10	H: 0 LOB: 2 BB: 2 P: 22	R: 0 E: 0 K: 0 S: 6	H: 0 LOB: 0 BB: 0 P: 10	R: 0 E: 0 K: 0 S: 7	H: 0 LOB: 0 BB: 0 P: 11	R: 0 E: 0 K: 0 S: 8	H: 1 LOB: 0 BB: 0 P: 12	R: 0 E: 0 K: 0 S: 7	H: 1 LOB: 1 BB: 1 P: 15	R: 0 E: 0 K: 1 S: 10	H: 1 LOB: 2 BB: 0 P: 16	R: 1 E: 1 K: 0 S: 17	H: 3 LOB: 3 BB: 1 P: 34	R: 0 E: 0 K: 1 S: 8	H: 0 LOB: 0 BB: 0 P: 12	R: 0 E: 0 K: 0 S: 12		H: 2 LOB: 2 BB: 0 P: 18	R: 0 E: 0 K: 0 S: 5	H: 1 LOB: 0 BB: 0 P: 7	1B: 9 2B: 1 3B: 0 HR: 0	SF: 0 SAC: 0 DP: 2 HBP: 1	WP: 0 PB: 0 SB: 1 CS: 1	PA: 41
PITCHER	IP WLS BF H R ER SO	IP WLS BF H R ER SO	IP WLS BF H R ER SO	IP WLS BF H R ER SO	IP WLS BF H R ER SO	IP WLS BF H R ER SO	IP WLS BF H R ER SO	IP WLS BF H R ER SO	IP WLS BF H R ER SO	IP WLS BF H R ER SO	IP WLS BF H R ER SO	IP WLS BF H R ER SO	IP WLS BF H R ER SO	IP WLS BF H R ER SO	IP WLS BF H R ER SO	IP WLS BF H R ER SO	IP WLS BF H R ER SO	IP WLS BF H R ER SO	IP WLS BF H R ER SO	IP WLS BF H R ER SO	ERA WHIP	ERA WHIP			
Mark Gubicza, R ERA: 3.21	7.0	30	6	1	2	4	0	0	0	0	0	0	0	0	0	0	0	0	0	0	0	1.29	1.429		
Tom Gordon, R ERA: 4.26	2.0	8	2	0	1	0	0	0	0	0	0	0	0	0	0	0	0	0	0	0	0.00	1.000			
Luis Aquino, R ERA:	1.0	3	1	0	0	0	0	0	0	0	0	0	0	0	0	0	0	0	0	0	0.00	1.000			

AB	36
R	1
H	9
RBI	0
BB	4
SO	3
LOB	20



Batter	1	2	3	4	5	6	7	8	9	10	AB	R	H	RBI	BB	SO	LOB	BOTTOM						
Jim Eisenreich, L OBP: 0.250, SLG: 0.250	K		G3		F7			G1-5-3		1B	5	0	1	1	0	1	0	Boston Red Sox @ Kansas City Royals Royals Stadium, Kansas City, MO Sat Apr 08 1989, 4:33 AM EDT Att: 28,266 - Cloudy - 42 F						
Kevin Seltzer, R OBP: 0.300, SLG: 0.176	K		1B			P5-4	1B				4	0	2	0	0	2	0							
George Brett, L OBP: 0.190, SLG: 0.158	G3-1					P5-4			K		4	0	1	0	0	1	1							
Danny Tartabull, R OBP: 0.650, SLG: 0.643						G3-1			K2-3		3	0	1	0	0	0	2							
Willie Wilson, S OBP: 0.125, SLG: 0.067		1B	G6-3								1	0	0	0	0	1	0							
Bill Buckner, L Pat Tabler, R Bill Pecota, R		F9			F7		G6-3			BB	3	0	0	0	0	0	1							
Bo Jackson, R OBP: 0.263, SLG: 0.526		K			K					K	4	1	1	1	0	3	2							
Mike Macfarlane, R OBP: 0.250, SLG: 0.250							G5-3			L8	4	0	1	0	0	1	0							
Brad Wellman, R OBP: 0.250, SLG: 0.250										1B	4	1	1	0	0	2	2							
Kurt Stillwell, S OBP: 0.333, SLG: 0.182										1B	3	0	0	0	0	0	0							
Frank White, R OBP: 0.308, SLG: 0.455			G4-3		F7			G3-1		BB	0	0	0	0	1	0	0							
Inning Stats	R: 0 E: 0 K: 2 S: 14	H: 0 LOB: 0 BB: 0 P: 20	R: 0 E: 0 K: 2 S: 13	H: 2 LOB: 2 BB: 0 P: 20	R: 0 E: 0 K: 2 S: 15	H: 2 LOB: 2 BB: 0 P: 22	R: 0 E: 0 K: 2 S: 12	H: 0 LOB: 0 BB: 0 P: 19	R: 0 E: 0 K: 0 S: 6	H: 0 LOB: 0 BB: 0 P: 9	R: 0 E: 0 K: 1 S: 7	H: 1 LOB: 0 BB: 0 P: 14	R: 1 E: 0 K: 1 S: 10	H: 1 LOB: 0 BB: 0 P: 15	R: 0 E: 0 K: 1 S: 7	H: 0 LOB: 0 BB: 0 P: 13	R: 0 E: 0 K: 3 S: 13	H: 0 LOB: 1 BB: 0 P: 20	R: 1 E: 0 K: 0 S: 5	H: 2 LOB: 2 BB: 1 P: 12	1B: 7 2B: 1 3B: 0 HR: 1	SF: 0 SAC: 0 DP: 1 HBP: 0	WP: 0 PB: 0 SB: 0 CS: 0	PA: 37
PITCHER	IP WLS BF H R ER SO	IP WLS BF H R ER SO	IP WLS BF H R ER SO	IP WLS BF H R ER SO	IP WLS BF H R ER SO	IP WLS BF H R ER SO	IP WLS BF H R ER SO	IP WLS BF H R ER SO	IP WLS BF H R ER SO	IP WLS BF H R ER SO	IP WLS BF H R ER SO	IP WLS BF H R ER SO	IP WLS BF H R ER SO	IP WLS BF H R ER SO	IP WLS BF H R ER SO	IP WLS BF H R ER SO	IP WLS BF H R ER SO	IP WLS BF H R ER SO	IP WLS BF H R ER SO	IP WLS BF H R ER SO	ERA WHIP	ERA WHIP		
Roger Clemens, R ERA: 3.0	8.0	29	6	1	8	0	0	0	0	0	0	0	0	0	0	0	0	0						
Rob Murphy, L ERA: 3.38	1.1	8	2	1	3	2	0	0	0	0	0	0	0	0	18	32	6.75	3.000						

AB	35
R	2
H	8
RBI	2
BB	2
SO	11
LOB	8



Batter	1	2	3	4	5	6	7	8	9	AB	R	H	RBI	BB	SO	LOB	TOP									
Wade Boggs, L (1,5) OBP: 0.500, SLG: 0.476	G4-3		2-2 1B		1-1 1B		0-0 1B	2-2 FC6-4 1B		5	1	4	0	0	0	0	<p>Boston Red Sox @ Kansas City Royals Royals Stadium, Kansas City, MO Sun Apr 09 1989, 4:33 AM EDT Att: 25,637 - Sunny</p>									
Marty Barrett, R (1,4) OBP: 0.286, SLG: 0.316	P4		2-2 L5		0-0 F7-2		1-2 3B 1B	3-1 FC6-4 1B		5	1	1	1	0	0	5										
Ellis Burks, R (1,8) OBP: 0.250, SLG: 0.542	F8			1-0 1B E	1-0 F9		0-1 1B 3B	1-2 L8		5	2	2	3	0	0	1										
Mike Greenwell, L (1,7) OBP: 0.542, SLG: 0.895		4-0 G6-4-3 BB		1-1 1B E		1-1 L6	0-1 1B WP	0-2 G3-1		3	2	1	0	2	0	0										
Jim Rice, R (1,10) OBP: 0.304, SLG: 0.478	G6-4-3		1-1 F8 1B	1-1 E5		0-0 G4-3	1-3 WP 1B	0-0 2B		5	0	2	1	0	0	2										
Dwight Evans, R (1,9) OBP: 0.292, SLG: 0.200	F9		0-0 G6-4-3 1B	0-0 F7		1-1 F7	2-3 K	2-2 F7		5	0	1	1	0	1	2										
Nick Esasky, R (1,3) OBP: 0.318, SLG: 0.350			1-1 F9	1-1 F8						4	1	1	0	0	0	4										
Jody Reed, R (1,6) OBP: 0.200, SLG: 0.158			1-1 F8	0-0 G6-4-3			1-3 K	2-3 K		4	0	0	0	0	2	3										
Rick Cerone, R (1,2) OBP: 0.333, SLG: 0.500					2-1 E5		4-2 1B 1B 3B	0-0 F8		2	0	1	0	1	0	0										
Danny Heep, L (7, PR)										0	1	0	0	0	0	0										
Rich Gedman, L (7, 2) OBP: 0.077, SLG: 0.077										1	0	0	0	0	0	0										
Inning Stats	R: 0 E: 0 K: 0 S: 9	H: 0 LOB: 0 BB: 0 P: 12	R: 0 E: 0 K: 0 S: 6	H: 0 LOB: 0 BB: 1 P: 13	R: 0 E: 0 K: 0 S: 15	H: 2 LOB: 2 BB: 0 P: 21	R: 2 E: 1 K: 0 S: 9	H: 3 LOB: 1 BB: 0 P: 15	R: 0 E: 0 K: 0 S: 5	H: 0 LOB: 0 BB: 0 P: 7	R: 6 E: 0 K: 2 S: 25	H: 5 LOB: 2 BB: 2 P: 37	R: 0 E: 0 K: 1 S: 9	H: 1 LOB: 1 BB: 0 P: 16	R: 0 E: 0 K: 0 S: 11	H: 1 LOB: 1 BB: 0 P: 14	1B: 9 2B: 4 3B: 1 HR: 0	SF: 0 SAC: 0 DP: 3 HBP: 0	WP: 1 PB: 0 SB: 0 CS: 0	PA: 42						
PITCHER	IP	WLS	BF	H	R	ER	SO	BB	IBB	HBP	BLK	WP	HR	S	P	ERA	WHIP									
Charlie Leibrandt, L (1,1) ERA: 3.29	6.1		28	8	5	4	1	2	0	0	0	0	0	61	5	5	5.68	1.579								
Jeff Montgomery, R (7,1) ERA: 7.36	0.0	L	2	2	1	1	0	0	0	0	0	0	0	5	5	∞	∞									
Jerry Don Gleaton, L (7,1) ERA:	0.0		1	0	0	0	0	1	0	0	0	0	0	1	5	∞	∞									
Luis Aquino, R (7,1) ERA:	1.2		7	2	2	2	2	0	0	0	0	1	0	17	26	10.80	1.200									
Steve Farr, R (9,1) ERA:	1.0		4	1	0	0	0	0	0	0	0	0	0	11	14	0.00	1.000									

Batter	1	2	3	4	5	6	7	8	9	AB	R	H	RBI	BB	SO	LOB	BOTTOM									
Jim Eisenreich, L (1,8) OBP: 0.385, SLG: 0.333	2-2 FC6-4 1B	0-1 B1-3		0-0 G3		1-1 CS	4-1 FC4-6 BB		1-2 1B	4	1	2	0	1	0	0	<p>Boston Red Sox @ Kansas City Royals Royals Stadium, Kansas City, MO Sun Apr 09 1989, 4:33 AM EDT Att: 25,637 - Sunny</p>									
Kevin Seitzer, R (1,5) OBP: 0.360, SLG: 0.318	2-1 FC6-4 1B	0-0 S 1B		0-2 G4-3			3-2 FC4-6 FC5 1B	0-0 1B	2-3 1B	5	2	3	1	0	0	1										
George Brett, L (1,3) OBP: 0.269, SLG: 0.217	4-2 FC6-4 BB	1-0 L9			2-1 F8		1-1 FC5 1B	1-2 1B	1-0 1B	4	0	2	0	1	0	1										
Pat Tabler, R (1,9) OBP: 0.273, SLG: 0.250	3-2 FC6-4 G1-3 BB	1-0 1B			1-3 K		2-2 FC5 FC1-6	0-1 F7	0-1 F7	5	1	1	2	0	1	6										
Bill Buckner, L (1,10) OBP: 0.111, SLG: 0.111	1-2 3H 1B				2-2 G3		0-0 FC1-6	1-2 G3	1-2 G3	5	0	1	1	0	0	5										
Bo Jackson, R (1,7) OBP: 0.217, SLG: 0.435	0-0 G1-3					1-3 K		0-1 G6-3		4	0	0	0	0	1	2										
Bob Boone, R (1,2) OBP: 0.556, SLG: 0.647	4-0 BB IBB				3-1 G6-3		1-0 G6-3 WP	3-2 G6-3		3	1	1	0	1	0	0										
Frank White, R (1,4) OBP: 0.294, SLG: 0.357	4-1 BB				1-2 G6-3		0-0 G6-3	1-1 F9		3	0	0	1	1	0	1										
Kurt Stillwell, S (1,6) OBP: 0.278, SLG: 0.143	1-2 2-3 3H									3	0	0	0	0	2	3										
Willie Wilson, S (9, PH) OBP: 0.176, SLG: 0.188					1-0 F9		1-3 K	0-2 1B 2B		1	1	1	0	0	0	0										
Inning Stats	R: 3 E: 0 K: 1 S: 19	H: 3 LOB: 3 BB: 3 P: 39	R: 1 E: 0 K: 0 S: 8	H: 2 LOB: 0 BB: 0 P: 10	R: 0 E: 0 K: 0 S: 8	H: 0 LOB: 0 BB: 0 P: 14	R: 0 E: 0 K: 0 S: 5	H: 0 LOB: 0 BB: 0 P: 6	R: 0 E: 0 K: 1 S: 9	H: 0 LOB: 0 BB: 0 P: 14	R: 1 E: 0 K: 2 S: 15	H: 1 LOB: 0 BB: 0 P: 18	R: 0 E: 0 K: 0 S: 10	H: 1 LOB: 2 BB: 1 P: 20	R: 0 E: 0 K: 0 S: 7	H: 0 LOB: 0 BB: 0 P: 11	R: 1 E: 0 K: 0 S: 13	H: 4 LOB: 2 BB: 0 P: 16	1B: 8 2B: 3 3B: 0 HR: 0	SF: 0 SAC: 0 DP: 0 HBP: 0	WP: 1 PB: 0 SB: 1 CS: 1	PA: 42				
PITCHER	IP	WLS	BF	H	R	ER	SO	BB	IBB	HBP	BLK	WP	HR	S	P	ERA	WHIP									
Wes Gardner, R (1,1) ERA: 40.5	0.2		8	3	3	3	0	2	1	0	0	0	1	0	16	36	40.50	7.500								
John D'opson, R (1,1) ERA: 1.59	5.2	W	22	4	2	1	4	1	0	0	0	1	0	54	79	1.59	0.882									
Bob Stanley, R (7,1) ERA: 2.57	2.0		8	3	1	1	0	0	0	0	0	0	0	18	25	4.50	1.500									
Rob Murphy, L (9,1) ERA: 3.38	0.0		1	1	0	0	0	0	0	0	0	0	0	1	2	∞	∞									
Mike Smithson, R (9,1) ERA: 5.06	0.2	S	2	0	0	0	0	0	0	0	0	0	0	5	6	0.00	0.000									

AB	39
R	8
H	13
RBI	6
BB	3
SO	3
LOB	17



Batter	1	2	3	4	5	6	7	8	9	AB	R	H	RBI	BB	SO	LOB	TOP					
Brady Anderson, L (1, 8) OBP: 0.464, SLG: 0.542										4	0	2	0	0	0	0	Baltimore Orioles @ Kansas City Royals Royals Stadium, Kansas City, MO Mon Apr 10 1989, 8:05 PM EDT Att: 17,476 - Unknown - 40 F					
Phil Bradley, R (1, 7) OBP: 0.345, SLG: 0.560										4	0	1	0	0	1	2						
Joe Orsulak, L (1, 9) OBP: 0.250, SLG: 0.313										3	0	0	0	0	0	2						
Cal Ripken Jr., R (1, 6) OBP: 0.231, SLG: 0.391										3	0	0	0	0	0	1						
Larry Sheets, L (1, 10) OBP: 0.320, SLG: 0.333										3	0	0	0	0	2	0						
Mickey Tettleton, S (1, 2) OBP: 0.375, SLG: 0.462										3	0	0	0	0	2	0						
Jim Traber, L (1, 3) OBP: 0.143, SLG: 0.143										3	0	0	0	0	0	0						
Craig Worthington, R (1, 5) OBP: 0.304, SLG: 0.364										3	0	0	0	0	0	0						
Rene Gonzales, R (1, 4) OBP: 0.200, SLG: 0.250										2	0	0	0	0	0	0						
Francisco Melendez, L (9, PH)										1	0	0	0	0	1	0						
Inning Stats	R: 0 E: 0 K: 1 S: 6	H: 1 LOB: 0 BB: 0 P: 8	R: 0 E: 0 K: 1 S: 8	H: 0 LOB: 0 BB: 0 P: 10	R: 0 E: 0 K: 0 S: 14	H: 0 LOB: 0 BB: 0 P: 20	R: 0 E: 0 K: 0 S: 10	H: 1 LOB: 1 BB: 0 P: 15	R: 0 E: 0 K: 2 S: 11	H: 0 LOB: 0 BB: 0 P: 14	R: 0 E: 0 K: 0 S: 7	H: 0 LOB: 0 BB: 0 P: 11	R: 0 E: 0 K: 0 S: 7	H: 0 LOB: 0 BB: 0 P: 10	R: 0 E: 0 K: 1 S: 9	H: 0 LOB: 0 BB: 0 P: 11	R: 0 E: 0 K: 1 S: 10	H: 1 LOB: 1 BB: 0 P: 14	1B: 2 2B: 1 3B: 0 HR: 0	SF: 0 SAC: 0 DP: 1 HBP: 0	WP: 0 PB: 0 SB: 0 CS: 0	PA: 29
PITCHER Bret Saberhagen, R (1, 1) ERA: 1.2	IP: 9.0 WLS: W BF: 29 H: 3 R: 0 ER: 0 SO: 6 BB: 0 IBB: 0 HBP: 0 BLK: 0 WP: 0 HR: 0 S: 82 P: 113 ERA: 0.00 WHIP: 0.333															PITCHER						

Batter	1	2	3	4	5	6	7	8	9	AB	R	H	RBI	BB	SO	LOB	BOTTOM			
Willie Wilson, S (1, 8) OBP: 0.238, SLG: 0.211										3	1	1	0	1	1	0	Baltimore Orioles @ Kansas City Royals Royals Stadium, Kansas City, MO Mon Apr 10 1989, 8:05 PM EDT Att: 17,476 - Unknown - 40 F			
Kevin Seitzer, R (1, 5) OBP: 0.379, SLG: 0.320										3	0	1	0	1	0	0				
George Brett, L (1, 3) OBP: 0.267, SLG: 0.222										4	0	1	0	0	1	4				
Danny Tartabull, R (1, 9) OBP: 0.625, SLG: 0.647										3	0	2	1	0	0	1				
Jim Eisenreich, L (8, 9) OBP: 0.395, SLG: 0.333										0	0	0	0	0	0	0				
Pat Tabler, R (1, 10) OBP: 0.308, SLG: 0.261										3	1	1	0	1	0	1				
Bo Jackson, R (1, 7) OBP: 0.185, SLG: 0.370										4	1	0	0	0	1	5				
Bob Boone, R (1, 2) OBP: 0.545, SLG: 0.579										2	0	0	0	2	0	1				
Frank White, R (1, 4) OBP: 0.286, SLG: 0.353										3	0	1	1	0	0	0				
Brad Wellman, R (1, 6) OBP: 0.125, SLG: 0.125										4	0	0	0	0	0	3				
Inning Stats	R: 1 E: 0 K: 1 S: 13	H: 2 LOB: 2 BB: 1 P: 23	R: 0 E: 0 K: 0 S: 6	H: 0 LOB: 0 BB: 0 P: 9	R: 0 E: 0 K: 0 S: 4	H: 0 LOB: 0 BB: 0 P: 5	R: 0 E: 0 K: 0 S: 7	H: 1 LOB: 1 BB: 0 P: 12	R: 0 E: 0 K: 1 S: 10	H: 0 LOB: 2 BB: 2 P: 22	R: 2 E: 0 K: 0 S: 14	H: 2 LOB: 1 BB: 1 P: 26	R: 0 E: 0 K: 1 S: 16	H: 1 LOB: 1 BB: 0 P: 27	R: 0 E: 0 K: 0 S: 10	H: 1 LOB: 2 BB: 1 P: 15	1B: 7 2B: 0 3B: 0 HR: 0	SF: 2 SAC: 0 DP: 0 HBP: 0	WP: 1 PB: 0 SB: 2 CS: 0	PA: 36
PITCHER Pete Harnisch, R (1, 1) ERA: 3.52	IP: 7.2 WLS: L BF: 35 H: 7 R: 3 ER: 3 SO: 3 BB: 5 IBB: 0 HBP: 0 BLK: 1 WP: 1 HR: 0 S: 79 P: 138 ERA: 3.52 WHIP: 1.565															PITCHER				
Gregg Olson, R (8, 1) ERA: 11.57	IP: 0.1 WLS: 1 BF: 1 H: 0 R: 0 ER: 0 SO: 0 BB: 0 IBB: 0 HBP: 0 BLK: 0 WP: 0 HR: 0 S: 1 P: 1 ERA: 0.00 WHIP: 0.000															PITCHER				

AB	29
R	0
H	3
RBI	0
BB	0
SO	6
LOB	5



AB	29
R	3
H	7
RBI	2
BB	5
SO	3
LOB	15



Batter	1	2	3	4	5	6	7	8	9	AB	R	H	RBI	BB	SO	LOB	TOP								
Brady Anderson, L OBP: 0.469, SLG: 0.500 (1, 8)										2	1	0	0	2	2	0	Baltimore Orioles @ Kansas City Royals Royals Stadium, Kansas City, MO Tue Apr 11 1989, 8:05 PM EDT Att: 17,623 - Unknown								
Phil Bradley, R OBP: 0.303, SLG: 0.483 (1, 7)										4	1	0	0	0	0	3									
Mike Devereaux, R OBP: 0.462, SLG: 0.583 Joe Orsulak, L OBP: 0.294, SLG: 0.529 (8, PH) (8, 9)										3	0	2	2	0	0	0									
Cal Ripken Jr., R OBP: 0.200, SLG: 0.333 (1, 6)										4	0	0	0	0	0	2									
Randy Milligan, R OBP: 0.308, SLG: 0.615 Jim Traber, L OBP: 0.133, SLG: 0.133 (8, PH) (8, 3)										3	0	0	0	0	0	1									
Mickey Tattleton, S OBP: 0.300, SLG: 0.353 (1, 2)										4	0	0	0	0	3	1									
Bob Melvin, R OBP: 0.583, SLG: 0.727 (1, 10)										4	1	2	0	0	1	0									
Craig Worthington, R OBP: 0.289, SLG: 0.320 Larry Sheets, L OBP: 0.308, SLG: 0.320 (8, PH) (8, PH)										3	0	0	0	0	1	2									
Rene Gonzales, R OBP: 0.217, SLG: 0.261 (1, 4)										3	1	1	1	0	0	0									
Inning Stats	R: 0 E: 0 K: 1 S: 10	H: 0 LOB: 0 BB: 0 P: 16	R: 0 E: 0 K: 1 S: 8	H: 0 LOB: 0 BB: 0 P: 17	R: 3 E: 0 K: 0 S: 13	H: 3 LOB: 1 BB: 1 P: 21	R: 0 E: 0 K: 2 S: 16	H: 1 LOB: 1 BB: 0 P: 19	R: 0 E: 0 K: 1 S: 7	H: 0 LOB: 0 BB: 0 P: 11	R: 0 E: 0 K: 0 S: 9	H: 1 LOB: 1 BB: 0 P: 14	R: 0 E: 0 K: 0 S: 4	H: 0 LOB: 0 BB: 0 P: 4	R: 2 E: 0 K: 0 S: 14	H: 1 LOB: 0 BB: 0 P: 25		R: 0 E: 0 K: 3 S: 11	H: 0 LOB: 0 BB: 0 P: 15	1B: 3 2B: 2 3B: 0 HR: 1	SF: 0 SAC: 0 DP: 0 HBP: 0	WP: 0 PB: 0 SB: 2 CS: 0	PA: 35		
PITCHER	IP	WLS	BF	H	R	ER	SO	BB	IBB	HBP	BLK	WP	HR	S	P	ERA	WHIP								
Floyd Bannister, L ERA: 4.61 (1, 1)	7.0	W	28	5	4	4	5	2	0	0	0	0	0	69	108	5.14	1.000								
Tom Gordon, R ERA: 4.91 (8, 1)	1.0		4	1	1	1	0	0	0	0	0	0	1	12	19	9.00	1.000								
Steve Farr, R ERA: (9, 1)	1.0	S	3	0	0	0	3	0	0	0	0	0	0	11	15	0.00	0.000								

Batter	1	2	3	4	5	6	7	8	9	AB	R	H	RBI	BB	SO	LOB	BOTTOM								
Willie Wilson, S OBP: 0.192, SLG: 0.167 (1, 8)										5	0	0	0	0	1	2	Baltimore Orioles @ Kansas City Royals Royals Stadium, Kansas City, MO Tue Apr 11 1989, 8:05 PM EDT Att: 17,623 - Unknown								
Kevin Seitzer, R OBP: 0.424, SLG: 0.333 (1, 5)										2	1	1	0	2	0	0									
George Brett, L OBP: 0.324, SLG: 0.387 (1, 3)										4	1	3	2	0	0	0									
Danny Tartabull, R OBP: 0.607, SLG: 0.750 (1, 10)										3	1	1	1	1	1	3									
Pat Tabler, R OBP: 0.310, SLG: 0.269 Jim Eisenreich, L OBP: 0.357, SLG: 0.308 (8, PH) (7, 9)										3	1	1	0	0	1	2									
Bo Jackson, R OBP: 0.194, SLG: 0.452 (1, 7)										4	1	1	2	0	2	0									
Bob Boone, R OBP: 0.500, SLG: 0.522 (1, 2)										4	1	1	0	0	1	0									
Frank White, R OBP: 0.360, SLG: 0.368 (1, 4)										2	0	1	0	1	0	0									
Bill Pecota, R (1, 6)										3	0	0	0	0	0	2									
Bill Buckner, L OBP: 0.200, SLG: 0.200 Brad Wellman, R OBP: 0.125, SLG: 0.125 (8, PH) (8, PR) (9, 6)										1	0	1	0	0	0	0									
Inning Stats	R: 0 E: 0 K: 2 S: 13	H: 2 LOB: 2 BB: 0 P: 20	R: 0 E: 0 K: 2 S: 9	H: 0 LOB: 0 BB: 0 P: 13	R: 3 E: 0 K: 1 S: 12	H: 2 LOB: 0 BB: 1 P: 22	R: 0 E: 0 K: 0 S: 5	H: 0 LOB: 0 BB: 0 P: 9	R: 0 E: 0 K: 0 S: 6	H: 1 LOB: 1 BB: 1 P: 12	R: 3 E: 0 K: 0 S: 11	H: 3 LOB: 0 BB: 1 P: 20	R: 0 E: 0 K: 0 S: 6	H: 0 LOB: 1 BB: 1 P: 16	R: 0 E: 0 K: 1 S: 15	H: 2 LOB: 2 BB: 0 P: 24	1B: 7 2B: 0 3B: 0 HR: 3	SF: 0 SAC: 0 DP: 1 HBP: 1	WP: 2 PB: 0 SB: 1 CS: 1	PA: 37					
PITCHER	IP	WLS	BF	H	R	ER	SO	BB	IBB	HBP	BLK	WP	HR	S	P	ERA	WHIP								
Jose Bautista, R ERA: 6.92 (1, 1)	5.0	L	25	8	6	6	5	2	0	1	0	0	3	51	86	10.80	2.000								
Gregg Olson, R ERA: 8.1 (6, 1)	1.0		3	0	0	0	0	1	0	0	0	1	0	5	10	0.00	1.000								
Kevin Hickey, L ERA: (7, 1)	1.0		4	0	0	0	0	1	0	0	0	0	0	6	16	0.00	1.000								
Mark Williamson, R ERA: (8, 1)	1.0		5	2	0	0	1	0	0	0	0	0	0	15	24	0.00	2.000								

AB	33
R	5
H	6
RBI	5
BB	2
SO	8
LOB	9



AB	32
R	6
H	10
RBI	5
BB	4
SO	6
LOB	10



Batter	1	2	3	4	5	6	7	8	9	10	11	12	13	14	15	AB	R	H	RBI	BB	SO	LOB	TOP
Brady Anderson, L OBP: 0.436, SLG: 0.455 (1, 8)																7	1	2	0	0	2	3	
Phil Bradley, R OBP: 0.300, SLG: 0.429 (1, 7)																6	1	1	1	1	1	3	4
Joe Orsulak, L OBP: 0.304, SLG: 0.478 (1, 9)																6	1	2	0	0	2	2	
Cal Ripken Jr., R OBP: 0.189, SLG: 0.294 (1, 6)																7	0	1	1	0	0	4	
Larry Sheets, L OBP: 0.323, SLG: 0.333 Mike Devereaux, R OBP: 0.400, SLG: 0.338 (10, PR)																5	1	2	0	0	0	2	
Mickey Tettleton, S OBP: 0.259, SLG: 0.292 (1, 2)																7	0	1	0	0	1	3	
Jim Traber, L OBP: 0.143, SLG: 0.100 (1, 3)																5	0	0	0	1	1	2	
Craig Worthington, R OBP: 0.281, SLG: 0.323 (1, 5)																6	0	2	1	0	1	2	
Rene Gonzales, R OBP: 0.288, SLG: 0.289 Francisco Melendez, L OBP: 0.500, SLG: 0.500 Rick Schu, R (14, 4)																3	1	1	0	2	1	0	
Inning Stats	R: 0 E: 0 K: 0 S: 7	H: 1 LOB: 1 BB: 1 P: 15	R: 0 E: 0 K: 0 S: 4	H: 0 LOB: 0 BB: 0 P: 9	R: 0 E: 0 K: 1 S: 16	H: 1 LOB: 2 BB: 1 P: 27	R: 0 E: 0 K: 0 S: 13	H: 2 LOB: 2 BB: 0 P: 19	R: 0 E: 0 K: 0 S: 17	H: 3 LOB: 1 BB: 0 P: 23	R: 0 E: 0 K: 0 S: 8	H: 0 LOB: 1 BB: 0 P: 13	R: 0 E: 0 K: 2 S: 10	H: 0 LOB: 0 BB: 0 P: 12	R: 0 E: 0 K: 1 S: 15	H: 2 LOB: 2 BB: 0 P: 25	R: 1 E: 0 K: 0 S: 16	H: 1 LOB: 0 BB: 0 P: 20	1B: 13 2B: 0 3B: 0 HR: 0	SF: 1 SAC: 1 DP: 1 HBP: 0	WP: 1 PB: 1 SB: 1 CS: 2	PA: 60	
PITCHER	IP: 7.1 ERA: 2.95	WLS: 8 BF: 34	H: 4 R: 0 ER: 0 SO: 10	R: 0 E: 0 K: 0 S: 10	H: 1 LOB: 1 BB: 0 P: 18	R: 0 E: 0 K: 0 S: 14	H: 2 LOB: 2 BB: 0 P: 14	R: 1 E: 0 K: 1 S: 12	H: 2 LOB: 1 BB: 0 P: 19	R: 0 E: 0 K: 0 S: 10	H: 0 LOB: 0 BB: 0 P: 15	R: 0 E: 0 K: 1 S: 11	H: 0 LOB: 0 BB: 0 P: 7	R: 0 E: 0 K: 2 S: 8	H: 0 LOB: 0 BB: 0 P: 14	R: 0 E: 0 K: 0 S: 8	H: 0 LOB: 2 BB: 2 P: 19	1B: 10 2B: 2 3B: 0 HR: 0	SF: 0 SAC: 0 DP: 2 HBP: 0	WP: 0 PB: 0 SB: 0 CS: 0	PA: 61		
Mark Cubica, R ERA: 2.95 Tom Gordon, R ERA: 2.57 Steve Farr, R ERA: 2.25	(1, 1)	(8, 1)	(15, 1)																				

Baltimore Orioles @ Kansas City Royals
Royals Stadium, Kansas City, MO
Wed Apr 12 1989, 8:05 PM EDT
Att: 20,261 - Unknown

AB: 54
R: 5
H: 13
RBI: 4
BB: 11
SO: 4
LOB: 22

Batter	1	2	3	4	5	6	7	8	9	10	11	12	13	14	15	AB	R	H	RBI	BB	SO	LOB	BOTTOM
Willie Wilson, S OBP: 0.200, SLG: 0.179 Bo Jackson, R OBP: 0.206, SLG: 0.424 (10, 7)																4	1	1	0	0	1	1	
Kevin Seitzer, R OBP: 0.425, SLG: 0.333 (1, 5)																6	0	2	1	1	1	1	
George Brett, L OBP: 0.360, SLG: 0.389 (1, 3)																5	0	2	2	2	1	3	
Danny Tartabull, R OBP: 0.514, SLG: 0.593 (1, 9)																7	0	1	0	0	2	5	
Pat Tabler, R OBP: 0.306, SLG: 0.303 (1, 10)																7	0	2	0	0	0	6	
Jim Eisenreich, L OBP: 0.333, SLG: 0.283 (1, 7)																6	0	1	0	1	1	2	
Bob Boone, R OBP: 0.394, SLG: 0.400 (1, 2)																7	0	0	0	0	0	5	
Frank White, R OBP: 0.365, SLG: 0.400 (1, 4)																6	1	2	0	0	0	1	
Brad Wellman, R OBP: 0.182, SLG: 0.100 Bill Buckner, R OBP: 0.273, SLG: 0.273 Bill Pecota, R (10, 6)																2	0	0	0	1	1	3	
Inning Stats	R: 0 E: 0 K: 1 S: 14	H: 1 LOB: 2 BB: 1 P: 24	R: 0 E: 0 K: 0 S: 10	H: 1 LOB: 1 BB: 0 P: 15	R: 0 E: 0 K: 1 S: 14	H: 1 LOB: 1 BB: 0 P: 18	R: 0 E: 0 K: 0 S: 10	H: 2 LOB: 2 BB: 0 P: 14	R: 1 E: 0 K: 1 S: 12	H: 2 LOB: 1 BB: 0 P: 19	R: 0 E: 0 K: 0 S: 10	H: 0 LOB: 0 BB: 0 P: 15	R: 0 E: 0 K: 1 S: 11	H: 0 LOB: 0 BB: 0 P: 7	R: 0 E: 0 K: 2 S: 8	H: 0 LOB: 2 BB: 2 P: 19	1B: 10 2B: 2 3B: 0 HR: 0	SF: 0 SAC: 0 DP: 2 HBP: 0	WP: 0 PB: 0 SB: 0 CS: 0	PA: 61			
PITCHER	IP: 6.1 ERA: 4.76	WLS: 1 BF: 29	H: 0 R: 1 ER: 0 SO: 4	R: 0 E: 0 K: 0 S: 10	H: 1 LOB: 1 BB: 0 P: 18	R: 0 E: 0 K: 0 S: 14	H: 2 LOB: 2 BB: 0 P: 14	R: 1 E: 0 K: 1 S: 12	H: 2 LOB: 1 BB: 0 P: 19	R: 0 E: 0 K: 0 S: 10	H: 0 LOB: 0 BB: 0 P: 15	R: 0 E: 0 K: 1 S: 11	H: 0 LOB: 0 BB: 0 P: 7	R: 0 E: 0 K: 2 S: 8	H: 0 LOB: 2 BB: 2 P: 19	1B: 10 2B: 2 3B: 0 HR: 0	SF: 0 SAC: 0 DP: 2 HBP: 0	WP: 0 PB: 0 SB: 0 CS: 0	PA: 61				
Bob Milacki, R ERA: 4.76 Kevin Hickey, L ERA: Brian Holton, R ERA: 4.91 Mark Thurmond, L ERA: Mark Williamson, R ERA:	(1, 1)	(7, 1)	(8, 1)	(9, 1)	(9, 1)	(9, 1)																	


Baltimore Orioles @ Kansas City Royals
Royals Stadium, Kansas City, MO
Wed Apr 12 1989, 8:05 PM EDT
Att: 20,261 - Unknown

AB: 55
R: 4
H: 12
RBI: 3
BB: 6
SO: 8
LOB: 27


Batter	1	2	3	4	5	6	7	8	9	AB	R	H	RBI	BB	SO	LOB	TOP			
Willie Wilson, S (1, 8) OBP: 0.176, SLG: 0.156	1-1 P4			1-2 6-3		3-1 6-3			3-3 K	4	0	0	0	0	1	0	Kansas City Royals @ Toronto Blue Jays Exhibition Stadium, Toronto, ON Fri Apr 14 1989, 3:33 AM EDT Att: 46,028 - Sunny - 48 F livebaseballscorecards.com			
Kevin Seitzer, R (1, 5) OBP: 0.409, SLG: 0.324	2-3 K			0-0 B2-3			1-2 1B		2-2 F7	4	0	1	0	0	1	0				
George Brett, L (1, 3) OBP: 0.341, SLG: 0.359	1-2 F9			0-0 E1			1-3 K			3	0	0	0	0	1	1				
Danny Tartabull, R (1, 9) OBP: 0.500, SLG: 0.567		2-3 K		3-3 K			0-0 1B			3	0	1	0	0	2	1				
Pat Tabler, R (1, 10) OBP: 0.282, SLG: 0.278		2-2 1-3			1-1 4-3				2-1 G4-3-6	3	0	0	0	0	0	2				
Bo Jackson, R (1, 7) OBP: 0.189, SLG: 0.389		1-3 K			1-3 K				0-0 F8	3	0	0	0	0	2	0				
Mike Macfarlane, R (1, 2) OBP: 0.143, SLG: 0.143			0-1 P3		3-1 L8				0-0 5-3	3	0	0	0	0	0	0				
Frank White, R (1, 4) OBP: 0.324, SLG: 0.357			1-0 5-3			2-1 F9			3-2 P6	3	0	0	0	0	0	0				
Brad Wellman, R (1, 6) OBP: 0.154, SLG: 0.083			1-0 F9			2-3 K			0-1 F8	2	0	0	0	0	1	0				
Gary Thurman, R (9, PH)										1	0	0	0	0	0	0				
Inning Stats	R: 0 E: 0 K: 1 S: 9	H: 0 LOB: 0 BB: 0 P: 13	R: 0 E: 0 K: 2 S: 9	H: 0 LOB: 0 BB: 0 P: 14	R: 0 E: 0 K: 0 S: 4	H: 0 LOB: 0 BB: 0 P: 6	R: 0 E: 1 K: 1 S: 10	H: 0 LOB: 1 BB: 0 P: 14	R: 0 E: 0 K: 1 S: 7	H: 0 LOB: 0 BB: 0 P: 12	R: 0 E: 0 K: 1 S: 7	H: 2 LOB: 1 BB: 0 P: 14	R: 0 E: 0 K: 0 S: 5	H: 0 LOB: 0 BB: 0 P: 8	R: 0 E: 0 K: 1 S: 10	H: 0 LOB: 0 BB: 0 P: 15	1B: 2 2B: 0 3B: 0 HR: 0	SF: 0 SAC: 0 DP: 1 HBP: 0	WP: 1 PB: 0 SB: 0 CS: 0	PA: 29
PITCHER Jimmy Key, L (1, 1) ERA: 3.1	IP: 9.0 WLS: W BF: 29 H: 2 R: 0 ER: 0 SO: 8 BB: 0 IBB: 0 HBP: 0 BLK: 0 WP: 1 HR: 0 S: 72 P: 111 ERA: 0.00 WHIP: 0.222															PITCHER				

Batter	1	2	3	4	5	6	7	8	9	AB	R	H	RBI	BB	SO	LOB	BOTTOM
Lloyd Moseby, L (1, 8) OBP: 0.319, SLG: 0.341	0-1 L9		1-3 K			1-1 F7	1-0 1B			4	0	1	0	0	1	1	Kansas City Royals @ Toronto Blue Jays Exhibition Stadium, Toronto, ON Fri Apr 14 1989, 3:33 AM EDT Att: 46,028 - Sunny - 48 F livebaseballscorecards.com
Kelly Gruber, R (1, 5) OBP: 0.452, SLG: 0.556	0-1 6-3		1-2 1B			1-0 1B		3-2 FC3	1B	4	1	3	0	0	0	0	
Jesse Barfield, R (1, 9) OBP: 0.273, SLG: 0.524	0-1 6-3		3-2 P4			2-1 F7		1-2 5-3	1B	4	0	0	0	0	0	4	
George Bell, R (1, 7) OBP: 0.250, SLG: 0.349		1-0 5-3		1-1 P4		1-0 P3		1-0 FC3	1B	4	0	0	1	0	0	1	
Fred McGriff, L (1, 3) OBP: 0.488, SLG: 0.694		0-2 1B		1-0 G4-3			3-2 5-3	3-2 1B	1B	4	1	3	0	0	0	0	
Pat Borders, R (1, 2) OBP: 0.308, SLG: 0.423		2-2 1B		2-2 F7			0-0 B1	2-1 L8	1B	4	0	1	0	0	0	3	
Bob Brenly, R (1, 10) OBP: 0.320, SLG: 0.318		3-2 G4-6-3			3-2 F9		2-2 5-3	1-0 F7	1B	2	1	0	0	1	0	2	
Manuel Lee, S (1, 6) OBP: 0.359, SLG: 0.314			0-1 CS		1-2 6-3		3-2 5-3			3	0	1	0	0	0	2	
Nelson Liriano, S (1, 4) OBP: 0.276, SLG: 0.259			1-1 1B		2-2 4-3		1-1 1B			3	0	2	2	0	0	0	
Inning Stats	R: 0 E: 0 K: 0 S: 6	H: 2 LOB: 1 BB: 0 P: 18	R: 0 E: 0 K: 1 S: 13	H: 3 LOB: 2 BB: 0 P: 19	R: 0 E: 0 K: 0 S: 6	H: 0 LOB: 0 BB: 0 P: 10	R: 0 E: 0 K: 0 S: 6	H: 1 LOB: 1 BB: 0 P: 11	R: 2 E: 0 K: 0 S: 16	H: 3 LOB: 1 BB: 1 P: 28	R: 1 E: 0 K: 0 S: 13	H: 2 LOB: 2 BB: 0 P: 24	1B: 10 2B: 1 3B: 0 HR: 0	SF: 0 SAC: 0 DP: 1 HBP: 0	WP: 0 PB: 0 SB: 1 CS: 1	PA: 34	
PITCHER Charlie Leibrandt, L (1, 1) ERA: 3.05	IP: 7.0 WLS: L BF: 28 H: 9 R: 2 ER: 2 SO: 2 BB: 2 IBB: 2 HBP: 2 BLK: 1 WP: 0 HR: 0 S: 71 P: 110 ERA: 2.57 WHIP: 1.429															PITCHER	
Jeff Montgomery, R (8, 1) ERA: 9.0	0.1	3	1	1	1	0	0	0	0	0	0	7	12	27.00	3.000		
Jerry Don Gleaton, L (8, 1) ERA: 27.0	0.1	2	1	0	0	0	0	0	0	0	0	5	10	0.00	3.000		
Luis Aquino, R (8, 1) ERA:	0.1	1	0	0	0	0	0	0	0	0	0	1	2	0.00	0.000		

AB 29
 R 0
 H 2
 RBI 0
 BB 0
 SO 8
 LOB 4



AB 33
 R 3
 H 11
 RBI 3
 BB 1
 SO 1
 LOB 15



Batter	1	2	3	4	5	6	7	8	9	AB R H RBI BB SO LOB	TOP																
Gary Thurman, R OBP: 0.500, SLG: 0.400 (1, 8)										4 2 2 0 1 0 0	Kansas City Royals @ Toronto Blue Jays Exhibition Stadium, Toronto, ON Sat Apr 15 1989, 3:33 AM EDT Att. 25,247 - Cloudy																
Kevin Seitzer, R OBP: 0.388, SLG: 0.310 (1, 5)										5 1 1 1 0 1 3																	
George Brett, L OBP: 0.367, SLG: 0.341 (1, 3)										2 1 0 0 3 0 0																	
Danny Tartabull, R OBP: 0.512, SLG: 0.588 (1, 10)										4 1 2 3 1 0 0																	
Pat Tabler, R OBP: 0.349, SLG: 0.333 Bill Pecota, R (7, 6)										3 1 3 1 1 0 0 1 0 0 0 0 1 1																	
Bo Jackson, R OBP: 0.238, SLG: 0.512 (1, 7)										5 2 3 3 0 1 3																	
Bob Boone, R OBP: 0.368, SLG: 0.371 (1, 2)										5 1 1 0 0 0 2																	
Frank White, R OBP: 0.316, SLG: 0.344 (1, 4)										4 0 1 1 0 1 1																	
Brad Wellman, R OBP: 0.133, SLG: 0.071 Jim Eisenreich, L (7, PH) (7, 9)										2 0 0 0 0 0 1 2 1 1 0 0 0 1																	
Inning Stats	R: 0 E: 0 K: 0 S: 7	H: 0 LOB: 0 BB: 0 P: 9	R: 2 E: 0 K: 0 S: 8	H: 2 LOB: 0 BB: 0 P: 11	R: 0 E: 0 K: 0 S: 6	H: 1 LOB: 0 BB: 0 P: 7	R: 0 E: 0 K: 0 S: 6	H: 1 LOB: 1 BB: 0 P: 9	R: 1 E: 0 K: 0 S: 7	H: 2 LOB: 0 BB: 0 P: 9	R: 0 E: 0 K: 2 S: 15	H: 1 LOB: 3 BB: 2 P: 27	R: 3 E: 0 K: 0 S: 17	H: 4 LOB: 3 BB: 2 P: 29	R: 0 E: 0 K: 1 S: 6	H: 0 LOB: 0 BB: 0 P: 6	R: 4 E: 0 K: 1 S: 16	H: 3 LOB: 1 BB: 2 P: 29	1B: 11 2B: 2 3B: 0 HR: 1	SF: 0 SAC: 0 DP: 1 HBP: 0	WP: 2 PA: 44 PB: 0 CS: 3						
PITCHER	IP WLS BF H R ER SO BB IBB HBP BLK WP HR S P ERA WHIP	IP WLS BF H R ER SO BB IBB HBP BLK WP HR S P ERA WHIP											IP WLS BF H R ER SO BB IBB HBP BLK WP HR S P ERA WHIP														
John Cerutti, L ERA: 2.13 Duane Ward, R ERA: 6.14 David Wells, L ERA: 4.5 Todd Stotttemyre, R ERA: 5.63	(1, 1) (6, 1) (7, 1) (7, 1)	5.2 1.0 0.0 2.1	21 L 8 1 13	6 4 0 4	3 3 0 4	3 3 0 4	1 1 0 2	0 0 0 0	0 0 0 0	0 0 0 0	0 1 0 0	1 19 4 26	43 26 4 45	61 26 ∞ 2.571	4.76 27.00 ∞ 15.43	1.235 5.000 ∞ 2.571											IP WLS BF H R ER SO BB IBB HBP BLK WP HR S P ERA WHIP
Lloyd Moseby, L OBP: 0.353, SLG: 0.378 (1, 8)										4 1 3 0 0 0 0	Kansas City Royals @ Toronto Blue Jays Exhibition Stadium, Toronto, ON Sat Apr 15 1989, 3:33 AM EDT Att. 25,247 - Cloudy																
Kelly Gruber, R OBP: 0.457, SLG: 0.538 (1, 5)										3 1 1 0 1 0 3																	
Rance Mulliniks, L OBP: 0.345, SLG: 0.320 (1, 10)										3 1 1 1 1 0 0																	
George Bell, R OBP: 0.292, SLG: 0.404 (1, 7)										4 1 3 2 0 0 1																	
Fred McGriff, L OBP: 0.468, SLG: 0.641 (1, 3)										3 1 0 0 1 1 2																	
Jesse Barfield, R OBP: 0.250, SLG: 0.478 (1, 9)										4 0 0 0 0 1 3																	
Ernie Whitt, L OBP: 0.429, SLG: 0.474 (1, 2)										4 0 1 0 0 1 2																	
Nelson Liriano, S OBP: 0.303, SLG: 0.300 (1, 4)										3 0 1 2 1 0 0																	
Manuel Lee, S OBP: 0.333, SLG: 0.289 Rob Ducey, L (9, PH)										3 0 0 0 0 0 2 1 0 0 0 0 0 0																	
Inning Stats	R: 5 E: 0 K: 1 S: 24	H: 5 LOB: 1 BB: 1 P: 37	R: 0 E: 0 K: 0 S: 11	H: 0 LOB: 2 BB: 2 P: 22	R: 0 E: 0 K: 0 S: 9	H: 0 LOB: 0 BB: 0 P: 13	R: 0 E: 0 K: 0 S: 5	H: 1 LOB: 1 BB: 1 P: 11	R: 0 E: 0 K: 0 S: 3	H: 0 LOB: 0 BB: 0 P: 5	R: 0 E: 0 K: 0 S: 4	H: 1 LOB: 0 BB: 0 P: 6	R: 0 E: 0 K: 2 S: 9	H: 1 LOB: 0 BB: 0 P: 13	R: 0 E: 0 K: 0 S: 7	H: 1 LOB: 0 BB: 0 P: 11	1B: 8 2B: 2 3B: 0 HR: 0	SF: 0 SAC: 0 DP: 2 HBP: 0	WP: 1 PA: 36 PB: 0 SB: 0 CS: 2								
Bret Saberhagen, R ERA: 4.02 Luis Aquino, R ERA: Jeff Montgomery, R ERA: 7.2 Steve Farr, R ERA: 1.8	(1, 1) (1, 1) (8, 1) (9, 1)	0.2 6.1 1.0 1.0	W 22	3 1 0 1	0 0 0 0	0 0 0 0	0 0 0 0	0 0 0 0	0 0 0 0	0 0 0 0	0 1 0 0	0 42 9 7	0.00 0.00 0.00 0.00	0.947 1.000 1.000											IP WLS BF H R ER SO BB IBB HBP BLK WP HR S P ERA WHIP		


Batter	1	2	3	4	5	6	7	8	9	AB	R	H	RBI	BB	SO	LOB	TOP										
Willie Wilson, S (1, 8) OBP: 0.184, SLG: 0.171 Jim Eisenreich, L (7, 8) OBP: 0.333, SLG: 0.273										3	1	1	1	0	2	3	Kansas City Royals @ Toronto Blue Jays Exhibition Stadium, Toronto, ON Sun Apr 16 1989, 3:33 AM EDT Att: 35,210 - Unknown										
Kevin Seitzer, R (1, 5) OBP: 0.370, SLG: 0.283										4	1	0	0	1	1	4											
George Brett, L (1, 3) OBP: 0.389, SLG: 0.370										5	2	3	1	0	0	1											
Danny Tartabull, R (1, 9) OBP: 0.500, SLG: 0.553										4	1	1	0	1	0	2											
Bill Buckner, L (1, 10) OBP: 0.313, SLG: 0.313										5	1	2	1	0	0	2											
Bo Jackson, R (1, 7) OBP: 0.277, SLG: 0.523										3	1	1	2	2	1	0											
Bob Boone, R (1, 2) OBP: 0.278, SLG: 0.235 Gary Thurman, R (7, PR) OBP: 0.500, SLG: 0.400 Mike Macfarlane, R (7, 2) OBP: 0.125, SLG: 0.125										3	0	0	1	0	0	4											
Bill Pecota, R (1, 4) OBP: 0.273, SLG: 0.222 Frank White, R (7, PH) OBP: 0.300, SLG: 0.324										2	1	1	0	1	0	2											
Brad Wellman, R (1, 6) OBP: 0.278, SLG: 0.235 Pat Tabler, R (7, PH) OBP: 0.341, SLG: 0.325 Kurt Stillwell, S (7, 6) OBP: 0.278, SLG: 0.143										1	0	0	0	0	1	2											
Inning Stats	R: 6 E: 0 K: 2 S: 29	H: 5 LOB: 2 BB: 3 P: 52	R: 1 E: 0 K: 0 S: 9	H: 2 LOB: 2 BB: 1 P: 20	R: 0 E: 0 K: 1 S: 6	H: 1 LOB: 1 BB: 0 P: 9	R: 0 E: 0 K: 0 S: 5	H: 0 LOB: 0 BB: 0 P: 9	R: 1 E: 0 K: 0 S: 11	H: 2 LOB: 1 BB: 0 P: 18	R: 0 E: 0 K: 0 S: 8	H: 1 LOB: 0 BB: 0 P: 11	R: 0 E: 0 K: 2 S: 9	H: 0 LOB: 2 BB: 0 P: 15	R: 0 E: 0 K: 0 S: 8	H: 0 LOB: 2 BB: 0 P: 11		R: 0 E: 0 K: 0 S: 13	H: 1 LOB: 2 BB: 1 P: 20	1B: 10 2B: 2 3B: 0 HR: 0	SF: 1 SAC: 0 DP: 1 HBP: 1	WP: 1 PB: 0 SB: 3 CS: 0	PA: 44				
PITCHER	IP	WLS	BF	H	R	ER	SO	BB	IBB	HBP	BLK	WP	HR	S	P	ERA	WHIP										
Dave Stieb, R (1, 1) ERA: 3.63	0.1		8	4	6	6	0	2	1	0	0	0	0	16	33	162.00	18.000										
David Wells, L (1, 1) ERA: 4.5	4.0	W	19	6	2	2	3	1	0	0	0	0	0	38	66	4.50	1.750										
Tony Castillo, L (5, 1) ERA: 3.12	4.2	S	17	2	0	0	2	1	0	1	0	1	0	44	66	0.00	0.643										

Batter	1	2	3	4	5	6	7	8	9	AB	R	H	RBI	BB	SO	LOB	BOTTOM										
Lloyd Moseby, L (1, 8) OBP: 0.357, SLG: 0.354										3	1	0	0	2	1	3	Kansas City Royals @ Toronto Blue Jays Exhibition Stadium, Toronto, ON Sun Apr 16 1989, 3:33 AM EDT Att: 35,210 - Unknown										
Kelly Gruber, R (1, 5) OBP: 0.481, SLG: 0.689										6	4	4	6	0	0	1											
Pat Borders, R (1, 2) OBP: 0.313, SLG: 0.469										6	1	2	2	0	1	3											
George Bell, R (1, 7) OBP: 0.333, SLG: 0.462 Rob Ducey, L (9, 7)										5	2	3	2	1	0	2											
Fred McGriff, L (1, 3) OBP: 0.491, SLG: 0.674										4	1	2	2	2	1	2											
Jesse Barfield, R (1, 9) OBP: 0.284, SLG: 0.529										5	1	2	3	0	1	4											
Bob Brenly, R (1, 10) OBP: 0.235, SLG: 0.133 Rance Mulliniks, L (3, PH) OBP: 0.364, SLG: 0.321										1	0	0	0	0	0	2											
Manuel Lee, S (1, 6) OBP: 0.340, SLG: 0.302										5	2	2	0	0	2	3											
Tom Lawless, R (1, 4) OBP: 0.833, SLG: 0.667										2	3	1	0	3	0	0											
Inning Stats	R: 2 E: 0 K: 1 S: 16	H: 4 LOB: 2 BB: 0 P: 29	R: 4 E: 0 K: 0 S: 18	H: 5 LOB: 1 BB: 0 P: 26	R: 0 E: 0 K: 1 S: 12	H: 0 LOB: 1 BB: 1 P: 17	R: 3 E: 0 K: 1 S: 19	H: 3 LOB: 1 BB: 1 P: 28	R: 0 E: 0 K: 0 S: 6	H: 0 LOB: 2 BB: 1 P: 14	R: 0 E: 0 K: 2 S: 10	H: 0 LOB: 2 BB: 2 P: 24	R: 3 E: 0 K: 2 S: 16	H: 2 LOB: 3 BB: 3 P: 33	R: 3 E: 0 K: 0 S: 11	H: 3 LOB: 1 BB: 1 P: 22		1B: 7 2B: 7 3B: 1 HR: 2	SF: 0 SAC: 1 DP: 0 HBP: 0	WP: 0 PB: 0 SB: 3 CS: 0	PA: 50						
PITCHER	IP	WLS	BF	H	R	ER	SO	BB	IBB	HBP	BLK	WP	HR	S	P	ERA	WHIP										
Floyd Bannister, L (1, 1) ERA: 7.63	1.2		14	9	6	6	1	0	0	0	0	0	1	32	46	11.57	2.143										
Bret Saberhagen, R (2, 1) ERA: 5.0	2.1	L	12	3	3	3	2	2	0	0	0	0	0	16	38	0.00	1.000										
Jeff Montgomery, R (5, 1) ERA: 5.14	2.0		9	0	0	0	2	2	1	0	0	0	0	16	38	27.00	5.000										
Tom Gordon, R (7, 1) ERA: 4.2	1.0		8	2	3	3	2	3	0	0	0	0	0	16	33	27.00	5.000										
Jerry Don Gleaton, L (8, 1) ERA: 27.0	1.0		7	3	3	3	0	1	0	0	0	0	0	11	22	27.00	4.000										

Batter	1	2	3	4	5	6	7	8	9	10	11	12	13	AB R H RBI BB SO LOB	TOP							
Gary Thurman, R OBP: 0.366, SLG: 0.300 Bill Buckner, L OBP: 0.363, SLG: 0.353 Bill Picotta, R OBP: 0.273, SLG: 0.222 (11, 9)	G6-3		G6-3		G6-3		2H 1B		K		1-3 BB 1B		SH5-3	5 0 1 1 0 1 0 1 0 1 0 0 0 0 0 0 0 0 0 0 0								
Kevin Seltzer, R OBP: 0.377, SLG: 0.308	K		G4-3 1B		G6-3		G1-6-3		F8		4-2 BB 1B		G4-3 2B	6 0 2 2 1 1 1								
George Brett, L OBP: 0.393, SLG: 0.353	BB HR 1B		G4-3		G4-3		L6		G6-3		P4		2H 3H 4-0 1BB	5 1 1 0 2 0 5								
Pat Tabler, R OBP: 0.367, SLG: 0.326 Willie Wilson, S OBP: 0.175, SLG: 0.162	HR BB		G4-3		G5-3		G4-3		G4-3		1-2 S 1B		G6-3	3 1 1 0 2 0 1 2 0 0 0 0 1 2								
Jim Eisenreich, L OBP: 0.323, SLG: 0.357 (11, 8)	HR		G6-3		G6-3		L5		G4-3		FC5-4 1BB		P4	6 1 1 3 1 0 4								
Bo Jackson, R OBP: 0.264, SLG: 0.480	G5-3				F8		L9		G4-3		FC5-4 1BB		F9	6 0 1 0 0 0 2								
Bob Boone, R OBP: 0.354, SLG: 0.326 Bret Saberhagen, R (13, PR) Mike MacFarlane, R OBP: 0.125, SLG: 0.125			F9				G5-3		F9		F8		1B 1B	5 0 1 0 1 0 1 0 1 0 0 0 0 0 0 0 0 0 0 0 0	AB 50 R 7 H 12 RBI 7 BB 8 SO 4 LOB 19							
Frank White, R OBP: 0.304, SLG: 0.350	G5-3		G5-3		F9				G5-3		K		SH5-3 1B 2B 1B	6 2 2 0 0 1 1								
Kurt Stillwell, S OBP: 0.227, SLG: 0.111 Danny Tartabull, R OBP: 0.510, SLG: 0.553 Brad Wellman, R OBP: 0.316, SLG: 0.278 (11, 6)	G6-3		G6-3		G4-3		L5		F7		1B WP BB		1B 2B SH5-3 1B	4 0 0 0 0 0 2 0 0 0 0 1 0 0 1 1 1 1 0 0 0								
Inning Stats	R: 3 H: 2 E: 0 K: 1 S: 9	R: 0 H: 0 E: 0 K: 0 S: 8	R: 0 H: 1 E: 0 K: 1 S: 10	R: 0 H: 0 E: 0 K: 0 S: 8	R: 0 H: 0 E: 0 K: 0 S: 8	R: 0 H: 0 E: 0 K: 0 S: 6	R: 1 H: 2 E: 0 K: 1 S: 12	R: 0 H: 1 E: 0 K: 0 S: 8	R: 0 H: 0 E: 0 K: 1 S: 10	R: 0 H: 1 E: 0 K: 0 S: 10	R: 0 H: 1 E: 0 K: 1 S: 15	R: 0 H: 0 E: 0 K: 0 S: 8	R: 0 H: 4 E: 0 K: 1 S: 11	1B: 9 2B: 2 3B: 0 HR: 1	SF: 0 SAC: 1 DP: 0 HBP: 0	WP: 1 PA: 59						
PITCHER	IP WLS BF H R ER SO P ERA WHIP	PITCHER																				
Bob Milacki, R ERA: 4.43 Gregg Olson, R ERA: 4.35 Kevin Hickey, L ERA: Mark Williamson, R ERA: 4.0	9.0 1.2 0.1 2.0	37 10 0 2 4	6 0 0 0 3	4 0 0 1 1	4 2 0 0 0	2 1 0 0 0	0 0 0 0 0	1 0 1 0 0	79 24 44 0.00 2.400													

Kansas City Royals @ Baltimore Orioles
Memorial Stadium, Baltimore, MD
 Tue Apr 18 1989, 7:05 PM EDT
 Att. 13,408 - Unknown - 68 F


livebaseballscores.com



Batter	1	2	3	4	5	6	7	8	9	10	11	12	13	AB R H RBI BB SO LOB	BOTTOM					
Brady Anderson, L OBP: 0.390, SLG: 0.451	E7 G3		G3		E S 1B		K				P2			5 2 1 0 1 1 1						
Phil Bradley, R OBP: 0.317, SLG: 0.491	G3		G3		FC2-5 1B		K		K2-3		K			6 0 2 1 0 3 4						
Joe Orsulak, L OBP: 0.243, SLG: 0.361	G4-3		G1-3		FC2-5 2B		F8		F8		F7		G4-3	6 1 0 1 0 0 2						
Cal Ripken Jr., R OBP: 0.351, SLG: 0.429	3H 1B		F8		1H 2B		F8		F8		FC6-4 2B		F8	6 0 4 1 0 0 0						
Larry Sheets, L OBP: 0.255, SLG: 0.313	G4-3		K		F8		F7		F7		FC6-4 1BB		F9	5 0 0 0 1 1 3						
Jim Traber, L OBP: 0.229, SLG: 0.194			L6		1B 2B		G4-3		F8		FC6-4 1BB		G5-3	6 1 1 0 0 0 3						
Bob Melvin, R OBP: 0.476, SLG: 0.550	K		K		2H 1B		G4-3		G3-1 SH1-4 1B		K		K2-3	6 0 2 1 0 3 2	AB 49 R 4 H 10 RBI 4 BB 3 SO 12 LOB 17					
Craig Worthington, R OBP: 0.245, SLG: 0.298	K		K		K		G1-3		SH1-4		F9		P3	5 0 0 0 0 2 1						
Rene Gonzales, R OBP: 0.288, SLG: 0.222 Francisco Mendiola, L OBP: 0.250, SLG: 0.250 Billy Ripken, R (10, 4)	K		K		K		G4-3		G3-1		BB			3 0 0 0 0 2 0 1 0 0 0 0 0 1 0 0 0 0 1 0 0						
Inning Stats	R: 1 H: 1 E: 1 K: 0 S: 13	R: 0 H: 0 E: 0 K: 2 S: 7	R: 0 H: 1 E: 0 K: 1 S: 12	R: 1 H: 2 E: 0 K: 2 S: 14	R: 2 H: 3 E: 0 K: 1 S: 12	R: 0 H: 0 E: 0 K: 0 S: 8	R: 0 H: 0 E: 0 K: 2 S: 11	R: 0 H: 1 E: 0 K: 0 S: 7	R: 0 H: 1 E: 0 K: 1 S: 9	R: 0 H: 1 E: 0 K: 1 S: 8	R: 0 H: 0 E: 0 K: 1 S: 10	R: 0 H: 0 E: 0 K: 0 S: 7	R: 0 H: 0 E: 0 K: 1 S: 8	1B: 7 2B: 3 3B: 0 HR: 0	SF: 0 SAC: 1 DP: 0 HBP: 0	WP: 0 PA: 53				
PITCHER	IP WLS BF H R ER SO P ERA WHIP	PITCHER																		
Mark Gubicza, R ERA: 3.03 Tom Gordon, R ERA: 3.38 Steve Farr, R ERA: 1.5	8.1 3.2 1.0	35 15 3	9 1 0 0 0	4 0 0 1	4 0 0 0	3 2 0 0	8 30 55 0.00 0.545													

Kansas City Royals @ Baltimore Orioles
Memorial Stadium, Baltimore, MD
 Tue Apr 18 1989, 7:05 PM EDT
 Att. 13,408 - Unknown - 68 F

livebaseballscores.com



Batter	1	2	3	4	5	6	7	8	9	AB	R	H	RBI	BB	SO	LOB	TOP				
Willie Wilson, S (1, 8) OBP: 0.182, SLG: 0.154 Pat Tabler, R (9, PH) OBP: 0.360, SLG: 0.318	K		G1-3			FC6-4 BB	SF8		F9	2	0	0	1	1	1	0	Kansas City Royals @ Baltimore Orioles Memorial Stadium, Baltimore, MD Wed Apr 19 1989, 7:05 PM EDT Att: 15,354 - Unknown - 58 F livebaseballscorecards.com				
Kevin Seitzer, R (1, 5) OBP: 0.348, SLG: 0.281	G6-3		L7			FC6-4	F7		L9	5	0	0	0	0	0	4					
George Brett, L (1, 3) OBP: 0.385, SLG: 0.400	E4		G4-3				G4-3		HR	4	1	1	1	0	0	0					
Danny Tartabull, R (1, 10) OBP: 0.491, SLG: 0.524	K				K		L9			4	1	1	0	0	2	1					
Jim Eisenreich, L (1, 9) OBP: 0.314, SLG: 0.375		G4-3			B2-3		L4			4	1	1	0	0	0	0					
Bo Jackson, R (1, 7) OBP: 0.283, SLG: 0.519		G5-3			G5-3		F9			4	1	1	3	0	0	0					
Mike Macfarlane, R (1, 2) OBP: 0.167, SLG: 0.250							L6			4	0	1	0	0	0	0					
Frank White, R (1, 4) OBP: 0.327, SLG: 0.357 Bill Buckner, L (9, PH) OBP: 0.389, SLG: 0.389 Gary Thurman, R (9, FR) OBP: 0.364, SLG: 0.300							F9			2	0	1	0	1	0	0					
Kurt Stillwell, S (1, 6) OBP: 0.231, SLG: 0.136	G1-3						P2			4	1	1	0	0	0	4					
Inning Stats	R: 0 E: 1 K: 2 S: 11	H: 0 LOB: 1 BB: 0 P: 14	R: 0 E: 0 K: 0 S: 11	H: 1 LOB: 2 BB: 1 P: 19	R: 0 E: 0 K: 0 S: 3	H: 0 LOB: 0 BB: 0 P: 5	R: 0 E: 0 K: 1 S: 5	H: 0 LOB: 0 BB: 0 P: 8	R: 3 E: 0 K: 0 S: 12	H: 3 LOB: 2 BB: 1 P: 26	R: 2 E: 1 K: 0 S: 14	H: 2 LOB: 0 BB: 0 P: 19	R: 0 E: 0 K: 0 S: 4	H: 0 LOB: 0 BB: 0 P: 6	R: 0 E: 0 K: 0 S: 12	H: 1 LOB: 2 BB: 0 P: 16		1B: 4 2B: 2 3B: 0 HR: 2	SF: 1 SAC: 0 DP: 0 HBP: 0	WP: 2 PB: 0 SB: 1 CS: 0	PA: 38
PITCHER	IP	WLS	BF	H	R	ER	SO	BB	IBB	HBP	BLK	WP	HR	S	P	ERA	WHIP				
Dave Schmidt, R (1, 1) ERA: 7.71	6.2	W	30	7	5	5	3	2	0	0	0	2	2	66	102	6.75	1.350				
Gregg Olson, R (7, 1) ERA: 3.86	1.1		4	0	0	0	0	0	0	0	0	0	0	9	14	0.00	0.000				
Mark Williamson, R (9, 1) ERA: 3.6	1.0	S	4	1	0	0	0	0	0	0	0	0	0	12	16	0.00	1.000				

Batter	1	2	3	4	5	6	7	8	9	AB	R	H	RBI	BB	SO	LOB	BOTTOM				
Brady Anderson, L (1, 8) OBP: 0.391, SLG: 0.436	G4-3	P5							P8	4	0	1	1	1	0	1	Kansas City Royals @ Baltimore Orioles Memorial Stadium, Baltimore, MD Wed Apr 19 1989, 7:05 PM EDT Att: 15,354 - Unknown - 58 F livebaseballscorecards.com				
Phil Bradley, R (1, 7) OBP: 0.326, SLG: 0.482	G5-3 BB		G4-3			K	FC6-4 1B			3	0	1	2	1	1	1					
Mike Devereaux, R (1, 9) OBP: 0.346, SLG: 0.391	G5-3 BB		G5-3			G5-3	FC6-4			3	0	0	0	1	0	3					
Cal Ripken Jr., R (1, 6) OBP: 0.344, SLG: 0.434	G5-3		G3			G4-3 1B	K			4	1	1	0	0	1	2					
Randy Milligan, R (1, 3) OBP: 0.391, SLG: 0.474					K	G4-3	G6-3			3	0	0	0	1	1	1					
Bob Melvin, R (1, 10) OBP: 0.440, SLG: 0.500	F7				P4		K			4	1	1	1	0	1	3					
Mickey Tettleton, S (1, 2) OBP: 0.225, SLG: 0.250		G5-3			K					3	1	0	0	1	2	0					
Craig Worthington, R (1, 5) OBP: 0.283, SLG: 0.367							L4			2	2	1	1	2	0	2					
Billy Ripken, R (1, 4) OBP: 0.500, SLG: 0.333										3	1	1	1	0	1	1					
Inning Stats	R: 0 E: 0 K: 0 S: 9	H: 0 LOB: 3 BB: 3 P: 24	R: 1 E: 0 K: 1 S: 10	H: 1 LOB: 0 BB: 0 P: 15	R: 0 E: 0 K: 0 S: 13	H: 0 LOB: 0 BB: 0 P: 19	R: 0 E: 0 K: 2 S: 10	H: 0 LOB: 0 BB: 0 P: 17	R: 1 E: 0 K: 1 S: 11	H: 1 LOB: 1 BB: 1 P: 21	R: 4 E: 0 K: 0 S: 18	H: 4 LOB: 2 BB: 2 P: 34	R: 0 E: 0 K: 2 S: 7	H: 0 LOB: 0 BB: 0 P: 11	R: 0 E: 0 K: 1 S: 6	H: 0 LOB: 1 BB: 1 P: 12		1B: 4 2B: 1 3B: 0 HR: 1	SF: 0 SAC: 1 DP: 0 HBP: 0	WP: 1 PB: 0 SB: 1 CS: 0	PA: 37
PITCHER	IP	WLS	BF	H	R	ER	SO	BB	IBB	HBP	BLK	WP	HR	S	P	ERA	WHIP				
Charlie Leibrandt, L (1, 1) ERA: 4.15	5.1	L	25	4	5	5	4	5	0	0	0	1	1	64	113	8.44	1.688				
Luis Aquino, R (6, 1) ERA: 0.75	2.2		12	2	1	1	3	1	1	0	0	0	0	20	40	3.38	1.125				

Batter	1	2	3	4	5	6	7	8	9	AB	R	H	RBI	BB	SO	LOB	TOP			
Willie Wilson, S (1, 8) OBP: 0.188, SLG: 0.163										4	0	1	0	0	1	1				
Kevin Seitzer, R (1, 5) OBP: 0.343, SLG: 0.267										3	0	0	0	1	0	1				
George Brett, L (1, 3) OBP: 0.377, SLG: 0.379										3	0	0	0	1	1	1				
Danny Tartabull, R (1, 9) OBP: 0.509, SLG: 0.543 Gary Thurman, R (9, PR) OBP: 0.354, SLG: 0.300										4	0	3	0	0	0	1				
Pat Tabler, R (1, 10) OBP: 0.352, SLG: 0.313										4	0	1	0	0	0	3				
Bo Jackson, R (1, 7) OBP: 0.262, SLG: 0.500										4	0	1	0	0	2	4				
Bob Boone, R (1, 2) OBP: 0.333, SLG: 0.304										3	0	0	0	0	0	3				
Frank White, R (1, 4) OBP: 0.327, SLG: 0.356										3	0	1	0	0	0	0				
Kurt Stillwell, S (1, 6) OBP: 0.207, SLG: 0.120										3	0	0	0	0	0	1				
Inning Stats	R: 0 E: 0 K: 0 S: 10	H: 1 LOB: 1 BB: 1 P: 18	R: 0 E: 0 K: 0 S: 6	H: 1 LOB: 0 BB: 0 P: 8	R: 0 E: 0 K: 0 S: 4	H: 1 LOB: 0 BB: 0 P: 4	R: 0 E: 0 K: 0 S: 7	H: 1 LOB: 1 BB: 0 P: 10	R: 0 E: 0 K: 1 S: 8	H: 0 LOB: 0 BB: 0 P: 10	R: 0 E: 0 K: 2 S: 12	H: 2 LOB: 2 BB: 0 P: 20	R: 0 E: 0 K: 1 S: 5	H: 0 LOB: 0 BB: 1 P: 9	R: 0 E: 0 K: 1 S: 9	H: 1 LOB: 2 BB: 1 P: 15	1B: 7 2B: 0 3B: 0 HR: 0	SF: 0 SAC: 0 DP: 2 HBP: 0	WP: 0 PB: 0 SB: 0 CS: 1	PA: 34
PITCHER	IP WLS BF H R ER SO BB IBB HBP BLK WP HR S P ERA WHIP																			
Jeff Ballard, L (1, 1) ERA: 1.17	8.1 W 31 7 0 0 3 2 0 0 0 0 0 0 65 98 0.00 1.080																			
Mark Williamson, R (9, 1) ERA: 3.35	0.2 S 2 0 0 0 1 0 0 0 0 0 0 0 5 7 0.00 0.000																			

Kansas City Royals @ Baltimore Orioles
Memorial Stadium, Baltimore, MD
 Thu Apr 20 1989, 7:05 PM EDT
 Att: 22,925 - Unknown - 65 F

livebaseballscorecards.com


AB 31
 R 0
 H 7
 RBI 0
 BB 2
 SO 4
 LOB 15


Batter	1	2	3	4	5	6	7	8	9	AB	R	H	RBI	BB	SO	LOB	BOTTOM	
Brady Anderson, L (1, 8) OBP: 0.368, SLG: 0.407										4	0	0	0	0	2	0		
Phil Bradley, R (1, 7) OBP: 0.324, SLG: 0.467										4	0	1	0	0	0	0		
Joe Orsulak, L (1, 9) OBP: 0.293, SLG: 0.450										4	1	3	0	0	0	0		
Cal Ripken Jr., R (1, 6) OBP: 0.354, SLG: 0.429										3	1	1	1	1	0	3		
Larry Sheets, L (1, 10) OBP: 0.241, SLG: 0.294										3	0	0	0	0	0	3		
Jim Traber, L (1, 3) OBP: 0.243, SLG: 0.212										2	0	1	0	0	0	1		
Bob Melvin, R (1, 2) OBP: 0.429, SLG: 0.462										2	0	0	0	1	0	1		
Craig Worthington, R (1, 5) OBP: 0.286, SLG: 0.365										3	0	1	1	0	0	1		
Billy Ripken, R (1, 4) OBP: 0.333, SLG: 0.200 Randy Milligan, R (7, PH) OBP: 0.375, SLG: 0.450 Rene Gonzales, R (8, 4) OBP: 0.288, SLG: 0.222										2	0	0	0	0	0	0		
Inning Stats	R: 1 E: 0 K: 1 S: 14	H: 2 LOB: 1 BB: 0 P: 22	R: 0 E: 0 K: 0 S: 11	H: 1 LOB: 0 BB: 0 P: 14	R: 0 E: 0 K: 0 S: 6	H: 1 LOB: 1 BB: 0 P: 14	R: 0 E: 0 K: 0 S: 11	H: 1 LOB: 1 BB: 0 P: 14	R: 0 E: 0 K: 1 S: 10	H: 0 LOB: 0 BB: 0 P: 11	R: 1 E: 1 K: 0 S: 9	H: 1 LOB: 2 BB: 2 P: 21	R: 0 E: 0 K: 0 S: 9	H: 2 LOB: 1 BB: 0 P: 12	1B: 5 2B: 2 3B: 0 HR: 0	SF: 0 SAC: 1 DP: 2 HBP: 0	WP: 0 PB: 0 SB: 0 CS: 1	PA: 31
PITCHER	IP WLS BF H R ER SO BB IBB HBP BLK WP HR S P ERA WHIP																	
Bret Saberhagen, R (1, 1) ERA: 3.81	8.0 L 31 7 2 1 2 1 1 0 0 0 0 0 76 109 1.12 1.000																	

Kansas City Royals @ Baltimore Orioles
Memorial Stadium, Baltimore, MD
 Thu Apr 20 1989, 7:05 PM EDT
 Att: 22,925 - Unknown - 65 F

livebaseballscorecards.com

AB 28
 R 2
 H 7
 RBI 2
 BB 2
 SO 2
 LOB 12

Batter	1	2	3	4	5	6	7	8	9	AB R H RBI BB SO LOB	TOP									
Willie Wilson, S (1, 8) OBP: 0.208, SLG: 0.174	4-1 G4-3 SF8 S BB		1-1 G3		0-2 G6-3		0-0 SF8		1-1 G3-6 1B	3 1 1 2 1 0 0	Kansas City Royals @ Boston Red Sox Fenway Park, Boston, MA Fri Apr 21 1989, 7:05 PM EDT Att: 31,766 - Unknown livebaseballscorecards.com AB 32 R 7 H 8 RBI 7 BB 4 SO 5 LOB 13 									
Kurt Stillwell, S (1, 6) OBP: 0.235, SLG: 0.138	2-0 G4-3		2-1 G3-1 S 1B		4-0 BLK BB		0-1 G3		0-1 G3-6 1-2f	4 0 1 0 1 0 2										
George Brett, L (1, 10) OBP: 0.356, SLG: 0.361	1-0 SF8		2-2 G3-1 1-3		1-0 F9				1-3 K	3 0 0 1 0 1 2										
Danny Tartabull, R (1, 9) OBP: 0.492, SLG: 0.510 Gany Thurman, R (8, PR) OBP: 0.304, SLG: 0.300 (8, 9)	0-1 G6-3		1-2 G5-3		2-1 G6-3				4-2 G3 S HR BB	3 0 0 0 1 0 2 0 1 0 0 0 0 0										
Bill Buckner, L (1, 3) OBP: 0.318, SLG: 0.318					0-2 P5				1-1 G3 1-3	4 0 0 0 0 1 1										
Bo Jackson, R (1, 7) OBP: 0.292, SLG: 0.557					1-0 E S 1B				0-1 K	3 3 2 2 1 1 0										
Bob Boone, R (1, 2) OBP: 0.327, SLG: 0.320					1-1 S 1-H 2B				3-2 G6-3 1-3	4 0 1 1 0 0 2										
Frank White, R (1, 4) OBP: 0.339, SLG: 0.367					1-3 K				0-2 P2	4 1 2 1 0 1 1										
Bill Pecota, R (1, 5) OBP: 0.267, SLG: 0.385					0-2 G5-3				1-1 G4-3 1-3	4 1 1 0 0 1 3										
Inning Stats	R: 1 E: 0 K: 0 S: 5	H: 0 LOB: 0 BB: 1 P: 12	R: 1 E: 0 K: 2 S: 18	H: 1 LOB: 1 BB: 1 P: 26	R: 0 E: 0 K: 1 S: 10	H: 1 LOB: 1 BB: 0 P: 16	R: 1 E: 0 K: 1 S: 14	H: 2 LOB: 1 BB: 0 P: 17	R: 0 E: 0 K: 1 S: 6	H: 0 LOB: 0 BB: 1 P: 10	R: 1 E: 0 K: 0 S: 8	H: 1 LOB: 0 BB: 0 P: 12	R: 2 E: 0 K: 1 S: 13	H: 1 LOB: 1 BB: 1 P: 21	R: 1 E: 0 K: 0 S: 9	H: 2 LOB: 2 BB: 0 P: 11	1B: 5 2B: 1 3B: 1 HR: 1	SF: 2 SAC: 0 DP: 1 HBP: 0	WP: 0 PB: 0 SB: 7 CS: 0	PA: 38
PITCHER	IP WLS BF H R ER SO BB IBB HBP BLK WP HR S P ERA WHIP											IP WLS BF H R ER SO BB IBB HBP BLK WP HR S P ERA WHIP								
John Dopson, R (1, 1) ERA: 3.1	7.0 L 29 5 4 4 4 3 0 0 0 0 0 67 106 5.14 1.143																			
Rob Murphy, L (8, 1) ERA: 5.4	1.0 5 1 2 2 1 1 0 0 0 0 1 13 21 18.00 2.000																			
Mike Smithson, R (9, 1) ERA: 7.5	1.0 4 2 1 1 0 0 0 0 0 0 0 9 11 9.00 2.000																			

Batter	1	2	3	4	5	6	7	8	9	AB R H RBI BB SO LOB	BOTTOM											
Wade Boggs, L (1, 5) OBP: 0.314, SLG: 0.426	2-0 1B G4-3 1B		4-2 FC6-4 1B FC4-6 BB		1-0 F8		2-2 G6-4-3 1-2f		1-2 FC5-2 1B	4 2 1 0 1 0 6	Kansas City Royals @ Boston Red Sox Fenway Park, Boston, MA Fri Apr 21 1989, 7:05 PM EDT Att: 31,766 - Unknown livebaseballscorecards.com AB 33 R 4 H 10 RBI 3 BB 6 SO 1 LOB 29 											
Marty Barrett, R (1, 4) OBP: 0.371, SLG: 0.482	1-0 G4-3 1B		1-2 FC6-4 1B		3-1 G6-3 1-2f				0-2 P6	5 0 3 1 0 0 1												
Ellis Burks, R (1, 8) OBP: 0.373, SLG: 0.421	1-0 G4-3 1B		1-2 FC6-4 FC4-6 1B		1-1 F9 BLK 1B				0-1 P2	5 0 2 0 0 0 5												
Mike Greenwell, L (1, 7) OBP: 0.406, SLG: 0.579	0-1 G4-3		0-0 FC4-6 S		0-1 L8				1-2 G3	4 0 0 1 0 0 4												
Jim Rice, R (1, 10) OBP: 0.323, SLG: 0.450	0-0 F8		1-2 P3		1-1 F9				0-1 E WP BB 1B	4 1 1 0 0 0 3												
Dwight Evans, R (1, 9) OBP: 0.410, SLG: 0.529					2-2 G5-4-3 1B				4-1 BB E FC5-2 BB	2 0 1 0 2 0 1												
Nick Esasky, R (1, 3) OBP: 0.345, SLG: 0.569					1-0 G5-4-3 1-2f				2-3 K	4 0 1 0 0 1 4												
Rich Gedman, L (1, 2) OBP: 0.211, SLG: 0.286					1-0 P3				1-1 L4	4 1 1 0 0 0 3												
Jody Reed, R (1, 6) OBP: 0.388, SLG: 0.256 Sam Horn, L (9, PH) OBP: 1.000, SLG: 1.000					4-1 G6-3 BB				4-0 1B FC5-2 BB	1 0 0 0 2 0 2 0 0 0 1 1 0 0												
Inning Stats	R: 1 E: 0 K: 0 S: 6	H: 3 LOB: 1 BB: 0 P: 10	R: 0 E: 0 K: 0 S: 8	H: 1 LOB: 1 BB: 1 P: 18	R: 1 E: 0 K: 0 S: 16	H: 1 LOB: 0 BB: 1 P: 23	R: 0 E: 0 K: 0 S: 6	H: 1 LOB: 0 BB: 0 P: 10	R: 0 E: 0 K: 0 S: 5	H: 1 LOB: 1 BB: 0 P: 12	R: 0 E: 0 K: 0 S: 8	H: 1 LOB: 1 BB: 1 P: 11	R: 0 E: 0 K: 0 S: 10	H: 1 LOB: 1 BB: 1 P: 19	R: 0 E: 0 K: 0 S: 6	H: 0 LOB: 0 BB: 0 P: 8	R: 2 E: 1 K: 1 S: 17	H: 2 LOB: 3 BB: 2 P: 29	1B: 9 2B: 1 3B: 0 HR: 0	SF: 0 SAC: 0 DP: 5 HBP: 0	WP: 1 PB: 0 SB: 1 CS: 0	PA: 39
PITCHER	IP WLS BF H R ER SO BB IBB HBP BLK WP HR S P ERA WHIP											IP WLS BF H R ER SO BB IBB HBP BLK WP HR S P ERA WHIP										
Floyd Bannister, L (1, 1) ERA: 6.64	5.0 W 20 6 2 2 0 3 0 0 0 0 0 41 73 3.60 1.800																					
Jeff Montgomery, R (6, 1) ERA: 3.5	3.0 11 2 0 0 0 1 0 0 1 0 0 24 38 0.00 1.000																					
Steve Farr, R (9, 1) ERA: 1.29	1.0 8 2 2 0 1 2 0 0 0 1 0 17 29 0.00 4.000																					


Batter	1	2	3	4	5	6	7	8	9	AB	R	H	RBI	BB	SO	LOB	TOP		
Jim Eisenreich, L (1.8)	G3-1		2B	G4-3 WP		G4-3			2B	5	2	3	1	0	0	0	Kansas City Royals @ Boston Red Sox Fenway Park, Boston, MA Sat Apr 22 1989, 3:33 AM EDT Att: 33,048 - Overcast - 42 F		
Kevin Seitzer, R (1.5)	K		2B	G4-3			G5-3		F8	5	0	1	2	0	1	2			
George Brett, L (1.3)	G4-3		G1-3	G3-1			P4 S		IBB	3	0	0	0	2	0	1			
Danny Tartabull, R (1.9)		BB	F9	K			P4		F7	4	1	0	0	1	1	4			
Pat Tabler, R (1.10)	BB	BB	K		K		K			4	0	1	0	0	3	2			
Bo Jackson, R (1.7)	BB	BB		1B	K					2	1	1	0	2	1	0			
Mike Macfarlane, R (1.2)	BB	BB	BB	2B	G4-3			F8		3	1	1	2	1	0	1			
Brad Wellman, R (1.4)	P2		2B	1B		F9		L1		3	1	0	0	1	0	4			
Kurt Stillwell, S (1.6)	F9-2-1-5		1B	G4-3		G4-3		G1-3		4	1	1	1	0	0	3			
Inning Stats	R: 0 E: 0 K: 1 S: 6	H: 0 LOB: 0 BB: 0 P: 9	H: 1 LOB: 2 BB: 3 P: 23	R: 1 E: 0 K: 1 S: 12	H: 2 LOB: 1 BB: 0 P: 18	R: 5 E: 0 K: 1 S: 12	H: 4 LOB: 0 BB: 1 P: 24	R: 0 E: 0 K: 2 S: 11	H: 0 LOB: 0 BB: 1 P: 16	R: 0 E: 0 K: 1 S: 11	H: 0 LOB: 1 BB: 1 P: 18	R: 0 E: 0 K: 0 S: 2	H: 0 LOB: 0 BB: 1 P: 9	R: 0 E: 0 K: 0 S: 7	H: 1 LOB: 2 BB: 1 P: 13	1B: 3 2B: 6 3B: 0 HR: 0	SF: 0 SAC: 0 DP: 1 HBP: 0	WP: 1 PB: 0 SB: 3 CS: 1	PA: 40
PITCHER	IP	WLS	BF	H	R	ER	SO	BB	IBB	HBP	BLK	WP	HR	S	P	ERA	WHIP		
Mike Boddicker, R (1.1)	3.0	L	18	6	6	6	2	4	0	0	0	0	0	32	65	18.00	3.333		
Dennis Lamp, R (4.1)	5.0		17	1	1	1	4	2	0	0	0	1	0	37	62	1.80	0.600		
Mike Smithson, R (9.1)	1.0		5	1	0	0	0	0	1	0	0	0	0	7	13	0.00	1.000		

Batter	1	2	3	4	5	6	7	8	9	AB	R	H	RBI	BB	SO	LOB	BOTTOM					
Wade Boggs, L (1.5)	F7		SH2-4	G6-3			G5-3		P5	5	1	1	0	0	0	0	Kansas City Royals @ Boston Red Sox Fenway Park, Boston, MA Sat Apr 22 1989, 3:33 AM EDT Att: 33,048 - Overcast - 42 F					
Marty Barrett, R (1.4)	G4-3		SH2-4		G5-3		BB		F9	4	2	1	0	1	0	0						
Ellis Burks, R (1.8)	1B		SH2-4	G4-3		SF8			1B	4	0	3	0	0	0	0						
Mike Greenwell, L (1.7)	G3		1B	F8					K	4	0	1	2	1	1	2						
Jim Rice, R (1.10)		K	K			BB		SF8		3	0	1	1	0	2	1						
Dwight Evans, R (1.9)	1B		1B			1B		L8		3	0	2	0	1	0	2						
Nick Esasky, R (1.3)	1B		G1-3			F9			K	4	0	1	0	0	1	4						
Rich Gedman, L (1.2)	L8			L7		F9		G4-3		4	0	0	0	0	0	4						
Jody Reed, R (1.6)	G1-3			G6-3		G4-3				2	0	0	0	0	0	2						
Sam Horn, L (6. PH)										1	0	0	0	0	0	2						
Ed Romero, R (7.6)										1	0	0	0	0	1	0						
Inning Stats	R: 0 E: 0 K: 0 S: 8	H: 1 LOB: 1 BB: 0 P: 13	R: 0 E: 0 K: 1 S: 12	H: 2 LOB: 2 BB: 0 P: 17	R: 2 E: 0 K: 1 S: 10	H: 3 LOB: 2 BB: 1 P: 20	R: 0 E: 0 K: 0 S: 4	H: 0 LOB: 0 BB: 0 P: 8	R: 0 E: 0 K: 0 S: 5	H: 0 LOB: 0 BB: 0 P: 8	R: 0 E: 0 K: 0 S: 8	H: 1 LOB: 2 BB: 1 P: 18	R: 1 E: 0 K: 0 S: 13	H: 2 LOB: 2 BB: 1 P: 24	R: 0 E: 0 K: 2 S: 11	H: 0 LOB: 0 BB: 0 P: 14	R: 0 E: 0 K: 1 S: 10	H: 1 LOB: 1 BB: 0 P: 14	1B: 10 2B: 0 3B: 0 HR: 0	SF: 1 SAC: 1 DP: 0 HBP: 0	WP: 0 PB: 0 SB: 0 CS: 0	PA: 40
PITCHER	IP	WLS	BF	H	R	ER	SO	BB	IBB	HBP	BLK	WP	HR	S	P	ERA	WHIP					
Mark Gubicza, R (1.1)	8.0	W	36	9	3	3	4	3	0	0	0	0	0	71	122	3.38	1.500					
Tom Gordon, R (9.1)	1.0		4	1	0	0	1	0	0	0	0	0	0	10	14	0.00	1.000					

Batter	1	2	3	4	5	6	7	8	9	AB	R	H	RBI	BB	SO	LOB	TOP					
Willie Wilson, S (1, 8) OBP: 0.241, SLG: 0.220	4-0 S 1B BB	0-1 2H 2B		0-1 2H 1B		2-1 P6		0-2 G4-3		4	1	2	2	1	0	2						
Kevin Seitzer, R (1, 5) OBP: 0.325, SLG: 0.271	1-2 F9	2-2 G5-3		1-0 CS	1-1 G6-3	0-1 1B		0-1 G6-3		5	0	1	1	0	0	2						
George Brett, L (1, 3) OBP: 0.366, SLG: 0.368 Pat Tabler, R (8, PH) OBP: 0.356, SLG: 0.308 (8, 3)	1-1 CS 1H 1B		1-1 F8		3-1 1B SF8 2B	0-1 L7		4-1 BB 1B		4	1	2	1	0	0	2						
Danny Tartabull, R (1, 10) OBP: 0.465, SLG: 0.466	1-2 F9		2-3 K		0-2 1B		1-1 BB 1B SF7	1-0 P4		5	1	2	0	0	1	2						
Jim Eisenreich, L (1, 9) OBP: 0.356, SLG: 0.463	2-0 CS 1-2	0-0 S HR 1B	0-0 P6		1-1 SF8		0-0 F7	1-2 G5-3 2B 1B		4	2	2	1	0	0	1						
Bo Jackson, R (1, 7) OBP: 0.329, SLG: 0.612 Gary Thurman, R (7, 7) OBP: 0.333, SLG: 0.273		3-1 1H HR		2-2 F8	3-2 F8		1-1 BB 1B	3-2 G5-3		4	1	2	2	0	0	1						
Bob Boone, R (1, 2) OBP: 0.367, SLG: 0.407		1-3 K		0-2 2B		0-0 1B FC3-6 2B	4-0 BB	1-0 2H 2B		4	1	3	1	1	1	0						
Frank White, R (1, 4) OBP: 0.350, SLG: 0.404 Brad Wellman, R (7, 4) OBP: 0.292, SLG: 0.227		1-2 2B		0-0 F8		2-1 1B FC3-6 1B	1-0 SF7	1-3 K		3	2	2	1	0	0	1						
Kurt Stillwell, S (1, 6) OBP: 0.233, SLG: 0.211		2-3 K		3-2 1B 2B		1-2 1B FC3-6	1-0 L4	1-0 G6-3		5	1	1	1	0	1	6						
Inning Stats	R: 1 E: 0 K: 0 S: 12	H: 1 LOB: 0 BB: 1 P: 19	R: 3 E: 0 K: 2 S: 20	H: 4 LOB: 1 BB: 0 P: 29	R: 0 E: 0 K: 1 S: 6	H: 0 LOB: 0 BB: 0 P: 9	R: 2 E: 0 K: 0 S: 12	H: 3 LOB: 1 BB: 0 P: 17	R: 1 E: 0 K: 0 S: 12	H: 2 LOB: 1 BB: 0 P: 17	R: 1 E: 0 K: 0 S: 7	H: 2 LOB: 2 BB: 1 P: 15	R: 0 E: 0 K: 1 S: 10	H: 0 LOB: 1 BB: 1 P: 15	R: 1 E: 0 K: 1 S: 14	H: 2 LOB: 0 BB: 0 P: 21	1B: 9 2B: 7 3B: 0 HR: 1	SF: 2 SAC: 0 DP: 0 HBP: 0	WP: 0 PB: 0 SB: 2 CS: 2	PA: 47		
PITCHER	IP WLS BF H R ER SO BB IBB HBP BLK WP HR S P ERA WHIP	IP WLS BF H R ER SO BB IBB HBP BLK WP HR S P ERA WHIP	IP WLS BF H R ER SO BB IBB HBP BLK WP HR S P ERA WHIP	IP WLS BF H R ER SO BB IBB HBP BLK WP HR S P ERA WHIP	IP WLS BF H R ER SO BB IBB HBP BLK WP HR S P ERA WHIP	IP WLS BF H R ER SO BB IBB HBP BLK WP HR S P ERA WHIP	IP WLS BF H R ER SO BB IBB HBP BLK WP HR S P ERA WHIP	IP WLS BF H R ER SO BB IBB HBP BLK WP HR S P ERA WHIP	IP WLS BF H R ER SO BB IBB HBP BLK WP HR S P ERA WHIP	IP WLS BF H R ER SO BB IBB HBP BLK WP HR S P ERA WHIP	IP WLS BF H R ER SO BB IBB HBP BLK WP HR S P ERA WHIP	IP WLS BF H R ER SO BB IBB HBP BLK WP HR S P ERA WHIP	IP WLS BF H R ER SO BB IBB HBP BLK WP HR S P ERA WHIP	IP WLS BF H R ER SO BB IBB HBP BLK WP HR S P ERA WHIP	IP WLS BF H R ER SO BB IBB HBP BLK WP HR S P ERA WHIP	IP WLS BF H R ER SO BB IBB HBP BLK WP HR S P ERA WHIP	IP WLS BF H R ER SO BB IBB HBP BLK WP HR S P ERA WHIP	IP WLS BF H R ER SO BB IBB HBP BLK WP HR S P ERA WHIP	IP WLS BF H R ER SO BB IBB HBP BLK WP HR S P ERA WHIP	IP WLS BF H R ER SO BB IBB HBP BLK WP HR S P ERA WHIP	IP WLS BF H R ER SO BB IBB HBP BLK WP HR S P ERA WHIP	IP WLS BF H R ER SO BB IBB HBP BLK WP HR S P ERA WHIP

Kansas City Royals @ Boston Red Sox
Fenway Park, Boston, MA
Sun Apr 23 1989, 3:33 AM EDT
Att: 33,116 - Sunny


AB 40
R 10
H 17
RBI 10
BB 3
SO 4
LOB 19



Batter	1	2	3	4	5	6	7	8	9	AB	R	H	RBI	BB	SO	LOB	BOTTOM					
Wade Boggs, L (1, 5) OBP: 0.380, SLG: 0.386	0-1 F7		0-0 F8			1-0 F7		0-0 L7		4	0	0	0	0	0	2						
Marty Barrett, R (1, 4) OBP: 0.352, SLG: 0.438	1-1 P4		2-2 FC6-4 1-2			0-0 P2			0-1 P9	4	0	0	0	0	0	1						
Ellis Burks, R (1, 8) OBP: 0.387, SLG: 0.431	3-2 L5			1-1 G5-4-3 1B		1-1 F8			0-0 F8	4	0	1	0	0	0	0						
Mike Greenwell, L (1, 7) OBP: 0.411, SLG: 0.554		0-1 G4-3 G2-3 1B		0-0 G5-4-3 1B		0-0 G4-3			2-0 F8	4	0	2	0	0	0	0						
Jim Rice, R (1, 10) OBP: 0.304, SLG: 0.424		1-2 G2-3		0-0 G5-4-3		1-3 K				3	0	0	0	0	1	3						
Dwight Evans, R (1, 9) OBP: 0.412, SLG: 0.509		0-0 G4-3		0-1 L4		3-2 F9				3	0	0	0	0	0	2						
Nick Esasky, R (1, 3) OBP: 0.323, SLG: 0.517		1-1 F7			2-3 K			1-3 K		3	0	0	0	0	2	1						
Rick Cerone, R (1, 2) OBP: 0.476, SLG: 0.529			1-0 FC6-4 1B		1-3 K			3-2 F9		3	0	1	0	0	1	0						
Jody Reed, R (1, 6) OBP: 0.370, SLG: 0.250			2-2 P6		0-1 G4-3			3-2 1B		3	0	1	0	0	0	1						
Inning Stats	R: 0 E: 0 K: 0 S: 9	H: 0 LOB: 0 BB: 0 P: 13	R: 0 E: 0 K: 0 S: 9	H: 1 LOB: 1 BB: 0 P: 11	R: 0 E: 0 K: 0 S: 11	H: 1 LOB: 1 BB: 0 P: 16	R: 0 E: 0 K: 2 S: 6	H: 2 LOB: 1 BB: 0 P: 7	R: 0 E: 0 K: 0 S: 4	H: 0 LOB: 0 BB: 0 P: 6	R: 0 E: 0 K: 1 S: 7	H: 0 LOB: 0 BB: 0 P: 11	R: 0 E: 0 K: 1 S: 12	H: 1 LOB: 1 BB: 0 P: 19	R: 0 E: 0 K: 0 S: 4	H: 0 LOB: 0 BB: 0 P: 6	1B: 5 2B: 0 3B: 0 HR: 0	SF: 0 SAC: 0 DP: 1 HBP: 0	WP: 0 PB: 0 SB: 0 CS: 0	PA: 31		
PITCHER	IP WLS BF H R ER SO BB IBB HBP BLK WP HR S P ERA WHIP	IP WLS BF H R ER SO BB IBB HBP BLK WP HR S P ERA WHIP	IP WLS BF H R ER SO BB IBB HBP BLK WP HR S P ERA WHIP	IP WLS BF H R ER SO BB IBB HBP BLK WP HR S P ERA WHIP	IP WLS BF H R ER SO BB IBB HBP BLK WP HR S P ERA WHIP	IP WLS BF H R ER SO BB IBB HBP BLK WP HR S P ERA WHIP	IP WLS BF H R ER SO BB IBB HBP BLK WP HR S P ERA WHIP	IP WLS BF H R ER SO BB IBB HBP BLK WP HR S P ERA WHIP	IP WLS BF H R ER SO BB IBB HBP BLK WP HR S P ERA WHIP	IP WLS BF H R ER SO BB IBB HBP BLK WP HR S P ERA WHIP	IP WLS BF H R ER SO BB IBB HBP BLK WP HR S P ERA WHIP	IP WLS BF H R ER SO BB IBB HBP BLK WP HR S P ERA WHIP	IP WLS BF H R ER SO BB IBB HBP BLK WP HR S P ERA WHIP	IP WLS BF H R ER SO BB IBB HBP BLK WP HR S P ERA WHIP	IP WLS BF H R ER SO BB IBB HBP BLK WP HR S P ERA WHIP	IP WLS BF H R ER SO BB IBB HBP BLK WP HR S P ERA WHIP	IP WLS BF H R ER SO BB IBB HBP BLK WP HR S P ERA WHIP	IP WLS BF H R ER SO BB IBB HBP BLK WP HR S P ERA WHIP	IP WLS BF H R ER SO BB IBB HBP BLK WP HR S P ERA WHIP	IP WLS BF H R ER SO BB IBB HBP BLK WP HR S P ERA WHIP	IP WLS BF H R ER SO BB IBB HBP BLK WP HR S P ERA WHIP	IP WLS BF H R ER SO BB IBB HBP BLK WP HR S P ERA WHIP

Kansas City Royals @ Boston Red Sox
Fenway Park, Boston, MA
Sun Apr 23 1989, 3:33 AM EDT
Att: 33,116 - Sunny

AB 31
R 0
H 5
RBI 0
BB 0
SO 4
LOB 10



Batter	1	2	3	4	5	6	7	8	9	AB	R	H	RBI	BB	SO	LOB	TOP					
Rickey Henderson, R OBP: 0.420, SLG: 0.397										4	1	2	0	0	1	0	New York Yankees @ Kansas City Royals Royals Stadium, Kansas City, MO Tue Apr 25 1989, 8:05 PM EDT Att: 26,479 - Unknown - 70 F					
Steve Sax, R OBP: 0.333, SLG: 0.423										4	1	1	0	0	0	1						
Don Mattingly, L OBP: 0.310, SLG: 0.283										4	0	1	1	0	0	0						
Ken Phelps, L OBP: 0.394, SLG: 0.429										4	1	2	0	0	1	1						
Mel Hall, L OBP: 0.324, SLG: 0.355 Bob Brower, R OBP: 0.321, SLG: 0.400										2	0	1	0	0	1	1						
Mike Pagliarulo, L OBP: 0.100, SLG: 0.036										4	0	0	0	0	1	4						
Don Slaught, R OBP: 0.292, SLG: 0.443										4	0	1	1	0	0	2						
Alvaro Espinoza, R OBP: 0.350, SLG: 0.315										3	0	1	0	0	0	1						
Roberto Kelly, R OBP: 0.349, SLG: 0.458										3	0	0	0	0	1	1						
Inning Stats	R: 1 E: 0 K: 1 S: 10	H: 2 LOB: 1 BB: 0 P: 17	R: 0 E: 0 K: 0 S: 4	H: 0 LOB: 0 BB: 0 P: 5	R: 0 E: 0 K: 1 S: 6	H: 0 LOB: 0 BB: 0 P: 7	R: 1 E: 0 K: 1 S: 12	H: 3 LOB: 2 BB: 0 P: 16	R: 0 E: 0 K: 0 S: 8	H: 1 LOB: 0 BB: 0 P: 11	R: 0 E: 0 K: 0 S: 7	H: 0 LOB: 0 BB: 0 P: 10	R: 0 E: 1 K: 0 S: 6	H: 1 LOB: 1 BB: 0 P: 7	R: 1 E: 1 K: 0 S: 13	H: 2 LOB: 0 BB: 0 P: 16	R: 0 E: 0 K: 0 S: 6	H: 1 LOB: 1 BB: 0 P: 8	1B: 5 2B: 5 3B: 0 HR: 0	SF: 0 SAC: 0 DP: 1 HBP: 0	WP: 0 PB: 0 SB: 0 CS: 0	PA: 34
PITCHER Bret Saberhagen, R ERA: 3.34	IP: 9.0 WLS: W BF: 34	H: 10 R: 3 ER: 2 SO: 5	BB: 0 IBB: 0 HBP: 0 BLK: 0	WP: 0 HR: 0 S: 72 P: 97	ERA: 2.00 WHIP: 1.111	PITCHER IP: WLS: BF: H: R: ER: SO: BB: IBB: HBP: BLK: WP: HR: S: P: ERA: WHIP																

Batter	1	2	3	4	5	6	7	8	9	AB	R	H	RBI	BB	SO	LOB	BOTTOM					
Willie Wilson, S OBP: 0.242, SLG: 0.222										4	0	1	0	0	0	0	New York Yankees @ Kansas City Royals Royals Stadium, Kansas City, MO Tue Apr 25 1989, 8:05 PM EDT Att: 26,479 - Unknown - 70 F					
Kevin Seitzer, R OBP: 0.333, SLG: 0.324										4	1	2	2	0	0	0						
George Brett, L OBP: 0.349, SLG: 0.347										4	0	0	0	0	0	2						
Danny Tartabull, R OBP: 0.467, SLG: 0.475 Gary Thurman, R OBP: 0.333, SLG: 0.273										3	0	1	0	1	0	0						
Pat Tabler, R OBP: 0.349, SLG: 0.304										4	1	1	0	0	0	2						
Bo Jackson, R OBP: 0.325, SLG: 0.634										4	1	1	1	0	1	3						
Bob Boone, R OBP: 0.375, SLG: 0.414										4	0	2	1	0	0	0						
Frank White, R OBP: 0.344, SLG: 0.411										4	0	1	1	0	0	2						
Kurt Stillwell, S OBP: 0.239, SLG: 0.220										3	1	1	0	0	0	2						
Inning Stats	R: 0 E: 0 K: 0 S: 6	H: 0 LOB: 0 BB: 0 P: 9	R: 0 E: 0 K: 0 S: 5	H: 0 LOB: 0 BB: 0 P: 9	R: 0 E: 0 K: 0 S: 6	H: 0 LOB: 0 BB: 0 P: 8	R: 1 E: 0 K: 0 S: 7	H: 1 LOB: 1 BB: 1 P: 15	R: 2 E: 0 K: 0 S: 15	H: 4 LOB: 2 BB: 0 P: 20	R: 1 E: 0 K: 1 S: 12	H: 3 LOB: 2 BB: 0 P: 20	R: 0 E: 0 K: 0 S: 6	H: 0 LOB: 0 BB: 0 P: 9	R: 1 E: 0 K: 0 S: 17	H: 2 LOB: 2 BB: 0 P: 25	R: 0 E: 0 K: 0 S: 6	H: 0 LOB: 0 BB: 0 P: 9	1B: 6 2B: 2 3B: 0 HR: 2	SF: 0 SAC: 0 DP: 0 HBP: 0	WP: 0 PB: 0 SB: 0 CS: 0	PA: 35
PITCHER John Candelaria, L ERA: 3.9	IP: 8.0 WLS: L BF: 35	H: 10 R: 5 ER: 5 SO: 1	BB: 1 IBB: 0 HBP: 0 BLK: 0	WP: 0 HR: 2 S: 74 P: 115	ERA: 5.62 WHIP: 1.375	PITCHER IP: WLS: BF: H: R: ER: SO: BB: IBB: HBP: BLK: WP: HR: S: P: ERA: WHIP																

Batter	1	2	3	4	5	6	7	8	9	AB	R	H	RBI	BB	SO	LOB	TOP			
Rickey Henderson, R OBP: 0.413, SLG: 0.382 (1, 7)	G1-3		L8		L8					3	0	0	0	1	0	1	New York Yankees @ Kansas City Royals Royals Stadium, Kansas City, MO Wed Apr 26 1989, 8:05 PM EDT Att: 26,544 - Unknown - 87 F livebaseballscorecards.com			
Steve Sax, R OBP: 0.316, SLG: 0.402 (1, 4)	G5-3		G1-3			F7	K			4	0	0	0	0	1	2				
Don Mattingly, L OBP: 0.320, SLG: 0.286 (1, 3)	3B	1B		G4-3		G3-1				3	1	1	0	1	0	0				
Steve Balboni, R OBP: 0.189, SLG: 0.294 Wayne Tolleson, S OBP: 0.143, SLG: 0.077 (8, PH)	1-H			P6		P2				3	0	1	1	0	0	0				
Don Slaught, R OBP: 0.290, SLG: 0.462 (1, 2)	G5-3			E6						4	1	1	0	0	1	2				
Bob Brower, R OBP: 0.323, SLG: 0.370 Stan Jefferson, S OBP: 0.125, SLG: 0.125 (8, PH)			L8		G1-3					2	1	0	0	1	0	1				
Mike Pagliarulo, L OBP: 0.147, SLG: 0.094 (1, 5)			G4-3							4	0	2	1	0	1	0				
Alvaro Espinoza, R OBP: 0.339, SLG: 0.304 Jamie Quirk, L OBP: 0.250, SLG: 0.143 (9, PH)			F8		G6-4-3					2	0	0	1	0	0	1				
Roberto Kelly, R OBP: 0.348, SLG: 0.452 Ken Phelps, L OBP: 0.382, SLG: 0.414 (9, PH)			F8							3	0	1	0	0	1	1				
Inning Stats	R: 1 E: 0 K: 0 S: 8	H: 2 LOB: 1 BB: 0 P: 9	R: 0 E: 0 K: 0 S: 6	H: 0 LOB: 0 BB: 0 P: 9	R: 0 E: 0 K: 0 S: 6	H: 0 LOB: 0 BB: 0 P: 10	R: 0 E: 1 K: 0 S: 12	H: 2 LOB: 1 BB: 0 P: 17	R: 0 E: 0 K: 0 S: 4	H: 0 LOB: 0 BB: 0 P: 5	R: 2 E: 0 K: 2 S: 16	H: 2 LOB: 2 BB: 2 P: 29	R: 0 E: 0 K: 2 S: 10	H: 0 LOB: 1 BB: 1 P: 17	R: 0 E: 0 K: 1 S: 10	H: 0 LOB: 0 BB: 0 P: 13		1B: 4 2B: 0 3B: 2 HR: 0	SF: 0 SAC: 1 DP: 1 HBP: 0	WP: 0 PB: 0 SB: 0 CS: 0
PITCHER	IP WLS BF H R ER SO BB IBB HBP BLK WP HR S P ERA WHIP																			
Floyd Bannister, L ERA: 6.15 (1, 1)	6.0	25	6	3	3	0	1	0	0	0	0	0	0	49	73	4.50	1.167			
Tom Gordon, R ERA: 2.91 (7, 1)	2.0	8	0	0	0	4	2	0	0	0	0	0	0	19	33	0.00	1.000			
Steve Farr, R ERA: 1.13 (9, 1)	1.0	3	0	0	0	1	0	0	0	0	0	0	0	10	13	0.00	0.000			

Batter	1	2	3	4	5	6	7	8	9	AB	R	H	RBI	BB	SO	LOB	BOTTOM			
Willie Wilson, S OBP: 0.273, SLG: 0.263 (1, 8)	BB	1B			L9					3	1	2	0	1	0	1	New York Yankees @ Kansas City Royals Royals Stadium, Kansas City, MO Wed Apr 26 1989, 8:05 PM EDT Att: 26,544 - Unknown - 87 F livebaseballscorecards.com			
Kevin Seitzer, R OBP: 0.330, SLG: 0.312 (1, 5)	F9	F9								3	0	0	0	1	0	3				
George Brett, L OBP: 0.356, SLG: 0.347 (1, 3)	BB	1B		G3-1		L9				3	1	1	0	1	0	2				
Danny Tartabull, R OBP: 0.456, SLG: 0.460 (1, 10)	BB			G5-3		SF7				2	0	0	1	1	1	1				
Pat Tabler, R OBP: 0.333, SLG: 0.288 Gary Thurman, R OBP: 0.333, SLG: 0.273 Jim Eisenreich, L OBP: 0.370, SLG: 0.548 (9, PH)	G3-6-3			G6-3		CS				3	0	0	0	0	0	3				
Bo Jackson, R OBP: 0.309, SLG: 0.600 (1, 7)										4	0	0	0	0	2	0				
Bob Boone, R OBP: 0.397, SLG: 0.407 (1, 2)		2B	1B							1	1	0	0	3	0	0				
Frank White, R OBP: 0.343, SLG: 0.424 (1, 4)										3	1	1	0	0	0	2				
Kurt Stillwell, S OBP: 0.245, SLG: 0.227 (1, 6)										3	0	1	2	0	0	1				
Inning Stats	R: 0 E: 0 K: 0 S: 16	H: 2 LOB: 2 BB: 1 P: 23	R: 2 E: 1 K: 1 S: 15	H: 2 LOB: 1 BB: 1 P: 30	R: 0 E: 0 K: 0 S: 5	H: 0 LOB: 0 BB: 0 P: 8	R: 0 E: 0 K: 0 S: 7	H: 0 LOB: 1 BB: 1 P: 12	R: 1 E: 0 K: 0 S: 9	H: 1 LOB: 0 BB: 1 P: 19	R: 0 E: 0 K: 0 S: 7	H: 0 LOB: 1 BB: 1 P: 15	R: 0 E: 0 K: 0 S: 10	H: 0 LOB: 0 BB: 1 P: 18	R: 2 E: 0 K: 2 S: 14	H: 1 LOB: 0 BB: 1 P: 23		1B: 3 2B: 2 3B: 0 HR: 1	SF: 1 SAC: 0 DP: 1 HBP: 0	WP: 0 PB: 0 SB: 0 CS: 2
PITCHER	IP WLS BF H R ER SO BB IBB HBP BLK WP HR S P ERA WHIP																			
Al Leiter, L ERA: 6.08 (1, 1)	7.0	30	5	4	4	1	7	0	0	0	0	0	0	70	130	5.14	1.714			
Lance McCullers, R ERA: 3.69 (8, 1)	1.0	4	1	1	1	2	0	0	0	0	0	0	1	13	18	9.00	1.000			

Batter	1	2	3	4	5	6	7	8	9	AB	R	H	RBI	BB	SO	LOB	TOP					
Rickey Henderson, R OBP: 0.412, SLG: 0.388	G4-3		1B BB		WP 1B 2B		G5-3		K	4	1	1	0	1	1	1						
Steve Sax, R OBP: 0.315, SLG: 0.395	F9		1B		G5-3		G1-3			4	0	1	0	0	0	2						
Don Mattingly, L OBP: 0.329, SLG: 0.299	1B		G4-3		G4-6-3 1B			G3		4	0	2	1	0	0	2						
Ken Phelps, L OBP: 0.368, SLG: 0.394	G4-3			L8	G4-6-3			1B 1B		4	0	1	0	0	0	2						
Wayne Tolleson, S OBP: 0.143, SLG: 0.077					1-2					0	0	0	0	0	0	0						
Mike Pagliarulo, L OBP: 0.184, SLG: 0.139		G5-4-3 1B		2B G3-1 1B		G4-3		P6		4	1	2	0	0	0	1						
Tom Brookens, R OBP: 0.250, SLG: 0.275										0	0	0	0	0	0	0						
Don Slaught, R OBP: 0.301, SLG: 0.478	G5-4-3		G3-1 1B		2B	K2-3		1B		4	1	2	0	0	1	1						
Stan Jefferson, S OBP: 0.083, SLG: 0.083	G4-3		G3-1			G6-3		G3		4	0	0	1	0	0	3						
Alvaro Espinoza, R OBP: 0.348, SLG: 0.317			G1-3		3-H 1B				G4-3	4	0	2	1	0	0	0						
Roberto Kelly, R OBP: 0.333, SLG: 0.431			G6-3		G1-3		SH1-4 1B		G6-3	3	0	0	0	0	0	1						
Inning Stats	R: 0 E: 0 K: 0 S: 8	H: 1 LOB: 1 BB: 0 P: 14	R: 0 E: 0 K: 0 S: 5	H: 1 LOB: 0 BB: 0 P: 8	R: 0 E: 0 K: 0 S: 9	H: 1 LOB: 2 BB: 1 P: 17	R: 2 E: 0 K: 0 S: 12	H: 3 LOB: 0 BB: 0 P: 17	R: 1 E: 0 K: 1 S: 12	H: 2 LOB: 0 BB: 0 P: 18	R: 0 E: 0 K: 0 S: 8	H: 0 LOB: 1 BB: 0 P: 12	R: 0 E: 0 K: 0 S: 5	H: 1 LOB: 1 BB: 0 P: 6	R: 0 E: 0 K: 0 S: 12	H: 2 LOB: 2 BB: 0 P: 16	R: 0 E: 0 K: 1 S: 6	H: 0 LOB: 0 BB: 0 P: 6	1B: 9 2B: 2 3B: 0 HR: 0	SF: 0 SAC: 1 DP: 2 HBP: 0	WP: 1 PB: 0 CS: 0	PA: 37
PITCHER Mark Gubicza, R ERA: 3.09	IP: 9.0 WLS: L BF: 37 H: 11 R: 3 ER: 3 SO: 2 BB: 1 IBB: 0 HBP: 0 BLK: 0 WP: 1 HR: 0 S: 77 P: 114 ERA: 3.00 WHIP: 1.333											PITCHER	IP: 9.0 WLS: L BF: 37 H: 11 R: 3 ER: 3 SO: 2 BB: 1 IBB: 0 HBP: 0 BLK: 0 WP: 1 HR: 0 S: 77 P: 114 ERA: 3.00 WHIP: 1.333									

New York Yankees @ Kansas City Royals
Royals Stadium, Kansas City, MO
Thu Apr 27 1989, 8:05 PM EDT
Att: 35,173 - Unknown - 75 F

AB 35
R 3
H 11
RBI 3
BB 1
SO 2
LOB 13



Batter	1	2	3	4	5	6	7	8	9	AB	R	H	RBI	BB	SO	LOB	BOTTOM					
Willie Wilson, S OBP: 0.271, SLG: 0.250	K		G4-3			2B BB		K		3	1	0	0	1	2	1						
Kevin Seitzer, R OBP: 0.337, SLG: 0.346	G6-3			G6-3		1-H 2B			1B 2B	4	1	2	1	0	0	0						
Jim Eisenreich, L OBP: 0.360, SLG: 0.522	L7			G6-3		K			SH5-4 1B 2-H	4	0	1	1	0	1	1						
Danny Tartabull, R OBP: 0.458, SLG: 0.455		L3 BB		G4-3			K		SH5-4 1B	3	0	1	0	1	1	0						
Bill Pecota, R OBP: 0.297, SLG: 0.385									1-2 SH5-4 1B	0	0	0	0	0	0	0						
Pat Tabler, R OBP: 0.348, SLG: 0.306	L3				G6-4-3 1B		FC5-4 1B		SH5-4	3	0	2	0	0	0	1						
Bob Boone, R OBP: 0.380, SLG: 0.387									1-2 2-3	0	0	0	0	0	0	2						
Bill Buckner, L OBP: 0.348, SLG: 0.318	G5-3				G6-4-3		FC5-4		FC6-4 IBB	0	0	0	0	1	0	0						
Brad Wellman, R OBP: 0.292, SLG: 0.227					1-2		1-2			0	0	0	0	0	0	0						
Kurt Stillwell, S OBP: 0.231, SLG: 0.213			L1		G1-3		K		P7	3	0	0	0	0	1	1						
George Brett, L OBP: 0.352, SLG: 0.342										1	0	0	0	0	0	3						
Frank White, R OBP: 0.324, SLG: 0.397			G6-3			G5-3		G1-3	FC6-4	4	0	0	0	0	0	3						
Gary Thurman, R OBP: 0.333, SLG: 0.286			E5 1B			G5-3		L1		3	0	1	0	0	0	0						
Inning Stats	R: 0 E: 0 K: 1 S: 6	H: 0 LOB: 0 BB: 0 P: 8	R: 0 E: 0 K: 0 S: 3	H: 0 LOB: 0 BB: 1 P: 8	R: 0 E: 1 K: 0 S: 8	H: 1 LOB: 1 BB: 0 P: 14	R: 0 E: 0 K: 0 S: 6	H: 0 LOB: 0 BB: 0 P: 7	R: 0 E: 0 K: 0 S: 5	H: 1 LOB: 0 BB: 0 P: 9	R: 1 E: 0 K: 1 S: 13	H: 1 LOB: 1 BB: 1 P: 21	R: 0 E: 0 K: 2 S: 9	H: 1 LOB: 1 BB: 0 P: 13	R: 0 E: 0 K: 1 S: 9	H: 0 LOB: 0 BB: 0 P: 15	R: 1 E: 0 K: 0 S: 9	H: 3 LOB: 3 BB: 1 P: 18	1B: 5 2B: 3 3B: 0 HR: 0	SF: 0 SAC: 1 DP: 2 HBP: 0	WP: 0 PB: 0 CS: 0	PA: 35
PITCHER Tommy John, L ERA: 4.08	IP: 8.0 WLS: W BF: 31 H: 7 R: 2 ER: 2 SO: 5 BB: 2 IBB: 0 HBP: 0 BLK: 0 WP: 0 HR: 0 S: 65 P: 104 ERA: 2.25 WHIP: 1.125											PITCHER	IP: 1.0 WLS: S BF: 4 H: 0 R: 0 ER: 0 SO: 0 BB: 0 IBB: 0 HBP: 0 BLK: 0 WP: 0 HR: 0 S: 3 P: 9 ERA: 0.00 WHIP: 0.000									


New York Yankees @ Kansas City Royals
Royals Stadium, Kansas City, MO
Thu Apr 27 1989, 8:05 PM EDT
Att: 35,173 - Unknown - 75 F

AB 31
R 2
H 7
RBI 2
BB 3
SO 5
LOB 12



Batter	1	2	3	4	5	6	7	8	9	AB	R	H	RBI	BB	SO	LOB	TOP				
Willie Wilson, S (1, 8) OBP: 0.277, SLG: 0.239										4	1	1	0	0	1	0	Kansas City Royals @ New York Yankees Yankee Stadium, Bronx, NY Tue May 02 1989, 7:05 PM EDT Att: 20,587 - Unknown livebaseballscorecards.com				
Kevin Seitzer, R (1, 5) OBP: 0.360, SLG: 0.374										4	1	1	1	1	1	0					
Luis de los Santos, R (1, 3) OBP: 0.490, SLG: 0.490										5	1	2	2	0	0	1					
Danny Tartabull, R (1, 9) OBP: 0.430, SLG: 0.420										4	0	1	0	0	0	3					
Pat Tabler, R (1, 10) OBP: 0.351, SLG: 0.314										4	0	3	2	0	0	0					
Bo Jackson, R (1, 7) OBP: 0.323, SLG: 0.618										4	0	0	0	0	0	5					
Bob Boone, R (1, 2) Rey Palacios, R (8, PH) (8, 2)										2	0	0	0	0	1	0					
Frank White, R (1, 4) OBP: 0.313, SLG: 0.365										4	1	1	0	0	0	3					
Kurt Stillwell, S (1, 6) OBP: 0.231, SLG: 0.217										4	1	1	0	0	0	0					
Inning Stats	R: 2 E: 0 K: 0 S: 13	H: 4 LOB: 3 BB: 0 P: 22	R: 0 E: 0 K: 0 S: 6	H: 0 LOB: 0 BB: 0 P: 10	R: 0 E: 0 K: 0 S: 5	H: 1 LOB: 1 BB: 0 P: 9	R: 0 E: 0 K: 0 S: 5	H: 0 LOB: 0 BB: 0 P: 8	R: 0 E: 0 K: 1 S: 8	H: 0 LOB: 0 BB: 0 P: 10	R: 3 E: 0 K: 0 S: 17	H: 4 LOB: 2 BB: 1 P: 30	R: 0 E: 0 K: 1 S: 6	H: 0 LOB: 0 BB: 0 P: 10	R: 0 E: 0 K: 2 S: 8	H: 0 LOB: 0 BB: 0 P: 10		1B: 9 2B: 1 3B: 0 HR: 0	SF: 0 SAC: 1 DP: 0 HBP: 1	WP: 1 PB: 0 CS: 0	PA: 39
PITCHER	IP WLS BF H R ER SO BB IBB HBP BLK WP HR S P ERA WHIP	IP WLS BF H R ER SO BB IBB HBP BLK WP HR S P ERA WHIP	IP WLS BF H R ER SO BB IBB HBP BLK WP HR S P ERA WHIP	IP WLS BF H R ER SO BB IBB HBP BLK WP HR S P ERA WHIP	IP WLS BF H R ER SO BB IBB HBP BLK WP HR S P ERA WHIP	IP WLS BF H R ER SO BB IBB HBP BLK WP HR S P ERA WHIP	IP WLS BF H R ER SO BB IBB HBP BLK WP HR S P ERA WHIP	IP WLS BF H R ER SO BB IBB HBP BLK WP HR S P ERA WHIP	IP WLS BF H R ER SO BB IBB HBP BLK WP HR S P ERA WHIP	IP WLS BF H R ER SO BB IBB HBP BLK WP HR S P ERA WHIP	IP WLS BF H R ER SO BB IBB HBP BLK WP HR S P ERA WHIP	IP WLS BF H R ER SO BB IBB HBP BLK WP HR S P ERA WHIP	IP WLS BF H R ER SO BB IBB HBP BLK WP HR S P ERA WHIP	IP WLS BF H R ER SO BB IBB HBP BLK WP HR S P ERA WHIP	IP WLS BF H R ER SO BB IBB HBP BLK WP HR S P ERA WHIP	IP WLS BF H R ER SO BB IBB HBP BLK WP HR S P ERA WHIP	IP WLS BF H R ER SO BB IBB HBP BLK WP HR S P ERA WHIP	IP WLS BF H R ER SO BB IBB HBP BLK WP HR S P ERA WHIP	IP WLS BF H R ER SO BB IBB HBP BLK WP HR S P ERA WHIP	IP WLS BF H R ER SO BB IBB HBP BLK WP HR S P ERA WHIP	IP WLS BF H R ER SO BB IBB HBP BLK WP HR S P ERA WHIP
Tommy John, L (1, 1) ERA: 4.5	6.2	L	32	10	5	5	1	0	0	1	1	0	0	0	0	0	6.75	1.500			
Dale Mohorcic, R (7, 1) ERA: 3.55	1.1	4	0	0	0	1	0	0	0	0	0	0	0	0	0	0	0.00	0.000			
Lee Guetterman, L (9, 1) ERA:	1.0	3	0	0	0	2	0	0	0	0	0	0	0	0	0	0	0.00	0.000			

Batter	1	2	3	4	5	6	7	8	9	AB	R	H	RBI	BB	SO	LOB	BOTTOM					
Rickey Henderson, R (1, 7) OBP: 0.386, SLG: 0.412										4	0	0	0	0	1	1	Kansas City Royals @ New York Yankees Yankee Stadium, Bronx, NY Tue May 02 1989, 7:05 PM EDT Att: 20,587 - Unknown livebaseballscorecards.com					
Steve Sax, R (1, 4) OBP: 0.321, SLG: 0.376										4	0	1	0	0	0	1						
Don Mattingly, L (1, 3) OBP: 0.323, SLG: 0.272										4	0	0	0	0	0	1						
Ken Phelps, L (1, 10) OBP: 0.389, SLG: 0.426										4	1	1	0	0	0	1						
Jesse Barfield, R (1, 9) OBP: 0.256, SLG: 0.429										4	1	1	0	0	2	0						
Mike Pagliaro, L (1, 5) OBP: 0.192, SLG: 0.163										4	0	1	0	0	0	1						
Don Slaught, R (1, 2) OBP: 0.294, SLG: 0.457										3	1	1	0	0	1	1						
Alvaro Espinoza, R (1, 6) OBP: 0.325, SLG: 0.296										1	0	0	0	0	1	1						
Hai Morris, L (7, PH) (8, 6)										1	0	0	0	0	1	1						
Wayne Tolleson, S (8, 6) OBP: 0.133, SLG: 0.071										0	0	0	0	0	0	0						
Roberto Kelly, R (1, 8) OBP: 0.378, SLG: 0.474										3	0	1	0	0	0	2						
Inning Stats	R: 0 E: 0 K: 0 S: 6	H: 0 LOB: 0 BB: 0 P: 7	R: 2 E: 1 K: 1 S: 11	H: 2 LOB: 1 BB: 0 P: 17	R: 0 E: 0 K: 0 S: 5	H: 0 LOB: 0 BB: 0 P: 8	R: 0 E: 0 K: 1 S: 7	H: 0 LOB: 0 BB: 0 P: 10	R: 1 E: 1 K: 1 S: 10	H: 2 LOB: 1 BB: 0 P: 14	R: 0 E: 0 K: 0 S: 11	H: 0 LOB: 0 BB: 0 P: 16	R: 0 E: 0 K: 2 S: 18	H: 1 LOB: 1 BB: 0 P: 25	R: 0 E: 0 K: 0 S: 10	H: 1 LOB: 1 BB: 0 P: 15	R: 0 E: 0 K: 1 S: 5	H: 0 LOB: 0 BB: 0 P: 7	1B: 6 2B: 0 3B: 0 HR: 0	SF: 0 SAC: 2 DP: 0 HBP: 0	WP: 2 PB: 0 CS: 0	PA: 34
PITCHER	IP WLS BF H R ER SO BB IBB HBP BLK WP HR S P ERA WHIP	IP WLS BF H R ER SO BB IBB HBP BLK WP HR S P ERA WHIP	IP WLS BF H R ER SO BB IBB HBP BLK WP HR S P ERA WHIP	IP WLS BF H R ER SO BB IBB HBP BLK WP HR S P ERA WHIP	IP WLS BF H R ER SO BB IBB HBP BLK WP HR S P ERA WHIP	IP WLS BF H R ER SO BB IBB HBP BLK WP HR S P ERA WHIP	IP WLS BF H R ER SO BB IBB HBP BLK WP HR S P ERA WHIP	IP WLS BF H R ER SO BB IBB HBP BLK WP HR S P ERA WHIP	IP WLS BF H R ER SO BB IBB HBP BLK WP HR S P ERA WHIP	IP WLS BF H R ER SO BB IBB HBP BLK WP HR S P ERA WHIP	IP WLS BF H R ER SO BB IBB HBP BLK WP HR S P ERA WHIP	IP WLS BF H R ER SO BB IBB HBP BLK WP HR S P ERA WHIP	IP WLS BF H R ER SO BB IBB HBP BLK WP HR S P ERA WHIP	IP WLS BF H R ER SO BB IBB HBP BLK WP HR S P ERA WHIP	IP WLS BF H R ER SO BB IBB HBP BLK WP HR S P ERA WHIP	IP WLS BF H R ER SO BB IBB HBP BLK WP HR S P ERA WHIP	IP WLS BF H R ER SO BB IBB HBP BLK WP HR S P ERA WHIP	IP WLS BF H R ER SO BB IBB HBP BLK WP HR S P ERA WHIP	IP WLS BF H R ER SO BB IBB HBP BLK WP HR S P ERA WHIP	IP WLS BF H R ER SO BB IBB HBP BLK WP HR S P ERA WHIP	IP WLS BF H R ER SO BB IBB HBP BLK WP HR S P ERA WHIP	IP WLS BF H R ER SO BB IBB HBP BLK WP HR S P ERA WHIP
Mark Gubicza, R (1, 1) ERA: 2.75	9.0	W	34	6	3	1	6	0	0	0	0	0	0	0	0	0	1.00	0.667				



Batter	1	2	3	4	5	6	7	8	9	AB	R	H	RBI	BB	SO	LOB	TOP			
Jim Eisenreich, L (1, 8) OBP: 0.365, SLG: 0.509	G6-3		S 1B BB		1-3			G1-3		3	1	0	0	1	0	0	Kansas City Royals @ Cleveland Indians Cleveland Municipal Stadium, Cleveland, OH Wed May 03 1989, 7:05 PM EDT Att: 8,090 - Sunny - 54 F			
Kevin Seitzer, R (1, 5) OBP: 0.357, SLG: 0.369	G3-1 1B		G6-3		F9			G4-3		4	0	1	0	0	0	1				
Luis de los Santos, R (1, 3) OBP: 0.333, SLG: 0.333	G3-1		L6-4 1B			1-3		K		4	0	1	1	0	2	1				
Danny Tartabull, R (1, 9) OBP: 0.423, SLG: 0.412	K		1-2 1B			2-0		5-3		4	0	1	0	0	2	1				
Pat Tabler, R (1, 10) OBP: 0.346, SLG: 0.311		6-3	L6-4			2-2		F9		4	0	1	0	0	0	2				
Bo Jackson, R (1, 7) OBP: 0.320, SLG: 0.602	K			0-1 CS 1B				L8		4	0	1	0	0	1	1				
Mike Macfarlane, R (1, 2) Bill Buckner, L (0, PH) OBP: 0.278, SLG: 0.314	E6			1 SAFE 1 SAFE 1 SAFE 1 SAFE 1 SAFE 1 SAFE	2-3 K			4-3		3	0	0	0	0	1	1				
Frank White, R (1, 4) OBP: 0.314, SLG: 0.364	G6-3			1 SAFE 1 SAFE 1 SAFE 1 SAFE	1-1 G1-3			FC4-6 1B		3	0	1	0	0	0	2				
Kurt Stillwell, S (1, 6) OBP: 0.235, SLG: 0.270					0-1 L8			FC4-6		3	1	1	1	0	0	1				
Inning Stats	R: 0 E: 0 K: 1 S: 9	H: 1 LOB: 1 BB: 0 P: 12	R: 0 E: 1 K: 1 S: 9	H: 0 LOB: 1 BB: 0 P: 15	R: 2 E: 0 K: 0 S: 10	H: 3 LOB: 1 BB: 1 P: 19	R: 0 E: 0 K: 1 S: 7	H: 1 LOB: 0 BB: 0 P: 10	R: 0 E: 0 K: 0 S: 6	H: 0 LOB: 0 BB: 0 P: 8	R: 0 E: 0 K: 1 S: 5	H: 1 LOB: 1 BB: 0 P: 10	R: 0 E: 0 K: 1 S: 8	H: 0 LOB: 0 BB: 0 P: 12	R: 0 E: 0 K: 1 S: 11	H: 1 LOB: 1 BB: 0 P: 16	1B: 6 2B: 1 3B: 0 HR: 1	SF: 0 SAC: 0 DP: 1 HBP: 0	WP: 0 PB: 0 SB: 2 CS: 1	PA: 34
PITCHER Tom Candiotti, R (1, 1) ERA: 3.5	IP: 9.0 WLS: W BF: 34 H: 7 R: 2 ER: 2 SO: 6 BB: 1 IBB: 0 HBP: 0 BLK: 0 WP: 0 HR: 1 S: 72 P: 114 ERA: 2.00 WHIP: 0.889																			

Batter	1	2	3	4	5	6	7	8	9	AB	R	H	RBI	BB	SO	LOB	BOTTOM	
Oddibe McDowell, L (1, 7) OBP: 0.283, SLG: 0.270	1B SF8 BB	P5		G3		G4-3		F9		4	1	0	0	1	0	3	Kansas City Royals @ Cleveland Indians Cleveland Municipal Stadium, Cleveland, OH Wed May 03 1989, 7:05 PM EDT Att: 8,090 - Sunny - 54 F	
Jerry Browne, S (1, 4) OBP: 0.272, SLG: 0.305	P3		SH5-3 2B	E BB		K				3	2	1	0	1	1	1		
Joe Carter, R (1, 8) OBP: 0.295, SLG: 0.343	1B		SH5-3	E6		K				3	0	1	0	0	1	0		
Pete O'Brien, L (1, 3) OBP: 0.458, SLG: 0.539	SF8		G3	G3-1		G6-3				3	0	0	1	0	0	2		
Cory Snyder, R (1, 9) OBP: 0.352, SLG: 0.490	1B		2B	FC6-4 E 1B		K				4	0	3	1	0	1	0		
Pat Keedy, R (1, 10) OBP: 0.313, SLG: 0.357	K		K	E5 FC6-4		F7				4	0	0	0	0	2	4		
Brook Jacoby, R (1, 5) OBP: 0.392, SLG: 0.463				P5		K		P6		4	1	1	1	0	1	2		
Andy Allanson, R (1, 2) OBP: 0.275, SLG: 0.289	P4			G3 1B WP 1B		FC6-4 FC3-6		G3 1B		4	1	2	0	0	0	2		
Felix Fermin, R (1, 6) OBP: 0.349, SLG: 0.250	1-3			WP G3 1B		FC3-6		G3		4	1	1	0	0	0	3		
Inning Stats	R: 1 E: 0 K: 1 S: 23	H: 2 LOB: 2 BB: 1 P: 34	R: 1 E: 0 K: 0 S: 8	H: 1 LOB: 0 BB: 0 P: 15	R: 1 E: 0 K: 1 S: 13	H: 2 LOB: 1 BB: 0 P: 16	R: 3 E: 1 K: 0 S: 9	H: 2 LOB: 1 BB: 1 P: 15	R: 0 E: 0 K: 2 S: 8	H: 0 LOB: 0 BB: 0 P: 11	R: 0 E: 0 K: 1 S: 7	H: 0 LOB: 0 BB: 0 P: 11	R: 0 E: 0 K: 0 S: 6	H: 1 LOB: 1 BB: 0 P: 9	1B: 6 2B: 2 3B: 0 HR: 1	SF: 1 SAC: 1 DP: 0 HBP: 0	WP: 1 PB: 0 SB: 0 CS: 0	PA: 37
PITCHER Charlie Leibrandt, L (1, 1) ERA: 3.28 Luis Aquino, R (5, 1) ERA: 0.56	IP: 4.0 WLS: L BF: 24 H: 6 R: 4 ER: 4 SO: 2 BB: 2 IBB: 0 HBP: 0 BLK: 0 WP: 0 HR: 1 S: 1 P: 57 ERA: 9.00 WHIP: 2.500																	

Batter	1	2	3	4	5	6	7	8	9	AB	R	H	RBI	BB	SO	LOB	TOP										
Willie Wilson, S OBP: 0.276, SLG: 0.230 (1, 8)										3	1	0	0	1	1	0	Kansas City Royals @ Cleveland Indians Cleveland Municipal Stadium, Cleveland, OH Thu May 04 1989, 3:33 AM EDT Att: 6,757 - Unknown livebaseballscorecards.com										
Kevin Seitzer, R OBP: 0.353, SLG: 0.364 (1, 5)										4	0	1	0	0	0	2											
Jim Eisenreich, L OBP: 0.343, SLG: 0.475 (1, 9)										4	0	0	0	0	1	3											
Danny Tartabull, R OBP: 0.407, SLG: 0.393 (1, 10)										4	0	0	0	0	1	1											
Bill Buckner, L OBP: 0.256, SLG: 0.289 (1, 3)										3	0	0	0	0	0	0											
Bo Jackson, R OBP: 0.311, SLG: 0.583 (1, 7)										3	0	0	0	0	1	0											
Bob Boone, R OBP: 0.373, SLG: 0.361 (1, 2)										3	0	0	0	0	0	1											
Brad Wellman, R OBP: 0.281, SLG: 0.233 (1, 4)										3	0	0	0	0	0	0											
Kurt Stillwell, S OBP: 0.239, SLG: 0.262 (1, 6)										2	0	0	0	1	0	0											
Inning Stats	R: 0 E: 0 K: 1 S: 8	H: 0 LOB: 0 BB: 0 P: 13	R: 0 E: 1 K: 1 S: 8	H: 0 LOB: 1 BB: 0 P: 13	R: 0 E: 0 K: 0 S: 8	H: 0 LOB: 0 BB: 0 P: 8	R: 0 E: 0 K: 1 S: 5	H: 0 LOB: 0 BB: 0 P: 10	R: 0 E: 0 K: 1 S: 10	H: 0 LOB: 2 BB: 2 P: 23	R: 0 E: 0 K: 0 S: 6	H: 0 LOB: 0 BB: 0 P: 9	R: 0 E: 0 K: 0 S: 7	H: 0 LOB: 0 BB: 0 P: 12	R: 1 E: 1 K: 0 S: 8	H: 1 LOB: 0 BB: 0 P: 10	1B: 1 2B: 0 3B: 0 HR: 0	SF: 0 SAC: 0 DP: 2 HBP: 0	WP: 0 PB: 0 SB: 1 CS: 0	PA: 31							
PITCHER	IP	WLS	BF	H	R	ER	SO	BB	IBB	HBP	BLK	WP	HR	S	P	ERA	WHIP										
John Farrell, R ERA: 2.7 (1, 1)	8.0	W	29	1	1	0	4	2	0	0	0	0	0	63	108	0.00	0.375										
Doug Jones, R ERA: 1.74 (9, 1)	1.0	S	2	0	0	0	0	0	0	0	0	0	0	3	3	0.00	0.000										

Batter	1	2	3	4	5	6	7	8	9	AB	R	H	RBI	BB	SO	LOB	BOTTOM										
Oddibe McDowell, L OBP: 0.272, SLG: 0.258 (1, 7)										4	0	0	0	0	1	2	Kansas City Royals @ Cleveland Indians Cleveland Municipal Stadium, Cleveland, OH Thu May 04 1989, 3:33 AM EDT Att: 6,757 - Unknown livebaseballscorecards.com										
Jerry Browne, S OBP: 0.271, SLG: 0.303 (1, 4)										4	1	1	1	0	0	1											
Joe Carter, R OBP: 0.302, SLG: 0.377 (1, 8)										4	1	2	2	0	0	1											
Pete O'Brien, L OBP: 0.441, SLG: 0.516 (1, 3)										4	0	0	0	0	0	1											
Cory Snyder, R OBP: 0.343, SLG: 0.475 (1, 9)										3	0	0	0	0	2	0											
Dave Clark, L OBP: 0.321, SLG: 0.420 (1, 10)										2	0	0	0	1	0	0											
Brook Jacoby, R OBP: 0.390, SLG: 0.451 (1, 5)										2	0	0	0	1	0	1											
Andy Allanson, R OBP: 0.277, SLG: 0.291 (1, 2)										3	1	1	0	0	0	2											
Felix Fermin, R OBP: 0.353, SLG: 0.257 (1, 6)										2	0	1	0	0	0	0											
Inning Stats	R: 0 E: 0 K: 1 S: 7	H: 0 LOB: 0 BB: 0 P: 10	R: 0 E: 0 K: 1 S: 11	H: 0 LOB: 2 BB: 2 P: 20	R: 0 E: 0 K: 0 S: 7	H: 1 LOB: 1 BB: 0 P: 11	R: 0 E: 0 K: 0 S: 11	H: 0 LOB: 0 BB: 0 P: 18	R: 0 E: 0 K: 0 S: 8	H: 0 LOB: 0 BB: 0 P: 13	R: 0 E: 0 K: 0 S: 8	H: 1 LOB: 1 BB: 0 P: 12	R: 0 E: 1 K: 1 S: 6	H: 0 LOB: 0 BB: 0 P: 8	R: 3 E: 0 K: 0 S: 12	H: 3 LOB: 0 BB: 0 P: 18	1B: 4 2B: 0 3B: 0 HR: 1	SF: 0 SAC: 1 DP: 1 HBP: 0	WP: 0 PB: 0 SB: 0 CS: 0	PA: 31							
PITCHER	IP	WLS	BF	H	R	ER	SO	BB	IBB	HBP	BLK	WP	HR	S	P	ERA	WHIP										
Bret Saberhagen, R ERA: 3.35 (1, 1)	8.0	L	31	5	3	3	3	2	0	0	0	0	1	70	110	3.38	0.875										

Batter	1	2	3	4	5	6	7	8	9	10	AB	R	H	RBI	BB	SO	LOB	TOP		
Willie Wilson, S OBP: 0.261, SLG: 0.215	(1,8) G4-3		(1,0) F8		(1,3) K	(0,0) FC6-4			(0,3) K		5	0	0	0	0	2	3	Kansas City Royals @ Milwaukee Brewers Milwaukee County Stadium, Milwaukee, WI Fri May 05 1989, 8:05 PM EDT Att: 16,751 - Unknown - 48 F		
Kevin Seltzer, R OBP: 0.347, SLG: 0.357	(1,5) K		(2,2) G4-3		(0,0) G6-3		(0,0) G4-3		(2,1) 1B		5	0	1	0	0	1	1			
Luis de los Santos, R OBP: 0.286, SLG: 0.286	(1,3) 2B		(0,1) F9		(1,1) L3		(1,0) G6-3		(2,2) F9		5	1	1	0	0	0	2			
Danny Tartabull, R OBP: 0.425, SLG: 0.446	(1,9) 2B			(4,0) BB		(0,0) E3		(2,2) HBP		(2,1) HR	3	2	2	2	1	0	0			
Jim Eisenreich, L OBP: 0.333, SLG: 0.455	(1,10) F7		(2,2) F7		(2,0) F8		(1,3) K		(2,0) 1B	(2,0) 1B	5	0	1	0	0	1	4			
Bo Jackson, R OBP: 0.324, SLG: 0.614		(3,2) HR		(2,3) K		(2,1) FC3-6			(1,0) G3-1	(1,1) 1B	5	2	3	1	0	1	1			
Bob Boone, R OBP: 0.364, SLG: 0.351		(3,3) K		(2,2) E5		(0,2) FC3-6			(2,3) K	(3,3) K	5	0	1	1	0	3	3			
Frank White, R OBP: 0.297, SLG: 0.341		(3,3) K		(1,3) K		(1,1) FC3-6			(1,1) G6-3	(2,2) P4	5	0	0	1	0	2	4			
Kurt Stillwell, S OBP: 0.253, SLG: 0.290		(1,3) K			(3,1) 2B	(1,3) FC6-4			(0,3) K		4	0	2	0	0	2	0			
Inning Stats	R: 1 E: 0 K: 1 S: 15	H: 2 LOB: 1 BB: 0 P: 23	R: 1 E: 0 K: 3 S: 13	H: 1 LOB: 0 BB: 0 P: 23	R: 0 E: 0 K: 2 S: 12	H: 0 LOB: 2 BB: 1 P: 23	R: 0 E: 0 K: 1 S: 8	H: 1 LOB: 1 BB: 0 P: 13	R: 0 E: 0 K: 1 S: 8	H: 0 LOB: 1 BB: 0 P: 12	R: 0 E: 0 K: 1 S: 7	H: 0 LOB: 0 BB: 0 P: 11	R: 0 E: 0 K: 2 S: 12	H: 1 LOB: 1 BB: 0 P: 16	R: 1 E: 0 K: 1 S: 14	H: 3 LOB: 1 BB: 0 P: 24	1B: 7 2B: 2 3B: 0 HR: 2		SF: 0 SAC: 0 DP: 0 HBP: 1	WP: 0 PB: 0 SB: 1 CS: 2
PITCHER	IP WLS BF H R ER SO BB IBB HBP BLK WP HR S P ERA WHIP																			
Mike Birkbeck, R ERA: 3.77	(1,1) 5.1																			
Mark Knudson, R ERA: 1.77	(6,1) 3.2																			
Chuck Crim, R ERA: 3.68	(10,1) 1.0																			

Batter	1	2	3	4	5	6	7	8	9	10	AB	R	H	RBI	BB	SO	LOB	BOTTOM				
Paul Molitor, R OBP: 0.374, SLG: 0.487	(1,10) E		(1,2) SF8		(2,3) K		(0,0) L9			(4,1) BB	3	0	1	1	1	1	0	Kansas City Royals @ Milwaukee Brewers Milwaukee County Stadium, Milwaukee, WI Fri May 05 1989, 8:05 PM EDT Att: 16,751 - Unknown - 48 F				
Gary Sheffield, R OBP: 0.308, SLG: 0.415	(1,6) E4		(3,3) K		(1,0) P9					(1,2) G4-3	5	0	0	0	0	2	3					
Robin Yount, R OBP: 0.357, SLG: 0.398	(1,8) K		(2,3) K2-3			(3,1) HR					4	1	1	1	0	3	3					
Rob Deer, R OBP: 0.327, SLG: 0.427	(1,9) P8			(3,1) G6-3		(3,2) P8					4	0	0	0	0	1	2					
Glenn Braggs, R OBP: 0.291, SLG: 0.412	(1,7) CS		(1,1) P2		(0,1) HR	(1,0) P6			(2,2) P5		4	1	1	1	0	0	0					
Joey Meyer, R OBP: 0.298, SLG: 0.333	(1,3) 3-H			(4,0) HR		(3,2) HR					2	1	1	1	1	1	0					
Terry Francona, L OBP: 0.194, SLG: 0.200	(7,3) K			(4,0) FC5-4		(3,2) HR			(1,2) G4-3		1	0	0	0	0	0	0					
Gus Polidor, R OBP: 0.173, SLG: 0.231	(1,5) F8			(1,2) FC5-4		(1,0) L8			(1,3) K		4	0	0	0	0	1	1					
Jim Gantner, L OBP: 0.259, SLG: 0.244	(1,4) 1B		(1,0) 1B		(3,3) K		(0,2) G6-3			(0,1) G4-3	4	1	1	0	0	1	1					
Charlie O'Brien, R OBP: 0.321, SLG: 0.292	(1,2) 1B				(0,2) G4-3				(2,3) K		3	0	1	0	0	1	0					
B.J. Surhoff, L OBP: 0.244, SLG: 0.352	(10,PH) 1B									(1,1) G3-1	1	0	0	0	0	0	0					
Inning Stats	R: 0 E: 1 K: 1 S: 12	H: 1 LOB: 1 BB: 0 P: 18	R: 0 E: 0 K: 1 S: 8	H: 0 LOB: 0 BB: 0 P: 11	R: 1 E: 0 K: 2 S: 15	H: 2 LOB: 1 BB: 0 P: 20	R: 1 E: 0 K: 1 S: 14	H: 1 LOB: 1 BB: 1 P: 25	R: 0 E: 0 K: 1 S: 8	H: 0 LOB: 0 BB: 0 P: 11	R: 0 E: 0 K: 1 S: 11	H: 0 LOB: 0 BB: 0 P: 10	R: 0 E: 0 K: 3 S: 10	H: 0 LOB: 0 BB: 0 P: 14	R: 0 E: 0 K: 1 S: 13	H: 0 LOB: 0 BB: 0 P: 17	R: 0 E: 0 K: 0 S: 8	H: 0 LOB: 1 BB: 1 P: 14	1B: 3 2B: 0 3B: 0 HR: 3	SF: 1 SAC: 0 DP: 0 HBP: 0	WP: 0 PB: 0 SB: 1 CS: 1	PA: 39
PITCHER	IP WLS BF H R ER SO BB IBB HBP BLK WP HR S P ERA WHIP																					
Floyd Bannister, L ERA: 4.73	(1,1) 5.1																					
Jeff Montgomery, R ERA: 3.07	(6,1) 3.2																					
Steve Farr, R ERA: 0.93	(10,1) 1.0																					

AB	42
R	5
H	11
RBI	5
BB	1
SO	12
LOB	18

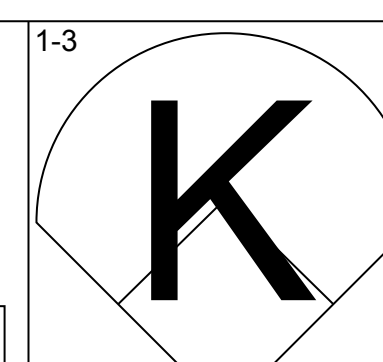
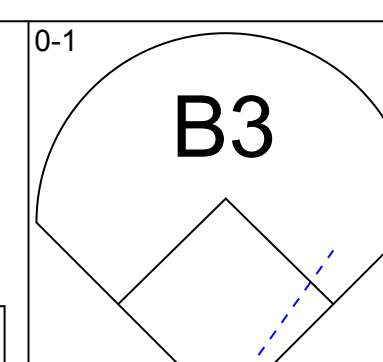
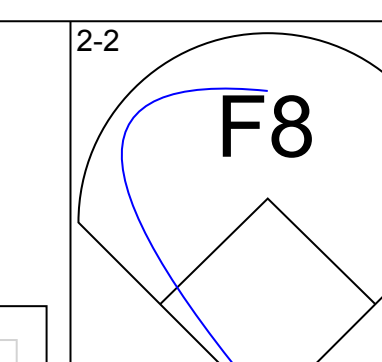
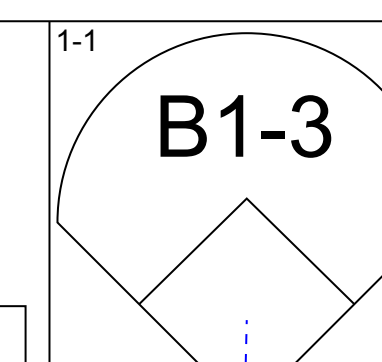
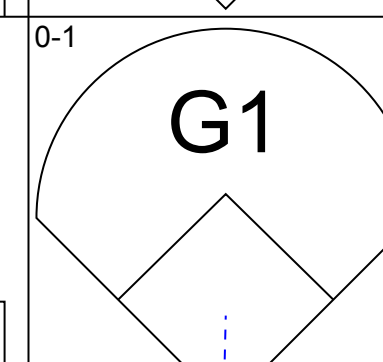
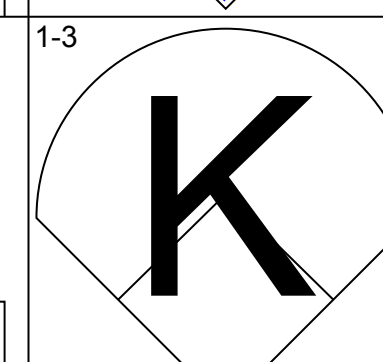
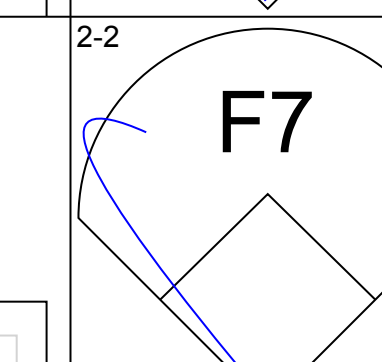
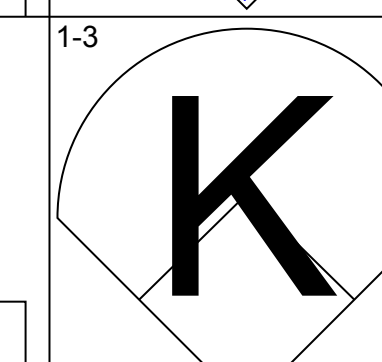
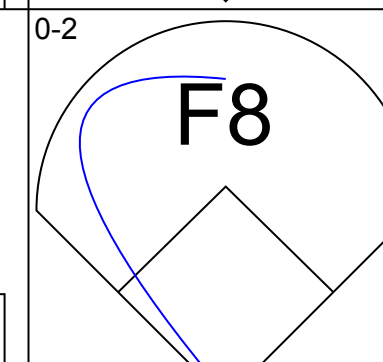
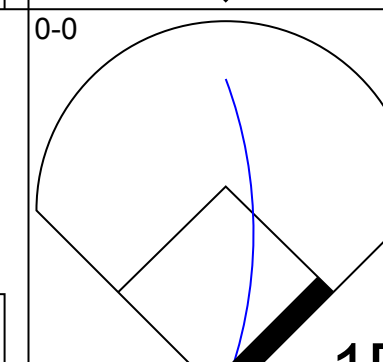


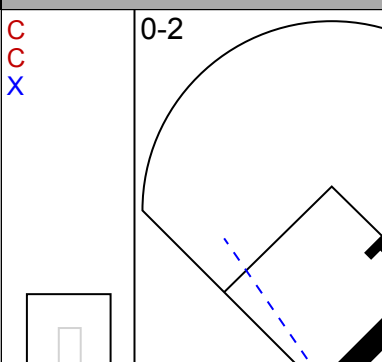
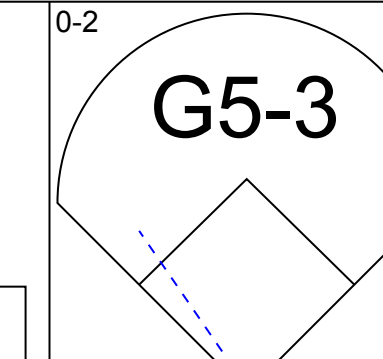
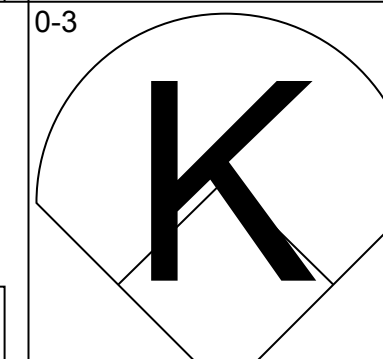

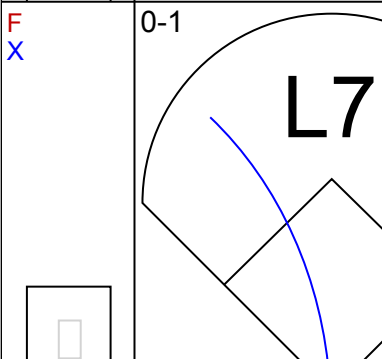
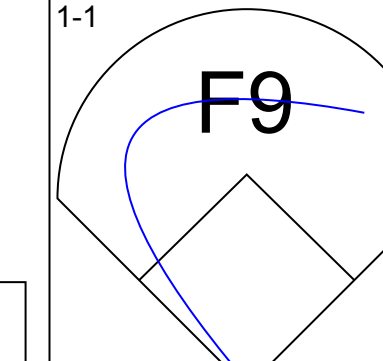
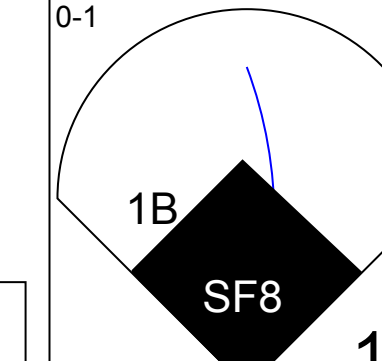
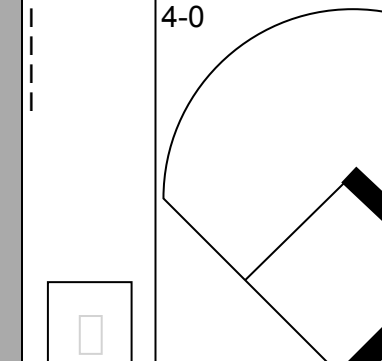
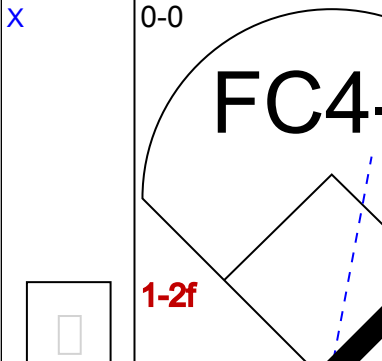
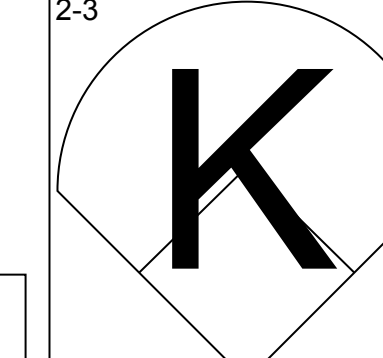
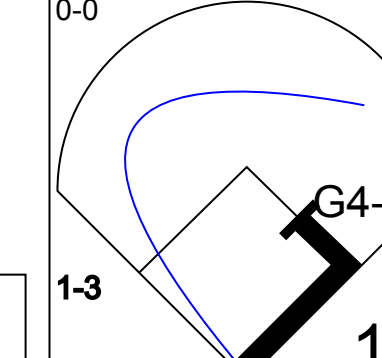
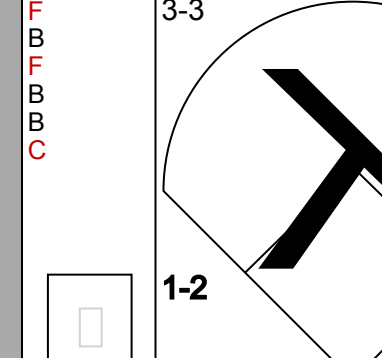
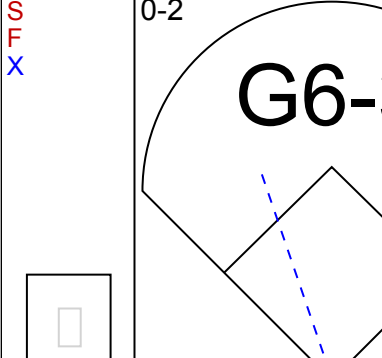
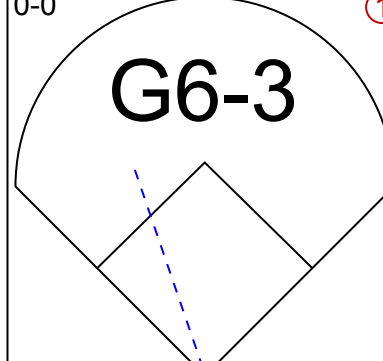
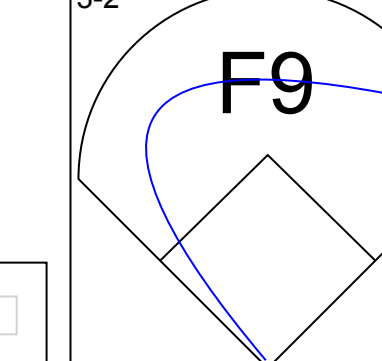
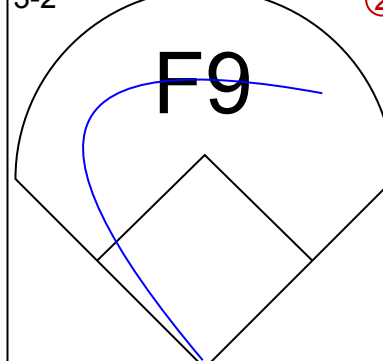
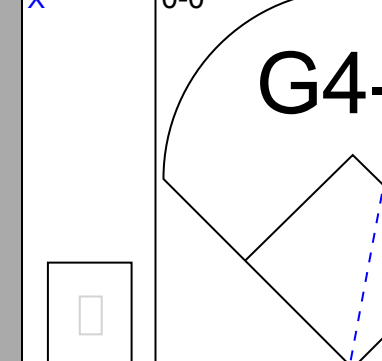
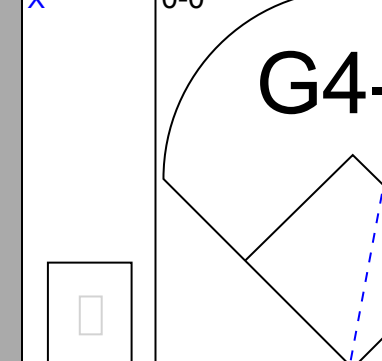
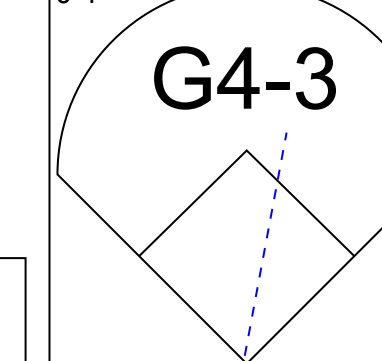
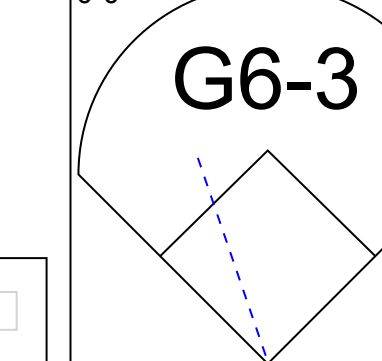
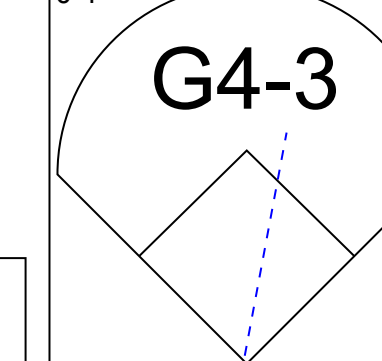


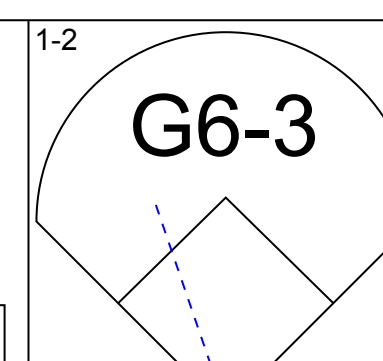
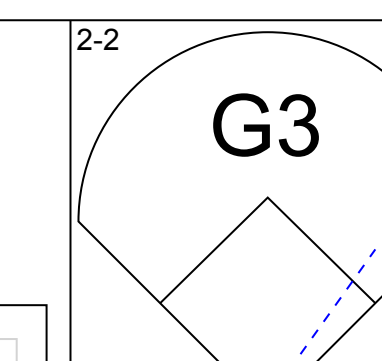
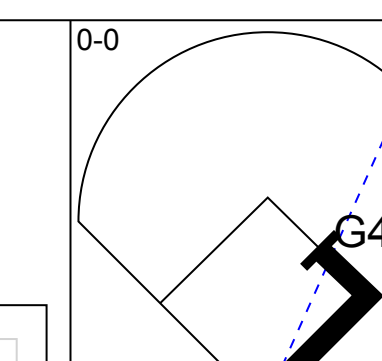
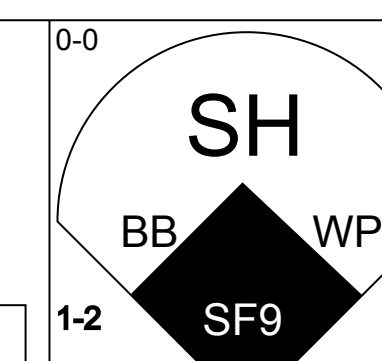
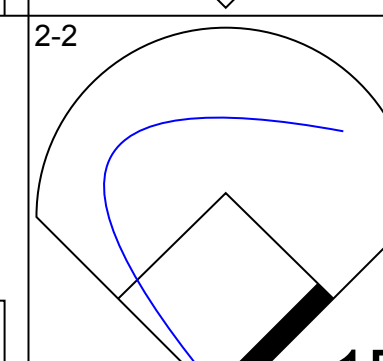
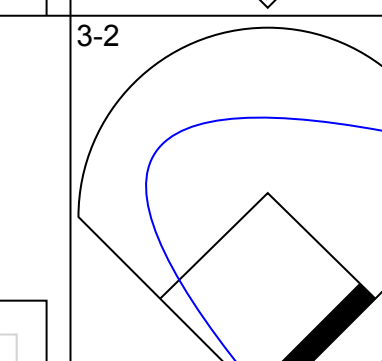
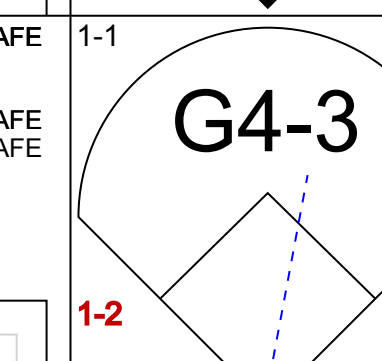
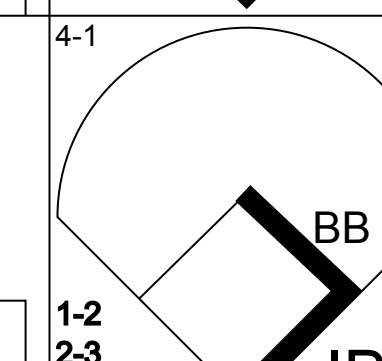
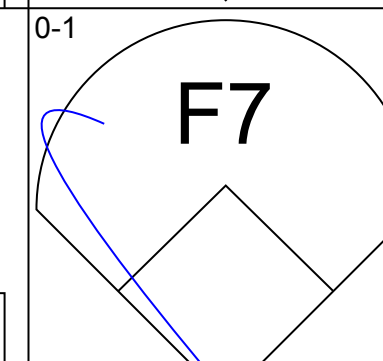
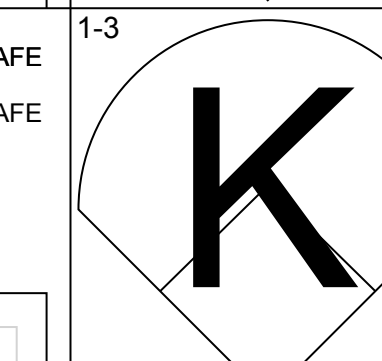
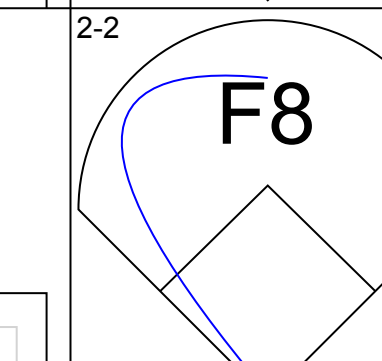
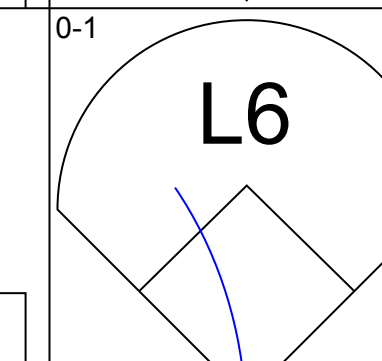
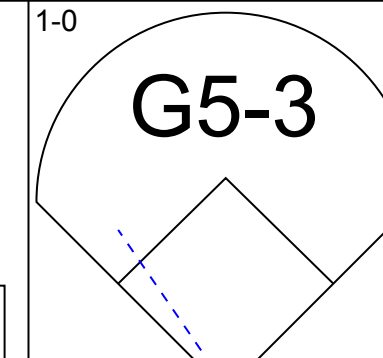
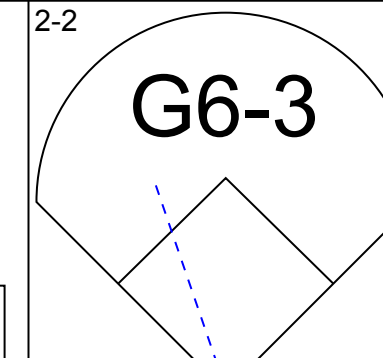

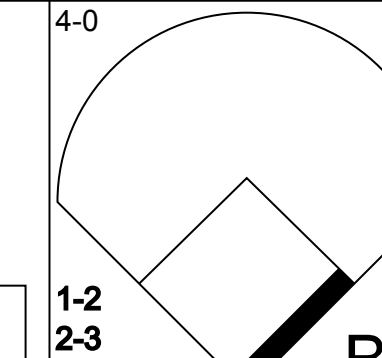
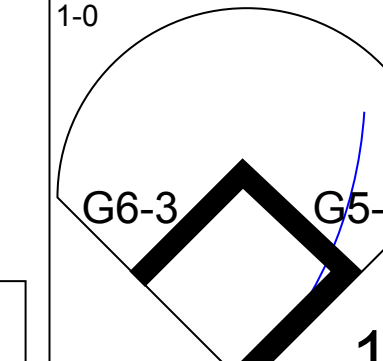
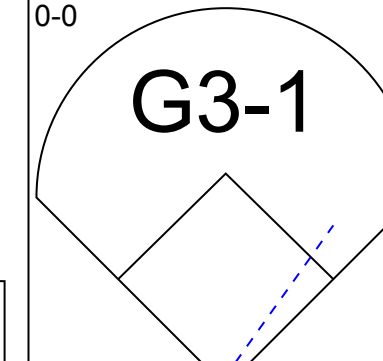
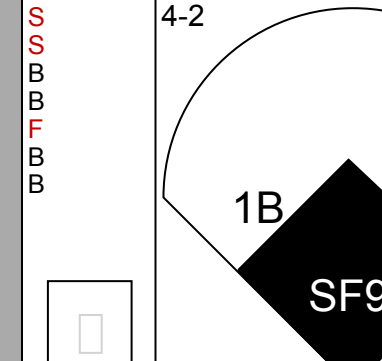
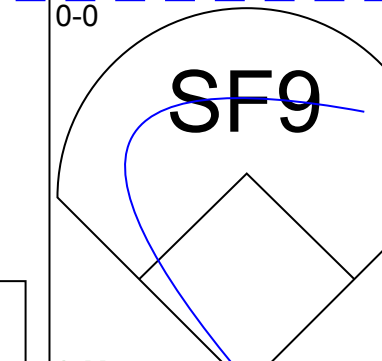
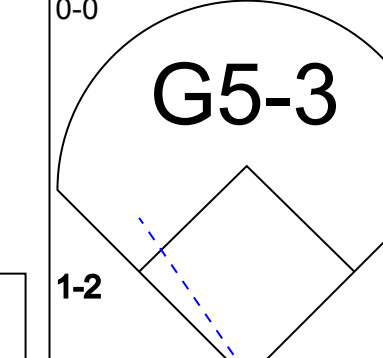
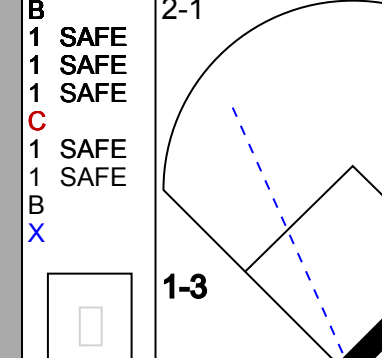
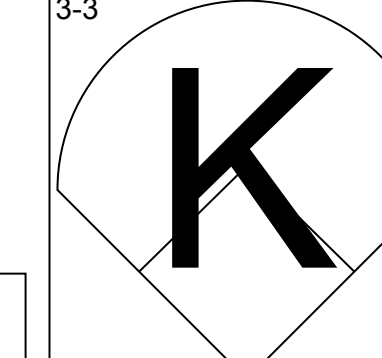
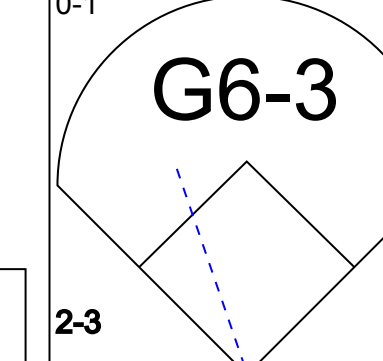

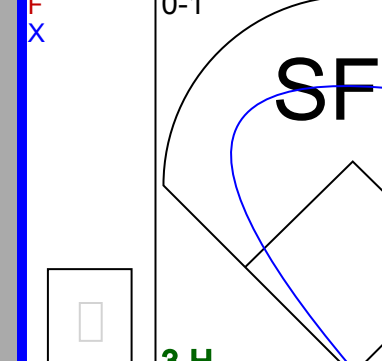
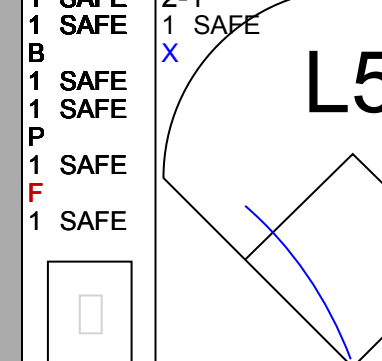

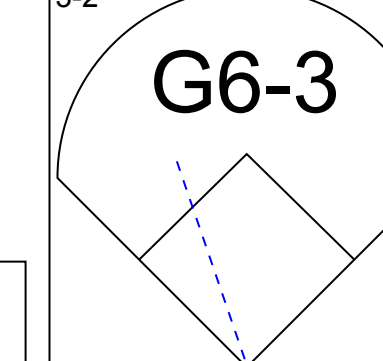
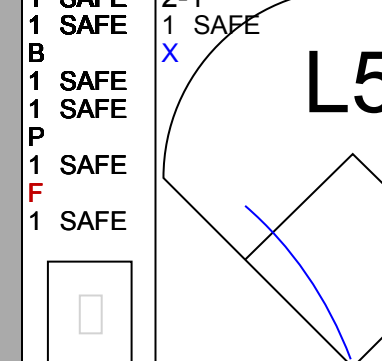
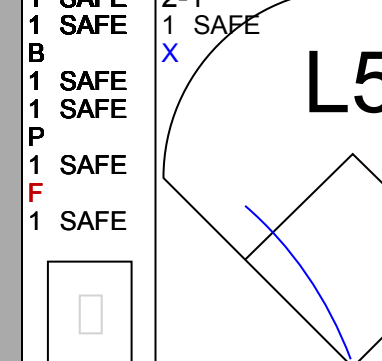


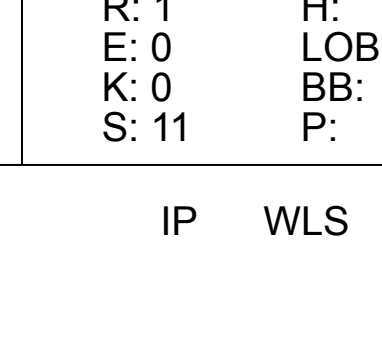
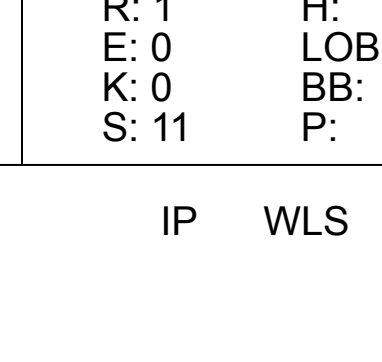
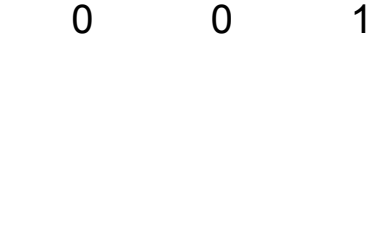



AB	35
R	4
H	6
RBI	4
BB	2
SO	11
LOB	10



Batter	1	2	3	4	5	6	7	8	9	AB	R	H	RBI	BB	SO	LOB	TOP					
Willie Wilson, S OBP: 0.253, SLG: 0.207 Gary Thurman, R OBP: 0.313, SLG: 0.267	(1, 8) K		(2, 2) G1-3			(1, 2) G3		(1, 0) F9		3	0	0	0	0	1	0	Kansas City Royals @ Milwaukee Brewers Milwaukee County Stadium, Milwaukee, WI Sun May 07 1989, 4:33 AM EDT Att: 22,524 - Unknown livebaseballscorecards.com					
Kevin Seitzer, R OBP: 0.348, SLG: 0.353 Mike Macfarlane, R OBP: 0.185, SLG: 0.231	(1, 5) L9		(3, 0) G5-3			(1, 0) G1-3		(2, 2) G4-3		4	0	1	0	0	0	1						
Luis de los Santos, R OBP: 0.319, SLG: 0.318	(1, 3) FC6-4			(2, 1) G5-4-3		(2, 2) G1-3		(3, 0) G4-3		4	0	2	0	0	0	2						
Danny Tartabull, R OBP: 0.430, SLG: 0.455	(1, 9) FC6-4			(1, 0) G5-4-3		(1, 0) P3			(0, 0) G4-3	4	1	1	0	0	0	3						
Pat Tabler, R OBP: 0.337, SLG: 0.305		(0, 0) F7		(0, 0) FC6-4			(1, 2) G4-3		(0, 2) G4-3	4	0	1	0	0	0	1						
Bo Jackson, R OBP: 0.336, SLG: 0.624		(1, 1) FC6-4		(1, 0) FC6-4			(2, 1) FC5-4		(1, 2) E	4	1	3	1	0	0	1						
Bob Boone, R Rey Palacios, R	(1, 2) F9	(0, 0) F9			(3, 2) P6		(2, 0) L9		(2, 1) E3	3	0	0	0	0	0	2						
Frank White, R Brady Bellman, R Bill Buckner, L	(1, 4) F8	(2, 0) F8			(1, 0) G5-3		(1, 1) FC5-4		(3, 0) G3-6	3	0	0	0	0	0	2						
Kurt Stillwell, S OBP: 0.250, SLG: 0.297			(2, 3) K			(1, 2) G4-3				3	0	1	0	0	1	0						
Inning Stats	R: 0 E: 0 K: 1 S: 12	H: 1 LOB: 1 BB: 0 P: 17	R: 0 E: 0 K: 0 S: 5	H: 1 LOB: 1 BB: 0 P: 8	R: 0 E: 0 K: 1 S: 8	H: 0 LOB: 0 BB: 0 P: 12	R: 0 E: 0 K: 0 S: 5	H: 2 LOB: 1 BB: 0 P: 9	R: 0 E: 0 K: 0 S: 8	H: 0 LOB: 0 BB: 0 P: 13	R: 0 E: 0 K: 0 S: 7	H: 1 LOB: 1 BB: 0 P: 11	R: 0 E: 0 K: 0 S: 8	H: 1 LOB: 1 BB: 0 P: 14	R: 0 E: 0 K: 0 S: 8	H: 1 LOB: 0 BB: 0 P: 11		R: 2 E: 1 K: 0 S: 16	H: 2 LOB: 0 BB: 0 P: 19	1B: 6 2B: 2 3B: 1 HR: 0	SF: 0 SAC: 0 DP: 2 HBP: 0	WP: 0 PB: 0 SB: 0 CS: 0
PITCHER	IP WLS BF H R ER SO BB IBB HBP BLK WP HR S P ERA WHIP																					
Chris Bosio, R ERA: 2.09 Chuck Cim, R ERA: 3.95	(1, 1) 5.0 W 18 4 0 0 2 0 0 0 0 0 0 0 38 59 0.00 0.800																					

Batter	1	2	3	4	5	6	7	8	9	AB	R	H	RBI	BB	SO	LOB	BOTTOM			
Paul Molitor, R Gus Polidor, R	(1, 5) G6-3		(1, 1) SH1-3	(0, 0) P3	(2, 2) L3					4	1	1	0	0	0	2	Kansas City Royals @ Milwaukee Brewers Milwaukee County Stadium, Milwaukee, WI Sun May 07 1989, 4:33 AM EDT Att: 22,524 - Unknown livebaseballscorecards.com			
Gary Sheffield, R	(1, 6) 2B		(1, 1) SH1-3	(2, 0) 1B		(0, 0) F7		(0, 2) G6-3		4	2	2	0	0	0	1				
Robin Yount, R Mike Felder, S	(1, 8) WP		(1, 0) 1B	(2, 0) 1B		(2, 2) F8		(2, 1) G1-3		3	2	3	3	0	0	0				
Rob Deer, R Terry Francona, L	(1, 9) G5-3		(0, 0) HR	(1, 3) K		(4, 2) BB				3	1	1	1	1	1	3				
Glenn Braggs, R	(1, 7) K		(1, 0) HR	(1, 2) 1B		(1, 1) G5-3				4	1	2	3	0	1	2				
B.J. Surhoff, L OBP: 0.256, SLG: 0.346		(0, 0) F9	(1, 1) FC6-4	(0, 1) 1B		(2, 2) G6-3				4	0	2	1	0	0	0				
Dave Engle, R OBP: 0.346, SLG: 0.692		(2, 1) 2B	(3, 0) FC6-4	(0, 0) P3		(1, 1) L7				4	0	1	0	0	0	3				
Joey Meyer, R OBP: 0.279, SLG: 0.308		(3, 0) F8	(0, 3) K		(1, 1) P3		(3, 3) K			4	0	0	0	0	2	2				
Jim Gantner, L Bill Spiers, L	(1, 4) F7			(4, 0) 1B	(2, 1) P3			(0, 3) K		2	1	1	0	1	0	1				
Inning Stats	R: 1 E: 0 K: 1 S: 10	H: 2 LOB: 1 BB: 0 P: 18	R: 0 E: 0 K: 0 S: 6	H: 1 LOB: 1 BB: 0 P: 11	R: 4 E: 0 K: 1 S: 14	H: 5 LOB: 1 BB: 0 P: 22	R: 3 E: 0 K: 1 S: 15	H: 4 LOB: 2 BB: 1 P: 26	R: 0 E: 0 K: 0 S: 8	H: 1 LOB: 1 BB: 0 P: 13	R: 0 E: 0 K: 0 S: 10	H: 0 LOB: 1 BB: 1 P: 17	R: 0 E: 0 K: 1 S: 13	H: 0 LOB: 0 BB: 0 P: 19	R: 0 E: 0 K: 1 S: 9	H: 1 LOB: 1 BB: 0 P: 11		1B: 8 2B: 6 3B: 0 HR: 1	SF: 0 SAC: 1 DP: 1 HBP: 0	WP: 1 PB: 0 SB: 0 CS: 0
PITCHER	IP WLS BF H R ER SO BB IBB HBP BLK WP HR S P ERA WHIP																			
Charlie Leibrandt, L Luis Aquino, R Jerry Don Gleaton, L	(1, 1) 2.1 L 15 5 3 3 2 0 0 0 0 0 0 38 64 7.36 1.909																			

Batter	1	2	3	4	5	6	7	8	9	AB	R	H	RBI	BB	SO	LOB	TOP				
Oddibe McDowell, L OBP: 0.276, SLG: 0.239 (1, 7)										4	0	0	0	0	1	0	Cleveland Indians @ Kansas City Royals Royals Stadium, Kansas City, MO Tue May 09 1989, 8:05 PM EDT Att: 22,634 - Unknown - 62 F				
Jerry Browne, S OBP: 0.294, SLG: 0.284 (1, 4)										4	0	0	0	0	2	0					
Joe Carter, R OBP: 0.306, SLG: 0.379 (1, 8)										4	0	3	0	0	0	0					
Cory Snyder, R OBP: 0.310, SLG: 0.429 (1, 9)										4	0	0	0	0	1	3					
Pete O'Brien, L OBP: 0.419, SLG: 0.495 (1, 3)										3	1	1	0	1	0	1					
Brook Jacoby, R OBP: 0.415, SLG: 0.495 (1, 5)										4	0	1	0	0	2	3					
Dave Clark, L OBP: 0.386, SLG: 0.600 (1, 10)										1	0	0	1	1	0	0					
Andy Allanson, R OBP: 0.277, SLG: 0.281 (1, 2)										3	0	0	0	0	0	4					
Felix Fermin, R OBP: 0.356, SLG: 0.284 (1, 6)										3	0	0	0	0	1	0					
Inning Stats	R: 0 E: 0 K: 1 S: 8	H: 0 LOB: 0 BB: 0 P: 9	R: 0 E: 0 K: 1 S: 8	H: 0 LOB: 0 BB: 0 P: 11	R: 0 E: 0 K: 1 S: 9	H: 0 LOB: 0 BB: 0 P: 14	R: 0 E: 0 K: 2 S: 10	H: 1 LOB: 1 BB: 0 P: 11	R: 1 E: 0 K: 0 S: 7	H: 2 LOB: 0 BB: 0 P: 8	R: 0 E: 0 K: 0 S: 10	H: 0 LOB: 0 BB: 0 P: 14	R: 0 E: 0 K: 1 S: 8	H: 1 LOB: 3 BB: 2 P: 20	R: 0 E: 0 K: 1 S: 7	H: 0 LOB: 0 BB: 0 P: 9	R: 0 E: 0 K: 0 S: 9	H: 1 LOB: 1 BB: 0 P: 9	1B: 4 2B: 1 3B: 0 HR: 0	SF: 1 SAC: 0 DP: 1 HBP: 0	WP: 1 PA: 33 CS: 0
PITCHER Bret Saberhagen, R ERA: 3.0 (1, 1)	IP: 9.0 WLS: W BF: 33 H: 5 R: 1 ER: 1 SO: 7 BB: 0 IBB: 2 HBP: 0 BLK: 0 WP: 1 HR: 0 S: 76 P: 105 ERA: 1.00 WHIP: 0.556															PITCHER					

Batter	1	2	3	4	5	6	7	8	9	AB	R	H	RBI	BB	SO	LOB	BOTTOM		
Willie Wilson, S OBP: 0.255, SLG: 0.212 (1, 8)										3	1	1	0	0	0	0	Cleveland Indians @ Kansas City Royals Royals Stadium, Kansas City, MO Tue May 09 1989, 8:05 PM EDT Att: 22,634 - Unknown - 62 F		
Kevin Seitzer, R OBP: 0.360, SLG: 0.361 (1, 5)										3	0	2	0	1	0	1			
Luis de los Santos, R OBP: 0.289, SLG: 0.289 (1, 3)										4	0	0	0	0	1	5			
Danny Tartabull, R OBP: 0.424, SLG: 0.441 (1, 9)										3	0	0	1	1	0	1			
Jim Eisenreich, L OBP: 0.344, SLG: 0.458 (1, 10)										2	1	1	0	1	0	0			
Pat Tabler, R OBP: 0.333, SLG: 0.305 (8, PH)										0	0	0	1	0	0	0			
Bo Jackson, R OBP: 0.333, SLG: 0.611 (1, 7)										4	0	1	0	0	1	3			
Bob Boone, R OBP: 0.342, SLG: 0.329 (1, 2)										2	0	0	0	0	0	1			
Bill Buckner, L OBP: 0.244, SLG: 0.282 (7, PH)										0	0	0	1	0	0	0			
Rey Palacios, R (8, 2)										0	0	0	0	0	0	0			
Frank White, R OBP: 0.267, SLG: 0.304 (1, 4)										3	0	0	0	0	2				
Kurt Stillwell, S OBP: 0.253, SLG: 0.299 (1, 6)										3	1	1	0	0	0	0			
Inning Stats	R: 0 E: 0 K: 0 S: 10	H: 1 LOB: 1 BB: 0 P: 14	R: 0 E: 0 K: 0 S: 7	H: 1 LOB: 1 BB: 0 P: 11	R: 0 E: 0 K: 1 S: 12	H: 1 LOB: 0 BB: 0 P: 18	R: 0 E: 0 K: 0 S: 5	H: 0 LOB: 0 BB: 0 P: 8	R: 0 E: 0 K: 0 S: 4	H: 0 LOB: 0 BB: 0 P: 8	R: 0 E: 0 K: 0 S: 8	H: 1 LOB: 0 BB: 0 P: 11	R: 1 E: 0 K: 0 S: 11	H: 1 LOB: 1 BB: 1 P: 18	R: 2 E: 0 K: 1 S: 9	H: 1 LOB: 2 BB: 2 P: 20	1B: 6 2B: 0 3B: 0 HR: 0	SF: 2 SAC: 1 DP: 0 HBP: 0	WP: 1 PA: 33 CS: 0
PITCHER Tom Candiotti, R ERA: 3.53 (1, 1)	IP: 7.1 WLS: L BF: 31 H: 6 R: 3 ER: 3 SO: 1 BB: 2 IBB: 1 HBP: 0 BLK: 0 WP: 1 HR: 0 S: 62 P: 101 ERA: 3.68 WHIP: 1.091															PITCHER			
Jesse Orosco, L ERA: 2.25 (8, 1)	0.1	1	0	0	0	0	0	0	0	0	0	1	1	0.00	0.000				
Keith Atherton, R ERA: 3.6 (8, 1)	0.1	1	0	0	0	1	0	0	0	0	0	3	6	0.00	0.000				

AB	30
R	1
H	5
RBI	1
BB	2
SO	7
LOB	11



Batter	1	2	3	4	5	6	7	8	9	AB	R	H	RBI	BB	SO	LOB	TOP										
Jerry Browne, S (1, 4) OBP: 0.262, SLG: 0.281	0-1 6-3		1-1 SAFE 1B	0-0 G1		0-0 G5-3			2-1 G6-3	5	0	1	0	0	0	2											
Felix Fermin, R (1, 6) Mike Young, S (9, PH) OBP: 0.382, SLG: 0.293 OBP: 0.385, SLG: 0.273	1-2 1-3		1-1 SAFE 1B		0-0 F8 1B		0-0 FC6-4 1B		1-2 G5-3	4	0	2	0	0	0	2											
Joe Carter, R (1, 8) OBP: 0.297, SLG: 0.367	0-1 G6-3		1-1 F7		1-1 P5		1-2 P4			4	0	0	0	0	0	4											
Cory Snyder, R (1, 9) OBP: 0.315, SLG: 0.431		1-2 S 1B		0-3 K	0-0 F8 1B		0-2 FC6-4			4	0	2	0	0	1												
Pete O'Brien, L (1, 3) OBP: 0.414, SLG: 0.496	1-0 F8		1-0 HR 2B	1-0 F8	1-2 2-3		0-2 G4-3			4	1	1	0	0	0	4											
Brook Jacoby, R (1, 5) OBP: 0.418, SLG: 0.520	2-3 K		3-1 HR	4-0 IBB				0-3 K		3	1	1	2	1	2	1											
Luis Medina, R (1, 10) Dave Clark, L (8, PH) OBP: 0.391, SLG: 0.391 OBP: 0.380, SLG: 0.590	2-3 K		1-2 1B	1-3 K				2-3 K		3	0	1	0	0	2	4											
Andy Allanson, R (1, 2) OBP: 0.276, SLG: 0.280			0-2 G4-3	0-1 1B		0-0 F7		2-0 F9		4	0	1	0	0	0	0											
Oddibe McDowell, L (1, 7) OBP: 0.276, SLG: 0.239			2-1 1B S 1B	0-2 F7		1-2 1-3		0-0 G6-3		4	0	1	0	0	0	2											
Inning Stats	R: 0 E: 0 K: 0 S: 7	H: 0 LOB: 0 BB: 0 P: 8	R: 0 E: 0 K: 2 S: 14	H: 1 LOB: 1 BB: 0 P: 20	R: 0 E: 0 K: 0 S: 12	H: 2 LOB: 2 BB: 0 P: 17	R: 2 E: 0 K: 1 S: 18	H: 4 LOB: 2 BB: 0 P: 23	R: 0 E: 0 K: 1 S: 9	H: 2 LOB: 3 BB: 1 P: 16	R: 0 E: 0 K: 0 S: 5	H: 0 LOB: 0 BB: 0 P: 6	R: 0 E: 0 K: 0 S: 11	H: 1 LOB: 1 BB: 0 P: 12	R: 0 E: 0 K: 2 S: 8	H: 0 LOB: 0 BB: 0 P: 12	R: 0 E: 0 K: 0 S: 6	H: 0 LOB: 0 BB: 0 P: 9	1B: 8 2B: 1 3B: 0 HR: 1	SF: 0 SAC: 0 DP: 0 HBP: 0	WP: 0 PB: 0 SB: 0 CS: 2	PA: 38					
PITCHER	IP	WLS	BF	H	R	ER	SO	BB	IBB	HBP	BLK	WP	HR	S	P	ERA	WHIP										
Floyd Bannister, L (1, 1) ERA: 4.5	6.0		29	10	2	2	4	0	1	0	0	0	1	66	91	3.00	1.667										
Jeff Montgomery, R (7, 1) ERA: 2.7	2.0	W	6	0	0	0	2	0	0	0	0	0	0	18	23	0.00	0.000										
Steve Farr, R (9, 1) ERA: 0.84	1.0	S	3	0	0	0	0	0	0	0	0	0	0	6	9	0.00	0.000										

Cleveland Indians @ Kansas City Royals
 Royals Stadium, Kansas City, MO
 Wed May 10 1989, 8:05 PM EDT
 Att: 25,983 - Unknown

AB 37
 R 2
 H 10
 RBI 2
 BB 1
 SO 6
 LOB 20

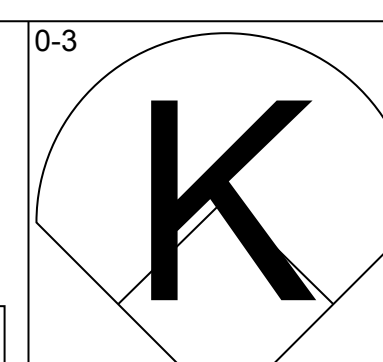
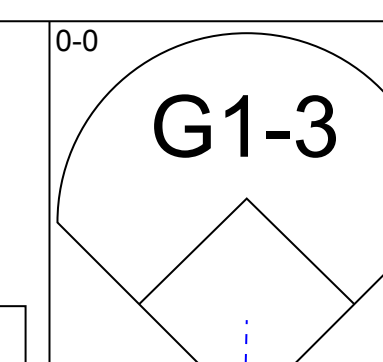
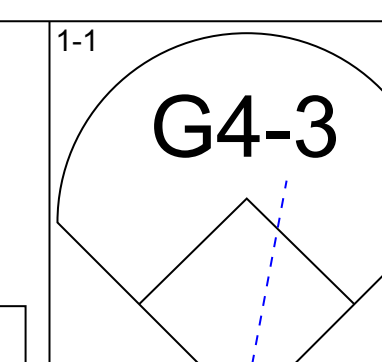
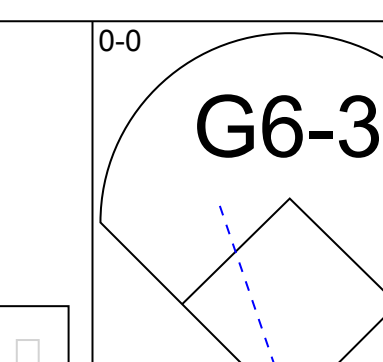
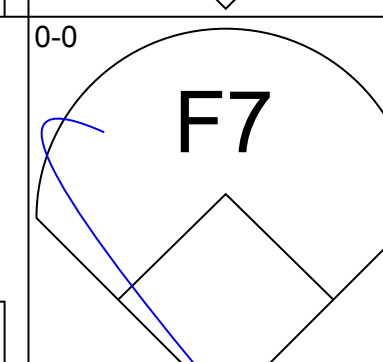
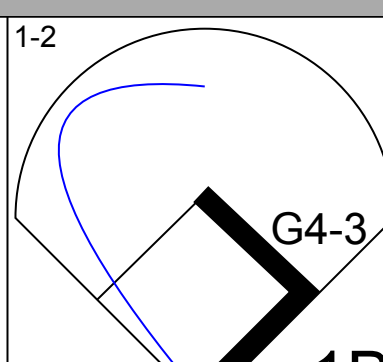
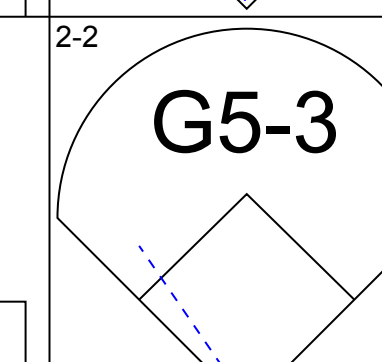
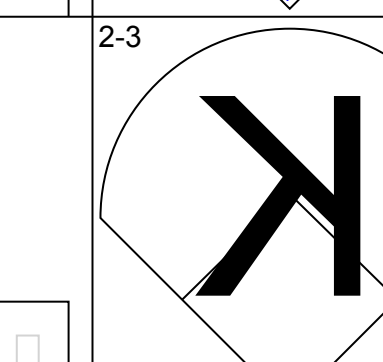
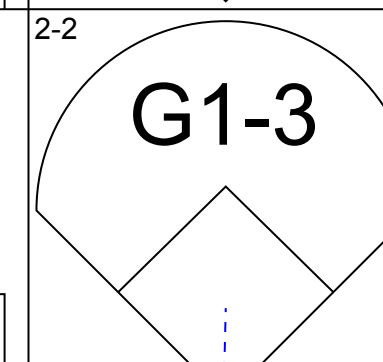
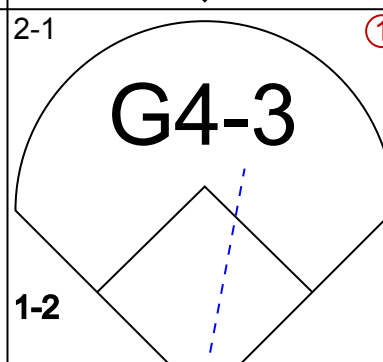
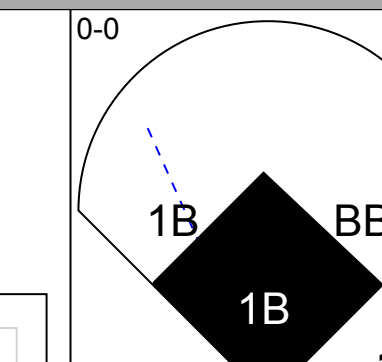
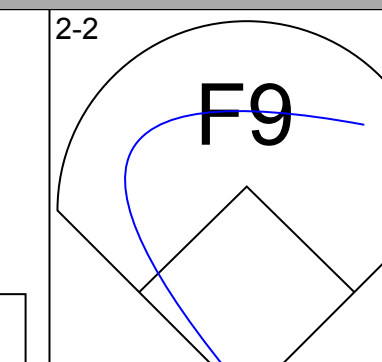
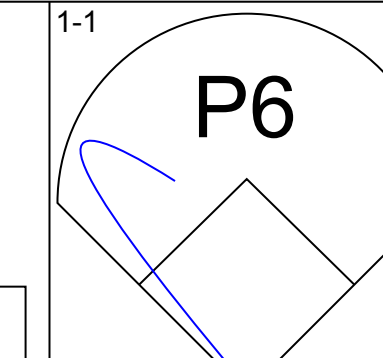
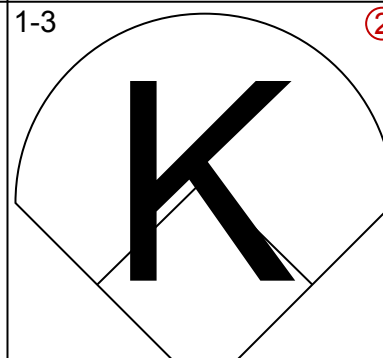
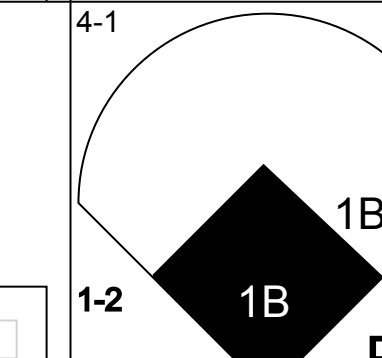
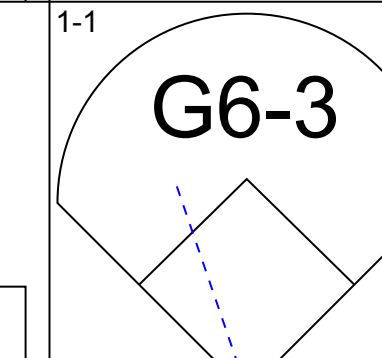
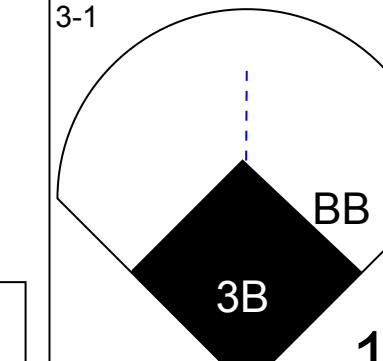
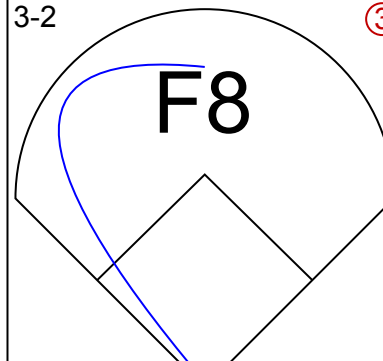
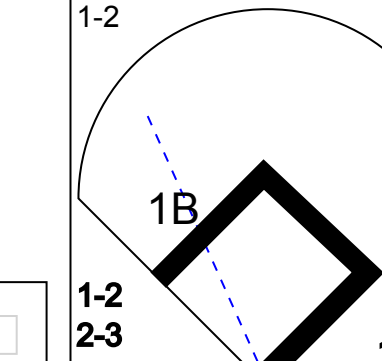
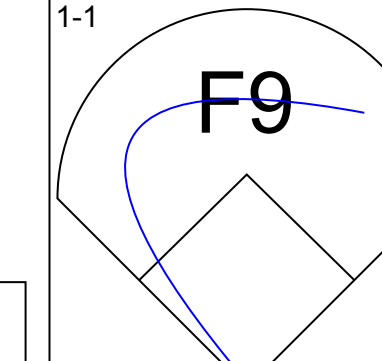
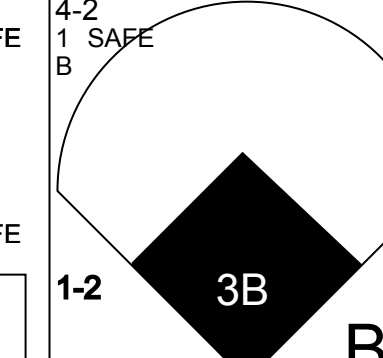
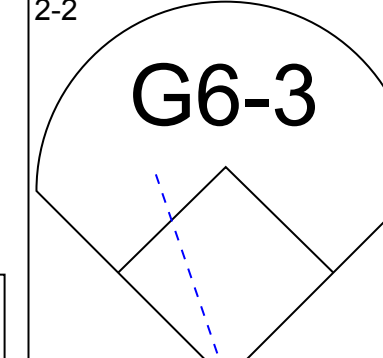
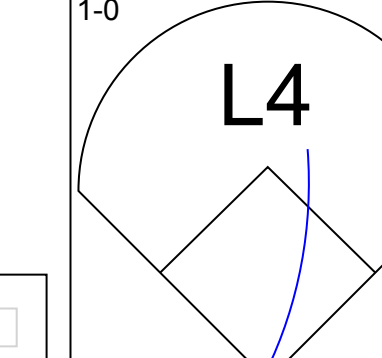
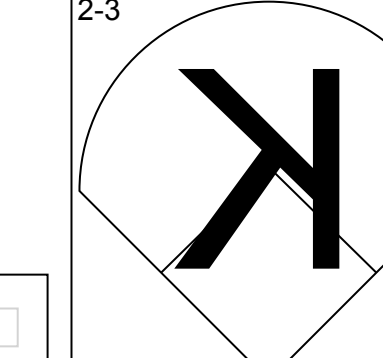
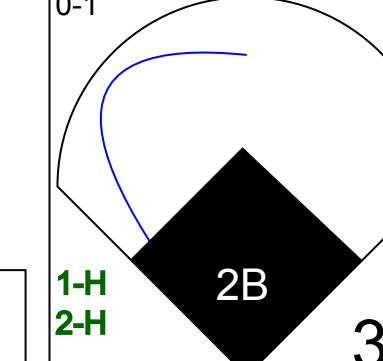
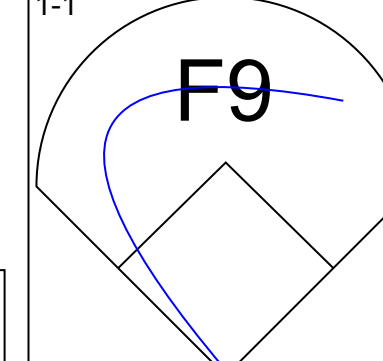
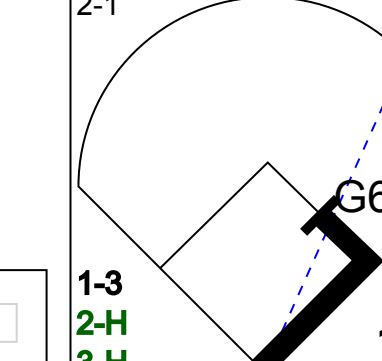
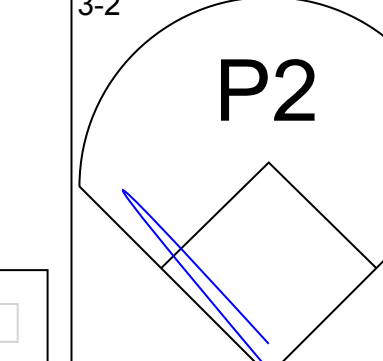
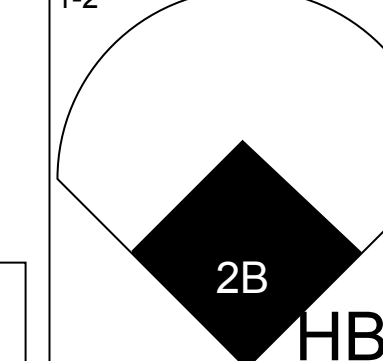
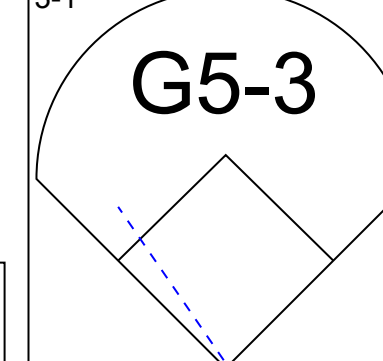
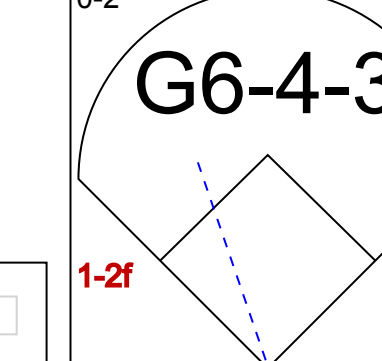
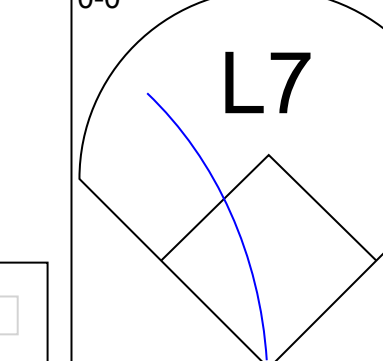
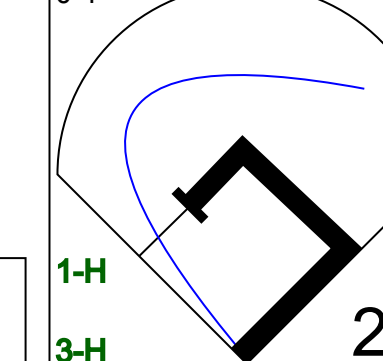
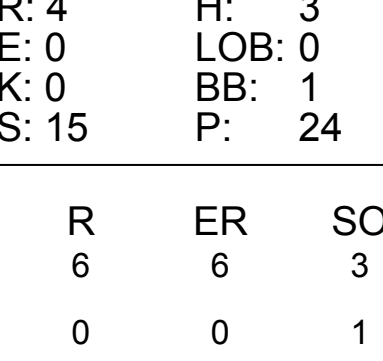
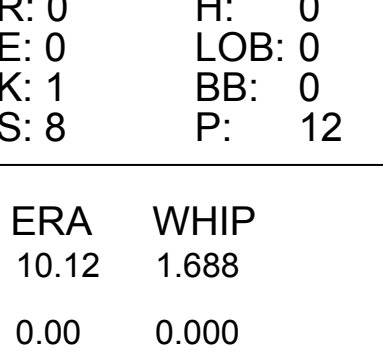
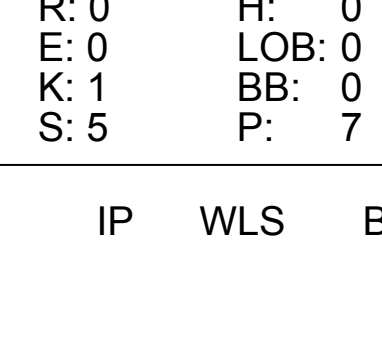


Batter	1	2	3	4	5	6	7	8	9	AB	R	H	RBI	BB	SO	LOB	BOTTOM										
Willie Wilson, S (1, 8) OBP: 0.255, SLG: 0.213	0-0 B3		0-0 4-3		2-2 G4-3		2-2 1B			4	0	1	1	0	0	1											
Kevin Seitzer, R (1, 5) OBP: 0.394, SLG: 0.365	1-0 4-3		2-1 1B		3-2 1B		1-1 L9			4	0	2	1	0	0	2											
Pat Tabler, R (1, 3) OBP: 0.330, SLG: 0.302	3-2 G6-3		0-0 FC6-4 1B		2-3 K		0-0 L5			4	0	1	0	0	1	3											
Danny Tartabull, R (1, 9) Garry Thurman, R (9, 9) OBP: 0.411, SLG: 0.425 OBP: 0.313, SLG: 0.267		1-1 G5-3	1-2 FC6-4		1-3 K		1-3 K			4	0	0	0	0	2	2											
Bill Buckner, L (1, 10) OBP: 0.244, SLG: 0.279	1-2 G4-3			1-1 4-3 1B		0-0 F7		1-0 P4		4	0	1	0	0	0	0											
Bo Jackson, R (1, 7) OBP: 0.323, SLG: 0.590	2-3 K			2-0 4-3		0-0 4-3		1-3 K		4	0	0	0	0	2	1											
Bob Boone, R (1, 2) Rey Palacios, R (7, PR) OBP: 0.344, SLG: 0.321 OBP: 0.272, SLG: 0.309			2-2 G5-3	2-0 1-3		4-0 1B SH3-4 BB				2	0	0	0	1	0	1											
Frank White, R (1, 4) OBP: 0.272, SLG: 0.309			0-0 PB 1B	0-3 K		0-0 SH3-4				2	1	1	0	0	1	1											
Kurt Stillwell, S (1, 6) OBP: 0.267, SLG: 0.313			2-2 4-3 1B		1-1 G4-3		1-1 1B			3	1	2	1	0	0	0											
Inning Stats	R: 0 E: 0 K: 0 S: 5	H: 0 LOB: 0 BB: 0 P: 9	R: 0 E: 0 K: 1 S: 10	H: 0 LOB: 0 BB: 0 P: 14	R: 2 E: 0 K: 0 S: 14	H: 4 LOB: 2 BB: 0 P: 21	R: 0 E: 0 K: 1 S: 8	H: 1 LOB: 1 BB: 0 P: 13	R: 0 E: 0 K: 1 S: 17	H: 1 LOB: 1 BB: 0 P: 25	R: 0 E: 0 K: 1 S: 5	H: 0 LOB: 0 BB: 0 P: 6	R: 1 E: 0 K: 0 S: 9	H: 2 LOB: 2 BB: 1 P: 17	R: 0 E: 0 K: 2 S: 7	H: 0 LOB: 0 BB: 0 P: 10	1B: 8 2B: 0 3B: 0 HR: 0	SF: 0 SAC: 1 DP: 0 HBP: 0	WP: 0 PB: 1 SB: 0 CS: 0	PA: 33							
PITCHER	IP	WLS	BF	H	R	ER	SO	BB	IBB	HBP	BLK	WP	HR	S	P	ERA	WHIP										
John Farrell, R (1, 1) ERA: 2.86	8.0	L	33	8	3	3	6	1	0	0	0	0	0	75	115	3.38	1.125										

Cleveland Indians @ Kansas City Royals
 Royals Stadium, Kansas City, MO
 Wed May 10 1989, 8:05 PM EDT
 Att: 25,983 - Unknown

AB 31
 R 3
 H 8
 RBI 3
 BB 1
 SO 6
 LOB 11

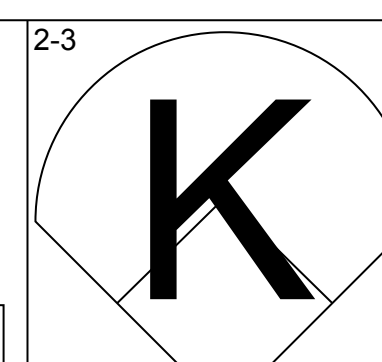
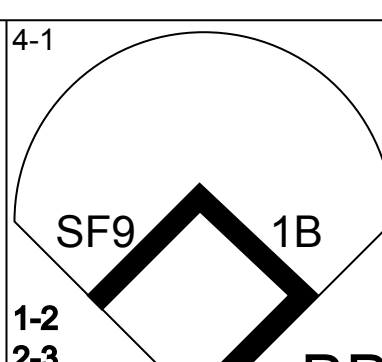
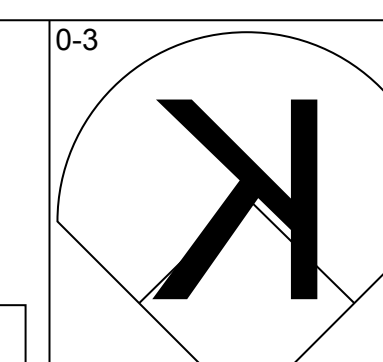
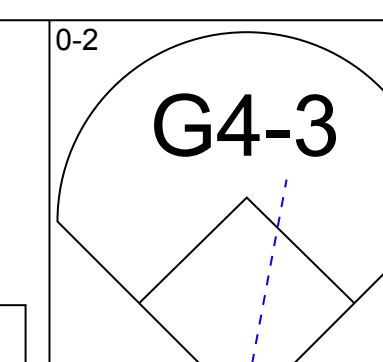
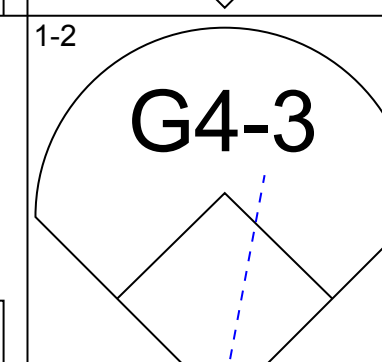
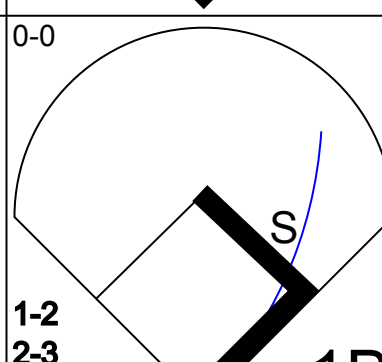
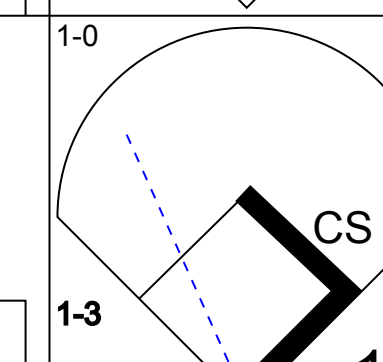
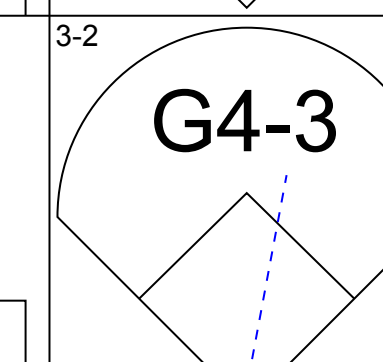
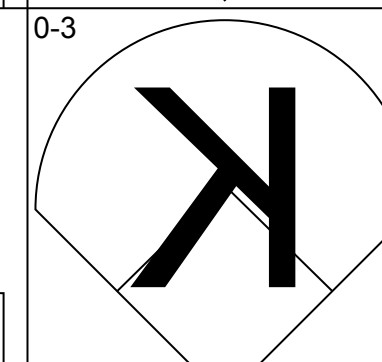
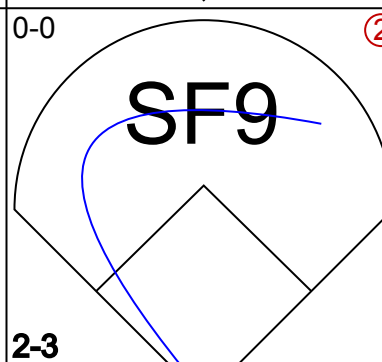
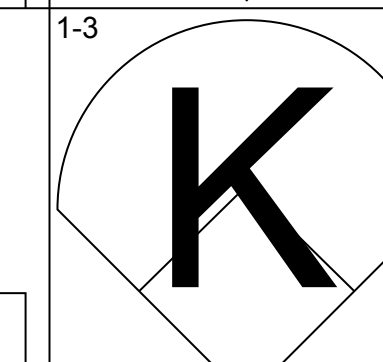
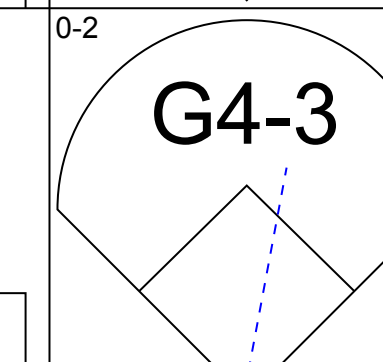
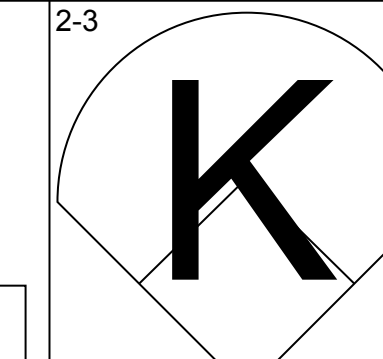
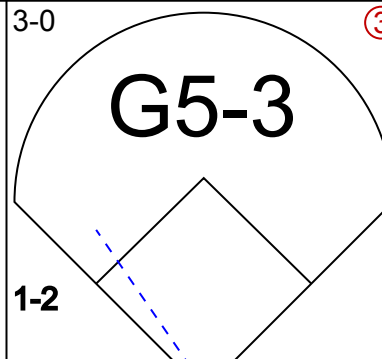
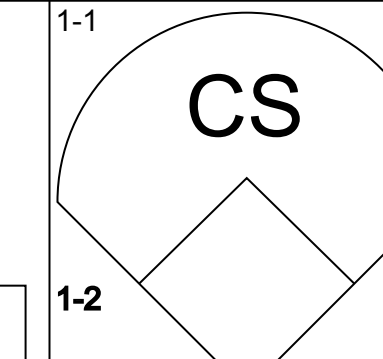
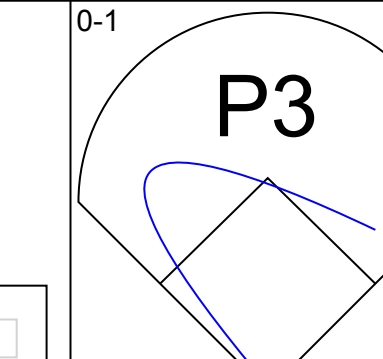
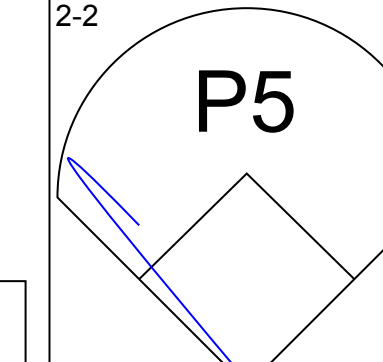
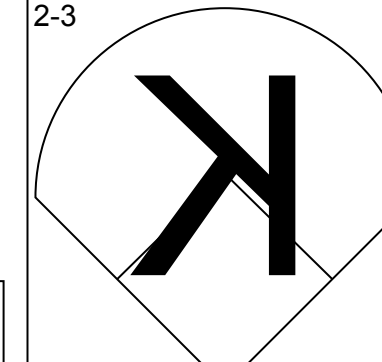
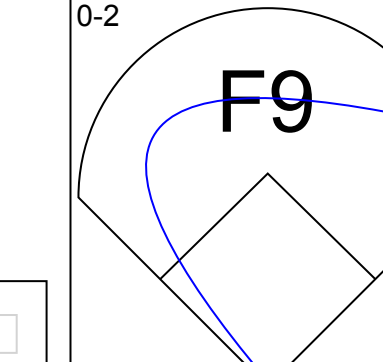
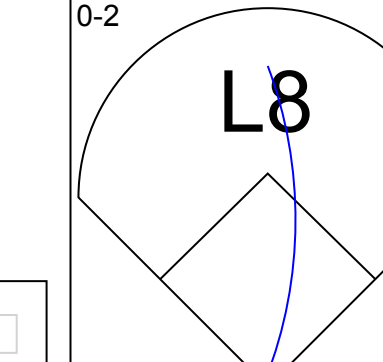
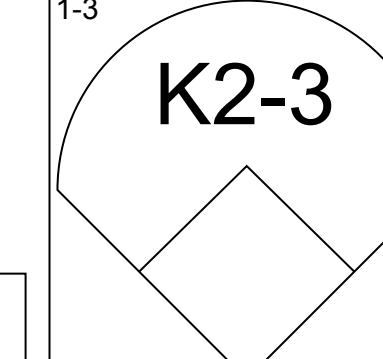
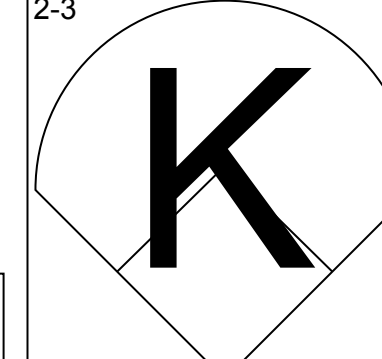
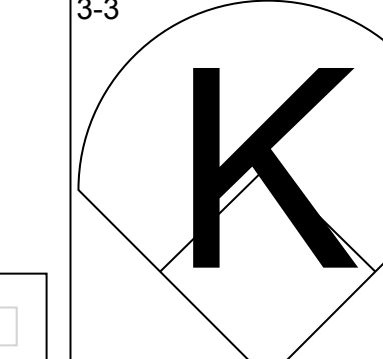
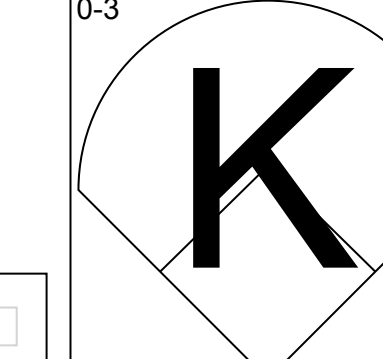
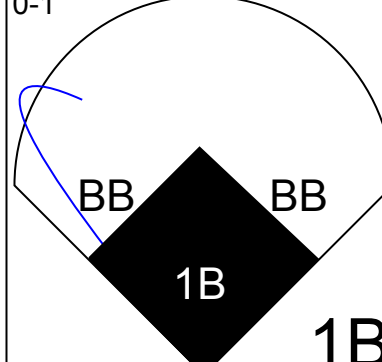
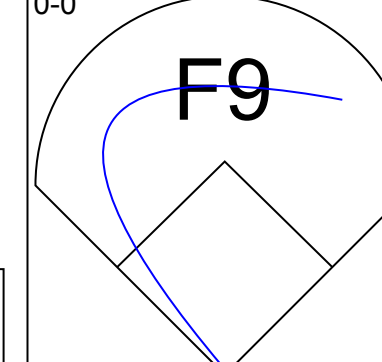
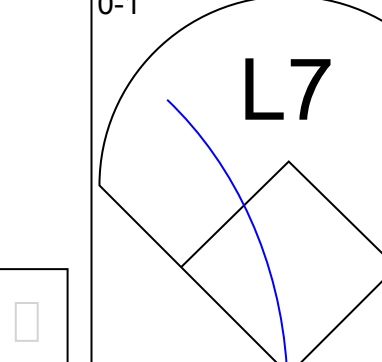
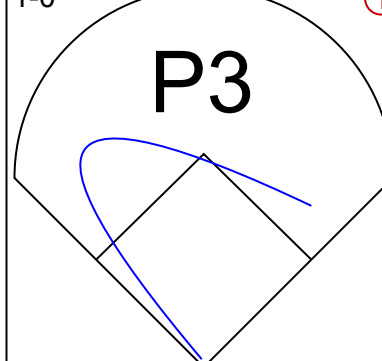
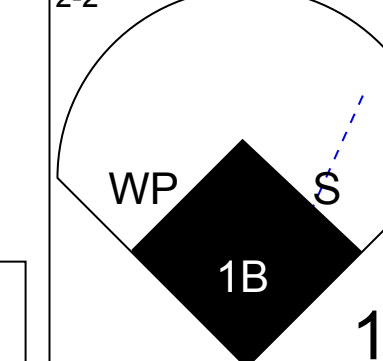
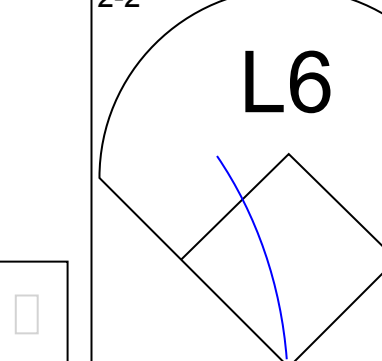
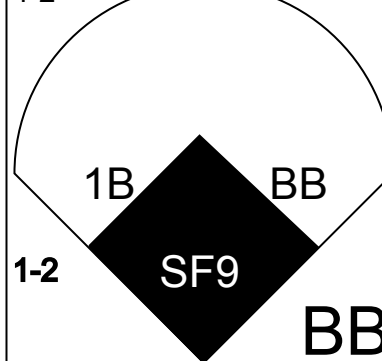
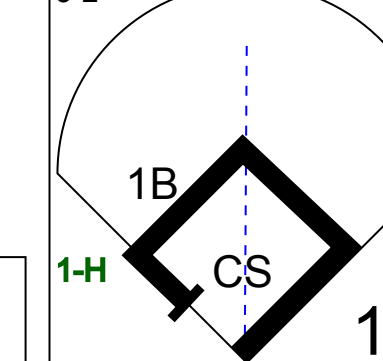
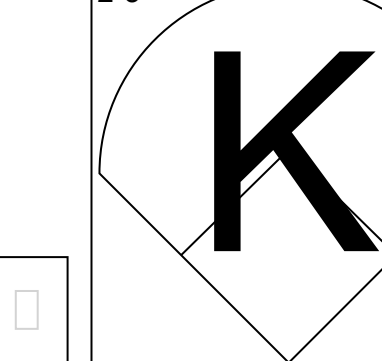


Batter	1	2	3	4	5	6	7	8	9	AB	R	H	RBI	BB	SO	LOB	TOP					
Cecil Espy, S OBP: 0.328, SLG: 0.331 (1, 8)																	4 0 0 0 0 1 0					
Scott Fletcher, R OBP: 0.371, SLG: 0.299 (1, 6)				 1B													4 0 1 0 0 1 0					
Rafael Palmeiro, L OBP: 0.397, SLG: 0.480 (1, 3)			 1-2				 1B										4 1 1 0 0 0 1					
Ruben Sierra, S OBP: 0.367, SLG: 0.521 (1, 9)							 1B										3 1 0 0 1 1 1					
Julio Franco, R OBP: 0.398, SLG: 0.509 (1, 4)		 3B 1B					 1-2 1B										4 1 2 0 0 0 1					
Geno Petralli, L OBP: 0.385, SLG: 0.408 (1, 2)		 1-2															3 1 0 0 1 1 3					
Pete Incaviglia, R OBP: 0.298, SLG: 0.456 (1, 7)		 1-H 2-H 3B					 1-3 2-H 3-H 1B										4 1 2 4 0 0 0					
Jeff Stone, L OBP: 0.321, SLG: 0.440 (1, 10)		 1-2					 1-2										2 1 0 0 0 0 2					
Buddy Bell, R OBP: 0.250, SLG: 0.231 (9, PH)		 HBP															1 0 0 0 0 0 0					
Steve Buechele, R OBP: 0.336, SLG: 0.423 (1, 5)		 1-H 3-H															3 0 1 2 0 1 0					
Inning Stats	R: 0 E: 0 K: 1 S: 9	H: 0 LOB: 0 BB: 0 P: 11	R: 4 E: 0 K: 0 S: 15	H: 3 LOB: 0 BB: 1 P: 24	R: 0 E: 0 K: 1 S: 12	H: 1 LOB: 1 BB: 0 P: 19	R: 0 E: 0 K: 0 S: 7	H: 0 LOB: 0 BB: 0 P: 13	R: 0 E: 0 K: 1 S: 8	H: 0 LOB: 1 BB: 0 P: 12	R: 2 E: 0 K: 0 S: 11	H: 3 LOB: 1 BB: 0 P: 19	R: 0 E: 0 K: 1 S: 5	H: 0 LOB: 0 BB: 0 P: 7	R: 0 E: 0 K: 1 S: 7	H: 0 LOB: 0 BB: 0 P: 11	R: 0 E: 0 K: 1 S: 8	H: 0 LOB: 0 BB: 0 P: 13	1B: 5 2B: 1 3B: 1 HR: 0	SF: 0 SAC: 0 DP: 1 HBP: 1	WP: 0 PB: 0 SB: 0 CS: 0	PA: 35
PITCHER	IP	WLS	BF	H	R	ER	SO	BB	IBB	HBP	BLK	WP	HR	S	P	ERA	WHIP					
Mark Gubicza, R ERA: 2.96 (1, 1)	5.1	L	25	7	6	6	3	2	0	1	0	0	0	59	95	10.12	1.688					
Tom Gordon, R ERA: 2.67 (6, 1)	2.2		7	0	0	0	1	0	0	0	0	0	0	15	21	0.00	0.000					
Jerry Don Gleaton, L ERA: 8.31 (9, 1)	1.0		3	0	0	0	1	0	0	0	0	0	0	8	13	0.00	0.000					

Texas Rangers @ Kansas City Royals
Royals Stadium, Kansas City, MO
Thu May 11 1989, 8:05 PM EDT
Att: 31,556 - Unknown

AB 32
R 6
H 7
RBI 6
BB 2
SO 5
LOB 8



Batter	1	2	3	4	5	6	7	8	9	AB	R	H	RBI	BB	SO	LOB	BOTTOM					
Willie Wilson, S OBP: 0.255, SLG: 0.207 (1, 8)			 1B 1-2 2-3 BB														3 0 0 0 1 2 1					
Kevin Seitzer, R OBP: 0.368, SLG: 0.369 (1, 5)			 1-2 2-3 3-H 1B				 1-3 1B										4 0 2 1 0 0 0					
Jim Eisenreich, L OBP: 0.325, SLG: 0.440 (1, 9)			 2-3 3-H 1B														3 0 0 1 0 2 2					
Danny Tartabull, R OBP: 0.398, SLG: 0.409 (1, 10)			 1-2				 1-2 3-H										4 0 0 0 0 1 2					
Bill Buckner, L OBP: 0.224, SLG: 0.255 (1, 3)																	4 0 0 0 0 1 0					
Bo Jackson, R OBP: 0.313, SLG: 0.570 (1, 7)																	4 0 0 0 0 4 0					
Bob Boone, R OBP: 0.343, SLG: 0.322 (1, 2)			 1B 1B														3 1 1 0 0 0 0					
Frank White, R OBP: 0.274, SLG: 0.309 (1, 4)							 1B 1B										3 1 1 0 0 0 1					
Kurt Stillwell, S OBP: 0.281, SLG: 0.317 (1, 6)			 1-2 SF9 BB				 1-H 1B										2 1 1 1 1 1 0					
Inning Stats	R: 0 E: 0 K: 2 S: 10	H: 0 LOB: 0 BB: 0 P: 13	R: 0 E: 0 K: 2 S: 12	H: 0 LOB: 0 BB: 0 P: 17	R: 2 E: 0 K: 0 S: 9	H: 2 LOB: 2 BB: 2 P: 21	R: 0 E: 0 K: 2 S: 11	H: 0 LOB: 0 BB: 0 P: 15	R: 1 E: 0 K: 2 S: 15	H: 3 LOB: 1 BB: 0 P: 23	R: 0 E: 0 K: 1 S: 8	H: 0 LOB: 0 BB: 0 P: 11	R: 0 E: 0 K: 1 S: 9	H: 0 LOB: 0 BB: 0 P: 13	R: 0 E: 0 K: 0 S: 11	H: 0 LOB: 0 BB: 0 P: 14	R: 0 E: 0 K: 1 S: 8	H: 0 LOB: 0 BB: 0 P: 8	1B: 5 2B: 0 3B: 0 HR: 0	SF: 1 SAC: 0 DP: 0 HBP: 0	WP: 1 PB: 0 SB: 2 CS: 2	PA: 34
PITCHER	IP	WLS	BF	H	R	ER	SO	BB	IBB	HBP	BLK	WP	HR	S	P	ERA	WHIP					
Nolan Ryan, R ERA: 2.88 (1, 1)	9.0	W	33	5	3	3	11	2	0	0	0	1	0	93	135	3.00	0.778					

Texas Rangers @ Kansas City Royals
Royals Stadium, Kansas City, MO
Thu May 11 1989, 8:05 PM EDT
Att: 31,556 - Unknown

AB 30
R 3
H 5
RBI 3
BB 2
SO 11
LOB 6



Batter	1	2	3	4	5	6	7	8	9	AB	R	H	RBI	BB	SO	LOB	TOP									
Cecil Espy, S OBP: 0.321, SLG: 0.323 (1, 8)	G1-3		P3		F7	G5-3			F8	3	0	0	0	0	0	1	Texas Rangers @ Kansas City Royals Royals Stadium, Kansas City, MO Fri May 12 1989, 8:05 PM EDT Att: 30,290 - Unknown - 72 F									
Mike Stanley, R OBP: 0.217, SLG: 0.100 (6, PH)										1	0	0	0	0	0	1										
Jeff Kunkel, R OBP: 0.250, SLG: 0.261 (8, PH)										0	0	0	0	0	0	0										
Jeff Stone, L OBP: 0.310, SLG: 0.423 (9, PH)										1	0	0	0	0	0	0										
Scott Fletcher, R OBP: 0.379, SLG: 0.306 (1, 6)	BB		1B		1B				K	4	1	2	0	1	2	0										
Rafael Palmeiro, L OBP: 0.404, SLG: 0.500 (1, 3)	P4		F8		3B			WP	1B	5	2	3	0	0	0	3										
Ruben Sierra, S OBP: 0.368, SLG: 0.532 (1, 9)	G1-3		P4		1B				2B	5	0	2	3	0	0	4										
Julio Franco, R OBP: 0.384, SLG: 0.488 (1, 4)									1B	5	0	0	0	0	1	3										
Pete Incaviglia, R OBP: 0.295, SLG: 0.449 (1, 7)	F9				G1-3					4	0	1	0	0	0	1										
Buddy Bell, R OBP: 0.250, SLG: 0.267 (1, 10)	2B				F9				F8	4	0	1	0	0	0	1										
Steve Buechele, R OBP: 0.342, SLG: 0.426 (1, 5)	F9				1B				F9	4	0	2	0	0	0	1										
Jim Sundberg, R OBP: 0.349, SLG: 0.432 (1, 2)										3	0	2	0	0	0	2										
Geno Petralli, L OBP: 0.360, SLG: 0.403 (8, PH)			1B		G3				F7	1	0	0	0	0	0	1										
Geno Petralli, L OBP: 0.360, SLG: 0.403 (8, 2)			1B																							
Inning Stats	R: 0 E: 0 K: 0 S: 10	H: 0 LOB: 1 BB: 1 P: 20	R: 0 E: 0 K: 0 S: 9	H: 1 LOB: 1 BB: 0 P: 14	R: 0 E: 0 K: 0 S: 11	H: 2 LOB: 2 BB: 0 P: 16	R: 0 E: 0 K: 0 S: 11	H: 2 LOB: 2 BB: 0 P: 16	R: 2 E: 0 K: 1 S: 11	H: 3 LOB: 1 BB: 0 P: 12	R: 0 E: 1 K: 0 S: 11	H: 1 LOB: 1 BB: 0 P: 15	R: 0 E: 0 K: 1 S: 12	H: 1 LOB: 1 BB: 0 P: 20	R: 0 E: 0 K: 0 S: 8	H: 1 LOB: 1 BB: 0 P: 11	R: 1 E: 0 K: 1 S: 12	H: 2 LOB: 1 BB: 0 P: 17	1B: 9 2B: 3 3B: 1 HR: 0	SF: 0 SAC: 0 DP: 0 HBP: 0	WP: 1 PB: 0 SB: 0 CS: 0	PA: 41				
PITCHER	IP	WLS	BF	H	R	ER	SO	BB	IBB	HBP	BLK	WP	HR	S	P	ERA	WHIP									
Charlie Leibrandt, L ERA: 3.83	(1, 1)	7.0	W	32	10	2	2	2	1	0	0	0	1	0	75	113	2.57	1.571								
Jeff Montgomery, R ERA: 2.56	(8, 1)	1.0		4	1	0	0	0	0	0	0	0	0	0	8	11	0.00	1.000								
Steve Farr, R ERA: 1.54	(9, 1)	1.0	S	5	2	1	1	1	0	0	0	0	0	0	12	17	9.00	2.000								

AB	40
R	3
H	13
RBI	3
BB	1
SO	3
LOB	18



Batter	1	2	3	4	5	6	7	8	9	AB	R	H	RBI	BB	SO	LOB	BOTTOM								
Gary Thurman, R OBP: 0.350, SLG: 0.235 (1, 8)	K		FC3-6 1B 2B	BB		K				2	1	0	0	2	2	0	Texas Rangers @ Kansas City Royals Royals Stadium, Kansas City, MO Fri May 12 1989, 8:05 PM EDT Att: 30,290 - Unknown - 72 F								
Kevin Seitzer, R OBP: 0.372, SLG: 0.373 (1, 5)	G6-3		FC3-6 1B	G1-3					G5-4-3 1B	4	0	2	0	0	0	2									
Luis de los Santos, R OBP: 0.287, SLG: 0.287 (1, 3)	FC6 1B		P3		F9				G5-4-3 1B	4	0	1	0	0	0	3									
Danny Tartabull, R OBP: 0.394, SLG: 0.404 (1, 9)	FC6		FC3-6 2B		G3 1B				K	4	2	1	0	0	1	3									
Willie Wilson, S OBP: 0.255, SLG: 0.207 (8, 8)										0	0	0	0	0	0	0									
Jim Eisenreich, L OBP: 0.333, SLG: 0.456 (1, 7)		BLK 1B			G3				G3-1	4	1	2	2	0	0	1									
Pat Tabler, R OBP: 0.337, SLG: 0.311 (1, 10)		1B		G5-3					F8	4	0	2	2	0	0	1									
Bob Boone, R OBP: 0.330, SLG: 0.308 (1, 2)	K				F9				F9	4	0	0	0	0	1	2									
Frank White, R OBP: 0.266, SLG: 0.300 (1, 4)	L9				P3				F9	3	0	0	0	0	0	1									
Kurt Stillwell, S OBP: 0.283, SLG: 0.318 (1, 6)	K								F8	3	0	1	0	0	1	1									
Inning Stats	R: 0 E: 0 K: 1 S: 10	H: 1 LOB: 1 BB: 0 P: 14	R: 1 E: 0 K: 2 S: 14	H: 2 LOB: 1 BB: 0 P: 19	R: 2 E: 0 K: 0 S: 7	H: 2 LOB: 1 BB: 1 P: 15	R: 0 E: 0 K: 0 S: 11	H: 1 LOB: 2 BB: 1 P: 20	R: 1 E: 0 K: 0 S: 10	H: 2 LOB: 1 BB: 0 P: 18	R: 0 E: 0 K: 1 S: 5	H: 0 LOB: 0 BB: 0 P: 8	R: 0 E: 0 K: 0 S: 5	H: 1 LOB: 0 BB: 0 P: 8	R: 0 E: 0 K: 0 S: 7	H: 0 LOB: 0 BB: 0 P: 11	R: 0 E: 0 K: 0 S: 7	H: 0 LOB: 0 BB: 0 P: 11	1B: 8 2B: 1 3B: 0 HR: 0	SF: 0 SAC: 0 DP: 1 HBP: 0	WP: 0 PB: 0 SB: 0 CS: 0	PA: 34			
PITCHER	IP	WLS	BF	H	R	ER	SO	BB	IBB	HBP	BLK	WP	HR	S	P	ERA	WHIP								
Bobby Witt, R ERA: 5.4	(1, 1)	8.0	L	34	9	4	4	5	2	0	0	0	0	69	113	4.50	1.375								

AB	32
R	4
H	9
RBI	4
BB	2
SO	5
LOB	14



Batter	1	2	3	4	5	6	7	8	9	AB	R	H	RBI	BB	SO	LOB	TOP										
Cecil Espy, S OBP: 0.319, SLG: 0.316 (1, 8)										3	0	0	0	1	2	1	Texas Rangers @ Kansas City Royals Royals Stadium, Kansas City, MO Sat May 13 1989, 8:05 PM EDT Att: 39,163 - Unknown										
Scott Fletcher, R OBP: 0.376, SLG: 0.304 (1, 6)										4	0	1	0	0	1	1											
Rafael Palmeiro, L OBP: 0.407, SLG: 0.496 (1, 3)										3	0	1	0	1	0	1											
Ruben Sierra, S OBP: 0.372, SLG: 0.531 (1, 9)											4	0	2	1	0	0		3									
Julio Franco, R OBP: 0.380, SLG: 0.480 (1, 4)											4	0	1	0	0	0		3									
Geno Petralli, L OBP: 0.387, SLG: 0.400 (1, 2)										3	0	1	0	1	1	2											
Pete Incaviglia, R OBP: 0.286, SLG: 0.434 (1, 7)										4	0	0	0	0	1	4											
Jeff Stone, L OBP: 0.281, SLG: 0.379 (1, 10)										3	0	0	0	0	0	1											
Steve Buechele, R OBP: 0.341, SLG: 0.423 (1, 5)										3	1	1	0	0	1	0											
Inning Stats	R: 0 E: 0 K: 1 S: 14	H: 1 LOB: 1 BB: 0 P: 19	R: 0 E: 0 K: 0 S: 5	H: 1 LOB: 0 BB: 0 P: 9	R: 0 E: 0 K: 0 S: 7	H: 1 LOB: 1 BB: 0 P: 10	R: 0 E: 0 K: 0 S: 6	H: 0 LOB: 0 BB: 0 P: 12	R: 1 E: 0 K: 1 S: 12	H: 2 LOB: 2 BB: 1 P: 24	R: 0 E: 0 K: 1 S: 5	H: 0 LOB: 0 BB: 1 P: 10	R: 0 E: 0 K: 2 S: 10	H: 0 LOB: 1 BB: 1 P: 20	R: 0 E: 0 K: 1 S: 8	H: 2 LOB: 1 BB: 0 P: 10	1B: 7 2B: 0 3B: 0 HR: 0	SF: 0 SAC: 0 DP: 2 HBP: 0	WP: 1 PB: 0 SB: 0 CS: 1	PA: 35							
PITCHER	IP	WLS	BF	H	R	ER	SO	BB	IBB	HBP	BLK	WP	HR	S	P	ERA	WHIP										
Luis Aquino, R ERA: 1.8 (1, 1)	5.1	W	21	5	1	1	2	1	0	0	0	0	0	47	78	1.69	1.125										
Tom Gordon, R ERA: 2.43 (6, 1)	2.2		9	0	0	0	3	2	0	0	0	1	0	19	35	0.00	0.750										
Steve Farr, R ERA: 1.42 (9, 1)	1.0	S	4	2	0	0	1	0	0	0	0	0	0	8	10	0.00	2.000										

Batter	1	2	3	4	5	6	7	8	9	AB	R	H	RBI	BB	SO	LOB	BOTTOM										
Gary Thurman, R OBP: 0.333, SLG: 0.200 (1, 8)										3	1	0	0	1	0	2	Texas Rangers @ Kansas City Royals Royals Stadium, Kansas City, MO Sat May 13 1989, 8:05 PM EDT Att: 39,163 - Unknown										
Kevin Seitzer, R OBP: 0.375, SLG: 0.406 (1, 5)										4	2	2	1	0	1	1											
Luis de los Santos, R OBP: 0.353, SLG: 0.344 (1, 3)										2	0	2	2	2	0	0											
Danny Tartabull, R OBP: 0.390, SLG: 0.398 (1, 9)										4	0	1	0	0	1	3											
Pat Tabler, R OBP: 0.343, SLG: 0.319 (1, 10)										4	0	2	0	0	1	2											
Bo Jackson, R OBP: 0.311, SLG: 0.560 (1, 7)										4	0	1	0	0	1	3											
Mike MacFarlane, R OBP: 0.194, SLG: 0.233 (1, 2)										4	1	1	0	0	0	3											
Frank White, R OBP: 0.265, SLG: 0.298 (1, 4)										4	0	1	0	0	0	2											
Brad Wellman, R OBP: 0.263, SLG: 0.222 (1, 6)											4	0	1	1	0	1	0										
Inning Stats	R: 1 E: 0 K: 0 S: 7	H: 1 LOB: 1 BB: 1 P: 15	R: 0 E: 0 K: 0 S: 11	H: 1 LOB: 1 BB: 0 P: 17	R: 1 E: 0 K: 1 S: 12	H: 2 LOB: 1 BB: 0 P: 17	R: 0 E: 0 K: 0 S: 7	H: 2 LOB: 1 BB: 0 P: 9	R: 1 E: 0 K: 0 S: 10	H: 1 LOB: 1 BB: 1 P: 17	R: 0 E: 0 K: 3 S: 13	H: 1 LOB: 2 BB: 1 P: 22	R: 0 E: 0 K: 1 S: 8	H: 0 LOB: 0 BB: 0 P: 9	R: 0 E: 0 K: 1 S: 8	H: 0 LOB: 0 BB: 0 P: 9	1B: 8 2B: 2 3B: 0 HR: 1	SF: 0 SAC: 0 DP: 2 HBP: 0	WP: 0 PB: 0 SB: 2 CS: 0	PA: 36							
PITCHER	IP	WLS	BF	H	R	ER	SO	BB	IBB	HBP	BLK	WP	HR	S	P	ERA	WHIP										
Jamie Moyer, L ERA: 3.92 (1, 1)	5.2	L	26	9	4	4	4	2	0	0	0	0	0	55	87	6.35	1.941										
Kenny Rogers, L ERA: 2.2 (6, 1)	0.1		2	1	0	0	0	0	0	0	0	0	0	3	5	0.00	3.000										
Cecilio Guante, R ERA: 2.79 (7, 1)	1.0		5	1	0	0	3	1	0	0	0	0	0	13	22	0.00	2.000										
Jeff Russell, R ERA: 0.55 (8, 1)	1.0		3	0	0	0	1	0	0	0	0	0	0	8	9	0.00	0.000										

AB	31
R	1
H	7
RBI	1
BB	3
SO	6
LOB	16



AB	33
R	4
H	11
RBI	4
BB	3
SO	5
LOB	16



Batter	1	2	3	4	5	6	7	8	9	AB	R	H	RBI	BB	SO	LOB	TOP										
Willie Wilson, S OBP: 0.268, SLG: 0.247 (1, 8)	2-2 HR 1B		2-3 K		1-1 G6-3		1-0 HR		1-0 FC4-6	5	2	2	2	0	1	2	Kansas City Royals @ Minnesota Twins Hubert H. Humphrey Metrodome, Minneapolis, MN Mon May 15 1989, 8:05 PM EDT Att: 18,404 - Unknown livebaseballscorecards.com										
Kevin Seitzer, R OBP: 0.369, SLG: 0.393 (1, 5)	1-2 F8		1-1 1B		4-1 BB		2-3 HR			3	0	1	0	1	1	1											
Luis de los Santos, R OBP: 0.310, SLG: 0.350 (1, 3)	0-0 P4		2-2 F9		0-1 G3-4-1		1-3 K			4	0	0	0	0	1	4											
Danny Tartabull, R OBP: 0.396, SLG: 0.419 (1, 9)	0-0 HR		2-1 F8		0-0 G6-3		2-2 L7			4	1	1	2	0	0	1											
Jim Eisenreich, L OBP: 0.337, SLG: 0.453 (1, 10)	4-2 CS BB			2-3 K		1-2 1B		1-1 F7		3	0	1	0	1	1	0											
Bo Jackson, R OBP: 0.293, SLG: 0.526 (1, 7)	1-0 CS	1-3 K		1-3 K		1-3 K		2-3 K		4	0	0	0	0	4	1											
Bob Boone, R OBP: 0.309, SLG: 0.286 (1, 2)		0-0 F9		1-2 G3		3-2 G6-3		0-3 K		4	0	0	0	0	1	1											
Frank White, R OBP: 0.282, SLG: 0.295 (1, 4)		4-2 BB		0-1 G5-3			4-0 HR BB		4-2 FC4-6 BB	1	1	0	0	3	0	0											
Kurt Stillwell, S OBP: 0.290, SLG: 0.323 (1, 6)		3-3 K		2-2 G6-3 1B			1-1 F7		2-1 F7	4	0	1	0	0	1	3											
Inning Stats	R: 2 E: 0 K: 0 S: 11	H: 2 LOB: 0 BB: 1 P: 19	R: 0 E: 0 K: 2 S: 12	H: 0 LOB: 1 BB: 1 P: 20	R: 0 E: 0 K: 1 S: 10	H: 1 LOB: 0 BB: 0 P: 17	R: 0 E: 0 K: 2 S: 11	H: 0 LOB: 0 BB: 0 P: 15	R: 0 E: 0 K: 0 S: 12	H: 1 LOB: 2 BB: 1 P: 19	R: 0 E: 0 K: 1 S: 13	H: 1 LOB: 1 BB: 0 P: 17	R: 2 E: 0 K: 2 S: 10	H: 1 LOB: 0 BB: 1 P: 19	R: 0 E: 0 K: 1 S: 8	H: 0 LOB: 0 BB: 0 P: 13	R: 0 E: 0 K: 1 S: 9	H: 0 LOB: 1 BB: 1 P: 16	1B: 4 2B: 0 3B: 0 HR: 2	SF: 0 SAC: 0 DP: 0 HBP: 0	WP: 0 PB: 0 SB: 0 CS: 1	PA: 38					
PITCHER	IP	WLS	BF	H	R	ER	SO	BB	IBB	HBP	BLK	WP	HR	S	P	ERA	WHIP										
Roy Smith, R ERA: 3.19 (1, 1)	6.0		25	5	2	2	6	3	0	0	0	0	1	69	107	3.00	1.333										
Juan Berenguer, R ERA: 4.5 (7, 1)	3.0	L	12	1	2	2	4	2	0	0	0	0	1	27	48	6.00	1.000										

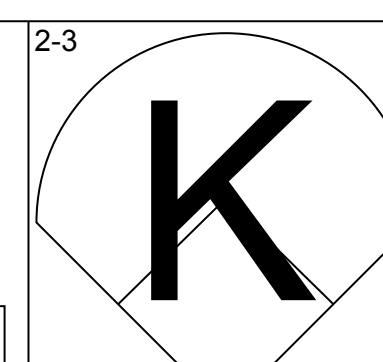
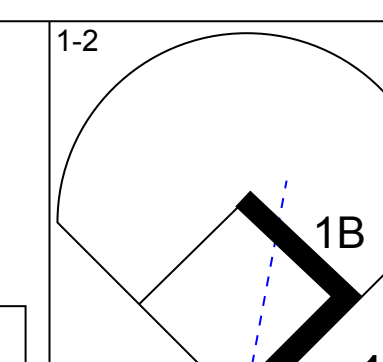
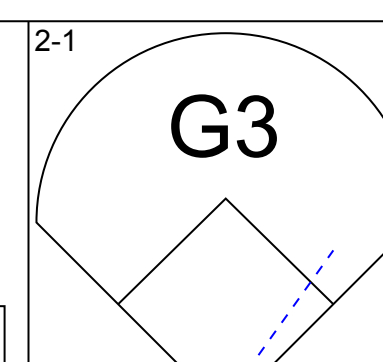
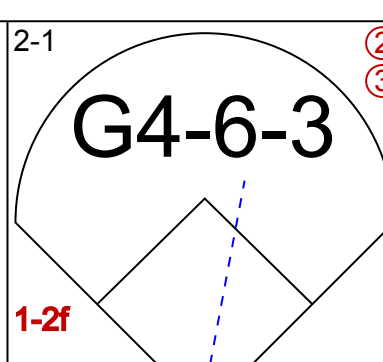
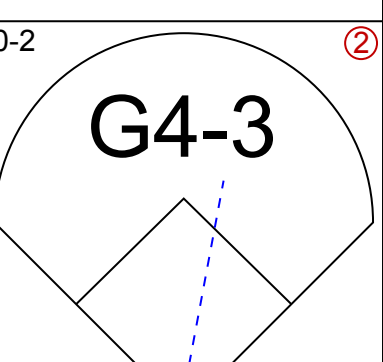
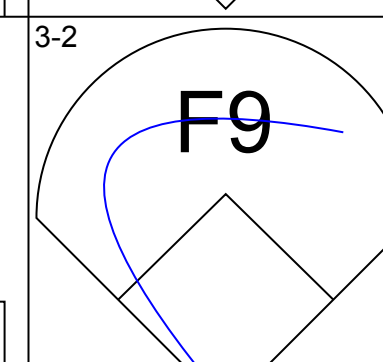
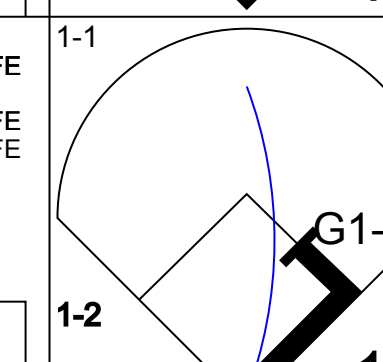
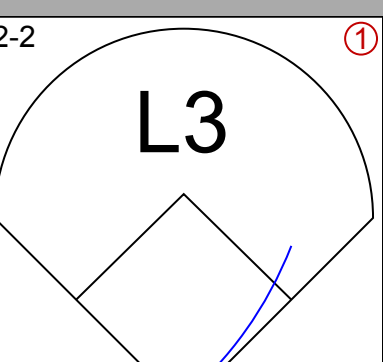
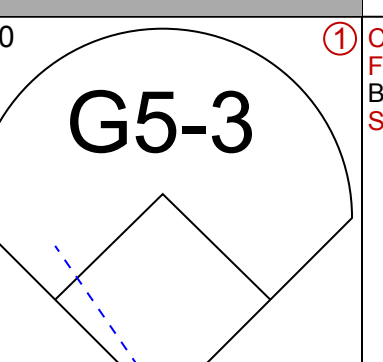
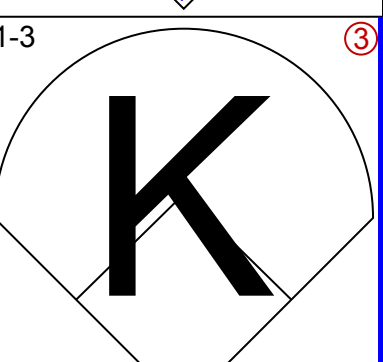
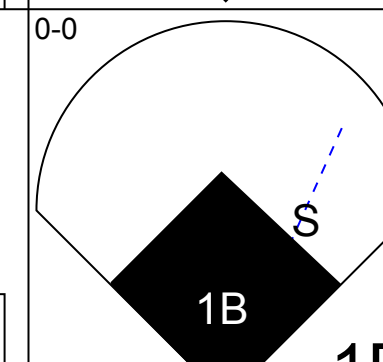
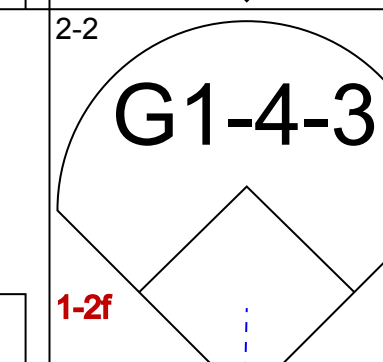
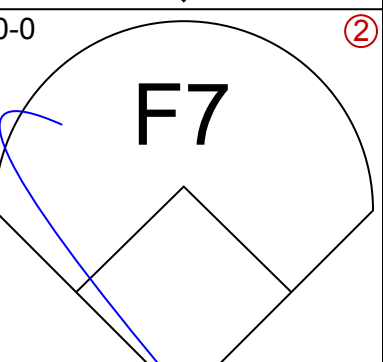
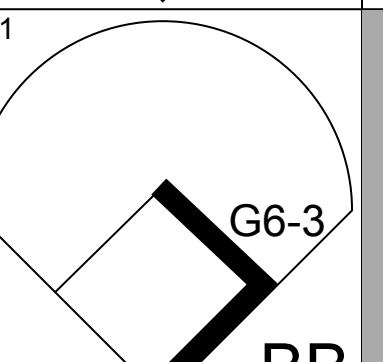

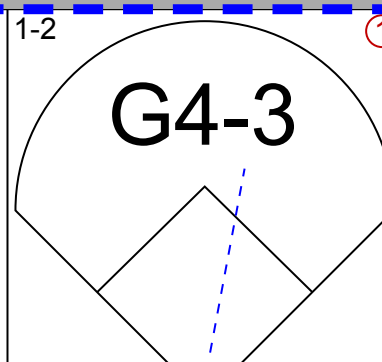
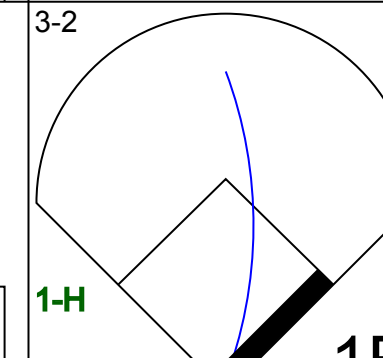

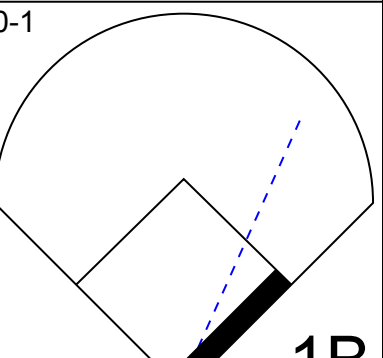
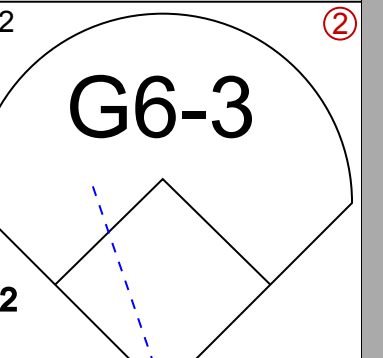
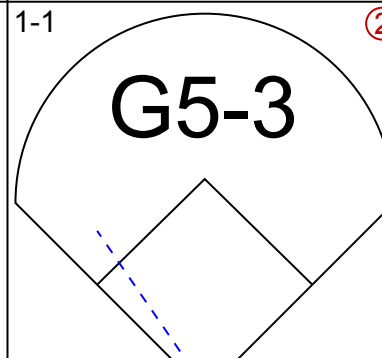
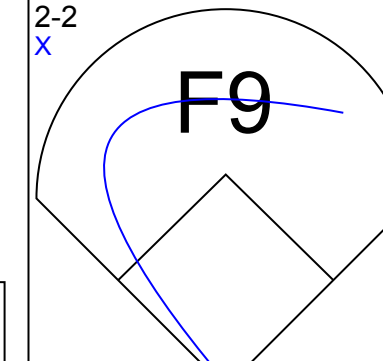
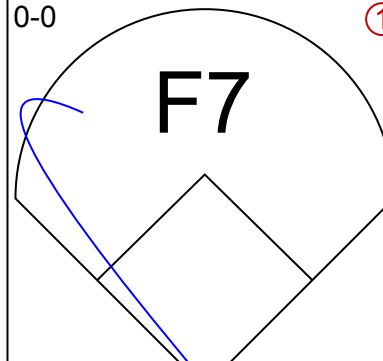
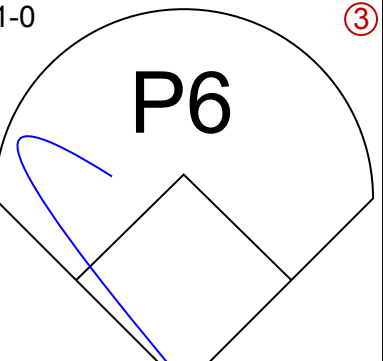
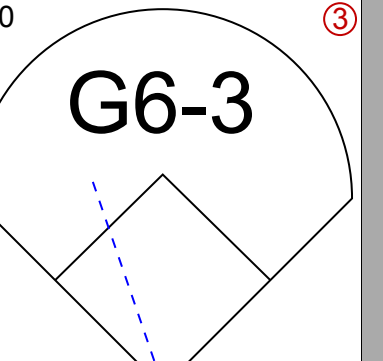
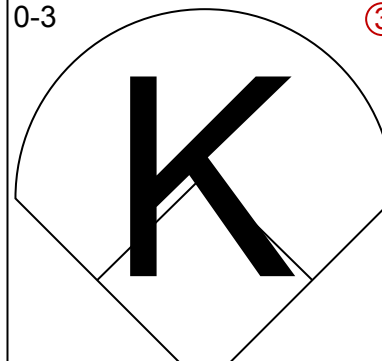
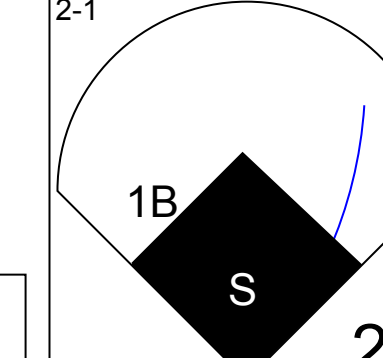
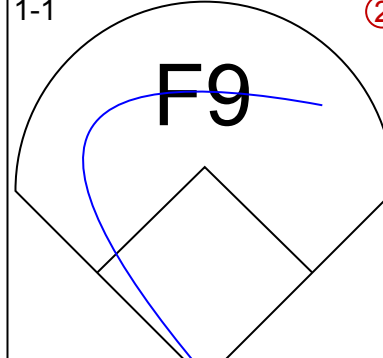
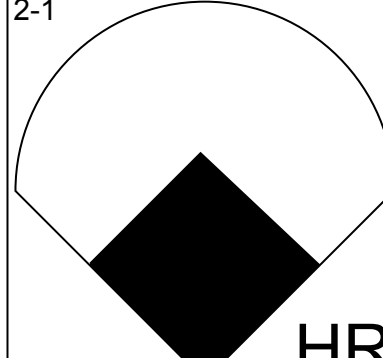
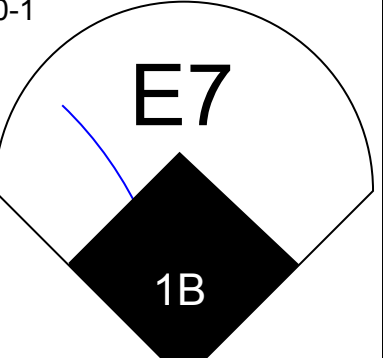
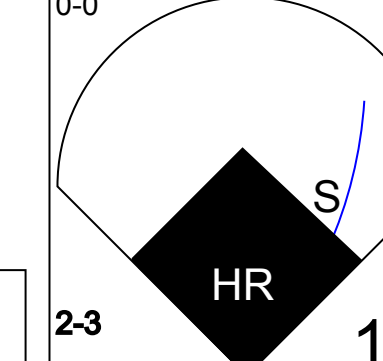
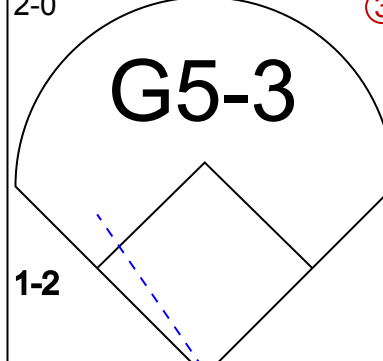
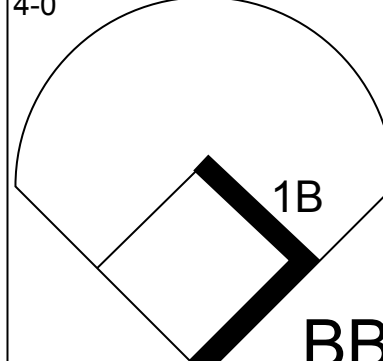
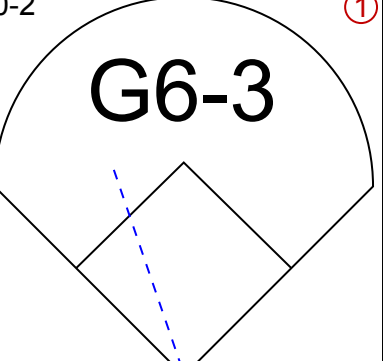
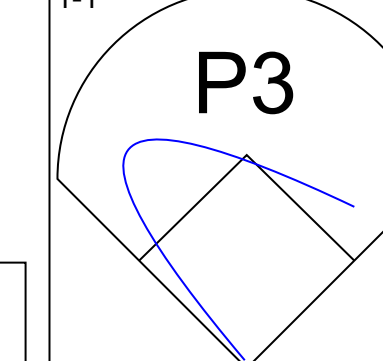
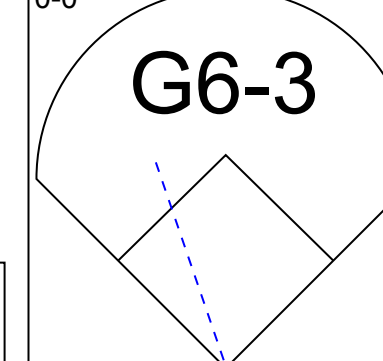
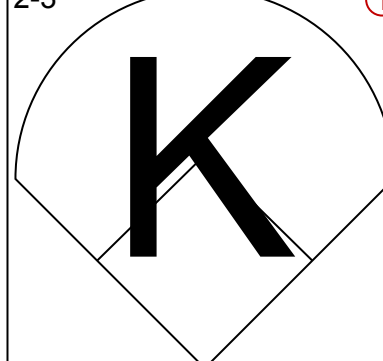
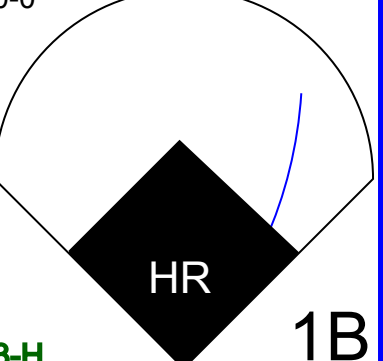

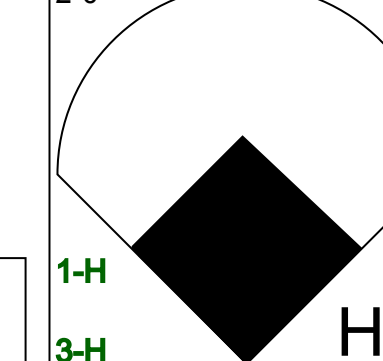
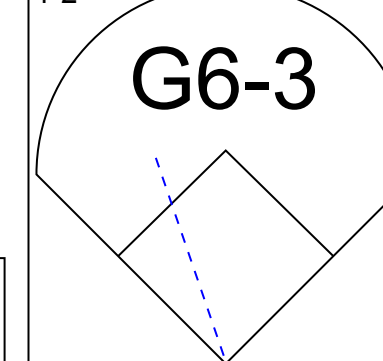
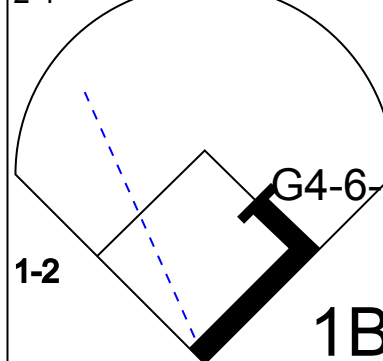
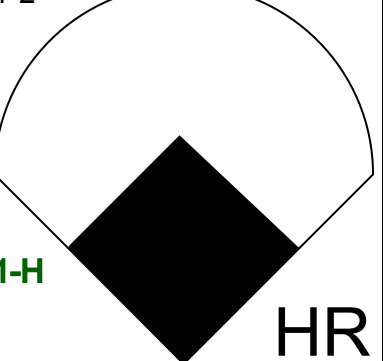
Batter	1	2	3	4	5	6	7	8	9	AB	R	H	RBI	BB	SO	LOB	BOTTOM										
Al Newman, S OBP: 0.265, SLG: 0.238 (1, 4)	1-0 G6-3		1-1 E S 1-5 1B		3-2 F7			0-3 K		4	0	1	0	0	1	0	Kansas City Royals @ Minnesota Twins Hubert H. Humphrey Metrodome, Minneapolis, MN Mon May 15 1989, 8:05 PM EDT Att: 18,404 - Unknown livebaseballscorecards.com										
Dan Gladden, R OBP: 0.299, SLG: 0.349 (1, 7)	2-1 G6-3		1-0 L8		1-1 F9		0-2 F8			4	0	0	0	0	0	1											
Kirby Puckett, R OBP: 0.383, SLG: 0.551 (1, 8)	0-0 FC6-4 1B		1-1 L1-5		0-2 G1-3 1B		0-2 G4-3			4	0	2	0	0	0	1											
Gary Gaetti, R OBP: 0.301, SLG: 0.436 (1, 5)	2-2 FC6-4			0-3 K		1-2 G1-3		0-1 FC3-6 1B		4	0	1	0	0	1	2											
Kent Hrbek, L OBP: 0.386, SLG: 0.586 (1, 3)		0-0 P5		2-0 HR		0-1 F9		0-1 B3		2	1	1	1	0	0	0											
John Moses, S OBP: 0.327, SLG: 0.311 (6, 9)										2	0	0	0	0	0	2											
Gene Larkin, S OBP: 0.353, SLG: 0.362 (1, 9) (6, 3)		0-0 F7		2-1 F8		4-0 SH3-4 BB		1-1 FC3-6		3	0	0	0	1	0	1											
Carmen Castillo, R OBP: 0.415, SLG: 0.625 (1, 10)		0-0 G4-3		2-0 G6-3		0-0 SH3-4		0-0 F8		3	0	0	0	0	0	1											
Brian Harper, R OBP: 0.294, SLG: 0.483 (1, 2)			0-0 HR		1-0 F7		2-2 L7			2	1	1	1	0	0	0											
Jim Dwyer, L OBP: 0.344, SLG: 0.357 (7, PH)										1	0	0	0	0	0	1											
Tim Laudner, R OBP: 0.284, SLG: 0.403 (8, 2)										0	0	0	0	0	0	0											
Greg Gagne, R OBP: 0.292, SLG: 0.364 (1, 6)			0-1 HR		2-2 F8		0-2 G4-3			2	1	1	1	0	0	0											
Randy Bush, L OBP: 0.346, SLG: 0.441 (7, PH)										1	0	0	0	0	0	1											
Doug Baker, S OBP: 1.000, SLG: 1.000 (8, 6)										0	0	0	0	0	0	0											
Inning Stats	R: 0 E: 0 K: 0 S: 7	H: 1 LOB: 1 BB: 0 P: 12	R: 0 E: 0 K: 0 S: 3	H: 0 LOB: 0 BB: 0 P: 3	R: 2 E: 0 K: 0 S: 8	H: 3 LOB: 0 BB: 0 P: 11	R: 1 E: 0 K: 1 S: 7	H: 1 LOB: 0 BB: 0 P: 13	R: 0 E: 0 K: 0 S: 10	H: 1 LOB: 1 BB: 0 P: 12	R: 0 E: 0 K: 0 S: 7	H: 0 LOB: 1 BB: 1 P: 13	R: 0 E: 0 K: 1 S: 9	H: 0 LOB: 0 BB: 0 P: 9	R: 0 E: 0 K: 0 S: 7	H: 1 LOB: 1 BB: 0 P: 8	1B: 4 2B: 1 3B: 0 HR: 3	SF: 0 SAC: 1 DP: 1 HBP: 0	WP: 0 PB: 0 SB: 1 CS: 0	PA: 34							
PITCHER	IP	WLS	BF	H	R	ER	SO	BB	IBB	HBP	BLK	WP	HR	S	P	ERA	WHIP										
Floyd Bannister, L ERA: 4.5 (1, 1)	6.0	W	23	6	3	3	1	0	0	0	0	0	0	42	64	4.50	1.000										
Tom Gordon, R ERA: 2.27 (7, 1)	2.0		7	0	0	0	1	1	0	0	0	0	0	16	22	0.00	0.500										
Steve Farr, R ERA: 1.32 (9, 1)	1.0	S	4	1	0	0	0	0	0	0	0	0	0	7	8	0.00	1.000										

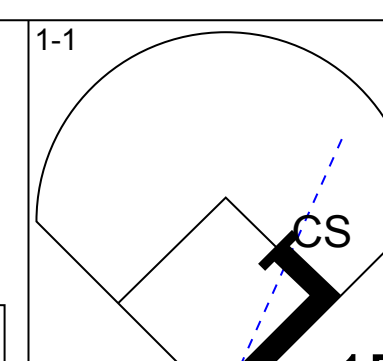
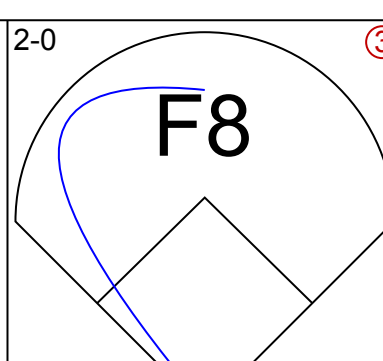
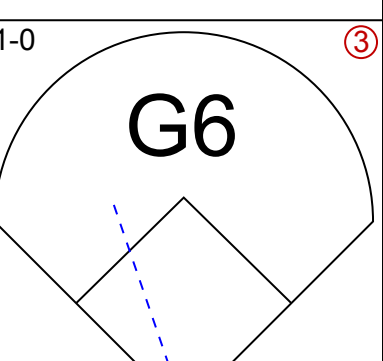
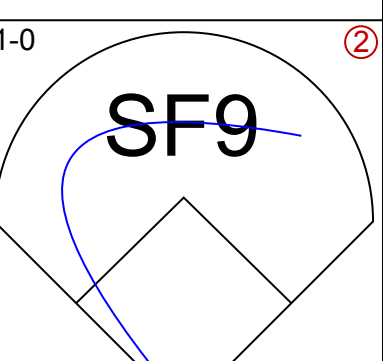
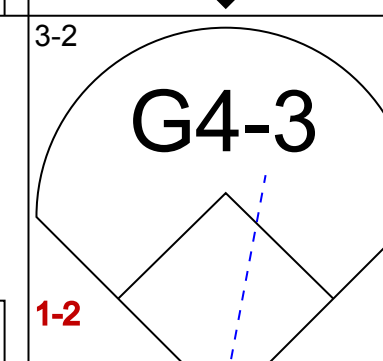
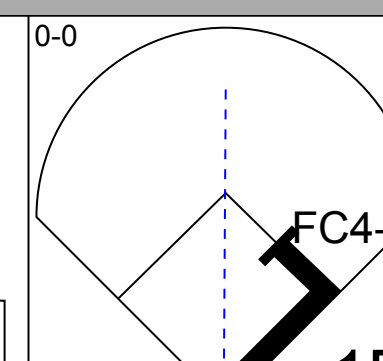
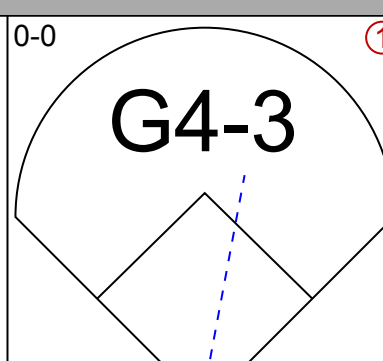
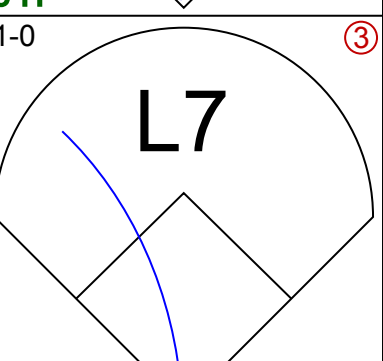
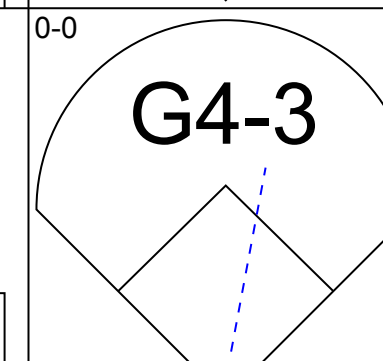
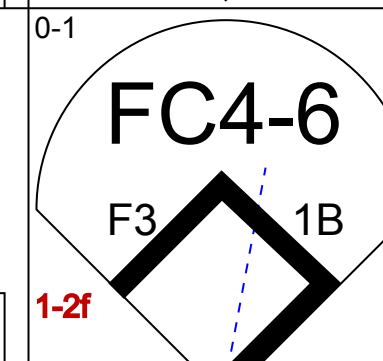
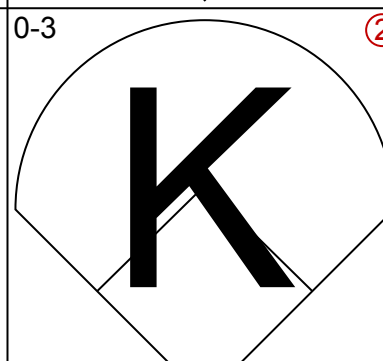
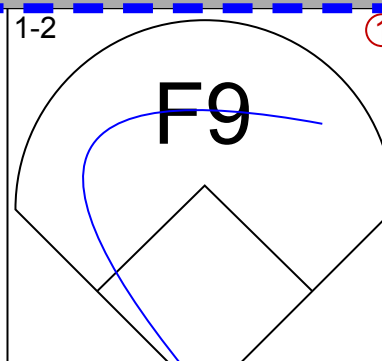
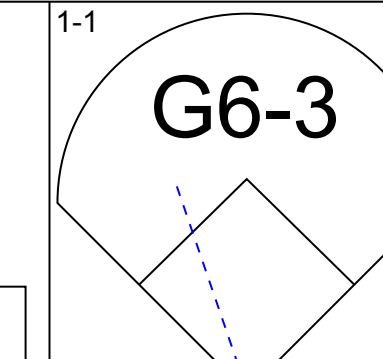
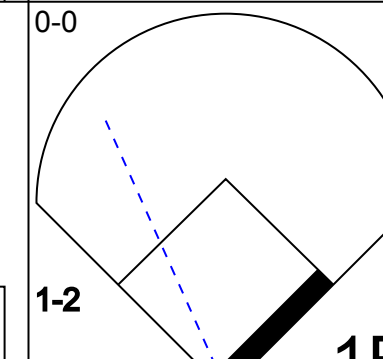
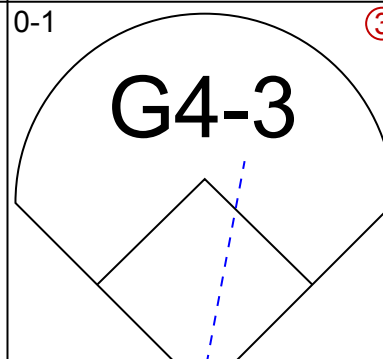
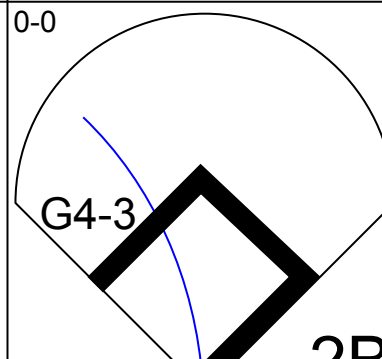
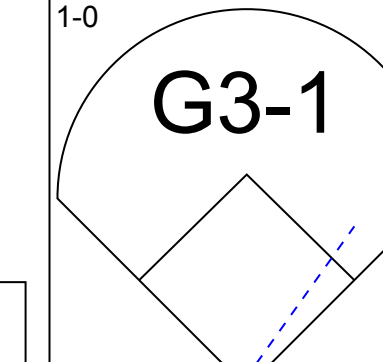
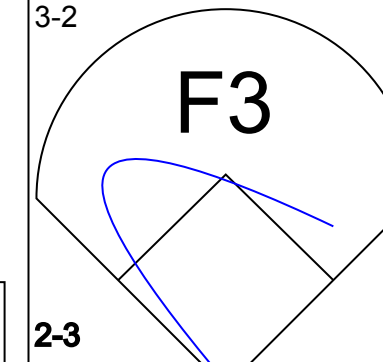
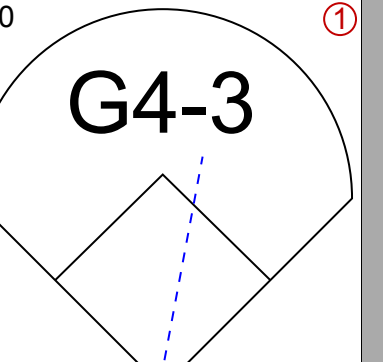
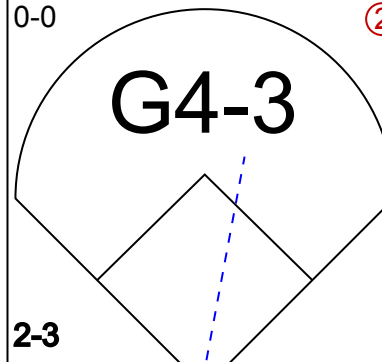
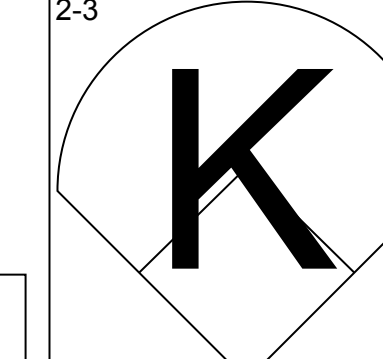
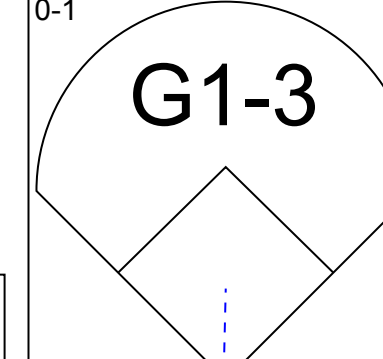
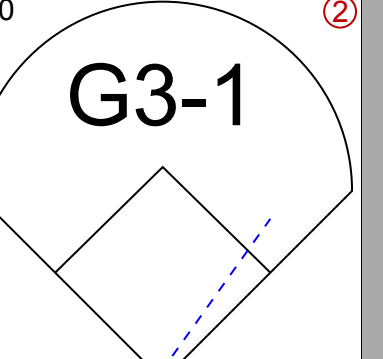
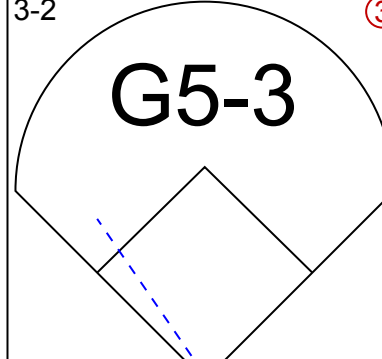
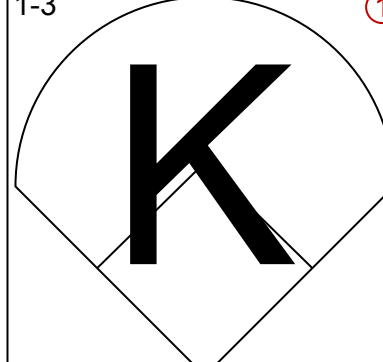
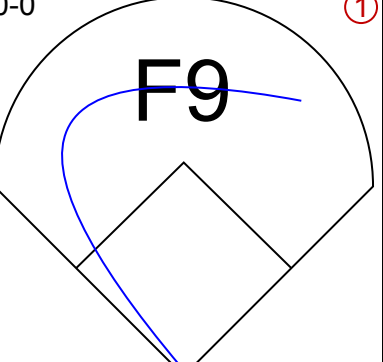
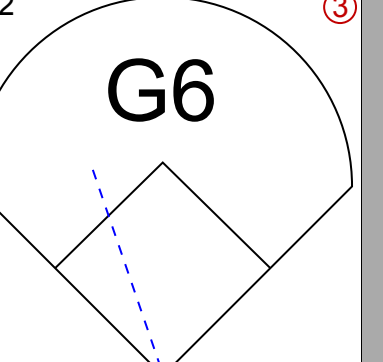
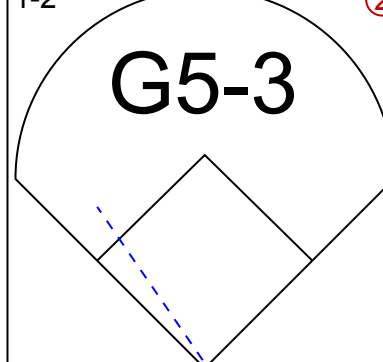
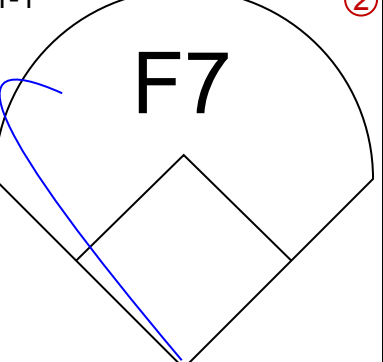
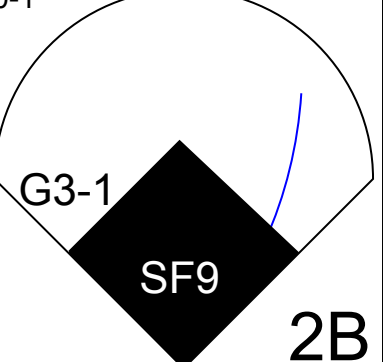
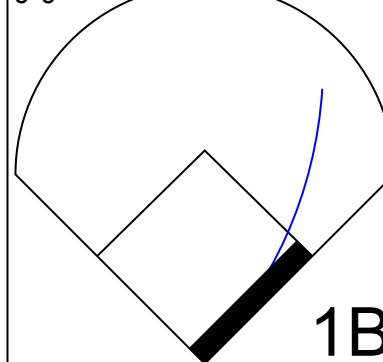
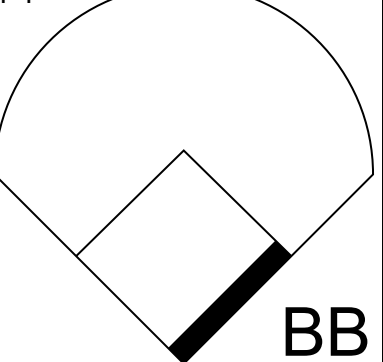
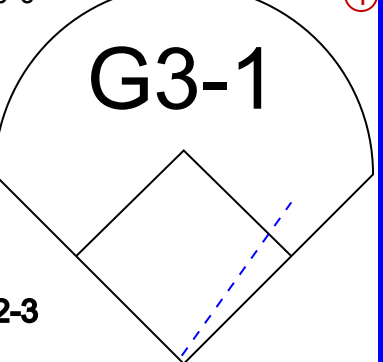
AB 32
R 4
H 6
RBI 4
BB 5
SO 10
LOB 13



AB 32
R 3
H 7
RBI 3
BB 1
SO 2
LOB 10




Batter	1	2	3	4	5	6	7	8	9	AB	R	H	RBI	BB	SO	LOB	TOP					
Willie Wilson, S OBP: 0.265, SLG: 0.245										5	0	1	0	0	1	3	Kansas City Royals @ Minnesota Twins Hubert H. Humphrey Metrodome, Minneapolis, MN Tue May 16 1989, 8:05 PM EDT Att: 20,657 - Dome livebaseballscorecards.com					
Kevin Seitzer, R OBP: 0.394, SLG: 0.387 Rey Palacios, R (8, 5)										5	0	1	0	0	1	1						
Jim Eisenreich, L OBP: 0.343, SLG: 0.449 Pat Tabler, R (9, PH)										3	1	1	0	1	0	2						
Danny Tartabull, R OBP: 0.403, SLG: 0.422										4	0	2	1	1	0	1						
Bill Buckner, L OBP: 0.204, SLG: 0.231										5	0	0	0	0	1	4						
Bo Jackson, R OBP: 0.299, SLG: 0.555										4	3	2	1	0	0	1						
Bob Boone, R OBP: 0.316, SLG: 0.287										3	1	1	0	1	0	2						
Frank White, R OBP: 0.281, SLG: 0.294 Brad Wellman, R OBP: 0.293, SLG: 0.256										4	0	1	1	0	1	3						
Kurt Stillwell, S OBP: 0.308, SLG: 0.402										4	2	3	4	0	0	0						
Inning Stats	R: 1 E: 0 K: 1 S: 19	H: 2 LOB: 1 BB: 0 P: 29	R: 3 E: 0 K: 0 S: 17	H: 5 LOB: 1 BB: 0 P: 25	R: 0 E: 0 K: 0 S: 6	H: 0 LOB: 0 BB: 1 P: 13	R: 0 E: 0 K: 0 S: 6	H: 0 LOB: 0 BB: 0 P: 9	R: 0 E: 0 K: 0 S: 7	H: 1 LOB: 1 BB: 0 P: 10	R: 1 E: 0 K: 1 S: 9	H: 2 LOB: 1 BB: 1 P: 21	R: 0 E: 0 K: 0 S: 6	H: 0 LOB: 1 BB: 1 P: 12	R: 3 E: 1 K: 1 S: 15	H: 2 LOB: 1 BB: 0 P: 17		R: 0 E: 0 K: 1 S: 9	H: 0 LOB: 0 BB: 0 P: 11	1B: 8 2B: 1 3B: 0 HR: 3	SF: 0 SAC: 0 DP: 2 HBP: 0	WP: 0 PB: 0 SB: 4 CS: 0
PITCHER	IP	WLS	BF	H	R	ER	SO	BB	IBB	HBP	BLK	WP	HR	S	P	ERA	WHIP					
Francisco Oliveras, R ERA: 4.76	5.1	L	26	9	5	5	2	2	0	0	0	0	2	60	37	8.44	2.062					
Steve Shields, R ERA: 10.8	2.2		12	3	3	2	1	1	0	0	0	0	1	25	39	6.75	1.500					
Gary Wayne, L ERA: 5.31	1.0		3	0	0	0	1	0	0	0	0	0	0	9	11	0.00	0.000					

Batter	1	2	3	4	5	6	7	8	9	AB	R	H	RBI	BB	SO	LOB	BOTTOM				
Dan Gladden, R OBP: 0.298, SLG: 0.348										3	0	1	1	0	0	2	Kansas City Royals @ Minnesota Twins Hubert H. Humphrey Metrodome, Minneapolis, MN Tue May 16 1989, 8:05 PM EDT Att: 20,657 - Dome livebaseballscorecards.com				
Randy Bush, L OBP: 0.341, SLG: 0.431										4	0	1	0	0	0	1					
Kirby Puckett, R OBP: 0.373, SLG: 0.535										4	0	0	0	0	1	1					
Gary Gaetti, R OBP: 0.306, SLG: 0.445										4	0	2	0	0	0	0					
Jim Dwyer, L OBP: 0.314, SLG: 0.323 Carmen Castillo, R OBP: 0.407, SLG: 0.612										3	0	0	0	0	0	2					
Gene Larkin, S OBP: 0.343, SLG: 0.350										4	0	0	0	0	1	3					
Tim Laudner, R OBP: 0.273, SLG: 0.386 Orlando Mercado, R (9, 2)										3	0	0	0	0	1	0					
Greg Gagne, R OBP: 0.293, SLG: 0.373										3	1	1	0	0	0	0					
Al Newman, S OBP: 0.282, SLG: 0.246 Doug Baker, S OBP: 1.000, SLG: 1.000										2	0	1	0	1	0	1					
Inning Stats	R: 0 E: 0 K: 0 S: 6	H: 1 LOB: 0 BB: 0 P: 10	R: 0 E: 0 K: 1 S: 6	H: 0 LOB: 0 BB: 0 P: 10	R: 0 E: 0 K: 1 S: 8	H: 1 LOB: 1 BB: 0 P: 12	R: 0 E: 0 K: 0 S: 9	H: 2 LOB: 2 BB: 0 P: 12	R: 0 E: 0 K: 0 S: 5	H: 0 LOB: 0 BB: 0 P: 7	R: 0 E: 0 K: 0 S: 5	H: 0 LOB: 0 BB: 0 P: 7	R: 1 E: 0 K: 0 S: 5	H: 1 LOB: 0 BB: 0 P: 7	R: 0 E: 0 K: 0 S: 8	H: 1 LOB: 1 BB: 0 P: 12		1B: 4 2B: 2 3B: 0 HR: 0	SF: 1 SAC: 0 DP: 0 HBP: 0	WP: 0 PB: 0 SB: 0 CS: 1	PA: 33
PITCHER	IP	WLS	BF	H	R	ER	SO	BB	IBB	HBP	BLK	WP	HR	S	P	ERA	WHIP				
Mark Gubicza, R ERA: 2.77	8.0	W	29	5	1	1	3	1	0	0	0	0	0	51	76	1.12	0.750				
Jerry Don Gleaton, L ERA: 6.75	1.0		4	1	0	0	0	0	0	0	0	0	0	8	12	0.00	1.000				

Batter	1	2	3	4	5	6	7	8	9	10	AB	R	H	RBI	BB	SO	LOB	TOP
Willie Wilson, S OBP: 0.262, SLG: 0.243 Brad Weisman, R OBP: 0.233, SLG: 0.256	(1, 8) C 2-1 L6	(1, 8) C 0-1 1B		(1, 8) C 2-2 FC5			(1, 8) C 0-0 L8			(1, 8) C 3-1 G4-3	5	0	1	0	0	0	2	
Kevin Seltzer, R OBP: 0.371, SLG: 0.409	(1, 5) B 4-0 1B	(1, 5) B 2-0 L7					(1, 5) B 1-1 P6			(1, 5) B 3-2 1B	4	2	2	1	1	0	2	
Luis de los Santos, R OBP: 0.286, SLG: 0.333	(1, 3) X 1-0 1B									(1, 3) X 2-3 K	5	0	1	0	0	1	1	
Danny Tartabull, R OBP: 0.403, SLG: 0.444	(1, 9) B 3-2 1B									(1, 9) B 0-0 F9	5	1	2	2	0	1	1	
Pat Tabler, R OBP: 0.315, SLG: 0.291	(1, 10) C 3-4 1B									(1, 10) C 0-1 F9	4	0	0	0	0	1	2	
Bo Jackson, R OBP: 0.281, SLG: 0.539	(1, 7) S 1-3 K									(1, 7) S 1-0 G6-3	4	0	0	0	0	1	2	
Mike Macfarlane, R OBP: 0.171, SLG: 0.206										(1, 2) X 0-0 G4-3	4	0	0	0	0	2	0	
Frank White, R OBP: 0.280, SLG: 0.292	(1, 4) B 1-0 G5-3									(1, 4) B 2-2 G5-3	4	0	1	0	0	0	0	
Kurt Stillwell, S OBP: 0.315, SLG: 0.400	(1, 6) C 0-1 1B									(1, 6) C 0-2 F9	3	0	1	0	1	0	0	
Inning Stats	R: 1 E: 0 K: 2 S: 14	H: 2 LOB: 2 BB: 1 P: 26	R: 0 E: 0 K: 0 S: 7	H: 2 LOB: 2 BB: 0 P: 10	R: 0 E: 0 K: 1 S: 6	H: 0 LOB: 0 BB: 0 P: 10	R: 0 E: 0 K: 1 S: 14	H: 1 LOB: 2 BB: 1 P: 23	R: 1 E: 0 K: 0 S: 5	H: 1 LOB: 0 BB: 0 P: 7	R: 0 E: 0 K: 1 S: 10	H: 0 LOB: 0 BB: 0 P: 14	R: 0 E: 0 K: 1 S: 9	H: 1 LOB: 1 BB: 0 P: 17	1B: 6 2B: 0 3B: 0 HR: 2	SF: 0 SAC: 0 DP: 0 HBP: 0	WP: 0 PB: 0 SB: 1 CS: 0	PA: 40
PITCHER	IP 9.0	WLS 36	H 7	R 3	ER 3	SO 5	BB 2	IBB 0	HBP 0	BLK 0	WP 0	HR 2	S 80	P 124	ERA 3.00	WHIP 1.000		
Alan Anderson, L ERA: 4.33	(1, 1)	1.0	W	4	1	0	0	1	0	0	0	0	9	17	0.00	1.000		
Juan Berenguer, R ERA: 4.33	(10, 1)																	

Kansas City Royals @ Minnesota Twins
 Hubert H. Humphrey Metrodome, Minneapolis, MN
 Wed May 17 1989, 8:05 PM EDT
 Att: 20,922 - Dome


AB	38
R	3
H	8
RBI	3
BB	2
SO	6
LOB	10



Batter	1	2	3	4	5	6	7	8	9	10	AB	R	H	RBI	BB	SO	LOB	BOTTOM
Dan Gladden, R OBP: 0.301, SLG: 0.341	(1, 7) B 2-2 CS									(1, 7) B 4-0 1B	3	0	0	0	1	0	2	
Greg Gagne, R OBP: 0.292, SLG: 0.368	(1, 6) F 1-2 P3									(1, 6) F 2-3 K	4	1	1	0	0	0	1	
Randy Bush, L OBP: 0.337, SLG: 0.425	(10, PH) F 1-2 1B									(10, PH) F 0-0 K	1	0	0	0	0	1	3	
Kirby Puckett, R OBP: 0.373, SLG: 0.531	(1, 8) P 1-3 K									(1, 8) P 1-2 1B	5	1	2	1	0	1	2	
Gary Gaetti, R OBP: 0.305, SLG: 0.461	(1, 5) B 3-2 P2									(1, 5) B 0-0 L8	4	1	1	2	0	0	1	
Gene Larkin, S OBP: 0.340, SLG: 0.355	(1, 3) C 1-3 K									(1, 3) C 2-3 HR	4	0	1	1	0	2	0	
Camren Castillo, R OBP: 0.404, SLG: 0.588	(1, 9) B 4-2 BB									(1, 9) B 0-1 F7	2	0	0	0	1	0	1	
John Moses, S OBP: 0.321, SLG: 0.304	(8, 8) B 1-2 BB									(8, 8) B 1-2 1B	1	0	0	0	0	0	0	
Brian Harper, R OBP: 0.278, SLG: 0.453	(1, 2) B 1-2 F7									(1, 2) B 2-0 P5	4	0	0	0	0	0	1	
Tim Laudner, R OBP: 0.263, SLG: 0.370	(1, 10) B 3-2 G6-3									(1, 10) B 1-0 F7	3	0	0	0	0	0	0	
Jim Dwyer, L OBP: 0.333, SLG: 0.344	(10, PH) F 0-0 P3									(10, PH) F 3-1 1B	1	1	1	0	0	0	0	
Al Newman, S OBP: 0.307, SLG: 0.265	(1, 4) C 4-2 CS									(1, 4) C 0-1 1B	3	0	2	0	1	0	0	
Inning Stats	R: 0 E: 0 K: 1 S: 10	H: 0 LOB: 1 BB: 0 P: 13	R: 0 E: 0 K: 1 S: 14	H: 0 LOB: 1 BB: 1 P: 23	R: 0 E: 0 K: 0 S: 11	H: 0 LOB: 0 BB: 1 P: 20	R: 1 E: 0 K: 0 S: 8	H: 2 LOB: 1 BB: 0 P: 12	R: 0 E: 0 K: 0 S: 3	H: 0 LOB: 0 BB: 0 P: 6	R: 0 E: 0 K: 0 S: 5	H: 0 LOB: 0 BB: 0 P: 9	R: 0 E: 0 K: 1 S: 11	H: 2 LOB: 0 BB: 0 P: 18	1B: 6 2B: 2 3B: 0 HR: 1	SF: 0 SAC: 0 DP: 1 HBP: 1	WP: 0 PB: 0 SB: 0 CS: 2	PA: 39
PITCHER	IP 8.1	WLS 30	H 4	R 2	ER 2	SO 2	BB 2	IBB 1	HBP 0	BLK 0	WP 0	HR 0	S 67	P 106	ERA 2.16	WHIP 0.720		
Charlie Leibrandt, L ERA: 3.62	(1, 1)	1.0	L	7	3	2	1	0	0	0	0	1	13	25	18.00	3.000		
Steve Farr, R ERA: 2.45	(8, 1)																	
Jeff Montgomery, R ERA: 2.97	(10, 1)																	

Kansas City Royals @ Minnesota Twins
 Hubert H. Humphrey Metrodome, Minneapolis, MN
 Wed May 17 1989, 8:05 PM EDT
 Att: 20,922 - Dome


AB	35
R	4
H	8
RBI	4
BB	3
SO	4
LOB	11




Batter	1	2	3	4	5	6	7	8	9	AB	R	H	RBI	BB	SO	LOB	TOP										
Willie Wilson, S (1, 8) OBP: 0.262, SLG: 0.243	F9		G3-6-3			FC2-6			PB	4	0	1	0	0	0	2	Kansas City Royals @ Detroit Tigers Tiger Stadium, Detroit, MI Fri May 19 1989, 7:05 PM EDT Att: 18,208 - Unknown - 72 F										
Kevin Seitzer, R (1, 5) OBP: 0.374, SLG: 0.408	1B			F9				G6-3	3	0	1	0	1	0	1												
Luis de los Santos, R (1, 3) OBP: 0.275, SLG: 0.306	K			F9		G4-3		G6-3	4	0	0	0	0	1	4												
Danny Tartabull, R (1, 9) OBP: 0.393, SLG: 0.431	K			P3			L8	G5-3	4	0	0	0	0	1	2												
Jim Eisenreich, L (1, 10) OBP: 0.343, SLG: 0.446		K			G1-3		G4-6-3		3	0	1	0	0	1	0												
Bo Jackson, R (1, 7) OBP: 0.285, SLG: 0.528	K				B5		G4-6-3	1B	3	0	0	0	0	1	1												
Bob Boone, R (1, 2) OBP: 0.316, SLG: 0.288		G6-3			F7			1B	3	0	1	0	0	0	0												
Frank White, R (1, 4) OBP: 0.289, SLG: 0.296				G3-6-3		FC2-6		G5-3	2	0	1	0	1	0	0												
Kurt Stillwell, S (1, 6) OBP: 0.306, SLG: 0.388				P6		F7		K	3	0	0	0	0	1	2												
Inning Stats	R: 0 E: 0 K: 2 S: 12	H: 1 LOB: 1 BB: 0 P: 19	R: 0 E: 0 K: 2 S: 7	H: 0 LOB: 0 BB: 0 P: 9	R: 0 E: 0 K: 0 S: 4	H: 0 LOB: 0 BB: 1 P: 10	R: 0 E: 0 K: 0 S: 4	H: 0 LOB: 0 BB: 0 P: 8	R: 0 E: 0 K: 0 S: 6	H: 0 LOB: 0 BB: 0 P: 6	R: 0 E: 0 K: 0 S: 9	H: 1 LOB: 2 BB: 1 P: 18	R: 0 E: 0 K: 0 S: 9	H: 1 LOB: 0 BB: 0 P: 14	R: 0 E: 0 K: 1 S: 7	H: 1 LOB: 0 BB: 0 P: 12	R: 0 E: 0 K: 0 S: 14	H: 1 LOB: 1 BB: 0 P: 22	1B: 5 2B: 0 3B: 0 HR: 0	SF: 0 SAC: 0 DP: 2 HBP: 0	WP: 0 PB: 1 SB: 1 CS: 0	PA: 31					
PITCHER	IP	WLS	BF	H	R	ER	SO	BB	IBB	HBP	BLK	WP	HR	S	P	ERA	WHIP										
Doyle Alexander, R (1, 1) ERA: 3.25	5.0		17	2	0	0	4	1	0	0	0	0	0	36	57	0.00	0.600										
Frank Williams, R (6, 1) ERA: 3.14	2.0		7	1	0	0	0	0	1	0	0	0	0	15	27	0.00	0.500										
Mike Henneman, R (8, 1) ERA: 4.66	2.0	W	7	2	0	0	1	0	0	0	0	0	0	21	34	0.00	1.000										

Batter	1	2	3	4	5	6	7	8	9	AB	R	H	RBI	BB	SO	LOB	BOTTOM										
Gary Pettis, S (1, 8) OBP: 0.263, SLG: 0.250	3B		G4-6-3			L7			HR	3	1	1	0	1	0	1	Kansas City Royals @ Detroit Tigers Tiger Stadium, Detroit, MI Fri May 19 1989, 7:05 PM EDT Att: 18,208 - Unknown - 72 F										
Chet Lemon, R (1, 9) OBP: 0.394, SLG: 0.302	G1-3			2B		F8		F8	4	0	1	0	0	0	2												
Lou Whitaker, L (1, 4) OBP: 0.399, SLG: 0.567	P5			F8		G4-3			4	1	1	2	0	0	2												
Alan Trammell, R (1, 6) OBP: 0.338, SLG: 0.301	P4			K		G5-3			3	0	0	0	0	1	2												
Fred Lynn, L (1, 7) OBP: 0.282, SLG: 0.246		F7		K		F8			3	0	0	0	0	1	1												
Keith Moreland, R (1, 10) OBP: 0.371, SLG: 0.417		F8			K			F8	3	0	0	0	0	1	0												
Matt Nokes, L (1, 2) OBP: 0.289, SLG: 0.405		G4-3			K			L8	3	0	0	0	0	1	0												
Dave Bergman, L (1, 3) OBP: 0.348, SLG: 0.313			G3-1		K			K	3	0	0	0	0	2	0												
Al Pedrique, R (1, 5) OBP: 0.276, SLG: 0.296						K			2	0	1	0	0	1	0												
Pat Sheridan, L (8, PH) OBP: 0.299, SLG: 0.353								K	1	0	0	0	0	1	0												
Inning Stats	R: 0 E: 0 K: 0 S: 10	H: 1 LOB: 1 BB: 0 P: 14	R: 0 E: 0 K: 0 S: 9	H: 0 LOB: 0 BB: 0 P: 9	R: 0 E: 0 K: 2 S: 17	H: 1 LOB: 1 BB: 0 P: 23	R: 0 E: 0 K: 3 S: 11	H: 0 LOB: 0 BB: 0 P: 15	R: 0 E: 0 K: 1 S: 6	H: 0 LOB: 0 BB: 0 P: 11	R: 0 E: 0 K: 0 S: 7	H: 0 LOB: 0 BB: 0 P: 10	R: 0 E: 0 K: 1 S: 15	H: 0 LOB: 0 BB: 0 P: 21	R: 2 E: 0 K: 1 S: 6	H: 1 LOB: 1 BB: 1 P: 13	1B: 1 2B: 1 3B: 1 HR: 1	SF: 0 SAC: 0 DP: 1 HBP: 0	WP: 0 PB: 0 SB: 0 CS: 0	PA: 30							
PITCHER	IP	WLS	BF	H	R	ER	SO	BB	IBB	HBP	BLK	WP	HR	S	P	ERA	WHIP										
Bret Saberhagen, R (1, 1) ERA: 2.74	8.2	L	30	4	2	2	8	1	0	0	0	0	1	87	125	2.08	0.577										

AB 29
R 0
H 5
RBI 0
BB 2
SO 5
LOB 12



AB 29
R 2
H 4
RBI 2
BB 1
SO 8
LOB 8



Batter	1	2	3	4	5	6	7	8	9	AB	R	H	RBI	BB	SO	LOB	TOP										
Willie Wilson, S OBP: 0.269, SLG: 0.254 (1, 8)	G6-3		G3-1 S 1B BB	K			F9 2B		SH2-3 2-3	3	1	1	0	1	1	2	Kansas City Royals @ Detroit Tigers Tiger Stadium, Detroit, MI Sat May 20 1989, 7:05 PM EDT Att: 21,287 - Cloudy - 72 F										
Kevin Seitzer, R OBP: 0.382, SLG: 0.409 Rey Palacios, R (7, FR) (7, 5)	G3 BB		G3-1 S 1B		F9		WP HBP		BB	2	0	1	0	1	0	0											
Luis de los Santos, R OBP: 0.273, SLG: 0.302 Bill Buckner, L OBP: 0.200, SLG: 0.226 (9, PH) (9, 3)	G3 1-2		K		FC6-4 1B		F9		P5	4	0	1	0	0	1	5											
Danny Tartabull, R OBP: 0.393, SLG: 0.421 (1, 9)	FC5-4 BB		G3-1		K				K	3	0	0	1	2	2	4											
Pat Tabler, R OBP: 0.304, SLG: 0.280 (1, 10)	FC5-4 1-2		G5-3		FC6-4 1-2		F7			4	0	0	0	0	0	7											
Bo Jackson, R OBP: 0.290, SLG: 0.527 (1, 7)		K		CS S 1B		FC5-4 1B		G4-3		4	0	2	0	0	1	0											
Bob Boone, R OBP: 0.314, SLG: 0.287 (1, 2)	FC5-4 1B		K		FC5-4 1-2		G6-4-3		P4	4	0	1	0	0	1	2											
Frank White, R OBP: 0.288, SLG: 0.288 (1, 4)	FC5-4 1-2		1B		G6-4-3 1-2		G6-3			3	0	0	0	1	0	2											
Brad Wellman, R OBP: 0.295, SLG: 0.262 Kurt Stillwell, S OBP: 0.313, SLG: 0.404 (9, PH) (9, 6)	P3			1-2 2-3			K		SH2-3 2B	3	0	1	0	0	1	1											
Inning Stats	R: 0 E: 0 K: 0 S: 11	H: 0 LOB: 2 BB: 2 P: 24	R: 0 E: 0 K: 1 S: 11	H: 1 LOB: 1 BB: 0 P: 16	R: 1 E: 0 K: 1 S: 14	H: 1 LOB: 1 BB: 1 P: 22	R: 0 E: 0 K: 2 S: 11	H: 2 LOB: 2 BB: 1 P: 17	R: 0 E: 0 K: 1 S: 9	H: 1 LOB: 1 BB: 0 P: 12	R: 0 E: 0 K: 1 S: 5	H: 1 LOB: 3 BB: 1 P: 10	R: 0 E: 0 K: 1 S: 12	H: 1 LOB: 3 BB: 1 P: 26	R: 0 E: 0 K: 0 S: 8	H: 0 LOB: 0 BB: 0 P: 13	R: 0 E: 0 K: 1 S: 8	H: 1 LOB: 2 BB: 1 P: 14	1B: 6 2B: 2 3B: 0 HR: 0	SF: 0 SAC: 1 DP: 1 HBP: 1	WP: 1 PB: 0 SB: 3 CS: 1	PA: 40					
PITCHER	IP	WLS	BF	H	R	ER	SO	BB	IBB	HBP	BLK	WP	HR	S	P	ERA	WHIP										
Frank Tanana, L ERA: 3.39 Mike Henneman, R ERA: 3.95	(1, 1) (8, 1)	7.0 W	32 8	7 1	1 0	1 0	6 1	5 1	0 0	1 0	0 0	1 0	0 0	16 27	127 27	1.29 0.00	1.714 1.000										

AB	32
R	1
H	8
RBI	1
BB	6
SO	7
LOB	25




Batter	1	2	3	4	5	6	7	8	9	AB	R	H	RBI	BB	SO	LOB	BOTTOM										
Gary Pettis, S OBP: 0.261, SLG: 0.250 (1, 8)	G5-3		L4			S 1B		K		4	1	1	0	0	1	0	Kansas City Royals @ Detroit Tigers Tiger Stadium, Detroit, MI Sat May 20 1989, 7:05 PM EDT Att: 21,287 - Cloudy - 72 F										
Chet Lemon, R OBP: 0.397, SLG: 0.309 (1, 9)	G6-3			E7 1B		BB 1B		L8		4	0	2	1	0	0	0											
Lou Whitaker, L OBP: 0.395, SLG: 0.555 (1, 4)	P4			F8		BB BB		K		3	0	0	0	1	1	1											
Aian Trammell, R OBP: 0.343, SLG: 0.325 (1, 6)		L4		E7 1-4		BB BB				3	1	1	1	1	0	1											
Keith Moreland, R OBP: 0.370, SLG: 0.414 (1, 3)		1B		F8		K				3	0	1	0	0	1	4											
Gary Ward, R OBP: 0.290, SLG: 0.293 Fred Lynn, L OBP: 0.280, SLG: 0.243 (6, PH) (1, 10)	F8				G5-3	G1-3				2	0	0	0	0	0	1											
Mike Heath, R OBP: 0.432, SLG: 0.588 (1, 2)	G5-3				F9		B5-3			3	0	0	0	0	0	1											
Kenny Williams, R OBP: 0.230, SLG: 0.316 Pat Sheridan, L OBP: 0.236, SLG: 0.349 (7, PH) (8, 7)			G5-4-3 1B		K		G3-1			2	0	1	0	0	1	0											
Al Pedrique, R OBP: 0.250, SLG: 0.267 (1, 5)	G5-4-3 1-2					L3	P5			3	0	0	0	0	0	1											
Inning Stats	R: 0 E: 0 K: 0 S: 8	H: 0 LOB: 0 BB: 0 P: 15	R: 0 E: 0 K: 0 S: 9	H: 1 LOB: 0 BB: 0 P: 15	R: 0 E: 0 K: 0 S: 4	H: 1 LOB: 0 BB: 0 P: 5	R: 0 E: 1 K: 0 S: 9	H: 1 LOB: 1 BB: 0 P: 17	R: 0 E: 0 K: 1 S: 8	H: 0 LOB: 0 BB: 0 P: 10	R: 1 E: 0 K: 1 S: 17	H: 2 LOB: 3 BB: 2 P: 30	R: 0 E: 0 K: 0 S: 6	H: 0 LOB: 0 BB: 0 P: 10	R: 0 E: 0 K: 2 S: 11	H: 0 LOB: 0 BB: 0 P: 16	R: 1 E: 0 K: 0 S: 1	H: 1 LOB: 0 BB: 0 P: 2	1B: 5 2B: 0 3B: 0 HR: 1	SF: 0 SAC: 0 DP: 1 HBP: 0	WP: 0 PB: 0 SB: 1 CS: 0	PA: 31					
PITCHER	IP	WLS	BF	H	R	ER	SO	BB	IBB	HBP	BLK	WP	HR	S	P	ERA	WHIP										
Floyd Bannister, L ERA: 4.24 Tom Gordon, R ERA: 2.36	(1, 1) (6, 1)	5.1 L	21 10	5 1	1 1	1 1	3 3	1 1	0 0	0 0	0 0	0 1	0 25	48 41	1.69 3.38	1.125 0.750											




Batter	1	2	3	4	5	6	7	8	9	AB	R	H	RBI	BB	SO	LOB	TOP			
Willie Wilson, S OBP: 0.284, SLG: 0.250 (1, 8)	L9		G6-4-3		G3-1	FC6-4		G3		5	0	0	0	0	0	3	Kansas City Royals @ Texas Rangers Arlington Stadium, Arlington, TX Wed May 24 1989, 8:05 PM EDT Att: 18,905 - Unknown - 92 F			
Kurt Stillwell, S OBP: 0.315, SLG: 0.383 (1, 6)	L4		L8		E4 G6-3 S PB		FC6-4 1B		K	5	1	1	0	0	1	0				
Kevin Seitzer, R OBP: 0.376, SLG: 0.386 (1, 5)	G6-3			WP BB 1B	G6-3		K		F7	4	1	0	0	1	1	2				
Bo Jackson, R OBP: 0.308, SLG: 0.547 Gary Thurman, R OBP: 0.321, SLG: 0.174 (7, PR) (7, 7)		K		WP BB 1B			FC6-4 S 1-2		K	3	2	1	1	1	1	1				
Pat Tabler, R OBP: 0.310, SLG: 0.276 Luis de los Santos, R OBP: 0.250, SLG: 0.305 (1, 3) (7, 3)				L9						2	0	1	0	2	0	2				
Danny Tartabull, R OBP: 0.373, SLG: 0.397 (1, 9)		BB		L9						0	0	0	0	0	0	0				
Danny Tartabull, R OBP: 0.373, SLG: 0.397 (1, 9)		K								4	1	1	2	0	3	4				
Mike Macfarlane, R OBP: 0.227, SLG: 0.238 Jim Eisenreich, L OBP: 0.342, SLG: 0.427 (1, 10) (8, PH)										3	0	0	0	0	0	2				
Frank White, R OBP: 0.303, SLG: 0.307 (1, 4)										1	0	1	0	0	0	0				
Bob Boone, R OBP: 0.315, SLG: 0.284 (1, 2)										4	0	1	0	0	1	3				
Inning Stats	R: 0 E: 0 K: 0 S: 6	H: 0 LOB: 0 BB: 0 P: 11	R: 0 E: 0 K: 2 S: 14	H: 0 LOB: 1 BB: 1 P: 24	R: 1 E: 0 K: 0 S: 5	H: 2 LOB: 0 BB: 0 P: 9	R: 3 E: 0 K: 0 S: 9	H: 2 LOB: 1 BB: 2 P: 24	R: 2 E: 0 K: 1 S: 15	H: 2 LOB: 1 BB: 0 P: 27	R: 0 E: 0 K: 2 S: 16	H: 1 LOB: 1 BB: 1 P: 26	R: 0 E: 0 K: 1 S: 11	H: 1 LOB: 1 BB: 0 P: 18	R: 0 E: 0 K: 2 S: 8	H: 0 LOB: 0 BB: 0 P: 14	1B: 7 2B: 1 3B: 0 HR: 1	SF: 0 SAC: 0 DP: 1 HBP: 0	WP: 1 PB: 1 SB: 3 CS: 0	PA: 40
PITCHER	IP WLS BF H R ER SO BB IBB HBP BLK WP HR S P ERA WHIP	IP WLS BF H R ER SO BB IBB HBP BLK WP HR S P ERA WHIP	IP WLS BF H R ER SO BB IBB HBP BLK WP HR S P ERA WHIP	IP WLS BF H R ER SO BB IBB HBP BLK WP HR S P ERA WHIP	IP WLS BF H R ER SO BB IBB HBP BLK WP HR S P ERA WHIP	IP WLS BF H R ER SO BB IBB HBP BLK WP HR S P ERA WHIP	IP WLS BF H R ER SO BB IBB HBP BLK WP HR S P ERA WHIP	IP WLS BF H R ER SO BB IBB HBP BLK WP HR S P ERA WHIP	IP WLS BF H R ER SO BB IBB HBP BLK WP HR S P ERA WHIP	IP WLS BF H R ER SO BB IBB HBP BLK WP HR S P ERA WHIP	IP WLS BF H R ER SO BB IBB HBP BLK WP HR S P ERA WHIP	IP WLS BF H R ER SO BB IBB HBP BLK WP HR S P ERA WHIP	IP WLS BF H R ER SO BB IBB HBP BLK WP HR S P ERA WHIP	IP WLS BF H R ER SO BB IBB HBP BLK WP HR S P ERA WHIP	IP WLS BF H R ER SO BB IBB HBP BLK WP HR S P ERA WHIP	IP WLS BF H R ER SO BB IBB HBP BLK WP HR S P ERA WHIP	IP WLS BF H R ER SO BB IBB HBP BLK WP HR S P ERA WHIP			
Jamie Moyer, L ERA: 4.32 (1, 1)	3.2 L 17 4 4 4 2	4 4 4 4 2	3 0 0 0 0	0 0 0 0 0	0 1 27 47	0.00 1.714	0.00 1.200	0.00 0.000												
Craig McMurtry, R ERA: 5.79 (4, 1)	2.1 12 4 2 0 1	0 0 0 0 0	0 0 0 0 0	0 0 0 0 0	0 1 27 47	0.00 1.714	0.00 1.200	0.00 0.000												
Gary Mielke, R ERA: (7, 1)	1.2 7 1 0 0 3	1 0 0 0 1	0 0 0 0 0	0 0 0 0 0	0 0 19 31	0.00 1.200	0.00 0.000													
Cecilio Guante, R ERA: 2.42 (8, 1)	1.1 4 0 0 0 2	0 0 0 0 2	0 0 0 0 0	0 0 0 0 0	0 0 13 21	0.00 0.000														

Batter	1	2	3	4	5	6	7	8	9	AB	R	H	RBI	BB	SO	LOB	BOTTOM			
Cecil Espy, S OBP: 0.295, SLG: 0.286 (1, 8)	G4-3 1B	CS	E3 1B G6-3 1B		G5-3		K		K	5	2	1	0	0	2	0	Kansas City Royals @ Texas Rangers Arlington Stadium, Arlington, TX Wed May 24 1989, 8:05 PM EDT Att: 18,905 - Unknown - 92 F			
Scott Fletcher, R OBP: 0.358, SLG: 0.288 (1, 6)	G4-3		G6-3		L5		FC4-6 1B		K	5	0	1	0	0	1	2				
Rafael Palmeiro, L OBP: 0.414, SLG: 0.500 (1, 3)	FC4-6 1B		1B		1B		FC4-6 2B			4	1	3	1	0	0	1				
Ruben Sierra, S OBP: 0.358, SLG: 0.521 (1, 9)	FC4-6 2B		K		F8		1-2 2B			4	1	1	1	0	1	4				
Julio Franco, R OBP: 0.389, SLG: 0.509 (1, 4)	1-1 2B		1-1 1B		G4-3		K			4	0	2	2	0	1	1				
Geno Petralli, L OBP: 0.333, SLG: 0.343 Jim Sundberg, R OBP: 0.346, SLG: 0.455 (1, 2) (7, 2)	L8		G4-3		G6-3				G5-3	3	0	0	0	0	0	3				
Rick Leach, L OBP: 0.309, SLG: 0.373 (1, 7)			G4-3		G6-3		BB 1B		K	4	0	1	0	0	1	0				
Jeff Stone, L OBP: 0.256, SLG: 0.314 Buddy Bell, R OBP: 0.245, SLG: 0.222 (1, 10) (6, PH)		G4-3			K				K	2	0	0	0	0	1	0				
Steve Buechele, R OBP: 0.329, SLG: 0.423 (1, 5)			G4-3		G5-3				K	1	0	0	0	1	1	0				
Inning Stats	R: 2 E: 0 K: 0 S: 16	H: 3 LOB: 1 BB: 0 P: 25	R: 0 E: 0 K: 0 S: 9	H: 1 LOB: 0 BB: 0 P: 14	R: 1 E: 1 K: 1 S: 16	H: 2 LOB: 2 BB: 0 P: 21	R: 0 E: 0 K: 1 S: 12	H: 0 LOB: 0 BB: 0 P: 15	R: 0 E: 0 K: 1 S: 13	H: 1 LOB: 2 BB: 1 P: 24	R: 1 E: 0 K: 2 S: 16	H: 2 LOB: 1 BB: 0 P: 23	R: 0 E: 0 K: 2 S: 8	H: 0 LOB: 0 BB: 0 P: 12	R: 0 E: 0 K: 3 S: 9	H: 0 LOB: 0 BB: 0 P: 13		1B: 8 2B: 2 3B: 0 HR: 0	SF: 0 SAC: 0 DP: 0 HBP: 0	WP: 0 PB: 0 SB: 1 CS: 1
PITCHER	IP WLS BF H R ER SO BB IBB HBP BLK WP HR S P ERA WHIP	IP WLS BF H R ER SO BB IBB HBP BLK WP HR S P ERA WHIP	IP WLS BF H R ER SO BB IBB HBP BLK WP HR S P ERA WHIP	IP WLS BF H R ER SO BB IBB HBP BLK WP HR S P ERA WHIP	IP WLS BF H R ER SO BB IBB HBP BLK WP HR S P ERA WHIP	IP WLS BF H R ER SO BB IBB HBP BLK WP HR S P ERA WHIP	IP WLS BF H R ER SO BB IBB HBP BLK WP HR S P ERA WHIP	IP WLS BF H R ER SO BB IBB HBP BLK WP HR S P ERA WHIP	IP WLS BF H R ER SO BB IBB HBP BLK WP HR S P ERA WHIP	IP WLS BF H R ER SO BB IBB HBP BLK WP HR S P ERA WHIP	IP WLS BF H R ER SO BB IBB HBP BLK WP HR S P ERA WHIP	IP WLS BF H R ER SO BB IBB HBP BLK WP HR S P ERA WHIP	IP WLS BF H R ER SO BB IBB HBP BLK WP HR S P ERA WHIP	IP WLS BF H R ER SO BB IBB HBP BLK WP HR S P ERA WHIP	IP WLS BF H R ER SO BB IBB HBP BLK WP HR S P ERA WHIP	IP WLS BF H R ER SO BB IBB HBP BLK WP HR S P ERA WHIP				
Bret Saberhagen, R ERA: 2.84 (1, 1)	6.2 W 31 10 4 3 4	4 3 4 6	0 0 0 0	0 0 0 0	0 0 21 30	0.00 0.000														
Tom Gordon, R ERA: 2.21 (7, 1)	2.1 S 7 0 0 0 6	0 0 0 0 6	0 0 0 0	0 0 0 0	0 0 21 30	0.00 0.000														

AB 36
R 6
H 9
RBI 4
BB 4
SO 8
LOB 18



AB 37
R 4
H 10
RBI 4
BB 1
SO 10
LOB 13




Batter	1	2	3	4	5	6	7	8	9	AB	R	H	RBI	BB	SO	LOB	TOP									
Gary Pettis, S OBP: 0.340, SLG: 0.386 (1, 8)										5	0	1	0	0	4	1	Detroit Tigers @ Kansas City Royals Royals Stadium, Kansas City, MO Fri May 26 1989, 8:05 PM EDT Att: 27,728 - Unknown - 68 F									
Chet Lemon, R OBP: 0.365, SLG: 0.316 (1, 9)										4	0	0	0	0	0	2										
Lou Whitaker, L OBP: 0.411, SLG: 0.552 (1, 4)										3	1	2	0	1	0	0										
Alan Trammell, R OBP: 0.339, SLG: 0.324 (1, 6)										3	1	1	1	1	0	2										
Keith Moreland, R OBP: 0.383, SLG: 0.444 (8, PR)										4	1	3	1	0	0	0										
Pat Sheridan, L OBP: 0.293, SLG: 0.345 (8, 3)										0	0	0	0	0	0	0										
Dave Bergman, L OBP: 0.340, SLG: 0.291 (8, 3)										0	0	0	0	0	0	0										
Gary Ward, R OBP: 0.297, SLG: 0.343 (1, 10)										4	0	2	0	0	0	1										
Kenny Williams, R OBP: 0.226, SLG: 0.298 (1, 7)										4	0	1	1	0	1	2										
Mike Heath, R OBP: 0.365, SLG: 0.490 (1, 2)										4	0	0	0	0	1	2										
Rick Schu, R OBP: 0.348, SLG: 0.381 (1, 5)										4	0	2	0	0	0	0										
Inning Stats	R: 2 E: 0 K: 1 S: 10	H: 3 LOB: 1 BB: 0 P: 17	R: 0 E: 0 K: 0 S: 10	H: 2 LOB: 2 BB: 0 P: 16	R: 1 E: 0 K: 0 S: 15	H: 3 LOB: 2 BB: 1 P: 27	R: 0 E: 0 K: 1 S: 7	H: 1 LOB: 0 BB: 0 P: 14	R: 0 E: 0 K: 0 S: 9	H: 0 LOB: 0 BB: 0 P: 14	R: 0 E: 0 K: 1 S: 8	H: 0 LOB: 0 BB: 0 P: 12	R: 0 E: 0 K: 1 S: 10	H: 0 LOB: 0 BB: 0 P: 14	R: 0 E: 0 K: 1 S: 14	H: 2 LOB: 2 BB: 1 P: 26	R: 0 E: 0 K: 1 S: 9	H: 0 LOB: 0 BB: 0 P: 14	1B: 10 2B: 2 3B: 0 HR: 0	SF: 0 SAC: 0 DP: 1 HBP: 0	WP: 0 PB: 0 SB: 1 CS: 2	PA: 37				
PITCHER	IP	WLS	BF	H	R	ER	SO	BB	IBB	HBP	BLK	WP	HR	S	P	ERA	WHIP									
Floyd Bannister, L ERA: 4.48	(1, 1)	3.0		18	9	3	3	1	1	0	0	0	0	0	38	66	9.00	3.333								
Luis Aquino, R ERA: 3.19	(4, 1)	4.1		13	1	0	0	3	1	0	0	0	0	36	58	0.00	0.462									
Jeff Montgomery, R ERA: 2.19	(8, 1)	0.2	W	3	2	0	0	1	0	0	0	0	0	9	16	0.00	3.000									
Steve Farr, R ERA: 2.16	(9, 1)	1.0	S	3	0	0	0	1	0	0	0	0	0	9	14	0.00	0.000									

Batter	1	2	3	4	5	6	7	8	9	AB	R	H	RBI	BB	SO	LOB	BOTTOM								
Willie Wilson, S OBP: 0.260, SLG: 0.246 (1, 8)										2	0	0	0	0	2	1	Detroit Tigers @ Kansas City Royals Royals Stadium, Kansas City, MO Fri May 26 1989, 8:05 PM EDT Att: 27,728 - Unknown - 68 F								
Gary Thurman, R OBP: 0.333, SLG: 0.167 (8, PH)										2	1	0	0	3	0	1									
Mike Macfarlane, R OBP: 0.244, SLG: 0.256 (9, 2)										4	0	1	2	1	1	1									
Kurt Stillwell, S OBP: 0.326, SLG: 0.377 (1, 6)										2	1	0	0	3	0	1									
Kevin Seitzer, R OBP: 0.377, SLG: 0.383 (1, 5)										4	0	1	2	1	1	1									
Bo Jackson, R OBP: 0.311, SLG: 0.539 (1, 7)										4	0	1	2	1	0	1									
Pat Tabler, R OBP: 0.305, SLG: 0.267 (1, 10)										4	0	0	0	1	0	6									
Danny Tartabull, R OBP: 0.376, SLG: 0.396 (1, 9)										3	0	1	0	1	2	1									
Luis de los Santos, R OBP: 0.262, SLG: 0.323 (8, PH)										3	1	1	0	0	0	1									
Brad Weisman, R OBP: 0.314, SLG: 0.286 (9, 4)										1	0	0	0	0	0	1									
Frank White, R OBP: 0.303, SLG: 0.302 (8, PH)										2	0	0	0	1	0	1									
Jim Eisenreich, L OBP: 0.348, SLG: 0.427 (9, 8)										0	1	0	0	1	0	0									
Bob Boone, R OBP: 0.323, SLG: 0.294 (8, PH)										3	0	2	0	0	0	1									
Bill Buckner, L OBP: 0.246, SLG: 0.259 (8, PR)										1	0	1	1	0	0	0									
Rey Palacios, R (9, 3)										0	1	0	0	0	0	0									
Inning Stats	R: 0 E: 0 K: 1 S: 8	H: 0 LOB: 0 BB: 0 P: 13	R: 0 E: 0 K: 0 S: 11	H: 0 LOB: 1 BB: 1 P: 19	R: 0 E: 0 K: 1 S: 9	H: 1 LOB: 1 BB: 0 P: 13	R: 0 E: 0 K: 2 S: 8	H: 0 LOB: 1 BB: 1 P: 16	R: 2 E: 0 K: 0 S: 15	H: 2 LOB: 3 BB: 3 P: 33	R: 0 E: 0 K: 2 S: 9	H: 1 LOB: 2 BB: 1 P: 16	R: 0 E: 0 K: 0 S: 9	H: 0 LOB: 1 BB: 1 P: 19	R: 4 E: 0 K: 0 S: 26	H: 4 LOB: 2 BB: 3 P: 46	R: 0 E: 0 K: 0 S: 9	H: 0 LOB: 0 BB: 0 P: 14	1B: 7 2B: 1 3B: 0 HR: 0	SF: 0 SAC: 0 DP: 1 HBP: 0	WP: 0 PB: 0 SB: 1 CS: 0	PA: 41			
PITCHER	IP	WLS	BF	H	R	ER	SO	BB	IBB	HBP	BLK	WP	HR	S	P	ERA	WHIP								
Paul Gibson, L ERA: 5.2	(1, 1)	6.1		30	4	2	2	6	7	0	0	0	0	61	115	2.84	1.737								
Mike Henneman, R ERA: 5.28	(7, 1)	1.1	L	8	3	4	4	0	2	0	0	0	0	26	46	27.00	3.750								
Willie Hernandez, L ERA: 5.6	(8, 1)	0.1		3	1	0	0	0	1	0	0	0	0	8	14	0.00	6.000								


Detroit Tigers @ Kansas City Royals
 Royals Stadium, Kansas City, MO
 Fri May 26 1989, 8:05 PM EDT
 Att: 27,728 - Unknown - 68 F

AB 35
 R 3
 H 12
 RBI 3
 BB 2
 SO 6
 LOB 10



Detroit Tigers @ Kansas City Royals
 Royals Stadium, Kansas City, MO
 Fri May 26 1989, 8:05 PM EDT
 Att: 27,728 - Unknown - 68 F

AB 31
 R 6
 H 8
 RBI 6
 BB 10
 SO 6
 LOB 17



Batter	1	2	3	4	5	6	7	8	9	AB	R	H	RBI	BB	SO	LOB	TOP			
Gary Pettis, S OBP: 0.315, SLG: 0.354 (1, 8)										4	0	0	0	0	2	4	Detroit Tigers @ Kansas City Royals Royals Stadium, Kansas City, MO Sat May 27 1989, 4:33 AM EDT Att: 32,705 - Unknown			
Fred Lynn, L OBP: 0.295, SLG: 0.268 (1, 7)										3	0	0	0	1	0	3				
Lou Whitaker, L OBP: 0.407, SLG: 0.544 (1, 4)										4	0	1	0	0	0	2				
Alan Trammell, R OBP: 0.331, SLG: 0.316 (1, 6)										4	0	0	0	0	0	1				
Keith Moreland, R OBP: 0.378, SLG: 0.438 (1, 10)										4	1	1	0	0	2	0				
Matt Nokes, L OBP: 0.301, SLG: 0.427 (1, 2)										4	0	1	0	0	0	1				
Pat Sheridan, L OBP: 0.301, SLG: 0.352 (1, 9)										4	0	2	1	0	0	1				
Dave Bergman, L OBP: 0.347, SLG: 0.303 (1, 3)										3	0	1	0	1	0	2				
Rick Schu, R OBP: 0.333, SLG: 0.360 (1, 5)										4	0	1	0	0	1	2				
Inning Stats	R: 0 E: 0 K: 1 S: 6	H: 0 LOB: 0 BB: 0 P: 8	R: 0 E: 0 K: 1 S: 9	H: 1 LOB: 1 BB: 0 P: 15	R: 0 E: 0 K: 1 S: 8	H: 1 LOB: 2 BB: 1 P: 15	R: 1 E: 0 K: 0 S: 13	H: 2 LOB: 1 BB: 0 P: 22	R: 0 E: 0 K: 1 S: 7	H: 0 LOB: 0 BB: 0 P: 10	R: 0 E: 1 K: 0 S: 16	H: 2 LOB: 3 BB: 0 P: 23	R: 0 E: 0 K: 1 S: 6	H: 0 LOB: 1 BB: 1 P: 8	R: 0 E: 0 K: 0 S: 8	H: 0 LOB: 1 BB: 1 P: 14	1B: 5 2B: 2 3B: 0 HR: 0	SF: 0 SAC: 0 DP: 1 HBP: 0	WP: 1 PB: 0 SB: 0 CS: 0	PA: 36
PITCHER Mark Gubicza, R ERA: 2.75 (1, 1)	IP: 9.0 WLS: W BF: 36 H: 7 R: 1 ER: 1 SO: 5 BB: 2 IBB: 0 HBP: 0 BLK: 0 WP: 1 HR: 0 S: 79 P: 127 ERA: 1.00 WHIP: 1.000															PITCHER				

Batter	1	2	3	4	5	6	7	8	9	AB	R	H	RBI	BB	SO	LOB	BOTTOM			
Jim Eisenreich, L OBP: 0.358, SLG: 0.454 (1, 8)										5	2	3	1	0	0	0	Detroit Tigers @ Kansas City Royals Royals Stadium, Kansas City, MO Sat May 27 1989, 4:33 AM EDT Att: 32,705 - Unknown			
Kurt Stillwell, S OBP: 0.329, SLG: 0.368 (1, 6)										3	0	0	0	2	1	2				
Kevin Seitzer, R OBP: 0.389, SLG: 0.386 (1, 5)										1	0	1	2	3	0	0				
Bo Jackson, R OBP: 0.309, SLG: 0.533 (1, 7)										4	0	1	1	0	1	4				
Bill Buckner, L OBP: 0.246, SLG: 0.246 (1, 10)										3	0	0	0	1	0	2				
Danny Tartabull, R OBP: 0.378, SLG: 0.391 (1, 9)										2	0	0	0	2	1	2				
Luis de los Santos, R OBP: 0.290, SLG: 0.318 (1, 3)										4	1	1	0	0	1	4				
Mike Macfarlane, R OBP: 0.265, SLG: 0.277 (1, 2)										4	1	2	0	0	1	1				
Brad Wellman, R OBP: 0.309, SLG: 0.269 (1, 4)										3	1	0	0	1	0	3				
Inning Stats	R: 0 E: 0 K: 1 S: 6	H: 0 LOB: 1 BB: 2 P: 18	R: 0 E: 0 K: 1 S: 9	H: 0 LOB: 1 BB: 1 P: 18	R: 2 E: 0 K: 0 S: 12	H: 2 LOB: 3 BB: 3 P: 33	R: 0 E: 0 K: 0 S: 6	H: 1 LOB: 0 BB: 0 P: 11	R: 0 E: 0 K: 1 S: 8	H: 0 LOB: 2 BB: 2 P: 20	R: 3 E: 0 K: 0 S: 9	H: 4 LOB: 1 BB: 1 P: 18	R: 0 E: 0 K: 2 S: 9	H: 0 LOB: 0 BB: 0 P: 15	R: 0 E: 0 K: 0 S: 8	H: 1 LOB: 1 BB: 0 P: 12	1B: 6 2B: 2 3B: 0 HR: 0	SF: 0 SAC: 0 DP: 2 HBP: 0	WP: 0 PB: 2 SB: 2 CS: 1	PA: 38
PITCHER Randy Nosek, R ERA: 3.86 (1, 1)	IP: 4.2 WLS: L BF: 23 H: 3 R: 2 ER: 2 SO: 3 BB: 8 IBB: 0 HBP: 0 BLK: 0 WP: 0 HR: 0 S: 10 P: 20 ERA: 3.86 WHIP: 2.357															PITCHER				
Randy Bockus, R ERA: 5.09 (5, 1)	0.2	7	4	3	3	0	0	1	0	0	0	0	10	20	40.50	6.000				
Mike Schwabe, R ERA: (6, 1)	2.2	8	1	0	0	2	0	0	0	0	0	0	18	28	0.00	0.375				

livebaseballscores.com

AB 34
R 1
H 7
RBI 1
BB 2
SO 5
LOB 16



livebaseballscores.com

AB 29
R 5
H 8
RBI 4
BB 9
SO 5
LOB 18




Batter	1	2	3	4	5	6	7	8	9	AB	R	H	RBI	BB	SO	LOB	TOP										
Gary Pettis, S OBP: 0.322, SLG: 0.365 (1, 8)	4-1 CS BB		1-2 G6-3		3-2 E7 G3 2B		1-3 K		2-3 K	4	1	1	0	1	2	0	Detroit Tigers @ Kansas City Royals Royals Stadium, Kansas City, MO Sun May 28 1989, 4:33 AM EDT Att: 33,610 - Unknown										
Kenny Williams, R OBP: 0.228, SLG: 0.293 Pat Sheridan, L OBP: 0.295, SLG: 0.344 (7, PH) (7, 7)	2-2 G4-3		4-2 1B BB		0-1 G3		3-1 G1-3		0-1 F7	2	0	0	1	1	0	1											
Chet Lemon, R OBP: 0.360, SLG: 0.312 (1, 9)	2-2 F8		1-0 1-2 1B		3-H 2-2 F8		3-3 K		1-1 F8	5	0	1	0	0	1	0											
Alan Trammell, R OBP: 0.335, SLG: 0.323 (1, 6)		1-1 1B 2B	2-2 F7		2-0 L7			4-1 G4-3 G5-3 1B BB		3	2	1	0	1	0	2											
Keith Moreland, R OBP: 0.374, SLG: 0.431 (1, 3)		0-0 L9		0-1 G5-3		0-0 BB SF8 1B		0-2 G5-3		4	1	1	0	0	0	2											
Gary Ward, R OBP: 0.321, SLG: 0.356 (1, 10)		4-2 1B BB		0-0 FC6-4 1B		3-1 SF8 BB SF7-3 1B		3-2 G4-3		3	1	2	0	1	0	1											
Rick Schu, R OBP: 0.419, SLG: 0.407 (1, 5)		2-0 G4-6-3 1B		0-0 FC6-4 1B		4-1 SF7-3 BB		4-2 1B BB		2	0	2	1	2	0	0											
Mike Heath, R OBP: 0.352, SLG: 0.471 Matt Nokes, L OBP: 0.304, SLG: 0.432 (6, PH) (6, 2)	0-2 G4-6-3		2-0 FC6-4		1-0 SF8		1-0 SF8		1-0 1B	2	0	0	0	0	0	4											
Al Pedrique, R OBP: 0.243, SLG: 0.257 Lou Whitaker, L OBP: 0.403, SLG: 0.541 (6, PH) (6, 4)			1-1 P5	1-2 G1-3		0-0 SF7-3		1-3 3-H 1-2 F7		2	0	0	0	0	0	2											
Inning Stats	R: 0 E: 0 K: 0 S: 7	H: 0 LOB: 0 BB: 1 P: 15	R: 1 E: 0 K: 0 S: 11	H: 2 LOB: 1 BB: 1 P: 18	R: 0 E: 0 K: 0 S: 11	H: 1 LOB: 2 BB: 1 P: 20	R: 0 E: 0 K: 0 S: 8	H: 2 LOB: 2 BB: 0 P: 11	R: 1 E: 1 K: 0 S: 17	H: 1 LOB: 0 BB: 0 P: 24	R: 0 E: 0 K: 2 S: 10	H: 0 LOB: 0 BB: 0 P: 17	R: 1 E: 0 K: 0 S: 14	H: 1 LOB: 2 BB: 2 P: 27	R: 0 E: 0 K: 1 S: 7	H: 0 LOB: 0 BB: 0 P: 10		1B: 7 2B: 3 3B: 0 HR: 0	SF: 2 SAC: 0 DP: 2 HBP: 0	WP: 0 PB: 0 SB: 0 CS: 1	PA: 39						
PITCHER	IP	WLS	BF	H	R	ER	SO	BB	IBB	HBP	BLK	WP	HR	S	P	ERA	WHIP										
Charlie Leibrandt, L ERA: 3.82	(1, 1)	5.0		24	8	4	3	0	3	0	0	0	0	57	94	5.40	2.200										
Tom Gordon, R ERA: 2.27	(6, 1)	3.0	W	12	1	1	1	2	3	0	0	0	0	27	52	3.00	1.333										
Steve Farr, R ERA: 2.04	(9, 1)	1.0		3	0	0	0	1	0	0	0	0	0	7	10	0.00	0.000										

Batter	1	2	3	4	5	6	7	8	9	AB	R	H	RBI	BB	SO	LOB	BOTTOM										
Jim Eisenreich, L OBP: 0.368, SLG: 0.491 (1, 8)	1-0 F7		0-0 1B 3B	0-0 G4-6-3			0-0 1B 3B		4-0 BB BB IBB	4	2	2	1	1	0	2	Detroit Tigers @ Kansas City Royals Royals Stadium, Kansas City, MO Sun May 28 1989, 4:33 AM EDT Att: 33,610 - Unknown										
Kurt Stillwell, S OBP: 0.338, SLG: 0.367 (1, 6)	4-2 1B FC6-4 BB		1-0 G5-3		1-2 G6-3		1-2 F9		4-2 BB BB	3	1	1	2	2	0	1											
Kevin Seitzer, R OBP: 0.399, SLG: 0.391 (1, 5)	1-2 FC6-4 1B		3-1 P6		4-1 1B BB		1-1 1B PB 1B		4-2 BB BB	3	1	2	2	2	0	1											
Bo Jackson, R OBP: 0.306, SLG: 0.523 (1, 7)	1-0 FC6-4		1-0 G5-3		1-0 G6-4-3 1B		2-1 P2		3-3 K	5	0	1	1	0	1	6											
Pat Tabler, R OBP: 0.301, SLG: 0.264 (1, 10)	1-3 K		1-2 F8		0-1 G6-4-3		2-0 PB		2-2 G4-3	5	0	1	0	0	1	7											
Danny Tartabull, R OBP: 0.381, SLG: 0.418 (1, 9)		3-2 G6-3		1-2 1B 2B		1-1 HR		1-2 G5-3		4	2	2	1	0	0	1											
Luis de los Santos, R OBP: 0.289, SLG: 0.304 Rey Palacios, R (8, PR) (9, 3)		0-1 G4-3		1-2 P4		0-0 F8		4-2 SH2-4 1B BB		3	0	0	0	1	0	1											
Frank White, R OBP: 0.309, SLG: 0.303 (1, 4)		2-1 P3		4-0 1B BB		0-0 F9		1-0 BB SH2-4 1B		3	1	1	0	1	0	0											
Bob Boone, R OBP: 0.331, SLG: 0.298 (1, 2)			4-1 3B BB	0-0 G4-6-3 1B		0-0 F7		0-0 SH2-4		2	1	1	1	1	0	0											
Inning Stats	R: 1 E: 0 K: 1 S: 12	H: 1 LOB: 1 BB: 1 P: 20	R: 0 E: 0 K: 0 S: 9	H: 0 LOB: 0 BB: 0 P: 14	R: 2 E: 0 K: 0 S: 10	H: 2 LOB: 1 BB: 1 P: 19	R: 1 E: 0 K: 0 S: 12	H: 2 LOB: 1 BB: 1 P: 18	R: 0 E: 0 K: 0 S: 7	H: 1 LOB: 0 BB: 0 P: 13	R: 1 E: 0 K: 0 S: 5	H: 1 LOB: 0 BB: 0 P: 6	R: 2 E: 0 K: 0 S: 12	H: 3 LOB: 1 BB: 0 P: 19	R: 2 E: 0 K: 1 S: 20	H: 1 LOB: 3 BB: 4 P: 42		1B: 7 2B: 1 3B: 2 HR: 1	SF: 0 SAC: 1 DP: 2 HBP: 0	WP: 0 PB: 1 SB: 0 CS: 0	PA: 41						
PITCHER	IP	WLS	BF	H	R	ER	SO	BB	IBB	HBP	BLK	WP	HR	S	P	ERA	WHIP										
Mike Trujillo, R ERA: 5.21	(1, 1)	6.0	L	27	7	5	5	1	4	0	0	0	0	55	90	7.50	1.833										
Frank Williams, R ERA: 3.6	(7, 1)	1.1		11	4	4	3	0	2	1	0	0	0	20	40	20.25	4.500										
Mike Schwabe, R ERA:	(8, 1)	0.2		3	0	0	0	1	1	0	0	0	0	12	21	0.00	1.500										


Batter	1	2	3	4	5	6	7	8	9	AB	R	H	RBI	BB	SO	LOB	TOP				
Al Newman, S (1, 5) OBP: 0.368, SLG: 0.286 Brian Harper, R (7, 3) OBP: 0.297, SLG: 0.450	G4-3		P6		G4-3			P8		3	0	0	0	0	0	3	Minnesota Twins @ Kansas City Royals Royals Stadium, Kansas City, MO Mon May 29 1989, 8:05 PM EDT Att: 41,189 - Unknown - 84 F				
Wally Backman, S (1, 4) OBP: 0.333, SLG: 0.324	K		B1-3				FC3-6 1B	K		4	0	1	0	0	2	1					
Kirby Puckett, R (1, 8) OBP: 0.393, SLG: 0.490 Carmen Castillo, R (7, 9) OBP: 0.373, SLG: 0.541	1B				G1-3		F9	F7		3	0	1	0	0	0	1					
Jim Dwyer, L (1, 10) OBP: 0.395, SLG: 0.344	F8				K		FC3-6 1-2			3	0	0	0	1	1	2					
Gary Gaetti, R (1, 3) OBP: 0.265, SLG: 0.410			F7		F8		G4-3			4	0	0	0	0	2						
Randy Bush, L (1, 9) OBP: 0.328, SLG: 0.477	P9						HR			4	1	1	1	0	1	1					
Dan Gladden, R (1, 7) John Moses, S (7, PR) OBP: 0.398, SLG: 0.442	F8				F9			1B		3	0	1	0	0	0	0					
Tim Laudner, R (1, 2) OBP: 0.283, SLG: 0.337							1B			3	0	2	0	0	1	1					
Greg Gagne, R (1, 6) OBP: 0.291, SLG: 0.365			K				G4-3 1B			3	0	1	0	0	1	2					
Inning Stats	R: 0 E: 0 K: 1 S: 10	H: 1 LOB: 1 BB: 0 P: 14	R: 0 E: 0 K: 0 S: 5	H: 0 LOB: 0 BB: 0 P: 7	R: 0 E: 0 K: 1 S: 8	H: 1 LOB: 1 BB: 0 P: 11	R: 0 E: 0 K: 1 S: 8	H: 0 LOB: 0 BB: 0 P: 12	R: 1 E: 0 K: 0 S: 10	H: 3 LOB: 1 BB: 0 P: 17	R: 0 E: 0 K: 2 S: 11	H: 1 LOB: 1 BB: 0 P: 15	R: 0 E: 0 K: 1 S: 6	H: 0 LOB: 0 BB: 1 P: 10	R: 0 E: 0 K: 0 S: 7	H: 0 LOB: 0 BB: 1 P: 13		1B: 6 2B: 0 3B: 0 HR: 1	SF: 0 SAC: 0 DP: 2 HBP: 0	WP: 0 PB: 0 SB: 0 CS: 0	PA: 33
PITCHER	IP	WLS	BF	H	R	ER	SO	BB	IBB	HBP	BLK	WP	HR	S	P	ERA	WHIP				
Bret Saberhagen, R (1, 1) ERA: 2.78	5.0	W	19	5	1	1	3	0	0	0	0	0	1	41	61	1.80	1.000				
Jeff Montgomery, R (6, 1) ERA: 1.95	3.0		11	2	0	0	3	0	0	0	0	0	0	27	40	0.00	0.667				
Tom Gordon, R (9, 1) ERA: 2.21	1.0		3	0	0	0	0	1	0	0	0	0	0	7	13	0.00	1.000				

Batter	1	2	3	4	5	6	7	8	9	AB	R	H	RBI	BB	SO	LOB	BOTTOM				
Jim Eisenreich, L (1, 8) OBP: 0.377, SLG: 0.513	CS 1B		1B 2B 2B		G4-3			G3-6-3 1-2		5	1	3	0	0	0	2	Minnesota Twins @ Kansas City Royals Royals Stadium, Kansas City, MO Mon May 29 1989, 8:05 PM EDT Att: 41,189 - Unknown - 84 F				
Kurt Stillwell, S (1, 6) OBP: 0.333, SLG: 0.356	P5		F7				L5	BB BB		4	0	0	0	1	0	3					
Kevin Seitzer, R (1, 5) OBP: 0.401, SLG: 0.390	K		2B		G6-3			BB BB		3	1	1	0	1	1	1					
Bo Jackson, R (1, 7) OBP: 0.316, SLG: 0.542			1B BB		2B		1B 3B			3	2	2	2	1	1	2					
Pat Tabler, R (1, 10) OBP: 0.314, SLG: 0.287			1B		2B		2B 1B			4	2	3	2	0	0	0					
Danny Tartabull, R (1, 9) OBP: 0.379, SLG: 0.416 Gary Thurman, R (3, 8) OBP: 0.364, SLG: 0.259	K		1B		1B		1B 2B			1	0	0	0	0	1	2					
Luis de los Santos, R (1, 3) OBP: 0.286, SLG: 0.301	P4				F8		1B			4	0	1	1	0	0	2					
Frank White, R (1, 4) OBP: 0.301, SLG: 0.294	K				P5		P9			4	0	0	0	0	1	3					
Bob Boone, R (1, 2) OBP: 0.336, SLG: 0.304			P9				G3-6-3 1B			4	0	2	0	0	1	0					
Inning Stats	R: 0 E: 0 K: 1 S: 7	H: 1 LOB: 0 BB: 0 P: 10	R: 0 E: 0 K: 2 S: 14	H: 1 LOB: 2 BB: 1 P: 19	R: 4 E: 0 K: 0 S: 11	H: 5 LOB: 1 BB: 0 P: 16	R: 0 E: 0 K: 0 S: 6	H: 1 LOB: 1 BB: 0 P: 7	R: 3 E: 0 K: 1 S: 15	H: 4 LOB: 1 BB: 0 P: 23	R: 0 E: 0 K: 1 S: 10	H: 1 LOB: 2 BB: 0 P: 16	R: 0 E: 0 K: 1 S: 9	H: 1 LOB: 1 BB: 0 P: 15	1B: 8 2B: 5 3B: 1 HR: 0	SF: 0 SAC: 0 DP: 1 HBP: 0		WP: 0 PB: 0 SB: 0 CS: 1	PA: 38		
PITCHER	IP	WLS	BF	H	R	ER	SO	BB	IBB	HBP	BLK	WP	HR	S	P	ERA	WHIP				
Frank Viola, L (1, 1) ERA: 4.63	5.0	L	26	12	7	7	3	1	0	0	0	0	0	10	27	0.00	3.000				
Juan Berenguer, R (6, 1) ERA: 3.63	1.0		5	1	0	0	1	2	0	0	0	0	0	10	27	0.00	3.000				
Lee Tunnell, R (7, 1) ERA:	2.0		7	1	0	0	1	0	0	0	0	0	0	19	31	0.00	0.500				

AB 32
R 1
H 7
RBI 1
BB 1
SO 6
LOB 13



AB 35
R 7
H 14
RBI 7
BB 3
SO 5
LOB 15



Batter	1	2	3	4	5	6	7	8	9	AB	R	H	RBI	BB	SO	LOB	TOP										
Wally Backman, S (1,4) OBP: 0.344, SLG: 0.345	1-1 G5-4-3 1B	2-2 1B BB 2B	0-0 1B		3-1 F8			3-2 G4-3		5	1	3	2	0	0	0											
Al Newman, S (8,4) OBP: 0.368, SLG: 0.286										0	0	0	0	0	0	0											
Greg Gagne, R (1,6) OBP: 0.286, SLG: 0.359	0-0 G5-4-3	1-3 1B	0-1 F7					0-1 G6-3		5	0	1	0	0	1	3											
Kirby Puckett, R (1,8) OBP: 0.388, SLG: 0.497	0-1 F9	1-0 BB HBP 2-3 1B			1-0 G3			0-1 1B		5	0	3	0	0	0	0											
Gary Gaetti, R (1,5) OBP: 0.274, SLG: 0.409																											
Carmen Castillo, R (1,9) OBP: 0.366, SLG: 0.538																											
Randy Bush, L (8, PH) OBP: 0.325, SLG: 0.472																											
Brian Harper, R (1,10) OBP: 0.304, SLG: 0.457																											
Jim Dwyer, L (2, PH) OBP: 0.425, SLG: 0.373																											
Gene Larkin, S (1,3) OBP: 0.327, SLG: 0.327																											
Orlando Mercado, R (1,2) OBP: 0.300, SLG: 0.125																											
John Moses, S (1,7) OBP: 0.387, SLG: 0.427																											
Inning Stats	R: 0 E: 0 K: 0 S: 5	H: 1 LOB: 0 BB: 0 P: 6	R: 7 E: 0 K: 3 S: 29	H: 6 LOB: 3 BB: 3 P: 48	R: 0 E: 0 K: 1 S: 8	H: 1 LOB: 1 BB: 0 P: 11	R: 0 E: 0 K: 0 S: 7	H: 2 LOB: 2 BB: 0 P: 9	R: 0 E: 0 K: 1 S: 5	H: 1 LOB: 1 BB: 0 P: 9	R: 0 E: 0 K: 2 S: 11	H: 1 LOB: 1 BB: 0 P: 13	R: 0 E: 0 K: 0 S: 14	H: 2 LOB: 2 BB: 0 P: 22	R: 0 E: 0 K: 0 S: 10	H: 1 LOB: 1 BB: 0 P: 14	1B: 11 2B: 4 3B: 0 HR: 0	SF: 0 SAC: 0 DP: 1 HBP: 1	WP: 1 PB: 0 SB: 0 CS: 0	PA: 45							
PITCHER	IP	WLS	BF	H	R	ER	SO	BB	IBB	HBP	BLK	WP	HR	S	P	ERA	WHIP										
Stan Clarke, L (1,1) ERA: 63.0	1.0	L	10	6	7	7	0	2	0	0	0	1	0	20	31	63.00	8.000										
Luis Aquino, R (2,1) ERA: 2.53	4.0		18	4	0	0	4	1	0	1	0	0	0	34	53	0.00	1.250										
Jeff Montgomery, R (6,1) ERA: 1.82	2.0		8	2	0	0	3	0	0	0	0	0	0	19	22	0.00	1.000										
Steve Farr, R (8,1) ERA: 1.83	2.0		9	3	0	0	0	0	0	0	0	0	0	24	36	0.00	1.500										

Minnesota Twins @ Kansas City Royals
 Royals Stadium, Kansas City, MO
 Tue May 30 1989, 8:05 PM EDT
 Att: 24,603 - Unknown - 82 F

AB 41
 R 7
 H 15
 RBI 6
 BB 3
 SO 7
 LOB 24



Batter	1	2	3	4	5	6	7	8	9	AB	R	H	RBI	BB	SO	LOB	BOTTOM										
Jim Eisenreich, L (1,8) OBP: 0.373, SLG: 0.512	1-1 F7		0-0 L4		0-0 G4-3 2B			1-0 F8		4	0	1	0	0	0	1											
Kurt Stillwell, S (1,6) OBP: 0.331, SLG: 0.353	3-2 F7		0-1 1B		2-2 G4-3			2-2 G4-3		4	0	1	0	0	0	1											
Kevin Seitzer, R (1,5) OBP: 0.398, SLG: 0.387	2-2 F9		1-0 1B		0-2 G6-3			1-2 F8		4	0	1	0	0	0	1											
Bo Jackson, R (1,7) OBP: 0.309, SLG: 0.530		1-3 K2-3	0-0 P4					1-0 F8		4	0	0	0	0	2	3											
Pat Tabler, R (1,10) OBP: 0.313, SLG: 0.286		0-0 1B			3-2 G6-3			1-0 G6-3		4	0	1	0	0	0	0											
Danny Tartabull, R (1,9) OBP: 0.386, SLG: 0.438		2-2 F9			1-0 1B			3-2 HR		3	1	2	1	1	0	1											
Bill Buckner, L (1,3) OBP: 0.232, SLG: 0.231		1-2 P4			0-0 F7			0-2 F9		4	0	0	0	0	0	3											
Frank White, R (1,4) OBP: 0.301, SLG: 0.295			0-0 1B							3	0	1	0	0	0	1											
Brad Wellman, R (8,4) OBP: 0.309, SLG: 0.269										0	0	0	0	0	0	0											
Matt Winters, L (9, PH) OBP: 1.000, SLG: 2.000										1	0	1	0	0	0	0											
Rey Palacios, R (1,2) OBP: 0.260, SLG: 0.271			1-3 K							3	0	0	0	0	2	1											
Mike Macfarlane, R (9, PH) OBP: 0.260, SLG: 0.271										1	0	0	0	0	0	2											
Inning Stats	R: 0 E: 0 K: 0 S: 9	H: 0 LOB: 0 BB: 0 P: 15	R: 0 E: 0 K: 1 S: 10	H: 1 LOB: 1 BB: 0 P: 14	R: 0 E: 0 K: 1 S: 9	H: 3 LOB: 3 BB: 0 P: 11	R: 0 E: 0 K: 0 S: 8	H: 1 LOB: 1 BB: 0 P: 14	R: 0 E: 0 K: 1 S: 11	H: 1 LOB: 1 BB: 0 P: 15	R: 1 E: 0 K: 0 S: 10	H: 1 LOB: 0 BB: 0 P: 15	R: 0 E: 0 K: 1 S: 11	H: 0 LOB: 0 BB: 0 P: 15	R: 0 E: 0 K: 0 S: 7	H: 1 LOB: 2 BB: 1 P: 11	1B: 5 2B: 2 3B: 0 HR: 1	SF: 0 SAC: 0 DP: 0 HBP: 0	WP: 0 PB: 0 SB: 0 CS: 0	PA: 36							
PITCHER	IP	WLS	BF	H	R	ER	SO	BB	IBB	HBP	BLK	WP	HR	S	P	ERA	WHIP										
Roy Smith, R (1,1) ERA: 3.81	9.0	W	36	8	1	1	4	1	0	0	0	0	1	83	123	1.00	1.000										

Minnesota Twins @ Kansas City Royals
 Royals Stadium, Kansas City, MO
 Tue May 30 1989, 8:05 PM EDT
 Att: 24,603 - Unknown - 82 F

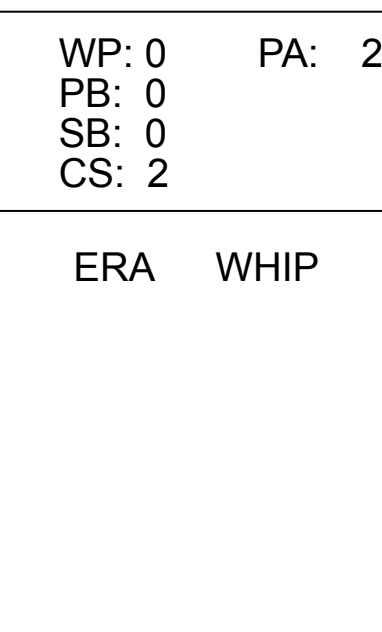
AB 35
 R 1
 H 8
 RBI 1
 BB 1
 SO 4
 LOB 14



Batter	1	2	3	4	5	6	7	8	9	AB	R	H	RBI	BB	SO	LOB	TOP		
Al Newman, S (1, 6) OBP: 0.367, SLG: 0.280	G5-3		CS BB		F8					2	0	0	0	1	0	1	Minnesota Twins @ Kansas City Royals Royals Stadium, Kansas City, MO Wed May 31 1989, 8:05 PM EDT Att: 23,114 - Unknown livebaseballscorecards.com		
Wally Backman, S (1, 4) OBP: 0.344, SLG: 0.345	G5-3		CS	K		BB 1B				3	1	1	0	0	1	0			
Kirby Puckett, R (1, 8) OBP: 0.392, SLG: 0.497	G3			G1-4-3 1B		FC1-5 1B BB				2	0	1	0	1	0	0			
Gary Gaetti, R (1, 5) OBP: 0.275, SLG: 0.407			K	G1-4-3		BB FC1-5 HR 1B				3	1	1	1	0	1	1			
Carmen Castillo, R (1, 9) OBP: 0.365, SLG: 0.529			G4-3 1B		F8	FC1-5 BB HR				3	1	1	0	0	0	2			
Brian Harper, R (1, 10) OBP: 0.309, SLG: 0.458	G4-3				HBP E 1B					2	1	1	0	0	0	1			
Jim Dwyer, L (6, FH) OBP: 0.432, SLG: 0.373					HR BB					0	1	0	0	1	0	0			
Gene Larkin, S (1, 3) OBP: 0.328, SLG: 0.322	G5-3				E HBP	K				2	1	0	0	0	1	4			
Dan Gladden, R (1, 7) OBP: 0.294, SLG: 0.356			G1-3		E4 CS	HR				3	1	1	4	0	0	0			
Orlando Mercado, R (1, 2) OBP: 0.308, SLG: 0.182			F7		F7					3	0	1	0	0	0	0			
Inning Stats	R: 0 E: 0 K: 0 S: 9	H: 0 LOB: 0 BB: 0 P: 12	R: 0 E: 0 K: 1 S: 10	H: 1 LOB: 1 BB: 0 P: 13	R: 0 E: 0 K: 0 S: 6	H: 0 LOB: 0 BB: 1 P: 10	R: 0 E: 0 K: 1 S: 6	H: 1 LOB: 0 BB: 0 P: 7	R: 2 E: 1 K: 0 S: 11	H: 2 LOB: 1 BB: 0 P: 18	R: 5 E: 0 K: 1 S: 15	H: 3 LOB: 0 BB: 2 P: 26							
PITCHER	IP	WLS	BF	H	R	ER	SO	BB	IBB	HBP	BLK	WP	HR	S	P	ERA	WHIP		
Floyd Bannister, L (1, 1) ERA: 4.82	5.0	L	22	6	5	5	2	2	0	1	0	0	0	48	71	9.00	1.600		
Tom Gordon, R (6, 1) ERA: 2.99	1.0		5	1	2	2	1	1	0	0	0	0	1	9	15	18.00	2.000		

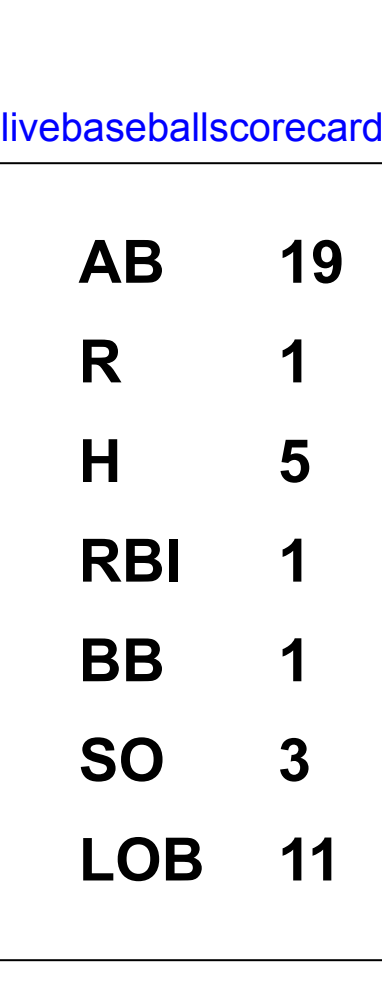
Batter	1	2	3	4	5	6	7	8	9	AB	R	H	RBI	BB	SO	LOB	BOTTOM		
Jim Eisenreich, L (1, 8) OBP: 0.380, SLG: 0.512	G4-3 BB		1B 1B		F8					2	1	1	0	1	0	0	Minnesota Twins @ Kansas City Royals Royals Stadium, Kansas City, MO Wed May 31 1989, 8:05 PM EDT Att: 23,114 - Unknown livebaseballscorecards.com		
Kurt Stillwell, S (1, 6) OBP: 0.331, SLG: 0.353	G4-3		1B 1B		K					3	0	1	0	0	1	1			
Kevin Seitzer, R (1, 5) OBP: 0.394, SLG: 0.383	P3		K							2	0	0	0	0	1	3			
Bo Jackson, R (1, 7) OBP: 0.311, SLG: 0.530	G4-3		1B							2	0	1	1	0	0	1			
Pat Tabler, R (1, 10) OBP: 0.315, SLG: 0.289			FC5-4 1B		G5-3					2	0	1	0	0	0	1			
Danny Tartabull, R (1, 9) OBP: 0.382, SLG: 0.433			FC5-4 1B		G5-3					2	0	0	0	0	0	1			
Bill Buckner, L (1, 3) OBP: 0.239, SLG: 0.239			1B		G4-3					2	0	1	0	0	0	0			
Frank White, R (1, 4) OBP: 0.297, SLG: 0.291			K		P3					2	0	0	0	0	1	2			
Bob Boone, R (1, 2) OBP: 0.331, SLG: 0.299			G6-3		G5-3					2	0	0	0	0	0	2			
Inning Stats	R: 0 E: 0 K: 0 S: 9	H: 0 LOB: 1 BB: 1 P: 15	R: 0 E: 0 K: 1 S: 9	H: 2 LOB: 0 BB: 0 P: 14	R: 1 E: 0 K: 1 S: 13	H: 3 LOB: 1 BB: 0 P: 17	R: 0 E: 0 K: 0 S: 5	H: 0 LOB: 0 BB: 0 P: 9	R: 0 E: 0 K: 1 S: 8	H: 0 LOB: 0 BB: 0 P: 11									
PITCHER	IP	WLS	BF	H	R	ER	SO	BB	IBB	HBP	BLK	WP	HR	S	P	ERA	WHIP		
Francisco Oliveras, R (1, 1) ERA: 2.73	5.0	W	20	5	1	1	3	1	0	0	0	0	0	44	66	1.80	1.200		

AB	23
R	7
H	7
RBI	5
BB	3
SO	3
LOB	9



WP	0	PA	28
FB	0		
SB	0		
3B	0	DP	1
HR	1	HBP	1
SF	0		
SAC	0		
CS	2		

AB	19
R	1
H	5
RBI	1
BB	1
SO	3
LOB	11




WP	0	PA	20
FB	0		
SB	0		
3B	0	DP	0
HR	0	HBP	0
SF	0		
SAC	0		
CS	0		

Batter	1	2	3	4	5	6	7	8	9	AB	R	H	RBI	BB	SO	LOB	TOP										
Jim Eisenreich, L (1, 8) OBP: 0.373, SLG: 0.500	F8		F8		G4-3		L5		2B	5	0	1	0	0	0	2	Kansas City Royals @ California Angels Anaheim Stadium, Anaheim, CA Fri Jun 02 1989, 10:05 PM EDT Att: 32,493 - Unknown										
Kurt Stillwell, S (1, 6) OBP: 0.340, SLG: 0.364	G5-3		F9		1B		L8		1B	4	0	2	1	1	0	2											
Kevin Seitzer, R (1, 5) OBP: 0.390, SLG: 0.378	G5-3				F9				G6-3	5	0	1	0	0	0	3											
Bo Jackson, R (1, 7) OBP: 0.308, SLG: 0.527	G4-3				F9				F9	5	1	1	0	0	0	5											
Pat Tabler, R (1, 3) OBP: 0.313, SLG: 0.283 Gary Thurman, R (8, PR) OBP: 0.364, SLG: 0.259 Rey Palacios, R (8, 3)	P3				F8		L9		HR	3	0	0	0	0	1	0											
Danny Tartabull, R (1, 9) OBP: 0.385, SLG: 0.448	F9				1B		G5-3		HR	3	1	1	2	1	0	0											
Mike Macfarlane, R (1, 10) OBP: 0.259, SLG: 0.269	G6-3				1B		K		P3	4	0	1	1	0	1	1											
Frank White, R (1, 4) OBP: 0.296, SLG: 0.290			G1-3		F8		SH2-4		P3	4	0	1	0	0	0	2											
Bob Boone, R (1, 2) OBP: 0.338, SLG: 0.315			F8				SH2-4		1B	3	1	2	0	0	0	0											
					P2				1B																		
Inning Stats	R: 0 E: 0 K: 0 S: 7	H: 1 LOB: 1 BB: 0 P: 10	R: 0 E: 0 K: 0 S: 9	H: 0 LOB: 0 BB: 0 P: 15	R: 0 E: 0 K: 0 S: 5	H: 1 LOB: 1 BB: 0 P: 9	R: 1 E: 0 K: 0 S: 13	H: 2 LOB: 2 BB: 1 P: 23	R: 0 E: 0 K: 1 S: 10	H: 1 LOB: 0 BB: 0 P: 19	R: 0 E: 0 K: 1 S: 8	H: 0 LOB: 0 BB: 0 P: 12	R: 0 E: 0 K: 0 S: 9	H: 1 LOB: 1 BB: 0 P: 13	R: 2 E: 0 K: 0 S: 10	H: 1 LOB: 1 BB: 1 P: 19	R: 1 E: 0 K: 0 S: 16	H: 3 LOB: 2 BB: 0 P: 28	1B: 6 2B: 3 3B: 0 HR: 1	SF: 0 SAC: 1 DP: 0 HBP: 0	WP: 1 PB: 0 CS: 0	PA: 40					
PITCHER	IP	WLS	BF	H	R	ER	SO	BB	IBB	HBP	BLK	WP	HR	S	P	ERA	WHIP										
Chuck Finley, L (1, 1) ERA: 1.99	8.0	L	34	7	3	3	1	3	0	0	0	1	1	71	120	3.38	1.250										
Greg Minton, R (9, 1) ERA: 1.35	1.0		6	3	1	1	0	0	0	0	0	0	0	16	28	9.00	3.000										

AB	36
R	4
H	10
RBI	4
BB	3
SO	1
LOB	16



Batter	1	2	3	4	5	6	7	8	9	AB	R	H	RBI	BB	SO	LOB	BOTTOM										
Brian Downing, R (1, 10) OBP: 0.368, SLG: 0.388	G6-3		1B		1B		F9		K	5	0	2	0	0	1	2	Kansas City Royals @ California Angels Anaheim Stadium, Anaheim, CA Fri Jun 02 1989, 10:05 PM EDT Att: 32,493 - Unknown										
Claudell Washington, L (1, 9) OBP: 0.347, SLG: 0.485	K		1B		K				G3	4	0	1	0	0	2	1											
Johnny Ray, S (1, 4) OBP: 0.325, SLG: 0.374	G6-3		G3		P6				1B	4	0	1	0	0	0	3											
Devon White, S (1, 8) OBP: 0.327, SLG: 0.507			K		K		G4-3		L8	4	0	0	0	0	2	1											
Wally Joyner, L (1, 3) OBP: 0.309, SLG: 0.329			G4-3		1B		F8		1B	4	0	2	0	0	0	0											
Chili Davis, S (1, 7) OBP: 0.321, SLG: 0.414			1B		1B		G3		F5	4	0	2	0	0	0	2											
Lance Parrish, R (1, 2) OBP: 0.383, SLG: 0.468			F9		K				G6-3	4	0	1	0	0	1	3											
Jack Howell, L (1, 5) OBP: 0.292, SLG: 0.315			G3-1		K				1B	4	0	1	0	0	1	3											
Dick Schofield, R (1, 6) OBP: 0.300, SLG: 0.342 Jim Eppard, L (9, PH)			K		G1-3				F8	3	0	0	0	0	1	1											
										1	0	0	0	0	0	1											
Inning Stats	R: 0 E: 0 K: 1 S: 8	H: 0 LOB: 0 BB: 0 P: 12	R: 0 E: 0 K: 1 S: 10	H: 1 LOB: 1 BB: 0 P: 17	R: 0 E: 0 K: 1 S: 11	H: 2 LOB: 2 BB: 0 P: 16	R: 0 E: 0 K: 3 S: 17	H: 2 LOB: 2 BB: 0 P: 22	R: 0 E: 0 K: 1 S: 9	H: 1 LOB: 1 BB: 0 P: 13	R: 0 E: 0 K: 0 S: 6	H: 0 LOB: 0 BB: 0 P: 9	R: 0 E: 0 K: 0 S: 9	H: 1 LOB: 1 BB: 0 P: 17	R: 0 E: 0 K: 0 S: 8	H: 2 LOB: 2 BB: 0 P: 9	R: 0 E: 0 K: 1 S: 10	H: 1 LOB: 1 BB: 0 P: 14	1B: 10 2B: 0 3B: 0 HR: 0	SF: 0 SAC: 0 DP: 0 HBP: 0	WP: 0 PB: 0 CS: 0	PA: 37					
PITCHER	IP	WLS	BF	H	R	ER	SO	BB	IBB	HBP	BLK	WP	HR	S	P	ERA	WHIP										
Mark Gubicza, R (1, 1) ERA: 2.51	9.0	W	37	10	0	0	8	0	0	0	0	0	0	88	129	0.00	1.111										



Batter	1	2	3	4	5	6	7	8	9	AB	R	H	RBI	BB	SO	LOB	TOP								
Jim Eisenreich, L (1, 8) OBP: 0.363, SLG: 0.485	1-1 G1-3		0-2 G3			0-0 L9		2-0 G4-3		4	0	0	0	0	0	1									
Kurt Stillwell, S (1, 6) OBP: 0.337, SLG: 0.361	3-2 G6-3			0-1 G3		0-0 1B		0-3 K		4	0	1	0	0	1	0									
Kevin Seitzer, R (1, 5) OBP: 0.383, SLG: 0.371	1-1 G4-3			1-2 G6-3		1-1 FC1-6-4 2B		1-2 F9		4	1	0	0	0	0	1									
Bo Jackson, R (1, 7) OBP: 0.312, SLG: 0.524		0-2 L9		0-0 1B		4-1 2B			0-1 G6-3	3	1	1	0	1	0	0									
Pat Tabler, R (1, 3) OBP: 0.318, SLG: 0.296 Rey Palacios, R (9, PR)		2-3 K		0-1 G4-3		0-1 2B			2-2 1B	4	0	2	2	0	1	1									
Danny Tartabull, R (1, 9) OBP: 0.382, SLG: 0.444		1-3 K			2-3 K				3-1 1B	4	0	1	0	0	3	1									
Bill Buckner, L (1, 10) Gary Thurman, R (7, PR) Matt Winters, L (9, PH) Mike Macfarlane, R (9, PH)			0-1 F9		2-0 HR			3-2 G6-4-3 1B		3	1	1	1	0	0	0									
Frank White, R (1, 4) OBP: 0.291, SLG: 0.284			3-3 K		1-2 G6-3			2-2 G6-4-3		3	0	0	0	0	1	1									
Bob Boone, R (1, 2) OBP: 0.338, SLG: 0.316		1-1 1B			1-1 F7			1-2 G4-3		3	0	1	0	0	0	1									
Inning Stats	R: 0 E: 0 K: 0 S: 7	H: 0 LOB: 0 BB: 0 P: 12	R: 0 E: 0 K: 2 S: 10	H: 0 LOB: 0 BB: 0 P: 13	R: 0 E: 0 K: 1 S: 10	H: 1 LOB: 1 BB: 0 P: 14	R: 0 E: 0 K: 0 S: 8	H: 1 LOB: 0 BB: 0 P: 9	R: 1 E: 0 K: 1 S: 9	H: 1 LOB: 0 BB: 0 P: 15	R: 2 E: 0 K: 1 S: 10	H: 2 LOB: 1 BB: 1 P: 17	R: 0 E: 0 K: 0 S: 14	H: 0 LOB: 1 BB: 0 P: 19	R: 0 E: 0 K: 1 S: 7	H: 0 LOB: 0 BB: 0 P: 10	R: 0 E: 0 K: 0 S: 10	H: 2 LOB: 2 BB: 0 P: 18	1B: 5 2B: 1 3B: 0 HR: 1	SF: 0 SAC: 0 DP: 2 HBP: 0	WP: 0 PB: 0 SB: 0 CS: 0	PA: 34			
PITCHER	IP	WLS	BF	H	R	ER	SO	BB	IBB	HBP	BLK	WP	HR	S	P	ERA	WHIP								
Kirk McCaskill, R (1, 1) ERA: 1.69	7.0	W	27	5	3	3	5	1	0	0	0	0	1	68	99	3.86	0.857								
Greg Minton, R (8, 1) ERA: 1.32	1.1		6	2	0	0	1	0	0	0	0	0	0	14	22	0.00	1.500								
Bob McClure, L (9, 1) ERA: 0.71	0.2	S	1	0	0	0	0	0	0	0	0	0	0	3	6	0.00	0.000								

Kansas City Royals @ California Angels
 Anaheim Stadium, Anaheim, CA
 Sat Jun 03 1989, 10:05 PM EDT
 Att: 50,640 - Unknown

livebaseballscorecards.com

AB 33
 R 3
 H 7
 RBI 3
 BB 1
 SO 6
 LOB 8




Batter	1	2	3	4	5	6	7	8	9	AB	R	H	RBI	BB	SO	LOB	BOTTOM								
Brian Downing, R (1, 10) OBP: 0.369, SLG: 0.409	3-1 P4	3-2 2B		1-3 K		1-2 HR		2-1 L8		5	1	2	2	0	1	1									
Johnny Ray, S (1, 4) OBP: 0.323, SLG: 0.371	0-0 2B	1-3 3-H G3-6-2		1-1 F9		1-3 K				4	0	1	0	0	1	2									
Devon White, S (1, 8) OBP: 0.335, SLG: 0.517	2-1 1B	1-3 2B		1-0 1B		1-2 CS		1-2 E6		4	1	3	0	0	0	0									
Lance Parrish, R (1, 2) OBP: 0.355, SLG: 0.456	2-3 K		0-0 P6	0-0 CS	3-2 F7			1-1 F9		4	0	0	0	0	1	4									
Chili Davis, S (1, 7) OBP: 0.330, SLG: 0.415	4-0 IBB		4-2 1B	1-3 SF8	BB	1-2 FC6-4		3-3 K		2	1	1	0	2	1	1									
Wally Joyner, L (1, 3) OBP: 0.308, SLG: 0.328	0-0 F8		2-2 1B	1-3 1B		1-2 P5		1-1 F8		4	0	1	1	0	0	5									
Dante Bichette, R (1, 9) OBP: 0.235, SLG: 0.351		1-2 1B	3-2 SF8	0-0 FC6-4				2-3 K		3	1	1	1	0	1	1									
Glenn Hoffman, R (1, 5) OBP: 0.352, SLG: 0.400 Jack Howell, L (8, 5) OBP: 0.290, SLG: 0.313		2-0 L9	0-1 1B		1-1 G5-3			2-2 G1-3		3	0	1	0	0	0	1									
Dick Schofield, R (1, 6) OBP: 0.310, SLG: 0.342		1-2 2B	3-2 G6-3		1-2 L9			4-2 BB		3	0	1	0	1	0	2									
Inning Stats	R: 0 E: 0 K: 1 S: 11	H: 2 LOB: 3 BB: 1 P: 22	R: 1 E: 0 K: 0 S: 12	H: 3 LOB: 1 BB: 0 P: 20	R: 2 E: 1 K: 0 S: 16	H: 3 LOB: 2 BB: 1 P: 28	R: 0 E: 0 K: 1 S: 7	H: 1 LOB: 0 BB: 0 P: 10	R: 0 E: 0 K: 1 S: 11	H: 1 LOB: 0 BB: 0 P: 16	R: 1 E: 0 K: 1 S: 11	H: 1 LOB: 0 BB: 0 P: 15	R: 0 E: 1 K: 1 S: 11	H: 0 LOB: 1 BB: 0 P: 16	R: 0 E: 0 K: 1 S: 10	H: 0 LOB: 1 BB: 1 P: 20	1B: 7 2B: 4 3B: 0 HR: 1	SF: 1 SAC: 0 DP: 1 HBP: 0	WP: 0 PB: 0 SB: 1 CS: 1	PA: 38					
PITCHER	IP	WLS	BF	H	R	ER	SO	BB	IBB	HBP	BLK	WP	HR	S	P	ERA	WHIP								
Charlie Leibrandt, L (1, 1) ERA: 3.95	7.0	L	33	11	4	4	4	1	1	0	0	0	0	10	20	0.00	1.000								
Jeff Montgomery, R (8, 1) ERA: 1.76	1.0		4	0	0	0	1	1	0	0	0	0	0	10	20	0.00	1.000								

Kansas City Royals @ California Angels
 Anaheim Stadium, Anaheim, CA
 Sat Jun 03 1989, 10:05 PM EDT
 Att: 50,640 - Unknown

livebaseballscorecards.com

AB 33
 R 4
 H 11
 RBI 4
 BB 3
 SO 5
 LOB 17



Batter	1	2	3	4	5	6	7	8	9	AB	R	H	RBI	BB	SO	LOB	TOP			
Jim Eisenreich, L (1, 8) OBP: 0.353, SLG: 0.471	F9		L7		G4-3			G3-1		4	0	0	0	0	0	0	Kansas City Royals @ California Angels Anaheim Stadium, Anaheim, CA Sun Jun 04 1989, 6:33 AM EDT Att: 47,860 - Unknown			
Kurt Stillwell, S (1, 6) OBP: 0.335, SLG: 0.364	K		K		L8			2B		4	0	1	0	0	2	0				
Kevin Seitzer, R (1, 5) OBP: 0.381, SLG: 0.368	1B				G4-3		P4	G3		4	0	1	0	0	0	1				
Bo Jackson, R (1, 7) OBP: 0.311, SLG: 0.533	K				K		K		HR	4	1	1	1	0	3	1				
Pat Tabler, R (1, 10) OBP: 0.323, SLG: 0.297		F8		1B	BB		G4-3		BB	3	0	1	0	1	0	0				
Danny Tartabull, R (1, 9) OBP: 0.380, SLG: 0.436		P8		1B	BB				K	3	0	0	0	1	1	1				
Bill Buckner, L (1, 3) OBP: 0.244, SLG: 0.284		K		FC5-4	1B		F9		P7	4	0	1	0	0	1	1				
Bob Boone, R (1, 2) OBP: 0.331, SLG: 0.309		FC5-4			FC6-4		F8		K	3	0	0	0	0	0	4				
Mike Macfarlane, R (9, PH) OBP: 0.250, SLG: 0.259				FC6-4						1	0	0	0	0	1	1				
Brad Wellman, R (1, 4) OBP: 0.293, SLG: 0.255				G3			K		L9	3	0	0	0	0	1	0				
Inning Stats	R: 0 E: 0 K: 2 S: 9	H: 1 LOB: 1 BB: 0 P: 11	R: 0 E: 0 K: 1 S: 8	H: 0 LOB: 1 BB: 0 P: 12	R: 0 E: 0 K: 1 S: 7	H: 0 LOB: 0 BB: 0 P: 9	R: 0 E: 0 K: 1 S: 14	H: 2 LOB: 3 BB: 1 P: 23	R: 0 E: 0 K: 1 S: 7	H: 0 LOB: 0 BB: 0 P: 9	R: 0 E: 0 K: 0 S: 4	H: 0 LOB: 0 BB: 0 P: 4	R: 0 E: 0 K: 0 S: 8	H: 1 LOB: 1 BB: 0 P: 10	R: 1 E: 0 K: 2 S: 12	H: 1 LOB: 1 BB: 1 P: 21	1B: 3 2B: 1 3B: 0 HR: 1	SF: 0 SAC: 0 DP: 0 HBP: 0	WP: 0 PB: 1 SB: 0 CS: 0	PA: 35
PITCHER	IP WLS BF H R ER SO BB IBB HBP BLK WP HR S P ERA WHIP																			
Bert Blyleven, R (1, 1) ERA: 2.24	8.0 W 32 5 1 1 7 2 0 0 0 0 0 1 66 96 1.12 0.875																			
Bryan Harvey, R (9, 1) ERA: 3.71	1.0 3 0 0 0 2 0 0 0 0 0 0 0 9 13 0.00 0.000																			

Batter	1	2	3	4	5	6	7	8	9	AB	R	H	RBI	BB	SO	LOB	BOTTOM			
Brian Downing, R (1, 10) OBP: 0.369, SLG: 0.406	G4-6-3		F9		BB	G6-3		K		4	0	1	1	1	1	2	Kansas City Royals @ California Angels Anaheim Stadium, Anaheim, CA Sun Jun 04 1989, 6:33 AM EDT Att: 47,860 - Unknown			
Claudell Washington, L (1, 9) OBP: 0.346, SLG: 0.479	G4-6-3		F9		BB	K2-3				4	0	1	0	0	1	4				
Johnny Ray, S (1, 4) OBP: 0.315, SLG: 0.361	G3		F8		F9		K			4	0	0	0	0	1	2				
Devon White, S (1, 8) OBP: 0.333, SLG: 0.512		K		1B	BB	P5		F9		4	1	1	0	0	1	0				
Wally Joyner, L (1, 3) OBP: 0.312, SLG: 0.331		G3-1		FC5-2	1B	K2-3				4	0	2	0	0	1	0				
Chili Davis, S (1, 7) OBP: 0.333, SLG: 0.413		BB		FC5-2	BB	G4-3		L3		3	1	1	1	1	0	1				
Bill Schroeder, R (1, 2) OBP: 0.291, SLG: 0.558		K		F8		HR		1B		3	2	1	0	1	1	3				
Jack Howell, L (1, 5) OBP: 0.301, SLG: 0.340			P7		BB	FC5-2		1B		3	1	2	2	1	0	0				
Dick Schofield, R (1, 6) OBP: 0.307, SLG: 0.333			1B		FC5-2	BB		SF8		2	0	0	1	1	1	3				
Inning Stats	R: 0 E: 0 K: 0 S: 9	H: 1 LOB: 0 BB: 0 P: 13	R: 0 E: 0 K: 2 S: 12	H: 0 LOB: 1 BB: 1 P: 21	R: 0 E: 0 K: 0 S: 13	H: 1 LOB: 2 BB: 1 P: 20	R: 2 E: 0 K: 0 S: 13	H: 3 LOB: 3 BB: 2 P: 26	R: 0 E: 0 K: 0 S: 6	H: 1 LOB: 1 BB: 0 P: 9	R: 2 E: 0 K: 2 S: 13	H: 2 LOB: 0 BB: 0 P: 19	R: 0 E: 0 K: 2 S: 8	H: 0 LOB: 0 BB: 0 P: 12	R: 1 E: 0 K: 1 S: 13	H: 1 LOB: 1 BB: 1 P: 20		1B: 8 2B: 0 3B: 0 HR: 1	SF: 1 SAC: 0 DP: 1 HBP: 0	WP: 0 PB: 0 SB: 0 CS: 0
PITCHER	IP WLS BF H R ER SO BB IBB HBP BLK WP HR S P ERA WHIP																			
Kevin Appier, R (1, 1) ERA: 6.75	5.1 L 27 8 4 4 3 3 0 0 0 0 0 0 15 22 6.75 2.062																			
Tom Gordon, R (6, 1) ERA: 2.49	1.2 5 0 0 0 3 0 0 0 0 0 0 0 15 22 0.00 0.000																			
Steve Farr, R (8, 1) ERA: 2.18	1.0 5 1 1 1 1 1 0 0 0 0 0 0 13 20 9.00 2.000																			

Batter	1	2	3	4	5	6	7	8	9	10	11	12	13	AB	R	H	RBI	BB	SO	LOB	TOP	
Kurt Stillwell, S OBP: 0.347, SLG: 0.378 (1, 6)	G4-6-3 1B	FC3-6 1B			4-3 2B		1-2 1B		K			SH 1-3	K	5	1	3	0	1	2	3		
Kevin Seitzer, R OBP: 0.376, SLG: 0.362 (1, 5) (13, 3)	G4-6-3 1B	FC3-6			4-3		P3			K		FC4-2-5-1 1-2 1-3		6	0	1	0	1	1	7		
Jim Eisenreich, L OBP: 0.344, SLG: 0.451 (1, 8)	G4-6-3	F7			G3		F7			G4-3		G4-6-3 IBB	F7	6	0	0	0	1	0	9		
Bo Jackson, R OBP: 0.307, SLG: 0.522 (1, 7)	S 1B				4-3			L6		K		G4-6-3 1-2		6	0	1	0	0	1	4		
Danny Tartabull, R OBP: 0.374, SLG: 0.428 (1, 9)	K				L4		5-3			K				6	1	1	0	0	3	1		
Pat Tabler, R OBP: 0.313, SLG: 0.291 (8, 3)					F8		L8							3	1	0	0	1	1	0		
Bill Buckner, L OBP: 0.252, SLG: 0.303 (11, 19)		2B 1B												0	0	0	0	0	0	0		
Brad Wellman, R OBP: 0.292, SLG: 0.295 (13, 5)														2	0	2	0	0	0	0		
Matt Winters, L OBP: 0.286, SLG: 0.429 (1, 10)		P5			G3		F7			K				6	0	1	1	0	2	2		
Frank White, R OBP: 0.294, SLG: 0.301 (1, 4)					P2									5	1	2	0	0	1	1		
Bob Boone, R OBP: 0.340, SLG: 0.319 (1, 2)					G5-3									5	0	3	2	0	0	1		
Gary Thurman, R OBP: 0.394, SLG: 0.250 (12, PR)														0	0	0	0	0	0	0		
Mike MacFarlane, R OBP: 0.263, SLG: 0.273 (12, 2)		FC3-6 1B								G6-3				1	0	1	1	0	0	0		
Inning Stats	R: 1 E: 0 K: 1 S: 11	H: 2 LOB: 1 BB: 1 P: 18	R: 2 E: 0 K: 0 S: 11	H: 3 LOB: 2 BB: 1 P: 18	R: 0 E: 0 K: 0 S: 7	H: 0 LOB: 0 BB: 0 P: 14	R: 0 E: 0 K: 0 S: 3	H: 0 LOB: 0 BB: 0 P: 5	R: 0 E: 0 K: 0 S: 6	H: 1 LOB: 1 BB: 0 P: 11	R: 0 E: 0 K: 1 S: 13	H: 1 LOB: 1 BB: 0 P: 19	R: 0 E: 0 K: 2 S: 10	H: 1 LOB: 1 BB: 0 P: 14	R: 0 E: 1 K: 0 S: 13	H: 1 LOB: 3 BB: 1 P: 22	R: 2 E: 0 K: 1 S: 19	H: 4 LOB: 3 BB: 1 P: 30	1B: 12 2B: 3 3B: 0 HR: 0	SF: 0 SAC: 2 DP: 2 HBP: 0	WIP: 0 PB: 0 SB: 2 CS: 0	PA: 57
PITCHER	IP WLS BF H R ER SO ERA WHIP	IP WLS BF H R ER SO ERA WHIP	IP WLS BF H R ER SO ERA WHIP	IP WLS BF H R ER SO ERA WHIP	IP WLS BF H R ER SO ERA WHIP	IP WLS BF H R ER SO ERA WHIP	IP WLS BF H R ER SO ERA WHIP	IP WLS BF H R ER SO ERA WHIP	IP WLS BF H R ER SO ERA WHIP	IP WLS BF H R ER SO ERA WHIP	IP WLS BF H R ER SO ERA WHIP	IP WLS BF H R ER SO ERA WHIP	IP WLS BF H R ER SO ERA WHIP	IP WLS BF H R ER SO ERA WHIP	IP WLS BF H R ER SO ERA WHIP	IP WLS BF H R ER SO ERA WHIP	IP WLS BF H R ER SO ERA WHIP	IP WLS BF H R ER SO ERA WHIP	IP WLS BF H R ER SO ERA WHIP	IP WLS BF H R ER SO ERA WHIP	IP WLS BF H R ER SO ERA WHIP	
Brian Holman, R ERA: 4.91 (1, 1)	8.0	33	8	3	3	4	2	0	0	0	0	0	0	0	0	0	0	0	0	0	0	0
Jerry Reed, R ERA: 3.38 (9, 1)	2.1	8	1	0	0	5	0	0	0	0	0	0	0	0	0	0	0	0	0	0	0	0
Dennis Powell, L ERA: 4.68 (11, 1)	0.1	2	1	0	0	1	0	0	0	0	0	0	0	0	0	0	0	0	0	0	0	0
Tom Niedenfuer, R ERA: 11.25 (11, 1)	1.1	7	2	1	1	0	0	1	0	0	0	0	0	0	0	0	0	0	0	0	0	0
Steve Trout, L ERA: 6.6 (13, 1)	0.0	2	2	0	0	0	0	0	0	0	0	0	0	0	0	0	0	0	0	0	0	0

Kansas City Royals @ Seattle Mariners
The Kingdome, Seattle, WA
Mon Jun 05 1989, 10:05 PM EDT
Att. 17,429 - Unknown - 70 F

AB 51
R 5
H 15
RBI 4
BB 4
SO 11
LOB 28



Batter	1	2	3	4	5	6	7	8	9	10	11	12	13	AB	R	H	RBI	BB	SO	LOB	BOTTOM			
Harold Reynolds, S OBP: 0.360, SLG: 0.388 (1, 4)	G5-3		F8			5-3		S 2B		1-1 2B				6	1	2	1	0	1	1				
Henry Cotto, R OBP: 0.314, SLG: 0.360 (1, 7)								3H 2-2		3-2 1B				3	0	1	0	0	0	0				
Scott Bradley, L OBP: 0.317, SLG: 0.418 (6, PH) (9, 2)	G6-3							1H 2B		1-1 2B				3	0	2	1	0	0	0				
Darnell Coles, R OBP: 0.263, SLG: 0.314 (1, 3)														5	0	1	0	1	2	2				
Jeffrey Leonard, R OBP: 0.324, SLG: 0.452 (1, 10)	P8													6	0	1	0	0	3	3				
Jim Presley, R OBP: 0.303, SLG: 0.404 (1, 5)														5	0	1	0	0	1	2				
Ken Griffey Jr., L OBP: 0.340, SLG: 0.492 (1, 8)														5	0	0	0	0	2	3				
Jay Buhner, R OBP: 0.250, SLG: 0.533 (1, 9)														4	2	1	1	1	2	0				
Omar Vizquel, S OBP: 0.262, SLG: 0.270 (1, 6)														2	0	0	0	0	0	0				
Mario Diaz, R OBP: 0.250, SLG: 0.250 (6, PH) (9, 6)														1	0	1	0	0	0	0				
Greg Briley, L OBP: 0.405, SLG: 0.451 (9, PH) (10, 7)														2	0	0	0	0	1	0				
Bill McGuire, R OBP: 0.340, SLG: 0.435 (6, PH) (9, 7)														2	0	0	0	0	0	0				
Dave Cochrane, S OBP: 0.340, SLG: 0.435 (10, 6)														2	0	1	0	1	0	2				
Inning Stats	R: 0 E: 0 K: 0 S: 8	H: 1 LOB: 1 BB: 0 P: 13	R: 0 E: 0 K: 1 S: 7	H: 0 LOB: 0 BB: 0 P: 9	R: 0 E: 0 K: 1 S: 10	H: 2 LOB: 2 BB: 0 P: 14	R: 0 E: 0 K: 1 S: 7	H: 0 LOB: 0 BB: 0 P: 10	R: 0 E: 0 K: 0 S: 5	H: 1 LOB: 0 BB: 0 P: 10	R: 2 E: 0 K: 1 S: 13	H: 3 LOB: 2 BB: 2 P: 28	R: 1 E: 0 K: 1 S: 11	H: 1 LOB: 0 BB: 1 P: 16	R: 0 E: 0 K: 1 S: 8	H: 0 LOB: 0 BB: 0 P: 11	R: 0 E: 0 K: 2 S: 11	H: 1 LOB: 1 BB: 0 P: 17	R: 0 E: 0 K: 2 S: 7	H: 0 LOB: 0 BB: 0 P: 9	1B: 7 2B: 4 3B: 0 HR: 1	SF: 0 SAC: 0 DP: 2 HBP: 0	WIP: 1 PB: 0 SB: 1 CS: 1	PA: 49
PITCHER	IP WLS BF H R ER SO ERA WHIP	IP WLS BF H R ER SO ERA WHIP	IP WLS BF H R ER SO ERA WHIP	IP WLS BF H R ER SO ERA WHIP	IP WLS BF H R ER SO ERA WHIP	IP WLS BF H R ER SO ERA WHIP	IP WLS BF H R ER SO ERA WHIP	IP WLS BF H R ER SO ERA WHIP	IP WLS BF H R ER SO ERA WHIP	IP WLS BF H R ER SO ERA WHIP	IP WLS BF H R ER SO ERA WHIP	IP WLS BF H R ER SO ERA WHIP	IP WLS BF H R ER SO ERA WHIP	IP WLS BF H R ER SO ERA WHIP	IP WLS BF H R ER SO ERA WHIP	IP WLS BF H R ER SO ERA WHIP	IP WLS BF H R ER SO ERA WHIP	IP WLS BF H R ER SO ERA WHIP	IP WLS BF H R ER SO ERA WHIP	IP WLS BF H R ER SO ERA WHIP	IP WLS BF H R ER SO ERA WHIP			
Floyd Bannister, L ERA: 4.48 (8, 1)	7.0	26	5	2	2	4	1	0	0	0	0	0	0	0	0	0	0	0	0	0	0			
Jeff Montgomery, R ERA: 1.99 (9, 1)	1.0	5	2	0	0	0	1	0	0	0	0	0	0	0	0	0	0	0	0	0	0			
Steve Farr, R ERA: 2.38 (9, 1)	2.0	8	3	1	1	2	1	0	0	0	0	0	0	0	0	0	0	0	0	0	0			
Tom Gordon, R ERA: 2.33 (11, 1)	3.0	10	1	0	0	6	0	0	0	0	0	0	0	0	0	0	0	0	0	0	0			

Kansas City Royals @ Seattle Mariners
The Kingdome, Seattle, WA
Mon Jun 05 1989, 10:05 PM EDT
Att. 17,429 - Unknown - 70 F

AB 46
R 3
H 11
RBI 3
BB 3
SO 12
LOB 13



Batter	1	2	3	4	5	6	7	8	9	AB	R	H	RBI	BB	SO	LOB	TOP										
Kurt Stillwell, S OBP: 0.344, SLG: 0.388	1-3 K		2-2 P2			1-1 SF7 3B		1-1 F9		4	1	1	0	0	1	0	Kansas City Royals @ Seattle Mariners The Kingdome, Seattle, WA Tue Jun 06 1989, 10:05 PM EDT Att: 10,171 - Unknown										
Kevin Seitzer, R OBP: 0.376, SLG: 0.357	2-1 P3		2-2 P5			4-1 BB		1-1 G6-3		3	0	0	0	1	0	0											
Jim Eisenreich, L OBP: 0.348, SLG: 0.476	1-0 G3-1			0-0 1B		0-0 SF7			1-1 HR	3	1	2	2	0	0	0											
Bo Jackson, R OBP: 0.301, SLG: 0.512		3-3 K2-3		1-3 K		1-3 K			2-3 K	4	0	0	0	0	4	2											
Danny Tartabull, R OBP: 0.372, SLG: 0.424		0-0 BB 1B		1-3 K		0-1 F9			2-3 K	4	0	1	0	0	2	2											
Pat Tabler, R OBP: 0.319, SLG: 0.285		4-1 BB 1B		1-1 G1-3			1-1 L9		0-3 K	3	0	0	0	1	1	1											
Bill Buckner, L OBP: 0.253, SLG: 0.291		2-2 F7			0-0 F7		1-1 F9			3	0	0	0	0	0	2											
Frank White, R OBP: 0.294, SLG: 0.301		2-2 F9			1-2 F8		1-2 G4-3			0	0	0	0	0	0	0											
Brad Wellman, R OBP: 0.279, SLG: 0.241										3	0	0	0	0	0	2											
Mike Macfarlane, R OBP: 0.250, SLG: 0.259			0-0 G3		1-0 G6-3			2-3 K		3	0	0	0	0	1	0											
Inning Stats	R: 0 E: 0 K: 1 S: 6	H: 0 LOB: 0 BB: 0 P: 10	R: 0 E: 0 K: 1 S: 14	H: 1 LOB: 2 BB: 1 P: 25	R: 0 E: 0 K: 0 S: 11	H: 0 LOB: 0 BB: 0 P: 15	R: 0 E: 0 K: 2 S: 9	H: 1 LOB: 1 BB: 0 P: 12	R: 0 E: 0 K: 0 S: 6	H: 0 LOB: 0 BB: 0 P: 8	R: 1 E: 0 K: 1 S: 9	H: 1 LOB: 1 BB: 1 P: 15	R: 0 E: 0 K: 0 S: 7	H: 0 LOB: 0 BB: 0 P: 10	R: 0 E: 0 K: 1 S: 8	H: 0 LOB: 0 BB: 0 P: 12	R: 1 E: 0 K: 3 S: 11	H: 1 LOB: 0 BB: 0 P: 16	1B: 2 2B: 0 3B: 1 HR: 1	SF: 1 SAC: 0 DP: 0 HBP: 0	WP: 0 PB: 0 SB: 1 CS: 0	PA: 33					
PITCHER	IP	WLS	BF	H	R	ER	SO	BB	IBB	HBP	BLK	WP	HR	S	P	ERA	WHIP										
Scott Bankhead, R ERA: 3.8	(1, 1)	7.0	W	26	3	1	1	5	2	0	0	0	0	62	95	1.29	0.714										
Michael Jackson, R ERA: 3.68	(8, 1)	2.0		7	1	1	1	4	0	0	0	0	1	19	28	4.50	0.500										

Batter	1	2	3	4	5	6	7	8	9	AB	R	H	RBI	BB	SO	LOB	BOTTOM										
Harold Reynolds, S OBP: 0.362, SLG: 0.387	4-0 HR 1B BB		1-2 G6-3		1-2 FC5-4 CS		2-1 G6-3 1B			3	1	1	1	1	0	1	Kansas City Royals @ Seattle Mariners The Kingdome, Seattle, WA Tue Jun 06 1989, 10:05 PM EDT Att: 10,171 - Unknown										
Henry Cotto, R OBP: 0.311, SLG: 0.357	0-1 HR 1B		1-2 G5-3		0-0 CS		1-1 G6-3			4	1	1	0	0	0	1											
Alvin Davis, L OBP: 0.432, SLG: 0.527	1-2 HR 1B		1-0 P5		1-0 G3		4-1 1B BB			3	1	1	3	1	0	0											
Jeffrey Leonard, R OBP: 0.328, SLG: 0.453	1-0 L8		1-0 1B		1-0 P3		1-2 1B			4	0	2	0	0	0	0											
Jim Prestey, R OBP: 0.308, SLG: 0.406	3-2 FC5-4 BB 1B		1-3 K		1-0 1B		1-1 F9			4	0	2	0	0	1	3											
Ken Griffey Jr., L OBP: 0.338, SLG: 0.484	4-2 FC5-4 BB		3-2 G3		1-2 P6		0-3 K			3	0	0	0	1	1	3											
Greg Briley, L OBP: 0.405, SLG: 0.451										0	0	0	0	0	0	0											
Jay Buhner, R OBP: 0.250, SLG: 0.632	1-1 FC5-4			1-1 L6		0-0 HR		0-1 G5-3		4	1	1	1	0	0	4											
Omar Vizquel, S OBP: 0.263, SLG: 0.272	0-1 L4			1-1 1B FC5-4 1B		1-3 K				3	1	1	0	0	1	2											
Bill McGuire, R OBP: 0.143, SLG: 0.143		1-0 F7		1-0 FC5-4 1B		1-0 P3				3	0	1	0	0	0	0											
Inning Stats	R: 3 E: 0 K: 0 S: 16	H: 3 LOB: 2 BB: 2 P: 30	R: 0 E: 0 K: 0 S: 7	H: 0 LOB: 0 BB: 0 P: 10	R: 0 E: 0 K: 1 S: 9	H: 1 LOB: 1 BB: 0 P: 15	R: 1 E: 0 K: 0 S: 8	H: 2 LOB: 0 BB: 0 P: 12	R: 0 E: 0 K: 0 S: 3	H: 0 LOB: 0 BB: 0 P: 6	R: 1 E: 0 K: 1 S: 8	H: 2 LOB: 0 BB: 0 P: 11	R: 0 E: 0 K: 0 S: 5	H: 1 LOB: 1 BB: 0 P: 9	R: 0 E: 0 K: 1 S: 9	H: 1 LOB: 2 BB: 1 P: 15	R: 0 E: 0 K: 1 S: 9	H: 1 LOB: 0 BB: 0 P: 15	1B: 8 2B: 0 3B: 0 HR: 2	SF: 0 SAC: 0 DP: 0 HBP: 0	WP: 0 PB: 0 SB: 0 CS: 1	PA: 35					
PITCHER	IP	WLS	BF	H	R	ER	SO	BB	IBB	HBP	BLK	WP	HR	S	P	ERA	WHIP										
Stan Clarke, L ERA: 15.43	(1, 1)	6.0	L	26	8	5	5	2	2	0	0	0	0	51	84	7.50	1.667										
Rick Luecken, R ERA:	(7, 1)	2.0		8	2	0	0	1	1	0	0	0	0	14	24	0.00	1.500										

AB 30
R 2
H 4
RBI 2
BB 2
SO 9
LOB 9



AB 31
R 5
H 10
RBI 5
BB 3
SO 3
LOB 14



Batter	1	2	3	4	5	6	7	8	9	AB	R	H	RBI	BB	SO	LOB	TOP										
Kurt Stillwell, S OBP: 0.349, SLG: 0.398	1-1 CS 1B	3-1 F7		1-0 2B 1B		2-1 F8		0-0 P5	2-0 2B	6	1	3	0	0	0	4	Kansas City Royals @ Seattle Mariners The Kingdome, Seattle, WA Wed Jun 07 1989, 6:33 AM EDT Att: 10,925 - Dome										
Kevin Seitzer, R OBP: 0.383, SLG: 0.369	4-2 F FC4-6 BB	0-0 1-2 2-H 1B		2-2 1B 1-3 2B		0-2 SF9 3-H		3-0 1B 2-H 1B	0-1 L9	4	2	3	3	1	0	2											
Jim Eisenreich, L OBP: 0.349, SLG: 0.470	2-1 E4 FC4-6		1-0 L8		1-0 S 1B		1-0 P6	4-0 1B 1-2 BB		4	0	1	1	1	0	1											
Bo Jackson, R OBP: 0.299, SLG: 0.505	1-0 FC4-6 WP 1-2 3-H		0-0 G6-3		2-1 P3		1-1 G5-4-3 1B	0-0 P8		5	0	1	1	0	0	5											
Danny Tartabull, R OBP: 0.368, SLG: 0.418 Gary Thurman, R OBP: 0.364, SLG: 0.259	3-1 G1-3		1-0 G4-3		2-2 G4-3		0-0 G5-4-3 1-2	0-1 1-2 2-H 1B		5	0	1	1	0	0	4											
Bill Buckner, L OBP: 0.281, SLG: 0.298		1-2 G3-1 S 1B		0-0 F7		0-2 L7		0-1 BB 1B	0-1 G1-3	5	1	2	0	0	0	2											
Matt Winters, L OBP: 0.417, SLG: 0.455		2-2 G3-1		1-1 3B 1B		0-0 L9		4-2 FC5-4 BB 1-2	2-1 2B 1B	4	1	2	0	1	0	1											
Bob Boone, R OBP: 0.342, SLG: 0.336		1-1 1B 1B		2-2 1B 1-H 3B		2-3 K		1-1 FC5-4 1-2	1-0 F9	5	1	2	2	0	1	3											
Brad Wellman, R OBP: 0.318, SLG: 0.290		2-1 1B 1-2 1B		2-0 1B 2B 1B		4-2 F8 SF9 BB		1-0 1B 2B	0-0 F9	4	3	3	1	1	0	1											
Inning Stats	R: 1 E: 1 K: 0 S: 9	H: 1 LOB: 1 BB: 1 P: 20	R: 1 E: 0 K: 0 S: 14	H: 4 LOB: 2 BB: 0 P: 23	R: 0 E: 0 K: 0 S: 3	H: 0 LOB: 0 BB: 0 P: 5	R: 4 E: 0 K: 0 S: 19	H: 6 LOB: 2 BB: 0 P: 31	R: 0 E: 0 K: 1 S: 7	H: 0 LOB: 0 BB: 0 P: 9	R: 1 E: 0 K: 0 S: 10	H: 0 LOB: 0 BB: 1 P: 17	R: 0 E: 0 K: 0 S: 9	H: 2 LOB: 2 BB: 1 P: 15	R: 2 E: 0 K: 0 S: 8	H: 3 LOB: 2 BB: 1 P: 16		R: 0 E: 0 K: 0 S: 7	H: 2 LOB: 2 BB: 0 P: 12	1B: 14 2B: 3 3B: 1 HR: 0	SF: 1 SAC: 0 DP: 1 HBP: 0	WP: 1 PB: 0 SB: 3 CS: 1	PA: 47				
PITCHER	IP	WLS	BF	H	R	ER	SO	BB	IBB	HBP	BLK	WP	HR	S	P	ERA	WHIP										
Bill Swift, R ERA: 6.0	3.1	L	19	9	6	5	0	1	0	0	0	1	0	35	63	13.50	3.000										
Gene Harris, R ERA: 4.55	3.2		16	4	1	1	1	2	0	0	0	0	0	36	57	2.46	1.636										
Tom Niedenfuer, R ERA: 10.8	2.0		12	5	2	2	0	1	0	0	0	0	0	15	28	9.00	3.000										
Batter	1	2	3	4	5	6	7	8	9	AB	R	H	RBI	BB	SO	LOB	BOTTOM										
Harold Reynolds, S OBP: 0.367, SLG: 0.392	0-1 CS 1B		1-2 BB 1B		0-0 G4-6-3 1B		0-0 G4-3		1-3 K	5	0	3	1	0	1	1	Kansas City Royals @ Seattle Mariners The Kingdome, Seattle, WA Wed Jun 07 1989, 6:33 AM EDT Att: 10,925 - Dome										
Greg Britley, L OBP: 0.393, SLG: 0.432	3-2 F9 1-2		4-2 BB 1-2		0-0 G4-6-3 1-2		4-0 SF7 3-H	1-0 L8	0-2 L8	3	0	0	1	1	0	2											
Alvin Davis, L OBP: 0.425, SLG: 0.517	2-1 L6		1-0 F7		0-0 2B G4-3 1B		0-2 P7	2-0 F8		5	1	1	0	0	0	2											
Jeffrey Leonard, R OBP: 0.330, SLG: 0.464		3-2 2B	2-2 G4-3		0-1 G4-3 1-3 2B		1-3 K			4	0	2	0	0	1	2											
Ken Griffey Jr., L OBP: 0.341, SLG: 0.484		0-0 B1-3		0-0 G4-3 1B		0-3 K		1-1 1B HR 1B		4	1	2	0	0	1	3											
Scott Bradley, L OBP: 0.305, SLG: 0.400		3-2 G5-3		2-1 G4-3 1-2		0-0 G4-3		1-3 K		4	0	0	1	0	1	4											
Jim Prestley, R OBP: 0.317, SLG: 0.410		4-2 BB		2-2 1B		2-3 G6-3		0-0 1B HR 1B		3	1	2	0	1	0	1											
Jay Buhner, R OBP: 0.292, SLG: 0.739		0-3 K		1-1 G1-3		2-0 E G4-3 1B		1-0 HR		4	2	2	3	0	1	3											
Omar Vizquel, S OBP: 0.257, SLG: 0.266 Dave Cochrane, S OBP: 0.333, SLG: 0.426			1-2 G6-3		1-1 L6		3-1 E3 G4-3 SF7 1-3	2-3 K		3	1	0	0	0	0	1											
Inning Stats	R: 0 E: 0 K: 0 S: 9	H: 1 LOB: 0 BB: 0 P: 14	R: 0 E: 0 K: 1 S: 12	H: 1 LOB: 2 BB: 1 P: 22	R: 0 E: 0 K: 0 S: 8	H: 2 LOB: 1 BB: 0 P: 13	R: 0 E: 0 K: 0 S: 4	H: 1 LOB: 1 BB: 0 P: 5	R: 1 E: 0 K: 1 S: 10	H: 2 LOB: 1 BB: 0 P: 10	R: 2 E: 1 K: 0 S: 8	H: 1 LOB: 0 BB: 0 P: 14	R: 3 E: 0 K: 3 S: 13	H: 3 LOB: 0 BB: 0 P: 19	R: 0 E: 0 K: 1 S: 8	H: 0 LOB: 0 BB: 0 P: 11		1B: 9 2B: 2 3B: 0 HR: 1	SF: 1 SAC: 0 DP: 2 HBP: 0	WP: 0 PB: 0 SB: 0 CS: 1	PA: 39						
PITCHER	IP	WLS	BF	H	R	ER	SO	BB	IBB	HBP	BLK	WP	HR	S	P	ERA	WHIP										
Mark Gubicza, R ERA: 2.65	8.0	W	36	12	4	4	5	2	0	0	0	0	0	76	118	4.50	1.750										
Jeff Montgomery, R ERA: 1.93	1.0	S	3	0	0	0	1	0	0	0	0	0	0	8	11	0.00	0.000										

Batter	1	2	3	4	5	6	7	8	9	AB	R	H	RBI	BB	SO	LOB	TOP			
Brian Downing, R (1, 10) OBP: 0.361, SLG: 0.396										4	1	2	0	0	0	0				
Claudell Washington, L (1, 9) OBP: 0.346, SLG: 0.550										4	0	2	0	0	0	1				
Johnny Ray, S (1, 4) OBP: 0.315, SLG: 0.365										4	0	1	1	0	0	3				
Devon White, S (1, 8) OBP: 0.328, SLG: 0.504										4	0	0	0	0	1	4				
Bill Schroeder, R (1, 2) OBP: 0.267, SLG: 0.509										4	0	0	0	0	2	2				
Wally Joyner, L (1, 3) OBP: 0.318, SLG: 0.332										2	0	1	0	0	0	0				
Dante Bichette, R (1, 7) OBP: 0.223, SLG: 0.327										3	0	0	0	0	0	2				
Glenn Hoffman, R (1, 5) OBP: 0.317, SLG: 0.357										2	0	0	0	0	0	0				
Kent Anderson, R (8, PH) OBP: 0.315, SLG: 0.275										1	0	0	0	0	0	0				
Dick Schofield, R (1, 6) OBP: 0.289, SLG: 0.311										3	0	0	0	0	0	0				
Inning Stats	R: 1 E: 0 K: 0 S: 8	H: 1 LOB: 0 BB: 0 P: 14	R: 0 E: 0 K: 1 S: 7	H: 1 LOB: 0 BB: 0 P: 10	R: 0 E: 0 K: 1 S: 10	H: 1 LOB: 1 BB: 0 P: 16	R: 0 E: 0 K: 0 S: 5	H: 0 LOB: 0 BB: 0 P: 6	R: 0 E: 0 K: 1 S: 12	H: 2 LOB: 2 BB: 0 P: 20	R: 0 E: 0 K: 1 S: 7	H: 0 LOB: 0 BB: 0 P: 12	R: 0 E: 0 K: 0 S: 7	H: 0 LOB: 0 BB: 0 P: 12	R: 0 E: 0 K: 0 S: 7	H: 1 LOB: 1 BB: 0 P: 12	1B: 4 2B: 2 3B: 0 HR: 0	SF: 0 SAC: 0 DP: 2 HBP: 1	WP: 0 PB: 0 SB: 0 CS: 0	PA: 32
PITCHER Charlie Leibrandt, L (1, 1) ERA: 3.65	IP: 9.0 WLS: W BF: 32 H: 6 R: 1 ER: 1 SO: 3 BB: 0 IBB: 0 HBP: 1 BLK: 0 WP: 0 HR: 0 S: 70 P: 112 ERA: 1.00 WHIP: 0.667															PITCHER				

California Angels @ Kansas City Royals
Royals Stadium, Kansas City, MO
Fri Jun 09 1989, 8:05 PM EDT
Att: 34,124 - Unknown

AB 31
R 1
H 6
RBI 1
BB 0
SO 3
LOB 12



Batter	1	2	3	4	5	6	7	8	9	AB	R	H	RBI	BB	SO	LOB	BOTTOM			
Kurt Stillwell, S (1, 6) OBP: 0.358, SLG: 0.402										3	1	2	3	1	1	0				
Kevin Seitzer, R (1, 5) OBP: 0.381, SLG: 0.364										3	0	0	0	1	0	2				
Jim Eisenreich, L (1, 8) OBP: 0.353, SLG: 0.464										2	1	0	0	2	1	1				
Bo Jackson, R (1, 7) OBP: 0.298, SLG: 0.514										4	1	1	3	0	0	3				
Danny Tartabull, R (1, 9) OBP: 0.366, SLG: 0.412										3	0	0	0	1	1	0				
Bill Buckner, L (1, 10) OBP: 0.281, SLG: 0.295										4	0	1	0	0	0	1				
Pat Tabler, R (1, 3) OBP: 0.320, SLG: 0.286										3	1	1	0	0	1	0				
Rey Palacios, R (8, 3)										1	0	0	0	0	0	1				
Bob Boone, R (1, 2) OBP: 0.345, SLG: 0.340										4	1	2	0	0	0	0				
Brad Wellman, R (1, 4) OBP: 0.329, SLG: 0.318										4	1	2	0	0	1	2				
Inning Stats	R: 3 E: 0 K: 1 S: 17	H: 4 LOB: 1 BB: 0 P: 19	R: 0 E: 0 K: 0 S: 2	H: 0 LOB: 0 BB: 1 P: 11	R: 1 E: 0 K: 0 S: 14	H: 2 LOB: 2 BB: 2 P: 26	R: 0 E: 0 K: 1 S: 11	H: 0 LOB: 0 BB: 0 P: 15	R: 0 E: 0 K: 2 S: 8	H: 0 LOB: 0 BB: 0 P: 14	R: 0 E: 0 K: 1 S: 7	H: 0 LOB: 0 BB: 0 P: 11	R: 0 E: 0 K: 0 S: 10	H: 2 LOB: 2 BB: 0 P: 12	R: 0 E: 0 K: 0 S: 7	H: 0 LOB: 0 BB: 0 P: 12	1B: 7 2B: 1 3B: 0 HR: 1	SF: 0 SAC: 0 DP: 0 HBP: 0	WP: 0 PB: 0 SB: 1 CS: 1	PA: 37
PITCHER Kirk McCaskill, R (1, 1) ERA: 2.27	IP: 3.2 WLS: L BF: 20 H: 7 R: 6 ER: 6 SO: 1 BB: 4 IBB: 0 HBP: 0 BLK: 0 WP: 0 HR: 1 S: 45 P: 81 ERA: 14.73 WHIP: 3.000															PITCHER				
Rich Monteleone, R (4, 1) ERA	2.1 8 0 0 0 3 1 0 0 0 0 0 0 21 35 0.00 0.429																			
Willie Fraser, R (7, 1) ERA: 3.14	2.0 8 2 0 0 1 0 0 0 0 0 0 0 17 23 0.00 1.000																			

California Angels @ Kansas City Royals
Royals Stadium, Kansas City, MO
Fri Jun 09 1989, 8:05 PM EDT
Att: 34,124 - Unknown

AB 31
R 6
H 9
RBI 6
BB 5
SO 5
LOB 10



Batter	1	2	3	4	5	6	7	8	9	AB	R	H	RBI	BB	SO	LOB	TOP									
Claudell Washington, L OBP: 0.344, SLG: 0.490	0-2 G1-3		0-1 F8			1-2 G3-1		4-0 WP 1B BB		3	1	0	0	1	0	0	California Angels @ Kansas City Royals Royals Stadium, Kansas City, MO Sat Jun 10 1989, 8:05 PM EDT Att: 36,949 - Unknown									
Johnny Ray, S OBP: 0.305, SLG: 0.356	3-2 G1-3			1-3 K		1-1 G4-3		3-2 P7		4	0	0	0	0	1	2										
Devon White, S OBP: 0.331, SLG: 0.504	3-3 K			2-3 K			0-1 2B 1B	0-1 K2-3 S 1B		4	1	2	2	0	2	0										
Wally Joyner, L OBP: 0.327, SLG: 0.342		2-2 1B		4-2 BB			0-2 SAFE 1B	1-3 K2-3		3	1	2	0	1	1	1										
Brian Downing, R OBP: 0.360, SLG: 0.394		2-1 P4		2-1 P2			1-0 G4-6-3 1B	1-1 L8		4	0	1	2	0	0	3										
Chili Davis, S OBP: 0.312, SLG: 0.383		0-0 F7			1-2 G1-3		0-0 G4-6-3		1-2 P5	4	0	0	0	0	0	2										
Lance Parrish, R OBP: 0.335, SLG: 0.421		0-0 G6-3			0-3 K		4-2 BB	1-3 K		3	0	0	0	1	2	1										
Jack Howell, L OBP: 0.295, SLG: 0.327			1-2 G4-3		1-3 K		1-3 K	2-3 K2-3		4	0	0	0	0	3	1										
Dick Schofield, R OBP: 0.290, SLG: 0.312			1-3 K			3-3 K		0-1 WP BB 1B		3	1	1	0	0	2	0										
Inning Stats	R: 0 E: 0 K: 1 S: 10	H: 0 LOB: 0 BB: 0 P: 16	R: 0 E: 0 K: 0 S: 9	H: 1 LOB: 1 BB: 0 P: 13	R: 0 E: 0 K: 1 S: 11	H: 0 LOB: 0 BB: 0 P: 13	R: 0 E: 0 K: 2 S: 11	H: 0 LOB: 1 BB: 1 P: 20	R: 0 E: 0 K: 2 S: 12	H: 0 LOB: 0 BB: 0 P: 14	R: 2 E: 0 K: 1 S: 8	H: 3 LOB: 1 BB: 1 P: 18	R: 2 E: 0 K: 1 S: 15	H: 2 LOB: 1 BB: 2 P: 23	R: 0 E: 0 K: 2 S: 10	H: 0 LOB: 0 BB: 0 P: 14	1B: 5 2B: 1 3B: 0 HR: 0	SF: 0 SAC: 0 DP: 1 HBP: 0	WP: 1 PB: 0 SB: 1 CS: 0	PA: 35						
PITCHER	IP WLS BF H R ER SO BB IBB HBP BLK WP HR S P ERA WHIP	6.0 23 4 2 2 7 1 0 0 0 0 0 67 96 3.00 0.833	2.0 W 9 2 2 2 2 0 0 0 1 0 21 34 9.00 2.000	1.0 S 3 0 0 0 2 0 0 0 0 0 10 14 0.00 0.000	PITCHER										IP WLS BF H R ER SO BB IBB HBP BLK WP HR S P ERA WHIP											
Bret Saberhagen, R ERA: 2.8											6.0	23	4	2	2	7	1	0	0	0	0	0	67	96	3.00	0.833
Tom Gordon, R ERA: 2.51											2.0	W	9	2	2	2	2	0	0	0	1	0	21	34	9.00	2.000
Steve Farr, R ERA: 2.28											1.0	S	3	0	0	0	2	0	0	0	0	0	10	14	0.00	0.000

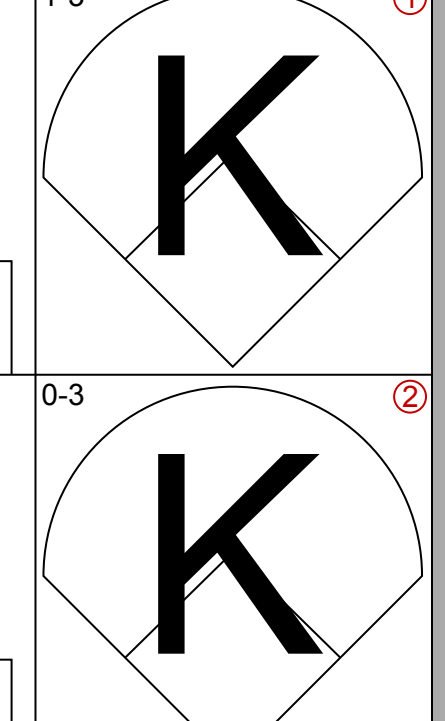
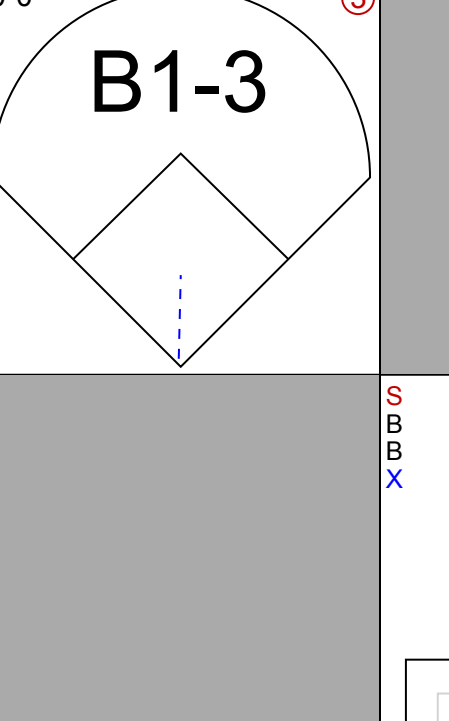
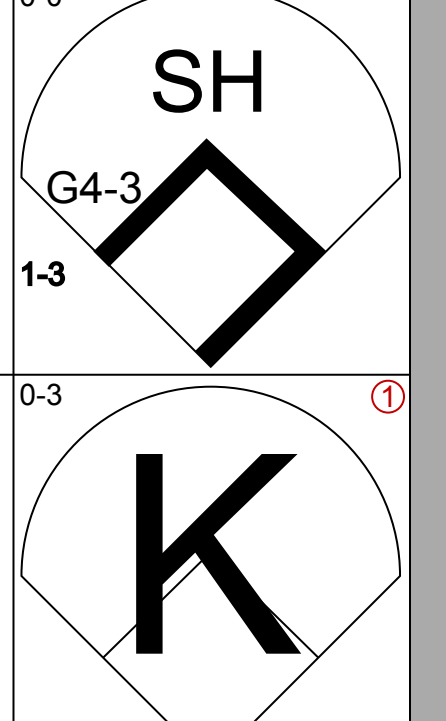
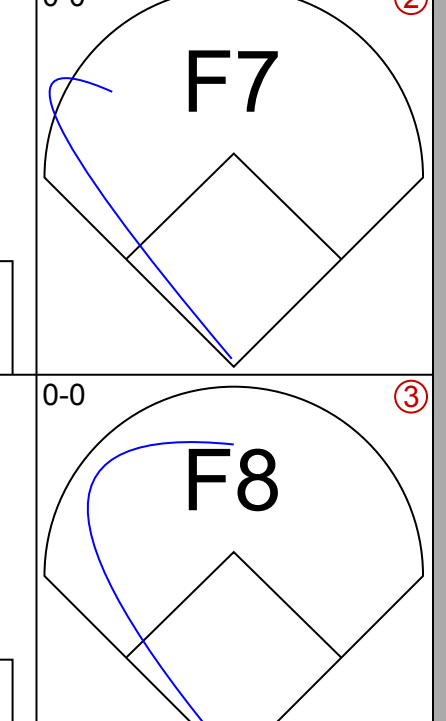
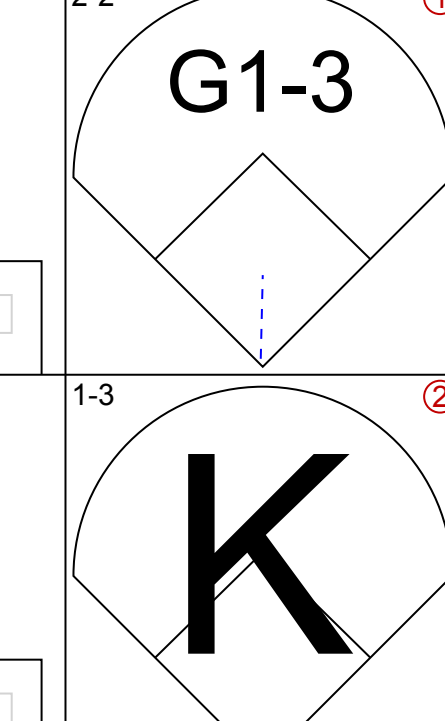
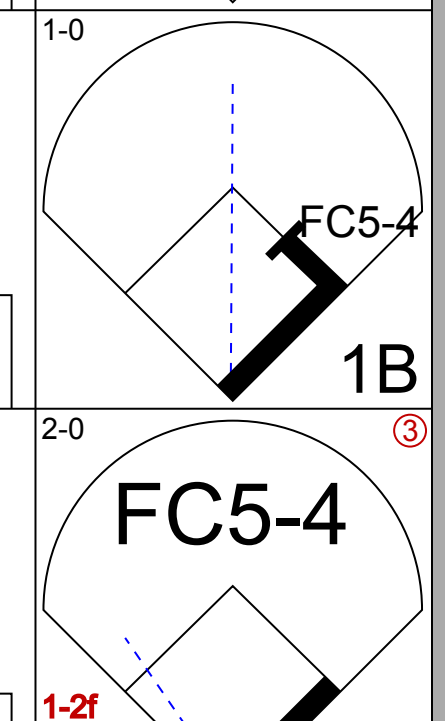
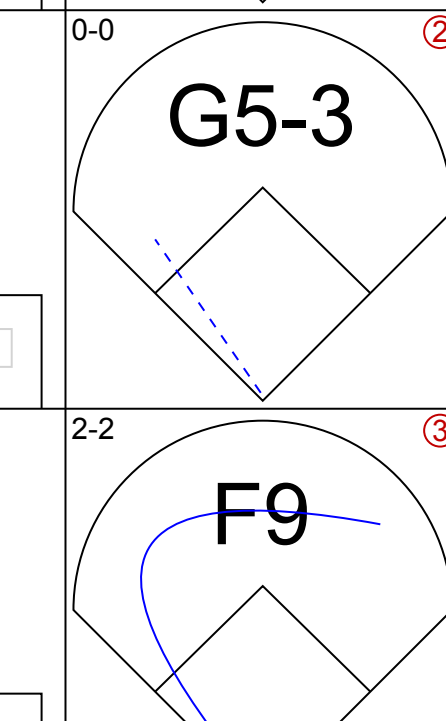
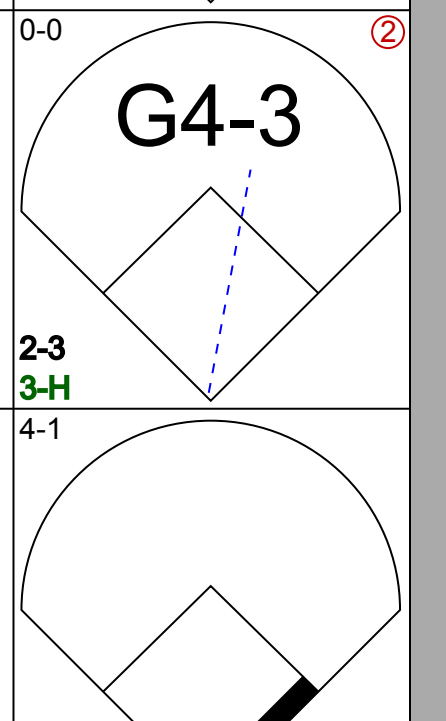

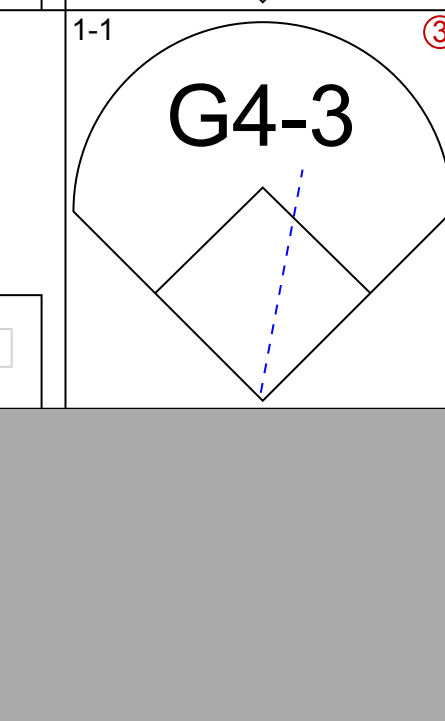


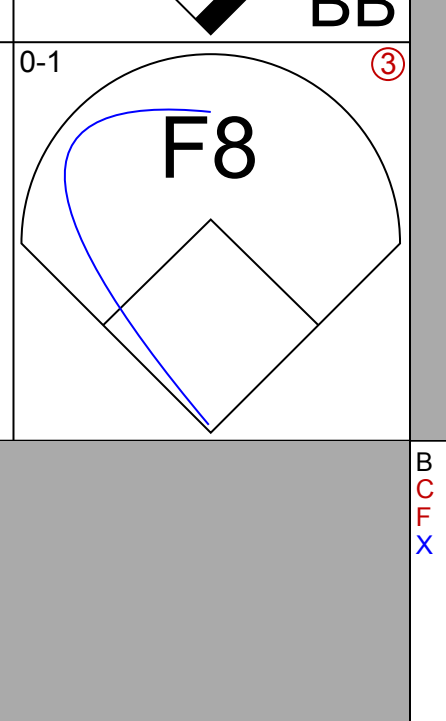
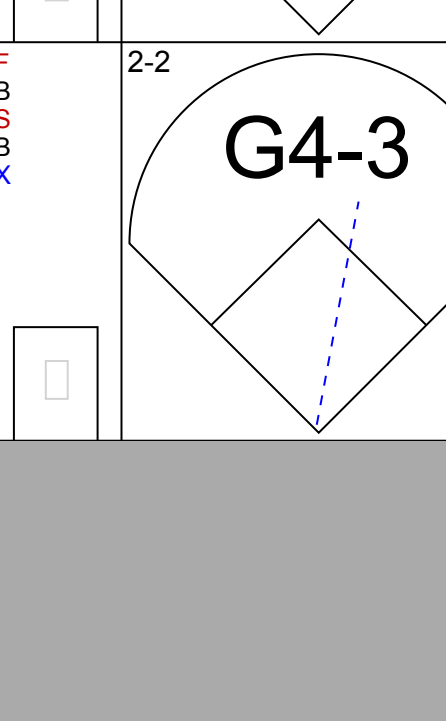





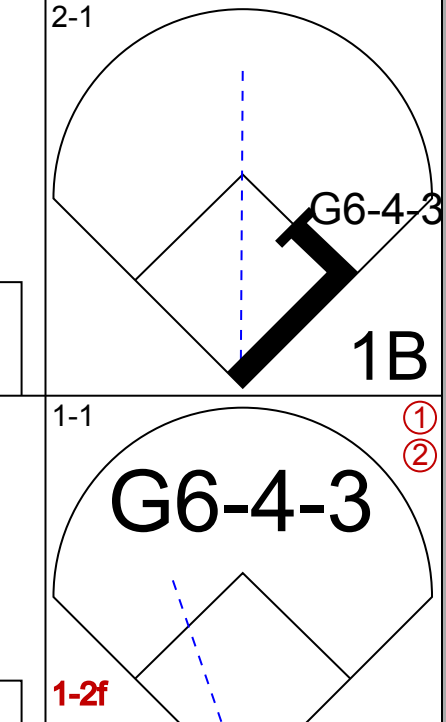
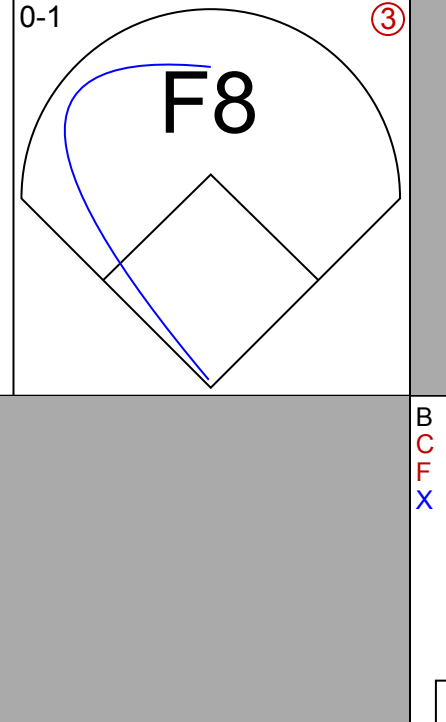
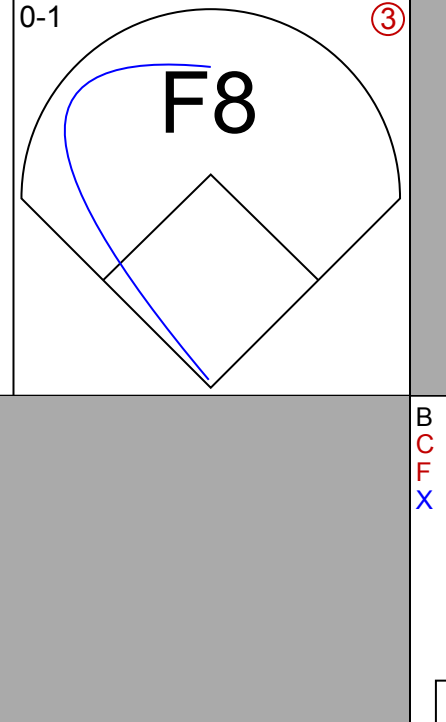
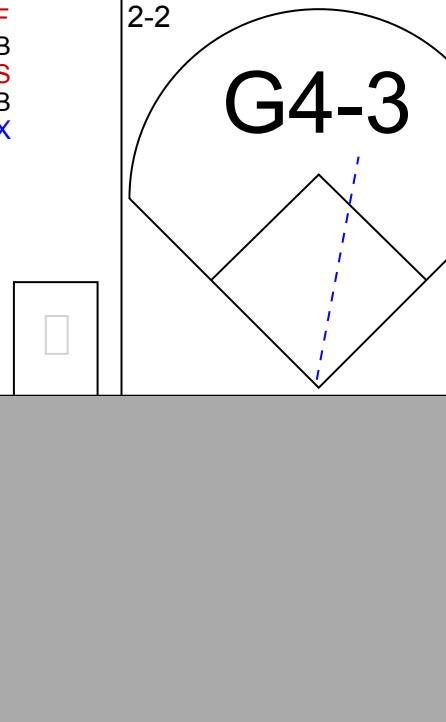

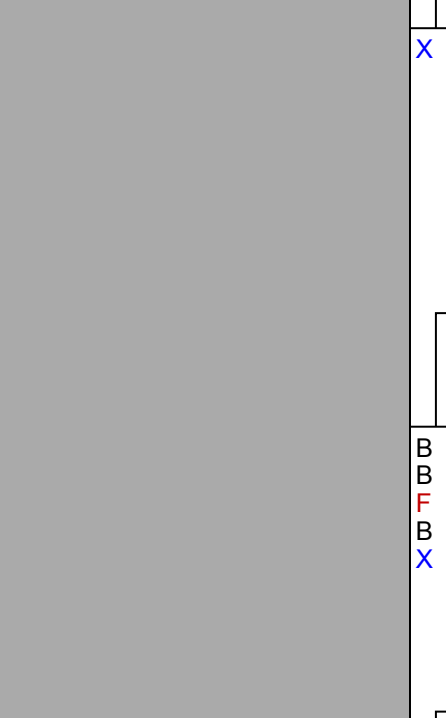
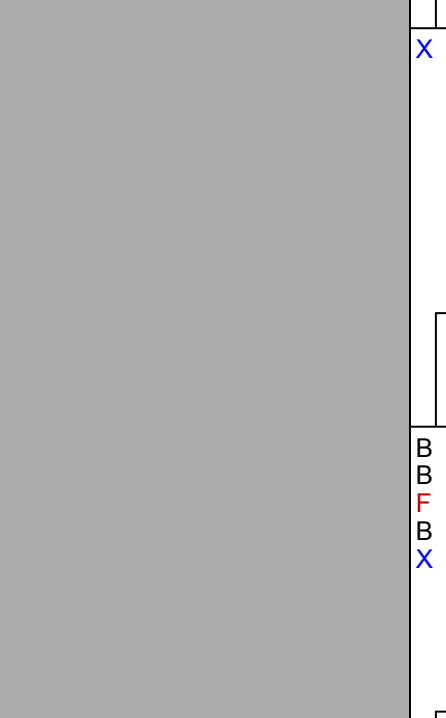


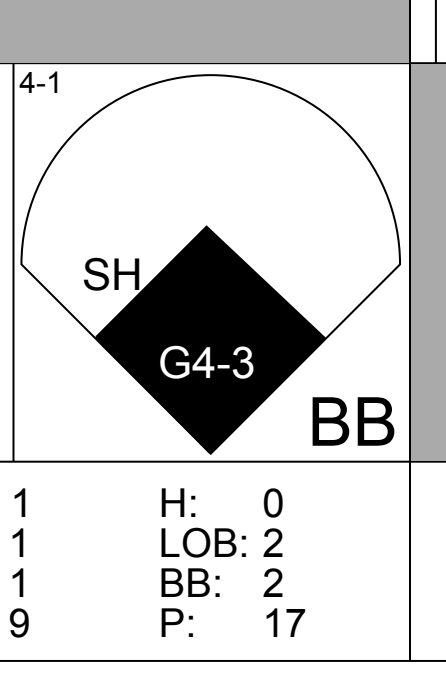
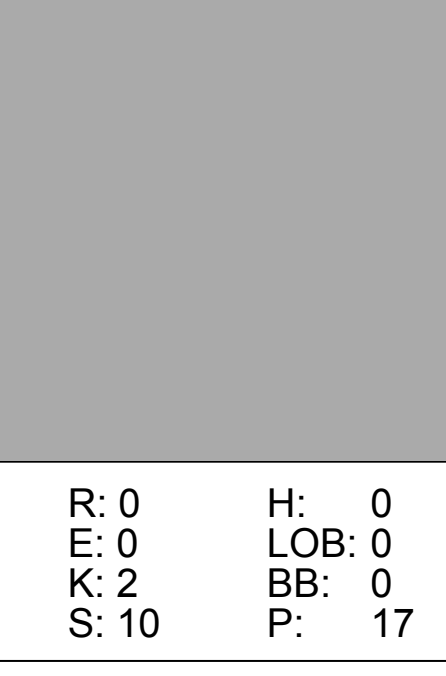
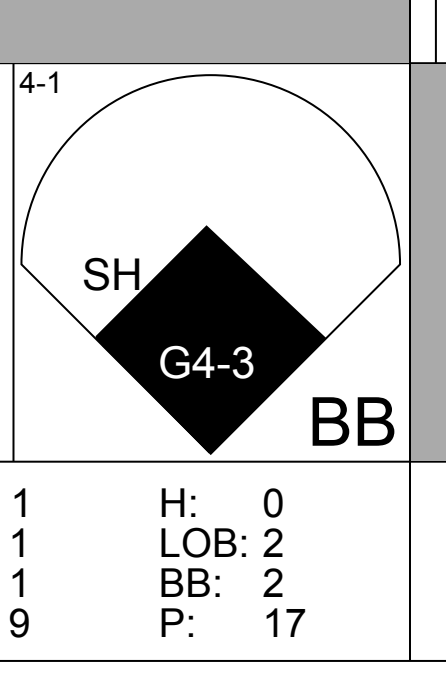
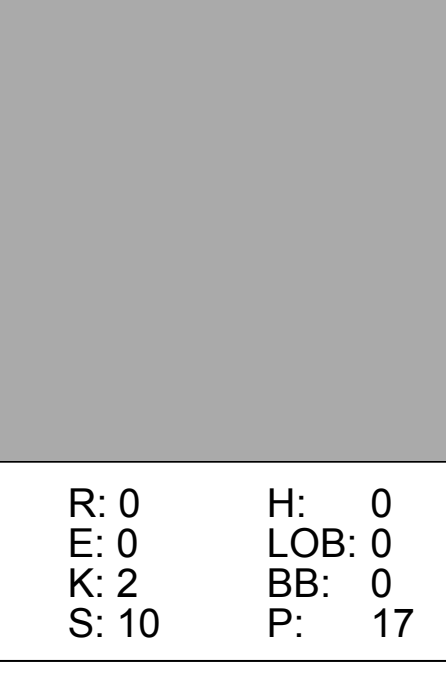
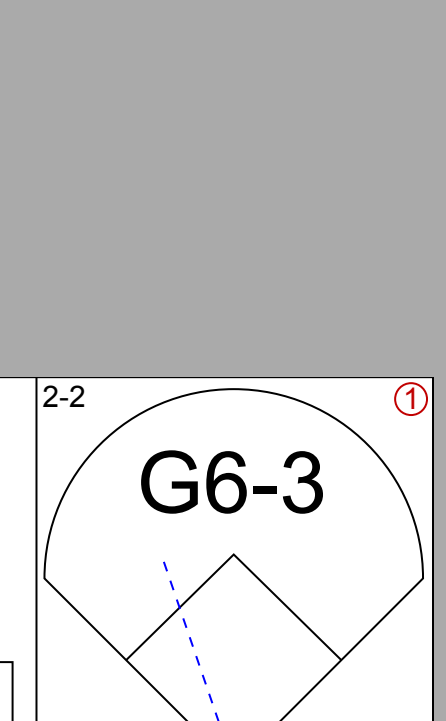

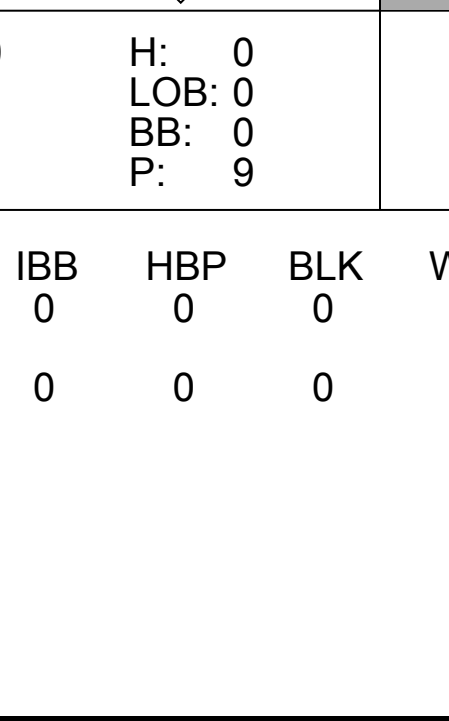
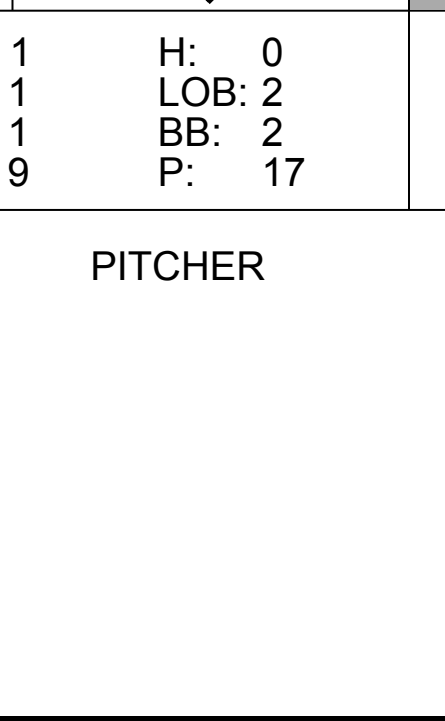
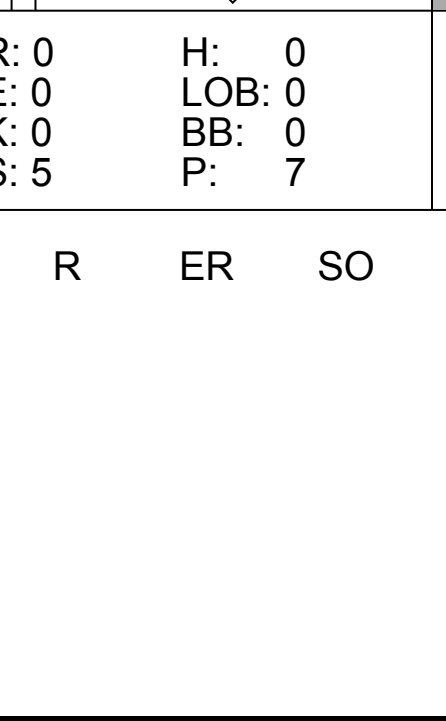
AB	32
R	4
H	6
RBI	4
BB	3
SO	11
LOB	10



Batter	1	2	3	4	5	6	7	8	9	AB	R	H	RBI	BB	SO	LOB	BOTTOM										
Kurt Stillwell, S OBP: 0.356, SLG: 0.395	1-0 F7		2-1 F7			1-0 1B 2B HBP	0-1 G4-3			3	1	0	0	0	0	2	California Angels @ Kansas City Royals Royals Stadium, Kansas City, MO Sat Jun 10 1989, 8:05 PM EDT Att: 36,949 - Unknown										
Kevin Seitzer, R OBP: 0.383, SLG: 0.367	2-2 F7		1-0 1B		2-1 2B SF8 1B	1-0 F8	2-2 F8			4	1	2	1	0	0	0											
George Brett, L OBP: 0.364, SLG: 0.361	2-1 P4		1-0 1B		0-1 1B	1-3 2B	3-2 G3			4	0	2	2	0	0	0											
Bo Jackson, R OBP: 0.297, SLG: 0.512		0-1 L8 S 1B	1-3 K		0-0 SF8	0-2 G1-3				3	0	1	1	0	1	2											
Jim Eisenreich, L OBP: 0.345, SLG: 0.452	1-3 K		0-3 K		0-0 G4-3		0-0 G4-3			4	0	0	0	0	2	4											
Danny Tartabull, R OBP: 0.384, SLG: 0.424		0-1 L8		0-0 G6-3		2-2 E8	3-2 HR			4	1	1	1	0	0	1											
Bill Buckner, L OBP: 0.250, SLG: 0.283		0-0 G3		0-2 G1-3		2-2 G1-3	0-0 G3			4	0	0	0	0	0	2											
Rey Palacios, R										0	0	0	0	0	0	0											
Bob Boone, R OBP: 0.345, SLG: 0.340			0-0 F7 E 1B		2-0 G6-3		1-2 G1-3			3	1	1	0	0	0	1											
Brad Wellman, R OBP: 0.315, SLG: 0.304			2-0 E5 1B		3-1 L7		1-1 F8			3	1	0	0	0	0	2											
Inning Stats	R: 0 E: 0 K: 0 S: 6	H: 0 LOB: 0 BB: 0 P: 11	R: 0 E: 0 K: 1 S: 8	H: 1 LOB: 1 BB: 0 P: 9	R: 2 E: 1 K: 2 S: 12	H: 3 LOB: 2 BB: 0 P: 19	R: 0 E: 0 K: 0 S: 5	H: 0 LOB: 0 BB: 0 P: 7	R: 2 E: 0 K: 0 S: 8	H: 2 LOB: 1 BB: 0 P: 14	R: 0 E: 1 K: 0 S: 13	H: 0 LOB: 1 BB: 0 P: 19	R: 0 E: 0 K: 0 S: 10	H: 0 LOB: 0 BB: 0 P: 15	R: 1 E: 0 K: 0 S: 8	H: 1 LOB: 0 BB: 0 P: 11	1B: 5 2B: 1 3B: 0 HR: 1	SF: 1 SAC: 0 DP: 0 HBP: 1	WP: 0 PB: 0 SB: 1 CS: 0	PA: 34							
PITCHER	IP WLS BF H R ER SO BB IBB HBP BLK WP HR S P ERA WHIP	6.0 27 6 4 3 3 0 0 0 0 0 0 1 18 26 4.50 0.500	2.0 L 7 1 1 1 0 0 0 0 0 0 1 18 26 4.50 0.500	PITCHER										IP WLS BF H R ER SO BB IBB HBP BLK WP HR S P ERA WHIP													
Bert Blyleven, R ERA: 2.4											6.0	27	6	4	3	3	0	0	0	0	0	0	1	18	26	4.50	0.500
Greg Minton, R ERA: 1.35											2.0	L	7	1	1	1	0	0	0	0	0	0	1	18	26	4.50	0.500

AB	32
R	5
H	7
RBI	5
BB	0
SO	3
LOB	14



Batter	1	2	3	4	5	6	7	8	9	10	11	AB	R	H	RBI	BB	SO	LOB								
Luis Polonia, L OBP: 0.295, SLG: 0.339 (1, 7)			B1-3 			SH G4-3 1-3 		F7 			G1-3 2-2 	4	0	0	0	0	1	0								
Dave Henderson, R OBP: 0.344, SLG: 0.405 (1, 8)				F9 2-1 		K 0-3 		F8 0-0 			K 1-3 	5	0	0	0	0	3	2								
Dave Parker, L OBP: 0.311, SLG: 0.443 (1, 10)	FC5-4 1B 			G5-3 0-0 		G4-3 0-0 				K 2-3 		5	0	1	1	0	1	1								
Mark McGwire, R OBP: 0.332, SLG: 0.500 (1, 3)	FC5-4 1-2f 			F9 2-2 		BB 2-3 3-H 4-1 				K 3-3 		3	0	0	0	1	1	1								
Ron Hassey, L OBP: 0.279, SLG: 0.376 (1, 2)		G6-4-3 1B 		G4-3 1-0 		F8 0-1 				G4-3 2-2 		4	0	1	0	0	0	2								
Terry Steinbach, R OBP: 0.374, SLG: 0.423 Carney Lansford, R OBP: 0.411, SLG: 0.453 (10, 5)		G6-4-3 1-2f 		FC5-4 1B 		G4-3 0-0 		G4-3 1-2 			FC3-6 1B 	4	0	2	0	0	0	1								
Billy Beane, R OBP: 0.269, SLG: 0.348 (1, 9)				FC5-4 1-2f 		B2-3 1-0 				FC3-6 1-2f 		4	0	0	0	0	1	2								
Tony Phillips, S OBP: 0.368, SLG: 0.371 (1, 4)			K 0-3 			G1-3 3-1 		F8 3-1 			F9 1-2 	4	0	0	0	0	1	2								
Mike Gallego, R OBP: 0.335, SLG: 0.354 (1, 6)			G4-3 1-2 			SH G4-3 BB 4-1 				G6-3 2-2 		3	1	0	0	1	0	2								
Inning Stats	R: 0 E: 0 K: 2 S: 8	H: 1 LOB: 1 BB: 0 P: 12	R: 0 E: 0 K: 1 S: 7	H: 1 LOB: 0 BB: 0 P: 13	R: 0 E: 0 K: 1 S: 8	H: 0 LOB: 0 BB: 0 P: 9	R: 0 E: 0 K: 0 S: 6	H: 0 LOB: 0 BB: 0 P: 10	R: 0 E: 0 K: 0 S: 5	H: 1 LOB: 1 BB: 0 P: 10	R: 1 E: 0 K: 1 S: 9	H: 0 LOB: 2 BB: 2 P: 17	R: 0 E: 0 K: 0 S: 6	H: 0 LOB: 0 BB: 0 P: 10	R: 0 E: 0 K: 0 S: 5	H: 0 LOB: 0 BB: 0 P: 7	R: 0 E: 0 K: 2 S: 10	H: 0 LOB: 0 BB: 0 P: 17	R: 0 E: 0 K: 0 S: 12	H: 1 LOB: 2 BB: 0 P: 17	R: 0 E: 0 K: 1 S: 8	H: 0 LOB: 0 BB: 0 P: 12	1B: 4 2B: 0 3B: 0 HR: 0	SF: 0 SAC: 1 DP: 1 HBP: 0	WP: 0 PB: 0 SB: 1 CS: 0	PA: 39
PITCHER	IP ERA WLS BF H R ER SO BB IBB HBP BLK WP HR S P ERA WHIP	1.1 2.43 1.0 3 0 0 0 1 0 0 0 0 0 0 8 12 0.00 0.000	PITCHER										IP ERA WLS BF H R ER SO BB IBB HBP BLK WP HR S P ERA WHIP													

TOP

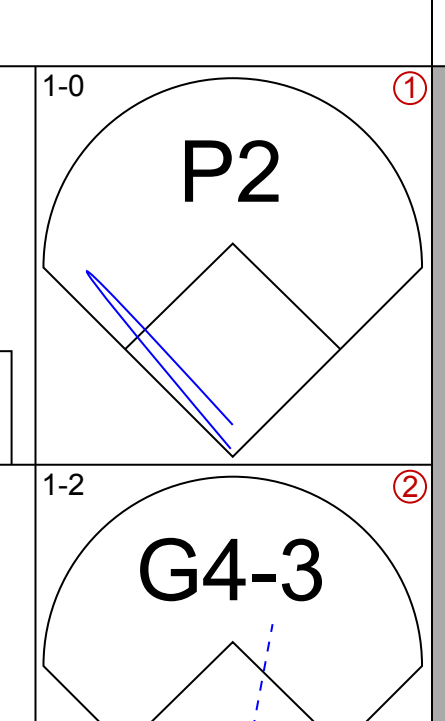
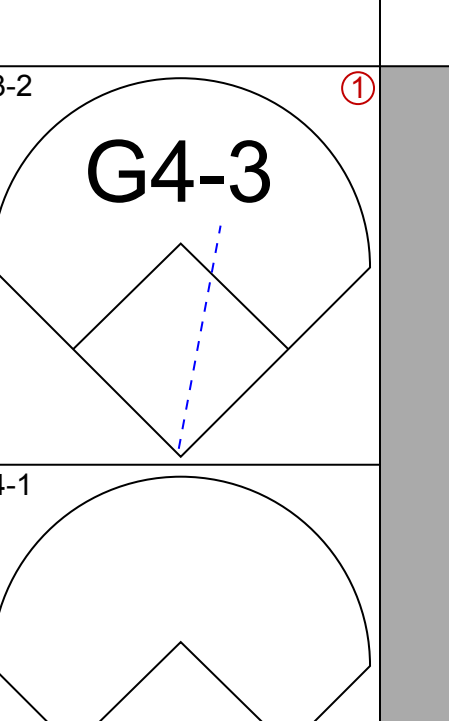
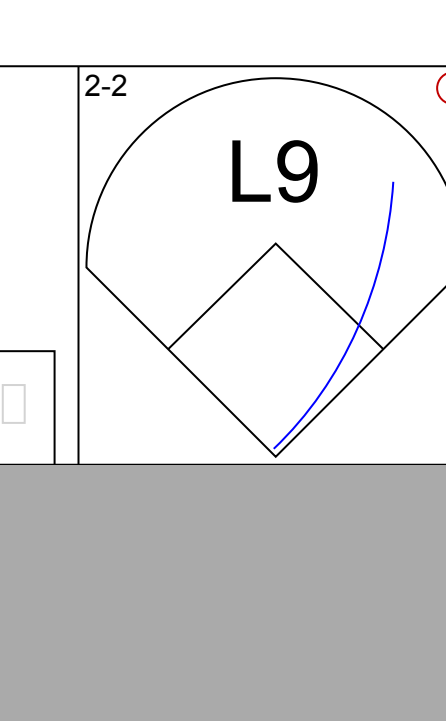
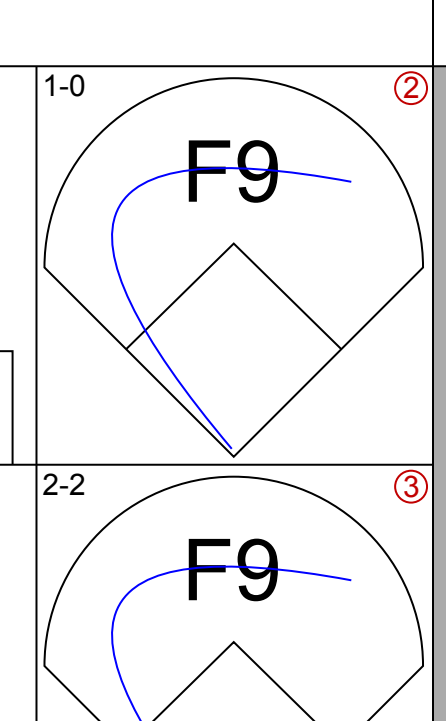
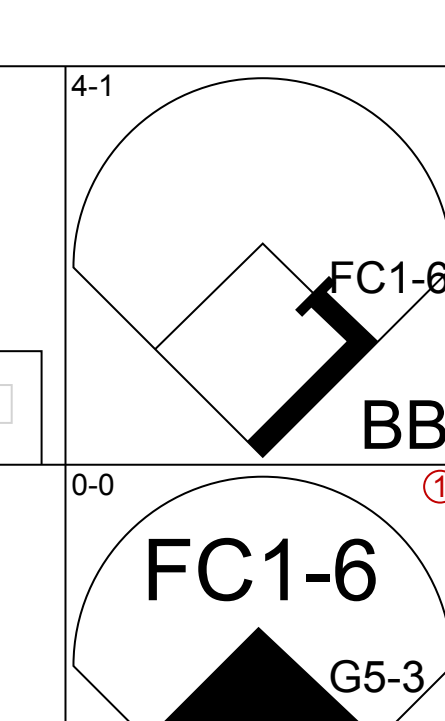
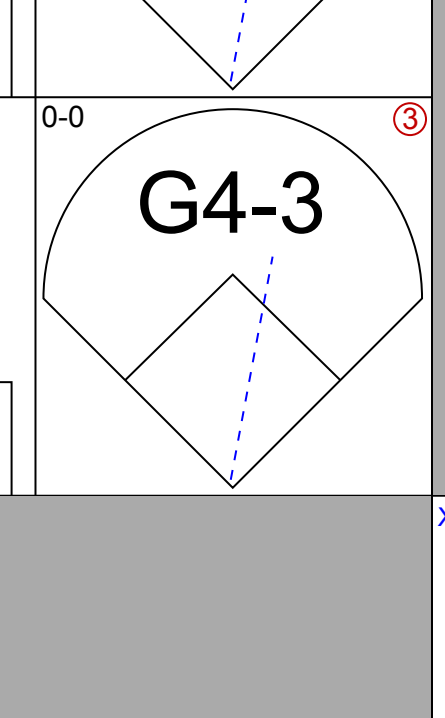
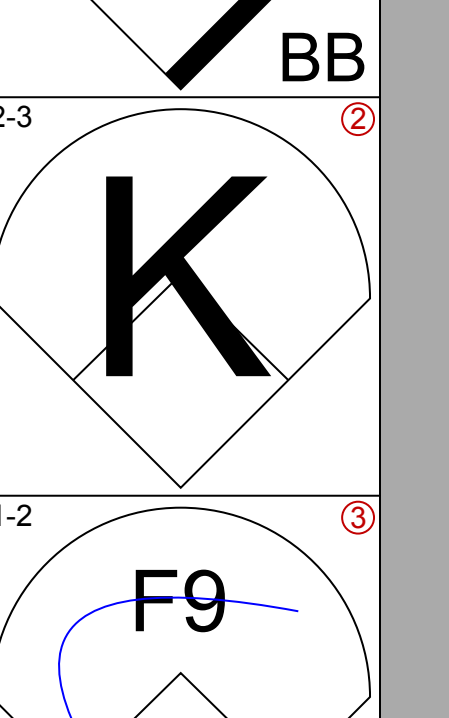
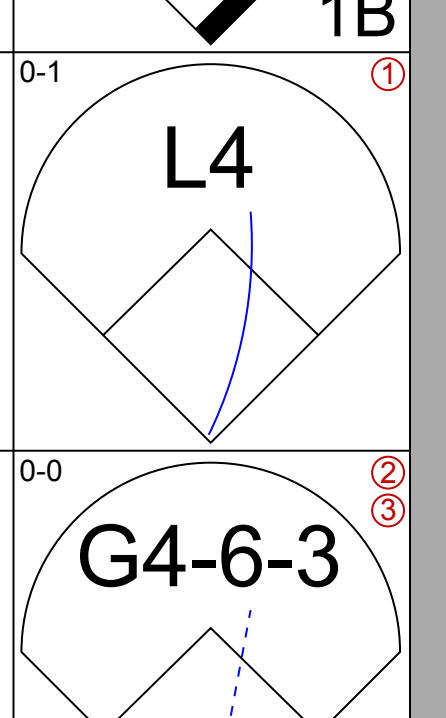
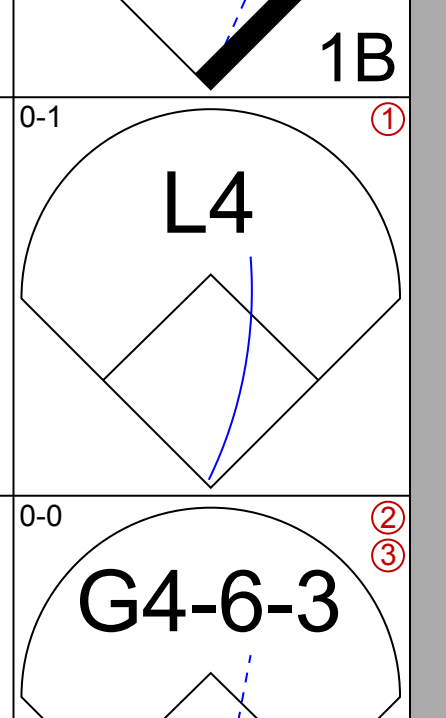

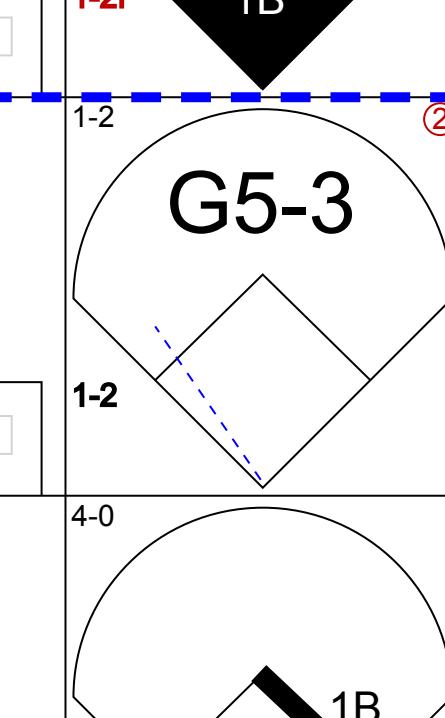

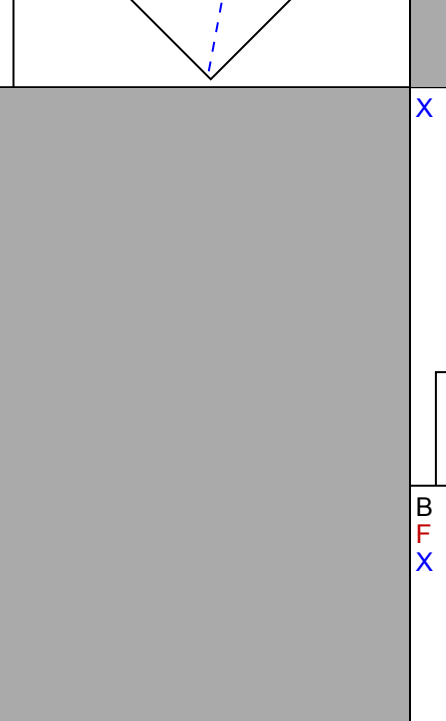
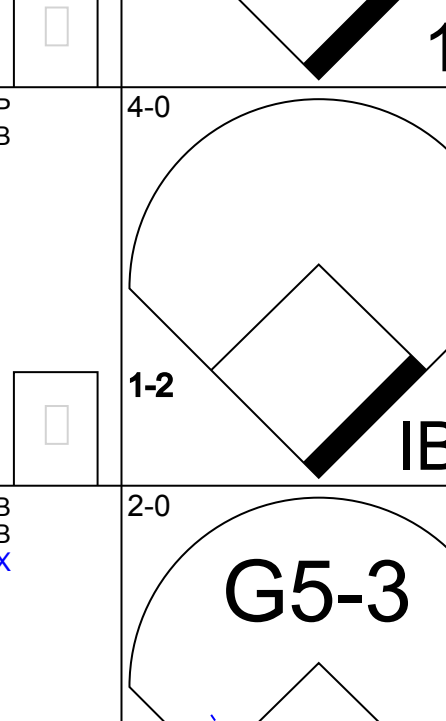

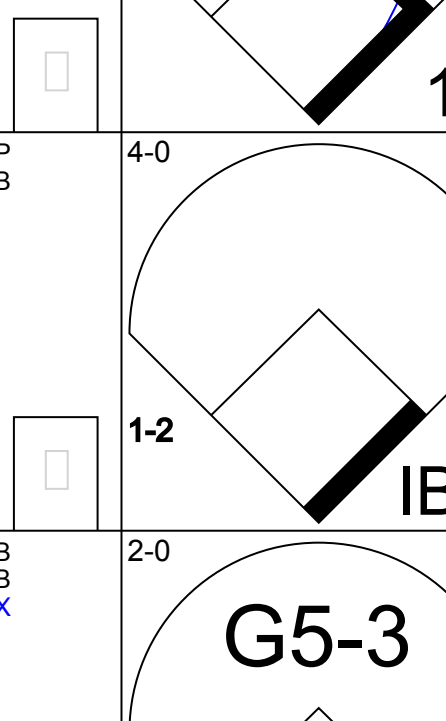
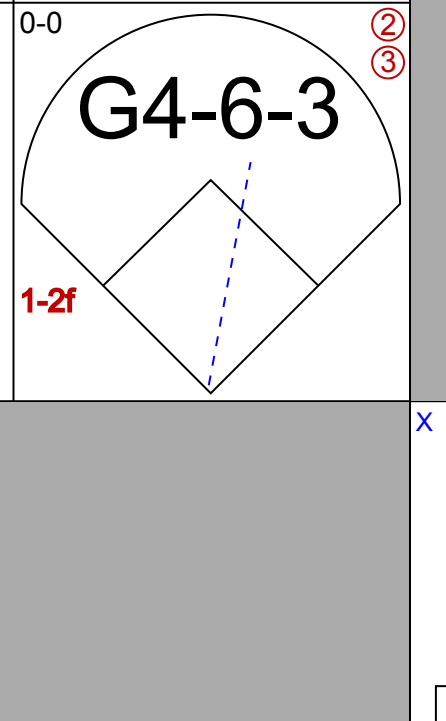
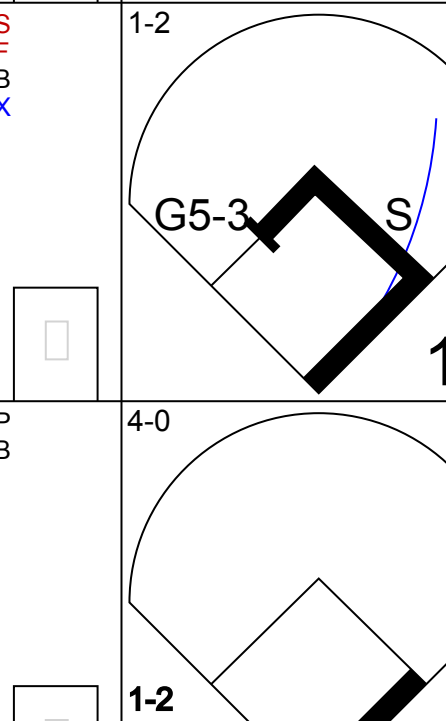

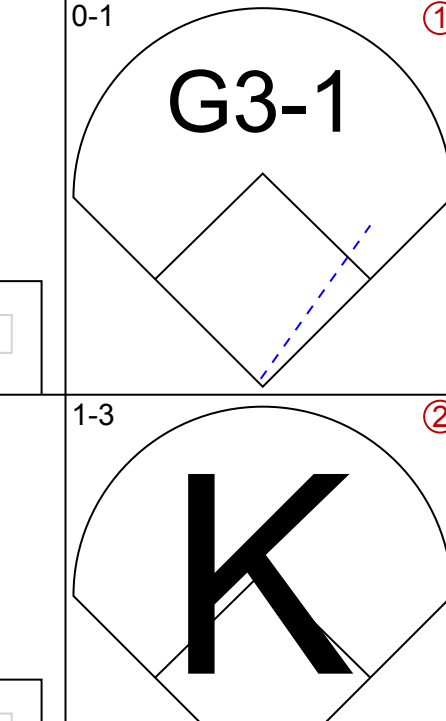
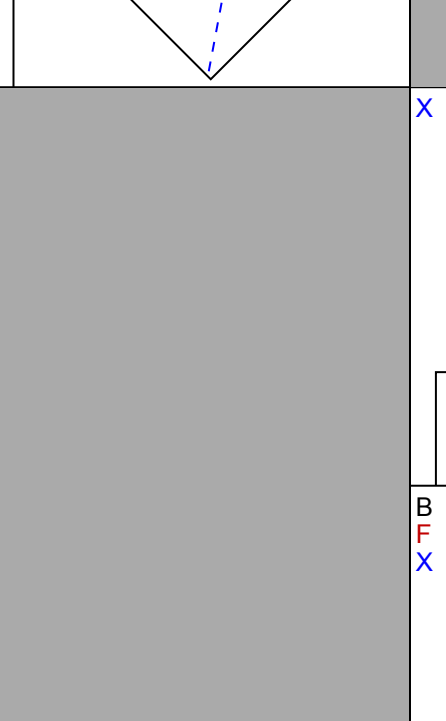
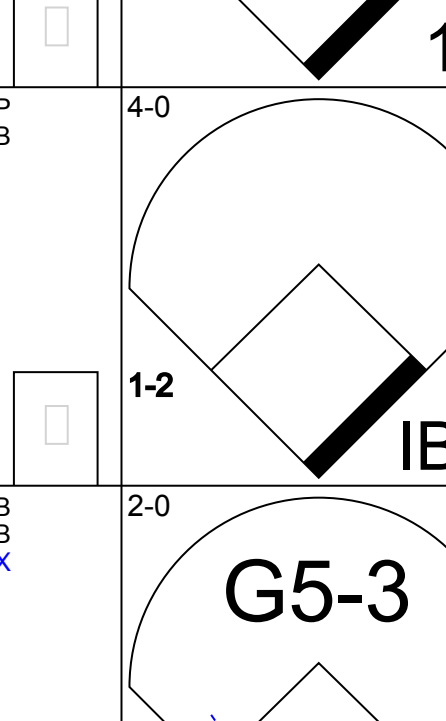
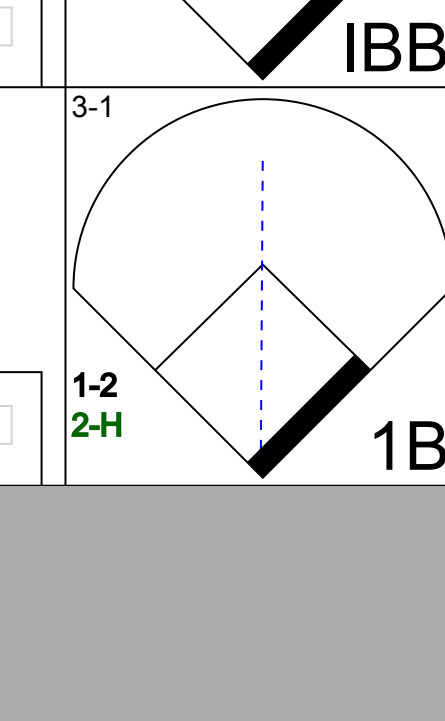

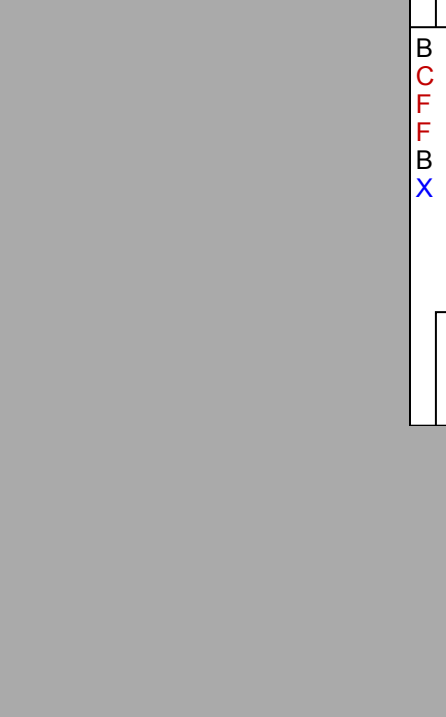

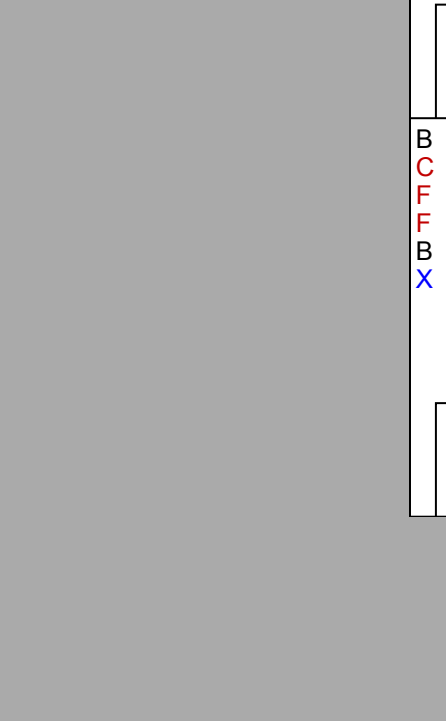
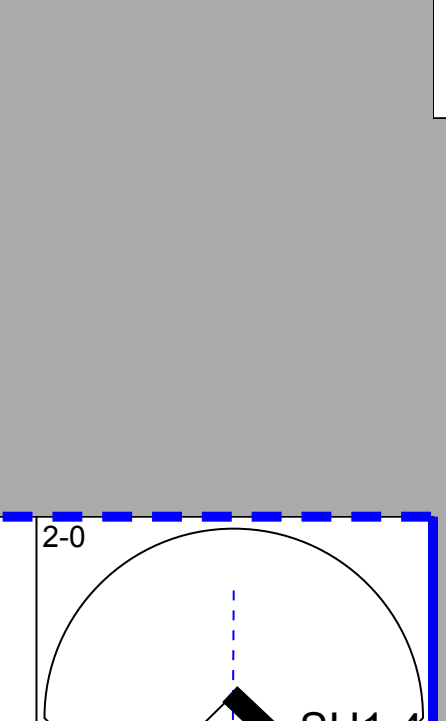
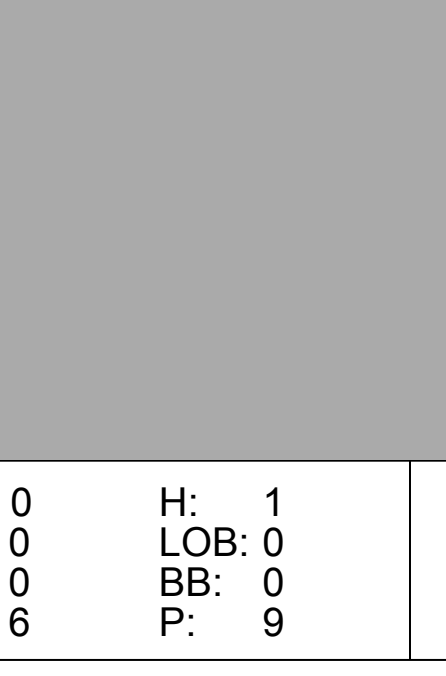
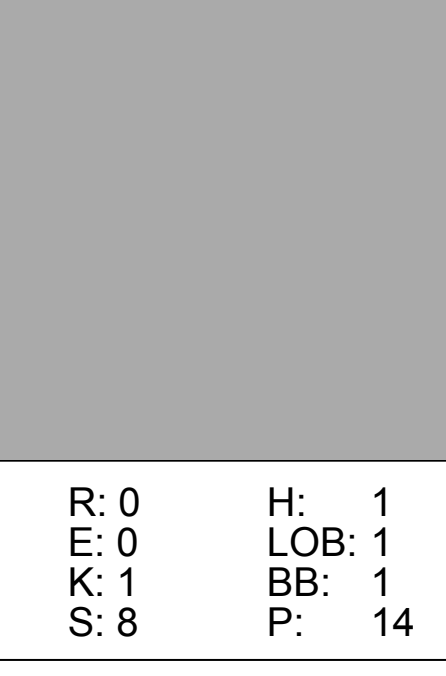

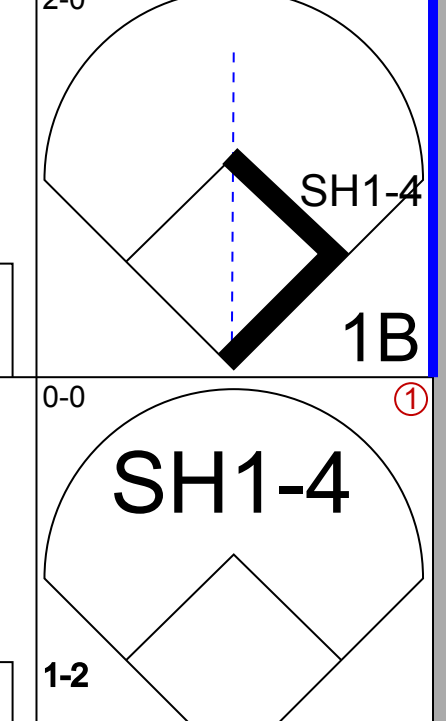

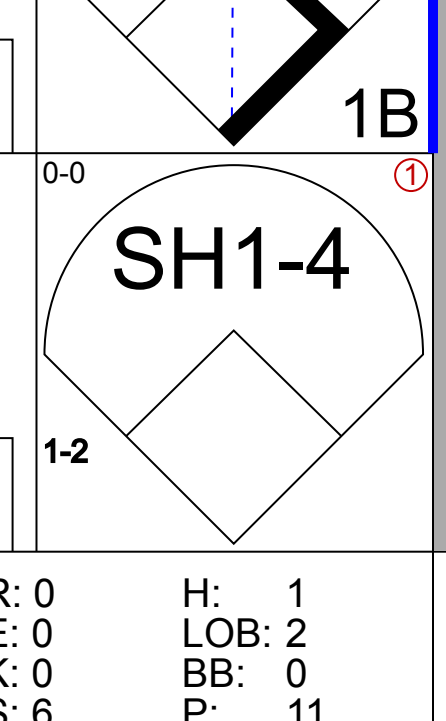
Oakland Athletics @ Kansas City Royals
Royals Stadium, Kansas City, MO

Mon Jun 12 1989, 8:05 PM EDT
Att: 39,387 - Unknown

livebaseballscorecards.com

AB 36
R 1
H 4
RBI 1
BB 2
SO 8
LOB 13



Batter	1	2	3	4	5	6	7	8	9	10	11	AB	R	H	RBI	BB	SO	LOB								
Kurt Stillwell, S OBP: 0.350, SLG: 0.383 (1, 6)	P2 1-0 		G4-3 3-2 		L9 2-2 			F9 1-0 			FC1-6 BB 	4	0	0	0	1	0	2								
Kevin Seltzer, R OBP: 0.361, SLG: 0.360 (1, 5)	G4-3 1-2 		BB 4-1 			G4-6-3 1B 		F9 2-2 			FC1-6 G5-3 1B 1-2f 	4	1	1	0	1	0	3								
George Brett, L OBP: 0.333, SLG: 0.326 (1, 10)	G4-3 0-0 		BB 2-3 			L4 0-1 				K 0-3 		5	0	0	0	0	2	3								
Bo Jackson, R OBP: 0.307, SLG: 0.533 (1, 7)		HR 0-0 	F9 1-2 			G4-6-3 1-2f 				G5-3 1B 		4	1	2	1	1	0	2								
Jim Eisenreich, L OBP: 0.350, SLG: 0.448 (1, 8)	F7 0-2 			G3-1 0-1 			L6 0-0 			IBB 1-2 		4	0	1	1	1	0	0								
Danny Tartabull, R OBP: 0.360, SLG: 0.414 (1, 9)	G1-3 3-1 			K 1-3 			F8 1-1 			G5-3 2-0 		4	0	0	0	0	1	2								
Bill Buckner, L OBP: 0.250, SLG: 0.281 (1, 3)	1B 0-2 			F7 1-2 			F5 2-2 			G4-3 2-2 		4	0	1	0	0	0	0								
Bob Boone, R OBP: 0.356, SLG: 0.367 Rey Palacios, R (8, 2) (9, 2)					P4 3-2 					SH1-4 1B 		3	0	2	0	0	0	0								
Brad Wellman, R OBP: 0.295, SLG: 0.284 Matt Winters, L OBP: 0.385, SLG: 0.417 Bill Pecota, R OBP: 0.297, SLG: 0.385 (11, 4)					K 1-3 					SH1-4 1-2 		2	0	0	0	0	1	2								
Inning Stats	R: 0 E: 0 K: 0 S: 5	H: 0 LOB: 0 BB: 0 P: 7	R: 1 E: 0 K: 0 S: 18	H: 3 LOB: 2 BB: 0 P: 25	R: 0 E: 0 K: 1 S: 11	H: 0 LOB: 1 BB: 1 P: 21	R: 0 E: 0 K: 1 S: 8	H: 0 LOB: 0 BB: 0 P: 10	R: 0 E: 0 K: 1 S: 13	H: 0 LOB: 0 BB: 0 P: 19	R: 0 E: 0 K: 0 S: 6	H: 1 LOB: 2 BB: 2 P: 9	R: 0 E: 0 K: 0 S: 7	H: 0 LOB: 0 BB: 0 P: 10	R: 0 E: 0 K: 0 S: 6	H: 1 LOB: 1 BB: 0 P: 11	R: 0 E: 0 K: 0 S: 8	H: 1 LOB: 1 BB: 1 P: 14	R: 0 E: 0 K: 1 S: 9	H: 0 LOB: 0 BB: 0 P: 14	R: 1 E: 0 K: 0 S: 7	H: 1 LOB: 2 BB: 2 P: 19	1B: 6 2B: 0 3B: 0 HR: 1	SF: 0 SAC: 1 DP: 2 HBP: 0	WP: 0 PB: 0 SB: 0 CS: 0	PA: 41
PITCHER	IP ERA WLS BF H R ER SO BB IBB HBP BLK WP HR S P ERA WHIP	3.2 2.81 3.1 10 3 0 0 1 1 0 0 0 0 1 39 59 2.46 1.091	PITCHER										IP ERA WLS BF H R ER SO BB IBB HBP BLK WP HR S P ERA WHIP													


BOTTOM

Oakland Athletics @ Kansas City Royals
Royals Stadium, Kansas City, MO

Mon Jun 12 1989, 8:05 PM EDT
Att: 39,387 - Unknown

livebaseballscorecards.com

AB 36
R 2
H 7
RBI 2
BB 4
SO 5
LOB 14



Batter	1	2	3	4	5	6	7	8	9	AB	R	H	RBI	BB	SO	LOB	TOP											
Luis Polonia, L OBP: 0.309, SLG: 0.352	F8		F8 1B		CS 1B		E3 1B		DI 1B	5	1	4	0	0	0	0	Oakland Athletics @ Kansas City Royals Royals Stadium, Kansas City, MO Tue Jun 13 1989, 8:05 PM EDT Att: 29,816 - Overcast - 74 F											
Lance Blankenship, R OBP: 0.279, SLG: 0.365 Ron Hassey, L OBP: 0.276, SLG: 0.373	F7		F8 1B		F8 1B		G6-3		L5	4	0	0	0	0	0	4												
Dave Parker, L OBP: 0.310, SLG: 0.440	L8		G6-4-3 1B		F8				P6	4	0	1	2	0	0	0												
Mark McGwire, R OBP: 0.340, SLG: 0.497		G4-3 FC3-2 BB	G6-4-3 1B			FC5-4 BB			BB BB	1	0	0	0	3	0	1												
Terry Steinbach, R OBP: 0.371, SLG: 0.419		FC3-2 G4-3 1B			K				K	4	0	1	0	0	2	2												
Carney Lansford, R OBP: 0.412, SLG: 0.451		G4-3			1B				1B	3	0	1	0	1	0	3												
Stan Javier, S OBP: 0.339, SLG: 0.352		FC3-2			1B				BB	4	1	2	0	0	1	4												
Glenn Hubbard, R OBP: 0.333, SLG: 0.414		K			F7				G6-4-3 BB	3	0	0	0	1	1	5												
Mike Gallego, R OBP: 0.335, SLG: 0.353 Tony Phillips, S OBP: 0.366, SLG: 0.369			F8 1B		FC6-4				G6-4-3	3	1	1	0	0	0	3												
Inning Stats	R: 0 E: 0 K: 0 S: 7	H: 0 LOB: 0 BB: 0 P: 12	R: 0 E: 0 K: 1 S: 14	H: 1 LOB: 2 BB: 1 P: 24	R: 2 E: 0 K: 0 S: 8	H: 3 LOB: 0 BB: 0 P: 12	R: 0 E: 0 K: 1 S: 10	H: 2 LOB: 2 BB: 0 P: 13	R: 0 E: 0 K: 0 S: 7	H: 1 LOB: 0 BB: 0 P: 11	R: 0 E: 0 K: 0 S: 3	H: 0 LOB: 0 BB: 0 P: 9	R: 1 E: 1 K: 0 S: 9	H: 2 LOB: 1 BB: 0 P: 15	R: 0 E: 0 K: 2 S: 14	H: 0 LOB: 2 BB: 2 P: 25	R: 0 E: 0 K: 0 S: 9	H: 1 LOB: 1 BB: 1 P: 17	1B: 10 2B: 0 3B: 0 HR: 0	SF: 0 SAC: 0 DP: 3 HBP: 0	WP: 0 PB: 0 SB: 0 CS: 1	PA: 38						
PITCHER	IP	WLS	BF	H	R	ER	SO	BB	IBB	HBP	BLK	WP	HR	S	P	ERA	WHIP											
Kevin Appier, R ERA: 5.23	(1, 1)	5.0	W	22	7	2	2	2	2	0	0	0	0	0	46	76	3.60	1.800										
Terry Leach, R ERA: 3.29	(6, 1)	2.0		7	2	1	0	0	0	0	0	0	0	12	20	0.00	1.000											
Jeff Montgomery, R ERA: 1.82	(8, 1)	1.0	S	4	1	0	0	0	2	0	0	0	0	14	25	0.00	2.000											
Steve Farr, R ERA: 2.1	(9, 1)	1.0		4	1	0	0	0	1	0	0	0	0	9	17	0.00	2.000											

AB	33
R	3
H	10
RBI	2
BB	5
SO	4
LOB	24



Batter	1	2	3	4	5	6	7	8	9	AB	R	H	RBI	BB	SO	LOB	BOTTOM											
Kurt Stillwell, S OBP: 0.348, SLG: 0.380	K		FC6-4 S		E2 S 1B		L1			4	0	1	0	0	1	1	Oakland Athletics @ Kansas City Royals Royals Stadium, Kansas City, MO Tue Jun 13 1989, 8:05 PM EDT Att: 29,816 - Overcast - 74 F											
Kevin Seitzer, R OBP: 0.379, SLG: 0.358		F8			F8 1B		G3-1			4	0	1	0	0	0	2												
George Brett, L OBP: 0.330, SLG: 0.316	G5-4-3		F8		BB				F8	3	0	0	0	1	0	1												
Danny Tartabull, R OBP: 0.360, SLG: 0.414 Matt Winters, L OBP: 0.412, SLG: 0.467 Bill Pecota, R OBP: 0.267, SLG: 0.385		1B 2B BB	FC1-6		L1				K	0	0	0	0	0	0	0												
Pat Tabler, R OBP: 0.316, SLG: 0.280		1B 2B 1B	FC1-6						G5-3	3	1	1	0	1	0	0												
Jim Eisenreich, L OBP: 0.348, SLG: 0.443		2B 1B	FC1-6		F7				L8	4	1	1	0	0	0	2												
Bob Boone, R OBP: 0.360, SLG: 0.373		1B 2B	G4-3						G4-3	3	1	1	3	1	0	2												
Brad Wellman, R OBP: 0.293, SLG: 0.282		FC6-4 1B			E4 BLK E				L9	4	1	1	1	0	0	1												
Rey Palacios, R OBP: 0.293, SLG: 0.282		FC6-4			G6-3				L5	3	0	0	0	0	0	2												
Inning Stats	R: 0 E: 0 K: 1 S: 11	H: 1 LOB: 0 BB: 0 P: 15	R: 4 E: 0 K: 0 S: 15	H: 4 LOB: 1 BB: 1 P: 27	R: 0 E: 0 K: 0 S: 13	H: 1 LOB: 2 BB: 1 P: 20	R: 1 E: 2 K: 0 S: 14	H: 1 LOB: 2 BB: 1 P: 28	R: 0 E: 0 K: 0 S: 7	H: 0 LOB: 0 BB: 1 P: 13	R: 0 E: 0 K: 0 S: 6	H: 0 LOB: 0 BB: 0 P: 8	R: 0 E: 0 K: 1 S: 8	H: 0 LOB: 0 BB: 0 P: 14	R: 0 E: 0 K: 0 S: 3	H: 0 LOB: 0 BB: 0 P: 4	1B: 5 2B: 2 3B: 0 HR: 0	SF: 0 SAC: 0 DP: 1 HBP: 0	WP: 0 PB: 0 SB: 2 CS: 0	PA: 35								
PITCHER	IP	WLS	BF	H	R	ER	SO	BB	IBB	HBP	BLK	WP	HR	S	P	ERA	WHIP											
Curt Young, L ERA: 4.58	(1, 1)	3.2	L	21	7	5	4	1	3	0	0	0	0	1	1	0	85	9.82										
Greg Cadaret, L ERA: 2.09	(4, 1)	4.1		14	0	0	0	1	1	0	0	0	0	27	44	0.00	0.231											

AB	31
R	5
H	7
RBI	4
BB	4
SO	2
LOB	13



Batter	1	2	3	4	5	6	7	8	9	AB	R	H	RBI	BB	SO	LOB	TOP					
Mike Gallego, R OBP: 0.326, SLG: 0.342 (1, 6)	F9		F9		G4			G4-3	G5-3	5	0	0	0	0	0	4						
Dave Henderson, R OBP: 0.342, SLG: 0.400 (1, 8)	G5-3			G5-3		P3		2B		3	0	0	0	1	0	0						
Dave Parker, L OBP: 0.313, SLG: 0.445 (1, 10)	P5			2B	1B	F8				4	1	2	1	0	0	0						
Mark McGwire, R OBP: 0.343, SLG: 0.500 (1, 3)		L7		2B		G5-3				3	0	1	0	1	0	0						
Terry Steinbach, R OBP: 0.369, SLG: 0.413 (1, 2)	F9						G5-3	L8		3	0	0	0	1	0	3						
Carney Lansford, R OBP: 0.405, SLG: 0.442 (1, 5)	F8				P4		F7		F9	4	0	0	0	0	0	2						
Stan Javier, S OBP: 0.337, SLG: 0.349 (1, 9)			K		L8				F8	4	0	1	0	0	1	2						
Tony Phillips, S OBP: 0.374, SLG: 0.390 (1, 4)						F8		E8		4	1	3	0	0	0	0						
Luis Polonia, L OBP: 0.307, SLG: 0.346 (1, 7)			G6-3		B4-3			L9		3	0	0	0	1	0	2						
Inning Stats	R: 0 H: 0 E: 0 K: 0 S: 10	H: 0 LOB: 0 BB: 0 P: 12	R: 0 H: 0 E: 0 K: 0 S: 6	H: 0 LOB: 0 BB: 0 P: 8	R: 0 H: 1 E: 0 K: 1 S: 11	H: 1 LOB: 1 BB: 0 P: 15	R: 1 H: 2 E: 0 K: 0 S: 11	H: 2 LOB: 2 BB: 1 P: 22	R: 0 H: 0 E: 0 K: 0 S: 5	H: 0 LOB: 0 BB: 0 P: 7	R: 0 H: 0 E: 0 K: 0 S: 9	H: 0 LOB: 0 BB: 0 P: 14	R: 0 H: 1 E: 0 K: 0 S: 5	H: 1 LOB: 0 BB: 0 P: 9	R: 1 H: 2 E: 0 K: 0 S: 7	H: 2 LOB: 2 BB: 2 P: 16	R: 0 H: 1 E: 0 K: 0 S: 17	H: 1 LOB: 2 BB: 1 P: 28	1B: 4 2B: 2 3B: 1 HR: 0	SF: 0 SAC: 0 DP: 0 HBP: 0	WP: 1 PB: 0 SB: 0 CS: 0	PA: 38
PITCHER	IP	WLS	BF	H	R	ER	SO	BB	IBB	HBP	BLK	WP	HR	S	P	ERA	WHIP					
Charlie Leibrandt, L ERA: 3.52 (1, 1)	8.2	L	36	7	2	2	1	3	1	0	0	1	0	79	128	2.08	1.154					
Tom Gordon, R ERA: 2.54 (9, 1)	0.1		1	0	0	0	0	0	0	0	0	0	0	2	3	0.00	0.000					

Oakland Athletics @ Kansas City Royals
Royals Stadium, Kansas City, MO
Wed Jun 14, 1989, 8:05 PM EDT
Att: 31,087 - Overcast - 63 F

AB 33
R 2
H 7
RBI 1
BB 4
SO 1
LOB 13



Batter	1	2	3	4	5	6	7	8	9	AB	R	H	RBI	BB	SO	LOB	BOTTOM					
Kurt Stillwell, S OBP: 0.341, SLG: 0.372 (1, 6)	G3		K		F7		K			4	0	0	0	0	2	0						
Kevin Seitzer, R OBP: 0.385, SLG: 0.362 (1, 5)			P4		E8			FC4-6		3	0	2	0	1	0	0						
George Brett, L OBP: 0.336, SLG: 0.327 (1, 10)								FC4-6		3	1	1	0	1	1	2						
Bo Jackson, R OBP: 0.310, SLG: 0.537 (1, 7)	F9						K			4	0	2	1	0	1	1						
Jim Eisenreich, L OBP: 0.346, SLG: 0.439 (1, 8)			G3				F7		G6-3	4	0	1	0	0	0	2						
Pat Tabler, R OBP: 0.320, SLG: 0.280 (1, 9)									K	3	0	1	0	1	2	0						
Bill Buckner, L OBP: 0.245, SLG: 0.276 (1, 3)									G1-3	2	0	0	0	0	0	1						
Frank White, R OBP: 0.292, SLG: 0.299 (9, PH)										1	0	0	0	0	0	0						
Bob Boone, R OBP: 0.357, SLG: 0.366 (1, 2)										3	0	0	0	1	0	2						
Bill Pecota, R OBP: 0.297, SLG: 0.385 (9, PR)										0	0	0	0	0	0	0						
Brad Wellman, R OBP: 0.282, SLG: 0.272 (1, 4)										3	0	0	0	0	2	2						
Mike Macfarlane, R OBP: 0.246, SLG: 0.254 (9, PH)										1	0	0	0	0	0	1						
Inning Stats	R: 0 H: 0 E: 0 K: 0 S: 7	H: 1 LOB: 2 BB: 1 P: 15	R: 0 H: 1 E: 1 K: 1 S: 12	H: 1 LOB: 2 BB: 1 P: 21	R: 1 H: 2 E: 0 K: 1 S: 13	H: 2 LOB: 1 BB: 0 P: 19	R: 0 H: 0 E: 0 K: 1 S: 8	H: 0 LOB: 0 BB: 0 P: 9	R: 0 H: 1 E: 0 K: 1 S: 12	H: 1 LOB: 1 BB: 0 P: 17	R: 0 H: 1 E: 0 K: 1 S: 10	H: 1 LOB: 0 BB: 0 P: 14	R: 0 H: 0 E: 0 K: 2 S: 9	H: 0 LOB: 0 BB: 0 P: 11	R: 0 H: 2 E: 0 K: 0 S: 11	H: 2 LOB: 1 BB: 0 P: 15	R: 0 H: 0 E: 0 K: 1 S: 8	H: 0 LOB: 1 BB: 1 P: 15	1B: 5 2B: 2 3B: 0 HR: 0	SF: 0 SAC: 0 DP: 0 HBP: 0	WP: 1 PB: 0 SB: 1 CS: 2	PA: 36
PITCHER	IP	WLS	BF	H	R	ER	SO	BB	IBB	HBP	BLK	WP	HR	S	P	ERA	WHIP					
Dave Stewart, R ERA: 3.52 (1, 1)	7.2	W	31	7	1	1	7	3	0	0	0	0	0	79	118	1.17	1.304					
Rick Honeycutt, L ERA: 2.25 (8, 1)	1.1	S	5	0	0	0	1	1	0	0	0	0	0	11	18	0.00	0.750					

Oakland Athletics @ Kansas City Royals
Royals Stadium, Kansas City, MO
Wed Jun 14, 1989, 8:05 PM EDT
Att: 31,087 - Overcast - 63 F

AB 31
R 1
H 7
RBI 1
BB 4
SO 8
LOB 11



Batter	1	2	3	4	5	6	7	8	9	AB	R	H	RBI	BB	SO	LOB	TOP								
Kurt Stillwell, S OBP: 0.338, SLG: 0.368 (1, 6)	1-1 P4		1-2 G4-3		0-0 L7		2-2 F9		2-2 G6-3 1B	5	0	1	0	0	0	1	Kansas City Royals @ Cleveland Indians Cleveland Municipal Stadium, Cleveland, OH Thu Jun 15 1989, 7:05 PM EDT Att: 3,661 - Unknown - 67 F livebaseballscorecards.com								
Kevin Seitzer, R OBP: 0.381, SLG: 0.356 (1, 5)	4-0 FC6-4 BB		1-0 L9		2-1 L9		0-3 K		0-0 G6-3 1-2	4	0	0	0	1	1	2									
George Brett, L OBP: 0.347, SLG: 0.333 (1, 10)	3-1 P5			2-2 G3 1B	1-2 P4			4-0 1B 2B BB	3-2 1B	4	2	2	0	1	0	2									
Bo Jackson, R OBP: 0.316, SLG: 0.538 (1, 7)	1-1 FC6-4 1-2			0-0 G3 1B	1-2 G3 1B		0-1 1B S SF7 1B	1-2 2B 1B	1-3 K	5	2	3	0	0	1	2									
Jim Eisenreich, L OBP: 0.344, SLG: 0.440 (1, 8)		0-0 G3 2B		1-0 G3		2-2 F7		0-3 K		4	0	1	0	0	1	5									
Bill Buckner, L OBP: 0.285, SLG: 0.294 (1, 3)		1-2 G3		3-1 G3		0-1 1B		1-2 1B G4-3 2B		4	0	2	3	0	0	2									
Bill Peotca, R OBP: 0.267, SLG: 0.385 (8, 9)		2-3		2-3 3-H		2-3 1B		1-1 1B G4-3 1B		2	0	1	1	1	0	1									
Matt Winters, L OBP: 0.429, SLG: 0.471 (1, 9)		0-0 P4		4-1 BB		3-1 SF7		1-1 G4-3 1B		0	0	0	0	0	0	0									
Rey Palacios, R (8, 3)				2-1 G5-3		0-3 K		1-1 G4-3		3	0	0	0	0	2	4									
Frank White, R OBP: 0.287, SLG: 0.293 (8, PH)		1-3 K				0-3 K		1-2 G4-3		1	0	0	1	0	0	2									
Pat Tabler, R OBP: 0.319, SLG: 0.279 (8, PH)								1-2 G4-3		0	0	0	0	0	0	0									
Brad Wellman, R OBP: 0.282, SLG: 0.272 (8, 4)								1-2 G4-3		0	0	0	0	0	0	0									
Mike Macfarlane, R OBP: 0.246, SLG: 0.254 (1, 2)			2-2 G6-3		0-1 WP 1B		0-0 P5		0-0 L8	4	0	1	0	0	0	2									
Inning Stats	R: 0 E: 0 K: 0 S: 6	H: 0 LOB: 1 BB: 1 P: 15	R: 0 E: 0 K: 1 S: 10	H: 1 LOB: 1 BB: 0 P: 12	R: 0 E: 0 K: 0 S: 7	H: 0 LOB: 0 BB: 0 P: 11	R: 1 E: 0 K: 0 S: 10	H: 2 LOB: 2 BB: 1 P: 22	R: 0 E: 0 K: 0 S: 8	H: 1 LOB: 1 BB: 0 P: 11	R: 1 E: 0 K: 1 S: 12	H: 2 LOB: 1 BB: 0 P: 17	R: 0 E: 0 K: 1 S: 9	H: 0 LOB: 0 BB: 0 P: 11	R: 3 E: 0 K: 1 S: 14	H: 3 LOB: 2 BB: 1 P: 22	R: 0 E: 0 K: 1 S: 14	H: 2 LOB: 1 BB: 0 P: 20	1B: 9 2B: 2 3B: 0 HR: 0	SF: 1 SAC: 0 DP: 1 HBP: 0	WP: 1 PB: 0 SB: 1 CS: 0	PA: 40			
PITCHER	IP	WLS	BF	H	R	ER	SO	BB	IBB	HBP	BLK	WP	HR	S	P	ERA	WHIP								
John Farrell, R ERA: 4.39 (1, 1)	7.0		30	6	3	3	3	3	0	0	0	1	0	62	103	3.86	1.286								
Doug Jones, R ERA: 2.42 (8, 1)	1.0	L	6	3	2	2	1	0	0	0	0	0	0	14	18	18.00	3.000								
Jesse Orosco, L ERA: 1.29 (9, 1)	1.0		4	2	0	0	1	0	0	0	0	0	0	14	20	0.00	2.000								

Batter	1	2	3	4	5	6	7	8	9	AB	R	H	RBI	BB	SO	LOB	BOTTOM								
Jerry Browne, S OBP: 0.341, SLG: 0.380 (1, 4)	2-2 F8	1-2 E 1B		0-0 F7			1-1 G4-3	4-0 1B IBB		4	1	1	0	1	0	0	Kansas City Royals @ Cleveland Indians Cleveland Municipal Stadium, Cleveland, OH Thu Jun 15 1989, 7:05 PM EDT Att: 3,661 - Unknown - 67 F livebaseballscorecards.com								
Oddibe McDowell, L OBP: 0.291, SLG: 0.277 (1, 7)	4-1 2B BB	3-3 K			0-0 F8		4-1 G4-3 BB	2-1 F8		3	1	0	0	2	1	5									
Joe Carter, R OBP: 0.309, SLG: 0.425 (1, 8)	1-1 PB 1B	2-2 E5 WP 1B			0-1 F7		1-1 G4-3	0-2 F8		5	1	2	1	0	0	1									
Pete O'Brien, L OBP: 0.386, SLG: 0.481 (1, 3)	1-1 1B 2H	2-2 P3			0-1 F7		4-2 BB	4-2 BB		3	0	1	1	2	0	1									
Cory Snyder, R OBP: 0.266, SLG: 0.374 (1, 9)	1-2 P3		1-3 K			0-1 2B	1-2 F7	1-2 P4		5	0	1	0	0	1	4									
Mark Salas, L OBP: 0.300, SLG: 0.391 (1, 10)	0-1 1B		1-0 F7			1-3 K		4-1 FC4-6 BB	0-3 K2-3	4	0	1	0	1	2	2									
Brook Jacoby, R OBP: 0.357, SLG: 0.446 (1, 5)	3-2 P4		1-2 G4-3			4-0 IBB		0-1 F9		3	0	0	0	1	0	3									
Andy Allanson, R OBP: 0.263, SLG: 0.245 (1, 2)		1-1 FC1-6 1B		0-2 G5-3		0-1 F7		0-0 FC4-6 PB 1B		3	0	1	0	0	0	2									
Dave Clark, L OBP: 0.313, SLG: 0.387 (8, PH)								1-2 FC4-6 1B		1	0	0	0	0	0	1									
Joel Skinner, R OBP: 0.298, SLG: 0.391 (9, 2)								1-2 FC4-6 1B		0	0	0	0	0	0	0									
Felix Fermin, R OBP: 0.308, SLG: 0.257 (1, 6)		0-1 FC1-6 1B E		2-2 G4-3		1-3 K		0-2 PB 1B		4	1	1	0	0	1	3									
Inning Stats	R: 2 E: 0 K: 0 S: 17	H: 3 LOB: 2 BB: 1 P: 29	R: 2 E: 1 K: 1 S: 16	H: 3 LOB: 1 BB: 0 P: 25	R: 0 E: 0 K: 1 S: 8	H: 0 LOB: 0 BB: 0 P: 11	R: 0 E: 0 K: 0 S: 13	H: 0 LOB: 0 BB: 0 P: 15	R: 0 E: 0 K: 2 S: 10	H: 1 LOB: 2 BB: 1 P: 16	R: 0 E: 0 K: 0 S: 11	H: 0 LOB: 2 BB: 2 P: 22	R: 0 E: 0 K: 0 S: 9	H: 0 LOB: 3 BB: 2 P: 19	R: 0 E: 0 K: 1 S: 12	H: 0 LOB: 1 BB: 1 P: 17		1B: 6 2B: 2 3B: 0 HR: 0	SF: 0 SAC: 0 DP: 0 HBP: 0	WP: 1 PB: 2 SB: 0 CS: 0	PA: 42				
PITCHER	IP	WLS	BF	H	R	ER	SO	BB	IBB	HBP	BLK	WP	HR	S	P	ERA	WHIP								
Bret Saberhagen, R ERA: 2.87 (1, 1)	7.0		32	7	4	3	4	3	1	0	0	0	0	80	123	3.86	1.429								
Jeff Montgomery, R ERA: 1.77 (8, 1)	1.0		6	1	0	0	0	1	1	0	0	0	0	9	19	0.00	2.000								
Steve Farr, R ERA: 2.03 (9, 1)	1.0	S	4	0	0	0	1	1	0	0	0	0	0	12	17	0.00	1.000								

Batter	1	2	3	4	5	6	7	8	9	AB	R	H	RBI	BB	SO	LOB	TOP					
Jim Eisenreich, L (1, 8) OBP: 0.342, SLG: 0.436	1-1 L4		2-2 G3-1		3-2 P5			2-2 S 1B		4	0	1	0	0	0	2	Kansas City Royals @ Cleveland Indians Cleveland Municipal Stadium, Cleveland, OH Fri Jun 16 1989, 7:05 PM EDT Att: 11,916 - Unknown - 67 F livebaseballscorecards.com					
Kevin Seitzer, R (1, 5) OBP: 0.376, SLG: 0.351	2-3 K		4-2 BB			1-2 F9		2-2 F8		3	0	0	0	1	1							
George Brett, L (1, 10) OBP: 0.336, SLG: 0.321	2-2 G4-3		0-0 G3-1			1-1 F8		2-1 G4-3		4	0	0	0	0	0	3						
Bo Jackson, R (1, 7) OBP: 0.315, SLG: 0.534		2-3 K		3-3 K		2-2 1B		0-1 L8		4	0	1	0	0	2	0						
Pat Tabler, R (1, 9) OBP: 0.317, SLG: 0.278		1-0 G4-3		1-2 F9		2-1 G5-3		2-1 FC6-4 1B		4	0	1	0	0	0	1						
Bill Pecota, R (9, PR) OBP: 0.267, SLG: 0.385										0	0	0	0	0	0	0						
Bob Boone, R (1, 2) OBP: 0.355, SLG: 0.363		1-2 1B		0-1 G6-3				0-1 FC6-4 1B		4	0	1	0	0	1	1						
Bret Saberhagen, R (9, PR) Mike Macfarlane, R (9, 2) OBP: 0.246, SLG: 0.254								1-2 K		0	0	0	0	0	0	0						
Frank White, R (1, 4) OBP: 0.287, SLG: 0.288		2-3 K				1-2 F8		3-1 P3		3	0	0	0	1	1							
Brad Wellman, R (1, 6) OBP: 0.284, SLG: 0.274								1-1 FC6-4 1B		3	0	1	0	0	0	0						
Kurt Stillwell, S (9, PH) OBP: 0.336, SLG: 0.366								0-0 FC6-4 1B		1	0	0	0	0	0	2						
Rey Palacios, R (1, 3) OBP: 0.176, SLG: 0.133								0-0 FC6-4 1-2		3	0	1	0	0	0	1						
Inning Stats	R: 0 E: 0 K: 1 S: 9	H: 0 LOB: 0 BB: 0 P: 14	R: 0 E: 0 K: 2 S: 10	H: 1 LOB: 1 BB: 0 P: 16	R: 0 E: 0 K: 0 S: 16	H: 1 LOB: 2 BB: 1 P: 26	R: 0 E: 0 K: 1 S: 9	H: 0 LOB: 0 BB: 0 P: 13	R: 0 E: 0 K: 0 S: 10	H: 1 LOB: 1 BB: 0 P: 15	R: 0 E: 0 K: 0 S: 10	H: 1 LOB: 1 BB: 0 P: 16	R: 0 E: 0 K: 1 S: 7	H: 0 LOB: 0 BB: 0 P: 11	R: 0 E: 0 K: 0 S: 12	H: 1 LOB: 1 BB: 0 P: 19		R: 0 E: 0 K: 0 S: 10	H: 1 LOB: 2 BB: 1 P: 17	1B: 5 2B: 1 3B: 0 HR: 0	SF: 0 SAC: 0 DP: 0 HBP: 0	WP: 0 PB: 0 SB: 1 CS: 0
PITCHER Bud Black, L (1, 1) ERA: 3.45	IP: 9.0 WLS: W BF: 35 H: 6 R: 0 ER: 0 SO: 5 BB: 2 IBB: 0 HBP: 0 BLK: 0 WP: 0 HR: 0 S: 93 P: 147 ERA: 0.00 WHIP: 0.889																					

Batter	1	2	3	4	5	6	7	8	9	AB	R	H	RBI	BB	SO	LOB	BOTTOM						
Jerry Browne, S (1, 4) OBP: 0.346, SLG: 0.379	0-1 G4-3 1B		2-1 F7		0-0 F7		4-2 BB		4-0 BB IBB	3	0	1	0	2	0	1	Kansas City Royals @ Cleveland Indians Cleveland Municipal Stadium, Cleveland, OH Fri Jun 16 1989, 7:05 PM EDT Att: 11,916 - Unknown - 67 F livebaseballscorecards.com						
Dave Clark, L (1, 7) OBP: 0.309, SLG: 0.374	1-0 G4-3		0-1 L3		2-2 F9		1-2 G3-1		4-0 BB BB	4	0	0	0	1	0	4							
Joe Carter, R (1, 8) OBP: 0.304, SLG: 0.417	1-1 F9		0-0 F7			1-1 F8		1-1 F7		5	0	0	0	0	0	4							
Pete O'Brien, L (1, 3) OBP: 0.394, SLG: 0.483	0-3 K				2-2 1B		3-2 E5 1B		4-1 2B BB	3	0	2	1	2	1	1							
Cory Snyder, R (1, 9) OBP: 0.266, SLG: 0.377		1-0 L7		1-3 K		1-0 E5		0-0 2B		4	0	1	0	0	1	2							
Mark Salas, L (1, 10) OBP: 0.286, SLG: 0.367		1-1 G3-1		0-1 F9		1-3 F8		1-3 2B		3	0	0	0	1	0	2							
Oddibe McDowell, L (8, PR) OBP: 0.291, SLG: 0.277								4-0 G5-3 IBB		0	0	0	0	0	0	0							
Brook Jacoby, R (1, 5) OBP: 0.355, SLG: 0.442		1-0 E 1B		2-1 G5-3				0-2 E5 SH5-3 1-2		4	0	1	0	0	0	4							
Luis Aguayo, R (1, 6) OBP: 0.267, SLG: 0.184		1-0 E9 1B				1-3 K		0-0 SH5-3		2	1	1	0	0	1	0							
Joel Skinner, R (1, 2) OBP: 0.300, SLG: 0.375		1-3 K				4-1 S BB		2-2 G1-3		2	0	0	0	1	1	3							
Inning Stats	R: 0 E: 0 K: 1 S: 8	H: 1 LOB: 1 BB: 0 P: 10	R: 0 E: 1 K: 1 S: 8	H: 2 LOB: 0 BB: 0 P: 13	R: 0 E: 0 K: 0 S: 5	H: 0 LOB: 0 BB: 0 P: 7	R: 0 E: 0 K: 1 S: 10	H: 1 LOB: 1 BB: 0 P: 15	R: 0 E: 0 K: 0 S: 8	H: 0 LOB: 1 BB: 1 P: 15	R: 0 E: 1 K: 0 S: 7	H: 1 LOB: 1 BB: 0 P: 13	R: 0 E: 1 K: 0 S: 11	H: 0 LOB: 2 BB: 1 P: 18	R: 0 E: 0 K: 0 S: 7	H: 1 LOB: 3 BB: 2 P: 16		R: 1 E: 0 K: 0 S: 3	H: 0 LOB: 3 BB: 3 P: 18	1B: 5 2B: 1 3B: 0 HR: 0	SF: 0 SAC: 2 DP: 1 HBP: 1	WP: 0 PB: 0 SB: 1 CS: 0	PA: 40
PITCHER Luis Aquino, R (1, 1) ERA: 2.41 Terry Leach, R (7, 1) ERA: 3.34 Tom Gordon, R (9, 1) ERA: 2.52	IP: 6.0 WLS: L BF: 24 H: 5 R: 0 ER: 0 SO: 4 BB: 1 IBB: 0 HBP: 0 BLK: 0 WP: 0 HR: 0 S: 46 P: 73 ERA: 0.00 WHIP: 1.000																						

Batter	1	2	3	4	5	6	7	8	9	AB	R	H	RBI	BB	SO	LOB	TOP					
Kurt Stillwell, S OBP: 0.330, SLG: 0.359 (1, 6)	F7	L8			G5-3			F9		4	0	0	0	0	0	0	Kansas City Royals @ Cleveland Indians Cleveland Municipal Stadium, Cleveland, OH Sat Jun 17 1989, 7:05 PM EDT Att: 17,040 - Unknown					
Kevin Seitzer, R OBP: 0.381, SLG: 0.354 (1, 5)	F9		G3-6-3 1B		G5-3			G6-3		4	0	2	0	0	0	0						
George Brett, L OBP: 0.333, SLG: 0.318 (1, 10)			G3-6-3 1B		F8			F7		4	0	1	0	0	0	2						
Bo Jackson, R OBP: 0.310, SLG: 0.525 (1, 7)	K		L4					K		4	0	0	0	0	3	1						
Pat Tabler, R OBP: 0.317, SLG: 0.279 Bill Buckner, L OBP: 0.252, SLG: 0.291 (9, PH)		G4-3 1B G6-3 1B		F8				F9		3	1	1	0	0	0	0						
Jim Eisenreich, L OBP: 0.345, SLG: 0.434 (1, 8)		G6-3 G4-3 HR 1B		G4-3				G3		3	1	1	0	1	0	0						
Bob Boone, R OBP: 0.354, SLG: 0.359 Matt Winters, L OBP: 0.409, SLG: 0.444 (9, PH)		G4-3		FC6 BB				P4		2	0	0	0	1	0	2						
Frank White, R OBP: 0.282, SLG: 0.282 (1, 4)		G6-3		FC6				F9		3	0	0	1	0	0	2						
Rey Palacios, R OBP: 0.200, SLG: 0.333 (1, 3)		2-3 3-H HR		FC6				P3		3	1	1	2	0	0	0						
Inning Stats	R: 0 E: 0 K: 1 S: 10	H: 1 LOB: 1 BB: 0 P: 16	R: 3 E: 0 K: 0 S: 13	H: 3 LOB: 0 BB: 0 P: 19	R: 0 E: 0 K: 0 S: 5	H: 1 LOB: 0 BB: 0 P: 8	R: 0 E: 0 K: 0 S: 6	H: 0 LOB: 1 BB: 1 P: 11	R: 0 E: 0 K: 1 S: 11	H: 1 LOB: 0 BB: 0 P: 13	R: 0 E: 0 K: 0 S: 6	H: 0 LOB: 0 BB: 0 P: 8	R: 0 E: 0 K: 0 S: 5	H: 0 LOB: 0 BB: 0 P: 6	R: 0 E: 0 K: 1 S: 7	H: 0 LOB: 1 BB: 1 P: 10		R: 0 E: 0 K: 1 S: 7	H: 0 LOB: 1 BB: 1 P: 11	1B: 5 2B: 0 3B: 0 HR: 1	SF: 0 SAC: 0 DP: 1 HBP: 0	WP: 0 PB: 0 SB: 0 CS: 0
PITCHER	IP	WLS	BF	H	R	ER	SO	BB	IBB	HBP	BLK	WP	HR	S	P	ERA	WHIP					
Scott Bailes, L ERA: 3.14 Doug Jones, R ERA: 2.33	(1, 1)	8.0	W 30	6	3	3	2	1	0	0	0	0	1	63	91	3.38	0.875					
(9, 1)	1.0	S 4	0	0	0	0	1	1	0	0	0	0	0	7	11	0.00	1.000					

Batter	1	2	3	4	5	6	7	8	9	AB	R	H	RBI	BB	SO	LOB	BOTTOM					
Jerry Browne, S OBP: 0.345, SLG: 0.386 (1, 4)	G4-3		P6		G3			G3B		4	0	1	0	0	0	1	Kansas City Royals @ Cleveland Indians Cleveland Municipal Stadium, Cleveland, OH Sat Jun 17 1989, 7:05 PM EDT Att: 17,040 - Unknown					
Dave Clark, L OBP: 0.315, SLG: 0.386 (1, 7)	HR 1B		1B 2B		K			K		4	2	2	0	0	2	1						
Joe Carter, R OBP: 0.307, SLG: 0.429 (1, 8)	HR		WP 1B		F8			G6-3		4	1	2	4	0	0	1						
Pete O'Brien, L OBP: 0.391, SLG: 0.477 (1, 3)	G4-3		F8		G3			G3		3	0	0	0	1	0	1						
Cory Snyder, R OBP: 0.262, SLG: 0.370 (1, 9)	G6-3		K		G6-3			K		4	0	0	0	0	2	3						
Mark Salas, L OBP: 0.288, SLG: 0.365 (1, 10)		G3		G1-3 1B				K		3	0	1	0	0	1	0						
Luis Aguayo, R OBP: 0.250, SLG: 0.171 (1, 5)		G5-3		G1-3				K		3	0	0	0	0	1	1						
Joel Skinner, R OBP: 0.283, SLG: 0.353 (1, 2)		G6-3		K				B2-3		3	0	0	0	0	1	1						
Felix Fermin, R OBP: 0.308, SLG: 0.259 (1, 6)			2B 1B 1B		G6-3			G6-3		3	1	1	0	0	0	1						
Inning Stats	R: 2 E: 0 K: 0 S: 8	H: 2 LOB: 0 BB: 0 P: 13	R: 0 E: 0 K: 0 S: 4	H: 0 LOB: 0 BB: 0 P: 5	R: 2 E: 0 K: 1 S: 10	H: 3 LOB: 1 BB: 0 P: 15	R: 0 E: 0 K: 1 S: 8	H: 1 LOB: 0 BB: 0 P: 10	R: 0 E: 0 K: 1 S: 10	H: 0 LOB: 0 BB: 0 P: 13	R: 0 E: 0 K: 1 S: 8	H: 0 LOB: 0 BB: 0 P: 11	R: 0 E: 0 K: 1 S: 5	H: 0 LOB: 0 BB: 0 P: 5	R: 0 E: 0 K: 2 S: 12	H: 1 LOB: 2 BB: 1 P: 21		R: 0 E: 0 K: 2 S: 12	H: 1 LOB: 1 BB: 1 P: 21	1B: 4 2B: 1 3B: 1 HR: 1	SF: 0 SAC: 0 DP: 0 HBP: 0	WP: 1 PB: 0 SB: 0 CS: 0
PITCHER	IP	WLS	BF	H	R	ER	SO	BB	IBB	HBP	BLK	WP	HR	S	P	ERA	WHIP					
Mark Gubicza, R ERA: 2.56	(1, 1)	8.0	L 32	7	4	4	7	0	1	0	0	1	1	65	93	4.50	0.875					



Batter	1	2	3	4	5	6	7	8	9	AB	R	H	RBI	BB	SO	LOB	TOP					
Kurt Stillwell, S (1, 6) OBP: 0.329, SLG: 0.356										4	0	1	0	0	1	3	Kansas City Royals @ Cleveland Indians Cleveland Municipal Stadium, Cleveland, OH Sun Jun 18 1989, 3:33 AM EDT Att: 28,928 - Unknown livebaseballscorecards.com					
Kevin Seitzer, R (1, 5) OBP: 0.386, SLG: 0.357										3	0	2	0	1	0	1						
George Brett, L (1, 10) OBP: 0.323, SLG: 0.307										4	0	0	0	0	1	4						
Bo Jackson, R (1, 7) OBP: 0.309, SLG: 0.533										4	1	1	1	0	3	3						
Pat Tabler, R (1, 9) OBP: 0.316, SLG: 0.278										4	0	1	0	0	0	3						
Jim Eisenreich, L (1, 8) OBP: 0.348, SLG: 0.441										4	0	2	0	0	0	1						
Mike Macfarlane, R (1, 2) OBP: 0.232, SLG: 0.239										4	0	0	0	0	1	3						
Bill Buckner, L (1, 3) OBP: 0.252, SLG: 0.290										4	0	1	0	0	0	2						
Rey Palacios, R (9, PR) OBP: 0.200, SLG: 0.333										0	0	0	0	0	0	0						
Brad Wellman, R (1, 4) OBP: 0.297, SLG: 0.279										2	0	1	0	1	0	1						
Bob Boone, R (9, PH) OBP: 0.353, SLG: 0.357										1	0	0	0	0	0	1						
Inning Stats	R: 0 E: 0 K: 1 S: 9	H: 2 LOB: 2 BB: 0 P: 15	R: 0 E: 0 K: 0 S: 14	H: 1 LOB: 2 BB: 1 P: 19	R: 0 E: 0 K: 2 S: 11	H: 0 LOB: 1 BB: 1 P: 19	R: 0 E: 0 K: 0 S: 9	H: 1 LOB: 1 BB: 0 P: 12	R: 0 E: 0 K: 0 S: 8	H: 1 LOB: 0 BB: 0 P: 12	R: 1 E: 0 K: 0 S: 14	H: 2 LOB: 0 BB: 0 P: 19	R: 0 E: 0 K: 1 S: 9	H: 1 LOB: 0 BB: 0 P: 13	R: 0 E: 0 K: 1 S: 9	H: 0 LOB: 0 BB: 0 P: 16	R: 0 E: 0 K: 1 S: 11	H: 1 LOB: 1 BB: 0 P: 19	1B: 7 2B: 1 3B: 0 HR: 1	SF: 0 SAC: 0 DP: 2 HBP: 0	WP: 0 PB: 0 SB: 0 CS: 0	PA: 36
PITCHER Greg Swindell, L (1, 1) ERA: 2.47	IP: 9.0 WLS: W BF: 36 H: 9 R: 1 ER: 1 SO: 6 BB: 2 IBB: 0 HBP: 0 BLK: 0 WP: 0 HR: 1 S: 94 P: 144 ERA: 1.00 WHIP: 1.222															PITCHER						

Batter	1	2	3	4	5	6	7	8	9	AB	R	H	RBI	BB	SO	LOB	BOTTOM			
Jerry Browne, S (1, 4) OBP: 0.344, SLG: 0.383										4	0	1	0	0	0	2	Kansas City Royals @ Cleveland Indians Cleveland Municipal Stadium, Cleveland, OH Sun Jun 18 1989, 3:33 AM EDT Att: 28,928 - Unknown livebaseballscorecards.com			
Dave Clark, L (1, 7) OBP: 0.313, SLG: 0.382										4	0	1	0	0	1	3				
Joe Carter, R (1, 8) OBP: 0.306, SLG: 0.426										4	0	1	0	0	2	3				
Pete O'Brien, L (1, 3) OBP: 0.389, SLG: 0.471										3	1	0	0	1	0	2				
Cory Snyder, R (1, 9) OBP: 0.265, SLG: 0.377										4	1	2	0	0	1	1				
Mark Salas, L (1, 10) OBP: 0.311, SLG: 0.429										4	1	2	2	0	0	2				
Oddibe McDowell, L (8, PR) OBP: 0.291, SLG: 0.277										0	1	0	0	0	0	0				
Brook Jacoby, R (1, 5) OBP: 0.358, SLG: 0.441										3	0	1	1	1	1	1				
Joel Skinner, R (1, 2) OBP: 0.281, SLG: 0.345										4	0	1	1	0	0	2				
Felix Fermin, R (1, 6) OBP: 0.311, SLG: 0.263										4	0	2	0	0	1	3				
Inning Stats	R: 0 E: 0 K: 0 S: 5	H: 1 LOB: 0 BB: 0 P: 7	R: 1 E: 0 K: 0 S: 7	H: 2 LOB: 1 BB: 0 P: 8	R: 0 E: 0 K: 0 S: 14	H: 2 LOB: 2 BB: 0 P: 19	R: 0 E: 0 K: 1 S: 9	H: 1 LOB: 0 BB: 0 P: 15	R: 0 E: 0 K: 1 S: 8	H: 1 LOB: 1 BB: 0 P: 10	R: 2 E: 0 K: 0 S: 12	H: 1 LOB: 0 BB: 1 P: 19	R: 0 E: 0 K: 3 S: 15	H: 1 LOB: 0 BB: 0 P: 23	R: 1 E: 0 K: 1 S: 15	H: 2 LOB: 3 BB: 1 P: 28	1B: 9 2B: 1 3B: 0 HR: 1	SF: 0 SAC: 0 DP: 1 HBP: 0	WP: 1 PB: 0 SB: 4 CS: 0	PA: 36
PITCHER Kevin Appier, R (1, 1) ERA: 4.96	IP: 6.0 WLS: L BF: 26 H: 8 R: 3 ER: 3 SO: 3 BB: 1 IBB: 0 HBP: 0 BLK: 0 WP: 0 HR: 1 S: 55 P: 78 ERA: 4.50 WHIP: 1.500															PITCHER				
Jeff Montgomery, R (7, 1) ERA: 1.91	IP: 2.0 WLS: 10 BF: 3 H: 3 R: 1 ER: 1 SO: 4 BB: 0 IBB: 1 HBP: 0 BLK: 0 WP: 1 HR: 0 S: 30 P: 51 ERA: 4.50 WHIP: 1.500															PITCHER				

Batter	1	2	3	4	5	6	7	8	9	10	11	AB	R	H	RBI	BB	SO	LOB	TOP			
Kurt Stillwell, S OBP: 0.325, SLG: 0.351 (1, 6)	L7		G1-3		G1-3		F8		G3		P6	6	0	1	0	0	0	5				
Kevin Seltzer, R OBP: 0.369, SLG: 0.360 (11, 3)	F8		F8			BB	BB			E6	2B	4	1	1	1	2	0	2				
George Brett, L OBP: 0.324, SLG: 0.311 (1, 10)	K			G1-3		L7	BB			G4-3	HR	5	1	1	2	1	1	2				
Bo Jackson, R OBP: 0.310, SLG: 0.540 (1, 7)		CS		F9		L8	F8			G3-1	HR	6	1	2	2	0	0	5				
Jim Eisenreich, L OBP: 0.347, SLG: 0.435 (7, 9)	P6		F8		F8	L7				IBB	BB	5	1	1	0	1	0	2				
Bill Buckner, R OBP: 0.291, SLG: 0.291 (7, 9)					G6-3		BB			G1-3	BB	3	0	1	0	0	0	1				
Pat Tabler, R OBP: 0.318, SLG: 0.277 (10, 3)	G4-3						BB			P4		1	0	0	0	1	0	2				
Brad Weltman, R OBP: 0.207, SLG: 0.279 (11, 5)							BB				BB	0	0	0	0	0	0	0				
Bob Boone, R OBP: 0.354, SLG: 0.364 (11, PR)			F9									5	1	2	0	0	0	0				
Rey Palacios, R OBP: 0.238, SLG: 0.368 (11, 2)												1	1	1	1	0	0	0				
Matt Winters, L OBP: 0.400, SLG: 0.429 (7, 8)			G3									3	0	1	0	0	1	2				
Willie Wilson, S OBP: 0.255, SLG: 0.241 (11, 9)												3	0	0	0	0	2	4				
Frank White, R OBP: 0.296, SLG: 0.293 (1, 4)												4	1	3	2	1	1	0				
Inning Stats	R: 0 E: 0 K: 1 S: 8	H: 0 LOB: 0 BB: 0 P: 13	R: 0 E: 0 K: 0 S: 6	H: 1 LOB: 0 BB: 0 P: 7	R: 0 E: 0 K: 0 S: 9	H: 2 LOB: 2 BB: 0 P: 15	R: 0 E: 0 K: 0 S: 8	H: 0 LOB: 0 BB: 0 P: 12	R: 0 E: 0 K: 0 S: 7	H: 0 LOB: 1 BB: 1 P: 13	R: 2 E: 1 K: 1 S: 15	H: 4 LOB: 3 BB: 1 P: 27	R: 0 E: 0 K: 0 S: 4	H: 0 LOB: 0 BB: 0 P: 6	R: 0 E: 1 K: 0 S: 8	H: 0 LOB: 2 BB: 1 P: 15	R: 0 E: 0 K: 1 S: 20	H: 6 LOB: 3 BB: 2 P: 40	1B: 10 2B: 3 3B: 0 HR: 1	SF: 0 SAC: 0 DP: 0 HBP: 0	WP: 0 PB: 0 SB: 1 CS: 1	PA: 53
PITCHER	IP ERA WLS BF H R ER SO BB IBB HBP BLK WP HR S P ERA WHIP	6.2 1.35 0.0 1 0 0 0 0 1 0 0 0 0 0 4 8 ∞ ∞	3.1 0.0 12 0 0 0 2 0 1 0 0 0 0 0 22 36 0.00 0.000	1.0 L 11 6 6 6 1 2 0 0 0 0 0 1 20 40 54.00 8.000	PITCHER										IP ERA WLS BF H R ER SO BB IBB HBP BLK WP HR S P ERA WHIP							

Kansas City Royals @ Milwaukee Brewers
Milwaukee County Stadium, Milwaukee, WI
Tue Jun 20 1989, 8:05 PM EDT
Att. 17,185 - Unknown - 78 F


AB 47
R 8
H 14
RBI 8
BB 6
SO 5
LOB 25



Batter	1	2	3	4	5	6	7	8	9	10	11	AB	R	H	RBI	BB	SO	LOB	BOTTOM					
Paul Molitor, R OBP: 0.370, SLG: 0.446 (1, 5)	FC6-4		L5-4			S		F9		K		3	1	1	0	2	1	2						
Robin Yount, R OBP: 0.368, SLG: 0.442 (1, 10)	FC6-4		L5-4			K		BB		F9		5	0	1	0	0	1	4						
Gary Sheffield, R OBP: 0.324, SLG: 0.364 (1, 6)	K				F7			BB				5	0	2	2	0	1	1						
Rob Deer, R OBP: 0.308, SLG: 0.453 (1, 9)	K				K		P1					5	0	0	0	0	4	4						
Glenn Braggs, R OBP: 0.323, SLG: 0.438 (1, 7)		G6-3									P6	5	0	0	0	0	2	0						
Greg Brock, L OBP: 0.348, SLG: 0.419 (1, 3)		BB				G4-3				G4-3		4	0	1	0	0	1	0						
B.J. Surhoff, L OBP: 0.264, SLG: 0.307 (1, 2)						F7		G6-3				4	0	1	0	0	1	0						
Mike Felder, S OBP: 0.320, SLG: 0.311 (1, 8)						B3						3	0	0	0	1	0	2						
Jim Gantner, L OBP: 0.300, SLG: 0.304 (1, 4)						G6-3		G1-3				3	1	0	0	1	1	1						
Inning Stats	R: 0 E: 0 K: 2 S: 13	H: 1 LOB: 1 BB: 0 P: 20	R: 0 E: 0 K: 0 S: 9	H: 2 LOB: 1 BB: 0 P: 13	R: 0 E: 0 K: 0 S: 7	H: 0 LOB: 0 BB: 0 P: 12	R: 0 E: 0 K: 2 S: 8	H: 0 LOB: 0 BB: 0 P: 12	R: 0 E: 0 K: 1 S: 10	H: 1 LOB: 1 BB: 1 P: 18	R: 0 E: 0 K: 1 S: 8	H: 0 LOB: 0 BB: 0 P: 13	R: 1 E: 0 K: 1 S: 12	H: 2 LOB: 2 BB: 1 P: 22	R: 0 E: 0 K: 2 S: 9	H: 0 LOB: 0 BB: 0 P: 15	R: 0 E: 0 K: 2 S: 10	H: 0 LOB: 1 BB: 1 P: 17	R: 0 E: 0 K: 1 S: 11	H: 0 LOB: 0 BB: 0 P: 16	1B: 6 2B: 1 3B: 0 HR: 0	SF: 0 SAC: 0 DP: 2 HBP: 0	WP: 1 PB: 0 SB: 3 CS: 0	PA: 41
PITCHER	IP ERA WLS BF H R ER SO BB IBB HBP BLK WP HR S P ERA WHIP	3.0 1.29 W 13 4 1 1 5 2 0 0 0 1 0 31 54 1.333	1.0 0.00 3 0 0 0 1 0 0 0 0 0 0 0 11 16 0.000 0.000	PITCHER										IP ERA WLS BF H R ER SO BB IBB HBP BLK WP HR S P ERA WHIP										

Kansas City Royals @ Milwaukee Brewers
Milwaukee County Stadium, Milwaukee, WI
Tue Jun 20 1989, 8:05 PM EDT
Att. 17,185 - Unknown - 78 F

AB 37
R 2
H 6
RBI 2
BB 4
SO 12
LOB 14



Batter	1	2	3	4	5	6	7	8	9	AB	R	H	RBI	BB	SO	LOB	TOP								
Kurt Stillwell, S OBP: 0.326, SLG: 0.352 (1, 6)										5	1	2	0	0	0	4									
Kevin Seitzer, R OBP: 0.389, SLG: 0.360 (1, 5)										5	1	2	0	0	1	3									
George Brett, L OBP: 0.319, SLG: 0.306 (1, 3)										5	1	1	0	0	2	3									
Bo Jackson, R OBP: 0.311, SLG: 0.541 (1, 7)										5	2	2	1	0	0	2									
Jim Eisenreich, L OBP: 0.379, SLG: 0.431 (1, 8)										4	0	1	3	0	0	0									
Pat Tabler, R OBP: 0.317, SLG: 0.276 (1, 10)										4	1	1	1	0	0	1									
Matt Winters, L OBP: 0.300, SLG: 0.400 (1, 9)										4	0	1	0	0	2	1									
Brad Weisman, R OBP: 0.297, SLG: 0.279 (8, 4)										0	0	0	0	0	0	0									
Bob Boone, R OBP: 0.357, SLG: 0.363 (1, 2)										3	0	1	1	1	0	0									
Frank White, R OBP: 0.300, SLG: 0.294 (1, 4)										3	0	1	0	1	0	2									
Bill Pecota, R OBP: 0.250, SLG: 0.357 (8, 9)										0	0	0	0	0	0	0									
Inning Stats	R: 4 H: 6 E: 0 K: 0 S: 17	H: 6 LOB: 2 BB: 0 P: 23	R: 0 H: 1 E: 0 K: 1 S: 11	LOB: 1 BB: 0 P: 15	R: 0 H: 0 E: 0 K: 0 S: 4	H: 0 LOB: 0 BB: 0 P: 8	R: 0 H: 1 E: 1 K: 0 S: 7	LOB: 1 BB: 0 P: 13	R: 2 H: 3 E: 1 K: 1 S: 20	H: 3 LOB: 3 BB: 2 P: 35	R: 0 H: 0 E: 0 K: 1 S: 12	H: 0 LOB: 0 BB: 0 P: 15	R: 0 H: 0 E: 0 K: 1 S: 9	H: 0 LOB: 0 BB: 0 P: 12	R: 0 H: 1 E: 0 K: 1 S: 9	H: 1 LOB: 1 BB: 0 P: 11	R: 0 H: 0 E: 0 K: 1 S: 15	H: 0 LOB: 0 BB: 0 P: 19	1B: 11 2B: 2 3B: 0 HR: 0	SF: 1 SAC: 0 DP: 2 HBP: 0	WP: 0 PB: 1 SB: 1 CS: 0	PA: 41			
PITCHER	IP	WLS	BF	H	R	ER	SO	BB	IBB	HBP	BLK	WP	HR	S	P	ERA	WHIP								
Don August, R ERA: 4.69 (1, 1)	4.0	L	23	11	6	6	1	0	0	0	0	0	0	46	71	13.50	2.750								
Jay Aldrich, R ERA: 3.15 (5, 1)	3.0		11	0	0	0	3	2	0	0	0	0	0	34	50	0.00	0.667								
Tony Fossas, L ERA: 4.35 (8, 1)	2.0		7	1	0	0	1	0	0	0	0	0	0	24	30	0.00	0.500								

Kansas City Royals @ Milwaukee Brewers
Milwaukee County Stadium, Milwaukee, WI
Wed Jun 21 1989, 8:05 PM EDT
Att: 18,086 - Unknown - 68 F

livebaseballscores.com

AB 38
R 6
H 12
RBI 6
BB 2
SO 5
LOB 16

Batter	1	2	3	4	5	6	7	8	9	AB	R	H	RBI	BB	SO	LOB	BOTTOM								
Paul Molitor, R OBP: 0.372, SLG: 0.447 (1, 5)										4	0	2	0	0	1	0									
Robin Yount, R OBP: 0.363, SLG: 0.436 (1, 10)										4	0	0	0	0	1	2									
Gary Sheffield, R OBP: 0.323, SLG: 0.363 (1, 6)										4	0	1	0	0	0	3									
Greg Brock, L OBP: 0.329, SLG: 0.394 (1, 3)										4	0	0	0	0	1	4									
Glenn Braggs, R OBP: 0.319, SLG: 0.433 (1, 7)										3	0	0	0	0	0	1									
Rob Deer, R OBP: 0.305, SLG: 0.447 (1, 9)										3	0	0	0	0	1	0									
B.J. Surhoff, L OBP: 0.260, SLG: 0.303 (1, 2)										3	0	0	0	0	0	0									
Mike Felder, S OBP: 0.310, SLG: 0.301 (1, 8)										3	0	0	0	0	0	0									
Jim Gantner, L OBP: 0.296, SLG: 0.300 (1, 4)										3	0	0	0	0	1	1									
Inning Stats	R: 0 H: 0 E: 0 K: 2 S: 9	H: 0 LOB: 0 BB: 0 P: 13	R: 0 H: 0 E: 0 K: 1 S: 6	H: 0 LOB: 0 BB: 0 P: 8	R: 0 H: 0 E: 0 K: 0 S: 11	H: 0 LOB: 0 BB: 0 P: 16	R: 0 H: 1 E: 0 K: 0 S: 13	LOB: 1 BB: 0 P: 19	R: 0 H: 0 E: 0 K: 1 S: 7	H: 0 LOB: 0 BB: 0 P: 11	R: 0 H: 0 E: 0 K: 1 S: 8	H: 0 LOB: 0 BB: 0 P: 10	R: 0 H: 1 E: 0 K: 0 S: 9	H: 1 LOB: 1 BB: 0 P: 14	R: 0 H: 0 E: 1 K: 0 S: 13	H: 0 LOB: 1 BB: 0 P: 19	R: 0 H: 1 E: 1 K: 0 S: 6	H: 1 LOB: 1 BB: 0 P: 7	1B: 3 2B: 0 3B: 0 HR: 0	SF: 0 SAC: 0 DP: 1 HBP: 0	WP: 0 PB: 0 SB: 0 CS: 0	PA: 31			
PITCHER	IP	WLS	BF	H	R	ER	SO	BB	IBB	HBP	BLK	WP	HR	S	P	ERA	WHIP								
Bret Saberhagen, R ERA: 2.83 (1, 1)	9.0	W	31	3	0	0	5	0	0	0	0	0	0	82	117	0.00	0.333								


Kansas City Royals @ Milwaukee Brewers
Milwaukee County Stadium, Milwaukee, WI
Wed Jun 21 1989, 8:05 PM EDT
Att: 18,086 - Unknown - 68 F

livebaseballscores.com

AB 31
R 0
H 3
RBI 0
BB 0
SO 5
LOB 11

Batter	1	2	3	4	5	6	7	8	9	AB	R	H	RBI	BB	SO	LOB	TOP					
Luis Polonia, L (1, 7) OBP: 0.309, SLG: 0.362										4	0	0	0	0	1	1	New York Yankees @ Kansas City Royals Royals Stadium, Kansas City, MO Fri Jun 23 1989, 8:05 PM EDT Att: 39,037 - Unknown					
Steve Sax, R (1, 4) OBP: 0.371, SLG: 0.376										4	0	1	0	0	0	0						
Don Mattingly, L (1, 3) OBP: 0.361, SLG: 0.470										4	0	1	0	0	0	1						
Mel Hall, L (1, 10) OBP: 0.340, SLG: 0.446										4	0	2	0	0	0	1						
Mike Pagliarulo, L (1, 5) OBP: 0.271, SLG: 0.301										3	0	0	0	1	0	2						
Jesse Barfield, R (1, 9) OBP: 0.331, SLG: 0.404										4	0	1	0	0	1	2						
Don Slaught, R (1, 2) OBP: 0.341, SLG: 0.421										3	0	2	0	1	1	1						
Alvaro Espinoza, R (1, 6) OBP: 0.288, SLG: 0.284										2	0	0	0	0	1	2						
Ken Phelps, L (7, PH) OBP: 0.360, SLG: 0.387										1	0	0	0	0	0	1						
Wayne Tolleson, S (7, 6) OBP: 0.300, SLG: 0.230										0	0	0	0	0	0	0						
Steve Balboni, R (9, PH) OBP: 0.292, SLG: 0.468										1	0	0	0	0	1	2						
Roberto Kelly, R (1, 8) OBP: 0.364, SLG: 0.426										3	0	1	0	0	0	1						
Inning Stats	R: 0 E: 0 K: 1 S: 10	H: 1 LOB: 1 BB: 0 P: 17	R: 0 E: 0 K: 1 S: 6	H: 0 LOB: 1 BB: 2 P: 16	R: 0 E: 0 K: 0 S: 8	H: 1 LOB: 1 BB: 0 P: 14	R: 0 E: 0 K: 1 S: 7	H: 1 LOB: 1 BB: 0 P: 8	R: 0 E: 0 K: 0 S: 8	H: 1 LOB: 1 BB: 0 P: 14	R: 0 E: 0 K: 0 S: 4	H: 1 LOB: 1 BB: 0 P: 7	R: 0 E: 0 K: 0 S: 9	H: 1 LOB: 1 BB: 0 P: 16	R: 0 E: 0 K: 1 S: 10	H: 2 LOB: 2 BB: 0 P: 15	R: 0 E: 0 K: 1 S: 11	H: 2 LOB: 2 BB: 0 P: 13	1B: 8 2B: 0 3B: 0 HR: 0	SF: 0 SAC: 0 DP: 1 HBP: 0	WP: 0 PB: 0 SB: 0 CS: 1	PA: 35
PITCHER Mark Gubicza, R (1, 1) ERA: 2.4	IP: 9.0 WLS: W BF: 35 H: 8 R: 0 ER: 0 SO: 5 BB: 2 IBB: 0 HBP: 0 BLK: 0 WP: 0 HR: 0 S: 73 P: 120 ERA: 0.00 WHIP: 1.111															PITCHER	IP: 9.0 WLS: W BF: 35 H: 8 R: 0 ER: 0 SO: 5 BB: 2 IBB: 0 HBP: 0 BLK: 0 WP: 0 HR: 0 S: 73 P: 120 ERA: 0.00 WHIP: 1.111					

AB	33
R	0
H	8
RBI	0
BB	2
SO	5
LOB	14



Batter	1	2	3	4	5	6	7	8	9	AB	R	H	RBI	BB	SO	LOB	BOTTOM			
Kurt Stillwell, S (1, 6) OBP: 0.333, SLG: 0.356										3	1	2	1	1	0	0	New York Yankees @ Kansas City Royals Royals Stadium, Kansas City, MO Fri Jun 23 1989, 8:05 PM EDT Att: 39,037 - Unknown			
Kevin Seitzer, R (1, 5) OBP: 0.385, SLG: 0.352										4	0	0	0	0	1	4				
George Brett, L (1, 10) OBP: 0.375, SLG: 0.288										3	0	0	1	0	0	1				
Bo Jackson, R (1, 7) OBP: 0.309, SLG: 0.528										4	0	1	0	0	2	1				
Jim Eisenreich, L (1, 8) OBP: 0.354, SLG: 0.438										3	1	2	0	0	0	1				
Bill Buckner, L (1, 3) OBP: 0.246, SLG: 0.283										3	0	0	0	0	0	2				
Bill Pecota, R (7, 3) OBP: 0.250, SLG: 0.357										0	0	0	0	0	0	0				
Matt Winters, L (1, 9) OBP: 0.375, SLG: 0.393										3	0	1	1	0	0	0				
Willie Wilson, S (8, 8) OBP: 0.255, SLG: 0.241										0	0	0	0	0	0	0				
Bob Boone, R (1, 2) OBP: 0.356, SLG: 0.363										3	1	1	0	0	0	0				
Frank White, R (1, 4) OBP: 0.299, SLG: 0.299										3	0	1	0	0	0	0				
Inning Stats	R: 0 E: 0 K: 1 S: 9	H: 1 LOB: 1 BB: 0 P: 13	R: 2 E: 0 K: 1 S: 13	H: 5 LOB: 2 BB: 0 P: 17	R: 0 E: 0 K: 0 S: 6	H: 1 LOB: 0 BB: 0 P: 12	R: 0 E: 0 K: 0 S: 5	H: 0 LOB: 0 BB: 0 P: 6	R: 0 E: 0 K: 0 S: 6	H: 0 LOB: 0 BB: 0 P: 9	R: 0 E: 0 K: 0 S: 10	H: 1 LOB: 1 BB: 0 P: 17	R: 0 E: 0 K: 0 S: 9	H: 0 LOB: 0 BB: 0 P: 12	R: 1 E: 1 K: 1 S: 8	H: 0 LOB: 0 BB: 1 P: 12	1B: 8 2B: 0 3B: 0 HR: 0	SF: 1 SAC: 0 DP: 0 HBP: 0	WP: 0 PB: 0 SB: 0 CS: 1	PA: 31
PITCHER Dave Eiland, R (1, 1) ERA: 3.21	IP: 7.0 WLS: L BF: 28 H: 8 R: 3 ER: 2 SO: 2 BB: 1 IBB: 0 HBP: 0 BLK: 0 WP: 0 HR: 0 S: 59 P: 91 ERA: 2.57 WHIP: 1.286															PITCHER	IP: 7.0 WLS: L BF: 28 H: 8 R: 3 ER: 2 SO: 2 BB: 1 IBB: 0 HBP: 0 BLK: 0 WP: 0 HR: 0 S: 59 P: 91 ERA: 2.57 WHIP: 1.286			
PITCHER Eric Plunk, R (8, 1) ERA: 2.12	IP: 1.0 WLS: 3 BF: 3 H: 0 R: 0 ER: 0 SO: 1 BB: 0 IBB: 0 HBP: 0 BLK: 0 WP: 0 HR: 0 S: 7 P: 7 ERA: 0.00 WHIP: 0.000															PITCHER	IP: 1.0 WLS: 3 BF: 3 H: 0 R: 0 ER: 0 SO: 1 BB: 0 IBB: 0 HBP: 0 BLK: 0 WP: 0 HR: 0 S: 7 P: 7 ERA: 0.00 WHIP: 0.000			

AB	29
R	3
H	8
RBI	3
BB	1
SO	3
LOB	9



Batter	1	2	3	4	5	6	7	8	9	AB	R	H	RBI	BB	SO	LOB	TOP					
Luis Polonia, L OBP: 0.311, SLG: 0.360 (1, 7)										4	1	1	2	1	0	4	New York Yankees @ Kansas City Royals Royals Stadium, Kansas City, MO Sat Jun 24 1989, 8:05 PM EDT Att: 40,589 - Cloudy - 81 F					
Steve Sax, R OBP: 0.372, SLG: 0.375 (1, 4)										4	1	1	0	1	2	0						
Don Mattingly, L OBP: 0.365, SLG: 0.480 (1, 3)										5	1	3	0	0	0	1						
Mel Hall, L OBP: 0.333, SLG: 0.464 (1, 10)										5	3	1	4	0	1	1						
Mike Pagliarulo, L OBP: 0.280, SLG: 0.308 (1, 5)										3	1	1	1	2	0	0						
Jesse Barfield, R OBP: 0.336, SLG: 0.405 (1, 9)										4	2	2	1	1	1	1						
Don Slaught, R OBP: 0.342, SLG: 0.418 (1, 2)											4	1	1	0	1	0						
Alvaro Espinoza, R OBP: 0.292, SLG: 0.288 (1, 6)										4	2	2	2	0	0	3						
Roberto Kelly, R OBP: 0.362, SLG: 0.422 (1, 8)										4	0	1	2	0	1	5						
Inning Stats	R: 6 E: 0 K: 0 S: 33	H: 5 LOB: 1 BB: 2 P: 46	R: 1 E: 0 K: 0 S: 11	H: 2 LOB: 1 BB: 0 P: 18	R: 0 E: 0 K: 0 S: 5	H: 0 LOB: 0 BB: 0 P: 7	R: 0 E: 0 K: 1 S: 6	H: 1 LOB: 1 BB: 0 P: 9	R: 4 E: 1 K: 0 S: 16	H: 3 LOB: 1 BB: 1 P: 24	R: 0 E: 0 K: 1 S: 7	H: 0 LOB: 0 BB: 1 P: 12	R: 1 E: 0 K: 1 S: 10	H: 2 LOB: 2 BB: 2 P: 23	R: 0 E: 0 K: 1 S: 5	H: 0 LOB: 0 BB: 0 P: 8	R: 0 E: 0 K: 1 S: 8	H: 0 LOB: 0 BB: 0 P: 11	1B: 10 2B: 1 3B: 1 HR: 1	SF: 0 SAC: 0 DP: 2 HBP: 0	WP: 0 PB: 0 SB: 1 CS: 1	PA: 43
PITCHER	IP WLS BF H R ER SO BB IBB HBP BLK WP HR S P ERA WHIP																					
Kevin Appier, R ERA: 7.94 (1, 1)	0.2 L 8 4 6 6 0 2 0 0 0 0 0 1 24 37 81.00 9.000																					
Terry Leach, R ERA: 3.18 (6, 1)	4.1 20 7 5 1 1 1 0 0 0 0 0 0 47 67 2.08 1.846																					
Tom Gordon, R ERA: 2.62 (8, 1)	2.0 9 2 1 1 2 3 0 0 0 0 0 0 17 35 4.50 2.500																					
Jeff Montgomery, R ERA: 1.82 (9, 1)	1.0 3 0 0 0 0 1 0 0 0 0 0 0 5 8 0.00 0.000																					
Steve Farr, R ERA: 2.67 (5, 7)	1.0 3 0 0 0 0 1 0 0 0 0 0 0 8 11 0.00 0.000																					
Batter	1	2	3	4	5	6	7	8	9	AB	R	H	RBI	BB	SO	LOB	BOTTOM					
Kurt Stillwell, S OBP: 0.327, SLG: 0.348 (1, 6)										5	0	0	0	0	0	7	New York Yankees @ Kansas City Royals Royals Stadium, Kansas City, MO Sat Jun 24 1989, 8:05 PM EDT Att: 40,589 - Cloudy - 81 F					
Kevin Seitzer, R OBP: 0.385, SLG: 0.352 (1, 5)										3	2	1	0	2	2	1						
George Brett, L OBP: 0.394, SLG: 0.307 (1, 3)										5	1	2	1	0	1	2						
Bill Pecota, R OBP: 0.250, SLG: 0.357 (9, 3)										0	0	0	0	0	0	0						
Bo Jackson, R OBP: 0.306, SLG: 0.524 (5, 9)										2	0	0	0	0	0	2						
Matt Winters, L OBP: 0.371, SLG: 0.387 (1, 9)										3	1	1	2	0	1	0						
Jim Eisenreich, L OBP: 0.351, SLG: 0.433 (5, 7)											5	0	1	0	0	3						
Pat Tabler, R OBP: 0.322, SLG: 0.289 (1, 10)											5	1	3	1	0	0		1				
Bob Boone, R OBP: 0.358, SLG: 0.364 (6, PH)										2	0	1	0	0	0	1						
Mike Macfarlane, R OBP: 0.240, SLG: 0.260 (6, 2)										2	0	1	0	0	0	1						
Frank White, R OBP: 0.303, SLG: 0.304 (8, 4)										4	0	2	0	0	0	3						
Brad Wellman, R OBP: 0.295, SLG: 0.278 (1, 8)										0	0	0	0	0	0	0						
Willie Wilson, S OBP: 0.261, SLG: 0.243 (1, 8)										3	0	1	1	1	0	4						
Inning Stats	R: 1 E: 0 K: 0 S: 8	H: 1 LOB: 1 BB: 1 P: 15	R: 0 E: 0 K: 0 S: 13	H: 2 LOB: 2 BB: 0 P: 19	R: 0 E: 0 K: 0 S: 8	H: 1 LOB: 1 BB: 0 P: 12	R: 0 E: 0 K: 0 S: 10	H: 2 LOB: 2 BB: 0 P: 15	R: 4 E: 0 K: 0 S: 19	H: 5 LOB: 2 BB: 1 P: 30	R: 0 E: 0 K: 3 S: 9	H: 0 LOB: 0 BB: 0 P: 11	R: 0 E: 0 K: 0 S: 7	H: 1 LOB: 1 BB: 0 P: 12	R: 0 E: 0 K: 1 S: 7	H: 0 LOB: 1 BB: 1 P: 13	R: 0 E: 0 K: 0 S: 4	H: 1 LOB: 0 BB: 0 P: 8	1B: 9 2B: 4 3B: 0 HR: 0	SF: 0 SAC: 0 DP: 1 HBP: 0	WP: 0 PB: 0 SB: 0 CS: 0	PA: 42
PITCHER	IP WLS BF H R ER SO BB IBB HBP BLK WP HR S P ERA WHIP																					
Dave LaPoint, L ERA: 5.34 (5, 1)	4.1 W 15 3 0 0 4 1 0 0 0 0 0 0 34 52 0.00 1.091																					
Lance McCullers, R ERA: 4.54 (9, 1)	3.2 15 3 0 0 4 1 0 0 0 0 0 0 34 52 0.00 1.091																					
Dale Mohorcic, R ERA: 4.02 (5, 7)	1.0 3 1 0 0 0 0 0 0 0 0 0 0 4 8 0.00 1.000																					

Batter	1	2	3	4	5	6	7	8	9	AB	R	H	RBI	BB	SO	LOB	TOP					
Steve Sax, R OBP: 0.370, SLG: 0.373 (1, 4)										4	0	1	0	0	0	2	New York Yankees @ Kansas City Royals Royals Stadium, Kansas City, MO Sun Jun 25 1989, 4:33 AM EDT Att: 37,514 - Unknown livebaseballscorecards.com					
Wayne Tolleson, S OBP: 0.284, SLG: 0.215 (1, 6)										4	0	0	0	0	2	1						
Don Mattingly, L OBP: 0.363, SLG: 0.477 (1, 10) (8, 3)										4	2	1	0	0	0	1						
Steve Balboni, R OBP: 0.293, SLG: 0.486 (8, PH) Ken Phelps, L OBP: 0.357, SLG: 0.383 Eric Plunk, R (8, 1) Dave Righetti, L (8, 1)										3	1	1	2	0	1	1						
Jesse Barfield, R OBP: 0.335, SLG: 0.400 (1, 9)										3	1	0	0	1	1	0						
Mel Hall, L OBP: 0.330, SLG: 0.455 (1, 7)										4	1	1	1	0	1	0						
Tom Brookens, R OBP: 0.278, SLG: 0.355 (1, 5)										4	0	2	1	0	0	0						
Don Slaught, R OBP: 0.345, SLG: 0.417 (1, 2)										3	0	1	1	1	2	1						
Roberto Kelly, R OBP: 0.365, SLG: 0.424 (1, 8)										4	0	2	0	0	1	2						
Inning Stats	R: 2 E: 0 K: 0 S: 10	H: 2 LOB: 0 BB: 0 P: 15	R: 0 E: 0 K: 2 S: 9	H: 1 LOB: 0 BB: 0 P: 16	R: 0 E: 0 K: 1 S: 8	H: 0 LOB: 0 BB: 0 P: 11	R: 0 E: 0 K: 1 S: 8	H: 0 LOB: 0 BB: 0 P: 12	R: 0 E: 1 K: 0 S: 14	H: 1 LOB: 2 BB: 1 P: 23	R: 3 E: 0 K: 2 S: 19	H: 4 LOB: 2 BB: 1 P: 31	R: 0 E: 0 K: 0 S: 6	H: 0 LOB: 0 BB: 0 P: 9	R: 0 E: 0 K: 2 S: 9	H: 0 LOB: 0 BB: 0 P: 12	R: 0 E: 0 K: 1 S: 9	H: 1 LOB: 0 BB: 0 P: 11	1B: 8 2B: 0 3B: 0 HR: 1	SF: 0 SAC: 0 DP: 0 HBP: 0	WP: 0 PB: 0 SB: 0 CS: 2	PA: 37
PITCHER	IP WLS BF H R ER SO BB IBB HBP BLK WP HR S P ERA WHIP																					
Charlie Leibrandt, L ERA: 3.8	(1, 1)	5.2 L 25 7 5 5 5 2 0 0 0 0 0 1 61 100 7.94 1.588																				
Jeff Montgomery, R ERA: 1.67	(6, 1)	3.1 11 2 0 0 4 0 0 0 0 0 0 0 31 40 0.00 0.600																				

Batter	1	2	3	4	5	6	7	8	9	AB	R	H	RBI	BB	SO	LOB	BOTTOM					
Kurt Stillwell, S OBP: 0.329, SLG: 0.356 (1, 6)										4	1	2	0	0	0	0	New York Yankees @ Kansas City Royals Royals Stadium, Kansas City, MO Sun Jun 25 1989, 4:33 AM EDT Att: 37,514 - Unknown livebaseballscorecards.com					
Kevin Seitzer, R OBP: 0.390, SLG: 0.352 (1, 5)										3	1	1	0	1	1	1						
George Brett, L OBP: 0.302, SLG: 0.314 (1, 3)										3	0	1	1	0	0	1						
Jim Eisenreich, L OBP: 0.345, SLG: 0.425 (1, 7)										4	0	0	2	0	0	3						
Pat Tabler, R OBP: 0.325, SLG: 0.290 Brad Wellman, R OBP: 0.295, SLG: 0.278 (1, 10) (9, PR)										3	0	1	0	1	0	1						
Matt Winters, L OBP: 0.388, SLG: 0.412 Bill Pecota, R OBP: 0.235, SLG: 0.333 (1, 9) (7, PR) (8, 9)										3	0	1	0	0	0	1						
Bob Boone, R OBP: 0.388, SLG: 0.374 Rey Palacios, R OBP: 0.208, SLG: 0.318 (7, PR) (8, 2)										3	0	2	1	0	0	0						
Bo Jackson, R OBP: 0.305, SLG: 0.522 (9, PH) Frank White, R OBP: 0.299, SLG: 0.299 (1, 4)										1	0	0	0	0	1	1						
Willie Wilson, S OBP: 0.263, SLG: 0.245 (1, 8)										3	0	0	0	0	2	3						
Inning Stats	R: 1 E: 0 K: 0 S: 12	H: 2 LOB: 1 BB: 0 P: 19	R: 0 E: 0 K: 1 S: 9	H: 1 LOB: 1 BB: 0 P: 15	R: 2 E: 0 K: 0 S: 8	H: 2 LOB: 0 BB: 1 P: 17	R: 0 E: 0 K: 0 S: 8	H: 0 LOB: 0 BB: 1 P: 16	R: 0 E: 0 K: 1 S: 11	H: 0 LOB: 0 BB: 0 P: 16	R: 0 E: 0 K: 1 S: 7	H: 0 LOB: 0 BB: 0 P: 11	R: 1 E: 0 K: 0 S: 12	H: 2 LOB: 2 BB: 0 P: 19	R: 0 E: 0 K: 0 S: 10	H: 1 LOB: 1 BB: 0 P: 20	R: 0 E: 0 K: 2 S: 9	H: 1 LOB: 1 BB: 0 P: 17	1B: 5 2B: 6 3B: 0 HR: 0	SF: 1 SAC: 0 DP: 3 HBP: 0	WP: 0 PB: 0 SB: 1 CS: 3	PA: 35
PITCHER	IP WLS BF H R ER SO BB IBB HBP BLK WP HR S P ERA WHIP																					
Andy Hawkins, R ERA: 5.2	(1, 1)	6.1 W 25 7 4 4 3 2 0 0 0 0 0 0 61 204 5.68 1.421																				
Eric Plunk, R ERA: 2.05	(7, 1)	1.0 4 1 0 0 1 0 0 0 0 0 0 0 13 21 0.00 1.000																				
Eric Plunk, R ERA: 2.05	(8, 1)	1.0 4 1 0 0 1 0 0 0 0 0 0 0 13 21 0.00 1.000																				
Dave Righetti, L ERA: 2.12	(8, 1)	1.2 S 5 1 0 0 2 0 0 0 0 0 0 0 12 25 0.00 0.600																				

Batter	1	2	3	4	5	6	7	8	9	AB	R	H	RBI	BB	SO	LOB	TOP					
Harold Reynolds, S OBP: 0.345, SLG: 0.372 (1,4)											5	0	1	0	0	0	5					
Greg Britley, L OBP: 0.354, SLG: 0.438 (1,7)											4	2	2	3	0	0	3					
Alvin Davis, L OBP: 0.437, SLG: 0.490 (1,3)											4	1	2	0	1	1	1					
Jeffrey Leonard, R OBP: 0.323, SLG: 0.467 (1,10)											4	1	1	4	0	1	2					
Ken Griffey Jr., L OBP: 0.346, SLG: 0.471 (1,8)											2	0	0	0	0	0	3					
Henry Cotto, R OBP: 0.311, SLG: 0.378 (3,8)											3	0	1	0	0	1	0					
Jay Buhner, R OBP: 0.360, SLG: 0.570 (1,9)											2	0	0	0	0	0	0					
Darnell Coles, R OBP: 0.274, SLG: 0.335 (4,9)											2	1	1	1	0	0	1					
Scott Bradley, L OBP: 0.285, SLG: 0.361 (1,2)											4	0	0	0	0	0	0					
Edgar Martinez, R OBP: 0.336, SLG: 0.375 (1,5)											4	1	2	0	0	0	0					
Omar Vizquel, S OBP: 0.289, SLG: 0.270 (1,6)											1	2	1	0	3	0	0					
Inning Stats	R: 0 E: 0 K: 0 S: 11	H: 1 LOB: 2 BB: 1 P: 21	R: 0 E: 0 K: 0 S: 6	H: 0 LOB: 0 BB: 0 P: 8	R: 2 E: 0 K: 0 S: 10	H: 2 LOB: 1 BB: 1 P: 18	R: 0 E: 0 K: 0 S: 5	H: 0 LOB: 0 BB: 0 P: 7	R: 5 E: 0 K: 0 S: 12	H: 5 LOB: 0 BB: 0 P: 16	R: 1 E: 0 K: 0 S: 6	H: 1 LOB: 0 BB: 1 P: 13	R: 0 E: 0 K: 0 S: 8	H: 1 LOB: 0 BB: 0 P: 12	R: 0 E: 0 K: 0 S: 10	H: 1 LOB: 2 BB: 1 P: 17	R: 0 E: 0 K: 3 S: 9	H: 0 LOB: 0 BB: 0 P: 13	1B: 9 2B: 0 3B: 0 HR: 2	SF: 2 SAC: 0 DP: 1 HBP: 0	WP: 1 PB: 0 SB: 1 CS: 0	PA: 41
PITCHER	IP WLS BF H R ER SO BB IBB HBP BLK WP HR S P ERA WHIP																					
Luis Aquino, R ERA: 3.08 (1,1)	4.2 L 24 8 7 7 0 2 0 0 0 0 1 2 43 69 13.50 2.143																					
Terry Leach, R ERA: 3.22 (5,1)	2.1 9 2 1 1 0 1 0 0 0 0 0 0 15 26 3.86 1.286																					
Tom Gordon, R ERA: 2.53 (8,1)	2.0 8 1 0 0 0 3 1 0 0 0 0 0 0 19 30 0.00 1.000																					

Seattle Mariners @ Kansas City Royals
Royals Stadium, Kansas City, MO
Tue Jun 27 1989, 8:05 PM EDT
Att: 25,164 - Sunny

AB 35
R 8
H 11
RBI 8
BB 4
SO 3
LOB 15



Batter	1	2	3	4	5	6	7	8	9	AB	R	H	RBI	BB	SO	LOB	BOTTOM					
Kurt Stillwell, S OBP: 0.328, SLG: 0.354 (1,6)											4	0	1	0	0	0	0					
Bill Pecota, R OBP: 0.235, SLG: 0.333 (9,6)											0	0	0	0	0	0	0					
Kevin Seitzer, R OBP: 0.391, SLG: 0.354 (1,5)											4	0	2	0	0	0	1					
George Brett, L OBP: 0.295, SLG: 0.306 (1,3)											4	0	0	0	0	0	2					
Jim Eisenreich, L OBP: 0.351, SLG: 0.425 (1,8)											2	0	1	0	2	0	0					
Pat Tabler, R OBP: 0.324, SLG: 0.289 (1,7)											4	0	1	0	0	0	2					
Bill Buckner, L OBP: 0.248, SLG: 0.282 (1,10)											4	0	1	0	0	0	4					
Matt Winters, L OBP: 0.357, SLG: 0.378 (1,9)											3	0	0	0	1	0	5					
Bob Boone, R OBP: 0.362, SLG: 0.374 (1,2)											3	0	1	0	0	0	1					
Mike Macfarlane, R OBP: 0.240, SLG: 0.280 (9,2)											0	0	0	0	0	0	0					
Brad Wellman, R OBP: 0.286, SLG: 0.269 (1,4)											3	0	0	0	0	0	1					
Inning Stats	R: 0 E: 0 K: 0 S: 4	H: 1 LOB: 0 BB: 0 P: 6	R: 0 E: 0 K: 0 S: 8	H: 2 LOB: 1 BB: 0 P: 9	R: 0 E: 0 K: 0 S: 10	H: 0 LOB: 0 BB: 0 P: 18	R: 0 E: 0 K: 0 S: 9	H: 0 LOB: 0 BB: 0 P: 14	R: 0 E: 0 K: 0 S: 9	H: 0 LOB: 1 BB: 1 P: 14	R: 0 E: 0 K: 0 S: 10	H: 1 LOB: 1 BB: 0 P: 19	R: 0 E: 0 K: 0 S: 8	H: 0 LOB: 1 BB: 1 P: 13	R: 0 E: 0 K: 0 S: 4	H: 1 LOB: 0 BB: 0 P: 6	R: 0 E: 0 K: 0 S: 11	H: 2 LOB: 3 BB: 1 P: 19	1B: 7 2B: 0 3B: 0 HR: 0	SF: 0 SAC: 0 DP: 3 HBP: 0	WP: 0 PB: 0 SB: 0 CS: 0	PA: 34
PITCHER	IP WLS BF H R ER SO BB IBB HBP BLK WP HR S P ERA WHIP																					
Brian Holman, R ERA: 4.48 (1,1)	9.0 W 34 7 0 0 0 3 0 0 0 0 0 0 73 118 0.00 1.111																					

Seattle Mariners @ Kansas City Royals
Royals Stadium, Kansas City, MO
Tue Jun 27 1989, 8:05 PM EDT
Att: 25,164 - Sunny

AB 31
R 0
H 7
RBI 0
BB 3
SO 0
LOB 16



Batter	1	2	3	4	5	6	7	8	9	AB	R	H	RBI	BB	SO	LOB	TOP										
Harold Reynolds, S (1, 4) OBP: 0.346, SLG: 0.372	1-2 2B	3-1 F9		1-2 1B		1-0 G4-3		0-1 G3-1		5	1	2	0	0	0	3											
Greg Britley, L (1, 7) OBP: 0.349, SLG: 0.436	2-1 2B		0-0 L8	0-0 P4		2-3 K		3-1 F9		5	1	1	1	0	1	2											
Alvin Davis, L (1, 3) OBP: 0.436, SLG: 0.485	4-1 2B		1-0 L6	1-0 G3			1-2 G4-3		2-1 2B	4	0	1	0	1	0	1											
Jay Buhner, R (9, PR) OBP: 0.360, SLG: 0.570										0	1	0	0	0	0	0											
Jeffrey Leonard, R (1, 10) OBP: 0.321, SLG: 0.462			2-1 1B		0-3 K		1-3 K		1-3 K	5	0	1	0	0	4	3											
Darnell Coles, R (1, 9) OBP: 0.277, SLG: 0.344	1-2 2B		1-0 G4-3		2-2 G1-3		0-0 P2		3-2 PB 1B 2B	5	1	2	2	0	0	1											
Scott Bradley, L (1, 2) OBP: 0.305, SLG: 0.375				2-2 1B HR	1-1 1B			4-0 G4-3 BB	3-2 1B	3	1	3	1	2	0	0											
Edgar Martinez, R (1, 5) OBP: 0.331, SLG: 0.367	0-1 G4-6-3		3-2 1B	0-1 FC6-4			2-3 K	1-3 K		5	1	1	0	0	2	6											
Henry Cotto, R (1, 8) OBP: 0.310, SLG: 0.395		1-2 P4		0-0 HR		0-3 K		2-2 G4-3		4	1	1	3	0	1	1											
Omar Vizquel, S (1, 6) OBP: 0.293, SLG: 0.271		1-1 G3		3-2 G4-3		0-1 G4-3		4-1 BB		3	0	1	0	1	0	0											
Inning Stats	R: 2 E: 0 K: 1 S: 17	H: 3 LOB: 2 BB: 2 P: 28	R: 0 E: 0 K: 0 S: 8	H: 0 LOB: 0 BB: 0 P: 13	R: 0 E: 0 K: 0 S: 5	H: 1 LOB: 1 BB: 0 P: 9	R: 3 E: 0 K: 0 S: 17	H: 4 LOB: 1 BB: 0 P: 27	R: 0 E: 0 K: 1 S: 11	H: 1 LOB: 1 BB: 0 P: 14	R: 0 E: 0 K: 2 S: 9	H: 1 LOB: 0 BB: 0 P: 12	R: 0 E: 0 K: 1 S: 7	H: 0 LOB: 0 BB: 0 P: 9	R: 0 E: 0 K: 1 S: 10	H: 0 LOB: 2 BB: 2 P: 22	R: 2 E: 0 K: 2 S: 24	H: 3 LOB: 1 BB: 0 P: 37	1B: 9 2B: 3 3B: 0 HR: 1	SF: 0 SAC: 0 DP: 1 HBP: 0	WP: 0 PB: 1 CS: 0	PA: 43					
PITCHER	IP	WLS	BF	H	R	ER	SO	BB	IBB	HBP	BLK	WP	HR	S	P	ERA	WHIP										
Mark Gubicza, R (1, 1) ERA: 2.61	6.0	W	29	10	5	5	4	1	1	0	0	0	1	67	103	7.50	1.833										
Jeff Montgomery, R (7, 1) ERA: 1.5	2.0		8	0	0	0	2	2	0	0	0	0	0	17	31	0.00	1.000										
Steve Farr, R (9, 1) ERA: 3.16	1.0		6	3	2	2	2	0	0	0	0	0	0	24	37	18.00	3.000										

Seattle Mariners @ Kansas City Royals
 Royals Stadium, Kansas City, MO
 Wed Jun 28 1989, 8:05 PM EDT
 Att: 30,037 - Unknown

AB 39
 R 7
 H 13
 RBI 7
 BB 4
 SO 8
 LOB 17



Batter	1	2	3	4	5	6	7	8	9	AB	R	H	RBI	BB	SO	LOB	BOTTOM										
Kurt Stillwell, S (1, 6) OBP: 0.324, SLG: 0.353	3-2 P3		3-2 L8	2-0 1B 2B		1-2 G4-3	2-0 L9	2-0 F7		6	1	1	2	0	0	3											
Kevin Seitzer, R (1, 5) OBP: 0.388, SLG: 0.351	2-2 P8		0-2 G3-1	1-1 1B		1-0 E5	2-2 G3			5	0	1	1	0	0	2											
George Brett, L (1, 3) OBP: 0.304, SLG: 0.318	2-0 2B		3-2 F8	0-1 1B		4-0 WP IBB	0-0 F7			4	0	2	0	1	0	2											
Bo Jackson, R (1, 10) OBP: 0.307, SLG: 0.529	3-3 K			1B BB		1-2 F8	0-2 HR			4	2	1	1	1	1	5											
Jim Eisenreich, L (1, 8) OBP: 0.352, SLG: 0.425		1-0 G6-3		0-0 BB 1B	0-0 F9		0-0 1B	2-1 L9		5	2	2	0	0	0	0											
Pat Tabler, R (1, 7) OBP: 0.327, SLG: 0.294		0-1 G5-3		1-2 SF9 1B	1-0 1B	2-1 L6	1-0 1B	2-2 1B		4	1	2	1	0	0	0											
Bill Pecota, R (7, PR) OBP: 0.278, SLG: 0.375				G6-3 2B 1B			1-3 1B	1B 1B		1	2	1	0	0	0	0											
Matt Winters, L (1, 9) OBP: 0.301, SLG: 0.421		2-2 1B		4-2 2B 1B	4-2 BB		1-2 1B	0-0 1B		1	2	1	0	2	0	0											
Willie Wilson, S (7, PH) OBP: 0.272, SLG: 0.250				1-2 2B BB	1-2 BB		1-2 1B	1-2 1B		1	1	1	0	1	0	0											
Bob Boone, R (1, 2) OBP: 0.363, SLG: 0.376		0-0 1B		1-1 SF9	2-3 K		0-1 1B	1-3 K		4	1	2	4	0	2	3											
Frank White, R (1, 4) OBP: 0.301, SLG: 0.302		1-1 P5		3-1 G6-3		0-1 F8	0-0 G3 BLK	1-2 1B		5	0	2	2	0	0	3											
Brad Wellman, R (8, PR) OBP: 0.286, SLG: 0.269				1-2 2-3			2-3 3H	1-3 1B		0	0	0	0	0	0	0											
Inning Stats	R: 0 E: 0 K: 1 S: 11	H: 1 LOB: 1 BB: 0 P: 21	R: 1 E: 0 K: 0 S: 9	H: 2 LOB: 1 BB: 0 P: 13	R: 0 E: 0 K: 0 S: 11	H: 0 LOB: 0 BB: 0 P: 17	R: 5 E: 0 K: 0 S: 19	H: 5 LOB: 2 BB: 2 P: 34	R: 0 E: 0 K: 1 S: 10	H: 0 LOB: 1 BB: 1 P: 18	R: 0 E: 1 K: 0 S: 9	H: 0 LOB: 2 BB: 1 P: 16	R: 4 E: 0 K: 0 S: 13	H: 4 LOB: 2 BB: 1 P: 24	R: 2 E: 0 K: 1 S: 17	H: 4 LOB: 2 BB: 0 P: 25	R: 2 E: 0 K: 2 S: 24	H: 4 LOB: 2 BB: 0 P: 37	1B: 12 2B: 3 3B: 0 HR: 1	SF: 1 SAC: 0 DP: 0 HBP: 0	WP: 1 PB: 0 SB: 1 CS: 0	PA: 46					
PITCHER	IP	WLS	BF	H	R	ER	SO	BB	IBB	HBP	BLK	WP	HR	S	P	ERA	WHIP										
Gene Harris, R (1, 1) ERA: 4.5	3.2	L	19	6	6	6	1	2	0	0	0	0	0	44	77	14.73	2.182										
Jerry Reed, R (4, 1) ERA: 2.97	2.1		12	2	0	0	1	1	1	0	0	1	0	25	42	0.00	1.286										
Dennis Powell, L (7, 1) ERA: 4.7	0.0		2	2	2	2	0	0	0	0	0	0	0	2	5	∞	∞										
Michael Jackson, R (7, 1) ERA: 4.35	1.0		6	2	2	2	0	1	0	0	1	0	0	11	19	18.00	3.000										
Tom Niedenfuer, R (8, 1) ERA: 9.5	1.0		7	4	2	2	1	0	0	0	0	0	1	17	25	18.00	4.000										

Seattle Mariners @ Kansas City Royals
 Royals Stadium, Kansas City, MO
 Wed Jun 28 1989, 8:05 PM EDT
 Att: 30,037 - Unknown

AB 40
 R 12
 H 16
 RBI 11
 BB 5
 SO 3
 LOB 18



Batter	1	2	3	4	5	6	7	8	9	AB	R	H	RBI	BB	SO	LOB	TOP					
Kurt Stillwell, S OBP: 0.322, SLG: 0.350 (1, 6)										5	1	1	0	0	0	1						
Kevin Seitzer, R OBP: 0.386, SLG: 0.349 (1, 5)										5	1	1	1	0	0	1						
George Brett, L OBP: 0.314, SLG: 0.344 (1, 3)										3	2	2	1	1	0	1						
Rey Palacios, R OBP: 0.200, SLG: 0.304 (6, 3)										1	0	0	0	0	1	1						
Bo Jackson, R OBP: 0.305, SLG: 0.525 (1, 10)										4	0	1	2	0	1	2						
Jim Eisenreich, L OBP: 0.355, SLG: 0.423 (1, 8)										3	0	1	0	1	0	1						
Pat Tabler, R OBP: 0.330, SLG: 0.294 (1, 7)										3	0	1	0	0	0	2						
Matt Winters, L OBP: 0.388, SLG: 0.390 (1, 9)										3	0	0	1	1	2	3						
Bob Boone, R OBP: 0.362, SLG: 0.372 (1, 2)										2	0	0	0	1	1	0						
Mike Macfarlane, R OBP: 0.237, SLG: 0.257 (7, 2)										1	0	0	0	0	0	3						
Frank White, R OBP: 0.297, SLG: 0.297 (1, 4)										3	0	0	0	0	1	2						
Brad Wellman, R OBP: 0.293, SLG: 0.287 (7, 4)										1	1	1	0	0	0	0						
Inning Stats	R: 1 E: 0 K: 0 S: 17	H: 2 LOB: 1 BB: 0 P: 27	R: 0 E: 0 K: 1 S: 7	H: 1 LOB: 1 BB: 1 P: 14	R: 1 E: 0 K: 0 S: 11	H: 1 LOB: 0 BB: 0 P: 19	R: 0 E: 0 K: 0 S: 6	H: 0 LOB: 0 BB: 0 P: 10	R: 0 E: 0 K: 0 S: 7	H: 0 LOB: 0 BB: 0 P: 11	R: 1 E: 1 K: 1 S: 9	H: 2 LOB: 2 BB: 0 P: 14	R: 0 E: 0 K: 2 S: 7	H: 0 LOB: 0 BB: 0 P: 7	R: 1 E: 0 K: 0 S: 9	H: 0 LOB: 3 BB: 3 P: 25	R: 1 E: 0 K: 2 S: 12	H: 2 LOB: 1 BB: 0 P: 17	1B: 6 2B: 2 3B: 0 HR: 1	SF: 1 SAC: 0 DP: 1 HBP: 1	WP: 0 PB: 0 SB: 0 CS: 0	PA: 40
PITCHER	IP WLS BF H R ER SO BB IBB HBP BLK WP HR S P ERA WHIP																					
Melido Perez, R ERA: 6.01 (1, 1)	7.2 W 32 6 4 3 4 3 0 0 0 0 1 68 114 3.52 1.174																					
Ken Patterson, L ERA: 4.91 (8, 1)	1.1 8 2 1 1 2 1 0 1 0 0 0 0 17 30 6.75 2.250																					

Kansas City Royals @ Chicago White Sox
Comiskey Park, Chicago, IL
Thu Jun 29 1989, 8:05 PM EDT
Att: 11,970 - Unknown - 60 F

livebaseballscorecards.com

AB 34
R 5
H 8
RBI 5
BB 4
SO 6
LOB 17

Batter	1	2	3	4	5	6	7	8	9	AB	R	H	RBI	BB	SO	LOB	BOTTOM			
Dave Gallagher, R OBP: 0.367, SLG: 0.354 (1, 8)										4	1	1	2	0	0	2				
Steve Lyons, L OBP: 0.321, SLG: 0.321 (1, 4)										4	0	1	2	0	1	1				
Harold Baines, L OBP: 0.417, SLG: 0.479 (1, 10)										4	1	1	0	1	2	0				
Ivan Calderon, R OBP: 0.328, SLG: 0.472 (1, 9)										5	2	2	0	0	2	3				
Dan Pasqua, L OBP: 0.348, SLG: 0.475 (1, 7)										5	1	3	1	0	0	2				
Carlton Fisk, R OBP: 0.352, SLG: 0.464 (1, 2)										3	2	1	2	1	2	1				
Greg Walker, L OBP: 0.288, SLG: 0.329 (1, 3)										3	1	2	2	0	1	1				
Russ Morman, R OBP: 1.000, SLG: 2.000 (6, PR) (7, 3)										1	1	1	0	0	0	0				
Eddie Williams, R OBP: 0.349, SLG: 0.352 (1, 5)										3	1	1	0	1	1	3				
Ozzie Guillen, L OBP: 0.252, SLG: 0.284 (1, 6)										2	2	2	3	0	0	0				
Inning Stats	R: 0 E: 0 K: 2 S: 14	H: 0 LOB: 0 BB: 0 P: 21	R: 1 E: 0 K: 1 S: 12	H: 2 LOB: 1 BB: 0 P: 19	R: 1 E: 1 K: 1 S: 12	H: 1 LOB: 0 BB: 0 P: 16	R: 0 E: 0 K: 2 S: 10	H: 0 LOB: 0 BB: 0 P: 16	R: 1 E: 0 K: 0 S: 16	H: 2 LOB: 1 BB: 0 P: 21	R: 7 E: 1 K: 1 S: 23	H: 7 LOB: 2 BB: 2 P: 39	R: 1 E: 0 K: 0 S: 14	H: 1 LOB: 1 BB: 1 P: 23	R: 1 E: 0 K: 1 S: 11	H: 2 LOB: 1 BB: 0 P: 20	1B: 7 2B: 7 3B: 0 HR: 1	SF: 3 SAC: 2 DP: 0 HBP: 0	WP: 0 PB: 0 SB: 0 CS: 0	PA: 42
PITCHER	IP WLS BF H R ER SO BB IBB HBP BLK WP HR S P ERA WHIP																			
Bret Saberhagen, R ERA: 2.88 (1, 1)	5.0 L 6 4 5 5 0 0 1 0 0 0 0 0 10 17 135.00 12.000																			
Terry Leach, R ERA: 4.42 (6, 1)	0.1 4 3 2 2 0 1 0 0 0 0 0 0 9 17 ∞ ∞																			
Tom Gordon, R ERA: 2.84 (6, 1)	1.2 7 1 1 1 2 1 0 0 0 0 0 0 18 28 5.40 1.200																			
Kevin Appier, R ERA: 7.71 (8, 1)	1.0 5 2 1 1 1 0 0 0 0 0 0 0 11 20 9.00 2.000																			

Kansas City Royals @ Chicago White Sox
Comiskey Park, Chicago, IL
Thu Jun 29 1989, 8:05 PM EDT
Att: 11,970 - Unknown - 60 F

livebaseballscorecards.com

AB 34
R 12
H 15
RBI 12
BB 3
SO 9
LOB 13

Batter	1	2	3	4	5	6	7	8	9	AB	R	H	RBI	BB	SO	LOB	TOP								
Kurt Stillwell, S OBP: 0.320, SLG: 0.347 (1, 6)	E5 G6-4-3		1B 1B	F8		G3-1			G3-1	5	1	1	0	0	0	1	Kansas City Royals @ Chicago White Sox Comiskey Park, Chicago, IL Fri Jun 30 1989, 8:05 PM EDT Att: 12,464 - Unknown livebaseballscorecards.com								
Kevin Seitzer, R OBP: 0.386, SLG: 0.349 (1, 5)	G6-4-3		1B 1B				G6-3		K	5	1	2	1	0	1	1									
George Brett, L OBP: 0.311, SLG: 0.340 (1, 3)	F8		1B 1B	K			P6		P6	5	1	1	1	0	1	1									
Bo Jackson, R OBP: 0.308, SLG: 0.525 (1, 10)			1B 1B			K			K	4	1	2	1	0	2	0									
Pat Tabler, R OBP: 0.329, SLG: 0.293 (1, 7)			1B 1B				G6-3		G6-3	4	0	1	1	0	0	1									
Danny Tartabull, R OBP: 0.383, SLG: 0.430 Jim Eisenreich, L OBP: 0.355, SLG: 0.423 (8, 9)	FC5-4		K						HR	4	1	2	1	0	1	3									
Bob Boone, R OBP: 0.360, SLG: 0.370 (1, 2)	G6-3		1B			G4-3			P4	4	0	1	1	0	0	2									
Frank White, R OBP: 0.301, SLG: 0.301 (1, 4)							P5		1B	4	1	2	0	0	0	2									
Willie Wilson, S OBP: 0.272, SLG: 0.245 (1, 8)			F8				K		G4-3	3	0	0	0	1	1	2									
Inning Stats	R: 0 E: 1 K: 0 S: 9	H: 0 LOB: 0 BB: 0 P: 13	R: 0 E: 0 K: 0 S: 8	H: 1 LOB: 1 BB: 0 P: 11	R: 5 E: 0 K: 1 S: 22	H: 7 LOB: 2 BB: 0 P: 29	R: 0 E: 0 K: 1 S: 9	H: 1 LOB: 1 BB: 1 P: 19	R: 0 E: 0 K: 1 S: 13	H: 1 LOB: 0 BB: 0 P: 18	R: 0 E: 0 K: 1 S: 7	H: 0 LOB: 0 BB: 0 P: 11	R: 0 E: 0 K: 1 S: 8	H: 0 LOB: 0 BB: 0 P: 12	R: 1 E: 0 K: 0 S: 10	H: 2 LOB: 1 BB: 0 P: 11		R: 0 E: 0 K: 1 S: 8	H: 0 LOB: 0 BB: 0 P: 10	1B: 11 2B: 0 3B: 0 HR: 1	SF: 0 SAC: 0 DP: 1 HBP: 0	WP: 0 PB: 0 SB: 0 CS: 1	PA: 39		
PITCHER	IP	WLS	BF	H	R	ER	SO	BB	IBB	HBP	BLK	WP	HR	S	P	ERA	WHIP								
Jerry Reuss, L ERA: 5.88 (1, 1)	2.2	L	16	8	5	5	1	0	0	0	0	0	0	36	50	16.88	3.000								
Bill Long, R ERA: 5.37 (3, 1)	5.1		20	4	1	1	4	1	0	0	0	0	1	50	74	1.69	0.938								
Bobby Thigpen, R ERA: 4.23 (9, 1)	1.0		3	0	0	0	1	0	0	0	0	0	0	8	10	0.00	0.000								

Batter	1	2	3	4	5	6	7	8	9	AB	R	H	RBI	BB	SO	LOB	BOTTOM								
Dave Gallagher, R OBP: 0.362, SLG: 0.348 (1, 8)	K			B1-3					K	5	0	0	0	0	2	6	Kansas City Royals @ Chicago White Sox Comiskey Park, Chicago, IL Fri Jun 30 1989, 8:05 PM EDT Att: 12,464 - Unknown livebaseballscorecards.com								
Fred Manrique, R OBP: 0.318, SLG: 0.399 Greg Walker, L OBP: 0.287, SLG: 0.326 (9, PH)	2B 1B		L9				F8		G6-3	4	1	1	0	0	0	3									
Harold Baines, L OBP: 0.415, SLG: 0.479 (1, 10)	1B 2B		F7						G6-3	4	1	1	1	0	0	1									
Ivan Calderon, R OBP: 0.324, SLG: 0.466 (1, 9)	P3		G6-3				G6-3		F8	4	0	0	0	0	0	1									
Carlton Fisk, R OBP: 0.357, SLG: 0.465 (1, 2)	2H 1B		1B				K		K	4	0	2	1	0	2	0									
Dan Pasqua, L OBP: 0.338, SLG: 0.460 (1, 7)	F9		G6-3				F8		K	4	0	0	0	0	1	2									
Russ Morman, R OBP: 0.500, SLG: 0.750 Steve Lyons, L OBP: 0.324, SLG: 0.324 (9, PH)			K						1B 1B	3	0	1	0	0	2	0									
Eddie Williams, R OBP: 0.348, SLG: 0.367 Daryl Boston, L OBP: 0.286, SLG: 0.349 (9, PH)	E6 1B						P6		F8	3	1	1	1	0	0	1									
Ozzie Guillen, L OBP: 0.258, SLG: 0.290 (1, 6)							HR		1B	4	0	3	0	0	0	1									
Inning Stats	R: 2 E: 0 K: 1 S: 13	H: 3 LOB: 1 BB: 0 P: 19	R: 0 E: 1 K: 1 S: 12	H: 1 LOB: 2 BB: 0 P: 17	R: 0 E: 0 K: 0 S: 10	H: 1 LOB: 1 BB: 0 P: 14	R: 0 E: 0 K: 0 S: 6	H: 1 LOB: 1 BB: 0 P: 9	R: 0 E: 0 K: 2 S: 7	H: 0 LOB: 0 BB: 0 P: 10	R: 0 E: 0 K: 2 S: 7	H: 0 LOB: 0 BB: 0 P: 12	R: 1 E: 0 K: 0 S: 12	H: 2 LOB: 1 BB: 0 P: 17	R: 0 E: 0 K: 2 S: 11	H: 0 LOB: 0 BB: 0 P: 13		R: 0 E: 0 K: 1 S: 14	H: 2 LOB: 2 BB: 0 P: 22	1B: 8 2B: 1 3B: 0 HR: 1	SF: 0 SAC: 0 DP: 0 HBP: 0	WP: 0 PB: 0 SB: 1 CS: 0	PA: 38		
PITCHER	IP	WLS	BF	H	R	ER	SO	BB	IBB	HBP	BLK	WP	HR	S	P	ERA	WHIP								
Charlie Leibrandt, L ERA: 3.91 (1, 1)	7.0	W	30	8	3	3	4	0	0	0	0	0	0	67	98	3.86	1.143								
Jeff Montgomery, R ERA: 1.53 (8, 1)	2.0	S	8	2	0	0	3	0	0	0	0	0	0	25	35	0.00	1.000								

Batter	1	2	3	4	5	6	7	8	9	AB	R	H	RBI	BB	SO	LOB	TOP			
Kurt Stillwell, S (1, 6) OBP: 0.321, SLG: 0.345	4-0 FC3-6 BB FC4-6 BB	3-1 F9		2-2 G3-1		2-2 1B S 1B		1-3 K		4	1	1	0	1	1	2				
Kevin Seitzer, R (1, 5) OBP: 0.395, SLG: 0.354	4-2 FC3-6 BB 1-2 BB	0-0 1-2 2-H 1B		4-2 BB		2-1 1B		4-2 FC4-6 BB 2B BB		2	1	2	1	3	0	0				
George Brett, L (1, 3) OBP: 0.308, SLG: 0.331	2-2 FC3-6 FC4-6 1-2 2-3	0-0 L8		1-3 K		0-0 L9		4-0 FC4-6 BB 1-2 BB		4	0	0	0	1	1	7				
Bo Jackson, R (1, 7) OBP: 0.304, SLG: 0.518	2-1 FC4-6 1-2 3-H		0-1 P4		1-3 K		0-0 L8		2-2 FC4-6 2B 1-2 2-3	4	0	0	1	0	1	1				
Matt Winters, L (9, PH) OBP: 0.390, SLG: 0.381										1	0	0	0	0	0	2				
Jim Eisenreich, L (1, 8) OBP: 0.356, SLG: 0.436	0-0 G4-3		2-2 G4-3		1-0 F9		1-1 3B		2-2 2B 1-3 3-H	5	0	2	1	0	0	1				
Danny Tartabull, R (1, 10) OBP: 0.383, SLG: 0.424		1-0 G6-3		4-2 1B BB		4-0 FC5-4 BB		0-2 F8		3	0	0	0	2	1	3				
Pat Tabler, R (1, 9) OBP: 0.328, SLG: 0.292		2-2 E3 BB 1B		2-1 FC6-4 1B		2-0 FC5-4 1-2		2-2 G6-3		4	1	1	0	0	0	2				
Willie Wilson, S (7, 8) OBP: 0.272, SLG: 0.245										0	0	0	0	0	0	0				
Bob Boone, R (9, PH) OBP: 0.363, SLG: 0.370										0	0	0	0	1	0	0				
Rey Palacios, R (9, PR) OBP: 0.200, SLG: 0.304										0	0	0	0	0	0	0				
Mike Macfarlane, R (1, 2) OBP: 0.235, SLG: 0.244		4-1 1B BB 1-2 1B		1-0 FC6-4 1-2		3-3 K		1-0 L6		4	1	0	0	1	1	5				
Frank White, R (1, 4) OBP: 0.301, SLG: 0.302																				
Bill Buckner, L (8, PH) OBP: 0.246, SLG: 0.280																				
Brad Wellman, R (8, 4) OBP: 0.293, SLG: 0.287		1-1 1B 1-2 2-H		0-0 P6		1-1 F9		2-1 F9		3	0	1	1	0	0	0				
Inning Stats	R: 1 E: 0 K: 0 S: 15	H: 0 LOB: 1 BB: 2 P: 27	R: 2 E: 1 K: 0 S: 11	H: 2 LOB: 2 BB: 1 P: 22	R: 0 E: 0 K: 0 S: 12	H: 1 LOB: 1 BB: 1 P: 21	R: 0 E: 0 K: 1 S: 9	H: 0 LOB: 1 BB: 1 P: 16	R: 0 E: 0 K: 1 S: 5	H: 0 LOB: 1 BB: 1 P: 13	R: 0 E: 0 K: 1 S: 13	H: 2 LOB: 2 BB: 0 P: 21	R: 0 E: 0 K: 0 S: 6	H: 0 LOB: 0 BB: 0 P: 10	R: 1 E: 0 K: 1 S: 14	H: 1 LOB: 3 BB: 3 P: 35	1B: 5 2B: 1 3B: 1 HR: 0	SF: 0 SAC: 0 DP: 0 HBP: 0	WP: 0 PB: 0 SB: 1 CS: 0	PA: 44
PITCHER	IP	WLS	BF	H	R	ER	SO	BB	IBB	HBP	BLK	WP	HR	S	P	ERA	WHIP			
Richard Dotson, R (1, 1) ERA: 5.15	6.0		30	5	3	1	3	6	0	0	0	0	0	65	120	1.50	1.833			
Shawn Hillegas, R (7, 1) ERA: 5.47	1.0	W	4	1	0	0	0	0	0	0	0	0	0	9	12	0.00	1.000			
Bobby Thigpen, R (8, 1) ERA: 4.24	2.0	S	10	1	1	1	2	2	1	0	0	0	0	20	45	4.50	1.500			
Batter	1	2	3	4	5	6	7	8	9	AB	R	H	RBI	BB	SO	LOB	BOTTOM			
Dave Gallagher, R (1, 8) OBP: 0.360, SLG: 0.346	2-2 G4-3		1-2 F9		1-0 P4		0-0 1B 2B	1-3 K		5	1	1	0	0	1	2				
Steve Lyons, L (1, 4) OBP: 0.323, SLG: 0.323	2-3 K		1-3 K		1-0 P6		1-1 2B 1B			4	1	1	1	0	2	0				
Harold Baines, L (1, 10) OBP: 0.416, SLG: 0.483	1-1 G3		1-1 1B		0-0 F9		0-0 1H 2-H 2B			4	0	2	2	0	0	0				
Ivan Calderon, R (1, 9) OBP: 0.326, SLG: 0.466		2-2 2B 1B		0-0 F8		1-1 G6-4-3 1B		3-2 F8		4	1	2	0	0	0	2				
Dan Pasqua, L (1, 7) OBP: 0.336, SLG: 0.453		1-3 K		2-1 2B 1B		1-0 F7		3-3 K		4	0	1	0	0	2	2				
Carlton Fisk, R (1, 2) OBP: 0.398, SLG: 0.500		2-1 2B 2B		3-2 2B		3-1 G6-4-3 1-2		1-2 G6-3 1B 2B		4	2	3	0	0	0	1				
Greg Walker, L (1, 3) OBP: 0.345, SLG: 0.333		3-2 2B		0-1 F7		0-1 L9		1-2 G6-3		3	0	1	2	0	0	2				
Fred Manrique, R (8, 4) OBP: 0.316, SLG: 0.396		2-H 3-H 2B		0-0 F7		0-0 P6		2-3 G6-3		1	0	0	0	0	0	1				
Eddie Williams, R (1, 5) OBP: 0.345, SLG: 0.364										2	0	0	0	0	0	3				
Daryl Boston, L (7, PH) OBP: 0.293, SLG: 0.357										1	1	1	0	0	0	0				
Russ Morman, R (8, 3) OBP: 0.600, SLG: 0.750										0	0	0	0	1	0	0				
Ozzie Guillen, L (1, 6) OBP: 0.258, SLG: 0.289		0-1 P3		2-2 F8		0-0 P6		0-0 P6 1-2 3-H		4	0	1	1	0	0	4				
Inning Stats	R: 0 E: 0 K: 1 S: 8	H: 0 LOB: 0 BB: 0 P: 13	R: 2 E: 0 K: 1 S: 15	H: 3 LOB: 1 BB: 0 P: 23	R: 0 E: 0 K: 1 S: 9	H: 1 LOB: 1 BB: 0 P: 12	R: 0 E: 0 K: 0 S: 13	H: 2 LOB: 2 BB: 0 P: 23	R: 0 E: 0 K: 0 S: 3	H: 0 LOB: 0 BB: 0 P: 5	R: 0 E: 0 K: 0 S: 5	H: 1 LOB: 0 BB: 0 P: 10	R: 3 E: 0 K: 0 S: 15	H: 4 LOB: 1 BB: 0 P: 20	R: 1 E: 0 K: 2 S: 18	H: 2 LOB: 2 BB: 1 P: 28	1B: 8 2B: 5 3B: 0 HR: 0	SF: 0 SAC: 0 DP: 1 HBP: 0	WP: 0 PB: 0 SB: 0 CS: 0	PA: 37
PITCHER	IP	WLS	BF	H	R	ER	SO	BB	IBB	HBP	BLK	WP	HR	S	P	ERA	WHIP			
Luis Aquino, R (1, 1) ERA: 3.49	6.2	L	29	10	5	3	3	0	0	0	0	0	0	60	95	6.75	1.500			
Tom Gordon, R (7, 1) ERA: 2.93	1.1		8	3	1	1	2	1	0	0	0	0	0	26	39	6.75	3.000			

Kansas City Royals @ Chicago White Sox
Comiskey Park, Chicago, IL
Sat Jul 01 1989, 8:05 PM EDT
Att: 19,106 - Sunny - 78 F


AB	35
R	4
H	7
RBI	4
BB	9
SO	5
LOB	23




Kansas City Royals @ Chicago White Sox
Comiskey Park, Chicago, IL
Sat Jul 01 1989, 8:05 PM EDT
Att: 19,106 - Sunny - 78 F

AB	36
R	6
H	13
RBI	6
BB	1
SO	5
LOB	17



Batter	1	2	3	4	5	6	7	8	9	AB	R	H	RBI	BB	SO	LOB	TOP										
Kurt Stillwell, S OBP: 0.320, SLG: 0.344 (1, 6)	B1-3 1-1		G3 0-0 2H		G6-3 3-0		F8 2-1			4	0	1	1	0	0	0	Kansas City Royals @ Chicago White Sox Sun Jul 02 1989, 4:33 AM EDT Att: 16,716 - Overcast - 75 F 										
Kevin Seitzer, R OBP: 0.353, SLG: 0.353 (1, 5)	F7-3 1-1		G3 2-2		G6-3 0-0		L7 1-1			4	0	1	0	0	0	1											
George Brett, L OBP: 0.312, SLG: 0.335 (1, 3)	F7-3 0-2		L8 0-1					G6-4-3 1-1		4	0	2	0	0	0	2											
Danny Tartabull, R OBP: 0.362, SLG: 0.425 (1, 10)		1B 2-1			5-3 2-2			G6-4-3 1-0		4	1	1	0	0	1	2											
Jim Eisenreich, L OBP: 0.354, SLG: 0.433 (1, 9)		K 2-3			1B 1-1			G3-1 0-0		4	1	1	0	0	1	1											
Pat Tabler, R OBP: 0.335, SLG: 0.298 (1, 7)		1B 2-2			1B 2-1				6-3 1-1	3	0	2	2	1	0	0											
Bob Boone, R OBP: 0.361, SLG: 0.365 (1, 2)	G4-6-3 1-2				1B 4-0				5-3 1-1	3	0	0	0	1	0	2											
Brad Wellman, R OBP: 0.284, SLG: 0.278 (9, PH)			E4 1-1		F8 0-0				B1-3 0-0	3	1	0	0	0	1	3											
Bill Buckner, L OBP: 0.244, SLG: 0.277 (9, PH)			K 1-3							1	0	0	0	0	0	0											
Willie Wilson, S OBP: 0.267, SLG: 0.240 (1, 8)			K 1-3		FC6-4 2-2			F8 1-1		3	0	0	0	0	1	3											
Inning Stats	R: 0 E: 0 K: 0 S: 7	H: 1 LOB: 0 BB: 0 P: 9	R: 1 E: 0 K: 1 S: 11	H: 2 LOB: 0 BB: 0 P: 18	R: 1 E: 1 K: 1 S: 11	H: 1 LOB: 1 BB: 0 P: 15	R: 1 E: 0 K: 0 S: 15	H: 2 LOB: 2 BB: 1 P: 25	R: 0 E: 0 K: 1 S: 6	H: 0 LOB: 1 BB: 0 P: 11	R: 0 E: 0 K: 0 S: 6	H: 0 LOB: 0 BB: 0 P: 10	R: 0 E: 0 K: 0 S: 4	H: 1 LOB: 0 BB: 0 P: 6	R: 0 E: 0 K: 0 S: 5	H: 0 LOB: 0 BB: 0 P: 7	1B: 7 2B: 2 3B: 0 HR: 0	SF: 0 SAC: 0 DP: 3 HBP: 0	WP: 0 PB: 0 SB: 1 CS: 0	PA: 35							
PITCHER	IP	WLS	BF	H	R	ER	SO	BB	IBB	HBP	BLK	WP	HR	S	P	ERA	WHIP										
Greg Hibbard, L ERA: 3.07 (1, 1)	5.1	W	24	7	3	2	3	2	0	0	0	0	0	58	92	3.38	1.688										
Donn Pall, R ERA: 3.02 (6, 1)	3.2	S	11	1	0	0	1	0	0	0	0	0	0	21	30	0.00	0.273										

Batter	1	2	3	4	5	6	7	8	9	AB	R	H	RBI	BB	SO	LOB	BOTTOM										
Dave Gallagher, R OBP: 0.361, SLG: 0.354 (1, 8)	2B 1-2		SF7 F7 2B 1-2		G5-4-3 1-2		G6-3 1-1			4	2	2	0	0	0	2	Kansas City Royals @ Chicago White Sox Sun Jul 02 1989, 4:33 AM EDT Att: 16,716 - Overcast - 75 F 										
Steve Lyons, L OBP: 0.325, SLG: 0.320 (1, 5)	2B 4-0		F7 1-0			S 4-2		F9 0-1		2	1	0	0	2	0	1											
Harold Baines, L OBP: 0.417, SLG: 0.500 (1, 10)	F8 1-2		SF7 F8 2B 1-2			F8 2-0			HR 3-2	3	2	2	4	0	0	1											
Ivan Calderon, R OBP: 0.322, SLG: 0.460 (1, 9)	F8 1-2		G5-3 1-0			K 0-3			P3 2-2	4	0	0	0	0	1	2											
Dan Pasqua, L OBP: 0.333, SLG: 0.446 (1, 7)	SF9 0-2					1B 4-2		F6 0-2		2	1	0	1	1	1	1											
Fred Manrique, R OBP: 0.321, SLG: 0.399 (1, 4)	P5 1-1					1B 0-1			CS 0-1	4	1	2	0	0	0	0											
Greg Walker, L OBP: 0.294, SLG: 0.340 (1, 3)						1B 1-1				3	0	2	1	0	0	1											
Russ Morman, R OBP: 0.600, SLG: 0.750 (7, 3)						1B 1-3		F9 1-2		0	0	0	0	0	0	0											
Ozzie Guillen, L OBP: 0.256, SLG: 0.287 (1, 6)	FC4-6 1-1					P2 0-1			P5 1-1	3	0	0	0	0	0	4											
Ron Karkovics, R OBP: 0.243, SLG: 0.316 (1, 2)	K 1-2					G5-4-3 1-3				3	0	1	1	0	2	1											
Inning Stats	R: 3 E: 0 K: 0 S: 18	H: 2 LOB: 0 BB: 1 P: 26	R: 0 E: 0 K: 1 S: 8	H: 1 LOB: 0 BB: 0 P: 13	R: 1 E: 0 K: 0 S: 6	H: 1 LOB: 0 BB: 0 P: 11	R: 2 E: 0 K: 0 S: 12	H: 3 LOB: 1 BB: 1 P: 19	R: 0 E: 0 K: 1 S: 9	H: 0 LOB: 0 BB: 1 P: 15	R: 0 E: 0 K: 0 S: 8	H: 1 LOB: 0 BB: 0 P: 9	R: 0 E: 0 K: 1 S: 7	H: 0 LOB: 0 BB: 0 P: 9	R: 1 E: 0 K: 1 S: 13	H: 1 LOB: 0 BB: 0 P: 20	1B: 5 2B: 3 3B: 0 HR: 1	SF: 2 SAC: 0 DP: 1 HBP: 0	WP: 0 PB: 0 SB: 1 CS: 2	PA: 33							
PITCHER	IP	WLS	BF	H	R	ER	SO	BB	IBB	HBP	BLK	WP	HR	S	P	ERA	WHIP										
Kevin Appier, R ERA: 9.14 (1, 1)	3.0	L	16	6	6	6	1	2	0	0	0	0	0	38	61	18.00	2.667										
Terry Leach, R ERA: 4.1 (4, 1)	5.0		17	3	1	1	3	1	0	0	0	0	1	43	61	1.80	0.800										

Batter	1	2	3	4	5	6	7	8	9	AB	R	H	RBI	BB	SO	LOB	TOP											
Kurt Stillwell, S OBP: 0.319, SLG: 0.342	1-1 F8		0-2 G6-3			1-0 G4-3		1-2 1B		4	0	1	0	0	0	0	Kansas City Royals @ Oakland Athletics Oakland-Alameda County Coliseum, Oakland, CA Mon Jul 03 1989, 7:05 PM PDT Att: 36,763 - Sunny - 66 F											
Kevin Seitzer, R OBP: 0.391, SLG: 0.351	0-1 1B		2-3 K			3-3 K		0-2 G5-3		4	0	1	0	0	2	2												
George Brett, L OBP: 0.311, SLG: 0.333	1-3 K		1-2 G6-3			1-2 L9			0-0 1B	4	0	1	0	0	1	1												
Bo Jackson, R OBP: 0.300, SLG: 0.510	0-3 K			3-3 K			2-2 L9		3-3 K	4	0	0	0	0	3	2												
Jim Eisenreich, L OBP: 0.352, SLG: 0.434		0-0 SH3-4 2B		0-1 F7			3-1 L8		3-2 L9	4	0	1	0	0	0	1												
Danny Tartabull, R OBP: 0.380, SLG: 0.420		1-0 SH3-4 HBP		1-3 K			0-0 F9		1-3 K	3	0	0	0	0	2	1												
Pat Tabler, R OBP: 0.332, SLG: 0.295		1-1 SH3-4			2-2 G1-3			2-2 G4-3		2	0	0	0	0	0	0												
Bob Boone, R OBP: 0.357, SLG: 0.359		3-1 F7			1-0 G4-3			1-2 L7		3	0	0	0	0	0	2												
Frank White, R OBP: 0.299, SLG: 0.299		2-2 G5-3			1-3 K			4-2 1B		2	0	0	0	0	1	2												
Matt Winters, L OBP: 0.392, SLG: 0.381										0	0	0	0	1	0	0												
Willie Wilson, S OBP: 0.267, SLG: 0.240										0	0	0	0	0	0	0												
Brad Wellman, R OBP: 0.284, SLG: 0.278										0	0	0	0	0	0	0												
Inning Stats	R: 0 E: 0 K: 2 S: 10	H: 1 LOB: 1 BB: 0 P: 12	R: 0 E: 0 K: 0 S: 8	H: 1 LOB: 2 BB: 0 P: 15	R: 0 E: 0 K: 1 S: 16	H: 0 LOB: 0 BB: 0 P: 19	R: 0 E: 0 K: 2 S: 8	H: 0 LOB: 0 BB: 0 P: 12	R: 0 E: 0 K: 1 S: 7	H: 0 LOB: 0 BB: 0 P: 11	R: 0 E: 0 K: 0 S: 11	H: 0 LOB: 0 BB: 0 P: 16	R: 0 E: 0 K: 0 S: 6	H: 0 LOB: 0 BB: 0 P: 11	R: 0 E: 0 K: 0 S: 19	H: 1 LOB: 2 BB: 1 P: 27	R: 0 E: 0 K: 2 S: 12	H: 1 LOB: 1 BB: 0 P: 19	1B: 3 2B: 1 3B: 0 HR: 0	SF: 0 SAC: 1 DP: 0 HBP: 1	WP: 1 PB: 0 SB: 0 CS: 0	PA: 33						
PITCHER	IP	WLS	BF	H	R	ER	SO	BB	IBB	HBP	BLK	WP	HR	S	P	ERA	WHIP											
Dave Stewart, R ERA: 3.3	(1, 1)	8.0	W	30	4	0	0	7	1	0	1	0	0	86	124	0.00	0.625											
Todd Burns, R ERA: 1.7	(9, 1)	0.1		1	0	0	0	1	0	0	0	0	0	3	6	0.00	0.000											
Rick Honeycutt, L ERA: 2.13	(9, 1)	0.2	S	2	0	0	0	1	0	0	0	0	1	0	8	12	0.00	0.000										

AB	30
R	0
H	4
RBI	0
BB	1
SO	9
LOB	11



Batter	1	2	3	4	5	6	7	8	9	AB	R	H	RBI	BB	SO	LOB	BOTTOM										
Rickey Henderson, R OBP: 0.405, SLG: 0.379	2-2 G6-3		1-1 F9		1-2 G6-3			2-3 K		4	0	0	0	0	1	0	Kansas City Royals @ Oakland Athletics Oakland-Alameda County Coliseum, Oakland, CA Mon Jul 03 1989, 7:05 PM PDT Att: 36,763 - Sunny - 66 F										
Dave Henderson, R OBP: 0.318, SLG: 0.368	0-0 F8		2-1 E9 2B		2-3 K			2-2 L4		4	1	1	0	0	1	0											
Dave Parker, L OBP: 0.315, SLG: 0.463	4-2 1B BB		0-0 2B		2-3 K			3-3 K		3	0	1	1	1	2	0											
Mark McGwire, R OBP: 0.332, SLG: 0.475	0-1 1B		3-H 1-3 K		1-2 F9					3	0	1	0	0	1	1											
Terry Steinbach, R OBP: 0.363, SLG: 0.413	1-1 1B		1-2 G5-3							3	0	2	0	0	0	1											
Camey Lansford, R OBP: 0.403, SLG: 0.419	0-3 K			0-0 G4-3				1-1 G4-3		3	0	0	0	0	1	4											
Stan Javier, S OBP: 0.325, SLG: 0.335		0-0 B4-3		3-2 G4-3				1-0 G4-3		3	0	0	0	0	0	0											
Lance Blankenship, R OBP: 0.247, SLG: 0.307		2-0 G3		1-3 K				1-1 CS 1B		3	0	1	0	0	1	0											
Mike Gallego, R OBP: 0.336, SLG: 0.348		1-3 K			1-1 G4-3			2-3 K		3	0	0	0	0	2	1											
Inning Stats	R: 0 E: 0 K: 1 S: 16	H: 2 LOB: 3 BB: 1 P: 23	R: 0 E: 0 K: 1 S: 6	H: 0 LOB: 0 BB: 0 P: 9	R: 1 E: 1 K: 1 S: 11	H: 2 LOB: 1 BB: 0 P: 16	R: 0 E: 0 K: 1 S: 7	H: 0 LOB: 0 BB: 0 P: 11	R: 0 E: 0 K: 1 S: 8	H: 0 LOB: 0 BB: 0 P: 12	R: 0 E: 0 K: 1 S: 11	H: 1 LOB: 1 BB: 0 P: 16	R: 0 E: 0 K: 1 S: 7	H: 1 LOB: 0 BB: 0 P: 10	R: 0 E: 0 K: 2 S: 9	H: 0 LOB: 0 BB: 0 P: 16		1B: 5 2B: 1 3B: 0 HR: 0	SF: 0 SAC: 0 DP: 0 HBP: 0	WP: 0 PB: 0 SB: 0 CS: 1	PA: 30						
PITCHER	IP	WLS	BF	H	R	ER	SO	BB	IBB	HBP	BLK	WP	HR	S	P	ERA	WHIP										
Mark Gubicza, R ERA: 2.47	(1, 1)	8.0	L	30	6	1	0	9	1	0	0	0	0	75	113	0.00	0.875										



Batter	1	2	3	4	5	6	7	8	9	AB	R	H	RBI	BB	SO	LOB	TOP				
Kurt Stillwell, S OBP: 0.322, SLG: 0.345	1-1 FC1-6 1B	0-0 SH1-3		0-0 FC5-4 1B		1-2 G3		2-0 P6		4	0	2	0	0	0	1					
Kevin Seitzer, R OBP: 0.388, SLG: 0.348	1-1 FC1-6 1B	3-3 K		2-1 FC5-4 HR		3-1 G6-3		1-1 2B HBP		3	1	0	0	0	1	5					
Rey Palacios, R OBP: 0.222, SLG: 0.292	1-2 FC1-6 1B			1-2 HR						1	1	0	0	0	0	0					
George Brett, L OBP: 0.308, SLG: 0.337	1-0 L7	0-3 K		0-0 SF8		1-0 G6-3		1-1 1B 2B		4	1	1	3	0	1	3					
Bo Jackson, R OBP: 0.304, SLG: 0.532	1-0 1B		2-3 K	1-2 HR		0-2 HR		2-3 K		5	2	3	3	0	2	1					
Jim Eisenreich, L OBP: 0.350, SLG: 0.429	0-2 G6-3		1-3 K	0-0 E6		1-1 G3		1-0 1B		5	0	1	1	0	1	2					
Pat Tabler, R OBP: 0.342, SLG: 0.297		4-2 BB 1B		2-3 K		4-0 G4-6-3 BB			2-1 1B	2	1	1	0	3	1	1					
Bob Boone, R OBP: 0.359, SLG: 0.356		4-0 BB 1B		4-2 FC6-4 BB		2-2 G1-3		1-1 L9-3		2	1	0	0	2	0	1					
Mike Macfarlane, R OBP: 0.232, SLG: 0.241		1-2 BB 1B		1-2 FC6-4 BB		1-2 G4-6-3		1-2 1B		1	0	0	0	0	0	1					
Frank White, R OBP: 0.302, SLG: 0.302		1-1 SH1-3 1B		2-2 FC6-4		2-2 F8		0-1 3B 1B		4	1	2	1	0	0	2					
Brad Wellman, R OBP: 0.291, SLG: 0.278		1-3 2H 1B		1-2 FC6-4				2-1 FC5-4 HBP		0	0	0	0	0	0	0					
Willie Wilson, S OBP: 0.276, SLG: 0.260	1-2 SH1-3 1B			4-1 FC5-4 1B SF8 BB		1-1 G4-3		0-0 1B 2B 3B		4	2	2	2	1	0	1					
Inning Stats	R: 0 E: 0 K: 0 S: 9	H: 2 LOB: 2 BB: 0 P: 13	R: 2 E: 0 K: 2 S: 14	H: 2 LOB: 2 BB: 2 P: 27	R: 0 E: 0 K: 2 S: 15	H: 0 LOB: 2 BB: 2 P: 28	R: 3 E: 1 K: 1 S: 13	H: 2 LOB: 1 BB: 1 P: 22	R: 0 E: 0 K: 0 S: 8	H: 0 LOB: 0 BB: 0 P: 13	R: 1 E: 0 K: 0 S: 7	H: 1 LOB: 0 BB: 1 P: 14	R: 4 E: 0 K: 1 S: 13	H: 4 LOB: 1 BB: 0 P: 20	R: 0 E: 0 K: 0 S: 7	H: 1 LOB: 1 BB: 0 P: 13	1B: 8 2B: 2 3B: 1 HR: 2	SF: 1 SAC: 1 DP: 2 HBP: 2	WP: 0 PB: 0 SB: 1 CS: 0	PA: 45	
PITCHER	IP	WLS	BF	H	R	ER	SO	BB	IBB	HBP	BLK	WP	HR	S	P	ERA	WHIP				
Matt Young, L ERA: 6.23	3.0	L	19	5	4	4	4	5	0	0	0	0	0	40	74	12.00	3.333				
Jim Corsi, R ERA: 3.1	4.0		15	2	2	2	1	1	0	0	0	0	2	32	54	4.50	0.750				
Bill Dawley, R ERA: 4.0	0.2		6	3	4	4	1	0	0	1	0	0	0	12	18	54.00	4.500				
Curt Young, L ERA: 5.49	1.1		5	2	0	0	0	0	0	1	0	0	0	8	15	0.00	1.500				

Kansas City Royals @ Oakland Athletics
Oakland-Alameda County Coliseum, Oakland, CA

AB 35
R 10
H 12
RBI 10
BB 6
SO 6
LOB 18



WP: 0 PA: 45
PB: 0
SB: 1
CS: 0

Batter	1	2	3	4	5	6	7	8	9	AB	R	H	RBI	BB	SO	LOB	BOTTOM				
Rickey Henderson, R OBP: 0.405, SLG: 0.379	2-0 F8		3-2 1B		0-3 K			2-2 G5-3		3	0	1	0	0	1	1					
Lance Blankenship, R OBP: 0.244, SLG: 0.303										1	0	0	0	0	0	0					
Tony Phillips, S OBP: 0.372, SLG: 0.390	3-3 K		2-3 K		0-0 1B			1-2 G3-1		4	0	1	0	0	2	1					
Dave Parker, L OBP: 0.317, SLG: 0.462	4-2 BB			1-2 G5-4-3 1B		0-3 K			1-1 G3	3	0	1	0	1	1	0					
Mark McGwire, R OBP: 0.331, SLG: 0.469	3-3 K			2-1 G5-4-3		0-0 F8			4-2 1B BB	3	0	0	0	1	1	2					
Terry Steinbach, R OBP: 0.363, SLG: 0.412		1-0 F9		1-3 K			1-2 1B		0-3 K	3	0	1	0	0	1	0					
Stan Javier, S OBP: 0.324, SLG: 0.333										1	0	0	0	0	1	1					
Camey Lansford, R OBP: 0.399, SLG: 0.414		0-0 G6-3			0-2 G4-3		0-3 K		2-1 1B	3	0	0	0	0	1	1					
Ron Hassey, L OBP: 0.308, SLG: 0.388								1-2 1B		1	0	1	0	0	0	0					
Dave Henderson, R OBP: 0.317, SLG: 0.366			2-3 K		0-1 E 1B		1-3 K		2-3 K	4	1	1	0	0	3	3					
Glenn Hubbard, R OBP: 0.322, SLG: 0.359				0-1 F9		2-3 K				3	0	0	0	0	2	2					
Mike Gallego, R OBP: 0.333, SLG: 0.345			3-2 P4		1-1 E8			1-3 K		2	0	0	0	0	0	0					
Jamie Quirk, L OBP: 0.206, SLG: 0.226					1-1 1B					1	0	0	0	0	1	0					
Inning Stats	R: 0 E: 0 K: 2 S: 15	H: 0 LOB: 1 BB: 1 P: 27	R: 0 E: 0 K: 1 S: 5	H: 0 LOB: 0 BB: 0 P: 8	R: 0 E: 0 K: 1 S: 15	H: 1 LOB: 1 BB: 0 P: 23	R: 0 E: 0 K: 1 S: 8	H: 1 LOB: 0 BB: 0 P: 12	R: 1 E: 1 K: 2 S: 17	H: 1 LOB: 1 BB: 0 P: 20	R: 0 E: 0 K: 3 S: 14	H: 1 LOB: 1 BB: 0 P: 19	R: 0 E: 0 K: 1 S: 9	H: 0 LOB: 0 BB: 0 P: 13	R: 0 E: 0 K: 2 S: 13	H: 1 LOB: 2 BB: 1 P: 22	1B: 6 2B: 0 3B: 0 HR: 0	SF: 0 SAC: 0 DP: 1 HBP: 0	WP: 0 PB: 0 SB: 0 CS: 0	PA: 34	
PITCHER	IP	WLS	BF	H	R	ER	SO	BB	IBB	HBP	BLK	WP	HR	S	P	ERA	WHIP				
Bret Saberhagen, R ERA: 2.52	7.0	W	26	5	1	0	11	1	0	0	0	0	0	79	114	0.00	0.857				
Jeff Montgomery, R ERA: 1.47	2.0		8	1	0	0	3	1	0	0	0	0	0	22	35	0.00	1.000				

Kansas City Royals @ Oakland Athletics
Oakland-Alameda County Coliseum, Oakland, CA

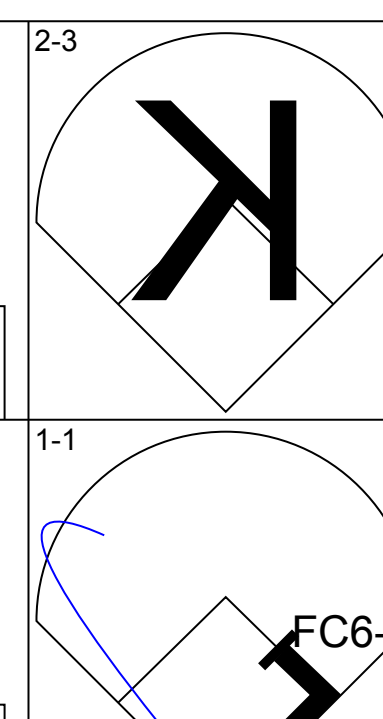
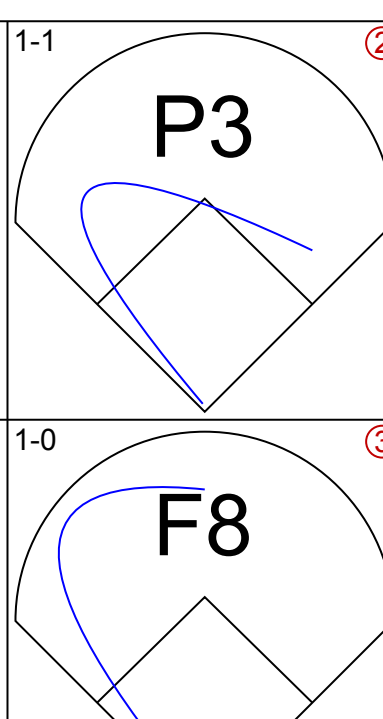
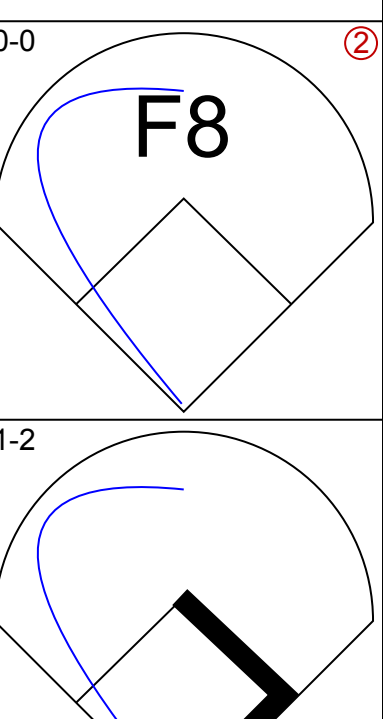
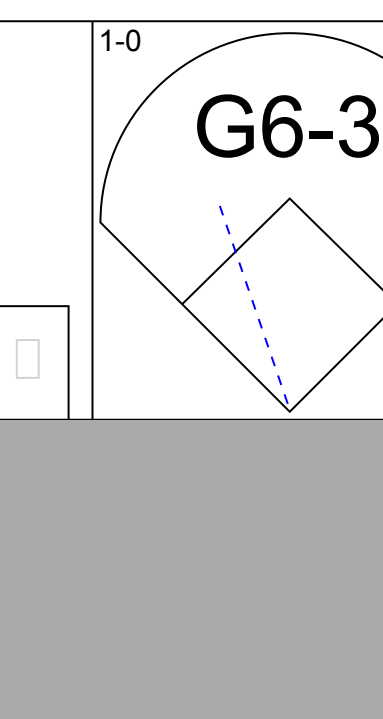
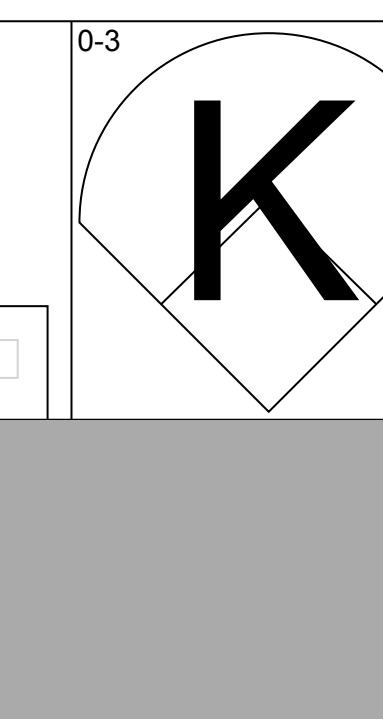
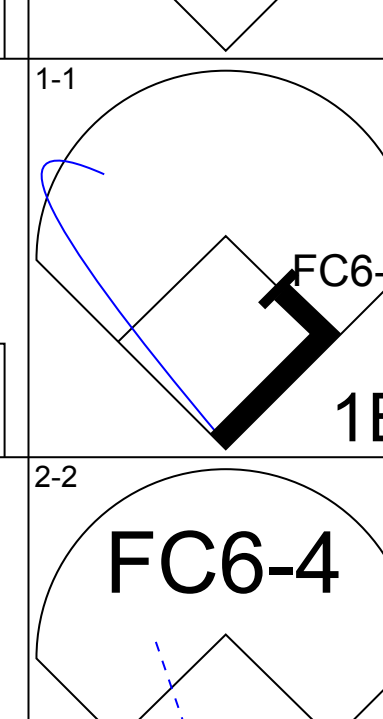
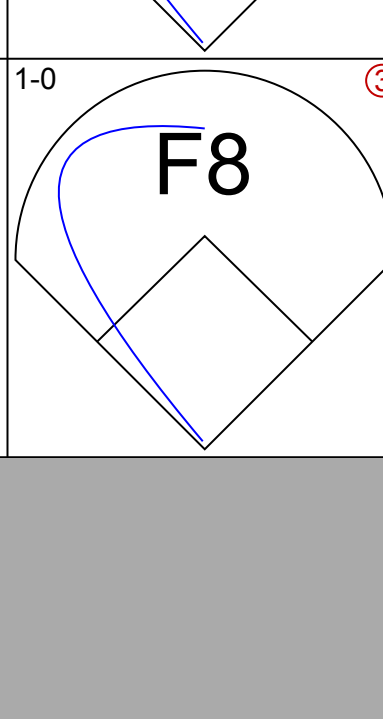
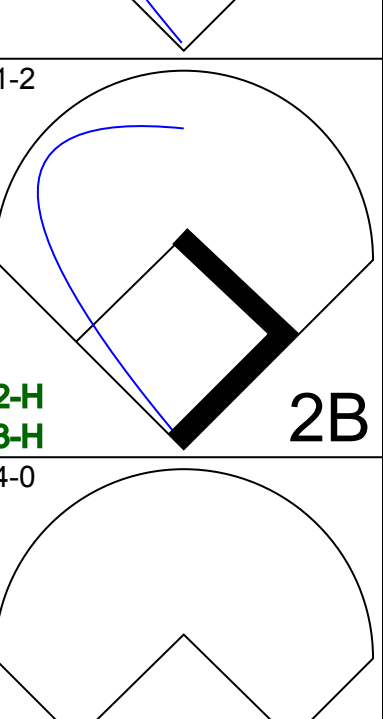
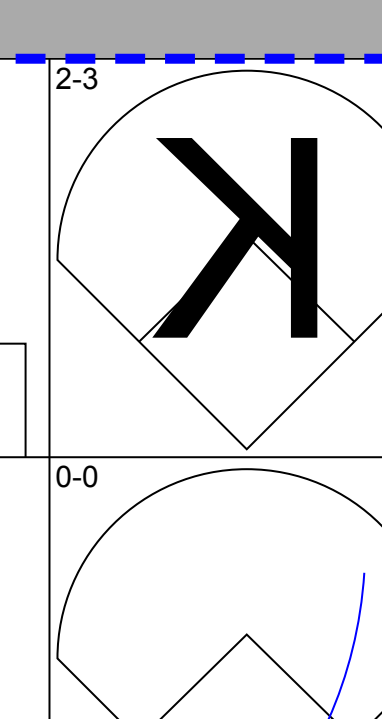
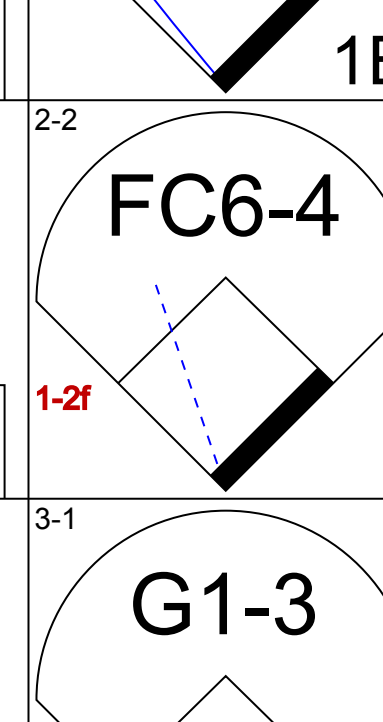
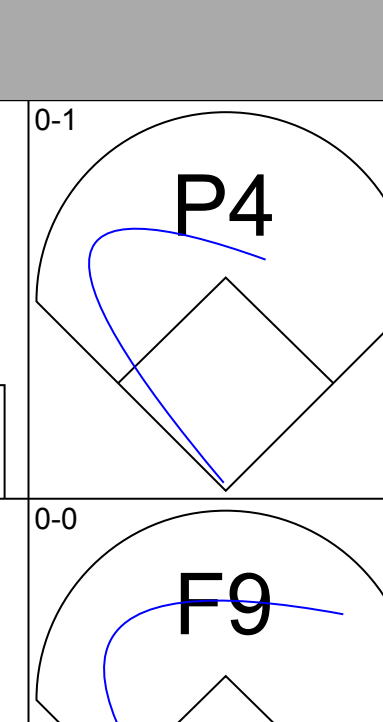
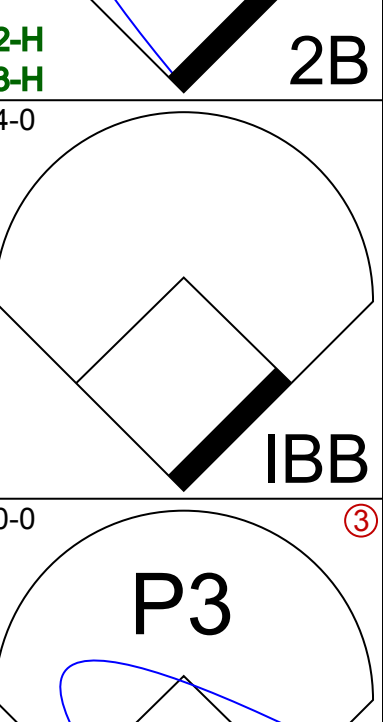
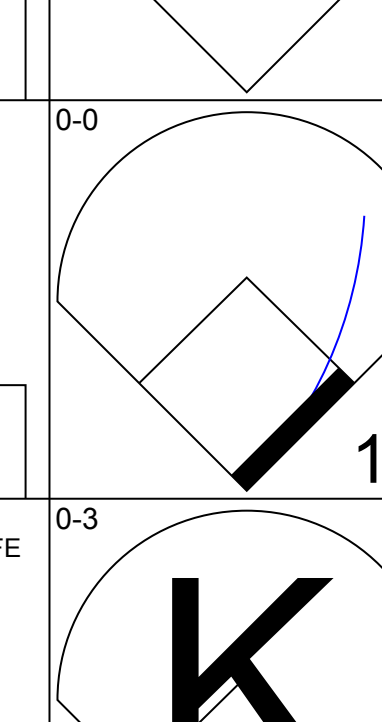
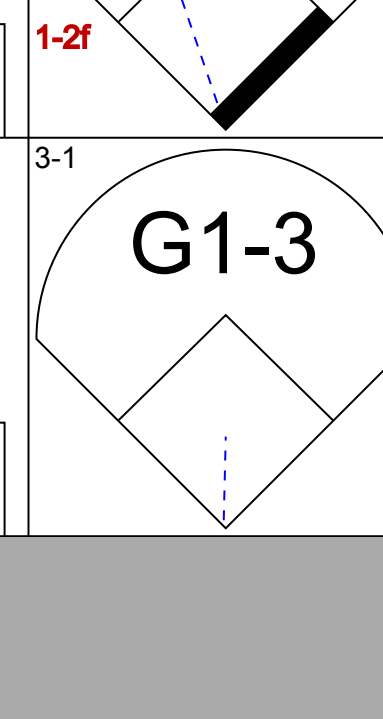
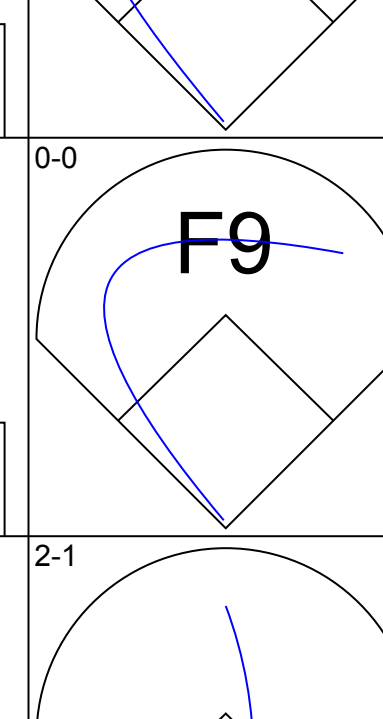
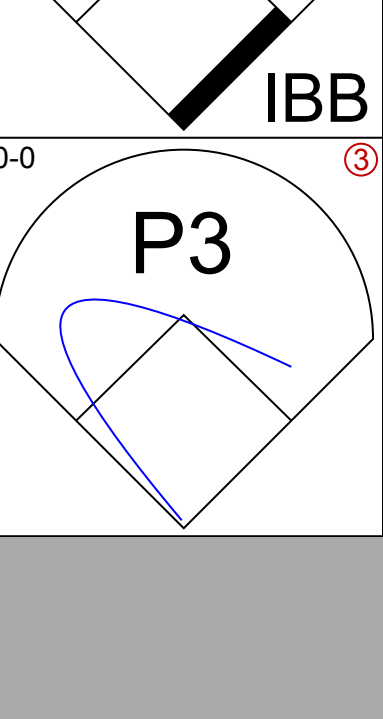
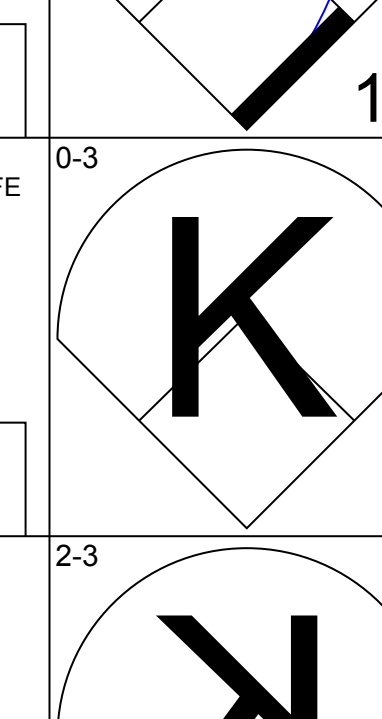
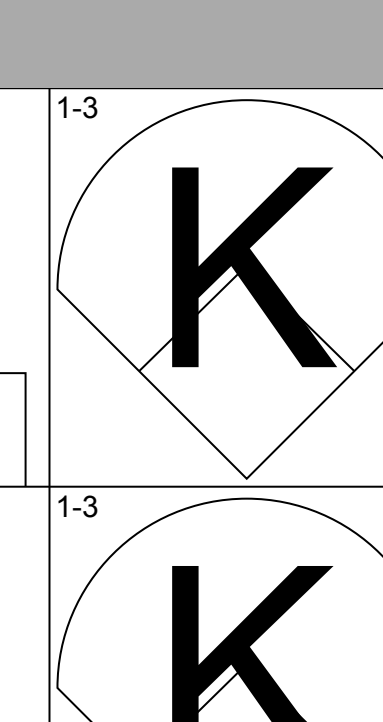
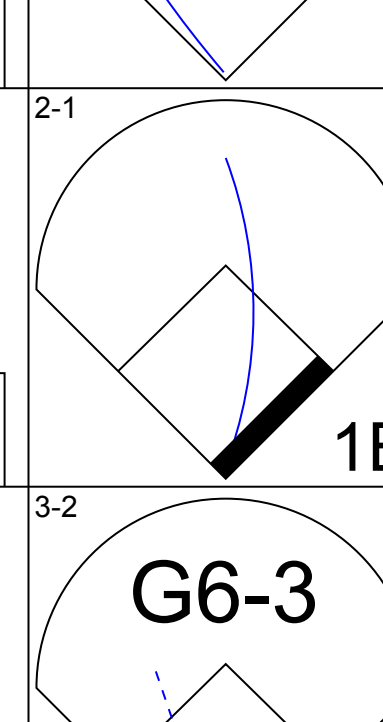
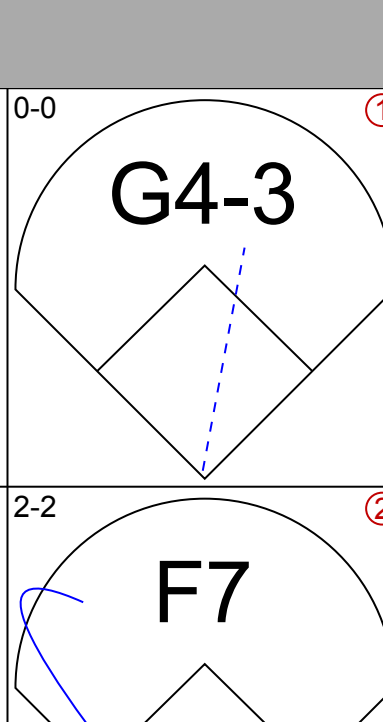
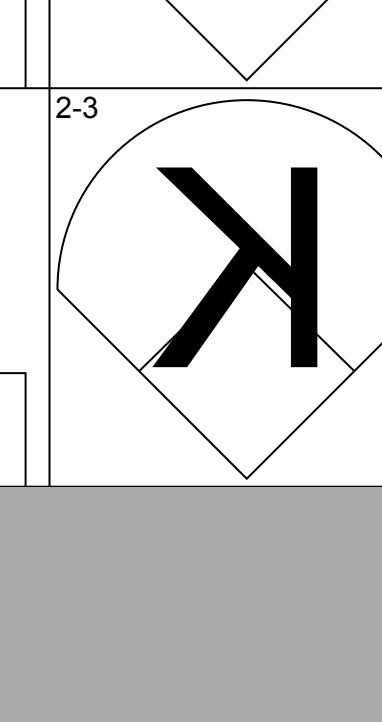
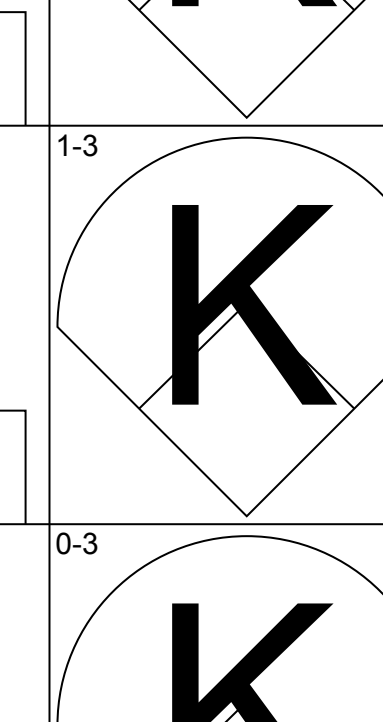
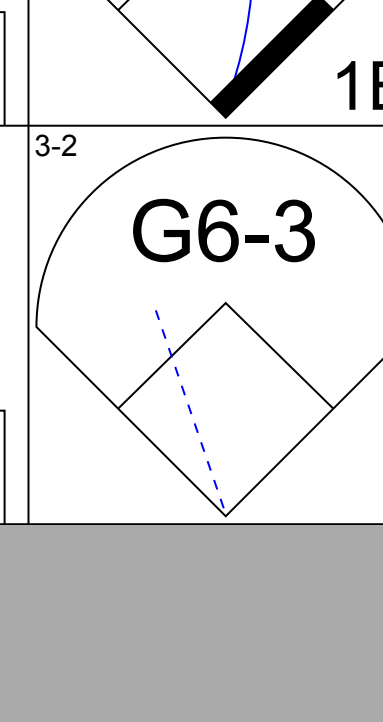
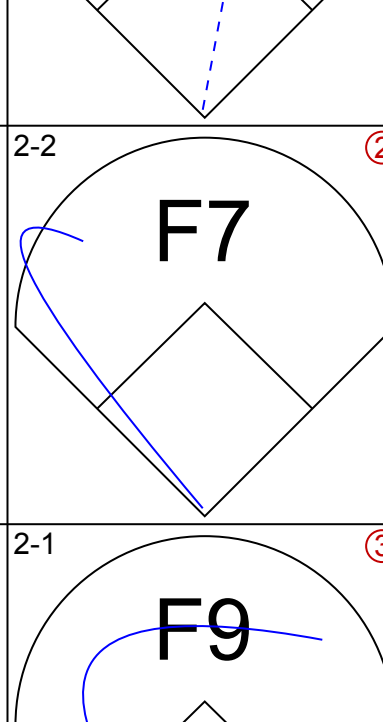
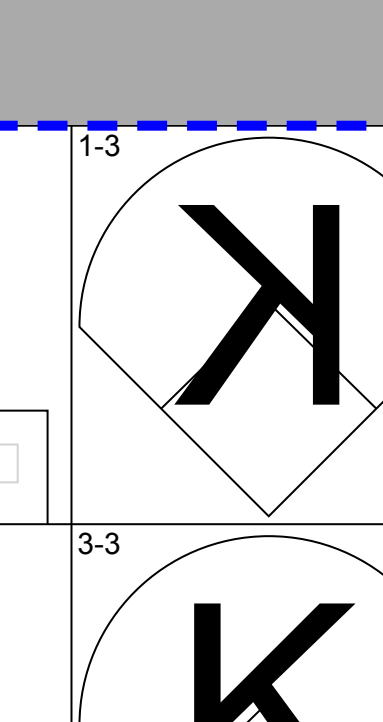

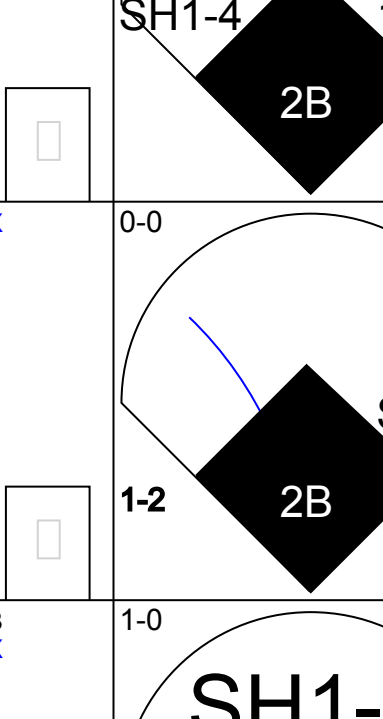
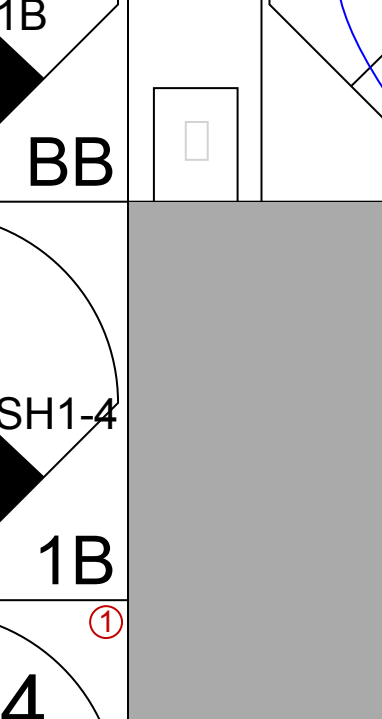
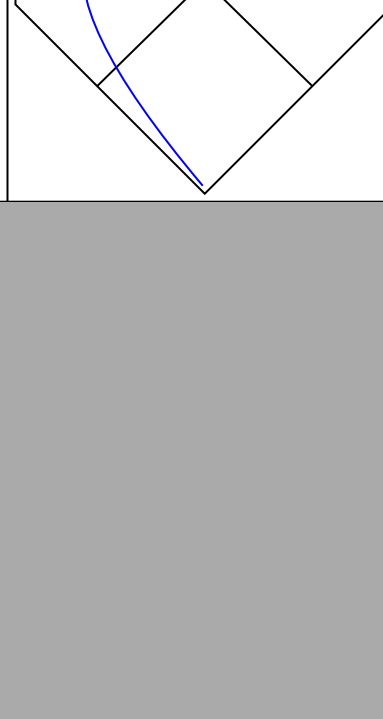
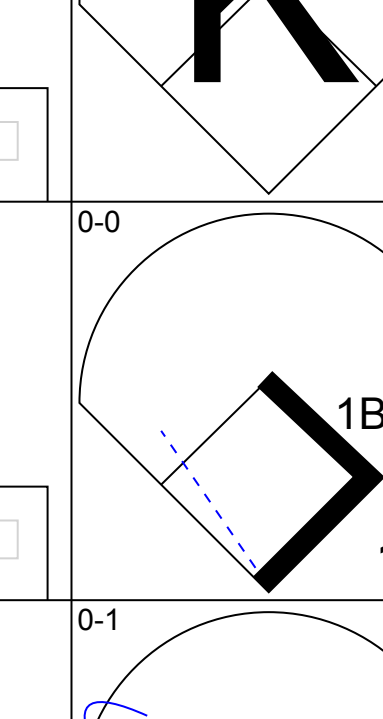
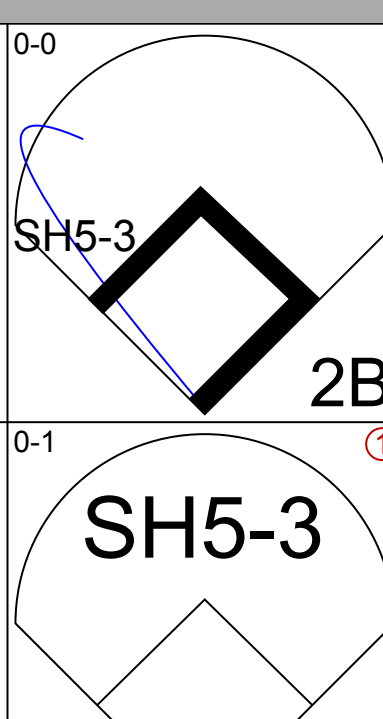
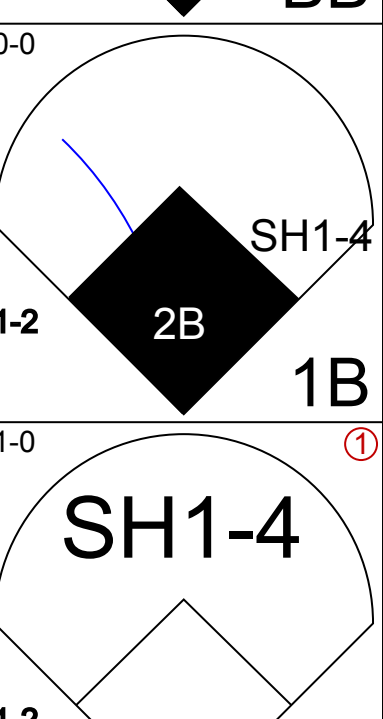
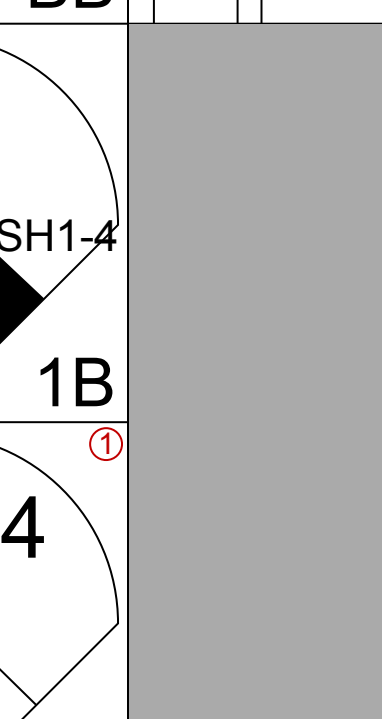
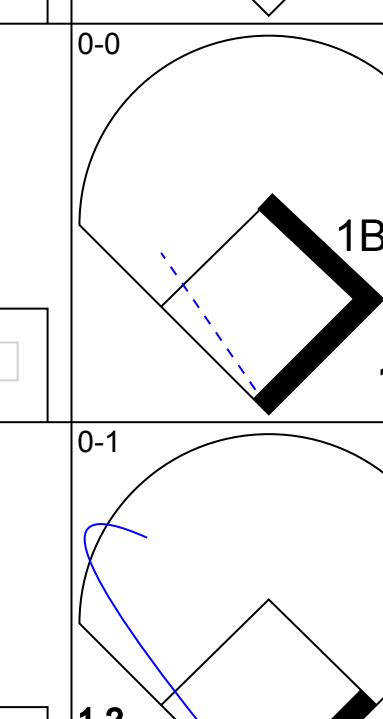
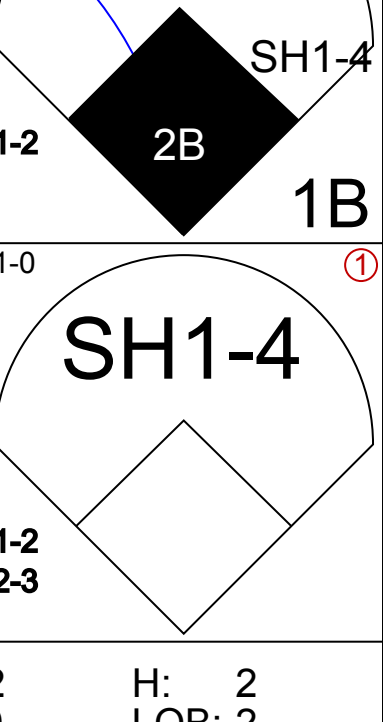
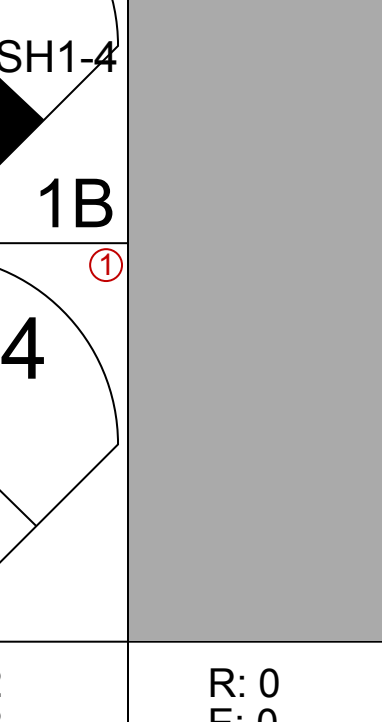
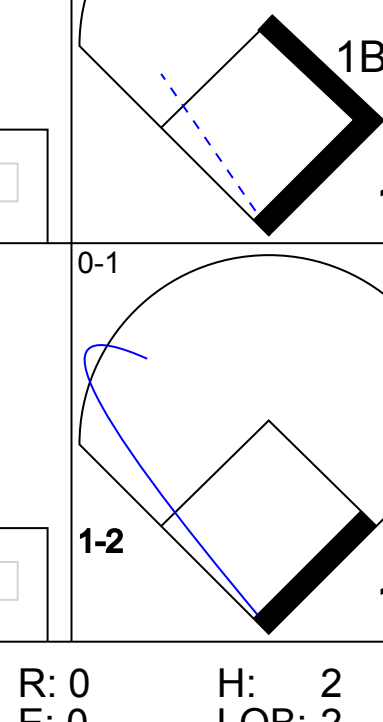
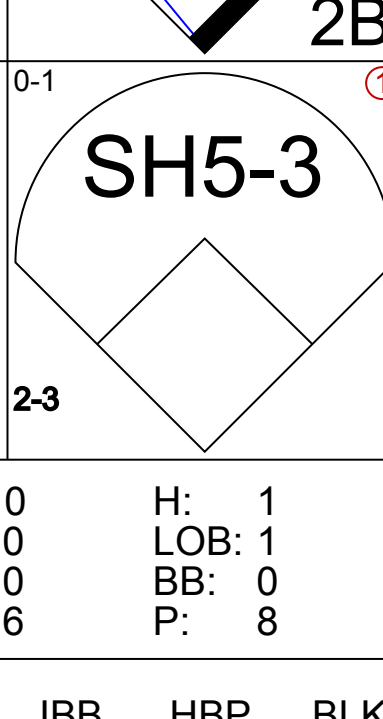
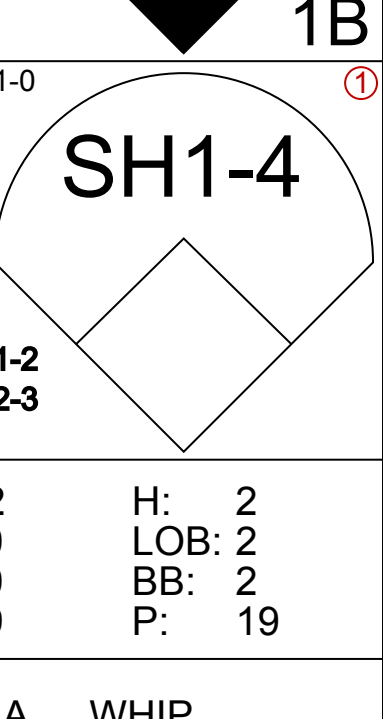
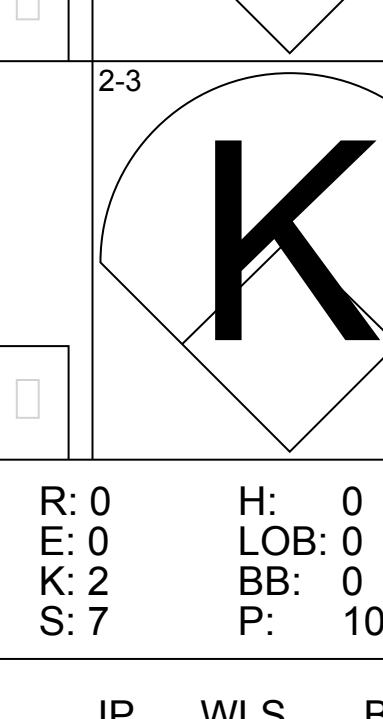
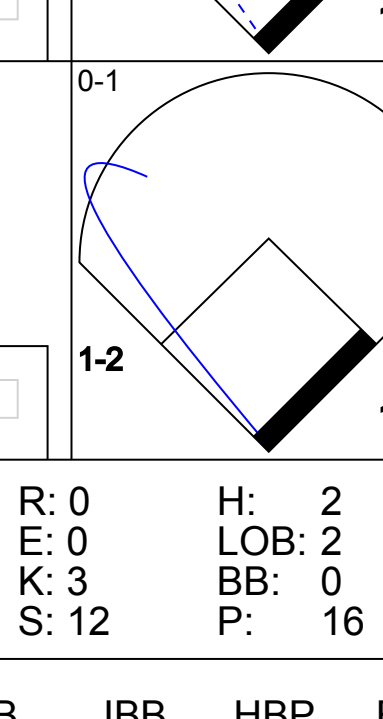
AB 32
R 1
H 6
RBI 0
BB 2
SO 14
LOB 11

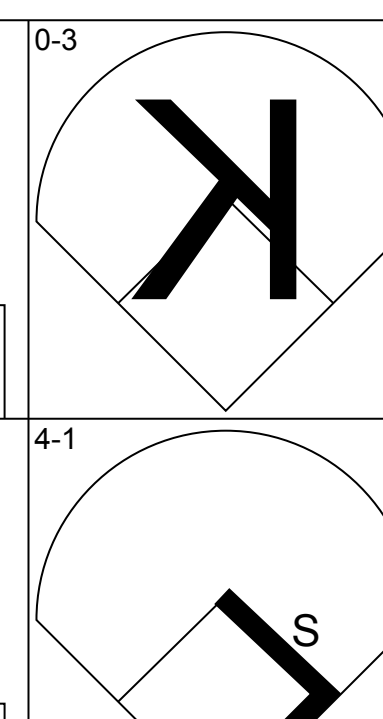
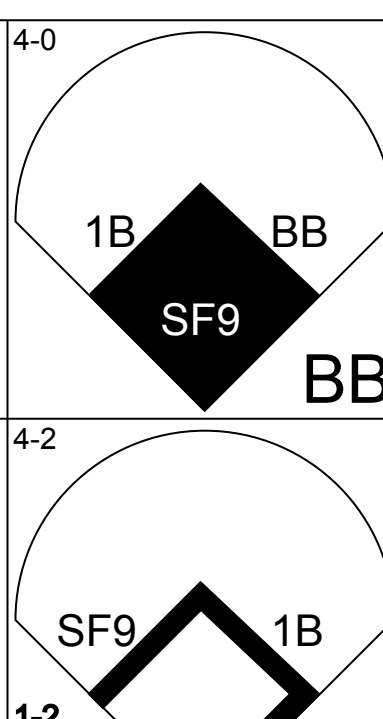
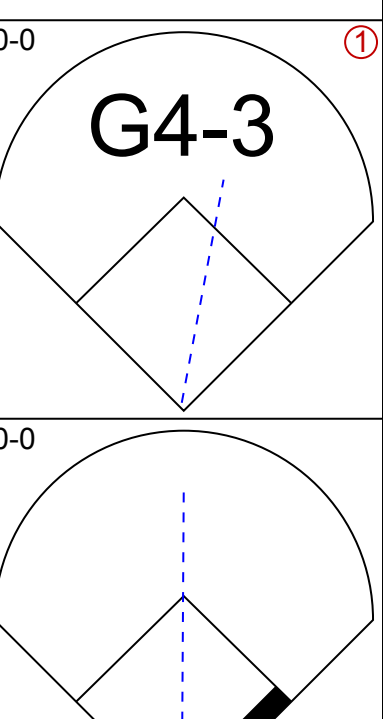
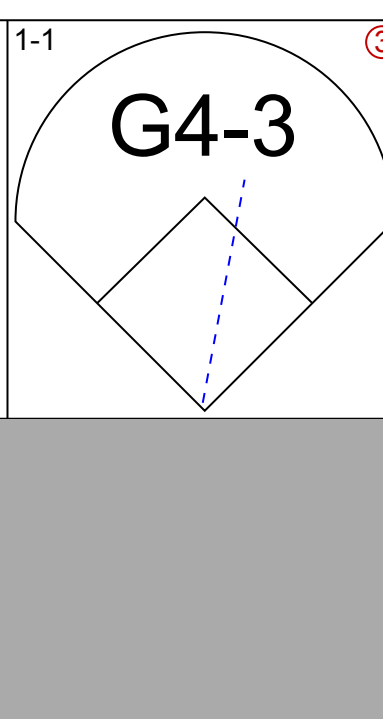
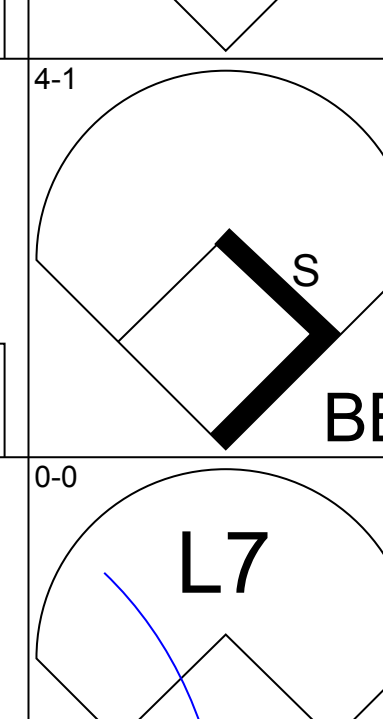
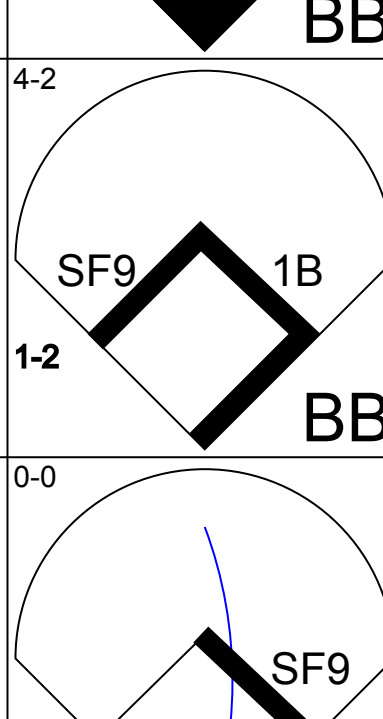

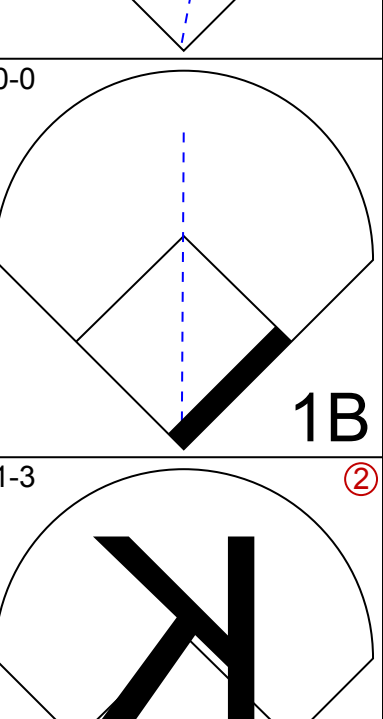
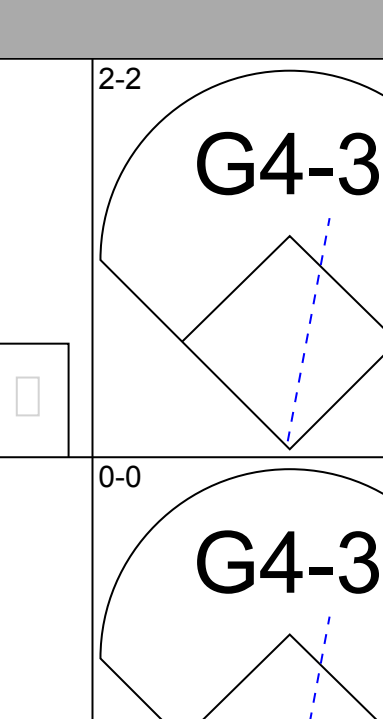
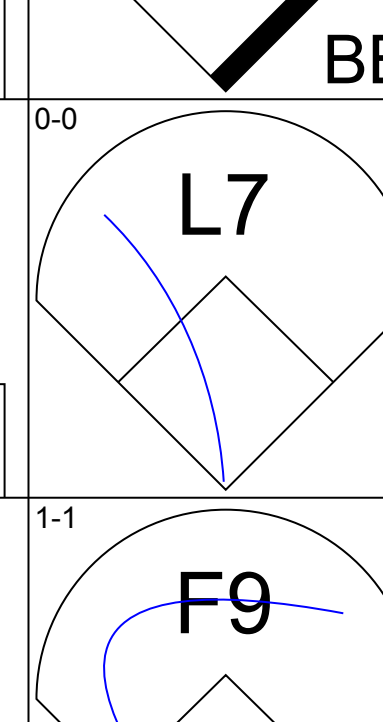
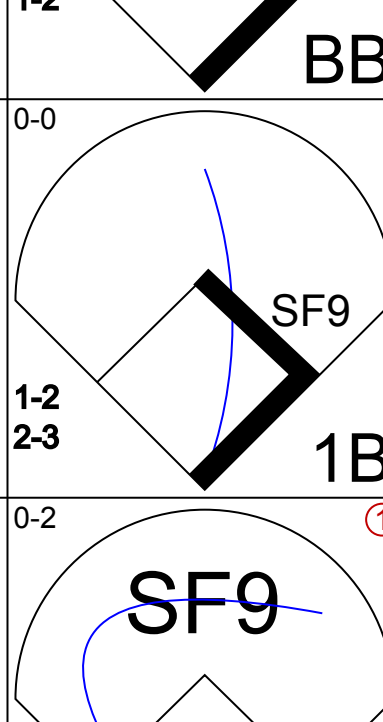
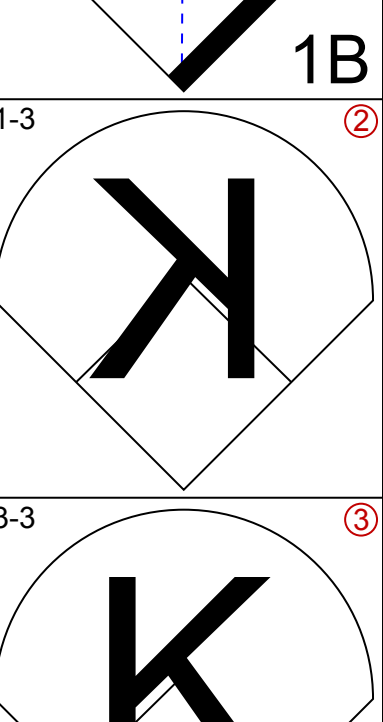
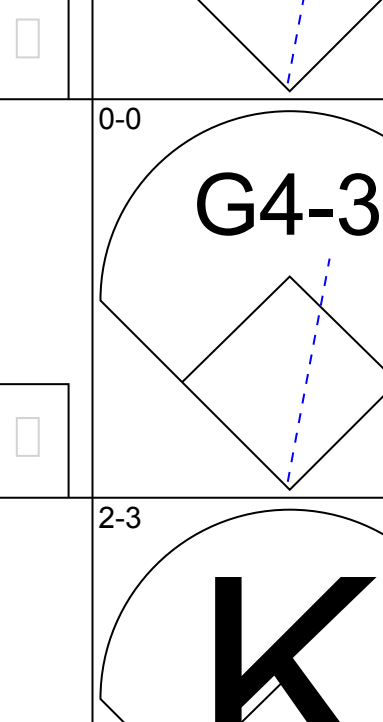
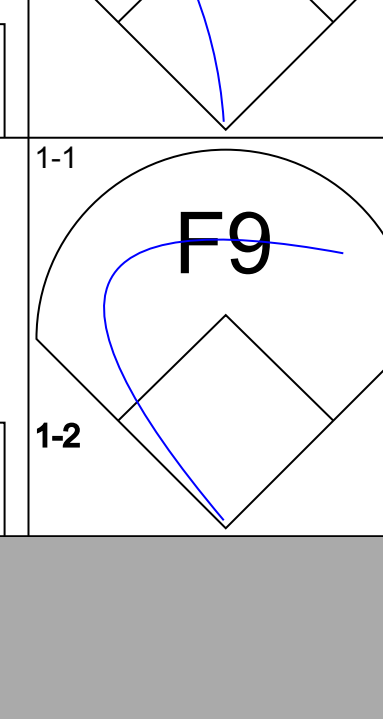
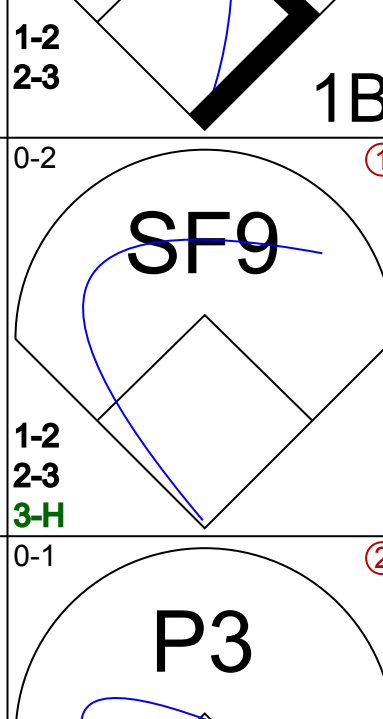
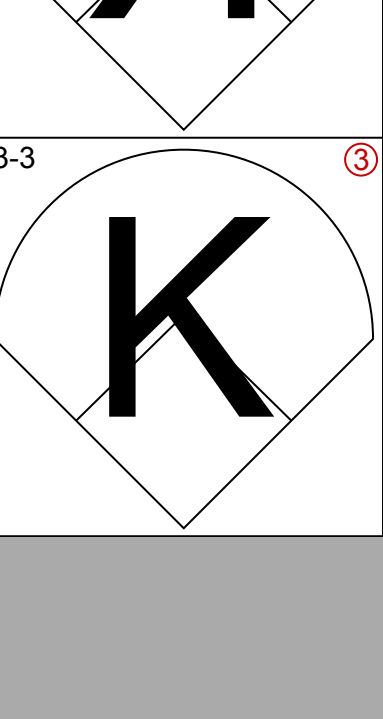
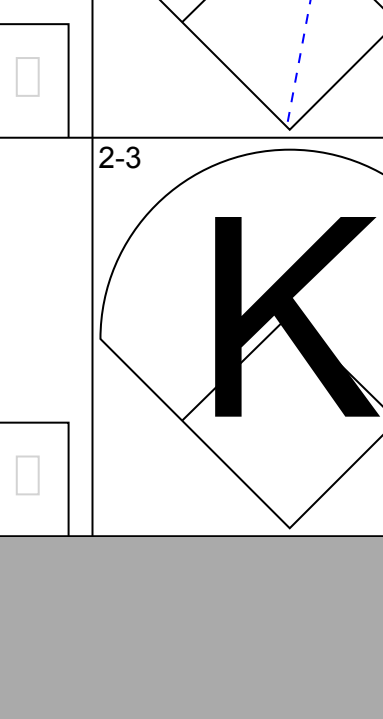

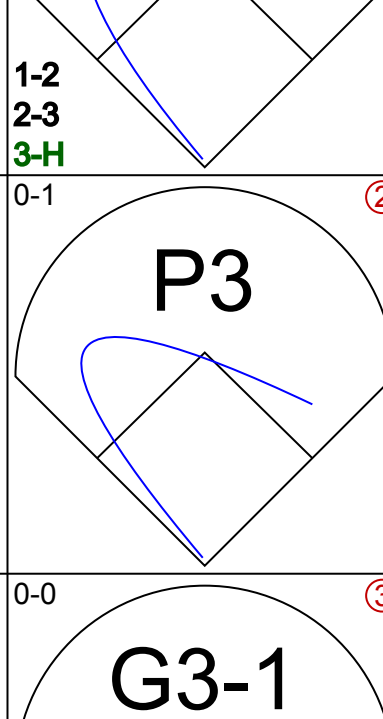


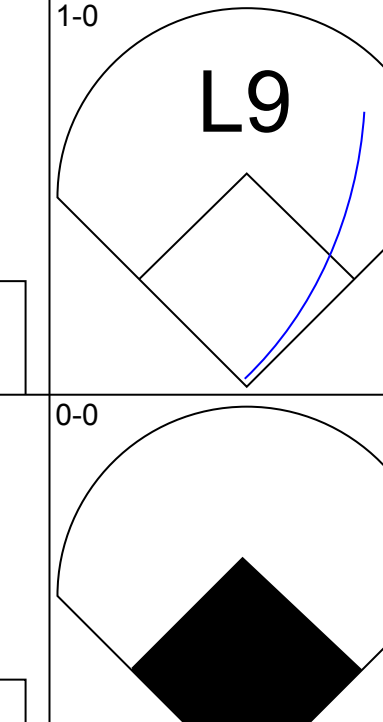
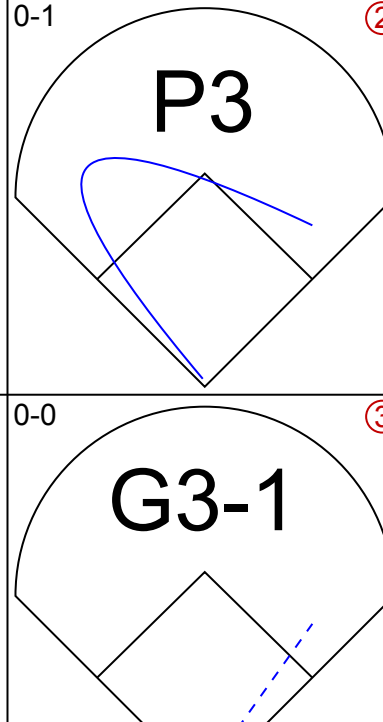

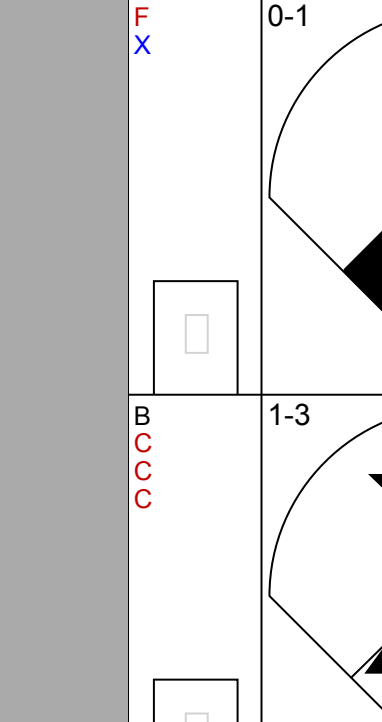
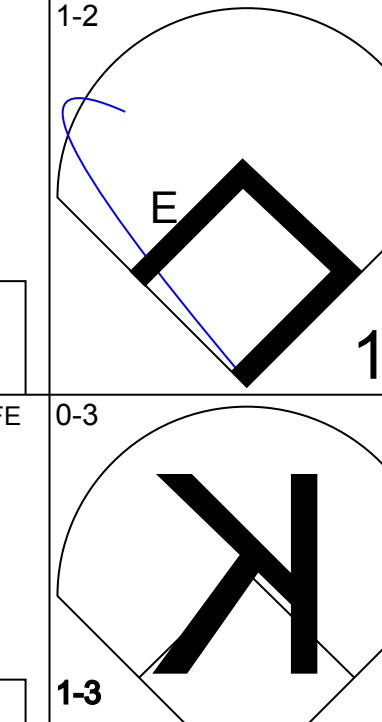
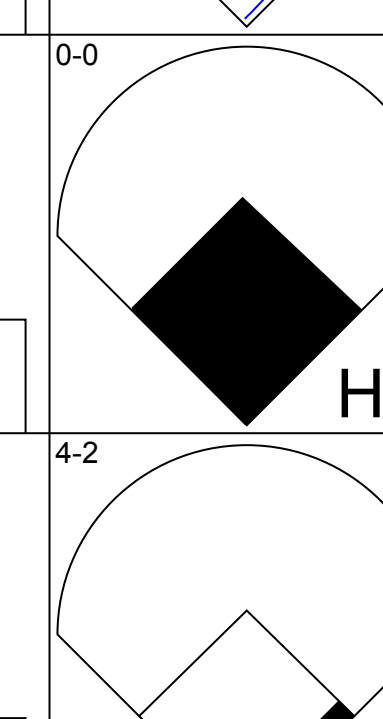
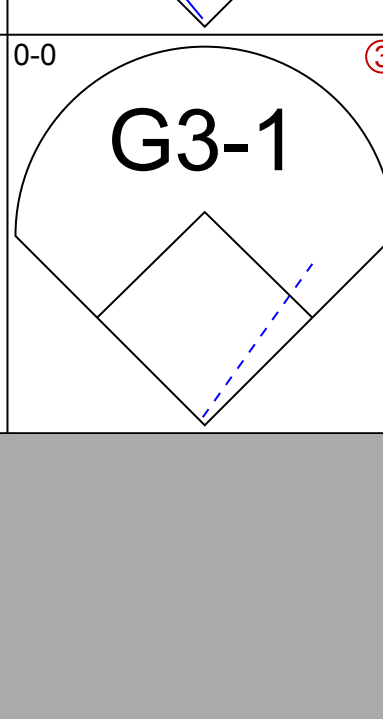



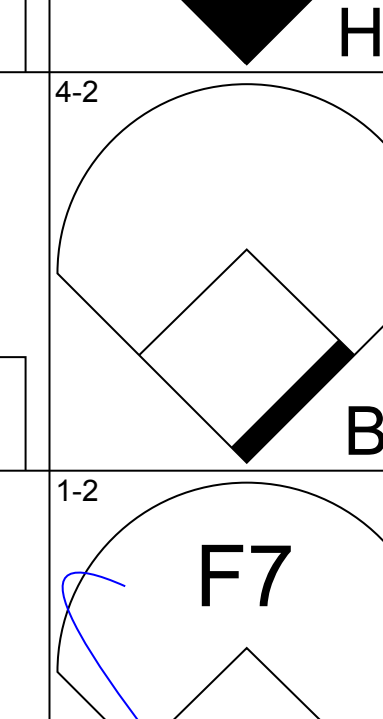
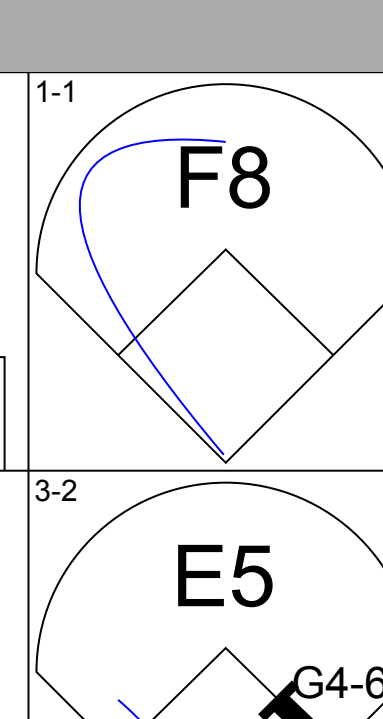

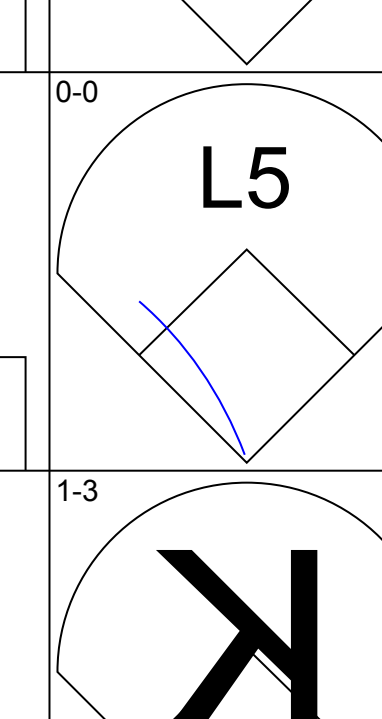
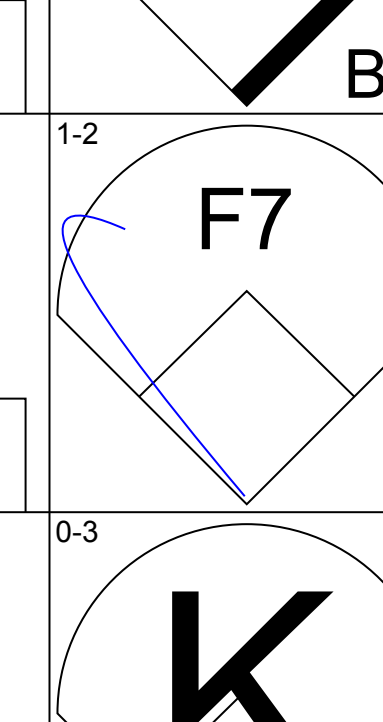
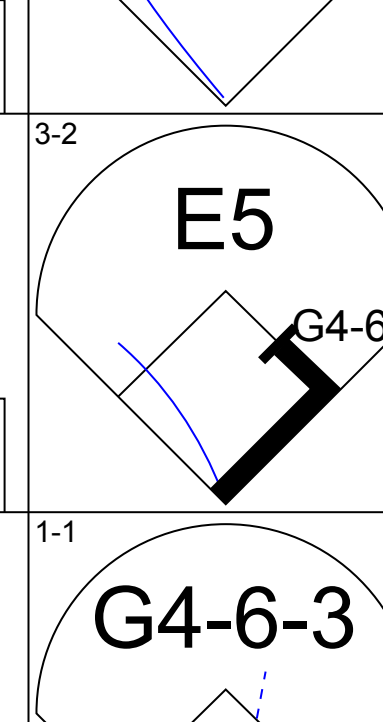

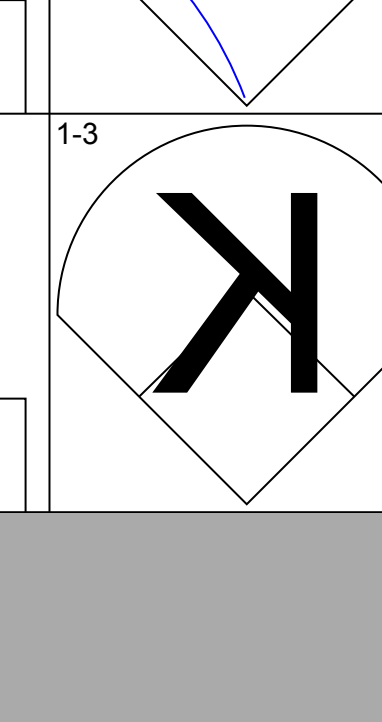
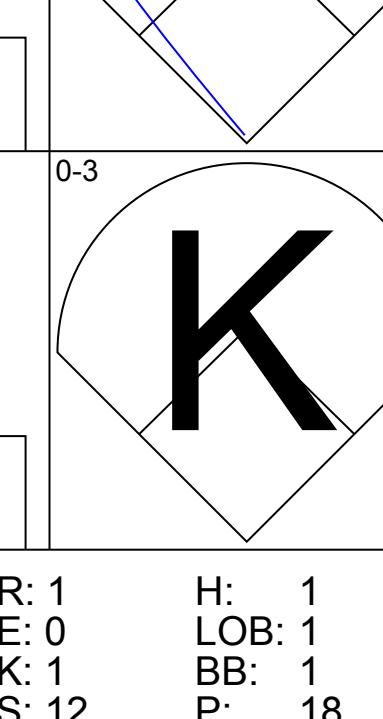
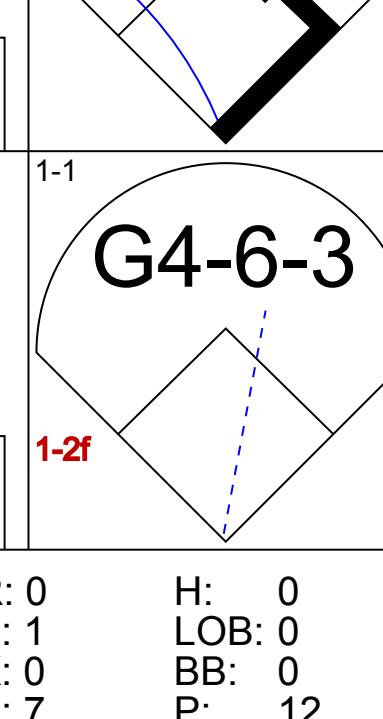
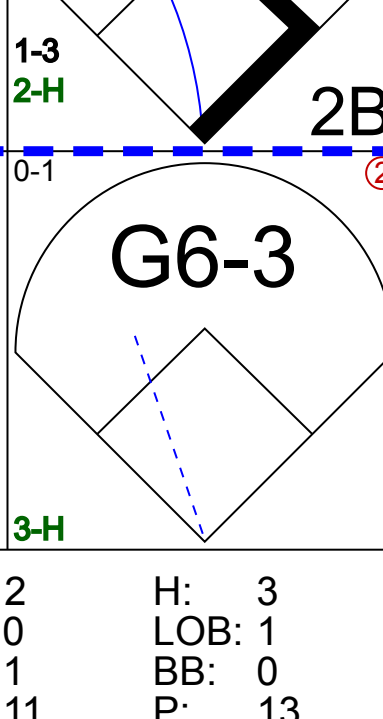


WP: 0 PA: 34
PB: 0
SB: 0
CS: 0

Batter	1	2	3	4	5	6	7	8	9	AB	R	H	RBI	BB	SO	LOB	TOP		
Jim Eisenreich, L OBP: 0.343, SLG: 0.419 (1, 9)	F7			G4-3		F8 WP 1B		F9		4	0	1	0	0	0	0	Kansas City Royals @ Oakland Athletics Oakland-Alameda County Coliseum, Oakland, CA Thu Jul 06 1989, 7:05 PM PDT Att: 21,985 - Sunny - 84 F livebaseballscorecards.com		
Kevin Seitzer, R OBP: 0.387, SLG: 0.347 (1, 5)	K			P3				K		3	0	0	0	1	2	0			
George Brett, L OBP: 0.308, SLG: 0.348 (1, 3)	G5-3			BB		F8		G3-1		3	0	0	0	1	0	2			
Bo Jackson, R OBP: 0.307, SLG: 0.526 (1, 10)		G6-3		K		K			WP G3 SF8 BB	3	1	0	0	1	2	3			
Pat Tabler, R OBP: 0.341, SLG: 0.307 (1, 7)		K						G3		4	0	0	0	0	3	1			
Bob Boone, R OBP: 0.361, SLG: 0.361 (1, 2)		L7				F7		G5-3	SF8	3	0	0	1	0	0	0			
Frank White, R OBP: 0.306, SLG: 0.307 (1, 4)				K		1B		1B	F8	4	0	2	0	0	1	0			
Brad Wellman, R OBP: 0.292, SLG: 0.280 (1, 6)				K		K				3	0	1	0	0	2	1			
Willie Wilson, S OBP: 0.275, SLG: 0.256 (7, PH)				K						2	0	0	0	0	2	0			
Bill Buckner, L OBP: 0.242, SLG: 0.275 (7, 9)				K						1	0	0	0	0	1	2			
Matt Winters, L OBP: 0.404, SLG: 0.381 (7, 9)				K						0	0	0	0	0	0	0			
Inning Stats	R: 0 E: 0 K: 1 S: 6	H: 0 LOB: 0 BB: 0 P: 8	R: 0 E: 0 K: 1 S: 12	H: 0 LOB: 0 BB: 0 P: 19	R: 0 E: 0 K: 3 S: 9	H: 0 LOB: 0 BB: 0 P: 13	R: 0 E: 0 K: 1 S: 10	H: 1 LOB: 1 BB: 1 P: 20	R: 0 E: 0 K: 2 S: 16	H: 1 LOB: 2 BB: 1 P: 28	R: 0 E: 0 K: 2 S: 12	H: 2 LOB: 2 BB: 0 P: 18	R: 0 E: 0 K: 1 S: 7	H: 0 LOB: 0 BB: 1 P: 10	R: 1 E: 0 K: 0 S: 9	H: 0 LOB: 0 BB: 1 P: 16	1B: 4 2B: 0 3B: 0 HR: 0	SF: 1 SAC: 0 DP: 0 HBP: 0	WP: 2 PA: 34 SB: 0 CS: 0
PITCHER	IP	WLS	BF	H	R	ER	SO	BB	IBB	HBP	BLK	WP	HR	S	P	ERA	WHIP		
Mike Moore, R ERA: 2.22 (1, 1)	7.0	W	27	4	0	0	12	2	0	0	0	1	0	77	122	0.00	0.857		
Todd Burns, R ERA: 1.94 (8, 1)	2.0	S	7	0	1	1	1	1	0	0	0	1	0	16	26	4.50	0.500		

Batter	1	2	3	4	5	6	7	8	9	AB	R	H	RBI	BB	SO	LOB	BOTTOM		
Rickey Henderson, R OBP: 0.407, SLG: 0.384 (1, 7)	G1-3 BB G4-3 1B				G6-3			E6 S 2B		4	2	2	0	0	0	0	Kansas City Royals @ Oakland Athletics Oakland-Alameda County Coliseum, Oakland, CA Thu Jul 06 1989, 7:05 PM PDT Att: 21,985 - Sunny - 84 F livebaseballscorecards.com		
Dave Henderson, R OBP: 0.316, SLG: 0.365 (1, 8)	G4-3 G1-3 1B BB				K			P1		3	1	0	0	1	1	3			
Dave Parker, L OBP: 0.314, SLG: 0.452 (1, 10)	G1-3			G5-3		P2		F7		4	0	0	0	0	0	3			
Mark McGwire, R OBP: 0.337, SLG: 0.482 (1, 3)	G4-3			F9		G6-3				4	0	1	2	0	0	1			
Terry Steinbach, R OBP: 0.360, SLG: 0.408 (1, 2)				K		F9				4	0	1	1	0	2	1			
Tony Phillips, S OBP: 0.388, SLG: 0.383 (1, 5)	F8				K					2	0	0	0	1	1	1			
Stan Javier, S OBP: 0.329, SLG: 0.341 (1, 9)				G4-3		G4-3		FC5-4 BB		3	0	1	0	0	0	1			
Glenn Hubbard, R OBP: 0.312, SLG: 0.346 (1, 4)				F7		G5-3		F7		3	0	0	0	0	0	2			
Mike Gallego, R OBP: 0.333, SLG: 0.344 (1, 6)					G4-3			F9		3	0	1	0	0	0	1			
Inning Stats	R: 2 E: 0 K: 0 S: 6	H: 2 LOB: 1 BB: 1 P: 12	R: 0 E: 0 K: 0 S: 9	H: 3 LOB: 2 BB: 0 P: 15	R: 0 E: 0 K: 1 S: 9	H: 0 LOB: 0 BB: 0 P: 15	R: 0 E: 0 K: 1 S: 6	H: 0 LOB: 0 BB: 0 P: 6	R: 0 E: 0 K: 1 S: 7	H: 0 LOB: 0 BB: 0 P: 13	R: 0 E: 0 K: 0 S: 8	H: 0 LOB: 0 BB: 0 P: 10	R: 0 E: 0 K: 0 S: 9	H: 0 LOB: 1 BB: 1 P: 17	R: 1 E: 1 K: 1 S: 10	H: 1 LOB: 1 BB: 0 P: 15		1B: 5 2B: 1 3B: 0 HR: 0	SF: 0 SAC: 0 DP: 0 HBP: 0
PITCHER	IP	WLS	BF	H	R	ER	SO	BB	IBB	HBP	BLK	WP	HR	S	P	ERA	WHIP		
Luis Aquino, R ERA: 3.36 (1, 1)	7.2	L	31	6	3	2	3	2	0	0	0	0	0	61	100	2.35	1.043		
Steve Farr, R ERA: 3.31 (8, 1)	0.1		1	0	0	0	1	0	0	0	0	0	0	3	3	0.00	0.000		


Batter	1	2	3	4	5	6	7	8	9	AB	R	H	RBI	BB	SO	LOB	TOP					
Dave Gallagher, R OBP: 0.355, SLG: 0.345 (1, 8)										5	0	0	0	0	2	5	Chicago White Sox @ Kansas City Royals Royals Stadium, Kansas City, MO Fri Jul 07 1989, 8:05 PM EDT Att: 37,464 - Sunny - 90 F					
Steve Lyons, L OBP: 0.327, SLG: 0.326 (1, 5)										4	0	2	2	0	1	1						
Harold Baines, L OBP: 0.411, SLG: 0.491 (1, 10)										3	0	1	0	1	0	1						
Ivan Calderon, R OBP: 0.316, SLG: 0.447 (1, 9)										4	0	0	0	0	1	4						
Dan Pasqua, L OBP: 0.333, SLG: 0.476 (1, 7)										4	0	1	0	0	2	1						
Carlton Fisk, R OBP: 0.349, SLG: 0.485 (1, 2)										4	0	0	0	0	2	1						
Greg Walker, L OBP: 0.287, SLG: 0.325 (1, 3)										3	1	0	0	1	2	0						
Fred Manrique, R OBP: 0.325, SLG: 0.404 (9, PH)										3	1	2	0	0	1	0						
Daryl Boston, L OBP: 0.292, SLG: 0.352 (9, PH)										1	0	1	0	0	0	0						
Ozzie Guillen, L OBP: 0.255, SLG: 0.285 (1, 6)										2	0	1	0	0	1	0						
Inning Stats	R: 0 E: 0 K: 1 S: 11	H: 1 LOB: 1 BB: 0 P: 19	R: 0 E: 0 K: 3 S: 9	H: 0 LOB: 0 BB: 0 P: 11	R: 0 E: 0 K: 0 S: 6	H: 1 LOB: 1 BB: 0 P: 8	R: 0 E: 0 K: 0 S: 9	H: 1 LOB: 1 BB: 0 P: 14	R: 2 E: 0 K: 0 S: 9	H: 2 LOB: 2 BB: 2 P: 19	R: 0 E: 0 K: 2 S: 6	H: 0 LOB: 0 BB: 0 P: 10	R: 0 E: 0 K: 3 S: 7	H: 0 LOB: 0 BB: 0 P: 10	R: 0 E: 0 K: 3 S: 10	H: 1 LOB: 1 BB: 0 P: 14	R: 0 E: 0 K: 3 S: 12	H: 2 LOB: 2 BB: 0 P: 16	1B: 6 2B: 2 3B: 0 HR: 0	SF: 0 SAC: 2 DP: 0 HBP: 0	WP: 0 PB: 0 CS: 0	PA: 37
PITCHER	IP	WLS	BF	H	R	ER	SO	BB	IBB	HBP	BLK	WP	HR	S	P	ERA	WHIP					
Terry Leach, R ERA: 3.88 (1, 1)	7.0	W	28	5	2	2	6	1	1	0	0	0	0	57	91	2.57	0.857					
Jeff Montgomery, R ERA: 1.56 (8, 1)	1.0		4	1	0	0	3	0	0	0	0	0	0	10	14	0.00	1.000					
Steve Farr, R ERA: 3.21 (9, 1)	1.0	S	5	2	0	0	3	0	0	0	0	0	0	12	16	0.00	2.000					

Batter	1	2	3	4	5	6	7	8	9	AB	R	H	RBI	BB	SO	LOB	BOTTOM				
Jim Eisenreich, L OBP: 0.342, SLG: 0.414 (7, 7)										3	1	0	0	1	1	1	Chicago White Sox @ Kansas City Royals Royals Stadium, Kansas City, MO Fri Jul 07 1989, 8:05 PM EDT Att: 37,464 - Sunny - 90 F				
Kevin Seitzer, R OBP: 0.391, SLG: 0.348 (1, 5)										2	0	1	0	2	0	0					
George Brett, L OBP: 0.307, SLG: 0.346 (1, 3)										4	0	1	0	0	1	2					
Rey Palacios, R OBP: 0.219, SLG: 0.276 (9, 3)										0	0	0	0	0	0	0					
Bo Jackson, R OBP: 0.304, SLG: 0.521 (1, 10)										3	0	0	1	0	2	2					
Pat Tabler, R OBP: 0.341, SLG: 0.307 (7, 8)										3	1	1	0	0	0	2					
Willie Wilson, S OBP: 0.279, SLG: 0.261 (7, 8)										1	0	1	0	0	0	0					
Matt Winters, L OBP: 0.393, SLG: 0.435 (1, 9)										4	1	1	1	0	2	4					
Bob Boone, R OBP: 0.363, SLG: 0.361 (1, 2)										3	1	1	0	1	0	1					
Frank White, R OBP: 0.305, SLG: 0.311 (1, 4)										4	0	1	1	0	1	2					
Brad Wellman, R OBP: 0.284, SLG: 0.272 (1, 6)										3	0	0	1	0	1	3					
Inning Stats	R: 0 E: 0 K: 1 S: 7	H: 0 LOB: 1 BB: 1 P: 12	R: 1 E: 0 K: 1 S: 12	H: 1 LOB: 1 BB: 1 P: 18	R: 1 E: 0 K: 0 S: 10	H: 1 LOB: 2 BB: 2 P: 18	R: 0 E: 1 K: 0 S: 7	H: 0 LOB: 0 BB: 0 P: 12	R: 0 E: 0 K: 2 S: 8	H: 3 LOB: 1 BB: 0 P: 13	R: 0 E: 0 K: 1 S: 8	H: 0 LOB: 0 BB: 0 P: 12	R: 0 E: 1 K: 2 S: 10	H: 1 LOB: 1 BB: 0 P: 12	1B: 5 2B: 1 3B: 0 HR: 1	SF: 1 SAC: 0 DP: 1 HBP: 0	WP: 0 PB: 0 CS: 0	PA: 35			
PITCHER	IP	WLS	BF	H	R	ER	SO	BB	IBB	HBP	BLK	WP	HR	S	P	ERA	WHIP				
Richard Dotson, R ERA: 5.29 (1, 1)	1	L	26	6	4	4	5	4	0	0	0	0	0	51	80	6.75	1.875				
Shawn Hillegas, R ERA: 5.47 (6, 1)	2.2		9	1	0	0	3	0	0	0	0	0	0	22	29	0.00	0.375				

Batter	1	2	3	4	5	6	7	8	9	10	11	AB	R	H	RBI	BB	SO	LOB	TOP									
Daryl Boston, L OBP: 0.297, SLG: 0.366 (1, 8)	F7		G4-3		K							5	0	2	0	0	1	1										
Steve Lyons, L OBP: 0.325, SLG: 0.324 (1, 5)	F8		G3		B1-3							5	0	1	0	0	1	2										
Harold Baines, L OBP: 0.412, SLG: 0.495 Dave Gallagher, R OBP: 0.354, SLG: 0.344 (8, PR)	G4-3											4	0	2	0	0	0	0										
Ivan Calderon, R OBP: 0.316, SLG: 0.444 (1, 9)		E8 F9 G4-3 1B	K									4	1	1	0	0	1	1										
Dan Pasqua, L OBP: 0.329, SLG: 0.467 (1, 7)		F9										5	0	1	0	0	0	2										
Carlton Fisk, R OBP: 0.331, SLG: 0.496 (1, 2)		G4-3										5	0	2	2	0	1	1										
Greg Walker, L OBP: 0.287, SLG: 0.329 Russ Morman, R OBP: 0.667, SLG: 0.714 (11, PH)												4	1	1	0	0	1	2										
Fred Manrique, R OBP: 0.322, SLG: 0.398 (1, 4)												5	0	1	1	0	2	2										
Ozzie Guillen, L OBP: 0.287, SLG: 0.287 (1, 6)		G4-3										5	0	2	0	0	0	1										
Inning Stats	R: 0 E: 0 K: 0 S: 9	H: 0 LOB: 0 BB: 0 P: 11	R: 2 E: 1 K: 0 S: 12	H: 3 LOB: 1 BB: 0 P: 17	R: 0 E: 0 K: 1 S: 10	H: 1 LOB: 1 BB: 0 P: 13	R: 0 E: 0 K: 1 S: 9	H: 1 LOB: 1 BB: 0 P: 13	R: 0 E: 0 K: 2 S: 16	H: 2 LOB: 2 BB: 0 P: 23	R: 1 E: 0 K: 0 S: 10	H: 2 LOB: 1 BB: 0 P: 16	R: 0 E: 0 K: 1 S: 10	H: 2 LOB: 2 BB: 0 P: 13	R: 0 E: 0 K: 1 S: 7	H: 0 LOB: 0 BB: 1 P: 12	R: 0 E: 0 K: 0 S: 5	H: 0 LOB: 0 BB: 1 P: 9	1B: 8 2B: 5 3B: 0 HR: 0	SF: 0 SAC: 1 DP: 1 HBP: 0	WP: 0 PB: 0 SB: 0 CS: 1	PA: 45						
PITCHER	IP WLS BF H R ER SO BB IBB HBP BLK WP HR S P ERA WHIP											IP WLS BF H R ER SO BB IBB HBP BLK WP HR S P ERA WHIP																
Mark Gubicza, R ERA: 2.52 (1, 1)	3.0	W	11	2	0	0	2	1	0	0	0	0	0	0	22	34	0.00	1.000										
Jeff Montgomery, R ERA: 1.47 (9, 1)	3.0	W	11	2	0	0	2	1	0	0	0	0	0	0	22	34	0.00	1.000										

Chicago White Sox @ Kansas City Royals
Royals Stadium, Kansas City, MO
Sat Jul 08 1989, 8:05 PM EDT
Att: 39,869 - Sunny - 88 F

AB 43
R 3
H 13
RBI 3
BB 1
SO 7
LOB 14



Batter	1	2	3	4	5	6	7	8	9	10	11	AB	R	H	RBI	BB	SO	LOB	BOTTOM								
Willie Wilson, S OBP: 0.277, SLG: 0.259 (1, 8)	WP 1B		P3		K							5	1	1	0	0	1	3									
Kevin Seltzer, R OBP: 0.366, SLG: 0.343 (8, 6)	F8		F9		G5-3							5	0	0	0	0	0	2									
George Brett, L OBP: 0.309, SLG: 0.353 (1, 3)			G3-1									5	1	2	0	0	0	1									
Bo Jackson, R OBP: 0.302, SLG: 0.526 (1, 7)												5	1	1	1	0	1	2									
Pat Tabler, R OBP: 0.344, SLG: 0.308 (10, 5)												3	0	1	0	1	0	0									
Danny Tartabull, R OBP: 0.357, SLG: 0.428 (1, 10)												4	1	1	1	0	1	3									
Bob Boone, R OBP: 0.371, SLG: 0.371 Rey Palacios, R OBP: 0.219, SLG: 0.276 (7, PR)												2	0	2	0	1	0	0									
Jim Eisenreich, L OBP: 0.341, SLG: 0.413 (9, PH)												1	0	0	0	0	0	0									
Frank White, R OBP: 0.302, SLG: 0.306 (1, 4)												3	0	0	0	0	0	3									
Brad Wellman, R OBP: 0.279, SLG: 0.287 Bill Buckner, L OBP: 0.240, SLG: 0.273 Mike MacFarlane, R OBP: 0.241, SLG: 0.250 (8, 2)												2	0	0	0	0	0	1									
Inning Stats	R: 2 E: 1 K: 2 S: 20	H: 2 LOB: 1 BB: 0 P: 29	R: 0 E: 0 K: 0 S: 5	H: 1 LOB: 0 BB: 0 P: 8	R: 0 E: 0 K: 0 S: 7	H: 0 LOB: 0 BB: 0 P: 9	R: 0 E: 0 K: 0 S: 9	H: 0 LOB: 2 BB: 2 P: 21	R: 0 E: 0 K: 1 S: 5	H: 1 LOB: 2 BB: 0 P: 9	R: 0 E: 0 K: 0 S: 8	H: 1 LOB: 0 BB: 0 P: 11	R: 1 E: 0 K: 0 S: 7	H: 1 LOB: 0 BB: 0 P: 12	R: 0 E: 0 K: 0 S: 15	H: 1 LOB: 1 BB: 0 P: 21	R: 1 E: 0 K: 0 S: 2	H: 1 LOB: 0 BB: 0 P: 4	1B: 5 2B: 3 3B: 0 HR: 2	SF: 0 SAC: 1 DP: 2 HBP: 0	WP: 1 PB: 0 SB: 0 CS: 0	PA: 40					
PITCHER	IP WLS BF H R ER SO BB IBB HBP BLK WP HR S P ERA WHIP											IP WLS BF H R ER SO BB IBB HBP BLK WP HR S P ERA WHIP															
Greg Hibbard, L ERA: 2.87 (7, 1)	6.0	1	5	1	0	0	0	0	0	0	0	0	0	10	15	0.00	0.750										
Donn Pall, R ERA: 2.84 (8, 1)	2.2	9	2	1	1	0	0	0	0	0	0	0	1	27	39	3.38	0.750										
Bobby Thigpen, R ERA: 4.33 (11, 1)	0.0	L	1	1	1	1	0	0	0	0	0	0	1	2	4	∞	∞										

Chicago White Sox @ Kansas City Royals
Royals Stadium, Kansas City, MO
Sat Jul 08 1989, 8:05 PM EDT
Att: 39,869 - Sunny - 88 F


AB 37
R 4
H 9
RBI 2
BB 2
SO 3
LOB 17



Batter	1	2	3	4	5	6	7	8	9	AB	R	H	RBI	BB	SO	LOB	TOP										
Dave Gallagher, R OBP: 0.357, SLG: 0.345 (1, 8)	1-2 F7 1B		2-3 K		1-3 K		2-2 2B 1B	4-0 FC4 BB		4	1	2	0	1	2	1											
Steve Lyons, L OBP: 0.326, SLG: 0.327 (1, 5) (8, 4)	1-1 F7		1-0 G4-3		4-2 BB		1-0 2B	0-2 FC4		4	1	1	1	1	0	4											
Harold Baines, L OBP: 0.409, SLG: 0.488 (1, 10)	1-3 K		2-3 K		4-0 BB		1-3 2B			4	0	0	0	1	4	3											
Ivan Calderon, R OBP: 0.314, SLG: 0.444 (1, 9)	2-3 K			2-1 P4	2-2 L6		0-1 2B		1-1 F9	5	0	1	2	0	1	4											
Dan Pasqua, L OBP: 0.322, SLG: 0.452 (1, 7)		1-3 K		3-3 K		0-3 K			1-1 F9	5	0	0	0	0	4	1											
Greg Walker, L OBP: 0.291, SLG: 0.335 (1, 3)		1-2 1B 2B		4-2 BB		2-2 G4-3		0-0 6-3		3	1	1	0	1	0	0											
Fred Manrique, R OBP: 0.304, SLG: 0.366 (8, PH)		1-0 1B		3-3 K		1-2 L9		4-0 BB 1B		3	0	1	1	0	1	1											
Eddie Williams, R OBP: 0.341, SLG: 0.358 (8, 5)		2-H 1B								0	0	0	0	0	0	0											
Ozzie Guillen, L OBP: 0.263, SLG: 0.292 (1, 6)		0-1 1B				1-3 K		1-0 1B 2B 1B	1-0 BB 1B	4	1	3	0	0	1	0											
Ron Karkovice, R OBP: 0.245, SLG: 0.327 (8, PH)		1-3 K				0-0 BB			2-3 K	3	0	1	0	0	2	2											
Carlton Fisk, R OBP: 0.348, SLG: 0.493 (8, 2)		1-2 K								1	0	0	0	0	1	2											
Inning Stats	R: 0 E: 0 K: 2 S: 11	H: 1 LOB: 1 BB: 0 P: 16	R: 1 E: 0 K: 2 S: 14	H: 3 LOB: 1 BB: 0 P: 19	R: 0 E: 0 K: 2 S: 7	H: 0 LOB: 0 BB: 0 P: 12	R: 0 E: 0 K: 2 S: 11	H: 0 LOB: 1 BB: 1 P: 23	R: 0 E: 0 K: 1 S: 13	H: 1 LOB: 3 BB: 2 P: 25	R: 0 E: 0 K: 1 S: 15	H: 0 LOB: 0 BB: 0 P: 18	R: 3 E: 0 K: 3 S: 17	H: 4 LOB: 1 BB: 0 P: 21	R: 0 E: 0 K: 1 S: 9	H: 1 LOB: 3 BB: 2 P: 20	R: 0 E: 0 K: 1 S: 7	H: 0 LOB: 0 BB: 0 P: 9	1B: 6 2B: 4 3B: 0 HR: 0	SF: 0 SAC: 0 DP: 0 HBP: 0	WP: 0 PB: 0 CS: 1	PA: 41					
PITCHER	IP	WLS	BF	H	R	ER	SO	BB	IBB	HBP	BLK	WP	HR	S	P	ERA	WHIP										
Bret Saberhagen, R ERA: 2.61 (1, 1)	6.1		28	7	3	3	12	3	0	0	0	0	0	79	124	4.26	1.579										
Tom Gordon, R ERA: 3.14 (7, 1)	2.2	W	13	3	1	1	4	2	0	0	0	0	0	25	39	3.38	1.875										

Chicago White Sox @ Kansas City Royals
Royals Stadium, Kansas City, MO
Sun Jul 09 1989, 4:33 AM EDT
Att: 30,456 - Unknown - 89 F


AB 36
R 4
H 10
RBI 4
BB 5
SO 16
LOB 18



Batter	1	2	3	4	5	6	7	8	9	AB	R	H	RBI	BB	SO	LOB	BOTTOM										
Jim Eisenreich, L OBP: 0.342, SLG: 0.414 (1, 8) (7, 9)	4-0 G6-3 SF7 BB		1-0 L8		0-1 WP 2H 2B	1-0 G1-3		0-0 F7		4	1	1	1	1	0	5											
Kevin Seitzer, R OBP: 0.386, SLG: 0.340 (1, 5) (9, 6)	2-2 G6-3		2-3 K		4-1 BB		4-1 FC6-4 BB		1-1 G4-3	3	0	0	0	2	1	1											
George Brett, L OBP: 0.306, SLG: 0.356 (1, 3)	2-0 SF7			0-0 P5	1-0 P3		0-1 FC6-4 BB		0-0 1B 2B	4	1	1	1	0	0	3											
Bo Jackson, R OBP: 0.307, SLG: 0.522 (1, 7)	4-2 BB			2-3 K		1-3 K		4-2 BB	4-0 1B IBB	2	0	0	0	3	2	0											
Pat Tabler, R OBP: 0.347, SLG: 0.312 (6, PR)	1-1 F9			1-0 1B		0-0 1B		1-1 F8-6	1-2 1B	3	0	2	0	0	0	1											
Willie Wilson, S OBP: 0.280, SLG: 0.262 (7, 8)									1-2 1B	2	1	1	1	0	0	2											
Danny Tartabull, R OBP: 0.355, SLG: 0.422 (1, 10)		3-2 F8		0-0 G5-3		4-2 BB 1B		1-3 K		3	1	0	0	1	1	1											
Mike Macfarlane, R OBP: 0.284, SLG: 0.277 (1, 2)		1-2 6-3				0-0 2B 2B		2-1 E 1B		3	1	2	0	1	0	0											
Frank White, R OBP: 0.301, SLG: 0.305 (1, 4)		2-2 G5-3				0-1 F9		0-2 E7 1B		4	0	1	2	0	0	2											
Brad Wellman, R OBP: 0.272, SLG: 0.259 (8, PH)						3-3 K		3-2 E5		3	0	0	0	0	2	4											
Bill Buckner, L OBP: 0.238, SLG: 0.270 (8, PR)								1-1 F9		1	0	0	0	0	0	1											
Rey Palacios, R OBP: 0.219, SLG: 0.276 (9, 5)								1-3 K		0	0	0	0	0	0	0											
Inning Stats	R: 1 E: 0 K: 0 S: 8	H: 0 LOB: 1 BB: 2 P: 21	R: 0 E: 0 K: 0 S: 11	H: 0 LOB: 0 BB: 0 P: 17	R: 0 E: 0 K: 2 S: 7	H: 0 LOB: 0 BB: 0 P: 10	R: 0 E: 0 K: 1 S: 6	H: 1 LOB: 1 BB: 0 P: 9	R: 1 E: 0 K: 1 S: 11	H: 2 LOB: 2 BB: 1 P: 19	R: 2 E: 1 K: 1 S: 16	H: 2 LOB: 3 BB: 2 P: 27	R: 0 E: 0 K: 0 S: 7	H: 0 LOB: 1 BB: 2 P: 16	R: 0 E: 1 K: 1 S: 11	H: 1 LOB: 2 BB: 0 P: 18	R: 1 E: 0 K: 0 S: 6	H: 2 LOB: 2 BB: 1 P: 12	1B: 5 2B: 4 3B: 0 HR: 0	SF: 1 SAC: 0 DP: 1 HBP: 0	WP: 1 PB: 0 CS: 0	PA: 41					
PITCHER	IP	WLS	BF	H	R	ER	SO	BB	IBB	HBP	BLK	WP	HR	S	P	ERA	WHIP										
Steve Rosenberg, L ERA: 4.69 (1, 1)	5.1		24	4	4	4	5	4	0	0	0	0	0	50	88	6.75	1.500										
Bill Long, R ERA: 5.27 (6, 1)	1.0		7	1	0	0	0	3	0	0	0	0	0	14	28	0.00	4.000										
Shawn Hillegas, R ERA: 5.44 (7, 1)	2.0	L	10	3	1	1	1	0	1	0	0	0	0	19	33	4.50	1.500										

Chicago White Sox @ Kansas City Royals
Royals Stadium, Kansas City, MO
Sun Jul 09 1989, 4:33 AM EDT
Att: 30,456 - Unknown - 89 F

AB 32
R 5
H 8
RBI 5
BB 8
SO 6
LOB 20



Batter	1	2	3	4	5	6	7	8	9	AB	R	H	RBI	BB	SO	LOB	TOP		
Willie Wilson, S (1, 8) OBP: 0.279, SLG: 0.268										4	0	1	0	0	1	0	Kansas City Royals @ New York Yankees Yankee Stadium, Bronx, NY Thu Jul 13 1989, 7:05 PM EDT Att: 24,472 - Unknown - 75 F livebaseballscorecards.com		
Kevin Seitzer, R (1, 5) OBP: 0.385, SLG: 0.336										3	0	0	0	1	1	0			
George Brett, L (1, 3) OBP: 0.305, SLG: 0.354										4	0	1	0	0	0	3			
Bo Jackson, R (1, 7) OBP: 0.304, SLG: 0.517										3	0	0	0	0	2	1			
Pat Tabler, R (7, 7) OBP: 0.347, SLG: 0.312										0	0	0	0	0	0	0			
Jim Eisenreich, L (1, 10) OBP: 0.338, SLG: 0.409										3	0	0	0	0	0	0			
Danny Tartabull, R (1, 9) OBP: 0.351, SLG: 0.417										3	0	0	0	0	2	0			
Bob Boone, R (1, 2) OBP: 0.366, SLG: 0.366										3	0	0	0	0	0	0			
Frank White, R (1, 4) OBP: 0.297, SLG: 0.301										3	0	0	0	0	0	0			
Brad Wellman, R (1, 6) OBP: 0.267, SLG: 0.255										2	0	0	0	0	2	0			
Bill Buckner, L (9, PH) OBP: 0.244, SLG: 0.276										1	0	1	0	0	0	0			
Bill Pecota, R (9, PR) OBP: 0.278, SLG: 0.375										0	0	0	0	0	0	0			
Inning Stats	R: 0 H: 0 E: 0 K: 2 S: 11	H: 0 LOB: 0 BB: 0 P: 16	R: 0 H: 0 E: 0 K: 2 S: 10	H: 0 LOB: 0 BB: 0 P: 13	R: 0 H: 0 E: 0 K: 1 S: 11	H: 0 LOB: 0 BB: 0 P: 12	R: 0 H: 0 E: 0 K: 0 S: 7	H: 0 LOB: 0 BB: 0 P: 12	R: 0 H: 0 E: 0 K: 1 S: 9	H: 0 LOB: 0 BB: 0 P: 13	R: 0 H: 1 E: 0 K: 1 S: 9	H: 1 LOB: 1 BB: 0 P: 15	R: 0 H: 0 E: 0 K: 1 S: 5	H: 0 LOB: 0 BB: 0 P: 7	R: 0 H: 2 E: 0 K: 0 S: 8	H: 2 LOB: 3 BB: 1 P: 16	1B: 2 2B: 1 3B: 0 HR: 0	SF: 0 SAC: 0 DP: 1 HBP: 0	WP: 0 PA: 30 CS: 0
PITCHER Andy Hawkins, R (1, 1) ERA: 4.35	IP: 9.0 WLS: W BF: 30 H: 3 R: 0 ER: 0 SO: 8 BB: 1 IBB: 0 HBP: 0 BLK: 0 WP: 0 HR: 0 S: 79 P: 115 ERA: 0.00 WHIP: 0.444															PITCHER			

Batter	1	2	3	4	5	6	7	8	9	AB	R	H	RBI	BB	SO	LOB	BOTTOM		
Steve Sax, R (1, 4) OBP: 0.381, SLG: 0.400										4	1	3	0	0	0	1	Kansas City Royals @ New York Yankees Yankee Stadium, Bronx, NY Thu Jul 13 1989, 7:05 PM EDT Att: 24,472 - Unknown - 75 F livebaseballscorecards.com		
Luis Polonia, L (1, 7) OBP: 0.330, SLG: 0.372										3	0	1	2	0	0	2			
Don Mattingly, L (1, 3) OBP: 0.366, SLG: 0.476										4	1	1	2	0	0	2			
Mel Hall, L (1, 10) OBP: 0.327, SLG: 0.486										4	1	2	1	0	0	0			
Jesse Barfield, R (1, 9) OBP: 0.341, SLG: 0.414										4	0	1	0	0	0	1			
Mike Pagliaro, L (1, 5) OBP: 0.277, SLG: 0.314										4	0	0	0	0	3	1			
Don Slaught, R (1, 2) OBP: 0.343, SLG: 0.422										3	0	0	0	0	1	1			
Alvaro Espinoza, R (1, 6) OBP: 0.293, SLG: 0.308										3	1	1	0	0	0	0			
Roberto Kelly, R (1, 8) OBP: 0.376, SLG: 0.441										2	2	1	1	1	0	0			
Inning Stats	R: 0 H: 1 E: 0 K: 0 S: 7	H: 1 LOB: 1 BB: 0 P: 12	R: 0 H: 1 E: 0 K: 1 S: 9	H: 1 LOB: 1 BB: 1 P: 12	R: 1 H: 1 E: 0 K: 0 S: 10	H: 1 LOB: 1 BB: 1 P: 17	R: 0 H: 0 E: 0 K: 1 S: 11	H: 0 LOB: 0 BB: 0 P: 20	R: 4 H: 4 E: 0 K: 1 S: 11	H: 4 LOB: 0 BB: 0 P: 14	R: 0 H: 1 E: 0 K: 1 S: 7	H: 1 LOB: 1 BB: 0 P: 13	R: 0 H: 1 E: 0 K: 0 S: 15	H: 1 LOB: 1 BB: 0 P: 18	R: 1 H: 1 E: 0 K: 0 S: 6	H: 1 LOB: 0 BB: 0 P: 12		1B: 6 2B: 1 3B: 1 HR: 2	SF: 1 SAC: 0 DP: 0 HBP: 0
PITCHER Mark Gubicza, R (1, 1) ERA: 2.69	IP: 6.0 WLS: L BF: 25 H: 8 R: 5 ER: 5 SO: 4 BB: 1 IBB: 0 HBP: 0 BLK: 0 WP: 0 HR: 1 S: 55 P: 88 ERA: 7.50 WHIP: 1.500															PITCHER			
Steve Crawford, R (7, 1) ERA: 2.25	IP: 2.0 WLS: L BF: 8 H: 2 R: 1 ER: 1 SO: 0 BB: 0 IBB: 0 HBP: 0 BLK: 0 WP: 0 HR: 1 S: 21 P: 30 ERA: 4.50 WHIP: 1.000															PITCHER			

Batter	1	2	3	4	5	6	7	8	9	AB	R	H	RBI	BB	SO	LOB	TOP								
Willie Wilson, S (1, 8) Pat Tabler, R (8, 7) OBP: 0.287, SLG: 0.291 OBP: 0.346, SLG: 0.311	F7		HR		1B	BB	K		K	4	2	2	1	1	1	1	Kansas City Royals @ New York Yankees Yankee Stadium, Bronx, NY Fri Jul 14 1989, 3:33 AM EDT Unknown livebaseballscorecards.com								
Kevin Seitzer, R (1, 5) Rey Palacios, R (6, 5) OBP: 0.389, SLG: 0.339 OBP: 0.212, SLG: 0.267	1B		HR		1B		F9		K	3	2	2	1	1	0	1									
George Brett, L (1, 10) OBP: 0.316, SLG: 0.376	G6-4-3		HR		1B		F7		F9 WP	4	2	3	2	0	0	1									
Danny Tartabull, R (1, 9) OBP: 0.352, SLG: 0.417	G6-4-3		L4		E7		E8		F9	5	1	2	2	0	0	3									
Jim Eisenreich, L (1, 7) OBP: 0.342, SLG: 0.417		1B	G6-3		1B		F7		F7	5	1	3	2	0	0	1									
Bill Buckner, L (1, 3) Brad Wellman, R (7, PR) OBP: 0.252, SLG: 0.278 OBP: 0.265, SLG: 0.252	1B				F7		HR		G4-3	3	0	1	0	1	0	1									
Mike Macfarlane, R (1, 2) OBP: 0.261, SLG: 0.307	K				FC6-4		HR		G3	5	1	1	3	0	2	2									
Frank White, R (1, 4) OBP: 0.295, SLG: 0.299	P6				K2-3		P6		HR	5	1	1	0	0	2	3									
Bill Pecota, R (1, 6) OBP: 0.348, SLG: 0.762			F9		1B		K		HR	5	3	3	3	0	1	0									
Inning Stats	R: 0 E: 0 K: 0 S: 7	H: 1 LOB: 1 BB: 1 P: 15	R: 0 E: 0 K: 1 S: 7	H: 2 LOB: 1 BB: 0 P: 10	R: 3 E: 0 K: 0 S: 14	H: 3 LOB: 0 BB: 0 P: 20	R: 0 E: 0 K: 2 S: 8	H: 0 LOB: 0 BB: 0 P: 9	R: 5 E: 1 K: 1 S: 16	H: 5 LOB: 1 BB: 0 P: 25	R: 0 E: 0 K: 1 S: 9	H: 0 LOB: 1 BB: 1 P: 16	R: 4 E: 1 K: 1 S: 18	H: 4 LOB: 1 BB: 1 P: 28	R: 0 E: 0 K: 1 S: 14	H: 1 LOB: 1 BB: 0 P: 21		R: 2 E: 0 K: 1 S: 10	H: 2 LOB: 0 BB: 0 P: 11	1B: 11 2B: 2 3B: 0 HR: 5	SF: 0 SAC: 0 DP: 1 HBP: 1	WP: 1 PB: 1 SB: 3 CS: 0	PA: 46		
PITCHER	IP	WLS	BF	H	R	ER	SO	BB	IBB	HBP	BLK	WP	HR	S	P	ERA	WHIP								
Dave Eiland, R (1, 1) ERA: 5.77	4.0	L	20	9	6	6	3	1	0	0	0	0	2	40	59	13.50	2.500								
Lance McCullers, R (5, 1) ERA: 5.92	3.0		17	6	6	5	3	1	1	1	0	0	2	39	64	15.00	2.333								
Dale Mohorcic, R (8, 1) ERA: 4.15	2.0		9	3	2	2	2	0	0	0	0	1	1	24	32	9.00	1.500								

Batter	1	2	3	4	5	6	7	8	9	AB	R	H	RBI	BB	SO	LOB	BOTTOM									
Steve Sax, R (1, 4) Wayne Tolleson, S (8, 4) OBP: 0.380, SLG: 0.398 OBP: 0.239, SLG: 0.177	G4-3		1B			P4	K		K	4	0	1	2	0	1	1	Kansas City Royals @ New York Yankees Yankee Stadium, Bronx, NY Fri Jul 14 1989, 3:33 AM EDT Unknown livebaseballscorecards.com									
Luis Polonia, L (1, 7) OBP: 0.329, SLG: 0.370	F7		L8		WP				L4	4	1	1	0	0	0	1										
Don Mattingly, L (1, 3) Ken Phelps, L (8, 3) OBP: 0.472, SLG: 0.472 OBP: 0.366, SLG: 0.386	F7		L7		E3				L4	3	1	0	0	0	0	2										
Mel Hall, L (1, 10) OBP: 0.318, SLG: 0.472		F7			L7				F7	4	0	0	0	0	0	2										
Jesse Barfield, R (1, 9) OBP: 0.340, SLG: 0.411		F9			F7				F7	4	0	1	1	0	0	1										
Mike Pagliarulo, L (1, 5) OBP: 0.272, SLG: 0.308		G4-3			G6-3				K	4	0	0	0	0	1	1										
Don Slaught, R (1, 2) OBP: 0.346, SLG: 0.435			2B		1B				HR	4	2	2	1	0	0	0										
Alvaro Espinoza, R (1, 6) OBP: 0.293, SLG: 0.307			P4		F7				G6-3	4	0	1	0	0	0	1										
Roberto Kelly, R (1, 8) OBP: 0.378, SLG: 0.444			1B		2B				PB	3	1	1	0	1	0	1										
Inning Stats	R: 0 E: 0 K: 0 S: 13	H: 0 LOB: 0 BB: 0 P: 14	R: 0 E: 0 K: 0 S: 8	H: 0 LOB: 0 BB: 0 P: 9	R: 2 E: 0 K: 0 S: 16	H: 3 LOB: 1 BB: 0 P: 23	R: 0 E: 0 K: 0 S: 13	H: 0 LOB: 0 BB: 0 P: 18	R: 0 E: 0 K: 0 S: 6	H: 0 LOB: 0 BB: 0 P: 8	R: 2 E: 1 K: 0 S: 14	H: 2 LOB: 1 BB: 0 P: 22	R: 0 E: 0 K: 1 S: 10	H: 1 LOB: 1 BB: 0 P: 14	R: 0 E: 0 K: 0 S: 10	H: 1 LOB: 1 BB: 0 P: 12		R: 1 E: 0 K: 2 S: 12	H: 1 LOB: 1 BB: 1 P: 20	1B: 6 2B: 1 3B: 0 HR: 1	SF: 0 SAC: 0 DP: 0 HBP: 0	WP: 1 PB: 1 SB: 0 CS: 0	PA: 37			
PITCHER	IP	WLS	BF	H	R	ER	SO	BB	IBB	HBP	BLK	WP	HR	S	P	ERA	WHIP									
Bret Saberhagen, R (1, 1) ERA: 2.59	8.0	W	32	7	4	2	1	0	0	0	0	0	1	0	90	120	2.25	0.875								
Bob Buchanan, L (9, 1) ERA: 9.0	1.0		5	1	1	1	2	1	0	0	0	0	1	12	20	9.00	2.000									

Batter	1	2	3	4	5	6	7	8	9	AB	R	H	RBI	BB	SO	LOB	TOP					
Willie Wilson, S OBP: 0.286, SLG: 0.290 (1, 8)	F7		SH1-4	L8				K		4	0	1	0	0	1	0	Kansas City Royals @ New York Yankees Yankee Stadium, Bronx, NY Fri Jul 14, 1989, 7:05 PM EDT Att: 40,672 - Unknown					
Kevin Seitzer, R OBP: 0.391, SLG: 0.339 (1, 5)	G4-6-3 BB		BB	F8				K		3	0	1	0	2	1	1						
George Brett, L OBP: 0.322, SLG: 0.382 (1, 3)	G4-6-3							G3-1		5	2	3	2	0	0	2						
Danny Tartabull, R OBP: 0.353, SLG: 0.420 (1, 10)		L9	F9		L9					5	0	2	1	0	0	3						
Jim Eisenreich, L OBP: 0.347, SLG: 0.416 (1, 7)										3	1	1	0	2	1	2						
Pat Tabler, R OBP: 0.343, SLG: 0.313 Frank White, R OBP: 0.295, SLG: 0.299 (9, 4)	L6		G4-3							5	0	1	2	0	0	6						
Bob Boone, R OBP: 0.367, SLG: 0.367 (1, 2)										5	0	2	0	0	1	1						
Bill Pecota, R OBP: 0.393, SLG: 0.840 (9, 9)										4	2	2	1	1	0	3						
Brad Wellman, R OBP: 0.273, SLG: 0.287 (9, 6)										4	2	2	1	0	1	2						
Inning Stats	R: 0 E: 0 K: 0 S: 4	H: 0 LOB: 0 BB: 1 P: 8	R: 0 E: 0 K: 0 S: 8	H: 1 LOB: 2 BB: 1 P: 16	R: 2 E: 0 K: 0 S: 12	H: 3 LOB: 3 BB: 2 P: 22	R: 2 E: 0 K: 0 S: 10	H: 2 LOB: 0 BB: 0 P: 13	R: 2 E: 0 K: 2 S: 20	H: 3 LOB: 2 BB: 1 P: 28	R: 1 E: 0 K: 2 S: 14	H: 3 LOB: 1 BB: 0 P: 20	R: 0 E: 0 K: 0 S: 8	H: 0 LOB: 0 BB: 0 P: 14	R: 0 E: 0 K: 1 S: 10	H: 1 LOB: 1 BB: 0 P: 17	R: 0 E: 1 K: 0 S: 10	H: 2 LOB: 2 BB: 0 P: 16	1B: 11 2B: 2 3B: 0 HR: 2	SF: 0 SAC: 1 DP: 2 HBP: 0	WP: 1 PB: 0 SB: 1 CS: 1	PA: 44
PITCHER	IP	WLS	BF	H	R	ER	SO	BB	IBB	HBP	BLK	WP	HR	S	P	ERA	WHIP					
Clay Parker, R ERA: 3.27 (1, 1)	4.1		23	8	6	6	0	4	0	0	0	0	2	44	71	12.46	2.769					
Eric Plunk, R ERA: 1.51 (5, 1)	3.1		15	5	1	1	5	1	0	0	0	1	0	41	64	2.70	1.800					
Lee Guetterman, L ERA: 2.01 (8, 1)	1.1	W	6	2	0	0	0	0	0	0	0	0	0	11	19	0.00	1.500					

Batter	1	2	3	4	5	6	7	8	9	AB	R	H	RBI	BB	SO	LOB	BOTTOM					
Steve Sax, R OBP: 0.378, SLG: 0.397 Mike Pagliarulo, L OBP: 0.271, SLG: 0.306 (1, 4)	F9		L7	E8				G4-3		4	0	1	0	0	0	1	Kansas City Royals @ New York Yankees Yankee Stadium, Bronx, NY Fri Jul 14, 1989, 7:05 PM EDT Att: 40,672 - Unknown					
Luis Polonia, L OBP: 0.327, SLG: 0.367 (1, 7)	G6-3									5	1	1	1	0	1	2						
Don Mattingly, L OBP: 0.366, SLG: 0.474 (1, 3)	HR									5	3	3	0	0	0	2						
Steve Balboni, R OBP: 0.300, SLG: 0.509 Mel Hall, L OBP: 0.321, SLG: 0.473 (7, PH)										3	1	2	3	0	0	0						
Jesse Barfield, R OBP: 0.347, SLG: 0.423 (1, 9)										2	1	1	3	3	0	0						
Tom Brookens, R OBP: 0.294, SLG: 0.343 (7, 4)	F8									3	0	1	1	0	1	1						
Bob Geren, R OBP: 0.410, SLG: 0.552 (1, 2)										4	1	1	0	0	1	4						
Wayne Tolleson, S OBP: 0.231, SLG: 0.171 Ken Phelps, L OBP: 0.394, SLG: 0.383 Alvaro Espinoza, R OBP: 0.293, SLG: 0.307 (1, 6)	G6-3									3	0	0	0	0	0	2						
Roberto Kelly, R OBP: 0.380, SLG: 0.440 (1, 8)										2	1	0	1	2	1	0						
Inning Stats	R: 2 E: 0 K: 0 S: 11	H: 2 LOB: 1 BB: 1 P: 18	R: 0 E: 0 K: 1 S: 7	H: 0 LOB: 0 BB: 0 P: 11	R: 2 E: 0 K: 0 S: 16	H: 3 LOB: 2 BB: 1 P: 28	R: 1 E: 1 K: 0 S: 12	H: 1 LOB: 1 BB: 1 P: 18	R: 0 E: 0 K: 1 S: 11	H: 1 LOB: 2 BB: 1 P: 21	R: 0 E: 0 K: 0 S: 5	H: 0 LOB: 1 BB: 1 P: 10	R: 0 E: 0 K: 1 S: 11	H: 0 LOB: 0 BB: 0 P: 18	R: 0 E: 0 K: 0 S: 12	H: 1 LOB: 0 BB: 0 P: 17	R: 3 E: 0 K: 1 S: 8	H: 3 LOB: 0 BB: 0 P: 13	1B: 8 2B: 1 3B: 0 HR: 2	SF: 1 SAC: 0 DP: 0 HBP: 0	WP: 1 PB: 0 SB: 0 CS: 0	PA: 41
PITCHER	IP	WLS	BF	H	R	ER	SO	BB	IBB	HBP	BLK	WP	HR	S	P	ERA	WHIP					
Charlie Leibrandt, L ERA: 4.05 (1, 1)	5.0		26	7	5	4	2	3	1	0	0	0	1	57	96	7.20	2.000					
Jeff Montgomery, R ERA: 1.55 (6, 1)	3.0		11	1	1	1	1	1	0	0	0	0	1	0	28	45	3.00	0.667				
Steve Farr, R ERA: 3.97 (9, 1)	0.1	L	4	3	3	3	1	0	0	0	0	0	1	8	13	81.00	9.000					

Batter	1	2	3	4	5	6	7	8	9	AB	R	H	RBI	BB	SO	LOB	TOP										
Willie Wilson, S (1, 8) OBP: 0.294, SLG: 0.309	0-0 WP 3B		0-2 F7					2-2 FC5-6 1B	1-0 G4-3	5	1	3	0	0	0	0	Kansas City Royals @ New York Yankees Yankee Stadium, Bronx, NY Sat Jul 15 1989, 3:33 AM EDT Att: 50,124 - Sunny - 82 F livebaseballscorecards.com										
Kevin Seitzer, R (1, 5) OBP: 0.391, SLG: 0.336	4-2 L7-5 WP BB		1-1 G6-3				2-1 L9	1-1 FC5-6 1B 1-2 HR	4-0 HR BB	3	2	0	0	2	0	2											
George Brett, L (1, 3) OBP: 0.328, SLG: 0.398	4-1 1-2 3-H BB		1-1 G4-3				1-0 P2	0-0 HR 1B	2-0 HR	4	2	2	2	1	0	1											
Danny Tartabull, R (1, 9) OBP: 0.354, SLG: 0.430	2-2 L7-5			1-2 G6-3			4-0 BB IBB	1-0 HR 1B	2-2 G6-3	4	1	1	3	1	0	2											
Jim Eisenreich, L (1, 7) OBP: 0.348, SLG: 0.413	2-2 F7			3-3 K			4-2 BB	0-0 1B 1B	0-1 G4-3	4	1	1	0	1	1	1											
Pat Tabler, R (1, 10) OBP: 0.342, SLG: 0.312 Rey Palacios, R (8, FR) OBP: 0.212, SLG: 0.267		0-0 F9		1-0 G6-3			0-0 L3	2-0 1B 1B		4	0	1	0	0	0	3											
Bob Boone, R (1, 2) OBP: 0.369, SLG: 0.366		4-0 BB			2-1 P4			1-1 1B 1B	1-1 1B 1B	3	0	1	1	1	1	0											
Frank White, R (1, 4) OBP: 0.295, SLG: 0.298		3-2 P8			2-0 G6-3		3-2 P4	2-2 1B 1B	2-2 1B 1B	4	0	1	0	0	0	1											
Bill Pecota, R (1, 6) OBP: 0.344, SLG: 0.724		0-1 F8			0-0 G5-3		0-0 P7	0-1 L6		4	0	0	0	0	0	4											
Inning Stats	R: 1 E: 0 K: 0 S: 13	H: 1 LOB: 1 BB: 2 P: 25	R: 0 E: 0 K: 0 S: 6	H: 0 LOB: 1 BB: 1 P: 13	R: 0 E: 0 K: 0 S: 7	H: 0 LOB: 0 BB: 0 P: 9	R: 0 E: 0 K: 1 S: 10	H: 0 LOB: 0 BB: 0 P: 15	R: 0 E: 0 K: 0 S: 4	H: 0 LOB: 0 BB: 2 P: 8	R: 0 E: 0 K: 0 S: 10	H: 1 LOB: 3 BB: 2 P: 22	R: 0 E: 0 K: 1 S: 7	H: 0 LOB: 0 BB: 0 P: 11	R: 4 E: 0 K: 0 S: 17	H: 7 LOB: 3 BB: 0 P: 26		R: 2 E: 0 K: 0 S: 7	H: 1 LOB: 0 BB: 1 P: 16	1B: 7 2B: 1 3B: 1 HR: 2	SF: 0 SAC: 0 DP: 1 HBP: 0	WP: 2 PB: 0 SB: 0 CS: 0	PA: 41				
PITCHER	IP	WLS	BF	H	R	ER	SO	BB	IBB	HBP	BLK	WP	HR	S	P	ERA	WHIP										
Chuck Cary, L (1, 1) ERA: 2.51	7.0		27	2	1	1	2	4	1	0	0	2	0	57	103	1.29	0.857										
Lee Guetterman, L (8, 1) ERA: 2.51	0.1	L	6	5	4	4	0	0	0	0	0	0	1	10	16	108.00	15.000										
Dale Mohorcic, R (8, 1) ERA: 4.1	0.2		3	2	0	0	0	0	0	0	0	0	0	7	10	0.00	3.000										
Bob Davidson, R (9, 1) ERA: 18.0	1.0		5	1	2	2	0	1	0	0	0	0	1	7	16	18.00	2.000										

Batter	1	2	3	4	5	6	7	8	9	AB	R	H	RBI	BB	SO	LOB	BOTTOM										
Luis Polonia, L (1, 7) OBP: 0.329, SLG: 0.373	3-2 L4-3 1B		1-2 B3-4 1B 2B					0-0 G4-6-3 1-2 1B		4	1	2	0	0	0	1	Kansas City Royals @ New York Yankees Yankee Stadium, Bronx, NY Sat Jul 15 1989, 3:33 AM EDT Att: 50,124 - Sunny - 82 F livebaseballscorecards.com										
Tom Brookens, R (1, 4) OBP: 0.283, SLG: 0.336	1-2 L4-3 1-2		4-0 1B B3-4 BB		2-1 P6			0-1 G6-3		3	0	0	0	1	0	1											
Don Mattingly, L (1, 3) OBP: 0.363, SLG: 0.468	2-2 F9		0-1 B3-4		0-0 F8			1-2 P5	1-2 P5	4	0	0	0	0	2												
Mel Hall, L (1, 10) OBP: 0.319, SLG: 0.467		0-1 G5-3	0-1 1B		0-0 P5			1-1 F7		4	0	1	1	0	0												
Jesse Barfield, R (1, 9) OBP: 0.346, SLG: 0.424		0-0 2B	2-3 3-H K		1-2 G5-3			1-3 K		4	0	1	0	0	2												
Mike Pagliaro, L (1, 5) OBP: 0.272, SLG: 0.303		4-1 FC4-6 BB		3-2 G1-3			1-2 G3			2	0	0	0	1	0												
Don Slaught, R (1, 2) OBP: 0.346, SLG: 0.431		0-1 FC4-6 1-2 FC6-4		4-0 G1-6-3 BB			2-0 P6			2	0	0	0	1	0												
Alvaro Espinoza, R (1, 6) OBP: 0.289, SLG: 0.303		1-0 FC6-4		1-1 G1-6-3			0-1 P6			3	0	0	0	0	3												
Roberto Kelly, R (1, 8) OBP: 0.379, SLG: 0.439			0-2 P2		0-1 G5-3			1-0 G4-6-3 1B		3	0	1	0	0	0												
Inning Stats	R: 0 E: 0 K: 0 S: 13	H: 1 LOB: 0 BB: 0 P: 19	R: 0 E: 0 K: 0 S: 7	H: 1 LOB: 2 BB: 1 P: 12	R: 1 E: 0 K: 1 S: 14	H: 2 LOB: 2 BB: 1 P: 21	R: 0 E: 0 K: 0 S: 6	H: 0 LOB: 0 BB: 0 P: 14	R: 0 E: 0 K: 0 S: 5	H: 0 LOB: 0 BB: 0 P: 6	R: 0 E: 0 K: 0 S: 6	H: 0 LOB: 0 BB: 0 P: 9	R: 0 E: 0 K: 0 S: 4	H: 1 LOB: 0 BB: 0 P: 5	R: 0 E: 0 K: 1 S: 8	H: 0 LOB: 0 BB: 0 P: 11		1B: 3 2B: 3 3B: 0 HR: 0	SF: 0 SAC: 0 DP: 3 HBP: 0	WP: 0 PB: 0 SB: 0 CS: 0	PA: 32						
PITCHER	IP	WLS	BF	H	R	ER	SO	BB	IBB	HBP	BLK	WP	HR	S	P	ERA	WHIP										
Luis Aquino, R (1, 1) ERA: 3.08	9.0	W	32	5	1	1	2	3	0	0	0	0	0	69	106	1.00	0.889										


Batter	1	2	3	4	5	6	7	8	9	AB	R	H	RBI	BB	SO	LOB	TOP
Willie Wilson, S (1, 8) OBP: 0.293, SLG: 0.304	G6-3		K				K			3	0	0	0	1	2	4	Kansas City Royals @ New York Yankees Yankee Stadium, Bronx, NY Sun Jul 16 1989, 3:33 AM EDT Att: 38,117 - Overcast - 75 F
Kevin Seitzer, R (1, 5) OBP: 0.390, SLG: 0.335 Rey Palacios, R (2, 5) OBP: 0.200, SLG: 0.250	L7			K			K			1	0	0	0	0	0	0	
George Brett, L (1, 3) OBP: 0.324, SLG: 0.393	F9			G1-3			L7			3	0	0	0	0	2		
Danny Tartabull, R (1, 9) OBP: 0.357, SLG: 0.433				K						3	1	2	0	0	1	0	
Jim Eisenreich, L (1, 7) OBP: 0.348, SLG: 0.412				K						3	0	1	0	0	1	0	
Pat Tabler, R (1, 10) OBP: 0.338, SLG: 0.308				G4-3			G5-3			3	0	0	0	0	2		
Bob Boone, R (1, 2) OBP: 0.368, SLG: 0.366				G5-3			F9			3	0	1	1	0	0	0	
Frank White, R (1, 4) OBP: 0.299, SLG: 0.303 Brad Wellman, R (7, PR) OBP: 0.273, SLG: 0.287				FC6-4			F8			3	0	2	0	0	0	0	
Bill Pecota, R (1, 6) OBP: 0.343, SLG: 0.677				FC6-4			BB			2	0	0	0	1	0	3	
Inning Stats	R: 0 E: 0 K: 0 S: 5	H: 0 LOB: 0 BB: 0 P: 9	R: 0 E: 0 K: 1 S: 6	H: 1 LOB: 0 BB: 0 P: 12	R: 0 E: 0 K: 1 S: 11	H: 1 LOB: 1 BB: 0 P: 16	R: 0 E: 0 K: 2 S: 9	H: 0 LOB: 0 BB: 0 P: 14	R: 0 E: 0 K: 0 S: 6	H: 0 LOB: 0 BB: 0 P: 10	R: 0 E: 0 K: 1 S: 10	H: 0 LOB: 2 BB: 2 P: 21	R: 1 E: 1 K: 1 S: 14	H: 4 LOB: 3 BB: 0 P: 23			
PITCHER Greg Cadaret, L (1, 1) ERA: 3.78	IP: 7.0 WLS: W BF: 28 H: 6 R: 1 ER: 1 SO: 6 BB: 2 IBB: 0 HBP: 0 BLK: 0 WP: 0 HR: 0 S: 61 P: 105 ERA: 1.29 WHIP: 1.143											PITCHER	IP: 7.0 WLS: W BF: 28 H: 6 R: 1 ER: 1 SO: 6 BB: 2 IBB: 0 HBP: 0 BLK: 0 WP: 0 HR: 0 S: 61 P: 105 ERA: 1.29 WHIP: 1.143				

AB	26
R	1
H	6
RBI	1
BB	2
SO	6
LOB	13

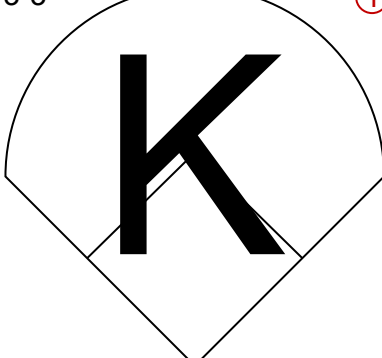
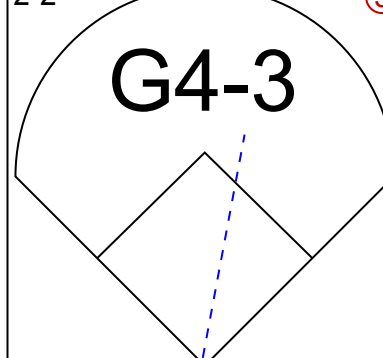
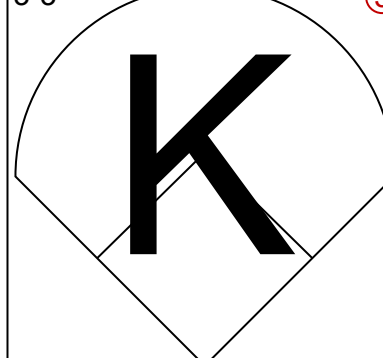
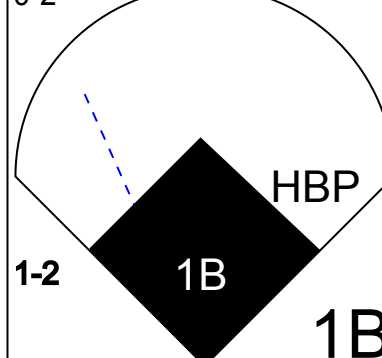
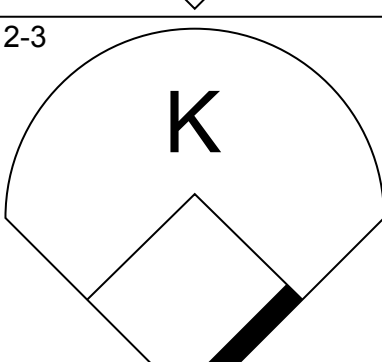
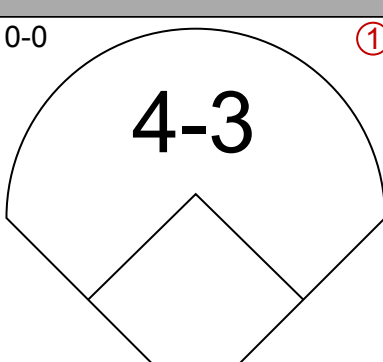
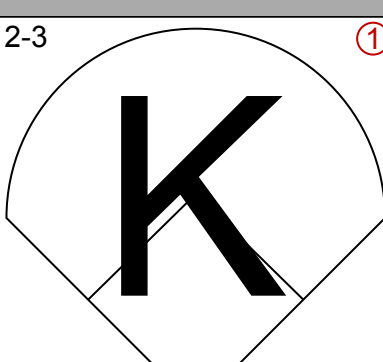
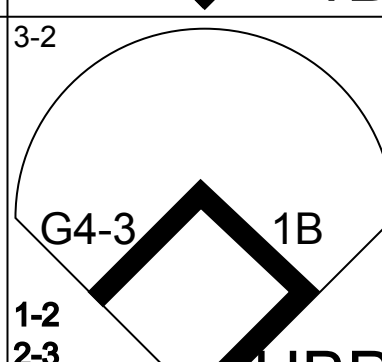
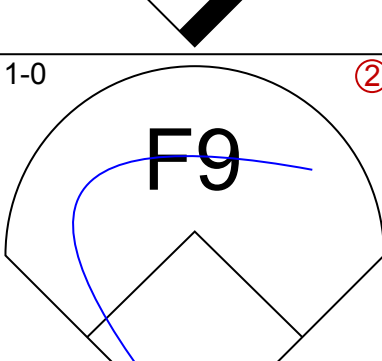
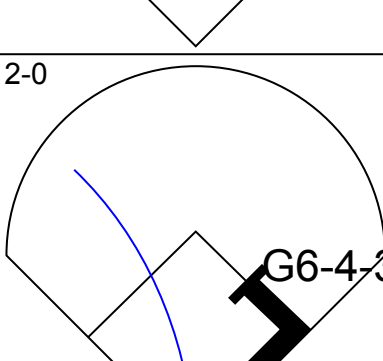
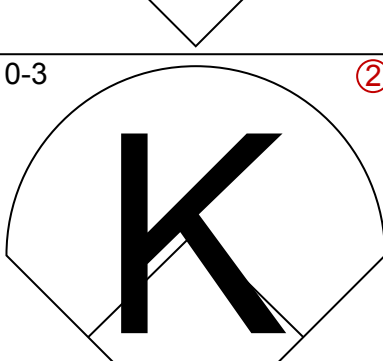
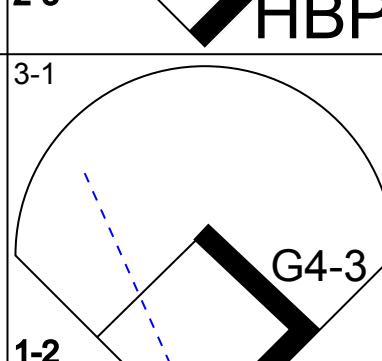
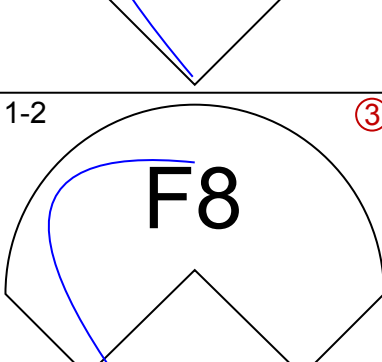
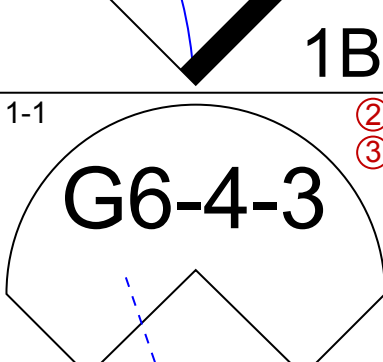
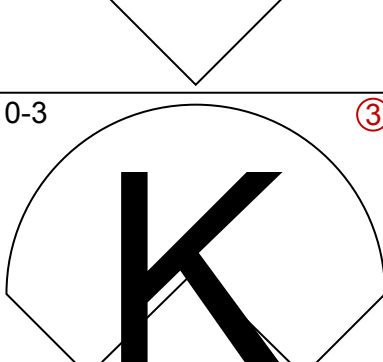
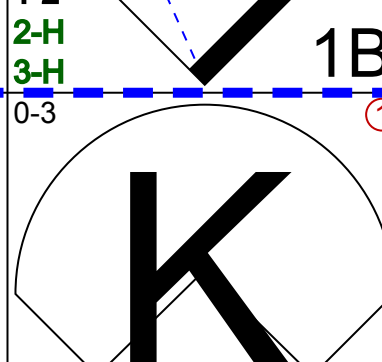
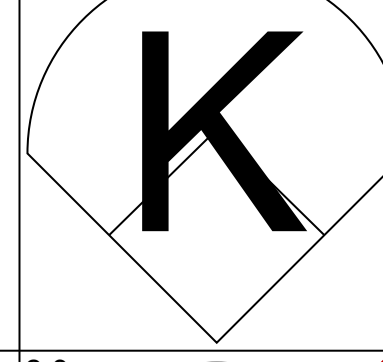
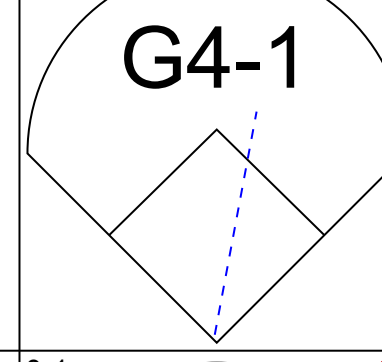
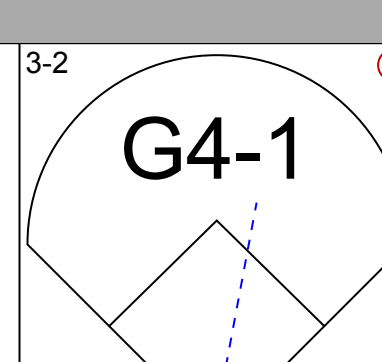
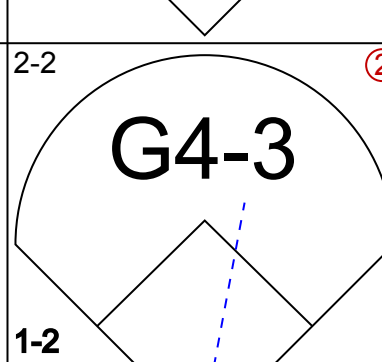

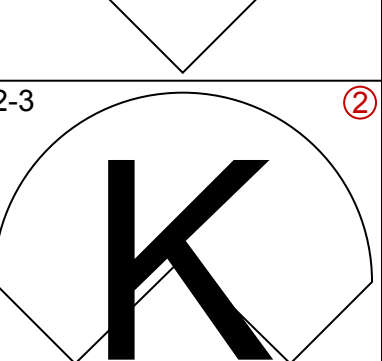
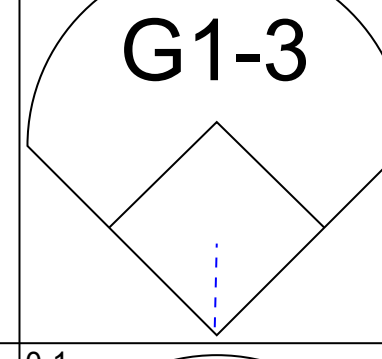
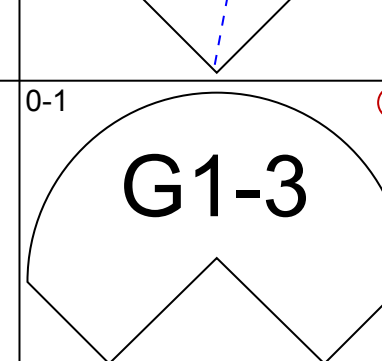
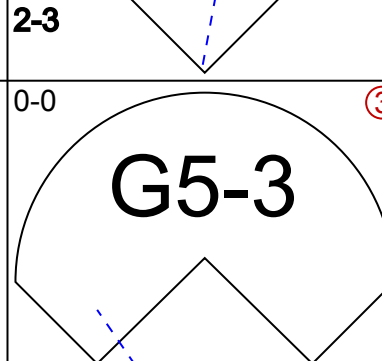
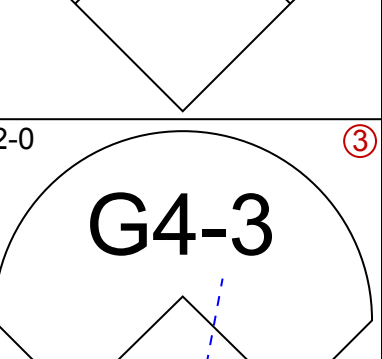
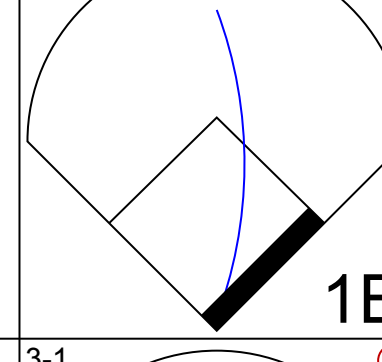
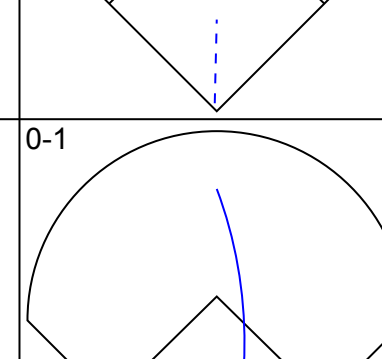
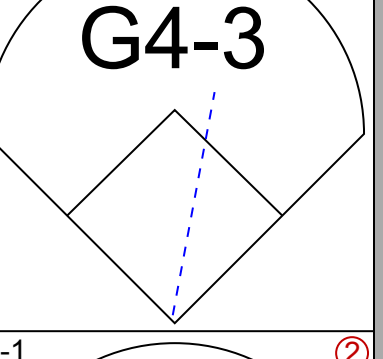
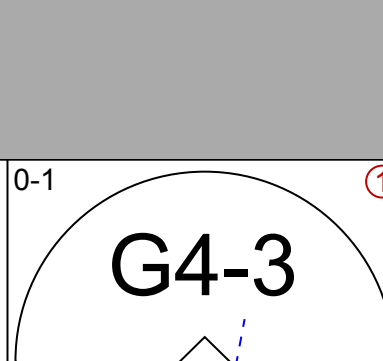
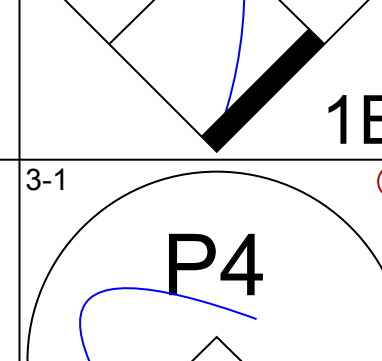
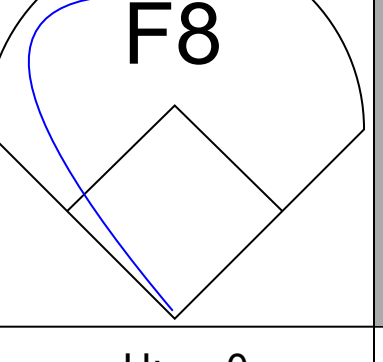
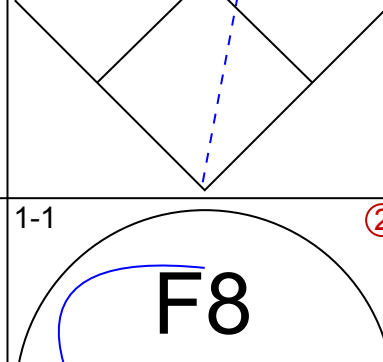
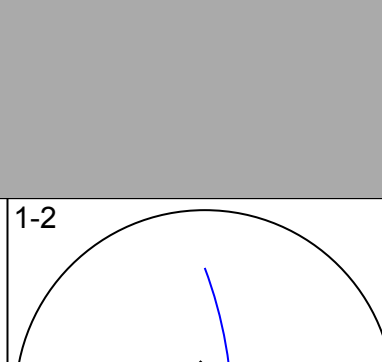


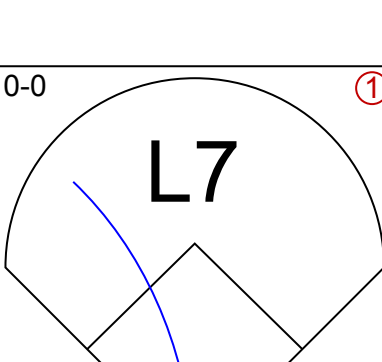
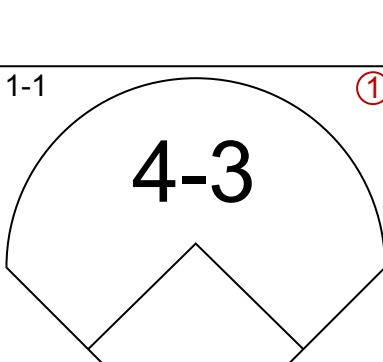
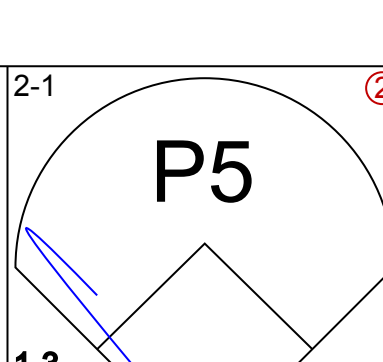
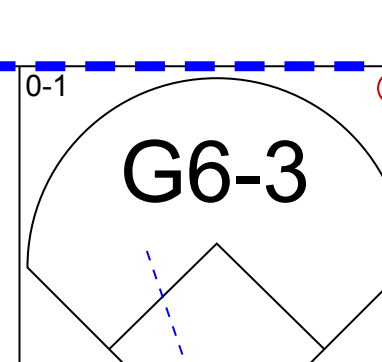
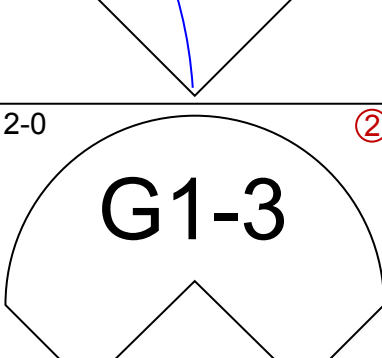
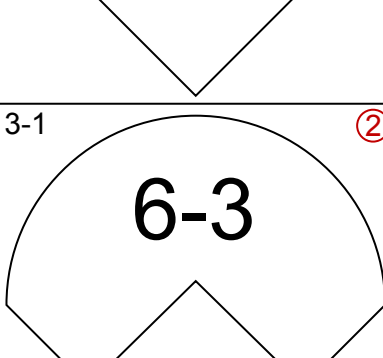
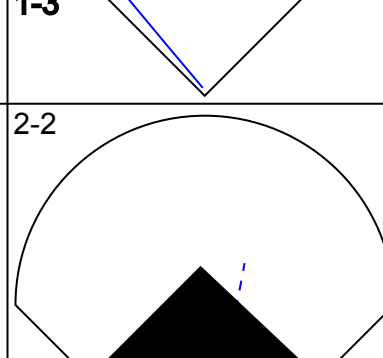
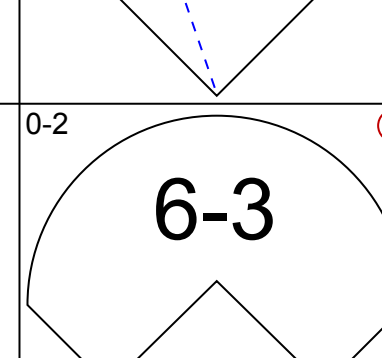
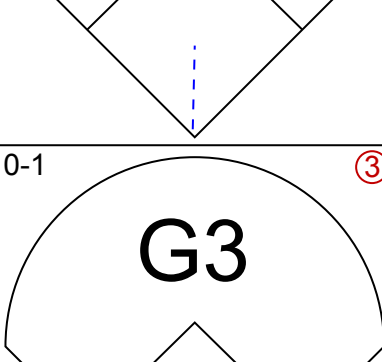
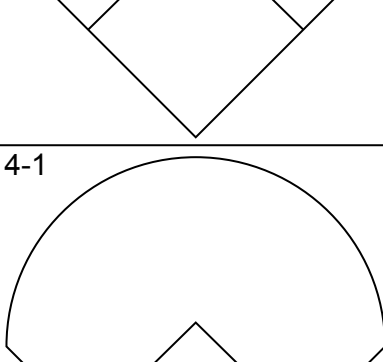
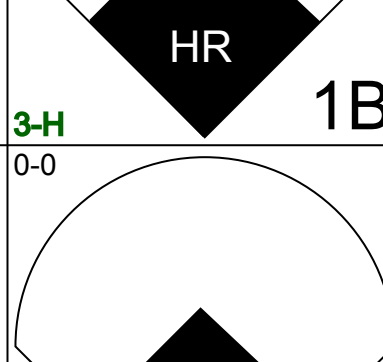
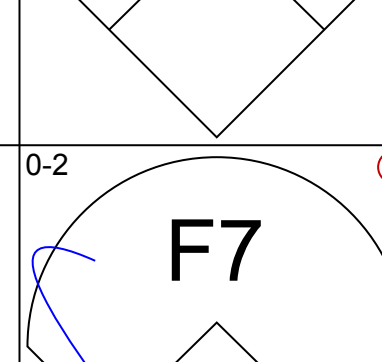
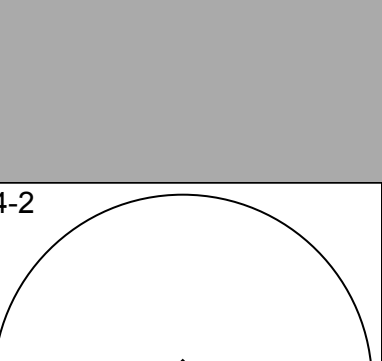
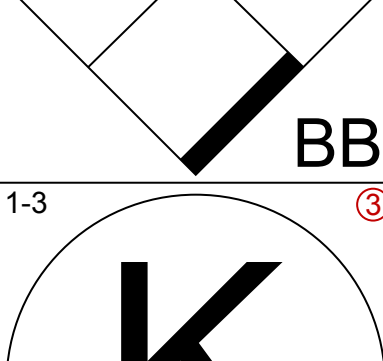
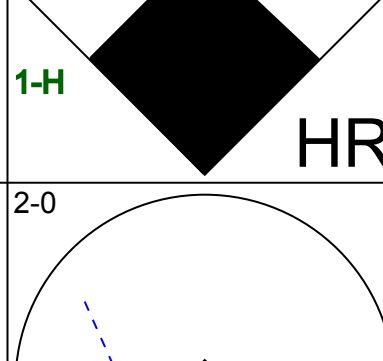
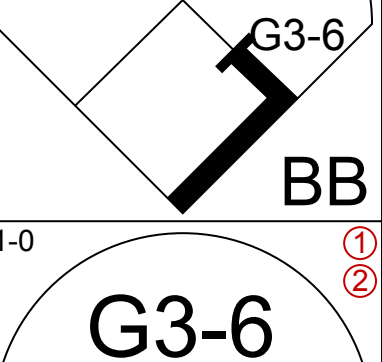
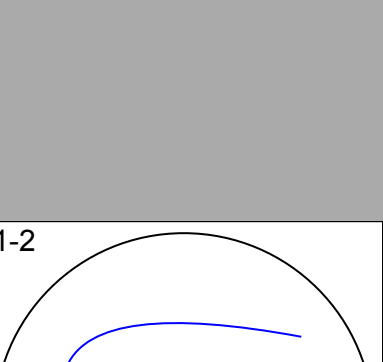
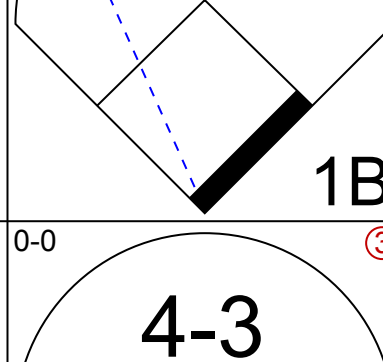
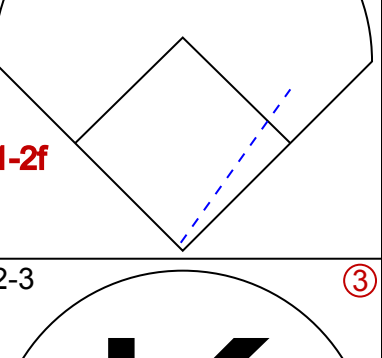
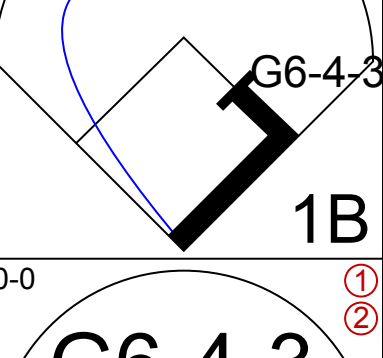
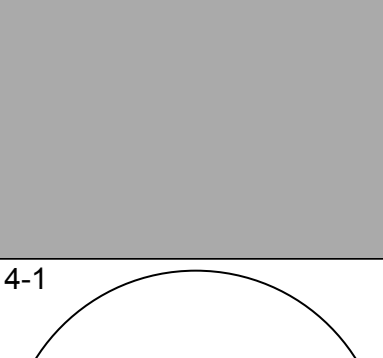

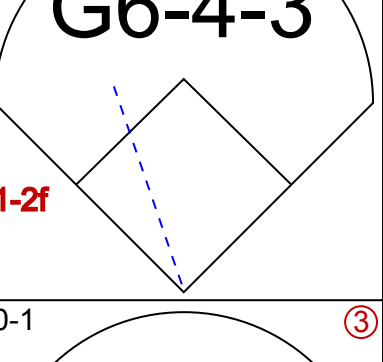
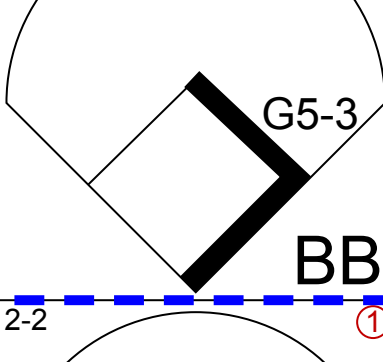
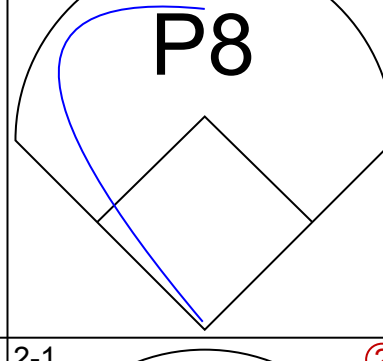

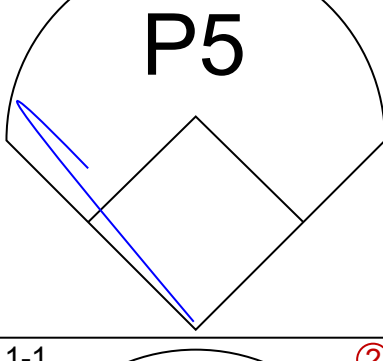
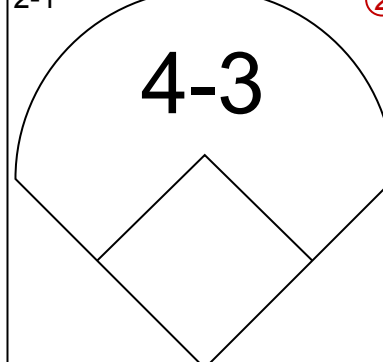
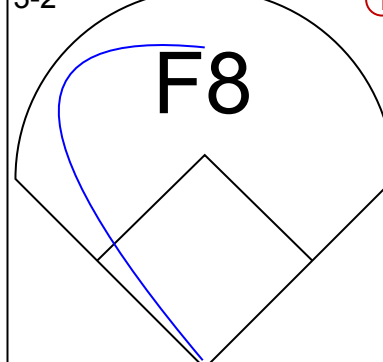
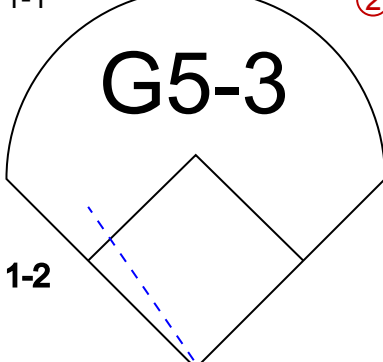
1B:	6	SF:	0
2B:	0	SAC:	0
3B:	0	DP:	1
HR:	0	HBP:	0
WP:	0	PA:	28
SB:	0		
CS:	0		

Batter	1	2	3	4	5	6	7	8	9	AB	R	H	RBI	BB	SO	LOB	BOTTOM
Steve Sax, R (1, 4) OBP: 0.380, SLG: 0.398 Wayne Tolleson, S (6, PH) OBP: 0.239, SLG: 0.171	K	E5		FC3-6		E8				4	2	2	0	0	1	0	Kansas City Royals @ New York Yankees Yankee Stadium, Bronx, NY Sun Jul 16 1989, 3:33 AM EDT Att: 38,117 - Overcast - 75 F
Luis Polonia, L (1, 7) OBP: 0.330, SLG: 0.377	E	P6		FC3-6		G4-3				5	1	2	0	0	5		
Don Mattingly, L (1, 3) OBP: 0.364, SLG: 0.472	1B		P5	FC3-6						4	1	2	2	0	2		
Mel Hall, L (1, 10) OBP: 0.317, SLG: 0.468	L8		G4-3	P5						4	1	1	1	0	2		
Jesse Barfield, R (1, 9) OBP: 0.354, SLG: 0.426			1B	1B						1	2	1	0	3	0		
Mike Pagliaro, L (1, 5) OBP: 0.275, SLG: 0.307	P6		1B	1B						4	2	2	1	0	1	4	
Don Slaught, R (1, 2) OBP: 0.344, SLG: 0.429			K	1B						4	0	1	1	0	1	2	
Alvaro Espinoza, R (1, 6) OBP: 0.296, SLG: 0.307			FC1-6	1B						3	0	2	2	1	0	0	
Roberto Kelly, R (1, 8) OBP: 0.377, SLG: 0.440			FC1-6	K						4	1	1	1	0	1	3	
Inning Stats	R: 1 E: 1 K: 1 S: 15	H: 3 LOB: 2 BB: 0 P: 20	R: 1 E: 1 K: 1 S: 12	H: 0 LOB: 1 BB: 1 P: 19	R: 2 E: 0 K: 1 S: 16	H: 3 LOB: 2 BB: 1 P: 22	R: 1 E: 0 K: 1 S: 13	H: 2 LOB: 2 BB: 1 P: 20	R: 0 E: 0 K: 0 S: 7	H: 0 LOB: 0 BB: 0 P: 9	R: 5 E: 1 K: 0 S: 25	H: 6 LOB: 3 BB: 2 P: 46					
PITCHER Terry Leach, R (1, 1) ERA: 4.35 Bob Buchanan, L (4, 1) ERA: 16.2 Steve Crawford, R (6, 1) ERA: 1.93	IP: 3.0 WLS: L BF: 20 H: 8 R: 5 ER: 4 SO: 3 BB: 2 IBB: 0 HBP: 0 BLK: 0 WP: 0 HR: 0 S: 49 P: 67 ERA: 12.00 WHIP: 3.333											PITCHER	IP: 3.0 WLS: L BF: 20 H: 8 R: 5 ER: 4 SO: 3 BB: 2 IBB: 0 HBP: 0 BLK: 0 WP: 0 HR: 0 S: 49 P: 67 ERA: 12.00 WHIP: 3.333				



1B:	10	SF:	0
2B:	4	SAC:	0
3B:	0	DP:	0
HR:	0	HBP:	0
WP:	1	PA:	38
SB:	0		
CS:	0		

Batter	1	2	3	4	5	6	7	8	9	AB	R	H	RBI	BB	SO	LOB	TOP			
Paul Moltzer, R OBP: 0.374, SLG: 0.436 (1, 5)										4	1	1	0	0	2	0	Milwaukee Brewers @ Kansas City Royals Royals Stadium, Kansas City, MO Mon Jul 17 1989, 8:05 PM EDT Att: 37,961 - Unknown - 79 F			
Jim Gantner, L OBP: 0.296, SLG: 0.294 (1, 4)										3	0	0	0	0	2	0				
Robin Yount, R OBP: 0.373, SLG: 0.477 (1, 8)										4	0	2	2	0	1	1				
Rob Deer, R OBP: 0.326, SLG: 0.473 (1, 9)										4	0	0	0	0	2	4				
Greg Brock, L OBP: 0.352, SLG: 0.357 (1, 3)										4	0	0	0	0	2	2				
Joey Meyer, R OBP: 0.226, SLG: 0.329 Terry Francona, L (9, PH) OBP: 0.247, SLG: 0.321 (1, 10)										3	0	0	0	0	2	0				
B.J. Surhoff, L OBP: 0.280, SLG: 0.328 (1, 2)										3	0	1	0	0	0	0				
Mike Felder, S OBP: 0.285, SLG: 0.287 (1, 7)										3	0	1	0	0	0	1				
Gus Polidor, R OBP: 0.225, SLG: 0.263 Bill Spiers, L (9, PH) OBP: 0.317, SLG: 0.292 (1, 6)										2	0	0	0	0	0	1				
Inning Stats	R: 0 H: 0 E: 0 K: 2 S: 10	H: 0 LOB: 1 BB: 0 P: 17	R: 0 H: 0 E: 0 K: 2 S: 8	H: 0 LOB: 0 BB: 0 P: 14	R: 0 H: 1 E: 0 K: 0 S: 8	H: 0 LOB: 0 BB: 0 P: 12	R: 0 H: 1 E: 0 K: 0 S: 4	H: 0 LOB: 0 BB: 0 P: 7	R: 0 H: 0 E: 0 K: 1 S: 7	H: 0 LOB: 0 BB: 0 P: 11	R: 0 H: 0 E: 0 K: 3 S: 9	H: 0 LOB: 0 BB: 0 P: 11	R: 0 H: 1 E: 0 K: 0 S: 11	H: 1 LOB: 1 BB: 0 P: 17	R: 2 H: 3 E: 0 K: 1 S: 18	H: 3 LOB: 2 BB: 0 P: 27		1B: 6 2B: 0 3B: 0 HR: 0	SF: 0 SAC: 0 DP: 2 HBP: 1	WP: 1 PB: 0 CS: 0
PITCHER	IP	WLS	BF	H	R	ER	SO	BB	IBB	HBP	BLK	WP	HR	S	P	ERA	WHIP			
Tom Gordon, R ERA: 3.04 Jeff Montgomery, R ERA: 1.53 (1, 1)	8.0	W	30	6	2	2	10	0	0	1	0	1	0	76	118	2.25	0.750			
(9, 1)	1.0	S	3	0	0	0	1	0	0	0	0	0	0	7	9	0.00	0.000			

Batter	1	2	3	4	5	6	7	8	9	AB	R	H	RBI	BB	SO	LOB	BOTTOM			
Jim Eisenreich, L OBP: 0.343, SLG: 0.406 (1, 8)										4	0	0	0	0	0	1	Milwaukee Brewers @ Kansas City Royals Royals Stadium, Kansas City, MO Mon Jul 17 1989, 8:05 PM EDT Att: 37,961 - Unknown - 79 F			
Kevin Seitzer, R OBP: 0.389, SLG: 0.334 (1, 5)										4	1	1	1	0	0	0				
George Brett, L OBP: 0.327, SLG: 0.406 (1, 3)										3	1	1	2	1	0	0				
Danny Tartabull, R OBP: 0.360, SLG: 0.433 (1, 9)										2	0	1	0	1	1	1				
Bill Buckner, L OBP: 0.254, SLG: 0.279 (1, 10)										3	0	1	0	0	0	2				
Bob Boone, R OBP: 0.368, SLG: 0.363 (1, 2)										2	0	0	0	1	1	1				
Frank White, R OBP: 0.295, SLG: 0.299 (1, 4)										3	0	0	0	0	0	1				
Bill Pecota, R OBP: 0.316, SLG: 0.618 (1, 7)										3	0	0	0	0	0	1				
Brad Wellman, R OBP: 0.274, SLG: 0.282 (1, 6)										2	1	0	0	1	1	1				
Inning Stats	R: 0 H: 0 E: 0 K: 0 S: 4	H: 0 LOB: 0 BB: 0 P: 6	R: 0 H: 0 E: 0 K: 1 S: 6	H: 0 LOB: 0 BB: 1 P: 13	R: 0 H: 0 E: 0 K: 1 S: 7	H: 0 LOB: 0 BB: 0 P: 12	R: 0 H: 0 E: 0 K: 1 S: 8	H: 0 LOB: 1 BB: 1 P: 17	R: 0 H: 0 E: 0 K: 0 S: 6	H: 1 LOB: 0 BB: 0 P: 7	R: 3 H: 3 E: 0 K: 0 S: 14	H: 3 LOB: 1 BB: 1 P: 27	R: 0 H: 0 E: 0 K: 0 S: 11	H: 0 LOB: 1 BB: 1 P: 20	R: 0 H: 0 E: 0 K: 0 S: 9	H: 0 LOB: 0 BB: 0 P: 9		1B: 3 2B: 0 3B: 0 HR: 1	SF: 0 SAC: 0 DP: 2 HBP: 0	WP: 1 PB: 1 CS: 0
PITCHER	IP	WLS	BF	H	R	ER	SO	BB	IBB	HBP	BLK	WP	HR	S	P	ERA	WHIP			
Tom Filer, R ERA: 4.5 Mark Knudson, R ERA: 4.29 Tony Fossas, L ERA: 2.52 (1, 1)	6.0	L	24	4	3	3	3	4	0	0	0	0	0	10	15	0.00	1.333			
(7, 1)	1.0		3	0	0	0	0	0	0	0	0	0	0	9	9	0.00	0.000			
(8, 1)	1.0		3	0	0	0	0	0	0	0	0	0	0	9	9	0.00	0.000			

Batter	1	2	3	4	5	6	7	8	9	AB	R	H	RBI	BB	SO	LOB	TOP										
Mike Felder, S OBP: 0.289, SLG: 0.291 (1, 7)										5	1	2	0	0	1	2	Milwaukee Brewers @ Kansas City Royals Royals Stadium, Kansas City, MO Tue Jul 18 1989, 8:05 PM EDT Att: 28,358 - Unknown - 83 F livebaseballscorecards.com										
Jim Gantner, L OBP: 0.296, SLG: 0.293 (1, 4)										4	1	1	0	0	0	1											
Paul Molitor, R OBP: 0.372, SLG: 0.434 (1, 5)										4	0	1	0	0	2	4											
Robin Yount, R OBP: 0.375, SLG: 0.478 (1, 8)										4	0	2	2	0	0	1											
Rob Deer, R OBP: 0.226, SLG: 0.479 (1, 9)										4	1	1	1	0	3	3											
Greg Brock, L OBP: 0.343, SLG: 0.347 (1, 3)										4	0	0	0	0	0	2											
B.J. Surhoff, L OBP: 0.276, SLG: 0.324 (1, 2)										4	0	0	0	0	1	2											
Joey Meyer, R OBP: 0.267, SLG: 0.329 (1, 10)										3	0	1	0	1	1	0											
Bill Spiers, L OBP: 0.315, SLG: 0.291 (1, 6)										4	1	1	0	0	0	1											
Inning Stats	R: 0 E: 0 K: 1 S: 12	H: 1 LOB: 1 BB: 0 P: 18	R: 1 E: 0 K: 1 S: 11	H: 2 LOB: 2 BB: 1 P: 20	R: 0 E: 0 K: 0 S: 4	H: 0 LOB: 0 BB: 0 P: 8	R: 0 E: 0 K: 1 S: 9	H: 0 LOB: 0 BB: 0 P: 11	R: 3 E: 0 K: 2 S: 15	H: 4 LOB: 1 BB: 0 P: 24	R: 0 E: 0 K: 0 S: 6	H: 0 LOB: 0 BB: 0 P: 10	R: 0 E: 0 K: 1 S: 7	H: 0 LOB: 0 BB: 0 P: 9	R: 0 E: 0 K: 1 S: 8	H: 2 LOB: 2 BB: 0 P: 12	R: 0 E: 0 K: 1 S: 8	H: 0 LOB: 0 BB: 0 P: 9	1B: 8 2B: 0 3B: 0 HR: 1	SF: 0 SAC: 0 DP: 0 HBP: 0	WP: 0 PB: 1 SB: 0 CS: 0	PA: 37					
PITCHER	IP	WLS	BF	H	R	ER	SO	BB	IBB	HBP	BLK	WP	HR	S	P	ERA	WHIP										
Mark Gubicza, R ERA: 2.73 (1, 1)	8.0	W	34	9	4	3	7	1	0	0	0	0	1	72	112	3.38	1.250										
Steve Farr, R ERA: 3.86 (9, 1)	1.0		3	0	0	0	1	0	0	0	0	0	0	8	9	0.00	0.000										

Batter	1	2	3	4	5	6	7	8	9	AB	R	H	RBI	BB	SO	LOB	BOTTOM										
Jim Eisenreich, L OBP: 0.340, SLG: 0.402 (1, 8)										3	0	0	0	0	0	1	Milwaukee Brewers @ Kansas City Royals Royals Stadium, Kansas City, MO Tue Jul 18 1989, 8:05 PM EDT Att: 28,358 - Unknown - 83 F livebaseballscorecards.com										
Kevin Seitzer, R OBP: 0.390, SLG: 0.334 (1, 5)										3	2	1	0	1	0	0											
George Brett, L OBP: 0.337, SLG: 0.423 (1, 3)										3	4	3	2	1	0	0											
Bo Jackson, R OBP: 0.309, SLG: 0.528 (1, 10)										3	1	2	5	1	0	0											
Danny Tartabull, R OBP: 0.355, SLG: 0.426 (1, 9)										4	0	0	1	0	0	3											
Mike Macfarlane, R OBP: 0.280, SLG: 0.315 (1, 2)										4	0	1	1	0	0	1											
Frank White, R OBP: 0.295, SLG: 0.298 (1, 4)										4	0	1	0	0	1	1											
Bill Pecota, R OBP: 0.300, SLG: 0.583 (7, PH)										2	0	0	0	0	0	1											
Brad Wellman, R OBP: 0.273, SLG: 0.281 (1, 6)										4	1	1	0	0	1	1											
Inning Stats	R: 3 E: 0 K: 0 S: 11	H: 3 LOB: 0 BB: 0 P: 19	R: 0 E: 0 K: 1 S: 9	H: 1 LOB: 1 BB: 0 P: 12	R: 1 E: 0 K: 0 S: 6	H: 1 LOB: 0 BB: 0 P: 9	R: 0 E: 0 K: 1 S: 6	H: 0 LOB: 0 BB: 0 P: 8	R: 0 E: 0 K: 0 S: 7	H: 0 LOB: 0 BB: 0 P: 9	R: 1 E: 0 K: 0 S: 12	H: 1 LOB: 1 BB: 2 P: 23	R: 4 E: 0 K: 0 S: 13	H: 4 LOB: 1 BB: 1 P: 24	R: 0 E: 0 K: 1 S: 7	H: 0 LOB: 0 BB: 0 P: 11	1B: 7 2B: 1 3B: 1 HR: 1	SF: 0 SAC: 1 DP: 1 HBP: 0	WP: 0 PB: 0 SB: 0 CS: 0	PA: 36							
PITCHER	IP	WLS	BF	H	R	ER	SO	BB	IBB	HBP	BLK	WP	HR	S	P	ERA	WHIP										
Don August, R ERA: 4.92 (1, 1)	6.0	L	27	8	7	7	2	2	0	0	0	0	0	4	9	0.00	3.000										
Tony Fossas, L ERA: 3.2 (7, 1)	0.1		3	1	0	0	0	0	1	0	0	0	0	4	9	0.00	3.000										
Chuck Crim, R ERA: 3.41 (7, 1)	0.2		3	1	2	2	0	0	0	0	0	0	0	5	8	27.00	1.500										
Mark Knudson, R ERA: 4.21 (8, 1)	1.0		3	0	0	0	1	0	0	0	0	0	0	7	11	0.00	0.000										

Batter	1	2	3	4	5	6	7	8	9	AB	R	H	RBI	BB	SO	LOB	TOP										
Mike Felder, S OBP: 0.293, SLG: 0.290 (1, 7)										4	3	1	1	1	0	2											
Jim Gantner, L OBP: 0.350, SLG: 0.298 (1, 4)										5	1	3	1	0	0	1											
Paul Molitor, R OBP: 0.373, SLG: 0.434 (1, 5)										4	0	2	2	0	1	1											
Robin Yount, R OBP: 0.375, SLG: 0.479 (1, 8)										5	1	2	0	0	1	2											
Rob Deer, R OBP: 0.329, SLG: 0.484 (1, 9)										3	1	1	0	2	0	3											
Greg Brock, L OBP: 0.351, SLG: 0.356 (1, 3)										5	0	3	2	0	0	3											
B.J. Surhoff, L OBP: 0.279, SLG: 0.325 (1, 10)										5	0	2	0	0	0	3											
Charlie O'Brien, R OBP: 0.337, SLG: 0.375 (1, 2)										5	1	2	0	0	0	4											
Bill Spiers, L OBP: 0.313, SLG: 0.289 (1, 6)										4	0	1	0	0	0	3											
Inning Stats	R: 1 E: 0 K: 0 S: 13	H: 1 LOB: 2 BB: 2 P: 27	R: 0 E: 1 K: 0 S: 6	H: 1 LOB: 1 BB: 0 P: 12	R: 2 E: 0 K: 0 S: 14	H: 3 LOB: 1 BB: 0 P: 21	R: 1 E: 0 K: 0 S: 10	H: 2 LOB: 1 BB: 0 P: 16	R: 0 E: 0 K: 0 S: 12	H: 2 LOB: 2 BB: 0 P: 17	R: 0 E: 0 K: 0 S: 8	H: 0 LOB: 0 BB: 0 P: 13	R: 0 E: 0 K: 1 S: 10	H: 0 LOB: 1 BB: 1 P: 20	R: 2 E: 0 K: 0 S: 8	H: 5 LOB: 2 BB: 0 P: 13	R: 1 E: 0 K: 1 S: 11	H: 3 LOB: 2 BB: 0 P: 12	1B: 15 2B: 1 3B: 1 HR: 0	SF: 1 SAC: 1 DP: 0 HBP: 0	WP: 1 PB: 0 CS: 5	PA: 45					
PITCHER	IP	WLS	BF	H	R	ER	SO	BB	IBB	HBP	BLK	WP	HR	S	P	ERA	WHIP										
Charlie Leibrandt, L ERA: 4.17 (1, 1)	4.2	L	25	9	4	4	0	2	0	0	0	1	0	51	88	7.71	2.357										
Terry Leach, R ERA: 4.25 (5, 1)	1.1		4	0	0	0	0	0	0	0	0	0	0	12	18	0.00	0.000										
Steve Crawford, R ERA: 4.05 (7, 1)	2.0		10	5	2	2	1	1	0	0	0	0	0	18	33	9.00	3.000										
Steve Farr, R ERA: 4.0 (9, 1)	1.0		6	3	1	1	1	0	0	0	0	0	0	11	12	9.00	3.000										

Milwaukee Brewers @ Kansas City Royals
Royals Stadium, Kansas City, MO
Wed Jul 19 1989, 8:05 PM EDT
Att: 29,132 - Unknown - 74 F

AB 40
R 7
H 17
RBI 6
BB 3
SO 2
LOB 22



Batter	1	2	3	4	5	6	7	8	9	AB	R	H	RBI	BB	SO	LOB	BOTTOM										
Jim Eisenreich, L OBP: 0.339, SLG: 0.404 (1, 8)										4	0	1	0	0	1	0											
Rey Palacios, R OBP: 0.200, SLG: 0.250 (8, PR)										3	0	2	0	1	0	0											
Kevin Seitzer, R OBP: 0.394, SLG: 0.337 (1, 5)										3	0	1	1	1	0	3											
George Brett, L OBP: 0.340, SLG: 0.422 (1, 3)										4	0	0	0	0	1	4											
Bo Jackson, R OBP: 0.305, SLG: 0.522 (1, 10)										3	0	0	0	1	0	4											
Pat Tabler, R OBP: 0.337, SLG: 0.304 (1, 7)										3	0	0	0	1	0	4											
Danny Tartabull, R OBP: 0.354, SLG: 0.424 (1, 9)										4	0	1	0	0	2	1											
Bob Boone, R OBP: 0.363, SLG: 0.357 (1, 2)										4	0	0	0	0	2	2											
Frank White, R OBP: 0.290, SLG: 0.294 (1, 4)										4	0	0	0	0	1	2											
Bill Pecota, R OBP: 0.286, SLG: 0.553 (1, 6)										2	0	0	0	0	1	1											
Bill Buckner, L OBP: 0.252, SLG: 0.277 (7, PH)										1	0	0	0	0	0	0											
Brad Wellman, R OBP: 0.273, SLG: 0.281 (8, 6)										0	0	0	0	0	0	0											
Inning Stats	R: 0 E: 0 K: 1 S: 12	H: 1 LOB: 2 BB: 1 P: 20	R: 0 E: 0 K: 2 S: 9	H: 1 LOB: 1 BB: 0 P: 14	R: 0 E: 0 K: 1 S: 10	H: 1 LOB: 1 BB: 0 P: 12	R: 0 E: 0 K: 1 S: 14	H: 0 LOB: 1 BB: 1 P: 23	R: 0 E: 0 K: 0 S: 9	H: 0 LOB: 0 BB: 1 P: 16	R: 0 E: 0 K: 1 S: 8	H: 0 LOB: 0 BB: 0 P: 11	R: 0 E: 0 K: 1 S: 9	H: 0 LOB: 0 BB: 0 P: 11	R: 1 E: 0 K: 0 S: 10	H: 2 LOB: 2 BB: 0 P: 10	R: 0 E: 0 K: 1 S: 5	H: 0 LOB: 0 BB: 0 P: 6	1B: 4 2B: 1 3B: 0 HR: 0	SF: 0 SAC: 0 DP: 0 HBP: 0	WP: 0 PB: 0 CS: 0	PA: 35					
PITCHER	IP	WLS	BF	H	R	ER	SO	BB	IBB	HBP	BLK	WP	HR	S	P	ERA	WHIP										
Chris Bosio, R ERA: 2.9 (1, 1)	9.0	W	35	5	1	1	8	3	0	0	0	0	0	86	123	1.00	0.889										

Milwaukee Brewers @ Kansas City Royals
Royals Stadium, Kansas City, MO
Wed Jul 19 1989, 8:05 PM EDT
Att: 29,132 - Unknown - 74 F

AB 32
R 1
H 5
RBI 1
BB 3
SO 8
LOB 17



Batter	1	2	3	4	5	6	7	8	9	AB	R	H	RBI	BB	SO	LOB	TOP								
Jerry Browne, S OBP: 0.366, SLG: 0.401	G4-3		1B			K	CS	2B	IBB	4	1	2	0	1	1	0									
Felix Fermin, R OBP: 0.302, SLG: 0.256	1B		F9			G6-3		F9	G4-3	5	0	2	1	0	0	4									
Dion James, L OBP: 0.360, SLG: 0.345	P4			K		G1-3		P6		4	0	0	0	0	1	2									
Joe Carter, R OBP: 0.300, SLG: 0.488	K			P3			1B	F9		4	1	1	0	0	1	2									
Pete O'Brien, L OBP: 0.391, SLG: 0.426		F8		G4-1			1B	F8		4	1	1	0	0	0	1									
Albert Belle, R OBP: 0.280, SLG: 0.560		P4			G6-3		1B	G1-3	1B	4	1	2	1	0	0	0									
Brad Komminsk, R OBP: 0.404, SLG: 0.568		F8			E	1B	CS	G1-3	1B	4	0	3	1	0	0	0									
Luis Aguayo, R OBP: 0.233, SLG: 0.230			F8		F9		SF8	G1-3		3	0	0	1	0	0	3									
Andy Allanson, R OBP: 0.267, SLG: 0.261				K		G6-3		F9		4	0	0	0	0	2	4									
Inning Stats	R: 0 H: 1 E: 0 K: 1 S: 13	WLS: L BF: 32 LOB: 1 BB: 0 P: 18	H: 9 R: 4 ER: 4 SO: 4	R: 0 H: 0 E: 0 K: 0 S: 12	LOB: 0 BB: 0 P: 17	R: 0 H: 1 E: 0 K: 1 S: 10	LOB: 1 BB: 0 P: 15	R: 0 H: 0 E: 0 K: 1 S: 13	LOB: 0 BB: 0 P: 14	R: 0 H: 1 E: 1 K: 0 S: 9	LOB: 1 BB: 0 P: 13	R: 0 H: 0 E: 0 K: 1 S: 5	LOB: 0 BB: 0 P: 6	R: 3 H: 4 E: 0 K: 0 S: 10	LOB: 0 BB: 0 P: 18	R: 1 H: 2 E: 0 K: 0 S: 8	LOB: 2 BB: 0 P: 9	R: 0 H: 2 E: 0 K: 1 S: 10	LOB: 3 BB: 1 P: 20	1B: 8 2B: 3 3B: 0 HR: 0	SF: 1 SAC: 0 DP: 0 HBP: 0	WP: 0 PB: 0 SB: 0 CS: 1	PA: 39		
PITCHER	IP	WLS	BF	H	R	ER	SO	BB	IBB	HBP	BLK	WP	HR	S	P	ERA	WHIP								
Bret Saberhagen, R ERA: 2.69	8.0	L	32	9	4	4	4	0	0	0	0	0	0	80	110	4.50	1.125								
Terry Leach, R ERA: 4.17	1.0		6	2	0	0	1	0	1	0	0	0	0	10	20	0.00	2.000								

Cleveland Indians @ Kansas City Royals
 Royals Stadium, Kansas City, MO
 Thu Jul 20 1989, 8:05 PM EDT
 Att: 38,595 - Sunny

AB 36
 R 4
 H 11
 RBI 4
 BB 1
 SO 5
 LOB 16



Batter	1	2	3	4	5	6	7	8	9	AB	R	H	RBI	BB	SO	LOB	BOTTOM								
Willie Wilson, S OBP: 0.290, SLG: 0.300	K			K	F9			B5-3		4	0	0	0	0	2	3									
Kevin Seitzer, R OBP: 0.395, SLG: 0.335				BB	BB			K		2	0	0	0	2	2	1									
George Brett, L OBP: 0.338, SLG: 0.416	F8			F7					BB	3	0	0	0	1	1	2									
Bo Jackson, R OBP: 0.308, SLG: 0.520									K	3	0	1	0	1	2	1									
Mike Macfarlane, R OBP: 0.253, SLG: 0.305										3	0	0	0	0	0	3									
Bill Buckner, L OBP: 0.250, SLG: 0.275					G5-3				P6	1	0	0	0	0	0	1									
Danny Tartabull, R OBP: 0.385, SLG: 0.428										2	0	1	0	0	0	1									
Matt Winters, L OBP: 0.379, SLG: 0.417					G4-3				G3	2	0	0	0	0	0	1									
Bob Boone, R OBP: 0.359, SLG: 0.352					G4-3					3	0	0	0	0	0	1									
Frank White, R OBP: 0.295, SLG: 0.292										1	0	0	0	2	0	0									
Bill Pecota, R OBP: 0.273, SLG: 0.525										2	0	0	0	0	1	3									
Pat Tabler, R OBP: 0.336, SLG: 0.303										1	0	0	0	0	0	1									
Brad Wellman, R OBP: 0.273, SLG: 0.281										0	0	0	0	0	0	0									
Inning Stats	R: 0 H: 0 E: 0 K: 1 S: 7	WLS: W BF: 25 LOB: 0 BB: 1 P: 13	H: 2 R: 0 ER: 0 SO: 6	R: 0 H: 0 E: 0 K: 1 S: 6	LOB: 0 BB: 0 P: 10	R: 0 H: 0 E: 0 K: 1 S: 13	LOB: 2 BB: 2 P: 29	R: 0 H: 1 E: 0 K: 0 S: 9	LOB: 2 BB: 1 P: 17	R: 0 H: 0 E: 0 K: 3 S: 9	LOB: 0 BB: 0 P: 16	R: 0 H: 0 E: 0 K: 0 S: 5	LOB: 0 BB: 0 P: 6	R: 0 H: 0 E: 0 K: 1 S: 7	LOB: 1 BB: 1 P: 15	R: 0 H: 0 E: 0 K: 1 S: 10	LOB: 1 BB: 1 P: 19	1B: 1 2B: 1 3B: 0 HR: 0	SF: 0 SAC: 0 DP: 0 HBP: 0	WP: 0 PB: 0 SB: 0 CS: 2	PA: 34				
PITCHER	IP	WLS	BF	H	R	ER	SO	BB	IBB	HBP	BLK	WP	HR	S	P	ERA	WHIP								
Greg Swindell, L ERA: 2.51	7.0	W	25	2	0	0	6	4	0	0	0	0	0	57	104	0.00	0.857								
Jesse Orosco, L ERA: 1.99	1.0		5	0	0	0	1	2	0	0	0	0	0	9	21	0.00	2.000								
Doug Jones, R ERA: 2.09	1.0		3	0	0	0	1	0	0	0	0	0	0	8	13	0.00	0.000								

Cleveland Indians @ Kansas City Royals
 Royals Stadium, Kansas City, MO
 Thu Jul 20 1989, 8:05 PM EDT
 Att: 38,595 - Sunny

AB 27
 R 0
 H 2
 RBI 0
 BB 6
 SO 8
 LOB 18



Batter	1	2	3	4	5	6	7	8	9	AB	R	H	RBI	BB	SO	LOB	TOP				
Jerry Browne, S (1, 4) OBP: 0.368, SLG: 0.402	P4		G4-6-3 1B		P6			P6 1B		4	0	2	0	0	0	0	Cleveland Indians @ Kansas City Royals Royals Stadium, Kansas City, MO Fri Jul 21 1989, 8:05 PM EDT Att: 38,274 - Unknown				
Felix Fermin, R (1, 6) OBP: 0.302, SLG: 0.254			G4-6-3		G4-3			P6		2	0	0	0	1	0						
Pete Dalena, L (8, PH) OBP: 0.143, SLG: 0.286										1	0	0	0	0	0						
Luis Aguayo, R (8, 6) OBP: 0.233, SLG: 0.230	G3 BB									0	0	0	0	0	0						
Dion James, L (1, 10) OBP: 0.358, SLG: 0.341	G3							L7		3	0	0	0	1	0						
Joe Carter, R (1, 7) OBP: 0.300, SLG: 0.486	G6-3							K		4	0	1	0	0	1						
Pete O'Brien, L (1, 3) OBP: 0.395, SLG: 0.433										4	1	3	0	0	0						
Albert Belle, R (1, 9) OBP: 0.310, SLG: 0.536										3	0	1	0	1	0						
Brad Komminsk, R (1, 8) OBP: 0.328, SLG: 0.400										3	0	0	1	0	0						
Dave Clark, L (8, PH) OBP: 0.328, SLG: 0.400										1	0	1	0	0	0						
Brook Jacoby, R (1, 5) OBP: 0.342, SLG: 0.404										4	0	1	0	0	1						
Joel Skinner, R (1, 2) OBP: 0.314, SLG: 0.340										3	0	0	0	0	1						
Inning Stats	R: 0 E: 0 K: 0 S: 9	H: 0 LOB: 1 BB: 1 P: 17	R: 0 E: 0 K: 1 S: 10	H: 1 LOB: 1 BB: 0 P: 12	R: 0 E: 0 K: 1 S: 8	H: 1 LOB: 0 BB: 0 P: 12	R: 1 E: 0 K: 0 S: 9	H: 2 LOB: 2 BB: 1 P: 17	R: 0 E: 0 K: 0 S: 5	H: 1 LOB: 1 BB: 1 P: 7	R: 0 E: 0 K: 0 S: 9	H: 1 LOB: 1 BB: 0 P: 17	R: 0 E: 0 K: 1 S: 14	H: 1 LOB: 1 BB: 0 P: 19	R: 0 E: 0 K: 0 S: 6	H: 2 LOB: 1 BB: 0 P: 11	1B: 8 2B: 2 3B: 0 HR: 0	SF: 0 SAC: 0 DP: 3 HBP: 0	WP: 0 PB: 0 SB: 0 CS: 1	PA: 36	
PITCHER	IP WLS BF H R ER SO BB IBB HBP BLK WP HR S P ERA WHIP	7.0 W 27 6 1 1 2 3 0 0 0 0 0 55 91 1.29 1.286	2.0 S 8 3 0 0 1 0 0 0 0 0 0 20 30 0.00 1.500	PITCHER										IP WLS BF H R ER SO BB IBB HBP BLK WP HR S P ERA WHIP							
Luis Aquino, R (1, 1) ERA: 2.93											7.0 W 27 6 1 1 2 3 0 0 0 0 0 55 91 1.29 1.286										
Jeff Montgomery, R (8, 1) ERA: 1.46											2.0 S 8 3 0 0 1 0 0 0 0 0 0 20 30 0.00 1.500										

Batter	1	2	3	4	5	6	7	8	9	AB	R	H	RBI	BB	SO	LOB	BOTTOM				
Willie Wilson, S (1, 8) OBP: 0.297, SLG: 0.309	FC6-4 1B	SF8						L6		4	1	3	3	0	0	1	Cleveland Indians @ Kansas City Royals Royals Stadium, Kansas City, MO Fri Jul 21 1989, 8:05 PM EDT Att: 38,274 - Unknown				
Kevin Seitzer, R (1, 5) OBP: 0.395, SLG: 0.336	FC6-4 1B	F8						L7		5	0	2	0	0	0	2					
George Brett, L (1, 3) OBP: 0.336, SLG: 0.412										2	0	0	0	0	0	2					
Rey Palacios, R (5, 3) OBP: 0.216, SLG: 0.265	FC6-4							SH1-4		2	0	1	1	0	0	2					
Bo Jackson, R (1, 7) OBP: 0.309, SLG: 0.518	K							F9		5	0	2	0	0	1	5					
Pat Tabler, R (1, 10) OBP: 0.335, SLG: 0.302	F9									4	0	1	0	0	1	5					
Bob Boone, R (1, 2) OBP: 0.361, SLG: 0.352		G4-3 2B						G4-3		3	2	1	0	1	0	4					
Frank White, R (1, 4) OBP: 0.294, SLG: 0.296		G4-3 SF8 2B						G3		4	1	1	0	0	1	1					
Matt Winters, L (1, 9) OBP: 0.371, SLG: 0.392		G4-3								3	1	0	1	1	1	1					
Bill Pecota, R (1, 6) OBP: 0.298, SLG: 0.512										1	0	0	0	1	0	0					
Bill Buckner, L (8, PH) OBP: 0.255, SLG: 0.280										1	0	1	1	0	0	0					
Brad Wellman, R (8, PR) OBP: 0.273, SLG: 0.281		SF8 BB								0	1	0	0	0	0	0					
Inning Stats	R: 0 E: 0 K: 1 S: 13	H: 2 LOB: 2 BB: 0 P: 17	R: 2 E: 0 K: 0 S: 14	H: 1 LOB: 1 BB: 2 P: 29	R: 0 E: 0 K: 0 S: 10	H: 2 LOB: 1 BB: 0 P: 15	R: 0 E: 0 K: 1 S: 7	H: 0 LOB: 0 BB: 0 P: 11	R: 1 E: 0 K: 0 S: 12	H: 3 LOB: 2 BB: 0 P: 18	R: 0 E: 0 K: 1 S: 7	H: 0 LOB: 1 BB: 0 P: 12	R: 0 E: 1 K: 1 S: 10	H: 0 LOB: 1 BB: 0 P: 13	R: 3 E: 0 K: 0 S: 19	H: 4 LOB: 2 BB: 1 P: 31	1B: 11 2B: 1 3B: 0 HR: 0	SF: 1 SAC: 1 DP: 1 HBP: 1	WP: 0 PB: 0 SB: 2 CS: 0	PA: 40	
PITCHER	IP WLS BF H R ER SO BB IBB HBP BLK WP HR S P ERA WHIP	4.1 L 22 1 2 2 2 0 1 1 0 0 0 27 42 6.00 0.333	0.0 2 2 1 1 0 0 0 0 0 0 0 0 6 8 ∞ ∞	0.2 3 1 0 0 0 0 0 0 0 0 0 0 6 9 0.00 1.500	PITCHER										IP WLS BF H R ER SO BB IBB HBP BLK WP HR S P ERA WHIP						
Scott Bailes, L (1, 1) ERA: 3.96											4.1 L 22 1 2 2 2 0 1 1 0 0 0 27 42 6.00 0.333										
Rich Yett, R (5, 1) ERA: 5.11											0.0 2 2 1 1 0 0 0 0 0 0 0 0 6 8 ∞ ∞										
Jesse Orosco, L (8, 1) ERA: 2.2											0.2 3 1 0 0 0 0 0 0 0 0 0 0 6 9 0.00 1.500										
Keith Atherton, R (8, 1) ERA: 3.89											0.2 3 1 0 0 0 0 0 0 0 0 0 0 6 9 0.00 1.500										

Batter	1	2	3	4	5	6	7	8	9	AB	R	H	RBI	BB	SO	LOB	TOP				
Jerry Browne, S (1,4) OBP: 0.364, SLG: 0.398	L1		L1-3		G6-3			K		4	0	0	0	0	1	0	Cleveland Indians @ Kansas City Royals Royals Stadium, Kansas City, MO Sat Jul 22 1989, 8:05 PM EDT Att: 38,606 - Overcast - 77 F				
Felix Fermin, R (1,6) OBP: 0.305, SLG: 0.255	E5					L1-3		1B		3	0	1	0	1	0						
Dion James, L (1,10) OBP: 0.364, SLG: 0.348			F9				1B	1B		4	0	3	0	0	0	1					
Joe Carter, R (1,7) OBP: 0.300, SLG: 0.482			P3			P3		F9		3	0	0	0	1	0	4					
Pete O'Brien, L (1,3) OBP: 0.393, SLG: 0.431	G6-3				G4-3		L3		2B	4	1	1	0	0	0	4					
Albert Belle, R (1,9) OBP: 0.273, SLG: 0.469		P6			G3		P3		K	4	0	0	0	0	1	1					
Brad Komminsk, R (1,8) OBP: 0.373, SLG: 0.510					G5-3		K		P6	4	0	1	0	0	1	1					
Brook Jacoby, R (1,5) OBP: 0.341, SLG: 0.406			F8			G5-3		K		4	0	1	1	0	1	1					
Andy Allanson, R (1,2) OBP: 0.263, SLG: 0.257			G5-3			G6-3		G6-3		3	0	0	0	0	0	1					
Dave Clark, L (9, PH) OBP: 0.327, SLG: 0.398										1	0	0	0	0	1	1					
Joel Skinner, R (9, 2) OBP: 0.314, SLG: 0.340										0	0	0	0	0	0	0					
Inning Stats	R: 0 E: 1 K: 0 S: 10	H: 1 LOB: 2 BB: 1 P: 15	R: 0 E: 0 K: 0 S: 7	H: 1 LOB: 1 BB: 0 P: 9	R: 0 E: 0 K: 0 S: 7	H: 0 LOB: 1 BB: 1 P: 15	R: 0 E: 0 K: 0 S: 7	H: 0 LOB: 0 BB: 0 P: 12	R: 0 E: 0 K: 0 S: 6	H: 0 LOB: 0 BB: 0 P: 9	R: 0 E: 0 K: 2 S: 8	H: 1 LOB: 1 BB: 0 P: 11	R: 0 E: 0 K: 2 S: 8	H: 0 LOB: 0 BB: 0 P: 12	R: 0 E: 0 K: 1 S: 14	H: 2 LOB: 2 BB: 0 P: 20	R: 1 E: 0 K: 2 S: 14	H: 2 LOB: 1 BB: 0 P: 21	1B: 6 2B: 1 3B: 0 HR: 0	SF: 0 SAC: 0 DP: 1 HBP: 0	WP: 0 PA: 36 CS: 0
PITCHER	IP	WLS	BF	H	R	ER	SO	BB	IBB	HBP	BLK	WP	HR	S	P	ERA	WHIP				
Tom Gordon, R (1,1) ERA: 2.83	8.2	L	35	7	1	1	4	2	0	0	0	0	0	78	119	1.04	1.038				
Steve Farr, R (9,1) ERA: 3.96	0.1		1	0	0	0	1	0	0	0	0	0	0	3	5	0.00	0.000				

AB	34
R	1
H	7
RBI	1
BB	2
SO	5
LOB	14



Batter	1	2	3	4	5	6	7	8	9	AB	R	H	RBI	BB	SO	LOB	BOTTOM				
Willie Wilson, S (1,8) OBP: 0.291, SLG: 0.303	F8			K		G5-3		G3		4	0	0	0	0	1	2	Cleveland Indians @ Kansas City Royals Royals Stadium, Kansas City, MO Sat Jul 22 1989, 8:05 PM EDT Att: 38,606 - Overcast - 77 F				
Kevin Seitzer, R (1,5) OBP: 0.391, SLG: 0.332	F8			G5-3			G5-3		G6-3	4	0	0	0	0	0	0					
Pat Tabler, R (1,10) OBP: 0.330, SLG: 0.298	F8			E6			F9		G1-3	4	0	0	0	0	0	0					
Bo Jackson, R (1,7) OBP: 0.314, SLG: 0.521										4	0	3	0	0	1	1					
Bret Saberhagen, R (9, PR)				K						0	0	0	0	0	0	0					
Bill Buckner, L (1,3) OBP: 0.255, SLG: 0.274						F8		G6-3		3	0	0	0	1	0	2					
Bob Boone, R (1,2) OBP: 0.380, SLG: 0.352										3	0	1	0	0	0	1					
Rey Palacios, R (8, PR) OBP: 0.216, SLG: 0.265				G4-6-3		G6-3		FC2-6		0	0	0	0	0	0	0					
Matt Winters, L (1,9) OBP: 0.354, SLG: 0.370										3	0	0	0	0	0	1					
Bill Pecota, R (8, PR) OBP: 0.298, SLG: 0.512				G3		G3-1		FC2-6		0	0	0	0	0	0	0					
Frank White, R (1,4) OBP: 0.294, SLG: 0.296										3	0	1	0	0	1	0					
Brad Wellman, R (1,6) OBP: 0.269, SLG: 0.276										2	0	0	0	0	0	0					
George Brett, L (8, PH) OBP: 0.335, SLG: 0.410										1	0	0	0	0	0	2					
Mike Macfarlane, R (9, 2) OBP: 0.253, SLG: 0.305										0	0	0	0	0	0	0					
Inning Stats	R: 0 E: 0 K: 0 S: 4	H: 0 LOB: 0 BB: 0 P: 6	R: 0 E: 0 K: 0 S: 3	H: 1 LOB: 0 BB: 1 P: 7	R: 0 E: 0 K: 0 S: 6	H: 0 LOB: 0 BB: 0 P: 10	R: 0 E: 1 K: 2 S: 11	H: 0 LOB: 1 BB: 0 P: 18	R: 0 E: 0 K: 0 S: 4	H: 0 LOB: 0 BB: 0 P: 7	R: 0 E: 0 K: 1 S: 13	H: 0 LOB: 0 BB: 0 P: 19	R: 0 E: 0 K: 0 S: 9	H: 1 LOB: 1 BB: 0 P: 13	R: 0 E: 0 K: 0 S: 9	H: 2 LOB: 2 BB: 0 P: 13	R: 0 E: 0 K: 0 S: 12	H: 1 LOB: 1 BB: 0 P: 17	1B: 5 2B: 0 3B: 0 HR: 0	SF: 0 SAC: 0 DP: 1 HBP: 0	WP: 0 PA: 32 CS: 1
PITCHER	IP	WLS	BF	H	R	ER	SO	BB	IBB	HBP	BLK	WP	HR	S	P	ERA	WHIP				
Tom Candiotti, R (1,1) ERA: 3.35	8.0	W	28	4	0	0	3	1	0	0	0	0	0	59	93	0.00	0.625				
Doug Jones, R (9,1) ERA: 2.05	1.0	S	4	1	0	0	0	0	0	0	0	0	0	12	17	0.00	1.000				

AB	31
R	0
H	5
RBI	0
BB	1
SO	3
LOB	9




Batter	1	2	3	4	5	6	7	8	9	AB	R	H	RBI	BB	SO	LOB	TOP			
Willie Wilson, S OBP: 0.299, SLG: 0.307 Brad Wellman, R OBP: 0.267, SLG: 0.274	2-2 G6-4-3 1B			3-1 F7		0-1 G6-3		0-0 G3		3	0	1	0	0	0	0				
Kevin Seitzer, R OBP: 0.397, SLG: 0.339	0-0 G6-4-3 1-2f			3-2 FC5-4 1B		0-0 1B		1-1 1B		4	0	3	0	0	0	1				
Pat Tabler, R OBP: 0.330, SLG: 0.314	1-2 F8			0-1 FC5-4 1B 1-2f		1-0 F9		2-3 K		4	0	0	0	0	1	3				
George Brett, L OBP: 0.333, SLG: 0.408 Luis de los Santos, R OBP: 0.277, SLG: 0.291		1-2 F8		2-2 1B		2-2 G3			0-0 1B 1B	3	0	1	0	0	0	1				
Bill Buckner, L OBP: 0.248, SLG: 0.266		0-0 F9		0-0 F8			1-2 G3-1		0-1 F9	4	0	0	0	0	0	3				
Bob Boone, R OBP: 0.362, SLG: 0.349		3-3 K			0-1 BB 1B		4-2 BB		1-3 K	3	0	1	0	1	2	1				
Matt Winters, L OBP: 0.370, SLG: 0.426			0-0 G5-4-3 1B		4-1 G4-6-3 BB		0-0 P4		0-0 1B	3	0	2	0	1	0	1				
Frank White, R OBP: 0.293, SLG: 0.292 Rey Palacios, R OBP: 0.195, SLG: 0.243			3-1 P3		1-3 K		2-3 K		2-3 K	3	0	0	0	0	2	4				
Bill Pecota, R OBP: 0.296, SLG: 0.521			2-1 G5-4-3 1-2f		0-0 G4-6-3 1-2f			1-1 L3		3	0	0	0	0	0	3				
Inning Stats	R: 0 E: 0 K: 0 S: 9	H: 1 LOB: 0 BB: 0 P: 12	R: 0 E: 0 K: 1 S: 7	H: 0 LOB: 0 BB: 0 P: 11	R: 0 E: 0 K: 0 S: 5	H: 1 LOB: 0 BB: 0 P: 10	R: 0 E: 0 K: 0 S: 11	H: 2 LOB: 2 BB: 0 P: 19	R: 0 E: 0 K: 1 S: 7	H: 1 LOB: 1 BB: 0 P: 10	R: 0 E: 0 K: 1 S: 12	H: 0 LOB: 1 BB: 1 P: 19	R: 0 E: 0 K: 1 S: 10	H: 1 LOB: 1 BB: 0 P: 14	R: 0 E: 0 K: 2 S: 10	H: 2 LOB: 2 BB: 0 P: 13	1B: 9 2B: 0 3B: 0 HR: 0	SF: 0 SAC: 0 DP: 3 HBP: 0	WP: 0 PB: 0 SB: 0 CS: 0	PA: 35
PITCHER Mike Boddicker, R ERA: 4.2	IP: 9.0 WLS: W BF: 35	H: 9 R: 0 ER: 0 SO: 6	BB: 2 IBB: 0 HBP: 0 BLK: 0	WP: 0 HR: 0 S: 78 P: 120	ERA: 0.00 WHIP: 1.222	PITCHER IP: WLS: BF: H: R: ER: SO: BB: IBB: HBP: BLK: WP: HR: S: P: ERA: WHIP														

Kansas City Royals @ Boston Red Sox
Fenway Park, Boston, MA
Tue Jul 25 1989, 7:05 PM EDT
Att: 34,944 - Unknown

livebaseballscores.com

AB	33
R	0
H	9
RBI	0
BB	2
SO	6
LOB	19




Batter	1	2	3	4	5	6	7	8	9	AB	R	H	RBI	BB	SO	LOB	BOTTOM			
Wade Boggs, L OBP: 0.336, SLG: 0.473 Ed Romero, R OBP: 0.264, SLG: 0.252	1-1 G5-3	2-2 2B 2B	1-2 2B		3-2 1B 3B		1-0 G1-6-3 2B			5	2	4	2	0	0	0				
Jody Reed, R OBP: 0.353, SLG: 0.343	0-0 G3	2-0 1B 2B	0-0 G5-3		3-3 K		4-1 G1-6-3 BB			4	1	1	1	1	1	3				
Kevin Romine, R OBP: 0.351, SLG: 0.382	4-1 BB	1-0 FC4-6 1B		1-1 1B 2B	4-1 BB		1-1 G1-6-3 1-2f 2-3			3	1	1	1	2	0	2				
Mike Greenwell, L OBP: 0.369, SLG: 0.454 Danny Heep, L OBP: 0.370, SLG: 0.369	2-2 G4-3	1-0 FC4-6 FC6-4 1-2f		0-1 2B 1B	3-2 1B 1B		1-1 G6-3			4	1	2	1	0	0	2				
Nick Esasky, R OBP: 0.326, SLG: 0.458		1-0 BB FC6-4		1-2 2B	0-0 G4-3		3-1 1B			4	1	2	2	1	0	3				
Jim Rice, R OBP: 0.289, SLG: 0.358		1-0 1B 3B	3-1 P4	1-3 K		1-1 G6-3		0-0 F9		5	1	1	0	0	1	2				
Luis Rivera, R OBP: 0.329, SLG: 0.397		0-3 K	1-0 1B	1-0 P4		0-1 2B		0-3 K		5	1	2	0	0	2	4				
Rick Cerone, R OBP: 0.353, SLG: 0.356		1-1 3B 1B	0-0 2B 1B	2-2 G6-3		2-1 L9		0-2 G6-3		5	1	2	1	0	0	3				
Randy Kutcher, R OBP: 0.289, SLG: 0.356		2-2 2B 3B	1-3 K		2-3 K		2-2 P8			4	1	1	2	0	2	3				
Inning Stats	R: 0 E: 0 K: 0 S: 7	H: 0 LOB: 1 BB: 1 P: 14	R: 6 E: 0 K: 1 S: 20	H: 6 LOB: 1 BB: 1 P: 36	R: 1 E: 0 K: 1 S: 11	H: 3 LOB: 2 BB: 0 P: 17	R: 2 E: 1 K: 1 S: 14	H: 2 LOB: 1 BB: 0 P: 20	R: 1 E: 0 K: 2 S: 16	H: 2 LOB: 2 BB: 1 P: 31	R: 0 E: 0 K: 0 S: 9	H: 1 LOB: 1 BB: 0 P: 14	R: 0 E: 0 K: 0 S: 6	H: 1 LOB: 2 BB: 1 P: 13	R: 0 E: 0 K: 1 S: 9	H: 1 LOB: 1 BB: 0 P: 12	1B: 8 2B: 6 3B: 2 HR: 0	SF: 0 SAC: 0 DP: 1 HBP: 0	WP: 0 PB: 0 SB: 0 CS: 0	PA: 44
PITCHER Charlie Leibrandt, L ERA: 4.53 Luis Aquino, R ERA: 3.05 Steve Crawford, R ERA: 5.4 Jeff Montgomery, R ERA: 1.45	IP: 1.1 WLS: L BF: 12	H: 6 R: 6 ER: 6 SO: 1	BB: 2 IBB: 0 HBP: 0 BLK: 0	WP: 0 HR: 0 S: 23 P: 43	ERA: 40.50 WHIP: 6.000	PITCHER IP: WLS: BF: H: R: ER: SO: BB: IBB: HBP: BLK: WP: HR: S: P: ERA: WHIP														

Kansas City Royals @ Boston Red Sox
Fenway Park, Boston, MA
Tue Jul 25 1989, 7:05 PM EDT
Att: 34,944 - Unknown

livebaseballscores.com

AB	40
R	10
H	16
RBI	10
BB	4
SO	6
LOB	24



Batter	1	2	3	4	5	6	7	8	9	AB	R	H	RBI	BB	SO	LOB	TOP										
Willie Wilson, S OBP: 0.309, SLG: 0.319	G5-3		1B		1B	1B		1B		5	1	4	2	0	0	0	Kansas City Royals @ Boston Red Sox Fenway Park, Boston, MA Wed Jul 26 1989, 7:05 PM EDT Att: 34,681 - Unknown - 92 F										
Kevin Seitzer, R OBP: 0.397, SLG: 0.341	1B		K		E9	SF7		F9		4	1	2	1	0	1	2											
George Brett, L OBP: 0.331, SLG: 0.408	K		F7		G4-3	L8		F7		5	0	1	1	0	1	2											
Pat Tabler, R OBP: 0.328, SLG: 0.309	G4-3			1B	G4-3			G6-3		4	2	0	0	1	0	2											
Matt Winters, L OBP: 0.377, SLG: 0.431 Brad Wellman, R OBP: 0.265, SLG: 0.272	F8			BB	K			F9		4	0	2	0	0	1	1											
Bob Boone, R OBP: 0.364, SLG: 0.349	G4-3			L8-6				G6-4-3		1	0	0	0	0	0	0											
Frank White, R OBP: 0.293, SLG: 0.289	P2				P5			F8		3	0	0	1	1	0	3											
Bill Pecota, R OBP: 0.310, SLG: 0.529			F9		K			L4		3	2	1	0	1	1	3											
Gary Thurman, R OBP: 0.351, SLG: 0.258	F9		L8-6		L8-6			G4-3		4	1	1	0	0	0	4											
Inning Stats	R: 0 E: 0 K: 1 S: 16	H: 1 LOB: 1 BB: 0 P: 25	R: 0 E: 0 K: 0 S: 7	H: 0 LOB: 0 BB: 12	R: 1 E: 0 K: 1 S: 13	H: 2 LOB: 1 BB: 0 P: 19	R: 1 E: 0 K: 1 S: 12	H: 2 LOB: 2 BB: 1 P: 23	R: 2 E: 1 K: 0 S: 10	H: 3 LOB: 2 BB: 1 P: 16	R: 1 E: 1 K: 0 S: 13	H: 1 LOB: 1 BB: 0 P: 19	R: 0 E: 0 K: 0 S: 12	H: 0 LOB: 0 BB: 0 P: 7	R: 0 E: 0 K: 0 S: 7	H: 0 LOB: 0 BB: 7		1B: 10 2B: 3 3B: 0 HR: 0	SF: 1 SAC: 0 DP: 2 HBP: 0	WP: 0 PB: 0 SB: 3 CS: 1	PA: 41						
PITCHER	IP	WLS	BF	H	R	ER	SO	BB	IBB	HBP	BLK	WP	HR	S	P	ERA	WHIP										
Eric Hetzel, R ERA: 3.25	4.0		20	7	4	4	3	2	0	0	0	0	0	51	85	9.00	2.250										
Joe Price, L ERA: 4.54	1.0	L	8	3	2	2	1	1	1	0	0	0	0	16	30	18.00	4.000										
Dennis Lamp, R ERA: 3.51	3.0		10	2	1	0	0	0	0	0	0	0	0	29	44	0.00	0.667										
Rob Murphy, L ERA: 2.45	1.0		3	0	0	0	0	0	0	0	0	0	0	7	7	0.00	0.000										

Batter	1	2	3	4	5	6	7	8	9	AB	R	H	RBI	BB	SO	LOB	BOTTOM										
Wade Boggs, L OBP: 0.333, SLG: 0.472	G6-3	G6-3		L6-3		K		G4-6-3		5	0	1	0	0	1	2	Kansas City Royals @ Boston Red Sox Fenway Park, Boston, MA Wed Jul 26 1989, 7:05 PM EDT Att: 34,681 - Unknown - 92 F										
Jody Reed, R OBP: 0.353, SLG: 0.345	1B	2B		L6-3		K		K		4	1	1	0	1	2	1											
Kevin Romine, R OBP: 0.361, SLG: 0.395	2B	1B		G6-3		BB		F8		4	1	2	2	1	0	1											
Mike Greenwell, L OBP: 0.372, SLG: 0.454	2B	1B		G4-3		BB		F7		4	0	2	0	1	0	1											
Danny Heep, L OBP: 0.367, SLG: 0.373	2B	F7		F8		L8				4	0	1	1	0	0	5											
Nick Esasky, R OBP: 0.333, SLG: 0.468	G6-4-3			HR		K		BB		2	1	1	1	2	1	0											
Jim Rice, R OBP: 0.283, SLG: 0.350	G6-4-3		F9		G4-3			K		4	0	0	0	0	1	6											
Luis Rivera, R OBP: 0.319, SLG: 0.385		P4		K		F8		P4		4	0	0	0	0	1	0											
Rich Gedman, L OBP: 0.276, SLG: 0.282	2B		G6-3		G4-3			G4-6-3		4	1	2	0	0	0	0											
Inning Stats	R: 2 E: 0 K: 0 S: 15	H: 4 LOB: 2 BB: 1 P: 21	R: 1 E: 0 K: 0 S: 12	H: 2 LOB: 3 BB: 2 P: 25	R: 1 E: 0 K: 1 S: 11	H: 1 LOB: 0 BB: 0 P: 17	R: 0 E: 0 K: 0 S: 10	H: 1 LOB: 1 BB: 0 P: 15	R: 0 E: 0 K: 1 S: 5	H: 0 LOB: 0 BB: 0 P: 6	R: 0 E: 0 K: 2 S: 11	H: 1 LOB: 3 BB: 2 P: 23	R: 0 E: 0 K: 0 S: 4	H: 1 LOB: 0 BB: 0 P: 5	R: 0 E: 0 K: 1 S: 9	H: 0 LOB: 0 BB: 0 P: 13		1B: 4 2B: 5 3B: 0 HR: 1	SF: 0 SAC: 0 DP: 2 HBP: 0	WP: 0 PB: 0 SB: 0 CS: 0	PA: 40						
PITCHER	IP	WLS	BF	H	R	ER	SO	BB	IBB	HBP	BLK	WP	HR	S	P	ERA	WHIP										
Bret Saberhagen, R ERA: 2.81	6.2	W	33	9	4	4	4	3	2	0	0	0	0	69	116	5.40	1.800										
Jeff Montgomery, R ERA: 1.4	2.1	S	7	1	0	0	2	0	0	0	0	0	0	16	23	0.00	0.429										

Batter	1	2	3	4	5	6	7	8	9	AB	R	H	RBI	BB	SO	LOB	TOP			
Brady Anderson, L (1, 8) OBP: 0.334, SLG: 0.329	F7		G4-3			F8			G3-1	4	0	0	0	0	0	0				
Phil Bradley, R (1, 7) OBP: 0.376, SLG: 0.443	G5-3			G4-3			G6-3		K	4	0	0	0	0	1	0				
Cal Ripken Jr., R (1, 6) OBP: 0.331, SLG: 0.410				G1-3			1B		P6	4	0	2	0	0	0	0				
Mickey Tettleton, S (1, 2) OBP: 0.378, SLG: 0.522	P6			G3			F8			3	0	0	0	0	0	2				
Joe Orsulak, L (1, 9) OBP: 0.329, SLG: 0.403		G4-3			G4-6-3		FC6-4			2	0	1	0	1	0	0				
Randy Milligan, R (1, 3) OBP: 0.418, SLG: 0.472	F4			G4-6-3			FC6-4			3	0	0	0	0	0	3				
Larry Sheets, L (1, 10) OBP: 0.291, SLG: 0.355	G4-3			F7					K	3	0	0	0	0	1	0				
Craig Worthington, R (1, 5) OBP: 0.333, SLG: 0.371			G1-3			F9			F8	3	0	0	0	0	0	0				
Billy Ripken, R (1, 4) OBP: 0.286, SLG: 0.316			G4-3			G5-3			F8	3	0	0	0	0	0	0				
Inning Stats	R: 0 E: 0 K: 0 S: 12	H: 1 LOB: 1 BB: 0 P: 19	R: 0 E: 0 K: 0 S: 8	H: 0 LOB: 0 BB: 0 P: 15	R: 0 E: 0 K: 0 S: 5	H: 0 LOB: 0 BB: 0 P: 8	R: 0 E: 0 K: 0 S: 7	H: 0 LOB: 0 BB: 1 P: 11	R: 0 E: 0 K: 0 S: 4	H: 0 LOB: 0 BB: 1 P: 9	R: 0 E: 0 K: 0 S: 10	H: 2 LOB: 2 BB: 0 P: 13	R: 0 E: 0 K: 1 S: 7	H: 0 LOB: 0 BB: 0 P: 11	R: 0 E: 0 K: 1 S: 8	H: 0 LOB: 0 BB: 0 P: 12	1B: 3 2B: 0 3B: 0 HR: 0	SF: 0 SAC: 0 DP: 1 HBP: 0	WP: 0 PB: 0 SB: 0 CS: 0	PA: 30
PITCHER Luis Aquino, R (1, 1) ERA: 2.76	IP: 9.0 WLS: W BF: 30 H: 3 R: 0 ER: 0 SO: 2 BB: 1 IBB: 0 HBP: 0 BLK: 0 WP: 0 HR: 0 S: 68 P: 107 ERA: 0.00 WHIP: 0.444															PITCHER				

Baltimore Orioles @ Kansas City Royals
 Royals Stadium, Kansas City, MO
 Sat Jul 29 1989, 8:05 PM EDT
 Att: 40,053 - Cloudy - 88 F

AB	29
R	0
H	3
RBI	0
BB	1
SO	2
LOB	5



Batter	1	2	3	4	5	6	7	8	9	AB	R	H	RBI	BB	SO	LOB	BOTTOM			
Willie Wilson, S (1, 8) OBP: 0.315, SLG: 0.330	P5					FC5-4				4	0	3	5	0	0	0				
Kevin Seitzer, R (1, 5) OBP: 0.392, SLG: 0.332				G4-3		FC5-4				4	0	1	0	0	0	4				
Bill Buckner, L (1, 10) OBP: 0.258, SLG: 0.271	L7								F8	4	0	2	0	0	0	1				
George Brett, L (1, 3) OBP: 0.322, SLG: 0.390	F7			G3-6-3					F7	4	0	0	0	0	0	3				
Matt Winters, L (1, 9) OBP: 0.364, SLG: 0.400										4	1	1	0	0	0	1				
Bill Pecota, R (8, 7) OBP: 0.286, SLG: 0.482		F8							L4	0	0	0	0	0	0	0				
Mike Macfarlane, R (1, 2) OBP: 0.284, SLG: 0.324		G5-3							P6	4	1	1	0	0	0	1				
Frank White, R (1, 4) OBP: 0.296, SLG: 0.290		F8							P4	4	1	1	0	0	0	2				
Brad Wellman, R (1, 6) OBP: 0.259, SLG: 0.265		G5-3							F9	4	1	1	0	0	0	2				
Gary Thurman, R (1, 7) OBP: 0.388, SLG: 0.366										2	1	1	0	1	1	2				
Inning Stats	R: 0 E: 0 K: 0 S: 6	H: 1 LOB: 1 BB: 0 P: 8	R: 2 E: 0 K: 0 S: 13	H: 3 LOB: 2 BB: 1 P: 22	R: 0 E: 0 K: 0 S: 7	H: 1 LOB: 0 BB: 0 P: 10	R: 2 E: 0 K: 1 S: 16	H: 3 LOB: 1 BB: 0 P: 22	R: 0 E: 0 K: 0 S: 11	H: 1 LOB: 1 BB: 0 P: 14	R: 1 E: 0 K: 0 S: 11	H: 2 LOB: 1 BB: 0 P: 16	R: 0 E: 0 K: 0 S: 4	H: 0 LOB: 0 BB: 0 P: 5	R: 0 E: 0 K: 0 S: 6	H: 0 LOB: 0 BB: 0 P: 9	1B: 10 2B: 1 3B: 0 HR: 0	SF: 0 SAC: 0 DP: 1 HBP: 0	WP: 0 PB: 0 SB: 1 CS: 0	PA: 35
PITCHER Dave Schmidt, R (1, 1) ERA: 5.34	IP: 4.0 WLS: L BF: 20 H: 8 R: 4 ER: 4 SO: 1 BB: 1 IBB: 0 HBP: 0 BLK: 0 WP: 0 HR: 0 S: 42 P: 62 ERA: 9.00 WHIP: 2.250															PITCHER				
Mark Thurmond, L (5, 1) ERA: 3.53	IP: 3.0 WLS: L BF: 12 H: 3 R: 1 ER: 1 SO: 0 BB: 0 IBB: 0 HBP: 0 BLK: 0 WP: 0 HR: 0 S: 26 P: 35 ERA: 3.00 WHIP: 1.000																			
Kevin Hickey, L (8, 1) ERA: 2.31	IP: 1.0 WLS: L BF: 3 H: 0 R: 0 ER: 0 SO: 0 BB: 0 IBB: 0 HBP: 0 BLK: 0 WP: 0 HR: 0 S: 6 P: 9 ERA: 0.00 WHIP: 0.000																			

Baltimore Orioles @ Kansas City Royals
 Royals Stadium, Kansas City, MO
 Sat Jul 29 1989, 8:05 PM EDT
 Att: 40,053 - Cloudy - 88 F


AB	34
R	5
H	11
RBI	5
BB	1
SO	1
LOB	16



Batter	1	2	3	4	5	6	7	8	9	AB	R	H	RBI	BB	SO	LOB	TOP										
Mike Devereaux, R OBP: 0.338, SLG: 0.399 (1, 9)										5	1	3	0	0	1	1											
Phil Bradley, R OBP: 0.377, SLG: 0.452 (1, 7)										4	1	2	3	0	1	1											
Cal Ripken Jr., R OBP: 0.328, SLG: 0.405 (1, 6)										5	0	0	0	0	0	1											
Keith Moreland, R OBP: 0.356, SLG: 0.393 (1, 10)										3	1	0	0	1	0	0											
Randy Milligan, R OBP: 0.423, SLG: 0.502 (1, 3)										4	2	3	1	0	0	0											
Craig Worthington, R OBP: 0.335, SLG: 0.371 (1, 5)										3	0	1	1	1	2	0											
Bob Melvin, R OBP: 0.293, SLG: 0.305 (1, 2)										4	0	0	1	0	0	3											
Rene Gonzales, R OBP: 0.295, SLG: 0.301 (1, 4)										4	0	1	0	0	0	1											
Brady Anderson, L OBP: 0.333, SLG: 0.325 (1, 8)										3	1	0	0	1	1	1											
Inning Stats	R: 2 E: 0 K: 0 S: 17	H: 4 LOB: 2 BB: 1 P: 33	R: 1 E: 0 K: 1 S: 12	H: 2 LOB: 1 BB: 0 P: 22	R: 1 E: 0 K: 0 S: 6	H: 1 LOB: 1 BB: 1 P: 14	R: 1 E: 1 K: 0 S: 7	H: 0 LOB: 0 BB: 1 P: 13	R: 1 E: 0 K: 1 S: 10	H: 1 LOB: 0 BB: 0 P: 14	R: 0 E: 0 K: 0 S: 8	H: 1 LOB: 1 BB: 0 P: 12	R: 0 E: 0 K: 0 S: 6	H: 0 LOB: 0 BB: 0 P: 10	R: 0 E: 0 K: 1 S: 10	H: 1 LOB: 1 BB: 0 P: 15	R: 0 E: 0 K: 2 S: 8	H: 0 LOB: 0 BB: 0 P: 11	1B: 6 2B: 1 3B: 1 HR: 2	SF: 1 SAC: 0 DP: 0 HBP: 0	WP: 0 PB: 0 SB: 1 CS: 1	PA: 39					
PITCHER	IP	WLS	BF	H	R	ER	SO	BB	IBB	HBP	BLK	WP	HR	S	P	ERA	WHIP										
Charlie Leibrandt, L ERA: 4.72 (1, 1)	2.1		14	7	4	4	1	1	0	0	1	0	1	33	62	15.43	3.429										
Terry Leach, R ERA: 4.5 (3, 1)	3.2		15	2	2	1	1	1	1	0	0	0	1	27	46	2.46	0.818										
Steve Farr, R ERA: 3.95 (7, 1)	2.0	W	7	1	0	0	1	0	0	0	0	0	0	16	25	0.00	0.500										
Jeff Montgomery, R ERA: 1.32 (9, 1)	1.0	S	3	0	0	0	2	0	0	0	0	0	0	8	11	0.00	0.000										

Baltimore Orioles @ Kansas City Royals
Royals Stadium, Kansas City, MO
Sun Jul 30 1989, 4:33 AM EDT
Att: 30,208 - Overcast - 75 F


AB 35
R 6
H 10
RBI 6
BB 3
SO 5
LOB 8



Batter	1	2	3	4	5	6	7	8	9	AB	R	H	RBI	BB	SO	LOB	BOTTOM										
Willie Wilson, S OBP: 0.324, SLG: 0.332 (1, 8)										2	1	1	0	3	0	2											
Kevin Seitzer, R OBP: 0.395, SLG: 0.337 (1, 5)										4	1	2	0	1	0	2											
George Brett, L OBP: 0.323, SLG: 0.386 (1, 3)										3	2	0	1	2	0	6											
Danny Tartabull, R OBP: 0.360, SLG: 0.443 (1, 10)										5	2	3	4	0	0	4											
Rey Palacios, R OBP: 0.196, SLG: 0.231 (8, PR)										0	0	0	0	0	0	0											
Matt Winters, L OBP: 0.355, SLG: 0.380 (1, 9)										4	0	0	0	1	1	3											
Bob Boone, R OBP: 0.370, SLG: 0.349 (1, 2)										3	0	1	0	1	0	3											
Frank White, R OBP: 0.299, SLG: 0.300 (1, 4)										4	0	2	2	0	1	1											
Bill Pecota, R OBP: 0.288, SLG: 0.466 (1, 6)										2	1	0	0	1	0	4											
Pat Tabler, R OBP: 0.329, SLG: 0.312 (8, PH)										0	0	0	0	1	0	0											
Brad Wellman, R OBP: 0.259, SLG: 0.265 (9, 6)										0	0	0	0	0	0	0											
Gary Thurman, R OBP: 0.358, SLG: 0.333 (1, 7)										4	0	0	0	0	2	4											
Inning Stats	R: 2 E: 0 K: 0 S: 7	H: 1 LOB: 0 BB: 2 P: 17	R: 0 E: 0 K: 1 S: 12	H: 1 LOB: 2 BB: 1 P: 22	R: 2 E: 0 K: 0 S: 12	H: 2 LOB: 2 BB: 2 P: 28	R: 0 E: 0 K: 0 S: 5	H: 1 LOB: 1 BB: 0 P: 9	R: 0 E: 0 K: 1 S: 9	H: 2 LOB: 1 BB: 0 P: 16	R: 1 E: 0 K: 0 S: 8	H: 0 LOB: 2 BB: 3 P: 24	R: 0 E: 0 K: 0 S: 6	H: 0 LOB: 0 BB: 0 P: 10	R: 2 E: 0 K: 1 S: 13	H: 2 LOB: 2 BB: 2 P: 27	R: 2 E: 0 K: 1 S: 7	H: 2 LOB: 2 BB: 2 P: 17	1B: 5 2B: 3 3B: 0 HR: 1	SF: 0 SAC: 0 DP: 2 HBP: 0	WP: 0 PB: 0 SB: 2 CS: 0	PA: 41					
PITCHER	IP	WLS	BF	H	R	ER	SO	BB	IBB	HBP	BLK	WP	HR	S	P	ERA	WHIP										
Mike Smith, R ERA: 7.78 (1, 1)	2.0		12	4	4	4	1	4	0	0	0	0	0	29	62	2.70	2.400										
Brian Holton, R ERA: 4.23 (3, 1)	3.1		17	4	1	1	2	4	0	0	0	0	0	9	16	0.00	0.000										
Kevin Hickey, L ERA: 2.45 (6, 1)	1.2		5	0	0	0	0	0	0	0	0	0	0	13	27	18.00	4.000										
Gregg Olson, R ERA: 2.37 (8, 1)	1.0	L	7	2	2	2	1	2	0	0	0	0	0	0	0	0	0										

Baltimore Orioles @ Kansas City Royals
Royals Stadium, Kansas City, MO
Sun Jul 30 1989, 4:33 AM EDT
Att: 30,208 - Overcast - 75 F

AB 31
R 7
H 9
RBI 7
BB 10
SO 4
LOB 29



Batter	1	2	3	4	5	6	7	8	9	AB	R	H	RBI	BB	SO	LOB	TOP										
Willie Wilson, S (1, 8) OBP: 0.323, SLG: 0.339	0-1 G4-3		2-3 SAFE K		1-1 SAFE SF9		1-2 SAFE P6			4	1	1	0	0	1	2	Kansas City Royals @ Toronto Blue Jays SkyDome, Toronto, ON Tue Aug 01 1989, 7:05 PM EDT Att: 48,528 - Unknown										
Kevin Seitzer, R (1, 5) OBP: 0.396, SLG: 0.336	4-2 G4-6-3 BB		4-0 BB		0-0 SF9		1-3 K2-3			1	0	0	1	2	1	1											
George Brett, L (1, 3) OBP: 0.325, SLG: 0.391	1-2 G4-6-3		0-0 F9		1-1 3-H WP			2-1 1B G4-6-3		4	1	2	0	0	0	3											
Danny Tartabull, R (1, 10) OBP: 0.362, SLG: 0.444		1-2 1B	0-0 F9		1-3 2-3 K			2-0 1B G4-6-3		4	0	2	0	0	1	3											
Matt Winters, L (1, 9) OBP: 0.351, SLG: 0.373 Brad Wellman, R (8, 6) OBP: 0.259, SLG: 0.265	0-0 FC6-4 1B		0-0 F7		0-0 G3-1			1-1 1-2 G4-6-3		4	0	1	0	0	0	1											
Bob Boone, R (1, 2) OBP: 0.365, SLG: 0.344	2-3 K		0-1 F8		3-1 G5-3			3-H 1-3 K		4	0	0	0	0	2	2											
Frank White, R (1, 4) OBP: 0.295, SLG: 0.296	0-0 P3		1-0 E1		0-1 F9			1-2 G1-3		4	0	0	0	0	0	2											
Bill Pecota, R (1, 6) OBP: 0.271, SLG: 0.435	1-2 FC6-4		3-3 K				0-0 F9		1-1 G2-3	4	0	0	0	0	1	3											
Gary Thurman, R (1, 7) OBP: 0.386, SLG: 0.354		2-2 S 1B		4-2 3B BB			0-1 S 1B		2-3 K	3	0	2	0	1	1	0											
Inning Stats	R: 0 E: 0 K: 0 S: 7	H: 0 LOB: 0 BB: 1 P: 12	R: 0 E: 0 K: 1 S: 11	H: 2 LOB: 2 BB: 0 P: 15	R: 0 E: 0 K: 1 S: 9	H: 1 LOB: 2 BB: 1 P: 17	R: 0 E: 1 K: 1 S: 11	H: 0 LOB: 1 BB: 0 P: 15	R: 1 E: 0 K: 0 S: 12	H: 2 LOB: 1 BB: 1 P: 19	R: 0 E: 0 K: 0 S: 5	H: 0 LOB: 0 BB: 0 P: 8	R: 0 E: 0 K: 1 S: 10	H: 1 LOB: 1 BB: 0 P: 11	R: 1 E: 0 K: 1 S: 8	H: 2 LOB: 0 BB: 0 P: 14		R: 0 E: 0 K: 1 S: 8	H: 0 LOB: 0 BB: 0 P: 12	1B: 6 2B: 1 3B: 1 HR: 0	SF: 1 SAC: 0 DP: 2 HBP: 0	WP: 1 PB: 0 CS: 2	PA: 36				
PITCHER	IP	WLS	BF	H	R	ER	SO	BB	IBB	HBP	BLK	WP	HR	S	P	ERA	WHIP										
Todd Stottlemyre, R (1, 1) ERA: 4.47	7.0	L	31	8	2	2	5	3	0	0	0	1	0	68	104	2.57	1.571										
Duane Ward, R (8, 1) ERA: 3.01	2.0		5	0	0	0	2	0	0	0	0	0	0	13	19	0.00	0.000										

Batter	1	2	3	4	5	6	7	8	9	AB	R	H	RBI	BB	SO	LOB	BOTTOM										
Tony Fernandez, S (1, 6) OBP: 0.286, SLG: 0.373	4-2 G6-3 BB		1-3 K			0-1 E7		1-2 1B		3	0	1	0	1	1	0	Kansas City Royals @ Toronto Blue Jays SkyDome, Toronto, ON Tue Aug 01 1989, 7:05 PM EDT Att: 48,528 - Unknown										
Mookie Wilson, S (1, 7) OBP: 0.233, SLG: 0.285	0-1 G6-3		3-3 K			1-2 F8		1-3 K		4	0	0	0	0	2	3											
Kelly Gruber, R (1, 5) OBP: 0.343, SLG: 0.457	1-0 F7			0-1 G5-3		1-3 K			0-2 G5-3	4	0	0	0	0	1	2											
Fred McGriff, L (1, 3) OBP: 0.375, SLG: 0.551	1-1 F9			0-0 G3			2-3 K		1-1 L3	4	0	0	0	0	1	1											
Ernie Whitt, L (1, 2) OBP: 0.386, SLG: 0.453		2-2 F7		3-0 P9			1-1 HR		0-3 K	4	1	1	1	0	1	0											
Lloyd Moseby, L (1, 8) OBP: 0.301, SLG: 0.351		1-2 E6 G6-3 S		3-2 L8 1B		1-1 G3-1				3	0	1	0	0	0	0											
Rance Mulliniks, L (1, 10) OBP: 0.312, SLG: 0.307		0-2 G6-3		3-2 SAFE L8		1-0 G4-3				3	0	0	0	0	0	2											
Glenallen Hill, R (1, 9) OBP: 0.429, SLG: 0.333		1-2 F9		1-2 G5-3				0-0 P3		3	0	0	0	0	0	1											
Nelson Liriano, S (1, 4) OBP: 0.324, SLG: 0.365			0-1 F9			0-2 G6-3			0-0 B1	3	0	0	0	0	0	0											
Inning Stats	R: 0 E: 0 K: 0 S: 7	H: 0 LOB: 1 BB: 1 P: 13	R: 0 E: 1 K: 0 S: 15	H: 0 LOB: 0 BB: 0 P: 19	R: 0 E: 0 K: 2 S: 9	H: 0 LOB: 0 BB: 0 P: 13	R: 0 E: 0 K: 0 S: 4	H: 0 LOB: 0 BB: 0 P: 7	R: 0 E: 1 K: 1 S: 13	H: 1 LOB: 0 BB: 0 P: 15	R: 1 E: 0 K: 1 S: 9	H: 1 LOB: 0 BB: 0 P: 14	R: 0 E: 0 K: 1 S: 8	H: 1 LOB: 1 BB: 0 P: 10	R: 0 E: 0 K: 1 S: 8	H: 0 LOB: 0 BB: 0 P: 9		1B: 2 2B: 0 3B: 0 HR: 1	SF: 0 SAC: 0 DP: 0 HBP: 0	WP: 0 PB: 1 CS: 0	PA: 32						
PITCHER	IP	WLS	BF	H	R	ER	SO	BB	IBB	HBP	BLK	WP	HR	S	P	ERA	WHIP										
Bret Saberhagen, R (1, 1) ERA: 2.71	9.0	W	32	3	1	1	6	1	0	0	0	0	1	84	117	1.00	0.444										

Batter	1	2	3	4	5	6	7	8	9	AB	R	H	RBI	BB	SO	LOB	TOP					
Willie Wilson, S OBP: 0.322, SLG: 0.342 (1, 8)	G6-3		K			F9			F8 2B	4	0	1	0	0	1	0	Kansas City Royals @ Toronto Blue Jays SkyDome, Toronto, ON Wed Aug 02 1989, 7:05 PM EDT Att: 48,765 - Unknown livebaseballscorecards.com					
Kevin Seitzer, R OBP: 0.392, SLG: 0.332 (1, 5)	G1-3			G4-3			G6-3		F8	4	0	0	0	0	0	1						
George Brett, L OBP: 0.324, SLG: 0.393 (1, 3)	L3			G4-3					L4	4	0	1	0	0	0	1						
Danny Tartabull, R OBP: 0.358, SLG: 0.439 (1, 10)		K		G1-3			G6-3			3	0	0	0	0	1	1						
Pat Tabler, R OBP: 0.326, SLG: 0.309 (1, 7)		G6-3			G1-3		F9			3	0	0	0	0	0	1						
Bob Boone, R OBP: 0.388, SLG: 0.343 Bill Pecota, R OBP: 0.271, SLG: 0.435 (1, 2) (8, 6)	WP BB				F8				G6-4-3 BB	1	0	0	0	2	0	0						
Frank White, R OBP: 0.292, SLG: 0.293 (1, 4)	P6				G1-3				F8	3	0	0	0	0	0	2						
Brad Wellman, R OBP: 0.255, SLG: 0.261 Mike MacLarlane, R OBP: 0.292, SLG: 0.320 (1, 6) (8, PH) (8, 2)			K			G1-3			G6-4-3	2	0	0	0	0	1	0						
Gary Thurman, R OBP: 0.367, SLG: 0.333 (1, 9)			B1-3			G6-3			G1-3	3	0	0	0	0	0	0						
Inning Stats	R: 0 E: 0 K: 0 S: 4	H: 0 LOB: 0 BB: 0 P: 7	R: 0 E: 0 K: 1 S: 8	H: 0 LOB: 1 BB: 1 P: 17	R: 0 E: 0 K: 2 S: 8	H: 0 LOB: 0 BB: 0 P: 11	R: 0 E: 0 K: 0 S: 7	H: 0 LOB: 0 BB: 0 P: 12	R: 0 E: 0 K: 0 S: 6	H: 0 LOB: 0 BB: 0 P: 10	R: 0 E: 0 K: 0 S: 8	H: 0 LOB: 0 BB: 0 P: 11	R: 0 E: 0 K: 0 S: 5	H: 1 LOB: 1 BB: 0 P: 7	R: 0 E: 0 K: 0 S: 8	H: 0 LOB: 0 BB: 1 P: 14		R: 0 E: 0 K: 0 S: 6	H: 1 LOB: 1 BB: 0 P: 9	1B: 0 2B: 2 3B: 0 HR: 0	SF: 0 SAC: 0 DP: 1 HBP: 0	WP: 1 PB: 0 SB: 0 CS: 0
PITCHER John Cerutti, L ERA: 2.48 (1, 1)	IP: 9.0 WLS: W BF: 30	H: 2 R: 0 ER: 0 SO: 3	BB: 2 IBB: 0 HBP: 0 BLK: 0	WP: 1 HR: 0 S: 60 P: 98	ERA: 0.00 WHIP: 0.444	PITCHER																

Batter	1	2	3	4	5	6	7	8	9	AB	R	H	RBI	BB	SO	LOB	BOTTOM			
Tony Fernandez, S OBP: 0.285, SLG: 0.371 (1, 6)	G4-3		G4-3				G5-3			5	1	1	0	0	1	4	Kansas City Royals @ Toronto Blue Jays SkyDome, Toronto, ON Wed Aug 02 1989, 7:05 PM EDT Att: 48,765 - Unknown livebaseballscorecards.com			
Mookie Wilson, S OBP: 0.236, SLG: 0.291 (1, 8)	1B 2B		G4-3			G5-3	K			5	1	2	0	0	1	2				
Kelly Gruber, R OBP: 0.343, SLG: 0.459 (1, 5)	G4-6-3 1B		P4			G4-3			G4-3	5	1	2	1	0	0	1				
George Bell, R OBP: 0.325, SLG: 0.426 (1, 7)	G4-6-3			G6-3	SF7				G4-3	4	1	2	1	0	0	2				
Fred McGriff, L OBP: 0.380, SLG: 0.559 (1, 3)		G4-3								2	2	1	1	3	0	0				
Ernie Whitt, L OBP: 0.386, SLG: 0.450 (1, 2)										4	0	1	0	1	1	6				
Lee Mazzilli, S OBP: 0.402, SLG: 0.397 (1, 9)										3	2	3	2	2	0	0				
Rance Mulliniks, L OBP: 0.314, SLG: 0.306 (1, 10)										4	0	1	2	1	2	6				
Manuel Lee, S OBP: 0.308, SLG: 0.333 (1, 4)										4	0	2	1	0	1	3				
Inning Stats	R: 0 E: 0 K: 0 S: 5	H: 2 LOB: 1 BB: 0 P: 8	R: 0 E: 0 K: 0 S: 8	H: 1 LOB: 1 BB: 1 P: 14	R: 0 E: 0 K: 0 S: 8	H: 1 LOB: 1 BB: 0 P: 8	R: 1 E: 0 K: 2 S: 9	H: 2 LOB: 2 BB: 1 P: 19	R: 5 E: 0 K: 1 S: 13	H: 5 LOB: 2 BB: 2 P: 25	R: 0 E: 0 K: 0 S: 14	H: 1 LOB: 2 BB: 1 P: 21	R: 1 E: 0 K: 1 S: 11	H: 1 LOB: 1 BB: 1 P: 22	R: 1 E: 0 K: 2 S: 18	H: 2 LOB: 2 BB: 1 P: 29		1B: 10 2B: 3 3B: 0 HR: 2	SF: 1 SAC: 0 DP: 2 HBP: 0	WP: 0 PB: 0 SB: 0 CS: 0
PITCHER Mark Gubicza, R ERA: 3.19 Steve Crawford, R ERA: 4.02 Rick Luecken, R ERA: 3.0 Steve Farr, R ERA: 4.07 (1, 1) (5, 1) (7, 1) (8, 1)	IP: 4.2 WLS: L BF: 26	H: 10 R: 6 ER: 6 SO: 2	BB: 3 IBB: 0 HBP: 0 BLK: 0	WP: 0 HR: 1 S: 39 P: 70	ERA: 11.57 WHIP: 2.786	PITCHER														

Batter	1	2	3	4	5	6	7	8	9	AB R H RBI BB SO LOB	TOP											
Willie Wilson, S (1, 8) OBP: 0.323, SLG: 0.356	1-2 F9		1-2 L4		0-0 S E 2B	0-0 L8			0-2 1B 3B	5 2 2 0 0 0 1	Kansas City Royals @ Toronto Blue Jays SkyDome, Toronto, ON Thu Aug 03 1989, 7:05 PM EDT Att: 48,731 - Unknown - 80 F livebaseballscorecards.com											
Kevin Seitzer, R (1, 5) OBP: 0.394, SLG: 0.331	4-2 F9 S BB		2-2 F8		4-1 S E 1B BB		2-3 K	4-2 1B WP BB	2 2 0 0 3 1 0													
George Brett, L (1, 3) OBP: 0.322, SLG: 0.390	1-1 F9		2-1 L6		0-1 E4 PB 1B		1-1 3-1	0-1 WP 1B	5 0 1 2 0 0 2													
Danny Tartabull, R (1, 10) OBP: 0.365, SLG: 0.443	4-1			1-2 2B SF9 1B	0-1 PB 1B		0-1 1B	1-3 3-H WP 1B	4 1 3 1 1 1 1													
Pat Tabler, R (1, 7) OBP: 0.327, SLG: 0.314	1-1 F8			3-2 SF9 2B	1-2 6-3		0-0 1B	1-3 K	5 0 2 0 0 1 5													
Bob Boone, R (1, 2) OBP: 0.383, SLG: 0.338		0-0 1-3		1-1 SF9	1-1 5-3		0-3 K	0-1 L7	4 0 0 1 0 1 5													
Frank White, R (1, 4) OBP: 0.292, SLG: 0.290		2-1 L7		2-3 3-H G6-4-3 BB		2-1 F7		1-0 P4	3 0 0 0 1 0 0													
Kurt Stillwell, S (1, 6) OBP: 0.325, SLG: 0.353		1-1		3-2 G6-4-3		1-0		1-2 G5-3	3 0 1 0 0 0 2													
Gary Thurman, R (1, 9) OBP: 0.344, SLG: 0.309		3-2 5-3 HBP		1-2	0-1 F9		2-3 K	1-3 K	4 0 0 0 0 2 2													
Inning Stats	R: 0 E: 0 K: 0 S: 11	H: 0 LOB: 2 BB: 2 P: 22	R: 0 E: 0 K: 0 S: 8	H: 0 LOB: 1 BB: 0 P: 14	R: 0 E: 0 K: 0 S: 9	H: 0 LOB: 0 BB: 0 P: 14	R: 1 E: 0 K: 0 S: 15	H: 2 LOB: 1 BB: 1 P: 27	R: 2 E: 1 K: 1 S: 13	H: 2 LOB: 2 BB: 1 P: 19	R: 0 E: 0 K: 1 S: 8	H: 1 LOB: 1 BB: 0 P: 12	R: 0 E: 0 K: 2 S: 11	H: 2 LOB: 2 BB: 0 P: 14	R: 0 E: 0 K: 1 S: 8	H: 0 LOB: 0 BB: 0 P: 11	R: 2 E: 0 K: 2 S: 15	H: 2 LOB: 1 BB: 1 P: 23	1B: 6 2B: 2 3B: 1 HR: 0	SF: 1 SAC: 0 DP: 1 HBP: 1	WP: 1 PB: 1 SB: 2 CS: 0	PA: 42
PITCHER	IP WLS BF H R ER SO BB IBB HBP BLK WP HR S P ERA WHIP											PITCHER	IP WLS BF H R ER SO BB IBB HBP BLK WP HR S P ERA WHIP									
Jimmy Key, L (1, 1) ERA: 4.03	4.1 L 21 3 3 2 0 4 0 0 0 0 0 0 49 87 4.15 1.615											Frank Willis, R (5, 1) ERA: 4.5	4.2 21 6 2 2 6 1 0 0 0 1 0 49 69 3.86 1.500									

Batter	1	2	3	4	5	6	7	8	9	AB R H RBI BB SO LOB	BOTTOM									
Tony Fernandez, S (1, 6) OBP: 0.282, SLG: 0.367	1-1 1-3		1-2 6-3			0-1 P7			0-1 4-3	4 0 0 0 0 0 0	Kansas City Royals @ Toronto Blue Jays SkyDome, Toronto, ON Thu Aug 03 1989, 7:05 PM EDT Att: 48,731 - Unknown - 80 F livebaseballscorecards.com									
Mookie Wilson, S (1, 9) OBP: 0.233, SLG: 0.286	1-3 K			2-3 K		1-1 6-3		0-1 4-3	4 0 0 0 0 2 0											
Kelly Gruber, R (1, 5) OBP: 0.343, SLG: 0.457	1-0 5-3			0-0 5-3		0-0 G5-4-3 1B		2-3 K	4 0 1 0 0 1 0											
George Bell, R (1, 7) OBP: 0.323, SLG: 0.423		0-3 K		0-2 F9		0-1 G5-4-3			3 0 0 0 0 1 1											
Fred McGriff, L (1, 3) OBP: 0.384, SLG: 0.564		1-1		4-1 G3-6-1 BB		0-0 G3 2B			2 0 2 0 1 0 0											
Ernie Whitt, L (1, 2) OBP: 0.382, SLG: 0.444		2-3 K		3-2 G3-6-1		2-2 G3		2-3	3 0 0 0 0 1 3											
Lloyd Moseby, L (1, 8) OBP: 0.299, SLG: 0.348		1-2 4-3		1-1 6-3		0-3 K			3 0 0 0 0 1 2											
Rance Mulliniks, L (1, 10) OBP: 0.314, SLG: 0.303			2-0 4-3		0-0 L9		4-2 BB		2 0 0 0 1 0 0											
Manuel Lee, S (1, 4) OBP: 0.305, SLG: 0.330			1-0 G4-1		0-3 K		2-3 K		2 0 0 0 0 1 0											
Lee Mazzilli, S (8, PH) OBP: 0.398, SLG: 0.391									1 0 0 0 0 1 2											
Nelson Liriano, S (9, 4) OBP: 0.324, SLG: 0.365									0 0 0 0 0 0 0											
Inning Stats	R: 0 E: 0 K: 1 S: 7	H: 0 LOB: 0 BB: 0 P: 10	R: 0 E: 0 K: 2 S: 12	H: 1 LOB: 0 BB: 0 P: 16	R: 0 E: 0 K: 0 S: 5	H: 0 LOB: 0 BB: 0 P: 9	R: 0 E: 0 K: 1 S: 7	H: 0 LOB: 0 BB: 0 P: 9	R: 0 E: 0 K: 1 S: 6	H: 0 LOB: 0 BB: 0 P: 6	R: 0 E: 0 K: 0 S: 5	H: 1 LOB: 0 BB: 0 P: 6	R: 0 E: 0 K: 2 S: 15	H: 1 LOB: 2 BB: 1 P: 23	R: 0 E: 0 K: 1 S: 7	H: 0 LOB: 0 BB: 0 P: 9	1B: 2 2B: 1 3B: 0 HR: 0	SF: 0 SAC: 0 DP: 2 HBP: 0	WP: 0 PB: 0 SB: 0 CS: 0	PA: 30
PITCHER	IP WLS BF H R ER SO BB IBB HBP BLK WP HR S P ERA WHIP											PITCHER	IP WLS BF H R ER SO BB IBB HBP BLK WP HR S P ERA WHIP							
Tom Gordon, R (1, 1) ERA: 2.88	9.0 W 30 3 0 0 8 2 0 0 0 0 0 0 73 105 0.00 0.556																			

Batter	1	2	3	4	5	6	7	8	9	AB	R	H	RBI	BB	SO	LOB	TOP					
Willie Wilson, S OBP: 0.319, SLG: 0.350	(1, 8) F8		(1, 2) F8		(3, 1) F9			(2, 0) L8		4	0	0	0	0	0	0						
Kevin Seitzer, R OBP: 0.395, SLG: 0.332	(1, 5) B1		(3, 1) CS 1B			(3, 2) G6-3		(1, 0) 1B		4	0	2	0	0	0	0						
George Brett, L OBP: 0.318, SLG: 0.384	(1, 3) K		(2, 3) K			(2, 0) G3-1		(3, 1) L9		4	0	0	0	0	2	2						
Danny Tartabull, R OBP: 0.364, SLG: 0.444						(3, 0) G6-3			(1, 2) G6-3	4	0	1	0	0	0	0						
Pat Tabler, R OBP: 0.326, SLG: 0.313									(1, 1) F7	4	1	1	0	0	0	1						
Bob Boone, R OBP: 0.364, SLG: 0.340									(1, 1) F7	4	0	2	0	0	0	2						
Frank White, R OBP: 0.291, SLG: 0.290									(1, 1) F7	4	0	2	0	0	0	2						
Kurt Stillwell, S OBP: 0.325, SLG: 0.353									(2, 2) 1B	4	0	1	0	0	0	3						
Gary Thurman, R OBP: 0.328, SLG: 0.293									(2, 2) 1B	4	0	1	0	0	0	3						
									(2, 2) 1B	3	0	1	1	0	1	1						
									(1, 2) 1B	3	0	0	0	0	2							
									(2, 3) K													
									(2, 3) K													
									(2, 2) G5-3													
									(1, 2) 1B													
									(0, 0) P4													
									(0, 0) P4													
Inning Stats	R: 0 E: 0 K: 1 S: 9	H: 0 LOB: 0 BB: 0 P: 12	R: 1 E: 0 K: 0 S: 13	H: 3 LOB: 2 BB: 0 P: 18	R: 0 E: 0 K: 1 S: 8	H: 1 LOB: 0 BB: 0 P: 14	R: 0 E: 0 K: 0 S: 9	H: 1 LOB: 1 BB: 0 P: 13	R: 0 E: 0 K: 1 S: 6	H: 0 LOB: 0 BB: 0 P: 11	R: 0 E: 0 K: 0 S: 6	H: 0 LOB: 0 BB: 0 P: 9	R: 0 E: 0 K: 0 S: 10	H: 1 LOB: 1 BB: 0 P: 19	R: 0 E: 0 K: 0 S: 5	H: 1 LOB: 1 BB: 0 P: 9	R: 0 E: 0 K: 0 S: 8	H: 1 LOB: 1 BB: 0 P: 11	1B: 7 2B: 1 3B: 0 HR: 0	SF: 0 SAC: 0 DP: 0 HBP: 0	WP: 1 PB: 0 SB: 0 CS: 1	PA: 34
PITCHER Allan Anderson, L ERA: 3.94	IP: 9.0 WLS: W BF: 34 H: 8 R: 1 ER: 1 SO: 3 BB: 0 IBB: 0 HBP: 0 BLK: 0 WP: 1 HR: 0 S: 74 P: 116 ERA: 1.00 WHIP: 0.889																					

Kansas City Royals @ Minnesota Twins
Hubert H. Humphrey Metrodome, Minneapolis, MN

AB 34
R 1
H 8
RBI 1
BB 0
SO 3
LOB 11



WP: 1 PA: 34
PB: 0
SB: 0
CS: 1

Fri Aug 04 1989, 8:05 PM EDT
Att: 32,470 - Unknown

Batter	1	2	3	4	5	6	7	8	9	AB	R	H	RBI	BB	SO	LOB	BOTTOM					
Randy Bush, L OBP: 0.334, SLG: 0.438	(1, 7) FC4-6 1B SF8									4	1	2	1	0	0	2						
Gene Larkin, S OBP: 0.352, SLG: 0.331	(1, 9) 1B									4	1	2	3	0	0	2						
John Moses, S OBP: 0.335, SLG: 0.368	(8, 7) FC4-6 1B									0	0	0	0	0	0	0						
Kirby Puckett, R OBP: 0.361, SLG: 0.478	(1, 8) FC4-6 1-2 2-3									4	0	0	0	0	0	2						
Kent Hrbek, L OBP: 0.370, SLG: 0.532	(1, 3) SF8									3	0	1	1	0	0	0						
Gary Gaetti, R OBP: 0.280, SLG: 0.420	(1, 5) K									4	0	1	0	0	2	2						
Jim Dwyer, L OBP: 0.405, SLG: 0.426										4	0	1	0	0	1	1						
Brian Harper, R OBP: 0.339, SLG: 0.423										4	1	2	0	0	0	2						
Greg Gagne, R OBP: 0.292, SLG: 0.403										4	1	1	0	0	1	2						
Al Newman, S OBP: 0.334, SLG: 0.289										3	1	2	0	0	1	0						
Inning Stats	R: 1 E: 0 K: 1 S: 11	H: 2 LOB: 1 BB: 0 P: 15	R: 1 E: 0 K: 0 S: 11	H: 3 LOB: 2 BB: 0 P: 14	R: 0 E: 0 K: 1 S: 9	H: 1 LOB: 1 BB: 0 P: 12	R: 0 E: 0 K: 0 S: 9	H: 3 LOB: 0 BB: 0 P: 11	R: 0 E: 0 K: 0 S: 6	H: 2 LOB: 1 BB: 0 P: 8	R: 0 E: 0 K: 2 S: 9	H: 0 LOB: 0 BB: 0 P: 16	R: 0 E: 0 K: 0 S: 6	H: 0 LOB: 0 BB: 0 P: 10	R: 0 E: 0 K: 1 S: 9	H: 1 LOB: 1 BB: 0 P: 14	R: 0 E: 0 K: 1 S: 9	H: 1 LOB: 1 BB: 0 P: 14	1B: 10 2B: 1 3B: 0 HR: 1	SF: 1 SAC: 0 DP: 1 HBP: 0	WP: 0 PB: 0 SB: 0 CS: 0	PA: 35
PITCHER Luis Aquino, R ERA: 3.09	IP: 4.1 WLS: L BF: 24 H: 11 R: 5 ER: 5 SO: 2 BB: 0 IBB: 0 HBP: 0 BLK: 0 WP: 0 HR: 1 S: 45 P: 57 ERA: 10.38 WHIP: 2.538																					
PITCHER Steve Crawford, R ERA: 3.44	IP: 2.2 WLS: 7 BF: 0 H: 0 R: 0 ER: 0 SO: 2 BB: 0 IBB: 0 HBP: 0 BLK: 0 WP: 0 HR: 0 S: 16 P: 29 ERA: 0.00 WHIP: 0.000																					
PITCHER Jeff Montgomery, R ERA: 1.3	IP: 1.0 WLS: 4 BF: 1 H: 0 R: 0 ER: 0 SO: 1 BB: 0 IBB: 0 HBP: 0 BLK: 0 WP: 0 HR: 0 S: 9 P: 14 ERA: 0.00 WHIP: 1.000																					

Kansas City Royals @ Minnesota Twins
Hubert H. Humphrey Metrodome, Minneapolis, MN

AB 34
R 5
H 12
RBI 5
BB 0
SO 5
LOB 13




WP: 0 PA: 35
PB: 0
SB: 0
CS: 0

Fri Aug 04 1989, 8:05 PM EDT
Att: 32,470 - Unknown


Batter	1	2	3	4	5	6	7	8	9	AB	R	H	RBI	BB	SO	LOB	TOP										
Willie Wilson, S (1, 8) OBP: 0.318, SLG: 0.345 Gary Thurman, R (4, 8) OBP: 0.319, SLG: 0.274	G5-4-3 BB		K		K		G4-3 1B BB		B1-3	1	0	0	0	1	1	0	Kansas City Royals @ Minnesota Twins Hubert H. Humphrey Metrodome, Minneapolis, MN Sun Aug 06 1989, 4:33 AM EDT Att: 35,028 - Dome livebaseballscorecards.com										
Kevin Seitzer, R (1, 5) OBP: 0.396, SLG: 0.335	G5-4-3 1-2		1B			1B BB	G4-3 1B		L9	4	1	2	1	1	0	1											
George Brett, L (1, 3) OBP: 0.319, SLG: 0.386	G4-3		G4-3			1B F8-2 1B	G4-3			4	0	1	0	0	0	3											
Danny Tartabull, R (1, 10) OBP: 0.364, SLG: 0.456		SH3-4 SF8 2B		K		F8	K			4	1	1	0	0	2	4											
Pat Tabler, R (1, 9) OBP: 0.333, SLG: 0.317		SF8 SH3-4 BB		1B		1B	1B			2	0	2	1	2	0	0											
Jim Eisenreich, L (1, 7) OBP: 0.339, SLG: 0.403		SH3-4 1-2 2-3		P3		1B	1B		F9	3	0	1	0	0	0	2											
Bob Boone, R (1, 2) OBP: 0.360, SLG: 0.337		SF8 2-3 3-H 1-2		L8		F8-2 3-H			P6	3	0	0	1	0	0	5											
Kurt Stillwell, S (1, 6) OBP: 0.320, SLG: 0.350		F9					F9		G1-3	4	0	0	0	0	1	2											
Brad Wellman, R (1, 4) OBP: 0.255, SLG: 0.255			B1-3		F9		WP 1B BB		P3	3	1	0	0	1	0	0											
Inning Stats	R: 0 E: 0 K: 0 S: 6	H: 0 LOB: 0 BB: 1 P: 13	R: 1 E: 0 K: 0 S: 12	H: 1 LOB: 1 BB: 1 P: 18	R: 0 E: 0 K: 1 S: 8	H: 1 LOB: 1 BB: 0 P: 12	R: 0 E: 0 K: 1 S: 6	H: 1 LOB: 1 BB: 0 P: 9	R: 0 E: 0 K: 0 S: 10	H: 0 LOB: 0 BB: 1 P: 13	R: 1 E: 0 K: 0 S: 9	H: 3 LOB: 2 BB: 1 P: 18	R: 1 E: 0 K: 1 S: 16	H: 1 LOB: 2 BB: 2 P: 31	R: 0 E: 0 K: 0 S: 12	H: 0 LOB: 1 BB: 1 P: 20	R: 0 E: 0 K: 0 S: 4	H: 0 LOB: 0 BB: 0 P: 6	1B: 6 2B: 2 3B: 0 HR: 0	SF: 1 SAC: 1 DP: 2 HBP: 0	WP: 1 PB: 0 SB: 0 CS: 0	PA: 38					
PITCHER	IP	WLS	BF	H	R	ER	SO	BB	IBB	HBP	BLK	WP	HR	S	P	ERA	WHIP										
Shane Rawley, L (1, 1) ERA: 4.57	6.1	L	29	7	3	3	4	5	0	0	0	1	0	62	103	4.26	1.895										
Gary Wayne, L (7, 1) ERA: 3.69	0.1		1	0	0	0	0	0	0	0	0	0	0	2	5	0.00	0.000										
Juan Berenguer, R (7, 1) ERA: 3.29	2.1		8	0	0	0	1	1	0	0	0	0	0	19	32	0.00	0.429										


Batter	1	2	3	4	5	6	7	8	9	AB	R	H	RBI	BB	SO	LOB	BOTTOM										
Al Newman, S (1, 4) OBP: 0.341, SLG: 0.293	G5-3		CS 1B		CS 1B		BB			3	0	2	0	1	0	0	Kansas City Royals @ Minnesota Twins Hubert H. Humphrey Metrodome, Minneapolis, MN Sun Aug 06 1989, 4:33 AM EDT Att: 35,028 - Dome livebaseballscorecards.com										
Randy Bush, L (1, 7) OBP: 0.336, SLG: 0.441	F8		1B 1B		P2 1-2		P4			4	1	1	0	0	0	3											
Kirby Puckett, R (1, 8) OBP: 0.386, SLG: 0.479	F7		1B 1B		G4-3				F8 G3-1 BB	3	0	1	0	1	0	0											
Kent Hrbek, L (1, 3) OBP: 0.370, SLG: 0.540		WP 1B 1B	1-3 3-H 1B		F8		G3-1			4	1	2	1	0	0	1											
Gary Gaetti, R (1, 5) OBP: 0.279, SLG: 0.415		L4 1-2	K		1B		F8		F8 2-3	4	0	1	0	0	1	4											
Jim Dwyer, L (1, 10) OBP: 0.397, SLG: 0.418		K		G6-3		P6		G4-3		4	0	0	0	0	1	3											
Gene Larkin, S (1, 9) OBP: 0.356, SLG: 0.335		2-H 1B		G4-3			BB 1B		G3	4	0	2	1	0	0	0											
Tim Laudner, R (1, 2) OBP: 0.290, SLG: 0.325 Brian Harper, R (9, PH) OBP: 0.340, SLG: 0.423	F9		P4				B3		K	3	0	0	0	0	0	2											
Doug Baker, S (1, 6) OBP: 0.368, SLG: 0.408 John Moses, S (7, PH) ERA: 3.29 Greg Gagne, R (8, 6) OBP: 0.294, SLG: 0.412			K		L6		F7		K	2	0	0	0	0	1	0											
									K	1	0	0	0	0	1	0											
Inning Stats	R: 0 E: 0 K: 0 S: 9	H: 0 LOB: 0 BB: 0 P: 15	R: 1 E: 0 K: 1 S: 19	H: 2 LOB: 1 BB: 0 P: 30	R: 1 E: 0 K: 2 S: 21	H: 4 LOB: 0 BB: 0 P: 30	R: 0 E: 0 K: 0 S: 7	H: 0 LOB: 0 BB: 0 P: 13	R: 0 E: 0 K: 0 S: 7	H: 1 LOB: 0 BB: 0 P: 13	R: 0 E: 0 K: 0 S: 5	H: 1 LOB: 1 BB: 0 P: 6	R: 0 E: 0 K: 0 S: 19	H: 1 LOB: 2 BB: 1 P: 31	R: 0 E: 0 K: 0 S: 5	H: 0 LOB: 1 BB: 1 P: 12	R: 0 E: 0 K: 2 S: 9	H: 0 LOB: 0 BB: 0 P: 12	1B: 9 2B: 0 3B: 0 HR: 0	SF: 0 SAC: 0 DP: 0 HBP: 0	WP: 1 PB: 0 SB: 0 CS: 2	PA: 36					
PITCHER	IP	WLS	BF	H	R	ER	SO	BB	IBB	HBP	BLK	WP	HR	S	P	ERA	WHIP										
Bret Saberhagen, R (1, 1) ERA: 2.71	7.0	W	29	9	2	2	3	1	0	0	0	1	0	87	138	2.57	1.429										
Steve Crawford, R (8, 1) ERA: 3.29	1.0		4	0	0	0	0	1	0	0	0	0	0	5	12	0.00	1.000										
Jeff Montgomery, R (9, 1) ERA: 1.41	1.0	S	3	0	0	0	2	0	0	0	0	0	0	9	12	0.00	0.000										

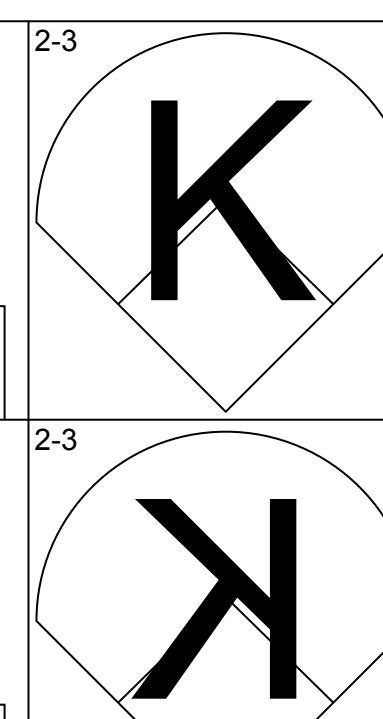
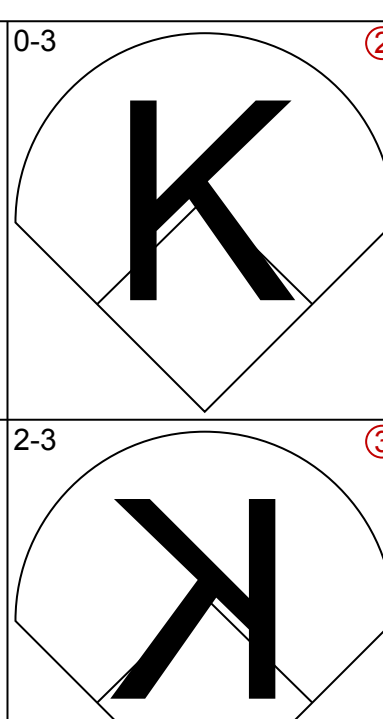
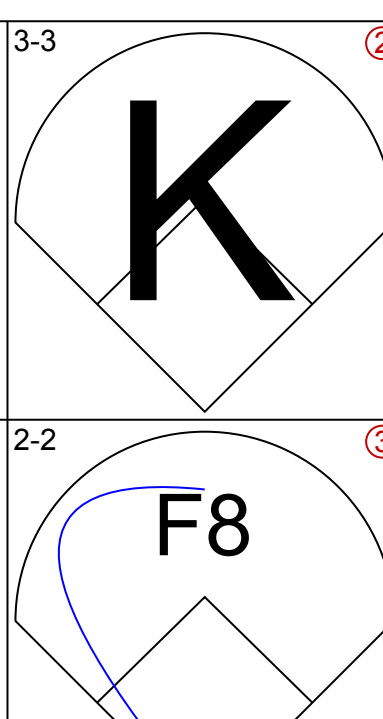
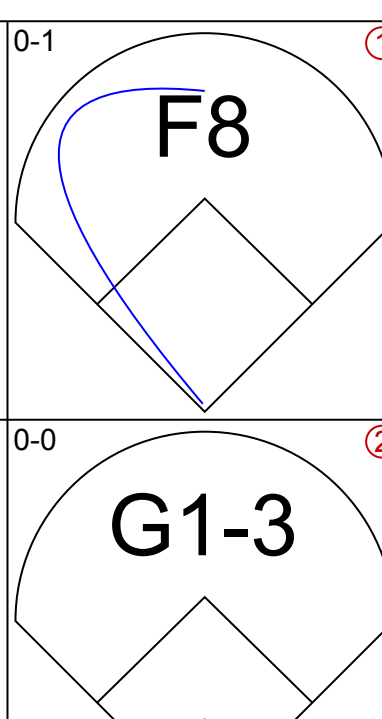
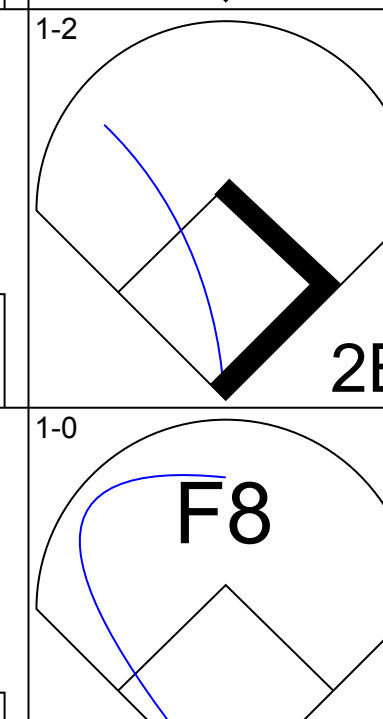


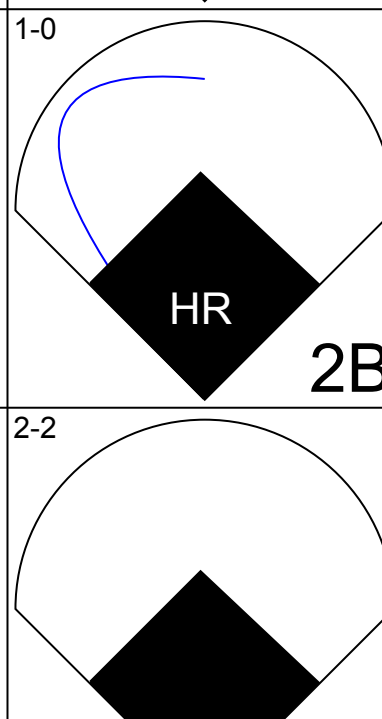

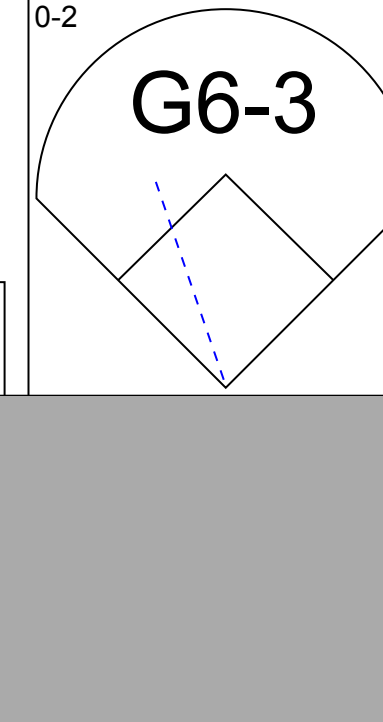
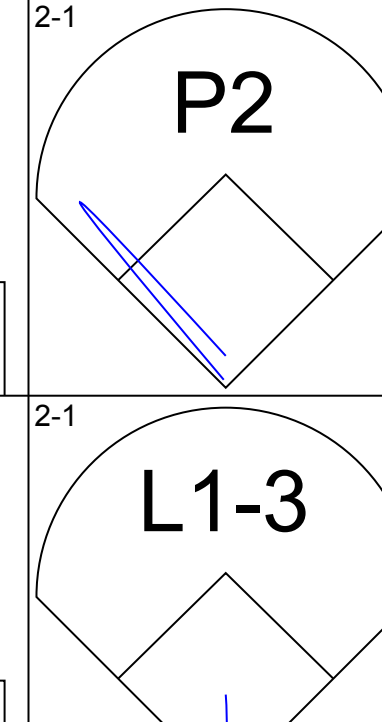
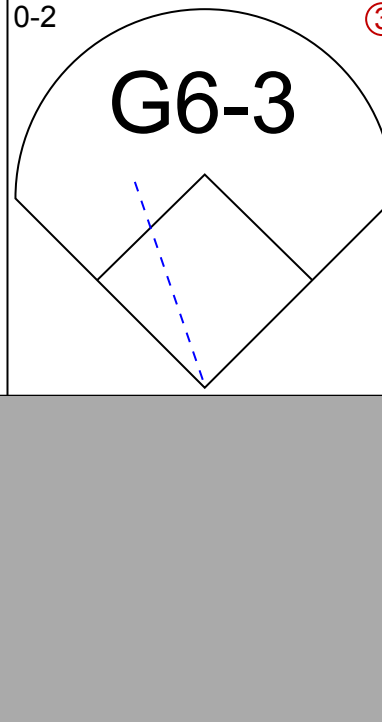




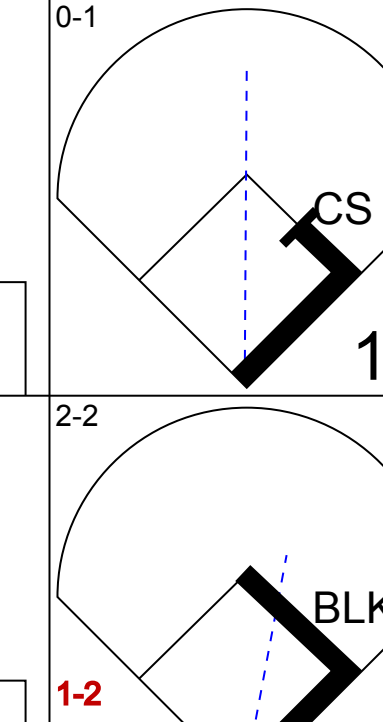
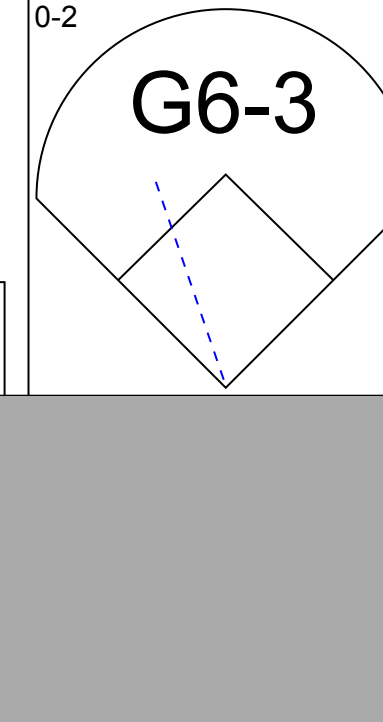
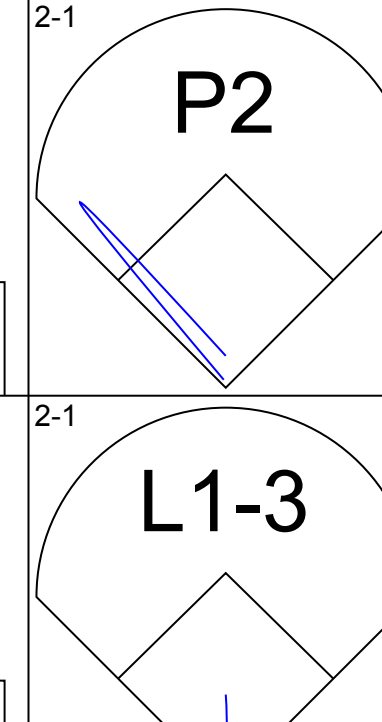
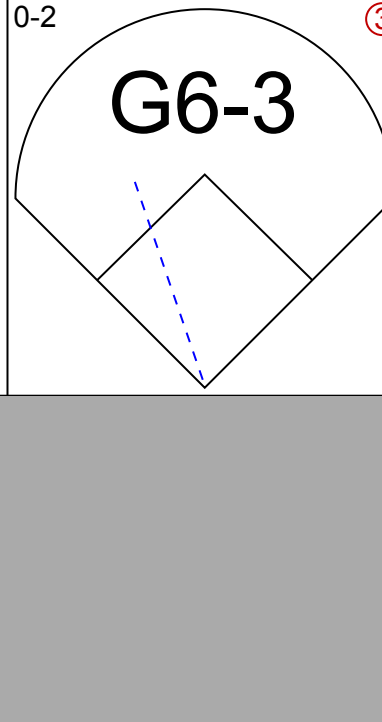
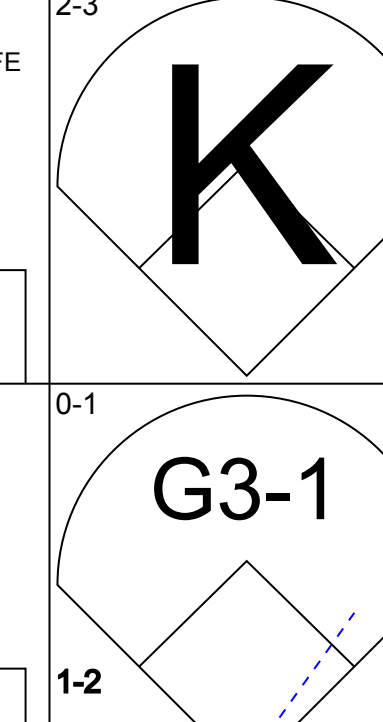
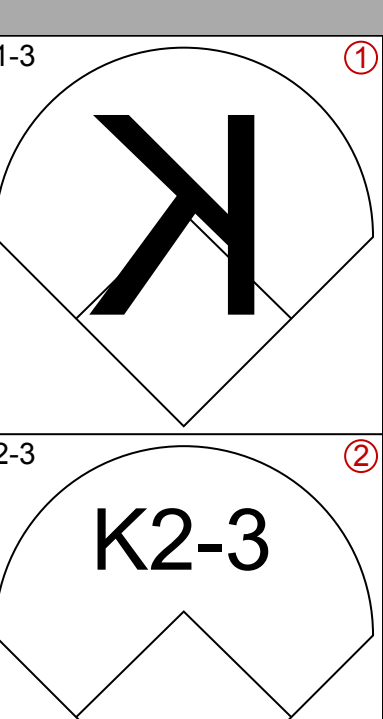
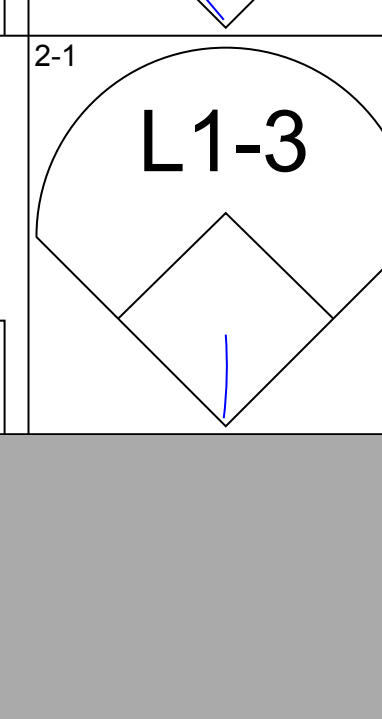
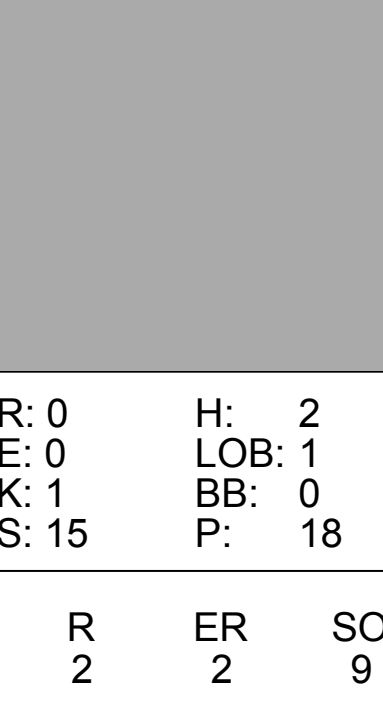
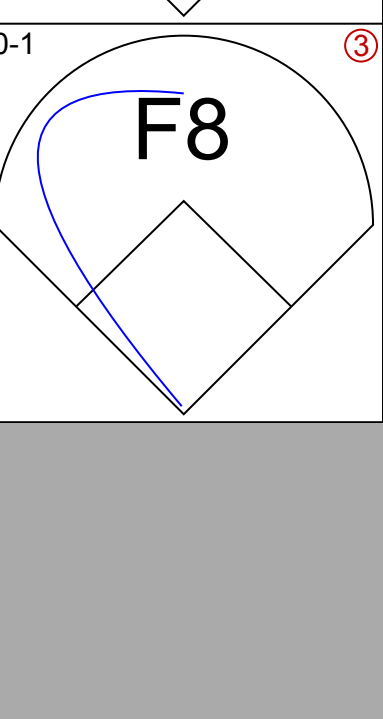
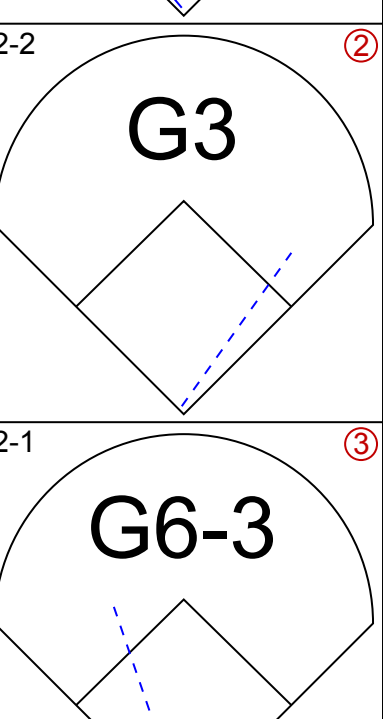
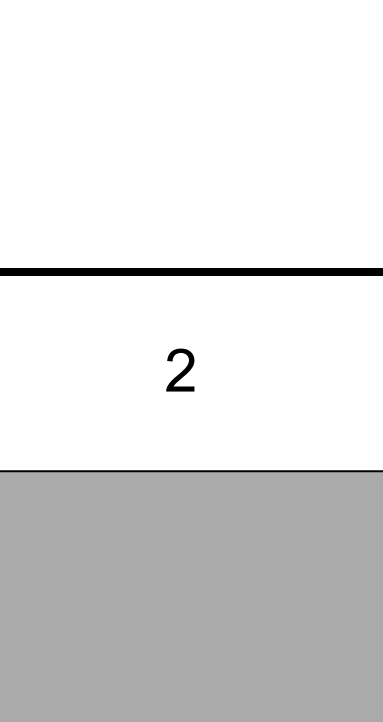
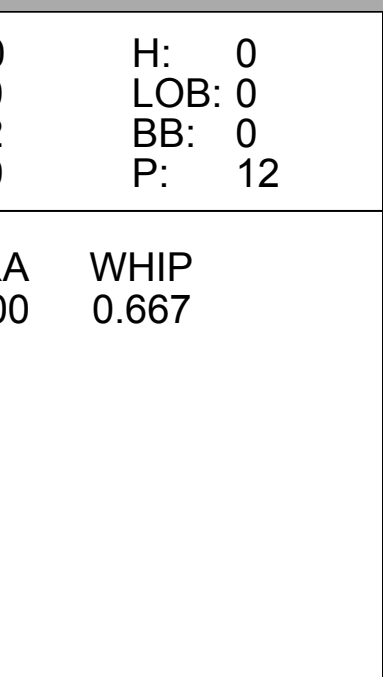
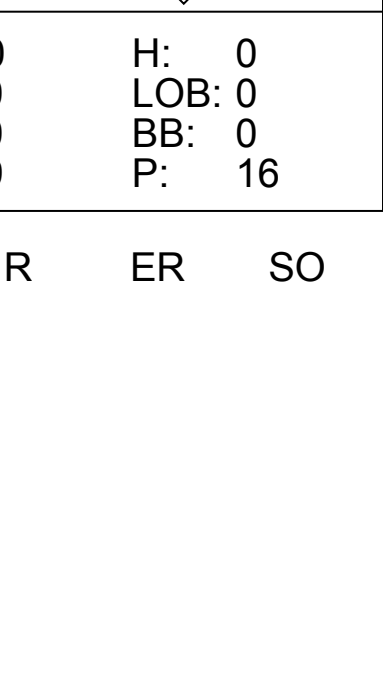
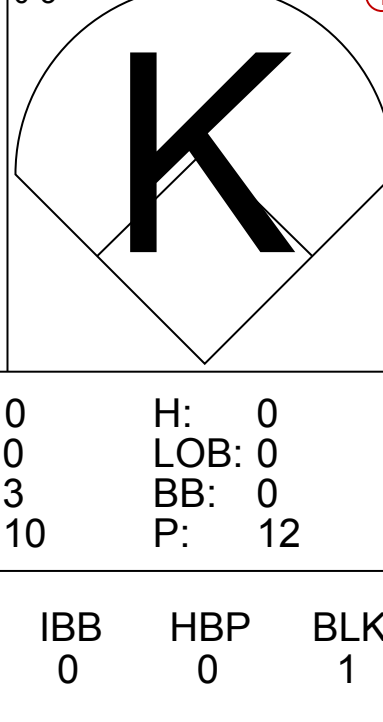
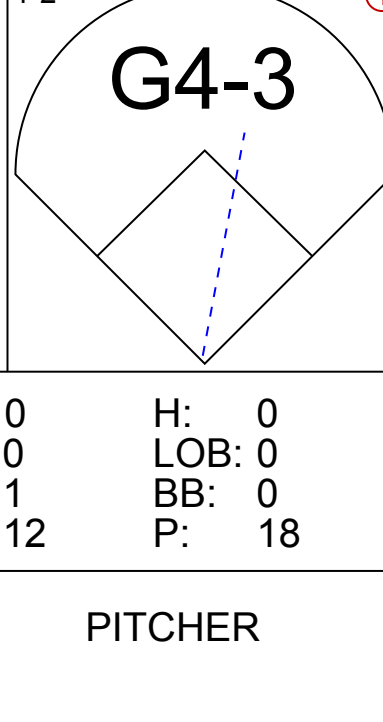
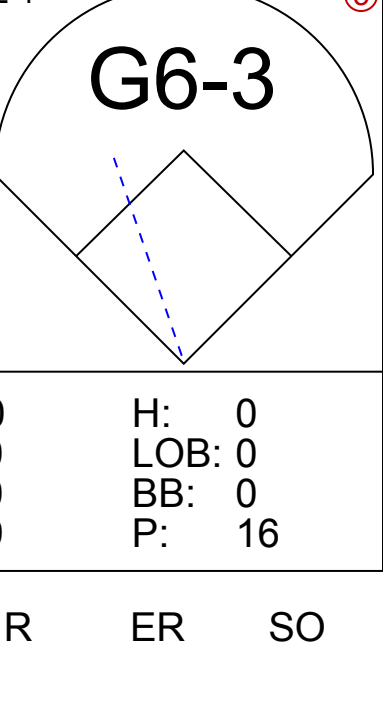


Batter	1	2	3	4	5	6	7	8	9	AB	R	H	RBI	BB	SO	LOB	TOP			
Wade Boggs, L (1,5) OBP: 0.343, SLG: 0.487	G1		2B 1B		1B 1B	FC5-4 IBB			L5	4	2	2	0	1	0	0	Boston Red Sox @ Kansas City Royals Royals Stadium, Kansas City, MO Mon Aug 07 1989, 8:05 PM EDT Att: 40,803 - Unknown			
Marty Barrett, R (1,10) OBP: 0.313, SLG: 0.330	K		1B 2B		SH3 1B	FC5-4			F8	4	0	1	2	0	1	2				
Ellis Burks, R (1,8) OBP: 0.360, SLG: 0.483	FC6-4 1B		1B 1B		1B 1B				F9	5	0	3	1	0	1	0				
Danny Heep, L (1,7) OBP: 0.384, SLG: 0.436	FC6-4		FC1-5-2		1B 1B				G1-3	4	0	1	0	0	0	3				
Nick Esasky, R (1,3) OBP: 0.340, SLG: 0.481		G5-3	K		K				G5-3	4	0	0	0	0	2	4				
Luis Rivera, R (1,6) OBP: 0.333, SLG: 0.433		G6-3			G1-3				P2	4	0	1	0	0	0	0				
Jody Reed, R (1,4) OBP: 0.357, SLG: 0.358		F9			E SF7 BB				G6-3	3	1	1	0	1	0	0				
Rich Gedman, L (1,2) OBP: 0.276, SLG: 0.284			G4-3		SF7				G6-3	3	0	1	1	0	0	1				
Carlos Quintana, R (8, PR) OBP: 0.276, SLG: 0.200					1-H					0	0	0	0	0	0	0				
Rick Cerone, R (8, 2) OBP: 0.344, SLG: 0.368									2B	0	0	0	0	0	0	0				
Randy Kutcher, R (1,9) OBP: 0.268, SLG: 0.344			1B 2B 1B		K				F9	4	1	1	0	0	1	2				
Inning Stats	R: 0 E: 0 K: 1 S: 10	H: 1 LOB: 1 BB: 0 P: 11	R: 0 E: 0 K: 0 S: 7	H: 0 LOB: 0 BB: 0 P: 12	R: 2 E: 0 K: 1 S: 15	H: 4 LOB: 2 BB: 0 P: 26	R: 1 E: 1 K: 1 S: 7	H: 0 LOB: 0 BB: 1 P: 15	R: 1 E: 0 K: 0 S: 12	H: 4 LOB: 2 BB: 1 P: 18	R: 0 E: 0 K: 0 S: 6	H: 0 LOB: 0 BB: 0 P: 12	R: 0 E: 0 K: 0 S: 8	H: 1 LOB: 1 BB: 0 P: 14	R: 0 E: 0 K: 1 S: 7	H: 0 LOB: 0 BB: 0 P: 9	1B: 9 2B: 2 HR: 0	SF: 1 SAC: 1 HBP: 0	WP: 0 PB: 0 SB: 1 CS: 1	PA: 39
PITCHER	IP WLS BF H R ER SO BB IBB HBP BLK WP HR S P ERA WHIP																			
Mark Gubicza, R (1,1) ERA: 3.2	8.0 W 36 11 4 3 4 1 1 0 0 0 0 0 7 123 3.38 1.500																			
Steve Farr, R (9,1) ERA: 4.3	1.0 S 3 0 0 0 1 0 0 0 0 0 0 0 7 9 0.00 0.000																			

Batter	1	2	3	4	5	6	7	8	9	AB	R	H	RBI	BB	SO	LOB	BOTTOM			
Kurt Stillwell, S (1,6) OBP: 0.322, SLG: 0.352	K		1B		1B		SH5-4		K	4	0	2	1	0	2	1	Boston Red Sox @ Kansas City Royals Royals Stadium, Kansas City, MO Mon Aug 07 1989, 8:05 PM EDT Att: 40,803 - Unknown			
Kevin Seitzer, R (1,5) OBP: 0.394, SLG: 0.332	K		F9		G4-3		K			4	0	0	0	0	2	4				
George Brett, L (1,3) OBP: 0.321, SLG: 0.383	K				G4-3		HR BB		IBB	2	1	0	0	2	1	0				
Danny Tartabull, R (1,10) OBP: 0.363, SLG: 0.451		G6-3			K		HR BB		K	3	1	0	0	1	2	2				
Jim Eisenreich, L (1,9) OBP: 0.344, SLG: 0.418					F9		HR		1B E 1B	4	2	3	3	0	0	0				
Pat Tabler, R (1,7) OBP: 0.332, SLG: 0.314							1B BB		B3	3	1	0	0	1	1	2				
Willie Wilson, S (9,8) OBP: 0.318, SLG: 0.345	K				1B BB		G5-3			0	0	0	0	0	0	0				
Bob Boone, R (1,2) OBP: 0.358, SLG: 0.336		F7			F7		G4-3		E6 1B 1B	4	1	1	0	0	0	2				
Frank White, R (1,4) OBP: 0.302, SLG: 0.292					P4		K		1B	4	0	2	1	0	1	0				
Gary Thurman, R (1,8) OBP: 0.316, SLG: 0.273			K		K				K	4	0	1	0	0	3	3				
Inning Stats	R: 0 E: 0 K: 3 S: 11	H: 0 LOB: 0 BB: 0 P: 15	R: 0 E: 0 K: 1 S: 13	H: 1 LOB: 1 BB: 0 P: 21	R: 0 E: 0 K: 1 S: 15	H: 1 LOB: 1 BB: 0 P: 23	R: 0 E: 0 K: 1 S: 7	H: 0 LOB: 0 BB: 0 P: 10	R: 1 E: 0 K: 1 S: 25	H: 2 LOB: 2 BB: 1 P: 37	R: 3 E: 0 K: 2 S: 9	H: 1 LOB: 1 BB: 1 P: 19	R: 2 E: 1 K: 2 S: 21	H: 3 LOB: 1 BB: 0 P: 29	R: 2 E: 1 K: 2 S: 7	H: 0 LOB: 0 BB: 0 P: 9	1B: 8 2B: 0 HR: 1	SF: 0 SAC: 1 HBP: 0	WP: 0 PB: 0 SB: 1 CS: 0	PA: 37
PITCHER	IP WLS BF H R ER SO BB IBB HBP BLK WP HR S P ERA WHIP																			
Wes Gardner, R (1,1) ERA: 6.01	5.0 L 23 5 4 4 7 3 0 1 0 0 0 0 0 29 7.20 1.600																			
Greg Harris, R (6,1) ERA: 3.59	2.1 11 3 2 1 3 0 1 0 0 0 0 0 29 49 3.86 1.286																			
Lee Smith, R (8,1) ERA: 4.2	0.2 3 1 0 0 2 0 0 0 0 0 0 0 9 13 0.00 1.500																			

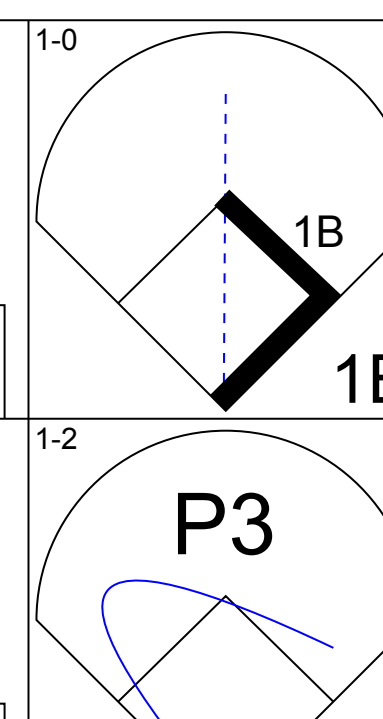
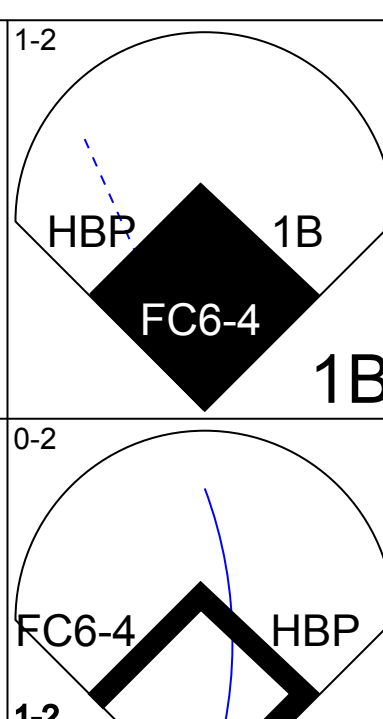
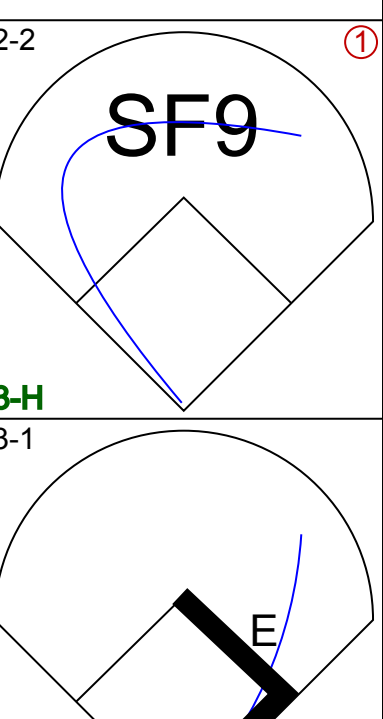
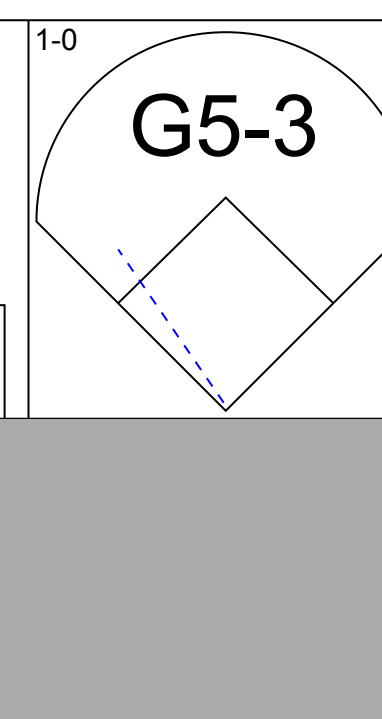
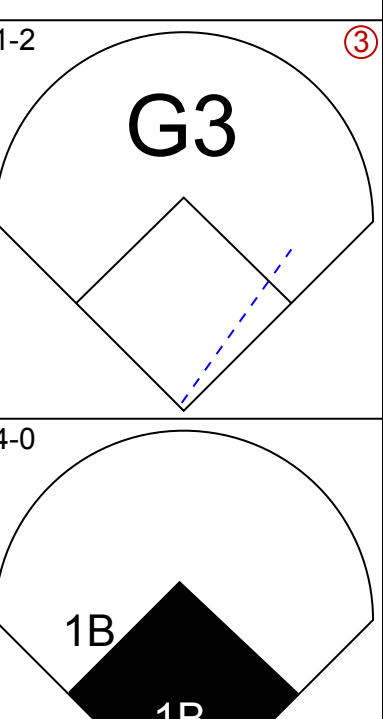
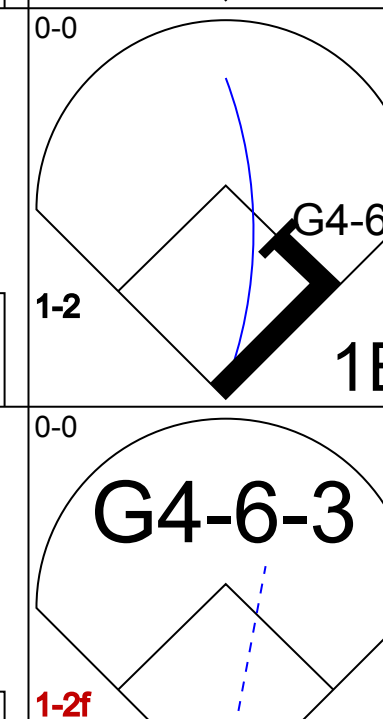
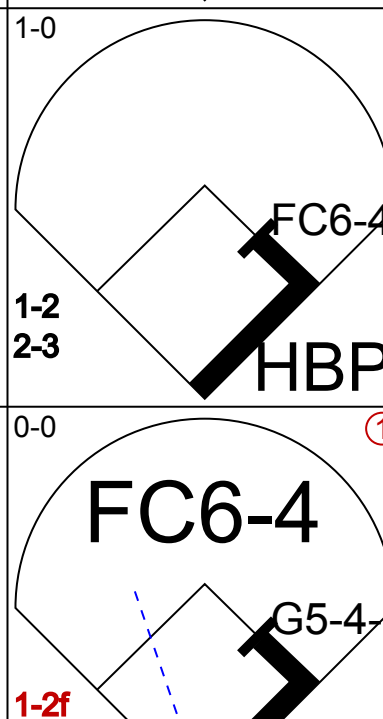
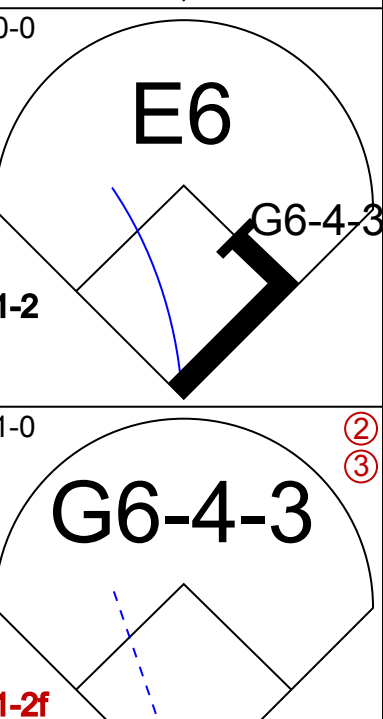
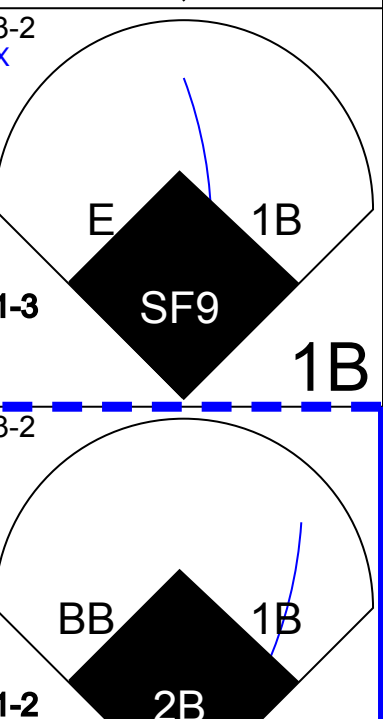

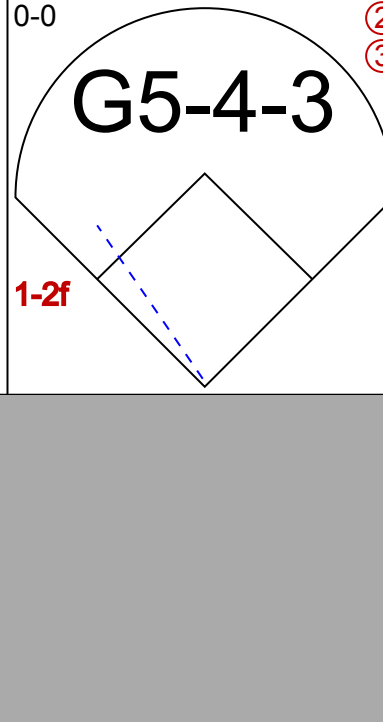

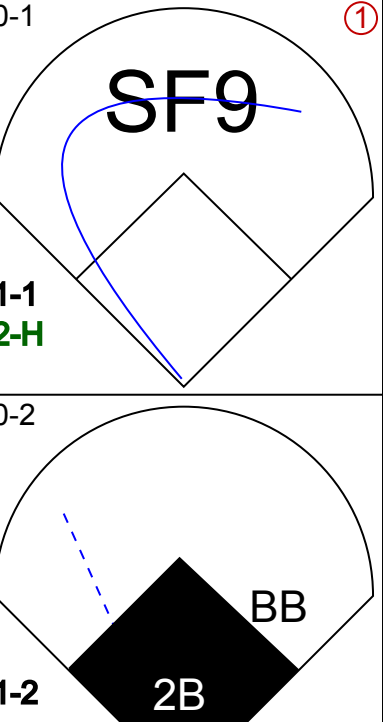



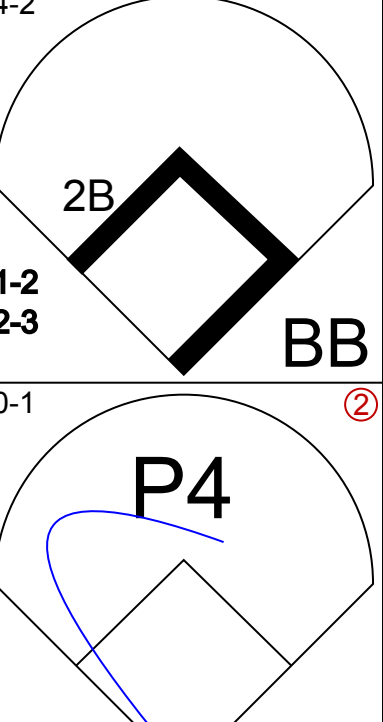
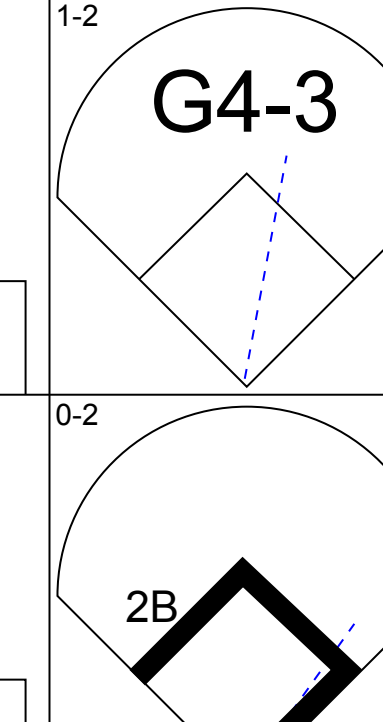
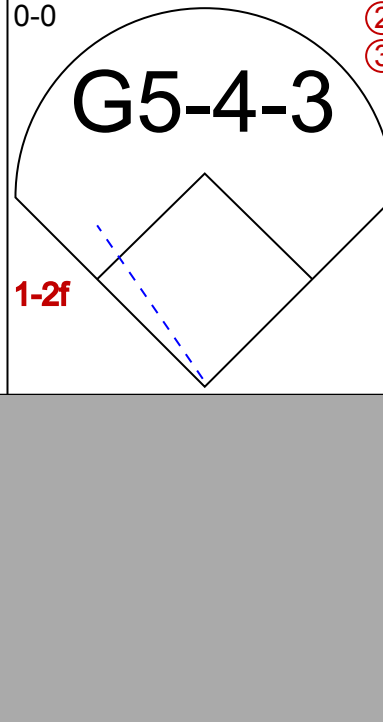
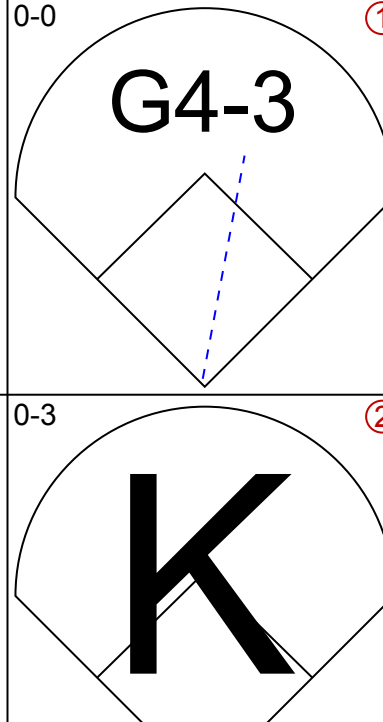
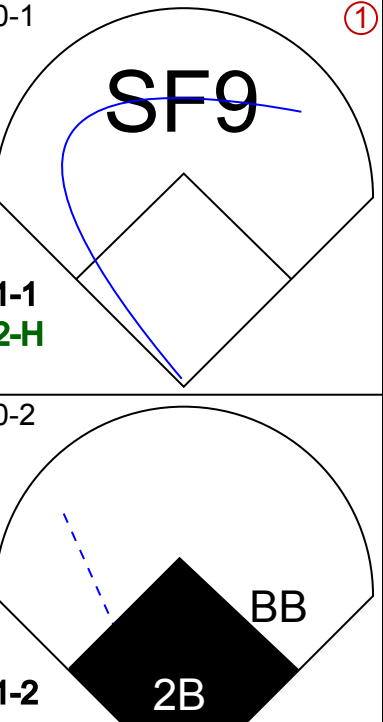
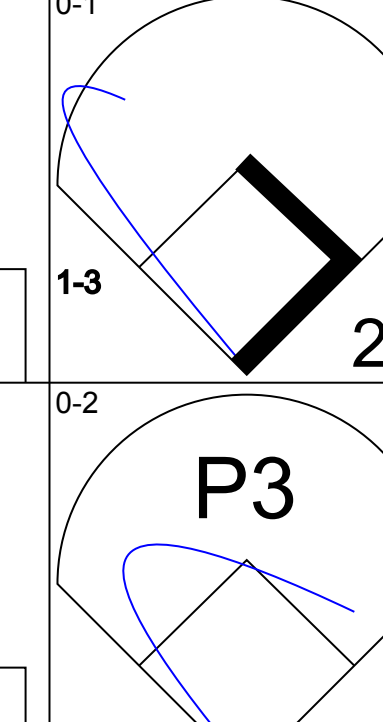
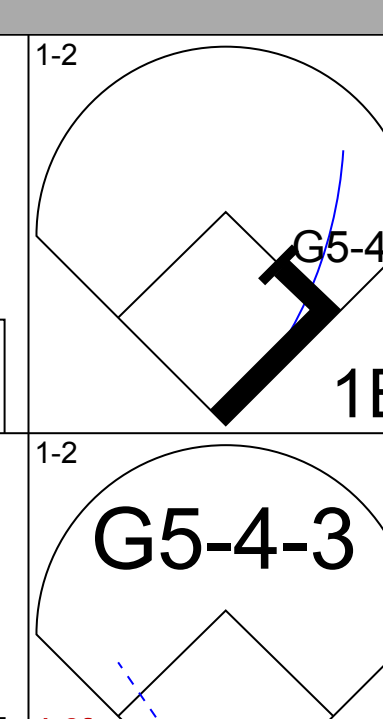
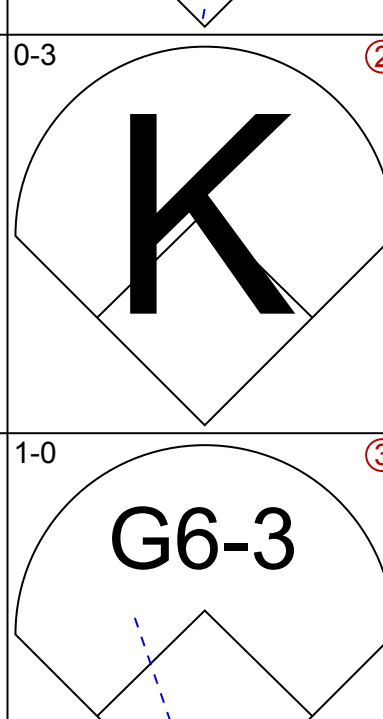
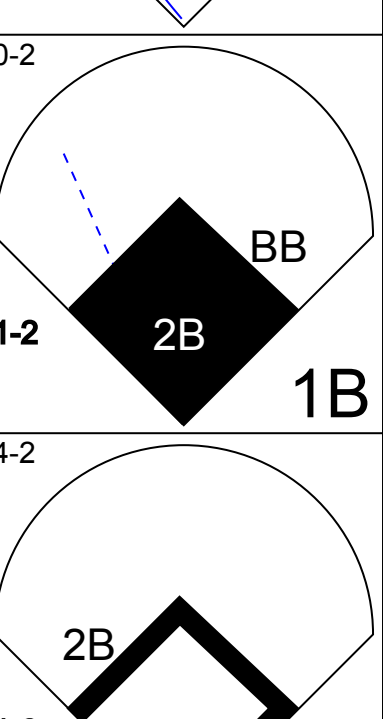
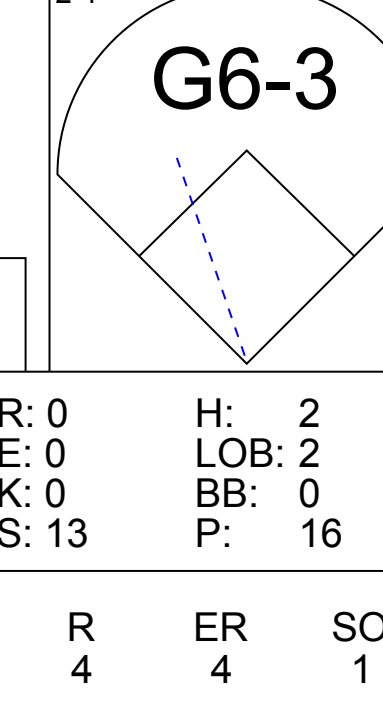
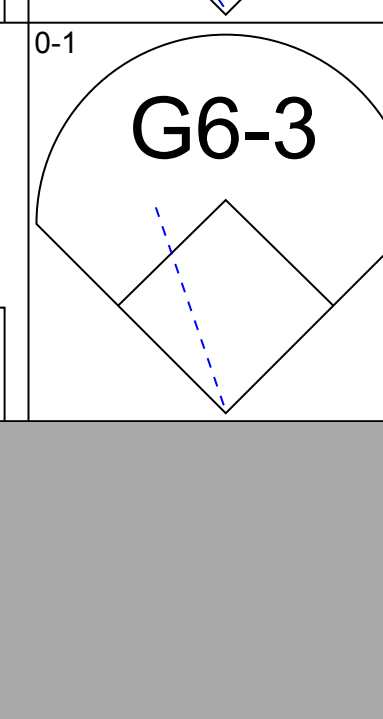

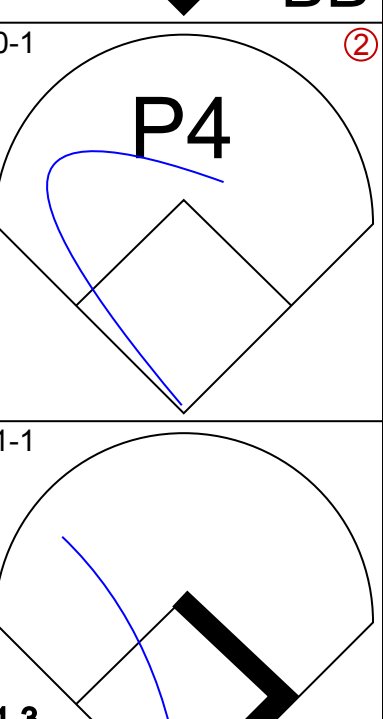

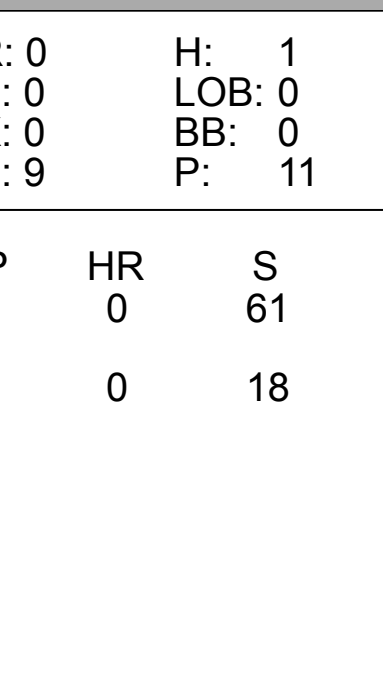
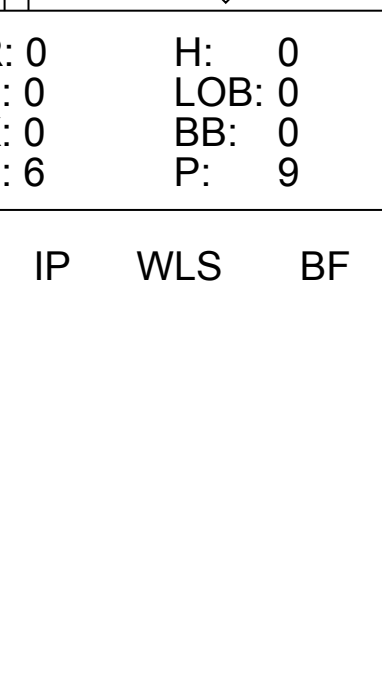
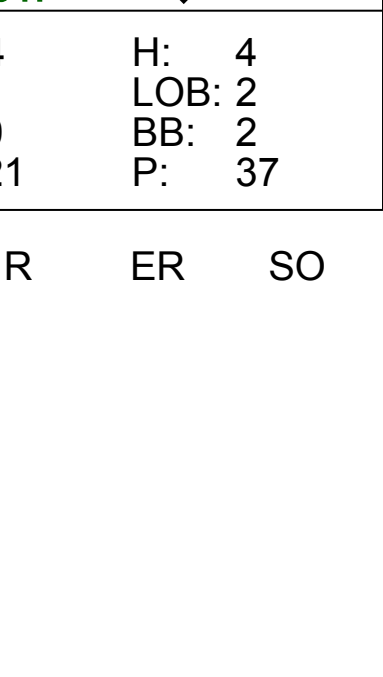
Batter	1	2	3	4	5	6	7	8	9	AB	R	H	RBI	BB	SO	LOB	TOP										
Wade Boggs, L (1, 5) OBP: 0.341, SLG: 0.484	L7		1B		G4-3			G1-3		4	0	1	1	0	0	0	Boston Red Sox @ Kansas City Royals Royals Stadium, Kansas City, MO Tue Aug 08 1989, 8:05 PM EDT Att: 32,015 - Unknown										
Jody Read, R (1, 4) OBP: 0.361, SLG: 0.358	FC5-4 BB		1B				F7	BB		2	0	1	0	2	0	0											
Ellis Burks, R (1, 8) OBP: 0.358, SLG: 0.478	FC5-4 BB		F2				F9	K		3	0	0	0	1	1	3											
Danny Heep, L (1, 7) OBP: 0.376, SLG: 0.426	FC5-4		G4-6-3				G4-3			4	0	0	0	0	0	4											
Nick Esasky, R (1, 3) OBP: 0.337, SLG: 0.476	K				F7			K		4	0	0	0	0	2	2											
Luis Rivera, R (1, 6) OBP: 0.337, SLG: 0.432		F9			G1-6-3 1B			BB		3	0	1	0	1	0	0											
Carlos Quintana, R (1, 10) OBP: 0.250, SLG: 0.179		K			G1-6-3			P3		3	0	0	0	0	1	2											
Rick Cerone, R (1, 2) OBP: 0.340, SLG: 0.362 (8, 9)		F9				G5-3		K		3	0	0	0	0	1	1											
Randy Kutcher, R (1, 9) OBP: 0.271, SLG: 0.362 Rich Gedman, L (8, PH) OBP: 0.275, SLG: 0.283 (8, 2)								G4-3		2	1	1	0	0	1	0											
Inning Stats	R: 0 E: 0 K: 1 S: 12	H: 0 LOB: 2 BB: 2 P: 27	R: 0 E: 0 K: 1 S: 9	H: 0 LOB: 0 BB: 0 P: 11	R: 1 E: 0 K: 0 S: 10	H: 3 LOB: 1 BB: 0 P: 12	R: 0 E: 0 K: 0 S: 5	H: 1 LOB: 0 BB: 0 P: 8	R: 0 E: 0 K: 1 S: 10	H: 0 LOB: 0 BB: 0 P: 15	R: 0 E: 0 K: 0 S: 6	H: 0 LOB: 1 BB: 1 P: 9	R: 0 E: 0 K: 2 S: 13	H: 0 LOB: 1 BB: 1 P: 22	R: 0 E: 0 K: 1 S: 14	H: 0 LOB: 1 BB: 1 P: 23		R: 0 E: 0 K: 0 S: 6	H: 0 LOB: 0 BB: 0 P: 8	1B: 3 2B: 0 3B: 1 HR: 0	SF: 0 SAC: 0 DP: 2 HBP: 0	WP: 0 PB: 0 SB: 0 CS: 0	PA: 33				
PITCHER	IP	WLS	BF	H	R	ER	SO	BB	IBB	HBP	BLK	WP	HR	S	P	ERA	WHIP										
Tom Gordon, R (1, 1) ERA: 2.77	7.0	W	26	4	1	1	5	3	0	0	0	0	0	65	104	1.29	1.000										
Terry Leach, R (8, 1) ERA: 4.35	2.0		7	0	0	0	1	1	0	0	0	0	0	20	31	0.00	0.500										

Batter	1	2	3	4	5	6	7	8	9	AB	R	H	RBI	BB	SO	LOB	BOTTOM										
Kurt Stillwell, S (1, 6) OBP: 0.324, SLG: 0.360	F9	L5			G4-3	G4-3				5	1	2	2	0	0	2	Boston Red Sox @ Kansas City Royals Royals Stadium, Kansas City, MO Tue Aug 08 1989, 8:05 PM EDT Att: 32,015 - Unknown										
Kevin Seitzer, R (1, 5) OBP: 0.394, SLG: 0.331	F9		G4-3		1B	K		BB		4	1	1	1	1	1	1											
George Brett, L (1, 3) OBP: 0.320, SLG: 0.381 Bill Buckner, L (8, PH) OBP: 0.255, SLG: 0.267 (9, 3)	G4-3		L9		1B	G1		G4-6-3		4	0	1	1	0	0	1											
Danny Tartabull, R (1, 10) OBP: 0.370, SLG: 0.455		FC6-4 BB			1B			BB		2	1	2	0	2	0	0											
Jim Eisenreich, L (1, 9) OBP: 0.346, SLG: 0.417		FC6-4 BB		G4-3	P2			G5-4-3		3	0	1	0	1	0	4											
Pat Tabler, R (1, 7) OBP: 0.328, SLG: 0.311		FC6-4 BB			F9	SF8		F9		3	1	0	1	0	0	4											
Bob Boone, R (1, 2) OBP: 0.357, SLG: 0.332 Mike Macfarlane, R (9, 2) OBP: 0.252, SLG: 0.308		1B			F9	G1-3		G5-4-3		3	1	0	0	1	0	4											
Frank White, R (1, 4) OBP: 0.305, SLG: 0.296 Brad Wellman, R (8, 4) OBP: 0.260, SLG: 0.268		1B			G5-3			BB		0	0	0	0	0	0	0											
Gary Thurman, R (1, 8) OBP: 0.325, SLG: 0.275		FC4-6				1B		F9		3	1	1	1	1	0	2											
Inning Stats	R: 0 E: 0 K: 0 S: 8	H: 0 LOB: 0 BB: 0 P: 12	R: 3 E: 0 K: 0 S: 11	H: 1 LOB: 1 BB: 3 P: 30	R: 0 E: 0 K: 0 S: 7	H: 0 LOB: 1 BB: 1 P: 13	R: 0 E: 0 K: 0 S: 7	H: 0 LOB: 0 BB: 0 P: 11	R: 3 E: 0 K: 0 S: 14	H: 4 LOB: 2 BB: 1 P: 27	R: 1 E: 0 K: 1 S: 11	H: 2 LOB: 1 BB: 0 P: 18	R: 0 E: 0 K: 0 S: 6	H: 2 LOB: 1 BB: 0 P: 9	R: 1 E: 0 K: 0 S: 9	H: 2 LOB: 1 BB: 1 P: 17		1B: 9 2B: 1 3B: 1 HR: 0	SF: 1 SAC: 0 DP: 2 HBP: 0	WP: 0 PB: 0 SB: 2 CS: 0	PA: 39						
PITCHER	IP	WLS	BF	H	R	ER	SO	BB	IBB	HBP	BLK	WP	HR	S	P	ERA	WHIP										
Tom Bolton, L (1, 1) ERA: 7.3	4.0	L	21	4	6	6	0	5	0	0	0	0	0	41	83	13.50	2.250										
Bob Stanley, R (5, 1) ERA: 5.4	4.0		18	7	2	2	1	1	0	0	0	0	0	32	54	4.50	2.000										

Batter	1	2	3	4	5	6	7	8	9	AB	R	H	RBI	BB	SO	LOB	TOP			
Tony Fernandez, S (1, 6) OBP: 0.273, SLG: 0.354 Nelson Liriano, S (6, 4) OBP: 0.325, SLG: 0.371										3	0	0	0	0	3	0	Toronto Blue Jays @ Kansas City Royals Royals Stadium, Kansas City, MO Fri Aug 11 1989, 8:05 PM EDT Att: 40,027 - Unknown			
Junior Felix, S (1, 9) OBP: 0.333, SLG: 0.416										4	0	0	0	0	2	0				
George Bell, R (1, 7) OBP: 0.328, SLG: 0.438										4	1	2	0	0	0	0				
Fred McGriff, L (1, 3) OBP: 0.391, SLG: 0.581										4	1	2	2	0	0	1				
Ernie Whitt, L (1, 2) OBP: 0.379, SLG: 0.446										4	0	1	0	0	0	1				
Lloyd Moseby, L (1, 8) OBP: 0.296, SLG: 0.350										3	0	1	0	0	1	1				
Lee Mazzilli, S (1, 10) OBP: 0.354, SLG: 0.367										3	0	0	0	0	2	1				
Rance Mulliniks, L (1, 5) OBP: 0.312, SLG: 0.297										3	0	0	0	0	0	1				
Manuel Lee, S (1, 4) OBP: 0.309, SLG: 0.344 (6, 6)										3	0	0	0	0	1	0				
Inning Stats	R: 0 E: 0 K: 2 S: 10	H: 1 LOB: 1 BB: 0 P: 16	R: 0 E: 0 K: 1 S: 15	H: 2 LOB: 1 BB: 0 P: 18	R: 0 E: 0 K: 3 S: 10	H: 0 LOB: 0 BB: 0 P: 12	R: 0 E: 0 K: 0 S: 8	H: 0 LOB: 0 BB: 0 P: 12	R: 0 E: 0 K: 1 S: 12	H: 0 LOB: 0 BB: 0 P: 18	R: 0 E: 0 K: 0 S: 6	H: 1 LOB: 1 BB: 0 P: 13	R: 0 E: 0 K: 0 S: 9	H: 0 LOB: 0 BB: 0 P: 16	R: 2 E: 0 K: 0 S: 10	H: 2 LOB: 0 BB: 0 P: 13	1B: 3 2B: 2 3B: 0 HR: 1	SF: 0 SAC: 0 DP: 0 HBP: 0	WP: 0 PB: 0 SB: 0 CS: 1	PA: 32
PITCHER Bret Saberhagen, R (1, 1) ERA: 2.67	IP: 9.0 WLS: W BF: 32 H: 6 R: 2 ER: 2 SO: 9 BB: 0 IBB: 0 HBP: 0 BLK: 1 WP: 0 HR: 1 S: 89 P: 130 ERA: 2.00 WHIP: 0.667															PITCHER				

AB	32
R	2
H	6
RBI	2
BB	0
SO	9
LOB	5



Batter	1	2	3	4	5	6	7	8	9	AB	R	H	RBI	BB	SO	LOB	BOTTOM			
Willie Wilson, S (1, 8) OBP: 0.319, SLG: 0.348										4	1	2	1	0	0	2	Toronto Blue Jays @ Kansas City Royals Royals Stadium, Kansas City, MO Fri Aug 11 1989, 8:05 PM EDT Att: 40,027 - Unknown			
Kevin Seitzer, R (1, 5) OBP: 0.396, SLG: 0.331										3	1	2	0	1	0	1				
George Brett, L (1, 3) OBP: 0.324, SLG: 0.392										3	1	2	0	0	0	1				
Bo Jackson, R (1, 7) OBP: 0.310, SLG: 0.512 Jim Eisenreich, L (9, 7) OBP: 0.344, SLG: 0.418										4	1	1	2	0	0	6				
Pat Tabler, R (1, 9) OBP: 0.329, SLG: 0.309 Gary Thurman, R (7, 9) OBP: 0.321, SLG: 0.275										3	0	0	0	0	0	2				
Danny Tartabull, R (1, 10) OBP: 0.373, SLG: 0.456										4	1	3	0	0	1	0				
Bob Boone, R (1, 2) OBP: 0.359, SLG: 0.336										3	0	1	0	1	0	1				
Frank White, R (1, 4) OBP: 0.299, SLG: 0.289										4	0	0	0	0	0	5				
Kurt Stillwell, S (1, 6) OBP: 0.328, SLG: 0.384										4	1	2	2	0	0	2				
Inning Stats	R: 0 E: 0 K: 0 S: 6	H: 2 LOB: 1 BB: 0 P: 8	R: 0 E: 0 K: 0 S: 13	H: 2 LOB: 2 BB: 0 P: 16	R: 1 E: 0 K: 0 S: 8	H: 2 LOB: 1 BB: 0 P: 10	R: 0 E: 0 K: 0 S: 9	H: 1 LOB: 0 BB: 0 P: 11	R: 1 E: 1 K: 0 S: 11	H: 2 LOB: 1 BB: 0 P: 18	R: 0 E: 0 K: 1 S: 5	H: 0 LOB: 0 BB: 0 P: 6	R: 0 E: 0 K: 0 S: 6	H: 0 LOB: 0 BB: 0 P: 9	R: 4 E: 1 K: 0 S: 21	H: 4 LOB: 2 BB: 2 P: 37	1B: 10 2B: 2 3B: 1 HR: 0	SF: 2 SAC: 0 DP: 4 HBP: 1	WP: 0 PB: 0 SB: 0 CS: 0	PA: 37
PITCHER Mike Flanagan, L (1, 1) ERA: 3.87 Duane Ward, R (8, 1) ERA: 3.39	IP: 7.0 WLS: L BF: 30 H: 10 R: 4 ER: 4 SO: 4 BB: 1 IBB: 0 HBP: 1 BLK: 0 WP: 0 HR: 0 S: 61 P: 88 ERA: 5.14 WHIP: 1.571															PITCHER				

AB	32
R	6
H	13
RBI	6
BB	2
SO	1
LOB	20



Batter	1	2	3	4	5	6	7	8	9	AB	R	H	RBI	BB	SO	LOB	TOP			
Lloyd Moseby, L (1, 8) OBP: 0.303, SLG: 0.359										3	1	1	1	1	2	1	Toronto Blue Jays @ Kansas City Royals Royals Stadium, Kansas City, MO Sun Aug 13 1989, 4:33 AM EDT Att: 33,619 - Sunny - 85 F			
Nelson Liriano, S (1, 4) OBP: 0.321, SLG: 0.366										4	0	0	0	0	0	4				
George Bell, R (1, 10) OBP: 0.329, SLG: 0.439										4	1	1	1	0	0	2				
Fred McGriff, L (1, 3) OBP: 0.390, SLG: 0.578										3	0	0	0	1	1	0				
Ernie Whitt, L (1, 2) OBP: 0.376, SLG: 0.441										4	0	1	1	0	1	0				
Tony Fernandez, S (1, 6) OBP: 0.270, SLG: 0.350										4	0	1	0	0	1	0				
Rance Mulliniks, L (1, 5) OBP: 0.306, SLG: 0.296										4	1	1	0	0	1	2				
Mookie Wilson, S (1, 7) OBP: 0.225, SLG: 0.283										4	0	1	0	0	0	1				
Junior Felix, S (1, 9) OBP: 0.330, SLG: 0.410										3	0	1	0	0	0	2				
Inning Stats	R: 2 E: 0 K: 1 S: 17	H: 3 LOB: 2 BB: 1 P: 30	R: 0 E: 0 K: 1 S: 9	H: 1 LOB: 0 BB: 0 P: 12	R: 0 E: 0 K: 1 S: 8	H: 0 LOB: 0 BB: 0 P: 11	R: 0 E: 0 K: 1 S: 5	H: 0 LOB: 2 BB: 1 P: 20	R: 0 E: 0 K: 1 S: 5	H: 0 LOB: 0 BB: 0 P: 8	R: 1 E: 0 K: 0 S: 14	H: 2 LOB: 1 BB: 0 P: 26	R: 0 E: 0 K: 1 S: 9	H: 0 LOB: 0 BB: 0 P: 12	R: 0 E: 0 K: 1 S: 10	H: 0 LOB: 0 BB: 0 P: 11	1B: 5 2B: 2 3B: 0 HR: 0	SF: 0 SAC: 0 DP: 0 HBP: 0	WP: 1 PB: 0 SB: 0 CS: 1	PA: 35
PITCHER	IP WLS BF H R ER SO BB IBB HBP BLK WP HR S P ERA WHIP	7.0 W 29 7 3 3 5 2 0 0 0 1 0 69 117 3.86 1.286	2.0 6 0 0 0 1 0 0 0 0 0 0 0 19 23 0.00 0.000	PITCHER																

Batter	1	2	3	4	5	6	7	8	9	AB	R	H	RBI	BB	SO	LOB	BOTTOM			
Willie Wilson, S (1, 8) OBP: 0.320, SLG: 0.355										5	1	2	0	0	1	0	Toronto Blue Jays @ Kansas City Royals Royals Stadium, Kansas City, MO Sun Aug 13 1989, 4:33 AM EDT Att: 33,619 - Sunny - 85 F			
Kevin Seitzer, R (1, 5) OBP: 0.400, SLG: 0.335										3	2	2	0	1	0	1				
George Brett, L (1, 3) OBP: 0.327, SLG: 0.399										4	1	1	1	1	0	3				
Bo Jackson, R (1, 7) OBP: 0.308, SLG: 0.511										4	1	1	2	1	1	3				
Pat Tabler, R (1, 9) OBP: 0.329, SLG: 0.309										3	0	1	0	0	0	2				
Jim Eisenreich, L (7, PH) OBP: 0.348, SLG: 0.422										0	1	0	0	1	0	0				
Danny Tartabull, R (1, 10) OBP: 0.373, SLG: 0.460										3	1	1	2	1	0	1				
Bob Boone, R (1, 2) OBP: 0.360, SLG: 0.336										3	0	1	2	1	0	0				
Kurt Stillwell, S (1, 6) OBP: 0.327, SLG: 0.382										4	0	2	0	0	0	2				
Brad Wellman, R (1, 4) OBP: 0.267, SLG: 0.275										4	1	2	0	0	1	4				
Inning Stats	R: 0 E: 0 K: 0 S: 5	H: 1 LOB: 0 BB: 0 P: 8	R: 1 E: 0 K: 0 S: 6	H: 1 LOB: 0 BB: 0 P: 12	R: 0 E: 0 K: 2 S: 10	H: 1 LOB: 0 BB: 0 P: 14	R: 2 E: 0 K: 0 S: 17	H: 4 LOB: 3 BB: 1 P: 25	R: 0 E: 0 K: 0 S: 13	H: 1 LOB: 2 BB: 1 P: 23	R: 0 E: 0 K: 0 S: 9	H: 0 LOB: 0 BB: 0 P: 16	R: 4 E: 0 K: 1 S: 12	H: 3 LOB: 3 BB: 3 P: 29	R: 1 E: 0 K: 0 S: 16	H: 2 LOB: 1 BB: 1 P: 25	1B: 9 2B: 2 3B: 1 HR: 2	SF: 0 SAC: 1 DP: 1 HBP: 0	WP: 1 PB: 0 SB: 0 CS: 1	PA: 40
PITCHER	IP WLS BF H R ER SO BB IBB HBP BLK WP HR S P ERA WHIP	6.1 L 30 10 6 6 2 1 1 0 0 1 0 8 19 13.50 3.000	1.0 5 2 1 1 0 1 0 0 0 0 0 0 16 25 9.00 3.000	PITCHER																

AB 33
R 3
H 7
RBI 3
BB 2
SO 6
LOB 12

AB 33
R 8
H 13
RBI 7
BB 6
SO 3
LOB 16

Batter	1	2	3	4	5	6	7	8	9	AB	R	H	RBI	BB	SO	LOB	TOP								
Willie Wilson, S (1, 8) OBP: 0.318, SLG: 0.360	F7		FC4-6 WP			L8			G3-6	5	1	1	1	0	0	4	Kansas City Royals @ Chicago White Sox Comiskey Park, Chicago, IL Mon Aug 14 1989, 8:05 PM EDT Att: 10,575 - Unknown - 69 F livebaseballscorecards.com								
Kevin Seitzer, R (1, 5) OBP: 0.398, SLG: 0.333	G3		G4-3			K			G4-3	5	0	1	0	0	1	2									
George Brett, L (1, 3) OBP: 0.326, SLG: 0.395	K								G6-3	5	0	1	1	0	1	1									
Bo Jackson, R (1, 7)		P4								4	0	1	0	0	0	1									
Jim Eisenreich, L (1, 9) OBP: 0.344, SLG: 0.417	K								F7	4	0	0	0	0	1	2									
Danny Tartabull, R (1, 10) OBP: 0.377, SLG: 0.465									6-3	3	0	2	0	1	0	0									
Bob Boone, R (1, 2) OBP: 0.359, SLG: 0.334										4	0	1	0	0	0	4									
Gary Thurman, R (8, PR) OBP: 0.321, SLG: 0.275	L5									0	0	0	0	0	0	0									
Mike Macfarlane, R (8, 2) OBP: 0.246, SLG: 0.300										0	0	0	0	0	0	0									
Frank White, R (1, 4) OBP: 0.302, SLG: 0.299									P2	4	1	3	0	0	0	1									
Kurt Stillwell, S (1, 6) OBP: 0.329, SLG: 0.382										3	1	1	1	1	1	3									
Inning Stats	R: 0 E: 0 K: 1 S: 9	H: 0 LOB: 0 BB: 0 P: 13	R: 0 E: 0 K: 1 S: 9	H: 1 LOB: 1 BB: 0 P: 13	R: 0 E: 0 K: 1 S: 14	H: 1 LOB: 1 BB: 0 P: 22	R: 0 E: 0 K: 0 S: 11	H: 1 LOB: 2 BB: 1 P: 21	R: 3 E: 0 K: 1 S: 12	H: 4 LOB: 1 BB: 0 P: 15	R: 0 E: 0 K: 0 S: 12	H: 2 LOB: 2 BB: 0 P: 18	R: 0 E: 0 K: 0 S: 5	H: 1 LOB: 1 BB: 0 P: 6	R: 0 E: 0 K: 0 S: 10	H: 1 LOB: 1 BB: 0 P: 13	R: 0 E: 0 K: 0 S: 6	H: 1 LOB: 1 BB: 1 P: 14	1B: 8 2B: 1 3B: 2 HR: 0	SF: 0 SAC: 0 DP: 1 HBP: 0	WP: 1 PB: 0 SB: 1 CS: 0	PA: 39			
PITCHER	IP	WLS	BF	H	R	ER	SO	BB	IBB	HBP	BLK	WP	HR	S	P	ERA	WHIP								
Richard Dotson, R (1, 1) ERA: 5.12	5.1		26	9	3	3	4	1	0	0	0	1	0	61	93	5.06	1.875								
Ken Patterson, L (6, 1) ERA: 4.07	2.1	W	8	1	0	0	0	0	0	0	0	0	0	19	25	0.00	0.429								
Shawn Hillegas, R (8, 1) ERA: 4.92	0.1		1	0	0	0	0	0	0	0	0	0	0	2	3	0.00	0.000								
Bobby Thigpen, R (9, 1) ERA: 3.88	1.0	S	4	1	0	0	0	1	0	0	0	0	0	6	14	0.00	2.000								

Batter	1	2	3	4	5	6	7	8	9	AB	R	H	RBI	BB	SO	LOB	BOTTOM								
Dave Gallagher, R (1, 8) OBP: 0.340, SLG: 0.323	F9		F9			E5			P4	4	1	1	0	0	0	3	Kansas City Royals @ Chicago White Sox Comiskey Park, Chicago, IL Mon Aug 14 1989, 8:05 PM EDT Att: 10,575 - Unknown - 69 F livebaseballscorecards.com								
Scott Fletcher, R (1, 4) OBP: 0.330, SLG: 0.290	4-3		FC6-4			E7			6-3	4	1	1	1	0	0	2									
Ivan Calderon, R (1, 9) OBP: 0.337, SLG: 0.446	K									3	0	2	1	0	1	0									
Carlton Fisk, R (1, 2) OBP: 0.344, SLG: 0.486										4	0	1	0	0	1	2									
Dan Pasqua, L (1, 10) OBP: 0.321, SLG: 0.424										3	1	1	1	1	1	1									
Carlos Martinez, R (1, 5) OBP: 0.319, SLG: 0.400										4	1	2	0	0	0	0									
Steve Lyons, L (1, 3) OBP: 0.309, SLG: 0.326										3	0	0	0	0	0	2									
Lance Johnson, L (1, 7) OBP: 0.435, SLG: 0.400										3	0	1	1	1	0	0									
Ozzie Guillen, L (1, 6) OBP: 0.279, SLG: 0.324										3	0	1	0	0	0	1									
Inning Stats	R: 0 E: 0 K: 1 S: 9	H: 0 LOB: 0 BB: 0 P: 11	R: 0 E: 0 K: 2 S: 7	H: 0 LOB: 0 BB: 0 P: 12	R: 0 E: 0 K: 0 S: 11	H: 1 LOB: 1 BB: 1 P: 20	R: 0 E: 0 K: 0 S: 7	H: 2 LOB: 2 BB: 1 P: 17	R: 2 E: 0 K: 0 S: 10	H: 3 LOB: 1 BB: 0 P: 15	R: 2 E: 1 K: 0 S: 14	H: 3 LOB: 1 BB: 0 P: 18	R: 0 E: 0 K: 0 S: 6	H: 1 LOB: 1 BB: 0 P: 13	R: 0 E: 0 K: 0 S: 11	H: 0 LOB: 0 BB: 0 P: 15		1B: 8 2B: 1 3B: 0 HR: 1	SF: 0 SAC: 1 DP: 1 HBP: 1	WP: 0 PB: 0 SB: 0 CS: 1	PA: 35				
PITCHER	IP	WLS	BF	H	R	ER	SO	BB	IBB	HBP	BLK	WP	HR	S	P	ERA	WHIP								
Luis Aquino, R (1, 1) ERA: 3.36	5.0	L	24	8	4	3	3	2	0	0	0	0	0	14	23	0.00	1.000								
Steve Crawford, R (6, 1) ERA: 2.7	2.0		8	2	0	0	0	0	0	1	0	0	0	11	15	0.00	0.000								
Rick Luecken, R (8, 1) ERA: 1.8	1.0		3	0	0	0	0	0	0	0	0	0	0	11	15	0.00	0.000								


Batter	1	2	3	4	5	6	7	8	9	AB	R	H	RBI	BB	SO	LOB	TOP										
Willie Wilson, S OBP: 0.315, SLG: 0.356 Jim Eisenreich, L OBP: 0.348, SLG: 0.421	1-1 P6	0-3 K	0-3 K	1-3 K		0-1 1B		2-1 SF 1B		3	0	0	0	2	2		Kansas City Royals @ Chicago White Sox Comiskey Park, Chicago, IL Tue Aug 15 1989, 8:05 PM EDT Att: 13,553 - Unknown - 71 F										
Kevin Seitzer, R OBP: 0.394, SLG: 0.330	2-2 F9	1-1 G6-3		1-1 G6-4-3		0-0 F9		1-1 SF		4	0	0	1	0	0	3											
George Brett, L OBP: 0.330, SLG: 0.400	0-0 1B			4-2 1B		0-1 G1-3		2-1 K		4	1	2	0	1	1												
Bo Jackson, R OBP: 0.306, SLG: 0.504	1-2 G1-3			1-0 FC5-4 1B		3-3 K		0-3 K		5	1	1	0	0	3	3											
Pat Tabler, R OBP: 0.328, SLG: 0.308 Gary Thurman, R OBP: 0.317, SLG: 0.271		1-2 G5-3		1-0 FC5-4 1B		1-2 P6		1-1 5-3		4	0	1	1	0	0	1											
Danny Tartabull, R OBP: 0.377, SLG: 0.474		3-2 HR		2-1 FC5-4 1B		0-0 E6		1-0 G6-3		5	2	2	1	0	0	3											
Mike Macfarlane, R OBP: 0.281, SLG: 0.342		0-1 1B		2-1 SF9		0-3 K		2-1 HR		4	2	3	2	0	1	1											
Frank White, R OBP: 0.304, SLG: 0.304		0-1 1B		0-0 F9		0-1 SH1-3		1-0 SH4-3		4	2	2	0	0	0	3											
Kurt Stillwell, S OBP: 0.335, SLG: 0.399		1-0 1B		4-2 G6-4-3		0-0 1B		0-0 SH4-3		2	1	2	3	1	0	0											
Inning Stats	R: 0 E: 0 K: 0 S: 10	H: 1 LOB: 1 BB: 0 P: 14	R: 3 E: 0 K: 1 S: 17	H: 4 LOB: 1 BB: 0 P: 23	R: 2 E: 0 K: 0 S: 10	H: 2 LOB: 0 BB: 1 P: 20	R: 0 E: 0 K: 1 S: 7	H: 0 LOB: 0 BB: 1 P: 13	R: 0 E: 0 K: 1 S: 8	H: 0 LOB: 0 BB: 0 P: 12	R: 2 E: 1 K: 1 S: 10	H: 2 LOB: 1 BB: 0 P: 10	R: 0 E: 0 K: 1 S: 8	H: 1 LOB: 1 BB: 0 P: 12	R: 3 E: 1 K: 2 S: 16	H: 3 LOB: 1 BB: 0 P: 24		R: 0 E: 0 K: 0 S: 7	H: 2 LOB: 1 BB: 0 P: 10	1B: 9 2B: 2 3B: 2 HR: 2	SF: 2 SAC: 2 DP: 2 HBP: 0	WP: 0 PB: 0 CS: 0	PA: 44				
PITCHER	IP	WLS	BF	H	R	ER	SO	BB	IBB	HBP	BLK	WP	HR	S	P	ERA	WHIP										
Steve Rosenberg, L ERA: 4.75	2.0		14	7	5	5	1	1	0	0	0	0	1	32	48	22.50	4.000										
Tom McCarthy, R ERA: 3.77	3.2	L	13	1	2	0	3	1	0	0	0	0	0	27	41	0.00	0.545										
Donn Pall, R ERA: 2.96	1.2		10	5	3	2	1	0	0	0	0	0	1	17	26	10.80	3.000										
Shawn Hillegas, R ERA: 4.83	1.2		7	2	0	0	2	0	0	0	0	0	0	17	23	0.00	1.200										

Batter	1	2	3	4	5	6	7	8	9	AB	R	H	RBI	BB	SO	LOB	BOTTOM										
Dave Gallagher, R OBP: 0.338, SLG: 0.322	0-0 E8	0-3 K		1-0 G6-3		0-0 G6-3		1-1 G6-3		5	1	1	1	0	1	3	Kansas City Royals @ Chicago White Sox Comiskey Park, Chicago, IL Tue Aug 15 1989, 8:05 PM EDT Att: 13,553 - Unknown - 71 F										
Scott Fletcher, R OBP: 0.332, SLG: 0.293	1-0 SH1-3			2-1 G1-3		0-1 G5-3		1-0 G6-4-3		4	0	2	0	0	0	0											
Carlos Martinez, R OBP: 0.321, SLG: 0.400	1-1 1B			0-0 G3		0-1 S		2-1 G1-3		5	1	2	1	0	0	2											
Carlton Fisk, R OBP: 0.345, SLG: 0.482	0-0 SH1-3			1-0 F7		4-0 FC6-4		2-1 P2		4	0	1	0	1	0	1											
Russ Morman, R OBP: 0.324, SLG: 0.303 Steve Lyons, L OBP: 0.307, SLG: 0.324	1-0 SH1-3			3-2 F9		2-2 FC6-4		2-0 F9		1	0	0	1	0	0	1											
Daryl Boston, L OBP: 0.297, SLG: 0.331	1-1 G4-3			0-0 1B		3-1 G4-3		2-2 G3-1		4	1	1	0	0	0	1											
Ron Karkovics, R OBP: 0.304, SLG: 0.400		2-3 K		0-1 1B		2-2 P5		3-2 1B		4	1	2	1	0	1	0											
Lance Johnson, L OBP: 0.481, SLG: 0.435		4-1 WP		3-2 1B		0-1 G1-3		1-2 1B		3	1	2	0	1	0	0											
Ozzie Guillen, L OBP: 0.278, SLG: 0.328		3-2 G4-3		0-0 G6-3		1-2 P5		1-3 K		4	1	1	2	0	1	3											
Inning Stats	R: 2 E: 1 K: 0 S: 8	H: 3 LOB: 1 BB: 0 P: 12	R: 0 E: 0 K: 2 S: 12	H: 0 LOB: 1 BB: 1 P: 20	R: 0 E: 0 K: 0 S: 6	H: 1 LOB: 0 BB: 0 P: 11	R: 4 E: 0 K: 0 S: 16	H: 5 LOB: 2 BB: 1 P: 27	R: 0 E: 0 K: 0 S: 7	H: 0 LOB: 0 BB: 0 P: 12	R: 0 E: 0 K: 0 S: 6	H: 0 LOB: 0 BB: 0 P: 7	R: 0 E: 0 K: 1 S: 22	H: 2 LOB: 2 BB: 0 P: 30	R: 0 E: 0 K: 0 S: 5	H: 1 LOB: 0 BB: 0 P: 9		1B: 10 2B: 0 3B: 2 HR: 0	SF: 0 SAC: 2 DP: 1 HBP: 0	WP: 1 PB: 0 SB: 2 CS: 0	PA: 40						
PITCHER	IP	WLS	BF	H	R	ER	SO	BB	IBB	HBP	BLK	WP	HR	S	P	ERA	WHIP										
Charlie Leibrandt, L ERA: 4.98	3.0		18	6	6	2	1	1	0	0	0	0	0	52	78	18.00	3.000										
Terry Lesh, R ERA: 4.02	5.0	W	19	3	0	0	1	1	0	0	0	0	0	49	78	0.00	0.800										
Steve Farr, R ERA: 4.37	1.0		3	1	0	0	0	0	0	0	0	0	0	5	9	0.00	1.000										

Batter	1	2	3	4	5	6	7	8	9	AB	R	H	RBI	BB	SO	LOB	TOP								
Kurt Stillwell, S OBP: 0.342, SLG: 0.399 (1, 6)	2-1 1B SF7 1B		4-2 G1-6-3 BB		4-2 1B BB		2-2 L8	4-0 BB		2	1	1	0	3	0	0									
Kevin Seitzer, R OBP: 0.394, SLG: 0.331 (1, 5)	0-1 SF7 1B		3-1 G1-6-3		0-0 1B		2-2 G6-3	1-3 K		5	0	2	0	0	1	3									
George Brett, L OBP: 0.328, SLG: 0.398 (1, 3)	0-0 SF7 1-2 3-H		2-2 G3-1		0-0 G1-3		1-0 1B		1-2 G4-3	4	0	1	1	0	0	3									
Bo Jackson, R OBP: 0.304, SLG: 0.500 (1, 7)	1-3 K			2-2 G4-1		0-0 WP 3B 1B	1-2 G5-3		1-1 G6-3	5	1	1	0	0	1	2									
Jim Eisenreich, L OBP: 0.349, SLG: 0.427 (1, 8) (9, 9)	2-3 K			0-0 1B 1B		2-2 1B 3B		0-0 F7	2-1 G4-3	5	1	2	1	0	1	1									
Danny Tartabull, R OBP: 0.379, SLG: 0.472 (8, PR) Gary Thurman, R OBP: 0.317, SLG: 0.271 (9, 8)		2-0 P2		2-2 G6-3 1B		1-1 G5-3		4-1 2B BB		3	0	1	0	1	0	1									
Pat Tabler, R OBP: 0.330, SLG: 0.314 Jeff Montgomery, R (9, 1)		1-2 P6		0-2 G6-3		0-1 1B		0-2 1B SH1-3 2B		4	1	2	2	0	0	2	AB 35								
Frank White, R OBP: 0.303, SLG: 0.304 (1, 4)		1-1 G3			2-2 G3-1		0-2 P4	0-1 WP SH1-3 1B		4	0	1	0	0	0	1	R 5								
Bob Boone, R OBP: 0.356, SLG: 0.331 (1, 2)			2-1 G6-3		0-0 F7		2-1 L5	0-1 SH1-3		3	0	0	1	0	0	1	H 11								
Inning Stats	R: 1 E: 0 K: 2 S: 12	H: 2 LOB: 1 BB: 0 P: 17	R: 0 E: 0 K: 0 S: 6	H: 0 LOB: 0 BB: 0 P: 10	R: 0 E: 0 K: 0 S: 9	H: 0 LOB: 1 BB: 1 P: 20	R: 0 E: 0 K: 0 S: 12	H: 2 LOB: 1 BB: 0 P: 16	R: 0 E: 0 K: 0 S: 8	H: 1 LOB: 2 BB: 1 P: 14	R: 2 E: 0 K: 0 S: 14	H: 3 LOB: 1 BB: 0 P: 19	R: 0 E: 0 K: 0 S: 12	H: 1 LOB: 1 BB: 0 P: 18	R: 2 E: 0 K: 1 S: 12	H: 2 LOB: 2 BB: 2 P: 21	R: 0 E: 0 K: 0 S: 8	H: 0 LOB: 0 BB: 0 P: 12	1B: 9 2B: 1 3B: 1 HR: 0	SF: 1 SAC: 1 DP: 1 HBP: 0	WP: 2 PB: 0 CS: 0	PA: 41			
PITCHER	IP	WLS	BF	H	R	ER	SO	BB	IBB	HBP	BLK	WP	HR	S	P	ERA	WHIP								
Eric King, R ERA: 3.97 Ken Patterson, L ERA: 4.2 Bobby Thigpen, R ERA: 3.97 Tom McCarthy, R ERA: 3.7	7.0		31	9	3	3	2	2	0	0	0	1	0	73	114	3.86	1.571								
	0.1		2	0	1	1	0	1	0	0	0	0	0	2	6	27.00	3.000								
	0.2	L	5	2	1	1	1	1	0	0	0	1	0	10	15	13.50	4.500								
	1.0		3	0	0	0	0	0	0	0	0	0	0	8	12	0.00	0.000								

Kansas City Royals @ Chicago White Sox
Comiskey Park, Chicago, IL
Wed Aug 16 1989, 8:05 PM EDT
Att: 11,155 - Unknown - 69 F


livebaseballscorecards.com
AB 35
R 5
H 11
RBI 5
BB 4
SO 3
LOB 14



Batter	1	2	3	4	5	6	7	8	9	AB	R	H	RBI	BB	SO	LOB	BOTTOM								
Dave Gallagher, R OBP: 0.338, SLG: 0.322 (1, 8)	0-1 SH3 2B	2-2 CS	1-2 G4-3		1-1 F9		0-0 B1-3		2-3 K	5	0	1	0	0	1	1									
Scott Fletcher, R OBP: 0.332, SLG: 0.293 (1, 4)	0-1 SH3 2-3		0-1 1B		2-1 G6-3		1-2 P3			3	0	1	0	0	0	0									
Ivan Calderon, R OBP: 0.336, SLG: 0.444 (1, 9)	1-3 K		2-2 1B		0-0 G5-3		0-1 P6			4	0	1	0	0	1	1									
Carlton Fisk, R OBP: 0.344, SLG: 0.490 (1, 2)	2-0 F7		3-2 G5-3		0-0 HR		1-0 F8			4	1	1	1	0	0	2									
Dan Pasqua, L OBP: 0.320, SLG: 0.434 Daryl Boston, L OBP: 0.297, SLG: 0.331 (8, PR)		3-3 K		3-2 P5		1-2 HR		1-3 K		4	1	1	1	0	2	0									
Carlos Martinez, R OBP: 0.324, SLG: 0.407 (1, 5)		0-1 1B 2B		0-1 1B		0-0 P8		2-2 P3		4	1	2	0	0	0	1									
Steve Lyons, L OBP: 0.306, SLG: 0.324 (1, 3)		3-2 1B CS 1B		1-0 P7		0-1 B4-3			0-0 G3	4	0	1	0	0	0	1	AB 34								
Lance Johnson, L OBP: 0.516, SLG: 0.500 (1, 7)		2-1 1B		1-3 K			4-1 SH5-4 E BB		0-0 G3 2B	3	1	2	1	1	1	1	R 4								
Ozzie Guillen, L OBP: 0.277, SLG: 0.326 (1, 6)		0-0 P6			0-2 L8		1-1 SH5-4		0-0 G3	3	0	0	0	0	0	3	H 10								
Inning Stats	R: 0 E: 0 K: 1 S: 8	H: 1 LOB: 1 BB: 0 P: 11	R: 1 E: 0 K: 1 S: 15	H: 3 LOB: 1 BB: 0 P: 25	R: 0 E: 0 K: 0 S: 13	H: 2 LOB: 1 BB: 0 P: 19	R: 0 E: 0 K: 1 S: 15	H: 1 LOB: 0 BB: 0 P: 19	R: 0 E: 0 K: 0 S: 8	H: 0 LOB: 0 BB: 0 P: 11	R: 2 E: 0 K: 0 S: 10	H: 2 LOB: 0 BB: 0 P: 11	R: 1 E: 1 K: 0 S: 7	H: 0 LOB: 0 BB: 1 P: 13	R: 0 E: 0 K: 1 S: 9	H: 0 LOB: 1 BB: 0 P: 13	R: 0 E: 0 K: 1 S: 6	H: 1 LOB: 1 BB: 0 P: 8	1B: 5 2B: 3 3B: 0 HR: 2	SF: 0 SAC: 2 DP: 0 HBP: 0	WP: 1 PB: 0 CS: 1	PA: 38			
PITCHER	IP	WLS	BF	H	R	ER	SO	BB	IBB	HBP	BLK	WP	HR	S	P	ERA	WHIP								
Bret Saberhagen, R ERA: 2.71 Jeff Montgomery, R ERA: 1.33 Jeff Montgomery, R ERA: 1.33	7.0		29	9	4	3	3	1	0	0	0	1	0	76	109	3.86	1.429								
	2.0	S	8	1	0	0	2	0	0	0	0	1	0	15	21	0.00	0.500								
	2.0	S	8	1	0	0	2	0	0	0	0	1	0	15	21	0.00	0.500								

Kansas City Royals @ Chicago White Sox
Comiskey Park, Chicago, IL
Wed Aug 16 1989, 8:05 PM EDT
Att: 11,155 - Unknown - 69 F

livebaseballscorecards.com
AB 34
R 4
H 10
RBI 3
BB 1
SO 5
LOB 10



Batter	1	2	3	4	5	6	7	8	9	AB R H RBI BB SO LOB	TOP												
Kurt Stillwell, S OBP: 0.343, SLG: 0.409 Brad Wellman, R OBP: 0.267, SLG: 0.275	0-0 HR	0-0 F8		0-0 1-2 1B		0-0 4-3			0-0 F8	5 1 2 1 0 0 3 0 0 0 0 0 0 0	Kansas City Royals @ Seattle Mariners The Kingdome, Seattle, WA Thu Aug 17 1989, 10:05 PM EDT Att: 13,720 - Dome												
Kevin Seitzer, R OBP: 0.390, SLG: 0.327	0-0 5-3		0-0 6-3	0-3 K			0-0 G3		0-3 K	5 0 0 0 0 2 3													
George Brett, L OBP: 0.332, SLG: 0.408	4-0 HR BB		0-0 HR		4-0 CS BB		0-0 G3			2 2 1 1 2 0 0													
Bo Jackson, R OBP: 0.304, SLG: 0.505	0-0 1-H HR		0-3 K		0-0 F8		0-3 K			4 1 1 2 0 2 1													
Jim Eisenreich, L OBP: 0.348, SLG: 0.428	0-0 4-3		0-0 2B		0-0 F8			0-0 F8		4 0 1 0 0 0 1													
Danny Tartabull, R OBP: 0.377, SLG: 0.470 Gary Thurman, R OBP: 0.317, SLG: 0.271	0-0 1B		0-3 K		0-0 CS 1-2	0-3 K		0-3 K		4 0 1 0 0 3 1 0 0 0 0 0 0 0													
Pat Tabler, R OBP: 0.326, SLG: 0.310	0-0 3-1			0-3 K		0-0 6-3		0-3 K		4 0 0 0 0 2 1													
Frank White, R OBP: 0.303, SLG: 0.306		0-0 4-3		0-0 5-3		0-0 WP 2B		0-0 F9		4 0 1 0 0 0 0													
Bob Boone, R OBP: 0.360, SLG: 0.330		0-0 P3		4-0 1B BB		4-0 2-3 BB		4-0 BB		1 0 0 0 3 0 0													
Inning Stats	R: 3 E: 0 K: 0 S: 6	H: 3 LOB: 1 BB: 1 P: 10	R: 0 E: 0 K: 0 S: 3	H: 0 LOB: 0 BB: 0 P: 3	R: 1 E: 0 K: 2 S: 9	H: 2 LOB: 1 BB: 0 P: 9	R: 0 E: 0 K: 2 S: 8	H: 1 LOB: 2 BB: 1 P: 12	R: 0 E: 0 K: 0 S: 2	H: 0 LOB: 0 BB: 1 P: 6		R: 0 E: 0 K: 1 S: 6	H: 1 LOB: 2 BB: 1 P: 10	R: 0 E: 0 K: 1 S: 5	H: 0 LOB: 0 BB: 0 P: 5	R: 0 E: 0 K: 2 S: 7	H: 0 LOB: 0 BB: 0 P: 7	R: 0 E: 0 K: 1 S: 5	H: 0 LOB: 1 BB: 1 P: 9	1B: 2 2B: 2 3B: 0 HR: 3	SF: 0 SAC: 0 DP: 0 HBP: 0	WP: 1 PB: 0 SB: 0 CS: 1	PA: 39
PITCHER	IP WLS BF H R ER SO BB IBB HBP BLK WP HR S P ERA WHIP											PITCHER	IP WLS BF H R ER SO BB IBB HBP BLK WP HR S P ERA WHIP										
Mike Dunne, R ERA: 5.34	(1, 1) 4.0 L 21 6 4 4 4 3 0 0 0 0 0 3 26 38 9.00 2.250																						
Jerry Reed, R ERA: 3.06	(5, 1) 4.0 13 1 0 0 4 1 0 0 0 1 0 20 24 0.00 0.500																						
Tom Niedenfuer, R ERA: 6.75	(9, 1) 1.0 4 0 0 0 1 1 0 0 0 0 0 5 9 0.00 1.000																						

AB 33
R 4
H 7
RBI 4
BB 5
SO 9
LOB 10



Batter	1	2	3	4	5	6	7	8	9	AB R H RBI BB SO LOB	BOTTOM												
Harold Reynolds, S OBP: 0.351, SLG: 0.356	0-3 K		0-0 F7		0-0 4-3		4-0 1-2 2-3 BB		0-0 FC1-6	4 0 0 0 1 1 2	Kansas City Royals @ Seattle Mariners The Kingdome, Seattle, WA Thu Aug 17 1989, 10:05 PM EDT Att: 13,720 - Dome												
Greg Britley, L OBP: 0.356, SLG: 0.493	0-0 3-1		0-0 FC4-6 1B		0-0 B1-3		0-0 G3		0-3 K	5 0 1 0 0 1 5													
Alvin Davis, L OBP: 0.449, SLG: 0.513	4-0 WP BB		0-0 FC4-6 1-2		0-0 6-3		0-0 4-3		0-0 G3	4 0 0 0 1 0 3													
Jeffrey Leonard, R OBP: 0.300, SLG: 0.422	0-0 L4 1-3			0-0 6-3		0-3 K		0-3 K		4 0 0 0 0 2 1													
Darnell Coles, R OBP: 0.299, SLG: 0.380		0-3 K		0-0 E5 FC3-6		0-0 F7		0-0 P4		4 0 0 0 0 1 0													
Mike Kingery, L OBP: 0.315, SLG: 0.394		0-0 2B		0-0 FC3-6 WP 1-2			0-0 4-3		0-0 BB BB E 1B	4 1 2 0 0 0 1													
Dave Cochrane, S OBP: 0.310, SLG: 0.368		0-3 K		4-0 FC6-4 BB		4-0 BB 1B BB		4-0 BB BB		1 1 0 0 3 1 1													
Dave Valle, R OBP: 0.336, SLG: 0.378		0-0 6-3		0-0 FC6-4 1-2		0-0 BB 1B		0-0 BB BB		3 0 1 0 1 0 3													
Omar Vizquel, S OBP: 0.283, SLG: 0.277 Scott Bradley, L OBP: 0.335, SLG: 0.397 Mario Diaz, R OBP: 0.216, SLG: 0.213 Jim Presley, R OBP: 0.278, SLG: 0.387			0-0 1-3		0-0 1-3		0-3 K		0-0 E5 FC1-6 1-2 2-H 3-H	2 0 0 0 0 0 0 1 0 0 0 0 1 2 0 0 0 0 0 0 0 1 0 0 1 0 0 1													
Inning Stats	R: 0 E: 0 K: 1 S: 5	H: 0 LOB: 1 BB: 1 P: 9	R: 0 E: 0 K: 2 S: 8	H: 1 LOB: 0 BB: 0 P: 8	R: 0 E: 0 K: 0 S: 4	H: 1 LOB: 1 BB: 0 P: 4	R: 0 E: 1 K: 0 S: 4	H: 0 LOB: 2 BB: 1 P: 8	R: 0 E: 0 K: 0 S: 3	H: 0 LOB: 0 BB: 0 P: 3		R: 0 E: 0 K: 1 S: 5	H: 0 LOB: 0 BB: 0 P: 5	R: 0 E: 0 K: 1 S: 6	H: 1 LOB: 3 BB: 2 P: 14	R: 0 E: 0 K: 1 S: 5	H: 0 LOB: 0 BB: 0 P: 5	R: 2 E: 2 K: 1 S: 7	H: 1 LOB: 2 BB: 2 P: 15	1B: 3 2B: 1 3B: 0 HR: 0	SF: 0 SAC: 0 DP: 0 HBP: 0	WP: 4 PB: 0 SB: 0 CS: 0	PA: 39
PITCHER	IP WLS BF H R ER SO BB IBB HBP BLK WP HR S P ERA WHIP											PITCHER	IP WLS BF H R ER SO BB IBB HBP BLK WP HR S P ERA WHIP										
Mark Gubicza, R ERA: 3.04	(1, 1) 8.0 W 32 3 0 0 6 4 0 0 0 0 0 0 40 56 0.00 0.875																						
Steve Farr, R ERA: 4.56	(9, 1) 0.0 3 1 2 1 0 2 0 0 0 0 0 0 1 9 * *																						
Jeff Montgomery, R ERA: 1.31	(9, 1) 1.0 S 4 0 0 0 1 0 0 0 0 0 0 0 6 6 0.00 0.000																						

AB 33
R 2
H 4
RBI 1
BB 6
SO 7
LOB 19



Batter	1	2	3	4	5	6	7	8	9	AB	R	H	RBI	BB	SO	LOB	TOP					
Kurt Stillwell, S OBP: 0.342, SLG: 0.407 (1, 6)	G4-3		FC6-4 1B		P2			P5		4	0	1	0	0	0	1	Kansas City Royals @ Seattle Mariners The Kingdome, Seattle, WA Fri Aug 18 1989, 10:05 PM EDT Att: 16,089 - Dome					
Kevin Seitzer, R OBP: 0.389, SLG: 0.329 (1, 5)	G6-3		F9		F8			2B		4	0	1	0	0	0	2						
George Brett, L OBP: 0.332, SLG: 0.404 (1, 3)	F8		F8		F8			IBB		3	0	0	0	1	0	2						
Bo Jackson, R OBP: 0.303, SLG: 0.503 (1, 7)		HR 1B	FC6-4		K			K		4	1	1	0	0	2	5						
Jim Eisenreich, L OBP: 0.346, SLG: 0.435 (1, 8) (9, 9)	HR 1-H				P6			G1-3		4	1	1	2	0	0	3						
Danny Tartabull, R OBP: 0.373, SLG: 0.464 Gary Thurman, R OBP: 0.317, SLG: 0.271 (1, 9) (9, 8)	K				K					4	0	0	0	0	2	0						
Bill Buckner, L OBP: 0.247, SLG: 0.258 (1, 10)	G3				F8					4	0	0	0	0	2	0						
Frank White, R OBP: 0.305, SLG: 0.315 (1, 4)	K				HR					3	1	1	1	1	1	0						
Bob Boone, R OBP: 0.362, SLG: 0.332 (1, 2)			1B		L4			2B 1B		4	0	2	0	0	0	1						
Inning Stats	R: 0 E: 0 K: 0 S: 5	H: 0 LOB: 0 BB: 0 P: 10	R: 2 E: 0 K: 2 S: 18	H: 2 LOB: 0 BB: 0 P: 25	R: 0 E: 0 K: 0 S: 11	H: 2 LOB: 2 BB: 0 P: 16	R: 0 E: 0 K: 1 S: 6	H: 0 LOB: 0 BB: 0 P: 10	R: 1 E: 0 K: 0 S: 8	H: 1 LOB: 0 BB: 0 P: 15	R: 0 E: 0 K: 1 S: 8	H: 0 LOB: 0 BB: 0 P: 13	R: 0 E: 0 K: 1 S: 12	H: 0 LOB: 0 BB: 0 P: 15	R: 0 E: 0 K: 1 S: 14	H: 2 LOB: 3 BB: 1 P: 26	R: 0 E: 0 K: 1 S: 8	H: 0 LOB: 1 BB: 1 P: 15	1B: 4 2B: 1 3B: 0 HR: 2	SF: 0 SAC: 0 DP: 0 HBP: 0	WP: 0 PB: 0 SB: 1 CS: 0	PA: 36
PITCHER	IP	WLS	BF	H	R	ER	SO	BB	IBB	HBP	BLK	WP	HR	S	P	ERA	WHIP					
Clint Zavaras, R ERA: 4.5 (1, 1)	7.0	L	27	6	3	3	5	0	0	0	0	0	2	70	107	3.86	0.857					
Keith Comstock, L ERA: 3.57 (8, 1)	0.1		3	1	0	0	0	0	1	0	0	0	0	8	18	0.00	3.000					
Michael Jackson, R ERA: 3.62 (8, 1)	1.2		6	0	0	0	2	1	0	0	0	0	0	12	20	0.00	0.600					

Batter	1	2	3	4	5	6	7	8	9	AB	R	H	RBI	BB	SO	LOB	BOTTOM					
Harold Reynolds, S OBP: 0.350, SLG: 0.353 (1, 4)	E G3 BB		G5-3			G4-3		K		3	0	0	0	1	1	0	Kansas City Royals @ Seattle Mariners The Kingdome, Seattle, WA Fri Aug 18 1989, 10:05 PM EDT Att: 16,089 - Dome					
Greg Britley, L OBP: 0.355, SLG: 0.488 (1, 7)	F7				G4-3		BB BB BB	P5		3	0	0	0	1	0	1						
Alvin Davis, L OBP: 0.447, SLG: 0.518 (1, 3)	G3				F7			F8		4	1	1	1	0	0	2						
Jeffrey Leonard, R OBP: 0.300, SLG: 0.419 (1, 10)	K				K			HR		3	0	0	0	1	3	1						
Darnell Coles, R OBP: 0.303, SLG: 0.382 (1, 9)					FC6-4 1B			FC4-6 1B		3	0	2	0	1	1	0						
Mike Kingery, L OBP: 0.299, SLG: 0.371 (1, 8)	G4-3				FC6-4 WP BB			F9		4	0	0	0	0	1	5						
Dave Cochrane, S OBP: 0.311, SLG: 0.360 (1, 5) (8, 6)	P5				WP BB			K		2	0	0	0	1	1	0						
Scott Bradley, L OBP: 0.333, SLG: 0.395 (9, PH)								FC4-6 1-2		1	0	0	0	0	0	1						
Dave Valle, R OBP: 0.331, SLG: 0.371 (1, 2)					K			L7		4	0	0	0	0	2	3						
Mario Diaz, R OBP: 0.208, SLG: 0.204 Jim Presley, R OBP: 0.277, SLG: 0.386 (1, 6) (7, PH) (8, 5)					K			K		2	0	0	0	0	1	2						
Inning Stats	R: 0 E: 1 K: 1 S: 10	H: 0 LOB: 1 BB: 1 P: 20	R: 0 E: 0 K: 1 S: 8	H: 0 LOB: 0 BB: 0 P: 15	R: 0 E: 0 K: 2 S: 8	H: 0 LOB: 0 BB: 0 P: 11	R: 0 E: 0 K: 1 S: 10	H: 0 LOB: 0 BB: 0 P: 13	R: 0 E: 0 K: 1 S: 10	H: 1 LOB: 2 BB: 1 P: 16	R: 0 E: 0 K: 0 S: 9	H: 0 LOB: 3 BB: 3 P: 22	R: 0 E: 0 K: 2 S: 10	H: 0 LOB: 0 BB: 0 P: 12	R: 1 E: 0 K: 2 S: 8	H: 1 LOB: 0 BB: 0 P: 9	R: 0 E: 0 K: 1 S: 15	H: 1 LOB: 1 BB: 0 P: 16	1B: 2 2B: 0 3B: 0 HR: 1	SF: 0 SAC: 0 DP: 0 HBP: 0	WP: 1 PB: 0 SB: 0 CS: 0	PA: 35
PITCHER	IP	WLS	BF	H	R	ER	SO	BB	IBB	HBP	BLK	WP	HR	S	P	ERA	WHIP					
Tom Gordon, R ERA: 2.72 (1, 1)	8.0	W	31	2	1	1	10	5	0	0	0	0	0	15	118	1.12	0.875					
Jeff Montgomery, R ERA: 1.3 (9, 1)	1.0	S	4	1	0	0	1	0	0	0	0	0	0	15	16	0.00	1.000					


AB	34
R	3
H	7
RBI	3
BB	2
SO	7
LOB	14




Batter	1	2	3	4	5	6	7	8	9	AB	R	H	RBI	BB	SO	LOB	TOP										
Kurt Stillwell, S OBP: 0.346, SLG: 0.406 (1, 6)	1-3 K		2-1 P7		4-1 1B 2B BB		3-2 F8			3	1	0	0	1	1	0	Kansas City Royals @ Seattle Mariners The Kingdome, Seattle, WA Sun Aug 20 1989, 6:33 AM EDT Att: 38,729 - Dome										
Kevin Seitzer, R OBP: 0.391, SLG: 0.330 (1, 5)	0-0 G3		2-0 E8 PO		1-1 2B 3B 1B		2-3 K			4	1	2	0	0	1	0											
George Brett, L OBP: 0.331, SLG: 0.406 (1, 3)	1-2 F7		3-3 K		1-0 3B 2B			1-2 G4-3		4	1	1	1	0	1	1											
Bo Jackson, R OBP: 0.311, SLG: 0.526 (1, 7)		3-2 HR	1-1 PO	3-2 G5-4-3 1B	2-2 3B			1-0 1-3		4	1	3	3	0	0	0											
Jim Eisenreich, L OBP: 0.353, SLG: 0.453 Gary Thurman, R OBP: 0.322, SLG: 0.270 (9, 8)	1-3 K		2-0 G5-4-3 1B	2-0 L8	0-1 3B			0-0 2B		4	0	2	0	0	1	1											
Danny Tartabull, R OBP: 0.370, SLG: 0.454 (1, 9)	1-3 K		0-0 G5-4-3	1-3 K				0-1 F7		4	0	0	0	0	2	3											
Bill Buckner, L OBP: 0.247, SLG: 0.271 (1, 10)	0-0 1B 3B		3-1 F8	0-0 G3				0-0 L4		4	1	1	0	0	0	1											
Mike Macfarlane, R OBP: 0.260, SLG: 0.339 (1, 2)	2-0 FC5-4 1B		0-1 F6	1-1 5-3				1-3 K		4	0	1	1	0	1	0											
Bill Pecota, R OBP: 0.260, SLG: 0.415 Frank White, R OBP: 0.308, SLG: 0.322 (9, PH) (9, 4)	2-1 FC5-4		1-2 P4	3-2 6-3				0-0 P9		3	0	0	0	0	0	1											
Inning Stats	R: 0 E: 0 K: 1 S: 9	H: 0 LOB: 0 BB: 0 P: 11	R: 2 E: 0 K: 2 S: 15	H: 3 LOB: 1 BB: 0 P: 24	R: 0 E: 1 K: 1 S: 7	H: 1 LOB: 0 BB: 0 P: 15	R: 0 E: 0 K: 0 S: 7	H: 2 LOB: 1 BB: 0 P: 15	R: 3 E: 0 K: 0 S: 15	H: 3 LOB: 1 BB: 1 P: 24	R: 0 E: 0 K: 1 S: 6	H: 0 LOB: 0 BB: 0 P: 8	R: 0 E: 0 K: 0 S: 12	H: 0 LOB: 0 BB: 0 P: 20	R: 0 E: 0 K: 0 S: 7	H: 1 LOB: 1 BB: 0 P: 9		R: 0 E: 0 K: 1 S: 5	H: 0 LOB: 0 BB: 0 P: 6	1B: 5 2B: 2 3B: 2 HR: 1	SF: 0 SAC: 0 DP: 1 HBP: 0	WP: 0 PB: 0 SB: 0 CS: 0	PA: 37				
PITCHER Brian Holman, R ERA: 3.86 (1, 1)	IP 9.0	WLS L	BF 36	H 10	R 5	ER 5	SO 7	BB 1	IBB 0	HBP 0	BLK 0	WP 0	HR 1	S 83	P 132	ERA 5.00	WHIP 1.222										

Batter	1	2	3	4	5	6	7	8	9	AB	R	H	RBI	BB	SO	LOB	BOTTOM										
Harold Reynolds, S OBP: 0.354, SLG: 0.358 (1, 4)	1-1 1B 2B	3-2 1B			2-0 4-3			4-2 PB 1B BB		3	2	2	0	1	0	0	Kansas City Royals @ Seattle Mariners The Kingdome, Seattle, WA Sun Aug 20 1989, 6:33 AM EDT Att: 38,729 - Dome										
Henry Cotto, R OBP: 0.291, SLG: 0.396 Greg Briley, L OBP: 0.352, SLG: 0.481 (8, PH) (9, 7)	1-0 2B	0-0 1B			2-3 K			2-1 G5-4-3 1B		3	1	2	0	0	1	0											
Alvin Davis, L OBP: 0.445, SLG: 0.515 (1, 10)	1-1 WP 1H 2H		1-2 G1-3		3-1 G3			1-1 G5-4-3		4	1	1	2	0	0	1											
Darnell Coles, R OBP: 0.308, SLG: 0.387 (1, 3)	4-1 4-3 WP BB		1-1 F8		1-0 FC6-4 1B			1-0 1B 2B		3	0	2	0	1	0	0											
Jay Buhner, R OBP: 0.371, SLG: 0.593 (1, 9)	2-3 K		0-0 G1-3		0-1 FC6-4 PB			0-0 2B 1B		4	0	1	0	0	1	3											
Ken Griffey Jr., L OBP: 0.348, SLG: 0.452 (1, 8)	1-2 4-3			0-1 L8	2-2 G3-1			0-0 F7		4	0	0	1	0	0	4											
Jim Presley, R OBP: 0.277, SLG: 0.383 (1, 5)	1-2 F7		2-3 K		1-0 F8			2-3 K		4	0	0	0	0	2	1											
Dave Valle, R OBP: 0.325, SLG: 0.364 (1, 2)		1-0 F8		3-1 6-3			3-2 P2		1-2 P4	4	0	0	0	0	0	0											
Mario Diaz, R OBP: 0.200, SLG: 0.196 Omar Vizquel, S OBP: 0.279, SLG: 0.274 (7, PH) (8, 6)	3-2 6-3				1-2 6-3			2-3 K		2	0	0	0	0	0	0											
Jeffrey Leonard, R OBP: 0.298, SLG: 0.416 (9, PH)									2-3 K	1	0	0	0	0	1	0											
Inning Stats	R: 3 E: 0 K: 1 S: 14	H: 3 LOB: 1 BB: 1 P: 27	R: 0 E: 0 K: 0 S: 9	H: 2 LOB: 2 BB: 0 P: 16	R: 0 E: 0 K: 1 S: 6	H: 0 LOB: 0 BB: 0 P: 8	R: 0 E: 0 K: 1 S: 7	H: 0 LOB: 0 BB: 0 P: 12	R: 0 E: 0 K: 1 S: 7	H: 0 LOB: 0 BB: 0 P: 12	R: 0 E: 0 K: 0 S: 8	H: 1 LOB: 1 BB: 0 P: 14	R: 0 E: 0 K: 0 S: 8	H: 0 LOB: 0 BB: 0 P: 13	R: 1 E: 0 K: 0 S: 9	H: 3 LOB: 2 BB: 1 P: 17	R: 0 E: 0 K: 2 S: 9	H: 0 LOB: 0 BB: 0 P: 14	1B: 7 2B: 2 3B: 0 HR: 0	SF: 0 SAC: 0 DP: 1 HBP: 0	WP: 1 PB: 2 SB: 0 CS: 0	PA: 36					
PITCHER Charlie Leibrandt, L ERA: 5.11 Steve Crawford, R ERA: 2.22 Steve Farr, R ERA: 4.65 Jeff Montgomery, R ERA: 1.27 (8, 1)	IP 2.0 5.0 0.2 1.1	WLS W	BF 16	H 1	R 0	ER 0	SO 2	BB 0	IBB 0	HBP 0	BLK 0	WP 0	HR 0	S 23	P 43	ERA 0.00	WHIP 0.200										

AB 35
R 5
H 10
RBI 5
BB 1
SO 7
LOB 7




AB 34
R 4
H 9
RBI 4
BB 2
SO 5
LOB 9



Batter	1	2	3	4	5	6	7	8	9	AB	R	H	RBI	BB	SO	LOB	TOP										
Devon White, S (1, 8) OBP: 0.298, SLG: 0.404	G3		L6		K		L4			4	0	0	0	0	1	4	California Angels @ Kansas City Royals Royals Stadium, Kansas City, MO Mon Aug 21 1989, 8:05 PM EDT Att: 37,170 - Unknown - 79 F										
Claudell Washington, L (1, 9) OBP: 0.316, SLG: 0.429 Bobby Rose, R (4, 5) OBP: 0.375, SLG: 0.800	K		FC1		F9-2		F8			2	0	0	0	0	1	1											
Johnny Ray, S (1, 4) OBP: 0.335, SLG: 0.373	F9		F8				F9			4	0	0	0	0	0	1											
Wally Joyner, L (1, 3) OBP: 0.342, SLG: 0.415		1B WP SF9 1B		F7		P3		G4-3		4	1	1	0	0	0	0											
Chili Davis, S (1, 7) OBP: 0.332, SLG: 0.441		1B		S BB		K		F8		3	0	1	0	1	1	0											
Brian Downing, R (1, 10) OBP: 0.359, SLG: 0.406		SF9		K		HR		K		3	1	1	2	0	2	1											
Lance Parrish, R (1, 2) OBP: 0.320, SLG: 0.432		F9		L4				1B 1B		4	0	1	0	0	1	2											
Jack Howell, L (1, 5) OBP: 0.322, SLG: 0.446		G4-3		SH F9-2		L3		1B 1B		4	0	2	0	0	0	1											
Kent Anderson, R (1, 6) OBP: 0.291, SLG: 0.257 Tony Armas, R (9, PH) OBP: 0.288, SLG: 0.481			FC1 1B		SH			K		2	0	2	0	0	0	0											
Inning Stats	R: 0 E: 0 K: 1 S: 5	H: 0 LOB: 0 BB: 0 P: 9	R: 1 E: 0 K: 0 S: 10	H: 2 LOB: 1 BB: 0 P: 17	R: 0 E: 1 K: 0 S: 8	H: 1 LOB: 1 BB: 0 P: 11	R: 0 E: 0 K: 1 S: 13	H: 0 LOB: 1 BB: 1 P: 24	R: 0 E: 1 K: 1 S: 7	H: 0 LOB: 0 BB: 0 P: 9	R: 0 E: 0 K: 1 S: 9	H: 0 LOB: 0 BB: 0 P: 11	R: 1 E: 0 K: 1 S: 11	H: 2 LOB: 1 BB: 0 P: 14	R: 0 E: 0 K: 2 S: 6	H: 0 LOB: 0 BB: 0 P: 10		R: 0 E: 0 K: 12 S: 12	H: 2 LOB: 2 BB: 0 P: 17	1B: 6 2B: 2 3B: 0 HR: 1	SF: 1 SAC: 1 DP: 1 HBP: 0	WP: 1 PB: 0 SB: 1 CS: 0	PA: 36				
PITCHER	IP	WLS	BF	H	R	ER	SO	BB	IBB	HBP	BLK	WP	HR	S	P	ERA	WHIP										
Bret Saberhagen, R (1, 1) ERA: 2.7	8.0	W	31	6	2	2	5	1	0	0	0	1	1	69	105	2.25	0.875										
Rick Luecken, R (9, 1) ERA: 1.13	1.0	S	5	2	0	0	2	0	0	0	0	0	0	12	17	0.00	2.000										

Batter	1	2	3	4	5	6	7	8	9	AB	R	H	RBI	BB	SO	LOB	BOTTOM										
Kurt Stillwell, S (1, 6) OBP: 0.348, SLG: 0.413	G4-3 3B		P5		SF9 1B		G3			4	1	2	0	0	0	0	California Angels @ Kansas City Royals Royals Stadium, Kansas City, MO Mon Aug 21 1989, 8:05 PM EDT Att: 37,170 - Unknown - 79 F										
Kevin Seitzer, R (1, 5) OBP: 0.390, SLG: 0.330 Bill Pecota, R (9, 5) OBP: 0.260, SLG: 0.415	P3			G6-3	G6-4-3 1B		G1-3			4	0	1	1	0	0	1											
George Brett, L (1, 3) OBP: 0.327, SLG: 0.402	G4-3			F9	SF9		F7			3	0	0	2	0	0	0											
Bo Jackson, R (1, 7) OBP: 0.311, SLG: 0.522	G5-3			S 2B	G6-4-3		P3			3	1	0	0	1	0	2											
Jim Eisenreich, L (1, 8) OBP: 0.353, SLG: 0.455	G1-3			1H 2B			F7			3	0	1	1	0	0	0											
Danny Tartabull, R (1, 10) OBP: 0.370, SLG: 0.452	K			BB			P3			2	0	0	0	1	1	0											
Pat Tabler, R (1, 9) OBP: 0.322, SLG: 0.306 Gary Thurman, R (7, 8) OBP: 0.322, SLG: 0.270	F8			L8			G6-3			3	0	0	0	0	0	2											
Frank White, R (1, 4) OBP: 0.308, SLG: 0.322					E5 1B 1B		P4			3	1	1	0	0	0	0											
Mike Macfarlane, R (1, 2) OBP: 0.262, SLG: 0.339					G6-3		P4			3	1	1	0	0	0	1											
Inning Stats	R: 1 E: 0 K: 0 S: 11	H: 1 LOB: 0 BB: 0 P: 21	R: 0 E: 0 K: 1 S: 9	H: 0 LOB: 0 BB: 0 P: 13	R: 0 E: 0 K: 0 S: 8	H: 1 LOB: 0 BB: 0 P: 13	R: 1 E: 0 K: 0 S: 16	H: 1 LOB: 2 BB: 2 P: 32	R: 2 E: 0 K: 0 S: 13	H: 3 LOB: 1 BB: 0 P: 17	R: 0 E: 0 K: 0 S: 7	H: 0 LOB: 0 BB: 0 P: 8	R: 0 E: 0 K: 0 S: 6	H: 0 LOB: 0 BB: 0 P: 10	R: 0 E: 0 K: 0 S: 5	H: 0 LOB: 0 BB: 0 P: 9		1B: 4 2B: 1 3B: 1 HR: 0	SF: 1 SAC: 0 DP: 2 HBP: 0	WP: 0 PB: 0 SB: 1 CS: 0	PA: 31						
PITCHER	IP	WLS	BF	H	R	ER	SO	BB	IBB	HBP	BLK	WP	HR	S	P	ERA	WHIP										
Chuck Finley, L (1, 1) ERA: 2.55	3.1	L	13	2	1	1	1	2	0	0	0	0	0	35	63	2.70	1.200										
Willie Fraser, R (1, 1) ERA: 2.1	3.0		12	3	2	1	0	0	0	0	0	0	0	26	35	3.00	1.000										
Rich Monteleone, R (5, 1) ERA: 2.51	1.0		3	0	0	0	0	0	0	0	0	0	0	5	9	0.00	0.000										
Bob McClure, L (8, 1) ERA: 1.69																											

AB	33
R	2
H	8
RBI	2
BB	1
SO	7
LOB	14



AB	28
R	4
H	6
RBI	4
BB	2
SO	1
LOB	6



Batter	1	2	3	4	5	6	7	8	9	AB	R	H	RBI	BB	SO	LOB	TOP								
Devon White, S (1, 8) OBP: 0.299, SLG: 0.405			G4-3			E SF7 1B		S 1B		4	1	2	1	0	1	0	California Angels @ Kansas City Royals Royals Stadium, Kansas City, MO Tue Aug 22 1989, 8:05 PM EDT Att: 27,836 - Unknown - 75 F								
Claudell Washington, L (1, 9) OBP: 0.312, SLG: 0.422			F7			F7		P5		4	0	0	0	0	1	2									
Johnny Ray, S (1, 4) OBP: 0.332, SLG: 0.370				G4-3		SF7		L7		3	0	0	1	0	1	1									
Wally Joyner, L (1, 3) OBP: 0.339, SLG: 0.411		G4-3		F8		F9			F8	4	0	0	0	0	0	0									
Chili Davis, S (1, 7) OBP: 0.333, SLG: 0.446							G3		K	4	0	2	0	0	1	0									
Brian Downing, R (1, 10) OBP: 0.359, SLG: 0.403		L7					K			3	0	0	0	0	2	2									
Lance Parrish, R (1, 2) OBP: 0.320, SLG: 0.429							G5-3		K	3	0	0	0	1	2	1									
Jack Howell, L (1, 5) OBP: 0.323, SLG: 0.450		BB								3	1	1	0	0	1	2									
Kent Anderson, R (1, 6) OBP: 0.286, SLG: 0.252			K			F8		G5-3		3	0	0	0	0	1	1									
Inning Stats	R: 0 E: 0 K: 3 S: 10	H: 0 LOB: 0 BB: 0 P: 16	R: 0 E: 0 K: 1 S: 10	H: 1 LOB: 2 BB: 1 P: 18	R: 0 E: 0 K: 1 S: 9	H: 0 LOB: 0 BB: 0 P: 15	R: 0 E: 0 K: 1 S: 12	H: 1 LOB: 1 BB: 0 P: 20	R: 0 E: 0 K: 1 S: 9	H: 0 LOB: 0 BB: 0 P: 12	R: 1 E: 1 K: 0 S: 11	H: 1 LOB: 0 BB: 0 P: 17	R: 0 E: 0 K: 1 S: 7	H: 0 LOB: 0 BB: 0 P: 9	R: 1 E: 0 K: 0 S: 11	H: 2 LOB: 1 BB: 0 P: 16	R: 0 E: 0 K: 2 S: 11	H: 0 LOB: 1 BB: 0 P: 16	1B: 2 2B: 2 3B: 1 HR: 0	SF: 1 SAC: 0 DP: 0 HBP: 1	WP: 0 PB: 0 SB: 2 CS: 0	PA: 34			
PITCHER	IP	WLS	BF	H	R	ER	SO	BB	IBB	HBP	BLK	WP	HR	S	P	ERA	WHIP								
Mark Gubicza, R (1, 1) ERA: 3.01	2.0		8	1	0	0	4	1	0	0	0	0	0	20	34	0.00	1.000								
Terry Leach, R (3, 1) ERA: 3.55	5.0	W	17	2	1	0	4	0	0	0	0	0	0	48	73	0.00	0.400								
Rick Luecken, R (8, 1) ERA: 2.0	1.0		5	2	1	1	0	0	0	0	0	0	0	11	16	9.00	2.000								
Jeff Montgomery, R (9, 1) ERA: 1.26	1.0	S	4	0	0	0	2	0	0	1	0	0	0	11	16	0.00	0.000								

Batter	1	2	3	4	5	6	7	8	9	AB	R	H	RBI	BB	SO	LOB	BOTTOM								
Kevin Seitzer, R (1, 5) OBP: 0.387, SLG: 0.327			G4-3	G4-3			E6			4	0	0	0	0	1	1	California Angels @ Kansas City Royals Royals Stadium, Kansas City, MO Tue Aug 22 1989, 8:05 PM EDT Att: 27,836 - Unknown - 75 F								
Willie Wilson, S (1, 8) OBP: 0.314, SLG: 0.354	G4-3		FC6-4 S 1B		G6-3		L9			4	0	1	0	0	0	1									
George Brett, L (1, 3) OBP: 0.329, SLG: 0.401		1B		FC6-4 BB		L8		F8		3	1	1	0	1	0	1									
Bo Jackson, R (1, 7) OBP: 0.310, SLG: 0.519		1B	FC6-4				L9			4	0	1	0	0	1	3									
Jim Eisenreich, L (1, 10) OBP: 0.355, SLG: 0.456			G3			E SF8 1B		L4		4	1	2	1	0	0	2									
Danny Tartabull, R (1, 9) OBP: 0.371, SLG: 0.455				SH3 1B						4	2	2	0	0	1	0									
Gary Thurman, R (9, 9) OBP: 0.322, SLG: 0.270						SF8 1B		P3		0	0	0	0	0	0	0									
Kurt Stillwell, S (1, 6) OBP: 0.345, SLG: 0.411		G6-3		SH3		SF8				2	0	0	1	0	1	0									
Frank White, R (1, 4) OBP: 0.311, SLG: 0.325				G3						3	0	2	1	0	0	1									
Mike Macfarlane, R (1, 2) OBP: 0.264, SLG: 0.339		F8								3	0	1	1	0	0	2									
Inning Stats	R: 1 E: 0 K: 1 S: 11	H: 3 LOB: 2 BB: 0 P: 15	R: 0 E: 0 K: 1 S: 10	H: 1 LOB: 0 BB: 0 P: 19	R: 0 E: 0 K: 0 S: 15	H: 1 LOB: 2 BB: 1 P: 26	R: 0 E: 0 K: 0 S: 14	H: 2 LOB: 1 BB: 0 P: 22	R: 0 E: 0 K: 1 S: 9	H: 0 LOB: 0 BB: 0 P: 16	R: 2 E: 1 K: 0 S: 10	H: 3 LOB: 0 BB: 0 P: 15	R: 0 E: 1 K: 0 S: 16	H: 0 LOB: 1 BB: 0 P: 24	R: 0 E: 0 K: 1 S: 9	H: 0 LOB: 0 BB: 0 P: 16	1B: 9 2B: 1 3B: 0 HR: 0	SF: 1 SAC: 1 DP: 1 HBP: 0	WP: 1 PB: 0 SB: 1 CS: 0	PA: 34					
PITCHER	IP	WLS	BF	H	R	ER	SO	BB	IBB	HBP	BLK	WP	HR	S	P	ERA	WHIP								
Mike Witt, R (1, 1) ERA: 4.36	5.1	L	25	9	4	3	3	1	0	0	0	0	0	65	107	5.06	1.875								
Greg Minton, R (6, 1) ERA: 2.65	1.2		6	1	0	0	0	0	0	0	0	0	0	20	30	0.00	0.600								
Bob McClure, L (8, 1) ERA: 1.64	1.0		3	0	0	0	1	0	0	0	0	0	0	9	16	0.00	0.000								

AB	31
R	2
H	5
RBI	2
BB	1
SO	10
LOB	9

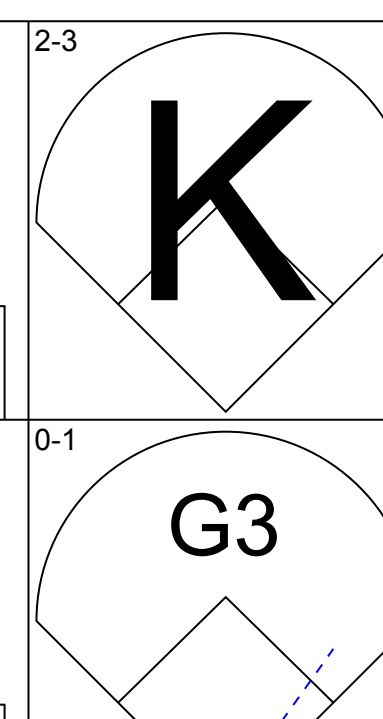
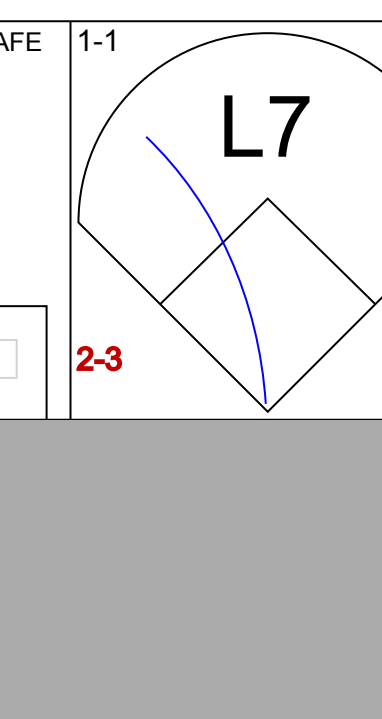
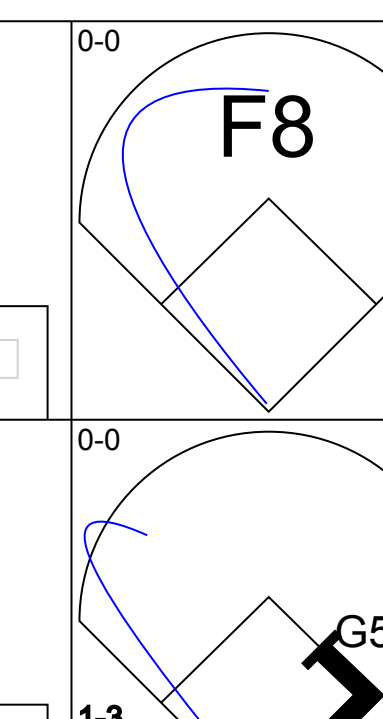
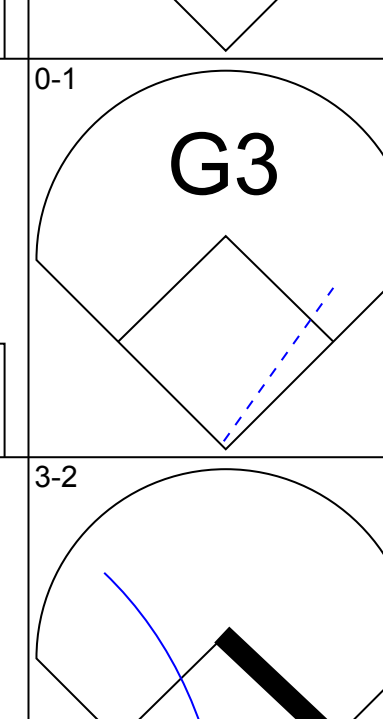
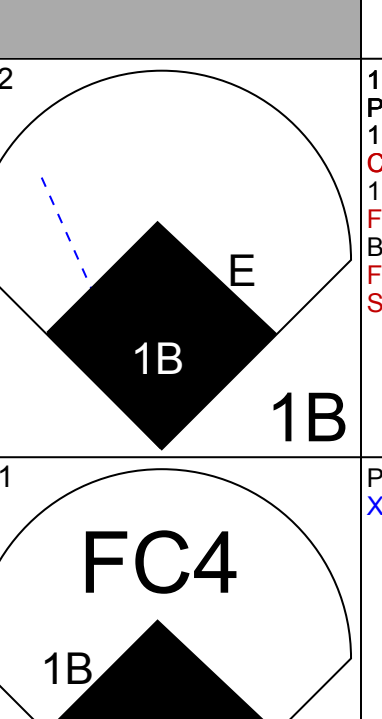
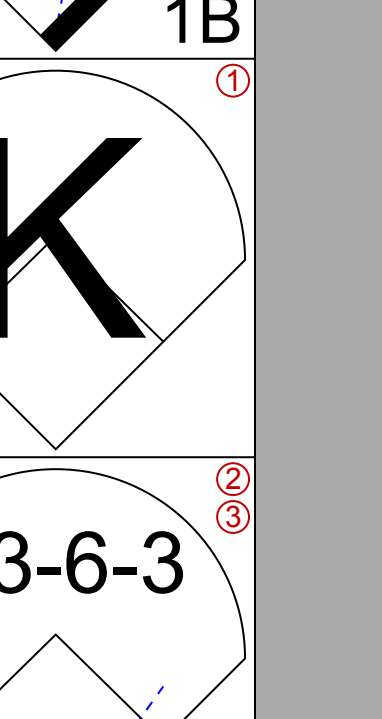
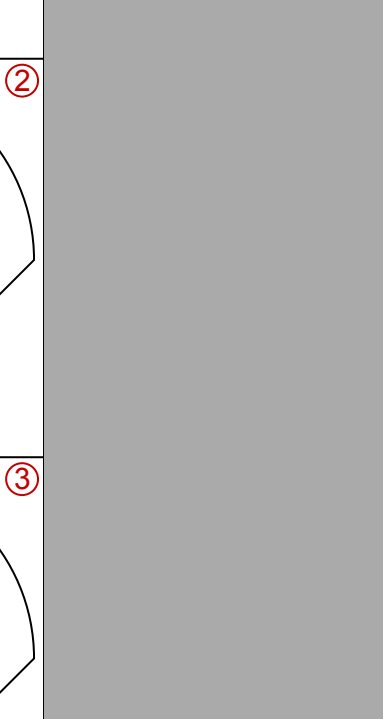
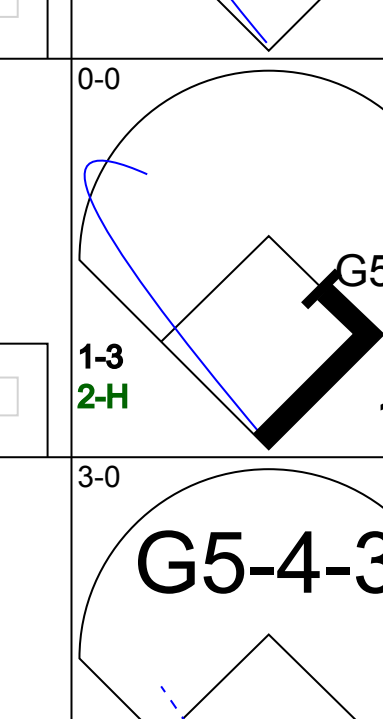
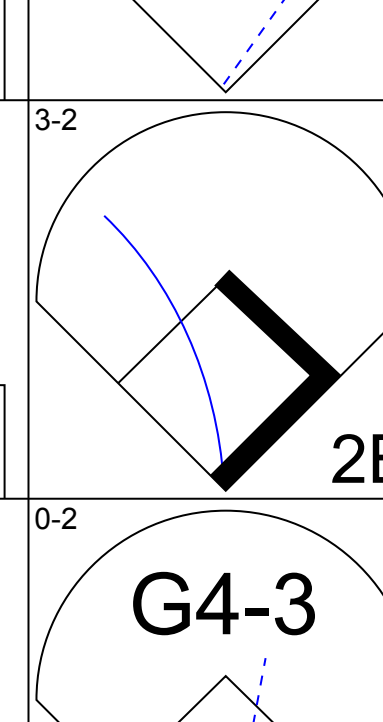
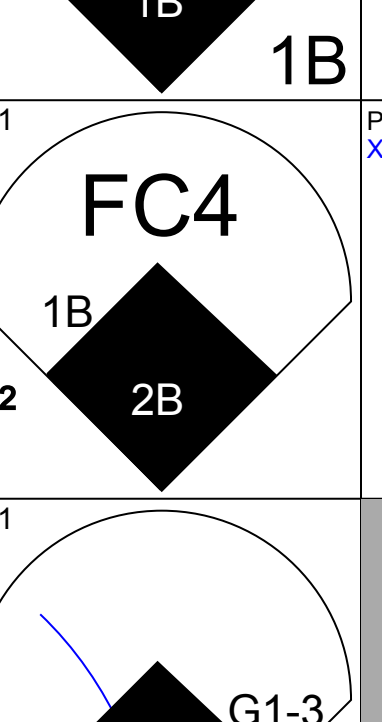
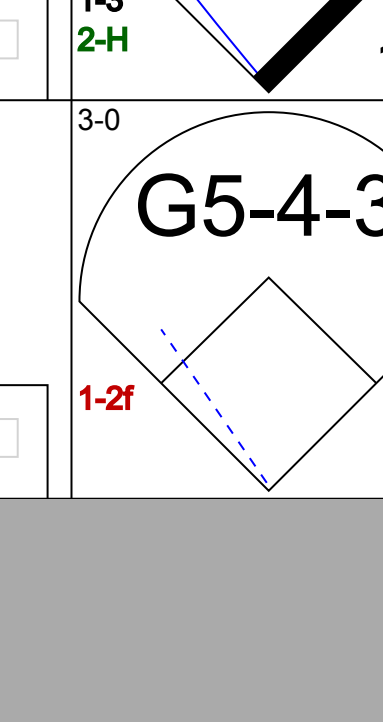
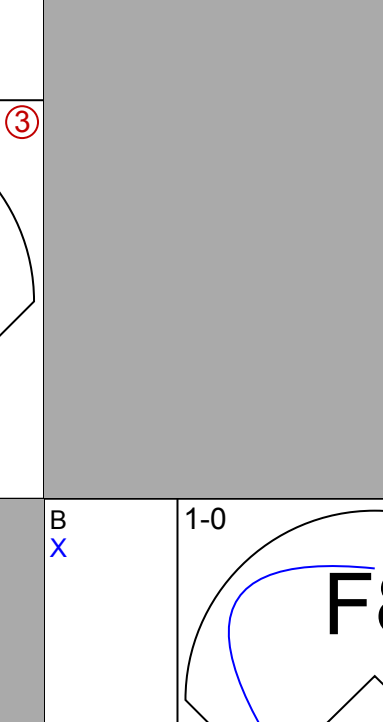
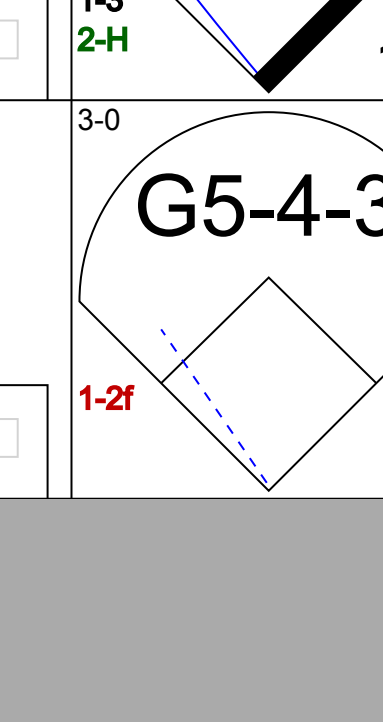


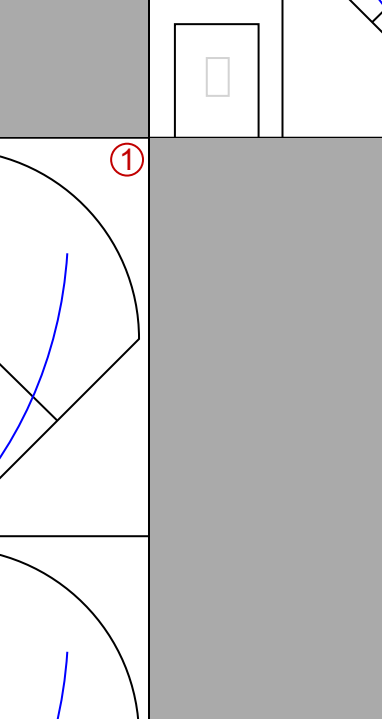



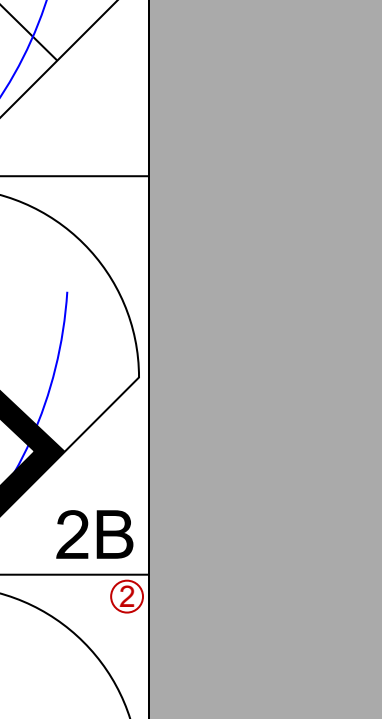

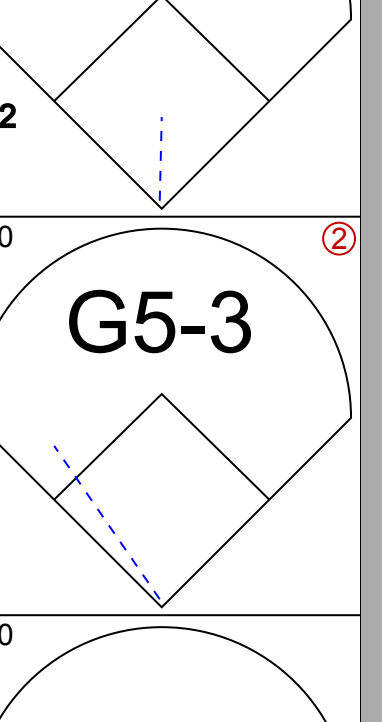
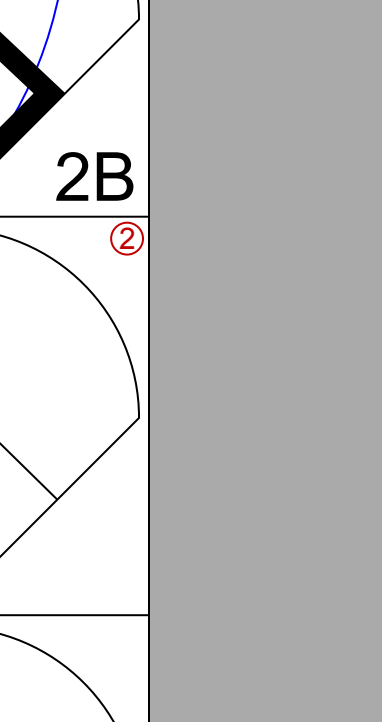


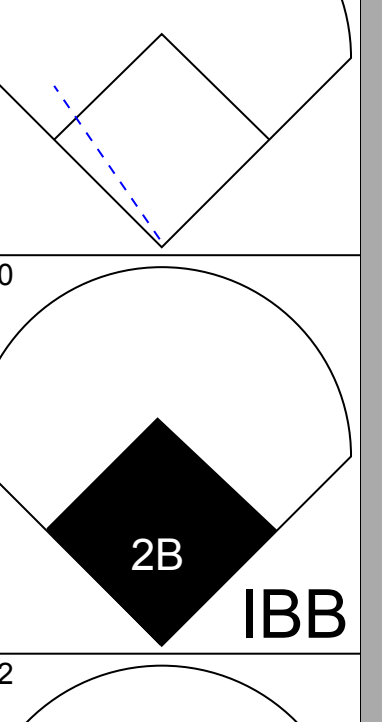
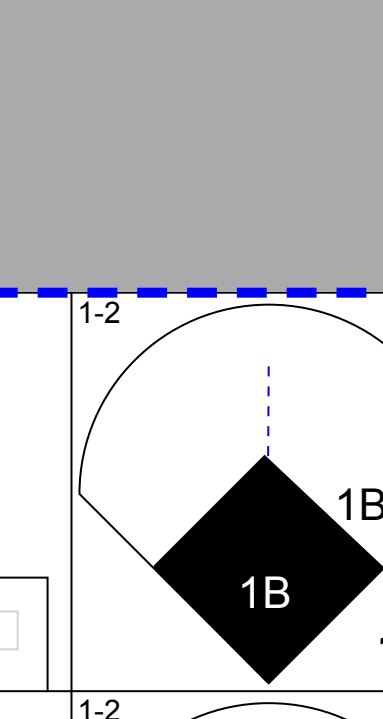
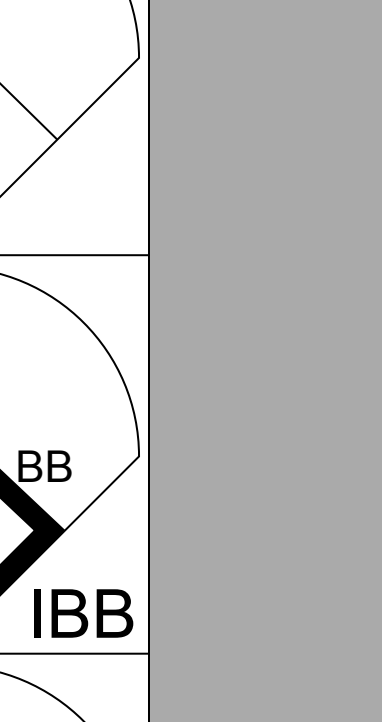

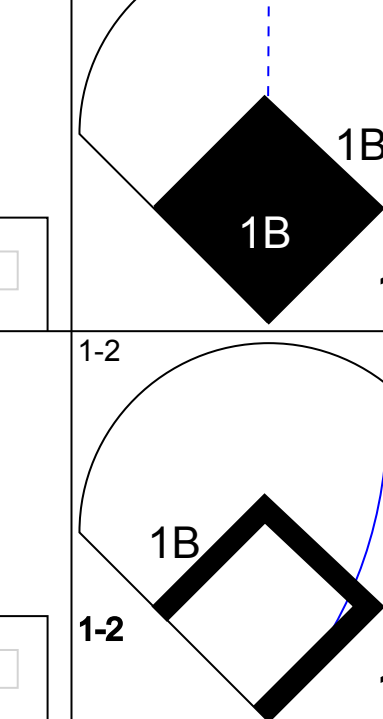
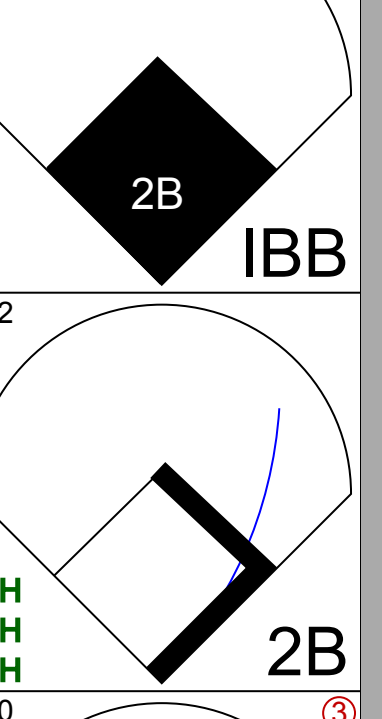
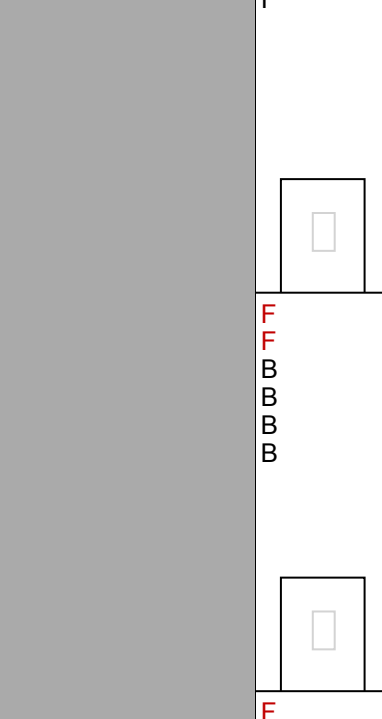
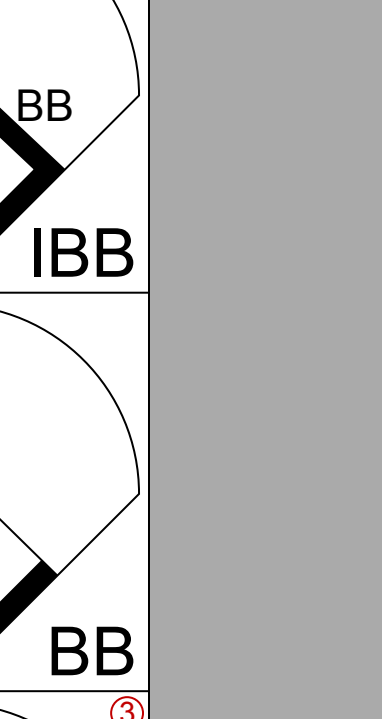
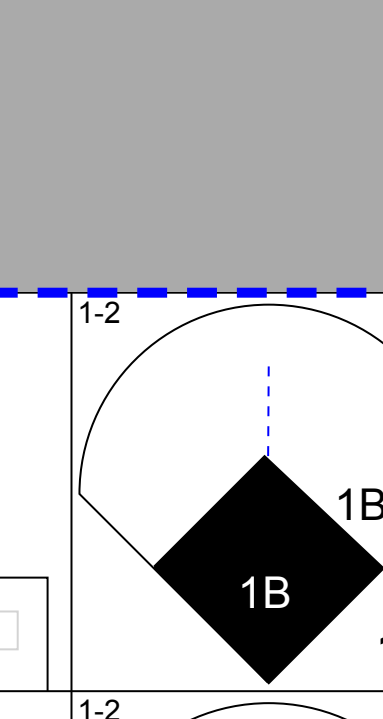
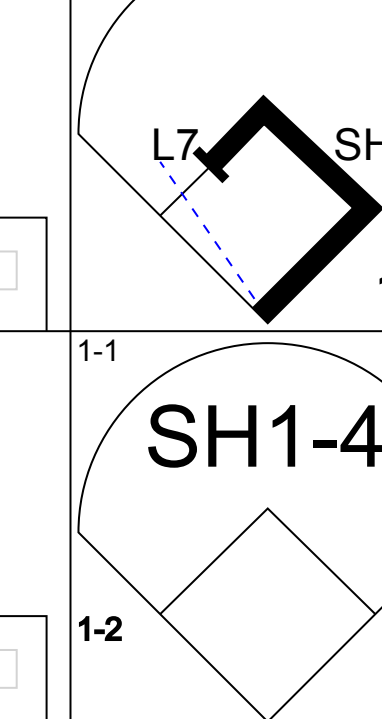
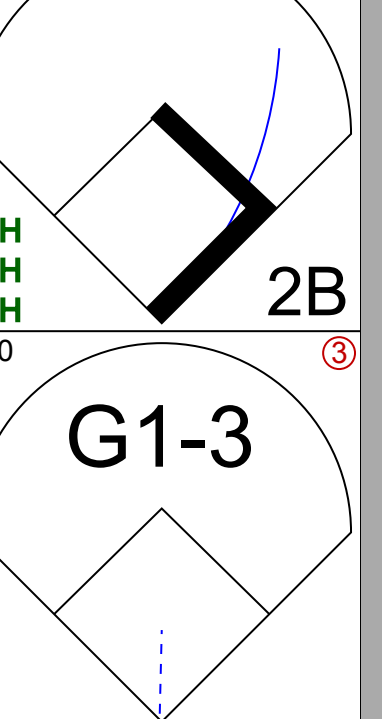
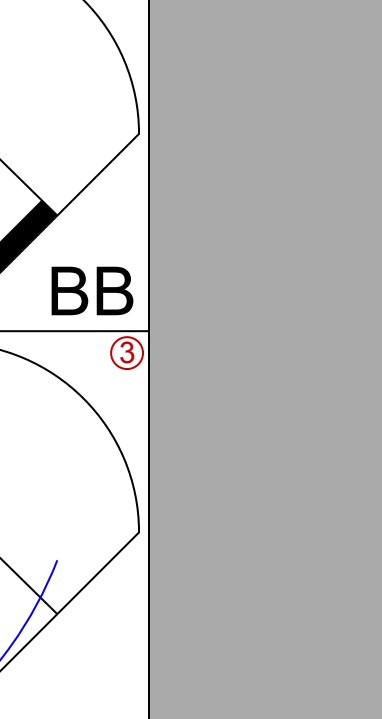
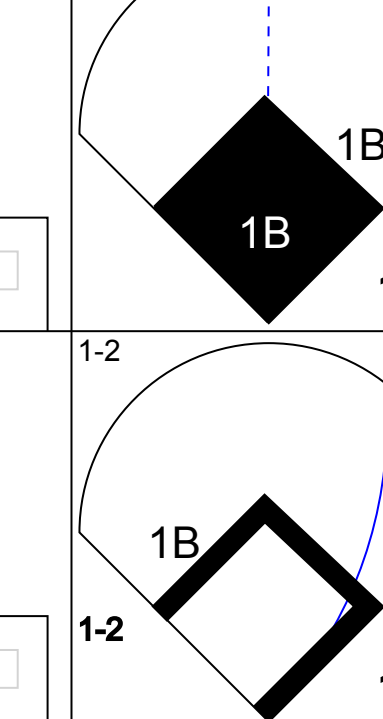


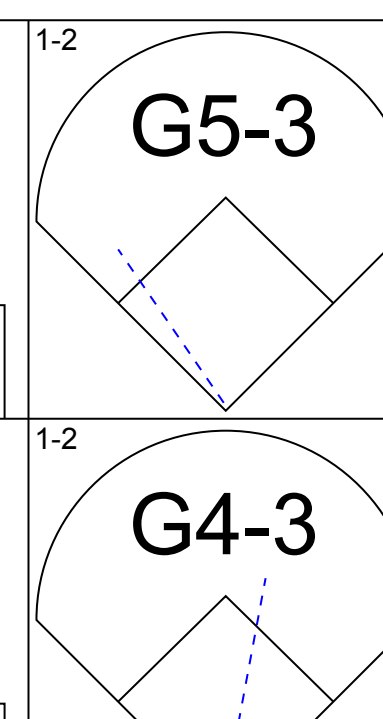
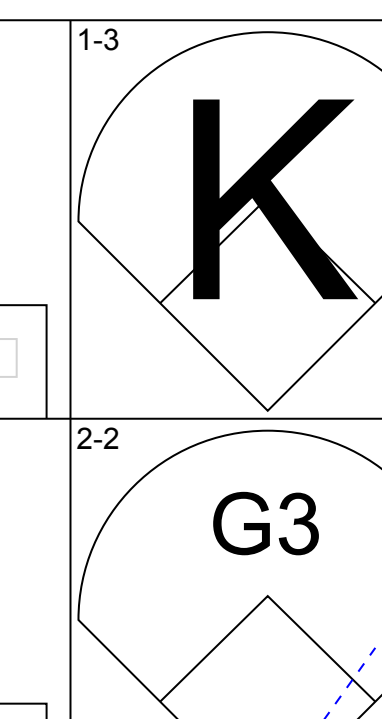
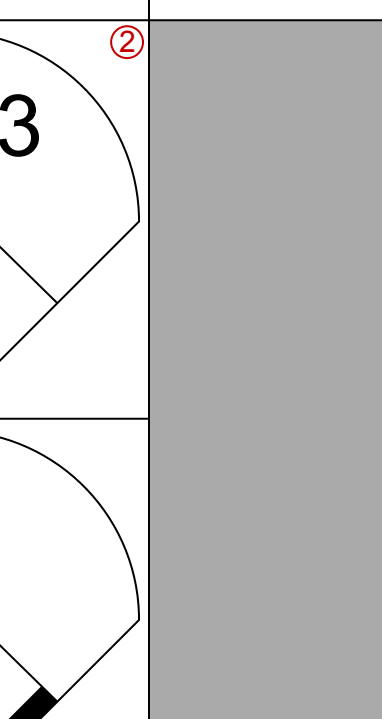
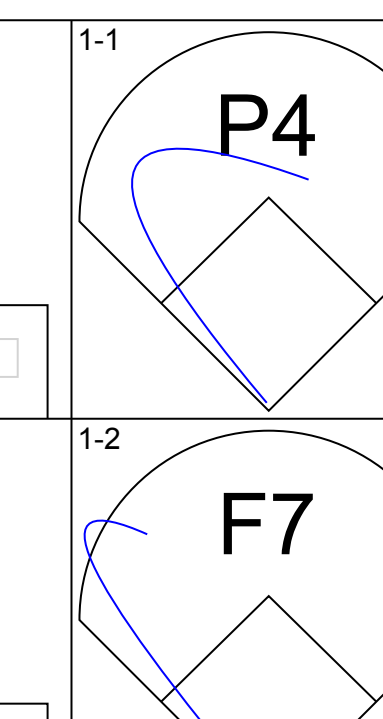
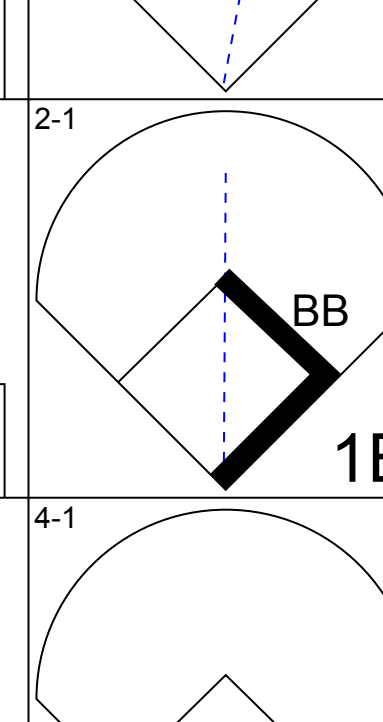
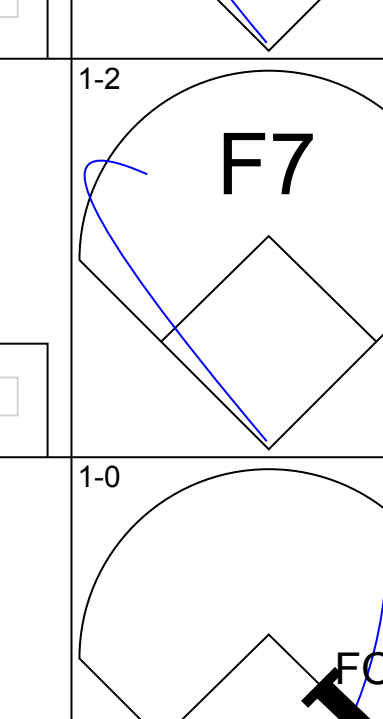
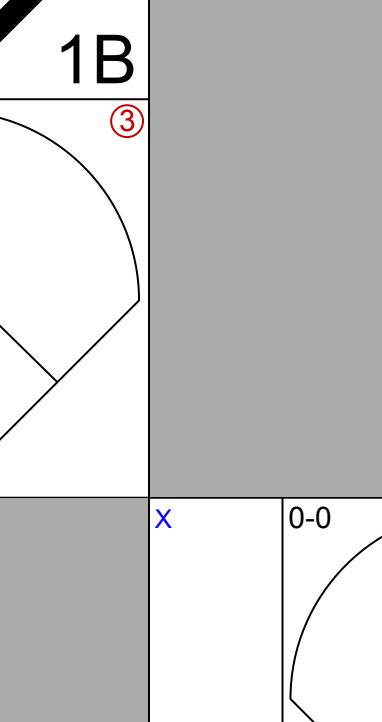
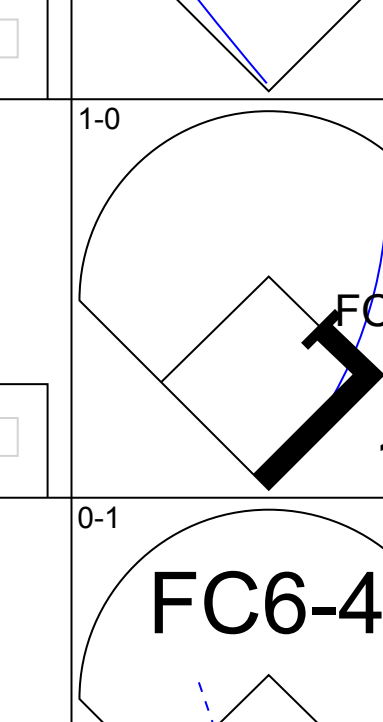
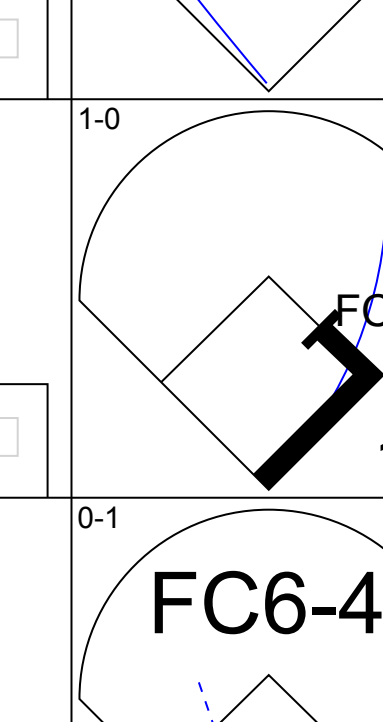
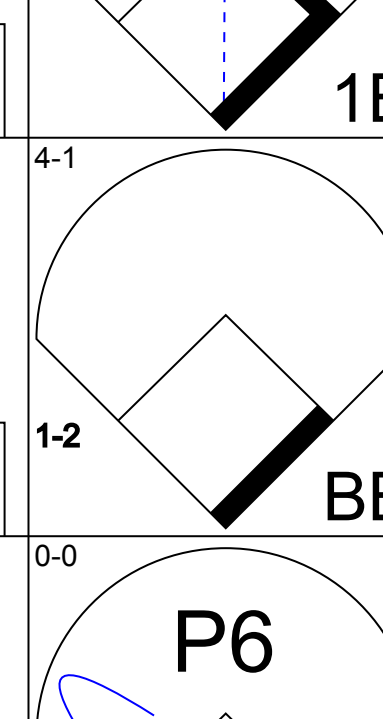
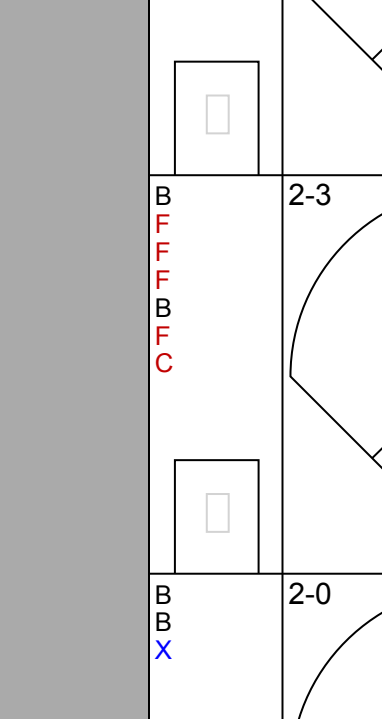
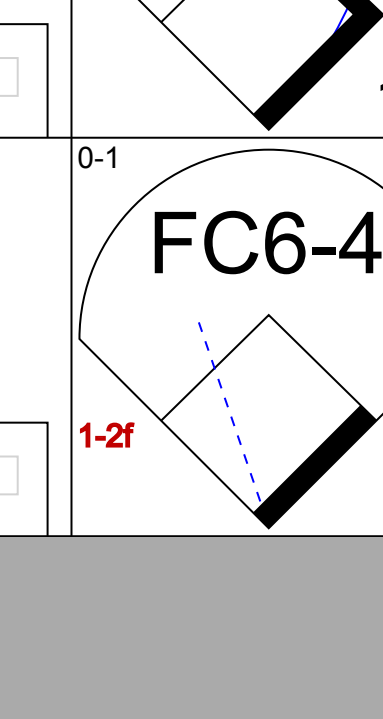
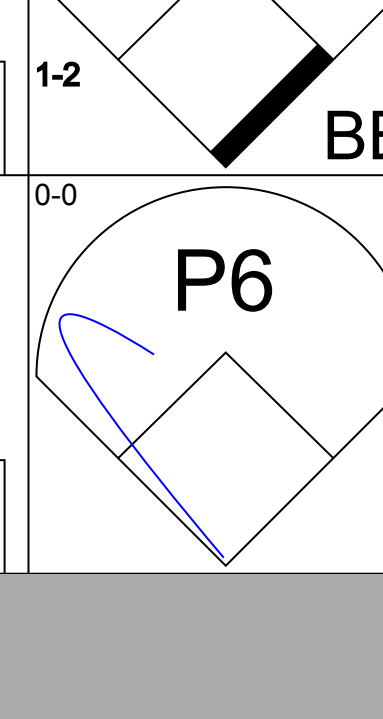
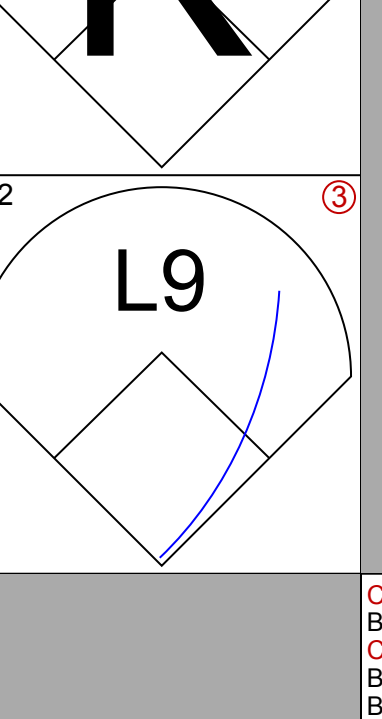




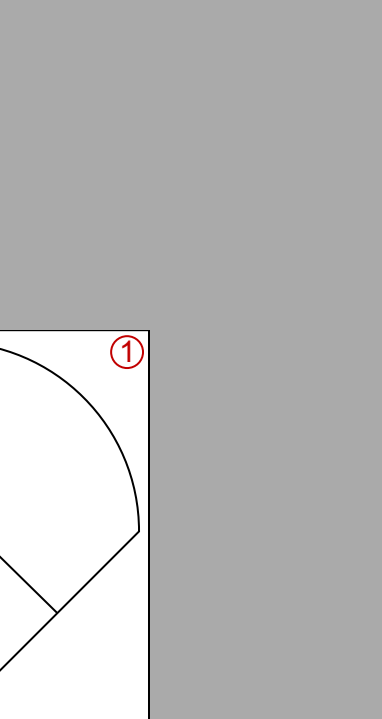


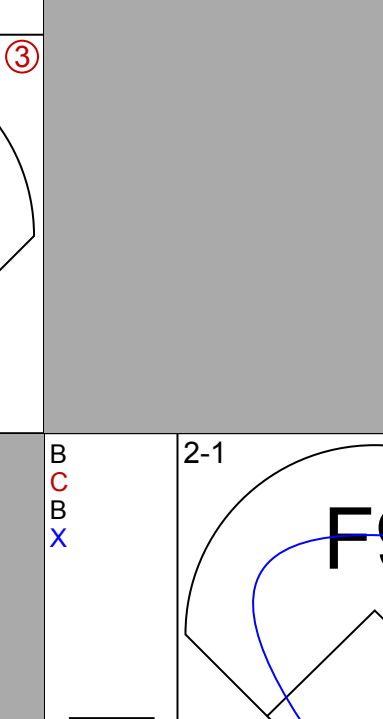
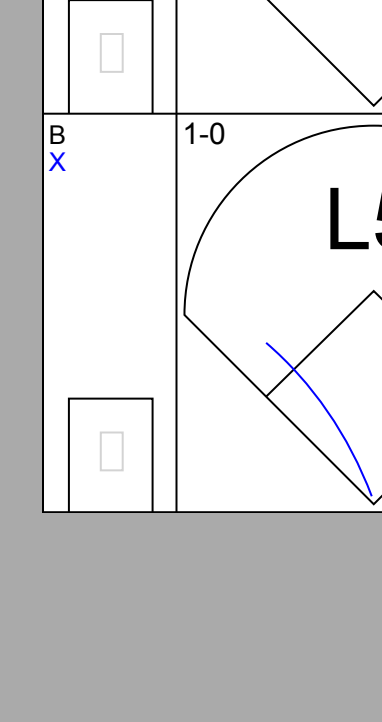
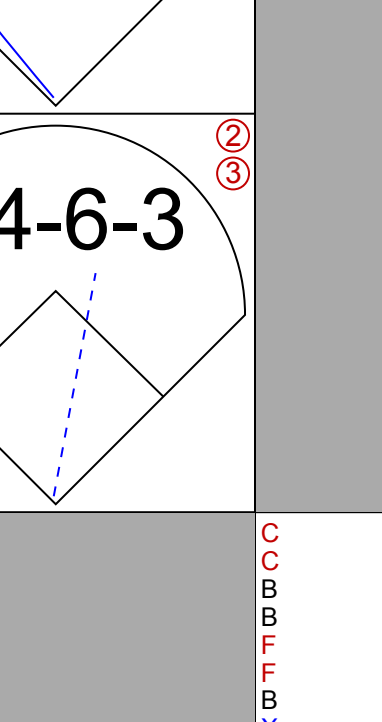
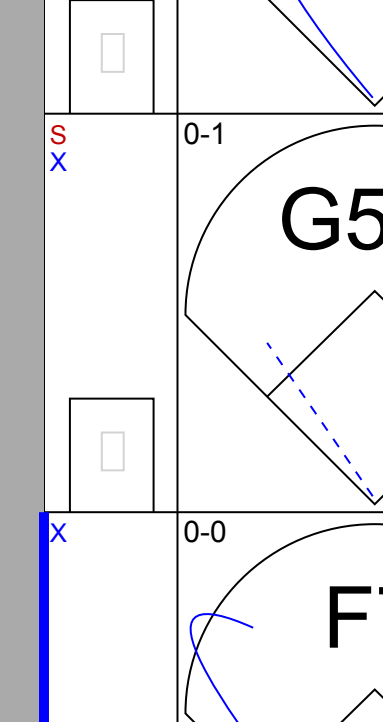
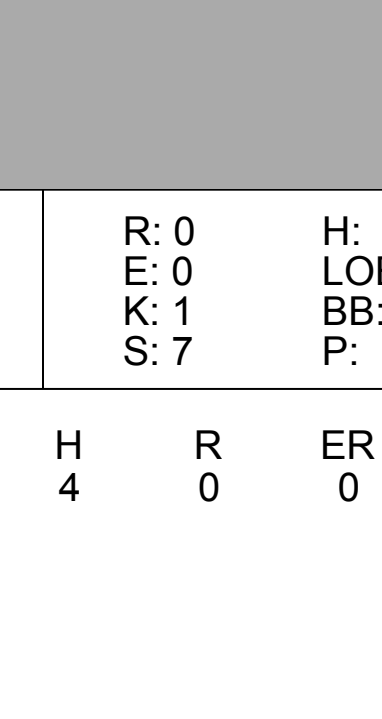
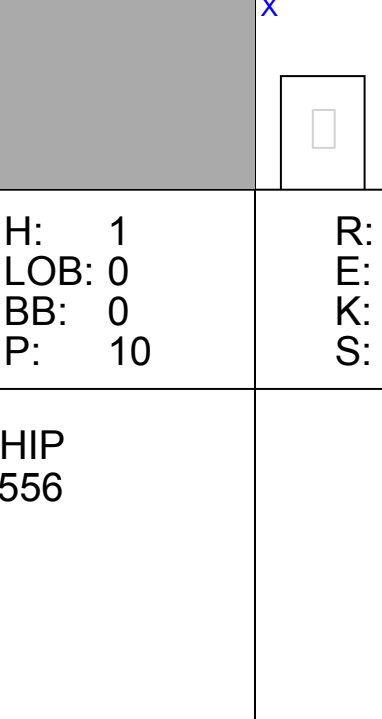
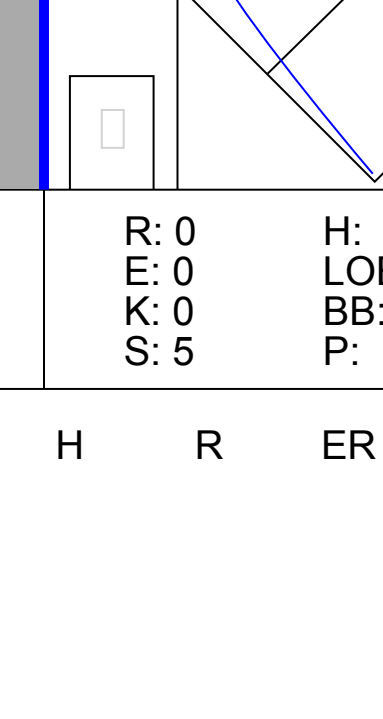
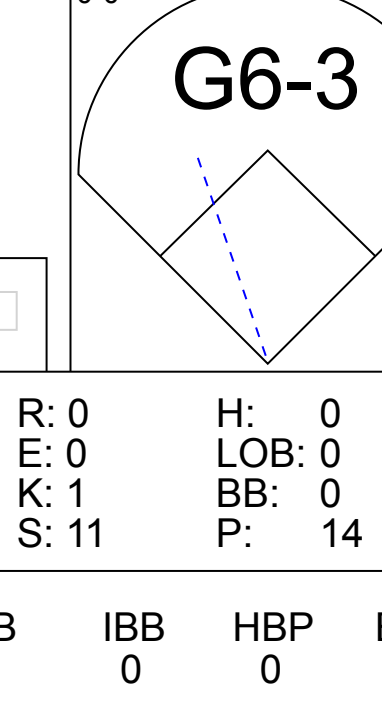
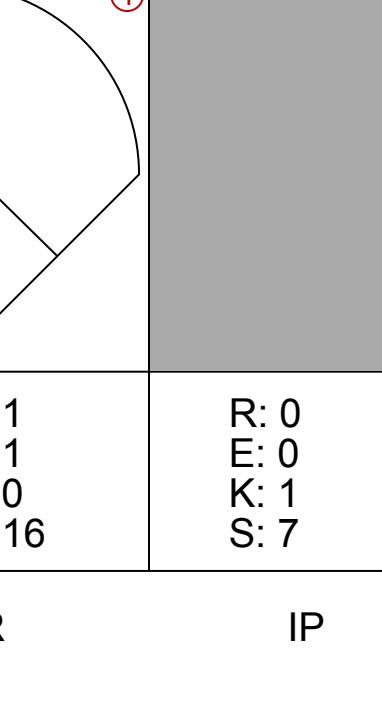
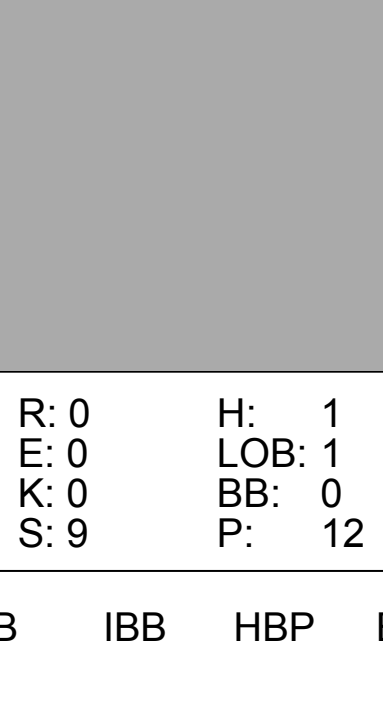
AB	31
R	4
H	10
RBI	4
BB	1
SO	4
LOB	11



Batter	1	2	3	4	5	6	7	8	9	AB	R	H	RBI	BB	SO	LOB	TOP										
Devon White, S (1, 8) OBP: 0.299, SLG: 0.408	E4 3B		G1-3			5-3		F9		4	1	1	0	0	0	1	California Angels @ Kansas City Royals Royals Stadium, Kansas City, MO Wed Aug 23 1989, 8:05 PM EDT Att: 32,843 - Unknown - 80 F										
Johnny Ray, S (1, 4) OBP: 0.333, SLG: 0.370	K			6-3		2B BB		HR 1B		3	1	1	0	1	1	0											
Wally Joyner, L (1, 3) OBP: 0.343, SLG: 0.422	1-3			FC4-6 BB		1-3 2B		HR		3	1	2	3	1	0	0											
Chili Davis, S (1, 7) OBP: 0.330, SLG: 0.442	K			FC4-6 1-2		K		1-3		4	0	0	0	0	2	3											
Brian Downing, R (1, 10) OBP: 0.355, SLG: 0.400		L8		K		5-3		6-3		4	0	0	0	0	1	3											
Claudell Washington, L (1, 9) OBP: 0.311, SLG: 0.427		L6			0-0 3B		4-3		K	4	0	1	0	0	1	0											
Lance Parrish, R (1, 2) OBP: 0.316, SLG: 0.424		P4			2-2 P4		6-3		K	4	0	0	0	0	1	1											
Jack Howell, L (1, 5) OBP: 0.322, SLG: 0.448			F7		1-3 K		K		1B	4	0	1	0	0	2	1											
Kent Anderson, R (1, 6) OBP: 0.287, SLG: 0.248			K		0-3 K					2	1	0	0	1	2	1											
Tony Armas, R (9, PH) OBP: 0.287, SLG: 0.479								HR 1B BB		1	0	0	0	0	1	1											
Inning Stats	R: 1 E: 1 K: 2 S: 13	H: 1 LOB: 0 BB: 0 P: 23	R: 0 E: 0 K: 0 S: 7	H: 0 LOB: 0 BB: 0 P: 10	R: 0 E: 0 K: 1 S: 5	H: 0 LOB: 0 BB: 0 P: 8	R: 0 E: 0 K: 1 S: 6	H: 0 LOB: 1 BB: 1 P: 12	R: 0 E: 0 K: 2 S: 10	H: 1 LOB: 1 BB: 0 P: 13	R: 0 E: 0 K: 1 S: 18	H: 0 LOB: 0 BB: 0 P: 12	R: 3 E: 0 K: 0 S: 12	H: 2 LOB: 0 BB: 1 P: 20	R: 0 E: 0 K: 3 S: 12	H: 1 LOB: 1 BB: 0 P: 14	1B: 2 2B: 1 HR: 1	SF: 0 SAC: 0 HBP: 0	WP: 0 PB: 0 SB: 0 CS: 0	PA: 36							
PITCHER	IP	WLS	BF	H	R	ER	SO	BB	IBB	HBP	BLK	WP	HR	S	P	ERA	WHIP										
Tom Gordon, R (1, 1) ERA: 2.57	7.0	W	26	3	1	0	8	2	0	0	0	0	0	67	106	0.00	0.714										
Steve Crawford, R (8, 1) ERA: 3.0	1.2		9	3	3	3	2	1	0	0	0	0	1	21	31	16.20	2.400										
Jeff Montgomery, R (9, 1) ERA: 1.25	0.1	S	1	0	0	0	1	0	0	0	0	0	0	3	3	0.00	0.000										

Batter	1	2	3	4	5	6	7	8	9	AB	R	H	RBI	BB	SO	LOB	BOTTOM										
Kevin Seitzer, R (1, 5) OBP: 0.386, SLG: 0.325	S 1B	G4-6-3 1-2		5-3		P6		K		5	1	1	0	0	1	3	California Angels @ Kansas City Royals Royals Stadium, Kansas City, MO Wed Aug 23 1989, 8:05 PM EDT Att: 32,843 - Unknown - 80 F										
Willie Wilson, S (1, 8) OBP: 0.312, SLG: 0.351	L8		K	4-3		E9 1B		4-3		5	1	1	0	0	1	2											
George Brett, L (1, 3) OBP: 0.332, SLG: 0.407	1H 1B		4-3		L9 6-3 2B	2H 1B		4-3		5	2	3	2	0	0	0											
Bo Jackson, R (1, 7) OBP: 0.312, SLG: 0.517	K		BB 1B BB		6-3 HR BB					2	1	0	0	2	2	2											
Gary Thurman, R (8, 7) OBP: 0.322, SLG: 0.270	1-2 K		BB 1B BB		6-3 HR BB					0	0	0	0	0	0	0											
Jim Eisenreich, L (1, 9) OBP: 0.356, SLG: 0.456	2H 1B		1-2 1B		L9 2-3		4-3			4	0	2	1	0	0	2											
Danny Tartabull, R (1, 10) OBP: 0.372, SLG: 0.454	F8		1-2 2-3 BB		6-3 1-3 3H		BB 1B			3	0	1	1	1	0	2											
Kurt Stillwell, S (1, 6) OBP: 0.347, SLG: 0.419			1-1 F8		3H HR		F7			3	1	1	2	1	0	4											
Bill Pecota, R (8, 6) OBP: 0.260, SLG: 0.415		1B BB			3H HR					0	0	0	0	0	0	0											
Frank White, R (1, 4) OBP: 0.313, SLG: 0.325		F8		SH5-4 1B	5-3		FC6-4 BB			3	0	1	0	1	0	1											
Bob Boone, R (1, 2) OBP: 0.357, SLG: 0.327		G4-6-3 1B		SH5-4 1B		5-3	FC6-4 1-2			3	0	1	0	0	0	2											
Inning Stats	R: 2 E: 0 K: 1 S: 16	H: 3 LOB: 1 BB: 0 P: 24	R: 0 E: 0 K: 0 S: 9	H: 1 LOB: 1 BB: 1 P: 18	R: 0 E: 0 K: 1 S: 10	H: 1 LOB: 3 BB: 2 P: 25	R: 0 E: 0 K: 0 S: 14	H: 1 LOB: 1 BB: 0 P: 21	R: 3 E: 0 K: 1 S: 17	H: 2 LOB: 0 BB: 1 P: 25	R: 1 E: 1 K: 1 S: 10	H: 2 LOB: 1 BB: 0 P: 17	R: 0 E: 0 K: 0 S: 9	H: 1 LOB: 2 BB: 1 P: 16	R: 0 E: 0 K: 1 S: 8	H: 0 LOB: 0 BB: 0 P: 13	1B: 9 2B: 1 3B: 0 HR: 1	SF: 0 SAC: 1 DP: 1 HBP: 0	WP: 0 PB: 0 SB: 3 CS: 0	PA: 39							
PITCHER	IP	WLS	BF	H	R	ER	SO	BB	IBB	HBP	BLK	WP	HR	S	P	ERA	WHIP										
Jim Abbott, L (1, 1) ERA: 4.13	4.2	L	25	8	5	5	2	4	0	0	0	0	0	61	107	9.64	2.571										
Dan Petry, R (5, 1) ERA: 4.33	3.1		14	3	1	0	2	1	0	0	0	0	0	32	52	0.00	1.200										

Batter	1	2	3	4	5	6	7	8	9	AB	R	H	RBI	BB	SO	LOB	TOP			
Devon White, S (1, 8) OBP: 0.298, SLG: 0.406										5	0	1	0	0	1	3	California Angels @ Kansas City Royals Royals Stadium, Kansas City, MO Thu Aug 24 1989, 8:05 PM EDT Att: 37,656 - Unknown - 74 F			
Claudell Washington, L (1, 9) OBP: 0.312, SLG: 0.429										5	1	2	1	0	1	1				
Johnny Ray, S (1, 4) OBP: 0.332, SLG: 0.370										5	1	1	0	0	0	4				
Wally Joyner, L (1, 3) OBP: 0.342, SLG: 0.420										4	1	1	1	0	0	1				
Chili Davis, S (1, 10) OBP: 0.332, SLG: 0.443										3	0	1	0	1	1	2				
Tony Armas, R (1, 7) OBP: 0.280, SLG: 0.467										4	0	0	0	0	1	4				
Jack Howell, L (1, 5) OBP: 0.324, SLG: 0.446										2	1	0	0	2	1	1				
John Orton, R (1, 2) OBP: 0.571, SLG: 0.667										3	1	3	3	1	0	0				
Kent Anderson, R (1, 6) OBP: 0.287, SLG: 0.250										3	0	1	0	0	0	4				
Inning Stats	R: 0 H: 1 E: 0 K: 1 S: 17	H: 1 LOB: 1 BB: 0 P: 22	R: 0 H: 0 E: 0 K: 1 S: 7	H: 0 LOB: 0 BB: 0 P: 10	R: 0 H: 1 E: 0 K: 0 S: 5	H: 1 LOB: 0 BB: 0 P: 8	R: 4 H: 3 E: 1 K: 0 S: 16	H: 3 LOB: 1 BB: 1 P: 28	R: 0 H: 1 E: 0 K: 1 S: 10	H: 1 LOB: 0 BB: 0 P: 11	R: 0 H: 0 E: 0 K: 0 S: 6	H: 0 LOB: 0 BB: 0 P: 10	R: 0 H: 0 E: 0 K: 2 S: 9	H: 0 LOB: 1 BB: 1 P: 17	R: 1 H: 3 E: 0 K: 0 S: 10	H: 3 LOB: 1 BB: 0 P: 15		1B: 7 2B: 3 3B: 0 HR: 0	SF: 0 SAC: 1 DP: 2 HBP: 0	WP: 0 PB: 0 SB: 0 CS: 0
PITCHER	IP	WLS	BF	H	R	ER	SO	BB	IBB	HBP	BLK	WP	HR	S	P	ERA	WHIP			
Luis Aquino, R (1, 1) ERA: 3.36	8.0	L	34	7	4	0	5	2	2	0	0	0	0	79	125	0.00	1.125			
Jerry Don Gleaton, L (9, 1) ERA: 8.31	1.0		5	3	1	1	0	0	0	0	0	0	0	10	15	9.00	3.000			

Batter	1	2	3	4	5	6	7	8	9	AB	R	H	RBI	BB	SO	LOB	BOTTOM			
Kevin Seitzer, R (1, 5) OBP: 0.383, SLG: 0.323										4	0	0	0	0	1	0	California Angels @ Kansas City Royals Royals Stadium, Kansas City, MO Thu Aug 24 1989, 8:05 PM EDT Att: 37,656 - Unknown - 74 F			
Willie Wilson, S (1, 8) OBP: 0.311, SLG: 0.350										4	0	1	0	0	0	0				
George Brett, L (1, 3) OBP: 0.334, SLG: 0.408										4	0	2	0	0	0	1				
Bo Jackson, R (1, 10) OBP: 0.311, SLG: 0.513										3	0	0	0	1	1	1				
Jim Eisenreich, L (1, 7) OBP: 0.354, SLG: 0.452										3	0	0	0	0	1	2				
Danny Tartabull, R (1, 9) OBP: 0.372, SLG: 0.453										3	0	1	0	0	0	0				
Kurt Stillwell, S (1, 6) OBP: 0.344, SLG: 0.415										3	0	0	0	0	1	1				
Frank White, R (1, 4) OBP: 0.311, SLG: 0.322										3	0	0	0	0	0	1				
Bob Boone, R (1, 2) OBP: 0.355, SLG: 0.325										2	0	0	0	0	0	0				
Bill Buckner, L (8, PH) OBP: 0.245, SLG: 0.269										1	0	0	0	0	0	0				
Mike Macfarlane, R (9, 2) OBP: 0.264, SLG: 0.339										0	0	0	0	0	0	0				
Inning Stats	R: 0 H: 1 E: 0 K: 0 S: 10	H: 0 LOB: 2 BB: 1 P: 18	R: 0 H: 0 E: 0 K: 1 S: 7	H: 0 LOB: 0 BB: 0 P: 11	R: 0 H: 0 E: 0 K: 1 S: 11	H: 0 LOB: 0 BB: 0 P: 14	R: 0 H: 0 E: 0 K: 1 S: 7	H: 0 LOB: 0 BB: 0 P: 10	R: 0 H: 1 E: 0 K: 0 S: 10	H: 1 LOB: 1 BB: 0 P: 16	R: 0 H: 0 E: 0 K: 1 S: 7	H: 0 LOB: 0 BB: 0 P: 11	R: 0 H: 0 E: 0 K: 0 S: 5	H: 0 LOB: 0 BB: 0 P: 7	R: 0 H: 1 E: 0 K: 0 S: 9	H: 1 LOB: 1 BB: 0 P: 12	1B: 4 2B: 0 3B: 0 HR: 0	SF: 0 SAC: 0 DP: 1 HBP: 0	WP: 0 PB: 0 SB: 0 CS: 0	PA: 31
PITCHER	IP	WLS	BF	H	R	ER	SO	BB	IBB	HBP	BLK	WP	HR	S	P	ERA	WHIP			
Bert Blyleven, R (1, 1) ERA: 2.35	9.0	W	31	4	0	0	4	1	0	0	0	0	0	73	109	0.00	0.556			

AB	34
R	5
H	10
RBI	5
BB	4
SO	5
LOB	20



AB	30
R	0
H	4
RBI	0
BB	1
SO	4
LOB	6



Batter	1	2	3	4	5	6	7	8	9	AB	R	H	RBI	BB	SO	LOB	TOP				
Rickey Henderson, R OBP: 0.422, SLG: 0.409	L4		BB			1B		G6-3		2	0	1	0	2	0	0					
Carney Lansford, R OBP: 0.400, SLG: 0.403	1B		G5-3			1B		G6-3		4	0	2	0	0	0	2					
Jose Canseco, R OBP: 0.325, SLG: 0.477	F7			G5-3		K		K		4	0	0	0	0	2	4					
Dave Parker, L OBP: 0.309, SLG: 0.437	G4-3			K		K		P2		4	0	0	0	0	2	4					
Mark McGwire, R OBP: 0.341, SLG: 0.451		P4		HBP		F8			K	3	0	0	0	0	1	2					
Terry Steinbach, R OBP: 0.332, SLG: 0.371	G4-3			K			G5-3		K	4	0	0	0	0	2	1					
Lance Blankenship, R OBP: 0.275, SLG: 0.294	G5-3				G5-3		G4-3	2B		3	1	1	0	1	0	0					
Stan Javier, S OBP: 0.307, SLG: 0.314			E6		K		G4-3			4	0	1	1	0	1	1					
Walt Weiss, S OBP: 0.272, SLG: 0.308	G4-3		G4-3		G3		G4-3			3	0	0	0	0	0	2					
Ron Hassey, L OBP: 0.303, SLG: 0.348							G4-3		G4-3	1	0	0	0	0	0	1					
Inning Stats	R: 0 E: 0 K: 0 S: 9	H: 1 LOB: 1 BB: 0 P: 12	R: 0 E: 0 K: 0 S: 9	H: 0 LOB: 0 BB: 0 P: 14	R: 0 E: 1 K: 0 S: 7	H: 0 LOB: 1 BB: 1 P: 12	R: 0 E: 0 K: 2 S: 13	H: 0 LOB: 0 BB: 0 P: 21	R: 0 E: 0 K: 1 S: 16	H: 2 LOB: 2 BB: 0 P: 20	R: 0 E: 0 K: 0 S: 6	H: 1 LOB: 1 BB: 0 P: 10	R: 0 E: 0 K: 1 S: 9	H: 0 LOB: 1 BB: 1 P: 16	R: 1 E: 0 K: 2 S: 18	H: 1 LOB: 1 BB: 1 P: 27	1B: 4 2B: 1 3B: 0 HR: 0	SF: 0 SAC: 0 DP: 1 HBP: 1	WP: 0 PB: 0 SB: 1 CS: 0	PA: 36	
PITCHER	IP	WLS	BF	H	R	ER	SO	BB	IBB	HBP	BLK	WP	HR	S	P	ERA	WHIP				
Mark Gubicza, R ERA: 2.92	(1, 1)	7.0	W	27	4	0	5	1	0	1	0	0	0	71	106	0.00	0.714				
Terry Leach, R ERA: 3.51	(8, 1)	1.0		4	0	0	1	1	0	0	0	0	0	9	16	0.00	1.000				
Jeff Montgomery, R ERA: 1.35	(9, 1)	1.0	S	5	1	1	2	1	0	0	0	0	0	18	27	9.00	2.000				

Oakland Athletics @ Kansas City Royals
Royals Stadium, Kansas City, MO
Fri Aug 25 1989, 8:05 PM EDT
Att: 38,263 - Overcast - 77 F

AB 32
R 1
H 5
RBI 1
BB 3
SO 8
LOB 17



Batter	1	2	3	4	5	6	7	8	9	AB	R	H	RBI	BB	SO	LOB	BOTTOM				
Kevin Seitzer, R OBP: 0.382, SLG: 0.322	G1-3			F7		F9		F8		4	0	1	0	0	0	1					
Willie Wilson, S OBP: 0.313, SLG: 0.352	K			G5-3		1B		F8		4	0	2	1	0	1	0					
George Brett, L OBP: 0.336, SLG: 0.408	L8			1B		BB		F8		3	0	1	0	1	0	2					
Bo Jackson, R OBP: 0.311, SLG: 0.510			CS		K	G5-3		K		4	0	1	0	0	2	5					
Jim Eisenreich, L OBP: 0.355, SLG: 0.454			1B		F8		2B			3	1	1	0	1	1	1					
Danny Tartabull, R OBP: 0.372, SLG: 0.455					P4		G6-3			3	0	1	1	0	0	0					
Gary Thurman, R OBP: 0.318, SLG: 0.267							SH1-3		F8	1	1	0	0	0	0	3					
Kurt Stillwell, S OBP: 0.341, SLG: 0.412				G4-3		G1-3		G6-3		3	0	0	0	0	0	1					
Bill Pecota, R OBP: 0.260, SLG: 0.415										0	0	0	0	0	0	0					
Frank White, R OBP: 0.309, SLG: 0.320				G6-3		P6		SH1-3		2	0	0	1	0	0	0					
Bob Boone, R OBP: 0.355, SLG: 0.325				F8		E9		F9		3	1	1	0	0	0	1					
Inning Stats	R: 0 E: 0 K: 1 S: 9	H: 0 LOB: 0 BB: 0 P: 15	R: 0 E: 0 K: 1 S: 8	H: 1 LOB: 0 BB: 0 P: 14	R: 0 E: 0 K: 0 S: 8	H: 0 LOB: 0 BB: 0 P: 10	R: 0 E: 0 K: 1 S: 11	H: 1 LOB: 1 BB: 0 P: 14	R: 0 E: 0 K: 0 S: 5	H: 0 LOB: 0 BB: 0 P: 8	R: 1 E: 1 K: 0 S: 14	H: 2 LOB: 2 BB: 1 P: 23	R: 2 E: 0 K: 0 S: 10	H: 2 LOB: 1 BB: 0 P: 17	R: 0 E: 0 K: 1 S: 12	H: 2 LOB: 3 BB: 1 P: 20	1B: 6 2B: 3 3B: 0 HR: 0	SF: 0 SAC: 1 DP: 1 HBP: 0	WP: 0 PB: 0 SB: 0 CS: 1	PA: 33	
PITCHER	IP	WLS	BF	H	R	ER	SO	BB	IBB	HBP	BLK	WP	HR	S	P	ERA	WHIP				
Mike Moore, R ERA: 2.31	(1, 1)	7.1	L	30	8	3	2	3	1	0	0	0	0	71	111	2.46	1.227				
Gene Nelson, R ERA: 4.04	(8, 1)	0.2		3	0	0	1	0	1	0	0	0	0	6	10	0.00	0.000				

Oakland Athletics @ Kansas City Royals
Royals Stadium, Kansas City, MO
Fri Aug 25 1989, 8:05 PM EDT
Att: 38,263 - Overcast - 77 F

AB 30
R 3
H 8
RBI 3
BB 2
SO 4
LOB 14



Batter	1	2	3	4	5	6	7	8	9	AB	R	H	RBI	BB	SO	LOB	TOP			
Rickey Henderson, R OBP: 0.420, SLG: 0.408 (1, 7)										4	0	1	0	0	0	2				
Carney Lansford, R OBP: 0.397, SLG: 0.399 (1, 5)										4	0	0	0	0	0	2				
Jose Canseco, R OBP: 0.315, SLG: 0.461 (1, 9)										4	0	0	0	0	1	0				
Dave Parker, L OBP: 0.306, SLG: 0.433 Billy Beane, R OBP: 0.250, SLG: 0.320 (9, PR)										4	0	0	0	0	2	0				
Mark McGwire, R OBP: 0.340, SLG: 0.447 (1, 3)										3	0	0	0	1	0	1				
Terry Steinbach, R OBP: 0.332, SLG: 0.370 (1, 2)										3	0	1	0	0	0	1				
Lance Blankenship, R OBP: 0.269, SLG: 0.266 (1, 4)										3	0	0	0	0	0	1				
Walt Weiss, S OBP: 0.273, SLG: 0.309 (1, 6)										3	0	1	0	0	0	0				
Stan Javier, S OBP: 0.308, SLG: 0.315 (1, 8)										2	0	1	0	0	0	0				
Inning Stats	R: 0 E: 0 K: 0 S: 15	H: 1 LOB: 0 BB: 0 P: 23	R: 0 E: 0 K: 0 S: 9	H: 1 LOB: 1 BB: 0 P: 17	R: 0 E: 0 K: 0 S: 7	H: 1 LOB: 1 BB: 0 P: 9	R: 0 E: 0 K: 2 S: 8	H: 0 LOB: 1 BB: 1 P: 14	R: 0 E: 0 K: 0 S: 8	H: 0 LOB: 0 BB: 0 P: 13	R: 0 E: 0 K: 1 S: 9	H: 0 LOB: 0 BB: 0 P: 13	R: 0 E: 0 K: 0 S: 15	H: 1 LOB: 1 BB: 0 P: 20	R: 0 E: 1 K: 0 S: 6	H: 0 LOB: 1 BB: 0 P: 9	1B: 4 2B: 0 3B: 0 HR: 0	SF: 0 SAC: 1 DP: 0 HBP: 0	WP: 0 PB: 0 SB: 1 CS: 0	PA: 32
PITCHER Bret Saberhagen, R ERA: 2.57 (1, 1)	IP: 9.0 WLS: W BF: 32 H: 4 R: 0 ER: 0 SO: 3 BB: 1 IBB: 0 HBP: 0 BLK: 0 WP: 0 HR: 0 S: 83 P: 127 ERA: 0.00 WHIP: 0.556																			

Oakland Athletics @ Kansas City Royals
Royals Stadium, Kansas City, MO
Sat Aug 26 1989, 8:05 PM EDT
Att: 41,253 - Cloudy - 85 F

AB	30
R	0
H	4
RBI	0
BB	1
SO	3
LOB	7



Batter	1	2	3	4	5	6	7	8	9	AB	R	H	RBI	BB	SO	LOB	BOTTOM			
Kevin Seitzer, R OBP: 0.379, SLG: 0.319 (1, 5)										4	0	0	0	0	0	1				
Willie Wilson, S OBP: 0.313, SLG: 0.361 (1, 8)										4	1	1	1	0	1	1				
George Brett, L OBP: 0.340, SLG: 0.411 (1, 3)										2	1	1	0	2	0	0				
Bo Jackson, R OBP: 0.310, SLG: 0.506 (1, 10)										3	0	0	0	1	1	2				
Jim Eisenreich, L OBP: 0.355, SLG: 0.453 (1, 7)										3	0	1	0	0	0	1				
Danny Tartabull, R OBP: 0.373, SLG: 0.457 Gary Thurman, R OBP: 0.318, SLG: 0.267 (8, PR) (9, 9)										3	0	1	0	1	1	3				
Kurt Stillwell, S OBP: 0.338, SLG: 0.407 (1, 6)										4	0	0	0	0	2	6				
Frank White, R OBP: 0.311, SLG: 0.322 (1, 4)										4	0	2	0	0	0	2				
Bob Boone, R OBP: 0.354, SLG: 0.323 (1, 2)										2	0	0	0	1	0	2				
Inning Stats	R: 1 E: 0 K: 1 S: 19	H: 2 LOB: 1 BB: 0 P: 28	R: 0 E: 0 K: 2 S: 10	H: 1 LOB: 1 BB: 0 P: 16	R: 0 E: 0 K: 1 S: 7	H: 0 LOB: 0 BB: 0 P: 12	R: 0 E: 0 K: 0 S: 8	H: 1 LOB: 1 BB: 0 P: 13	R: 0 E: 0 K: 0 S: 8	H: 1 LOB: 3 BB: 0 P: 10	R: 0 E: 1 K: 1 S: 15	H: 1 LOB: 1 BB: 1 P: 15	R: 0 E: 0 K: 0 S: 7	H: 0 LOB: 2 BB: 3 P: 27	R: 1 E: 0 K: 0 S: 13	H: 0 LOB: 2 BB: 3 P: 27	1B: 3 2B: 2 3B: 0 HR: 1	SF: 0 SAC: 1 DP: 1 HBP: 0	WP: 1 PB: 0 SB: 0 CS: 0	PA: 35
PITCHER Curt Young, L ERA: 4.25 Todd Burns, R ERA: 2.24 Rick Honeycutt, L ERA: 2.51 (1, 1) (6, 1) (8, 1)	IP: 5.1 WLS: L BF: 23 H: 6 R: 1 ER: 1 SO: 4 BB: 1 IBB: 0 HBP: 0 BLK: 0 WP: 1 HR: 0 S: 61 P: 96 ERA: 1.69 WHIP: 1.312																			

Oakland Athletics @ Kansas City Royals
Royals Stadium, Kansas City, MO
Sat Aug 26 1989, 8:05 PM EDT
Att: 41,253 - Cloudy - 85 F

AB	29
R	2
H	6
RBI	1
BB	5
SO	5
LOB	18



Batter	1	2	3	4	5	6	7	8	9	AB	R	H	RBI	BB	SO	LOB	TOP										
Rickey Henderson, R OBP: 0.418, SLG: 0.412 Billy Beane, R OBP: 0.250, SLG: 0.320	1-1 G4-3	2-2 F9			1-1 G6-3		1-1 HR		2-3 K	5	1	1	3	0	1	3											
Dave Parker, L OBP: 0.395, SLG: 0.433	2-1 1B	0-0 SF7			1-2 4-3		2-1 G1-5-3			3	0	1	1	0	0	0											
Jose Canseco, R OBP: 0.313, SLG: 0.457 Dave Henderson, R OBP: 0.316, SLG: 0.369	1-3 K	2-5 2-3	0-3 K		0-0 F7			4-2 F9 BLK BB		1	0	0	0	0	1	1											
Mark McGwire, R OBP: 0.339, SLG: 0.445	0-2 1B			1-0 F7		2-2 P4		0-0 F9		4	0	1	0	0	0	1											
Ron Hassey, L OBP: 0.298, SLG: 0.342	2-3 K			1-2 F7		2-0 L9		2-2 G3		4	0	0	0	0	1	3											
Tony Phillips, S OBP: 0.333, SLG: 0.333		1-0 BB 1B		0-2 F9			2-0 L9	3-2 6-3		4	1	1	0	0	0	1											
Lance Blankenship, R OBP: 0.267, SLG: 0.216		4-0 BB 1B 1B BB		0-0 G1-3			2-3 K		2-3 K	3	1	0	0	1	2	0											
Stan Javier, S OBP: 0.314, SLG: 0.318		1-0 F9 BB 1B		2-3 K2-3			4-0 BB HR BB		0-0 1B	3	2	2	1	1	1	0											
Mike Gallego, R OBP: 0.338, SLG: 0.341		2-2 SF7 1B			2-2 5-3		4-1 HR BB		0-0 1B	3	1	2	1	1	0	0											
Inning Stats	R: 0 H: 2 E: 0 K: 2 S: 15	H: 2 LOB: 2 BB: 0 P: 21	R: 3 H: 3 E: 0 K: 0 S: 12	H: 3 LOB: 1 BB: 1 P: 23	R: 0 H: 0 E: 0 K: 1 S: 7	H: 0 LOB: 0 BB: 0 P: 9	R: 0 H: 0 E: 0 K: 1 S: 8	H: 0 LOB: 0 BB: 0 P: 10	R: 0 H: 0 E: 0 K: 0 S: 10	H: 0 LOB: 0 BB: 0 P: 14	R: 3 H: 1 E: 0 K: 1 S: 9	H: 1 LOB: 2 BB: 2 P: 24	R: 0 H: 0 E: 0 K: 0 S: 11	H: 0 LOB: 1 BB: 1 P: 20	R: 0 H: 2 E: 0 K: 2 S: 8	H: 2 LOB: 1 BB: 0 P: 12	1B: 7 2B: 0 3B: 0 HR: 1	SF: 1 SAC: 0 DP: 0 HBP: 0	WP: 0 PB: 0 SB: 0 CS: 0	PA: 37							
PITCHER	IP	WLS	BF	H	R	ER	SO	BB	IBB	HBP	BLK	WP	HR	S	P	ERA	WHIP										
Tom Gordon, R ERA: 2.84	(1, 1)	7.0	L	30	6	6	5	3	0	0	0	0	1	67	111	7.71	1.286										
Rick Luecken, R ERA: 1.8	(8, 1)	1.0		4	0	0	0	1	0	0	1	0	0	11	20	0.00	1.000										
Charlie Leibrandt, L ERA: 5.07	(9, 1)	1.0		4	2	0	0	2	0	0	0	0	0	8	12	0.00	2.000										

Oakland Athletics @ Kansas City Royals
Royals Stadium, Kansas City, MO
Sun Aug 27 1989, 4:33 AM EDT
Att: 38,263 - Sunny - 93 F

AB 32
R 6
H 8
RBI 6
BB 4
SO 7
LOB 9



Batter	1	2	3	4	5	6	7	8	9	AB	R	H	RBI	BB	SO	LOB	BOTTOM										
Kevin Seitzer, R OBP: 0.380, SLG: 0.320	0-0 1B		4-0 BB			2-2 6-3		1-1 F7		3	0	1	0	1	0	1											
Willie Wilson, S OBP: 0.312, SLG: 0.359	1-3 K		0-2 F8			0-0 G1-3			1-2 1B	4	0	1	0	0	1	3											
George Brett, L OBP: 0.337, SLG: 0.406	0-0 G3-6-3			0-1 G5-3		2-1 F7			2-2 P7	4	0	0	0	0	0	2											
Bo Jackson, R OBP: 0.310, SLG: 0.504		0-0 G6-3 1B		1-0 6-3			1-3 K		0-1 P9	4	0	1	0	0	1	1											
Jim Eisenreich, L OBP: 0.351, SLG: 0.448		1 SAFE 1 SAFE P2		3-1 L9			0-2 F8		2-3 K	4	0	0	0	0	1	2											
Danny Tartabull, R OBP: 0.373, SLG: 0.456			0-1 G6-3		2-2 FC4-6 1B		0-0 L7			3	0	1	0	0	0	1											
Kurt Stillwell, S OBP: 0.338, SLG: 0.406			0-1 G3-6-3 1B		3-1 FC4-6			1-0 L8		3	0	1	0	0	0	1											
Frank White, R OBP: 0.309, SLG: 0.320 Pat Tabler, R OBP: 0.323, SLG: 0.311 Mike Macfarlane, R OBP: 0.264, SLG: 0.339			0-0 G3-6-3		1-3 K			0-0 2B		2	0	0	0	0	1	2											
Bob Boone, R OBP: 0.355, SLG: 0.324 Bill Buckner, L OBP: 0.244, SLG: 0.268 Bill Pecota, R OBP: 0.260, SLG: 0.415		0-2 BB 1B		0-2 L8				0-1 P2		2	0	1	0	0	0	1											
Inning Stats	R: 0 H: 1 E: 0 K: 1 S: 6	H: 1 LOB: 0 BB: 0 P: 7	R: 0 H: 1 E: 0 K: 0 S: 4	H: 1 LOB: 0 BB: 0 P: 5	R: 0 H: 2 E: 0 K: 0 S: 9	H: 2 LOB: 2 BB: 1 P: 13	R: 0 H: 0 E: 0 K: 0 S: 5	H: 0 LOB: 0 BB: 0 P: 9	R: 0 H: 0 E: 0 K: 0 S: 13	H: 1 LOB: 1 BB: 0 P: 21	R: 0 H: 0 E: 0 K: 0 S: 8	H: 0 LOB: 0 BB: 0 P: 12	R: 0 H: 0 E: 0 K: 1 S: 7	H: 0 LOB: 0 BB: 0 P: 8	R: 0 H: 1 E: 0 K: 0 S: 6	H: 1 LOB: 0 BB: 0 P: 8	R: 0 H: 1 E: 0 K: 1 S: 13	H: 1 LOB: 1 BB: 0 P: 18	1B: 6 2B: 1 3B: 0 HR: 0	SF: 0 SAC: 0 DP: 3 HBP: 0	WP: 0 PB: 0 SB: 0 CS: 0	PA: 32					
PITCHER	IP	WLS	BF	H	R	ER	SO	BB	IBB	HBP	BLK	WP	HR	S	P	ERA	WHIP										
Bob Welch, R ERA: 2.78	(1, 1)	8.0	W	28	6	0	0	1	0	0	0	0	0	13	18	0.00	0.875										
Dennis Eckerley, R ERA: 0.92	(9, 1)	1.0		4	1	0	0	1	0	0	0	0	0	13	18	0.00	1.000										

Oakland Athletics @ Kansas City Royals
Royals Stadium, Kansas City, MO
Sun Aug 27 1989, 4:33 AM EDT
Att: 38,263 - Sunny - 93 F

AB 31
R 0
H 7
RBI 0
BB 1
SO 4
LOB 15



Batter	1	2	3	4	5	6	7	8	9	AB	R	H	RBI	BB	SO	LOB	TOP								
Gary Pettis, S OBP: 0.373, SLG: 0.310 (1, 8)	3-2 1-3		0-1 2B	2-3 K		0-0 1B		4-2 BB		4	2	2	1	1	1	1	Detroit Tigers @ Kansas City Royals Royals Stadium, Kansas City, MO Tue Aug 29 1989, 8:05 PM EDT Att: 21,130 - Unknown - 75 F								
Dave Bergman, L OBP: 0.330, SLG: 0.363 (1, 3)	0-0 SF9		2-0 2B		2-0 4-3	1-2 1B		1-0 P7		5	2	3	3	0	0	1									
Lou Whitaker, L OBP: 0.362, SLG: 0.481 (1, 4)	1-0 SF9		0-0 2B		2-2 G3	2-2 K		2-2 G3		4	0	1	2	0	1	2									
Matt Nokes, L OBP: 0.298, SLG: 0.382 (1, 10)	2-1 HBP		1-2 F7		2-0 P4	0-0 4-3			2-2 4-3	5	0	1	0	0	0	2									
Chet Lemon, R OBP: 0.329, SLG: 0.349 (1, 9)	1-0 HBP		0-3 K			0-0 HBP	2-2 G1		1-3 K	4	1	2	0	0	2	1									
Kenny Williams, R OBP: 0.288, SLG: 0.302 (1, 7)	1-0 P2		3-1 F7			2-1 HBP	1-2 G1		2-1 1B	2	1	0	0	0	0	3									
Rick Schu, R OBP: 0.284, SLG: 0.345 (6, 5)						1-2 HBP				2	0	1	0	0	0	1									
Doug Strange, S OBP: 0.252, SLG: 0.254 (6, 6)		3-2 F7		1-1 2B		0-0 FC1-5	0-0 4-3		2-2 G1	5	0	2	1	0	0	2									
Mike Heath, R OBP: 0.315, SLG: 0.432 (1, 2)		0-0 3-1		2-3 K		3-1 FC1-5	3-3 K			4	1	1	1	0	2	2									
Mike Brumley, S OBP: 0.283, SLG: 0.277 (6, 7)		1-0 4-3		0-0 F9		0-0 FC1-5		1-0 G1-3		4	1	0	0	0	0	3									
Inning Stats	R: 1 E: 0 K: 0 S: 8	H: 2 LOB: 2 BB: 0 P: 16	R: 0 E: 0 K: 0 S: 7	H: 0 LOB: 0 BB: 0 P: 11	R: 2 E: 0 K: 1 S: 13	H: 3 LOB: 1 BB: 0 P: 18	R: 0 E: 0 K: 2 S: 10	H: 1 LOB: 0 BB: 0 P: 15	R: 0 E: 0 K: 0 S: 5	H: 0 LOB: 0 BB: 0 P: 11	R: 5 E: 0 K: 1 S: 14	H: 5 LOB: 1 BB: 0 P: 21	R: 0 E: 0 K: 1 S: 12	H: 1 LOB: 1 BB: 0 P: 18	R: 0 E: 0 K: 0 S: 10	H: 0 LOB: 1 BB: 0 P: 18	R: 0 E: 0 K: 1 S: 13	H: 1 LOB: 1 BB: 0 P: 20	1B: 9 2B: 3 3B: 1 HR: 0	SF: 1 SAC: 0 DP: 0 HBP: 2	WP: 0 PB: 0 SB: 0 CS: 0	PA: 43			
PITCHER	IP	WLS	BF	H	R	ER	SO	BB	IBB	HBP	BLK	WP	HR	S	P	ERA	WHIP								
Luis Aquino, R ERA: 3.65 (1, 1)	5.0		25	8	6	6	3	0	0	2	0	0	0	46	76	10.80	1.600								
Steve Crawford, R ERA: 3.27 (6, 1)	3.0	W	14	4	2	2	2	1	0	0	0	0	0	33	52	6.00	1.667								
Rick Luecken, R ERA: 1.64 (9, 1)	1.0		4	1	0	0	1	0	0	0	0	0	0	13	20	0.00	1.000								

Batter	1	2	3	4	5	6	7	8	9	AB	R	H	RBI	BB	SO	LOB	BOTTOM								
Kevin Seitzer, R OBP: 0.383, SLG: 0.320 (1, 5)	0-2 FC3-6	4-2 BB		4-1 2B	1-0 F8	4-1 BB		2-0 G1-3		3	1	1	0	3	0	2	Detroit Tigers @ Kansas City Royals Royals Stadium, Kansas City, MO Tue Aug 29 1989, 8:05 PM EDT Att: 21,130 - Unknown - 75 F								
Willie Wilson, S OBP: 0.305, SLG: 0.359 (1, 8)	0-2 FC3-6	1-0 FC6		2-1 BLK	1-2 4-3	2-2 F8		0-0 5-3		6	2	1	1	0	0	9									
George Brett, L OBP: 0.347, SLG: 0.411 (1, 3)	0-1 FC6-4		4-2 1B	4-0 CS	2-0 1B	4-0 HBP		1-0 1B		3	3	3	1	3	0	0									
Bo Jackson, R OBP: 0.308, SLG: 0.499 (1, 10)	0-0 FC6-4		1-3 K	0-1 SF9	1-3 K	3-2 1B		0-0 L6		4	1	0	1	0	2	4									
Jim Eisenreich, L OBP: 0.354, SLG: 0.453 (1, 7)	1-0 F8		0-0 F8	1-0 CS	0-0 S	1-1 BB	1-1 1B			5	3	3	1	0	0	2									
Danny Tartabull, R OBP: 0.373, SLG: 0.455 (1, 9)		1-1 F7	0-0 1B		2-3 K2-3	2-3 K	3-1 S			5	0	2	1	0	2	3									
Gary Thurman, R OBP: 0.318, SLG: 0.267 (7, PR) (8, 9)			1-2 1B			1-3 2H	1-2 1B			0	0	0	0	0	0	0									
Kurt Stillwell, S OBP: 0.341, SLG: 0.412 (1, 6)		2-1 4-3	3-2 1B	1-3 2H	2-1 1B	1-2 BB	1-3 K			5	2	3	3	0	1	1									
Frank White, R OBP: 0.313, SLG: 0.325 (1, 4)		0-0 BB	2-2 P3		3-1 1B	4-2 BB	3-1 K			4	0	2	1	1	1	4									
Mike Macfarlane, R OBP: 0.276, SLG: 0.344 (1, 2)		1-0 HBP		1-2 F8	0-1 1B	2-0 BB	1-3 K			4	0	2	2	0	1	2									
Inning Stats	R: 1 E: 0 K: 0 S: 10	H: 2 LOB: 1 BB: 0 P: 11	R: 0 E: 0 K: 0 S: 11	H: 1 LOB: 3 BB: 1 P: 20	R: 1 E: 0 K: 1 S: 15	H: 2 LOB: 2 BB: 1 P: 25	R: 2 E: 0 K: 0 S: 8	H: 1 LOB: 0 BB: 2 P: 20	R: 2 E: 0 K: 1 S: 15	H: 4 LOB: 2 BB: 0 P: 24	R: 3 E: 0 K: 2 S: 22	H: 2 LOB: 3 BB: 2 P: 41	R: 3 E: 0 K: 3 S: 19	H: 2 LOB: 2 BB: 1 P: 34	R: 0 E: 0 K: 0 S: 4	H: 1 LOB: 1 BB: 0 P: 7	1B: 13 2B: 4 3B: 0 HR: 0	SF: 1 SAC: 0 DP: 0 HBP: 2	WP: 0 PB: 0 SB: 3 CS: 1	PA: 50					
PITCHER	IP	WLS	BF	H	R	ER	SO	BB	IBB	HBP	BLK	WP	HR	S	P	ERA	WHIP								
Jack Morris, R ERA: 5.04 (1, 1)	4.1		27	10	6	6	2	3	1	1	1	0	0	54	93	12.46	3.000								
Ed Nunez, R ERA: 2.93 (5, 1)	0.2		2	0	0	0	0	0	0	0	0	0	0	5	7	0.00	0.000								
Steve Searcy, L ERA: 7.45 (6, 1)	0.2	L	8	4	3	3	2	2	0	0	0	0	0	19	36	40.50	9.000								
Paul Gibson, L ERA: 4.24 (6, 1)	2.1		12	3	3	2	3	1	0	1	0	0	0	26	46	7.71	1.714								

AB	39
R	8
H	13
RBI	8
BB	1
SO	6
LOB	18




AB	39
R	12
H	17
RBI	11
BB	7
SO	7
LOB	27



Batter	1	2	3	4	5	6	7	8	9	AB	R	H	RBI	BB	SO	LOB	TOP								
Gary Pettis, S OBP: 0.372, SLG: 0.310 (1, 8)	2-2 4-3		3-3 K			3-2 L3 1B		0-0 G6-3		4	0	1	0	0	1	1									
Dave Bergman, L OBP: 0.326, SLG: 0.359 (1, 3)	1-1 L8		3-3 K			0-2 L3 1-2		1-1 G4-3		4	0	0	0	0	1	2									
Lou Whitaker, L OBP: 0.363, SLG: 0.480 (1, 4)	2-2 2B 1B			1-3 K		4-0 BB			0-1 4-3	3	1	1	0	1	1	0									
Fred Lynn, L OBP: 0.318, SLG: 0.338 (1, 10)	0-0 1-H 2B			4-1 BB		3-3 K			3-3 K	3	0	1	1	1	2	1									
Gary Ward, R OBP: 0.309, SLG: 0.407 (1, 7)	1-3 K			2-3 K			2-1 6-3		1-1 BB	4	0	1	0	0	2	2									
Chet Lemon, R OBP: 0.328, SLG: 0.348 (1, 9)		3-2 G6-4-3 1B		0-1 G3-1			3-2 6-3		1-3 BB	4	0	1	0	0	1	2									
Doug Strange, S OBP: 0.246, SLG: 0.248 (1, 5)		0-0 G6-4-3 1-2			1-1 B5-3		3-2 G4-1			3	0	0	0	0	0	1									
Mike Heath, R OBP: 0.315, SLG: 0.430 (1, 2)		1-0 5-3			0-1 G5-3			4-0 G6-3 WP BB		2	0	0	0	1	0	0									
Mike Brumley, S OBP: 0.278, SLG: 0.272 (1, 6)			1-1 G3		2-3 K			2-2 G6-3 1-3		3	0	0	0	0	1	1									
Inning Stats	R: 1 E: 0 K: 1 S: 16	H: 2 LOB: 1 BB: 0 P: 22	R: 0 E: 0 K: 0 S: 5	H: 1 LOB: 0 BB: 0 P: 9	R: 0 E: 0 K: 2 S: 9	H: 0 LOB: 0 BB: 0 P: 16	R: 0 E: 0 K: 2 S: 12	H: 0 LOB: 1 BB: 1 P: 19	R: 0 E: 0 K: 1 S: 7	H: 0 LOB: 0 BB: 0 P: 10	R: 0 E: 0 K: 1 S: 10	H: 1 LOB: 1 BB: 1 P: 20	R: 0 E: 0 K: 0 S: 9	H: 0 LOB: 0 BB: 0 P: 17	R: 0 E: 0 K: 0 S: 6	H: 0 LOB: 1 BB: 1 P: 13	R: 0 E: 0 K: 2 S: 10	H: 1 LOB: 1 BB: 0 P: 15	1B: 4 2B: 2 3B: 0 HR: 0	SF: 0 SAC: 0 DP: 2 HBP: 0	WP: 1 PB: 0 SB: 0 CS: 0	PA: 33			
PITCHER	IP	WLS	BF	H	R	ER	SO	BB	IBB	HBP	BLK	WP	HR	S	P	ERA	WHIP								
Mark Gubicza, R ERA: 2.87 (1, 1)	7.0	W	25	4	1	1	7	2	0	0	0	0	0	68	113	1.29	0.857								
Terry Leach, R ERA: 3.46 (8, 1)	1.0		4	0	0	0	0	1	0	0	0	1	0	6	13	0.00	1.000								
Jeff Montgomery, R ERA: 1.33 (9, 1)	1.0		4	1	0	0	2	0	0	0	0	0	0	10	15	0.00	1.000								

Detroit Tigers @ Kansas City Royals
Royals Stadium, Kansas City, MO
Wed Aug 30 1989, 8:05 PM EDT
Att: 20,176 - Unknown - 79 F


AB 30
R 1
H 5
RBI 1
BB 3
SO 9
LOB 10

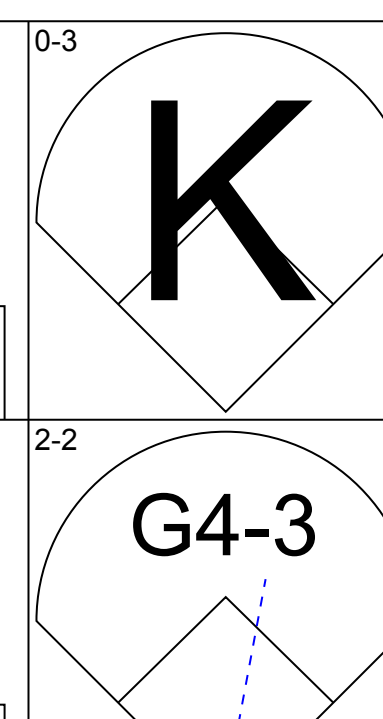
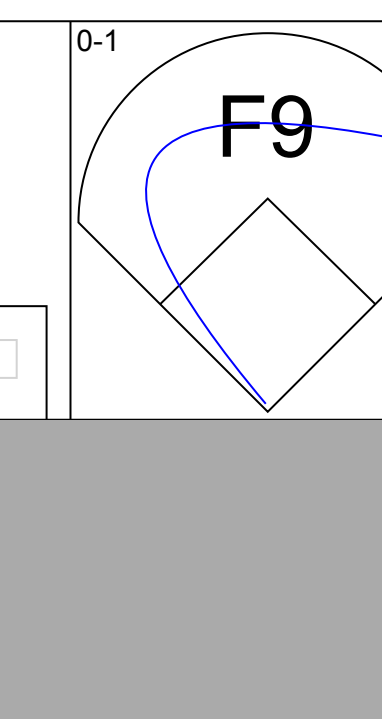
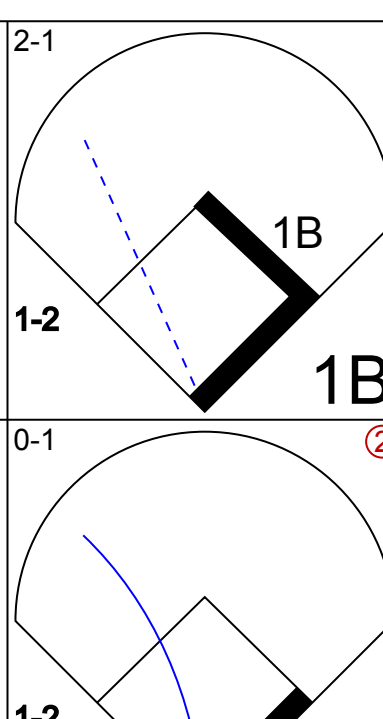
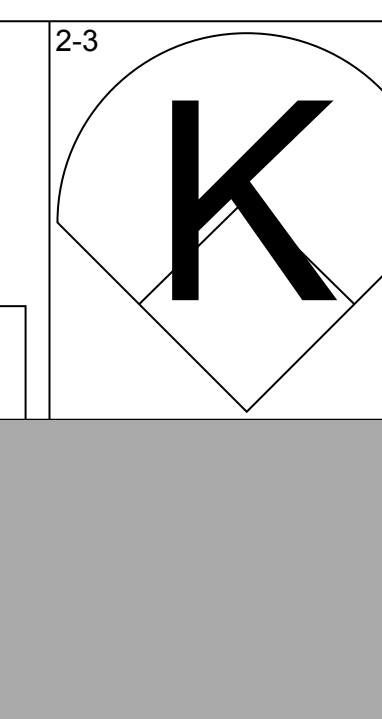
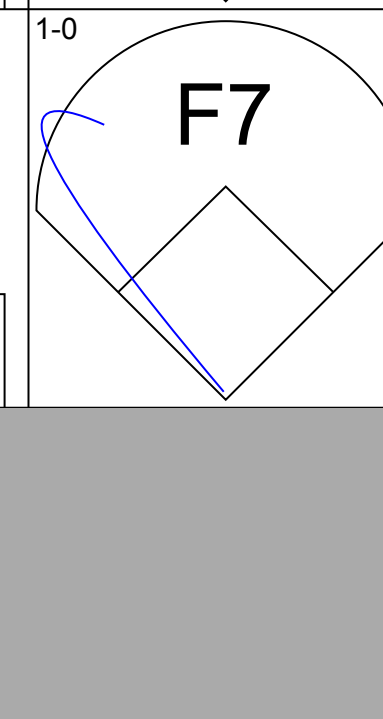
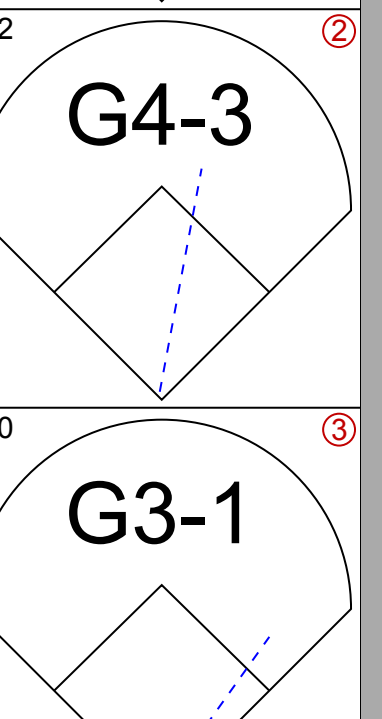
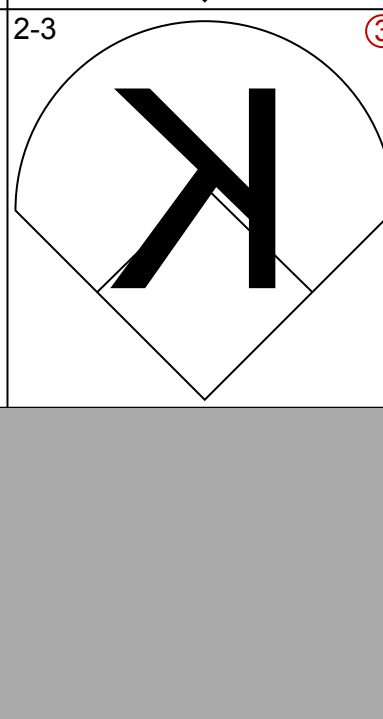
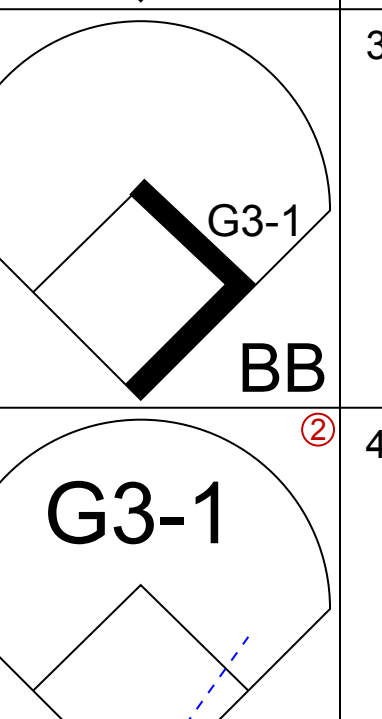



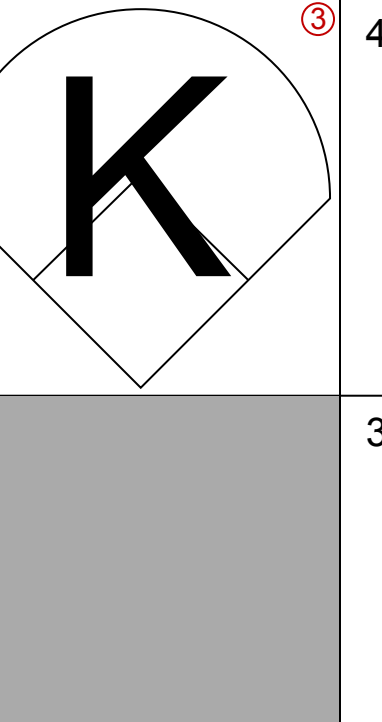
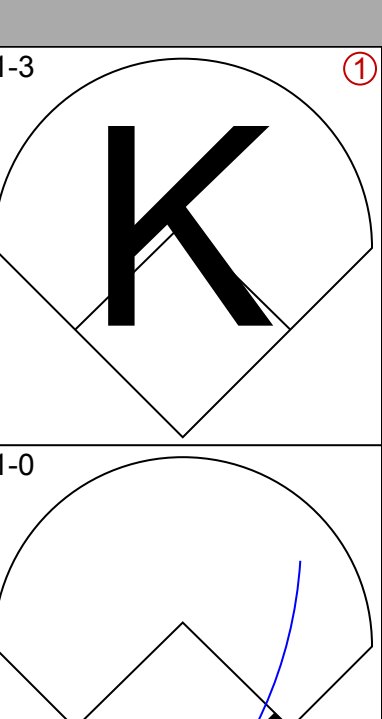
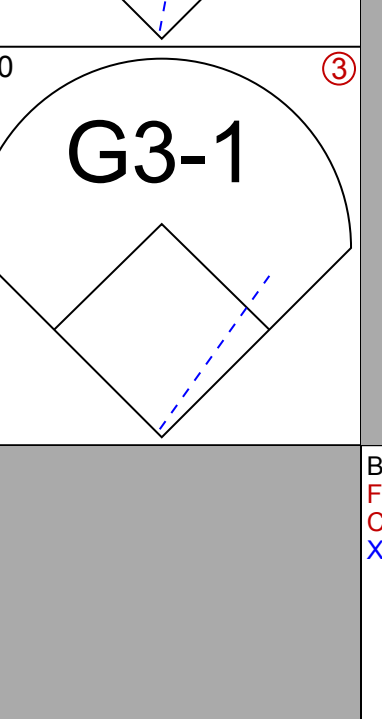
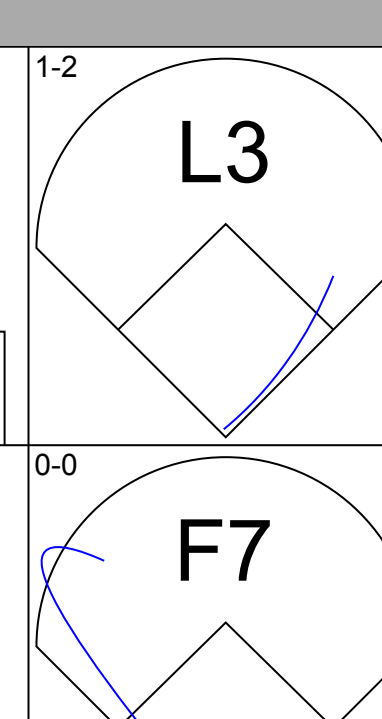
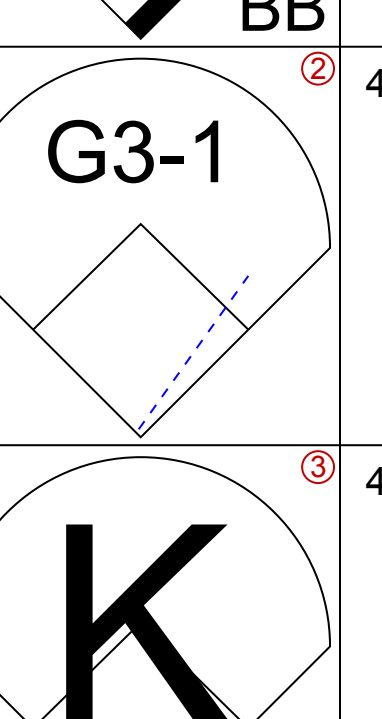
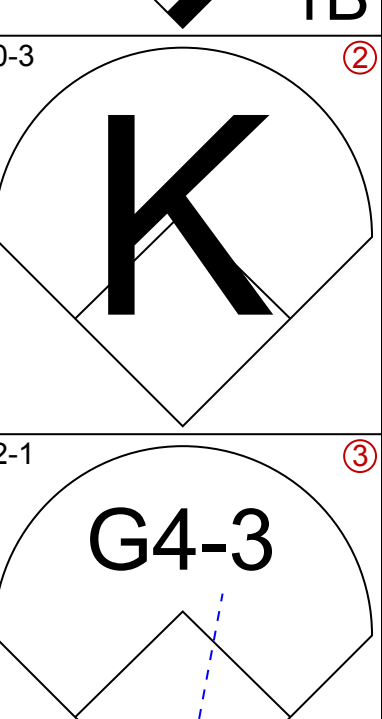
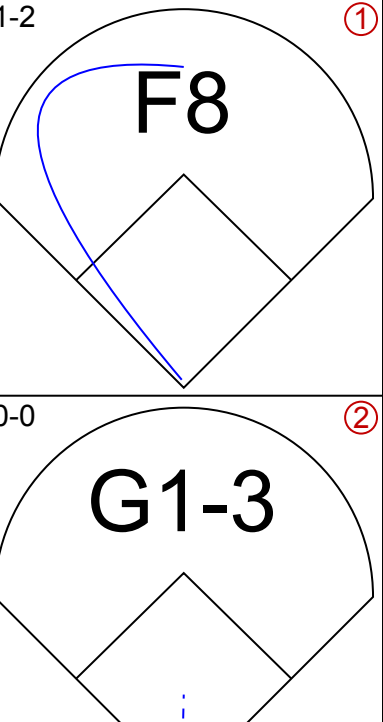
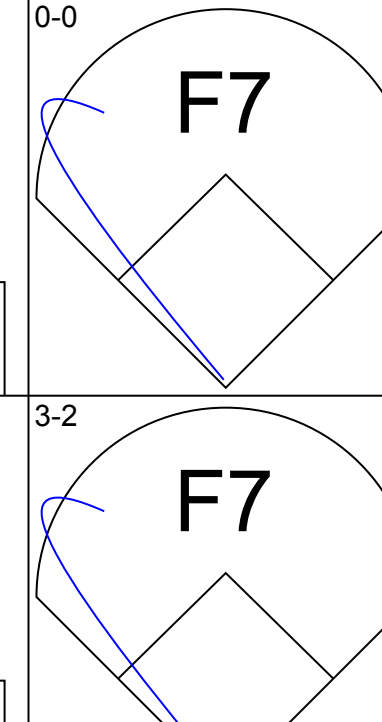
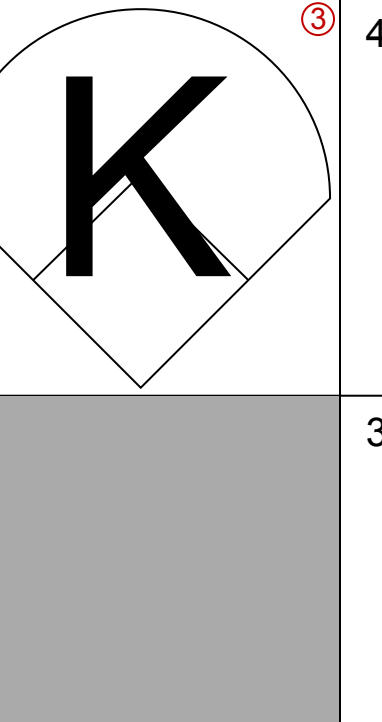

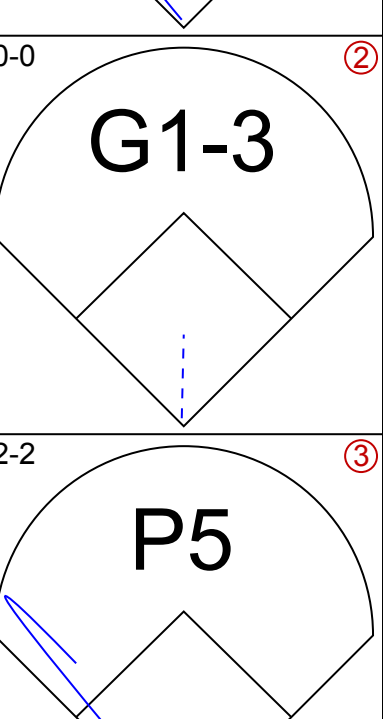
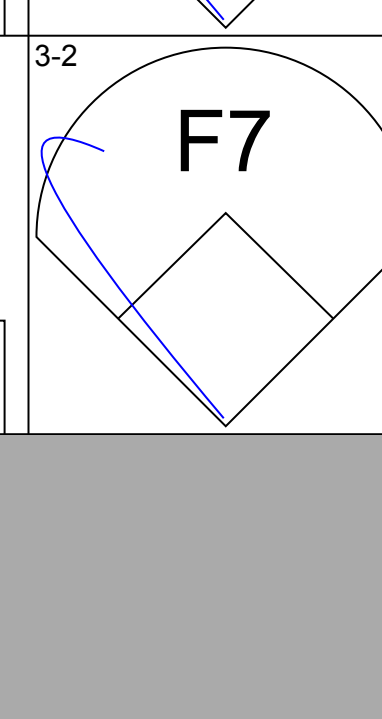
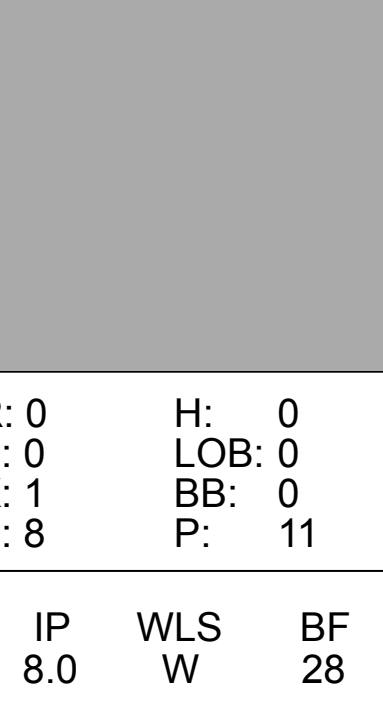
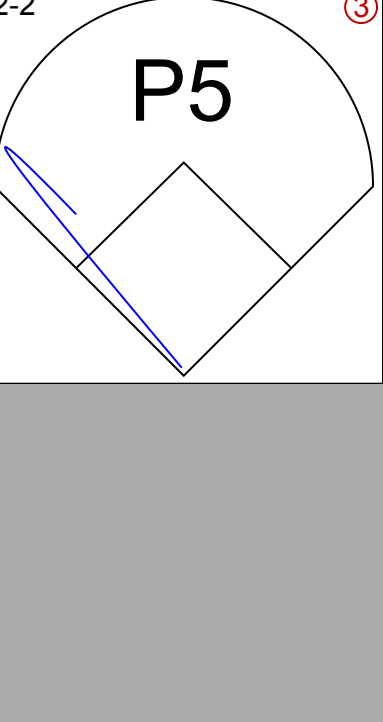
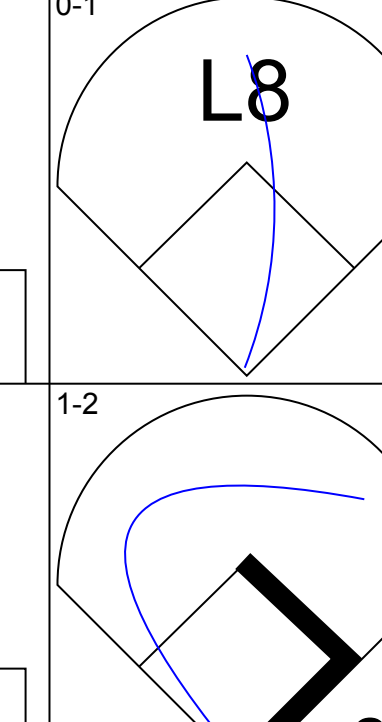
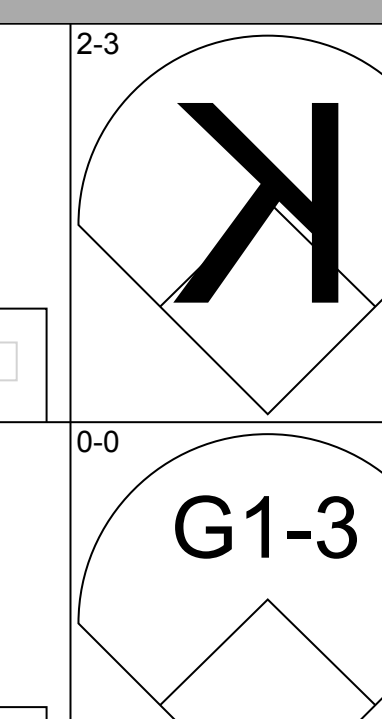
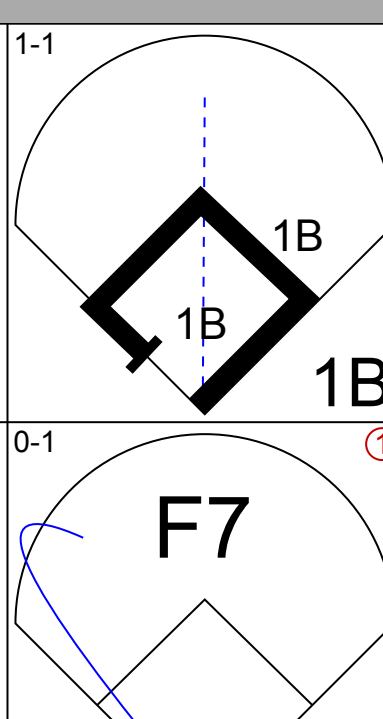
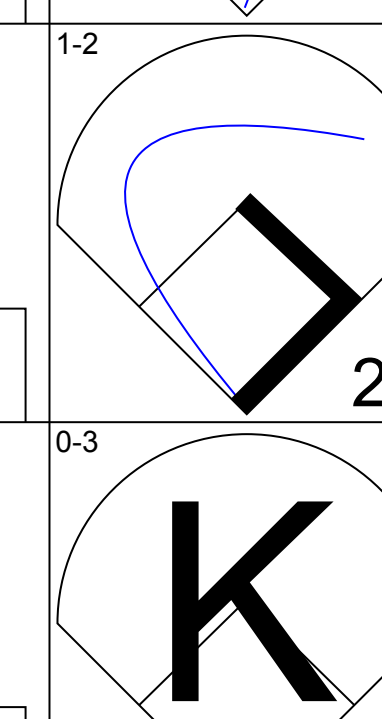
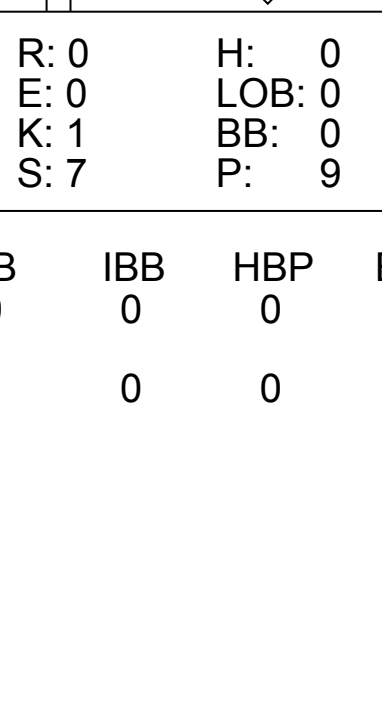
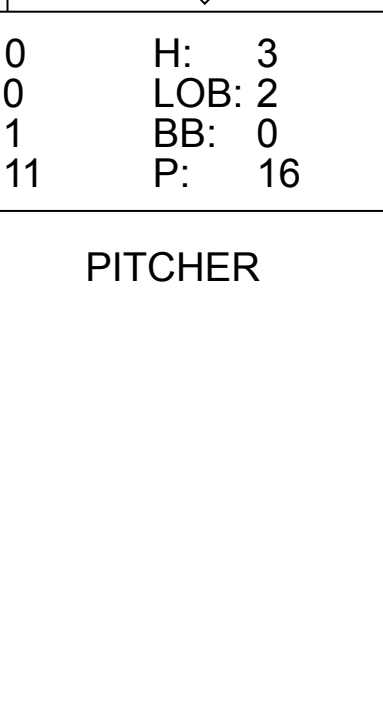
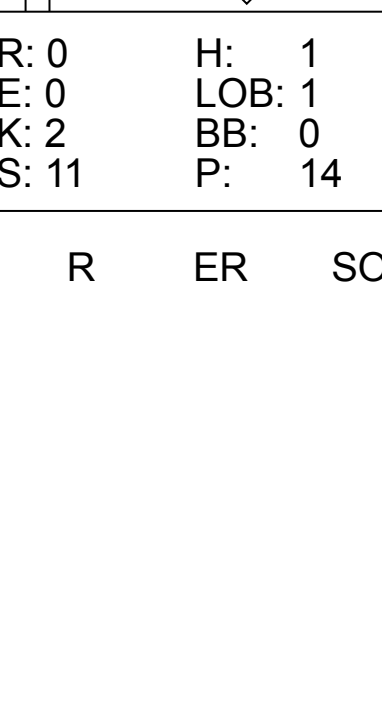


Batter	1	2	3	4	5	6	7	8	9	AB	R	H	RBI	BB	SO	LOB	BOTTOM								
Kevin Seitzer, R OBP: 0.383, SLG: 0.320 (1, 5)	2-2 G6-3 1B	1-1 6-3			1-3 K	1-0 S 1B		3-2 F9		5	1	2	0	0	1	0									
Kurt Stillwell, S OBP: 0.339, SLG: 0.407 (1, 6)	2-1 G6-3 1-2	1-0 L7			1-1 F8	4-0 BB		3-2 G4-3		4	0	0	0	1	0	1									
George Brett, L OBP: 0.347, SLG: 0.417 (1, 3)	1-1 2B BB 2-H 1B		2-3 K		2-1 2B 3B	0-0 F8		1-2 G6-3		5	2	2	1	0	1	2									
Bo Jackson, R OBP: 0.309, SLG: 0.501 (1, 10)	0-3 K		1-1 G6-3		1-2 2B 2B		1-1 2B 1B			4	2	2	1	0	1	1									
Jim Eisenreich, L OBP: 0.358, SLG: 0.462 (8, 7)	1-0 BB 2B		1-0 BB		1-0 WP 2B		2-0 P7			4	0	3	1	0	0	1									
Danny Tartabull, R OBP: 0.376, SLG: 0.458 (7, PR)	4-2 BB		1-2 L7		4-2 FC6-4 BB		2-2 1B 2B			2	0	1	1	2	0	1									
Willie Wilson, S OBP: 0.309, SLG: 0.359 (8, 8)					2-3 BB		1-H 1B 2B			0	1	0	0	0	0	0									
Pat Tabler, R OBP: 0.328, SLG: 0.310 (1, 7)	4-2 BB			4-1 G6-4-3 BB	0-1 FC6-4		1-0 1B HBP			1	0	0	1	2	0	2									
Gary Thurman, R OBP: 0.318, SLG: 0.267 (8, 9)	1-2 2-3 3-H BB			1-2 G6-4-3 1-2		1-1 F7		0-0 1B		0	0	0	0	0	0	0									
Bob Boone, R OBP: 0.354, SLG: 0.323 (1, 2)	1-2 F9			1-2 G6-4-3 1-2		1-1 F7		1-3 2-H 1B		4	0	1	1	0	0	4									
Bill Pecota, R OBP: 0.247, SLG: 0.391 (1, 4)		2-2 L9		0-0 F7		1-0 5-3		1-1 P2		4	0	0	0	0	0	2									
Inning Stats	R: 2 E: 0 K: 1 S: 18	H: 3 LOB: 3 BB: 2 P: 33	R: 0 E: 0 K: 0 S: 6	H: 0 LOB: 0 BB: 0 P: 10	R: 0 E: 0 K: 1 S: 9	H: 1 LOB: 1 BB: 0 P: 14	R: 0 E: 0 K: 0 S: 5	H: 0 LOB: 0 BB: 1 P: 10	R: 2 E: 0 K: 1 S: 15	H: 3 LOB: 2 BB: 1 P: 25	R: 0 E: 0 K: 0 S: 5	H: 1 LOB: 1 BB: 1 P: 12	R: 2 E: 0 K: 0 S: 9	H: 3 LOB: 2 BB: 0 P: 16	R: 0 E: 0 K: 0 S: 9	H: 0 LOB: 0 BB: 0 P: 16	R: 0 E: 0 K: 0 S: 9	H: 0 LOB: 0 BB: 0 P: 16	1B: 6 2B: 4 3B: 1 HR: 0	SF: 0 SAC: 0 DP: 1 HBP: 1	WP: 1 PB: 0 SB: 1 CS: 0	PA: 39			
PITCHER	IP	WLS	BF	H	R	ER	SO	BB	IBB	HBP	BLK	WP	HR	S	P	ERA	WHIP								
Doyle Alexander, R ERA: 4.44 (1, 1)	7.0	L	36	11	6	6	3	5	0	1	0	0	0	67	120	7.71	2.286								
Ed Nunez, R ERA: 2.86 (8, 1)	1.0		3	0	0	0	0	0	0	0	0	0	0	9	16	0.00	0.000								

Detroit Tigers @ Kansas City Royals
Royals Stadium, Kansas City, MO
Wed Aug 30 1989, 8:05 PM EDT
Att: 20,176 - Unknown - 79 F


AB 33
R 6
H 11
RBI 6
BB 5
SO 3
LOB 14

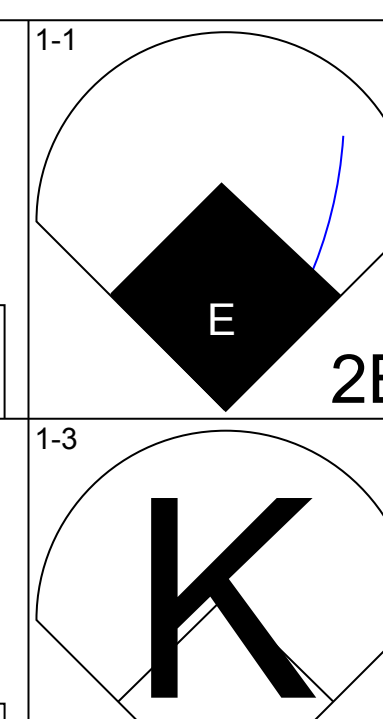
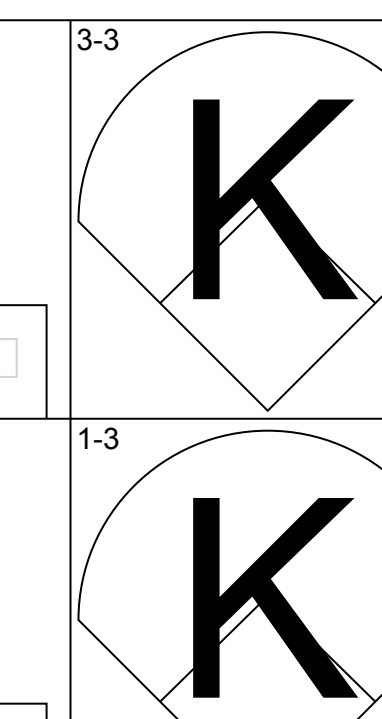
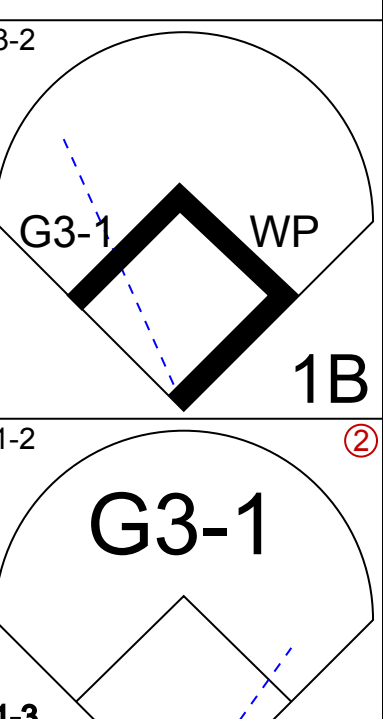
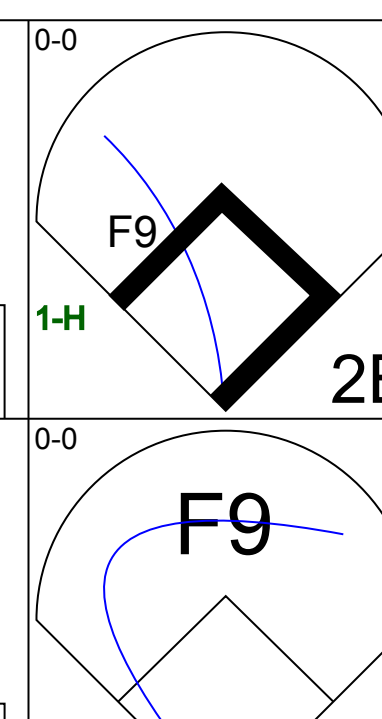
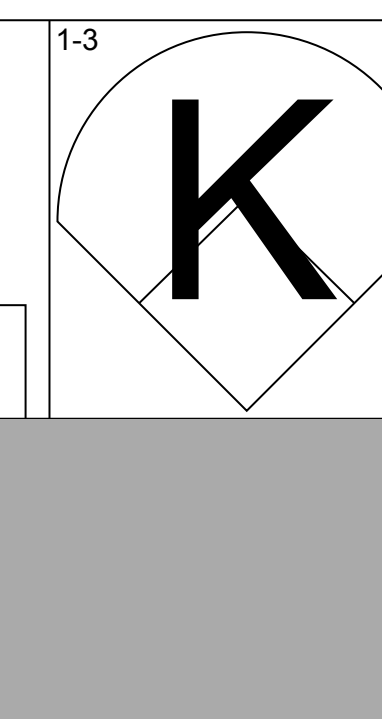
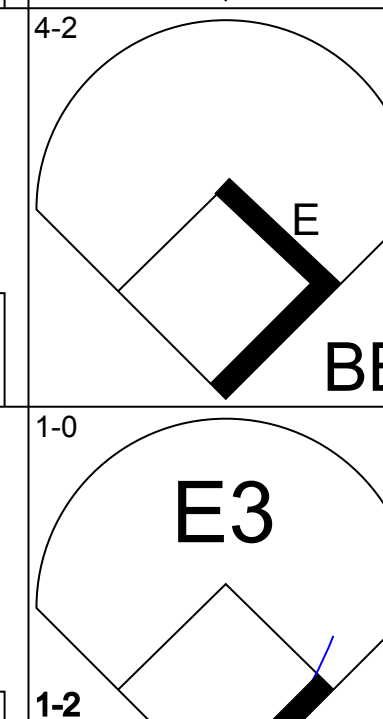
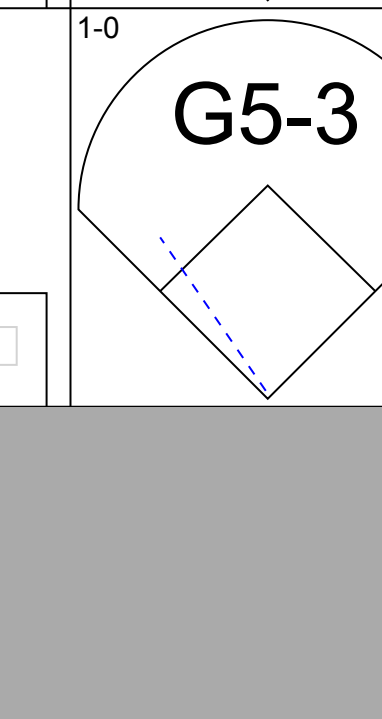
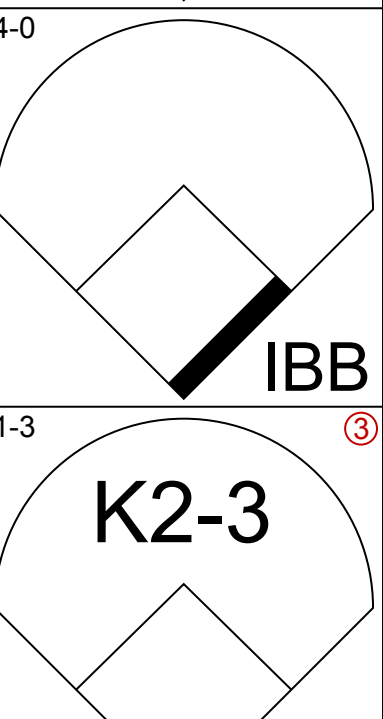
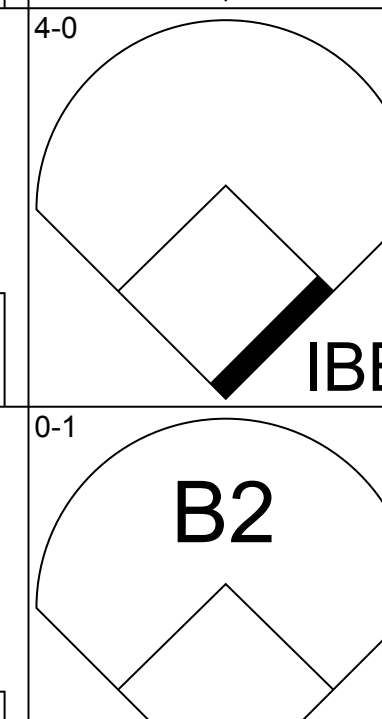
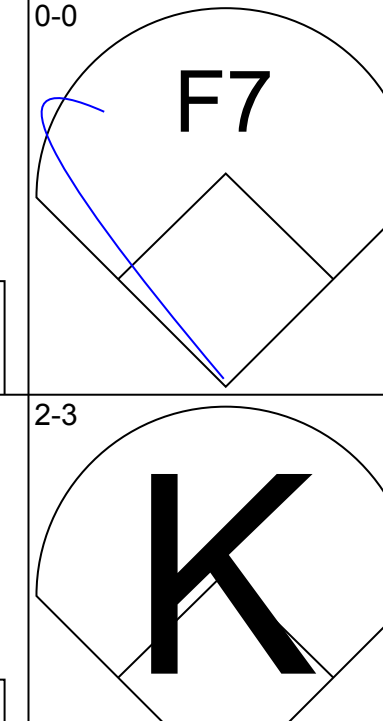




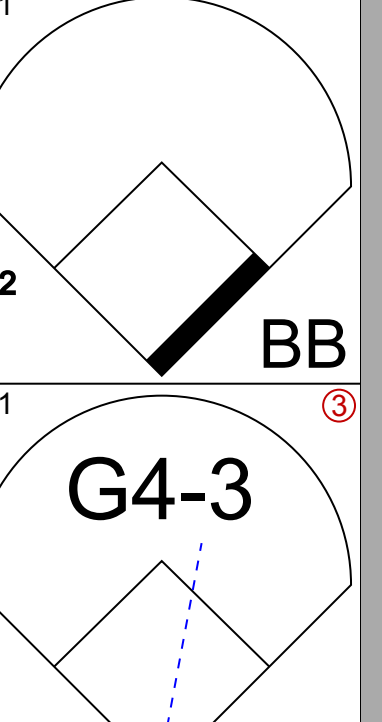

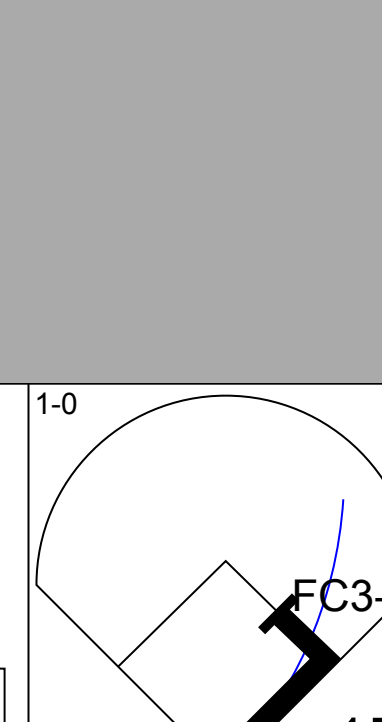


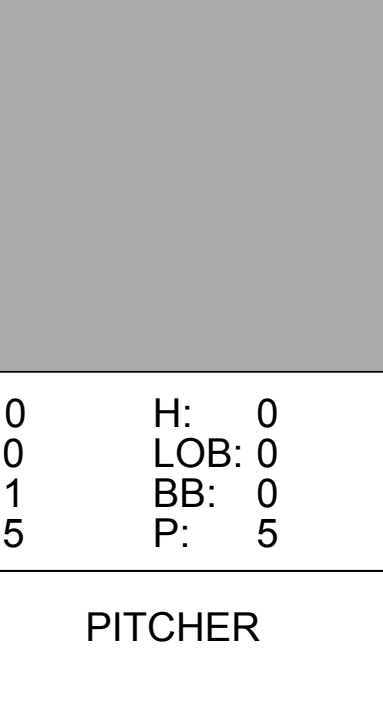
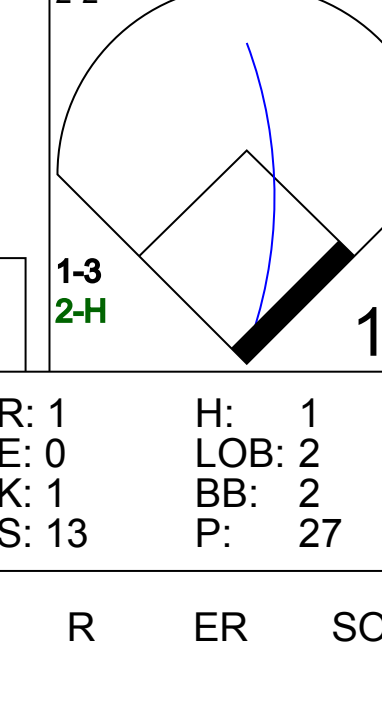






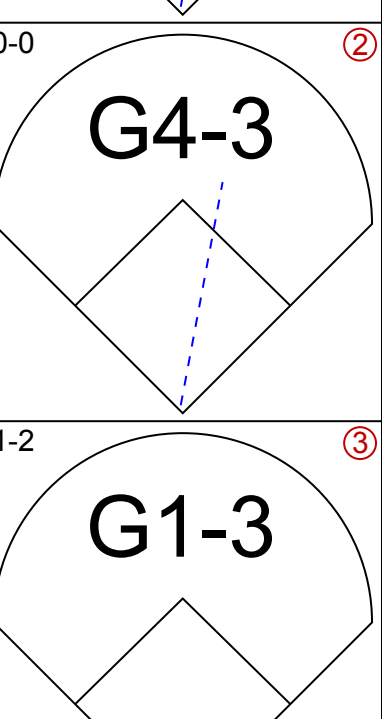
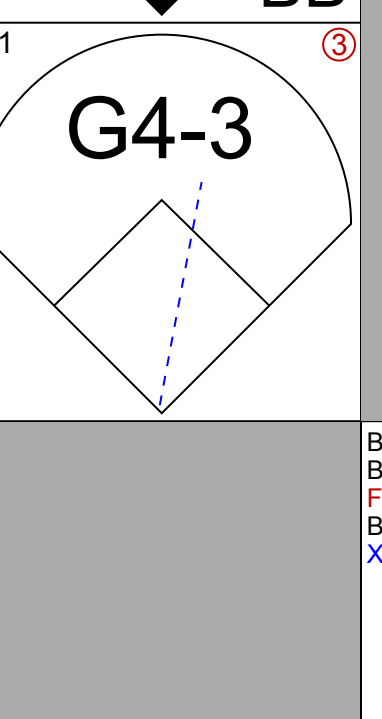

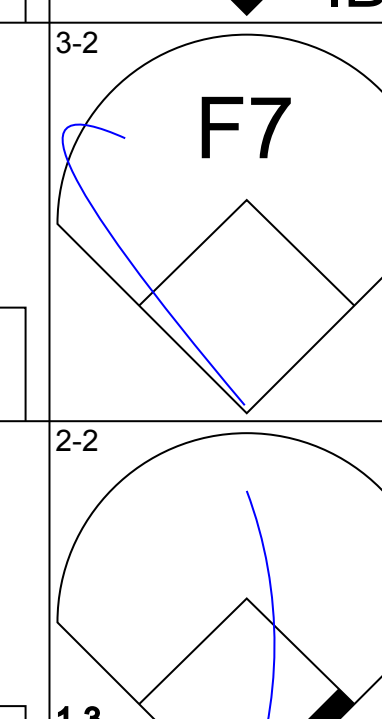
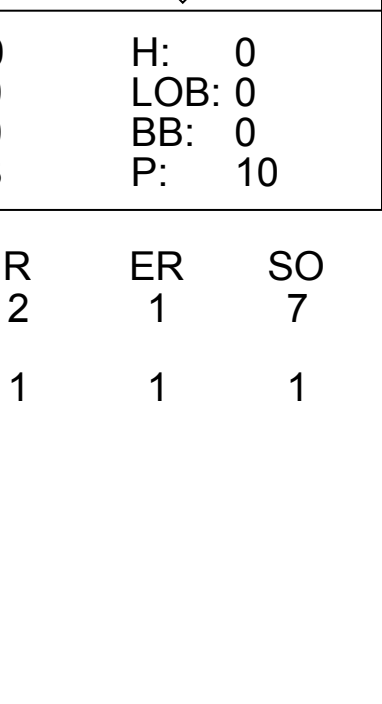
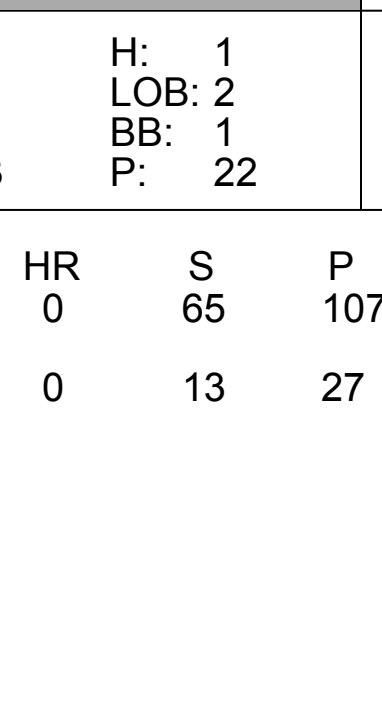
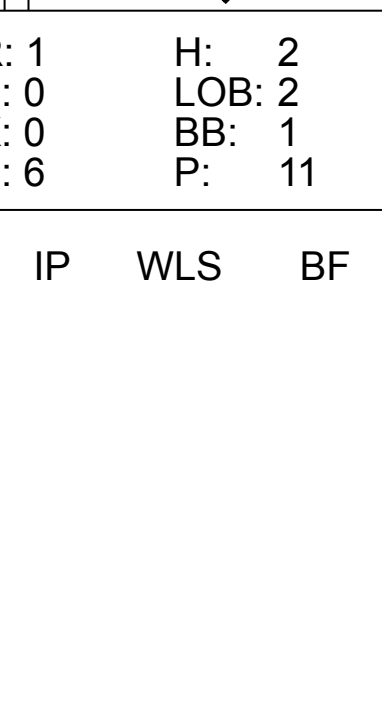
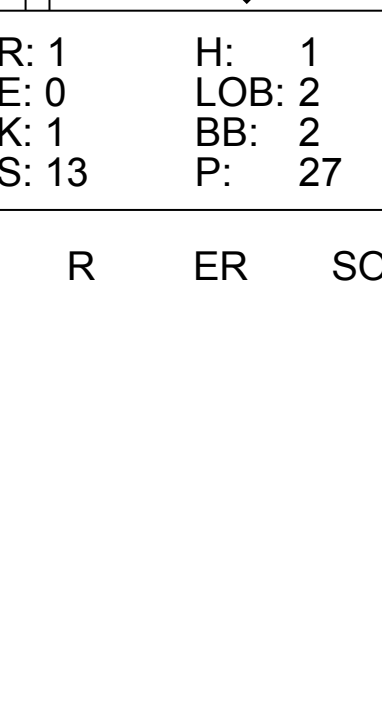


Batter	1	2	3	4	5	6	7	8	9	AB	R	H	RBI	BB	SO	LOB	TOP					
Gary Pettis, S OBP: 0.370, SLG: 0.309 (1, 8)										4	0	1	0	0	2	1						
Dave Bergman, L OBP: 0.326, SLG: 0.357 (1, 3)										4	0	1	0	0	0	0						
Lou Whitaker, L OBP: 0.362, SLG: 0.477 (1, 4)										3	0	0	0	1	1	2						
Fred Lynn, L OBP: 0.314, SLG: 0.333 (1, 10)										4	0	0	0	0	1	1						
Gary Ward, R OBP: 0.308, SLG: 0.405 (1, 7)										4	0	1	0	0	1	1						
Chet Lemon, R OBP: 0.326, SLG: 0.346 (1, 9)										3	0	0	0	0	1	1						
Doug Strange, S OBP: 0.240, SLG: 0.242 (1, 5)										3	0	0	0	0	0	1						
Mike Heath, R OBP: 0.318, SLG: 0.435 (1, 2)										3	0	2	0	0	1	0						
Mike Brumley, S OBP: 0.274, SLG: 0.267 (1, 6)										3	0	0	0	0	1	2						
Inning Stats	R: 0 E: 0 K: 1 S: 8	H: 0 LOB: 0 BB: 0 P: 11	R: 0 E: 0 K: 2 S: 9	H: 1 LOB: 1 BB: 0 P: 13	R: 0 E: 0 K: 1 S: 7	H: 0 LOB: 0 BB: 0 P: 9	R: 0 E: 0 K: 0 S: 6	H: 0 LOB: 0 BB: 0 P: 8	R: 0 E: 0 K: 0 S: 9	H: 0 LOB: 0 BB: 0 P: 12	R: 0 E: 0 K: 1 S: 11	H: 3 LOB: 2 BB: 0 P: 16	R: 0 E: 0 K: 0 S: 8	H: 0 LOB: 0 BB: 0 P: 12	R: 0 E: 0 K: 2 S: 11	H: 1 LOB: 1 BB: 0 P: 14	R: 0 E: 0 K: 1 S: 9	H: 0 LOB: 1 BB: 1 P: 19	1B: 4 2B: 1 3B: 0 HR: 0	SF: 0 SAC: 0 DP: 0 HBP: 0	WP: 0 PB: 0 SB: 0 CS: 0	PA: 32
PITCHER	IP	WLS	BF	H	R	ER	SO	BB	IBB	HBP	BLK	WP	HR	S	P	ERA	WHIP					
Bret Saberhagen, R ERA: 2.47 (1, 1)	8.0	W	28	5	0	0	7	0	0	0	0	0	0	69	95	0.00	0.625					
Jeff Montgomery, R ERA: 1.32 (9, 1)	1.0	S	4	0	0	0	1	1	0	0	0	0	0	9	19	0.00	1.000					

Detroit Tigers @ Kansas City Royals
Royals Stadium, Kansas City, MO
Thu Aug 31 1989, 8:05 PM EDT
Att: 30,004 - Unknown


AB	31
R	0
H	5
RBI	0
BB	1
SO	8
LOB	9



Batter	1	2	3	4	5	6	7	8	9	AB	R	H	RBI	BB	SO	LOB	BOTTOM				
Kevin Seitzer, R OBP: 0.385, SLG: 0.327 (1, 5)										5	1	3	1	0	2	2					
Willie Wilson, S OBP: 0.306, SLG: 0.354 (1, 8)										4	0	0	0	0	2	3					
George Brett, L OBP: 0.351, SLG: 0.416 (1, 3)										1	0	0	0	3	0	0					
Bo Jackson, R OBP: 0.307, SLG: 0.496 (1, 10)										4	0	0	0	0	2	5					
Jim Eisenreich, L OBP: 0.360, SLG: 0.460 (1, 7)										3	1	1	0	1	0	2					
Danny Tartabull, R OBP: 0.374, SLG: 0.454 (1, 9)										3	0	0	0	0	1	3					
Gary Thurman, R OBP: 0.315, SLG: 0.263 (7, 9)										1	0	0	0	0	0	1					
Kurt Stillwell, S OBP: 0.341, SLG: 0.405 (1, 6)										2	0	0	0	2	1	0					
Bob Boone, R OBP: 0.353, SLG: 0.322 (1, 2)										4	0	1	0	0	0	4					
Bill Pecota, R OBP: 0.247, SLG: 0.384 (1, 4)										4	1	1	1	0	0	1					
Inning Stats	R: 1 E: 1 K: 2 S: 15	H: 1 LOB: 2 BB: 1 P: 24	R: 0 E: 0 K: 0 S: 8	H: 0 LOB: 0 BB: 0 P: 10	R: 0 E: 0 K: 2 S: 7	H: 0 LOB: 0 BB: 0 P: 12	R: 0 E: 0 K: 1 S: 13	H: 1 LOB: 2 BB: 1 P: 22	R: 0 E: 0 K: 1 S: 11	H: 1 LOB: 2 BB: 1 P: 23	R: 0 E: 0 K: 1 S: 5	H: 0 LOB: 0 BB: 0 P: 5	R: 1 E: 0 K: 0 S: 6	H: 2 LOB: 2 BB: 1 P: 11	R: 1 E: 0 K: 1 S: 13	H: 1 LOB: 2 BB: 2 P: 27	1B: 4 2B: 2 3B: 0 HR: 0	SF: 0 SAC: 0 DP: 0 HBP: 0	WP: 1 PB: 0 SB: 1 CS: 0	PA: 37	
PITCHER	IP	WLS	BF	H	R	ER	SO	BB	IBB	HBP	BLK	WP	HR	S	P	ERA	WHIP				
Kevin Ritz, R ERA: 4.35 (1, 1)	7.0	L	31	5	2	1	7	2	2	0	0	0	0	65	107	1.29	1.000				
Mike Henneman, R ERA: 4.05 (8, 1)	1.0		6	1	1	1	1	1	1	0	0	0	0	13	27	9.00	2.000				

Detroit Tigers @ Kansas City Royals
Royals Stadium, Kansas City, MO
Thu Aug 31 1989, 8:05 PM EDT
Att: 30,004 - Unknown

AB	31
R	3
H	6
RBI	2
BB	6
SO	8
LOB	21



Batter	1	2	3	4	5	6	7	8	9	10	11	12	AB	R	H	RBI	BB	SO	LOB							
Kevin Seltzer, R OBP: 0.394, SLG: 0.325	F8		SAFE 4-2 BB		K2-3		F7			K		2B IBB	4	0	0	0	2	2	1							
Willie Wilson, S OBP: 0.303, SLG: 0.354	P5		F7			F9		K		K		2B	6	0	1	2	0	2	2							
George Brett, L OBP: 0.351, SLG: 0.421	F8			HR		F8 PB BB		G4-3			F8	G3	5	1	1	1	1	0	2							
Bo Jackson, R OBP: 0.310, SLG: 0.504		F8		K		SAFE 4-2 BB		HR			FC1-4 1B		4	1	2	1	1	1	0							
Jim Eisenreich, L OBP: 0.355, SLG: 0.454	F9		G3-1			SAFE 2-1 BB		F8		P5	FC1-4 CS		5	0	0	0	0	0	3							
Kurt Stillwell, S OBP: 0.344, SLG: 0.417	F8			HR		SAFE 3-2 SAFE 1-2 SAFE 1-2 SAFE 1-2 SAFE 1-2		G4-3		FC1-5 2B	CS	SH3-4 2B BB	4	2	2	1	1	0	2							
Pat Tabler, R OBP: 0.326, SLG: 0.308			G4-3		K		P4			FC1-5 G4-3		SH3-4 2B 1B	5	1	1	0	0	1	1							
Bob Boone, R OBP: 0.349, SLG: 0.319	F8				K		F7			G4-3		SH3-4 1B	4	0	0	0	0	1	1							
Bill Peacock, R OBP: 0.337, SLG: 0.387 Dwight Gooden, R OBP: 0.338, SLG: 0.454 Frank White, R OBP: 0.313, SLG: 0.325					L8							G5-3	2	0	1	0	0	0	0							
Matt Winters, L OBP: 0.347, SLG: 0.389 Gary Thurman, R OBP: 0.311, SLG: 0.280													1	0	0	0	0	1	0							
Inning Stats	R: 0 E: 0 K: 0 S: 7	H: 0 LOB: 0 BB: 0 P: 14	R: 0 E: 0 K: 0 S: 8	H: 0 LOB: 0 BB: 0 P: 9	R: 0 E: 0 K: 0 S: 10	H: 1 LOB: 2 BB: 1 P: 18	R: 2 E: 0 K: 2 S: 12	H: 2 LOB: 0 BB: 0 P: 13	R: 0 E: 0 K: 2 S: 8	H: 0 LOB: 2 BB: 0 P: 14	R: 0 E: 0 K: 0 S: 5	H: 0 LOB: 1 BB: 1 P: 10	R: 1 E: 0 K: 0 S: 7	H: 1 LOB: 0 BB: 0 P: 11	R: 0 E: 0 K: 0 S: 6	H: 1 LOB: 0 BB: 0 P: 10	R: 0 E: 0 K: 3 S: 10	H: 0 LOB: 0 BB: 0 P: 16	R: 0 E: 0 K: 0 S: 4	H: 1 LOB: 0 BB: 0 P: 7	R: 2 E: 0 K: 0 S: 10	H: 2 LOB: 2 BB: 2 P: 20	1B: 3 2B: 2 3B: 0 HR: 3	SF: 0 SAC: 1 DP: 1 HBP: 0	WP: 0 PB: 1 SB: 1 CS: 1	PA: 49
PITCHER	IP WLS BF H R ER SO BB IBB HBP BLK WP HR S P ERA WHIP													IP WLS BF H R ER SO BB IBB HBP BLK WP HR S P ERA WHIP												
Charlie Hough, R ERA: 4.35	(1, 1)	7.2	33	5	3	3	5	4	0	0	0	0	0	0	0	13	20	0.00	0.000							
Jeff Russell, R ERA: 2.05	(9, 1)	2.0	5	0	0	0	3	0	0	0	0	0	0	0	0	13	20	0.00	0.000							
Kenny Rogers, L ERA: 3.23	(11, 1)	2.0	L	10	3	2	2	0	1	1	0	0	0	0	0	14	27	9.00	2.000							

Kansas City Royals @ Texas Rangers
Arlington Stadium, Arlington, TX

Fri Sep 01 1989, 8:05 PM EDT
Att. 21,036 - Unknown - 97 F

AB	41
R	5
H	8
RBI	5
BB	6
SO	8
LOB	14

Batter	1	2	3	4	5	6	7	8	9	10	11	12	AB	R	H	RBI	BB	SO	LOB									
Cecil Espy, S OBP: 0.297, SLG: 0.312	L8		SAFE 1-2 FC4-6		K		G6-3			FC5-4 DI		SH5-4	2	0	0	0	0	0	1									
Juan Gonzalez, R OBP: 0.354, SLG: 0.416			SAFE 2-1 G4-3-6							F8			2	0	0	0	0	1	0									
Rafael Palmeiro, L OBP: 0.347, SLG: 0.376	L8		SAFE 2-1 G4-3-6			FC5-4 BB		F7		F8		FC6-4 IBB	4	0	0	0	2	0	3									
Harold Baines, L OBP: 0.406, SLG: 0.480	G3			G4-3		FC5-4 WP HR		L8				K	5	1	1	0	0	0	1									
Dean Palmer, R OBP: 0.347, SLG: 0.376						HR							1	0	0	0	0	1	3									
Ruben Sierra, S OBP: 0.350, SLG: 0.545		G4-3		F8		HR		BB BB		BB BB		FC4-6 1B	5	1	1	2	1	0	4									
Julio Franco, R OBP: 0.385, SLG: 0.468		1B		E6						G6-3			4	0	2	0	2	0	1									
Rick Leach, L OBP: 0.357, SLG: 0.364		1B		G3		BB		BB		G1-3		FC4-6 IBB	5	0	1	0	1	0	5									
Jeff Kunkel, R OBP: 0.308, SLG: 0.448		K				HR		K		P5		FC4-6	6	1	1	1	0	3	6									
Steve Buechele, R OBP: 0.286, SLG: 0.403																												
Jack Daugherty, S OBP: 0.354, SLG: 0.427																												
Pete Incaviglia, R OBP: 0.274, SLG: 0.422																												
Chad Kreuter, S OBP: 0.276, SLG: 0.242																												
Geno Petralli, L OBP: 0.369, SLG: 0.416																												
Inning Stats	R: 0 E: 0 K: 0 S: 4	H: 0 LOB: 0 BB: 0 P: 5	R: 0 E: 0 K: 0 S: 13	H: 2 LOB: 2 BB: 0 P: 17	R: 0 E: 0 K: 0 S: 13	H: 0 LOB: 0 BB: 1 P: 13	R: 0 E: 1 K: 0 S: 11	H: 0 LOB: 0 BB: 0 P: 16	R: 1 E: 0 K: 2 S: 9	H: 1 LOB: 0 BB: 0 P: 11	R: 2 E: 0 K: 1 S: 9	H: 1 LOB: 1 BB: 2 P: 21	R: 0 E: 0 K: 0 S: 6	H: 0 LOB: 0 BB: 0 P: 10	R: 0 E: 0 K: 0 S: 5	H: 0 LOB: 2 BB: 2 P: 16	R: 0 E: 0 K: 0 S: 13	H: 1 LOB: 3 BB: 1 P: 21	R: 0 E: 0 K: 0 S: 7	H: 1 LOB: 2 BB: 1 P: 15	R: 0 E: 0 K: 1 S: 9	H: 1 LOB: 3 BB: 3 P: 19	R: 0 E: 0 K: 0 S: 10	H: 1 LOB: 1 BB: 0 P: 14	1B: 6 2B: 0 3B: 0 HR: 2	SF: 0 SAC: 1 DP: 1 HBP: 0	WP: 1 PB: 0 SB: 0 CS: 0	PA: 53
PITCHER	IP WLS BF H R ER SO BB IBB HBP BLK WP HR S P ERA WHIP													IP WLS BF H R ER SO BB IBB HBP BLK WP HR S P ERA WHIP														
Tom Gordon, R ERA: 3.06	(1, 1)	7.2	32	4	3	3	5	5	0	0	0	0	1	2	62	103	3.52	1.174										
Steve Crawford, R ERA: 3.06	(8, 1)	2.1	11	2	0	0	0	1	1	0	0	0	0	0	21	39	0.00	1.286										
Rick Luecken, R ERA: 1.5	(11, 1)	1.0	W	6	1	0	0	1	1	1	0	0	0	0	9	19	0.00	2.000										
Jeff Montgomery, R ERA: 1.3	(12, 1)	1.0	S	4	1	0	0	1	0	0	0	0	0	0	10	14	0.00	1.000										

Kansas City Royals @ Texas Rangers
Arlington Stadium, Arlington, TX

Fri Sep 01 1989, 8:05 PM EDT
Att. 21,036 - Unknown - 97 F

AB	43
R	3
H	8
RBI	3
BB	9
SO	7
LOB	29

Batter	1	2	3	4	5	6	7	8	9	AB	R	H	RBI	BB	SO	LOB	TOP											
Kevin Seitzer, R OBP: 0.386, SLG: 0.328 (1, 5)	G6-3		G4-3 HR BB			1B 2B			F8	4	2	2	0	1	0	0	Kansas City Royals @ Texas Rangers Arlington Stadium, Arlington, TX Sat Sep 02 1989, 8:05 PM EDT Att: 33,550 - Sunny - 98 F											
Willie Wilson, S OBP: 0.299, SLG: 0.348 (1, 8)	K		G3			K			F8	5	0	0	0	0	2	4												
George Brett, L OBP: 0.349, SLG: 0.416 (1, 3)			G4-3			K				4	0	0	0	1	3	2												
Bo Jackson, R OBP: 0.312, SLG: 0.511 (1, 10)	K					1B				4	1	2	3	0	2	1												
Jim Eisenreich, L OBP: 0.354, SLG: 0.452 (1, 7)			F7			1B			P4	4	0	1	0	0	0	0												
Kurt Stillwell, S OBP: 0.341, SLG: 0.413 (1, 6)	K					G6-3			F7	4	0	0	0	0	2	2												
Pat Tabler, R OBP: 0.328, SLG: 0.308 (1, 9)	1B BB					F9			F9	3	0	1	0	1	0	0												
Bob Boone, R OBP: 0.351, SLG: 0.319 (1, 2)									P4	3	0	1	0	1	1	1												
Brad Wellman, R OBP: 0.263, SLG: 0.271 (5, PH) Jeff Schultz, L OBP: 1.000, SLG: 1.000 (5, PH) Bill Pascoe, R OBP: 0.251, SLG: 0.387 (5, 4) Matt Winters, L OBP: 0.343, SLG: 0.365 (8, PH) Frank White, R OBP: 0.333, SLG: 0.325 (8, 4)	K					1B			G1-3	2	0	0	0	0	2	3												
Inning Stats	R: 0 E: 0 K: 2 S: 9	H: 0 LOB: 1 BB: 1 P: 16	R: 0 E: 0 K: 2 S: 10	H: 1 LOB: 2 BB: 1 P: 17	R: 2 E: 0 K: 0 S: 11	H: 1 LOB: 0 BB: 1 P: 23	R: 0 E: 0 K: 2 S: 9	H: 0 LOB: 1 BB: 1 P: 16	R: 1 E: 0 K: 2 S: 18	H: 3 LOB: 2 BB: 0 P: 26	R: 0 E: 0 K: 1 S: 11	H: 2 LOB: 2 BB: 0 P: 16	R: 0 E: 0 K: 0 S: 9	H: 0 LOB: 0 BB: 0 P: 15	R: 0 E: 0 K: 0 S: 11	H: 1 LOB: 1 BB: 0 P: 17	R: 0 E: 0 K: 1 S: 11	H: 0 LOB: 0 BB: 0 P: 17	1B: 6 2B: 1 3B: 0 HR: 1	SF: 0 SAC: 0 DP: 0 HBP: 0	WP: 0 PB: 0 SB: 1 CS: 0	PA: 39						
PITCHER	IP	WLS	BF	H	R	ER	SO	BB	IBB	HBP	BLK	WP	HR	S	P	ERA	WHIP											
Nolan Ryan, R ERA: 3.18 Jeff Russell, R ERA: 2.02	(1, 1)	8.0	W	36	8	3	3	11	4	0	0	0	0	1	88	146	3.38	1.500										
(9, 1)	1.0	S	3	0	0	0	1	0	0	0	0	0	0	0	11	17	0.00	0.000										

Batter	1	2	3	4	5	6	7	8	9	AB	R	H	RBI	BB	SO	LOB	BOTTOM										
Fred Manrique, R OBP: 0.343, SLG: 0.421 (1, 6)	1B SF7	G4-3		1B 2B		B2				4	2	2	0	0	0	2	Kansas City Royals @ Texas Rangers Arlington Stadium, Arlington, TX Sat Sep 02 1989, 8:05 PM EDT Att: 33,550 - Sunny - 98 F										
Jack Daugherty, S OBP: 0.360, SLG: 0.430 (1, 3)	P4		G4-3 1B	1B		G6-3				4	1	2	1	0	0	1											
Harold Baines, L OBP: 0.407, SLG: 0.480 (1, 10)	1B		G4-3			G3-1				4	1	2	0	0	0	1											
Ruben Sierra, S OBP: 0.351, SLG: 0.552 (1, 9)	SF7		G4-3 1B	1B		F8				3	2	2	4	0	0	0											
Julio Franco, R OBP: 0.386, SLG: 0.468 (1, 4)	G1-3		F7			E9				4	0	2	0	0	0	2											
Geno Petralli, L OBP: 0.370, SLG: 0.417 (5, PH) Dean Palmer, R OBP: 0.274, SLG: 0.241 (6, 2)	G6-3		G4-3 1B			K				2	0	1	1	0	0	0											
Rick Leach, L OBP: 0.358, SLG: 0.366 (6, 7) Pete Incaviglia, R OBP: 0.275, SLG: 0.422 (6, 7)	1B		L7			P6				2	0	1	0	0	0	1											
Juan Gonzalez, R (1, 8)	K		G1-3			K				4	0	0	0	0	2	3											
Scott Coolbaugh, R Steve Buechele, R OBP: 0.298, SLG: 0.402 (7, 5)	1B BB		P4			K				2	0	0	0	1	1	0											
Inning Stats	R: 1 E: 0 K: 0 S: 14	H: 2 LOB: 1 BB: 0 P: 18	R: 0 E: 0 K: 1 S: 14	H: 1 LOB: 1 BB: 1 P: 21	R: 2 E: 0 K: 0 S: 9	H: 3 LOB: 1 BB: 0 P: 14	R: 1 E: 0 K: 0 S: 9	H: 2 LOB: 1 BB: 0 P: 15	R: 2 E: 0 K: 2 S: 12	H: 3 LOB: 1 BB: 0 P: 17	R: 0 E: 0 K: 1 S: 5	H: 0 LOB: 0 BB: 0 P: 7	R: 0 E: 1 K: 0 S: 4	H: 1 LOB: 0 BB: 0 P: 5	R: 0 E: 0 K: 1 S: 8	H: 1 LOB: 1 BB: 0 P: 13	R: 0 E: 0 K: 1 S: 8	H: 0 LOB: 0 BB: 0 P: 13	1B: 11 2B: 1 3B: 0 HR: 1	SF: 1 SAC: 0 DP: 0 HBP: 0	WP: 0 PB: 0 SB: 2 CS: 0	PA: 36					
PITCHER	IP	WLS	BF	H	R	ER	SO	BB	IBB	HBP	BLK	WP	HR	S	P	ERA	WHIP										
Terry Leach, R ERA: 3.95 Charlie Leibrandt, L ERA: 4.94	(1, 1)	4.0	L	22	10	6	6	1	1	0	0	0	0	0	73	13.50	2.750										
(5, 1)	4.0		14	3	0	0	4	0	0	0	0	0	0	26	37	0.00	0.750										

AB	35
R	3
H	8
RBI	3
BB	4
SO	12
LOB	14



AB	34
R	6
H	13
RBI	6
BB	1
SO	5
LOB	13



Batter	1	2	3	4	5	6	7	8	9	AB	R	H	RBI	BB	SO	LOB	TOP					
Kevin Seitzer, R (1,5) OBP: 0.387, SLG: 0.324	F8		G3		K				G3	4	0	0	0	1	1	4	Kansas City Royals @ Detroit Tigers Tiger Stadium, Detroit, MI Mon Sep 04 1989, 3:33 AM EDT Att: 17,412 - Sunny - 78 F					
Willie Wilson, S (1,8) OBP: 0.296, SLG: 0.347	K		F		G1-3		F8			4	0	1	1	0	1	4						
Jim Eisenreich, L (1,7) OBP: 0.354, SLG: 0.448			E4			4-3		F7		3	0	0	0	1	0	1						
Bo Jackson, R (1,10) OBP: 0.310, SLG: 0.510	K		4-3			K		L8		4	0	0	0	0	2	3						
Pat Tabler, R (1,3) OBP: 0.328, SLG: 0.307		5-3			F7			5-3		4	0	0	0	0	0	0						
Matt Winters, L (1,9) OBP: 0.343, SLG: 0.372	P3				1-4-3					4	0	1	0	0	0	0						
Kurt Stillwell, S (1,6) OBP: 0.341, SLG: 0.408	P5				F8		F8		FC6-4	4	0	0	0	0	0	1						
Bob Boone, R (1,2) OBP: 0.353, SLG: 0.322 (7, PR)			P3				BB		F8	3	0	2	0	0	0	0						
Rey Palacios, R (7, PR) OBP: 0.196, SLG: 0.238					5-3		BB			0	0	0	0	0	0	0						
Bill Buckner, L (9, PH) OBP: 0.241, SLG: 0.264					1B		BB			1	0	0	0	0	0	1						
Frank White, R (1,4) OBP: 0.316, SLG: 0.326 (7, PH)					5-3					2	1	1	0	0	0	1						
Danny Tartabull, R (7, PH) OBP: 0.377, SLG: 0.454 (7, PR)										0	0	0	0	1	0	0						
Gary Thurman, R (7, PR) OBP: 0.308, SLG: 0.256 (7, PH)										0	0	0	0	0	0	0						
Brad Wellman, R (7,4) OBP: 0.263, SLG: 0.270 (9, PH)					1B					0	0	0	0	0	0	0						
Mike Macfarlane, R (9, PH) OBP: 0.298, SLG: 0.341					1B					0	0	0	0	1	0	0						
Inning Stats	R: 0 E: 0 K: 2 S: 13	H: 0 LOB: 1 BB: 1 P: 23	R: 0 E: 0 K: 0 S: 7	H: 0 LOB: 0 BB: 0 P: 11	R: 1 E: 1 K: 0 S: 16	H: 2 LOB: 2 BB: 0 P: 26	R: 0 E: 0 K: 0 S: 4	H: 0 LOB: 0 BB: 0 P: 6	R: 0 E: 0 K: 1 S: 10	H: 1 LOB: 1 BB: 0 P: 16	R: 0 E: 0 K: 0 S: 5	H: 0 LOB: 0 BB: 0 P: 8	R: 0 E: 0 K: 0 S: 11	H: 1 LOB: 3 BB: 2 P: 25	R: 0 E: 0 K: 0 S: 6	H: 0 LOB: 0 BB: 0 P: 9	R: 0 E: 0 K: 0 S: 12	H: 1 LOB: 2 BB: 1 P: 18	1B: 5 2B: 0 3B: 0 HR: 0	SF: 0 SAC: 0 DP: 0 HBP: 0	WP: 0 PB: 0 SB: 0 CS: 0	PA: 37
PITCHER	IP WLS BF H R ER SO BB IBB HBP BLK WP HR S P ERA WHIP																					
Doyle Alexander, R (1,1) ERA: 4.33	6.2 W 27 4 1 1 4 2 0 0 0 0 0 62 104 1.35 0.900																					
Mike Henneman, R (7,1) ERA: 3.79	2.1 S 10 1 0 0 0 2 0 0 0 0 0 22 38 0.00 1.286																					

AB	33
R	1
H	5
RBI	1
BB	4
SO	4
LOB	15



Batter	1	2	3	4	5	6	7	8	9	AB	R	H	RBI	BB	SO	LOB	BOTTOM			
Gary Pettis, S (1,8) OBP: 0.373, SLG: 0.306	F8		1-4-3			F7		FC1-5		3	1	0	0	2	0	3	Kansas City Royals @ Detroit Tigers Tiger Stadium, Detroit, MI Mon Sep 04 1989, 3:33 AM EDT Att: 17,412 - Sunny - 78 F			
Scott Lusader, L (1,9) OBP: 0.276, SLG: 0.333 (8, PH)	K		K		4-3		F8		K	4	0	0	0	0	2	5				
Gary Ward, R (9,7) OBP: 0.309, SLG: 0.412										1	0	0	0	0	1	2				
Lou Whitaker, L (1,4) OBP: 0.358, SLG: 0.467	F8							F8		5	0	2	0	0	0	3				
Fred Lynn, L (1,10) OBP: 0.324, SLG: 0.367										4	1	2	2	0	0	2				
Dave Bergman, L (1,3) OBP: 0.330, SLG: 0.354	K									4	0	0	0	0	2	2				
Rob Richie, L (1,7) OBP: 0.346, SLG: 0.522 (8, PH)										4	1	2	0	0	0	0				
Frank Williams, R (9,9)										0	0	0	0	0	0	0				
Doug Strange, S (1,5) OBP: 0.239, SLG: 0.263										4	2	3	2	0	0	2				
Mike Heath, R (1,2) OBP: 0.323, SLG: 0.432										4	0	2	0	0	0	1				
Mike Brumley, S (1,6) OBP: 0.275, SLG: 0.269										4	0	1	1	0	1	3				
Inning Stats	R: 1 E: 1 K: 2 S: 14	H: 1 LOB: 1 BB: 1 P: 26	R: 1 E: 0 K: 0 S: 8	H: 1 LOB: 0 BB: 0 P: 13	R: 0 E: 0 K: 1 S: 13	H: 1 LOB: 1 BB: 0 P: 21	R: 1 E: 1 K: 2 S: 18	H: 2 LOB: 3 BB: 1 P: 28	R: 0 E: 0 K: 0 S: 9	H: 2 LOB: 2 BB: 0 P: 14	R: 0 E: 0 K: 0 S: 8	H: 1 LOB: 1 BB: 0 P: 12	R: 1 E: 0 K: 0 S: 8	H: 1 LOB: 0 BB: 0 P: 10	R: 1 E: 0 K: 1 S: 10	H: 3 LOB: 2 BB: 0 P: 17	1B: 9 2B: 0 3B: 1 HR: 2	SF: 0 SAC: 0 DP: 0 HBP: 0	WP: 1 PB: 0 SB: 0 CS: 0	PA: 39
PITCHER	IP WLS BF H R ER SO BB IBB HBP BLK WP HR S P ERA WHIP																			
Bret Saberhagen, R (1,1) ERA: 2.59	7.0 L 33 9 4 3 5 2 0 0 0 0 0 78 124 3.86 1.571																			
Larry McWilliams, L (8,1) ERA: 4.17	0.1 4 3 1 1 0 0 0 0 0 0 0 4 7 27.00 9.000																			
Rick Luecken, R (8,1) ERA: 1.42	0.2 2 0 0 0 0 1 0 0 0 0 0 6 10 0.00 0.000																			



AB	37
R	5
H	12
RBI	5
BB	2
SO	6
LOB	23

Batter	1	2	3	4	5	6	7	8	9	AB	R	H	RBI	BB	SO	LOB	TOP			
Kevin Seitzer, R (1.5) OBP: 0.386, SLG: 0.323	G5-3		SF9			L4-6	L6		K	2	0	0	1	1	0	1	Kansas City Royals @ Detroit Tigers Tiger Stadium, Detroit, MI Tue Sep 05 1989, 7:05 PM EDT Att: 12,742 - Unknown - 79 F			
Rey Palacios, R (7.5) OBP: 0.196, SLG: 0.238										0	0	0	0	0	0	0				
Bill Buckner, L (9, PH) OBP: 0.240, SLG: 0.263										1	0	0	0	0	1	0				
Kurt Stillwell, S (1.6) OBP: 0.344, SLG: 0.414			FC3-6							4	0	3	0	0	0	2				
Bill Pecota, R (8, PR) OBP: 0.262, SLG: 0.395	G6-3									0	1	0	0	0	0	0				
George Brett, L (1.3) OBP: 0.350, SLG: 0.416										3	0	0	0	1	0	4				
Pat Tabler, R (8, 3) OBP: 0.328, SLG: 0.307	G6-3									0	0	0	0	0	0	0				
Bo Jackson, R (1.7) OBP: 0.308, SLG: 0.507			K							3	0	0	0	0	3	3				
Jeff Schultz, L (8, PH) OBP: 0.097, SLG: 0.667										1	0	1	1	0	0	0				
Jim Eisenreich, L (1.8) OBP: 0.353, SLG: 0.446										4	0	1	0	0	2	2				
Gary Thurman, R (8, 8) OBP: 0.308, SLG: 0.256										0	0	0	0	0	0	0				
Danny Tartabull, R (1.10) OBP: 0.378, SLG: 0.453										3	0	1	0	1	0	1				
Matt Winters, L (1.9) OBP: 0.339, SLG: 0.361										3	1	0	0	1	1	3				
Bob Boone, R (1.2) OBP: 0.354, SLG: 0.323										2	0	1	0	0	0	1				
Mike Macfarlane, R (6.2) OBP: 0.292, SLG: 0.336										2	0	0	0	0	0	0				
Frank White, R (1.4) OBP: 0.318, SLG: 0.329										3	0	2	0	0	0	0				
Brad Wellman, R (7, PR) OBP: 0.261, SLG: 0.268										1	0	0	0	0	0	0				
Inning Stats	R: 0 E: 0 K: 0 S: 7	H: 1 LOB: 0 BB: 0 P: 12	R: 0 E: 0 K: 2 S: 7	H: 0 LOB: 0 BB: 0 P: 10	R: 1 E: 0 K: 1 S: 18	H: 2 LOB: 3 BB: 2 P: 31	R: 0 E: 0 K: 0 S: 5	H: 1 LOB: 1 BB: 0 P: 9	R: 0 E: 0 K: 1 S: 8	H: 1 LOB: 1 BB: 0 P: 10	R: 0 E: 0 K: 1 S: 8	H: 1 LOB: 1 BB: 0 P: 13	R: 1 E: 0 K: 1 S: 11	H: 2 LOB: 2 BB: 1 P: 20	R: 0 E: 0 K: 1 S: 7	H: 0 LOB: 0 BB: 0 P: 10	1B: 8 2B: 2 3B: 0 HR: 0	SF: 1 SAC: 0 DP: 3 HBP: 0	WP: 0 PB: 0 SB: 0 CS: 0	PA: 37
PITCHER	IP WLS BF H R ER SO BB IBB HBP BLK WP HR S P ERA WHIP	7.0 W 28 7 1 1 5 3 0 0 0 0 0 58 97 1.29 1.429	2.0 9 2 1 1 2 1 0 0 0 0 0 18 30 4.50 1.500																	

Batter	1	2	3	4	5	6	7	8	9	AB	R	H	RBI	BB	SO	LOB	BOTTOM					
Gary Pettis, S (1.8) OBP: 0.376, SLG: 0.310										5	2	3	0	0	1	3	Kansas City Royals @ Detroit Tigers Tiger Stadium, Detroit, MI Tue Sep 05 1989, 7:05 PM EDT Att: 12,742 - Unknown - 79 F					
Kenny Williams, R (8, 9) OBP: 0.262, SLG: 0.296										0	0	0	0	0	0	0						
Alan Trammell, R (1.6) OBP: 0.300, SLG: 0.315										1	0	1	1	0	0	0						
Mike Brumley, S (1, PR) OBP: 0.269, SLG: 0.263										4	1	0	0	0	0	2						
Lou Whitaker, L (1.4) OBP: 0.360, SLG: 0.468										4	2	2	0	1	1	1						
Rick Schu, R (8, 4) OBP: 0.280, SLG: 0.339										0	0	0	0	0	0	0						
Fred Lynn, L (1.10) OBP: 0.322, SLG: 0.364										2	1	0	2	1	1	1						
Dave Bergman, L (1.3) OBP: 0.331, SLG: 0.351										3	1	0	0	2	0	3						
Scott Lusader, L (1.9) OBP: 0.317, SLG: 0.368										3	2	2	1	2	0	0						
Rob Riche, L (1.7) OBP: 0.333, SLG: 0.481										4	0	1	2	0	1	4						
Jeff Datz, R (8, 2) OBP: 0.262, SLG: 0.339										0	0	0	0	0	0	0						
Doug Strange, S (1.5) OBP: 0.299, SLG: 0.274										2	1	1	2	3	0	2						
Mike Heath, R (1.2) OBP: 0.324, SLG: 0.430										4	0	1	1	1	1	7						
Inning Stats	R: 6 E: 0 K: 1 S: 19	H: 6 LOB: 1 BB: 1 P: 35	R: 0 E: 0 K: 1 S: 9	H: 0 LOB: 0 BB: 0 P: 12	R: 0 E: 0 K: 0 S: 11	H: 1 LOB: 2 BB: 2 P: 24	R: 1 E: 1 K: 0 S: 10	H: 1 LOB: 1 BB: 1 P: 18	R: 0 E: 0 K: 1 S: 6	H: 0 LOB: 2 BB: 2 P: 19	R: 3 E: 1 K: 0 S: 12	H: 2 LOB: 3 BB: 3 P: 29	R: 0 E: 0 K: 1 S: 9	H: 1 LOB: 1 BB: 0 P: 15	R: 0 E: 0 K: 1 S: 10	H: 0 LOB: 2 BB: 1 P: 17	1B: 9 2B: 2 3B: 0 HR: 0	SF: 2 SAC: 0 DP: 1 HBP: 1	WP: 0 PB: 0 SB: 1 CS: 0	PA: 45		
PITCHER	IP WLS BF H R ER SO BB IBB HBP BLK WP HR S P ERA WHIP	0.2 L 9 6 6 0 1 1 0 0 0 0 0 33 69 0.00 1.500	1.1 9 2 3 2 1 3 0 0 0 0 0 16 35 13.50 3.750	1.0 4 1 0 0 1 0 0 0 0 0 0 9 15 0.00 1.000	1.0 5 0 0 0 1 1 0 1 0 0 0 10 17 0.00 1.000																	

Batter	1	2	3	4	5	6	7	8	9	AB	R	H	RBI	BB	SO	LOB	TOP										
Kevin Seitzer, R OBP: 0.387, SLG: 0.326 (1, 5)										4	1	2	0	1	1	0	Kansas City Royals @ Detroit Tigers Tiger Stadium, Detroit, MI Wed Sep 06 1989, 7:05 PM EDT Att: 12,903 - Unknown - 65 F										
Kurt Stillwell, S OBP: 0.348, SLG: 0.415 (1, 6)										4	0	2	0	1	1	1											
George Brett, L OBP: 0.351, SLG: 0.427 (1, 3)										5	2	2	2	0	0	4											
Bo Jackson, R OBP: 0.312, SLG: 0.514 (1, 7)										2	1	1	2	2	1	0											
Jim Eisenreich, L OBP: 0.352, SLG: 0.444 (1, 8)										4	1	1	0	0	0	3											
Danny Tartabull, R OBP: 0.374, SLG: 0.448 (1, 10)										4	0	0	0	0	2	2											
Pat Tabler, R OBP: 0.330, SLG: 0.307 (1, 9)										3	0	1	0	1	1	0											
Frank White, R OBP: 0.318, SLG: 0.328 (1, 4)										4	0	1	1	0	0	2											
Bob Boone, R OBP: 0.351, SLG: 0.319 (1, 2)										4	0	0	0	0	0	2											
Inning Stats	R: 2 H: 2 E: 0 K: 2 S: 11	H: 2 LOB: 0 BB: 0 P: 20	R: 0 H: 0 E: 0 K: 2 S: 10	H: 0 LOB: 0 BB: 0 P: 13	R: 2 H: 2 E: 0 K: 1 S: 9	H: 2 LOB: 1 BB: 0 P: 14	R: 1 H: 2 E: 0 K: 1 S: 10	H: 2 LOB: 1 BB: 1 P: 19	R: 0 H: 0 E: 0 K: 0 S: 6	H: 0 LOB: 2 BB: 3 P: 21	R: 0 H: 2 E: 0 K: 0 S: 9	H: 2 LOB: 0 BB: 0 P: 14	R: 0 H: 1 E: 0 K: 0 S: 8	H: 1 LOB: 2 BB: 1 P: 17	R: 0 H: 1 E: 0 K: 0 S: 9	H: 1 LOB: 1 BB: 0 P: 15	1B: 6 2B: 2 3B: 0 HR: 2	SF: 0 SAC: 0 DP: 2 HBP: 0	WP: 0 PB: 0 SB: 1 CS: 0	PA: 39							
PITCHER	IP	WLS	BF	H	R	ER	SO	BB	IBB	HBP	BLK	WP	HR	S	P	ERA	WHIP										
Frank Tanana, L ERA: 3.67 (1, 1)	3.1		17	6	5	5	6	1	0	0	0	0	2	39	65	13.50	2.100										
Ed Nunez, R ERA: 2.92 (4, 1)	0.2	W	1	0	0	0	0	0	0	0	0	0	0	1	1	0.00	0.000										
Brian Dubois, L ERA: 0.75 (5, 1)	5.0	S	21	4	0	0	0	3	1	0	0	0	0	36	74	0.00	1.400										

Batter	1	2	3	4	5	6	7	8	9	AB	R	H	RBI	BB	SO	LOB	BOTTOM										
Gary Pettis, S OBP: 0.378, SLG: 0.310 (1, 8)										3	2	1	0	2	1	0	Kansas City Royals @ Detroit Tigers Tiger Stadium, Detroit, MI Wed Sep 06 1989, 7:05 PM EDT Att: 12,903 - Unknown - 65 F										
Mike Heath, R OBP: 0.285, SLG: 0.429 (1, 2)										5	2	2	0	0	0	3											
Lou Whitaker, L OBP: 0.362, SLG: 0.477 (1, 4)										4	2	2	3	1	0	1											
Gary Ward, R OBP: 0.310, SLG: 0.416 (1, 3)										2	0	1	2	0	0	0											
Dave Bergman, L OBP: 0.333, SLG: 0.350 (4, PH) (5, 3)										1	0	0	0	1	0	0											
Chet Lemon, R OBP: 0.327, SLG: 0.351 (1, 9)										5	1	1	0	0	1	7											
Rick Schu, R OBP: 0.285, SLG: 0.348 (1, 10)										3	1	2	1	0	1	0											
Fred Lynn, L OBP: 0.323, SLG: 0.365 (6, PH) (4, 7)										2	0	1	1	0	0	2											
Kenny Williams, R OBP: 0.265, SLG: 0.296 (1, 7)										0	1	0	0	1	0	0											
Scott Lusader, L OBP: 0.328, SLG: 0.383 (3, PH) (4, 7)										3	0	1	0	1	0	3											
Mike Brumley, S OBP: 0.273, SLG: 0.283 (1, 6)										5	1	2	2	0	1	5											
Doug Strange, S OBP: 0.259, SLG: 0.273 (1, 5)										4	1	1	0	0	0	1											
Inning Stats	R: 0 H: 0 E: 0 K: 0 S: 7	H: 3 LOB: 0 BB: 1 P: 8	R: 4 H: 3 E: 1 K: 1 S: 14	H: 3 LOB: 1 BB: 1 P: 26	R: 2 H: 4 E: 0 K: 0 S: 15	H: 4 LOB: 2 BB: 1 P: 22	R: 0 H: 0 E: 0 K: 0 S: 9	H: 0 LOB: 3 BB: 3 P: 22	R: 0 H: 1 E: 0 K: 2 S: 8	H: 1 LOB: 1 BB: 0 P: 11	R: 2 H: 2 E: 1 K: 1 S: 20	H: 2 LOB: 2 BB: 0 P: 27	R: 3 H: 3 E: 1 K: 0 S: 12	H: 3 LOB: 0 BB: 1 P: 24	R: 0 H: 1 E: 0 K: 0 S: 8	H: 1 LOB: 1 BB: 0 P: 14	1B: 8 2B: 4 3B: 0 HR: 2	SF: 0 SAC: 0 DP: 1 HBP: 1	WP: 1 PB: 0 SB: 2 CS: 1	PA: 44							
PITCHER	IP	WLS	BF	H	R	ER	SO	BB	IBB	HBP	BLK	WP	HR	S	P	ERA	WHIP										
Charlie Leibrandt, L ERA: 5.23 (1, 1)	2.0	L	13	6	6	6	1	1	0	0	0	0	1	28	43	27.00	3.500										
Terry Letcher, R ERA: 3.96 (3, 1)	3.0		16	4	2	0	2	2	2	0	1	0	0	36	59	0.00	2.000										
Larry McWilliams, L ERA: 4.17 (6, 1)	0.0		2	0	0	0	0	0	0	1	0	0	0	3	6	∞	∞										
Rick Luecken, R ERA: 3.07 (6, 1)	2.0		9	3	3	3	1	0	0	0	0	0	1	18	32	13.50	2.000										
Luis Aquino, R ERA: 3.54 (8, 1)	1.0		4	1	0	0	0	0	0	0	0	0	0	8	14	0.00	1.000										

AB	34
R	5
H	10
RBI	5
BB	5
SO	6
LOB	14



AB	37
R	11
H	14
RBI	9
BB	6
SO	4
LOB	22



Batter	1	2	3	4	5	6	7	8	9	AB	R	H	RBI	BB	SO	LOB	TOP				
Al Newman, S OBP: 0.342, SLG: 0.309 (1, 5)	G1-3		FC6-4			K		G4-3		4	0	0	0	0	1	1	Minnesota Twins @ Kansas City Royals Royals Stadium, Kansas City, MO Fri Sep 08 1989, 8:05 PM EDT Att: 28,435 - Unknown - 69 F				
Dan Gladden, R OBP: 0.333, SLG: 0.406 (1, 7)	PO S 1B			L7		2B		G4-3		4	0	2	0	0	0	0					
Kirby Puckett, R OBP: 0.378, SLG: 0.466 (1, 8)	K			WP BB		G6-3		F8		3	0	0	0	1	1	2					
Kent Hrbek, L OBP: 0.350, SLG: 0.508 (1, 3)	PO	G4-3		F8		F9		BB 1B		4	0	1	0	0	0	2					
Gene Larkin, S OBP: 0.351, SLG: 0.357 Paul Sorrento, L (9, PH)	K			K		G3		BB 1B		3	0	0	0	0	2	1					
Randy Bush, L OBP: 0.340, SLG: 0.435 (1, 9)	P5			P6		1B		F8		4	0	1	0	0	0	2					
Brian Harper, R OBP: 0.339, SLG: 0.433 (1, 2)			G4-3	1B		L9		P8		4	0	1	0	0	0	3					
Wally Backman, S OBP: 0.306, SLG: 0.282 (1, 4)			L6			K		G1-6-3		3	0	0	0	0	1	2					
Greg Gagne, R OBP: 0.305, SLG: 0.424 Chip Hale, L OBP: 0.190, SLG: 0.250 (8, PH) (8, 5)			FC6-4 1B			K		K		2	0	1	0	0	1	1					
Inning Stats	R: 0 E: 0 K: 1 S: 8	H: 1 LOB: 0 BB: 0 P: 15	R: 0 E: 0 K: 1 S: 5	H: 0 LOB: 0 BB: 0 P: 8	R: 0 E: 0 K: 0 S: 7	H: 1 LOB: 1 BB: 0 P: 10	R: 0 E: 0 K: 1 S: 7	H: 0 LOB: 1 BB: 1 P: 14	R: 0 E: 0 K: 2 S: 9	H: 1 LOB: 1 BB: 0 P: 10	R: 0 E: 0 K: 0 S: 12	H: 1 LOB: 1 BB: 0 P: 19	R: 0 E: 0 K: 1 S: 6	H: 0 LOB: 0 BB: 1 P: 11	R: 0 E: 0 K: 0 S: 9	H: 1 LOB: 2 BB: 1 P: 17	1B: 5 2B: 1 3B: 0 HR: 0	SF: 0 SAC: 0 DP: 0 HBP: 0	WP: 1 PB: 0 SB: 1 CS: 0	PA: 35	
PITCHER	IP	WLS	BF	H	R	ER	SO	BB	IBB	HBP	BLK	WP	HR	S	P	ERA	WHIP				
Mark Gubicza, R ERA: 2.73 (1, 1)	7.0	W	26	5	0	0	6	1	0	0	0	1	0	57	90	0.00	0.857				
Steve Crawford, R ERA: 2.59 (8, 1)	1.0		3	0	0	0	1	0	0	0	0	0	0	6	11	0.00	0.000				
Jeff Montgomery, R ERA: 1.27 (9, 1)	1.0		5	1	0	0	0	1	0	0	0	0	0	9	17	0.00	2.000				

Batter	1	2	3	4	5	6	7	8	9	AB	R	H	RBI	BB	SO	LOB	BOTTOM				
Kevin Seitzer, R OBP: 0.386, SLG: 0.326 (1, 5)	G6-3		1B			F9		F8		4	0	1	0	0	0	1	Minnesota Twins @ Kansas City Royals Royals Stadium, Kansas City, MO Fri Sep 08 1989, 8:05 PM EDT Att: 28,435 - Unknown - 69 F				
Willie Wilson, S OBP: 0.301, SLG: 0.349 (1, 8)	K		K		E6 1B		E7 SF7 1B			4	1	2	0	0	2	2					
George Brett, L OBP: 0.352, SLG: 0.427 (1, 3)	BB		FC6-4 1B		K		SF7			2	0	1	2	1	1	1					
Bo Jackson, R OBP: 0.311, SLG: 0.518 Gary Thurman, R OBP: 0.308, SLG: 0.256 (8, 7)	F9		FC6-4		L6		HR			4	1	1	1	0	0	4					
Jim Eisenreich, L OBP: 0.351, SLG: 0.444 (1, 9)		G5-3		P3		2B		F7		4	1	1	0	0	0	0					
Danny Tartabull, R OBP: 0.376, SLG: 0.459 (1, 10)		K		HR		2B		K		4	1	2	2	0	2	0					
Kurt Stillwell, S OBP: 0.344, SLG: 0.410 (1, 6)		K		K		L7		F9		4	0	0	0	0	2	1					
Frank White, R OBP: 0.317, SLG: 0.330 Brad Weisman, R OBP: 0.291, SLG: 0.268 (9, 4)			1B 2B		G5-3		G6-3		P6	4	1	1	0	0	0	1					
Bob Boone, R OBP: 0.350, SLG: 0.319 (1, 2)	F9					1B E		G6-3		3	1	1	0	0	0	2					
Inning Stats	R: 0 E: 0 K: 1 S: 9	H: 0 LOB: 1 BB: 1 P: 17	R: 0 E: 0 K: 2 S: 8	H: 0 LOB: 0 BB: 0 P: 12	R: 1 E: 0 K: 1 S: 15	H: 3 LOB: 2 BB: 0 P: 22	R: 1 E: 0 K: 1 S: 9	H: 1 LOB: 0 BB: 0 P: 12	R: 1 E: 1 K: 1 S: 11	H: 2 LOB: 1 BB: 0 P: 15	R: 1 E: 0 K: 0 S: 7	H: 2 LOB: 1 BB: 0 P: 10	R: 2 E: 1 K: 0 S: 9	H: 2 LOB: 0 BB: 0 P: 14	R: 0 E: 0 K: 1 S: 6	H: 0 LOB: 0 BB: 0 P: 10	1B: 5 2B: 3 3B: 0 HR: 2	SF: 1 SAC: 0 DP: 0 HBP: 0	WP: 0 PB: 0 SB: 0 CS: 0	PA: 35	
PITCHER	IP	WLS	BF	H	R	ER	SO	BB	IBB	HBP	BLK	WP	HR	S	P	ERA	WHIP				
Roy Smith, R ERA: 3.94 (1, 1)	6.0	L	27	8	4	3	6	1	0	0	0	0	1	59	88	4.50	1.500				
Mark Gutrie, L ERA: 4.76 (7, 1)	2.0		8	2	2	2	1	0	0	0	0	0	1	15	24	9.00	1.000				

AB 32
R 0
H 6
RBI 0
BB 2
SO 7
LOB 14



AB 33
R 6
H 10
RBI 5
BB 1
SO 7
LOB 12



Batter	1	2	3	4	5	6	7	8	9	AB	R	H	RBI	BB	SO	LOB	TOP																								
Dan Gladden, R OBP: 0.333, SLG: 0.409	G5-3			G4-3 3B		G4-3		P6		4	1	1	0	0	0	0	Minnesota Twins @ Kansas City Royals Royals Stadium, Kansas City, MO Sat Sep 09 1989, 8:05 PM EDT Att: 37,418 - Cloudy - 62 F																								
Chip Hale, L OBP: 0.160, SLG: 0.208	F7			K		G4-3		G1-3		4	0	0	0	0	1																										
Kirby Puckett, R OBP: 0.376, SLG: 0.463	G5-3			G4-3		F9		K		4	0	0	1	0	1																										
Kent Hrbek, L OBP: 0.349, SLG: 0.505		F7		K			G4-3			4	0	1	0	0	1																										
Brian Harper, R OBP: 0.338, SLG: 0.430		K					G4-3			4	0	1	0	0	1																										
Randy Bush, L OBP: 0.343, SLG: 0.436		K								2	0	1	0	1	1																										
Gene Larkin, S OBP: 0.349, SLG: 0.354				P4						3	0	0	0	0	1	3																									
Wally Backman, S OBP: 0.303, SLG: 0.279				K						3	0	0	0	0	1	2																									
Greg Gagne, R OBP: 0.303, SLG: 0.421				G3						3	0	0	0	0	0	2																									
Inning Stats	R: 0 E: 0 K: 0 S: 4	H: 0 LOB: 0 BB: 0 P: 5	R: 0 E: 0 K: 2 S: 8	H: 0 LOB: 0 BB: 0 P: 11	R: 0 E: 0 K: 1 S: 7	H: 0 LOB: 0 BB: 0 P: 10	R: 1 E: 0 K: 2 S: 9	H: 1 LOB: 0 BB: 0 P: 13	R: 0 E: 0 K: 1 S: 16	H: 1 LOB: 2 BB: 1 P: 24	R: 0 E: 0 K: 0 S: 9	H: 0 LOB: 0 BB: 0 P: 11	R: 0 E: 0 K: 1 S: 10	H: 1 LOB: 1 BB: 0 P: 12	R: 0 E: 0 K: 0 S: 7	H: 0 LOB: 0 BB: 0 P: 9	R: 0 E: 0 K: 1 S: 6	H: 1 LOB: 1 BB: 0 P: 8	1B: 3 2B: 0 3B: 1 HR: 0	SF: 0 SAC: 0 DP: 0 HBP: 0	WP: 0 PB: 0 SB: 0 CS: 0	PA: 32																			
PITCHER	IP	WLS	BF	H	R	ER	SO	BB	IBB	HBP	BLK	WP	HR	S	P	ERA	WHIP	PITCHER				IP	WLS	BF	H	R	ER	SO	BB	IBB	HBP	BLK	WP	HR	S	P	ERA	WHIP			
Bret Saberhagen, R ERA: 2.47	8.0	W	28	3	1	1	6	1	0	0	0	0	0	70	95	1.12	0.500					8.0	L	33	8	3	3	7	0	1	0	0	0	0	0	0	0	3.38	1.000		
Jeff Montgomery, R ERA: 1.26	1.0	S	4	1	0	0	1	0	0	0	0	0	0	6	8	0.00	1.000					1.0	S	4	1	0	0	1	0	0	0	0	0	0	0	0	0	0	0	0.00	1.000

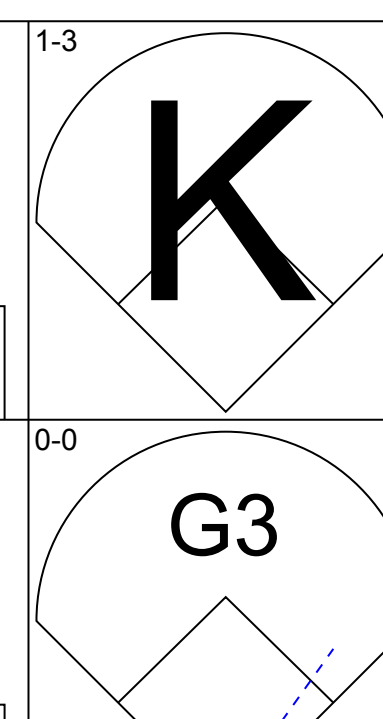
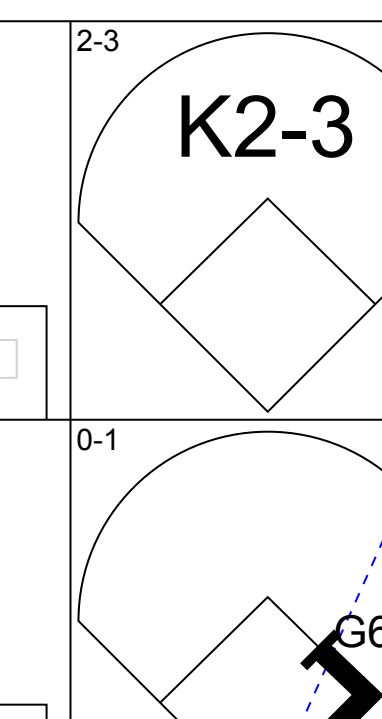
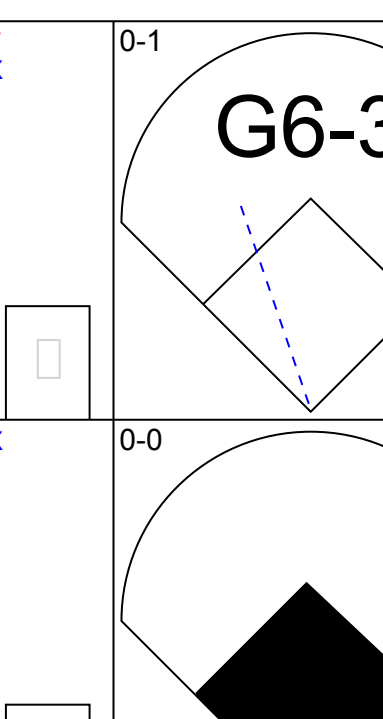
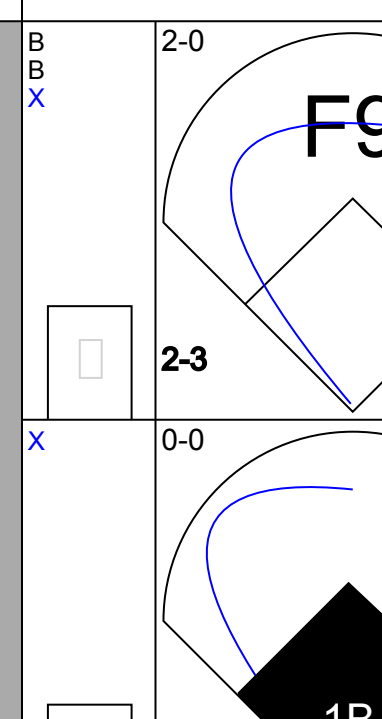
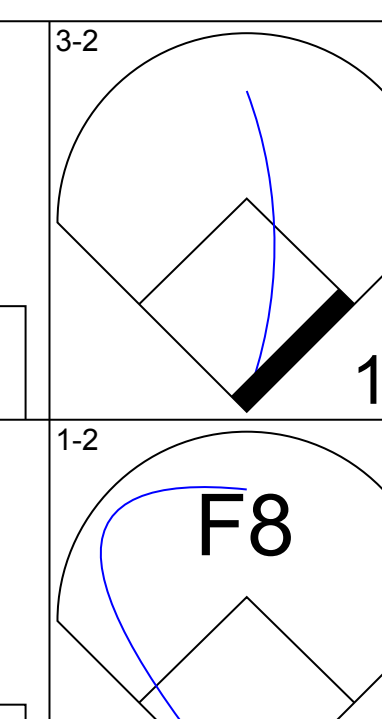
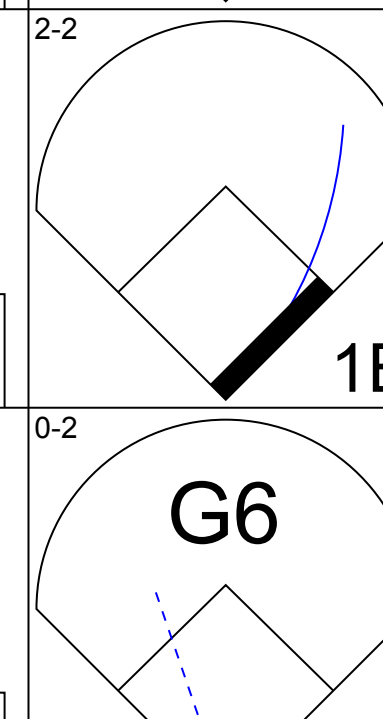
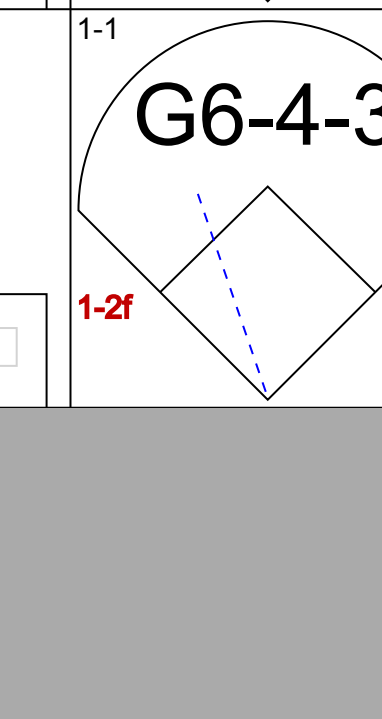
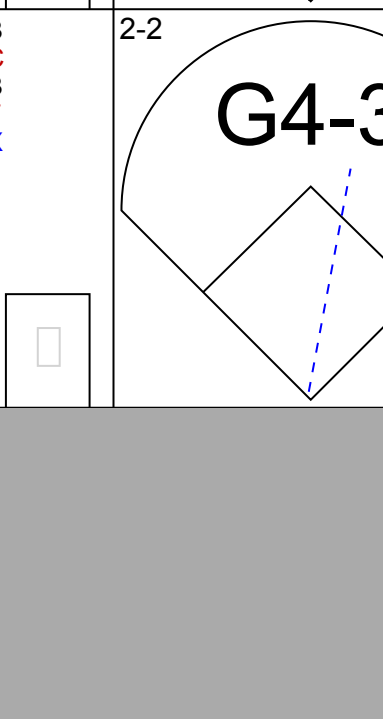
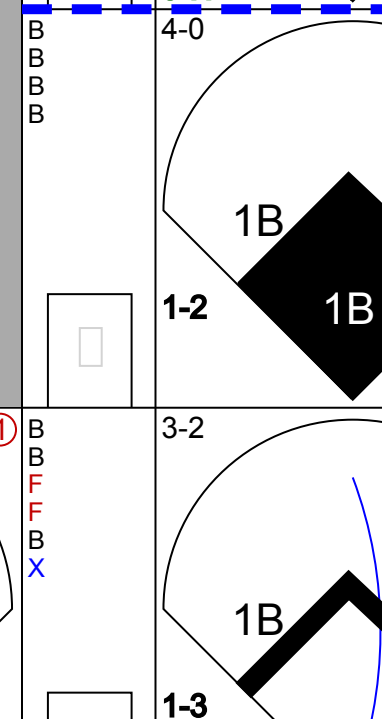




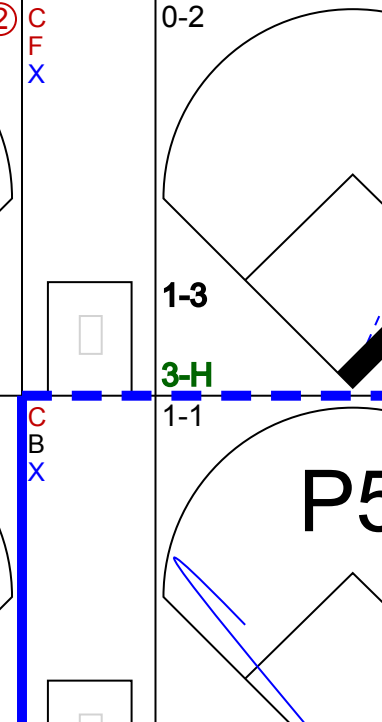


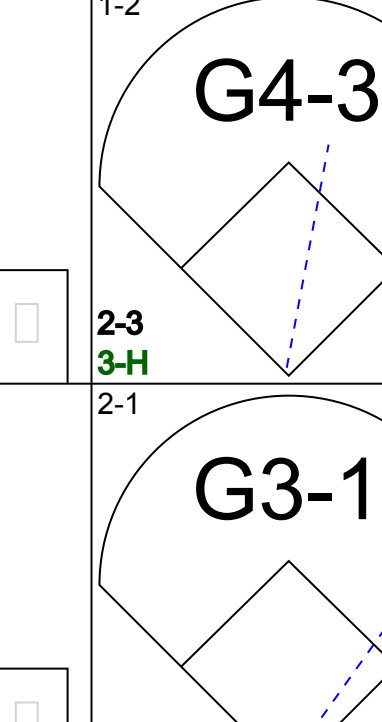
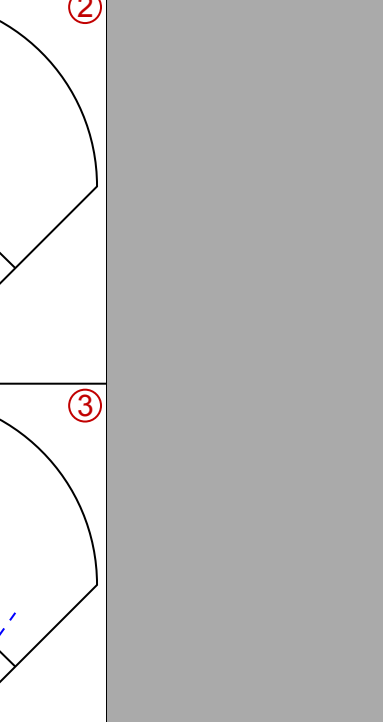
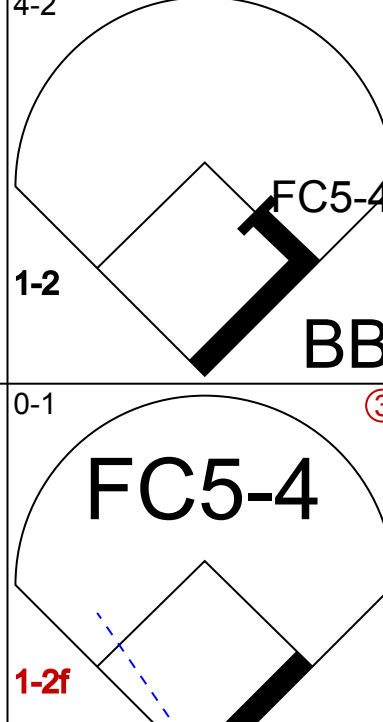
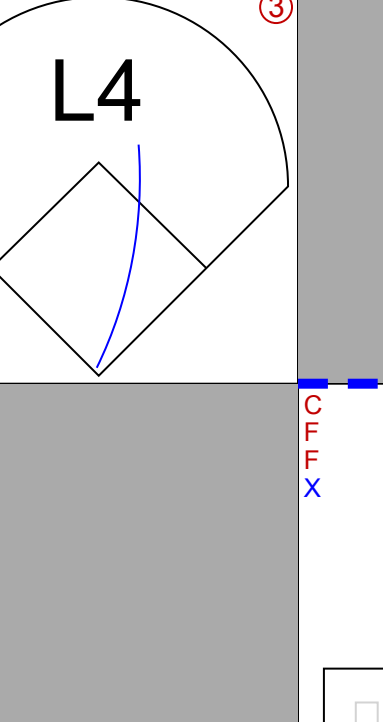
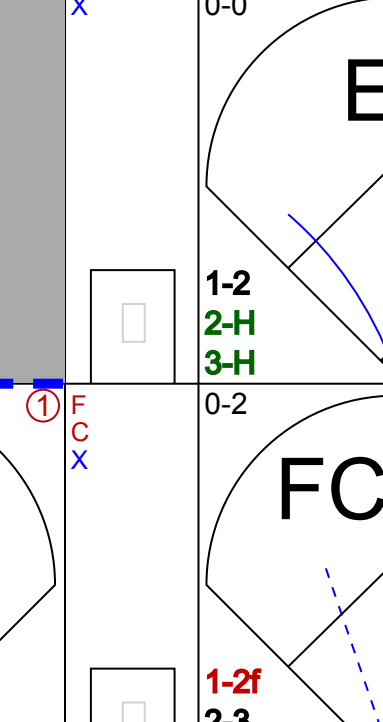
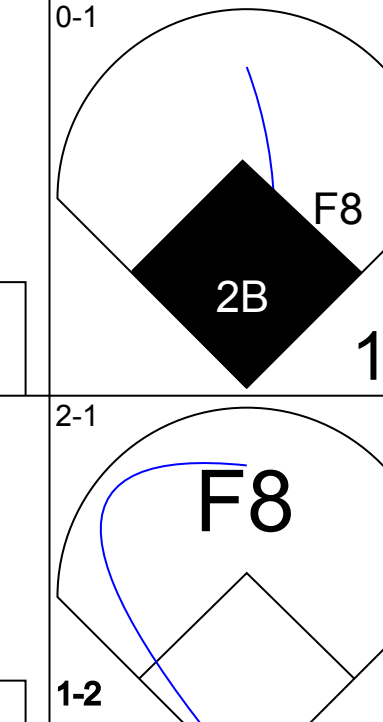
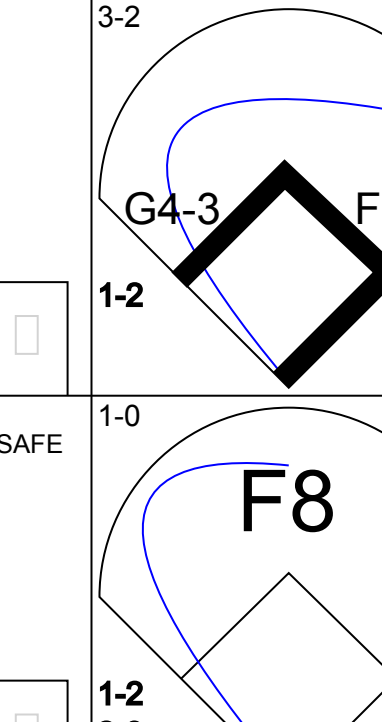
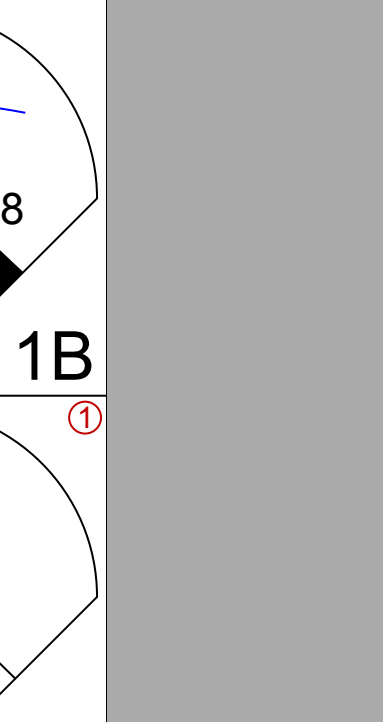
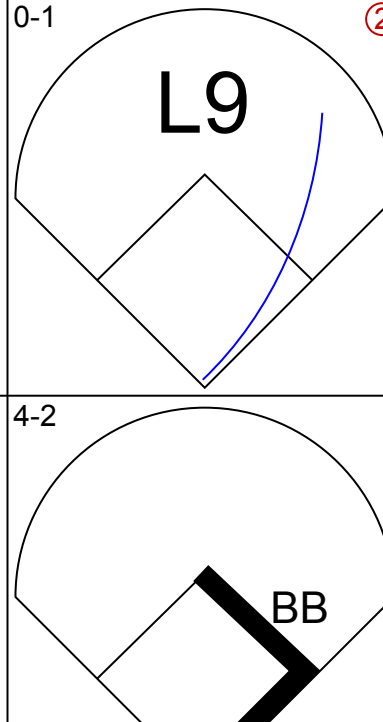
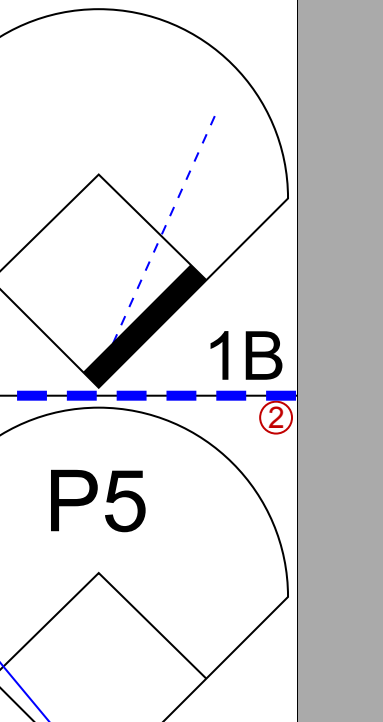
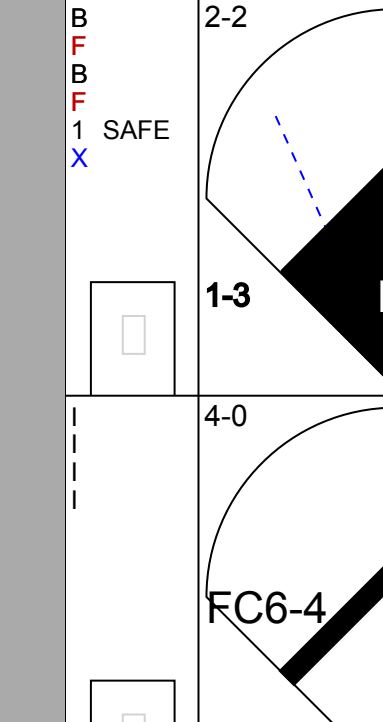

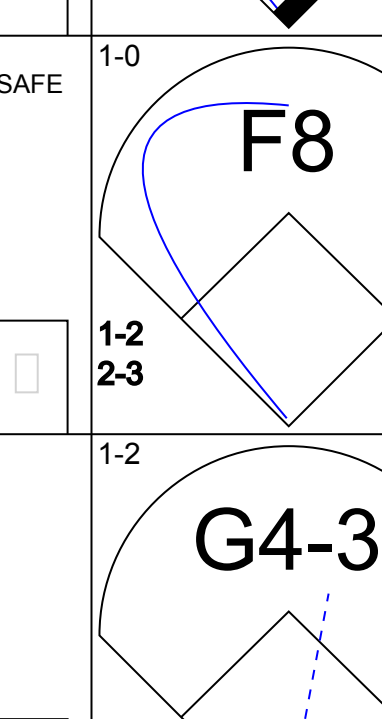

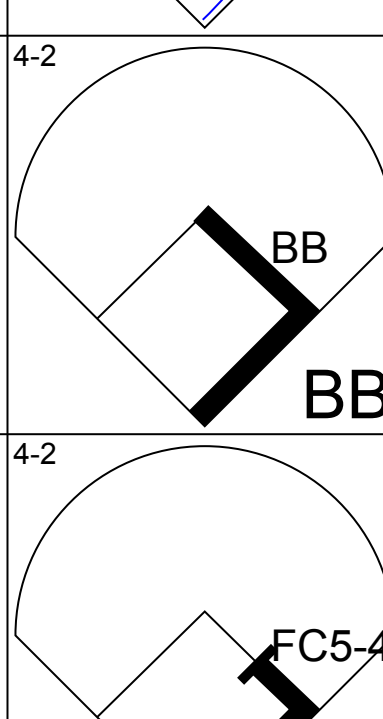
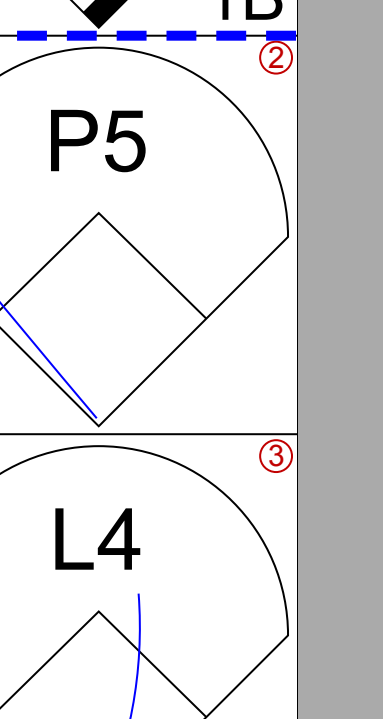
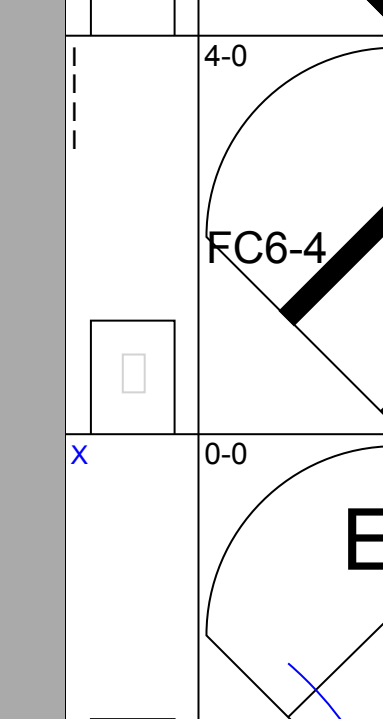

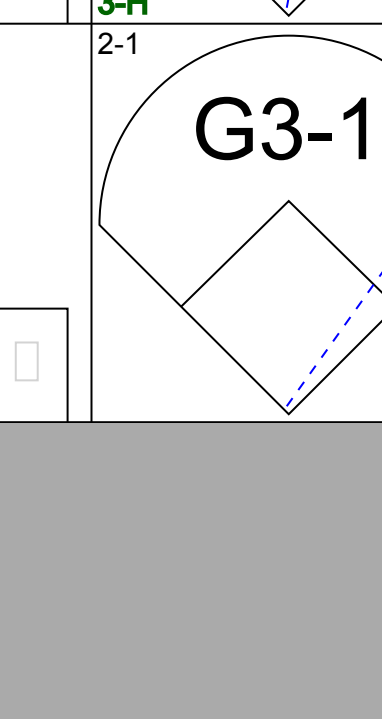

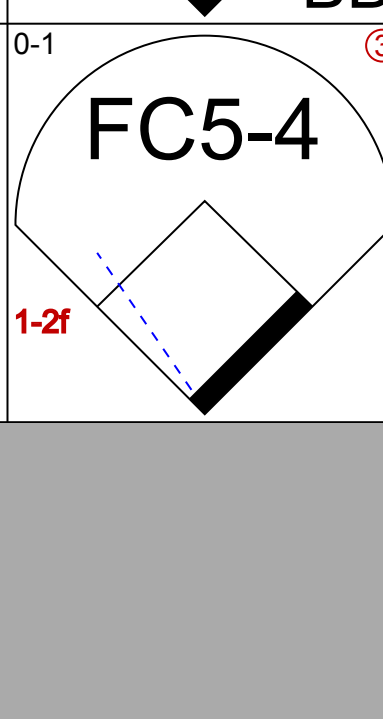
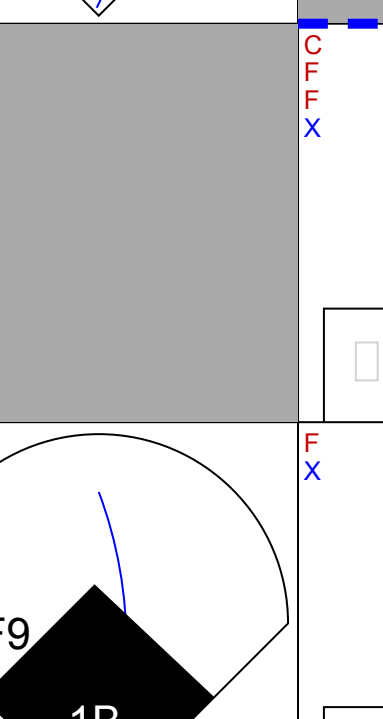
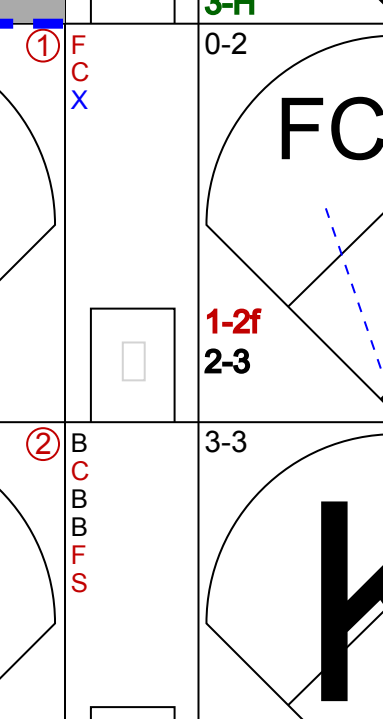
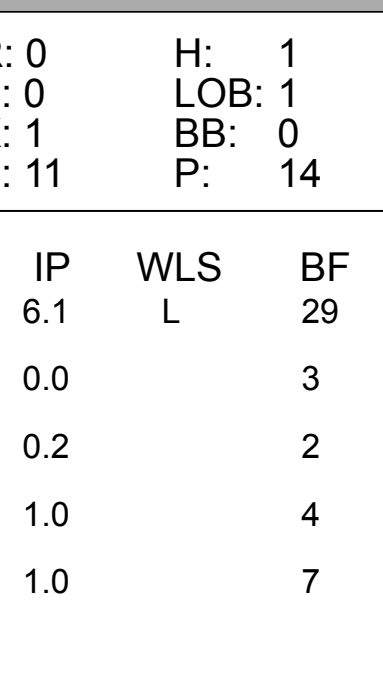
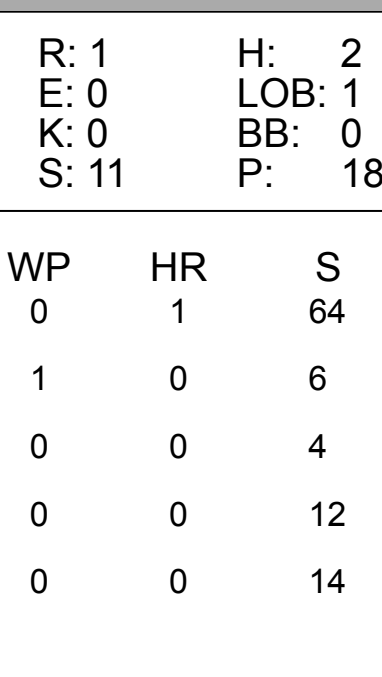
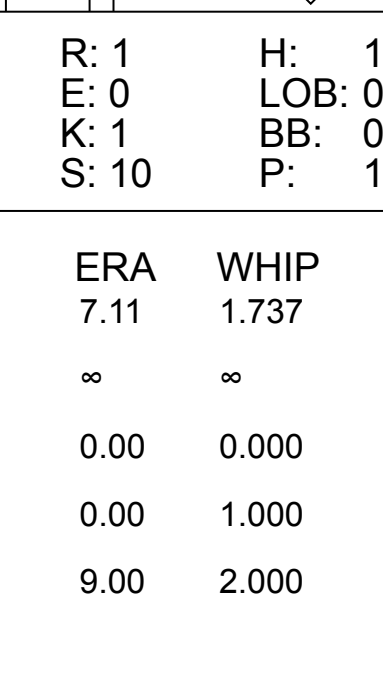
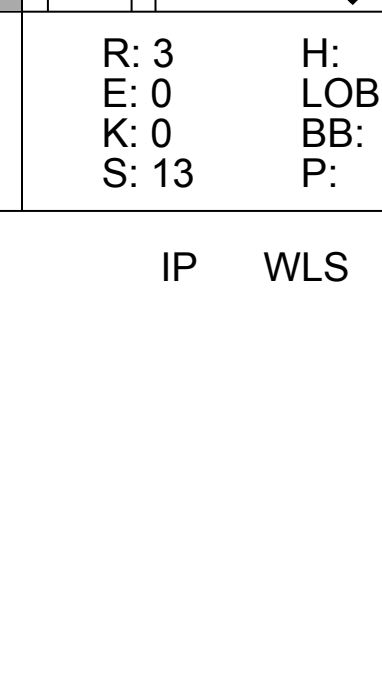
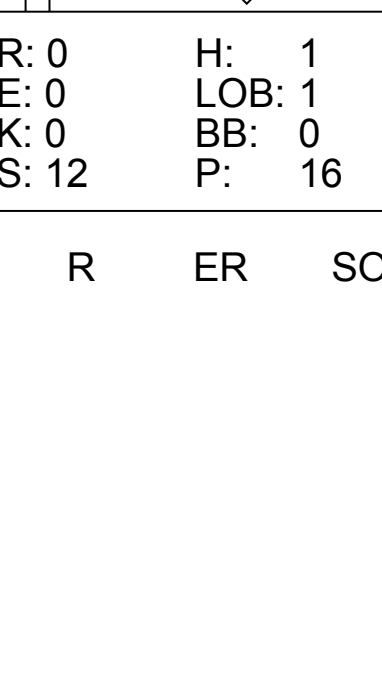
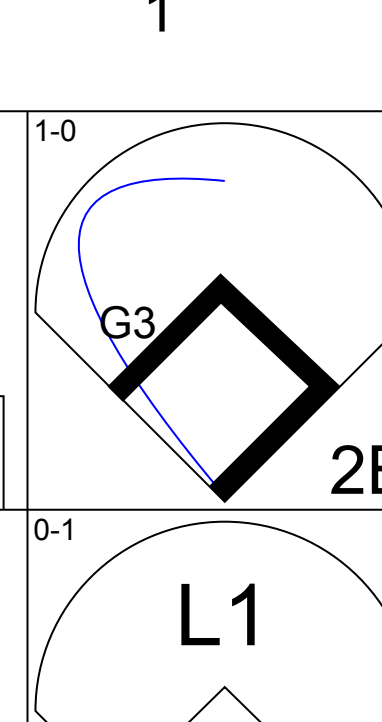
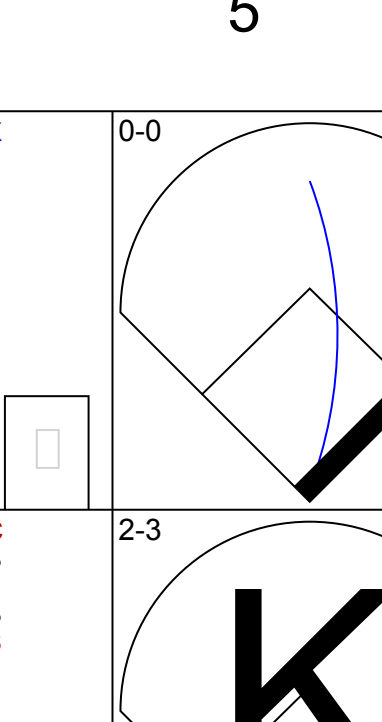
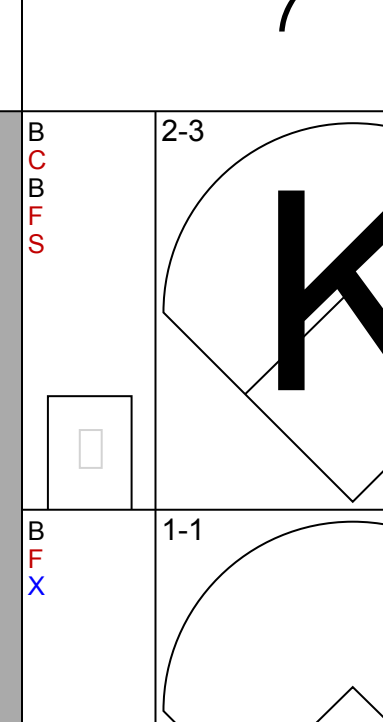

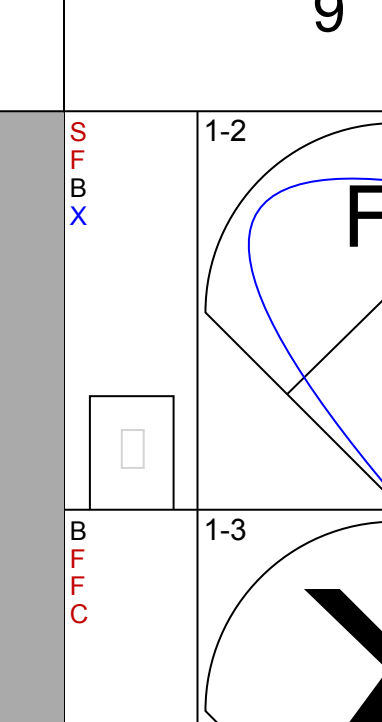
AB	31
R	1
H	4
RBI	1
BB	1
SO	7
LOB	9

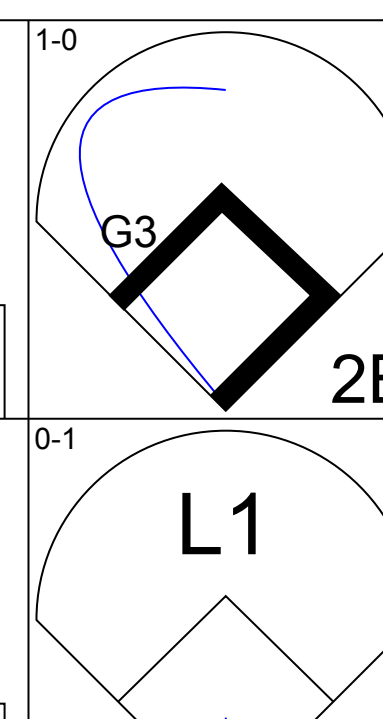
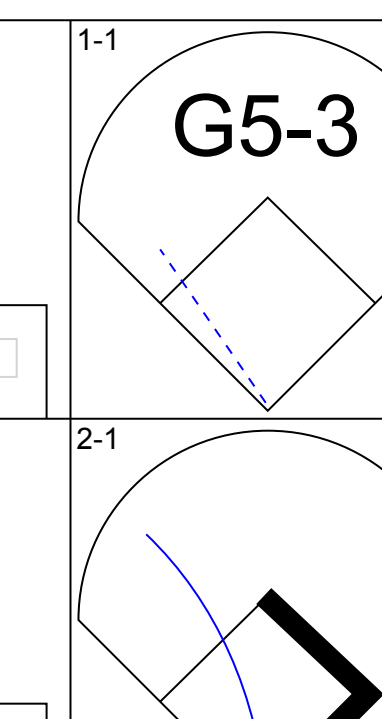
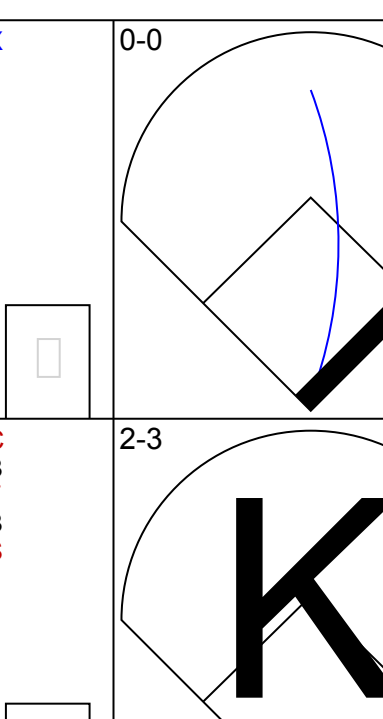
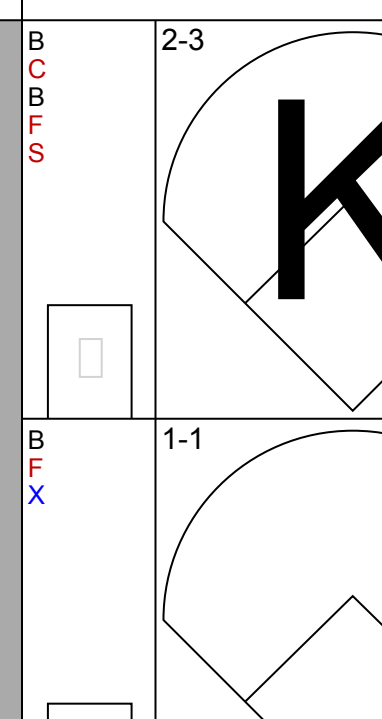
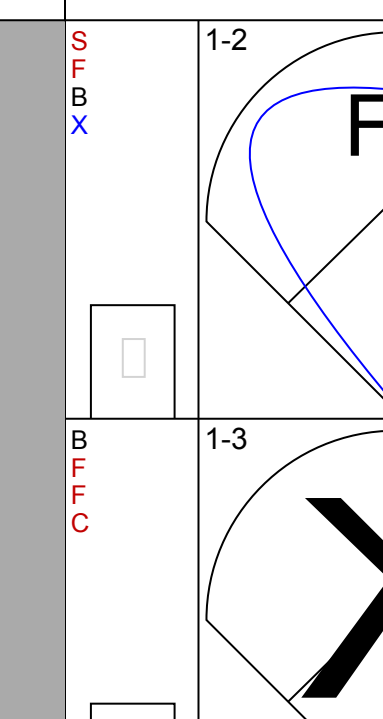
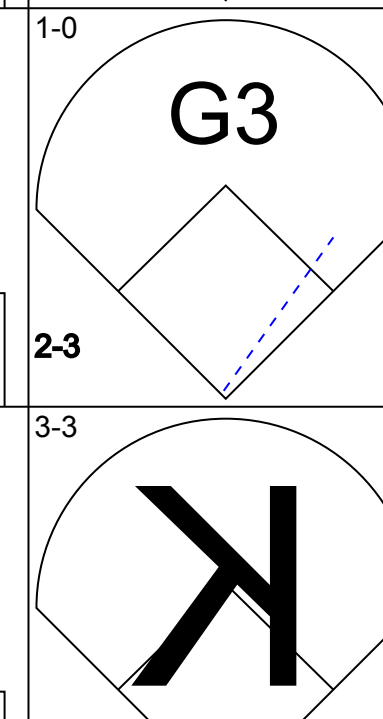
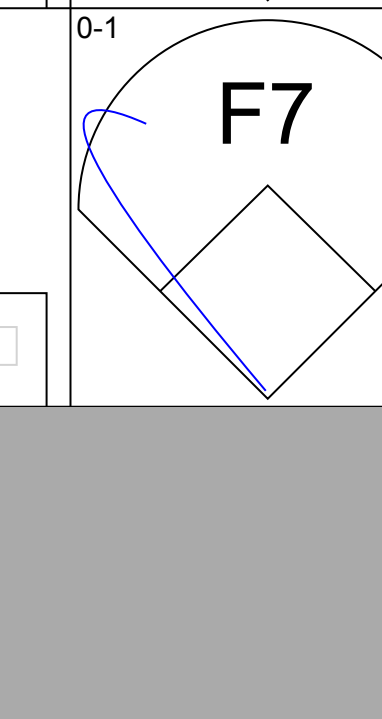
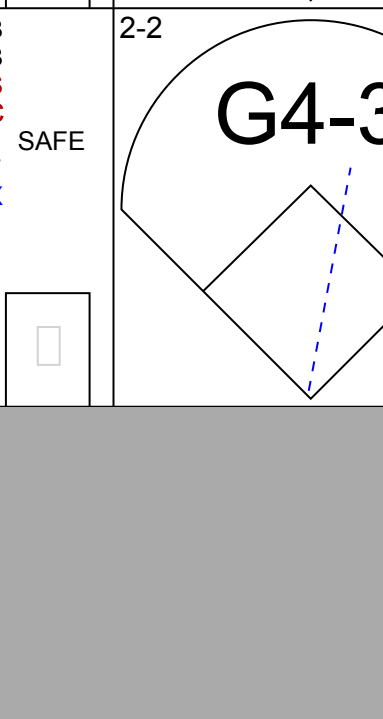
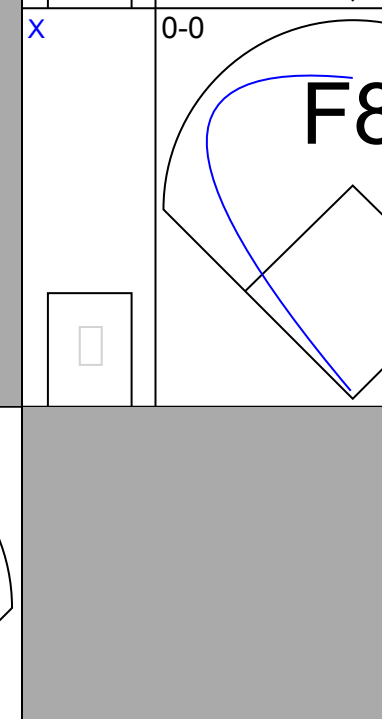






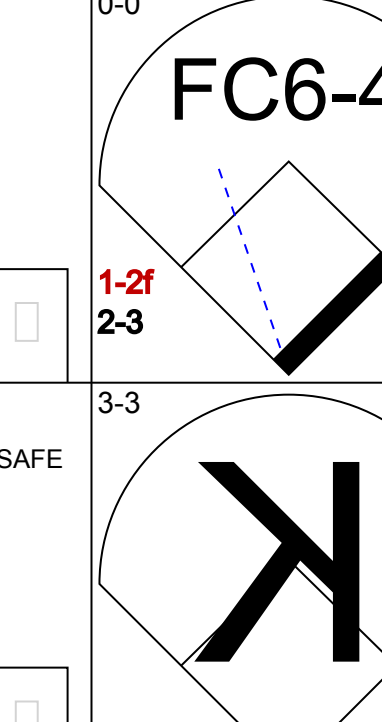
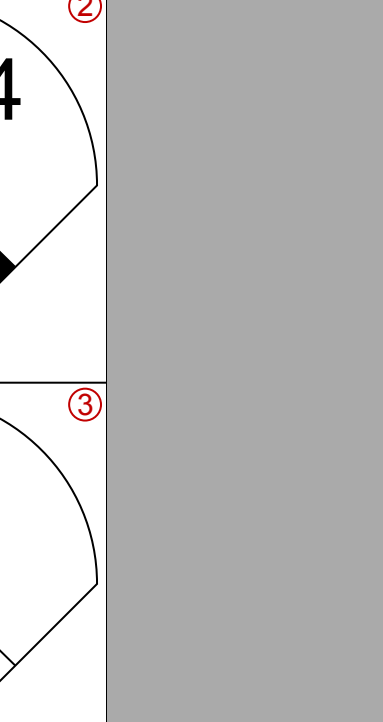
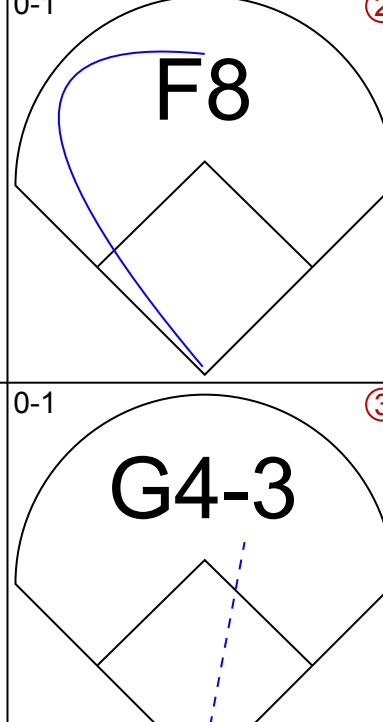
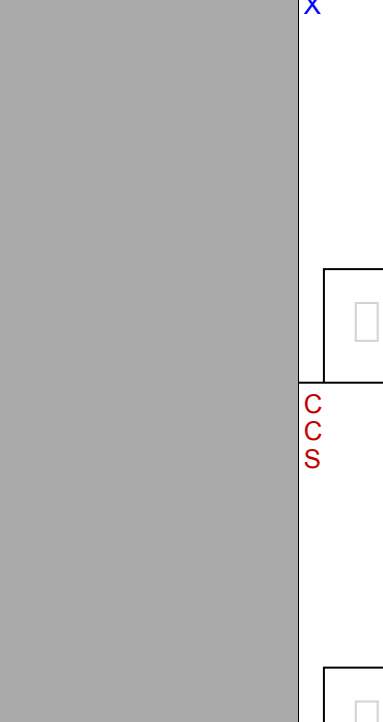
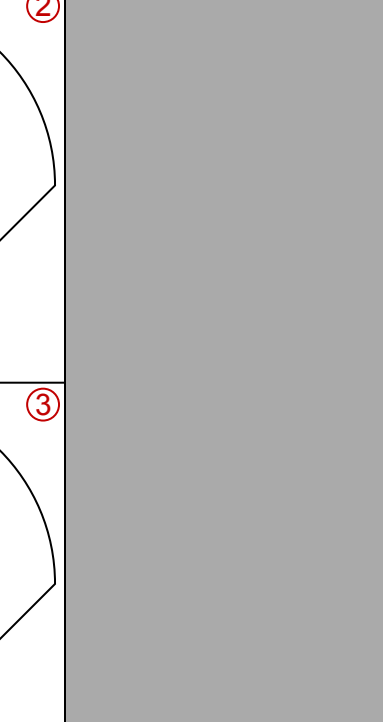
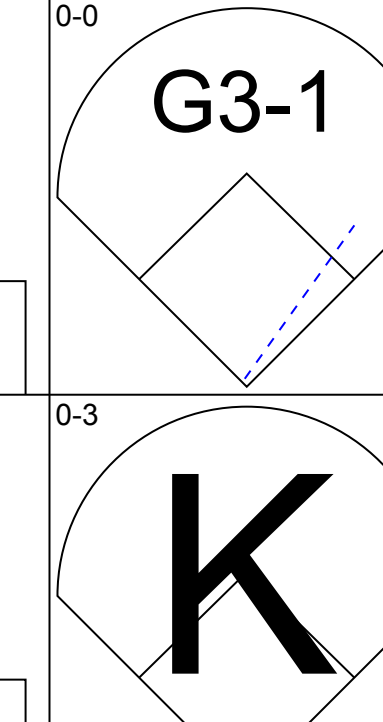
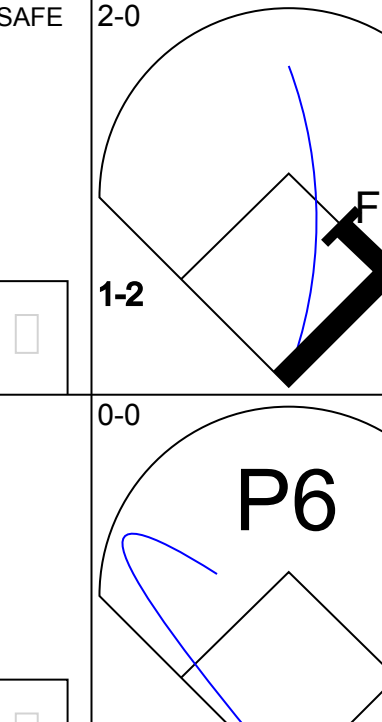
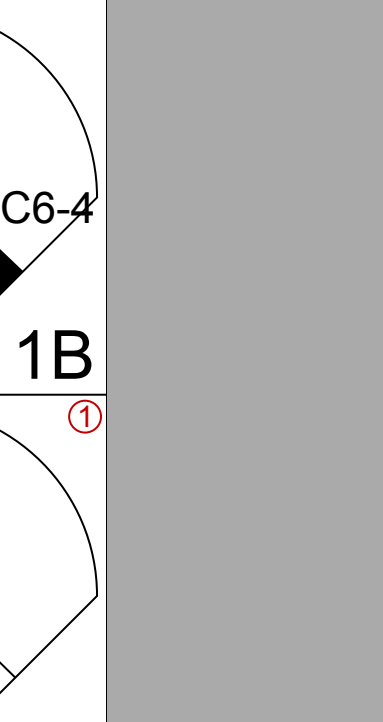
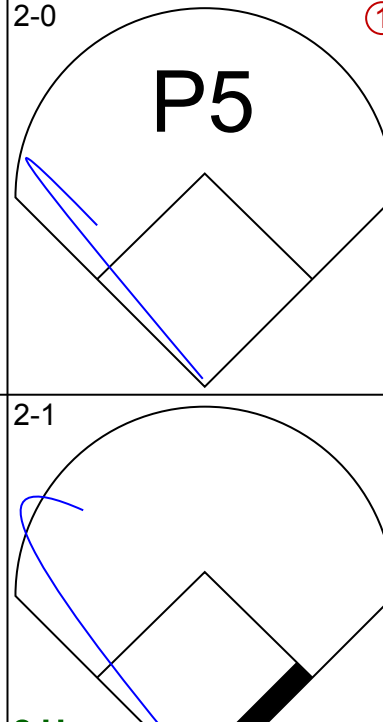
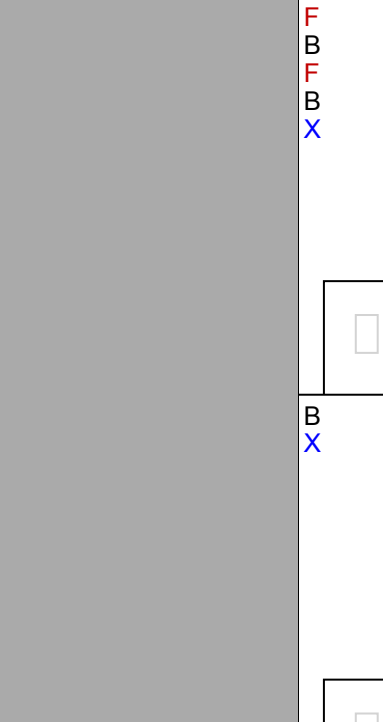
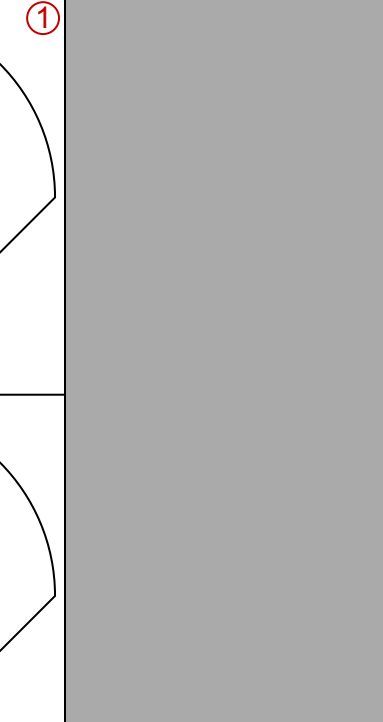
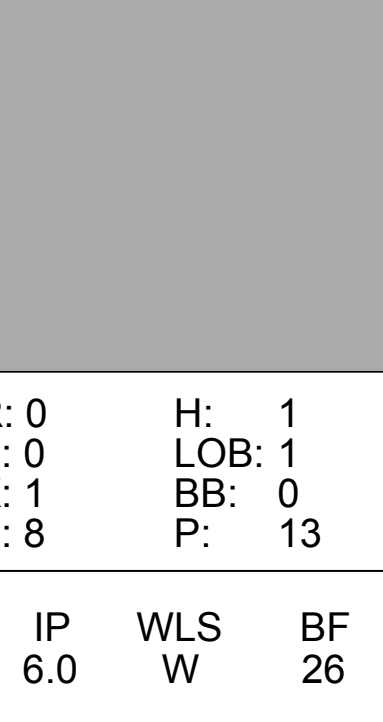
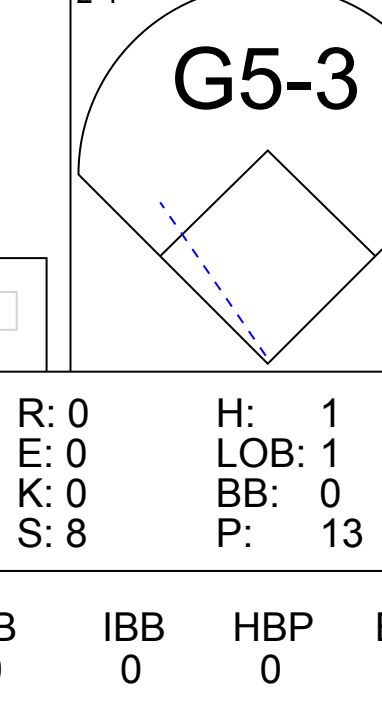
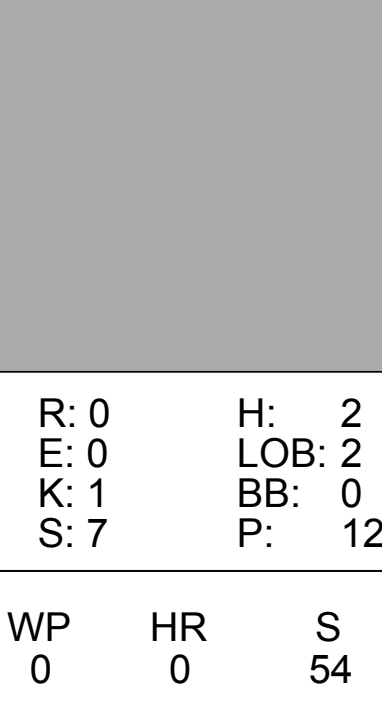

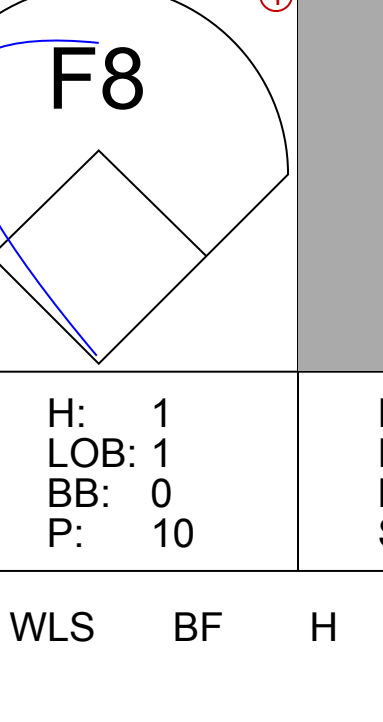
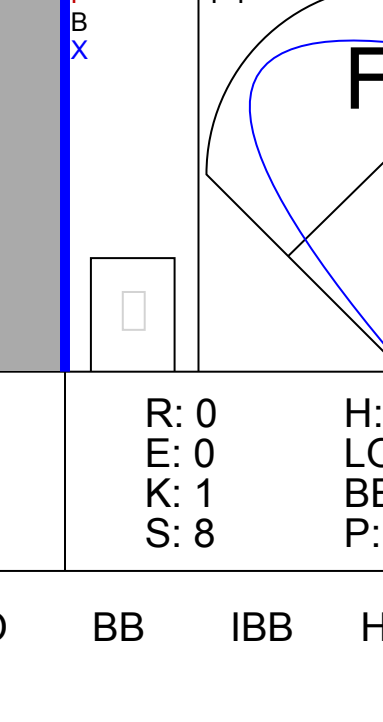








Batter	1	2	3	4	5	6	7	8	9	AB	R	H	RBI	BB	SO	LOB	BOTTOM																								
Kevin Seitzer, R OBP: 0.386, SLG: 0.325			F9		G6-3		K			4	1	1	0	0	1	0	Minnesota Twins @ Kansas City Royals Royals Stadium, Kansas City, MO Sat Sep 09 1989, 8:05 PM EDT Att: 37,418 - Cloudy - 62 F																								
Willie Wilson, S OBP: 0.300, SLG: 0.348	P6		G3 2B		K		P6			4	1	1	0	0	1	1																									
George Brett, L OBP: 0.354, SLG: 0.430			G3					G6-3		4	1	2	0	0	0	1																									
Bo Jackson, R OBP: 0.315, SLG: 0.524										3	0	2	3	1	1	0																									
Jim Eisenreich, L OBP: 0.350, SLG: 0.448	F7		L7		L8					4	0	1	0	0	0	4																									
Danny Tartabull, R OBP: 0.374, SLG: 0.457	K									4	0	1	0	0	3	2																									
Kurt Stillwell, S OBP: 0.342, SLG: 0.407										3	0	0	0	0	1	1																									
Frank White, R OBP: 0.315, SLG: 0.327										3	0	0	0	0	0	1																									
Bob Boone, R OBP: 0.348, SLG: 0.317										3	0	0	0	0	0	1																									
Inning Stats	R: 2 E: 0 K: 1 S: 18	H: 3 LOB: 1 BB: 0 P: 28	R: 0 E: 0 K: 0 S: 7	H: 0 LOB: 0 BB: 0 P: 8	R: 1 E: 0 K: 0 S: 15	H: 2 LOB: 1 BB: 0 P: 21	R: 0 E: 0 K: 0 S: 5	H: 1 LOB: 1 BB: 0 P: 7	R: 0 E: 0 K: 1 S: 6	H: 1 LOB: 2 BB: 1 P: 11	R: 0 E: 0 K: 2 S: 7	H: 0 LOB: 0 BB: 0 P: 10	R: 0 E: 0 K: 1 S: 8	H: 0 LOB: 0 BB: 0 P: 12	R: 0 E: 0 K: 2 S: 11	H: 1 LOB: 1 BB: 0 P: 16	R: 0 E: 0 K: 0 S: 7	H: 0 LOB: 1 BB: 0 P: 10	1B: 4 2B: 3 3B: 1 HR: 0	SF: 0 SAC: 0 DP: 0 HBP: 0	WP: 1 PB: 0 SB: 0 CS: 0	PA: 33																			
PITCHER	IP	WLS	BF	H	R	ER	SO	BB	IBB	HBP	BLK	WP	HR	S	P	ERA	WHIP	PITCHER				IP	WLS	BF	H	R	ER	SO	BB	IBB	HBP	BLK	WP	HR	S	P	ERA	WHIP			
Rick Aguilera, R ERA: 2.9	8.0	L	33	8	3	3	7	0	1	0	0	1	0	77	113	3.38	1.000					8.0	L	33	8	3	3	7	0	1	0	0	0	0	0	0	0	3.38	1.000		
	1.0	S	4	1	0	0	1	0	0	0	0	0	0	6	8	0.00	1.000					1.0	S	4	1	0	0	1	0	0	0	0	0	0	0	0	0	0	0	0.00	1.000

AB	32
R	3
H	8
RBI	3
BB	1
SO	7
LOB	11



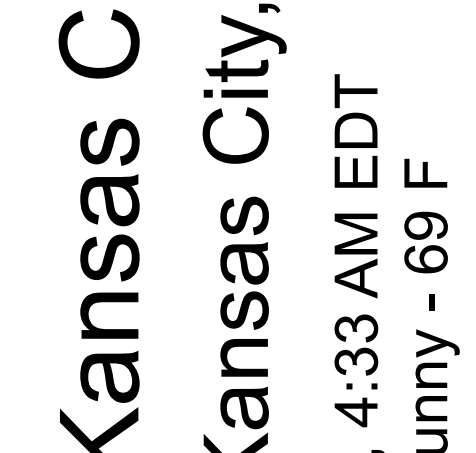
Batter	1	2	3	4	5	6	7	8	9	AB	R	H	RBI	BB	SO	LOB	TOP				
Dan Gladden, R OBP: 0.331, SLG: 0.407 (1, 7)										5	0	1	0	0	2	1	Minnesota Twins @ Kansas City Royals Royals Stadium, Kansas City, MO Sun Sep 10 1989, 4:33 AM EDT Att: 28,853 - Sunny - 69 F				
Randy Bush, L OBP: 0.347, SLG: 0.448 John Moses, S OBP: 0.331, SLG: 0.372 (1, 9)										4	2	3	2	0	0	0					
Kirby Puckett, R OBP: 0.378, SLG: 0.463 (1, 8)										4	1	2	0	1	0	1					
Kent Hrbek, L OBP: 0.349, SLG: 0.503 (1, 3)										5	2	2	1	0	1	2					
Brian Harper, R OBP: 0.345, SLG: 0.439 (1, 2)										5	2	4	1	0	0	0					
Paul Sorrento, L Gene Larkin, S OBP: 0.349, SLG: 0.353 (7, PH)										2	0	0	0	1	0	3					
Terry Jorgensen, R (1, 5)										4	0	0	2	1	0	5					
Chip Hale, L OBP: 0.167, SLG: 0.241 (1, 4)									5	0	1	1	0	0	5						
Doug Baker, S OBP: 0.365, SLG: 0.391 (1, 6)										5	1	1	0	0	2	3					
Inning Stats	R: 0 E: 0 K: 1 S: 11	H: 1 LOB: 1 BB: 0 P: 14	R: 1 E: 0 K: 0 S: 9	H: 2 LOB: 1 BB: 0 P: 13	R: 0 E: 0 K: 1 S: 8	H: 1 LOB: 0 BB: 0 P: 11	R: 1 E: 0 K: 0 S: 11	H: 2 LOB: 1 BB: 0 P: 18	R: 1 E: 0 K: 1 S: 10	H: 1 LOB: 0 BB: 0 P: 13	R: 0 E: 0 K: 1 S: 12	H: 0 LOB: 2 BB: 2 P: 21	R: 3 E: 0 K: 0 S: 13	H: 4 LOB: 2 BB: 1 P: 27	R: 0 E: 0 K: 0 S: 12	H: 1 LOB: 1 BB: 0 P: 16		R: 2 E: 1 K: 1 S: 14	H: 2 LOB: 2 BB: 1 P: 26	1B: 10 2B: 3 3B: 0 HR: 1	SF: 0 SAC: 0 DP: 1 HBP: 0
PITCHER	IP	WLS	BF	H	R	ER	SO	BB	IBB	HBP	BLK	WP	HR	S	P	ERA	WHIP				
Tom Gordon, R ERA: 3.41 (1, 1)	6.1	L	29	9	5	5	4	2	0	0	0	0	1	64	96	7.11	1.737				
Rick Luecken, R ERA: 3.68 (7, 1)	0.0		3	2	1	1	0	1	0	0	0	1	0	6	13						
Jerry Don Gleaton, L ERA: 7.71 (7, 1)	0.2		2	0	0	0	0	0	0	0	0	0	0	4	8	0.00	0.000				
Terry Leach, R ERA: 3.92 (8, 1)	1.0		4	1	0	0	0	0	0	0	0	0	0	12	16	0.00	1.000				
Charlie Leibrandt, L ERA: 6.25 (9, 1)	1.0		7	2	2	1	1	0	1	0	0	0	0	14	26	9.00	2.000				

Batter	1	2	3	4	5	6	7	8	9	AB	R	H	RBI	BB	SO	LOB	BOTTOM				
Kevin Seitzer, R OBP: 0.386, SLG: 0.328 (1, 5)										5	0	2	0	0	1	0	Minnesota Twins @ Kansas City Royals Royals Stadium, Kansas City, MO Sun Sep 10 1989, 4:33 AM EDT Att: 28,853 - Sunny - 69 F				
Willie Wilson, S OBP: 0.301, SLG: 0.351 (1, 8)										5	0	2	0	0	2	2					
George Brett, L OBP: 0.350, SLG: 0.426 (1, 3)										4	0	0	0	0	0	4					
Bo Jackson, R OBP: 0.318, SLG: 0.528 (1, 10)										4	2	3	0	0	1	1					
Jim Eisenreich, L OBP: 0.349, SLG: 0.446 (1, 7)										4	0	1	0	0	0	2					
Danny Tartabull, R OBP: 0.376, SLG: 0.458 (1, 9)										4	0	2	2	0	1	2					
Kurt Stillwell, S OBP: 0.341, SLG: 0.406 (1, 6)										4	0	1	0	0	0	4					
Frank White, R OBP: 0.312, SLG: 0.324 (1, 4)										4	0	0	0	0	2	5					
Mike Macfarlane, R OBP: 0.276, SLG: 0.328 Bill Buckner, L OBP: 0.238, SLG: 0.261 (9, PH)										3	0	0	0	0	1	0					
Inning Stats	R: 0 E: 0 K: 1 S: 8	H: 1 LOB: 0 BB: 0 P: 13	R: 0 E: 0 K: 1 S: 9	H: 1 LOB: 0 BB: 0 P: 11	R: 0 E: 0 K: 0 S: 8	H: 1 LOB: 1 BB: 0 P: 13	R: 0 E: 0 K: 1 S: 7	H: 2 LOB: 2 BB: 0 P: 12	R: 0 E: 0 K: 2 S: 11	H: 1 LOB: 1 BB: 0 P: 15	R: 1 E: 0 K: 0 S: 11	H: 2 LOB: 1 BB: 0 P: 16	R: 0 E: 0 K: 1 S: 7	H: 1 LOB: 0 BB: 0 P: 10	R: 1 E: 0 K: 0 S: 10	H: 2 LOB: 1 BB: 0 P: 15		R: 0 E: 0 K: 1 S: 8	H: 0 LOB: 0 BB: 0 P: 11	1B: 8 2B: 3 3B: 0 HR: 0	SF: 0 SAC: 0 DP: 0 HBP: 0
PITCHER	IP	WLS	BF	H	R	ER	SO	BB	IBB	HBP	BLK	WP	HR	S	P	ERA	WHIP				
Allan Anderson, L ERA: 3.7 (1, 1)	6.0	W	26	8	1	1	5	0	0	0	0	0	0	54	80	1.50	1.333				
Mike Cook, R ERA: 4.41 (7, 1)	2.0		9	3	1	1	2	0	0	0	0	0	0	17	25	4.50	1.500				
Jeff Reardon, R ERA: 4.1 (9, 1)	1.0		3	0	0	0	1	0	0	0	0	0	0	8	11	0.00	0.000				

AB	41
R	8
H	14
RBI	7
BB	4
SO	5
LOB	23



AB	38
R	2
H	11
RBI	2
BB	0
SO	8
LOB	20



Batter	1	2	3	4	5	6	7	8	9	AB	R	H	RBI	BB	SO	LOB	TOP				
Al Newman, S (1,4) OBP: 0.341, SLG: 0.309	L8		6-3			F8			G3-6-1 1B	4	0	1	0	0	0	0					
Dan Gladden, R (1,7) OBP: 0.328, SLG: 0.404 Chip Hale, L (9, FH) OBP: 0.161, SLG: 0.233	K			4-3		E7			F7	3	0	0	0	0	1	0					
Kirby Puckett, R (1,8) OBP: 0.377, SLG: 0.462	K			G3					G3-6-1 1B	4	0	1	0	0	1	1					
Brian Harper, R (1,10) OBP: 0.345, SLG: 0.438					F9				G1-3	3	0	1	0	0	0	1					
Kent Hrbek, L (1,3) OBP: 0.352, SLG: 0.514									G3-1 HR	3	1	2	1	0	0	1					
Carmen Castillo, R (1,9) OBP: 0.314, SLG: 0.473									P4	3	0	0	0	0	1	3					
Terry Jorgensen, R (1,5)									F8	3	0	0	0	0	1	2					
Greg Gagne, R (1,6) OBP: 0.301, SLG: 0.418									K	3	0	0	0	0	2	0					
Lenny Webster, R (1,2) OBP: 0.250, SLG: 0.250									F7	3	0	0	0	0	0	0					
Inning Stats	R: 0 E: 0 K: 2 S: 8	H: 0 LOB: 0 BB: 0 P: 13	R: 0 E: 0 K: 0 S: 6	H: 2 LOB: 1 BB: 0 P: 8	R: 0 E: 0 K: 1 S: 9	H: 0 LOB: 0 BB: 0 P: 14	R: 0 E: 0 K: 0 S: 4	H: 0 LOB: 0 BB: 0 P: 5	R: 1 E: 0 K: 1 S: 10	H: 1 LOB: 0 BB: 0 P: 15	R: 0 E: 1 K: 0 S: 8	H: 0 LOB: 1 BB: 0 P: 12	R: 0 E: 0 K: 1 S: 6	H: 0 LOB: 0 BB: 0 P: 11	R: 0 E: 0 K: 0 S: 5	H: 1 LOB: 0 BB: 0 P: 7	1B: 4 2B: 0 3B: 0 HR: 1	SF: 0 SAC: 0 DP: 2 HBP: 0	WP: 0 PB: 0 SB: 0 CS: 0	PA: 30	
PITCHER	IP	WLS	BF	H	R	ER	SO	BB	IBB	HBP	BLK	WP	HR	S	P	ERA	WHIP				
Larry McWilliams, L (1,1) ERA: 4.05	6.0	W	20	3	1	1	4	0	0	0	0	0	1	45	67	1.50	0.500				
Steve Crawford, R (7,1) ERA: 2.55	2.0		7	1	0	0	2	0	0	0	0	0	0	14	23	0.00	0.500				
Luis Aquino, R (9,1) ERA: 3.51	1.0		3	1	0	0	0	0	0	0	0	0	0	5	7	0.00	1.000				

Minnesota Twins @ Kansas City Royals
 Royals Stadium, Kansas City, MO
 Mon Sep 11 1989, 8:05 PM EDT
 Att: 23,948 - Unknown - 62 F

AB 30
 R 1
 H 5
 RBI 1
 BB 0
 SO 6
 LOB 9



Batter	1	2	3	4	5	6	7	8	9	AB	R	H	RBI	BB	SO	LOB	BOTTOM				
Kevin Seitzer, R (1,5) OBP: 0.383, SLG: 0.325	G6-3		K	F9		4-3				4	0	0	0	0	1	2					
Willie Wilson, S (1,8) OBP: 0.304, SLG: 0.351	S 1B		K			S BB			F9	3	2	1	0	1	1	0					
George Brett, L (1,3) OBP: 0.354, SLG: 0.428									F7	3	1	2	2	1	0	0					
Bo Jackson, R (1,7) OBP: 0.322, SLG: 0.529	G4-6-3 1-2f								FC4-6 1B	3	1	2	0	0	0	1					
Jim Eisenreich, L (1,9) OBP: 0.348, SLG: 0.449									FC4-6 1B	4	1	1	2	0	0	3					
Danny Tartabull, R (1,10) OBP: 0.374, SLG: 0.454									K	3	1	0	0	1	1	1					
Kurt Stillwell, S (1,6) OBP: 0.340, SLG: 0.405									F9	3	0	1	1	0	1	0					
Frank White, R (1,4) OBP: 0.313, SLG: 0.325 Brad Weisman, R (5,4) OBP: 0.258, SLG: 0.265	FC6-4 1-2f								G1-3	2	0	1	0	0	0	1					
Bob Boone, R (1,2) OBP: 0.350, SLG: 0.318										2	0	1	1	1	0	0					
Inning Stats	R: 1 E: 0 K: 0 S: 13	H: 2 LOB: 0 BB: 0 P: 19	R: 0 E: 0 K: 0 S: 8	H: 1 LOB: 0 BB: 0 P: 10	R: 0 E: 0 K: 2 S: 8	H: 0 LOB: 0 BB: 0 P: 12	R: 4 E: 0 K: 0 S: 14	H: 4 LOB: 1 BB: 2 P: 31	R: 1 E: 0 K: 0 S: 6	H: 1 LOB: 1 BB: 1 P: 16	R: 0 E: 0 K: 1 S: 13	H: 0 LOB: 1 BB: 1 P: 24	R: 0 E: 0 K: 0 S: 7	H: 1 LOB: 1 BB: 0 P: 12	R: 0 E: 0 K: 1 S: 7	H: 0 LOB: 0 BB: 0 P: 11	1B: 8 2B: 0 3B: 1 HR: 0	SF: 1 SAC: 0 DP: 2 HBP: 1	WP: 0 PB: 0 SB: 0 CS: 0	PA: 35	
PITCHER	IP	WLS	BF	H	R	ER	SO	BB	IBB	HBP	BLK	WP	HR	S	P	ERA	WHIP				
Mike Dyer, R (1,1) ERA: 4.55	4.0	L	19	7	5	5	2	2	0	0	0	0	0	43	72	11.25	2.250				
Tim Drummond, R (5,1) ERA: 6.75	2.0		9	1	1	1	1	2	0	1	0	0	0	19	40	4.50	1.500				
Greg Booker, R (7,1) ERA: 3.91	2.0		7	1	0	0	1	0	0	0	0	0	0	14	23	0.00	0.500				

Minnesota Twins @ Kansas City Royals
 Royals Stadium, Kansas City, MO
 Mon Sep 11 1989, 8:05 PM EDT
 Att: 23,948 - Unknown - 62 F

AB 29
 R 6
 H 9
 RBI 6
 BB 4
 SO 4
 LOB 8



Batter	1	2	3	4	5	6	7	8	9	AB	R	H	RBI	BB	SO	LOB	TOP					
Fred Manrique, R OBP: 0.338, SLG: 0.408 (1, 6)										6	2	2	2	0	2	2	Texas Rangers @ Kansas City Royals Royals Stadium, Kansas City, MO Thu Sep 14 1989, 8:05 PM EDT Att: 25,857 - Unknown - 55 F					
Rafael Palmeiro, L OBP: 0.351, SLG: 0.376 (1, 3)										4	1	2	1	1	1	0						
Harold Baines, L OBP: 0.406, SLG: 0.481 Dean Palmer, R OBP: 0.111, SLG: 0.222 (8, PH)										3	1	1	1	1	0	1						
Ruben Sierra, S OBP: 0.351, SLG: 0.549 Cecil Espy, S OBP: 0.301, SLG: 0.318 (6, 9)										4	1	1	1	0	0	2						
Julio Franco, R OBP: 0.387, SLG: 0.464 Scott Coolbaugh, R OBP: 0.211, SLG: 0.333 (4, 5)										3	1	2	1	0	0	0						
Pete Incaviglia, R OBP: 0.281, SLG: 0.430 (1, 7)										4	2	2	1	1	1	2						
Mike Stanley, R OBP: 0.337, SLG: 0.280 (1, 2)										4	1	2	1	1	1	2						
Juan Gonzalez, R OBP: 0.273, SLG: 0.267 (1, 8)										4	1	2	2	1	1	1						
Steve Buechele, R OBP: 0.301, SLG: 0.407 (4, 4)										5	0	1	0	0	2	5						
Inning Stats	R: 3 E: 0 K: 1 S: 14	H: 3 LOB: 1 BB: 2 P: 28	R: 1 E: 0 K: 1 S: 14	H: 3 LOB: 2 BB: 0 P: 23	R: 4 E: 0 K: 1 S: 17	H: 5 LOB: 1 BB: 0 P: 24	R: 1 E: 0 K: 1 S: 13	H: 1 LOB: 2 BB: 2 P: 27	R: 0 E: 0 K: 1 S: 9	H: 0 LOB: 0 BB: 0 P: 15	R: 1 E: 0 K: 0 S: 9	H: 2 LOB: 1 BB: 0 P: 15	R: 0 E: 0 K: 1 S: 8	H: 1 LOB: 0 BB: 0 P: 10	R: 0 E: 0 K: 1 S: 10	H: 1 LOB: 1 BB: 1 P: 13		R: 0 E: 0 K: 1 S: 9	H: 0 LOB: 1 BB: 1 P: 15	1B: 13 2B: 3 3B: 0 HR: 0	SF: 0 SAC: 0 DP: 2 HBP: 0	WP: 1 PB: 0 SB: 0 CS: 0
PITCHER	IP	WLS	BF	H	R	ER	SO	BB	IBB	HBP	BLK	WP	HR	S	P	ERA	WHIP					
Tom Gordon, R ERA: 3.67 Luis Aquino, R ERA: 3.69 Jose De Jesus, R ERA: 5.0 Charlie Leibrandt, L ERA: 5.22 Jerry Don Gleaton, L ERA: 5.84	2.0	1	14	7	5	3	2	2	0	0	0	0	0	29	54	22.50	4.500					
Jeff Montgomery, R ERA: 1.24 (9, 1)	1.0	0	4	0	0	0	1	0	0	0	0	0	0	29	54	27.00	4.000					

Batter	1	2	3	4	5	6	7	8	9	AB	R	H	RBI	BB	SO	LOB	BOTTOM					
Kevin Seitzer, R OBP: 0.386, SLG: 0.332 Rey Palacios, R OBP: 0.191, SLG: 0.233 (6, FR)										2	0	1	0	1	0	1	Texas Rangers @ Kansas City Royals Royals Stadium, Kansas City, MO Thu Sep 14 1989, 8:05 PM EDT Att: 25,857 - Unknown - 55 F					
Kurt Stillwell, S OBP: 0.337, SLG: 0.402 Bill Pecota, R OBP: 0.259, SLG: 0.390 (6, FR)										3	0	1	1	0	0	1						
George Brett, L OBP: 0.356, SLG: 0.429 Luis de los Santos, R OBP: 0.287, SLG: 0.293 (7, 3)										3	0	0	0	0	0	3						
Bo Jackson, R OBP: 0.317, SLG: 0.519 Matt Winters, L OBP: 0.342, SLG: 0.374 (7, 9)										2	0	0	0	0	1	0						
Jim Eisenreich, L OBP: 0.346, SLG: 0.442 Gary Thurman, R OBP: 0.312, SLG: 0.263 (6, 8)										2	0	0	0	0	1	0						
Danny Tartabull, R OBP: 0.370, SLG: 0.453 (1, 10)										4	1	1	1	0	0	2						
Pat Tabler, R OBP: 0.332, SLG: 0.318 (7, 7)										3	0	1	1	0	1	0						
Jeff Schulz, L OBP: 0.500, SLG: 0.500 (9, PH)										1	0	0	0	0	1	0						
Frank White, R OBP: 0.316, SLG: 0.338 Mike Mactarlane, R OBP: 0.270, SLG: 0.321 (5, 2)										1	0	0	0	0	0	0						
Bob Boone, R OBP: 0.354, SLG: 0.319 Brad Wellman, R OBP: 0.255, SLG: 0.261 (5, 4)										2	0	0	0	0	0	1						
Inning Stats	R: 0 E: 0 K: 0 S: 4	H: 1 LOB: 0 BB: 0 P: 6	R: 0 E: 0 K: 0 S: 8	H: 0 LOB: 0 BB: 0 P: 11	R: 0 E: 0 K: 1 S: 8	H: 1 LOB: 1 BB: 0 P: 12	R: 0 E: 0 K: 1 S: 8	H: 0 LOB: 0 BB: 0 P: 15	R: 0 E: 0 K: 1 S: 7	H: 0 LOB: 0 BB: 0 P: 12	R: 1 E: 0 K: 0 S: 9	H: 1 LOB: 2 BB: 1 P: 15	R: 2 E: 0 K: 0 S: 9	H: 3 LOB: 1 BB: 0 P: 16	R: 0 E: 0 K: 1 S: 9	H: 1 LOB: 1 BB: 0 P: 12	R: 1 E: 0 K: 2 S: 12	H: 1 LOB: 0 BB: 0 P: 20	1B: 5 2B: 2 3B: 0 HR: 1	SF: 0 SAC: 0 DP: 1 HBP: 0	WP: 0 PB: 0 SB: 0 CS: 0	PA: 35
PITCHER	IP	WLS	BF	H	R	ER	SO	BB	IBB	HBP	BLK	WP	HR	S	P	ERA	WHIP					
Mike Jeffcoat, L ERA: 3.86 Drew Hall, L ERA: 4.17	3.0	0	31	7	3	3	4	1	0	0	0	0	0	12	20	9.00	1.000					
Jeff Montgomery, R ERA: 1.24 (9, 1)	1.0	0	4	1	1	1	2	0	0	0	0	0	1	12	20	9.00	1.000					

AB	41
R	10
H	16
RBI	10
BB	5
SO	8
LOB	16

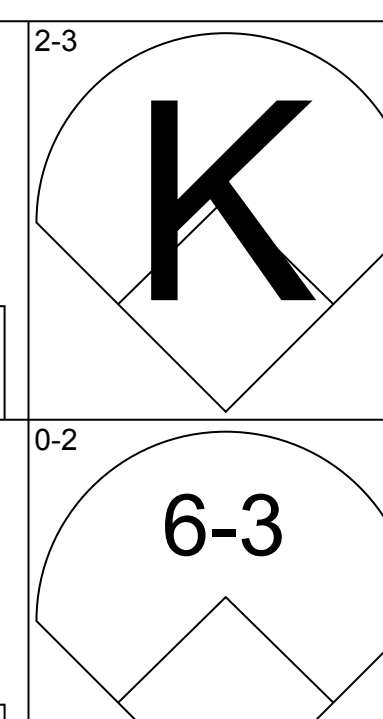
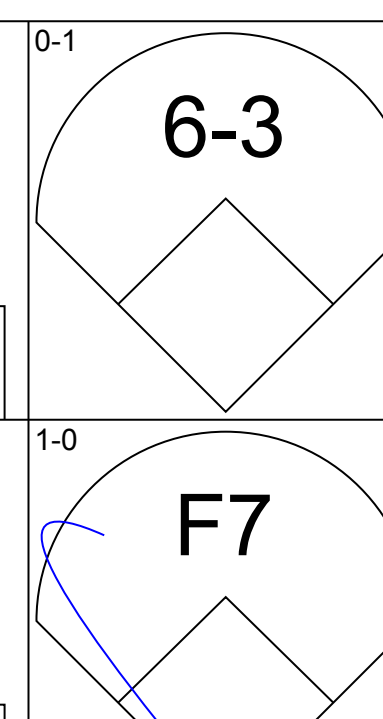
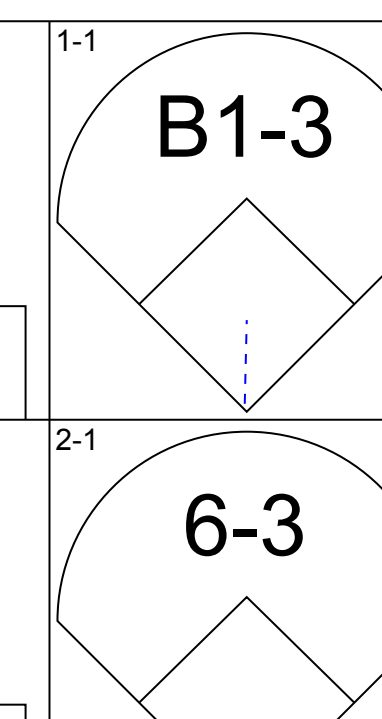
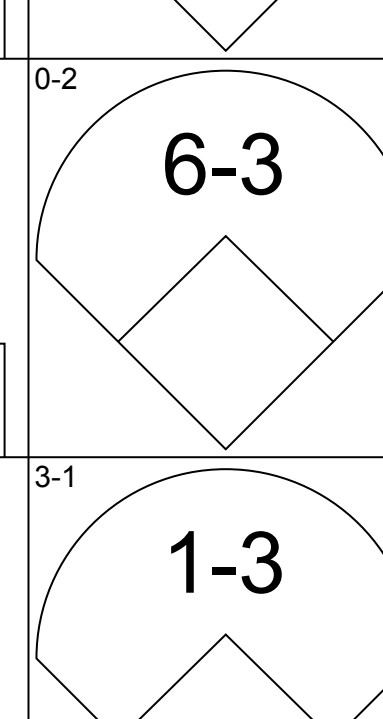
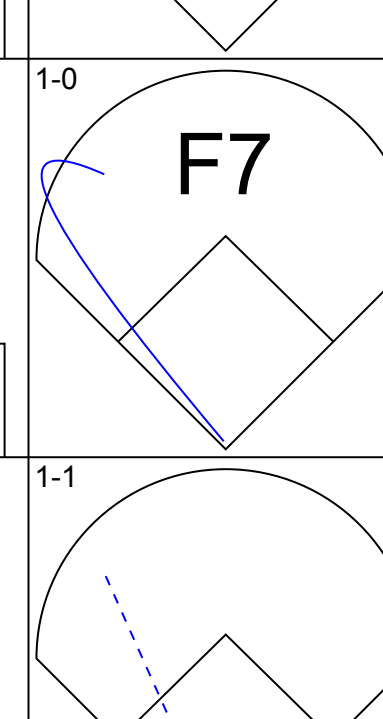
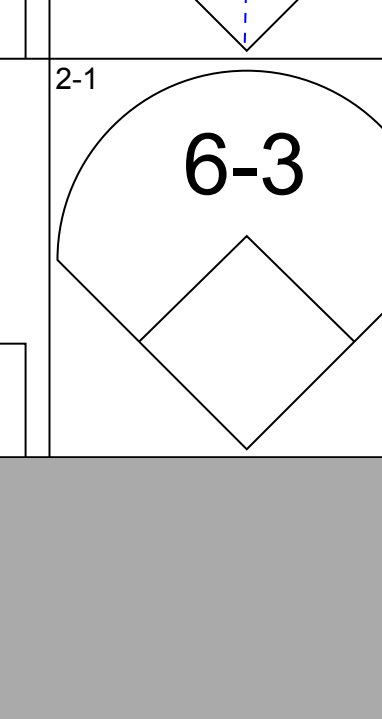
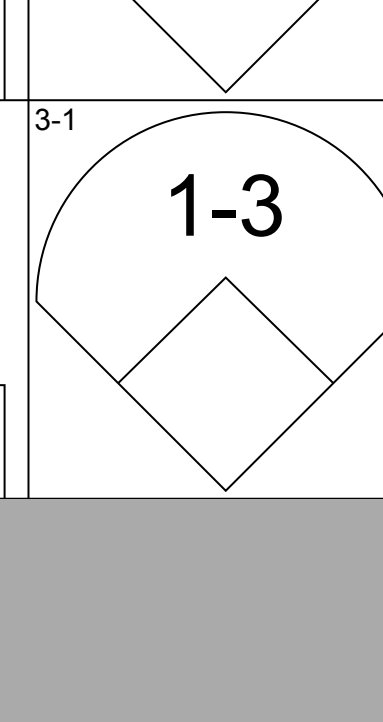
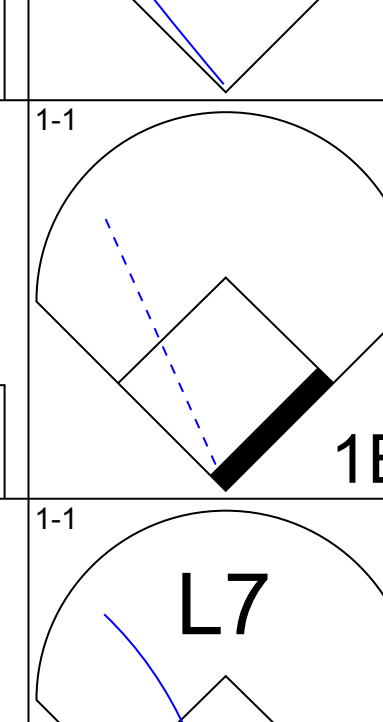
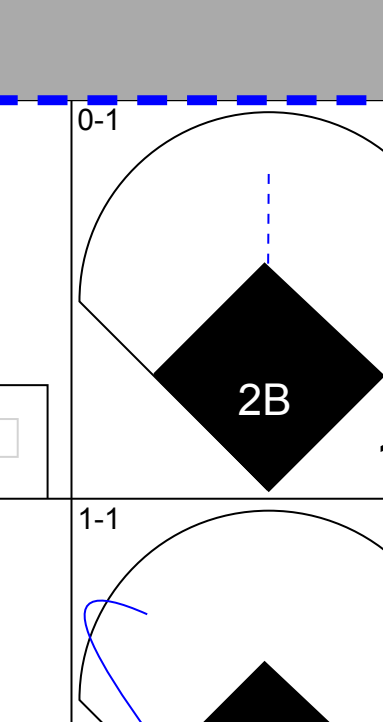
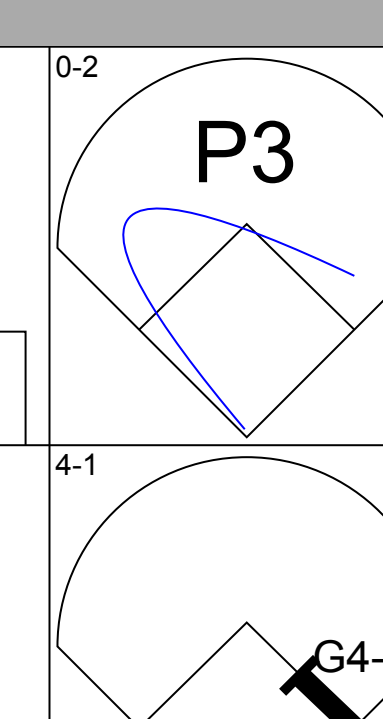
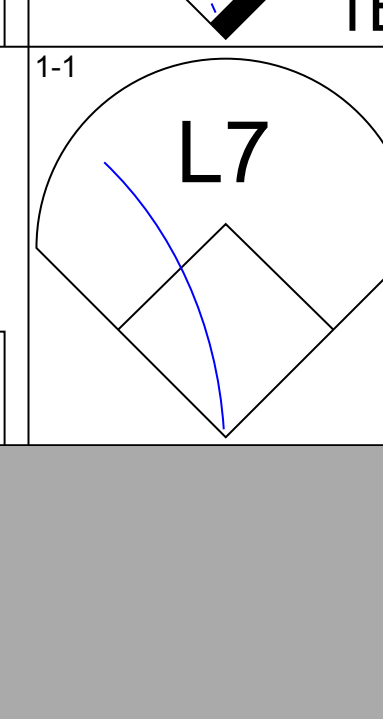
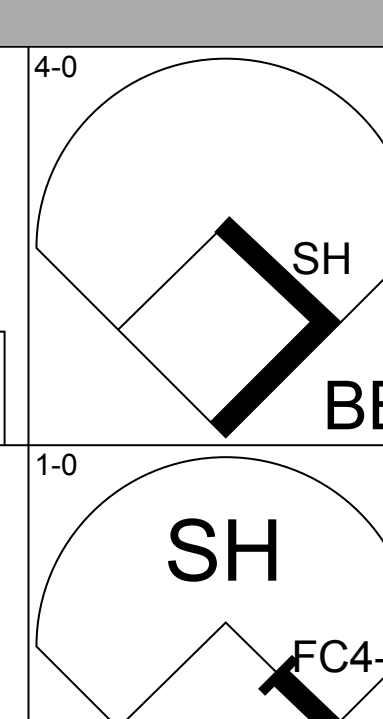
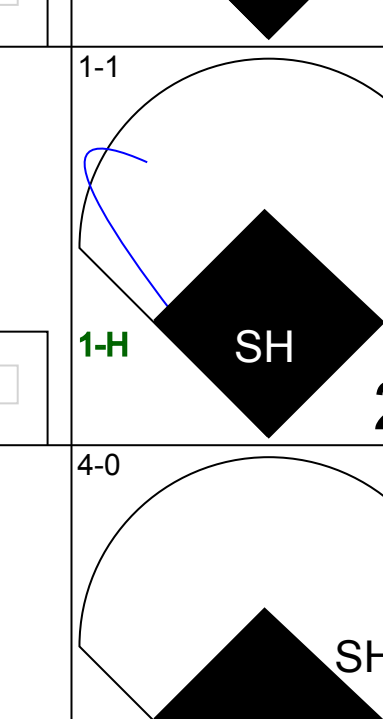
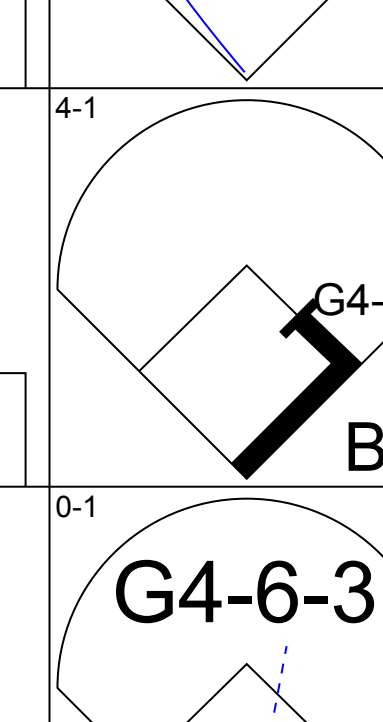
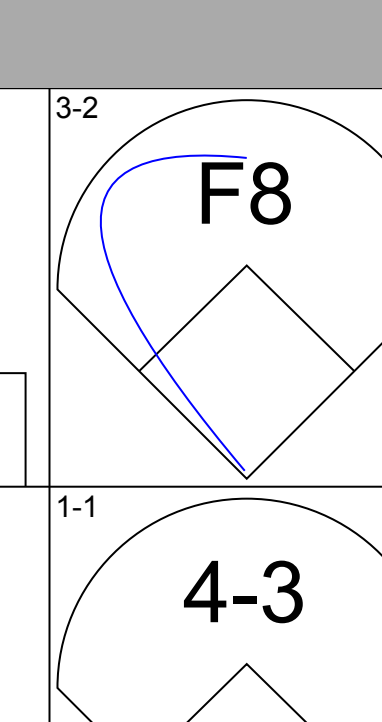
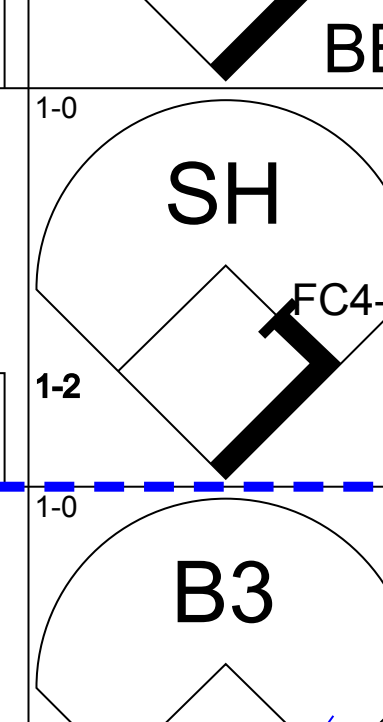
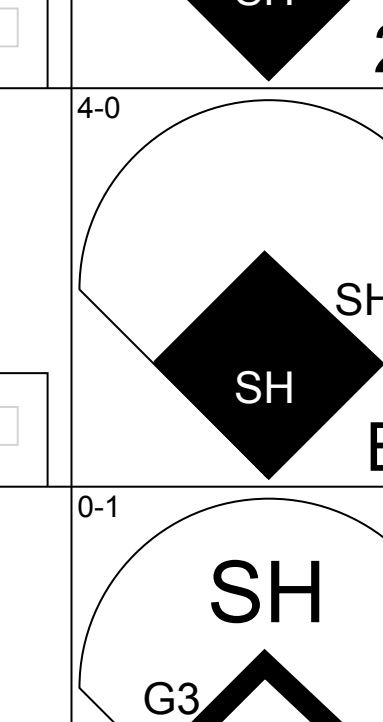
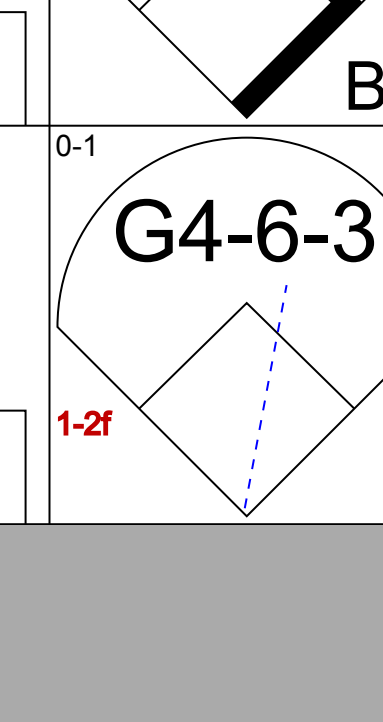
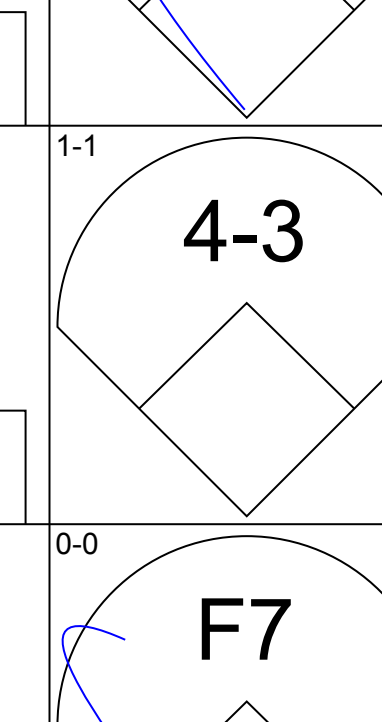
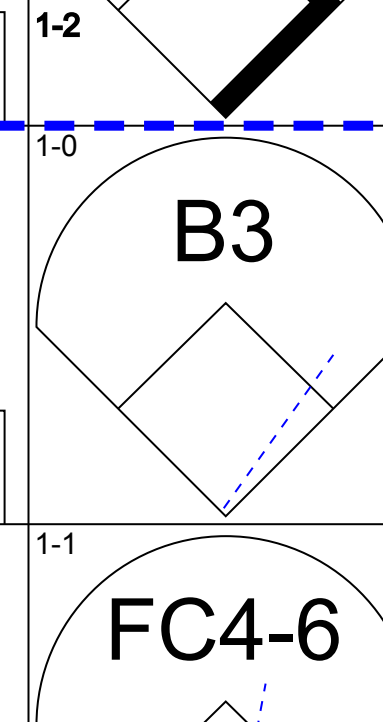
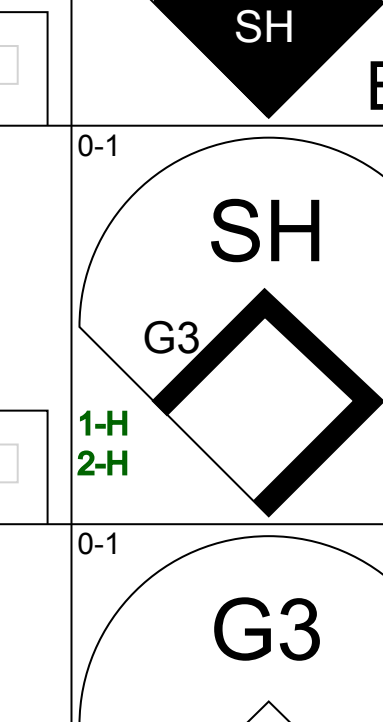
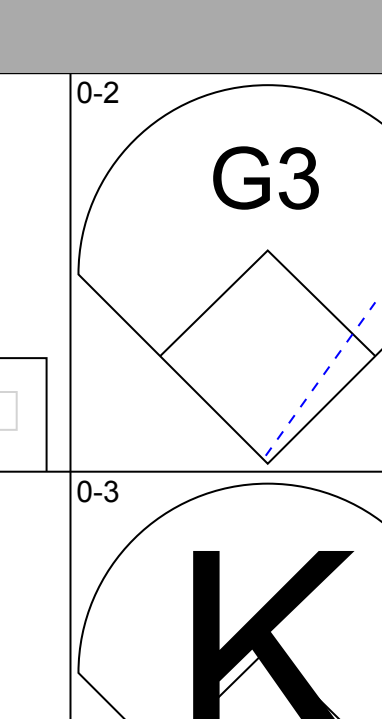
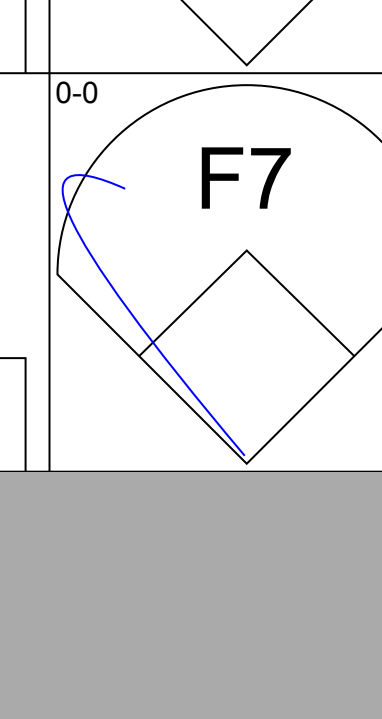
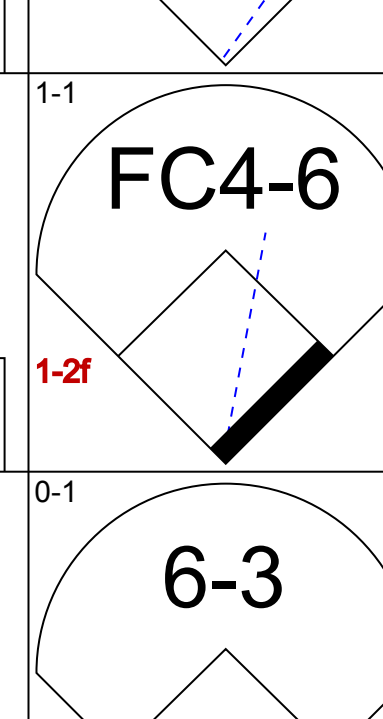
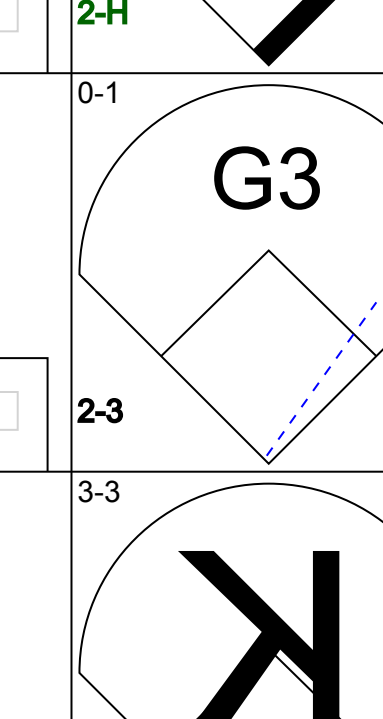
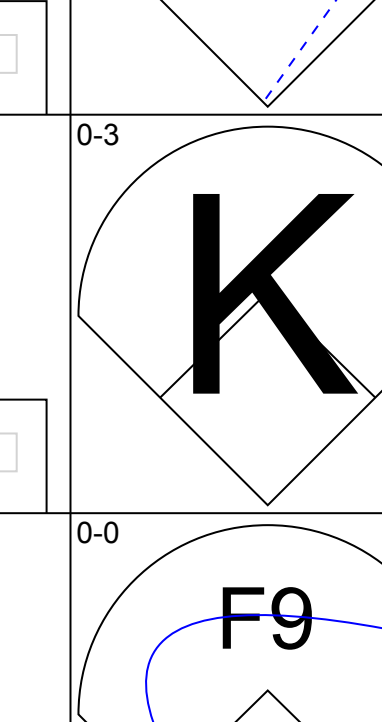
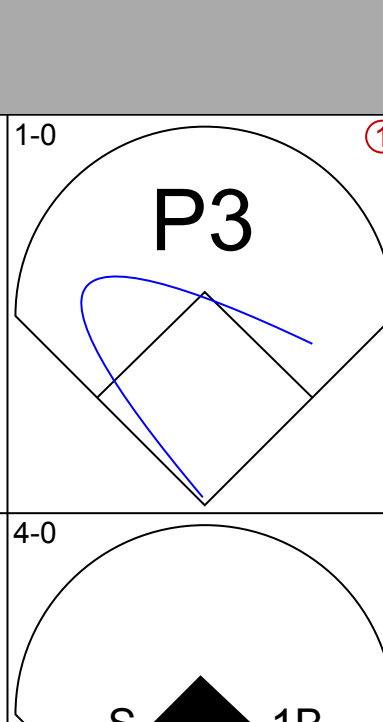
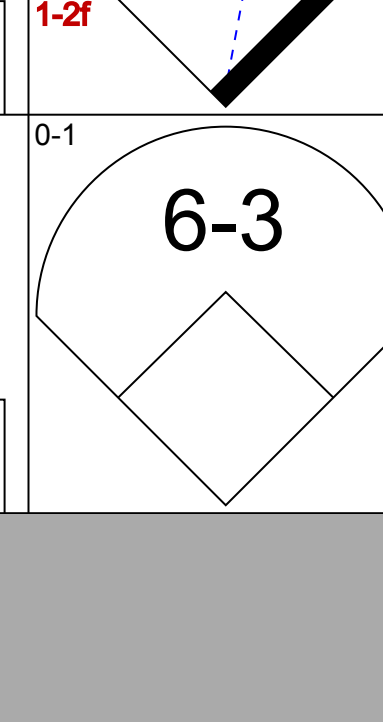
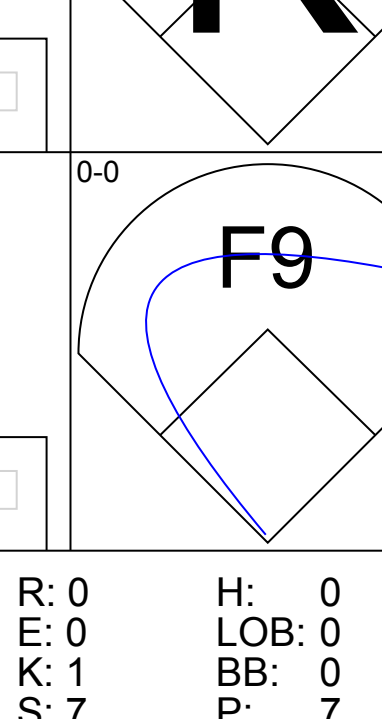
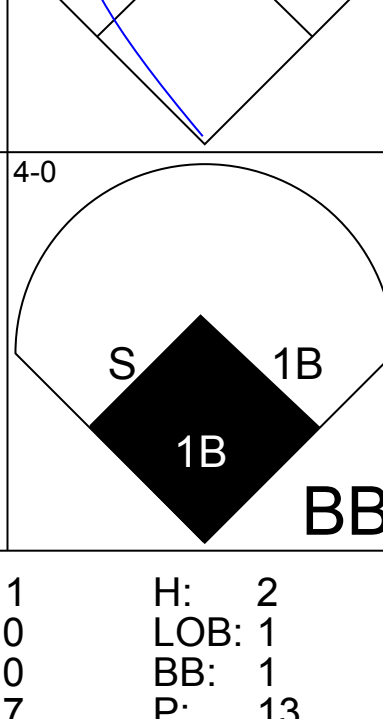
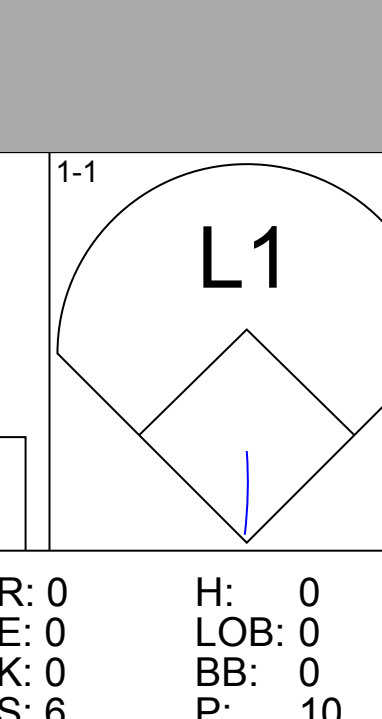


Batter	1	2	3	4	5	6	7	8	9	AB	R	H	RBI	BB	SO	LOB	TOP				
Kevin Seitzer , R (1, 5) OBP: 0.386, SLG: 0.333	G4-3	1-2	1-2	G1-6-3		G4-3			B1-3	5	0	2	0	0	0	3	Kansas City Royals @ Baltimore Orioles Memorial Stadium, Baltimore, MD Fri Sep 15 1989, 7:05 PM EDT Att: 38,029 - Unknown - 71 F livebaseballscorecards.com				
Willie Wilson , S (1, 8) OBP: 0.296, SLG: 0.344	G6-3	G4-3			G4-3		F7		B1-3	5	1	1	0	0	0	3					
George Brett , L (1, 3) OBP: 0.359, SLG: 0.433	G6-3			FC1-4				WP	G6-3	5	0	3	0	0	0	2					
Bo Jackson , R (1, 7) OBP: 0.316, SLG: 0.515				F9		F9			F9	5	0	1	1	0	1	4					
Jim Eisenreich , L (1, 9) OBP: 0.347, SLG: 0.440			FC1-4		G4-3					2	0	0	0	2	0	2					
Danny Tartabull , R (1, 10) OBP: 0.389, SLG: 0.449										3	1	0	0	1	2	5					
Kurt Stillwell , S (1, 6) OBP: 0.336, SLG: 0.401		P5			G1-5-3				G1-3	4	0	1	0	0	0	0					
Bob Boone , R (1, 2) OBP: 0.354, SLG: 0.319						SH3-4				3	0	1	0	0	1	0					
Brad Wellman , R (1, 4) OBP: 0.284, SLG: 0.271										2	0	2	0	0	0	0					
Bill Buckner , L (6, PH) OBP: 0.237, SLG: 0.259										1	0	0	1	0	0	1					
Bill Pecota , R (6, 4) OBP: 0.259, SLG: 0.390										0	0	0	0	0	0	0					
Pat Tabler , R (8, 4) OBP: 0.331, SLG: 0.317										1	0	0	0	0	0	0					
Inning Stats	R: 1 E: 0 K: 1 S: 13	H: 2 LOB: 2 BB: 1 P: 22	R: 0 E: 0 K: 0 S: 12	H: 2 LOB: 2 BB: 0 P: 18	R: 0 E: 0 K: 1 S: 8	H: 1 LOB: 1 BB: 0 P: 11	R: 0 E: 0 K: 0 S: 9	H: 2 LOB: 1 BB: 0 P: 15	R: 0 E: 0 K: 0 S: 8	H: 1 LOB: 1 BB: 0 P: 11	R: 0 E: 0 K: 1 S: 7	H: 1 LOB: 2 BB: 1 P: 17	R: 0 E: 0 K: 1 S: 9	H: 0 LOB: 0 BB: 0 P: 12	R: 0 E: 0 K: 0 S: 7	H: 1 LOB: 1 BB: 0 P: 12	1B: 9 2B: 2 3B: 0 HR: 0	SF: 0 SAC: 1 DP: 1 HBP: 0	WP: 1 PB: 0 SB: 0 CS: 0	PA: 40	
PITCHER	IP	WLS	BF	H	R	ER	SO	BB	IBB	HBP	BLK	WP	HR	S	P	ERA	WHIP			ERA	WHIP
Bob Milacki , R (1, 1) ERA: 3.86	8.0	W	37	11	2	2	4	2	1	0	0	1	0	79	131	2.25	1.625				
Gregg Olson , R (9, 1) ERA: 1.85	1.0	S	3	0	0	0	0	0	0	0	0	0	0	5	8	0.00	0.000				

Batter	1	2	3	4	5	6	7	8	9	AB	R	H	RBI	BB	SO	LOB	BOTTOM				
Phil Bradley , R (1, 7) OBP: 0.366, SLG: 0.415			P6			G5-3		SH1-4		4	0	1	0	0	1	2	Kansas City Royals @ Baltimore Orioles Memorial Stadium, Baltimore, MD Fri Sep 15 1989, 7:05 PM EDT Att: 38,029 - Unknown - 71 F livebaseballscorecards.com				
Mike Devereaux , R (1, 8) OBP: 0.336, SLG: 0.387	F8					F8			1B	5	0	2	1	0	1	3					
Cal Ripken Jr. , R (1, 6) OBP: 0.317, SLG: 0.410	G6-3									4	1	0	1	0	0	2					
Mickey Tettleton , S (1, 10) OBP: 0.381, SLG: 0.520										2	0	0	0	1	2	0					
Brady Anderson , L (6, PR) OBP: 0.325, SLG: 0.313										0	1	0	0	0	0	0					
Larry Sheets , L (7, PH) OBP: 0.299, SLG: 0.361										0	0	0	0	0	0	0					
Keith Moreland , R (7, PH) OBP: 0.331, SLG: 0.369										1	0	1	0	0	0	0					
Juan Bell , R (7, PR)										0	0	0	0	0	0	0					
Randy Milligan , R (1, 3) OBP: 0.391, SLG: 0.451										4	0	1	1	0	0	1					
Craig Worthington , R (1, 5) OBP: 0.337, SLG: 0.373										2	1	1	1	2	0	2					
Stan Jefferson , S (1, 9) ERA: 4.03										4	0	2	1	0	1	1					
Steve Finley , L (9, 9) OBP: 0.308, SLG: 0.335										0	0	0	0	0	0	0					
Bob Melvin , R (1, 2) OBP: 0.276, SLG: 0.291										4	0	0	0	0	2	2					
Billy Ripken , R (1, 4) OBP: 0.285, SLG: 0.306										2	1	2	0	0	0	0					
Rene Gonzales , R (6, 4) OBP: 0.272, SLG: 0.263										1	1	1	0	1	0	0					
Inning Stats	R: 0 E: 0 K: 1 S: 12	H: 0 LOB: 0 BB: 0 P: 15	R: 0 E: 0 K: 1 S: 13	H: 0 LOB: 1 BB: 1 P: 25	R: 1 E: 0 K: 0 S: 14	H: 2 LOB: 1 BB: 0 P: 22	R: 1 E: 0 K: 1 S: 12	H: 1 LOB: 1 BB: 1 P: 21	R: 0 E: 0 K: 0 S: 10	H: 1 LOB: 1 BB: 0 P: 12	R: 1 E: 0 K: 0 S: 17	H: 2 LOB: 2 BB: 1 P: 28	R: 2 E: 0 K: 2 S: 13	H: 4 LOB: 4 BB: 0 P: 19	R: 0 E: 0 K: 2 S: 11	H: 1 LOB: 2 BB: 1 P: 23	1B: 10 2B: 1 3B: 0 HR: 0	SF: 0 SAC: 1 DP: 0 HBP: 0	WP: 2 PB: 0 SB: 0 CS: 0	PA: 38	
PITCHER	IP	WLS	BF	H	R	ER	SO	BB	IBB	HBP	BLK	WP	HR	S	P	ERA	WHIP			ERA	WHIP
Larry McWilliams , L (1, 1) ERA: 4.03	5.0		20	4	2	2	4	2	0	0	0	2	0	61	95	3.60	1.200				
Steve Crawford , R (6, 1) ERA: 3.07	1.2	L	10	4	3	3	1	1	0	0	0	0	0	24	38	16.20	3.000				
Jerry Don Gleaton , L (7, 1) ERA: 5.64	0.0		1	1	0	0	0	0	0	0	0	0	0	2	3	∞	∞				
Rick Luecken , R (7, 1) ERA: 3.38	1.1		7	2	0	0	2	1	0	0	0	0	0	15	29	0.00	2.250				

Batter	1	2	3	4	5	6	7	8	9	AB	R	H	RBI	BB	SO	LOB	TOP								
Kevin Seitzer, R OBP: 0.385, SLG: 0.332	1-2 G4-3	3-3 K		2-2 G6-3		1-2 F8		1-0 1B		5	0	1	1	0	1	4	Kansas City Royals @ Baltimore Orioles Memorial Stadium, Baltimore, MD Sat Sep 16 1989, 7:05 PM EDT Att: 44,591 - Unknown livebaseballscorecards.com								
Kurt Stillwell, S OBP: 0.337, SLG: 0.402	1-0 2B		0-0 G4-3		0-0 B2-3	4-1 BB		1-3 K		4	0	1	0	1	1	2									
George Brett, L OBP: 0.357, SLG: 0.430	3-3 K		0-0 G4-3		2-3 K	0-0 G3		0-0 1B		5	0	1	1	0	2	2									
Bo Jackson, R OBP: 0.315, SLG: 0.512	3-1 L7		1-3 K		3-2 BB 1B			1-3 K		5	0	1	0	0	3	3									
Jim Eisenreich, L OBP: 0.350, SLG: 0.443		4-1 G6-3 1B BB		0-0 F7		1-0 BB 1B		1-2 F7		4	1	2	0	1	0	0									
Danny Tartabull, R OBP: 0.389, SLG: 0.446		0-1 G6-3		3-3 K		4-0 FC6-4 BB		2-3 K		3	0	0	0	2	2	1									
Pat Tabler, R OBP: 0.335, SLG: 0.322		0-0 G6-3 1B		2-2 BB 1B		1-0 FC6-4		0-2 BB 1B		4	1	3	1	0	0	3									
Gary Thurman, R OBP: 0.312, SLG: 0.263										0	1	0	0	0	0	0									
Rey Palacios, R OBP: 0.191, SLG: 0.233										0	0	0	0	0	0	0									
Bill Buckner, L OBP: 0.235, SLG: 0.258										1	0	0	0	0	0	2									
Jeff Schulz, L OBP: 0.500, SLG: 0.500		2-H 1B						1-2 2-3 BB		0	0	0	0	0	0	0									
Mike Macfarlane, R OBP: 0.283, SLG: 0.324		2-2 G6-3		4-0 1B		1-0 G6-3		4-2 1B 1B		2	0	1	0	2	0	0									
Willie Wilson, S OBP: 0.295, SLG: 0.343		1-2 1B		1-2 BB				1-2 BB		1	1	0	0	0	0	2									
Brad Wellman, R OBP: 0.271, SLG: 0.297		3-2 G6-3		0-0 1B		0-0 HR		1-3 K		3	1	2	2	0	0	2									
Matt Winters, L OBP: 0.339, SLG: 0.370		G6-3		1-3 1B						1	0	0	0	0	1	2									
Bill Pecota, R OBP: 0.259, SLG: 0.390		1-2 2-3								0	0	0	0	0	0	0									
Inning Stats	R: 0 E: 0 K: 1 S: 9	H: 1 LOB: 1 BB: 0 P: 17	R: 1 E: 0 K: 1 S: 13	H: 2 LOB: 2 BB: 1 P: 25	R: 0 E: 0 K: 1 S: 5	H: 0 LOB: 0 BB: 0 P: 6	R: 1 E: 0 K: 1 S: 12	H: 2 LOB: 2 BB: 1 P: 23	R: 0 E: 0 K: 0 S: 10	H: 2 LOB: 3 BB: 1 P: 21	R: 1 E: 0 K: 0 S: 7	H: 1 LOB: 1 BB: 1 P: 13	R: 0 E: 0 K: 2 S: 11	H: 0 LOB: 0 BB: 0 P: 15	R: 2 E: 0 K: 3 S: 21	H: 3 LOB: 2 BB: 1 P: 30	R: 0 E: 0 K: 0 S: 7	H: 1 LOB: 2 BB: 1 P: 12	1B: 9 2B: 2 3B: 0 HR: 1	SF: 0 SAC: 0 DP: 1 HBP: 0	WP: 0 PB: 0 SB: 1 CS: 0	PA: 44			
PITCHER	IP	WLS	BF	H	R	ER	SO	BB	IBB	HBP	BLK	WP	HR	S	P	ERA	WHIP								
Jeff Ballard, L ERA: 3.66	5.2		29	8	3	3	5	4	0	0	0	0	1	55	104	4.76	2.118								
Kevin Hickey, L ERA: 2.53	0.1		1	0	0	0	0	0	0	0	0	0	0	1	1	0.00	0.000								
Mark Williamson, R ERA: 3.07	1.1		7	2	2	2	3	1	0	0	0	0	0	20	30	13.50	2.250								
Gregg Olson, R ERA: 1.82	1.2	W	7	2	0	0	2	1	0	0	0	0	0	19	27	0.00	1.800								

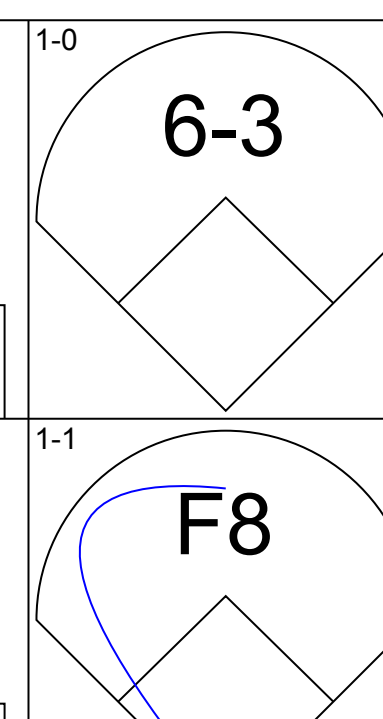
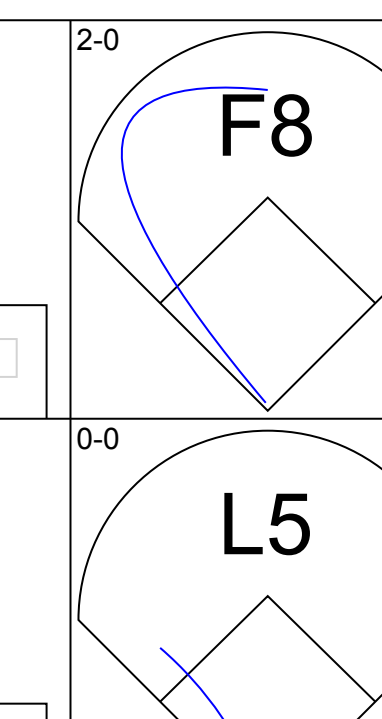
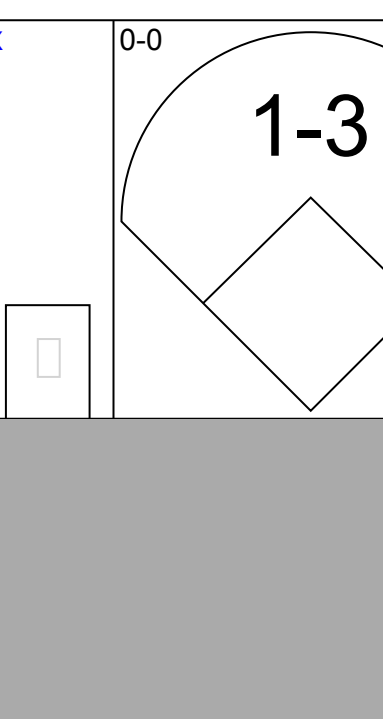
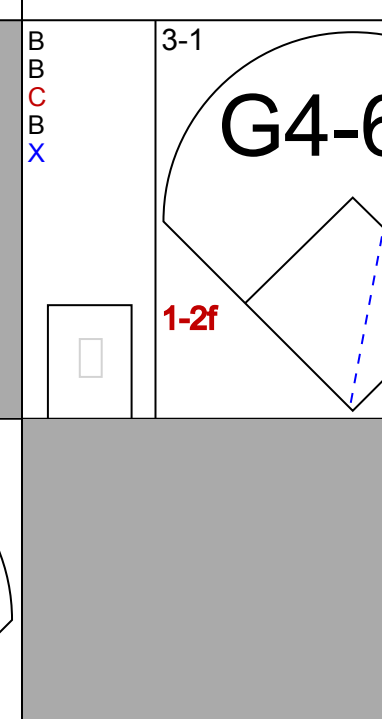
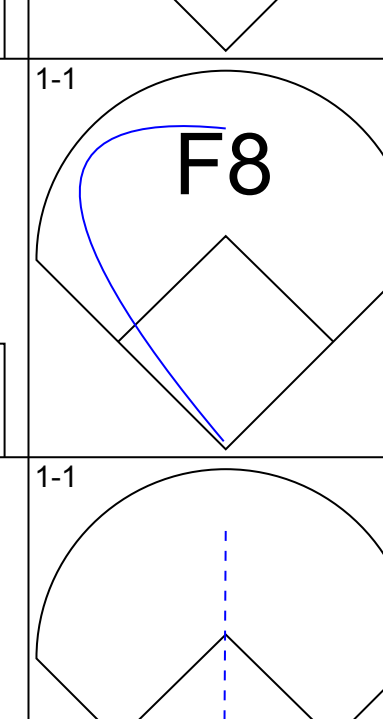
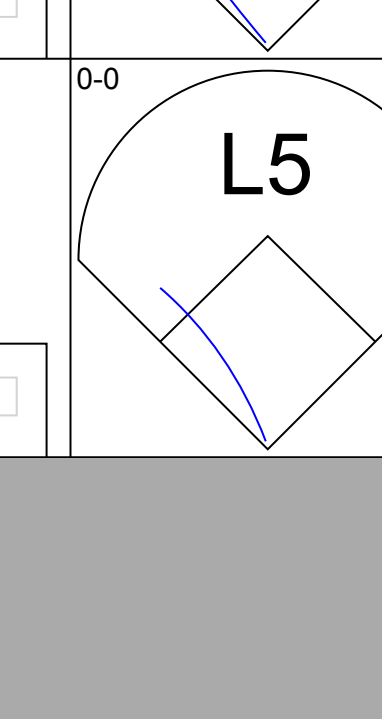
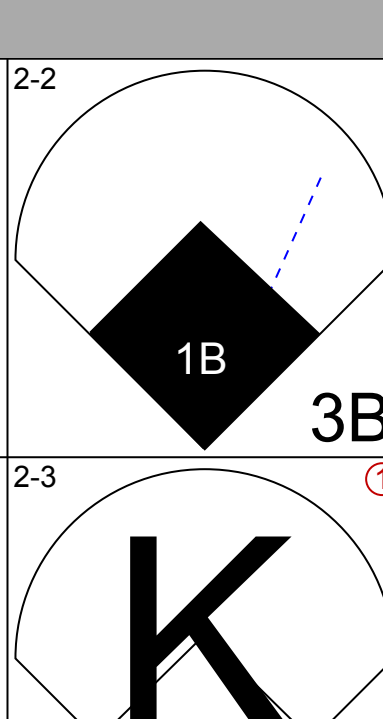
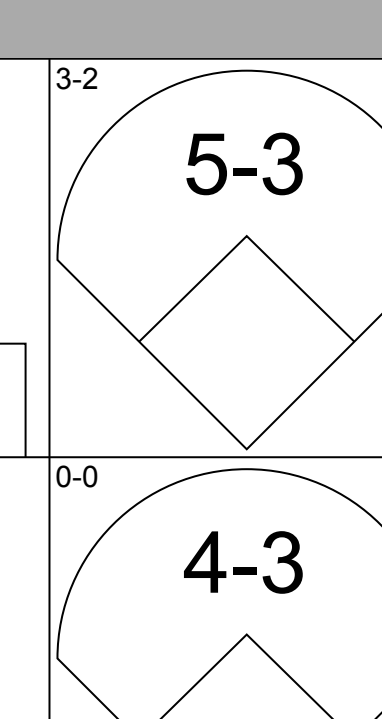
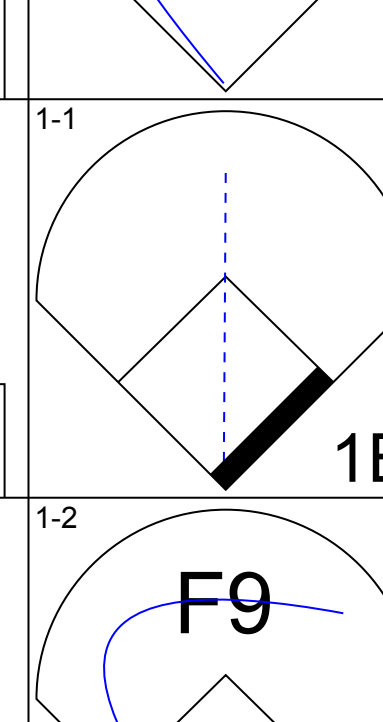
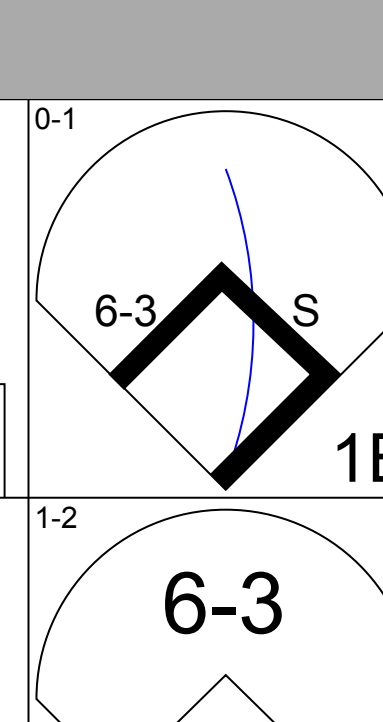
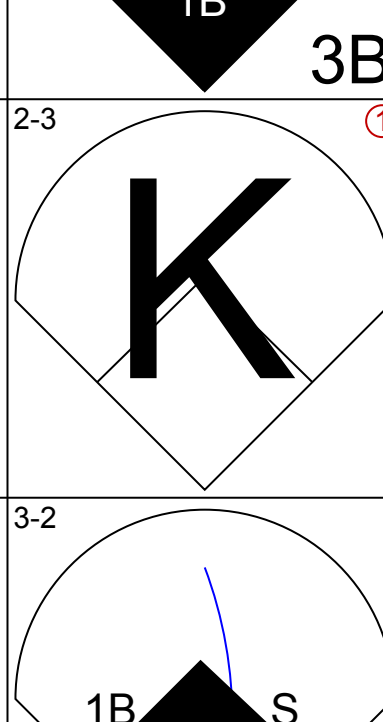
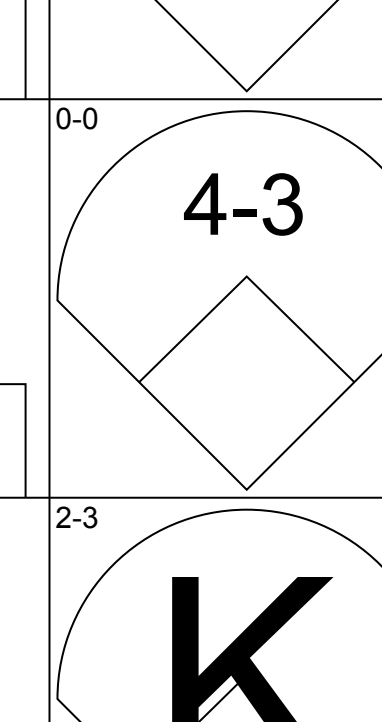
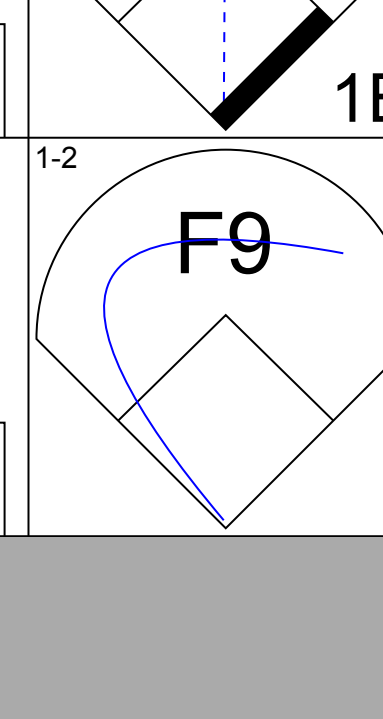
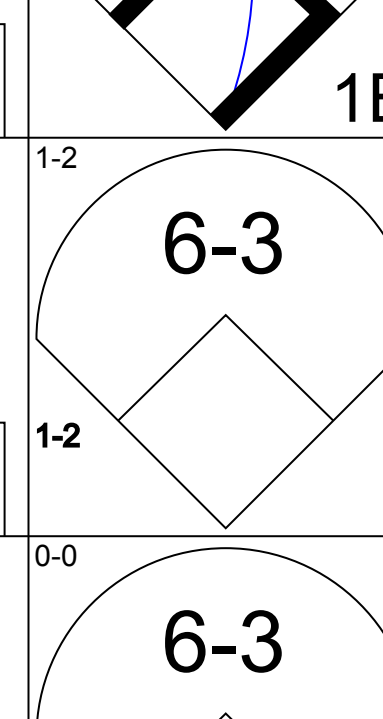
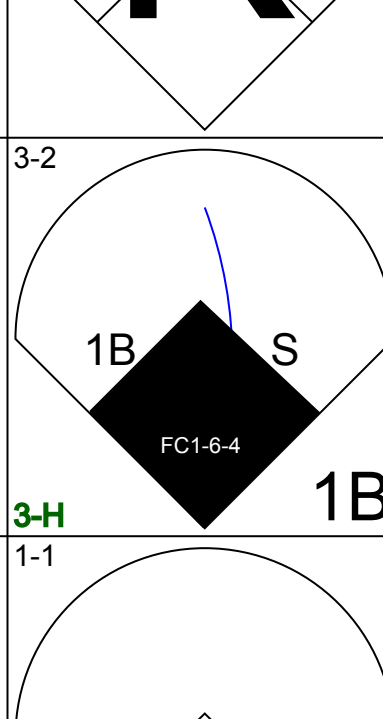
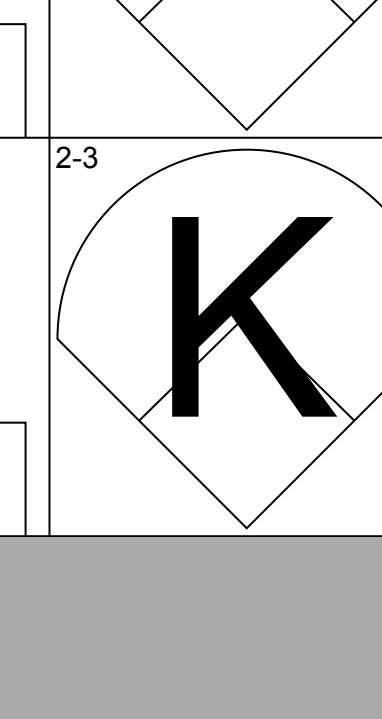
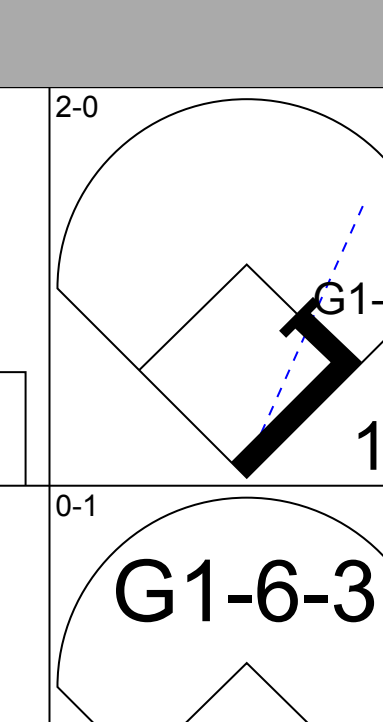
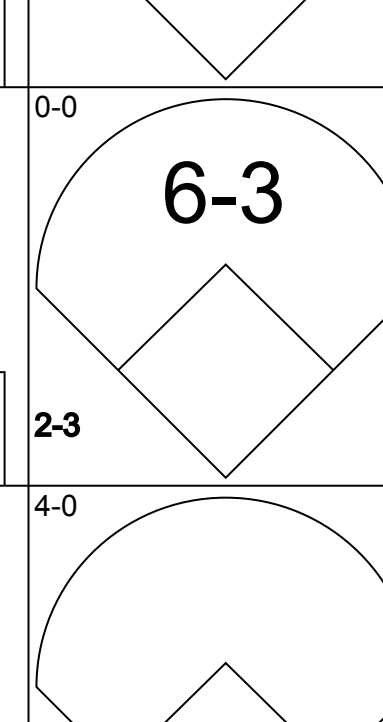
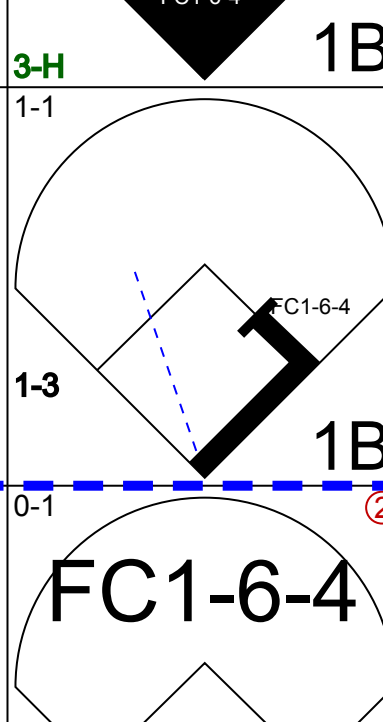
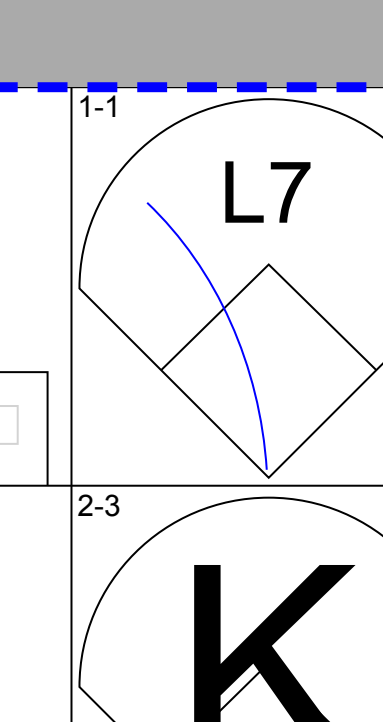
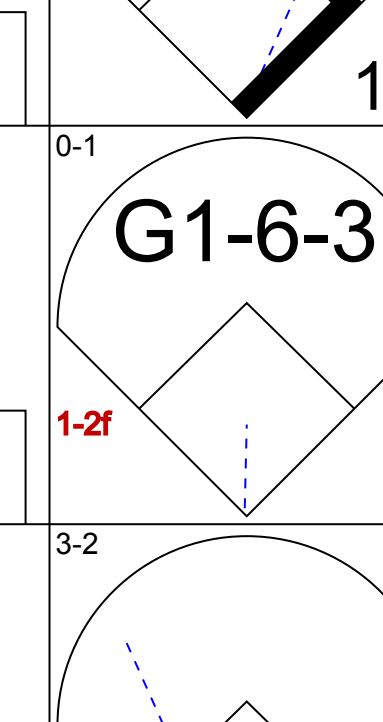
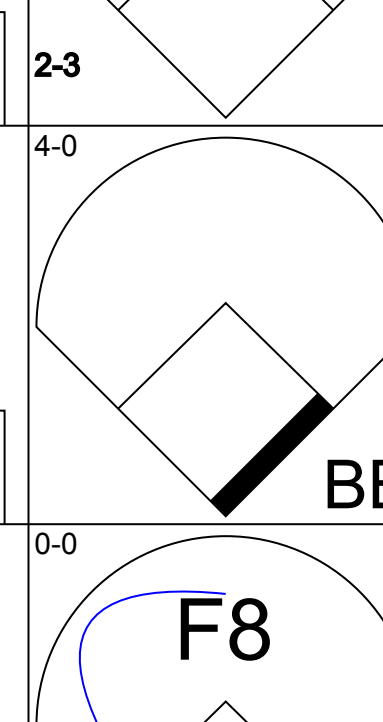
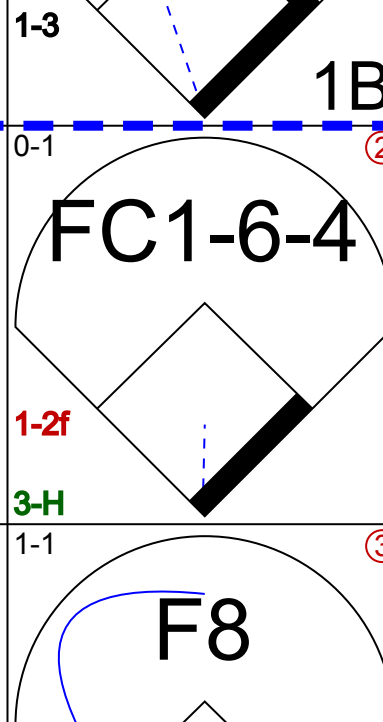
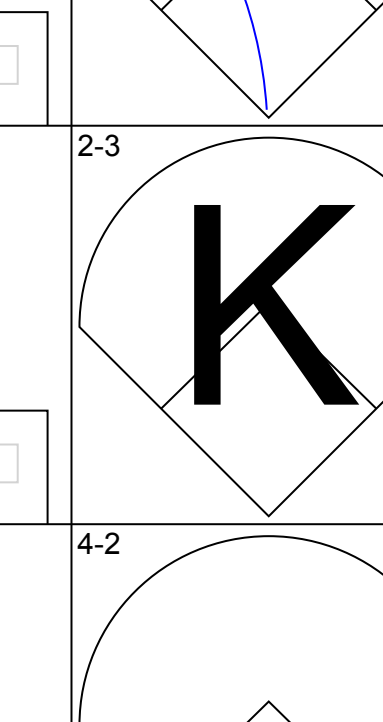
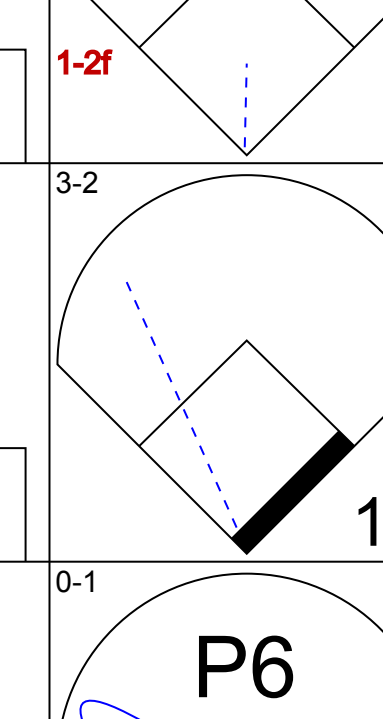
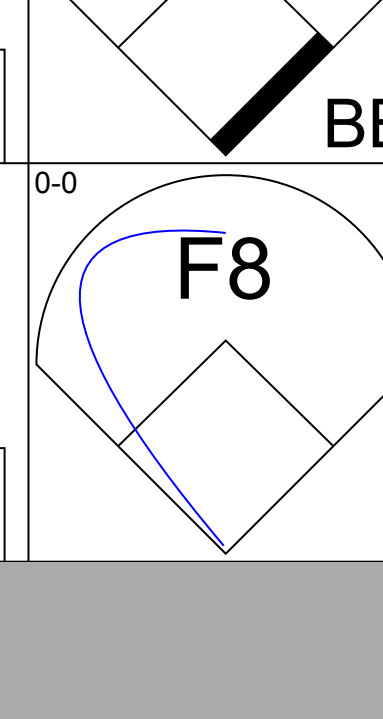
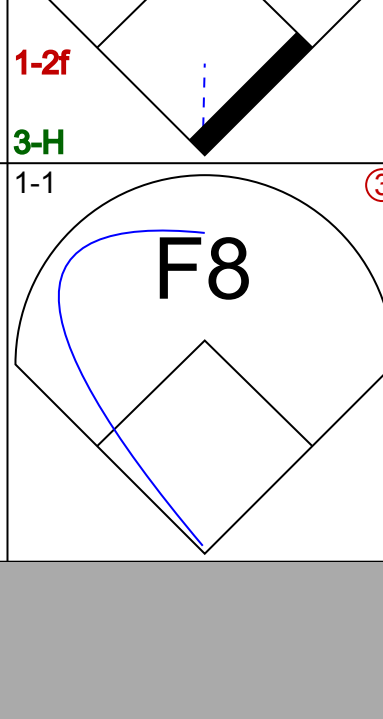
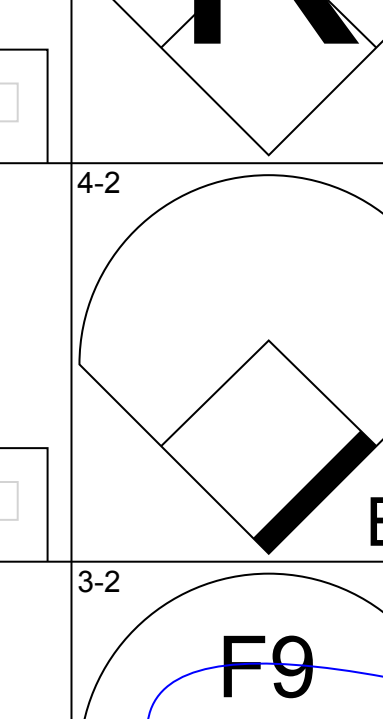
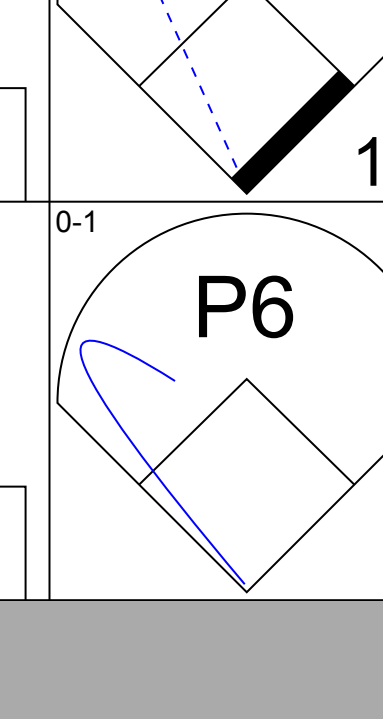
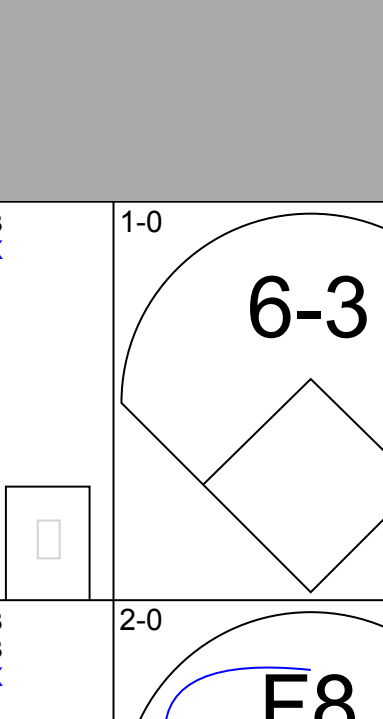
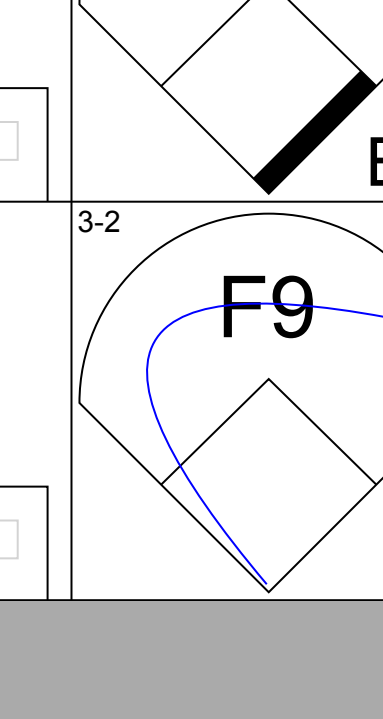
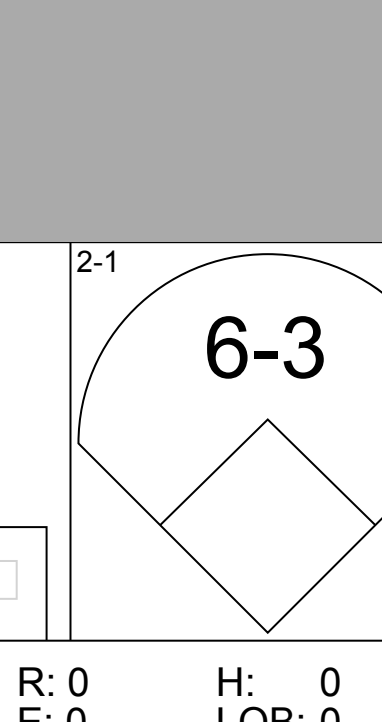
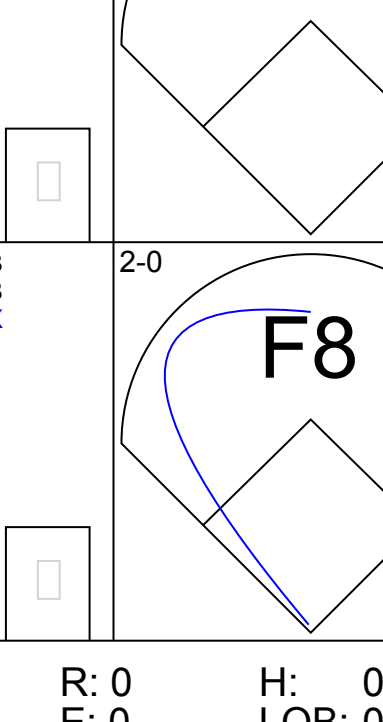
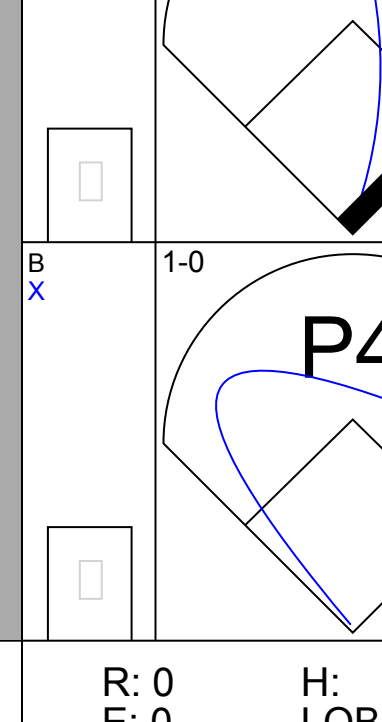
Batter	1	2	3	4	5	6	7	8	9	AB	R	H	RBI	BB	SO	LOB	BOTTOM								
Phil Bradley, R OBP: 0.367, SLG: 0.418	2-2 1B 2B		0-0 F8		0-0 CS 1B		1-1 G5-3			4	1	2	0	0	0	2	Kansas City Royals @ Baltimore Orioles Memorial Stadium, Baltimore, MD Sat Sep 16 1989, 7:05 PM EDT Att: 44,591 - Unknown livebaseballscorecards.com								
Joe Orsulak, L OBP: 0.354, SLG: 0.424	0-2 G5-4-3 1B		1-1 1B		3-3 K		4-2 FC6-4 BB			3	0	2	1	1	1	1									
Cal Ripken Jr., R OBP: 0.317, SLG: 0.409	1-2 G5-4-3		2-0 1B		2-1 P3		1-1 FC6-4			4	0	1	0	0	0	3									
Mickey Tettleton, S OBP: 0.379, SLG: 0.525	3-1 F7		1-1 L6		0-0 HR		0-1 G3			4	1	1	1	0	0	2									
Randy Milligan, R OBP: 0.395, SLG: 0.468		3-1 HR		0-1 G6-3 3B		3-3 K		4-2 1B 1B BB		3	3	2	1	1	1	0									
Mike Devereaux, R OBP: 0.333, SLG: 0.384		2-1 G6-3		0-0 G6-3		0-1 G6-3		1-2 1B		3	0	0	1	0	0	0									
Larry Sheets, L OBP: 0.308, SLG: 0.364										1	0	1	0	0	0	0									
Steve Finley, L OBP: 0.306, SLG: 0.335								1-3 1B		0	1	0	0	0	0	0									
Craig Worthington, R OBP: 0.337, SLG: 0.379		1-2 F9		3-H HR		3-3 K		2-3 K		4	1	1	1	0	2	2									
Jamie Quirk, L OBP: 0.273, SLG: 0.224		2-3 K		2-2 F8				1-0 CS E		2	0	0	0	1	1	0									
Brady Anderson, L OBP: 0.325, SLG: 0.313								2-H 3-H 1B		0	0	0	0	0	0	0									
Bob Melvin, R OBP: 0.279, SLG: 0.294								FC6-4		1	0	1	2	0	0	0									
Rene Gonzales, R OBP: 0.266, SLG: 0.256			1-1 G5-3		1-2 G6-3		1-0 E6 CS		0-1 FC6-4	4	0	0	0	0	0	2									
Inning Stats	R: 1 E: 0 K: 0 S: 11	H: 2 LOB: 0 BB: 0 P: 17	R: 1 E: 0 K: 1 S: 11	H: 1 LOB: 0 BB: 0 P: 19	R: 0 E: 0 K: 0 S: 8	H: 2 LOB: 0 BB: 0 P: 13	R: 2 E: 0 K: 0 S: 11	H: 2 LOB: 0 BB: 0 P: 14	R: 0 E: 0 K: 1 S: 6	H: 1 LOB: 0 BB: 0 P: 11	R: 1 E: 0 K: 2 S: 10	H: 1 LOB: 0 BB: 0 P: 16	R: 0 E: 1 K: 0 S: 10	H: 0 LOB: 2 BB: 2 P: 21	R: 2 E: 0 K: 1 S: 16	H: 2 LOB: 1 BB: 1 P: 24		1B: 6 2B: 2 3B: 1 HR: 3	SF: 0 SAC: 0 DP: 2 HBP: 0	WP: 0 PB: 0 SB: 1 CS: 3	PA: 36				
PITCHER	IP	WLS	BF	H	R	ER	SO	BB	IBB	HBP	BLK	WP	HR	S	P	ERA	WHIP								
Mark Gubicza, R ERA: 2.91	6.0		25	9	5	5	4	0	0	0	0	0	0	19	35	7.50	1.500								
Terry Leach, R ERA: 4.15	1.1	L	8	1	2	2	0	3	0	0	0	0	0	7	10	0.00	1.500								
Steve Farr, R ERA: 4.62	0.2		3	1	0	0	1	0	0	0	0	0	0	7	10	0.00	1.500								

Batter	1	2	3	4	5	6	7	8	9	AB	R	H	RBI	BB	SO	LOB	TOP								
Lance Johnson, L (1, 7) OBP: 0.358, SLG: 0.378										4	0	1	0	0	1	0									
Scott Fletcher, R (1, 4) OBP: 0.332, SLG: 0.307										4	0	1	1	0	0	0									
Ivan Calderon, R (1, 10) OBP: 0.329, SLG: 0.438										4	1	2	0	0	0	2									
Carlton Fisk, R (1, 2) OBP: 0.344, SLG: 0.458 Sammy Sosa, R (9, PR) OBP: 0.308, SLG: 0.348										3	0	1	1	1	0	1									
Daryl Boston, L (1, 9) OBP: 0.335, SLG: 0.393 Ron Karkovics, R (9, 2) OBP: 0.319, SLG: 0.402										1	1	0	0	2	0	0									
Carlos Martinez, R (1, 3) OBP: 0.341, SLG: 0.405 Steve Lyons, L (9, PH) OBP: 0.317, SLG: 0.337										3	0	0	0	0	0	3									
Robin Ventura, L (1, 5) OBP: 0.318, SLG: 0.333										4	0	0	0	0	0	3									
Dave Gallagher, R (1, 8) OBP: 0.321, SLG: 0.315										4	0	0	0	0	2	4									
Ozzie Guillen, L (1, 6) OBP: 0.275, SLG: 0.326										3	1	0	0	1	0	2									
Inning Stats	R: 0 E: 0 K: 1 S: 9	H: 0 LOB: 0 BB: 0 P: 14	R: 0 E: 0 K: 0 S: 7	H: 0 LOB: 0 BB: 1 P: 11	R: 0 E: 0 K: 1 S: 7	H: 0 LOB: 0 BB: 0 P: 7	R: 0 E: 0 K: 0 S: 7	H: 1 LOB: 1 BB: 0 P: 10	R: 0 E: 0 K: 0 S: 7	H: 0 LOB: 0 BB: 0 P: 11	R: 1 E: 0 K: 0 S: 7	H: 2 LOB: 1 BB: 1 P: 13	R: 0 E: 0 K: 0 S: 6	H: 0 LOB: 2 BB: 1 P: 13	R: 0 E: 0 K: 1 S: 6	H: 0 LOB: 0 BB: 0 P: 10	R: 3 E: 1 K: 1 S: 15	H: 2 LOB: 2 BB: 1 P: 23	1B: 4 2B: 1 3B: 0 HR: 0	SF: 0 SAC: 2 DP: 2 HBP: 0	WP: 0 PB: 0 SB: 2 CS: 0	PA: 36			
PITCHER	IP	WLS	BF	H	R	ER	SO	BB	IBB	HBP	BLK	WP	HR	S	P	ERA	WHIP								
Tom Gordon, R (1, 1) ERA: 3.58	6.0		23	3	1	1	2	3	0	0	0	0	0	45	72	1.50	1.000								
Steve Crawford, R (7, 1) ERA: 2.53	2.0	W	6	0	0	0	0	0	0	0	0	0	0	11	17	0.00	0.000								
Jeff Montgomery, R (9, 1) ERA: 1.42	1.0	L	7	2	3	2	1	1	0	0	0	0	0	15	23	18.00	3.000								

Chicago White Sox @ Kansas City Royals
 Royals Stadium, Kansas City, MO
 Mon Sep 18 1989, 8:05 PM EDT
 Att: 23,722 - Unknown - 75 F

AB 30
 R 4
 H 5
 RBI 2
 BB 4
 SO 3
 LOB 15

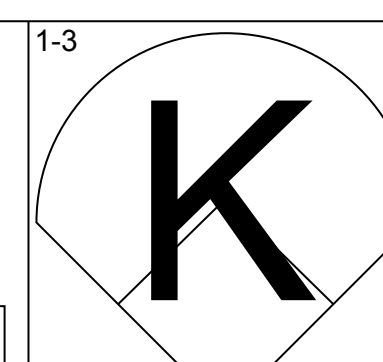
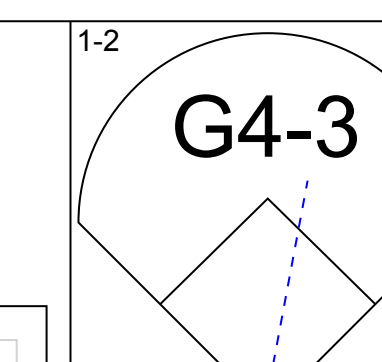
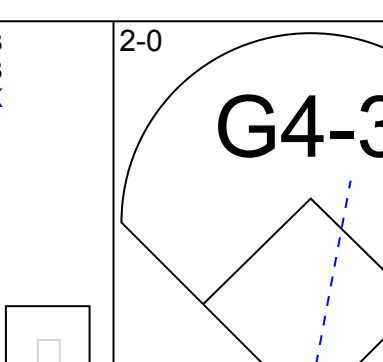
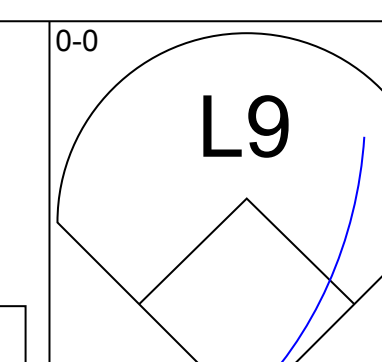
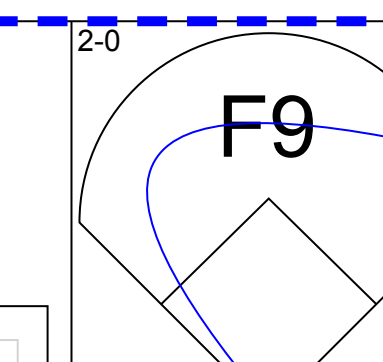
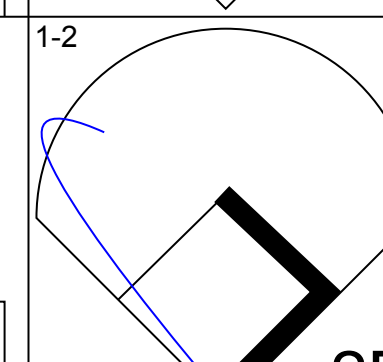
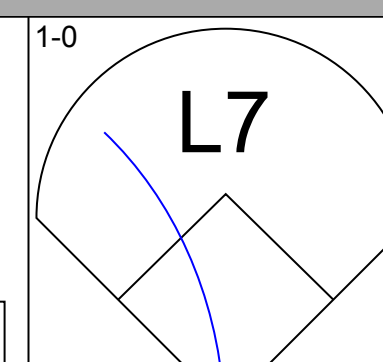
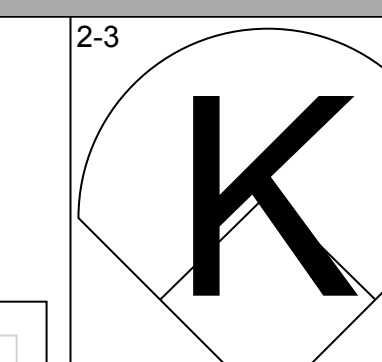
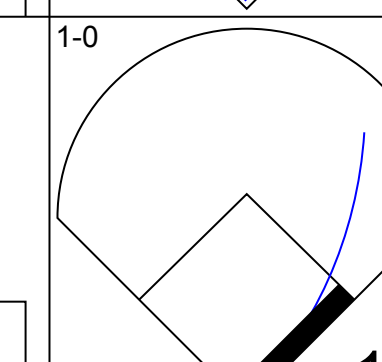
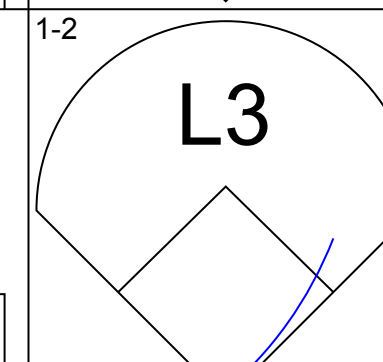
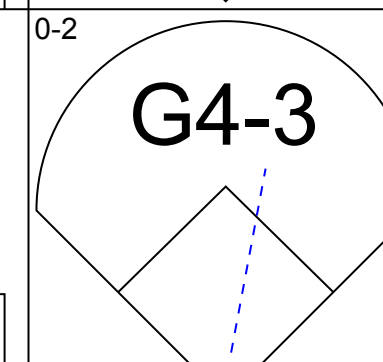
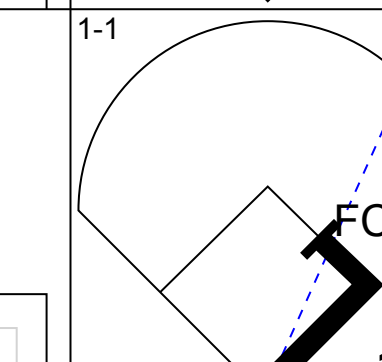
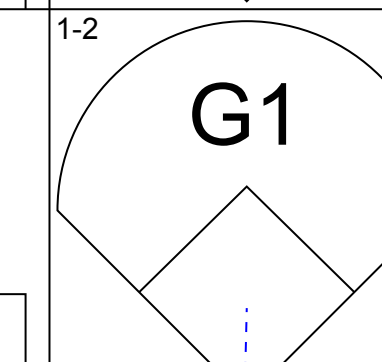
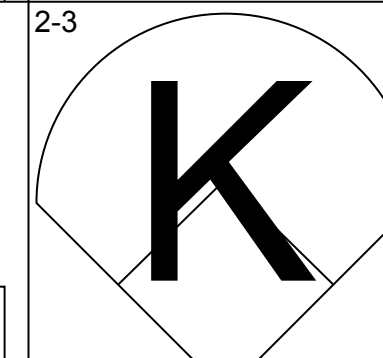
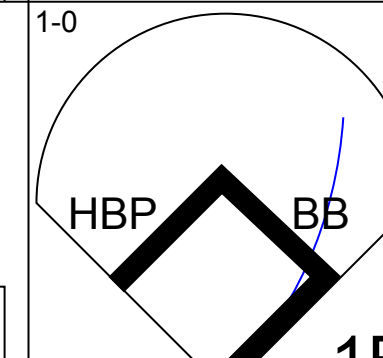
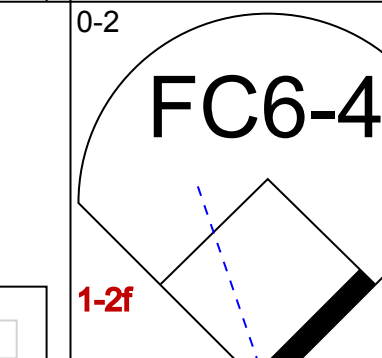
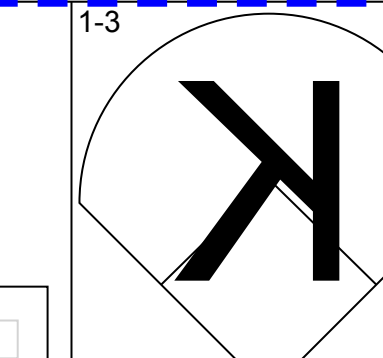
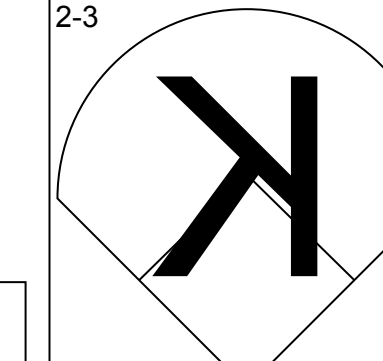
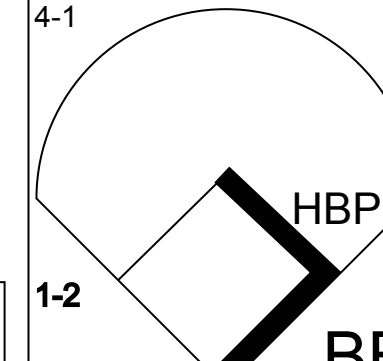
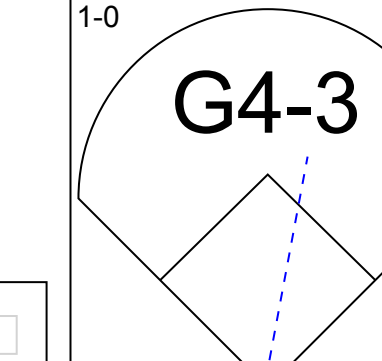
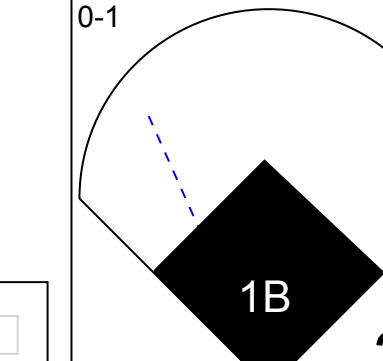

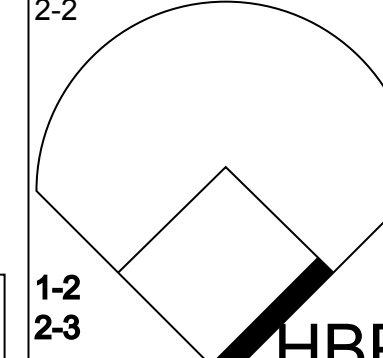
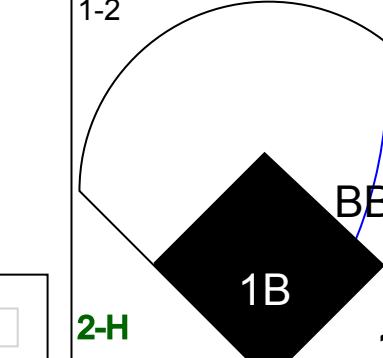

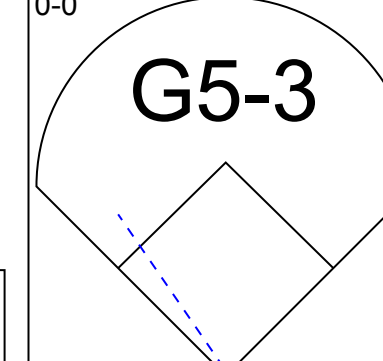
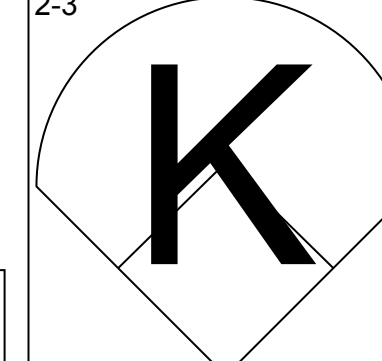
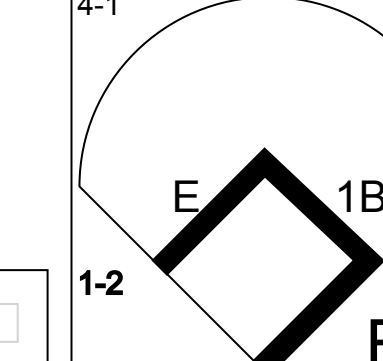
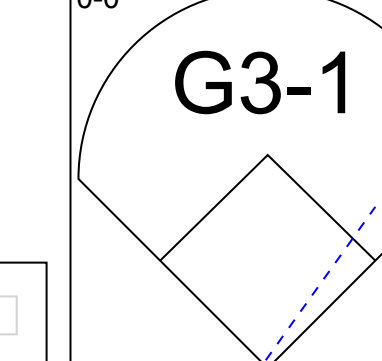
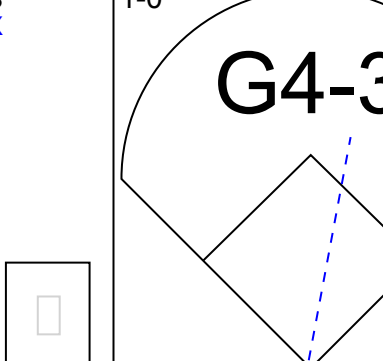
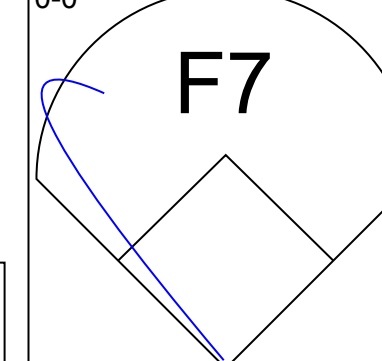
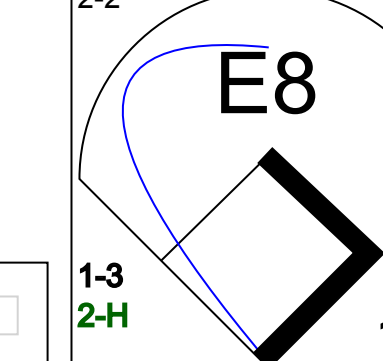
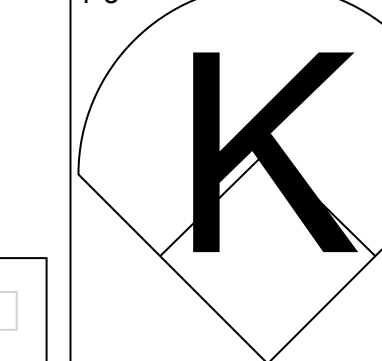
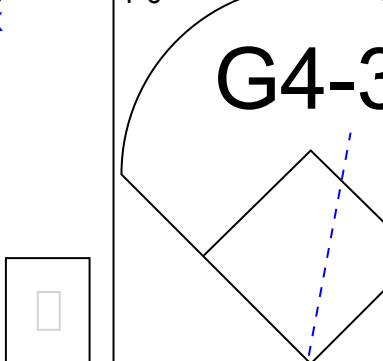
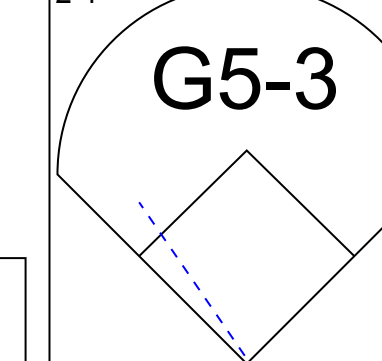
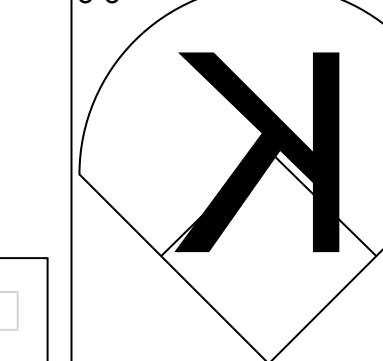


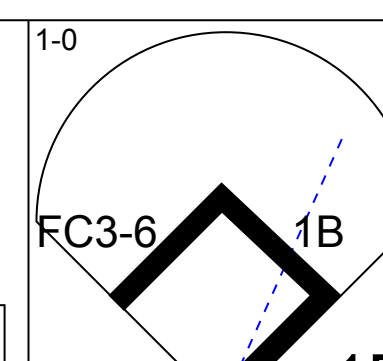
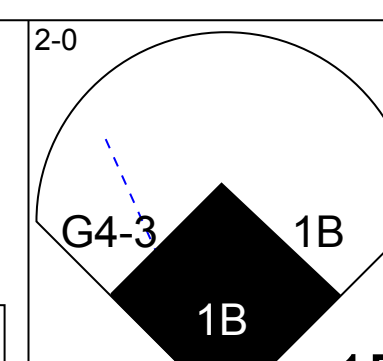
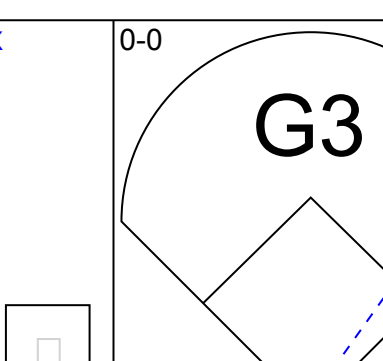
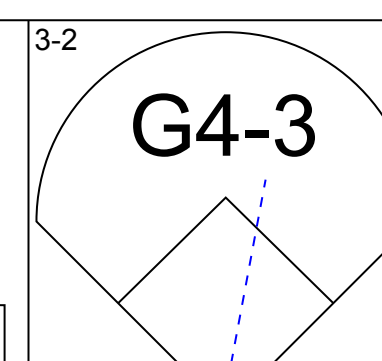
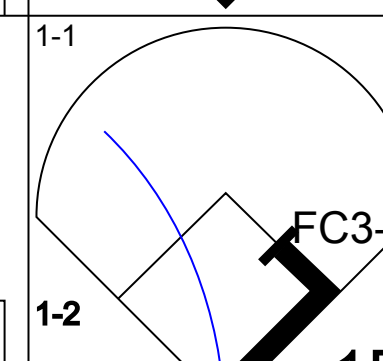
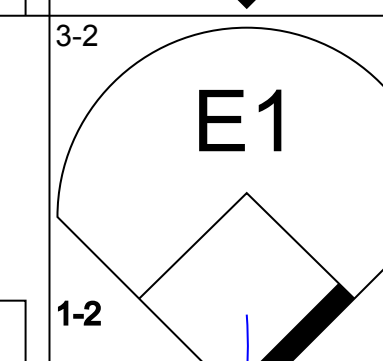
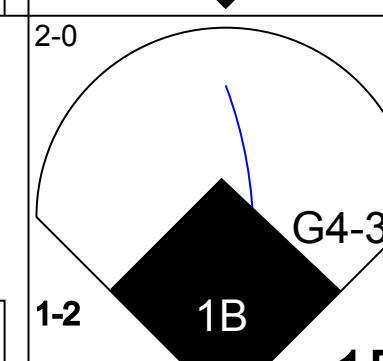
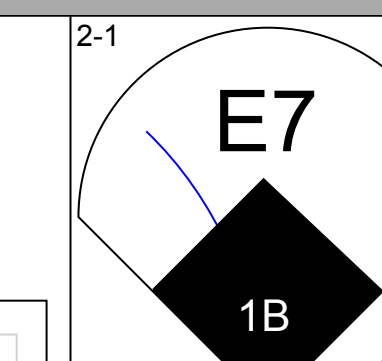
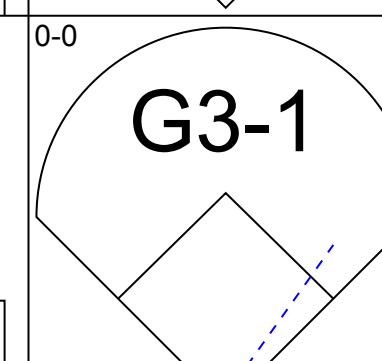
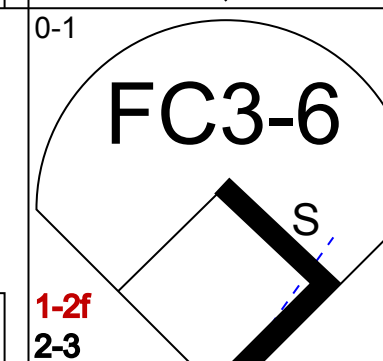
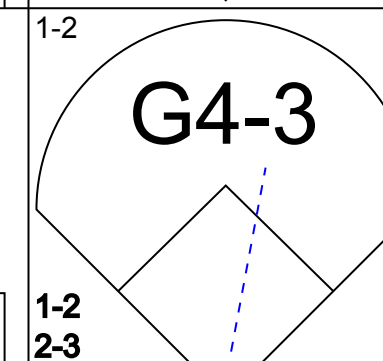
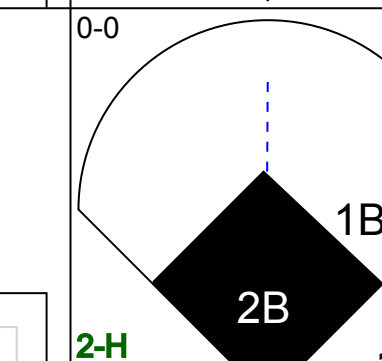
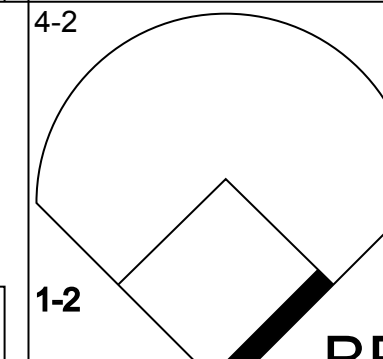
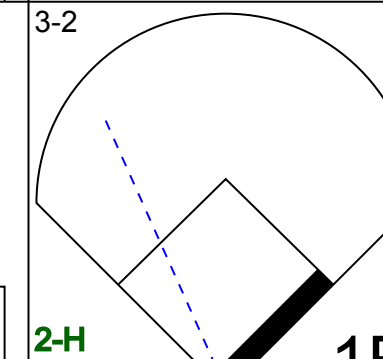
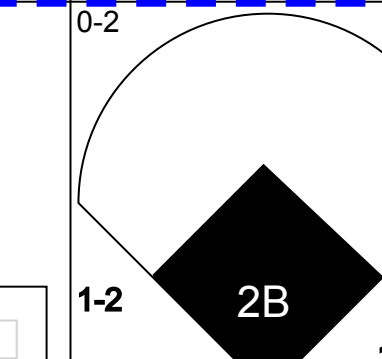
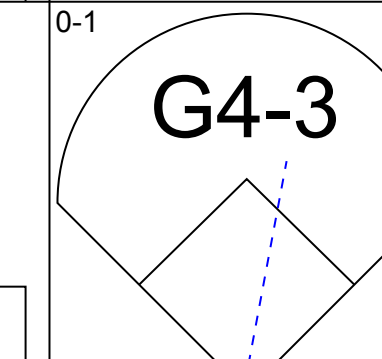
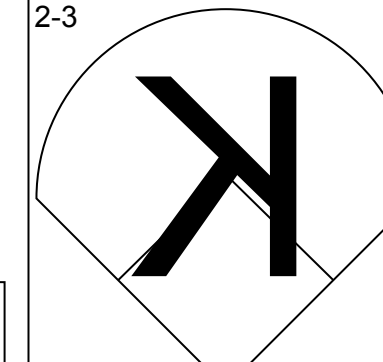
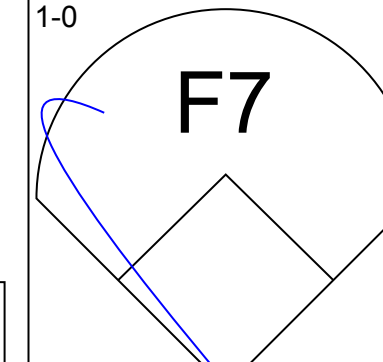
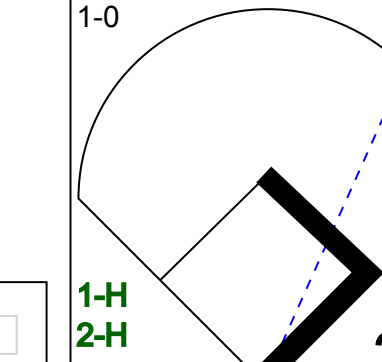
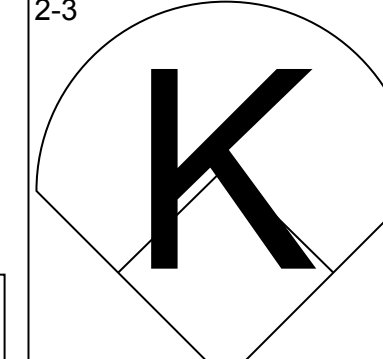

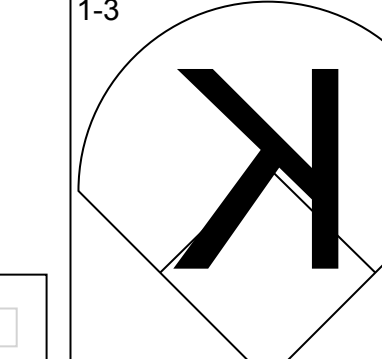
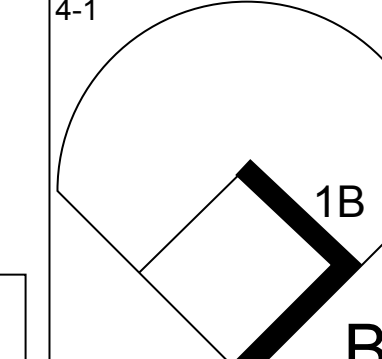
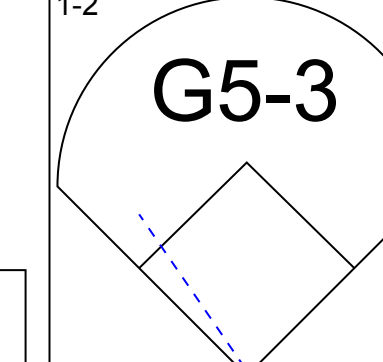

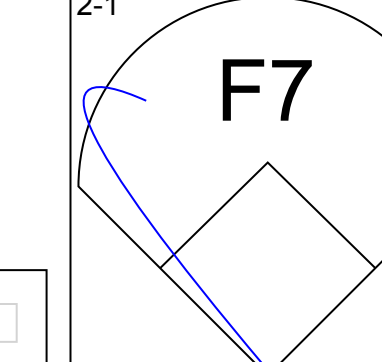
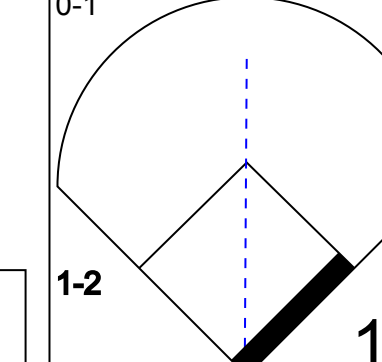
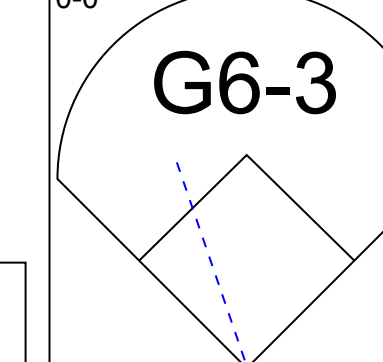

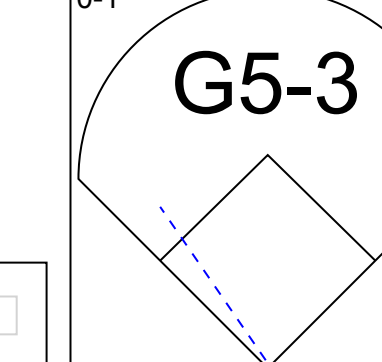
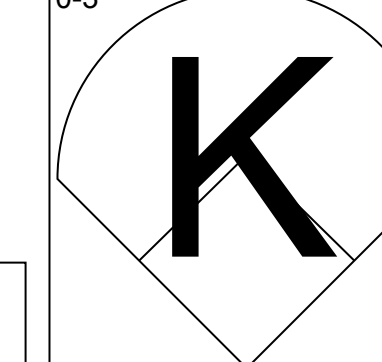
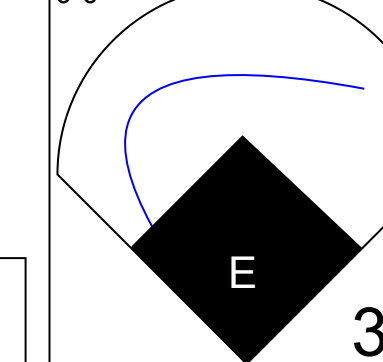
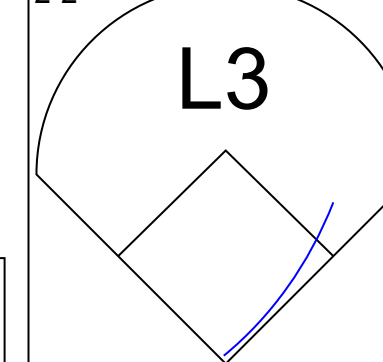


Batter	1	2	3	4	5	6	7	8	9	AB	R	H	RBI	BB	SO	LOB	BOTTOM								
Kevin Seitzer, R (1, 5) OBP: 0.384, SLG: 0.331										4	0	0	0	0	0	1									
Willie Wilson, S (1, 8) OBP: 0.298, SLG: 0.354										4	1	1	0	0	0	0									
George Brett, L (1, 3) OBP: 0.363, SLG: 0.439										4	0	2	0	0	1	1									
Bo Jackson, R (1, 7) OBP: 0.312, SLG: 0.504										4	1	1	1	0	1	2									
Jim Eisenreich, L (1, 9) OBP: 0.352, SLG: 0.445										4	0	2	0	0	0	1									
Pat Tabler, R (1, 10) OBP: 0.334, SLG: 0.319										3	0	0	1	1	1	2									
Kurt Stillwell, S (1, 6) OBP: 0.340, SLG: 0.401										3	0	1	0	1	0	3									
Frank White, R (1, 4) OBP: 0.314, SLG: 0.336 Danny Tartabull, R (9, PH) OBP: 0.387, SLG: 0.442										3	0	1	0	0	0	1									
Bob Boone, R (1, 2) OBP: 0.350, SLG: 0.316										3	0	0	0	0	0	1									
Inning Stats	R: 0 E: 0 K: 0 S: 8	H: 1 LOB: 1 BB: 0 P: 12	R: 0 E: 0 K: 0 S: 8	H: 2 LOB: 0 BB: 0 P: 13	R: 0 E: 0 K: 0 S: 4	H: 0 LOB: 0 BB: 0 P: 8	R: 0 E: 0 K: 0 S: 7	H: 1 LOB: 2 BB: 1 P: 12	R: 0 E: 0 K: 1 S: 16	H: 3 LOB: 1 BB: 0 P: 25	R: 0 E: 0 K: 0 S: 5	H: 1 LOB: 0 BB: 0 P: 10	R: 0 E: 0 K: 1 S: 9	H: 0 LOB: 0 BB: 0 P: 14	R: 0 E: 0 K: 1 S: 12	H: 0 LOB: 1 BB: 1 P: 22	1B: 7 2B: 0 3B: 1 HR: 0	SF: 0 SAC: 0 DP: 2 HBP: 0	WP: 0 PB: 0 SB: 2 CS: 0	PA: 35					
PITCHER	IP	WLS	BF	H	R	ER	SO	BB	IBB	HBP	BLK	WP	HR	S	P	ERA	WHIP								
Greg Hibbard, L (1, 1) ERA: 3.09	5.1		23	7	2	2	1	1	0	0	0	0	0	42	71	3.38	1.500								
Barry Jones, R (6, 1) ERA: 2.81	2.2	W	8	1	0	0	1	0	0	0	0	0	0	18	29	0.00	0.375								
Bobby Thigpen, R (9, 1) ERA: 3.79	1.0	S	4	0	0	0	1	1	0	0	0	0	0	12	22	0.00	1.000								

Chicago White Sox @ Kansas City Royals
 Royals Stadium, Kansas City, MO
 Mon Sep 18 1989, 8:05 PM EDT
 Att: 23,722 - Unknown - 75 F

AB 33
 R 2
 H 8
 RBI 2
 BB 2
 SO 3
 LOB 13



Batter	1	2	3	4	5	6	7	8	9	AB	R	H	RBI	BB	SO	LOB	TOP								
Harold Reynolds, S (1, 4) OBP: 0.361, SLG: 0.367 Mario Diaz, R (8, PH) OBP: 0.200, SLG: 0.174										3	0	0	0	0	1	0	Seattle Mariners @ Kansas City Royals Royals Stadium, Kansas City, MO Fri Sep 22 1989, 8:05 PM EDT Overcast - 64 F								
Greg Britley, L (1, 7) OBP: 0.344, SLG: 0.454										4	0	2	0	0	1	0									
Alvin Davis, L (1, 3) OBP: 0.333, SLG: 0.492 Jim Presley, R (7, 3) OBP: 0.276, SLG: 0.389										3	0	1	0	0	0	1									
Jeffrey Leonard, R (1, 10) OBP: 0.297, SLG: 0.422 Jim Wilson, R (9, PH)										3	0	1	0	0	1	2									
Ken Griffey Jr., L (1, 8) OBP: 0.333, SLG: 0.432										3	1	1	0	1	1	1									
Darnell Coles, R (1, 5) OBP: 0.296, SLG: 0.366 Edgar Martinez, R (7, PH) OBP: 0.315, SLG: 0.302										1	0	0	0	0	0	0									
Henry Cotto, R (1, 9) OBP: 0.293, SLG: 0.351 Mike Kingery, L (7, PH) OBP: 0.293, SLG: 0.351										2	0	0	0	0	0	3									
Scott Bradley, L (1, 2) OBP: 0.330, SLG: 0.375 Bill McGuire, R (7, 2) OBP: 0.233, SLG: 0.286										3	0	0	0	0	0	0									
Omar Vizquel, S (1, 6) OBP: 0.273, SLG: 0.261 Dave Cochrane, S (7, 6) OBP: 0.312, SLG: 0.351										2	0	0	0	0	1	0									
Inning Stats	R: 0 E: 0 K: 17	H: 1 LOB: 1 BB: 0 P: 22	R: 0 E: 0 K: 9	H: 0 LOB: 0 BB: 13 P: 13	R: 0 E: 0 K: 8	H: 0 LOB: 0 BB: 10 P: 10	R: 0 E: 0 K: 11	H: 1 LOB: 3 BB: 1 P: 19	R: 0 E: 0 K: 9	H: 0 LOB: 0 BB: 0 P: 7	R: 0 E: 0 K: 9	H: 1 LOB: 1 BB: 0 P: 13	R: 0 E: 0 K: 9	H: 0 LOB: 0 BB: 11 P: 11	R: 0 E: 0 K: 7	H: 1 LOB: 1 BB: 0 P: 11		R: 2 E: 1 K: 18	H: 3 LOB: 2 BB: 31 P: 31	1B: 5 2B: 2 3B: 0 HR: 0	SF: 0 SAC: 0 DP: 0 HBP: 1	WP: 0 PB: 0 SB: 0 CS: 0	PA: 37		
PITCHER	IP	WLS	BF	H	R	ER	SO	BB	IBB	HBP	BLK	WP	HR	S	P	ERA	WHIP								
Bret Saberhagen, R (1, 1) ERA: 2.27	7.0	W	26	3	0	0	7	1	0	1	0	0	0	6	95	0.00	0.571								
Charlie Leibrandt, L (8, 1) ERA: 5.18	1.0		4	1	0	0	0	0	0	0	0	0	0	7	11	0.00	1.000								
Steve Farr, R (9, 1) ERA: 4.75	0.2		6	3	2	2	2	1	0	0	0	0	0	17	28	27.00	6.000								
Terry Leach, R (9, 1) ERA: 4.04	0.1		1	0	0	0	0	0	0	0	0	0	0	1	3	0.00	0.000								

Batter	1	2	3	4	5	6	7	8	9	AB	R	H	RBI	BB	SO	LOB	BOTTOM								
Kevin Seitzer, R (1, 5) OBP: 0.387, SLG: 0.332 Rey Palacios, R (8, 5) OBP: 0.191, SLG: 0.233										4	1	2	0	1	0	1	Seattle Mariners @ Kansas City Royals Royals Stadium, Kansas City, MO Fri Sep 22 1989, 8:05 PM EDT Overcast - 64 F								
Willie Wilson, S (1, 8) OBP: 0.302, SLG: 0.361 Gary Thurman, R (7, 8) OBP: 0.309, SLG: 0.259										4	2	3	0	0	0	1									
George Brett, L (1, 3) OBP: 0.358, SLG: 0.430 Luis de los Santos, R (8, PH) OBP: 0.284, SLG: 0.289										4	1	1	1	0	1	6									
Bo Jackson, R (1, 7) OBP: 0.312, SLG: 0.498 Jeff Schultz, L (7, 7) OBP: 0.400, SLG: 0.400										2	2	2	2	2	0	0									
Jim Eisenreich, L (1, 9) OBP: 0.351, SLG: 0.457 Matt Winters, L (9, 9) OBP: 0.339, SLG: 0.370										5	1	2	3	0	1	5									
Danny Tartabull, R (1, 10) OBP: 0.388, SLG: 0.440										0	0	0	0	0	0	0									
Kurt Stillwell, S (1, 6) OBP: 0.333, SLG: 0.394 Bill Pecota, R (8, 6) OBP: 0.267, SLG: 0.397										4	0	0	1	0	0	3									
Frank White, R (1, 4) OBP: 0.308, SLG: 0.329 Brad Weisman, R (7, 4) OBP: 0.271, SLG: 0.296										1	0	1	0	0	0	0									
Bob Boone, R (1, 2) OBP: 0.355, SLG: 0.328										3	1	1	1	0	0	0									
Inning Stats	R: 0 E: 0 K: 2 S: 16	H: 2 LOB: 3 BB: 1 P: 26	R: 1 E: 1 K: 12	H: 1 LOB: 2 BB: 1 P: 21	R: 1 E: 0 K: 10	H: 1 LOB: 1 BB: 1 P: 19	R: 2 E: 0 K: 12	H: 3 LOB: 1 BB: 0 P: 23	R: 1 E: 1 K: 12	H: 1 LOB: 1 BB: 0 P: 19	R: 3 E: 1 K: 14	H: 4 LOB: 1 BB: 0 P: 20	R: 0 E: 0 K: 6	H: 0 LOB: 0 BB: 10 P: 10	R: 1 E: 0 K: 12	H: 2 LOB: 2 BB: 1 P: 19		1B: 11 2B: 1 3B: 1 HR: 1	SF: 1 SAC: 0 DP: 0 HBP: 0	WP: 0 PB: 0 SB: 1 CS: 0	PA: 44				
PITCHER	IP	WLS	BF	H	R	ER	SO	BB	IBB	HBP	BLK	WP	HR	S	P	ERA	WHIP								
Brian Holman, R (1, 1) ERA: 3.75	5.0	L	30	10	7	5	3	3	0	0	0	0	0	17	113	9.00	2.600								
Tom Niedenfuer, R (6, 1) ERA: 6.69	2.0		8	2	1	1	1	0	0	0	0	0	0	17	25	4.50	1.000								
Dennis Powell, L (8, 1) ERA: 5.0	1.0		6	2	1	1	1	1	0	0	0	0	1	12	19	9.00	3.000								

AB 34
R 2
H 7
RBI 2
BB 2
SO 9
LOB 12



AB 39
R 9
H 14
RBI 8
BB 4
SO 5
LOB 26



Batter	1	2	3	4	5	6	7	8	9	AB	R	H	RBI	BB	SO	LOB	TOP										
Harold Reynolds, S (1, 4) OBP: 0.361, SLG: 0.365	4-1 G3-1 BB G4-3 BB	4-0 BB		2-1 F9			1-0 G3		0-2 G4-3	3	1	0	0	2	0	2											
Greg Britley, L (1, 7) OBP: 0.343, SLG: 0.450	4-1 G4-3 G3-1 1-2 BB	2-3 K			0-3 K		2-2 F8			3	0	0	0	1	2	3											
Alvin Davis, L (1, 3) OBP: 0.430, SLG: 0.488	1-2 G3-1 1-2 2-3	2-2 G4-3			2-0 F8		0-1 L3			4	0	0	0	0	0	5											
Jeffrey Leonard, R (1, 10) OBP: 0.295, SLG: 0.419	0-1 G4-3 2-3 3-H			1-1 F7					0-0 G1-3	4	0	0	1	0	1	1											
Ken Griffey Jr., L (1, 8) OBP: 0.331, SLG: 0.428	0-1 G3			1-2 P4			1-2 P4		2-0 G3	4	0	0	0	0	0	1											
Darnell Coles, R (1, 5) OBP: 0.298, SLG: 0.368		4-2 1B E BB		0-0 F8			1-1 2B		0-0 G6-3	3	1	1	0	1	0	0											
Henry Cotto, R (1, 9) OBP: 0.311, SLG: 0.417		1-2 F9		0-0 F8 1B			4-0 BB		1-0 F7	3	0	1	0	1	0	1											
Scott Bradley, L (1, 2) OBP: 0.329, SLG: 0.373		2-1 E 1B		1-2 F8 1-2			0-0 F7		3-2 G3-4-1	4	0	1	0	0	0	3											
Mario Diaz, R (1, 6) OBP: 0.215, SLG: 0.181		3-2 E7 1-3 2-H 1B		1-0 L4			0-0 G1-3		4-2 BB	3	0	1	1	1	0	3											
Inning Stats	R: 1 E: 0 K: 0 S: 9	H: 0 LOB: 1 BB: 2 P: 18	R: 1 E: 1 K: 1 S: 18	H: 2 LOB: 3 BB: 2 P: 35	R: 0 E: 0 K: 0 S: 6	H: 0 LOB: 0 BB: 0 P: 8	R: 0 E: 0 K: 0 S: 7	H: 1 LOB: 1 BB: 0 P: 11	R: 0 E: 0 K: 0 S: 8	H: 0 LOB: 0 BB: 0 P: 11	R: 0 E: 0 K: 0 S: 7	H: 1 LOB: 2 BB: 1 P: 13	R: 0 E: 0 K: 0 S: 6	H: 0 LOB: 0 BB: 0 P: 9	R: 0 E: 0 K: 0 S: 3	H: 0 LOB: 1 BB: 1 P: 5	R: 0 E: 0 K: 0 S: 12	H: 0 LOB: 0 BB: 1 P: 20	1B: 3 2B: 1 3B: 0 HR: 0	SF: 0 SAC: 0 DP: 0 HBP: 0	WP: 0 PB: 0 CS: 0	PA: 37					
PITCHER	IP	WLS	BF	H	R	ER	SO	BB	IBB	HBP	BLK	WP	HR	S	P	ERA	WHIP										
Tom Gordon, R (1, 1) ERA: 3.67	1.1	L	10	2	2	2	0	4	0	0	0	0	0	20	42	13.50	4.500										
Luis Aquino, R (2, 1) ERA: 3.49	6.2		23	2	0	0	3	1	0	0	0	0	0	44	68	0.00	0.450										
Jeff Montgomery, R (9, 1) ERA: 1.4	1.0	S	4	0	0	0	0	1	0	0	0	0	0	12	20	0.00	1.000										

Seattle Mariners @ Kansas City Royals
Royals Stadium, Kansas City, MO
Fri Sep 22 1989, 8:05 PM EDT
Att: 29,286 - Unknown - 61 F

AB 31
R 2
H 4
RBI 2
BB 6
SO 3
LOB 19



Batter	1	2	3	4	5	6	7	8	9	AB	R	H	RBI	BB	SO	LOB	BOTTOM										
Kevin Seitzer, R (1, 5) OBP: 0.388, SLG: 0.333	2-2 G4-6-3 1B			1-0 G6-3			3-2 E 1B		1-3 K DI	4	0	2	0	0	1	0											
Willie Wilson, S (1, 8) OBP: 0.299, SLG: 0.357	0-1 L7			2-2 G4-3			1-1 E3		0-3 K	4	0	0	0	0	1	3											
George Brett, L (1, 10) OBP: 0.355, SLG: 0.426	1-0 G4-6-3 1-2			0-0 F7			2-3 K2-3		0-2 F8 1-2	4	0	0	0	0	1	4											
Bo Jackson, R (1, 7) OBP: 0.310, SLG: 0.494				1-0 G3-1			0-3 K		0-3 K	4	0	0	0	0	3	1											
Jim Eisenreich, L (1, 9) OBP: 0.348, SLG: 0.454				0-0 F8			2-2 E5 FC6-4		1-3 K	3	0	0	0	0	1	0											
Kurt Stillwell, S (1, 6) OBP: 0.331, SLG: 0.392				1-0 G1-3			1-1 FC6-4 WP		1-3 K	3	0	0	0	0	1	1											
Pat Tabler, R (1, 3) OBP: 0.330, SLG: 0.315							3-2 G4-3		0-0 G5-3	3	0	0	0	0	0	1											
Frank White, R (1, 4) OBP: 0.306, SLG: 0.327				0-2 G3			0-3 K		0-2 F9	3	0	0	0	0	1	0											
Mike Macfarlane, R (1, 2) OBP: 0.277, SLG: 0.317				0-1 G6-3			0-0 G4-3		1-0 F7	3	0	0	0	0	0	0											
Inning Stats	R: 0 E: 0 K: 0 S: 6	H: 1 LOB: 0 BB: 0 P: 9	R: 0 E: 0 K: 0 S: 3	H: 0 LOB: 0 BB: 0 P: 5	R: 0 E: 0 K: 0 S: 7	H: 0 LOB: 0 BB: 0 P: 8	R: 0 E: 0 K: 0 S: 7	H: 0 LOB: 0 BB: 0 P: 10	R: 0 E: 1 K: 1 S: 15	H: 0 LOB: 1 BB: 0 P: 22	R: 0 E: 1 K: 2 S: 16	H: 1 LOB: 2 BB: 0 P: 22	R: 0 E: 0 K: 3 S: 9	H: 0 LOB: 0 BB: 0 P: 11	R: 0 E: 0 K: 0 S: 5	H: 0 LOB: 0 BB: 0 P: 6	R: 0 E: 0 K: 3 S: 12	H: 0 LOB: 1 BB: 0 P: 13	1B: 2 2B: 0 3B: 0 HR: 0	SF: 0 SAC: 0 DP: 1 HBP: 0	WP: 2 PB: 0 CS: 0	PA: 31					
PITCHER	IP	WLS	BF	H	R	ER	SO	BB	IBB	HBP	BLK	WP	HR	S	P	ERA	WHIP										
Bill Swift, R (1, 1) ERA: 4.69	6.0	W	21	2	0	0	3	0	0	0	0	0	0	14	17	0.00	0.333										
Michael Jackson, R (7, 1) ERA: 3.23	2.0		6	0	0	0	3	0	0	0	0	0	0	14	17	0.00	0.000										
Mike Schooler, R (9, 1) ERA: 2.59	1.0	S	4	0	0	0	3	0	0	0	0	1	0	12	13	0.00	0.000										

Seattle Mariners @ Kansas City Royals
Royals Stadium, Kansas City, MO
Fri Sep 22 1989, 8:05 PM EDT
Att: 29,286 - Unknown - 61 F

AB 31
R 0
H 2
RBI 0
BB 0
SO 9
LOB 10



Batter	1	2	3	4	5	6	7	8	9	AB	R	H	RBI	BB	SO	LOB	TOP										
Harold Reynolds, S OBP: 0.363, SLG: 0.367 (1, 4) C	0-1 HBP 2B 1B		3-1 2B	2-2 FC5-4 1-2	0-3 K			4-2 2B BB		4	3	2	0	1	1	4	Seattle Mariners @ Kansas City Royals Royals Stadium, Kansas City, MO Sat Sep 23 1989, 8:05 PM EDT Att: 35,102 - Unknown - 51 F livebaseballscorecards.com										
Henry Cotto, R OBP: 0.312, SLG: 0.428 (1, 7) F SAFE (9, 8) X	1-1 F9		0-2 2H 3B		2-1 G4-3	0-2 G5-3		0-0 2B		5	0	2	2	0	0	1											
Alvin Davis, L OBP: 0.430, SLG: 0.488 (1, 3) H	1-0 2B HBP		2-3 K		0-2 1B 2B	1-1 F7		1-3 K		4	2	1	0	0	2	2											
Jeffrey Leonard, R OBP: 0.298, SLG: 0.423 Jim Wilson, R (8, PH) X	1-0 2B		0-3 K		0-0 1B 2B	3-2 FC6-4 1B		1-2 L8		4	1	3	2	0	1	1											
Darnell Coles, R OBP: 0.299, SLG: 0.368 (1, 9) B C X	2-1 F9		1-3 K		0-2 2B 1B	0-2 FC6-4		1-1 G6-3 BB 1B		5	1	2	1	0	1	3											
Ken Griffey Jr., L OBP: 0.331, SLG: 0.429 Greg Biley, L OBP: 0.343, SLG: 0.450 (1, 8) S C X (9, 7) F	0-3 K				0-0 G4-3	1-1 1B 2B		4-2 G6-3 BB		4	1	1	1	1	1	1											
Edgar Martinez, R OBP: 0.317, SLG: 0.307 (1, 5) C X		0-1 G6-3			1-1 FC4-6 2B	4-0 1B IBB		0-0 G6-3		4	0	1	0	1	0	2											
Dave Valle, R OBP: 0.307, SLG: 0.349 (1, 2) B C X		2-2 G1-3			4-1 FC4-6 BB	1-2 P4		1-2 G5-3		4	0	0	0	1	0	4											
Mario Diaz, R OBP: 0.210, SLG: 0.176 Omar Vizquel, S OBP: 0.274, SLG: 0.262 (1, 6) B X (4, 6) C	1-0 F9		0-1 FC4-6		0-2 FC5-4 1B			1-2 P3		2	0	0	0	0	0	2											
Inning Stats	R: 2 E: 0 K: 1 S: 10	H: 2 LOB: 1 BB: 0 P: 15	R: 0 E: 0 K: 0 S: 6	H: 0 LOB: 0 BB: 0 P: 9	R: 1 E: 0 K: 3 S: 15	H: 2 LOB: 1 BB: 0 P: 21	R: 0 E: 0 K: 0 S: 9	H: 1 LOB: 2 BB: 1 P: 16	R: 4 E: 0 K: 1 S: 22	H: 5 LOB: 2 BB: 1 P: 30	R: 0 E: 0 K: 0 S: 11	H: 1 LOB: 1 BB: 0 P: 15	R: 0 E: 0 K: 0 S: 9	H: 0 LOB: 0 BB: 0 P: 13	R: 1 E: 0 K: 1 S: 12	H: 1 LOB: 1 BB: 1 P: 19		R: 0 E: 0 K: 0 S: 9	H: 1 LOB: 1 BB: 1 P: 14	1B: 6 2B: 6 3B: 1 HR: 0	SF: 0 SAC: 0 DP: 1 HBP: 1	WP: 0 PB: 0 SB: 0 CS: 0	PA: 44				
PITCHER	IP	WLS	BF	H	R	ER	SO	BB	IBB	HBP	BLK	WP	HR	S	P	ERA	WHIP										
Larry McWilliams, L ERA: 4.21 (1, 1)	4.1	L	22	7	5	5	4	1	0	1	0	0	0	46	69	10.38	1.846										
Terry Leach, R ERA: 4.22 (5, 1)	0.1		5	3	2	2	0	0	1	0	0	0	0	13	19	54.00	9.000										
Rick Luecken, R ERA: 3.27 (5, 1)	2.1		8	1	0	0	1	0	0	0	0	0	0	23	31	0.00	0.429										
Jerry Don Gleaton, L ERA: 5.65 (8, 1)	1.0		5	1	1	1	1	1	0	0	0	0	0	12	19	9.00	2.000										
Jose De Jesus, R ERA: 4.5 (9, 1)	1.0		4	1	0	0	0	1	0	0	0	0	0	9	14	0.00	2.000										

Batter	1	2	3	4	5	6	7	8	9	AB	R	H	RBI	BB	SO	LOB	BOTTOM										
Kevin Seitzer, R OBP: 0.387, SLG: 0.332 Rey Palacios, R OBP: 0.191, SLG: 0.233 (1, 5) C B B B B (9, 5) B	4-2 E S BB		3-2 E6			0-0 F9		2-3 K		3	0	0	0	1	1	0	Seattle Mariners @ Kansas City Royals Royals Stadium, Kansas City, MO Sat Sep 23 1989, 8:05 PM EDT Att: 35,102 - Unknown - 51 F livebaseballscorecards.com										
Willie Wilson, S OBP: 0.299, SLG: 0.360 Gary Thurman, R OBP: 0.316, SLG: 0.259 (1, 8) B SAFE (9, 8) B SAFE (8, 8) S SAFE (8, 8) S	1-3 K		2-3 K			1-1 G4-3 2B		4-2 BB BB		3	0	1	0	0	2	2											
George Brett, L OBP: 0.353, SLG: 0.422 (1, 3) F SAFE (1, 3) F	2-3 K				1-1 G4-3	2-1 G4-3		0-2 F7		4	0	0	0	0	1	3											
Danny Tartabull, R OBP: 0.367, SLG: 0.437 (1, 10) S C X (1, 10) S	0-3 K				1-1 L7	1-3 K		4-2 FC4-6 BB		3	0	0	0	1	2	2											
Jim Eisenreich, L OBP: 0.346, SLG: 0.450 (1, 9) F X (1, 9) F		1-1 G3			0-0 G4-3			1-2 F7		4	0	0	0	0	0	2											
Kurt Stillwell, S OBP: 0.329, SLG: 0.388 (1, 6) C B X (1, 6) C	1-3 K				1-3 K	1-1 L5		0-1 FC4-6		4	0	0	0	0	2	2											
Pat Tabler, R OBP: 0.328, SLG: 0.312 (1, 7) F C B B B B (1, 7) F	3-3 K				2-1 L7			0-0 G1-3		3	0	0	0	0	1	0											
Bob Boone, R OBP: 0.356, SLG: 0.329 Mike Macfarlane, R OBP: 0.276, SLG: 0.315 (1, 2) X (7, 2) B			0-0 P3			3-2 S 1B		1-0 F7		2	0	1	0	0	0	0											
Brad Wellman, R OBP: 0.267, SLG: 0.293 Bill Buckner, L OBP: 0.234, SLG: 0.256 Bill Pecota, R OBP: 0.267, SLG: 0.397 (1, 4) B B B B B (8, PH) X (9, 4) F			3-2 G4-3			2-0 P4		1-1 G6-3		2	0	0	0	0	0	1											
Inning Stats	R: 0 E: 1 K: 3 S: 12	H: 0 LOB: 1 BB: 1 P: 19	R: 0 E: 0 K: 2 S: 8	H: 0 LOB: 0 BB: 0 P: 13	R: 0 E: 1 K: 1 S: 11	H: 0 LOB: 1 BB: 0 P: 19	R: 0 E: 0 K: 0 S: 5	H: 0 LOB: 0 BB: 0 P: 7	R: 0 E: 0 K: 1 S: 10	H: 1 LOB: 1 BB: 0 P: 18	R: 0 E: 0 K: 1 S: 8	H: 1 LOB: 1 BB: 0 P: 12	R: 0 E: 0 K: 0 S: 4	H: 0 LOB: 0 BB: 0 P: 5	R: 0 E: 0 K: 1 S: 6	H: 0 LOB: 0 BB: 0 P: 10		R: 0 E: 0 K: 0 S: 13	H: 0 LOB: 2 BB: 2 P: 22	1B: 1 2B: 1 3B: 0 HR: 0	SF: 0 SAC: 0 DP: 0 HBP: 0	WP: 0 PB: 0 SB: 0 CS: 0	PA: 33				
PITCHER	IP	WLS	BF	H	R	ER	SO	BB	IBB	HBP	BLK	WP	HR	S	P	ERA	WHIP										
Scott Bankhead, R ERA: 3.2 (1, 1)	9.0	W	33	2	0	0	9	3	0	0	0	0	0	77	125	0.00	0.556										

Batter	1	2	3	4	5	6	7	8	9	AB	R	H	RBI	BB	SO	LOB	TOP								
Harold Reynolds, S (1, 4) OBP: 0.363, SLG: 0.373	F8		L4			1B 3B		2B		4	1	2	0	0	0	1	Seattle Mariners @ Kansas City Royals Royals Stadium, Kansas City, MO Sun Sep 24 1989, 4:33 AM EDT Att: 24,518 - Sunny - 59 F								
Henry Cotto, R (1, 9) OBP: 0.311, SLG: 0.429	P4			2B		K		K		4	0	1	0	0	2	2									
Alvin Davis, L (1, 3) OBP: 0.427, SLG: 0.484	F7			L3		G5-3		K		4	0	0	0	0	1	3									
Jeffrey Leonard, R (1, 10) OBP: 0.300, SLG: 0.423		K		K				FC4-6 BB		3	0	1	1	1	2	1									
Ken Griffey Jr., L (1, 8) OBP: 0.328, SLG: 0.425	F8			G3-1		K		FC4-6 1B		4	0	0	0	0	1	3									
Darnell Coles, R (1, 5) OBP: 0.297, SLG: 0.365	P3					G6-3		F9		4	0	0	0	0	0	1									
Greg Briley, L (1, 7) OBP: 0.344, SLG: 0.453			E6 CS 1B			G4-3 2B		K		4	0	2	0	0	1	0									
Scott Bradley, L (1, 2) OBP: 0.328, SLG: 0.371				G4-3 CS 1B		G4-3		L9		4	0	1	0	0	0	3									
Omar Vizquel, S (1, 6) OBP: 0.273, SLG: 0.261			K			L9				2	0	0	0	0	1	3									
Mike Kingery, L (8, PH) OBP: 0.269, SLG: 0.347										1	0	0	0	0	0	0									
Dave Cochrane, S (8, 6) OBP: 0.312, SLG: 0.351								G4-3		0	0	0	0	0	0	0									
Inning Stats	R: 0 E: 0 K: 0 S: 6	H: 0 LOB: 0 BB: 0 P: 10	R: 0 E: 0 K: 1 S: 7	H: 0 LOB: 0 BB: 0 P: 9	R: 0 E: 1 K: 1 S: 11	H: 1 LOB: 1 BB: 0 P: 14	R: 0 E: 0 K: 1 S: 9	H: 1 LOB: 1 BB: 0 P: 14	R: 0 E: 0 K: 0 S: 16	H: 1 LOB: 1 BB: 0 P: 23	R: 1 E: 0 K: 2 S: 13	H: 2 LOB: 1 BB: 0 P: 18	R: 0 E: 0 K: 1 S: 9	H: 0 LOB: 0 BB: 0 P: 13	R: 0 E: 0 K: 2 S: 10	H: 1 LOB: 1 BB: 0 P: 18	R: 0 E: 0 K: 0 S: 12	H: 1 LOB: 2 BB: 1 P: 17	1B: 3 2B: 3 3B: 1 HR: 0	SF: 0 SAC: 0 DP: 0 HBP: 0	WP: 0 PB: 0 SB: 0 CS: 2	PA: 35			
PITCHER	IP	WLS	BF	H	R	ER	SO	BB	IBB	HBP	BLK	WP	HR	S	P	ERA	WHIP								
Steve Farr, R (1, 1) ERA: 4.4	6.0	W	23	5	1	1	5	0	0	0	0	0	0	62	86	1.50	0.833								
Steve Crawford, R (7, 1) ERA: 2.77	2.0		7	1	0	0	3	0	0	0	0	0	0	19	31	0.00	0.500								
Jeff Montgomery, R (9, 1) ERA: 1.38	1.0	S	5	1	0	0	0	1	0	0	0	0	0	12	17	0.00	2.000								

Batter	1	2	3	4	5	6	7	8	9	AB	R	H	RBI	BB	SO	LOB	BOTTOM								
Kevin Seitzer, R (1, 5) OBP: 0.397, SLG: 0.332	G5-3			F9		G1-4-3 1B				3	0	1	0	0	0	0	Seattle Mariners @ Kansas City Royals Royals Stadium, Kansas City, MO Sun Sep 24 1989, 4:33 AM EDT Att: 24,518 - Sunny - 59 F								
Bill Pecota, R (6, PR) OBP: 0.276, SLG: 0.405		SH5-3						1B		1	0	1	0	0	0	0									
Kurt Stillwell, S (1, 6) OBP: 0.327, SLG: 0.385	E8 3B	G1-3		S E BB		G1-4-3		G3		4	2	0	0	1	0	5									
George Brett, L (1, 3) OBP: 0.354, SLG: 0.420	4-1 3B			E3		F7				2	1	0	0	2	0	3									
Bo Jackson, R (1, 7) OBP: 0.309, SLG: 0.496	3-2 1B 3B	L9		K				K		4	1	1	2	0	2	4									
Jim Eisenreich, L (1, 8) OBP: 0.345, SLG: 0.448	1-2 1B			G4-3		F7		G6-3		4	0	1	1	0	0	0									
Danny Tartabull, R (1, 10) OBP: 0.388, SLG: 0.438	F8			K		G6-4-3 BB		2B		3	0	1	0	1	1	1									
Pat Tabler, R (1, 9) OBP: 0.312	G4-3					G6-4-3		L6		4	0	1	0	0	0	3									
Gary Thurman, R (8, 8) OBP: 0.316, SLG: 0.259										0	0	0	0	0	0	0									
Frank White, R (1, 4) OBP: 0.307, SLG: 0.330										2	0	1	0	0	0	1									
Bill Buckner, L (6, PH) OBP: 0.238, SLG: 0.261		SH5-3		P5		G1-4-3 1B		L4		1	0	1	0	0	0	0									
Brad Wellman, R (6, PR) OBP: 0.266, SLG: 0.291										1	0	0	0	0	0	0									
Bob Boone, R (1, 2) OBP: 0.355, SLG: 0.327		SH5-3 BB		F7		K		F9		3	0	0	0	1	1	1									
Inning Stats	R: 3 E: 1 K: 0 S: 19	H: 2 LOB: 1 BB: 1 P: 30	R: 0 E: 0 K: 0 S: 7	H: 1 LOB: 3 BB: 2 P: 17	R: 0 E: 0 K: 1 S: 9	H: 1 LOB: 1 BB: 0 P: 12	R: 1 E: 1 K: 1 S: 18	H: 0 LOB: 1 BB: 1 P: 31	R: 0 E: 0 K: 0 S: 7	H: 0 LOB: 0 BB: 1 P: 11	R: 0 E: 0 K: 1 S: 11	H: 2 LOB: 3 BB: 0 P: 16	R: 0 E: 0 K: 1 S: 8	H: 1 LOB: 1 BB: 0 P: 11	R: 0 E: 0 K: 0 S: 7	H: 1 LOB: 1 BB: 0 P: 8	1B: 5 2B: 2 3B: 1 HR: 0	SF: 0 SAC: 1 DP: 1 HBP: 0	WP: 0 PB: 0 SB: 0 CS: 0	PA: 38					
PITCHER	IP	WLS	BF	H	R	ER	SO	BB	IBB	HBP	BLK	WP	HR	S	P	ERA	WHIP								
Clint Zavaras, R (1, 1) ERA: 5.19	5.1	L	28	6	4	2	3	4	0	0	0	0	0	68	112	3.38	1.875								
Keith Comstock, L (6, 1) ERA: 2.94	0.2		2	0	0	0	0	0	0	0	0	0	0	3	5	0.00	0.000								
Jerry Reed, R (7, 1) ERA: 3.16	2.0		8	2	0	0	1	0	0	0	0	0	0	15	19	0.00	1.000								

AB 34
R 1
H 7
RBI 1
BB 1
SO 8
LOB 17



AB 32
R 4
H 8
RBI 3
BB 5
SO 4
LOB 18



Batter	1	2	3	4	5	6	7	8	9	AB	R	H	RBI	BB	SO	LOB	TOP					
Kevin Seitzer, R OBP: 0.387, SLG: 0.334 (1, 5)										4	2	1	0	0	0	1	Kansas City Royals @ California Angels Anaheim Stadium, Anaheim, CA Tue Sep 26 1989, 10:05 PM EDT Att: 26,578 - Unknown					
Willie Wilson, S OBP: 0.299, SLG: 0.359 (1, 8)										4	1	1	0	0	0	1						
George Brett, L OBP: 0.355, SLG: 0.421 (1, 3)										4	1	2	0	0	0	0						
Bo Jackson, R OBP: 0.311, SLG: 0.496 (1, 7)										4	0	2	2	0	2	0						
Jim Eisenreich, L OBP: 0.346, SLG: 0.449 (1, 9)										4	0	2	0	0	1	2						
Danny Tartabull, R OBP: 0.369, SLG: 0.438 (1, 10)										3	0	1	1	1	0	1						
Kurt Stillwell, S OBP: 0.325, SLG: 0.381 (1, 6)										4	0	0	0	0	1	4						
Frank White, R OBP: 0.307, SLG: 0.328 (9, PR) Brad Wellman, R OBP: 0.266, SLG: 0.291 (9, 4)										3	0	0	0	1	0	4						
Bob Boone, R OBP: 0.352, SLG: 0.323 (1, 2)										4	0	0	0	0	0	1						
Inning Stats	R: 3 E: 0 K: 1 S: 19	H: 5 LOB: 2 BB: 0 P: 30	R: 0 E: 0 K: 0 S: 9	H: 0 LOB: 0 BB: 0 P: 12	R: 0 E: 0 K: 2 S: 8	H: 0 LOB: 0 BB: 0 P: 14	R: 0 E: 0 K: 0 S: 3	H: 0 LOB: 0 BB: 0 P: 6	R: 1 E: 0 K: 0 S: 10	H: 1 LOB: 0 BB: 0 P: 15	R: 0 E: 0 K: 1 S: 13	H: 1 LOB: 2 BB: 1 P: 21	R: 0 E: 0 K: 0 S: 7	H: 0 LOB: 0 BB: 0 P: 12	R: 0 E: 0 K: 0 S: 12	H: 2 LOB: 1 BB: 0 P: 16	R: 0 E: 0 K: 0 S: 5	H: 0 LOB: 2 BB: 1 P: 11	1B: 8 2B: 0 3B: 1 HR: 0	SF: 0 SAC: 0 DP: 1 HBP: 1	WP: 1 PB: 0 SB: 1 CS: 1	PA: 37
PITCHER Kirk McCaskill, R ERA: 2.86 (1, 1)	IP: 9.0 WLS: L BF: 37	H: 9 R: 4 ER: 4 SO: 4	BB: 2 IBB: 0 HBP: 1 BLK: 0	WP: 1 HR: 0 S: 86 P: 137	ERA: 4.00 WHIP: 1.222	PITCHER										IP: 9.0 WLS: W BF: 34	H: 6 R: 0 ER: 0 SO: 4	BB: 2 IBB: 0 HBP: 0 BLK: 0	WP: 0 HR: 0 S: 91 P: 135	ERA: 0.00 WHIP: 0.889		

AB	34
R	4
H	9
RBI	3
BB	2
SO	4
LOB	14



Batter	1	2	3	4	5	6	7	8	9	AB	R	H	RBI	BB	SO	LOB	BOTTOM					
Brian Downing, R OBP: 0.352, SLG: 0.407 (1, 10)										4	0	0	0	0	0	1	Kansas City Royals @ California Angels Anaheim Stadium, Anaheim, CA Tue Sep 26 1989, 10:05 PM EDT Att: 26,578 - Unknown					
Johnny Ray, S OBP: 0.370, SLG: 0.363 (1, 4)										4	0	2	0	0	0	0						
Devon White, S OBP: 0.284, SLG: 0.376 (1, 8)										4	0	0	0	0	1	2						
Wally Joyner, L OBP: 0.338, SLG: 0.424 (1, 3)										3	0	0	0	1	0	0						
Chili Davis, S OBP: 0.343, SLG: 0.443 (1, 7)										4	0	2	0	0	1	2						
Claudell Washington, L OBP: 0.323, SLG: 0.436 (1, 9)										3	0	0	0	1	0	2						
Lance Parrish, R OBP: 0.306, SLG: 0.391 (8, PH) Jim Eppard, L OBP: 0.333, SLG: 0.273 (9, PH)										3	0	1	0	0	0	1						
Jack Howell, L OBP: 0.313, SLG: 0.420 (1, 5)										3	0	1	0	0	1	1						
Kent Anderson, R OBP: 0.285, SLG: 0.265 Max Venable, L OBP: 0.370, SLG: 0.434 (8, PH) Dick Schofield, R OBP: 0.297, SLG: 0.329 (9, 6)										2	0	0	0	0	0	2						
Inning Stats	R: 0 E: 0 K: 1 S: 14	H: 1 LOB: 2 BB: 1 P: 21	R: 0 E: 0 K: 0 S: 4	H: 0 LOB: 0 BB: 0 P: 6	R: 0 E: 0 K: 0 S: 6	H: 0 LOB: 0 BB: 0 P: 12	R: 0 E: 0 K: 0 S: 15	H: 1 LOB: 1 BB: 0 P: 22	R: 0 E: 0 K: 0 S: 10	H: 2 LOB: 1 BB: 0 P: 15	R: 0 E: 0 K: 1 S: 7	H: 0 LOB: 0 BB: 0 P: 10	R: 0 E: 0 K: 1 S: 10	H: 0 LOB: 1 BB: 1 P: 15	R: 0 E: 0 K: 1 S: 10	H: 1 LOB: 1 BB: 0 P: 16	R: 0 E: 0 K: 0 S: 15	H: 1 LOB: 1 BB: 0 P: 18	1B: 5 2B: 2 3B: 0 HR: 0	SF: 0 SAC: 0 DP: 1 HBP: 0	WP: 0 PB: 0 SB: 0 CS: 0	PA: 34
PITCHER Bret Saberhagen, R ERA: 2.19 (1, 1)	IP: 9.0 WLS: W BF: 34	H: 6 R: 0 ER: 0 SO: 4	BB: 2 IBB: 0 HBP: 0 BLK: 0	WP: 0 HR: 0 S: 91 P: 135	ERA: 0.00 WHIP: 0.889	PITCHER										IP: 9.0 WLS: W BF: 34	H: 6 R: 0 ER: 0 SO: 4	BB: 2 IBB: 0 HBP: 0 BLK: 0	WP: 0 HR: 0 S: 91 P: 135	ERA: 0.00 WHIP: 0.889		

AB	32
R	0
H	6
RBI	0
BB	2
SO	4
LOB	12



Batter	1	2	3	4	5	6	7	8	9	AB	R	H	RBI	BB	SO	LOB	TOP			
Kevin Seitzer, R (1, 5) OBP: 0.387, SLG: 0.339	F8		HBP BB		F9			E9 1B		3	0	1	0	1	0	0	Kansas City Royals @ California Angels Anaheim Stadium, Anaheim, CA Thu Sep 28, 1989, 10:05 PM EDT Att: 25,925 - Unknown - 78 F livebaseballscorecards.com			
Willie Wilson, S (1, 8) OBP: 0.300, SLG: 0.358 Matt Winters, L (3, 9) OBP: 0.333, SLG: 0.363	P6		FC6-4 HBP		L9			K		1	0	0	0	0	0	0				
George Brett, L (1, 3) OBP: 0.360, SLG: 0.429			FC6-4		G4-3			K		4	0	1	0	0	1	3				
Bo Jackson, R (1, 7) OBP: 0.311, SLG: 0.501	F9							K		4	0	1	0	0	1	2				
Jim Eisenreich, L (1, 9) OBP: 0.343, SLG: 0.443								G3		4	0	1	0	0	1	1				
Danny Tartabull, R (1, 10) OBP: 0.370, SLG: 0.443 Gary Thurman, R (7, PR) OBP: 0.316, SLG: 0.259 Pat Tabler, R (9, PH) OBP: 0.323, SLG: 0.307										3	0	1	0	0	1	1				
Kurt Stillwell, S (1, 6) OBP: 0.325, SLG: 0.379										0	0	0	0	0	0	0				
Bob Boone, R (1, 2) OBP: 0.352, SLG: 0.323 Rey Palacios, R (7, PR) OBP: 0.191, SLG: 0.233										1	0	0	0	0	0	0				
Mike Macfarlane, R (9, PH) OBP: 0.272, SLG: 0.311										1	0	0	0	0	0	1				
Brad Wellman, R (1, 4) OBP: 0.263, SLG: 0.287 Bill Buckner, L (7, PH) OBP: 0.236, SLG: 0.257 Bill Pecota, R (7, 4) OBP: 0.276, SLG: 0.405										2	0	0	0	0	0	0				
Inning Stats	R: 0 E: 0 K: 0 S: 9	H: 1 LOB: 1 BB: 0 P: 15	R: 0 E: 0 K: 2 S: 11	H: 1 LOB: 0 BB: 0 P: 16	R: 0 E: 0 K: 0 S: 9	H: 0 LOB: 2 BB: 1 P: 17	R: 0 E: 0 K: 1 S: 11	H: 1 LOB: 1 BB: 0 P: 15	R: 0 E: 0 K: 1 S: 10	H: 0 LOB: 0 BB: 0 P: 13	R: 0 E: 0 K: 0 S: 8	H: 1 LOB: 2 BB: 0 P: 12	R: 0 E: 1 K: 2 S: 13	H: 1 LOB: 1 BB: 0 P: 19	R: 0 E: 0 K: 0 S: 6	H: 1 LOB: 1 BB: 0 P: 8	1B: 6 2B: 1 3B: 0 HR: 0	SF: 0 SAC: 0 DP: 0 HBP: 1	WP: 0 PB: 0 SB: 2 CS: 1	PA: 36
PITCHER Bert Blyleven, R (1, 1) ERA: 2.73	IP: 9.0 WLS: W BF: 35 H: 7 R: 0 ER: 0 SO: 6 BB: 1 IBB: 0 HBP: 1 BLK: 0 WP: 0 HR: 0 S: 86 P: 129 ERA: 0.00 WHIP: 0.889																			

Batter	1	2	3	4	5	6	7	8	9	AB	R	H	RBI	BB	SO	LOB	BOTTOM			
Devon White, S (1, 8) OBP: 0.285, SLG: 0.376	SH2-4 1B	F8			G6-3		F8			4	1	1	0	0	0	3	Kansas City Royals @ California Angels Anaheim Stadium, Anaheim, CA Thu Sep 28, 1989, 10:05 PM EDT Att: 25,925 - Unknown - 78 F livebaseballscorecards.com			
Mark McLemore, S (1, 4) OBP: 0.288, SLG: 0.274	SH2-4		E8		S BB		F8			2	0	1	0	1	0	0				
Chili Davis, S (1, 7) OBP: 0.343, SLG: 0.442	G6-4-3 2H 1B		P3		K					4	0	1	1	0	1	2				
Wally Joyner, L (1, 3) OBP: 0.338, SLG: 0.425	G6-4-3		F7		F8					4	0	0	0	0	0	3				
Brian Downing, R (1, 10) OBP: 0.356, SLG: 0.415		BB 1B					K			3	1	2	1	1	1	0				
Dante Bichette, R (1, 9) OBP: 0.237, SLG: 0.328		BB 1B			F8		P4			4	0	2	0	0	0	2				
Bobby Rose, R (1, 5) OBP: 0.263, SLG: 0.429		B2			K					3	0	0	0	1	1	3				
John Orton, R (1, 2) OBP: 0.222, SLG: 0.206		K			K					3	0	0	0	0	3	3				
Dick Schofield, R (1, 6) OBP: 0.298, SLG: 0.323					F8					2	0	0	0	1	0	0				
Inning Stats	R: 1 E: 0 K: 0 S: 7	H: 2 LOB: 0 BB: 0 P: 8	R: 0 E: 0 K: 1 S: 14	H: 2 LOB: 3 BB: 1 P: 20	R: 0 E: 1 K: 0 S: 8	H: 1 LOB: 2 BB: 1 P: 15	R: 0 E: 0 K: 2 S: 9	H: 0 LOB: 0 BB: 0 P: 11	R: 0 E: 0 K: 1 S: 9	H: 0 LOB: 1 BB: 1 P: 15	R: 0 E: 0 K: 2 S: 11	H: 0 LOB: 1 BB: 1 P: 16	R: 0 E: 0 K: 0 S: 3	H: 0 LOB: 0 BB: 0 P: 6	R: 1 E: 0 K: 0 S: 12	H: 2 LOB: 1 BB: 0 P: 19		1B: 6 2B: 0 3B: 0 HR: 1	SF: 0 SAC: 1 DP: 1 HBP: 0	WP: 0 PB: 0 SB: 1 CS: 0
PITCHER Larry McWilliams, L (1, 1) ERA: 4.11	IP: 8.0 WLS: L BF: 34 H: 7 R: 2 ER: 2 SO: 6 BB: 3 IBB: 1 HBP: 0 BLK: 0 WP: 0 HR: 1 S: 73 P: 110 ERA: 2.25 WHIP: 1.250																			



Batter	1	2	3	4	5	6	7	8	9	AB	R	H	RBI	BB	SO	LOB	TOP				
Kevin Seitzer, R (1.5) OBP: 0.387, SLG: 0.337	G1-3		FC5 1B		F9			WP 1B BB		3	2	0	0	1	0	2	Kansas City Royals @ Oakland Athletics Oakland-Alameda County Coliseum, Oakland, CA Fri Sep 29 1989, 7:05 PM PDT Att: 43,470 - Unknown - 66 F livebaseballscorecards.com				
Kurt Stillwell, S (1.6) OBP: 0.326, SLG: 0.382	WP 2B		1-2 2-3F 1B		G3-1			G4-3		4	0	2	1	0	0	1					
George Brett, L (1.3) OBP: 0.361, SLG: 0.429	2-3		1-2 2-H 1B			G1-3		1B		4	0	2	2	0	1	1					
Bo Jackson, R (1.7) OBP: 0.311, SLG: 0.498	K		1-2 2-H 1B			K		IBB		3	0	0	0	1	3	3					
Jim Eisenreich, L (1.9) OBP: 0.340, SLG: 0.439			1-2 2-H 1B			P2		F7		4	0	0	0	0	0	4					
Danny Tartabull, R (1.10) OBP: 0.389, SLG: 0.440	L4						G6-3 BB		K	3	0	0	0	1	2	0					
Mike Macfarlane, R (1.2) OBP: 0.272, SLG: 0.309	F8		G4-3 1B			P6		F8		4	0	1	0	0	0	1					
Brad Wellman, R (1.4) OBP: 0.263, SLG: 0.287			FC5 SH 1B		G4-3		G6-3		K	4	0	1	0	0	1	2					
Gary Thurman, R (1.8) OBP: 0.309, SLG: 0.253			SH FC5 1B			F9		K		2	1	0	0	0	1	0					
Inning Stats	R: 0 E: 0 K: 2 S: 14	H: 1 LOB: 1 BB: 0 P: 17	R: 0 E: 0 K: 0 S: 5	H: 0 LOB: 0 BB: 0 P: 8	R: 2 E: 1 K: 1 S: 14	H: 3 LOB: 2 BB: 0 P: 19	R: 0 E: 0 K: 1 S: 9	H: 1 LOB: 0 BB: 0 P: 12	R: 0 E: 0 K: 0 S: 9	H: 0 LOB: 0 BB: 0 P: 16	R: 0 E: 0 K: 1 S: 7	H: 0 LOB: 0 BB: 0 P: 11	R: 0 E: 0 K: 0 S: 5	H: 0 LOB: 1 BB: 1 P: 10	R: 1 E: 0 K: 1 S: 9	H: 1 LOB: 2 BB: 2 P: 22	R: 0 E: 0 K: 2 S: 10	H: 0 LOB: 0 BB: 0 P: 14	1B: 5 2B: 1 3B: 0 HR: 0	SF: 0 SAC: 1 DP: 2 HBP: 0	WP: 2 PA: 35 SB: 0 CS: 0
PITCHER	IP	WLS	BF	H	R	ER	SO	BB	IBB	HBP	BLK	WP	HR	S	P	ERA	WHIP				
Storm Davis, R (1.1) ERA: 4.36	7.1		28	5	3	2	6	2	0	0	0	1	0	66	100	2.46	0.955				
Rick Honeycutt, L (8.1) ERA: 2.35	0.2		4	1	0	0	0	0	1	0	0	1	0	6	15	0.00	1.500				
Gene Nelson, R (9.1) ERA: 3.18	1.0	W	3	0	0	0	2	0	0	0	0	0	0	10	14	0.00	0.000				

Batter	1	2	3	4	5	6	7	8	9	AB	R	H	RBI	BB	SO	LOB	BOTTOM				
Rickey Henderson, R (1.7) OBP: 0.410, SLG: 0.401	G4-3		SF9 E 1B		FC5-4 BB		F8		K	4	0	1	0	1	1	1	Kansas City Royals @ Oakland Athletics Oakland-Alameda County Coliseum, Oakland, CA Fri Sep 29 1989, 7:05 PM PDT Att: 43,470 - Unknown - 66 F livebaseballscorecards.com				
Carney Lansford, R (1.5) OBP: 0.399, SLG: 0.407	HBP		E8		FC5-4		1B		G1-3 1B	4	1	2	1	0	0	4					
Jose Canseco, R (1.9) OBP: 0.327, SLG: 0.538	F8		SF9		L5		1B		G1-3	4	0	1	1	0	0	3					
Dave Parker, L (1.10) OBP: 0.311, SLG: 0.439	L5		2-3 3-H 1B		P5		G4-3		1B	4	0	0	0	1	0	5					
Dave Henderson, R (1.8) OBP: 0.314, SLG: 0.383			CS 1B		K		K		1B	5	0	2	1	0	3	2					
Mark McSwire, R (1.3) OBP: 0.337, SLG: 0.459	K				P2		HR		P4	4	1	1	1	0	1	1					
Terry Steinbach, R (1.2) OBP: 0.321, SLG: 0.355					G4-3 1B		K		1B	4	0	3	0	0	1	0					
Tony Phillips, S (1.4) OBP: 0.348, SLG: 0.353	K				G4-3				1B	3	1	1	0	1	1	2					
Mike Gallego, R (1.6) OBP: 0.327, SLG: 0.330							F8 SH3-4 1B		BB	2	1	2	0	0	0	0					
Ken Phelps, L (8, PH) OBP: 0.342, SLG: 0.371							SH3-4		F9	1	0	0	0	0	0	2					
Walt Weiss, S (9.6) OBP: 0.303, SLG: 0.323										0	0	0	0	0	0	0					
Inning Stats	R: 0 E: 0 K: 0 S: 8	H: 0 LOB: 1 BB: 0 P: 13	R: 0 E: 0 K: 2 S: 11	H: 2 LOB: 1 BB: 0 P: 17	R: 1 E: 1 K: 1 S: 13	H: 2 LOB: 2 BB: 0 P: 22	R: 0 E: 0 K: 0 S: 6	H: 1 LOB: 0 BB: 0 P: 10	R: 0 E: 0 K: 0 S: 6	H: 1 LOB: 1 BB: 1 P: 15	R: 1 E: 0 K: 2 S: 9	H: 1 LOB: 0 BB: 0 P: 15	R: 1 E: 0 K: 0 S: 13	H: 3 LOB: 2 BB: 0 P: 20	R: 0 E: 0 K: 1 S: 12	H: 1 LOB: 2 BB: 1 P: 26	R: 1 E: 0 K: 1 S: 10	H: 2 LOB: 2 BB: 1 P: 20	1B: 12 2B: 0 3B: 0 HR: 1	SF: 1 SAC: 1 DP: 2 HBP: 1	WP: 0 PA: 41 PB: 0 SB: 0 CS: 1
PITCHER	IP	WLS	BF	H	R	ER	SO	BB	IBB	HBP	BLK	WP	HR	S	P	ERA	WHIP				
Steve Farr, R (1.1) ERA: 4.12	6.0		25	7	2	1	5	1	0	1	0	0	0	25	46	4.50	2.500				
Luis Aquino, R (7.1) ERA: 3.5	2.0	L	11	4	1	1	1	1	0	0	0	0	0	25	46	4.50	2.500				
Rick Luecken, R (9.1) ERA: 3.42	0.2	L	5	2	1	1	1	0	1	0	0	0	0	10	20	13.50	3.000				



Batter	1	2	3	4	5	6	7	8	9	AB	R	H	RBI	BB	SO	LOB	TOP								
Kevin Seitzer, R (1.5) OBP: 0.387, SLG: 0.337	G4-3			G3				K		4	0	1	0	1	1	2	Kansas City Royals @ Oakland Athletics Oakland-Alameda County Coliseum, Oakland, CA Sat Sep 30 1989, 3:33 AM PDT Att: 42,891 - Sunny - 68 F								
Kurt Stillwell, S (1.6) OBP: 0.325, SLG: 0.380	G4-6-3 1B			L7				4-3	F7	5	0	1	0	0	0	4									
George Brett, L (1.3) OBP: 0.362, SLG: 0.431	G4-6-3 1-2			L8				CS	CS	5	1	2	2	0	0	2									
Bo Jackson, R (1.7) OBP: 0.310, SLG: 0.495										3	1	0	0	1	1	1									
Jim Eisenreich, L (1.8) OBP: 0.341, SLG: 0.448										4	2	2	3	0	0	1									
Pat Tabler, R (1.9) OBP: 0.325, SLG: 0.308 Mike Macfarlane, R (8.2) OBP: 0.272, SLG: 0.309										3	0	1	1	1	0	0									
Bill Buckner, L (1.10) OBP: 0.242, SLG: 0.263										4	0	2	0	0	0	2									
Bob Boone, R (1.2) OBP: 0.351, SLG: 0.323 Gary Thurman, R (8. PR) OBP: 0.305, SLG: 0.250										3	0	1	0	0	1	1									
Brad Wellman, R (1.4) OBP: 0.258, SLG: 0.282										1	1	0	0	0	1	2									
Inning Stats	R: 0 E: 0 K: 0 S: 6	H: 1 LOB: 0 BB: 0 P: 9	R: 0 E: 0 K: 0 S: 5	H: 0 LOB: 0 BB: 0 P: 9	R: 0 E: 0 K: 0 S: 8	H: 0 LOB: 0 BB: 0 P: 11	R: 0 E: 0 K: 0 S: 7	H: 0 LOB: 0 BB: 0 P: 10	R: 1 E: 0 K: 2 S: 11	H: 2 LOB: 1 BB: 0 P: 15	R: 0 E: 0 K: 0 S: 9	H: 1 LOB: 2 BB: 1 P: 13	R: 0 E: 0 K: 0 S: 8	H: 1 LOB: 2 BB: 1 P: 14	R: 5 E: 1 K: 2 S: 20	H: 5 LOB: 2 BB: 1 P: 34		R: 0 E: 0 K: 0 S: 10	H: 0 LOB: 1 BB: 1 P: 18	1B: 7 2B: 2 3B: 0 HR: 1	SF: 0 SAC: 1 DP: 1 HBP: 0	WP: 1 PB: 0 SB: 0 CS: 1	PA: 40		
PITCHER	IP	WLS	BF	H	R	ER	SO	BB	IBB	HBP	BLK	WP	HR	S	P	ERA	WHIP								
Bob Welch, R (1.1) ERA: 3.0	5.0		17	3	1	1	2	0	0	0	0	0	1	37	54	1.80	0.600								
Curt Young, L (6.1) ERA: 3.73	2.0		8	2	0	0	0	1	0	0	0	0	0	17	27	0.00	1.500								
Todd Burns, R (8.1) ERA: 2.24	0.2	L	4	1	3	3	1	0	0	0	0	0	0	10	13	40.50	1.500								
Matt Young, L (8.1) ERA: 6.87	0.1		6	4	2	0	1	0	1	0	0	1	0	10	21	0.00	12.000								
Jim Corsi, R (9.1) ERA: 1.88	1.0		4	0	0	0	0	1	0	0	0	0	0	10	18	0.00	1.000								

AB	35
R	6
H	10
RBI	6
BB	3
SO	4
LOB	15



Batter	1	2	3	4	5	6	7	8	9	AB	R	H	RBI	BB	SO	LOB	BOTTOM								
Tony Phillips, S (1.4) OBP: 0.345, SLG: 0.350 Felix Jose, S (9.7) OBP: 0.250, SLG: 0.232	K									4	0	0	0	0	2	0	Kansas City Royals @ Oakland Athletics Oakland-Alameda County Coliseum, Oakland, CA Sat Sep 30 1989, 3:33 AM PDT Att: 42,891 - Sunny - 68 F								
Carney Lansford, R (1.5) OBP: 0.399, SLG: 0.407 Mike Gallego, R (9.5) OBP: 0.327, SLG: 0.330	G4-3									3	0	1	0	1	0	0									
Dave Parker, L (1.10) OBP: 0.309, SLG: 0.435	K									4	0	0	0	0	3	2									
Mark McGwire, R (1.3) OBP: 0.340, SLG: 0.463 Billy Beane, R (9. PR) OBP: 0.236, SLG: 0.304										4	0	3	0	0	0	1									
Dave Henderson, R (1.8) OBP: 0.315, SLG: 0.381 Dann Howitt, L (9.9)										2	0	0	0	1	1	2									
Ron Hassey, L (1.2) OBP: 0.290, SLG: 0.328										4	0	1	0	0	3	3									
Lance Blankenship, R (1.9) OBP: 0.279, SLG: 0.315										4	1	1	0	0	1	4									
Stan Javier, S (1.7) OBP: 0.316, SLG: 0.317										3	0	0	1	0	1	4									
Walt Weiss, S (1.6) OBP: 0.300, SLG: 0.319										3	0	0	0	0	3	0									
Inning Stats	R: 0 E: 0 K: 2 S: 8	H: 0 LOB: 0 BB: 0 P: 9	R: 0 E: 0 K: 2 S: 11	H: 1 LOB: 2 BB: 1 P: 19	R: 0 E: 0 K: 3 S: 11	H: 0 LOB: 0 BB: 0 P: 14	R: 0 E: 0 K: 3 S: 11	H: 1 LOB: 1 BB: 0 P: 16	R: 1 E: 0 K: 1 S: 12	H: 1 LOB: 0 BB: 0 P: 18	R: 0 E: 0 K: 0 S: 9	H: 0 LOB: 1 BB: 1 P: 16	R: 0 E: 0 K: 1 S: 6	H: 0 LOB: 0 BB: 0 P: 11	R: 0 E: 0 K: 2 S: 9	H: 1 LOB: 1 BB: 0 P: 13		R: 0 E: 0 K: 1 S: 10	H: 2 LOB: 2 BB: 0 P: 16	1B: 4 2B: 1 3B: 1 HR: 0	SF: 1 SAC: 0 DP: 0 HBP: 0	WP: 1 PB: 0 SB: 0 CS: 0	PA: 35		
PITCHER	IP	WLS	BF	H	R	ER	SO	BB	IBB	HBP	BLK	WP	HR	S	P	ERA	WHIP								
Bret Saberhagen, R (1.1) ERA: 2.16	8.0	W	30	4	1	1	13	2	0	0	0	0	0	74	116	1.12	0.750								
Jeff Montgomery, R (9.1) ERA: 1.37	1.0		5	2	0	0	1	0	0	0	0	0	0	10	16	0.00	2.000								

AB	32
R	1
H	6
RBI	1
BB	2
SO	14
LOB	17



Batter	1	2	3	4	5	6	7	8	9	10	11	AB	R	H	RBI	BB	SO	LOB	TOP								
Gary Thurman, R OBP: 0.311, SLG: 0.241 (1, 8)	4-2 S G5-3 1B BB		4-1 G5-3 SH1-3 BB		2-3 K 1-2			2-3 K		1-3 K		3	1	0	0	2	3	1									
Brad Wellman, R OBP: 0.263, SLG: 0.287 (1, 4)	3-2 L5-6 G5-3 1B		1-0 SH1-3 BB		3-3 K			1-1 K 2B		0-0 G5-3		4	1	2	0	0	1	0									
Bill Buckner, L OBP: 0.240, SLG: 0.267 (1, 10)	1-2 G5-3		0-1 G5-3			0-0 F7		0-1 K 2B		0-1 F7		5	0	1	3	0	0	2									
Matt Winters, L OBP: 0.320, SLG: 0.346 (1, 9)	2-2 L5-6		2-1 G4-3			2-0 G3		0-3 K		3-2 G3		5	0	0	0	0	1	3									
Mike Macfarlane, R OBP: 0.263, SLG: 0.299 (1, 2)		0-0 F9		0-3 K		0-1 F9		1-3 K		0-3 K		5	0	0	0	0	3	1									
Jeff Schultz, L OBP: 0.222, SLG: 0.222 (1, 7)		0-1 L5		1-2 G3			1-3 K		3-2 G4-3			4	0	0	0	0	1	0									
Luis de los Santos, R OBP: 0.293, SLG: 0.310 (1, 3)		2-1 K 2B		0-0 K FC6-4 1B			2-2 G4-3		0-2 F9			4	0	2	0	0	0	0									
Bill Pecota, R OBP: 0.275, SLG: 0.410 (1, 6)		0-2 G6-3		2-2 FC6-4 1B			0-0 K 2B		0-3 K			4	0	1	0	0	1	2									
Rey Palacios, R OBP: 0.216, SLG: 0.277 (1, 5)			3-2 SH1-3 G5-3 2B		0-0 K CS 1B		1-0 F7		2-3 K			4	1	2	0	0	1	1									
Inning Stats	R: 1 E: 0 K: 0 S: 17	H: 1 LOB: 0 BB: 1 P: 26	R: 0 E: 0 K: 0 S: 8	H: 1 LOB: 1 BB: 0 P: 10	R: 1 E: 0 K: 0 S: 9	H: 1 LOB: 1 BB: 1 P: 19	R: 0 E: 0 K: 1 S: 12	H: 0 LOB: 1 BB: 0 P: 15	R: 0 E: 0 K: 2 S: 8	H: 1 LOB: 1 BB: 0 P: 13	R: 0 E: 0 K: 1 S: 8	H: 1 LOB: 1 BB: 0 P: 12	R: 1 E: 0 K: 3 S: 14	H: 2 LOB: 1 BB: 0 P: 18	R: 0 E: 0 K: 1 S: 10	H: 0 LOB: 0 BB: 0 P: 13	R: 0 E: 0 K: 2 S: 8	H: 0 LOB: 0 BB: 0 P: 11	R: 0 E: 0 K: 1 S: 9	H: 0 LOB: 0 BB: 0 P: 13	1B: 4 2B: 6 3B: 0 HR: 0	SF: 0 SAC: 1 DP: 2 HBP: 0	WP: 0 PB: 0 SB: 1 CS: 1	PA: 41			
PITCHER	IP 6.2	WLS 0.2	BF 26	H 6	R 2	ER 2	SO 4	BB 2	IBB 0	HBP 0	BLK 0	WP 0	HR 0	S 65	P 29	ERA 2.70	WHIP 1.200										
Dave Otto, L ERA: 2.7																											
Gene Nelson, R ERA: 3.26																											
Matt Young, L ERA: 6.75																											
Dennis Eckerley, R ERA: 1.56																											
Jim Corsi, R ERA: 1.88																											

Kansas City Royals @ Oakland Athletics
Oakland-Alameda County Coliseum, Oakland, CA

Sun Oct 01 1989, 3:33 AM PDT
Att: 43,765 - Sunny - 72 F

AB 38
R 3
H 8
RBI 3
BB 2
SO 11
LOB 10



Batter	1	2	3	4	5	6	7	8	9	10	11	AB	R	H	RBI	BB	SO	LOB	BOTTOM								
Rickey Henderson, R OBP: 0.411, SLG: 0.399 (1, 7)	1-0 F7	4-2 BB		0-2 L3			4-2 S 1B BB		2-2 L6			2	1	0	0	2	0	0									
Doug Jennings, L (8, 7)		1-2 BB										3	0	0	0	1	1	2									
Carney Lansford, R OBP: 0.398, SLG: 0.405 (1, 5)	3-1 L4	1-2 P3			3-3 K		4-0 1B BB		2-3 K			3	0	0	0	1	1	2									
Dann Howitt, L (10, 3)							1-2 BB		0-2 G3-1			1	0	0	0	0	0	0									
Jose Canseco, R OBP: 0.333, SLG: 0.542 (1, 9)	1-0 1B		1-1 F8 BB 1B		3-3 K		1-0 1B BB		1-3 2H 1B			4	0	3	1	0	1	0									
Felix Jose, S OBP: 0.246, SLG: 0.228 (8, 9)												4	0	0	0	1	1	3									
Dave Parker, L OBP: 0.308, SLG: 0.432 (1, 10)	2-0 G6-3		4-0 BB		0-0 G4-3		0-0 F9		1-3 K			4	0	0	0	1	1	3									
Dave Henderson, R OBP: 0.315, SLG: 0.350 (1, 8)		4-0 HR BB		1-1 F9		2-2 L8		1-1 G4-3		4-0 SH1-3 S 1B BB		2	1	0	0	1	0	2									
Stan Javier, S OBP: 0.317, SLG: 0.316 (8, 8)												1	1	0	0	1	0	0									
Mark McGwire, R OBP: 0.339, SLG: 0.467 (1, 3)		1-1 HR BB		2-2 F8		3-3 K		1-3 K		1-0 SH1-3		4	1	1	2	0	2	2									
Billy Beane, R OBP: 0.238, SLG: 0.304 (9, 3)												0	0	0	0	0	0	0									
Terry Steinbach, R OBP: 0.319, SLG: 0.352 (1, 2)		3-2 F8		1-1 P4		2-1 F7		0-3 K		1-2 1B		3	0	0	0	0	0	2									
Chris Bando, S OBP: 0.500, SLG: 0.500 (8, PH)												2	0	1	1	0	1	0									
Tony Phillips, S OBP: 0.245, SLG: 0.348 (1, 4)	1-0 F7		4-0 G6-4-3 BB		3-1 G6-3			1-3 K				2	0	0	0	1	0	0									
Lance Blankenship, R OBP: 0.276, SLG: 0.312 (8, 4)												1	0	0	0	0	1	0									
Mike Gallego, R OBP: 0.327, SLG: 0.328 (1, 6)	4-1 PB BB		2-1 G6-4-3		0-0 L7			0-0 F9				2	0	0	0	1	0	1									
Walt Weiss, S OBP: 0.288, SLG: 0.318 (8, 6)												1	0	0	0	0	0	0									
Inning Stats	R: 0 E: 0 K: 0 S: 5	H: 1 LOB: 1 BB: 0 P: 12	R: 2 E: 0 K: 0 S: 13	H: 1 LOB: 2 BB: 3 P: 31	R: 0 E: 0 K: 0 S: 9	H: 1 LOB: 2 BB: 1 P: 18	R: 0 E: 0 K: 0 S: 5	H: 0 LOB: 0 BB: 1 P: 11	R: 0 E: 0 K: 2 S: 7	H: 0 LOB: 0 BB: 0 P: 13	R: 0 E: 0 K: 1 S: 9	H: 0 LOB: 0 BB: 0 P: 16	R: 1 E: 0 K: 0 S: 8	H: 1 LOB: 2 BB: 2 P: 20	R: 0 E: 0 K: 2 S: 8	H: 0 LOB: 0 BB: 0 P: 10	R: 0 E: 0 K: 1 S: 9	H: 0 LOB: 0 BB: 0 P: 12	R: 0 E: 0 K: 2 S: 9	H: 0 LOB: 0 BB: 0 P: 12	R: 1 E: 0 K: 0 S: 5	H: 1 LOB: 1 BB: 1 P: 11	1B: 4 2B: 0 3B: 0 HR: 1	SF: 0 SAC: 1 DP: 1 HBP: 0	WP: 0 PB: 1 SB: 2 CS: 0	PA: 43	
PITCHER	IP 4.0	WLS 3.0	BF 12	H 3	R 1	ER 1	SO 3	BB 2	IBB 0	HBP 0	BLK 0	WP 0	HR 0	S 24	P 49	ERA 4.50	WHIP 3.000										
Jose De Jesus, R ERA: 4.5																											
Charlie Leibrandt, L ERA: 5.14																											
Terry Leach, R ERA: 4.17																											

Kansas City Royals @ Oakland Athletics
Oakland-Alameda County Coliseum, Oakland, CA

Sun Oct 01 1989, 3:33 AM PDT
Att: 43,765 - Sunny - 72 F

AB 34
R 4
H 5
RBI 4
BB 8
SO 8
LOB 12

