

Kansas City Royals - 1990

Batter	1	2	3	4	5	6	7	8	9	10	11	AB	R	H	RBI	BB	SO	LOB	TOP			
Phil Bradley, R OBP: 0.200, SLG: 0.200 (1, 7)	G1-3	P3			1B		G6-3		P9		SH1-4	5	0	1	0	0	0	1				
Joe Orsulak, L OBP: 0.333, SLG: 0.500 (1, 9)	F8		F7		L6		K				1B	6	1	2	0	0	1	2				
Cal Ripken Jr., R OBP: 0.500, SLG: 0.250 (1, 6)	K		L1		G6-3			WP 1B HR		IBB	E9	4	1	1	0	1	1	2				
Mickey Tettleton, S OBP: 0.167, SLG: 0.167 (1, 2)		1B HR	F8				K		P9		K	6	1	1	0	0	3	5				
Randy Milligan, R OBP: 0.400, SLG: 0.400 (1, 3)		1B HR			K		G5-3		WP HR 1B		P3	5	2	2	0	0	1	0				
Sam Horn, L OBP: 0.300, SLG: 2.000 (1, 10)		1B HR			G3		1B		1B HR		1B	5	2	4	6	0	0	0				
Craig Worthington, R OBP: 0.200, SLG: 0.200 (1, 5)			K		G6-3		1B		G5-3		F7	5	0	1	0	0	1	1				
Mike Devereaux, R OBP: 0.200, SLG: 0.200 (1, 8)			1B				F7		P4		P3	5	0	1	0	0	1	3				
Billy Ripken, R OBP: 0.400, SLG: 0.250 Brady Anderson, L (11, PR) Rene Gonzales, R (11, 4)	L7				1B		G6-3		P6		CS SH1-4 BB	4	0	1	0	1	0	1				
Inning Stats	R: 0 E: 0 K: 1 S: 9	H: 0 LOB: 0 BB: 1 P: 16	R: 3 E: 0 K: 1 S: 18	H: 4 LOB: 1 BB: 0 P: 30	R: 0 E: 0 K: 0 S: 11	H: 0 LOB: 0 BB: 0 P: 14	R: 0 E: 0 K: 1 S: 7	H: 2 LOB: 2 BB: 0 P: 11	R: 0 E: 0 K: 2 S: 9	H: 0 LOB: 0 BB: 0 P: 10	R: 3 E: 0 K: 1 S: 14	H: 2 LOB: 0 BB: 0 P: 22	R: 0 E: 0 K: 0 S: 10	H: 1 LOB: 2 BB: 1 P: 19	R: 0 E: 0 K: 0 S: 5	H: 1 LOB: 1 BB: 0 P: 8	R: 1 E: 0 K: 1 S: 12	H: 2 LOB: 2 BB: 1 P: 20	1B: 11 2B: 1 3B: 0 HR: 2	SF: 0 SAC: 1 DP: 0 HBP: 1	WP: 1 PB: 0 SB: 0 CS: 1	PA: 49
PITCHER	IP ERA WLS BF H R ER SO BB IBB HBP BLK WP HR S P ERA WHIP	Bret Saberhagen, R ERA: 4.5 Steve Farr, R ERA: 13.5 Jeff Montgomery, R ERA: 13.5 Mark Davis, L ERA: 11.1	1.1 (7, 1) (9, 1) (11, 1)	6.0 2.0 2.2 0.1	9 2 13 1	26 2 4 0	3 3 1 0	3 3 0 0	2 2 0 1	0 0 1 0	0 1 0 0	0 1 0 0	0 0 23 6	0 1 41 6	0.00 13.50 0.00 0.00	1.875 1.000						

Baltimore Orioles @ Kansas City Royals
Royals Stadium, Kansas City, MO
Mon Apr 09 1990, 4:33 AM EDT
Alt. 37,671 - Overcast - 60 F

livebaseballscorecards.com

AB 45
R 7
H 14
RBI 6
BB 2
SO 8
LOB 15



Batter	1	2	3	4	5	6	7	8	9	10	11	AB	R	H	RBI	BB	SO	LOB	BOTTOM							
Gerald Perry, L OBP: 0.500, SLG: 0.400 (1, 10)	G6-4-3 BB		G1-3		1B		G3 G3 1B		F7		G4-3	5	0	2	0	1	0	0								
Kevin Seltzer, R (1, 5)	F8				F8		L5		G3		L9	6	0	0	0	0	0	4								
George Brett, L (1, 3)	G6-4-3				F7		F7		G3		E3 1B	6	0	0	0	0	0	2								
Bo Jackson, R OBP: 1.000, SLG: 1.000 (1, 7)		F9 BB			HR BB		1B 2B 1B		BB		1B	2	2	2	0	3	0	0								
Danny Tartabull, R OBP: 0.400, SLG: 1.000 (1, 9)		F9			HR		2B 1B		G1-3		K	5	2	2	2	0	1	5								
Jim Eisenreich, L (1, 8)		F7			P4		P2		G4-3		G4-3	5	0	0	0	0	0	3								
Kurt Stillwell, S OBP: 0.400, SLG: 0.600 (1, 6)		G4-3			1B 1B		HR 2B		L7		F7	5	1	2	2	0	0	1								
Frank White, R OBP: 0.500, SLG: 1.250 Gary Thurman, R (8, PR) Steve Jeltz, S (9, 4)			G5-3		K		HR		BLK 1B		E4 FC6-4	4	1	2	2	0	1	1								
Bob Boone, R (1, 2)			F9		F8		K		G5-3		FC6-4	5	0	0	0	0	1	3								
Inning Stats	R: 0 E: 0 K: 0 S: 4	H: 0 LOB: 0 BB: 1 P: 10	R: 0 E: 0 K: 0 S: 8	H: 0 LOB: 1 BB: 1 P: 16	R: 0 E: 0 K: 0 S: 7	H: 0 LOB: 0 BB: 0 P: 11	R: 2 E: 0 K: 0 S: 10	H: 1 LOB: 1 BB: 1 P: 17	R: 0 E: 0 K: 1 S: 12	H: 2 LOB: 2 BB: 0 P: 18	R: 4 E: 0 K: 1 S: 20	H: 4 LOB: 2 BB: 0 P: 31	R: 0 E: 0 K: 0 S: 8	H: 1 LOB: 2 BB: 1 P: 15	R: 0 E: 0 K: 0 S: 7	H: 1 LOB: 2 BB: 0 P: 12	R: 0 E: 1 K: 1 S: 13	H: 1 LOB: 2 BB: 0 P: 23	R: 0 E: 0 K: 0 S: 6	H: 0 LOB: 1 BB: 0 P: 9	R: 0 E: 0 K: 0 S: 5	H: 0 LOB: 0 BB: 0 P: 7	1B: 7 2B: 1 3B: 0 HR: 2	SF: 0 SAC: 0 DP: 1 HBP: 0	WP: 0 PB: 0 SB: 0 CS: 0	PA: 48
PITCHER	IP ERA WLS BF H R ER SO BB IBB HBP BLK WP HR S P ERA WHIP	Bob Milacki, R ERA: 3.6 Joe Price, L ERA: 21.6 Brian Holton, R ERA: 21.6 Jay Aldrich, R ERA: 8.1 Gregg Olson, R ERA: 11.1	(1, 1) (6, 1) (7, 1) (8, 1) (11, 1)	5.0 1.2 0.1 3.0 1.0	5 10 2 13 3	3 5 0 2 0	2 4 0 0 0	2 4 0 0 0	1 1 0 1 0	0 0 0 0 0	0 1 0 0 0	0 0 0 0 0	0 0 4 26 5	0 1 9 44 7	0.00 21.60 0.00 0.667 0.000											

Baltimore Orioles @ Kansas City Royals
Royals Stadium, Kansas City, MO
Mon Apr 09 1990, 4:33 AM EDT
Alt. 37,671 - Overcast - 60 F

livebaseballscorecards.com


AB 44
R 6
H 10
RBI 6
BB 4
SO 3
LOB 19



Batter	1	2	3	4	5	6	7	8	9	AB	R	H	RBI	BB	SO	LOB	TOP					
Phil Bradley, R OBP: 0.200, SLG: 0.300 (1, 7)	0-0 5-3	1-1 4-3			1-1 FC5-4 BB G3		1-2 2B		1-0 F9	5	0	1	0	0	0	2						
Steve Finley, L (1, 9)	4-0		0-2 F8		1-2 G3		2-2 G1-3		3-3 K	2	1	0	0	1	0	1						
Joe Orsulak, L OBP: 0.286, SLG: 0.429 (7, PH)	BB				1-2					1	0	0	0	0	0	1						
Stan Jefferson, S (9, PH)	1B	BB								1	0	0	0	0	1	0						
Cal Ripken Jr., R OBP: 0.600, SLG: 0.200 (1, 6)	4-1 1B		3-2 4-3		4-0 BB		4-1 BB			1	0	0	0	3	0	0						
Mickey Tettleton, S OBP: 0.200, SLG: 0.111 (1, 2)	2-3 K		1-3 K		4-0 IBB		2-2 4-3			3	0	0	0	1	2	4						
Randy Milligan, R OBP: 0.333, SLG: 0.333 (1, 3)	0-1 1B			0-3 K	0-1 F8			0-3 K		4	0	1	1	0	2	3						
Sam Horn, L OBP: 0.667, SLG: 1.333 Brady Anderson, L (8, PR)	2-0 F7			1-1 1B	2-2 L7			1-0 1B		4	0	2	0	0	0	2						
Craig Worthington, R OBP: 0.222, SLG: 0.333 (1, 5)		1-0 G4-3		2-2 F9	1-1 6-3			1-3 K		4	0	1	0	0	1	2						
Mike Devereaux, R OBP: 0.111, SLG: 0.111 (1, 8)		0-0 G4-3		2-1 4-3	1-1 P3			1-3 K		4	0	0	0	0	1	3						
Billy Ripken, R OBP: 0.375, SLG: 0.167 Bob Melvin, R (9, PH)		2-3 K			4-2 FC5-4		1-2 P5		1-1 G6-3	2	0	0	0	1	1	1						
										1	0	0	0	0	0	0						
Inning Stats	R: 1 E: 0 K: 1 S: 9	H: 1 LOB: 2 BB: 2 P: 21	R: 0 E: 0 K: 1 S: 7	H: 1 LOB: 1 BB: 0 P: 11	R: 0 E: 0 K: 1 S: 10	H: 0 LOB: 0 BB: 0 P: 14	R: 0 E: 0 K: 1 S: 10	H: 1 LOB: 1 BB: 0 P: 15	R: 0 E: 0 K: 0 S: 9	H: 0 LOB: 3 BB: 3 P: 23	R: 0 E: 0 K: 0 S: 8	H: 0 LOB: 0 BB: 0 P: 12	R: 0 E: 0 K: 0 S: 14	H: 1 LOB: 2 BB: 1 P: 24	R: 0 E: 0 K: 3 S: 11	H: 1 LOB: 1 BB: 0 P: 13	R: 0 E: 0 K: 1 S: 7	H: 0 LOB: 0 BB: 0 P: 12	1B: 3 2B: 2 3B: 0 HR: 0	SF: 0 SAC: 0 DP: 0 HBP: 0	WP: 0 PB: 0 SB: 0 CS: 0	PA: 38
PITCHER	IP WLS BF H R ER SO BB IBB HBP BLK WP HR S P ERA WHIP																					
Mark Gubicza, R ERA: 1.8	(1, 1) 5.0 W 23 3 1 1 4 4 1 0 0 0 0 0 45 84 1.80 1.400																					
Steve Crawford, R ERA:	(6, 1) 1.1 5 1 0 0 0 0 0 0 0 0 0 0 14 20 0.00 0.750																					
Larry McWilliams, L ERA:	(7, 1) 0.1 1 0 0 0 0 0 0 0 0 0 0 0 4 6 0.00 0.000																					
Jeff Montgomery, R ERA:	(7, 1) 1.1 6 1 0 0 3 1 0 0 0 0 0 0 15 23 0.00 1.500																					
Mark Davis, L ERA:	(9, 1) 1.0 S 3 0 0 0 1 0 0 0 0 0 0 0 7 12 0.00 0.000																					

Baltimore Orioles @ Kansas City Royals
 Royals Stadium, Kansas City, MO
 Wed Apr 11, 1990, 8:05 PM EDT
 Att: 18,892 - Unknown - 45 F

AB 32
 R 1
 H 5
 RBI 1
 BB 6
 SO 8
 LOB 19



Batter	1	2	3	4	5	6	7	8	9	AB	R	H	RBI	BB	SO	LOB	BOTTOM					
Gerald Perry, L OBP: 0.600, SLG: 0.500 (1, 10)	1-1 CS		0-2 F7		2-2 1B		4-0 IBB			3	0	2	1	1	0	0						
Kevin Seitzer, R OBP: 0.100, SLG: 0.100 (1, 5)	1-1 F9		1-0 F8		1-0 1B		0-0 5-3			4	0	1	1	0	0	3						
George Brett, L OBP: 0.100, SLG: 0.100 (1, 3)	SAFE	2-2 1B		3-2 4-3	1-3 K			1-0 F9		4	0	1	0	0	1	2						
Bo Jackson, R OBP: 0.556, SLG: 0.333 (1, 7)	0-0 G1-3			1-1 P4	2-0 6-3			0-3 K		4	0	0	0	0	1	1						
Jim Eisenreich, L OBP: 0.222, SLG: 0.556 (1, 9)		1-2 SH3-4		2-1 G1-3	2-3 K			1-0 3B		4	0	2	0	0	1	0						
Kurt Stillwell, S OBP: 0.250, SLG: 0.375 (1, 6)		0-1 SH3-4			2-0 6-3		3-2 F9		1-0 L7	3	0	0	0	0	0	1						
Willie Wilson, S OBP: 0.667, SLG: 1.000 (1, 8)		2-2 P6			0-0 4-3		1-2 F8			3	1	2	0	0	0	1						
Frank White, R OBP: 0.286, SLG: 0.714 (1, 4)		3-3 K			0-0 4-3		SAFE	0-0 F8		3	0	0	0	0	1	3						
Bob Boone, R (1, 2)			1-1 F4		4-1 1B		SAFE	0-0 F8		2	1	0	0	1	0	1						
										1	0	0	0	0	0	0						
Inning Stats	R: 0 E: 0 K: 0 S: 8	H: 2 LOB: 1 BB: 0 P: 12	R: 0 E: 0 K: 1 S: 14	H: 1 LOB: 0 BB: 0 P: 20	R: 0 E: 0 K: 0 S: 7	H: 0 LOB: 0 BB: 0 P: 9	R: 0 E: 0 K: 0 S: 7	H: 0 LOB: 0 BB: 0 P: 13	R: 2 E: 0 K: 1 S: 11	H: 3 LOB: 2 BB: 1 P: 22	R: 0 E: 0 K: 1 S: 7	H: 0 LOB: 0 BB: 0 P: 14	R: 0 E: 0 K: 0 S: 7	H: 1 LOB: 2 BB: 1 P: 12	R: 0 E: 0 K: 1 S: 6	H: 1 LOB: 1 BB: 0 P: 9	R: 0 E: 0 K: 1 S: 6	H: 1 LOB: 1 BB: 0 P: 9	1B: 5 2B: 2 3B: 1 HR: 0	SF: 0 SAC: 1 DP: 0 HBP: 0	WP: 0 PB: 0 SB: 1 CS: 1	PA: 33
PITCHER	IP WLS BF H R ER SO BB IBB HBP BLK WP HR S P ERA WHIP																					
Jeff Ballard, L ERA: 3.86	(1, 1) 4.2 L 20 6 2 2 1 1 0 0 0 0 0 0 10 19 3.86 1.500																					
Kevin Hickey, L ERA:	(5, 1) 1.1 4 0 0 0 2 0 0 0 0 0 0 0 10 19 0.00 0.000																					
Jose Bautista, R ERA:	(7, 1) 2.0 9 2 0 0 1 0 1 0 0 0 0 0 13 21 0.00 1.000																					

Baltimore Orioles @ Kansas City Royals
 Royals Stadium, Kansas City, MO
 Wed Apr 11, 1990, 8:05 PM EDT
 Att: 18,892 - Unknown - 45 F

AB 30
 R 2
 H 8
 RBI 2
 BB 2
 SO 4
 LOB 12



Batter	1	2	3	4	5	6	7	8	9	AB	R	H	RBI	BB	SO	LOB	TOP					
Tony Fernandez, S (1, 6) OBP: 0.318, SLG: 0.350	F7		1B		P5		L3			4	0	1	0	0	0	2	Toronto Blue Jays @ Kansas City Royals Royals Stadium, Kansas City, MO Fri Apr 13 1990, 8:05 PM EDT Att: 20,522 - Unknown - 49 F					
Mookie Wilson, S (1, 8) OBP: 0.238, SLG: 0.211	K		1B		F8		G4-3			4	0	1	0	0	1							
Kelly Gruber, R (1, 5) OBP: 0.450, SLG: 0.722	P6		F9			1B	G5-3			4	1	1	0	0	0	2						
George Bell, R (1, 7) OBP: 0.300, SLG: 0.579		1B			G6-3			HR		4	1	3	2	0	0	0						
Fred McGriff, L (1, 3) OBP: 0.350, SLG: 0.375	F7				F8		K			4	0	0	0	0	2	2						
John Olerud, L (1, 10) OBP: 0.250, SLG: 0.214	FC4-6				G5-3					4	0	1	0	0	0	1						
Greg Myers, L (1, 2) OBP: 0.455, SLG: 0.444																						
Pat Borders, R (6, PH) OBP: 0.125, SLG: 0.500	G4-3				E7		G6-4-3			2	1	1	0	0	0	1						
Manuel Lee, S (1, 4) OBP: 0.556, SLG: 0.500			K							2	0	0	0	0	0	2						
Junior Felix, S (1, 9) OBP: 0.389, SLG: 0.800			F7		FC1-6					3	0	1	1	1	2	0						
Inning Stats	R: 0 E: 0 K: 1 S: 6	H: 0 LOB: 0 BB: 0 P: 11	R: 0 E: 0 K: 0 S: 8	H: 1 LOB: 1 BB: 0 P: 13	R: 0 E: 0 K: 1 S: 14	H: 2 LOB: 2 BB: 0 P: 23	R: 0 E: 0 K: 0 S: 6	H: 0 LOB: 0 BB: 0 P: 11	R: 1 E: 1 K: 0 S: 13	H: 2 LOB: 1 BB: 0 P: 18	R: 1 E: 0 K: 0 S: 10	H: 3 LOB: 0 BB: 1 P: 13	R: 0 E: 0 K: 0 S: 4	H: 0 LOB: 0 BB: 1 P: 11	R: 1 E: 0 K: 1 S: 11	H: 1 LOB: 0 BB: 0 P: 16	R: 0 E: 0 K: 1 S: 8	H: 0 LOB: 0 BB: 0 P: 15	1B: 7 2B: 2 3B: 0 HR: 1	SF: 0 SAC: 0 DP: 2 HBP: 0	WP: 1 PB: 0 CS: 1	PA: 35
PITCHER	IP	WLS	BF	H	R	ER	SO	BB	IBB	HBP	BLK	WP	HR	S	P	ERA	WHIP					
Storm Davis, R (1, 1) ERA: 3.38	5.1	L	24	8	2	2	3	0	0	0	0	1	0	54	85	3.38	1.500					
Larry McWilliams, L (6, 1) ERA:	1.2		4	0	0	0	0	1	0	0	0	0	0	7	15	0.00	0.600					
Luis Aquino, R (8, 1) ERA: 4.5	2.0		7	1	1	1	2	0	0	0	0	0	1	19	31	4.50	0.500					

Batter	1	2	3	4	5	6	7	8	9	AB	R	H	RBI	BB	SO	LOB	BOTTOM				
Gerald Perry, L (1, 10) OBP: 0.428, SLG: 0.333	K		G3-1					G4-3		4	0	0	0	0	2	2	Toronto Blue Jays @ Kansas City Royals Royals Stadium, Kansas City, MO Fri Apr 13 1990, 8:05 PM EDT Att: 20,522 - Unknown - 49 F				
Kevin Seitzer, R (1, 5) OBP: 0.214, SLG: 0.214	G3-6				L9		L8			4	0	2	0	0	0	0					
George Brett, L (1, 3) OBP: 0.071, SLG: 0.071	G3-6				G4-3		G3-1			4	0	0	0	0	1	2					
Bo Jackson, R (1, 7) OBP: 0.462, SLG: 0.400		L7								4	0	1	0	0	2	1					
Jim Eisenreich, L (1, 8) OBP: 0.154, SLG: 0.385	P4				F7					4	0	0	0	0	1	2					
Pat Tabler, R (1, 9) OBP: 0.333, SLG: 0.667		G5-3					G4-3			3	1	1	0	0	0	0					
Kurt Stillwell, S (1, 6) OBP: 0.273, SLG: 0.455			K							3	0	1	1	0	2	0					
Frank White, R (1, 4) OBP: 0.200, SLG: 0.500			G6-3							3	0	0	0	0	1	1					
Mike Macfarlane, R (1, 2) OBP: 0.333, SLG: 0.667					G5-3					3	0	1	0	0	1	1					
Inning Stats	R: 0 E: 0 K: 1 S: 8	H: 1 LOB: 0 BB: 0 P: 11	R: 0 E: 0 K: 0 S: 6	H: 0 LOB: 0 BB: 0 P: 7	R: 0 E: 0 K: 1 S: 8	H: 1 LOB: 1 BB: 0 P: 11	R: 0 E: 0 K: 0 S: 9	H: 1 LOB: 1 BB: 0 P: 13	R: 1 E: 0 K: 1 S: 12	H: 2 LOB: 1 BB: 0 P: 17	R: 0 E: 0 K: 2 S: 8	H: 0 LOB: 0 BB: 0 P: 13	R: 0 E: 0 K: 2 S: 12	H: 0 LOB: 0 BB: 0 P: 19	R: 0 E: 0 K: 2 S: 8	H: 1 LOB: 1 BB: 0 P: 13		1B: 2 2B: 4 3B: 0 HR: 0	SF: 0 SAC: 0 DP: 1 HBP: 0	WP: 1 PB: 0 CS: 0	PA: 32
PITCHER	IP	WLS	BF	H	R	ER	SO	BB	IBB	HBP	BLK	WP	HR	S	P	ERA	WHIP				
Jimmy Key, L (1, 1) ERA: 1.5	6.0	W	22	5	1	1	4	0	0	0	0	1	0	28	45	0.00	0.333				
Duane Ward, R (7, 1) ERA:	3.0	S	10	1	0	0	6	0	0	0	0	0	0	28	45	0.00	0.333				

AB	34
R	3
H	9
RBI	3
BB	1
SO	5
LOB	13



AB	32
R	1
H	6
RBI	1
BB	0
SO	10
LOB	9



Batter	1	2	3	4	5	6	7	8	9	AB	R	H	RBI	BB	SO	LOB	TOP								
Tony Fernandez, S OBP: 0.346, SLG: 0.417	2-2 SH1-3 2B		1-3 K			0-3 K		0-0 CS 1B		4	0	2	0	0	2	0	<p>Toronto Blue Jays @ Kansas City Royals</p> <p>Royals Stadium, Kansas City, MO</p> <p>Sat Apr 14 1990, 4:33 AM EDT</p> <p>Att: 25,930 - Sunny - 61 F</p> <p>livebaseballscorecards.com</p>								
Mookie Wilson, S OBP: 0.208, SLG: 0.182	0-1 SH1-3			1-2 G3-1		1-3 K		0-0 P2		3	0	0	0	0	1	1									
Kelly Gruber, R OBP: 0.417, SLG: 0.619	4-2 BB			2-2 G5-3		0-1 L8		0-1 CS	0-2 F7	3	0	0	0	1	0	0									
George Bell, R OBP: 0.292, SLG: 0.522	0-2 L1-3			0-1 1B			1-0 G1-3		1-0 P3	4	0	1	0	0	0	2									
Fred McGriff, L OBP: 0.333, SLG: 0.500		1-2 F7		0-1 F9			2-2 HR		3-1 P6	4	1	1	1	0	0	1									
John Olerud, L OBP: 0.211, SLG: 0.176		1-2 G4-3			0-2 L8		0-0 G1-3			3	0	0	0	0	0	0									
Greg Myers, L OBP: 0.429, SLG: 0.417		2-0 G6-3			0-0 F8		1-0 1B			3	0	1	0	0	0	0									
Nelson Liriano, S OBP: 0.231, SLG: 0.250			0-0 G4-3		1-2 2B		2-1 G3			3	0	1	0	0	0	1									
Junior Felix, S OBP: 0.333, SLG: 0.667			1-2 G3		0-3 K			1-3 K		3	0	0	0	0	2	1									
Inning Stats	R: 0 E: 0 K: 0 S: 14	H: 1 LOB: 1 BB: 1 P: 20	R: 0 E: 0 K: 0 S: 8	H: 0 LOB: 0 BB: 0 P: 12	R: 0 E: 0 K: 1 S: 8	H: 0 LOB: 0 BB: 0 P: 10	R: 0 E: 0 K: 0 S: 11	H: 1 LOB: 1 BB: 0 P: 14	R: 0 E: 0 K: 1 S: 10	H: 1 LOB: 1 BB: 0 P: 11	R: 0 E: 0 K: 2 S: 8	H: 0 LOB: 0 BB: 0 P: 9	R: 1 E: 0 K: 0 S: 10	H: 2 LOB: 1 BB: 0 P: 16	R: 0 E: 0 K: 1 S: 8	H: 1 LOB: 0 BB: 0 P: 9	R: 0 E: 0 K: 0 S: 7	H: 0 LOB: 0 BB: 0 P: 11	1B: 3 2B: 3 3B: 0 HR: 1	SF: 0 SAC: 1 DP: 1 HBP: 0	WP: 0 PB: 0 SB: 0 CS: 1	PA: 33			
PITCHER	IP	WLS	BF	H	R	ER	SO	BB	IBB	HBP	BLK	WP	HR	S	P	ERA	WHIP								
Bret Saberhagen, R ERA: 2.7	7.1	W	28	6	1	1	5	1	0	0	0	0	1	75	99	1.23	0.955								
Jeff Montgomery, R ERA:	0.2		1	0	0	0	0	0	0	0	0	0	0	2	2	0.00	0.000								
Mark Davis, L ERA:	1.0	S	3	0	0	0	0	0	0	0	0	0	0	7	11	0.00	0.000								

Batter	1	2	3	4	5	6	7	8	9	AB	R	H	RBI	BB	SO	LOB	BOTTOM								
Gerald Perry, L OBP: 0.389, SLG: 0.500	1-2 F7		2-2 G6-3		2-2 G4-3			1-1 HR		4	1	1	1	0	0	1	<p>Toronto Blue Jays @ Kansas City Royals</p> <p>Royals Stadium, Kansas City, MO</p> <p>Sat Apr 14 1990, 4:33 AM EDT</p> <p>Att: 25,930 - Sunny - 61 F</p> <p>livebaseballscorecards.com</p>								
Kevin Seitzer, R OBP: 0.222, SLG: 0.222	1-0 P6		2-1 CS 1B		3-3 K			1-3 K		4	0	1	0	0	2	1									
George Brett, L OBP: 0.056, SLG: 0.056	2-3 K		1-0 CS	1-2 G6-3		0-0 5-3		1-0 G4-3		4	0	0	0	0	1	0									
Bo Jackson, R OBP: 0.529, SLG: 0.643		1-2 2B 1B		3-2 1B 2B		2-3 K2-3		0-0 2B		4	2	3	0	0	1	0									
Jim Eisenreich, L OBP: 0.176, SLG: 0.353	1-2 F7		1-1 L5-4 2H 1B		0-1 4-3			1-0 G1-3		4	0	1	1	0	0	2									
Kurt Stillwell, S OBP: 0.286, SLG: 0.385	1-2 K		4-1 BB		1-2 BB		1-2 G5-3			2	0	0	0	1	1	1									
Willie Wilson, S OBP: 0.500, SLG: 0.833	1-1 2H 2B		0-2 L5-4		4-2 G4-3 SH1-4 BB		1-2 F8			3	0	1	1	0	0	2									
Bob Boone, R OBP: 0.273, SLG: 0.111	1-3 K				4-2 G4-3 SH1-4 BB		0-0 1B			2	0	1	0	1	1	1									
Steve Jeltz, S OBP: 0.273, SLG: 0.111			0-0 G3		0-0 SH1-4		2-2 L3			2	0	0	0	0	0	1									
Inning Stats	R: 0 E: 0 K: 1 S: 9	H: 0 LOB: 0 BB: 0 P: 13	R: 1 E: 0 K: 2 S: 15	H: 2 LOB: 1 BB: 0 P: 19	R: 0 E: 0 K: 0 S: 6	H: 1 LOB: 0 BB: 0 P: 11	R: 1 E: 0 K: 0 S: 14	H: 2 LOB: 1 BB: 1 P: 22	R: 0 E: 0 K: 1 S: 10	H: 0 LOB: 1 BB: 1 P: 19	R: 0 E: 0 K: 1 S: 6	H: 0 LOB: 0 BB: 0 P: 8	R: 0 E: 0 K: 0 S: 11	H: 1 LOB: 1 BB: 0 P: 15	R: 1 E: 0 K: 1 S: 9	H: 2 LOB: 1 BB: 0 P: 13	1B: 4 2B: 4 3B: 0 HR: 1	SF: 0 SAC: 1 DP: 1 HBP: 0	WP: 0 PB: 0 SB: 0 CS: 1	PA: 33					
PITCHER	IP	WLS	BF	H	R	ER	SO	BB	IBB	HBP	BLK	WP	HR	S	P	ERA	WHIP								
Todd Stottlemyre, R ERA: 5.19	5.0	L	20	5	2	2	4	2	0	0	0	0	0	54	84	3.60	1.400								
Paul Kilgus, L ERA: 8.53	3.0		12	3	1	1	2	0	0	0	0	0	1	26	36	3.00	1.000								

Batter	1	2	3	4	5	6	7	8	9	AB	R	H	RBI	BB	SO	LOB	TOP										
Tony Fernandez, S (1, 6) OBP: 0.333, SLG: 0.393										4	1	1	1	0	1	2	Toronto Blue Jays @ Kansas City Royals Royals Stadium, Kansas City, MO Sun Apr 15 1990, 4:33 AM EDT Att. 21,925 - Cloudy										
Mookie Wilson, S (1, 8) OBP: 0.241, SLG: 0.259										5	0	2	1	0	2	3											
Kelly Gruber, R (1, 5) OBP: 0.379, SLG: 0.538										5	0	1	0	0	2	5											
George Bell, R (1, 7) OBP: 0.276, SLG: 0.464										5	0	1	0	0	0	4											
Fred McGriff, L (1, 3)										4	1	2	0	0	1	1											
John Olerud, L (1, 10) Glenallen Hill, R (6, PH) OBP: 0.190, SLG: 0.158 OBP: 0.167, SLG: 0.333										2	0	0	0	0	0	1											
Greg Myers, L (1, 2) Pat Borders, R (6, PH) Rance Mulliniks, L (6, PH) Ozzie Virgil, R (6, 2)										2	0	0	0	0	0	1											
Nelson Liriano, S (1, 4) OBP: 0.294, SLG: 0.267										3	1	1	0	1	1	1											
Junior Felix, S (1, 9) OBP: 0.440, SLG: 0.773										4	1	4	3	0	0	0											
Inning Stats	R: 0 E: 0 K: 2 S: 13	H: 1 LOB: 1 BB: 0 P: 17	R: 0 E: 0 K: 1 S: 9	H: 0 LOB: 0 BB: 0 P: 15	R: 0 E: 1 K: 2 S: 15	H: 2 LOB: 3 BB: 0 P: 18	R: 0 E: 0 K: 1 S: 11	H: 1 LOB: 1 BB: 0 P: 19	R: 0 E: 0 K: 1 S: 12	H: 2 LOB: 1 BB: 0 P: 14	R: 5 E: 0 K: 1 S: 21	H: 5 LOB: 1 BB: 1 P: 35	R: 0 E: 1 K: 1 S: 11	H: 1 LOB: 1 BB: 0 P: 15	R: 0 E: 0 K: 0 S: 7	H: 1 LOB: 0 BB: 0 P: 11		R: 0 E: 0 K: 0 S: 7	H: 0 LOB: 0 BB: 0 P: 10	1B: 11 2B: 3 3B: 0 HR: 0	SF: 0 SAC: 1 DP: 1 HBP: 0	WP: 1 PB: 0 SB: 1 CS: 1	PA: 40				
PITCHER	IP	WLS	BF	H	R	ER	SO	BB	IBB	HBP	BLK	WP	HR	S	P	ERA	WHIP										
Tom Gordon, R (1, 1) ERA: 3.38	5.0	21	6	0	0	7	0	0	0	0	0	1	0	60	83	0.00	1.200										
Larry McWilliams, L (6, 1) ERA: 13.5	0.2	3	1	1	1	1	0	0	0	0	0	0	0	9	12	13.50	1.500										
Steve Crawford, R (6, 1) ERA: 3.6	0.0	L	2	1	0	0	0	1	0	0	0	0	0	3	8	∞	∞										
Jeff Montgomery, R (6, 1) ERA: 5.4	0.1	4	3	4	4	0	0	0	0	0	0	0	0	9	15	108.00	9.000										
Steve Farr, R (7, 1)	3.0	10	2	0	0	1	0	0	0	0	0	0	0	25	36	0.00	0.667										

Batter	1	2	3	4	5	6	7	8	9	AB	R	H	RBI	BB	SO	LOB	BOTTOM										
Gerald Perry, L (1, 10) OBP: 0.435, SLG: 0.524										5	1	3	0	0	0	1	Toronto Blue Jays @ Kansas City Royals Royals Stadium, Kansas City, MO Sun Apr 15 1990, 4:33 AM EDT Att. 21,925 - Cloudy										
Kevin Seitzer, R (1, 5) OBP: 0.273, SLG: 0.273										4	0	2	0	0	1	0											
George Brett, L (1, 3) OBP: 0.217, SLG: 0.143										3	1	2	2	2	1	0											
Bo Jackson, R (1, 7) OBP: 0.500, SLG: 0.579										5	1	2	0	0	1	7											
Jim Eisenreich, L (1, 9) OBP: 0.136, SLG: 0.273										5	0	0	0	0	1	5											
Kurt Stillwell, S (1, 6) OBP: 0.316, SLG: 0.353										4	0	1	0	1	0	3											
Willie Wilson, S (1, 8) OBP: 0.364, SLG: 0.545										5	0	1	1	0	1	2											
Frank White, R (1, 4) OBP: 0.164, SLG: 0.385										3	0	0	0	0	0	1											
Pat Tabler, R (7, PH) Steve Jeltz, S (8, 4)										0	0	0	0	0	0	0											
Bob Boone, R (1, 2) Gary Thurman, R (8, PR) Rey Palacios, R (9, 2)										0	0	0	0	0	0	0											
Inning Stats	R: 0 E: 0 K: 1 S: 11	H: 0 LOB: 0 BB: 0 P: 18	R: 0 E: 0 K: 0 S: 8	H: 1 LOB: 1 BB: 0 P: 11	R: 1 E: 0 K: 1 S: 13	H: 3 LOB: 2 BB: 0 P: 18	R: 0 E: 1 K: 1 S: 11	H: 0 LOB: 2 BB: 1 P: 20	R: 1 E: 0 K: 1 S: 10	H: 3 LOB: 2 BB: 0 P: 17	R: 0 E: 0 K: 0 S: 8	H: 2 LOB: 2 BB: 0 P: 11	R: 2 E: 1 K: 1 S: 10	H: 3 LOB: 2 BB: 1 P: 21	R: 0 E: 0 K: 0 S: 6	H: 2 LOB: 3 BB: 1 P: 11	R: 0 E: 0 K: 0 S: 9	H: 0 LOB: 0 BB: 0 P: 11	1B: 14 2B: 0 3B: 0 HR: 0	SF: 0 SAC: 1 DP: 1 HBP: 0	WP: 0 PB: 1 SB: 0 CS: 0	PA: 43					
PITCHER	IP	WLS	BF	H	R	ER	SO	BB	IBB	HBP	BLK	WP	HR	S	P	ERA	WHIP										
Dave Stieb, R (1, 1) ERA: 1.5	6.0	W	28	9	2	2	4	1	0	0	0	0	0	61	95	3.00	1.667										
Jim Acker, R (7, 1) ERA: 2.45	0.2	6	3	2	1	1	1	0	0	0	0	0	0	8	17	13.50	6.000										
Duane Ward, R (7, 1) ERA: 1.93	1.1	6	2	0	0	0	0	0	1	0	0	0	0	8	15	0.00	1.500										
David Wells, L (9, 1)	1.0	S	3	0	0	0	0	0	0	0	0	0	0	9	11	0.00	0.000										


AB	38
R	5
H	13
RBI	5
BB	1
SO	9
LOB	21



AB	39
R	4
H	14
RBI	3
BB	3
SO	5
LOB	23



Batter	1	2	3	4	5	6	7	8	9	AB	R	H	RBI	BB	SO	LOB	TOP										
Mitch Webster, S OBP: 0.333, SLG: 0.412 (1, 8)	1-3 K	1-1 1B G4-3 2B 1B	2-1 L9			2-1 F9			0-0 F8	5	1	1	0	0	1	0	Cleveland Indians @ Kansas City Royals Royals Stadium, Kansas City, MO Mon Apr 16 1990, 8:05 PM EDT Att: 20,166 - Unknown - 49 F livebaseballscorecards.com										
Carlos Baerga, S OBP: 0.300, SLG: 0.250 (1, 4)	4-2 1B 2B BB	0-0 G4-3		0-0 G3		1-0 G4-3		2-0 BB 1B	4	1	1	0	1	0	2												
Candy Maldonado, R OBP: 0.450, SLG: 0.632 (1, 7)	0-0 2B G4-3 1B	0-0 2B G4-3 1B		1-1 E5 2B		2-1 F9		1-3 K	5	1	2	1	0	1	1												
Cory Snyder, R OBP: 0.429, SLG: 0.762 (1, 9)	2-0 2B G4-3 1B	2-0 2B G4-3 1B		2-2 2B		2-1 F9		0-0 BB 1B	5	0	4	2	0	0	0												
Keith Hernandez, L OBP: 0.300, SLG: 0.176 (1, 3)	2-1 G4-3	4-0 2B		4-0 2B		0-0 G6-3		4-2 BB 1B	2	0	0	1	3	0	1												
Chris James, R OBP: 0.143, SLG: 0.250 (1, 10)	1-0 L8	0-0 P3		0-1 G5-4-3 1B		0-1 F8		1-3 BB	5	0	0	0	0	1	10												
Brook Jacoby, R OBP: 0.300, SLG: 0.421 (1, 5)		1-1 BB P5		1-1 L7		0-0 P4		0-0 P4	3	1	0	0	1	0	3												
Sandy Alomar Jr., R OBP: 0.333, SLG: 0.375 (1, 2)	2-1 SAFE 1B SAFE 1B	1-0 P3		0-0 G4-3		1-1 F9		1-1 F9	4	1	1	1	0	0	0												
Rafael Santana, R OBP: 0.231, SLG: 0.462 (1, 6)	2-2 G4-3 1B	1-0 G5-3		0-0 F9		1-0 G5-3		1-0 G5-3	4	1	1	1	0	0	0												
Felix Fermin, R (8, 6)	2-2 G4-3 1B	1-0 G5-3		0-0 F9		1-0 G5-3		1-0 G5-3	0	0	0	0	0	0	0												
Inning Stats	R: 2 E: 0 K: 1 S: 11	H: 2 LOB: 1 BB: 1 P: 21	R: 4 E: 0 K: 0 S: 16	H: 5 LOB: 3 BB: 2 P: 31	R: 0 E: 0 K: 0 S: 4	H: 0 LOB: 0 BB: 0 P: 8	R: 0 E: 1 K: 0 S: 8	H: 1 LOB: 2 BB: 1 P: 15	R: 0 E: 0 K: 0 S: 4	H: 0 LOB: 0 BB: 0 P: 5	R: 0 E: 0 K: 0 S: 5	H: 0 LOB: 0 BB: 0 P: 10	R: 0 E: 0 K: 0 S: 5	H: 0 LOB: 0 BB: 0 P: 7	R: 0 E: 0 K: 0 S: 4	H: 0 LOB: 0 BB: 0 P: 6	R: 0 E: 0 K: 2 S: 13	H: 2 LOB: 3 BB: 1 P: 21	1B: 6 2B: 4 3B: 0 HR: 0	SF: 0 SAC: 0 DP: 1 HBP: 0	WP: 0 PB: 1 CS: 0	PA: 42					
PITCHER	IP	WLS	BF	H	R	ER	SO	BB	IBB	HBP	BLK	WP	HR	S	P	ERA	WHIP										
Mark Gubicza, R ERA: 9.95 (1, 1)	1.1	L	12	6	6	6	1	2	0	0	0	0	0	22	41	40.50	6.000										
Luis Aquino, R ERA: 1.35 (2, 1)	4.2		18	2	0	0	0	0	2	0	0	0	0	26	49	0.00	0.429										
Steve Crawford, R ERA: 4.5 (7, 1)	2.2		10	2	0	0	1	0	0	0	0	0	0	15	22	0.00	0.750										
Larry McWilliams, L ERA: 3.0 (9, 1)	0.1		2	0	0	0	1	1	0	0	0	0	0	7	12	0.00	3.000										
Batter	1	2	3	4	5	6	7	8	9	AB	R	H	RBI	BB	SO	LOB	BOTTOM										
Gerald Perry, L OBP: 0.393, SLG: 0.440 (1, 10)	3-1 L9		2-3 K		1-3 K		0-1 F8		4-2 FC4-6 BB BB	4	0	0	0	1	2	0	Cleveland Indians @ Kansas City Royals Royals Stadium, Kansas City, MO Mon Apr 16 1990, 8:05 PM EDT Att: 20,166 - Unknown - 49 F livebaseballscorecards.com										
Kevin Seitzer, R OBP: 0.296, SLG: 0.269 (1, 5)	2-0 1B		1-2 G1-3		1-2 G4-3		0-0 G6-3		4-0 FC4-6 BB	4	0	1	0	1	0	0											
George Brett, L OBP: 0.286, SLG: 0.231 (1, 3)	2-2 1B			1-1 G3-1	2-1 1B		3-1 1B		3-1 FC4-6 FC6	5	0	3	0	0	2												
Bo Jackson, R OBP: 0.444, SLG: 0.500 (1, 7)	2-3 K			1-1 F7	2-0 1B		0-3 K		0-3 K	5	0	1	0	0	3	4											
Jim Eisenreich, L OBP: 0.185, SLG: 0.296 (1, 9)		1-1 FC6-4 1B 1B		0-0 1B BLK 2B 1B	0-0 F8		1-3 K		1-2 FC6	5	1	2	0	0	1	4											
Kurt Stillwell, S OBP: 0.391, SLG: 0.429 (1, 6)	1-1 SAFE 1B	1-1 FC6-4-5 1B		2-2 2B 1B		3-2 G6-3		1-0 E 1B	4	1	3	0	0	0	0												
Willie Wilson, S OBP: 0.400, SLG: 0.600 (1, 8)	1-2 FC6-4-5 1B			3-2 1B 2B		3-1 WP 1B		0-1 E4	4	1	2	2	0	0	3												
Frank White, R OBP: 0.176, SLG: 0.353 (1, 4)	1-0 L8			1-0 1B		2-1 F8		0-0 F8	4	0	1	1	0	0	4												
Mike Macfarlane, R OBP: 0.143, SLG: 0.286 (1, 2)			0-0 F8		1-3 K		2-1 F7		2-0 L8	4	0	0	0	0	1	4											
Inning Stats	R: 0 E: 0 K: 1 S: 10	H: 2 LOB: 1 BB: 0 P: 19	R: 0 E: 0 K: 0 S: 8	H: 2 LOB: 1 BB: 0 P: 12	R: 0 E: 0 K: 1 S: 7	H: 0 LOB: 0 BB: 0 P: 10	R: 3 E: 0 K: 1 S: 17	H: 4 LOB: 1 BB: 0 P: 26	R: 0 E: 0 K: 1 S: 10	H: 2 LOB: 2 BB: 0 P: 16	R: 0 E: 0 K: 0 S: 9	H: 1 LOB: 1 BB: 0 P: 19	R: 0 E: 0 K: 1 S: 8	H: 1 LOB: 1 BB: 0 P: 11	R: 0 E: 1 K: 1 S: 8	H: 1 LOB: 2 BB: 0 P: 12	R: 0 E: 0 K: 1 S: 12	H: 0 LOB: 2 BB: 2 P: 24	1B: 12 2B: 2 3B: 0 HR: 0	SF: 0 SAC: 0 DP: 1 HBP: 0	WP: 1 PB: 0 CS: 0	PA: 41					
PITCHER	IP	WLS	BF	H	R	ER	SO	BB	IBB	HBP	BLK	WP	HR	S	P	ERA	WHIP										
Tom Candiotti, R ERA: 5.4 (6, 1)	3.0	W	13	3	0	0	2	0	0	0	0	1	0	25	42	0.00	1.000										
Al Nipper, R ERA: 2.25 (9, 1)	0.0		2	0	0	0	0	2	0	0	0	0	0	3	11	∞	∞										
Jesse Orosco, L ERA: 6.75 (9, 1)	1.0	S	3	0	0	0	1	0	0	0	0	0	0	9	13	0.00	0.000										


Batter	1	2	3	4	5	6	7	8	9	AB R H RBI BB SO LOB	TOP											
Dion James, L (1, 8) OBP: 0.333, SLG: 0.375 Albert Belle, R (9, PH)	1-2 G3 SF7 2B	0-0 F7			2-0 F8		1 SAFE 2-2 1B		0-1 P6	4 1 2 0 0 0 1 1 0 0 0 0 0 1												
Carlos Baeraga, S (1, 4) OBP: 0.200, SLG: 0.154	0-0 G3 2-3		1-1 L9		0-2 F7		2-3 K		0-3 K	5 0 0 0 0 2 4												
Candy Maldonado, R (1, 7) OBP: 0.440, SLG: 0.609	4-1 BB		0-0 P5			2-1 FC6-4 2B	3-3 K		3-3 K	4 0 1 0 1 2 3												
Cory Snyder, R (1, 9) OBP: 0.360, SLG: 0.667	0-2 SF7		3-3 K			1-3 K	3-3 K			3 0 0 1 0 3 3												
Keith Hernandez, L (1, 3) OBP: 0.333, SLG: 0.200	2-0 G2-3			1-2 G1-6-3 1B		4-0 FC6-4 IBB		2-1 G6-3		3 0 1 0 1 0 1												
Chris James, R (1, 10) OBP: 0.120, SLG: 0.208		1-0 G5-3		0-1 G1-6-3 1-2f		2-1 FC6-4 BB		2-2 P5		4 0 0 0 0 0 3												
Brook Jacoby, R (1, 5) OBP: 0.417, SLG: 0.571		0-0 1B 3B		4-2 BB		4-1 BB		0-0 1B		2 1 2 0 2 0 0	AB 34 R 2 H 9 RBI 2 BB 4 SO 7 LOB 22											
Sandy Alomar Jr., R (1, 2) OBP: 0.318, SLG: 0.350		2-2 FC6-4 1B		0-0 G5-3		2-2 P3		1-2 G3		4 0 1 1 0 0 5												
Felix Fermin, R (1, 6) OBP: 0.333, SLG: 0.200 Mitch Webster, S (9, PH)		0-1 FC6-4			0-0 G5-3		1-1 1B 1B		0-1 1B	3 0 1 0 0 0 1 1 0 1 0 0 0 0												
Inning Stats	R: 1 E: 0 K: 0 S: 9	H: 1 LOB: 1 BB: 1 P: 16	R: 1 E: 0 K: 0 S: 9	H: 2 LOB: 1 BB: 0 P: 12	R: 0 E: 0 K: 1 S: 6	H: 0 LOB: 0 BB: 1 P: 10	R: 0 E: 0 K: 0 S: 9	H: 1 LOB: 1 BB: 1 P: 14	R: 0 E: 0 K: 0 S: 5	H: 0 LOB: 0 BB: 0 P: 7	R: 0 E: 0 K: 1 S: 12	H: 1 LOB: 2 BB: 0 P: 27	R: 0 E: 0 K: 0 S: 16	H: 2 LOB: 2 BB: 0 P: 27	R: 0 E: 0 K: 0 S: 10	H: 1 LOB: 1 BB: 0 P: 15	R: 0 E: 0 K: 2 S: 15	H: 1 LOB: 1 BB: 0 P: 18	1B: 6 2B: 2 3B: 1 HR: 0	SF: 1 SAC: 0 DP: 1 HBP: 0	WP: 0 PB: 0 CS: 0	PA: 39
PITCHER	IP WLS BF H R ER SO BB IBB HBP BLK WP HR S P ERA WHIP																			ERA WHIP		
Richard Dotson, R (1, 1) ERA: 3.18	5.2 25 5 2 2 2 3 1 0 0 0 0 46 80 3.18 1.412																					
Steve Farr, R (6, 1) ERA: 5.09	0.1 W 1 0 0 0 0 0 0 0 0 0 0 4 6 0.00 0.000																					
Jeff Montgomery, R (7, 1) ERA: 2.57	2.0 9 3 0 0 3 0 0 0 0 0 0 26 42 0.00 1.500																					
Mark Davis, L (9, 1) ERA:	1.0 S 4 1 0 0 2 0 0 0 0 0 0 15 18 0.00 1.000																					

Cleveland Indians @ Kansas City Royals
Royals Stadium, Kansas City, MO

Tue Apr 17 1990, 8:05 PM EDT
Att: 17,616 - Unknown - 45 F

AB 34
R 2
H 9
RBI 2
BB 4
SO 7
LOB 22



Batter	1	2	3	4	5	6	7	8	9	AB R H RBI BB SO LOB	BOTTOM									
Gerald Perry, L (1, 10) OBP: 0.344, SLG: 0.379	0-3 K		1-0 G4-6-3 1-2f			1-1 G4-3	1-2 F7			4 0 0 0 0 1 1										
Kevin Seitzer, R (1, 5) OBP: 0.290, SLG: 0.300	0-1 G6-3		2-3 K			0-0 1B 2B		1-1 P4		4 1 1 0 0 1 0										
George Brett, L (1, 3) OBP: 0.313, SLG: 0.241	0-1 1B			2-3 K		4-0 1B BB		3-3 K		3 1 1 0 1 2 0										
Bo Jackson, R (1, 7) OBP: 0.452, SLG: 0.500	1-1 1B		0-0 G6-3			0-1 BB		1-3 K		4 1 2 1 0 1 0										
Pat Tabler, R (1, 9) OBP: 0.167, SLG: 0.333 Jim Eisenreich, L (6, PH)	3-2 P4		2-1 F8			0-3 K				2 0 0 0 0 0 2 1 0 0 0 0 1 2										
Kurt Stillwell, S (1, 6) OBP: 0.385, SLG: 0.500		3-3 K			1-2 G6-3	2-0 E4 1-H 3B		0-1 F9		3 1 1 2 0 1 0										
Willie Wilson, S (1, 8) OBP: 0.389, SLG: 0.556		0-0 G5-3			2-1 1B					3 0 1 0 0 0 0	AB 29 R 4 H 6 RBI 3 BB 2 SO 8 LOB 7									
Frank White, R (1, 4) OBP: 0.150, SLG: 0.300		1-2 F9			1-0 P6		0-1 P3			3 0 0 0 0 0 1										
Bob Boone, R (1, 2) OBP: 0.389, SLG: 0.267			4-2 G4-6-3 BB		3-2 G4-3		0-3 K			2 0 0 0 1 1 1										
Inning Stats	R: 0 E: 0 K: 1 S: 13	H: 2 LOB: 2 BB: 0 P: 17	R: 0 E: 0 K: 1 S: 8	H: 0 LOB: 0 BB: 0 P: 12	R: 0 E: 0 K: 1 S: 6	H: 0 LOB: 0 BB: 1 P: 13	R: 0 E: 0 K: 1 S: 9	H: 0 LOB: 0 BB: 0 P: 13	R: 0 E: 0 K: 0 S: 10	H: 1 LOB: 1 BB: 0 P: 17	R: 4 E: 1 K: 1 S: 11	H: 3 LOB: 0 BB: 1 P: 18	R: 0 E: 0 K: 1 S: 9	H: 0 LOB: 0 BB: 0 P: 10	R: 0 E: 0 K: 2 S: 9	H: 0 LOB: 0 BB: 0 P: 14	1B: 4 2B: 1 3B: 1 HR: 0	SF: 0 SAC: 0 DP: 1 HBP: 0	WP: 0 PB: 0 CS: 0	PA: 31
PITCHER	IP WLS BF H R ER SO BB IBB HBP BLK WP HR S P ERA WHIP																			ERA WHIP
Bud Black, L (1, 1) ERA: 4.35	5.1 21 4 2 2 4 2 0 0 0 0 0 49 80 3.38 1.125																			
Steve Olin, R (6, 1) ERA: 5.4	0.0 L 1 1 0 0 0 0 0 0 0 0 0 2 2 * * * * *																			
Kevin Wickander, L (6, 1) ERA:	0.2 3 1 2 1 1 0 0 0 0 0 0 6 8 13.50 1.500																			
Cecilio Guante, R (7, 1) ERA:	2.0 6 0 0 0 3 0 0 0 0 0 0 18 24 0.00 0.000																			

Cleveland Indians @ Kansas City Royals
Royals Stadium, Kansas City, MO

Tue Apr 17 1990, 8:05 PM EDT
Att: 17,616 - Unknown - 45 F

AB 29
R 4
H 6
RBI 3
BB 2
SO 8
LOB 7



Batter	1	2	3	4	5	6	7	8	9	AB	R	H	RBI	BB	SO	LOB	TOP								
Dion James, L OBP: 0.308, SLG: 0.333 (1, 8)	F8		G4-3		F8			FC5-4 1B		4	0	1	0	0	0	0	Cleveland Indians @ Kansas City Royals Royals Stadium, Kansas City, MO Wed Apr 18 1990, 8:05 PM EDT Att: 19,752 - Unknown - 55 F								
Tom Brookens, R OBP: 0.500, SLG: 0.500 (1, 4)	1B		FC6-4 1B		F7			K		4	0	2	0	0	1										
Candy Maldonado, R OBP: 0.379, SLG: 0.519 (1, 7)	K		K			F9		F9		4	0	0	0	0	2	3									
Cory Snyder, R OBP: 0.345, SLG: 0.607 (1, 9)	1B		FC6-4 1-2			K		FC5-4 1-2		4	0	1	0	0	1	2									
Albert Belle, R OBP: 0.143, SLG: 0.143 (1, 10)	K			G6-3		G5-3			1B 1B	4	0	1	0	0	1	2									
Keith Hernandez, L OBP: 0.357, SLG: 0.250 (1, 3)		G3			1B		G5-3			4	0	2	0	0	0	0									
Brook Jacoby, R OBP: 0.357, SLG: 0.480 (1, 5)		F4		F8			L9		F7	4	0	0	0	0	0	3									
Sandy Alomar Jr., R OBP: 0.346, SLG: 0.348 (1, 2)		FC6 BB		K				1B	G5-4-3	3	0	1	0	1	1	3									
Felix Fermin, R OBP: 0.250, SLG: 0.143 (7, PH)		FC6			G4-3		F7			2	0	0	0	0	0	1									
Carlos Baerga, S OBP: 0.168, SLG: 0.143 (7, 6)										1	0	0	0	0	0	1									
Rafael Santana, R OBP: 0.231, SLG: 0.462 (7, 6)										0	0	0	0	0	0	0									
Inning Stats	R: 0 E: 0 K: 2 S: 17	H: 2 LOB: 2 BB: 0 P: 25	R: 0 E: 0 K: 0 S: 6	H: 0 LOB: 1 BB: 1 P: 10	R: 0 E: 0 K: 1 S: 9	H: 1 LOB: 1 BB: 0 P: 12	R: 0 E: 0 K: 1 S: 10	H: 1 LOB: 0 BB: 0 P: 16	R: 0 E: 0 K: 0 S: 7	H: 0 LOB: 0 BB: 0 P: 12	R: 0 E: 0 K: 1 S: 10	H: 0 LOB: 0 BB: 0 P: 13	R: 0 E: 0 K: 0 S: 7	H: 1 LOB: 1 BB: 0 P: 12	R: 0 E: 0 K: 1 S: 10	H: 1 LOB: 1 BB: 0 P: 14	R: 0 E: 0 K: 0 S: 8	H: 2 LOB: 1 BB: 0 P: 11	1B: 8 2B: 0 3B: 0 HR: 0	SF: 0 SAC: 0 DP: 1 HBP: 0	WP: 0 PB: 0 SB: 0 CS: 0	PA: 35			
PITCHER	IP	WLS	BF	H	R	ER	SO	BB	IBB	HBP	BLK	WP	HR	S	P	ERA	WHIP								
Storm Davis, R ERA: 1.46 (1, 1)	7.0	W	27	5	0	0	5	1	0	0	0	0	0	66	100	0.00	0.857								
Jeff Montgomery, R ERA: 2.25 (8, 1)	1.0		4	1	0	0	1	0	0	0	0	0	0	10	14	0.00	1.000								
Steve Farr, R ERA: 4.26 (9, 1)	1.0		4	2	0	0	0	0	0	0	0	0	0	8	11	0.00	2.000								

Batter	1	2	3	4	5	6	7	8	9	AB	R	H	RBI	BB	SO	LOB	BOTTOM								
Gerald Perry, L OBP: 0.351, SLG: 0.344 (1, 10)	L8			BB	G5-3		1B BB	K		3	0	0	0	2	1	3	Cleveland Indians @ Kansas City Royals Royals Stadium, Kansas City, MO Wed Apr 18 1990, 8:05 PM EDT Att: 19,752 - Unknown - 55 F								
Kevin Seitzer, R OBP: 0.286, SLG: 0.294 (1, 5)	L9			F2		G4-3	1B			4	0	1	0	0	0	1									
George Brett, L OBP: 0.306, SLG: 0.219 (1, 3)	K			F8		L7	1B	2B SF9 BB		3	1	0	0	1	1	1									
Bo Jackson, R OBP: 0.400, SLG: 0.438 (1, 7)		G3-1		F9		G5-3		K		4	0	0	0	0	1	2									
Jim Eisenreich, L OBP: 0.188, SLG: 0.313 (1, 9)		P7			K		L9	2B 2B		4	1	1	0	0	1	0									
Kurt Stillwell, S OBP: 0.414, SLG: 0.538 (7, PR)		F9			3B 2B		1B BB	SF9		2	1	1	0	1	0	0									
Steve Jeltz, S (8, 6) (9, 4)							2B BB			0	0	0	1	0	0	0									
Willie Wilson, S OBP: 0.500, SLG: 0.714 (1, 8)				CS 1B	SH1-3 3B		2B 1B	2B BB		3	3	3	1	1	0	0									
Frank White, R OBP: 0.208, SLG: 0.348 (8, PR)				E6	SH1-3 BB		FC3-2-5 2B	2B		3	1	1	2	1	0	3									
Bill Pecota, R (9, 6)							2B			0	0	0	0	0	0	0									
Bob Boone, R OBP: 0.429, SLG: 0.353 (1, 2)				G6-4-3	SH1-3		1B 2B			2	0	1	3	1	0	1									
Inning Stats	R: 0 E: 0 K: 1 S: 10	H: 0 LOB: 0 BB: 0 P: 14	R: 0 E: 0 K: 0 S: 6	H: 0 LOB: 0 BB: 0 P: 9	R: 0 E: 1 K: 0 S: 7	H: 1 LOB: 0 BB: 0 P: 9	R: 0 E: 0 K: 0 S: 5	H: 0 LOB: 1 BB: 1 P: 12	R: 2 E: 0 K: 1 S: 9	H: 2 LOB: 1 BB: 1 P: 16	R: 0 E: 0 K: 0 S: 10	H: 0 LOB: 0 BB: 0 P: 15	R: 2 E: 0 K: 0 S: 13	H: 3 LOB: 2 BB: 2 P: 25	R: 3 E: 0 K: 2 S: 19	H: 2 LOB: 2 BB: 3 P: 37	1B: 3 2B: 4 3B: 1 HR: 0	SF: 1 SAC: 1 DP: 1 HBP: 0	WP: 0 PB: 0 SB: 0 CS: 1	PA: 37					
PITCHER	IP	WLS	BF	H	R	ER	SO	BB	IBB	HBP	BLK	WP	HR	S	P	ERA	WHIP								
John Farrell, R ERA: 3.75 (1, 1)	6.2	L	27	5	4	4	2	3	0	0	0	0	0	9	20	27.00	6.000								
Kevin Wickander, L ERA: 4.15 (7, 1)	0.2		5	2	2	2	1	2	0	0	0	0	0	9	20	27.00	6.000								
Al Nipper, R ERA: 3.86 (8, 1)	0.2		5	1	1	1	1	2	0	0	0	0	0	13	24	13.50	4.500								

Batter	1	2	3	4	5	6	7	8	9	AB	R	H	RBI	BB	SO	LOB	TOP								
Gerald Perry, L (1, 10) OBP: 0.397, SLG: 0.333	G6-3		G5-3			E4 1B	FC4-6 1B		G1-3 BB	4	2	1	0	1	0	2									
Kevin Seitzer, R (1, 5) OBP: 0.282, SLG: 0.289	K			G6-3		L7			G1-3	4	1	1	0	0	1	1									
Pat Tabler, R (7, 5) OBP: 0.143, SLG: 0.286										1	0	0	0	0	0	1									
George Brett, L (1, 3) OBP: 0.325, SLG: 0.278	G3-1								G1-3	4	1	2	1	0	0	0									
Rey Palacios, R (7, 3)										1	0	0	0	0	0	1									
Bo Jackson, R (1, 7) OBP: 0.385, SLG: 0.400		K								3	1	0	0	1	2	2									
Jeff Schutz, L (7, 7)										0	0	0	0	0	0	0									
Jim Eisenreich, L (1, 9) OBP: 0.222, SLG: 0.361				G3-1						4	1	2	1	0	0	2									
Kurt Stillwell, S (1, 6) OBP: 0.406, SLG: 0.517										3	0	1	2	0	1	1									
Steve Jeltz, S (8, 6) (8, 6)										1	0	0	0	0	0	0									
Willie Wilson, S (1, 8) OBP: 0.500, SLG: 0.652				G4-3						2	0	0	0	2	0	0									
Gary Thurman, R (8, 8)										0	0	0	0	0	0	0									
Frank White, R (1, 4) OBP: 0.179, SLG: 0.296				G6-3						4	0	0	0	0	0	3									
Mike Macfarlane, R (1, 2) OBP: 0.273, SLG: 0.455										4	0	2	0	0	0	1									
Inning Stats	R: 0 E: 0 K: 1 S: 9	H: 0 LOB: 0 BB: 0 P: 14	R: 0 E: 0 K: 1 S: 7	H: 1 LOB: 0 BB: 0 P: 8	R: 0 E: 0 K: 0 S: 7	H: 1 LOB: 1 BB: 0 P: 9	R: 0 E: 0 K: 0 S: 6	H: 1 LOB: 1 BB: 0 P: 12	R: 0 E: 0 K: 1 S: 8	H: 0 LOB: 0 BB: 1 P: 13	R: 4 E: 0 K: 0 S: 15	H: 4 LOB: 1 BB: 2 P: 31	R: 2 E: 1 K: 1 S: 13	H: 2 LOB: 1 BB: 0 P: 21	R: 0 E: 0 K: 0 S: 9	H: 0 LOB: 0 BB: 0 P: 10	R: 0 E: 0 K: 0 S: 10	H: 0 LOB: 1 BB: 1 P: 19	1B: 6 2B: 3 3B: 0 HR: 0	SF: 0 SAC: 0 DP: 2 HBP: 0	WP: 0 PB: 0 SB: 0 CS: 0	PA: 39			
PITCHER	IP	WLS	BF	H	R	ER	SO	BB	IBB	HBP	BLK	WP	HR	S	P	ERA	WHIP								
Todd Stottlemyre, R (1, 1) ERA: 5.52	6.0	W	26	7	4	4	3	3	0	0	0	0	0	52	87	6.00	1.667								
Jim Acker, R (7, 1) ERA: 1.59	1.0		6	2	2	0	1	0	0	0	0	0	0	13	21	0.00	2.000								
David Wells, L (8, 1) ERA: 1.17	1.0		3	0	0	0	0	0	0	0	0	0	0	9	10	0.00	0.000								
Duane Ward, R (9, 1) ERA:	1.0		4	0	0	0	0	1	0	0	0	0	0	10	19	0.00	1.000								

Kansas City Royals @ Toronto Blue Jays
SkyDome, Toronto, ON
 Fri Apr 20 1990, 7:05 PM EDT
 Att: 49,151 - Dome

AB	35
R	6
H	9
RBI	4
BB	4
SO	4
LOB	14



Batter	1	2	3	4	5	6	7	8	9	AB	R	H	RBI	BB	SO	LOB	BOTTOM								
Tony Fernandez, S (1, 6) OBP: 0.354, SLG: 0.409										3	1	1	2	1	0	2									
Manuel Lee, S (6, 6) OBP: 0.467, SLG: 0.429										2	1	1	0	0	0	1									
Junior Felix, S (1, 8) OBP: 0.452, SLG: 0.686										4	1	1	1	1	0	3									
Kelly Gruber, R (1, 5) OBP: 0.400, SLG: 0.634										4	2	2	2	0	1	1									
Rance Mulliniks, L (6, 6) OBP: 1.000, SLG: 1.500										1	0	1	1	1	0	0									
George Bell, R (1, 7) OBP: 0.289, SLG: 0.477										4	2	2	3	0	0	0									
Tom Lawless, R (6, 7)										2	0	0	0	0	0	4									
Fred McGriff, L (1, 3) OBP: 0.413, SLG: 0.514										3	2	3	2	3	0	0									
John Olerud, L (1, 10) OBP: 0.314, SLG: 0.333										5	2	1	0	1	0	5									
Greg Myers, L (1, 2) OBP: 0.323, SLG: 0.429										5	3	2	3	0	0	2									
Ozzie Virgil, R (8, 2)										0	0	0	0	0	0	0									
Glenallen Hill, R (1, 9) OBP: 0.267, SLG: 0.400										5	1	2	0	0	0	3									
Nelson Liriano, S (1, 4) OBP: 0.357, SLG: 0.520										4	2	3	3	0	1	1									
Inning Stats	R: 3 E: 0 K: 0 S: 15	H: 3 LOB: 1 BB: 1 P: 23	R: 0 E: 0 K: 0 S: 13	H: 1 LOB: 1 BB: 0 P: 19	R: 0 E: 0 K: 0 S: 12	H: 0 LOB: 1 BB: 1 P: 20	R: 2 E: 1 K: 1 S: 12	H: 2 LOB: 1 BB: 1 P: 20	R: 7 E: 0 K: 0 S: 18	H: 6 LOB: 0 BB: 1 P: 34	R: 3 E: 0 K: 1 S: 17	H: 3 LOB: 3 BB: 2 P: 35	R: 0 E: 0 K: 0 S: 8	H: 1 LOB: 1 BB: 0 P: 14	R: 2 E: 0 K: 0 S: 17	H: 3 LOB: 2 BB: 1 P: 29	1B: 11 2B: 2 3B: 1 HR: 5	SF: 0 SAC: 1 DP: 0 HBP: 1	WP: 1 PB: 0 SB: 0 CS: 0	PA: 51					
PITCHER	IP	WLS	BF	H	R	ER	SO	BB	IBB	HBP	BLK	WP	HR	S	P	ERA	WHIP								
Bret Saberhagen, R (1, 1) ERA: 4.67	4.0	L	22	7	6	5	1	3	0	0	0	0	1	55	87	11.25	2.500								
Larry McWilliams, L (5, 1) ERA: 13.5	0.1		5	3	3	3	0	1	0	0	0	0	1	9	19	81.00	12.000								
Luis Aquino, R (5, 1) ERA: 5.75	2.2		17	6	6	6	1	2	0	1	0	1	2	31	59	20.25	3.000								
Steve Crawford, R (8, 1) ERA: 7.2	1.0		7	3	2	2	0	1	0	0	0	0	1	17	29	18.00	4.000								

Kansas City Royals @ Toronto Blue Jays
SkyDome, Toronto, ON
 Fri Apr 20 1990, 7:05 PM EDT
 Att: 49,151 - Dome


AB	42
R	17
H	19
RBI	17
BB	7
SO	2
LOB	22




Batter	1	2	3	4	5	6	7	8	9	AB	R	H	RBI	BB	SO	LOB	TOP					
Gerald Perry, L (1, 3) OBP: 0.370, SLG: 0.350										4	0	2	0	0	1	0	Kansas City Royals @ Toronto Blue Jays SkyDome, Toronto, ON Sat Apr 21 1990, 3:33 AM EDT Att: 49,121 - Dome - 67 F					
Kevin Seitzer, R (1, 5) OBP: 0.279, SLG: 0.286										4	0	1	0	0	0	1						
George Brett, L (1, 10) OBP: 0.295, SLG: 0.250										4	0	0	0	0	0	3						
Bo Jackson, R (1, 7) OBP: 0.372, SLG: 0.385										4	0	1	0	0	3	1						
Jim Eisenreich, L (1, 9) OBP: 0.275, SLG: 0.385										3	1	2	0	1	0	0						
Kurt Stillwell, S (1, 6) OBP: 0.429, SLG: 0.516										2	0	1	0	1	0	2						
Frank White, R (8, 4) OBP: 0.172, SLG: 0.286										1	0	0	0	0	0	1						
Willie Wilson, S (1, 8) OBP: 0.467, SLG: 0.593										4	0	1	0	0	1	4						
Bob Boone, R (1, 2) OBP: 0.375, SLG: 0.300										3	0	0	1	0	0	1						
Jeff Schutz, L (9, PH)										1	0	0	0	0	1	2						
Steve Jeltz, S (1, 4) (8, 6)										3	0	0	0	0	1	1						
Pat Tabler, R (9, PH) OBP: 0.125, SLG: 0.250										1	0	0	0	0	1	2						
Inning Stats	R: 0 E: 0 K: 1 S: 13	H: 1 LOB: 1 BB: 0 P: 15	R: 1 E: 0 K: 0 S: 13	H: 1 LOB: 1 BB: 1 P: 19	R: 0 E: 0 K: 1 S: 7	H: 0 LOB: 0 BB: 0 P: 13	R: 0 E: 0 K: 1 S: 7	H: 1 LOB: 1 BB: 0 P: 12	R: 0 E: 0 K: 0 S: 10	H: 2 LOB: 2 BB: 0 P: 12	R: 0 E: 0 K: 1 S: 9	H: 1 LOB: 1 BB: 1 P: 15	R: 0 E: 0 K: 1 S: 7	H: 0 LOB: 0 BB: 0 P: 9	R: 0 E: 0 K: 1 S: 6	H: 0 LOB: 0 BB: 0 P: 6	R: 0 E: 0 K: 2 S: 17	H: 2 LOB: 2 BB: 0 P: 26	1B: 8 2B: 0 3B: 0 HR: 0	SF: 0 SAC: 0 DP: 0 HBP: 0	WP: 0 PB: 0 SB: 2 CS: 2	PA: 36
PITCHER	IP	WLS	BF	H	R	ER	SO	BB	IBB	HBP	BLK	WP	HR	S	P	ERA	WHIP					
Dave Stieb, R (1, 1) ERA: 1.59	5.0	W	23	6	1	1	3	2	0	0	0	0	0	53	79	1.80	1.600					
Duane Ward, R (6, 1) ERA	3.0		8	0	0	0	3	0	0	0	0	0	0	19	22	0.00	0.000					
Tom Henke, R (9, 1) ERA: 1.5	1.0		5	2	0	0	2	0	0	0	0	0	0	17	26	0.00	2.000					

Batter	1	2	3	4	5	6	7	8	9	AB	R	H	RBI	BB	SO	LOB	BOTTOM				
Tony Fernandez, S (1, 6) OBP: 0.396, SLG: 0.426										3	1	2	1	2	0	0	Kansas City Royals @ Toronto Blue Jays SkyDome, Toronto, ON Sat Apr 21 1990, 3:33 AM EDT Att: 49,121 - Dome - 67 F				
Junior Felix, S (1, 8) OBP: 0.489, SLG: 0.718										4	1	3	3	1	0	2					
Kelly Gruber, R (1, 5) OBP: 0.360, SLG: 0.565										5	0	0	0	0	1	8					
George Bell, R (1, 7) OBP: 0.280, SLG: 0.449										5	0	1	1	0	0	4					
Fred McGriff, L (1, 3) OBP: 0.440, SLG: 0.513										2	0	1	0	1	0	0					
John Olerud, L (1, 10) OBP: 0.308, SLG: 0.303										3	0	0	0	1	1	4					
Greg Myers, L (1, 2) OBP: 0.343, SLG: 0.419										3	2	1	0	1	0	2					
Glenallen Hill, R (1, 9) OBP: 0.263, SLG: 0.368										4	1	1	0	0	1	2					
Manuel Lee, S (1, 4) OBP: 0.474, SLG: 0.412										3	0	1	0	1	2	2					
Inning Stats	R: 1 E: 0 K: 0 S: 14	H: 2 LOB: 2 BB: 0 P: 23	R: 2 E: 0 K: 2 S: 15	H: 2 LOB: 1 BB: 1 P: 26	R: 0 E: 0 K: 0 S: 9	H: 1 LOB: 1 BB: 1 P: 18	R: 0 E: 1 K: 0 S: 18	H: 0 LOB: 0 BB: 2 P: 26	R: 0 E: 0 K: 1 S: 8	H: 2 LOB: 0 BB: 0 P: 14	R: 1 E: 0 K: 0 S: 11	H: 2 LOB: 0 BB: 0 P: 15	R: 0 E: 0 K: 0 S: 7	H: 1 LOB: 2 BB: 1 P: 17	R: 1 E: 1 K: 1 S: 16	H: 2 LOB: 3 BB: 2 P: 34		1B: 9 2B: 1 3B: 0 HR: 0	SF: 0 SAC: 0 DP: 1 HBP: 1	WP: 0 PB: 0 SB: 3 CS: 1	PA: 41
PITCHER	IP	WLS	BF	H	R	ER	SO	BB	IBB	HBP	BLK	WP	HR	S	P	ERA	WHIP				
Mark Gubicza, R (1, 1) ERA: 8.71	4.0	L	21	5	3	3	2	4	0	1	0	0	0	56	93	6.75	2.250				
Steve Farr, R (5, 1) ERA: 3.66	3.0		12	3	1	1	2	0	1	0	0	0	0	26	46	3.00	1.000				
Mark Davis, L (8, 1) ERA: 2.08	1.0		7	2	1	1	1	2	0	0	0	0	0	16	34	9.00	4.000				

AB 34
R 1
H 8
RBI 1
BB 2
SO 8
LOB 18



AB 32
R 5
H 10
RBI 5
BB 7
SO 5
LOB 24



Batter	1	2	3	4	5	6	7	8	9	AB	R	H	RBI	BB	SO	LOB	TOP								
Jim Eisenreich, L (1, 9) OBP: 0.289, SLG: 0.455	G4-3		HR		G3		1B		L7	5	1	2	3	0	0	0	Kansas City Royals @ Toronto Blue Jays SkyDome, Toronto, ON Sun Apr 22 1990, 3:33 AM EDT Att: 49,056 - Dome								
Kevin Seitzer, R (1, 5) OBP: 0.271, SLG: 0.277	HR		G5-3			L8	K		G5-3	5	1	1	0	0	1	2									
George Brett, L (1, 3) OBP: 0.286, SLG: 0.244	F8		K			F7		1B	G4-3	5	1	1	0	0	1	1									
Bo Jackson, R (1, 7) OBP: 0.383, SLG: 0.465	HR		K			P4		1B		4	1	2	2	0	1	0									
Pat Tabler, R (1, 10) OBP: 0.167, SLG: 0.250	F4				F8			FC4-6	FC5-2-6-5	4	0	1	0	0	0	2									
Willie Wilson, S (1, 8) OBP: 0.500, SLG: 0.600		S			G1-6-3			FC4-6	BB	3	2	2	0	1	0	1									
Frank White, R (1, 4) OBP: 0.152, SLG: 0.258	F7				G1-6-3			1B	IBB	3	0	0	1	0	0	3									
Bob Boone, R (1, 2) OBP: 0.429, SLG: 0.348	HR				F8			S	BB	3	1	2	1	1	0	0									
Steve Jeltz, S (1, 6)	P9				G6-3			1B	G4-3	3	0	0	0	1	0	3									
Inning Stats	R: 2 E: 0 K: 0 S: 8	H: 2 LOB: 0 BB: 0 P: 17	R: 1 E: 0 K: 0 S: 10	H: 2 LOB: 0 BB: 0 P: 18	R: 1 E: 0 K: 2 S: 10	H: 1 LOB: 0 BB: 0 P: 15	R: 0 E: 0 K: 0 S: 4	H: 1 LOB: 0 BB: 0 P: 7	R: 0 E: 0 K: 0 S: 5	H: 0 LOB: 0 BB: 0 P: 9	R: 0 E: 0 K: 0 S: 6	H: 0 LOB: 0 BB: 0 P: 10	R: 2 E: 0 K: 1 S: 15	H: 3 LOB: 2 BB: 1 P: 29	R: 1 E: 0 K: 0 S: 10	H: 2 LOB: 3 BB: 2 P: 22	R: 0 E: 0 K: 0 S: 10	H: 0 LOB: 0 BB: 0 P: 13	1B: 9 2B: 0 3B: 0 HR: 2	SF: 1 SAC: 0 DP: 1 HBP: 0	WP: 0 PB: 0 CS: 3 SB: 0	PA: 39			
PITCHER	IP	WLS	BF	H	R	ER	SO	BB	IBB	HBP	BLK	WP	HR	S	P	ERA	WHIP								
John Cerutti, L (1, 1) ERA: 6.94	6.0	L	22	6	4	4	2	0	0	0	0	0	2	43	76	6.00	1.000								
Frank Wilks, R (7, 1) ERA: 8.59	1.0		7	3	2	2	1	1	0	0	0	0	0	15	29	18.00	4.000								
Paul Kilgus, L (8, 1) ERA: 9.72	0.2		6	2	1	1	0	1	1	0	0	0	0	9	20	13.50	4.500								
Willie Blair, R (8, 1) ERA: 1.93	1.1		4	0	0	0	0	0	0	0	0	0	0	11	15	0.00	0.000								

Batter	1	2	3	4	5	6	7	8	9	AB	R	H	RBI	BB	SO	LOB	BOTTOM								
Tony Fernandez, S (1, 6) OBP: 0.379, SLG: 0.404	F8		L8				G3-1		FC6-4	5	0	1	0	0	0	6	Kansas City Royals @ Toronto Blue Jays SkyDome, Toronto, ON Sun Apr 22 1990, 3:33 AM EDT Att: 49,056 - Dome								
Mookie Wilson, S (1, 8) OBP: 0.255, SLG: 0.289	F8		K		G1-3				K	4	0	0	0	0	2	4									
Kelly Gruber, R (1, 5) OBP: 0.333, SLG: 0.520	P5					G5-3			F8	4	0	0	0	0	1	0									
George Bell, R (1, 7) OBP: 0.278, SLG: 0.491		P4				K			K	4	1	1	1	0	2	0									
Fred McGriff, L (1, 3) OBP: 0.444, SLG: 0.488		F7				HR			K	2	0	0	0	2	1	0									
John Olerud, L (1, 10) OBP: 0.286, SLG: 0.278						BB			1B	3	0	0	0	0	1	1									
Glenallen Hill, R (9, PH) OBP: 0.250, SLG: 0.350		G6-3							K	1	0	0	0	0	1	1									
Greg Myers, L (1, 2) OBP: 0.342, SLG: 0.412										3	0	1	0	0	2	0									
Pat Borders, R (9, PH) OBP: 0.364, SLG: 1.000										0	0	0	0	1	0	0									
Manuel Lee, S (1, 4) OBP: 0.522, SLG: 0.476										4	0	3	0	0	1	1									
Junior Felix, S (1, 9) OBP: 0.471, SLG: 0.667										3	0	0	0	1	2	5									
Inning Stats	R: 0 E: 0 K: 0 S: 5	H: 0 LOB: 0 BB: 0 P: 8	R: 0 E: 0 K: 0 S: 8	H: 0 LOB: 0 BB: 0 P: 14	R: 0 E: 0 K: 2 S: 13	H: 1 LOB: 2 BB: 1 P: 23	R: 0 E: 0 K: 3 S: 11	H: 0 LOB: 1 BB: 1 P: 18	R: 0 E: 0 K: 2 S: 18	H: 2 LOB: 2 BB: 0 P: 23	R: 1 E: 0 K: 1 S: 9	H: 1 LOB: 0 BB: 0 P: 13	R: 0 E: 0 K: 1 S: 11	H: 1 LOB: 1 BB: 0 P: 17	R: 0 E: 0 K: 2 S: 9	H: 0 LOB: 0 BB: 0 P: 14	R: 0 E: 0 K: 2 S: 15	H: 1 LOB: 3 BB: 2 P: 30	1B: 5 2B: 0 3B: 0 HR: 1	SF: 0 SAC: 0 DP: 0 HBP: 0	WP: 1 PB: 0 CS: 0 SB: 0	PA: 37			
PITCHER	IP	WLS	BF	H	R	ER	SO	BB	IBB	HBP	BLK	WP	HR	S	P	ERA	WHIP								
Tom Gordon, R (1, 1) ERA: 0.75	7.0	W	28	5	1	1	9	2	0	0	0	0	1	75	116	1.29	1.000								
Jeff Montgomery, R (8, 1) ERA: 2.0	1.0		3	0	0	0	2	0	0	0	0	0	0	9	14	0.00	0.000								
Mark Davis, L (9, 1) ERA: 1.69	1.0		6	1	0	0	2	2	0	0	0	0	0	15	30	0.00	3.000								

AB 35
R 7
H 11
RBI 7
BB 3
SO 3
LOB 12

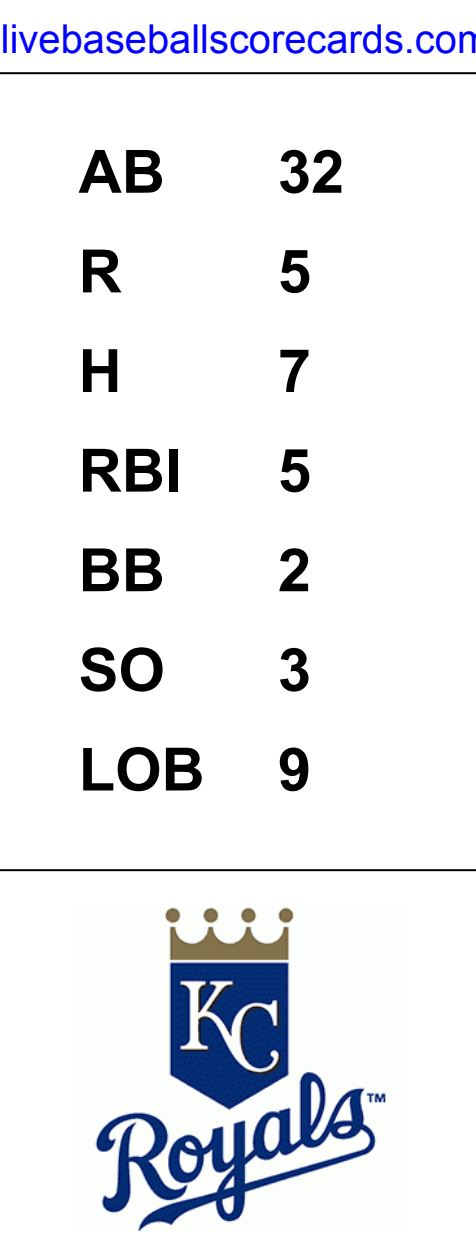


AB 33
R 1
H 6
RBI 1
BB 4
SO 13
LOB 18



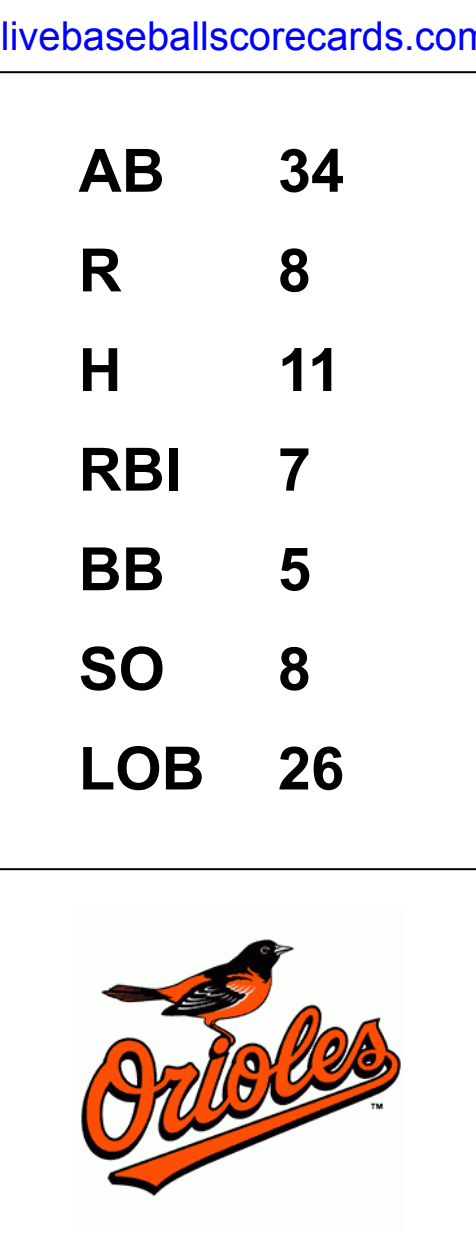
Batter	1	2	3	4	5	6	7	8	9	AB	R	H	RBI	BB	SO	LOB	TOP			
Gerald Perry, L OBP: 0.340, SLG: 0.318 (1, 10)	1-2 G4-3		1-1 P8			1-1 P4		2-2 G6-3		4	0	0	0	0	0	1				
Kevin Seitzer, R OBP: 0.250, SLG: 0.255 (1, 5)	2-0 F8		1-2 F8			0-0 F8			0-0 G6-3	4	0	0	0	0	0	0				
George Brett, L OBP: 0.302, SLG: 0.250 (1, 3)	1-3 K			0-1 P9			3-1 1B 1B		4-1 F8 1B HR	3	2	1	0	1	1	0				
Bo Jackson, R OBP: 0.392, SLG: 0.468 (1, 7)		0-1 G1-3		1-3 K2-3			3-1 1B 1B		1-1 1B HR 1B	4	1	2	0	0	1	0				
Jim Eisenreich, L OBP: 0.286, SLG: 0.426 (1, 9)		4-2 2B G6-3 BB		1-2 G3			1-3 K		1-0 F8	3	1	0	0	1	1	4				
Willie Wilson, S OBP: 0.526, SLG: 0.735 (1, 8)		2-2 2B			0-1 G6-3		1-2 G6-4-3 1B		1-2 HR	4	1	3	4	0	0	0				
Frank White, R OBP: 0.139, SLG: 0.235 (8, PH) Pat Tabler, R OBP: 0.154, SLG: 0.231 (9, PH)		1-2 G6-3			1-1 P2		1-2 G6-4-3 1B		2-3 G3-1	3	0	0	1	0	0	3	AB 32 R 5 H 7 RBI 5 BB 2 SO 3 LOB 9			
Mike Macfarlane, R OBP: 0.214, SLG: 0.357 (1, 2)		3-H F9			0-2 G5-3			1-2 P3		3	0	0	0	0	0	1				
Steve Jeltz, S (8, PH) Kurt Stillwell, S OBP: 0.444, SLG: 0.531 (8, 6)			3-1 G4-3			1-1 G6-3		1-1 G6-3 1B		2	0	0	0	0	0	0				
Inning Stats	R: 0 E: 0 K: 1 S: 7	H: 0 LOB: 0 BB: 0 P: 11	R: 1 E: 0 K: 0 S: 15	H: 1 LOB: 1 BB: 1 P: 23	R: 0 E: 0 K: 0 S: 8	H: 0 LOB: 0 BB: 0 P: 13	R: 0 E: 0 K: 1 S: 9	H: 0 LOB: 0 BB: 0 P: 11	R: 0 E: 0 K: 0 S: 5	H: 0 LOB: 0 BB: 0 P: 7	R: 1 E: 0 K: 1 S: 13	H: 3 LOB: 1 BB: 0 P: 22	R: 0 E: 0 K: 0 S: 10	H: 1 LOB: 0 BB: 1 P: 14	R: 3 E: 0 K: 0 S: 11	H: 2 LOB: 0 BB: 1 P: 20	1B: 5 2B: 1 3B: 0 HR: 1	SF: 0 SAC: 0 DP: 2 HBP: 0	WP: 0 PB: 0 SB: 0 CS: 0	PA: 34
PITCHER	IP WLS BF H R ER SO	IP WLS BF H R ER SO	IP WLS BF H R ER SO	IP WLS BF H R ER SO	IP WLS BF H R ER SO	IP WLS BF H R ER SO	IP WLS BF H R ER SO	IP WLS BF H R ER SO	IP WLS BF H R ER SO	IP WLS BF H R ER SO	IP WLS BF H R ER SO	IP WLS BF H R ER SO	IP WLS BF H R ER SO	IP WLS BF H R ER SO	IP WLS BF H R ER SO	IP WLS BF H R ER SO	ERA WHIP	ERA WHIP		
Pete Harnisch, R ERA: 4.7 Jay Aldrich, R ERA: 9.31	(1, 1) 6.1 W 24 4 2 2 3	(7, 1) 2.2 S 10 3 3 3 0																		

Kansas City Royals @ Baltimore Orioles
Memorial Stadium, Baltimore, MD
Mon Apr 23 1990, 7:05 PM EDT
Att: 15,978 - Unknown - 85 F



Batter	1	2	3	4	5	6	7	8	9	AB	R	H	RBI	BB	SO	LOB	BOTTOM			
Phil Bradley, R OBP: 0.326, SLG: 0.333 Mike Devereaux, R OBP: 0.200, SLG: 0.143 (8, 8)	0-1 1B BB			0-2 E5 1B		0-1 G5-3		4-0 SH1-4 1B BB		4	1	1	0	1	0	2				
Steve Finley, L OBP: 0.421, SLG: 0.455 (8, 7)	0-1 BB 1B	3-2 P6		0-1 1B		3-3 K		0-2 SH1-4		4	1	2	1	0	1	0				
Cal Ripken Jr., R OBP: 0.426, SLG: 0.370 (1, 6)	4-0 1B BB	0-1 G4-3		1-2 P6		4-0 1B BB		4-0 1B IBB		2	1	0	0	3	0	3				
Mickey Tettleton, S OBP: 0.412, SLG: 0.366 (1, 2)	4-2 1B BB		1-2 G3	2-3 K		3-1 1B		2-2 1B		4	1	2	3	1	1	3				
Sam Horn, L OBP: 0.348, SLG: 0.463 Randy Milligan, R OBP: 0.468, SLG: 0.429 (8, 3)	0-1 1B		3-2 G4-3	1-2 G3		1-3 K		1-3 K		4	0	1	2	0	1	5				
Craig Worthington, R OBP: 0.345, SLG: 0.426 (1, 5)	1-3 K		1-2 F9		3-3 K		1-2 G4-6-3 1B	1-1 L6		5	0	1	0	0	2	4				
Joe Orsulak, L OBP: 0.439, SLG: 0.514 (1, 9)	1-1 1B			1-2 SH 1B 1B	3-2 3B		2-2 G4-6-3 1B			4	1	3	1	0	0	1	AB 34 R 8 H 11 RBI 7 BB 5 SO 8 LOB 26			
Billy Ripken, R OBP: 0.333, SLG: 0.294 (1, 4)	2-0 F7			0-0 E SH 1B 1B	1-2 P5		3-2 F7			4	1	1	0	0	0	3				
Brady Anderson, L OBP: 0.667, SLG: 0.500 (1, 10)	3-3 K			1-0 SH 1B E	3-3 K			2-2 SH1-4 1B WP HBP		2	1	0	0	0	2	3				
Inning Stats	R: 4 E: 0 K: 2 S: 17	H: 4 LOB: 2 BB: 2 P: 32	R: 0 E: 0 K: 0 S: 7	H: 0 LOB: 0 BB: 0 P: 10	R: 0 E: 0 K: 0 S: 9	H: 0 LOB: 0 BB: 0 P: 14	R: 2 E: 1 K: 1 S: 20	H: 3 LOB: 3 BB: 0 P: 26	R: 0 E: 0 K: 2 S: 13	H: 1 LOB: 1 BB: 0 P: 23	R: 0 E: 0 K: 2 S: 10	H: 1 LOB: 2 BB: 1 P: 21	R: 0 E: 0 K: 0 S: 9	H: 1 LOB: 0 BB: 0 P: 15	R: 2 E: 0 K: 1 S: 13	H: 1 LOB: 2 BB: 2 P: 28	1B: 10 2B: 0 3B: 1 HR: 0	SF: 0 SAC: 2 DP: 1 HBP: 1	WP: 1 PB: 0 SB: 0 CS: 0	PA: 42
PITCHER	IP WLS BF H R ER SO	IP WLS BF H R ER SO	IP WLS BF H R ER SO	IP WLS BF H R ER SO	IP WLS BF H R ER SO	IP WLS BF H R ER SO	IP WLS BF H R ER SO	IP WLS BF H R ER SO	IP WLS BF H R ER SO	IP WLS BF H R ER SO	IP WLS BF H R ER SO	IP WLS BF H R ER SO	IP WLS BF H R ER SO	IP WLS BF H R ER SO	IP WLS BF H R ER SO	IP WLS BF H R ER SO	ERA WHIP	ERA WHIP		
Storm Davis, R ERA: 3.63 Luis Aquino, R ERA: 4.76 Larry McWilliams, L ERA: 17.36 Steve Farr, R ERA: 3.6	(1, 1) 5.0 L 27 8 6 5 5	(8, 1) 2.0 8 2 0 0 2	(8, 1) 0.1 5 1 2 2 0	(8, 1) 0.2 2 0 0 0 1																

Kansas City Royals @ Baltimore Orioles
Memorial Stadium, Baltimore, MD
Mon Apr 23 1990, 7:05 PM EDT
Att: 15,978 - Unknown - 85 F



Batter	1	2	3	4	5	6	7	8	9	AB	R	H	RBI	BB	SO	LOB	TOP										
Gerald Perry, L (1, 10) OBP: 0.327, SLG: 0.327	2-1 G1-3		1-0 1B 2B		1-2 G4-3		2-2 E6		0-0 G1-3	5	1	1	2	0	0	2	Kansas City Royals @ Milwaukee Brewers Milwaukee County Stadium, Milwaukee, WI Tue Apr 24 1990, 8:05 PM EDT Att: 10,925 - Unknown - 74 F livebaseballscorecards.com										
Kevin Seitzer, R (1, 5) OBP: 0.246, SLG: 0.236	0-0 G1-3		0-1 F8		4-0 2B BB		1-2 P4		1-0 F9	4	0	0	0	1	0	4											
George Brett, L (1, 3) OBP: 0.316, SLG: 0.275	3-2 G4-3		4-2 1B BB		0-0 1-3 2B		1-2 G4-3			3	0	1	0	1	0	1											
Bo Jackson, R (1, 7) OBP: 0.382, SLG: 0.451		0-3 K	2-2 1-3 2H CS 1B		1-3 K			1-2 G3-1		4	0	1	1	0	2	2											
Jim Eisenreich, L (1, 9) OBP: 0.264, SLG: 0.392	0-0 G3-1		1-0 CS	0-0 L6	3-3 K			2-3 K		4	0	0	0	0	2	2											
Willie Wilson, S (1, 8) OBP: 0.500, SLG: 0.684	1-0 L6			0-1 F8		0-3 K		1-0 1B		4	0	1	0	0	1	0											
Kurt Stillwell, S (1, 6) OBP: 0.450, SLG: 0.514			1-0 2B 1B	1-0 1B HBP		1-0 F7		1-2 G3		3	1	1	0	0	0	1											
Frank White, R (1, 4) OBP: 0.200, SLG: 0.297			2-0 2B	1-1 1B		2-2 G1-3			1-0 G1-3 G4-3 HBP	3	1	2	0	0	0	0											
Bill Pecota, R (9, PR)			1-3 2B	1-2 1B						0	0	0	0	0	0	0											
Bob Boone, R (1, 2) OBP: 0.375, SLG: 0.296			1-1 F8	1-3 K			0-0 G6-3		1-1 G4-3	4	0	0	0	0	1	5											
Inning Stats	R: 0 E: 0 K: 0 S: 6	H: 0 LOB: 0 BB: 0 P: 11	R: 0 E: 0 K: 1 S: 5	H: 0 LOB: 0 BB: 0 P: 6	R: 3 E: 0 K: 0 S: 12	H: 4 LOB: 1 BB: 1 P: 24	R: 0 E: 0 K: 1 S: 8	H: 1 LOB: 2 BB: 0 P: 11	R: 0 E: 0 K: 1 S: 8	H: 0 LOB: 0 BB: 0 P: 11	R: 0 E: 0 K: 0 S: 13	H: 0 LOB: 1 BB: 0 P: 16	R: 0 E: 0 K: 1 S: 12	H: 1 LOB: 1 BB: 0 P: 17	R: 0 E: 0 K: 0 S: 4	H: 0 LOB: 2 BB: 0 P: 7	1B: 4 2B: 3 HR: 0	SF: 0 SAC: 0 DP: 0 HBP: 2	WP: 0 PB: 0 SB: 0 CS: 1	PA: 39							
PITCHER	IP	WLS	BF	H	R	ER	SO	BB	IBB	HBP	BLK	WP	HR	S	P	ERA	WHIP										
Chris Bosio, R (1, 1) ERA: 1.38	7.0	W	30	6	3	3	5	2	0	1	0	0	0	64	100	3.86	1.143										
Chuck Cim, R (8, 1) ERA: 3.49	1.0		5	1	0	0	1	0	0	1	0	0	0	12	18	0.00	1.000										
Tony Fossas, L (9, 1) ERA: 3.24	1.0		3	0	0	0	0	0	0	0	0	0	0	4	6	0.00	0.000										

Batter	1	2	3	4	5	6	7	8	9	AB	R	H	RBI	BB	SO	LOB	BOTTOM										
Gary Sheffield, R (1, 5) OBP: 0.349, SLG: 0.410	0-0 F8				0-0 G4-3		0-0 F8 S 1B			4	0	2	3	0	0	0	Kansas City Royals @ Milwaukee Brewers Milwaukee County Stadium, Milwaukee, WI Tue Apr 24 1990, 8:05 PM EDT Att: 10,925 - Unknown - 74 F livebaseballscorecards.com										
Darryl Hamilton, L (7, PR) OBP: 0.667, SLG: 0.500		2H 1B					2H 3H 1B			0	0	0	0	0	0	0											
Gus Polidor, R (8, 5)										0	0	0	0	0	0	0											
Edgar Diaz, R (1, 6) OBP: 0.426, SLG: 0.357	4-2 2B HR	3-2 G6-3			1-0 1B		2-2 L9		1-2 1B	3	1	1	0	1	0	3											
Robin Yount, R (1, 8) OBP: 0.382, SLG: 0.326	2-1 HR		1-0 L9		2-1 L9		1-1 F8		2-3 F8	4	1	1	0	0	0	3											
Dave Parker, L (1, 10) OBP: 0.412, SLG: 0.533	2-0 HR		1-2 F7			4-2 CS BB	0-0 G3			3	1	1	3	1	0	3											
Greg Brock, L (1, 3) OBP: 0.386, SLG: 0.343	0-2 P5		0-0 G4-3			1-2 G4-3		1-1 G3-1		4	0	0	0	0	0	1											
Greg Vaughn, R (1, 7) OBP: 0.359, SLG: 0.529	1-2 G6-3			1-2 F9		3-3 K		1-0 G4-3		3	0	0	0	0	1	0											
Mike Felder, S (8, 7) OBP: 0.286, SLG: 0.182								1-0 G4-3		1	0	0	0	0	0	0											
Glenn Braggs, R (1, 9) OBP: 0.316, SLG: 0.267		4-2 1B BB		1-3 K		1-0 SH 2B		1-0 FC5-4 HBP		2	2	1	0	1	1	0											
Rob Deer, R (8, 9) OBP: 0.368, SLG: 0.370									0-1 SH 2B 1B	3	1	0	0	0	0	2											
Charlie O'Brien, R (1, 2) OBP: 0.250, SLG: 0.118		3-1 G4-3		0-2 F8			0-0 SH 2B 1B	0-1 FC5-4		3	1	0	0	0	0	2											
Dale Sveum, S (1, 4) OBP: 0.357, SLG: 0.300		3-0 P5			1-2 L3		1-0 1B 2B		1-2 1B	3	0	1	1	0	0	1											
Billy Bates, L (7, PR) OBP: 0.206, SLG: 0.138							1-3 1B			0	1	0	0	0	0	0											
Inning Stats	R: 3 E: 0 K: 0 S: 12	H: 2 LOB: 1 BB: 1 P: 21	R: 1 E: 0 K: 0 S: 11	H: 1 LOB: 1 BB: 1 P: 25	R: 0 E: 0 K: 0 S: 5	H: 0 LOB: 0 BB: 0 P: 7	R: 0 E: 0 K: 1 S: 9	H: 0 LOB: 0 BB: 0 P: 11	R: 0 E: 0 K: 0 S: 7	H: 1 LOB: 1 BB: 0 P: 11	R: 0 E: 0 K: 1 S: 8	H: 0 LOB: 0 BB: 1 P: 16	R: 3 E: 0 K: 0 S: 12	H: 3 LOB: 3 BB: 0 P: 16	R: 0 E: 0 K: 0 S: 5	H: 0 LOB: 1 BB: 0 P: 8	1B: 3 2B: 3 3B: 0 HR: 1	SF: 0 SAC: 1 DP: 0 HBP: 1	WP: 0 PB: 0 SB: 1 CS: 1	PA: 35							
PITCHER	IP	WLS	BF	H	R	ER	SO	BB	IBB	HBP	BLK	WP	HR	S	P	ERA	WHIP										
Richard Dotson, R (1, 1) ERA: 5.4	6.0	L	25	5	5	5	2	3	0	0	0	0	0	53	93	7.50	1.333										
Jeff Montgomery, R (7, 1) ERA: 3.27	2.0		10	2	2	2	0	0	0	1	0	0	0	16	22	9.00	1.000										

Batter	1	2	3	4	5	6	7	8	9	AB	R	H	RBI	BB	SO	LOB	TOP			
Gerald Perry, L (1, 10) OBP: 0.396, SLG: 0.346	4-1 L6 1B BB		3-2 S 1B		0-0 G4-3			1-1 E 1B		3	0	2	0	1	0	0	Kansas City Royals @ Milwaukee Brewers Milwaukee County Stadium, Milwaukee, WI Wed Apr 25 1990, 8:05 PM EDT Att. 12,445 - Sunny - 83 F livebaseballscorecards.com			
Kevin Seitzer, R (1, 5) OBP: 0.262, SLG: 0.254	0-2 SAFE 1B		2-1 G6-3		3-1 G6-3			1-1 SAFE 1B		4	0	2	0	0	0	1				
Pat Tabler, R (1, 7) OBP: 0.176, SLG: 0.235	1-1 SAFE L6		0-0 F7			0-1 1B		1-2 SAFE E5		4	0	1	0	0	0	5				
George Brett, L (1, 3) OBP: 0.295, SLG: 0.255	1-1 SAFE G6-3			3-3 K		2-3 K		3-2 SAFE P6		4	0	0	0	0	2	5				
Willie Wilson, S (1, 8) OBP: 0.457, SLG: 0.619		3-1 G3-1		0-2 P7		0-2 F7		0-0 G4-6-3		4	0	0	0	0	0	4				
Kurt Stillwell, S (1, 6) OBP: 0.432, SLG: 0.474		0-3 K		4-0 BB BB		0-0 G4-3			0-1 L6	3	0	0	0	1	1	1				
Bob Boone, R (1, 2) OBP: 0.361, SLG: 0.267		1-1 P3		4-1 BB BB			0-1 G6-3		0-1 F8	3	0	0	0	1	0	1				
Steve Jeltz, S (1, 4) Frank White, R (9, PH) OBP: 0.165, SLG: 0.289		1-2 G4-3		1-0 F9			0-0 G1-3		2-3 K	3	0	0	0	0	0	3				
Gary Thurman, R (1, 9) OBP: 0.165, SLG: 0.289			0-0 F9		2-2 G6-3		2-1 G4-3			3	0	0	0	0	0	0				
Inning Stats	R: 0 E: 0 K: 0 S: 8	H: 1 LOB: 1 BB: 1 P: 14	R: 0 E: 0 K: 1 S: 13	H: 0 LOB: 1 BB: 0 P: 18	R: 0 E: 0 K: 0 S: 7	H: 1 LOB: 1 BB: 0 P: 12	R: 0 E: 0 K: 1 S: 8	H: 0 LOB: 2 BB: 2 P: 20	R: 0 E: 0 K: 1 S: 9	H: 1 LOB: 0 BB: 0 P: 11	R: 0 E: 0 K: 0 S: 5	H: 0 LOB: 0 BB: 0 P: 7	R: 0 E: 1 K: 1 S: 16	H: 2 LOB: 2 BB: 0 P: 22	R: 0 E: 0 K: 1 S: 8	H: 0 LOB: 0 BB: 0 P: 10	1B: 5 2B: 1 3B: 0 HR: 0	SF: 0 SAC: 0 DP: 2 HBP: 0	WP: 1 PB: 0 SB: 1 CS: 0	PA: 35
PITCHER	IP WLS BF H R ER SO BB IBB HBP BLK WP HR S P ERA WHIP	6.0 W 24 3 0 0 3 3 0 0 0 1 0 52 87 0.00 1.000	1.0 S 6 2 0 0 0 0 0 0 0 0 0 13 18 0.00 2.000	2.0 S 5 0 0 0 1 0 0 0 0 0 0 16 21 0.00 0.000																

Batter	1	2	3	4	5	6	7	8	9	AB	R	H	RBI	BB	SO	LOB	BOTTOM			
Gary Sheffield, R (1, 5) OBP: 0.326, SLG: 0.381	2-2 G5-3		1-1 P4			1-2 F8				3	0	0	0	0	0	0	Kansas City Royals @ Milwaukee Brewers Milwaukee County Stadium, Milwaukee, WI Wed Apr 25 1990, 8:05 PM EDT Att. 12,445 - Sunny - 83 F livebaseballscorecards.com			
Billy Bates, L (9, 4) OBP: 0.206, SLG: 0.138										0	0	0	0	0	0	0				
Edgar Diaz, R (1, 6) OBP: 0.400, SLG: 0.333	2-1 G4-3			0-0 L9		3-3 K				3	0	0	0	0	1	0				
Robin Yount, R (1, 8) OBP: 0.362, SLG: 0.306	2-1 G4-3			0-1 P4		0-2 L8				3	0	0	0	0	0	0				
Dave Parker, L (1, 10) OBP: 0.426, SLG: 0.583		2-1 SF8 3B		3-2 1B		1-3 K				3	1	2	0	0	1	0				
Greg Brock, L (1, 3) OBP: 0.362, SLG: 0.324		2-0 SF8		0-1 G4-3		1-0 G6-3				2	0	0	1	0	0	1				
Greg Vaughn, R (1, 7) OBP: 0.333, SLG: 0.486		0-1 G5-3			0-0 G6-3		2-2 G5-3			3	0	0	0	0	0	0				
Mike Felder, S (8, 7) OBP: 0.286, SLG: 0.182										0	0	0	0	0	0	0				
Glenn Braggs, R (1, 9) OBP: 0.316, SLG: 0.278		1-2 G6-3			0-1 1B			2-1 L6		3	0	1	0	0	0	0				
Rob Deer, R (9, 9) OBP: 0.368, SLG: 0.370					1 SAFE 1 SAFE 1 SAFE K		2-3 SAFE SAFE SAFE K		2-3 K	3	0	1	0	0	2	1				
Charlie O'Brien, R (1, 2) OBP: 0.261, SLG: 0.150			3-2 G4-6-3 1B							3	0	1	0	0	0	2				
Dale Sveum, S (1, 4) OBP: 0.294, SLG: 0.231			3-2 G4-6-3			0-0 F8				3	0	0	0	0	0	0				
Gus Polidor, R (9, 5) OBP: 0.294, SLG: 0.231										0	0	0	0	0	0	0				
Inning Stats	R: 0 E: 0 K: 0 S: 7	H: 0 LOB: 0 BB: 0 P: 13	R: 1 E: 0 K: 0 S: 8	H: 1 LOB: 0 BB: 0 P: 13	R: 0 E: 0 K: 0 S: 9	H: 1 LOB: 0 BB: 0 P: 16	R: 0 E: 0 K: 0 S: 8	H: 1 LOB: 1 BB: 0 P: 11	R: 0 E: 0 K: 1 S: 8	H: 1 LOB: 1 BB: 0 P: 9	R: 0 E: 0 K: 1 S: 12	H: 0 LOB: 0 BB: 0 P: 16	R: 0 E: 0 K: 1 S: 7	H: 0 LOB: 0 BB: 0 P: 11	R: 0 E: 0 K: 1 S: 7	H: 0 LOB: 0 BB: 0 P: 14	1B: 3 2B: 0 3B: 1 HR: 0	SF: 1 SAC: 0 DP: 1 HBP: 0	WP: 0 PB: 0 SB: 0 CS: 0	PA: 27
PITCHER	IP WLS BF H R ER SO BB IBB HBP BLK WP HR S P ERA WHIP	8.0 L 27 4 1 1 4 0 0 0 0 0 0 66 103 1.12 0.500																		

Batter	1	2	3	4	5	6	7	8	9	AB	R	H	RBI	BB	SO	LOB	TOP									
Gary Pettis, S OBP: 0.338, SLG: 0.304 (1, 8)	1-3 K		3-3 K		2-2 G4-3 1B		1-1 G1-3		0-1 BB 1B	5	2	2	0	0	2	0	Texas Rangers @ Kansas City Royals Royals Stadium, Kansas City, MO Fri Apr 27 1990, 8:05 PM EDT Att: 23,895 - Unknown - 48 F livebaseballscorecards.com									
Rafael Palmeiro, L OBP: 0.403, SLG: 0.610 (1, 3) Mike Stanley, R OBP: 0.294, SLG: 0.400 (9, PH) (9, 3)	2-2 F8		4-0 BB		2-2 G4-3		0-2 1B E		4-2 1B 2B BB	3	1	1	0	1	0	1										
Julio Franco, R OBP: 0.301, SLG: 0.309 (1, 4)	2-1 2B		2-3 BB		2-2 BB 1B		2-2 L8		2-2 2B 1B	5	1	3	2	0	1	2										
Ruben Sierra, S OBP: 0.361, SLG: 0.552 (1, 9)	1-3 K		0-2 G1-3		4-0 BB		0-0 E7 1B		0-1 1B 2B	4	1	2	2	1	1	2										
Harold Baines, L OBP: 0.281, SLG: 0.392 (1, 10)					1-3 BB		3-3 K		0-3 K	5	1	1	1	0	4	4										
Pete Incaviglia, R OBP: 0.333, SLG: 0.544 (1, 7) Chad Kreuter, S (9, 2)			3-2 F9		1-0 F8		0-3 K		4-0 1B IBB	4	0	0	0	1	2	0										
Geno Petralli, L OBP: 0.422, SLG: 0.368 (1, 2) (9, 5)			0-2 F8		4-1 BB		4-1 BB		1-2 1B FC5-4	3	0	1	1	2	0	0										
Scott Coolbaugh, R OBP: 0.133, SLG: 0.071 (1, 5) Jack Daugherty, S OBP: 0.200, SLG: 0.111 (8, PH) Jeff Kunkel, R OBP: 0.194, SLG: 0.212 (8, 6)			4-2 BB		0-3 K		1-3 K		0-2 FC5-4	2	0	0	0	1	2	2										
Jeff Huson, L OBP: 0.333, SLG: 0.259 (1, 6) (8, 5) Cecil Espy, S OBP: 0.182, SLG: 0.100 (9, PH) (9, 7)			1-3 K		3-3 K		2-0 G4-3		2-3 K	3	0	0	0	0	2	2										
Inning Stats	R: 0 E: 0 K: 2 S: 11	H: 1 LOB: 1 BB: 0 P: 17	R: 1 E: 0 K: 1 S: 15	H: 1 LOB: 1 BB: 1 P: 26	R: 0 E: 0 K: 2 S: 12	H: 0 LOB: 1 BB: 1 P: 21	R: 0 E: 0 K: 2 S: 8	H: 0 LOB: 1 BB: 1 P: 16	R: 1 E: 0 K: 2 S: 17	H: 2 LOB: 2 BB: 1 P: 30	R: 0 E: 0 K: 1 S: 9	H: 0 LOB: 1 BB: 1 P: 16	R: 1 E: 1 K: 1 S: 14	H: 2 LOB: 1 BB: 0 P: 20	R: 0 E: 0 K: 2 S: 6	H: 0 LOB: 0 BB: 0 P: 9		R: 4 E: 0 K: 2 S: 22	H: 4 LOB: 2 BB: 2 P: 35	1B: 7 2B: 2 3B: 0 HR: 1	SF: 0 SAC: 0 DP: 0 HBP: 0	WP: 0 PB: 0 SB: 1 CS: 0	PA: 44			
PITCHER	IP	WLS	BF	H	R	ER	SO	BB	IBB	HBP	BLK	WP	HR	S	P	ERA		WHIP								
Tom Gordon, R ERA: 1.59 Steve Farr, R ERA: 3.27 Jeff Montgomery, R ERA: 2.77 Mark Davis, L ERA: 7.11	(1, 1) (6, 1) (7, 1) (9, 1)	5.0 1.0 2.0 1.0	23 4 8 9	4 0 2 4	2 0 1 4	2 0 2 4	9 0 2 2	4 1 0 1	0 0 0 1	0 0 0 0	0 0 0 0	0 0 0 0	1 0 0 0	63 9 29 22	110 16 29 35	3.60 0.00 0.00 36.00		1.600 1.000 1.000 5.000								

Batter	1	2	3	4	5	6	7	8	9	AB	R	H	RBI	BB	SO	LOB	BOTTOM									
Kevin Seitzer, R OBP: 0.239, SLG: 0.232 (1, 5)	1-0 P3				2-1 G6-3		0-1 S 1B		0-0 F9	5	1	1	0	0	0	0	Texas Rangers @ Kansas City Royals Royals Stadium, Kansas City, MO Fri Apr 27 1990, 8:05 PM EDT Att: 23,895 - Unknown - 48 F livebaseballscorecards.com									
Kurt Stillwell, S OBP: 0.463, SLG: 0.625 (1, 6)	1-1 HR				2-3 K		1-0 1B		0-1 1B G4-3-6	5	2	3	2	0	1	0										
Pat Tabler, R OBP: 0.346, SLG: 0.333 (1, 7) Bill Pecota, R (9, PR)	2-0 FC6-4 1B				4-2 1B BB		0-1 G6-3		0-2 1B G4-3-6	3	0	2	0	2	0	1										
George Brett, L OBP: 0.271, SLG: 0.226 (1, 3)	0-1 FC6-4 1B				3-2 F8		3-2 G3		2-2 G4-3-6	5	1	0	0	0	0	4										
Gerald Perry, L OBP: 0.358, SLG: 0.339 (1, 10)	4-1 1B HBP				0-0 L5		0-0 FC6-4 1B		3-2 F9	3	1	1	0	1	0	0										
Willie Wilson, S OBP: 0.444, SLG: 0.553 (1, 8)	1-0 1B HBP				1-0 S BB		3-1 F7		2-3 K	2	1	0	0	1	1	2										
Mike Macfarlane, R OBP: 0.333, SLG: 0.476 (1, 2)	2-2 1B				3-3 K		0-2 FC6-4		0-3 K	4	0	1	1	0	2	3										
Steve Jeltz, S OBP: 0.095, SLG: 0.053 (1, 4)	3-2 1B				1-1 F7		2-2 E1 SH1-3		3-1 G1-3	4	0	1	2	0	0	1										
Gary Thurman, R OBP: 0.200, SLG: 0.111 (1, 9)					2-3 K		0-0 SH1-3		3-3 K	3	0	0	0	0	3	2										
Inning Stats	R: 4 E: 0 K: 1 S: 16	H: 4 LOB: 2 BB: 1 P: 30	R: 0 E: 0 K: 0 S: 8	H: 0 LOB: 1 BB: 1 P: 19	R: 0 E: 0 K: 1 S: 6	H: 0 LOB: 0 BB: 1 P: 14	R: 0 E: 0 K: 2 S: 11	H: 0 LOB: 0 BB: 0 P: 17	R: 0 E: 0 K: 0 S: 9	H: 1 LOB: 2 BB: 1 P: 22	R: 1 E: 1 K: 0 S: 9	H: 2 LOB: 1 BB: 0 P: 12	R: 0 E: 0 K: 1 S: 9	H: 0 LOB: 0 BB: 0 P: 17	R: 0 E: 0 K: 2 S: 10	H: 0 LOB: 0 BB: 0 P: 16		R: 1 E: 0 K: 0 S: 12	H: 2 LOB: 1 BB: 0 P: 14	1B: 8 2B: 0 3B: 0 HR: 1	SF: 0 SAC: 1 DP: 1 HBP: 1	WP: 0 PB: 0 SB: 3 CS: 0	PA: 40			
PITCHER	IP	WLS	BF	H	R	ER	SO	BB	IBB	HBP	BLK	WP	HR	S	P	ERA		WHIP								
Charlie Hough, R ERA: 4.44 Jamie Moyer, L ERA: 4.15 Gary Mielke, R ERA: 4.26 Jeff Russell, R ERA: 4.32	(1, 1) (7, 1) (8, 1) (8, 1)	6.0 1.0 0.2 1.1	30 3 2 5	7 0 0 2	5 0 0 1	5 0 0 1	4 0 0 1	5 0 0 1	4 0 0 0	1 0 0 0	0 0 0 0	0 0 0 0	0 0 0 0	62 9 6 16	114 17 9 21	7.50 0.00 0.00 6.75		1.833 0.000 0.000 1.500								

Batter	1	2	3	4	5	6	7	8	9	AB	R	H	RBI	BB	SO	LOB	TOP			
Gary Pettis, S OBP: 0.343, SLG: 0.317 Scott Coolbaugh, R OBP: 0.188, SLG: 0.133	F7		K			K				4	1	1	1	1	2	1				
Jack Daugherty, S OBP: 0.313, SLG: 0.286	G4-3 1B 2B		P3		FC4-6 HR					5	2	2	1	1	0	2				
Julio Franco, R OBP: 0.304, SLG: 0.342	G4-3		F8							5	1	1	2	0	1	4				
Ruben Sierra, S OBP: 0.377, SLG: 0.569					F7					5	0	3	2	0	0	0				
Harold Baines, L OBP: 0.306, SLG: 0.418	G6-3									4	1	2	0	1	0	2				
Thad Bosley, L Pete Incaviglia, R OBP: 0.318, SLG: 0.517			F8							1	0	0	0	1	0	0				
Mike Stanley, R OBP: 0.318, SLG: 0.400	L9				F8					3	0	0	0	0	1	5				
Jeff Huson, L Cecil Espy, S OBP: 0.167, SLG: 0.091										1	1	1	1	2	0	0				
Jeff Kunkel, R OBP: 0.171, SLG: 0.184										1	0	0	0	0	1	1				
Inning Stats	R: 1 E: 0 K: 0 S: 12	H: 2 LOB: 1 BB: 0 P: 17	R: 0 E: 0 K: 1 S: 11	H: 0 LOB: 1 BB: 21	R: 0 E: 0 K: 1 S: 7	H: 0 LOB: 0 BB: 0 P: 12	R: 1 E: 0 K: 0 S: 20	H: 2 LOB: 2 BB: 1 P: 29	R: 2 E: 0 K: 1 S: 19	H: 1 LOB: 1 BB: 1 P: 22	R: 0 E: 0 K: 0 S: 10	H: 1 LOB: 1 BB: 0 P: 17	R: 2 E: 0 K: 0 S: 10	H: 2 LOB: 3 BB: 2 P: 24	R: 1 E: 0 K: 1 S: 14	H: 3 LOB: 2 BB: 0 P: 23	1B: 8 2B: 4 3B: 0 HR: 1	SF: 0 SAC: 1 DP: 0 HBP: 1	WP: 2 PB: 0 SB: 0 CS: 0	PA: 48
PITCHER	IP WLS BF H R ER SO BB IBB HBP BLK WP HR S P ERA WHIP																			
Storm Davis, R ERA: 4.37	(1, 1)	4.1 L 22 6 4 4 2 3 0 0 0 0 0 1 62 99 8.31 2.077																		
Larry McWilliams, L ERA: 15.75	(5, 1)	0.1 1 0 0 0 0 0 0 0 0 0 0 0 4 4 0.00 0.000																		
Kevin Appier, R ERA: 18.0	(8, 1)	2.1 11 2 2 2 0 4 1 0 0 0 0 1 0 27 45 18.00 3.000																		
Jay Baller, R ERA: 7.36	(9, 1)	1.0 6 3 1 1 1 1 0 0 0 0 0 0 0 14 23 9.00 3.000																		

Texas Rangers @ Kansas City Royals
Royals Stadium, Kansas City, MO
Sat Apr 28, 1990, 4:33 AM EDT
Att: 27,227 - Sunny - 57 F

AB 40
R 9
H 13
RBI 7
BB 6
SO 7
LOB 24



Batter	1	2	3	4	5	6	7	8	9	AB	R	H	RBI	BB	SO	LOB	BOTTOM			
Kevin Seitzer, R OBP: 0.250, SLG: 0.243	G6-3									5	0	2	0	0	1	0				
Kurt Stillwell, S OBP: 0.475, SLG: 0.642	F7									5	1	3	0	0	1	2				
Pat Tabler, R OBP: 0.300, SLG: 0.286	G5-3									4	0	0	0	0	0	3				
George Brett, L OBP: 0.284, SLG: 0.242										4	1	2	1	0	0	0				
Gerald Perry, L OBP: 0.352, SLG: 0.333										4	0	1	0	0	0	1				
Willie Wilson, S OBP: 0.448, SLG: 0.549										4	0	2	1	0	0	2				
Bob Boone, R OBP: 0.350, SLG: 0.265										4	0	1	0	0	0	1				
Steve Jeltz, S OBP: 0.083, SLG: 0.045 Mike Macfarlane, R OBP: 0.318, SLG: 0.455										3	0	0	0	0	2	3				
Gary Thurman, R OBP: 0.167, SLG: 0.091 Rey Palacios, R										2	0	0	0	0	0	0				
Inning Stats	R: 0 E: 0 K: 0 S: 5	H: 0 LOB: 0 BB: 0 P: 12	R: 1 E: 0 K: 1 S: 12	H: 2 LOB: 1 BB: 0 P: 18	R: 0 E: 0 K: 0 S: 10	H: 2 LOB: 1 BB: 0 P: 14	R: 0 E: 0 K: 0 S: 11	H: 2 LOB: 2 BB: 0 P: 17	R: 0 E: 0 K: 0 S: 6	H: 0 LOB: 0 BB: 0 P: 12	R: 0 E: 0 K: 1 S: 6	H: 0 LOB: 0 BB: 0 P: 10	R: 1 E: 0 K: 0 S: 11	H: 3 LOB: 2 BB: 0 P: 20	R: 0 E: 1 K: 1 S: 13	H: 1 LOB: 2 BB: 0 P: 20	1B: 10 2B: 1 3B: 0 HR: 0	SF: 0 SAC: 0 DP: 0 HBP: 0	WP: 0 PB: 0 SB: 2 CS: 0	PA: 38
PITCHER	IP WLS BF H R ER SO BB IBB HBP BLK WP HR S P ERA WHIP																			
Kevin Brown, R ERA: 3.58	(1, 1)	7.2 W 31 9 2 2 2 3 0 0 0 0 0 0 0 62 104 2.35 1.174																		
Mike Jeffcoat, L ERA: 2.25	(8, 1)	1.1 7 2 0 0 0 1 0 0 0 0 0 0 0 19 31 0.00 1.500																		

Texas Rangers @ Kansas City Royals
Royals Stadium, Kansas City, MO
Sat Apr 28, 1990, 4:33 AM EDT
Att: 27,227 - Sunny - 57 F

AB 38
R 2
H 11
RBI 2
BB 0
SO 4
LOB 12



Batter	1	2	3	4	5	6	7	8	9	AB	R	H	RBI	BB	SO	LOB	TOP											
Gary Pettis, S OBP: 0.333, SLG: 0.297 (1, 8)	G3		G3		FC4-6 2B				K	4	1	0	1	1	1	1	Texas Rangers @ Kansas City Royals Royals Stadium, Kansas City, MO Sun Apr 29 1990, 4:33 AM EDT Att: 25,362 - Cloudy - 69 F											
Rafael Palmeiro, L OBP: 0.394, SLG: 0.603 Mike Stanley, R OBP: 0.304, SLG: 0.381 (1, 3) (9, PH)	G3		P6		WP 2B			G5-3	4	0	1	1	0	0	3													
Julio Franco, R OBP: 0.313, SLG: 0.333 (1, 4)	G6-3				FC4-6 BB			F9	2	0	0	0	2	0	0													
Ruben Sierra, S OBP: 0.370, SLG: 0.547 (1, 9)		F7			FC4-6 1B WP			L9	3	0	0	0	1	0	1													
Harold Baines, L OBP: 0.318, SLG: 0.424 (1, 10)		BB 1B			G6-4-3 1B			G6-3	4	0	2	0	0	1	3													
Pete Incaviglia, R OBP: 0.300, SLG: 0.484 (1, 7)	F9				G6-4-3			K	4	0	0	0	0	2	3													
Geno Petralli, L OBP: 0.449, SLG: 0.400 (1, 2)								K	2	1	1	0	2	1	0													
Scott Coolbaugh, R OBP: 0.158, SLG: 0.111 Thad Bosley, L OBP: 0.364, SLG: 0.125 Jeff Kunkel, R OBP: 0.171, SLG: 0.184 (1, 5) (8, PH) (8, 6)	F8				G1-3			L7	3	0	0	0	0	0	4													
Jeff Huson, L OBP: 0.410, SLG: 0.323 (8, 5) (9, PH)								K	1	0	0	0	0	1	0													
Cecil Espy, S OBP: 0.154, SLG: 0.083 (9, PH)			P5		FC4-6 1B			K2-3	3	0	2	0	0	0	0													
Inning Stats	R: 0 E: 0 K: 0 S: 5	H: 0 LOB: 0 BB: 0 P: 8	R: 0 E: 0 K: 0 S: 9	H: 1 LOB: 2 BB: 1 P: 20	R: 0 E: 0 K: 0 S: 7	H: 0 LOB: 0 BB: 0 P: 11	R: 0 E: 0 K: 0 S: 10	H: 1 LOB: 1 BB: 1 P: 19	R: 2 E: 0 K: 1 S: 17	H: 3 LOB: 3 BB: 2 P: 33	R: 0 E: 0 K: 1 S: 14	H: 1 LOB: 3 BB: 2 P: 29	R: 0 E: 0 K: 3 S: 9	H: 0 LOB: 0 BB: 0 P: 9	R: 0 E: 0 K: 2 S: 10	H: 0 LOB: 0 BB: 0 P: 11		1B: 4 2B: 2 3B: 0 HR: 0	SF: 0 SAC: 0 DP: 1 HBP: 0	WP: 2 PB: 0 SB: 1 CS: 0	PA: 38							
PITCHER	IP	WLS	BF	H	R	ER	SO	BB	IBB	HBP	BLK	WP	HR	S	P	ERA		WHIP										
Richard Dotson, R ERA: 4.98 Kevin Appier, R ERA: Larry McWilliams, L ERA: 11.81 Jeff Montgomery, R ERA: 2.4 Mark Davis, L ERA: 6.46 (1, 1) (5, 1) (5, 1) (7, 1) (9, 1)	4.2		20	5	2	2	0	2	0	0	0	1	0	43	76	3.86	1.500											
Batter	1	2	3	4	5	6	7	8	9	AB	R	H	RBI	BB	SO	LOB	BOTTOM											
Kevin Seitzer, R OBP: 0.250, SLG: 0.256 (1, 5)	G5-3		G6-3 1B 2B	G4-3		G4-3				4	1	1	1	0	0	2	Texas Rangers @ Kansas City Royals Royals Stadium, Kansas City, MO Sun Apr 29 1990, 4:33 AM EDT Att: 25,362 - Cloudy - 69 F											
Kurt Stillwell, S OBP: 0.444, SLG: 0.596 (1, 6)	F7		K	E3				K	4	0	0	0	0	2	1													
George Brett, L OBP: 0.295, SLG: 0.246 (1, 3)	BB 1B		G6-3	IBB				G3	3	0	1	0	1	0	1													
Bo Jackson, R OBP: 0.407, SLG: 0.453 (1, 7)	BB		BB 1B	K				E 1B BB	2	2	1	1	2	1	2													
Mike MacFarlane, R OBP: 0.346, SLG: 0.500 (1, 10)	P2		BB 2B		P3			BB 1B	4	0	2	2	0	0	2													
Willie Wilson, S OBP: 0.419, SLG: 0.509 (1, 8)		F9	P3		K			P5	4	0	0	0	0	1	2													
Pat Tabler, R OBP: 0.303, SLG: 0.267 Gary Thurman, R OBP: 0.154, SLG: 0.083 (1, 9) (6, 9)		G5-3 BB		F7		K		K	2	0	0	0	1	1	0													
Bob Boone, R OBP: 0.364, SLG: 0.270 (1, 2)		G5-3		G4-3 1B		G6-3		G1-6-3 BB	3	1	1	0	1	0	1													
Steve Jeltz, S OBP: 0.143, SLG: 0.120 (1, 4)		G1-3		G4-3 2B		G4-3 BB		G1-6-3	3	1	1	0	1	0	2													
Inning Stats	R: 0 E: 0 K: 0 S: 15	H: 1 LOB: 2 BB: 1 P: 26	R: 0 E: 0 K: 0 S: 10	H: 0 LOB: 1 BB: 1 P: 20	R: 2 E: 0 K: 1 S: 13	H: 3 LOB: 1 BB: 0 P: 16	R: 2 E: 1 K: 1 S: 15	H: 2 LOB: 2 BB: 1 P: 24	R: 0 E: 0 K: 2 S: 8	H: 0 LOB: 0 BB: 0 P: 14	R: 0 E: 0 K: 0 S: 5	H: 0 LOB: 1 BB: 1 P: 14	R: 1 E: 1 K: 1 S: 12	H: 1 LOB: 1 BB: 1 P: 18	R: 0 E: 0 K: 1 S: 6	H: 0 LOB: 0 BB: 1 P: 14		1B: 4 2B: 3 3B: 0 HR: 0	SF: 0 SAC: 0 DP: 2 HBP: 0	WP: 0 PB: 0 SB: 0 CS: 0	PA: 36							
PITCHER	IP	WLS	BF	H	R	ER	SO	BB	IBB	HBP	BLK	WP	HR	S	P	ERA		WHIP										
Kenny Rogers, L ERA: 4.76 Bobby Witt, R ERA: 5.12 (1, 1) (4, 1)	3.1		18	6	4	3	1	2	0	0	0	0	0	40	74	0.00		0.857										

Batter	1	2	3	4	5	6	7	8	9	AB	R	H	RBI	BB	SO	LOB	TOP									
Paul Moltzer, R OBP: 0.261, SLG: 0.409 (1, 4)	L9	G1-3		FC4-6		HR		F7		5	1	1	0	0	0	2										
Gary Sheffield, R OBP: 0.333, SLG: 0.400 Gus Poldor, R OBP: 0.111, SLG: 0.111 (9, 5)	1B	G6-3		F9		HR			K	5	2	2	2	0	1	2										
Robin Yount, R OBP: 0.365, SLG: 0.413 (1, 8)	HR	K				1B			L4	5	1	2	0	0	1	0										
Dave Parker, L OBP: 0.364, SLG: 0.500 (1, 10)	HR	1B				1B			G3	5	1	3	1	0	1	0										
Greg Brock, L OBP: 0.381, SLG: 0.434 (1, 3)	K			F7		1B			G1-3	4	0	0	0	0	1	5										
Greg Vaughn, R OBP: 0.344, SLG: 0.527 Mike Felder, S OBP: 0.333, SLG: 0.250 (7, PR) (7, 7) (8, 9)	HR			F8		K				4	1	2	3	0	1	3										
B.J. Surhoff, L OBP: 0.328, SLG: 0.440 (1, 2)	BB					P6			2B	0	0	0	0	0	0	0										
Glenn Braggs, R OBP: 0.364, SLG: 0.447 Darryl Hamilton, L OBP: 0.500, SLG: 0.333 (8, 7)	1B			K				F9		4	0	2	0	0	1	1										
Edgar Diaz, R OBP: 0.333, SLG: 0.284 (1, 6)	G3							G6-3		0	0	0	0	0	0	0										
Inning Stats	R: 4 E: 0 K: 1 S: 16	H: 5 LOB: 2 BB: 1 P: 28	R: 0 E: 0 K: 1 S: 7	H: 0 LOB: 0 BB: 0 P: 13	R: 0 E: 0 K: 0 S: 11	H: 1 LOB: 0 BB: 0 P: 17	R: 0 E: 0 K: 1 S: 14	H: 2 LOB: 2 BB: 0 P: 24	R: 0 E: 0 K: 1 S: 12	H: 2 LOB: 2 BB: 0 P: 16	R: 2 E: 0 K: 1 S: 12	H: 3 LOB: 0 BB: 0 P: 15	R: 0 E: 0 K: 2 S: 9	H: 1 LOB: 1 BB: 0 P: 13	R: 0 E: 0 K: 0 S: 6	H: 0 LOB: 0 BB: 0 P: 7	R: 0 E: 0 K: 1 S: 7	H: 0 LOB: 0 BB: 0 P: 11	1B: 11 2B: 1 3B: 0 HR: 2	SF: 0 SAC: 0 DP: 0 HBP: 0	WP: 0 PB: 0 SB: 1 CS: 2	PA: 40				
PITCHER	IP	WLS	BF	H	R	ER	SO	BB	IBB	HBP	BLK	WP	HR	S	P	ERA	WHIP									
Bret Saberhagen, R ERA: 4.6 Larry McWilliams, L ERA: 9.55 Steve Farr, R ERA: 2.77	(1, 1)	6.0	L	30	13	6	6	5	1	0	0	0	0	2	72	113	9.00	2.333								
	(7, 1)	1.0		4	1	0	0	2	0	0	0	0	0	0	9	13	0.00	1.000								
	(8, 1)	2.0		6	0	0	0	1	0	0	0	0	0	0	13	18	0.00	0.000								

Milwaukee Brewers @ Kansas City Royals
Royals Stadium, Kansas City, MO
Tue May 01 1990, 8:05 PM EDT
Att: 20,052 - Unknown - 56 F

AB	39
R	6
H	14
RBI	6
BB	1
SO	8
LOB	19



Batter	1	2	3	4	5	6	7	8	9	AB	R	H	RBI	BB	SO	LOB	BOTTOM									
Willie Wilson, S OBP: 0.403, SLG: 0.483 (1, 8)	G6-3	BB		K			P4		K	5	1	1	0	0	2	4										
Kevin Seitzer, R OBP: 0.256, SLG: 0.256 (1, 5)	BB	1B				B2-3			K	4	0	1	0	1	2	4										
George Brett, L OBP: 0.289, SLG: 0.243 (1, 3)	P4	1B				G3		F7		5	0	1	2	0	0	5										
Bo Jackson, R OBP: 0.397, SLG: 0.429 (1, 7)	FC5-4	K				P3				3	0	0	0	1	2	2										
Mike Macfarlane, R OBP: 0.333, SLG: 0.467 (1, 10)	FC5-4								G5-3	4	0	1	0	0	1	2										
Jim Eisenreich, L OBP: 0.263, SLG: 0.400 (1, 9)		SH3		G4-6-3			G1-3		F8	4	1	1	0	0	0	1										
Kurt Stillwell, S OBP: 0.439, SLG: 0.583 (1, 6)		SH3		F7			F9			3	1	1	0	0	0	0										
Bob Boone, R OBP: 0.396, SLG: 0.341 Rey Palacios, R (9, PR)		BB							1B	4	1	3	1	0	1	0										
Terry Shumpert, R OBP: 0.333, SLG: 0.333 Gerald Perry, L OBP: 0.352, SLG: 0.333 Pat Tabler, R OBP: 0.324, SLG: 0.290 Steve Jeltz, S OBP: 0.143, SLG: 0.120 (9, PR)		1B							1B	0	0	0	0	0	0	0										
Inning Stats	R: 0 E: 0 K: 0 S: 14	H: 1 LOB: 2 BB: 1 P: 22	R: 3 E: 0 K: 1 S: 10	H: 4 LOB: 2 BB: 1 P: 15	R: 0 E: 0 K: 0 S: 7	H: 1 LOB: 0 BB: 0 P: 10	R: 0 E: 0 K: 2 S: 12	H: 0 LOB: 0 BB: 0 P: 18	R: 0 E: 0 K: 0 S: 7	H: 0 LOB: 0 BB: 0 P: 11	R: 0 E: 0 K: 1 S: 8	H: 0 LOB: 0 BB: 0 P: 10	R: 0 E: 0 K: 1 S: 9	H: 2 LOB: 2 BB: 0 P: 14	R: 0 E: 0 K: 1 S: 5	H: 0 LOB: 0 BB: 0 P: 6	R: 1 E: 0 K: 2 S: 18	H: 3 LOB: 2 BB: 0 P: 26	1B: 9 2B: 2 3B: 0 HR: 0	SF: 0 SAC: 1 DP: 1 HBP: 0	WP: 0 PB: 0 SB: 0 CS: 0	PA: 39				
PITCHER	IP	WLS	BF	H	R	ER	SO	BB	IBB	HBP	BLK	WP	HR	S	P	ERA	WHIP									
Teddy Higuera, L ERA: 0.99 Chuck Crim, R ERA: 3.0 Dan Plesac, L ERA: 1.8	(1, 1)	7.0	W	30	8	3	3	5	2	0	0	0	0	0	67	100	3.86	1.429								
	(8, 1)	1.0		5	2	1	1	1	0	0	0	0	0	9	12	9.00	2.000									
	(9, 1)	1.0	S	4	1	0	0	2	0	0	0	0	0	14	20	0.00	1.000									

Milwaukee Brewers @ Kansas City Royals
Royals Stadium, Kansas City, MO
Tue May 01 1990, 8:05 PM EDT
Att: 20,052 - Unknown - 56 F

AB	36
R	4
H	11
RBI	4
BB	2
SO	8
LOB	19



Batter	1	2	3	4	5	6	7	8	9	10	11	AB	R	H	RBI	BB	SO	LOB											
Sammy Sosa, R OBP: 0.295, SLG: 0.444 (1, 9)	1-3 		1-3 		1-0 		0-3 		2-3 		3-3 	6	1	1	0	0	5	6											
Lance Johnson, L OBP: 0.343, SLG: 0.323 (1, 8)	4-0 		4-1 		0-0 		0-1 		3-3 		1-2 	4	1	2	2	2	1	4											
Ivan Calderon, R OBP: 0.378, SLG: 0.471 (1, 7)	2-1 		3-2 		3-3 				1-2 		0-0 	6	0	2	1	0	2	3											
Ron Kittle, R OBP: 0.338, SLG: 0.414 (1, 10)	1-3 		2-2 				3-2 		3-2 		2-2 	5	0	0	0	0	1	2											
Carlton Fisk, R OBP: 0.338, SLG: 0.349 (1, 2)	4-1 			1-2 		1-1 			0-0 		0-3 	4	0	1	0	1	1	0											
Carlos Martinez, R OBP: 0.279, SLG: 0.400 (1, 3)				1-0 							2-2 	4	0	0	0	0	0	1											
Rodney McCray, R (9, PR)											1-2 	0	1	0	0	0	0	0											
Craig Grebeck, R OBP: 0.083, SLG: 0.091 (9, 5)											0-2 	1	0	0	0	0	0	1											
Robin Ventura, L OBP: 0.295, SLG: 0.260 (1, 5)		4-2 									1-0 	2	0	0	0	1	1	0											
Ron Karkovice, R OBP: 0.333, SLG: 0.250 (9, PH)											1-2 	1	0	1	0	0	0	0											
Steve Lyons, L OBP: 0.260, SLG: 0.267 (9, 3)											0-0 	2	1	1	0	1	1	0											
Scott Fletcher, R OBP: 0.315, SLG: 0.262 (1, 4)		4-1 									1-2 	2	1	1	0	1	1	0											
Ozzie Guillen, L OBP: 0.319, SLG: 0.385 (1, 6)		0-2 									4-0 	4	0	2	2	1	0	1											
Inning Stats	R: 0 E: 0 K: 2 S: 13	H: 1 LOB: 2 BB: 2 P: 25	R: 0 E: 0 K: 0 S: 9	H: 0 LOB: 1 BB: 2 P: 17	R: 1 E: 0 K: 1 S: 10	H: 1 LOB: 0 BB: 1 P: 20	R: 0 E: 0 K: 1 S: 7	H: 0 LOB: 0 BB: 0 P: 10	R: 1 E: 0 K: 2 S: 11	H: 2 LOB: 1 BB: 0 P: 16	R: 0 E: 0 K: 0 S: 6	H: 0 LOB: 0 BB: 0 P: 11	R: 1 E: 0 K: 1 S: 13	H: 2 LOB: 1 BB: 0 P: 18	R: 0 E: 0 K: 0 S: 8	H: 0 LOB: 0 BB: 0 P: 12	R: 1 E: 1 K: 2 S: 17	H: 2 LOB: 3 BB: 0 P: 23	R: 0 E: 0 K: 1 S: 12	H: 0 LOB: 1 BB: 0 P: 16	R: 1 E: 1 K: 2 S: 11	H: 1 LOB: 2 BB: 1 P: 20	1B: 8 2B: 3 3B: 0 HR: 0	SF: 0 SAC: 2 DP: 1 HBP: 0	WP: 1 PB: 0 SB: 3 CS: 3	PA: 48			
PITCHER	IP ERA WHIP	WLS BF H R ER SO	BF H R ER SO	H R ER SO	IP WLS BF H R ER SO	WLS BF H R ER SO	BF H R ER SO	IP WLS BF H R ER SO	WLS BF H R ER SO	BF H R ER SO	IP WLS BF H R ER SO	WLS BF H R ER SO	BF H R ER SO	IP WLS BF H R ER SO	WLS BF H R ER SO	BF H R ER SO	IP WLS BF H R ER SO	WLS BF H R ER SO	BF H R ER SO	IP WLS BF H R ER SO	WLS BF H R ER SO	BF H R ER SO	ERA WHIP						
Tom Gordon, R ERA: 1.57 (1, 1)	IP: 5.0	WLS: 2	BF: 24	H: 5	R: 2	ER: 1	SO: 6	BB: 5	IBB: 0	HBP: 0	BLK: 0	WP: 0	HR: 0	S: 56	P: 99	ERA: 1.50	WHIP: 1.667												
Jeff Montgomery, R ERA: 2.5 (7, 1)	IP: 2.0	WLS: 8	BF: 2	H: 1	R: 1	ER: 1	SO: 1	BB: 0	IBB: 0	HBP: 0	BLK: 0	WP: 0	HR: 0	S: 21	P: 30	ERA: 4.50	WHIP: 1.000												
Mark Davis, L ERA: 6.35 (9, 1)	IP: 2.0	WLS: 10	BF: 2	H: 1	R: 0	ER: 3	SO: 3	BB: 0	IBB: 0	HBP: 0	BLK: 0	WP: 1	HR: 0	S: 29	P: 39	ERA: 0.00	WHIP: 1.000												
Steve Farr, R ERA: 2.57 (11, 1)	IP: 1.0	WLS: L	BF: 6	H: 1	R: 1	ER: 0	SO: 2	BB: 0	IBB: 1	HBP: 0	BLK: 0	WP: 0	HR: 0	S: 11	P: 20	ERA: 0.00	WHIP: 1.000												

Chicago White Sox @ Kansas City Royals
Royals Stadium, Kansas City, MO
Fri May 04 1990, 8:05 PM EDT
Att: 21,876 - Unknown - 45 F

livebaseballscores.com

AB 40
R 5
H 10
RBI 5
BB 6
SO 12
LOB 18

Batter	1	2	3	4	5	6	7	8	9	10	11	AB	R	H	RBI	BB	SO	LOB										
Kevin Seltzer, R OBP: 0.284, SLG: 0.258 (1, 5)	4-0 			0-0 	0-0 		0-1 			4-0 		3	1	1	0	2	0	1										
Kurt Stillwell, S OBP: 0.427, SLG: 0.551 (1, 6)	0-1 			3-2 	1-2 			1-2 		2-1 		5	0	2	0	0	0	2										
George Brett, L OBP: 0.280, SLG: 0.229 (1, 3)	0-1 			1-1 	0-0 			1-3 		4-0 		4	1	1	1	1	1	3										
Bo Jackson, R OBP: 0.384, SLG: 0.409 (1, 7)		0-0 		1-0 		0-1 		0-1 		0-0 		5	2	2	0	0	0	3										
Jim Eisenreich, L OBP: 0.284, SLG: 0.391 (1, 8)		0-0 		1-0 		1-2 			0-0 		1-1 	5	0	1	1	0	0	2										
Gerald Perry, L OBP: 0.383, SLG: 0.397 (1, 10)		2-2 		1-1 		0-0 			1-1 		1-0 	5	0	3	2	0	0	1										
Pat Tabler, R OBP: 0.297, SLG: 0.265 (1, 9)		2-2 		1-2 		1-0 			0-1 		0-1 	3	0	0	0	0	1	1										
Willie Wilson, S OBP: 0.392, SLG: 0.455 (7, 8)									1-2 			2	0	0	0	0	0	1										
Bob Boone, R OBP: 0.385, SLG: 0.333 (1, 2)				0-1 		0-1 			2-2 			4	0	1	0	0	0	1										
Terry Shumpert, R OBP: 0.273, SLG: 0.273 (1, 4)				0-2 		0-3 			0-1 		1-3 	4	0	0	0	0	2	1										
Inning Stats	R: 0 E: 0 K: 0 S: 4	H: 0 LOB: 0 BB: 1 P: 8	R: 0 E: 0 K: 0 S: 7	H: 1 LOB: 0 BB: 0 P: 11	R: 0 E: 0 K: 0 S: 8	H: 0 LOB: 0 BB: 0 P: 9	R: 3 E: 0 K: 0 S: 11	H: 4 LOB: 1 BB: 0 P: 19	R: 0 E: 0 K: 1 S: 10	H: 2 LOB: 0 BB: 0 P: 11	R: 0 E: 0 K: 0 S: 5	H: 0 LOB: 0 BB: 0 P: 5	R: 0 E: 0 K: 1 S: 11	H: 0 LOB: 0 BB: 0 P: 13	R: 0 E: 0 K: 0 S: 8	H: 1 LOB: 1 BB: 0 P: 11	R: 0 E: 0 K: 1 S: 6	H: 1 LOB: 2 BB: 0 P: 17	R: 0 E: 0 K: 0 S: 5	H: 0 LOB: 0 BB: 0 P: 7	1B: 10 2B: 2 3B: 0 HR: 0	SF: 0 SAC: 0 DP: 3 HBP: 0	WP: 0 PB: 0 SB: 1 CS: 0	PA: 44				
PITCHER	IP ERA WHIP	WLS BF H R ER SO	BF H R ER SO	H R ER SO	IP WLS BF H R ER SO	WLS BF H R ER SO	BF H R ER SO	IP WLS BF H R ER SO	WLS BF H R ER SO	BF H R ER SO	IP WLS BF H R ER SO	WLS BF H R ER SO	BF H R ER SO	IP WLS BF H R ER SO	WLS BF H R ER SO	BF H R ER SO	IP WLS BF H R ER SO	WLS BF H R ER SO	BF H R ER SO	IP WLS BF H R ER SO	WLS BF H R ER SO	BF H R ER SO	ERA WHIP					
Jerry Kutler, R ERA: 6.3 (1, 1)	IP: 5.0	WLS: 2	BF: 22	H: 8	R: 4	ER: 4	SO: 1	BB: 1	IBB: 0	HBP: 0	BLK: 0	WP: 0	HR: 0	S: 42	P: 60	ERA: 7.20	WHIP: 1.800											
Wayne Edwards, L ERA: 0.64 (6, 1)	IP: 4.0	WLS: 13	BF: 8	H: 2	R: 0	ER: 0	SO: 2	BB: 0	IBB: 0	HBP: 0	BLK: 0	WP: 0	HR: 0	S: 32	P: 38	ERA: 0.00	WHIP: 0.500											
Barry Jones, R ERA: 0.75 (10, 1)	IP: 1.0	WLS: 5	BF: 1	H: 0	R: 0	ER: 0	SO: 1	BB: 1	IBB: 1	HBP: 0	BLK: 0	WP: 0	HR: 0	S: 6	P: 17	ERA: 0.00	WHIP: 2.000											
Bobby Thigpen, R ERA: 2.31 (11, 1)	IP: 1.0	WLS: S	BF: 3	H: 0	R: 0	ER: 0	SO: 0	BB: 0	IBB: 0	HBP: 0	BLK: 0	WP: 0	HR: 0	S: 5	P: 7	ERA: 0.00	WHIP: 0.000											

Chicago White Sox @ Kansas City Royals
Royals Stadium, Kansas City, MO
Fri May 04 1990, 8:05 PM EDT
Att: 21,876 - Unknown - 45 F

livebaseballscores.com

AB 40
R 4
H 11
RBI 4
BB 3
SO 4
LOB 16

Batter	1	2	3	4	5	6	7	8	9	AB	R	H	RBI	BB	SO	LOB	TOP										
Sammy Sosa, R OBP: 0.313, SLG: 0.453 (1, 9)										3	2	1	0	1	0	0	Chicago White Sox @ Kansas City Royals Royals Stadium, Kansas City, MO Sat May 05 1990, 8:05 PM EDT Att: 32,929 - Unknown										
Lance Johnson, L OBP: 0.324, SLG: 0.303 (1, 8) (9, 7)										4	0	0	0	0	0	3											
Ivan Calderon, R OBP: 0.384, SLG: 0.486 Rodney McCray, R (9, 8)										2	1	1	2	1	0	0											
Ron Kittle, R OBP: 0.348, SLG: 0.426 (1, 10)										3	0	2	2	0	1	0											
Carlos Martinez, R OBP: 0.264, SLG: 0.377 (1, 3)										4	0	0	0	0	0	4											
Ron Karkovics, R OBP: 0.306, SLG: 0.250 (1, 2)										4	1	1	0	0	0	0											
Robin Ventura, L OBP: 0.277, SLG: 0.241 (1, 5)										4	0	0	0	0	0	1											
Scott Fletcher, R OBP: 0.312, SLG: 0.250 (1, 4)										3	1	0	0	1	0	0											
Ozzie Guillen, L OBP: 0.333, SLG: 0.397 Craig Grebeck, R OBP: 0.077, SLG: 0.083 (9, PH) (9, 6)										3	1	2	1	0	0	0											
Inning Stats	R: 1 E: 0 K: 0 S: 17	H: 2 LOB: 1 BB: 0 P: 26	R: 2 E: 0 K: 0 S: 13	H: 2 LOB: 1 BB: 1 P: 19	R: 0 E: 0 K: 1 S: 8	H: 0 LOB: 0 BB: 0 P: 11	R: 0 E: 0 K: 0 S: 3	H: 0 LOB: 0 BB: 0 P: 7	R: 1 E: 0 K: 0 S: 7	H: 2 LOB: 2 BB: 1 P: 12	R: 0 E: 0 K: 0 S: 4	H: 0 LOB: 1 BB: 0 P: 9	R: 2 E: 0 K: 0 S: 11	H: 2 LOB: 1 BB: 0 P: 16	R: 0 E: 0 K: 0 S: 7	H: 0 LOB: 0 BB: 0 P: 10	R: 0 E: 0 K: 1 S: 5	H: 0 LOB: 0 BB: 0 P: 5	1B: 7 2B: 1 3B: 0 HR: 0	SF: 3 SAC: 1 DP: 0 HBP: 1	WP: 1 PB: 0 SB: 2 CS: 0	PA: 38					
PITCHER	IP	WLS	BF	H	R	ER	SO	BB	IBB	HBP	BLK	WP	HR	S	P	ERA	WHIP										
Richard Dotson, R ERA: 5.75 (1, 1)	4.0	L	19	6	4	4	1	1	0	0	0	1	0	44	67	9.00	1.750										
Luis Aquino, R ERA: 5.02 (5, 1)	3.0		13	2	2	2	0	0	1	1	0	0	0	19	33	6.00	0.667										
Larry McWilliams, L ERA: 9.59 (8, 1)	1.0		3	0	0	0	0	0	0	0	0	0	0	7	10	0.00	0.000										
Jay Ballew, R ERA: 9.0 (9, 1)	1.0		3	0	0	0	1	0	0	0	0	0	0	5	5	0.00	0.000										

Batter	1	2	3	4	5	6	7	8	9	AB	R	H	RBI	BB	SO	LOB	BOTTOM										
Willie Wilson, S OBP: 0.387, SLG: 0.448 Pat Tabler, R OBP: 0.275, SLG: 0.243 (1, 8) (2, 9)										1	0	0	0	0	0	0	Chicago White Sox @ Kansas City Royals Royals Stadium, Kansas City, MO Sat May 05 1990, 8:05 PM EDT Att: 32,929 - Unknown										
Kevin Seitzer, R OBP: 0.283, SLG: 0.258 (1, 5)										4	0	1	0	0	1	1											
George Brett, L OBP: 0.278, SLG: 0.230 (1, 3)										4	0	1	0	0	1	1											
Bo Jackson, R OBP: 0.364, SLG: 0.386 (1, 7)										4	0	0	0	0	1	1											
Jim Eisenreich, L OBP: 0.271, SLG: 0.373 (1, 9) (2, 8)										3	0	0	0	0	0	0											
Gerald Perry, L OBP: 0.381, SLG: 0.387 (1, 10)										2	0	0	0	1	0	0											
Kurt Stillwell, S OBP: 0.410, SLG: 0.528 (1, 6)										3	0	0	0	0	0	1											
Bob Boone, R OBP: 0.382, SLG: 0.354 Rey Palacios, R (8, PR) (9, 2)										3	0	1	0	0	0	0											
Terry Shumpert, R OBP: 0.357, SLG: 0.357 (1, 4)										3	0	2	0	0	0	1											
Inning Stats	R: 0 E: 0 K: 0 S: 5	H: 1 LOB: 1 BB: 0 P: 10	R: 0 E: 0 K: 0 S: 4	H: 0 LOB: 0 BB: 1 P: 11	R: 0 E: 0 K: 1 S: 6	H: 1 LOB: 1 BB: 0 P: 10	R: 0 E: 0 K: 0 S: 3	H: 0 LOB: 0 BB: 0 P: 6	R: 0 E: 0 K: 0 S: 8	H: 2 LOB: 1 BB: 0 P: 15	R: 0 E: 0 K: 0 S: 4	H: 0 LOB: 0 BB: 0 P: 8	R: 0 E: 0 K: 0 S: 8	H: 1 LOB: 1 BB: 0 P: 11	R: 0 E: 0 K: 2 S: 10	H: 0 LOB: 0 BB: 0 P: 15	1B: 4 2B: 1 3B: 0 HR: 0	SF: 0 SAC: 0 DP: 1 HBP: 0	WP: 0 PB: 0 SB: 0 CS: 1	PA: 32							
PITCHER	IP	WLS	BF	H	R	ER	SO	BB	IBB	HBP	BLK	WP	HR	S	P	ERA	WHIP										
Eric King, R ERA: 2.17 (1, 1)	9.0	W	31	5	0	0	3	1	0	0	0	0	0	54	98	0.00	0.667										

Batter	1	2	3	4	5	6	7	8	9	10	AB	R	H	RBI	BB	SO	LOB	TOP							
Sammy Sosa, R OBP: 0.302, SLG: 0.436 Steve Lyons, L OBP: 0.235, SLG: 0.250	F9		K		K			E6 FC6-4	BB 1B	P4	3	0	0	0	0	2	4								
Craig Grebeck, R OBP: 0.133, SLG: 0.143																									
Lance Johnson, L OBP: 0.329, SLG: 0.300	B1		FC3-2		FC5-4 1B			FC6-4 HR	BB BB		4	1	1	1	1	0	4								
Ivan Calderon, R OBP: 0.363, SLG: 0.455	F8		K		FC5-4 1B			F7	K		5	0	0	0	0	2	8								
Dan Pasqua, L OBP: 0.318, SLG: 0.421		G4-3		G4-3				HR	BB		4	1	1	3	1	1	0								
Carlton Fisk, R OBP: 0.347, SLG: 0.358 Rodney McCray, R OBP: 0.266, SLG: 0.231	P9						L7				4	0	2	0	0	0	0								
Ron Karkovics, R OBP: 0.247, SLG: 0.351				G5-4-3 1B				S 1B			4	0	0	0	0	1	3								
Carlos Martinez, R OBP: 0.247, SLG: 0.351	K			G5-4-3 1B			P9	G1-3		K	5	0	0	0	0	2	2								
Robin Ventura, L OBP: 0.294, SLG: 0.236 Ron Kittle, R OBP: 0.352, SLG: 0.429			1B WP FC3-2 BB		G5-3 3B BB		G1-3		K	1B 1B	1	1	0	0	2	0	0								
Scott Fletcher, R OBP: 0.317, SLG: 0.239			FC3-2 1B BB		G5-3		P4		1B BB	F7	3	1	0	0	2	0	2								
Ozzie Guillen, L OBP: 0.364, SLG: 0.452			FC3-2 1B		G6-3 1B 3B		G6-3		BB 1B BB	1B	5	2	4	1	0	0	0								
Inning Stats	R: 0 E: 0 K: 0 S: 5	H: 0 LOB: 0 BB: 0 P: 6	R: 0 E: 0 K: 1 S: 15	H: 0 LOB: 0 BB: 0 P: 24	R: 0 E: 0 K: 2 S: 23	H: 1 LOB: 3 BB: 2 P: 37	R: 0 E: 0 K: 1 S: 5	H: 1 LOB: 0 BB: 0 P: 6	R: 2 E: 0 K: 1 S: 13	H: 2 LOB: 1 BB: 1 P: 21	R: 0 E: 0 K: 0 S: 7	H: 0 LOB: 0 BB: 0 P: 9	R: 2 E: 1 K: 0 S: 15	H: 2 LOB: 2 BB: 0 P: 21	R: 2 E: 0 K: 3 S: 17	H: 2 LOB: 3 BB: 3 P: 37	R: 0 E: 0 K: 1 S: 10	H: 2 LOB: 2 BB: 0 P: 12	1B: 8 2B: 0 3B: 1 HR: 1	SF: 0 SAC: 0 DP: 1 HBP: 0	WP: 1 PB: 0 SB: 1 CS: 0	PA: 46			
PITCHER	IP	WLS	BF	H	R	ER	SO	BB	IBB	HBP	BLK	WP	HR	S	P	ERA	WHIP								
Bret Saberhagen, R ERA: 4.23	7.0		27	4	2	2	5	3	0	0	0	1	0	75	115	2.57	1.000								
Jeff Montgomery, R ERA: 2.37	1.0		6	2	2	0	0	0	0	0	0	0	1	15	21	0.00	2.000								
Mark Davis, L ERA: 7.71	0.1		5	2	2	2	1	2	0	0	0	0	0	10	24	54.00	12.000								
Steve Farr, R ERA: 2.3	1.2	W	8	2	0	0	3	1	0	0	0	0	0	17	25	0.00	1.800								

Chicago White Sox @ Kansas City Royals
 Royals Stadium, Kansas City, MO
 Sun May 06 1990, 4:33 AM EDT
 Att. 26,529 - Sunny - 71 F

AB	40
R	6
H	10
RBI	6
BB	6
SO	9
LOB	25



Batter	1	2	3	4	5	6	7	8	9	10	AB	R	H	RBI	BB	SO	LOB	BOTTOM							
Kevin Seitzer, R OBP: 0.288, SLG: 0.281	F8		2B WP BB	SF7 3B		F8			SF9		3	2	1	1	1	0	0								
Kurt Stillwell, S OBP: 0.410, SLG: 0.520	K		2B 1B BB	SF7			F8		3H 1B		3	1	1	1	1	1	0								
George Brett, L OBP: 0.284, SLG: 0.242	K		1B BB 2B				K		P4		4	1	1	1	1	2	1								
Bo Jackson, R OBP: 0.354, SLG: 0.387		1B SF8 2B	K	K			L7			B1-3	5	1	1	0	0	2	3								
Jim Eisenreich, L OBP: 0.233, SLG: 0.384		2-2 CS 1B	BB 1B BB		G3			G3-1		1B 2B	4	1	2	0	1	0	0								
Gerald Perry, L OBP: 0.375, SLG: 0.385 Rey Palacios, R OBP: 0.250, SLG: 0.220	SF8		1-2 2-3 3H 1B	K			K	P5		L5	3	0	1	2	0	1	0								
Russ Morman, R OBP: 0.359, SLG: 0.474		3H 2B	1-2 2-3 3H BB		P4			F9		1B	4	0	2	2	1	0	0								
Pat Tabler, R OBP: 0.250, SLG: 0.220	L8		FC6-4				G5-3		G6-3		4	0	0	0	0	0	4								
Terry Shumpert, R OBP: 0.333, SLG: 0.444			G6-3		F9		F9		SF9 3B		4	1	1	0	0	0	0								
Inning Stats	R: 0 E: 0 K: 2 S: 8	H: 0 LOB: 0 BB: 0 P: 12	R: 1 E: 0 K: 0 S: 11	H: 3 LOB: 1 BB: 0 P: 18	R: 3 E: 0 K: 1 S: 22	H: 2 LOB: 3 BB: 4 P: 45	R: 1 E: 0 K: 1 S: 13	H: 1 LOB: 1 BB: 1 P: 26	R: 0 E: 0 K: 1 S: 5	H: 0 LOB: 0 BB: 0 P: 7	R: 0 E: 0 K: 1 S: 9	H: 0 LOB: 0 BB: 0 P: 12	R: 0 E: 0 K: 0 S: 9	H: 0 LOB: 0 BB: 0 P: 13	R: 0 E: 0 K: 0 S: 8	H: 2 LOB: 1 BB: 0 P: 10	R: 1 E: 0 K: 0 S: 9	H: 2 LOB: 1 BB: 0 P: 13	1B: 4 2B: 4 3B: 2 HR: 0	SF: 3 SAC: 0 DP: 0 HBP: 0	WP: 1 PB: 0 SB: 0 CS: 1	PA: 43			
PITCHER	IP	WLS	BF	H	R	ER	SO	BB	IBB	HBP	BLK	WP	HR	S	P	ERA	WHIP								
Melido Perez, R ERA: 4.5	2.2		15	5	4	4	3	3	0	0	0	1	0	38	68	13.50	3.000								
Ken Patterson, L ERA: 1.32	4.1		16	1	1	1	3	2	0	0	0	0	0	38	65	2.08	0.692								
Scott Radinsky, L ERA: 1.04	1.0		3	0	0	0	0	0	0	0	0	0	0	9	12	0.00	0.000								
Bobby Thigpen, R ERA: 3.38	1.2	L	9	4	2	2	0	0	0	0	0	0	0	17	23	10.80	2.400								

Chicago White Sox @ Kansas City Royals
 Royals Stadium, Kansas City, MO
 Sun May 06 1990, 4:33 AM EDT
 Att. 26,529 - Sunny - 71 F

AB	35
R	7
H	10
RBI	7
BB	5
SO	6
LOB	9



Batter	1	2	3	4	5	6	7	8	9	10	11	AB	R	H	RBI	BB	SO	LOB	TOP					
Kevin Seitzer, R OBP: 0.284, SLG: 0.277 (1.5)												5	0	1	0	0	0	0						
Kurt Stillwell, S OBP: 0.409, SLG: 0.506 (1.6)												4	1	1	0	0	1	1						
George Brett, L OBP: 0.280, SLG: 0.232 (1.3)												4	1	0	0	1	1	1						
Bo Jackson, R OBP: 0.368, SLG: 0.392 (1.8)													4	1	2	1	1	0	1					
Mike Macfarlane, R OBP: 0.318, SLG: 0.419 (1.10)													5	0	0	0	0	1	4					
Jim Eisenreich, L OBP: 0.288, SLG: 0.382 (8.7)													5	0	1	0	0	1	3					
Russ Morman, R OBP: 0.500, SLG: 1.250 (1.7)													3	1	2	2	0	0	0					
Steve Jeltz, S OBP: 0.138, SLG: 0.115 (8.9)													1	0	0	0	0	0	1					
Pat Tabler, R OBP: 0.267, SLG: 0.238 (11.9)													1	0	1	1	0	0	0					
Bob Boone, R OBP: 0.362, SLG: 0.333 (1.2)													3	0	0	0	0	0	2					
Gerald Perry, L OBP: 0.371, SLG: 0.380 (10.10, PH)													1	0	0	0	0	0	0					
Rey Palacios, R (10.2)													1	0	0	0	0	0	2					
Terry Shumpert, R OBP: 0.318, SLG: 0.409 (1.4)													4	0	1	0	0	1	2					
Inning Stats	R: 0 E: 0 K: 0 S: 5	H: 0 LOB: 0 BB: 0 P: 7	R: 0 E: 0 K: 0 S: 7	H: 0 LOB: 0 BB: 0 P: 11	R: 1 E: 0 K: 0 S: 8	H: 2 LOB: 1 BB: 0 P: 11	R: 0 E: 0 K: 0 S: 14	H: 0 LOB: 1 BB: 0 P: 23	R: 0 E: 0 K: 0 S: 4	H: 1 LOB: 0 BB: 0 P: 10	R: 1 E: 0 K: 1 S: 11	H: 3 LOB: 2 BB: 0 P: 21	R: 0 E: 0 K: 0 S: 6	H: 0 LOB: 1 BB: 0 P: 9	R: 0 E: 1 K: 0 S: 5	H: 0 LOB: 0 BB: 0 P: 7	R: 0 E: 0 K: 1 S: 11	H: 0 LOB: 0 BB: 0 P: 16	R: 2 E: 0 K: 1 S: 17	H: 3 LOB: 2 BB: 1 P: 29	1B: 8 2B: 0 3B: 0 HR: 1	SF: 0 SAC: 0 DP: 0 HBP: 1	WP: 0 PB: 0 SB: 2 CS: 2	PA: 45

Kansas City Royals @ Cleveland Indians
Cleveland Municipal Stadium, Cleveland, OH
Mon May 07 1990, 7:05 PM EDT
Att: 7,193 - Unknown - 70 F

AB	41
R	4
H	9
RBI	4
BB	2
SO	5
LOB	17

Batter	1	2	3	4	5	6	7	8	9	10	11	AB	R	H	RBI	BB	SO	LOB	BOTTOM					
Mitch Webster, S OBP: 0.317, SLG: 0.481 (1.8)												5	1	1	1	0	2	1						
Jerry Browne, S OBP: 0.244, SLG: 0.208 (1.4)													5	0	2	0	0	0	0					
Chris James, R OBP: 0.148, SLG: 0.172 (1.10)													5	0	1	0	0	1	2					
Cory Snyder, R OBP: 0.288, SLG: 0.412 (1.9)													5	0	1	0	0	3	1					
Dion James, L OBP: 0.333, SLG: 0.280 (1.7)														5	0	1	0	0	2					
Brook Jacoby, R OBP: 0.420, SLG: 0.600 (1.5)														5	0	2	0	0	1	0				
Keith Hernandez, L OBP: 0.325, SLG: 0.275 (9.10, PR)														2	0	1	0	1	0	2				
Sandy Alomar Jr., R OBP: 0.325, SLG: 0.429 (1.2)														4	0	1	0	0	1	4				
Felix Fermin, R OBP: 0.291, SLG: 0.382 (9.10, PH)													3	0	0	0	0	1	3					
Carlos Baerga, S OBP: 0.255, SLG: 0.314 (10.6)													1	0	0	0	0	0	1					
Inning Stats	R: 1 E: 0 K: 0 S: 10	H: 3 LOB: 1 BB: 0 P: 15	R: 0 E: 0 K: 0 S: 8	H: 0 LOB: 0 BB: 0 P: 12	R: 0 E: 0 K: 1 S: 12	H: 1 LOB: 1 BB: 0 P: 15	R: 0 E: 0 K: 1 S: 16	H: 3 LOB: 3 BB: 0 P: 25	R: 0 E: 0 K: 2 S: 12	H: 1 LOB: 1 BB: 0 P: 18	R: 0 E: 0 K: 0 S: 9	H: 0 LOB: 0 BB: 0 P: 9	R: 0 E: 0 K: 2 S: 9	H: 0 LOB: 0 BB: 0 P: 11	R: 1 E: 1 K: 3 S: 14	H: 0 LOB: 1 BB: 1 P: 20	R: 0 E: 0 K: 0 S: 11	H: 0 LOB: 0 BB: 0 P: 17	R: 0 E: 0 K: 1 S: 6	H: 0 LOB: 0 BB: 0 P: 10	1B: 9 2B: 2 3B: 0 HR: 1	SF: 0 SAC: 0 DP: 3 HBP: 1	WP: 0 PB: 0 SB: 0 CS: 0	PA: 43

Kansas City Royals @ Cleveland Indians
Cleveland Municipal Stadium, Cleveland, OH
Mon May 07 1990, 7:05 PM EDT
Att: 7,193 - Unknown - 70 F

AB	41
R	2
H	10
RBI	1
BB	1
SO	10
LOB	16

Batter	1	2	3	4	5	6	7	8	9	AB	R	H	RBI	BB	SO	LOB	TOP				
Kevin Seitzer, R (1.5) OBP: 0.292, SLG: 0.279 Steve Jeltz, S (6.5) OBP: 0.129, SLG: 0.107										3	1	1	0	1	0	1	Kansas City Royals @ Texas Rangers Arlington Stadium, Arlington, TX Tue May 08 1990, 8:05 PM EDT Att: 26,946 - Unknown - 79 F				
Kurt Stillwell, S (1.6) OBP: 0.430, SLG: 0.542										4	3	3	1	1	0	0					
George Brett, L (1.3) OBP: 0.253 Rey Palacios, R (8.2)										4	1	2	1	1	1	2					
Bo Jackson, R (1.8) OBP: 0.380, SLG: 0.390										3	1	1	1	2	2	1					
Jim Eisenreich, L (1.9) OBP: 0.271, SLG: 0.363										4	0	0	1	0	1	5					
Gerald Perry, L (1.10) OBP: 0.383, SLG: 0.440										5	2	3	4	0	0	3					
Russ Morman, R (1.7) OBP: 0.333, SLG: 0.778									5	1	1	0	0	1	3						
Bob Boone, R (1.2) OBP: 0.355, SLG: 0.315 Pat Tabler, R (8.9) OBP: 0.263, SLG: 0.238									3	1	0	0	1	2	3						
Terry Shumpert, R (1.4) OBP: 0.383, SLG: 0.444									5	0	2	2	0	2	1						
Inning Stats	R: 6 E: 0 K: 1 S: 22	H: 3 LOB: 1 BB: 4 P: 45	R: 1 E: 0 K: 1 S: 9	H: 2 LOB: 1 BB: 0 P: 12	R: 0 E: 0 K: 1 S: 7	H: 0 LOB: 0 BB: 0 P: 11	R: 1 E: 1 K: 0 S: 13	H: 1 LOB: 2 BB: 2 P: 22	R: 1 E: 0 K: 2 S: 15	H: 3 LOB: 2 BB: 0 P: 24	R: 0 E: 0 K: 2 S: 16	H: 2 LOB: 0 BB: 0 P: 26	R: 0 E: 0 K: 2 S: 8	H: 0 LOB: 0 BB: 0 P: 9	R: 0 E: 0 K: 1 S: 7	H: 0 LOB: 0 BB: 0 P: 9		R: 0 E: 0 K: 1 S: 10	H: 2 LOB: 1 BB: 1 P: 18	1B: 6 2B: 6 3B: 0 HR: 1	SF: 1 SAC: 0 DP: 1 HBP: 0
PITCHER	IP WLS BF H R ER SO BB IBB HBP BLK WP HR S P ERA WHIP																				
Nolan Ryan, R (1.1) ERA: 4.67	0.2 L 9 3 6 6 1 4 0 0 0 0 0 1 19 39 81.00 10.500																				
Jamie Moyer, L (1.1) ERA: 3.96	5.1 26 8 3 3 6 2 0 0 0 0 0 0 63 101 5.06 1.875																				
Gary Mielke, R (7.1) ERA: 3.38	1.0 3 0 0 0 2 0 0 0 0 0 0 0 8 9 0.00 0.000																				
Kenny Rogers, L (8.1) ERA: 5.28	1.0 3 0 0 0 1 0 0 0 0 0 0 0 7 9 0.00 0.000																				
Mike Jeffcoat, L (9.1) ERA: 2.3	1.0 5 2 1 1 0 0 1 0 0 0 0 0 10 18 9.00 2.000																				

Batter	1	2	3	4	5	6	7	8	9	AB	R	H	RBI	BB	SO	LOB	BOTTOM				
Jeff Huson, L (1.6) OBP: 0.419, SLG: 0.380 Jeff Kunkel, R (8.6) OBP: 0.173, SLG: 0.184										3	1	1	0	0	1	1	Kansas City Royals @ Texas Rangers Arlington Stadium, Arlington, TX Tue May 08 1990, 8:05 PM EDT Att: 26,946 - Unknown - 79 F				
Jack Daugherty, S (1.3) OBP: 0.300, SLG: 0.308										4	0	1	0	0	0	2					
Rafael Palmeiro, L (1.10) OBP: 0.351, SLG: 0.534										3	0	0	0	1	1						
Ruben Sierra, S (1.9) OBP: 0.351, SLG: 0.515										4	2	2	1	0	1	1					
Julio Franco, R (1.4) OBP: 0.296, SLG: 0.340										3	1	0	0	1	0	2					
Geno Petralli, L (1.2) OBP: 0.352, SLG: 0.317 Chad Kreuter, S (6.2)										1	0	0	0	0	1	0					
Pete Incaviglia, R (1.7) ERA: 7.45 Thad Bosley, L (7. PH) OBP: 0.400, SLG: 0.455										2	0	0	0	0	1	1					
Mike Stanley, R (9. PH) OBP: 0.281, SLG: 0.310										1	0	0	1	0	0	1					
Scott Coolbaugh, R (1.5) OBP: 0.216, SLG: 0.147										4	0	0	0	0	3	2					
Gary Pettis, S (1.8) OBP: 0.340, SLG: 0.301 Cecil Espy, S (7.8) OBP: 0.111, SLG: 0.059										1	0	0	0	1	0	0					
Inning Stats	R: 1 E: 0 K: 0 S: 13	H: 1 LOB: 1 BB: 1 P: 19	R: 0 E: 0 K: 0 S: 9	H: 0 LOB: 0 BB: 0 P: 15	R: 0 E: 0 K: 1 S: 6	H: 0 LOB: 0 BB: 1 P: 12	R: 0 E: 0 K: 1 S: 7	H: 0 LOB: 0 BB: 0 P: 9	R: 0 E: 0 K: 3 S: 12	H: 0 LOB: 0 BB: 0 P: 19	R: 0 E: 0 K: 0 S: 13	H: 1 LOB: 1 BB: 0 P: 18	R: 3 E: 0 K: 2 S: 15	H: 2 LOB: 0 BB: 1 P: 24	R: 0 E: 0 K: 1 S: 11	H: 0 LOB: 0 BB: 0 P: 17	R: 0 E: 0 K: 1 S: 11	H: 1 LOB: 1 BB: 1 P: 18	1B: 2 2B: 3 3B: 0 HR: 1	SF: 0 SAC: 0 DP: 2 HBP: 1	WP: 1 PA: 35 PB: 0 SB: 0 CS: 0
PITCHER	IP WLS BF H R ER SO BB IBB HBP BLK WP HR S P ERA WHIP																				
Mark Gubicza, R (1.1) ERA: 4.7	7.0 W 27 4 4 4 7 3 0 1 0 0 0 1 75 116 5.14 1.000																				
Luis Aquino, R (8.1) ERA: 4.7	1.0 3 0 0 0 1 0 0 0 0 0 0 0 11 17 0.00 0.000																				
Larry McWilliams, L (9.1) ERA: 6.64	1.0 5 1 1 1 1 1 0 0 0 0 0 0 11 18 9.00 2.000																				



Batter	1	2	3	4	5	6	7	8	9	AB	R	H	RBI	BB	SO	LOB	TOP										
Kevin Seitzer, R (1, 5) OBP: 0.288, SLG: 0.275	P5	BB BB		F9			G4-3		F9	5	0	1	0	0	0	0	Kansas City Royals @ Texas Rangers Arlington Stadium, Arlington, TX Wed May 09 1990, 8:05 PM EDT Att: 17,522 - Unknown - 79 F AB 30 R 3 H 4 RBI 3 BB 7 SO 2 LOB 12										
Kurt Stillwell, S (1, 6) OBP: 0.423, SLG: 0.523	F8	BB BB			F8			G6-3		3	0	0	1	1	0	0											
George Brett, L (1, 3) OBP: 0.310, SLG: 0.257	PB BB				G3-1			F9 BB		2	1	1	1	2	0	0											
Bo Jackson, R (1, 8) OBP: 0.385, SLG: 0.381	S BB			F9			G4-3	2B BB		2	0	0	0	2	0	3											
Jim Eisenreich, L (1, 9) OBP: 0.270, SLG: 0.357	G4-3							F9		4	0	1	0	0	0	4											
Gerald Perry, L (1, 10) OBP: 0.376, SLG: 0.443		L9	G3-6-3			F8		2B		4	0	1	1	0	0	1											
Mike Macfarlane, R (1, 2) OBP: 0.313, SLG: 0.391		1B BB		K		L6		K		3	1	0	0	1	2	2											
Russ Morman, R (1, 7) OBP: 0.231, SLG: 0.538		G3			L7		G4-3		E5	4	0	0	0	0	0	1											
Terry Shumpert, R (1, 4) OBP: 0.323, SLG: 0.400		BB BB			P3		G4-3		G1-6-3	3	1	0	0	1	0	1											
Inning Stats	R: 0 E: 0 K: 0 S: 7	H: 0 LOB: 2 P: 22	R: 2 E: 0 K: 0 S: 19	H: 1 LOB: 4 P: 41	R: 0 E: 0 K: 1 S: 7	H: 1 LOB: 0 BB: 0 P: 10	R: 0 E: 0 K: 0 S: 9	H: 0 LOB: 0 BB: 0 P: 12	R: 0 E: 0 K: 0 S: 4	H: 0 LOB: 0 BB: 0 P: 5	R: 0 E: 0 K: 0 S: 5	H: 0 LOB: 0 BB: 0 P: 7	R: 0 E: 0 K: 0 S: 7	H: 0 LOB: 0 BB: 0 P: 9	R: 1 E: 0 K: 1 S: 14	H: 2 LOB: 2 BB: 1 P: 22		R: 0 E: 1 K: 0 S: 6	H: 0 LOB: 0 BB: 0 P: 6	1B: 3 2B: 1 3B: 0 HR: 0	SF: 0 SAC: 0 DP: 2 HBP: 0	WP: 0 PB: 2 SB: 1 CS: 0	PA: 37				
PITCHER	IP	WLS	BF	H	R	ER	SO	BB	IBB	HBP	BLK	WP	HR	S	P	ERA	WHIP										
Charlie Hough, R (1, 1) ERA: 3.89	6.0	W	25	2	2	2	1	6	0	0	0	0	0	51	97	3.00	1.333										
Mike Jeffcoat, L (7, 1) ERA: 2.41	3.0	S	12	2	1	1	1	1	0	0	0	0	0	27	37	3.00	1.000										

Batter	1	2	3	4	5	6	7	8	9	AB	R	H	RBI	BB	SO	LOB	BOTTOM										
Jeff Huson, L (1, 6) OBP: 0.403, SLG: 0.382		F8		B1-3	G6-3		G4-1			5	0	1	0	0	0	3	Kansas City Royals @ Texas Rangers Arlington Stadium, Arlington, TX Wed May 09 1990, 8:05 PM EDT Att: 17,522 - Unknown - 79 F AB 38 R 9 H 14 RBI 9 BB 4 SO 6 LOB 21										
Jack Daugherty, S (1, 3) OBP: 0.314, SLG: 0.355	P3	E3		WP		F9	F8			5	1	2	2	0	0	1											
Rafael Palmeiro, L (1, 10) OBP: 0.337, SLG: 0.511										4	0	0	0	0	2	3											
Mike Stanley, R (6, PH) OBP: 0.303, SLG: 0.310		F8		P6		K				0	0	0	0	1	0	0											
Ruben Sierra, S (1, 9) OBP: 0.365, SLG: 0.547	L3									3	2	2	1	1	0	1											
Cecil Espy, S (8, 9) OBP: 0.105, SLG: 0.056				HR		1B				1	0	0	0	0	1	1											
Julio Franco, R (1, 4) OBP: 0.319, SLG: 0.367		2B								3	2	3	1	1	0	0											
Jeff Kunkel, R (8, 6) OBP: 0.170, SLG: 0.180		2B		2B						1	0	0	0	0	1	1											
Thad Bosley, L (1, 7) OBP: 0.333, SLG: 0.357										3	0	0	0	0	1	4											
Pete Incaviglia, R (6, PH) OBP: 0.280, SLG: 0.452										2	1	1	3	0	0	1											
Geno Petralli, L (1, 2) OBP: 0.373, SLG: 0.365		1B								3	1	2	1	1	1	0											
Chad Kreuter, S (7, 2)		2B								0	0	0	0	0	0	0											
Scott Coolbaugh, R (1, 5) OBP: 0.244, SLG: 0.184										4	1	2	0	0	0	3											
Gary Pettis, S (1, 8) OBP: 0.337, SLG: 0.299										4	1	1	1	0	0	3											
Inning Stats	R: 0 E: 0 K: 1 S: 9	H: 1 LOB: 1 P: 16	R: 4 E: 1 K: 1 S: 18	H: 5 LOB: 1 P: 27	R: 1 E: 0 K: 0 S: 8	H: 3 LOB: 2 P: 9	R: 1 E: 0 K: 0 S: 11	H: 2 LOB: 2 BB: 1 P: 18	R: 0 E: 0 K: 1 S: 9	H: 1 LOB: 1 P: 15	R: 3 E: 0 K: 1 S: 14	H: 2 LOB: 1 BB: 2 P: 28	R: 0 E: 0 K: 0 S: 9	H: 0 LOB: 0 BB: 0 P: 15	R: 0 E: 0 K: 2 S: 7	H: 0 LOB: 1 BB: 1 P: 13	1B: 7 2B: 5 3B: 0 HR: 2	SF: 0 SAC: 0 DP: 0 HBP: 0	WP: 1 PB: 0 SB: 1 CS: 0	PA: 42							
PITCHER	IP	WLS	BF	H	R	ER	SO	BB	IBB	HBP	BLK	WP	HR	S	P	ERA	WHIP										
Storm Davis, R (1, 1) ERA: 6.08	2.0	L	14	8	5	5	2	0	0	0	0	0	1	29	46	22.50	4.000										
Luis Aquino, R (3, 1) ERA: 5.21	3.2		18	5	3	3	2	1	1	0	0	1	0	32	52	7.36	1.636										
Larry McWilliams, L (6, 1) ERA: 9.72	0.0		2	1	1	1	0	1	0	0	0	0	1	5	11	∞	∞										
Steve Farr, R (6, 1) ERA: 2.12	1.1		4	0	0	0	0	0	0	0	0	0	0	12	19	0.00	0.000										
Mark Davis, L (8, 1) ERA: 6.59	1.0		4	0	0	0	2	1	0	0	0	0	0	7	13	0.00	1.000										

Batter	1	2	3	4	5	6	7	8	9	AB	R	H	RBI	BB	SO	LOB	TOP									
Kevin Seitzer, R OBP: 0.317, SLG: 0.295										3	1	3	0	2	0	0	Kansas City Royals @ Texas Rangers Arlington Stadium, Arlington, TX Thu May 10 1990, 8:05 PM EDT Att: 21,361 - Unknown - 72 F livebaseballscorecards.com									
Kurt Stillwell, S OBP: 0.402, SLG: 0.500										4	0	0	1	0	0	5										
Gerald Perry, L OBP: 0.382, SLG: 0.446										4	1	2	1	0	0	1										
Bo Jackson, R OBP: 0.390, SLG: 0.420										4	1	2	3	0	0	2										
George Brett, L OBP: 0.317, SLG: 0.286										4	1	2	0	0	0	0										
Jim Eisenreich, L OBP: 0.269, SLG: 0.352										4	0	1	1	0	0	2										
Russ Morman, R OBP: 0.438, SLG: 0.438										3	0	0	0	0	0	1										
Willie Wilson, S OBP: 0.382, SLG: 0.441										1	0	0	0	0	0	1										
Bob Boone, R OBP: 0.369, SLG: 0.321										2	0	1	0	1	0	0										
Rey Palacios, R OBP: 0.343, SLG: 0.412										4	1	2	0	0	0	1										
Inning Stats	R: 0 E: 0 K: 0 S: 5	H: 1 LOB: 0 BB: 0 P: 9	R: 0 E: 0 K: 0 S: 10	H: 2 LOB: 1 BB: 0 P: 15	R: 0 E: 0 K: 0 S: 11	H: 2 LOB: 1 BB: 0 P: 17	R: 0 E: 0 K: 0 S: 7	H: 0 LOB: 0 BB: 0 P: 10	R: 0 E: 0 K: 0 S: 7	H: 0 LOB: 0 BB: 0 P: 12	R: 0 E: 0 K: 0 S: 10	H: 1 LOB: 2 BB: 1 P: 21	R: 0 E: 0 K: 0 S: 7	H: 0 LOB: 0 BB: 0 P: 11	R: 6 E: 0 K: 0 S: 17	H: 6 LOB: 1 BB: 1 P: 30	R: 0 E: 0 K: 0 S: 8	H: 1 LOB: 1 BB: 1 P: 20	1B: 11 2B: 0 3B: 1 HR: 1	SF: 1 SAC: 0 DP: 3 HBP: 0	WP: 0 PB: 0 SB: 1 CS: 2	PA: 38				
PITCHER	IP	WLS	BF	H	R	ER	SO	BB	IBB	HBP	BLK	WP	HR	S	P	ERA	WHIP									
Kevin Brown, R ERA: 4.1	(1, 1)	7.0	L	28	8	3	3	0	2	0	0	0	0	0	63	109	3.86	1.429								
Kenny Rogers, L ERA: 5.74	(8, 1)	0.1		2	1	0	0	0	0	0	0	0	0	4	6	0.00	3.000									
Gary Mielke, R ERA: 5.06	(8, 1)	0.0		2	2	2	0	0	0	0	0	0	1	2	3	∞	∞									
Mike Jeffcoat, L ERA: 2.33	(8, 1)	0.2		2	1	1	1	0	0	0	0	0	0	5	7	13.50	1.500									
Brian Bohanon, L ERA: 5.6	(9, 1)	1.0		4	1	0	0	0	1	0	0	0	0	8	20	0.00	2.000									

Batter	1	2	3	4	5	6	7	8	9	AB	R	H	RBI	BB	SO	LOB	BOTTOM									
Jeff Huson, L OBP: 0.403, SLG: 0.400										5	1	2	0	0	0	3	Kansas City Royals @ Texas Rangers Arlington Stadium, Arlington, TX Thu May 10 1990, 8:05 PM EDT Att: 21,361 - Unknown - 72 F livebaseballscorecards.com									
Jack Daugherty, S OBP: 0.333, SLG: 0.353										3	0	1	0	1	0	1										
Rafael Palmeiro, L OBP: 0.349, SLG: 0.505										3	0	1	1	2	1	3										
Ruben Sierra, S OBP: 0.361, SLG: 0.532										3	0	0	0	1	1	4										
Julio Franco, R OBP: 0.325, SLG: 0.366										3	1	1	0	1	1	4										
Geno Petralli, L OBP: 0.354, SLG: 0.343										4	0	0	0	0	0	5										
Pete Incaviglia, R OBP: 0.279, SLG: 0.443										4	0	1	0	0	2	0										
Scott Coolbaugh, R OBP: 0.250, SLG: 0.175										2	0	0	0	1	1	0										
Thad Bosley, L OBP: 0.316, SLG: 0.333										1	0	0	0	0	0	0										
Jeff Kunkel, R OBP: 0.170, SLG: 0.180										3	0	0	0	0	0	2										
Gary Pettis, S OBP: 0.327, SLG: 0.289										0	0	0	0	1	0	0										
Cecil Espy, S OBP: 0.150, SLG: 0.056																										
Inning Stats	R: 0 E: 0 K: 1 S: 9	H: 0 LOB: 1 BB: 1 P: 17	R: 1 E: 0 K: 0 S: 11	H: 2 LOB: 2 BB: 1 P: 23	R: 0 E: 0 K: 0 S: 11	H: 1 LOB: 2 BB: 1 P: 21	R: 0 E: 0 K: 2 S: 9	H: 0 LOB: 0 BB: 0 P: 10	R: 1 E: 0 K: 0 S: 12	H: 2 LOB: 2 BB: 1 P: 22	R: 0 E: 0 K: 0 S: 6	H: 0 LOB: 0 BB: 0 P: 11	R: 0 E: 0 K: 2 S: 9	H: 1 LOB: 2 BB: 1 P: 15	R: 0 E: 0 K: 1 S: 6	H: 0 LOB: 0 BB: 0 P: 9	R: 0 E: 0 K: 0 S: 9	H: 0 LOB: 1 BB: 2 P: 23	1B: 5 2B: 2 3B: 0 HR: 0	SF: 0 SAC: 1 DP: 1 HBP: 0	WP: 1 PB: 1 SB: 1 CS: 0	PA: 39				
PITCHER	IP	WLS	BF	H	R	ER	SO	BB	IBB	HBP	BLK	WP	HR	S	P	ERA	WHIP									
Tom Gordon, R ERA: 1.84	(1, 1)	6.1		29	6	2	2	3	4	0	0	0	0	0	61	107	2.84	1.579								
Jeff Montgomery, R ERA: 1.75	(7, 1)	2.2	W	10	0	0	0	3	2	1	0	0	0	21	44	0.00	0.750									

Batter	1	2	3	4	5	6	7	8	9	AB	R	H	RBI	BB	SO	LOB	TOP										
Kevin Seitzer, R (1, 5) OBP: 0.320, SLG: 0.299										5	0	2	0	0	0	3	Kansas City Royals @ Chicago White Sox Comiskey Park, Chicago, IL Fri May 11 1990, 8:05 PM EDT Att: 14,889 - Unknown - 53 F livebaseballscorecards.com										
Kurt Stillwell, S (1, 6) OBP: 0.402, SLG: 0.489										4	0	1	0	1	0	3											
Gerald Perry, L (1, 10) OBP: 0.374, SLG: 0.427										4	0	0	0	1	2	5											
Bo Jackson, R (1, 8) OBP: 0.390, SLG: 0.452										5	1	2	2	0	1	3											
George Brett, L (1, 3) OBP: 0.304, SLG: 0.273										5	0	0	0	0	5												
Jim Eisenreich, L (1, 7) (8, 9) OBP: 0.289, SLG: 0.363										3	2	2	0	1	1	0											
Pat Tabler, R (1, 9) Willie Wilson, S (8, 7) OBP: 0.382, SLG: 0.441										4	0	2	0	0	1	1											
Bob Boone, R (1, 2) OBP: 0.368, SLG: 0.322										3	0	1	0	0	0	2											
Terry Shumpert, R (1, 4) OBP: 0.333, SLG: 0.405										3	1	1	1	0	1	1											
Inning Stats	R: 0 E: 0 K: 0 S: 8	H: 1 LOB: 2 BB: 1 P: 17	R: 1 E: 0 K: 0 S: 11	H: 2 LOB: 1 BB: 0 P: 16	R: 1 E: 0 K: 1 S: 10	H: 1 LOB: 0 BB: 0 P: 13	R: 0 E: 0 K: 2 S: 9	H: 0 LOB: 0 BB: 0 P: 14	R: 0 E: 0 K: 0 S: 10	H: 2 LOB: 1 BB: 0 P: 14	R: 0 E: 0 K: 0 S: 11	H: 2 LOB: 2 BB: 0 P: 17	R: 1 E: 1 K: 1 S: 11	H: 2 LOB: 0 BB: 0 P: 16	R: 1 E: 0 K: 1 S: 15	H: 1 LOB: 1 BB: 1 P: 23	R: 0 E: 0 K: 1 S: 12	H: 0 LOB: 1 BB: 1 P: 16	1B: 10 2B: 0 3B: 0 HR: 1	SF: 1 SAC: 1 DP: 1 HBP: 0	WP: 0 PB: 0 SB: 0 CS: 0	PA: 41					
PITCHER	IP	WLS	BF	H	R	ER	SO	BB	IBB	HBP	BLK	WP	HR	S	P	ERA	WHIP										
Eric King, R (1, 1) ERA: 2.31	6.0		28	9	3	2	3	1	0	0	0	0	1	63	96	3.00	1.667										
Scott Radinsky, L (7, 1) ERA: 0.97	0.2		2	0	0	0	1	0	0	0	0	0	0	4	4	0.00	0.000										
Barry Jones, R (7, 1) ERA: 1.42	1.1	W	7	2	1	1	1	1	0	0	1	0	0	18	30	6.75	2.250										
Bobby Thigpen, R (9, 1) ERA: 2.76	1.0	S	4	0	0	0	1	1	0	0	0	0	0	12	16	0.00	1.000										

Batter	1	2	3	4	5	6	7	8	9	AB	R	H	RBI	BB	SO	LOB	BOTTOM										
Lance Johnson, L (1, 8) OBP: 0.337, SLG: 0.306										4	0	1	0	0	1	1	Kansas City Royals @ Chicago White Sox Comiskey Park, Chicago, IL Fri May 11 1990, 8:05 PM EDT Att: 14,889 - Unknown - 53 F livebaseballscorecards.com										
Ron Kittle, R (8, PH) OBP: 0.348, SLG: 0.534										1	1	1	2	0	0	0											
Sammy Sosa, R (9, 9) OBP: 0.319, SLG: 0.453										0	0	0	0	0	0	0											
Scott Fletcher, R (1, 4) OBP: 0.286, SLG: 0.232										4	1	0	0	1	0	3											
Ivan Calderon, R (1, 7) OBP: 0.361, SLG: 0.478										4	1	1	1	1	2	3											
Dan Pasqua, L (1, 9) OBP: 0.412, SLG: 0.429										2	0	1	0	2	1	3											
Carlos Martinez, R (8, PH) OBP: 0.247, SLG: 0.354										1	0	1	1	0	0	0											
Carlton Fisk, R (1, 10) OBP: 0.348, SLG: 0.333										4	0	0	0	1	0	6											
Steve Lyons, L (1, 3) (9, 8) OBP: 0.286, SLG: 0.423										4	1	1	0	1	1	2											
Ron Karkovics, R (1, 2) OBP: 0.316, SLG: 0.235										4	0	1	0	1	1	4											
Robin Ventura, L (1, 5) OBP: 0.304, SLG: 0.281										4	1	2	1	0	1	2											
Ozzie Guillen, L (1, 6) OBP: 0.352, SLG: 0.430										3	1	2	1	0	0	0											
Inning Stats	R: 0 E: 0 K: 1 S: 8	H: 0 LOB: 0 BB: 0 P: 12	R: 0 E: 0 K: 0 S: 6	H: 0 LOB: 1 BB: 1 P: 10	R: 0 E: 0 K: 1 S: 10	H: 0 LOB: 0 BB: 0 P: 13	R: 0 E: 0 K: 1 S: 10	H: 1 LOB: 1 BB: 0 P: 17	R: 1 E: 0 K: 0 S: 18	H: 3 LOB: 3 BB: 1 P: 26	R: 0 E: 0 K: 1 S: 7	H: 1 LOB: 2 BB: 1 P: 13	R: 0 E: 0 K: 2 S: 13	H: 1 LOB: 3 BB: 2 P: 23	R: 5 E: 1 K: 1 S: 23	H: 5 LOB: 3 BB: 2 P: 41	R: 1 E: 0 K: 1 S: 12	H: 0 LOB: 1 BB: 1 P: 16	1B: 6 2B: 3 3B: 0 HR: 2	SF: 1 SAC: 0 DP: 0 HBP: 0	WP: 0 PB: 0 SB: 0 CS: 0	PA: 43					
PITCHER	IP	WLS	BF	H	R	ER	SO	BB	IBB	HBP	BLK	WP	HR	S	P	ERA	WHIP										
Bret Saberhagen, R (1, 1) ERA: 3.83	6.1		29	6	1	1	5	4	0	0	0	0	0	65	101	1.42	1.579										
Steve Farr, R (7, 1) ERA: 2.95	1.1		7	2	2	2	1	1	0	0	0	0	1	14	24	13.50	2.250										
Mark Davis, L (8, 1) ERA: 7.24	0.0	L	3	2	2	1	0	0	0	0	0	0	1	9	15	∞	∞										
Kevin Appier, R (8, 1) ERA: 0.75	0.1		4	1	1	0	1	2	0	0	0	0	0	7	15	0.00	9.000										

Batter	1	2	3	4	5	6	7	8	9	AB	R	H	RBI	BB	SO	LOB	TOP			
Kevin Seitzer, R (1, 5) OBP: 0.333, SLG: 0.308	P5			G6-4-3 1B			G4-6-3 1B		G4-3 BB E BB	3	1	2	0	1	0	0	Kansas City Royals @ Chicago White Sox Comiskey Park, Chicago, IL Sat May 12, 1990, 8:05 PM EDT Att: 18,174 - Unknown - 47 F			
Kurt Stillwell, S (1, 6) OBP: 0.396, SLG: 0.474	F9			G6-4-3 1-2f			K		G4-3 E BB	3	1	0	0	1	1	2				
Gerald Perry, L (1, 10) OBP: 0.360, SLG: 0.410	G4-3			F8			G4-6-3 1-2f		G4-3	4	0	0	1	0	0	3				
Bo Jackson, R (1, 8) OBP: 0.376, SLG: 0.433		G5-3			F7				E9	4	0	0	0	0	1	1				
George Brett, L (1, 3) OBP: 0.295, SLG: 0.263	F9				K				G3	4	0	0	0	0	2	2				
Jim Eisenreich, L (1, 7) OBP: 0.290, SLG: 0.362	G3				F8					3	0	1	0	0	0	0				
Pat Tabler, R (1, 9) OBP: 0.283, SLG: 0.245				F7		P4				3	0	0	0	0	1	1				
Bob Boone, R (1, 2) OBP: 0.352, SLG: 0.306				K		P8			E5 BB G4-3	3	0	0	0	0	1	0				
Rey Palacios, R (9, PR)										0	1	0	0	0	0	0				
Terry Shumpert, R (1, 4) OBP: 0.310, SLG: 0.375				K		G6-3			K	3	0	0	0	0	2	1				
Inning Stats	R: 0 E: 0 K: 0 S: 8	H: 0 LOB: 0 BB: 0 P: 13	R: 0 E: 0 K: 0 S: 6	H: 0 LOB: 0 BB: 0 P: 12	R: 0 E: 0 K: 2 S: 9	H: 0 LOB: 0 BB: 0 P: 15	R: 0 E: 0 K: 0 S: 5	H: 1 LOB: 0 BB: 0 P: 9	R: 0 E: 0 K: 1 S: 7	H: 0 LOB: 0 BB: 0 P: 10	R: 0 E: 0 K: 1 S: 6	H: 1 LOB: 0 BB: 0 P: 9	R: 0 E: 0 K: 2 S: 12	H: 1 LOB: 1 BB: 0 P: 18	R: 3 E: 2 K: 2 S: 19	H: 0 LOB: 2 BB: 2 P: 39	1B: 3 2B: 0 3B: 0 HR: 0	SF: 0 SAC: 0 DP: 2 HBP: 0	WP: 0 PB: 0 SB: 0 CS: 0	PA: 32
PITCHER	IP WLS BF H R ER SO BB IBB HBP BLK WP HR S P ERA WHIP	IP WLS BF H R ER SO BB IBB HBP BLK WP HR S P ERA WHIP	IP WLS BF H R ER SO BB IBB HBP BLK WP HR S P ERA WHIP	IP WLS BF H R ER SO BB IBB HBP BLK WP HR S P ERA WHIP	IP WLS BF H R ER SO BB IBB HBP BLK WP HR S P ERA WHIP	IP WLS BF H R ER SO BB IBB HBP BLK WP HR S P ERA WHIP	IP WLS BF H R ER SO BB IBB HBP BLK WP HR S P ERA WHIP	IP WLS BF H R ER SO BB IBB HBP BLK WP HR S P ERA WHIP	IP WLS BF H R ER SO BB IBB HBP BLK WP HR S P ERA WHIP	IP WLS BF H R ER SO BB IBB HBP BLK WP HR S P ERA WHIP	IP WLS BF H R ER SO BB IBB HBP BLK WP HR S P ERA WHIP	IP WLS BF H R ER SO BB IBB HBP BLK WP HR S P ERA WHIP	IP WLS BF H R ER SO BB IBB HBP BLK WP HR S P ERA WHIP	IP WLS BF H R ER SO BB IBB HBP BLK WP HR S P ERA WHIP	IP WLS BF H R ER SO BB IBB HBP BLK WP HR S P ERA WHIP	IP WLS BF H R ER SO BB IBB HBP BLK WP HR S P ERA WHIP	IP WLS BF H R ER SO BB IBB HBP BLK WP HR S P ERA WHIP			
Melido Perez, R (1, 1) ERA: 3.54	8.2	W	31	3	3	0	7	2	0	0	0	0	0	0	0	0	0.00	0.577		
Scott Radinsky, L (9, 1) ERA: 0.84	0.1	S	1	0	0	0	1	0	0	0	0	0	0	0	0	0	0.00	0.000		

Batter	1	2	3	4	5	6	7	8	9	AB	R	H	RBI	BB	SO	LOB	BOTTOM			
Sammy Sosa, R (1, 9) OBP: 0.323, SLG: 0.444	1B BB		E 1B 1B	K		G6-3		F9		4	1	1	0	1	1	1	Kansas City Royals @ Chicago White Sox Comiskey Park, Chicago, IL Sat May 12, 1990, 8:05 PM EDT Att: 18,174 - Unknown - 47 F			
Lance Johnson, L (1, 8) OBP: 0.340, SLG: 0.322	F8		E2 1B 1B	G6-3		G4-3		F9 2B		5	1	2	1	0	0	1				
Ivan Calderon, R (1, 7) OBP: 0.394, SLG: 0.500			1B 3B 1B					F9		4	1	4	1	0	0	0				
Rodney McCray, R (7, PR)			2-3 3-H							1	0	0	0	0	0	1				
Ron Kittle, R (1, 10) OBP: 0.337, SLG: 0.506	K		G5-3	K			F7			4	0	0	0	1	2	6				
Carlton Fisk, R (1, 2) OBP: 0.351, SLG: 0.337	FC6-4		3B 1B			K		G3		5	1	2	1	0	1	4				
Carlos Martinez, R (1, 3) OBP: 0.247, SLG: 0.372		G3-1	1-H 3-H			G1-3		G3		4	0	1	2	0	0	2				
Robin Ventura, L (1, 5) OBP: 0.325, SLG: 0.299		P6	2B 1B							3	1	2	0	1	0	0				
Scott Fletcher, R (1, 4) OBP: 0.294, SLG: 0.256			1B			G4-3		F7		4	0	2	1	0	0	4				
Ozzie Guillen, L (1, 6) OBP: 0.347, SLG: 0.433			1B							4	1	1	0	0	0	2				
Craig Grebeck, R (9, 6) OBP: 0.167, SLG: 0.125	F7		G6-3			L9		F9 2B		0	0	0	0	0	0	0				
Inning Stats	R: 0 E: 0 K: 1 S: 10	H: 1 LOB: 2 BB: 1 P: 16	R: 0 E: 0 K: 0 S: 9	H: 1 LOB: 1 BB: 0 P: 13	R: 5 E: 1 K: 0 S: 19	H: 7 LOB: 1 BB: 0 P: 30	R: 0 E: 0 K: 2 S: 9	H: 1 LOB: 1 BB: 0 P: 12	R: 0 E: 0 K: 1 S: 12	H: 1 LOB: 1 BB: 0 P: 15	R: 0 E: 0 K: 0 S: 7	H: 0 LOB: 0 BB: 0 P: 10	R: 0 E: 0 K: 0 S: 12	H: 2 LOB: 3 BB: 1 P: 21	R: 1 E: 0 K: 0 S: 11	H: 2 LOB: 2 BB: 1 P: 20	1B: 11 2B: 3 3B: 1 HR: 0	SF: 0 SAC: 0 DP: 0 HBP: 0	WP: 0 PB: 0 SB: 0 CS: 0	PA: 41
PITCHER	IP WLS BF H R ER SO BB IBB HBP BLK WP HR S P ERA WHIP	IP WLS BF H R ER SO BB IBB HBP BLK WP HR S P ERA WHIP	IP WLS BF H R ER SO BB IBB HBP BLK WP HR S P ERA WHIP	IP WLS BF H R ER SO BB IBB HBP BLK WP HR S P ERA WHIP	IP WLS BF H R ER SO BB IBB HBP BLK WP HR S P ERA WHIP	IP WLS BF H R ER SO BB IBB HBP BLK WP HR S P ERA WHIP	IP WLS BF H R ER SO BB IBB HBP BLK WP HR S P ERA WHIP	IP WLS BF H R ER SO BB IBB HBP BLK WP HR S P ERA WHIP	IP WLS BF H R ER SO BB IBB HBP BLK WP HR S P ERA WHIP	IP WLS BF H R ER SO BB IBB HBP BLK WP HR S P ERA WHIP	IP WLS BF H R ER SO BB IBB HBP BLK WP HR S P ERA WHIP	IP WLS BF H R ER SO BB IBB HBP BLK WP HR S P ERA WHIP	IP WLS BF H R ER SO BB IBB HBP BLK WP HR S P ERA WHIP	IP WLS BF H R ER SO BB IBB HBP BLK WP HR S P ERA WHIP	IP WLS BF H R ER SO BB IBB HBP BLK WP HR S P ERA WHIP	IP WLS BF H R ER SO BB IBB HBP BLK WP HR S P ERA WHIP	IP WLS BF H R ER SO BB IBB HBP BLK WP HR S P ERA WHIP			
Richard Dotson, R (1, 1) ERA: 6.28	2.2	L	17	9	5	3	1	1	0	0	0	0	0	0	0	0	2.2	3.750		
Kevin Appier, R (3, 1) ERA: 1.08	4.2		20	5	1	1	3	1	0	0	0	0	0	0	0	0	1.93	1.286		
Larry McWilliams, L (8, 1) ERA: 9.72	0.0		1	1	0	0	0	0	0	0	0	0	0	0	0	0	∞	∞		
Luis Aquino, R (8, 1) ERA: 5.03	0.2		3	0	0	0	0	1	0	0	0	0	0	0	0	0	0.00	1.500		

Batter	1	2	3	4	5	6	7	8	9	AB	R	H	RBI	BB	SO	LOB	TOP										
Kevin Seitzer, R (1, 5) OBP: 0.328, SLG: 0.304	F7		F7		G6-3		G6-3		1B	5	0	1	0	0	0	3	Kansas City Royals @ Chicago White Sox Comiskey Park, Chicago, IL Sun May 13, 1990, 4:33 AM EDT Att. 13,731 - Sunny - 54 F livebaseballscorecards.com										
Kurt Stillwell, S (1, 6) OBP: 0.297, SLG: 0.465	K		P6		G4-3		BB		1B	4	0	1	0	1	1	1											
Gerald Perry, L (1, 3) OBP: 0.371, SLG: 0.442	K		CS		HR		F9		BB	4	1	2	1	1	1	2											
Bo Jackson, R (1, 8) OBP: 0.360, SLG: 0.412		P9	CS		K		G6-3		K	5	0	0	0	0	3	3											
George Brett, L (1, 10) OBP: 0.299, SLG: 0.277	1B	SF9			P5		F7		G6-3	5	1	2	0	0	0	3											
Jim Eisenreich, L (1, 9) OBP: 0.308, SLG: 0.371 (7, 7)	1B	BB			F9		F9		FC5	3	0	2	0	1	0	0											
Mike Macfarlane, R (1, 2) OBP: 0.308, SLG: 0.380	1B	2B			P6		G4-3		FC5	4	0	1	0	0	0	3											
Russ Morman, R (1, 7) OBP: 0.263, SLG: 0.588 (7, PR)	SF9				WP		2B		F7	1	0	1	1	1	0	0											
Steve Jeltz, S (7, 9) OBP: 0.125, SLG: 0.103 (7, 9)	3-H				BB		3B			1	1	0	0	0	0	2											
Terry Shumpert, R (1, 4) OBP: 0.304, SLG: 0.386	K				K		G6-3		F7	4	0	1	1	0	2	3											
Inning Stats	R: 0 E: 0 K: 2 S: 8	H: 0 LOB: 0 BB: 0 P: 12	R: 1 E: 0 K: 1 S: 21	H: 2 LOB: 2 BB: 1 P: 27	R: 0 E: 0 K: 0 S: 6	H: 1 LOB: 1 BB: 0 P: 9	R: 0 E: 0 K: 1 S: 10	H: 1 LOB: 1 BB: 0 P: 15	R: 0 E: 0 K: 0 S: 12	H: 0 LOB: 1 BB: 1 P: 20	R: 1 E: 0 K: 0 S: 7	H: 1 LOB: 0 BB: 0 P: 10	R: 1 E: 0 K: 0 S: 16	H: 2 LOB: 2 BB: 1 P: 26	R: 0 E: 0 K: 1 S: 14	H: 2 LOB: 2 BB: 0 P: 19	R: 0 E: 0 K: 1 S: 15	H: 2 LOB: 3 BB: 1 P: 27	1B: 7 2B: 2 3B: 1 HR: 1	SF: 1 SAC: 0 DP: 0 HBP: 0	WP: 1 PB: 0 SB: 0 CS: 1	PA: 42					
PITCHER	IP	WLS	BF	H	R	ER	SO	BB	IBB	HBP	BLK	WP	HR	S	P	ERA	WHIP										
Jack McDowell, R (1, 1) ERA: 5.06	6.0		24	5	2	2	5	2	0	0	0	1	1	64	93	3.00	1.167										
Donn Palt, R (7, 1) ERA: 3.79	0.2		4	2	1	1	0	0	0	0	0	0	0	12	17	13.50	3.000										
Wayne Edwards, L (7, 1) ERA: 1.65	0.1		2	0	0	0	0	1	0	0	0	0	0	4	9	0.00	3.000										
Barry Jones, R (8, 1) ERA: 1.29	1.1		8	4	0	0	1	0	0	0	0	0	0	20	29	0.00	3.000										
Scott Radinsky, L (9, 1) ERA: 0.79	0.2	W	3	0	0	0	1	1	0	0	0	0	0	9	17	0.00	1.500										


Batter	1	2	3	4	5	6	7	8	9	AB	R	H	RBI	BB	SO	LOB	BOTTOM										
Sammy Sosa, R (1, 9) OBP: 0.311, SLG: 0.426	P9		G6-3		G6-3		K		IBB	4	0	0	0	0	1	1	Kansas City Royals @ Chicago White Sox Comiskey Park, Chicago, IL Sun May 13, 1990, 4:33 AM EDT Att. 13,731 - Sunny - 54 F livebaseballscorecards.com										
Carlos Martinez, R (9, FH) OBP: 0.256, SLG: 0.372										0	0	0	0	1	0	0											
Lance Johnson, L (1, 8) OBP: 0.343, SLG: 0.323	G4-3		G4-3						SF7	3	1	1	1	1	0	0											
Ivan Calderon, R (1, 7) OBP: 0.379, SLG: 0.500	L8		F9							4	0	1	0	0	0	1											
Dan Pasqua, L (1, 10) OBP: 0.447, SLG: 0.469										4	1	3	1	0	1	2											
Rodney McCray, R (8, PR)		SH	BB		S				2B	0	0	0	0	0	0	0											
Steve Lyons, L (1, 3) OBP: 0.344, SLG: 0.464		E	G6-3		F8				2B	2	1	1	0	2	0	1											
Ron Karkovics, R (1, 2) OBP: 0.286, SLG: 0.211			SH						2B	2	0	0	0	0	2	4											
Carlton Fisk, R (8, FH) OBP: 0.347, SLG: 0.333 (9, 2)			G5-3		K				F9	1	0	0	0	0	0	2											
Robin Ventura, L (1, 5) OBP: 0.310, SLG: 0.282			G6-3		G3					4	0	0	1	0	1	5											
Scott Fletcher, R (1, 4) OBP: 0.302, SLG: 0.270			G5-3						E8	3	1	1	0	1	1	1											
Ozzie Guillen, L (1, 6) OBP: 0.343, SLG: 0.419			G3		FC3-6				IBB	3	0	0	0	1	0	2											
Inning Stats	R: 0 E: 0 K: 0 S: 7	H: 0 LOB: 0 BB: 0 P: 13	R: 2 E: 1 K: 0 S: 7	H: 1 LOB: 1 BB: 1 P: 12	R: 0 E: 0 K: 0 S: 6	H: 0 LOB: 0 BB: 0 P: 8	R: 0 E: 0 K: 1 S: 9	H: 1 LOB: 1 BB: 0 P: 13	R: 0 E: 0 K: 0 S: 6	H: 0 LOB: 0 BB: 1 P: 11	R: 0 E: 0 K: 2 S: 11	H: 1 LOB: 3 BB: 2 P: 23	R: 0 E: 0 K: 2 S: 8	H: 0 LOB: 0 BB: 0 P: 12	R: 1 E: 0 K: 0 S: 13	H: 3 LOB: 2 BB: 0 P: 19	R: 1 E: 1 K: 1 S: 7	H: 1 LOB: 2 BB: 2 P: 17	1B: 4 2B: 3 3B: 0 HR: 0	SF: 1 SAC: 1 DP: 1 HBP: 0	WP: 0 PB: 0 SB: 4 CS: 0	PA: 38					
PITCHER	IP	WLS	BF	H	R	ER	SO	BB	IBB	HBP	BLK	WP	HR	S	P	ERA	WHIP										
Mark Gubicza, R (1, 1) ERA: 6.25	7.0		28	3	2	1	5	3	1	0	0	0	0	54	92	1.29	0.857										
Jeff Montgomery, R (8, 1) ERA: 2.3	1.2	L	10	4	2	2	1	0	2	0	0	0	0	20	36	10.80	2.400										

Batter	1	2	3	4	5	6	7	8	9	10	AB	R	H	RBI	BB	SO	LOB										
Wade Boggs, L OBP: 0.439, SLG: 0.438 (1.5)											4	0	1	0	2	0	3										
Jody Reed, R OBP: 0.331, SLG: 0.351 (1.4)											5	0	0	1	0	1	5										
Mike Greenwell, L OBP: 0.331, SLG: 0.297 (1.7)											5	0	1	0	0	0	2										
Tom Brunansky, R OBP: 0.330, SLG: 0.333 (1.9)											3	0	1	0	2	2	1										
Dwight Evans, R OBP: 0.351, SLG: 0.415 (1.10)											4	1	2	0	1	1	3										
Tony Peña, R OBP: 0.322, SLG: 0.426 (1.2)											5	1	1	0	0	1	6										
Ellis Burks, R OBP: 0.316, SLG: 0.370 (1.8)											5	1	1	1	0	0	6										
Carlos Quintana, R OBP: 0.438, SLG: 0.491 (1.3)											4	1	0	0	1	0	2										
Luis Rivera, R OBP: 0.378, SLG: 0.471 (1.6)											5	1	3	1	0	1	0										
Inning Stats	R: 0 E: 0 K: 1 S: 9	H: 0 LOB: 1 BB: 1 P: 19	R: 3 E: 0 K: 1 S: 20	H: 4 LOB: 1 BB: 0 P: 25	R: 0 E: 0 K: 0 S: 15	H: 0 LOB: 2 BB: 2 P: 25	R: 0 E: 0 K: 1 S: 12	H: 1 LOB: 1 BB: 1 P: 17	R: 0 E: 0 K: 0 S: 9	H: 0 LOB: 1 BB: 0 P: 17	R: 0 E: 0 K: 1 S: 11	H: 1 LOB: 1 BB: 0 P: 15	R: 2 E: 1 K: 0 S: 13	H: 1 LOB: 1 BB: 1 P: 23	R: 0 E: 1 K: 1 S: 10	H: 1 LOB: 1 BB: 0 P: 14	R: 0 E: 0 K: 0 S: 11	H: 1 LOB: 1 BB: 0 P: 15	1B: 6 2B: 4 3B: 0 HR: 0	SF: 0 SAC: 1 DP: 1 HBP: 0	WP: 2 PB: 0 SB: 0 CS: 0	PA: 47					
PITCHER	IP	WLS	BF	H	R	ER	SO	BB	IBB	HBP	BLK	WP	HR	S	P	ERA	WHIP										
Storm Davis, R ERA: 5.76 (1.1)	6.0		29	6	3	3	4	5	0	0	0	2	0	72	115	4.50	1.833										
Steve Farr, R ERA: 2.75 (7.1)	1.1		7	2	2	0	1	1	0	0	0	0	0	17	26	0.00	2.250										
Mark Davis, L ERA: 6.06 (8.1)	2.2	W	11	2	0	0	1	0	0	0	0	0	0	28	41	0.00	0.750										

TOP

Boston Red Sox @ Kansas City Royals
Royals Stadium, Kansas City, MO
Mon May 14 1990, 8:05 PM EDT
Att. 32,763 - Unknown - 68 F

AB 40
R 5
H 10
RBI 3
BB 6
SO 6
LOB 28




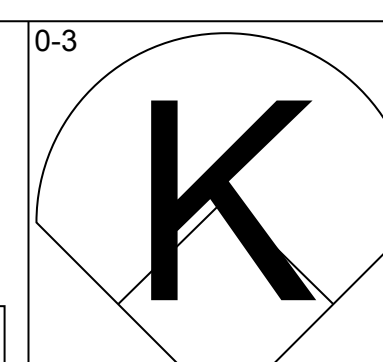
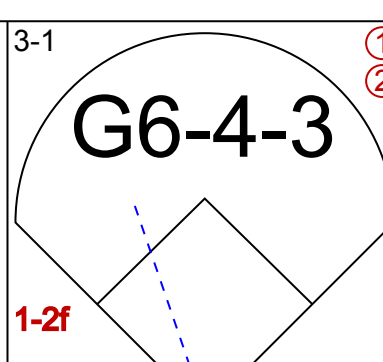
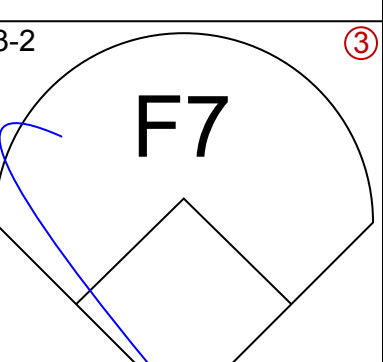
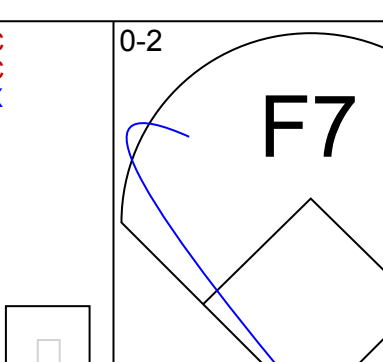
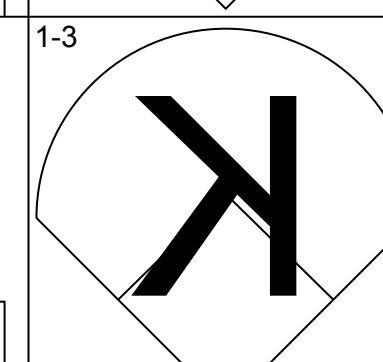
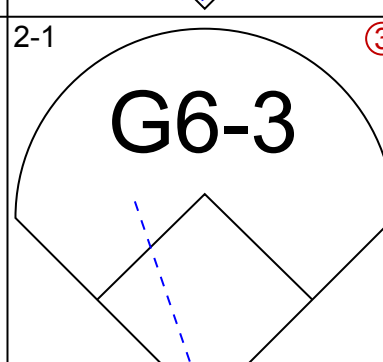
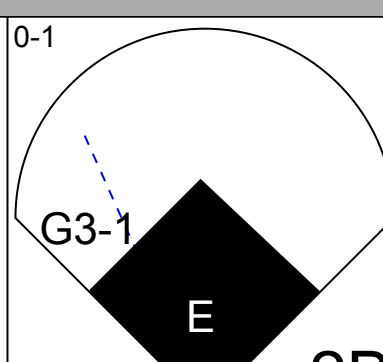
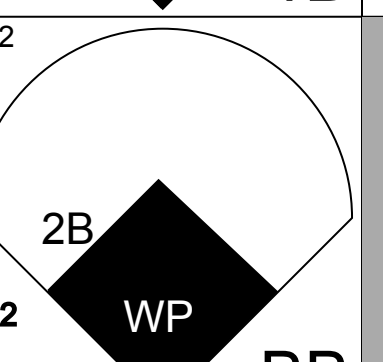
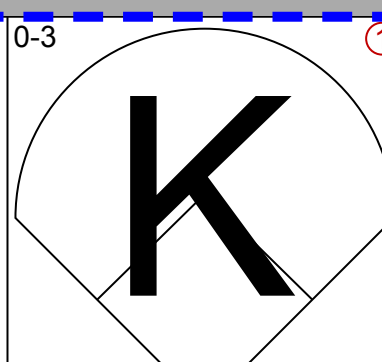
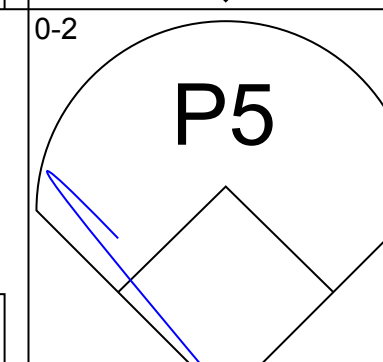
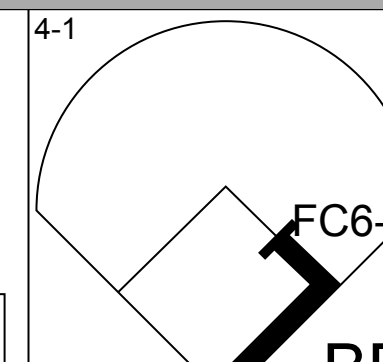
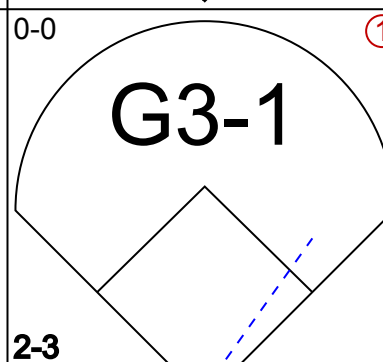
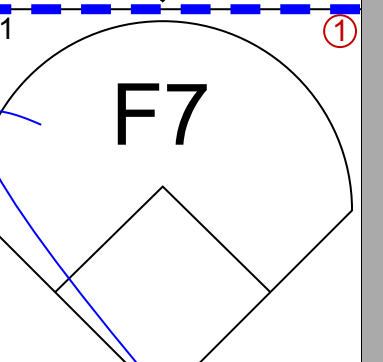
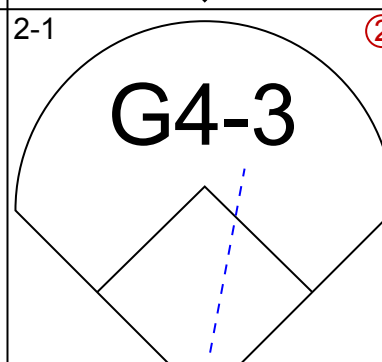
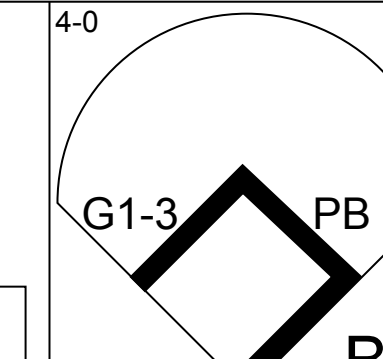
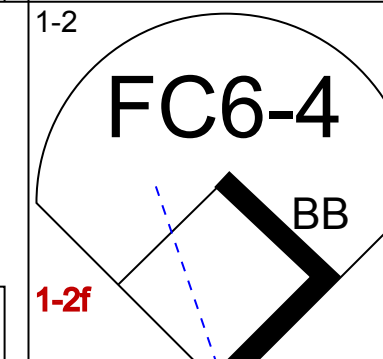
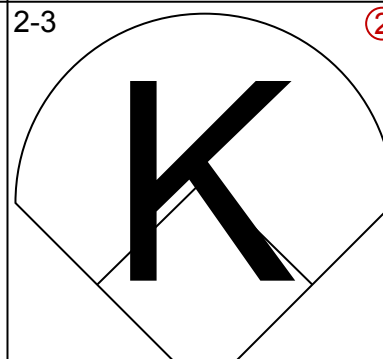
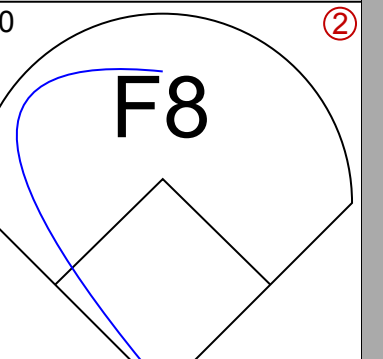
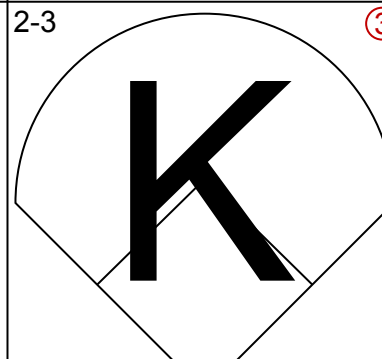
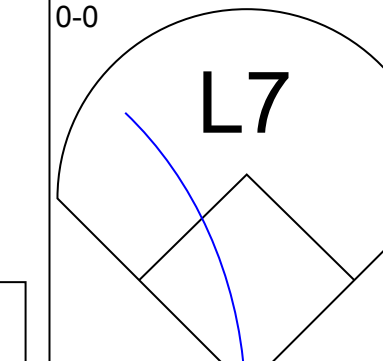
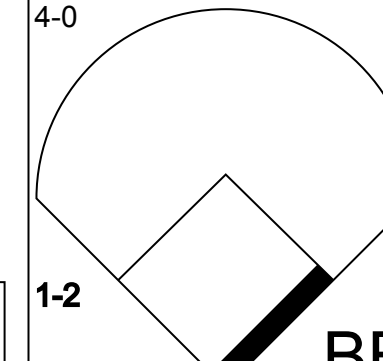
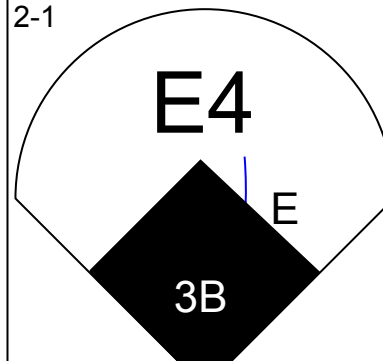
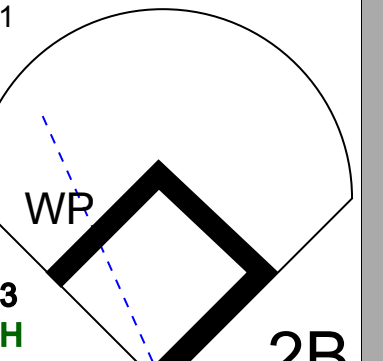
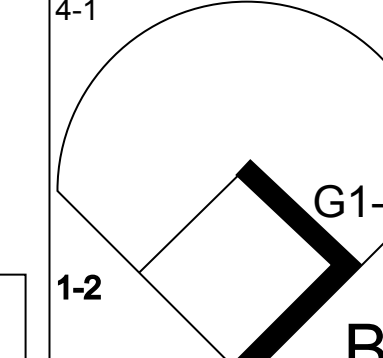
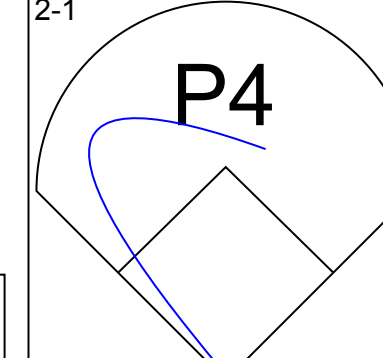
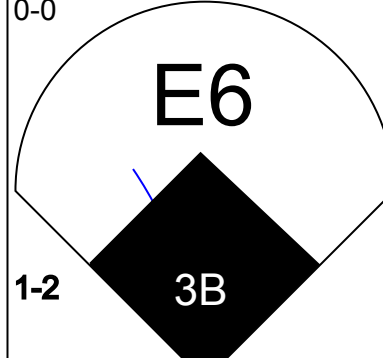
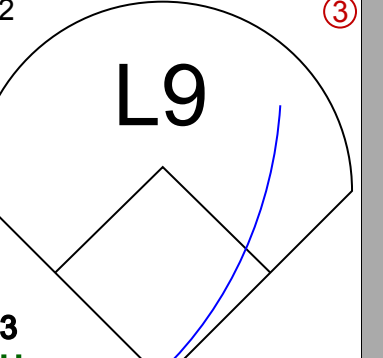
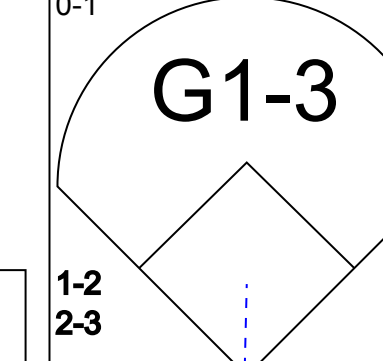
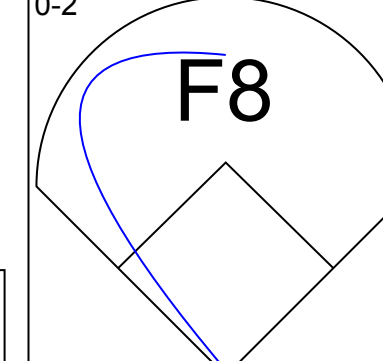
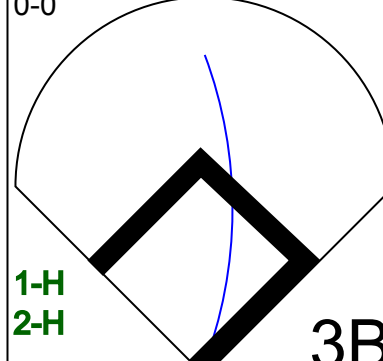
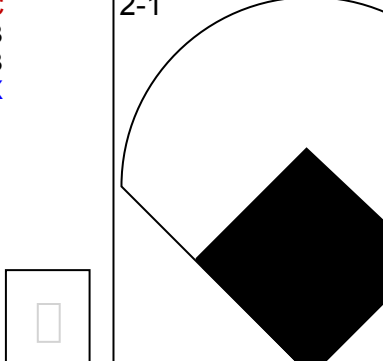
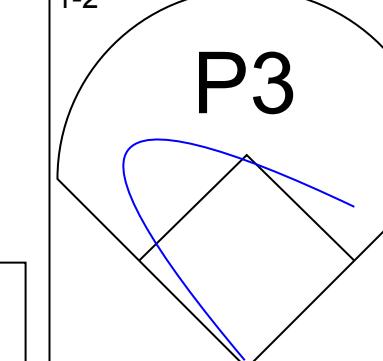
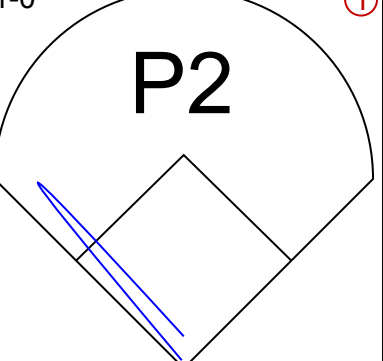
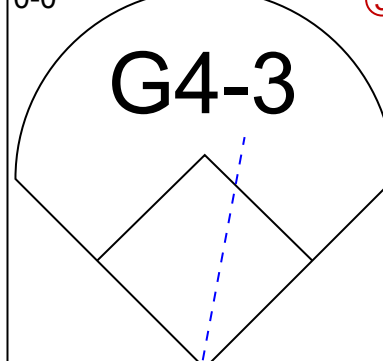
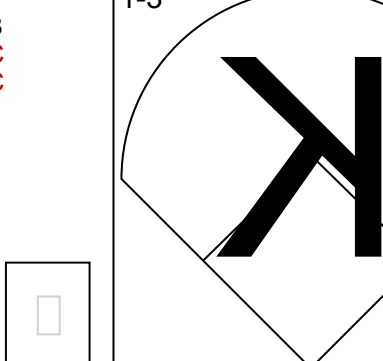
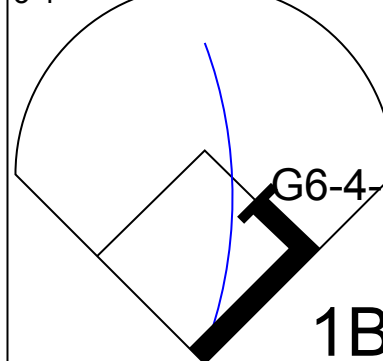
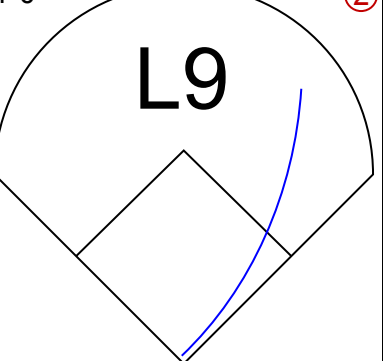
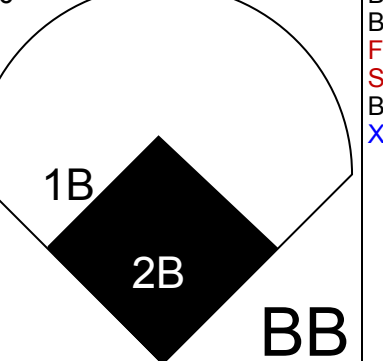
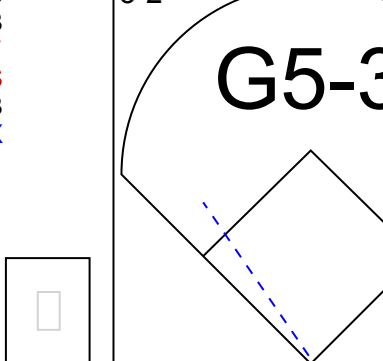
Batter	1	2	3	4	5	6	7	8	9	10	AB	R	H	RBI	BB	SO	LOB										
Kevin Seitzer, R OBP: 0.324, SLG: 0.300 (1.5)											5	1	1	0	0	0	3										
Kurt Stillwell, S OBP: 0.405, SLG: 0.481 (1.6)											5	1	3	0	0	0	0										
Gerald Perry, L OBP: 0.355, SLG: 0.426 (1.10)											4	0	0	1	0	1	1										
Bo Jackson, R OBP: 0.370, SLG: 0.438 (1.8)											3	2	1	1	2	1	1										
George Brett, L OBP: 0.309, SLG: 0.290 (1.3)											5	1	3	1	0	0	1										
Jim Eisenreich, L OBP: 0.312, SLG: 0.376 (1.9)											4	1	2	1	0	0	0										
Russ Morman, R OBP: 0.261, SLG: 0.500 (1.7)											3	0	0	0	1	1	3										
Willie Wilson, S OBP: 0.390, SLG: 0.441 (9, PR) (10.7)											0	2	0	0	1	0	0										
Bob Boone, R OBP: 0.338, SLG: 0.292 (1.2)											3	0	0	0	0	0	0										
Mike Macfarlane, R OBP: 0.321, SLG: 0.412 (9, PR)											1	0	1	1	0	0	0										
Rey Palacios, R OBP: 0.167, SLG: 0.667 (9, PR) (10.2)											1	1	1	4	0	0	0										
Terry Shumpert, R OBP: 0.300, SLG: 0.375 (1.4)											4	0	1	0	0	1	0										
Inning Stats	R: 1 E: 0 K: 0 S: 12	H: 2 LOB: 1 BB: 0 P: 19	R: 0 E: 0 K: 1 S: 7	H: 0 LOB: 0 BB: 0 P: 10	R: 0 E: 0 K: 0 S: 7	H: 0 LOB: 2 BB: 1 P: 12	R: 0 E: 1 K: 0 S: 6	H: 2 LOB: 1 BB: 1 P: 18	R: 0 E: 0 K: 0 S: 6	H: 0 LOB: 0 BB: 0 P: 10	R: 0 E: 0 K: 0 S: 9	H: 1 LOB: 0 BB: 0 P: 16	R: 1 E: 0 K: 0 S: 9	H: 3 LOB: 3 BB: 1 P: 19	R: 4 E: 0 K: 1 S: 13	H: 3 LOB: 0 BB: 1 P: 25	1B: 9 2B: 2 3B: 0 HR: 2	SF: 2 SAC: 0 DP: 0 HBP: 0	WP: 1 PB: 0 SB: 1 CS: 1	PA: 44							
PITCHER	IP	WLS	BF	H	R	ER	SO	BB	IBB	HBP	BLK	WP	HR	S	P	ERA	WHIP										
Roger Clemens, R ERA: 3.47 (1.1)	7.0		28	6	3	3	3	2	0	0	0	1	0	60	96	3.86	1.143										
Rob Murphy, L ERA: 4.90 (8.1)	1.1		5	1	1	1	0	0	0	0	0	0	1	11	20	6.75	0.750										
Jeff Reardon, R ERA: 3.55 (9.1)	1.1	L	11	6	5	5	1	2	0	0	0	0	1	20	40	33.75	6.000										

BOTTOM

Boston Red Sox @ Kansas City Royals
Royals Stadium, Kansas City, MO
Mon May 14 1990, 8:05 PM EDT
Att. 32,763 - Unknown - 68 F

AB 38
R 9
H 13
RBI 9
BB 4
SO 4
LOB 9

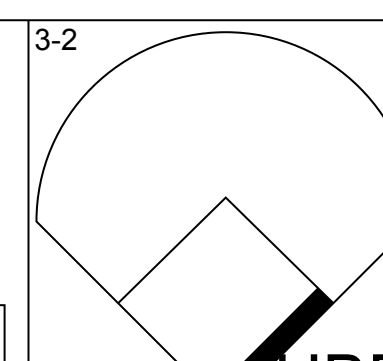
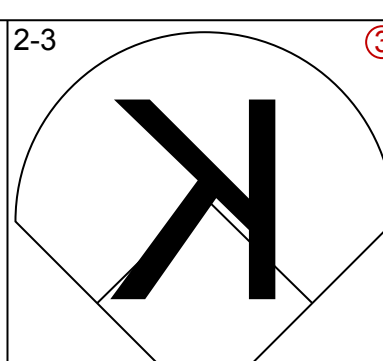
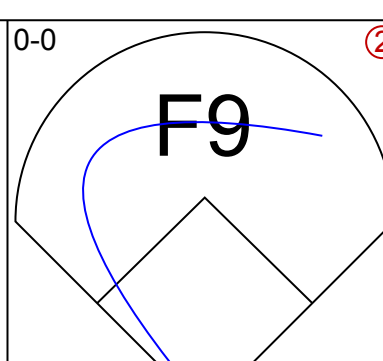
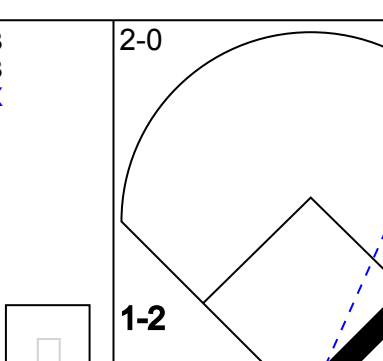
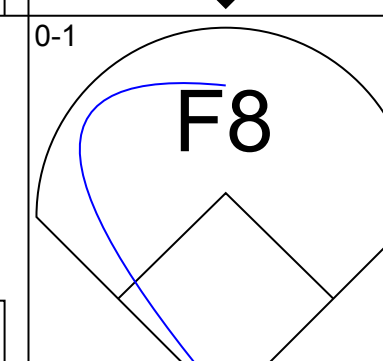
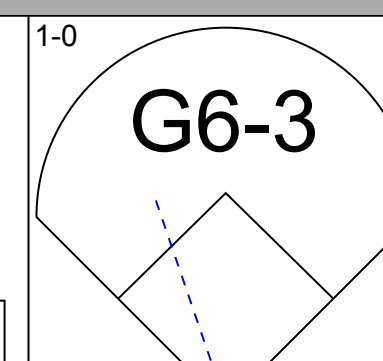
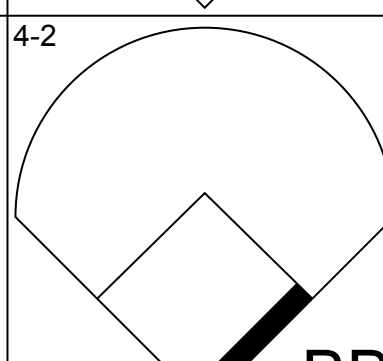
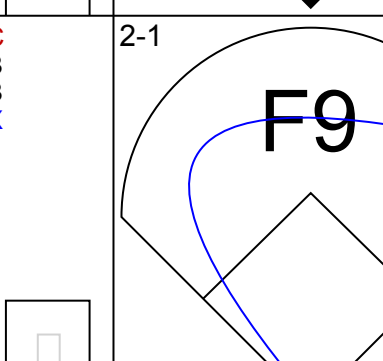
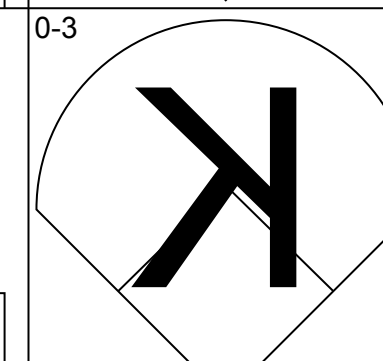
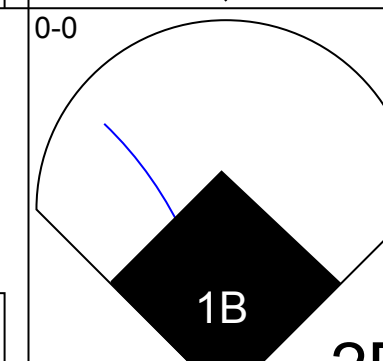

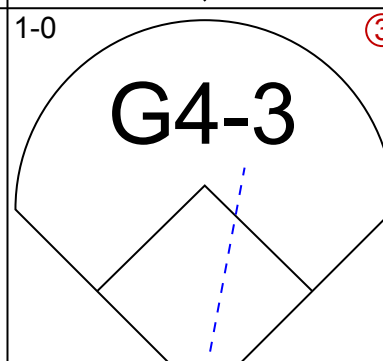
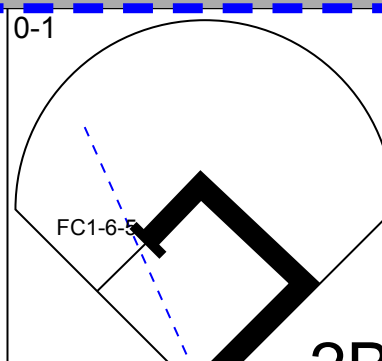
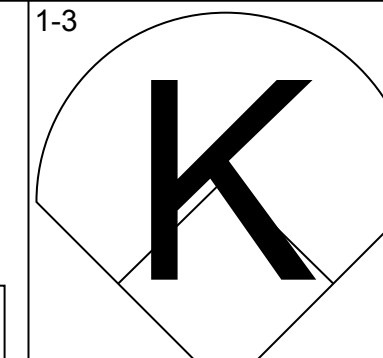
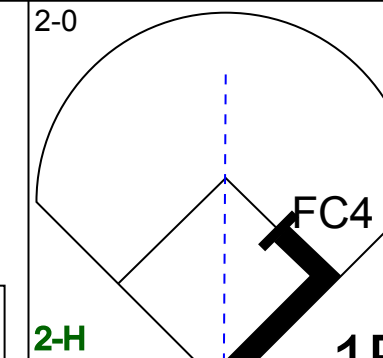

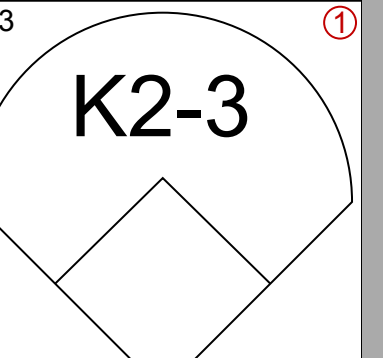
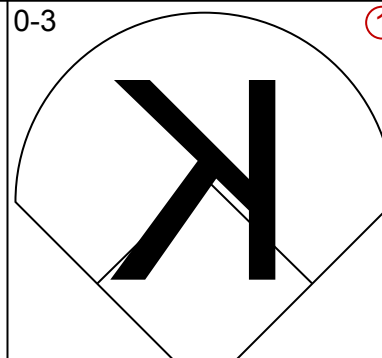
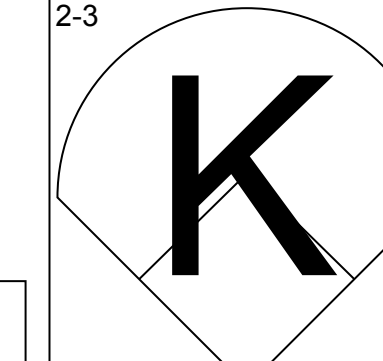
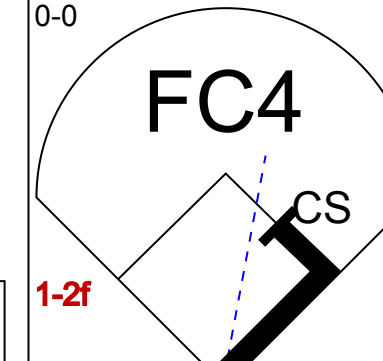
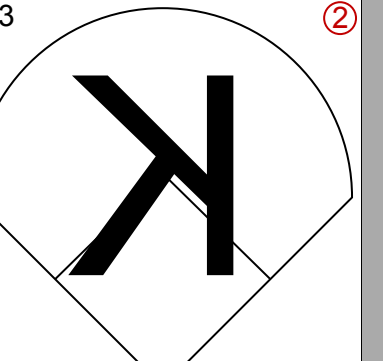
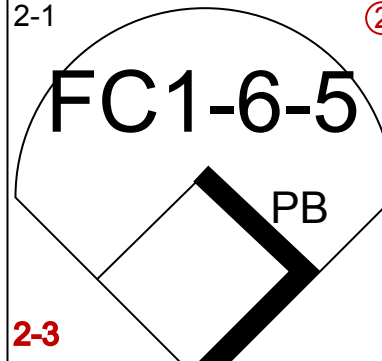
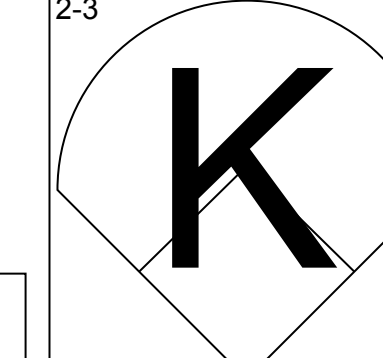
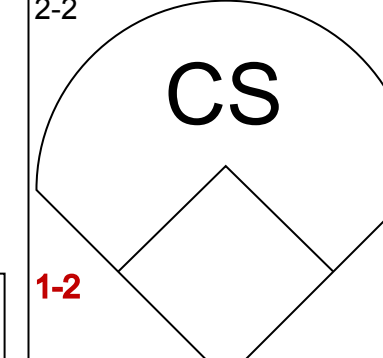
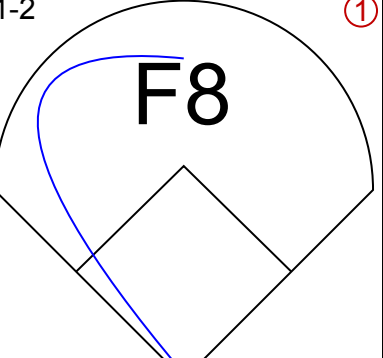
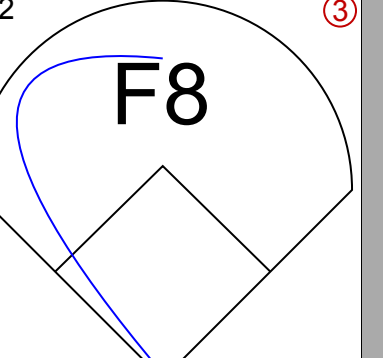
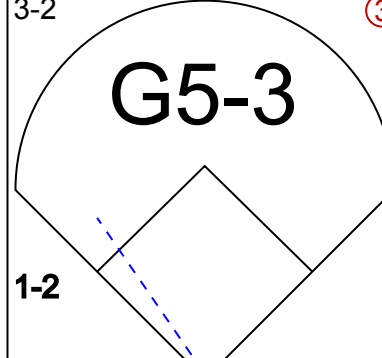
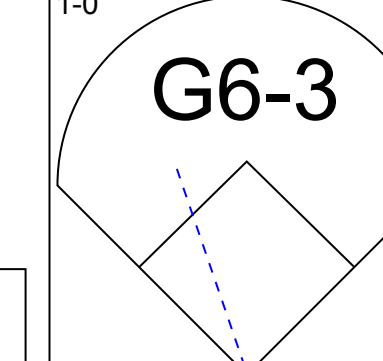
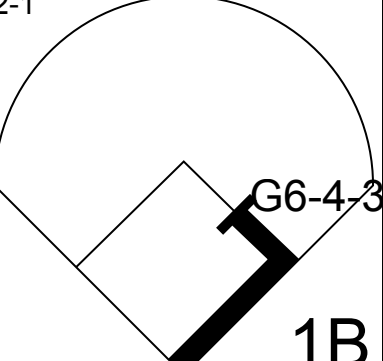
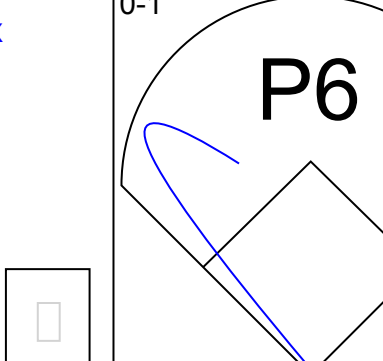
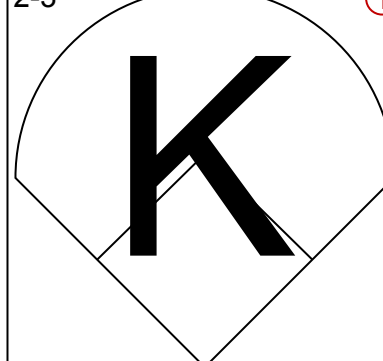
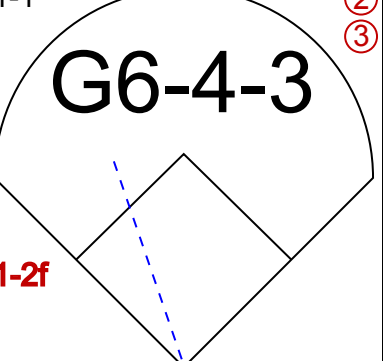
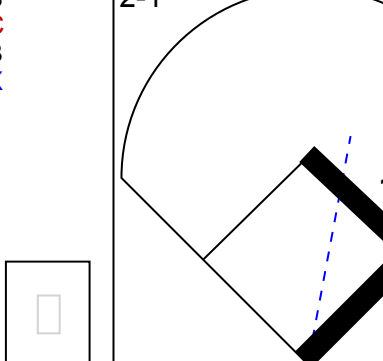


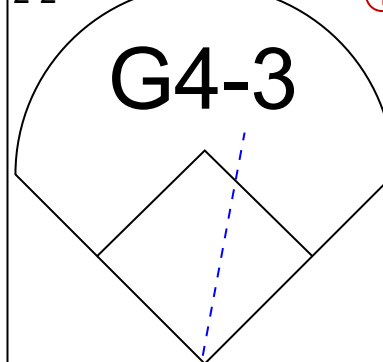

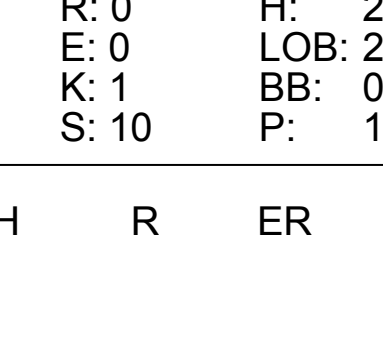


Batter	1	2	3	4	5	6	7	8	9	AB	R	H	RBI	BB	SO	LOB	TOP					
Wade Boggs, L (1.5) OBP: 0.331, SLG: 0.427										5	1	1	0	0	1	1						
Jody Reed, R (1.4) OBP: 0.333, SLG: 0.357										4	2	1	0	1	2	0						
Mike Greenwell, L (1.7) OBP: 0.326, SLG: 0.287										4	0	0	0	1	0	4						
Tom Brunansky, R (1.9) OBP: 0.324, SLG: 0.319										4	0	0	0	1	2	5						
Dwight Evans, R (1.10) OBP: 0.355, SLG: 0.421										3	1	1	2	1	0	1						
Tony Peña, R (1.2) OBP: 0.320, SLG: 0.415										3	1	0	0	1	0	4						
Ellis Burks, R (1.8) OBP: 0.321, SLG: 0.412										4	1	2	3	0	0	4						
Carlos Quintana, R (1.3) OBP: 0.412, SLG: 0.459										4	0	0	0	0	1	3						
Luis Rivera, R (1.6) OBP: 0.390, SLG: 0.459										3	1	1	0	1	0	0						
Inning Stats	R: 0 E: 0 K: 2 S: 13	H: 0 LOB: 0 BB: 0 P: 14	R: 0 E: 0 K: 0 S: 7	H: 0 LOB: 2 BB: 2 P: 16	R: 0 E: 0 K: 0 S: 6	H: 1 LOB: 0 BB: 0 P: 14	R: 0 E: 0 K: 0 S: 9	H: 0 LOB: 0 BB: 0 P: 20	R: 0 E: 0 K: 0 S: 6	H: 0 LOB: 0 BB: 0 P: 11	R: 3 E: 2 K: 1 S: 11	H: 2 LOB: 1 BB: 0 P: 15	R: 3 E: 0 K: 0 S: 17	H: 2 LOB: 1 BB: 2 P: 31	R: 1 E: 0 K: 1 S: 11	H: 1 LOB: 0 BB: 0 P: 17	R: 0 E: 0 K: 2 S: 8	H: 0 LOB: 0 BB: 0 P: 12	1B: 2 2B: 2 3B: 1 HR: 1	SF: 0 SAC: 0 DP: 1 HBP: 0	WP: 1 PB: 1 SB: 0 CS: 0	PA: 40
PITCHER	IP	WLS	BF	H	R	ER	SO	BB	IBB	HBP	BLK	WP	HR	S	P	ERA	WHIP					
Tom Gordon, R (1.1) ERA: 2.29	6.0	L	29	4	6	3	3	6	0	0	0	0	0	58	105	4.50	1.667					
Mark Davis, L (7.1) ERA: 5.71	1.0		4	1	0	0	0	0	0	0	0	1	0	11	16	0.00	1.000					
Steve Farr, R (8.1) ERA: 3.05	1.0		4	1	1	1	1	0	0	0	0	0	1	11	17	9.00	1.000					
Jeff Montgomery, R (9.1) ERA: 2.22	1.0		3	0	0	0	2	0	0	0	0	0	0	8	12	0.00	0.000					

Boston Red Sox @ Kansas City Royals
 Royals Stadium, Kansas City, MO
 Wed May 16 1990, 8:05 PM EDT
 Att: 21,887 - Unknown - 62 F

AB 34
 R 7
 H 6
 RBI 5
 BB 6
 SO 6
 LOB 22



Batter	1	2	3	4	5	6	7	8	9	AB	R	H	RBI	BB	SO	LOB	BOTTOM					
Kevin Seitzer, R (1.5) OBP: 0.329, SLG: 0.301										3	0	1	0	0	1	0						
Kurt Stillwell, S (1.6) OBP: 0.400, SLG: 0.468										3	0	0	0	1	0	3						
Gerald Perry, L (1.10) OBP: 0.360, SLG: 0.446										4	1	2	0	0	1	2						
Bo Jackson, R (1.8) OBP: 0.366, SLG: 0.431										4	0	1	1	1	0	3	2					
George Brett, L (1.3) OBP: 0.301, SLG: 0.281										4	0	0	0	0	2	2						
Jim Eisenreich, L (1.9) OBP: 0.301, SLG: 0.362										4	0	0	0	0	1	1						
Willie Wilson, S (1.7) OBP: 0.388, SLG: 0.437										3	0	1	0	0	0	0						
Frank White, R (1.4) OBP: 0.188, SLG: 0.267										3	0	1	0	0	1	1						
Bob Boone, R (1.2) OBP: 0.333, SLG: 0.288										1	0	0	0	0	1	0						
Rey Palacios, R (6.2) OBP: 0.125, SLG: 0.500										2	0	0	0	0	1	1						
Inning Stats	R: 0 E: 0 K: 2 S: 13	H: 0 LOB: 1 BB: 0 P: 17	R: 0 E: 0 K: 2 S: 7	H: 0 LOB: 0 BB: 0 P: 12	R: 0 E: 0 K: 3 S: 11	H: 0 LOB: 0 BB: 0 P: 17	R: 1 E: 0 K: 0 S: 6	H: 2 LOB: 0 BB: 0 P: 11	R: 0 E: 0 K: 0 S: 7	H: 1 LOB: 0 BB: 0 P: 11	R: 0 E: 0 K: 0 S: 8	H: 0 LOB: 1 BB: 1 P: 15	R: 0 E: 0 K: 2 S: 9	H: 0 LOB: 0 BB: 0 P: 11	R: 0 E: 0 K: 1 S: 10	H: 2 LOB: 2 BB: 0 P: 18	R: 0 E: 0 K: 1 S: 10	H: 1 LOB: 1 BB: 0 P: 15	1B: 4 2B: 2 3B: 0 HR: 0	SF: 0 SAC: 0 DP: 1 HBP: 1	WP: 0 PB: 1 SB: 0 CS: 1	PA: 34
PITCHER	IP	WLS	BF	H	R	ER	SO	BB	IBB	HBP	BLK	WP	HR	S	P	ERA	WHIP					
Mike Boddicker, R (1.1) ERA: 3.31	8.0	W	29	5	1	1	10	1	0	0	0	0	0	71	112	1.12	0.750					
Rob Murphy, L (9.1) ERA: 4.76	1.0		4	1	0	0	1	0	0	0	0	0	0	10	15	0.00	1.000					

Boston Red Sox @ Kansas City Royals
 Royals Stadium, Kansas City, MO
 Wed May 16 1990, 8:05 PM EDT
 Att: 21,887 - Unknown - 62 F


AB 31
 R 1
 H 6
 RBI 1
 BB 1
 SO 11
 LOB 12



Batter	1	2	3	4	5	6	7	8	9	AB	R	H	RBI	BB	SO	LOB	TOP					
Kevin Seitzer, R (1, 5) OBP: 0.318, SLG: 0.290										5	0	0	0	0	3	1						
Kurt Stillwell, S (1, 6) OBP: 0.400, SLG: 0.455										3	0	0	0	2	1	1						
Gerald Perry, L (1, 10) OBP: 0.346, SLG: 0.427										5	0	0	0	0	1	3						
Bo Jackson, R (1, 8) OBP: 0.354, SLG: 0.416										4	0	0	0	0	1	1						
George Brett, L (1, 3) OBP: 0.306, SLG: 0.282										3	1	1	0	1	0	0						
Jim Eisenreich, L (1, 9) OBP: 0.325, SLG: 0.407										3	2	3	0	0	0	0						
Willie Wilson, S (1, 7) OBP: 0.369, SLG: 0.413										4	0	0	0	0	1	7						
Mike Macfarlane, R (1, 2) OBP: 0.351, SLG: 0.527										4	1	3	4	0	0	0						
Terry Shumpert, R (1, 4) OBP: 0.296, SLG: 0.353										3	0	0	0	1	0	1						
Inning Stats	R: 0 E: 0 K: 1 S: 7	H: 0 LOB: 0 BB: 0 P: 10	R: 2 E: 0 K: 1 S: 15	H: 3 LOB: 1 BB: 0 P: 21	R: 0 E: 0 K: 1 S: 11	H: 0 LOB: 0 BB: 0 P: 15	R: 0 E: 0 K: 1 S: 14	H: 1 LOB: 1 BB: 0 P: 23	R: 0 E: 0 K: 1 S: 5	H: 0 LOB: 0 BB: 0 P: 7	R: 0 E: 0 K: 0 S: 6	H: 0 LOB: 3 BB: 2 P: 17	R: 1 E: 0 K: 1 S: 12	H: 1 LOB: 1 BB: 1 P: 23	R: 1 E: 1 K: 0 S: 10	H: 2 LOB: 2 BB: 0 P: 13	R: 0 E: 0 K: 1 S: 11	H: 0 LOB: 1 BB: 1 P: 21	1B: 1 2B: 5 3B: 0 HR: 1	SF: 0 SAC: 0 DP: 0 HBP: 1	WP: 2 PB: 0 SB: 0 CS: 0	PA: 39
PITCHER	IP WLS BF H R ER SO BB IBB HBP BLK WP HR S P ERA WHIP																					
Tim Leary, R (1, 1) ERA: 3.02	6.0 L 27 5 3 3 5 3 0 1 0 0 0 1 63 105 4.50 1.333																					
Greg Cadaret, L (7, 1) ERA: 8.1	1.2 7 1 1 0 1 0 0 0 0 2 0 15 22 0.00 0.600																					
Alan Mills, R (8, 1) ERA: 2.08	0.1 1 1 0 0 0 0 0 0 0 0 0 2 2 0.00 3.000																					
Dave Righetti, L (9, 1) ERA: 3.38	1.0 4 0 0 0 1 1 0 0 0 0 0 0 11 21 0.00 1.000																					

Kansas City Royals @ New York Yankees
Yankee Stadium, Bronx, NY
Fri May 18, 1990, 7:05 PM EDT
Att: 30,112 - Unknown - 65 F


AB	34
R	4
H	7
RBI	4
BB	4
SO	7
LOB	14



Batter	1	2	3	4	5	6	7	8	9	AB	R	H	RBI	BB	SO	LOB	BOTTOM					
Steve Sax, R (1, 4) OBP: 0.336, SLG: 0.315										4	0	0	0	0	0	1						
Roberto Kelly, R (1, 8) OBP: 0.352, SLG: 0.402										4	1	1	0	0	0	0						
Don Mattingly, L (1, 3) OBP: 0.350, SLG: 0.416										3	0	0	0	0	0	1						
Mel Hall, L (1, 10) OBP: 0.261, SLG: 0.433										2	0	0	1	0	0	0						
Claudell Washington, L (1, 7) OBP: 0.224, SLG: 0.259										3	0	1	0	0	1	0						
Jesse Barfield, R (1, 9) OBP: 0.333, SLG: 0.455										3	0	0	0	2	1							
Bob Geren, R (1, 2) OBP: 0.324, SLG: 0.373										3	0	0	0	0	1	0						
Mike Blowers, R (1, 5) OBP: 0.300, SLG: 0.378										2	0	0	0	1	0	0						
Alvaro Espinoza, R (1, 6) OBP: 0.215, SLG: 0.223										3	0	0	0	0	0	1						
Inning Stats	R: 0 E: 0 K: 0 S: 5	H: 0 LOB: 0 BB: 0 P: 7	R: 0 E: 0 K: 1 S: 9	H: 1 LOB: 0 BB: 0 P: 13	R: 0 E: 0 K: 0 S: 9	H: 0 LOB: 1 BB: 1 P: 16	R: 0 E: 0 K: 0 S: 9	H: 0 LOB: 0 BB: 0 P: 16	R: 0 E: 0 K: 0 S: 7	H: 0 LOB: 0 BB: 0 P: 10	R: 0 E: 0 K: 0 S: 7	H: 0 LOB: 0 BB: 0 P: 11	R: 1 E: 0 K: 1 S: 8	H: 1 LOB: 0 BB: 0 P: 9	R: 0 E: 0 K: 2 S: 9	H: 0 LOB: 0 BB: 0 P: 13	R: 0 E: 0 K: 0 S: 8	H: 0 LOB: 0 BB: 0 P: 13	1B: 1 2B: 1 3B: 0 HR: 0	SF: 1 SAC: 0 DP: 0 HBP: 0	WP: 0 PB: 0 SB: 0 CS: 1	PA: 30
PITCHER	IP WLS BF H R ER SO BB IBB HBP BLK WP HR S P ERA WHIP																					
Bret Saberhagen, R (1, 1) ERA: 3.35	9.0 W 29 2 1 1 4 1 0 0 0 0 0 0 71 108 1.00 0.333																					

Kansas City Royals @ New York Yankees
Yankee Stadium, Bronx, NY
Fri May 18, 1990, 7:05 PM EDT
Att: 30,112 - Unknown - 65 F

AB	27
R	1
H	2
RBI	1
BB	1
SO	4
LOB	4




Batter	1	2	3	4	5	6	7	8	9	10	AB	R	H	RBI	BB	SO	LOB		
Kevin Seitzer, R OBP: 0.340, SLG: 0.297	(1,5) 4-0 1B BB	(1,6) 3-3 SAFE 1-2		(1,1) 1-1 FC6-4 1B		(2,3) 2-3 K			(4,2) 4-2 CS BB	(0,0) 0-0 1-3 3-H 1B	4	1	2	1	2	2	3		
Kurt Stillwell, S OBP: 0.400, SLG: 0.451	(1,6) 1-2 SAFE S5-4-3 1B		(0,0) 0-0 L7	(0,2) 0-2 SAFE FC6-4		(2,3) 2-3 K			(3,2) 3-2 1-2 1B 1B		5	0	2	0	0	1	3		
Gerald Perry, L OBP: 0.331, SLG: 0.405	(1,3) 2-2 SAFE G5-4-3 1B		(2,3) 2-3 K		(1,2) 1-2 E6 G3-6			(0,0) 0-0 G3-1	(1,3) 1-3 K		4	0	1	0	0	1	0		
Willie Wilson, S OBP: 0.360, SLG: 0.403	(8,7) 1-2 SAFE G5-4-3 1B		(3,2) 3-2 1B		(0,2) 0-2 G3-6			(4,1) 4-1 BB	(1,1) 1-1 E5 1B		4	0	1	0	1	0	4		
Danny Tartabull, R OBP: 0.337, SLG: 0.538	(1,10) 1-2 SAFE G5-4-3 1B		(3,2) 3-2 1B		(0,2) 0-2 G3-6			(2,2) 2-2 BB	(1,2) 1-2 E5 1B		0	0	0	0	0	0	0		
Steve Jeltz, S OBP: 0.121, SLG: 0.100	(9, PR) 1-2 SAFE G5-4-3 1B		(3,2) 3-2 1B		(1,2) 1-2 SAFE F7			(0,0) 0-0 1B	(2,1) 2-1 1-2 2-H 1B		5	0	3	0	0	0	2		
George Brett, L OBP: 0.321, SLG: 0.290	(1,9) 1-2 SAFE F7		(0,0) 0-0 1B		(1,2) 1-2 SAFE 1B			(2,2) 2-2 F9	(2,1) 2-1 1-2 2-H 1B		5	1	1	0	0	3	4		
Bo Jackson, R OBP: 0.443, SLG: 0.398	(1,8) 1-1 SAFE S BLK E 1B		(0,3) 0-3 K		(1,3) 1-3 K			(1,1) 1-1 K	(2,1) 2-1 G6-3		5	1	1	0	0	3	4		
Jim Eisenreich, L OBP: 0.331, SLG: 0.415	(1,7) 2-0 SAFE F8		(2,3) 2-3 K		(0,0) 0-0 G1-3			(1,1) 1-1 CS 2B	(3,2) 3-2 FC5-4 1B 1B		5	1	2	0	0	1	1		
Mike MacFarlane, R OBP: 0.343, SLG: 0.523	(1,2) 1-3 SAFE K		(2,0) 2-0 SAFE SF9 3B		(0,0) 0-0 1B			(3,2) 3-2 P4	(1,1) 1-1 SAFE SAFE FC5-4 1B		5	1	3	0	0	1	1		
Terry Shumpert, R OBP: 0.290, SLG: 0.345	(1,4) 1-1 SAFE S 1B		(1,2) 1-2 SAFE SF9		(2,0) 2-0 1B			(2,0) 2-0 F8	(0,0) 0-0 FC5-4 1B		3	0	2	1	0	0	1		
Pat Tabler, R OBP: 0.278, SLG: 0.240	(10, PH) 1-2 SAFE S 1B		(1,2) 1-2 SAFE SF9		(2,0) 2-0 1B			(2,3) 2-3 F8	(1,2) 1-2 SAFE SAFE FC5-4 1B		1	0	0	0	0	0	2		
Frank White, R OBP: 0.188, SLG: 0.267	(10,4) 1-2 SAFE S 1B		(1,2) 1-2 SAFE SF9		(2,0) 2-0 1B			(2,3) 2-3 F8	(1,2) 1-2 SAFE SAFE FC5-4 1B		0	0	0	0	0	0	0		
Inning Stats	R: 1 E: 0 K: 0 S: 14	H: 2 LOB: 1 BB: 1 P: 23	R: 1 E: 0 K: 2 S: 11	H: 2 LOB: 1 BB: 0 P: 19	R: 0 E: 0 K: 2 S: 11	H: 2 LOB: 2 BB: 0 P: 16	R: 1 E: 0 K: 1 S: 13	H: 2 LOB: 1 BB: 0 P: 14	R: 0 E: 1 K: 1 S: 12	H: 0 LOB: 1 BB: 1 P: 16	R: 0 E: 0 K: 0 S: 6	H: 1 LOB: 0 BB: 0 P: 12	R: 0 E: 1 K: 1 S: 13	H: 2 LOB: 2 BB: 1 P: 23	R: 1 E: 0 K: 0 S: 9	H: 3 LOB: 2 BB: 0 P: 15	1B: 15 2B: 1 3B: 1 HR: 0	SF: 1 SAC: 0 DP: 2 HBP: 0	
PITCHER	IP WLS BF H R ER SO BB IBB HBP BLK WP HR S P ERA WHIP	IP WLS BF H R ER SO BB IBB HBP BLK WP HR S P ERA WHIP	IP WLS BF H R ER SO BB IBB HBP BLK WP HR S P ERA WHIP	IP WLS BF H R ER SO BB IBB HBP BLK WP HR S P ERA WHIP	IP WLS BF H R ER SO BB IBB HBP BLK WP HR S P ERA WHIP	IP WLS BF H R ER SO BB IBB HBP BLK WP HR S P ERA WHIP	IP WLS BF H R ER SO BB IBB HBP BLK WP HR S P ERA WHIP	IP WLS BF H R ER SO BB IBB HBP BLK WP HR S P ERA WHIP	IP WLS BF H R ER SO BB IBB HBP BLK WP HR S P ERA WHIP	IP WLS BF H R ER SO BB IBB HBP BLK WP HR S P ERA WHIP	IP WLS BF H R ER SO BB IBB HBP BLK WP HR S P ERA WHIP	IP WLS BF H R ER SO BB IBB HBP BLK WP HR S P ERA WHIP	IP WLS BF H R ER SO BB IBB HBP BLK WP HR S P ERA WHIP	IP WLS BF H R ER SO BB IBB HBP BLK WP HR S P ERA WHIP	IP WLS BF H R ER SO BB IBB HBP BLK WP HR S P ERA WHIP	IP WLS BF H R ER SO BB IBB HBP BLK WP HR S P ERA WHIP	IP WLS BF H R ER SO BB IBB HBP BLK WP HR S P ERA WHIP	IP WLS BF H R ER SO BB IBB HBP BLK WP HR S P ERA WHIP	
Chuck Cary, L ERA: 2.57	(1,1) 7.0	(8,1) 1.2	(9,1) 0.1	(10,1) 1.0															
Eric Plunk, R ERA: 1.94	(8,1) 1.2	(9,1) 0.1	(10,1) 1.0																
Greg Cadaret, L ERA: 6.03	(9,1) 0.1	(10,1) 1.0																	
Jeff Robinson, R ERA: 3.98	(10,1) 1.0																		

TOP

Kansas City Royals @ New York Yankees
 Yankee Stadium, Bronx, NY
 Sun May 20 1990, 7:05 PM EDT
 Att. 22,327 - Unknown - 50 F

livebaseballscorecards.com

AB 42
R 4
H 17
RBI 2
BB 3
SO 10
LOB 22



WP: 0 PA: 46
PB: 0
SB: 2
CS: 2


Batter	1	2	3	4	5	6	7	8	9	10	AB	R	H	RBI	BB	SO	LOB		
Claudell Washington, L OBP: 0.213, SLG: 0.236	(1,7) 0-1 G4-3			(0,0) 0-0 G4-1					(2,2) 2-2 E3 HR		4	1	0	0	0	1	0		
Roberto Kelly, R OBP: 0.355, SLG: 0.402	(1,8) 3-2 G4-6-3 1B			(0,1) 0-1 G4-1					(2,3) 2-3 K		4	0	1	0	0	2	1		
Don Mattingly, L OBP: 0.361, SLG: 0.466	(1,3) 1-0 SAFE G4-6-3			(1,2) 1-2 F9					(1,2) 1-2 HR		4	1	1	2	0	1	1		
Mel Hall, L OBP: 0.253, SLG: 0.423	(1,10) 1-0 P2			(0,0) 0-0 F7					(0,1) 0-1 G3		4	0	0	0	0	0	0		
Jesse Barfield, R OBP: 0.325, SLG: 0.433	(1,9) 1-3 K			(2,3) 2-3 K					(4,2) 4-2 BB HBP BB		3	1	0	0	1	2	0		
Rick Cerone, R OBP: 0.298, SLG: 0.446	(1,2) 0-0 G1-6-3			(1,0) 1-0 G5-3					(1,2) 1-2 E3 HBP BB		4	0	0	0	0	0	1		
Randy Velarde, R OBP: 0.310, SLG: 0.222	(1,5) 0-3 K			(1,2) 1-2 F8					(4,1) 4-1 L5-4 HBP BB		3	0	0	0	1	2	0		
Alvaro Espinoza, R OBP: 0.207, SLG: 0.215	(1,6) 2-2 G6-3			(1,0) 1-0 G5-3					(1,0) 1-0 HBP		2	0	0	0	0	0	0		
Steve Balboni, R OBP: 0.294, SLG: 0.167	(8, PH) 2-2 G6-3			(1,0) 1-0 G5-3					(1,2) 1-2 2-3 3-H HBP		0	0	0	1	0	0	0		
Mike Blowers, R OBP: 0.293, SLG: 0.369	(9,5) 2-2 G6-3			(1,0) 1-0 G5-3					(1,2) 1-2 2-3 3-H HBP		1	0	0	0	0	0	0		
Wayne Tolleson, S OBP: 0.320, SLG: 0.368	(1,4) 2-3 K			(0,1) 0-1 P6					(2,1) 2-1 L5-4		2	0	0	0	0	1	0		
Bob Geren, R OBP: 0.320, SLG: 0.368	(8, PH) 2-3 K			(0,1) 0-1 P6					(2,3) 2-3 L5-4		1	0	0	0	0	0	3		
Inning Stats	R: 0 E: 0 K: 0 S: 7	H: 1 LOB: 0 BB: 0 P: 11	R: 0 E: 0 K: 1 S: 5	H: 0 LOB: 0 BB: 0 P: 7	R: 0 E: 0 K: 2 S: 11	H: 0 LOB: 0 BB: 0 P: 15	R: 0 E: 0 K: 0 S: 7	H: 0 LOB: 0 BB: 0 P: 8	R: 0 E: 0 K: 1 S: 5	H: 0 LOB: 2 BB: 2 P: 22	R: 2 E: 1 K: 1 S: 21	H: 1 LOB: 0 BB: 0 P: 30	R: 0 E: 0 K: 1 S: 6	H: 0 LOB: 0 BB: 0 P: 8	1B: 1 2B: 1 3B: 0 HR: 1	SF: 0 SAC: 0 DP: 2 HBP: 1			
PITCHER	IP WLS BF H R ER SO BB IBB HBP BLK WP HR S P ERA WHIP	IP WLS BF H R ER SO BB IBB HBP BLK WP HR S P ERA WHIP	IP WLS BF H R ER SO BB IBB HBP BLK WP HR S P ERA WHIP	IP WLS BF H R ER SO BB IBB HBP BLK WP HR S P ERA WHIP	IP WLS BF H R ER SO BB IBB HBP BLK WP HR S P ERA WHIP	IP WLS BF H R ER SO BB IBB HBP BLK WP HR S P ERA WHIP	IP WLS BF H R ER SO BB IBB HBP BLK WP HR S P ERA WHIP	IP WLS BF H R ER SO BB IBB HBP BLK WP HR S P ERA WHIP	IP WLS BF H R ER SO BB IBB HBP BLK WP HR S P ERA WHIP	IP WLS BF H R ER SO BB IBB HBP BLK WP HR S P ERA WHIP	IP WLS BF H R ER SO BB IBB HBP BLK WP HR S P ERA WHIP	IP WLS BF H R ER SO BB IBB HBP BLK WP HR S P ERA WHIP	IP WLS BF H R ER SO BB IBB HBP BLK WP HR S P ERA WHIP	IP WLS BF H R ER SO BB IBB HBP BLK WP HR S P ERA WHIP	IP WLS BF H R ER SO BB IBB HBP BLK WP HR S P ERA WHIP	IP WLS BF H R ER SO BB IBB HBP BLK WP HR S P ERA WHIP	IP WLS BF H R ER SO BB IBB HBP BLK WP HR S P ERA WHIP		
Storm Davis, R ERA: 4.62	(1,1) 7.1	(8,1) 2.2																	
Jeff Montgomery, R ERA: 2.32	(8,1) 2.2																		

BOTTOM

Kansas City Royals @ New York Yankees
 Yankee Stadium, Bronx, NY
 Sun May 20 1990, 7:05 PM EDT
 Att. 22,327 - Unknown - 50 F

livebaseballscorecards.com

AB 32
R 3
H 2
RBI 3
BB 2
SO 9
LOB 6



WP: 0 PA: 35
PB: 0
SB: 0
CS: 0

Batter	1	2	3	4	5	6	7	8	9	AB	R	H	RBI	BB	SO	LOB	TOP					
Kevin Seitzer, R (1.5) OBP: 0.335, SLG: 0.300	P4		F8		G6-3 2H		P4		G5-3	5	0	1	1	0	0	0	Kansas City Royals @ Detroit Tigers Tiger Stadium, Detroit, MI Mon May 21, 1990, 7:05 PM EDT Att: 12,372 - Cloudy - 58 F					
Kurt Stillwell, S (1.6) OBP: 0.393, SLG: 0.437	G4-3		P5		P3		FC6-4 BB		P6	4	0	0	0	1	0	1						
Gerald Perry, L (1.3) OBP: 0.329, SLG: 0.423	HR		G6-3		G6-3 2-3		FC6-4 1-2			4	1	1	1	0	0	2						
Danny Tartabull, R (1.10) OBP: 0.278, SLG: 0.412	K			G1-3	F8				K	4	0	0	0	0	2	1						
George Brett, L (1.9) OBP: 0.325, SLG: 0.317		G4-3		HR		G6-3		1B BB		4	1	2	1	0	0	0						
Bo Jackson, R (1.8) OBP: 0.348, SLG: 0.421		E5 2B		HR		1B CS		K		3	3	1	1	1	1	1						
Jim Eisenreich, L (1.7) OBP: 0.344, SLG: 0.430		2H 2B		K		CS 1B		1B BB		3	0	2	1	1	1	0						
Mike Macfarlane, R (1.2) OBP: 0.338, SLG: 0.507		G6-3		G6-3		K 1-2 3-H				4	0	1	0	0	1	2						
Terry Shumpert, R (1.4) OBP: 0.288, SLG: 0.355	F8				2B				G5-3	4	1	1	0	0	1	1						
Inning Stats	R: 1 E: 0 K: 1 S: 9	H: 1 LOB: 0 BB: 0 P: 14	R: 1 E: 1 K: 0 S: 12	H: 1 LOB: 1 BB: 0 P: 16	R: 0 E: 0 K: 0 S: 5	H: 0 LOB: 0 BB: 0 P: 8	R: 2 E: 0 K: 1 S: 14	H: 2 LOB: 0 BB: 0 P: 22	R: 1 E: 0 K: 0 S: 7	H: 2 LOB: 1 BB: 0 P: 12	R: 1 E: 0 K: 1 S: 11	H: 1 LOB: 1 BB: 1 P: 16	R: 0 E: 0 K: 1 S: 13	H: 0 LOB: 0 BB: 1 P: 20	R: 0 E: 0 K: 2 S: 11	H: 2 LOB: 2 BB: 1 P: 19	R: 0 E: 0 K: 0 S: 10	H: 0 LOB: 0 BB: 0 P: 14	1B: 3 2B: 3 3B: 0 HR: 3	SF: 0 SAC: 0 DP: 0 HBP: 0	WP: 0 PB: 0 SB: 0 CS: 2	PA: 38
PITCHER	IP	WLS	BF	H	R	ER	SO	BB	IBB	HBP	BLK	WP	HR	S	P	ERA	WHIP					
Jeff Robinson, R (1.1) ERA: 5.68	5.1	W	25	7	6	5	2	1	0	0	0	0	3	53	82	8.44	1.500					
Jerry Don Gleaton, L (6.1) ERA: 2.89	3.2	S	13	2	0	0	4	2	0	0	0	0	0	39	59	0.00	1.091					

Batter	1	2	3	4	5	6	7	8	9	AB	R	H	RBI	BB	SO	LOB	BOTTOM				
Tony Phillips, S (1.5) OBP: 0.312, SLG: 0.355	K	HR HBP	K		G1-3 1B	F7				4	1	1	1	0	2	3	Kansas City Royals @ Detroit Tigers Tiger Stadium, Detroit, MI Mon May 21, 1990, 7:05 PM EDT Att: 12,372 - Cloudy - 58 F				
Alan Trammell, R (1.6) OBP: 0.384, SLG: 0.439	S BB	SF9	L9		G1-3 1-2		F7			3	0	0	1	1	0	2					
Lou Whitaker, L (1.4) OBP: 0.308, SLG: 0.333	K	HR 1H 2H	1B		K		K			5	1	2	4	0	3	2					
Cecil Fielder, R (1.3) OBP: 0.414, SLG: 0.741	K	HR BB	1B		G5-3		K			4	1	1	0	1	2	2					
Lloyd Moseby, L (1.8) OBP: 0.349, SLG: 0.462		BB HR	P4			F7		L6		4	2	1	2	1	0	2					
Larry Sheets, L (1.9) OBP: 0.348, SLG: 0.470										3	1	1	0	1	0	0					
Kenny Williams, R (7.9) OBP: 0.204, SLG: 0.174		BB			E6	P1		FC6-4 1B		1	0	1	0	0	0	0					
Gary Ward, R (1.7) OBP: 0.308, SLG: 0.339		BB			F8	1B 2B		FC6-4 1B 1-2		4	2	1	0	1	0	3					
Matt Nokes, L (1.10) OBP: 0.304, SLG: 0.402					L9	1B				4	1	2	2	0	1	3					
Tracy Jones, R (8. PH) OBP: 0.337, SLG: 0.434					HR	1B				1	0	1	0	0	0	0					
Mike Heath, R (1.2) OBP: 0.385, SLG: 0.464		HBP HR BB	PB 1B BB		G5-3	1B				2	2	1	0	2	0	1					
Inning Stats	R: 0 E: 0 K: 3 S: 10	H: 0 LOB: 1 BB: 1 P: 21	R: 8 E: 0 K: 0 S: 22	H: 3 LOB: 1 BB: 5 P: 51	R: 2 E: 0 K: 1 S: 16	H: 3 LOB: 2 BB: 1 P: 31	R: 0 E: 1 K: 1 S: 11	H: 0 LOB: 1 BB: 0 P: 17	R: 0 E: 0 K: 1 S: 10	H: 1 LOB: 1 BB: 0 P: 14	R: 1 E: 0 K: 0 S: 11	H: 3 LOB: 2 BB: 0 P: 21	R: 0 E: 0 K: 2 S: 9	H: 0 LOB: 0 BB: 0 P: 13	R: 0 E: 0 K: 0 S: 8	H: 2 LOB: 2 BB: 0 P: 13	1B: 8 2B: 1 3B: 0 HR: 3	SF: 1 SAC: 0 DP: 0 HBP: 1	WP: 1 PB: 1 SB: 1 CS: 0	PA: 44	
PITCHER	IP	WLS	BF	H	R	ER	SO	BB	IBB	HBP	BLK	WP	HR	S	P	ERA	WHIP				
Tom Gordon, R (1.1) ERA: 3.44	1.1	L	12	5	5	5	1	3	0	0	0	0	3	27	46	33.75	6.000				
Kevin Appier, R (2.1) ERA: 3.5	1.1		12	5	5	5	1	3	0	0	0	0	3	27	46	33.75	6.000				
Luis Aquino, R (3.1) ERA: 4.5	4.1		18	4	1	1	4	0	0	0	0	0	0	43	70	2.08	0.923				
Mark Davis, L (8.1) ERA: 6.16	1.0		4	2	0	0	0	0	0	0	0	0	0	8	13	0.00	2.000				

AB 35
R 6
H 9
RBI 5
BB 3
SO 6
LOB 8



AB 35
R 11
H 12
RBI 10
BB 7
SO 8
LOB 18



Batter	1	2	3	4	5	6	7	8	9	AB	R	H	RBI	BB	SO	LOB	TOP					
Kevin Seitzer, R OBP: 0.337, SLG: 0.303 (1, 5)	F9		G4-6-3 1B		L8		1B 2B	F9		5	1	2	0	0	0	1	Kansas City Royals @ Detroit Tigers Tiger Stadium, Detroit, MI Tue May 22 1990, 7:05 PM EDT Att: 12,486 - Unknown - 55 F					
Kurt Stillwell, S OBP: 0.393, SLG: 0.431 (1, 6)	K		G4-6-3 1-2f		L9		2B 1B			4	1	1	0	1	1	1						
Gerald Perry, L OBP: 0.336, SLG: 0.433 Rey Palacios, R OBP: 0.125, SLG: 0.500 (8, 3)					F9		HR 2B	FC5		4	2	2	3	1	0	2						
Danny Tartabull, R OBP: 0.261, SLG: 0.500 (1, 10)	P2				K					0	0	0	0	0	0	0						
George Brett, L OBP: 0.321, SLG: 0.308 (1, 9)										5	1	1	2	0	1	2						
Bo Jackson, R OBP: 0.342, SLG: 0.412 (1, 8)										4	1	0	0	1	1	0						
Willie Wilson, S OBP: 0.356, SLG: 0.388 (1, 7)										5	0	1	0	0	3	2						
Mike Macfarlane, R OBP: 0.333, SLG: 0.493 (1, 2)										3	2	0	0	1	0	3						
Frank White, R OBP: 0.192, SLG: 0.286 (1, 4)										4	0	1	2	0	0	2						
Inning Stats	R: 0 E: 0 K: 1 S: 10	H: 0 LOB: 1 BB: 1 P: 18	R: 0 E: 1 K: 1 S: 8	H: 0 LOB: 1 BB: 0 P: 11	R: 0 E: 0 K: 0 S: 4	H: 1 LOB: 0 BB: 0 P: 6	R: 3 E: 1 K: 3 S: 17	H: 2 LOB: 1 BB: 1 P: 31	R: 0 E: 0 K: 0 S: 3	H: 0 LOB: 0 BB: 0 P: 7	R: 0 E: 0 K: 0 S: 10	H: 1 LOB: 1 BB: 0 P: 15	R: 5 E: 1 K: 1 S: 17	H: 4 LOB: 0 BB: 0 P: 27	R: 1 E: 0 K: 0 S: 15	H: 1 LOB: 2 BB: 2 P: 27	R: 0 E: 0 K: 1 S: 6	H: 0 LOB: 0 BB: 0 P: 9	1B: 6 2B: 2 3B: 0 HR: 1	SF: 0 SAC: 0 DP: 1 HBP: 0	WP: 2 PB: 2 SB: 0 CS: 0	PA: 42
PITCHER	IP	WLS	BF	H	R	ER	SO	BB	IBB	HBP	BLK	WP	HR	S	P	ERA	WHIP					
Jack Morris, R ERA: 5.53 (1, 1)	6.1	L	30	7	7	3	5	2	0	0	0	2	0	62	103	4.26	1.421					
Ed Nunez, R ERA: 2.7 (7, 1)	1.1		7	2	2	2	1	1	0	0	0	0	1	19	31	13.50	2.250					
Paul Gibson, L ERA: 2.86 (8, 1)	1.1		5	0	0	0	1	0	1	0	0	0	0	9	17	0.00	0.000					

Batter	1	2	3	4	5	6	7	8	9	AB	R	H	RBI	BB	SO	LOB	BOTTOM					
Tony Phillips, S OBP: 0.325, SLG: 0.366 (1, 5)	HR 1B	WP 2B BB		1B BB		L3		1B 2B		3	3	2	0	2	0	0	Kansas City Royals @ Detroit Tigers Tiger Stadium, Detroit, MI Tue May 22 1990, 7:05 PM EDT Att: 12,486 - Unknown - 55 F					
Alan Trammell, R OBP: 0.395, SLG: 0.456 (1, 6)	HR 1B	1H 2H 2B		G4-3 1B			P3	2H 1B		5	1	4	3	0	0	0						
Lou Whitaker, L OBP: 0.311, SLG: 0.354 (1, 4)	1H 2H HR	G3		G4-3 1-2f			4-1 BB BB	1-1 P2		4	1	1	3	1	0	5						
Cecil Fielder, R OBP: 0.413, SLG: 0.727 Kenny Williams, R OBP: 0.204, SLG: 0.174 (9, PR)	K			L8			4-2 BB BB	0-2 BB 1B		4	0	1	0	1	2	0						
Lloyd Moseby, L OBP: 0.344, SLG: 0.452 (1, 8)	F8			F7			1-2 BB	0-0 G4-3 BB		5	0	1	0	0	2	2						
Larry Sheets, L OBP: 0.347, SLG: 0.465 Tracy Jones, R OBP: 0.345, SLG: 0.434 (7, PH)	G4-3			F8			4-0 BB	4-1 1-2 BB		3	0	1	0	0	0	0						
Dave Bergman, L OBP: 0.250, SLG: 0.200 (9, PH)							1-2 2-3 BB	1-2 2-3 BB		0	0	0	0	1	0	0						
Gary Ward, R OBP: 0.306, SLG: 0.336 (8, 9)							1-1 L7	2-3 K		4	1	1	0	0	0	4						
Mark Salas, L OBP: 0.360, SLG: 0.316 (9, PH)										1	0	0	0	0	1	3						
Matt Nokes, L OBP: 0.305, SLG: 0.400 Chester Lemon, R OBP: 0.333, SLG: 0.488 (8, PH)										3	0	1	0	0	0	0						
Mike Heath, R OBP: 0.376, SLG: 0.461 (1, 2)										2	0	0	1	0	0	2						
Inning Stats	R: 3 E: 0 K: 1 S: 18	H: 3 LOB: 0 BB: 0 P: 30	R: 2 E: 0 K: 0 S: 9	H: 2 LOB: 1 BB: 1 P: 17	R: 0 E: 0 K: 0 S: 7	H: 0 LOB: 0 BB: 0 P: 11	R: 1 E: 0 K: 0 S: 9	H: 3 LOB: 2 BB: 1 P: 20	R: 0 E: 0 K: 2 S: 11	H: 1 LOB: 1 BB: 0 P: 18	R: 0 E: 0 K: 1 S: 6	H: 0 LOB: 0 BB: 0 P: 9	R: 0 E: 0 K: 1 S: 10	H: 0 LOB: 3 BB: 3 P: 23	R: 1 E: 0 K: 0 S: 11	H: 2 LOB: 1 BB: 0 P: 20	R: 1 E: 0 K: 2 S: 15	H: 2 LOB: 3 BB: 1 P: 25	1B: 9 2B: 3 3B: 0 HR: 1	SF: 0 SAC: 0 DP: 1 HBP: 0	WP: 1 PB: 0 SB: 0 CS: 0	PA: 45
PITCHER	IP	WLS	BF	H	R	ER	SO	BB	IBB	HBP	BLK	WP	HR	S	P	ERA	WHIP					
Richard Dotson, R ERA: 7.56 (1, 1)	2.0		12	5	5	5	1	1	0	0	0	0	0	13	25	6.75	3.000					
Kevin Appier, R ERA: 3.72 (3, 1)	1.1		8	3	1	1	0	1	0	0	0	0	0	13	25	6.75	3.000					
Steve Farr, R ERA: 2.7 (4, 1)	3.0	W	11	1	0	0	3	2	0	0	0	0	0	25	46	0.00	1.000					
Mark Davis, L ERA: 6.53 (7, 1)	1.2		10	4	2	2	1	1	0	0	0	0	0	20	34	10.80	3.000					
Jeff Montgomery, R ERA: 2.55 (9, 1)	1.0	S	4	0	0	0	2	1	0	0	0	0	0	11	21	0.00	1.000					

AB 38
R 9
H 9
RBI 8
BB 4
SO 7
LOB 14



AB 39
R 8
H 13
RBI 8
BB 6
SO 7
LOB 20




Batter	1	2	3	4	5	6	7	8	9	AB	R	H	RBI	BB	SO	LOB	TOP											
Kevin Seitzer, R OBP: 0.333, SLG: 0.300 (1, 5)										5	0	1	0	0	1	0	Kansas City Royals @ Boston Red Sox Fenway Park, Boston, MA Wed May 23 1990, 7:05 PM EDT Att: 22,468 - Unknown - 50 F livebaseballscorecards.com											
Willie Wilson, S OBP: 0.375, SLG: 0.410 (1, 7)										3	1	2	2	2	0	0												
Gerald Perry, L OBP: 0.333, SLG: 0.424 (1, 10)										5	0	1	0	0	1	4												
Danny Tartabull, R OBP: 0.214, SLG: 0.407 (1, 9)										5	0	0	0	0	3	6												
George Brett, L OBP: 0.331, SLG: 0.322 (1, 3)										3	0	2	0	1	1	0												
Bo Jackson, R OBP: 0.333, SLG: 0.400 (1, 8)										4	0	0	0	0	0	7												
Mike Macfarlane, R OBP: 0.329, SLG: 0.481 (1, 2)										4	1	1	0	0	1	0												
Frank White, R OBP: 0.189, SLG: 0.280 Terry Shumpert, R OBP: 0.200, SLG: 0.354 (2, 4)										1	0	0	0	0	0	0												
Steve Jeltz, S OBP: 0.135, SLG: 0.118 (1, 6)										3	1	1	0	0	1	0												
Inning Stats	R: 1 E: 1 K: 1 S: 15	H: 2 LOB: 2 BB: 0 P: 24	R: 0 E: 0 K: 0 S: 6	H: 0 LOB: 0 BB: 0 P: 9	R: 0 E: 0 K: 1 S: 10	H: 1 LOB: 1 BB: 0 P: 16	R: 0 E: 0 K: 2 S: 11	H: 0 LOB: 0 BB: 0 P: 18	R: 0 E: 0 K: 0 S: 7	H: 0 LOB: 0 BB: 0 P: 13	R: 0 E: 0 K: 1 S: 8	H: 0 LOB: 2 BB: 2 P: 17	R: 3 E: 0 K: 1 S: 20	H: 6 LOB: 3 BB: 0 P: 31	R: 0 E: 0 K: 1 S: 9	H: 0 LOB: 0 BB: 0 P: 13		R: 0 E: 0 K: 1 S: 6	H: 0 LOB: 1 BB: 1 P: 12	1B: 7 2B: 2 3B: 0 HR: 0	SF: 0 SAC: 0 DP: 0 HBP: 0	WP: 0 PB: 0 SB: 1 CS: 1	PA: 40					
PITCHER	IP	WLS	BF	H	R	ER	SO	BB	IBB	HBP	BLK	WP	HR	S	P	ERA	WHIP											
Greg Harris, R ERA: 3.72 Rob Murphy, L ERA: 5.04 Wes Gardner, R ERA: 10.29	(1, 1)	6.0	L	28	7	4	3	5	1	1	0	0	0	0	62	106	4.50	1.333										

Batter	1	2	3	4	5	6	7	8	9	AB	R	H	RBI	BB	SO	LOB	BOTTOM										
Wade Boggs, L OBP: 0.427, SLG: 0.414 (1, 5)										4	0	1	0	0	1	1	Kansas City Royals @ Boston Red Sox Fenway Park, Boston, MA Wed May 23 1990, 7:05 PM EDT Att: 22,468 - Unknown - 50 F livebaseballscorecards.com										
Jody Reed, R OBP: 0.357, SLG: 0.387 (1, 4)										4	0	1	0	0	0	0											
Mike Greenwell, L OBP: 0.329, SLG: 0.288 (1, 7)										4	0	0	0	0	2	2											
Tom Brunansky, R OBP: 0.341, SLG: 0.432 (1, 9)										4	0	1	0	0	1	0											
Dwight Evans, R OBP: 0.352, SLG: 0.400 (1, 10)										4	0	1	0	0	0	1											
Tony Peña, R OBP: 0.313, SLG: 0.400 (1, 2)										4	1	1	0	0	1	1											
Ellis Burks, R OBP: 0.333, SLG: 0.464 (1, 8)										3	0	0	0	0	0	2											
Carlos Quintana, R OBP: 0.378, SLG: 0.405 Bill Buckner, L OBP: 0.244, SLG: 0.270 (8, PH) (9, 3)										2	0	1	1	0	0	0											
Luis Rivera, R OBP: 0.391, SLG: 0.414 (1, 6)										1	0	0	0	0	0	0											
Inning Stats	R: 0 E: 0 K: 1 S: 6	H: 0 LOB: 0 BB: 0 P: 8	R: 1 E: 0 K: 0 S: 14	H: 3 LOB: 2 BB: 0 P: 18	R: 0 E: 0 K: 1 S: 9	H: 0 LOB: 0 BB: 0 P: 11	R: 0 E: 0 K: 1 S: 11	H: 0 LOB: 0 BB: 0 P: 16	R: 0 E: 0 K: 0 S: 11	H: 1 LOB: 1 BB: 0 P: 16	R: 0 E: 0 K: 2 S: 10	H: 0 LOB: 0 BB: 0 P: 13	R: 0 E: 0 K: 0 S: 5	H: 0 LOB: 0 BB: 0 P: 8	R: 0 E: 0 K: 0 S: 11	H: 2 LOB: 2 BB: 0 P: 13		R: 0 E: 0 K: 0 S: 10	H: 1 LOB: 0 BB: 0 P: 15	1B: 7 2B: 0 3B: 0 HR: 0	SF: 0 SAC: 0 DP: 1 HBP: 0	WP: 0 PB: 0 SB: 0 CS: 0	PA: 33				
PITCHER	IP	WLS	BF	H	R	ER	SO	BB	IBB	HBP	BLK	WP	HR	S	P	ERA	WHIP										
Bret Saberhagen, R ERA: 3.02	(1, 1)	9.0	W	33	7	1	1	5	0	0	0	0	0	87	118	1.00	0.778										


Batter	1	2	3	4	5	6	7	8	9	AB	R	H	RBI	BB	SO	LOB	TOP					
Kevin Seitzer, R OBP: 0.331, SLG: 0.299	G4-3			G1-3	G4-3			G3		4	0	1	0	0	0	2	Kansas City Royals @ Boston Red Sox Fenway Park, Boston, MA Thu May 24, 1990, 7:05 PM EDT Att: 31,982 - Sunny - 50 F					
Kurt Stillwell, S OBP: 0.390, SLG: 0.425	G4-3						G4-3	G3		4	0	1	0	0	0	2						
Gerald Perry, L OBP: 0.325, SLG: 0.413	G6-3			F9			G4-3	F8		4	0	0	0	0	0	3						
Danny Tartabull, R OBP: 0.188, SLG: 0.355			K	K			K		F8	4	0	0	0	0	3	1						
George Brett, L OBP: 0.329, SLG: 0.320	G3-1				HBP		L6	G6-3		4	1	1	0	0	0	0						
Jim Eisenreich, L OBP: 0.341, SLG: 0.419	G4-3				F7		K			3	0	0	0	1	1	1						
Willie Wilson, S OBP: 0.364, SLG: 0.391			K	K			G4-3			4	0	0	0	0	3	2						
Mike Macfarlane, R OBP: 0.329, SLG: 0.468			F8				G4-3			2	0	0	0	0	0	0						
Terry Shumpert, R OBP: 0.306, SLG: 0.368			P2							3	0	2	1	0	0	0						
Inning Stats	R: 0 H: 0 E: 0 K: 0 S: 9	H: 0 LOB: 0 BB: 0 P: 13	R: 0 H: 0 E: 0 K: 1 S: 9	H: 0 LOB: 0 BB: 0 P: 10	R: 0 H: 0 E: 0 K: 1 S: 7	H: 0 LOB: 0 BB: 0 P: 11	R: 0 H: 1 E: 0 K: 1 S: 8	H: 1 LOB: 1 BB: 0 P: 13	R: 1 H: 2 E: 0 K: 1 S: 12	H: 2 LOB: 2 BB: 0 P: 19	R: 0 H: 0 E: 0 K: 1 S: 5	H: 0 LOB: 0 BB: 0 P: 8	R: 0 H: 0 E: 0 K: 1 S: 5	H: 0 LOB: 0 BB: 0 P: 6	R: 0 H: 2 E: 0 K: 0 S: 7	H: 2 LOB: 2 BB: 0 P: 12	R: 0 H: 0 E: 0 K: 1 S: 12	H: 0 LOB: 1 BB: 1 P: 19	1B: 5 2B: 0 3B: 0 HR: 0	SF: 0 SAC: 0 DP: 0 HBP: 1	WP: 0 PB: 0 SB: 0 CS: 0	PA: 34
PITCHER Roger Clemens, R ERA: 2.96	IP: 9.0 WLS: W BF: 34 H: 5 R: 1 ER: 1 SO: 7 BB: 1 IBB: 0 HBP: 1 BLK: 0 WP: 0 HR: 0 S: 74 P: 111 ERA: 1.00 WHIP: 0.667																					

Batter	1	2	3	4	5	6	7	8	9	AB	R	H	RBI	BB	SO	LOB	BOTTOM					
Wade Boggs, L OBP: 0.332, SLG: 0.417	G5-3							F7		4	0	2	0	1	0	0	Kansas City Royals @ Boston Red Sox Fenway Park, Boston, MA Thu May 24, 1990, 7:05 PM EDT Att: 31,982 - Sunny - 50 F					
Jody Read, R OBP: 0.346, SLG: 0.377	K		G6-3	P5		K				4	0	0	0	0	2	4						
Mike Greenwell, L OBP: 0.333, SLG: 0.289	BB					G3				3	1	1	0	1	0	2						
Tom Brunansky, R OBP: 0.345, SLG: 0.425	BB						K			2	1	0	0	2	1	1						
Dwight Evans, R OBP: 0.349, SLG: 0.396						G5-3		G6-3		4	0	1	1	0	0	2						
Tony Peña, R OBP: 0.311, SLG: 0.396	K					G5-3				4	0	1	1	0	1	2						
Ellis Burks, R OBP: 0.343, SLG: 0.481										3	2	2	0	1	0	1						
Carlos Quintana, R OBP: 0.372, SLG: 0.390										3	0	0	0	0	0	3						
Luis Rivera, R OBP: 0.403, SLG: 0.433										2	0	2	2	0	0	0						
Inning Stats	R: 1 H: 2 E: 0 K: 2 S: 18	H: 3 LOB: 2 BB: 1 P: 26	R: 0 H: 3 E: 0 K: 0 S: 14	H: 3 LOB: 2 BB: 0 P: 21	R: 0 H: 0 E: 0 K: 0 S: 7	H: 0 LOB: 1 BB: 1 P: 15	R: 1 H: 2 E: 1 K: 0 S: 10	H: 2 LOB: 2 BB: 1 P: 21	R: 1 H: 1 E: 0 K: 0 S: 11	H: 1 LOB: 1 BB: 1 P: 17	R: 0 H: 0 E: 0 K: 1 S: 6	H: 0 LOB: 2 BB: 1 P: 13	R: 0 H: 0 E: 0 K: 1 S: 5	H: 0 LOB: 0 BB: 0 P: 8	R: 1 H: 1 E: 0 K: 0 S: 13	H: 1 LOB: 0 BB: 0 P: 18	R: 0 H: 0 E: 0 K: 0 S: 13	H: 1 LOB: 0 BB: 0 P: 18	1B: 8 2B: 0 3B: 1 HR: 0	SF: 1 SAC: 1 DP: 1 HBP: 1	WP: 0 PB: 0 SB: 1 CS: 0	PA: 37
PITCHER Mark Gubicza, R ERA: 5.51	IP: 8.0 WLS: L BF: 37 H: 9 R: 4 ER: 4 SO: 4 BB: 4 IBB: 1 HBP: 1 BLK: 0 WP: 0 HR: 0 S: 84 P: 139 ERA: 4.50 WHIP: 1.625																					

AB 32
R 1
H 5
RBI 1
BB 1
SO 7
LOB 11



AB 29
R 4
H 9
RBI 4
BB 5
SO 4
LOB 15



Batter	1	2	3	4	5	6	7	8	9	AB	R	H	RBI	BB	SO	LOB	TOP				
Deion Sanders, L OBP: 0.207, SLG: 0.357 (1, 7) C X	0-1 F9	2-2 G6-3			2-2 E	2-3 K		3-1 P6		5	1	1	0	0	1	2					
Steve Sax, R OBP: 0.343, SLG: 0.331 (1, 4) B X	1-0 1B	2-0 P4			1-2 1B	1-2 1B			1-3 K	4	2	2	0	1	1	0					
Roberto Kelly, R OBP: 0.344, SLG: 0.421 (1, 8) B X	1-0 1B		2-2 G4-3		1-0 1B				1-3 K	5	1	2	0	0	2	4					
Don Mattingly, L OBP: 0.343, SLG: 0.435 (1, 3) C X	0-1 1B		1-0 F9		1-1 E4				0-0 G6-3	5	1	1	1	0	1	2					
Mel Hall, L OBP: 0.257, SLG: 0.441 (1, 10) B X SAFE	1-0 2B		1-0 G4-3		1-1 1B					4	1	2	1	0	0	1					
Bob Geren, R OBP: 0.298, SLG: 0.395 (1, 2) B X	1-3 K		2-1 L6		1-3 K					4	0	0	0	0	2	6					
Jesse Barfield, R OBP: 0.348, SLG: 0.471 (1, 9) F C X	1-2 2B			2-3 K	0-3 K				4-2 G6-4-3	3	0	1	3	1	2	2					
Randy Velarde, R OBP: 0.328, SLG: 0.269 (1, 5) X	0-0 G4-3		0-0 F8		1-3 K				0-2 FC2	4	0	0	0	0	1	2					
Alvaro Espinoza, R OBP: 0.220, SLG: 0.230 (1, 6) X		0-0 P3		0-1 G5-3					0-2 G6-4-3	4	0	1	0	0	0	2					
Inning Stats	R: 4 E: 0 K: 1 S: 14	H: 5 LOB: 1 BB: 0 P: 19	R: 0 E: 0 K: 0 S: 5	H: 0 LOB: 0 BB: 0 P: 9	R: 0 E: 0 K: 0 S: 8	H: 1 LOB: 1 BB: 0 P: 13	R: 0 E: 0 K: 1 S: 6	H: 0 LOB: 0 BB: 0 P: 8	R: 2 E: 1 K: 2 S: 15	H: 2 LOB: 2 BB: 1 P: 24	R: 0 E: 0 K: 1 S: 7	H: 0 LOB: 0 BB: 0 P: 10	R: 0 E: 0 K: 0 S: 12	H: 0 LOB: 1 BB: 1 P: 19	R: 0 E: 0 K: 2 S: 8	H: 0 LOB: 0 BB: 0 P: 10	1B: 9 2B: 1 3B: 0 HR: 0	SF: 0 SAC: 0 DP: 1 HBP: 0	WP: 0 PB: 0 SB: 0 CS: 0	PA: 40	
PITCHER	IP	WLS	BF	H	R	ER	SO	BB	IBB	HBP	BLK	WP	HR	S	P	ERA	WHIP				
Storm Davis, R ERA: 5.44 (1, 1)	4.1	L	23	8	6	6	2	1	0	0	0	0	0	42	66	12.46	2.077				
Steve Crawford, R ERA: 4.7 (5, 1)	2.2		10	2	0	0	6	0	0	0	0	0	0	26	34	0.00	0.750				
Steve Farr, R ERA: 2.6 (8, 1)	1.0		4	0	0	0	0	1	0	0	0	0	0	12	19	0.00	1.000				
Jeff Montgomery, R ERA: 2.18 (9, 1)	1.0		3	0	0	0	2	0	0	0	0	0	0	8	10	0.00	0.000				

New York Yankees @ Kansas City Royals
Royals Stadium, Kansas City, MO
Fri May 25 1990, 8:05 PM EDT
Att: 27,601 - Unknown

AB	38
R	6
H	10
RBI	5
BB	2
SO	10
LOB	21



Batter	1	2	3	4	5	6	7	8	9	AB	R	H	RBI	BB	SO	LOB	BOTTOM				
Kevin Seitzer, R OBP: 0.330, SLG: 0.297 (1, 5) B X	1-0 P5		3-2 F8		3-3 K				0-0	1	0	0	0	0	0	0					
Pat Tabler, R OBP: 0.293, SLG: 0.245 (3, 5)									1-2 1B	3	0	1	0	1	1	1					
Rey Palacios, R OBP: 0.125, SLG: 0.500 (9, PR)										0	0	0	0	0	0	0					
Kurt Stillwell, S OBP: 0.392, SLG: 0.419 (1, 6) C B B B B	4-2 G6-3			4-0 1B	1-3 K				1-0 P4	2	1	0	0	2	1	3					
Danny Tartabull, R OBP: 0.182, SLG: 0.344 (9, FH)				BB						1	0	0	0	0	0	2					
Gerald Perry, L OBP: 0.321, SLG: 0.405 (1, 3) B C X	3-2 G6-3			0-3 K	1-2 G5-3				1-0 G3	5	0	1	0	0	1	5					
George Brett, L OBP: 0.328, SLG: 0.325 (1, 10) B X	1-0 F8			0-0 L7		2-2 G3			1-0 FC1-2	4	0	1	0	0	0	2					
Bo Jackson, R OBP: 0.331, SLG: 0.396 (1, 8) X		0-0 F8		0-0 1B	1-2 E	1-3 K			2-3 K	4	1	1	0	0	2	2					
Jim Eisenreich, L OBP: 0.338, SLG: 0.414 (1, 7) C X			0-1 G4-3		0-0 S	2-1 L7			1-1 FC1-2	4	1	1	1	0	0	2					
Willie Wilson, S OBP: 0.359, SLG: 0.385 (1, 9) C B C				1-3 2H	2-2 1B				2-3 2B	4	0	1	1	0	1	2					
Mike Macfarlane, R OBP: 0.326, SLG: 0.470 (1, 2) F B X			2-3 K		2-0 P3				1-1 G6-3	4	0	1	0	0	1	1					
Terry Shumpert, R OBP: 0.316, SLG: 0.389 (1, 4) X			0-0 P6			0-0 2B			1-1 G6-3	4	0	2	0	0	0	1					
Inning Stats	R: 0 E: 0 K: 0 S: 7	H: 0 LOB: 1 BB: 1 P: 16	R: 0 E: 0 K: 1 S: 6	H: 0 LOB: 0 BB: 0 P: 7	R: 0 E: 0 K: 1 S: 9	H: 0 LOB: 0 BB: 0 P: 14	R: 3 E: 0 K: 1 S: 10	H: 3 LOB: 1 BB: 1 P: 18	R: 0 E: 0 K: 2 S: 10	H: 1 LOB: 1 BB: 0 P: 15	R: 0 E: 0 K: 1 S: 9	H: 0 LOB: 0 BB: 0 P: 14	R: 0 E: 0 K: 1 S: 9	H: 2 LOB: 2 BB: 0 P: 14	R: 0 E: 0 K: 0 S: 8	H: 2 LOB: 2 BB: 0 P: 14	1B: 6 2B: 3 3B: 0 HR: 0	SF: 0 SAC: 0 DP: 0 HBP: 0	WP: 0 PB: 0 SB: 1 CS: 0	PA: 39	
PITCHER	IP	WLS	BF	H	R	ER	SO	BB	IBB	HBP	BLK	WP	HR	S	P	ERA	WHIP				
Chuck Cary, L ERA: 3.32 (1, 1)	5.0	W	21	4	3	3	5	2	0	0	0	0	0	42	70	5.40	1.200				
Lee Guetterman, L ERA: 2.33 (6, 1)	3.0		13	3	0	0	2	1	0	0	0	0	0	31	50	0.00	1.333				
Dave Righetti, L ERA: 4.26 (9, 1)	1.0	S	5	2	0	0	0	0	0	0	0	0	0	8	14	0.00	2.000				

New York Yankees @ Kansas City Royals
Royals Stadium, Kansas City, MO
Fri May 25 1990, 8:05 PM EDT
Att: 27,601 - Unknown

AB	36
R	3
H	9
RBI	2
BB	3
SO	7
LOB	21




Batter	1	2	3	4	5	6	7	8	9	AB	R	H	RBI	BB	SO	LOB	TOP					
Deion Sanders, L (1,7) OBP: 0.212, SLG: 0.344										4	1	1	0	0	2	1	New York Yankees @ Kansas City Royals Royals Stadium, Kansas City, MO Sat May 26 1990, 8:05 PM EDT Att: 35,322 - Unknown - 67 F livebaseballscorecards.com					
Steve Sax, R (1,4) OBP: 0.353, SLG: 0.342										4	1	3	2	0	0	0						
Roberto Kelly, R (1,8) OBP: 0.335, SLG: 0.410										4	0	0	1	0	2	2						
Don Mattingly, L (1,3) OBP: 0.339, SLG: 0.429										2	0	0	0	0	0	1						
Steve Balboni, R (6,3) OBP: 0.323, SLG: 0.385										2	0	0	0	0	2	0						
Mel Hall, L (1,10) OBP: 0.248, SLG: 0.426										4	0	0	0	0	1	1						
Jesse Barfield, R (1,9) OBP: 0.345, SLG: 0.463										4	0	1	0	0	1	0						
Rick Cerone, R (1,2) OBP: 0.328, SLG: 0.458										3	1	2	0	1	0	0						
Randy Velarde, R (1,5) OBP: 0.308, SLG: 0.250										4	1	0	0	0	1	4						
Alvaro Espinoza, R (1,6) OBP: 0.217, SLG: 0.226										2	0	0	0	0	0	1						
Wayne Tolleson, S (6,6) OBP: 0.100, SLG: 0.333										1	0	0	0	0	0	2						
Inning Stats	R: 0 E: 0 K: 2 S: 10	H: 0 LOB: 0 BB: 0 P: 12	R: 0 E: 0 K: 0 S: 3	H: 0 LOB: 0 BB: 0 P: 5	R: 0 E: 0 K: 2 S: 11	H: 1 LOB: 1 BB: 0 P: 18	R: 0 E: 0 K: 1 S: 9	H: 1 LOB: 1 BB: 0 P: 12	R: 0 E: 0 K: 1 S: 6	H: 0 LOB: 0 BB: 0 P: 8	R: 0 E: 0 K: 2 S: 10	H: 1 LOB: 1 BB: 0 P: 14	R: 0 E: 0 K: 2 S: 7	H: 0 LOB: 0 BB: 0 P: 10	R: 4 E: 2 K: 1 S: 9	H: 3 LOB: 0 BB: 0 P: 16	R: 0 E: 0 K: 0 S: 9	H: 1 LOB: 1 BB: 1 P: 20	1B: 7 2B: 0 3B: 0 HR: 0	SF: 0 SAC: 0 DP: 1 HBP: 0	WP: 0 PB: 0 SB: 0 CS: 0	PA: 35
PITCHER Tom Gordon, R (1,1) ERA: 2.96	IP: 9.0 WLS: W BF: 35 H: 7 R: 4 ER: 1 SO: 9 BB: 1 IBB: 0 HBP: 0 BLK: 0 WP: 0 HR: 0 S: 74 P: 115 ERA: 1.00 WHIP: 0.889															PITCHER						

Batter	1	2	3	4	5	6	7	8	9	AB	R	H	RBI	BB	SO	LOB	BOTTOM			
Terry Shupert, R (1,4) OBP: 0.296, SLG: 0.364										5	0	0	0	0	1	4	New York Yankees @ Kansas City Royals Royals Stadium, Kansas City, MO Sat May 26 1990, 8:05 PM EDT Att: 35,322 - Unknown - 67 F livebaseballscorecards.com			
Kurt Stillwell, S (1,6) OBP: 0.399, SLG: 0.440										5	2	3	1	0	1	1				
Gerald Perry, L (1,3) OBP: 0.329, SLG: 0.425										5	1	3	1	0	1	2				
Danny Tartabull, R (1,10) OBP: 0.158, SLG: 0.297										5	0	0	0	0	1	4				
George Brett, L (1,9) OBP: 0.333, SLG: 0.327										2	1	1	0	1	0	0				
Steve Jeltz, S (6,9) OBP: 0.154, SLG: 0.139										2	0	1	0	0	0	0				
Bo Jackson, R (1,8) OBP: 0.340, SLG: 0.406										4	1	2	0	1	1	4				
Jim Eisenreich, L (1,7) OBP: 0.340, SLG: 0.414										5	1	2	3	0	0	4				
Pat Tabler, R (1,5) OBP: 0.306, SLG: 0.268										3	2	1	1	0	1	4				
Rey Palacios, R (1,2) OBP: 0.417, SLG: 0.800										2	1	2	3	2	0	0				
Inning Stats	R: 0 E: 0 K: 0 S: 9	H: 1 LOB: 1 BB: 0 P: 13	R: 5 E: 0 K: 0 S: 20	H: 5 LOB: 1 BB: 1 P: 33	R: 2 E: 0 K: 1 S: 15	H: 3 LOB: 1 BB: 0 P: 25	R: 2 E: 0 K: 2 S: 16	H: 3 LOB: 2 BB: 1 P: 25	R: 0 E: 0 K: 1 S: 11	H: 0 LOB: 1 BB: 1 P: 17	R: 0 E: 1 K: 1 S: 13	H: 1 LOB: 2 BB: 0 P: 23	R: 0 E: 0 K: 0 S: 5	H: 1 LOB: 1 BB: 1 P: 10	R: 0 E: 1 K: 0 S: 8	H: 1 LOB: 1 BB: 0 P: 12	1B: 9 2B: 4 3B: 2 HR: 0	SF: 0 SAC: 0 DP: 1 HBP: 1	WP: 0 PB: 0 SB: 0 CS: 2	PA: 43
PITCHER Andy Hawkins, R (1,1) ERA: 7.52	IP: 1.2 WLS: L BF: 12 H: 5 R: 5 ER: 5 SO: 0 BB: 1 IBB: 1 HBP: 0 BLK: 0 WP: 0 HR: 0 S: 28 P: 45 ERA: 27.00 WHIP: 4.200															PITCHER				
Eric Plunk, R (2,1) ERA: 3.0	IP: 6.1 WLS: 31 BF: 9 H: 4 R: 4 ER: 4 SO: 6 BB: 3 IBB: 0 HBP: 0 BLK: 0 WP: 0 HR: 0 S: 69 P: 113 ERA: 5.68 WHIP: 1.895															PITCHER				

Batter	1	2	3	4	5	6	7	8	9	AB	R	H	RBI	BB	SO	LOB	TOP					
Deion Sanders, L OBP: 0.237, SLG: 0.361 (1, 8)	F8		P5			1B		BB	G4-3	4	1	1	0	1	0	2	New York Yankees @ Kansas City Royals Royals Stadium, Kansas City, MO Sun May 27 1990, 4:33 AM EDT Att: 32,352 - Overcast - 65 F					
Steve Sax, R OBP: 0.351, SLG: 0.335 (1, 4)	G4-3		G5-4-3			G5-3		BB		3	0	0	0	0	0	2						
Claudell Washington, L OBP: 0.210, SLG: 0.232 Jesse Barfield, R OBP: 0.343, SLG: 0.460 (1, 9) (8, PH) (8, 9)	G4-3			K		1B		K		3	0	1	1	0	1	0						
Don Mattingly, L OBP: 0.337, SLG: 0.425 (1, 3)		G5-3		F8		1B		K		4	0	1	0	0	1	3						
Mel Hall, L OBP: 0.242, SLG: 0.415 Roberto Kelly, R OBP: 0.339, SLG: 0.410 (1, 7) (8, PH) (8, 8)	G4-3		G4-3			G4-3				3	0	0	0	0	0	2						
Steve Balboni, R OBP: 0.318, SLG: 0.375 (1, 10)		1B				G6-3		K		4	0	1	0	0	1	3						
Rick Cerone, R OBP: 0.338, SLG: 0.452 (1, 2)		1B		G1-3						3	0	1	0	1	0	0						
Randy Velarde, R OBP: 0.290, SLG: 0.233 (1, 5)		G3		G6-3				P2		4	0	0	0	0	0	3						
Wayne Tolleson, S OBP: 0.214, SLG: 0.385 (1, 6)			G5-4-3			G5-3		BB	F7	4	1	2	0	0	0	1						
Inning Stats	R: 0 E: 0 K: 0 S: 12	H: 0 LOB: 0 BB: 0 P: 19	R: 0 E: 0 K: 0 S: 8	H: 2 LOB: 2 BB: 0 P: 13	R: 0 E: 0 K: 1 S: 4	H: 1 LOB: 0 BB: 0 P: 5	R: 0 E: 0 K: 1 S: 6	H: 0 LOB: 0 BB: 0 P: 9	R: 0 E: 0 K: 0 S: 6	H: 0 LOB: 0 BB: 0 P: 6	R: 1 E: 0 K: 0 S: 12	H: 3 LOB: 2 BB: 0 P: 18	R: 0 E: 0 K: 0 S: 6	H: 0 LOB: 0 BB: 0 P: 11	R: 1 E: 0 K: 3 S: 12	H: 1 LOB: 3 BB: 2 P: 23		R: 0 E: 0 K: 0 S: 11	H: 0 LOB: 1 BB: 1 P: 18	1B: 6 2B: 1 3B: 0 HR: 0	SF: 0 SAC: 0 DP: 1 HBP: 1	WP: 0 PB: 0 SB: 0 CS: 0
PITCHER	IP	WLS	BF	H	R	ER	SO	BB	IBB	HBP	BLK	WP	HR	S	P	ERA	WHIP					
Kevin Appier, R ERA: 3.42 (1, 1)	7.0	W	29	7	2	2	1	1	0	1	0	0	0	56	89	2.57	1.143					
Mark Davis, L ERA: 6.33 (8, 1)	0.2		3	0	0	0	2	1	0	0	0	0	0	7	12	0.00	1.500					
Jeff Montgomery, R ERA: 2.1 (8, 1)	1.1	S	5	0	0	0	1	1	0	0	0	0	0	14	21	0.00	0.750					

Batter	1	2	3	4	5	6	7	8	9	AB	R	H	RBI	BB	SO	LOB	BOTTOM					
Kevin Seitzer, R OBP: 0.344, SLG: 0.339 (1, 5)	1B			FC5-4		HR				3	2	3	2	1	0	0	New York Yankees @ Kansas City Royals Royals Stadium, Kansas City, MO Sun May 27 1990, 4:33 AM EDT Att: 32,352 - Overcast - 65 F					
Kurt Stillwell, S OBP: 0.401, SLG: 0.438 (1, 6)	1B	FC5-4		FC5-4		G6-3				3	1	1	1	1	0	2						
Gerald Perry, L OBP: 0.327, SLG: 0.420 (1, 3)	SF8		F8	FC5-4				G5-3		4	1	1	0	0	0	2						
Danny Tartabull, R OBP: 0.143, SLG: 0.275 (1, 10)	SF8		G5-3	F9				L1		3	0	0	1	0	0	2						
George Brett, L OBP: 0.332, SLG: 0.340 Willie Wilson, S OBP: 0.359, SLG: 0.385 (1, 9) (9, 9)	SF8			E		G6-3		K		3	1	1	1	0	1	0						
Bo Jackson, R OBP: 0.337, SLG: 0.401 (1, 8)	F9		E3	G3				K		4	0	1	1	0	1	0						
Jim Eisenreich, L OBP: 0.338, SLG: 0.409 (1, 7)		G3-1	G6-3			CS		G3		4	0	1	0	0	0	1						
Mike Macfarlane, R OBP: 0.322, SLG: 0.453 (1, 2)	F9			F7	CS	G6-3				3	0	0	0	1	0	0						
Terry Shumpert, R OBP: 0.306, SLG: 0.383 (1, 4)						K		K		4	1	2	0	0	2	1						
Inning Stats	R: 3 E: 0 K: 0 S: 11	H: 3 LOB: 0 BB: 0 P: 16	R: 0 E: 0 K: 0 S: 14	H: 1 LOB: 2 BB: 1 P: 24	R: 1 E: 1 K: 0 S: 10	H: 2 LOB: 1 BB: 0 P: 17	R: 1 E: 0 K: 0 S: 10	H: 2 LOB: 2 BB: 1 P: 18	R: 0 E: 0 K: 1 S: 9	H: 1 LOB: 0 BB: 0 P: 13	R: 1 E: 0 K: 1 S: 9	H: 1 LOB: 0 BB: 0 P: 16	R: 0 E: 0 K: 2 S: 8	H: 0 LOB: 1 BB: 1 P: 16	R: 0 E: 0 K: 2 S: 8	H: 0 LOB: 1 BB: 1 P: 16		1B: 5 2B: 3 3B: 1 HR: 1	SF: 2 SAC: 0 DP: 0 HBP: 0	WP: 0 PB: 0 SB: 1 CS: 1	PA: 37	
PITCHER	IP	WLS	BF	H	R	ER	SO	BB	IBB	HBP	BLK	WP	HR	S	P	ERA	WHIP					
Dave LaPoint, L ERA: 4.2 (1, 1)	3.1	L	20	8	5	5	0	2	0	0	0	0	0	42	70	13.50	3.000					
Greg Cadaret, L ERA: 5.59 (4, 1)	3.2		12	2	1	1	2	0	0	0	0	0	1	29	49	2.46	0.545					
Lance McCullers, R ERA: 3.6 (8, 1)	1.0		4	0	0	0	2	1	0	0	0	0	0	8	16	0.00	1.000					

AB	33
R	2
H	7
RBI	2
BB	3
SO	4
LOB	19



AB	31
R	6
H	10
RBI	6
BB	3
SO	4
LOB	8



Batter	1	2	3	4	5	6	7	8	9	AB	R	H	RBI	BB	SO	LOB	TOP			
Tony Phillips, S OBP: 0.323, SLG: 0.338 (1, 6)										3	0	0	0	1	0	0	Detroit Tigers @ Kansas City Royals Royals Stadium, Kansas City, MO Mon May 28 1990, 8:05 PM EDT Att: 36,695 - Unknown - 72 F			
Dave Bergman, L OBP: 0.263, SLG: 0.244 (1, 3)										4	0	2	0	0	0	0				
Lou Whitaker, L OBP: 0.308, SLG: 0.338 (1, 4)										4	0	1	0	0	0	3				
Cecil Fielder, R OBP: 0.406, SLG: 0.705 (1, 10)										4	0	1	0	0	1	4				
Larry Sheets, L OBP: 0.343, SLG: 0.449 (1, 9)										4	1	1	0	0	0	1				
Matt Nokes, L OBP: 0.321, SLG: 0.455 (1, 2)										4	1	3	1	0	1	0				
Tracy Jones, R OBP: 0.320, SLG: 0.427 (1, 7)										4	0	1	1	0	1	1				
Ed Romero, R OBP: 0.306, SLG: 0.281 (9, PH)										3	0	0	0	0	0	3				
Mark Salas, L OBP: 0.344, SLG: 0.250 (9, PH)										1	0	0	0	0	0	0				
Kenny Williams, R OBP: 0.200, SLG: 0.196 (9, PH)										3	0	0	0	0	1	1				
Lloyd Moseby, L OBP: 0.331, SLG: 0.425 (9, PH)										1	0	0	0	0	1	0				
Inning Stats	R: 0 E: 0 K: 0 S: 8	H: 1 LOB: 1 BB: 0 P: 11	R: 0 E: 0 K: 0 S: 12	H: 1 LOB: 1 BB: 0 P: 19	R: 0 E: 0 K: 0 S: 5	H: 0 LOB: 0 BB: 0 P: 7	R: 1 E: 0 K: 0 S: 13	H: 4 LOB: 2 BB: 0 P: 19	R: 0 E: 0 K: 2 S: 10	H: 1 LOB: 2 BB: 1 P: 16	R: 0 E: 0 K: 1 S: 6	H: 0 LOB: 0 BB: 0 P: 7	R: 0 E: 1 K: 1 S: 7	H: 1 LOB: 1 BB: 0 P: 9	R: 1 E: 0 K: 1 S: 6	H: 1 LOB: 0 BB: 0 P: 9	1B: 7 2B: 1 3B: 1 HR: 1	SF: 0 SAC: 0 DP: 1 HBP: 0	WP: 0 PB: 0 SB: 0 CS: 0	PA: 36
PITCHER Bret Saberhagen, R ERA: 2.89 (1, 1)	IP: 9.0 WLS: W BF: 36	H: 9 R: 2 ER: 2 SO: 5	BB: 1 IBB: 0 HBP: 0 BLK: 0	WP: 0 HR: 1 S: 75 P: 108	ERA: 2.00 WHIP: 1.111	PITCHER										IP: 9.0 WLS: W BF: 36	H: 9 R: 2 ER: 2 SO: 5	BB: 1 IBB: 0 HBP: 0 BLK: 0	WP: 0 HR: 1 S: 75 P: 108	ERA: 2.00 WHIP: 1.111

Batter	1	2	3	4	5	6	7	8	9	AB	R	H	RBI	BB	SO	LOB	BOTTOM								
Kevin Seitzer, R OBP: 0.353, SLG: 0.360 (1, 5)										4	1	3	0	0	0	0	Detroit Tigers @ Kansas City Royals Royals Stadium, Kansas City, MO Mon May 28 1990, 8:05 PM EDT Att: 36,695 - Unknown - 72 F								
Kurt Stillwell, S OBP: 0.398, SLG: 0.432 (1, 6)										4	0	1	0	0	0	4									
Gerald Perry, L OBP: 0.320, SLG: 0.410 (1, 3)										4	0	0	1	0	0	4									
Danny Tartabull, R OBP: 0.152, SLG: 0.256 (1, 10)										3	0	0	0	1	1	2									
Jim Eisenreich, L OBP: 0.329, SLG: 0.397 (1, 9)										4	0	0	0	0	1	1									
Bo Jackson, R OBP: 0.347, SLG: 0.411 (1, 8)										4	1	3	0	0	0	0									
Willie Wilson, S OBP: 0.352, SLG: 0.376 (1, 7)										2	0	0	0	0	0	1									
Mike Macfarlane, R OBP: 0.344, SLG: 0.489 (1, 2)										2	1	2	1	1	0	0									
Terry Shumpert, R OBP: 0.307, SLG: 0.393 (1, 4)										3	0	1	1	0	0	3									
Inning Stats	R: 1 E: 1 K: 0 S: 8	H: 1 LOB: 1 BB: 1 P: 14	R: 1 E: 0 K: 0 S: 6	H: 2 LOB: 0 BB: 0 P: 8	R: 0 E: 0 K: 1 S: 7	H: 1 LOB: 1 BB: 0 P: 11	R: 0 E: 0 K: 0 S: 8	H: 1 LOB: 2 BB: 1 P: 16	R: 0 E: 0 K: 0 S: 4	H: 1 LOB: 1 BB: 0 P: 6	R: 0 E: 0 K: 0 S: 7	H: 1 LOB: 0 BB: 0 P: 11	R: 1 E: 0 K: 0 S: 9	H: 3 LOB: 1 BB: 0 P: 17	R: 0 E: 0 K: 1 S: 9	H: 0 LOB: 0 BB: 0 P: 12		1B: 6 2B: 3 3B: 1 HR: 0	SF: 0 SAC: 1 DP: 2 HBP: 0	WP: 1 PB: 0 SB: 0 CS: 0	PA: 33				
PITCHER Brian Dubois, L ERA: 4.88 (1, 1)	IP: 6.0 WLS: L BF: 28	H: 10 R: 3 ER: 2 SO: 1	BB: 1 IBB: 1 HBP: 0 BLK: 0	WP: 1 HR: 0 S: 46 P: 78	ERA: 3.00 WHIP: 1.833	PITCHER										IP: 6.0 WLS: L BF: 28	H: 10 R: 3 ER: 2 SO: 1	BB: 1 IBB: 1 HBP: 0 BLK: 0	WP: 1 HR: 0 S: 46 P: 78	ERA: 3.00 WHIP: 1.833					
Paul Gibson, L ERA: 2.45 (7, 1)	1.0	0	0	0	0	0	0	0	0	0	0	3	5	0.00	0.000										
Ed Nunez, R ERA: 2.45 (8, 1)	1.0	3	0	0	0	1	0	0	0	0	0	9	12	0.00	0.000										

Batter	1	2	3	4	5	6	7	8	9	AB	R	H	RBI	BB	SO	LOB	TOP					
Lou Whitaker, L (1, 4) OBP: 0.305, SLG: 0.333										5	0	1	0	0	0	2						
Tony Phillips, S (1, 6) OBP: 0.324, SLG: 0.342										4	2	1	0	1	1	3						
Lloyd Moseby, L (1, 8) OBP: 0.330, SLG: 0.420										4	0	1	0	0	0	2						
Cecil Fielder, R (1, 3) OBP: 0.408, SLG: 0.698										3	1	1	1	1	1	1						
Larry Sheets, L (1, 9) OBP: 0.321, SLG: 0.455										3	0	2	0	0	0	1						
Tracy Jones, R (8, PH) OBP: 0.327, SLG: 0.427										0	0	0	0	1	0	0						
Matt Nokes, L (1, 10) OBP: 0.200, SLG: 0.196										2	0	0	0	1	0	3						
Kenny Williams, R (8, PH) OBP: 0.277, SLG: 0.238										0	0	0	0	0	0	0						
Dave Bergman, L (8, PH) OBP: 0.277, SLG: 0.238										1	0	0	0	0	1	3						
Gary Ward, R (1, 7) OBP: 0.318, SLG: 0.341										4	0	2	2	0	0	3						
Mike Heath, R (1, 2) OBP: 0.378, SLG: 0.483										4	0	1	0	0	2	2						
Ed Romero, R (1, 5) OBP: 0.289, SLG: 0.265										2	0	0	0	0	0	0						
Mark Salas, L (9, PH) OBP: 0.333, SLG: 0.240										1	0	0	0	0	0	0						
Inning Stats	R: 0 E: 0 K: 0 S: 8	H: 1 LOB: 0 BB: 0 P: 13	R: 0 E: 0 K: 0 S: 6	H: 1 LOB: 1 BB: 0 P: 10	R: 0 E: 0 K: 1 S: 7	H: 0 LOB: 0 BB: 0 P: 11	R: 1 E: 0 K: 0 S: 11	H: 3 LOB: 1 BB: 0 P: 18	R: 0 E: 0 K: 0 S: 11	H: 2 LOB: 2 BB: 0 P: 17	R: 0 E: 0 K: 1 S: 8	H: 1 LOB: 2 BB: 1 P: 16	R: 0 E: 0 K: 0 S: 7	H: 0 LOB: 0 BB: 0 P: 15	R: 2 E: 0 K: 2 S: 19	H: 1 LOB: 2 BB: 3 P: 33	R: 0 E: 0 K: 1 S: 9	H: 0 LOB: 0 BB: 0 P: 11	1B: 8 2B: 1 3B: 0 HR: 0	SF: 0 SAC: 1 DP: 2 HBP: 0	WP: 0 PB: 0 SB: 2 CS: 0	PA: 38
PITCHER	IP	WLS	BF	H	R	ER	SO	BB	IBB	HBP	BLK	WP	HR	S	P	ERA	WHIP					
Mark Gubicza, R (1, 1) ERA: 5.28	7.1		31	8	3	3	2	2	1	0	0	0	0	67	117	3.68	1.364					
Mark Davis, L (8, 1) ERA: 6.33	0.0	1	0	0	0	0	0	1	0	0	0	0	0	1	5	∞	∞					
Steve Farr, R (8, 1) ERA: 2.54	0.2	W	3	1	0	0	2	0	0	0	0	0	0	9	11	0.00	1.500					
Jeff Montgomery, R (9, 1) ERA: 2.04	1.0	S	3	0	0	0	1	0	0	0	0	0	0	9	11	0.00	0.000					

Detroit Tigers @ Kansas City Royals
 Royals Stadium, Kansas City, MO
 Tue May 29 1990, 8:05 PM EDT
 Att: 20,835 - Unknown - 63 F

AB 33
R 3
H 9
RBI 3
BB 4
SO 5
LOB 20

Batter	1	2	3	4	5	6	7	8	9	AB	R	H	RBI	BB	SO	LOB	BOTTOM				
Kevin Seitzer, R (1, 5) OBP: 0.349, SLG: 0.356										5	0	1	0	0	1	3					
Kurt Stillwell, S (1, 6) OBP: 0.400, SLG: 0.437										3	1	1	0	1	0	1					
Gerald Perry, L (1, 10) OBP: 0.313, SLG: 0.400										4	0	0	0	0	1	4					
Danny Tartabull, R (1, 9) OBP: 0.180, SLG: 0.261										3	0	1	0	1	1	0					
Willie Wilson, S (8, PR) OBP: 0.352, SLG: 0.376										0	1	0	0	0	0	0					
George Brett, L (1, 3) OBP: 0.335, SLG: 0.343										4	1	2	1	0	0	1					
Bo Jackson, R (1, 8) OBP: 0.351, SLG: 0.416										3	2	1	0	1	0	2					
Jim Eisenreich, L (1, 7) OBP: 0.333, SLG: 0.400										4	0	2	2	0	0	1					
Mike Macfarlane, R (1, 2) OBP: 0.340, SLG: 0.478										4	0	1	1	0	1	1					
Frank White, R (1, 4) OBP: 0.211, SLG: 0.296										4	0	2	0	0	0	2					
Inning Stats	R: 0 E: 0 K: 1 S: 9	H: 0 LOB: 0 BB: 0 P: 14	R: 1 E: 1 K: 1 S: 11	H: 2 LOB: 1 BB: 0 P: 16	R: 0 E: 0 K: 0 S: 5	H: 1 LOB: 0 BB: 0 P: 7	R: 0 E: 0 K: 1 S: 6	H: 1 LOB: 1 BB: 0 P: 10	R: 0 E: 0 K: 0 S: 10	H: 1 LOB: 0 BB: 0 P: 18	R: 0 E: 0 K: 0 S: 5	H: 0 LOB: 0 BB: 0 P: 7	R: 4 E: 0 K: 0 S: 19	H: 4 LOB: 2 BB: 2 P: 33	R: 0 E: 0 K: 0 S: 9	H: 0 LOB: 0 BB: 0 P: 11	1B: 9 2B: 2 3B: 0 HR: 0	SF: 0 SAC: 0 DP: 1 HBP: 0	WP: 1 PB: 0 SB: 0 CS: 0	PA: 37	
PITCHER	IP	WLS	BF	H	R	ER	SO	BB	IBB	HBP	BLK	WP	HR	S	P	ERA	WHIP				
Frank Tanana, L (1, 1) ERA: 4.96	7.1		30	8	2	2	4	1	0	0	0	0	0	61	99	2.46	1.227				
Mike Hemmerman, R (8, 1) ERA: 3.45	0.0	L	3	1	1	1	0	2	0	0	0	1	0	7	16	∞	∞				
Paul Gibson, L (8, 1) ERA: 2.41	0.2		4	2	2	2	0	0	0	0	0	0	0	8	10	27.00	3.000				

Detroit Tigers @ Kansas City Royals
 Royals Stadium, Kansas City, MO
 Tue May 29 1990, 8:05 PM EDT
 Att: 20,835 - Unknown - 63 F

AB 34
R 5
H 11
RBI 4
BB 3
SO 4
LOB 15

Batter	1	2	3	4	5	6	7	8	9	AB	R	H	RBI	BB	SO	LOB	TOP			
Lou Whitaker, L (1,4) OBP: 0.298, SLG: 0.325	L7		K		F8			G3-1		4	0	0	0	0	1	1				
Tony Phillips, S (1,5) OBP: 0.323, SLG: 0.337	P4			G1-3-2 BB		F9		F7		3	0	0	0	1	0	0				
Alan Trammell, R (1,6) OBP: 0.386, SLG: 0.428	G6			G1-3-2 1B						4	1	2	0	0	1	0				
Cecil Fielder, R (1,3) OBP: 0.405, SLG: 0.694		K		G1-3-2						4	1	1	0	0	2	3				
Lloyd Moseby, L (1,8) OBP: 0.333, SLG: 0.422						F8		G4-3		4	0	2	1	0	0	2				
Larry Sheets, L (1,9) OBP: 0.357, SLG: 0.457 Kenny Williams, R (9, PR) OBP: 0.200, SLG: 0.196	G3-6									4	0	2	1	0	0	2				
Matt Nokes, L (1,10) OBP: 0.319, SLG: 0.434			L7							3	0	0	0	0	1	2				
Gary Ward, R (1,7) OBP: 0.318, SLG: 0.362										3	1	1	1	0	0	2				
Mike Heath, R (1,2) OBP: 0.377, SLG: 0.479			G6-3							3	0	1	0	0	0	0				
Inning Stats	R: 0 E: 0 K: 0 S: 4	H: 0 LOB: 0 BB: 0 P: 6	R: 0 E: 0 K: 1 S: 8	H: 1 LOB: 0 BB: 0 P: 11	R: 1 E: 0 K: 1 S: 19	H: 1 LOB: 0 BB: 0 P: 24	R: 1 E: 0 K: 0 S: 8	H: 2 LOB: 1 BB: 1 P: 13	R: 0 E: 0 K: 0 S: 5	H: 1 LOB: 1 BB: 0 P: 6	R: 0 E: 0 K: 0 S: 9	H: 1 LOB: 0 BB: 0 P: 12	R: 0 E: 0 K: 0 S: 10	H: 0 LOB: 0 BB: 0 P: 15	R: 1 E: 0 K: 2 S: 13	H: 2 LOB: 2 BB: 0 P: 17	1B: 6 2B: 3 3B: 0 HR: 1	SF: 0 SAC: 0 DP: 4 HBP: 1	WP: 1 PB: 0 SB: 0 CS: 0	PA: 34
PITCHER	IP	WLS	BF	H	R	ER	SO	BB	IBB	HBP	BLK	WP	HR	S	P	ERA	WHIP			
Storm Davis, R (1,1) ERA: 5.4	3.2		13	3	2	2	2	1	0	0	0	0	1	36	51	4.91	1.091			
Luis Aquino, R (4,1) ERA: 4.1	2.1	W	10	3	0	0	1	0	0	1	0	0	0	17	21	0.00	1.286			
Steve Crawford, R (7,1) ERA: 3.72	2.0		6	1	0	0	0	0	0	0	0	0	0	19	27	0.00	0.500			
Jeff Montgomery, R (9,1) ERA: 2.23	1.0	S	5	2	1	1	2	0	0	0	0	1	0	13	17	9.00	2.000			

Detroit Tigers @ Kansas City Royals
 Royals Stadium, Kansas City, MO
 Wed May 30 1990, 8:05 PM EDT
 Att: 20,675 - Unknown - 55 F

AB 32
 R 3
 H 9
 RBI 3
 BB 1
 SO 5
 LOB 12



Batter	1	2	3	4	5	6	7	8	9	AB	R	H	RBI	BB	SO	LOB	BOTTOM			
Kevin Seitzer, R (1,5) OBP: 0.347, SLG: 0.359	L1									4	1	1	1	0	0	1				
Kurt Stillwell, S (1,6) OBP: 0.397, SLG: 0.432	G4-3									4	0	1	1	0	0	0				
Gerald Perry, L (1,10) OBP: 0.317, SLG: 0.399										3	1	1	0	1	0	1				
George Brett, L (1,3) OBP: 0.328, SLG: 0.335	G4-3									4	0	0	0	0	0	3				
Bo Jackson, R (1,8) OBP: 0.356, SLG: 0.429										2	1	2	1	0	0	0				
Jim Eisenreich, L (1,9) OBP: 0.333, SLG: 0.395										2	0	0	0	1	0	1				
Willie Wilson, S (1,7) OBP: 0.352, SLG: 0.379										2	0	1	1	0	0	1				
Mike Macfarlane, R (1,2) OBP: 0.330, SLG: 0.463										3	0	0	0	0	0	1				
Frank White, R (1,4) OBP: 0.217, SLG: 0.298										3	1	1	0	0	0	1				
Inning Stats	R: 0 E: 0 K: 0 S: 7	H: 1 LOB: 1 BB: 0 P: 11	R: 0 E: 0 K: 0 S: 5	H: 1 LOB: 1 BB: 1 P: 9	R: 2 E: 0 K: 0 S: 10	H: 3 LOB: 1 BB: 0 P: 17	R: 1 E: 0 K: 0 S: 11	H: 1 LOB: 0 BB: 0 P: 15	R: 0 E: 0 K: 0 S: 5	H: 0 LOB: 0 BB: 0 P: 7	R: 1 E: 0 K: 0 S: 4	H: 0 LOB: 1 BB: 1 P: 10	R: 0 E: 0 K: 0 S: 9	H: 1 LOB: 1 BB: 0 P: 14	R: 0 E: 0 K: 0 S: 4	H: 0 LOB: 0 BB: 0 P: 6	1B: 5 2B: 2 3B: 0 HR: 0	SF: 2 SAC: 0 DP: 1 HBP: 0	WP: 2 PB: 0 SB: 1 CS: 1	PA: 31
PITCHER	IP	WLS	BF	H	R	ER	SO	BB	IBB	HBP	BLK	WP	HR	S	P	ERA	WHIP			
Dan Petry, R (1,1) ERA: 2.72	8.0	L	31	7	4	4	0	2	0	0	0	2	0	55	89	4.50	1.125			

Detroit Tigers @ Kansas City Royals
 Royals Stadium, Kansas City, MO
 Wed May 30 1990, 8:05 PM EDT
 Att: 20,675 - Unknown - 55 F

AB 27
 R 4
 H 7
 RBI 4
 BB 2
 SO 0
 LOB 9



Batter	1	2	3	4	5	6	7	8	9	AB	R	H	RBI	BB	SO	LOB	TOP					
Rickey Henderson, R OBP: 0.440, SLG: 0.585 (1, 7)	P4			E5				BB		4	1	3	1	1	0	0	Oakland Athletics @ Kansas City Royals Royals Stadium, Kansas City, MO Thu May 31 1990, 8:05 PM EDT Att: 37,341 - Unknown					
Carney Lansford, R OBP: 0.355, SLG: 0.387 (1, 5)	2B	K		FC4-6		G4-3		K		4	2	0	1	1	2	6						
Jose Canseco, R OBP: 0.433, SLG: 0.663 (1, 9)	K			BB		L7		BB		4	1	2	0	1	1	1						
Mark McGwire, R OBP: 0.380, SLG: 0.486 (1, 3)	1-H			K		WP		G1-3		4	0	2	4	1	1	1						
Terry Steinbach, R OBP: 0.234, SLG: 0.301 (1, 10)	F9			K		K		F9		5	0	0	0	0	2	6						
Ron Hassey, L OBP: 0.297, SLG: 0.353 (1, 2)		G5-3		BB		F8			G5-3	4	0	1	0	1	0	0						
Dave Henderson, R OBP: 0.320, SLG: 0.431 (1, 8)		F8		K		K		G6-3		5	0	1	0	0	2	3						
Walt Weiss, S OBP: 0.337, SLG: 0.370 (1, 6)		BB		F8		G6-3		G4-3	F7	5	0	1	0	0	0	1						
Willie Randolph, R OBP: 0.338, SLG: 0.324 (1, 4)		BB		E		G4-3		E5	G4-3	3	2	0	0	2	0	1						
Inning Stats	R: 1 E: 0 K: 1 S: 16	H: 1 LOB: 1 BB: 1 P: 26	R: 0 E: 0 K: 1 S: 13	H: 1 LOB: 3 BB: 2 P: 24	R: 0 E: 0 K: 3 S: 13	H: 1 LOB: 2 BB: 1 P: 21	R: 3 E: 1 K: 1 S: 16	H: 3 LOB: 1 BB: 1 P: 27	R: 0 E: 0 K: 1 S: 8	H: 0 LOB: 0 BB: 0 P: 10	R: 1 E: 0 K: 0 S: 8	H: 1 LOB: 0 BB: 0 P: 13	R: 0 E: 0 K: 0 S: 9	H: 1 LOB: 1 BB: 0 P: 15	R: 1 E: 1 K: 1 S: 12	H: 1 LOB: 3 BB: 2 P: 25	R: 0 E: 0 K: 0 S: 7	H: 1 LOB: 1 BB: 0 P: 10	1B: 7 2B: 2 3B: 0 HR: 1	SF: 0 SAC: 0 DP: 0 HBP: 0	WP: 1 PB: 0 SB: 1 CS: 0	PA: 45
PITCHER	IP	WLS	BF	H	R	ER	SO	BB	IBB	HBP	BLK	WP	HR	S	P	ERA	WHIP					
Tom Gordon, R ERA: 3.44 (1, 1)	4.0	L	23	6	4	4	6	5	0	0	0	1	0	58	98	9.00	2.750					
Steve Crawford, R ERA: 3.55 (5, 1)	3.0		11	2	1	1	1	0	0	0	0	0	1	25	38	3.00	0.667					
Steve Farr, R ERA: 2.37 (8, 1)	2.0		11	2	1	0	1	1	1	0	0	0	0	19	35	0.00	1.500					



Batter	1	2	3	4	5	6	7	8	9	AB	R	H	RBI	BB	SO	LOB	BOTTOM					
Kevin Seitzer, R OBP: 0.343, SLG: 0.355 (1, 5)	G4-3		L9			1B		P3		5	1	1	0	0	1	0	Oakland Athletics @ Kansas City Royals Royals Stadium, Kansas City, MO Thu May 31 1990, 8:05 PM EDT Att: 37,341 - Unknown					
Kurt Stillwell, S OBP: 0.394, SLG: 0.429 (1, 6)	K			G5-3		G6-4-3		G6-3		1	0	0	0	0	1	0						
Steve Jeltz, S OBP: 0.167, SLG: 0.154 (4, 6)						IHR			K	3	1	1	0	0	0	0						
Frank White, R OBP: 0.213, SLG: 0.293 (9, PH)										1	0	0	0	0	1	0						
Gerald Perry, L OBP: 0.321, SLG: 0.401 (1, 10)	P3			1B		G6-4-3		P5		4	0	2	0	0	0	0						
George Brett, L OBP: 0.332, SLG: 0.339 (1, 3)		L8		F7		G6-4-3		BLK	1B	4	1	2	0	0	0	3						
Bo Jackson, R OBP: 0.360, SLG: 0.447 (1, 8)		L4-3		K				G5-3		3	1	1	2	1	1	2						
Jim Eisenreich, L OBP: 0.337, SLG: 0.397 (9, 7)		L8		G4-3		E		1B	1B	4	0	2	1	0	0	2						
Willie Wilson, S OBP: 0.342, SLG: 0.367 (1, 7)				G4-3		E6		FC6-4		3	0	0	0	0	0	3						
Danny Tartabull, R OBP: 0.196, SLG: 0.277 (8, PH)		L4-3						1B		1	0	1	0	0	0	0						
Pat Tabler, R OBP: 0.306, SLG: 0.268 (8, FR)								1B		0	0	0	0	0	0	0						
Rey Palacios, R OBP: 0.400, SLG: 0.692 (1, 2)										3	0	1	0	0	1	2						
Mike Macfarlane, R OBP: 0.327, SLG: 0.458 (9, 2)				K		FC6-4		K		1	0	0	0	0	1	2						
Terry Shumpert, R OBP: 0.293, SLG: 0.375 (1, 4)			P6			1B		P4		4	0	0	0	0	0	1						
Inning Stats	R: 0 E: 0 K: 1 S: 6	H: 0 LOB: 0 BB: 0 P: 10	R: 0 E: 0 K: 0 S: 7	H: 1 LOB: 1 BB: 1 P: 13	R: 0 E: 0 K: 1 S: 9	H: 0 LOB: 0 BB: 0 P: 11	R: 0 E: 0 K: 1 S: 10	H: 1 LOB: 1 BB: 0 P: 15	R: 0 E: 0 K: 0 S: 7	H: 1 LOB: 1 BB: 0 P: 11	R: 3 E: 1 K: 0 S: 16	H: 5 LOB: 2 BB: 0 P: 17	R: 0 E: 0 K: 0 S: 6	H: 0 LOB: 0 BB: 0 P: 8	R: 1 E: 0 K: 1 S: 15	H: 3 LOB: 2 BB: 0 P: 23	R: 0 E: 0 K: 2 S: 9	H: 0 LOB: 0 BB: 0 P: 10	1B: 10 2B: 1 3B: 0 HR: 1	SF: 0 SAC: 0 DP: 2 HBP: 0	WP: 0 PB: 0 SB: 0 CS: 0	PA: 38
PITCHER	IP	WLS	BF	H	R	ER	SO	BB	IBB	HBP	BLK	WP	HR	S	P	ERA	WHIP					
Bob Welch, R ERA: 2.07 (1, 1)	5.2	W	25	8	3	3	3	1	0	0	0	0	0	54	76	4.76	1.588					
Gene Nelson, R ERA: 1.5 (6, 1)	1.1		4	0	0	0	0	0	0	0	0	0	0	7	9	0.00	0.000					
Rick Honeycutt, L ERA: 1.42 (8, 1)	0.2		4	2	1	1	0	0	0	0	0	0	0	10	16	13.50	3.000					
Dennis Eckersley, R ERA: 0.42 (8, 1)	1.1	S	5	1	0	0	3	0	0	0	0	0	0	14	17	0.00	0.750					



Batter	1	2	3	4	5	6	7	8	9	AB	R	H	RBI	BB	SO	LOB	TOP			
Rickey Henderson, R OBP: 0.436, SLG: 0.577	F8	F8			FC6-4 1B		G5-4-3			4	0	1	0	0	0	2	Oakland Athletics @ Kansas City Royals Royals Stadium, Kansas City, MO Fri Jun 01 1990, 8:05 PM EDT Att: 29,820 - Unknown - 75 F			
Carney Lansford, R OBP: 0.353, SLG: 0.364	HR		G6-3		FC6-4 1-2			G6-3		4	1	1	0	0	0	1				
Jose Canseco, R OBP: 0.429, SLG: 0.670	HR		K		K			G6-3		4	1	1	2	0	2	1				
Mark McGwire, R OBP: 0.378, SLG: 0.500	HR		G5-3					F7		4	1	1	1	0	0	0				
Ken Phelps, L OBP: 0.317, SLG: 0.255					G3 SF7 2B					2	1	1	0	1	0	0				
Dave Henderson, R OBP: 0.324, SLG: 0.435										1	0	1	0	0	0	0				
Felix Jose, S OBP: 0.284, SLG: 0.385	F9		G3		G4-3			F9		4	0	0	0	0	0	3				
Jamie Quirk, L OBP: 0.278, SLG: 0.467	G3		SF7					F8		1	0	0	1	1	0	1				
Terry Steinbach, R OBP: 0.233, SLG: 0.299										1	0	0	0	0	0	1				
Walt Weiss, S OBP: 0.337, SLG: 0.365		G5-3			G6-3			SH1-4		2	0	0	0	1	0	0				
Mike Gallego, R OBP: 0.267, SLG: 0.305	G3							E6		4	0	0	0	0	1	3				
Inning Stats	R: 3 E: 0 K: 0 S: 14	H: 3 LOB: 1 BB: 1 P: 21	R: 0 E: 0 K: 0 S: 8	H: 0 LOB: 0 BB: 0 P: 10	R: 0 E: 0 K: 1 S: 6	H: 0 LOB: 0 BB: 0 P: 11	R: 1 E: 0 K: 0 S: 12	H: 1 LOB: 0 BB: 0 P: 19	R: 0 E: 0 K: 2 S: 9	H: 0 LOB: 0 BB: 0 P: 8	R: 0 E: 1 K: 0 S: 6	H: 0 LOB: 1 BB: 1 P: 12	R: 0 E: 0 K: 0 S: 6	H: 0 LOB: 0 BB: 0 P: 9	R: 0 E: 0 K: 0 S: 13	H: 1 LOB: 2 BB: 1 P: 22	1B: 3 2B: 1 3B: 0 HR: 2	SF: 1 SAC: 1 DP: 1 HBP: 0	WP: 0 PB: 0 SB: 1 CS: 0	PA: 36
PITCHER	IP WLS BF H R ER SO BB IBB HBP BLK WP HR S P ERA WHIP																			
Kevin Appier, R ERA: 3.78	(1, 1) 7.0 L 28 5 4 4 3 2 0 0 0 0 0 2 60 97 5.14 1.000																			
Steve Farr, R ERA: 2.3	(8, 1) 1.0 3 0 0 0 0 0 0 0 0 0 0 6 9 0.00 0.000																			
Mark Davis, L ERA: 6.04	(9, 1) 1.0 5 1 0 0 0 1 0 0 0 0 0 0 13 22 0.00 2.000																			

Batter	1	2	3	4	5	6	7	8	9	AB	R	H	RBI	BB	SO	LOB	BOTTOM					
Kevin Seitzer, R OBP: 0.340, SLG: 0.356	G4-3		F8				G4-3		F7	5	0	1	0	0	0	0	Oakland Athletics @ Kansas City Royals Royals Stadium, Kansas City, MO Fri Jun 01 1990, 8:05 PM EDT Att: 29,820 - Unknown - 75 F					
Kurt Stillwell, S OBP: 0.395, SLG: 0.431			F7		F8		F8		1B	4	1	1	0	1	0	1						
Gerald Perry, L OBP: 0.328, SLG: 0.407	F7		L9							5	1	3	1	0	0	1						
Danny Tartabull, R OBP: 0.179, SLG: 0.250	F9				K		P4		P4	5	0	0	0	0	1	4						
George Brett, L OBP: 0.330, SLG: 0.337		G3			L8					4	1	1	0	0	0	0						
Bo Jackson, R OBP: 0.368, SLG: 0.451		K								3	0	2	0	1	1	0						
Jim Eisenreich, L OBP: 0.341, SLG: 0.392					G4-3					2	0	0	1	2	0	2						
Mike Macfarlane, R OBP: 0.324, SLG: 0.455										3	0	1	1	0	0	1						
Terry Shumpert, R OBP: 0.284, SLG: 0.363										3	0	0	0	0	1	4						
Willie Wilson, S OBP: 0.339, SLG: 0.364					F8		F8		F8	1	0	0	0	0	0	0						
Inning Stats	R: 0 E: 0 K: 0 S: 4	H: 0 LOB: 1 BB: 1 P: 10	R: 0 E: 0 K: 2 S: 10	H: 1 LOB: 2 BB: 1 P: 18	R: 0 E: 0 K: 0 S: 3	H: 0 LOB: 0 BB: 0 P: 5	R: 0 E: 0 K: 1 S: 9	H: 1 LOB: 1 BB: 0 P: 14	R: 0 E: 0 K: 0 S: 5	H: 1 LOB: 1 BB: 0 P: 7	R: 2 E: 0 K: 0 S: 20	H: 2 LOB: 2 BB: 2 P: 32	R: 0 E: 0 K: 0 S: 8	H: 1 LOB: 1 BB: 0 P: 11	R: 0 E: 0 K: 0 S: 9	H: 1 LOB: 1 BB: 0 P: 10	R: 1 E: 0 K: 0 S: 11	H: 2 LOB: 1 BB: 0 P: 17	1B: 7 2B: 2 3B: 0 HR: 0	SF: 1 SAC: 0 DP: 0 HBP: 0	WP: 0 PB: 0 SB: 0 CS: 0	PA: 40
PITCHER	IP WLS BF H R ER SO BB IBB HBP BLK WP HR S P ERA WHIP																					
Scott Sanderson, R ERA: 3.07	(1, 1) 5.1 W 25 5 2 2 3 4 0 0 0 0 0 0 46 80 3.38 1.688																					
Gene Nelson, R ERA: 1.38	(6, 1) 2.0 8 2 0 0 0 0 0 0 0 0 0 0 18 22 0.00 1.000																					
Joe Klink, L ERA: 2.7	(8, 1) 0.1 1 0 0 0 0 0 0 0 0 1 0 0 1 1 0.00 0.000																					
Dennis Eckersley, R ERA: 0.78	(8, 1) 1.1 S 6 2 1 1 0 0 0 0 0 0 0 0 0 14 21 6.75 1.500																					

AB 31
R 4
H 6
RBI 4
BB 3
SO 3
LOB 12



AB 35
R 3
H 9
RBI 3
BB 4
SO 3
LOB 13



Batter	1	2	3	4	5	6	7	8	9	AB	R	H	RBI	BB	SO	LOB	TOP				
Rickey Henderson, R OBP: 0.442, SLG: 0.593	0-0 G1-6-3 1B		1-0 G5-4-3		3-2 2B			2-2 2B		4	0	3	0	0	0	1					
Willie Randolph, R OBP: 0.335, SLG: 0.322	0-0 G1-6-3 1-2f			2-0 1B	0-1 G4-3			2-2 F9		4	1	1	0	0	0	3					
Jose Canseco, R OBP: 0.431, SLG: 0.667 Mike Norris, R (8, 1)	2-3 K			1-2 1B				0-3 K		4	0	2	0	0	2	1					
Mark McGwire, R OBP: 0.382, SLG: 0.510 Ken Phelps, L OBP: 0.325, SLG: 0.288		1-1 G1-3 F9-2 2B		3-2 1B				0-0 G5-4-3 1-2f		3	0	2	1	0	0	1					
Felix Jose, S OBP: 0.283, SLG: 0.389		2-2 G1-3		0-0 F8				1-1 F7		4	1	1	1	0	0	3					
Terry Steinbach, R OBP: 0.228, SLG: 0.293 Ron Hassey, L OBP: 0.293, SLG: 0.348		1-1 F9-2 3-H		0-0 F8				1-3 K		3	0	0	0	0	1	3					
Doug Jennings, L (1, 10) (8, 9)			4-0 1B E	2-3 K				2-1 F7		2	1	0	1	1	1	2					
Walt Weiss, S OBP: 0.337, SLG: 0.365 Jamie Quirk, L OBP: 0.293, SLG: 0.438			1-1 FC5-4 1B		1-2 G3			1-0 G3		3	0	1	0	0	0	0					
Mike Gallego, R OBP: 0.261, SLG: 0.296			0-2 FC5-4 1-2f 2-H		1-1 G6-3			0-1 F9		3	0	0	0	0	0	1					
Inning Stats	R: 0 E: 0 K: 1 S: 5	H: 1 LOB: 0 BB: 0 P: 7	R: 0 E: 0 K: 0 S: 7	H: 1 LOB: 0 BB: 0 P: 11	R: 1 E: 1 K: 0 S: 6	H: 1 LOB: 0 BB: 1 P: 12	R: 1 E: 0 K: 1 S: 16	H: 3 LOB: 2 BB: 0 P: 24	R: 0 E: 0 K: 0 S: 13	H: 1 LOB: 1 BB: 0 P: 18	R: 0 E: 0 K: 1 S: 6	H: 0 LOB: 0 BB: 0 P: 10	R: 0 E: 0 K: 1 S: 11	H: 1 LOB: 1 BB: 0 P: 15	R: 2 E: 0 K: 0 S: 8	H: 2 LOB: 0 BB: 0 P: 12	1B: 6 2B: 6 3B: 0 HR: 0	SF: 1 SAC: 0 DP: 4 HBP: 0	WP: 0 PB: 0 SB: 0 CS: 0	PA: 35	
PITCHER	IP	WLS	BF	H	R	ER	SO	BB	IBB	HBP	BLK	WP	HR	S	P	ERA	WHIP				
Bret Saberhagen, R ERA: 2.75	7.0	W	26	8	2	1	3	1	0	0	0	0	0	60	92	1.29	1.286				
Richard Dotson, R ERA: 7.67	2.0		9	3	2	2	1	0	0	0	0	0	0	19	27	9.00	1.500				

Oakland Athletics @ Kansas City Royals
Royals Stadium, Kansas City, MO
Sat Jun 02 1990, 8:05 PM EDT
Att: 40,052 - Unknown - 75 F

AB 33
R 4
H 11
RBI 3
BB 1
SO 4
LOB 16



Batter	1	2	3	4	5	6	7	8	9	AB	R	H	RBI	BB	SO	LOB	BOTTOM					
Kevin Seitzer, R OBP: 0.336, SLG: 0.352 Rey Palacios, R OBP: 0.400, SLG: 0.692	1-1 1B E	2-0 F7		0-0 G4-3	1-1 F8		1-0 G6-4-3 1-2f			5	1	1	0	0	0	2						
Kurt Stillwell, S OBP: 0.397, SLG: 0.436 Steve Jeltz, S OBP: 0.163, SLG: 0.150	0-0 F7	2-2 G1-3		0-0 1B	2-1 HBP			3-3 K		3	1	1	1	0	0	1						
Gerald Perry, L OBP: 0.335, SLG: 0.412	1-2 1B E	2-1 G1-3		2-1 1B	0-1 HBP			0-1 P4		5	2	3	1	0	0	0						
George Brett, L OBP: 0.333, SLG: 0.341 Pat Tabler, R OBP: 0.302, SLG: 0.263	1-1 SF8 1B		0-1 G4-3	2-2 FC5-4 1B	0-3 K			2-3 K		4	1	2	1	0	1	2						
Bo Jackson, R OBP: 0.366, SLG: 0.452	2-2 E5 1B 3B		2-2 E	2-1 FC5-4 1B				0-2 G5-3		4	3	1	1	0	0	2						
Jim Eisenreich, L OBP: 0.339, SLG: 0.391	1-2 SF8		0-0 FC1	2-2 1B				0-0 G3-1		3	0	1	1	0	0	0						
Willie Wilson, S OBP: 0.345, SLG: 0.369	0-2 3B		2-1 G4-3	3-1 1B				1-1 F4		4	1	2	1	0	0	1						
Mike Macfarlane, R OBP: 0.321, SLG: 0.466	0-0 1B		0-1 F8	0-0 G6-3				0-0 F8		4	0	1	2	0	0	3						
Frank White, R OBP: 0.231, SLG: 0.323	0-0 F9			2-1 G4-3 2B	1-0 G4-3			1-1 G6-4-3 1B		4	1	2	0	0	0	1						
Inning Stats	R: 5 E: 1 K: 0 S: 23	H: 5 LOB: 1 BB: 0 P: 29	R: 0 E: 0 K: 0 S: 6	H: 0 LOB: 0 BB: 0 P: 12	R: 1 E: 1 K: 0 S: 10	H: 1 LOB: 1 BB: 0 P: 14	R: 4 E: 0 K: 0 S: 17	H: 6 LOB: 2 BB: 0 P: 30	R: 0 E: 0 K: 0 S: 9	H: 1 LOB: 2 BB: 0 P: 13	R: 0 E: 0 K: 0 S: 6	H: 0 LOB: 0 BB: 0 P: 7	R: 0 E: 0 K: 2 S: 9	H: 0 LOB: 0 BB: 0 P: 14	R: 0 E: 0 K: 0 S: 4	H: 1 LOB: 0 BB: 0 P: 6	R: 0 E: 0 K: 2 S: 9	H: 0 LOB: 0 BB: 0 P: 14	1B: 10 2B: 3 3B: 1 HR: 0	SF: 1 SAC: 0 DP: 1 HBP: 1	WP: 0 PB: 0 SB: 0 CS: 0	PA: 40
PITCHER	IP	WLS	BF	H	R	ER	SO	BB	IBB	HBP	BLK	WP	HR	S	P	ERA	WHIP					
Mike Moore, R ERA: 4.59	3.1	L	21	9	4	0	0	0	0	0	0	0	0	45	65	10.80	2.700					
Mike Norris, R ERA: 3.57	4.2		19	5	1	1	3	0	0	1	0	0	0	39	60	1.93	1.071					
Mike Norris, R ERA: 3.57	4.2		19	5	1	1	3	0	0	1	0	0	0	39	60	1.93	1.071					

Oakland Athletics @ Kansas City Royals
Royals Stadium, Kansas City, MO
Sat Jun 02 1990, 8:05 PM EDT
Att: 40,052 - Unknown - 75 F

AB 38
R 10
H 14
RBI 8
BB 0
SO 3
LOB 12



Batter	1	2	3	4	5	6	7	8	9	AB	R	H	RBI	BB	SO	LOB	TOP										
Doug Jennings, L (1, 7) OBP: 0.250, SLG: 0.167	1-1 FC5-4 1B		1-3 K			1-0 F7		1-3 K		4	0	1	0	0	2	1											
Carney Lansford, R (1, 5) OBP: 0.346, SLG: 0.356	0-0 F8		0-1 G6-3			2-1 F9		2-3 K		4	0	0	0	0	1	2											
Jose Canseco, R (1, 10) OBP: 0.423, SLG: 0.652	0-3 K		2-3 K			1-3 K		1-3 K		4	0	0	0	0	4	2											
Mark McGwire, R (1, 3) OBP: 0.374, SLG: 0.497	0-0 FC5-4 1-2				1-1 F9			2-0 G3		4	0	0	0	0	1	1											
Dave Henderson, R (1, 8) OBP: 0.318, SLG: 0.427		0-3 K			1-1 P3			2-3 K		3	0	0	0	0	2	0											
Felix Jose, S (1, 9) OBP: 0.276, SLG: 0.378		0-1 G6-3			0-0 G6-3			0-0 G4-3		3	0	0	0	0	0	0											
Terry Steinbach, R (1, 2) OBP: 0.230, SLG: 0.308		1-0 G1-3			1-1 G6-3			0-0 G4-3 3B		3	1	1	0	0	0	0											
Walt Weiss, S (1, 6) OBP: 0.337, SLG: 0.364			1-0 2B		1-2 G3			2-3 K		3	1	1	0	0	1	1											
Mike Gallego, R (8, 6) OBP: 0.261, SLG: 0.266										0	0	0	0	0	0	0											
Willie Randolph, R (1, 4) OBP: 0.335, SLG: 0.329			2-0 1-H 2B		1-2 G4-3			1-1 G4-3 3-H		3	0	1	2	0	0	0											
Inning Stats	R: 0 E: 0 K: 1 S: 8	H: 1 LOB: 1 BB: 0 P: 9	R: 0 E: 0 K: 1 S: 6	H: 0 LOB: 0 BB: 0 P: 7	R: 1 E: 0 K: 2 S: 10	H: 2 LOB: 1 BB: 0 P: 16	R: 0 E: 0 K: 0 S: 5	H: 0 LOB: 0 BB: 0 P: 7	R: 0 E: 0 K: 0 S: 8	H: 0 LOB: 0 BB: 0 P: 11	R: 0 E: 0 K: 1 S: 6	H: 0 LOB: 0 BB: 0 P: 10	R: 0 E: 0 K: 1 S: 6	H: 0 LOB: 0 BB: 0 P: 10	R: 1 E: 0 K: 2 S: 9	H: 1 LOB: 0 BB: 0 P: 13	R: 0 E: 0 K: 3 S: 9	H: 0 LOB: 0 BB: 0 P: 14	1B: 2 2B: 1 3B: 1 HR: 0	SF: 0 SAC: 0 DP: 0 HBP: 0	WP: 0 PB: 0 SB: 0 CS: 0	PA: 31					
PITCHER	IP	WLS	BF	H	R	ER	SO	BB	IBB	HBP	BLK	WP	HR	S	P	ERA	WHIP										
Mark Gubicza, R (1, 1) ERA: 4.91	8.0	W	28	4	2	2	8	0	0	0	0	0	0	58	83	2.25	0.500										
Jeff Montgomery, R (9, 1) ERA: 2.17	1.0		3	0	0	0	3	0	0	0	0	0	0	9	14	0.00	0.000										

Oakland Athletics @ Kansas City Royals
Royals Stadium, Kansas City, MO
Sun Jun 03 1990, 4:33 AM EDT
Att: 40,022 - Sunny - 73 F

AB	31
R	2
H	4
RBI	2
BB	0
SO	11
LOB	7



Batter	1	2	3	4	5	6	7	8	9	AB	R	H	RBI	BB	SO	LOB	BOTTOM										
Kevin Seitzer, R (1, 5) OBP: 0.335, SLG: 0.355	1-0 F9		1-2 P4	1-0 1-3 2-H 2B		0-0 SH5-4	1-0 G6-3			4	0	1	1	0	0	0											
Kurt Stillwell, S (1, 6) OBP: 0.397, SLG: 0.437	4-2 BB		2-0 G1-3	1-2 G3		1-0 2B	0-1 G4-3			4	1	1	2	1	0	2											
Gerald Perry, L (1, 3) OBP: 0.337, SLG: 0.414	0-0 F9			4-1 2B	0-3 K	1-0 F8 2B		0-1 F4		4	2	1	1	1	1	1											
George Brett, L (1, 10) OBP: 0.330, SLG: 0.342	2-2 F7			1-0 1-H 2B	3-1 F7	2-1 F8		2-3 K		5	1	1	1	0	1	2											
Bo Jackson, R (1, 8) OBP: 0.366, SLG: 0.447		1-3 K		2-2 L4	2-2 E S 1B	4-2 BB BB		0-0 G4-3		4	0	1	0	1	1	1											
Jim Eisenreich, L (1, 9) OBP: 0.354, SLG: 0.414		4-0 BB		0-0 HR	4-2 BB SAFE	4-0 BB BB				1	1	1	2	3	0	0											
Willie Wilson, S (1, 7) OBP: 0.350, SLG: 0.368	1-0 F8			2-H HR	3-1 G1	4-1 BB				3	1	1	1	1	0	3											
Mike Macfarlane, R (1, 2) OBP: 0.319, SLG: 0.453	2-0 F9			0-0 F8		2B BB				3	1	0	0	1	0	5											
Frank White, R (1, 4) OBP: 0.246, SLG: 0.323			1-1 P2	0-2 2B		4-2 SH5-4 2B BB				3	1	1	0	1	0	0											
Steve Jeltz, S (8, 4) OBP: 0.163, SLG: 0.150				1-2 1B			0-0 G5-3			0	0	0	0	0	0	0											
Inning Stats	R: 0 E: 0 K: 0 S: 9	H: 0 LOB: 1 BB: 1 P: 16	R: 0 E: 0 K: 1 S: 6	H: 0 LOB: 1 BB: 1 P: 14	R: 0 E: 0 K: 0 S: 6	H: 0 LOB: 0 BB: 0 P: 10	R: 4 E: 0 K: 0 S: 16	H: 5 LOB: 2 BB: 1 P: 28	R: 0 E: 0 K: 1 S: 17	H: 1 LOB: 2 BB: 1 P: 24	R: 4 E: 0 K: 0 S: 15	H: 2 LOB: 3 BB: 5 P: 38	R: 0 E: 0 K: 0 S: 4	H: 0 LOB: 0 BB: 0 P: 5	R: 0 E: 0 K: 1 S: 7	H: 0 LOB: 0 BB: 0 P: 9	R: 0 E: 0 K: 3 S: 9	H: 0 LOB: 0 BB: 0 P: 14	1B: 3 2B: 4 3B: 0 HR: 1	SF: 0 SAC: 1 DP: 0 HBP: 0	WP: 0 PB: 0 SB: 1 CS: 0	PA: 41					
PITCHER	IP	WLS	BF	H	R	ER	SO	BB	IBB	HBP	BLK	WP	HR	S	P	ERA	WHIP										
Dave Stewart, R (1, 1) ERA: 2.45	5.1	L	29	7	7	7	2	6	0	0	0	0	0	61	107	11.81	2.438										
Joe Klimk, L (6, 1) ERA: 2.64	2.2		12	1	1	1	1	3	0	0	0	0	0	19	37	3.38	1.500										

Oakland Athletics @ Kansas City Royals
Royals Stadium, Kansas City, MO
Sun Jun 03 1990, 4:33 AM EDT
Att: 40,022 - Sunny - 73 F

AB	31
R	8
H	8
RBI	8
BB	9
SO	3
LOB	14



Batter	1	2	3	4	5	6	7	8	9	AB	R	H	RBI	BB	SO	LOB	TOP								
Devon White, S OBP: 0.281, SLG: 0.338 Max Venable, L OBP: 0.386, SLG: 0.500										3	0	0	0	0	3	1	California Angels @ Kansas City Royals Royals Stadium, Kansas City, MO Wed Jun 06 1990, 8:05 PM EDT Att: 24,334 - Unknown - 75 F								
Luis Polonia, L OBP: 0.321, SLG: 0.402 Dante Bichette, R OBP: 0.304, SLG: 0.454										5	0	1	1	0	1	1									
Wally Joyner, L OBP: 0.391, SLG: 0.449 John Orton, R OBP: 0.232, SLG: 0.288										1	0	0	0	0	0	0									
Chili Davis, S OBP: 0.345, SLG: 0.415										4	2	1	0	0	1	1									
Dave Winfield, R OBP: 0.254, SLG: 0.352										4	1	1	3	0	1	1									
Lance Parrish, R OBP: 0.356, SLG: 0.489										4	1	2	1	0	1	1									
Dick Schofield, R OBP: 0.293, SLG: 0.397										2	0	0	0	2	0	0									
Rick Schu, R OBP: 0.293, SLG: 0.397										4	0	1	1	0	1	2									
Gary Disarcina, R OBP: 0.143, SLG: 0.149										4	1	1	0	0	1	2									
Inning Stats	R: 0 E: 0 K: 1 S: 10	H: 0 LOB: 0 BB: 0 P: 15	R: 0 E: 0 K: 1 S: 10	H: 0 LOB: 0 BB: 0 P: 17	R: 0 E: 0 K: 0 S: 6	H: 0 LOB: 0 BB: 0 P: 9	R: 4 E: 1 K: 1 S: 14	H: 2 LOB: 0 BB: 1 P: 21	R: 1 E: 0 K: 2 S: 13	H: 2 LOB: 1 BB: 0 P: 18	R: 1 E: 0 K: 3 S: 13	H: 2 LOB: 2 BB: 1 P: 23	R: 0 E: 0 K: 1 S: 7	H: 0 LOB: 0 BB: 0 P: 11	R: 0 E: 0 K: 1 S: 8	H: 1 LOB: 2 BB: 1 P: 15	R: 0 E: 0 K: 1 S: 10	H: 0 LOB: 1 BB: 1 P: 17	1B: 2 2B: 2 3B: 1 HR: 2	SF: 0 SAC: 0 DP: 0 HBP: 0	WP: 0 PB: 0 SB: 0 CS: 0	PA: 39			
PITCHER	IP	WLS	BF	H	R	ER	SO	BB	IBB	HBP	BLK	WP	HR	S	P	ERA	WHIP								
Tom Gordon, R ERA: 3.42	5.2	L	26	6	6	2	7	2	0	0	0	0	2	63	99	3.18	1.412								
Steve Farr, R ERA: 2.2	1.1		4	0	0	0	2	0	0	0	0	0	0	10	15	0.00	0.000								
Mark Davis, L ERA: 5.79	1.0		5	1	0	0	1	1	0	0	0	0	0	8	15	0.00	2.000								
Jeff Montgomery, R ERA: 2.11	1.0		4	0	0	0	1	1	0	0	0	0	0	10	17	0.00	1.000								

Batter	1	2	3	4	5	6	7	8	9	AB	R	H	RBI	BB	SO	LOB	BOTTOM								
Kevin Seitzer, R OBP: 0.339, SLG: 0.356										4	0	0	0	0	0	0	California Angels @ Kansas City Royals Royals Stadium, Kansas City, MO Wed Jun 06 1990, 8:05 PM EDT Att: 24,334 - Unknown - 75 F								
Kurt Stillwell, S OBP: 0.399, SLG: 0.455										4	0	1	0	0	1	1									
Gerald Perry, L OBP: 0.322, SLG: 0.395										4	0	0	0	0	1	2									
George Brett, L OBP: 0.327, SLG: 0.335										3	1	0	0	1	0	2									
Bo Jackson, R OBP: 0.355, SLG: 0.436										4	1	1	0	0	2	1									
Jim Eisenreich, L OBP: 0.359, SLG: 0.421										3	0	0	0	1	0	1									
Willie Wilson, S OBP: 0.367, SLG: 0.386										4	0	3	2	0	0	0									
Mike Macfarlane, R OBP: 0.331, SLG: 0.465 Steve Jeltz, S OBP: 0.163, SLG: 0.150										4	0	1	0	0	0	3									
Frank White, R OBP: 0.240, SLG: 0.324 Danny Tartabull, R OBP: 0.175, SLG: 0.245 Bill Pecota, R Pat Tabler, R OBP: 0.294, SLG: 0.246										2	0	0	0	0	1	1									
Inning Stats	R: 0 E: 1 K: 0 S: 11	H: 1 LOB: 1 BB: 0 P: 13	R: 0 E: 0 K: 1 S: 8	H: 0 LOB: 0 BB: 0 P: 9	R: 0 E: 1 K: 0 S: 8	H: 0 LOB: 1 BB: 0 P: 17	R: 0 E: 0 K: 0 S: 5	H: 0 LOB: 0 BB: 0 P: 8	R: 0 E: 0 K: 1 S: 10	H: 1 LOB: 1 BB: 0 P: 14	R: 0 E: 0 K: 1 S: 6	H: 0 LOB: 0 BB: 0 P: 9	R: 1 E: 0 K: 1 S: 10	H: 1 LOB: 2 BB: 2 P: 23	R: 0 E: 0 K: 1 S: 6	H: 0 LOB: 0 BB: 0 P: 7	R: 1 E: 0 K: 0 S: 11	H: 3 LOB: 2 BB: 0 P: 19	1B: 5 2B: 1 3B: 0 HR: 0	SF: 0 SAC: 0 DP: 1 HBP: 0	WP: 0 PB: 0 SB: 0 CS: 0	PA: 36			
PITCHER	IP	WLS	BF	H	R	ER	SO	BB	IBB	HBP	BLK	WP	HR	S	P	ERA	WHIP								
Bert Blyleven, R ERA: 4.19	8.2	W	35	6	2	2	0	2	0	0	0	0	0	73	116	2.08	0.923								
Mark Eichhorn, R ERA: 1.45	0.1	S	1	0	0	0	0	0	0	0	0	0	0	2	3	0.00	0.000								

Batter	1	2	3	4	5	6	7	8	9	AB	R	H	RBI	BB	SO	LOB	TOP			
Brian Downing, R (1, 10) OBP: 0.282, SLG: 0.355	P4		G4-3		P5		P4			4	0	0	0	0	0	1	California Angels @ Kansas City Royals Royals Stadium, Kansas City, MO Thu Jun 07 1990, 4:33 AM EDT Att: 31,032 - Cloudy - 82 F			
Max Venable, L (1, 8) OBP: 0.393, SLG: 0.500	F7		1B		1B			K		4	1	2	1	0	1	0				
Chili Davis, S (1, 7) OBP: 0.352, SLG: 0.419			1B							3	0	2	0	1	1	1				
Devon White, S (8, PR) OBP: 0.281, SLG: 0.338			1B					CS		0	0	0	0	0	0	0				
Lance Parrish, R (1, 3) OBP: 0.356, SLG: 0.483	P4		1B							4	0	1	1	0	2	3				
Dante Bichette, R (1, 9) OBP: 0.303, SLG: 0.447										3	0	0	0	1	3	2				
Rick Schu, R (1, 5) OBP: 0.279, SLG: 0.378										4	0	0	0	0	2	3				
John Orton, R (1, 2) OBP: 0.220, SLG: 0.273										3	0	0	0	0	2	1				
Wally Joyner, L (9, PH) OBP: 0.390, SLG: 0.447										1	0	0	0	0	1	0				
Dick Schofield, R (1, 6)										3	0	0	0	0	0	1				
Gary Disarcina, R (1, 4) OBP: 0.154, SLG: 0.180										3	1	1	0	0	0	0				
Inning Stats	R: 0 H: 0 E: 0 K: 0 S: 7	H: 0 LOB: 1 BB: 1 P: 14	R: 0 H: 0 E: 0 K: 2 S: 10	H: 1 LOB: 1 BB: 1 P: 18	R: 2 H: 4 E: 0 K: 1 S: 13	H: 0 LOB: 2 BB: 0 P: 17	R: 0 H: 0 E: 0 K: 1 S: 8	H: 0 LOB: 0 BB: 0 P: 11	R: 0 H: 1 E: 0 K: 2 S: 16	H: 0 LOB: 0 BB: 0 P: 25	R: 0 H: 0 E: 0 K: 2 S: 10	H: 0 LOB: 0 BB: 0 P: 13	R: 0 H: 0 E: 0 K: 2 S: 9	H: 1 LOB: 1 BB: 0 P: 14	R: 0 H: 0 E: 0 K: 2 S: 10	H: 0 LOB: 0 BB: 0 P: 15	1B: 5 2B: 2 3B: 0 HR: 0	SF: 0 SAC: 0 DP: 1 HBP: 0	WP: 0 PB: 0 SB: 0 CS: 1	PA: 34
PITCHER Bret Saberhagen, R (1, 1) ERA: 2.67	IP: 9.0 WLS: L BF: 34 H: 6 R: 2 ER: 2 SO: 12 BB: 2 IBB: 0 HBP: 0 BLK: 0 WP: 0 HR: 0 S: 89 P: 136 ERA: 2.00 WHIP: 0.889																PITCHER			

Batter	1	2	3	4	5	6	7	8	9	AB	R	H	RBI	BB	SO	LOB	BOTTOM					
Kevin Seitzer, R (1, 5) OBP: 0.336, SLG: 0.349	G6-3		G5-3				P4		P2	4	0	0	0	1	0	2	California Angels @ Kansas City Royals Royals Stadium, Kansas City, MO Thu Jun 07 1990, 4:33 AM EDT Att: 31,032 - Cloudy - 82 F					
Kurt Stillwell, S (1, 6) OBP: 0.391, SLG: 0.444	F7						P9			4	0	0	0	0	1	1						
George Brett, L (1, 3) OBP: 0.321, SLG: 0.328	G3									4	0	0	0	0	0	1						
Danny Tartabull, R (1, 10) OBP: 0.180, SLG: 0.298										4	1	1	1	0	2	0						
Bo Jackson, R (1, 8) OBP: 0.348, SLG: 0.426										4	0	0	0	0	2	0						
Jim Eisenreich, L (1, 9) OBP: 0.372, SLG: 0.434										2	0	2	0	2	0	0						
Willie Wilson, S (1, 7) OBP: 0.371, SLG: 0.398										4	0	2	0	0	0	2						
Rey Palacios, R (1, 2) OBP: 0.353, SLG: 0.600										2	0	0	0	0	2	3						
Mike Macfarlane, R (6, PH) OBP: 0.325, SLG: 0.457										2	0	0	0	0	1	3						
Bill Pecota, R (1, 4) OBP: 0.325, SLG: 0.395										3	0	0	0	0	0	0						
Inning Stats	R: 0 H: 0 E: 0 K: 0 S: 9	H: 1 LOB: 0 BB: 0 P: 11	R: 0 H: 1 E: 0 K: 2 S: 12	H: 1 LOB: 0 BB: 0 P: 20	R: 0 H: 0 E: 0 K: 1 S: 8	H: 0 LOB: 0 BB: 0 P: 10	R: 1 H: 2 E: 1 K: 2 S: 17	H: 2 LOB: 3 BB: 1 P: 30	R: 0 H: 0 E: 0 K: 1 S: 8	H: 0 LOB: 1 BB: 1 P: 17	R: 0 H: 1 E: 0 K: 1 S: 11	H: 0 LOB: 2 BB: 1 P: 24	R: 0 H: 0 E: 0 K: 1 S: 7	H: 0 LOB: 0 BB: 0 P: 10	R: 0 H: 0 E: 0 K: 1 S: 6	H: 0 LOB: 0 BB: 0 P: 9	R: 0 H: 1 E: 0 K: 1 S: 11	H: 1 LOB: 2 BB: 1 P: 18	1B: 2 2B: 2 3B: 0 HR: 1	SF: 0 SAC: 0 DP: 0 HBP: 0	WP: 0 PB: 0 SB: 0 CS: 0	PA: 37
PITCHER Chuck Finley, L (1, 1) ERA: 2.71	IP: 8.0 WLS: W BF: 32 H: 4 R: 1 ER: 1 SO: 7 BB: 3 IBB: 0 HBP: 0 BLK: 0 WP: 0 HR: 1 S: 78 P: 131 ERA: 1.12 WHIP: 0.875																PITCHER Mark Eichhorn, R (9, 1) ERA: 1.42					

Batter	1	2	3	4	5	6	7	8	9	AB	R	H	RBI	BB	SO	LOB	TOP								
Kevin Seitzer, R (1.5)	G4-3		G6-3			G3		G5-3		4	0	0	0	0	0	2	Kansas City Royals @ Oakland Athletics Oakland-Alameda County Coliseum, Oakland, CA Fri Jun 08 1990, 7:05 PM PDT Att: 44,021 - Unknown - 75 F livebaseballscorecards.com								
Kurt Stillwell, S (1.6)	G6-3		L8			G5-3		G5-3		4	0	0	0	0	2										
Gerald Perry, L (1.10)	L9			G1-3		G3		G6-3		4	0	0	0	0	1										
Danny Tartabull, R (1.9)		K		G1-6-3 BB			HR		K	3	1	1	1	1	2	0									
George Brett, L (1.3)		S 1B		G1-6-3 1-2f			B1-3		FC4-6 1B	4	0	2	0	0	0	1									
Bo Jackson, R (1.8)	P4				G6-3		G6-3 S 1B		K	4	0	1	0	0	1	2									
Willie Wilson, S (1.7)	G6-3					K		G6-3		1	0	0	0	0	0	1									
Jim Eisenreich, L (3.7)								G6-3 1-3	FC4-6 1-2f	3	0	0	0	0	1	2									
Mike Macfarlane, R (1.2)			F9		F8					2	0	0	0	0	0	0									
Rey Palacios, R (7. PR)								HBP		0	0	0	0	0	0	0									
Frank White, R (1.4)			E5			G3 2B		G5-3		3	0	1	0	0	0	2									
Inning Stats	R: 0 E: 0 K: 0 S: 7	H: 0 LOB: 0 BB: 0 P: 11	R: 0 E: 0 K: 1 S: 11	H: 1 LOB: 1 BB: 0 P: 20	R: 0 E: 1 K: 0 S: 11	H: 0 LOB: 1 BB: 0 P: 16	R: 0 E: 0 K: 0 S: 8	H: 0 LOB: 0 BB: 1 P: 16	R: 0 E: 0 K: 1 S: 6	H: 0 LOB: 0 BB: 0 P: 10	R: 0 E: 0 K: 0 S: 7	H: 1 LOB: 1 BB: 0 P: 13	R: 1 E: 0 K: 0 S: 12	H: 2 LOB: 2 BB: 0 P: 21	R: 0 E: 0 K: 0 S: 6	H: 0 LOB: 0 BB: 0 P: 9	R: 0 E: 0 K: 2 S: 11	H: 1 LOB: 1 BB: 0 P: 13	1B: 3 2B: 1 3B: 0 HR: 1	SF: 0 SAC: 0 DP: 1 HBP: 1	WP: 0 PB: 0 SB: 2 CS: 0	PA: 34			
PITCHER	IP	WLS	BF	H	R	ER	SO	BB	IBB	HBP	BLK	WP	HR	S	P	ERA	WHIP								
Curt Young, L (1.1)	6.0	W	21	2	0	0	2	1	0	0	0	0	0	50	86	0.00	0.500								
Todd Burns, R (7.1)	0.0		1	1	1	0	0	0	0	0	0	0	1	2	4	∞	∞								
Rick Honeycutt, L (7.1)	2.0		8	1	0	0	0	0	0	1	0	0	0	16	26	0.00	0.500								
Dennis Eckersley, R (9.1)	1.0	S	4	1	0	0	2	0	0	0	0	0	0	11	13	0.00	1.000								

Batter	1	2	3	4	5	6	7	8	9	AB	R	H	RBI	BB	SO	LOB	BOTTOM								
Rickey Henderson, R (1.7)	G6-3		F9 G5-3 1B				G5-3			4	1	2	0	0	0	0	Kansas City Royals @ Oakland Athletics Oakland-Alameda County Coliseum, Oakland, CA Fri Jun 08 1990, 7:05 PM PDT Att: 44,021 - Unknown - 75 F livebaseballscorecards.com								
Carney Lansford, R (1.5)	G6-3		G5-3		F8			FC2-6 1B		3	0	0	0	0	2										
Mike Gallego, R (7.5)										1	0	1	0	0	0										
Terry Steinbach, R (1.2)	1B		F9		F9			FC2-6 2B		4	1	2	1	0	2										
Ken Phelps, L (1.3)	1B		L9		L9					3	0	1	0	0	2										
Mark McGwire, R (6.3)	1B				G4-3			1B 2B		1	0	1	1	0	0										
Dave Henderson, R (1.8)	F8			G3-1 SF8 2B		K		1B		4	1	2	0	0	1	2									
Felix Jose, S (1.9)	E3 HBP 1B		G3-1		G6-3			L7		4	0	0	0	0	3										
Ron Hassey, L (1.10)	HBP 1B		SF8		K			F8		3	0	1	1	0	1	2									
Walt Weiss, S (1.6)	G1-6-3 HBP		G3				K			2	0	0	0	0	1	0									
Willie Randolph, R (1.4)	G1-6-3				G1-6-3		G3			3	0	0	0	0	2										
Inning Stats	R: 0 E: 0 K: 0 S: 12	H: 2 LOB: 2 BB: 0 P: 21	R: 0 E: 1 K: 0 S: 6	H: 1 LOB: 1 BB: 0 P: 9	R: 0 E: 0 K: 0 S: 7	H: 1 LOB: 0 BB: 0 P: 13	R: 1 E: 0 K: 0 S: 9	H: 1 LOB: 0 BB: 0 P: 15	R: 1 E: 0 K: 0 S: 11	H: 2 LOB: 1 BB: 0 P: 16	R: 0 E: 0 K: 2 S: 12	H: 0 LOB: 0 BB: 0 P: 16	R: 0 E: 0 K: 1 S: 8	H: 0 LOB: 0 BB: 0 P: 10	R: 1 E: 0 K: 0 S: 11	H: 3 LOB: 2 BB: 0 P: 15	R: 0 E: 0 K: 0 S: 11	H: 0 LOB: 0 BB: 0 P: 15	1B: 8 2B: 2 3B: 0 HR: 0	SF: 1 SAC: 0 DP: 1 HBP: 1	WP: 0 PB: 0 SB: 1 CS: 0	PA: 34			
PITCHER	IP	WLS	BF	H	R	ER	SO	BB	IBB	HBP	BLK	WP	HR	S	P	ERA	WHIP								
Mark Gubicza, R (1.1)	7.1	L	32	10	3	3	3	0	0	1	0	0	0	69	106	3.68	1.364								
Mark Davis, L (8.1)	0.2		2	0	0	0	0	0	0	0	0	0	0	7	9	0.00	0.000								

Batter	1	2	3	4	5	6	7	8	9	AB	R	H	RBI	BB	SO	LOB	TOP			
Kevin Seitzer, R OBP: 0.325, SLG: 0.336	1-3 K		2-2 G4-6-3			1-0 F9			1-1 G6-3	4	0	0	0	0	1	2	Kansas City Royals @ Oakland Athletics Oakland-Alameda County Coliseum, Oakland, CA Sat Jun 09 1990, 3:33 AM PDT Att: 43,916 - Sunny - 75 F livebaseballscorecards.com			
Kurt Stillwell, S OBP: 0.381, SLG: 0.431	2-2 L8			1-2 G6-3		0-2 P7			1-0 1B	4	0	1	0	0	0	0				
Gerald Perry, L OBP: 0.314, SLG: 0.379	0-2 F7			1-1 P4			0-0 B5-3		0-3 K	4	0	0	0	0	1	1				
Danny Tartabull, R OBP: 0.206, SLG: 0.349		0-2 CS 1B		1-3 K			2-3 K			3	0	1	0	0	2	0				
George Brett, L OBP: 0.320, SLG: 0.327		3-3 K			0-0 F7		1-3 K			3	0	0	0	0	2	1				
Bo Jackson, R OBP: 0.346, SLG: 0.418		0-0 G6-3			4-1 FC4-6 BB			3-3 K		2	0	0	0	1	1	0				
Jim Eisenreich, L OBP: 0.371, SLG: 0.427			3-2 1B		0-0 FC4-6 1-2			4-2 G5-4-3 BB		2	0	1	0	1	0	1				
Mike Macfarlane, R OBP: 0.318, SLG: 0.438			0-0 P4		0-0 F7			3-1 G5-4-3 1-2		3	0	0	0	0	0	3				
Frank White, R OBP: 0.247, SLG: 0.338			1-2 G4-6-3 1B			1-3 K			0-1 P5	3	0	1	0	0	1	0				
Inning Stats	R: 0 E: 0 K: 1 S: 10	H: 0 LOB: 0 BB: 0 P: 13	R: 0 E: 0 K: 1 S: 9	H: 1 LOB: 0 BB: 2 P: 12	R: 0 E: 0 K: 0 S: 13	H: 2 LOB: 1 BB: 0 P: 19	R: 0 E: 0 K: 1 S: 8	H: 0 LOB: 0 BB: 0 P: 11	R: 0 E: 0 K: 0 S: 4	H: 0 LOB: 1 BB: 1 P: 8	R: 0 E: 0 K: 1 S: 7	H: 0 LOB: 0 BB: 0 P: 10	R: 0 E: 0 K: 1 S: 7	H: 0 LOB: 0 BB: 1 P: 17	R: 0 E: 0 K: 1 S: 8	H: 1 LOB: 1 BB: 0 P: 10	1B: 4 2B: 1 3B: 0 HR: 0	SF: 0 SAC: 0 DP: 3 HBP: 0	WP: 0 PB: 0 SB: 0 CS: 1	PA: 30
PITCHER Dave Stewart, R ERA: 2.21	IP: 9.0 W: 0 L: 1 BF: 30	H: 4 R: 0 ER: 0 SO: 8	BB: 2 IBB: 0 HBP: 0 BLK: 0	WP: 0 HR: 0 S: 73 P: 109	ERA: 0.00 WHIP: 0.667															

Batter	1	2	3	4	5	6	7	8	9	AB	R	H	RBI	BB	SO	LOB	BOTTOM			
Rickey Henderson, R OBP: 0.446, SLG: 0.583	2-2 P3			0-0 1H 2H		2-2 G5-3	3-1 G1-3			4	0	1	2	1	0	3	Kansas City Royals @ Oakland Athletics Oakland-Alameda County Coliseum, Oakland, CA Sat Jun 09 1990, 3:33 AM PDT Att: 43,916 - Sunny - 75 F livebaseballscorecards.com			
Doug Jennings, L OBP: 0.250, SLG: 0.200		4-2 FC6-4 BB		1-1 2H		1-2 P3				4	0	0	0	1	1	4				
Willie Randolph, R OBP: 0.330, SLG: 0.321	4-2 E 1B BB		0-0 FC6-4 1-2		2-2 G6-3			3-3 K		4	0	0	0	1	1	4				
Terry Steinbach, R OBP: 0.251, SLG: 0.310	3-2 SAFE SAFE SAFE 1-2 1B		1-3 K		4-2 1B E BB	2-2 F8		2-0 P3		4	1	1	0	1	1	1				
Mark McGwire, R OBP: 0.374, SLG: 0.538	2-0 E6		1-2 G4-3		1-1 F9		0-0 HR	1-1 P2		5	1	1	1	0	0	3				
Ron Hassey, L OBP: 0.261, SLG: 0.306		2-3 K		1-1 G5-3		0-1 E 1B	2-3 K			4	0	1	0	0	2	3				
Dave Henderson, R OBP: 0.309, SLG: 0.441	2-2 G1-3			0-0 L8	0-0 P3		4-1 1B FC4-2 BB			3	0	0	0	1	0	5				
Felix Jose, S OBP: 0.281, SLG: 0.369		1-3 K		0-0 S 2B 1B	1-0 E5		1-0 FC4-2 1B 1B			4	2	2	0	0	1	1				
Walt Weiss, S OBP: 0.342, SLG: 0.370		4-1 G1-3 BB		1 SAFE 4-2 2B BB	4-2 K		0-1 FC4-2 1B			2	1	0	0	2	1	4				
Mike Gallego, R OBP: 0.273, SLG: 0.306		1-0 G1-3		0-0 P9		3-2 G5-3 1B		3-2 3H 1B		4	0	2	1	0	0	3				
Inning Stats	R: 0 E: 1 K: 1 S: 19	H: 1 LOB: 3 BB: 1 P: 34	R: 0 E: 0 K: 1 S: 8	H: 0 LOB: 2 BB: 2 P: 18	R: 0 E: 0 K: 1 S: 8	H: 0 LOB: 0 BB: 0 P: 11	R: 2 E: 0 K: 0 S: 11	H: 2 LOB: 1 BB: 1 P: 17	R: 1 E: 1 K: 1 S: 12	H: 1 LOB: 2 BB: 1 P: 20	R: 0 E: 0 K: 0 S: 14	H: 1 LOB: 1 BB: 0 P: 22	R: 2 E: 0 K: 1 S: 13	H: 3 LOB: 2 BB: 1 P: 23	R: 0 E: 0 K: 1 S: 6	H: 0 LOB: 0 BB: 0 P: 12	1B: 6 2B: 1 3B: 0 HR: 1	SF: 0 SAC: 0 DP: 0 HBP: 0	WP: 0 PB: 0 SB: 1 CS: 0	PA: 40
PITCHER Kevin Appier, R ERA: 3.76 Steve Crawford, R ERA: 3.79 Jeff Montgomery, R ERA: 2.06	IP: 5.0 W: 0 L: 1 BF: 27	H: 3 R: 2 ER: 2 SO: 4	BB: 5 IBB: 0 HBP: 0 BLK: 0	WP: 0 HR: 0 S: 63 P: 108	ERA: 3.60 WHIP: 2.000															



Batter	1	2	3	4	5	6	7	8	9	AB	R	H	RBI	BB	SO	LOB	TOP		
Bo Jackson, R OBP: 0.338, SLG: 0.407 (1, 8)										5	0	0	0	0	4	4	Kansas City Royals @ Oakland Athletics Oakland-Alameda County Coliseum, Oakland, CA Sun Jun 10 1990, 3:33 AM PDT Att: 43,700 - Sunny - 71 F		
Kurt Stillwell, S OBP: 0.377, SLG: 0.430 (1, 6)										5	1	1	0	0	0	3			
Jim Eisenreich, L OBP: 0.364, SLG: 0.417 (1, 7)										4	0	0	0	0	0	1			
Danny Tartabull, R OBP: 0.222, SLG: 0.373 (8, PR)										4	1	2	1	0	1	0			
George Brett, L OBP: 0.319, SLG: 0.325 (1, 9)										4	0	1	0	0	0	1			
Gerald Perry, L OBP: 0.317, SLG: 0.379 (1, 3)										3	0	1	1	1	0	0			
Pat Tabler, R OBP: 0.242, SLG: 0.242 (7, PR)										1	0	0	0	2	0	0			
Kevin Seitzer, R OBP: 0.328, SLG: 0.339 (8, PH)										1	0	1	0	0	0	0			
Rey Palacios, R OBP: 0.381, SLG: 0.579 (1, 2)										4	0	2	0	0	2	6			
Steve Jeltz, S OBP: 0.178, SLG: 0.146 (1, 4)										1	0	0	0	1	0	1			
Mike Macfarlane, R OBP: 0.315, SLG: 0.434 (9, PH)										1	0	0	0	0	1	0			
Inning Stats	R: 2 H: 4 E: 0 K: 2 S: 17	H: 4 R: 2 ER: 2 SO: 5 BB: 1 P: 29	R: 0 H: 0 E: 0 K: 0 S: 4	H: 0 R: 0 ER: 0 SO: 3 BB: 1 P: 10	R: 0 H: 0 E: 0 K: 0 S: 5	H: 0 R: 0 ER: 0 SO: 0 BB: 0 P: 9	R: 0 H: 1 E: 0 K: 0 S: 7	H: 0 R: 0 ER: 0 SO: 1 BB: 0 P: 9	R: 0 H: 0 E: 0 K: 1 S: 9	H: 0 R: 0 ER: 0 SO: 0 BB: 0 P: 14	R: 0 H: 1 E: 0 K: 1 S: 11	H: 2 R: 0 ER: 0 SO: 1 BB: 1 P: 20	R: 0 H: 2 E: 0 K: 1 S: 14	H: 0 R: 0 ER: 0 SO: 0 BB: 0 P: 12	H: 0 R: 0 ER: 0 SO: 0 BB: 0 P: 12	1B: 6 2B: 2 3B: 0 HR: 0	SF: 0 SAC: 1 DP: 1 HBP: 0	WP: 0 PA: 38 PB: 0 SB: 0 CS: 0	
PITCHER	IP	WLS	BF	H	R	ER	SO	BB	IBB	HBP	BLK	WP	HR	S	P	ERA	WHIP		
Bob Welch, R ERA: 2.32 (1, 1)	7.2	W	33	7	2	2	5	4	0	0	0	0	0	69	120	2.35	1.435		
Dennis Eckersley, R ERA: 0.66 (8, 1)	1.1	S	5	1	0	0	3	0	0	0	0	0	0	17	21	0.00	0.750		

Batter	1	2	3	4	5	6	7	8	9	AB	R	H	RBI	BB	SO	LOB	BOTTOM		
Rickey Henderson, R OBP: 0.447, SLG: 0.579 (1, 7)										3	1	1	0	1	0	1	Kansas City Royals @ Oakland Athletics Oakland-Alameda County Coliseum, Oakland, CA Sun Jun 10 1990, 3:33 AM PDT Att: 43,700 - Sunny - 71 F		
Willie Randolph, R OBP: 0.328, SLG: 0.319 (1, 4)										4	0	1	1	0	0	2			
Terry Steinbach, R OBP: 0.246, SLG: 0.302 (1, 10)										4	0	0	0	0	3	4			
Mark McGwire, R OBP: 0.376, SLG: 0.532 (1, 3)										2	0	0	0	2	2	2			
Ron Hassey, L OBP: 0.260, SLG: 0.315 (1, 2)										4	0	1	1	0	1	2			
Dave Henderson, R OBP: 0.303, SLG: 0.431 (1, 8)										4	0	0	0	0	1	5			
Felix Jose, S OBP: 0.282, SLG: 0.368 (1, 9)										3	1	1	0	0	0	0			
Walt Weiss, S OBP: 0.347, SLG: 0.381 (1, 6)										3	1	2	0	0	0	0			
Mike Gallego, R OBP: 0.281, SLG: 0.315 (1, 5)										3	0	2	1	0	0	0			
Inning Stats	R: 1 H: 2 E: 1 K: 1 S: 20	H: 3 R: 3 ER: 0 SO: 2 BB: 1 P: 32	R: 0 H: 0 E: 0 K: 1 S: 7	H: 0 R: 0 ER: 0 SO: 0 BB: 0 P: 10	R: 0 H: 0 E: 0 K: 0 S: 6	H: 0 R: 0 ER: 0 SO: 0 BB: 0 P: 8	R: 0 H: 0 E: 0 K: 1 S: 8	H: 0 R: 0 ER: 0 SO: 0 BB: 0 P: 13	R: 0 H: 2 E: 0 K: 0 S: 6	H: 2 R: 0 ER: 0 SO: 0 BB: 0 P: 11	R: 0 H: 1 E: 0 K: 0 S: 6	H: 1 R: 0 ER: 0 SO: 0 BB: 1 P: 11	1B: 6 2B: 3 3B: 0 HR: 0	SF: 0 SAC: 0 DP: 2 HBP: 0	WP: 0 PA: 33 PB: 0 SB: 0 CS: 0				
PITCHER	IP	WLS	BF	H	R	ER	SO	BB	IBB	HBP	BLK	WP	HR	S	P	ERA	WHIP		
Steve Farr, R ERA: 2.63 (1, 1)	5.0	L	22	5	3	3	6	2	0	0	0	0	0	61	90	5.40	1.400		
Steve Crawford, R ERA: 3.2 (6, 1)	3.0		11	3	0	0	1	1	0	0	0	0	0	20	35	0.00	1.333		

AB	33
R	2
H	8
RBI	2
BB	4
SO	8
LOB	16



Batter	1	2	3	4	5	6	7	8	9	AB	R	H	RBI	BB	SO	LOB	TOP								
Kevin Seitzer, R (1.5) OBP: 0.331, SLG: 0.342										4	0	2	0	0	0	1	Kansas City Royals @ California Angels Anaheim Stadium, Anaheim, CA Mon Jun 11 1990, 10:05 PM EDT Att: 26,604 - Unknown								
Kurt Stillwell, S (1.6) OBP: 0.371, SLG: 0.421										4	0	0	0	0	0	2									
Jim Eisenreich, L (1.7) OBP: 0.361, SLG: 0.413										4	0	1	0	0	0	1									
Danny Tartabull, R (1.9) OBP: 0.224, SLG: 0.380										4	1	1	0	0	1	1									
George Brett, L (1.3) OBP: 0.322, SLG: 0.333											4	0	2	1	0	0		1							
Gerald Perry, L (1.10) OBP: 0.316, SLG: 0.373											3	0	0	0	1	1									
Willie Wilson, S (1.8) OBP: 0.380, SLG: 0.397											2	1	1	0	2	1									
Mike Macfarlane, R (1.2) OBP: 0.316, SLG: 0.432											3	0	1	0	0	0		3							
Frank White, R (1.4) OBP: 0.238, SLG: 0.329											2	0	0	1	0	1	0								
Inning Stats	R: 0 E: 0 K: 0 S: 5	H: 1 LOB: 0 BB: 0 P: 6	R: 1 E: 0 K: 1 S: 9	H: 2 LOB: 1 BB: 0 P: 12	R: 0 E: 0 K: 0 S: 12	H: 1 LOB: 0 BB: 0 P: 15	R: 0 E: 0 K: 0 S: 5	H: 2 LOB: 2 BB: 1 P: 12	R: 0 E: 0 K: 1 S: 7	H: 0 LOB: 0 BB: 0 P: 10	R: 0 E: 0 K: 1 S: 7	H: 1 LOB: 0 BB: 0 P: 8	R: 1 E: 0 K: 1 S: 8	H: 1 LOB: 1 BB: 1 P: 15	R: 0 E: 0 K: 0 S: 6	H: 0 LOB: 0 BB: 0 P: 8	R: 0 E: 0 K: 0 S: 6	H: 0 LOB: 0 BB: 1 P: 13	1B: 6 2B: 3 HR: 0	SF: 1 SAC: 0 DP: 2 HBP: 0	WP: 0 PB: 0 CS: 1	PA: 35			
PITCHER	IP	WLS	BF	H	R	ER	SO	BB	IBB	HBP	BLK	WP	HR	S	P	ERA	WHIP								
Bert Blyleven, R (1.1) ERA: 3.95	9.0	W	34	8	2	2	4	3	0	0	0	0	0	65	99	2.00	1.222								

Batter	1	2	3	4	5	6	7	8	9	AB	R	H	RBI	BB	SO	LOB	BOTTOM								
Devon White, S (1.8) OBP: 0.279, SLG: 0.335										4	0	1	0	0	0	2	1								
Luis Polonia, L (1.7) OBP: 0.325, SLG: 0.400										3	0	1	0	0	0	0	1								
Brian Downing, R (8. FH) OBP: 0.281, SLG: 0.391										1	0	0	0	0	0	0	1								
Dante Bichette, R (9.7) OBP: 0.302, SLG: 0.440										0	0	0	0	0	0	0	0								
Wally Joyner, L (1.3) OBP: 0.385, SLG: 0.440										3	0	1	0	1	1	1									
Chili Davis, S (1.10) OBP: 0.358, SLG: 0.414											4	1	1	0	0	2	3								
Dave Winfield, R (1.9) OBP: 0.267, SLG: 0.432											4	1	1	2	0	2	2								
Lance Parrish, R (1.2) OBP: 0.356, SLG: 0.512										4	1	1	1	0	1	0									
Donnie Hill, S (1.4) OBP: 0.325, SLG: 0.381										3	0	0	0	0	0	0									
Jack Howell, L (1.5) OBP: 0.326, SLG: 0.439										3	0	1	0	0	1	0									
Dick Schofield, R (1.6) OBP: 0.200, SLG: 0.235										2	0	0	0	0	2	0									
Inning Stats	R: 0 E: 0 K: 2 S: 15	H: 2 LOB: 2 BB: 0 P: 23	R: 0 E: 0 K: 2 S: 8	H: 0 LOB: 0 BB: 0 P: 11	R: 0 E: 0 K: 2 S: 11	H: 0 LOB: 0 BB: 0 P: 15	R: 2 E: 0 K: 1 S: 12	H: 2 LOB: 0 BB: 0 P: 23	R: 0 E: 0 K: 1 S: 10	H: 1 LOB: 1 BB: 0 P: 12	R: 0 E: 0 K: 0 S: 6	H: 0 LOB: 0 BB: 1 P: 12	R: 0 E: 0 K: 0 S: 8	H: 0 LOB: 0 BB: 0 P: 12	R: 0 E: 0 K: 1 S: 10	H: 1 LOB: 0 BB: 0 P: 16	R: 1 E: 0 K: 2 S: 9	H: 1 LOB: 0 BB: 0 P: 14	1B: 3 2B: 2 HR: 2	SF: 0 SAC: 1 DP: 1 HBP: 0	WP: 1 PB: 0 CS: 0	PA: 33			
PITCHER	IP	WLS	BF	H	R	ER	SO	BB	IBB	HBP	BLK	WP	HR	S	P	ERA	WHIP								
Tom Gordon, R (1.1) ERA: 3.32	7.0		26	5	2	2	8	1	0	0	0	0	1	70	108	2.57	0.857								
Mark Davis, L (8.1) ERA: 5.61	1.2	L	7	2	1	1	3	0	0	0	0	1	1	19	30	5.40	1.200								

AB 30
R 2
H 8
RBI 2
BB 3
SO 4
LOB 11

AB 31
R 3
H 7
RBI 3
BB 1
SO 11
LOB 9


Batter	1	2	3	4	5	6	7	8	9	AB	R	H	RBI	BB	SO	LOB	TOP					
Kevin Seitzer, R (1, 5) OBP: 0.325, SLG: 0.336	1-3 K		1-3 K		2-1 G4-3			3-1 F8		4	0	0	0	0	2	0	Kansas City Royals @ California Angels Anaheim Stadium, Anaheim, CA Tue Jun 12 1990, 10:05 PM EDT Att: 27,250 - Unknown - 75 F					
Bill Pecota, R (1, 6) OBP: 0.571, SLG: 0.714 (7, 4)	0-1 1B			1-1 CS 1B		3-1 G4-3 2B		0-1 FC4-6 1B		4	0	4	0	0	0	0						
Jim Eisenreich, L (1, 9) OBP: 0.354, SLG: 0.404	3-2 P3			2-0 F8		0-1 L7		2-0 FC4-6 1B		4	0	0	0	0	0	4						
Danny Tartabull, R (1, 10) Steve Jeltz, S (8, PR) OBP: 0.176, SLG: 0.146	2-2 F9			2-0 BB 1B		1-0 G4-3		1-2 FC4-6 1B		4	0	2	0	0	0	2						
George Brett, L (1, 3) OBP: 0.321, SLG: 0.329		2-1 P6		4-2 BB 1B		1-0 F8		2-2 L5		3	0	0	0	1	0	3						
Bo Jackson, R (1, 8) OBP: 0.341, SLG: 0.406		0-1 G4-3		4-0 BB 1B			3-1 FC6-4 1B		1-1 F9	3	0	1	0	1	0	0						
Willie Wilson, S (1, 7) OBP: 0.376, SLG: 0.392		2-2 G4-3		2-3 BB		1 SAFE FC6-4 1B		1-2 FC6-4 1B		4	0	1	0	0	1	4						
Mike Macfarlane, R (1, 2) OBP: 0.307, SLG: 0.419			1-0 P4		2-2 F9		1-1 F8		2-1 L7	4	0	0	0	0	0	2						
Frank White, R (1, 4) Kurt Stillwell, S (7, PH) OBP: 0.367, SLG: 0.417 (7, 6)			0-3 K		1-3 K		0-3 K		1-3 K	2	0	0	0	0	2	0						
										2	0	0	0	0	2	2						
Inning Stats	R: 0 H: 1 E: 0 K: 1 S: 11	H: 0 LOB: 1 BB: 0 P: 17	R: 0 H: 0 E: 0 K: 0 S: 7	H: 0 LOB: 0 BB: 0 P: 11	R: 0 H: 0 E: 0 K: 2 S: 7	H: 0 LOB: 3 BB: 2 P: 9	R: 0 H: 2 E: 0 K: 1 S: 11	H: 2 LOB: 3 BB: 2 P: 26	R: 0 H: 0 E: 0 K: 1 S: 10	H: 0 LOB: 0 BB: 0 P: 15	R: 0 H: 1 E: 0 K: 0 S: 6	H: 1 LOB: 1 BB: 0 P: 11	R: 0 H: 1 E: 0 K: 1 S: 10	H: 1 LOB: 1 BB: 0 P: 15	R: 0 H: 2 E: 0 K: 0 S: 11	H: 2 LOB: 2 BB: 0 P: 19	R: 0 H: 1 E: 0 K: 1 S: 10	H: 1 LOB: 1 BB: 0 P: 15	1B: 7 2B: 1 3B: 0 HR: 0	SF: 0 SAC: 0 DP: 0 HBP: 0	WP: 0 PB: 0 SB: 0 CS: 1	PA: 36
PITCHER	IP WLS BF H R ER SO BB IBB HBP BLK WP HR S P ERA WHIP																					
Chuck Finley, L (1, 1) ERA: 2.44	8.0 W 32 7 0 0 6 2 0 0 0 0 0 0 73 123 0.00 1.125																					
Bryan Harvey, R (9, 1) ERA: 3.15	1.0 S 4 1 0 0 1 0 0 0 0 0 0 0 10 15 0.00 1.000																					

AB	34
R	0
H	8
RBI	0
BB	2
SO	7
LOB	17



Batter	1	2	3	4	5	6	7	8	9	AB	R	H	RBI	BB	SO	LOB	BOTTOM			
Brian Downing, R (1, 10) OBP: 0.290, SLG: 0.389	2-1 F7		4-2 BB		0-1 G6-3		3-1 1B			3	0	1	0	1	0	0	Kansas City Royals @ California Angels Anaheim Stadium, Anaheim, CA Tue Jun 12 1990, 10:05 PM EDT Att: 27,250 - Unknown - 75 F			
Max Venable, L (1, 8) OBP: 0.338, SLG: 0.420 (8, 7)	2-3 K		3-2 G4-3			0-1 F8	1-1 F8			4	0	0	0	0	1	4				
Chili Davis, S (1, 7) Devon White, S (8, 8) OBP: 0.278, SLG: 0.333	1-3 K			1-3 K		1-3 K		0-0 B1-3		3	0	0	0	0	3	0				
Wally Joyner, L (1, 3) OBP: 0.387, SLG: 0.441		2-1 F7		1-3 K		1-0 1B		0-1 2B 1B		4	1	2	0	0	1	0				
Dave Winfield, R (1, 9) OBP: 0.279, SLG: 0.448		1-2 P4		3-2 2B 1B		1-2 1B		2-2 1B 2B		4	2	3	0	0	0	0				
Lance Parrish, R (1, 2) OBP: 0.359, SLG: 0.515		0-1 F7		0-0 1B		0-2 P3		4-0 E IBB		3	0	1	1	1	0	2				
Donnie Hill, S (1, 4) OBP: 0.331, SLG: 0.385			2-1 BB 1B		2-3 K		2-2 L6	1-2 E9 1B		4	0	2	1	0	1	1				
Jack Howell, L (1, 5) OBP: 0.316, SLG: 0.424			2-1 F7		2-1 G4-3		2-3 K	3-1 F8		4	0	0	0	0	1	3				
Dick Schofield, R (1, 6) OBP: 0.208, SLG: 0.238			1 SAFE P4		3-3 K		2-2 1B	1-3 K		4	0	1	0	0	2	3				
Inning Stats	R: 0 H: 0 E: 0 K: 2 S: 10	H: 0 LOB: 0 BB: 0 P: 15	R: 0 H: 0 E: 0 K: 0 S: 8	H: 0 LOB: 0 BB: 0 P: 11	R: 0 H: 1 E: 0 K: 0 S: 11	H: 1 LOB: 2 BB: 1 P: 22	R: 1 H: 2 E: 0 K: 3 S: 18	H: 2 LOB: 1 BB: 0 P: 25	R: 0 H: 0 E: 0 K: 1 S: 8	H: 0 LOB: 0 BB: 0 P: 13	R: 0 H: 2 E: 0 K: 1 S: 12	H: 2 LOB: 2 BB: 0 P: 15	R: 0 H: 2 E: 0 K: 1 S: 13	H: 2 LOB: 2 BB: 0 P: 23	R: 2 H: 3 E: 1 K: 1 S: 14	H: 3 LOB: 2 BB: 1 P: 25		1B: 8 2B: 2 3B: 0 HR: 0	SF: 0 SAC: 0 DP: 0 HBP: 0	WP: 0 PB: 0 SB: 0 CS: 0
PITCHER	IP WLS BF H R ER SO BB IBB HBP BLK WP HR S P ERA WHIP																			
Bret Saberhagen, R (1, 1) ERA: 2.75	7.1 L 34 10 3 3 8 1 0 0 0 0 0 0 89 140 3.68 1.500																			
Jeff Montgomery, R (8, 1) ERA: 2.03	0.2 2 0 0 0 1 0 0 0 0 0 0 0 5 9 0.00 0.000																			

AB	34
R	3
H	10
RBI	2
BB	2
SO	9
LOB	13



Batter	1	2	3	4	5	6	7	8	9	AB	R	H	RBI	BB	SO	LOB	TOP			
Kevin Seitzer, R OBP: 0.329, SLG: 0.338 Steve Jeltz, S OBP: 0.178, SLG: 0.146										5	0	2	1	1	1	2	0 0 0 0 0 0 0			
Bill Pecota, R OBP: 0.462, SLG: 0.538										6	1	2	1	0	2	4	6 1 2 1 0 2 4			
Danny Tartabull, R OBP: 0.259, SLG: 0.400 Jim Eisenreich, L OBP: 0.354, SLG: 0.404										5	2	3	0	0	1	4	0 1 0 0 0 0 0			
Bo Jackson, R OBP: 0.342, SLG: 0.403										4	1	1	0	1	2	2	4 1 1 0 1 2 2			
George Brett, L OBP: 0.326, SLG: 0.332										4	0	2	1	1	1	1	4 0 2 1 1 1 1			
Willie Wilson, S OBP: 0.377, SLG: 0.395										4	3	2	3	0	0	3	4 3 2 3 0 0 3			
Gerald Perry, L OBP: 0.316, SLG: 0.374										5	1	2	1	0	0	5	5 1 2 1 0 0 5			
Mike Macfarlane, R OBP: 0.310, SLG: 0.414										4	2	1	2	1	0	2	4 2 1 2 1 0 2			
Kurt Stillwell, S OBP: 0.377, SLG: 0.431										5	0	4	2	0	0	0	5 0 4 2 0 0 0			
Inning Stats	R: 0 E: 0 K: 1 S: 11	H: 1 LOB: 1 BB: 0 P: 18	R: 0 E: 0 K: 0 S: 5	H: 1 LOB: 0 BB: 0 P: 5	R: 0 E: 0 K: 0 S: 8	H: 1 LOB: 0 BB: 0 P: 13	R: 2 E: 0 K: 0 S: 13	H: 2 LOB: 2 BB: 2 P: 27	R: 0 E: 0 K: 1 S: 8	H: 0 LOB: 0 BB: 0 P: 12	R: 1 E: 0 K: 1 S: 8	H: 2 LOB: 1 BB: 0 P: 12	R: 0 E: 0 K: 1 S: 6	H: 1 LOB: 1 BB: 0 P: 10	R: 4 E: 1 K: 2 S: 22	H: 5 LOB: 2 BB: 1 P: 37	1B: 18 2B: 1 3B: 0 HR: 0	SF: 1 SAC: 0 DP: 1 HBP: 0	WP: 0 PB: 0 SB: 4 CS: 1	PA: 47
PITCHER	IP WLS BF H R ER SO BB IBB HBP BLK WP HR S P ERA WHIP																			
Jim Abbott, L ERA: 5.38	(1, 1) 5.2 L 26 9 6 6 2 2 0 0 0 0 0 0 53 88 9.53 1.941																			
Mike Fetters, R ERA: 6.91	(6, 1) 1.1 8 4 1 1 2 1 0 0 0 0 0 0 20 32 6.75 3.750																			
Willie Fraser, R ERA: 6.5	(8, 1) 1.0 4 1 0 0 1 0 0 0 0 0 0 6 10 0.00 1.000																			
Scott Bailes, L ERA: 4.78	(9, 1) 0.2 8 5 4 4 2 1 0 0 0 0 0 20 35 54.00 9.000																			
Mark Eichhorn, R ERA: 1.35	(9, 1) 0.1 1 0 0 0 0 0 0 0 0 0 0 2 2 0.00 0.000																			

Kansas City Royals @ California Angels
 Anaheim Stadium, Anaheim, CA
 Wed Jun 13 1990, 10:05 PM EDT
 Att: 28,179 - Unknown

livebaseballscores.com

AB 42
 R 11
 H 19
 RBI 11
 BB 4
 SO 7
 LOB 23

Batter	1	2	3	4	5	6	7	8	9	AB	R	H	RBI	BB	SO	LOB	BOTTOM			
Brian Downing, R OBP: 0.298, SLG: 0.387										3	1	1	0	0	0	1	3 1 1 0 0 0 1			
Max Venable, L OBP: 0.355, SLG: 0.444										3	2	2	0	1	0	0	3 2 2 0 1 0 0			
Devon White, S OBP: 0.278, SLG: 0.332										4	0	1	1	0	2	3	4 0 1 1 0 2 3			
Chili Davis, S OBP: 0.352, SLG: 0.419										4	1	1	3	0	1	3	4 1 1 3 0 1 3			
Lance Parrish, R OBP: 0.356, SLG: 0.506										3	0	0	0	1	0	1	3 0 0 0 1 0 1			
Jack Howell, L OBP: 0.309, SLG: 0.413 Rick Schu, R OBP: 0.295, SLG: 0.438										3	0	0	0	0	0	3	1 0 0 0 0 1 0			
Donnie Hill, S OBP: 0.320, SLG: 0.372										4	0	0	0	0	1	0	4 0 0 0 0 1 0			
John Orton, R OBP: 0.212, SLG: 0.258										4	0	1	0	0	2	0	4 0 1 0 0 2 0			
Kent Anderson, R OBP: 0.337, SLG: 0.317										4	0	1	0	0	0	1	4 0 1 0 0 0 1			
Inning Stats	R: 0 E: 0 K: 1 S: 17	H: 2 LOB: 3 BB: 1 P: 25	R: 0 E: 0 K: 1 S: 9	H: 1 LOB: 1 BB: 0 P: 15	R: 0 E: 0 K: 0 S: 7	H: 0 LOB: 0 BB: 0 P: 11	R: 0 E: 0 K: 0 S: 7	H: 0 LOB: 0 BB: 0 P: 10	R: 2 E: 0 K: 1 S: 15	H: 1 LOB: 1 BB: 1 P: 24	R: 0 E: 0 K: 1 S: 8	H: 0 LOB: 0 BB: 0 P: 11	R: 2 E: 0 K: 0 S: 7	H: 2 LOB: 0 BB: 0 P: 12	R: 0 E: 0 K: 2 S: 13	H: 1 LOB: 1 BB: 0 P: 19	1B: 5 2B: 1 3B: 0 HR: 1	SF: 0 SAC: 0 DP: 1 HBP: 1	WP: 0 PB: 0 SB: 0 CS: 0	PA: 36
PITCHER	IP WLS BF H R ER SO BB IBB HBP BLK WP HR S P ERA WHIP																			
Mark Gubicza, R ERA: 4.72	(1, 1) 1.0 W 18 2 2 2 3 1 0 0 0 0 0 1 47 73 3.60 0.600																			
Luis Aquino, R ERA: 3.93	(2, 1) 5.0 W 18 2 2 2 3 1 0 0 0 0 0 1 47 73 3.60 0.600																			
Andy McGaffigan, R ERA: 14.85	(7, 1) 2.0 8 2 2 2 1 0 0 1 0 0 0 15 23 9.00 1.000																			
Mark Davis, L ERA: 5.4	(9, 1) 1.0 4 1 0 0 2 0 0 0 0 0 0 13 19 0.00 1.000																			

Kansas City Royals @ California Angels
 Anaheim Stadium, Anaheim, CA
 Wed Jun 13 1990, 10:05 PM EDT
 Att: 28,179 - Unknown

livebaseballscores.com

AB 33
 R 4
 H 7
 RBI 4
 BB 2
 SO 7
 LOB 12

Batter	1	2	3	4	5	6	7	8	9	AB	R	H	RBI	BB	SO	LOB	TOP				
Dan Gladden, R OBP: 0.346, SLG: 0.427 (1, 7)	L9			FC1-6 1B		G3		G6-4-3		4	0	1	0	0	0	2					
John Moses, S OBP: 0.333, SLG: 0.276 Shane Mack, R OBP: 0.410, SLG: 0.507 (1, 9)	F8			F8		G3-1			K	3	0	0	0	0	0	1					
Kirby Puckett, R OBP: 0.398, SLG: 0.538 (1, 8)	G1-3			FC1-6 1-2				G4-3	L8	4	0	0	0	0	0	1					
Kent Hrbek, L OBP: 0.373, SLG: 0.463 (1, 3)		P6																			
Gary Gaetti, R OBP: 0.296, SLG: 0.440 (1, 5)		K				G5-3			P2	4	0	0	0	0	2	1					
Gene Larkin, S OBP: 0.394, SLG: 0.444 (1, 10)		K								3	0	1	0	0	2	0					
Brian Harper, R OBP: 0.358, SLG: 0.494 (1, 2)																					
Greg Gagne, R OBP: 0.296, SLG: 0.400 (1, 6)																					
Al Newman, S OBP: 0.276, SLG: 0.276 (1, 4)																					
Inning Stats	R: 0 H: 0 E: 0 K: 0 S: 6	H: 0 LOB: 0 BB: 0 P: 9	R: 0 H: 0 E: 0 K: 2 S: 10	H: 0 LOB: 0 BB: 0 P: 15	R: 0 H: 1 E: 0 K: 0 S: 5	H: 1 LOB: 0 BB: 0 P: 6	R: 0 H: 1 E: 0 K: 1 S: 8	H: 1 LOB: 1 BB: 0 P: 11	R: 0 H: 1 E: 0 K: 1 S: 7	H: 1 LOB: 0 BB: 0 P: 9	R: 1 H: 1 E: 0 K: 1 S: 7	H: 1 LOB: 0 BB: 0 P: 9	R: 0 H: 1 E: 0 K: 1 S: 10	H: 1 LOB: 1 BB: 1 P: 17	R: 0 H: 0 E: 0 K: 2 S: 8	H: 0 LOB: 1 BB: 1 P: 14	1B: 4 2B: 0 3B: 0 HR: 1	SF: 0 SAC: 0 DP: 2 HBP: 0	WP: 0 PB: 0 CS: 0	PA: 32	
PITCHER	IP	WLS	BF	H	R	ER	SO	BB	IBB	HBP	BLK	WP	HR	S	P	ERA	WHIP				
Kevin Appier, R ERA: 3.33 Mark Davis, L ERA: 5.2 (1, 1)	8.0	W	28	5	1	1	6	1	0	0	0	0	1	62	89	1.12	0.750				
(9, 1)	1.0		4	0	0	0	2	1	0	0	0	0	0	8	14	0.00	1.000				

Minnesota Twins @ Kansas City Royals
 Royals Stadium, Kansas City, MO
 Fri Jun 15 1990, 8:05 PM EDT
 Att: 29,786 - Unknown - 80 F

AB	30
R	1
H	5
RBI	1
BB	2
SO	8
LOB	10



Batter	1	2	3	4	5	6	7	8	9	AB	R	H	RBI	BB	SO	LOB	BOTTOM				
Kevin Seitzer, R OBP: 0.336, SLG: 0.346 (1, 5)	G5-3 1B		P7							3	1	2	0	1	0	0					
Kurt Stillwell, S OBP: 0.370, SLG: 0.423 (1, 6)	L6									4	1	0	0	0	1	4					
Danny Tartabull, R OBP: 0.270, SLG: 0.434 Willie Wilson, S OBP: 0.377, SLG: 0.395 (1, 9)	G5-3									3	2	1	3	1	0	1					
Bo Jackson, R OBP: 0.341, SLG: 0.405 (1, 8)	G6-3									4	0	1	1	0	0	1					
George Brett, L OBP: 0.321, SLG: 0.327 (1, 3)										3	0	0	1	0	0	0					
Jim Eisenreich, L OBP: 0.348, SLG: 0.398 (1, 7)										3	0	0	0	0	0	1					
Gerald Perry, L OBP: 0.314, SLG: 0.369 (1, 10)										3	0	0	0	0	0	1					
Mike Macfarlane, R OBP: 0.317, SLG: 0.419 (1, 2)										3	1	2	0	0	0	0					
Frank White, R OBP: 0.225, SLG: 0.310 (1, 4)										3	0	0	0	0	1	2					
Inning Stats	R: 0 H: 1 E: 0 K: 0 S: 8	H: 1 LOB: 1 BB: 0 P: 13	R: 0 H: 0 E: 0 K: 0 S: 7	H: 0 LOB: 0 BB: 0 P: 10	R: 0 H: 1 E: 0 K: 0 S: 4	H: 1 LOB: 0 BB: 0 P: 6	R: 2 H: 1 E: 1 K: 0 S: 8	H: 1 LOB: 1 BB: 1 P: 17	R: 3 H: 2 E: 0 K: 1 S: 16	H: 2 LOB: 0 BB: 1 P: 26	R: 0 H: 0 E: 0 K: 0 S: 5	H: 0 LOB: 0 BB: 0 P: 8	R: 0 H: 1 E: 0 K: 1 S: 9	H: 1 LOB: 1 BB: 0 P: 15	R: 0 H: 0 E: 0 K: 0 S: 6	H: 0 LOB: 0 BB: 0 P: 7	1B: 3 2B: 3 3B: 0 HR: 1	SF: 1 SAC: 0 DP: 1 HBP: 0	WP: 0 PB: 0 CS: 0	PA: 32	
PITCHER	IP	WLS	BF	H	R	ER	SO	BB	IBB	HBP	BLK	WP	HR	S	P	ERA	WHIP				
Tim Drummond, R ERA: 4.35 Roy Smith, R ERA: 4.85 Rick Aguilera, R ERA: 1.61 (1, 1)	5.0	L	22	5	5	4	1	0	0	0	0	0	0	14	23	0.00	0.500				
(8, 1)	1.0		3	0	0	0	0	0	0	0	0	0	0	6	7	0.00	0.000				

Minnesota Twins @ Kansas City Royals
 Royals Stadium, Kansas City, MO
 Fri Jun 15 1990, 8:05 PM EDT
 Att: 29,786 - Unknown - 80 F

AB	29
R	5
H	6
RBI	5
BB	2
SO	2
LOB	10



Batter	1	2	3	4	5	6	7	8	9	AB	R	H	RBI	BB	SO	LOB	TOP									
Dan Gladden, R OBP: 0.340, SLG: 0.419	1-3 K		1-2 G4-6-3			0-1 P4		2-2 P6		4	0	0	0	0	1	2										
Fred Manrique, R OBP: 0.294, SLG: 0.409	1-3 K			0-0 1B G3-6-3		1-1 G6-3			1-2 2B 1B	4	2	2	0	0	1	0										
Kirby Puckett, R OBP: 0.399, SLG: 0.541	2-3 K			0-0 G3-6-3 1B		0-0 G6-3			0-0 WP 1-H G6-3 2B	4	1	2	1	0	1	0										
Kent Hrbek, L OBP: 0.367, SLG: 0.453		3-1 F7		2-2 G3-6-3			2-1 G3		1-0 G6-3	4	0	0	1	0	0	1										
Gary Gaetti, R OBP: 0.291, SLG: 0.432	1-3 K			1-2 K			3-3 K		0-1 G5-3	4	0	0	0	0	3	0										
Gene Larkin, S OBP: 0.382, SLG: 0.445		0-1 G3			0-0 G3		0-2 2B		0-3 K	4	0	1	0	0	1	0										
Brian Harper, R OBP: 0.363, SLG: 0.497			1-2 FC4-6 1B		1-0 1B		1-2 F7			3	0	2	0	0	0	1										
Shane Mack, R OBP: 0.395, SLG: 0.487			0-0 FC4-6 1-2 S		0-0 F9			2-2 G5-3		3	0	0	0	0	0	2										
Greg Gagne, R OBP: 0.297, SLG: 0.395			4-1 G4-6-3 BB		3-1 F8			3-2 G5-3		2	0	0	0	1	0	1										
Inning Stats	R: 0 E: 0 K: 3 S: 12	H: 0 LOB: 0 BB: 0 P: 16	R: 0 E: 0 K: 1 S: 7	H: 0 LOB: 0 BB: 0 P: 11	R: 0 E: 0 K: 0 S: 9	H: 1 LOB: 1 BB: 1 P: 15	R: 1 E: 0 K: 1 S: 8	H: 2 LOB: 0 BB: 0 P: 12	R: 0 E: 0 K: 0 S: 5	H: 1 LOB: 1 BB: 0 P: 9	R: 0 E: 0 K: 0 S: 5	H: 0 LOB: 0 BB: 0 P: 6	R: 0 E: 0 K: 1 S: 13	H: 1 LOB: 1 BB: 0 P: 19	R: 0 E: 0 K: 0 S: 10	H: 0 LOB: 0 BB: 0 P: 17	R: 2 E: 0 K: 1 S: 12	H: 2 LOB: 0 BB: 0 P: 14	1B: 4 2B: 3 3B: 0 HR: 0	SF: 0 SAC: 0 DP: 2 HBP: 0	WP: 1 PB: 0 SB: 1 CS: 1	PA: 33				
PITCHER	IP	WLS	BF	H	R	ER	SO	BB	IBB	HBP	BLK	WP	HR	S	P	ERA	WHIP									
Tom Gordon, R ERA: 3.16	(1, 1)	6.0	W	21	4	1	1	5	1	0	0	0	0	46	69	1.50	0.833									
Steve Farr, R ERA: 2.56	(7, 1)	1.0		4	1	0	0	1	0	0	0	0	0	13	19	0.00	1.000									
Steve Crawford, R ERA: 3.05	(8, 1)	1.0		3	0	0	0	0	0	0	0	0	0	10	17	0.00	0.000									
Jeff Montgomery, R ERA: 2.41	(9, 1)	1.0		5	2	2	2	1	0	0	0	0	1	0	12	14	18.00	2.000								

Minnesota Twins @ Kansas City Royals
Royals Stadium, Kansas City, MO
Sat Jun 16 1990, 8:05 PM EDT
Att: 38,006 - Unknown - 88 F

AB 32
R 3
H 7
RBI 2
BB 1
SO 7
LOB 7



Batter	1	2	3	4	5	6	7	8	9	AB	R	H	RBI	BB	SO	LOB	BOTTOM									
Kevin Seitzer, R OBP: 0.335, SLG: 0.357	2-3 K	2-1 G5-3		0-0 HR		2-2 FC4-6				4	1	1	2	0	1	3										
Kurt Stillwell, S OBP: 0.388, SLG: 0.420	0-0 HR		1-0 F7	1-0 F8			0-0 F9			4	1	1	0	0	0	0										
Steve Jeltz, S OBP: 0.178, SLG: 0.146										0	0	0	0	0	0	0										
Danny Tartabull, R OBP: 0.280, SLG: 0.465	0-2 HR		4-1 G4-3 1B BB		3-3 K		0-3 K 1B			3	1	1	2	1	2	0										
Bo Jackson, R OBP: 0.343, SLG: 0.404	4-2 FC3-6 1B CS BB		2-2 G4-3 1B		2-3 K		1-3 K			3	1	1	0	1	2	1										
George Brett, L OBP: 0.324, SLG: 0.330	0-0 FC3-6 1B		3-1 G4-3		0-1 G6-3		0-1 1B			4	0	2	0	0	0	2										
Jim Eisenreich, L OBP: 0.347, SLG: 0.392	2-2 FC3-6 CS		0-0 G1-3			4-1 1B S BB		0-0 G3		3	0	0	0	1	0	6										
Willie Wilson, S OBP: 0.380, SLG: 0.394	0-1 CS	2-2 S S 1B		4-2 L6 S BB		2-1 F7		0-1 P3		3	0	1	0	1	0	1										
Mike Macfarlane, R OBP: 0.309, SLG: 0.407		2-2 F7		1-1 L6		1-0 P4		0-0 G6-3		4	0	0	0	0	0	3										
Frank White, R OBP: 0.237, SLG: 0.318		1-3 K		0-1 HR 1B		0-2 FC4-6 1B		2-1 F8		4	1	2	0	0	1	1										
Inning Stats	R: 3 E: 0 K: 1 S: 15	H: 3 LOB: 0 BB: 1 P: 23	R: 0 E: 0 K: 1 S: 12	H: 1 LOB: 0 BB: 0 P: 19	R: 0 E: 0 K: 0 S: 8	H: 1 LOB: 2 BB: 1 P: 18	R: 2 E: 0 K: 0 S: 10	H: 2 LOB: 0 BB: 1 P: 16	R: 0 E: 0 K: 2 S: 9	H: 0 LOB: 0 BB: 0 P: 14	R: 0 E: 0 K: 0 S: 11	H: 1 LOB: 2 BB: 1 P: 19	R: 0 E: 0 K: 2 S: 10	H: 1 LOB: 2 BB: 0 P: 11	R: 0 E: 0 K: 0 S: 5	H: 0 LOB: 0 BB: 0 P: 7	R: 0 E: 0 K: 0 S: 12	H: 0 LOB: 0 BB: 0 P: 14	1B: 7 2B: 1 3B: 0 HR: 2	SF: 0 SAC: 0 DP: 1 HBP: 0	WP: 1 PB: 0 SB: 4 CS: 2	PA: 37				
PITCHER	IP	WLS	BF	H	R	ER	SO	BB	IBB	HBP	BLK	WP	HR	S	P	ERA	WHIP									
Mark Guthrie, L ERA: 5.18	(1, 1)	4.0	L	20	7	5	5	2	3	0	0	0	1	0	30	44	0.00	1.000								
Juan Berenguer, R ERA: 4.1	(5, 1)	3.0		13	2	0	0	4	1	0	0	0	0	5	7	0.00	0.000									
Gary Wayne, L ERA: 3.66	(8, 1)	1.0		3	0	0	0	0	0	0	0	0	0	0	5	7	0.00	0.000								

Minnesota Twins @ Kansas City Royals
Royals Stadium, Kansas City, MO
Sat Jun 16 1990, 8:05 PM EDT
Att: 38,006 - Unknown - 88 F

AB 32
R 5
H 9
RBI 4
BB 4
SO 6
LOB 17



Batter	1	2	3	4	5	6	7	8	9	AB	R	H	RBI	BB	SO	LOB	TOP					
Dan Gladden, R OBP: 0.341, SLG: 0.419 (1, 7)	F8			1B	P4		FC6-4		F9	5	1	2	0	0	0	3						
Fred Manrique, R OBP: 0.283, SLG: 0.405 Gary Gaetti, R OBP: 0.291, SLG: 0.432 (9, PH) (9, 5)	G4-3			1B	L1		FC6-4		CS	4	1	1	0	0	0	3						
Kirby Puckett, R OBP: 0.397, SLG: 0.541 (1, 8)	G3-1			G1-3					P3	4	0	1	0	0	0	2						
Kent Hrbek, L OBP: 0.361, SLG: 0.444 (1, 3)		G3		K					G1	4	0	0	0	0	1	3						
Brian Harper, R OBP: 0.361, SLG: 0.492 (1, 10)	G4-3			2H 3H					F9	4	0	1	2	0	0	1						
Gene Larkin, S OBP: 0.357, SLG: 0.438 John Moses, S OBP: 0.341, SLG: 0.276 (8, 9)	P5			F9					1B	3	0	0	0	0	0	2						
Junior Ortiz, R OBP: 0.340, SLG: 0.444 (1, 2)			L1-4-3		1B				1B	4	1	3	0	0	0	0						
Al Newman, S OBP: 0.277, SLG: 0.277 (9, 4)	P7			G1-3					FC1-5	3	0	1	1	0	0	1						
Greg Gagne, R OBP: 0.296, SLG: 0.392 (1, 6)	G4-3			3H					CS	4	0	1	1	0	1	3						
Inning Stats	R: 0 E: 0 K: 0 S: 9	H: 0 LOB: 0 BB: 0 P: 14	R: 0 E: 0 K: 0 S: 6	H: 0 LOB: 0 BB: 0 P: 9	R: 0 E: 0 K: 0 S: 6	H: 0 LOB: 0 BB: 0 P: 9	R: 2 E: 0 K: 1 S: 14	H: 3 LOB: 1 BB: 0 P: 19	R: 1 E: 0 K: 0 S: 10	H: 2 LOB: 1 BB: 0 P: 13	R: 0 E: 0 K: 0 S: 10	H: 1 LOB: 1 BB: 0 P: 12	R: 0 E: 0 K: 1 S: 12	H: 2 LOB: 2 BB: 0 P: 15	R: 0 E: 0 K: 0 S: 5	H: 0 LOB: 0 BB: 0 P: 6	R: 1 E: 0 K: 0 S: 9	H: 2 LOB: 1 BB: 1 P: 14	1B: 8 2B: 1 3B: 1 HR: 0	SF: 0 SAC: 1 DP: 0 HBP: 0	WP: 0 PB: 0 SB: 1 CS: 1	PA: 38
PITCHER	IP	WLS	BF	H	R	ER	SO	BB	IBB	HBP	BLK	WP	HR	S	P	ERA	WHIP					
Bret Saberhagen, R ERA: 2.82 Steve Crawford, R ERA: 3.18	7.0	L	29	8	3	3	2	0	0	0	0	0	0	67	91	3.86	1.143					
2.0	8	2	1	1	0	1	0	0	0	0	0	0	0	14	20	4.50	1.500					

Minnesota Twins @ Kansas City Royals
Royals Stadium, Kansas City, MO
Sun Jun 17 1990, 4:33 AM EDT
Att: 28,370 - Overcast - 90 F

AB	35
R	4
H	10
RBI	4
BB	1
SO	2
LOB	18



Batter	1	2	3	4	5	6	7	8	9	AB	R	H	RBI	BB	SO	LOB	BOTTOM					
Kevin Seitzer, R OBP: 0.330, SLG: 0.351 (1, 5)	G4-3			K		B5-3			G1-3	4	0	0	0	0	1	1						
Kurt Stillwell, S OBP: 0.362, SLG: 0.412 (1, 6)	L5			F7		P5			F9	4	0	0	0	0	0	1						
Danny Tartabull, R OBP: 0.278, SLG: 0.456 (1, 10)	K			G6-3		K			1B	4	0	1	0	0	2	0						
Bo Jackson, R OBP: 0.342, SLG: 0.415 (1, 8)		G1-6-3		HR		G6-3			K	4	1	1	1	0	1	1						
Gerald Perry, L OBP: 0.317, SLG: 0.376 (1, 3)		1B		P6		G3			F8	4	0	2	0	0	0	1						
Jim Eisenreich, L OBP: 0.346, SLG: 0.389 (1, 9)		P5		L7		E4			1B	4	0	1	0	0	0	2						
Willie Wilson, S OBP: 0.383, SLG: 0.397 (1, 7)		CS		1B		G3			P6	4	0	2	0	0	0	4						
Rey Palacios, R OBP: 0.375, SLG: 0.591 (1, 2)		CS		F7		K			K	3	0	1	0	0	2	3						
Steve Jeltz, S OBP: 0.170, SLG: 0.140 Bill Pecota, R OBP: 0.429, SLG: 0.500 (8, PH) (9, 4)		F7		G4-3					K	2	0	0	0	0	0	1						
Inning Stats	R: 0 E: 0 K: 1 S: 11	H: 0 LOB: 0 BB: 0 P: 16	R: 0 E: 0 K: 0 S: 11	H: 2 LOB: 1 BB: 0 P: 16	R: 0 E: 0 K: 1 S: 9	H: 1 LOB: 1 BB: 0 P: 11	R: 1 E: 0 K: 0 S: 10	H: 1 LOB: 0 BB: 0 P: 13	R: 0 E: 0 K: 1 S: 8	H: 1 LOB: 0 BB: 0 P: 10	R: 0 E: 0 K: 1 S: 7	H: 0 LOB: 0 BB: 0 P: 7	R: 0 E: 0 K: 1 S: 12	H: 1 LOB: 2 BB: 0 P: 17	R: 0 E: 0 K: 1 S: 7	H: 0 LOB: 0 BB: 0 P: 8	R: 0 E: 0 K: 1 S: 13	H: 2 LOB: 2 BB: 0 P: 20	1B: 5 2B: 2 3B: 0 HR: 1	SF: 0 SAC: 0 DP: 0 HBP: 0	WP: 0 PB: 0 SB: 0 CS: 2	PA: 35
PITCHER	IP	WLS	BF	H	R	ER	SO	BB	IBB	HBP	BLK	WP	HR	S	P	ERA	WHIP					
Kevin Tapani, R ERA: 3.78 John Candelaria, L ERA: 3.67 Rick Aguilera, R ERA: 1.55	7.0	W	26	6	1	1	5	0	0	0	0	0	0	7	8	0.00	0.000					
1.0	3	0	0	0	1	0	0	0	0	0	0	0	0	7	8	0.00	0.000					
1.0	S	5	2	0	0	1	0	0	0	0	0	0	0	13	20	0.00	2.000					

Minnesota Twins @ Kansas City Royals
Royals Stadium, Kansas City, MO
Sun Jun 17 1990, 4:33 AM EDT
Att: 28,370 - Overcast - 90 F

AB	34
R	1
H	8
RBI	1
BB	0
SO	7
LOB	14



Batter	1	2	3	4	5	6	7	8	9	AB	R	H	RBI	BB	SO	LOB	TOP										
Harold Reynolds, S OBP: 0.308, SLG: 0.297 (1,4)																	5 2 3 0 0 0 2										
Greg Britley, L OBP: 0.319, SLG: 0.400 (1,9)																	5 0 2 0 0 0 2 3										
Alvin Davis, L OBP: 0.384, SLG: 0.374 (1,10)																	4 0 1 1 1 0 3										
Jeffrey Leonard, R OBP: 0.281, SLG: 0.368 (1,7)																	4 0 0 0 0 2 3										
Ken Griffey Jr., L OBP: 0.391, SLG: 0.510 (1,8)																	2 0 0 0 2 1 3										
Edgar Martinez, R OBP: 0.400, SLG: 0.465 (1,5)																	3 0 0 1 1 2 1										
Scott Bradley, L OBP: 0.231, SLG: 0.262 (1,2)																	4 0 1 0 0 0 4										
Dave Cochrane, S OBP: 0.150, SLG: 0.150 (1,3)																	4 0 1 0 0 1 0										
Brian Giles, R OBP: 0.356, SLG: 0.460 (1,6)																	4 0 1 0 0 3 2										
Inning Stats	R: 1 E: 0 K: 2 S: 16	H: 1 LOB: 3 BB: 3 P: 32	R: 0 E: 0 K: 1 S: 6	H: 0 LOB: 0 BB: 0 P: 8	R: 0 E: 0 K: 0 S: 6	H: 0 LOB: 0 BB: 0 P: 11	R: 0 E: 0 K: 2 S: 8	H: 0 LOB: 0 BB: 0 P: 12	R: 0 E: 0 K: 1 S: 9	H: 2 LOB: 2 BB: 1 P: 27	R: 0 E: 0 K: 1 S: 9	H: 0 LOB: 1 BB: 1 P: 16	R: 1 E: 0 K: 1 S: 19	H: 3 LOB: 3 BB: 0 P: 30	R: 0 E: 0 K: 2 S: 11	H: 2 LOB: 2 BB: 0 P: 20	R: 0 E: 0 K: 0 S: 9	H: 1 LOB: 0 BB: 0 P: 15	1B: 8 2B: 1 3B: 0 HR: 0	SF: 0 SAC: 0 DP: 1 HBP: 1	WP: 0 PB: 1 SB: 1 CS: 0	PA: 40					
PITCHER	IP	WLS	BF	H	R	ER	SO	BB	IBB	HBP	BLK	WP	HR	S	P	ERA	WHIP										
Mark Gubicza, R ERA: 4.56 (1,1)	6.2	W	29	5	2	2	9	4	0	0	0	0	0	74	124	2.70	1.350										
Mark Davis, L ERA: 5.14 (7,1)	0.1		3	1	0	0	0	0	0	1	0	0	0	6	12	0.00	3.000										
Jeff Montgomery, R ERA: 2.3 (8,1)	2.0		8	3	0	0	2	0	0	0	0	0	0	20	35	0.00	1.500										

Seattle Mariners @ Kansas City Royals
 Royals Stadium, Kansas City, MO
 Mon Jun 18 1990, 8:05 PM EDT
 Att: 35,217 - Unknown - 87 F

AB	35
R	2
H	9
RBI	2
BB	4
SO	11
LOB	21



Batter	1	2	3	4	5	6	7	8	9	AB	R	H	RBI	BB	SO	LOB	BOTTOM										
Kevin Seitzer, R OBP: 0.342, SLG: 0.365 (1,5)																	4 3 4 0 1 0 0										
Kurt Stillwell, S OBP: 0.383, SLG: 0.418 (1,6)																	4 1 1 1 1 1 4										
Danny Tartabull, R OBP: 0.297, SLG: 0.479 (1,9)																	4 1 3 2 0 1 1										
Bo Jackson, R OBP: 0.344, SLG: 0.428 (1,8)																	3 1 1 3 1 1 3										
Gerald Perry, L OBP: 0.316, SLG: 0.371 (1,3)																	3 0 0 0 1 0 4										
Willie Wilson, S OBP: 0.373, SLG: 0.386 (1,7)																	4 0 0 0 0 3 2										
Pat Tabler, R OBP: 0.307, SLG: 0.242 (1,10)																	4 0 1 0 0 0 0										
Mike Macfarlane, R OBP: 0.307, SLG: 0.403 (1,2)																	4 0 1 0 0 0 1										
Frank White, R OBP: 0.227, SLG: 0.304 (1,4)																	4 0 0 0 0 1 2										
Inning Stats	R: 0 E: 0 K: 1 S: 12	H: 1 LOB: 2 BB: 1 P: 21	R: 0 E: 0 K: 1 S: 13	H: 1 LOB: 0 BB: 0 P: 22	R: 1 E: 0 K: 1 S: 9	H: 2 LOB: 1 BB: 1 P: 21	R: 0 E: 0 K: 1 S: 5	H: 0 LOB: 0 BB: 0 P: 6	R: 3 E: 0 K: 0 S: 14	H: 3 LOB: 0 BB: 0 P: 24	R: 0 E: 0 K: 1 S: 8	H: 0 LOB: 0 BB: 0 P: 14	R: 2 E: 0 K: 1 S: 17	H: 2 LOB: 2 BB: 2 P: 31	R: 0 E: 0 K: 1 S: 10	H: 2 LOB: 2 BB: 0 P: 13	R: 0 E: 0 K: 0 S: 9	H: 1 LOB: 0 BB: 0 P: 15	1B: 7 2B: 2 3B: 1 HR: 1	SF: 0 SAC: 0 DP: 0 HBP: 0	WP: 1 PB: 0 SB: 1 CS: 1	PA: 38					
PITCHER	IP	WLS	BF	H	R	ER	SO	BB	IBB	HBP	BLK	WP	HR	S	P	ERA	WHIP										
Erik Hanson, R ERA: 4.27 (1,1)	6.1	L	29	8	6	6	5	3	0	0	0	0	1	70	123	8.53	1.737										
Gene Harris, R ERA: 3.86 (7,1)	1.2		9	3	0	0	2	1	0	0	0	0	0	18	29	0.00	2.400										

Seattle Mariners @ Kansas City Royals
 Royals Stadium, Kansas City, MO
 Mon Jun 18 1990, 8:05 PM EDT
 Att: 35,217 - Unknown - 87 F

AB	34
R	6
H	11
RBI	6
BB	4
SO	7
LOB	17



Batter	1	2	3	4	5	6	7	8	9	AB	R	H	RBI	BB	SO	LOB	TOP										
Harold Reynolds, S OBP: 0.313, SLG: 0.302	4-1 BB BB		1-0 2B	2-0 F7			4-1 CS BB		1-3 K	3	0	1	0	2	1	2											
Greg Britley, L OBP: 0.316, SLG: 0.394	1-3 SAFE SAFE		3-3 K		0-0 G4-6-3 1B		2-1 F7		0-0 G4-3	5	0	1	0	0	2	3											
Alvin Davis, L OBP: 0.388, SLG: 0.380	1-0 SAFE SAFE		4-1 G1-6-3 BB		0-2 G4-6-3		3-2 1B WP		1-1 2B	4	0	2	0	1	0	2											
Jeffrey Leonard, R OBP: 0.281, SLG: 0.368					1-2		1-2 1B		1-2 2B	0	0	0	0	0	0	0											
Ken Griffey Jr., L OBP: 0.388, SLG: 0.502	4-1 BB		0-2 G1-6-3		1-1 L9		1-3 K		1-2 G6-3	4	0	0	0	1	1	4											
Edgar Martinez, R OBP: 0.406, SLG: 0.472	1-2 G5-3			2-2 G3 G6-3 2B		4-1 FC1-5 1B BB	1-2 1B			3	1	2	0	1	0	2											
Pete O'Brien, L OBP: 0.235, SLG: 0.267		0-2 F9		2-1 G3		0-1 E3 FC1-5 1B	1-1 G4-1			4	0	1	0	0	0	4											
Tracy Jones, R OBP: 0.282, SLG: 0.377		2-2 FC4-6 1B		0-0 G6-3		0-0 FC1-5 E3 1B		0-0 B1-3		4	0	1	1	0	0	2											
Dave Valle, R OBP: 0.345, SLG: 0.412		0-2 P3		4-1 1B BB		1-1 E3		1-1 G4-3		2	0	0	0	1	0	3											
Scott Bradley, L OBP: 0.230, SLG: 0.260						1-2 2H				1	0	0	0	0	0	0											
Jeff Schaefer, R OBP: 0.308, SLG: 0.385		1-2 FC4-6		1-2 1B		0-0 P2		3-2 P6		3	0	1	0	0	0	3											
Henry Cotto, R OBP: 0.347, SLG: 0.386										1	0	0	0	0	0	0											
Brian Giles, R OBP: 0.356, SLG: 0.460										0	0	0	0	0	0	0											
Inning Stats	R: 0 E: 0 K: 1 S: 9	H: 0 LOB: 2 BB: 2 P: 20	R: 0 E: 0 K: 0 S: 12	H: 1 LOB: 1 BB: 0 P: 15	R: 0 E: 0 K: 1 S: 8	H: 1 LOB: 1 BB: 1 P: 16	R: 1 E: 0 K: 0 S: 12	H: 2 LOB: 2 BB: 1 P: 23	R: 0 E: 0 K: 0 S: 6	H: 1 LOB: 0 BB: 0 P: 7	R: 0 E: 1 K: 0 S: 7	H: 1 LOB: 2 BB: 1 P: 12	R: 0 E: 0 K: 1 S: 16	H: 2 LOB: 3 BB: 1 P: 27	R: 0 E: 0 K: 0 S: 8	H: 0 LOB: 0 BB: 0 P: 12	R: 0 E: 0 K: 1 S: 9	H: 1 LOB: 1 BB: 0 P: 12	1B: 6 2B: 3 3B: 0 HR: 0	SF: 0 SAC: 0 DP: 2 HBP: 0	WP: 1 PB: 0 SB: 0 CS: 1	PA: 40					
PITCHER	IP	WLS	BF	H	R	ER	SO	BB	IBB	HBP	BLK	WP	HR	S	P	ERA	WHIP										
Steve Farr, R ERA: 2.47	5.0	W	22	5	1	1	2	4	0	0	0	0	0	47	81	1.80	1.800										
Luis Aquino, R ERA: 3.75	1.2		8	2	0	0	0	2	0	0	0	0	0	14	27	0.00	2.400										
Mark Davis, L ERA: 5.08	0.1		3	1	0	0	1	0	0	0	0	1	0	9	12	0.00	3.000										
Steve Crawford, R ERA: 3.04	1.0	S	4	1	0	0	0	0	0	0	0	0	0	8	12	0.00	0.000										
Jeff Montgomery, R ERA: 2.55	1.0	S	4	1	0	0	1	0	0	0	0	0	0	9	12	0.00	1.000										

Seattle Mariners @ Kansas City Royals
Royals Stadium, Kansas City, MO

AB 34
R 1
H 9
RBI 1
BB 6
SO 4
LOB 25



WP: 1 PA: 40
PB: 0
SB: 0
CS: 1

Seattle Mariners @ Kansas City Royals
Royals Stadium, Kansas City, MO

AB 32
R 2
H 7
RBI 2
BB 3
SO 3
LOB 17



WP: 0 PA: 36
PB: 0
SB: 0
CS: 0

Batter	1	2	3	4	5	6	7	8	9	AB	R	H	RBI	BB	SO	LOB	BOTTOM										
Kevin Seitzer, R OBP: 0.344, SLG: 0.373	3-2 P4	0-2 FC5 3B		4-2 G1-3 BB		1-2 F9				3	0	1	1	1	0	0											
Bill Pecota, R OBP: 0.389, SLG: 0.444	2-1 E5 1B	1-1 FC5 1B		0-1 G1-3		2-3 K				4	1	1	0	0	1	2											
Danny Tartabull, R OBP: 0.295, SLG: 0.469	2-1 F8	2-1 3H		0-1 G3		1-1 E5				4	0	1	0	0	0	2											
Willie Wilson, S OBP: 0.373, SLG: 0.386		1-3 1B				1-1 P2				0	0	0	0	0	0	0											
Bo Jackson, R OBP: 0.347, SLG: 0.427	4-0 BB 1B BB	2-1 G4-3			0-0 FC5-4 1B	1-2 P2				3	0	1	0	1	0	3											
Jim Eisenreich, L OBP: 0.344, SLG: 0.386	2-2 BB 1B		1-0 G5-3		0-2 FC5-4 G6-3	0-3 K				4	0	1	1	0	1	2											
Pat Tabler, R OBP: 0.316, SLG: 0.261	4-0 BB		3-2 F9 2B		0-2 G6-3		0-0 P4			3	0	1	0	1	0	1											
Gerald Perry, L OBP: 0.316, SLG: 0.364	3-2 G4-3		0-1 F9		1-1 L8		0-1 P3			4	0	0	0	0	0	5											
Kurt Stillwell, S OBP: 0.363, SLG: 0.418			2-3							0	0	0	0	0	0	0											
Mike Macfarlane, R OBP: 0.306, SLG: 0.395		0-0 G6-3	1-0 G1-3		0-0 G5-3		2-0 HBP			3	0	0	0	0	0	1											
Frank White, R OBP: 0.228, SLG: 0.302		1-1 3B 1B		0-1 F8		0-0 L9		1-3 K		4	1	1	0	0	1	1											
Inning Stats	R: 1 E: 1 K: 0 S: 14	H: 2 LOB: 3 BB: 2 P: 34	R: 1 E: 0 K: 0 S: 13	H: 3 LOB: 0 BB: 0 P: 19	R: 0 E: 0 K: 0 S: 7	H: 1 LOB: 1 BB: 0 P: 12	R: 0 E: 0 K: 0 S: 8	H: 0 LOB: 1 BB: 1 P: 12	R: 0 E: 0 K: 0 S: 11	H: 1 LOB: 0 BB: 0 P: 12	R: 0 E: 0 K: 2 S: 11	H: 0 LOB: 0 BB: 0 P: 15	R: 0 E: 0 K: 1 S: 6	H: 0 LOB: 1 BB: 0 P: 9	R: 0 E: 0 K: 1 S: 6	H: 0 LOB: 1 BB: 0 P: 9	1B: 5 2B: 1 3B: 1 HR: 0	SF: 0 SAC: 0 DP: 0 HBP: 1	WP: 0 PB: 0 SB: 0 CS: 0	PA: 36							
PITCHER	IP	WLS	BF	H	R	ER	SO	BB	IBB	HBP	BLK	WP	HR	S	P	ERA	WHIP										
Russ Swan, L ERA: 1.71	3.1	L	19	6	2	2	0	3	0	0	0	0	0	21	23	0.00	0.375										
Bill Swift, R ERA: 1.53	2.2		9	1	0	0	0	0	0	0	0	0	0	21	23	0.00	0.375										
Michael Jackson, R ERA: 3.75	2.0		8	0	0	0	3	0	0	1	0	0	0	17	24	0.00	0.000										

Seattle Mariners @ Kansas City Royals
Royals Stadium, Kansas City, MO

AB 32
R 2
H 7
RBI 2
BB 3
SO 3
LOB 17



WP: 0 PA: 36
PB: 0
SB: 0
CS: 0

Batter	1	2	3	4	5	6	7	8	9	AB	R	H	RBI	BB	SO	LOB	TOP					
Harold Reynolds, S (1,4) OBP: 0.311, SLG: 0.300	B2		G3-1 1B	G3			P6		FC6-5	5	0	1	0	0	0	3						
Henry Cotto, R (1,9) OBP: 0.348, SLG: 0.386	SF8 1B		G3-1 1B		K		G6-3		G6-4-3	5	1	2	1	0	1	1						
Alvin Davis, L (1,3) OBP: 0.382, SLG: 0.376	SF8 1H		G3-1 1-2 2-3		G5-3		L9			3	0	0	1	0	0	2						
Ken Griffey Jr., L (1,8) OBP: 0.389, SLG: 0.511	G1-3								F8	3	1	1	1	1	0	0						
Jeffrey Leonard, R (1,7) OBP: 0.280, SLG: 0.367			G6-3		F8				K	4	0	1	0	0	1	3						
Pete O'Brien, L (1,10) OBP: 0.235, SLG: 0.258	P4				P3					3	0	0	0	1	0	1						
Edgar Martinez, R (1,5) OBP: 0.403, SLG: 0.468	G4-3				G5-3					4	0	1	0	0	1	0						
Dave Valle, R (1,2) OBP: 0.342, SLG: 0.406			F9 1B				G3		FC5-4 1B	4	0	1	0	0	0	2						
Jeff Schaefer, R (1,6) OBP: 0.353, SLG: 0.412			1B 1B				K		E6	4	1	2	0	0	1	0						
Inning Stats	R: 1 E: 0 K: 0 S: 10	H: 1 LOB: 0 BB: 0 P: 16	R: 0 E: 0 K: 0 S: 4	H: 0 LOB: 0 BB: 0 P: 6	R: 1 E: 0 K: 0 S: 14	H: 3 LOB: 3 BB: 1 P: 27	R: 0 E: 0 K: 0 S: 11	H: 2 LOB: 2 BB: 0 P: 16	R: 1 E: 0 K: 1 S: 9	H: 2 LOB: 1 BB: 0 P: 13	R: 0 E: 0 K: 0 S: 7	H: 0 LOB: 0 BB: 0 P: 9	R: 0 E: 0 K: 0 S: 4	H: 0 LOB: 0 BB: 0 P: 6	R: 0 E: 0 K: 1 S: 8	H: 1 LOB: 2 BB: 1 P: 16	R: 0 E: 1 K: 0 S: 6	H: 0 LOB: 0 BB: 0 P: 6	1B: 8 2B: 0 3B: 0 HR: 1	SF: 1 SAC: 0 DP: 1 HBP: 0	WP: 0 PB: 0 SB: 1 CS: 0	PA: 38
PITCHER	IP	WLS	BF	H	R	ER	SO	BB	IBB	HBP	BLK	WP	HR	S	P	ERA	WHIP					
Kevin Appier, R (1,1) ERA: 3.18	8.0	L	35	9	3	2	4	1	1	0	0	0	0	67	109	2.25	1.250					
Steve Crawford, R (9,1) ERA: 2.92	1.0	S	3	0	0	0	0	0	0	0	0	0	0	6	6	0.00	0.000					

Seattle Mariners @ Kansas City Royals
 Royals Stadium, Kansas City, MO
 Wed Jun 20 1990, 8:05 PM EDT
 Att: 29,085 - Unknown - 83 F

AB 35
 R 3
 H 9
 RBI 3
 BB 2
 SO 4
 LOB 12



Batter	1	2	3	4	5	6	7	8	9	AB	R	H	RBI	BB	SO	LOB	BOTTOM					
Kevin Seitzer, R (1,5) OBP: 0.343, SLG: 0.375	2B	FC5-4			G4-3			G6-3		4	1	1	0	0	0	1						
Kurt Stillwell, S (1,6) OBP: 0.385, SLG: 0.424	2B				P6			G6-3		4	0	2	1	0	0	0						
Danny Tartabull, R (1,10) OBP: 0.284, SLG: 0.451	K		K				F8	F7		4	0	0	0	0	2	2						
Bo Jackson, R (1,8) OBP: 0.341, SLG: 0.419	G5-3		L8				K		K	4	0	0	0	0	2	2						
Gerald Perry, L (1,3) OBP: 0.310, SLG: 0.366	F7		G4-3				2B		L7	4	0	1	0	0	0	2						
Jim Eisenreich, L (1,7) OBP: 0.342, SLG: 0.383		F8			CS 1B		K2-3		G3	4	0	1	0	0	1	1						
Pat Tabler, R (1,9) OBP: 0.317, SLG: 0.278		1B 2B			K				K	3	1	1	0	0	2	1						
Mike Macfarlane, R (1,2) OBP: 0.300, SLG: 0.387	G5-3				K			G6-3		3	0	0	0	0	1	1						
Frank White, R (1,4) OBP: 0.231, SLG: 0.303		FC5-4 1B			G5-3			G4-3		3	0	1	1	0	0	0						
Inning Stats	R: 1 E: 0 K: 1 S: 11	H: 2 LOB: 1 BB: 0 P: 16	R: 1 E: 0 K: 0 S: 16	H: 2 LOB: 1 BB: 0 P: 25	R: 0 E: 0 K: 1 S: 12	H: 1 LOB: 1 BB: 0 P: 17	R: 0 E: 0 K: 2 S: 8	H: 1 LOB: 0 BB: 0 P: 11	R: 0 E: 0 K: 0 S: 6	H: 0 LOB: 0 BB: 0 P: 8	R: 0 E: 0 K: 2 S: 10	H: 1 LOB: 1 BB: 0 P: 16	R: 0 E: 0 K: 1 S: 7	H: 0 LOB: 0 BB: 0 P: 8	R: 0 E: 0 K: 0 S: 4	H: 0 LOB: 0 BB: 0 P: 7	R: 0 E: 0 K: 1 S: 6	H: 0 LOB: 0 BB: 0 P: 6	1B: 3 2B: 4 3B: 0 HR: 0	SF: 0 SAC: 0 DP: 0 HBP: 0	WP: 0 PB: 0 SB: 0 CS: 1	PA: 33
PITCHER	IP	WLS	BF	H	R	ER	SO	BB	IBB	HBP	BLK	WP	HR	S	P	ERA	WHIP					
Brian Holman, R (1,1) ERA: 4.27	8.0	W	30	7	2	2	7	0	0	0	0	0	0	74	108	2.25	0.875					
Mike Schooler, R (9,1) ERA: 2.05	1.0	S	3	0	0	0	1	0	0	0	0	0	0	6	6	0.00	0.000					

Seattle Mariners @ Kansas City Royals
 Royals Stadium, Kansas City, MO
 Wed Jun 20 1990, 8:05 PM EDT
 Att: 29,085 - Unknown - 83 F

AB 33
 R 2
 H 7
 RBI 2
 BB 0
 SO 8
 LOB 10



Batter	1	2	3	4	5	6	7	8	9	AB	R	H	RBI	BB	SO	LOB	TOP								
Kevin Seitzer, R OBP: 0.348, SLG: 0.398 (1, 5)	G5-3		G5-3			G6-3		G5-3		4	0	0	0	0	0	1	Kansas City Royals @ Minnesota Twins Hubert H. Humphrey Metrodome, Minneapolis, MN Fri Jun 22 1990, 8:05 PM EDT Att: 21,033 - Dome - 70 F livebaseballscorecards.com								
Steve Jeltz, S OBP: 0.193, SLG: 0.208 (1, 6) (8, 4)	FC5 2B		G1-5-3			B1-3		K		4	0	1	0	0	1	1									
Danny Tartabull, R OBP: 0.311, SLG: 0.454 (1, 10)	FC5 BB		F8			K				3	1	1	0	1	1	0									
Bo Jackson, R OBP: 0.344, SLG: 0.426 (1, 8)	FC5 1-2 2-3f					K		P3		4	0	0	0	0	2	3									
Jim Eisenreich, L OBP: 0.345, SLG: 0.393 (1, 9)	K					G6-3		F7		4	0	1	0	0	1	2									
Gerald Perry, L OBP: 0.305, SLG: 0.365 (1, 3)						P8		F7		4	0	0	0	0	2	2									
Willie Wilson, S OBP: 0.377, SLG: 0.403 (1, 7)						K				4	1	2	1	0	1	0									
Mike Macfarlane, R OBP: 0.305, SLG: 0.392 Bill Pecota, R OBP: 0.381, SLG: 0.429 (9, PR)						G5-3		L6		3	0	1	0	1	0	1									
Frank White, R OBP: 0.226, SLG: 0.297 Kurt Stillwell, S OBP: 0.362, SLG: 0.419 (8, PH) (8, 6)						G5-3		G5-3 3H 1B		2	0	0	0	0	0	1									
Inning Stats	R: 0 E: 0 K: 1 S: 8	H: 1 LOB: 2 BB: 1 P: 16	R: 0 E: 0 K: 1 S: 11	H: 1 LOB: 1 BB: 0 P: 16	R: 0 E: 0 K: 0 S: 5	H: 0 LOB: 0 BB: 0 P: 7	R: 0 E: 0 K: 1 S: 6	H: 0 LOB: 0 BB: 0 P: 10	R: 0 E: 0 K: 1 S: 9	H: 0 LOB: 0 BB: 0 P: 12	R: 0 E: 0 K: 0 S: 5	H: 0 LOB: 0 BB: 0 P: 6	R: 0 E: 0 K: 0 S: 6	H: 0 LOB: 0 BB: 0 P: 8	R: 1 E: 0 K: 1 S: 10	H: 2 LOB: 1 BB: 0 P: 12		R: 1 E: 0 K: 2 S: 16	H: 3 LOB: 3 BB: 1 P: 25	1B: 3 2B: 3 3B: 1 HR: 0	SF: 0 SAC: 0 DP: 0 HBP: 0	WP: 0 PB: 0 SB: 0 CS: 0	PA: 36		
PITCHER	IP	WLS	BF	H	R	ER	SO	BB	IBB	HBP	BLK	WP	HR	S	P	ERA	WHIP								
Kevin Tapani, R ERA: 3.56 Rick Aguilera, R ERA: 1.69	(1, 1)	8.0	W	29	4	1	1	6	1	0	0	0	0	60	87	1.12	0.625								
(9, 1)	1.0	S	7	3	1	1	2	1	0	0	0	0	0	16	25	9.00	4.000								

Batter	1	2	3	4	5	6	7	8	9	AB	R	H	RBI	BB	SO	LOB	BOTTOM								
Dan Gladden, R OBP: 0.341, SLG: 0.419 (1, 7)	L9		G6-3			P8		P3		4	0	0	0	0	0	2	Kansas City Royals @ Minnesota Twins Hubert H. Humphrey Metrodome, Minneapolis, MN Fri Jun 22 1990, 8:05 PM EDT Att: 21,033 - Dome - 70 F livebaseballscorecards.com								
Fred Manrique, R OBP: 0.289, SLG: 0.382 Al Newman, S OBP: 0.278, SLG: 0.286 (1, 4) (8, 4)	G5-3		G6-3					FC6 1-2f		4	0	1	1	0	0	1									
Kirby Puckett, R OBP: 0.388, SLG: 0.532 (1, 8)	G6-3		G6-3			F8		K		4	0	0	0	0	1	1									
Kent Hrbek, L OBP: 0.348, SLG: 0.422 (1, 3)						G3-1		G3		4	1	1	0	0	0	0									
Gary Gaetti, R OBP: 0.300, SLG: 0.445 (1, 5)								P2		4	1	3	2	0	0	0									
Gene Larkin, S OBP: 0.356, SLG: 0.431 John Moses, S OBP: 0.323, SLG: 0.262 (1, 9) (9, 9)						F7		G3-1		3	0	0	0	0	0	2									
Paul Sorrento, L (1, 10)						F8		G3-1		0	0	0	0	0	0	0									
Junior Ortiz, R OBP: 0.365, SLG: 0.460 (1, 2)						K		P5		3	0	0	0	0	2	2									
Greg Gagne, R OBP: 0.292, SLG: 0.382 (1, 6)										3	1	2	0	0	0	0									
Inning Stats	R: 0 E: 0 K: 0 S: 5	H: 0 LOB: 0 BB: 0 P: 6	R: 2 E: 0 K: 1 S: 20	H: 3 LOB: 1 BB: 0 P: 31	R: 0 E: 0 K: 0 S: 10	H: 0 LOB: 0 BB: 0 P: 13	R: 0 E: 0 K: 1 S: 11	H: 1 LOB: 1 BB: 0 P: 16	R: 1 E: 0 K: 0 S: 16	H: 2 LOB: 1 BB: 0 P: 23	R: 0 E: 0 K: 0 S: 6	H: 1 LOB: 1 BB: 0 P: 9	R: 0 E: 0 K: 0 S: 10	H: 1 LOB: 1 BB: 0 P: 14	R: 0 E: 0 K: 1 S: 9	H: 0 LOB: 0 BB: 0 P: 14		1B: 5 2B: 2 3B: 0 HR: 1	SF: 0 SAC: 1 DP: 0 HBP: 0	WP: 0 PB: 0 SB: 0 CS: 0	PA: 32				
PITCHER	IP	WLS	BF	H	R	ER	SO	BB	IBB	HBP	BLK	WP	HR	S	P	ERA	WHIP								
Bret Saberhagen, R ERA: 2.89 Mark Davis, L ERA: 4.91	(1, 1)	7.0	L	29	8	3	3	2	0	0	0	0	0	78	112	3.86	1.143								
(8, 1)	1.0	3	0	0	0	1	0	0	0	0	0	0	0	9	14	0.00	0.000								



Batter	1	2	3	4	5	6	7	8	9	AB	R	H	RBI	BB	SO	LOB	TOP										
Kevin Seitzer, R OBP: 0.347, SLG: 0.394 (1, 5)	F7					F9		G4-3		3	0	0	0	1	0	0	Kansas City Royals @ Minnesota Twins Hubert H. Humphrey Metrodome, Minneapolis, MN Sat Jun 23 1990, 8:05 PM EDT Att: 26,795 - Dome										
Kurt Stillwell, S OBP: 0.380, SLG: 0.414 (1, 6)	K		L8			G6-3		G5-4-3 BB		3	0	0	0	1	1												
Danny Tartabull, R OBP: 0.309, SLG: 0.441 (1, 10)						K		G5-4-3		3	0	0	0	1	2												
Bo Jackson, R OBP: 0.346, SLG: 0.427 (1, 8)	K									4	1	2	0	0	2												
Jim Eisenreich, L OBP: 0.339, SLG: 0.386 (1, 9)										4	0	0	0	0	1												
Willie Wilson, S OBP: 0.397, SLG: 0.392 (1, 7)	K									4	0	0	0	0	2												
Pat Tabler, R OBP: 0.330, SLG: 0.313 (1, 3)	G5-3									2	0	1	0	1	0												
Mike Macfarlane, R OBP: 0.305, SLG: 0.391 (1, 2)										3	0	1	1	0	1												
Frank White, R OBP: 0.220, SLG: 0.288 (1, 4)										3	0	0	0	0	3												
Inning Stats	R: 0 H: 0 E: 0 K: 2 S: 9	H: 0 LOB: 1 BB: 1 P: 18	R: 0 H: 0 E: 0 K: 1 S: 6	H: 0 LOB: 0 BB: 0 P: 6	R: 0 H: 0 E: 0 K: 1 S: 8	H: 0 LOB: 1 BB: 1 P: 15	R: 0 H: 0 E: 0 K: 3 S: 11	H: 0 LOB: 0 BB: 0 P: 18	R: 0 H: 0 E: 0 K: 1 S: 7	H: 0 LOB: 1 BB: 1 P: 13	R: 0 H: 0 E: 0 K: 1 S: 7	H: 0 LOB: 0 BB: 0 P: 12	R: 1 H: 3 E: 0 K: 0 S: 13	H: 3 LOB: 2 BB: 0 P: 21	R: 0 H: 0 E: 0 K: 0 S: 8	H: 0 LOB: 0 BB: 1 P: 16	R: 0 H: 1 E: 0 K: 0 S: 7	H: 1 LOB: 0 BB: 0 P: 12	1B: 4 2B: 0 3B: 0 HR: 0	SF: 0 SAC: 0 DP: 1 HBP: 0	WP: 1 PB: 0 SB: 0 CS: 0	PA: 33					
PITCHER	IP	WLS	BF	H	R	ER	SO	BB	IBB	HBP	BLK	WP	HR	S	P	ERA	WHIP										
David West, L ERA: 4.5 (1, 1)	7.1	W	29	3	1	1	9	4	0	0	0	0	0	67	115	1.23	0.955										
Jack Savage, R ERA: (8, 1)	1.2	S	4	1	0	0	0	0	0	0	0	1	0	9	16	0.00	0.600										

AB 29
R 1
H 4
RBI 1
BB 4
SO 9
LOB 11



Batter	1	2	3	4	5	6	7	8	9	AB	R	H	RBI	BB	SO	LOB	BOTTOM										
Dan Gladden, R OBP: 0.339, SLG: 0.420 (1, 7)	L8									4	1	1	1	0	1	1	Kansas City Royals @ Minnesota Twins Hubert H. Humphrey Metrodome, Minneapolis, MN Sat Jun 23 1990, 8:05 PM EDT Att: 26,795 - Dome										
Fred Manrique, R OBP: 0.270, SLG: 0.381 (1, 4)	K									3	0	1	0	0	1	0											
Al Newman, S OBP: 0.277, SLG: 0.284 (8, 4)	K									1	0	0	0	0	0	0											
Kirby Puckett, R OBP: 0.390, SLG: 0.532 (1, 8)	K									2	1	1	1	1	1	0											
Kent Hrbek, L OBP: 0.346, SLG: 0.419 (1, 3)										4	0	1	0	0	1	2											
Gary Gaetti, R OBP: 0.299, SLG: 0.439 (1, 5)										3	0	0	0	1	0	2											
Gene Larkin, S OBP: 0.351, SLG: 0.425 (1, 9)										3	0	0	0	0	2	1											
John Moses, S OBP: 0.320, SLG: 0.259 (8, 9)	K									1	0	0	0	0	1	1											
Paul Sorrento, L OBP: 0.333, SLG: 0.200 (1, 10)										2	1	1	0	1	0	0											
Junior Ortiz, R OBP: 0.382, SLG: 0.491 (1, 2)										3	1	2	0	0	1	2											
Greg Gagne, R OBP: 0.294, SLG: 0.388 (1, 6)										2	1	1	2	0	0	0											
Inning Stats	R: 0 H: 0 E: 0 K: 2 S: 7	H: 1 LOB: 2 BB: 1 P: 25	R: 0 H: 0 E: 0 K: 1 S: 10	H: 0 LOB: 0 BB: 0 P: 12	R: 0 H: 1 E: 0 K: 0 S: 4	H: 1 LOB: 0 BB: 0 P: 5	R: 4 H: 4 E: 0 K: 1 S: 16	H: 4 LOB: 1 BB: 1 P: 27	R: 0 H: 0 E: 0 K: 1 S: 6	H: 0 LOB: 0 BB: 0 P: 11	R: 0 H: 1 E: 0 K: 0 S: 7	H: 1 LOB: 0 BB: 0 P: 12	R: 1 H: 1 E: 1 K: 1 S: 9	H: 1 LOB: 1 BB: 1 P: 15	1B: 5 2B: 4 3B: 0 HR: 0	SF: 1 SAC: 1 DP: 2 HBP: 0	WP: 0 PB: 0 SB: 0 CS: 0	PA: 33									
PITCHER	IP	WLS	BF	H	R	ER	SO	BB	IBB	HBP	BLK	WP	HR	S	P	ERA	WHIP										
Mark Gubicza, R ERA: 4.6 (1, 1)	7.0	L	28	7	4	4	7	2	0	0	0	0	0	63	105	5.14	1.286										
Jeff Montgomery, R ERA: 2.2 (8, 1)	1.0		5	1	1	0	1	1	0	0	0	0	0	9	15	0.00	2.000										

AB 28
R 5
H 8
RBI 4
BB 3
SO 8
LOB 9



Batter	1	2	3	4	5	6	7	8	9	AB	R	H	RBI	BB	SO	LOB	TOP								
Kevin Seitzer, R (1, 5) OBP: 0.352, SLG: 0.398	F8		G6-3						L4	5	0	2	1	0	0	2	Kansas City Royals @ Seattle Mariners The Kingdome, Seattle, WA Tue Jun 26 1990, 10:05 PM EDT Att: 19,004 - Dome								
Kurt Stillwell, S (1, 6) OBP: 0.368, SLG: 0.421	HR					E4			FC4-6-3-2	4	2	2	0	1	0	2									
Danny Tartabull, R (1, 10) OBP: 0.316, SLG: 0.471	G5-3		P3							4	0	1	0	0	0	4									
Bo Jackson, R (1, 8) OBP: 0.342, SLG: 0.432	HR					K				4	1	1	2	0	1	4									
Jim Eisenreich, L (1, 9) OBP: 0.351, SLG: 0.402	L9									4	0	1	0	0	0	0									
Gerald Perry, L (1, 3) OBP: 0.305, SLG: 0.361			G4-3							3	0	0	1	0	0	0									
Bill Pecota, R (8, 3) OBP: 0.462, SLG: 0.480						SF7				0	0	0	0	0	0	0									
Willie Wilson, S (1, 7) OBP: 0.360, SLG: 0.382			G4-3			K				4	0	0	0	0	1	2									
Mike Macfarlane, R (1, 2) OBP: 0.307, SLG: 0.388			P9							4	1	2	0	0	0	0									
Frank White, R (1, 4) OBP: 0.230, SLG: 0.290			G5-3							3	0	1	0	1	0	1									
Inning Stats	R: 2 H: 2 E: 0 K: 0 S: 10	H: 2 L: 36 LOB: 0 BB: 0 P: 18	R: 0 H: 0 E: 0 K: 0 S: 6	H: 0 L: 36 LOB: 0 BB: 0 P: 8	R: 0 H: 0 E: 0 K: 0 S: 7	H: 0 L: 36 LOB: 1 BB: 1 P: 14	R: 0 H: 0 E: 0 K: 0 S: 7	H: 0 L: 36 LOB: 0 BB: 0 P: 12	R: 0 H: 1 E: 0 K: 0 S: 3	H: 1 L: 36 LOB: 2 BB: 1 P: 11	R: 1 H: 2 E: 1 K: 2 S: 11	H: 2 L: 36 LOB: 2 BB: 0 P: 19	R: 1 H: 3 E: 0 K: 0 S: 13	H: 3 L: 36 LOB: 2 BB: 0 P: 22	R: 0 H: 0 E: 0 K: 0 S: 7	H: 0 L: 36 LOB: 0 BB: 0 P: 8	R: 0 H: 2 E: 0 K: 0 S: 7	H: 2 L: 36 LOB: 1 BB: 0 P: 7	1B: 8 2B: 2 HR: 1	SF: 1 SAC: 0 DP: 1 HBP: 0	WP: 0 PB: 0 SB: 0 CS: 0	PA: 38			
PITCHER	IP	WLS	BF	H	R	ER	SO	BB	IBB	HBP	BLK	WP	HR	S	P	ERA	WHIP								
Brian Holman, R (1, 1) ERA: 4.2	8.0	L	36	10	4	3	2	2	0	0	1	0	1	66	114	3.38	1.500								
Bill Swift, R (9, 1) ERA: 1.88	1.0	S	2	0	0	0	0	0	0	0	0	0	0	5	5	0.00	0.000								

AB	35
R	4
H	10
RBI	4
BB	2
SO	2
LOB	15



Batter	1	2	3	4	5	6	7	8	9	AB	R	H	RBI	BB	SO	LOB	BOTTOM								
Harold Reynolds, S (1, 4) OBP: 0.320, SLG: 0.325	G6-3		L9							3	0	0	0	1	0	0	Kansas City Royals @ Seattle Mariners The Kingdome, Seattle, WA Tue Jun 26 1990, 10:05 PM EDT Att: 19,004 - Dome								
Henry Cotto, R (1, 9) OBP: 0.333, SLG: 0.369	G1-3		G6-3							4	0	0	0	0	0	1									
Ken Griffey Jr., L (1, 8) OBP: 0.403, SLG: 0.527	FC6-4									4	0	2	0	0	1	1									
Jeffrey Leonard, R (1, 10) OBP: 0.276, SLG: 0.350	FC6-4									3	0	0	0	1	1	2									
Pete O'Brien, L (1, 3) OBP: 0.248, SLG: 0.248										3	0	1	0	0	1	1									
Edgar Martinez, R (1, 5) OBP: 0.408, SLG: 0.468										3	1	2	0	1	1	0									
Tracy Jones, R (1, 7) OBP: 0.280, SLG: 0.366										4	0	1	1	0	0	4									
Dave Valle, R (1, 2) OBP: 0.341, SLG: 0.431										3	0	0	0	0	2	5									
Scott Bradley, L (9, PH) OBP: 0.239, SLG: 0.269										1	0	1	0	0	0	0									
Jeff Schaefer, R (1, 6) OBP: 0.267, SLG: 0.310										3	0	0	0	0	1	4									
Greg Briley, L (9, PH) OBP: 0.308, SLG: 0.383										1	0	0	0	0	0	1									
Inning Stats	R: 0 H: 1 E: 0 K: 0 S: 9	H: 1 L: 32 LOB: 0 BB: 0 P: 12	R: 0 H: 1 E: 0 K: 1 S: 8	H: 1 L: 32 LOB: 2 BB: 1 P: 15	R: 0 H: 1 E: 0 K: 1 S: 7	H: 1 L: 32 LOB: 0 BB: 0 P: 8	R: 0 H: 1 E: 0 K: 2 S: 11	H: 1 L: 32 LOB: 2 BB: 0 P: 13	R: 0 H: 0 E: 0 K: 1 S: 7	H: 0 L: 32 LOB: 1 BB: 1 P: 15	R: 1 H: 2 E: 0 K: 0 S: 9	H: 2 L: 32 LOB: 1 BB: 1 P: 17	R: 0 H: 0 E: 0 K: 0 S: 4	H: 0 L: 32 LOB: 0 BB: 0 P: 6	R: 0 H: 0 E: 0 K: 1 S: 6	H: 0 L: 32 LOB: 0 BB: 0 P: 10	R: 0 H: 1 E: 0 K: 1 S: 11	H: 1 L: 32 LOB: 0 BB: 0 P: 14	1B: 6 2B: 2 HR: 0	SF: 0 SAC: 0 DP: 2 HBP: 1	WP: 0 PB: 0 SB: 0 CS: 0	PA: 36			
PITCHER	IP	WLS	BF	H	R	ER	SO	BB	IBB	HBP	BLK	WP	HR	S	P	ERA	WHIP								
Tom Gordon, R (1, 1) ERA: 3.18	8.0	W	32	6	1	1	6	3	0	1	0	0	0	61	96	1.12	1.125								
Jeff Montgomery, R (9, 1) ERA: 2.15	1.0	S	4	1	0	0	1	0	0	0	0	0	0	11	14	0.00	1.000								

AB	32
R	1
H	7
RBI	1
BB	3
SO	7
LOB	19



Batter	1	2	3	4	5	6	7	8	9	AB	R	H	RBI	BB	SO	LOB	TOP								
Kevin Seitzer, R (1, 5) OBP: 0.391, SLG: 0.394	1-3 K		4-0 BB			2-1 G4-3	0-0 G4-3			3	0	0	0	1	1	2									
Bill Pecota, R (1, 6) OBP: 0.467, SLG: 0.517	2-0 2B		3-1 P4			1-2 E1 1B SF9		3-2 1B		4	1	2	0	0	0	2									
Danny Tartabull, R (1, 9) OBP: 0.314, SLG: 0.464	1-3 K			3-2 G1-3		1-1 SF9 HBP 1B		1-3 K		4	0	1	1	0	2	2									
Bo Jackson, R (1, 8) OBP: 0.341, SLG: 0.427	0-3 K			1-3 K		1-1 HBP		3-3 K		3	0	0	0	0	3	2									
George Brett, L (1, 3)		2-0 G4-3		1-0 G3		1-1 SF9		2-2 G4-3		3	0	0	1	0	0	1									
Jim Eisenreich, L (1, 10) OBP: 0.345, SLG: 0.395		1-3 K			0-0 G3	2-1 F8			0-1 G3-1	4	0	0	0	0	1	2									
Willie Wilson, S (1, 7) OBP: 0.352, SLG: 0.373		1-0 G6-3			0-3 K2-3		0-0 G4-3		1-3 K	4	0	0	0	0	2	0									
Mike Macfarlane, R (1, 2) OBP: 0.306, SLG: 0.385			1-1 F9		1-0 G6-3		2-1 S 1B		0-1 G6-3	4	0	1	0	0	0	0									
Frank White, R (1, 4) OBP: 0.233, SLG: 0.284			2-2 G1-3			4-2 G4-3 1B WP BB	3-3 K			2	1	0	0	1	1	1									
Inning Stats	R: 0 E: 0 K: 3 S: 10	H: 1 LOB: 1 BB: 0 P: 14	R: 0 E: 0 K: 1 S: 5	H: 0 LOB: 0 BB: 0 P: 9	R: 0 E: 0 K: 0 S: 7	H: 0 LOB: 1 BB: 1 P: 17	R: 0 E: 0 K: 1 S: 8	H: 0 LOB: 0 BB: 0 P: 13	R: 0 E: 0 K: 1 S: 5	H: 0 LOB: 0 BB: 0 P: 6	R: 2 E: 1 K: 0 S: 15	H: 1 LOB: 2 BB: 1 P: 27	R: 0 E: 0 K: 1 S: 7	H: 1 LOB: 1 BB: 0 P: 12	R: 0 E: 0 K: 2 S: 14	H: 1 LOB: 1 BB: 0 P: 23	R: 0 E: 0 K: 1 S: 7	H: 0 LOB: 0 BB: 0 P: 8	1B: 3 2B: 1 3B: 0 HR: 0	SF: 1 SAC: 0 DP: 0 HBP: 1	WP: 1 PB: 0 SB: 2 CS: 0	PA: 35			
PITCHER	IP	WLS	BF	H	R	ER	SO	BB	IBB	HBP	BLK	WP	HR	S	P	ERA	WHIP								
Matt Young, L (1, 1) ERA: 3.99	7.0		29	4	2	1	7	2	0	1	0	1	0	61	105	1.29	0.857								
Michael Jackson, R (8, 1) ERA: 3.32	1.0	W	3	0	0	0	2	0	0	0	0	0	0	10	16	0.00	0.000								
Mike Schooler, R (9, 1) ERA: 1.93	1.0	S	3	0	0	0	1	0	0	0	0	0	0	7	8	0.00	0.000								

Kansas City Royals @ Seattle Mariners
The Kingdome, Seattle, WA
Wed Jun 27 1990, 10:05 PM EDT
Att: 17,362 - Dome

AB	31
R	2
H	4
RBI	2
BB	2
SO	10
LOB	12



Batter	1	2	3	4	5	6	7	8	9	AB	R	H	RBI	BB	SO	LOB	BOTTOM								
Harold Reynolds, S (1, 4) OBP: 0.318, SLG: 0.323	1-0 F7		1-0 P5			2-3 G5-4-3 1B		2-2 G1-3		5	0	1	0	0	0	2									
Henry Cotto, R (1, 9) OBP: 0.343, SLG: 0.374	0-0 G4-3 S 1B			4-0 G5-3 BB		1-2 G5-4-3 1-2		2-1 BB 1B		3	0	2	0	1	0	2									
Ken Griffey Jr., L (1, 8) OBP: 0.404, SLG: 0.525	0-2 G4-3			0-0 P6		0-1 S 1B		4-1 BB 1B		3	1	1	0	1	0	2									
Jeffrey Leonard, R (1, 10) OBP: 0.272, SLG: 0.345	1-0 F8			0-0 G5-3		0-3 K		2-3 K		4	0	0	0	0	2	5									
Pete O'Brien, L (1, 3) OBP: 0.248, SLG: 0.241		1-2 P9		4-2 BB		2-3 K		1-1 G4-3		3	0	0	0	1	1	1									
Edgar Martinez, R (1, 5) OBP: 0.409, SLG: 0.464		2-3 K		0-3 K		4-2 1B BB		4-0 1B BB		2	1	0	0	2	2	2									
Tracy Jones, R (1, 7) OBP: 0.293, SLG: 0.384		1-3 K			1-0 G4-3 E 2B	1-1 1-2 2-H 1B		0-1 1B		4	1	3	1	0	1	0									
Dave Valle, R (1, 2) OBP: 0.331, SLG: 0.417			2-0 G6-3		1-2 G4-3	1-1 F7		1-1 P3		4	0	0	0	0	0	5									
Jeff Schaefer, R (1, 6) OBP: 0.265, SLG: 0.303			0-0 L8		1-2 E6 1B		2-0 P9		0-1 1B	4	0	1	1	0	0	0									
Inning Stats	R: 0 E: 0 K: 0 S: 6	H: 1 LOB: 1 BB: 0 P: 8	R: 0 E: 0 K: 2 S: 9	H: 0 LOB: 0 BB: 0 P: 13	R: 0 E: 0 K: 0 S: 3	H: 0 LOB: 0 BB: 0 P: 6	R: 0 E: 0 K: 1 S: 8	H: 0 LOB: 2 BB: 2 P: 16	R: 1 E: 1 K: 0 S: 13	H: 2 LOB: 1 BB: 0 P: 18	R: 1 E: 0 K: 2 S: 14	H: 2 LOB: 2 BB: 1 P: 22	R: 0 E: 0 K: 1 S: 10	H: 1 LOB: 2 BB: 1 P: 22	R: 1 E: 0 K: 0 S: 11	H: 2 LOB: 2 BB: 1 P: 19	1B: 7 2B: 1 3B: 0 HR: 0	SF: 0 SAC: 0 DP: 1 HBP: 0	WP: 0 PB: 0 SB: 2 CS: 0	PA: 37					
PITCHER	IP	WLS	BF	H	R	ER	SO	BB	IBB	HBP	BLK	WP	HR	S	P	ERA	WHIP								
Kevin Appier, R (1, 1) ERA: 3.18	5.2		25	5	2	2	5	3	0	0	0	0	0	51	80	3.18	1.412								
Steve Farr, R (6, 1) ERA: 2.99	1.0		4	1	0	0	0	0	0	0	0	0	0	7	14	0.00	1.000								
Mark Davis, L (7, 1) ERA: 5.04	1.0	L	7	2	1	1	1	2	0	0	0	0	0	13	25	9.00	4.000								
Steve Crawford, R (8, 1) ERA: 3.12	0.1		1	0	0	0	0	0	0	0	0	0	0	3	5	0.00	0.000								

Kansas City Royals @ Seattle Mariners
The Kingdome, Seattle, WA
Wed Jun 27 1990, 10:05 PM EDT
Att: 17,362 - Dome

AB	32
R	3
H	8
RBI	2
BB	5
SO	6
LOB	19



Batter	1	2	3	4	5	6	7	8	9	AB	R	H	RBI	BB	SO	LOB	TOP																	
Kevin Seitzer, R (1, 5) OBP: 0.348, SLG: 0.394										5	0	1	0	0	0	0	Kansas City Royals @ Seattle Mariners The Kingdome, Seattle, WA Thu Jun 28 1990, 6:33 AM EDT Att: 15,425 - Dome																	
Bill Pecota, R (1, 6) OBP: 0.471, SLG: 0.531										3	1	1	0	1	1																			
Danny Tartabull, R (1, 9) OBP: 0.312, SLG: 0.481 Willie Wilson, S (8, 7) OBP: 0.352, SLG: 0.373										4	1	1	2	0	1	2																		
Bo Jackson, R (1, 8) OBP: 0.343, SLG: 0.452										4	2	2	2	0	1	1																		
George Brett, L (1, 3)										4	0	2	0	0	1	1																		
Jim Eisenreich, L (1, 7) (8, 9)										4	0	1	0	0	0	3																		
Pat Tabler, R (1, 10)										4	0	0	0	0	1	4																		
Rey Palacios, R (1, 2) Mike Macfarlane, R (9, PH) OBP: 0.304, SLG: 0.382										2	0	0	0	1	1	1																		
Steve Jeltz, S (1, 4) Gerald Perry, L (9, PH) OBP: 0.303, SLG: 0.359										3	0	0	0	0	1	2																		
										1	0	0	0	0	1	0																		
Inning Stats	R: 0 E: 0 K: 1 S: 14	H: 1 LOB: 1 BB: 0 P: 21	R: 0 E: 0 K: 2 S: 11	H: 1 LOB: 1 BB: 0 P: 17	R: 0 E: 0 K: 0 S: 8	H: 1 LOB: 0 BB: 0 P: 11	R: 1 E: 0 K: 0 S: 5	H: 2 LOB: 0 BB: 0 P: 7	R: 0 E: 0 K: 0 S: 5	H: 0 LOB: 0 BB: 0 P: 9	R: 3 E: 0 K: 1 S: 14	H: 3 LOB: 2 BB: 2 P: 33	R: 0 E: 0 K: 2 S: 7	H: 0 LOB: 0 BB: 0 P: 11	R: 0 E: 1 K: 1 S: 8	H: 0 LOB: 1 BB: 0 P: 11	R: 0 E: 0 K: 2 S: 8	H: 0 LOB: 0 BB: 0 P: 8	R: 0 E: 0 K: 2 S: 8	H: 0 LOB: 0 BB: 0 P: 8	1B: 3 2B: 2 3B: 0 HR: 3	SF: 0 SAC: 0 DP: 1 HBP: 0	WP: 0 PB: 0 SB: 3 CS: 0	PA: 37										
PITCHER	IP WLS BF H R ER SO BB IBB HBP BLK WP HR S P ERA WHIP																																	
Russ Swan, L (1, 1) ERA: 2.77	5.0	22	7	4	4	3	1	0	0	0	0	0	0	2	49	80	7.20	1.600																
Gene Harris, R (8, 1) ERA: 3.91	2.0	9	1	0	0	3	1	0	0	0	0	0	0	0	16	30	0.00	1.000																
Keith Comstock, L (8, 1) ERA: 2.16	1.0	W	3	0	0	1	0	0	0	0	0	0	0	7	10	0.00	0.000																	
Mike Schooler, R (9, 1) ERA: 1.87	1.0	S	3	0	0	2	0	0	0	0	0	0	0	8	8	0.00	0.000																	

Batter	1	2	3	4	5	6	7	8	9	AB	R	H	RBI	BB	SO	LOB	BOTTOM																
Harold Reynolds, S (1, 4) OBP: 0.323, SLG: 0.331										2	0	1	3	2	1	0	Kansas City Royals @ Seattle Mariners The Kingdome, Seattle, WA Thu Jun 28 1990, 6:33 AM EDT Att: 15,425 - Dome																
Henry Cotto, R (1, 9) OBP: 0.346, SLG: 0.380 Brian Giles, R (8, 6) OBP: 0.350, SLG: 0.449										3	0	1	0	0	1	1																	
Ken Griffey Jr., L (1, 8) OBP: 0.402, SLG: 0.521										4	0	1	0	0	1	3																	
Jeffrey Leonard, R (1, 10) OBP: 0.269, SLG: 0.340										4	0	0	0	0	3	2																	
Pete O'Brien, L (1, 3) OBP: 0.264, SLG: 0.246										2	2	1	0	1	1	1																	
Edgar Martinez, R (1, 5) OBP: 0.411, SLG: 0.463										3	2	1	0	1	0	1																	
Tracy Jones, R (1, 7) OBP: 0.298, SLG: 0.394										4	1	2	0	0	1	3																	
Dave Valle, R (1, 2) OBP: 0.326, SLG: 0.410 Scott Bradley, L (7, PH) OBP: 0.243, SLG: 0.295										2	0	0	0	0	0	1																	
Jeff Schaefer, R (1, 6) OBP: 0.250, SLG: 0.286 Greg Briley, L (7, PH) OBP: 0.305, SLG: 0.379										2	0	0	0	0	1	1																	
										2	0	0	0	0	0	3																	
Inning Stats	R: 0 E: 0 K: 2 S: 11	H: 0 LOB: 0 BB: 0 P: 17	R: 0 E: 0 K: 1 S: 11	H: 1 LOB: 1 BB: 0 P: 16	R: 0 E: 0 K: 1 S: 9	H: 1 LOB: 0 BB: 1 P: 14	R: 0 E: 0 K: 1 S: 10	H: 1 LOB: 1 BB: 1 P: 14	R: 0 E: 0 K: 1 S: 10	H: 1 LOB: 1 BB: 1 P: 17	R: 3 E: 0 K: 1 S: 18	H: 3 LOB: 2 BB: 1 P: 30	R: 3 E: 0 K: 2 S: 14	H: 1 LOB: 0 BB: 1 P: 21	R: 3 E: 0 K: 2 S: 14	H: 1 LOB: 0 BB: 1 P: 21	1B: 4 2B: 2 3B: 1 HR: 1	SF: 0 SAC: 0 DP: 1 HBP: 2	WP: 0 PB: 0 SB: 0 CS: 0	PA: 37													
PITCHER	IP WLS BF H R ER SO BB IBB HBP BLK WP HR S P ERA WHIP																																
Bret Saberhagen, R (1, 1) ERA: 2.96	6.2	29	7	3	3	6	3	0	1	0	0	0	0	9	15	27.00	1.500																
Mark Davis, L (7, 1) ERA: 5.52	0.2	L	4	0	2	2	1	0	1	0	0	0	0	9	15	27.00	1.500																
Jeff Montgomery, R (8, 1) ERA: 2.31	0.2	3	1	1	1	1	0	0	0	0	0	1	8	9	13.50	1.500																	

AB	35
R	4
H	8
RBI	4
BB	2
SO	9
LOB	15



Batter	1	2	3	4	5	6	7	8	9	AB	R	H	RBI	BB	SO	LOB	TOP										
Lou Whitaker, L (1.4) OBP: 0.305, SLG: 0.366										4	0	1	0	1	0	3	Detroit Tigers @ Kansas City Royals Royals Stadium, Kansas City, MO Fri Jun 29 1990, 8:05 PM EDT Att: 37,485 - Unknown - 90 F										
Tony Phillips, S (1.5) OBP: 0.330, SLG: 0.332										5	2	3	1	0	0	2											
Alan Trammell, R (1.6) OBP: 0.373, SLG: 0.412										4	0	1	0	0	0	2											
Cecil Fielder, R (1.3) OBP: 0.387, SLG: 0.619										4	0	0	0	0	1	4											
Larry Sheets, L (1.10) OBP: 0.335, SLG: 0.433										3	0	0	0	1	0	0											
Gary Ward, R (1.7) OBP: 0.306, SLG: 0.343										4	0	1	0	0	2	1											
Scott Lusader, L (1.9) OBP: 0.347, SLG: 0.275										4	0	1	0	0	0	2											
John Shelby, S (1.8) OBP: 0.284, SLG: 0.373										4	0	3	0	0	0	1											
Mark Salas, L (1.2) OBP: 0.356, SLG: 0.467										3	0	0	0	1	1	2											
Inning Stats	R: 0 E: 0 K: 1 S: 11	H: 1 LOB: 1 BB: 0 P: 18	R: 0 E: 0 K: 0 S: 8	H: 1 LOB: 3 BB: 2 P: 19	R: 1 E: 0 K: 0 S: 9	H: 2 LOB: 0 BB: 0 P: 12	R: 0 E: 0 K: 0 S: 6	H: 2 LOB: 1 BB: 0 P: 11	R: 1 E: 0 K: 1 S: 7	H: 1 LOB: 0 BB: 0 P: 10	R: 0 E: 0 K: 0 S: 11	H: 1 LOB: 2 BB: 0 P: 18	R: 0 E: 0 K: 1 S: 7	H: 0 LOB: 0 BB: 0 P: 11	R: 0 E: 0 K: 1 S: 9	H: 1 LOB: 1 BB: 1 P: 17		1B: 8 2B: 1 3B: 0 HR: 1	SF: 0 SAC: 0 DP: 2 HBP: 0	WP: 0 PB: 0 SB: 1 CS: 1	PA: 38						
PITCHER	IP	WLS	BF	H	R	ER	SO	BB	IBB	HBP	BLK	WP	HR	S	P	ERA	WHIP										
Mark Gubicza, R (1.1) ERA: 4.5	6.0		26	8	2	2	2	2	0	0	0	0	1	49	79	3.00	1.667										
Steve Crawford, R (7.1) ERA: 2.59	2.0	W	8	1	0	0	1	0	0	0	0	0	0	18	29	0.00	0.500										
Jeff Montgomery, R (9.1) ERA: 2.27	1.0	S	4	1	0	0	1	1	0	0	0	0	0	9	17	0.00	2.000										

Batter	1	2	3	4	5	6	7	8	9	AB	R	H	RBI	BB	SO	LOB	BOTTOM										
Kevin Seitzer, R (1.5) OBP: 0.353, SLG: 0.400										3	2	2	0	1	0	0	Detroit Tigers @ Kansas City Royals Royals Stadium, Kansas City, MO Fri Jun 29 1990, 8:05 PM EDT Att: 37,485 - Unknown - 90 F										
Bill Pecota, R (1.4) OBP: 0.472, SLG: 0.515										1	1	0	0	1	0	1											
George Brett, L (1.3) OBP: 0.332, SLG: 0.329										0	0	0	0	4	0	0											
Danny Tartabull, R (1.9) OBP: 0.303, SLG: 0.466										4	0	0	0	0	1	7											
Jim Eisenreich, L (8.9) OBP: 0.344, SLG: 0.392										0	0	0	0	0	0	0											
Bo Jackson, R (1.8) OBP: 0.345, SLG: 0.451										3	0	1	1	1	1	3											
Gerald Perry, L (1.10) OBP: 0.303, SLG: 0.357										4	0	1	1	0	1	3											
Willie Wilson, S (1.7) OBP: 0.344, SLG: 0.364										4	0	0	0	0	1	2											
Mike Macfarlane, R (1.2) OBP: 0.303, SLG: 0.379										4	0	1	0	0	1	0											
Steve Jeltz, S (1.6) OBP: 0.185, SLG: 0.197										4	0	1	0	0	1	1											
Inning Stats	R: 0 E: 0 K: 1 S: 13	H: 0 LOB: 2 BB: 2 P: 29	R: 0 E: 0 K: 0 S: 5	H: 1 LOB: 1 BB: 0 P: 12	R: 2 E: 1 K: 0 S: 12	H: 2 LOB: 2 BB: 2 P: 24	R: 0 E: 0 K: 1 S: 7	H: 0 LOB: 1 BB: 1 P: 18	R: 0 E: 0 K: 1 S: 10	H: 0 LOB: 0 BB: 1 P: 20	R: 0 E: 0 K: 1 S: 6	H: 0 LOB: 0 BB: 0 P: 9	R: 1 E: 0 K: 1 S: 12	H: 2 LOB: 2 BB: 1 P: 24	R: 0 E: 0 K: 1 S: 8	H: 1 LOB: 0 BB: 0 P: 16	1B: 5 2B: 1 3B: 0 HR: 0	SF: 0 SAC: 2 DP: 1 HBP: 0	WP: 2 PB: 0 SB: 1 CS: 1	PA: 37							
PITCHER	IP	WLS	BF	H	R	ER	SO	BB	IBB	HBP	BLK	WP	HR	S	P	ERA	WHIP										
Jeff Robinson, R (1.1) ERA: 5.17	6.2	L	32	5	3	2	4	5	2	0	0	0	0	11	21	0.00	0.750										
Paul Gibson, L (7.1) ERA: 2.15	1.1		4	1	0	0	2	0	0	0	0	0	0	11	21	0.00	0.750										

AB	35
R	2
H	10
RBI	1
BB	3
SO	4
LOB	17



AB	27
R	3
H	6
RBI	2
BB	7
SO	6
LOB	17



Batter	1	2	3	4	5	6	7	8	9	AB	R	H	RBI	BB	SO	LOB	TOP										
Lou Whitaker, L OBP: 0.303, SLG: 0.362 (1, 4)	0-0 1B BB 1B	3-3 K		0-1 G4-3		3-3 K			0-2 L7	5	0	1	0	0	2	3											
Tony Phillips, S OBP: 0.331, SLG: 0.342 (1, 5)	4-1 1B 1-2 BB	1-1 HR			3-2 G4-3		1-2 G3		2-2 G6-3	4	1	1	3	1	0	0											
Alan Trammell, R OBP: 0.378, SLG: 0.417 (1, 6)	0-0 F7	1-2 HR			2-2 HR 1B		0-0 G4-3 1B			4	1	3	0	0	0	2											
Cecil Fielder, R OBP: 0.388, SLG: 0.629 (1, 3)	1-1 1B	2-3 K			1-0 HR 1B		1-0 G4-3			4	1	2	2	0	1	2											
Larry Sheets, L OBP: 0.328, SLG: 0.422 (1, 10)	0-3 K		0-0 F8		0-1 L8		1-0 F7			4	0	0	0	0	1	4											
Gary Ward, R OBP: 0.300, SLG: 0.335 (1, 7)	3-1 P3		0-0 G5-3		0-0 G6-3			0-1 F9		4	0	0	0	0	0	3											
Scott Lusader, L OBP: 0.353, SLG: 0.268 Darnell Coles, R OBP: 0.258, SLG: 0.333 (4, 9)		4-1 2B HR BB	3-2 G4-1			0-3 K		0-3 K		1	1	0	0	1	0	0											
John Shelby, S OBP: 0.268, SLG: 0.352 (1, 8)		0-3 K		2-0 L8		1-3 K		1-2 F8		4	0	0	0	0	2	1											
Mike Heath, R OBP: 0.368, SLG: 0.452 (1, 2)		1-0 HR 2B		0-0 G4-3		0-2 1B		1-1 P7		4	1	2	0	0	0	0											
Inning Stats	R: 0 E: 0 K: 1 S: 12	H: 2 LOB: 3 BB: 1 P: 20	R: 3 E: 0 K: 3 S: 17	H: 3 LOB: 1 BB: 1 P: 28	R: 0 E: 0 K: 0 S: 5	H: 0 LOB: 0 BB: 0 P: 8	R: 0 E: 0 K: 0 S: 4	H: 0 LOB: 0 BB: 0 P: 6	R: 2 E: 0 K: 0 S: 12	H: 2 LOB: 0 BB: 0 P: 18	R: 0 E: 0 K: 0 S: 8	H: 1 LOB: 1 BB: 0 P: 11	R: 0 E: 0 K: 1 S: 8	H: 0 LOB: 0 BB: 0 P: 9	R: 0 E: 0 K: 0 S: 8	H: 0 LOB: 0 BB: 0 P: 11	1B: 6 2B: 1 3B: 0 HR: 2	SF: 0 SAC: 0 DP: 0 HBP: 0	WP: 0 PB: 0 SB: 0 CS: 0	PA: 38							
PITCHER	IP	WLS	BF	H	R	ER	SO	BB	IBB	HBP	BLK	WP	HR	S	P	ERA	WHIP										
Storm Davis, R ERA: 5.3 (1, 1)	5.0	L	24	7	5	5	4	2	0	0	0	0	2	50	80	9.00	1.800										
Andy McGaffigan, R ERA: 9.25 (6, 1)	2.0		8	2	0	0	3	0	0	0	0	0	0	20	27	0.00	1.000										
Steve Farr, R ERA: 2.27 (8, 1)	2.0		6	0	0	0	1	0	0	0	0	0	0	16	20	0.00	0.000										

Detroit Tigers @ Kansas City Royals
Royals Stadium, Kansas City, MO
Sat Jun 30 1990, 8:05 PM EDT
Att: 34,404 - Unknown - 90 F

AB 36
R 5
H 9
RBI 5
BB 2
SO 8
LOB 15



Batter	1	2	3	4	5	6	7	8	9	AB	R	H	RBI	BB	SO	LOB	BOTTOM										
Kevin Seitzer, R OBP: 0.397, SLG: 0.403 (1, 5)	2-2 G4-6-3 1B		3-2 BB BB 1B		1-1 G3 2B 1B	0-0 G4-3			1-2 E5	5	1	3	0	0	0	0											
Bill Pecota, R OBP: 0.450, SLG: 0.472 Kurt Stillwell, S OBP: 0.366, SLG: 0.420 (9, PH)	0-1 F7		0-1 P6		4-1 2B G3 BB		0-3 K		1-1 F8	3	1	0	0	1	1	2											
George Brett, L OBP: 0.331, SLG: 0.325 (1, 3)	3-2 G4-6-3 1-2		4-1 BB BB		2-1 G3		1-0 G4-3			3	0	0	1	1	0	3											
Danny Tartabull, R OBP: 0.309, SLG: 0.471 (1, 9)		3-3 K	4-2 BB BB		1-1 FC5-4 2B		1-1 G5-3			3	0	1	2	1	1	0											
Bo Jackson, R OBP: 0.347, SLG: 0.453 (1, 8)		0-1 2B	1-2 F8		2-3 FC5-4 BB			1-3 K		3	0	1	0	1	1	3											
Jim Eisenreich, L OBP: 0.342, SLG: 0.387 (1, 7)		1-1 F7		2-2 F7	0-0 FC5-4		4-0 G5-4-3 BB			3	0	0	0	1	0	3											
Gerald Perry, L ERA: 3.53 Ed Nunez, R ERA: 1.73 (6, PH)		4-1 BB		0-0 F7	1-3 K		1-0 G5-4-3			2	0	0	0	1	1	2											
Pat Tabler, R OBP: 0.314, SLG: 0.297 (6, PH)								1-2 G5-4-3		1	0	0	0	0	0	1											
Mike Macfarlane, R OBP: 0.296, SLG: 0.371 (1, 2)		2-1 F7		1-2 G5-3		1-1 F9			0-0 F7	4	0	0	0	0	2												
Frank White, R OBP: 0.233, SLG: 0.292 (1, 4)			1-1 G5-3		3-2 1B G3 2B		1-0 F7		0-2 P4	4	1	1	0	0	0	0											
Inning Stats	R: 0 E: 0 K: 0 S: 9	H: 1 LOB: 0 BB: 0 P: 14	R: 0 E: 0 K: 1 S: 12	H: 1 LOB: 2 BB: 1 P: 22	R: 0 E: 0 K: 0 S: 14	H: 1 LOB: 3 BB: 2 P: 27	R: 0 E: 0 K: 0 S: 7	H: 0 LOB: 0 BB: 0 P: 10	R: 3 E: 0 K: 1 S: 20	H: 3 LOB: 2 BB: 2 P: 36	R: 0 E: 0 K: 0 S: 4	H: 0 LOB: 0 BB: 0 P: 6	R: 0 E: 0 K: 1 S: 6	H: 0 LOB: 0 BB: 0 P: 8	R: 0 E: 0 K: 1 S: 4	H: 0 LOB: 0 BB: 1 P: 10	R: 0 E: 1 K: 0 S: 10	H: 0 LOB: 1 BB: 0 P: 12	1B: 3 2B: 3 3B: 0 HR: 0	SF: 0 SAC: 0 DP: 2 HBP: 0	WP: 0 PB: 0 SB: 0 CS: 0	PA: 38					
PITCHER	IP	WLS	BF	H	R	ER	SO	BB	IBB	HBP	BLK	WP	HR	S	P	ERA	WHIP										
Dan Petry, R ERA: 3.53 (1, 1)	4.1		22	6	3	3	1	4	0	0	0	0	0	54	96	6.23	2.308										
Jerry Don Gleaton, L ERA: 2.95 (8, 1)	0.2	W	1	0	0	0	0	0	0	0	0	0	0	1	2	0.00	0.000										
Mike Henneman, R ERA: 2.53 (9, 1)	1.0	S	4	0	0	0	0	0	0	0	0	0	0	10	12	0.00	0.000										

Detroit Tigers @ Kansas City Royals
Royals Stadium, Kansas City, MO
Sat Jun 30 1990, 8:05 PM EDT
Att: 34,404 - Unknown - 90 F


AB 32
R 3
H 6
RBI 3
BB 6
SO 4
LOB 17



Batter	1	2	3	4	5	6	7	8	9	AB	R	H	RBI	BB	SO	LOB	TOP					
Lou Whitaker, L OBP: 0.304, SLG: 0.363 (1, 4)										5	2	2	0	0	0	0						
Tony Phillips, S OBP: 0.333, SLG: 0.341 (1, 5)										3	2	1	0	1	0	0						
Alan Trammell, R OBP: 0.375, SLG: 0.411 (1, 6)										4	0	0	0	1	0	3						
Cecil Fielder, R OBP: 0.388, SLG: 0.623 (1, 3)										4	1	1	2	1	2	1						
Dave Bergman, L OBP: 0.320, SLG: 0.301 (1, 10)										4	3	1	1	1	0	1						
John Shelby, S OBP: 0.276, SLG: 0.355 (1, 8)										5	0	2	2	0	2	5						
Scott Lusader, L OBP: 0.364, SLG: 0.311 (9, PH)										4	0	2	1	0	0	3						
Gary Ward, R OBP: 0.304, SLG: 0.339 (9, 7)										1	0	1	2	0	0	0						
Darnell Coles, R OBP: 0.264, SLG: 0.325 (9, 9)										3	0	0	0	2	1	3						
Mike Heath, R OBP: 0.364, SLG: 0.445 (1, 2)										5	1	1	0	0	1	4						
Inning Stats	R: 2 E: 1 K: 1 S: 18	H: 2 LOB: 2 BB: 1 P: 29	R: 0 E: 0 K: 0 S: 6	H: 0 LOB: 0 BB: 1 P: 16	R: 2 E: 0 K: 2 S: 14	H: 3 LOB: 2 BB: 1 P: 22	R: 0 E: 0 K: 0 S: 9	H: 0 LOB: 0 BB: 0 P: 16	R: 1 E: 1 K: 1 S: 10	H: 1 LOB: 1 BB: 0 P: 16	R: 0 E: 0 K: 0 S: 10	H: 0 LOB: 0 BB: 0 P: 14	R: 0 E: 0 K: 0 S: 6	H: 0 LOB: 0 BB: 0 P: 11	R: 0 E: 0 K: 1 S: 10	H: 1 LOB: 1 BB: 0 P: 14	R: 0 E: 0 K: 1 S: 18	H: 4 LOB: 3 BB: 3 P: 38	1B: 10 2B: 1 3B: 0 HR: 0	SF: 0 SAC: 1 DP: 1 HBP: 0	WP: 0 PB: 0 SB: 0 CS: 0	PA: 45
PITCHER	IP WLS BF H R ER SO BB IBB HBP BLK WP HR S P ERA WHIP																					
Tom Gordon, R ERA: 3.39 (1, 1)	3.0 L 17 5 4 3 3 3 0 0 0 0 0 0 38 67 9.00 2.667																					
Luis Aquino, R ERA: 3.83 (4, 1)	5.1 22 4 4 3 2 0 1 0 0 0 0 52 86 5.06 0.750																					
Steve Crawford, R ERA: 3.18 (9, 1)	0.1 3 1 0 0 0 0 1 0 0 0 0 6 12 0.00 3.000																					
Mark Davis, L ERA: 5.46 (9, 1)	0.1 3 1 1 1 1 1 0 0 0 0 0 5 11 27.00 6.000																					

Detroit Tigers @ Kansas City Royals
Royals Stadium, Kansas City, MO
Sun Jul 01 1990, 4:33 AM EDT
Att: 25,407 - Sunny - 90 F


AB 38
R 9
H 11
RBI 8
BB 6
SO 6
LOB 20



Batter	1	2	3	4	5	6	7	8	9	AB	R	H	RBI	BB	SO	LOB	BOTTOM					
Kevin Seitzer, R OBP: 0.359, SLG: 0.403 (1, 5)										0	0	0	0	0	0	0						
Bill Pecota, R OBP: 0.442, SLG: 0.462 (1, PR) (2, 5)										3	0	1	0	0	1	0						
Kurt Stillwell, S OBP: 0.385, SLG: 0.421 (1, 6)										4	0	1	0	0	0	2						
George Brett, L OBP: 0.330, SLG: 0.324 (1, 10)										4	1	1	0	0	0	2						
Bo Jackson, R OBP: 0.346, SLG: 0.462 (1, 8)										4	1	1	2	0	3	3						
Jim Eisenreich, L OBP: 0.341, SLG: 0.389 (1, 9)										4	1	1	0	0	0	0						
Gerald Perry, L OBP: 0.302, SLG: 0.365 (1, 3)										4	1	1	1	0	1	1						
Willie Wilson, S OBP: 0.337, SLG: 0.355 (1, 7)										4	0	0	1	0	0	0						
Rey Palacios, R OBP: 0.351, SLG: 0.455 (1, 2)										3	0	0	0	0	1	1						
Mike Macfarlane, R OBP: 0.295, SLG: 0.389 (9, PH)										1	0	0	0	0	0	0						
Steve Jeltz, S OBP: 0.176, SLG: 0.188 (1, 4)										3	0	0	0	0	2	1						
Inning Stats	R: 0 E: 0 K: 1 S: 10	H: 0 LOB: 2 BB: 0 P: 14	R: 1 E: 1 K: 1 S: 11	H: 1 LOB: 0 BB: 0 P: 16	R: 0 E: 0 K: 2 S: 10	H: 1 LOB: 1 BB: 0 P: 14	R: 0 E: 0 K: 1 S: 9	H: 0 LOB: 0 BB: 0 P: 13	R: 0 E: 0 K: 1 S: 8	H: 1 LOB: 1 BB: 0 P: 13	R: 3 E: 0 K: 1 S: 13	H: 3 LOB: 0 BB: 0 P: 16	R: 0 E: 0 K: 0 S: 6	H: 0 LOB: 0 BB: 0 P: 8	R: 0 E: 0 K: 1 S: 6	H: 0 LOB: 0 BB: 0 P: 7	R: 0 E: 0 K: 0 S: 3	H: 0 LOB: 0 BB: 0 P: 5	1B: 2 2B: 2 3B: 0 HR: 2	SF: 0 SAC: 0 DP: 0 HBP: 1	WP: 0 PB: 0 SB: 2 CS: 0	PA: 35
PITCHER	IP WLS BF H R ER SO BB IBB HBP BLK WP HR S P ERA WHIP																					
Jack Morris, R ERA: 5.43 (1, 1)	7.0 W 29 6 4 4 7 1 0 0 0 0 2 67 94 5.14 0.857																					
Paul Gibson, L ERA: 2.06 (8, 1)	2.0 S 6 0 0 0 1 0 0 0 0 0 0 9 12 0.00 0.000																					

Detroit Tigers @ Kansas City Royals
Royals Stadium, Kansas City, MO
Sun Jul 01 1990, 4:33 AM EDT
Att: 25,407 - Sunny - 90 F

AB 34
R 4
H 6
RBI 4
BB 0
SO 8
LOB 10



Batter	1	2	3	4	5	6	7	8	9	AB	R	H	RBI	BB	SO	LOB	TOP					
Roberto Kelly, R OBP: 0.320, SLG: 0.385 (1, 8)	G5-3		K		F9		K		1B 1-H 2B	5	0	1	1	0	2	2						
Steve Sax, R OBP: 0.332, SLG: 0.331 (1, 4)	G4-3			1B 2B	FC5-4		G6-3		1B	5	1	2	0	0	0	2						
Matt Nokes, L OBP: 0.303, SLG: 0.455 (1, 2)	F8			1B 2B		K			K	5	2	2	1	0	2	2						
Mel Hall, L OBP: 0.276, SLG: 0.473 (1, 7)		L3		1B 1-H 2B		1B 1B WP		G4-3		4	1	2	2	0	0	0						
Jesse Barfield, R OBP: 0.339, SLG: 0.466 (1, 9)	G3-1			F7		F8		P5		4	0	0	0	0	0	1						
Jim Levritz, R OBP: 0.368, SLG: 0.473 (1, 5)				G4-3		1B 1B WP		G6-3		4	0	2	0	0	0	0						
Steve Balboni, R OBP: 0.315, SLG: 0.402 (1, 3)				F9		1B BB			F8	3	0	1	0	1	0	1						
Kevin Maas, L OBP: 0.364, SLG: 0.300 (1, 10)			K		K	K			2B 1B	4	1	1	0	0	3	3						
Alvaro Espinoza, R OBP: 0.246, SLG: 0.270 (1, 6)			G6-3		FC5-4 1B		F8		K	4	0	1	0	0	1	1						
Inning Stats	R: 0 E: 0 K: 0 S: 7	H: 0 LOB: 0 BB: 0 P: 13	R: 0 E: 0 K: 0 S: 8	H: 1 LOB: 1 BB: 0 P: 13	R: 0 E: 0 K: 2 S: 8	H: 0 LOB: 0 BB: 0 P: 12	R: 2 E: 0 K: 0 S: 8	H: 3 LOB: 0 BB: 0 P: 9	R: 0 E: 0 K: 1 S: 10	H: 1 LOB: 2 BB: 1 P: 18	R: 1 E: 0 K: 2 S: 21	H: 3 LOB: 2 BB: 0 P: 28	R: 0 E: 0 K: 1 S: 7	H: 0 LOB: 0 BB: 0 P: 13	R: 1 E: 0 K: 2 S: 10	H: 1 LOB: 0 BB: 0 P: 12	R: 1 E: 0 K: 2 S: 17	H: 3 LOB: 2 BB: 0 P: 22	1B: 9 2B: 2 3B: 0 HR: 1	SF: 0 SAC: 0 DP: 0 HBP: 0	WP: 1 PB: 0 SB: 0 CS: 0	PA: 39
PITCHER	IP	WLS	BF	H	R	ER	SO	BB	IBB	HBP	BLK	WP	HR	S	P	ERA	WHIP					
Kevin Appier, R ERA: 3.29 (1, 1)	6.0	W	26	8	3	3	5	1	0	0	0	1	0	62	93	4.50	1.500					
Andy McCaffigan, R ERA: 7.71 (7, 1)	2.0		7	1	1	1	1	0	0	0	0	0	1	17	25	4.50	0.500					
Jeff Montgomery, R ERA: 2.4 (9, 1)	1.0		6	3	1	1	2	0	0	0	0	0	0	17	22	9.00	3.000					

New York Yankees @ Kansas City Royals
Royals Stadium, Kansas City, MO
Mon Jul 02 1990, 8:05 PM EDT
Att: 38,693 - Unknown - 94 F

AB 38
R 5
H 12
RBI 4
BB 1
SO 8
LOB 12



Batter	1	2	3	4	5	6	7	8	9	AB	R	H	RBI	BB	SO	LOB	BOTTOM					
Kevin Seitzer, R OBP: 0.363, SLG: 0.405 (1, 5)	E 1B BB	1B BB 1B	G4-6-3 1B		L8		E6 FC6-4			4	2	2	1	1	0	0						
Pat Tabler, R OBP: 0.314, SLG: 0.297 (8, 5)										0	0	0	0	0	0	0						
Kurt Stillwell, S OBP: 0.358, SLG: 0.413 (1, 6)	E4 1B SF9	FC BB FC5-4 1B	G4-6-3 1B			G4-3	FC6-4			5	2	0	1	0	0	4						
Steve Jeltz, S OBP: 0.176, SLG: 0.188 (8, 6)										0	0	0	0	0	0	0						
George Brett, L OBP: 0.338, SLG: 0.337 (1, 3)	S 1B	FC5-4 BB 1B	F8			1B 1B			F9 SF9 2B	5	2	4	1	0	0	0						
Bo Jackson, R OBP: 0.343, SLG: 0.456 (1, 8)	SF9	FC5-4 BB			K				F9	3	0	0	2	1	2	2						
Rey Palacios, R OBP: 0.351, SLG: 0.455 (9, 5)		FC5-4 BB				K			F9	0	0	0	0	0	0	0						
Danny Tartabull, R OBP: 0.305, SLG: 0.464 (1, 9)	K	FC5-4 BB S			L8		FC4-6 1B		SF9	4	1	1	2	0	1	3						
Jim Eisenreich, L OBP: 0.338, SLG: 0.383 (1, 7)	K2-3	BB BB BB			F8		FC4-6		K	4	0	0	0	1	2	3						
Gerald Perry, L OBP: 0.305, SLG: 0.376 (1, 10)		F7				HR			P6	3	1	1	2	1	0	0						
Mike Macfarlane, R OBP: 0.304, SLG: 0.379 (1, 2)						G4-1			G6-3 E 2B	3	2	2	1	1	0	0						
Bill Pecota, R OBP: 0.404, SLG: 0.419 (1, 4)		E5 FC				F8			G6-3	4	1	0	0	0	0	5						
Inning Stats	R: 2 E: 1 K: 2 S: 15	H: 1 LOB: 1 BB: 1 P: 30	R: 6 E: 1 K: 0 S: 18	H: 3 LOB: 3 BB: 4 P: 42	R: 0 E: 0 K: 1 S: 8	H: 1 LOB: 0 BB: 0 P: 8	R: 0 E: 0 K: 1 S: 8	H: 0 LOB: 0 BB: 0 P: 8	R: 1 E: 0 K: 0 S: 8	H: 1 LOB: 0 BB: 0 P: 14	R: 0 E: 0 K: 1 S: 10	H: 2 LOB: 2 BB: 0 P: 17	R: 1 E: 1 K: 0 S: 11	H: 1 LOB: 1 BB: 0 P: 17	R: 1 E: 0 K: 1 S: 11	H: 1 LOB: 0 BB: 0 P: 15	1B: 7 2B: 2 3B: 0 HR: 1	SF: 2 SAC: 0 DP: 1 HBP: 0	WP: 0 PB: 0 SB: 0 CS: 0	PA: 42		
PITCHER	IP	WLS	BF	H	R	ER	SO	BB	IBB	HBP	BLK	WP	HR	S	P	ERA	WHIP					
Jimmy Jones, R ERA: 5.4 (1, 1)	1.1	L	12	4	7	3	2	1	0	0	0	0	0	9	25	0.00	12.000					
Eric Plunk, R ERA: 3.15 (2, 1)	0.1		5	0	1	0	0	4	0	0	0	0	0	9	25	0.00	12.000					
Jeff Robinson, R ERA: 4.95 (2, 1)	4.0		15	4	1	1	2	0	0	0	0	0	1	32	48	2.25	1.000					
Greg Cadaret, L ERA: 4.52 (6, 1)	1.1		6	1	1	0	0	0	0	0	0	0	0	12	18	0.00	0.750					
Alan Mills, R ERA: 2.19 (8, 1)	1.0		4	1	1	1	1	0	0	0	0	0	0	11	15	9.00	1.000					

New York Yankees @ Kansas City Royals
Royals Stadium, Kansas City, MO
Mon Jul 02 1990, 8:05 PM EDT
Att: 38,693 - Unknown - 94 F

AB 35
R 11
H 10
RBI 10
BB 5
SO 5
LOB 17



Batter	1	2	3	4	5	6	7	8	9	AB	R	H	RBI	BB	SO	LOB	TOP					
Roberto Kelly, R OBP: 0.315, SLG: 0.378 (1, 8)										5	0	0	0	0	3	1	New York Yankees @ Kansas City Royals Royals Stadium, Kansas City, MO Tue Jul 03 1990, 8:05 PM EDT Att: 27,529 - Unknown - 92 F livebaseballscorecards.com					
Steve Sax, R OBP: 0.330, SLG: 0.332 (1, 4)										5	1	1	0	0	1	1						
Matt Nokes, L OBP: 0.307, SLG: 0.449 (1, 10)										2	0	0	0	0	0	1						
Mel Hall, L OBP: 0.275, SLG: 0.469 (1, 7)										4	0	1	0	0	2	3						
Jesse Barfield, R OBP: 0.349, SLG: 0.475 (1, 9)										2	0	2	1	2	0	0						
Jim Levritz, R OBP: 0.393, SLG: 0.455 (1, 5) (8, 2)										3	0	0	0	1	1	5						
Kevin Maas, L OBP: 0.357, SLG: 0.250 (8, PH)										2	0	0	0	1	0	3						
Steve Balboni, R OBP: 0.313, SLG: 0.398 (8, 3)										1	0	0	0	0	1	3						
Bob Geren, R OBP: 0.266, SLG: 0.345 (8, PH)										3	0	0	0	0	1	5						
Mike Blowers, R OBP: 0.277, SLG: 0.308 (8, 5)										1	0	0	0	0	0	3						
Randy Velarde, R OBP: 0.262, SLG: 0.270 (1, 6)										3	0	0	0	1	2	0						
Inning Stats	R: 0 E: 0 K: 1 S: 7	H: 0 LOB: 0 BB: 0 P: 12	R: 0 E: 0 K: 2 S: 14	H: 1 LOB: 2 BB: 1 P: 23	R: 0 E: 0 K: 0 S: 8	H: 0 LOB: 1 BB: 1 P: 13	R: 0 E: 0 K: 1 S: 10	H: 1 LOB: 1 BB: 0 P: 14	R: 0 E: 0 K: 1 S: 7	H: 0 LOB: 0 BB: 0 P: 11	R: 1 E: 0 K: 0 S: 16	H: 2 LOB: 3 BB: 1 P: 26	R: 0 E: 0 K: 2 S: 9	H: 0 LOB: 0 BB: 0 P: 16	R: 0 E: 0 K: 2 S: 12	H: 0 LOB: 2 BB: 2 P: 29	R: 0 E: 0 K: 2 S: 10	H: 0 LOB: 0 BB: 0 P: 14	1B: 2 2B: 2 HR: 0	SF: 0 SAC: 0 DP: 0 HBP: 2	WP: 0 PB: 0 SB: 0 CS: 0	PA: 38
PITCHER	IP	WLS	BF	H	R	ER	SO	BB	IBB	HBP	BLK	WP	HR	S	P	ERA	WHIP					
Steve Farr, R ERA: 2.21 (1, 1)	5.1	W	23	4	1	1	5	2	0	1	0	0	0	55	85	1.69	1.125					
Steve Crawford, R ERA: 3.0 (6, 1)	1.2		6	0	0	0	2	1	0	0	0	0	0	16	30	0.00	0.600					
Mark Davis, L ERA: 5.4 (8, 1)	0.1		4	0	0	0	1	2	0	1	0	0	0	7	20	0.00	6.000					
Jeff Montgomery, R ERA: 2.32 (8, 1)	1.2	S	5	0	0	0	3	0	0	0	0	0	0	15	23	0.00	0.000					

Batter	1	2	3	4	5	6	7	8	9	AB	R	H	RBI	BB	SO	LOB	BOTTOM				
Kevin Seitzer, R OBP: 0.366, SLG: 0.406 (1, 5)										4	1	2	0	1	0	2	New York Yankees @ Kansas City Royals Royals Stadium, Kansas City, MO Tue Jul 03 1990, 8:05 PM EDT Att: 27,529 - Unknown - 92 F livebaseballscorecards.com				
Kurt Stillwell, S OBP: 0.352, SLG: 0.408 (1, 6)										3	0	0	2	0	0	3					
George Brett, L OBP: 0.333, SLG: 0.332 (1, 3)										4	0	0	0	0	0	3					
Bo Jackson, R OBP: 0.349, SLG: 0.476 (1, 8)										4	2	3	2	0	0	0					
Jim Eisenreich, L OBP: 0.341, SLG: 0.382 (1, 9)										3	0	1	0	1	0	1					
Gerald Perry, L OBP: 0.308, SLG: 0.375 (1, 10)										3	0	1	1	1	1	1					
Willie Wilson, S OBP: 0.335, SLG: 0.349 (1, 7)										3	1	0	0	1	1	4					
Mike Macfarlane, R OBP: 0.303, SLG: 0.382 (1, 2)										4	1	1	0	0	1	0					
Frank White, R OBP: 0.250, SLG: 0.322 (1, 4)										2	1	2	1	0	0	0					
Inning Stats	R: 1 E: 0 K: 1 S: 18	H: 2 LOB: 3 BB: 2 P: 33	R: 0 E: 0 K: 0 S: 8	H: 1 LOB: 1 BB: 0 P: 12	R: 1 E: 0 K: 0 S: 12	H: 2 LOB: 1 BB: 0 P: 18	R: 1 E: 0 K: 1 S: 7	H: 1 LOB: 1 BB: 0 P: 13	R: 0 E: 0 K: 1 S: 7	H: 0 LOB: 0 BB: 0 P: 13	R: 2 E: 0 K: 0 S: 9	H: 1 LOB: 1 BB: 2 P: 19	R: 1 E: 0 K: 0 S: 9	H: 2 LOB: 0 BB: 0 P: 13	R: 0 E: 0 K: 0 S: 7	H: 1 LOB: 1 BB: 0 P: 14		1B: 6 2B: 2 3B: 1 HR: 1	SF: 3 SAC: 0 DP: 0 HBP: 1	WP: 3 PB: 0 SB: 1 CS: 1	PA: 38
PITCHER	IP	WLS	BF	H	R	ER	SO	BB	IBB	HBP	BLK	WP	HR	S	P	ERA	WHIP				
Tim Leary, R ERA: 3.61 (1, 1)	5.1	L	28	7	5	5	3	4	0	1	0	0	0	57	103	8.44	2.062				
Lee Guetterman, L ERA: 2.22 (6, 1)	1.1		5	2	1	1	0	0	0	0	0	0	1	12	17	6.75	1.500				
Alan Mills, R ERA: 2.08 (7, 1)	1.1		5	1	0	0	0	0	0	0	0	0	0	8	15	0.00	0.750				

Batter	1	2	3	4	5	6	7	8	9	AB	R	H	RBI	BB	SO	LOB	TOP										
Roberto Kelly, R OBP: 0.319, SLG: 0.382 (1, 8)	1-2 G3 1B	0-0 P3		0-0 1B		1-0 F8		1-2 G5-3 1B		5	2	3	0	0	0	3											
Steve Sax, R OBP: 0.331, SLG: 0.333 (1, 4)	1-1 CS 1B	1-0 G6-3		1-1 F3		0-0 1B		0-1 G5-3		5	0	2	0	0	0	5											
Matt Nokes, L OBP: 0.314, SLG: 0.451 (1, 10)	4-2 G3 BB		0-0 G3		1-1 1B		1-1 P6 1B		3-2 G3-6-3 1B	4	0	2	1	1	0	2											
Mel Hall, L OBP: 0.282, SLG: 0.476 (1, 7)	1-2 G3		1-1 1B		0-2 G4-6-3 1B		1-2 HR 2B		0-1 G3-6-3	5	1	3	1	0	0	2											
Jesse Barfield, R OBP: 0.353, SLG: 0.475 (1, 9)	4-2 BB		2-1 G5-4-3 1B		0-0 F9		1-3 K		1-1 G4-6-3 1B	4	0	2	0	1	1	3											
Jim Levritz, R OBP: 0.341, SLG: 0.427 (1, 5)	2-1 F7		1-2 G5-4-3		0-0 G4-6-3		0-2 P6		1-1 G4-6-3	5	0	0	0	0	0	8											
Kevin Maas, L OBP: 0.421, SLG: 0.467 (1, 3)		3-2 G1-3		0-0 F8		0-2 HR		4-2 HR BB		3	2	1	1	2	0	0											
Bob Geren, R OBP: 0.276, SLG: 0.373 (1, 2)		1-1 1B		1-1 G6-3 1B		2-1 FC4-6 1B		2-2 HR		5	1	3	3	0	0	1											
Alvaro Espinoza, R OBP: 0.250, SLG: 0.274 (1, 6)		0-0 1B		1-0 1B		1-2 FC4-6 1B		0-0 P6		4	0	2	0	0	0	1											
Inning Stats	R: 1 E: 0 K: 0 S: 15	H: 2 LOB: 2 BB: 2 P: 28	R: 0 E: 0 K: 0 S: 11	H: 2 LOB: 2 BB: 0 P: 16	R: 0 E: 0 K: 0 S: 8	H: 2 LOB: 1 BB: 0 P: 12	R: 0 E: 0 K: 0 S: 7	H: 2 LOB: 2 BB: 0 P: 10	R: 0 E: 0 K: 0 S: 12	H: 3 LOB: 2 BB: 0 P: 17	R: 3 E: 0 K: 1 S: 16	H: 2 LOB: 0 BB: 1 P: 24	R: 1 E: 0 K: 0 S: 11	H: 2 LOB: 0 BB: 0 P: 15	R: 0 E: 0 K: 0 S: 6	H: 1 LOB: 1 BB: 1 P: 14	1B: 15 2B: 1 3B: 0 HR: 2	SF: 0 SAC: 0 DP: 4 HBP: 0	WP: 0 PB: 0 SB: 0 CS: 1	PA: 44							
PITCHER	IP	WLS	BF	H	R	ER	SO	BB	IBB	HBP	BLK	WP	HR	S	P	ERA	WHIP										
Bret Saberhagen, R ERA: 2.98 (1, 1)	5.1		27	12	2	2	0	2	0	0	0	0	1	56	85	3.38	2.625										
Steve Crawford, R ERA: 3.94 (6, 1)	2.0	W	12	5	4	4	1	1	0	0	0	0	1	29	43	18.00	3.000										
Andy McGaffigan, R ERA: 6.89 (8, 1)	1.2		5	1	0	0	0	1	0	0	0	0	0	8	16	0.00	1.200										

New York Yankees @ Kansas City Royals
Royals Stadium, Kansas City, MO
Wed Jul 04 1990, 8:05 PM EDT
Att: 38,323 - Unknown - 94 F

AB 40
R 6
H 18
RBI 6
BB 4
SO 1
LOB 25



Batter	1	2	3	4	5	6	7	8	9	AB	R	H	RBI	BB	SO	LOB	BOTTOM										
Kevin Seitzer, R OBP: 0.364, SLG: 0.412 (1, 5)	2-2 F9		1-1 L9		0-0 HR					5	1	1	2	0	0	0											
Bill Pecota, R OBP: 0.423, SLG: 0.447 (1, 6)	3-2 E7 G4-3 2B		1-0 P6		0-2 FC3-6 1B		4-1 HR BB		0-1 E3 SF9	4	3	2	0	1	0	0											
George Brett, L OBP: 0.335, SLG: 0.337 (1, 3)	0-0 G4-3		2-0 F8		0-0 FC3-6		1-0 HR 1B		0-1 SF9 1B	5	2	2	1	0	0	1											
Rey Palacios, R OBP: 0.351, SLG: 0.455 (9, 3)	3-H K				1-2 1B		1-2 HR 1B		1-3 SF9 2B	0	0	0	0	0	0	0											
Bo Jackson, R OBP: 0.346, SLG: 0.483 (1, 8)					3-2 F9		0-0 L8		1-1 SF9	4	1	1	4	0	1	1											
Jim Eisenreich, L OBP: 0.345, SLG: 0.396 (7, 9)		1-0 1B SF7 2B		2-0 3B		2-2 F7		4-2 BLK 2B BB		4	2	2	0	1	0	1											
Pat Tabler, R OBP: 0.324, SLG: 0.309 (1, 9)		2-2 1B		0-0 F8		3-2 G1-3 1B		2-1 1B 2B		3	0	2	0	0	0	1											
Willie Wilson, S OBP: 0.342, SLG: 0.358 (6, FR)		2-3 1B		1-0 F7		1-0 G1-3		1-H 1B 2B		1	1	1	1	1	0	0											
Gerald Perry, L OBP: 0.306, SLG: 0.374 (1, 10)		2-0 SF7		1-0 F7		0-1 G1-3		2-2 P6		4	0	1	2	0	0	3											
Mike Macfarlane, R OBP: 0.305, SLG: 0.379 (1, 2)	1 SAFE K				3-3 K		4-0 BB		2-1 HR 1B	4	1	1	1	1	2	3											
Frank White, R OBP: 0.258, SLG: 0.347 (1, 4)	1 SAFE P5				4-1 HR BB		2-2 F7		3-1 HR	3	2	1	2	1	0	3											
Inning Stats	R: 1 E: 1 K: 1 S: 14	H: 1 LOB: 0 BB: 0 P: 20	R: 1 E: 0 K: 1 S: 9	H: 2 LOB: 0 BB: 0 P: 18	R: 0 E: 0 K: 0 S: 4	H: 0 LOB: 0 BB: 0 P: 8	R: 0 E: 0 K: 0 S: 8	H: 1 LOB: 1 BB: 0 P: 14	R: 2 E: 0 K: 1 S: 15	H: 2 LOB: 1 BB: 1 P: 25	R: 0 E: 0 K: 0 S: 13	H: 1 LOB: 2 BB: 1 P: 24	R: 7 E: 0 K: 0 S: 17	H: 5 LOB: 0 BB: 2 P: 37	R: 2 E: 1 K: 0 S: 16	H: 2 LOB: 2 BB: 1 P: 23	1B: 6 2B: 4 3B: 1 HR: 3	SF: 2 SAC: 0 DP: 0 HBP: 0	WP: 0 PB: 0 SB: 0 CS: 0	PA: 44							
PITCHER	IP	WLS	BF	H	R	ER	SO	BB	IBB	HBP	BLK	WP	HR	S	P	ERA	WHIP										
Chuck Cary, L ERA: 4.72 (1, 1)	5.0		22	6	4	3	3	1	0	0	0	0	0	16	32	6.75	2.250										
Greg Cadaret, L ERA: 4.57 (6, 1)	1.1		7	1	1	1	0	2	0	0	0	0	0	16	32	6.75	2.250										
Lee Guetterman, L ERA: 3.06 (7, 1)	0.1	L	6	4	4	4	0	1	0	0	1	0	1	11	22	108.00	15.000										
Alan Mills, R ERA: 2.39 (7, 1)	0.1		2	1	2	2	0	0	0	0	0	0	1	3	7	54.00	3.000										
Dave Rignetti, L ERA: 4.13 (8, 1)	1.0		7	2	2	0	0	1	0	0	0	0	0	16	23	0.00	3.000										

New York Yankees @ Kansas City Royals
Royals Stadium, Kansas City, MO
Wed Jul 04 1990, 8:05 PM EDT
Att: 38,323 - Unknown - 94 F

AB 37
R 13
H 14
RBI 13
BB 5
SO 3
LOB 13



Batter	1	2	3	4	5	6	7	8	9	AB	R	H	RBI	BB	SO	LOB	TOP							
Kevin Seitzer, R (1, 5) Steve Jeltz, S (9, 5) OBP: 0.366, SLG: 0.419 OBP: 0.176, SLG: 0.188	4-2 3B BB		1-1 G4-3		0-0 E5 FC5-4	2-2 G5-3		0-1 1B SH3 1B	3-2 G4-3 3B	5	3	2	2	1	0	2								
Kurt Stillwell, S (1, 6) OBP: 0.349, SLG: 0.402	1-3 K		3-2 L6		1-0 P6	1-2 G4-3		0-0 SH3	4-2 G4-3 HR BB	4	1	0	0	1	1	4								
George Brett, L (1, 3) Rey Palacios, R (9, 3) OBP: 0.341, SLG: 0.358 OBP: 0.351, SLG: 0.455	0-0 F7		0-0 E8 2B		4-0 FC5-4 IBB		3-1 HR	2-2 1B SF7-4 1B	2-1 G4-3	5	2	3	4	1	0	2								
Bo Jackson, R (1, 8) OBP: 0.349, SLG: 0.502	1-0 1-H 3B		3-H 1-1 G6-3		2-1 FC5-4 FC5-4		1-0 L7	2-2 1B SF7-4 1B	0-2 HR	6	1	3	4	0	0	3								
Danny Tartabull, R (1, 9) Willie Wilson, S (7, PR) OBP: 0.310, SLG: 0.472 OBP: 0.338, SLG: 0.356	2-1 G1-3			0-0 FC6-4 2B	0-2 FC5-4		1-0 E S E 1B	0-0 SF7-4 1B	3-3 K	4	0	2	0	0	0	3								
Jim Eisenreich, L (1, 7) OBP: 0.346, SLG: 0.394		1-0 G5-3		0-0 B2		4-1 S S 1B BB	2-2 E3 E6		1-0 1B 2B 1B	4	2	1	0	1	0	2								
Gerald Perry, L (1, 10) OBP: 0.307, SLG: 0.369		1-2 G3		4-0 FC6-4 IBB		1-2 1B SH1-3 BB	2-1 E6		1-2 P7	3	1	0	0	2	0	2								
Mike Macfarlane, R (1, 2) OBP: 0.308, SLG: 0.379		2-2 G5-3		0-0 FC6-4		0-2 SH1-3 1B	1-0 L5		2-1 2B 3B 1B	5	1	2	1	0	0	3								
Bill Pecota, R (1, 4) OBP: 0.446, SLG: 0.510			0-1 G4-3 E 2B	2-2 F8		1-1 SH1-3		1-0 SH3 1B 1B	0-1 3B 2B	4	3	3	2	0	0	2								
Inning Stats	R: 1 E: 0 K: 1 S: 11	H: 1 LOB: 1 BB: 1 P: 19	R: 0 E: 0 K: 0 S: 7	H: 0 LOB: 0 BB: 0 P: 11	R: 1 E: 1 K: 0 S: 11	H: 2 LOB: 1 BB: 0 P: 16	R: 0 E: 0 K: 0 S: 6	H: 1 LOB: 2 BB: 1 P: 12	R: 0 E: 1 K: 0 S: 7	H: 0 LOB: 2 BB: 1 P: 14	R: 2 E: 0 K: 0 S: 13	H: 1 LOB: 1 BB: 2 P: 24	R: 2 E: 0 K: 0 S: 10	H: 2 LOB: 1 BB: 0 P: 20	R: 3 E: 0 K: 0 S: 12	H: 4 LOB: 0 BB: 0 P: 17	R: 6 E: 0 K: 1 S: 25	H: 5 LOB: 0 BB: 1 P: 41	1B: 8 2B: 5 3B: 2 HR: 2	SF: 1 SAC: 2 DP: 1 HBP: 0	WP: 0 PB: 0 SB: 4 CS: 0	PA: 50		
PITCHER	IP WLS BF H R ER SO BB IBB HBP BLK WP HR S P ERA WHIP	6.1 L 32 7 6 5 1 3 2 0 0 0 1 59 105 7.11 1.579	2.0 14 8 7 7 0 0 0 0 0 0 0 0 31 48 31.50 4.000	0.2 4 1 2 2 1 1 0 0 0 0 0 1 12 21 27.00 3.000																				

Kansas City Royals @ Detroit Tigers
 Tiger Stadium, Detroit, MI
 Thu Jul 05 1990, 7:05 PM EDT
 Att: 18,884 - Unknown

AB	41
R	15
H	16
RBI	14
BB	6
SO	2
LOB	23



Batter	1	2	3	4	5	6	7	8	9	AB	R	H	RBI	BB	SO	LOB	BOTTOM						
Lou Whitaker, L (1, 4) OBP: 0.311, SLG: 0.388	4-1 G5-3 BB BB		2-0 E 2B		4-1 WP S BB		4-1 1B BB		0-0 L8	2	0	1	0	3	0	0							
Tony Phillips, S (1, 5) OBP: 0.346, SLG: 0.354	4-0 1B BB G5-3		1-2 G6-3		4-1 WP BB		1-1 1B BB		2-2 G3	3	1	1	0	2	0	1							
Alan Trammell, R (1, 6) OBP: 0.381, SLG: 0.409	3-1 G5-3		1-0 E5		2-2 G5-3		0-0 L6			4	0	0	0	0	0	7							
Cecil Fielder, R (1, 3) OBP: 0.385, SLG: 0.610	3-2 2-H 1B		0-1 P3		2-1 E5 G6-4-3		1-3 K			4	0	1	1	0	1	4							
Larry Sheets, L (1, 7) OBP: 0.328, SLG: 0.420	0-0 G3			0-1 F8		3-1 G6-4-3		2-0 F8		4	0	0	0	0	0	2							
Dave Bergman, L (1, 10) OBP: 0.348, SLG: 0.379		3-2 G3-1		0-0 P4		0-0 2B		0-2 G4-3		4	0	1	0	0	0	0							
Scott Lusader, L (1, 9) OBP: 0.389, SLG: 0.383		2-1 1B		2-1 F7		0-0 P7		1-3 K		4	0	1	0	0	1	1							
John Shelby, S (1, 8) OBP: 0.280, SLG: 0.359		3-2 L3			1-1 S1-6-3 1B		0-0 P6		1-0 G1-3	4	0	1	0	0	0	1							
Mark Salas, L (1, 2) OBP: 0.369, SLG: 0.543			1-2 P4		0-0 G1-6-3		3-1 HR		0-1 HR	4	2	2	2	0	0	1							
Inning Stats	R: 1 E: 0 K: 0 S: 10	H: 1 LOB: 1 BB: 2 P: 24	R: 0 E: 0 K: 0 S: 9	H: 1 LOB: 0 BB: 0 P: 17	R: 0 E: 1 K: 0 S: 10	H: 1 LOB: 2 BB: 0 P: 15	R: 0 E: 0 K: 0 S: 5	H: 0 LOB: 0 BB: 0 P: 7	R: 0 E: 0 K: 0 S: 9	H: 1 LOB: 2 BB: 2 P: 20	R: 0 E: 1 K: 0 S: 6	H: 1 LOB: 1 BB: 0 P: 11	R: 1 E: 0 K: 1 S: 10	H: 2 LOB: 2 BB: 1 P: 19	R: 0 E: 0 K: 1 S: 7	H: 0 LOB: 0 BB: 0 P: 10	R: 0 E: 0 K: 0 S: 7	H: 1 LOB: 0 BB: 0 P: 10	1B: 4 2B: 3 3B: 0 HR: 2	SF: 0 SAC: 0 DP: 3 HBP: 0	WP: 1 PB: 0 SB: 1 CS: 0	PA: 38	
PITCHER	IP WLS BF H R ER SO BB IBB HBP BLK WP HR S P ERA WHIP	6.0 W 25 5 1 1 0 4 0 0 0 0 1 17 29 4.50 1.500	2.0 9 2 1 1 2 1 0 0 0 0 0 1 17 29 4.50 1.500	1.0 4 1 1 1 0 0 0 0 0 0 0 1 7 10 9.00 1.000																			


Kansas City Royals @ Detroit Tigers
 Tiger Stadium, Detroit, MI
 Thu Jul 05 1990, 7:05 PM EDT
 Att: 18,884 - Unknown

AB	33
R	3
H	8
RBI	3
BB	5
SO	2
LOB	17




Batter	1	2	3	4	5	6	7	8	9	AB	R	H	RBI	BB	SO	LOB	TOP
Bill Pecota, R OBP: 0.424, SLG: 0.481 (1, 5)										3	0	0	0	0	0	0	Kansas City Royals @ Detroit Tigers Tiger Stadium, Detroit, MI Fri Jul 06 1990, 7:05 PM EDT Att: 21,256 - Unknown - 75 F
Kurt Stillwell, S OBP: 0.349, SLG: 0.401 (1, 6)										3	0	1	0	0	0	0	
George Brett, L OBP: 0.338, SLG: 0.354 (1, 3)										3	0	0	0	0	2	1	
Bo Jackson, R OBP: 0.346, SLG: 0.496 (1, 8)										3	0	0	0	0	1	0	
Danny Tartabull, R OBP: 0.304, SLG: 0.463 (1, 9)										3	0	0	0	0	1	0	
Jim Eisenreich, L OBP: 0.343, SLG: 0.389 (1, 7)										3	0	0	0	0	0	0	
Gerald Perry, L OBP: 0.304, SLG: 0.365 (1, 10)										3	0	0	0	0	1	0	
Mike Macfarlane, R OBP: 0.303, SLG: 0.374 (1, 2)										3	0	0	0	0	0	0	
Frank White, R OBP: 0.254, SLG: 0.342 Willie Wilson, S OBP: 0.337, SLG: 0.354 (9, PH)										2	0	0	0	0	0	0	
Inning Stats	R: 0 H: 1 E: 0 LOB: 0 K: 0 S: 8	H: 0 R: 0 E: 0 LOB: 0 K: 0 S: 9	H: 0 R: 0 E: 0 LOB: 0 K: 0 S: 11	H: 0 R: 0 E: 0 LOB: 0 K: 1 S: 7	H: 0 R: 0 E: 0 LOB: 0 K: 1 S: 8	H: 0 R: 0 E: 0 LOB: 0 K: 1 S: 5	H: 0 R: 0 E: 0 LOB: 0 K: 1 S: 7	H: 0 R: 0 E: 0 LOB: 0 K: 1 S: 9	H: 0 R: 0 E: 0 LOB: 0 K: 1 S: 5	H: 0 R: 0 E: 0 LOB: 0 K: 1 S: 9	1B: 1 2B: 0 3B: 0 HR: 0	SF: 0 SAC: 0 DP: 1 HBP: 0	WP: 0 PA: 27 PB: 0 SB: 0 CS: 0				
PITCHER Jack Morris, R ERA: 5.04 (1, 1)	IP: 9.0 WLS: W BF: 27 H: 1 R: 0 ER: 0 SO: 6 BB: 0 IBB: 0 HBP: 0 BLK: 0 WP: 0 HR: 0 S: 69 P: 105 ERA: 0.00 WHIP: 0.111																

AB	27
R	0
H	1
RBI	0
BB	0
SO	6
LOB	1



Batter	1	2	3	4	5	6	7	8	9	AB	R	H	RBI	BB	SO	LOB	BOTTOM
Lou Whitaker, L OBP: 0.309, SLG: 0.382 (1, 4)										4	0	0	0	1	1	3	Kansas City Royals @ Detroit Tigers Tiger Stadium, Detroit, MI Fri Jul 06 1990, 7:05 PM EDT Att: 21,256 - Unknown - 75 F
Tony Phillips, S OBP: 0.347, SLG: 0.359 (1, 5)										4	1	1	0	1	2	4	
Alan Trammell, R OBP: 0.380, SLG: 0.407 (1, 6)										4	1	1	0	0	1	3	
Cecil Fielder, R OBP: 0.386, SLG: 0.622 (1, 10)										4	1	2	2	0	0	1	
Larry Sheets, L OBP: 0.332, SLG: 0.419 (1, 7)										3	0	1	0	1	0	1	
Dave Bergman, L OBP: 0.354, SLG: 0.371 (1, 3)										2	1	0	0	2	0	3	
Chet Lemon, R OBP: 0.358, SLG: 0.458 (1, 9)										4	0	3	1	0	1	0	
John Shelby, S OBP: 0.281, SLG: 0.358 (1, 8)										3	0	1	1	0	1	2	
Mike Heath, R OBP: 0.362, SLG: 0.453 (1, 2)										3	0	1	0	0	1	2	
Inning Stats	R: 0 H: 0 E: 0 LOB: 1 K: 1 S: 10	H: 1 R: 0 E: 0 LOB: 2 K: 1 S: 10	H: 1 R: 0 E: 0 LOB: 0 K: 1 S: 12	H: 2 R: 1 E: 0 LOB: 0 K: 1 S: 10	H: 0 R: 0 E: 0 LOB: 1 K: 1 S: 6	H: 3 R: 2 E: 0 LOB: 2 K: 1 S: 11	H: 2 R: 1 E: 0 LOB: 1 K: 0 S: 11	H: 1 R: 0 E: 0 LOB: 2 K: 1 S: 13	H: 1 R: 0 E: 0 LOB: 0 K: 1 S: 9	1B: 5 2B: 4 3B: 1 HR: 1	SF: 0 SAC: 1 DP: 2 HBP: 1	WP: 0 PA: 38 PB: 0 SB: 1 CS: 1					
PITCHER Tom Gordon, R ERA: 3.53 Steve Farr, R ERA: 2.15 (7, 1)	IP: 6.2 WLS: L BF: 31 H: 9 R: 4 ER: 4 SO: 6 BB: 4 IBB: 0 HBP: 0 BLK: 0 WP: 0 HR: 1 S: 66 P: 116 ERA: 5.40 WHIP: 1.950																


AB	31
R	4
H	10
RBI	4
BB	5
SO	7
LOB	19




Batter	1	2	3	4	5	6	7	8	9	AB	R	H	RBI	BB	SO	LOB	TOP										
Kevin Seitzer, R (1, 5) OBP: 0.365, SLG: 0.416	G4-3		1B BLK IBB		P9		SF9			2	1	0	1	1	0	0	Kansas City Royals @ Detroit Tigers Tiger Stadium, Detroit, MI Sat Jul 07 1990, 7:05 PM EDT Att: 27,149 - Unknown - 72 F										
Kurt Stillwell, S (1, 6) OBP: 0.348, SLG: 0.398	G5-3		BLK 1B		L9		FC6-4			4	0	1	2	0	0	1											
George Brett, L (1, 3) OBP: 0.337, SLG: 0.350	G4-3		BLK IBB							3	0	0	0	1	1	0											
Bo Jackson, R (1, 8) OBP: 0.345, SLG: 0.491		G5-3	G5-4-3 BB		G6-3					3	0	0	0	1	0	0											
Danny Tartabull, R (1, 9) OBP: 0.303, SLG: 0.453										3	0	0	0	1	0	3											
Willie Wilson, S (8, 7) OBP: 0.337, SLG: 0.354	F9		G5-4-3							0	0	0	0	0	0	0											
Jim Eisenreich, L (1, 7) OBP: 0.338, SLG: 0.383	G4-3				L7					4	0	0	0	0	1	1											
Pat Tabler, R (1, 10) OBP: 0.321, SLG: 0.306			2B 1B		L1					4	1	1	0	0	0	0											
Mike Macfarlane, R (1, 2) OBP: 0.307, SLG: 0.381			1B 2B		G6-3		1B SF9			4	2	2	0	0	0	0											
Frank White, R (1, 4) OBP: 0.256, SLG: 0.341			K		G5-3		FC6-4 1B			3	0	1	0	0	1	2											
Inning Stats	R: 0 E: 0 K: 0 S: 5	H: 0 LOB: 0 BB: 0 P: 9	R: 0 E: 0 K: 0 S: 9	H: 0 LOB: 0 BB: 0 P: 11	R: 3 E: 0 K: 1 S: 15	H: 3 LOB: 2 BB: 3 P: 33	R: 0 E: 0 K: 1 S: 8	H: 0 LOB: 0 BB: 0 P: 16	R: 0 E: 0 K: 0 S: 5	H: 0 LOB: 0 BB: 0 P: 8	R: 0 E: 0 K: 1 S: 10	H: 0 LOB: 1 BB: 1 P: 16	R: 1 E: 0 K: 0 S: 9	H: 2 LOB: 1 BB: 0 P: 17	R: 0 E: 0 K: 0 S: 6	H: 0 LOB: 0 BB: 0 P: 8	R: 0 E: 0 K: 0 S: 5	H: 0 LOB: 0 BB: 0 P: 9	1B: 4 2B: 1 3B: 0 HR: 0	SF: 1 SAC: 0 DP: 1 HBP: 0	WP: 0 PB: 0 SB: 0 CS: 0	PA: 35					
PITCHER	IP	WLS	BF	H	R	ER	SO	BB	IBB	HBP	BLK	WP	HR	S	P	ERA	WHIP										
Frank Tanana, L (1, 1) ERA: 5.82	2.1	L	13	3	3	3	1	1	2	0	1	0	0	28	52	11.57	1.714										
Ed Nunez, R (3, 1) ERA: 1.77	1.1		3	0	0	0	1	0	0	0	0	0	0	7	12	0.00	0.000										
Jerry Don Gleaton, L (4, 1) ERA: 2.63	4.1		16	2	1	1	1	1	0	0	0	0	0	32	54	2.08	0.692										
Mike Henneman, R (9, 1) ERA: 2.72	1.0		3	0	0	0	0	0	0	0	0	0	0	5	9	0.00	0.000										

Batter	1	2	3	4	5	6	7	8	9	AB	R	H	RBI	BB	SO	LOB	BOTTOM										
Lou Whitaker, L (1, 4) OBP: 0.315, SLG: 0.383	1B		G5-4-3 BB		F8			G4-6-3 BB		2	0	1	0	2	0	1	Kansas City Royals @ Detroit Tigers Tiger Stadium, Detroit, MI Sat Jul 07 1990, 7:05 PM EDT Att: 27,149 - Unknown - 72 F										
Tony Phillips, S (1, 5) OBP: 0.343, SLG: 0.355	K		K		F8		G4-6-3			4	0	0	0	0	2	4											
Cecil Fielder, R (1, 10) OBP: 0.382, SLG: 0.614	K		G5-4-3		K					4	0	0	0	0	3	2											
Larry Sheets, L (1, 7) OBP: 0.330, SLG: 0.412	G1-3				G3-1		G4-3			3	0	0	0	1	0	1											
Dave Bergman, L (1, 3) OBP: 0.342, SLG: 0.356		F8			P6		P6			4	0	0	0	0	0	1											
Chet Lemon, R (1, 9) OBP: 0.355, SLG: 0.446					G6-3		P6			3	0	0	0	1	0	1											
John Shelby, S (1, 8) OBP: 0.273, SLG: 0.347			E1 FC5-4		G6-3		F7			3	0	0	0	0	0	1											
Travis Fryman, R (1, 6) OBP: 0.362, SLG: 0.448			K		E6 G4-3					3	0	0	0	0	1	2											
Mike Heath, R (1, 2) OBP: 0.362, SLG: 0.448			FC5-4		G4-3					2	0	0	0	0	0	3											
Mark Salas, L (8, PR) OBP: 0.369, SLG: 0.543			1-2		G4-3					0	0	0	0	0	0	0											
Inning Stats	R: 0 E: 0 K: 2 S: 8	H: 1 LOB: 1 BB: 0 P: 10	R: 0 E: 1 K: 1 S: 16	H: 0 LOB: 2 BB: 1 P: 30	R: 0 E: 1 K: 1 S: 7	H: 0 LOB: 0 BB: 1 P: 16	R: 0 E: 0 K: 0 S: 3	H: 0 LOB: 0 BB: 0 P: 5	R: 0 E: 1 K: 0 S: 6	H: 0 LOB: 1 BB: 0 P: 7	R: 0 E: 0 K: 1 S: 6	H: 0 LOB: 0 BB: 0 P: 10	R: 0 E: 0 K: 0 S: 4	H: 0 LOB: 0 BB: 0 P: 5	R: 0 E: 0 K: 0 S: 11	H: 0 LOB: 1 BB: 1 P: 19	R: 0 E: 0 K: 1 S: 11	H: 0 LOB: 1 BB: 1 P: 21	1B: 1 2B: 0 3B: 0 HR: 0	SF: 0 SAC: 0 DP: 2 HBP: 1	WP: 0 PB: 0 SB: 0 CS: 0	PA: 33					
PITCHER	IP	WLS	BF	H	R	ER	SO	BB	IBB	HBP	BLK	WP	HR	S	P	ERA	WHIP										
Kevin Appier, R (1, 1) ERA: 2.91	9.0	W	33	1	0	0	6	4	0	1	0	0	0	72	123	0.00	0.556										

AB 30
R 4
H 5
RBI 3
BB 4
SO 3
LOB 7





AB 28
R 0
H 1
RBI 0
BB 4
SO 6
LOB 16



livebaseballscores.com

livebaseballscores.com

Batter	1	2	3	4	5	6	7	8	9	AB	R	H	RBI	BB	SO	LOB	TOP						
Kevin Seitzer, R OBP: 0.363, SLG: 0.411 (1, 5)	4-2 BB 1B SF9	1-0 G3		0-1 SAFE F2		0-1 G6-3			2-1 G6-3	4	1	0	0	1	0	3	<p>Kansas City Royals @ Detroit Tigers Tiger Stadium, Detroit, MI Sun Jul 08 1990, 3:33 AM EDT Att: 27,315 - Overcast - 85 F</p> <p>AB 31 R 4 H 6 RBI 3 BB 7 SO 7 LOB 20</p> 						
Kurt Stillwell, S OBP: 0.352, SLG: 0.400 (1, 6)	1-0 SF9 BB 1B	2-2 G3-1		2-0 BB 1-3 BB 1B G3			4-0 1B BB G5-4-3		0-3 K	4	1	2	0	1	1	2							
George Brett, L OBP: 0.341, SLG: 0.350 (1, 3)	4-1 BB 1-2 2-3 BB		4-1 BB BB	0-0 BB 1-2 2-2 3-H 2-2			1-0 BB 1-3 1B G5-4-3		1-2 G4-3	3	0	1	1	2	0	1							
Bo Jackson, R OBP: 0.341, SLG: 0.486 (1, 8)	1-2 SF9 2-3 3-H		0-0 P6	0-0 BB F9			1-1 BB 1-1 G5-4-3			3	0	0	1	0	0	3							
Danny Tartabull, R OBP: 0.296, SLG: 0.442 (1, 9)	1-3 K		1 SAFE 2-3 K		1-3 K				1-3 K	4	0	0	0	0	4	3							
Gerald Perry, L OBP: 0.325, SLG: 0.363 Pat Tabler, R OBP: 0.327, SLG: 0.306 (8, PH)	1-0 F8		4-0 BB		1-2 G5-3				4-1 BB G4-3 BB	2	0	0	0	1	0	2							
Willie Wilson, S OBP: 0.337, SLG: 0.354 Jim Eisenreich, L OBP: 0.340, SLG: 0.385 (8, PH)		1-1 BB G3 1B	3-3 K		0-3 K2-3				2-1 BB G4-3 1B	3	0	1	0	0	2	2							
Rey Palacios, R OBP: 0.325, SLG: 0.417 Mike Macfarlane, R OBP: 0.305, SLG: 0.379 (8, PH)		1-1 SAFE SAFE SAFE SAFE SAFE		1-0 SAFE E5 BB S 1B					1-2 SAFE SAFE SAFE SAFE SAFE SAFE G4-3	3	1	0	0	0	0	1							
Bill Pecota, R OBP: 0.429, SLG: 0.474 (1, 4)	4-2 BB 1-2 G3 BB		1-2 1B G3 1B						1-2 SAFE SAFE SAFE SAFE SAFE SAFE L7	3	1	1	1	1	0	1							
Inning Stats	R: 1 E: 0 K: 1 S: 14	H: 1 LOB: 2 BB: 2 P: 26	R: 0 E: 0 K: 0 S: 14	H: 1 LOB: 2 BB: 1 P: 21	R: 0 E: 0 K: 2 S: 11	H: 0 LOB: 2 BB: 2 P: 24	R: 2 E: 1 K: 0 S: 14	H: 2 LOB: 1 BB: 0 P: 20	R: 0 E: 0 K: 2 S: 12	H: 0 LOB: 0 BB: 0 P: 14	R: 1 E: 0 K: 1 S: 6	H: 1 LOB: 1 BB: 1 P: 13	R: 0 E: 0 K: 1 S: 8	H: 1 LOB: 1 BB: 1 P: 15	R: 0 E: 0 K: 1 S: 8	H: 0 LOB: 0 BB: 0 P: 11		1B: 6 2B: 0 3B: 0 HR: 0	SF: 1 SAC: 0 DP: 2 HBP: 0	WP: 0 PB: 0 SB: 2 CS: 0	PA: 39		
PITCHER Lance McCullers, R ERA: 3.19 Dan Peltz, R ERA: 3.7 Steve Searcy, L ERA: 4.5 Mike Henneman, R ERA: 2.61	(1, 1) (4, 1) (6, 1) (8, 1)	IP: 3.1 WLS: 1 BF: 20	H: 4 R: 3 ER: 0 SO: 3	BB: 5 IBB: 0 HBP: 0 BLK: 0	WP: 0 HR: 0 S: 49 P: 85	ERA: 2.70 WHIP: 2.700	PITCHER											IP: 3.1 WLS: 1 BF: 20	H: 4 R: 3 ER: 0 SO: 3	BB: 5 IBB: 0 HBP: 0 BLK: 0	WP: 0 HR: 0 S: 49 P: 85	ERA: 2.70 WHIP: 2.700	
Tony Phillips, S OBP: 0.341, SLG: 0.350 (1, 4)	4-2 BB 1B F7	2-2 G5-3		1-0 SAFE FC1-5 BB		2-2 P5			1-0 G3-1	4	1	0	0	1	0	4		<p>Kansas City Royals @ Detroit Tigers Tiger Stadium, Detroit, MI Sun Jul 08 1990, 3:33 AM EDT Att: 27,315 - Overcast - 85 F</p> <p>AB 29 R 10 H 7 RBI 10 BB 10 SO 5 LOB 16</p> 					
Alan Trammell, R OBP: 0.377, SLG: 0.402 (1, 6)	2-0 BB F7		0-1 BB F7	4-2 BB 1-2 2-3 BB		1-3 K			2-1 P3	4	0	0	0	1	1	1							
Cecil Fielder, R OBP: 0.382, SLG: 0.611 (1, 3)	1-2 BB 1B		4-2 BB 3B	1-2 SF7			1-1 BB P4		2-3 K	3	1	1	2	1	1	0							
Gary Ward, R OBP: 0.313, SLG: 0.341 Larry Sheets, L OBP: 0.330, SLG: 0.408 (4, PH)	4-1 BB 1-2 BB G6-4-3		0-2 BB F8	1-0 BB G1-3			4-2 BB 1B BB		0-0 F8	1	0	0	0	1	0	1							
Chet Lemon, R OBP: 0.359, SLG: 0.472 (1, 9)	1-1 G6-4-3		1-0 BB 3B		2-2 F9		2-2 BB 1B 2B			4	1	2	1	0	0	2							
Darnell Coles, R OBP: 0.257, SLG: 0.310 Dave Bergman, L OBP: 0.353, SLG: 0.363 (5, PH)		4-0 BB BB	0-2 BB F9		4-1 BB G6-3 BB		0-0 HR BB 1B			1	0	0	0	1	0	1							
John Shelby, S OBP: 0.282, SLG: 0.376 (1, 8)	0-1 SAFE SAFE SAFE SAFE F7		1-0 HR		0-1 SAFE SAFE SAFE SAFE SAFE G6-3		0-1 SAFE SAFE SAFE SAFE SAFE HR BB			3	2	1	1	1	0	2							
Mike Heath, R OBP: 0.360, SLG: 0.460 (1, 2)	1 SAFE SAFE SAFE SAFE SAFE SAFE K		2-1 FC1-5 BB E6		3-1 HR		0-3 BB K			4	1	1	1	0	2	3							
Travis Fryman, R OBP: 0.429, SLG: 0.800 (1, 5)	4-2 BB		4-0 BB BB FC1-5		2-3 BB K		2-2 BB HR			2	2	1	3	2	1	0							
Inning Stats	R: 1 E: 0 K: 0 S: 10	H: 1 LOB: 1 BB: 2 P: 22	R: 0 E: 0 K: 1 S: 10	H: 0 LOB: 2 BB: 2 P: 20	R: 1 E: 0 K: 0 S: 12	H: 1 LOB: 1 BB: 1 P: 17	R: 2 E: 0 K: 0 S: 11	H: 1 LOB: 2 BB: 2 P: 25	R: 0 E: 0 K: 2 S: 6	H: 0 LOB: 0 BB: 1 P: 12	R: 1 E: 0 K: 2 S: 11	H: 1 LOB: 0 BB: 0 P: 19	R: 5 E: 0 K: 1 S: 17	H: 3 LOB: 0 BB: 2 P: 31	R: 0 E: 0 K: 1 S: 6	H: 0 LOB: 0 BB: 0 P: 10	1B: 2 2B: 1 3B: 1 HR: 3		SF: 1 SAC: 0 DP: 2 HBP: 0	WP: 0 PB: 0 SB: 0 CS: 0	PA: 40		
PITCHER Mark Davis, L ERA: 5.66 Steve Farr, R ERA: 2.21 Pete Filson, L ERA: 108.0 Jeff Montgomery, R ERA: 2.55	(1, 1) (4, 1) (7, 1) (7, 1)	IP: 3.1 WLS: 1 BF: 19	H: 3 R: 4 ER: 3 SO: 3	BB: 6 IBB: 0 HBP: 0 BLK: 0	WP: 0 HR: 1 S: 36 P: 71	ERA: 8.10 WHIP: 2.700	PITCHER												IP: 3.1 WLS: 1 BF: 19	H: 3 R: 4 ER: 3 SO: 3	BB: 6 IBB: 0 HBP: 0 BLK: 0	WP: 0 HR: 1 S: 36 P: 71	ERA: 8.10 WHIP: 2.700

Batter	1	2	3	4	5	6	7	8	9	AB	R	H	RBI	BB	SO	LOB	TOP										
Kevin Seitzer, R OBP: 0.360, SLG: 0.407	1-2 G6-3	3-2 G1-3	2-1 1-2 3-H 1B			2-2 F7		2-0 P3		5	0	1	1	0	0	3											
Kurt Stillwell, S OBP: 0.346, SLG: 0.393	1-1 F8		E3			2-3 K			1-3 K	5	1	0	0	0	2	2											
George Brett, L OBP: 0.345, SLG: 0.365	3-2 2B		G4-3 1-H G3-1 2B	0-3 K		1-0 G6-3			2-1 BB 2B	5	1	3	1	0	1	0											
Bo Jackson, R OBP: 0.345, SLG: 0.484	4-2 BB		0-0 G4-3	1-2 CS 1B			1-3 K		4-1 BB BB	3	0	1	0	2	1	1											
Danny Tartabull, R OBP: 0.287, SLG: 0.428	3-2 F8		1-2 G3-1	0-0 G4-3			2-1 G6-3		3-3 K	5	0	0	1	0	1	5											
Jim Eisenreich, L OBP: 0.345, SLG: 0.391		1-1 G6-3	1-0 1B 2B		1-0 CS 1B		3-2 F7		4-1 1-2 2-3 BB	4	1	2	0	1	0	0											
Willie Wilson, S OBP: 0.343, SLG: 0.354		4-2 1B BB	2-2 2B 1B		4-2 WP BB			0-0 F7	0-3 K	3	1	1	1	2	1	3											
Mike Macfarlane, R OBP: 0.309, SLG: 0.391		0-1 P4	2-0 1B 2B		2-3 K			1-0 2B		4	1	2	0	0	1	2											
Frank White, R OBP: 0.263, SLG: 0.346		0-0 1B	1-2 1B		1-1 G6-3			2-1 F7		4	0	2	1	0	0	2											
Inning Stats	R: 0 E: 0 K: 0 S: 14	H: 1 LOB: 2 BB: 1 P: 26	R: 0 E: 0 K: 0 S: 10	H: 1 LOB: 2 BB: 1 P: 18	R: 5 E: 1 K: 0 S: 23	H: 6 LOB: 2 BB: 0 P: 36	R: 0 E: 0 K: 1 S: 7	H: 1 LOB: 0 BB: 0 P: 8	R: 0 E: 0 K: 1 S: 11	H: 1 LOB: 1 BB: 1 P: 18	R: 0 E: 0 K: 1 S: 9	H: 0 LOB: 0 BB: 0 P: 14	R: 0 E: 0 K: 1 S: 8	H: 0 LOB: 0 BB: 0 P: 14	R: 0 E: 0 K: 0 S: 5	H: 1 LOB: 1 BB: 0 P: 10	R: 0 E: 0 K: 3 S: 13	H: 1 LOB: 3 BB: 2 P: 27	1B: 6 2B: 6 3B: 0 HR: 0	SF: 0 SAC: 0 DP: 0 HBP: 0	WP: 1 PB: 0 SB: 0 CS: 2	PA: 43					
PITCHER	IP	WLS	BF	H	R	ER	SO	BB	IBB	HBP	BLK	WP	HR	S	P	ERA	WHIP										
Bob Milacki, R ERA: 4.23	2.2		17	6	5	0	0	2	0	0	0	0	0	41	70	0.00	3.000										
Brian Holton, R ERA: 3.42	0.1		3	2	0	0	0	0	0	0	0	0	0	6	10	0.00	6.000										
Ben McDonald, R ERA: 3.42	2.0		7	2	0	0	2	1	0	0	0	1	0	18	26	0.00	1.500										
Curt Schilling, R ERA: 1.46	2.0	W	6	0	0	0	2	0	0	0	0	0	0	17	28	0.00	0.000										
Mark Williamson, R ERA: 1.46	1.0		4	1	0	0	0	0	0	0	0	0	0	5	10	0.00	1.000										

Kansas City Royals @ Baltimore Orioles
Memorial Stadium, Baltimore, MD
Wed Jul 11 1990, 7:05 PM EDT
Att: 20,187 - Unknown - 74 F

AB 38
R 5
H 12
RBI 5
BB 5
SO 7
LOB 18



Batter	1	2	3	4	5	6	7	8	9	AB	R	H	RBI	BB	SO	LOB	BOTTOM										
Mike Devereaux, R OBP: 0.261, SLG: 0.322	0-1 P3	1-3 K		3-3 K			1-0 1B 1B			4	1	1	0	0	2	0											
Joe Orsulak, L OBP: 0.359, SLG: 0.448	0-1 G4-3		1-2 F8		2-0 F8		2-1 S 1B			4	0	1	1	0	0	0											
Randy Milligan, R OBP: 0.415, SLG: 0.493	4-1 1B BB		2-1 F7		1-1 F8		0-0 BB 1B			3	1	1	1	1	0	0											
Mickey Tettleton, S OBP: 0.395, SLG: 0.432	1-1 1B		3-1 F8		2-3 K		4-2 FC5-4 BB			3	0	1	0	1	1	0											
Cal Ripken Jr., R OBP: 0.358, SLG: 0.397	0-1 1-2 2-H 1B			4-2 1B BB		4-2 G5-4-3 BB		1-1 P5		2	1	1	1	2	0	3											
Craig Worthington, R OBP: 0.339, SLG: 0.336	0-2 L4			1-2 1B E		1-2 K		2-3 FC5-4		4	1	1	0	0	1	6											
Bob Melvin, R OBP: 0.261, SLG: 0.340		1-2 F8		3-2 E8 G4-3 1-H 2-H 1B		1-0 G5-4-3		1-3 K		4	1	1	1	0	1	1											
Billy Ripken, R OBP: 0.312, SLG: 0.342		1-2 G6-3		1-2 G4-3			0-0 1B SH1-4 1B	4-1 G1-6-3 BB		3	1	1	0	1	0	1											
Brad Komminsk, R OBP: 0.333, SLG: 0.364		2-1 HR		3-1 G6-3			1-0 SH1-4	0-0 G1-6-3		3	1	1	2	0	0	1											
Inning Stats	R: 1 E: 0 K: 0 S: 12	H: 2 LOB: 2 BB: 1 P: 17	R: 1 E: 0 K: 1 S: 11	H: 1 LOB: 0 BB: 0 P: 16	R: 0 E: 0 K: 0 S: 9	H: 0 LOB: 0 BB: 0 P: 15	R: 3 E: 1 K: 1 S: 16	H: 2 LOB: 0 BB: 1 P: 31	R: 0 E: 0 K: 1 S: 6	H: 0 LOB: 0 BB: 0 P: 11	R: 0 E: 0 K: 1 S: 10	H: 0 LOB: 0 BB: 1 P: 17	R: 2 E: 0 K: 0 S: 13	H: 4 LOB: 3 BB: 1 P: 23	R: 0 E: 0 K: 1 S: 5	H: 0 LOB: 0 BB: 1 P: 10	R: 0 E: 0 K: 1 S: 5	H: 0 LOB: 0 BB: 1 P: 10	1B: 8 2B: 0 3B: 0 HR: 1	SF: 0 SAC: 1 DP: 2 HBP: 0	WP: 0 PB: 0 SB: 1 CS: 0	PA: 36					
PITCHER	IP	WLS	BF	H	R	ER	SO	BB	IBB	HBP	BLK	WP	HR	S	P	ERA	WHIP										
Pete Filson, L ERA: 21.6	3.0		16	5	5	4	1	2	0	0	0	0	0	24	64	0.00	2.333										
Andy McGaffigan, R ERA: 5.66	0.1	L	6	4	2	2	0	1	0	0	0	0	0	8	16	54.00	15.000										
Steve Farr, R ERA: 2.51	1.2		5	0	0	0	1	1	0	0	0	0	0	10	17	0.00	0.600										

Kansas City Royals @ Baltimore Orioles
Memorial Stadium, Baltimore, MD
Wed Jul 11 1990, 7:05 PM EDT
Att: 20,187 - Unknown - 74 F

AB 30
R 7
H 9
RBI 6
BB 5
SO 5
LOB 12



Batter	1	2	3	4	5	6	7	8	9	AB	R	H	RBI	BB	SO	LOB	TOP																						
Kevin Seitzer, R (1, 5) OBP: 0.361, SLG: 0.410			G4-3 (1)		P3 (2)		2B		P3 (1)	5	0	2	0	0	0	0	Kansas City Royals @ Boston Red Sox Fenway Park, Boston, MA Fri Jul 13, 1990, 7:05 PM EDT Att: 34,701 - Unknown - 65 F																						
Kurt Stillwell, S (1, 6) OBP: 0.341, SLG: 0.386	F7 (1)		G3 (2)		F7 (3)		L8 (2)		G3-1 (2)	5	0	0	0	0	0	2																							
George Brett, L (1, 3) OBP: 0.346, SLG: 0.364	K (2)		F8 (3)						G6-3 (3)	4	0	1	0	1	1	1																							
Danny Tartabull, R (1, 9) OBP: 0.295, SLG: 0.431										1	1	1	0	1	0	0																							
Bill Pecota, R (4, PR) OBP: 0.415, SLG: 0.458										2	1	0	0	0	1	3																							
Jim Eisenreich, L (1, 7) OBP: 0.350, SLG: 0.400										4	1	3	0	0	1	0																							
Willie Wilson, S (1, 8) OBP: 0.351, SLG: 0.359										3	2	2	1	1	0	2																							
Mike Macfarlane, R (1, 2) OBP: 0.308, SLG: 0.389										4	0	1	2	0	2	5																							
Pat Tabler, R (1, 10) OBP: 0.333, SLG: 0.314										4	0	2	2	0	0	3																							
Frank White, R (1, 4) OBP: 0.255, SLG: 0.336										4	0	0	0	0	0	3																							
Inning Stats	R: 0 E: 0 K: 1 S: 11	H: 1 LOB: 1 BB: 0 P: 18	R: 1 E: 0 K: 1 S: 11	H: 2 LOB: 2 BB: 1 P: 22	R: 0 E: 0 K: 0 S: 12	H: 0 LOB: 0 BB: 0 P: 17	R: 1 E: 0 K: 1 S: 11	H: 3 LOB: 1 BB: 0 P: 21	R: 0 E: 0 K: 0 S: 3	H: 0 LOB: 0 BB: 0 P: 5	R: 2 E: 0 K: 0 S: 15	H: 3 LOB: 1 BB: 1 P: 28	R: 0 E: 0 K: 1 S: 8	H: 1 LOB: 2 BB: 1 P: 17	R: 1 E: 0 K: 1 S: 8	H: 2 LOB: 1 BB: 0 P: 12	R: 0 E: 0 K: 0 S: 5	H: 0 LOB: 0 BB: 0 P: 8	1B: 10 2B: 4 3B: 0 HR: 0	SF: 0 SAC: 0 DP: 3 HBP: 0	WP: 1 PB: 0 SB: 2 CS: 1	PA: 39																	
PITCHER	IP	WLS	BF	H	R	ER	SO	BB	IBB	HBP	BLK	WP	HR	S	P	ERA	WHIP	PITCHER	IP	WLS	BF	H	R	ER	SO	BB	IBB	HBP	BLK	WP	HR	S	P	ERA	WHIP				
Mike Boddicker, R (1, 1) ERA: 3.47	7.0	L	31	10	4	4	4	2	1	0	0	1	0	71	128	5.14	1.714																						
Rob Murphy, L (8, 1) ERA: 6.02	1.0		5	2	1	1	1	0	0	0	0	0	0	8	12	9.00	2.000																						
Jerry Reed, R (9, 1) ERA: 3.1	1.0		3	0	0	0	0	0	0	0	0	0	0	5	8	0.00	0.000																						
Wade Boggs, L (1, 5) OBP: 0.411, SLG: 0.444																																							
Jody Reed, R (1, 4) OBP: 0.375, SLG: 0.415	G5-4-3 (1)		G6-3 (2)																																				
Carlos Quintana, R (1, 3) OBP: 0.367, SLG: 0.440																																							
Tom Brunansky, R (1, 9) OBP: 0.360, SLG: 0.431																																							
Dwight Evans, R (1, 10) OBP: 0.349, SLG: 0.388																																							
Randy Kutcher, R (9, PR) OBP: 0.379, SLG: 0.417																																							
Mike Greenwell, L (1, 7) OBP: 0.354, SLG: 0.327																																							
Tony Peña, R (1, 2) OBP: 0.319, SLG: 0.366																																							
Kevin Romine, R (1, 8) OBP: 0.338, SLG: 0.406																																							
Luis Rivera, R (1, 6) OBP: 0.288, SLG: 0.293																																							
Billy Jo Robidoux, L (8, PH) OBP: 0.344, SLG: 0.500																																							
Marty Barrett, R (9, 4) OBP: 0.296, SLG: 0.244																																							
Inning Stats	R: 0 E: 0 K: 1 S: 10	H: 1 LOB: 1 BB: 1 P: 22	R: 2 E: 0 K: 0 S: 15	H: 2 LOB: 3 BB: 3 P: 32	R: 0 E: 0 K: 0 S: 7	H: 1 LOB: 0 BB: 0 P: 11	R: 0 E: 0 K: 1 S: 10	H: 2 LOB: 1 BB: 0 P: 15	R: 0 E: 0 K: 0 S: 7	H: 1 LOB: 1 BB: 1 P: 15	R: 0 E: 0 K: 1 S: 13	H: 0 LOB: 1 BB: 0 P: 19	R: 0 E: 0 K: 2 S: 14	H: 0 LOB: 2 BB: 2 P: 27	R: 0 E: 0 K: 1 S: 9	H: 1 LOB: 1 BB: 0 P: 12	R: 1 E: 1 K: 0 S: 8	H: 1 LOB: 2 BB: 2 P: 22	1B: 5 2B: 3 3B: 1 HR: 0	SF: 0 SAC: 1 DP: 3 HBP: 0	WP: 1 PB: 0 SB: 0 CS: 1	PA: 42																	
PITCHER	IP	WLS	BF	H	R	ER	SO	BB	IBB	HBP	BLK	WP	HR	S	P	ERA	WHIP	PITCHER	IP	WLS	BF	H	R	ER	SO	BB	IBB	HBP	BLK	WP	HR	S	P	ERA	WHIP				
Tom Gordon, R (1, 1) ERA: 3.5	6.0	W	27	7	2	2	3	4	1	0	0	0	0	62	114	3.00	1.833																						
Steve Farr, R (7, 1) ERA: 2.43	2.0		9	1	0	0	3	2	0	0	0	0	0	23	39	0.00	1.500																						
Jeff Montgomery, R (9, 1) ERA: 2.5	1.0	S	6	1	1	0	0	2	0	0	0	1	0	8	22	0.00	3.000																						

AB	36
R	5
H	12
RBI	5
BB	3
SO	5
LOB	19



AB	32
R	3
H	9
RBI	2
BB	9
SO	6
LOB	23



Batter	1	2	3	4	5	6	7	8	9	AB	R	H	RBI	BB	SO	LOB	TOP										
Kevin Seitzer, R (1.5) OBP: 0.359, SLG: 0.407	P9		CS 1B		G5-3		K		F9	5	0	1	0	0	1	0	Kansas City Royals @ Boston Red Sox Fenway Park, Boston, MA Sat Jul 14 1990, 3:33 AM EDT Att: 34,287 - Sunny - 80 F livebaseballscorecards.com										
Kurt Stillwell, S (1.6) OBP: 0.342, SLG: 0.386	F7		F7		FC4-6 1B		P7		G1-6-3 1B	5	0	2	0	0	0	2											
George Brett, L (1.3) OBP: 0.347, SLG: 0.368			K		FC4-6 1B			1B 1B	G1-6-3 1B	5	1	2	0	0	1	3											
Jim Eisenreich, L (1.9) OBP: 0.349, SLG: 0.398	G1-3				SH3-4 1B			K		4	0	1	0	0	1	3											
Gerald Perry, L (1.10) OBP: 0.314, SLG: 0.372			B4-6-3 1B		SH3-4 1B		FC4-6 1B		1B FC1-2 1B	4	0	4	0	0	0	0											
Willie Wilson, S (1.8) OBP: 0.351, SLG: 0.358		B4-6-3 1B			SH3-4		FC4-6		1B FC1-2 1B	3	1	1	1	0	0	2											
Pat Tabler, R (1.7) OBP: 0.321, SLG: 0.321					K		P2		FC1-2 1B	4	0	1	0	0	1	5											
Steve Jeltz, S (0.9) OBP: 0.176, SLG: 0.188					K				FC1-2 1B	0	0	0	0	0	0	0											
Bill Pecota, R (1.4) OBP: 0.420, SLG: 0.452		G4-3					K		FC1-2 1B	3	0	1	1	1	1	2											
Rey Palacios, R (1.2) OBP: 0.318, SLG: 0.385			CS 1B BB		K				G1-3 K	3	0	0	0	1	2	5											
Inning Stats	R: 0 E: 0 K: 0 S: 7	H: 1 LOB: 1 BB: 0 P: 12	R: 0 E: 0 K: 0 S: 12	H: 2 LOB: 1 BB: 0 P: 18	R: 0 E: 0 K: 1 S: 7	H: 1 LOB: 1 BB: 1 P: 16	R: 0 E: 0 K: 2 S: 12	H: 2 LOB: 3 BB: 1 P: 22	R: 0 E: 0 K: 0 S: 8	H: 1 LOB: 1 BB: 0 P: 10	R: 0 E: 1 K: 1 S: 8	H: 1 LOB: 1 BB: 0 P: 12	R: 0 E: 0 K: 1 S: 7	H: 0 LOB: 0 BB: 0 P: 11	R: 2 E: 0 K: 2 S: 23	H: 4 LOB: 2 BB: 0 P: 36	R: 0 E: 0 K: 0 S: 4	H: 1 LOB: 0 BB: 0 P: 6	1B: 11 2B: 3 3B: 0 HR: 0	SF: 0 SAC: 1 DP: 2 HBP: 0	WP: 0 PB: 0 SB: 0 CS: 2	PA: 39					
PITCHER	IP	WLS	BF	H	R	ER	SO	BB	IBB	HBP	BLK	WP	HR	S	P	ERA	WHIP										
Roger Clemens, R (1.1) ERA: 2.46	7.0		29	8	0	0	5	2	0	0	0	0	0	61	101	0.00	1.429										
Rob Murphy, L (8.1) ERA: 8.42	0.1	L	3	2	2	2	1	0	0	0	0	0	0	11	17	54.00	6.000										
Jeff Reardon, R (8.1) ERA: 3.15	0.2		4	2	0	0	1	0	0	0	0	0	0	12	19	0.00	3.000										
Jeff Gray, R (9.1) ERA: 5.51	1.0		3	1	0	0	0	0	0	0	0	0	0	4	6	0.00	1.000										

Batter	1	2	3	4	5	6	7	8	9	AB	R	H	RBI	BB	SO	LOB	BOTTOM										
Wade Boggs, L (1.5) OBP: 0.311, SLG: 0.443	G6-4-3 1B	F8			L8		1B 1B		F7	5	0	2	0	0	0	0	Kansas City Royals @ Boston Red Sox Fenway Park, Boston, MA Sat Jul 14 1990, 3:33 AM EDT Att: 34,287 - Sunny - 80 F livebaseballscorecards.com										
Jody Read, R (1.4) OBP: 0.376, SLG: 0.422	G6-4-3 1B		G1-4-3		G5-3 2B		1B 1B		K	5	0	3	0	0	1	0											
Carlos Quintana, R (1.3) OBP: 0.367, SLG: 0.434	G6-4-3 1B		BLK BB		BB		F7		G6-3	3	0	0	0	2	0	4											
Tom Brunansky, R (1.9) OBP: 0.361, SLG: 0.430	HBP BB		K		G5-3		1B			3	0	1	0	1	1	3											
Billy Jo Robidoux, L (1.10) OBP: 0.361, SLG: 0.464							K		K	2	0	0	0	1	2	3											
Mike Greenwell, L (1.7) OBP: 0.353, SLG: 0.329	G4-3		F7				G4-3 2B		G5-3	4	0	1	0	0	0	5											
Tony Peña, R (1.2) OBP: 0.314, SLG: 0.361			K		P5		G4-3		K	4	0	0	0	0	2	1											
Kevin Romine, R (1.8) OBP: 0.347, SLG: 0.448		HR			K		G4-3			3	1	1	1	1	1	1											
Luis Rivera, R (1.6) OBP: 0.264, SLG: 0.289					F8					3	0	0	0	0	0	0											
Ellis Burks, R (8, PH) OBP: 0.355, SLG: 0.502		P1							F9	1	0	0	0	0	0	1											
Marty Barrett, R (9.4) OBP: 0.296, SLG: 0.244										0	0	0	0	0	0	0											
Inning Stats	R: 0 E: 0 K: 0 S: 17	H: 2 LOB: 3 BB: 1 P: 26	R: 1 E: 0 K: 1 S: 13	H: 1 LOB: 0 BB: 0 P: 23	R: 0 E: 0 K: 1 S: 8	H: 0 LOB: 2 BB: 2 P: 19	R: 0 E: 0 K: 1 S: 7	H: 0 LOB: 0 BB: 0 P: 9	R: 0 E: 0 K: 0 S: 11	H: 1 LOB: 1 BB: 1 P: 14	R: 0 E: 0 K: 1 S: 18	H: 3 LOB: 3 BB: 0 P: 30	R: 0 E: 0 K: 1 S: 15	H: 0 LOB: 1 BB: 1 P: 22	R: 0 E: 0 K: 1 S: 11	H: 0 LOB: 0 BB: 0 P: 18	1B: 5 2B: 2 3B: 0 HR: 1	SF: 0 SAC: 0 DP: 2 HBP: 1	WP: 0 PB: 0 SB: 0 CS: 0	PA: 39							
PITCHER	IP	WLS	BF	H	R	ER	SO	BB	IBB	HBP	BLK	WP	HR	S	P	ERA	WHIP										
Luis Aquino, R (1.1) ERA: 3.16	7.0		32	8	1	1	5	4	0	1	1	0	0	81	135	1.29	1.714										
Jeff Montgomery, R (8.1) ERA: 2.41	2.0	S	7	0	0	0	2	1	0	0	0	0	0	26	40	0.00	0.500										

Batter	1	2	3	4	5	6	7	8	9	AB	R	H	RBI	BB	SO	LOB	TOP					
Kevin Seitzer, R OBP: 0.357, SLG: 0.404 (1, 5)	F9	L8			E5	F3		F8		5	1	1	0	0	0	5	Kansas City Royals @ Boston Red Sox Fenway Park, Boston, MA Sat Jul 14 1990, 7:05 PM EDT Att: 27,163 - Unknown - 77 F					
Pat Tabler, R OBP: 0.333, SLG: 0.351 Bill Pecota, R OBP: 0.420, SLG: 0.452 (1, 7) (8, 9)	L4		G6-3			FC5-4		HR		5	1	2	2	0	0	3						
George Brett, L OBP: 0.348, SLG: 0.366 (1, 10)	K		K					P6		4	1	1	1	1	2	0						
Jim Eisenreich, L OBP: 0.350, SLG: 0.401 (1, 8) (7, 9) (8, 7)			G1-3							5	1	2	0	0	0	2						
Gerald Perry, L OBP: 0.318, SLG: 0.376 (1, 3)					G4-3					5	2	3	1	0	1	0						
Jeff Schultz, L OBP: 0.500, SLG: 0.667 Willie Wilson, S OBP: 0.347, SLG: 0.354 (1, 9) (7, PH) (7, 8)										2	0	1	0	1	1	0						
Mike Macfarlane, R OBP: 0.307, SLG: 0.388 (1, 2)										2	0	0	0	0	2	2						
Frank White, R OBP: 0.269, SLG: 0.348 (1, 4)										3	0	1	2	0	0	2						
Steve Jeltz, S OBP: 0.169, SLG: 0.179 (1, 6)										4	1	3	1	0	0	2						
Inning Stats	R: 0 E: 0 K: 1 S: 9	H: 0 LOB: 0 BB: 0 P: 13	R: 2 E: 0 K: 1 S: 13	H: 3 LOB: 2 BB: 1 P: 24	R: 0 E: 0 K: 1 S: 8	H: 0 LOB: 0 BB: 0 P: 12	R: 0 E: 0 K: 1 S: 5	H: 0 LOB: 0 BB: 0 P: 6	R: 2 E: 1 K: 0 S: 11	H: 4 LOB: 1 BB: 0 P: 15	R: 1 E: 0 K: 1 S: 14	H: 4 LOB: 3 BB: 0 P: 20	R: 1 E: 0 K: 1 S: 16	H: 2 LOB: 2 BB: 1 P: 26	R: 1 E: 0 K: 1 S: 10	H: 1 LOB: 0 BB: 0 P: 15		R: 0 E: 0 K: 2 S: 9	H: 0 LOB: 0 BB: 0 P: 12	1B: 11 2B: 2 3B: 0 HR: 1	SF: 1 SAC: 1 DP: 1 HBP: 0	WP: 0 PB: 0 SB: 1 CS: 0
PITCHER	IP	WLS	BF	H	R	ER	SO	BB	IBB	HBP	BLK	WP	HR	S	P	ERA	WHIP					
Greg Harris, R ERA: 3.44 (1, 1)	5.0		24	9	5	5	4	1	0	0	0	0	0	49	75	9.00	2.000					
Jerry Reed, R ERA: 3.24 (6, 1)	1.0		7	3	1	1	1	1	0	0	0	0	0	14	23	9.00	4.000					
Tom Bolton, L ERA: 4.85 (7, 1)	2.2	W	10	2	1	1	3	0	0	0	0	0	1	28	40	3.38	0.750					
Jeff Reardon, R ERA: 3.12 (9, 1)	0.1	S	1	0	0	0	1	0	0	0	0	0	0	4	5	0.00	0.000					

Batter	1	2	3	4	5	6	7	8	9	AB	R	H	RBI	BB	SO	LOB	BOTTOM					
Wade Boggs, L OBP: 0.308, SLG: 0.439 (1, 5)	L7		WP		SF7-5-3-4		L5	P7		3	1	0	1	1	0	2	Kansas City Royals @ Boston Red Sox Fenway Park, Boston, MA Sat Jul 14 1990, 7:05 PM EDT Att: 27,163 - Unknown - 77 F					
Jody Read, R OBP: 0.376, SLG: 0.419 (1, 6) (9, 4)	G6-3		WP		F7		G1-3			4	1	1	0	0	0	1						
Carlos Quintana, R OBP: 0.369, SLG: 0.435 (1, 3)	K									4	1	2	2	0	1	0						
Tom Brunansky, R OBP: 0.360, SLG: 0.427 (1, 9)			K							4	1	1	0	0	3	1						
Billy Jo Robidoux, L OBP: 0.350, SLG: 0.438 (1, 10)										4	0	1	0	0	1	2						
Mike Greenwell, L OBP: 0.352, SLG: 0.326 (1, 7)										3	0	0	0	1	2	3						
John Marzano, R OBP: 0.333, SLG: 0.375 Randy Kutcher, R OBP: 0.379, SLG: 0.417 Tony Peña, R OBP: 0.314, SLG: 0.361 (1, 2) (6, PR) (9, 2)										4	0	1	2	0	0	3						
Kevin Romine, R OBP: 0.367, SLG: 0.479 (1, 8)										4	2	3	0	0	0	0						
Marty Barrett, R OBP: 0.304, SLG: 0.254 Ellis Burks, R OBP: 0.357, SLG: 0.513 Luis Rivera, R OBP: 0.284, SLG: 0.289 (1, 4) (8, PH) (9, 6)										3	0	2	0	0	0	1						
Inning Stats	R: 0 E: 0 K: 1 S: 8	H: 0 LOB: 0 BB: 0 P: 13	R: 0 E: 0 K: 1 S: 7	H: 0 LOB: 1 BB: 1 P: 12	R: 2 E: 0 K: 1 S: 12	H: 3 LOB: 1 BB: 1 P: 25	R: 0 E: 0 K: 1 S: 11	H: 0 LOB: 0 BB: 0 P: 12	R: 1 E: 0 K: 0 S: 9	H: 2 LOB: 0 BB: 0 P: 17	R: 0 E: 0 K: 2 S: 13	H: 1 LOB: 2 BB: 0 P: 17	R: 0 E: 0 K: 1 S: 10	H: 1 LOB: 1 BB: 0 P: 16	R: 5 E: 0 K: 1 S: 16	H: 5 LOB: 1 BB: 0 P: 26		R: 1 E: 0 K: 1 S: 9	H: 0 LOB: 0 BB: 0 P: 12	1B: 10 2B: 3 3B: 0 HR: 1	SF: 1 SAC: 0 DP: 2 HBP: 0	WP: 2 PB: 0 SB: 0 CS: 0
PITCHER	IP	WLS	BF	H	R	ER	SO	BB	IBB	HBP	BLK	WP	HR	S	P	ERA	WHIP					
Kevin Appier, R ERA: 3.28 (1, 1)	7.2		34	10	6	6	7	2	0	0	0	0	1	6	10	54.00	6.000					
Jay Ballew, R ERA: 15.43 (8, 1)	0.1	L	3	2	2	2	0	0	0	0	0	0	0	6	10	54.00	6.000					

AB	38
R	7
H	14
RBI	7
BB	2
SO	9
LOB	21



AB	34
R	8
H	12
RBI	8
BB	2
SO	7
LOB	13



Batter	1	2	3	4	5	6	7	8	9	AB	R	H	RBI	BB	SO	LOB	TOP										
Kevin Seitzer, R (1.5) Steve Jeltz, S (7.4) OBP: 0.360, SLG: 0.405 OBP: 0.181, SLG: 0.206	G6-3	G1-3			G6-3	G6-3	G6-3		G6-3	4	2	2	0	1	0	2	Kansas City Royals @ Boston Red Sox Fenway Park, Boston, MA Sun Jul 15 1990, 3:33 AM EDT Att: 34,054 - Cloudy - 88 F										
Kurt Stillwell, S (1.6) OBP: 0.348, SLG: 0.388	G3		F7		L4				F7	6	1	3	2	0	0	1											
George Brett, L (1.3) Rey Palacios, R (9.3) OBP: 0.348, SLG: 0.372 OBP: 0.318, SLG: 0.385	G3		G1		G4-3				K	6	0	2	2	0	1	5											
Bo Jackson, R (1.8) OBP: 0.339, SLG: 0.476	G6-3		G6-3		G5-3				K	5	0	0	1	0	1	4											
Jim Eisenreich, L (1.9) OBP: 0.357, SLG: 0.408	G4-3				G5-3					3	2	2	0	2	0	1											
Gerald Perry, L (1.10) OBP: 0.320, SLG: 0.380		L6			G4-3				F8	5	3	2	1	0	0	2											
Pat Tabler, R (1.7) Willie Wilson, S (7.7) OBP: 0.346, SLG: 0.363 OBP: 0.346, SLG: 0.353					G4-3				G6-4-3	2	0	2	2	1	0	0											
Mike Macfarlane, R (1.2) OBP: 0.318, SLG: 0.399					G4-3					4	3	3	1	1	0	1											
Bill Pecota, R (1.4) OBP: 0.411, SLG: 0.439					K				K	4	1	1	2	0	3	3											
Inning Stats	R: 1 E: 0 K: 0 S: 13	H: 1 LOB: 1 BB: 1 P: 20	R: 0 E: 0 K: 1 S: 12	H: 1 LOB: 2 BB: 1 P: 21	R: 0 E: 0 K: 0 S: 8	H: 0 LOB: 0 BB: 0 P: 13	R: 2 E: 0 K: 1 S: 9	H: 3 LOB: 0 BB: 0 P: 13	R: 0 E: 0 K: 0 S: 9	H: 1 LOB: 1 BB: 0 P: 10	R: 3 E: 0 K: 0 S: 19	H: 3 LOB: 2 BB: 2 P: 36	R: 6 E: 0 K: 1 S: 19	H: 6 LOB: 2 BB: 1 P: 31	R: 0 E: 0 K: 0 S: 7	H: 1 LOB: 0 BB: 0 P: 9		R: 1 E: 0 K: 2 S: 19	H: 2 LOB: 1 BB: 0 P: 24	1B: 12 2B: 6 3B: 0 HR: 0	SF: 1 SAC: 1 DP: 2 HBP: 0	WP: 0 PB: 0 SB: 3 CS: 0	PA: 48				
PITCHER	IP	WLS	BF	H	R	ER	SO	BB	IBB	HBP	BLK	WP	HR	S	P	ERA	WHIP										
Dana Kiecker, R (1.1) ERA: 4.5	5.0	L	24	7	5	5	2	3	0	0	0	0	0	53	85	9.00	2.000										
Dennis Lamp, R (6.1) ERA: 3.13	1.2		11	4	5	5	1	2	0	0	0	0	0	27	49	27.00	3.600										
Jerry Reed, R (7.1) ERA: 3.77	1.1		8	5	2	2	0	0	0	0	0	0	0	16	19	13.50	3.750										
Jeff Gray, R (9.1) ERA: 5.71	1.0		5	2	1	1	2	0	0	0	0	0	0	19	24	9.00	2.000										
Batter	1	2	3	4	5	6	7	8	9	AB	R	H	RBI	BB	SO	LOB	BOTTOM										
Wade Boggs, L (1.5) OBP: 0.405, SLG: 0.435	L4		G6-3	G4-3			F7		K	5	0	1	0	0	1	1	Kansas City Royals @ Boston Red Sox Fenway Park, Boston, MA Sun Jul 15 1990, 3:33 AM EDT Att: 34,054 - Cloudy - 88 F										
Jody Reed, R (1.4) Tim Naehring, R (9.4) OBP: 0.372, SLG: 0.414	L4		G4-3		L5		F9			4	0	0	0	0	0	1											
Carlos Quintana, R (1.3) OBP: 0.371, SLG: 0.440	G4-3				K				WP	4	1	2	0	0	1	0											
Tom Brunansky, R (1.9) Randy Kutcher, R (8.9) OBP: 0.363, SLG: 0.433 OBP: 0.373, SLG: 0.408		P4							F8	3	0	2	1	0	0	0											
Ellis Burks, R (1.10) OBP: 0.356, SLG: 0.510									F8	4	1	1	0	0	1	3											
Mike Greenwell, L (1.7) OBP: 0.351, SLG: 0.334	F9						P8		G5-3	4	1	1	1	0	0	2											
Tony Peña, R (1.2) John Marzano, R (9.2) OBP: 0.372, SLG: 0.361 OBP: 0.326, SLG: 0.366							G5-3		F9	3	0	1	0	0	0	0											
Kevin Romine, R (1.8) OBP: 0.361, SLG: 0.480							G5-3		G5-3	4	0	1	1	0	0	0											
Luis Rivera, R (1.6) OBP: 0.268, SLG: 0.305	P5									3	1	1	1	1	0	2											
Inning Stats	R: 0 E: 0 K: 0 S: 7	H: 1 LOB: 0 BB: 0 P: 12	R: 1 E: 0 K: 0 S: 12	H: 3 LOB: 0 BB: 0 P: 18	R: 1 E: 0 K: 0 S: 10	H: 2 LOB: 1 BB: 0 P: 15	R: 1 E: 0 K: 0 S: 8	H: 1 LOB: 1 BB: 1 P: 15	R: 0 E: 0 K: 2 S: 10	H: 1 LOB: 1 BB: 0 P: 17	R: 0 E: 0 K: 0 S: 7	H: 0 LOB: 0 BB: 0 P: 13	R: 0 E: 0 K: 0 S: 4	H: 0 LOB: 0 BB: 0 P: 5	R: 0 E: 0 K: 0 S: 7	H: 1 LOB: 1 BB: 0 P: 13		R: 1 E: 0 K: 1 S: 11	H: 1 LOB: 0 BB: 0 P: 13	1B: 5 2B: 4 3B: 0 HR: 2	SF: 0 SAC: 0 DP: 1 HBP: 0	WP: 1 PB: 0 SB: 0 CS: 0	PA: 37				
PITCHER	IP	WLS	BF	H	R	ER	SO	BB	IBB	HBP	BLK	WP	HR	S	P	ERA	WHIP										
Bret Saberhagen, R (1.1) ERA: 3.1			7	1	0	0	2	0	0	0	0	0	0	17	30	0.00	0.500										
Steve Crawford, R (5.1) ERA: 3.71	2.0	W	7	1	0	0	2	0	0	0	0	0	0	4	5	0.00	0.000										
Steve Farr, R (7.1) ERA: 2.39	1.0		3	0	0	0	0	0	0	0	0	0	0	4	5	0.00	0.000										
Mark Davis, L (8.1) ERA: 5.99	2.0		8	2	1	1	1	0	0	0	0	1	1	18	26	4.50	1.000										

AB	41
R	13
H	18
RBI	12
BB	5
SO	5
LOB	20

AB	36
R	4
H	10
RBI	4
BB	1
SO	3
LOB	10

Batter	1	2	3	4	5	6	7	8	9	AB	R	H	RBI	BB	SO	LOB	TOP			
Kevin Seitzer, R (1,5) OBP: 0.356, SLG: 0.401	G4-3			L8		G1-3		G1-3		4	0	0	0	0	0	0	Kansas City Royals @ New York Yankees Yankee Stadium, Bronx, NY Mon Jul 16 1990, 7:05 PM EDT Att: 20,718 - Unknown			
Kurt Stillwell, S (1,6) OBP: 0.340, SLG: 0.383	G4-3			F9		F7		G5-3		4	0	0	0	0	0					
George Brett, L (1,3) OBP: 0.349, SLG: 0.384	L8			1B				G3-1		4	1	2	1	0	0					
Bo Jackson, R (1,8)				K				G6-3		3	1	0	0	1	1					
Gerald Perry, L (1,10) OBP: 0.319, SLG: 0.378	G6-3					P6		K		4	0	1	0	0	1					
Jim Eisenreich, L (1,7) OBP: 0.355, SLG: 0.406						G4-3		K		4	0	1	0	0	1					
Pat Tabler, R (1,9) OBP: 0.362, SLG: 0.374								K		2	0	2	1	1	0					
Mike Macfarlane, R (1,2) OBP: 0.318, SLG: 0.395										2	0	0	0	1	0					
Frank White, R (1,4) OBP: 0.284, SLG: 0.341										3	0	0	0	0	0					
Inning Stats	R: 0 E: 0 K: 0 S: 6	H: 0 LOB: 0 BB: 0 P: 11	R: 0 E: 0 K: 0 S: 10	H: 1 LOB: 0 BB: 0 P: 12	R: 0 E: 0 K: 0 S: 3	H: 0 LOB: 0 BB: 1 P: 8	R: 0 E: 0 K: 1 S: 8	H: 1 LOB: 1 BB: 0 P: 14	R: 0 E: 0 K: 0 S: 10	H: 0 LOB: 0 BB: 0 P: 10	R: 2 E: 1 K: 0 S: 12	H: 3 LOB: 2 BB: 2 P: 24	R: 0 E: 0 K: 0 S: 8	H: 0 LOB: 0 BB: 0 P: 14	R: 0 E: 0 K: 2 S: 9	H: 0 LOB: 0 BB: 0 P: 12	1B: 5 2B: 0 3B: 0 HR: 1	SF: 0 SAC: 0 DP: 2 HBP: 0	WP: 0 PB: 0 SB: 0 CS: 1	PA: 34
PITCHER	IP	WLS	BF	H	R	ER	SO	BB	IBB	HBP	BLK	WP	HR	S	P	ERA	WHIP			
Jeff Robinson, R (1,1) ERA: 4.34	6.0	W	22	4	2	2	1	2	0	0	0	0	1	47	79	3.00	1.000			
Lee Guetterman, L (7,1) ERA: 2.77	2.0		8	2	0	0	0	1	0	0	0	0	0	17	30	0.00	1.500			
Dave Righetti, L (9,1) ERA: 3.67	1.0	S	3	0	0	0	2	0	0	0	0	0	0	9	12	0.00	0.000			

Batter	1	2	3	4	5	6	7	8	9	AB	R	H	RBI	BB	SO	LOB	BOTTOM			
Deion Sanders, L (1,8) OBP: 0.217, SLG: 0.216	F8 BB 1B			K		G4-3		F7		4	1	1	0	0	1	2	Kansas City Royals @ New York Yankees Yankee Stadium, Bronx, NY Mon Jul 16 1990, 7:05 PM EDT Att: 20,718 - Unknown			
Steve Sax, R (1,4) OBP: 0.325, SLG: 0.323	S BB			F9		G5-3		G1-3		3	0	0	0	1	0					
Don Mattingly, L (1,3) OBP: 0.298, SLG: 0.334	F8			G4-3		L1		P6		4	0	0	0	0	3					
Steve Balboni, R (1,10) OBP: 0.315, SLG: 0.434	F8					G6-3		G5-3		4	1	1	1	0	0					
Jim Leyritz, R (1,5) OBP: 0.347, SLG: 0.384	S BB			G5-3		G6-3		G6-3		3	0	1	1	0	0					
Jesse Barfield, R (1,9) OBP: 0.344, SLG: 0.457	F9			K		F8				3	0	0	0	0	1					
Bob Geren, R (1,2) OBP: 0.282, SLG: 0.362								K		3	1	1	1	0	1					
Alvaro Espinoza, R (1,6) OBP: 0.255, SLG: 0.267						G6-3		F8		3	0	0	0	0	0					
Roberto Kelly, R (1,7) OBP: 0.316, SLG: 0.384								S BB		3	0	2	0	0	0					
Inning Stats	R: 1 E: 0 K: 0 S: 13	H: 2 LOB: 2 BB: 1 P: 28	R: 0 E: 0 K: 0 S: 5	H: 0 LOB: 0 BB: 0 P: 7	R: 0 E: 0 K: 1 S: 7	H: 0 LOB: 0 BB: 0 P: 11	R: 2 E: 0 K: 1 S: 12	H: 2 LOB: 0 BB: 0 P: 19	R: 0 E: 0 K: 0 S: 5	H: 1 LOB: 1 BB: 0 P: 10	R: 0 E: 0 K: 0 S: 4	H: 0 LOB: 0 BB: 0 P: 9	R: 0 E: 0 K: 1 S: 10	H: 1 LOB: 1 BB: 0 P: 15	R: 0 E: 0 K: 0 S: 4	H: 0 LOB: 0 BB: 0 P: 4	1B: 2 2B: 2 3B: 0 HR: 2	SF: 0 SAC: 0 DP: 0 HBP: 0	WP: 0 PB: 0 SB: 3 CS: 0	PA: 31
PITCHER	IP	WLS	BF	H	R	ER	SO	BB	IBB	HBP	BLK	WP	HR	S	P	ERA	WHIP			
Pete Filson, L (1,1) ERA: 9.58	7.0	L	28	6	3	3	3	1	0	0	0	0	2	56	99	3.86	1.000			
Steve Crawford, R (8,1) ERA: 3.6	1.0		3	0	0	0	0	0	0	0	0	0	0	4	4	0.00	0.000			

AB	30
R	2
H	6
RBI	2
BB	3
SO	3
LOB	8



AB	30
R	3
H	6
RBI	3
BB	1
SO	3
LOB	10



Batter	1	2	3	4	5	6	7	8	9	AB	R	H	RBI	BB	SO	LOB	TOP					
Kevin Seitzer, R (1, 5) OBP: 0.397, SLG: 0.403	F9		G6-3				2B HR 1B	G4-3		5	2	2	0	0	0	2						
Kurt Stillwell, S (1, 6) OBP: 0.335, SLG: 0.377	F8		L5				F9	G6-3		5	0	0	0	0	0	4						
George Brett, L (1, 3) OBP: 0.359, SLG: 0.392	HR BB		HR BB				WP 1B BB	G6-3 1B		2	4	2	0	3	0	0						
Bo Jackson, R (1, 8) OBP: 0.344, SLG: 0.507	HR		HR				1B BB	G6-3		3	3	3	7	0	0	0						
Willie Wilson, S (6, 8) OBP: 0.352, SLG: 0.359	HR		HR				1B	G6-3		2	0	2	2	0	0	0						
Gerald Perry, L (1, 10) OBP: 0.314, SLG: 0.372	G4-3		K				L6	G6-3		5	0	0	0	0	1	3						
Jim Eisenreich, L (1, 7) OBP: 0.353, SLG: 0.400		G4-3					G3	G4-3		4	0	0	0	1	0	1						
Pat Tabler, R (1, 9) OBP: 0.348, SLG: 0.358		G5-3					G6-3	F9	G4-6-3	5	0	0	0	0	0	3						
Mike Macfarlane, R (1, 2) OBP: 0.321, SLG: 0.395		G6-3					F9	G4-3 1B		3	0	1	0	1	0	0						
Bill Pecota, R (1, 4) OBP: 0.416, SLG: 0.486			HR				G4-3	G4-3		4	1	2	1	0	1	1						
Inning Stats	R: 2 E: 0 K: 0 S: 14	H: 1 LOB: 0 BB: 1 P: 25	R: 0 E: 0 K: 0 S: 8	H: 0 LOB: 0 BB: 0 P: 12	R: 3 E: 0 K: 1 S: 12	H: 2 LOB: 1 BB: 1 P: 23	R: 0 E: 0 K: 1 S: 14	H: 0 LOB: 1 BB: 1 P: 22	R: 3 E: 0 K: 0 S: 11	H: 3 LOB: 0 BB: 0 P: 16	R: 0 E: 0 K: 0 S: 11	H: 0 LOB: 1 BB: 0 P: 17	R: 2 E: 0 K: 0 S: 11	H: 2 LOB: 1 BB: 1 P: 19	R: 0 E: 0 K: 0 S: 11	H: 2 LOB: 2 BB: 0 P: 17	R: 0 E: 0 K: 0 S: 9	H: 2 LOB: 1 BB: 1 P: 21	1B: 6 2B: 2 3B: 0 HR: 4	SF: 0 SAC: 0 DP: 1 HBP: 0	WP: 1 PB: 0 SB: 0 CS: 0	PA: 43
PITCHER	IP WLS BF H R ER SO BB IBB HBP BLK WP HR S P ERA WHIP																					
Andy Hawkins, R (1, 1) ERA: 6.26	4.1 L 22 6 8 8 2 3 0 0 0 0 4 56 94 16.61 2.077																					
Greg Cadaret, L (5, 1) ERA: 4.05	2.2 11 2 2 2 0 1 0 0 0 1 0 25 40 6.75 1.125																					
Alan Mills, R (8, 1) ERA: 3.41	2.0 10 4 0 0 0 0 0 1 0 0 0 20 38 0.00 2.000																					

Kansas City Royals @ New York Yankees
 Yankee Stadium, Bronx, NY
 Tue Jul 17 1990, 7:05 PM EDT
 Att: 26,777 - Unknown

AB	38
R	10
H	12
RBI	10
BB	5
SO	2
LOB	14



Batter	1	2	3	4	5	6	7	8	9	AB	R	H	RBI	BB	SO	LOB	BOTTOM
Deion Sanders, L (1, 8) OBP: 0.234, SLG: 0.257	F8		F8				HR 1B	IHR	2B HBP	4	2	2	2	0	0	0	
Steve Sax, R (1, 4) OBP: 0.325, SLG: 0.336	G3-6-3 1B		1B				F8		K	5	1	3	3	0	1	1	
Don Mattingly, L (1, 3) OBP: 0.299, SLG: 0.339	G3-6-3		G6-3				G4-3		G5-3	5	0	2	0	0	0	1	
Matt Nokes, L (1, 2) OBP: 0.327, SLG: 0.446		FC5-4 1B 2B	G6-3				F7		G5-4-3 1B	5	1	2	0	0	1	4	
Jim Leyritz, R (1, 5) OBP: 0.349, SLG: 0.374		FC5-4 BB					F9		G5-4-3	3	0	0	0	2	1	3	
Jesse Barfield, R (1, 9) OBP: 0.340, SLG: 0.450	FC5-4 1B FC3-2		FC6-4				G5-3		K	4	0	0	0	0	1	3	
Kevin Maas, L (1, 10) OBP: 0.405, SLG: 0.667		FC3-2 1B	K				K		K	3	1	1	1	1	2	1	
Alvaro Espinoza, R (1, 6) OBP: 0.256, SLG: 0.272		FC3-2					G6-3		K	3	1	1	0	0	0	3	
Oscar Azocar, L (8, PH) OBP: 1.000, SLG: 1.000							G6-3			1	0	1	0	0	0	0	
Wayne Tolleson, S (9, 6) OBP: 0.152, SLG: 0.219							IHR 2B		1B	0	0	0	0	0	0	0	
Roberto Kelly, R (1, 7) OBP: 0.315, SLG: 0.386		P3					1B HR 2B		G4-3	4	1	1	1	0	0	4	
Inning Stats	R: 0 E: 0 K: 0 S: 7	H: 1 LOB: 0 BB: 0 P: 9	R: 1 E: 0 K: 0 S: 9	H: 2 LOB: 2 BB: 1 P: 15	R: 0 E: 0 K: 1 S: 10	H: 0 LOB: 1 BB: 1 P: 16	R: 3 E: 0 K: 0 S: 9	H: 3 LOB: 0 BB: 0 P: 13	R: 0 E: 0 K: 2 S: 14	H: 1 LOB: 0 BB: 0 P: 19	R: 0 E: 0 K: 3 S: 12	H: 1 LOB: 2 BB: 0 P: 17	1B: 7 2B: 4 3B: 0 HR: 2	SF: 0 SAC: 0 DP: 3 HBP: 1	WP: 0 PB: 0 SB: 0 CS: 0	PA: 41	
PITCHER	IP WLS BF H R ER SO BB IBB HBP BLK WP HR S P ERA WHIP																
Storm Davis, R (1, 1) ERA: 5.46	5.0 W 23 8 4 4 4 2 0 0 0 0 1 43 67 7.20 2.000																
Mel Stottlemyre, R (6, 1) ERA: 27.0	1.0 6 2 3 3 0 1 0 0 0 0 0 15 23 27.00 3.000																
Steve Farr, R (7, 1) ERA: 2.31	2.0 7 2 0 0 2 0 0 0 0 0 0 21 29 0.00 1.000																
Jeff Montgomery, R (9, 1) ERA: 2.37	1.0 S 5 1 0 0 3 0 0 1 0 0 0 12 17 0.00 1.000																

Kansas City Royals @ New York Yankees
 Yankee Stadium, Bronx, NY
 Tue Jul 17 1990, 7:05 PM EDT
 Att: 26,777 - Unknown

AB	37
R	7
H	13
RBI	7
BB	3
SO	6
LOB	20



Batter	1	2	3	4	5	6	7	8	9	AB	R	H	RBI	BB	SO	LOB	TOP																			
Kevin Seitzer, R (1, 5) OBP: 0.355, SLG: 0.399	F8		F8			L3			F8								4 0 0 0 1 0 1																			
Bill Pecota, R (1, 6) OBP: 0.407, SLG: 0.473	P6		P2														4 1 1 0 0 1 2																			
George Brett, L (1, 10) OBP: 0.361, SLG: 0.407			L9														4 1 2 2 0 0 0																			
Jim Eisenreich, L (1, 7) OBP: 0.352, SLG: 0.396	G3-1																3 0 0 0 1 0 1																			
Pat Tabler, R (1, 9) OBP: 0.345, SLG: 0.363																	4 0 1 0 0 1 2																			
Gerald Perry, L (1, 3) OBP: 0.316, SLG: 0.371																	3 0 1 0 1 1 1																			
Willie Wilson, S (1, 8) OBP: 0.345, SLG: 0.352																	4 0 0 0 0 1 4																			
Rey Palacios, R (1, 2) OBP: 0.333, SLG: 0.465																	4 1 2 1 0 2 2																			
Frank White, R (1, 4) OBP: 0.270, SLG: 0.352																	4 0 2 0 0 1 2																			
Inning Stats	R: 1 H: 1 E: 0 K: 0 S: 9	H: 1 LOB: 0 BB: 0 P: 18	R: 0 H: 2 E: 0 K: 3 S: 16	H: 2 LOB: 2 BB: 0 P: 24	R: 0 H: 0 E: 0 K: 0 S: 3	H: 0 LOB: 0 BB: 0 P: 4	R: 0 H: 0 E: 0 K: 1 S: 6	H: 0 LOB: 0 BB: 0 P: 9	R: 1 H: 2 E: 0 K: 0 S: 9	H: 2 LOB: 1 BB: 0 P: 15	R: 0 H: 2 E: 0 K: 1 S: 11	H: 2 LOB: 2 BB: 1 P: 23	R: 0 H: 0 E: 0 K: 1 S: 9	H: 0 LOB: 2 BB: 0 P: 19	R: 0 H: 0 E: 0 K: 1 S: 10	H: 0 LOB: 0 BB: 0 P: 15	1B: 4 2B: 4 3B: 0 HR: 2	SF: 0 SAC: 0 DP: 1 HBP: 0	WP: 0 PB: 0 CS: 1	PA: 37																
PITCHER	IP	WLS	BF	H	R	ER	SO	BB	IBB	HBP	BLK	WP	HR	S	P	ERA	WHIP	PITCHER	IP	WLS	BF	H	R	ER	SO	BB	IBB	HBP	BLK	WP	HR	S	P	ERA	WHIP	
Chuck Cary, L (1, 1) ERA: 4.23	7.0		29	9	3	3	5	1	0	0	0	0	2	62	109	3.86	1.429																			
Lee Guetterman, L (8, 1) ERA: 2.75	0.1	W	2	0	0	0	0	1	0	0	0	0	0	2	8	0.00	3.000																			
Eric Plunk, R (8, 1) ERA: 2.91	0.2		3	0	0	0	1	0	1	0	1	0	0	7	11	0.00	0.000																			
Dave Righetti, L (9, 1) ERA: 3.54	1.0	S	3	0	0	0	1	0	0	0	0	0	0	10	15	0.00	0.000																			

Kansas City Royals @ New York Yankees
 Yankee Stadium, Bronx, NY
 Wed Jul 18 1990, 3:33 AM EDT
 Att: 32,246 - Sunny - 90 F

AB	34
R	3
H	9
RBI	3
BB	3
SO	7
LOB	15



Batter	1	2	3	4	5	6	7	8	9	AB	R	H	RBI	BB	SO	LOB	BOTTOM																			
Deion Sanders, L (1, 8) OBP: 0.233, SLG: 0.248	F6			F7													4 0 0 0 1 1 3																			
Steve Sax, R (1, 4) OBP: 0.331, SLG: 0.338	F8																4 1 2 0 0 0 1																			
Don Mattingly, L (1, 3) OBP: 0.299, SLG: 0.338	G3																4 0 1 0 0 0 4																			
Matt Nokes, L (1, 2) OBP: 0.330, SLG: 0.461																	4 1 2 2 0 1 0																			
Bob Geren, R (9, 2) OBP: 0.292, SLG: 0.362																	0 0 0 0 0 0 0																			
Jim Leyritz, R (1, 5) OBP: 0.362, SLG: 0.381																	3 0 2 0 1 1 0																			
Kevin Maas, L (1, 10) OBP: 0.391, SLG: 0.625																	4 1 1 0 0 2 5																			
Oscar Azocar, L (1, 9) OBP: 0.800, SLG: 1.600																	4 2 3 1 0 1 3																			
Alvaro Espinoza, R (1, 6) OBP: 0.257, SLG: 0.270																	2 0 0 0 1 0 1																			
Steve Balboni, R (8, PH) OBP: 0.320, SLG: 0.434																	0 0 0 0 1 0 0																			
Wayne Tolleson, S (8, FR) OBP: 0.152, SLG: 0.219																	0 0 0 0 0 0 0																			
Roberto Kelly, R (1, 7) OBP: 0.318, SLG: 0.387																	4 0 2 2 0 1 1																			
Inning Stats	R: 0 H: 0 E: 0 K: 0 S: 5	H: 1 LOB: 1 BB: 0 P: 9	R: 0 H: 1 E: 0 K: 2 S: 10	H: 1 LOB: 0 BB: 0 P: 16	R: 0 H: 1 E: 0 K: 1 S: 5	H: 1 LOB: 0 BB: 0 P: 7	R: 1 H: 3 E: 0 K: 2 S: 15	H: 3 LOB: 3 BB: 1 P: 26	R: 0 H: 1 E: 0 K: 0 S: 9	H: 1 LOB: 2 BB: 2 P: 20	R: 2 H: 3 E: 0 K: 0 S: 9	H: 3 LOB: 0 BB: 0 P: 15	R: 0 H: 1 E: 0 K: 1 S: 15	H: 1 LOB: 1 BB: 0 P: 19	R: 2 H: 3 E: 0 K: 1 S: 13	H: 3 LOB: 3 BB: 1 P: 25	1B: 10 2B: 2 3B: 0 HR: 2	SF: 0 SAC: 0 DP: 3 HBP: 0	WP: 1 PB: 0 CS: 2	PA: 37																
PITCHER	IP	WLS	BF	H	R	ER	SO	BB	IBB	HBP	BLK	WP	HR	S	P	ERA	WHIP	PITCHER	IP	WLS	BF	H	R	ER	SO	BB	IBB	HBP	BLK	WP	HR	S	P	ERA	WHIP	
Tom Gordon, R (1, 1) ERA: 3.56	6.0		26	9	3	3	5	3	0	0	0	0	2	53	93	4.50	2.000																			
Steve Crawford, R (7, 1) ERA: 3.53	1.2	L	10	4	2	2	2	1	0	0	0	0	0	25	40	10.80	3.000																			
Mark Davis, L (8, 1) ERA: 5.54	0.1		1	0	0	0	0	0	0	0	0	0	0	3	4	0.00	0.000																			


Kansas City Royals @ New York Yankees
 Yankee Stadium, Bronx, NY
 Wed Jul 18 1990, 3:33 AM EDT
 Att: 32,246 - Sunny - 90 F

AB	33
R	5
H	13
RBI	5
BB	4
SO	7
LOB	18



Batter	1	2	3	4	5	6	7	8	9	AB	R	H	RBI	BB	SO	LOB	TOP			
Wade Boggs, L (1, 5) OBP: 0.310, SLG: 0.440	F7			G1-3					G3 1B BB	3	0	1	0	1	0	0	Boston Red Sox @ Kansas City Royals Royals Stadium, Kansas City, MO Fri Jul 20 1990, 8:05 PM EDT Cloudy - 90 F livebaseballscorecards.com			
Jody Read, R (1, 4) OBP: 0.373, SLG: 0.420	L9			G6-3					G3 1B	4	0	1	0	0	1	1				
Carlos Quintana, R (1, 3) OBP: 0.371, SLG: 0.429	K			F8					G3	4	0	0	0	0	1	2				
Tom Brunansky, R (1, 9) OBP: 0.354, SLG: 0.427				F8					K	4	0	0	0	0	1	2				
Ellis Burks, R (1, 10) OBP: 0.352, SLG: 0.497				K					G6-3	3	0	0	0	0	2	0				
Mike Greenwell, L (1, 7) OBP: 0.345, SLG: 0.326				K					K	3	0	1	0	0	2	0				
Tony Peña, R (1, 2) OBP: 0.307, SLG: 0.347				K					G5-3	3	0	0	0	0	1	1				
Kevin Romine, R (1, 8) OBP: 0.337, SLG: 0.437				K					K	2	0	0	0	0	1	0				
Billy Jo Robinson, L (8, PH) OBP: 0.304, SLG: 0.368				K					K	1	0	0	0	0	1	0				
Randy Kutcher, R (8, 8) OBP: 0.373, SLG: 0.408				K					K	0	0	0	0	0	0	0				
Tim Lincecum, R (1, 6) OBP: 0.250, SLG: 0.467				F9					G5-3	3	0	0	0	0	0	0				
Inning Stats	R: 0 H: 0 E: 0 K: 1 S: 9	H: 0 LOB: 0 BB: 0 P: 16	R: 0 H: 0 E: 0 K: 2 S: 7	H: 0 LOB: 0 BB: 0 P: 11	R: 0 H: 0 E: 0 K: 2 S: 7	H: 0 LOB: 0 BB: 0 P: 8	R: 0 H: 0 E: 0 K: 0 S: 6	H: 0 LOB: 0 BB: 0 P: 10	R: 0 H: 1 E: 0 K: 0 S: 10	H: 1 LOB: 1 BB: 0 P: 16	R: 0 H: 0 E: 0 K: 1 S: 7	H: 0 LOB: 0 BB: 0 P: 12	R: 0 H: 0 E: 0 K: 2 S: 8	H: 0 LOB: 0 BB: 0 P: 13	R: 0 H: 1 E: 0 K: 1 S: 12	H: 1 LOB: 2 BB: 1 P: 18	1B: 3 2B: 0 3B: 0 HR: 0	SF: 0 SAC: 0 DP: 0 HBP: 0	WP: 1 PB: 0 SB: 0 CS: 0	PA: 31
PITCHER Kevin Appier, R (1, 1) ERA: 2.97	IP: 9.0 WLS: W BF: 31 H: 3 R: 0 ER: 0 SO: 10 BB: 1 IBB: 0 HBP: 0 BLK: 0 WP: 1 HR: 0 S: 77 P: 120 ERA: 0.00 WHIP: 0.444																			

Batter	1	2	3	4	5	6	7	8	9	AB	R	H	RBI	BB	SO	LOB	BOTTOM			
Kevin Seitzer, R (1, 5) OBP: 0.358, SLG: 0.398	G6-3 G3 1B								G1-3	3	0	1	0	2	1	3	Boston Red Sox @ Kansas City Royals Royals Stadium, Kansas City, MO Fri Jul 20 1990, 8:05 PM EDT Cloudy - 90 F livebaseballscorecards.com			
Kurt Stillwell, S (1, 6) OBP: 0.331, SLG: 0.372	G3 1-2								G3-6-3 BB	4	0	0	0	0	1	3				
Gerald Perry, L (1, 10) OBP: 0.312, SLG: 0.366	G6-3								G6-3	4	0	0	0	0	1	2				
George Brett, L (1, 3) OBP: 0.362, SLG: 0.411	L9								G4-1	4	0	2	0	0	0	1				
Jim Eisenreich, L (1, 7) OBP: 0.350, SLG: 0.394									E5 3B	4	2	1	0	0	0	1				
Willie Wilson, S (1, 8) OBP: 0.353, SLG: 0.375									E5 3B	4	2	3	1	0	1	1				
Jeff Schultz, L (1, 9) OBP: 0.371, SLG: 1.000									E5 3B	2	0	1	2	1	0	1				
Pat Tabler, R (8, PH) OBP: 0.350, SLG: 0.368									E5 3B	1	0	1	1	0	0	0				
Steve Jeltz, S (8, FR) OBP: 0.181, SLG: 0.206									E5 3B	0	1	0	0	0	0	0				
Mike Macfarlane, R (1, 2) OBP: 0.320, SLG: 0.392									E5 3B	4	0	1	0	0	2	4				
Bill Pecota, R (1, 4) OBP: 0.400, SLG: 0.455									E5 3B	3	0	0	0	1	2	1				
Inning Stats	R: 0 H: 1 E: 0 K: 0 S: 14	H: 3 LOB: 1 BB: 0 P: 21	R: 2 H: 3 E: 0 K: 3 S: 15	H: 3 LOB: 1 BB: 0 P: 24	R: 0 H: 1 E: 1 K: 1 S: 8	H: 1 LOB: 1 BB: 0 P: 13	R: 0 H: 1 E: 0 K: 1 S: 8	H: 1 LOB: 1 BB: 0 P: 12	R: 0 H: 0 E: 0 K: 1 S: 8	H: 0 LOB: 1 BB: 1 P: 15	R: 0 H: 1 E: 0 K: 1 S: 8	H: 1 LOB: 2 BB: 1 P: 17	R: 0 H: 0 E: 0 K: 1 S: 7	H: 0 LOB: 0 BB: 1 P: 14	R: 3 H: 3 E: 1 K: 0 S: 14	H: 3 LOB: 3 BB: 1 P: 29	1B: 6 2B: 2 3B: 2 HR: 0	SF: 0 SAC: 0 DP: 1 HBP: 0	WP: 1 PB: 0 SB: 1 CS: 0	PA: 37
PITCHER Roger Clemens, R (1, 1) ERA: 2.47	IP: 7.0 WLS: L BF: 29 H: 7 R: 2 ER: 2 SO: 8 BB: 2 IBB: 1 HBP: 0 BLK: 0 WP: 0 HR: 0 S: 68 P: 116 ERA: 2.57 WHIP: 1.286																			
Rob Murphy, L (8, 1) ERA: 6.31	0.2 6 3 3 0 0 0 0 0 0 9 17 0.00 4.500																			
Jerry Reed, R (8, 1) ERA: 3.74	0.1 2 0 0 0 0 1 0 0 0 5 12 0.00 3.000																			

Batter	1	2	3	4	5	6	7	8	9	AB	R	H	RBI	BB	SO	LOB	TOP					
Wade Boggs, L (1,5) OBP: 0.308, SLG: 0.436	1-2 P5		1-2 G3-1			1-1 F8		4-0 SH1-4 IBB		3	0	0	0	1	0	1	Boston Red Sox @ Kansas City Royals Royals Stadium, Kansas City, MO Fri Jul 20 1990, 8:05 PM EDT Att: 36,750 - Unknown - 90 F					
Marty Barrett, R (1,4) OBP: 0.288, SLG: 0.248	2-1 G1-3			0-3 K		0-1 G6-3		1-0 SH1-4		3	0	0	1	0	1							
Carlos Quintana, R (1,3) OBP: 0.369, SLG: 0.424	2-3 K			0-0 G4-3			1-1 G4-3	3-H 4-2 FC6-4 BB		3	0	0	0	1	0							
Tom Brunansky, R (1,9) OBP: 0.353, SLG: 0.425		0-0 G5-3		0-0 P4			2-2 HR 1B	0-1 FC6-4		4	1	1	0	0	0	2						
Ellis Burks, R (1,10) OBP: 0.350, SLG: 0.494		2-1 E5 1B			2-2 G5-3		0-0 F9		0-2 F8	4	0	1	0	0	0	1						
Mike Greenwell, L (1,7) OBP: 0.344, SLG: 0.334		0-2 F7			0-0 F8		0-0 HR		0-0 E4 FC4-6	4	1	1	2	0	0	1						
John Marzano, R (1,2) OBP: 0.298, SLG: 0.333		0-0 G4-3			0-2 F9		0-1 P4		0-0 FC4-6 1-2 FC4-6	4	0	0	0	0	0	2						
Luis Rivera, R (1,6) OBP: 0.268, SLG: 0.309			1-1 G5-3			0-0 L5-3		1-1 SH1-3 SH1-4 2B	0-0 FC4-6 1-2	4	1	1	0	0	0	1						
Randy Kutcher, R (1,8) OBP: 0.377, SLG: 0.412			0-0 G1-3			2-1 HR 1B		1-2 SH1-3		2	0	1	0	0	0	0						
Inning Stats	R: 0 E: 0 K: 1 S: 9	H: 0 LOB: 0 BB: 0 P: 14	R: 0 E: 1 K: 0 S: 7	H: 1 LOB: 1 BB: 0 P: 9	R: 0 E: 0 K: 1 S: 7	H: 0 LOB: 0 BB: 0 P: 9	R: 0 E: 0 K: 1 S: 5	H: 0 LOB: 0 BB: 0 P: 5	R: 0 E: 0 K: 0 S: 8	H: 0 LOB: 0 BB: 0 P: 13	R: 0 E: 0 K: 0 S: 7	H: 1 LOB: 1 BB: 0 P: 10	R: 2 E: 0 K: 0 S: 10	H: 2 LOB: 0 BB: 0 P: 13	R: 1 E: 0 K: 0 S: 10	H: 1 LOB: 2 BB: 0 P: 21	R: 0 E: 1 K: 0 S: 6	H: 0 LOB: 1 BB: 0 P: 6	1B: 3 2B: 1 3B: 0 HR: 1	SF: 0 SAC: 2 DP: 0 HBP: 0	WP: 0 PB: 0 SB: 0 CS: 0	PA: 35
PITCHER Luis Aquino, R (1,1) ERA: 3.14	IP: 9.0 WLS: L BF: 35	H: 5 R: 3 ER: 3 SO: 2	BB: 1 IBB: 1 HBP: 0 BLK: 0	WP: 0 HR: 1 S: 69 P: 100	ERA: 3.00 WHIP: 0.667	PITCHER										IP: 9.0 WLS: L BF: 35	H: 5 R: 3 ER: 3 SO: 2	BB: 1 IBB: 1 HBP: 0 BLK: 0	WP: 0 HR: 1 S: 69 P: 100	ERA: 3.00 WHIP: 0.667		

Batter	1	2	3	4	5	6	7	8	9	AB	R	H	RBI	BB	SO	LOB	BOTTOM					
Kevin Seitzer, R (1,5) OBP: 0.397, SLG: 0.397	1-2 L7			1-0 HR 1B	1-1 FC6-4 1-2			3-1 G5-3		4	0	1	0	0	0	3	Boston Red Sox @ Kansas City Royals Royals Stadium, Kansas City, MO Fri Jul 20 1990, 8:05 PM EDT Att: 36,750 - Unknown - 90 F					
Kurt Stillwell, S (1,6) OBP: 0.330, SLG: 0.370	2-0 G3-6-3 1B			0-1 G6-3		2-3 K		0-0 G4-3		4	0	1	0	0	1	1						
Gerald Perry, L (1,3) OBP: 0.309, SLG: 0.362	0-0 G3-6-3 1-2			1-2 F8		2-2 G6-3			2-3 K	4	0	0	0	0	1	2						
George Brett, L (1,10) OBP: 0.364, SLG: 0.416		0-1 F9		1-1 F9		0-0 HR 1B			1-0 HR 2B	4	1	2	0	0	0	1						
Jim Eisenreich, L (1,7) OBP: 0.352, SLG: 0.399		1-0 F7			0-0 HR 2B		0-0 G4-3		1-0 HR 1B	4	0	2	1	0	0	1						
Willie Wilson, S (1,8) OBP: 0.351, SLG: 0.373		1-2 F8			0-2 HR 1B		1-1 F8		1-2 G3	4	0	1	0	0	0	1						
Pat Tabler, R (1,9) OBP: 0.347, SLG: 0.359			1-1 G5-3		1-1 FC6-4 BB		1-0 G5-3		1-0 G5-3	3	0	0	0	1	0	1						
Rey Palacios, R (1,2) OBP: 0.314, SLG: 0.435			1-2 P6		0-3 K		2-3 K			3	0	0	0	0	2	3						
Frank White, R (1,4) OBP: 0.266, SLG: 0.347			0-3 K		0-3 K			1-1 G5-3		2	0	0	0	0	2	3						
Jeff Schultz, L (8,PH) OBP: 0.500, SLG: 0.833										1	0	0	0	0	0	0						
Steve Jeltz, S (9,4) OBP: 0.181, SLG: 0.206										0	0	0	0	0	0	0						
Inning Stats	R: 0 E: 0 K: 0 S: 5	H: 1 LOB: 0 BB: 0 P: 8	R: 0 E: 0 K: 0 S: 6	H: 0 LOB: 0 BB: 0 P: 8	R: 0 E: 0 K: 1 S: 8	H: 0 LOB: 0 BB: 0 P: 10	R: 0 E: 0 K: 0 S: 8	H: 1 LOB: 1 BB: 0 P: 11	R: 0 E: 0 K: 2 S: 14	H: 2 LOB: 3 BB: 1 P: 18	R: 0 E: 0 K: 1 S: 11	H: 1 LOB: 1 BB: 0 P: 15	R: 0 E: 0 K: 1 S: 7	H: 0 LOB: 0 BB: 0 P: 11	R: 0 E: 0 K: 0 S: 5	H: 0 LOB: 0 BB: 0 P: 9	R: 1 E: 0 K: 1 S: 9	H: 2 LOB: 1 BB: 0 P: 15	1B: 5 2B: 2 3B: 0 HR: 0	SF: 0 SAC: 0 DP: 1 HBP: 0	WP: 0 PB: 0 SB: 1 CS: 0	PA: 34
PITCHER Dana Kiecker, R (1,1) ERA: 4.15	IP: 8.1 WLS: W BF: 31	H: 6 R: 1 ER: 1 SO: 6	BB: 1 IBB: 0 HBP: 0 BLK: 0	WP: 0 HR: 0 S: 68 P: 97	ERA: 1.08 WHIP: 0.840	PITCHER										IP: 8.1 WLS: S BF: 3	H: 1 R: 0 ER: 0 SO: 0	BB: 0 IBB: 0 HBP: 0 BLK: 0	WP: 0 HR: 0 S: 5 P: 8	ERA: 0.00 WHIP: 1.500		

Batter	1	2	3	4	5	6	7	8	9	AB	R	H	RBI	BB	SO	LOB	TOP					
Wade Boggs, L (1, 10) OBP: 0.303, SLG: 0.430	G4-3		G3		P6		F8		G6-3	5	0	0	0	0	0	0	Boston Red Sox @ Kansas City Royals Royals Stadium, Kansas City, MO Sat Jul 21 1990, 8:05 PM EDT Att: 35,600 - Unknown - 67 F livebaseballscorecards.com					
Jody Read, R (1, 4) OBP: 0.377, SLG: 0.430	1B		F8		1B 2B		2B			4	1	3	0	0	0	0						
Tim Lincecum, R (1, 5) OBP: 0.350, SLG: 0.500	P3		FC6-4 1B		2H 1B		BB			3	0	2	1	1	0	1						
Tom Brunansky, R (1, 9) OBP: 0.349, SLG: 0.419	K		FC6-4 1-2		P5		F7			4	0	0	0	0	1	5						
Carlos Quintana, R (1, 3) OBP: 0.364, SLG: 0.417		G5-3		G6-3	G1-3			G4-3		4	0	0	0	0	0	1						
Mike Greenwell, L (1, 7) OBP: 0.345, SLG: 0.342	2B 3B		1B 1B		F7		G3			4	1	2	0	0	0	0						
Tony Peña, R (1, 2) OBP: 0.306, SLG: 0.349	2B 3H		F9		F7		K			4	0	1	1	0	1	1						
Kevin Romine, R (1, 8) OBP: 0.333, SLG: 0.429	G5-3		G5-3		G5-3				F9	4	0	1	0	0	0	1						
Luis Rivera, R (1, 6) OBP: 0.264, SLG: 0.305 Billy Jo Robidoux, L (9, PH) OBP: 0.258, SLG: 0.359	F7		F8		F8		K		F7	3	0	0	0	0	1	3						
Inning Stats	R: 0 E: 0 K: 1 S: 11	H: 1 LOB: 1 BB: 0 P: 14	R: 1 E: 0 K: 0 S: 14	H: 2 LOB: 1 BB: 0 P: 22	R: 0 E: 0 K: 0 S: 10	H: 1 LOB: 1 BB: 0 P: 14	R: 0 E: 0 K: 0 S: 10	H: 2 LOB: 2 BB: 0 P: 17	R: 1 E: 0 K: 0 S: 6	H: 2 LOB: 1 BB: 0 P: 10	R: 0 E: 0 K: 0 S: 7	H: 0 LOB: 0 BB: 0 P: 10	R: 0 E: 0 K: 1 S: 10	H: 1 LOB: 2 BB: 1 P: 22	R: 0 E: 0 K: 1 S: 7	H: 0 LOB: 0 BB: 0 P: 10	R: 0 E: 0 K: 0 S: 8	H: 0 LOB: 0 BB: 0 P: 11	1B: 5 2B: 3 3B: 1 HR: 0	SF: 0 SAC: 0 DP: 0 HBP: 0	WP: 0 PB: 0 SB: 0 CS: 0	PA: 37
PITCHER	IP WLS BF H R ER SO BB IBB HBP BLK WP HR S P ERA WHIP	6.2 W 4 0 0 2 2 1 0 0 0 0 0 65 104 2.70 1.500	1.1 W 4 0 0 0 1 0 0 0 0 0 0 10 15 0.00 0.000	1.0 S 3 0 0 0 0 0 0 0 0 0 0 8 11 0.00 0.000	PITCHER										IP WLS BF H R ER SO BB IBB HBP BLK WP HR S P ERA WHIP							

Batter	1	2	3	4	5	6	7	8	9	AB	R	H	RBI	BB	SO	LOB	BOTTOM			
Kevin Seitzer, R (1, 5) OBP: 0.355, SLG: 0.392	S 1B BB	FC4-6		G4-3			FC5-4 1B	G5-3		4	1	0	0	1	0	5	Boston Red Sox @ Kansas City Royals Royals Stadium, Kansas City, MO Sat Jul 21 1990, 8:05 PM EDT Att: 35,600 - Unknown - 67 F livebaseballscorecards.com			
Kurt Stillwell, S (1, 6) OBP: 0.335, SLG: 0.376	L7		1B BB		2B		G4-3 1B			3	0	2	0	1	0	1				
Gerald Perry, L (1, 10) OBP: 0.308, SLG: 0.360	K		1-2 1B		F9		G4-3			4	0	1	0	0	1	4				
George Brett, L (1, 3) OBP: 0.365, SLG: 0.415	1B 1H		K		P6		P6	SH3 E BB		3	1	1	1	1	1	3				
Jim Eisenreich, L (1, 7) OBP: 0.352, SLG: 0.398	1-3 1B		P6		K		K	SH3		3	0	1	0	0	1	3				
Willie Wilson, S (1, 8) OBP: 0.348, SLG: 0.369 Pat Tabler, R (4, 9) OBP: 0.349, SLG: 0.369 Steve Jeltz, S (8, PR) OBP: 0.181, SLG: 0.206	G5-3		P5				F7	E7 2B 2B		2	0	0	0	0	0	4				
Jeff Schultz, L (1, 9) OBP: 0.500, SLG: 0.667		P3		1B 1B			F7	2B IBB		3	1	1	0	1	0	0				
Bill Pecota, R (1, 4) OBP: 0.393, SLG: 0.444		F9		S1-6-3 1B			G6-3	P3		4	0	1	0	0	0	2				
Bob Boone, R (1, 2) OBP: 0.346, SLG: 0.304 Rey Palacios, R (7, PR) OBP: 0.314, SLG: 0.435 Mike Macfarlane, R (8, PH) OBP: 0.322, SLG: 0.399			FC4-6 1B		G1-6-3		FC5-4 1B	1-1 2B		3	0	2	0	0	0	0				
Inning Stats	R: 1 E: 0 K: 1 S: 14	H: 2 LOB: 2 BB: 1 P: 24	R: 0 E: 0 K: 0 S: 9	H: 1 LOB: 1 BB: 0 P: 16	R: 0 E: 0 K: 1 S: 10	H: 1 LOB: 1 BB: 1 P: 17	R: 0 E: 0 K: 0 S: 8	H: 2 LOB: 1 BB: 0 P: 13	R: 0 E: 0 K: 1 S: 9	H: 1 LOB: 1 BB: 0 P: 12	R: 0 E: 0 K: 0 S: 6	H: 0 LOB: 0 BB: 0 P: 11	R: 0 E: 0 K: 0 S: 9	H: 2 LOB: 2 BB: 0 P: 11	R: 3 E: 1 K: 0 S: 14	H: 2 LOB: 2 BB: 2 P: 23	1B: 8 2B: 3 3B: 0 HR: 0	SF: 0 SAC: 1 DP: 2 HBP: 0	WP: 0 PB: 0 SB: 1 CS: 0	PA: 37
PITCHER	IP WLS BF H R ER SO BB IBB HBP BLK WP HR S P ERA WHIP	6.1 L 5 2 2 2 0 0 1 0 0 0 0 7 11 9.00 2.000	1.0 L 5 2 2 2 0 0 1 0 0 0 0 0 11 16 27.00 3.000	PITCHER										IP WLS BF H R ER SO BB IBB HBP BLK WP HR S P ERA WHIP						

Batter	1	2	3	4	5	6	7	8	9	AB	R	H	RBI	BB	SO	LOB	TOP				
Wade Boggs, L (1, 10) OBP: 0.302, SLG: 0.428	L7		L8			1B		G3-1		4	0	1	0	0	0	0	Boston Red Sox @ Kansas City Royals Royals Stadium, Kansas City, MO Sun Jul 22 1990, 8:05 PM EDT Att: 33,255 - Unknown - 73 F				
Jody Read, R (1, 6) OBP: 0.376, SLG: 0.435	2B			F8		SF8		1B		3	0	2	1	0	0						
Tim Lincecum, R (1, 5) OBP: 0.292, SLG: 0.409	G5-3			G6-3		K		P4		4	0	0	0	0	1						
Tom Brunansky, R (1, 9) OBP: 0.345, SLG: 0.414	G5-3			G5-3		K		K		4	0	0	0	0	2						
Carlos Quintana, R (1, 3) OBP: 0.359, SLG: 0.411		G5-3			G4-3		K		K	4	0	0	0	0	2						
Mike Greenwell, L (1, 7) OBP: 0.349, SLG: 0.345		G3-6 BB			G4-3		1B		1B	3	0	2	0	1	0						
Tony Peña, R (1, 2) OBP: 0.305, SLG: 0.348		G3-6 1-2			G5-3		1B		K	4	0	1	0	0	1						
Kevin Romine, R (1, 8) OBP: 0.324, SLG: 0.415			G3			G4-3		G6-3		3	0	0	0	0	2						
Marty Barrett, R (1, 4) OBP: 0.299, SLG: 0.250			F7			SF8 1B		G6-3		3	1	1	0	0	0						
Inning Stats	R: 0 E: 0 K: 0 S: 12	H: 1 LOB: 1 BB: 0 P: 18	R: 0 E: 0 K: 0 S: 3	H: 0 LOB: 0 BB: 1 P: 9	R: 0 E: 0 K: 0 S: 4	H: 0 LOB: 0 BB: 0 P: 5	R: 0 E: 0 K: 0 S: 7	H: 0 LOB: 0 BB: 0 P: 9	R: 0 E: 0 K: 1 S: 11	H: 2 LOB: 1 BB: 0 P: 17	R: 0 E: 0 K: 2 S: 14	H: 2 LOB: 2 BB: 0 P: 19	R: 0 E: 0 K: 0 S: 9	H: 1 LOB: 1 BB: 0 P: 12	R: 0 E: 0 K: 3 S: 12	H: 1 LOB: 1 BB: 0 P: 17		1B: 6 2B: 1 3B: 0 HR: 0	SF: 1 SAC: 0 DP: 1 HBP: 0	WP: 0 PB: 0 SB: 0 CS: 0	PA: 34
PITCHER	IP	WLS	BF	H	R	ER	SO	BB	IBB	HBP	BLK	WP	HR	S	P	ERA	WHIP				
Storm Davis, R (1, 1) ERA: 5.1	6.0	W	21	3	1	1	1	1	0	0	0	0	0	41	63	1.50	0.667				
Steve Crawford, R (7, 1) ERA: 3.72	2.0		9	3	0	0	2	0	0	0	0	0	0	23	31	0.00	1.500				
Jeff Montgomery, R (9, 1) ERA: 2.29	1.0	S	4	1	0	0	3	0	0	0	0	0	0	12	17	0.00	1.000				

Batter	1	2	3	4	5	6	7	8	9	AB	R	H	RBI	BB	SO	LOB	BOTTOM				
Kevin Seitzer, R (1, 5) OBP: 0.351, SLG: 0.388	E1 FC5-4		K			K		F9		4	0	0	0	0	2	3	Boston Red Sox @ Kansas City Royals Royals Stadium, Kansas City, MO Sun Jul 22 1990, 8:05 PM EDT Att: 33,255 - Unknown - 73 F				
Bill Pecota, R (1, 7) OBP: 0.376, SLG: 0.424	FC5-4 G4-3 1-2		G4-3		F8		P4			4	0	0	0	0	4						
Gerald Perry, L (1, 10) OBP: 0.307, SLG: 0.362	G4-3		G3		G3			F8		4	1	1	1	0	1						
George Brett, L (1, 3) OBP: 0.367, SLG: 0.419	G4-3		2B					F7		4	0	2	1	0	1						
Pat Tabler, R (1, 9) OBP: 0.347, SLG: 0.361		G6-3				G5-4-3		P4		3	0	0	0	1	1						
Willie Wilson, S (9, 8) OBP: 0.348, SLG: 0.369			IBB			1-2				0	0	0	0	0	0						
Jim Eisenreich, L (1, 8) OBP: 0.352, SLG: 0.397			FC6-4			L7				3	0	1	0	0	2						
Mike Macfarlane, R (1, 2) OBP: 0.323, SLG: 0.398	K				K			FC2-6 1B		3	0	1	0	0	2						
Frank White, R (1, 4) OBP: 0.274, SLG: 0.349		G5-3			G4-6-3 BB			FC2-6 1B		2	0	1	0	1	1						
Steve Jeltz, S (1, 6) OBP: 0.187, SLG: 0.200			G4-3 2B		G4-6-3			FC2-6		2	1	0	0	1	3						
Inning Stats	R: 0 E: 1 K: 0 S: 12	H: 0 LOB: 1 BB: 0 P: 21	R: 0 E: 0 K: 1 S: 9	H: 1 LOB: 1 BB: 0 P: 14	R: 2 E: 0 K: 1 S: 19	H: 2 LOB: 2 BB: 2 P: 32	R: 0 E: 0 K: 1 S: 7	H: 0 LOB: 0 BB: 1 P: 14	R: 0 E: 0 K: 0 S: 9	H: 1 LOB: 0 BB: 0 P: 9	R: 0 E: 0 K: 0 S: 11	H: 2 LOB: 2 BB: 0 P: 14	R: 0 E: 0 K: 0 S: 8	H: 0 LOB: 0 BB: 0 P: 11	1B: 4 2B: 2 3B: 0 HR: 0	SF: 0 SAC: 0 DP: 2 HBP: 0	WP: 0 PB: 0 SB: 2 CS: 0	PA: 32			
PITCHER	IP	WLS	BF	H	R	ER	SO	BB	IBB	HBP	BLK	WP	HR	S	P	ERA	WHIP				
Tom Bolton, L (1, 1) ERA: 2.79	8.0	L	32	6	2	2	4	2	1	0	0	0	0	82	125	2.25	1.000				

Batter	1	2	3	4	5	6	7	8	9	10	11	12	13	AB	R	H	RBI	BB	SO	LOB	TOP					
Kevin Setzler, R OBP: 0.346, SLG: 0.382 (1, 5)	G6-3		F9			F7		F7		K		F9		6	0	0	0	0	1	4						
Bill Pecota, R OBP: 0.364, SLG: 0.444 (1, 7)	PB 2B		F7			G3-1 2B			K				P3	5	0	2	0	1	1	1						
Jim Eisenreich, L OBP: 0.352, SLG: 0.403 (1, 8)	F8				G6-3					L9			HR 1B	6	2	2	0	0	0	4						
George Brett, L OBP: 0.366, SLG: 0.427 (1, 3)	L8				F8					HR 1B		G4-3	HR 1B	6	2	2	3	0	0	2						
Pat Tabler, R OBP: 0.340, SLG: 0.353 (9, PH)		F7					P6		F8				F7	3	0	0	0	0	0	0						
Gerald Perry, L OBP: 0.306, SLG: 0.361 (9, 9)					F9									2	0	0	0	0	1	1						
Steve Jeltz, S OBP: 0.162, SLG: 0.194 (12, 4)														2	0	0	0	0	1	0						
Mike Macfarlane, R OBP: 0.323, SLG: 0.407 (1, 10)		P4					F7			HR		G5-3	G5-3	5	1	1	2	1	0	0						
Kurt Stillwell, S OBP: 0.330, SLG: 0.370 (1, 6)					G4-3		F7							5	0	0	0	0	1	1						
Frank White, R OBP: 0.272, SLG: 0.340 (12, 9)							F7							4	0	0	0	1	0	1						
Jeff Schultz, L OBP: 0.500, SLG: 0.667 (8, 2)														0	0	0	0	0	0	0						
Bob Boone, R OBP: 0.346, SLG: 0.306 (6, PR)														3	0	1	0	0	0	2						
Willie Wilson, S OBP: 0.345, SLG: 0.369 (8, 2)							F9			WP 1B				0	0	0	0	0	0	0						
Rey Palacios, R OBP: 0.340, SLG: 0.458 (8, 2)														2	0	2	0	0	0	0						
Inning Stats	R: 0 E: 0 K: 0 S: 10	H: 1 LOB: 1 BB: 0 P: 17	R: 0 E: 0 K: 0 S: 6	H: 0 LOB: 0 BB: 0 P: 8	R: 0 E: 0 K: 0 S: 9	H: 0 LOB: 1 BB: 1 P: 16	R: 0 E: 0 K: 0 S: 5	H: 0 LOB: 0 BB: 0 P: 9	R: 0 E: 0 K: 0 S: 12	H: 1 LOB: 1 BB: 0 P: 18	R: 0 E: 0 K: 0 S: 9	H: 1 LOB: 1 BB: 0 P: 10	R: 3 E: 0 K: 2 S: 18	H: 3 LOB: 0 BB: 0 P: 24	R: 0 E: 1 K: 1 S: 12	H: 1 LOB: 2 BB: 1 P: 19	R: 0 E: 0 K: 1 S: 9	H: 0 LOB: 0 BB: 0 P: 11	R: 0 E: 0 K: 0 S: 14	H: 1 LOB: 1 BB: 0 P: 18	R: 2 E: 0 K: 0 S: 14	H: 2 LOB: 0 BB: 0 P: 20	1B: 5 2B: 2 3B: 1 HR: 2	SF: 0 SAC: 0 DP: 0 HBP: 0	WP: 1 PB: 1 SB: 0 CS: 1	PA: 51
PITCHER	IP	WLS	BF	H	R	ER	SO	BB	IBB	HBP	BLK	WP	HR	S	P	ERA	WHIP									
David Wells, L ERA: 2.71 (1, 1)	8.0		28	3	0	0	0	2	0	0	0	0	0	66	103	0.00	0.625									
Tom Henke, R ERA: 2.23 (9, 1)	2.0	11	4	3	3	3	3	1	0	0	0	1	1	30	43	13.50	2.500									
Duane Ward, R ERA: 3.94 (11, 1)	3.0	L	12	3	2	2	1	0	0	0	0	0	1	37	49	6.00	1.000									

Kansas City Royals @ Toronto Blue Jays
SkyDome, Toronto, ON
Tue Jul 24 1990, 7:05 PM EDT
Att. 49,884 - Unknown - 75 F

AB 48
R 5
H 10
RBI 5
BB 3
SO 4
LOB 16



Batter	1	2	3	4	5	6	7	8	9	10	11	12	13	AB	R	H	RBI	BB	SO	LOB	BOTTOM					
Mookie Wilson, S OBP: 0.282, SLG: 0.310 (1, 8)	K2-3			FC1-6		G6-3			F8	F7			G3-1	7	0	0	0	0	2	8						
Tony Fernandez, S OBP: 0.350, SLG: 0.378 (1, 6)		G5-3		F9						HR 1B 3B				4	1	2	0	2	0	5						
Kelly Gruber, R OBP: 0.334, SLG: 0.525 (1, 5)									F8	F8		G4-3	G4-3	6	0	0	0	0	1	4						
George Bell, R OBP: 0.323, SLG: 0.483 (1, 7)									F8	P3				6	0	1	1	0	2	2						
Fred McGriff, L OBP: 0.390, SLG: 0.511 (1, 3)														4	1	1	0	2	0	2						
John Olerud, L OBP: 0.365, SLG: 0.452 (10, PR)														4	1	1	1	1	0	3						
Kenny Williams, R OBP: 0.189, SLG: 0.171 (10, PR)														1	0	0	0	0	1	0						
Mark Whiten, S OBP: 0.295, SLG: 0.293 (1, 9)														5	0	2	0	1	0	0						
Greg Myers, L OBP: 0.286, SLG: 0.342 (1, 2)														4	0	1	1	0	0	1						
Luis Sojo, R OBP: 0.348, SLG: 0.292 (10, PH)														1	0	0	0	0	0	2						
Pat Borders, R OBP: 0.316, SLG: 0.540 (11, 2)														1	0	0	0	0	0	0						
Nelson Liriano, S OBP: 0.282, SLG: 0.294 (1, 4)														5	0	2	0	1	1	1						
Inning Stats	R: 0 E: 0 K: 2 S: 11	H: 0 LOB: 1 BB: 1 P: 21	R: 1 E: 0 K: 1 S: 14	H: 2 LOB: 3 BB: 2 P: 23	R: 0 E: 0 K: 0 S: 8	H: 1 LOB: 1 BB: 0 P: 13	R: 0 E: 1 K: 1 S: 8	H: 1 LOB: 2 BB: 0 P: 12	R: 0 E: 0 K: 0 S: 10	H: 1 LOB: 1 BB: 0 P: 14	R: 1 E: 0 K: 0 S: 8	H: 1 LOB: 0 BB: 0 P: 15	R: 1 E: 0 K: 0 S: 7	H: 2 LOB: 1 BB: 0 P: 10	R: 0 E: 0 K: 0 S: 12	H: 1 LOB: 2 BB: 2 P: 22	R: 0 E: 0 K: 1 S: 8	H: 1 LOB: 0 BB: 0 P: 12	R: 0 E: 0 K: 1 S: 7	H: 0 LOB: 0 BB: 0 P: 14	R: 0 E: 0 K: 0 S: 8	H: 0 LOB: 0 BB: 0 P: 10	1B: 8 2B: 0 3B: 1 HR: 1	SF: 0 SAC: 0 DP: 1 HBP: 0	WP: 0 PB: 0 SB: 3 CS: 0	PA: 55
PITCHER	IP	WLS	BF	H	R	ER	SO	BB	IBB	HBP	BLK	WP	HR	S	P	ERA	WHIP									
Tom Gordon, R ERA: 3.47 (1, 1)	8.0		36	6	2	2	5	5	0	0	0	0	0	78	127	2.25	1.375									
Jeff Montgomery, R ERA: 2.36 (9, 1)	2.0	10	3	1	1	0	2	2	0	0	0	0	0	19	32	4.50	2.500									
Steve Farr, R ERA: 2.16 (11, 1)	3.0	W	9	1	0	0	2	0	0	0	0	0	0	23	36	0.00	0.333									

Kansas City Royals @ Toronto Blue Jays
SkyDome, Toronto, ON
Tue Jul 24 1990, 7:05 PM EDT
Att. 49,884 - Unknown - 75 F

AB 48
R 3
H 10
RBI 3
BB 7
SO 7
LOB 28



Batter	1	2	3	4	5	6	7	8	9	AB	R	H	RBI	BB	SO	LOB	TOP								
Kevin Seitzer, R OBP: 0.347, SLG: 0.382 (1, 5)										5	1	2	0	0	3	0									
Bill Pecota, R OBP: 0.365, SLG: 0.421 (1, 4)										5	0	0	0	0	2	2									
Gerald Perry, L OBP: 0.308, SLG: 0.361 (1, 10)										5	1	2	0	0	0	0									
George Brett, L OBP: 0.372, SLG: 0.451 (1, 3)											5	3	4	1	0	0	1								
Jim Eisenreich, L OBP: 0.347, SLG: 0.396 (1, 7)											5	0	0	2	0	0	3								
Willie Wilson, S OBP: 0.350, SLG: 0.376 (1, 8)											4	1	2	1	0	0	1								
Jeff Schultz, L OBP: 0.563, SLG: 0.833 (1, 9)											3	0	2	2	1	0	0								
Mike Macfarlane, R OBP: 0.322, SLG: 0.402 (1, 2)											3	0	0	0	0	0	4								
Kurt Stillwell, S OBP: 0.327, SLG: 0.366 (1, 6)											4	0	0	0	0	1	4								
Inning Stats	R: 2 E: 0 K: 1 S: 16	H: 4 LOB: 3 BB: 1 P: 28	R: 0 E: 0 K: 1 S: 7	H: 0 LOB: 0 BB: 0 P: 11	R: 2 E: 0 K: 0 S: 11	H: 3 LOB: 2 BB: 0 P: 22	R: 0 E: 0 K: 2 S: 9	H: 0 LOB: 0 BB: 0 P: 10	R: 1 E: 1 K: 0 S: 9	H: 2 LOB: 2 BB: 0 P: 12	R: 0 E: 0 K: 1 S: 9	H: 0 LOB: 0 BB: 0 P: 14	R: 1 E: 0 K: 0 S: 7	H: 1 LOB: 0 BB: 0 P: 10	R: 0 E: 0 K: 1 S: 10	H: 1 LOB: 1 BB: 0 P: 15	R: 0 E: 0 K: 0 S: 12	H: 1 LOB: 0 BB: 0 P: 17	1B: 6 2B: 4 3B: 1 HR: 1	SF: 0 SAC: 0 DP: 1 HBP: 1	WP: 0 PB: 0 SB: 0 CS: 0	PA: 41			
PITCHER	IP	WLS	BF	H	R	ER	SO	BB	IBB	HBP	BLK	WP	HR	S	P	ERA	WHIP								
Todd Stottlemyre, R ERA: 4.61 (1, 1)	3.0	L	18	7	4	4	2	1	0	1	0	0	0	34	61	12.00	2.667								
Frank Willis, R ERA: 5.47 (4, 1)	4.0		16	3	2	2	3	0	0	0	0	0	1	34	46	4.50	0.750								
Willie Blair, R ERA: 3.54 (8, 1)	2.0		7	2	0	0	1	0	0	0	0	0	0	22	32	0.00	1.000								

Kansas City Royals @ Toronto Blue Jays
SkyDome, Toronto, ON
Wed Jul 25 1990, 7:05 PM EDT
Att: 49,855 - Unknown - 75 F

AB	39
R	6
H	12
RBI	6
BB	1
SO	6
LOB	15



Batter	1	2	3	4	5	6	7	8	9	AB	R	H	RBI	BB	SO	LOB	BOTTOM								
Mookie Wilson, S OBP: 0.281, SLG: 0.309 (1, 8)										4	0	1	0	0	2	0									
Tony Fernandez, S OBP: 0.346, SLG: 0.376 (1, 6)										4	0	1	0	0	0	1									
Kelly Gruber, R OBP: 0.333, SLG: 0.522 (1, 5)										4	0	1	0	0	2	2									
George Bell, R OBP: 0.322, SLG: 0.480 (1, 7)										4	0	1	0	0	0	1									
Fred McGriff, L OBP: 0.389, SLG: 0.506 (1, 3)										3	0	0	0	1	1	1									
John Olerud, L OBP: 0.365, SLG: 0.450 (1, 10)										3	0	1	0	0	0	1									
Mark Whiten, S OBP: 0.289, SLG: 0.286 (9, FH)										1	0	0	0	0	0	0									
Pat Borders, R OBP: 0.314, SLG: 0.533 (1, 2)										3	0	0	0	0	0	3									
Manuel Lee, S OBP: 0.283, SLG: 0.390 (1, 4)										3	0	0	0	0	1	2									
Glenallen Hill, R OBP: 0.290, SLG: 0.455 (1, 9)										3	1	1	1	0	1	0									
Inning Stats	R: 0 E: 0 K: 1 S: 5	H: 0 LOB: 0 BB: 0 P: 7	R: 0 E: 0 K: 0 S: 7	H: 0 LOB: 0 BB: 0 P: 12	R: 0 E: 0 K: 2 S: 13	H: 0 LOB: 0 BB: 0 P: 18	R: 0 E: 0 K: 1 S: 8	H: 1 LOB: 1 BB: 0 P: 11	R: 0 E: 0 K: 0 S: 9	H: 1 LOB: 1 BB: 0 P: 16	R: 0 E: 0 K: 1 S: 9	H: 1 LOB: 1 BB: 0 P: 11	R: 0 E: 0 K: 0 S: 11	H: 1 LOB: 1 BB: 0 P: 13	R: 1 E: 0 K: 1 S: 9	H: 2 LOB: 1 BB: 0 P: 11	R: 0 E: 0 K: 1 S: 8	H: 0 LOB: 0 BB: 0 P: 9	1B: 5 2B: 1 3B: 0 HR: 1	SF: 0 SAC: 0 DP: 1 HBP: 0	WP: 0 PB: 0 SB: 0 CS: 0	PA: 33			
PITCHER	IP	WLS	BF	H	R	ER	SO	BB	IBB	HBP	BLK	WP	HR	S	P	ERA	WHIP								
Andy McGaffigan, R ERA: 4.56 (1, 1)	5.0	W	17	2	0	0	4	1	0	0	0	0	0	42	64	0.00	0.600								
Mel Stottlemyre, R ERA: 9.0 (6, 1)	2.0		8	2	0	0	1	0	0	0	0	0	0	20	24	0.00	1.000								
Mark Davis, L ERA: 5.49 (8, 1)	2.0		8	2	1	1	2	0	0	0	0	0	1	17	20	4.50	1.000								

Kansas City Royals @ Toronto Blue Jays
SkyDome, Toronto, ON
Wed Jul 25 1990, 7:05 PM EDT
Att: 49,855 - Unknown - 75 F

AB	32
R	1
H	6
RBI	1
BB	1
SO	7
LOB	11





Batter	1	2	3	4	5	6	7	8	9	AB R H RBI BB SO LOB	TOP									
Kevin Seitzer, R (1, 5) OBP: 0.352, SLG: 0.389										4 0 3 0 1 0 1	Kansas City Royals @ Toronto Blue Jays SkyDome, Toronto, ON Thu Jul 26 1990, 7:05 PM EDT Att: 49,862 - Unknown									
Bill Pecota, R (1, 4) OBP: 0.367, SLG: 0.434										4 1 1 1 1 0 3										
Gerald Perry, L (1, 10) OBP: 0.304, SLG: 0.357										4 0 0 1 0 0 4										
George Brett, L (1, 3) OBP: 0.376, SLG: 0.456										3 1 2 0 1 0 2										
Pat Tabler, R (1, 9) OBP: 0.340, SLG: 0.360										3 1 1 1 0 0 1										
Jeff Schulz, L (8, PH) OBP: 0.588, SLG: 0.846										1 0 1 0 0 0 0										
Jim Eisenreich, L (1, 7) OBP: 0.346, SLG: 0.398										4 0 1 0 0 1 3										
Willie Wilson, S (1, 8) OBP: 0.345, SLG: 0.369										4 0 0 1 0 1 3										
Mike Macfarlane, R (1, 2) OBP: 0.321, SLG: 0.412										4 1 1 1 0 1 1										
Steve Jeltz, S (1, 6) OBP: 0.188, SLG: 0.200										3 1 1 0 0 1 0										
Kurt Stillwell, S (9, PH) OBP: 0.326, SLG: 0.364										1 0 0 0 0 1 0										
Inning Stats	R: 0 E: 0 K: 0 S: 9	H: 1 LOB: 0 BB: 0 P: 12	R: 1 E: 0 K: 0 S: 8	H: 2 LOB: 1 BB: 0 P: 13	R: 3 E: 0 K: 1 S: 14	H: 3 LOB: 1 BB: 1 P: 26	R: 0 E: 0 K: 2 S: 8	H: 0 LOB: 0 BB: 0 P: 12	R: 0 E: 0 K: 1 S: 7	H: 0 LOB: 1 BB: 1 P: 11	R: 1 E: 0 K: 0 S: 14	H: 1 LOB: 1 BB: 1 P: 20	R: 0 E: 0 K: 0 S: 8	H: 2 LOB: 1 BB: 0 P: 15	R: 0 E: 0 K: 1 S: 8	H: 1 LOB: 1 BB: 0 P: 9	1B: 5 2B: 5 3B: 1 HR: 1	SF: 0 SAC: 0 DP: 3 HBP: 0	WP: 0 PB: 0 SB: 1 CS: 0	PA: 38
PITCHER	IP WLS BF H R ER SO BB IBB HBP BLK WP HR S P ERA WHIP																			
John Cerutti, L (1, 1) ERA: 4.37	7.0 W 30 8 5 5 4 3 0 0 0 0 1 66 106 6.43 1.571																			
Jim Acker, R (8, 1) ERA: 3.29	1.0 4 2 0 0 0 0 0 0 0 0 0 8 15 0.00 2.000																			
Tom Henke, R (9, 1) ERA: 2.19	1.0 S 4 1 0 0 1 0 0 0 0 0 0 8 9 0.00 1.000																			

Batter	1	2	3	4	5	6	7	8	9	AB R H RBI BB SO LOB	BOTTOM									
Mookie Wilson, S (1, 8) OBP: 0.278, SLG: 0.306										4 0 0 0 0 2 1	Kansas City Royals @ Toronto Blue Jays SkyDome, Toronto, ON Thu Jul 26 1990, 7:05 PM EDT Att: 49,862 - Unknown									
Tony Fernandez, S (1, 6) OBP: 0.346, SLG: 0.372										4 0 0 0 0 1 2										
Kelly Gruber, R (1, 5) OBP: 0.333, SLG: 0.519										4 0 1 0 0 0 0										
Fred McGriff, L (1, 3) OBP: 0.390, SLG: 0.505										3 2 1 0 1 0 1										
John Olerud, L (1, 10) OBP: 0.367, SLG: 0.451										4 0 2 0 0 0 1										
Greg Myers, L (1, 2) OBP: 0.291, SLG: 0.349										3 2 2 2 0 0 1										
Mark Whiten, S (1, 9) OBP: 0.306, SLG: 0.370										4 2 2 2 0 1 1										
Manuel Lee, S (1, 4) OBP: 0.282, SLG: 0.387										4 1 1 0 0 0 2										
Glenallen Hill, R (1, 7) OBP: 0.283, SLG: 0.443										4 0 0 0 0 1 4										
Inning Stats	R: 0 E: 0 K: 0 S: 9	H: 1 LOB: 1 BB: 0 P: 15	R: 3 E: 2 K: 1 S: 14	H: 2 LOB: 1 BB: 0 P: 21	R: 3 E: 0 K: 0 S: 10	H: 3 LOB: 0 BB: 0 P: 15	R: 0 E: 0 K: 1 S: 7	H: 0 LOB: 0 BB: 0 P: 8	R: 1 E: 0 K: 0 S: 10	H: 1 LOB: 1 BB: 1 P: 15		R: 0 E: 0 K: 1 S: 12	H: 1 LOB: 1 BB: 0 P: 17	R: 0 E: 0 K: 0 S: 9	H: 1 LOB: 1 BB: 0 P: 15	R: 0 E: 0 K: 1 S: 9	H: 0 LOB: 0 BB: 0 P: 12	1B: 8 2B: 0 3B: 0 HR: 1	SF: 1 SAC: 0 DP: 0 HBP: 0	WP: 0 PB: 0 SB: 1 CS: 0
PITCHER	IP WLS BF H R ER SO BB IBB HBP BLK WP HR S P ERA WHIP																			
Kevin Appier, R (1, 1) ERA: 3.15	6.0 L 29 8 7 4 4 1 0 0 0 0 0 0 18 27 0.00 0.500																			
Steve Crawford, R (7, 1) ERA: 3.54	2.0 7 1 0 0 1 0 0 0 0 0 0 0 18 27 0.00 0.500																			

Batter	1	2	3	4	5	6	7	8	9	AB R H RBI BB SO LOB	TOP																										
Phil Bradley, R OBP: 0.346, SLG: 0.347 (1, 7)	1-3 K	0-0 F9		1-0 G5-3	1-0 FC4 HR		0-3 K		1-2 E6	6 1 0 1 0 2 3	Baltimore Orioles @ Kansas City Royals Royals Stadium, Kansas City, MO Sat Jul 28 1990, 4:33 AM EDT Cloudy - 86 F																										
Brady Anderson, L OBP: 0.438, SLG: 0.515 (1, 9)	4-0 PB SF9 BB	1-2 1B		1-1 2B	3-2 HR		3-1 1B	1-3 K2-3	5 2 4 2 1 1 1																												
Randy Milligan, R OBP: 0.414, SLG: 0.514 (1, 3)	1 SAFE SF9 HR BB	1-2 F7		1-2 G5-3	1-1 G6-3		2-3 K	3-3 K	5 1 0 0 1 2 5																												
Cal Ripken Jr., R OBP: 0.352, SLG: 0.392 (1, 6)	1-0 SF9 1-3 2H		2-1 G6-3		4-2 BB 1B	0-1 G3		3-2 2B	3 1 1 1 1 0 0																												
Tim Lincecum, R OBP: 0.354, SLG: 0.407 (1, 10)	2-2 HR		2-1 F9		4-0 1B 1B BB	4-2 BB		2-3 K	3 2 1 2 2 1 1																												
Mike Devereaux, R OBP: 0.300, SLG: 0.403 (1, 8)	0-0 2B		0-1 1B		3-2 1B 1B	0-2 F9		1-0 P3	5 1 3 1 0 0 2																												
Craig Worthington, R OBP: 0.321, SLG: 0.320 (1, 5)	4-1 FC6-4 BB		4-2 1B		3-1 1B FC4 1B	2-3 K		4-2 BB	2 1 1 1 3 1 1																												
Bob Melvin, R OBP: 0.246, SLG: 0.316 OBP: 0.381, SLG: 0.444 Joe Orsulak, L OBP: 0.361, SLG: 0.444 Mickey Tettleton, S OBP: 0.387, SLG: 0.401 (1, 2) (8, PH) (8, 2)	2-0 FC6-4		0-0 F8		1 SAFE K 1B K 1B		1-2 G3	0-0 L8	4 0 0 0 0 1 6 1 0 0 0 0 0 2 0 0 0 0 0 0 0																												
Billy Ripken, R OBP: 0.313, SLG: 0.346 Sam Horn, L OBP: 0.336, SLG: 0.487 (1, 4) (9, PH)		4-0 1B BB		0-0 P9	1-0 FC4 1B		3-2 1B 2B	1-1 G6-3	3 0 2 1 1 0 0 1 0 0 0 0 0 0																												
Inning Stats	R: 3 E: 0 K: 1 S: 11	H: 2 LOB: 2 BB: 3 P: 29	R: 0 E: 0 K: 0 S: 9	H: 1 LOB: 1 BB: 1 P: 15	R: 0 E: 0 K: 0 S: 9	H: 1 LOB: 2 BB: 1 P: 17	R: 0 E: 0 K: 0 S: 7	H: 1 LOB: 1 BB: 0 P: 10	R: 6 E: 0 K: 1 S: 19	H: 4 LOB: 0 BB: 2 P: 38		R: 0 E: 0 K: 1 S: 10	H: 0 LOB: 1 BB: 1 P: 16	R: 0 E: 0 K: 2 S: 15	H: 2 LOB: 2 BB: 0 P: 24	R: 0 E: 0 K: 1 S: 10	H: 1 LOB: 2 BB: 0 P: 20	R: 0 E: 1 K: 2 S: 12	H: 0 LOB: 1 BB: 0 P: 18	1B: 6 2B: 4 3B: 0 HR: 2	SF: 1 SAC: 0 DP: 0 HBP: 0	WP: 0 PA: 48 PB: 1 SB: 3 CS: 0															
PITCHER	IP WLS BF H R ER SO BB IBB HBP BLK WP HR S P ERA WHIP																																				
Mark Davis, L ERA: 6.23 (1, 1)	4.0	W 24	6	6	6	1	7	0	0	0		0	0	1	42	88	13.50	3.250																			
Steve Crawford, R ERA: 3.92 (5, 1)	3.0	W 15	5	3	3	4	1	0	0	0		0	1	38	61	9.00	2.000																				
Jeff Montgomery, R ERA: 2.29 (8, 1)	2.0	S 9	1	0	0	3	1	0	0	0	0	0	22	38	0.00	1.000																					

Batter	1	2	3	4	5	6	7	8	9	AB R H RBI BB SO LOB	BOTTOM																									
Kevin Seitzer, R OBP: 0.349, SLG: 0.385 (1, 5)	1-3 K		0-1 BB 1B		0-0 G6-3	1-1 P6	1-0 F8			5 1 1 0 0 1 1	Baltimore Orioles @ Kansas City Royals Royals Stadium, Kansas City, MO Sat Jul 28 1990, 4:33 AM EDT Cloudy - 86 F																									
Bill Pecota, R OBP: 0.376, SLG: 0.421 (1, 4)	2-3 K		4-1 1B HR BB	2-2 1B		2-2 G6-4-3		1-0 G5-3	4 1 1 0 1 1 1																											
Gerald Perry, L OBP: 0.312, SLG: 0.368 (1, 10)	0-2 P4		0-1 HR 1B	0-0 G1-3		0-1 2B E 1B	0-1 L3		5 2 2 1 0 0 1																											
George Brett, L OBP: 0.377, SLG: 0.466 (1, 3)		2-3 K	1-2 HR		1-0 F8	1-0 E SF7 2B	1-2 1B		5 2 3 3 0 1 0																											
Jim Eisenreich, L OBP: 0.345, SLG: 0.403 (1, 8)		3-1 G3 2B	4-0 CS BB		2-1 E 3B	1-1 E3 1B G5-3	1 SAFE 1 SAFE G3-1		4 2 2 1 1 0 2																											
Jeff Schultz, L OBP: 0.520, SLG: 0.632 (1, 7)		0-0 G3	4-0 BB BB		0-0 E6 G5-3	2-3 3H G5-3			3 0 0 1 1 0 3																											
Pat Tabler, R OBP: 0.341, SLG: 0.361 Steve Jeltz, S OBP: 0.188, SLG: 0.200 (1, 9) (9, 9)	4-1 BB		4-1 BB BB		3H G5-3		0-0 SF7		1 0 0 1 2 0 1 0 0 0 0 0 0 0																											
Rey Palacios, R OBP: 0.316, SLG: 0.423 Mike Macfarlane, R OBP: 0.326, SLG: 0.413 (1, 2) (7, PH) (8, 2)	1-3 K		2-1 P2		2-2 P9	3H HR 1B			3 0 0 0 0 1 5 1 1 1 1 0 0 0																											
Kurt Stillwell, S OBP: 0.327, SLG: 0.372 (1, 6)			3-1 F7		1-1 F8	4-1 BB G6-4-3	2-0 HR		3 1 1 2 1 0 0																											
Inning Stats	R: 0 E: 0 K: 2 S: 10	H: 0 LOB: 0 BB: 0 P: 13	R: 0 E: 0 K: 2 S: 12	H: 1 LOB: 2 BB: 1 P: 22	R: 4 E: 0 K: 0 S: 13	H: 3 LOB: 4 BB: 0 P: 35	R: 0 E: 0 K: 0 S: 11	H: 1 LOB: 1 BB: 0 P: 14	R: 1 E: 1 K: 0 S: 11	H: 1 LOB: 1 BB: 0 P: 17		R: 0 E: 0 K: 0 S: 6	H: 0 LOB: 0 BB: 1 P: 13	R: 5 E: 1 K: 0 S: 13	H: 4 LOB: 0 BB: 0 P: 20	R: 0 E: 0 K: 0 S: 9	H: 1 LOB: 1 BB: 0 P: 12	1B: 6 2B: 2 3B: 1 HR: 2	SF: 1 SAC: 0 DP: 1 HBP: 0	WP: 0 PA: 41 PB: 0 SB: 0 CS: 1																
PITCHER	IP WLS BF H R ER SO BB IBB HBP BLK WP HR S P ERA WHIP																																			
Pete Harnisch, R ERA: 4.31 (1, 1)	5.0		6	0	5	4	0	0	0	0		0	0	12	18	20.25	1.500																			
Joe Price, L ERA: 2.88 (6, 1)	1.1	W 6	2	3	3	0	0	0	0	0		0	1	15	22	0.00	1.800																			
Mark Williamson, R ERA: 1.7 (7, 1)	1.2	L 8	3	2	0	0	0	0	0	0	1	15	22	0.00	1.800																					

Batter	1	2	3	4	5	6	7	8	9	AB	R	H	RBI	BB	SO	LOB	TOP										
Phil Bradley , R (1, 7) OBP: 0.352, SLG: 0.349	1-2 FC5-4 HBP		2-2 F8		2-2 G5-4-3			2-2 SH3-4 1B	0-2 1B	4	1	2	1	0	0	1	Baltimore Orioles @ Kansas City Royals Royals Stadium, Kansas City, MO Sat Jul 28 1990, 4:38 AM EDT Att: 35,592 - Overcast AB 30 R 3 H 7 RBI 3 BB 6 SO 4 LOB 19 										
Joe Orsulak , L (1, 9) OBP: 0.393, SLG: 0.443	1-3 K		2-2 1B		2-1 G4-3			1-0 SH3-4	4-0 IBB	3	0	1	0	1	1	1											
Randy Milligan , R (1, 3) OBP: 0.410, SLG: 0.506	2-2 FC5-4 1B		3-2 L7			0-3 K		1-2 L8	0-2 F9	5	0	0	0	0	1	5											
Cal Ripken Jr. , R (1, 6) OBP: 0.358, SLG: 0.396	0-1 FC5-4 1B			4-2 BB		4-2 BB		0-1 BB 1B		2	0	2	1	2	0	0											
Tim Hulett , R (1, 10) OBP: 0.347, SLG: 0.398 Brady Anderson , L (6, PH) OBP: 0.439, SLG: 0.507	0-1 FC5-4			0-0 F9		3-2 G4-3		4-2 BB 1B		2	0	0	0	0	0	3											
Mickey Tettleton , S (1, 2) OBP: 0.386, SLG: 0.397		0-0 G6-3		3-2 P3			4-2 BB	1-0 G3		3	0	0	0	1	0	3											
Mike Devereaux , R (1, 8) OBP: 0.300, SLG: 0.400		2-2 G5-3		2-0 L8			1-1 F9		1-2 SH1-4 1B	4	1	1	0	0	0	2											
Craig Worthington , R (1, 5) OBP: 0.321, SLG: 0.330		2-1 P6			3-2 HR		2-2 G1-3		2-1 SH1-4	3	1	1	1	0	0	1											
Rene Gonzales , R (1, 4) OBP: 0.292, SLG: 0.266 Steve Finley , L (9, PH) OBP: 0.307, SLG: 0.324 Billy Ripken , R (9, 4) OBP: 0.313, SLG: 0.346			0-1 F8		4-0 BB		0-3 K		2-3 K	2	0	0	0	1	1	1											
Inning Stats	R: 0 E: 0 K: 1 S: 15	H: 1 LOB: 2 BB: 0 P: 19	R: 0 E: 0 K: 0 S: 6	H: 0 LOB: 0 BB: 0 P: 10	R: 0 E: 0 K: 0 S: 12	H: 1 LOB: 1 BB: 0 P: 19	R: 0 E: 0 K: 0 S: 8	H: 0 LOB: 1 BB: 1 P: 17	R: 1 E: 0 K: 0 S: 8	H: 1 LOB: 0 BB: 1 P: 19	R: 0 E: 0 K: 1 S: 9	H: 0 LOB: 0 BB: 1 P: 16	R: 0 E: 0 K: 1 S: 13	H: 0 LOB: 1 BB: 1 P: 20	R: 1 E: 0 K: 0 S: 15	H: 2 LOB: 2 BB: 1 P: 24		R: 1 E: 0 K: 1 S: 16	H: 2 LOB: 2 BB: 1 P: 25	1B: 6 2B: 0 3B: 0 HR: 1	SF: 0 SAC: 2 DP: 2 HBP: 1	WP: 0 PB: 0 SB: 0 CS: 0	PA: 39				
PITCHER	IP	WLS	BF	H	R	ER	SO	BB	IBB	HBP	BLK	WP	HR	S	P	ERA	WHIP										
Pete Filson , L (1, 1) ERA: 5.73	5.0		20	3	1	1	1	2	0	1	0	0	1	49	84	1.80	1.000										
Steve Farr , R (6, 1) ERA: 2.29	4.0	L	19	4	2	2	3	3	1	0	0	0	0	53	85	4.50	1.750										

Batter	1	2	3	4	5	6	7	8	9	AB	R	H	RBI	BB	SO	LOB	BOTTOM										
Kevin Seitzer , R (1, 5) OBP: 0.346, SLG: 0.381	3-2 F9		0-0 G4-3			1-0 F7		0-3 K		4	0	0	0	0	1	0	Baltimore Orioles @ Kansas City Royals Royals Stadium, Kansas City, MO Sat Jul 28 1990, 4:38 AM EDT Att: 35,592 - Overcast AB 31 R 1 H 4 RBI 1 BB 0 SO 3 LOB 3 										
Bill Pecota , R (1, 4) OBP: 0.358, SLG: 0.405	2-3 K			0-1 F7		3-2 P4			2-0 F7	4	0	0	0	0	1	0											
Gerald Perry , L (1, 3) OBP: 0.312, SLG: 0.370	1-1 2B			0-2 F7		1-2 G3			2-1 G3-1	4	0	1	0	0	0	0											
George Brett , L (1, 10) OBP: 0.376, SLG: 0.466	2-1 L4			0-0 3B 2B			2-0 F9		2-2 G4-3	4	1	1	0	0	0	1											
Jim Eisenreich , L (1, 8) OBP: 0.345, SLG: 0.408		1-1 G4-3		2-0 3B		2-2 F8				3	0	1	1	0	0	0											
Jeff Schultz , L (1, 7) OBP: 0.500, SLG: 0.591		1-0 F8		0-0 F7			0-0 1B			3	0	1	0	0	0	1											
Pat Tabler , R (1, 9) OBP: 0.335, SLG: 0.354		1-2 F7			1-1 P4			0-0 F8		3	0	0	0	0	0	1											
Mike Macfarlane , R (1, 2) OBP: 0.322, SLG: 0.408			1-1 F8		0-0 G6-3			1-1 F9		3	0	0	0	0	0	0											
Kurt Stillwell , S (1, 6) OBP: 0.324, SLG: 0.369			0-1 G4-3		3-2 F7			2-3 K		3	0	0	0	0	1	0											
Inning Stats	R: 0 E: 0 K: 1 S: 10	H: 1 LOB: 1 BB: 0 P: 18	R: 0 E: 0 K: 0 S: 7	H: 0 LOB: 0 BB: 0 P: 10	R: 0 E: 0 K: 0 S: 5	H: 0 LOB: 0 BB: 0 P: 6	R: 1 E: 0 K: 0 S: 8	H: 2 LOB: 1 BB: 0 P: 10	R: 0 E: 0 K: 0 S: 7	H: 0 LOB: 0 BB: 0 P: 11	R: 0 E: 0 K: 0 S: 10	H: 0 LOB: 0 BB: 0 P: 15	R: 0 E: 0 K: 0 S: 6	H: 1 LOB: 1 BB: 0 P: 10	R: 0 E: 0 K: 2 S: 8	H: 0 LOB: 0 BB: 0 P: 11		R: 0 E: 0 K: 0 S: 7	H: 0 LOB: 0 BB: 0 P: 13	1B: 1 2B: 2 3B: 1 HR: 0	SF: 0 SAC: 0 DP: 0 HBP: 0	WP: 0 PB: 0 SB: 0 CS: 0	PA: 31				
PITCHER	IP	WLS	BF	H	R	ER	SO	BB	IBB	HBP	BLK	WP	HR	S	P	ERA	WHIP										
Dave Johnson , R (1, 1) ERA: 4.24	7.0		25	4	1	1	1	0	0	0	0	0	0	53	80	1.29	0.571										
Gregg Olson , R (8, 1) ERA: 1.06	2.0	S	6	0	0	0	2	0	0	0	0	0	0	15	24	0.00	0.000										

Batter	1	2	3	4	5	6	7	8	9	AB	R	H	RBI	BB	SO	LOB	TOP										
Brady Anderson, L OBP: 0.437, SLG: 0.514	0-1 F8 2B	1-3 K	1-0 G3			1-2 P5			2-1 G4-3 SH1-3 1B	5	1	2	0	0	1	2											
Mike Devereaux, R OBP: 0.303, SLG: 0.407	1-1 F8 2-3	0-0 BB 2B		0-1 S 1B		0-1 F9			0-0 SH1-3 1-2	4	0	2	1	0	0	1											
Joe Orsulak, L OBP: 0.360, SLG: 0.438	0-3 K	4-1 BB BB		1-1 F8			0-0 P4		1-1 G4-3 2-3	4	0	0	0	1	1	3											
Sam Horn, L OBP: 0.341, SLG: 0.492 Randy Milligan, R OBP: 0.409, SLG: 0.505	0-1 1B 2B	4-1 BB BB		0-1 F8			0-0 G3		1-1 G6-3	3	1	1	1	1	0	1											
Cal Ripken Jr., R OBP: 0.357, SLG: 0.394	1-2 1B 2H	2-3 L7		2-3 K			1-1 P4			4	0	1	1	0	1	4											
Mickey Tettleton, S OBP: 0.387, SLG: 0.402	2-2 1B		1-0 1B 2B			0-3 K			2-2 G4-3	4	1	2	0	0	1	0											
Craig Worthington, R OBP: 0.317, SLG: 0.326	2-2 F9		0-2 G1-3			1-3 K			2-1 F7	4	0	0	0	0	1	3											
Billy Ripken, R OBP: 0.319, SLG: 0.352		1-1 SH3 2B 1B	3-1 1B 2H 1B			2-2 G5-3			1-1 1B	4	1	3	1	0	0	0											
Steve Finley, L OBP: 0.307, SLG: 0.324		0-0 SH3 1-2	0-0 1B			0-1 G3			0-1 P5	3	0	1	0	0	0	1											
Inning Stats	R: 2 E: 0 K: 1 S: 18	H: 4 LOB: 2 BB: 0 P: 24	R: 1 E: 0 K: 1 S: 12	H: 2 LOB: 3 BB: 2 P: 24	R: 1 E: 0 K: 0 S: 10	H: 3 LOB: 1 BB: 0 P: 15	R: 0 E: 0 K: 1 S: 10	H: 1 LOB: 1 BB: 0 P: 12	R: 0 E: 0 K: 2 S: 10	H: 0 LOB: 0 BB: 0 P: 13	R: 0 E: 0 K: 0 S: 7	H: 0 LOB: 0 BB: 0 P: 8	R: 0 E: 0 K: 0 S: 4	H: 0 LOB: 0 BB: 0 P: 5	R: 0 E: 0 K: 0 S: 9	H: 1 LOB: 1 BB: 0 P: 14	R: 0 E: 0 K: 0 S: 7	H: 1 LOB: 1 BB: 0 P: 11	1B: 8 2B: 4 3B: 0 HR: 0	SF: 0 SAC: 2 DP: 0 HBP: 0	WP: 0 PB: 0 SB: 1 CS: 0	PA: 40					
PITCHER	IP	WLS	BF	H	R	ER	SO	BB	IBB	HBP	BLK	WP	HR	S	P	ERA	WHIP										
Tom Gordon, R ERA: 3.69	(1, 1)	3.0	L	19	9	4	4	2	2	0	0	0	0	40	63	12.00	3.667										
Mel Stottlemyre, R ERA: 4.5	(4, 1)	6.0		21	3	0	0	3	0	0	0	0	0	47	63	0.00	0.500										

Baltimore Orioles @ Kansas City Royals
 Royals Stadium, Kansas City, MO
 Sun Jul 29 1990, 4:33 AM EDT
 Att: 32,801 - Sunny

AB 36
 R 4
 H 12
 RBI 4
 BB 2
 SO 5
 LOB 16



Batter	1	2	3	4	5	6	7	8	9	AB	R	H	RBI	BB	SO	LOB	BOTTOM										
Kevin Seitzer, R OBP: 0.345, SLG: 0.380	2-3 K		2-2 G6-3		1-0 P7			0-0 1B		4	0	1	0	0	1	1											
Gerald Perry, L OBP: 0.314, SLG: 0.372	1-0 L9		4-1 BB			1-0 L8 G4-3 2B		3-1 P5		3	1	1	0	1	0	1											
George Brett, L OBP: 0.372, SLG: 0.461	0-3 K		1-0 F9			2-1 L8		1-1 F7		4	0	0	0	0	1	3											
Jim Eisenreich, L OBP: 0.341, SLG: 0.404		0-0 F8		0-0 F9		1-0 G4-3		1-0 L3		4	0	0	1	0	0	0											
Jeff Schultz, L OBP: 0.469, SLG: 0.577		1-1 FC5 2B		1-0 G1-3		3-1 F7		0-2 G4-3		4	0	1	0	0	0	0											
Pat Tabler, R OBP: 0.327, SLG: 0.344		0-1 FC5		1-0 F8			2-1 G5-3		1-0 F7	4	0	0	0	0	0	1											
Kurt Stillwell, S OBP: 0.324, SLG: 0.371		0-3 K			0-0 2B		2-2 F8			3	0	1	0	0	1	2											
Bob Boone, R OBP: 0.333, SLG: 0.293		0-0 P7			2-2 G6-3		1-0 L7			3	0	0	0	0	0	3											
Steve Jeltz, S OBP: 0.181, SLG: 0.192			1-3 K2-3		2-2 L5			2-1 G6-3		3	0	0	0	0	1	1											
Inning Stats	R: 0 E: 0 K: 2 S: 7	H: 0 LOB: 0 BB: 0 P: 10	R: 0 E: 0 K: 1 S: 9	H: 1 LOB: 2 BB: 0 P: 10	R: 0 E: 0 K: 1 S: 10	H: 0 LOB: 1 BB: 1 P: 18	R: 0 E: 0 K: 0 S: 3	H: 0 LOB: 0 BB: 0 P: 5	R: 0 E: 0 K: 0 S: 11	H: 1 LOB: 1 BB: 0 P: 16	R: 1 E: 0 K: 0 S: 5	H: 1 LOB: 0 BB: 0 P: 9	R: 0 E: 0 K: 0 S: 6	H: 0 LOB: 0 BB: 0 P: 11	R: 0 E: 0 K: 0 S: 7	H: 1 LOB: 1 BB: 0 P: 13	R: 0 E: 0 K: 0 S: 6	H: 0 LOB: 0 BB: 0 P: 8	1B: 1 2B: 3 3B: 0 HR: 0	SF: 0 SAC: 0 DP: 0 HBP: 0	WP: 0 PB: 0 SB: 0 CS: 0	PA: 33					
PITCHER	IP	WLS	BF	H	R	ER	SO	BB	IBB	HBP	BLK	WP	HR	S	P	ERA	WHIP										
John Mitchell, R ERA: 4.11	(1, 1)	7.1	W	28	4	1	1	4	0	0	0	0	0	4	8	0.00	0.682										
Jeff Ballard, L ERA: 4.8	(8, 1)	0.2		2	0	0	0	0	0	0	0	0	0	4	8	0.00	0.000										
Gregg Olson, R ERA: 1.04	(9, 1)	1.0	S	3	0	0	0	0	0	0	0	0	0	6	8	0.00	0.000										

Baltimore Orioles @ Kansas City Royals
 Royals Stadium, Kansas City, MO
 Sun Jul 29 1990, 4:33 AM EDT
 Att: 32,801 - Sunny

AB 32
 R 1
 H 4
 RBI 1
 BB 1
 SO 4
 LOB 12



Batter	1	2	3	4	5	6	7	8	9	AB	R	H	RBI	BB	SO	LOB	TOP					
Kevin Seitzer, R OBP: 0.346, SLG: 0.378 (1, 5)										4	0	1	1	1	1	2	1					
Bill Pecota, R OBP: 0.344, SLG: 0.388 (1, 4)										5	0	0	0	0	3	2						
Gerald Perry, L OBP: 0.315, SLG: 0.380 (1, 10)										4	1	1	1	1	1	1						
George Brett, L OBP: 0.367, SLG: 0.454 (1, 3)										5	0	0	0	0	0	2						
Jim Eisenreich, L OBP: 0.346, SLG: 0.409 (1, 8)										3	2	2	0	1	0	0						
Jeff Schultz, L OBP: 0.444, SLG: 0.533 (1, 7)										4	1	1	0	0	1	2						
Pat Tabler, R OBP: 0.337, SLG: 0.351 (1, 9)										3	2	2	2	1	0	0						
Mike Macfarlane, R OBP: 0.328, SLG: 0.417 (1, 2)										4	1	3	2	0	1	1						
Kurt Stillwell, S OBP: 0.321, SLG: 0.367 (1, 6)										4	0	0	0	0	1	3						
Inning Stats	R: 0 H: 0 E: 0 K: 2 S: 13	H: 0 LOB: 1 BB: 1 P: 21	R: 0 H: 0 E: 0 K: 1 S: 11	H: 0 LOB: 1 BB: 1 P: 19	R: 0 H: 0 E: 0 K: 1 S: 7	H: 0 LOB: 0 BB: 0 P: 11	R: 4 H: 4 E: 0 K: 0 S: 18	H: 4 LOB: 1 BB: 1 P: 30	R: 0 H: 0 E: 0 K: 0 S: 5	H: 0 LOB: 1 BB: 1 P: 11	R: 3 H: 4 E: 0 K: 1 S: 15	H: 4 LOB: 1 BB: 0 P: 24	R: 0 H: 1 E: 0 K: 1 S: 11	H: 1 LOB: 1 BB: 0 P: 17	R: 0 H: 1 E: 0 K: 1 S: 14	H: 1 LOB: 1 BB: 0 P: 17	R: 0 H: 0 E: 0 K: 2 S: 8	H: 0 LOB: 0 BB: 0 P: 15	1B: 7 2B: 2 3B: 0 HR: 1	SF: 0 SAC: 0 DP: 1 HBP: 0	WP: 1 PB: 1 SB: 1 CS: 0	PA: 40
PITCHER	IP	WLS	BF	H	R	ER	SO	BB	IBB	HBP	BLK	WP	HR	S	P	ERA	WHIP					
Jeff Shaw, R ERA: 6.67 (1, 1)	5.1	L	26	7	7	6	4	4	0	0	0	1	1	62	103	10.12	2.062					
Tom Candiotti, R ERA: 3.28 (6, 1)	3.2		14	3	0	0	5	0	0	0	0	0	0	40	62	0.00	0.818					

Kansas City Royals @ Cleveland Indians
Cleveland Municipal Stadium, Cleveland, OH
Mon Jul 30 1990, 7:05 PM EDT
Att: 14,053 - Cloudy - 72 F

AB	36
R	7
H	10
RBI	6
BB	4
SO	9
LOB	12



Batter	1	2	3	4	5	6	7	8	9	AB	R	H	RBI	BB	SO	LOB	BOTTOM					
Alex Cole, L OBP: 0.294, SLG: 0.294 (1, 8)										5	1	1	0	0	0	1						
Jerry Browne, S OBP: 0.330, SLG: 0.350 (1, 4)										4	3	2	0	1	0	0						
Dion James, L OBP: 0.335, SLG: 0.339 (1, 10)										3	0	1	0	2	1	1						
Candy Maldonado, R OBP: 0.340, SLG: 0.456 (1, 7)										4	1	3	2	0	0	0						
Sandy Alomar Jr., R OBP: 0.327, SLG: 0.402 (1, 2)										5	0	1	1	0	0	6						
Brook Jacoby, R OBP: 0.389, SLG: 0.456 (1, 5)										4	1	1	1	1	0	4						
Cory Snyder, R OBP: 0.276, SLG: 0.434 (1, 9)										4	0	1	2	0	1	3						
Jeff Manto, R OBP: 0.235, SLG: 0.071 (1, 3)										4	0	0	0	0	2	1						
Felix Fermin, R OBP: 0.255, SLG: 0.286 (1, 6)										3	0	1	0	0	0	0						
Mitch Webster, S OBP: 0.296, SLG: 0.411 (9, PH)										1	0	0	0	0	0	0						
Inning Stats	R: 0 H: 0 E: 0 K: 1 S: 10	H: 0 LOB: 0 BB: 0 P: 16	R: 0 H: 0 E: 0 K: 0 S: 9	H: 0 LOB: 0 BB: 0 P: 14	R: 0 H: 0 E: 0 K: 1 S: 7	H: 0 LOB: 0 BB: 0 P: 10	R: 1 H: 3 E: 0 K: 0 S: 8	H: 3 LOB: 2 BB: 0 P: 10	R: 0 H: 1 E: 0 K: 2 S: 13	H: 1 LOB: 1 BB: 0 P: 16	R: 0 H: 1 E: 0 K: 0 S: 12	H: 1 LOB: 3 BB: 2 P: 24	R: 0 H: 0 E: 0 K: 0 S: 8	H: 0 LOB: 0 BB: 0 P: 14	R: 3 H: 4 E: 0 K: 0 S: 14	H: 4 LOB: 1 BB: 0 P: 24	R: 2 H: 2 E: 0 K: 0 S: 10	H: 2 LOB: 2 BB: 2 P: 23	1B: 9 2B: 2 3B: 0 HR: 0	SF: 1 SAC: 0 DP: 0 HBP: 0	WP: 0 PB: 0 SB: 0 CS: 0	PA: 42
PITCHER	IP	WLS	BF	H	R	ER	SO	BB	IBB	HBP	BLK	WP	HR	S	P	ERA	WHIP					
Andy McGaffigan, R ERA: 4.08 (1, 1)	2.2	W	22	5	1	1	4	1	0	0	0	0	0	28	49	10.12	1.875					
Luis Encarnacion, R ERA: 6.35 (6, 1)	1.0	S	7	2	2	2	0	2	0	0	0	0	0	10	23	18.00	4.000					

Kansas City Royals @ Cleveland Indians
Cleveland Municipal Stadium, Cleveland, OH
Mon Jul 30 1990, 7:05 PM EDT
Att: 14,053 - Cloudy - 72 F

AB	37
R	6
H	11
RBI	6
BB	4
SO	4
LOB	16



Batter	1	2	3	4	5	6	7	8	9	AB	R	H	RBI	BB	SO	LOB	TOP
Kevin Seitzer, R (1, 5) OBP: 0.349, SLG: 0.384	G6-3		1B 3B	G6-4-3 IBB		G4-3		WP BB BB		4	2	2	0	1	0	1	Kansas City Royals @ Cleveland Indians Cleveland Municipal Stadium, Cleveland, OH Tue Jul 31 1990, 7:05 PM EDT Att: 20,251 - Cloudy - 70 F
Bill Pecota, R (1, 4) OBP: 0.353, SLG: 0.387	K		F8 1B	G6-4-3		BB S BB		BB WP BB		3	1	1	1	2	1	3	
Gerald Perry, L (1, 3) OBP: 0.319, SLG: 0.378	2B BB		P4		G3-1	BB IBB		G3-2-3 BB BB		2	1	0	0	3	0	1	
Danny Tartabull, R (1, 10) OBP: 0.309, SLG: 0.448	1H 2B 2B		F8		F8	2B		G3-2-3 BB		3	1	2	3	2	0	1	
Jim Eisenreich, L (1, 8) OBP: 0.346, SLG: 0.412	2B		F8		F8	G4-3		G3-2-3		5	0	2	2	0	0	7	
Jeff Schultz, L (1, 7) OBP: 0.390, SLG: 0.457	G5-3		F8		G6-3			K		5	0	0	0	0	2	5	

Inning Stats	R: 2 E: 0 K: 1 S: 13	H: 2 LOB: 1 BB: 1 P: 24	R: 0 E: 0 K: 0 S: 6	H: 1 LOB: 0 BB: 0 P: 9	R: 2 E: 0 K: 0 S: 9	H: 3 LOB: 1 BB: 0 P: 13	R: 0 E: 1 K: 0 S: 10	H: 1 LOB: 2 BB: 1 P: 22	R: 0 E: 0 K: 0 S: 7	H: 1 LOB: 1 BB: 0 P: 10	R: 2 E: 0 K: 0 S: 19	H: 2 LOB: 3 BB: 3 P: 41	R: 0 E: 0 K: 1 S: 9	H: 0 LOB: 0 BB: 0 P: 13	R: 2 E: 0 K: 1 S: 17	H: 2 LOB: 2 BB: 3 P: 31	R: 0 E: 0 K: 0 S: 6	H: 1 LOB: 0 BB: 0 P: 9	1B: 7 2B: 5 3B: 1 HR: 0	SF: 0 SAC: 1 DP: 4 HBP: 0	WP: 1 PB: 0 SB: 1 CS: 0	PA: 45																					
PITCHER	IP	WLS	BF	H	R	ER	SO	BB	IBB	HBP	BLK	WP	HR	S	P	ERA	WHIP	PITCHER								IP	WLS	BF	H	R	ER	SO	BB	IBB	HBP	BLK	WP	HR	S	P	ERA	WHIP	
Mike Walker, R (1, 1) ERA: 4.5	3.0	L	17	7	4	4	1	1	0	0	0	0	0	34	56	12.00	2.667																										
Colby Ward, R (4, 1) ERA: 2.09	2.2		13	3	2	2	0	1	2	0	0	0	0	25	53	6.75	1.500																										
Steve Olin, R (6, 1) ERA: 3.95	1.1		8	2	2	2	1	2	0	0	0	0	0	20	34	13.50	3.000																										
Jesse Orosco, L (8, 1) ERA: 4.09	2.0		7	1	0	0	1	2	0	0	0	1	0	17	29	0.00	1.500																										

Batter	1	2	3	4	5	6	7	8	9	AB	R	H	RBI	BB	SO	LOB	BOTTOM
Alex Cole, L (1, 8) OBP: 0.318, SLG: 0.318	B3	L7				K			FC5-4 1B	5	0	2	0	0	1	2	Kansas City Royals @ Cleveland Indians Cleveland Municipal Stadium, Cleveland, OH Tue Jul 31 1990, 7:05 PM EDT Att: 20,251 - Cloudy - 70 F
Jerry Browne, S (1, 4) OBP: 0.331, SLG: 0.349	BB 1B		G4-3		2B BB	F9		FC5-4 2B E		4	2	1	0	1	0	4	
Dion James, L (1, 10) OBP: 0.347, SLG: 0.357	1-2 BB		BB		1H 2B		K	E 2B		3	0	2	1	2	1	0	
Candy Maldonado, R (1, 7) OBP: 0.336, SLG: 0.450	P3		F8		K		G6-3	K		5	0	0	0	0	2	6	
Sandy Alomar Jr., R (1, 2) OBP: 0.325, SLG: 0.399	G4-3		P4			1B 1B		F8		5	1	1	0	0	0	4	
Brook Jacoby, R (1, 5) OBP: 0.397, SLG: 0.452		2B FC1-2 1B		P3		F9		G4-3	FC5-4	5	0	1	0	0	0	3	

Inning Stats	R: 0 E: 0 K: 0 S: 11	H: 1 LOB: 2 BB: 1 P: 20	R: 0 E: 0 K: 0 S: 18	H: 2 LOB: 2 BB: 0 P: 23	R: 0 E: 0 K: 0 S: 7	H: 0 LOB: 1 BB: 1 P: 14	R: 0 E: 0 K: 1 S: 9	H: 0 LOB: 0 BB: 0 P: 11	R: 1 E: 0 K: 2 S: 12	H: 1 LOB: 1 BB: 1 P: 20	R: 1 E: 0 K: 0 S: 14	H: 4 LOB: 3 BB: 0 P: 17	R: 0 E: 0 K: 1 S: 5	H: 0 LOB: 0 BB: 0 P: 6	R: 0 E: 0 K: 1 S: 9	H: 0 LOB: 2 BB: 0 P: 12	R: 2 E: 1 K: 1 S: 18	H: 3 LOB: 2 BB: 0 P: 25	1B: 7 2B: 3 3B: 0 HR: 1	SF: 0 SAC: 0 DP: 0 HBP: 0	WP: 0 PB: 0 SB: 0 CS: 0	PA: 42																						
PITCHER	IP	WLS	BF	H	R	ER	SO	BB	IBB	HBP	BLK	WP	HR	S	P	ERA	WHIP	PITCHER								IP	WLS	BF	H	R	ER	SO	BB	IBB	HBP	BLK	WP	HR	S	P	ERA	WHIP		
Kevin Appier, R (1, 1) ERA: 3.11	7.0	W	32	8	2	2	4	3	0	0	0	0	0	76	111	2.57	1.571																											
Steve Crawford, R (8, 1) ERA: 3.94	2.0		10	3	2	1	2	0	0	0	0	0	1	27	37	4.50	1.500																											



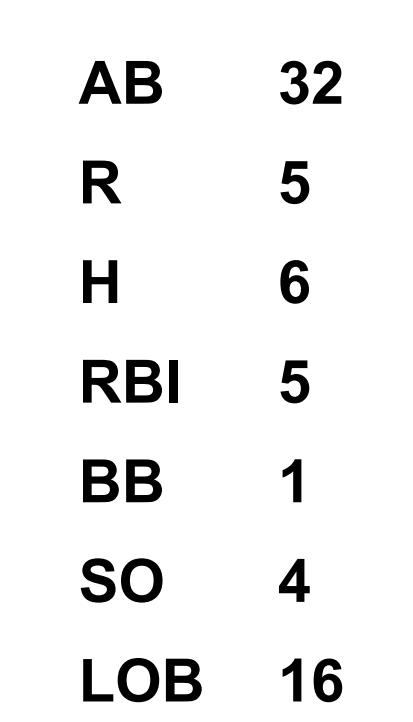
Batter	1	2	3	4	5	6	7	8	9	AB	R	H	RBI	BB	SO	LOB	TOP				
Kevin Seitzer, R (1, 5) OBP: 0.347, SLG: 0.382	K	FC4					G5-3		F9	5	0	1	0	0	1	2	Kansas City Royals @ Cleveland Indians Cleveland Municipal Stadium, Cleveland, OH Wed Aug 01 1990, 7:05 PM EDT Att: 12,804 - Unknown - 72 F livebaseballscorecards.com				
Bill Pecota, R (1, 4) OBP: 0.350, SLG: 0.390	1B	2B			F9		P9		P4	4	1	1	0	0	0	1					
Gerald Perry, L (1, 3) OBP: 0.320, SLG: 0.379					F9		G3-6-3		F8	4	0	2	1	0	0	1					
Danny Tartabull, R (1, 10) OBP: 0.319, SLG: 0.448							G3-1			2	0	1	0	2	0	0					
Pat Tabler, R (1, 9) OBP: 0.341, SLG: 0.360 Jeff Schultz, L (8, PH) OBP: 0.361, SLG: 0.444							G6-3		F8	3	0	1	0	0	0	1					
Jim Eisenreich, L (1, 7) OBP: 0.345, SLG: 0.410									F8	1	0	0	0	1	4						
Willie Wilson, S (1, 8) OBP: 0.346, SLG: 0.370									F8	4	0	1	0	0	0	2					
Mike Macfarlane, R (1, 2) OBP: 0.322, SLG: 0.407									L7	4	0	0	0	0	2	2					
Kurt Stillwell, S (1, 6) OBP: 0.322, SLG: 0.370									F9	4	0	1	0	0	0	0					
Inning Stats	R: 1 E: 0 K: 1 S: 11	H: 2 LOB: 1 BB: 1 P: 17	R: 0 E: 1 K: 0 S: 11	H: 1 LOB: 2 BB: 0 P: 13	R: 0 E: 0 K: 1 S: 11	H: 1 LOB: 2 BB: 1 P: 22	R: 0 E: 0 K: 1 S: 8	H: 0 LOB: 0 BB: 0 P: 14	R: 0 E: 0 K: 0 S: 8	H: 2 LOB: 2 BB: 0 P: 10	R: 0 E: 0 K: 0 S: 5	H: 0 LOB: 0 BB: 0 P: 10	R: 0 E: 0 K: 0 S: 8	H: 2 LOB: 2 BB: 0 P: 11	R: 0 E: 0 K: 0 S: 6	H: 0 LOB: 0 BB: 0 P: 7		1B: 8 2B: 1 3B: 0 HR: 0	SF: 0 SAC: 0 DP: 1 HBP: 0	WP: 0 PB: 0 SB: 0 CS: 0	PA: 37
PITCHER	IP	WLS	BF	H	R	ER	SO	BB	IBB	HBP	BLK	WP	HR	S	P	ERA	WHIP				
Greg Swindell, L (1, 1) ERA: 4.04	7.0	W	31	9	1	1	4	2	0	0	0	0	0	75	112	1.29	1.571				
Doug Jones, R (8, 1) ERA: 1.17	2.0	S	6	0	0	0	0	0	0	0	0	0	0	9	13	0.00	0.000				

Batter	1	2	3	4	5	6	7	8	9	AB	R	H	RBI	BB	SO	LOB	BOTTOM				
Alex Cole, L (1, 8) OBP: 0.423, SLG: 0.375	S									2	2	2	1	1	0	0	Kansas City Royals @ Cleveland Indians Cleveland Municipal Stadium, Cleveland, OH Wed Aug 01 1990, 7:05 PM EDT Att: 12,804 - Unknown - 72 F livebaseballscorecards.com				
Mitch Webster, S (1, 7) OBP: 0.296, SLG: 0.412	F9									4	1	1	1	0	0	3					
Jerry Browne, S (1, 4) OBP: 0.330, SLG: 0.352										3	0	1	2	0	0	2					
Sandy Alomar Jr., R (1, 2) OBP: 0.324, SLG: 0.396	G6-3									4	0	1	0	0	2	1					
Chris James, R (1, 10) OBP: 0.330, SLG: 0.418	G5-3									4	0	1	0	0	1	2					
Brook Jacoby, R (1, 5) OBP: 0.396, SLG: 0.448										3	0	0	0	1	0	1					
Cory Snyder, R (1, 9) OBP: 0.276, SLG: 0.434										3	0	0	0	0	1	1					
Jeff Manto, R (1, 3) OBP: 0.208, SLG: 0.095										3	0	0	0	0	2	0					
Tom Brookens, R (1, 6) OBP: 0.306, SLG: 0.307 Felix Fermin, R (8, 6) OBP: 0.253, SLG: 0.283										3	1	1	0	0	0	0					
Inning Stats	R: 1 E: 0 K: 0 S: 11	H: 1 LOB: 1 BB: 1 P: 25	R: 0 E: 0 K: 0 S: 4	H: 0 LOB: 0 BB: 0 P: 5	R: 0 E: 0 K: 2 S: 10	H: 0 LOB: 1 BB: 1 P: 14	R: 0 E: 0 K: 2 S: 10	H: 0 LOB: 1 BB: 1 P: 17	R: 3 E: 0 K: 1 S: 14	H: 4 LOB: 1 BB: 0 P: 25	R: 0 E: 0 K: 2 S: 8	H: 0 LOB: 0 BB: 0 P: 14	R: 0 E: 0 K: 0 S: 10	H: 1 LOB: 1 BB: 0 P: 17	R: 0 E: 0 K: 1 S: 9	H: 1 LOB: 0 BB: 0 P: 13		1B: 3 2B: 4 3B: 1 HR: 0	SF: 1 SAC: 0 DP: 1 HBP: 1	WP: 0 PB: 0 SB: 6 CS: 0	PA: 33
PITCHER	IP	WLS	BF	H	R	ER	SO	BB	IBB	HBP	BLK	WP	HR	S	P	ERA	WHIP				
Mark Davis, L (1, 1) ERA: 6.38	4.2	L	22	5	4	4	3	2	0	1	0	0	0	47	83	7.71	1.500				
Steve Farr, R (5, 1) ERA: 2.19	3.1		11	2	0	0	3	0	0	0	0	0	0	29	47	0.00	0.600				

Batter	1	2	3	4	5	6	7	8	9	AB	R	H	RBI	BB	SO	LOB	TOP	
Kevin Seitzer, R (1.5) OBP: 0.344, SLG: 0.379	G4-3			G4-3	L7			G4-3		4	0	0	0	0	0	1	Kansas City Royals @ Baltimore Orioles Memorial Stadium, Baltimore, MD Thu Aug 02 1990, 7:05 PM EDT Att: 22,791 - Unknown	
Bill Pecota, R (1.4) OBP: 0.348, SLG: 0.381	G5-3			G6-3		P4		BB		3	0	0	0	1	0			
George Brett, L (1.10) OBP: 0.366, SLG: 0.455	G3			1B 2B		F7		P3		4	1	1	0	0	1			
Danny Tartabull, R (1.9) OBP: 0.317, SLG: 0.444		F9		BB 2H 1B		G5-3		F9		4	0	1	1	0	1			
Gerald Perry, L (1.3) OBP: 0.322, SLG: 0.379	K			BB 1B		G4-3		BB 1B		3	0	1	0	1	1	0		
Jim Eisenreich, L (1.7) OBP: 0.344, SLG: 0.408	K			BB		G4-3	2B 1B	P5		4	0	1	0	0	1	3		
Willie Wilson, S (1.8) OBP: 0.348, SLG: 0.374			F7		F8		2B	BB		3	0	1	0	1	0	0		
Bob Boone, R (1.2) OBP: 0.322, SLG: 0.282			G4-3		P2		K	K		3	0	0	0	0	1	2		
Mike Macfarlane, R (9, PH) OBP: 0.320, SLG: 0.405								K		1	0	0	0	0	1	2		
Kurt Stillwell, S (1.6) OBP: 0.321, SLG: 0.371			G3-1		2B		P4	K		4	0	1	0	0	1	4		
Inning Stats	R: 0 H: 0 E: 0 K: 0 S: 8	WLS: 0 BF: 0 P: 13	H: 0 R: 0 ER: 0 SO: 11	R: 0 ER: 0 SO: 16	H: 1 R: 0 ER: 0 SO: 9	R: 1 H: 2 E: 0 K: 0 S: 15	LOB: 2 BB: 1 P: 27	R: 0 H: 1 E: 0 K: 0 S: 12	H: 0 R: 0 ER: 0 SO: 19	R: 0 H: 2 E: 0 K: 1 S: 11	LOB: 2 BB: 0 P: 16	R: 0 H: 0 E: 0 K: 0 S: 8	H: 0 R: 0 ER: 0 SO: 13	R: 0 H: 1 E: 0 K: 2 S: 15	LOB: 1 BB: 1 P: 22	1B: 3 2B: 3 3B: 0 HR: 0	SF: 0 SAC: 0 DP: 0 HBP: 0	WP: 0 PA: 36 PB: 0 SB: 0 CS: 0
PITCHER	IP	WLS	BF	H	R	ER	SO	BB	IBB	HBP	BLK	WP	HR	S	P	ERA	WHIP	
Dave Johnson, R (1.1) ERA: 4.13	5.2	W	21	3	1	1	2	1	0	0	0	0	0	63	95	1.59	0.706	
Joe Price, L (6.1) ERA: 2.76	0.2		4	2	0	0	0	0	0	0	0	0	0	10	16	0.00	3.000	
Curt Schilling, R (7.1) ERA: 2.33	2.0		9	1	0	0	1	2	0	0	0	0	0	18	30	0.00	1.500	
Gregg Olson, R (9.1) ERA: 1.0	0.2	S	2	0	0	0	2	0	0	0	0	0	0	10	12	0.00	0.000	

Batter	1	2	3	4	5	6	7	8	9	AB	R	H	RBI	BB	SO	LOB	BOTTOM	
Brady Anderson, L (1.7) OBP: 0.413, SLG: 0.460	G4-3	B3		G3			F7			4	0	0	0	0	0	1	Kansas City Royals @ Baltimore Orioles Memorial Stadium, Baltimore, MD Thu Aug 02 1990, 7:05 PM EDT Att: 22,791 - Unknown	
Dave Gallagher, R (1.9) OBP: 0.313, SLG: 0.342	E9 3B	F8			G1-3		G6-4-3 1B			4	1	1	0	0	0	1		
Randy Milligan, R (1.3) OBP: 0.411, SLG: 0.501	E 3B BB	F8			3B		G6-4-3 1-2			3	1	1	0	1	0	2		
Ron Kittle, R (1.10) OBP: 0.308, SLG: 0.462	E5 3B		P3		K			S HBP		3	1	0	0	0	1	3		
Steve Finley, L (6, PR) OBP: 0.306, SLG: 0.322										0	0	0	0	0	0	0		
Cal Ripken Jr., R (1.6) OBP: 0.365, SLG: 0.410	1B 3B	G5-3			P4		L8			4	1	1	3	0	0	2		
Mike Devereaux, R (1.8) OBP: 0.294, SLG: 0.389	P5	F7			G5-3		K			4	0	0	0	0	1	2		
Craig Worthington, R (1.5) OBP: 0.314, SLG: 0.325				K		E5		K		1	0	1	1	0	0	0		
Tim Hulett, R (2.5) OBP: 0.333, SLG: 0.380										3	0	0	0	0	2	2		
Bob Melvin, R (1.2) OBP: 0.243, SLG: 0.325	G4-3			HR		F8				3	1	1	1	0	0	2		
Billy Ripken, R (1.4) OBP: 0.319, SLG: 0.353				G4-3		L3				3	0	1	0	0	0	1		
Inning Stats	R: 4 H: 2 E: 2 K: 0 S: 19	WLS: 2 BF: 23 P: 33	H: 1 R: 0 ER: 0 SO: 8	H: 1 R: 0 ER: 0 SO: 15	H: 0 R: 0 ER: 0 SO: 10	H: 0 R: 1 ER: 0 SO: 13	LOB: 1 BB: 0 P: 22	R: 0 H: 1 E: 0 K: 1 S: 17	H: 0 R: 0 ER: 0 SO: 24	R: 0 H: 0 E: 1 K: 0 S: 8	LOB: 1 BB: 0 P: 10	R: 0 H: 1 E: 0 K: 0 S: 5	LOB: 0 BB: 0 P: 7	R: 0 H: 0 E: 0 K: 2 S: 10	LOB: 2 BB: 0 P: 14	1B: 2 2B: 1 3B: 2 HR: 1	SF: 0 SAC: 0 DP: 1 HBP: 1	WP: 0 PA: 34 PB: 0 SB: 1 CS: 0
PITCHER	IP	WLS	BF	H	R	ER	SO	BB	IBB	HBP	BLK	WP	HR	S	P	ERA	WHIP	
Pete Filson, L (1.1) ERA: 5.0	5.0	L	23	5	1	1	2	1	0	0	0	0	0	62	104	1.80	1.200	
Mel Stottlemyre, R (6.1) ERA: 3.86	2.0		7	1	0	0	0	0	0	0	0	0	0	13	17	0.00	0.500	
Jeff Montgomery, R (8.1) ERA: 2.49	1.0		4	0	0	0	2	0	0	1	0	0	0	10	14	0.00	0.000	

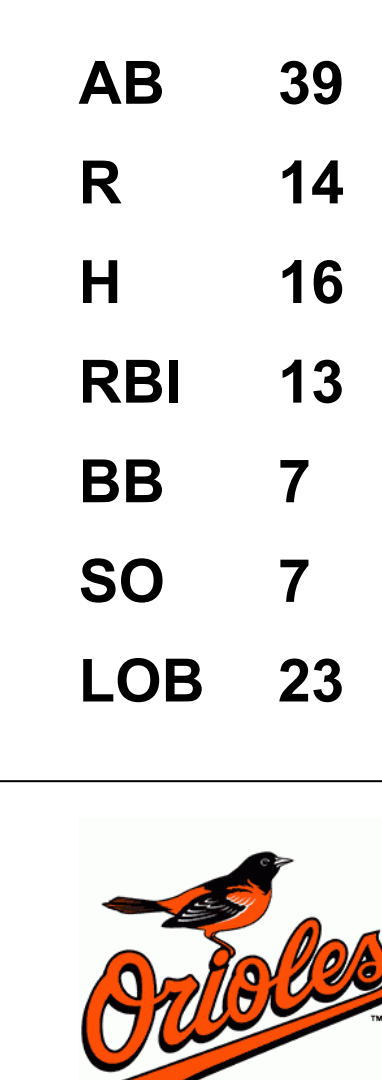
AB	33
R	1
H	6
RBI	1
BB	3
SO	5
LOB	14



Batter	1	2	3	4	5	6	7	8	9	AB	R	H	RBI	BB	SO	LOB	TOP				
Kevin Seitzer, R (1.5) OBP: 0.345, SLG: 0.380	G4-3		BB BB 1B		E5 F9 G3-1 1B		E3 1-2			4	1	2	0	0	0	1	Kansas City Royals @ Baltimore Orioles Memorial Stadium, Baltimore, MD Fri Aug 03 1990, 7:05 PM EDT Att: 39,756 - Unknown - 89 F livebaseballscorecards.com				
Bill Pecota, R (1.4) OBP: 0.345, SLG: 0.372	G5-3		BB 1-2 BB		F9 2-3		P7-4 2-3f			3	0	0	0	1	0	3					
George Brett, L (1.3) OBP: 0.365, SLG: 0.451	G4-3		1-2 2-3 BB		G3-1 3-H 1-2		G3			3	0	0	1	1	0	0					
Danny Tartabull, R (1.9) OBP: 0.311, SLG: 0.434		K 2-3	K 0-3		L7 1-2		P7 0-0			4	0	0	0	0	2	3					
Gerald Perry, L (1.10) OBP: 0.324, SLG: 0.378		FC4-6 BB 2		P5 1-1		G6-3 1B 1		L7 2-1		3	0	1	0	1	0	0					
Jim Eisenreich, L (1.7) OBP: 0.344, SLG: 0.407	FC4-6 1-2f		FC6-4 1B 1		G6-3 1-2f		F9 0-1			3	0	1	0	0	0	2					
Pat Tabler, R (6.7) OBP: 0.339, SLG: 0.358			FC6-4 1B 1							1	0	0	0	0	0	0					
Willie Wilson, S (1.8) OBP: 0.347, SLG: 0.372	L8 SAFE		FC6-4 1B 1		K 2-3		G6-3 0-0			4	0	1	0	0	1	1					
Mike Macfarlane, R (1.2) OBP: 0.323, SLG: 0.407			FC6-4 1B 1		FC6-4 1-2f 2-3		F9 0-0			4	0	2	0	0	0	2					
Steve Jeltz, S (1.6) OBP: 0.174, SLG: 0.185			F7 0-0		FC6-4 1-2f		FC4-6 P7-4 E 1-2f			3	0	0	0	0	0	3					
Inning Stats	R: 0 E: 0 K: 0 S: 6	H: 0 LOB: 0 BB: 0 P: 8	R: 0 E: 0 K: 1 S: 8	H: 0 LOB: 1 BB: 1 P: 18	R: 0 E: 0 K: 1 S: 12	H: 2 LOB: 2 BB: 2 P: 25	R: 0 E: 0 K: 0 S: 8	H: 2 LOB: 2 BB: 0 P: 12	R: 1 E: 1 K: 0 S: 9	H: 1 LOB: 0 BB: 0 P: 14	R: 0 E: 0 K: 1 S: 6	H: 1 LOB: 0 BB: 0 P: 10	R: 0 E: 1 K: 0 S: 6	H: 0 LOB: 0 BB: 0 P: 11	R: 0 E: 0 K: 0 S: 4	H: 0 LOB: 0 BB: 0 P: 4	1B: 7 2B: 1 3B: 0 HR: 0	SF: 0 SAC: 0 DP: 2 HBP: 0	WP: 0 PB: 0 SB: 0 CS: 0	PA: 35	
PITCHER	IP	WLS	BF	H	R	ER	SO	BB	IBB	HBP	BLK	WP	HR	S	P	ERA	WHIP				
John Mitchell, R (1.1) ERA: 3.75	6.1	W	27	7	1	0	3	3	0	0	0	0	0	53	94	0.00	1.579				
Mickey Weston, R (7.1) ERA: 5.92	2.2		8	0	0	0	0	0	0	0	0	0	0	12	18	0.00	0.000				

Batter	1	2	3	4	5	6	7	8	9	AB	R	H	RBI	BB	SO	LOB	BOTTOM				
Brady Anderson, L (1.8) OBP: 0.413, SLG: 0.451	F7	K	K		WP G4-3 1B	1B 1-2 2-3 HBP		2B BB		4	0	1	0	0	2	3	Kansas City Royals @ Baltimore Orioles Memorial Stadium, Baltimore, MD Fri Aug 03 1990, 7:05 PM EDT Att: 39,756 - Unknown - 89 F livebaseballscorecards.com				
Dave Gallagher, R (6.7) OBP: 0.321, SLG: 0.342										0	0	0	0	1	0	0					
Joe Orsulak, L (1.7) OBP: 0.362, SLG: 0.448	4-2	3-2	0-2		0-1	2-0		0-1		4	2	2	4	1	0	3					
Mike Devereaux, R (6.7) OBP: 0.297, SLG: 0.396	BB HR	2-H HR	P5		G4-3 1-2	1-3 2-H 3-H 1B		1-3 3-H 2B		1	0	1	1	0	0	0					
Randy Milligan, R (1.3) OBP: 0.407, SLG: 0.494	F9	K			4-1	1-3		L8 0-0		5	0	0	0	1	3	6					
Sam Horn, L (1.10) OBP: 0.351, SLG: 0.508	4-1		2-2		0-1	2-2		1-2 HR BB		4	3	2	1	1	0	1					
Cal Ripken Jr., R (1.6) OBP: 0.365, SLG: 0.426	3-1		0-1		1-2	3-2		1-1 P5		5	3	2	4	0	0	2					
Mickey Tettleton, S (1.2) OBP: 0.384, SLG: 0.396	1-H 2-H HR		3-2		4-2	2-3		1-2 K		4	1	2	0	1	1	1					
Tim Lincecum, R (1.5) OBP: 0.355, SLG: 0.402	2-3		2-2		0-0	1-1		1-1 K		5	2	4	1	0	1	1					
Steve Finley, L (1.9) OBP: 0.307, SLG: 0.325		4-2	2-1		0-1	1-0		1-2 G4-3 G5-3 2B 1B		4	2	1	1	1	0	5					
Billy Ripken, R (1.4) OBP: 0.321, SLG: 0.356		0-0	2-2		1-1	4-2		0-0 G4-3 G5-3 2B 1B		1	0	1	1	0	0	0					
Rene Gonzales, R (5.4) OBP: 0.289, SLG: 0.254		SH1-3 HR BB	2-2		F8	4-2		2-3 G4-3		2	1	0	0	1	0	1					
Inning Stats	R: 3 E: 0 K: 1 S: 17	H: 2 LOB: 1 BB: 2 P: 36	R: 2 E: 0 K: 2 S: 14	H: 1 LOB: 0 BB: 1 P: 25	R: 3 E: 0 K: 1 S: 26	H: 5 LOB: 2 BB: 0 P: 38	R: 1 E: 1 K: 0 S: 12	H: 1 LOB: 2 BB: 2 P: 21	R: 0 E: 0 K: 1 S: 11	H: 1 LOB: 1 BB: 0 P: 16	R: 4 E: 0 K: 2 S: 20	H: 4 LOB: 2 BB: 1 P: 37	R: 0 E: 0 K: 0 S: 5	H: 0 LOB: 0 BB: 0 P: 9	R: 1 E: 0 K: 0 S: 12	H: 2 LOB: 2 BB: 1 P: 17	1B: 10 2B: 2 3B: 0 HR: 4	SF: 0 SAC: 1 DP: 0 HBP: 1	WP: 1 PB: 1 SB: 0 CS: 0	PA: 48	
PITCHER	IP	WLS	BF	H	R	ER	SO	BB	IBB	HBP	BLK	WP	HR	S	P	ERA	WHIP				
Tom Gordon, R (1.1) ERA: 4.24	2.0	L	15	6	8	8	3	3	0	0	0	1	0	55	89	9.82	2.727				
Luis Encarnacion, R (3.1) ERA: 7.71	3.2		21	7	5	4	3	3	0	0	0	0	0	9	17	0.00	0.750				
Steve Crawford, R (6.1) ERA: 3.83	1.1		6	1	0	0	1	0	0	0	0	0	0	12	17	9.00	3.000				
Mel Stottlemyre, R (8.1) ERA: 4.2	1.0		6	2	1	1	0	1	0	0	0	0	0	12	17	9.00	3.000				

AB	32
R	1
H	7
RBI	1
BB	3
SO	3
LOB	15



Batter	1	2	3	4	5	6	7	8	9	AB	R	H	RBI	BB	SO	LOB	TOP								
Kevin Seitzer, R OBP: 0.342, SLG: 0.375 (1, 5)	G4-3	L9		K		G5-3			P4	5	0	0	0	0	1	2									
Bill Pecota, R OBP: 0.353, SLG: 0.376 (1, 4)	G5-3	G4-6-3 1B		FC6-4 1B			HR BB		L4	4	1	2	0	1	0	0									
George Brett, L OBP: 0.365, SLG: 0.461 (1, 3)		G4-6-3 2B		FC6-4 1-2 2-3			P6		HR	5	1	2	1	0	0	5									
Danny Tartabull, R OBP: 0.313, SLG: 0.466 (1, 9)	K			K			HR		K	5	2	2	3	0	3	3									
Jim Eisenreich, L OBP: 0.346, SLG: 0.408 (6, 8)		E HR 1B	G1-3 1B		K		G5-3			4	2	2	0	0	1	0									
Gerald Perry, L OBP: 0.323, SLG: 0.377 (1, 10)		E HR 1B	G1-3		K		F7			4	1	1	0	0	1	1									
Willie Wilson, S OBP: 0.343, SLG: 0.367 Pat Tabler, R OBP: 0.337, SLG: 0.356 (6, 7)		E4 HR	K		G3-1				P5	3	1	0	0	0	1	3	AB 39								
Mike Macfarlane, R OBP: 0.325, SLG: 0.419 (1, 2)		HR					F8		L8	4	1	2	5	0	0	0	R 9								
Kurt Stillwell, S OBP: 0.323, SLG: 0.373 (1, 6)		HR 1B		FC6-4 1B			F9		F7	4	0	2	0	0	0	0	H 13								
Inning Stats	R: 0 E: 0 K: 1 S: 12	H: 1 LOB: 1 BB: 0 P: 15	R: 4 E: 1 K: 0 S: 16	H: 5 LOB: 1 BB: 0 P: 26	R: 2 E: 0 K: 1 S: 14	H: 3 LOB: 1 BB: 0 P: 21	R: 0 E: 0 K: 2 S: 11	H: 2 LOB: 2 BB: 0 P: 18	R: 0 E: 0 K: 0 S: 9	H: 0 LOB: 0 BB: 0 P: 13	R: 0 E: 0 K: 0 S: 5	H: 0 LOB: 0 BB: 0 P: 9	R: 2 E: 0 K: 0 S: 15	H: 1 LOB: 0 BB: 1 P: 22	R: 0 E: 0 K: 0 S: 8	H: 0 LOB: 0 BB: 0 P: 11	R: 1 E: 0 K: 1 S: 8	H: 1 LOB: 0 BB: 0 P: 14	1B: 8 2B: 1 3B: 0 HR: 4	SF: 0 SAC: 0 DP: 1 HBP: 0	WP: 0 PB: 0 SB: 0 CS: 0	PA: 40			
PITCHER	IP	WLS	BF	H	R	ER	SO	BB	IBB	HBP	BLK	WP	HR	S	P	ERA	WHIP								
Pete Harnisch, R ERA: 4.48 Mark Williamson, R ERA: 2.13 Jeff Ballard, L ERA: 4.89 Joe Price, L ERA: 2.91	1.1	L	11	6	4	3	1	0	0	0	0	0	1	26	38	20.25	4.500								
	2.2		11	5	2	2	3	0	0	0	0	0	1	27	42	6.75	1.875								
	4.0		14	1	2	2	2	1	0	0	0	0	1	37	55	4.50	0.500								
	1.0		4	1	1	1	1	0	0	0	0	0	1	8	14	9.00	1.000								

Kansas City Royals @ Baltimore Orioles
Memorial Stadium, Baltimore, MD
Sat Aug 04 1990, 7:05 PM EDT
Att: 48,160 - Unknown - 89 F

livebaseballscorecards.com

AB 39
R 9
H 13
RBI 9
BB 1
SO 7
LOB 14



Batter	1	2	3	4	5	6	7	8	9	AB	R	H	RBI	BB	SO	LOB	BOTTOM								
Brady Anderson, L OBP: 0.407, SLG: 0.436 (1, 8)	G3-1		K			K			G3-6 BB	3	0	0	0	1	2	0									
Joe Orsulak, L OBP: 0.358, SLG: 0.442 (1, 7)	L6		F7			K			G3-6 1-2	4	0	0	0	0	1	1									
Randy Milligan, R OBP: 0.407, SLG: 0.493 Ron Kittle, R OBP: 0.307, SLG: 0.460 (7, 3)				G5-3		F9			K	3	0	1	0	0	0	0									
Sam Horn, L OBP: 0.355, SLG: 0.504 (1, 10)				G4-3					1B	3	0	1	0	1	1	0									
Cal Ripken Jr., R OBP: 0.366, SLG: 0.426 (1, 6)				K					1B	4	1	2	0	0	1	2									
Mickey Tettleton, S OBP: 0.381, SLG: 0.391 (1, 2)			F9			K			P6	4	0	0	0	0	1	3									
Tim Hulett, R OBP: 0.360, SLG: 0.416 (1, 5)			G4-3			FC6-4 1B			K	4	0	2	1	0	1	2	AB 32								
Steve Finley, L OBP: 0.304, SLG: 0.321 (1, 9)			F8			FC6-4 1-2			F8	3	0	0	0	0	0	2	R 1								
Billy Ripken, R OBP: 0.319, SLG: 0.353 Rene Gonzales, R OBP: 0.286, SLG: 0.250 (8, 4)						FC6-4 1-2			G6-3	2	0	0	0	0	0	1	H 6								
Inning Stats	R: 0 E: 0 K: 0 S: 19	H: 1 LOB: 2 BB: 1 P: 29	R: 0 E: 0 K: 0 S: 7	H: 0 LOB: 0 BB: 0 P: 14	R: 0 E: 0 K: 1 S: 9	H: 0 LOB: 0 BB: 0 P: 12	R: 0 E: 0 K: 1 S: 9	H: 0 LOB: 0 BB: 0 P: 15	R: 0 E: 0 K: 2 S: 10	H: 1 LOB: 1 BB: 0 P: 13	R: 1 E: 0 K: 1 S: 15	H: 2 LOB: 1 BB: 0 P: 20	R: 0 E: 0 K: 0 S: 6	H: 0 LOB: 0 BB: 1 P: 12	R: 0 E: 0 K: 2 S: 12	H: 2 LOB: 2 BB: 0 P: 17	1B: 5 2B: 1 3B: 0 HR: 0	SF: 0 SAC: 0 DP: 1 HBP: 0	WP: 0 PB: 0 SB: 0 CS: 0	PA: 34					
PITCHER	IP	WLS	BF	H	R	ER	SO	BB	IBB	HBP	BLK	WP	HR	S	P	ERA	WHIP								
Andy McGaffigan, R ERA: 3.41 Steve Farr, R ERA: 2.55 Jeff Montgomery, R ERA: 2.45	6.0	W	21	2	1	1	1	1	0	0	0	0	0	21	32	4.50	1.500								
	2.0		8	2	1	1	1	1	0	0	0	0	0	21	32	4.50	1.500								
	1.0		5	2	0	0	2	0	0	0	0	0	0	12	17	0.00	2.000								

Kansas City Royals @ Baltimore Orioles
Memorial Stadium, Baltimore, MD
Sat Aug 04 1990, 7:05 PM EDT
Att: 48,160 - Unknown - 89 F

livebaseballscorecards.com

AB 32
R 1
H 6
RBI 1
BB 2
SO 8
LOB 11



Batter	1	2	3	4	5	6	7	8	9	AB	R	H	RBI	BB	SO	LOB	TOP										
Phil Bradley, R (1,9) OBP: 0.352, SLG: 0.345	G4-3		K		F9		F9			4	0	0	0	0	1	1											
Robin Ventura, L (1,5) OBP: 0.307, SLG: 0.308	G4-3			G4-3 SF9 2B	F8		G5-3			4	1	1	0	0	0	0											
Ivan Calderon, R (1,7) OBP: 0.356, SLG: 0.466	P6			G4-3		2B		F9		4	1	1	0	0	0	1											
Dan Pasqua, L (1,10) OBP: 0.363, SLG: 0.558		P3		SF9		1B		P4		3	1	1	2	0	0	0											
Carlton Fisk, R (1,2) OBP: 0.376, SLG: 0.438	G5-3			WP 1B		2B		P4		3	1	1	0	1	0	0											
Frank Thomas, R (1,3) OBP: 0.333, SLG: 0.438	P3			1B		BB		P4		4	0	1	1	0	1	2											
Lance Johnson, L (1,8) OBP: 0.315, SLG: 0.339			P3		F9			P6		4	0	1	0	0	0	2											
Scott Fletcher, R (1,4) OBP: 0.327, SLG: 0.342			F9		F7			G4-3		4	0	1	1	0	0	2											
Ozzie Guillen, L (1,6) OBP: 0.337, SLG: 0.362					F7			F7		3	0	1	0	0	0	0											
Inning Stats	R: 0 E: 0 K: 0 S: 7	H: 0 LOB: 0 BB: 0 P: 13	R: 0 E: 0 K: 0 S: 5	H: 0 LOB: 0 BB: 0 P: 7	R: 0 E: 0 K: 1 S: 11	H: 1 LOB: 1 BB: 0 P: 17	R: 2 E: 0 K: 0 S: 18	H: 4 LOB: 2 BB: 0 P: 29	R: 0 E: 0 K: 1 S: 16	H: 3 LOB: 2 BB: 1 P: 27	R: 0 E: 0 K: 0 S: 10	H: 0 LOB: 0 BB: 0 P: 13	R: 0 E: 0 K: 0 S: 8	H: 0 LOB: 0 BB: 0 P: 12	R: 0 E: 0 K: 0 S: 6	H: 0 LOB: 0 BB: 0 P: 7	1B: 5 2B: 3 3B: 0 HR: 0	SF: 1 SAC: 0 DP: 0 HBP: 0	WP: 1 PB: 0 SB: 1 CS: 0	PA: 35							
PITCHER	IP	WLS	BF	H	R	ER	SO	BB	IBB	HBP	BLK	WP	HR	S	P	ERA	WHIP										
Storm Davis, R (1,1) ERA: 5.28	5.0	W	20	5	2	2	1	0	0	0	0	1	0	48	79	3.60	1.000										
Mel Stottlemyre, R (6,1) ERA: 5.4	0.0		3	2	2	2	0	1	0	0	0	0	0	10	18	∞	∞										
Steve Farr, R (6,1) ERA: 2.16	3.0		9	1	0	0	1	0	0	0	0	0	0	24	34	0.00	0.333										
Jeff Montgomery, R (9,1) ERA: 2.42	1.0	S	3	0	0	0	0	0	0	0	0	0	0	6	7	0.00	0.000										

Chicago White Sox @ Kansas City Royals
 Royals Stadium, Kansas City, MO
 Mon Aug 06 1990, 8:05 PM EDT
 Att: 38,084 - Unknown - 71 F

AB	33
R	4
H	8
RBI	4
BB	1
SO	2
LOB	8





Batter	1	2	3	4	5	6	7	8	9	AB	R	H	RBI	BB	SO	LOB	BOTTOM										
Kevin Seitzer, R (1,5) OBP: 0.341, SLG: 0.373	G1-3		1B	F9		FC6-4				3	1	0	0	1	0	2											
Jim Eisenreich, L (1,8) OBP: 0.345, SLG: 0.407	CS		L8		G1-3		G3			4	0	1	0	0	0	2											
George Brett, L (1,3) OBP: 0.364, SLG: 0.459	F7		E		F7		K			4	1	1	1	0	1	1											
Danny Tartabull, R (1,9) OBP: 0.317, SLG: 0.464		P4	E2				G6-3			3	1	1	1	1	0	0											
Steve Jeltz, S (9,9) OBP: 0.174, SLG: 0.185			2B							0	0	0	0	0	0	0											
Gerald Perry, L (1,10) OBP: 0.323, SLG: 0.378	G5-3		S		G5-3		K			4	1	1	2	0	1	1											
Pat Tabler, R (1,7) OBP: 0.344, SLG: 0.364			E							2	0	2	0	0	0	0											
Willie Wilson, S (5,8) OBP: 0.340, SLG: 0.364	1B		CS							2	0	0	0	0	0	0											
Kurt Stillwell, S (1,6) OBP: 0.322, SLG: 0.372	1B		K							4	0	1	0	0	1	1											
Frank White, R (1,4) OBP: 0.273, SLG: 0.336	G4-3		CS		K					2	0	0	0	1	1	2											
Bob Boone, R (1,2) OBP: 0.333, SLG: 0.296			1B		F8					3	1	2	0	0	0	0											
Inning Stats	R: 0 E: 0 K: 0 S: 6	H: 1 LOB: 0 BB: 0 P: 10	R: 0 E: 0 K: 0 S: 11	H: 2 LOB: 2 BB: 0 P: 19	R: 5 E: 1 K: 1 S: 16	H: 5 LOB: 0 BB: 1 P: 31	R: 0 E: 0 K: 1 S: 7	H: 0 LOB: 0 BB: 0 P: 11	R: 0 E: 0 K: 0 S: 8	H: 0 LOB: 1 BB: 1 P: 16	R: 0 E: 0 K: 1 S: 5	H: 1 LOB: 2 BB: 1 P: 14	R: 0 E: 0 K: 1 S: 5	H: 0 LOB: 0 BB: 0 P: 11	R: 0 E: 0 K: 1 S: 6	H: 0 LOB: 0 BB: 0 P: 8	1B: 8 2B: 1 3B: 0 HR: 0	SF: 0 SAC: 0 DP: 0 HBP: 0	WP: 0 PB: 0 SB: 1 CS: 2	PA: 35							
PITCHER	IP	WLS	BF	H	R	ER	SO	BB	IBB	HBP	BLK	WP	HR	S	P	ERA	WHIP										
Melido Perez, R (1,1) ERA: 4.02	2.1	L	15	8	5	5	0	1	0	0	0	0	0	30	54	19.29	3.857										
Wayne Edwards, L (3,1) ERA: 3.33	4.2		16	1	0	0	3	2	0	0	0	0	0	29	58	0.00	0.643										
Scott Radinsky, L (8,1) ERA: 3.19	1.0		3	0	0	0	1	0	0	0	0	0	0	6	8	0.00	0.000										

Chicago White Sox @ Kansas City Royals
 Royals Stadium, Kansas City, MO
 Mon Aug 06 1990, 8:05 PM EDT
 Att: 38,084 - Unknown - 71 F

AB	31
R	5
H	9
RBI	4
BB	3
SO	4
LOB	9




Batter	1	2	3	4	5	6	7	8	9	AB	R	H	RBI	BB	SO	LOB	TOP								
Sammy Sosa, R OBP: 0.279, SLG: 0.423	0-0 P5		0-0 P3		1-0 3B 1B	2-0 P4			0-1 G5-3	5	1	2	0	0	3		Chicago White Sox @ Kansas City Royals Royals Stadium, Kansas City, MO Tue Aug 07 1990, 8:05 PM EDT Att: 27,240 - Unknown - 75 F AB 34 R 5 H 8 RBI 5 BB 3 SO 3 LOB 12 								
Phil Bradley, R OBP: 0.350, SLG: 0.349	1-2 G5-3		3-2 G6-3		0-2 2-H 3-H SAFE 1-H 3B	1-3 K			0-0 G5-3	5	0	1	1	0	1	3									
Ivan Calderon, R OBP: 0.352, SLG: 0.460	2-0 F9			0-0 F7	0-0 G6-3				0-0 G6-3	5	0	0	0	0	1	1									
Carlton Fisk, R OBP: 0.378, SLG: 0.440		2-2 G5-3 HBP		1-1 G6-3		0-0 1B 1B			1-1 F8	3	1	1	0	0	0	0									
Frank Thomas, R OBP: 0.333, SLG: 0.421		3-2 G5-3		3-1 F8		1-2 1B 1B			3-2	3	1	1	0	0	0	1									
Dan Pasqua, L OBP: 0.366, SLG: 0.565		1-2				1B 1B				1	0	1	0	0	0	0									
Carlos Martinez, R OBP: 0.253, SLG: 0.323		1-2 G6-3			0-0 G6-3	2-2 SH3 1B			0-3 K	4	0	1	0	0	1	2									
Scott Fletcher, R OBP: 0.329, SLG: 0.342		4-1			0-2 P3	1-1 SH3 1B			2-1 F8	3	0	1	2	1	0	0									
Craig Grebeck, R OBP: 0.162, SLG: 0.132		2-0 F7			4-2 2B 1B BB	SH3			1-0 G3-1	1	1	0	0	1	0	2									
Robin Ventura, L OBP: 0.306, SLG: 0.307					1-2 2-3	1-2 2-3				1	0	0	0	0	0	0									
Ozzie Guillen, L OBP: 0.339, SLG: 0.365			1-2 G6-3		1-3 1B 2B	4-0 IBB			2-2 G4-3	3	1	1	0	1	0	0									
Inning Stats	R: 0 E: 0 K: 0 S: 5	H: 0 LOB: 0 BB: 0 P: 8	R: 0 E: 0 K: 0 S: 13	H: 0 LOB: 2 BB: 1 P: 25	R: 0 E: 0 K: 0 S: 10	H: 0 LOB: 0 BB: 0 P: 14	R: 0 E: 0 K: 0 S: 5	H: 0 LOB: 0 BB: 0 P: 9	R: 3 E: 0 K: 0 S: 14	H: 3 LOB: 1 BB: 1 P: 19	R: 2 E: 0 K: 1 S: 15	H: 4 LOB: 3 BB: 1 P: 28	R: 0 E: 0 K: 2 S: 14	H: 1 LOB: 1 BB: 0 P: 18	R: 0 E: 0 K: 0 S: 9	H: 0 LOB: 0 BB: 0 P: 14		R: 0 E: 0 K: 0 S: 4	H: 0 LOB: 0 BB: 0 P: 4	1B: 4 2B: 3 3B: 1 HR: 0	SF: 0 SAC: 1 DP: 0 HBP: 1	WP: 0 PB: 0 SB: 0 CS: 0	PA: 39		
PITCHER	IP	WLS	BF	H	R	ER	SO	BB	IBB	HBP	BLK	WP	HR	S	P	ERA		WHIP							
Pete Filson, L ERA: 5.63	5.0	L	24	6	5	5	0	2	0	1	0	0	0	54	85	9.00	1.600								
Steve Crawford, R ERA: 3.53	4.0		15	2	0	0	3	0	1	0	0	0	0	35	54	0.00	0.500								

Batter	1	2	3	4	5	6	7	8	9	AB	R	H	RBI	BB	SO	LOB	BOTTOM								
Bill Pecota, R OBP: 0.397, SLG: 0.387	2-3 K	0-0 G6-3 2B			1-1 FC1-4-6 1B	0-1 G3-1			1-3 K	4	0	2	1	0	1	2	Chicago White Sox @ Kansas City Royals Royals Stadium, Kansas City, MO Tue Aug 07 1990, 8:05 PM EDT Att: 27,240 - Unknown - 75 F AB 37 R 3 H 11 RBI 3 BB 3 SO 6 LOB 16 								
Willie Wilson, S OBP: 0.339, SLG: 0.362		3-H 2B			2-2 FC1-4-6 1B				2-2 F8	5	1	1	0	0	0	2									
Jim Eisenreich, L OBP: 0.343, SLG: 0.404	2-2 BB 1B	0-1 G6-3			2-2 1B				2-2 F8	5	1	1	0	0	0	2									
George Brett, L OBP: 0.367, SLG: 0.459	1-0 BB 1B	1-1 G4-3			0-0 1B				2-1 G3-1	4	0	2	0	1	0	1									
Danny Tartabull, R OBP: 0.314, SLG: 0.457	3-3 K		0-0 P3		3-3 K				3-3 K	5	0	1	0	0	3	4									
Gerald Perry, L OBP: 0.323, SLG: 0.376	4-2 BB		2-0 F7		1-0 F7				2-1 P4	2	0	0	0	1	0	0									
Pat Tabler, R OBP: 0.342, SLG: 0.361	1-2 2-3 BB				1-3 1B					1	0	0	0	0	0	1									
Mike Macfarlane, R OBP: 0.328, SLG: 0.418	4-1 BB		1-2 G5-3		0-1 1B 1B				1-0 F9	3	1	1	1	1	0	0									
Kurt Stillwell, S OBP: 0.322, SLG: 0.370	1-2 P6			1-1 P3	0-0 1B 1B				1-1 G6-3	4	0	1	0	0	0	3									
Frank White, R OBP: 0.268, SLG: 0.329		2-1 G5-3		1-2 P4					1-2 1B	3	0	0	0	0	1	2									
Kevin Seitzer, R OBP: 0.342, SLG: 0.374					1-3 K					1	0	1	0	0	0	0									
Brian McRae, S OBP: 0.500, SLG: 1.000		2-2 2B 3B		2-0 G4-3	1-1 1B 1B				0-0 G4-3	4	1	2	1	0	0	1									
Inning Stats	R: 1 E: 0 K: 2 S: 18	H: 2 LOB: 3 BB: 2 P: 35	R: 1 E: 0 K: 0 S: 10	H: 2 LOB: 1 BB: 0 P: 15	R: 0 E: 0 K: 0 S: 6	H: 0 LOB: 0 BB: 0 P: 10	R: 0 E: 0 K: 1 S: 10	H: 2 LOB: 1 BB: 0 P: 16	R: 0 E: 0 K: 1 S: 11	H: 3 LOB: 2 BB: 0 P: 14	R: 0 E: 0 K: 0 S: 7	H: 1 LOB: 1 BB: 0 P: 12	R: 0 E: 0 K: 0 S: 7	H: 1 LOB: 1 BB: 0 P: 10	R: 0 E: 0 K: 2 S: 11	H: 0 LOB: 1 BB: 1 P: 21		1B: 9 2B: 1 3B: 1 HR: 0	SF: 0 SAC: 0 DP: 0 HBP: 0	WP: 0 PB: 0 SB: 0 CS: 0	PA: 40				
PITCHER	IP	WLS	BF	H	R	ER	SO	BB	IBB	HBP	BLK	WP	HR	S	P	ERA	WHIP								
Alex Fernandez, R ERA: 3.46	6.0	W	28	9	3	3	4	2	0	0	0	0	0	5	8	0.00	1.500								
Scott Radinsky, L ERA: 3.14	0.2		3	1	0	0	0	0	0	0	0	0	0	8	13	0.00	1.000								
Barry Jones, R ERA: 2.04	1.0	S	4	1	0	0	0	0	0	0	0	0	0	8	13	0.00	1.000								
Bobby Thigpen, R ERA: 1.83	1.1	S	5	0	0	0	2	1	0	0	0	0	0	12	22	0.00	0.750								


Batter	1	2	3	4	5	6	7	8	9	AB	R	H	RBI	BB	SO	LOB	TOP					
Lance Johnson, L OBP: 0.312, SLG: 0.335	2-2 G3-1		1-2 F9			0-0 L4		0-1 G3		4	0	0	0	0	0	1	Chicago White Sox @ Kansas City Royals Royals Stadium, Kansas City, MO Wed Aug 08 1990, 8:05 PM EDT Att: 28,493 - Unknown - 76 F					
Robin Ventura, L OBP: 0.303, SLG: 0.304	0-1 G3		0-1 F7			0-1 F9			2-3 K	4	0	0	0	0	1							
Ivan Calderon, R OBP: 0.351, SLG: 0.458	1-3 K				0-0 P4				1-1 K	4	0	1	0	0	2							
Dan Pasqua, L OBP: 0.360, SLG: 0.555		2-1 F9		1-3 K					0-1 L7	4	0	0	0	0	2							
Carlton Fisk, R OBP: 0.380, SLG: 0.451 Ron Karkovics, R OBP: 0.333, SLG: 0.439		0-2 G4-3		4-0 BB		1-2 HR			3-3 K	2	1	1	1	1	0							
Frank Thomas, R OBP: 0.333, SLG: 0.409		1-2 1B		0-2 L6		2-1 G6-3				3	0	1	0	0	0							
Scott Fletcher, R OBP: 0.326, SLG: 0.339		2-1 P6			1-0 P2				1-2 G3-1	3	0	0	0	0	0							
Sammy Sosa, R OBP: 0.277, SLG: 0.420			1-3 K		3-3 K				2-1 L4	3	0	0	0	0	2							
Ozzie Guillen, L OBP: 0.339, SLG: 0.364			0-0 1B		2-1 F9				2-2 G6-3	3	0	1	0	0	0							
Inning Stats	R: 0 E: 0 K: 1 S: 11	H: 0 LOB: 0 BB: 0 P: 14	R: 0 E: 0 K: 0 S: 10	H: 1 LOB: 1 BB: 0 P: 15	R: 0 E: 0 K: 1 S: 12	H: 1 LOB: 1 BB: 0 P: 14	R: 0 E: 0 K: 1 S: 11	H: 0 LOB: 0 BB: 1 P: 16	R: 0 E: 0 K: 1 S: 6	H: 0 LOB: 0 BB: 0 P: 12	R: 0 E: 0 K: 1 S: 5	H: 1 LOB: 0 BB: 0 P: 7	R: 1 E: 0 K: 1 S: 12	H: 1 LOB: 0 BB: 0 P: 16	R: 0 E: 0 K: 0 S: 7	H: 0 LOB: 0 BB: 0 P: 11		R: 0 E: 0 K: 2 S: 11	H: 1 LOB: 1 BB: 0 P: 17	1B: 3 2B: 0 3B: 0 HR: 1	SF: 0 SAC: 0 DP: 0 HBP: 0	WP: 0 PB: 0 CS: 0
PITCHER Tom Gordon, R ERA: 4.01	IP: 9.0 WLS: W BF: 32 H: 4 R: 1 ER: 1 SO: 8 BB: 1 IBB: 0 HBP: 0 BLK: 0 WP: 0 HR: 1 S: 85 P: 122 ERA: 1.00 WHIP: 0.556																					

Batter	1	2	3	4	5	6	7	8	9	AB	R	H	RBI	BB	SO	LOB	BOTTOM					
Kevin Seitzer, R OBP: 0.345, SLG: 0.384	3-2 G6-3 2B	2-2 2B		3-1 G6-3		1-1 2B		1-0 G3		5	2	3	2	0	0	0	Chicago White Sox @ Kansas City Royals Royals Stadium, Kansas City, MO Wed Aug 08 1990, 8:05 PM EDT Att: 28,493 - Unknown - 76 F					
Bill Pecota, R OBP: 0.354, SLG: 0.383	3-1 G6-3	0-3 K		0-1 F8 1B		2-2 L7				4	0	1	0	0	1							
George Brett, L OBP: 0.368, SLG: 0.461	4-1 1B G5-3 BB	0-1 2B		1-2 F8		0-0 G1-3				3	0	1	1	1	0							
Danny Tartabull, R OBP: 0.313, SLG: 0.453	0-1 G5-3	0-0 G4-3		2-3 K		2-2 1B				4	0	1	1	0	1							
Pat Tabler, R OBP: 0.346, SLG: 0.365	0-2 1B		1-1 1B		2-2 F7					4	1	2	0	0	0							
Willie Wilson, S OBP: 0.341, SLG: 0.364	1-0 F9		1-0 1B		1-0 F7					4	0	2	0	0	0							
Mike Macfarlane, R OBP: 0.323, SLG: 0.412		3-2 G1-3	3-1 F7		0-0 G6-3					4	0	0	0	0	0							
Frank White, R OBP: 0.273, SLG: 0.333		0-0 1B 2B	1-0 G6-3 1B		1-0 P3					4	1	2	1	0	1							
Brian McRae, S OBP: 0.375, SLG: 0.625		0-0 2B	0-0 G6-3		1-0 G4-3					4	1	1	0	0	0							
Inning Stats	R: 1 E: 0 K: 0 S: 12	H: 2 LOB: 2 BB: 1 P: 23	R: 3 E: 0 K: 1 S: 14	H: 4 LOB: 1 BB: 0 P: 19	R: 1 E: 0 K: 0 S: 7	H: 3 LOB: 1 BB: 0 P: 13	R: 0 E: 0 K: 1 S: 10	H: 1 LOB: 1 BB: 0 P: 16	R: 0 E: 0 K: 0 S: 5	H: 0 LOB: 0 BB: 0 P: 8	R: 0 E: 0 K: 0 S: 7	H: 1 LOB: 1 BB: 0 P: 12	R: 0 E: 0 K: 0 S: 8	H: 2 LOB: 2 BB: 0 P: 12	R: 0 E: 0 K: 1 S: 5	H: 0 LOB: 0 BB: 0 P: 7		R: 0 E: 0 K: 1 S: 5	H: 0 LOB: 0 BB: 0 P: 7	1B: 9 2B: 4 3B: 0 HR: 0	SF: 0 SAC: 0 DP: 1 HBP: 0	WP: 0 PB: 0 CS: 0
PITCHER Greg Hibbard, L ERA: 3.12 Donn Pail, R ERA: 3.15 Ken Patterson, L ERA: 4.17 Scott Radinsky, L ERA: 3.07	IP: 2.1 WLS: L BF: 17 H: 2 R: 0 ER: 0 SO: 5 BB: 1 IBB: 0 HBP: 0 BLK: 0 WP: 0 HR: 0 S: 32 P: 54 ERA: 19.29 WHIP: 4.286																					

AB 31
R 1
H 4
RBI 1
BB 1
SO 8
LOB 6



AB 36
R 5
H 13
RBI 5
BB 1
SO 3
LOB 16



Batter	1	2	3	4	5	6	7	8	9	AB	R	H	RBI	BB	SO	LOB	TOP					
Phil Bradley , R OBP: 0.354, SLG: 0.354 (1, 9)										4	0	3	2	0	0	0	Chicago White Sox @ Kansas City Royals Royals Stadium, Kansas City, MO Thu Aug 09 1990, 8:05 PM EDT Att: 35,700 - Unknown - 81 F	AB 34 R 3 H 10 RBI 3 BB 1 SO 4 LOB 16				
Lance Johnson , L OBP: 0.312, SLG: 0.334 (1, 8)										4	0	1	0	0	0	3						
Ivan Calderon , R OBP: 0.350, SLG: 0.455 (1, 7)										3	0	0	0	1	0	2						
Dan Pasqua , L OBP: 0.354, SLG: 0.544 (1, 10)										4	0	0	0	0	1	3						
Carlton Fisk , R OBP: 0.379, SLG: 0.448 (1, 2)										4	0	1	0	0	1	1						
Frank Thomas , R OBP: 0.357, SLG: 0.423 (1, 3)										4	1	2	0	0	0	1						
Robin Ventura , L OBP: 0.301, SLG: 0.301 (1, 5)										3	0	0	0	0	1	1						
Scott Fletcher , R OBP: 0.328, SLG: 0.340 Sammy Sosa , R OBP: 0.277, SLG: 0.420 (9, PR)										4	1	2	0	0	1	2						
Ozzie Guillen , L OBP: 0.338, SLG: 0.366 (1, 6)										4	1	1	1	0	0	3						
Inning Stats	R: 0 E: 0 K: 0 S: 11	H: 1 LOB: 1 BB: 0 P: 16	R: 0 E: 0 K: 1 S: 10	H: 2 LOB: 2 BB: 0 P: 11	R: 0 E: 0 K: 0 S: 9	H: 1 LOB: 1 BB: 0 P: 13	R: 0 E: 0 K: 1 S: 9	H: 0 LOB: 0 BB: 0 P: 13	R: 0 E: 0 K: 0 S: 12	H: 1 LOB: 1 BB: 0 P: 16	R: 3 E: 0 K: 0 S: 9	H: 4 LOB: 0 BB: 0 P: 13	R: 0 E: 0 K: 1 S: 15	H: 0 LOB: 1 BB: 1 P: 24	R: 0 E: 0 K: 0 S: 6	H: 1 LOB: 1 BB: 0 P: 9			1B: 9 2B: 1 3B: 0 HR: 0	SF: 0 SAC: 1 DP: 2 HBP: 0	WP: 0 PB: 0 CS: 2	PA: 36
PITCHER	IP	WLS	BF	H	R	ER	SO	BB	IBB	HBP	BLK	WP	HR	S	P	ERA	WHIP					
Kevin Appier , R ERA: 3.18 Steve Farr , R ERA: 2.09	(1, 1)	6.1	W	28	9	3	3	3	0	0	0	0	0	0	68	94	4.26	1.421				

Batter	1	2	3	4	5	6	7	8	9	AB	R	H	RBI	BB	SO	LOB	BOTTOM					
Kevin Seitzer , R OBP: 0.348, SLG: 0.385 (1, 5)										4	2	2	0	1	0	1	Chicago White Sox @ Kansas City Royals Royals Stadium, Kansas City, MO Thu Aug 09 1990, 8:05 PM EDT Att: 35,700 - Unknown - 81 F	AB 36 R 5 H 14 RBI 5 BB 2 SO 3 LOB 20				
Bill Pecota , R OBP: 0.350, SLG: 0.390 (1, 4)										5	1	1	0	0	0	5						
George Brett , L OBP: 0.372, SLG: 0.467 (1, 10)										4	0	3	3	0	0	0						
Danny Tartabull , R OBP: 0.307, SLG: 0.443 Jim Eisenreich , L OBP: 0.343, SLG: 0.404 (8, 9)										4	0	0	0	0	1	4						
Gerald Perry , L OBP: 0.327, SLG: 0.380 (1, 3)										4	0	3	1	0	0	0						
Willie Wilson , S OBP: 0.340, SLG: 0.363 (1, 7)										4	0	1	0	0	2	5						
Mike MacFarlane , R OBP: 0.322, SLG: 0.498 (1, 2)										3	0	0	0	1	0	3						
Kurt Stillwell , S OBP: 0.323, SLG: 0.372 (1, 6)										4	1	2	0	0	0	0						
Brian McRae , S OBP: 0.417, SLG: 0.750 (1, 8)										4	1	2	1	0	0	2						
Inning Stats	R: 1 E: 0 K: 0 S: 8	H: 1 LOB: 0 BB: 0 P: 16	R: 0 E: 0 K: 0 S: 10	H: 2 LOB: 2 BB: 1 P: 17	R: 1 E: 0 K: 2 S: 17	H: 3 LOB: 0 BB: 0 P: 25	R: 3 E: 0 K: 0 S: 11	H: 3 LOB: 1 BB: 1 P: 21	R: 0 E: 0 K: 0 S: 5	H: 1 LOB: 0 BB: 0 P: 7	R: 0 E: 0 K: 0 S: 10	H: 1 LOB: 1 BB: 0 P: 14	R: 0 E: 0 K: 1 S: 12	H: 2 LOB: 2 BB: 0 P: 21	R: 0 E: 0 K: 0 S: 11	H: 1 LOB: 1 BB: 0 P: 14			1B: 10 2B: 3 3B: 1 HR: 0	SF: 0 SAC: 0 DP: 1 HBP: 0	WP: 0 PB: 0 CS: 1	PA: 38
PITCHER	IP	WLS	BF	H	R	ER	SO	BB	IBB	HBP	BLK	WP	HR	S	P	ERA	WHIP					
Adam Peterson , R ERA: 3.86 Ken Patterson , L ERA: 4.04	(1, 1)	6.1	L	32	13	5	2	2	0	0	0	0	0	0	16	22	0.00	0.600				

Batter	1	2	3	4	5	6	7	8	9	AB	R	H	RBI	BB	SO	LOB	TOP		
Paul Moltzer, R OBP: 0.354, SLG: 0.481 (1, 3)										4	0	1	0	0	0	2	Milwaukee Brewers @ Kansas City Royals Royals Stadium, Kansas City, MO Fri Aug 10 1990, 8:05 PM EDT Cloudy - 80 F		
B.J. Surhoff, L OBP: 0.331, SLG: 0.390 (1, 2)										4	1	0	0	0	0	2			
Gary Sheffield, R OBP: 0.357, SLG: 0.449 (1, 5)										4	0	0	0	0	1	2			
Dave Parker, L OBP: 0.346, SLG: 0.473 Greg Vaughn, R OBP: 0.290, SLG: 0.423 (8, PR)										3	1	1	0	1	0	0			
Robin Yount, R OBP: 0.340, SLG: 0.376 (1, 8)										4	1	2	2	0	1	0			
Darryl Hamilton, L OBP: 0.340, SLG: 0.375 (1, 7)										4	1	1	1	0	0	0			
Mike Felder, S OBP: 0.301, SLG: 0.309 (1, 9)										4	0	2	2	0	0	0			
Jim Gantner, L OBP: 0.320, SLG: 0.267 (1, 4)										4	0	1	0	0	1	2			
Bill Spiers, L OBP: 0.286, SLG: 0.348 (1, 6)										4	1	1	0	0	0	2			
Inning Stats	R: 0 E: 0 K: 0 S: 5	H: 1 LOB: 0 BB: 0 P: 7	R: 0 E: 0 K: 1 S: 8	H: 0 LOB: 0 BB: 12	R: 0 E: 0 K: 0 S: 9	H: 1 LOB: 1 BB: 0 P: 16	R: 0 E: 0 K: 0 S: 6	H: 0 LOB: 0 BB: 0 P: 8	R: 0 E: 0 K: 0 S: 7	H: 0 LOB: 0 BB: 0 P: 9	R: 3 E: 0 K: 2 S: 19	H: 4 LOB: 1 BB: 0 P: 26	R: 2 E: 1 K: 0 S: 9	H: 2 LOB: 2 BB: 1 P: 18	R: 0 E: 0 K: 0 S: 10	H: 1 LOB: 1 BB: 0 P: 16	1B: 8 2B: 1 3B: 0 HR: 0	SF: 0 SAC: 0 DP: 1 HBP: 0	WP: 0 PA: 36 CS: 0
PITCHER	IP WLS BF H R ER SO BB IBB HBP BLK WP HR S P ERA WHIP																		
Andy McGaffigan, R ERA: 3.5 (1, 1)	6.2	25	6	3	3	2	0	0	0	0	0	0	0	0	60	85	4.05	0.900	
Mel Stottlemyre, R ERA: 5.29 (7, 1)	0.1	2	1	1	0	1	0	0	0	0	0	0	0	5	10	0.00	3.000		
Jeff Montgomery, R ERA: 2.35 (8, 1)	2.0	9	2	1	0	0	0	1	0	0	0	0	0	17	30	0.00	1.000		


Batter	1	2	3	4	5	6	7	8	9	AB	R	H	RBI	BB	SO	LOB	BOTTOM		
Kevin Seitzer, R OBP: 0.348, SLG: 0.383 (1, 5)										4	1	1	0	1	0	1	Milwaukee Brewers @ Kansas City Royals Royals Stadium, Kansas City, MO Fri Aug 10 1990, 8:05 PM EDT Cloudy - 80 F		
Jim Eisenreich, L OBP: 0.349, SLG: 0.406 (1, 7)										3	4	2	0	2	0	0			
George Brett, L OBP: 0.377, SLG: 0.479 (1, 3)										5	0	4	4	0	0	2			
Danny Tartabull, R OBP: 0.311, SLG: 0.442 Willie Wilson, S OBP: 0.336, SLG: 0.361 (8, 7)										3	0	1	1	1	2	4			
Pat Tabler, R OBP: 0.344, SLG: 0.370 Bill Pecota, R OBP: 0.350, SLG: 0.390 (7, PR)										3	0	1	1	0	0	4			
Mike Macfarlane, R OBP: 0.322, SLG: 0.405 (1, 2)										2	0	0	0	1	0	0			
Kurt Stillwell, S OBP: 0.323, SLG: 0.370 (1, 6)										4	0	1	0	0	0	2			
Frank White, R OBP: 0.273, SLG: 0.327 Gerald Perry, L OBP: 0.327, SLG: 0.380 (8, PR)										3	0	0	0	1	0	3			
Brian McRae, S OBP: 0.333, SLG: 0.600 (1, 8)										3	0	0	0	0	0	0			
Inning Stats	R: 2 E: 0 K: 1 S: 15	H: 4 LOB: 3 BB: 1 P: 32	R: 1 E: 1 K: 0 S: 13	H: 1 LOB: 2 BB: 1 P: 25	R: 0 E: 0 K: 0 S: 6	H: 0 LOB: 0 BB: 0 P: 9	R: 1 E: 0 K: 0 S: 13	H: 2 LOB: 2 BB: 1 P: 25	R: 0 E: 0 K: 0 S: 5	H: 0 LOB: 0 BB: 0 P: 7	R: 0 E: 0 K: 1 S: 12	H: 1 LOB: 1 BB: 1 P: 26	R: 0 E: 0 K: 0 S: 9	H: 1 LOB: 1 BB: 0 P: 12	R: 2 E: 0 K: 0 S: 8	H: 1 LOB: 1 BB: 2 P: 20	1B: 7 2B: 2 3B: 1 HR: 0	SF: 1 SAC: 2 DP: 0 HBP: 0	WP: 1 PA: 40 CS: 1
PITCHER	IP WLS BF H R ER SO BB IBB HBP BLK WP HR S P ERA WHIP																		
Bill Krueger, L ERA: 3.66 (1, 1)	2.0	14	5	3	2	1	2	0	0	0	0	0	0	0	28	53	2.70	1.200	
Randy Veres, R ERA: 4.7 (3, 1)	3.1	14	2	1	1	0	2	0	0	0	0	0	0	29	53	2.70	1.200		
Mark Lee, L ERA: (6, 1)	1.2	6	2	0	0	1	0	0	0	0	0	0	0	16	26	0.00	1.200		
Tom Edens, R ERA: 4.18 (8, 1)	0.2	3	0	1	1	0	1	0	0	0	0	0	0	4	10	13.50	1.500		
Dan Plesac, L ERA: 4.78 (8, 1)	0.1	3	1	1	1	0	1	0	0	0	0	0	0	4	10	27.00	6.000		

Batter	1	2	3	4	5	6	7	8	9	AB	R	H	RBI	BB	SO	LOB	TOP					
Paul Moltzer, R OBP: 0.352, SLG: 0.477 (1, 4)										4	0	1	1	0	1	1	Milwaukee Brewers @ Kansas City Royals Royals Stadium, Kansas City, MO Fri Aug 10 1990, 8:05 PM EDT Att: 37,110 - Unknown - 70 F					
B.J. Surhoff, L OBP: 0.327, SLG: 0.385 (1, 2)										4	1	0	0	0	1	3						
Gary Sheffield, R OBP: 0.354, SLG: 0.444 (1, 5)										4	0	0	0	0	0	1						
Dave Parker, L OBP: 0.346, SLG: 0.471 (1, 10)										4	0	1	0	0	0	1						
Robin Yount, R OBP: 0.339, SLG: 0.373 (1, 8)										3	0	0	0	1	0	0						
Rob Deer, R OBP: 0.335, SLG: 0.445 (1, 9)										4	1	1	0	0	2	2						
Greg Brock, L OBP: 0.322, SLG: 0.356 (1, 3)										4	1	2	0	0	0	2						
Greg Vaughn, R OBP: 0.286, SLG: 0.417 (1, 7)										4	0	0	0	0	2	5						
Edgar Diaz, R OBP: 0.345, SLG: 0.307 (1, 6)										2	1	0	1	0	0	1						
Darryl Hamilton, L OBP: 0.347, SLG: 0.375 (7, PH)										0	0	0	0	1	0	0						
Bill Spiers, L OBP: 0.285, SLG: 0.346 (7, 6)										1	0	0	0	0	0	0						
Inning Stats	R: 0 E: 0 K: 2 S: 15	H: 0 LOB: 0 BB: 0 P: 17	R: 0 E: 0 K: 0 S: 10	H: 1 LOB: 2 BB: 1 P: 19	R: 0 E: 0 K: 0 S: 6	H: 0 LOB: 0 BB: 0 P: 8	R: 0 E: 0 K: 0 S: 6	H: 0 LOB: 0 BB: 0 P: 10	R: 4 E: 2 K: 0 S: 18	H: 3 LOB: 1 BB: 0 P: 27	R: 0 E: 0 K: 2 S: 9	H: 1 LOB: 1 BB: 0 P: 16	R: 0 E: 0 K: 0 S: 7	H: 0 LOB: 1 BB: 1 P: 13	R: 0 E: 0 K: 1 S: 8	H: 0 LOB: 0 BB: 0 P: 13	R: 0 E: 0 K: 1 S: 9	H: 0 LOB: 0 BB: 0 P: 15	1B: 5 2B: 0 3B: 0 HR: 0	SF: 0 SAC: 0 DP: 0 HBP: 0	WP: 0 PB: 0 SB: 1 CS: 1	PA: 36
PITCHER	IP WLS BF H R ER SO BB IBB HBP BLK WP HR S P ERA WHIP																					
Storm Davis, R ERA: 5.06 (1, 1)	5.0 W 22 4 4 1 2 1 0 0 0 0 0 55 81 1.80 1.000																					
Steve Crawford, R ERA: 3.27 (6, 1)	4.0 S 14 1 0 0 4 1 0 0 0 0 0 33 57 0.00 0.500																					

Batter	1	2	3	4	5	6	7	8	9	AB	R	H	RBI	BB	SO	LOB	BOTTOM			
Kevin Seitzer, R OBP: 0.349, SLG: 0.390 (1, 5)										5	1	2	3	0	0	2	Milwaukee Brewers @ Kansas City Royals Royals Stadium, Kansas City, MO Fri Aug 10 1990, 8:05 PM EDT Att: 37,110 - Unknown - 70 F			
Bill Pecota, R OBP: 0.357, SLG: 0.420 (1, 4)										4	2	2	2	1	0	2				
George Brett, L OBP: 0.379, SLG: 0.481 (1, 3)										5	1	3	1	0	2	2				
Danny Tartabull, R OBP: 0.308, SLG: 0.436 (1, 9)										5	0	1	0	0	1	4				
Pat Tabler, R OBP: 0.345, SLG: 0.371 (1, 10)										5	0	2	0	0	1	3				
Jim Eisenreich, L OBP: 0.349, SLG: 0.404 (1, 7)										4	1	1	0	1	0	2				
Willie Wilson, S OBP: 0.339, SLG: 0.362 (1, 8)										5	1	2	1	0	1	3				
Kurt Stillwell, S OBP: 0.326, SLG: 0.374 (1, 6)										4	1	2	1	1	0	2				
Bob Boone, R OBP: 0.347, SLG: 0.298 (1, 2)										3	2	1	0	2	0	4				
Inning Stats	R: 0 E: 0 K: 1 S: 14	H: 2 LOB: 2 BB: 0 P: 20	R: 3 E: 0 K: 2 S: 13	H: 3 LOB: 2 BB: 2 P: 23	R: 0 E: 0 K: 0 S: 9	H: 1 LOB: 1 BB: 0 P: 14	R: 3 E: 0 K: 0 S: 18	H: 4 LOB: 1 BB: 0 P: 26	R: 0 E: 0 K: 1 S: 12	H: 1 LOB: 2 BB: 1 P: 21	R: 1 E: 0 K: 0 S: 14	H: 2 LOB: 3 BB: 2 P: 29	R: 1 E: 0 K: 1 S: 9	H: 1 LOB: 0 BB: 0 P: 15	R: 1 E: 0 K: 0 S: 12	H: 2 LOB: 1 BB: 0 P: 18		1B: 11 2B: 3 3B: 1 HR: 1	SF: 0 SAC: 0 DP: 0 HBP: 0	WP: 1 PB: 0 SB: 1 CS: 0
PITCHER	IP WLS BF H R ER SO BB IBB HBP BLK WP HR S P ERA WHIP																			
Dennis Powell, L ERA: 6.64 (1, 1)	3.0 L 21 10 6 0 0 1 2 0 0 0 0 0 47 73 18.00 4.000																			
Tom Edens, R ERA: 4.02 (4, 1)	2.0 8 1 0 0 1 1 0 0 0 0 0 19 31 0.00 1.000																			
Paul Mirabella, L ERA: 3.64 (6, 1)	0.2 6 2 1 1 0 2 0 0 0 0 0 11 26 13.50 6.000																			
Chuck Crim, R ERA: 3.95 (6, 1)	1.1 5 1 1 1 1 0 0 0 0 0 1 12 18 6.75 0.750																			
Dan Plesac, L ERA: 4.86 (8, 1)	1.0 5 2 1 1 0 0 0 0 0 0 0 12 18 9.00 2.000																			

AB	34
R	4
H	5
RBI	2
BB	2
SO	6
LOB	16



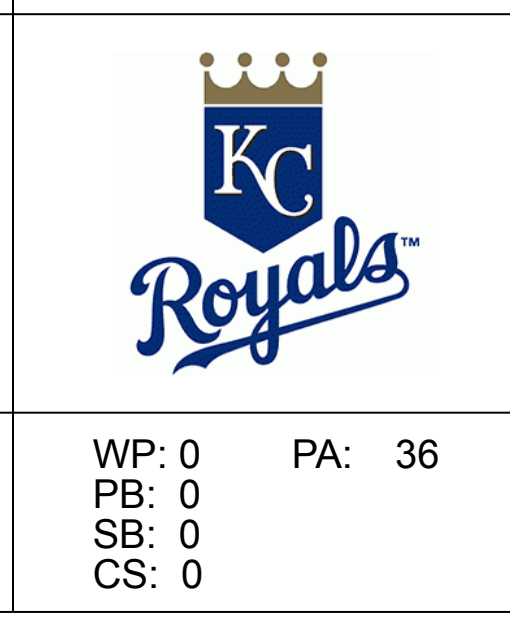
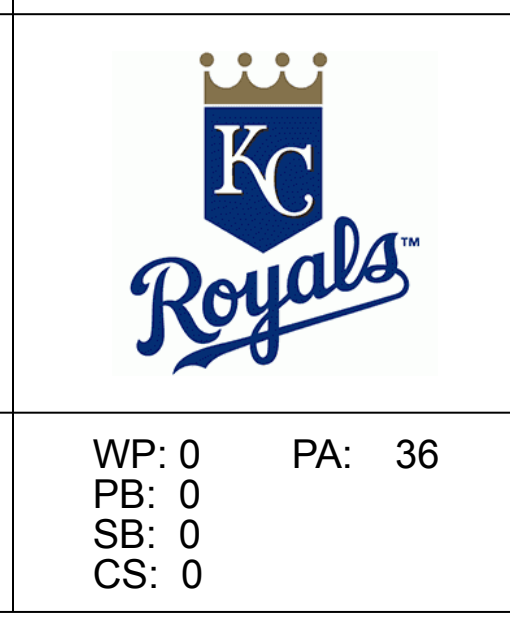
Batter	1	2	3	4	5	6	7	8	9	AB	R	H	RBI	BB	SO	LOB	TOP				
Paul Molitor, R OBP: 0.352, SLG: 0.478 (1, 3)	E4 3B	F8		1B E 2B	BB BB 1B		L6		F7	6	2	2	0	0	0	1	Milwaukee Brewers @ Kansas City Royals Royals Stadium, Kansas City, MO Sat Aug 11 1990, 8:05 PM EDT Att: 37,682 - Unknown - 79 F				
Mike Felder, S OBP: 0.317, SLG: 0.335 (1, 7)	SF9 3B			2B 1B	BB BB		G3		1B 1B	5	3	4	2	1	0	0					
Gary Sheffield, R OBP: 0.354, SLG: 0.446 (1, 5)	SF9	F7		1B 2B				P2	1B 1B	5	1	2	3	0	0	4					
Dave Parker, L OBP: 0.348, SLG: 0.470 (1, 10) Greg Vaughn, R OBP: 0.295, SLG: 0.415 (8, PR)	F8		G4-1	FC5-4 1B	BB BB			1B 3B BB	K	3	0	1	1	2	0	0					
Robin Yount, R OBP: 0.342, SLG: 0.375 (1, 8)	HR 1B		BLK E BB	FC5-4 1B	F8			3B 1B		4	2	2	0	1	0	4					
Rob Deer, R OBP: 0.333, SLG: 0.451 (1, 9) Darryl Hamilton, L OBP: 0.347, SLG: 0.375 (8, 9)	HR		P2	K			G1-3		K	5	1	1	2	0	2	4					
Jim Gantner, L OBP: 0.323, SLG: 0.283 (1, 4)	F7		FC4 BLK	1B			F8		3B	5	0	2	2	0	0	1					
Charlie O'Brien, R OBP: 0.231, SLG: 0.250 (1, 2)		F7	P3	K			G4-3		F9	5	0	0	0	0	1	6					
Edgar Diaz, R OBP: 0.347, SLG: 0.311 (1, 6)	1B 2B			2B 1B BB			G6-3		G4-3	4	1	1	0	1	1	0					
Inning Stats	R: 4 E: 1 K: 0 S: 22	H: 3 LOB: 0 BB: 0 P: 32	R: 0 E: 0 K: 0 S: 6	H: 2 LOB: 2 BB: 0 P: 10	R: 0 E: 1 K: 0 S: 12	H: 0 LOB: 2 BB: 1 P: 23	R: 4 E: 1 K: 2 S: 15	H: 5 LOB: 2 BB: 1 P: 25	R: 0 E: 0 K: 0 S: 13	H: 1 LOB: 3 BB: 2 P: 26	R: 0 E: 0 K: 0 S: 6	H: 0 LOB: 0 BB: 0 P: 7	R: 2 E: 0 K: 1 S: 13	H: 2 LOB: 2 BB: 1 P: 18	R: 1 E: 0 K: 2 S: 17	H: 2 LOB: 1 BB: 0 P: 26		1B: 9 2B: 3 3B: 2 HR: 1	SF: 1 SAC: 0 DP: 0 HBP: 0	WP: 0 PB: 0 CS: 0	PA: 49
PITCHER	IP	WLS	BF	H	R	ER	SO	BB	IBB	HBP	BLK	WP	HR	S	P	ERA	WHIP				
Pete Filson, L ERA: 5.91 (1, 1)	3.0	L	19	6	6	3	0	2	0	0	1	0	1	43	74	9.00	2.667				
Mel Stottlemyre, R ERA: 5.4 (4, 1)	3.0		16	5	2	2	2	2	0	0	0	0	0	33	55	6.00	2.333				
Steve Farr, R ERA: 2.28 (7, 1)	2.0		9	2	2	2	1	1	0	0	0	0	0	19	25	9.00	1.500				
Luis Encarnacion, R ERA: 7.84 (9, 1)	1.0		5	2	1	1	2	0	0	0	0	0	0	17	26	9.00	2.000				
Batter	1	2	3	4	5	6	7	8	9	AB	R	H	RBI	BB	SO	LOB	BOTTOM				
Kevin Seitzer, R OBP: 0.351, SLG: 0.393 (1, 5)	G4-3 G4-1 2B	HBP 1B				G6-4-3 1-2			F4	4	1	2	1	1	0	1	Milwaukee Brewers @ Kansas City Royals Royals Stadium, Kansas City, MO Sat Aug 11 1990, 8:05 PM EDT Att: 37,682 - Unknown - 79 F				
Bill Pecota, R OBP: 0.353, SLG: 0.409 (1, 4)	G4-3	HBP		F9		G6-3		P2	4	0	0	0	0	0	2						
George Brett, L OBP: 0.375, SLG: 0.474 (1, 3)	G4-1	F8			G4-3		F8	G4-3	5	0	0	1	0	0	2						
Danny Tartabull, R OBP: 0.307, SLG: 0.432 (1, 9)	P6		K	1B SF8 1B		G5-3			4	1	1	0	0	1	0						
Gerald Perry, L OBP: 0.329, SLG: 0.381 (1, 10)		P6		1B	1B	G4-3			4	0	2	0	0	0	0						
Willie Wilson, S OBP: 0.342, SLG: 0.361 (1, 7)		2B BB	F7	1B	1B			K	3	1	1	0	1	1	1						
Mike Macfarlane, R OBP: 0.318, SLG: 0.401 (1, 2)	K	F9		SF8		G6-3			3	0	0	1	0	1	2						
Kurt Stillwell, S OBP: 0.328, SLG: 0.378 (1, 6) Steve Jettz, S OBP: 0.174, SLG: 0.185 (9, 6)	E 2B		P6	K				1B	4	1	2	1	0	1	2						
Brian McRae, S OBP: 0.316, SLG: 0.500 (1, 8)	E3 1B		G4-3		G6-4-3 BB			K	3	1	0	0	1	1	1						
Inning Stats	R: 1 E: 0 K: 0 S: 7	H: 1 LOB: 0 BB: 0 P: 11	R: 3 E: 1 K: 1 S: 18	H: 2 LOB: 1 BB: 1 P: 26	R: 0 E: 0 K: 1 S: 9	H: 1 LOB: 1 BB: 0 P: 12	R: 0 E: 0 K: 0 S: 8	H: 0 LOB: 1 BB: 1 P: 15	R: 1 E: 0 K: 1 S: 13	H: 3 LOB: 2 BB: 0 P: 20	R: 0 E: 0 K: 0 S: 4	H: 0 LOB: 0 BB: 1 P: 11	R: 0 E: 0 K: 2 S: 9	H: 1 LOB: 1 BB: 0 P: 11	R: 0 E: 0 K: 0 S: 5	H: 0 LOB: 0 BB: 0 P: 9	1B: 6 2B: 2 3B: 0 HR: 0	SF: 1 SAC: 0 DP: 1 HBP: 1	WP: 0 PB: 0 CS: 0	PA: 39	
PITCHER	IP	WLS	BF	H	R	ER	SO	BB	IBB	HBP	BLK	WP	HR	S	P	ERA	WHIP				
Ron Robinson, R ERA: 3.88 (1, 1)	9.0	W	39	8	5	3	5	3	0	1	0	0	0	81	129	3.00	1.222				

Batter	1	2	3	4	5	6	7	8	9	AB	R	H	RBI	BB	SO	LOB	TOP			
Paul Molitor, R OBP: 0.351, SLG: 0.474 (1, 3)	G5-3		FC4-6 1B			P4		F7		4	0	1	1	0	0	0	Milwaukee Brewers @ Kansas City Royals Royals Stadium, Kansas City, MO Sun Aug 12 1990, 4:33 AM EDT Att: 27,408 - Cloudy - 74 F			
Mike Felder, S OBP: 0.316, SLG: 0.333 (1, 9)	CS 1B		FC4-6			P5		F9		4	0	1	0	0	0	1				
Gary Sheffield, R OBP: 0.350, SLG: 0.442 (1, 5)	F8			F8		P4		F8		4	0	0	0	0	0	1				
Dave Parker, L OBP: 0.345, SLG: 0.466 (1, 10)		K		F8		F8		F8		4	0	0	0	0	1	0				
Robin Yount, R OBP: 0.339, SLG: 0.372 (1, 8)	F9			K		G6-3		G6-3		3	0	0	0	0	1	0				
B.J. Surhoff, L OBP: 0.327, SLG: 0.385 (1, 2)					G6-3			1B		3	0	1	0	0	1	0				
Darryl Hamilton, L OBP: 0.357, SLG: 0.378 (1, 7)			G4-6-3 1B BB			F9		F9		2	1	1	0	1	0	1				
Jim Gantner, L OBP: 0.323, SLG: 0.284 (1, 4)					F7			G4-1		3	0	1	0	0	0	1				
Bill Spiers, L OBP: 0.281, SLG: 0.342 (1, 6)			G4-6-3		G4-3			K		3	0	0	0	0	1	3				
Inning Stats	R: 0 E: 0 K: 0 S: 7	H: 1 LOB: 0 BB: 0 P: 8	R: 0 E: 0 K: 2 S: 8	H: 0 LOB: 0 BB: 0 P: 12	R: 1 E: 0 K: 0 S: 7	H: 2 LOB: 1 BB: 1 P: 16	R: 0 E: 0 K: 1 S: 8	H: 0 LOB: 0 BB: 0 P: 11	R: 0 E: 0 K: 0 S: 6	H: 1 LOB: 1 BB: 0 P: 6	R: 0 E: 0 K: 0 S: 9	H: 1 LOB: 1 BB: 0 P: 14	R: 0 E: 0 K: 1 S: 6	H: 0 LOB: 0 BB: 0 P: 7	R: 0 E: 0 K: 0 S: 8	H: 0 LOB: 0 BB: 0 P: 8	1B: 5 2B: 0 3B: 0 HR: 0	SF: 0 SAC: 0 DP: 1 HBP: 0	WP: 0 PB: 0 SB: 0 CS: 1	PA: 31
PITCHER Tom Gordon, R ERA: 3.81 (1, 1)	IP: 9.0 WLS: W BF: 31	H: 5 R: 1 ER: 1 SO: 4	BB: 1 IBB: 0 HBP: 0 BLK: 0	WP: 0 HR: 0 S: 65 P: 91	ERA: 1.00 WHIP: 0.667	PITCHER										IP: 9.0 WLS: W BF: 31	H: 5 R: 1 ER: 1 SO: 4	BB: 1 IBB: 0 HBP: 0 BLK: 0	WP: 0 HR: 0 S: 65 P: 91	ERA: 1.00 WHIP: 0.667

Batter	1	2	3	4	5	6	7	8	9	AB	R	H	RBI	BB	SO	LOB	BOTTOM			
Kevin Seitzer, R OBP: 0.352, SLG: 0.394 (1, 5)	2B 1B	G6-3		1B SF9		F9				4	2	2	0	0	0	0	Milwaukee Brewers @ Kansas City Royals Royals Stadium, Kansas City, MO Sun Aug 12 1990, 4:33 AM EDT Att: 27,408 - Cloudy - 74 F			
Kurt Stillwell, S OBP: 0.327, SLG: 0.377 (1, 6)	P6		K	HR		P3				4	1	1	0	0	1	1				
Steve Jeltz, S OBP: 0.174, SLG: 0.185 (8, 6)										0	0	0	0	0	0	0				
George Brett, L OBP: 0.374, SLG: 0.476 (1, 10)	1B 2B		F7	SF9		F8				3	1	1	1	0	0	0				
Danny Tartabull, R OBP: 0.310, SLG: 0.448 (1, 9)	K		1B	HR		K				4	2	2	2	0	2	2				
Gerald Perry, L OBP: 0.330, SLG: 0.383 (1, 3)	1B		1B			K				4	1	2	1	0	2	0				
Jim Eisenreich, L OBP: 0.351, SLG: 0.404 (1, 7)	1B		E			G3		K		3	0	1	1	1	1	0				
Frank White, R OBP: 0.272, SLG: 0.325 (1, 4)	G4-3		E6			K		K		4	0	1	1	0	2	2				
Bob Boone, R OBP: 0.343, SLG: 0.287 (1, 2)		F7	K			G5-3				3	0	0	0	1	1	2				
Brian McRae, S OBP: 0.261, SLG: 0.409 (1, 8)		B5		K		G6-3		P3		4	0	0	0	0	1	1				
Inning Stats	R: 2 E: 0 K: 1 S: 10	H: 4 LOB: 2 BB: 0 P: 13	R: 0 E: 0 K: 0 S: 4	H: 0 LOB: 0 BB: 0 P: 6	R: 2 E: 1 K: 2 S: 16	H: 3 LOB: 2 BB: 1 P: 24	R: 3 E: 0 K: 2 S: 13	H: 3 LOB: 0 BB: 0 P: 21	R: 0 E: 0 K: 1 S: 9	H: 0 LOB: 0 BB: 0 P: 9	R: 0 E: 0 K: 2 S: 7	H: 0 LOB: 0 BB: 0 P: 11	R: 0 E: 0 K: 2 S: 10	H: 0 LOB: 1 BB: 1 P: 14	R: 0 E: 0 K: 2 S: 8	H: 0 LOB: 0 BB: 0 P: 8	1B: 8 2B: 1 3B: 0 HR: 1	SF: 1 SAC: 0 DP: 0 HBP: 0	WP: 0 PB: 0 SB: 0 CS: 0	PA: 36
PITCHER Jaime Navarro, R ERA: 5.29 (1, 1)	IP: 3.2 WLS: L BF: 22	H: 10 R: 7 ER: 6 SO: 4	BB: 1 IBB: 0 HBP: 0 BLK: 0	WP: 0 HR: 1 S: 40 P: 60	ERA: 14.73 WHIP: 3.000	PITCHER										IP: 3.2 WLS: L BF: 22	H: 10 R: 7 ER: 6 SO: 4	BB: 1 IBB: 0 HBP: 0 BLK: 0	WP: 0 HR: 1 S: 40 P: 60	ERA: 14.73 WHIP: 3.000
Mark Lee, L ERA: (4, 1)	IP: 2.1 WLS: 7 BF: 7	H: 0 R: 0 ER: 0 SO: 2	BB: 0 IBB: 0 HBP: 0 BLK: 0	WP: 0 HR: 0 S: 17 P: 22	ERA: 0.00 WHIP: 0.000	PITCHER										IP: 2.1 WLS: 7 BF: 7	H: 0 R: 0 ER: 0 SO: 2	BB: 0 IBB: 0 HBP: 0 BLK: 0	WP: 0 HR: 0 S: 17 P: 22	ERA: 0.00 WHIP: 0.000
Dan Plesac, L ERA: 4.67 (7, 1)	IP: 2.0 WLS: 7 BF: 7	H: 0 R: 0 ER: 0 SO: 4	BB: 1 IBB: 0 HBP: 0 BLK: 0	WP: 0 HR: 0 S: 17 P: 25	ERA: 0.00 WHIP: 0.500	PITCHER										IP: 2.0 WLS: 7 BF: 7	H: 0 R: 0 ER: 0 SO: 4	BB: 1 IBB: 0 HBP: 0 BLK: 0	WP: 0 HR: 0 S: 17 P: 25	ERA: 0.00 WHIP: 0.500

AB	30
R	1
H	5
RBI	1
BB	1
SO	4
LOB	7

AB	33
R	7
H	10
RBI	6
BB	2
SO	10
LOB	8



Batter	1	2	3	4	5	6	7	8	9	AB	R	H	RBI	BB	SO	LOB	TOP											
Jeff Huson, L OBP: 0.336, SLG: 0.308	F7	FC4			P5		BLK 1B BB		BB	3	1	1	1	2	0	0												
Julio Franco, R OBP: 0.388, SLG: 0.410	G6-3	FC4			G6-3		1B		BB	5	0	1	1	0	1	5												
Rafael Palmeiro, L OBP: 0.360, SLG: 0.480	1B	2B			F9		F9		K	5	1	2	0	0	1	4												
Ruben Sierra, S OBP: 0.337, SLG: 0.453	1B	1B			L3		G4-3		G5-3	4	0	1	1	0	0	1												
Harold Baines, L OBP: 0.383, SLG: 0.465	F8						G3-1		G4-3	3	0	0	0	1	0	1												
Pete Incaviglia, R OBP: 0.315, SLG: 0.446									G4-3	4	0	0	0	0	3	1												
Geno Petralli, L OBP: 0.341, SLG: 0.288										4	0	2	0	0	1	0												
Steve Buechele, R OBP: 0.305, SLG: 0.374									BB	3	1	0	0	0	1	1												
Jack Daugherty, S OBP: 0.347, SLG: 0.426	FC1-6	1B			F7		K		P5	1	0	0	0	0	0	1												
Gary Pettis, S OBP: 0.330, SLG: 0.344										3	0	1	0	0	1	0												
Kevin Reimer, L OBP: 0.328, SLG: 0.443										0	0	0	0	1	0	0												
Gary Green, R OBP: 0.186, SLG: 0.128	FC4	1B			K		F8		BB	0	0	0	0	0	0	0												
Inning Stats	R: 1 E: 0 K: 0 S: 9	H: 2 LOB: 1 BB: 0 P: 14	R: 1 E: 0 K: 1 S: 12	H: 3 LOB: 2 BB: 0 P: 17	R: 0 E: 0 K: 1 S: 9	H: 0 LOB: 1 BB: 1 P: 16	R: 0 E: 0 K: 2 S: 8	H: 0 LOB: 0 BB: 0 P: 11	R: 0 E: 0 K: 1 S: 7	H: 1 LOB: 1 BB: 0 P: 14	R: 0 E: 0 K: 1 S: 6	H: 0 LOB: 0 BB: 0 P: 11	R: 1 E: 0 K: 1 S: 11	H: 1 LOB: 1 BB: 1 P: 19	R: 0 E: 0 K: 0 S: 6	H: 0 LOB: 0 BB: 0 P: 11	R: 0 E: 0 K: 2 S: 11	H: 1 LOB: 3 BB: 2 P: 23	1B: 6 2B: 2 3B: 0 HR: 0	SF: 0 SAC: 0 DP: 0 HBP: 0	WP: 0 PB: 0 SB: 0 CS: 0	PA: 39						
PITCHER	IP	WLS	BF	H	R	ER	SO	BB	IBB	HBP	BLK	WP	HR	S	P	ERA	WHIP											
Kevin Appier, R ERA: 3.23	(1, 1)	6.2	W	29	7	3	3	6	2	0	0	1	0	0	60	100	4.05	1.350										
Israel Sanchez, L ERA:	(7, 1)	1.0		3	0	0	0	0	0	0	0	0	0	0	6	9	0.00	0.000										
Jeff Montgomery, R ERA: 2.3	(8, 1)	1.1	S	7	1	0	0	2	2	0	0	0	0	0	13	27	0.00	2.250										

Texas Rangers @ Kansas City Royals
 Royals Stadium, Kansas City, MO
 Mon Aug 13 1990, 8:05 PM EDT
 Att: 34,542 - Cloudy - 75 F

AB 35
 R 3
 H 8
 RBI 3
 BB 4
 SO 8
 LOB 14



Batter	1	2	3	4	5	6	7	8	9	AB	R	H	RBI	BB	SO	LOB	BOTTOM										
Kevin Seitzer, R OBP: 0.352, SLG: 0.392	G4-3	1B			G1-3		G5-3			3	1	0	0	1	1	1											
Kurt Stillwell, S OBP: 0.324, SLG: 0.373	G4-3	P4			G5-3		F9			4	0	0	0	0	0	2											
Gerald Perry, L OBP: 0.336, SLG: 0.387	1B	1B					1B		1B	3	2	3	2	0	0	0											
George Brett, L OBP: 0.377, SLG: 0.477	FC6-4	1B			F8		1B		1B	3	0	2	0	1	0	1											
Jim Eisenreich, L OBP: 0.348, SLG: 0.399	FC6-4	L9			G6-3		G1-3			4	1	0	1	0	0	5											
Willie Wilson, S OBP: 0.344, SLG: 0.361	1B	1B			K		1B		G4-3	3	0	1	1	1	1	0											
Mike Macfarlane, R OBP: 0.317, SLG: 0.399	1B				G6-3		P4		G5-3	4	0	1	1	0	0	1											
Frank White, R OBP: 0.266, SLG: 0.318	G5-3				L6				G5-3	4	0	0	0	0	0	2											
Brian McRae, S OBP: 0.269, SLG: 0.440		1B			G6-3		F8			3	1	1	0	0	0	0											
Inning Stats	R: 3 E: 0 K: 0 S: 12	H: 3 LOB: 2 BB: 2 P: 26	R: 1 E: 0 K: 1 S: 14	H: 2 LOB: 1 BB: 1 P: 23	R: 0 E: 0 K: 1 S: 11	H: 0 LOB: 0 BB: 0 P: 16	R: 0 E: 0 K: 0 S: 5	H: 0 LOB: 0 BB: 0 P: 6	R: 1 E: 0 K: 0 S: 15	H: 1 LOB: 1 BB: 0 P: 20	R: 0 E: 0 K: 0 S: 5	H: 0 LOB: 0 BB: 0 P: 8	R: 0 E: 0 K: 0 S: 8	H: 2 LOB: 1 BB: 0 P: 9	R: 0 E: 0 K: 0 S: 7	H: 0 LOB: 0 BB: 0 P: 12	1B: 7 2B: 1 3B: 0 HR: 0	SF: 0 SAC: 0 DP: 0 HBP: 1	WP: 0 PB: 1 SB: 1 CS: 0	PA: 35							
PITCHER	IP	WLS	BF	H	R	ER	SO	BB	IBB	HBP	BLK	WP	HR	S	P	ERA	WHIP										
Kevin Brown, R ERA: 3.51	(1, 1)	1.0	L	9	4	4	4	0	1	0	0	0	0	14	30	36.00	6.000										
John Barfield, L ERA: 3.29	(2, 1)	6.0		23	4	1	1	2	1	0	1	0	0	56	78	1.50	0.833										
Gary Mielke, R ERA: 4.4	(8, 1)	1.0		3	0	0	0	0	0	0	0	0	0	7	12	0.00	0.000										

Texas Rangers @ Kansas City Royals
 Royals Stadium, Kansas City, MO
 Mon Aug 13 1990, 8:05 PM EDT
 Att: 34,542 - Cloudy - 75 F

AB 31
 R 5
 H 8
 RBI 5
 BB 3
 SO 2
 LOB 12



Batter	1	2	3	4	5	6	7	8	9	AB	R	H	RBI	BB	SO	LOB	TOP								
Gary Pettis, S OBP: 0.332, SLG: 0.344 (1, 8)	F9 S BB		G4-3		G6-3 1B		SH1-4 1-2		K	3	0	1	0	1	1	0									
Julio Franco, R OBP: 0.388, SLG: 0.408 Jeff Kunkel, R OBP: 0.231, SLG: 0.281 (8, 4)	F9 BB		S BB		G6-3		G6-3		G6-3	2	0	0	0	2	0	2									
Rafael Palmeiro, L OBP: 0.357, SLG: 0.475 (1, 3)	F9 1-2 2-3		L6		F7		K			4	0	0	0	0	1	5									
Ruben Sierra, S OBP: 0.334, SLG: 0.449 (1, 9)	P5		G4-3		G4-3		K			4	0	0	0	0	1	3									
Harold Baines, L OBP: 0.387, SLG: 0.467 (1, 10)	FC6-4 IBB		G6-3		G6-3 1B 1B		G6-3 1B 1B		G6-3 1B 1B	3	0	2	0	1	0	0									
Pete Incaviglia, R OBP: 0.312, SLG: 0.441 (1, 7)	FC6-4 1-2		F8		F8		F9		F8	4	0	0	0	0	0	5									
Geno Petralli, L OBP: 0.347, SLG: 0.296 (1, 2)		F7			1B		F7		F7	4	0	3	0	0	0	0									
Steve Buechele, R OBP: 0.299, SLG: 0.365 (1, 5)		K			G1-3		G5-3		K	4	0	0	0	0	2	5									
Jeff Huson, L OBP: 0.335, SLG: 0.308 (1, 6)		F8					P6		F7	4	0	1	0	0	0	0									
Inning Stats	R: 0 E: 0 K: 0 S: 10	H: 0 LOB: 3 BB: 3 P: 23	R: 0 E: 0 K: 1 S: 9	H: 0 LOB: 0 BB: 0 P: 15	R: 0 E: 0 K: 0 S: 14	H: 0 LOB: 1 BB: 1 P: 22	R: 0 E: 0 K: 0 S: 6	H: 1 LOB: 1 BB: 0 P: 9	R: 0 E: 0 K: 0 S: 7	H: 1 LOB: 1 BB: 0 P: 9	R: 0 E: 0 K: 0 S: 9	H: 2 LOB: 2 BB: 0 P: 16	R: 0 E: 0 K: 1 S: 9	H: 1 LOB: 1 BB: 0 P: 15	R: 0 E: 0 K: 2 S: 12	H: 2 LOB: 2 BB: 0 P: 20	R: 0 E: 0 K: 1 S: 8	H: 0 LOB: 0 BB: 0 P: 11	1B: 7 2B: 0 3B: 0 HR: 0	SF: 0 SAC: 1 DP: 0 HBP: 0	WP: 0 PB: 0 SB: 2 CS: 0	PA: 38			
PITCHER	IP WLS BF H R ER SO BB IBB HBP BLK WP HR S P ERA WHIP	IP WLS BF H R ER SO BB IBB HBP BLK WP HR S P ERA WHIP	IP WLS BF H R ER SO BB IBB HBP BLK WP HR S P ERA WHIP	IP WLS BF H R ER SO BB IBB HBP BLK WP HR S P ERA WHIP	IP WLS BF H R ER SO BB IBB HBP BLK WP HR S P ERA WHIP	IP WLS BF H R ER SO BB IBB HBP BLK WP HR S P ERA WHIP	IP WLS BF H R ER SO BB IBB HBP BLK WP HR S P ERA WHIP	IP WLS BF H R ER SO BB IBB HBP BLK WP HR S P ERA WHIP	IP WLS BF H R ER SO BB IBB HBP BLK WP HR S P ERA WHIP	IP WLS BF H R ER SO BB IBB HBP BLK WP HR S P ERA WHIP	IP WLS BF H R ER SO BB IBB HBP BLK WP HR S P ERA WHIP	IP WLS BF H R ER SO BB IBB HBP BLK WP HR S P ERA WHIP	IP WLS BF H R ER SO BB IBB HBP BLK WP HR S P ERA WHIP	IP WLS BF H R ER SO BB IBB HBP BLK WP HR S P ERA WHIP	IP WLS BF H R ER SO BB IBB HBP BLK WP HR S P ERA WHIP	IP WLS BF H R ER SO BB IBB HBP BLK WP HR S P ERA WHIP	IP WLS BF H R ER SO BB IBB HBP BLK WP HR S P ERA WHIP	IP WLS BF H R ER SO BB IBB HBP BLK WP HR S P ERA WHIP	IP WLS BF H R ER SO BB IBB HBP BLK WP HR S P ERA WHIP	IP WLS BF H R ER SO BB IBB HBP BLK WP HR S P ERA WHIP	IP WLS BF H R ER SO BB IBB HBP BLK WP HR S P ERA WHIP	IP WLS BF H R ER SO BB IBB HBP BLK WP HR S P ERA WHIP	IP WLS BF H R ER SO BB IBB HBP BLK WP HR S P ERA WHIP	IP WLS BF H R ER SO BB IBB HBP BLK WP HR S P ERA WHIP	IP WLS BF H R ER SO BB IBB HBP BLK WP HR S P ERA WHIP

Texas Rangers @ Kansas City Royals
Royals Stadium, Kansas City, MO
Tue Aug 14, 1990, 8:05 PM EDT
Att: 26,887 - Unknown - 81 F

AB 33
R 0
H 7
RBI 0
BB 4
SO 5
LOB 20



Batter	1	2	3	4	5	6	7	8	9	AB	R	H	RBI	BB	SO	LOB	BOTTOM								
Kevin Seitzer, R OBP: 0.349, SLG: 0.388 (1, 5)	F8		G6-4-3		G5-3		G6-3		G6-3	4	0	0	0	0	0	1									
Bill Pecota, R OBP: 0.352, SLG: 0.404 Kurt Stillwell, S OBP: 0.323, SLG: 0.372 (8, PH)	BB BB		G6-3		E6 F8 S		P5		P5	2	0	0	0	1	0	0									
George Brett, L OBP: 0.376, SLG: 0.474 (1, 3)	P5		G6-3		G4-3		F8		FC6-4 BB	3	0	0	0	1	0	2									
Danny Tartabull, R OBP: 0.314, SLG: 0.451 (1, 10)	FC6-4 BB		G6-3		G6-3		G6-3		FC6-4	3	0	1	0	1	0	2									
Pat Tabler, R OBP: 0.345, SLG: 0.376 Steve Jeltz, S OBP: 0.174, SLG: 0.185 (7, PR)	FC6-4		G5-3		G5-3		G5-3		FC6-4	3	0	1	0	0	0	3									
Jim Eisenreich, L OBP: 0.349, SLG: 0.409 (9, 9)	FC6-4 1-2		G5-3		G5-3		G5-3		HR	0	0	0	0	0	0	0									
Willie Wilson, S OBP: 0.340, SLG: 0.357 (1, 7)		K			G5-3		P4			3	0	0	0	0	1	2									
Mike Macfarlane, R OBP: 0.318, SLG: 0.396 (1, 2)		F8			L5		IBB			2	0	0	0	1	0	0									
Frank White, R OBP: 0.262, SLG: 0.312 (1, 4)		G4-3			F9		F8			3	0	0	0	0	0	2									
Brian McRae, S OBP: 0.276, SLG: 0.407 (1, 8)			G6-4-3 BB		P4		K			2	0	0	0	1	1	2									
Inning Stats	R: 0 E: 0 K: 0 S: 12	H: 0 LOB: 2 BB: 2 P: 24	R: 0 E: 0 K: 1 S: 9	H: 0 LOB: 0 BB: 0 P: 10	R: 0 E: 0 K: 0 S: 9	H: 0 LOB: 0 BB: 1 P: 15	R: 0 E: 0 K: 0 S: 6	H: 1 LOB: 1 BB: 0 P: 11	R: 0 E: 0 K: 0 S: 5	H: 0 LOB: 0 BB: 0 P: 9	R: 0 E: 1 K: 0 S: 7	H: 0 LOB: 1 BB: 0 P: 14	R: 0 E: 0 K: 1 S: 13	H: 1 LOB: 2 BB: 1 P: 25	R: 0 E: 0 K: 0 S: 7	H: 0 LOB: 1 BB: 1 P: 13	R: 1 E: 0 K: 0 S: 1	H: 1 LOB: 0 BB: 0 P: 3	1B: 0 2B: 2 3B: 0 HR: 1	SF: 0 SAC: 0 DP: 1 HBP: 0	WP: 0 PB: 0 SB: 1 CS: 0	PA: 32			
PITCHER	IP WLS BF H R ER SO BB IBB HBP BLK WP HR S P ERA WHIP	IP WLS BF H R ER SO BB IBB HBP BLK WP HR S P ERA WHIP	IP WLS BF H R ER SO BB IBB HBP BLK WP HR S P ERA WHIP	IP WLS BF H R ER SO BB IBB HBP BLK WP HR S P ERA WHIP	IP WLS BF H R ER SO BB IBB HBP BLK WP HR S P ERA WHIP	IP WLS BF H R ER SO BB IBB HBP BLK WP HR S P ERA WHIP	IP WLS BF H R ER SO BB IBB HBP BLK WP HR S P ERA WHIP	IP WLS BF H R ER SO BB IBB HBP BLK WP HR S P ERA WHIP	IP WLS BF H R ER SO BB IBB HBP BLK WP HR S P ERA WHIP	IP WLS BF H R ER SO BB IBB HBP BLK WP HR S P ERA WHIP	IP WLS BF H R ER SO BB IBB HBP BLK WP HR S P ERA WHIP	IP WLS BF H R ER SO BB IBB HBP BLK WP HR S P ERA WHIP	IP WLS BF H R ER SO BB IBB HBP BLK WP HR S P ERA WHIP	IP WLS BF H R ER SO BB IBB HBP BLK WP HR S P ERA WHIP	IP WLS BF H R ER SO BB IBB HBP BLK WP HR S P ERA WHIP	IP WLS BF H R ER SO BB IBB HBP BLK WP HR S P ERA WHIP	IP WLS BF H R ER SO BB IBB HBP BLK WP HR S P ERA WHIP	IP WLS BF H R ER SO BB IBB HBP BLK WP HR S P ERA WHIP	IP WLS BF H R ER SO BB IBB HBP BLK WP HR S P ERA WHIP	IP WLS BF H R ER SO BB IBB HBP BLK WP HR S P ERA WHIP	IP WLS BF H R ER SO BB IBB HBP BLK WP HR S P ERA WHIP	IP WLS BF H R ER SO BB IBB HBP BLK WP HR S P ERA WHIP	IP WLS BF H R ER SO BB IBB HBP BLK WP HR S P ERA WHIP	IP WLS BF H R ER SO BB IBB HBP BLK WP HR S P ERA WHIP	IP WLS BF H R ER SO BB IBB HBP BLK WP HR S P ERA WHIP

Texas Rangers @ Kansas City Royals
Royals Stadium, Kansas City, MO
Tue Aug 14, 1990, 8:05 PM EDT
Att: 26,887 - Unknown - 81 F

AB 27
R 1
H 3
RBI 1
BB 5
SO 2
LOB 14



Batter	1	2	3	4	5	6	7	8	9	AB	R	H	RBI	BB	SO	LOB	TOP								
Gary Pettis, S OBP: 0.333, SLG: 0.351 (1, 8)	F7		3B		G4-3		1B		F7	5	0	2	1	0	0	2									
Jeff Huson, L OBP: 0.334, SLG: 0.307 Steve Buechele, R OBP: 0.297, SLG: 0.363 (7, 5)	WP 1B		F7			F7	L4-3		K	4	0	1	0	0	0	3									
Rafael Palmeiro, L OBP: 0.356, SLG: 0.476 (1, 3)	F8		L9			2B		G4-3		4	0	1	0	0	0	2									
Ruben Sierra, S OBP: 0.333, SLG: 0.450 (1, 9)	F9				F8	K		1B	2B	4	1	1	0	0	1	2									
Harold Baines, L OBP: 0.386, SLG: 0.464 (1, 10)		G4-3		G3-1		G4-3			G5-3 BB 2H 1B	4	0	1	1	0	0	1									
Geno Petralli, L OBP: 0.353, SLG: 0.301 (1, 2)	FC3-6 1B			K			1B	1B	BB	3	1	2	0	1	1	0									
Kevin Reimer, L OBP: 0.329, SLG: 0.453 Pete Incaviglia, R OBP: 0.311, SLG: 0.440 (8, PH) (8, 7)	FC3-6 1-2 2B				F7		P2	G5-3 2-3f		3	0	1	0	0	0	2									
Jeff Kunkel, R OBP: 0.224, SLG: 0.273 (1, 4)	L4				F7		F9		P3	4	0	0	0	0	0	3									
Gary Green, R OBP: 0.213, SLG: 0.163 (1, 6)			K			K		1B	1B	4	0	2	0	0	2	1									
Inning Stats	R: 0 E: 0 K: 0 S: 9	H: 1 LOB: 1 BB: 0 P: 18	R: 0 E: 1 K: 0 S: 8	H: 1 LOB: 1 BB: 0 P: 10	R: 0 E: 0 K: 1 S: 10	H: 1 LOB: 1 BB: 0 P: 14	R: 0 E: 0 K: 1 S: 8	H: 0 LOB: 0 BB: 0 P: 9	R: 0 E: 0 K: 1 S: 8	H: 1 LOB: 1 BB: 0 P: 10	R: 0 E: 0 K: 0 S: 9	H: 1 LOB: 1 BB: 0 P: 16	R: 1 E: 0 K: 0 S: 13	H: 3 LOB: 2 BB: 0 P: 23	R: 1 E: 0 K: 0 S: 9	H: 2 LOB: 1 BB: 0 P: 17	R: 0 E: 0 K: 1 S: 12	H: 1 LOB: 1 BB: 0 P: 16	1B: 7 2B: 3 3B: 1 HR: 0	SF: 0 SAC: 0 DP: 1 HBP: 0	WP: 1 PB: 0 SB: 0 CS: 0	PA: 38			
PITCHER	IP	WLS	BF	H	R	ER	SO	BB	IBB	HBP	BLK	WP	HR	S	P	ERA	WHIP								
Storm Davis, R ERA: 4.76 (1, 1)	7.0	L	29	8	1	1	4	0	0	0	0	1	0	65	100	1.29	1.143								
Israel Sanchez, L ERA: 6.75 (8, 1)	0.1		4	2	1	1	0	1	0	0	0	0	0	7	15	27.00	9.000								
Steve Crawford, R ERA: 3.18 (8, 1)	1.2		5	1	0	0	1	0	0	0	0	0	0	14	18	0.00	0.600								

Texas Rangers @ Kansas City Royals
Royals Stadium, Kansas City, MO
Wed Aug 15 1990, 8:05 PM EDT
Att: 26,869 - Overcast - 77 F

AB 37
R 2
H 11
RBI 2
BB 1
SO 5
LOB 19



Batter	1	2	3	4	5	6	7	8	9	AB	R	H	RBI	BB	SO	LOB	BOTTOM								
Kevin Seitzer, R OBP: 0.348, SLG: 0.386 (1, 5)	K		P4 1-2			G4-3 BB 1-2		F9		3	0	0	0	1	1	2									
Kurt Stillwell, S OBP: 0.320, SLG: 0.368 (1, 6)	K			K		G4-3		F9		4	0	0	0	0	2	2									
George Brett, L OBP: 0.377, SLG: 0.473 (1, 10)	G4-3			S 1B		IBB		G4-3		3	0	1	0	1	0	0									
Danny Tartabull, R OBP: 0.308, SLG: 0.442 (1, 9)		F8		K		F8		K		4	0	0	0	0	2	3									
Gerald Perry, L OBP: 0.336, SLG: 0.389 (1, 3)		K		K		K		G4-3 1B 2B		4	1	1	0	0	2	1									
Jim Eisenreich, L OBP: 0.348, SLG: 0.407 (1, 7)	F7				F7	G6-3		1B		4	0	1	1	0	0	0									
Mike Macfarlane, R OBP: 0.317, SLG: 0.394 (1, 2)			K		F8	K		1B		4	0	1	0	0	2	0									
Bill Pecota, R OBP: 0.348, SLG: 0.399 Willie Wilson, S OBP: 0.343, SLG: 0.357 Steve Jeltz, S OBP: 0.174, SLG: 0.185 Pat Tabler, R OBP: 0.343, SLG: 0.374 (9, PH)			G6-3		K			BB		2	0	0	0	0	1	0									
Brian McRae, S OBP: 0.313, SLG: 0.433 (1, 8)			S 1B					K		3	0	2	0	0	1	1									
Inning Stats	R: 0 E: 0 K: 2 S: 9	H: 0 LOB: 0 BB: 0 P: 12	R: 0 E: 0 K: 1 S: 6	H: 0 LOB: 0 BB: 0 P: 9	R: 0 E: 0 K: 1 S: 15	H: 1 LOB: 1 BB: 0 P: 19	R: 0 E: 0 K: 3 S: 10	H: 1 LOB: 1 BB: 0 P: 16	R: 0 E: 0 K: 1 S: 8	H: 0 LOB: 0 BB: 0 P: 11	R: 0 E: 0 K: 0 S: 9	H: 1 LOB: 2 BB: 2 P: 17	R: 0 E: 0 K: 1 S: 7	H: 0 LOB: 0 BB: 0 P: 12	R: 0 E: 0 K: 1 S: 9	H: 0 LOB: 1 BB: 1 P: 16	R: 1 E: 0 K: 1 S: 12	H: 3 LOB: 2 BB: 0 P: 17	1B: 5 2B: 1 3B: 0 HR: 0	SF: 0 SAC: 0 DP: 0 HBP: 0	WP: 0 PB: 0 SB: 2 CS: 1	PA: 35			
PITCHER	IP	WLS	BF	H	R	ER	SO	BB	IBB	HBP	BLK	WP	HR	S	P	ERA	WHIP								
Bobby Witt, R ERA: 3.47 (1, 1)	9.0	W	35	6	1	1	11	2	1	0	0	0	0	85	129	1.00	0.889								


Texas Rangers @ Kansas City Royals
Royals Stadium, Kansas City, MO
Wed Aug 15 1990, 8:05 PM EDT
Att: 26,869 - Overcast - 77 F


AB 32
R 1
H 6
RBI 1
BB 3
SO 11
LOB 11



Batter	1	2	3	4	5	6	7	8	9	AB	R	H	RBI	BB	SO	LOB	TOP											
Kevin Seitzer, R OBP: 0.345, SLG: 0.383 (1, 5)	G6-3		G6-3			G5-3		K		4	0	0	0	0	1	0	Kansas City Royals @ Milwaukee Brewers Milwaukee County Stadium, Milwaukee, WI Fri Aug 17 1990, 8:05 PM EDT Att: 27,523 - Unknown livebaseballscorecards.com											
Bill Pecota, R OBP: 0.343, SLG: 0.391 (8, 4)	G5-3		K			F7			G6-3 1B	3	0	0	0	1	0	1												
Brian McRae, S OBP: 0.333, SLG: 0.452 (9, PH)			K							1	0	1	0	0	0	0												
George Brett, L OBP: 0.376, SLG: 0.478 (1, 10)	HR		P2			P7			G6-3	4	1	1	1	0	0	1												
Danny Tartabull, R OBP: 0.316, SLG: 0.450 (1, 9)	BB					G6-4-3 1B			G5-3	3	0	2	0	1	0	1												
Pat Tabler, R OBP: 0.338, SLG: 0.368 (1, 3)	K					G6-4-3			G5-3	3	0	0	0	0	1	3												
Gerald Perry, L OBP: 0.335, SLG: 0.388 (9, PH)									L9	1	0	0	0	0	0	1												
Jim Eisenreich, L OBP: 0.346, SLG: 0.404 (1, 7)						F7				3	0	0	0	0	1	1												
Willie Wilson, S OBP: 0.343, SLG: 0.360 (1, 8)						F8				3	0	1	0	0	0	1												
Frank White, R OBP: 0.259, SLG: 0.309 (8, PH)						F9				2	0	0	0	0	0	1												
Kurt Stillwell, S OBP: 0.319, SLG: 0.367 (8, 6)						2B				1	0	0	0	0	0	0												
Bob Boone, R OBP: 0.337, SLG: 0.281 (8, PH)						F7			P5	2	0	0	0	0	0	1												
Mike Macfarlane, R OBP: 0.316, SLG: 0.393 (8, 2)						F8			L7	1	0	0	0	0	0	0												
Inning Stats	R: 1 E: 0 K: 1 S: 14	H: 1 LOB: 1 BB: 1 P: 23	R: 0 E: 0 K: 0 S: 5	H: 1 LOB: 1 BB: 0 P: 10	R: 0 E: 0 K: 1 S: 9	H: 0 LOB: 0 BB: 0 P: 14	R: 0 E: 0 K: 0 S: 7	H: 1 LOB: 0 BB: 0 P: 10	R: 0 E: 0 K: 0 S: 3	H: 0 LOB: 0 BB: 0 P: 5	R: 0 E: 0 K: 0 S: 5	H: 0 LOB: 0 BB: 0 P: 6	R: 0 E: 0 K: 1 S: 14	H: 1 LOB: 1 BB: 0 P: 18	R: 0 E: 0 K: 1 S: 8	H: 0 LOB: 0 BB: 0 P: 8	R: 0 E: 0 K: 0 S: 9	H: 1 LOB: 1 BB: 0 P: 14	1B: 2 2B: 2 3B: 0 HR: 1	SF: 0 SAC: 0 DP: 1 HBP: 0	WP: 0 PB: 0 SB: 0 CS: 0	PA: 32						
PITCHER	IP	WLS	BF	H	R	ER	SO	BB	IBB	HBP	BLK	WP	HR	S	P	ERA	WHIP											
Teddy Higuera, L ERA: 3.2	(1, 1)	7.0	W	25	4	1	1	3	1	0	0	0	0	1	57	86	1.29	0.714										
Chuck Cmm, R ERA: 3.55	(8, 1)	1.2		6	1	0	0	1	0	0	0	0	0	0	16	21	0.00	0.600										
Dan Plesac, L ERA: 4.5	(9, 1)	0.1	S	1	0	0	0	0	0	0	0	0	0	0	1	1	0.00	0.000										

Batter	1	2	3	4	5	6	7	8	9	AB	R	H	RBI	BB	SO	LOB	BOTTOM											
Paul Molitor, R OBP: 0.366, SLG: 0.477 (1, 3)	K		G4-3 WP BB					K		3	0	1	0	1	2	0	Kansas City Royals @ Milwaukee Brewers Milwaukee County Stadium, Milwaukee, WI Fri Aug 17 1990, 8:05 PM EDT Att: 27,523 - Unknown livebaseballscorecards.com											
B.J. Surhoff, L OBP: 0.328, SLG: 0.382 (1, 2)			G4-3			G4-3		G1-3		4	0	1	1	0	0	3												
Gary Sheffield, R OBP: 0.358, SLG: 0.455 (1, 5)	G1-4-6-3		P5							4	0	2	0	0	0	2												
Dave Parker, L OBP: 0.344, SLG: 0.460 (1, 10)						G6-4-3 1B		1B		4	0	1	0	0	0	1												
Robin Yount, R OBP: 0.335, SLG: 0.371 (1, 8)						F7		1B		4	0	1	0	0	0	1												
Rob Deer, R OBP: 0.345, SLG: 0.495 (7, PR)						F7		1B		4	0	0	0	0	2	3												
Mike Felder, S OBP: 0.308, SLG: 0.326 (8, 9)						G6-4-3		K		3	1	2	1	0	1	0												
Darryl Hamilton, L OBP: 0.377, SLG: 0.498 (1, 7)										0	0	0	0	0	0	0												
Jim Gantner, L OBP: 0.328, SLG: 0.289 (1, 4)										2	0	0	0	0	0	0												
Bill Spiers, L OBP: 0.278, SLG: 0.333 (1, 6)										2	1	0	0	1	1	3												
Inning Stats	R: 0 E: 0 K: 1 S: 8	H: 1 LOB: 0 BB: 0 P: 9	R: 1 E: 0 K: 1 S: 13	H: 1 LOB: 0 BB: 0 P: 19	R: 1 E: 0 K: 1 S: 11	H: 0 LOB: 1 BB: 2 P: 23	R: 0 E: 0 K: 1 S: 6	H: 0 LOB: 0 BB: 0 P: 10	R: 0 E: 0 K: 0 S: 7	H: 2 LOB: 2 BB: 0 P: 9	R: 0 E: 0 K: 0 S: 7	H: 1 LOB: 0 BB: 0 P: 11	R: 0 E: 0 K: 1 S: 6	H: 1 LOB: 2 BB: 0 P: 11	R: 0 E: 0 K: 2 S: 14	H: 2 LOB: 2 BB: 0 P: 18	1B: 7 2B: 0 3B: 0 HR: 1	SF: 0 SAC: 1 DP: 2 HBP: 0	WP: 1 PB: 0 SB: 1 CS: 0	PA: 32								
PITCHER	IP	WLS	BF	H	R	ER	SO	BB	IBB	HBP	BLK	WP	HR	S	P	ERA	WHIP											
Tom Gordon, R ERA: 3.72	(1, 1)	8.0	L	32	8	2	2	7	2	0	0	0	1	1	72	110	2.25	1.250										


Batter	1	2	3	4	5	6	7	8	9	AB	R	H	RBI	BB	SO	LOB	TOP					
Kevin Seitzer, R (1.5) OBP: 0.347, SLG: 0.381 Bill Pecota, R (8, FH) OBP: 0.350, SLG: 0.395	4-1 S 1B BB	4-2 1B BB	1-0 L9			3-2 G6-3		4-1 FC5-4 1B BB	0-2 1B 1B	2	2	0	0	2	0	0	Kansas City Royals @ Milwaukee Brewers Milwaukee County Stadium, Milwaukee, WI Sat Aug 18 1990, 4:33 AM EDT Att: 39,166 - Sunny - 80 F AB 44 R 10 H 17 RBI 10 BB 4 SO 4 LOB 22 					
Brian McRae, S (1.8) OBP: 0.385, SLG: 0.514	0-0 P2	1-2 1B 1B		0-1 1B FC6-4 2B		0-1 P3		0-1 FC5-4 1B	0-2 1B 1B	6	2	4	2	0	0	1						
George Brett, L (1.3) OBP: 0.376, SLG: 0.476 Pat Tabler, R (9.3) OBP: 0.338, SLG: 0.368	3-3 SAFE K	0-0 1B		1-1 L7		1-1 1B		3-3 K	3-3 G3-1	6	0	2	1	0	2	5						
Danny Tartabull, R (1.9) OBP: 0.325, SLG: 0.455	4-0 1B BB	1-2 1B		3-2 FC6-4 1B		0-0 1B		1-0 FC5-4 1-2 2-3		4	1	3	1	1	0	2						
Gerald Perry, L (1.10) OBP: 0.333, SLG: 0.385	1-0 1B	1-3 2-H 1B		0-1 FC6-4 1-2		0-0 P2		1-1 G4-3		5	1	1	2	0	0	7						
Jim Eisenreich, L (1.7) OBP: 0.344, SLG: 0.402	0-0 1B	1-0 L4		0-0 F1			2-1 G6-3		3-2 F7	5	0	1	1	0	0	3						
Kurt Stillwell, S (1.6) OBP: 0.320, SLG: 0.368	1-1 1-2 3-H 1B		0-0 F8		1-3 K		0-1 F7		1-2 1B 1B	5	1	2	1	0	1	0						
Mike Macfarlane, R (1.2) OBP: 0.317, SLG: 0.403	0-0 P4		1-1 HR		1-2 G4-3		0-2 1B		0-0 F7	5	1	2	1	0	0	3						
Steve Jeltz, S (1.4) OBP: 0.176, SLG: 0.186		2-3 K		1-1 F9		0-1 F8		1-2 G1-3		5	1	1	0	0	1	1						
Inning Stats	R: 3 E: 0 K: 1 S: 15	H: 3 LOB: 2 BB: 2 P: 28	R: 2 E: 0 K: 1 S: 16	H: 3 LOB: 2 BB: 1 P: 28	R: 1 E: 0 K: 0 S: 6	H: 1 LOB: 0 BB: 0 P: 9	R: 1 E: 0 K: 0 S: 10	H: 2 LOB: 1 BB: 0 P: 14	R: 0 E: 0 K: 1 S: 9	H: 0 LOB: 0 BB: 0 P: 11	R: 0 E: 0 K: 0 S: 10	H: 2 LOB: 2 BB: 0 P: 14	R: 0 E: 0 K: 1 S: 12	H: 1 LOB: 1 BB: 0 P: 15	R: 0 E: 0 K: 1 S: 11	H: 1 LOB: 2 BB: 1 P: 20		R: 3 E: 0 K: 0 S: 15	H: 4 LOB: 1 BB: 0 P: 20	1B: 15 2B: 1 3B: 0 HR: 1	SF: 0 SAC: 0 DP: 0 HBP: 0	WP: 0 PB: 0 SB: 1 CS: 0
PITCHER	IP WLS BF H R ER SO BB IBB HBP BLK WP HR S P ERA WHIP	1.1 L 13 6 5 5 2 3 0 0 0 0 0 0 27 48 33.75 6.750	4.2 19 5 2 2 1 0 0 0 0 0 1 39 56 3.86 1.071	7.1 16 6 3 3 1 1 0 0 0 0 0 0 38 55 9.00 2.333	PITCHER																	

Batter	1	2	3	4	5	6	7	8	9	AB	R	H	RBI	BB	SO	LOB	BOTTOM					
Paul Molitor, R (1.4) OBP: 0.364, SLG: 0.485	0-0 L9		2-2 G4-6-3 1-2			1-2 HR		2-1 P4		4	1	1	1	0	0	2	Kansas City Royals @ Milwaukee Brewers Milwaukee County Stadium, Milwaukee, WI Sat Aug 18 1990, 4:33 AM EDT Att: 39,166 - Sunny - 80 F AB 34 R 1 H 10 RBI 1 BB 2 SO 3 LOB 14 					
Darryl Hamilton, L (1.7) OBP: 0.382, SLG: 0.412	2-2 G4-3			2-1 G6-3 1B		0-0 1B		2-1 G4-3		4	0	2	0	0	0	0						
Gary Sheffield, R (1.5) OBP: 0.359, SLG: 0.456	1-0 L8			2-1 F9		0-2 G6-3 1B		1-2 DI 1B		4	0	2	0	0	0	1						
Dave Parker, L (1.10) OBP: 0.343, SLG: 0.457		2-2 L8		0-0 G6-3 1-2		0-0 G6-3 1-2		4-2 BB		3	0	0	0	1	0	3						
Robin Yount, R (1.8) OBP: 0.334, SLG: 0.370		1-1 F8			3-1 P8		0-1 1B 1B		1-1 F8	4	0	1	0	0	0	2						
Rob Deer, R (1.9) OBP: 0.341, SLG: 0.489		2-3 K			0-0 G5-3		1-3 K		2-0 G3	4	0	0	0	0	2	1						
Greg Brock, L (1.3) OBP: 0.324, SLG: 0.354			0-1 L9		1-1 1B		2-3 K		0-1 F9	4	0	1	0	0	1	1						
Charlie O'Brien, R (1.2) OBP: 0.246, SLG: 0.260			4-2 1B BB		0-1 F8		0-2 1B		3-1 1B	3	0	2	0	1	0	1						
Bill Spiers, L (1.6) OBP: 0.278, SLG: 0.332			0-0 G4-6-3 1B			2-2 F8		2-1 F8		4	0	1	0	0	0	3						
Inning Stats	R: 0 E: 0 K: 0 S: 7	H: 0 LOB: 0 BB: 0 P: 10	R: 0 E: 0 K: 1 S: 9	H: 0 LOB: 0 BB: 0 P: 14	R: 0 E: 0 K: 0 S: 10	H: 1 LOB: 1 BB: 1 P: 16	R: 0 E: 0 K: 0 S: 5	H: 1 LOB: 0 BB: 0 P: 9	R: 0 E: 0 K: 0 S: 7	H: 1 LOB: 1 BB: 0 P: 11	R: 1 E: 0 K: 0 S: 12	H: 3 LOB: 1 BB: 0 P: 15	R: 0 E: 0 K: 2 S: 13	H: 2 LOB: 2 BB: 0 P: 18	R: 0 E: 0 K: 0 S: 12	H: 1 LOB: 2 BB: 1 P: 22		R: 0 E: 0 K: 0 S: 6	H: 1 LOB: 1 BB: 0 P: 12	1B: 9 2B: 0 3B: 0 HR: 1	SF: 0 SAC: 0 DP: 3 HBP: 0	WP: 0 PB: 0 SB: 0 CS: 0
PITCHER	IP WLS BF H R ER SO BB IBB HBP BLK WP HR S P ERA WHIP	6.0 W 22 6 0 1 1 1	1.0 5 2 0 0 2 0 0 0 0 0 0 0 13 18 0.00 2.000	1.0 5 1 0 0 0 1 0 0 0 0 0 0 12 22 0.00 2.000	1.0 4 1 0 0 0 0 0 0 0 0 0 0 6 12 0.00 1.000	PITCHER																

Batter	1	2	3	4	5	6	7	8	9	AB	R	H	RBI	BB	SO	LOB	TOP			
Kevin Seitzer, R (1.5) OBP: 0.344, SLG: 0.378	G6-3		FC6-4			K		F9		4	0	0	0	0	1	2				
Brian McRae, S (1.8) OBP: 0.349, SLG: 0.463	G3-1		P7			B4-3		F9		4	0	0	0	0	0	2				
George Brett, L (1.3) OBP: 0.377, SLG: 0.483	HR					G4-3		F9		4	1	2	2	0	0	0				
Danny Tartabull, R (1.9) OBP: 0.320, SLG: 0.447	F8					G6-3		K		4	0	0	0	0	2	1				
Gerald Perry, L (1.10) OBP: 0.331, SLG: 0.382		G6-3				F7		G4-3		3	0	0	0	0	0	0				
Jim Eisenreich, L (1.7) OBP: 0.344, SLG: 0.401		G1-6-3 1B				K		F7		3	0	1	0	0	1	0				
Kurt Stillwell, S (1.6) OBP: 0.318, SLG: 0.365		G1-6-3 1-2				L8		G4-3		3	0	0	0	0	0	1				
Mike Macfarlane, R (1.2) OBP: 0.317, SLG: 0.400						P2		K		2	0	0	0	1	1	0				
Bill Pecota, R (1.4) OBP: 0.344, SLG: 0.388						FC4-6 FC6-4		P7		3	1	0	0	0	0	1				
Inning Stats	R: 1 E: 0 K: 0 S: 9	H: 1 LOB: 0 BB: 0 P: 12	R: 0 E: 0 K: 0 S: 4	H: 1 LOB: 0 BB: 0 P: 6	R: 0 E: 0 K: 0 S: 8	H: 0 LOB: 1 BB: 1 P: 17	R: 0 E: 0 K: 0 S: 7	H: 0 LOB: 0 BB: 0 P: 10	R: 0 E: 0 K: 1 S: 5	H: 0 LOB: 0 BB: 0 P: 7	R: 0 E: 0 K: 0 S: 4	H: 0 LOB: 0 BB: 0 P: 6	R: 0 E: 0 K: 1 S: 7	H: 0 LOB: 0 BB: 0 P: 11	R: 0 E: 0 K: 1 S: 8	H: 0 LOB: 0 BB: 0 P: 12	1B: 2 2B: 0 3B: 0 HR: 1	SF: 0 SAC: 0 DP: 1 HBP: 0	WP: 0 PB: 0 SB: 0 CS: 0	PA: 31
PITCHER Mark Knudson, R (1.1) ERA: 3.71	IP: 9.0 WLS: W BF: 31 H: 3 R: 2 ER: 1 SO: 5 BB: 1 IBB: 0 HBP: 0 BLK: 0 WP: 0 HR: 1 S: 63 P: 95 ERA: 1.00 WHIP: 0.444															PITCHER				

Kansas City Royals @ Milwaukee Brewers
Milwaukee County Stadium, Milwaukee, WI
Sun Aug 19 1990, 4:33 AM EDT
Att. 26,257 - Cloudy


AB	30
R	2
H	3
RBI	2
BB	1
SO	5
LOB	7



Batter	1	2	3	4	5	6	7	8	9	AB	R	H	RBI	BB	SO	LOB	BOTTOM			
Paul Moltor, R (1.3) OBP: 0.368, SLG: 0.483	G3		S 2B 1B	1B BB		K		SF8 BB		3	2	1	0	2	1	0				
B.J. Surhoff, L (1.2) OBP: 0.326, SLG: 0.380	G1-3		P4	1B		G4-3		SF8		4	0	1	3	0	0	1				
Gary Sheffield, R (1.5) OBP: 0.357, SLG: 0.453	F8		F7	1B		G5-3		P4		5	0	1	1	0	0	3				
Dave Parker, L (1.10) OBP: 0.343, SLG: 0.458		P6	2H 2B	F8		K		L4		4	0	1	1	0	1	2				
Robin Yount, R (1.8) OBP: 0.331, SLG: 0.367		F8	L8	L9		L4		G3		4	0	0	0	0	0	3				
Darryl Hamilton, L (1.7) OBP: 0.386, SLG: 0.415		1B S 1B		E9 1B		G3				4	2	2	0	0	0	0				
Mike Felder, S (1.9) OBP: 0.317, SLG: 0.335		1B		WP S 1B		P5		E SF8 1B		4	2	3	1	0	0	1				
Jim Gantner, L (1.4) OBP: 0.327, SLG: 0.288		1B		F9		F7		G4-3		4	0	1	1	0	0	3				
Bill Spiers, L (1.6) OBP: 0.281, SLG: 0.329		L8		WP 1B BB		G1-3		SF8 S BB		2	1	0	0	2	0	3				
Inning Stats	R: 0 E: 0 K: 0 S: 6	H: 3 LOB: 2 BB: 0 P: 8	R: 1 E: 0 K: 0 S: 12	H: 3 LOB: 0 BB: 0 P: 17	R: 1 E: 0 K: 0 S: 11	H: 2 LOB: 1 BB: 0 P: 15	R: 4 E: 1 K: 0 S: 14	H: 3 LOB: 2 BB: 2 P: 27	R: 0 E: 0 K: 1 S: 7	H: 1 LOB: 1 BB: 0 P: 19	R: 0 E: 0 K: 1 S: 12	H: 0 LOB: 0 BB: 0 P: 15	R: 0 E: 0 K: 0 S: 9	H: 1 LOB: 2 BB: 2 P: 21	R: 1 E: 1 K: 0 S: 9	H: 1 LOB: 2 BB: 2 P: 21	1B: 9 2B: 1 3B: 0 HR: 0	SF: 1 SAC: 0 DP: 0 HBP: 0	WP: 1 PB: 0 SB: 5 CS: 0	PA: 39
PITCHER Andy McGaffigan, R (1.1) ERA: 3.74 Steve Farr, R (4.1) ERA: 2.09 Israel Sanchez, L (8.1) ERA: 10.8 Steve Crawford, R (8.1) ERA: 3.09	IP: 3.1 WLS: L BF: 20 H: 7 R: 6 ER: 5 SO: 0 BB: 2 IBB: 0 HBP: 0 BLK: 0 WP: 0 HR: 0 S: 39 P: 63 ERA: 13.50 WHIP: 2.700															PITCHER				

Kansas City Royals @ Milwaukee Brewers
Milwaukee County Stadium, Milwaukee, WI
Sun Aug 19 1990, 4:33 AM EDT
Att. 26,257 - Cloudy

AB	34
R	7
H	10
RBI	7
BB	4
SO	2
LOB	16



Batter	1	2	3	4	5	6	7	8	9	AB	R	H	RBI	BB	SO	LOB	TOP		
Dan Gladden, R OBP: 0.315, SLG: 0.369 (1, 7)										4	1	1	0	0	0	0	Minnesota Twins @ Kansas City Royals Royals Stadium, Kansas City, MO Mon Aug 20 1990, 8:05 PM EDT Att: 31,368 - Unknown - 75 F		
Nelson Liriano, S OBP: 0.301, SLG: 0.324 (1, 4)										4	0	1	1	0	0	1			
Kirby Puckett, R OBP: 0.373, SLG: 0.473 (1, 8)										4	0	1	0	0	1	1			
Kent Hrbek, L OBP: 0.379, SLG: 0.486 (1, 3)										4	0	0	0	0	1	2			
Brian Harper, R OBP: 0.344, SLG: 0.447 (1, 2)										4	0	1	0	0	0	0			
Randy Bush, L OBP: 0.356, SLG: 0.468 (1, 9)										3	0	1	0	1	2	0			
Gene Larkin, S OBP: 0.337, SLG: 0.386 (1, 10)										4	0	1	0	0	0	3			
Gary Gaetti, R OBP: 0.286, SLG: 0.400 (1, 5)										3	0	0	0	0	1	2			
Al Newman, S OBP: 0.300, SLG: 0.294 (1, 6)										3	0	0	0	0	0	1			
Inning Stats	R: 1 E: 0 K: 1 S: 13	H: 2 LOB: 0 BB: 0 P: 18	R: 0 E: 0 K: 0 S: 10	H: 0 LOB: 1 BB: 1 P: 17	R: 0 E: 0 K: 0 S: 7	H: 0 LOB: 0 BB: 0 P: 9	R: 0 E: 0 K: 1 S: 10	H: 1 LOB: 1 BB: 0 P: 12	R: 0 E: 0 K: 1 S: 7	H: 0 LOB: 0 BB: 0 P: 12	R: 0 E: 1 K: 1 S: 10	H: 0 LOB: 1 BB: 0 P: 17	R: 0 E: 0 K: 0 S: 15	H: 2 LOB: 2 BB: 0 P: 19	1B: 4 2B: 2 3B: 0 HR: 0	SF: 0 SAC: 0 DP: 1 HBP: 0	WP: 0 PB: 0 SB: 0 CS: 0	PA: 34	
PITCHER	IP WLS BF H R ER SO BB IBB HBP BLK WP HR S P ERA WHIP	8.0 W 29 4 1 1 5 1 0 0 0 0 0 69 104 1.12 0.625	1.0 5 2 0 0 0 0 0 0 0 0 0 15 19 0.00 2.000																

AB	33
R	1
H	6
RBI	1
BB	1
SO	5
LOB	10



Batter	1	2	3	4	5	6	7	8	9	AB	R	H	RBI	BB	SO	LOB	BOTTOM			
Kevin Seitzer, R OBP: 0.343, SLG: 0.376 (1, 5)										5	1	1	0	0	0	4	Minnesota Twins @ Kansas City Royals Royals Stadium, Kansas City, MO Mon Aug 20 1990, 8:05 PM EDT Att: 31,368 - Unknown - 75 F			
Brian McRae, S OBP: 0.362, SLG: 0.467 (1, 8)										4	1	2	0	0	0	0				
George Brett, L OBP: 0.376, SLG: 0.480 (1, 3)										3	1	0	0	1	0	1				
Danny Tartabull, R OBP: 0.323, SLG: 0.448 (1, 10)										2	1	1	1	1	0	0				
Pat Tabler, R OBP: 0.343, SLG: 0.369 (1, 9)										2	0	1	0	1	0	1				
Jim Eisenreich, L OBP: 0.343, SLG: 0.400 (6, PR) (7, 9)										1	1	0	0	0	0	0				
Willie Wilson, S OBP: 0.346, SLG: 0.368 (1, 7)										3	2	2	2	0	0	0				
Mike MacFarlane, R OBP: 0.316, SLG: 0.493 (1, 2)										3	0	1	2	0	1	2				
Bill Pecota, R OBP: 0.342, SLG: 0.381 (1, 6)										3	0	0	0	1	0	4				
Frank White, R OBP: 0.259, SLG: 0.313 (1, 4)										4	0	1	2	0	0	3				
Inning Stats	R: 3 E: 0 K: 0 S: 13	H: 3 LOB: 2 BB: 2 P: 25	R: 0 E: 0 K: 0 S: 5	H: 0 LOB: 0 BB: 0 P: 8	R: 0 E: 0 K: 0 S: 6	H: 0 LOB: 0 BB: 1 P: 12	R: 0 E: 1 K: 1 S: 12	H: 0 LOB: 1 BB: 0 P: 13	R: 0 E: 0 K: 0 S: 7	H: 1 LOB: 0 BB: 0 P: 11	R: 3 E: 1 K: 0 S: 10	H: 3 LOB: 2 BB: 0 P: 17	R: 0 E: 0 K: 0 S: 4	H: 0 LOB: 0 BB: 0 P: 5	R: 1 E: 0 K: 0 S: 9	H: 2 LOB: 2 BB: 1 P: 17	1B: 6 2B: 3 3B: 0 HR: 0	SF: 2 SAC: 1 DP: 2 HBP: 0	WP: 0 PB: 0 SB: 0 CS: 0	PA: 37
PITCHER	IP WLS BF H R ER SO BB IBB HBP BLK WP HR S P ERA WHIP	5.2 L 27 7 6 4 1 3 0 0 0 0 0 1 1 6.35 1.765	0.1 1 0 0 0 0 0 0 0 0 0 0 1 1 0.00 0.000	2.0 9 2 1 1 0 1 0 0 0 0 0 0 13 22 4.50 1.500																

AB	30
R	7
H	9
RBI	7
BB	4
SO	1
LOB	15



Batter	1	2	3	4	5	6	7	8	9	AB	R	H	RBI	BB	SO	LOB	TOP										
Dan Gladden, R OBP: 0.316, SLG: 0.375 (1, 7)	1-1 F9	1-1 L8		2-0 HR		2-1 F9		4-1 BB		4	1	3	1	0	2												
Nelson Liriano, S OBP: 0.296, SLG: 0.317 (1, 4)	1-2 E6 G4-3		1-0 G5-3	3-1 G6-3		2-2 P6		0-3 K		5	0	0	0	0	1	2											
Kirby Puckett, R OBP: 0.373, SLG: 0.472 John Moses, S OBP: 0.298, SLG: 0.276 (5, 8)	0-0 G4-3		1-0 L3		1-2 2B 1B	2-1 WP S 1B		2-1 G4-3		3	1	1	0	0	0	1											
Gary Gaetti, R OBP: 0.285, SLG: 0.400 (1, 5)	2-2 G5-3		0-1 2B		1-0 P3	3-2 G1-3			1-1 F7	5	0	1	0	0	0	3											
Brian Harper, R OBP: 0.345, SLG: 0.452 (1, 2)		2-2 1B 2B	1-0 P4		0-0 2B 2B		0-0 L4	1-2 P4		5	2	2	1	0	0	1											
Kent Hrbek, L OBP: 0.379, SLG: 0.487 (1, 3)		2-1 P5		0-0 1B HR 1B	0-0 F7		1-2 F7	1-2 2B		5	1	2	0	0	0	2											
Carmen Castillo, R OBP: 0.218, SLG: 0.233 Gene Larkin, S OBP: 0.336, SLG: 0.385 (9, PH)	1-0 1B 2H 1B		1-2 L7	1-1 1B 2B		1-1 1B 2B	2-2 F9	2-3 K		4	1	2	2	0	0	1											
Shane Mack, R OBP: 0.381, SLG: 0.450 Randy Bush, L OBP: 0.365, SLG: 0.477 (5, PH)	1-3 K		1-1 HR 1B	1-2 1B		1-2 1B	2-0 G4-3 1B			2	1	1	0	0	1	1											
Greg Gagne, R OBP: 0.273, SLG: 0.346 Al Newman, S OBP: 0.299, SLG: 0.293 (8, PH)	2-0 1B		0-0 P4	0-0 F7		3-2 F7	1-1 G4-3			3	0	1	0	0	0	3											
Inning Stats	R: 0 E: 1 K: 0 S: 9	H: 0 LOB: 1 BB: 0 P: 13	R: 1 E: 0 K: 1 S: 13	H: 3 LOB: 2 BB: 0 P: 22	R: 0 E: 0 K: 0 S: 5	H: 1 LOB: 1 BB: 0 P: 8	R: 3 E: 0 K: 0 S: 10	H: 3 LOB: 0 BB: 0 P: 17	R: 3 E: 0 K: 0 S: 16	H: 4 LOB: 1 BB: 0 P: 23	R: 0 E: 0 K: 0 S: 11	H: 1 LOB: 1 BB: 0 P: 20	R: 0 E: 0 K: 0 S: 8	H: 0 LOB: 0 BB: 0 P: 11	R: 0 E: 0 K: 1 S: 11	H: 1 LOB: 2 BB: 1 P: 20	R: 0 E: 0 K: 1 S: 12	H: 1 LOB: 1 BB: 0 P: 17	1B: 8 2B: 5 3B: 0 HR: 1	SF: 0 SAC: 0 DP: 0 HBP: 0	WP: 1 PB: 0 SB: 1 CS: 0	PA: 43					
PITCHER	IP	WLS	BF	H	R	ER	SO	BB	IBB	HBP	BLK	WP	HR	S	P	ERA	WHIP										
Jim Campbell, L ERA: 13.5 (1, 1)	4.2		25	10	7	7	1	0	0	0	0	0	1	45	71	13.50	2.143										
Steve Crawford, R ERA: 2.97 (5, 1)	2.1	W	9	2	0	0	0	0	0	0	0	1	0	27	43	0.00	0.857										
Jeff Montgomery, R ERA: 2.18 (8, 1)	2.0	S	9	2	0	0	2	1	0	0	0	0	0	23	37	0.00	1.500										

Minnesota Twins @ Kansas City Royals
Royals Stadium, Kansas City, MO
Tue Aug 21 1990, 8:05 PM EDT
Att: 22,751 - Unknown - 79 F

AB 42
R 7
H 14
RBI 7
BB 1
SO 3
LOB 20



Batter	1	2	3	4	5	6	7	8	9	AB	R	H	RBI	BB	SO	LOB	BOTTOM										
Kevin Seitzer, R OBP: 0.345, SLG: 0.376 (1, 5)	4-1 BB 1B BB		3-2 CS 1B	4-1 G3 SF8 1B BB	2-0 L7			1-1 L9		3	2	1	0	2	0	2											
Brian McRae, S OBP: 0.346, SLG: 0.438 (1, 8)	1-3 K		1-2 3B BB	1-1 SF8	1-1 G6-3			1-2 G4-3		3	1	0	1	1	1	3											
George Brett, L OBP: 0.379, SLG: 0.485 (1, 3)	4-2 1B BB		0-0 1H 2B 3B	4-0 G3 1B IBB		2-2 G4-3				2	3	1	1	2	0	0											
Danny Tartabull, R OBP: 0.326, SLG: 0.451 (1, 10)	4-0 1B BB		2-1 1B 2B	2-0 G3		1-3 K				3	0	1	1	1	1	2											
Jim Eisenreich, L OBP: 0.345, SLG: 0.401 (1, 9)	3-2 F7		1-0 S 1B	0-0 WP 1B		2-3 K				4	0	2	2	0	1	3											
Willie Wilson, S OBP: 0.348, SLG: 0.367 (1, 7)	0-1 1B		3-3 K	2-H 3-H 4-1 1B		1-2 G6-3				3	0	1	2	1	1	2											
Kurt Stillwell, S OBP: 0.315, SLG: 0.361 (1, 6)		3-2 G6-3	0-2 G6-3	2-2 G1-6-3		0-2 G4-3				4	0	0	0	0	0	4											
Frank White, R OBP: 0.264, SLG: 0.322 (1, 4)	0-0 F7		3-2 E 2B	1-2 BB 1B		1-2 P6				4	1	2	0	0	0	0											
Bob Boone, R OBP: 0.333, SLG: 0.272 (1, 2)	0-3 K		0-0 E4 SF8	4-0 G6-3 BB		1-0 G5-3				3	1	0	0	1	1	0											
Inning Stats	R: 2 E: 0 K: 1 S: 14	H: 1 LOB: 2 BB: 3 P: 30	R: 0 E: 0 K: 1 S: 7	H: 0 LOB: 0 BB: 0 P: 10	R: 2 E: 0 K: 1 S: 18	H: 4 LOB: 2 BB: 1 P: 30	R: 4 E: 2 K: 0 S: 15	H: 2 LOB: 2 BB: 3 P: 35	R: 0 E: 0 K: 0 S: 6	H: 1 LOB: 1 BB: 1 P: 14	R: 0 E: 0 K: 2 S: 9	H: 0 LOB: 0 BB: 0 P: 14	R: 0 E: 0 K: 0 S: 9	H: 0 LOB: 0 BB: 0 P: 11	R: 0 E: 0 K: 0 S: 6	H: 0 LOB: 0 BB: 0 P: 9	1B: 5 2B: 2 3B: 1 HR: 0	SF: 1 SAC: 0 DP: 1 HBP: 0	WP: 1 PB: 0 SB: 2 CS: 1	PA: 38							
PITCHER	IP	WLS	BF	H	R	ER	SO	BB	IBB	HBP	BLK	WP	HR	S	P	ERA	WHIP										
Paul Abbott, R ERA: 21.0 (1, 1)	3.0	L	19	6	7	7	3	5	0	0	0	0	0	46	84	21.00	3.667										
Roy Smith, R ERA: 4.75 (4, 1)	1.1		9	2	1	1	0	2	1	0	0	1	0	12	32	6.75	3.000										
Juan Berenguer, R ERA: 3.5 (5, 1)	3.2		10	0	0	0	2	0	0	0	0	0	0	26	37	0.00	0.000										

Minnesota Twins @ Kansas City Royals
Royals Stadium, Kansas City, MO
Tue Aug 21 1990, 8:05 PM EDT
Att: 22,751 - Unknown - 79 F

AB 29
R 8
H 8
RBI 7
BB 8
SO 5
LOB 16



Batter	1	2	3	4	5	6	7	8	9	AB	R	H	RBI	BB	SO	LOB	TOP					
Dan Gladden, R OBP: 0.315, SLG: 0.376 (1, 7)	K	FC4		K					P6	5	0	1	0	0	2	2	Minnesota Twins @ Kansas City Royals Royals Stadium, Kansas City, MO Wed Aug 22 1990, 8:05 PM EDT Att: 24,483 - Unknown - 79 F livebaseballscorecards.com					
Nelson Liriano, S OBP: 0.294, SLG: 0.313 (1, 4)	F9		1B BB	K		G4-3			G4-3	4	1	0	0	1	1							
Randy Bush, L John Moses, S OBP: 0.371, SLG: 0.477 OBP: 0.301, SLG: 0.279 (5, 9)	BB		BB 1B	G3-1					L9	2	1	1	0	1	0							
Kent Hrbek, L OBP: 0.380, SLG: 0.486 (1, 3)	BB		BB 1B			G6-3				3	0	1	0	1	1							
Gary Gaetti, R OBP: 0.283, SLG: 0.396 (1, 5)	K		K			G4-3			F7	4	0	0	0	0	2							
Gene Larkin, S OBP: 0.338, SLG: 0.387 (1, 10)		1B WP	K						K	3	0	1	0	1	2							
Shane Mack, R OBP: 0.378, SLG: 0.444 (1, 8)	K		1B BB			G4-3			F8	3	0	0	1	1	2							
Junior Ortiz, R OBP: 0.391, SLG: 0.407 (1, 2)	L6		1B			G4-3			G1-3	4	0	1	1	0	0							
Al Newman, S OBP: 0.298, SLG: 0.292 (1, 6)	FC4		F9			F7			F7	4	0	1	0	0	0							
Inning Stats	R: 0 E: 0 K: 2 S: 10	H: 1 LOB: 2 BB: 1 P: 19	R: 0 E: 0 K: 1 S: 11	H: 1 LOB: 1 BB: 1 P: 21	R: 2 E: 0 K: 2 S: 17	H: 2 LOB: 3 BB: 3 P: 33	R: 0 E: 0 K: 2 S: 7	H: 0 LOB: 0 BB: 0 P: 11	R: 0 E: 0 K: 0 S: 4	H: 1 LOB: 1 BB: 0 P: 6	R: 0 E: 0 K: 0 S: 6	H: 1 LOB: 1 BB: 0 P: 8	R: 0 E: 0 K: 2 S: 16	H: 1 LOB: 1 BB: 0 P: 19	R: 0 E: 0 K: 0 S: 4	H: 0 LOB: 0 BB: 0 P: 6	R: 0 E: 0 K: 0 S: 6	H: 0 LOB: 0 BB: 0 P: 7	1B: 5 2B: 2 3B: 0 HR: 0	SF: 0 SAC: 0 DP: 0 HBP: 0	WP: 1 PB: 0 SB: 0 CS: 0	PA: 39
PITCHER Tom Gordon, R ERA: 3.62 (1, 1)	IP: 9.0 WLS: W BF: 39 H: 7 R: 2 ER: 2 SO: 9 BB: 5 IBB: 0 HBP: 0 BLK: 0 WP: 1 HR: 0 S: 81 P: 130 ERA: 2.00 WHIP: 1.333															PITCHER						

Batter	1	2	3	4	5	6	7	8	9	AB	R	H	RBI	BB	SO	LOB	BOTTOM			
Kevin Seitzer, R OBP: 0.346, SLG: 0.377 (1, 5)	L9	FC5-4		F7-3			SH WP			4	1	2	0	0	0	1	Minnesota Twins @ Kansas City Royals Royals Stadium, Kansas City, MO Wed Aug 22 1990, 8:05 PM EDT Att: 24,483 - Unknown - 79 F livebaseballscorecards.com			
Brian McRae, S OBP: 0.364, SLG: 0.440 (1, 8)	1B BB	1B		F7-3		SH	1B			2	1	1	0	1	0	1				
George Brett, L OBP: 0.380, SLG: 0.485 (1, 10)	1B	G4-3		F9			G1-6-3			4	0	2	1	0	0	1				
Danny Tartabull, R OBP: 0.325, SLG: 0.445 (1, 9)	E6		2B	G4-3		G6-3	P8			3	1	0	0	1	0	4				
Gerald Perry, L OBP: 0.330, SLG: 0.383 (1, 3)	F7		G4-3	F7		F7	G1-6-3			4	1	1	0	0	0	5				
Jim Eisenreich, L OBP: 0.346, SLG: 0.402 (1, 7)	1B		G4-3	G4-3		F8				4	0	2	2	0	0	1				
Kurt Stillwell, S OBP: 0.315, SLG: 0.360 (1, 6)	L6		FC4	FC4		G5-4-3	1B		F8	4	1	1	1	0	0	4				
Mike Macfarlane, R OBP: 0.319, SLG: 0.413 (1, 2)		HR	G4-6-3	G4-6-3		G5-4-3	P4			4	1	2	2	0	0	2				
Frank White, R OBP: 0.284, SLG: 0.321 (1, 4)	FC5-4		G4-6-3	G4-6-3		F9	P6			4	0	1	0	0	0	2				
Inning Stats	R: 1 E: 1 K: 0 S: 9	H: 2 LOB: 3 BB: 1 P: 17	R: 1 E: 0 K: 0 S: 9	H: 3 LOB: 1 BB: 0 P: 16	R: 3 E: 1 K: 0 S: 8	H: 2 LOB: 0 BB: 1 P: 17	R: 0 E: 0 K: 0 S: 4	H: 1 LOB: 0 BB: 0 P: 9	R: 0 E: 0 K: 0 S: 7	H: 0 LOB: 0 BB: 0 P: 12	R: 0 E: 0 K: 0 S: 6	H: 1 LOB: 0 BB: 0 P: 11	R: 1 E: 0 K: 0 S: 9	H: 2 LOB: 1 BB: 0 P: 12	R: 0 E: 0 K: 0 S: 12	H: 1 LOB: 1 BB: 0 P: 16	1B: 10 2B: 2 3B: 0 HR: 1	SF: 0 SAC: 1 DP: 4 HBP: 0	WP: 1 PB: 0 SB: 0 CS: 1	PA: 36
PITCHER Scott Erickson, R ERA: 3.43 (1, 1)	IP: 2.1 WLS: L BF: 17 H: 7 R: 5 ER: 3 SO: 3 BB: 2 IBB: 0 HBP: 0 BLK: 0 WP: 0 HR: 1 S: 25 P: 47 ERA: 11.57 WHIP: 3.857															PITCHER				
Tim Drummond, R ERA: 4.72 (3, 1)	3.2	10	2	0	0	0	0	0	0	0	0	18	35	0.00	0.545					
Gary Wayne, L ERA: 5.04 (7, 1)	1.0	5	2	1	1	0	0	0	0	0	0	9	12	9.00	2.000					
Rick Aguilera, R ERA: 2.5 (8, 1)	1.0	4	1	0	0	0	0	0	0	0	0	12	16	0.00	1.000					

Batter	1	2	3	4	5	6	7	8	9	AB	R	H	RBI	BB	SO	LOB	TOP										
Harold Reynolds, S (1, 4) OBP: 0.332, SLG: 0.326	4-0 BB G3-6-1		1-1 L4		1-2 F7		3-3 K			3	0	0	0	1	1	5											
Greg Britley, L (1, 7) OBP: 0.308, SLG: 0.367	SAFE F8			2-3 K	4-2 BB		1-1 G4-3			3	0	0	1	1	1	3											
Ken Griffey Jr., L (1, 8) OBP: 0.374, SLG: 0.481	SAFE G3-6-1			1-2 G3	2-2 G3			1-3 K		4	0	0	0	0	1	4											
Alvin Davis, L (1, 10) OBP: 0.396, SLG: 0.413		2-1 FC5-4 1B		1-2 1B		1-1 G3-1		1-2 G3		4	0	2	0	0	0	0											
Jay Buhner, R (1, 9) OBP: 0.333, SLG: 0.542		1-3 K		2-3 K		1-3 K		0-3 K		4	0	0	0	0	4	2											
Tino Martinez, L (1, 3) OBP: 0.412, SLG: 0.400		1-3 K			2-2 E6 HBP CI BB	1-2 F7			1-6 G4-3	4	1	0	0	0	1	1											
Edgar Martinez, R (1, 5) OBP: 0.400, SLG: 0.449		2-2 FC5-4 1-2			0-0 CI BB HBP		4-2 SH1-4 1B BB		1-2 1B	2	0	1	0	1	0	1											
Dave Valle, R (1, 2) OBP: 0.301, SLG: 0.330 Scott Bradley, L (9, PH) OBP: 0.276, SLG: 0.301			1-2 P3		1-2 BB HBP		1-0 SH1-4 1B		2-3 K	2	0	1	0	0	0	0											
Omar Vizquel, S (1, 6) OBP: 0.280, SLG: 0.307 Pete O'Brien, L (9, PH) OBP: 0.293, SLG: 0.287			3-1 G3		1-2 L4		0-0 SH1-4 1-2 2-3		1-0 G4-3	3	2	0	0	0	0	3											
Inning Stats	R: 0 E: 0 K: 0 S: 4	H: 0 LOB: 0 BB: 1 P: 10	R: 0 E: 0 K: 2 S: 13	H: 1 LOB: 1 BB: 0 P: 19	R: 0 E: 0 K: 0 S: 7	H: 0 LOB: 0 BB: 0 P: 12	R: 0 E: 0 K: 2 S: 16	H: 1 LOB: 1 BB: 0 P: 22	R: 1 E: 2 K: 0 S: 19	H: 0 LOB: 3 BB: 1 P: 29	R: 0 E: 0 K: 1 S: 8	H: 0 LOB: 0 BB: 0 P: 11	R: 0 E: 0 K: 1 S: 12	H: 1 LOB: 2 BB: 1 P: 21	R: 0 E: 0 K: 2 S: 10	H: 0 LOB: 0 BB: 0 P: 12	R: 0 E: 0 K: 1 S: 8	H: 1 LOB: 1 BB: 0 P: 13	1B: 4 2B: 0 3B: 0 HR: 0	SF: 0 SAC: 1 DP: 1 HBP: 1	WP: 0 PB: 0 CS: 0	PA: 36					
PITCHER	IP	WLS	BF	H	R	ER	SO	BB	IBB	HBP	BLK	WP	HR	S	P	ERA	WHIP										
Kevin Appier, R (1, 1) ERA: 3.0	6.0	W	26	3	1	0	5	3	0	1	0	0	0	72	113	0.00	1.000										
Steve Farr, R (7, 1) ERA: 2.05	2.0		6	0	0	0	3	0	0	0	0	0	0	17	23	0.00	0.000										
Jeff Montgomery, R (9, 1) ERA: 2.15	1.0	S	4	1	0	0	1	0	0	0	0	0	0	8	13	0.00	1.000										

Seattle Mariners @ Kansas City Royals
Royals Stadium, Kansas City, MO
Thu Aug 23 1990, 8:05 PM EDT
Att: 31,863 - Unknown - 91 F

AB 30
R 1
H 4
RBI 1
BB 3
SO 9
LOB 21

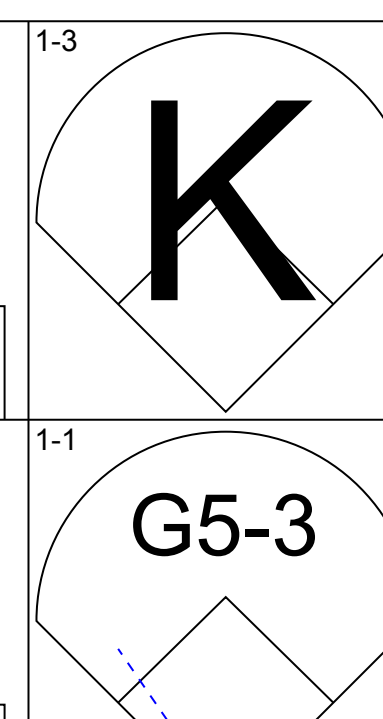
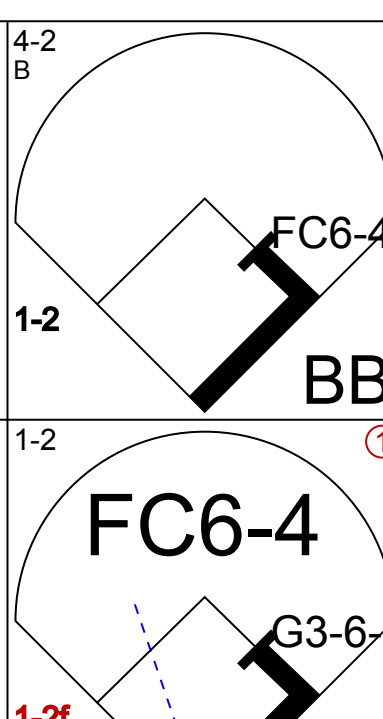
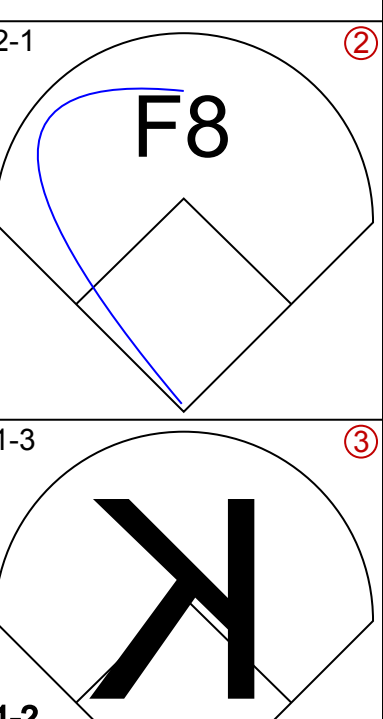
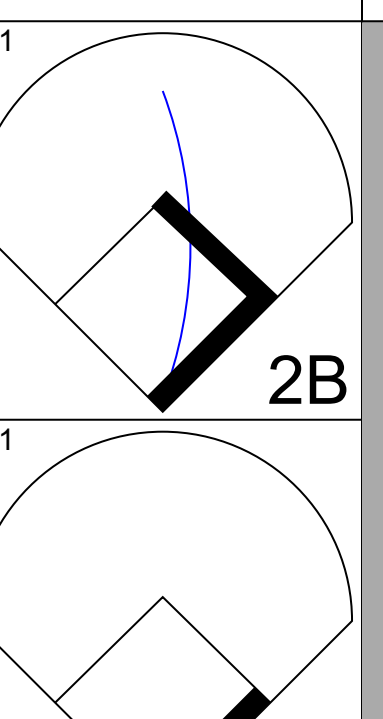
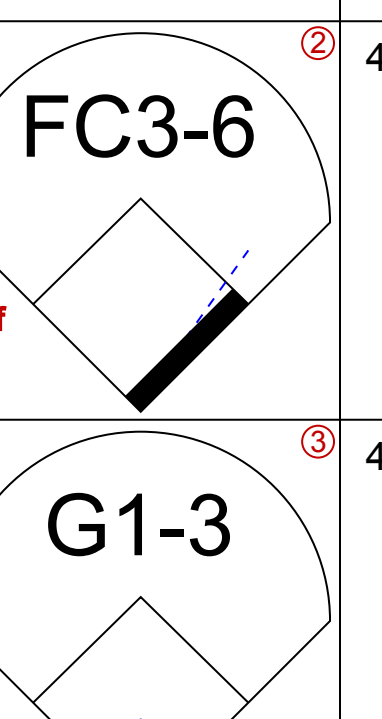
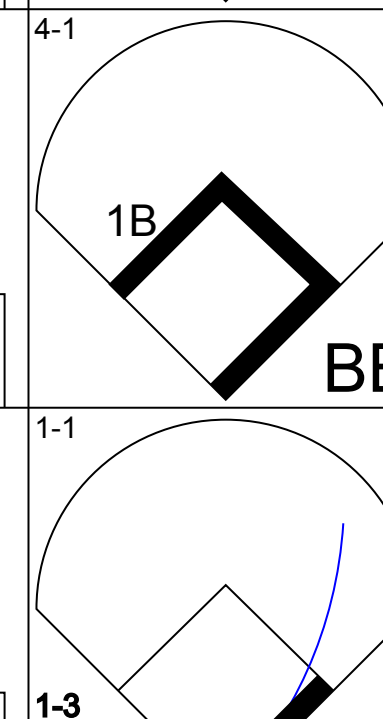
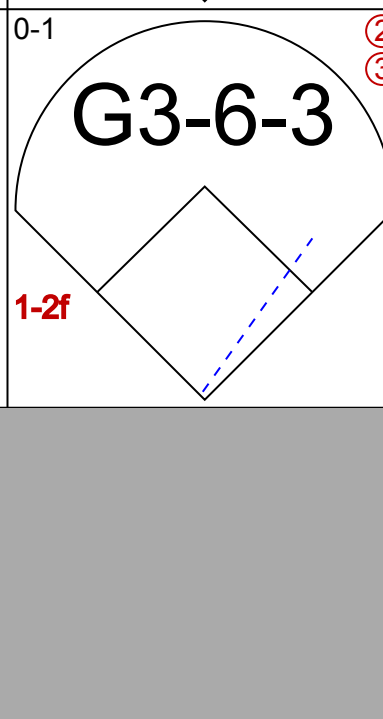

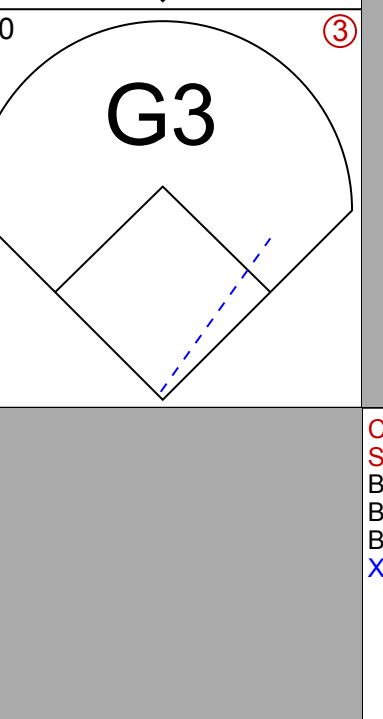

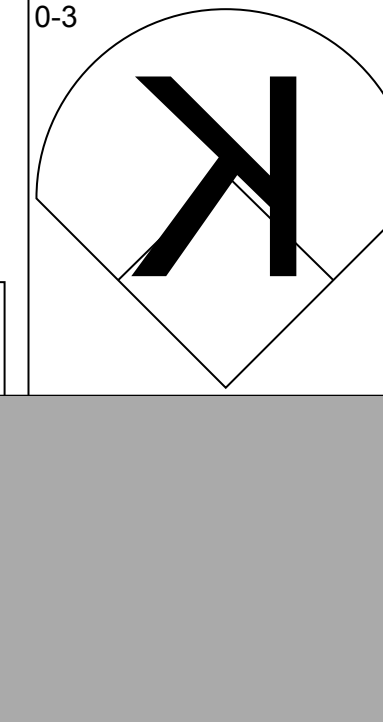





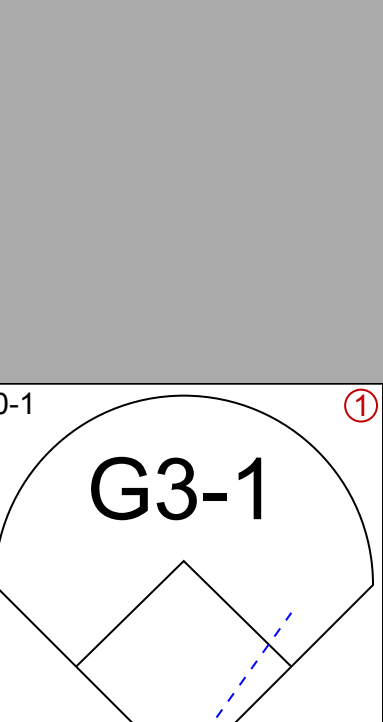
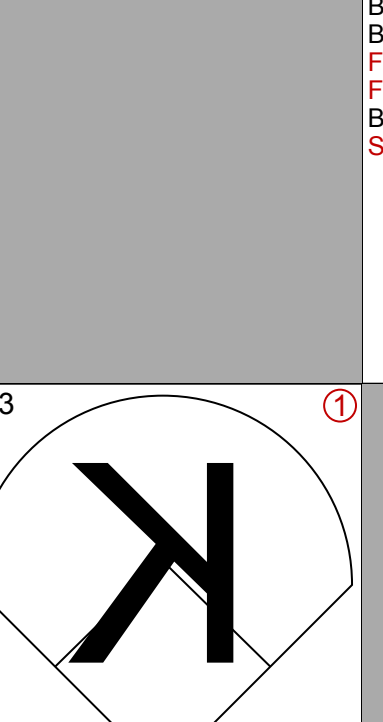

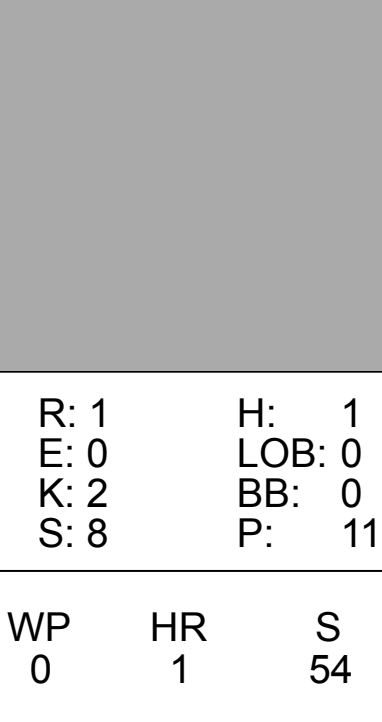
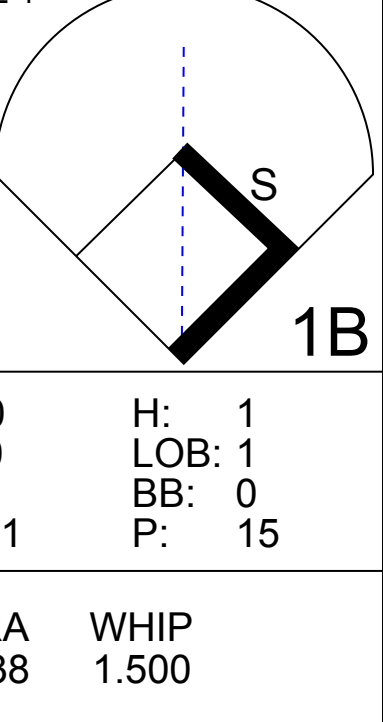
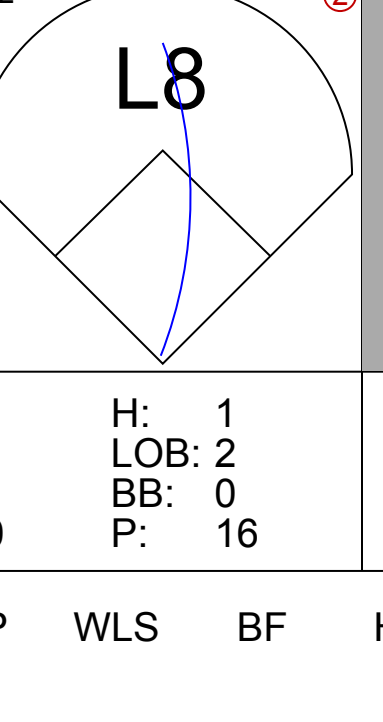
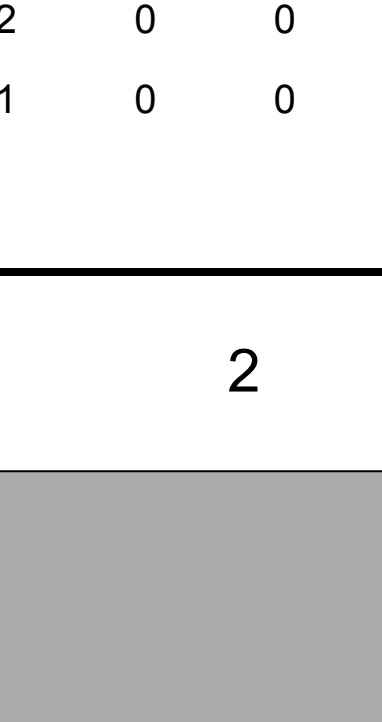
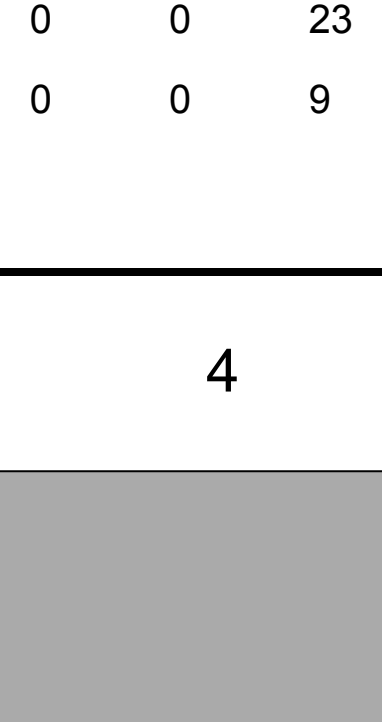
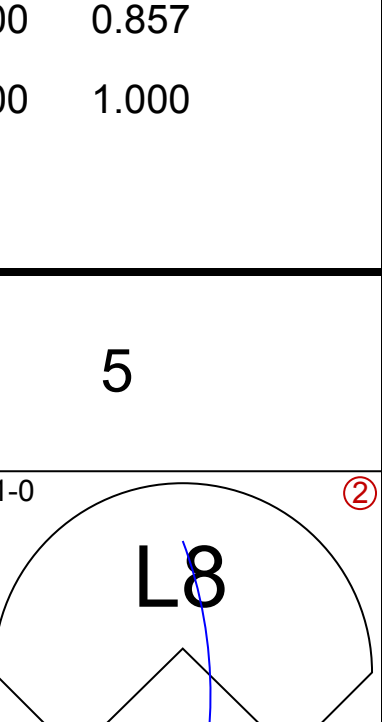
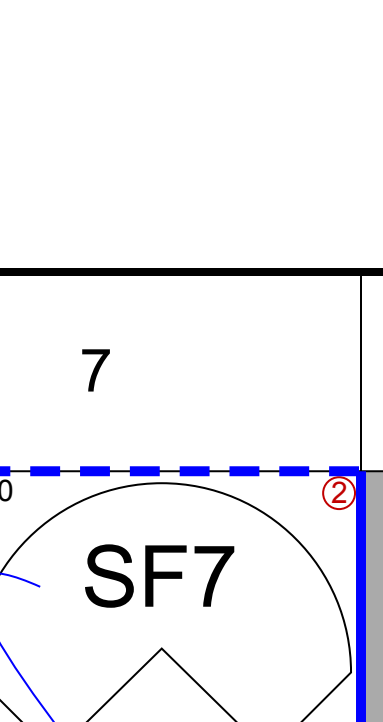
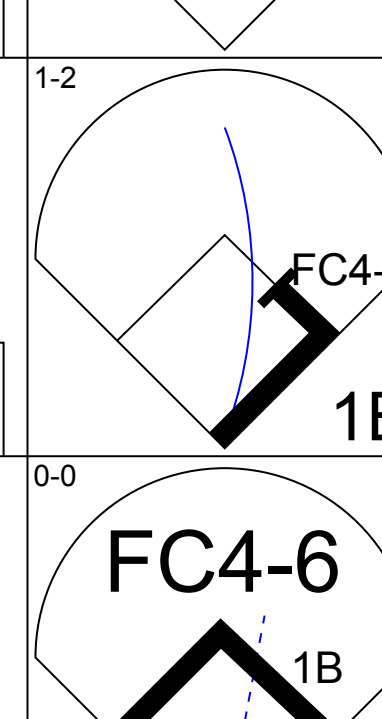


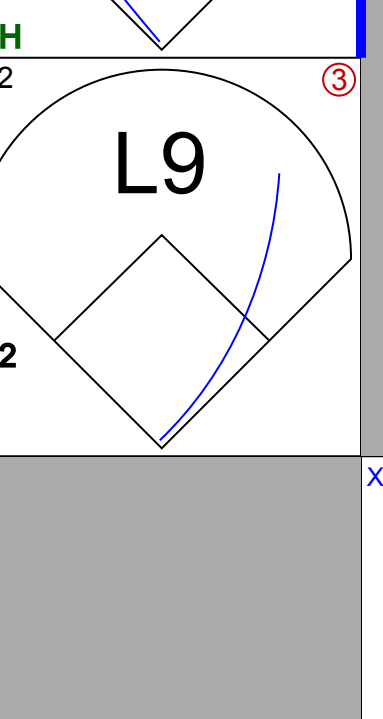






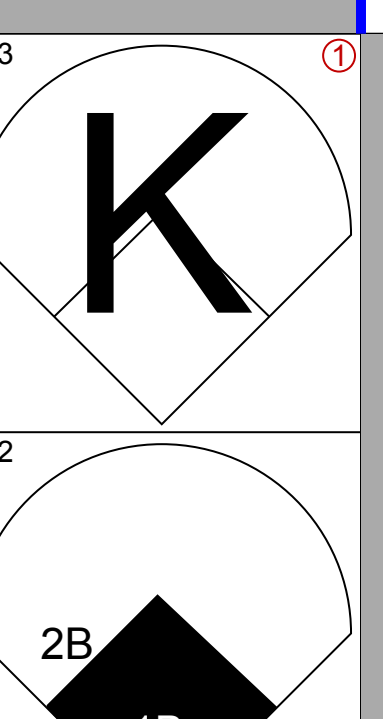
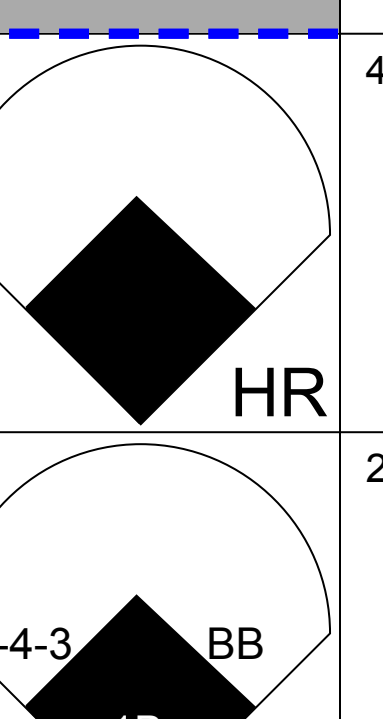


Batter	1	2	3	4	5	6	7	8	9	AB	R	H	RBI	BB	SO	LOB	BOTTOM										
Kevin Seitzer, R (1, 5) OBP: 0.347, SLG: 0.377	3-2 BB 2B 1B		4-1 G4-3 WP BB		1-3 K		1-1 F8			3	1	1	0	1	1	1											
Jim Eisenreich, L (1, 7) OBP: 0.345, SLG: 0.399	4-1 BB 2B BB		SAFE SAFE SAFE P5			1-2 G5-3		0-0 G4-3		3	1	0	0	1	0	1											
George Brett, L (1, 3) OBP: 0.381, SLG: 0.487	0-1 1H 2H 2B		SAFE G4-3		2-2 1-3 K		3-1 F7		1-2 G5-4-3 1B	4	0	2	2	0	0	1											
Danny Tartabull, R (1, 9) OBP: 0.320, SLG: 0.438	0-1 L7		SAFE K		0-3 K		0-0 F8		0-1 G5-4-3 1-2	4	0	0	0	0	1	3											
Gerald Perry, L (1, 10) OBP: 0.328, SLG: 0.381	2-2 G5-3			1-2 F9			1-2 G3			3	0	0	0	0	0	1											
Willie Wilson, S (1, 8) OBP: 0.348, SLG: 0.367	0-2 G3			0-2 L6			1-2 2B 1B			3	1	1	0	0	0	1											
Kurt Stillwell, S (1, 6) OBP: 0.315, SLG: 0.363		0-2 L4		0-0 G6-3			2-1 1B 2B			3	1	1	0	0	0	0											
Mike Macfarlane, R (1, 2) OBP: 0.319, SLG: 0.413		0-3 K			0-3 K		2-1 1B			3	0	1	2	0	2	0											
Frank White, R (1, 4) OBP: 0.280, SLG: 0.316		1-0 F8			1-3 K		2-1 F8			3	0	0	0	0	1	1											
Inning Stats	R: 2 E: 0 K: 0 S: 16	H: 2 LOB: 1 BB: 1 P: 25	R: 0 E: 0 K: 1 S: 7	H: 0 LOB: 0 BB: 0 P: 8	R: 0 E: 0 K: 1 S: 9	H: 0 LOB: 1 BB: 1 P: 15	R: 0 E: 0 K: 0 S: 8	H: 0 LOB: 0 BB: 0 P: 9	R: 0 E: 0 K: 3 S: 10	H: 0 LOB: 0 BB: 0 P: 12	R: 0 E: 0 K: 0 S: 7	H: 0 LOB: 0 BB: 0 P: 11	R: 2 E: 0 K: 0 S: 14	H: 3 LOB: 1 BB: 0 P: 23	R: 0 E: 0 K: 0 S: 6	H: 1 LOB: 0 BB: 0 P: 7	1B: 4 2B: 2 3B: 0 HR: 0	SF: 0 SAC: 0 DP: 1 HBP: 0	WP: 1 PB: 0 CS: 0	PA: 31							
PITCHER	IP	WLS	BF	H	R	ER	SO	BB	IBB	HBP	BLK	WP	HR	S	P	ERA	WHIP										
Brian Holman, R (1, 1) ERA: 3.98	8.0	L	31	6	4	4	5	2	0	0	0	1	0	77	110	4.50	1.000										

Seattle Mariners @ Kansas City Royals
Royals Stadium, Kansas City, MO
Thu Aug 23 1990, 8:05 PM EDT
Att: 31,863 - Unknown - 91 F

AB 29
R 4
H 6
RBI 4
BB 2
SO 5
LOB 9



Batter	1	2	3	4	5	6	7	8	9	AB	R	H	RBI	BB	SO	LOB	TOP			
Harold Reynolds, S OBP: 0.333, SLG: 0.328 (1, 4)										4	0	1	0	1	1	2				
Edgar Martinez, R OBP: 0.398, SLG: 0.444 (1, 5)										4	0	0	0	0	1	3				
Ken Griffey Jr., L OBP: 0.375, SLG: 0.485 Greg Britley, L OBP: 0.308, SLG: 0.367 (1, 8) (8, 7)										3	1	1	0	1	0	3				
Alvin Davis, L OBP: 0.397, SLG: 0.423 (1, 10)										3	1	2	2	0	0	0				
Pete O'Brien, L OBP: 0.296, SLG: 0.294 (1, 7) (6, 3)										4	0	2	0	0	2	2				
Tino Martinez, L OBP: 0.388, SLG: 0.353 Henry Cotto, R OBP: 0.311, SLG: 0.347 (1, 3) (6, PH) (6, 7) (8, 8)										2	0	0	0	0	0	0				
Jay Buhner, R OBP: 0.315, SLG: 0.508 (1, 9)										4	0	0	0	0	4	2				
Scott Bradley, L OBP: 0.271, SLG: 0.294 Dave Valle, R OBP: 0.301, SLG: 0.330 (1, 2) (9, 2)										4	0	0	0	0	1	0				
Omar Vizquel, S OBP: 0.273, SLG: 0.319 (1, 6)										4	1	3	0	0	0	0				
Inning Stats	R: 0 E: 0 K: 2 S: 11	H: 1 LOB: 2 BB: 1 P: 18	R: 0 E: 0 K: 1 S: 9	H: 0 LOB: 0 BB: 0 P: 13	R: 1 E: 1 K: 0 S: 11	H: 1 LOB: 0 BB: 1 P: 16	R: 1 E: 0 K: 2 S: 8	H: 1 LOB: 0 BB: 0 P: 11	R: 0 E: 0 K: 1 S: 11	H: 1 LOB: 1 BB: 0 P: 15	R: 1 E: 0 K: 1 S: 9	H: 2 LOB: 1 BB: 0 P: 17	R: 0 E: 0 K: 1 S: 10	H: 1 LOB: 2 BB: 0 P: 16	R: 0 E: 0 K: 1 S: 9	H: 1 LOB: 1 BB: 0 P: 13	1B: 5 2B: 2 3B: 1 HR: 1	SF: 1 SAC: 0 DP: 1 HBP: 1	WP: 0 PB: 0 SB: 2 CS: 0	PA: 38
PITCHER	IP	WLS	BF	H	R	ER	SO	BB	IBB	HBP	BLK	WP	HR	S	P	ERA	WHIP			
Andy McGaffigan, R ERA: 3.7 (1, 1)	5.1		23	6	3	2	6	2	0	0	0	0	1	54	82	3.38	1.500			
Israel Sanchez, L ERA: 9.0 (6, 1)	0.1		1	0	0	0	0	0	0	0	0	0	0	1	1	0.00	0.000			
Steve Crawford, R ERA: 2.86 (6, 1)	2.1		10	2	0	0	3	0	0	1	0	0	0	23	39	0.00	0.857			
Steve Farr, R ERA: 2.03 (9, 1)	1.0	W	4	1	0	0	0	0	0	0	0	0	0	9	13	0.00	1.000			

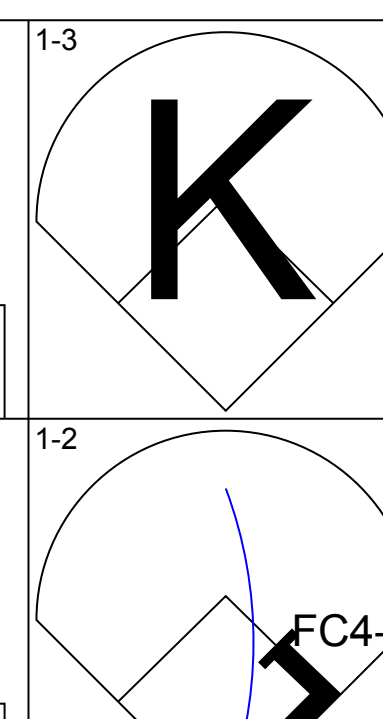
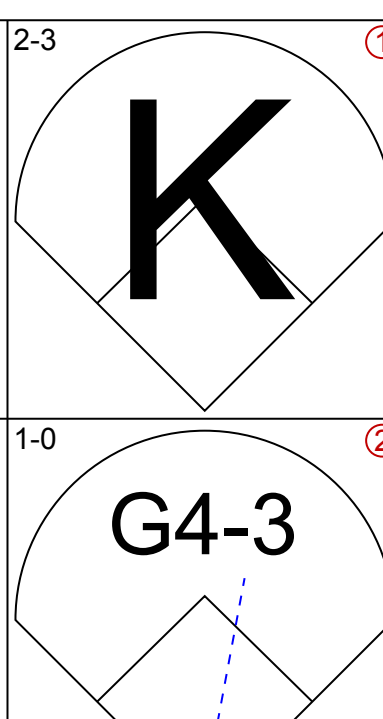
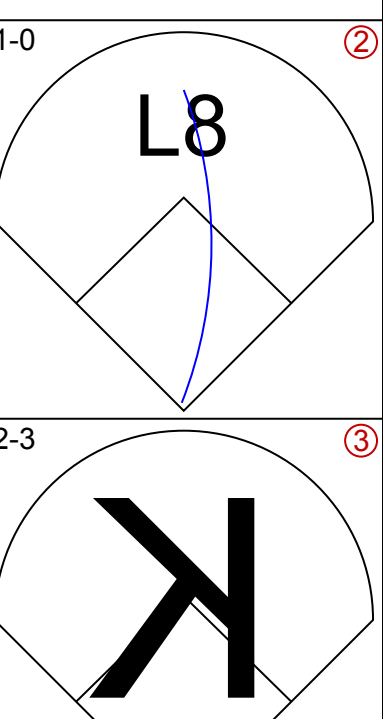
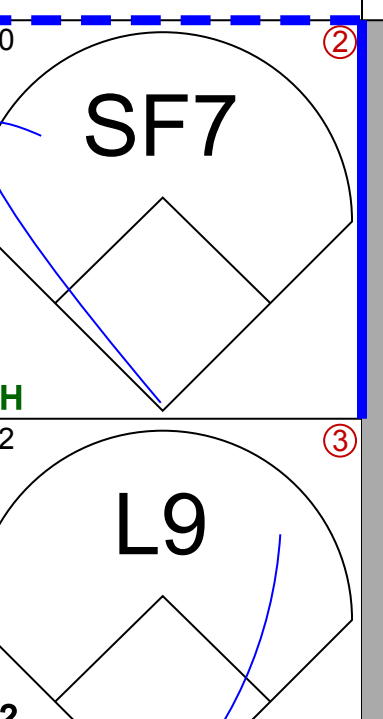
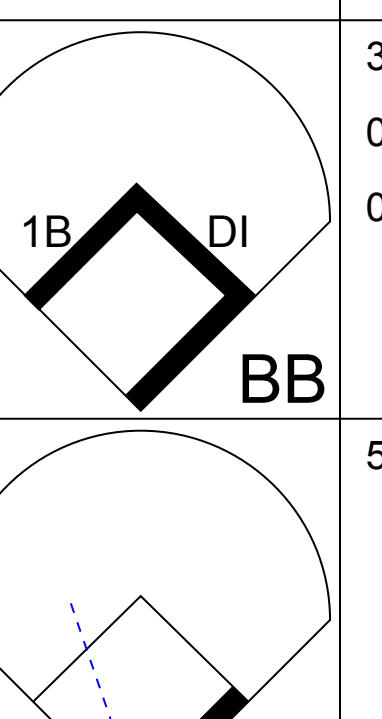
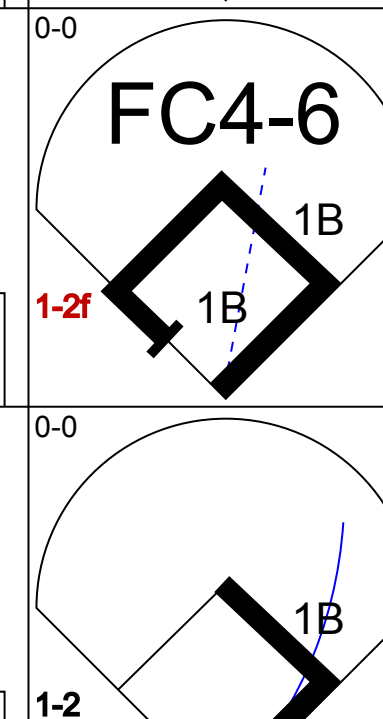
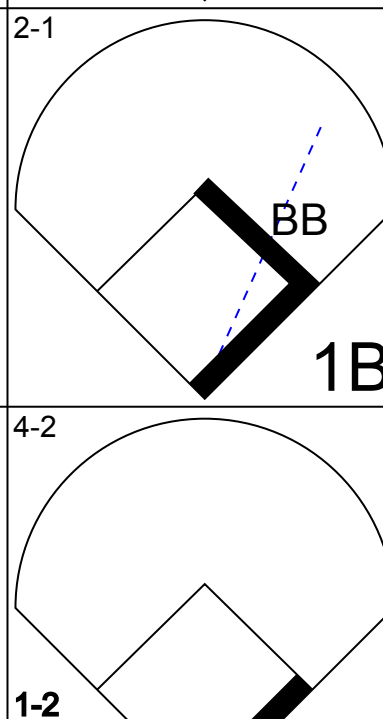



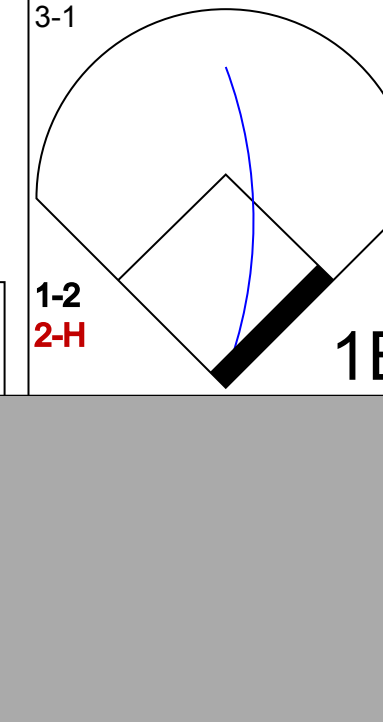


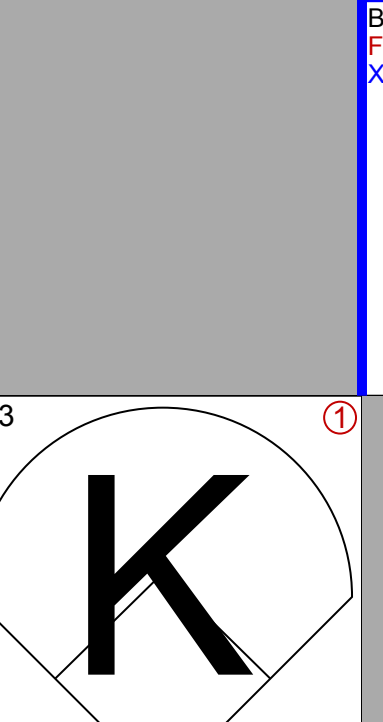



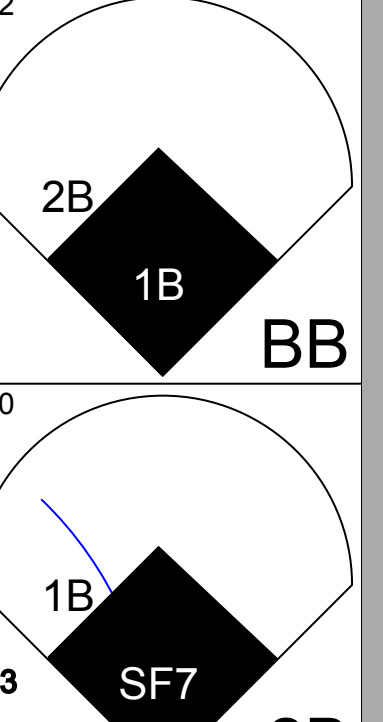
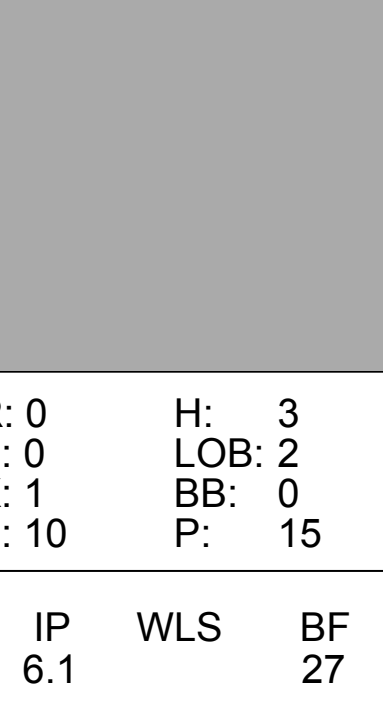

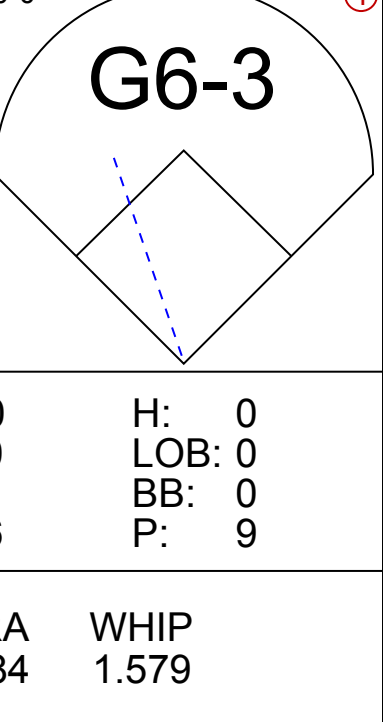
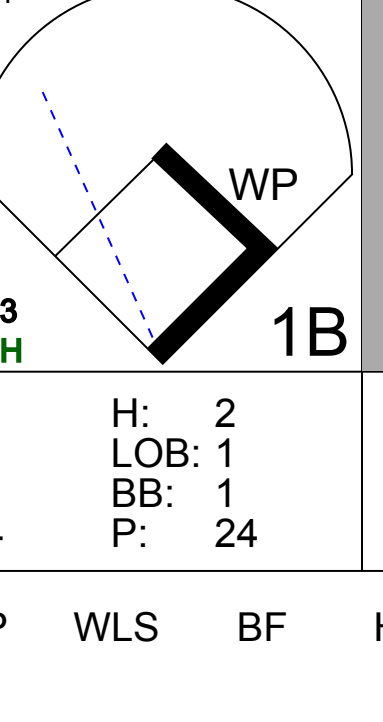


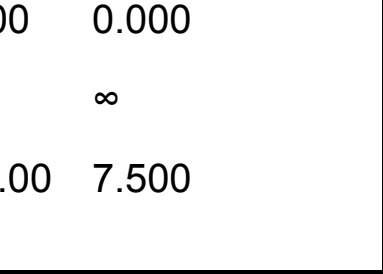

Seattle Mariners @ Kansas City Royals
Royals Stadium, Kansas City, MO

AB 34
R 3
H 9
RBI 2
BB 2
SO 9
LOB 14



WP: 0 PA: 38
PB: 0
SB: 2
CS: 0

Fri Aug 24 1990, 8:05 PM EDT
Att: 30,888 - Unknown - 85 F

Batter	1	2	3	4	5	6	7	8	9	AB	R	H	RBI	BB	SO	LOB	BOTTOM				
Bill Pecota, R OBP: 0.337, SLG: 0.374 Gerald Perry, L OBP: 0.327, SLG: 0.381 Steve Jeltz, S OBP: 0.185, SLG: 0.186 (1, 5) (7, PH) (8, 4)										3	0	0	0	0	2	0					
Brian McRae, S OBP: 0.387, SLG: 0.436 (1, 8)										5	0	2	1	0	1	1					
George Brett, L OBP: 0.380, SLG: 0.485 (1, 3)										4	0	1	0	0	0	1					
Danny Tartabull, R OBP: 0.326, SLG: 0.440 (1, 10)										3	0	2	0	1	1	0					
Pat Tabler, R OBP: 0.343, SLG: 0.368 Jim Eisenreich, L OBP: 0.344, SLG: 0.398 (1, 9) (8, PH) (9, 9)										3	0	1	0	0	1	3					
Willie Wilson, S OBP: 0.347, SLG: 0.376 (1, 7)										4	1	1	1	0	2	0					
Kurt Stillwell, S OBP: 0.319, SLG: 0.363 (1, 6)										2	2	1	0	2	0	0					
Mike Macfarlane, R OBP: 0.321, SLG: 0.415 (1, 2)										3	1	1	0	1	0	1					
Frank White, R OBP: 0.257, SLG: 0.313 Kevin Seitzer, R OBP: 0.348, SLG: 0.377 (1, 4) (7, PH) (8, 5)										2	0	0	0	0	1	1					
Inning Stats	R: 0 E: 0 K: 1 S: 10	H: 3 LOB: 0 BB: 0 P: 15	R: 0 E: 0 K: 1 S: 8	H: 1 LOB: 0 BB: 0 P: 13	R: 0 E: 0 K: 2 S: 11	H: 1 LOB: 2 BB: 1 P: 20	R: 0 E: 0 K: 1 S: 9	H: 0 LOB: 0 BB: 0 P: 14	R: 0 E: 0 K: 0 S: 5	H: 1 LOB: 0 BB: 0 P: 7	R: 2 E: 0 K: 1 S: 14	H: 2 LOB: 1 BB: 1 P: 24	R: 0 E: 0 K: 1 S: 6	H: 0 LOB: 0 BB: 0 P: 9	R: 2 E: 0 K: 0 S: 9	H: 2 LOB: 3 BB: 3 P: 27	1B: 8 2B: 1 3B: 0 HR: 1	SF: 1 SAC: 0 DP: 2 HBP: 0	WP: 1 PB: 0 SB: 0 CS: 0	PA: 38	
PITCHER	IP	WLS	BF	H	R	ER	SO	BB	IBB	HBP	BLK	WP	HR	S	P	ERA	WHIP				
Matt Young, L ERA: 3.38 (1, 1)	6.1		27	8	2	2	7	2	0	0	0	0	1	0	8	14	0.00	0.000			
Michael Jackson, R ERA: 4.59 (7, 1)	1.1		4	0	0	0	1	0	0	0	0	0	0	8	14	0.00	0.000				
Keith Comstock, L ERA: 2.09 (8, 1)	0.1		1	0	0	0	0	0	0	0	0	0	0	2	3	0.00	0.000				
Mike Schooler, R ERA: 2.25 (9, 1)	0.0		0	0	0	0	0	0	0	0	0	0	0	0	0	∞	∞				
Gene Harris, R ERA: 4.62 (9, 1)	0.2	L	6	2	2	2	0	3	0	0	0	0	1	9	27	27.00	7.500				


Seattle Mariners @ Kansas City Royals
Royals Stadium, Kansas City, MO


AB 32
R 4
H 10
RBI 4
BB 5
SO 8
LOB 9



WP: 1 PA: 38
PB: 0
SB: 0
CS: 0

Fri Aug 24 1990, 8:05 PM EDT
Att: 30,888 - Unknown - 85 F

Batter	1	2	3	4	5	6	7	8	9	AB R H RBI BB SO LOB	TOP											
Harold Reynolds, S (1, 4) OBP: 0.335, SLG: 0.329	0-1 G4-3 1B		1-0 P5		0-1 S 1B		4-0 BB 1B BB		1-0 F8	4 1 2 0 1 0 1	Seattle Mariners @ Kansas City Royals Royals Stadium, Kansas City, MO Sat Aug 25 1990, 8:05 PM EDT Att: 33,671 - Unknown - 90 F AB 39 R 6 H 12 RBI 5 BB 3 SO 5 LOB 18 											
Edgar Martinez, R (1, 5) OBP: 0.398, SLG: 0.445	SAFE 2-0 G4-3		0-1 FC5-4		2-1 P4		4-0 F8 1B S BB		1-1 B1-3 1B	4 2 1 0 1 0 3												
Ken Griffey Jr., L (1, 8) OBP: 0.373, SLG: 0.482	3-3 K		2-3 K			0-0 G4-3		0-0 S 1B	0-0 B1-3	5 0 1 1 0 2 3												
Avin Davis, L (1, 10) OBP: 0.397, SLG: 0.422	1-3 K			1-0 1B		0-2 G4-3		3-1 F8	1-0 2-3 1B	5 0 2 1 0 1 3												
Pete O'Brien, L (1, 7) (8, 3) OBP: 0.301, SLG: 0.308		1-0 HR		1-2 F7		4-1 2B 1B BB		2-1 G6-3	1-0 3-H 1B	4 2 2 1 1 0 2												
Tino Martinez, L (1, 3) OBP: 0.348, SLG: 0.381		0-2 G1-3		3-2 F8		1-0 1B		1-1 G3	1-0 G6-3	4 1 1 0 0 0 1												
Henry Cotto, R (8, 7) OBP: 0.310, SLG: 0.346						1-3 2B				1 0 0 0 0 0 2												
Jay Buhner, R (1, 9) OBP: 0.312, SLG: 0.493		2-2 G6-3		3-3 K		0-2 2-H 3-H 1B		1-3 K		4 0 1 2 0 2 1												
Dave Valle, R (1, 2) OBP: 0.300, SLG: 0.329		1-1 G6-3			0-2 G4-3		0-0 F9	0-2 1B		4 0 1 0 0 0 1												
Omar Vizquel, S (1, 6) OBP: 0.273, SLG: 0.318			0-1 FC5-4 1B		2-1 G6-3		0-0 G1-3	1-1 P4		4 0 1 0 0 0 1												
Inning Stats	R: 0 E: 0 K: 2 S: 10	H: 1 LOB: 1 BB: 0 P: 16	R: 1 E: 0 K: 0 S: 10	H: 1 LOB: 0 BB: 0 P: 14	R: 0 E: 0 K: 1 S: 8	H: 1 LOB: 1 BB: 0 P: 11	R: 0 E: 0 K: 1 S: 12	H: 1 LOB: 1 BB: 0 P: 20	R: 0 E: 0 K: 0 S: 9	H: 1 LOB: 1 BB: 0 P: 13	R: 2 E: 0 K: 0 S: 10	H: 2 LOB: 1 BB: 2 P: 15	R: 2 E: 0 K: 0 S: 6	H: 1 LOB: 1 BB: 2 P: 19	R: 0 E: 0 K: 1 S: 11	H: 1 LOB: 1 BB: 0 P: 14	R: 1 E: 0 K: 0 S: 7	H: 3 LOB: 2 BB: 0 P: 12	1B: 9 2B: 2 3B: 0 HR: 1	SF: 0 SAC: 0 DP: 0 HBP: 0	WP: 0 PB: 0 SB: 3 CS: 0	PA: 42
PITCHER	IP WLS BF H R ER SO BB IBB HBP BLK WP HR S P ERA WHIP											PITCHER	IP WLS BF H R ER SO BB IBB HBP BLK WP HR S P ERA WHIP									
Storm Davis, R (1, 1) ERA: 4.62	6.1 L 29 7 5 5 4 3 0 0 0 0 0 1 60 98 7.11 1.579																					
Steve Crawford, R (7, 1) ERA: 2.53	0.2 3 1 0 0 0 0 0 0 0 0 0 0 5 10 0.00 1.500																					
Mel Stottlemyre, R (8, 1) ERA: 5.06	2.0 10 4 1 1 1 0 0 0 0 0 0 0 18 26 4.50 2.000																					

Batter	1	2	3	4	5	6	7	8	9	AB R H RBI BB SO LOB	BOTTOM											
Kevin Seitzer, R (1, 5) OBP: 0.348, SLG: 0.377	1-3 K		SAFE 0-2 G6-4-3		1-0 1B		0-3 K		0-1 1B	5 0 2 0 0 2 1	Seattle Mariners @ Kansas City Royals Royals Stadium, Kansas City, MO Sat Aug 25 1990, 8:05 PM EDT Att: 33,671 - Unknown - 90 F AB 38 R 3 H 12 RBI 3 BB 0 SO 6 LOB 12 											
Jim Eisenreich, L (1, 7) OBP: 0.345, SLG: 0.400	0-1 F9			1-0 2B	1-1 1B		0-1 G4-3		2-0 G3	5 1 2 0 0 0 1												
George Brett, L (1, 3) OBP: 0.381, SLG: 0.487	1-2 1B			0-0 2-H 2B	2-2 G4-3		0-0 P6			4 1 2 1 0 0 2												
Danny Tartabull, R (1, 9) OBP: 0.325, SLG: 0.437	2-0 L6			1-2 2-H 1B		3-3 K		2-3 K		4 0 1 1 0 2 1												
Gerald Perry, L (1, 10) OBP: 0.327, SLG: 0.379		1-0 G4-3		0-0 L6		1-2 G3-1		0-1 FC3-6 1B		4 0 1 0 0 0 1												
Willie Wilson, S (1, 8) OBP: 0.345, SLG: 0.375		1-1 B5-3		1-2 P6		1-2 1B		1-1 FC3-6		4 1 1 0 0 0 2												
Kurt Stillwell, S (1, 6) OBP: 0.318, SLG: 0.362			0-3 K		3-3 K		SAFE 2-0 1B		2-1 G4-3	4 0 1 1 0 2 2												
Frank White, R (1, 4) OBP: 0.257, SLG: 0.311					0-0 F9		2-2 G5-3		0-0 G6-3	4 0 1 0 0 0 0												
Bob Boone, R (1, 2) OBP: 0.333, SLG: 0.274					1-0 G6-4-3 1B		0-1 G6-3		0-0 G4-3	3 0 1 0 0 0 2												
Mike Macfarlane, R (8, PH) OBP: 0.320, SLG: 0.414							2-0 F8			1 0 0 0 0 0 0												
Inning Stats	R: 0 E: 0 K: 1 S: 9	H: 1 LOB: 1 BB: 0 P: 13	R: 0 E: 0 K: 1 S: 6	H: 0 LOB: 0 BB: 0 P: 8	R: 0 E: 0 K: 0 S: 5	H: 1 LOB: 0 BB: 0 P: 6	R: 2 E: 1 K: 1 S: 12	H: 3 LOB: 1 BB: 0 P: 18	R: 0 E: 0 K: 0 S: 12	H: 2 LOB: 2 BB: 0 P: 18	R: 1 E: 0 K: 0 S: 13	H: 3 LOB: 2 BB: 0 P: 22	R: 0 E: 0 K: 1 S: 6	H: 0 LOB: 0 BB: 0 P: 6	R: 0 E: 1 K: 1 S: 9	H: 1 LOB: 1 BB: 0 P: 14	R: 0 E: 0 K: 0 S: 5	H: 1 LOB: 1 BB: 0 P: 7	1B: 10 2B: 2 3B: 0 HR: 0	SF: 0 SAC: 0 DP: 1 HBP: 0	WP: 0 PB: 0 SB: 1 CS: 0	PA: 38
PITCHER	IP WLS BF H R ER SO BB IBB HBP BLK WP HR S P ERA WHIP											PITCHER	IP WLS BF H R ER SO BB IBB HBP BLK WP HR S P ERA WHIP									
Erik Hanson, R (1, 1) ERA: 3.63	7.1 32 11 3 3 6 0 0 0 0 0 0 0 9 14 0.00 0.600																					
Bill Swift, R (8, 1) ERA: 2.17	1.2 S 6 1 0 0 0 0 0 0 0 0 0 0 9 14 0.00 0.600																					

Batter	1	2	3	4	5	6	7	8	9	AB	R	H	RBI	BB	SO	LOB	TOP					
Harold Reynolds, S (1, 4) OBP: 0.336, SLG: 0.333	1-2 G5-4-3 1B			3-2 F8 2B	1-2 F8			1-1 F8		4	1	2	0	0	0	0	Seattle Mariners @ Kansas City Royals Royals Stadium, Kansas City, MO Sun Aug 26 1990, 4:33 AM EDT Att: 26,832 - Sunny - 97 F					
Henry Cotto, R (1, 8) OBP: 0.308, SLG: 0.344 Ken Griffey Jr., L (6, FH) OBP: 0.372, SLG: 0.480	0-1 G5-4-3 1-2			0-1 F8			1-2 G5-3	3-3 K		2	0	0	0	0	0	2						
Alvin Davis, L (1, 10) OBP: 0.398, SLG: 0.426	3-3 K			1-0 1B 2B			0-2 E 1B	2-2 G3		4	1	2	1	0	1	0						
Jeffrey Leonard, R (1, 7) OBP: 0.279, SLG: 0.340		4-1 G4-6-3 BB		1-2 2B FC6-2 1B			1-2 E7 1B		1-3 K	3	0	2	0	1	1	0						
Jay Buhner, R (1, 9) OBP: 0.309, SLG: 0.493		0-0 F9		1-0 FC6-2 1B			0-0 P6		0-3 K	4	0	1	1	0	1	3						
Pete O'Brien, L (1, 3) OBP: 0.297, SLG: 0.303	1-2 G4-6-3 1-2			3-H 1-1 FC6-2			1-0 L3		0-0 G5-3	4	0	0	0	0	0	5						
Edgar Martinez, R (1, 5) OBP: 0.395, SLG: 0.441			1-2 F9	3-1 F7			3-1 F9			3	0	0	0	0	0	2						
Dave Valle, R (1, 2) OBP: 0.297, SLG: 0.325			1-2 P5		3-2 L1		2-1 F9			3	0	0	0	0	0	0						
Omar Vizquel, S (1, 6) OBP: 0.268, SLG: 0.311			0-0 P3		0-1 G6-3		2-2 G5-3			3	0	0	0	0	0	0						
Inning Stats	R: 0 E: 0 K: 1 S: 8	H: 1 LOB: 0 BB: 0 P: 12	R: 0 E: 0 K: 0 S: 5	H: 0 LOB: 0 BB: 1 P: 10	R: 0 E: 0 K: 0 S: 9	H: 0 LOB: 0 BB: 0 P: 11	R: 2 E: 0 K: 0 S: 14	H: 4 LOB: 2 BB: 0 P: 24	R: 0 E: 0 K: 0 S: 9	H: 0 LOB: 0 BB: 0 P: 13	R: 0 E: 1 K: 0 S: 14	H: 2 LOB: 2 BB: 0 P: 17	R: 0 E: 0 K: 0 S: 7	H: 0 LOB: 0 BB: 0 P: 14	R: 0 E: 0 K: 1 S: 9	H: 0 LOB: 0 BB: 0 P: 15	R: 0 E: 0 K: 2 S: 8	H: 0 LOB: 0 BB: 0 P: 9	1B: 4 2B: 3 3B: 0 HR: 0	SF: 0 SAC: 0 DP: 2 HBP: 0	WP: 0 PB: 0 SB: 0 CS: 0	PA: 33
PITCHER	IP	WLS	BF	H	R	ER	SO	BB	IBB	HBP	BLK	WP	HR	S	P	ERA	WHIP					
Jim Campbell, L (1, 1) ERA: 8.38	5.0	W	19	5	2	2	1	1	0	0	0	0	0	45	70	3.60	1.200					
Steve Farr, R (6, 1) ERA: 1.99	2.0		8	2	0	0	0	0	0	0	0	0	0	21	31	0.00	1.000					
Jeff Montgomery, R (8, 1) ERA: 2.09	2.0		6	0	0	0	3	0	0	0	0	0	0	17	24	0.00	0.000					

AB	32
R	2
H	7
RBI	2
BB	1
SO	4
LOB	12



Batter	1	2	3	4	5	6	7	8	9	AB	R	H	RBI	BB	SO	LOB	BOTTOM					
Kevin Seitzer, R (1, 5) OBP: 0.349, SLG: 0.376	0-3 K	4-2 BB			1 SAFE 0-3 K2-3		4-2 HR BB			2	1	0	0	2	2	1	Seattle Mariners @ Kansas City Royals Royals Stadium, Kansas City, MO Sun Aug 26 1990, 4:33 AM EDT Att: 26,832 - Sunny - 97 F					
Brian McRae, S (1, 8) OBP: 0.359, SLG: 0.483	0-0 P3	0-2 F8			0-0 SF7		2-1 1-H 3-H HR			3	1	1	4	0	0	2						
George Brett, L (1, 10) OBP: 0.378, SLG: 0.483	2-3 K		1-3 K		3-H 2-3 K		3-H 1-1 F8			4	0	0	0	0	3	0						
Danny Tartabull, R (1, 9) OBP: 0.325, SLG: 0.434 Willie Wilson, S (7, 9) OBP: 0.344, SLG: 0.373		4-2 HR BB	3-3 K		0-3 K		2-3 K			2	1	0	0	1	2	0						
Bo Jackson, R (1, 7) OBP: 0.349, SLG: 0.523		0-0 1-H HR	1-0 F9				1-0 E9 CS 1B	2-0 G6-3 SF9 2B		4	2	3	2	0	0	0						
Pat Tabler, R (1, 3) OBP: 0.343, SLG: 0.365 Kurt Stillwell, S (8, 6) OBP: 0.317, SLG: 0.361		3-1 F7		3-2 G6-3			4-0 BB	1-1 G6-3		2	0	0	0	1	0	0						
Mike Macfarlane, R (1, 2) OBP: 0.316, SLG: 0.410		1-0 G6-3		1-3 K			2-0 P3	2-0 SF9		3	0	0	1	0	1	1						
Bill Pecota, R (1, 4) OBP: 0.340, SLG: 0.400		0-0 HR		1-1 P3			3-2 SH1-3 HR 2B	0-1 G4-3		4	2	2	1	0	0	0						
Steve Jeltz, S (1, 6) OBP: 0.202, SLG: 0.195		4-1 S BB			0-0 E SF7 1B		0-1 SH1-3			1	1	1	0	1	0	0						
Inning Stats	R: 0 E: 0 K: 2 S: 7	H: 0 LOB: 0 BB: 0 P: 9	R: 3 E: 0 K: 0 S: 14	H: 2 LOB: 2 BB: 3 P: 30	R: 0 E: 0 K: 2 S: 7	H: 0 LOB: 0 BB: 0 P: 12	R: 0 E: 0 K: 1 S: 12	H: 0 LOB: 0 BB: 0 P: 17	R: 1 E: 1 K: 2 S: 8	H: 1 LOB: 0 BB: 0 P: 10	R: 0 E: 1 K: 1 S: 5	H: 1 LOB: 1 BB: 1 P: 12	R: 3 E: 0 K: 1 S: 14	H: 2 LOB: 0 BB: 1 P: 26	R: 1 E: 0 K: 0 S: 6	H: 1 LOB: 0 BB: 0 P: 11	R: 0 E: 0 K: 0 S: 8	H: 0 LOB: 0 BB: 0 P: 9	1B: 2 2B: 2 3B: 0 HR: 3	SF: 2 SAC: 1 DP: 0 HBP: 0	WP: 0 PB: 0 SB: 1 CS: 1	PA: 35
PITCHER	IP	WLS	BF	H	R	ER	SO	BB	IBB	HBP	BLK	WP	HR	S	P	ERA	WHIP					
Randy Johnson, L (1, 1) ERA: 3.44	5.0	L	28	5	6	5	8	5	0	0	0	0	0	2	60	104	7.11	1.579				
Keith Comstock, L (7, 1) ERA: 2.25	0.2		3	1	1	1	1	0	0	0	0	0	0	1	7	12	13.50	1.500				
Gene Harris, R (8, 1) ERA: 4.74	1.0		4	1	1	1	0	0	0	0	0	0	0	6	11	9.00	1.000					

AB	27
R	8
H	7
RBI	8
BB	5
SO	9
LOB	5



Batter	1	2	3	4	5	6	7	8	9	AB	R	H	RBI	BB	SO	LOB	TOP			
Kevin Seitzer, R (1.5) OBP: 0.347, SLG: 0.373	F7		F9		L8			F8		4	0	0	0	0	0	0	Kansas City Royals @ Oakland Athletics Oakland-Alameda County Coliseum, Oakland, CA Tue Aug 28 1990, 7:05 PM PDT Att: 34,924 - Unknown			
Jim Eisenreich, L (1.8) OBP: 0.346, SLG: 0.406	G6-3			2B		FC3-6		G4-3		4	1	2	0	0	0	0				
George Brett, L (1.3) OBP: 0.378, SLG: 0.485				FC4-6		FC3-6		P1		4	0	2	1	0	0	1				
Danny Tartabull, R (1.9) OBP: 0.327, SLG: 0.444 Willie Wilson, S (9.8) OBP: 0.344, SLG: 0.373	L7			FC4-6		K				3	1	1	1	1	1	2				
Bo Jackson, R (1.7) OBP: 0.351, SLG: 0.521		G6-3							HR	3	0	1	0	1	0	2				
Gerald Perry, L (1.10) OBP: 0.324, SLG: 0.376	F8			FC4-6		K		F7		4	0	0	0	0	1	5				
Mike Macfarlane, R (1.2) OBP: 0.313, SLG: 0.405	G5-3			G5-3				FC5-4		4	0	0	0	0	1	3				
Kurt Stillwell, S (1.6) OBP: 0.315, SLG: 0.358			K		G1-3			P5		4	0	0	0	0	1	1				
Bill Pecota, R (1.4) OBP: 0.335, SLG: 0.393			G6-3		F4			F7		3	0	0	0	0	0	0				
Inning Stats	R: 0 E: 0 K: 0 S: 8	H: 1 LOB: 1 BB: 0 P: 12	R: 0 E: 0 K: 0 S: 7	H: 0 LOB: 0 BB: 0 P: 13	R: 0 E: 0 K: 1 S: 6	H: 0 LOB: 0 BB: 0 P: 8	R: 1 E: 0 K: 0 S: 12	H: 2 LOB: 2 BB: 1 P: 20	R: 0 E: 0 K: 2 S: 15	H: 1 LOB: 2 BB: 1 P: 26	R: 0 E: 0 K: 1 S: 11	H: 0 LOB: 0 BB: 0 P: 15	R: 0 E: 0 K: 0 S: 6	H: 0 LOB: 0 BB: 0 P: 9	R: 1 E: 0 K: 0 S: 11	H: 2 LOB: 1 BB: 0 P: 14	1B: 3 2B: 1 3B: 1 HR: 1	SF: 0 SAC: 0 DP: 0 HBP: 0	WP: 0 PB: 0 SB: 1 CS: 0	PA: 35
PITCHER Mike Moore, R (1.1) ERA: 4.21	IP: 9.0 WLS: W BF: 35 H: 6 R: 2 ER: 2 SO: 4 BB: 2 IBB: 0 HBP: 0 BLK: 0 WP: 0 HR: 1 S: 83 P: 128 ERA: 2.00 WHIP: 0.889															PITCHER				

Batter	1	2	3	4	5	6	7	8	9	AB	R	H	RBI	BB	SO	LOB	BOTTOM					
Rickey Henderson, R (1.7) OBP: 0.435, SLG: 0.574	L4		F9		1B		1B		BB	4	1	2	0	1	0	1	Kansas City Royals @ Oakland Athletics Oakland-Alameda County Coliseum, Oakland, CA Tue Aug 28 1990, 7:05 PM PDT Att: 34,924 - Unknown					
Carney Lansford, R (1.5) OBP: 0.333, SLG: 0.334	CS		K		1B		1B		BB	5	0	3	0	0	2	3						
Jose Canseco, R (1.10) OBP: 0.376, SLG: 0.589	1B		G4-3		K		1B		BB	4	0	0	0	1	3	6						
Mark McGwire, R (1.3) OBP: 0.346, SLG: 0.473		BB			1B			F8		4	1	2	0	1	1	3						
Terry Steinbach, R (1.2) OBP: 0.282, SLG: 0.362	G6-3			K		CI		1B		3	0	2	2	1	1	1						
Felix Jose, S (1.9) OBP: 0.308, SLG: 0.373	1B			L7		G4-6-3		FC5-2		4	0	2	1	0	0	3						
Willie Randolph, R (1.4) OBP: 0.318, SLG: 0.317	B5			P2		F8		FC5-2		4	0	0	0	0	0	6						
Mike Gallego, R (1.6) OBP: 0.272, SLG: 0.291	G6-3				K		G4-3		F7	4	0	0	0	0	1	4						
Darren Lewis, R (1.8) OBP: 0.545, SLG: 0.444 Ron Hassey, L (9. PH) OBP: 0.258, SLG: 0.319 Lance Blankenship, R (9. PR) OBP: 0.297, SLG: 0.188				WP		G4-3		B1-3		3	0	1	0	0	0	0						
Inning Stats	R: 0 E: 0 K: 1 S: 6	H: 1 LOB: 1 BB: 0 P: 11	R: 1 E: 0 K: 0 S: 6	H: 1 LOB: 1 BB: 2 P: 15	R: 0 E: 0 K: 1 S: 15	H: 1 LOB: 1 BB: 0 P: 19	R: 0 E: 0 K: 1 S: 8	H: 1 LOB: 1 BB: 0 P: 12	R: 0 E: 0 K: 2 S: 14	H: 2 LOB: 2 BB: 0 P: 19	R: 0 E: 1 K: 0 S: 8	H: 1 LOB: 1 BB: 0 P: 11	R: 0 E: 0 K: 1 S: 12	H: 1 LOB: 2 BB: 1 P: 22	R: 0 E: 0 K: 0 S: 8	H: 2 LOB: 2 BB: 0 P: 12	R: 2 E: 0 K: 2 S: 16	H: 3 LOB: 2 BB: 1 P: 27	1B: 13 2B: 1 3B: 0 HR: 0	SF: 0 SAC: 0 DP: 2 HBP: 0	WP: 1 PB: 0 SB: 0 CS: 1	PA: 41
PITCHER Tom Gordon, R (1.1) ERA: 3.49 Jeff Montgomery, R (9.1) ERA: 2.31	IP: 8.0 WLS: L BF: 6 H: 10 R: 3 ER: 2 SO: 2 BB: 1 IBB: 0 HBP: 0 BLK: 0 WP: 0 HR: 0 S: 77 P: 121 ERA: 1.12 WHIP: 1.625															PITCHER						



Batter	1	2	3	4	5	6	7	8	9	AB	R	H	RBI	BB	SO	LOB	TOP					
Kevin Seitzer, R OBP: 0.347, SLG: 0.373 (1, 5)										5	0	2	0	0	1	0	Kansas City Royals @ Oakland Athletics Oakland-Alameda County Coliseum, Oakland, CA Wed Aug 29 1990, 7:05 PM PDT Att: 30,002 - Unknown livebaseballscorecards.com					
Brian McRae, S OBP: 0.333, SLG: 0.444 (1, 8)										5	0	0	0	0	1	2						
George Brett, L OBP: 0.379, SLG: 0.490 (1, 3)										4	2	2	0	0	1	0						
Danny Tartabull, R OBP: 0.333, SLG: 0.461 (1, 10)										4	2	3	1	0	0	1						
Bo Jackson, R OBP: 0.349, SLG: 0.529 (1, 7)										3	1	1	4	0	0	1						
Jim Eisenreich, L OBP: 0.350, SLG: 0.415 (1, 9)										3	1	2	1	1	0	0						
Kurt Stillwell, S OBP: 0.312, SLG: 0.354 (1, 6)										4	0	0	0	0	0	3						
Mike Macfarlane, R OBP: 0.309, SLG: 0.400 (1, 2)										4	0	0	0	0	2	2						
Frank White, R OBP: 0.252, SLG: 0.305 (1, 4)										4	0	0	0	0	0	0						
Inning Stats	R: 0 E: 0 K: 2 S: 8	H: 0 LOB: 0 BB: 0 P: 13	R: 0 E: 0 K: 0 S: 10	H: 1 LOB: 2 BB: 1 P: 18	R: 0 E: 0 K: 0 S: 4	H: 0 LOB: 0 BB: 0 P: 6	R: 3 E: 0 K: 1 S: 12	H: 3 LOB: 0 BB: 0 P: 17	R: 0 E: 0 K: 1 S: 6	H: 0 LOB: 0 BB: 0 P: 8	R: 2 E: 0 K: 0 S: 7	H: 2 LOB: 1 BB: 0 P: 11	R: 0 E: 0 K: 1 S: 9	H: 1 LOB: 1 BB: 0 P: 12	R: 1 E: 0 K: 0 S: 9	H: 2 LOB: 1 BB: 0 P: 11		R: 0 E: 0 K: 0 S: 7	H: 1 LOB: 1 BB: 0 P: 10	1B: 5 2B: 2 3B: 0 HR: 3	SF: 1 SAC: 0 DP: 0 HBP: 0	WP: 0 PB: 0 SB: 0 CS: 0
PITCHER	IP	WLS	BF	H	R	ER	SO	BB	IBB	HBP	BLK	WP	HR	S	P	ERA	WHIP					
Scott Sanderson, R ERA: 3.62 (1, 1)	6.0	L	25	6	5	5	4	1	0	0	0	0	3	47	73	7.50	1.167					
Todd Burns, R ERA: 3.31 (7, 1)	2.0		9	3	1	1	1	0	0	0	0	0	0	18	23	4.50	1.500					
Joe Klink, L ERA: 2.18 (9, 1)	1.0		4	1	0	0	0	0	0	0	0	0	0	7	10	0.00	1.000					

Batter	1	2	3	4	5	6	7	8	9	AB	R	H	RBI	BB	SO	LOB	BOTTOM					
Rickey Henderson, R OBP: 0.434, SLG: 0.572 (1, 7)										3	0	1	0	0	0	0	Kansas City Royals @ Oakland Athletics Oakland-Alameda County Coliseum, Oakland, CA Wed Aug 29 1990, 7:05 PM PDT Att: 30,002 - Unknown livebaseballscorecards.com					
Lance Blankenship, R OBP: 0.255, SLG: 0.164 (8, 7)										3	0	0	0	0	0	1						
Carney Lansford, R OBP: 0.331, SLG: 0.332 (1, 5)										3	0	0	0	0	0	1						
Jamie Quirk, L OBP: 0.330, SLG: 0.416 (9, 5)										3	0	0	0	0	2	0						
Jose Canseco, R OBP: 0.574, SLG: 0.584 (1, 9)										3	0	0	0	0	2	0						
Darren Lewis, R OBP: 0.583, SLG: 0.500 (8, 8)										1	0	1	0	0	0	0						
Mark McGwire, R OBP: 0.345, SLG: 0.470 (1, 3)										4	0	1	0	0	0	1						
Terry Steinbach, R OBP: 0.283, SLG: 0.361 (1, 10)										3	0	1	0	0	2	0						
Ron Hassey, L OBP: 0.290, SLG: 0.316 (1, 2)										2	0	0	0	1	0	2						
Felix Jose, S OBP: 0.306, SLG: 0.370 (1, 8) (8, 9)										3	0	0	0	0	0	1						
Willie Randolph, R OBP: 0.315, SLG: 0.314 (1, 4)										3	0	0	0	0	0	0						
Mike Gallego, R OBP: 0.270, SLG: 0.288 (1, 6)										3	0	0	0	0	0	0						
Inning Stats	R: 0 E: 0 K: 1 S: 7	H: 0 LOB: 0 BB: 0 P: 11	R: 0 E: 0 K: 1 S: 12	H: 0 LOB: 1 BB: 1 P: 19	R: 0 E: 0 K: 0 S: 4	H: 0 LOB: 0 BB: 0 P: 5	R: 0 E: 0 K: 1 S: 8	H: 0 LOB: 0 BB: 0 P: 13	R: 0 E: 0 K: 1 S: 8	H: 0 LOB: 0 BB: 0 P: 11	R: 0 E: 0 K: 0 S: 6	H: 1 LOB: 1 BB: 0 P: 8	R: 0 E: 0 K: 0 S: 9	H: 2 LOB: 1 BB: 0 P: 13	R: 0 E: 0 K: 0 S: 6	H: 0 LOB: 0 BB: 0 P: 8	R: 0 E: 0 K: 1 S: 11	H: 1 LOB: 1 BB: 0 P: 16	1B: 4 2B: 0 3B: 0 HR: 0	SF: 0 SAC: 0 DP: 1 HBP: 0	WP: 0 PB: 0 SB: 0 CS: 0	PA: 31
PITCHER	IP	WLS	BF	H	R	ER	SO	BB	IBB	HBP	BLK	WP	HR	S	P	ERA	WHIP					
Kevin Appier, R ERA: 2.81 (1, 1)	9.0	W	31	4	0	0	5	1	0	0	0	0	0	71	104	0.00	0.556					

Batter	1	2	3	4	5	6	7	8	9	AB	R	H	RBI	BB	SO	LOB	TOP				
Kevin Seitzer, R (1.5) OBP: 0.350, SLG: 0.376	G5-3		1B		2B		HR		P5	4	1	2	0	1	0	0	Kansas City Royals @ Oakland Athletics Oakland-Alameda County Coliseum, Oakland, CA Thu Aug 30 1990, 3:33 AM PDT Att: 36,856 - Sunny				
Jim Eisenreich, L (1.8) OBP: 0.352, SLG: 0.424	F8		1B		L7		HR		1B	5	1	3	2	0	0	1					
George Brett, L (1.10) OBP: 0.378, SLG: 0.488 Pat Tabler, R (5, PH) OBP: 0.338, SLG: 0.359	K		K		F8		L9		P4	2	0	0	0	0	2	2					
Danny Tartabull, R (1.9) OBP: 0.354, SLG: 0.469		K		HR	F8				K	4	1	1	1	0	2	1					
Bo Jackson, R (1.7) OBP: 0.354, SLG: 0.540		1B		G3	SF7				HR	3	2	2	1	1	0	0					
Gerald Perry, L (1.3) OBP: 0.323, SLG: 0.379	P5			G3					3B	4	0	1	0	0	0	2					
Kurt Stillwell, S (1.6) OBP: 0.309, SLG: 0.352	G6-3			SF7					G4-3	3	0	0	1	0	0	2					
Bob Boone, R (1.2) OBP: 0.333, SLG: 0.268 Willie Wilson, S (8, PH) OBP: 0.343, SLG: 0.372 Mike Macfarlane, R (8.2) OBP: 0.309, SLG: 0.400			L4		BB				G5-3	2	0	0	0	1	0	0					
Bill Pecota, R (1.4) OBP: 0.328, SLG: 0.385			L1		L7				F9	4	0	0	0	0	1	1					
Inning Stats	R: 0 E: 0 K: 1 S: 8	H: 0 LOB: 0 BB: 0 P: 10	R: 0 E: 0 K: 1 S: 7	H: 1 LOB: 1 BB: 0 P: 12	R: 0 E: 0 K: 1 S: 12	H: 2 LOB: 2 BB: 0 P: 15	R: 2 E: 0 K: 0 S: 13	H: 1 LOB: 1 BB: 2 P: 25	R: 0 E: 0 K: 0 S: 9	H: 0 LOB: 0 BB: 0 P: 11	R: 2 E: 0 K: 1 S: 9	H: 1 LOB: 0 BB: 1 P: 17	R: 1 E: 0 K: 1 S: 12	H: 2 LOB: 1 BB: 0 P: 18	R: 0 E: 0 K: 0 S: 11	H: 1 LOB: 1 BB: 0 P: 15		1B: 4 2B: 1 3B: 1 HR: 3	SF: 1 SAC: 0 DP: 0 HBP: 0	WP: 0 PB: 0 SB: 1 CS: 0	PA: 39
PITCHER	IP	WLS	BF	H	R	ER	SO	BB	IBB	HBP	BLK	WP	HR	S	P	ERA	WHIP				
Dave Stewart, R (1.1) ERA: 2.81	7.0		30	6	4	4	4	3	0	0	0	0	2	65	106	5.14	1.286				
Dennis Eckersley, R (8.1) ERA: 0.78	2.0	W	9	3	1	1	1	0	0	0	0	0	1	23	33	4.50	1.500				

Batter	1	2	3	4	5	6	7	8	9	AB	R	H	RBI	BB	SO	LOB	BOTTOM					
Rickey Henderson, R (1.7) OBP: 0.436, SLG: 0.582	HR	F9		K		1B		2B		5	2	3	3	0	1	2	Kansas City Royals @ Oakland Athletics Oakland-Alameda County Coliseum, Oakland, CA Thu Aug 30 1990, 3:33 AM PDT Att: 36,856 - Sunny					
Carney Lansford, R (1.5) OBP: 0.378, SLG: 0.330	G5-3		F8		G6-3	1B		P8		5	0	1	1	0	0	2						
Jose Canseco, R (1.9) OBP: 0.378, SLG: 0.584	1B		1B		G4-3	1B		K		2	1	1	0	3	1	2						
Harold Baines, L (1.10) OBP: 0.378, SLG: 0.446	F7		1B		G4-3	F8		IBB		4	0	1	0	1	0	4						
Mark McGwire, R (1.3) OBP: 0.345, SLG: 0.470	1B		P2		K		FC	F7		5	0	2	1	0	1	6						
Terry Steinbach, R (1.2) OBP: 0.282, SLG: 0.360	K		K		1B	1B	FC	L7		5	1	1	0	0	2	4						
Willie Randolph, R (1.4) OBP: 0.323, SLG: 0.321		1B		G4-3		1B	1B	1B		5	2	4	0	0	0	0						
Mike Gallego, R (1.6) OBP: 0.275, SLG: 0.289	F8		S		1B	1B	K	1B		3	0	1	1	2	1	2						
Darren Lewis, R (1.8) OBP: 0.500, SLG: 0.385	P3		L7		P4		2B			3	0	0	0	1	0	5						
Inning Stats	R: 2 E: 1 K: 1 S: 16	H: 2 LOB: 1 BB: 1 P: 27	R: 0 E: 0 K: 0 S: 7	H: 1 LOB: 0 BB: 0 P: 9	R: 0 E: 0 K: 1 S: 11	H: 1 LOB: 2 BB: 1 P: 17	R: 0 E: 0 K: 1 S: 9	H: 0 LOB: 1 BB: 1 P: 17	R: 0 E: 0 K: 1 S: 8	H: 0 LOB: 1 BB: 1 P: 12	R: 3 E: 0 K: 0 S: 23	H: 5 LOB: 2 BB: 1 P: 37	R: 0 E: 1 K: 1 S: 10	H: 2 LOB: 1 BB: 0 P: 13	R: 0 E: 0 K: 1 S: 8	H: 1 LOB: 3 BB: 2 P: 20		R: 1 E: 0 K: 0 S: 5	H: 2 LOB: 1 BB: 0 P: 11	1B: 12 2B: 1 3B: 0 HR: 1	SF: 0 SAC: 1 DP: 0 HBP: 0	WP: 0 PB: 0 SB: 2 CS: 0
PITCHER	IP	WLS	BF	H	R	ER	SO	BB	IBB	HBP	BLK	WP	HR	S	P	ERA	WHIP					
Andy McGaffigan, R (1.1) ERA: 3.84	5.0		26	6	5	4	4	5	0	0	0	0	0	31	42	0.00	2.500					
Steve Farr, R (6.1) ERA: 2.03	2.0		9	5	0	0	1	0	0	0	0	0	0	13	31	6.75	3.000					
Steve Crawford, R (8.1) ERA: 2.91	1.1	L	9	3	1	1	1	1	1	0	0	0	0	13	31	6.75	3.000					

Batter	1	2	3	4	5	6	7	8	9	AB	R	H	RBI	BB	SO	LOB	TOP				
Kevin Seitzer, R OBP: 0.347, SLG: 0.373 (1, 5)										4	0	0	0	0	0	0	Kansas City Royals @ Seattle Mariners The Kingdome, Seattle, WA Fri Aug 31 1990, 10:05 PM EDT Att: 27,166 - Unknown				
Brian McRae, S OBP: 0.329, SLG: 0.433 (1, 8)										4	0	1	0	0	0	0					
Danny Tartabull, R OBP: 0.334, SLG: 0.468 (1, 10)										3	0	1	0	1	1	2					
Bo Jackson, R OBP: 0.356, SLG: 0.538 (1, 7)										3	1	1	0	1	0	1					
Mike Macfarlane, R OBP: 0.309, SLG: 0.398 (1, 2)										4	0	1	0	0	2	2					
Jim Eisenreich, L OBP: 0.349, SLG: 0.421 (1, 9)										3	0	0	1	0	0	1					
Bill Pecota, R OBP: 0.329, SLG: 0.400 (1, 3)										3	1	1	1	0	0	0					
Frank White, R OBP: 0.253, SLG: 0.305 (1, 4)										3	0	1	0	0	1	0					
Steve Jeltz, S OBP: 0.196, SLG: 0.189 (1, 6)										3	0	0	0	0	0	1					
Inning Stats	R: 0 E: 0 K: 1 S: 13	H: 0 LOB: 0 BB: 0 P: 17	R: 2 E: 0 K: 1 S: 15	H: 2 LOB: 1 BB: 1 P: 27	R: 0 E: 0 K: 0 S: 7	H: 1 LOB: 1 BB: 0 P: 11	R: 0 E: 0 K: 0 S: 6	H: 0 LOB: 0 BB: 0 P: 10	R: 0 E: 0 K: 1 S: 12	H: 1 LOB: 0 BB: 1 P: 15	R: 0 E: 0 K: 0 S: 8	H: 0 LOB: 0 BB: 0 P: 11	R: 0 E: 1 K: 0 S: 11	H: 1 LOB: 1 BB: 0 P: 20	R: 0 E: 0 K: 0 S: 3	H: 1 LOB: 0 BB: 0 P: 7	1B: 5 2B: 0 3B: 0 HR: 1	SF: 1 SAC: 0 DP: 2 HBP: 0	WP: 1 PB: 0 SB: 1 CS: 0	PA: 33	
PITCHER	IP	WLS	BF	H	R	ER	SO	BB	IBB	HBP	BLK	WP	HR	S	P	ERA	WHIP				
Randy Johnson, L ERA: 3.41 (1, 1)	7.1	W	29	5	2	2	4	2	0	0	0	1	1	78	126	2.46	0.955				
Bill Swift, R ERA: 2.13 (8, 1)	1.2	S	4	1	0	0	0	0	0	0	0	0	0	5	11	0.00	0.600				

AB	30
R	2
H	6
RBI	2
BB	2
SO	4
LOB	7



Batter	1	2	3	4	5	6	7	8	9	AB	R	H	RBI	BB	SO	LOB	BOTTOM				
Harold Reynolds, S OBP: 0.334, SLG: 0.331 (1, 4)										5	0	1	0	0	1	1	Kansas City Royals @ Seattle Mariners The Kingdome, Seattle, WA Fri Aug 31 1990, 10:05 PM EDT Att: 27,166 - Unknown				
Ken Griffey, L OBP: 0.247, SLG: 0.284 (1, 7)										4	1	1	0	1	0	1					
Ken Griffey Jr., L OBP: 0.373, SLG: 0.483 (1, 8)										4	1	1	0	0	2						
Alvin Davis, L OBP: 0.402, SLG: 0.429 (1, 10)										2	3	2	1	2	0	0					
Pete O'Brien, L OBP: 0.298, SLG: 0.308 (1, 3)										3	0	0	0	1	0	6					
Jay Buhner, R OBP: 0.351, SLG: 0.512 (1, 9)										3	0	2	1	1	0	1					
Edgar Martinez, R OBP: 0.394, SLG: 0.443 Jeff Schaefer, R OBP: 0.217, SLG: 0.239 (5, 5)										2	0	1	1	0	0	1					
Scott Bradley, L OBP: 0.269, SLG: 0.292 (1, 2)										4	0	1	0	0	0	5					
Omar Vizquel, S OBP: 0.263, SLG: 0.299 (1, 6)										3	0	0	0	1	0	3					
Inning Stats	R: 3 E: 0 K: 0 S: 12	H: 4 LOB: 2 BB: 1 P: 22	R: 0 E: 1 K: 1 S: 9	H: 0 LOB: 3 BB: 3 P: 21	R: 0 E: 1 K: 0 S: 6	H: 2 LOB: 1 BB: 0 P: 12	R: 0 E: 0 K: 0 S: 8	H: 0 LOB: 0 BB: 0 P: 14	R: 1 E: 0 K: 0 S: 11	H: 1 LOB: 2 BB: 2 P: 21	R: 0 E: 0 K: 0 S: 6	H: 0 LOB: 0 BB: 0 P: 8	R: 1 E: 0 K: 0 S: 10	H: 2 LOB: 1 BB: 0 P: 19	R: 0 E: 0 K: 0 S: 3	H: 1 LOB: 0 BB: 0 P: 6	1B: 8 2B: 2 3B: 0 HR: 0	SF: 0 SAC: 0 DP: 2 HBP: 0	WP: 1 PB: 0 SB: 0 CS: 0	PA: 38	
PITCHER	IP	WLS	BF	H	R	ER	SO	BB	IBB	HBP	BLK	WP	HR	S	P	ERA	WHIP				
Storm Davis, R ERA: 4.67 Israel Sanchez, L ERA: 5.4 (7, 1)	1.1	L	4	1	0	0	0	0	0	0	0	0	0	5	11	0.00	0.750				

AB	32
R	5
H	10
RBI	4
BB	6
SO	1
LOB	22



Batter	1	2	3	4	5	6	7	8	9	AB	R	H	RBI	BB	SO	LOB	TOP		
Kevin Seitzer , R (1.5) OBP: 0.345, SLG: 0.370										4	0	0	0	0	1	2			
Brian McRae , S (1.8) OBP: 0.312, SLG: 0.408										4	0	0	0	0	0	2			
Danny Tartabull , R (1.9) OBP: 0.333, SLG: 0.462										3	0	0	0	1	0	0			
Bo Jackson , R (1.7) OBP: 0.355, SLG: 0.535 Jim Eisenreich , L (8.7) OBP: 0.349, SLG: 0.420										2	0	0	0	1	0	0			
Mike Macfarlane , R (1.10) OBP: 0.308, SLG: 0.399										4	0	1	0	0	0	2			
Gerald Perry , L (1.3) OBP: 0.322, SLG: 0.376										3	0	0	0	1	1	3			
Bill Pecota , R (1.6) OBP: 0.336, SLG: 0.401										2	0	1	0	2	0	1			
Frank White , R (1.4) OBP: 0.253, SLG: 0.301 Steve Jeltz , S (9. PR) OBP: 0.196, SLG: 0.189										3	0	0	0	1	0	3			
Rey Palacios , R (1.2) OBP: 0.300, SLG: 0.400 Kurt Stillwell , S (9. PH) OBP: 0.309, SLG: 0.351										3	0	0	0	0	3	3			
Inning Stats	R: 0 H: 0 E: 0 K: 1 S: 8	H: 0 R: 0 ER: 0 LOB: 0 P: 10	R: 0 H: 0 E: 0 K: 0 S: 8	H: 0 R: 0 ER: 0 LOB: 1 P: 13	R: 0 H: 0 E: 0 K: 1 S: 9	H: 0 R: 0 ER: 0 LOB: 0 P: 16	R: 0 H: 0 E: 0 K: 0 S: 3	H: 0 R: 0 ER: 0 LOB: 2 P: 13	R: 0 H: 0 E: 0 K: 0 S: 12	H: 1 R: 0 ER: 1 LOB: 0 P: 11	R: 0 H: 0 E: 0 K: 0 S: 6	H: 0 R: 0 ER: 0 LOB: 0 P: 10	R: 0 H: 1 E: 1 K: 0 S: 11	H: 3 R: 1 ER: 3 LOB: 3 P: 23	1B: 1 2B: 1 3B: 0 HR: 0	SF: 0 SAC: 0 DP: 0 HBP: 0	WP: 0 PA: 36 PB: 0 SB: 1 CS: 0		
PITCHER	IP WLS BF H R ER SO BB IBB HBP BLK WP HR S P ERA WHIP	7.0 W 27 1 0 0 5 5 0 0 0 0 0 60 107 0.00 0.857	2.0 S 9 1 0 0 0 1 0 0 0 0 0 17 33 0.00 1.000																

Kansas City Royals @ Seattle Mariners
The Kingdome, Seattle, WA
Sat Sep 01 1990, 10:05 PM EDT
Att. 24,160 - Dome

AB 30
R 0
H 2
RBI 0
BB 6
SO 5
LOB 19

Batter	1	2	3	4	5	6	7	8	9	AB	R	H	RBI	BB	SO	LOB	BOTTOM		
Harold Reynolds , S (1.4) OBP: 0.334, SLG: 0.331										5	0	2	0	0	0	3			
Ken Griffey , L (1.7) OBP: 0.289, SLG: 0.275 Henry Cotto , R (9.7) OBP: 0.306, SLG: 0.341										2	0	0	0	3	0	2			
Ken Griffey Jr. , L (1.8) OBP: 0.375, SLG: 0.482										3	1	1	0	1	1	4			
Avin Davis , L (1.10) OBP: 0.406, SLG: 0.428										1	1	0	0	2	1	2			
Pete O'Brien , L (1.3) OBP: 0.305, SLG: 0.310										2	1	1	0	3	0	2			
Jay Buhner , R (1.9) OBP: 0.347, SLG: 0.500										4	0	1	1	0	2	6			
Scott Bradley , L (1.2) OBP: 0.265, SLG: 0.288										3	0	0	1	0	1	2			
Jeff Schaefer , R (1.5) OBP: 0.222, SLG: 0.232										2	0	0	1	0	0	2			
Omar Vizquel , S (1.6) OBP: 0.269, SLG: 0.295										2	0	0	0	2	0	1			
Inning Stats	R: 0 H: 0 E: 0 K: 2 S: 11	H: 0 R: 0 ER: 0 LOB: 3 P: 24	R: 0 H: 0 E: 0 K: 0 S: 11	H: 0 R: 0 ER: 0 LOB: 2 P: 25	R: 0 H: 0 E: 0 K: 2 S: 11	H: 0 R: 0 ER: 0 LOB: 2 P: 18	R: 0 H: 1 E: 0 K: 1 S: 10	H: 1 R: 0 ER: 0 LOB: 2 P: 24	R: 0 H: 1 E: 0 K: 0 S: 5	H: 2 R: 3 ER: 0 LOB: 1 P: 9	R: 3 H: 2 E: 0 K: 0 S: 8	H: 1 R: 0 ER: 0 LOB: 2 P: 13	R: 0 H: 1 E: 0 K: 0 S: 6	H: 1 R: 0 ER: 0 LOB: 2 P: 16	1B: 5 2B: 0 3B: 0 HR: 0	SF: 1 SAC: 1 DP: 1 HBP: 4	WP: 2 PA: 41 PB: 0 SB: 2 CS: 0		
PITCHER	IP WLS BF H R ER SO BB IBB HBP BLK WP HR S P ERA WHIP	4.2 L 10 3 3 3 0 1 0 1 0 0 0 11 20 16.20 2.400	1.2 7 1 0 0 0 1 1 0 0 1 0 9 19 0.00 1.200																

Kansas City Royals @ Seattle Mariners
The Kingdome, Seattle, WA
Sat Sep 01 1990, 10:05 PM EDT
Att. 24,160 - Dome

AB 24
R 3
H 5
RBI 3
BB 11
SO 5
LOB 24

Batter	1	2	3	4	5	6	7	8	9	AB	R	H	RBI	BB	SO	LOB	TOP								
Kevin Seitzer, R (1, 5) OBP: 0.345, SLG: 0.369										4	1	1	0	1	0	2	Kansas City Royals @ Seattle Mariners The Kingdome, Seattle, WA Sun Sep 02 1990, 6:33 AM EDT Att: 17,307 - Unknown								
Brian McRae, S (1, 8) OBP: 0.317, SLG: 0.408										5	2	2	0	0	1	2									
George Brett, L (1, 10) OBP: 0.382, SLG: 0.495										4	2	3	1	1	0	0									
Danny Tartabull, R (1, 9) OBP: 0.338, SLG: 0.478										4	1	2	5	1	1	1									
Gerald Perry, L (1, 3) OBP: 0.323, SLG: 0.374										3	0	0	0	2	0	4									
Jim Eisenreich, L (1, 7) OBP: 0.347, SLG: 0.418										5	1	1	0	0	0	3									
Kurt Stillwell, S (1, 6) OBP: 0.312, SLG: 0.358										3	1	2	0	1	0	1									
Bill Pecota, R (1, 4) OBP: 0.330, SLG: 0.393										4	0	0	0	0	0	4									
Bob Boone, R (1, 2) OBP: 0.330, SLG: 0.260										3	0	0	1	1	0	2									
Inning Stats	R: 1 E: 0 K: 2 S: 14	H: 2 LOB: 1 BB: 0 P: 22	R: 1 E: 0 K: 0 S: 8	H: 2 LOB: 1 BB: 0 P: 15	R: 2 E: 0 K: 0 S: 14	H: 3 LOB: 1 BB: 0 P: 25	R: 0 E: 0 K: 0 S: 3	H: 0 LOB: 0 BB: 1 P: 10	R: 0 E: 0 K: 0 S: 12	H: 0 LOB: 1 BB: 1 P: 24	R: 0 E: 0 K: 0 S: 3	H: 0 LOB: 0 BB: 1 P: 10	R: 3 E: 0 K: 0 S: 16	H: 3 LOB: 0 BB: 1 P: 25	R: 1 E: 0 K: 0 S: 8	H: 1 LOB: 1 BB: 1 P: 17	R: 0 E: 0 K: 0 S: 8	H: 0 LOB: 1 BB: 1 P: 17	1B: 5 2B: 5 3B: 0 HR: 1	SF: 0 SAC: 0 DP: 3 HBP: 0	WP: 1 PB: 0 SB: 0 CS: 0	PA: 42			
PITCHER	IP	WLS	BF	H	R	ER	SO	BB	IBB	HBP	BLK	WP	HR	S	P	ERA	WHIP								
Brian Holman, R (1, 1) ERA: 4.03	6.0	L	27	7	4	4	2	4	0	0	0	0	0	54	106	6.00	1.833								
Keith Comstock, L (7, 1) ERA: 2.95	1.0		6	3	3	3	0	1	0	0	0	0	1	16	25	27.00	4.000								
Brent Knackert, R (8, 1) ERA: 4.96	1.0		5	1	1	1	0	1	0	0	0	1	0	8	17	9.00	2.000								
Scott Medvin, R (9, 1) ERA:	1.0		4	0	0	0	0	1	0	0	0	0	0	8	17	0.00	1.000								

Batter	1	2	3	4	5	6	7	8	9	AB	R	H	RBI	BB	SO	LOB	BOTTOM								
Harold Reynolds, S (1, 4) OBP: 0.332, SLG: 0.329										4	0	0	0	0	0	3	Kansas City Royals @ Seattle Mariners The Kingdome, Seattle, WA Sun Sep 02 1990, 6:33 AM EDT Att: 17,307 - Unknown								
Scott Bradley, L (1, 2) OBP: 0.285, SLG: 0.288										3	0	1	0	0	0	1									
Matt Sinatro, R (8, 2) OBP: 0.383, SLG: 0.349										1	0	0	0	0	1	0									
Ken Griffey Jr., L (1, 8) OBP: 0.375, SLG: 0.481										4	0	1	0	0	0	0									
Alvin Davis, L (1, 10) OBP: 0.402, SLG: 0.424										4	0	0	0	0	2	2									
Pete O'Brien, L (1, 7) OBP: 0.306, SLG: 0.307										2	0	0	0	1	0	0									
Greg Briley, L (8, 7) OBP: 0.309, SLG: 0.366										0	0	0	0	1	0	0									
Jay Buhner, R (1, 9) OBP: 0.356, SLG: 0.500										2	0	1	0	1	1	0									
Henry Cotto, R (9, 9) OBP: 0.305, SLG: 0.340										1	0	0	0	0	0	1									
Tino Martinez, L (1, 3) OBP: 0.303, SLG: 0.276										3	0	0	0	1	0	3									
Jeff Schaefer, R (1, 5) OBP: 0.224, SLG: 0.222										3	0	0	0	0	0	3									
Omar Vizquel, S (1, 6) OBP: 0.270, SLG: 0.292										2	0	0	0	1	0	3									
Inning Stats	R: 0 E: 0 K: 0 S: 5	H: 0 LOB: 0 BB: 0 P: 11	R: 0 E: 0 K: 1 S: 10	H: 0 LOB: 2 BB: 2 P: 27	R: 0 E: 0 K: 0 S: 12	H: 2 LOB: 0 BB: 0 P: 19	R: 0 E: 0 K: 1 S: 8	H: 0 LOB: 0 BB: 0 P: 14	R: 0 E: 0 K: 0 S: 8	H: 0 LOB: 1 BB: 1 P: 14	R: 0 E: 0 K: 0 S: 10	H: 0 LOB: 0 BB: 0 P: 17	R: 0 E: 0 K: 0 S: 9	H: 1 LOB: 2 BB: 1 P: 17	R: 0 E: 0 K: 2 S: 11	H: 0 LOB: 0 BB: 0 P: 12	R: 0 E: 0 K: 0 S: 4	H: 0 LOB: 1 BB: 1 P: 11	1B: 3 2B: 1 3B: 0 HR: 0	SF: 0 SAC: 0 DP: 1 HBP: 1	WP: 0 PB: 1 SB: 0 CS: 0	PA: 35			
PITCHER	IP	WLS	BF	H	R	ER	SO	BB	IBB	HBP	BLK	WP	HR	S	P	ERA	WHIP								
Tom Gordon, R (1, 1) ERA: 3.31	9.0	W	35	3	0	0	4	5	0	1	0	0	0	77	142	0.00	0.889								



Batter	1	2	3	4	5	6	7	8	9	AB	R	H	RBI	BB	SO	LOB	TOP				
Bill Pecota, R (1,5) OBP: 0.333, SLG: 0.392 Kevin Seitzer, R (9, PH) OBP: 0.345, SLG: 0.369	1-1 2B 1B	0-0 FC6-4			4-1 SH3-4 BB		2-3 K		1-2 G6-3	3	1	1	0	1	1	1					
Brian McRae, S (1,8) OBP: 0.326, SLG: 0.413	0-1 F8		0-0 G4-3		0-0 SH3-4		0-1 G3 1B		3-2 G4-6-3 1B	4	0	2	0	0	0	1					
George Brett, L (1,10) OBP: 0.382, SLG: 0.495	0-0 2B		0-1 L9		4-0 IBB		1-0 G3 1-2 BB		0-0 G4-6-3 1-2	4	1	1	0	1	0	2					
Danny Tartabull, R (1,9) OBP: 0.343, SLG: 0.484	1-1 2B		3-1 1B		3-3 K		4-1 BB			3	0	2	2	1	1	3					
Gerald Perry, L (1,3) OBP: 0.321, SLG: 0.370	2-1 G6-3		0-3 K		0-1 G3-1		2-1 F8			4	0	0	0	0	1	7					
Jim Eisenreich, L (1,7) OBP: 0.344, SLG: 0.414	2-2 G4-3			2-0 G3		2-2 F8		3-3 K		4	0	0	0	0	1	1					
Kurt Stillwell, S (1,6) OBP: 0.312, SLG: 0.357		0-2 G4-3		0-1 G6-3		2-0 F9		0-1 1B		4	0	1	0	0	0	0					
Mike MacFarlane, R (1,2) OBP: 0.310, SLG: 0.399		3-2 FC6-4 1B		3-3 K		2-2 HBP		0-1 P4		3	0	1	0	0	1	1					
Frank White, R (1,4) OBP: 0.254, SLG: 0.298 Bo Jackson, R (8, PH) OBP: 0.354, SLG: 0.533 Steve Litz, S (8,4) OBP: 0.196, SLG: 0.189	1-1 P3			4-2 SH3-4 BB HBP		0-2 P3		0-0 G4-3		2	0	0	0	0	0	2					
Inning Stats	R: 2 E: 0 K: 0 S: 12	H: 3 LOB: 1 BB: 0 P: 18	R: 0 E: 0 K: 0 S: 10	H: 1 LOB: 1 BB: 0 P: 14	R: 0 E: 0 K: 1 S: 8	H: 1 LOB: 0 BB: 0 P: 11	R: 0 E: 0 K: 1 S: 7	H: 0 LOB: 0 BB: 0 P: 12	R: 0 E: 0 K: 1 S: 10	H: 0 LOB: 3 BB: 2 P: 24	R: 0 E: 0 K: 1 S: 9	H: 1 LOB: 2 BB: 1 P: 18	R: 0 E: 0 K: 1 S: 8	H: 1 LOB: 1 BB: 0 P: 11	R: 0 E: 0 K: 0 S: 7	H: 1 LOB: 0 BB: 0 P: 11	1B: 6 2B: 2 3B: 0 HR: 0	SF: 0 SAC: 1 DP: 1 HBP: 2	WP: 0 PB: 0 SB: 0 CS: 0	PA: 39	
PITCHER	IP	WLS	BF	H	R	ER	SO	BB	IBB	HBP	BLK	WP	HR	S	P	ERA	WHIP				
Eric King, R (1,1) ERA: 3.43	4.0		19	5	2	2	2	1	0	1	0	0	0	41	66	4.50	1.500				
Wayne Edwards, L (5,1) ERA: 3.14	2.2	W	11	1	0	0	2	0	1	1	0	0	0	23	39	0.00	0.375				
Barry Jones, R (7,1) ERA: 2.15	1.1		6	1	0	0	1	1	0	0	0	0	0	11	20	0.00	1.500				
Bobby Thigpen, R (9,1) ERA: 2.08	1.0	S	3	1	0	0	0	0	0	0	0	0	0	7	11	0.00	1.000				

Kansas City Royals @ Chicago White Sox
Comiskey Park, Chicago, IL
Mon Sep 03 1990, 8:05 PM EDT
Att: 25,236 - Unknown - 77 F

livebaseballscorecards.com

AB 33
R 2
H 8
RBI 2
BB 3
SO 5
LOB 19



Batter	1	2	3	4	5	6	7	8	9	AB	R	H	RBI	BB	SO	LOB	BOTTOM				
Phil Bradley, R (1,7) OBP: 0.349, SLG: 0.339	4-1 F8 BB		3-1 HBP		0-0 G5-3		3-3 K			2	0	0	0	1	1	2					
Lance Johnson, L (1,8) OBP: 0.306, SLG: 0.336	0-0 F7		1-2 L8		1-2 G3		0-0 S 1B			4	0	1	0	0	0	2					
Ivan Calderon, R (1,10) OBP: 0.341, SLG: 0.436	2-2 F8 1-3		2-2 F9		0-1 G4-3		2-0 G6-3 1-2			4	0	0	0	0	0	3					
Dan Pasqua, L (1,9) OBP: 0.358, SLG: 0.538 Sammy Sosa, R (8,9) OBP: 0.295, SLG: 0.405	0-0 F8			1-2 2B SF8 1B		2-3 K		2-2 G4-3 S 1B HBP		3	1	1	0	0	1	1					
Carlton Fisk, R (1,2) OBP: 0.376, SLG: 0.454		1-0 G5-3 1B		1-2 PB SF8 2B		0-1 HR		1-3 G4-3		4	2	3	1	0	0	1					
Frank Thomas, R (1,3) OBP: 0.415, SLG: 0.490 Steve Lyons, L (9,3) OBP: 0.253, SLG: 0.277		2-2 F9		2-0 SF8		3-3 K		2-3 K		3	0	0	1	0	2	2					
Robin Ventura, L (1,5) OBP: 0.310, SLG: 0.300	1-1 1-2 1B		3-H SF8		2-0 G6-3 1B		0-1 1B		3-H 1B	3	0	3	2	0	0	0					
Scott Fletcher, R (1,4) OBP: 0.313, SLG: 0.320	3-1 G5-3		0-1 1B		0-0 G6-3		0-0 G6-3		3-H G3	4	0	1	0	0	0	4					
Ozzie Guillen, L (1,6) OBP: 0.322, SLG: 0.360			3-2 F7		1-0 1B		1-3 K			3	0	1	0	0	1	0					
Inning Stats	R: 0 E: 0 K: 0 S: 6	H: 0 LOB: 1 BB: 1 P: 12	R: 0 E: 0 K: 0 S: 9	H: 2 LOB: 1 BB: 0 P: 16	R: 0 E: 0 K: 0 S: 12	H: 0 LOB: 1 BB: 0 P: 21	R: 2 E: 0 K: 0 S: 14	H: 4 LOB: 2 BB: 0 P: 21	R: 0 E: 0 K: 1 S: 8	H: 0 LOB: 0 BB: 0 P: 11	R: 1 E: 0 K: 1 S: 7	H: 2 LOB: 0 BB: 0 P: 12	R: 0 E: 0 K: 2 S: 8	H: 1 LOB: 1 BB: 0 P: 14	R: 1 E: 0 K: 1 S: 16	H: 1 LOB: 1 BB: 0 P: 22	1B: 8 2B: 1 3B: 0 HR: 1	SF: 2 SAC: 0 DP: 2 HBP: 2	WP: 0 PB: 1 SB: 3 CS: 0	PA: 35	
PITCHER	IP	WLS	BF	H	R	ER	SO	BB	IBB	HBP	BLK	WP	HR	S	P	ERA	WHIP				
Kevin Appier, R (1,1) ERA: 2.86	7.0	L	30	9	3	3	4	1	0	1	0	0	0	64	107	3.86	1.429				
Jeff Montgomery, R (8,1) ERA: 2.39	1.0		5	1	1	1	1	0	0	1	0	0	0	16	22	9.00	1.000				

Kansas City Royals @ Chicago White Sox
Comiskey Park, Chicago, IL
Mon Sep 03 1990, 8:05 PM EDT
Att: 25,236 - Unknown - 77 F

livebaseballscorecards.com

AB 30
R 4
H 10
RBI 4
BB 1
SO 5
LOB 15



Batter	1	2	3	4	5	6	7	8	9	AB	R	H	RBI	BB	SO	LOB	TOP								
Kevin Seitzer, R (1, 5) OBP: 0.343, SLG: 0.366	G3		B1-3 BB		FC4-6			F9	G4-3	4	0	0	0	1	0	3	Kansas City Royals @ Chicago White Sox Comiskey Park, Chicago, IL Tue Sep 04 1990, 8:05 PM EDT Att: 20,360 - Unknown - 90 F								
Brian McRae, S (1, 8) OBP: 0.322, SLG: 0.398	K		B1-3			G3		1B 2B BB		3	1	0	0	1	1	1									
George Brett, L (1, 3) OBP: 0.383, SLG: 0.495	F9				F8			2B 1B		4	1	2	0	0	0	0									
Danny Tartabull, R (1, 9) OBP: 0.345, SLG: 0.487 Bill Pecota, R (8, PR) OBP: 0.333, SLG: 0.392 (8, 4)			1B SF8 1B		L3			2B 1B		4	1	2	2	0	0	1									
Bo Jackson, R (1, 10) OBP: 0.359, SLG: 0.534								2B 1B		0	0	0	0	0	0	0									
Jim Eisenreich, L (1, 7) OBP: 0.344, SLG: 0.411 (8, 9)					L9			2B		3	0	0	0	1	2	2									
Kurt Stillwell, S (1, 6) OBP: 0.311, SLG: 0.357								1B		3	0	1	1	0	0	1									
Mike Macfarlane, R (1, 2) OBP: 0.310, SLG: 0.397 Gerald Perry, L (9, PH) OBP: 0.320, SLG: 0.369								G3		2	0	0	0	1	0	2									
Frank White, R (1, 4) OBP: 0.252, SLG: 0.295 Willie Wilson, S (8, PH) OBP: 0.344, SLG: 0.371 (8, 7)								BB		1	0	0	0	1	0	0									
Inning Stats	R: 0 E: 0 K: 1 S: 10	H: 0 LOB: 0 BB: 0 P: 15	R: 1 E: 1 K: 0 S: 9	H: 2 LOB: 1 BB: 1 P: 15	R: 0 E: 0 K: 0 S: 5	H: 0 LOB: 0 BB: 1 P: 10	R: 0 E: 0 K: 0 S: 11	H: 1 LOB: 1 BB: 0 P: 18	R: 0 E: 0 K: 0 S: 6	H: 0 LOB: 0 BB: 0 P: 11	R: 0 E: 0 K: 1 S: 7	H: 1 LOB: 0 BB: 0 P: 10	R: 0 E: 0 K: 1 S: 6	H: 0 LOB: 1 BB: 0 P: 8	R: 2 E: 0 K: 0 S: 10	H: 2 LOB: 1 BB: 1 P: 16		R: 0 E: 0 K: 1 S: 14	H: 1 LOB: 2 BB: 1 P: 23	1B: 6 2B: 2 3B: 0 HR: 0	SF: 1 SAC: 0 DP: 2 HBP: 1	WP: 0 PB: 0 SB: 1 CS: 1	PA: 37		
PITCHER	IP	WLS	BF	H	R	ER	SO	BB	IBB	HBP	BLK	WP	HR	S	P	ERA	WHIP								
Jack McDowell, R (1, 1) ERA: 3.69	7.2	W	31	6	3	3	2	4	0	1	0	0	0	63	102	3.52	1.304								
Bobby Thigpen, R (8, 1) ERA: 2.04	1.1	S	6	1	0	0	1	1	0	0	0	0	0	15	24	0.00	1.500								

Batter	1	2	3	4	5	6	7	8	9	AB	R	H	RBI	BB	SO	LOB	BOTTOM								
Phil Bradley, R (1, 10) OBP: 0.345, SLG: 0.335	G5-3		L1		G4-3			G6-3		4	0	0	0	0	0	1	Kansas City Royals @ Chicago White Sox Comiskey Park, Chicago, IL Tue Sep 04 1990, 8:05 PM EDT Att: 20,360 - Unknown - 90 F								
Lance Johnson, L (1, 8) OBP: 0.308, SLG: 0.339	E3 1B G4-3		2B 2B		WP 1B			L3		4	3	2	0	0	0	0									
Ivan Calderon, R (1, 7) OBP: 0.344, SLG: 0.443	G4-3 1B		F9		WP 1B BB			HR		3	2	2	1	1	0	1									
Dan Pasqua, L (1, 9) OBP: 0.366, SLG: 0.545 Sammy Sosa, R (8, PR) OBP: 0.295, SLG: 0.405 (9, 9)	G4-3 BB		2B		G6-4-3 1B			S BB		2	0	2	3	2	0	0									
Carlton Fisk, R (1, 2) OBP: 0.372, SLG: 0.449	G4-3		F8		G6-4-3			L7		4	0	0	1	0	0	5									
Frank Thomas, R (1, 3) OBP: 0.402, SLG: 0.471 Steve Lyons, L (9, 3) OBP: 0.253, SLG: 0.277	F9		K		F8			K		4	0	0	0	0	2	4									
Robin Ventura, L (1, 5) OBP: 0.310, SLG: 0.298			F7		G3			E IBB		3	0	0	0	1	0	0									
Scott Fletcher, R (1, 4) OBP: 0.312, SLG: 0.320			G6-3		1B			G4-3		4	0	1	0	0	0	1									
Ozzie Guillen, L (1, 6) OBP: 0.322, SLG: 0.359			G5-3		G4-3			CS 1B		3	0	1	0	0	0	1									
Inning Stats	R: 1 E: 1 K: 0 S: 11	H: 1 LOB: 2 BB: 1 P: 17	R: 0 E: 0 K: 0 S: 5	H: 0 LOB: 0 BB: 0 P: 9	R: 1 E: 0 K: 0 S: 13	H: 2 LOB: 1 BB: 0 P: 18	R: 0 E: 0 K: 1 S: 13	H: 1 LOB: 1 BB: 0 P: 15	R: 2 E: 0 K: 0 S: 11	H: 2 LOB: 0 BB: 1 P: 20	R: 0 E: 0 K: 0 S: 4	H: 0 LOB: 0 BB: 0 P: 6	R: 0 E: 0 K: 0 S: 8	H: 1 LOB: 0 BB: 0 P: 11	R: 2 E: 0 K: 1 S: 15	H: 1 LOB: 2 BB: 2 P: 28		1B: 5 2B: 2 3B: 0 HR: 1	SF: 0 SAC: 0 DP: 1 HBP: 0	WP: 1 PB: 0 SB: 5 CS: 1	PA: 35				
PITCHER	IP	WLS	BF	H	R	ER	SO	BB	IBB	HBP	BLK	WP	HR	S	P	ERA	WHIP								
Andy McGaffigan, R (1, 1) ERA: 3.89	6.0	L	26	6	4	3	1	2	0	0	0	0	0	57	85	4.50	1.333								
Steve Crawford, R (7, 1) ERA: 3.19	1.0		3	1	0	0	0	0	0	0	0	0	0	8	11	0.00	1.000								
Jeff Montgomery, R (8, 1) ERA: 2.48	1.0		6	1	2	1	1	1	1	0	0	0	1	15	28	9.00	2.000								

Batter	1	2	3	4	5	6	7	8	9	AB	R	H	RBI	BB	SO	LOB	TOP					
Kevin Seitzer, R (1.5) OBP: 0.343, SLG: 0.367	0-3 K		2-2 F9			1-1 L8		1-1 BB 2B		4	0	1	0	0	1	1	Kansas City Royals @ Chicago White Sox Comiskey Park, Chicago, IL Wed Sep 05 1990, 8:05 PM EDT Att: 19,526 - Unknown - 60 F livebaseballscorecards.com					
Brian McRae, S (1.8) OBP: 0.319, SLG: 0.391	0-1 G3 1B		2-1 P4			0-0 FC5-4 1-2		1-0 G5-3		4	0	1	0	0	0	2						
George Brett, L (1.3) OBP: 0.382, SLG: 0.491	0-0 G3 1-2			1-0 G4-3		2-1 G4-3		4-0 BB IBB		3	0	0	0	1	0	2						
Danny Tartabull, R (1.9) OBP: 0.347, SLG: 0.489	3-0 G5-3			3-3 K			2-1 BB 2B	4-2 1-2 2-3 BB		3	0	1	0	1	1	1						
Bo Jackson, R (1.10) OBP: 0.355, SLG: 0.528		1-3 K		0-3 K			2-3 K	0-3 K		4	0	0	0	0	4	4						
Willie Wilson, S (1.7) OBP: 0.346, SLG: 0.370		2-2 CS 1B			1-0 L3-1		1-0 BB HBP		0-0 F9	3	0	1	0	0	0	0						
Bill Pecota, R (1.6) OBP: 0.336, SLG: 0.388		4-1 1-2 BB			2-1 G5-3		4-1 1-2 2-3 BB	3-2 G6-3		2	0	0	0	2	0	0						
Frank White, R (1.4) OBP: 0.248, SLG: 0.290		2-1 L5			1-1 G6-3		0-1 L8-2 3-H	0-1 P9		4	0	0	0	0	0	4						
Bob Boone, R (1.2) OBP: 0.331, SLG: 0.255			1-0 P3			4-2 FC5-4 BB		1-1 G4-3		2	0	0	0	1	0	0						
Inning Stats	R: 0 E: 0 K: 1 S: 7	H: 1 LOB: 1 BB: 0 P: 10	R: 0 E: 0 K: 1 S: 9	H: 1 LOB: 1 BB: 1 P: 18	R: 0 E: 0 K: 2 S: 6	H: 0 LOB: 0 BB: 0 P: 11	R: 0 E: 0 K: 0 S: 7	H: 0 LOB: 0 BB: 0 P: 11	R: 0 E: 0 K: 0 S: 5	H: 0 LOB: 0 BB: 0 P: 9	R: 0 E: 0 K: 0 S: 7	H: 0 LOB: 1 BB: 1 P: 14	R: 0 E: 0 K: 1 S: 8	H: 1 LOB: 2 BB: 1 P: 17	R: 0 E: 0 K: 1 S: 10	H: 1 LOB: 3 BB: 2 P: 21	R: 0 E: 0 K: 0 S: 7	H: 0 LOB: 0 BB: 0 P: 10	1B: 2 2B: 3 3B: 0 HR: 0	SF: 0 SAC: 0 DP: 1 HBP: 1	WP: 0 PB: 0 SB: 0 CS: 1	PA: 35
PITCHER Greg Hibbard, L (1.1) ERA: 2.95	IP: 9.0 WLS: W BF: 35 H: 4 R: 0 ER: 0 SO: 6 BB: 4 IBB: 1 HBP: 1 BLK: 0 WP: 0 HR: 0 S: 66 P: 121 ERA: 0.00 WHIP: 0.889															PITCHER	IP: 9.0 WLS: W BF: 35 H: 4 R: 0 ER: 0 SO: 6 BB: 4 IBB: 1 HBP: 1 BLK: 0 WP: 0 HR: 0 S: 66 P: 121 ERA: 0.00 WHIP: 0.889					

Batter	1	2	3	4	5	6	7	8	9	AB	R	H	RBI	BB	SO	LOB	BOTTOM					
Lance Johnson, L (1.8) OBP: 0.307, SLG: 0.337	0-0 P6		0-1 F8			0-3 K		4-1 1B 1B BB		3	1	0	0	1	1	0	Kansas City Royals @ Chicago White Sox Comiskey Park, Chicago, IL Wed Sep 05 1990, 8:05 PM EDT Att: 19,526 - Unknown - 60 F livebaseballscorecards.com					
Robin Ventura, L (1.5) OBP: 0.311, SLG: 0.298	4-1 G6-4-3 BB		2-3 K			1-2 G6-3		0-1 1B 1B		3	0	1	2	1	1	0						
Ivan Calderon, R (1.7) OBP: 0.345, SLG: 0.442	0-0 G6-4-3 1-2			4-2 G5-4-3 BB			1-0 G4-3	0-0 1-2 3-H 1B		3	0	1	1	1	0	1						
Dan Pasqua, L (1.10) OBP: 0.365, SLG: 0.541		2-2 BB 1B		0-1 L9			3-2 P7	3-2 P4		4	0	1	0	0	0	3						
Carlton Fisk, R (1.2) OBP: 0.370, SLG: 0.445		0-2 P6		1-1 G5-4-3 1-2			1-0 F8			3	0	0	0	0	0	2						
Frank Thomas, R (1.3) OBP: 0.408, SLG: 0.467 Rodney McCray, R (8, FR)		4-2 BB BB			2-1 G4-3			4-1 BB SH2-4 BB		1	0	0	0	2	0	0						
Steve Lyons, L (9.3) OBP: 0.253, SLG: 0.277		1-2 BB			0-1 G6-3			1-1 SH2-4		2	0	0	0	0	1	2						
Sammy Sosa, R (1.9) OBP: 0.283, SLG: 0.404		1-3 K			0-0 G6-3			1-3 K		3	0	0	0	0	1	4						
Scott Fletcher, R (1.4) OBP: 0.310, SLG: 0.318		0-0 G6-3			0-0 P5			4-0 BB 1B IBB		2	1	0	0	1	0	0						
Ozzie Guillen, L (1.6) OBP: 0.322, SLG: 0.358			2-2 L4			1-2 F7				2	1	0	0	1	0	0						
Inning Stats	R: 0 E: 0 K: 0 S: 3	H: 0 LOB: 0 BB: 1 P: 7	R: 0 E: 0 K: 1 S: 12	H: 1 LOB: 2 BB: 1 P: 19	R: 0 E: 0 K: 1 S: 8	H: 0 LOB: 0 BB: 0 P: 12	R: 0 E: 0 K: 0 S: 6	H: 0 LOB: 0 BB: 1 P: 11	R: 0 E: 0 K: 0 S: 5	H: 0 LOB: 0 BB: 0 P: 7	R: 0 E: 0 K: 1 S: 9	H: 0 LOB: 0 BB: 0 P: 11	R: 0 E: 0 K: 0 S: 5	H: 0 LOB: 0 BB: 0 P: 10	R: 3 E: 0 K: 1 S: 20	H: 2 LOB: 2 BB: 3 P: 37	R: 0 E: 0 K: 0 S: 7	H: 0 LOB: 0 BB: 0 P: 10	1B: 3 2B: 0 3B: 0 HR: 0	SF: 0 SAC: 1 DP: 2 HBP: 0	WP: 0 PB: 0 SB: 0 CS: 0	PA: 31
PITCHER Mel Stottlemyre, R (1.1) ERA: 3.81 Steve Farr, R (8.1) ERA: 2.25	IP: 7.0 WLS: L BF: 23 H: 1 R: 0 ER: 0 SO: 3 BB: 3 IBB: 0 HBP: 0 BLK: 0 WP: 0 HR: 0 S: 48 P: 77 ERA: 0.00 WHIP: 0.571															PITCHER	IP: 8.1 WLS: L BF: 23 H: 2 R: 3 ER: 2 SO: 2 BB: 3 IBB: 1 HBP: 0 BLK: 0 WP: 0 HR: 0 S: 48 P: 77 ERA: 27.00 WHIP: 4.000					

Batter	1	2	3	4	5	6	7	8	9	AB	R	H	RBI	BB	SO	LOB	TOP										
Brian McRae, S OBP: 0.306, SLG: 0.374	G5-3		K			F8		P6		4	0	0	0	0	1	0	Kansas City Royals @ Texas Rangers Arlington Stadium, Arlington, TX Thu Sep 06 1990, 8:05 PM EDT Att: 20,694 - Unknown - 99 F livebaseballscorecards.com										
Kevin Seitzer, R OBP: 0.346, SLG: 0.369	2B E 1B		K					1B 1B		3	1	2	0	1	1	0											
George Brett, L OBP: 0.383, SLG: 0.494	E9 1-H 2B		F7			K		1-1 1-2 1B		4	0	2	0	0	1	1											
Bo Jackson, R OBP: 0.351, SLG: 0.521	K					F9		G5-3 1-2		4	0	0	0	0	2	4											
Danny Tartabull, R OBP: 0.347, SLG: 0.486	F8									2	0	0	0	1	0	1											
Jeff Schulz, L OBP: 0.372, SLG: 0.432										1	0	0	0	0	0	0											
Jim Eisenreich, L OBP: 0.345, SLG: 0.412										4	0	2	0	0	1	0											
Kurt Stillwell, S OBP: 0.311, SLG: 0.354						F7		F8 1B		3	0	0	0	1	0	3											
Mike Macfarlane, R OBP: 0.308, SLG: 0.393						P7		F7		3	0	0	0	0	1	3											
Rey Palacios, R OBP: 0.295, SLG: 0.393								F8		1	0	0	0	0	0	1											
Steve Jeltz, S OBP: 0.192, SLG: 0.185						G1-3		FC6-4 1-2		2	0	0	0	0	1	1											
Gerald Perry, L OBP: 0.315, SLG: 0.369										1	0	0	0	0	0	2											
Bill Pecota, R OBP: 0.336, SLG: 0.388										0	0	0	0	0	0	0											
Inning Stats	R: 1 E: 1 K: 1 S: 12	H: 2 LOB: 1 BB: 0 P: 19	R: 0 E: 0 K: 3 S: 13	H: 0 LOB: 1 BB: 1 P: 21	R: 0 E: 0 K: 2 S: 10	H: 0 LOB: 0 BB: 0 P: 16	R: 0 E: 0 K: 1 S: 6	H: 0 LOB: 0 BB: 0 P: 8	R: 0 E: 0 K: 0 S: 7	H: 0 LOB: 1 BB: 1 P: 9	R: 0 E: 0 K: 1 S: 7	H: 0 LOB: 1 BB: 1 P: 13	R: 0 E: 0 K: 0 S: 8	H: 1 LOB: 2 BB: 1 P: 18	R: 0 E: 0 K: 0 S: 6	H: 2 LOB: 1 BB: 0 P: 10	R: 0 E: 0 K: 0 S: 9	H: 1 LOB: 1 BB: 0 P: 15	1B: 5 2B: 1 3B: 0 HR: 0	SF: 0 SAC: 0 DP: 1 HBP: 0	WP: 0 PB: 0 SB: 0 CS: 0	PA: 35					
PITCHER	IP	WLS	BF	H	R	ER	SO	BB	IBB	HBP	BLK	WP	HR	S	P	ERA	WHIP										
Bobby Witt, R ERA: 3.29	(1, 1)	7.0	W	27	3	1	0	8	3	0	0	0	0	63	104	0.00	0.857										
Joe Bitker, R ERA:	(8, 1)	2.0		8	3	0	0	0	0	0	0	0	0	15	25	0.00	1.500										

Batter	1	2	3	4	5	6	7	8	9	AB	R	H	RBI	BB	SO	LOB	BOTTOM											
Jeff Huson, L OBP: 0.332, SLG: 0.294	BB HR 1B		K			G6-3				3	2	1	0	1	1	1	Kansas City Royals @ Texas Rangers Arlington Stadium, Arlington, TX Thu Sep 06 1990, 8:05 PM EDT Att: 20,694 - Unknown - 99 F livebaseballscorecards.com											
Kevin Belcher, R ERA:	(8, 9)									0	1	0	0	1	0	0												
Julio Franco, R OBP: 0.381, SLG: 0.398										5	2	2	3	0	1	2												
Jeff Kunkel, R OBP: 0.230, SLG: 0.307	HR 1B		K			F8		HR		0	0	0	0	0	0	0												
Rafael Palmeiro, L OBP: 0.366, SLG: 0.480										4	3	3	0	1	0	1												
Chad Kreuter, S ERA:	(8, 2)									0	0	0	0	0	0	0												
Ruben Sierra, S OBP: 0.330, SLG: 0.448										4	1	2	4	1	1	2												
Gary Green, R OBP: 0.236, SLG: 0.250										0	0	0	0	0	0	0												
Jack Daugherty, S OBP: 0.360, SLG: 0.441										3	1	2	2	1	0	1												
John Russell, R OBP: 0.331, SLG: 0.366										1	0	0	0	0	1	1												
Pete Incaviglia, R OBP: 0.302, SLG: 0.412										5	0	3	1	0	0	4												
Joe Bitker, R ERA:	(8, 1)									0	0	0	0	0	0	0												
Geno Petralli, L OBP: 0.304, SLG: 0.304										2	1	1	0	1	0	2												
Mike Stanley, R OBP: 0.346, SLG: 0.357										2	0	1	1	0	0	0												
Juan Gonzalez, R OBP: 0.231, SLG: 0.440										5	0	1	1	0	1	5												
Steve Buechele, R OBP: 0.311, SLG: 0.362										4	0	1	0	0	0	1												
Scott Coolbaugh, R OBP: 0.272, SLG: 0.272										1	1	0	0	0	0	0												
Inning Stats	R: 4 E: 0 K: 1 S: 16	H: 5 LOB: 1 BB: 1 P: 30	R: 1 E: 0 K: 0 S: 12	H: 1 LOB: 3 BB: 3 P: 27	R: 1 E: 0 K: 2 S: 11	H: 1 LOB: 1 BB: 1 P: 19	R: 1 E: 0 K: 0 S: 14	H: 3 LOB: 2 BB: 0 P: 22	R: 0 E: 0 K: 0 S: 5	H: 0 LOB: 0 BB: 0 P: 8	R: 2 E: 0 K: 1 S: 14	H: 4 LOB: 1 BB: 1 P: 22	R: 3 E: 0 K: 1 S: 14	H: 3 LOB: 1 BB: 1 P: 21	R: 0 E: 0 K: 0 S: 7	H: 0 LOB: 0 BB: 0 P: 9	1B: 12 2B: 3 3B: 0 HR: 2	SF: 0 SAC: 0 DP: 2 HBP: 0	WP: 0 PB: 0 SB: 0 CS: 0	PA: 45								
PITCHER	IP	WLS	BF	H	R	ER	SO	BB	IBB	HBP	BLK	WP	HR	S	P	ERA	WHIP											
Chris Codiroli, R ERA: 7.11	(1, 1)	1.2	L	14	6	5	5	1	3	1	0	0	0	0	26	54	27.00	5.400										
Steve Crawford, R ERA: 3.3	(2, 1)	3.1		15	4	2	2	2	1	0	0	0	0	32	52	5.40	1.500											
Israel Sanchez, L ERA: 11.81	(6, 1)	2.0		13	7	5	5	2	1	0	0	0	1	28	43	22.50	4.000											
Jeff Montgomery, R ERA: 2.44	(8, 1)	1.0		3	0	0	0	0	0	0	0	0	0	7	9	0.00	0.000											

Batter	1	2	3	4	5	6	7	8	9	AB	R	H	RBI	BB	SO	LOB	TOP								
Brian McRae, S OBP: 0.311, SLG: 0.375	G4-3 1B		G5-3 1B		G5-3 1		K 1		K 3	5	1	2	0	0	2	1	Kansas City Royals @ Texas Rangers Arlington Stadium, Arlington, TX Fri Sep 07 1990, 8:05 PM EDT Att: 19,750 - Unknown - 99 F								
Kevin Seitzer, R OBP: 0.343, SLG: 0.366	K 1		F8 1		L8 2		F7 2			4	0	0	0	0	1	3									
George Brett, L OBP: 0.384, SLG: 0.493	G4-3 2		1B 1		2H 1B 3		F7 3			3	0	1	1	1	0	1									
Danny Tartabull, R OBP: 0.346, SLG: 0.484	K 3		G6-4-3 1B 2		G4-3 1-2		L8 1			1	0	0	0	0	1	1									
Jim Eisenreich, L OBP: 0.345, SLG: 0.412			1-2 2H 1B 3							3	0	1	1	0	0	1									
Bo Jackson, R OBP: 0.355, SLG: 0.532		G4-3 1B 2	G6-4-3 1-2 3			0-2 BB 1B 3		HR 2		3	2	2	1	1	0	2									
Willie Wilson, S OBP: 0.345, SLG: 0.368		1-1 FC4-6 1H 1B 3			G4-3 1		F7 1		P3 2	4	0	1	1	0	0	1									
Kurt Stillwell, S OBP: 0.308, SLG: 0.351		0-2 FC4-6 1-2 CS 3			K 2		L7 2		G4-3 3	4	0	0	0	0	1	2									
Mike Macfarlane, R OBP: 0.310, SLG: 0.391		4-1 1-2 BB 3			K 3				G5-3 1	2	0	0	0	2	1	0									
Frank White, R OBP: 0.250, SLG: 0.296									P5 2	2	1	1	0	0	0	1									
Jeff Schutz, L OBP: 0.364, SLG: 0.421										1	0	0	0	0	0	2									
Steve Jeltz, S OBP: 0.192, SLG: 0.185										0	0	0	0	0	0	0									
Gerald Perry, L OBP: 0.318, SLG: 0.368										1	0	0	0	0	0	0									
Inning Stats	R: 0 E: 0 K: 2 S: 12	H: 1 LOB: 1 BB: 0 P: 16	R: 1 E: 0 K: 0 S: 11	H: 1 LOB: 1 BB: 2 P: 20	R: 1 E: 0 K: 0 S: 10	H: 2 LOB: 1 BB: 1 P: 19	R: 0 E: 0 K: 2 S: 8	H: 0 LOB: 0 BB: 0 P: 14	R: 1 E: 0 K: 0 S: 9	H: 2 LOB: 2 BB: 1 P: 15	R: 0 E: 0 K: 0 S: 9	H: 1 LOB: 2 BB: 1 P: 14	R: 0 E: 0 K: 1 S: 9	H: 0 LOB: 0 BB: 0 P: 14	R: 1 E: 0 K: 0 S: 8	H: 1 LOB: 0 BB: 0 P: 12	R: 0 E: 0 K: 1 S: 7	H: 0 LOB: 0 BB: 0 P: 10	1B: 6 2B: 1 3B: 0 HR: 1	SF: 0 SAC: 0 DP: 1 HBP: 0	WP: 0 PB: 0 SB: 4 CS: 1	PA: 37			
PITCHER	IP	WLS	BF	H	R	ER	SO	BB	IBB	HBP	BLK	WP	HR	S	P	ERA	WHIP								
Charlie Hough, R ERA: 3.94	8.0	W	34	8	4	4	5	4	0	0	0	0	1	76	124	4.50	1.500								
Brad Amsberg, R ERA: 1.83	1.0		3	0	0	0	1	0	0	0	0	0	0	7	10	0.00	0.000								

AB	33
R	4
H	8
RBI	4
BB	4
SO	6
LOB	15



Batter	1	2	3	4	5	6	7	8	9	AB	R	H	RBI	BB	SO	LOB	BOTTOM								
Jeff Huson, L OBP: 0.327, SLG: 0.289	F7 1	G4-3 2		L9 3	G3 3		K 2			5	0	0	1	0	1	7	Kansas City Royals @ Texas Rangers Arlington Stadium, Arlington, TX Fri Sep 07 1990, 8:05 PM EDT Att: 19,750 - Unknown - 99 F								
Julio Franco, R OBP: 0.379, SLG: 0.396	K 2	K 3			1B SF8 1		G4-3 1		FC4-6 1-2 3	5	1	1	0	0	2	3									
Rafael Palmeiro, L OBP: 0.364, SLG: 0.478		BB 3		G4-3 1	0-2 3B 1B 3		K 2		G3 1	4	1	1	0	1	1	0									
Ruben Sierra, S OBP: 0.331, SLG: 0.449	G4-3 3			P5 2	0-1 SF8 1		1B 1B 3		1B 1B 3	4	1	2	1	0	0	1									
Jack Daugherty, S OBP: 0.365, SLG: 0.453		HR 1B 3		K 3	2-1 SF8 1H 3B 3		1-1 1B 3		CI 1B 3	4	2	3	1	0	1	0									
Pete Incaviglia, R OBP: 0.305, SLG: 0.428		HR 1H 3		K 1	0-1 SF8 3H 3		HR 1-2 2H 1B 3		1B 1-2 2H 1B 3	4	2	3	5	0	1	0									
Juan Gonzalez, R OBP: 0.323, SLG: 0.633		SH G4-3 1B 3			1-0 2B 3		HR 1B 3		L6 2	5	2	4	1	0	0	2									
Mike Stanley, R OBP: 0.354, SLG: 0.359		SH G4-3 1-3 3			1-2 1B 3		1B 1B 3		F8 3	2	0	1	0	2	0	2									
Steve Buechele, R OBP: 0.310, SLG: 0.360		K 1			P4 1-2 1B 3				K 1	4	0	1	0	0	2	6									
Inning Stats	R: 0 E: 0 K: 1 S: 10	H: 0 LOB: 1 BB: 1 P: 18	R: 3 E: 1 K: 2 S: 19	H: 3 LOB: 1 BB: 0 P: 25	R: 0 E: 0 K: 1 S: 8	H: 0 LOB: 0 BB: 0 P: 11	R: 0 E: 0 K: 1 S: 9	H: 1 LOB: 2 BB: 1 P: 17	R: 4 E: 0 K: 0 S: 26	H: 6 LOB: 2 BB: 0 P: 34	R: 0 E: 0 K: 1 S: 8	H: 2 LOB: 2 BB: 0 P: 13	R: 1 E: 0 K: 2 S: 17	H: 2 LOB: 2 BB: 1 P: 27	R: 1 E: 1 K: 0 S: 10	H: 2 LOB: 2 BB: 0 P: 15		1B: 11 2B: 1 3B: 1 HR: 3	SF: 2 SAC: 1 DP: 0 HBP: 0	WP: 0 PB: 0 SB: 0 CS: 0	PA: 44				
PITCHER	IP	WLS	BF	H	R	ER	SO	BB	IBB	HBP	BLK	WP	HR	S	P	ERA	WHIP								
Tom Gordon, R ERA: 3.53	4.2	L	27	10	7	6	5	2	0	0	0	0	1	28	46	3.86	2.571								
Steve Farr, R ERA: 2.29	2.1		11	4	1	1	3	1	0	0	0	0	0	10	15	0.00	2.000								
Jeff Montgomery, R ERA: 2.41	1.0		6	2	1	0	0	0	0	0	0	0	0	10	15	0.00	2.000								

AB	37
R	9
H	16
RBI	9
BB	3
SO	8
LOB	21



Batter	1	2	3	4	5	6	7	8	9	AB	R	H	RBI	BB	SO	LOB	TOP			
Kevin Seitzer , R OBP: 0.342, SLG: 0.364 (1.5)	1-3 K		1-2 F9			2-3 K		0-0 SAFE SH5-3		3	0	0	0	0	2	0				
Jim Eisenreich , L OBP: 0.344, SLG: 0.412 (1.9)	2-3 K		1-0 P4			1-3 K		1-1 F8 2-H 2B		4	0	1	1	0	2	0				
George Brett , L OBP: 0.385, SLG: 0.493 (1.7)	2-2 P3				0-0 S 1B	0-2 FC5-4 1B		0-1 F8 2-3		4	0	2	0	0	0	1				
Bo Jackson , R OBP: 0.354, SLG: 0.527 (1.10)		0-0 G1-3			0-3 K	0-0 FC5-4 1-2		4-0 IBB		3	0	0	0	1	1	2				
Gerald Perry , L OBP: 0.318, SLG: 0.365 (1.3)		4-2 S BB			2-3 K			1-1 G1-3		3	0	0	0	1	1	3				
Willie Wilson , S OBP: 0.347, SLG: 0.368 (1.8)		4-2 BB			1-0 F8		0-1 BLK 1B		0-2 F3	3	0	1	0	1	0	1				
Kurt Stillwell , S OBP: 0.306, SLG: 0.348 (1.6)		3-2 F7			2-3 K		3-3 K 1-2		2-2 G6-3	4	0	0	0	0	2	3				
Mike Macfarlane , R OBP: 0.309, SLG: 0.389 (1.2)		2-1 P5			0-0 P2		0-1 G5-3		1-0 FC6-4 1B	4	0	1	0	0	0	3				
Bill Pecota , R OBP: 0.335, SLG: 0.382 (1.4)				2-2 G5-3		3-2 F7		4-2 SH5-3 2B BB	1-1 FC6-4 1-2	3	1	0	0	1	0	1				
Inning Stats	R: 0 H: 0 E: 0 K: 2 S: 11	H: 0 LOB: 0 BB: 0 P: 16	R: 0 H: 0 E: 0 K: 0 S: 12	H: 0 LOB: 2 BB: 2 P: 25	R: 0 H: 0 E: 0 K: 0 S: 11	H: 0 LOB: 0 BB: 0 P: 15	R: 0 H: 1 E: 0 K: 2 S: 9	H: 1 LOB: 1 BB: 0 P: 12	R: 0 H: 0 E: 0 K: 1 S: 7	H: 0 LOB: 0 BB: 0 P: 12	R: 0 H: 1 E: 0 K: 1 S: 10	H: 1 LOB: 1 BB: 0 P: 13	R: 0 H: 1 E: 0 K: 1 S: 8	H: 1 LOB: 2 BB: 2 P: 20	R: 0 H: 1 E: 0 K: 0 S: 10	H: 1 LOB: 1 BB: 0 P: 14	1B: 4 2B: 1 3B: 0 HR: 0	SF: 0 SAC: 1 DP: 0 HBP: 0	WP: 0 PB: 0 SB: 2 CS: 0	PA: 36
PITCHER	IP	WLS	BF	H	R	ER	SO	BB	IBB	HBP	BLK	WP	HR	S	P	ERA	WHIP			
Nolan Ryan , R ERA: 3.47 (1.1)	7.0		27	3	1	1	8	3	0	0	1	0	0	71	113	1.29	0.857			
Kenny Rogers , L ERA: 3.55 (8.1)	2.0	W	9	2	0	0	0	0	1	0	0	0	0	17	27	0.00	1.000			

Kansas City Royals @ Texas Rangers
Arlington Stadium, Arlington, TX
Sat Sep 08 1990, 8:05 PM EDT
Att: 34,412 - Unknown - 83 F

AB	31
R	1
H	5
RBI	1
BB	4
SO	8
LOB	14



Batter	1	2	3	4	5	6	7	8	9	AB	R	H	RBI	BB	SO	LOB	BOTTOM					
Jeff Huson , L OBP: 0.324, SLG: 0.286 (1.6)	0-3 K		0-0 P5			1-1 F7			1-2 F7	4	0	0	0	0	1	0						
Julio Franco , R OBP: 0.382, SLG: 0.404 (1.4)	3-2 S 1B			1-2 F8			1-1 HR		3-1 2B 1B	4	2	3	1	0	0	0						
Rafael Palmeiro , L OBP: 0.363, SLG: 0.478 (1.3)	2-2 SAFE G4-3			0-0 F8			0-0 G3		2-2 SAFE SAFE SAFE SAFE SAFE SAFE 1-H 2B	4	0	1	1	0	0	1						
Ruben Sierra , S OBP: 0.329, SLG: 0.446 (1.9)	3-2 P3			1-0 P6			0-1 G4-3			3	0	0	0	0	0	1						
Jack Daugherty , S OBP: 0.361, SLG: 0.448 (1.10)		2-1 P5			1-3 K			3-1 G4-3		3	0	0	0	0	1	0						
Pete Incaviglia , R OBP: 0.303, SLG: 0.425 (1.7)		0-2 P4			1-3 K			1-0 L7		3	0	0	0	0	1	0						
Juan Gonzalez , R OBP: 0.294, SLG: 0.576 (1.8)		2-3 K			0-2 F8			0-1 P3		3	0	0	0	0	1	0						
Mike Stanley , R OBP: 0.350, SLG: 0.355 (1.2)					1-3 K			4-1 BB		2	0	0	0	0	1	0						
Kevin Reimer , L OBP: 0.341, SLG: 0.443 (8, PH)						0-0 F8				0	0	0	0	1	0	0						
Gary Pettis , S OBP: 0.333, SLG: 0.339 (8, FR)										0	0	0	0	0	0	0						
Chad Kreuter , S (9.2)										0	0	0	0	0	0	0						
Steve Buechele , R OBP: 0.306, SLG: 0.355 (1.5)				1-0 P3		2-1 G5-3		2-3 K		3	0	0	0	0	1	1						
Inning Stats	R: 0 H: 1 E: 0 K: 1 S: 15	H: 0 LOB: 1 BB: 0 P: 23	R: 0 H: 0 E: 0 K: 1 S: 8	H: 0 LOB: 0 BB: 0 P: 12	R: 0 H: 0 E: 0 K: 1 S: 5	H: 0 LOB: 0 BB: 0 P: 7	R: 0 H: 0 E: 0 K: 0 S: 5	H: 0 LOB: 0 BB: 0 P: 7	R: 0 H: 0 E: 0 K: 2 S: 10	H: 0 LOB: 0 BB: 0 P: 12	R: 0 H: 0 E: 0 K: 0 S: 5	H: 0 LOB: 0 BB: 0 P: 8	R: 1 H: 1 E: 0 K: 0 S: 7	H: 1 LOB: 0 BB: 0 P: 11	R: 0 H: 0 E: 0 K: 1 S: 7	H: 0 LOB: 1 BB: 1 P: 14	R: 1 H: 2 E: 0 K: 0 S: 9	H: 2 LOB: 1 BB: 0 P: 15	1B: 2 2B: 1 3B: 0 HR: 1	SF: 0 SAC: 0 DP: 0 HBP: 0	WP: 0 PB: 0 SB: 1 CS: 0	PA: 30
PITCHER	IP	WLS	BF	H	R	ER	SO	BB	IBB	HBP	BLK	WP	HR	S	P	ERA	WHIP					
Kevin Appier , R ERA: 2.82 (1.1)	1	L	29	3	2	2	6	1	0	0	0	0	0	1	67	2.16	0.480					
Israel Sanchez , L ERA: 11.81 (9.1)	0.0		1	1	0	0	0	0	0	0	0	0	0	4	6	∞	∞					

Kansas City Royals @ Texas Rangers
Arlington Stadium, Arlington, TX
Sat Sep 08 1990, 8:05 PM EDT
Att: 34,412 - Unknown - 83 F

AB	29
R	2
H	4
RBI	2
BB	1
SO	6
LOB	3



Batter	1	2	3	4	5	6	7	8	9	AB	R	H	RBI	BB	SO	LOB	TOP							
Brian McRae, S (1, 8) OBP: 0.306, SLG: 0.360										4	0	0	0	1	3	3	Kansas City Royals @ Texas Rangers Arlington Stadium, Arlington, TX Sun Sep 09 1990, 4:33 AM EDT Att: 16,909 - Overcast - 78 F							
Kevin Seitzer, R (1, 5) OBP: 0.341, SLG: 0.363										4	1	1	0	0	0	3								
George Brett, L (1, 3) OBP: 0.386, SLG: 0.499										4	1	2	4	0	1	0								
Bo Jackson, R (1, 10) OBP: 0.353, SLG: 0.524										4	0	1	0	0	1	2								
Jim Eisenreich, L (1, 7) OBP: 0.343, SLG: 0.411										4	0	1	0	0	1	1								
Jeff Schultz, L (1, 9) OBP: 0.354, SLG: 0.405										4	1	1	0	0	2	1								
Mike Macfarlane, R (9, 2) OBP: 0.309, SLG: 0.389										0	0	0	0	0	0	0								
Kurt Stillwell, S (1, 6) OBP: 0.307, SLG: 0.349										4	0	2	0	0	0	0								
Bill Pecota, R (1, 4) OBP: 0.339, SLG: 0.386										3	1	2	1	0	1	0								
Bob Boone, R (1, 2) OBP: 0.331, SLG: 0.257										3	1	1	0	0	0	2								
Willie Wilson, S (9, PH) OBP: 0.346, SLG: 0.367										1	0	0	0	0	1	1								
Steve Jeltz, S (9, 7) OBP: 0.192, SLG: 0.185										0	0	0	0	0	0	0								
Inning Stats	R: 0 E: 0 K: 1 S: 7	H: 0 LOB: 0 BB: 0 P: 13	R: 0 E: 0 K: 1 S: 12	H: 1 LOB: 0 BB: 0 P: 13	R: 2 E: 1 K: 0 S: 16	H: 3 LOB: 2 BB: 1 P: 27	R: 1 E: 0 K: 1 S: 16	H: 4 LOB: 0 BB: 0 P: 23	R: 2 E: 0 K: 1 S: 9	H: 2 LOB: 0 BB: 0 P: 16	R: 0 E: 0 K: 2 S: 10	H: 0 LOB: 0 BB: 0 P: 15	R: 0 E: 0 K: 2 S: 8	H: 0 LOB: 0 BB: 0 P: 14	R: 0 E: 0 K: 2 S: 8	H: 0 LOB: 0 BB: 0 P: 12	R: 0 E: 0 K: 1 S: 9	H: 1 LOB: 1 BB: 0 P: 13	1B: 10 2B: 9 3B: 0 HR: 1	SF: 0 SAC: 1 DP: 1 HBP: 0	WP: 0 PB: 0 SB: 0 CS: 0	PA: 37		
PITCHER	IP	WLS	BF	H	R	ER	SO	BB	IBB	HBP	BLK	WP	HR	S	P	ERA	WHIP							
Gerald Alexander, R (1, 1) ERA: 8.1	3.1	2	17	8	3	3	2	1	0	0	0	0	0	45	68	8.10	2.700							
Craig McMurry, R (4, 1) ERA: 3.83	2.2	10	2	2	2	3	0	0	0	0	0	0	1	25	39	6.75	0.750							
Mike Jeffcoat, L (7, 1) ERA: 4.51	2.0	6	0	0	0	4	0	0	0	0	0	0	0	16	26	0.00	0.000							
Brad Arnsberg, R (9, 1) ERA: 1.8	1.0	W	4	1	0	0	1	0	0	0	0	0	0	9	13	0.00	1.000							

Batter	1	2	3	4	5	6	7	8	9	AB	R	H	RBI	BB	SO	LOB	BOTTOM							
Gary Pettis, S (1, 8) OBP: 0.331, SLG: 0.337										5	0	1	0	0	2	2	Kansas City Royals @ Texas Rangers Arlington Stadium, Arlington, TX Sun Sep 09 1990, 4:33 AM EDT Att: 16,909 - Overcast - 78 F							
Julio Franco, R (1, 4) OBP: 0.388, SLG: 0.405										2	3	1	0	2	0	2								
Rafael Palmeiro, L (1, 3) OBP: 0.363, SLG: 0.480										5	0	2	3	0	0	4								
Ruben Sierra, S (1, 10) OBP: 0.328, SLG: 0.443										4	0	0	0	1	1	3								
Jack Daugherty, S (1, 9) OBP: 0.361, SLG: 0.458										3	1	1	2	0	1	0								
Juan Gonzalez, R (8, PH) OBP: 0.306, SLG: 0.600										2	0	1	0	0	1	3								
Pete Incaviglia, R (1, 7) OBP: 0.304, SLG: 0.422										3	0	0	1	2	1	0								
Geno Petralli, L (1, 2) OBP: 0.356, SLG: 0.301										2	0	0	0	1	1	0								
Mike Stanley, R (8, PH) OBP: 0.354, SLG: 0.355										0	0	0	0	1	0	0								
Kevin Belcher, R (8, FR) OBP: 0.272, SLG: 0.272										0	0	0	0	0	0	0								
Steve Buechele, R (1, 5) OBP: 0.306, SLG: 0.354										3	1	1	0	0	1	0								
Kevin Reimer, L (8, PH) OBP: 0.236, SLG: 0.438										1	0	0	0	0	0	3								
Chad Kreuter, S (9, 2) OBP: 0.323, SLG: 0.285										0	0	0	0	0	0	0								
Jeff Kunkel, R (1, 6) OBP: 0.226, SLG: 0.302										3	1	0	0	0	1	2								
Gary Green, R (8, 6) OBP: 0.236, SLG: 0.250										0	0	0	0	0	0	0								
Jeff Huson, L (8, PH) OBP: 0.323, SLG: 0.285										1	0	0	0	0	1	3								
Inning Stats	R: 0 E: 0 K: 1 S: 7	H: 0 LOB: 1 BB: 1 P: 18	R: 0 E: 0 K: 0 S: 9	H: 0 LOB: 0 BB: 0 P: 13	R: 0 E: 0 K: 0 S: 9	H: 0 LOB: 0 BB: 0 P: 12	R: 2 E: 0 K: 1 S: 14	H: 2 LOB: 0 BB: 0 P: 23	R: 3 E: 1 K: 1 S: 14	H: 2 LOB: 1 BB: 1 P: 27	R: 0 E: 0 K: 3 S: 10	H: 0 LOB: 0 BB: 0 P: 12	R: 0 E: 0 K: 2 S: 12	H: 1 LOB: 2 BB: 1 P: 22	R: 0 E: 0 K: 1 S: 9	H: 1 LOB: 3 BB: 2 P: 22	R: 1 E: 0 K: 1 S: 14	H: 1 LOB: 3 BB: 2 P: 29	1B: 4 2B: 2 3B: 0 HR: 1	SF: 0 SAC: 0 DP: 0 HBP: 1	WP: 0 PB: 0 SB: 2 CS: 0	PA: 42		
PITCHER	IP	WLS	BF	H	R	ER	SO	BB	IBB	HBP	BLK	WP	HR	S	P	ERA	WHIP							
Andy McGaffigan, R (1, 1) ERA: 3.89	4.2	8	1	0	0	5	1	0	0	0	0	0	0	24	37	0.00	1.000							
Steve Crawford, R (5, 1) ERA: 3.21	2.0	8	1	0	0	5	1	0	0	0	0	0	0	4	16	0.00	3.000							
Mark Davis, L (7, 1) ERA: 6.29	0.2	5	1	0	0	0	1	1	0	0	0	0	0	4	16	0.00	3.000							
Steve Farr, R (8, 1) ERA: 2.34	1.1	L	8	1	1	1	2	1	1	1	0	0	0	20	37	6.75	1.500							

Batter	1	2	3	4	5	6	7	8	9	AB	R	H	RBI	BB	SO	LOB	TOP					
Mookie Wilson, S OBP: 0.300, SLG: 0.358 (1, 8)											5	2	1	1	0	1	2					
Tony Fernandez, S OBP: 0.339, SLG: 0.371 (1, 6)											5	2	3	0	0	0	0					
Kelly Gruber, R OBP: 0.320, SLG: 0.489 (1, 5)												2	1	2	4	2	0	0				
George Bell, R OBP: 0.304, SLG: 0.436 (1, 10)												5	0	1	0	0	1	4				
Fred McGriff, L OBP: 0.413, SLG: 0.565 (1, 3)												4	0	0	0	1	2	3				
Greg Myers, L OBP: 0.300, SLG: 0.356 Pat Borders, R OBP: 0.319, SLG: 0.502 (7, PH) (7, 2)												3	0	0	0	0	0	2				
Rob Ducey, L OBP: 0.474, SLG: 0.438 (1, 7)												3	0	2	0	1	0	0				
Manuel Lee, S OBP: 0.277, SLG: 0.332 (1, 4)												3	1	0	0	1	1	4				
Junior Felix, S OBP: 0.333, SLG: 0.444 (1, 9)												4	0	1	0	0	1	2				
Inning Stats	R: 1 E: 0 K: 0 S: 11	H: 3 LOB: 1 BB: 0 P: 15	R: 0 E: 0 K: 0 S: 10	H: 1 LOB: 1 BB: 0 P: 11	R: 0 E: 0 K: 0 S: 6	H: 0 LOB: 1 BB: 1 P: 14	R: 0 E: 0 K: 1 S: 5	H: 0 LOB: 0 BB: 0 P: 10	R: 3 E: 1 K: 1 S: 10	H: 3 LOB: 2 BB: 2 P: 20	R: 0 E: 0 K: 0 S: 12	H: 1 LOB: 1 BB: 0 P: 16	R: 2 E: 0 K: 2 S: 15	H: 3 LOB: 2 BB: 1 P: 24	R: 0 E: 0 K: 2 S: 9	H: 0 LOB: 0 BB: 1 P: 15	R: 0 E: 0 K: 0 S: 5	H: 0 LOB: 0 BB: 1 P: 11	1B: 9 2B: 2 3B: 0 HR: 0	SF: 1 SAC: 0 DP: 2 HBP: 0	WP: 1 PB: 0 CS: 1	PA: 41
PITCHER	IP	WLS	BF	H	R	ER	SO	BB	IBB	HBP	BLK	WP	HR	S	P	ERA	WHIP					
Hector Wagner, R ERA: 7.11 Mark Davis, L ERA: 5.96	(1, 1) (7, 1)	6.1 2.2	L 10	31 1	10 0	6 0	5 0	2 4	2 2	1 0	0 0	1 0	0 23	60 44	92 44	7.11 0.00	1.895 1.125					

Toronto Blue Jays @ Kansas City Royals
 Royals Stadium, Kansas City, MO
 Mon Sep 10 1990, 8:05 PM EDT
 Att: 22,158 - Unknown - 81 F

livebaseballscorecards.com

AB 35
 R 6
 H 11
 RBI 6
 BB 5
 SO 6
 LOB 17

Batter	1	2	3	4	5	6	7	8	9	AB	R	H	RBI	BB	SO	LOB	BOTTOM					
Kevin Seitzer, R OBP: 0.340, SLG: 0.362 (1, 5)											4	0	1	0	0	0	0					
Brian McRae, S OBP: 0.304, SLG: 0.365 (1, 8)											4	1	1	0	0	0	1					
George Brett, L OBP: 0.385, SLG: 0.499 (1, 3)											4	0	1	1	0	1	1					
Bo Jackson, R OBP: 0.350, SLG: 0.519 (1, 10)											3	0	0	0	0	2	1					
Jim Eisenreich, L OBP: 0.341, SLG: 0.408 (1, 9)											3	0	0	0	0	0	1					
Mike Macfarlane, R OBP: 0.307, SLG: 0.386 (1, 2)											3	0	0	0	0	0	0					
Bill Pecota, R OBP: 0.339, SLG: 0.385 (1, 7)											3	0	1	0	0	0	0					
Frank White, R OBP: 0.247, SLG: 0.292 (1, 4)											3	0	0	0	0	0	1					
Steve Jeltz, S OBP: 0.188, SLG: 0.181 Kurt Stillwell, S OBP: 0.307, SLG: 0.349 (8, PH) (9, 6)											2	0	0	0	0	0	0					
Inning Stats	R: 1 E: 0 K: 1 S: 11	H: 2 LOB: 1 BB: 0 P: 15	R: 0 E: 0 K: 0 S: 6	H: 1 LOB: 0 BB: 0 P: 9	R: 0 E: 0 K: 0 S: 11	H: 1 LOB: 1 BB: 0 P: 16	R: 0 E: 0 K: 1 S: 11	H: 0 LOB: 0 BB: 0 P: 18	R: 0 E: 0 K: 0 S: 7	H: 0 LOB: 0 BB: 0 P: 11	R: 0 E: 0 K: 0 S: 10	H: 0 LOB: 0 BB: 0 P: 13	R: 0 E: 0 K: 0 S: 6	H: 0 LOB: 0 BB: 0 P: 10	R: 0 E: 0 K: 0 S: 8	H: 0 LOB: 0 BB: 0 P: 12	R: 0 E: 0 K: 1 S: 7	H: 0 LOB: 0 BB: 0 P: 7	1B: 2 2B: 2 3B: 0 HR: 0	SF: 0 SAC: 0 DP: 0 HBP: 0	WP: 0 PB: 0 CS: 1	PA: 30
PITCHER	IP	WLS	BF	H	R	ER	SO	BB	IBB	HBP	BLK	WP	HR	S	P	ERA	WHIP					
David Wells, L ERA: 3.16 John Candelaria, L ERA: 3.66	(1, 1) (9, 1)	8.0 1.0	W 3	27 0	4 0	1 0	1 0	2 1	0 0	0 0	0 0	0 0	0 7	70 7	104 7	1.12 0.00	0.500 0.000					

Toronto Blue Jays @ Kansas City Royals
 Royals Stadium, Kansas City, MO
 Mon Sep 10 1990, 8:05 PM EDT
 Att: 22,158 - Unknown - 81 F

livebaseballscorecards.com

AB 30
 R 1
 H 4
 RBI 1
 BB 0
 SO 3
 LOB 5

Batter	1	2	3	4	5	6	7	8	9	AB	R	H	RBI	BB	SO	LOB	TOP				
Mookie Wilson, S (1, 8) OBP: 0.303, SLG: 0.360	1-2 F8 1B	2-1 FC1-2 HR		0-0 1B		0-2 WP 1B		3-3 K		5	2	3	0	0	1	3					
Tony Fernandez, S (1, 6) OBP: 0.341, SLG: 0.378	0-0 F8	3-2 HR		0-0 F9		1-2 P5		4-1 1B BB		4	1	2	4	1	0	2					
Kelly Gruber, R (1, 5) OBP: 0.321, SLG: 0.488	1-2 F8	1-2 F8		2-3 K		1-2 1B		0-0 1B		5	0	2	1	0	1	3					
George Bell, R (1, 10) OBP: 0.303, SLG: 0.434	2-3 K	2-0 G6-3				0-0 F9		3-2 L5		5	0	1	0	0	1	5					
Fred McGriff, L (1, 3) OBP: 0.413, SLG: 0.569	4-0 IBB		0-0 HR			1-3 K		1-1 G5-3		4	1	1	1	1	1	1					
Rob Ducey, L (1, 7) OBP: 0.375, SLG: 0.333	2-3 K		2-2 G6-3			3-1 G3		1-1 P6		5	0	0	0	0	1	4					
Pat Borders, R (1, 2) OBP: 0.320, SLG: 0.510		1-1 1B FC1-2 1B		0-0 F8		1-0 F8		0-0 HR		5	1	2	1	0	0	1					
Manuel Lee, S (1, 4) OBP: 0.280, SLG: 0.337		3-2 FC1-2 HR 1B		2-2 F7		1-1 BLK G6-3 2B		1-3 K		4	2	2	0	0	1	0					
Junior Felix, S (1, 9) OBP: 0.333, SLG: 0.442		0-0 FC1-2 HR 1B		3-3 K		0-2 G6-3		2-0 F7		4	1	1	1	0	1	0					
Inning Stats	R: 0 E: 0 K: 2 S: 15	H: 2 LOB: 3 BB: 1 P: 25	R: 4 E: 0 K: 0 S: 15	H: 4 LOB: 0 BB: 0 P: 28	R: 1 E: 0 K: 0 S: 11	H: 1 LOB: 0 BB: 0 P: 15	R: 0 E: 0 K: 2 S: 8	H: 1 LOB: 1 BB: 0 P: 13	R: 0 E: 0 K: 1 S: 16	H: 3 LOB: 1 BB: 0 P: 18	R: 1 E: 0 K: 1 S: 8	H: 1 LOB: 0 BB: 0 P: 11	R: 0 E: 0 K: 1 S: 11	H: 1 LOB: 2 BB: 1 P: 23	R: 0 E: 0 K: 0 S: 7	H: 0 LOB: 0 BB: 0 P: 11	1B: 10 2B: 1 3B: 0 HR: 3	SF: 0 SAC: 0 DP: 0 HBP: 0	WP: 1 PB: 0 SB: 0 CS: 0	PA: 43	
PITCHER	IP WLS BF H R ER SO BB IBB HBP BLK WP HR S P ERA WHIP	IP WLS BF H R ER SO BB IBB HBP BLK WP HR S P ERA WHIP	IP WLS BF H R ER SO BB IBB HBP BLK WP HR S P ERA WHIP	IP WLS BF H R ER SO BB IBB HBP BLK WP HR S P ERA WHIP	IP WLS BF H R ER SO BB IBB HBP BLK WP HR S P ERA WHIP	IP WLS BF H R ER SO BB IBB HBP BLK WP HR S P ERA WHIP	IP WLS BF H R ER SO BB IBB HBP BLK WP HR S P ERA WHIP	IP WLS BF H R ER SO BB IBB HBP BLK WP HR S P ERA WHIP	IP WLS BF H R ER SO BB IBB HBP BLK WP HR S P ERA WHIP	IP WLS BF H R ER SO BB IBB HBP BLK WP HR S P ERA WHIP	IP WLS BF H R ER SO BB IBB HBP BLK WP HR S P ERA WHIP	IP WLS BF H R ER SO BB IBB HBP BLK WP HR S P ERA WHIP	IP WLS BF H R ER SO BB IBB HBP BLK WP HR S P ERA WHIP	IP WLS BF H R ER SO BB IBB HBP BLK WP HR S P ERA WHIP	IP WLS BF H R ER SO BB IBB HBP BLK WP HR S P ERA WHIP	IP WLS BF H R ER SO BB IBB HBP BLK WP HR S P ERA WHIP	IP WLS BF H R ER SO BB IBB HBP BLK WP HR S P ERA WHIP	IP WLS BF H R ER SO BB IBB HBP BLK WP HR S P ERA WHIP	IP WLS BF H R ER SO BB IBB HBP BLK WP HR S P ERA WHIP	IP WLS BF H R ER SO BB IBB HBP BLK WP HR S P ERA WHIP	IP WLS BF H R ER SO BB IBB HBP BLK WP HR S P ERA WHIP
Mel Stottlemyre, R (1, 1) ERA: 4.88	3.0 L	17 7	5 5	2 2	0 0	1 0	0 0	0 1	1 1	40 55	6.75	1.500									
Storm Davis, R (4, 1) ERA: 4.74	4.0	18 6	3 3	3 4	0 0	0 0	1 1	1 0	1 1	40 55	6.75	1.500									
Steve Farr, R (8, 1) ERA: 2.32	1.0	5 1	0 0	0 1	1 0	0 0	0 0	0 0	0 0	11 23	0.00	2.000									
Jeff Montgomery, R (9, 1) ERA: 2.39	1.0	3 0	0 0	0 0	0 0	0 0	0 0	0 0	0 0	7 11	0.00	0.000									

Toronto Blue Jays @ Kansas City Royals
Royals Stadium, Kansas City, MO
Tue Sep 11 1990, 8:05 PM EDT
Att: 18,493 - Unknown - 84 F

AB	41
R	8
H	14
RBI	8
BB	2
SO	7
LOB	19



Batter	1	2	3	4	5	6	7	8	9	AB	R	H	RBI	BB	SO	LOB	BOTTOM				
Gary Thurman, R (1, 7) OBP: 0.176, SLG: 0.067	3-3 K		4-2 BB		1-2 G5-3		2-3 K		0-0 FC5-4		3	0	0	0	1	2					
Bo Jackson, R (8, PH) OBP: 0.349, SLG: 0.517											1	0	0	0	0	2					
Bill Pecota, R (9, 7) OBP: 0.339, SLG: 0.385											0	0	0	0	0	0					
Kevin Seitzer, R (1, 5) OBP: 0.341, SLG: 0.363	2-2 FC3-6 1B		1-3 K		2-2 G4-6-3 1B		1-0 G3-1		0-0 F9		5	0	2	0	0	1					
George Brett, L (1, 10) OBP: 0.383, SLG: 0.496	0-0 FC3-6 1-2		2-0 G4-3		0-0 G4-6-3 1-2		0-0 1B		1-2 F8		5	0	1	0	0	3					
Gerald Perry, L (1, 3) OBP: 0.321, SLG: 0.366	0-0 G1-3				2-1 1B SF7 HBP		0-0 1B		1-2 G6-4-3 1B		4	1	2	0	0	1					
Jeff Schutz, L (1, 9) OBP: 0.385, SLG: 0.457		1-0 G6-3 G4-3 2B		0-2 1B		1-1 1B		1-2 G6-4-3 1-2		4	2	3	0	0	0	2					
Mike Macfarlane, R (1, 2) OBP: 0.306, SLG: 0.384		0-0 G6-3		0-1 2B		2-1 G6-3		0-0 P6		4	1	1	0	0	0	3					
Kurt Stillwell, S (1, 6) OBP: 0.306, SLG: 0.347		2-1 G4-3		1-0 SF7		4-2 G6-3 WP BB		3-2 F7		2	0	0	2	1	0	0					
Frank White, R (1, 4) OBP: 0.251, SLG: 0.300		3-H F9		1-0 2B		1-0 G6-3		0-1 BB		4	0	2	2	0	0	1					
Terry Shumpert, R (8, PR) OBP: 0.294, SLG: 0.363				1-H 2-H		1-3 2B		1-2 1B		0	0	0	0	0	0	0					
Brian McRae, S (1, 8) OBP: 0.302, SLG: 0.355			0-2 G3		1-0 F8		0-3 K		4-2 FC5-4 BB		3	0	0	0	1	1					
Inning Stats	R: 0 E: 0 K: 1 S: 9	H: 1 LOB: 1 BB: 0 P: 14	R: 1 E: 0 K: 0 S: 5	H: 1 LOB: 0 BB: 0 P: 9	R: 0 E: 0 K: 1 S: 9	H: 0 LOB: 1 BB: 1 P: 16	R: 3 E: 0 K: 0 S: 13	H: 3 LOB: 1 BB: 0 P: 19	R: 0 E: 0 K: 2 S: 13	H: 0 LOB: 1 BB: 1 P: 20	R: 0 E: 0 K: 0 S: 8	H: 2 LOB: 1 BB: 0 P: 11	R: 0 E: 0 K: 0 S: 9	H: 1 LOB: 2 BB: 1 P: 16	R: 0 E: 0 K: 0 S: 7	H: 0 LOB: 0 BB: 0 P: 9	1B: 9 2B: 2 3B: 0 HR: 0	SF: 1 SAC: 0 DP: 2 HBP: 1	WP: 1 PB: 0 SB: 0 CS: 0	PA: 40	
PITCHER	IP WLS BF H R ER SO BB IBB HBP BLK WP HR S P ERA WHIP	IP WLS BF H R ER SO BB IBB HBP BLK WP HR S P ERA WHIP	IP WLS BF H R ER SO BB IBB HBP BLK WP HR S P ERA WHIP	IP WLS BF H R ER SO BB IBB HBP BLK WP HR S P ERA WHIP	IP WLS BF H R ER SO BB IBB HBP BLK WP HR S P ERA WHIP	IP WLS BF H R ER SO BB IBB HBP BLK WP HR S P ERA WHIP	IP WLS BF H R ER SO BB IBB HBP BLK WP HR S P ERA WHIP	IP WLS BF H R ER SO BB IBB HBP BLK WP HR S P ERA WHIP	IP WLS BF H R ER SO BB IBB HBP BLK WP HR S P ERA WHIP	IP WLS BF H R ER SO BB IBB HBP BLK WP HR S P ERA WHIP	IP WLS BF H R ER SO BB IBB HBP BLK WP HR S P ERA WHIP	IP WLS BF H R ER SO BB IBB HBP BLK WP HR S P ERA WHIP	IP WLS BF H R ER SO BB IBB HBP BLK WP HR S P ERA WHIP	IP WLS BF H R ER SO BB IBB HBP BLK WP HR S P ERA WHIP	IP WLS BF H R ER SO BB IBB HBP BLK WP HR S P ERA WHIP	IP WLS BF H R ER SO BB IBB HBP BLK WP HR S P ERA WHIP	IP WLS BF H R ER SO BB IBB HBP BLK WP HR S P ERA WHIP	IP WLS BF H R ER SO BB IBB HBP BLK WP HR S P ERA WHIP	IP WLS BF H R ER SO BB IBB HBP BLK WP HR S P ERA WHIP	IP WLS BF H R ER SO BB IBB HBP BLK WP HR S P ERA WHIP	IP WLS BF H R ER SO BB IBB HBP BLK WP HR S P ERA WHIP
Frank Wills, R (1, 1) ERA: 4.52	5.0 W	24 8	4 4	2 2	1 0	0 0	1 0	0 0	1 0	37 56	0.00	1.250									
Duane Ward, R (6, 1) ERA: 3.12	4.0 S	16 3	0 0	0 2	2 2	0 0	0 0	0 0	0 0	37 56	0.00	1.250									

Toronto Blue Jays @ Kansas City Royals
Royals Stadium, Kansas City, MO
Tue Sep 11 1990, 8:05 PM EDT
Att: 18,493 - Unknown - 84 F

AB	35
R	4
H	11
RBI	4
BB	3
SO	4
LOB	17




Batter	1	2	3	4	5	6	7	8	9	AB	R	H	RBI	BB	SO	LOB	TOP										
Mookie Wilson, S OBP: 0.304, SLG: 0.363 (1, 8)	G6-3		G4-3		G4-3		1B		G6-4-3	5	1	2	1	0	0	2											
Tony Fernandez, S OBP: 0.340, SLG: 0.375 (1, 6)	BB		G3		G4-3		G1-3		G6-4-3	4	0	0	0	1	0	5											
Kelly Gruber, R OBP: 0.321, SLG: 0.487 (1, 5)	K			P3		F9				4	0	1	2	0	1	1											
George Bell, R OBP: 0.300, SLG: 0.430 (1, 10)	F8			E5		P2		G6-3		4	1	0	0	0	0	2											
Fred McGriff, L OBP: 0.410, SLG: 0.564 (1, 3)		P5		G2-3		L3			K	4	0	0	0	0	1	1											
Rob Ducey, L OBP: 0.407, SLG: 0.417 Glenallen Hill, R OBP: 0.282, SLG: 0.439 (8, 7)	K						1B		P3	3	1	2	1	0	1	0											
Pat Borders, R OBP: 0.211, SLG: 0.207 Kenny Williams, R OBP: 0.211, SLG: 0.207 Carlos Diaz, R OBP: 0.333, SLG: 0.333 (8, 2)	G6-3			K			2B		K	4	0	1	0	0	2	2											
Manuel Lee, S OBP: 0.282, SLG: 0.337 (1, 4)			K				1B		K	3	1	1	0	1	2	1											
Junior Felix, S OBP: 0.334, SLG: 0.441 (1, 9)									G4-3	3	1	1	1	1	1	1											
Inning Stats	R: 0 E: 0 K: 1 S: 13	H: 0 LOB: 1 BB: 1 P: 20	R: 0 E: 0 K: 1 S: 6	H: 0 LOB: 0 BB: 0 P: 13	R: 0 E: 0 K: 1 S: 9	H: 0 LOB: 1 BB: 1 P: 15	R: 1 E: 1 K: 1 S: 11	H: 1 LOB: 1 BB: 0 P: 14	R: 0 E: 0 K: 0 S: 6	H: 0 LOB: 0 BB: 0 P: 8	R: 4 E: 0 K: 1 S: 16	H: 4 LOB: 1 BB: 1 P: 26	R: 0 E: 0 K: 2 S: 11	H: 1 LOB: 1 BB: 0 P: 14	R: 0 E: 0 K: 0 S: 6	H: 1 LOB: 0 BB: 0 P: 7	1B: 5 2B: 3 3B: 0 HR: 0	SF: 0 SAC: 0 DP: 1 HBP: 0	WP: 0 PB: 0 SB: 0 CS: 0	PA: 38							
PITCHER	IP	WLS	BF	H	R	ER	SO	BB	IBB	HBP	BLK	WP	HR	S	P	ERA	WHIP										
Tom Gordon, R ERA: 3.6 (1, 1)	6.2	W	30	6	5	4	6	3	0	0	0	0	0	68	102	5.40	1.350										
Steve Crawford, R ERA: 3.19 (7, 1)	0.1		1	0	0	0	0	0	0	0	0	0	0	5	7	0.00	0.000										
Mark Davis, L ERA: 5.74 (8, 1)	2.0	S	7	2	0	0	2	0	0	0	0	0	0	17	21	0.00	1.000										

Toronto Blue Jays @ Kansas City Royals
 Royals Stadium, Kansas City, MO
 Wed Sep 12 1990, 8:05 PM EDT
 Att: 20,135 - Unknown - 80 F

livebaseballscorecards.com

AB 35
 R 5
 H 8
 RBI 5
 BB 3
 SO 8
 LOB 15




Batter	1	2	3	4	5	6	7	8	9	AB	R	H	RBI	BB	SO	LOB	BOTTOM										
Gary Thurman, R OBP: 0.227, SLG: 0.150 (8, 9)	HR	G1-2-3		L6-4			F7			5	1	2	1	0	0	5											
Kevin Seitzer, R OBP: 0.340, SLG: 0.360 (1, 5)	1B	G4-3			K		F9		G6-3	4	0	0	0	1	1	4											
George Brett, L OBP: 0.387, SLG: 0.508 (1, 3)	HR									4	2	4	0	0	0	0											
Bo Jackson, R OBP: 0.354, SLG: 0.530 (1, 10)	HR		F8							3	2	2	4	1	0	1											
Jim Eisenreich, L OBP: 0.339, SLG: 0.405 (1, 7)	G6-3		G3-1				F7		G4-3	4	0	0	0	0	0	4											
Jeff Schultz, L OBP: 0.382, SLG: 0.449 Brian McRae, S OBP: 0.308, SLG: 0.361 (8, 8)	F8				F8					3	0	1	1	0	0	0											
Kurt Stillwell, S OBP: 0.306, SLG: 0.348 (1, 6)		E3		E9			L7		F8	4	1	1	0	0	0	1											
Bob Boone, R OBP: 0.336, SLG: 0.259 (1, 2)		G1-2-3		L6-4			G5-3		F7	3	0	1	0	1	0	1											
Terry Shumpert, R OBP: 0.292, SLG: 0.363 Steve Jeltz, S OBP: 0.202, SLG: 0.196 (4, 4)		G1-2-3					F8			0	0	0	0	0	0	0											
Inning Stats	R: 3 E: 0 K: 0 S: 13	H: 3 LOB: 0 BB: 1 P: 21	R: 0 E: 1 K: 0 S: 8	H: 1 LOB: 2 BB: 0 P: 15	R: 0 E: 0 K: 0 S: 9	H: 1 LOB: 0 BB: 0 P: 14	R: 1 E: 1 K: 0 S: 12	H: 2 LOB: 1 BB: 1 P: 21	R: 2 E: 0 K: 1 S: 11	H: 3 LOB: 1 BB: 0 P: 16	R: 0 E: 0 K: 0 S: 9	H: 0 LOB: 0 BB: 0 P: 14	R: 0 E: 0 K: 0 S: 7	H: 1 LOB: 2 BB: 1 P: 13	R: 1 E: 0 K: 0 S: 16	H: 3 LOB: 2 BB: 0 P: 25	1B: 9 2B: 3 3B: 2 HR: 1	SF: 0 SAC: 0 DP: 2 HBP: 1	WP: 0 PB: 0 SB: 0 CS: 1	PA: 38							
PITCHER	IP	WLS	BF	H	R	ER	SO	BB	IBB	HBP	BLK	WP	HR	S	P	ERA	WHIP										
Todd Stottlemyre, R ERA: 4.1 (1, 1)	5.0	L	24	10	6	6	1	2	0	1	0	0	0	53	87	10.80	2.400										
John Cerutti, L ERA: 4.85 (6, 1)	2.2		13	4	1	1	0	0	1	0	0	0	0	29	46	3.38	1.500										
Jim Acker, R ERA: 3.75 (8, 1)	0.1		1	0	0	0	0	0	0	0	0	0	0	3	6	0.00	0.000										

Toronto Blue Jays @ Kansas City Royals
 Royals Stadium, Kansas City, MO
 Wed Sep 12 1990, 8:05 PM EDT
 Att: 20,135 - Unknown - 80 F

livebaseballscorecards.com

AB 34
 R 7
 H 14
 RBI 7
 BB 3
 SO 1
 LOB 16



Batter	1	2	3	4	5	6	7	8	9	AB	R	H	RBI	BB	SO	LOB	TOP					
Alex Cole, L OBP: 0.387, SLG: 0.389 (1, 8)	F7	G5-4-3		B3		G4-3			L4	5	0	0	1	0	0	2						
Jerry Browne, S OBP: 0.346, SLG: 0.372 (1, 4)	1B BB		2B 1B	F7		G6-3			F7	4	2	1	0	1	0	1						
Chris James, R OBP: 0.349, SLG: 0.451 (1, 10)	1B 1B		F8		HR	G5-3			L5	5	1	2	1	0	0	2						
Candy Maldonado, R OBP: 0.335, SLG: 0.448 (1, 9)	K		E5 2B 1B		G4-3 2B				K	4	1	1	0	0	2	3						
Carlos Baerga, S OBP: 0.282, SLG: 0.375 (1, 5)	1B		F8		G4-3				G3	4	0	1	1	0	0	3						
Brook Jacoby, R OBP: 0.380, SLG: 0.424 (1, 3)	F9		1B 2B		G6-3				F8	4	0	1	1	0	0	3						
Sandy Alomar Jr., R OBP: 0.319, SLG: 0.391 (1, 2)		1B SF8 BB		1B	F8				F9	3	1	1	1	1	0	1						
Felix Fermin, R OBP: 0.283, SLG: 0.304 (1, 6)			G5-4-3 1B		G4-3				G5-3	3	1	1	0	1	0	2						
Stan Jefferson, S OBP: 0.297, SLG: 0.316 (1, 7)		SF8		L8		G4-3 1B			F9	3	0	1	1	0	0	0						
Inning Stats	R: 1 E: 0 K: 1 S: 12	H: 2 LOB: 2 BB: 1 P: 19	R: 1 E: 0 K: 0 S: 8	H: 1 LOB: 0 BB: 1 P: 14	R: 2 E: 1 K: 0 S: 18	H: 3 LOB: 2 BB: 0 P: 23	R: 0 E: 0 K: 0 S: 5	H: 0 LOB: 0 BB: 0 P: 7	R: 1 E: 0 K: 0 S: 15	H: 2 LOB: 1 BB: 0 P: 22	R: 1 E: 0 K: 0 S: 8	H: 1 LOB: 1 BB: 1 P: 16	R: 0 E: 0 K: 1 S: 6	H: 0 LOB: 0 BB: 0 P: 8	R: 0 E: 0 K: 0 S: 4	H: 0 LOB: 0 BB: 0 P: 5	R: 0 E: 0 K: 0 S: 9	H: 0 LOB: 0 BB: 0 P: 13	1B: 6 2B: 2 3B: 0 HR: 1	SF: 1 SAC: 0 DP: 1 HBP: 0	WP: 0 PB: 0 SB: 0 CS: 0	PA: 39
PITCHER	IP	WLS	BF	H	R	ER	SO	BB	IBB	HBP	BLK	WP	HR	S	P	ERA	WHIP					
Kevin Appier, R ERA: 2.91 (1, 1)	4.1	L	23	8	5	3	1	2	0	0	0	0	1	53	77	6.23	2.308					
Steve Crawford, R ERA: 3.2 (5, 1)	2.2		10	1	1	1	1	1	0	0	0	0	0	19	32	3.38	0.750					
Steve Farr, R ERA: 2.3 (8, 1)	1.0		3	0	0	0	0	0	0	0	0	0	0	4	5	0.00	0.000					
Jeff Montgomery, R ERA: 2.36 (9, 1)	1.0		3	0	0	0	0	0	0	0	0	0	0	9	13	0.00	0.000					

Cleveland Indians @ Kansas City Royals
Royals Stadium, Kansas City, MO
Fri Sep 14 1990, 8:05 PM EDT
Att: 22,108 - Unknown - 75 F

AB	35
R	6
H	9
RBI	6
BB	3
SO	2
LOB	17



Batter	1	2	3	4	5	6	7	8	9	AB	R	H	RBI	BB	SO	LOB	BOTTOM					
Gary Thurman, R OBP: 0.192, SLG: 0.125 (1, 7)	G5-3		G6-3		F9		P3		P5	4	0	0	0	0	0	2						
Gerald Perry, L OBP: 0.320, SLG: 0.366 (9, PH)										1	0	0	0	0	0	0						
Kevin Seitzer, R OBP: 0.339, SLG: 0.361 (1, 5)	G4-3		K		1B		F9			4	0	1	1	0	1	1						
George Brett, L OBP: 0.385, SLG: 0.504 (1, 3)	G3-1				F8		G1-3			4	0	0	0	0	0	1						
Bo Jackson, R OBP: 0.355, SLG: 0.530 (1, 10)		1B SF4 1B		1B		G6-3			E5 2B	4	2	2	0	0	0	0						
Jeff Schutz, L OBP: 0.373, SLG: 0.434 (1, 9)		1B 1B		F8		G4-3			P6	4	0	1	0	0	0	2						
Mike Macfarlane, R OBP: 0.308, SLG: 0.388 (1, 2)		SF4				G5-3				2	0	1	2	1	0	0						
Terry Shumpert, R OBP: 0.292, SLG: 0.363 (8, FR)										0	0	0	0	0	0	0						
Rey Palacios, R OBP: 0.295, SLG: 0.393 (9, 2)										0	0	0	0	0	0	0						
Kurt Stillwell, S OBP: 0.305, SLG: 0.348 (1, 6)			G6-4-3 1B		K		F7		G6-3	4	0	1	0	0	1	3						
Bill Pecota, R OBP: 0.343, SLG: 0.386 (1, 4)			G6-4-3		2B 1B					2	2	1	0	1	0	2						
Jim Eisenreich, L OBP: 0.340, SLG: 0.406 (9, PH)										1	0	1	0	0	0	0						
Brian McRae, S OBP: 0.306, SLG: 0.375 (1, 8)			G3		P5				G6-3	4	0	1	1	0	0	2						
Inning Stats	R: 0 E: 0 K: 0 S: 5	H: 0 LOB: 0 BB: 0 P: 8	R: 1 E: 0 K: 0 S: 9	H: 3 LOB: 1 BB: 0 P: 13	R: 0 E: 0 K: 1 S: 10	H: 0 LOB: 0 BB: 0 P: 15	R: 0 E: 0 K: 1 S: 10	H: 1 LOB: 2 BB: 1 P: 18	R: 1 E: 0 K: 0 S: 10	H: 2 LOB: 1 BB: 0 P: 12	R: 0 E: 0 K: 0 S: 8	H: 0 LOB: 0 BB: 0 P: 12	R: 1 E: 0 K: 0 S: 11	H: 1 LOB: 1 BB: 1 P: 16	R: 1 E: 1 K: 0 S: 13	H: 1 LOB: 1 BB: 0 P: 19	R: 0 E: 0 K: 0 S: 7	H: 1 LOB: 0 BB: 0 P: 9	1B: 6 2B: 2 3B: 1 HR: 0	SF: 1 SAC: 0 DP: 2 HBP: 0	WP: 0 PB: 0 SB: 0 CS: 0	PA: 37
PITCHER	IP	WLS	BF	H	R	ER	SO	BB	IBB	HBP	BLK	WP	HR	S	P	ERA	WHIP					
Sergio Valdez, R ERA: 5.46 (1, 1)	7.2		33	8	4	3	2	2	0	0	0	0	0	74	111	3.52	1.304					
Doug Jones, R ERA: 2.85 (8, 1)	1.1	S	4	1	0	0	0	0	0	0	0	0	0	9	11	0.00	0.750					

Cleveland Indians @ Kansas City Royals
Royals Stadium, Kansas City, MO
Fri Sep 14 1990, 8:05 PM EDT
Att: 22,108 - Unknown - 75 F

AB	34
R	4
H	9
RBI	4
BB	2
SO	2
LOB	13



Batter	1	2	3	4	5	6	7	8	9	AB	R	H	RBI	BB	SO	LOB	TOP								
Alex Cole, L OBP: 0.385, SLG: 0.393 (1, 8)	F7	E6 3B	2B				B1-3	K		6	1	2	1	0	1	0									
Felix Fermin, R OBP: 0.284, SLG: 0.303 (1, 6)	BB SF8 1B	K	BB			FC5-4		G6-3	K	5	1	1	0	1	2	3									
Jerry Browne, S OBP: 0.344, SLG: 0.369 (1, 4)	BB E 1B	G6-3	G3-1			F8		G3-1	L5	6	1	1	0	0	0	5									
Candy Maldonado, R OBP: 0.337, SLG: 0.453 (1, 10)	HR BB	1B 3B				G4-3		1B 3B 2B	K	5	3	2	1	1	1	0									
Carlos Baerga, S OBP: 0.287, SLG: 0.378 (1, 5)	SF8	1B				K2-3		BB 3B 1B		3	1	2	2	0	1	0									
Brook Jacoby, R OBP: 0.382, SLG: 0.424 (1, 3)	E6 HR	1B				G6-4-3		3B BB		4	2	2	0	1	0	2									
Turner Ward, S OBP: 0.400, SLG: 0.990 (1, 9)	HR	G4-3				G3		1B 3B		5	3	3	6	0	0	3									
Joel Skinner, R OBP: 0.267, SLG: 0.296 (1, 2)	1B		G4-3			K		G4-3	HR 1B	5	1	2	1	0	1	1									
Stan Jefferson, S OBP: 0.302, SLG: 0.357 (1, 7)	F7		K			FC5-4 1B		K	HR	5	1	2	2	0	2	1									
Inning Stats	R: 5 E: 1 K: 0 S: 16	H: 4 LOB: 1 BB: 1 P: 23	R: 2 E: 1 K: 1 S: 16	H: 3 LOB: 2 BB: 0 P: 24	R: 0 E: 0 K: 1 S: 12	H: 1 LOB: 2 BB: 1 P: 24	R: 0 E: 0 K: 0 S: 2	H: 0 LOB: 0 BB: 0 P: 4	R: 1 E: 0 K: 1 S: 14	H: 3 LOB: 2 BB: 0 P: 19	R: 0 E: 0 K: 1 S: 10	H: 1 LOB: 1 BB: 0 P: 14	R: 0 E: 0 K: 1 S: 6	H: 0 LOB: 0 BB: 0 P: 7	R: 6 E: 0 K: 1 S: 16	H: 5 LOB: 0 BB: 1 P: 27	R: 0 E: 0 K: 2 S: 7	H: 0 LOB: 0 BB: 0 P: 11	1B: 11 2B: 2 3B: 2 HR: 2	SF: 1 SAC: 0 DP: 1 HBP: 1	WP: 0 PB: 0 SB: 1 CS: 0	PA: 49			
PITCHER	IP	WLS	BF	H	R	ER	SO	BB	IBB	HBP	BLK	WP	HR	S	P	ERA	WHIP								
Andy McGaffigan, R ERA: 3.93 (1, 1)	1.2	L	15	7	7	1	1	1	0	0	0	0	1	29	44	5.40	4.800								
Chris Codiroli, R ERA: 5.59 (2, 1)	3.1		4	1	1	2	1	0	1	0	0	0	0	31	50	2.70	1.500								
Israel Sanchez, L ERA: 9.95 (6, 1)	1.0		4	1	0	1	0	0	0	0	0	0	0	10	14	0.00	1.000								
Steve Crawford, R ERA: 3.82 (7, 1)	1.2		11	5	6	6	1	1	0	0	0	0	1	19	29	32.40	3.600								
Mark Davis, L ERA: 5.6 (8, 1)	1.1		4	0	0	0	3	0	0	0	0	0	0	10	16	0.00	0.000								
Batter	1	2	3	4	5	6	7	8	9	AB	R	H	RBI	BB	SO	LOB	BOTTOM								
Gary Thurman, R OBP: 0.276, SLG: 0.259 (1, 9)	1B 2B		G6-3 1B			FC6-4 FC6-4		G6-3	G6-3	3	2	3	0	0	0	0									
Jim Eisenreich, L OBP: 0.339, SLG: 0.404 (6, PH) (7, 9)										2	0	0	0	0	0	2									
Kevin Seitzer, R OBP: 0.340, SLG: 0.363 (1, 5) (9, 4)	1B 1B		G6-3			FC6-4		G6-3	G6-3	5	1	2	2	0	0	3									
George Brett, L OBP: 0.385, SLG: 0.503 (1, 3)	FC5-4 1B		F8			1B		G5-3	G6-3	5	0	2	1	0	0	1									
Bo Jackson, R OBP: 0.354, SLG: 0.527 (1, 10)	F9					1B		G6-3	G6-3	4	0	1	1	0	1	1									
Russ Morman, R OBP: 0.222, SLG: 0.417 (1, 7)	FC5-4		G6-3			F9		G3		4	0	0	0	0	0	3									
Mike Macfarlane, R OBP: 0.308, SLG: 0.386 (1, 2)		L5				2B 1B		L5		4	1	1	0	0	0	0									
Kurt Stillwell, S OBP: 0.305, SLG: 0.349 (1, 6)		F8				G5-3		F7		4	1	1	0	0	0	0									
Frank White, R OBP: 0.252, SLG: 0.301 (1, 4)						G5-3		G5-3		3	0	1	0	0	0	2									
Gerald Perry, L OBP: 0.320, SLG: 0.365 (8, PH)						G5-3		P6		1	0	0	0	0	0	0									
Steve Jeltz, S OBP: 0.202, SLG: 0.196 (9, 5)			1B					G5-3		0	0	0	0	0	0	0									
Brian McRae, S OBP: 0.320, SLG: 0.397 (1, 8)		P4				1B 2B		G6-3		4	1	3	2	0	0	1									
Inning Stats	R: 1 E: 0 K: 0 S: 16	H: 3 LOB: 1 BB: 0 P: 26	R: 0 E: 0 K: 0 S: 7	H: 1 LOB: 0 BB: 0 P: 12	R: 0 E: 0 K: 1 S: 7	H: 0 LOB: 0 BB: 0 P: 9	R: 3 E: 0 K: 0 S: 16	H: 5 LOB: 2 BB: 0 P: 22	R: 2 E: 0 K: 0 S: 12	H: 3 LOB: 1 BB: 0 P: 20	R: 0 E: 0 K: 0 S: 6	H: 0 LOB: 0 BB: 0 P: 8	R: 0 E: 0 K: 0 S: 5	H: 0 LOB: 0 BB: 0 P: 9	R: 0 E: 0 K: 0 S: 8	H: 1 LOB: 1 BB: 0 P: 12	1B: 10 2B: 4 3B: 0 HR: 0	SF: 0 SAC: 0 DP: 1 HBP: 0	WP: 0 PB: 0 SB: 0 CS: 0	PA: 39					
PITCHER	IP	WLS	BF	H	R	ER	SO	BB	IBB	HBP	BLK	WP	HR	S	P	ERA	WHIP								
Greg Swindell, L ERA: 4.17 (1, 1)	5.1	W	27	13	6	5	1	0	0	0	0	0	0	63	97	8.44	2.438								
Steve Olin, R ERA: 3.89 (6, 1)	3.2	S	12	1	0	0	0	0	0	0	0	0	0	22	35	0.00	0.273								

Cleveland Indians @ Kansas City Royals
Royals Stadium, Kansas City, MO
Sat Sep 15 1990, 8:05 PM EDT
Att: 31,867 - Unknown - 79 F

AB 44
R 14
H 17
RBI 13
BB 3
SO 8
LOB 15



Cleveland Indians @ Kansas City Royals
Royals Stadium, Kansas City, MO
Sat Sep 15 1990, 8:05 PM EDT
Att: 31,867 - Unknown - 79 F

AB 39
R 6
H 14
RBI 6
BB 0
SO 1
LOB 13



Batter	1	2	3	4	5	6	7	8	9	AB	R	H	RBI	BB	SO	LOB	TOP								
Alex Cole, L OBP: 0.386, SLG: 0.393 (1, 8)										5	1	2	0	0	2	1									
Felix Fermin, R OBP: 0.285, SLG: 0.304 Mark McLemore, S OBP: 0.206, SLG: 0.186 (3, FR) (3, 5)										2	0	1	1	0	0	0									
Jerry Browne, S OBP: 0.347, SLG: 0.372 (1, 4)										4	2	2	0	1	0	1									
Sandy Alomar Jr., R OBP: 0.320, SLG: 0.394 (1, 2)										5	2	2	0	0	0	2									
Chris James, R OBP: 0.349, SLG: 0.450 (1, 10)										5	0	2	1	0	0	2									
Carlos Baerga, S OBP: 0.289, SLG: 0.380 (3, 6)										4	0	2	2	0	2	1									
Turner Ward, S OBP: 0.400, SLG: 0.714 (1, 9)										4	0	1	1	1	2	3									
Jeff Manto, R OBP: 0.339, SLG: 0.190 (1, 3)										4	0	0	0	0	1	6									
Stan Jefferson, S OBP: 0.302, SLG: 0.357 Dion James, L OBP: 0.347, SLG: 0.363 (2, PH) (2, 7)										0	0	0	0	0	0	0									
Inning Stats	R: 0 E: 0 K: 1 S: 11	H: 1 LOB: 1 BB: 0 P: 18	R: 0 E: 0 K: 1 S: 10	H: 2 LOB: 2 BB: 0 P: 14	R: 4 E: 1 K: 1 S: 17	H: 4 LOB: 3 BB: 1 P: 27	R: 0 E: 0 K: 1 S: 7	H: 0 LOB: 0 BB: 0 P: 10	R: 0 E: 0 K: 1 S: 9	H: 0 LOB: 0 BB: 0 P: 12	R: 0 E: 0 K: 1 S: 11	H: 0 LOB: 1 BB: 1 P: 20	R: 2 E: 0 K: 1 S: 15	H: 3 LOB: 2 BB: 1 P: 23	R: 0 E: 0 K: 1 S: 10	H: 1 LOB: 1 BB: 0 P: 15	R: 0 E: 0 K: 2 S: 13	H: 1 LOB: 1 BB: 0 P: 17	1B: 10 2B: 2 3B: 0 HR: 0	SF: 1 SAC: 0 DP: 0 HBP: 0	WP: 1 PB: 0 SB: 4 CS: 0	PA: 43			
PITCHER	IP	WLS	BF	H	R	ER	SO	BB	IBB	HBP	BLK	WP	HR	S	P	ERA	WHIP								
Hector Wagner, R ERA: 6.31 Mark Davis, L ERA: 5.25 Carlos Maldonado, R ERA: 27.0 Jeff Montgomery, R ERA: 2.29	2.1		16	7	4	3	2	1	0	0	0	0	0	33	51	11.57	3.429								
	3.2		12	0	0	0	4	1	0	0	0	1	0	32	50	0.00	0.273								
	0.2		2	2	2	2	1	0	0	0	0	0	0	11	15	27.00	3.000								
	2.1	W	11	3	0	0	3	1	0	0	0	0	0	27	40	0.00	1.714								

Cleveland Indians @ Kansas City Royals
Royals Stadium, Kansas City, MO
Sun Sep 16 1990, 4:33 AM EDT
Att: 23,806 - Sunny - 68 F

AB 39
R 6
H 12
RBI 5
BB 3
SO 10
LOB 21



Batter	1	2	3	4	5	6	7	8	9	AB	R	H	RBI	BB	SO	LOB	BOTTOM								
Brian McRae, S OBP: 0.315, SLG: 0.388 (1, 8)										5	0	1	0	0	2	1									
Kevin Seitzer, R OBP: 0.342, SLG: 0.370 (1, 5)										5	1	3	1	0	0	0									
George Brett, L OBP: 0.385, SLG: 0.508 (1, 10)										5	1	2	1	0	0	2									
Bo Jackson, R OBP: 0.357, SLG: 0.535 (1, 7)										4	2	2	1	1	1	2									
Gerald Perry, L OBP: 0.320, SLG: 0.364 Jeff Conine, R (7, PH) (8, 3)										3	1	1	0	0	0	1									
1										1	1	0	0	1	0	2									
Jim Eisenreich, L OBP: 0.340, SLG: 0.407 (1, 9)										2	2	1	1	1	1	0									
Kurt Stillwell, S OBP: 0.304, SLG: 0.347 (1, 6)										3	0	0	0	1	0	3									
Bill Pecota, R OBP: 0.351, SLG: 0.407 Jeff Schultz, L OBP: 0.367, SLG: 0.426 Steve Jeltz, S OBP: 0.202, SLG: 0.196 (7, PH) (8, 4)										2	1	2	3	1	0	0									
1										1	0	0	0	0	1	0									
1										0	0	0	0	0	0	0									
Bob Boone, R OBP: 0.333, SLG: 0.259 (1, 2)										4	0	1	1	0	0	4									
Inning Stats	R: 3 E: 0 K: 0 S: 17	H: 3 LOB: 3 BB: 3 P: 38	R: 1 E: 0 K: 0 S: 6	H: 2 LOB: 1 BB: 0 P: 11	R: 2 E: 0 K: 0 S: 10	H: 3 LOB: 2 BB: 1 P: 16	R: 0 E: 0 K: 1 S: 8	H: 0 LOB: 0 BB: 0 P: 12	R: 0 E: 0 K: 1 S: 11	H: 1 LOB: 0 BB: 0 P: 15	R: 0 E: 0 K: 1 S: 8	H: 0 LOB: 0 BB: 0 P: 12	R: 3 E: 1 K: 1 S: 16	H: 2 LOB: 1 BB: 1 P: 25	R: 0 E: 0 K: 1 S: 12	H: 2 LOB: 1 BB: 0 P: 17	1B: 8 2B: 1 3B: 0 HR: 4	SF: 0 SAC: 1 DP: 1 HBP: 0	WP: 2 PB: 0 SB: 0 CS: 1	PA: 41					
PITCHER	IP	WLS	BF	H	R	ER	SO	BB	IBB	HBP	BLK	WP	HR	S	P	ERA	WHIP								
Tom Candiotti, R ERA: 3.53 Mike Walker, R ERA: 5.24 Efrain Valdez, L ERA: 4.08 Colby Ward, R ERA: 4.01	0.0		19	7	6	6	0	4	0	0	0	0	2	31	63	20.25	4.125								
	3.2	L	15	3	3	2	2	1	0	0	0	0	1	38	56	4.91	1.091								
	1.2		7	3	0	0	2	0	0	0	0	1	0	19	27	0.00	1.800								

Cleveland Indians @ Kansas City Royals
Royals Stadium, Kansas City, MO
Sun Sep 16 1990, 4:33 AM EDT
Att: 23,806 - Sunny - 68 F

AB 35
R 9
H 13
RBI 8
BB 5
SO 4
LOB 16



Batter	1	2	3	4	5	6	7	8	9	AB	R	H	RBI	BB	SO	LOB	TOP								
Gary Thurman, R OBP: 0.333, SLG: 0.355 (1, 9)	2-1 		1-3 			2-2 	1-2 			4	1	3	0	0	1	0	Kansas City Royals @ Minnesota Twins Hubert H. Humphrey Metrodome, Minneapolis, MN Mon Sep 17 1990, 8:05 PM EDT Att: 10,818 - Dome								
Kevin Seitzer, R OBP: 0.341, SLG: 0.368 (1, 4) (8, 5)	4-0 		1-3 			1-0 	2-2 			3	0	0	0	1	1	3									
Jeff Conine, R OBP: 0.400, SLG: 0.250 (6, PH) Gerald Perry, L OBP: 0.318, SLG: 0.364 (8, 3)	2-3 			0-0 		0-1 		1-0 		3	0	1	0	0	1	2									
Bo Jackson, R OBP: 0.356, SLG: 0.532 (1, 7)	2-2 			2-2 		1-0 		1-3 		4	0	1	1	0	1	2									
Russ Morman, R OBP: 0.233, SLG: 0.444 Jeff Schultz, L OBP: 0.361, SLG: 0.418 (8, PH)		0-1 		0-0 		1-2 		2-1 		3	0	1	0	0	0	2									
Mike Macfarlane, R OBP: 0.304, SLG: 0.382 (1, 2)	1-3 		2-1 			0-3 		0-3 		4	0	0	0	0	3	3									
Bill Pecota, R OBP: 0.350, SLG: 0.408 (8, 4)	2-2 			0-0 		1-2 		0-2 		4	0	1	0	0	0	0									
Sean Berry, R Kurt Stillwell, S OBP: 0.304, SLG: 0.346 (8, 6)	0-1 			1-2 		2-3 		2-1 		3	0	0	0	0	1	1									
Brian McRae, S OBP: 0.316, SLG: 0.395 (1, 8)			0-2 		0-3 		0-0 			3	0	1	0	0	1	0									
Inning Stats	R: 0 E: 0 K: 1 S: 8	H: 1 LOB: 1 BB: 1 P: 18	R: 0 E: 0 K: 1 S: 10	H: 1 LOB: 1 BB: 0 P: 13	R: 0 E: 0 K: 2 S: 9	H: 0 LOB: 0 BB: 0 P: 11	R: 0 E: 0 K: 0 S: 7	H: 1 LOB: 1 BB: 0 P: 11	R: 0 E: 0 K: 1 S: 7	H: 0 LOB: 0 BB: 0 P: 8	R: 1 E: 0 K: 1 S: 18	H: 3 LOB: 2 BB: 0 P: 23	R: 0 E: 0 K: 1 S: 13	H: 2 LOB: 2 BB: 0 P: 19	R: 0 E: 0 K: 1 S: 7	H: 0 LOB: 0 BB: 0 P: 11		R: 0 E: 0 K: 1 S: 8	H: 0 LOB: 0 BB: 0 P: 10	1B: 4 2B: 4 3B: 0 HR: 0	SF: 0 SAC: 0 DP: 1 HBP: 0	WP: 0 PB: 0 SB: 0 CS: 0	PA: 35		
PITCHER	IP	WLS	BF	H	R	ER	SO	BB	IBB	HBP	BLK	WP	HR	S	P	ERA	WHIP								
Larry Casian, L ERA: 3.38	7.0	L	29	8	1	1	7	1	0	0	0	0	0	72	103	1.29	1.286								
Terry Leach, R ERA: 3.18	2.0		6	0	0	0	2	0	0	0	0	0	0	15	21	0.00	0.000								

AB	34
R	1
H	8
RBI	1
BB	1
SO	9
LOB	13



Batter	1	2	3	4	5	6	7	8	9	AB	R	H	RBI	BB	SO	LOB	BOTTOM								
Pedro Munoz, R OBP: 0.300, SLG: 0.327 (1, 9)	1-3 		0-0 			1-1 		2-2 		4	0	0	0	0	1	1	Kansas City Royals @ Minnesota Twins Hubert H. Humphrey Metrodome, Minneapolis, MN Mon Sep 17 1990, 8:05 PM EDT Att: 10,818 - Dome								
Nelson Liriano, S OBP: 0.311, SLG: 0.327 (1, 4)	1-3 		0-3 			0-3 		0-1 		4	0	0	0	0	3	1									
Kirby Puckett, R OBP: 0.369, SLG: 0.457 (1, 7)	1-2 			0-1 		0-0 		0-1 		4	0	1	0	0	0	0									
Kent Hrbek, L OBP: 0.378, SLG: 0.478 (1, 3)	0-1 			1-0 		3-2 		3-1 		4	0	0	0	0	0	2									
Brian Harper, R OBP: 0.334, SLG: 0.443 (1, 2)		2-2 		1-1 		2-2 		0-0 		4	0	0	0	0	0	0									
Paul Sorrento, L OBP: 0.272, SLG: 0.382 Greg Gagne, R OBP: 0.284, SLG: 0.371 (7, FR)		2-0 			2-1 		0-0 			3	0	1	0	0	0	0									
Gary Gaetti, R OBP: 0.281, SLG: 0.383 (1, 5)	1-0 				0-2 		0-0 			3	0	1	0	0	0	1									
Shane Mack, R OBP: 0.390, SLG: 0.466 (1, 8)		2-2 			1-1 		1-0 			3	0	2	0	0	0	1									
Scott Leius, R OBP: 0.125, SLG: 0.313 (1, 6)			0-0 		0-0 		0-1 			2	0	0	0	0	0	1									
Inning Stats	R: 0 E: 0 K: 2 S: 12	H: 1 LOB: 1 BB: 0 P: 15	R: 0 E: 0 K: 0 S: 8	H: 1 LOB: 0 BB: 0 P: 15	R: 0 E: 0 K: 1 S: 5	H: 0 LOB: 0 BB: 0 P: 5	R: 0 E: 0 K: 0 S: 5	H: 0 LOB: 0 BB: 0 P: 7	R: 0 E: 1 K: 0 S: 5	H: 0 LOB: 0 BB: 0 P: 7	R: 0 E: 0 K: 1 S: 6	H: 0 LOB: 0 BB: 0 P: 7	R: 0 E: 0 K: 0 S: 11	H: 1 LOB: 1 BB: 0 P: 16	R: 0 E: 0 K: 0 S: 8	H: 1 LOB: 1 BB: 0 P: 11		R: 0 E: 0 K: 0 S: 5	H: 0 LOB: 0 BB: 0 P: 8	1B: 5 2B: 0 3B: 0 HR: 0	SF: 0 SAC: 1 DP: 1 HBP: 0	WP: 0 PB: 0 SB: 1 CS: 0	PA: 32		
PITCHER	IP	WLS	BF	H	R	ER	SO	BB	IBB	HBP	BLK	WP	HR	S	P	ERA	WHIP								
Steve Farr, R ERA: 2.16	7.0	W	25	4	0	0	4	0	0	0	0	0	0	8	11	0.00	0.571								
Steve Crawford, R ERA: 3.79	1.0		4	1	0	0	0	0	0	0	0	0	0	8	11	0.00	1.000								
Jeff Montgomery, R ERA: 2.27	1.0	S	3	0	0	0	0	0	0	0	0	0	0	5	8	0.00	0.000								

AB	31
R	0
H	5
RBI	0
BB	0
SO	4
LOB	7



Batter	1	2	3	4	5	6	7	8	9	AB	R	H	RBI	BB	SO	LOB	TOP					
Brian McRae, S OBP: 0.312, SLG: 0.403 (1, 8)	G6-3		1-0 3B		1-3 K		0-0 G5-3		3-1 G4-3	5	0	1	2	0	1	2	Kansas City Royals @ Minnesota Twins Hubert H. Humphrey Metrodome, Minneapolis, MN Tue Sep 18, 1990, 8:05 PM EDT Att: 11,621 - Dome livebaseballscorecards.com					
Kevin Seitzer, R OBP: 0.341, SLG: 0.368 (1, 4)	F8		0-0 G1-3		1-0 P5			2-1 FC6-4 1B		4	0	1	0	0	0	1						
George Brett, L OBP: 0.384, SLG: 0.506 (1, 3)	G6-3		0-0 G5-3			0-0 FC6-4 1B		1-0 F8		4	0	1	0	0	0	2						
Bo Jackson, R OBP: 0.353, SLG: 0.526 (1, 7)		2-3 K	3-3 K			3-2 FC6-4 1-2 1B		2-2 FC6-4 1-2 1B		4	0	0	0	0	2	3						
Gerald Perry, L OBP: 0.318, SLG: 0.365 (1, 10)		3-3 K		1-2 G4-3 G5-3 2B		3-2 F8		1-3 K		4	1	1	0	0	2	2						
Jim Eisenreich, L OBP: 0.338, SLG: 0.403 (1, 9)	G4-3			0-0 G4-3		0-0 E4		0-0 F9		4	0	0	0	0	0	2						
Sean Berry, R OBP: 0.167, SLG: 0.333 Jeff Schutz, L OBP: 0.355, SLG: 0.411 (9, PH)			1-2 1B 2B	2-2 G5-3		1-3 K		1-2 G1-3		3	1	1	1	0	1	2						
Brent Mayne, L OBP: 0.500, SLG: 0.333 (1, 2)			1-0 HBP 3B 1B	0-0 F9			1-1 G3-1		4-2 1B BB	3	1	1	1	1	0	0						
Kurt Stillwell, S OBP: 0.305, SLG: 0.346 (1, 6)			1-2 3B HBP		3-1 G3		2-0 G4-3		1-0 1B	3	1	1	0	0	0	0						
Inning Stats	R: 0 E: 0 K: 0 S: 6	H: 0 LOB: 0 BB: 0 P: 10	R: 0 E: 0 K: 2 S: 9	H: 0 LOB: 0 BB: 0 P: 14	R: 3 E: 0 K: 1 S: 12	H: 3 LOB: 1 BB: 0 P: 19	R: 1 E: 0 K: 0 S: 9	H: 1 LOB: 0 BB: 0 P: 12	R: 0 E: 0 K: 1 S: 6	H: 0 LOB: 0 BB: 0 P: 11	R: 0 E: 1 K: 0 S: 4	H: 0 LOB: 0 BB: 0 P: 7	R: 0 E: 0 K: 1 S: 9	H: 1 LOB: 1 BB: 1 P: 15	R: 0 E: 0 K: 0 S: 9	H: 1 LOB: 2 BB: 1 P: 18		1B: 4 2B: 2 3B: 1 HR: 0	SF: 0 SAC: 0 DP: 0 HBP: 1	WP: 0 PB: 0 SB: 0 CS: 0	PA: 37	
PITCHER	IP WLS BF H R ER SO BB IBB HBP BLK WP HR S P ERA WHIP	IP WLS BF H R ER SO BB IBB HBP BLK WP HR S P ERA WHIP	IP WLS BF H R ER SO BB IBB HBP BLK WP HR S P ERA WHIP	IP WLS BF H R ER SO BB IBB HBP BLK WP HR S P ERA WHIP	IP WLS BF H R ER SO BB IBB HBP BLK WP HR S P ERA WHIP	IP WLS BF H R ER SO BB IBB HBP BLK WP HR S P ERA WHIP	IP WLS BF H R ER SO BB IBB HBP BLK WP HR S P ERA WHIP	IP WLS BF H R ER SO BB IBB HBP BLK WP HR S P ERA WHIP	IP WLS BF H R ER SO BB IBB HBP BLK WP HR S P ERA WHIP	IP WLS BF H R ER SO BB IBB HBP BLK WP HR S P ERA WHIP	IP WLS BF H R ER SO BB IBB HBP BLK WP HR S P ERA WHIP	IP WLS BF H R ER SO BB IBB HBP BLK WP HR S P ERA WHIP	IP WLS BF H R ER SO BB IBB HBP BLK WP HR S P ERA WHIP	IP WLS BF H R ER SO BB IBB HBP BLK WP HR S P ERA WHIP	IP WLS BF H R ER SO BB IBB HBP BLK WP HR S P ERA WHIP	IP WLS BF H R ER SO BB IBB HBP BLK WP HR S P ERA WHIP	IP WLS BF H R ER SO BB IBB HBP BLK WP HR S P ERA WHIP	IP WLS BF H R ER SO BB IBB HBP BLK WP HR S P ERA WHIP	IP WLS BF H R ER SO BB IBB HBP BLK WP HR S P ERA WHIP	IP WLS BF H R ER SO BB IBB HBP BLK WP HR S P ERA WHIP	IP WLS BF H R ER SO BB IBB HBP BLK WP HR S P ERA WHIP	IP WLS BF H R ER SO BB IBB HBP BLK WP HR S P ERA WHIP
Scott Erickson, R ERA: 3.31 (1, 1)	7.0	W	28	5	4	4	5	0	0	1	0	0	0	0	0	0	5.14	0.714				
Tim Drummond, R ERA: 4.45 (8, 1)	1.0		4	1	0	0	1	0	0	0	0	0	0	0	0	0	0.00	1.000				
Rich Garcés, R ERA: (9, 1)	1.0		5	1	0	0	0	1	0	0	0	0	0	0	0	0	0.00	2.000				

Batter	1	2	3	4	5	6	7	8	9	AB	R	H	RBI	BB	SO	LOB	BOTTOM					
Dan Gladden, R OBP: 0.314, SLG: 0.374 (1, 7)	G6-3		4-1 FC6-4 BB					3-3 K		4	1	2	1	1	1	1	Kansas City Royals @ Minnesota Twins Hubert H. Humphrey Metrodome, Minneapolis, MN Tue Sep 18, 1990, 8:05 PM EDT Att: 11,621 - Dome livebaseballscorecards.com					
Nelson Liriano, S OBP: 0.313, SLG: 0.334 (1, 4)	FC6-4 1B		1-2 FC6-4 G4-6-3					1-1 SF7 3B		5	1	2	2	0	0	3						
Kirby Puckett, R OBP: 0.370, SLG: 0.458 Shane Mack, R OBP: 0.390, SLG: 0.466 (6, PR) (9, 8)	FC6-4 2B		0-1 G4-6-3		0-0 1B 2B		0-1 L9	4-1 SF7 BB		4	2	1	0	1	0	2						
Kent Hrbek, L OBP: 0.378, SLG: 0.480 (1, 3)	3-1 2B			2-2 P7	0-0 F8 1B 1B		2-3 K	3-1 SF7		4	1	2	3	0	1	0						
Gary Gaetti, R OBP: 0.282, SLG: 0.382 Scott Leius, R OBP: 0.125, SLG: 0.313 (9, 6)	4-1 BB			1-2 P3	2-2 1B 1B		1-1 G1-6-3	0-1 L4		4	1	1	0	1	0	2						
Randy Bush, L OBP: 0.330, SLG: 0.404 (1, 10)	2-3 K			0-0 E 1B	0-1 F8		2-3 K			4	1	1	0	0	2	4						
Pedro Munoz, R OBP: 0.296, SLG: 0.321 (1, 9)		2-3 K2-3		1-0 E5	1-1 1B 1B 1B		3-3 K			4	1	1	1	0	2	1						
Junior Ortiz, R OBP: 0.390, SLG: 0.399 (1, 2)		3-3 K		1-1 E6	1-1 1B 1B 1B		3-0 F7			4	1	1	1	0	1	1						
Al Newman, S OBP: 0.300, SLG: 0.282 (9, 5)		1-0 G3-1		2-3 K	2-2 1B 1B			4-2 E S 3B BB		3	1	1	1	1	1	2						
Inning Stats	R: 1 E: 0 K: 1 S: 9	H: 2 LOB: 2 BB: 1 P: 21	R: 0 E: 0 K: 2 S: 8	H: 0 LOB: 0 BB: 0 P: 14	R: 0 E: 0 K: 0 S: 6	H: 0 LOB: 1 BB: 1 P: 11	R: 1 E: 2 K: 1 S: 17	H: 1 LOB: 2 BB: 0 P: 24	R: 6 E: 0 K: 0 S: 25	H: 8 LOB: 2 BB: 0 P: 36	R: 0 E: 0 K: 1 S: 8	H: 0 LOB: 0 BB: 0 P: 11	R: 0 E: 0 K: 2 S: 9	H: 0 LOB: 0 BB: 0 P: 17	R: 2 E: 1 K: 1 S: 13	H: 1 LOB: 2 BB: 2 P: 28		1B: 8 2B: 2 3B: 2 HR: 0	SF: 1 SAC: 0 DP: 1 HBP: 0	WP: 0 PB: 0 SB: 0 CS: 0	PA: 41	
PITCHER	IP WLS BF H R ER SO BB IBB HBP BLK WP HR S P ERA WHIP	IP WLS BF H R ER SO BB IBB HBP BLK WP HR S P ERA WHIP	IP WLS BF H R ER SO BB IBB HBP BLK WP HR S P ERA WHIP	IP WLS BF H R ER SO BB IBB HBP BLK WP HR S P ERA WHIP	IP WLS BF H R ER SO BB IBB HBP BLK WP HR S P ERA WHIP	IP WLS BF H R ER SO BB IBB HBP BLK WP HR S P ERA WHIP	IP WLS BF H R ER SO BB IBB HBP BLK WP HR S P ERA WHIP	IP WLS BF H R ER SO BB IBB HBP BLK WP HR S P ERA WHIP	IP WLS BF H R ER SO BB IBB HBP BLK WP HR S P ERA WHIP	IP WLS BF H R ER SO BB IBB HBP BLK WP HR S P ERA WHIP	IP WLS BF H R ER SO BB IBB HBP BLK WP HR S P ERA WHIP	IP WLS BF H R ER SO BB IBB HBP BLK WP HR S P ERA WHIP	IP WLS BF H R ER SO BB IBB HBP BLK WP HR S P ERA WHIP	IP WLS BF H R ER SO BB IBB HBP BLK WP HR S P ERA WHIP	IP WLS BF H R ER SO BB IBB HBP BLK WP HR S P ERA WHIP	IP WLS BF H R ER SO BB IBB HBP BLK WP HR S P ERA WHIP	IP WLS BF H R ER SO BB IBB HBP BLK WP HR S P ERA WHIP	IP WLS BF H R ER SO BB IBB HBP BLK WP HR S P ERA WHIP	IP WLS BF H R ER SO BB IBB HBP BLK WP HR S P ERA WHIP	IP WLS BF H R ER SO BB IBB HBP BLK WP HR S P ERA WHIP	IP WLS BF H R ER SO BB IBB HBP BLK WP HR S P ERA WHIP	IP WLS BF H R ER SO BB IBB HBP BLK WP HR S P ERA WHIP
Tom Gordon, R ERA: 3.8 (1, 1)	4.2	L	25	8	7	6	4	2	0	0	0	0	0	0	0	0	11.57	2.143				
Andy McCaffigan, R ERA: 4.03 (5, 1)	0.1		4	3	1	1	0	0	0	0	0	0	0	0	0	0	27.00	9.000				
Israel Sanchez, L ERA: 9.59 (6, 1)	1.0		3	0	0	0	1	0	0	0	0	0	0	0	0	0	0.00	0.000				
Carlos Maldonado, R ERA: 18.0 (7, 1)	1.1		7	1	2	2	3	2	0	0	0	0	0	0	0	0	13.50	2.250				
Daryl Smith, R ERA: (8, 1)	0.2		2	0	0	0	0	0	0	0	0	0	0	0	0	0	0.00	0.000				

Batter	1	2	3	4	5	6	7	8	9	10	11	AB	R	H	RBI	BB	SO	LOB	TOP						
Gary Thurman, R OBP: 0.342, SLG: 0.389 Steve Jeltz, S OBP: 0.202, SLG: 0.196	1-0 SH2-3 2B		0-0 F9		3-2 G3			2-1 SAFE 1-2 1B		1-0 F9		5	0	2	0	0	0	3							
Kevin Seltzer, R OBP: 0.340, SLG: 0.366	0-1 SH2-3 2-3		3-2 G6-3			1-1 G4-3		2-3 K		4-2 BB		3	0	0	0	1	1	2							
George Brett, L OBP: 0.384, SLG: 0.507	1-3 K			3-2 F8 2B		0-1 G6-4-3 1B		2-3 K		1-3 K		5	0	2	0	0	3	6							
Bo Jackson, R OBP: 0.348, SLG: 0.519	3-3 K			0-1 F8		2-1 G6-4-3 1B			3-3 K		1-3 K	5	0	0	0	0	3	3							
Jeff Conine, R OBP: 0.200, SLG: 0.111		1-3 K		2-1 F9		1-3 K			0-0 G5-3		0-0 F8	5	0	0	0	0	2	1							
Mike Macfarlane, R OBP: 0.303, SLG: 0.380	1-0 1B		1-2 P3			1-3 K			2-2 F7		2-0 F8	5	0	1	0	0	1	1							
Bill Pecota, R OBP: 0.348, SLG: 0.403	2-1 P9			4-0 CS BB		1-1 F7			1-2 P3			3	0	0	0	1	0	1							
Sean Berry, R OBP: 0.200, SLG: 0.300 Terry Shumpert, R OBP: 0.292, SLG: 0.363 Kurt Stillwell, S OBP: 0.305, SLG: 0.346	0-0 F8		2-2 F7			2-1 F9			2-2 F7		2-2 BB E 1B	4	0	1	0	0	0	2							
Brian McRae, S OBP: 0.317, SLG: 0.406		2-1 B1-3		1-1 S 1B				2-2 WP 1B		0-0 E4 BB		4	0	2	0	0	0	1							
Inning Stats	R: 0 E: 0 K: 2 S: 9	H: 1 LOB: 1 BB: 0 P: 14	R: 0 E: 0 K: 1 S: 7	H: 1 LOB: 1 BB: 0 P: 11	R: 0 E: 0 K: 0 S: 7	H: 0 LOB: 0 BB: 0 P: 12	R: 0 E: 0 K: 0 S: 11	H: 1 LOB: 1 BB: 0 P: 17	R: 0 E: 0 K: 0 S: 8	H: 1 LOB: 1 BB: 1 P: 18	R: 0 E: 0 K: 2 S: 6	H: 0 LOB: 0 BB: 0 P: 9	R: 0 E: 0 K: 2 S: 14	H: 2 LOB: 2 BB: 0 P: 24	R: 0 E: 0 K: 1 S: 7	H: 0 LOB: 0 BB: 0 P: 12	R: 0 E: 0 K: 1 S: 14	H: 1 LOB: 3 BB: 1 P: 23	R: 0 E: 0 K: 1 S: 5	H: 0 LOB: 0 BB: 0 P: 8	1B: 6 2B: 2 3B: 0 HR: 0	SF: 0 SAC: 1 DP: 1 HBP: 0	WP: 1 PB: 0 SB: 1 CS: 1	PA: 42	
PITCHER	IP 9.0	WLS 33	BF 33	H 7	R 0	ER 0	SO 8	BB 1	IBB 0	HBP 0	BLK 0	WP 0	HR 0	S 19	P 31	ERA 0.00	WHIP 1.000								
Mark Guthrie, L ERA: 3.95 Gary Wayne, L ERA: 4.3	(1, 1) (10, 1)																								

Kansas City Royals @ Minnesota Twins
Hubert H. Humphrey Metrodome, Minneapolis, MN
Wed Sep 19 1990, 8:05 PM EDT
Att: 10,690 - Dome

AB	39
R	0
H	8
RBI	0
BB	2
SO	10
LOB	20

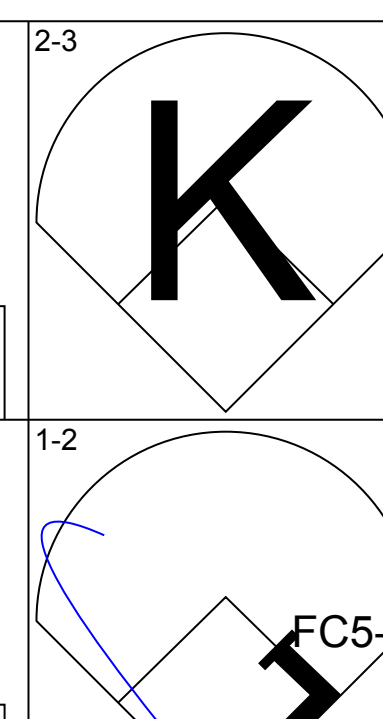
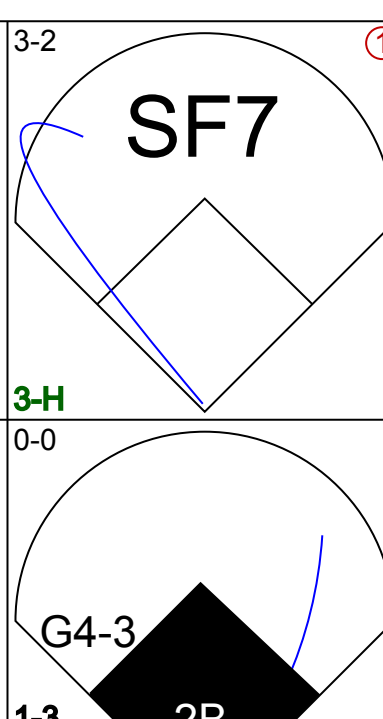
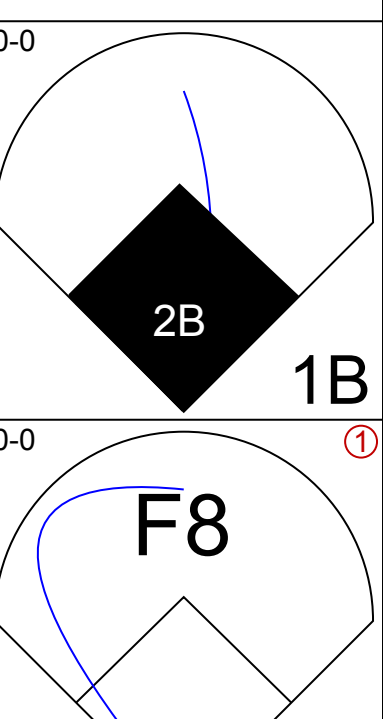
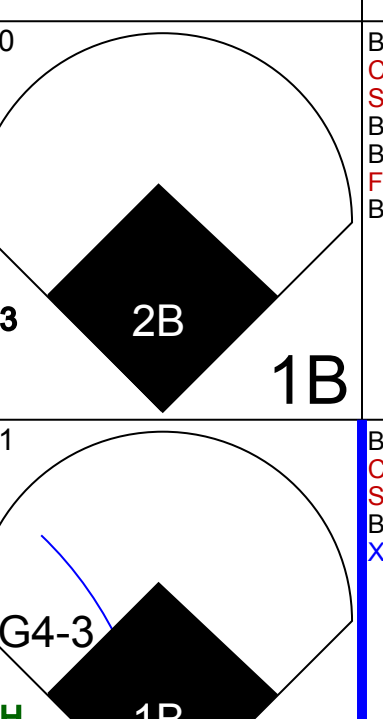
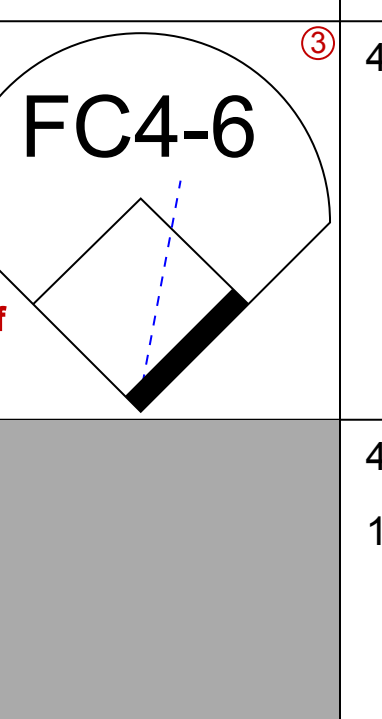

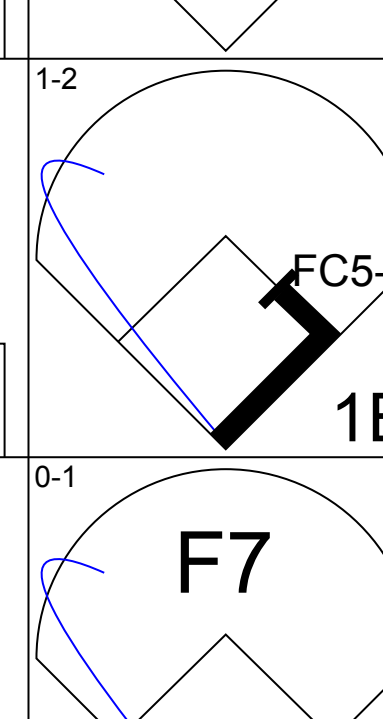
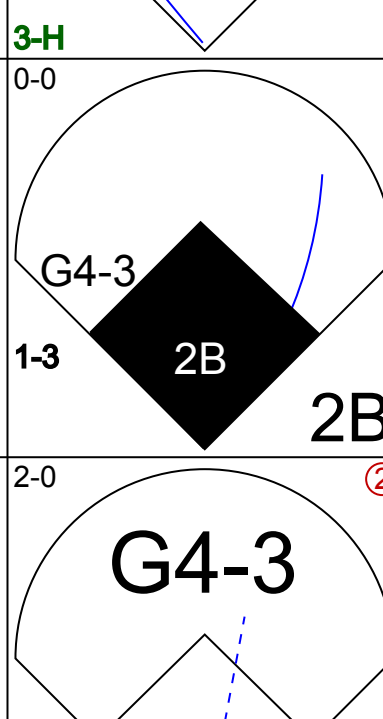
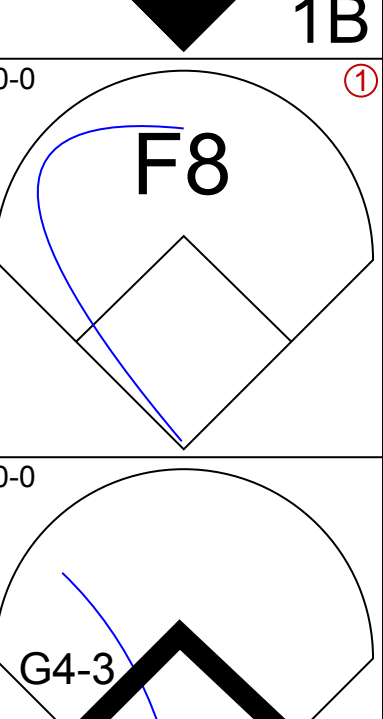
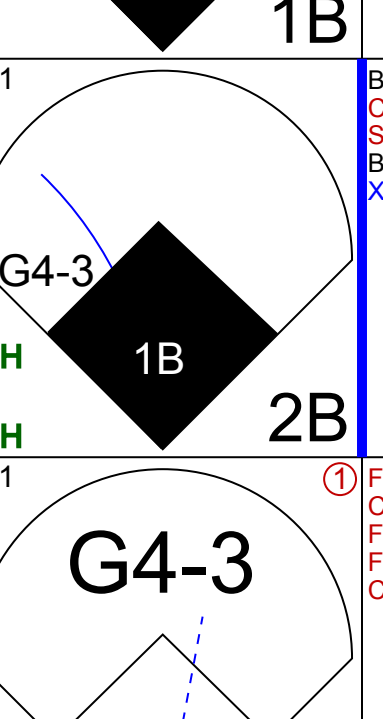

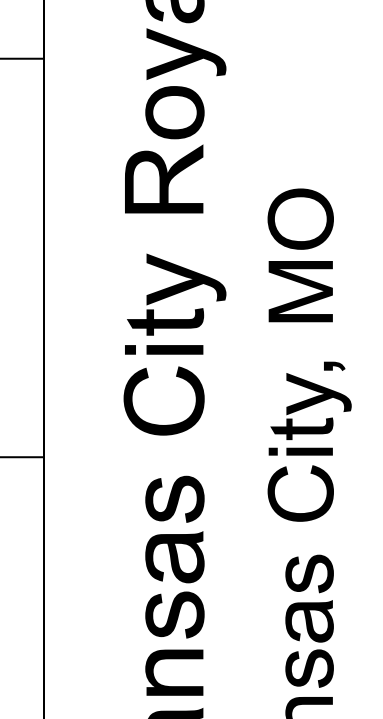
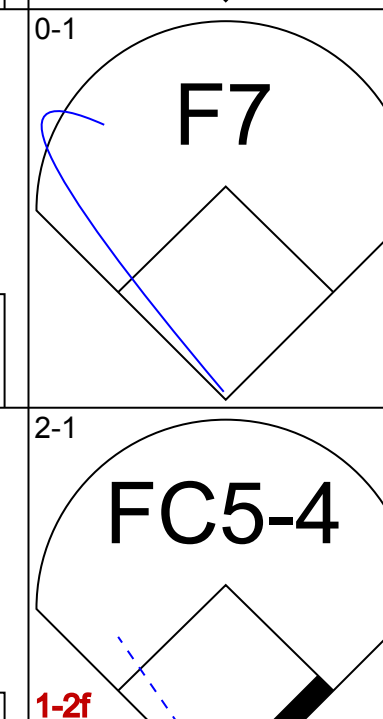
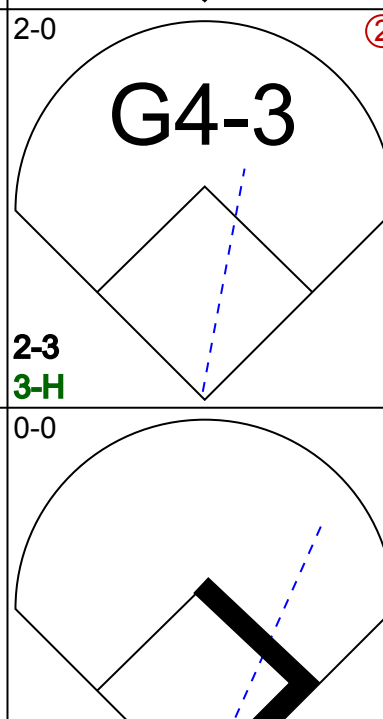
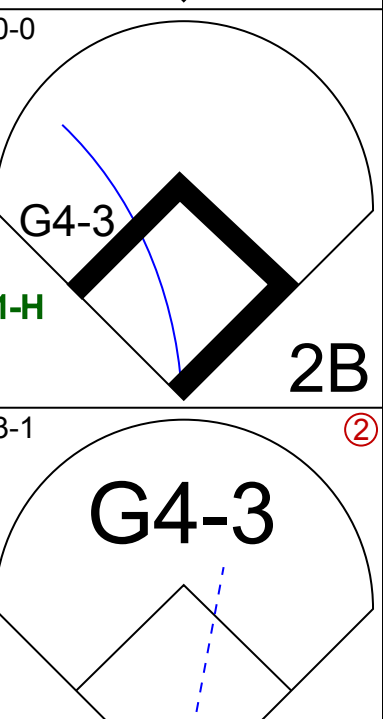
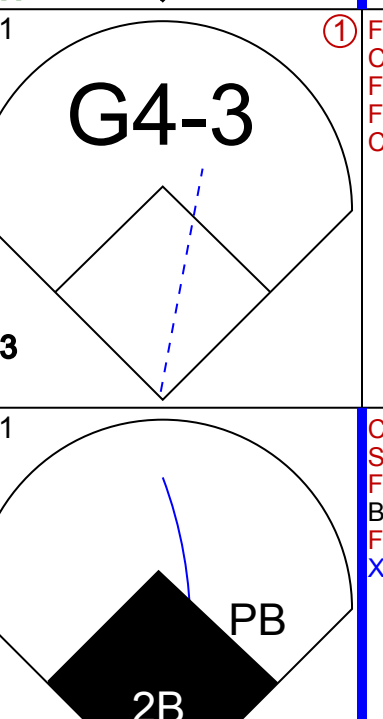

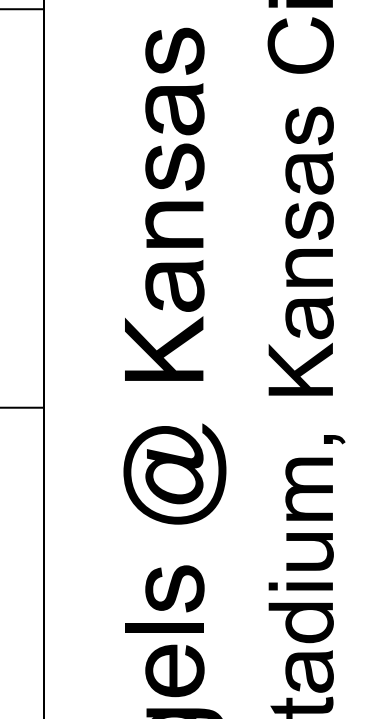
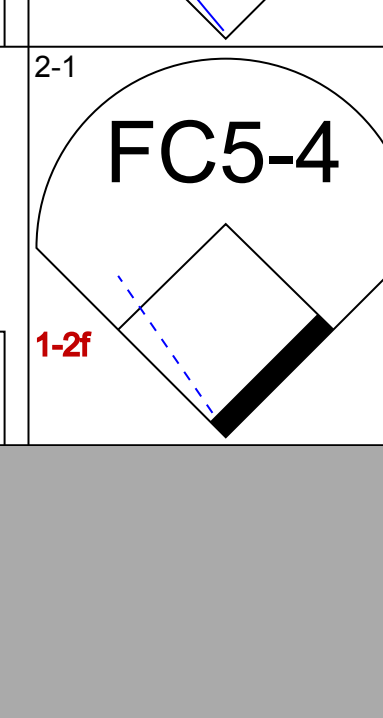
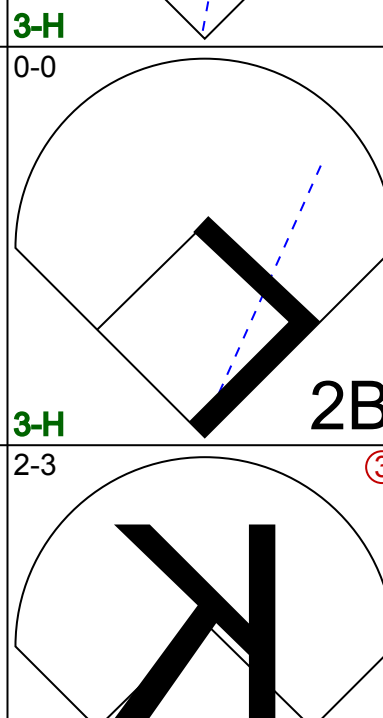
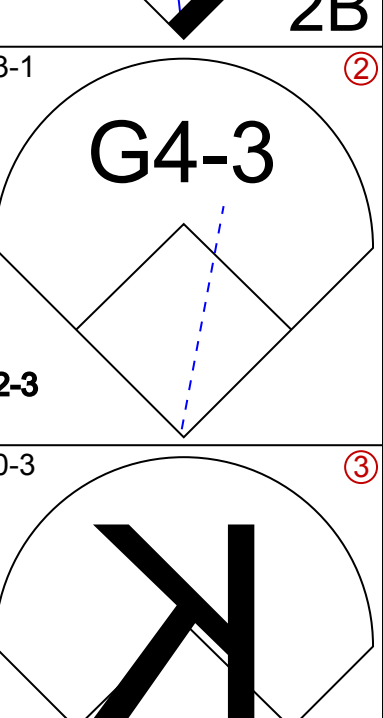
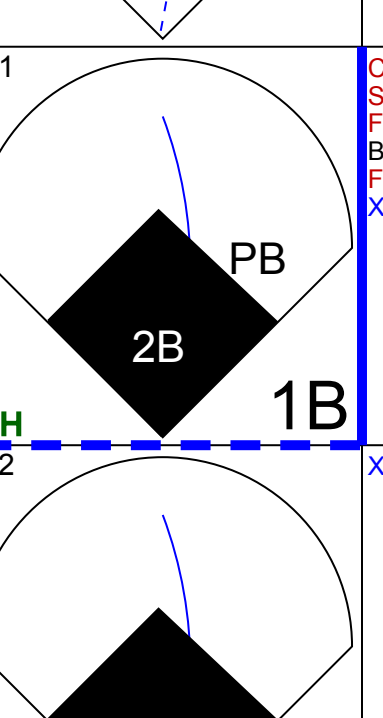

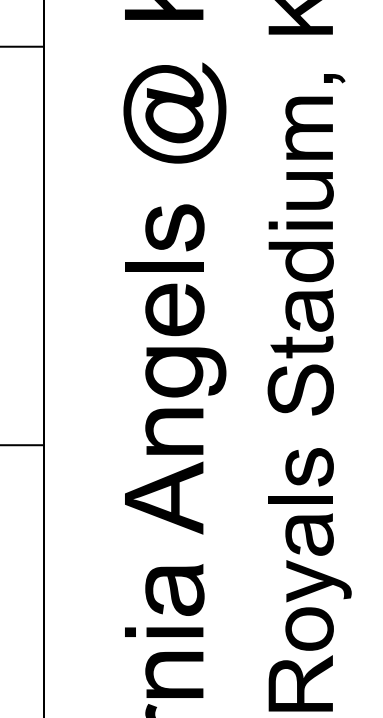
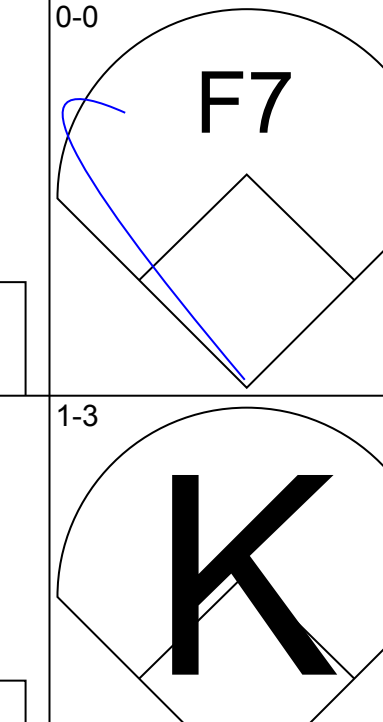
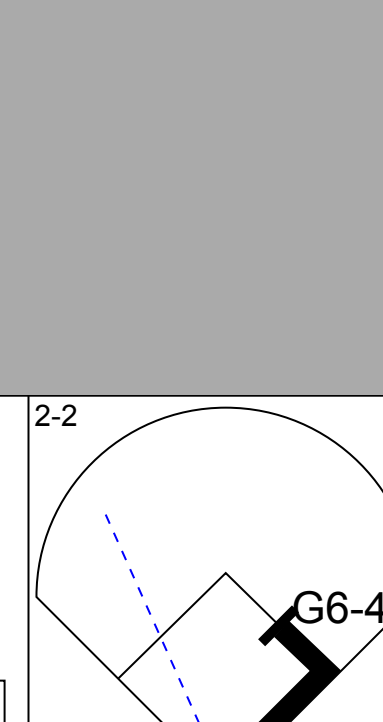
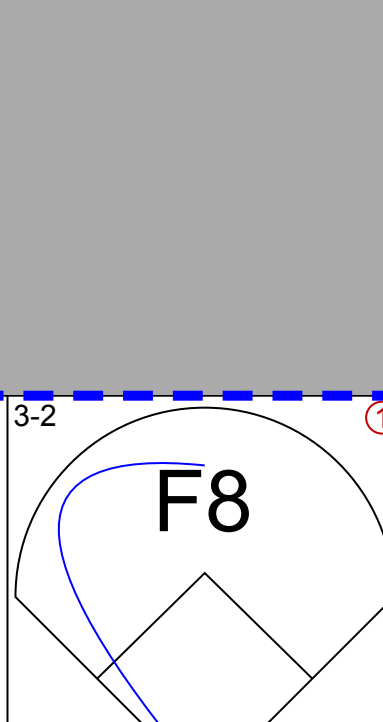
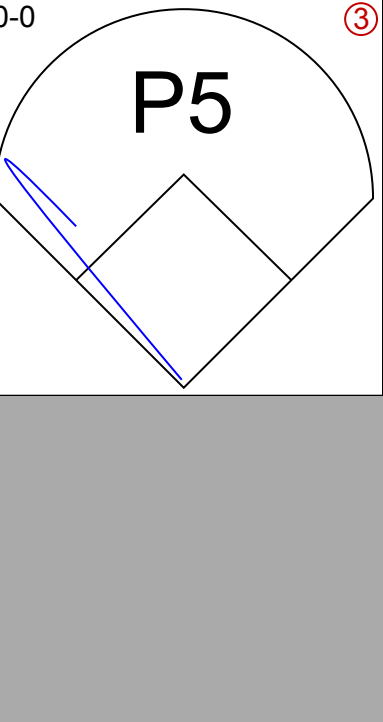

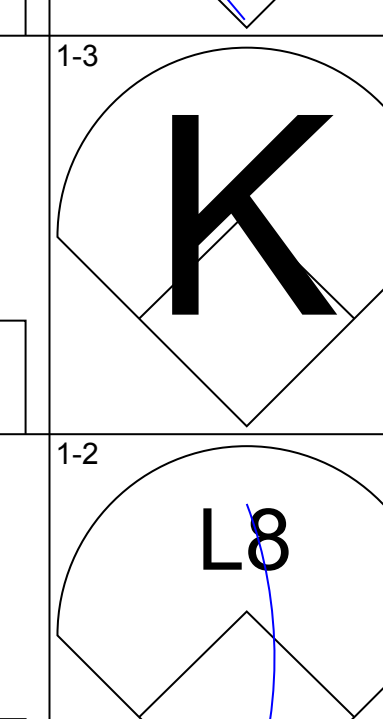
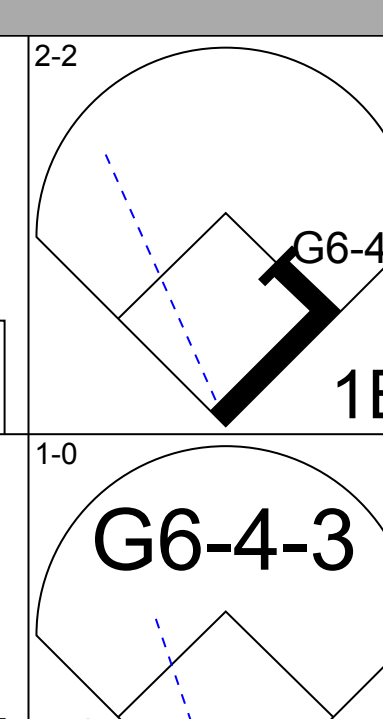
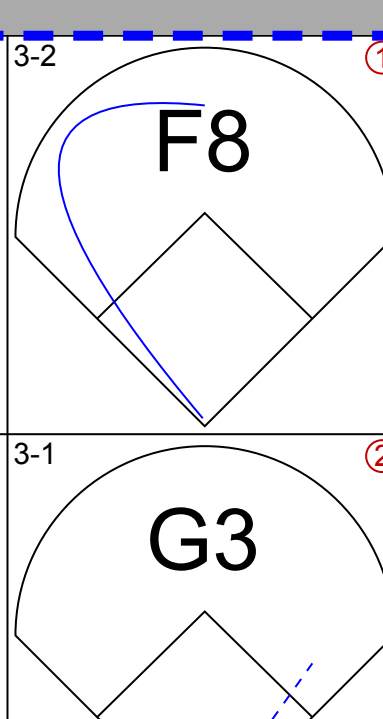

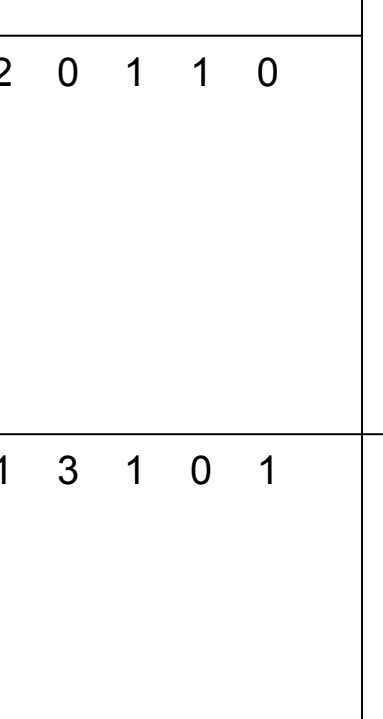
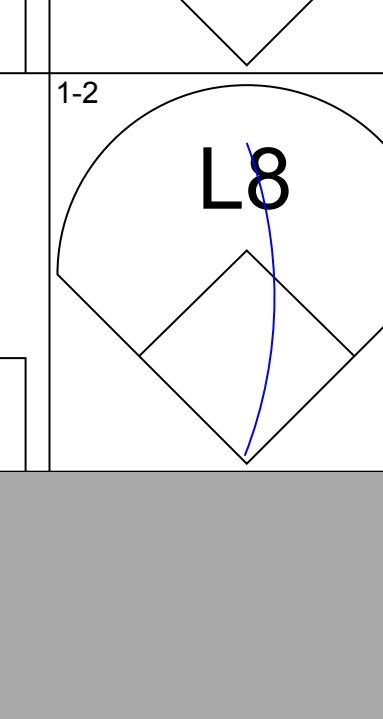
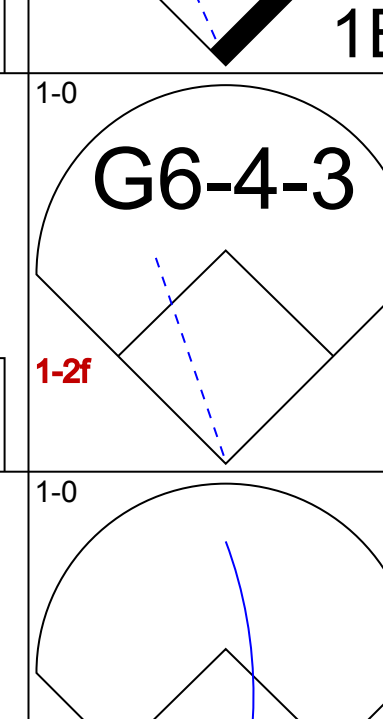
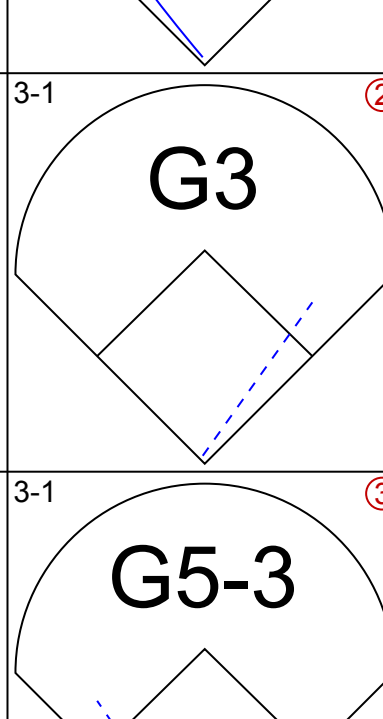


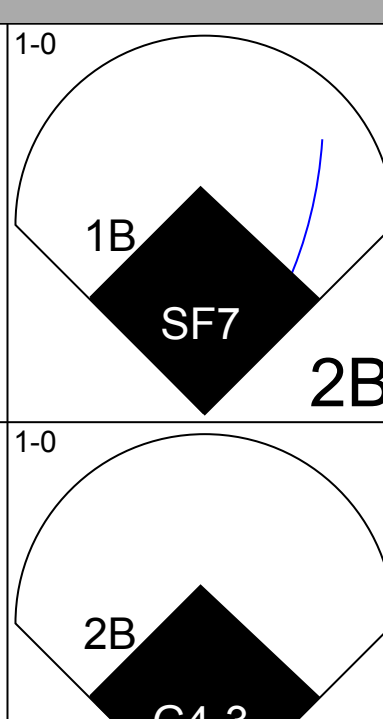

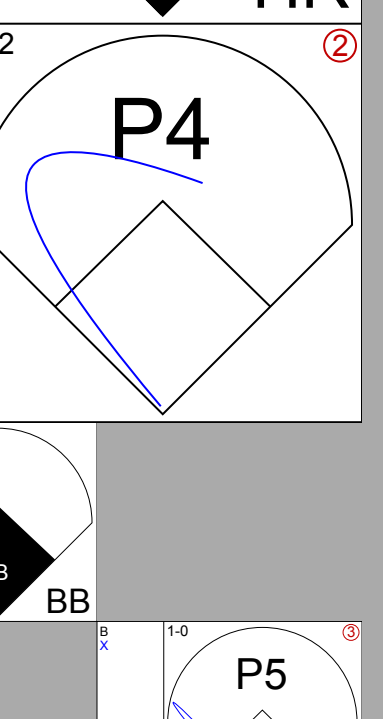
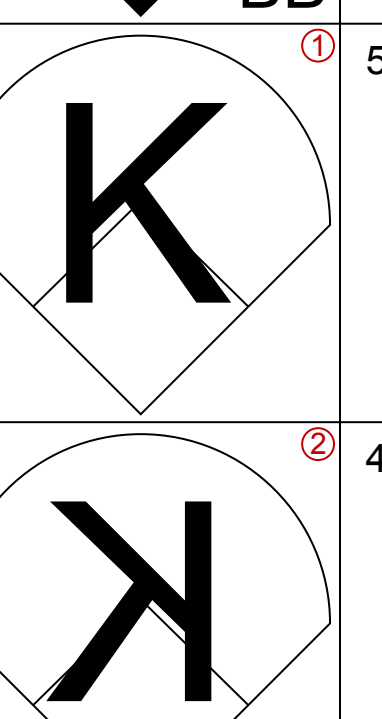
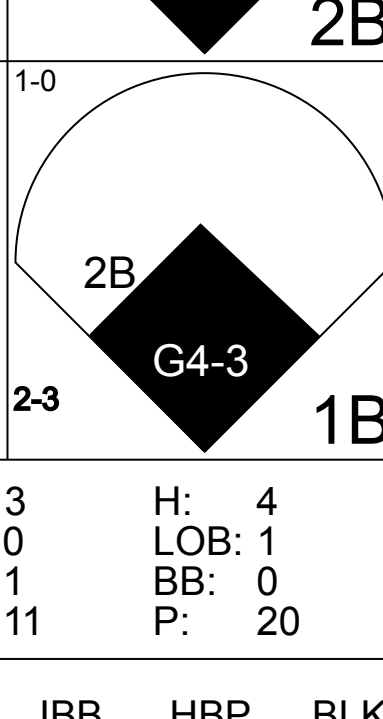
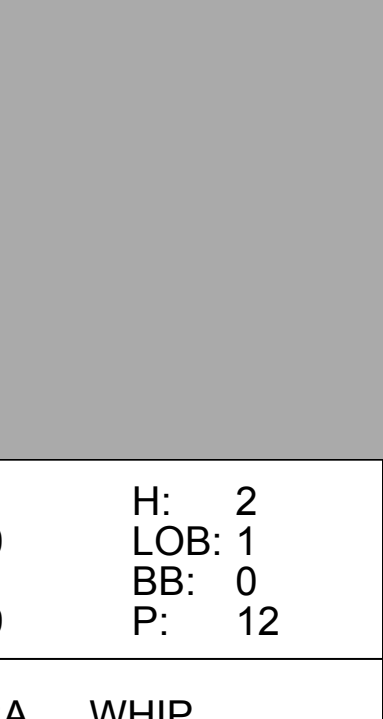
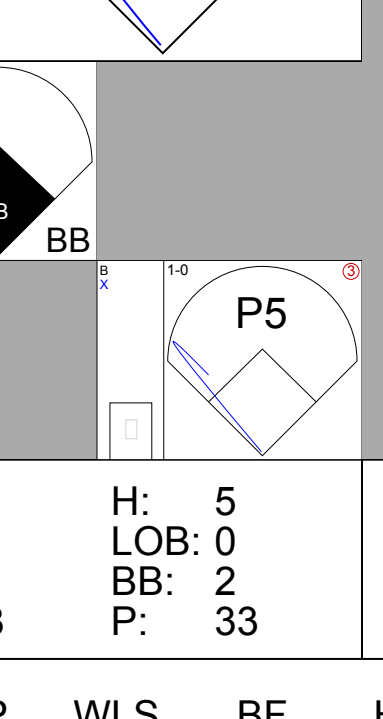
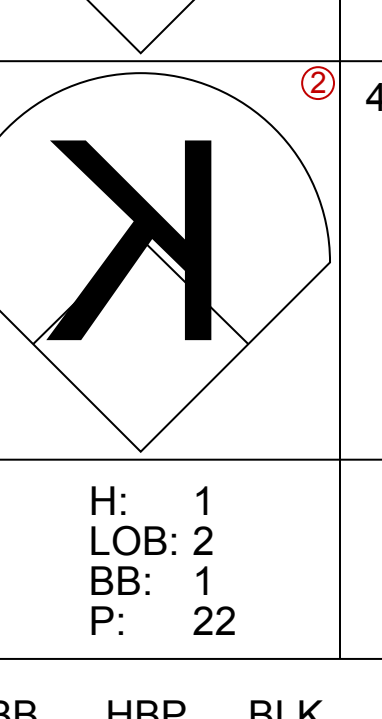


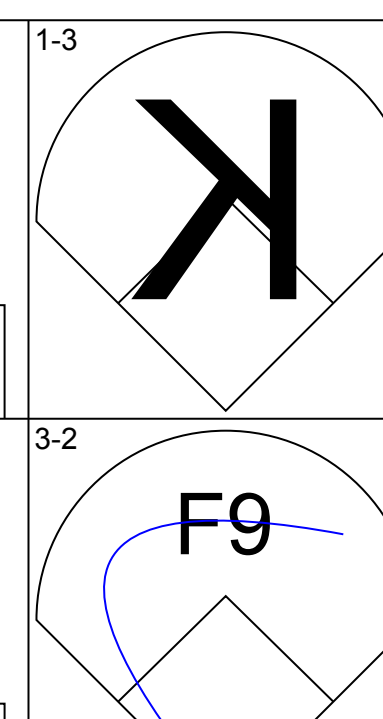
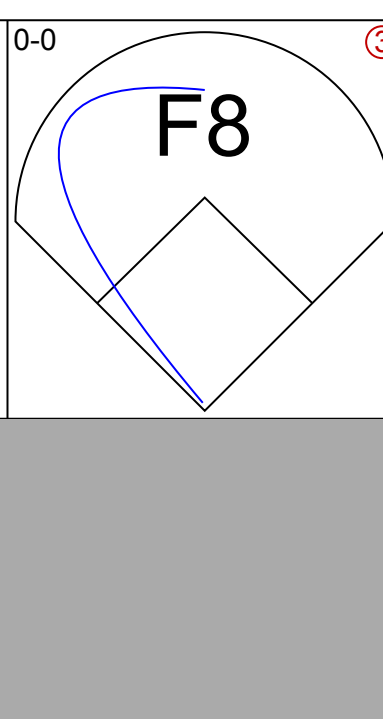
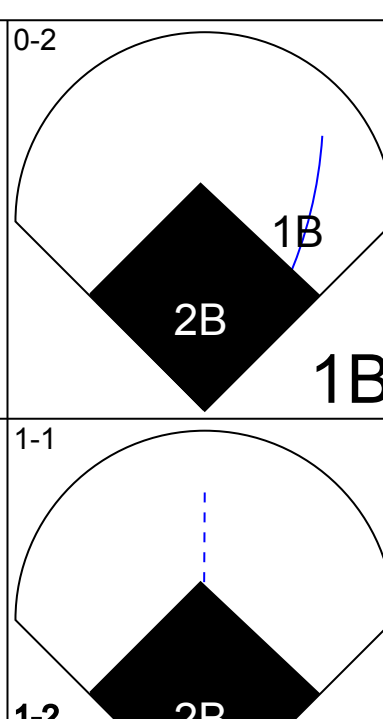
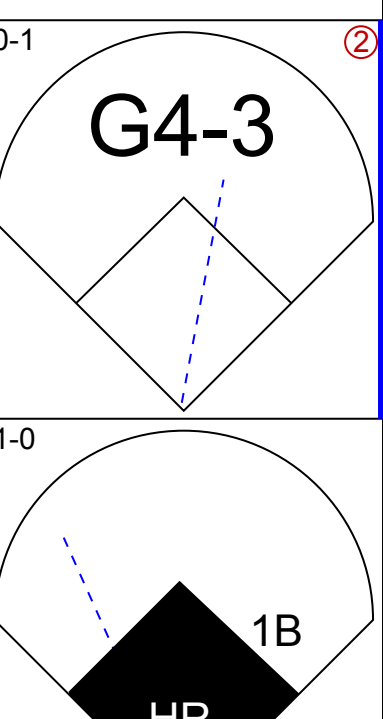
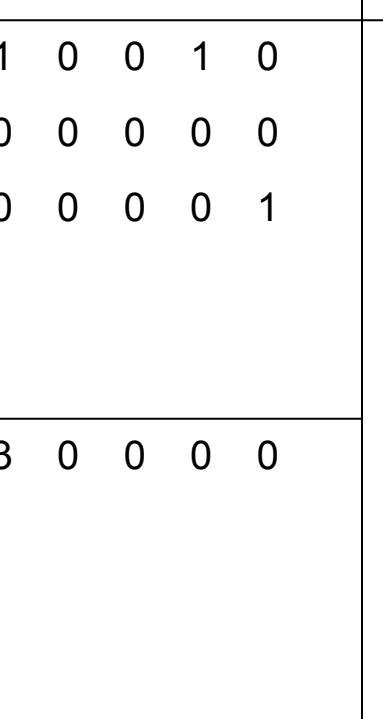
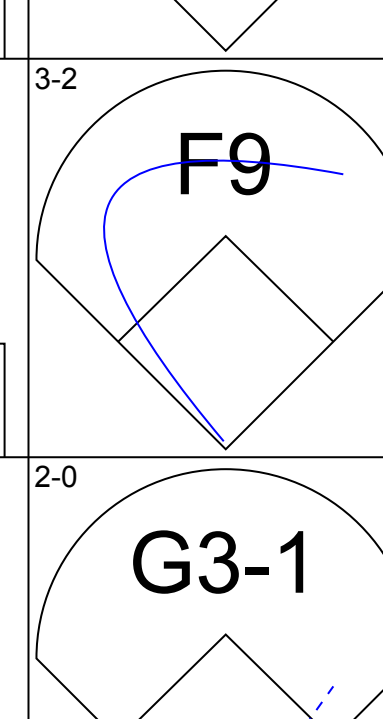
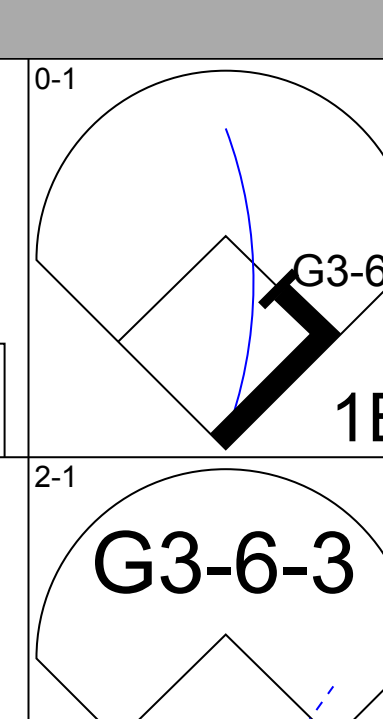
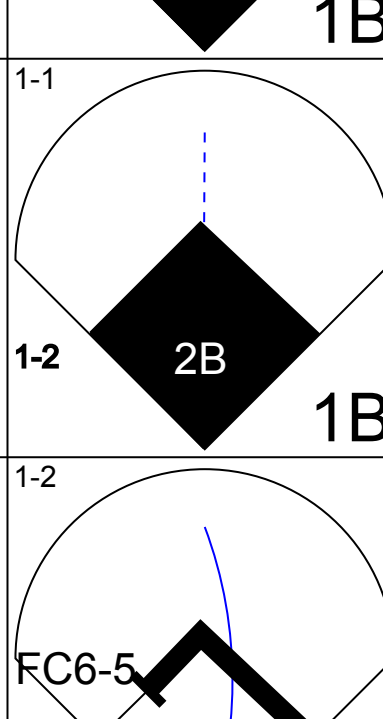
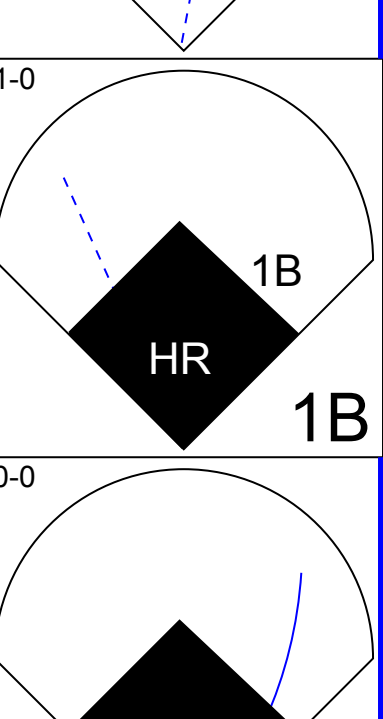

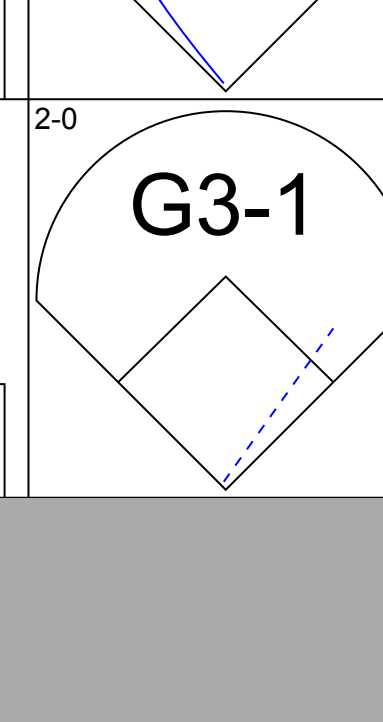
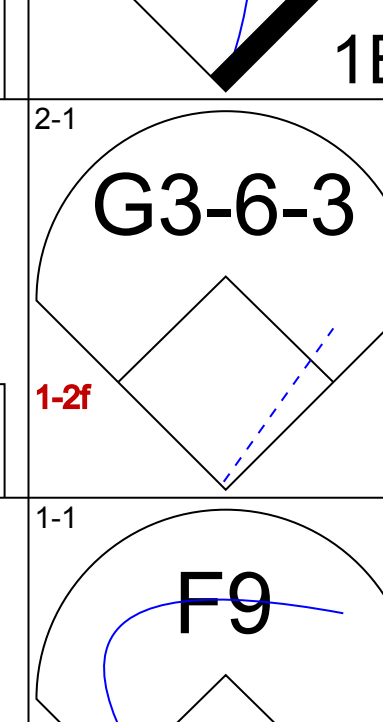
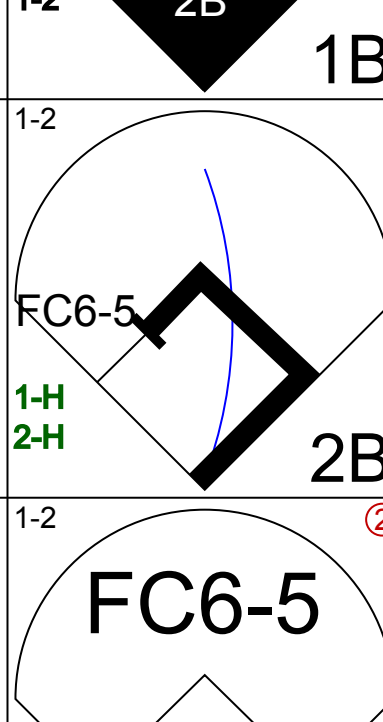
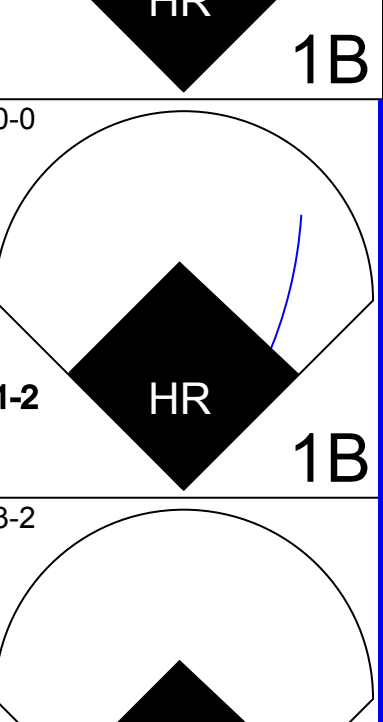
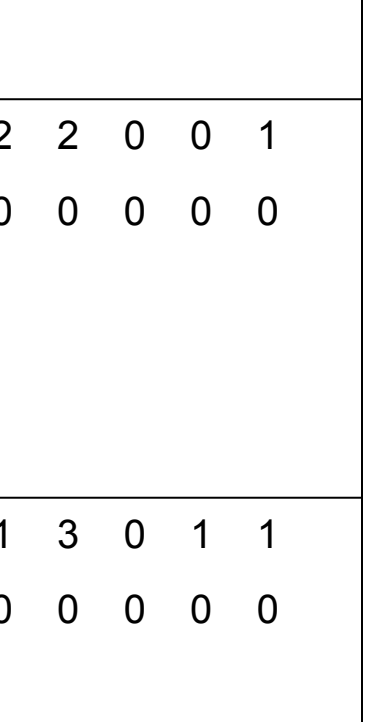
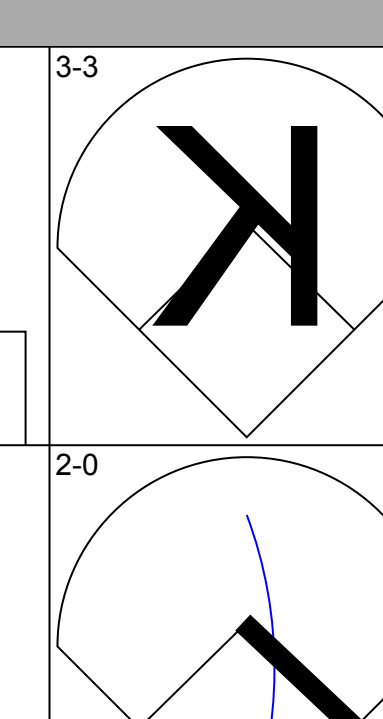
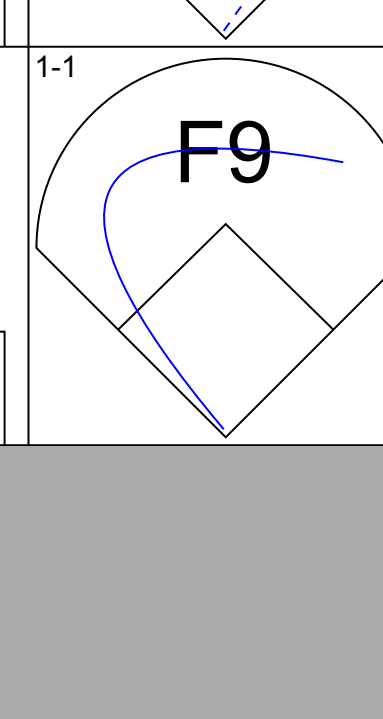
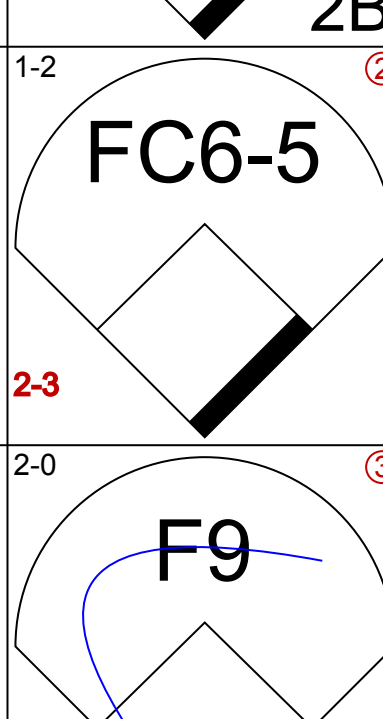
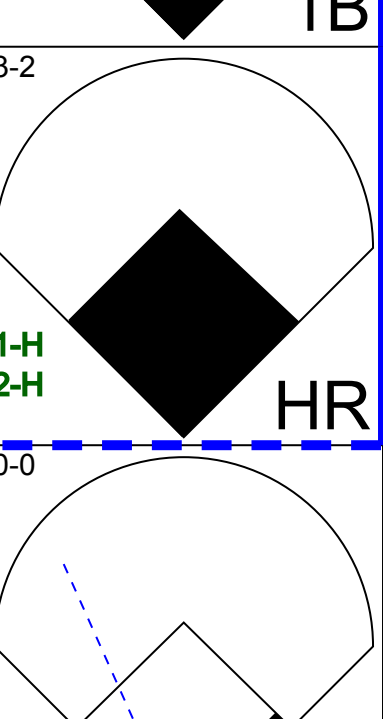
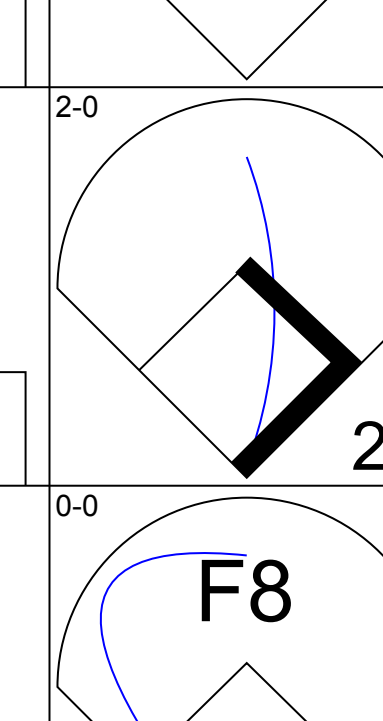
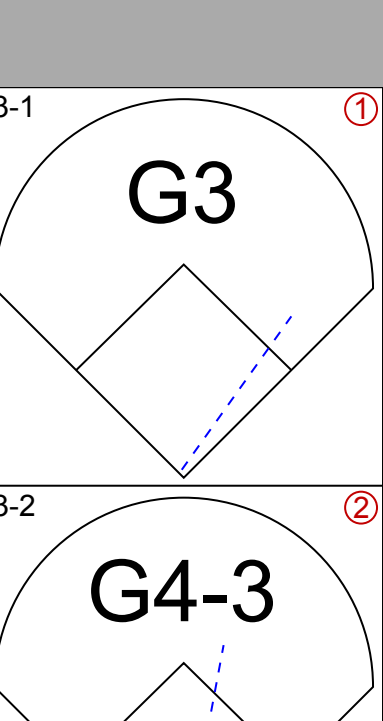
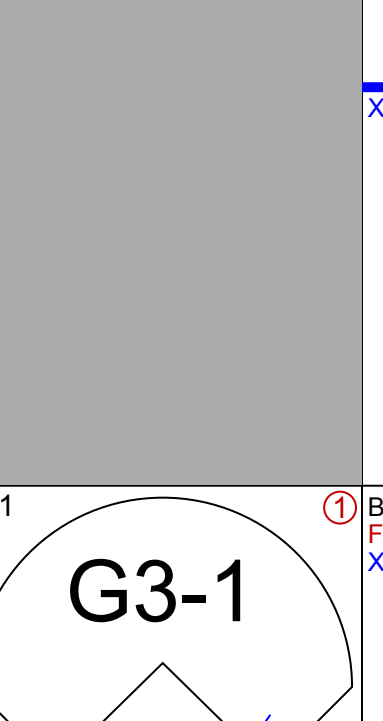

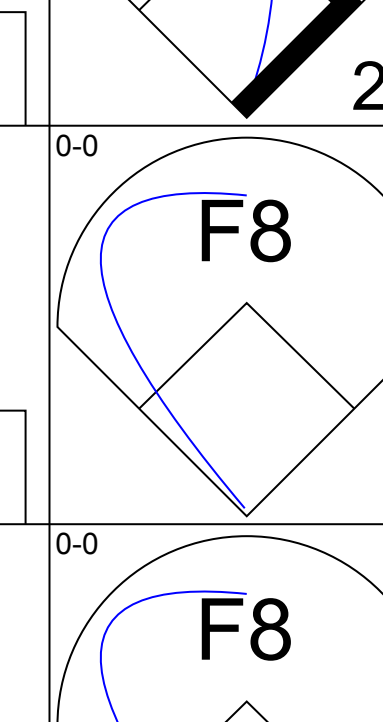
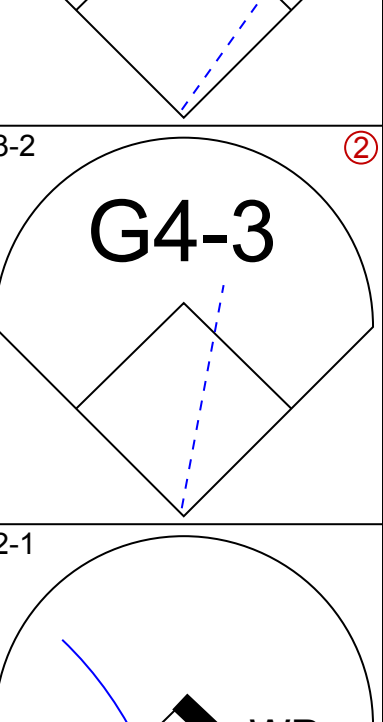
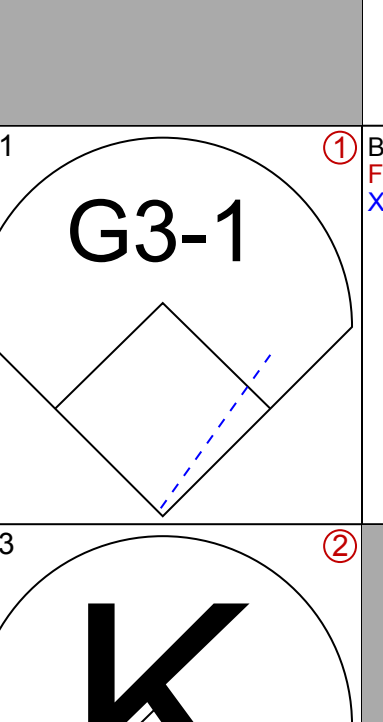

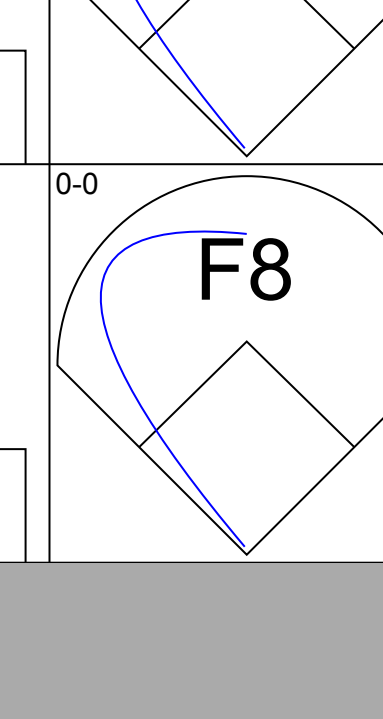
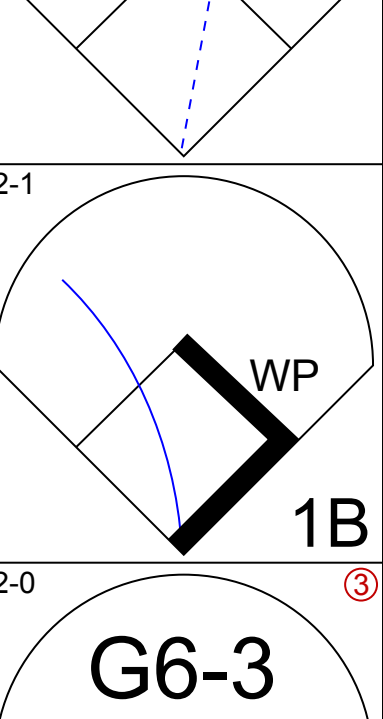
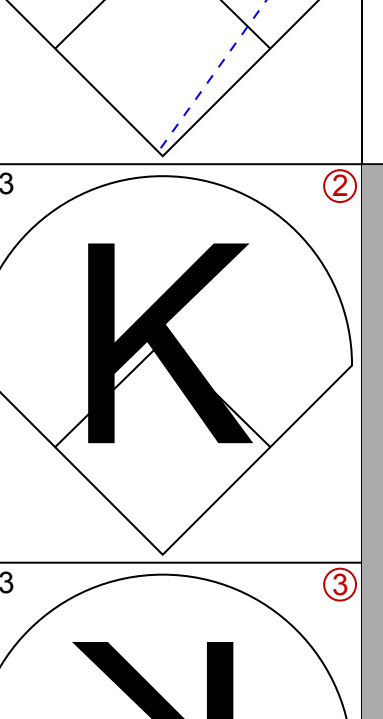
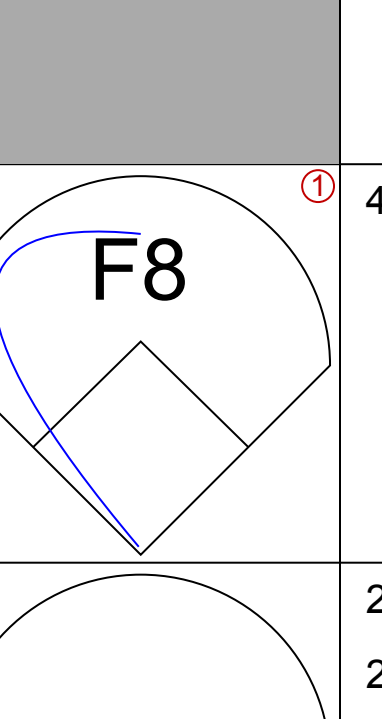
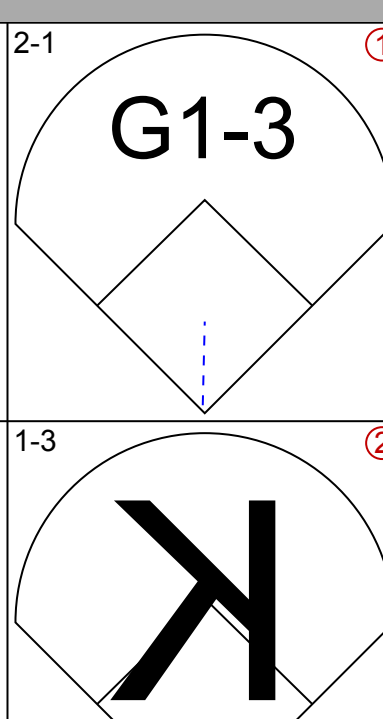
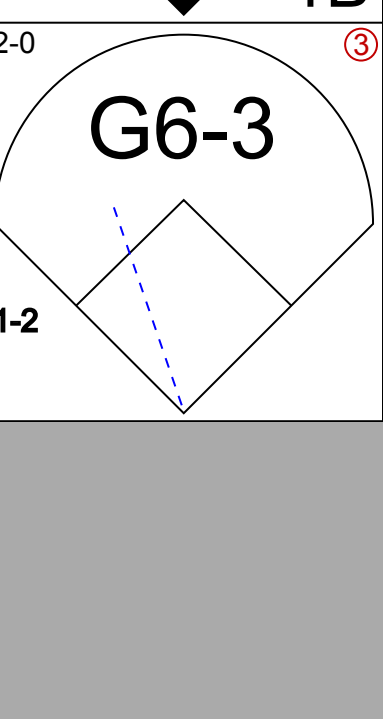
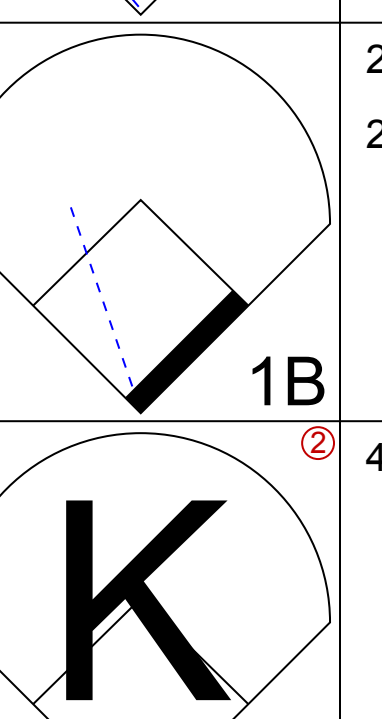
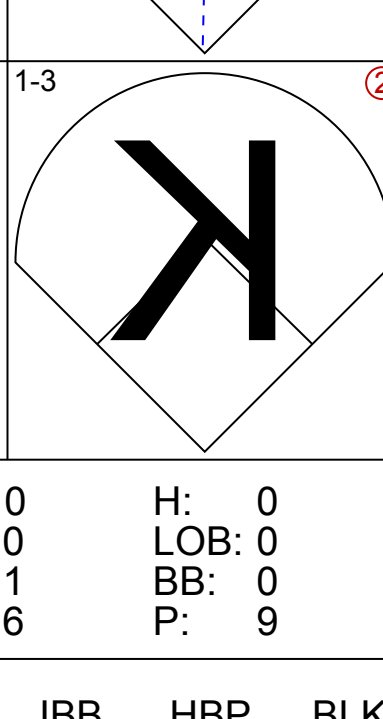
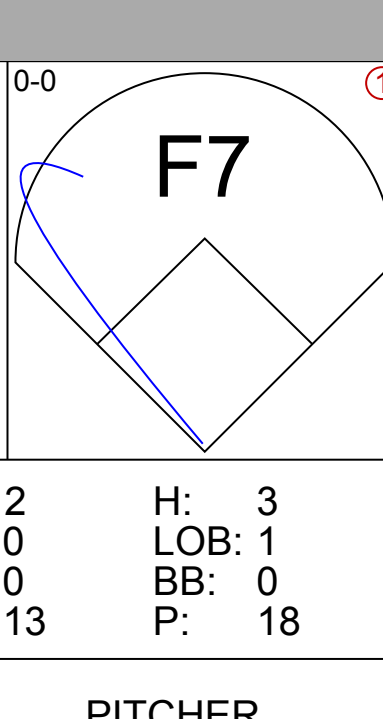
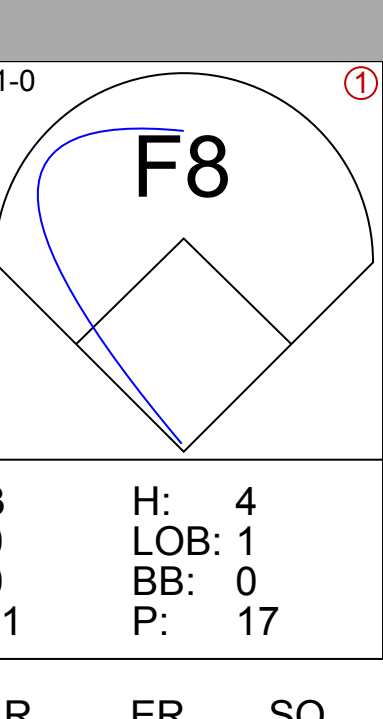
Batter	1	2	3	4	5	6	7	8	9	10	11	AB	R	H	RBI	BB	SO	LOB	BOTTOM							
Dan Gladden, R OBP: 0.313, SLG: 0.372	0-1 P8		0-1 SAFE G3-6-3 1-2f			0-1 F9		0-0 F9			1-0 1B 1B	5	1	1	0	0	0	3								
Nelson Lirio, S OBP: 0.309, SLG: 0.329	3-2 G4-3		1-0 G6-3			0-2 G6-3			0-2 G6-3		0-0 SAFE B5	5	0	0	0	0	0	1								
Kirby Puckett, R OBP: 0.370, SLG: 0.457	1-3 K			0-1 G6-3		1-3 K			2-2 S 1B		0-1 SAFE 1B IBB	5	0	2	0	0	2	0								
Kent Hrbek, L OBP: 0.379, SLG: 0.478		0-1 G6-4-3 1B		1-0 P9		1-0 P4			3-2 P5		4-0 1B IBB	4	0	1	0	1	0	1								
Gary Gaetti, R OBP: 0.280, SLG: 0.378		1-1 G6-4-3 1-2f		2-3 K		3-1 P4			2-2 L7		0-0 P9	5	0	0	0	0	1	5								
Randy Bush, L OBP: 0.335, SLG: 0.405 Shane Mack, R OBP: 0.390, SLG: 0.466		0-1 BB 1B			3-3 K			4-2 FC1-6 BB		0-0 G6-3		2	0	1	0	1	1	0								
Brian Harper, R OBP: 0.334, SLG: 0.442 Scott Leius, R OBP: 0.176, SLG: 0.353		4-0 BB 1B		3-2 G6-3		0-1 FC1-6 WP 1-2f			0-1 FC1-6 WP 1-2f		0-0 1B	2	0	0	0	1	0	1								
Gene Larkin, S OBP: 0.344, SLG: 0.399		2-2 F7		1-1 G3-1				3-2 P6		2-2 F8		4	0	0	0	0	0	4								
Greg Gagne, R OBP: 0.265, SLG: 0.372 Paul Sorrento, L OBP: 0.270, SLG: 0.379 Junior Ortiz, R OBP: 0.368, SLG: 0.396			1-2 G3-6-3 1B			0-0 G6-3			1-3 K		2-3 K	2	0	1	0	0	0	0								
Inning Stats	R: 0 E: 0 K: 1 S: 8	H: 0 LOB: 0 BB: 0 P: 12	R: 0 E: 0 K: 0 S: 9	H: 2 LOB: 2 BB: 1 P: 16	R: 0 E: 0 K: 0 S: 6	H: 1 LOB: 0 BB: 0 P: 8	R: 0 E: 0 K: 1 S: 6	H: 0 LOB: 0 BB: 0 P: 9	R: 0 E: 0 K: 1 S: 10	H: 0 LOB: 0 BB: 0 P: 17	R: 0 E: 0 K: 0 S: 6	H: 0 LOB: 0 BB: 0 P: 6	R: 0 E: 0 K: 1 S: 6	H: 0 LOB: 0 BB: 0 P: 11	R: 0 E: 0 K: 1 S: 11	H: 0 LOB: 2 BB: 1 P: 19	R: 0 E: 0 K: 0 S: 12	H: 1 LOB: 1 BB: 0 P: 19	R: 0 E: 0 K: 1 S: 8	H: 1 LOB: 1 BB: 0 P: 12	R: 1 E: 0 K: 0 S: 6	H: 3 LOB: 3 BB: 1 P: 11	1B: 8 2B: 0 3B: 0 HR: 0	SF: 0 SAC: 0 DP: 2 HBP: 0	WP: 1 PB: 0 SB: 0 CS: 0	PA: 42
PITCHER	IP 9.0	WLS 32	BF 32	H 4	R 0	ER 0	SO 5	BB 2	IBB 0	HBP 0	BLK 0	WP 1	HR 0	S 14	P 23	ERA 5.40	WHIP 2.400									
Kevin Appier, R ERA: 2.76 Jeff Montgomery, R ERA: 2.33	(1, 1) (10, 1)																									

Kansas City Royals @ Minnesota Twins
Hubert H. Humphrey Metrodome, Minneapolis, MN
Wed Sep 19 1990, 8:05 PM EDT
Att: 10,690 - Dome

AB	39
R	1
H	8
RBI	1
BB	3
SO	6
LOB	17



Batter	1	2	3	4	5	6	7	8	9	AB	R	H	RBI	BB	SO	LOB	TOP					
Luis Polonia, L OBP: 0.363, SLG: 0.402 (1, 7)			SF7 			2B 	2B 	PB 	FC4-6 	4	3	2	1	1	1	2	California Angels @ Kansas City Royals Royals Stadium, Kansas City, MO Fri Sep 21 1990, 8:05 PM EDT Att: 22,210 - Unknown - 75 F					
Johnny Ray, S OBP: 0.312, SLG: 0.375 Bobby Rose, R OBP: 0.556, SLG: 0.875 (8, PH) (8, 4)	FC5-4 		G4-3 		F8 	1B 	G4-3 	G5-3 		4	2	3	2	0	0	1						
Chili Davis, S OBP: 0.359, SLG: 0.404 (1, 10)	F7 		G4-3 		G4-3 	2B 	G4-3 	K 		5	0	1	2	0	1	4						
Dave Winfield, R OBP: 0.332, SLG: 0.444 Dante Bichette, R OBP: 0.295, SLG: 0.438 (8, PH) (8, 9)	FC5-4 		G4-3 		G4-3 	2B 	PB 	G5-3 		4	1	2	2	0	0	2						
Lee Stevens, L OBP: 0.279, SLG: 0.332 (1, 3)		F7 	K 		K 		HR 	P5 		5	1	1	1	0	2	3						
Lance Parrish, R OBP: 0.336, SLG: 0.431 (1, 2)	K 			G6-4-3 		F8 	HR 	BB 		4	1	2	0	1	1	0						
Donnie Hill, S OBP: 0.312, SLG: 0.349 (1, 5)	L8 			G6-4-3 		G3 	HR 	FC4-6 		4	1	1	3	1	0	1						
Dick Schofield, R OBP: 0.366, SLG: 0.293 (1, 6)			1B 		1B 		P4 	K 		5	1	2	0	0	1	2						
Devon White, S OBP: 0.292, SLG: 0.352 (1, 8)			2B 		P5 		BB 	K 		4	2	1	0	1	1	3						
Inning Stats	R: 0 E: 0 K: 1 S: 11	H: 1 LOB: 1 BB: 0 P: 16	R: 0 E: 0 K: 1 S: 8	H: 0 LOB: 0 BB: 0 P: 10	R: 3 E: 0 K: 1 S: 11	H: 4 LOB: 1 BB: 0 P: 20	R: 0 E: 0 K: 0 S: 8	H: 2 LOB: 1 BB: 0 P: 14	R: 1 E: 0 K: 1 S: 9	H: 2 LOB: 1 BB: 0 P: 12	R: 0 E: 0 K: 0 S: 8	H: 0 LOB: 0 BB: 0 P: 17	R: 7 E: 0 K: 0 S: 18	H: 5 LOB: 0 BB: 2 P: 33	R: 1 E: 0 K: 1 S: 17	H: 1 LOB: 1 BB: 1 P: 24		R: 0 E: 0 K: 2 S: 12	H: 1 LOB: 2 BB: 1 P: 22	1B: 9 2B: 6 3B: 0 HR: 1	SF: 1 SAC: 0 DP: 1 HBP: 0	WP: 0 PB: 2 SB: 0 CS: 0
PITCHER	IP	WLS	BF	H	R	ER	SO	BB	IBB	HBP	BLK	WP	HR	S	P	ERA	WHIP					
Bret Saberhagen, R ERA: 3.25	(1, 1)	5.0	L	23	9	4	4	0	0	0	0	0	0	47	72	7.20	1.800					
Steve Crawford, R ERA: 4.16	(6, 1)	1.1		8	3	4	4	1	0	0	0	0	0	17	32	27.00	3.000					
Mark Davis, L ERA: 5.7	(7, 1)	1.2		10	3	4	4	2	0	0	0	0	1	26	42	21.60	3.000					
Carlos Maldonado, R ERA: 12.0	(9, 1)	1.0		5	1	0	0	2	1	0	0	0	0	12	22	0.00	2.000					

Batter	1	2	3	4	5	6	7	8	9	AB	R	H	RBI	BB	SO	LOB	BOTTOM					
Bill Pecota, R OBP: 0.348, SLG: 0.402 Jeff Schulz, L OBP: 0.349, SLG: 0.404 Steve Jettz, S OBP: 0.200, SLG: 0.194 (8, PH) (9, 4)	K 		F8 			1B 		G4-3 	G3 	3	1	1	0	0	1	0	California Angels @ Kansas City Royals Royals Stadium, Kansas City, MO Fri Sep 21 1990, 8:05 PM EDT Att: 22,210 - Unknown - 75 F					
Kevin Seitzer, R OBP: 0.343, SLG: 0.368 (1, 5)	F9 			G3-6-3 		1B 	1B 	HR 		4	2	3	0	0	0	0						
George Brett, L OBP: 0.365, SLG: 0.509 Jeff Conine, R OBP: 0.200, SLG: 0.111 (1, 3) (9, 3)	G3-1 			G3-6-3 		1B 	FC6-5 	HR 		4	1	2	2	0	0	1						
Bo Jackson, R OBP: 0.347, SLG: 0.524 Gary Thurman, R OBP: 0.342, SLG: 0.389 (1, 7) (9, 7)		K 		F9 		FC6-5 		HR 		4	1	1	3	0	1	1						
Jim Eisenreich, L OBP: 0.339, SLG: 0.406 (1, 9)		2B 			G3 		F9 		1B 	4	0	2	0	0	0	1						
Gerald Perry, L OBP: 0.316, SLG: 0.362 (1, 10)		F8 			G4-3 			G3-1 	P3 	4	0	0	0	0	0	2						
Willie Wilson, S OBP: 0.345, SLG: 0.365 (1, 8)		F8 			WP 		K 		F8 	4	0	1	0	0	1	1						
Bob Boone, R OBP: 0.328, SLG: 0.254 Brent Mayne, L OBP: 0.500, SLG: 0.400 (7, PH) (8, 2)			G1-3 		G6-3 				1B 	2	0	0	0	0	0	1						
Kurt Stillwell, S OBP: 0.303, SLG: 0.343 (1, 6)			K 				F7 		F8 	4	0	0	0	0	2	1						
Inning Stats	R: 0 E: 0 K: 1 S: 8	H: 0 LOB: 0 BB: 0 P: 14	R: 0 E: 0 K: 1 S: 6	H: 1 LOB: 1 BB: 0 P: 11	R: 0 E: 0 K: 1 S: 6	H: 0 LOB: 0 BB: 0 P: 9	R: 0 E: 0 K: 0 S: 6	H: 1 LOB: 0 BB: 0 P: 9	R: 0 E: 0 K: 0 S: 8	H: 1 LOB: 1 BB: 0 P: 18	R: 2 E: 0 K: 0 S: 13	H: 3 LOB: 1 BB: 0 P: 18	R: 0 E: 0 K: 2 S: 9	H: 0 LOB: 0 BB: 0 P: 11	R: 3 E: 0 K: 0 S: 11	H: 4 LOB: 1 BB: 0 P: 17		R: 0 E: 0 K: 1 S: 11	H: 1 LOB: 1 BB: 0 P: 13	1B: 8 2B: 2 3B: 0 HR: 1	SF: 0 SAC: 0 DP: 1 HBP: 0	WP: 1 PB: 0 SB: 0 CS: 0
PITCHER	IP	WLS	BF	H	R	ER	SO	BB	IBB	HBP	BLK	WP	HR	S	P	ERA	WHIP					
Kirk McCaskill, R ERA: 3.01	(1, 1)	7.2	W	31	9	5	5	0	0	0	0	0	0	64	103	5.87	1.174					
Mark Eichhorn, R ERA: 3.1	(8, 1)	1.1		6	2	0	0	1	0	0	0	0	0	14	17	0.00	1.500					

Batter	1	2	3	4	5	6	7	8	9	AB	R	H	RBI	BB	SO	LOB	TOP			
Luis Polonia, L (1,7) OBP: 0.364, SLG: 0.401	2-2 1B E	0-1 F7		0-0 B1-3			4-0 FC3-6 BB		0-1 G6-3	4	1	1	0	1	0	4	California Angels @ Kansas City Royals Royals Stadium, Kansas City, MO Sat Sep 22 1990, 4:33 AM EDT Att: 27,379 - Cloudy - 70 F			
Johnny Ray, S (1,4) OBP: 0.311, SLG: 0.373	3-1 1B E G3-6-1	1-0 FC6-4			1-1 G3		1-3 K		1-1 P4	5	1	1	0	0	1	4				
Chili Davis, S (1,10) Pete Cochran, R (9, PR) OBP: 0.357, SLG: 0.490 OBP: 0.395, SLG: 0.425	2-1 E4 G3-6-1 1B 1-2 3-H		0-0 G4-3		3-2 G1-3		0-0 FC3-6 1B 1-2		4-1 BB	4	0	0	1	1	0	2				
Dave Winfield, R (1,9) OBP: 0.337, SLG: 0.454	2-1 G3-6-1 1B 1-2 2-3		2-1 HR		4-0 BB		0-1 1B		3-3 K	4	1	3	1	1	1	2				
Lee Stevens, L (1,3) OBP: 0.274, SLG: 0.326	1-0 G3-6-1		0-0 G3-1		1-1 F8		1-3 K			4	0	0	0	0	1	5				
Donnie Hill, S (1,5) Jack Howell, L (6,5) OBP: 0.309, SLG: 0.346 OBP: 0.330, SLG: 0.362	2-2 G4-3		0-0 L7			2-2 F9		1-1 F7		3	0	0	0	0	0	1				
Dick Schofield, R (1,6) OBP: 0.371, SLG: 0.301			0-0 2B		0-2 1B		4-1 BB		2-0 F7	3	0	2	0	1	0	0				
Devon White, S (1,8) OBP: 0.290, SLG: 0.348			3-3 K		0-0 L7		0-1 F8		2-3 K	4	0	0	0	0	2	3				
John Orton, R (1,2) Max Venable, L (9, PH) OBP: 0.222, SLG: 0.240 OBP: 0.340, SLG: 0.414			4-1 BB		1-3 K		0-3 K		4-1 G6-3 BB	2	0	0	0	1	2	2				
										0	0	0	0	1	0	0				
Inning Stats	R: 2 E: 1 K: 0 S: 14	H: 3 LOB: 1 BB: 0 P: 25	R: 0 E: 0 K: 1 S: 8	H: 1 LOB: 2 BB: 1 P: 16	R: 1 E: 0 K: 0 S: 5	H: 1 LOB: 0 BB: 0 P: 7	R: 0 E: 0 K: 1 S: 8	H: 1 LOB: 1 BB: 0 P: 9	R: 0 E: 0 K: 0 S: 7	H: 0 LOB: 1 BB: 1 P: 16	R: 0 E: 0 K: 2 S: 10	H: 1 LOB: 2 BB: 1 P: 16	R: 0 E: 0 K: 1 S: 6	H: 0 LOB: 0 BB: 0 P: 11	R: 0 E: 0 K: 1 S: 9	H: 0 LOB: 2 BB: 2 P: 21	1B: 5 2B: 1 3B: 0 HR: 1	SF: 0 SAC: 0 DP: 1 HBP: 0	WP: 0 PB: 0 SB: 0 CS: 0	PA: 40
PITCHER	IP WLS BF H R ER SO BB IBB HBP BLK WP HR S P ERA WHIP	IP WLS BF H R ER SO BB IBB HBP BLK WP HR S P ERA WHIP																		
Hector Wagner, R (1,1) ERA: 6.14	6.0	27	6	3	2	3	3	0	0	0	0	0	0	0	6	11	0.00	3.000		
Andy McGaffigan, R (7,1) ERA: 3.99	0.2	4	1	0	0	1	1	0	0	0	0	0	0	0	6	11	0.00	0.000		
Mark Davis, L (7,1) ERA: 5.58	1.1	W	4	0	0	2	0	0	0	0	0	0	0	10	16	0.00	0.000			
Jeff Montgomery, R (9,1) ERA: 2.3	1.0	S	5	0	0	0	2	0	0	0	0	0	0	9	21	0.00	2.000			

Batter	1	2	3	4	5	6	7	8	9	AB	R	H	RBI	BB	SO	LOB	BOTTOM			
Gary Thurman, R (1,9) OBP: 0.333, SLG: 0.375	0-0 G4-3						0-1 P3			4	1	1	0	0	1	1	California Angels @ Kansas City Royals Royals Stadium, Kansas City, MO Sat Sep 22 1990, 4:33 AM EDT Att: 27,379 - Cloudy - 70 F			
Kevin Seitzer, R (1,5) OBP: 0.342, SLG: 0.369	2-1 1B					2-1 P4			2-0 P3	4	1	1	0	0	1	2				
George Brett, L (1,3) OBP: 0.389, SLG: 0.518	1-1 E WP 2-H 1B		0-0 G5-4-3 1B		3-1 E 1-3 1B		3-1 HR			4	1	4	2	0	0	0				
Bo Jackson, R (1,7) OBP: 0.344, SLG: 0.518	2-3 K2-3		0-0 G5-4-3		1-1 E5		2-0 G1-3			4	0	0	0	0	1	3				
Danny Tartabull, R (1,10) OBP: 0.342, SLG: 0.477	1-2 E5 HBP		3-1 F9		1-2 3-H 2-1 G5-3				3-1 G6-3	4	0	0	0	0	0	3				
Mike Macfarlane, R (1,2) OBP: 0.308, SLG: 0.387	2-0 HBP			1-0 F8		2-0 SH3-4 1B			2-2 3B	3	1	2	0	0	0	0				
Bill Pecota, R (1,6) OBP: 0.344, SLG: 0.396	2-1 P4			2-2 F7		0-0 SH3-4			2-0 G6-3	3	0	0	0	0	0	4				
Frank White, R (1,4) OBP: 0.252, SLG: 0.304			0-1 G4-3 2B		1-1 F8		1-2 F8		0-0 G6-3	4	0	1	0	0	0	2				
Brian McRae, S (1,8) OBP: 0.317, SLG: 0.404			0-2 G4-3			2-2 G1-3			0-0 1B	3	0	1	1	0	0	1				
										1B: 6 2B: 2 3B: 1 HR: 1	SF: 0 SAC: 1 DP: 1 HBP: 1	WP: 1 PB: 0 SB: 0 CS: 0	PA: 35							
Inning Stats	R: 1 E: 1 K: 1 S: 14	H: 2 LOB: 3 BB: 0 P: 24	R: 0 E: 0 K: 2 S: 12	H: 1 LOB: 1 BB: 0 P: 16	R: 0 E: 0 K: 0 S: 4	H: 1 LOB: 0 BB: 0 P: 7	R: 0 E: 0 K: 0 S: 6	H: 0 LOB: 0 BB: 0 P: 10	R: 1 E: 1 K: 0 S: 13	H: 2 LOB: 2 BB: 0 P: 25	R: 1 E: 0 K: 0 S: 7	H: 1 LOB: 1 BB: 0 P: 10	R: 1 E: 0 K: 0 S: 6	H: 1 LOB: 0 BB: 0 P: 13	R: 0 E: 0 K: 0 S: 9	H: 1 LOB: 1 BB: 0 P: 16	1B: 6 2B: 2 3B: 1 HR: 1	SF: 0 SAC: 1 DP: 1 HBP: 1	WP: 1 PB: 0 SB: 0 CS: 0	PA: 35
PITCHER	IP WLS BF H R ER SO BB IBB HBP BLK WP HR S P ERA WHIP	IP WLS BF H R ER SO BB IBB HBP BLK WP HR S P ERA WHIP																		
Jim Abbott, L (1,1) ERA: 4.46	8.0	L	35	10	4	3	3	0	0	1	0	1	1	71	121	3.38	1.250			

Batter	1	2	3	4	5	6	7	8	9	AB	R	H	RBI	BB	SO	LOB	TOP					
Luis Polonia, L OBP: 0.362, SLG: 0.399 (1, 7)	L3		FC6-4		F9			1B		4	0	1	0	0	0	3	California Angels @ Kansas City Royals Royals Stadium, Kansas City, MO Sun Sep 23 1990, 4:33 AM EDT Att: 23,045 - Sunny					
Johnny Ray, S OBP: 0.306, SLG: 0.369 (1, 4)	G3		K				G3-1	P3		4	0	0	0	0	1	3						
Chili Davis, S OBP: 0.359, SLG: 0.400 (1, 9)			FC6-4				P5	1B		3	0	1	0	1	0	2						
Brian Downing, R OBP: 0.381, SLG: 0.483 (1, 10)	K							F9		3	0	0	0	1	1	3						
Lee Stevens, L OBP: 0.270, SLG: 0.320 (1, 3)		P5								4	0	0	0	0	0	1						
Lance Parrish, R OBP: 0.333, SLG: 0.427 (1, 2)		G6-3								4	0	0	0	0	0	0						
Jack Howell, L OBP: 0.332, SLG: 0.364 (1, 5)		G4-3								4	0	2	0	0	0	0						
Dick Schofield, R OBP: 0.369, SLG: 0.300 (1, 6)										4	0	1	0	0	1	2						
Devon White, S OBP: 0.290, SLG: 0.347 (1, 8)										2	0	0	0	1	0	1						
Inning Stats	R: 0 E: 0 K: 1 S: 9	H: 0 LOB: 1 BB: 1 P: 20	R: 0 E: 0 K: 0 S: 12	H: 0 LOB: 0 BB: 0 P: 17	R: 0 E: 0 K: 1 S: 11	H: 1 LOB: 2 BB: 1 P: 17	R: 0 E: 0 K: 0 S: 8	H: 0 LOB: 0 BB: 0 P: 13	R: 0 E: 0 K: 1 S: 8	H: 1 LOB: 1 BB: 0 P: 14	R: 0 E: 0 K: 0 S: 5	H: 0 LOB: 1 BB: 1 P: 9	R: 0 E: 0 K: 0 S: 9	H: 0 LOB: 0 BB: 0 P: 12	R: 0 E: 0 K: 0 S: 12	H: 2 LOB: 2 BB: 0 P: 17	R: 0 E: 0 K: 0 S: 8	H: 1 LOB: 1 BB: 0 P: 10	1B: 5 2B: 0 3B: 0 HR: 0	SF: 0 SAC: 0 DP: 0 HBP: 0	WP: 0 PB: 0 SB: 0 CS: 0	PA: 35
PITCHER Steve Farr, R ERA: 2.0 (1, 1)	IP: 9.0 WLS: W BF: 35 H: 5 R: 0 ER: 0 SO: 3 BB: 3 IBB: 0 HBP: 0 BLK: 0 WP: 0 HR: 0 S: 82 P: 129 ERA: 0.00 WHIP: 0.889															PITCHER						



Batter	1	2	3	4	5	6	7	8	9	AB	R	H	RBI	BB	SO	LOB	BOTTOM			
Gary Thurman, R OBP: 0.304, SLG: 0.341 (1, 9)	F9			G1-4-3			G4-3			4	0	0	0	0	1	3	California Angels @ Kansas City Royals Royals Stadium, Kansas City, MO Sun Sep 23 1990, 4:33 AM EDT Att: 23,045 - Sunny			
Kevin Seitzer, R OBP: 0.343, SLG: 0.369 Frank White, R OBP: 0.251, SLG: 0.303 (1, 4) (7, 4)				G5-3			F9			1	0	0	0	2	0	0				
Bo Jackson, R OBP: 0.341, SLG: 0.513 (1, 7)				G5-3						4	0	0	0	0	2	2				
Danny Tartabull, R OBP: 0.340, SLG: 0.474 Terry Shumpert, R OBP: 0.292, SLG: 0.363 (8, PR) (8, PR)				F8			G4-3			4	0	1	0	0	1	2				
Russ Morman, R OBP: 0.265, SLG: 0.516 (1, 3)				F8						4	1	2	0	0	0	2				
Mike Macfarlane, R OBP: 0.307, SLG: 0.388 (1, 2)							G5-3			4	1	1	0	0	1	3				
Bill Pecota, R OBP: 0.350, SLG: 0.395 (1, 5)										1	1	0	0	3	1	0				
Kurt Stillwell, S OBP: 0.305, SLG: 0.343 (1, 6)										3	1	1	0	1	0	3				
Brian McRae, S OBP: 0.324, SLG: 0.406 (1, 8)										2	0	1	2	1	0	1				
Inning Stats	R: 0 E: 0 K: 2 S: 10	H: 0 LOB: 1 BB: 1 P: 23	R: 1 E: 0 K: 2 S: 12	H: 1 LOB: 2 BB: 2 P: 24	R: 0 E: 0 K: 0 S: 9	H: 0 LOB: 1 BB: 1 P: 17	R: 3 E: 0 K: 0 S: 16	H: 2 LOB: 0 BB: 2 P: 28	R: 0 E: 0 K: 0 S: 7	H: 1 LOB: 1 BB: 0 P: 10	R: 0 E: 0 K: 1 S: 9	H: 1 LOB: 0 BB: 0 P: 15	R: 0 E: 0 K: 1 S: 8	H: 0 LOB: 0 BB: 0 P: 12	R: 0 E: 1 K: 0 S: 11	H: 1 LOB: 2 BB: 1 P: 18	1B: 4 2B: 1 3B: 1 HR: 0	SF: 0 SAC: 0 DP: 2 HBP: 0	WP: 1 PB: 0 SB: 0 CS: 2	PA: 35
PITCHER Chuck Finley, L ERA: 2.49 Mike Fetters, R ERA: 4.09 (1, 1) (7, 1)	IP: 6.0 WLS: L BF: 27 H: 5 R: 4 ER: 4 SO: 4 BB: 6 IBB: 0 HBP: 0 BLK: 0 WP: 1 HR: 0 S: 63 P: 117 ERA: 6.00 WHIP: 1.833															PITCHER				

AB 32
R 0
H 5
RBI 0
BB 3
SO 3
LOB 15



AB 28
R 4
H 6
RBI 2
BB 7
SO 6
LOB 16



Batter	1	2	3	4	5	6	7	8	9	AB	R	H	RBI	BB	SO	LOB	TOP					
Rickey Henderson, R OBP: 0.440, SLG: 0.578 (1, 7)	1-0 1B SF9	4-2 1B HBP		1-1 1B			3-2 1B S	4-0 1B		3	2	3	0	1	0	0	Oakland Athletics @ Kansas City Royals Royals Stadium, Kansas City, MO Tue Sep 25 1990, 8:05 PM EDT Att: 22,145 - Unknown - 76 F AB 38 R 5 H 13 RBI 5 BB 2 SO 7 LOB 22 					
Walt Weiss, S OBP: 0.345, SLG: 0.333 (1, 6)	2-0 1B	3-2 1B		0-0 P5			1-0 B1	0-2 G4-3		5	0	2	1	0	0	4						
Harold Baines, L OBP: 0.377, SLG: 0.445 Dave Henderson, R OBP: 0.328, SLG: 0.464 (1, 10) (9, PH)	0-1 1B	1-1 L5			1-3 K		3-1 FC5-4 1B		0-1 P3	4	0	2	1	0	1	2						
Mark McGwire, R OBP: 0.363, SLG: 0.498 (1, 3)	2-3 K		1-3 K		3-2 F7		3-3 K		3-1 BB FC6-4 HBP	4	1	0	0	0	3	4						
Terry Steinbach, R OBP: 0.288, SLG: 0.373 (1, 2)	0-0 SF9		0-2 PB 1B		2-3 K		2-0 FC5-4		0-0 FC6-4 BB 1B	4	0	2	1	0	1	1						
Doug Jennings, L OBP: 0.275, SLG: 0.305 Lance Blankenship, R OBP: 0.262, SLG: 0.173 (1, 9) (9, PH) (9, 9)	1-1 F9		2-3 K		1-1 G4-3			1-1 E9 1B	4-2 FC6-4 BB	4	1	1	0	0	1	3						
Willie Randolph, R OBP: 0.337, SLG: 0.325 (1, 4)		3-2 F8	1-1 G5-3		0-0 G6-3 1B			2-1 SH3-4 1B	2-2 FC6-4 FC5-4	5	0	2	2	0	0	3						
Mike Gallego, R OBP: 0.282, SLG: 0.280 (1, 5)		0-3 K		1-0 F9		2-1 G6-3		0-1 SH3-4	1-2 FC5-4	4	0	0	0	0	1	3						
Darren Lewis, R OBP: 0.343, SLG: 0.233 (1, 8)		0-2 S 1B		1-1 B1-3		1-1 F8		1-0 L6		4	1	1	0	0	0	2						
Inning Stats	R: 1 E: 0 K: 1 S: 10	H: 3 LOB: 2 BB: 0 P: 16	R: 1 E: 0 K: 1 S: 16	H: 2 LOB: 2 BB: 0 P: 27	R: 0 E: 0 K: 2 S: 11	H: 1 LOB: 1 BB: 0 P: 15	R: 0 E: 0 K: 0 S: 6	H: 1 LOB: 1 BB: 0 P: 9	R: 0 E: 0 K: 0 S: 7	H: 1 LOB: 1 BB: 0 P: 11	R: 1 E: 0 K: 1 S: 10	H: 2 LOB: 1 BB: 0 P: 22	R: 1 E: 1 K: 0 S: 10	H: 2 LOB: 2 BB: 1 P: 18	R: 1 E: 0 K: 0 S: 15	H: 1 LOB: 2 BB: 1 P: 25		1B: 12 2B: 1 3B: 0 HR: 0	SF: 1 SAC: 1 DP: 0 HBP: 2	WP: 0 PB: 1 SB: 2 CS: 0	PA: 44	
PITCHER	IP WLS BF H R ER SO BB IBB HBP BLK WP HR S P ERA WHIP	IP WLS BF H R ER SO BB IBB HBP BLK WP HR S P ERA WHIP	IP WLS BF H R ER SO BB IBB HBP BLK WP HR S P ERA WHIP	IP WLS BF H R ER SO BB IBB HBP BLK WP HR S P ERA WHIP	IP WLS BF H R ER SO BB IBB HBP BLK WP HR S P ERA WHIP	IP WLS BF H R ER SO BB IBB HBP BLK WP HR S P ERA WHIP	IP WLS BF H R ER SO BB IBB HBP BLK WP HR S P ERA WHIP	IP WLS BF H R ER SO BB IBB HBP BLK WP HR S P ERA WHIP	IP WLS BF H R ER SO BB IBB HBP BLK WP HR S P ERA WHIP	IP WLS BF H R ER SO BB IBB HBP BLK WP HR S P ERA WHIP	IP WLS BF H R ER SO BB IBB HBP BLK WP HR S P ERA WHIP	IP WLS BF H R ER SO BB IBB HBP BLK WP HR S P ERA WHIP	IP WLS BF H R ER SO BB IBB HBP BLK WP HR S P ERA WHIP	IP WLS BF H R ER SO BB IBB HBP BLK WP HR S P ERA WHIP	IP WLS BF H R ER SO BB IBB HBP BLK WP HR S P ERA WHIP	IP WLS BF H R ER SO BB IBB HBP BLK WP HR S P ERA WHIP	IP WLS BF H R ER SO BB IBB HBP BLK WP HR S P ERA WHIP	IP WLS BF H R ER SO BB IBB HBP BLK WP HR S P ERA WHIP	IP WLS BF H R ER SO BB IBB HBP BLK WP HR S P ERA WHIP	IP WLS BF H R ER SO BB IBB HBP BLK WP HR S P ERA WHIP	IP WLS BF H R ER SO BB IBB HBP BLK WP HR S P ERA WHIP	
Kevin Appier, R ERA: 2.84 (1, 1)	8.0 L	38 38	12 4	4 4	7 7	0 0	1 1	0 0	0 0	0 0	82 4	136 7	4.50 27.00	1.500 3.000								
Israel Sanchez, L ERA: 9.39 (9, 1)	0.1	3	1	1	1	0	0	0	1	0	0	4	7	27.00	3.000							
Chris Codiroli, R ERA: 5.23 (9, 1)	0.2	3	0	0	0	0	1	0	0	0	0	11	18	0.00	1.500							
Batter	1	2	3	4	5	6	7	8	9	AB	R	H	RBI	BB	SO	LOB	BOTTOM					
Brian McRae, S OBP: 0.321, SLG: 0.404 (1, 8)	2-1 L4		1-3 K2-3			2-1 G1-3		1-3 K		4	0	0	0	0	2	0	Oakland Athletics @ Kansas City Royals Royals Stadium, Kansas City, MO Tue Sep 25 1990, 8:05 PM EDT Att: 22,145 - Unknown - 76 F AB 31 R 0 H 5 RBI 0 BB 2 SO 6 LOB 11 					
Kevin Seitzer, R OBP: 0.345, SLG: 0.369 (1, 5)	4-2 FC4-6 BB		2-3 K			0-0 G4-3		0-2 G4-3		3	0	0	0	1	1	0						
George Brett, L OBP: 0.388, SLG: 0.513 (1, 3)	1-1 FC4-6			1-2 G4-3		2-2 1B		1-2 F9		4	0	1	0	0	0	1						
Danny Tartabull, R OBP: 0.343, SLG: 0.473 (1, 10)	2-2 F8			1-1 1B		2-2 1B			0-0 F9	4	0	2	0	0	0	1						
Jim Eisenreich, L OBP: 0.338, SLG: 0.404 (1, 7)		4-0 F8 1B BB		3-2 F7		0-2 P6			0-0 F7	3	0	0	0	1	0	3						
Jeff Schultz, L OBP: 0.343, SLG: 0.393 (1, 9)		0-0 G5-4-3 1B		1-3 K			0-2 L7		2-2 F8	4	0	1	0	0	1	1						
Mike MacFarlane, R OBP: 0.308, SLG: 0.387 (1, 2)		1-1 F8			1-3 K		2-1 G5-3			3	0	0	0	0	1	2						
Bill Pecota, R OBP: 0.350, SLG: 0.398 (1, 4) (8, 6)		2-1 G5-4-3			3-2 F9		2-0 2B			3	0	1	0	0	0	2						
Steve Jeltz, S OBP: 0.196, SLG: 0.190 Gerald Perry, L OBP: 0.315, SLG: 0.361 Frank White, R OBP: 0.255, SLG: 0.306 (1, 6) (7, PH) (8, 4)			0-1 G3-1			1-3 K		2-0 G6-3		2	0	0	0	0	1	0						
Inning Stats	R: 0 E: 0 K: 0 S: 9	H: 0 LOB: 1 BB: 1 P: 18	R: 0 E: 0 K: 0 S: 5	H: 1 LOB: 1 BB: 1 P: 12	R: 0 E: 0 K: 2 S: 9	H: 0 LOB: 0 BB: 0 P: 12	R: 0 E: 0 K: 1 S: 11	H: 1 LOB: 1 BB: 0 P: 17	R: 0 E: 0 K: 2 S: 10	H: 0 LOB: 0 BB: 0 P: 15	R: 0 E: 0 K: 0 S: 13	H: 2 LOB: 2 BB: 0 P: 19	R: 0 E: 0 K: 0 S: 7	H: 1 LOB: 1 BB: 0 P: 13	R: 0 E: 0 K: 1 S: 10	H: 0 LOB: 0 BB: 0 P: 12		R: 0 E: 0 K: 0 S: 5	H: 0 LOB: 0 BB: 0 P: 7	1B: 4 2B: 1 3B: 0 HR: 0	SF: 0 SAC: 0 DP: 1 HBP: 0	WP: 0 PB: 0 SB: 0 CS: 0
PITCHER	IP WLS BF H R ER SO BB IBB HBP BLK WP HR S P ERA WHIP	IP WLS BF H R ER SO BB IBB HBP BLK WP HR S P ERA WHIP	IP WLS BF H R ER SO BB IBB HBP BLK WP HR S P ERA WHIP	IP WLS BF H R ER SO BB IBB HBP BLK WP HR S P ERA WHIP	IP WLS BF H R ER SO BB IBB HBP BLK WP HR S P ERA WHIP	IP WLS BF H R ER SO BB IBB HBP BLK WP HR S P ERA WHIP	IP WLS BF H R ER SO BB IBB HBP BLK WP HR S P ERA WHIP	IP WLS BF H R ER SO BB IBB HBP BLK WP HR S P ERA WHIP	IP WLS BF H R ER SO BB IBB HBP BLK WP HR S P ERA WHIP	IP WLS BF H R ER SO BB IBB HBP BLK WP HR S P ERA WHIP	IP WLS BF H R ER SO BB IBB HBP BLK WP HR S P ERA WHIP	IP WLS BF H R ER SO BB IBB HBP BLK WP HR S P ERA WHIP	IP WLS BF H R ER SO BB IBB HBP BLK WP HR S P ERA WHIP	IP WLS BF H R ER SO BB IBB HBP BLK WP HR S P ERA WHIP	IP WLS BF H R ER SO BB IBB HBP BLK WP HR S P ERA WHIP	IP WLS BF H R ER SO BB IBB HBP BLK WP HR S P ERA WHIP	IP WLS BF H R ER SO BB IBB HBP BLK WP HR S P ERA WHIP	IP WLS BF H R ER SO BB IBB HBP BLK WP HR S P ERA WHIP	IP WLS BF H R ER SO BB IBB HBP BLK WP HR S P ERA WHIP	IP WLS BF H R ER SO BB IBB HBP BLK WP HR S P ERA WHIP	IP WLS BF H R ER SO BB IBB HBP BLK WP HR S P ERA WHIP	
Dave Stewart, R ERA: 2.88 (1, 1)	9.0 W	33 33	5 5	0 0	6 6	2 2	0 0	0 0	0 0	0 0	79 4	125 7	0.00 0.778									

Batter	1	2	3	4	5	6	7	8	9	AB	R	H	RBI	BB	SO	LOB	TOP								
Willie McGee, S OBP: 0.374, SLG: 0.420	1-1 E5 BB E	0-2 G1-4-3				0-1 E 1B	1-3 K		1-1 F7	5	2	1	0	0	1	4	Oakland Athletics @ Kansas City Royals Royals Stadium, Kansas City, MO Wed Sep 26 1990, 8:05 PM EDT Att: 27,535 - Unknown - 81 F livebaseballscorecards.com								
Walt Weiss, S OBP: 0.343, SLG: 0.331	1-0 F9		2-1 BB 1B		2-3 K 1B	3-1 FC6-4		2-2 F7	5	0	1	0	0	0	1	5									
Mark McGwire, R OBP: 0.367, SLG: 0.499	4-0 E BB		4-2 BB 1B		2-2 G4-3 1B		1-2 G3-6 1B	2-3 K	3	1	2	1	2	1	1										
Harold Baines, L OBP: 0.278, SLG: 0.442	0-1 E3 2H		1-3 K		1-2 G4-3 1B		1-0 F9		3	0	0	0	0	0	1	4									
Jose Canseco, R OBP: 0.370, SLG: 0.552					1-2 K		1-0 F9		1	0	0	0	0	0	0	1									
Doug Jennings, L OBP: 0.274, SLG: 0.299	1-1 F9		1-3 K		4-0 1B BB		2-1 G3-6		3	0	0	0	1	1	5										
Ron Hassey, L OBP: 0.289, SLG: 0.304	3-0 F7		3-2 F8		1-0 1B		1-0 G4-3		4	0	1	1	0	0	4										
Dann Howitt, L OBP: 0.278, SLG: 0.267		1-3 K		1-3 K		1-3 K		1-2 G6-3 HBP	2	0	0	0	0	2	0										
Dave Henderson, R OBP: 0.327, SLG: 0.463								1-0 G6-3	1	0	0	0	0	1	0										
Darren Lewis, R OBP: 0.361, SLG: 0.233								1-2 G6-3	0	0	0	0	0	0	0										
Mike Gallego, R OBP: 0.282, SLG: 0.278		2-3 K		0-1 G5-3		4-2 BB BB		1-0 G6-3	3	0	0	0	1	1	1										
Lance Blankenship, R OBP: 0.270, SLG: 0.178		2-0 1B		2-2 G5-3		4-0 FC6-4 BB		1-0 1B	2	0	1	0	1	0	0										
Jamie Quirk, L OBP: 0.349, SLG: 0.395									1	0	1	0	0	0	0										
Carney Lansford, R OBP: 0.333, SLG: 0.324									0	0	0	0	0	0	0										
Inning Stats	R: 1 E: 2 K: 0 S: 8	H: 0 LOB: 2 BB: 1 P: 18	R: 0 E: 0 K: 2 S: 11	H: 1 LOB: 1 BB: 0 P: 16	R: 0 E: 0 K: 2 S: 15	H: 1 LOB: 2 BB: 1 P: 26	R: 0 E: 0 K: 1 S: 10	H: 0 LOB: 0 BB: 0 P: 13	R: 2 E: 1 K: 1 S: 12	H: 3 LOB: 2 BB: 1 P: 22	R: 0 E: 0 K: 2 S: 10	H: 0 LOB: 2 BB: 2 P: 23	R: 0 E: 0 K: 0 S: 6	H: 1 LOB: 0 BB: 0 P: 10	R: 0 E: 0 K: 0 S: 5	H: 0 LOB: 0 BB: 0 P: 8	R: 0 E: 0 K: 1 S: 10	H: 1 LOB: 1 BB: 0 P: 16	1B: 7 2B: 0 3B: 0 HR: 0	SF: 0 SAC: 0 DP: 2 HBP: 1	WP: 0 PB: 0 SB: 0 CS: 0	PA: 39			
PITCHER	IP	WLS	BF	H	R	ER	SO	BB	IBB	HBP	BLK	WP	HR	S	P	ERA	WHIP								
Bret Saberhagen, R ERA: 3.27	5.0	L	24	5	3	2	6	3	0	0	0	0	0	56	95	3.60	1.600								
Mark Davis, L ERA: 5.29	2.0		8	1	0	0	2	2	0	0	0	0	0	16	33	0.00	1.500								
Andy McGaffigan, R ERA: 3.94	1.0		3	0	0	0	2	0	0	1	0	0	0	5	8	0.00	0.000								
Jeff Montgomery, R ERA: 2.25	1.0		4	1	0	0	1	0	0	0	0	0	0	10	16	0.00	1.000								

Batter	1	2	3	4	5	6	7	8	9	AB	R	H	RBI	BB	SO	LOB	BOTTOM								
Bill Pecota, R OBP: 0.345, SLG: 0.391	2-0 F9		2-0 P6		0-0 G1-3		1-2 G4-3		0-3 K	4	0	0	0	0	0	1	Oakland Athletics @ Kansas City Royals Royals Stadium, Kansas City, MO Wed Sep 26 1990, 8:05 PM EDT Att: 27,535 - Unknown - 81 F livebaseballscorecards.com								
Danny Tartabull, R OBP: 0.342, SLG: 0.472									2-3 K	1	0	0	0	0	1	0									
Kevin Seitzer, R OBP: 0.345, SLG: 0.373	0-1 HR		0-0 P4		0-1 G4-3		4-2 1B BB		2-3 K	4	1	1	1	1	1	1									
George Brett, L OBP: 0.389, SLG: 0.512	0-0 F8		4-0 BB		0-1 G3		0-1 FC6-4 1B			3	0	1	0	1	0	1									
Bo Jackson, R OBP: 0.342, SLG: 0.523	1-1 2B		1-0 G1-3			2-0 HR	0-0 FC6-4			4	1	2	1	0	0	3									
Gerald Perry, L OBP: 0.313, SLG: 0.358	1-1 L8			2-2 G3-1		1-0 F7		0-0 P6	4	0	0	0	0	0	1										
Jim Eisenreich, L OBP: 0.336, SLG: 0.400		0-1 G4-3		2-1 F7		0-0 G6-3		0-0 F8	4	0	0	0	0	0	0										
Willie Wilson, S OBP: 0.356, SLG: 0.379		1-3 K		1-0 2B		1-1 1B		1-1 FC6-4 1B	4	0	3	0	0	1	0										
Mike Macfarlane, R OBP: 0.308, SLG: 0.385		2-2 FC6-4 1B		1-1 F8		0-1 F8		2-1 FC6-4	4	0	1	0	0	0	3										
Frank White, R OBP: 0.255, SLG: 0.310		0-0 FC6-4			0-1 G4-3 2B		1-0 G5-3		0-0 F9	4	0	1	0	0	0	1									
Inning Stats	R: 1 E: 0 K: 0 S: 8	H: 2 LOB: 1 BB: 0 P: 12	R: 0 E: 0 K: 1 S: 10	H: 1 LOB: 0 BB: 0 P: 13	R: 0 E: 0 K: 0 S: 3	H: 0 LOB: 1 BB: 1 P: 10	R: 0 E: 0 K: 0 S: 8	H: 1 LOB: 0 BB: 0 P: 14	R: 0 E: 0 K: 0 S: 7	H: 1 LOB: 1 BB: 0 P: 7	R: 1 E: 0 K: 0 S: 7	H: 2 LOB: 1 BB: 0 P: 11	R: 0 E: 0 K: 0 S: 10	H: 1 LOB: 2 BB: 1 P: 16	R: 0 E: 0 K: 0 S: 6	H: 1 LOB: 1 BB: 0 P: 9	R: 0 E: 0 K: 2 S: 7	H: 0 LOB: 0 BB: 0 P: 9	1B: 4 2B: 3 3B: 0 HR: 2	SF: 0 SAC: 0 DP: 0 HBP: 0	WP: 0 PB: 0 SB: 0 CS: 0	PA: 38			
PITCHER	IP	WLS	BF	H	R	ER	SO	BB	IBB	HBP	BLK	WP	HR	S	P	ERA	WHIP								
Bob Welch, R ERA: 3.0	7.2	W	34	9	2	2	1	2	0	0	0	0	0	57	88	2.35	1.435								
Rick Honeycutt, L ERA: 2.79	0.1		1	0	0	0	0	0	0	0	0	0	0	2	4	0.00	0.000								
Dennis Eckersley, R ERA: 0.64	1.0	S	3	0	0	0	2	0	0	0	0	0	0	7	9	0.00	0.000								




Batter	1	2	3	4	5	6	7	8	9	AB	R	H	RBI	BB	SO	LOB	TOP										
Gary Thurman, R (1,9) OBP: 0.250, SLG: 0.278 Frank White, R (9,9) OBP: 0.255, SLG: 0.310	2-2 G1-3			1-1 G6-3		2-1 P4	3-2 CS	3-2 L9	1-3 K	5	0	0	0	0	1	3											
Kevin Seitzer, R (1,4) OBP: 0.346, SLG: 0.373	2-0 G6-4-3 1B			3-2 F7		4-1 HR BB		0-2 L4		3	1	1	0	1	0	0											
George Brett, L (1,3) OBP: 0.389, SLG: 0.517 Gerald Perry, L (6,PH) OBP: 0.312, SLG: 0.357 Jeff Conine, R (8,3) OBP: 0.200, SLG: 0.111	0-1 G6-4-3 1-2			2-3 K		1-0 HR		2-2 P2		3	1	1	3	0	1	1											
Bo Jackson, R (1,7) OBP: 0.344, SLG: 0.524		0-0 G5-3			2-2 PB 2B	1-1 F9			4-2 PB 1B BB	3	1	1	0	1	0	0											
Danny Tartabull, R (1,10) OBP: 0.341, SLG: 0.472		0-0 G4-3			2-3 K		2-1 1B 2B		0-3 K	4	1	1	0	0	2	2											
Sean Berry, R (1,5) OBP: 0.231, SLG: 0.250 Willie Wilson, S (9,PH) OBP: 0.358, SLG: 0.379 Kurt Stillwell, S (9,6) OBP: 0.305, SLG: 0.352	1-3 K			0-0 G5-3		4-2 1B BB		1-2 1B BB		2	0	0	0	1	1	1											
Bill Pecota, R (1,6) OBP: 0.341, SLG: 0.388 Jim Eisenreich, L (9,PH) OBP: 0.337, SLG: 0.400 Mike Macfarlane, R (9,2) OBP: 0.308, SLG: 0.385			0-1 P3		1-3 K		1-1 F8		4-0 E 1B IBB	3	0	0	0	0	1	3											
Bob Boone, R (1,2) OBP: 0.336, SLG: 0.265 Jeff Schultz, L (9,PH) OBP: 0.338, SLG: 0.387 Steve Jeltz, S (9,4) OBP: 0.196, SLG: 0.190			0-0 G4-3		2-2 E 1B 1B	3-2 CS		2-3 K		3	0	2	1	0	0	0											
Brian McRae, S (1,8) OBP: 0.325, SLG: 0.407			0-1 G5-3		0-0 E5 HR 1B	0-3 K		1-3 E8 1B		4	1	2	2	0	1	2											
Inning Stats	R: 0 E: 0 K: 0 S: 6	H: 1 LOB: 0 BB: 0 P: 10	R: 0 E: 0 K: 1 S: 8	H: 0 LOB: 0 BB: 0 P: 9	R: 0 E: 0 K: 0 S: 5	H: 0 LOB: 0 BB: 0 P: 5	R: 0 E: 0 K: 1 S: 9	H: 0 LOB: 0 BB: 0 P: 15	R: 0 E: 0 K: 2 S: 12	H: 1 LOB: 1 BB: 0 P: 17	R: 3 E: 1 K: 0 S: 13	H: 3 LOB: 0 BB: 1 P: 23	R: 1 E: 0 K: 1 S: 18	H: 2 LOB: 1 BB: 1 P: 31	R: 0 E: 0 K: 0 S: 9	H: 0 LOB: 0 BB: 0 P: 14	R: 2 E: 1 K: 3 S: 17	H: 1 LOB: 2 BB: 3 P: 32	1B: 5 2B: 2 3B: 0 HR: 1	SF: 0 SAC: 0 DP: 1 HBP: 0	WP: 0 PB: 0 SB: 1 CS: 1	PA: 38					
PITCHER	IP	WLS	BF	H	R	ER	SO	BB	IBB	HBP	BLK	WP	HR	S	P	ERA	WHIP										
Jim Abbott, L (1,1) ERA: 4.49	6.1		26	7	4	4	4	2	0	0	0	0	1	63	99	5.68	1.421										
Mark Eichhorn, R (7,1) ERA: 3.04	1.2		4	0	0	0	1	0	0	0	0	0	0	17	25	0.00	0.000										
Bryan Harvey, R (9,1) ERA: 3.14	1.0	W	7	1	2	2	3	2	1	0	0	0	0	17	32	18.00	3.000										

Kansas City Royals @ California Angels
Anaheim Stadium, Anaheim, CA
Thu Sep 27 1990, 10:05 PM EDT
Att: 22,281 - Unknown

livebaseballscorecards.com

AB 32
R 6
H 8
RBI 6
BB 5
SO 8
LOB 15




Batter	1	2	3	4	5	6	7	8	9	AB	R	H	RBI	BB	SO	LOB	BOTTOM										
Luis Polonia, L (1,7) OBP: 0.360, SLG: 0.400 Max Venable, L (9,7) OBP: 0.338, SLG: 0.410	2-3 K		2-3 K			1-0 G6-3		0-3 K		4	0	0	0	0	3	3											
Johnny Ray, S (1,4) OBP: 0.311, SLG: 0.377	2-2 G4-3			1-1 G4-3		0-0 G6-3		0-0 HR		4	1	1	3	0	0	1											
Brian Downing, R (1,10) OBP: 0.377, SLG: 0.483	1-1 HR			2-1 F8		1-1 G1-3		1-2 G5-3		4	1	1	1	0	0	0											
Dave Winfield, R (1,9) OBP: 0.337, SLG: 0.451	2-3 K			1-0 G5-3		0-0 P8		1-3 K		4	0	0	0	0	2	0											
Lee Stevens, L (1,3) OBP: 0.276, SLG: 0.326 Gary Disarcina, R (9,FR) OBP: 0.154, SLG: 0.180		3-3 K		0-0 G5-4-3 1B		0-3 K		0-0 1B 2B		4	0	2	0	0	2	0											
Lance Parrish, R (1,2) OBP: 0.334, SLG: 0.437 Pete Coachman, R (9,FR) OBP: 0.395, SLG: 0.425		0-2 G6-3		1-0 G5-4-3 1-2		2-2 HR		0-0 1B 1B		4	1	2	2	0	0	1											
Jack Howell, L (1,5) OBP: 0.326, SLG: 0.360	1-0 G4-3			0-3 K		0-3 K		1-2 P6		4	0	1	0	0	1	0											
Dick Schofield, R (1,6) OBP: 0.366, SLG: 0.295			0-1 F9		0-1 G5-3		1-0 1B 1B		4-0 1B 1B	3	1	1	0	1	0	0											
Devon White, S (1,8) OBP: 0.291, SLG: 0.346			1-1 G4-3		4-2 G6-3 S BB		2-1 HR 1B		2-2 1B 1B	3	1	2	1	1	0	0											
Inning Stats	R: 1 E: 0 K: 2 S: 11	H: 1 LOB: 0 BB: 0 P: 18	R: 0 E: 0 K: 1 S: 7	H: 0 LOB: 0 BB: 0 P: 11	R: 0 E: 0 K: 1 S: 7	H: 0 LOB: 0 BB: 0 P: 10	R: 0 E: 0 K: 0 S: 5	H: 0 LOB: 0 BB: 0 P: 9	R: 0 E: 0 K: 1 S: 7	H: 1 LOB: 0 BB: 0 P: 8	R: 0 E: 0 K: 0 S: 6	H: 0 LOB: 1 BB: 1 P: 11	R: 0 E: 0 K: 1 S: 7	H: 0 LOB: 0 BB: 0 P: 8	R: 4 E: 0 K: 1 S: 20	H: 4 LOB: 0 BB: 0 P: 27	R: 2 E: 0 K: 1 S: 16	H: 4 LOB: 3 BB: 1 P: 21	1B: 6 2B: 1 3B: 0 HR: 3	SF: 0 SAC: 0 DP: 1 HBP: 0	WP: 0 PB: 0 SB: 1 CS: 0	PA: 36					
PITCHER	IP	WLS	BF	H	R	ER	SO	BB	IBB	HBP	BLK	WP	HR	S	P	ERA	WHIP										
Hector Wagner, R (1,1) ERA: 5.96	8.0		30	6	5	5	7	1	0	0	0	0	3	70	102	5.62	0.875										
Jeff Montgomery, R (9,1) ERA: 2.44	0.1	L	6	4	2	2	1	0	1	0	0	0	0	16	21	54.00	12.000										

Kansas City Royals @ California Angels
Anaheim Stadium, Anaheim, CA
Thu Sep 27 1990, 10:05 PM EDT
Att: 22,281 - Unknown

livebaseballscorecards.com

AB 34
R 7
H 10
RBI 7
BB 2
SO 8
LOB 5



Batter	1	2	3	4	5	6	7	8	9	AB	R	H	RBI	BB	SO	LOB	TOP										
Brian McRae, S (1, 8) OBP: 0.323, SLG: 0.399	1-3 K2-3		0-1 F8	2-2 G6-3			4-1 CS BB		0-0 CS	3	0	0	0	1	1	2											
Kevin Seitzer, R (1, 5) OBP: 0.346, SLG: 0.374	4-2 G6-4-3 BB		4-1 BB		1-1 G6-3		1-0 CS	2-2 1B G1-2-3 1B		2	0	1	0	2	0	0											
Bo Jackson, R (1, 7) OBP: 0.343, SLG: 0.522	0-1 G6-4-3		1-3 K		3-3 K			2-2 1B		4	0	1	0	0	2	2											
Danny Tartabull, R (1, 10) OBP: 0.337, SLG: 0.466		2-0 F8		2-2 E6 2B WP		2-3 K		3-3 K		4	1	0	0	0	2	2											
Russ Morman, R (1, 3) OBP: 0.289, SLG: 0.543		3-2 G4-3		0-2 WP 1B 2B		2-3 K		2-2 1B		4	1	2	0	0	1	0											
Mike Macfarlane, R (1, 2) OBP: 0.307, SLG: 0.382		4-1 2B BB		3-1 F8		2-3 K		0-0 G1-2-3		3	0	0	0	1	1	5											
Kurt Stillwell, S (1, 6) OBP: 0.307, SLG: 0.354		0-0 2B		4-2 1B BB		0-1 G4-3			0-0 P3	3	0	1	0	1	0	0											
Bill Pecota, R (1, 4) OBP: 0.336, SLG: 0.380		1-1 F8		0-2 P5			1-2 G6-3		1-0 L7	4	0	0	0	0	0	4											
Gary Thurman, R (1, 9) OBP: 0.254, SLG: 0.281			2-3 K	0-1 1B			0-3 K		2-0 CS 1B	3	0	1	1	0	2	0											
Jim Eisenreich, L (9, PH) OBP: 0.338, SLG: 0.402				1-3 3-H						1	0	1	0	0	0	0											
Inning Stats	R: 0 E: 0 K: 1 S: 9	H: 0 LOB: 0 BB: 1 P: 14	R: 0 E: 0 K: 0 S: 10	H: 1 LOB: 2 BB: 1 P: 20	R: 0 E: 0 K: 2 S: 9	H: 0 LOB: 1 BB: 1 P: 16	R: 2 E: 1 K: 0 S: 21	H: 2 LOB: 2 BB: 1 P: 32	R: 0 E: 0 K: 2 S: 8	H: 0 LOB: 0 BB: 0 P: 14	R: 0 E: 0 K: 2 S: 11	H: 0 LOB: 0 BB: 0 P: 15	R: 0 E: 0 K: 1 S: 7	H: 0 LOB: 0 BB: 1 P: 13	R: 0 E: 0 K: 1 S: 16	H: 3 LOB: 2 BB: 0 P: 25	R: 0 E: 0 K: 0 S: 3	H: 1 LOB: 1 BB: 0 P: 6	1B: 5 2B: 2 3B: 0 HR: 0	SF: 0 SAC: 0 DP: 2 HBP: 0	WP: 1 PB: 0 SB: 1 CS: 2	PA: 38					
PITCHER	IP	WLS	BF	H	R	ER	SO	BB	IBB	HBP	BLK	WP	HR	S	P	ERA	WHIP										
Chuck Finley, L (1, 1) ERA: 2.4	8.0	L	33	6	2	0	9	5	0	0	0	1	0	91	149	0.00	1.375										
Willie Fraser, R (9, 1) ERA: 2.91	1.0		3	1	0	0	0	0	0	0	0	0	0	3	6	0.00	1.000										

Kansas City Royals @ California Angels
Anaheim Stadium, Anaheim, CA
Fri Sep 28 1990, 10:05 PM EDT
Att: 25,860 - Unknown - 75 F

AB 31
R 2
H 7
RBI 1
BB 5
SO 9
LOB 15



Batter	1	2	3	4	5	6	7	8	9	AB	R	H	RBI	BB	SO	LOB	BOTTOM										
Luis Polonia, L (1, 7) OBP: 0.362, SLG: 0.399	4-2 G4-3 BB		2-3 K		2-2 G3 1B	3-1 FC6-4		1-2 1B		3	0	1	0	1	1	3											
Donnie Hill, S (9, PH) OBP: 0.317, SLG: 0.354										1	0	1	0	0	0	0											
Johnny Ray, S (1, 4) OBP: 0.310, SLG: 0.374	0-0 L6		1-0 P5		2-2 G3		2-1 G3-1		1-2 1B	5	0	1	0	0	0	3											
Max Venable, L (9, FR) OBP: 0.338, SLG: 0.410										0	0	0	0	0	0	0											
Brian Downing, R (1, 10) OBP: 0.378, SLG: 0.478	2-1 G4-3		1-2 HBP		1-1 G6-3		1-1 G4-3		4-0 G6-3 IBB	3	0	0	0	1	0	2											
Dave Winfield, R (1, 9) OBP: 0.334, SLG: 0.446	1-2 G3-1		0-1 G1-3		1-0 G3		1-3 K		0-0 G6-3	5	0	0	0	0	1	7											
Lee Stevens, L (1, 3) OBP: 0.275, SLG: 0.329		1-2 F9 2B		0-0 L8		2-2 F8		3-3 K		4	0	1	0	0	1	0											
Lance Parrish, R (1, 2) OBP: 0.335, SLG: 0.444		0-0 F9		2-2 G5-3		2-2 HR		3-2 1B		4	1	2	1	0	0	1											
Jack Howell, L (1, 5) OBP: 0.328, SLG: 0.361		1-3 K		2-2 BB 1B		1-1 1B 1B		1-1 F9		4	0	2	0	0	1	2											
Dick Schofield, R (1, 6) OBP: 0.367, SLG: 0.295		0-3 K		4-2 BB		0-1 FC6-4 1B		3-3 K		3	0	1	0	1	2	2											
Devon White, S (1, 8) OBP: 0.291, SLG: 0.345			2-1 S 1B		1-3 K		1-0 F9		3-1 F8	4	0	1	0	0	1	4											
Inning Stats	R: 0 E: 0 K: 0 S: 6	H: 0 LOB: 1 BB: 1 P: 12	R: 0 E: 0 K: 2 S: 11	H: 1 LOB: 0 BB: 0 P: 13	R: 0 E: 0 K: 1 S: 11	H: 1 LOB: 2 BB: 1 P: 17	R: 0 E: 0 K: 1 S: 13	H: 1 LOB: 1 BB: 1 P: 22	R: 0 E: 0 K: 0 S: 10	H: 1 LOB: 0 BB: 0 P: 16	R: 1 E: 0 K: 0 S: 15	H: 3 LOB: 2 BB: 0 P: 24	R: 0 E: 0 K: 1 S: 7	H: 0 LOB: 0 BB: 0 P: 11	R: 0 E: 0 K: 2 S: 11	H: 1 LOB: 1 BB: 0 P: 21	R: 0 E: 0 K: 0 S: 9	H: 2 LOB: 2 BB: 1 P: 18	1B: 8 2B: 1 3B: 0 HR: 1	SF: 0 SAC: 0 DP: 1 HBP: 1	WP: 0 PB: 0 SB: 1 CS: 0	PA: 40					
PITCHER	IP	WLS	BF	H	R	ER	SO	BB	IBB	HBP	BLK	WP	HR	S	P	ERA	WHIP										
Steve Farr, R (1, 1) ERA: 1.98	5.1	W	25	6	1	1	4	2	0	1	0	0	0	12	20	0.00	0.600										
Andy McGaffigan, R (6, 1) ERA: 3.66	1.2		6	1	0	0	1	0	0	0	0	0	0	19	38	0.00	2.250										
Mark Davis, L (8, 1) ERA: 5.18	1.1	S	8	3	0	0	2	0	0	0	0	0	0	1	1	0.00	0.000										
Jeff Montgomery, R (9, 1) ERA: 2.42	0.2		1	0	0	0	0	0	0	0	0	0	0	1	1	0.00	0.000										

Kansas City Royals @ California Angels
Anaheim Stadium, Anaheim, CA
Fri Sep 28 1990, 10:05 PM EDT
Att: 25,860 - Unknown - 75 F

AB 36
R 1
H 10
RBI 1
BB 3
SO 7
LOB 24



Batter	1	2	3	4	5	6	7	8	9	AB	R	H	RBI	BB	SO	LOB	TOP					
Brian McRae, S OBP: 0.325, SLG: 0.399 (1, 8)										5	0	2	1	0	0	1	Kansas City Royals @ California Angels Anaheim Stadium, Anaheim, CA Sat Sep 29 1990, 10:05 PM EDT Att: 29,114 - Unknown					
Kevin Seitzer, R OBP: 0.347, SLG: 0.372 (1, 4)										5	2	1	0	0	0	3						
Bo Jackson, R OBP: 0.341, SLG: 0.518 (1, 7)										5	1	1	0	0	2	2						
Danny Tartabull, R OBP: 0.341, SLG: 0.473 (9, PR)										4	2	2	2	1	2	0						
Terry Shumpert, R OBP: 0.292, SLG: 0.363 (9, PR)										0	0	0	0	0	0	0						
Jeff Conine, R OBP: 0.400, SLG: 0.385 (1, 3)										4	2	3	2	1	0	1						
Mike Macfarlane, R OBP: 0.306, SLG: 0.380 (1, 2)										5	1	1	0	0	1	5						
Sean Berry, R OBP: 0.284, SLG: 0.438 (1, 5)										4	0	2	3	0	0	0						
Kurt Stillwell, S OBP: 0.306, SLG: 0.352 (1, 6)										3	1	0	0	1	0	2						
Gary Thurman, R OBP: 0.258, SLG: 0.283 (8, PH)										3	0	1	0	0	0	1						
Jim Eisenreich, L OBP: 0.338, SLG: 0.401 (8, 9)										1	0	0	0	0	0	1						
Inning Stats	R: 2 H: 3 E: 1 K: 2 S: 15	H: 3 R: 0 ER: 0 LOB: 1 BB: 0 P: 22	R: 1 H: 1 E: 0 K: 0 S: 11	H: 1 R: 0 ER: 0 LOB: 1 BB: 1 P: 19	R: 0 H: 1 E: 0 K: 1 S: 13	H: 1 R: 0 ER: 0 LOB: 0 BB: 0 P: 20	R: 0 H: 0 E: 0 K: 0 S: 5	H: 0 R: 0 ER: 0 LOB: 0 BB: 0 P: 6	R: 0 H: 1 E: 0 K: 1 S: 6	H: 1 R: 0 ER: 0 LOB: 1 BB: 0 P: 9	R: 2 H: 2 E: 0 K: 0 S: 13	H: 2 R: 0 ER: 0 LOB: 1 BB: 1 P: 21	R: 0 H: 0 E: 0 K: 0 S: 9	H: 0 R: 0 ER: 0 LOB: 0 BB: 0 P: 13	R: 2 H: 2 E: 1 K: 1 S: 12	H: 2 R: 1 ER: 1 LOB: 1 BB: 0 P: 22	R: 2 H: 3 E: 0 K: 0 S: 10	H: 3 R: 0 ER: 0 LOB: 1 BB: 0 P: 15	1B: 9 2B: 4 3B: 1 HR: 0	SF: 0 SAC: 0 DP: 1 HBP: 0	WP: 0 PB: 0 SB: 1 CS: 1	PA: 42
PITCHER	IP WLS BF H R ER SO BB IBB HBP BLK WP HR S P ERA WHIP	IP WLS BF H R ER SO BB IBB HBP BLK WP HR S P ERA WHIP																				
Mark Langston, L ERA: 4.4	(1, 1) 7.1 L 34 10 7 6 5 3 0 0 0 0 0 0 0 80 125 7.36 1.773																					
Greg Minton, R ERA: 2.35	(8, 1) 0.2 2 0 0 0 0 0 0 0 0 0 0 0 4 7 0.00 0.000																					
Bob McClure, L ERA: 5.4	(9, 1) 0.1 2 1 1 1 0 0 0 0 0 0 0 0 2 3 27.00 3.000																					
Bryan Harvey, R ERA: 3.25	(9, 1) 0.2 4 2 1 1 0 0 0 0 0 0 0 0 8 12 13.50 3.000																					

Batter	1	2	3	4	5	6	7	8	9	AB	R	H	RBI	BB	SO	LOB	BOTTOM			
Luis Polonia, L OBP: 0.360, SLG: 0.397 (1, 7)										5	0	1	0	0	1	1	Kansas City Royals @ California Angels Anaheim Stadium, Anaheim, CA Sat Sep 29 1990, 10:05 PM EDT Att: 29,114 - Unknown			
Johnny Ray, S OBP: 0.306, SLG: 0.372 (1, 4)										5	0	1	0	0	0	2				
Brian Downing, R OBP: 0.378, SLG: 0.475 (1, 10)										4	1	1	0	1	1	1				
Lance Parrish, R OBP: 0.338, SLG: 0.448 (1, 2)										5	1	3	0	0	0	1				
Lee Stevens, L OBP: 0.279, SLG: 0.333 (9, PH)										3	1	1	0	1	0	3				
Dante Bichette, R OBP: 0.292, SLG: 0.433 (9, PH)										0	0	0	0	0	0	0				
Donnie Hill, S OBP: 0.316, SLG: 0.353 (9, PH)										1	0	0	0	0	0	2				
Max Venable, L OBP: 0.338, SLG: 0.406 (8, PH)										2	1	0	0	1	0	2				
Dave Winfield, R OBP: 0.335, SLG: 0.453 (9, 9)										1	1	1	3	0	0	0				
Jack Howell, L OBP: 0.328, SLG: 0.360 (1, 5)										4	1	1	0	0	2	3				
Dick Schofield, R OBP: 0.366, SLG: 0.295 (1, 6)										4	0	1	1	0	1	0				
Devon White, S OBP: 0.291, SLG: 0.344 (1, 8)										4	0	1	0	0	2	2				
Inning Stats	R: 0 H: 1 E: 0 K: 0 S: 8	H: 2 R: 2 ER: 1 LOB: 1 BB: 1 P: 17	R: 0 H: 0 E: 0 K: 1 S: 9	H: 0 R: 0 ER: 0 LOB: 0 BB: 0 P: 14	R: 1 H: 1 E: 1 K: 0 S: 9	H: 1 R: 0 ER: 0 LOB: 0 BB: 0 P: 10	R: 0 H: 0 E: 0 K: 1 S: 7	H: 0 R: 0 ER: 0 LOB: 2 BB: 1 P: 11	R: 0 H: 1 E: 0 K: 1 S: 10	H: 1 R: 0 ER: 0 LOB: 1 BB: 1 P: 19	R: 0 H: 2 E: 0 K: 1 S: 9	H: 2 R: 0 ER: 0 LOB: 1 BB: 0 P: 13	R: 3 H: 3 E: 1 K: 1 S: 16	H: 3 R: 1 ER: 1 LOB: 1 BB: 0 P: 27	R: 0 H: 1 E: 0 K: 1 S: 9	H: 1 R: 0 ER: 0 LOB: 2 BB: 1 P: 16	1B: 8 2B: 2 3B: 0 HR: 1	SF: 0 SAC: 0 DP: 1 HBP: 0	WP: 0 PB: 0 SB: 0 CS: 1	PA: 42
PITCHER	IP WLS BF H R ER SO BB IBB HBP BLK WP HR S P ERA WHIP	IP WLS BF H R ER SO BB IBB HBP BLK WP HR S P ERA WHIP																		
Tom Gordon, R ERA: 3.73	(1, 1) 4.0 W 17 4 3 0 0 2 1 0 0 0 0 0 0 26 43 0.00 1.333																			
Andy McCaffigan, R ERA: 3.72	(5, 1) 3.0 W 12 3 0 0 3 1 0 0 0 0 0 0 2 5 ∞ ∞																			
Chris Codiroli, R ERA: 6.97	(8, 1) 0.0 2 2 2 2 0 0 0 0 0 0 0 0 2 5 ∞ ∞																			
Mark Davis, L ERA: 5.19	(8, 1) 1.2 9 2 1 1 2 1 0 0 0 0 0 1 22 37 5.40 1.800																			
Jeff Montgomery, R ERA: 2.41	(9, 1) 0.1 S 1 0 0 0 0 0 0 0 0 0 0 0 1 1 0.00 0.000																			

Batter	1	2	3	4	5	6	7	8	9	AB	R	H	RBI	BB	SO	LOB	TOP			
Brian McRae, S (1, 8) OBP: 0.318, SLG: 0.389	1-3 K		1-2 G1-3			2-0 F8			1-2 P2	4	0	0	0	0	1	1	Kansas City Royals @ California Angels Anaheim Stadium, Anaheim, CA Sun Sep 30 1990, 6:33 AM EDT Att: 34,644 - Unknown			
Kurt Stillwell, S (1, 6) OBP: 0.304, SLG: 0.349	3-1 P6			1-2 F9			1-2 G4-3		0-0 L8	4	0	0	0	0	0	0				
George Brett, L (1, 3) OBP: 0.387, SLG: 0.514 Jeff Conine, R (7, 3) OBP: 0.375, SLG: 0.357	1-1 P5			0-0 L9			0-1 G3		1-3 K	3	0	0	0	0	0	0				
Gerald Perry, L (1, 10) OBP: 0.312, SLG: 0.363		2-2 P3		1-1 L8			1-1 HR			3	1	1	1	0	0	0				
Jim Eisenreich, L (1, 9) OBP: 0.336, SLG: 0.398		0-0 P5			1-0 F7		3-3 K			3	0	0	0	0	1	0				
Willie Wilson, S (1, 7) OBP: 0.355, SLG: 0.375		2-2 G3			0-0 G4-3			2-2 G6-3		3	0	0	0	0	0	0				
Sean Berry, R (1, 5) OBP: 0.250, SLG: 0.368			2-1 P3		2-3 K			0-0 P3		3	0	0	0	0	1	0				
Brent Mayne, L (1, 2) OBP: 0.556, SLG: 0.429			4-2 BB			3-2 CS 1B		2-1 F8		2	0	1	0	1	0	0				
Frank White, R (1, 4) OBP: 0.253, SLG: 0.307 Bo Jackson, R (9, PH) OBP: 0.343, SLG: 0.526 Bill Pecota, R (9, 4) OBP: 0.336, SLG: 0.380			1-2 F9			3-3 K		3-1 HR		2	0	0	0	0	1	2				
Inning Stats	R: 0 E: 0 K: 1 S: 7	H: 0 LOB: 0 BB: 0 P: 12	R: 0 E: 0 K: 0 S: 8	H: 0 LOB: 0 BB: 0 P: 12	R: 0 E: 0 K: 0 S: 11	H: 0 LOB: 1 BB: 1 P: 19	R: 0 E: 0 K: 0 S: 6	H: 0 LOB: 0 BB: 0 P: 8	R: 0 E: 0 K: 1 S: 5	H: 1 LOB: 0 BB: 0 P: 15	R: 1 E: 0 K: 1 S: 11	H: 1 LOB: 0 BB: 0 P: 16	R: 0 E: 0 K: 0 S: 6	H: 0 LOB: 0 BB: 0 P: 10	R: 1 E: 0 K: 1 S: 9	H: 1 LOB: 0 BB: 0 P: 14	1B: 1 2B: 1 3B: 0 HR: 2	SF: 0 SAC: 0 DP: 1 HBP: 0	WP: 0 PB: 0 SB: 0 CS: 1	PA: 30
PITCHER Scott Lewis, R (1, 1) ERA: 2.2	IP: 9.0 WLS: L BF: 30	H: 3 R: 2 ER: 2 SO: 5	BB: 1 IBB: 0 HBP: 0 BLK: 0	WP: 0 HR: 2 S: 70 P: 114	ERA: 2.00 WHIP: 0.444	PITCHER														

Batter	1	2	3	4	5	6	7	8	9	AB	R	H	RBI	BB	SO	LOB	BOTTOM					
Luis Polonia, L (1, 7) OBP: 0.363, SLG: 0.405	1-0 G6-3 1B		1-0 CS 1B		0-0 3B		1-2 G6-4-3 1-2F		1-0 G4-3	5	0	3	1	0	0	1	Kansas City Royals @ California Angels Anaheim Stadium, Anaheim, CA Sun Sep 30 1990, 6:33 AM EDT Att: 34,644 - Unknown					
Donnie Hill, S (1, 4) OBP: 0.317, SLG: 0.352	1-2 G6-3 1-2F		3-2 CS 1-2	2-2 G6-3	4-2 BB		0-2 1B		1-1 L7	4	0	1	0	1	0	1						
Brian Downing, R (1, 10) OBP: 0.377, SLG: 0.471	4-0 FC4-6 BB			0-1 E6 1B	1-2 L5		1-1 F9			3	0	0	0	1	0	3						
Dave Winfield, R (1, 9) OBP: 0.337, SLG: 0.453	2-0 FC4-6 1-2F			1-2 BB	4-2 BB			2-3 K		3	0	1	0	1	1	1						
Lee Stevens, L (1, 3) OBP: 0.278, SLG: 0.332		0-3 K		2-3 K	3-3 K			1-0 1B		4	0	1	0	0	3	5						
Max Venable, L (1, 8) OBP: 0.337, SLG: 0.399		1-3 K		4-0 BB	1-2 BB		1-2 G6-3		2-1 L7	3	0	0	0	1	1	1						
Jack Howell, L (1, 5) OBP: 0.330, SLG: 0.362		2-3 K		1-3 K			1-1 G6-4-3 1B		1-0 1B	4	0	2	0	0	2	3						
Gary Disarcina, R (1, 6) OBP: 0.164, SLG: 0.173 Johnny Ray, S (9, PH) OBP: 0.308, SLG: 0.371 Dick Schofield, R (9, 6) OBP: 0.366, SLG: 0.295			0-0 F9		4-0 SH1-4 3B		2-2 G6-4-3 1-2F		1-3 K	2	1	0	0	1	0	1						
John Orton, R (1, 2) OBP: 0.229, SLG: 0.247 Devon White, S (9, PH) OBP: 0.290, SLG: 0.343			0-2 L6		0-1 SH1-4		2-1 G6-4-3 1B		2-2 L9	2	0	1	0	0	0	0						
Inning Stats	R: 0 E: 0 K: 0 S: 5	H: 1 LOB: 1 BB: 1 P: 13	R: 0 E: 0 K: 3 S: 9	H: 0 LOB: 0 BB: 0 P: 12	R: 0 E: 0 K: 0 S: 7	H: 1 LOB: 0 BB: 0 P: 11	R: 0 E: 1 K: 2 S: 16	H: 1 LOB: 3 BB: 1 P: 26	R: 1 E: 0 K: 1 S: 14	H: 1 LOB: 3 BB: 3 P: 30	R: 0 E: 0 K: 0 S: 8	H: 1 LOB: 0 BB: 0 P: 12	R: 0 E: 0 K: 2 S: 10	H: 2 LOB: 2 BB: 0 P: 14	R: 0 E: 0 K: 2 S: 12	H: 0 LOB: 0 BB: 0 P: 19	R: 0 E: 0 K: 0 S: 6	H: 0 LOB: 0 BB: 0 P: 10	1B: 8 2B: 0 3B: 1 HR: 0	SF: 0 SAC: 1 DP: 3 HBP: 0	WP: 0 PB: 0 SB: 0 CS: 1	PA: 39
PITCHER Kevin Appier, R (1, 1) ERA: 2.76 Jeff Montgomery, R (9, 1) ERA: 2.39	IP: 8.0 WLS: W BF: 35	H: 9 R: 1 ER: 1 SO: 8	BB: 5 IBB: 0 HBP: 0 BLK: 0	WP: 0 HR: 0 S: 81 P: 137	ERA: 1.12 WHIP: 1.750	PITCHER																

Batter	1	2	3	4	5	6	7	8	9	AB	R	H	RBI	BB	SO	LOB	TOP			
Brian McRae, S (1, 8) OBP: 0.318, SLG: 0.405										4	1	1	1	0	1	1	Kansas City Royals @ Cleveland Indians Cleveland Municipal Stadium, Cleveland, OH Wed Oct 03 1990, 3:33 AM EDT Att: 5,196 - Cloudy - 74 F			
Kurt Stillwell, S (1, 6) OBP: 0.304, SLG: 0.352										4	0	2	0	0	0	0				
Jeff Conine, R (1, 3) OBP: 0.318, SLG: 0.350 Bill Pecota, R (5, 5) OBP: 0.336, SLG: 0.383										2	0	0	0	0	1	1				
Gerald Perry, L (1, 10) OBP: 0.313, SLG: 0.361										4	0	0	0	0	1	3				
Russ Morman, R (1, 7) OBP: 0.317, SLG: 0.568 Gary Thurman, R (7, PR) OBP: 0.258, SLG: 0.283										2	1	1	0	1	0	0				
Willie Wilson, S (9, PH) OBP: 0.354, SLG: 0.371										1	0	0	0	0	0	0				
Jeff Schulz, L (1, 9) OBP: 0.319, SLG: 0.364										3	0	0	0	0	1	1				
Sean Berry, R (1, 5) OBP: 0.280, SLG: 0.348 George Brett, L (5, PH) OBP: 0.387, SLG: 0.515										1	0	0	0	0	1	0				
Bo Jackson, R (9, PH) OBP: 0.342, SLG: 0.523										1	0	1	1	0	0	0				
Brent Mayne, L (1, 2) OBP: 0.375, SLG: 0.231										3	0	0	0	0	1	2				
Steve Jeltz, S (1, 4) OBP: 0.200, SLG: 0.194 Kevin Seitzer, R (7, PH) OBP: 0.346, SLG: 0.370										2	0	1	0	0	1	0				
										1	0	0	0	0	0	2				
Inning Stats	R: 0 E: 0 K: 3 S: 10	H: 1 LOB: 1 BB: 0 P: 16	R: 0 E: 0 K: 1 S: 7	H: 0 LOB: 0 BB: 0 P: 9	R: 0 E: 0 K: 0 S: 10	H: 1 LOB: 0 BB: 0 P: 14	R: 0 E: 0 K: 0 S: 3	H: 0 LOB: 0 BB: 0 P: 4	R: 1 E: 0 K: 0 S: 6	H: 1 LOB: 2 BB: 0 P: 10	R: 0 E: 0 K: 1 S: 10	H: 1 LOB: 1 BB: 0 P: 13	R: 0 E: 0 K: 0 S: 11	H: 1 LOB: 2 BB: 1 P: 19	R: 0 E: 0 K: 0 S: 10	H: 1 LOB: 1 BB: 0 P: 10		1B: 2 2B: 4 3B: 0 HR: 1	SF: 1 SAC: 1 DP: 1 HBP: 0	WP: 0 PB: 0 SB: 0 CS: 0
PITCHER	IP WLS BF H R ER SO BB IBB HBP BLK WP HR S P ERA WHIP																			
Sergio Valdez, R (1, 1) ERA: 4.85	6.0 W 22 5 2 2 5 0 0 0 0 0 1 46 66 3.00 0.833																			
Mauro Gozzo, R (7, 1) ERA:	2.0 9 2 0 0 1 1 0 0 0 0 0 21 32 0.00 1.500																			
Doug Jones, R (9, 1) ERA: 2.56	1.0 S 3 0 0 0 1 0 0 0 0 0 0 7 10 0.00 0.000																			

Batter	1	2	3	4	5	6	7	8	9	AB	R	H	RBI	BB	SO	LOB	BOTTOM				
Alex Cole, L (1, 8) OBP: 0.379, SLG: 0.357										1	2	0	0	3	0	0	Kansas City Royals @ Cleveland Indians Cleveland Municipal Stadium, Cleveland, OH Wed Oct 03 1990, 3:33 AM EDT Att: 5,196 - Cloudy - 74 F				
Jerry Browne, S (1, 4) OBP: 0.353, SLG: 0.372										2	0	0	1	1	0	3					
Chris James, R (1, 10) OBP: 0.341, SLG: 0.443										4	0	2	1	0	1	0					
Candy Maldonado, R (1, 9) OBP: 0.330, SLG: 0.446										4	0	0	0	0	3	3					
Carlos Baerga, S (1, 6) OBP: 0.300, SLG: 0.394										3	1	1	0	1	1	0					
Brook Jacoby, R (1, 3) OBP: 0.385, SLG: 0.427										4	1	1	0	0	0	1					
Jeff Manto, R (1, 5) OBP: 0.392, SLG: 0.395										4	0	1	1	0	1	0					
Joel Skinner, R (1, 2) OBP: 0.288, SLG: 0.338										3	1	2	1	0	0	1					
Stan Jefferson, S (1, 7) OBP: 0.295, SLG: 0.350										2	0	0	0	0	1	0					
Inning Stats	R: 1 E: 0 K: 1 S: 10	H: 0 LOB: 1 BB: 1 P: 18	R: 0 E: 1 K: 0 S: 7	H: 0 LOB: 1 BB: 1 P: 11	R: 0 E: 0 K: 1 S: 7	H: 0 LOB: 0 BB: 1 P: 14	R: 2 E: 0 K: 2 S: 15	H: 4 LOB: 2 BB: 0 P: 23	R: 0 E: 0 K: 1 S: 11	H: 1 LOB: 2 BB: 1 P: 19	R: 0 E: 0 K: 1 S: 7	H: 0 LOB: 0 BB: 0 P: 11	R: 2 E: 0 K: 0 S: 11	H: 2 LOB: 1 BB: 1 P: 22	R: 0 E: 0 K: 1 S: 8	H: 0 LOB: 0 BB: 0 P: 10		1B: 7 2B: 1 3B: 0 HR: 0	SF: 1 SAC: 1 DP: 2 HBP: 0	WP: 1 PB: 0 SB: 2 CS: 0	PA: 34
PITCHER	IP WLS BF H R ER SO BB IBB HBP BLK WP HR S P ERA WHIP																				
Daryl Smith, R (1, 1) ERA: 4.05	6.0 L 25 5 3 3 6 4 0 0 0 0 0 57 96 4.50 1.500																				
Andy McCaffigan, R (7, 1) ERA: 3.89	1.0 6 2 2 2 0 1 0 0 0 0 1 0 11 22 18.00 3.000																				
Mark Davis, L (8, 1) ERA: 5.11	1.0 3 0 0 0 0 1 0 0 0 0 0 0 8 10 0.00 0.000																				