Kansas City Royals - 1991

Batter	1	2	3	4	5	6	7	8	9	AB	R	H	RBI	BB	SO	LOB
Alex Cole, L (1, 8) OBP: 0.500, SLG: 0.333	C B B B C B 4-2 1B E FC BB		L C C 0-3 ① K		X 0-0 BB 1B		X 0-0 ② F7			3	1	1	0	1	1	0
Jerry Browne, S (1, 4) OBP: 0.500, SLG: 0.333	1 SAFE C 1 SAFE F X 0-2 FC 1-3 1B		B X 1-0 ② G4-3		1 SAFE B B B B 4-0 ② 1-2 BB		B C F F F X 1-2 ③ G5-3			3	0	1	0	1	0	0
Chris James, R (1, 10)	C 1 SAFE C F B 1 SAFE X 1-2 ① P4		B C B X 2-1 ③ G3		1 SAFE X 0-0 ③ F8			B B C F B X 3-2 ① G5-3		4	0	0	0	0	0	3
Albert Belle, R (1, 7) OBP: 0.500, SLG: 1.333	S B 1 SAFE X 1-1 FC 1-2 3-H			X 0-0 HR		F H 1-1 1B HBP		F S F X 0-2 ② P6		3	1	1	2	0	0	1
Sandy Alomar Jr., R (1, 2)	B B C S X 2-2 ② F8			F B X 1-1 ① P6		F F C 0-3 ① K		F X 0-1 ③ F9		4	0	0	0	0	1	3
Brook Jacoby, R (1, 3) OBP: 0.500, SLG: 0.500	F F S 0-3 ③ K			B X 1-0 G3 1B		1 SAFE F C F F B B B 1 SAFE F 3-2 X 1-3 1B			X 0-0 ① G3	4	0	2	0	0	1	2
Carlos Baerga, S (1, 5) OBP: 0.250, SLG: 0.250		C B F X 1-2 CS 1B		B 1 SAFE X 1-0 ② G3 1-2		S F B F S 1-3 ② K			C F B F S 1-3 ② K	4	0	1	0	0	2	3
Felix Fermin, R (1, 6) Beau Allred, L (9, PH)		C 1 SAFE S F C 1-3 ① ② K 1-2		B X 1-0 ③ F8		X 0-0 ③ G1-3			C S F S 0-3 ③ K	3 1	0 0	0 0	0 0	0 0	1 1	4 0
Mitch Webster, S (1, 9)		F X 0-1 ③ F8			B S S B X 2-2 ① P5		B F X 1-1 ① F7			3	0	0	0	0	0	0

Inning Stats	1	2	3	4	5	6	7	8	9
	R: 1 E: 1 K: 1 S: 17	H: 1 LOB: 2 BB: 1 P: 25	R: 0 E: 0 K: 1 S: 9	H: 1 LOB: 0 BB: 0 P: 10	R: 0 E: 0 K: 1 S: 6	H: 0 LOB: 0 BB: 0 P: 9	R: 1 E: 0 K: 0 S: 6	H: 2 LOB: 1 BB: 0 P: 10	R: 0 E: 0 K: 0 S: 5	H: 1 LOB: 1 BB: 1 P: 11	R: 0 E: 0 K: 2 S: 14	H: 1 LOB: 2 BB: 0 P: 19	R: 0 E: 0 K: 0 S: 8	H: 0 LOB: 0 BB: 0 P: 10	R: 0 E: 0 K: 0 S: 9	H: 0 LOB: 0 BB: 0 P: 12	R: 0 E: 0 K: 2 S: 9	H: 0 LOB: 0 BB: 0 P: 10

PITCHER		IP	WLS	BF	H	R	ER	SO	BB	IBB	HBP	BLK	WP	HR	S	P	ERA	WHIP
Bret Saberhagen, R ERA: 1.29	(1, 1)	7.0	W	29	6	2	1	5	2	0	1	0	0	1	65	94	1.29	1.143
Jeff Montgomery, R ERA:	(8, 1)	2.0	S	6	0	0	0	2	0	0	0	0	0	0	18	22	0.00	0.000

PITCHER	IP	WLS	BF	H	R	ER	SO	BB	IBB	HBP	BLK	WP	HR	S	P	ERA	WHIP

TOP

Cleveland Indians @ Kansas City Royals

Royals Stadium, Kansas City, MO

Mon Apr 08 1991, 4:33 AM EDT

Att. 39,363 - Overcast - 70 F

livebaseballscorecards.com

AB	32
R	2
H	6
RBI	2
BB	2
SO	7
LOB	16

1B: 5	SF: 0	WP: 0	PA: 35
2B: 0	SAC: 0	PB: 0	
3B: 0	DP: 0	SB: 0	
HR: 1	HBP: 1	CS: 1	

Batter	1	2	3	4	5	6	7	8	9	AB	R	H	RBI	BB	SO	LOB
Brian McRae, S (1, 8)	C B F F B X 2-2 G6-3 ①	X 0-0 G5-3 ③		B 1 SAFE 1 SAFE C X 1-1 L4 ③ 1-2			X 0-0 B1-3 ①	C B F S 1-3 K ③		5	0	0	0	0	1	3
Kevin Seitzer, R (1, 5) OBP: 0.500, SLG: 0.667	B B B B 4-0 FC3-6 BB		F C B F F X 1-2 P4 ①		C F F B X 1-2 G5-3 ①		B B X 2-0 1B 2B			3	0	1	0	1	0	0
George Brett, L (1, 3) OBP: 0.500, SLG: 0.500	B X 1-0 FC3-6 FC5-4 1-2f ②		B F F X 1-2 1B 1B 1B		F B X 1-1 E4 2B		B F B X 2-1 2-3 1B			4	2	2	0	0	0	1
Danny Tartabull, R (1, 9) OBP: 0.750, SLG: 1.000	C B F F X 1-2 FC5-4 ③ 1-2f		B 1 SAFE X 1-0 1B 1-2 E8-3-5 1B		1 SAFE C B B F X 2-2 1-H 2B		I I I I 4-0 FC5-4 IBB			3	0	2	1	1	0	1
Kirk Gibson, L (1, 10) OBP: 0.500, SLG: 1.000		C C B B F F F B F 3-2 X 1B 3B	C X 0-1 1-3 2-H 1B ②		C F F F B B S 2-3 K ②		B S S B S 2-3 K ②			4	1	2	1	0	2	4
Mike Macfarlane, R (1, 2) OBP: 0.250, SLG: 0.250		B B S X 2-1 3-H 2B 1B	B F 1 SAFE C X 1-2 F8-3-5 ② ③ 3-H		F F B F S 1-3 K ③		C X 0-1 FC5-4 ③ 1-2f			4	1	1	1	0	1	6
Kurt Stillwell, S (1, 6) OBP: 0.500, SLG: 0.667		1 SAFE C C B B B B 1 SAFE X 3-2 G4-3 1-H 2B		X 0-0 P4 ①		C B X 1-1 G4-3 ①		B B B B 4-0 SH5-4 BB		3	0	1	1	1	0	0
Gary Thurman, R (1, 7)		F C X 0-2 G4-3 ① 2-3		S F B X 1-2 G5-3 ②		B X 1-0 F9 ②		C X 0-1 SH5-4 ① 1-2		3	0	0	0	0	0	1
Terry Shumpert, R (1, 4) OBP: 0.250, SLG: 0.250		B X 1-0 F7 ②		S F X 0-2 S 1B		B X 1-0 G4-3 ③		S B F B X 2-2 G6-3 ②		4	0	1	0	0	0	2
Inning Stats	R: 0 E: 0 K: 0 S: 9 H: 0 LOB: 1 BB: 1 P: 17	R: 2 E: 0 K: 0 S: 17 H: 3 LOB: 1 BB: 0 P: 26	R: 1 E: 0 K: 0 S: 14 H: 3 LOB: 1 BB: 0 P: 18	R: 0 E: 0 K: 0 S: 9 H: 1 LOB: 1 BB: 0 P: 11	R: 1 E: 1 K: 2 S: 18 H: 1 LOB: 1 BB: 0 P: 25	R: 0 E: 0 K: 0 S: 4 H: 0 LOB: 0 BB: 0 P: 7	R: 0 E: 0 K: 1 S: 9 H: 2 LOB: 3 BB: 1 P: 19	R: 0 E: 0 K: 1 S: 9 H: 0 LOB: 1 BB: 1 P: 16		1B: 6 2B: 4 3B: 1 HR: 0	SF: 0 SAC: 1 DP: 1 HBP: 0					

PITCHER		IP	WLS	BF	H	R	ER	SO	BB	IBB	HBP	BLK	WP	HR	S	P	ERA	WHIP
Greg Swindell, L ERA: 4.5	(1, 1)	6.0	L	27	8	4	3	2	1	0	0	0	0	0	71	104	4.50	1.500
Jesse Orosco, L ERA:	(7, 1)	2.0		10	2	0	0	2	1	1	0	0	0	0	18	35	0.00	1.500

PITCHER	IP	WLS	BF	H	R	ER	SO	BB	IBB	HBP	BLK	WP	HR	S	P	ERA	WHIP

BOTTOM

Cleveland Indians @ Kansas City Royals

Royals Stadium, Kansas City, MO

Mon Apr 08 1991, 4:33 AM EDT

Att. 39,363 - Overcast - 70 F

livebaseballscorecards.com

AB	33
R	4
H	10
RBI	4
BB	3
SO	4
LOB	18

1B: 6	SF: 0	WP: 0	PA: 37
2B: 4	SAC: 1	PB: 0	
3B: 1	DP: 1	SB: 1	
HR: 0	HBP: 0	CS: 0	

Cleveland Indians @ Kansas City Royals

Royals Stadium, Kansas City, MO

Tue Apr 09 1991, 8:05 PM EDT

Att. 19,015 - Sunny - 59 F

TOP

livebaseballscorecards.com

Batter	1	2	3	4	5	6	7	8	9	AB	R	H	RBI	BB	SO	LOB
Alex Cole, L (1, 8) OBP: 0.286, SLG: 0.167	C C X 0-2 G6-3 ①		C X 0-1 F7 ②			C B B X 2-1 F7 ②		1 SAFE B L X 1-1 SH 1-2 2-3		3	0	0	0	0	0	0
Jerry Browne, S (1, 4) OBP: 0.375, SLG: 0.333	B C B X 2-1 P4 ②		B C B X 2-1 G1-3 ③			C B B X 2-1 1B		X 0-0 SF7 3-H ①		3	0	1	1	0	0	0
Chris James, R (1, 10)	X 0-0 F8 ③			F B F S 1-3 K ①		1 SAFE B 1 SAFE X 1-0 F7 ③		X 0-0 F8 ②		4	0	0	0	0	1	3
Albert Belle, R (1, 7) OBP: 0.375, SLG: 0.714		C B B X 2-1 2B 1B		B B B S X 3-1 F9 ②			S S S 0-3 K ①	B B X 2-0 G6-3 ③		4	1	1	0	0	1	2
Turner Ward, S (9, 9)										0	0	0	0	0	0	0
Sandy Alomar Jr., R (1, 2) OBP: 0.125, SLG: 0.250		1 SAFE F X 0-1 F8 1-H 2B		B X 1-0 G6-3 ③			C X 0-1 F7 ②		X 0-0 F9 ①	4	0	1	1	0	0	0
Brook Jacoby, R (1, 3) OBP: 0.375, SLG: 0.375		B B F F B C 3-3 K ①			C C B X 1-2 G6-3 ①		B X 1-0 1B		X 0-0 G6-3 ②	4	0	1	0	0	1	1
Carlos Baerga, S (1, 5) OBP: 0.125, SLG: 0.125		C X 0-1 F8 2-3 ②			B X 1-0 G4-3 ②		C X 0-1 F8 ③		C F F X 0-2 G4-3 ③	4	0	0	0	0	0	2
Felix Fermin, R (1, 6) OBP: 0.167, SLG: 0.167		X 0-0 G5-3 ③			B X 1-0 G1-3 ③			C B X 1-1 SH SH SF7 1B		3	1	1	0	0	0	1
Mitch Webster, S (1, 9) (9, 7)			B L B B X 3-1 G3 ①			X 0-0 G3-1 ①		1 SAFE B 1 SAFE 1 SAFE X 1-0 SH SH 1-2		2	0	0	0	0	0	0
Inning Stats	R: 0 E: 0 K: 0 S: 6 H: 0 LOB: 0 BB: 0 P: 8	R: 1 E: 0 K: 1 S: 10 H: 2 LOB: 1 BB: 0 P: 15	R: 0 E: 0 K: 0 S: 6 H: 0 LOB: 0 BB: 0 P: 11	R: 0 E: 0 K: 1 S: 6 H: 0 LOB: 0 BB: 0 P: 11	R: 0 E: 0 K: 0 S: 5 H: 0 LOB: 0 BB: 0 P: 8	R: 0 E: 0 K: 0 S: 6 H: 1 LOB: 1 BB: 0 P: 11	R: 0 E: 0 K: 1 S: 8 H: 1 LOB: 1 BB: 0 P: 9	R: 1 E: 1 K: 0 S: 8 H: 1 LOB: 2 BB: 0 P: 13	R: 0 E: 0 K: 0 S: 6 H: 0 LOB: 0 BB: 0 P: 6	1B: 4 2B: 1 3B: 0 HR: 0 SF: 1 SAC: 2 DP: 0 HBP: 0							

	AB	31
	R	2
	H	5
	RBI	2
	BB	0
	SO	3
	LOB	9

WP: 0 PB: 0 SB: 0 CS: 0 PA: 34

PITCHER	IP	WLS	BF	H	R	ER	SO	BB	IBB	HBP	BLK	WP	HR	S	P	ERA	WHIP
Mike Boddicker, R (1, 1) ERA: 1.0	9.0	L	34	5	2	1	3	0	0	0	0	0	0	61	92	1.00	0.556

PITCHER	IP	WLS	BF	H	R	ER	SO	BB	IBB	HBP	BLK	WP	HR	S	P	ERA	WHIP

Batter	1	2	3	4	5	6	7	8	9	AB	R	H	RBI	BB	SO	LOB
Brian McRae, S (1, 8)	C B C F S 1-3 K ①		B C F B X 2-2 P3 ③			F B F F B X 2-2 F8 ②		B X 1-0 G3-1 ② 2-3 3-H		4	0	0	1	0	1	3
Kevin Seitzer, R (1, 5) OBP: 0.250, SLG: 0.286	B S B B X 3-1 F8 ②			B B F B C S 3-3 K ①		S C B F X 1-2 F8 ③		B F F S 1-3 K2-3 ③		4	0	0	0	0	2	2
George Brett, L (1, 3) OBP: 0.250, SLG: 0.250	C F B X 1-2 F9 ③			X 0-0 G3-1 ②			B F B F X 2-2 G6-3 ①		F B F F S 1-3 K ①	4	0	0	0	0	1	0
Danny Tartabull, R (1, 9) OBP: 0.625, SLG: 0.714		B C B F C 2-3 K ①		B B C X 2-1 1B			F B X 1-1 1B 1B		C B S B S 2-3 K ②	4	0	2	0	0	2	0
Kirk Gibson, L (1, 10) OBP: 0.375, SLG: 0.625		B C B X 2-1 G3 ②		C X 0-1 F9 ③			B 1 SAFE B F 1 SAFE X 2-1 G6-3 1-2 1B		C F X 0-2 G4-3 ③	4	0	1	0	0	0	1
Jim Eisenreich, L (1, 7)	C S B X 1-2 L7 ③			C X 0-1 G4-3 ①			B B X 2-0 G6-3 ② ③ 1-2f			3	0	0	0	0	0	2
Mike Macfarlane, R (1, 2) OBP: 0.429, SLG: 0.500 Bill Pecota, R (8, PR) (9, 4)		B B X 2-0 2B		B S F F S 1-3 K ②				C B B F B B 4-2 SH1-4 1B G3-1 BB		2 0	0 1	1 0	0 0	1 0	1 0	0 0
Kurt Stillwell, S (1, 6) OBP: 0.429, SLG: 0.500		X 0-0 P6 ①		B B C X 2-1 G4-3 ③				C 1 SAFE C 1 SAFE X 0-2 G3-1 SH1-4 1-2 1B		3	0	1	0	0	0	1
Terry Shumpert, R (1, 4) OBP: 0.167, SLG: 0.167 Brent Mayne, L (9, 2)		C B S X 1-2 G6-3 ②				C F B B B X 3-2 G4-3 ①		B L B X 2-1 SH1-4 ① 1-2 2-3		2 0	0 0	0 0	0 0	0 0	1 0	0 0
Inning Stats	R: 0 H: 0 E: 0 LOB: 0 K: 1 BB: 0 S: 9 P: 14	R: 0 H: 0 E: 0 LOB: 0 K: 1 BB: 0 S: 8 P: 13	R: 0 H: 1 E: 0 LOB: 1 K: 0 BB: 0 S: 8 P: 13	R: 0 H: 1 E: 0 LOB: 1 K: 1 BB: 0 S: 8 P: 13	R: 0 H: 0 E: 0 LOB: 0 K: 1 BB: 0 S: 8 P: 11	R: 0 H: 0 E: 0 LOB: 0 K: 0 BB: 0 S: 11 P: 17	R: 0 H: 2 E: 0 LOB: 1 K: 0 BB: 0 S: 8 P: 15	R: 1 H: 1 E: 0 LOB: 2 K: 1 BB: 1 S: 11 P: 19	R: 0 H: 0 E: 0 LOB: 0 K: 2 BB: 0 S: 10 P: 13	1B: 4 SF: 0 2B: 1 SAC: 1 3B: 0 DP: 1 HR: 0 HBP: 0						

PITCHER		IP	WLS	BF	H	R	ER	SO	BB	IBB	HBP	BLK	WP	HR	S	P	ERA	WHIP
Tom Candiotti, R ERA: 1.13	(1, 1)	8.0	W	29	5	1	1	5	1	0	0	0	0	0	71	115	1.12	0.750
Doug Jones, R ERA:	(9, 1)	1.0	S	3	0	0	0	2	0	0	0	0	0	0	10	13	0.00	0.000

PITCHER	IP	WLS	BF	H	R	ER	SO	BB	IBB	HBP	BLK	WP	HR	S	P	ERA	WHIP

BOTTOM

Cleveland Indians @ Kansas City Royals

Royals Stadium, Kansas City, MO

Tue Apr 09 1991, 8:05 PM EDT
Att. 19,015 - Sunny - 59 F

livebaseballscorecards.com

AB	30
R	1
H	5
RBI	1
BB	1
SO	7
LOB	10

WP: 0 PA: 32
PB: 0
SB: 0
CS: 0

Batter	1	2	3	4	5	6	7	8	9	AB	R	H	RBI	BB	SO	LOB
Alex Cole, L (1, 8) OBP: 0.273, SLG: 0.300	C X 0-1 SH1-3 2B		B B C X 2-1 ② G1-3			X 0-0 ① P2	X 0-0 ③ G1-3			4	0	1	0	0	0	3
Jerry Browne, S (1, 4) OBP: 0.273, SLG: 0.222	X 0-0 ① SH1-3 2-3		C S X 0-2 ③ G1-3			B X 1-0 ② F7		C F B B X 2-2 ① G4-3		3	0	0	0	0	0	0
Carlos Baerga, S (1, 5) OBP: 0.250, SLG: 0.182	F S B F B B F F B 4-2 FC5-4 BB			B B B C C F F X 3-2 ① L4		X 0-0 1B		B B F X 2-1 ② G4-3		3	0	1	0	1	0	0
Albert Belle, R (1, 7) OBP: 0.333, SLG: 0.545	C B S F S 1-3 ② K			F C X 0-2 1B 1B		B 1 SAFE S C 1 SAFE F B S 2-3 ③ K		B X 1-0 ③ G5-3		4	0	1	0	0	2	3
Sandy Alomar Jr., R (1, 2) OBP: 0.250, SLG: 0.333	X 0-0 ③ FC5-4 1-2f			B 1 SAFE X 1-0 G6-3 1-2 1B			C B B F X 2-2 1B 1B 1B		C S F B C 1-3 ① K	4	0	2	0	0	1	2
Brook Jacoby, R (1, 3) OBP: 0.250, SLG: 0.250		C X 0-1 ① G5-3		X 0-0 ② ③ G6-3 1-2f			1 SAFE C F B S 1-3 ① K		S C S 0-3 ② K	4	0	0	0	0	2	3
Chris James, R (1, 10) OBP: 0.083, SLG: 0.083		B F B F X 2-2 ② G6-3			F B S S 1-3 ① K		1 SAFE C C B B B 1 SAFE X 3-2 1B 1-2 1B		B B X 2-0 ③ P4	4	0	1	0	0	1	0
Felix Fermin, R (1, 6) OBP: 0.111, SLG: 0.111		C C B X 1-2 ③ F8			X 0-0 ② G4-3		X 0-0 ② F8			3	0	0	0	0	0	2
Turner Ward, S (1, 9) OBP: 0.333, SLG: 0.333			F C B B X 2-2 ① G4-3		B F X 1-1 ③ G1-3		F B B B X 3-1 1-2 2-3 1B			3	0	1	0	0	0	0
Inning Stats	R: 0 E: 0 K: 1 S: 13 H: 1 LOB: 2 BB: 1 P: 18	R: 0 E: 0 K: 0 S: 8 H: 0 LOB: 0 BB: 0 P: 11	R: 0 E: 0 K: 0 S: 8 H: 0 LOB: 0 BB: 0 P: 12	R: 0 E: 0 K: 0 S: 10 H: 2 LOB: 1 BB: 0 P: 14	R: 0 E: 0 K: 1 S: 6 H: 0 LOB: 0 BB: 0 P: 8	R: 0 E: 0 K: 1 S: 7 H: 1 LOB: 1 BB: 0 P: 10	R: 0 E: 0 K: 1 S: 13 H: 3 LOB: 3 BB: 0 P: 22	R: 0 E: 0 K: 0 S: 6 H: 0 LOB: 0 BB: 0 P: 11	R: 0 E: 0 K: 2 S: 8 H: 0 LOB: 0 BB: 0 P: 11	1B: 6 2B: 1 3B: 0 HR: 0	SF: 0 SAC: 1 DP: 1 HBP: 0			WP: 0 PB: 0 SB: 0 CS: 0	PA: 34		

PITCHER		IP	WLS	BF	H	R	ER	SO	BB	IBB	HBP	BLK	WP	HR	S	P	ERA	WHIP
Kevin Appier, R	(1, 1)	8.0	W	31	7	0	0	4	1	0	0	0	0	0	71	106	0.00	1.000
ERA:																		
Jeff Montgomery, R	(9, 1)	1.0	S	3	0	0	0	2	0	0	0	0	0	0	8	11	0.00	0.000
ERA:																		

PITCHER	IP	WLS	BF	H	R	ER	SO	BB	IBB	HBP	BLK	WP	HR	S	P	ERA	WHIP

TOP

Cleveland Indians @ Kansas City Royals

Royals Stadium, Kansas City, MO

Wed Apr 10 1991, 4:33 AM EDT

Att. 18,428 - Cloudy - 59 F

livebaseballscorecards.com

AB	32
R	0
H	7
RBI	0
BB	1
SO	6
LOB	13

Batter	1	2	3	4	5	6	7	8	9	AB	R	H	RBI	BB	SO	LOB
Brian McRae, S (1, 8) OBP: 0.077, SLG: 0.154	B B C X 2-1 1B CS 2B		C C B X 1-2 ② G5-3		B X 1-0 ② F9		B B B C C X 3-2 ③ G4-3			4	0	1	0	0	0	0
Kevin Seitzer, R (1, 5) OBP: 0.333, SLG: 0.300	B X 1-0 CS 2-3 1B		B B B B 4-0 1B 1B BB		B X 1-0 ③ G6-3			C B C C 1-3 ① K		3	1	1	0	1	1	0
George Brett, L (1, 3) OBP: 0.333, SLG: 0.333	B C S B C 2-3 ① K		B 1 SAFE 1 SAFE B B C 1 X 3-1 1B 1-3 1B			F B B F X 2-2 1B 1B		B F X 1-1 ② F9		4	0	2	0	0	1	2
Danny Tartabull, R (1, 9) OBP: 0.500, SLG: 0.545	C B 1 SAFE B C F F S 3-3 ②③ K 1-2 3-H		B S X 1-1 1-3 3-H 1B			B C F C 1-3 ① K		X 0-0 ③ F7		4	0	1	1	0	2	3
Kirk Gibson, L (1, 10) OBP: 0.273, SLG: 0.455		C C B B B X 3-2 ① G1-3	X 0-0 ③ F7			B 1 SAFE C C C 1-3 ② K				3	0	0	0	0	1	3
Jim Eisenreich, L (1, 7) OBP: 0.333, SLG: 0.333		F X 0-1 1B	F B X 1-1 ① G4-3			B F 1 SAFE X 1-1 FC6-4 1-2 1B				3	0	2	0	0	0	0
Mike Macfarlane, R (1, 2) OBP: 0.300, SLG: 0.333		C F B 1 SAFE X 1-2 ② F8	B F X 1-1 ② G5-3			C F X 0-2 ③ FC6-4 1-2f				3	0	0	0	0	0	3
Kurt Stillwell, S (1, 6) OBP: 0.300, SLG: 0.333		C 1 SAFE X 0-1 ③ G3	C B F X 1-2 ③ G3				B S C F X 1-2 ① G5-3			3	0	0	0	0	0	1
Terry Shumpert, R (1, 4) OBP: 0.111, SLG: 0.111			C X 0-1 ① F8		C C B B S 2-3 ① K		C X 0-1 ② F9			3	0	0	0	0	1	0
Inning Stats	R: 0 E: 0 K: 2 S: 11 H: 2 LOB: 2 BB: 0 P: 19	R: 0 E: 0 K: 0 S: 10 H: 1 LOB: 1 BB: 0 P: 14	R: 1 E: 0 K: 0 S: 10 H: 2 LOB: 2 BB: 1 P: 19	R: 0 E: 0 K: 0 S: 7 H: 0 LOB: 0 BB: 0 P: 10	R: 0 E: 0 K: 1 S: 5 H: 0 LOB: 0 BB: 0 P: 9	R: 0 E: 0 K: 2 S: 14 H: 2 LOB: 2 BB: 0 P: 19	R: 0 E: 0 K: 0 S: 9 H: 0 LOB: 0 BB: 0 P: 13	R: 0 E: 0 K: 1 S: 6 H: 0 LOB: 0 BB: 0 P: 8		1B: 6 2B: 2 3B: 0 HR: 0	SF: 0 SAC: 0 DP: 1 HBP: 0			WP: 0 PB: 0 SB: 0 CS: 2	PA: 31	

PITCHER	IP	WLS	BF	H	R	ER	SO	BB	IBB	HBP	BLK	WP	HR	S	P	ERA	WHIP
Charles Nagy, R (1, 1) ERA: 1.13	8.0	L	31	7	1	1	6	1	0	0	0	0	0	72	111	1.12	1.000

PITCHER	IP	WLS	BF	H	R	ER	SO	BB	IBB	HBP	BLK	WP	HR	S	P	ERA	WHIP

BOTTOM

Cleveland Indians @ Kansas City Royals

Royals Stadium, Kansas City, MO

Wed Apr 10 1991, 4:33 AM EDT

Att. 18,428 - Cloudy - 59 F

livebaseballscorecards.com

AB	30
R	1
H	7
RBI	1
BB	1
SO	6
LOB	12

New York Yankees @ Kansas City Royals

Royals Stadium, Kansas City, MO

Fri Apr 12 1991, 8:05 PM EDT
Att. 27,100 - Sunny - 67 F

livebaseballscorecards.com

TOP

Batter	1	2	3	4	5	6	7	8	9	AB	R	H	RBI	BB	SO	LOB
Steve Sax, R (1, 4) OBP: 0.278, SLG: 0.235	C B B F X 2-2 ① L9	B 1 SAFE X 1-0 ③ L4		C B B B C X 3-2 ③ G5-3			C F B S 1-3 ① K		C X 0-1 ③ G5-3	5	0	0	0	0	1	4
Don Mattingly, L (1, 3) OBP: 0.421, SLG: 0.389	B X 1-0 ② G6-3		C X 0-1 ① G4-3		F X 0-1 ① F8		C B B X 2-1 1-2 1B			4	0	1	0	0	0	0
Roberto Kelly, R (1, 8) OBP: 0.263, SLG: 0.438	B F B X 2-1 ③ F8		F X 0-1 ② G5-3		C C C 0-3 ② K		X 0-0 ②③ L6-4 2-3			4	0	0	0	0	1	2
Kevin Maas, L (1, 10) OBP: 0.611, SLG: 0.800		C B B S F X 2-2 BB 2B 1B	B B B X 3-0 ③ P5		S X 0-1 ③ P5			C B B C B F X 3-2 WP 3B		4	2	2	0	0	0	0
Hensley Meulens, R (1, 7) OBP: 0.429, SLG: 0.500		B 1 SAFE B C 1 SAFE B F B 4-2 1-2 2B BB		B C F B F X 2-2 F8 1B 1B		X 0-0 ① G5-3		B C X 1-1 ① G5-3 3-H		3	2	1	0	1	0	0
Matt Nokes, L (1, 2) OBP: 0.462, SLG: 0.583		X 0-0 G3-1 1-H 2-H 1B 2B		B B X 2-0 1B 1-2 1B		X 0-0 ② F7		B C F F S 1-3 ② K		4	1	2	2	0	1	0
Jesse Barfield, R (1, 9) OBP: 0.400, SLG: 0.333		X 0-0 ① G4-3		C B B B X 3-1 ① L6		B C S F B B B F F B 4-2 BB		C X 0-1 ③ G6-3		3	0	0	0	1	0	3
Torey Lovullo, S (1, 5) Jim Leyritz, R (9, PH) OBP: 0.200, SLG: 0.200		B X 1-0 ② G3-1 2-3		X 0-0 ② F8 2-3		B C C C 1-3 ③ K			C B C B S 2-3 ① K	3 1	0 0	0 0	0 0	0 0	1 1	4 0
Alvaro Espinoza, R (1, 6) OBP: 0.571, SLG: 0.571		C B B X 2-1 3-H 1B		B X 1-0 1-2 3-H 1B			C X 0-1 L6-4 1B 1B		B C C F X 1-2 ② F8	4	0	3	2	0	0	0
Inning Stats	R: 0 E: 0 K: 0 S: 6 H: 0 LOB: 0 BB: 0 P: 11	R: 3 E: 0 K: 0 S: 12 H: 3 LOB: 1 BB: 1 P: 22	R: 0 E: 0 K: 0 S: 5 H: 0 LOB: 0 BB: 0 P: 8	R: 1 E: 0 K: 0 S: 12 H: 3 LOB: 2 BB: 0 P: 23	R: 0 E: 0 K: 1 S: 7 H: 0 LOB: 0 BB: 0 P: 7	R: 0 E: 0 K: 1 S: 10 H: 0 LOB: 1 BB: 1 P: 15	R: 0 E: 0 K: 1 S: 8 H: 2 LOB: 1 BB: 0 P: 11	R: 1 E: 0 K: 1 S: 12 H: 1 LOB: 0 BB: 0 P: 17	R: 0 E: 0 K: 1 S: 9 H: 0 LOB: 0 BB: 0 P: 12	1B: 7 2B: 2 3B: 1 HR: 0 SF: 0 SAC: 0 DP: 1 HBP: 0						

	AB	35
	R	5
	H	9
	RBI	4
	BB	2
	SO	5
	LOB	13

	WP: 1	PA: 37
	PB: 0	
	SB: 0	
	CS: 0	

PITCHER		IP	WLS	BF	H	R	ER	SO	BB	IBB	HBP	BLK	WP	HR	S	P	ERA	WHIP
Storm Davis, R ERA: 5.68	(1, 1)	6.1	W	29	8	4	4	3	2	0	0	0	0	0	59	96	5.68	1.579
Steve Crawford, R ERA: 5.4	(7, 1)	1.2		5	1	1	1	1	0	0	0	0	1	0	13	18	5.40	0.600
Mark Davis, L ERA:	(9, 1)	1.0		3	0	0	0	1	0	0	0	0	0	0	9	12	0.00	0.000

PITCHER		IP	WLS	BF	H	R	ER	SO	BB	IBB	HBP	BLK	WP	HR	S	P	ERA	WHIP

BOTTOM

New York Yankees @ Kansas City Royals

Royals Stadium, Kansas City, MO

Fri Apr 12 1991, 8:05 PM EDT

Att. 27,100 - Sunny - 67 F

livebaseballscorecards.com

Batter	1	2	3	4	5	6	7	8	9	AB	R	H	RBI	BB	SO	LOB
Brian McRae, S (1, 8) OBP: 0.111, SLG: 0.167	G6-3	P2	S, 1B		G4-3	G6-3, 1-2f				5	0	1	2	0	0	5
Kevin Seitzer, R (1, 5) OBP: 0.375, SLG: 0.308	G6-3	1-2, 2-H, 3-H, 1B	1-2, BB		F8			G5-3		3	0	1	2	1	0	0
Bill Pecota, R (8, PH)										1	0	0	0	0	0	0
(9, 5)																
George Brett, L (1, 3) OBP: 0.294, SLG: 0.294	FC6-4, 1B	G3	K			G5-3		G6-3		5	0	1	0	0	1	4
Danny Tartabull, R (1, 9) OBP: 0.529, SLG: 0.750	FC6-4, 1-2f		G6-3	1B, 3B		G6-4-3, 1B		2B		5	1	3	0	0	0	1
Kirk Gibson, L (1, 10) OBP: 0.333, SLG: 0.429		BB, 1B, 1B	BB, 1B, 1B	K		G6-4-3, 1-2f		L4		3	2	1	0	1	1	2
Russ Morman, R (8, PH)										1	0	0	0	0	0	1
Mike Macfarlane, R (1, 2) OBP: 0.286, SLG: 0.250		F8	P3	BB, 1B			G6-3			3	0	0	0	1	0	2
Kurt Stillwell, S (1, 6) OBP: 0.500, SLG: 0.538		BB, 1B, 1B	BB, 1B, 1B	G5-4-3, 3-H, 1B			2B, 1B			4	3	4	1	0	0	0
Gary Thurman, R (1, 7) OBP: 0.333, SLG: 0.200		BB, 1B, 1B	1B, BB	G5-4-3, 1-2f			1B, 2B			2	2	1	0	1	0	2
Jim Eisenreich, L (7, PH) OBP: 0.429, SLG: 0.571										1	0	1	1	0	0	0
(8, 7)																
Terry Shumpert, R (1, 4) OBP: 0.308, SLG: 0.250		1B, BB	1B, 1B		G5-3		G6-3			3	1	2	3	1	0	0

Inning Stats	1	2	3	4	5	6	7	8	9
	R: 0 H: 1 E: 0 LOB: 1 K: 0 BB: 0 S: 5 P: 9	R: 3 H: 3 E: 0 LOB: 2 K: 0 BB: 2 S: 17 P: 31	R: 4 H: 4 E: 0 LOB: 2 K: 1 BB: 2 S: 23 P: 36	R: 1 H: 2 E: 0 LOB: 1 K: 1 BB: 1 S: 9 P: 14	R: 0 H: 0 E: 0 LOB: 0 K: 0 BB: 0 S: 8 P: 10	R: 0 H: 1 E: 0 LOB: 0 K: 0 BB: 0 S: 7 P: 12	R: 1 H: 3 E: 0 LOB: 1 K: 0 BB: 0 S: 8 P: 14	R: 0 H: 1 E: 0 LOB: 1 K: 0 BB: 0 S: 12 P: 19	

AB	36
R	9
H	15
RBI	9
BB	5
SO	2
LOB	17

PITCHER		IP	WLS	BF	H	R	ER	SO	BB	IBB	HBP	BLK	WP	HR	S	P	ERA	WHIP	PITCHER	IP	WLS	BF	H	R	ER	SO	BB	IBB	HBP	BLK	WP	HR	S	P	ERA	WHIP
Chuck Cary, L ERA: 21.6	(1, 1)	3.1	L	24	9	8	8	2	5	0	0	0	0	0	49	85	21.60	4.200																	
John Habyan, R ERA: 1.93	(4, 1)	3.0		12	5	1	1	0	0	0	0	0	0	0	27	38	3.00	1.667																	
Lee Guetterman, L ERA: 3.86	(7, 1)	1.2		5	1	0	0	0	0	0	0	0	0	0	13	22	0.00	0.600																	

1B:	12
2B:	2
3B:	1
HR:	0
SF:	0
SAC:	0
DP:	3
HBP:	0
WP:	0
PB:	0
SB:	1
CS:	0
PA:	41

New York Yankees @ Kansas City Royals

Royals Stadium, Kansas City, MO

Sat Apr 13 1991, 4:33 AM EDT

Att. 25,746 - Overcast - 67 F

TOP

livebaseballscorecards.com

Batter	1	2	3	4	5	6	7	8	9	AB	R	H	RBI	BB	SO	LOB
Steve Sax, R (1, 4) OBP: 0.348, SLG: 0.364	C X 0-1 G6-4-3 1B		F X 0-1 ② G4-3 3-H		1 SAFE X 0-0 S 1-H 3-H 1B 2B	C X 0-1 ② G6-3			B X 1-0 L6 1B 1B	5	1	3	3	0	0	0
Don Mattingly, L (1, 10) OBP: 0.417, SLG: 0.364 Scott Lusader, L (9, PR)	1 SAFE C F X 0-2 ① F8		B S X 1-1 ③ F8		B B B I 4-0 1B 1B 2-3 IBB	B C F X 1-2 ③ G6-3			C 1 SAFE 1 SAFE X 0-1 1-2 1B	4 0	1 0	1 0	0 0	1 0	0 0	1 0
Roberto Kelly, R (1, 8) OBP: 0.250, SLG: 0.381	1 SAFE X 0-0 ② ③ G6-4-3 1-2f			B X 1-0 ① F7	X 0-0 1B G4-3 1-2 3-H 1B		X 0-0 ① L1		B X 1-0 ② ③ L6 2-3	5	1	1	1	0	0	3
Kevin Maas, L (1, 3) OBP: 0.591, SLG: 0.692		B F B F B F F B 4-2 FC5-4 BB		S C B B X 2-2 ② F9	B B X 2-0 G4-3 1-3 2-H 2B 1B		C B C X 1-2 ② F9			3	1	1	1	1	0	0
Mel Hall, L (1, 7)		B 1 SAFE 1 SAFE 1 SAFE P S 1 SAFE X 2-1 ① F9		X 0-0 ③ F7	X 0-0 ② G4-3 1-2 3-H		B B X 2-0 ③ G4-3			4	0	0	1	0	0	2
Matt Nokes, L (1, 2) OBP: 0.471, SLG: 0.813 Bob Geren, R (8, 2)		C S B X 1-2 ② P5			X 0-0 HR 1-2 C B X 2-H 1B 2B			B B S F B F X 3-2 ① F8		4 0	2 0	2 0	2 0	0 0	0 0	1 0
Jesse Barfield, R (1, 9) OBP: 0.421, SLG: 0.375		B X 1-0 ③ FC5-4 1-2f			B B B X 3-1 1B SH1-3 2B 1B B B B X 3-1 2-H 1B			B S C B F F S 2-3 ② K		4	1	2	1	0	1	1
Torey Lovullo, S (1, 5) Randy Velarde, R (8, 5) OBP: 0.250, SLG: 0.250			B X 1-0 ① P5		1 SAFE 1 SAFE B X 2-0 ③ SH1-3 1-2 C B X 2-1 ③ F7			C B B S S 2-3 ③ K2-3		3 0	0 0	0 0	0 0	0 0	1 0	1 0
Alvaro Espinoza, R (1, 6) OBP: 0.545, SLG: 0.727			X 0-0 G4-3 3B		B X 1-0 2-3 2B 1B	X 0-0 ① G4-3			B C B F F X 2-2 ① G6-3	4	2	2	0	0	0	0
Inning Stats	R: 0 E: 0 K: 0 S: 6 H: 1 LOB: 0 BB: 0 P: 6	R: 0 E: 0 K: 0 S: 11 H: 0 LOB: 1 BB: 1 P: 18	R: 1 E: 0 K: 0 S: 6 H: 1 LOB: 0 BB: 0 P: 8	R: 0 E: 0 K: 0 S: 5 H: 0 LOB: 0 BB: 0 P: 8	R: 8 E: 0 K: 0 S: 16 H: 8 LOB: 1 BB: 1 P: 34	R: 0 E: 0 K: 0 S: 6 H: 0 LOB: 0 BB: 0 P: 7	R: 0 E: 0 K: 0 S: 5 H: 0 LOB: 0 BB: 0 P: 8	R: 0 E: 0 K: 2 S: 12 H: 0 LOB: 0 BB: 0 P: 19	R: 0 E: 0 K: 0 S: 8 H: 2 LOB: 1 BB: 0 P: 12	1B: 8 2B: 3 3B: 1 HR: 1 SF: 0 SAC: 1 DP: 2 HBP: 0						

	AB	36
	R	9
	H	12
	RBI	9
	BB	2
	SO	2
	LOB	9

WP: 0 PA: 39
PB: 0
SB: 1
CS: 0

PITCHER		IP	WLS	BF	H	R	ER	SO	BB	IBB	HBP	BLK	WP	HR	S	P	ERA	WHIP
Bret Saberhagen, R ERA: 6.35	(1, 1)	4.1	L	21	7	7	7	0	1	1	0	0	0	1	35	57	14.54	1.846
Dan Schatzeder, L ERA: 54.0	(5, 1)	0.1		4	3	2	2	0	0	0	0	0	0	0	7	13	54.00	9.000
Luis Aquino, R ERA:	(5, 1)	1.1		4	0	0	0	0	0	0	0	0	0	0	8	11	0.00	0.000
Tom Gordon, R ERA:	(7, 1)	3.0		10	2	0	0	2	0	0	0	0	0	0	25	39	0.00	0.667

PITCHER		IP	WLS	BF	H	R	ER	SO	BB	IBB	HBP	BLK	WP	HR	S	P	ERA	WHIP

Batter	1	2	3	4	5	6	7	8	9	AB	R	H	RBI	BB	SO	LOB
Jim Eisenreich, L (1, 8) OBP: 0.583, SLG: 1.000	C B X 1-1 L6-4 2B	F C B X 1-2 ② SF7 1-3 2-H			B F F X 1-2 WP HR 2B	B C B S X 2-2 2B 2-3 3-H 1B		B C X 1-1 G4-3 FC5-2 2B		4	2	4	2	0	0	0
Kevin Seitzer, R (1, 5) OBP: 0.381, SLG: 0.353	H 1-0 PB HBP	B C X 1-1 ③ G6-3			F X 0-1 ① F8	1 SAFE B C C 1 SAFE F 1 SAFE 1 SAFE F 1-2 F X 1-H 3-H 2B		L B B B X 3-1 ① G4-3 2-3		4	0	1	2	0	0	3
George Brett, L (1, 10) OBP: 0.273, SLG: 0.238	X 0-0 ① ② L6-4 2-3		C C B S 1-3 ① K		X 0-0 ② F9	B C F F S 1-3 ② K		I I I I 4-0 BB FC5-2 IBB		4	0	0	0	1	2	4
Danny Tartabull, R (1, 9) OBP: 0.500, SLG: 0.800	B B B B 4-0 1-2 BB		B C B S F F B S 3-3 ② K		B B S F B X 3-2 2-H HR	B C S B X 2-2 ③ G1-3		S 1 SAFE B X 1-1 ② FC5-2 BB 1-2 3-H		4	1	1	2	1	1	3
Kirk Gibson, L (1, 7) OBP: 0.300, SLG: 0.333	C X 0-1 ③ P5		S S B B X 2-2 ③ G3-1		B B S B B F X 3-2 ③ G3		C B F B B F F S 3-3 ① K	B C B B B 4-1 1-2 2-3 BB		4	0	0	0	1	1	2
Warren Cromartie, L (1, 3) Russ Morman, R (7, PH) (8, 3) Brian McRae, S (8, PH) OBP: 0.105, SLG: 0.158 Bill Pecota, R (9, 3)		X 0-0 ① F8		B X 1-0 ① F7		B C F B B F B 4-2 2B 1B BB	B C S S 1-3 ② K2-3	C B S C 1-3 ③ K		2 1 1 0	1 0 0 0	0 0 0 0	0 0 0 0	1 0 0 0	0 1 1 0	0 0 3 0
Kurt Stillwell, S (1, 6) OBP: 0.526, SLG: 0.611		C X 0-1 WP 1B 2B		C X 0-1 ② F8		X 0-0 2B 1-2 1B 1B	C C X 0-2 1B 1B		C F S 0-3 ① K	5	2	3	0	0	1	0
Brent Mayne, L (1, 2) OBP: 1.000, SLG: 1.333 Mike Macfarlane, R (7, PH) OBP: 0.313, SLG: 0.286 (8, 2)		B B F B X 3-1 WP 1B SF7 2-H 1B		B X 1-0 1B		B B B C X 3-1 1B 2B 1-3 2-H 2B	X 0-0 1-2 1B		C S B F X 1-2 ② G4-3	3 2	2 0	3 1	2 0	0 0	0 0	0 0
Terry Shumpert, R (1, 4) OBP: 0.278, SLG: 0.235		C B 1 SAFE X 1-1 SF7 WP 1-2 1B		B B C S X 2-2 ③ F7		B S B M B S 3-3 ① K	C B X 1-1 ③ P4		B X 1-0 ③ L5	5	0	1	0	0	1	5
Inning Stats	R: 0 E: 0 K: 0 S: 5 H: 1 LOB: 2 BB: 1 P: 11	R: 2 E: 0 K: 0 S: 12 H: 3 LOB: 1 BB: 0 P: 18	R: 0 E: 0 K: 2 S: 11 H: 0 LOB: 0 BB: 0 P: 17	R: 0 E: 0 K: 0 S: 7 H: 1 LOB: 1 BB: 0 P: 11	R: 2 E: 0 K: 0 S: 12 H: 2 LOB: 0 BB: 0 P: 19	R: 4 E: 0 K: 2 S: 25 H: 4 LOB: 1 BB: 1 P: 41	R: 0 E: 0 K: 2 S: 15 H: 2 LOB: 2 BB: 0 P: 20	R: 0 E: 0 K: 1 S: 10 H: 1 LOB: 3 BB: 2 P: 24	R: 0 E: 0 K: 1 S: 8 H: 0 LOB: 0 BB: 0 P: 10	1B: 7 2B: 7 3B: 0 HR: 1 SF: 1 SAC: 0 DP: 1 HBP: 1						

PITCHER		IP	WLS	BF	H	R	ER	SO	BB	IBB	HBP	BLK	WP	HR	S	P	ERA	WHIP
Tim Leary, R ERA: 9.0	(1, 1)	5.0	W	26	9	7	7	2	2	0	1	0	3	1	53	89	12.60	2.200
Greg Cadaret, L ERA: 7.36	(6, 1)	1.2		8	3	1	1	4	0	0	0	0	0	0	31	44	5.40	1.800
Steve Farr, R ERA:	(7, 1)	2.1	S	11	2	0	0	2	1	1	0	0	0	0	21	38	0.00	1.286

PITCHER	IP	WLS	BF	H	R	ER	SO	BB	IBB	HBP	BLK	WP	HR	S	P	ERA	WHIP

BOTTOM

New York Yankees @ Kansas City Royals

Royals Stadium, Kansas City, MO

Sat Apr 13 1991, 4:33 AM EDT

Att. 25,746 - Overcast - 67 F

livebaseballscorecards.com

AB	39
R	8
H	14
RBI	8
BB	4
SO	8
LOB	20

WP: 3 PA: 45
PB: 1
SB: 0
CS: 0

Batter	1	2	3	4	5	6	7	8	9	AB	R	H	RBI	BB	SO	LOB
Steve Sax, R (1, 4) OBP: 0.321, SLG: 0.333	C C F F X 0-2 ① G5-3		B X 1-0 ① F9		C B X 1-1 ③ F7			B B C X 2-1 FC5-4 1B	X 0-0 ② G4-3 2-3	5	0	1	0	0	0	2
Don Mattingly, L (1, 3) OBP: 0.379, SLG: 0.370	B X 1-0 ② G4-3		X 0-0 ② G6-3			C B X 1-1 2B		B C X 1-1 ① F9	B F X 1-1 ③ F8	5	0	1	0	0	0	4
Roberto Kelly, R (1, 8) OBP: 0.250, SLG: 0.333	B C B B F B 4-2 S BB		X 0-0 ③ P3			X 0-0 ① G6-3		C B S S X 1-2 ② FC5-4 1-2f		3	0	0	0	1	0	2
Kevin Maas, L (1, 10) OBP: 0.577, SLG: 0.625	1 SAFE B S 1 S B X SAFE 2-2 ③ F8 1-2			C S B F X 1-2 E 1B		S B B B B 4-1 BB		C X 0-1 ③ G3		3	0	1	0	1	0	2
Hensley Meulens, R (1, 7) OBP: 0.389, SLG: 0.438		C S S 0-3 ① K		S S B S 1-3 ① K		F B S S 1-3 ② K			B C B B X 3-1 BB BB 2B 1B	4	1	1	0	0	3	3
Matt Nokes, L (1, 2) OBP: 0.450, SLG: 0.789 Mike Blowers, R (9, PH) OBP: 0.400, SLG: 1.000 Scott Lusader, L (9, PR)		X 0-0 2B		X 0-0 E1 G6-4-3 1-2		F X 0-1 ③ F9			B B B B C C B 4-2 BB 2B 1-2 BB	3 0 0	0 0 1	1 0 0	0 0 0	0 1 0	0 0 0	3 0 0
Jesse Barfield, R (1, 9) OBP: 0.348, SLG: 0.300		B B C C B C 3-3 ② K		B X 1-0 ② ③ G6-4-3 1-2f			X 0-0 ① F7		B B C X 2-1 ① L6	4	0	0	0	0	1	5
Jim Leyritz, R (1, 5) OBP: 0.333, SLG: 0.143		S B F B B B 4-2 BB			B B F X 2-1 ① G1-3		B B C T X 2-2 ② F7		C B C B B B 4-2 1-2 2-3 2B BB	2	1	0	0	2	0	0
Alvaro Espinoza, R (1, 6) OBP: 0.429, SLG: 0.571 Mel Hall, L (9, PH) OBP: 0.091, SLG: 0.182 Randy Velarde, R (9, PR) OBP: 0.250, SLG: 0.250		X 0-0 ③ F9			B B F S X 2-2 ② F9		C X 0-1 ③ L5		F B B X 2-1 G4-3 1-H 2-H 3-H 2B	3 1 0	0 0 0	0 1 0	0 3 0	0 0 0	0 0 0	2 0 0
Inning Stats	R: 0 H: 0 E: 0 LOB: 1 K: 0 BB: 1 S: 11 P: 18	R: 0 H: 1 E: 0 LOB: 2 K: 2 BB: 1 S: 10 P: 17	R: 0 H: 0 E: 0 LOB: 0 K: 0 BB: 0 S: 3 P: 4	R: 0 H: 1 E: 1 LOB: 1 K: 1 BB: 0 S: 9 P: 12	R: 0 H: 0 E: 0 LOB: 0 K: 0 BB: 0 S: 7 P: 12	R: 0 H: 1 E: 0 LOB: 2 K: 1 BB: 1 S: 9 P: 15	R: 0 H: 0 E: 0 LOB: 0 K: 0 BB: 0 S: 6 P: 8	R: 0 H: 1 E: 0 LOB: 1 K: 0 BB: 0 S: 10 P: 14	R: 3 H: 2 E: 0 LOB: 3 K: 0 BB: 2 S: 13 P: 29	1B: 3 SF: 0 2B: 3 SAC: 0 3B: 0 DP: 1 HR: 0 HBP: 0						WP: 0 PA: 38 PB: 0 SB: 1 CS: 0

PITCHER		IP	WLS	BF	H	R	ER	SO	BB	IBB	HBP	BLK	WP	HR	S	P	ERA	WHIP
Mike Boddicker, R ERA: 0.53	(1, 1)	8.0	W	31	4	0	0	4	3	0	0	0	0	0	65	100	0.00	0.875
Mark Davis, L ERA: 20.25	(9, 1)	0.1		4	1	3	3	0	2	0	0	0	0	0	8	21	81.00	9.000
Jeff Montgomery, R ERA:	(9, 1)	0.2	S	3	1	0	0	0	0	0	0	0	0	0	5	8	0.00	1.500

PITCHER	IP	WLS	BF	H	R	ER	SO	BB	IBB	HBP	BLK	WP	HR	S	P	ERA	WHIP

TOP

New York Yankees @ Kansas City Royals

Royals Stadium, Kansas City, MO

Sun Apr 14 1991, 4:33 AM EDT
Att. 30,005 - Cloudy - 53 F

livebaseballscorecards.com

AB	33
R	3
H	6
RBI	3
BB	5
SO	4
LOB	23

BOTTOM

Batter	1	2	3	4	5	6	7	8	9	AB	R	H	RBI	BB	SO	LOB
Brian McRae, S (1, 8) OBP: 0.125, SLG: 0.167	F B F X 1-2 L1 ①	B B C L F B F X 3-2 F7 ①		S C X 0-2 1B		1 SAFE B F B 1 SAFE X 2-1 G1-3 ③		B B B C C F X 3-2 L6 ③		5	0	1	0	0	0	4
Kevin Seitzer, R (1, 5) OBP: 0.400, SLG: 0.381	C X 0-1 1B 2B 1B	C B B X 2-1 G1-3 1B		1 SAFE B X 1-0 L6 ③			L B B S C 2-3 K ①			4	1	2	0	0	1	1
George Brett, L (1, 3) OBP: 0.269, SLG: 0.240	1 SAFE B B B X 3-0 2B HR 1B 1-3	B 1 SAFE X 1-0 G1-3 ② 1-2			X 0-0 F7 ①		B S B B X 3-1 F9 ②			4	1	1	0	0	0	1
Danny Tartabull, R (1, 9) OBP: 0.500, SLG: 0.792	C F X 0-2 HR 2B 1-3 3-H	X 0-0 F7 ③			B X 1-0 CS 1B		C X 0-1 G6-3 ③			4	1	2	1	0	0	1
Kirk Gibson, L (1, 10) OBP: 0.333, SLG: 0.636	B X 1-0 HR 2-H 3-H		B X 1-0 G6-3 ①		F B B 1 SAFE X 2-1 P2 ② ③ 1-2			B B B C C X 3-2 HR		4	2	2	4	0	0	1
Jim Eisenreich, L (1, 7) OBP: 0.438, SLG: 0.733	X 0-0 G1-3 ②		F B X 1-1 F9 ②			B B X 2-0 F8 ①		B F F X 1-2 F7 ①		4	0	0	0	0	0	0
Mike Macfarlane, R (1, 2) OBP: 0.350, SLG: 0.333	B C F B X 2-2 1B 1B		C X 0-1 F7 ③			C X 0-1 FC4-6 BB 1B		C C F S 0-3 K ②		4	0	2	0	0	1	0
Kurt Stillwell, S (1, 6) OBP: 0.565, SLG: 0.619	B X 1-0 1B 1-2			B C F X 1-2 G5-3 ①		B C B 1 SAFE B B 4-1 FC4-6 BB 1-2		B C B B F X 3-2 1B 1B		3	0	2	0	1	0	0
Bill Pecota, R (9, 6)										0	0	0	0	0	0	0
David Howard, S (1, 4) OBP: 0.250, SLG: 0.250	F S B B F F X 2-2 F8 ③			F S F B X 1-2 P5 ②		X 0-0 FC4-6 ② 1-2f 2-3		X 0-0 1-2 1B		4	0	1	0	0	0	4
Inning Stats	R: 4 E: 0 K: 0 S: 20 H: 6 LOB: 2 BB: 0 P: 30	R: 0 E: 0 K: 0 S: 9 H: 1 LOB: 1 BB: 0 P: 15	R: 0 E: 0 K: 0 S: 5 H: 0 LOB: 0 BB: 0 P: 7	R: 0 E: 0 K: 0 S: 11 H: 1 LOB: 1 BB: 0 P: 14	R: 0 E: 0 K: 0 S: 4 H: 1 LOB: 0 BB: 0 P: 7	R: 0 E: 0 K: 0 S: 7 H: 1 LOB: 2 BB: 1 P: 15	R: 0 E: 0 K: 1 S: 7 H: 0 LOB: 0 BB: 0 P: 12	R: 1 E: 0 K: 1 S: 18 H: 3 LOB: 2 BB: 0 P: 28		1B: 10 2B: 1 3B: 0 HR: 2 SF: 0 SAC: 0 DP: 0 HBP: 0						

PITCHER		IP	WLS	BF	H	R	ER	SO	BB	IBB	HBP	BLK	WP	HR	S	P	ERA	WHIP
Andy Hawkins, R ERA: 6.0	(1, 1)	6.0	L	28	10	4	4	0	1	0	0	0	0	1	56	88	6.00	1.833
Rich Monteleone, R ERA:	(7, 1)	1.0		3	0	0	0	1	0	0	0	0	0	0	7	12	0.00	0.000
Eric Plunk, R ERA: 10.8	(8, 1)	1.0		6	3	1	1	1	0	0	0	0	0	1	18	28	9.00	3.000

PITCHER	IP	WLS	BF	H	R	ER	SO	BB	IBB	HBP	BLK	WP	HR	S	P	ERA	WHIP

New York Yankees @ Kansas City Royals

Royals Stadium, Kansas City, MO

Sun Apr 14 1991, 4:33 AM EDT

Att. 30,005 - Cloudy - 53 F

livebaseballscorecards.com

AB	36
R	5
H	13
RBI	5
BB	1
SO	2
LOB	12

WP: 0 PB: 0 SB: 0 CS: 1 PA: 37

Batter	1	2	3	4	5	6	7	8	9	AB	R	H	RBI	BB	SO	LOB
Brian McRae, S (1, 8) OBP: 0.107, SLG: 0.143	C S X 0-2 G6-3		L X 0-1 P5			B C B F X 2-2 L9		F F S 0-3 K		4	0	0	0	0	1	0
David Howard, S (8, 4) OBP: 0.250, SLG: 0.250										0	0	0	0	0	0	0
Kevin Seitzer, R (1, 5) OBP: 0.379, SLG: 0.360	C C B F F X 1-2 G5-3		F B B F X 2-2 G4-3			C B C B X 2-2 G4-3		B X 1-0 1B		4	0	1	0	0	0	0
George Brett, L (1, 3) OBP: 0.267, SLG: 0.241	B C S B F F X 2-2 1B 1B		S F C 0-3 K			X 0-0 L7		B X 1-0 G3		4	0	1	0	0	1	1
Danny Tartabull, R (1, 9) OBP: 0.467, SLG: 0.714	B F B B C X 3-2 1-3 1B			F B F X 1-2 G4-3			B C F S 1-3 K		B B C B C F X 3-2 F7	4	0	1	0	0	1	0
Kirk Gibson, L (1, 10) OBP: 0.321, SLG: 0.577	B C B X 2-1 F7			X 0-0 G4-3			B C F S 1-3 K		C B B X 2-1 1B	4	0	1	0	0	1	2
Jim Eisenreich, L (1, 7) OBP: 0.350, SLG: 0.579 (8, 8)		C B F B F X 2-2 F7		C B F S 1-3 K			S X 0-1 F7		C C X 0-2 L7	4	0	0	0	0	1	1
Mike Macfarlane, R (1, 2) OBP: 0.333, SLG: 0.318		C S F X 0-2 F9			B B C X 2-1 F7			X 0-0 HR 1B	B S C S 1-3 K	4	1	1	0	0	1	1
Kurt Stillwell, S (1, 6) OBP: 0.577, SLG: 0.739		B B B C B 4-1 BB			B C C C 1-3 K			C B B X 2-1 1-H HR		2	1	1	2	1	1	0
Terry Shumpert, R (1, 4) OBP: 0.250, SLG: 0.211		B C F 1 C SAFE 1-3 K			C X 0-1 F9			B X 1-0 L7		2	0	0	0	0	1	1
Warren Cromartie, L (8, PH) (8, 7)										1	0	0	0	0	0	0

Inning Stats	1	2	3	4	5	6	7	8	9
	R: 0 E: 0 K: 0 S: 18	H: 2 LOB: 2 BB: 0 P: 26	R: 0 E: 0 K: 1 S: 12	H: 0 LOB: 1 BB: 1 P: 19	R: 0 E: 0 K: 1 S: 8	H: 0 LOB: 0 BB: 0 P: 10	R: 0 E: 0 K: 1 S: 7	H: 0 LOB: 0 BB: 0 P: 9	R: 0 E: 0 K: 1 S: 7	H: 0 LOB: 0 BB: 0 P: 10	R: 0 E: 0 K: 0 S: 7	H: 0 LOB: 0 BB: 0 P: 11	R: 0 E: 0 K: 2 S: 8	H: 0 LOB: 0 BB: 0 P: 10	R: 2 E: 0 K: 1 S: 9	H: 3 LOB: 1 BB: 0 P: 14	R: 0 E: 0 K: 1 S: 12	H: 1 LOB: 1 BB: 0 P: 18

	1B	SF	WP	PA
	5	0	0	34
	2B: 0	SAC: 0	PB: 0	
	3B: 0	DP: 0	SB: 0	
	HR: 1	HBP: 0	CS: 0	

PITCHER		IP	WLS	BF	H	R	ER	SO	BB	IBB	HBP	BLK	WP	HR	S	P	ERA	WHIP
Danny Darwin, R ERA: 7.71	(1, 1)	7.2	W	29	5	2	2	7	1	0	0	0	0	1	75	107	2.35	0.783
Tony Fossas, L ERA:	(8, 1)	0.1		1	0	0	0	0	0	0	0	0	0	0	1	2	0.00	0.000
Jeff Reardon, R ERA: 4.5	(9, 1)	1.0	S	4	1	0	0	1	0	0	0	0	0	0	12	18	0.00	1.000

PITCHER	IP	WLS	BF	H	R	ER	SO	BB	IBB	HBP	BLK	WP	HR	S	P	ERA	WHIP

TOP

Kansas City Royals @ Boston Red Sox

Fenway Park, Boston, MA

Tue Apr 16 1991, 3:33 AM EDT

Att. 25,815 - Cloudy - 66 F

livebaseballscorecards.com

AB	33
R	2
H	6
RBI	2
BB	1
SO	8
LOB	6

Batter	1	2	3	4	5	6	7	8	9	AB	R	H	RBI	BB	SO	LOB
Wade Boggs, L (1, 5) OBP: 0.459, SLG: 0.370	B B C S F X 2-2 ① F9	B B B C B 4-1 BB		C B B B X 3-1 HR		B C C X 1-2 ③ FC4 1-2f				3	1	1	1	1	0	1
Jody Reed, R (1, 4) OBP: 0.171, SLG: 0.094	C X 0-1 ② L9	C X 0-1 ② L8		B X 1-0 ③ L8			B B B C C C 3-3 ① K			4	0	0	0	0	1	2
Mike Greenwell, L (1, 7) OBP: 0.343, SLG: 0.323	C X 0-1 E 1B 1B	B C F X 1-2 ③ F7			C B F F X 1-2 ① F8		X 0-0 ② G3			4	1	1	0	0	0	2
Mike Marshall, R (1, 10) OBP: 0.143, SLG: 0.571	X 0-0 E6 1B 1B 1-2		B F S C 1-3 ① K		B F X 1-1 HR		C F S 0-3 ③ K			4	2	1	1	0	2	1
Ellis Burks, R (1, 8) OBP: 0.364, SLG: 0.448	B S F X 1-2 1B 1-3 2-H 1B		B B F S F S 2-3 ② K		B B C F S 2-3 ② K			B F C X 1-2 ① G5-3		4	0	1	1	0	2	0
Tom Brunansky, R (1, 9) OBP: 0.310, SLG: 0.407	B X 1-0 1-3 3-H 1B		B B X 2-0 HR		C B B S X 2-2 ③ G5-3			C X 0-1 ② F7		4	1	2	2	0	0	0
Carlos Quintana, R (1, 3) OBP: 0.273, SLG: 0.273	B F X 1-1 ③ L9		B X 1-0 ③ F8			C F B X 1-2 FC4 1B		B C C B F F C 2-3 ③ K		4	0	1	0	0	1	2
Tony Peña, R (1, 2) OBP: 0.188, SLG: 0.344		B S S B S X 2-2 SH1-4 1B		F B S B X 2-2 ① G4-3		C B 1 SAFE B B F X 3-2 ① F9				3	0	1	0	0	0	1
Tim Naehring, R (1, 6) OBP: 0.300, SLG: 0.259		B 1 SAFE 1 SAFE 1 SAFE X 1-0 ① SH1-4 1-2		B C C B F S 2-3 ② K		B C B 1 SAFE C F F C 2-3 ② K				2	0	0	0	0	2	1
Inning Stats	R: 2 E: 1 K: 0 S: 15 H: 3 LOB: 2 BB: 0 P: 20	R: 0 E: 0 K: 0 S: 10 H: 1 LOB: 2 BB: 1 P: 18	R: 1 E: 0 K: 2 S: 9 H: 1 LOB: 0 BB: 0 P: 15	R: 1 E: 0 K: 1 S: 10 H: 1 LOB: 0 BB: 0 P: 18	R: 1 E: 0 K: 1 S: 12 H: 1 LOB: 0 BB: 0 P: 18	R: 0 E: 0 K: 1 S: 14 H: 1 LOB: 1 BB: 0 P: 21	R: 0 E: 0 K: 2 S: 7 H: 0 LOB: 0 BB: 0 P: 10	R: 0 E: 0 K: 1 S: 10 H: 0 LOB: 0 BB: 0 P: 13		1B: 5 2B: 0 3B: 0 HR: 3 SF: 0 SAC: 1 DP: 0 HBP: 0						

PITCHER		IP	WLS	BF	H	R	ER	SO	BB	IBB	HBP	BLK	WP	HR	S	P	ERA	WHIP
Kevin Appier, R ERA: 2.08	(1, 1)	5.0	L	24	7	5	3	4	1	0	0	0	0	3	56	89	5.40	1.600
Tom Gordon, R ERA:	(6, 1)	2.0		7	1	0	0	3	0	0	0	0	0	0	21	31	0.00	0.500
Steve Crawford, R ERA: 3.38	(8, 1)	1.0		3	0	0	0	1	0	0	0	0	0	0	10	13	0.00	0.000

PITCHER	IP	WLS	BF	H	R	ER	SO	BB	IBB	HBP	BLK	WP	HR	S	P	ERA	WHIP

BOTTOM

Kansas City Royals @ Boston Red Sox

Fenway Park, Boston, MA

Tue Apr 16 1991, 3:33 AM EDT

Att. 25,815 - Cloudy - 66 F

livebaseballscorecards.com

AB	32
R	5
H	8
RBI	5
BB	1
SO	8
LOB	10

Batter	1	2	3	4	5	6	7	8	9	AB	R	H	RBI	BB	SO	LOB
Gary Thurman, R (1, 8) OBP: 0.444, SLG: 0.500	B C X 1-1 FC5-4 1B		B F S X 1-2 F9 ②		X 0-0 2B			B S X 1-1 L8 ①		3	0	2	0	0	0	0
Jim Eisenreich, L (8, PH) OBP: 0.333, SLG: 0.550 (8, 8)										1	0	0	0	0	0	0
Kevin Seitzer, R (1, 5) OBP: 0.333, SLG: 0.310	1 SAFE C B 1 SAFE 1 X 1-1 FC5-4 ① WP G3 1-2f 2B		B C C F F X 1-2 G6-3 ③		C F B F F B X 2-2 G6-3 ③			X 0-0 G6-3 ②		4	1	0	0	0	0	2
George Brett, L (1, 3) OBP: 0.235, SLG: 0.212	B B 1 SAFE F X 2-1 G3 ② 1-2			C B B X 2-1 G4-3 ①		B B C F F X 2-2 G4-3 ①		C B X 1-1 F8 ③		4	0	0	0	0	0	1
Danny Tartabull, R (1, 9) OBP: 0.471, SLG: 0.719	B B B C X 3-1 2-H 2B			C C B X 1-2 WP 1B 1B		X 0-0 F9 ②			B B C S B X 3-2 G6-3 ①	4	1	2	1	0	0	0
Kirk Gibson, L (1, 10) OBP: 0.313, SLG: 0.517	C C B X 1-2 L3 ③			C B B S B B 4-2 1B 1-2 BB		C X 0-1 G3 ③			B C S S 1-3 K ②	3	0	0	0	1	1	1
Russ Morman, R (1, 7) OBP: 0.200, SLG: 0.200		B C X 1-1 F9 ①		B C B F X 2-2 G5-4-3 1-3 2-H 1B			C C X 0-2 L8 ①		C B C B X 2-2 F7 ③	3	0	1	1	0	0	0
Kurt Stillwell, S (9, PH) OBP: 0.556, SLG: 0.708										1	0	0	0	0	0	0
Mike Macfarlane, R (1, 2) OBP: 0.333, SLG: 0.360		B B C C X 2-2 G6-3 ②		F X 0-1 G5-4-3 ② ③ 1-2f			B F X 1-1 G6-3 2B			3	0	1	0	0	0	2
Bill Pecota, R (1, 6)		B B C B S C 3-3 K ③			B X 1-0 P4 ①		C B S X 1-2 G6-3 ② 2-3			3	0	0	0	0	1	1
Terry Shumpert, R (1, 4) OBP: 0.217, SLG: 0.182			C S X 0-2 L8 ①		F B X 1-1 G6-3 ②		C F B X 1-2 F8 ③			3	0	0	0	0	0	1
Inning Stats	R: 1 E: 0 K: 0 S: 11 H: 2 LOB: 1 BB: 0 P: 19	R: 0 E: 0 K: 1 S: 8 H: 0 LOB: 0 BB: 0 P: 14	R: 0 E: 0 K: 0 S: 11 H: 0 LOB: 0 BB: 0 P: 13	R: 1 E: 0 K: 0 S: 12 H: 2 LOB: 1 BB: 1 P: 21	R: 0 E: 0 K: 0 S: 9 H: 1 LOB: 1 BB: 0 P: 13	R: 0 E: 0 K: 0 S: 7 H: 0 LOB: 0 BB: 0 P: 9	R: 0 E: 0 K: 0 S: 11 H: 1 LOB: 1 BB: 0 P: 14	R: 0 E: 0 K: 0 S: 5 H: 0 LOB: 0 BB: 0 P: 7	R: 0 E: 0 K: 1 S: 9 H: 0 LOB: 0 BB: 0 P: 15	1B: 3 2B: 3 3B: 0 HR: 0	SF: 0 SAC: 0 DP: 1 HBP: 0						

PITCHER		IP	WLS	BF	H	R	ER	SO	BB	IBB	HBP	BLK	WP	HR	S	P	ERA	WHIP
Tom Bolton, L ERA: 1.46	(1, 1)	7.0	W	27	6	2	2	1	1	0	0	0	2	0	69	103	2.57	1.000
Jeff Gray, R ERA: 4.26	(8, 1)	2.0	S	6	0	0	0	1	0	0	0	0	0	0	14	22	0.00	0.000

PITCHER	IP	WLS	BF	H	R	ER	SO	BB	IBB	HBP	BLK	WP	HR	S	P	ERA	WHIP

TOP

Kansas City Royals @ Boston Red Sox

Fenway Park, Boston, MA

Wed Apr 17 1991, 3:33 AM EDT

Att. 24,651 - Cloudy - 44 F

livebaseballscorecards.com

AB	32
R	2
H	6
RBI	2
BB	1
SO	2
LOB	8

WP: 2 PB: 0 SB: 0 CS: 0 PA: 33

Batter	1	2	3	4	5	6	7	8	9	AB	R	H	RBI	BB	SO	LOB
Wade Boggs, L (1, 5) OBP: 0.415, SLG: 0.323	G6-3		FC6-4 G5-4-3 1-2f 3-H		F7		G5-3			4	0	0	1	0	0	1
Jody Reed, R (1, 4) OBP: 0.154, SLG: 0.083	F6		G5-4-3 1-2f		G5-3			G5-3		4	0	0	0	0	0	1
Mike Greenwell, L (1, 7) OBP: 0.385, SLG: 0.441	F8			HR BB		FC6-4 1B 1B		HR		3	2	2	1	1	0	0
Jack Clark, R (1, 10) OBP: 0.333, SLG: 0.464		G3-1 SF7 2B		HR 1-H		F8		F7		4	2	2	2	0	0	1
Ellis Burks, R (1, 8) OBP: 0.378, SLG: 0.438		G3-1 2-3		G6-3		FC6-4 1-2 1B		WP 1B BB		3	1	1	0	1	0	1
Tom Brunansky, R (1, 9) OBP: 0.303, SLG: 0.400		SF7 3-H		G5-3		P6		1B 1-H 1B		3	0	1	2	0	0	2
Mike Marshall, R (1, 3) OBP: 0.273, SLG: 0.545		L9		FC5-4 1B		FC6-4 1-2f 2-3		FC6-4 1-2 1B		4	0	2	0	0	0	2
Tony Peña, R (1, 2) OBP: 0.194, SLG: 0.333			1B FC6-4 1B	FC5-4 1-2f			P6	FC6-4 1-2f		4	1	1	0	0	0	3
Luis Rivera, R (1, 6) OBP: 0.333, SLG: 0.333			FC6-4 1-3 1B		G1-3		K			3	0	1	0	0	1	0
Inning Stats	R: 0 E: 0 K: 0 S: 6 H: 0 LOB: 0 BB: 0 P: 10	R: 1 E: 0 K: 0 S: 7 H: 1 LOB: 0 BB: 0 P: 10	R: 1 E: 0 K: 0 S: 11 H: 2 LOB: 0 BB: 0 P: 15	R: 2 E: 0 K: 0 S: 11 H: 2 LOB: 1 BB: 1 P: 20	R: 0 E: 0 K: 0 S: 5 H: 0 LOB: 0 BB: 0 P: 6	R: 0 E: 0 K: 0 S: 9 H: 2 LOB: 2 BB: 0 P: 12	R: 0 E: 0 K: 1 S: 9 H: 0 LOB: 0 BB: 0 P: 14	R: 2 E: 0 K: 0 S: 16 H: 3 LOB: 2 BB: 1 P: 29		1B: 7 2B: 1 3B: 0 HR: 2	SF: 1 SAC: 0 DP: 1 HBP: 0						

PITCHER		IP	WLS	BF	H	R	ER	SO	BB	IBB	HBP	BLK	WP	HR	S	P	ERA	WHIP
Storm Davis, R ERA: 6.43	(1, 1)	7.2	L	32	8	6	6	1	2	0	0	0	0	2	66	104	7.04	1.304
Luis Aquino, R ERA:	(8, 1)	0.1		3	2	0	0	0	0	0	0	0	1	0	8	12	0.00	6.000

PITCHER	IP	WLS	BF	H	R	ER	SO	BB	IBB	HBP	BLK	WP	HR	S	P	ERA	WHIP

BOTTOM

Kansas City Royals @ Boston Red Sox

Fenway Park, Boston, MA

Wed Apr 17 1991, 3:33 AM EDT

Att. 24,651 - Cloudy - 44 F

livebaseballscorecards.com

AB	32
R	6
H	10
RBI	6
BB	2
SO	1
LOB	11

1B: 7 SF: 1
2B: 1 SAC: 0
3B: 0 DP: 1
HR: 2 HBP: 0

WP: 1 PA: 35
PB: 0
SB: 0
CS: 0

Batter	1	2	3	4	5	6	7	8	9	AB	R	H	RBI	BB	SO	LOB
Jim Eisenreich, L (1, 7) (7, 8) OBP: 0.320, SLG: 0.500	X 0-0 ① L8		C B S B F B S 3-3 ③ K			L X 0-1 G4-3 S 1B		X 0-0 ② G4-3		4	0	1	0	0	1	0
Kevin Seitzer, R (1, 5) OBP: 0.297, SLG: 0.273	B F F B F S 2-3 ② K			B F B S S 2-3 ① K		B C C B F S 2-3 ① K		B F B B C X 3-2 ③ G4-3		4	0	0	0	0	3	1
George Brett, L (1, 3) OBP: 0.237, SLG: 0.194	F B B B B 4-1 BB			C B X 1-1 ② G4-3		B B S X 2-1 ② G4-3 **1-3**			C F B B B X 3-2 ① G6-3	3	0	0	0	1	0	1
Danny Tartabull, R (1, 9) OBP: 0.421, SLG: 0.639	B B C S S B S 3-3 ③ K			C X 0-1 ③ G6-3		C S B F B X 2-2 ③ P3			B B C S S B F S 3-3 ② K	4	0	0	0	0	2	2
Kirk Gibson, L (1, 10) OBP: 0.333, SLG: 0.500		C B S S B X 2-2 ① F8			B C S X 1-2 ① F9		S B B B F B X 3-2 S 1B		C F B B B F B B 4-2 BB	3	0	1	0	1	0	0
Kurt Stillwell, S (1, 6) OBP: 0.484, SLG: 0.607		C B B B F S 2-3 ② K			C S X 0-2 E1 1B		C B B C F X 2-2 ① L7 **1-2**		C F P X 1-2 ③ L9	4	0	0	0	0	1	2
Mike Macfarlane, R (1, 2) OBP: 0.333, SLG: 0.357		C C B B F F X 2-2 ③ P4			C B X 1-1 **1-2** 1B		C F S 0-3 ② K			3	0	1	0	0	1	1
Brian McRae, S (1, 8) OBP: 0.100, SLG: 0.133			S F C 0-3 ① K		B S X 1-1 ② P4		B C S B F X 2-2 ③ L7			2	0	0	0	0	1	2
Warren Cromartie, L (7, PH) (7, 7)										1	0	0	0	0	0	1
Terry Shumpert, R (1, 4) OBP: 0.192, SLG: 0.160			S S X 0-2 ② L5		F C C 0-3 ③ K			F C B S 1-3 ① K		3	0	0	0	0	2	2
Inning Stats	R: 0 H: 0 E: 0 LOB: 1 K: 2 BB: 1 S: 9 P: 18	R: 0 H: 0 E: 0 LOB: 0 K: 1 BB: 0 S: 11 P: 17	R: 0 H: 0 E: 0 LOB: 0 K: 2 BB: 0 S: 10 P: 13	R: 0 H: 0 E: 0 LOB: 0 K: 1 BB: 0 S: 7 P: 10	R: 0 H: 1 E: 1 LOB: 2 K: 1 BB: 0 S: 13 P: 16	R: 0 H: 1 E: 0 LOB: 1 K: 1 BB: 0 S: 12 P: 18	R: 0 H: 1 E: 0 LOB: 1 K: 1 BB: 0 S: 14 P: 21	R: 0 H: 0 E: 0 LOB: 0 K: 1 BB: 0 S: 7 P: 11	R: 0 H: 0 E: 0 LOB: 1 K: 1 BB: 1 S: 14 P: 24	1B: 3 SF: 0 2B: 0 SAC: 0 3B: 0 DP: 0 HR: 0 HBP: 0						WP: 0 PA: 33 PB: 0 SB: 2 CS: 0

PITCHER		IP	WLS	BF	H	R	ER	SO	BB	IBB	HBP	BLK	WP	HR	S	P	ERA	WHIP
Roger Clemens, R ERA: 0.36	(1, 1)	8.0	W	29	3	0	0	10	1	0	0	0	0	0	83	124	0.00	0.500
Tony Fossas, L ERA:	(9, 1)	0.1		1	0	0	0	0	0	0	0	0	0	0	3	6	0.00	0.000
Jeff Reardon, R ERA: 3.38	(9, 1)	0.2	S	3	0	0	0	1	1	0	0	0	0	0	11	18	0.00	1.500

PITCHER	IP	WLS	BF	H	R	ER	SO	BB	IBB	HBP	BLK	WP	HR	S	P	ERA	WHIP

TOP

Kansas City Royals @ Boston Red Sox

Fenway Park, Boston, MA

Thu Apr 18 1991, 3:33 AM EDT

Att. 29,658 - Cloudy - 44 F

livebaseballscorecards.com

AB	31
R	0
H	3
RBI	0
BB	2
SO	11
LOB	12

Batter	1	2	3	4	5	6	7	8	9	AB	R	H	RBI	BB	SO	LOB
Wade Boggs, L (1, 5) OBP: 0.400, SLG: 0.314	F F X 0-2 ① L5		B B C B X 3-1 1B E 1B		B F X 1-1 ③ G4-3			B X 1-0 ① L7		4	1	1	0	0	0	0
Jody Reed, R (1, 4) OBP: 0.163, SLG: 0.100	B X 1-0 ② P4		C B B B F B X 3-2 E7 1-H 1B			B X 1-0 ① G6-3		F B C X 1-2 ② L8		4	0	1	0	0	0	0
Mike Greenwell, L (1, 7) OBP: 0.372, SLG: 0.405	B F B S B B 4-2 FC6-4 BB		X 0-0 ③ G5-3			B F F F F F B F F 3-2 F B X ② P5		B F B F B X 3-2 ③ G3-1		3	0	0	0	1	0	1
Jack Clark, R (1, 10) OBP: 0.361, SLG: 0.467	B B C B X 3-1 ③ FC6-4 1-2f			F B S B F X 2-2 WP 1B		B B B B 4-0 BB				2	0	1	0	1	0	1
Ellis Burks, R (1, 8) OBP: 0.350, SLG: 0.400		B B X 2-0 ① G5-3		B F B C C 2-3 ① K		B X 1-0 ③ L5				3	0	0	0	0	1	2
Tom Brunansky, R (1, 9) OBP: 0.306, SLG: 0.424		B S B C X 2-2 ② L7		X 0-0 ② F7			C B C F B X 2-2 SH1-3 2B			3	0	1	0	0	0	1
Carlos Quintana, R (1, 3) OBP: 0.257, SLG: 0.257		B C B X 2-1 ③ F9		B C B X 2-1 ③ F8 1-3			X 0-0 ① SH1-3 2-3			2	0	0	0	0	0	1
Tony Peña, R (1, 2) OBP: 0.179, SLG: 0.308			C B B C X 2-2 ① G6-3		B C F B F S 2-3 ① K		X 0-0 ② L6			3	0	0	0	0	1	1
Tim Naehring, R (1, 6) OBP: 0.273, SLG: 0.233			C F B B F B S 3-3 ② K		C B F C 1-3 ② K		F B S F B F B C 3-3 ③ K			3	0	0	0	0	3	1
Inning Stats	R: 0 H: 0 E: 0 LOB: 1 K: 0 BB: 1 S: 8 P: 16	R: 0 H: 0 E: 0 LOB: 0 K: 0 BB: 0 S: 6 P: 12	R: 1 H: 2 E: 1 LOB: 1 K: 1 BB: 0 S: 13 P: 24	R: 0 H: 1 E: 0 LOB: 1 K: 1 BB: 0 S: 10 P: 16	R: 0 H: 0 E: 0 LOB: 0 K: 2 BB: 0 S: 9 P: 13	R: 0 H: 0 E: 0 LOB: 1 K: 0 BB: 1 S: 11 P: 20	R: 0 H: 1 E: 0 LOB: 1 K: 1 BB: 0 S: 11 P: 16	R: 0 H: 0 E: 0 LOB: 0 K: 0 BB: 0 S: 7 P: 12		1B: 3 SF: 0 2B: 1 SAC: 1 3B: 0 DP: 0 HR: 0 HBP: 0						

PITCHER		IP	WLS	BF	H	R	ER	SO	BB	IBB	HBP	BLK	WP	HR	S	P	ERA	WHIP
Bret Saberhagen, R ERA: 3.93	(1, 1)	7.0	L	27	4	1	0	5	2	0	0	0	1	0	68	117	0.00	0.857
Jeff Montgomery, R ERA:	(8, 1)	1.0		3	0	0	0	0	0	0	0	0	0	0	7	12	0.00	0.000

PITCHER	IP	WLS	BF	H	R	ER	SO	BB	IBB	HBP	BLK	WP	HR	S	P	ERA	WHIP

BOTTOM

Kansas City Royals @ Boston Red Sox

Fenway Park, Boston, MA

Thu Apr 18 1991, 3:33 AM EDT
Att. 29,658 - Cloudy - 44 F

livebaseballscorecards.com

AB	27
R	1
H	4
RBI	0
BB	2
SO	5
LOB	8

Batter	1	2	3	4	5	6	7	8	9	AB	R	H	RBI	BB	SO	LOB
Jim Eisenreich, L (1, 7) OBP: 0.276, SLG: 0.429	B F B B X 3-1 G4-3 ①		B S X 1-1 G6-3 ①		B 2 SAFE X 1-0 F8 ②			S B C F B F F B C 3-3 K ①		4	0	0	0	0	1	1
Kevin Seitzer, R (1, 5) OBP: 0.293, SLG: 0.250	C C C 0-3 K ②		C X 0-1 G6-3 ②		B F B B B 4-1 2-3 BB			B B B C F F F X 3-2 G4-3 ②		3	0	0	0	1	1	0
George Brett, L (1, 3) OBP: 0.214, SLG: 0.175	S F S 0-3 K ③		B S F C 1-3 K ③		C S S 0-3 K ③			S B B B B X 3-1 P4 ③		4	0	0	0	0	3	2
Danny Tartabull, R (1, 9) OBP: 0.405, SLG: 0.625		X 0-0 2B 2B		C B F C 1-3 K ①		C X 0-1 G6-3 ①			S C B S 1-3 K ①	4	1	1	0	0	2	0
Kirk Gibson, L (1, 10) OBP: 0.325, SLG: 0.457		B 2 SAFE B B B C B 4-1 2B BB		B S F B F S 2-3 K ②		X 0-0 P5 ②			B C C X 1-2 G4-3 ②	3	0	0	0	1	1	0
Kurt Stillwell, S (1, 6) OBP: 0.457, SLG: 0.548		B F S S 1-3 K ①		B B F B B 4-1 BB		B S C X 1-2 G3-1 ③			B F F X 1-2 G4-3 ③	3	0	0	0	1	1	2
Mike Macfarlane, R (1, 2) OBP: 0.333, SLG: 0.387		X 0-0 1-3 2-H 2B		1 SAFE B C 1 SAFE 1 SAFE P X 2-1 P6 ③			B X 1-0 P5 ①			3	0	1	1	0	0	1
Brian McRae, S (1, 8) OBP: 0.121, SLG: 0.152		C B F B F S 2-3 K ②			B X 1-0 WP G6-3 1B		B C B X 2-1 G4-3 ②			3	0	1	0	0	1	2
Terry Shumpert, R (1, 4) OBP: 0.172, SLG: 0.143		B S B F S 2-3 K ③			X 0-0 1-2 G6-3 ①		S F S 0-3 K ③			3	0	0	0	0	2	3
Inning Stats	R: 0 E: 0 K: 2 S: 8 H: 0 LOB: 0 BB: 0 P: 11	R: 1 E: 0 K: 3 S: 13 H: 2 LOB: 2 BB: 1 P: 22	R: 0 E: 0 K: 1 S: 7 H: 0 LOB: 0 BB: 0 P: 9	R: 0 E: 0 K: 2 S: 11 H: 0 LOB: 1 BB: 1 P: 19	R: 0 E: 0 K: 1 S: 7 H: 1 LOB: 2 BB: 1 P: 13	R: 0 E: 0 K: 0 S: 6 H: 0 LOB: 0 BB: 0 P: 7	R: 0 E: 0 K: 1 S: 6 H: 0 LOB: 0 BB: 0 P: 9	R: 0 E: 0 K: 1 S: 13 H: 0 LOB: 0 BB: 0 P: 22	R: 0 E: 0 K: 1 S: 9 H: 0 LOB: 0 BB: 0 P: 12	1B: 1 2B: 2 3B: 0 HR: 0 SF: 0 SAC: 0 DP: 0 HBP: 0						

WP: 1 PB: 0 SB: 0 CS: 0 PA: 33

PITCHER	IP	WLS	BF	H	R	ER	SO	BB	IBB	HBP	BLK	WP	HR	S	P	ERA	WHIP
Tim Leary, R (1, 1) ERA: 5.4	9.0	W	33	3	1	1	12	3	0	0	0	1	0	80	124	1.00	0.667

PITCHER	IP	WLS	BF	H	R	ER	SO	BB	IBB	HBP	BLK	WP	HR	S	P	ERA	WHIP

TOP

Kansas City Royals @ New York Yankees

Yankee Stadium, Bronx, NY

Fri Apr 19 1991, 7:05 PM EDT
Att. 15,773 - Cloudy - 48 F

livebaseballscorecards.com

AB	30
R	1
H	3
RBI	1
BB	3
SO	12
LOB	11

Batter	1	2	3	4	5	6	7	8	9	AB	R	H	RBI	BB	SO	LOB
Steve Sax, R (1, 4) OBP: 0.298, SLG: 0.289	BBCCBB 4-2 BB		C B 1 SAFE C B X 2-2 ①② G6-3 1-2f		B F S B X 2-2 1B 2-H 1B		B F C X 1-2 ② L4			3	0	1	1	1	0	1
Don Mattingly, L (1, 3) OBP: 0.362, SLG: 0.326	1 SAFE C 1 SAFE B X 1-1 ① P2		C C B B X 2-2 FC4 1B		B 1 SAFE X 1-0 1-3 1B		B B B C C F F X 3-2 ③ G3			4	0	2	0	0	0	1
Roberto Kelly, R (1, 8) OBP: 0.267, SLG: 0.308	1 SAFE B 1 SAFE 1 SAFE F S 1 SAFE B X 2-2 ② F7		B X 1-0 ③ FC4 1-2f		X 0-0 ③ F9			C B B X 2-1 ① F8		4	0	0	0	0	0	4
Kevin Maas, L (1, 10) OBP: 0.558, SLG: 0.593	F 1 SAFE B C 1 B X 2-2 ③ P7			B C B F X 2-2 ① G4-3		B B B B 4-0 FC4-6 BB		C X 0-1 ② G4-3		3	0	0	0	1	0	1
Mel Hall, L (1, 7) OBP: 0.143, SLG: 0.250 Scott Lusader, L (8, PR) (9, 7) OBP: 0.500, SLG: 0.333		C B X 1-1 ① P6		F B B B F B F X 3-2 ② G5-3		F X 0-1 ① FC4-6 1-2f HR		B B F C X 2-2 CS 1B		4 0	1 0	1 0	0 0	0 0	0 0	1 0
Matt Nokes, L (1, 2) OBP: 0.364, SLG: 0.567		F B B B S B B 4-2 G4-3 BB		B X 1-0 ③ G4-3		F X 0-1 ② F9		1 SAFE F B 1-1 ③ CS 1-2		2	0	0	0	1	0	1
Jesse Barfield, R (1, 9) OBP: 0.412, SLG: 0.407		C B B C F B X 3-2 ② G4-3 1-2			B B B B 4-0 P3 BB	C B B X 2-1 1-H HR				2	1	1	2	1	0	1
Mike Blowers, R (1, 5) OBP: 0.231, SLG: 0.364		B C B X 2-1 ③ G1-3			1 SAFE B 1 SAFE 1 SAFE B C 1 SAFE X 2-1 ①② P3 1-2f	B B X 2-0 ③ G6-3				3	0	0	0	0	0	2
Alvaro Espinoza, R (1, 6) OBP: 0.480, SLG: 0.625			B B X 2-0 G6-3 1B		B C B X 2-1 1B 2B		B F F B X 2-2 ① G6-3			3	1	2	0	0	0	0
Inning Stats	R: 0 E: 0 K: 0 S: 10 H: 0 LOB: 1 BB: 1 P: 19	R: 0 E: 0 K: 0 S: 10 H: 0 LOB: 1 BB: 1 P: 20	R: 0 E: 0 K: 0 S: 8 H: 2 LOB: 1 BB: 0 P: 15	R: 0 E: 0 K: 0 S: 8 H: 0 LOB: 0 BB: 0 P: 14	R: 1 E: 0 K: 0 S: 9 H: 3 LOB: 2 BB: 1 P: 20	R: 2 E: 0 K: 0 S: 7 H: 1 LOB: 0 BB: 1 P: 15	R: 0 E: 0 K: 0 S: 11 H: 0 LOB: 0 BB: 0 P: 17	R: 0 E: 0 K: 0 S: 8 H: 1 LOB: 1 BB: 0 P: 13		1B: 5 2B: 2 3B: 0 HR: 1	SF: 0 SAC: 0 DP: 2 HBP: 0			WP: 0 PB: 0 SB: 0 CS: 1	PA: 33	

PITCHER		IP	WLS	BF	H	R	ER	SO	BB	IBB	HBP	BLK	WP	HR	S	P	ERA	WHIP
Mike Boddicker, R ERA: 1.57	(1, 1)	6.0	L	26	6	3	3	0	4	0	0	0	0	1	52	103	4.50	1.667
Mark Davis, L ERA: 9.0	(7, 1)	1.2		6	1	0	0	0	0	0	0	0	0	0	18	28	0.00	0.600
Steve Crawford, R ERA: 3.0	(8, 1)	0.1		0	0	0	0	0	0	0	0	0	0	0	1	2	0.00	0.000

PITCHER	IP	WLS	BF	H	R	ER	SO	BB	IBB	HBP	BLK	WP	HR	S	P	ERA	WHIP

BOTTOM

Kansas City Royals @ New York Yankees

Yankee Stadium, Bronx, NY

Fri Apr 19 1991, 7:05 PM EDT
Att. 15,773 - Cloudy - 48 F

livebaseballscorecards.com

AB	28
R	3
H	7
RBI	3
BB	4
SO	0
LOB	12

Batter	1	2	3	4	5	6	7	8	9	AB	R	H	RBI	BB	SO	LOB
Jim Eisenreich, L (1, 8) OBP: 0.294, SLG: 0.485	C B B C X 2-2 WP E 2B	1 SAFE 1 SAFE 1 SAFE B B B F X 3-1 1-H 2B		X 0-0 G1-3 ③			1 SAFE X 0-0 F9 ①		C X 0-1 G4-3 ②	5	1	2	1	0	0	2
Kevin Seitzer, R (1, 5) OBP: 0.283, SLG: 0.268	C F B X 1-2 E1 1B G6-4-3 2-H	B B X 2-0 G5-3 ③			B B S F B X 3-2 F9 ①		1 SAFE 1 SAFE B P F X 2-1 1-H 2B		B C S B F B F X 3-2 G1-3 ③	5	1	1	2	0	0	1
George Brett, L (1, 10) OBP: 0.217, SLG: 0.182	F B F F B F B X 3-2 G6-4-3 1-3 1B		X 0-0 F9 ①		C X 0-1 G3-1 ②		F C B X 1-2 P4 ②			4	0	1	0	0	0	1
Danny Tartabull, R (1, 9) OBP: 0.391, SLG: 0.581	B C B X 2-1 G6-4-3 ①② 1-2f 3-H		C C C 0-3 K ②		C F X 0-2 G1-3 ③		I I I I 4-0 IBB			3	0	0	0	1	1	1
Kirk Gibson, L (1, 7) OBP: 0.341, SLG: 0.538	C X 0-1 1B		B B X 2-0 HR			B B C C X 2-2 F8 ①	B X 1-0 F7 ③			4	1	2	1	0	0	2
Warren Cromartie, L (1, 3) OBP: 0.250, SLG: 0.286 Bill Pecota, R (8, PH) (8, 3)	1 SAFE C B F 1 SAFE B F F F 1 SAFE 2-2 F7 ③		X 0-0 G3-1 ③			B B C C X 2-1 F8 2B		C B B F B S 3-3 K ①		3 1	0 0	1 0	0 0	0 0	0 1	1 0
Kurt Stillwell, S (1, 6) OBP: 0.436, SLG: 0.543		C B X 1-1 P6 ①		F C F X 0-2 F8 2B		B C B X 2-1 F8 ② 2-3		X 0-0 G6-3 ②		4	0	1	0	0	0	1
Brent Mayne, L (1, 2) OBP: 0.429, SLG: 0.571		C X 0-1 G3-1 ②		B F X 1-1 F8 ① 2-3		C B C B F S 2-3 K ③		C B C S 1-3 K ③		4	0	0	0	0	2	2
Terry Shumpert, R (1, 4) OBP: 0.212, SLG: 0.188		B F X 1-1 2B 1B		C B F B S 2-3 K ②			C X 0-1 S 2B 1B		X 0-0 P6 ①	4	2	2	0	0	1	1
Inning Stats	R: 2 E: 1 K: 0 S: 23 H: 3 LOB: 1 BB: 0 P: 33	R: 1 E: 0 K: 0 S: 9 H: 2 LOB: 1 BB: 0 P: 16	R: 1 E: 0 K: 1 S: 6 H: 1 LOB: 0 BB: 0 P: 8	R: 0 E: 0 K: 1 S: 10 H: 1 LOB: 1 BB: 0 P: 13	R: 0 E: 0 K: 0 S: 8 H: 0 LOB: 0 BB: 0 P: 11	R: 0 E: 0 K: 1 S: 11 H: 1 LOB: 1 BB: 0 P: 19	R: 1 E: 0 K: 0 S: 10 H: 2 LOB: 2 BB: 1 P: 17	R: 0 E: 0 K: 2 S: 7 H: 0 LOB: 0 BB: 0 P: 11	R: 0 E: 0 K: 0 S: 8 H: 0 LOB: 0 BB: 0 P: 11	1B: 4 2B: 5 3B: 0 HR: 1 SF: 0 SAC: 0 DP: 1 HBP: 0						

TOP

Kansas City Royals @ New York Yankees

Yankee Stadium, Bronx, NY

Sat Apr 20 1991, 3:33 AM EDT
Att. 17,969 - Cloudy - 47 F

livebaseballscorecards.com

AB	37
R	5
H	10
RBI	4
BB	1
SO	5
LOB	12

PITCHER		IP	WLS	BF	H	R	ER	SO	BB	IBB	HBP	BLK	WP	HR	S	P	ERA	WHIP	PITCHER		IP	WLS	BF	H	R	ER	SO	BB	IBB	HBP	BLK	WP	HR	S	P	ERA	WHIP
Scott Sanderson, R ERA: 3.72	(1, 1)	6.1	L	29	10	5	4	3	0	0	0	0	1	1	73	107	5.68	1.579																			
Greg Cadaret, L ERA: 6.14	(7, 1)	1.2		6	0	0	0	2	0	1	0	0	0	0	11	21	0.00	0.000																			
Rich Monteleone, R ERA:	(9, 1)	1.0		3	0	0	0	0	0	0	0	0	0	0	8	11	0.00	0.000																			

Batter	1	2	3	4	5	6	7	8	9	AB	R	H	RBI	BB	SO	LOB
Scott Lusader, L (1, 8) OBP: 0.250, SLG: 0.143 Roberto Kelly, R (9, PH) OBP: 0.283, SLG: 0.325	B B B C C S 3-3 ① K		B X 1-0 ① F8		C C B F B S 2-3 ① K2-3		B C C C 1-3 ② K		C B X 1-1 WP 1B 1-2 2-H 1B	4 1	0 0	0 1	0 1	0 0	3 0	0 0
Steve Sax, R (1, 4) OBP: 0.288, SLG: 0.280	C F B F B C 3-3 ② K		C C S S 1-3 ② K		B F F F S 1-3 ② K		C X 0-1 ③ F9		C B B X 2-1 FC4 1-2 2-H 1B	5	0	1	1	0	3	0
Don Mattingly, L (1, 10) OBP: 0.385, SLG: 0.326	C B B B F B 4-2 BB BB		B C B B B 4-1 BB		B B X 2-0 1B			C B X 1-1 ① F8	C B 1 X SAFE 1-1 ② FC4 WP 1-2f	3	0	1	0	2	0	2
Kevin Maas, L (1, 3) OBP: 0.542, SLG: 0.533	B B B C B 4-1 1-2 BB		B B C S B F S 3-3 ③ K		B F C B C 2-3 ③ K			B C B B S B 4-2 BB	B C S B B C 3-3 ③ K 1-2 2-3	3	0	0	0	2	3	4
Mel Hall, L (1, 7) OBP: 0.125, SLG: 0.217 Hensley Meulens, R (8, PH) OBP: 0.300, SLG: 0.321 (9, 7)	C S C 0-3 ③ K			C F B S 1-3 ① K		B F B X 2-1 ① G4-3		C B C S 1-3 ② K		3 1	0 0	0 0	0 0	0 0	2 1	2 1
Matt Nokes, L (1, 2) OBP: 0.333, SLG: 0.515 Jim Leyritz, R (8, PH) OBP: 0.375, SLG: 0.091 (9, 2)		B B X 2-0 ① G3-1		B F X 1-1 ② P5		B X 1-0 ② G3		C B B X 2-1 ③ F8		3 1	0 0	0 0	0 0	0 0	0 0	0 1
Jesse Barfield, R (1, 9) OBP: 0.447, SLG: 0.467		B S F F S 1-3 ② K		C F X 0-2 2B		X 0-0 1B			C B B B B 4-1 BB 1B BB	3	1	2	0	1	1	0
Mike Blowers, R (1, 5) OBP: 0.294, SLG: 0.357		C F X 0-2 1B		C F B B F F B B 4-2 BB		B F C B X 2-2 ③ G5-3			B C S B S 2-3 ① K	3	0	1	0	1	1	2
Alvaro Espinoza, R (1, 6) OBP: 0.448, SLG: 0.556		F F B B F X 2-2 ③ G1-3		B C B C S 2-3 ③ K			B B C F B S 3-3 ① K		C B B B B B 4-1 1B 1-2 1B BB	3	1	0	0	1	2	3
Inning Stats	R: 0 H: 0 E: 0 LOB: 2 K: 3 BB: 2 S: 13 P: 27	R: 0 H: 1 E: 0 LOB: 1 K: 1 BB: 0 S: 12 P: 17	R: 0 H: 0 E: 0 LOB: 1 K: 2 BB: 1 S: 9 P: 18	R: 0 H: 1 E: 0 LOB: 2 K: 2 BB: 1 S: 15 P: 23	R: 0 H: 1 E: 0 LOB: 1 K: 3 BB: 0 S: 12 P: 19	R: 0 H: 1 E: 0 LOB: 1 K: 0 BB: 0 S: 7 P: 12	R: 0 H: 0 E: 0 LOB: 0 K: 2 BB: 0 S: 8 P: 12	R: 0 H: 0 E: 0 LOB: 1 K: 1 BB: 1 S: 9 P: 17	R: 2 H: 2 E: 0 LOB: 2 K: 2 BB: 2 S: 14 P: 31	1B: 5 SF: 0 2B: 1 SAC: 0 3B: 0 DP: 0 HR: 0 HBP: 0						WP: 1 PA: 40 PB: 0 SB: 0 CS: 0

PITCHER		IP	WLS	BF	H	R	ER	SO	BB	IBB	HBP	BLK	WP	HR	S	P	ERA	WHIP
Tom Gordon, R ERA:	(1, 1)	7.0	W	29	4	0	0	13	4	0	0	0	0	0	76	128	0.00	1.143
Dan Schatzeder, L ERA: 21.6	(8, 1)	1.1		8	1	2	2	2	3	0	0	0	0	0	16	35	13.50	3.000
Jeff Montgomery, R ERA:	(9, 1)	0.2	S	3	1	0	0	1	0	0	0	0	1	0	7	13	0.00	1.500

PITCHER	IP	WLS	BF	H	R	ER	SO	BB	IBB	HBP	BLK	WP	HR	S	P	ERA	WHIP

BOTTOM

Kansas City Royals @ New York Yankees

Yankee Stadium, Bronx, NY

Sat Apr 20 1991, 3:33 AM EDT
Att. 17,969 - Cloudy - 47 F

livebaseballscorecards.com

AB	33
R	2
H	6
RBI	2
BB	7
SO	16
LOB	15

Kansas City Royals @ Cleveland Indians

Cleveland Municipal Stadium, Cleveland, OH

Mon Apr 22 1991, 7:05 PM EDT

Att. 4,407 - Sunny - 48 F

TOP

livebaseballscorecards.com

Batter	1	2	3	4	5	6	7	8	9	AB	R	H	RBI	BB	SO	LOB
Jim Eisenreich, L (1, 7) (8, 8) OBP: 0.316, SLG: 0.514	F8			G4-3			PB, SF9, 2B	G4-3, 1B		4	1	2	0	0	0	0
Kevin Seitzer, R (1, 5) OBP: 0.260, SLG: 0.244	F9			G6-3			E5, BB, HR, 2-3	G4-3, 1-2		4	1	0	0	0	0	2
George Brett, L (1, 3) OBP: 0.220, SLG: 0.170	F7			G4-3			HR, 1-2, BB	G4-3		3	1	0	0	1	0	1
Russ Morman, R (8, 3) OBP: 0.200, SLG: 0.200										0	0	0	0	0	0	0
Danny Tartabull, R (1, 9) OBP: 0.360, SLG: 0.543		G5-3			K		SF9, 3-H		E5	3	0	0	1	0	1	0
Kirk Gibson, L (1, 10) OBP: 0.333, SLG: 0.581		G4-3			F9		1-H, 2-H, HR		K	4	1	1	3	0	1	1
Kurt Stillwell, S (1, 6) OBP: 0.395, SLG: 0.487		G5-3			K		E5, FC6-4		F7	4	0	0	0	0	1	1
Mike Macfarlane, R (1, 2) OBP: 0.314, SLG: 0.364			K			L8	FC6-4, 1-2f		K	2	0	0	0	0	1	0
Brent Mayne, L (6, 2) OBP: 0.333, SLG: 0.444										2	0	0	0	0	1	2
Brian McRae, S (1, 8) OBP: 0.111, SLG: 0.139			P5			L8	G5-3			3	0	0	0	0	0	1
Bill Pecota, R (8, 4)										0	0	0	0	0	0	0
Terry Shumpert, R (1, 4) OBP: 0.200, SLG: 0.176			F8			F7		F7		2	0	0	0	0	0	0
Warren Cromartie, L (8, PH) OBP: 0.222, SLG: 0.250										1	0	0	0	0	0	0
(8, 7)																

Inning Stats	1	2	3	4	5	6	7	8	9
R	0	0	0	0	0	0	4	0	0
E	0	0	0	0	0	0	3	0	1
K	0	0	1	0	2	0	0	0	2
S	6	7	6	9	10	6	21	16	10
H	0	0	0	0	0	0	2	1	0
LOB	0	0	0	0	0	1	1	1	1
BB	0	0	0	0	0	0	1	0	0
P	10	11	9	14	16	9	31	18	14

1B: 1	SF: 1	WP: 0
2B: 1	SAC: 0	PB: 1
3B: 0	DP: 0	SB: 0
HR: 1	HBP: 0	CS: 0

PA: 34

AB	32
R	4
H	3
RBI	4
BB	1
SO	5
LOB	8

PITCHER	IP	WLS	BF	H	R	ER	SO	BB	IBB	HBP	BLK	WP	HR	S	P	ERA	WHIP
Charles Nagy, R (1, 1) ERA: 1.59	6.1	W	23	2	4	3	3	1	0	0	0	0	1	56	89	4.26	0.474
Steve Olin, R (7, 1) ERA: 0.96	1.2		7	1	0	0	0	0	0	0	0	0	0	25	29	0.00	0.600
Doug Jones, R (9, 1) ERA:	1.0		4	0	0	0	2	0	0	0	0	0	0	10	14	0.00	0.000

PITCHER	IP	WLS	BF	H	R	ER	SO	BB	IBB	HBP	BLK	WP	HR	S	P	ERA	WHIP

Batter	1	2	3	4	5	6	7	8	9	AB	R	H	RBI	BB	SO	LOB
Alex Cole, L (1, 8) OBP: 0.345, SLG: 0.407	B F B X 2-1 CS 1B		C B C B F F S 2-3 K2-3 ①	X 0-0 1-3 1B 2B	C X 0-1 G5-3 ②		B S B B X 3-1 1-3 2B			5	1	3	0	0	1	2
Jerry Browne, S (1, 4) OBP: 0.250, SLG: 0.184	1 SAFE B 1 SAFE C B F F F X 2-2 F8 ① ② 1-2		F X 0-1 2B 1B	F B B F B X 3-2 2-H 3-H HR 1B	C B X 1-2 G4-3 ③		C B F B X 2-2 G6-3-2 ② ③ 3-Hf			5	1	2	2	0	0	5
Carlos Baerga, S (1, 5) OBP: 0.302, SLG: 0.316	B C F X 1-2 WP 1B 1B		C 1 SAFE B 1 SAFE X 1-1 1-3 2B	C 1 SAFE X 0-1 L8 ②		C S B B X 2-2 G6-3 ①		X 0-0 HR		5	2	3	1	0	0	1
Chris James, R (1, 10) OBP: 0.333, SLG: 0.300	B B X 2-0 1-H 1B		S X 0-1 P3 ②	C 1 SAFE S B X 1-2 1-H HR		B F X 1-1 P4 ②		C X 0-1 G6-3 ①		5	1	2	3	0	0	2
Brook Jacoby, R (1, 3) OBP: 0.271, SLG: 0.378	X 0-0 P4 ③		C X 0-1 P4 ③	B X 1-0 G5-3 ③		C B B B B 4-1 2B BB		S C B X 1-2 G5-3 ②		4	1	0	0	1	0	3
Beau Allred, L (1, 7) OBP: 0.444, SLG: 0.500		C B B B C F X 3-2 1B		C B X 1-1 SH1-4 1B 1B 1B	C F B S 1-3 K ①	B B F X 2-1 1-H 2B		C B B S B B 4-2 BB		4	1	3	1	1	1	0
Turner Ward, S (1, 9) OBP: 0.320, SLG: 0.333		F 1 SAFE L B X 1-2 F9 ①		S 1 SAFE B P F X 2-2 1-2 SH1-4 1B 1B	B B F F X 2-2 1B 2B	B B F C S 2-3 K ③		B S X 1-1 P6 ③		5	2	2	0	0	1	3
Felix Fermin, R (1, 6) OBP: 0.176, SLG: 0.125 Jose Escobar, R (2, 6) OBP: 0.333, SLG: 0.200	1 SAFE 1 SAFE F 1 SAFE X 0-1 F8 ②			L X 0-1 SH1-4 ① 1-2 2-3	X 0-0 2B 2-H 1B		C F S 0-3 K ①			0 3	0 0	0 1	0 1	0 0	0 1	0 1
Joel Skinner, R (1, 2) OBP: 0.429, SLG: 0.571	B C S X 1-2 F9 ③			S B S B X 2-2 2B 1B 2-H 3-H 1B	B X 1-0 1-3 2B		B S C X 1-2 2B G6-3-2 1B			4	1	3	2	0	0	1
Inning Stats	R: 1 E: 0 K: 0 S: 12 H: 3 LOB: 1 BB: 0 P: 19	R: 0 E: 0 K: 0 S: 12 H: 1 LOB: 1 BB: 0 P: 17	R: 0 E: 0 K: 1 S: 13 H: 2 LOB: 2 BB: 0 P: 16	R: 6 E: 0 K: 0 S: 21 H: 6 LOB: 0 BB: 0 P: 30	R: 1 E: 0 K: 1 S: 13 H: 3 LOB: 2 BB: 0 P: 18	R: 1 E: 0 K: 1 S: 11 H: 1 LOB: 1 BB: 1 P: 22	R: 0 E: 0 K: 1 S: 11 H: 2 LOB: 1 BB: 0 P: 17	R: 1 E: 0 K: 0 S: 10 H: 1 LOB: 1 BB: 1 P: 16		1B: 11 2B: 7 3B: 0 HR: 2		SF: 0 SAC: 1 DP: 1 HBP: 0		WP: 1 PB: 0 SB: 0 CS: 1	PA: 43	

PITCHER		IP	WLS	BF	H	R	ER	SO	BB	IBB	HBP	BLK	WP	HR	S	P	ERA	WHIP
Kevin Appier, R ERA: 4.96	(1, 1)	3.1	L	20	11	6	6	1	0	0	0	0	1	0	52	74	16.20	3.300
Luis Aquino, R ERA: 5.4	(4, 1)	1.2		9	4	2	2	1	0	0	0	0	0	1	19	26	10.80	2.400
Mike Magnante, L ERA: 6.0	(6, 1)	3.0		14	4	2	2	2	2	0	0	0	0	1	32	55	6.00	2.000

PITCHER	IP	WLS	BF	H	R	ER	SO	BB	IBB	HBP	BLK	WP	HR	S	P	ERA	WHIP

BOTTOM

Kansas City Royals @ Cleveland Indians

Cleveland Municipal Stadium, Cleveland, OH

Mon Apr 22 1991, 7:05 PM EDT

Att. 4,407 - Sunny - 48 F

livebaseballscorecards.com

AB	40
R	10
H	19
RBI	10
BB	2
SO	4
LOB	18

Kansas City Royals @ Cleveland Indians

Cleveland Municipal Stadium, Cleveland, OH

Tue Apr 23 1991, 7:05 PM EDT

Att. 4,805 - Cloudy - 54 F

TOP

livebaseballscorecards.com

Batter	1	2	3	4	5	6	7	8	9	AB	R	H	RBI	BB	SO	LOB
Jim Eisenreich, L (1, 7) OBP: 0.326, SLG: 0.500	G3	1 SAFE; 0-0; 1-2; 1B		B; 1-0; F8		C C S; 0-3; K			B C X; 1-1; 1B	5	0	2	0	0	1	0
Kevin Seitzer, R (1, 5) OBP: 0.273, SLG: 0.260	2-2; G4-3	B F X; 1-1; 1-2; 2-H; 1B		B C B F B X; 3-2; F8			B B X; 2-0; G6-3		C X; 0-1; 1-2; 1B	5	0	2	1	0	0	0
Danny Tartabull, R (1, 9) OBP: 0.327, SLG: 0.490	1-1; L6	F F B C; 1-3; K			X; 0-0; F7		F S S; 0-3; K		C S B B S; 2-3; K	5	0	0	0	0	3	4
Kirk Gibson, L (1, 10) OBP: 0.358, SLG: 0.646		B B C M B X; 3-2; F8	B F X; 1-1; SH1-3; 1B		B B X; 2-0; HR		F S X; 0-2; 1B		X; 0-0; P3	5	2	3	1	0	0	2
Warren Cromartie, L (1, 3) OBP: 0.417, SLG: 0.455 Russ Morman, R (9, PH) OBP: 0.167, SLG: 0.167 (9, 3)		F B X; 1-1; 1B; 2B	X; 0-0; SH1-3; 1-2		S B F B F F B F X; 3-2		X; 0-0; 1-2; 1B		B C B F S; 2-3; K	3 1	1 0	3 0	0 0	0 0	0 1	0 2
Kurt Stillwell, S (1, 6) OBP: 0.404, SLG: 0.488		B 1 SAFE X; 1-0; 2B; 1-3; 1B	B X; 1-0; 2-H		C B B F F X; 2-2; F8		C X; 0-1; F7			4	1	2	1	0	0	3
Mike Macfarlane, R (1, 2) OBP: 0.308, SLG: 0.378		C 1 SAFE B 1 SAFE F F B 1 SAFE X; 2-2; 1-3; 3-H; 1B; 2B	X; 0-0; L6		B X; 1-0; L5			S B F F X; 1-2; F9		4	1	1	1	0	0	2
Brian McRae, S (1, 8) OBP: 0.125, SLG: 0.150		C X; 0-1; FC3-6; 2-H; 3-H; 1B	X; 0-0; G4-1			C B F B S; 2-3; K		S S S; 0-3; K		4	0	1	2	0	2	1
David Howard, S (1, 4) OBP: 0.125, SLG: 0.125		1 SAFE L 1 SAFE F X; 0-2; FC3-6; 1-2f; 1B		C B C X; 1-2; G6-3		S S C; 0-3; K		C S B F B F F B X; 3-2; F8		4	1	0	0	0	1	1
Inning Stats	R: 0 E: 0 K: 0 S: 7 H: 0 LOB: 0 BB: 0 P: 10	R: 4 E: 0 K: 1 S: 21 H: 6 LOB: 2 BB: 0 P: 30	R: 1 E: 0 K: 0 S: 6 H: 2 LOB: 0 BB: 0 P: 8	R: 0 E: 0 K: 0 S: 7 H: 0 LOB: 0 BB: 0 P: 12	R: 1 E: 0 K: 0 S: 13 H: 2 LOB: 1 BB: 0 P: 21	R: 0 E: 0 K: 3 S: 9 H: 0 LOB: 0 BB: 0 P: 11	R: 0 E: 0 K: 1 S: 10 H: 2 LOB: 2 BB: 0 P: 12	R: 0 E: 0 K: 1 S: 13 H: 0 LOB: 0 BB: 0 P: 17	R: 0 E: 0 K: 2 S: 11 H: 2 LOB: 2 BB: 0 P: 16	1B: 12 2B: 1 3B: 0 HR: 1 SF: 0 SAC: 1 DP: 0 HBP: 0							

AB	40
R	6
H	14
RBI	6
BB	0
SO	8
LOB	15

WP: 0 PB: 0 SB: 0 CS: 0 PA: 41

PITCHER		IP	WLS	BF	H	R	ER	SO	BB	IBB	HBP	BLK	WP	HR	S	P	ERA	WHIP
Eric King, R ERA: 5.59	(1, 1)	4.1	L	23	10	6	6	1	0	0	0	0	0	1	49	73	12.46	2.308
Shawn Hillegas, R ERA: 1.17	(5, 1)	3.2		13	2	0	0	5	0	0	0	0	0	0	37	48	0.00	0.545
Jesse Orosco, L ERA:	(9, 1)	1.0		5	2	0	0	2	0	0	0	0	0	0	11	16	0.00	2.000

PITCHER	IP	WLS	BF	H	R	ER	SO	BB	IBB	HBP	BLK	WP	HR	S	P	ERA	WHIP

Batter	1	2	3	4	5	6	7	8	9	AB	R	H	RBI	BB	SO	LOB
Alex Cole, L (1, 8) OBP: 0.364, SLG: 0.419	X 0-0 CS 1B			C B X 1-1 G4-3 ①		X 0-0 1B		B X 1-0 L8 ②		4	0	2	0	0	0	1
Jerry Browne, S (1, 4) OBP: 0.229, SLG: 0.167	1 SAFE C 1 SAFE B B 1 B S S X 1-2 3-2 F9 ①②			C B X 1-1 F7 ②		C X 0-1 G3 ③		B C X 1-1 F8 ③		4	0	0	0	0	0	3
Carlos Baerga, S (1, 5) OBP: 0.277, SLG: 0.286 (9, 6)	B C X 1-1 L5 ③			B C X 1-1 L8 ③			X 0-0 G3 ①		C B B X 2-1 G3 ①	4	0	0	0	0	0	0
Chris James, R (1, 10) OBP: 0.346, SLG: 0.318		C S B B X 2-2 G5-3 ①			X 0-0 FC4-6 1B		B X 1-0 G6-3 ②		B C B C X 2-2 1B	4	0	2	0	0	0	0
Brook Jacoby, R (1, 3) OBP: 0.250, SLG: 0.347		X 0-0 G5-3 ②			B X 1-0 F8 ①		B B X 2-0 E5 1B		B B B C B C C 3-3 K ②	4	0	0	0	0	1	2
Beau Allred, L (1, 7) OBP: 0.385, SLG: 0.417		B C S C 1-3 K ③			C B X 1-1 P6 ②		B X 1-0 1-2 1B		C B S B B X 3-2 G3 ③	4	0	1	0	0	1	2
Turner Ward, S (1, 9) OBP: 0.286, SLG: 0.296			B X 1-0 F7 ①		F F B X 1-2 FC4-6 1-2f ③		F X 0-1 G4-3 ③			3	0	0	0	0	0	3
Jose Escobar, R (1, 6) OBP: 0.250, SLG: 0.143 Jeff Manto, R (8, PH) OBP: 0.600, SLG: 0.333 (9, 5)			F X 0-1 G1-3 ②			B C X 1-1 F8 ①		C F B H 2-2 HBP		2 0	0 0	0 0	0 0	0 0	0 0	0 0
Joel Skinner, R (1, 2) OBP: 0.300, SLG: 0.400			S B C F C 1-3 K ③			C B S B B F X 3-2 F8 ②		B B C C B S 3-3 K ①		3	0	0	0	0	2	1
Inning Stats	R: 0 H: 1 E: 0 LOB: 0 K: 0 BB: 0 S: 6 P: 10	R: 0 H: 0 E: 0 LOB: 0 K: 1 BB: 0 S: 7 P: 10	R: 0 H: 0 E: 0 LOB: 0 K: 1 BB: 0 S: 7 P: 9	R: 0 H: 0 E: 0 LOB: 0 K: 0 BB: 0 S: 6 P: 9	R: 0 H: 1 E: 0 LOB: 1 K: 0 BB: 0 S: 7 P: 10	R: 0 H: 1 E: 0 LOB: 1 K: 0 BB: 0 S: 9 P: 13	R: 0 H: 1 E: 1 LOB: 2 K: 0 BB: 0 S: 6 P: 10	R: 0 H: 0 E: 0 LOB: 1 K: 1 BB: 0 S: 8 P: 15	R: 0 H: 1 E: 0 LOB: 1 K: 1 BB: 0 S: 11 P: 21	1B: 5 SF: 0 2B: 0 SAC: 0 3B: 0 DP: 0 HR: 0 HBP: 1						WP: 0 PA: 33 PB: 0 SB: 0 CS: 1

PITCHER	IP	WLS	BF	H	R	ER	SO	BB	IBB	HBP	BLK	WP	HR	S	P	ERA	WHIP
Storm Davis, R (1, 1) ERA: 3.91	9.0	W	33	5	0	0	4	0	0	1	0	0	0	67	107	0.00	0.556

PITCHER	IP	WLS	BF	H	R	ER	SO	BB	IBB	HBP	BLK	WP	HR	S	P	ERA	WHIP

BOTTOM

Kansas City Royals @ Cleveland Indians

Cleveland Municipal Stadium, Cleveland, OH

Tue Apr 23 1991, 7:05 PM EDT

Att. 4,805 - Cloudy - 54 F

livebaseballscorecards.com

AB	32
R	0
H	5
RBI	0
BB	0
SO	4
LOB	12

Batter	1	2	3	4	5	6	7	8	9	10	AB	R	H	RBI	BB	SO	LOB
Jim Eisenreich, L (1, 7) (9, 8) OBP: 0.313, SLG: 0.468	L B F S 1-3 K ①			C B F F C 1-3 K ①		F C X 0-2 G4-3 ②			X 0-0 HR 1B	X 0-0 P3 ③	5	1	1	0	0	2	0
Kevin Seitzer, R (1, 5) OBP: 0.254, SLG: 0.241	B F B B F F X 3-2 P5 ②			C X 0-1 P6 ②		X 0-0 F8 ③			B X 1-0 F7 ①		4	0	0	0	0	0	1
Danny Tartabull, R (1, 9) OBP: 0.321, SLG: 0.481 Brian McRae, S (1, 8) OBP: 0.119, SLG: 0.143 Warren Cromartie, L (9, PH) OBP: 0.385, SLG: 0.417 (9, 7)	S C B X 1-2 F9 ③			C S S 0-3 K ③			B C L S 1-3 K ①		B F F B S 2-3 K ②		1 2 1	0 0 0	0 0 0	0 0 0	0 0 0	0 2 1	0 0 1
Kirk Gibson, L (1, 10) OBP: 0.351, SLG: 0.673		B C S B C 2-3 K ①			C X 0-1 F8 ①		F C B X 1-2 G6-3 ②		C F B F X 1-2 1-H HR		4	1	1	2	0	1	0
Mike Macfarlane, R (1, 2) OBP: 0.302, SLG: 0.366		C X 0-1 G5-3 ②			F S F C 0-3 K ②		B F F F F X 1-2 1B		C X 0-1 G3 ③		4	0	1	0	0	1	0
Russ Morman, R (1, 3) OBP: 0.300, SLG: 0.300		C B X 1-1 F8 ③			B S B F F B F X 3-2 1B 1B		X 0-0 F9 ③			B X 1-0 SH5-3 1B 1B	4	1	2	0	0	0	1
Kurt Stillwell, S (1, 6) OBP: 0.400, SLG: 0.478		C C C 0-3 K ①			1 SAFE 1 SAFE P X 1-0 1-2 1B			B X 1-0 P4 ①		X 0-0 1-2 SH5-3 ①	3	0	1	0	0	1	0
Gary Thurman, R (1, 8) (1, 9) OBP: 0.385, SLG: 0.417		C B S C 1-3 K ②			S B S C 1-3 K ③			L F S 0-3 K ②		B X 1-0 S SF8 2-H 1B	4	1	1	1	0	3	2
Terry Shumpert, R (1, 4) OBP: 0.179, SLG: 0.162		C F S 0-3 K ③				B B C F B F S 3-3 K ①		F X 0-1 F9 ③		B C S X 1-2 SF8 2-H ②	3	0	0	1	0	2	0
Inning Stats	R: 0 E: 0 K: 1 S: 10 H: 0 LOB: 0 BB: 0 P: 15	R: 0 E: 0 K: 1 S: 7 H: 0 LOB: 0 BB: 0 P: 10	R: 0 E: 0 K: 3 S: 9 H: 0 LOB: 0 BB: 0 P: 10	R: 0 E: 0 K: 2 S: 9 H: 0 LOB: 0 BB: 0 P: 10	R: 0 E: 0 K: 2 S: 16 H: 2 LOB: 2 BB: 0 P: 20	R: 0 E: 0 K: 1 S: 8 H: 0 LOB: 0 BB: 0 P: 11	R: 0 E: 0 K: 1 S: 12 H: 1 LOB: 1 BB: 0 P: 15	R: 0 E: 0 K: 1 S: 6 H: 0 LOB: 0 BB: 0 P: 7	R: 2 E: 0 K: 1 S: 11 H: 2 LOB: 0 BB: 0 P: 15	R: 2 E: 0 K: 0 S: 7 H: 2 LOB: 0 BB: 0 P: 10	1B: 6 2B: 0 3B: 0 HR: 1 SF: 1 SAC: 1 DP: 0 HBP: 0						

PITCHER		IP	WLS	BF	H	R	ER	SO	BB	IBB	HBP	BLK	WP	HR	S	P	ERA	WHIP
Greg Swindell, L ERA: 3.96	(1, 1)	8.0		28	4	1	1	12	0	0	0	0	0	0	78	99	1.12	0.500
Doug Jones, R ERA: 3.86	(9, 1)	2.0	L	9	3	3	3	1	0	0	0	0	0	1	17	24	13.50	1.500

PITCHER	IP	WLS	BF	H	R	ER	SO	BB	IBB	HBP	BLK	WP	HR	S	P	ERA	WHIP

TOP

Kansas City Royals @ Cleveland Indians

Cleveland Municipal Stadium, Cleveland, OH

Wed Apr 24 1991, 7:05 PM EDT
Att. 5,157 - Cloudy - 58 F

livebaseballscorecards.com

AB	35
R	4
H	7
RBI	4
BB	0
SO	13
LOB	5

1B: 6 SF: 1
2B: 0 SAC: 1
3B: 0 DP: 0
HR: 1 HBP: 0

WP: 0 PA: 37
PB: 0
SB: 1
CS: 0

Batter	1	2	3	4	5	6	7	8	9	10	AB	R	H	RBI	BB	SO	LOB
Alex Cole, L (1, 8) OBP: 0.395, SLG: 0.429	F X 0-1 1B		F C B F X 1-2 G1-3		1 SAFE B 1 SAFE B B B 4-0 1-2 BB		B X 1-0 2-H 1B		B C B F F F F B F 3-2 X G4-3		4	0	2	1	1	0	0
Mike Huff, R (1, 4) OBP: 0.417, SLG: 0.333	1 SAFE C 1 SAFE X 0-1 1-2 1B 1B		C B C 1-3 K		C B C F X 1-2 F9		1 SAFE C 1 SAFE 1 SAFE X 0-1 F8		F C B F X 1-2 1B		5	1	2	0	0	1	3
Carlos Baerga, S (1, 5) OBP: 0.308, SLG: 0.319	B 1 SAFE C F F 1 SAFE B 1 SAFE X 2-2 1-2 1B		C B X 1-1 G5-3		B X 1-0 G3			X 0-0 1B 1B	1 SAFE X 0-0 1-3 1B		5	0	3	0	0	0	2
Albert Belle, R (1, 7) OBP: 0.319, SLG: 0.512 Turner Ward, S (9, 9) OBP: 0.276, SLG: 0.286	F S F C 0-3			X 0-0 G6-3 2B		B F C B C 2-3		F B X 1-1 1-2 1B	B B C C X 2-2 L4		4 1	0 0	2 0	0 0	0 0	2 0	2 2
Chris James, R (1, 10) OBP: 0.368, SLG: 0.347	C F B F F X 1-2 1-3 2-H FC5-4 1B			C B B X 2-1 G1-3		B C C X 1-2 CS 1B		L 1 SAFE X 0-1 1-2 2-3 1B		C F B B X 2-2 G4-3	5	0	3	1	0	0	1
Sandy Alomar Jr., R (1, 2) OBP: 0.273, SLG: 0.310	B X 1-0 1-2f FC5-4			C F F X 0-2 2-3 G6-3		1 SAFE B 1 SAFE P C S B F X 3-2 1-2 P4		F S B S 1-3 K		B S F B S 2-3 K	5	0	0	0	0	2	7
Brook Jacoby, R (1, 3) OBP: 0.246, SLG: 0.333		B F F B X 2-2 F7		B B F B X 3-1 F8			C F X 0-2 1B SH1 1B	C X 0-1 P9		X 0-0 P2	5	1	1	0	0	0	4
Beau Allred, L (1, 9) OBP: 0.313, SLG: 0.333 (9, 7)		C S X 0-2 P6			C B B X 2-1 P6		1 SAFE X 0-0 1-2 SH1	C B F S 1-3 K			3	0	0	0	0	1	3
Jose Escobar, R (1, 6) OBP: 0.250, SLG: 0.182		X 0-0 G4-3			X 0-0 BB 1B		B F S C 1-3 K		M B B S F F S 2-3 K		4	0	1	0	0	2	1
Inning Stats	R: 1 E: 0 K: 1 S: 18 H: 4 LOB: 2 BB: 0 P: 22	R: 0 E: 0 K: 0 S: 7 H: 0 LOB: 0 BB: 0 P: 9	R: 0 E: 0 K: 1 S: 9 H: 0 LOB: 0 BB: 0 P: 12	R: 0 E: 0 K: 0 S: 9 H: 1 LOB: 1 BB: 0 P: 14	R: 0 E: 0 K: 0 S: 8 H: 1 LOB: 2 BB: 1 P: 16	R: 0 E: 0 K: 1 S: 11 H: 1 LOB: 0 BB: 0 P: 16	R: 1 E: 0 K: 1 S: 10 H: 2 LOB: 1 BB: 0 P: 12	R: 0 E: 0 K: 2 S: 13 H: 3 LOB: 3 BB: 0 P: 16	R: 0 E: 0 K: 1 S: 20 H: 2 LOB: 2 BB: 0 P: 28	R: 0 E: 0 K: 1 S: 7 H: 0 LOB: 0 BB: 0 P: 11	1B: 13 2B: 1 3B: 0 HR: 0	SF: 0 SAC: 1 DP: 0 HBP: 0						

PITCHER	IP	WLS	BF	H	R	ER	SO	BB	IBB	HBP	BLK	WP	HR	S	P	ERA	WHIP
Bret Saberhagen, R (1, 1) ERA: 3.55	7.0		32	12	2	2	4	1	0	0	0	0	0	77	107	2.57	1.857
Jeff Montgomery, R (8, 1) ERA:	3.0	W	11	2	0	0	4	0	0	0	0	0	0	35	49	0.00	0.667

PITCHER	IP	WLS	BF	H	R	ER	SO	BB	IBB	HBP	BLK	WP	HR	S	P	ERA	WHIP

BOTTOM

Kansas City Royals @ Cleveland Indians

Cleveland Municipal Stadium, Cleveland, OH

Wed Apr 24 1991, 7:05 PM EDT
Att. 5,157 - Cloudy - 58 F

livebaseballscorecards.com

AB	41
R	2
H	14
RBI	2
BB	1
SO	8
LOB	25

1B: 13 SF: 0
2B: 1 SAC: 1
3B: 0 DP: 0
HR: 0 HBP: 0

WP: 0 PA: 43
PB: 0
SB: 0
CS: 1

Batter	1	2	3	4	5	6	7	8	9	AB	R	H	RBI	BB	SO	LOB
Wade Boggs, L (1, 5) OBP: 0.426, SLG: 0.536	X 0-0 E G4-6-3 2B		C B B X 2-1 ① F7		C B B B S X 3-2 ② FC4-5-6 1B 2-3		C C F B F X 1-2 ③ F9			4	1	1	0	0	0	1
Jody Reed, R (1, 4) OBP: 0.196, SLG: 0.137	C X 0-1 E4 G4-6-3 2-3		B B F F X 2-2 ② L1		C B F B B X 3-2 1-2 1B			H 1-0 E S HBP		3	0	1	0	0	0	1
Mike Greenwell, L (1, 7) OBP: 0.333, SLG: 0.439	B X 1-0 ① ② G4-6-3 1-2f 3-H		C F B B X 2-2 ③ P5		X 0-0 ③ G3			1 SAFE C 1 SAFE B 1 SAFE B X 2-1 ① F8		4	0	0	0	0	0	4
Jack Clark, R (1, 10) OBP: 0.321, SLG: 0.354	B B C C X 2-2 ③ F7			C X 0-1 ① L8	B C B B F C 3-3 ① K			B C B B F 1 SAFE F X 3-2 ② P6		4	0	0	0	0	1	1
Ellis Burks, R (1, 8) OBP: 0.333, SLG: 0.385		C B C B B F B 4-2 HR BB		B F B C B C 3-3 ② K	X 0-0 ② G6-3			C S 1 SAFE B B X 2-2 ③ G4-3 1-3		3	1	0	0	1	1	1
Tom Brunansky, R (1, 9) OBP: 0.357, SLG: 0.551		1 SAFE X 0-0 1-H HR		B C B B B 4-1 BB	B B C C C X 2-2 2B				X 0-0 2B	3	1	3	2	1	0	0
Carlos Quintana, R (1, 3) OBP: 0.291, SLG: 0.315		B B X 2-0 ① G6-3		C 1 SAFE S C 0-3 ③ K	C F B X 1-2 ③ G5-3				B X 1-0 ① G6-3	4	0	0	0	0	1	3
Tony Peña, R (1, 2) OBP: 0.182, SLG: 0.278		B C X 1-1 ② F7			B C C B X 2-2 FC4-5-6 SH1-3 1B		C B X 1-1 ① F8		B C S X 1-2 ② G1-4-3	4	0	1	0	0	0	1
Tim Naehring, R (1, 6) OBP: 0.239, SLG: 0.171 Mike Marshall, R (9, PH) OBP: 0.250, SLG: 0.500		B X 1-0 ③ G6-3			1 SAFE X 0-0 ① SH1-3 1-2		C X 0-1 ② G5-3		F F S 0-3 ③ K	2 1	0 0	0 0	0 0	0 0	0 1	0 1
Inning Stats	R: 1 E: 1 K: 0 S: 7 H: 1 LOB: 0 BB: 0 P: 10	R: 2 E: 0 K: 0 S: 8 H: 1 LOB: 0 BB: 1 P: 16	R: 0 E: 0 K: 0 S: 8 H: 0 LOB: 0 BB: 0 P: 14	R: 0 E: 0 K: 2 S: 9 H: 0 LOB: 1 BB: 1 P: 16	R: 0 E: 0 K: 0 S: 11 H: 2 LOB: 2 BB: 0 P: 19	R: 0 E: 0 K: 1 S: 10 H: 1 LOB: 1 BB: 0 P: 16	R: 0 E: 0 K: 0 S: 9 H: 0 LOB: 0 BB: 0 P: 11	R: 0 E: 0 K: 0 S: 9 H: 0 LOB: 1 BB: 0 P: 17	R: 0 E: 0 K: 1 S: 8 H: 1 LOB: 1 BB: 0 P: 10	1B: 2 2B: 3 3B: 0 HR: 1 SF: 0 SAC: 1 DP: 1 HBP: 1						

PITCHER		IP	WLS	BF	H	R	ER	SO	BB	IBB	HBP	BLK	WP	HR	S	P	ERA	WHIP
Mike Boddicker, R ERA: 2.03	(1, 1)	8.0	W	32	5	3	3	3	2	0	1	0	0	1	71	119	3.38	0.875
Jeff Montgomery, R ERA:	(9, 1)	1.0	S	4	1	0	0	1	0	0	0	0	0	0	8	10	0.00	1.000

PITCHER		IP	WLS	BF	H	R	ER	SO	BB	IBB	HBP	BLK	WP	HR	S	P	ERA	WHIP

TOP

Boston Red Sox @ Kansas City Royals

Royals Stadium, Kansas City, MO

Fri Apr 26 1991, 8:05 PM EDT
Att. 22,559 - Cloudy - 75 F

livebaseballscorecards.com

AB	32
R	3
H	6
RBI	2
BB	2
SO	4
LOB	13

BOTTOM

Boston Red Sox @ Kansas City Royals

Royals Stadium, Kansas City, MO

Fri Apr 26 1991, 8:05 PM EDT

Att. 22,559 - Cloudy - 75 F

Batter	1	2	3	4	5	6	7	8	9	AB	R	H	RBI	BB	SO	LOB
Jim Eisenreich, L (1, 7) OBP: 0.308, SLG: 0.451	BCX 1-1 BB 1B		X 0-0 F9 ① 2-3		CFBFX 1-2 F7 ③		X 0-0 G1-3 ①			4	0	1	0	0	0	2
Kevin Seitzer, R (1, 5) OBP: 0.258, SLG: 0.236 Bill Pecota, R (6, PR) (7, 5)	X 0-0 F9 ①		CBX 1-1 SF8 ② 3-H			H 1-0 2B HBP	MBBCBB 4-2 CS BB ② 3-H			1 0	0 1	0 0	0 0	1 1	0 0	1 0
Danny Tartabull, R (1, 9) OBP: 0.317, SLG: 0.482	1 SAFE BB 1 SAFE SB 1 SAFE X 3-1 F8 ②		X 0-0 G6-3 ③			BC 1 SAFE X 1-1 1B 2B 1-H	C 0-1 CS ③ 1-2	BSCC 1-3 K ①		4	1	1	1	0	1	1
Kirk Gibson, L (1, 10) OBP: 0.361, SLG: 0.648	B 1 SAFE CBBB 4-1 BB 1-2			CBSX 1-2 G1-3 ①		LBCS 1-3 K ①		BBCFBB 4-2 F8 S 2B BB		2	1	0	0	2	1	2
Warren Cromartie, L (1, 3) OBP: 0.353, SLG: 0.375	CFBX 1-2 G1-3 ③			X 0-0 G4-3 ②		X 0-0 WP 1B 2-H		C 1 SAFE 1 SAFE SSX 0-2 F8 ② 1-3		4	0	1	1	0	0	3
Kurt Stillwell, S (1, 6) OBP: 0.407, SLG: 0.469		CBFBS 2-3 K ①		BSX 1-1 FC6 1B		F 1 SAFE SBFBS 2-3 K ② 1-2		B 4-0 2B IBB		3	1	1	0	1	2	1
Brent Mayne, L (1, 2) OBP: 0.333, SLG: 0.364 Mike Macfarlane, R (8, PH) OBP: 0.318, SLG: 0.405 (9, 2)		CBCX 1-2 F7 ②		C 1 SAFE BBX 2-1 FC6 ③ 1-2f		I 4-0 IBB		BBX 2-0 FC5 1-H 3-H 2B		2 1	0 0	0 1	0 2	1 0	0 0	1 0
Gary Thurman, R (1, 8) OBP: 0.313, SLG: 0.333 Terry Puhl, L (8, PH) Brian McRae, S (8, PR) OBP: 0.119, SLG: 0.143 (9, 8)	CCBS 1-3 K ③				BFBX 2-1 G1-3 ①	FCBFX 1-2 P4 ③		I 4-0 FC5 IBB		3 0 0	0 0 0	0 0 0	0 0 0	1 1 0	2 0 0	2 0 0
Terry Shumpert, R (1, 4) OBP: 0.209, SLG: 0.268			BX 1-0 F9 SF8 2B		X 0-0 F9 ②		BBCX 2-1 CS 3B	BX 1-0 FC5 ③ 1-2 2-3f		4	1	2	0	0	0	2
Inning Stats	R: 0 E: 0 K: 0 S: 9 H: 1 LOB: 2 BB: 1 P: 18	R: 0 E: 0 K: 2 S: 9 H: 0 LOB: 0 BB: 0 P: 13	R: 1 E: 0 K: 0 S: 5 H: 1 LOB: 0 BB: 0 P: 7	R: 0 E: 0 K: 0 S: 8 H: 1 LOB: 1 BB: 0 P: 12	R: 0 E: 0 K: 0 S: 7 H: 0 LOB: 0 BB: 0 P: 10	R: 2 E: 0 K: 2 S: 14 H: 2 LOB: 2 BB: 1 P: 24	R: 0 E: 0 K: 0 S: 6 H: 1 LOB: 0 BB: 1 P: 12	R: 2 E: 0 K: 1 S: 10 H: 1 LOB: 2 BB: 3 P: 26		1B: 3 2B: 3 3B: 1 HR: 0	SF: 1 SAC: 0 DP: 0 HBP: 1		WP: 1 PB: 0 SB: 1 CS: 2	PA: 37		

PITCHER		IP	WLS	BF	H	R	ER	SO	BB	IBB	HBP	BLK	WP	HR	S	P	ERA	WHIP
Greg Harris, R ERA: 3.63	(1, 1)	6.0		27	6	3	3	4	1	1	1	0	1	0	54	88	4.50	1.167
Joe Hesketh, L ERA: 2.7	(7, 1)	0.1		1	0	0	0	0	0	0	0	0	0	0	1	1	0.00	0.000
Jeff Gray, R ERA: 2.45	(7, 1)	0.2		1	0	0	0	0	1	0	0	0	0	0	3	7	0.00	1.500
Tony Fossas, L ERA: 5.4	(8, 1)	0.2	L	4	0	2	2	1	1	1	0	0	0	0	8	17	27.00	1.500
Daryl Irvine, R ERA:	(8, 1)	0.1		3	1	0	0	0	0	1	0	0	0	0	2	9	0.00	3.000

PITCHER	IP	WLS	BF	H	R	ER	SO	BB	IBB	HBP	BLK	WP	HR	S	P	ERA	WHIP

livebaseballscorecards.com

AB	28
R	5
H	7
RBI	5
BB	6
SO	5
LOB	15

Batter	1	2	3	4	5	6	7	8	9	AB	R	H	RBI	BB	SO	LOB
Wade Boggs, L (1, 5) OBP: 0.419, SLG: 0.500	B B C C X 2-2 F7 ①		C B B B C F B 4-2 BB 1B BB		B C F C 1-3 K ①	B L L B X 2-2 G4-6-3 ① ② 1-2f 2-3		B B C B B 4-1 FC1-4 BB	C B B B F X 3-2 G6-3 ③	4	0	0	0	2	1	3
Jody Reed, R (1, 4) OBP: 0.180, SLG: 0.125	B C S F X 1-2 F8 ②		1 SAFE B 1 SAFE C X 1-1 F8 ②		F B B X 2-1 G5-3 ②	C C B F X 1-2 F9 ③		1 SAFE C B 1 SAFE S X 1-2 FC1-4 BB ② 1-2f HR		5	1	0	0	0	0	3
Mike Greenwell, L (1, 7) OBP: 0.353, SLG: 0.433	F B F X 1-2 G3 ③		B X 1-0 BB 1B 1-2		S B B F B B 4-2 BB BB		S C X 1-2 G6-3 ①	C B B F 1 SAFE 1 SAFE F 1 SAFE B 4-2 F B HR BB 1-2		3	1	1	0	2	0	0
Jack Clark, R (1, 10) OBP: 0.361, SLG: 0.420		B C B S B X 3-2 G1-3 ①	S B F B B B 4-2 BB BB 1-2 2-3		B S B B B C F F F B 4-2 BB BB 1-2		B B B 4-0 1B HBP BB	F F B X 1-2 HR 1-H 2-H		2	1	1	3	3	0	0
Ellis Burks, R (1, 8) OBP: 0.354, SLG: 0.393		X 0-0 2B 1B	C S F X 1-2 F9 ③		B S B F F S 2-3 K ③		H 1-0 1B HBP 1-2	B B B C C B X 3-2 1B		4	1	2	0	0	1	5
Tom Brunansky, R (1, 9) OBP: 0.344, SLG: 0.509		B B 1 SAFE C C 1 SAFE C 2-3 K ②	B F C B X 2-2 P4 ①		B B B C B 4-1 1B 1B 1B BB	B B X 2-0 F7 ②	X 0-0 F8 ③		4	1	0	0	1	1	4
Mike Marshall, R (1, 3) OBP: 0.438, SLG: 0.688		S 1 SAFE X 0-1 1-H 1B 2B	X 0-0 G1-3 1B		1 SAFE F B F X 1-2 1B 1B 1-2	C F X 0-2 1-2 1B 1B	F F X 0-2 G4-3 2B		4	1	4	1	0	0	0
Carlos Quintana, R (7, 3) OBP: 0.304, SLG: 0.345										1	0	1	0	0	0	0
Tony Peña, R (1, 2) OBP: 0.200, SLG: 0.288		X 0-0 2-H 1B	X 0-0 G1-3 ② 1-2		X 0-0 G4-6-3 1B 1-2 2-3	S B F X 1-2 F8 ③		B B X 2-0 G4-3 ① 2-3		5	0	2	0	0	0	5
Tim Naehring, R (1, 6) OBP: 0.229, SLG: 0.163			C F B B F F F B C 3-3 K ①	B B F X 2-1 G6-3 ③		X 0-0 G4-6-3 1B 1-2 2-H 3-H		C X 0-1 G1-3 ①	F B F B X 2-2 G4-3 ②	2	0	0	0	0	1	1
Steve Lyons, L (6, PH) OBP: 0.300, SLG: 0.222										0	0	0	0	0	0	0
Kevin Romine, R (6, PH) OBP: 0.500, SLG: 0.500										1	0	1	2	0	0	0
Luis Rivera, R (6, 6) OBP: 0.222, SLG: 0.222										2	0	0	0	0	0	1
Inning Stats	R: 0 E: 0 K: 0 S: 10 H: 0 LOB: 0 BB: 0 P: 14	R: 1 E: 0 K: 1 S: 10 H: 3 LOB: 2 BB: 0 P: 15	R: 0 E: 0 K: 1 S: 18 H: 1 LOB: 3 BB: 2 P: 32	R: 0 E: 0 K: 0 S: 7 H: 1 LOB: 1 BB: 0 P: 11	R: 0 E: 0 K: 2 S: 16 H: 0 LOB: 2 BB: 2 P: 29	R: 2 E: 0 K: 0 S: 13 H: 3 LOB: 1 BB: 1 P: 21	R: 0 E: 0 K: 0 S: 10 H: 1 LOB: 3 BB: 1 P: 19	R: 3 E: 0 K: 0 S: 17 H: 2 LOB: 1 BB: 2 P: 30	R: 0 E: 0 K: 0 S: 10 H: 1 LOB: 1 BB: 0 P: 17	1B: 9 2B: 2 3B: 0 HR: 1 SF: 0 SAC: 0 DP: 1 HBP: 1						

WP: 0 PB: 0 SB: 0 CS: 0 PA: 46

PITCHER	IP	WLS	BF	H	R	ER	SO	BB	IBB	HBP	BLK	WP	HR	S	P	ERA	WHIP
Kevin Appier, R (1, 1) ERA: 4.64	5.0	L	24	5	2	2	4	5	0	0	0	0	0	62	106	3.60	2.000
Steve Crawford, R (6, 1) ERA: 6.0	0.0		2	2	0	0	0	0	0	0	0	0	0	4	5	∞	∞
Dan Schatzeder, L (6, 1) ERA: 12.0	1.1		5	1	1	1	0	1	0	0	0	0	0	11	19	6.75	1.500
Luis Aquino, R (7, 1) ERA: 7.94	2.1		14	4	3	3	0	2	0	1	0	0	1	31	52	11.57	2.571
Mike Magnante, L (9, 1) ERA: 5.4	0.1		1	0	0	0	0	0	0	0	0	0	0	3	6	0.00	0.000

PITCHER	IP	WLS	BF	H	R	ER	SO	BB	IBB	HBP	BLK	WP	HR	S	P	ERA	WHIP

TOP

Boston Red Sox @ Kansas City Royals

Royals Stadium, Kansas City, MO

Sat Apr 27 1991, 4:33 AM EDT
Att. 29,858 - Sunny - 75 F

livebaseballscorecards.com

AB	37
R	6
H	12
RBI	6
BB	8
SO	4
LOB	22

BOTTOM

Batter	1	2	3	4	5	6	7	8	9	AB	R	H	RBI	BB	SO	LOB
Jim Eisenreich, L (1, 7) OBP: 0.298, SLG: 0.429	L B F B F X 2-2 G6-3 ①		S B X 1-1 F8 ②		1 SAFE B 1 B S F C 2-3 K ③		B C F F B F S 3-3 K ③		C 1 SAFE X 0-1 E 1B 1B ② 1-2 3-H	5	1	1	1	0	2	4
Gary Thurman, R (1, 8) OBP: 0.300, SLG: 0.278 Warren Cromartie, L (9, PH) OBP: 0.333, SLG: 0.353	B X 1-0 G6-3 ②		L B B C B F F B 4-2 BB			B X 1-0 G6-3 ①		C S B S 1-3 K ①	X 0-0 E3 1B 1-2	3 1	0 0	0 0	0 0	1 0	1 0	0 1
Danny Tartabull, R (1, 9) OBP: 0.308, SLG: 0.459 Brian McRae, S (9, PR) OBP: 0.119, SLG: 0.143	B F B S F S 2-3 K ③		B X 1-0 F8 ③			C X 0-1 F7 ②		C C S 0-3 K ②	S B X 1-1 1B 1-2 2-H	5 0	0 0	1 0	1 0	0 0	2 0	1 0
Kirk Gibson, L (1, 10) OBP: 0.348, SLG: 0.603		B B C X 2-1 F9 ①		S B B F C 2-3 K ①		B F S F F B X 2-2 P4 ③		B B S F B B 4-2 BB	B F S F B S 2-3 K ③	4	0	0	0	1	2	2
Mike Macfarlane, R (1, 2) OBP: 0.333, SLG: 0.435		X 0-0 G4-3 1B 1B		B B C X 2-1 F7 ②			B C X 1-1 SH1-4 2B	S B F B X 2-2 F8 ③		4	1	2	0	0	0	1
Russ Morman, R (1, 3) OBP: 0.286, SLG: 0.286	C 1 SAFE B B X 2-1 G4-3 ② 1-2			B B F F B X 3-2 P4 ③			C L F B X 1-2 SH1-4 1B		B C B S T S 2-3 K ①	4	0	1	0	0	1	1
Bill Pecota, R (1, 5) OBP: 0.333, SLG: 0.143	B B C C X 2-2 1B 2-H				B C X 1-1 L9 ①		L B X 1-1 SH1-4 ① 1-2 2-3		C B F B B B 4-2 2B 1B BB	2	1	1	1	1	0	0
Kurt Stillwell, S (1, 6) OBP: 0.414, SLG: 0.481	B 1 SAFE B X 2-0 G6-3 ③				B B B C C C 3-3 K ②		S B B B S B B 4-2 BB		B B C X 2-1 1B 1B 2B 1-3	3	1	1	0	1	1	1
Terry Shumpert, R (1, 4) OBP: 0.234, SLG: 0.273			B C X 1-1 G5-3 ①		B F B B B 4-1 BB		S C B S 1-3 K ②		C X 0-1 1B 1B 2-3 3-H	3	0	1	1	1	1	3
Inning Stats	R: 0 H: 0 E: 0 LOB: 0 K: 1 BB: 0 S: 9 P: 14	R: 1 H: 2 E: 0 LOB: 1 K: 0 BB: 0 S: 9 P: 17	R: 0 H: 0 E: 0 LOB: 1 K: 0 BB: 1 S: 9 P: 16	R: 0 H: 0 E: 0 LOB: 0 K: 1 BB: 0 S: 8 P: 15	R: 0 H: 0 E: 0 LOB: 1 K: 2 BB: 1 S: 9 P: 19	R: 0 H: 0 E: 0 LOB: 0 K: 0 BB: 0 S: 8 P: 11	R: 0 H: 2 E: 0 LOB: 3 K: 2 BB: 1 S: 18 P: 29	R: 0 H: 0 E: 0 LOB: 1 K: 2 BB: 1 S: 11 P: 18	R: 3 H: 4 E: 1 LOB: 2 K: 2 BB: 1 S: 19 P: 30	1B: 6 2B: 2 3B: 0 HR: 0	SF: 0 SAC: 1 DP: 0 HBP: 0					WP: 0 PB: 0 SB: 0 CS: 0	PA: 40

PITCHER		IP	WLS	BF	H	R	ER	SO	BB	IBB	HBP	BLK	WP	HR	S	P	ERA	WHIP
Tom Bolton, L ERA: 1.47	(1, 1)	6.0	W	24	4	1	1	4	2	0	0	0	0	0	58	100	1.50	1.000
Joe Hesketh, L ERA: 3.86	(7, 1)	2.2		13	3	3	2	5	3	0	0	0	0	0	35	59	6.75	2.250
Jeff Reardon, R ERA: 1.5	(9, 1)	0.1	S	3	1	0	0	1	0	0	0	0	0	0	7	10	0.00	3.000

PITCHER	IP	WLS	BF	H	R	ER	SO	BB	IBB	HBP	BLK	WP	HR	S	P	ERA	WHIP

Boston Red Sox @ Kansas City Royals

Royals Stadium, Kansas City, MO

Sat Apr 27 1991, 4:33 AM EDT

Att. 29,858 - Sunny - 75 F

livebaseballscorecards.com

AB	34
R	4
H	8
RBI	4
BB	5
SO	10
LOB	14

Boston Red Sox @ Kansas City Royals

Royals Stadium, Kansas City, MO

Sun Apr 28 1991, 8:05 PM EDT

Att. 21,426 - Overcast - 75 F

TOP

livebaseballscorecards.com

Batter	1	2	3	4	5	6	7	8	9	AB	R	H	RBI	BB	SO	LOB
Wade Boggs, L (1, 5) OBP: 0.443, SLG: 0.538	B F B F B X 3-2 E 1B 1B	B C F F B F B X 3-2 1B 1B 1B		C F F X 0-2 1B G4-3 2B		B B C C X 2-2 ② G1-3		B B B C S X 3-2 FC5-4 1B		5	2	4	0	0	0	0
Jody Reed, R (1, 4) OBP: 0.197, SLG: 0.148	C X 0-1 E5 1B 1-2 1B	X 0-0 1B 1-2 1B		C X 0-1 G4-3 2-3 1B		B C F F B X 2-2 ③ P4		C X 0-1 ③ FC5-4 1-2f 1B		5	0	2	0	0	0	2
Mike Greenwell, L (1, 7) OBP: 0.370, SLG: 0.477	B S B S B X 3-2 BB 1-3 2-H 1B	X 0-0 1-2 2-3 1B		B F X 1-1 ② G4-3 1-2 3-H			C S B X 1-2 3B		B B X 2-0 ① F9	5	0	3	2	0	0	1
Jack Clark, R (1, 10) OBP: 0.379, SLG: 0.415 Steve Lyons, L (9, PR) OBP: 0.300, SLG: 0.222	B B B B 4-0 1-2 BB	B C S B X 2-2 ③ G5-3		B B B C B 4-1 BB			S S C 0-3 ① K		B B X 2-0 1B	3 0	0 0	1 0	0 0	2 0	1 0	4 0
Ellis Burks, R (1, 8) OBP: 0.329, SLG: 0.361	B C B B C F X 2-2 ① F9		B F F B C 2-3 ① K	B F X 1-1 ③ G5-3			B B S B S S 3-3 ② K		B 1 SAFE S B F S 2-3 ② K	5	0	0	0	0	3	7
Tom Brunansky, R (1, 9) OBP: 0.348, SLG: 0.482	X 0-0 ② P4		C B B B B 4-1 FC4-6 BB		B C S S B X 3-2 ① F8		C C B B B B 4-2 BB		B C 1 SAFE B F C 2-3 ③ K	3	0	0	0	2	1	4
Mike Marshall, R (1, 3) OBP: 0.350, SLG: 0.550 Carlos Quintana, R (7, 3) OBP: 0.304, SLG: 0.345	F F X 0-2 ③ G4-3	1 SAFE P S 1 SAFE X 1-1 ② FC4-6 1-2f			F B B F S 2-3 ② K	X 0-0 ③ G1-3				4 0	0 0	0 0	0 0	0 0	1 0	6 0
Tony Peña, R (1, 2) OBP: 0.188, SLG: 0.270		C B C X 1-2 ① G6-3	C F C 0-3 ③ K		X 0-0 ③ F8			F S F B X 1-2 ① F9		4	0	0	0	0	1	1
Tim Naehring, R (1, 6) OBP: 0.212, SLG: 0.149		B F C B B X 3-2 ② P3		C B F F B B F X 3-2 F7		B F S B B B F X 3-2 ① P3		B B X 2-0 ② G6-3		4	0	0	0	0	0	0
Inning Stats	R: 1 H: 2 E: 1 LOB: 3 K: 0 BB: 1 S: 16 P: 28	R: 0 H: 3 E: 0 LOB: 3 K: 0 BB: 0 S: 16 P: 25	R: 0 H: 0 E: 0 LOB: 1 K: 2 BB: 1 S: 10 P: 16	R: 1 H: 2 E: 0 LOB: 2 K: 0 BB: 1 S: 16 P: 25	R: 0 H: 0 E: 0 LOB: 0 K: 1 BB: 0 S: 7 P: 12	R: 0 H: 0 E: 0 LOB: 0 K: 0 BB: 0 S: 11 P: 18	R: 0 H: 1 E: 0 LOB: 2 K: 2 BB: 1 S: 12 P: 20	R: 0 H: 1 E: 0 LOB: 1 K: 0 BB: 0 S: 10 P: 16	R: 0 H: 1 E: 0 LOB: 1 K: 2 BB: 0 S: 8 P: 16	1B: 8 SF: 0 2B: 1 SAC: 0 3B: 1 DP: 0 HR: 0 HBP: 0						

	AB	38
	R	2
	H	10
	RBI	2
	BB	4
	SO	7
	LOB	25

WP: 0 PA: 42
PB: 0
SB: 0
CS: 0

PITCHER		IP	WLS	BF	H	R	ER	SO	BB	IBB	HBP	BLK	WP	HR	S	P	ERA	WHIP
Storm Davis, R ERA: 3.6	(1, 1)	2.0		13	5	1	0	0	1	0	0	0	0	0	32	53	0.00	3.000
Tom Gordon, R ERA: 0.47	(3, 1)	7.0	L	29	5	1	1	7	3	0	0	0	0	0	74	123	1.29	1.143

PITCHER	IP	WLS	BF	H	R	ER	SO	BB	IBB	HBP	BLK	WP	HR	S	P	ERA	WHIP

BOTTOM

Batter	1	2	3	4	5	6	7	8	9	AB	R	H	RBI	BB	SO	LOB
Jim Eisenreich, L (1, 7) OBP: 0.328, SLG: 0.450	B X 1-0 G4-3 S 2B 1B		X 0-0 ② G6-3			F B B X 2-1 G1-3 1B 1B		X 0-0 BB 1B		4	1	3	0	0	0	0
Bill Pecota, R (1, 5) OBP: 0.417, SLG: 0.222	B 1 SAFE F B B X 3-1 ① G4-3 1-3		C B B B B 4-1 BB			1 SAFE 1 SAFE C X 0-1 G1-3 1-2 1B		F C 1 S 0-3 ② K		2	0	1	0	1	0	1
Terry Puhl, L (8, PH)										1	0	0	0	0	1	1
Paul Zuvella, R (9, 5)										0	0	0	0	0	0	0
Danny Tartabull, R (1, 9) OBP: 0.319, SLG: 0.469	S S B X 1-2 G4-3 3-H 2B		B F C 1 SAFE 1 SAFE S 1-3 ③ K			S C B S 1-3 ① K		C B B B B 4-1 1-2 BB		3	0	1	1	1	2	3
Kirk Gibson, L (1, 10) OBP: 0.329, SLG: 0.565	C B B X 2-1 ② G4-3 2-3			S X 0-1 ① G1-3		B X 1-0 ② G1-3 1-2 2-3		F B B F B X 3-2 ③ F7		4	0	0	0	0	0	5
Warren Cromartie, L (1, 3) OBP: 0.300, SLG: 0.316	B C B B X 3-1 ③ G1-3			B F B F B X 3-2 ② G6-3		S B B B B X 3-1 ③ F8			X 0-0 ① F8	2	0	0	0	0	0	1
Russ Morman, R (6, PH) OBP: 0.250, SLG: 0.250										2	0	0	0	0	0	2
(7, 3)																
Kurt Stillwell, S (1, 6) OBP: 0.403, SLG: 0.464		B C S B F F X 2-2 ① F7		C B F C 1-3 ③ K			X 0-0 ① G3-1		C B F F F B F B F F 3-2 X HBP 1B	4	0	1	0	0	1	0
Gary Thurman, R (9, PR) OBP: 0.300, SLG: 0.278										0	0	0	0	0	0	0
Mike Macfarlane, R (1, 2) OBP: 0.346, SLG: 0.429		F F C 0-3 ② K			C F X 0-2 G4-6-3 1B		C B X 1-1 ② F7		B C F B H 3-2 G5-4-3 1-2 HBP	3	0	1	0	0	1	0
David Howard, S (9, PR) OBP: 0.125, SLG: 0.125										0	0	0	0	0	0	0
Brian McRae, S (1, 8) OBP: 0.109, SLG: 0.130		C B S S 1-3 ③ K			S B 1 SAFE 1 SAFE B X 2-1 ① ② G4-6-3 1-2f		B X 1-0 ③ L9		C F B X 1-2 ② ③ G5-4-3 1-2f	4	0	0	0	0	1	3
Terry Shumpert, R (1, 4) OBP: 0.220, SLG: 0.255			C X 0-1 ① F8		B F F S 1-3 ③ K			X 0-0 ① F9		3	0	0	0	0	1	0

Inning Stats	1	2	3	4	5	6	7	8	9
	R: 1 H: 2 E: 0 LOB: 1 K: 0 BB: 0 S: 10 P: 20	R: 0 H: 0 E: 0 LOB: 0 K: 2 BB: 0 S: 11 P: 14	R: 0 H: 0 E: 0 LOB: 1 K: 1 BB: 1 S: 7 P: 12	R: 0 H: 0 E: 0 LOB: 0 K: 1 BB: 0 S: 8 P: 12	R: 0 H: 1 E: 0 LOB: 0 K: 1 BB: 0 S: 8 P: 11	R: 0 H: 2 E: 0 LOB: 2 K: 1 BB: 0 S: 10 P: 17	R: 0 H: 0 E: 0 LOB: 0 K: 0 BB: 0 S: 4 P: 6	R: 0 H: 1 E: 0 LOB: 2 K: 1 BB: 1 S: 9 P: 16	R: 0 H: 1 E: 0 LOB: 2 K: 0 BB: 0 S: 13 P: 20

	1B: 6	SF: 0	WP: 0	PA: 35
	2B: 1	SAC: 0	PB: 0	
	3B: 0	DP: 2	SB: 1	
	HR: 0	HBP: 1	CS: 0	

PITCHER		IP	WLS	BF	H	R	ER	SO	BB	IBB	HBP	BLK	WP	HR	S	P	ERA	WHIP
Dana Kiecker, R ERA: 2.92	(1, 1)	5.1	W	21	5	1	1	6	1	0	0	0	0	0	51	79	1.69	1.125
Tony Fossas, L ERA: 4.5	(6, 1)	0.2		2	0	0	0	0	0	0	0	0	0	0	3	7	0.00	0.000
Jeff Gray, R ERA: 2.13	(7, 1)	1.2		6	1	0	0	1	0	0	0	0	0	0	9	11	0.00	0.600
Jeff Reardon, R ERA: 1.23	(8, 1)	1.1	S	6	1	0	0	0	1	0	1	0	0	0	17	31	0.00	1.500

PITCHER	IP	WLS	BF	H	R	ER	SO	BB	IBB	HBP	BLK	WP	HR	S	P	ERA	WHIP

Boston Red Sox @ Kansas City Royals

Royals Stadium, Kansas City, MO

Sun Apr 28 1991, 8:05 PM EDT

Att. 21,426 - Overcast - 75 F

livebaseballscorecards.com

AB	32
R	1
H	7
RBI	1
BB	2
SO	7
LOB	16

Batter	1	2	3	4	5	6	7	8	9	AB	R	H	RBI	BB	SO	LOB
Tony Phillips, S (1, 7) OBP: 0.354, SLG: 0.479	F7		FC1-5 FC3-6 1B 1-2 2-3f		F9 1-3		2B		K 1-2	5	0	1	0	0	1	4
Alan Trammell, R (1, 6) OBP: 0.388, SLG: 0.517	G3-6-3 HBP		FC3-6 1-2 2-H 1B		E 1B 3-H 1B		P2		F8	4	0	2	2	0	0	2
Lou Whitaker, L (1, 4) OBP: 0.400, SLG: 0.581	G3-6-3 1-2f		FC3-6 1-2f 2-3		F8		G3-1			4	0	0	0	0	0	5
Cecil Fielder, R (1, 3) OBP: 0.368, SLG: 0.471		G4-3	K		E8 1-3 1B			K		4	0	1	0	0	2	2
Mickey Tettleton, S (1, 2) OBP: 0.321, SLG: 0.333		BB	K	K	P3			HR		3	1	1	1	1	1	2
Rob Deer, R (1, 9) OBP: 0.320, SLG: 0.452		P1		FC5-4 1B		P5		K		4	0	1	0	0	1	1
Pete Incaviglia, R (1, 10) OBP: 0.228, SLG: 0.264		K		FC5-4 WP 1-2f		G4-3		K		4	0	0	0	0	2	2
Travis Fryman, R (1, 5) OBP: 0.292, SLG: 0.368			FC1-5 1B BB	K 1-2		L8			BB	2	0	0	0	2	1	1
Milt Cuyler, S (1, 8) OBP: 0.237, SLG: 0.222			FC1-5 1-2 1B		F9 WP 1B		K		K	4	2	2	0	0	2	1
Inning Stats	R: 0 E: 0 K: 0 S: 6 H: 0 LOB: 0 BB: 0 P: 8	R: 0 E: 0 K: 1 S: 10 H: 0 LOB: 1 BB: 1 P: 19	R: 1 E: 0 K: 1 S: 13 H: 2 LOB: 2 BB: 1 P: 21	R: 0 E: 0 K: 2 S: 13 H: 1 LOB: 1 BB: 0 P: 15	R: 1 E: 1 K: 0 S: 10 H: 3 LOB: 2 BB: 0 P: 16	R: 0 E: 0 K: 0 S: 5 H: 0 LOB: 0 BB: 0 P: 7	R: 0 E: 0 K: 1 S: 9 H: 1 LOB: 1 BB: 0 P: 13	R: 1 E: 0 K: 3 S: 11 H: 1 LOB: 0 BB: 0 P: 17	R: 0 E: 0 K: 2 S: 9 H: 0 LOB: 1 BB: 1 P: 16	1B: 6 2B: 1 3B: 0 HR: 1 SF: 0 SAC: 0 DP: 1 HBP: 1	WP: 2 PB: 0 SB: 1 CS: 0 PA: 38					

PITCHER	IP	WLS	BF	H	R	ER	SO	BB	IBB	HBP	BLK	WP	HR	S	P	ERA	WHIP
Bret Saberhagen, R (1, 1) ERA: 3.34	7.0	L	30	7	2	2	5	2	0	1	0	2	0	66	99	2.57	1.286
Steve Crawford, R (8, 1) ERA: 5.4	2.0		8	1	1	1	5	1	0	0	0	0	1	20	33	4.50	1.000

PITCHER	IP	WLS	BF	H	R	ER	SO	BB	IBB	HBP	BLK	WP	HR	S	P	ERA	WHIP

Detroit Tigers @ Kansas City Royals

Royals Stadium, Kansas City, MO

Mon Apr 29 1991, 8:05 PM EDT

Att. 20,477 - Cloudy - 60 F

TOP

livebaseballscorecards.com

AB	34
R	3
H	8
RBI	3
BB	3
SO	10
LOB	20

Batter	1	2	3	4	5	6	7	8	9	AB	R	H	RBI	BB	SO	LOB
Jim Eisenreich, L (1, 7) OBP: 0.323, SLG: 0.438	B B C C S 2-3 ① K		F B X 1-1 ③ F7		C 1 SAFE X 0-1 ② P6		F B B X 2-1 CS 1B			4	0	1	0	0	1	1
Bill Pecota, R (1, 5) OBP: 0.375, SLG: 0.231	B C F S 1-3 ② K			C X 0-1 G3 S 1B 1B	B F X 1-1 ③ F7 1-2		1 SAFE P C B X 2-1 ②③ F8 1-2			4	1	1	0	0	1	2
Danny Tartabull, R (1, 9) OBP: 0.315, SLG: 0.456	C F B B F B X 3-2 ③ G6-3			B X 1-0 ① F9		F C X 0-2 SH1-4 1B 1B		B C S S X 1-2 ① G5-3		4	0	1	0	0	0	1
Kirk Gibson, L (1, 10) OBP: 0.324, SLG: 0.545		B S B F X 2-2 ① G4-3		C B F X 1-2 ② G3 1-3		B X 1-0 SH1-4 1-2 1B		B X 1-0 ② P6		4	0	1	0	0	0	1
Mike Macfarlane, R (1, 2) OBP: 0.364, SLG: 0.442		C F B S 1-3 ② K		S S X 0-2 1B 3-H 1B		X 0-0 ① SH1-4 1-2 2-3		C X 0-1 1B		3	0	2	1	0	1	0
Russ Morman, R (1, 3) OBP: 0.350, SLG: 0.316		C X 0-1 FC6-4 1B		X 0-0 1-2 1B		I I I 4-0 IBB		B B C S F F X 2-2 ③ F9		3	0	2	0	1	0	1
Kurt Stillwell, S (1, 6) OBP: 0.379, SLG: 0.433		B X 1-0 ③ FC6-4 1-2f		C B S B B C 3-3 ③ K		B C F C 1-3 ② K			B X 1-0 ① P2	4	0	0	0	0	2	6
Gary Thurman, R (1, 8) OBP: 0.250, SLG: 0.227			B S X 1-1 ① B1-3		S C B F F B X 2-2 ① L4	B S B B C C C 3-3 ③ K			S B X 1-1 ② L9	4	0	0	0	0	1	3
Terry Shumpert, R (1, 4) OBP: 0.222, SLG: 0.240			B B C F X 2-2 ② G6-3		B B F B B 4-1 WP BB		B S X 1-1 ① F9		C B S X 1-2 ③ P4	3	0	0	0	1	0	0
Inning Stats	R: 0 H: 0 E: 0 LOB: 0 K: 2 BB: 0 S: 10 P: 16	R: 0 H: 1 E: 0 LOB: 1 K: 1 BB: 0 S: 9 P: 13	R: 0 H: 0 E: 0 LOB: 0 K: 0 BB: 0 S: 7 P: 11	R: 1 H: 3 E: 0 LOB: 2 K: 1 BB: 0 S: 13 P: 18	R: 0 H: 0 E: 0 LOB: 1 K: 0 BB: 1 S: 10 P: 17	R: 0 H: 2 E: 0 LOB: 3 K: 2 BB: 1 S: 11 P: 20	R: 0 H: 1 E: 0 LOB: 0 K: 0 BB: 0 S: 7 P: 11	R: 0 H: 1 E: 0 LOB: 1 K: 0 BB: 0 S: 11 P: 15	R: 0 H: 0 E: 0 LOB: 0 K: 0 BB: 0 S: 6 P: 9	1B: 8 SF: 0 2B: 0 SAC: 1 3B: 0 DP: 0 HR: 0 HBP: 0						WP: 1 PA: 36 PB: 0 SB: 1 CS: 1

Detroit Tigers @ Kansas City Royals

Royals Stadium, Kansas City, MO

Mon Apr 29 1991, 8:05 PM EDT

Att. 20,477 - Cloudy - 60 F

BOTTOM

livebaseballscorecards.com

AB	33
R	1
H	8
RBI	1
BB	2
SO	6
LOB	15

PITCHER		IP	WLS	BF	H	R	ER	SO	BB	IBB	HBP	BLK	WP	HR	S	P	ERA	WHIP
Steve Searcy, L ERA: 6.48	(1, 1)	5.1	W	23	6	1	1	4	1	0	0	0	1	0	54	81	1.69	1.312
Paul Gibson, L ERA:	(6, 1)	3.2	S	13	2	0	0	2	0	1	0	0	0	0	30	49	0.00	0.545

PITCHER	IP	WLS	BF	H	R	ER	SO	BB	IBB	HBP	BLK	WP	HR	S	P	ERA	WHIP

Batter	1	2	3	4	5	6	7	8	9	AB	R	H	RBI	BB	SO	LOB
Tony Phillips, S (1, 7) OBP: 0.356, SLG: 0.493	G4-3		P6	CS 1-2	G4-3 SF7 2B		SF8 1-H		1B BB E 1B	4	2	2	1	0	0	0
Alan Trammell, R (1, 6) OBP: 0.375, SLG: 0.484	F9		F8		G4-3 2-3		P3		SAFE 1B E BB 1-2	4	1	0	0	1	0	1
Lou Whitaker, L (1, 4) OBP: 0.444, SLG: 0.706	HBP BB			BB 1B HR 1B	SF7 3-H			HR	E BB 1-2 2-3 1B	3	3	3	2	1	0	0
Cecil Fielder, R (1, 3) OBP: 0.370, SLG: 0.458 Mike Henneman, R (9, 1)	HBP 1-2			BB HR 1-2 1B	K			K	E6 BB G4-6-3 1-3 2-H 3-H	4 0	2 0	1 0	0 0	0 0	2 0	1 0
Mickey Tettleton, S (1, 2) OBP: 0.344, SLG: 0.354	P6			HR BB 1-2 2-3		F8		1B 2B	G4-6-3 BB IBB	3	2	1	0	2	0	2
Rob Deer, R (1, 9) OBP: 0.338, SLG: 0.500		K		HR 1-H 2-H 3-H		G5-3		E 1B 1B 2-3	G4-6-3 BB 1-2 2-3 3-H	4	2	2	5	1	1	0
Mark Salas, L (1, 10) OBP: 0.182, SLG: 0.100 Luis de los Santos, R (9, PH) OBP: 0.222, SLG: 0.125 (9, 3)		K		P5		F8		E9 1-H 3-H 1B	G4-6-3 1-2f 2-3 3-H	4 1	0 0	1 0	1 0	0 0	1 0	0 2
Travis Fryman, R (1, 5) OBP: 0.271, SLG: 0.339		G6-3		L5			F9	K	L9	5	0	0	0	0	1	2
Milt Cuyler, S (1, 8) OBP: 0.262, SLG: 0.250			G3	CS 1B			SF8 S 1B	K		4	1	2	0	0	1	1
Inning Stats	R: 0 E: 0 K: 0 S: 8 H: 0 LOB: 2 BB: 1 P: 19	R: 0 E: 0 K: 2 S: 9 H: 0 LOB: 0 BB: 0 P: 12	R: 0 E: 0 K: 0 S: 6 H: 0 LOB: 0 BB: 0 P: 9	R: 4 E: 0 K: 0 S: 17 H: 4 LOB: 0 BB: 1 P: 24	R: 1 E: 0 K: 1 S: 10 H: 1 LOB: 0 BB: 0 P: 17	R: 0 E: 0 K: 0 S: 3 H: 0 LOB: 0 BB: 0 P: 6	R: 1 E: 0 K: 0 S: 9 H: 1 LOB: 0 BB: 0 P: 13	R: 3 E: 1 K: 3 S: 17 H: 4 LOB: 1 BB: 0 P: 23	R: 4 E: 1 K: 0 S: 9 H: 2 LOB: 1 BB: 3 P: 26	1B: 8 2B: 2 3B: 0 HR: 2	SF: 2 SAC: 0 DP: 1 HBP: 1						

PITCHER	IP	WLS	BF	H	R	ER	SO	BB	IBB	HBP	BLK	WP	HR	S	P	ERA	WHIP
Luis Aquino, R (1, 1) ERA: 7.82	7.0		29	6	6	6	3	2	0	1	0	0	1	62	100	7.71	1.143
Jeff Montgomery, R (8, 1) ERA: 1.74	1.0	L	7	4	3	2	3	0	0	0	0	0	1	17	23	18.00	4.000
Dan Schatzeder, L (9, 1) ERA: 13.5	1.0		8	2	4	2	0	2	1	0	0	0	0	9	26	18.00	4.000

PITCHER	IP	WLS	BF	H	R	ER	SO	BB	IBB	HBP	BLK	WP	HR	S	P	ERA	WHIP

TOP

Detroit Tigers @ Kansas City Royals

Royals Stadium, Kansas City, MO

Tue Apr 30 1991, 8:05 PM EDT

Att. 18,204 - Cloudy - 61 F

livebaseballscorecards.com

AB	36
R	13
H	12
RBI	9
BB	5
SO	6
LOB	9

1B: 8	SF: 2	WP: 0	PA: 45
2B: 2	SAC: 0	PB: 0	
3B: 0	DP: 1	SB: 1	
HR: 2	HBP: 1	CS: 1	

Batter	1	2	3	4	5	6	7	8	9	AB	R	H	RBI	BB	SO	LOB
Warren Cromartie, L (1, 3) OBP: 0.360, SLG: 0.391	G4-3 2B		G4-6-3 1B		FC5-4 BB	G5-3	F8			4	1	2	0	1	0	5
Bill Pecota, R (1, 5) OBP: 0.381, SLG: 0.235	G4-3 2-3		G4-6-3 1B 1-2		FC5-4 1B 1-2f		1B 3B BB	L7		4	1	1	0	1	0	2
Danny Tartabull, R (1, 9) OBP: 0.321, SLG: 0.452	K		G4-6-3 1B 1-2 2-3		K		3B 1B 1-2	P5		5	1	2	0	0	2	2
Kirk Gibson, L (1, 10) OBP: 0.342, SLG: 0.543	BB		G4-6-3 1-2f 2-3 3-H		1B 1-2		K	1B		4	0	2	0	1	1	4
Jim Eisenreich, L (1, 7) OBP: 0.314, SLG: 0.449	G1-3		G3		L6		SF8 3B 1-H 2-H	L7		5	1	1	2	0	0	6
Mike Macfarlane, R (1, 2) OBP: 0.383, SLG: 0.500		PB SF9 2B		G6-3	K	BB BB BB				4	2	2	0	1	1	0
Kurt Stillwell, S (1, 6) OBP: 0.380, SLG: 0.429		G5-3		F9	FC6-4 1B 1-2	1B BB			SF8 3-H	3	0	1	1	1	0	1
Brian McRae, S (1, 8) OBP: 0.137, SLG: 0.224		SF9 2-H		IHR	FC6-4 1-2	SF8 3-H			G4-3	3	1	2	3	0	0	0
David Howard, S (1, 4) OBP: 0.091, SLG: 0.091 Russ Morman, R (7, PH) OBP: 0.350, SLG: 0.316 Terry Puhl, L (7, PH) Terry Shumpert, R (7, PR) OBP: 0.218, SLG: 0.235 (8, 4)		F9		G4-3	FC6-4 1-2f 2-3	BB 1-2 2-3				3 0 0 1	0 0 0 0	0 0 0 0	0 0 0 0	0 0 1 0	0 0 0 1	2 0 0 0
Inning Stats	R: 0 H: 1 E: 0 LOB: 2 K: 1 BB: 1 S: 10 P: 16	R: 1 H: 1 E: 0 LOB: 0 K: 0 BB: 0 S: 9 P: 15	R: 1 H: 3 E: 0 LOB: 1 K: 0 BB: 0 S: 6 P: 11	R: 1 H: 1 E: 0 LOB: 0 K: 0 BB: 0 S: 7 P: 8	R: 0 H: 1 E: 0 LOB: 2 K: 1 BB: 1 S: 13 P: 19	R: 0 H: 2 E: 0 LOB: 2 K: 1 BB: 0 S: 13 P: 21	R: 3 H: 2 E: 0 LOB: 3 K: 1 BB: 4 S: 18 P: 37	R: 0 H: 1 E: 0 LOB: 1 K: 0 BB: 0 S: 5 P: 7	R: 1 H: 1 E: 0 LOB: 0 K: 1 BB: 0 S: 7 P: 9	1B: 8 2B: 2 3B: 2 HR: 1	SF: 3 SAC: 0 DP: 1 HBP: 0			WP: 0 PB: 1 SB: 0 CS: 0	PA: 45		

PITCHER		IP	WLS	BF	H	R	ER	SO	BB	IBB	HBP	BLK	WP	HR	S	P	ERA	WHIP
Walt Terrell, R ERA: 3.6	(1, 1)	5.2		27	9	3	2	3	2	0	0	0	0	0	54	84	3.18	1.941
Jerry Don Gleaton, L ERA: 6.75	(6, 1)	0.2		6	2	3	3	1	2	0	0	0	0	0	14	27	40.50	6.000
John Cerutti, L ERA: 2.35	(7, 1)	0.1		2	0	0	0	0	1	0	0	0	0	0	2	6	0.00	3.000
Mark Leiter, R ERA: 16.2	(7, 1)	0.1	W	2	0	0	0	0	1	0	0	0	0	0	6	10	0.00	3.000
Mike Henneman, R ERA: 0.69	(8, 1)	2.0	S	8	2	1	1	1	0	0	0	0	0	0	12	16	4.50	1.000

PITCHER		IP	WLS	BF	H	R	ER	SO	BB	IBB	HBP	BLK	WP	HR	S	P	ERA	WHIP
Mike Henneman, R ERA: 0.69	(9, 1)	2.0	S	8	2	1	1	1	0	0	0	0	0	0	12	16	4.50	1.000

BOTTOM

Detroit Tigers @ Kansas City Royals

Royals Stadium, Kansas City, MO

Tue Apr 30 1991, 8:05 PM EDT

Att. 18,204 - Cloudy - 61 F

livebaseballscorecards.com

AB	36
R	7
H	13
RBI	6
BB	6
SO	5
LOB	22

Batter	1	2	3	4	5	6	7	8	9	AB	R	H	RBI	BB	SO	LOB
Tony Phillips, S (1, 7) OBP: 0.348, SLG: 0.475	B C B X 2-1 2B 1B		F B X 1-1 ② G6-3		C B 2 SAFE B S B S 3-3 ② K		X 0-0 ② L8		F C B B S 2-3 ② K	5	1	1	0	0	2	2
Alan Trammell, R (1, 6) OBP: 0.390, SLG: 0.485	C 1 SAFE F X 0-2 ① P6		B B C F B F B 4-2 2B BB		B C X 1-1 HBP 2-H 1B 1B		1 SAFE 1 SAFE S B X 1-1 ③ F8 1-2		B S C B X 2-2 1B	4	2	2	1	1	0	2
Lou Whitaker, L (1, 4) OBP: 0.480, SLG: 0.757	1 SAFE F 1 SAFE B 1 SAFE B C B F 3-2 X 1-H 2B		B B F X 2-1 1-H 2B		B B C S 1 SAFE F H 3-2 1B 1-2 1B HBP			B B B B 4-0 HR BB	B B 1 SAFE C 1 SAFE C X 2-2 ③ L4	3	1	2	2	1	0	1
Cecil Fielder, R (1, 3) OBP: 0.365, SLG: 0.447	C S S 0-3 ② K		C B B X 2-1 ③ G6-3		B X 1-0 ③ 1-H 2-H 1B			B C S S 1-3 ① K		4	0	1	1	0	2	3
Mickey Tettleton, S (1, 2) OBP: 0.338, SLG: 0.404	B C B B F X 3-2 ③ P6			B S F X 1-2 ① F8		B B C X 2-1 ① G3-1		X 0-0 1-H HR		4	1	1	2	0	0	1
Rob Deer, R (1, 9) OBP: 0.345, SLG: 0.485		X 0-0 ① F8		S F B B B F B 4-2 G6-3 BB		B C S F B B F X 3-2 ② F7		B B B F F B 4-2 S BB		2	0	0	0	2	0	0
Pete Incaviglia, R (1, 10) OBP: 0.213, SLG: 0.246		X 0-0 ② F8		C X 0-1 ② ③ G6-3 1-2f		C S C 0-3 ③ K		B F S S 1-3 ② K 1-2		4	0	0	0	0	2	2
Travis Fryman, R (1, 5) OBP: 0.270, SLG: 0.333		C F B X 1-2 ③ P5			X 0-0 SH1-3 1B 1B		B C B X 2-1 ① G5-3	F B F B X 2-2 ③ G4-3		4	1	1	0	0	0	1
Milt Cuyler, S (1, 8) OBP: 0.267, SLG: 0.256			C B B B X 3-1 ① G1-3		1 SAFE X 0-0 ① SH1-3 1-2		X 0-0 S 1B		B S B X 2-1 ① G3	3	0	1	0	0	0	0
Inning Stats	R: 1 H: 2 E: 0 LOB: 1 K: 1 BB: 0 S: 15 P: 23	R: 0 H: 0 E: 0 LOB: 0 K: 0 BB: 0 S: 5 P: 6	R: 1 H: 1 E: 0 LOB: 1 K: 0 BB: 1 S: 11 P: 23	R: 0 H: 0 E: 0 LOB: 0 K: 0 BB: 1 S: 8 P: 13	R: 2 H: 3 E: 0 LOB: 2 K: 1 BB: 0 S: 11 P: 19	R: 0 H: 0 E: 0 LOB: 0 K: 1 BB: 0 S: 10 P: 15	R: 0 H: 1 E: 0 LOB: 1 K: 0 BB: 0 S: 6 P: 9	R: 2 H: 1 E: 0 LOB: 1 K: 2 BB: 2 S: 12 P: 24	R: 0 H: 1 E: 0 LOB: 1 K: 1 BB: 0 S: 11 P: 19	1B: 6 SF: 0 2B: 2 SAC: 1 3B: 0 DP: 1 HR: 1 HBP: 1						

PITCHER		IP	WLS	BF	H	R	ER	SO	BB	IBB	HBP	BLK	WP	HR	S	P	ERA	WHIP
Mike Boddicker, R ERA: 3.05	(1, 1)	7.1	L	33	8	6	6	4	4	0	1	0	0	1	72	123	7.36	1.636
Steve Crawford, R ERA: 4.05	(8, 1)	1.2		6	1	0	0	2	0	0	0	0	0	0	17	28	0.00	0.600

PITCHER	IP	WLS	BF	H	R	ER	SO	BB	IBB	HBP	BLK	WP	HR	S	P	ERA	WHIP

TOP

Detroit Tigers @ Kansas City Royals

Royals Stadium, Kansas City, MO

Wed May 01 1991, 8:05 PM EDT

Att. 18,536 - Sunny - 66 F

livebaseballscorecards.com

AB	33
R	6
H	9
RBI	6
BB	4
SO	6
LOB	12

BOTTOM

Batter	1	2	3	4	5	6	7	8	9	AB	R	H	RBI	BB	SO	LOB
Warren Cromartie, L (1, 3) OBP: 0.367, SLG: 0.429	X 0-0 ① G4-3		C X 0-1 2B		C B X 1-1 1B		1 SAFE 1 SAFE 1 SAFE 1 SAFE F B C F 1 SAFE 2-2 ② F7		B X 1-0 ③ FC5-4 1-2f	5	0	2	0	0	0	2
Bill Pecota, R (1, 5) OBP: 0.320, SLG: 0.190	C B X 1-1 ② G6-3		B B X 2-0 ③ G1-3		C C B B F X 2-2 ③ F8		B X 1-0 ③ F8			4	0	0	0	0	0	3
Danny Tartabull, R (1, 9) OBP: 0.341, SLG: 0.506	C C X 0-2 1B			C F X 0-2 ① G4-3		X 0-0 G4-3 1B 1B		X 0-0 HR		4	2	3	1	0	0	0
Kirk Gibson, L (1, 10) OBP: 0.325, SLG: 0.514	B C X 1-1 ③ P6			B X 1-0 ② F9		C 1 SAFE C S 0-3 ① K		B F B X 2-1 ① F9		4	0	0	0	0	1	2
Jim Eisenreich, L (1, 7) OBP: 0.311, SLG: 0.438		B C X 1-1 CS 1B		F X 0-1 ③ F8		F B X 1-1 ② G4-3 1-2		B X 1-0 ② F7		4	0	1	0	0	0	1
Mike Macfarlane, R (1, 2) OBP: 0.375, SLG: 0.483		1 SAFE B 1 SAFE P F F C 2-3 ① K			F B X 1-1 E5 FC4-6	B X 1-0 2-H 1B		B S F C 1-3 ③ K		4	0	1	1	0	2	1
Kurt Stillwell, S (1, 6) OBP: 0.360, SLG: 0.403		B 1 SAFE X 1-0 ② L7			C S F B X 1-2 ① FC4-6 1-2f 3B	B 1 SAFE C C X 1-2 ③ P6			B C F X 1-2 ① G4-3	4	1	0	0	0	0	3
Brian McRae, S (1, 8) OBP: 0.164, SLG: 0.269		1 SAFE P C 1-1 ③ CS 1-2	M C X 0-2 ① G3-1		F X 0-1 1-H SF7 3B		B B B B 4-0 BB		X 0-0 ② B3	3	1	1	1	1	0	0
Terry Shumpert, R (1, 4) OBP: 0.207, SLG: 0.226 Terry Puhl, L (9, PH) David Howard, S (9, PR) OBP: 0.091, SLG: 0.091			S X 0-1 ② G5-3		B B X 2-0 ② SF7 3-H		1 SAFE 1 SAFE L B X 1-1 ① P2		B C F F B B F B 4-2 FC5-4 BB	2 0 0	0 0 0	0 0 0	1 0 0	0 1 0	0 0 0	1 0 0
Inning Stats	R: 0 E: 0 K: 0 S: 8 H: 1 LOB: 1 BB: 0 P: 10	R: 0 E: 0 K: 1 S: 9 H: 1 LOB: 0 BB: 0 P: 12	R: 0 E: 0 K: 0 S: 8 H: 1 LOB: 1 BB: 0 P: 10	R: 0 E: 0 K: 0 S: 6 H: 0 LOB: 0 BB: 0 P: 7	R: 2 E: 1 K: 0 S: 15 H: 2 LOB: 1 BB: 0 P: 22	R: 1 E: 0 K: 1 S: 10 H: 2 LOB: 1 BB: 0 P: 13	R: 0 E: 0 K: 0 S: 7 H: 0 LOB: 1 BB: 1 P: 15	R: 1 E: 0 K: 1 S: 7 H: 1 LOB: 0 BB: 0 P: 11	R: 0 E: 0 K: 0 S: 9 H: 0 LOB: 1 BB: 1 P: 15	1B: 5 2B: 1 3B: 1 HR: 1 SF: 1 SAC: 0 DP: 0 HBP: 0							

PITCHER	IP	WLS	BF	H	R	ER	SO	BB	IBB	HBP	BLK	WP	HR	S	P	ERA	WHIP
Bill Gullickson, R (1, 1) ERA: 3.81	5.2	W	24	7	3	1	2	0	0	0	0	0	0	53	70	1.59	1.235
Paul Gibson, L (6, 1) ERA: 0.55	2.0		8	1	1	1	0	1	0	0	0	0	1	14	26	4.50	1.000
Mike Henneman, R (8, 1) ERA: 0.63	1.1	S	5	0	0	0	1	1	0	0	0	0	0	12	19	0.00	0.750

PITCHER	IP	WLS	BF	H	R	ER	SO	BB	IBB	HBP	BLK	WP	HR	S	P	ERA	WHIP

Detroit Tigers @ Kansas City Royals

Royals Stadium, Kansas City, MO

Wed May 01 1991, 8:05 PM EDT

Att. 18,536 - Sunny - 66 F

livebaseballscorecards.com

AB	34
R	4
H	8
RBI	4
BB	2
SO	3
LOB	13

Batter	1	2	3	4	5	6	7	8	9	AB	R	H	RBI	BB	SO	LOB
Devon White, S (1, 8) OBP: 0.374, SLG: 0.463	B F L B F X 2-2 SH4-3 SF8 2B		C B L F F F F B F 4-2 B B CS BB		B C B S B X 3-2 ③ G4-3		B S C X 1-2 ③ G5-3			3	1	1	0	1	0	0
Roberto Alomar, S (1, 4) OBP: 0.313, SLG: 0.404	B X 1-0 ① SH4-3 2-3		1 SAFE P B F 1 B F X 3-2 ① 1-2 2B			B C X 1-1 HR		C S B B F F X 2-2 ① F8		3	1	2	1	0	0	0
Joe Carter, R (1, 7) OBP: 0.384, SLG: 0.517	C C X 0-2 ② SF8 3-H		B 2 SAFE C B B B 4-1 G4-6-3 BB			X 0-0 ① G5-3		F B X 1-1 ② G6-3		2	0	0	1	1	0	0
John Olerud, L (1, 3) OBP: 0.354, SLG: 0.441	B C B B X 3-1 ③ G6-3		X 0-0 ② ③ G4-6-3 1-2f			B B B X 3-0 FC6-4 BB 1B		B X 1-0 ③ G4-3		4	0	1	0	0	0	2
Mark Whiten, S (1, 9) OBP: 0.304, SLG: 0.387		F B B B F F F X 3-2 ① F8		X 0-0 ① G6-3		X 0-0 ② F7			B B X 2-0 ① F8	4	0	0	0	0	0	1
Greg Myers, L (1, 2) OBP: 0.283, SLG: 0.327		X 0-0 1B 1B 1B		C C B B B X 2-2 ② G3-1		B B B F B 4-1 FC6-4 1-2 BB			C B X 1-1 ② G6-3	3	0	1	0	1	0	0
Mookie Wilson, S (1, 10) OBP: 0.286, SLG: 0.394		B 1 SAFE X 1-0 1B 1-2 1B		X 0-0 ③ G3-1		B B C X 2-1 ③ FC6-4 1-2f 2-3			B X 1-0 1B 3B	4	1	2	0	0	0	2
Manuel Lee, S (1, 6) OBP: 0.369, SLG: 0.333		C B X 1-1 G6-4-3 1-2 2-3 1B			B C C X 1-2 ① F9		C F B X 1-2 ① L8		B X 1-0 FC6 3-H 1B	4	0	2	1	0	0	0
Rene Gonzales, R (1, 5) OBP: 0.167, SLG: 0.091		S B X 1-1 ② ③ G6-4-3 1-2f			S B X 1-1 ② G4-3		F X 0-1 ② P1		1 SAFE B B C 1 C X 2-2 ③ FC6 1-2f	4	0	0	0	0	0	4
Inning Stats	R: 1 H: 1 E: 0 LOB: 0 K: 0 BB: 0 S: 10 P: 16	R: 0 H: 3 E: 0 LOB: 2 K: 0 BB: 0 S: 10 P: 16	R: 0 H: 1 E: 0 LOB: 1 K: 0 BB: 2 S: 13 P: 23	R: 0 H: 0 E: 0 LOB: 0 K: 0 BB: 0 S: 5 P: 7	R: 0 H: 0 E: 0 LOB: 0 K: 0 BB: 0 S: 8 P: 13	R: 1 H: 2 E: 0 LOB: 2 K: 0 BB: 1 S: 8 P: 18	R: 0 H: 0 E: 0 LOB: 0 K: 0 BB: 0 S: 8 P: 10	R: 0 H: 0 E: 0 LOB: 0 K: 0 BB: 0 S: 8 P: 12	R: 1 H: 2 E: 0 LOB: 1 K: 0 BB: 0 S: 8 P: 15	1B: 5 SF: 1 2B: 2 SAC: 1 3B: 1 DP: 2 HR: 1 HBP: 0						WP: 0 PA: 36 PB: 0 SB: 0 CS: 1

PITCHER		IP	WLS	BF	H	R	ER	SO	BB	IBB	HBP	BLK	WP	HR	S	P	ERA	WHIP
Kevin Appier, R ERA: 4.2	(1, 1)	8.2	L	34	8	3	3	0	3	0	0	0	0	1	74	123	3.12	1.269
Jeff Montgomery, R ERA: 1.69	(9, 1)	0.1		2	1	0	0	0	0	0	0	0	0	0	4	7	0.00	3.000

PITCHER	IP	WLS	BF	H	R	ER	SO	BB	IBB	HBP	BLK	WP	HR	S	P	ERA	WHIP

TOP

Toronto Blue Jays @ Kansas City Royals

Royals Stadium, Kansas City, MO

Thu May 02 1991, 8:05 PM EDT
Att. 22,896 - Sunny - 75 F

livebaseballscorecards.com

AB	31
R	3
H	9
RBI	3
BB	3
SO	0
LOB	9

BOTTOM

Batter	1	2	3	4	5	6	7	8	9	AB	R	H	RBI	BB	SO	LOB
Warren Cromartie, L (1, 3) OBP: 0.324, SLG: 0.375	C X 0-1 G4-3 ①		F F F X 0-2 G4-3 ②			B B X 2-0 E6		C 1 SAFE S F X 0-2 FC5-4 G4-6-3 1-2f ①		4	0	0	0	0	0	1
Bill Pecota, R (1, 5) OBP: 0.286, SLG: 0.167	B C F B S 2-3 K ②		B C B X 2-1 G6-3 ③			S B 1 SAFE F B 1 X 2-2 F8 ②		P X 1-0 G4-6-3 1-2f ②③		3	0	0	0	0	1	1
Terry Puhl, L (8, PH)										1	0	0	0	0	0	1
Paul Zuvella, R (9, 5)										0	0	0	0	0	0	0
Danny Tartabull, R (1, 9) OBP: 0.326, SLG: 0.481	C F B F B S 2-3 K ③			B F B B X 3-1 G5-3 ①		1 SAFE B F B 1 B F S 3-3 K ③			B B C F F S 2-3 K ①	4	0	0	0	0	3	1
Kirk Gibson, L (1, 10) OBP: 0.322, SLG: 0.494		C B C F B F B F B 4-2 1B SF8 BB		B B F B C X 3-2 L9 ②			C X 0-1 G4-3 ①		F S B X 1-2 E4 G4-3 ①	3	1	0	0	1	0	0
Jim Eisenreich, L (1, 7) OBP: 0.308, SLG: 0.429		F X 0-1 1-3 1B		B X 1-0 G4-3 ③			B X 1-0 F8 ②		C X 0-1 1-2 G4-3 ②	4	0	1	0	0	0	1
Mike Macfarlane, R (1, 2) OBP: 0.373, SLG: 0.468	C X 0-1 G1-3 ①				X 0-0 F7 ①		B B B C F B 4-2 1B BB		C F F S 0-3 K ③	2	0	0	0	1	0	2
Gary Thurman, R (7, PR) OBP: 0.250, SLG: 0.227										0	0	0	0	0	0	0
Brent Mayne, L (8, 2) OBP: 0.308, SLG: 0.333										1	0	0	0	0	1	1
Kurt Stillwell, S (1, 6) OBP: 0.359, SLG: 0.406		B X 1-0 SF8 3-H ②			C F F F B X 1-2 F7 ②		B F B F X 2-2 1-2 1B			2	0	1	1	0	0	0
Brian McRae, S (1, 8) OBP: 0.155, SLG: 0.255		B X 1-0 P1 ③			C B S B C 2-3 K ③		F B X 1-1 G3 ③			3	0	0	0	0	1	3
Terry Shumpert, R (1, 4) OBP: 0.213, SLG: 0.218			C B S X 1-2 G5-3 ①			B F B B B X 3-1 F8 ①		B B C S B B 4-2 FC5-4 BB		2	0	0	0	1	0	0
Inning Stats	R: 0 E: 0 K: 2 S: 9 H: 0 LOB: 0 BB: 0 P: 13	R: 1 E: 0 K: 0 S: 11 H: 1 LOB: 1 BB: 1 P: 17	R: 0 E: 0 K: 0 S: 9 H: 0 LOB: 0 BB: 0 P: 12	R: 0 E: 0 K: 0 S: 6 H: 0 LOB: 0 BB: 0 P: 13	R: 0 E: 0 K: 1 S: 9 H: 0 LOB: 0 BB: 0 P: 12	R: 0 E: 1 K: 1 S: 9 H: 0 LOB: 1 BB: 0 P: 19	R: 0 E: 0 K: 0 S: 10 H: 1 LOB: 2 BB: 1 P: 18	R: 0 E: 0 K: 0 S: 8 H: 0 LOB: 0 BB: 1 P: 12	R: 0 E: 1 K: 2 S: 13 H: 0 LOB: 1 BB: 0 P: 16	1B: 2 2B: 0 3B: 0 HR: 0	SF: 1 SAC: 0 DP: 1 HBP: 0						

PITCHER		IP	WLS	BF	H	R	ER	SO	BB	IBB	HBP	BLK	WP	HR	S	P	ERA	WHIP
Todd Stottlemyre, R ERA: 3.3	(1, 1)	7.0	W	26	2	1	1	4	2	0	0	0	0	0	63	104	1.29	0.571
Mike Timlin, R ERA: 2.95	(8, 1)	1.0		3	0	0	0	0	1	0	0	0	0	0	8	12	0.00	1.000
Duane Ward, R ERA: 2.84	(9, 1)	1.0	S	4	0	0	0	2	0	0	0	0	0	0	13	16	0.00	0.000

PITCHER	IP	WLS	BF	H	R	ER	SO	BB	IBB	HBP	BLK	WP	HR	S	P	ERA	WHIP

Toronto Blue Jays @ Kansas City Royals

Royals Stadium, Kansas City, MO

Thu May 02 1991, 8:05 PM EDT

Att. 22,896 - Sunny - 75 F

livebaseballscorecards.com

AB	29
R	1
H	2
RBI	1
BB	3
SO	6
LOB	11

1B: 2	SF: 1	WP: 0	PA: 33
2B: 0	SAC: 0	PB: 0	
3B: 0	DP: 1	SB: 0	
HR: 0	HBP: 0	CS: 0	

Toronto Blue Jays @ Kansas City Royals

Royals Stadium, Kansas City, MO

Fri May 03 1991, 8:05 PM EDT

Att. 20,809 - Cloudy - 63 F

TOP

livebaseballscorecards.com

Batter	1	2	3	4	5	6	7	8	9	AB	R	H	RBI	BB	SO	LOB
Devon White, S (1, 8) OBP: 0.375, SLG: 0.453	BBFBB 4-1 BB 1B BB	SBFC 1-3 K		LX 0-1 G3			CX 0-1 E 1B 2-H		CX 0-1 G3 ①	4	1	1	1	1	1	2
Roberto Alomar, S (1, 4) OBP: 0.307, SLG: 0.394	1 SAFE C 1 SAFE SFF 1 SAFE C 0-3 K ①		BFBX 2-1 F7 F8 1B		BX 1-0 G4-3 ①		BFBBX 3-1 E7 1B 2-H		CCBFBC 2-3 K2-3 ②	5	1	1	0	0	2	1
Joe Carter, R (1, 7) OBP: 0.394, SLG: 0.516	B 1 SAFE X 1-0 BB 1-2 1B	X 0-0 F8 ① 1-2		BBFX 2-1 G5-3 ②			III 4-0 1B IBB		CBBFX 2-2 E 1B 1B 1B	4	1	2	0	1	0	1
John Olerud, L (1, 3) OBP: 0.369, SLG: 0.444	CBBBB 4-1 1-2 2-3 BB	BCX 1-1 F7 ② 2-3			BBFCC 2-3 K ③		X 0-0 1-2 2-H 1B		1 SAFE BBC 1 SAFE BCX 3-2 E4 1B 1-3 1B	4	0	2	1	1	1	1
Mark Whiten, S (1, 9) OBP: 0.297, SLG: 0.364	BX 1-0 F7 ②	FBX 1-1 F7 ③				BX 1-0 G3 ①	FX 0-1 F8 ②		III 4-0 1B IBB	4	0	0	0	1	0	6
Greg Myers, L (1, 2) OBP: 0.281, SLG: 0.339 Pat Tabler, R (9, PH) OBP: 0.514, SLG: 0.517 Pat Borders, R (9, 2) OBP: 0.069, SLG: 0.071	FCBBX 2-2 F8 ③			X 0-0 1B G4-3 2B		BFX 1-1 G6-3 ②	X 0-0 G3 ③		CX 0-1 1-2 2-3 3-H 1B	4 1 0	1 0 0	1 1 0	0 1 0	0 0 0	0 0 0	5 0 0
Mookie Wilson, S (1, 10) OBP: 0.275, SLG: 0.368		BX 1-0 F7 ①		CX 0-1 G4-3 2-3 1B		SSFBX 1-2 G3 ③		SCFBBX 2-2 G4-3 ①	SX 0-1 P3 ③	5	0	1	0	0	0	3
Manuel Lee, S (1, 6) OBP: 0.375, SLG: 0.342		X 0-0 G6-3 1B		F 1 SAFE X 0-1 G4-3 ① 1-2 3-H			CBFBX 2-2 SH3 1B 1B	FBFFC 1-3 K ②		4	1	2	1	0	1	1
Rene Gonzales, R (1, 5) OBP: 0.133, SLG: 0.071		1 SAFE CB 1 SAFE X 1-1 G6-3 ② 1-2		B X 1-0 P6 ②			1 SAFE 1 SAFE X 0-0 SH3 ① 1-2	BBCCS 2-3 K ③		3	0	0	0	0	1	2
Inning Stats	R: 0 E: 0 K: 1 S: 12 H: 1 LOB: 3 BB: 2 P: 24	R: 0 E: 0 K: 1 S: 7 H: 1 LOB: 1 BB: 0 P: 10	R: 0 E: 0 K: 0 S: 7 H: 1 LOB: 1 BB: 0 P: 11	R: 1 E: 0 K: 0 S: 8 H: 2 LOB: 1 BB: 0 P: 9	R: 0 E: 0 K: 1 S: 6 H: 0 LOB: 0 BB: 0 P: 11	R: 0 E: 0 K: 0 S: 7 H: 0 LOB: 0 BB: 0 P: 10	R: 3 E: 1 K: 0 S: 12 H: 3 LOB: 2 BB: 1 P: 21	R: 0 E: 0 K: 2 S: 11 H: 0 LOB: 0 BB: 0 P: 16	R: 1 E: 1 K: 1 S: 16 H: 3 LOB: 3 BB: 1 P: 27	1B: 10 2B: 1 3B: 0 HR: 0 SF: 0 SAC: 1 DP: 0 HBP: 0						

	AB	38
	R	5
	H	11
	RBI	4
	BB	4
	SO	6
	LOB	22

WP: 0 PB: 0 SB: 0 CS: 0 PA: 43

PITCHER	IP	WLS	BF	H	R	ER	SO	BB	IBB	HBP	BLK	WP	HR	S	P	ERA	WHIP
Storm Davis, R (1, 1) ERA: 3.73	6.1	L	30	7	4	3	3	2	1	0	0	0	0	55	92	4.26	1.421
Dan Schatzeder, L (7, 1) ERA: 9.53	1.2		6	1	0	0	2	0	0	0	0	0	0	15	20	0.00	0.600
Mike Magnante, L (9, 1) ERA: 6.23	1.0		7	3	1	1	1	0	1	0	0	0	0	16	27	9.00	3.000

PITCHER	IP	WLS	BF	H	R	ER	SO	BB	IBB	HBP	BLK	WP	HR	S	P	ERA	WHIP

Batter	1	2	3	4	5	6	7	8	9	AB	R	H	RBI	BB	SO	LOB
Gary Thurman, R (1, 7) OBP: 0.286, SLG: 0.308	G4-3			SH3 2B		F8		1B 1B		4	0	2	0	0	0	1
Bill Pecota, R (1, 5) OBP: 0.323, SLG: 0.222	CS 1B			SH3		G5-3		1B		3	0	2	1	0	0	1
Jim Eisenreich, L (1, 10) OBP: 0.305, SLG: 0.420	G6-3			G4-3			HBP 1B	G5-3		4	0	1	0	0	0	4
Danny Tartabull, R (1, 9) OBP: 0.322, SLG: 0.464		L4-3 BB		G6-3			F9		G5-3	3	0	0	0	1	0	2
Mike Macfarlane, R (1, 2) OBP: 0.366, SLG: 0.446		L4-3			F9		SAFE HBP		G6-3	3	0	0	0	0	0	1
Russ Morman, R (1, 3) OBP: 0.304, SLG: 0.273 Warren Cromartie, L (9, PH) OBP: 0.343, SLG: 0.394	K				L3		L1-3		BB 1B	3 1	0 0	0 1	0 0	0 0	1 0	2 0
Kurt Stillwell, S (1, 6) OBP: 0.366, SLG: 0.403		K			K			1B G4-3 1B	BB	3	1	1	0	1	2	0
Brian McRae, S (1, 8) OBP: 0.180, SLG: 0.276 Terry Puhl, L (9, PH)		G6-3 1B				SH5-4 1B		G4-3	K	3 1	0 0	2 0	0 0	0 0	0 1	1 2
Terry Shumpert, R (1, 4) OBP: 0.206, SLG: 0.211		G6-3				SH5-4		P4		2	0	0	0	0	0	2
Inning Stats	R: 0 E: 0 K: 0 S: 7 H: 1 LOB: 0 BB: 0 P: 13	R: 0 E: 0 K: 1 S: 9 H: 0 LOB: 0 BB: 1 P: 15	R: 0 E: 0 K: 1 S: 8 H: 1 LOB: 0 BB: 0 P: 13	R: 0 E: 0 K: 0 S: 12 H: 1 LOB: 1 BB: 0 P: 14	R: 0 E: 0 K: 1 S: 6 H: 0 LOB: 0 BB: 0 P: 6	R: 0 E: 0 K: 0 S: 8 H: 1 LOB: 1 BB: 0 P: 11	R: 0 E: 0 K: 0 S: 7 H: 1 LOB: 1 BB: 0 P: 11	R: 1 E: 0 K: 0 S: 15 H: 3 LOB: 2 BB: 0 P: 22	R: 0 E: 0 K: 1 S: 13 H: 1 LOB: 2 BB: 1 P: 24	1B: 8 2B: 3 3B: 0 HR: 0	SF: 0 SAC: 2 DP: 3 HBP: 1						

PITCHER		IP	WLS	BF	H	R	ER	SO	BB	IBB	HBP	BLK	WP	HR	S	P	ERA	WHIP
David Wells, L ERA: 4.11	(1, 1)	8.0	W	30	8	1	1	3	1	0	1	0	0	0	72	105	1.12	1.125
Mike Timlin, R ERA: 2.79	(9, 1)	1.0		5	1	0	0	1	1	0	0	0	0	0	13	24	0.00	2.000

PITCHER	IP	WLS	BF	H	R	ER	SO	BB	IBB	HBP	BLK	WP	HR	S	P	ERA	WHIP

BOTTOM

Toronto Blue Jays @ Kansas City Royals

Royals Stadium, Kansas City, MO

Fri May 03 1991, 8:05 PM EDT
Att. 20,809 - Cloudy - 63 F

livebaseballscorecards.com

AB	30
R	1
H	9
RBI	1
BB	2
SO	4
LOB	16

Toronto Blue Jays @ Kansas City Royals

Royals Stadium, Kansas City, MO

Sat May 04 1991, 8:05 PM EDT

Att. 22,628 - Cloudy - 64 F

TOP

livebaseballscorecards.com

Batter	1	2	3	4	5	6	7	8	9	AB	R	H	RBI	BB	SO	LOB
Devon White, S (1, 8) OBP: 0.367, SLG: 0.443	B1-3			E6		K	G3-1		1B	2	0	0	0	0	0	0
Kenny Williams, R (4, 8) OBP: 0.429, SLG: 0.333										3	0	1	0	0	1	2
Roberto Alomar, S (1, 4) OBP: 0.311, SLG: 0.388	G3-1			FC1-5 1-3 1B		F9	HBP		G3-1	4	0	1	0	0	0	1
Joe Carter, R (1, 7) OBP: 0.389, SLG: 0.526	P3			FC1-5 G4-6-3 1-2 3-H			3B K			4	1	1	0	0	1	5
John Olerud, L (1, 3) OBP: 0.364, SLG: 0.427		G3-1		G4-6-3 1-2f			BB	F9		3	1	0	0	1	0	2
Mark Whiten, S (1, 9) OBP: 0.321, SLG: 0.400		F8			WP G6-3 2B		1B 2B 1B 1-2 3-H	F8		4	2	3	1	0	0	0
Greg Myers, L (1, 2) OBP: 0.294, SLG: 0.349	F8 1-2				L6 2-3		E 2B 1B 1-2 2-3		1B	4	1	2	0	0	0	2
Glenallen Hill, R (8, PR) OBP: 0.379, SLG: 0.500	SAFE									0	0	0	0	0	0	0
Pat Borders, R (8, 2) OBP: 0.069, SLG: 0.071	SAFE									0	0	0	0	0	0	0
Mookie Wilson, S (1, 10) OBP: 0.273, SLG: 0.381			G1-3		G6-3 3-H		E6 1-3 2-H 3-H 2B	SAFE SAFE SAFE	G4-3	4	0	1	3	0	0	1
Manuel Lee, S (1, 6) OBP: 0.359, SLG: 0.325			F9		G5-3		E6 G3-1 1B 2-H 3-H		K	4	0	0	1	0	1	1
Rene Gonzales, R (1, 5) OBP: 0.118, SLG: 0.063			K			F8	G3-1 1-2 1B		G1	2	0	0	0	0	1	0
Ray Giannelli, L (7, PH) OBP: 0.500, SLG: 0.500 (7, 5)										2	0	1	0	0	0	0
Inning Stats	R: 0 E: 0 K: 0 S: 10 H: 0 LOB: 0 BB: 0 P: 14	R: 0 E: 0 K: 0 S: 8 H: 1 LOB: 0 BB: 0 P: 15	R: 0 E: 0 K: 1 S: 10 H: 0 LOB: 0 BB: 0 P: 12	R: 0 E: 1 K: 0 S: 12 H: 1 LOB: 1 BB: 0 P: 18	R: 1 E: 0 K: 0 S: 5 H: 1 LOB: 0 BB: 0 P: 10	R: 0 E: 0 K: 1 S: 11 H: 0 LOB: 0 BB: 0 P: 17	R: 4 E: 1 K: 1 S: 23 H: 5 LOB: 3 BB: 1 P: 37	R: 0 E: 0 K: 0 S: 14 H: 1 LOB: 1 BB: 0 P: 21	R: 0 E: 0 K: 1 S: 15 H: 1 LOB: 1 BB: 0 P: 21	1B: 7 2B: 2 3B: 1 HR: 0 SF: 0 SAC: 0 DP: 1 HBP: 1	WP: 1 PB: 0 SB: 0 CS: 0 PA: 38					

PITCHER		IP	WLS	BF	H	R	ER	SO	BB	IBB	HBP	BLK	WP	HR	S	P	ERA	WHIP
Bret Saberhagen, R ERA: 3.13	(1, 1)	5.0	W	17	3	1	1	1	0	0	0	0	1	0	45	69	1.80	0.600
Steve Crawford, R ERA: 8.22	(6, 1)	1.0		7	3	4	4	1	1	0	0	0	0	0	19	32	36.00	4.000
Luis Aquino, R ERA: 7.43	(7, 1)	0.2		4	2	0	0	0	0	0	0	0	0	0	7	9	0.00	3.000
Jeff Montgomery, R ERA: 1.38	(7, 1)	2.1	S	10	2	0	0	2	0	0	1	0	0	0	37	55	0.00	0.857

PITCHER	IP	WLS	BF	H	R	ER	SO	BB	IBB	HBP	BLK	WP	HR	S	P	ERA	WHIP

BOTTOM

Toronto Blue Jays @ Kansas City Royals

Royals Stadium, Kansas City, MO

Sat May 04 1991, 8:05 PM EDT

Att. 22,628 - Cloudy - 64 F

livebaseballscorecards.com

Batter	1	2	3	4	5	6	7	8	9	AB	R	H	RBI	BB	SO	LOB
Brian McRae, S (1, 8) OBP: 0.215, SLG: 0.339	C X 0-1 1B 2B	L F F F X 0-2 1B 2B	1 SAFE 1 SAFE B F 1 SAFE 1 SAFE B C X 2-2 S 1B 1B 1-H	C F B B S 2-3 ② K					4	3	3	1	0	1	0
Bill Pecota, R (1, 5) OBP: 0.343, SLG: 0.258	F C B X 1-2 F7 BLK 1B 2-H	F F B X 1-2 FC4-6 1B 2B 1B 2-H	1 SAFE C X 0-1 ① F8	X 0-0 ③ G5-3						4	1	2	2	0	0	1
Danny Tartabull, R (1, 9) OBP: 0.330, SLG: 0.466	C B 1 SAFE X 1-1 ① F7 1-3	S 1 SAFE 1 SAFE B F X 1-2 FC4-6 1B 1-2	P B S F B F F X 3-2 L5-4 1B 1B 1-H				B B B C X 3-1 ① F8			4	0	2	1	0	0	1
Kirk Gibson, L (1, 10) OBP: 0.319, SLG: 0.481	B F C B X 2-2 ② G3	B X 1-0 ① FC4-6 2B 1B 1-2f 2-3	C B F X 1-2 1B 1-2				B B B C X 3-1 ② G4-3			4	1	1	0	0	0	3
Mike Macfarlane, R (1, 2) OBP: 0.373, SLG: 0.456	B B B B 4-0 BB	X 0-0 ② 1B 1-3 2B 3-H	X 0-0 ② ③ L5-4 2-3				C X 0-1 ③ G3			3	0	1	1	1	0	2
Carmelo Martinez, R (1, 3) OBP: 0.286, SLG: 0.250	X 0-0 ③ F9	B S F B X 2-2 2-3 3-H 1B			C B B X 2-1 ① G5-3			C X 0-1 ① P4		4	0	1	1	0	0	2
Russ Morman, R (1, 7) OBP: 0.292, SLG: 0.261 Jim Eisenreich, L (3, PH) (4, 7) OBP: 0.294, SLG: 0.405		F F B S 1-3 ① K	F B B B X 3-1 ② P2		B C B X 2-1 ② P2			X 0-0 ② P4		1 3	0 0	0 0	0 0	0 0	1 0	0 2
Kurt Stillwell, S (1, 6) OBP: 0.349, SLG: 0.382		C C X 0-2 ② F8	B X 1-0 ③ P5		C S B X 1-2 ③ F9			C C X 0-2 ③ G3		4	0	0	0	0	0	2
Terry Shumpert, R (1, 4) OBP: 0.212, SLG: 0.217		C B X 1-1 ③ P4		C F B F F X 1-2 S 1B 1B		X 0-0 ① F9				3	1	1	0	0	0	0

Inning Stats	1	2	3	4	5	6	7	8	9
	R: 1 H: 2 E: 0 LOB: 2 K: 0 BB: 1 S: 11 P: 19	R: 0 H: 0 E: 0 LOB: 0 K: 1 BB: 0 S: 8 P: 10	R: 3 H: 5 E: 0 LOB: 2 K: 0 BB: 0 S: 19 P: 28	R: 2 H: 4 E: 0 LOB: 1 K: 0 BB: 0 S: 20 P: 26	R: 0 H: 0 E: 0 LOB: 0 K: 0 BB: 0 S: 7 P: 12	R: 0 H: 0 E: 0 LOB: 0 K: 1 BB: 0 S: 5 P: 7	R: 0 H: 0 E: 0 LOB: 0 K: 0 BB: 0 S: 6 P: 12	R: 0 H: 0 E: 0 LOB: 0 K: 0 BB: 0 S: 6 P: 6	

AB	34
R	6
H	11
RBI	6
BB	1
SO	2
LOB	13

PITCHER		IP	WLS	BF	H	R	ER	SO	BB	IBB	HBP	BLK	WP	HR	S	P	ERA	WHIP	PITCHER	IP	WLS	BF	H	R	ER	SO	BB	IBB	HBP	BLK	WP	HR	S	P	ERA	WHIP
Denis Boucher, L ERA: 4.81	(1, 1)	2.1	L	14	6	4	4	1	1	0	0	1	0	0	32	45	15.43	3.000																	
Willie Fraser, R ERA: 2.61	(3, 1)	3.2		15	5	2	2	1	0	0	0	0	0	0	38	57	4.91	1.364																	
Jim Acker, R ERA: 3.18	(7, 1)	2.0		6	0	0	0	0	0	0	0	0	0	0	12	18	0.00	0.000																	

1B: 8	SF: 0	WP: 0	PA: 35
2B: 4	SAC: 0	PB: 0	
3B: 0	DP: 1	SB: 2	
HR: 0	HBP: 0	CS: 0	

Batter	1	2	3	4	5	6	7	8	9	AB	R	H	RBI	BB	SO	LOB
Devon White, S (1, 8) OBP: 0.373, SLG: 0.446	C B B X 2-1 CS 1B			B F C S 1-3 ① K	B C F F B B S 3-3 ② K		B B C B C F X 3-2 E6 1-3 2-H 1B			4	0	2	0	0	2	0
Roberto Alomar, S (1, 4) OBP: 0.309, SLG: 0.392	1 SAFE B C S X 1-2 ①② G3-1 1-2			C B S X 1-2 F7 2B	B B C F F X 2-2 ③ G1-3		C B 1 SAFE B F F S 2-3 ③ K			4	0	1	0	0	1	3
Joe Carter, R (1, 7) OBP: 0.384, SLG: 0.525	B F S X 1-2 ③ F9			F B B X 2-1 ② F7 2-3			C S B X 1-2 ① F9		X 0-0 G4-3 2B 2B	4	1	1	0	0	0	1
John Olerud, L (1, 3) OBP: 0.348, SLG: 0.405		B B C S B C 3-3 ① K		B C X 1-1 ③ G3-1			B X 1-0 ② L4		B F L B X 2-2 ① G4-3 2-3	4	0	0	0	0	1	2
Mark Whiten, S (1, 9) OBP: 0.317, SLG: 0.405		B C S F F X 1-2 ② G3-1			C B S S 1-3 ① K		C B S S B F B X 3-2 ③ G4-3		B X 1-0 1B 3-H 2B	4	1	1	1	0	1	0
Pat Borders, R (1, 2) OBP: 0.094, SLG: 0.097 Greg Myers, L (9, PH) OBP: 0.304, SLG: 0.359 (9, 2)		F B X 1-1 ③ L8			C F X 0-2 G4-3 1B			F X 0-1 ① G5-3	X 0-0 2-H 1B	3 1	0 0	1 1	0 1	0 0	0 0	0 0
Mookie Wilson, S (1, 10) OBP: 0.271, SLG: 0.356			B B F F B B 4-2 CS BB	F C X 0-2 ② G4-3 1-2				S C F F F F F X 0-2 ② G3	B B X 2-0 ② F8	3	0	0	0	1	0	2
Manuel Lee, S (1, 6) OBP: 0.354, SLG: 0.321			B 1 SAFE C 1 SAFE 1 SAFE C B B X 3-2 ①② G4-3 1-2		B F B S S 2-3 ③ K			B X 1-0 1B BB E 1B	B X 1-0 ③ F7	4	1	1	0	0	1	3
Ray Giannelli, L (1, 5) OBP: 0.400, SLG: 0.250 Rene Gonzales, R (8, 5) OBP: 0.118, SLG: 0.063			B C F S 1-3 ③ K			B C C S 1-3 ① K2-3		B B B C B 4-1 E 1-2 BB		2 0	0 0	0 0	0 0	1 0	2 0	0 0
Inning Stats	R: 0 E: 0 K: 0 S: 8 H: 1 LOB: 0 BB: 0 P: 12	R: 0 E: 0 K: 1 S: 10 H: 0 LOB: 0 BB: 0 P: 15	R: 0 E: 0 K: 1 S: 8 H: 0 LOB: 0 BB: 1 P: 16	R: 0 E: 0 K: 1 S: 10 H: 1 LOB: 1 BB: 0 P: 15	R: 0 E: 0 K: 2 S: 12 H: 1 LOB: 1 BB: 0 P: 15	R: 0 E: 0 K: 2 S: 11 H: 0 LOB: 0 BB: 0 P: 17	R: 0 E: 0 K: 0 S: 8 H: 0 LOB: 0 BB: 0 P: 13	R: 1 E: 1 K: 1 S: 20 H: 2 LOB: 2 BB: 1 P: 30	R: 2 E: 0 K: 0 S: 8 H: 3 LOB: 1 BB: 0 P: 14	1B: 5 2B: 3 3B: 0 HR: 0 SF: 0 SAC: 0 DP: 0 HBP: 0							

TOP

Toronto Blue Jays @ Kansas City Royals

Royals Stadium, Kansas City, MO

Sun May 05 1991, 4:33 AM EDT
Att. 22,588 - Cloudy - 48 F

livebaseballscorecards.com

AB	33
R	3
H	8
RBI	2
BB	2
SO	8
LOB	11

PITCHER		IP	WLS	BF	H	R	ER	SO	BB	IBB	HBP	BLK	WP	HR	S	P	ERA	WHIP
Tom Gordon, R ERA: 0.67	(1, 1)	8.0	L	30	6	2	1	8	2	0	0	0	0	0	88	134	1.12	1.000
Dan Schatzeder, L ERA: 10.5	(9, 1)	0.1		2	1	0	0	0	0	0	0	0	0	0	4	7	0.00	3.000
Luis Aquino, R ERA: 7.07	(9, 1)	0.2		3	1	1	1	0	0	0	0	0	0	0	3	6	13.50	1.500

PITCHER	IP	WLS	BF	H	R	ER	SO	BB	IBB	HBP	BLK	WP	HR	S	P	ERA	WHIP

BOTTOM

Batter	1	2	3	4	5	6	7	8	9	AB	R	H	RBI	BB	SO	LOB
Brian McRae, S (1, 8) OBP: 0.203, SLG: 0.318	C S B X 1-2 G5-3 ①		B 1 SAFE 1 SAFE C 1 SAFE 1 SAFE B 1 SAFE 1 SAFE 2-1 1 SAFE X L7 ③			F 1 SAFE S F X 0-2 FC4-6 CS 1-2f ①		B B C C B C 3-3 K ②		4	0	0	0	0	1	2
Bill Pecota, R (1, 5) OBP: 0.342, SLG: 0.265 Danny Tartabull, R (8, PH) OBP: 0.326, SLG: 0.461 Terry Shumpert, R (9, 4) OBP: 0.212, SLG: 0.217	B X 1-0 F8 ②			C B X 1-1 G4-3 ①		1 SAFE 1 SAFE B 1 SAFE B 1 SAFE S C B 3-2 X BB 1-2 1B ②		B X 1-0 L7 ③		3 1 0	0 0 0	1 0 0	0 0 0	0 0 0	0 0 0	0 0 0
Jim Eisenreich, L (1, 9) OBP: 0.303, SLG: 0.402	F B S X 1-2 G6-3 ③			X 0-0 L6 ②		B B F F F B B 4-2 1-2 BB			B F B X 2-1 BB 1B	3	0	1	0	1	0	0
Kirk Gibson, L (1, 10) OBP: 0.316, SLG: 0.464		C X 0-1 G4-3 ①		C C B F F B B B 4-2 BB		X 0-0 G4-3 ③			C X 0-1 F7 ①	3	0	0	0	1	0	3
Warren Cromartie, L (1, 7) OBP: 0.359, SLG: 0.389		B X 1-0 G5-3 ②		B B F C S 2-3 K ③			C B B B X 3-1 1B		B B F B B 4-1 1-2 BB	3	0	1	0	1	1	1
Carmelo Martinez, R (1, 3) OBP: 0.280, SLG: 0.217		B B C B X 3-1 F8 ③			B C B B B 4-1 FC6-4 BB		C X 0-1 F9 ①		C C C 0-3 K ②	3	0	0	0	1	1	3
Kurt Stillwell, S (1, 6) OBP: 0.333, SLG: 0.363			C B B C B X 3-2 G4-3 ①		X 0-0 FC6-4 G5-4-3 1-2f ①		B C 1 SAFE B B F X 3-2 F8 ②		C X 0-1 G4-3 ③	4	0	0	0	0	0	4
Brent Mayne, L (1, 2) OBP: 0.250, SLG: 0.267			B C X 1-1 F8 ②		F 1 SAFE P F F F X 1-2 G5-4-3 1-2f ② ③		F F X 0-2 G4-3 ③			3	0	0	0	0	0	2
David Howard, S (1, 4) OBP: 0.214, SLG: 0.083 (9, 5)			B B B B 4-0 BB			C F B B B B F B 4-2 FC4-6 BB		X 0-0 F7 ①		1	0	0	0	2	0	0

	AB	28
	R	0
	H	3
	RBI	0
	BB	6
	SO	3
	LOB	15

Toronto Blue Jays @ Kansas City Royals

Royals Stadium, Kansas City, MO

Sun May 05 1991, 4:33 AM EDT

Att. 22,588 - Cloudy - 48 F

livebaseballscorecards.com

Inning Stats	1	2	3	4	5	6	7	8	9
	R: 0 E: 0 K: 0 S: 7	H: 0 LOB: 0 BB: 0 P: 10	R: 0 E: 0 K: 0 S: 5	H: 0 LOB: 0 BB: 0 P: 9	R: 0 E: 0 K: 0 S: 7	H: 0 LOB: 1 BB: 1 P: 17	R: 0 E: 0 K: 1 S: 11	H: 0 LOB: 1 BB: 1 P: 18	R: 0 E: 0 K: 0 S: 8	H: 0 LOB: 0 BB: 1 P: 12	R: 0 E: 0 K: 0 S: 13	H: 1 LOB: 2 BB: 2 P: 24	R: 0 E: 0 K: 0 S: 10	H: 1 LOB: 1 BB: 0 P: 16	R: 0 E: 0 K: 1 S: 5	H: 0 LOB: 0 BB: 0 P: 9	R: 0 E: 0 K: 1 S: 10	H: 1 LOB: 2 BB: 1 P: 16

	1B: 3	SF: 0	WP: 0	PA: 34
	2B: 0	SAC: 0	PB: 0	
	3B: 0	DP: 1	SB: 0	
	HR: 0	HBP: 0	CS: 1	

PITCHER		IP	WLS	BF	H	R	ER	SO	BB	IBB	HBP	BLK	WP	HR	S	P	ERA	WHIP
Dave Stieb, R ERA: 3.4	(1, 1)	7.2	W	28	2	0	0	2	5	0	0	0	0	0	65	113	0.00	0.913
Mike Timlin, R ERA: 2.75	(8, 1)	0.1		1	0	0	0	0	0	0	0	0	0	0	1	2	0.00	0.000
Duane Ward, R ERA: 2.63	(9, 1)	1.0	S	5	1	0	0	1	1	0	0	0	0	0	10	16	0.00	2.000

PITCHER	IP	WLS	BF	H	R	ER	SO	BB	IBB	HBP	BLK	WP	HR	S	P	ERA	WHIP

Kansas City Royals @ Detroit Tigers

Tiger Stadium, Detroit, MI

Tue May 07 1991, 7:05 PM EDT

Att. 11,506 - Sunny - 59 F

TOP

livebaseballscorecards.com

Batter	1	2	3	4	5	6	7	8	9	AB	R	H	RBI	BB	SO	LOB
Brian McRae, S (1, 8) OBP: 0.219, SLG: 0.329	G1-3	CS, 2-H, 3-H, 1B			G6-4-3, 1-3, 1B			F9		4	0	2	2	0	0	0
Bill Pecota, R (1, 5) OBP: 0.310, SLG: 0.237	G4-3	CS, 1-2	L9		G6-4-3, 1-2f			K		4	0	0	0	0	1	2
Kirk Gibson, L (1, 10) OBP: 0.303, SLG: 0.443	F8		F7			K		F9		4	0	0	0	0	1	0
Danny Tartabull, R (1, 9) OBP: 0.313, SLG: 0.441		K	L8			K			K	4	0	0	0	0	3	0
Jim Eisenreich, L (1, 7) OBP: 0.312, SLG: 0.407	2B, 1B			G4-3		1B			G6-3	4	1	2	0	0	0	0
Mike Macfarlane, R (1, 2) OBP: 0.354, SLG: 0.431		L3		G6-3		F7			P3	4	0	0	0	0	0	2
Carmelo Martinez, R (1, 3) OBP: 0.286, SLG: 0.269		1-H, 1B, 2B		K			K			3	1	1	1	0	2	0
Kurt Stillwell, S (1, 6) OBP: 0.333, SLG: 0.354		1B, 1B, IBB			F8		G4-3			2	1	0	0	1	0	0
Terry Shumpert, R (1, 4) OBP: 0.232, SLG: 0.238		1-3, 2-H, 1B			1B		K			3	1	2	1	0	1	0

	AB	32
	R	4
	H	7
	RBI	4
	BB	1
	SO	8
	LOB	4

Inning Stats										
	R: 0 E: 0 K: 0 S: 11	H: 0 LOB: 0 BB: 0 P: 17	R: 4 E: 0 K: 1 S: 18	H: 4 LOB: 0 BB: 1 P: 29	R: 0 E: 0 K: 0 S: 6	H: 0 LOB: 0 BB: 0 P: 8	R: 0 E: 0 K: 1 S: 8	H: 0 LOB: 0 BB: 0 P: 10	R: 0 E: 0 K: 0 S: 8	H: 2 LOB: 1 BB: 0 P: 11
	R: 0 E: 0 K: 2 S: 9	H: 1 LOB: 1 BB: 0 P: 13	R: 0 E: 0 K: 2 S: 8	H: 0 LOB: 0 BB: 0 P: 14	R: 0 E: 0 K: 1 S: 8	H: 0 LOB: 0 BB: 0 P: 12	R: 0 E: 0 K: 1 S: 7	H: 0 LOB: 0 BB: 0 P: 8	1B: 6 2B: 1 3B: 0 HR: 0	SF: 0 SAC: 0 DP: 1 HBP: 0
	WP: 0 PB: 0 SB: 0 CS: 1	PA: 34								

PITCHER		IP	WLS	BF	H	R	ER	SO	BB	IBB	HBP	BLK	WP	HR	S	P	ERA	WHIP
Bill Gullickson, R (1, 1) ERA: 4.08		7.0	W	27	7	4	4	6	0	1	0	0	0	0	68	102	5.14	1.000
Paul Gibson, L (8, 1) ERA: 0.77		2.0	S	6	0	0	0	2	0	0	0	0	0	0	15	20	0.00	0.000

PITCHER	IP	WLS	BF	H	R	ER	SO	BB	IBB	HBP	BLK	WP	HR	S	P	ERA	WHIP

BOTTOM

Kansas City Royals @ Detroit Tigers

Tiger Stadium, Detroit, MI

Tue May 07 1991, 7:05 PM EDT

Att. 11,506 - Sunny - 59 F

livebaseballscorecards.com

Batter	1	2	3	4	5	6	7	8	9	AB	R	H	RBI	BB	SO	LOB
Tony Phillips, S (1, 5) OBP: 0.366, SLG: 0.459	X 0-0 1B	1 SAFE X 0-0 ② G1-3 1-2 2-3		C 1 SAFE X 0-1 ② 1-3 2-H 1B		X 0-0 E9 1B 1B				4	1	3	1	0	0	2
Alan Trammell, R (1, 6) OBP: 0.381, SLG: 0.453	X 0-0 ① L9	C X 0-1 ③ L4		F B 1 SAFE B S 1 SAFE F X 2-2 ③ F8		B B F F F F X 2-2 2-H 1B				4	0	1	1	0	0	4
Lou Whitaker, L (1, 4) OBP: 0.435, SLG: 0.569	B 1 SAFE F X 1-1 ② P6		B X 1-0 ① F8		C B X 1-1 ① G3-1	B B F B X 3-1 ③ G4-3				4	0	0	0	0	0	2
Cecil Fielder, R (1, 3) OBP: 0.350, SLG: 0.382	C 1 SAFE F F S 0-3 ③ K		B S B F B S 3-3 ② K		B B S B F F B 4-2 BB BB		B S B X 2-1 ① G4-3			3	0	0	0	1	2	1
Mickey Tettleton, S (1, 10) OBP: 0.361, SLG: 0.403		B B B C F B 4-2 BB 1B BB	B B F B X 3-1 ③ G1-3		B F B B F F B 4-2 1-2 BB		B F C B B S 3-3 ② K			2	1	0	0	2	1	0
Rob Deer, R (1, 9) OBP: 0.386, SLG: 0.598		B B F B B 4-1 1B 1B 1-2 BB	B F B B B 4-1 1B BLK 1B BB		F C B F S 1-3 ② K		F C B B B S 3-3 ③ K			2	2	0	0	2	2	2
Pete Incaviglia, R (1, 7) OBP: 0.205, SLG: 0.208		B B C S B F X 3-2 ① P4	F 1 SAFE B C X 1-2 ① P6		C C S 0-3 ③ K			B B F S S 2-3 ① K		4	0	0	0	0	2	5
Andy Allanson, R (1, 2) OBP: 0.192, SLG: 0.269		X 0-0 G1-3 1B 1-3 2-H 1B	1 SAFE 1 SAFE B B X 2-0 1B 1-3 1B			B S S C 1-3 ① K		B F B F S 2-3 ② K		4	1	2	1	0	2	0
Milt Cuyler, S (1, 8) OBP: 0.333, SLG: 0.302		S F B F X 1-2 G1-3 1-2 3-H 1B	B X 1-0 1B 1-2 3-H 1B			C X 0-1 ② G1		B X 1-0 ③ F7		4	0	2	2	0	0	0
Inning Stats	R: 0 E: 0 K: 1 S: 8 H: 1 LOB: 1 BB: 0 P: 9	R: 2 E: 0 K: 0 S: 15 H: 2 LOB: 2 BB: 2 P: 27	R: 0 E: 0 K: 1 S: 6 H: 0 LOB: 0 BB: 0 P: 13	R: 2 E: 0 K: 0 S: 12 H: 3 LOB: 1 BB: 1 P: 22	R: 0 E: 0 K: 2 S: 15 H: 0 LOB: 2 BB: 2 P: 25	R: 1 E: 1 K: 1 S: 13 H: 2 LOB: 1 BB: 0 P: 19	R: 0 E: 0 K: 2 S: 8 H: 0 LOB: 0 BB: 0 P: 16	R: 0 E: 0 K: 2 S: 7 H: 0 LOB: 0 BB: 0 P: 12		1B: 8 2B: 0 3B: 0 HR: 0 SF: 0 SAC: 0 DP: 0 HBP: 0					

	AB	31
	R	5
	H	8
	RBI	5
	BB	5
	SO	9
	LOB	16

WP: 0 PB: 0 SB: 0 CS: 0 PA: 36

PITCHER		IP	WLS	BF	H	R	ER	SO	BB	IBB	HBP	BLK	WP	HR	S	P	ERA	WHIP
Mike Boddicker, R ERA: 3.59	(1, 1)	4.1		23	6	4	4	2	5	0	0	1	0	0	49	88	8.31	2.538
Kevin Appier, R ERA: 3.74	(5, 1)	3.2	L	13	2	1	0	7	0	0	0	0	0	0	35	55	0.00	0.545

PITCHER	IP	WLS	BF	H	R	ER	SO	BB	IBB	HBP	BLK	WP	HR	S	P	ERA	WHIP

Batter	1	2	3	4	5	6	7	8	9	AB	R	H	RBI	BB	SO	LOB
Brian McRae, S (1, 8) OBP: 0.221, SLG: 0.324	C L B X 1-2 1B		B F B F B X 3-2 ② G6-3		B X 1-0 ② G1-3		B B C F B F F X 3-2 ② G4-3			4	0	1	0	0	0	0
Bill Pecota, R (1, 5) OBP: 0.326, SLG: 0.268	1 SAFE 1 SAFE F F 1 SAFE B F 1 SAFE 1 SAFE 2-3 ① K		C B C F B X 2-2 ③ F7		C X 0-1 2B		B C B B F F B 4-2 BB			3	0	1	0	1	1	1
Kirk Gibson, L (1, 9) OBP: 0.301, SLG: 0.435	B S 1 SAFE 1 B 1 SAFE X 2-1 ② F8			B C S B X 2-2 S BB 1B	B C X 1-1 ③ G4-3		B C F F B S 2-3 ③ K			4	1	1	0	0	1	3
Danny Tartabull, R (1, 10) OBP: 0.320, SLG: 0.438	B 1 SAFE 1 SAFE 1 SAFE 1 SAFE B B C X 3-1 1-3 1B			B 1 SAFE B F B B 4-1 S 1-2 1B BB		C B B X 2-1 ① P5		B B S S F S 2-3 ① K		3	1	1	0	1	1	0
Mike Macfarlane, R (1, 2) OBP: 0.349, SLG: 0.461	C B X 1-1 ③ G4-3			B C B F F F B F S 3-3 ① K 1-2 2-3		X 0-0 HR		X 0-0 ② L8		4	1	1	1	0	1	4
Jim Eisenreich, L (1, 7) OBP: 0.320, SLG: 0.411		X 0-0 ① G3-1		B X 1-0 G5-3 2-H 3-H 1B		C B F B X 2-2 1B		C B X 1-1 ③ F8		4	0	2	2	0	0	0
Carmelo Martinez, R (1, 3) OBP: 0.281, SLG: 0.267		C C S 0-3 ② K		1 SAFE S C 1 SAFE 1 SAFE F 1 SAFE B 1 SAFE 1-2 ② G5-3 1-2		1 SAFE C B B B 1 SAFE 1 B C S 3-3 ② K			C B B B C B F X 3-2 G6-4-3 1B	4	0	1	0	0	2	2
David Howard, S (1, 6) OBP: 0.188, SLG: 0.071 Kurt Stillwell, S (6, PH) OBP: 0.326, SLG: 0.345 (6, 6)	C X 0-1 ③ G6-3			X 0-0 ③ L6		B C B X 2-1 ③ F7			S S S 0-3 ① K	2 2	0 0	0 0	0 0	0 0	0 1	1 2
Terry Shumpert, R (1, 4) OBP: 0.222, SLG: 0.227 Warren Cromartie, L (9, PH) OBP: 0.350, SLG: 0.378			C F B B B F F B F F 3-3 S ① K		B S S S 1-3 ① K		B F B X 2-1 ① L7		C B X 1-1 ② ③ G6-4-3 1-2f	3 1	0 0	0 0	0 0	0 0	2 0	0 1
Inning Stats	R: 0 H: 2 E: 0 LOB: 2 K: 1 BB: 0 S: 13 P: 22	R: 0 H: 0 E: 0 LOB: 0 K: 1 BB: 0 S: 6 P: 6	R: 0 H: 0 E: 0 LOB: 0 K: 1 BB: 0 S: 14 P: 22	R: 2 H: 2 E: 0 LOB: 1 K: 1 BB: 1 S: 16 P: 27	R: 0 H: 1 E: 0 LOB: 1 K: 1 BB: 0 S: 8 P: 11	R: 1 H: 2 E: 0 LOB: 1 K: 1 BB: 0 S: 11 P: 20	R: 0 H: 0 E: 0 LOB: 1 K: 1 BB: 1 S: 14 P: 25	R: 0 H: 0 E: 0 LOB: 0 K: 1 BB: 0 S: 7 P: 10	R: 0 H: 1 E: 0 LOB: 0 K: 1 BB: 0 S: 9 P: 13	1B: 6 SF: 0 2B: 1 SAC: 0 3B: 0 DP: 1 HR: 1 HBP: 0						

PITCHER		IP	WLS	BF	H	R	ER	SO	BB	IBB	HBP	BLK	WP	HR	S	P	ERA	WHIP
Frank Tanana, L ERA: 4.75	(1, 1)	5.1	W	24	7	3	3	5	1	0	0	0	0	1	63	98	5.06	1.500
Mark Leiter, R ERA: 3.72	(6, 1)	2.2		9	0	0	0	3	1	0	0	0	0	0	26	45	0.00	0.375
Mike Henneman, R ERA: 1.86	(9, 1)	1.0		3	1	0	0	1	0	0	0	0	0	0	9	13	0.00	1.000

PITCHER	IP	WLS	BF	H	R	ER	SO	BB	IBB	HBP	BLK	WP	HR	S	P	ERA	WHIP

TOP

Kansas City Royals @ Detroit Tigers

Tiger Stadium, Detroit, MI

Wed May 08 1991, 3:33 AM EDT

Att. 14,495 - Cloudy - 59 F

livebaseballscorecards.com

AB	34
R	3
H	8
RBI	3
BB	2
SO	9
LOB	14

Batter	1	2	3	4	5	6	7	8	9	AB	R	H	RBI	BB	SO	LOB
Tony Phillips, S (1, 10) OBP: 0.376, SLG: 0.450	X 0-0 ① F8	S C F B B B 4-2 BB		F B B B 4-1 BB	F B B B C F B 4-2 1B 1-2 2-3 3-H BB		B X 1-0 ② G5-3			2	0	0	1	3	0	0
Alan Trammell, R (1, 6) OBP: 0.363, SLG: 0.429	B F C C 1-3 ② K	B C F B X 2-2 ③ G4-3		B C B B C X 3-2 ② F9 2-3	B B X 2-0 ② F7		B C C B X 2-2 ③ G5-3			5	0	0	0	0	1	8
Lou Whitaker, L (1, 4) OBP: 0.432, SLG: 0.545	X 0-0 ③ P2		C C B C 1-3 ① K	1 SAFE B B F B B B 4-1 1-2 BB	B S B B C X 3-2 1-3 2-H 3-H 1B			B C F B B F S 3-3 ① K		4	0	1	2	1	2	0
Cecil Fielder, R (1, 3) OBP: 0.352, SLG: 0.376		B F X 1-1 BB 1B 1B	C B F C 1-3 ② K	B F S B B S 3-3 ③ K	X 0-0 ③ F9			B B B B 4-0 BB		4	1	1	0	1	2	5
Mickey Tettleton, S (1, 2) OBP: 0.364, SLG: 0.394		B F B B F B 4-2 1-2 1B 1B BB	C B S B B B X 3-2 1B		C S B B F B C 3-3 ① K	X 0-0 ① G4-3		C C B B C 2-3 ② K		4	1	1	0	1	2	1
Rob Deer, R (1, 9) OBP: 0.387, SLG: 0.576		B B S B S S X 3-2 ① P6	B F B B X 3-1 ③ P3		F B B F B B 4-2 FC 1B E BB	B B B 4-0 FC4-6 BB		C C B S 1-3 ③ K		3	1	0	0	2	1	4
Lloyd Moseby, L (1, 7) OBP: 0.333, SLG: 0.400		C F B B X 2-2 1-2 2-H 1B		X 0-0 1B 3B	B 1 SAFE X 1-0 E 1-2 BB 1B	C S B X 1-2 ② FC4-6 1-2f				4	2	3	1	0	0	1
Travis Fryman, R (1, 5) OBP: 0.278, SLG: 0.346		C C B B F C 2-3 ② K		X 0-0 F9 SH1-3 3-H 1B	C X 0-1 FC BB BB 1B 1-3 2-H	F C C 0-3 ③ K				4	1	1	1	0	2	4
Milt Cuyler, S (1, 8) OBP: 0.349, SLG: 0.309		B S X 1-1 1-3 2-H 1B		1 SAFE B B 1 SAFE X 2-0 ① SH1-3 1-2	B B 1 SAFE B C B 4-1 BB 1-2 1B BB		C B X 1-1 ① G5-3			2	1	1	1	1	0	0
Inning Stats	R: 0 E: 0 K: 1 S: 5 H: 0 LOB: 0 BB: 0 P: 6	R: 2 E: 0 K: 1 S: 22 H: 3 LOB: 3 BB: 2 P: 41	R: 0 E: 0 K: 2 S: 11 H: 1 LOB: 1 BB: 0 P: 19	R: 1 E: 0 K: 1 S: 11 H: 2 LOB: 3 BB: 2 P: 27	R: 4 E: 1 K: 1 S: 18 H: 2 LOB: 2 BB: 3 P: 39	R: 0 E: 0 K: 1 S: 7 H: 0 LOB: 1 BB: 1 P: 12	R: 0 E: 0 K: 0 S: 6 H: 0 LOB: 0 BB: 0 P: 10	R: 0 E: 0 K: 3 S: 10 H: 0 LOB: 1 BB: 1 P: 20		1B: 7 2B: 0 3B: 1 HR: 0 SF: 0 SAC: 1 DP: 0 HBP: 0						

BOTTOM

Kansas City Royals @ Detroit Tigers

Tiger Stadium, Detroit, MI

Wed May 08 1991, 3:33 AM EDT

Att. 14,495 - Cloudy - 59 F

livebaseballscorecards.com

AB	32
R	7
H	8
RBI	6
BB	9
SO	10
LOB	23

PITCHER		IP	WLS	BF	H	R	ER	SO	BB	IBB	HBP	BLK	WP	HR	S	P	ERA	WHIP
Storm Davis, R ERA: 4.11	(1, 1)	3.2	L	21	6	3	3	4	4	0	0	0	0	0	46	87	7.36	2.727
Luis Aquino, R ERA: 7.2	(4, 1)	1.0		8	1	4	1	2	3	0	0	0	0	0	17	38	9.00	4.000
Dan Schatzeder, L ERA: 10.5	(5, 1)	0.0		1	1	0	0	0	0	0	0	0	0	0	3	6	∞	∞
Steve Crawford, R ERA: 7.0	(5, 1)	1.1		5	0	0	0	1	1	0	0	0	0	0	8	13	0.00	0.750
Mark Davis, L ERA: 5.4	(7, 1)	2.0		7	0	0	0	3	1	0	0	0	0	0	16	30	0.00	0.500

PITCHER	IP	WLS	BF	H	R	ER	SO	BB	IBB	HBP	BLK	WP	HR	S	P	ERA	WHIP

Batter	1	2	3	4	5	6	7	8	9	AB	R	H	RBI	BB	SO	LOB
Brian McRae, S (1, 8) OBP: 0.210, SLG: 0.308	G6-3			B2-3		K		1 SAFE P 1 SAFE 1 SAFE B X 2-0 G3-6 1-2f		4	0	0	0	0	1	1
Nelson Liriano, S (1, 4) OBP: 0.333, SLG: 0.333	CS 1B			E1 2B SF7		G6-3			S C F S 0-3 K	3	1	1	0	0	0	0
Gary Thurman, R (9, PH) OBP: 0.276, SLG: 0.296										1	0	0	0	0	1	0
Kirk Gibson, L (9, 9) OBP: 0.299, SLG: 0.438	K 1-2			1-3 1B 2B		F8			F B X 1-1 G1-3	4	1	1	0	0	1	1
Danny Tartabull, R (1, 9) OBP: 0.318, SLG: 0.429		F9		SF7 3-H			G6-3		B S B B B 4-1 BB	2	0	0	1	1	0	0
Terry Shumpert, R (9, PR) OBP: 0.222, SLG: 0.227										0	0	0	0	0	0	0
Terry Puhl, L (9, 4) OBP: 0.400, SLG: 0.143		F8		FC5-4 1B 2-H			G6-3		F B 1 SAFE 1 SAFE X 1-1 G4-3	4	0	1	1	0	0	1
Mike Macfarlane, R (1, 2) OBP: 0.349, SLG: 0.449		F8		1 SAFE B B B 1 SAFE X 2-0 FC5-4 1-2f			B C B F H 3-2 HBP			2	0	0	0	0	0	1
Carmelo Martinez, R (1, 3) OBP: 0.257, SLG: 0.242			F7		G1-3		K			3	0	0	0	0	1	1
Kurt Stillwell, S (1, 6) OBP: 0.327, SLG: 0.345			K		P4			C B B X 2-1 G3-6 1B		3	0	1	0	0	1	0
Sean Berry, R (1, 5)			L5		L9			1 SAFE 1 SAFE L B 1 SAFE L 1 SAFE M 1-3 K		3	0	0	0	0	1	1
Inning Stats	R: 0 E: 0 K: 1 S: 7 H: 1 LOB: 0 BB: 0 P: 8	R: 0 E: 0 K: 0 S: 3 H: 0 LOB: 0 BB: 0 P: 4	R: 0 E: 0 K: 1 S: 8 H: 0 LOB: 0 BB: 0 P: 12	R: 2 E: 1 K: 0 S: 8 H: 2 LOB: 1 BB: 0 P: 12	R: 0 E: 0 K: 0 S: 9 H: 0 LOB: 0 BB: 0 P: 11	R: 0 E: 0 K: 1 S: 5 H: 0 LOB: 0 BB: 0 P: 8	R: 0 E: 0 K: 1 S: 9 H: 0 LOB: 1 BB: 0 P: 17	R: 0 E: 0 K: 1 S: 7 H: 1 LOB: 0 BB: 0 P: 11	R: 0 E: 0 K: 1 S: 9 H: 0 LOB: 1 BB: 1 P: 15	1B: 3 2B: 1 3B: 0 HR: 0	SF: 1 SAC: 0 DP: 1 HBP: 1						

Kansas City Royals @ Milwaukee Brewers

Milwaukee County Stadium, Milwaukee, WI

Fri May 10 1991, 8:05 PM EDT

Att. 18,915 - Sunny - 70 F

TOP

livebaseballscorecards.com

AB	29
R	2
H	4
RBI	2
BB	1
SO	6
LOB	6

PITCHER		IP	WLS	BF	H	R	ER	SO	BB	IBB	HBP	BLK	WP	HR	S	P	ERA	WHIP
Chris Bosio, R ERA: 2.72	(1, 1)	4.0	L	15	3	2	0	2	0	0	0	0	0	0	26	36	0.00	0.750
Don August, R ERA: 5.73	(5, 1)	4.0		13	1	0	0	3	0	0	1	0	0	0	30	47	0.00	0.250
Mark Lee, L ERA: 1.5	(9, 1)	1.0		4	0	0	0	1	1	0	0	0	0	0	9	15	0.00	1.000

PITCHER	IP	WLS	BF	H	R	ER	SO	BB	IBB	HBP	BLK	WP	HR	S	P	ERA	WHIP

Kansas City Royals @ Milwaukee Brewers

Milwaukee County Stadium, Milwaukee, WI

Fri May 10 1991, 8:05 PM EDT
Att. 18,915 - Sunny - 70 F

livebaseballscorecards.com

BOTTOM

Batter	1	2	3	4	5	6	7	8	9	AB	R	H	RBI	BB	SO	LOB
Paul Molitor, R (1, 10) OBP: 0.386, SLG: 0.456	F X 0-1 G5-3 ①		X 0-0 G6-3 ② 2-3		1 SAFE F B 1 SAFE X 1-1 FC5-2 ② 1-2 3-H			F B X 1-1 F7 ①		4	0	0	0	0	0	3
Jim Gantner, L (1, 5) OBP: 0.283, SLG: 0.345	B B F X 2-1 F7 ②		F B B X 2-1 F8 ③		X 0-0 F8 ③			B C F B F F C 2-3 K ②		4	0	0	0	0	1	3
Robin Yount, R (1, 8) OBP: 0.358, SLG: 0.495	B X 1-0 2B			F C B X 1-2 F8 ①		B B X 2-0 L8 ①		C F S 0-3 K ③		4	0	1	0	0	1	0
Franklin Stubbs, L (1, 3) OBP: 0.290, SLG: 0.356	B F C F X 1-2 P5 ③			S F F B C 1-3 K ②		F B C S 1-3 K ②			F C X 0-2 G6-3 ①	4	0	0	0	0	2	1
Greg Vaughn, R (1, 7) OBP: 0.359, SLG: 0.605		C B B X 2-1 F8 ①		S X 0-1 P6 ③		C B X 1-1 FC6-4 1B			S X 0-1 G6-3 ②	4	0	1	0	0	0	0
Willie Randolph, R (1, 4) OBP: 0.364, SLG: 0.288 Darryl Hamilton, L (9, PR) OBP: 0.326, SLG: 0.243		F B B C X 2-2 G5-3 ②			C B B B C X 3-2 SH3-4 1B 1B 1B	1 SAFE X 0-0 FC6-4 ③ 1-2f			C B F X 1-2 1B	4 0	1 0	2 0	0 0	0 0	0 0	1 0
Dante Bichette, R (1, 9) OBP: 0.257, SLG: 0.375		C S S 0-3 K ③			1 SAFE C 1 SAFE X 0-1 1B SH3-4 1-2 FC5-2 1B		S F C 0-3 K ①		1 SAFE F 1 SAFE C S 0-3 K ③	4	0	1	0	0	3	1
B.J. Surhoff, L (1, 2) OBP: 0.238, SLG: 0.184			C F X 0-2 G6-3 SH2-3 1B		X 0-0 SH3-4 ① 1-2 2-3		B X 1-0 F8 ②			2	0	1	0	0	0	0
Bill Spiers, L (1, 6) OBP: 0.310, SLG: 0.409			X 0-0 SH2-3 ① 1-2		X 0-0 FC5-2 2-3 3-H 1B		B C X 1-1 P5 ③			2	0	1	1	0	0	0

Inning Stats	1	2	3	4	5	6	7	8	9
	R: 0 E: 0 K: 0 S: 9 H: 1 LOB: 1 BB: 0 P: 13	R: 0 E: 0 K: 1 S: 8 H: 0 LOB: 0 BB: 0 P: 12	R: 0 E: 0 K: 0 S: 7 H: 1 LOB: 1 BB: 0 P: 9	R: 0 E: 0 K: 1 S: 9 H: 0 LOB: 0 BB: 0 P: 11	R: 1 E: 0 K: 0 S: 10 H: 3 LOB: 2 BB: 0 P: 14	R: 0 E: 0 K: 1 S: 7 H: 1 LOB: 1 BB: 0 P: 11	R: 0 E: 0 K: 1 S: 6 H: 0 LOB: 0 BB: 0 P: 8	R: 0 E: 0 K: 2 S: 10 H: 0 LOB: 0 BB: 0 P: 13	R: 0 E: 0 K: 1 S: 11 H: 1 LOB: 1 BB: 0 P: 12

PITCHER		IP	WLS	BF	H	R	ER	SO	BB	IBB	HBP	BLK	WP	HR	S	P	ERA	WHIP	PITCHER		IP	WLS	BF	H	R	ER	SO	BB	IBB	HBP	BLK	WP	HR	S	P	ERA	WHIP
Bret Saberhagen, R (1, 1) ERA: 2.72		9.0	W	34	7	1	1	7	0	0	0	0	0	0	77	103	1.00	0.778																			

1B: 6	SF: 0
2B: 1	SAC: 2
3B: 0	DP: 0
HR: 0	HBP: 0
WP: 0	PA: 34
PB: 0	
SB: 0	
CS: 0	

AB	32
R	1
H	7
RBI	1
BB	0
SO	7
LOB	9

Batter	1	2	3	4	5	6	7	8	9	AB	R	H	RBI	BB	SO	LOB
Brian McRae, S (1, 8) OBP: 0.221, SLG: 0.313	X 0-0 WP, 1B; 1B 1-2 1B	1 SAFE B C B 1 SAFE 1 SAFE 1 SAFE X 2-1 G3 1-2			B X 1-0 SH2-3; 1B 1B		B F F X 1-2 G6-3		X 0-0 G4-3	5	2	2	0	0	0	1
Nelson Liriano, S (1, 4) OBP: 0.429, SLG: 0.429	B 1 SAFE 1 SAFE X 1-0 1B, WP; SF9 1-2 1B	C B B S 2-3 K			1 SAFE 1 SAFE X 0-0 SH2-3 1-2		X 0-0 1B 1B		C B B X 2-1 G6-3	4	1	2	0	0	1	1
Kirk Gibson, L (1, 10) OBP: 0.313, SLG: 0.470	S S X 0-2 F7 1-2 2-3		B B B C X 3-1 HR		B F B C 2 SAFE B B 4-2 1B; BB		B C F B X 2-2 F7		X 0-0 1B	4	1	2	1	1	0	3
Danny Tartabull, R (1, 9) OBP: 0.330, SLG: 0.437	C S X 0-2 BB; 1B 2-3 3-H		X 0-0 F8		B S S B X 2-2 1-3 2-H 1B		B B 1 SAFE B X 3-0 1-2 1B		B S F 1 SAFE C 1-3 K	5	0	3	2	0	1	1
Jim Eisenreich, L (1, 7) OBP: 0.317, SLG: 0.398	B B B C B 4-1 1-2 BB		B C X 1-1 G3-1		C B B C F S 2-3 K		C B F B F C 2-3 K			3	0	0	0	1	2	4
Mike Macfarlane, R (1, 2) OBP: 0.333, SLG: 0.432	C C X 0-2 SF9 3-H		B C F C 2-3 K		F B B S B S 3-3 K			C S B S 1-3 K		3	0	0	1	0	3	2
Warren Cromartie, L (1, 3) OBP: 0.326, SLG: 0.350 Carmelo Martinez, R (8, PH) OBP: 0.250, SLG: 0.235 (8, 3)	C B C B X 2-2 L6			F C C 0-3 K		S C B S 1-3 K		B C B X 2-1 P4		3 1	0 0	0 0	0 0	0 0	2 0	2 0
Kurt Stillwell, S (1, 6) OBP: 0.333, SLG: 0.352		C X 0-1 FC4-6; 1B		C B B X 2-1 F8		B F F B S 2-3 K		B C B X 2-1 1B		4	0	2	0	0	1	0
Sean Berry, R (1, 5)		C B C 1 SAFE 1 SAFE B F B X 3-2 FC4-6; G3 1-2f		C C F S 0-3 K		F C B B B X 3-2 L9		X 0-0 F9		4	0	0	0	0	1	2
Inning Stats	R: 2 E: 0 K: 0 S: 15 H: 3 LOB: 2 BB: 1 P: 22	R: 0 E: 0 K: 1 S: 11 H: 1 LOB: 1 BB: 0 P: 18	R: 1 E: 0 K: 1 S: 8 H: 1 LOB: 0 BB: 0 P: 14	R: 0 E: 0 K: 2 S: 9 H: 0 LOB: 0 BB: 0 P: 11	R: 1 E: 0 K: 2 S: 14 H: 2 LOB: 2 BB: 1 P: 26	R: 0 E: 0 K: 2 S: 9 H: 0 LOB: 0 BB: 0 P: 15	R: 0 E: 0 K: 1 S: 13 H: 2 LOB: 2 BB: 0 P: 21	R: 0 E: 0 K: 1 S: 8 H: 1 LOB: 1 BB: 0 P: 13	R: 0 E: 0 K: 1 S: 7 H: 1 LOB: 1 BB: 0 P: 10	1B: 10 2B: 0 3B: 0 HR: 1	SF: 1 SAC: 1 DP: 0 HBP: 0					

PITCHER		IP	WLS	BF	H	R	ER	SO	BB	IBB	HBP	BLK	WP	HR	S	P	ERA	WHIP
Bill Wegman, R ERA: 3.48	(1, 1)	4.1	L	22	7	4	4	4	2	0	0	0	1	1	50	79	8.31	2.077
Darren Holmes, R ERA: 1.88	(5, 1)	2.1		9	2	0	0	4	0	0	0	0	0	0	25	42	0.00	0.857
Dan Plesac, L ERA: 4.22	(7, 1)	1.1		5	1	0	0	2	0	0	0	0	0	0	12	19	0.00	0.750
Chuck Crim, R ERA: 4.15	(9, 1)	1.0		4	1	0	0	1	0	0	0	0	0	0	7	10	0.00	1.000

PITCHER	IP	WLS	BF	H	R	ER	SO	BB	IBB	HBP	BLK	WP	HR	S	P	ERA	WHIP

TOP

Kansas City Royals @ Milwaukee Brewers

Milwaukee County Stadium, Milwaukee, WI

Sat May 11 1991, 8:05 PM EDT

Att. 27,372 - Sunny - 82 F

livebaseballscorecards.com

AB	36
R	4
H	11
RBI	4
BB	2
SO	11
LOB	16

1B: 10	SF: 1	WP: 1	PA: 40
2B: 0	SAC: 1	PB: 0	
3B: 0	DP: 0	SB: 0	
HR: 1	HBP: 0	CS: 0	

Kansas City Royals @ Milwaukee Brewers

Milwaukee County Stadium, Milwaukee, WI

Sat May 11 1991, 8:05 PM EDT

Att. 27,372 - Sunny - 82 F

livebaseballscorecards.com

BOTTOM

Batter	1	2	3	4	5	6	7	8	9	AB	R	H	RBI	BB	SO	LOB
Paul Molitor, R (1, 10) OBP: 0.373, SLG: 0.439	P4			G1-3		G4-3		G4-3 2-3		4	0	0	0	0	0	1
Jim Gantner, L (1, 5) OBP: 0.292, SLG: 0.363	G4-6-3 1B			HR 2B		P6		F7		4	1	2	0	0	0	1
Robin Yount, R (1, 8) OBP: 0.354, SLG: 0.514	G4-6-3 1-2f			HR 2-H		G6-3			F9	4	1	1	2	0	0	1
Franklin Stubbs, L (1, 3) OBP: 0.288, SLG: 0.344		K		K			P6		BB	3	0	0	0	1	2	0
Greg Vaughn, R (1, 7) OBP: 0.354, SLG: 0.588		K		1B			F9		P3	4	0	1	0	0	1	1
Willie Randolph, R (1, 4) OBP: 0.357, SLG: 0.274		K		P3			FC6-4 BB		F7	3	0	0	0	1	1	2
Dante Bichette, R (1, 9) OBP: 0.250, SLG: 0.364			K		K2-3		FC6-4 1-2f			3	0	0	0	0	2	1
B.J. Surhoff, L (1, 2) OBP: 0.241, SLG: 0.190			G4-3		F7			G4-3 SH5-3 1B		3	0	1	0	0	0	0
Bill Spiers, L (1, 6) OBP: 0.301, SLG: 0.397			K		K			SH5-3 1-2		2	0	0	0	0	2	0
Inning Stats	R: 0 H: 1 E: 0 LOB: 0 K: 0 BB: 0 S: 5 P: 5	R: 0 H: 0 E: 0 LOB: 0 K: 3 BB: 0 S: 11 P: 17	R: 0 H: 0 E: 0 LOB: 0 K: 2 BB: 0 S: 9 P: 11	R: 2 H: 3 E: 0 LOB: 1 K: 1 BB: 0 S: 16 P: 23	R: 0 H: 0 E: 0 LOB: 0 K: 2 BB: 0 S: 8 P: 15	R: 0 H: 0 E: 0 LOB: 0 K: 0 BB: 0 S: 5 P: 8	R: 0 H: 0 E: 0 LOB: 1 K: 0 BB: 1 S: 9 P: 18	R: 0 H: 1 E: 0 LOB: 1 K: 0 BB: 0 S: 8 P: 11	R: 0 H: 0 E: 0 LOB: 1 K: 0 BB: 1 S: 10 P: 17	1B: 3 SF: 0 2B: 1 SAC: 1 3B: 0 DP: 1 HR: 1 HBP: 0							WP: 0 PA: 33 PB: 0 SB: 0 CS: 0

PITCHER		IP	WLS	BF	H	R	ER	SO	BB	IBB	HBP	BLK	WP	HR	S	P	ERA	WHIP
Tom Gordon, R (1, 1) ERA: 1.03		8.0	W	29	5	2	2	8	1	0	0	0	0	1	71	108	2.25	0.750
Jeff Montgomery, R (9, 1) ERA: 1.29		1.0	S	4	0	0	0	0	1	0	0	0	0	0	10	17	0.00	1.000

PITCHER	IP	WLS	BF	H	R	ER	SO	BB	IBB	HBP	BLK	WP	HR	S	P	ERA	WHIP

Batter	1	2	3	4	5	6	7	8	9	AB	R	H	RBI	BB	SO	LOB
Gary Thurman, R (1, 8) OBP: 0.303, SLG: 0.323	B B B C F S 3-3 K		B X 1-0 S 1B 1-H 2-H		L B B 1 SAFE F F B X 3-2 E 1B 1-2 1B	C S F B C 1-3 K			C B F B F X 2-2 SH3-4 1B 1B	4	1	2	1	0	2	3
Brian McRae, S (9, PH) OBP: 0.230, SLG: 0.321 (9, 8)										1	1	1	0	0	0	0
Bill Pecota, R (1, 6) OBP: 0.320, SLG: 0.267 (6, 5)	B X 1-0 F9		B 2 SAFE B 2 SAFE B C X 3-1 G5-3 2-3		X 0-0 E9 WP 1-H 2-H 1B		X 0-0 B1-3		1 SAFE 1 SAFE X 0-0 SH3-4 1-2	4	0	1	1	0	0	1
Kirk Gibson, L (1, 10) OBP: 0.316, SLG: 0.456	B B F B X 3-1 G4-3		C C F S 0-3 K		S B B S F X 2-2 F8 2-3		B C B B B 4-1 PO BB		B I I I 4-0 S 1B 1B IBB	3	1	0	0	2	1	2
Danny Tartabull, R (1, 9) OBP: 0.333, SLG: 0.435		X 0-0 E4 FC5-4	B X 1-0 F9			B X 1-0 2B G3 1B	C C B S 1-3 K		B S X 1-1 1B S 1B 1-2 2-H	5	1	2	1	0	1	1
Mike Macfarlane, R (1, 2) OBP: 0.337, SLG: 0.435		S 1 SAFE 1 SAFE F B X 1-2 F7	X 0-0 G6-3			X 0-0 G3 2B 1-3	1 SAFE 0-0 PO 1-2	S S X 0-2 G4-3	B S F F B B B F B 4-2 1B BB 1-2 2-3	4	0	1	0	1	0	1
Jim Eisenreich, L (1, 7) OBP: 0.311, SLG: 0.388		C 1 SAFE X 0-1 F7	B B F X 2-1 G4-3			B B C X 3-1 G3 2-3 3-H		B C B B F X 3-2 F8	X 0-0 1B 1-2 2-3 3-H	5	0	1	2	0	0	2
Carmelo Martinez, R (1, 3) OBP: 0.293, SLG: 0.222		C X 0-1 FC5-4 1-2f			B F B F B B B 4-2 1B 1B BB	B B I I 4-0 BB IBB		B B F F F F B B 4-2 1B BB	C F X 0-2 P5	2	1	0	0	3	0	4
Sean Berry, R (1, 5) OBP: 0.111, SLG: 0.222			B S B S X 2-2 WP 1B 2B		X 0-0 F9	C S B C 1-3 K		X 0-0 1-2 1B	B C B B X 3-1 G1-3	2	1	1	0	0	0	1
Kurt Stillwell, S (6, PH) OBP: 0.333, SLG: 0.351 (6, 6)										3	0	1	0	0	1	5
Terry Shumpert, R (1, 4) OBP: 0.240, SLG: 0.224			B L B B F B 4-2 WP 1B BB		B 1 SAFE B B C 1 SAFE 1 SAFE X 3-1 F8	B B B C B 4-1 1-2 BB		B S X 1-1 L5		1	0	0	0	2	0	1
Terry Puhl, L (8, PH) OBP: 0.364, SLG: 0.125										1	0	0	0	0	0	2
Nelson Liriano, S (8, 4) OBP: 0.429, SLG: 0.429										0	0	0	0	0	0	0
Inning Stats	R: 0 E: 0 K: 1 S: 6 H: 0 LOB: 0 BB: 0 P: 13	R: 0 E: 1 K: 0 S: 8 H: 0 LOB: 1 BB: 0 P: 9	R: 1 E: 0 K: 1 S: 12 H: 2 LOB: 1 BB: 1 P: 22	R: 0 E: 0 K: 0 S: 4 H: 0 LOB: 0 BB: 0 P: 7	R: 2 E: 1 K: 0 S: 14 H: 2 LOB: 1 BB: 1 P: 26	R: 1 E: 0 K: 2 S: 12 H: 2 LOB: 3 BB: 2 P: 26	R: 0 E: 0 K: 1 S: 5 H: 0 LOB: 0 BB: 1 P: 10	R: 0 E: 0 K: 0 S: 14 H: 1 LOB: 2 BB: 1 P: 22	R: 2 E: 0 K: 0 S: 17 H: 3 LOB: 3 BB: 2 P: 31	1B: 8 2B: 2 3B: 0 HR: 0	SF: 0 SAC: 1 DP: 0 HBP: 0					

PITCHER		IP	WLS	BF	H	R	ER	SO	BB	IBB	HBP	BLK	WP	HR	S	P	ERA	WHIP
Kevin Brown, L ERA: 3.68	(1, 1)	5.1	L	25	6	4	4	2	2	1	0	0	2	0	48	89	6.75	1.500
Julio Machado, R ERA: 2.79	(6, 1)	2.2		11	1	0	0	3	3	0	0	0	0	0	27	46	0.00	1.500
Chuck Crim, R ERA: 4.91	(9, 1)	0.1		5	2	2	2	0	1	1	0	0	0	0	11	22	54.00	9.000
Mark Lee, L ERA: 1.45	(9, 1)	0.2		3	1	0	0	0	0	0	0	0	0	0	6	9	0.00	1.500

PITCHER	IP	WLS	BF	H	R	ER	SO	BB	IBB	HBP	BLK	WP	HR	S	P	ERA	WHIP

TOP

Kansas City Royals @ Milwaukee Brewers

Milwaukee County Stadium, Milwaukee, WI

Sun May 12 1991, 4:33 AM EDT

Att. 15,119 - Sunny - 86 F

livebaseballscorecards.com

AB	35
R	6
H	10
RBI	5
BB	8
SO	5
LOB	23

WP: 2 PA: 45
PB: 0
SB: 3
CS: 0

Batter	1	2	3	4	5	6	7	8	9	AB	R	H	RBI	BB	SO	LOB
Paul Molitor, R (1, 10) OBP: 0.374, SLG: 0.438	G6-3		G6-3 1B		P3		G6-3		1B	5	0	2	1	0	0	2
Jim Gantner, L (1, 4) OBP: 0.287, SLG: 0.354	G6-3		G6-3		G3			1B	G4-3	5	0	1	0	0	0	4
Gary Sheffield, R (1, 5) OBP: 0.313, SLG: 0.411	K		F7			F7		F8		4	0	0	0	0	1	2
Robin Yount, R (1, 8) OBP: 0.359, SLG: 0.539		SH1-3 1B G6-3 1B		HR		G5-3		K		4	2	2	1	0	1	1
Greg Vaughn, R (1, 7) OBP: 0.350, SLG: 0.573		G6-3 SH1-3 1B		P5		F9		P6		4	0	1	0	0	0	1
Greg Brock, L (1, 3) OBP: 0.476, SLG: 0.267		SH1-3		CS BB			G4-3 1B 2B		FC5-4 BB	1	1	1	0	2	0	0
B.J. Surhoff, L (9, PR) OBP: 0.241, SLG: 0.190										0	0	0	0	0	0	0
Darryl Hamilton, L (1, 9) OBP: 0.319, SLG: 0.244		G6-3		G3			G4-3		FC5-4 BB 1B	4	1	1	1	0	0	3
Rick Dempsey, R (1, 2) OBP: 0.286, SLG: 0.480		P3			E3 SH5-3		G4-3		F9	3	0	0	0	0	0	3
Franklin Stubbs, L (9, PH) OBP: 0.286, SLG: 0.340										1	0	0	0	0	0	1
Bill Spiers, L (1, 6) OBP: 0.316, SLG: 0.414			F9		SH5-3		2B		1B BB	2	0	1	1	1	0	0
Inning Stats	R: 0 E: 0 K: 1 S: 8 H: 0 LOB: 0 BB: 0 P: 11	R: 1 E: 0 K: 0 S: 7 H: 2 LOB: 1 BB: 0 P: 12	R: 0 E: 0 K: 0 S: 8 H: 1 LOB: 1 BB: 0 P: 11	R: 1 E: 0 K: 0 S: 10 H: 1 LOB: 0 BB: 1 P: 17	R: 0 E: 1 K: 0 S: 8 H: 0 LOB: 1 BB: 0 P: 13	R: 0 E: 0 K: 0 S: 6 H: 0 LOB: 0 BB: 0 P: 9	R: 1 E: 0 K: 0 S: 14 H: 3 LOB: 1 BB: 0 P: 23	R: 0 E: 0 K: 1 S: 13 H: 1 LOB: 1 BB: 0 P: 15	R: 1 E: 0 K: 0 S: 9 H: 1 LOB: 2 BB: 2 P: 18	1B: 7 2B: 1 3B: 0 HR: 1	SF: 0 SAC: 2 DP: 1 HBP: 0						

PITCHER	IP	WLS	BF	H	R	ER	SO	BB	IBB	HBP	BLK	WP	HR	S	P	ERA	WHIP
Mike Boddicker, R (1, 1) ERA: 3.59	5.0	W	20	4	2	2	1	1	0	0	0	0	1	41	64	3.60	1.000
Kevin Appier, R (6, 1) ERA: 3.79	2.0		9	4	1	1	0	0	0	0	0	0	0	22	35	4.50	2.000
Jeff Montgomery, R (8, 1) ERA: 1.69	2.0	S	9	1	1	1	1	2	0	0	0	0	0	20	30	4.50	1.500

PITCHER	IP	WLS	BF	H	R	ER	SO	BB	IBB	HBP	BLK	WP	HR	S	P	ERA	WHIP

BOTTOM

Kansas City Royals @ Milwaukee Brewers

Milwaukee County Stadium, Milwaukee, WI

Sun May 12 1991, 4:33 AM EDT
Att. 15,119 - Sunny - 86 F

livebaseballscorecards.com

AB	33
R	4
H	9
RBI	4
BB	3
SO	2
LOB	17

Batter	1	2	3	4	5	6	7	8	9	AB	R	H	RBI	BB	SO	LOB
Brian McRae, S (1, 8) OBP: 0.242, SLG: 0.322	B B C B B 4-1 S BB	F B B F X 2-2 ③ G3-1	B B X 2-0 ③ G3-1					B B C X 2-1 1B 1B		3	0	1	0	1	0	2
Nelson Liriano, S (1, 4) OBP: 0.300, SLG: 0.300 Terry Puhl, L (8, PH) OBP: 0.417, SLG: 0.222 Terry Shumpert, R (8, PR) OBP: 0.240, SLG: 0.224 (8, 4)	1 SAFE 1 SAFE 1 SAFE X 0-0 ① P6			B F B X 2-1 ① G4-3		B B X 2-0 ① F9		C F X 0-2 1-2 1B		3 1 0	0 0 0	0 1 0	0 0 0	0 0 0	0 0 0	1 0 0
Kirk Gibson, L (1, 10) OBP: 0.306, SLG: 0.439	1 SAFE 1 SAFE B 1 SAFE B F B X 3-1 ② F7 1-2			C C X 0-2 ② G1-3		S B F B S 2-3 ② K		B B F S S 2-3 ③ K		4	0	0	0	0	2	3
Danny Tartabull, R (1, 9) OBP: 0.331, SLG: 0.429	C C S 0-3 ③ K			B X 1-0 ③ G4-3		F X 0-1 ③ G5-3			S S X 0-2 G3-1 1B WP 1B	4	1	1	0	0	1	1
Jim Eisenreich, L (1, 7) OBP: 0.300, SLG: 0.374		S X 0-1 ① G6-3	F X 0-1 ① G6-3			F X 0-1 ① G3-1			B C F S 1-3 ① K	4	0	0	0	0	1	1
Warren Cromartie, L (1, 3) OBP: 0.340, SLG: 0.409		B X 1-0 ② P6	C X 0-1 1B 3B			B X 1-0 ② G4-3			F F B X 1-2 G3-1 1-2 1B	4	1	2	0	0	0	0
Kurt Stillwell, S (1, 6) OBP: 0.330, SLG: 0.347		B F B C F C 2-3 ③ K	B X 1-0 BB 3-H 1B			X 0-0 ③ F7			X 0-0 ② G3-1 1-2 2-3	4	0	1	1	0	1	2
Brent Mayne, L (1, 2) OBP: 0.263, SLG: 0.235 Mike Macfarlane, R (9, PH) OBP: 0.333, SLG: 0.430		C S X 0-2 ① G3	B B B C 1 SAFE B 4-1 1-2 BB			C B F X 1-2 ① F8			B B C F X 2-2 ③ P4 3-H	2 1	0 0	0 0	0 0	1 0	0 0	0 1
Sean Berry, R (1, 5) OBP: 0.083, SLG: 0.167		B F C B B F X 3-2 ② F9	C B F S 1-3 ② K			C C F X 0-2 ② F9				3	0	0	0	0	1	2
Inning Stats	R: 0 H: 0 E: 0 LOB: 1 K: 1 BB: 1 S: 7 P: 14	R: 0 H: 0 E: 0 LOB: 0 K: 1 BB: 0 S: 7 P: 10	R: 0 H: 0 E: 0 LOB: 0 K: 0 BB: 0 S: 10 P: 15	R: 0 H: 0 E: 0 LOB: 0 K: 0 BB: 0 S: 6 P: 9	R: 1 H: 2 E: 0 LOB: 2 K: 1 BB: 1 S: 10 P: 18	R: 0 H: 0 E: 0 LOB: 0 K: 1 BB: 0 S: 6 P: 10	R: 0 H: 0 E: 0 LOB: 0 K: 0 BB: 0 S: 4 P: 5	R: 0 H: 2 E: 0 LOB: 2 K: 1 BB: 0 S: 15 P: 20	R: 1 H: 2 E: 0 LOB: 1 K: 1 BB: 0 S: 13 P: 17	1B: 5 SF: 0 2B: 0 SAC: 0 3B: 1 DP: 0 HR: 0 HBP: 0						WP: 1 PA: 35 PB: 0 SB: 1 CS: 0

TOP

Kansas City Royals @ Toronto Blue Jays

SkyDome, Toronto, ON

Mon May 13 1991, 7:05 PM EDT

Att. 44,275 - Dome - 70 F

livebaseballscorecards.com

AB	33
R	2
H	6
RBI	1
BB	2
SO	6
LOB	13

PITCHER		IP	WLS	BF	H	R	ER	SO	BB	IBB	HBP	BLK	WP	HR	S	P	ERA	WHIP
Todd Stottlemyre, R ERA: 2.93	(1, 1)	8.1	W	33	6	2	2	6	2	0	0	0	0	0	74	112	2.16	0.960
Duane Ward, R ERA: 1.93	(9, 1)	0.2	S	2	0	0	0	0	0	0	0	0	1	0	4	6	0.00	0.000

PITCHER	IP	WLS	BF	H	R	ER	SO	BB	IBB	HBP	BLK	WP	HR	S	P	ERA	WHIP

Batter	1	2	3	4	5	6	7	8	9	AB	R	H	RBI	BB	SO	LOB
Devon White, S (1, 8) OBP: 0.346, SLG: 0.387	X 0-0 ① F7		C B F B B B 4-2 2B BB	B C B S B X 3-2 ③ L5			C X 0-1 S G3 1B			3	1	1	0	1	0	1
Roberto Alomar, S (1, 4) OBP: 0.340, SLG: 0.492	B C X 1-1 1B		C X 0-1 1-H 2-H 2B		B X 1-0 ① F8		1 SAFE 1 SAFE B 1 SAFE X 1-0 ② G3 1-2			4	0	2	2	0	0	1
Joe Carter, R (1, 7) OBP: 0.394, SLG: 0.552	1 SAFE B 1 SAFE X 1-0 ② L7		X 0-0 ① F9		B F X 1-1 HR		I I I 4-0 BB IBB			3	1	1	1	1	0	2
John Olerud, L (1, 3) OBP: 0.324, SLG: 0.340	1 SAFE 1 SAFE X 0-0 ③ F9		B B F B B 4-1 G4-3 BB		B F B B B F X 3-2 ② G5-3		C B B B F B 4-2 1-2 2-3 BB			2	0	0	0	2	0	1
Mark Whiten, S (1, 9) OBP: 0.298, SLG: 0.394		B B X 2-0 ① F9	F 1 SAFE C X 0-2 ② ③ G4-3 1-2f		B X 1-0 ③ L7		C C B S 1-3 ③ K			4	0	0	0	0	1	5
Glenallen Hill, R (1, 10) OBP: 0.318, SLG: 0.500		B C X 1-1 ② F8		B C F B C 2-3 ① K		C B X 1-1 ① F8		C C S 0-3 ① K		4	0	0	0	0	2	0
Greg Myers, L (1, 2) OBP: 0.329, SLG: 0.368	X 0-0 2B			F B B B B 4-1 3B BB		B B C S B X 3-2 ② G4-3		F B B F B B 4-2 G5-4-3 BB		2	1	1	0	2	0	0
Manuel Lee, S (1, 6) OBP: 0.333, SLG: 0.317		B B F F S 2-3 ③ K		1 SAFE B 1 SAFE B C 1 SAFE F F F 3-2 B X 1-H 3B		C B X 1-1 ③ G4-3		F B 1 SAFE X 1-1 ② ③ G5-4-3 1-2f		4	0	1	1	0	1	2
Ray Giannelli, L (1, 5) OBP: 0.444, SLG: 0.308 Rene Gonzales, R (9, 5) OBP: 0.182, SLG: 0.150			C F B B B X 3-2 2B 2B	B C S X 1-2 ② G4-3			C X 0-1 ① G4-3			3 0	1 0	1 0	0 0	0 0	0 0	1 0
Inning Stats	R: 0 E: 0 K: 0 S: 5 H: 1 LOB: 1 BB: 0 P: 7	R: 0 E: 0 K: 1 S: 7 H: 1 LOB: 1 BB: 0 P: 12	R: 2 E: 0 K: 0 S: 12 H: 2 LOB: 1 BB: 2 P: 23	R: 1 E: 0 K: 1 S: 15 H: 1 LOB: 1 BB: 1 P: 28	R: 1 E: 0 K: 0 S: 7 H: 1 LOB: 0 BB: 0 P: 13	R: 0 E: 0 K: 0 S: 7 H: 0 LOB: 0 BB: 0 P: 12	R: 0 E: 0 K: 1 S: 10 H: 1 LOB: 3 BB: 2 P: 20	R: 0 E: 0 K: 1 S: 7 H: 0 LOB: 0 BB: 1 P: 12		1B: 2 2B: 3 3B: 1 HR: 1	SF: 0 SAC: 0 DP: 2 HBP: 0					

BOTTOM

Kansas City Royals @ Toronto Blue Jays

SkyDome, Toronto, ON

Mon May 13 1991, 7:05 PM EDT
Att. 44,275 - Dome - 70 F

livebaseballscorecards.com

AB	29
R	4
H	7
RBI	4
BB	6
SO	4
LOB	13

WP: 0 PB: 0 SB: 1 CS: 0 PA: 35

PITCHER		IP	WLS	BF	H	R	ER	SO	BB	IBB	HBP	BLK	WP	HR	S	P	ERA	WHIP
Storm Davis, R ERA: 4.5	(1, 1)	5.0	L	23	6	4	4	2	3	0	0	0	0	1	46	83	7.20	1.800
Luis Aquino, R ERA: 6.48	(6, 1)	1.2		7	1	0	0	0	0	1	0	0	0	0	12	22	0.00	0.600
Mark Davis, L ERA: 4.26	(7, 1)	1.1		5	0	0	0	2	2	0	0	0	0	0	12	22	0.00	1.500

PITCHER	IP	WLS	BF	H	R	ER	SO	BB	IBB	HBP	BLK	WP	HR	S	P	ERA	WHIP

Batter	1	2	3	4	5	6	7	8	9	AB	R	H	RBI	BB	SO	LOB
Gary Thurman, R (1, 9) OBP: 0.306, SLG: 0.303	C S X 0-2 ① G5-3		B B B B 4-0 CS BB			F X 0-1 ② P4		C F B F F X 1-2 ②③ G6-3 1-2f		2	0	0	0	1	0	0
Kirk Gibson, L (8, PH) OBP: 0.303, SLG: 0.435										1	0	0	0	0	0	2
Nelson Liriano, S (8, 4) OBP: 0.300, SLG: 0.300										0	0	0	0	0	0	0
Brian McRae, S (1, 8) OBP: 0.253, SLG: 0.330	X 0-0 CS 1B		B 1 SAFE 1 SAFE 1 SAFE C B F F B 3-2 ②③ X F7 1-2			C C X 0-2 1B			C B X 1-1 ① F9	4	0	2	0	0	0	1
Mike Macfarlane, R (1, 2) OBP: 0.343, SLG: 0.466	B 1 SAFE F 1 SAFE 1 SAFE F B X 2-2 ② 1-2 HR			B B F F X 2-2 CI G5-4-3		X 0-0 ③ G5-3			B B B B 4-0 E 1B BB	2	1	1	1	1	0	1
Danny Tartabull, R (1, 10) OBP: 0.328, SLG: 0.422	C C F S 0-3 ③ K			S C C 0-3 ① K			F B S F F F B B X 3-2 ① F9		C S X 0-2 E 1-2 1B	4	0	1	0	0	2	1
Carmelo Martinez, R (1, 3) OBP: 0.267, SLG: 0.200		B F F F B C 3-3 ① K		C B F F B X 2-2 ②③ G5-4-3 1-2f			B C F X 1-2 ② F8		X 0-0 E5 1-2 2-3	4	0	0	0	0	1	3
Tom Gordon, R (9, PR)										0	0	0	0	0	0	0
Kurt Stillwell, S (1, 6) OBP: 0.327, SLG: 0.353		C B B F B X 3-2 2B			B X 1-0 ① G6-3		C B B F B X 3-2 ③ F8		C S F F X 0-2 ② F7	4	0	1	0	0	0	3
Bill Pecota, R (1, 7) OBP: 0.308, SLG: 0.255	F C C 0-3 ② K				C F F B B X 2-2 ② F9			X 0-0 ① G4-3	C B X 1-1 ③ F8	2	0	0	0	0	1	1
Jim Eisenreich, L (8, PH) OBP: 0.295, SLG: 0.367										2	0	0	0	0	0	3
Sean Berry, R (1, 5) OBP: 0.133, SLG: 0.143		B F X 1-1 ③ F8			B S B B X 3-1 ③ F7			B C B B B 4-1 1B BB		2	0	0	0	1	0	1
Terry Shumpert, R (1, 4) OBP: 0.234, SLG: 0.217			F B B S F X 2-2 ① P3			C F S 0-3 ① K		L X 0-1 1-3 G6-3 1B		2	0	0	0	0	1	0
Terry Puhl, L (8, PH) OBP: 0.462, SLG: 0.300										1	0	1	0	0	0	0
(8, 7)																

TOP

Kansas City Royals @ Toronto Blue Jays

SkyDome, Toronto, ON

Tue May 14 1991, 7:05 PM EDT
Att. 43,357 - Sunny - 72 F

livebaseballscorecards.com

AB	30
R	1
H	6
RBI	1
BB	3
SO	5
LOB	16

Inning Stats	1	2	3	4	5	6	7	8	9
R	1	0	0	0	0	0	0	0	0
E	0	0	0	1	0	0	0	0	1
K	1	2	0	1	0	1	0	0	0
S	11	12	8	9	7	9	12	9	13
H	2	1	0	0	0	1	0	1	1
LOB	0	1	0	0	0	1	0	1	3
BB	0	0	1	0	0	1	0	1	1
P	13	19	17	13	13	9	19	14	19

1B	4
2B	1
3B	0
HR	1
SF	0
SAC	0
DP	2
HBP	0
WP	0
PB	0
SB	0
CS	2
PA	34

PITCHER		IP	WLS	BF	H	R	ER	SO	BB	IBB	HBP	BLK	WP	HR	S	P	ERA	WHIP
David Wells, L ERA: 2.96	(1, 1)	7.0	W	24	4	1	1	5	1	0	0	0	0	1	68	103	1.29	0.714
Mike Timlin, R ERA: 2.28	(8, 1)	2.0	S	10	2	0	0	0	2	0	0	0	0	0	22	33	0.00	2.000

PITCHER	IP	WLS	BF	H	R	ER	SO	BB	IBB	HBP	BLK	WP	HR	S	P	ERA	WHIP

Batter	1	2	3	4	5	6	7	8	9	AB	R	H	RBI	BB	SO	LOB
Mookie Wilson, S (1, 8) OBP: 0.241, SLG: 0.296	B C F S 1-3 ① K	1 SAFE F 1 SAFE B S 1 SAFE B B S 3-3 ③ K 1-2			B B X 2-0 ① L8	X 0-0 ③ F8		S S C 0-3 ② K		5	0	0	0	0	3	5
Roberto Alomar, S (1, 4) OBP: 0.329, SLG: 0.474	C S B F B S 2-3 ② K		C B F F B F B X 3-2 ① F7		C F C 0-3 ② K		B C X 1-1 ① G3	X 0-0 ③ G5-3		5	0	0	0	0	2	1
Joe Carter, R (1, 7) OBP: 0.404, SLG: 0.558	B C X 1-1 ③ G3		B X 1-0 WP S 1B		C B X 1-1 S 1B		S F B B X 2-2 1B FC4-6 1B			4	1	3	0	0	0	0
John Olerud, L (1, 3) OBP: 0.330, SLG: 0.357		B B X 2-0 1B 2B	C 1 SAFE 1 SAFE B C S 2-3 ② K 1-2		B 2 SAFE F C S 1-3 ③ K 1-2		1 SAFE B C 1 SAFE X 1-1 FC4-6 1-3 1B			4	1	2	0	0	2	2
Mark Whiten, S (1, 9) OBP: 0.296, SLG: 0.388		X 0-0 ① P4	B B B S S S X 3-2 G3 2-3		S X 0-1 WP 1B	B F X 1-1 ② FC4-6 1B 1-2f 3-H				4	0	1	1	0	0	3
Glenallen Hill, R (1, 10) OBP: 0.333, SLG: 0.500		S F B B B X 2-2 HR 2-H 1B		F C B S 1-3 ① K	B F B F S 2-3 K S 1-3	X 0-0 1-3 1B				4	1	2	1	0	2	1
Greg Myers, L (1, 2) OBP: 0.352, SLG: 0.416 Pat Borders, R (7, PH) OBP: 0.200, SLG: 0.186 (8, 2)		B X 1-0 2-H HR		B C B B B 4-1 1B BB	B I I 4-0 1-2 IBB	1 SAFE C 1 SAFE C E F X 0-2 ③ G5-3				1 1 1 2 2 0 0 1 0 0 0 0 0 2						
Ray Giannelli, L (1, 5) OBP: 0.429, SLG: 0.313 Ed Sprague, R (8, PH) OBP: 0.400, SLG: 0.500 (9, 5)		C S B B B F S 3-3 ② K		B 1 SAFE X 1-0 G4-6-3 1-2 1B	B F S B S 2-3 ① K			S C X 0-2 G6-3 2B		3 0 1 0 0 2 3 1 0 1 0 0 0 0						
Rene Gonzales, R (1, 6) OBP: 0.192, SLG: 0.167		B C S X 1-2 WP 1B		X 0-0 ② ③ G4-6-3 1-2f	B F B S B S 3-3 ② K			C X 0-1 ① G6-3 2-3		4	0	1	0	0	1	6
Inning Stats	R: 0 E: 0 K: 2 S: 9 H: 0 LOB: 0 BB: 0 P: 13	R: 3 E: 0 K: 2 S: 16 H: 4 LOB: 1 BB: 0 P: 28	R: 0 E: 0 K: 1 S: 13 H: 1 LOB: 1 BB: 0 P: 22	R: 0 E: 0 K: 1 S: 6 H: 1 LOB: 1 BB: 1 P: 12	R: 0 E: 0 K: 2 S: 9 H: 1 LOB: 1 BB: 0 P: 13	R: 0 E: 0 K: 3 S: 12 H: 1 LOB: 3 BB: 1 P: 23	R: 1 E: 0 K: 0 S: 15 H: 3 LOB: 2 BB: 0 P: 20	R: 0 E: 0 K: 1 S: 9 H: 1 LOB: 1 BB: 0 P: 9		1B: 9 2B: 2 3B: 0 HR: 1 SF: 0 SAC: 0 DP: 1 HBP: 0						

PITCHER		IP	WLS	BF	H	R	ER	SO	BB	IBB	HBP	BLK	WP	HR	S	P	ERA	WHIP
Mark Gubicza, R ERA: 5.4	(1, 1)	5.0	L	22	7	3	3	8	1	0	0	0	2	1	53	88	5.40	1.600
Steve Crawford, R ERA: 6.75	(6, 1)	1.2		11	4	1	1	3	0	1	0	0	1	0	22	38	5.40	2.400
Mark Davis, L ERA: 3.52	(7, 1)	1.1		5	1	0	0	1	0	0	0	0	0	0	14	14	0.00	0.750

PITCHER	IP	WLS	BF	H	R	ER	SO	BB	IBB	HBP	BLK	WP	HR	S	P	ERA	WHIP

BOTTOM

Kansas City Royals @ Toronto Blue Jays

SkyDome, Toronto, ON

Tue May 14 1991, 7:05 PM EDT

Att. 43,357 - Sunny - 72 F

livebaseballscorecards.com

AB	36
R	4
H	12
RBI	4
BB	2
SO	12
LOB	23

WP: 4 PA: 38
PB: 0
SB: 3
CS: 0

Batter	1	2	3	4	5	6	7	8	9	AB	R	H	RBI	BB	SO	LOB
Gary Thurman, R (1, 9) OBP: 0.308, SLG: 0.389	B F B S S 2-3 ① K2-3		X 0-0 HR	B C L F S 1-3 ② K		X 0-0 1B		X 0-0 1-2 HR 1B		3	1	1	1	0	2	1
Kirk Gibson, L (6, PH) OBP: 0.315, SLG: 0.445 (6, 9)										2	1	2	0	0	0	0
Brian McRae, S (1, 8) OBP: 0.250, SLG: 0.354	B S B X 2-1 ② P2		C S B F B X 2-2 ① G4-3	B B S F F F S 2-3 ③ K		X 0-0 ③ P3		C X 0-1 1-H 2-H HR		5	1	1	3	0	1	2
Mike Macfarlane, R (1, 2) OBP: 0.337, SLG: 0.452	C B S B S 2-3 ③ K		X 0-0 1B BB 1B		X 0-0 ① F7		S F B X 1-2 ① G6-3	C F F B X 1-2 ③ G5-3		5	0	1	0	0	1	0
Danny Tartabull, R (1, 10) OBP: 0.323, SLG: 0.413		B B F B X 3-1 FC1-6 1B	X 0-0 ② F8		B S B F X 2-2 ② G5-3		F B C S 1-3 ② K		X 0-0 ① G6-3	5	0	1	0	0	1	1
Carmelo Martinez, R (1, 3) OBP: 0.300, SLG: 0.190		S X 0-1 ① FC1-6 1B 1-2f 2B	B 1 SAFE B B B B 4-0 1-2 1B BB		B B B F B 4-1 1B BB		B B B B 4-0 BB		X 0-0 ② G5-3	2	1	0	0	3	0	1
Jim Eisenreich, L (1, 7) OBP: 0.308, SLG: 0.372		B B 1 SAFE X 2-0 ② F9	C B C F B X 2-2 1-2 2-3 1B		B X 1-0 1-2 1B		C F F C 0-3 ③ K		S F B B B B 4-2 BB	4	0	2	0	1	1	2
Kurt Stillwell, S (1, 6) OBP: 0.322, SLG: 0.346		F S B X 1-2 1-2 2B 1B	B C S F X 1-2 ③ F7		B C X 1-1 ③ G1-3			S X 0-1 ① G3-1	B 1 SAFE B C X 2-1 ③ F8	5	1	1	0	0	0	6
Bill Pecota, R (1, 5) OBP: 0.339, SLG: 0.314		B C F B X 2-2 1-H 2-H 2B	B S B X 2-1 G6-3 1B			C X 0-1 ① G1-3		B C X 1-1 1B HR 1B		4	1	3	2	0	0	0
Terry Shumpert, R (1, 4) OBP: 0.225, SLG: 0.208 Terry Puhl, L (8, PH) OBP: 0.429, SLG: 0.273 Nelson Liriano, S (8, 4) OBP: 0.300, SLG: 0.300		C B F X 1-2 ③ F7	F 1 SAFE B 1 SAFE 1 SAFE B 1 SAFE X 2-1 ① G6-3 1-2			S B C B X 2-2 ② F7		1 SAFE X 0-0 ② F8		3	0	0	0	0	0	2
										1	0	0	0	0	0	1
										0	0	0	0	0	0	0
Inning Stats	R: 0 E: 0 K: 2 S: 8 H: 0 LOB: 0 BB: 0 P: 14	R: 2 E: 0 K: 0 S: 14 H: 3 LOB: 1 BB: 0 P: 23	R: 1 E: 0 K: 0 S: 15 H: 3 LOB: 3 BB: 1 P: 24	R: 0 E: 0 K: 2 S: 14 H: 1 LOB: 1 BB: 0 P: 21	R: 0 E: 0 K: 0 S: 8 H: 1 LOB: 2 BB: 1 P: 16	R: 0 E: 0 K: 0 S: 7 H: 1 LOB: 1 BB: 0 P: 9	R: 0 E: 0 K: 2 S: 10 H: 0 LOB: 1 BB: 1 P: 16	R: 3 E: 0 K: 0 S: 12 H: 3 LOB: 0 BB: 0 P: 14	R: 0 E: 0 K: 0 S: 6 H: 0 LOB: 1 BB: 1 P: 12	1B: 9 2B: 1 3B: 0 HR: 2 SF: 0 SAC: 0 DP: 0 HBP: 0						

PITCHER	IP	WLS	BF	H	R	ER	SO	BB	IBB	HBP	BLK	WP	HR	S	P	ERA	WHIP
Denis Boucher, L (1, 1) ERA: 4.58	5.0	L	25	8	3	3	4	2	0	0	0	0	1	59	98	5.40	2.000
Willie Fraser, R (6, 1) ERA: 4.02	2.2		11	2	1	1	2	1	0	0	0	0	0	22	31	3.38	1.125
Bob MacDonald, L (8, 1) ERA: 3.6	1.1		7	2	2	2	0	1	0	0	0	0	1	13	20	13.50	2.250

PITCHER	IP	WLS	BF	H	R	ER	SO	BB	IBB	HBP	BLK	WP	HR	S	P	ERA	WHIP

TOP

Kansas City Royals @ Toronto Blue Jays

SkyDome, Toronto, ON

Wed May 15 1991, 7:05 PM EDT

Att. 50,113 - Sunny - 73 F

livebaseballscorecards.com

AB	39
R	6
H	12
RBI	6
BB	4
SO	6
LOB	16

WP: 0	PB: 0	SB: 0	CS: 0
PA: 43			

Batter	1	2	3	4	5	6	7	8	9	AB	R	H	RBI	BB	SO	LOB
Mookie Wilson, S (1, 8) OBP: 0.270, SLG: 0.339	B B C F X 2-2 G6-3 ①		X 0-0 F9 1B 1-3 1B		X 0-0 2-3 1B		S S X 0-2 FC6-4 S 1-2f ②		S B X 1-1 1-3 2-H 2B	5	0	3	1	0	0	1
Roberto Alomar, S (1, 4) OBP: 0.325, SLG: 0.467	B S X 1-1 G4-3 ②		X 0-0 1-2 3-H 1B		1 SAFE F 1 SAFE F S 0-3 K ②		B B F B X 3-1 1-2 G6-3 ③		X 0-0 3-H SF7 ②	4	0	1	2	0	1	3
Joe Carter, R (1, 7) OBP: 0.397, SLG: 0.545	F S B X 1-2 1B		X 0-0 2-3 F9 ②		B X 1-0 F8 ③			X 0-0 F8 ①	B S X 1-1 L6 ③	5	0	1	0	0	0	5
John Olerud, L (1, 3) OBP: 0.336, SLG: 0.402	B C 1 SAFE F F F F 1 SAFE 1 SAFE 2-3 B C K ③		C B B 1 SAFE B F X 3-2 G4-3 ③			F B C F B X 2-2 G4-3 2B		F B B F F X 2-2 HR		4	1	2	1	0	1	3
Mark Whiten, S (1, 9) OBP: 0.295, SLG: 0.382		C B X 1-1 CS 1B		B C C C 1-3 K ①		F 2 SAFE X 0-1 2-3 G4-3 ①		F B X 1-1 P4 ②		4	0	1	0	0	1	1
Glenallen Hill, R (1, 10) OBP: 0.308, SLG: 0.457		B 1 SAFE X 1-0 F9 ①		B F F F F B F B F 3-3 F S K ②		S S B B B C 2-3 K ②		B B F F B S 3-3 K ③		4	0	0	0	0	3	2
Greg Myers, L (1, 2) OBP: 0.348, SLG: 0.420		1 SAFE B B F 1 SAFE B F S 3-3 1-2 K ② ③		B B X 2-0 F8 ③		F B X 1-1 F9 ③			X 0-0 2B 2B	4	1	1	0	0	1	2
Ray Giannelli, L (1, 5) OBP: 0.360, SLG: 0.250			B S B B C F S 3-3 K ①		B S B X 2-1 E3 1B SH5-3		X 0-0 F8 ①		C F B B B F S 2-3 K ①	4	0	0	0	0	2	1
Rene Gonzales, R (1, 6) OBP: 0.276, SLG: 0.200			C H 1-1 1B 1B HBP		X 0-0 1-2 SH5-3 ①		B X 1-0 FC6-4 1B		S B B B B B 4-1 2B SF7 BB	1	2	1	0	1	0	0
Inning Stats	R: 0 E: 0 K: 1 S: 14 H: 1 LOB: 1 BB: 0 P: 20	R: 0 E: 0 K: 1 S: 6 H: 1 LOB: 1 BB: 0 P: 11	R: 1 E: 0 K: 1 S: 11 H: 2 LOB: 2 BB: 0 P: 18	R: 0 E: 0 K: 2 S: 12 H: 0 LOB: 0 BB: 0 P: 18	R: 0 E: 1 K: 1 S: 8 H: 1 LOB: 2 BB: 0 P: 11	R: 0 E: 0 K: 1 S: 11 H: 1 LOB: 1 BB: 0 P: 16	R: 0 E: 0 K: 0 S: 7 H: 1 LOB: 1 BB: 0 P: 11	R: 1 E: 0 K: 1 S: 10 H: 1 LOB: 0 BB: 0 P: 16	R: 2 E: 0 K: 1 S: 11 H: 2 LOB: 1 BB: 1 P: 19	1B: 6 2B: 4 3B: 0 HR: 1	SF: 1 SAC: 1 DP: 1 HBP: 1						

PITCHER		IP	WLS	BF	H	R	ER	SO	BB	IBB	HBP	BLK	WP	HR	S	P	ERA	WHIP
Bret Saberhagen, R ERA: 2.65	(1, 1)	8.0	W	33	8	2	2	8	0	0	1	0	0	1	79	121	2.25	1.000
Jeff Montgomery, R ERA: 2.65	(9, 1)	1.0		6	2	2	2	1	1	0	0	0	0	0	11	19	18.00	3.000

PITCHER	IP	WLS	BF	H	R	ER	SO	BB	IBB	HBP	BLK	WP	HR	S	P	ERA	WHIP

BOTTOM

Kansas City Royals @ Toronto Blue Jays

SkyDome, Toronto, ON

Wed May 15 1991, 7:05 PM EDT
Att. 50,113 - Sunny - 73 F

livebaseballscorecards.com

AB	35
R	4
H	10
RBI	4
BB	1
SO	9
LOB	18

WP: 0 PB: 0 SB: 1 CS: 1 PA: 39

Batter	1	2	3	4	5	6	7	8	9	10	AB	R	H	RBI	BB	SO	LOB
Paul Molitor, R (1, 10) OBP: 0.371, SLG: 0.466	0-0 F8		1-0 G5-3		2-0 FC6-4 1-2f			2-1 F9	1-2 1B BB 1-2 3-H 1B	2-0 F8	6	0	1	1	0	0	2
Jim Gantner, L (1, 5) OBP: 0.288, SLG: 0.363 Gary Sheffield, R (9, PH) OBP: 0.321, SLG: 0.411 Rick Dempsey, R (9, 2) OBP: 0.250, SLG: 0.414	1-1 G6-4-3 1B		1-2 E BB 1B		1 SAFE 0-1 L5			0-3 K	4-0 1B 1-2 2-3 BB		4 0 0	0 0 0	2 0 0	0 0 0	0 1 0	1 0 0	1 0 0
Greg Vaughn, R (1, 7) OBP: 0.353, SLG: 0.543	1 SAFE 1-0 G6-4-3 1-2f		4-1 E2 1-3 BB			2-0 G6-3		3-3 K	1-2 1B 1-2 2-3 3-H		4	0	1	1	1	1	1
Robin Yount, R (1, 8) OBP: 0.358, SLG: 0.550		3-2 1B 2B	0-1 F8			1-0 F9			FC4-8 1B F8		5	1	2	0	0	0	5
Franklin Stubbs, L (1, 3) OBP: 0.281, SLG: 0.340		3-2 G5-3 2-H 1B		1-2 F8		1-0 G4-3			1-1 FC4-6 1B 1-2f 1B	0-1 G3	5	1	1	1	0	0	1
Darryl Hamilton, L (1, 9) OBP: 0.309, SLG: 0.245 Dante Bichette, R (10, PH) OBP: 0.258, SLG: 0.381 (10, 9)	1 SAFE 0-0 G5-3 1-2			2-1 G6-3			X 0-0 G4-3 1B		0-1 1B 1-2 1B 1B	4-1 1B 3B BB	4 0	1 1	2 0	0 0	0 1	0 0	1 0
Willie Randolph, R (1, 4) OBP: 0.368, SLG: 0.286		3-3 K		2-2 G4-3			X 0-0 F8		2-3 K	1 SAFE 1-1 1-2 3B 1B	5	1	1	0	0	2	4
B.J. Surhoff, L (1, 2) OBP: 0.242, SLG: 0.189 (9, 5)		3-2 P5			X 0-0 G4-3		3-1 G4-3 1-2		1-1 1B 1-2 2-H 1B	1-1 F9	5	1	1	1	0	0	4
Dale Sveum, S (1, 6) OBP: 0.200, SLG: 0.195			0-3 K		4-1 FC6-4 BB		3-1 G4-3		3-1 BB 1B 1-3 2-H 1B	1-1 1-H 2-H 3B	4	1	2	3	1	1	1
Inning Stats	R: 0 E: 0 K: 0 S: 4 H: 1 LOB: 0 BB: 0 P: 6	R: 1 E: 0 K: 1 S: 18 H: 2 LOB: 1 BB: 0 P: 30	R: 0 E: 1 K: 1 S: 12 H: 1 LOB: 2 BB: 1 P: 18	R: 0 E: 0 K: 0 S: 8 H: 0 LOB: 0 BB: 0 P: 13	R: 0 E: 0 K: 0 S: 5 H: 0 LOB: 1 BB: 1 P: 11	R: 0 E: 0 K: 0 S: 3 H: 0 LOB: 0 BB: 0 P: 7	R: 0 E: 0 K: 0 S: 6 H: 1 LOB: 1 BB: 0 P: 12	R: 0 E: 0 K: 2 S: 8 H: 0 LOB: 0 BB: 0 P: 13	R: 4 E: 0 K: 1 S: 24 H: 6 LOB: 3 BB: 1 P: 39	R: 2 E: 0 K: 0 S: 10 H: 2 LOB: 1 BB: 1 P: 19	1B: 11 2B: 1 3B: 1 HR: 0	SF: 0 SAC: 0 DP: 1 HBP: 0						

PITCHER		IP	WLS	BF	H	R	ER	SO	BB	IBB	HBP	BLK	WP	HR	S	P	ERA	WHIP
Tom Gordon, R ERA: 1.45	(1, 1)	8.1		33	7	3	3	4	2	0	0	0	0	0	69	116	3.24	1.080
Jeff Montgomery, R ERA: 3.63	(9, 1)	0.1		4	3	1	1	1	0	0	0	0	0	0	11	18	27.00	9.000
Mark Davis, L ERA: 5.19	(9, 1)	1.0	L	8	3	3	3	0	2	0	0	0	0	0	17	31	27.00	5.000
Steve Crawford, R ERA: 6.55	(10, 1)	0.1		1	0	0	0	0	0	0	0	0	0	0	1	3	0.00	0.000

PITCHER	IP	WLS	BF	H	R	ER	SO	BB	IBB	HBP	BLK	WP	HR	S	P	ERA	WHIP

TOP

Milwaukee Brewers @ Kansas City Royals

Royals Stadium, Kansas City, MO

Fri May 17 1991, 8:05 PM EDT

Att. 26,644 - Sunny - 81 F

livebaseballscorecards.com

AB	42
R	7
H	13
RBI	7
BB	4
SO	5
LOB	20

WP: 0 PB: 0 SB: 0 CS: 0 PA: 46

Batter	1	2	3	4	5	6	7	8	9	10	AB	R	H	RBI	BB	SO	LOB
Gary Thurman, R (1, 7) OBP: 0.326, SLG: 0.400	X 0-0 FC6-4 1B		B S B C C 2-3 ① K	C X 0-1 ③ F8		B S L F B B X 3-2 PO 1B			X 0-0 ② F7		4	0	2	0	0	1	0
Jim Eisenreich, L (9, PH) OBP: 0.305, SLG: 0.368											1	0	0	0	0	0	0
(10, 7)																	
Brian McRae, S (1, 8) OBP: 0.248, SLG: 0.356	X 0-0 ① P2		C F X 0-2 ② F9		B C F B B F X 3-2 2B 2B	1 SAFE C 1 SAFE X 0-1 ② F7			C B B B C C 3-3 ③ K		5	1	1	0	0	1	2
Mike Macfarlane, R (1, 2) OBP: 0.339, SLG: 0.459	1 SAFE X 0-0 ② FC6-4 FC6 1B 1-2f		C X 0-1 FC6-4 1B		B B F X 2-1 1B FC3-2 2B 2-H	1 SAFE B 1 SAFE 1 SAFE 1-0 ③ PO 1-2	B B C B X 3-1 G5-3			C B X 1-1 ① B5-3	5	0	2	1	0	0	1
Danny Tartabull, R (1, 9) OBP: 0.326, SLG: 0.413	X 0-0 FC6 1B 1-2		X 0-0 ③ FC6-4 1-2f		F X 0-1 1B FC3-2 FC4-6 1B 2-3		S B F X 1-2 ② F9			X 0-0 ② G6-3	5	1	2	0	0	0	1
Kirk Gibson, L (1, 10) OBP: 0.318, SLG: 0.439	C X 0-1 ③ FC6 1-2f 2-3			B B C X 2-1 SH1-4 BB HR 1B	B X 1-0 ① FC3-2 FC4-6 1B 1-2 3-H		B B C X 3-1 ③ G4-3			B B B B 4-0 BB	4	1	1	0	1	0	4
Carmelo Martinez, R (1, 3) OBP: 0.327, SLG: 0.200		C B B B F B 4-2 G6-3 BB	B 1 SAFE S B B 1 SAFE B 4-1 SH1-4 HR 1-2 BB	B F X 2-1 FC4-6 1B 1-2 2-3			B F B X 2-1 ① G5-3		B C C T F S 1-3 ③ K		3	1	1	0	2	1	1
Kurt Stillwell, S (1, 6) OBP: 0.314, SLG: 0.336		B B 1 SAFE C X 2-1 ① G6-3 1-2	B X 1-0 ① SH1-4 1-2 2-3	X 0-0 ② FC4-6 1-2f 2-3 3-H			B C X 1-1 ② G1-3				3	0	0	1	0	0	3
Bill Pecota, R (1, 5) OBP: 0.333, SLG: 0.364		C B F B X 2-2 ② F8	B S F B X 2-2 2-H 3-H HR	C F C 0-3 ③ K			B B X 2-0 ③ F9				4	1	1	3	0	1	3
Terry Shumpert, R (1, 4) OBP: 0.217, SLG: 0.200		B B X 2-0 ③ P3	X 0-0 ② L5			C B X 1-1 ① G5-3			C B X 1-1 ① G4-3		3	0	0	0	0	0	1
Warren Cromartie, L (9, PH) OBP: 0.333, SLG: 0.400											1	0	0	0	0	0	0
Nelson Liriano, S (10, 4) OBP: 0.300, SLG: 0.300											0	0	0	0	0	0	0
Inning Stats	R: 0 E: 0 K: 0 S: 6 H: 2 LOB: 2 BB: 0 P: 6	R: 0 E: 0 K: 0 S: 8 H: 0 LOB: 1 BB: 1 P: 18	R: 0 E: 0 K: 1 S: 9 H: 1 LOB: 1 BB: 0 P: 11	R: 3 E: 0 K: 0 S: 10 H: 2 LOB: 0 BB: 1 P: 19	R: 2 E: 0 K: 1 S: 15 H: 4 LOB: 2 BB: 0 P: 23	R: 0 E: 0 K: 0 S: 8 H: 1 LOB: 0 BB: 0 P: 13	R: 0 E: 0 K: 0 S: 7 H: 0 LOB: 0 BB: 0 P: 14	R: 0 E: 0 K: 0 S: 5 H: 0 LOB: 0 BB: 0 P: 10	R: 0 E: 0 K: 1 S: 6 H: 0 LOB: 0 BB: 0 P: 10	R: 0 E: 0 K: 1 S: 8 H: 0 LOB: 1 BB: 1 P: 14	1B: 7 2B: 2 3B: 0 HR: 1	SF: 0 SAC: 1 DP: 0 HBP: 0					

PITCHER	IP	WLS	BF	H	R	ER	SO	BB	IBB	HBP	BLK	WP	HR	S	P	ERA	WHIP
Kevin Brown, L (1, 1) ERA: 4.43	4.0		21	7	5	5	1	2	0	0	0	0	1	39	65	11.25	2.250
Jim Hunter, R (5, 1) ERA:	4.0		14	3	0	0	1	0	0	0	0	0	0	29	49	0.00	0.750
Chuck Crim, R (9, 1) ERA: 4.38	1.2	W	5	0	0	0	1	0	0	0	0	0	0	9	14	0.00	0.000
Dan Plesac, L (10, 1) ERA: 3.97	0.0		1	0	0	0	0	1	0	0	0	0	0	0	4	∞	∞
Julio Machado, R (10, 1) ERA: 2.61	0.1	S	1	0	0	0	1	0	0	0	0	0	0	5	6	0.00	0.000

PITCHER	IP	WLS	BF	H	R	ER	SO	BB	IBB	HBP	BLK	WP	HR	S	P	ERA	WHIP

BOTTOM

Milwaukee Brewers @ Kansas City Royals

Royals Stadium, Kansas City, MO

Fri May 17 1991, 8:05 PM EDT

Att. 26,644 - Sunny - 81 F

livebaseballscorecards.com

AB	38
R	5
H	10
RBI	5
BB	3
SO	4
LOB	16

WP: 0 PB: 0 SB: 0 CS: 0 PA: 43

Batter	1	2	3	4	5	6	7	8	9	AB	R	H	RBI	BB	SO	LOB
Paul Molitor, R (1, 10) OBP: 0.378, SLG: 0.471	F9		G6-3			1B SF8 1B	2-3 1B		G4-1 1B	5	1	3	0	0	0	0
Jim Gantner, L (1, 4) (8, 5) OBP: 0.285, SLG: 0.356	F8		G6-3			1-3 1B	P4		1-2 G4-1	5	0	1	0	0	0	3
Gary Sheffield, R (1, 5) OBP: 0.318, SLG: 0.421	1B 2B			F9		SF8 3-H		G5-3	K	3	0	1	1	0	0	0
Willie Randolph, R (8, 4) OBP: 0.364, SLG: 0.282										1	0	0	0	0	1	1
Robin Yount, R (1, 8) OBP: 0.362, SLG: 0.548	2-3 1B			F9		F9		1B 1B		4	1	2	0	0	0	1
Franklin Stubbs, L (1, 3) OBP: 0.280, SLG: 0.336	F8			P5			G3-1	1B 1-2 1B		4	0	1	0	0	0	2
Greg Vaughn, R (1, 7) OBP: 0.361, SLG: 0.542		G6-4-3 BB			F9		G3-1 1B 2B 1B	K		2	0	1	0	1	0	0
Dante Bichette, R (7, PR) (7, 9) OBP: 0.256, SLG: 0.377										1	1	0	0	0	1	2
Darryl Hamilton, L (1, 9) (7, 7) OBP: 0.322, SLG: 0.264		G6-4-3 1-2f			G4-3		G3-1 1-2 2B 1B	1-0 1-3 2-H 1B		4	1	2	1	0	0	1
B.J. Surhoff, L (1, 2) OBP: 0.233, SLG: 0.181		G4-3			P2		G3-1 1-2 2-3	L5		4	0	0	0	0	0	4
Dale Sveum, S (1, 6) OBP: 0.204, SLG: 0.222			K			F9	1B 2-H 3-H 2B		K	4	0	1	2	0	2	0
Inning Stats	R: 0 E: 0 K: 0 S: 8 H: 2 LOB: 2 BB: 0 P: 12	R: 0 E: 0 K: 0 S: 6 H: 0 LOB: 0 BB: 1 P: 10	R: 0 E: 0 K: 1 S: 6 H: 0 LOB: 0 BB: 0 P: 7	R: 0 E: 0 K: 0 S: 8 H: 0 LOB: 0 BB: 0 P: 11	R: 0 E: 0 K: 0 S: 9 H: 0 LOB: 0 BB: 0 P: 11	R: 1 E: 0 K: 0 S: 9 H: 2 LOB: 1 BB: 0 P: 13	R: 2 E: 0 K: 0 S: 14 H: 4 LOB: 2 BB: 0 P: 23	R: 1 E: 0 K: 1 S: 11 H: 3 LOB: 2 BB: 0 P: 18	R: 0 E: 0 K: 2 S: 11 H: 1 LOB: 1 BB: 0 P: 15	1B: 10 2B: 2 3B: 0 HR: 0	SF: 1 SAC: 0 DP: 1 HBP: 0						

PITCHER		IP	WLS	BF	H	R	ER	SO	BB	IBB	HBP	BLK	WP	HR	S	P	ERA	WHIP
Storm Davis, R ERA: 4.11	(1, 1)	6.0		22	4	1	1	1	1	0	0	0	0	0	46	64	1.50	0.833
Kevin Appier, R ERA: 4.34	(7, 1)	1.2		11	6	3	3	1	0	0	0	0	0	0	22	34	16.20	3.600
Mark Davis, L ERA: 5.0	(8, 1)	0.1	W	2	1	0	0	0	0	0	0	0	0	0	3	7	0.00	3.000
Jeff Montgomery, R ERA: 3.44	(9, 1)	1.0	S	4	1	0	0	2	0	0	0	0	0	0	11	15	0.00	1.000

PITCHER	IP	WLS	BF	H	R	ER	SO	BB	IBB	HBP	BLK	WP	HR	S	P	ERA	WHIP

Milwaukee Brewers @ Kansas City Royals

Royals Stadium, Kansas City, MO

Sat May 18 1991, 8:05 PM EDT

Att. 34,727 - Cloudy - 74 F

TOP

livebaseballscorecards.com

AB	37
R	4
H	12
RBI	4
BB	1
SO	4
LOB	14

Milwaukee Brewers @ Kansas City Royals

Royals Stadium, Kansas City, MO

Sat May 18 1991, 8:05 PM EDT

Att. 34,727 - Cloudy - 74 F

livebaseballscorecards.com

BOTTOM

Batter	1	2	3	4	5	6	7	8	9	AB	R	H	RBI	BB	SO	LOB
Brian McRae, S (1, 8) OBP: 0.264, SLG: 0.390	2-1 1B 1B	1 SAFE 1 SAFE 1-0 G1-3 1-2			0-1 G3		1-1 1-H IHR	4-2 BB		4	2	2	2	1	0	1
Nelson Liriano, S (1, 4) OBP: 0.286, SLG: 0.286 Terry Puhl, L (8, PH) OBP: 0.400, SLG: 0.250 Terry Shumpert, R (9, 4) OBP: 0.217, SLG: 0.200	0-1 1B FC1-2 1-3 1B	1-3 K			1-0 B1-3		2-1 G6-3	0-1 G3		4 1 0	0 0 0	1 0 0	0 0 0	0 0 0	1 0 0	1 2 0
Jim Eisenreich, L (1, 7) OBP: 0.311, SLG: 0.398	0-0 FC1-2 G5-3 1-3 3-H 1B		1-1 G6-3		1-0 F7			2-2 HR		4	1	2	2	0	0	0
Danny Tartabull, R (1, 9) OBP: 0.324, SLG: 0.431	1-0 G5-3 1-2		0-2 G4-3			3-3 K		2-2 HR		4	1	1	1	0	1	2
Kirk Gibson, L (1, 10) OBP: 0.316, SLG: 0.427	4-2 FC1-2 BB		1-3 K2-3			0-1 F7		0-2 G1-3		3	0	0	0	1	1	0
Warren Cromartie, L (1, 3) OBP: 0.314, SLG: 0.375 Carmelo Martinez, R (8, PH) OBP: 0.339, SLG: 0.283 (9, 3)	2-0 FC1-2 1-2 2-3 3-Hf			0-0 G3-1		2-2 F7		1-2 HR		3 1	0 1	0 1	0 1	0 0	0 0	3 0
Mike Macfarlane, R (1, 2) OBP: 0.336, SLG: 0.446	1-3 K			4-1 FC6-4 BB			0-1 F7	0-2 F9		3	0	0	0	1	1	3
Kurt Stillwell, S (1, 6) OBP: 0.312, SLG: 0.333		0-0 F8		0-0 F7			2-0 G3	1-0 S 2B 1B		4	1	1	0	0	0	1
Bill Pecota, R (1, 5) OBP: 0.359, SLG: 0.407		3-2 G1-3 1B		0-1 FC6-4 1-2f			1-0 IHR 1B	2-1 SAFE 1-H 2B		4	1	3	1	0	0	1
Inning Stats	R: 1 E: 0 K: 1 S: 12 H: 3 LOB: 3 BB: 1 P: 22	R: 0 E: 0 K: 1 S: 8 H: 1 LOB: 1 BB: 0 P: 13	R: 0 E: 0 K: 1 S: 8 H: 0 LOB: 0 BB: 0 P: 10	R: 0 E: 0 K: 0 S: 5 H: 0 LOB: 1 BB: 1 P: 9	R: 0 E: 0 K: 0 S: 4 H: 0 LOB: 0 BB: 0 P: 6	R: 0 E: 0 K: 1 S: 9 H: 0 LOB: 0 BB: 0 P: 14	R: 2 E: 0 K: 0 S: 8 H: 2 LOB: 0 BB: 0 P: 14	R: 4 E: 0 K: 0 S: 26 H: 5 LOB: 2 BB: 1 P: 38		1B: 6 2B: 1 3B: 0 HR: 4	SF: 0 SAC: 0 DP: 0 HBP: 0					WP: 0 PB: 0 SB: 1 CS: 0	PA: 38

PITCHER		IP	WLS	BF	H	R	ER	SO	BB	IBB	HBP	BLK	WP	HR	S	P	ERA	WHIP
Don August, R ERA: 5.28	(1, 1)	7.0		29	6	3	3	4	2	0	0	0	0	0	54	88	3.86	1.143
Mark Lee, L ERA: 2.84	(8, 1)	0.1	L	4	3	3	3	0	0	0	0	0	0	3	14	19	81.00	9.000
Chuck Crim, R ERA: 4.62	(8, 1)	0.2		5	2	1	1	0	1	0	0	0	0	0	12	19	13.50	4.500

PITCHER	IP	WLS	BF	H	R	ER	SO	BB	IBB	HBP	BLK	WP	HR	S	P	ERA	WHIP

AB	35
R	7
H	11
RBI	7
BB	3
SO	4
LOB	14

Milwaukee Brewers @ Kansas City Royals

Royals Stadium, Kansas City, MO

Sun May 19 1991, 4:33 AM EDT

Att. 26,483 - Cloudy - 63 F

TOP

livebaseballscorecards.com

Batter	1	2	3	4	5	6	7	8	9	AB	R	H	RBI	BB	SO	LOB
Paul Molitor, R (1, 10) OBP: 0.386, SLG: 0.475	0-0 G6-3		3-2 G1-3 2B 1B	2-2 FC6-4 1B			2-1 G5-3		3-2 G4-6-3 1B	5	1	3	1	0	0	0
Jim Gantner, L (1, 4) (7, 5) OBP: 0.273, SLG: 0.341	0-1 G4-3		1-1 G1-3	0-0 P6			0-1 G4-3		2-2 G4-6-3	5	0	0	0	0	0	5
Gary Sheffield, R (1, 5) OBP: 0.337, SLG: 0.436	4-1 S BB		0-0 1B 2B	1-2 FC6-4			4-2 1B BB		2-1 G5-3	2	1	1	2	2	0	2
Willie Randolph, R (7, PR) (7, 4) OBP: 0.360, SLG: 0.278										1	0	0	0	0	0	0
Robin Yount, R (1, 8) OBP: 0.365, SLG: 0.547	0-3 K 1-2		0-1 1B 1B		2-1 F9		1-0 1 SAFE 1B			4	0	2	1	0	1	1
Franklin Stubbs, L (1, 3) OBP: 0.279, SLG: 0.333		2-3 K	0-0 1B		0-1 G4-3		1-0 G4-3			4	0	1	0	0	1	2
Dante Bichette, R (1, 9) OBP: 0.248, SLG: 0.364		0-3 K	0-3 K		0-1 F8			1-0 F9		4	0	0	0	0	2	2
Darryl Hamilton, L (1, 7) OBP: 0.317, SLG: 0.263		2-0 G3-1		1-1 S 1B 1B		2-2 F7		0-0 G3		4	1	1	0	0	0	0
Rick Dempsey, R (1, 2) OBP: 0.250, SLG: 0.424			1-1 G5-3	2-3 K 1-2		2-3 K		1-2 2B		4	0	1	0	0	2	1
Dale Sveum, S (1, 6) OBP: 0.226, SLG: 0.213			4-1 G1-3 1B 2B BB	4-1 1B BB		2-3 K		2-3 K		2	1	0	0	2	2	1

	AB	35
	R	4
	H	9
	RBI	4
	BB	4
	SO	8
	LOB	14

Inning Stats										
	R: 0 E: 0 K: 1 S: 7	H: 0 LOB: 1 BB: 1 P: 11	R: 0 E: 0 K: 2 S: 8	H: 0 LOB: 0 BB: 0 P: 12	R: 3 E: 0 K: 1 S: 15	H: 4 LOB: 2 BB: 1 P: 24	R: 1 E: 0 K: 1 S: 17	H: 2 LOB: 2 BB: 1 P: 26	R: 0 E: 0 K: 0 S: 6	H: 0 LOB: 0 BB: 0 P: 8
	R: 0 E: 0 K: 2 S: 14	H: 0 LOB: 0 BB: 0 P: 20	R: 0 E: 0 K: 0 S: 10	H: 1 LOB: 2 BB: 1 P: 18	R: 0 E: 0 K: 1 S: 9	H: 1 LOB: 1 BB: 0 P: 13	R: 0 E: 0 K: 0 S: 9	H: 1 LOB: 0 BB: 0 P: 16		

	1B: 7	SF: 0	WP: 0	PA: 39
	2B: 2	SAC: 0	PB: 0	
	3B: 0	DP: 1	SB: 2	
	HR: 0	HBP: 0	CS: 0	

PITCHER		IP	WLS	BF	H	R	ER	SO	BB	IBB	HBP	BLK	WP	HR	S	P	ERA	WHIP
Mark Gubicza, R ERA: 6.3	(1, 1)	5.0	L	24	6	4	4	5	3	0	0	0	0	0	53	81	7.20	1.800
Luis Aquino, R ERA: 5.23	(6, 1)	4.0		15	3	0	0	3	1	0	0	0	0	0	42	67	0.00	1.000

PITCHER	IP	WLS	BF	H	R	ER	SO	BB	IBB	HBP	BLK	WP	HR	S	P	ERA	WHIP

Batter	1	2	3	4	5	6	7	8	9	AB	R	H	RBI	BB	SO	LOB
Brian McRae, S (1, 8) OBP: 0.263, SLG: 0.380	C X 0-1 ① G3		B B B C S S 3-3 ③ K			S X 0-1 ① G6-3		B F B L B B 4-2 G6-3 1-2 BB		3	0	0	0	1	1	0
Nelson Liriano, S (1, 4) OBP: 0.353, SLG: 0.353 Terry Puhl, L (8, PH) OBP: 0.375, SLG: 0.231 Terry Shumpert, R (9, 4) OBP: 0.217, SLG: 0.200	X 0-0 ② F7			B C M B X 2-2 FC6-4 1B		C X 0-1 1B		X 0-0 ② G6-3 1-2 2-3		3 1 0	0 0 0	2 0 0	0 0 0	0 0 0	0 0 0	0 2 0
Jim Eisenreich, L (1, 7) OBP: 0.302, SLG: 0.385	C B B F F X 2-2 ③ G6-3			C S X 0-2 ① F8		B X 1-0 ② F8		B B X 2-0 ③ F8		4	0	0	0	0	0	4
Danny Tartabull, R (1, 9) OBP: 0.329, SLG: 0.463		B C B B F F F F F 3-2 X F8 G6-3 2B		1 SAFE S F X 0-2 ② FC6-4 S 1-2f		S B B C F S 2-3 ③ K			C F B B B X 3-2 HR	4	2	2	1	0	1	2
Kirk Gibson, L (1, 10) OBP: 0.307, SLG: 0.413		X 0-0 ① F8 2-3		B B S C S S 2-3 ③ K 1-2			S B F F B B F C 3-3 ① K		B B C F F S 2-3 ① K	4	0	0	0	0	3	2
Carmelo Martinez, R (1, 3) OBP: 0.333, SLG: 0.300		B B F F F X 2-2 ② G6-3 3-H			B B X 2-0 ① F8		S C B F F X 1-2 ② F7		B C X 1-1 2B	4	0	1	1	0	0	0
Kurt Stillwell, S (1, 6) OBP: 0.302, SLG: 0.322		B X 1-0 ③ F9			X 0-0 ② F9		C B X 1-1 ③ F9		C B S F F S 1-3 ② K	4	0	0	0	0	1	1
Brent Mayne, L (1, 2) OBP: 0.318, SLG: 0.300 Mike Macfarlane, R (9, PH) OBP: 0.333, SLG: 0.441			C B B B F X 3-2 ① F7		F B X 1-1 1B			B C B F X 2-2 FC4-6 1B	B F S S 1-3 ③ K	3 1	0 0	2 0	0 0	0 0	0 1	0 1
Bill Pecota, R (1, 5) OBP: 0.343, SLG: 0.387			C C X 0-2 ② G6-3		B B F S X 2-2 ③ P4			C S B X 1-2 ① FC4-6 G6-3 BB 1-2f		3	0	0	0	0	0	2
Inning Stats	R: 0 H: 0 E: 0 LOB: 0 K: 0 BB: 0 S: 7 P: 9	R: 1 H: 1 E: 0 LOB: 0 K: 0 BB: 0 S: 12 P: 18	R: 0 H: 0 E: 0 LOB: 0 K: 1 BB: 0 S: 9 P: 15	R: 0 H: 1 E: 0 LOB: 1 K: 1 BB: 0 S: 12 P: 16	R: 0 H: 1 E: 0 LOB: 1 K: 0 BB: 0 S: 7 P: 12	R: 0 H: 1 E: 0 LOB: 1 K: 1 BB: 0 S: 9 P: 12	R: 0 H: 0 E: 0 LOB: 0 K: 1 BB: 0 S: 12 P: 17	R: 0 H: 1 E: 0 LOB: 2 K: 0 BB: 1 S: 10 P: 19	R: 1 H: 2 E: 0 LOB: 1 K: 3 BB: 0 S: 17 P: 25	1B: 4 SF: 0 2B: 2 SAC: 0 3B: 0 DP: 0 HR: 1 HBP: 0						WP: 0 PA: 35 PB: 0 SB: 1 CS: 0	

PITCHER	IP	WLS	BF	H	R	ER	SO	BB	IBB	HBP	BLK	WP	HR	S	P	ERA	WHIP
Jaime Navarro, R (1, 1) ERA: 4.56	8.1	W	33	7	2	2	5	1	0	0	0	0	1	87	133	2.16	0.960
Julio Machado, R (9, 1) ERA: 2.53	0.2	S	2	0	0	0	2	0	0	0	0	0	0	8	10	0.00	0.000

PITCHER	IP	WLS	BF	H	R	ER	SO	BB	IBB	HBP	BLK	WP	HR	S	P	ERA	WHIP

BOTTOM

Milwaukee Brewers @ Kansas City Royals

Royals Stadium, Kansas City, MO

Sun May 19 1991, 4:33 AM EDT

Att. 26,483 - Cloudy - 63 F

livebaseballscorecards.com

AB	34
R	2
H	7
RBI	2
BB	1
SO	7
LOB	14

Seattle Mariners @ Kansas City Royals

Royals Stadium, Kansas City, MO

Mon May 20 1991, 8:05 PM EDT

Att. 27,088 - Overcast - 72 F

TOP

livebaseballscorecards.com

Batter	1	2	3	4	5	6	7	8	9	AB	R	H	RBI	BB	SO	LOB
Henry Cotto, R (1, 9) OBP: 0.356, SLG: 0.509	F F B B X 2-2 ① P5	C B B X 2-1 ③ L5		C C S 0-3 ② K			B F X 1-1 ① G4-3		C B B B X 3-1 1B WP 1B	0	0	0	0	0	0	0
Greg Briley, L (1, PH) OBP: 0.264, SLG: 0.294 (1, 9) (9, 7)										5	1	1	0	0	1	2
Harold Reynolds, S (1, 4) OBP: 0.361, SLG: 0.381	C X 0-1 ② G4-3		B B X 2-0 ① G4-3	B B C B B 4-1 CS BB			B B F X 2-1 ② P5		1 SAFE 1 SAFE C 1 SAFE C 1 SAFE X 0-2 WP 1-3 1B 1B	4	1	1	0	1	0	0
Ken Griffey Jr., L (1, 8) OBP: 0.377, SLG: 0.421	C B X 1-1 ③ G1-3		B B B B 4-0 FC6-4 BB BB	1 SAFE F C F 1 SAFE F B P 2-2 ③ CS 1-2	X 0-0 ① F8		X 0-0 ③ F8		B B F S X 2-2 BB 1-H 3-H 1B	4	1	1	1	1	0	0
Jay Buhner, R (9, PR) OBP: 0.321, SLG: 0.458 (9, 9)										0	0	0	0	0	0	0
Ken Griffey, L (1, 7) OBP: 0.405, SLG: 0.424	B B C X 2-1 E 1B 1B 1B	C 1 SAFE F B 1 SAFE F 1 SAFE B 1 SAFE 4-2 1 SAFE B B 1-2 BB			B S F B X 2-2 1B			B F B B X 3-1 G4-3 SF9 2B	B B 1 SAFE F F B B 4-2 1-2 BB	3	2	3	0	2	0	0
Edgar Martinez, R (1, 5) OBP: 0.459, SLG: 0.496	B 1 SAFE B X 2-0 E9 WP 1-3 1B 1B	X 0-0 ② FC6-4 1B 1- 2-3 3B			F C B B C 1-3 ② K			B B F 2 SAFE X 2-1 ① G4-3 2-3	B X 1-0 ③ F8	5	2	1	0	0	1	6
Pete O'Brien, L (1, 3) OBP: 0.306, SLG: 0.397	X 0-0 ① P5	B B C B X 3-1 1-3 3-H 3B 1B			X 0-0 ③ G4-3			B B X 2-0 ② SF9 3-H		3	1	1	2	0	0	3
Alvin Davis, L (1, 10) OBP: 0.272, SLG: 0.319	C B B F F X 2-2 BB 1-H 3-H 1B	B B C X 2-1 1-H 3-H 3B				B C B F X 2-2 ① G3		B C S F B B F X 3-2 ③ G3-1		4	0	2	4	0	0	0
Omar Vizquel, S (1, 6) OBP: 0.281, SLG: 0.279	X 0-0 ② P5	B F B B F X 3-2 ③ G4-3				X 0-0 ② P5			B C F S 1-3 ① K	4	0	0	0	0	1	2
Dave Valle, R (1, 2) OBP: 0.295, SLG: 0.232	B F B B B 4-1 1-2 BB			C F B S 1-3 ① K		C B F B X 2-2 ③ G5-3			B S B X 2-1 ② G6-3	3	0	0	0	1	1	0
Inning Stats	R: 0 E: 0 K: 0 S: 7 H: 0 LOB: 0 BB: 0 P: 10	R: 2 E: 1 K: 0 S: 12 H: 3 LOB: 2 BB: 1 P: 24	R: 3 E: 0 K: 0 S: 12 H: 2 LOB: 1 BB: 2 P: 30	R: 0 E: 0 K: 2 S: 12 H: 0 LOB: 0 BB: 1 P: 18	R: 0 E: 0 K: 1 S: 8 H: 1 LOB: 1 BB: 0 P: 11	R: 0 E: 0 K: 0 S: 7 H: 0 LOB: 0 BB: 0 P: 11	R: 0 E: 0 K: 0 S: 5 H: 0 LOB: 0 BB: 0 P: 8	R: 1 E: 0 K: 0 S: 10 H: 1 LOB: 0 BB: 0 P: 20	R: 2 E: 0 K: 1 S: 16 H: 3 LOB: 2 BB: 1 P: 29	1B: 8 2B: 1 3B: 1 HR: 0 SF: 1 SAC: 0 DP: 0 HBP: 0						

	AB	35
	R	8
	H	10
	RBI	7
	BB	5
	SO	4
	LOB	13

WP: 3 PB: 0 SB: 0 CS: 1 PA: 42

PITCHER		IP	WLS	BF	H	R	ER	SO	BB	IBB	HBP	BLK	WP	HR	S	P	ERA	WHIP
Bret Saberhagen, R ERA: 3.23	(1, 1)	7.0		31	7	6	6	3	4	0	0	0	1	0	65	117	7.71	1.571
Jeff Montgomery, R ERA: 3.98	(8, 1)	2.0	L	10	3	2	2	1	1	0	0	0	1	0	24	44	9.00	2.000

PITCHER		IP	WLS	BF	H	R	ER	SO	BB	IBB	HBP	BLK	WP	HR	S	P	ERA	WHIP

BOTTOM

Batter	1	2	3	4	5	6	7	8	9	AB	R	H	RBI	BB	SO	LOB
Brian McRae, S (1, 8) OBP: 0.261, SLG: 0.389	P5		1B 3B	G6-3		F9			G3	5	1	1	0	0	0	0
Nelson Liriano, S (1, 4) OBP: 0.409, SLG: 0.409	HR 1B		BB 1B 3-H		1B G4-3 1B		G6-3		G4-3	5	3	3	1	0	0	0
Jim Eisenreich, L (1, 7) OBP: 0.313, SLG: 0.389	L8		1B BB 1-2		G4-3 BB 1-3 1B		G1-3 1B		G5-3	4	0	2	0	1	0	1
Danny Tartabull, R (1, 9) OBP: 0.333, SLG: 0.482 Gary Thurman, R (8, 9) OBP: 0.326, SLG: 0.400	HR 1-H		K	G4-3 1-2 BB			G1-3 1-2			3 0	1 0	1 0	2 0	1 0	1 0	3 0
Terry Puhl, L (1, 10) OBP: 0.350, SLG: 0.235	L8		G5-4-3 1B 1-3 2-H	G4-3 1-2 2-3 3-H		G3				4	0	1	2	0	0	3
Carmelo Martinez, R (1, 3) OBP: 0.328, SLG: 0.283		K	G5-4-3 1-2f	G6-4-3 IBB				K		3	0	0	0	1	2	2
Mike Macfarlane, R (1, 2) OBP: 0.322, SLG: 0.425		G5-3		P4	G6-4-3 1-2f			G6-3		4	0	0	0	0	0	3
Kurt Stillwell, S (1, 6) OBP: 0.308, SLG: 0.328		1B		G1-3		P4		WP 1B		4	0	2	0	0	0	0
Bill Pecota, R (1, 5) OBP: 0.338, SLG: 0.424		P2		IHR		F7		G6-3 1-2		4	1	1	1	0	0	2
Inning Stats	R: 2 E: 0 K: 0 S: 8 H: 2 LOB: 0 BB: 0 P: 16	R: 0 E: 0 K: 1 S: 7 H: 1 LOB: 1 BB: 0 P: 10	R: 2 E: 0 K: 1 S: 12 H: 3 LOB: 1 BB: 1 P: 21	R: 1 E: 0 K: 0 S: 7 H: 1 LOB: 0 BB: 0 P: 12	R: 1 E: 0 K: 0 S: 13 H: 2 LOB: 2 BB: 2 P: 25	R: 0 E: 0 K: 0 S: 5 H: 0 LOB: 0 BB: 0 P: 10	R: 0 E: 0 K: 0 S: 5 H: 1 LOB: 1 BB: 0 P: 10	R: 0 E: 0 K: 1 S: 12 H: 1 LOB: 1 BB: 0 P: 19	R: 0 E: 0 K: 0 S: 7 H: 0 LOB: 0 BB: 0 P: 11	1B: 8 2B: 0 3B: 1 HR: 2	SF: 0 SAC: 0 DP: 2 HBP: 0						

PITCHER	IP	WLS	BF	H	R	ER	SO	BB	IBB	HBP	BLK	WP	HR	S	P	ERA	WHIP
Rich DeLucia, R (1, 1) ERA: 4.73	2.1		14	6	4	4	2	1	0	0	0	0	1	25	44	15.43	3.000
Bill Swift, R (3, 1) ERA: 1.8	2.2		11	3	2	2	0	1	1	0	0	0	0	22	40	6.75	1.500
Russ Swan, L (6, 1) ERA: 1.13	3.0	W	11	2	0	0	1	0	0	0	0	1	0	22	39	0.00	0.667
Michael Jackson, R (9, 1) ERA: 2.05	1.0	S	3	0	0	0	0	0	0	0	0	0	0	7	11	0.00	0.000

PITCHER	IP	WLS	BF	H	R	ER	SO	BB	IBB	HBP	BLK	WP	HR	S	P	ERA	WHIP

Seattle Mariners @ Kansas City Royals

Royals Stadium, Kansas City, MO

Mon May 20 1991, 8:05 PM EDT

Att. 27,088 - Overcast - 72 F

livebaseballscorecards.com

AB	36
R	6
H	11
RBI	6
BB	3
SO	3
LOB	14

1B: 8	SF: 0	WP: 1	PA: 39
2B: 0	SAC: 0	PB: 0	
3B: 1	DP: 2	SB: 0	
HR: 2	HBP: 0	CS: 0	

Batter	1	2	3	4	5	6	7	8	9	AB	R	H	RBI	BB	SO	LOB
Henry Cotto, R (1, 9) OBP: 0.333, SLG: 0.475	S C B B X 2-2 ① G5-3		S C S 0-3 ③ K		B S S S 1-3 ③ K			C B C B S 2-3 ③ K		4	0	0	0	0	3	0
Harold Reynolds, S (1, 4) OBP: 0.353, SLG: 0.371	B B C B X 3-1 ② F7			C X 0-1 ① F7		B B C X 2-1 ① G4-3			C B X 1-1 ① P1	4	0	0	0	0	0	0
Ken Griffey Jr., L (1, 8) OBP: 0.373, SLG: 0.416	B C X 1-1 ③ G3-1			C B F B X 2-2 ② F7		S X 0-1 ② G5-3			C X 0-1 1B	4	0	1	0	0	0	0
Edgar Martinez, R (1, 5) OBP: 0.461, SLG: 0.496		X 0-0 G4-1 1B 1B		C B X 1-1 FC6 1B		B C C B B S 3-3 ③ K			1 SAFE S B X 1-1 ② L9	4	1	2	0	0	1	1
Pete O'Brien, L (1, 3) OBP: 0.298, SLG: 0.386		C F B X 1-2 ① G4-1 1-2		C L B B X 2-2 ③ FC6 1-2f			X 0-0 ① F7		B 1 SAFE C C B F B X 3-2 ③ F9	4	0	0	0	0	0	3
Alvin Davis, L (1, 10) OBP: 0.288, SLG: 0.339		B C B X 2-1 L6-3 2-H 1B			B B X 2-0 SH 2B		B C B B B 4-1 G5-4-3 BB			2	1	2	1	1	0	0
Tracy Jones, R (1, 7) OBP: 0.286, SLG: 0.359 Greg Briley, L (8, 7) OBP: 0.264, SLG: 0.294		B S T F B B F X 3-2 ②③ L6-3 1-2			X 0-0 SH G6-3 2-H		C X 0-1 ②③ G5-4-3 1-2f			2	1	0	0	0	0	2
										0	0	0	0	0	0	0
Jeff Schaefer, R (1, 6) OBP: 0.200, SLG: 0.186			C B F F F B F F S 2-3 ① K		F X 0-1 ① G6-3 3-H			C B B B F X 3-2 ① P6		3	0	0	1	0	1	0
Dave Valle, R (1, 2) OBP: 0.287, SLG: 0.224			B B C X 2-1 ② F9		B S X 1-1 ② G3			B X 1-0 ② G5-3		3	0	0	0	0	0	0
Inning Stats	R: 0 H: 0 E: 0 LOB: 0 K: 0 BB: 0 S: 7 P: 13	R: 1 H: 2 E: 0 LOB: 0 K: 0 BB: 0 S: 11 P: 17	R: 0 H: 0 E: 0 LOB: 0 K: 2 BB: 0 S: 12 P: 16	R: 0 H: 1 E: 0 LOB: 1 K: 0 BB: 0 S: 10 P: 15	R: 2 H: 1 E: 1 LOB: 0 K: 1 BB: 0 S: 9 P: 13	R: 0 H: 0 E: 0 LOB: 0 K: 1 BB: 0 S: 7 P: 12	R: 0 H: 0 E: 0 LOB: 0 K: 0 BB: 1 S: 4 P: 8	R: 0 H: 0 E: 0 LOB: 0 K: 1 BB: 0 S: 7 P: 13	R: 0 H: 1 E: 0 LOB: 1 K: 0 BB: 0 S: 10 P: 15	1B: 4 SF: 0 2B: 2 SAC: 1 3B: 0 DP: 2 HR: 0 HBP: 0						

PITCHER	IP	WLS	BF	H	R	ER	SO	BB	IBB	HBP	BLK	WP	HR	S	P	ERA	WHIP
Kevin Appier, R (1, 1) ERA: 3.88	9.0	W	32	5	3	2	5	1	0	0	0	0	0	77	122	2.00	0.667

PITCHER	IP	WLS	BF	H	R	ER	SO	BB	IBB	HBP	BLK	WP	HR	S	P	ERA	WHIP

TOP

Seattle Mariners @ Kansas City Royals

Royals Stadium, Kansas City, MO

Tue May 21 1991, 8:05 PM EDT

Att. 19,954 - Cloudy - 76 F

livebaseballscorecards.com

AB	30
R	3
H	5
RBI	2
BB	1
SO	5
LOB	6

WP: 0	PA: 32		
PB: 0			
SB: 0			
CS: 0			

Batter	1	2	3	4	5	6	7	8	9	AB	R	H	RBI	BB	SO	LOB
Brian McRae, S (1, 8) OBP: 0.260, SLG: 0.385	C L C 0-3 ① K		C B X 1-1 ① G1-3			X 0-0 ① P5		B B F B F X 3-2 1B 2-H 1B		4	1	1	1	0	1	1
Gary Thurman, R (1, 9) OBP: 0.326, SLG: 0.419 Warren Cromartie, L (8, PH) OBP: 0.327, SLG: 0.388 (9, 9)	C X 0-1 ② G5-3		B C X 1-1 CS 2B 2-H			C F X 0-2 ② G4-3		B C B C B X 3-2 FC3-6 2-H 1B		3 1	0 0	1 1	1 1	0 0	0 0	0 0
Jim Eisenreich, L (1, 7) OBP: 0.319, SLG: 0.388	B B C F B B 4-2 BB		C B B F F B X 3-2 ② ③ F7 2-3			C B B B X 3-1 1B		X 0-0 ② FC3-6 1-2f		3	0	1	0	1	0	2
Danny Tartabull, R (1, 10) OBP: 0.325, SLG: 0.468	S 1 SAFE B B B X 2-1 ③ F9			B X 1-0 ① G5-3		1 SAFE 1 SAFE X 0-0 ③ F8		1 SAFE S X 0-1 ③ F7		4	0	0	0	0	0	3
Mike Macfarlane, R (1, 2) OBP: 0.322, SLG: 0.450		C B X 1-1 HR		F X 0-1 ② G5-3			C B F F F F S 1-3 ① K			3	1	1	1	0	1	0
Carmelo Martinez, R (1, 3) OBP: 0.313, SLG: 0.268		B X 1-0 ① F9		F B B C X 2-2 ③ G4-3			C C B F B B C 3-3 ② K			3	0	0	0	0	1	0
Kurt Stillwell, S (1, 6) OBP: 0.301, SLG: 0.320		C X 0-1 ② G3-1			X 0-0 ① G5-3		X 0-0 ③ L7			3	0	0	0	0	0	0
Bill Pecota, R (1, 5) OBP: 0.338, SLG: 0.420		B X 1-0 ③ F9			B X 1-0 L4-3 1B			B X 1-0 ① G5-3		3	0	1	0	0	0	0
Terry Shumpert, R (1, 4) OBP: 0.233, SLG: 0.244			X 0-0 S 2B 2B		C C F F B B B 1 SAFE F 3-2 X ② ③ L4-3 1-2			X 0-0 1B 2B		3	2	2	0	0	0	1
Inning Stats	R: 0 E: 0 K: 1 S: 9 H: 0 LOB: 1 BB: 1 P: 15	R: 1 E: 0 K: 0 S: 6 H: 1 LOB: 0 BB: 0 P: 9	R: 1 E: 0 K: 0 S: 9 H: 2 LOB: 0 BB: 0 P: 14	R: 0 E: 0 K: 0 S: 6 H: 0 LOB: 0 BB: 0 P: 9	R: 0 E: 0 K: 0 S: 8 H: 1 LOB: 0 BB: 0 P: 12	R: 0 E: 0 K: 0 S: 7 H: 1 LOB: 1 BB: 0 P: 10	R: 0 E: 0 K: 2 S: 11 H: 0 LOB: 0 BB: 0 P: 15	R: 2 E: 0 K: 0 S: 11 H: 3 LOB: 1 BB: 0 P: 18		1B: 4 2B: 4 3B: 0 HR: 1	SF: 0 SAC: 0 DP: 1 HBP: 0					

PITCHER		IP	WLS	BF	H	R	ER	SO	BB	IBB	HBP	BLK	WP	HR	S	P	ERA	WHIP
Bill Krueger, L ERA: 5.06	(1, 1)	7.1	L	28	7	4	4	3	1	0	0	0	0	1	61	93	4.91	1.091
Michael Jackson, R ERA: 2.0	(8, 1)	0.2		3	1	0	0	0	0	0	0	0	0	0	6	9	0.00	1.500

PITCHER	IP	WLS	BF	H	R	ER	SO	BB	IBB	HBP	BLK	WP	HR	S	P	ERA	WHIP

BOTTOM

Seattle Mariners @ Kansas City Royals

Royals Stadium, Kansas City, MO

Tue May 21 1991, 8:05 PM EDT
Att. 19,954 - Cloudy - 76 F

livebaseballscorecards.com

AB	30
R	4
H	8
RBI	4
BB	1
SO	3
LOB	7

Batter	1	2	3	4	5	6	7	8	9	AB	R	H	RBI	BB	SO	LOB
Greg Briley, L (1, 9) OBP: 0.272, SLG: 0.295	X 0-0 BB 1B G1-2-3 1B		F S B X 1-2 ① P6			B B F B B B 4-1 G4-6-3 BB			C B F F X 1-2 ① G3-1	3	0	1	0	1	0	0
Harold Reynolds, S (1, 4) OBP: 0.350, SLG: 0.368	1 SAFE B 1 SAFE B X 2-0 G1-2-3 BB 1-2 1B		C X 0-1 ② B3-1			1 SAFE 1 SAFE B 1 SAFE F L X 1-2 ① F7			C X 0-1 ② G4-3	4	0	1	0	0	0	1
Ken Griffey Jr., L (1, 8) OBP: 0.377, SLG: 0.436	B C B S B B 4-2 G1-2-3 1-2 2-3 BB		B B B S F F X 3-2 ③ F7			1 SAFE C B X 1-1 ②③ G4-6-3 1-2f			B X 1-0 HR	3	1	1	1	1	0	1
Ken Griffey, L (1, 7) OBP: 0.386, SLG: 0.400	B B F X 2-1 ①② G1-2-3 1-2 2-3 3-Hf			B C S S 1-3 ① K			X 0-0 ① F9		B C S F F X 1-2 ③ F7	4	0	0	0	0	1	3
Edgar Martinez, R (1, 5) OBP: 0.458, SLG: 0.492	B X 1-0 ③ P2			B X 1-0 ② F9			B C S B X 2-2 CS 1B			3	0	1	0	0	0	2
Pete O'Brien, L (1, 10) OBP: 0.293, SLG: 0.378		C B S X 1-2 ① G6-3		X 0-0 ③ F8			C B F F F F F B B 3-3 ②③ C K 1-2			3	0	0	0	0	1	1
Alvin Davis, L (1, 3) OBP: 0.282, SLG: 0.331		B F X 1-1 ② F7			C X 0-1 ① F8			B B B C X 3-1 ① F7		3	0	0	0	0	0	0
Scott Bradley, L (1, 2) OBP: 0.143, SLG: 0.091		B B B C B 4-1 BB			B F B F B F S 3-3 ② K			B X 1-0 ② G4-3		2	0	0	0	1	1	0
Omar Vizquel, S (1, 6) OBP: 0.274, SLG: 0.271		C 1 SAFE B F X 1-2 ③ L3			S S F X 0-2 ③ G1-4-3			C X 0-1 ③ F8		3	0	0	0	0	0	1
Inning Stats	R: 0 H: 2 E: 0 LOB: 2 K: 0 BB: 1 S: 7 P: 16	R: 0 H: 0 E: 0 LOB: 1 K: 0 BB: 1 S: 9 P: 16	R: 0 H: 0 E: 0 LOB: 0 K: 0 BB: 0 S: 9 P: 13	R: 0 H: 0 E: 0 LOB: 0 K: 1 BB: 0 S: 5 P: 7	R: 0 H: 0 E: 0 LOB: 0 K: 1 BB: 0 S: 10 P: 13	R: 0 H: 0 E: 0 LOB: 0 K: 0 BB: 1 S: 6 P: 12	R: 0 H: 1 E: 0 LOB: 1 K: 1 BB: 0 S: 11 P: 16	R: 0 H: 0 E: 0 LOB: 0 K: 0 BB: 0 S: 5 P: 9	R: 1 H: 1 E: 0 LOB: 0 K: 0 BB: 0 S: 12 P: 15	1B: 3 SF: 0 2B: 1 SAC: 0 3B: 0 DP: 3 HR: 1 HBP: 0						

PITCHER	IP	WLS	BF	H	R	ER	SO	BB	IBB	HBP	BLK	WP	HR	S	P	ERA	WHIP
Tom Gordon, R (1, 1) ERA: 1.38	9.0	W	31	4	1	1	3	3	0	0	0	0	1	74	117	1.00	0.778

PITCHER	IP	WLS	BF	H	R	ER	SO	BB	IBB	HBP	BLK	WP	HR	S	P	ERA	WHIP

TOP

Seattle Mariners @ Kansas City Royals

Royals Stadium, Kansas City, MO

Wed May 22 1991, 8:05 PM EDT

Att. 23,618 - Cloudy - 76 F

livebaseballscorecards.com

AB	28
R	1
H	4
RBI	1
BB	3
SO	3
LOB	9

BOTTOM

Batter	1	2	3	4	5	6	7	8	9	AB	R	H	RBI	BB	SO	LOB
Kirk Gibson, L (1, 9) OBP: 0.319, SLG: 0.410	B C F B B F B 4-2 BB BB		B F C B S 2-3 ② K		B B S F B B 4-2 WP 1-2 BB		B B B C F B 4-2 S 1B 1B BB			1	1	0	0	3	1	0
Kurt Stillwell, S (1, 6) OBP: 0.300, SLG: 0.318	C B 1 SAFE B 1 SAFE B B X 3-1 ① F8		B F C B S 2-3 ③ K		B S F F B X 2-2 ③ G6-3 1-2 2-3 3-H		B C X 1-1 1B 1-2 2-H 1B			4	0	1	1	0	1	3
Brian McRae, S (1, 8) OBP: 0.276, SLG: 0.387	B B B B 4-0 P5 1-2 BB			B B B B 4-0 G6-4-3 BB		F B X 1-1 E9 G4-3	C S 1 SAFE B X 1-2 G6-4-3 1-2 2-H 1B			2	0	1	1	2	0	0
Danny Tartabull, R (1, 10) OBP: 0.316, SLG: 0.455	C X 0-1 ②③ P5 1-2f			C X 0-1 ①② G6-4-3 1-2f		B S X 1-1 ① G4-3 2-3	F X 0-1 ②③ G6-4-3 1-2f			4	0	0	0	0	0	6
Mike Macfarlane, R (1, 2) OBP: 0.320, SLG: 0.438		B B B B 4-0 G5-4-3 BB		C B C F B F F S 2-3 ③ K		S B B B S B S 3-3 ② K		X 0-0 ① P4		3	0	0	0	1	2	1
Bill Pecota, R (1, 5) OBP: 0.333, SLG: 0.403	C X 0-1 ①② G5-4-3 1-2f				C X 0-1 ① G5-3	B B B 4-0 S BB		B C X 1-1 ② F9		3	0	0	0	1	0	1
Jim Eisenreich, L (1, 7) OBP: 0.331, SLG: 0.394	B C B S T H 3-2 HBP				B X 1-0 1B WP 1B	F S B S 1-3 ③ K 1-2		C B X 1-1 1B		3	1	2	0	0	1	2
Carmelo Martinez, R (1, 3) OBP: 0.324, SLG: 0.271	F 1 SAFE X 0-1 ③ F7				X 0-0 WP BB 1-3 1B		B F S F B F B B 4-2 SH3-4 1B BB	F B B B 1 SAFE B 1 SAFE F X 3-2 ③ P6		3	1	1	0	1	0	2
Terry Shumpert, R (1, 4) OBP: 0.227, SLG: 0.238			B F B F C 2-3 ① K		B C C B S 2-3 ② K		B B C B X 3-1 ① SH3-4 1-2			2	0	0	0	0	2	2
Inning Stats	R: 0 H: 0 E: 0 LOB: 1 K: 0 BB: 2 S: 7 P: 18	R: 0 H: 0 E: 0 LOB: 1 K: 0 BB: 1 S: 7 P: 14	R: 0 H: 0 E: 0 LOB: 0 K: 3 BB: 0 S: 9 P: 15	R: 0 H: 0 E: 0 LOB: 0 K: 1 BB: 1 S: 8 P: 14	R: 1 H: 2 E: 0 LOB: 2 K: 1 BB: 1 S: 13 P: 22	R: 0 H: 0 E: 1 LOB: 2 K: 2 BB: 1 S: 10 P: 20	R: 2 H: 2 E: 0 LOB: 1 K: 0 BB: 2 S: 15 P: 28	R: 0 H: 1 E: 0 LOB: 1 K: 0 BB: 0 S: 8 P: 13		1B: 5 SF: 0 2B: 1 SAC: 1 3B: 0 DP: 4 HR: 0 HBP: 1				WP: 1 PA: 35 PB: 0 SB: 2 CS: 0		

PITCHER		IP	WLS	BF	H	R	ER	SO	BB	IBB	HBP	BLK	WP	HR	S	P	ERA	WHIP
Randy Johnson, L ERA: 4.5	(1, 1)	6.1	L	30	4	3	3	7	8	0	1	0	1	0	67	129	4.26	1.895
Bill Swift, R ERA: 1.74	(7, 1)	0.2		1	0	0	0	0	0	0	0	0	0	0	2	2	0.00	0.000
Dave Burba, R ERA:	(8, 1)	1.0		4	1	0	0	0	0	0	0	0	0	0	8	13	0.00	1.000

PITCHER	IP	WLS	BF	H	R	ER	SO	BB	IBB	HBP	BLK	WP	HR	S	P	ERA	WHIP

Seattle Mariners @ Kansas City Royals

Royals Stadium, Kansas City, MO

Wed May 22 1991, 8:05 PM EDT

Att. 23,618 - Cloudy - 76 F

livebaseballscorecards.com

AB	25
R	3
H	5
RBI	2
BB	8
SO	7
LOB	17

Batter	1	2	3	4	5	6	7	8	9	AB	R	H	RBI	BB	SO	LOB
Brian McRae, S (1, 8) OBP: 0.267, SLG: 0.374	B X 1-0 ① F9		C B M S 1-3 ② K		C B 1 SAFE X 1-1 ① P5		F X 0-1 ③ P6			4	0	0	0	0	1	1
Kirk Gibson, L (1, 7) OBP: 0.317, SLG: 0.400	C S B B X 2-2 ② F8		B B C B B 4-1 BB		B 1 SAFE C X 1-1 ② ③ F8 1-2			B B X 2-0 ① F8		3	0	0	0	1	0	1
George Brett, L (1, 10) OBP: 0.222, SLG: 0.235	C X 0-1 ③ P6		S X 0-1 ③ F7			C B B X 2-1 HR		C B B B F F X 3-2 ② F8		4	1	1	1	0	0	1
Danny Tartabull, R (1, 9) OBP: 0.314, SLG: 0.456		S S C 0-3 ① K		F B B B X 3-1 2B		S B B C S 2-3 ① K		S B B B X 3-1 ③ P2		4	0	1	0	0	2	0
Mike Macfarlane, R (1, 2) OBP: 0.318, SLG: 0.440		X 0-0 1B 2B		S F X 0-2 ① P7		C B C S 1-3 ② K			X 0-0 ① G5-3	4	1	1	0	0	1	1
Carmelo Martinez, R (1, 3) OBP: 0.333, SLG: 0.262 Gary Thurman, R (9, PR) OBP: 0.326, SLG: 0.419		F B B S S X 2-2 ② G6-3		B C X 1-1 ② G5-3		B B B F F B 4-2 FC6-4 BB			B B F B B 4-1 S BB	2 0	0 0	0 0	0 0	0 0	2 0	2 0
Kurt Stillwell, S (1, 6) OBP: 0.306, SLG: 0.318		B C C X 1-2 2-H 1B		B B B B 4-0 BB	X 0-0 ③ FC6-4 1-2f				1 SAFE C S B 1 S 1-3 ② K	3	0	1	1	1	1	2
Bill Pecota, R (1, 5) OBP: 0.321, SLG: 0.387 Jim Eisenreich, L (9, PH) OBP: 0.329, SLG: 0.391		B F X 1-1 ③ G4-3		F X 0-1 ③ G1-3			C B B X 2-1 ① P2		1 SAFE C S B B F S 1-3 ③ K 1-2	3 1	0 0	0 0	0 0	0 0	0 1	3 1
Terry Shumpert, R (1, 4) OBP: 0.231, SLG: 0.241			B X 1-0 ① P3		X 0-0 CS 1B		C X 0-1 ② F9			3	0	1	0	0	0	0

TOP

Kansas City Royals @ Minnesota Twins

Hubert H. Humphrey Metrodome, Minneapolis, MN

Fri May 24 1991, 8:05 PM EDT
Att. 16,394 - Dome - 70 F

livebaseballscorecards.com

AB	31
R	2
H	5
RBI	2
BB	4
SO	6
LOB	12

Inning Stats	1	2	3	4	5	6	7	8	9
	R: 0 E: 0 K: 0 S: 6	R: 1 E: 0 K: 1 S: 12	R: 0 E: 0 K: 1 S: 7	R: 0 E: 0 K: 0 S: 9	R: 0 E: 0 K: 0 S: 5	R: 1 E: 0 K: 2 S: 11	R: 0 E: 0 K: 0 S: 6	R: 0 E: 0 K: 0 S: 7	R: 0 E: 0 K: 2 S: 9
	H: 0 LOB: 0 BB: 0 P: 9	H: 2 LOB: 1 BB: 0 P: 16	H: 0 LOB: 1 BB: 1 P: 13	H: 1 LOB: 2 BB: 1 P: 17	H: 1 LOB: 0 BB: 0 P: 7	H: 1 LOB: 1 BB: 1 P: 20	H: 0 LOB: 0 BB: 0 P: 8	H: 0 LOB: 0 BB: 0 P: 15	H: 0 LOB: 2 BB: 1 P: 15

| | | | |

BOTTOM

Kansas City Royals @ Minnesota Twins

Hubert H. Humphrey Metrodome, Minneapolis, MN

Fri May 24 1991, 8:05 PM EDT

Att. 16,394 - Dome - 70 F

livebaseballscorecards.com

Batter	1	2	3	4	5	6	7	8	9	AB	R	H	RBI	BB	SO	LOB
Dan Gladden, R (1, 7) OBP: 0.304, SLG: 0.340	F8		F8		CS, BB		K			3	0	0	0	1	1	0
Greg Gagne, R (1, 6) OBP: 0.363, SLG: 0.504	G6-3, 1B			FC4-6, 1B	L9		F9			4	0	2	0	0	0	1
Kirby Puckett, R (1, 8) OBP: 0.358, SLG: 0.497	G6-3 1-2f			FC4-6, 2B 1-2f	CS 1-2	G1-3		G6-3		4	1	0	0	0	0	2
Kent Hrbek, L (1, 3) OBP: 0.346, SLG: 0.310		FC6-4, 1B		2B, BB		F8		G4-1		3	1	1	0	1	0	0
Chili Davis, S (1, 10) OBP: 0.417, SLG: 0.549		FC6-4, 1B 1-2		SF9, 2B 1-H 2-H		E, 1B		1B		4	1	4	2	0	0	0
Brian Harper, R (1, 2) OBP: 0.386, SLG: 0.538		FC6-4, G6-4-3 1-2f 2-3		SF9 3-H		E 1-2		P4		3	0	1	1	0	0	3
Pedro Munoz, R (1, 9) OBP: 0.400, SLG: 0.514		G6-4-3 1-2f		2B		E6 1-2 2-3				3	0	1	0	0	0	4
Mike Pagliarulo, L (1, 5) OBP: 0.250, SLG: 0.354			F8	L8		G3-1				3	0	0	0	0	0	4
Chuck Knoblauch, R (1, 4) OBP: 0.348, SLG: 0.372			G6-3		G6-3		L3			3	0	0	0	0	0	0
Inning Stats	R: 0 E: 0 K: 0 S: 8 H: 1 LOB: 0 BB: 0 P: 13	R: 0 E: 0 K: 0 S: 7 H: 2 LOB: 1 BB: 0 P: 14	R: 0 E: 0 K: 0 S: 6 H: 0 LOB: 0 BB: 0 P: 12	R: 3 E: 1 K: 0 S: 18 H: 3 LOB: 1 BB: 1 P: 33	R: 0 E: 0 K: 0 S: 7 H: 0 LOB: 0 BB: 1 P: 11	R: 0 E: 1 K: 0 S: 17 H: 2 LOB: 3 BB: 0 P: 25	R: 0 E: 0 K: 1 S: 5 H: 0 LOB: 0 BB: 0 P: 8	R: 0 E: 0 K: 0 S: 8 H: 1 LOB: 1 BB: 0 P: 10		1B: 7 2B: 2 3B: 0 HR: 0	SF: 1 SAC: 0 DP: 2 HBP: 0					

	AB	30
	R	3
	H	9
	RBI	3
	BB	2
	SO	1
	LOB	14

WP: 0 PB: 0 SB: 0 CS: 1 PA: 34

PITCHER		IP	WLS	BF	H	R	ER	SO	BB	IBB	HBP	BLK	WP	HR	S	P	ERA	WHIP
Storm Davis, R ERA: 4.18	(1, 1)	5.2	L	24	8	3	3	0	2	0	0	0	0	0	55	97	4.76	1.765
Luis Aquino, R ERA: 4.91	(6, 1)	1.1		5	0	0	0	1	0	0	0	0	0	0	13	19	0.00	0.000
Steve Crawford, R ERA: 6.0	(8, 1)	1.0		4	1	0	0	0	0	0	0	0	0	0	8	10	0.00	1.000

PITCHER	IP	WLS	BF	H	R	ER	SO	BB	IBB	HBP	BLK	WP	HR	S	P	ERA	WHIP

Kansas City Royals @ Minnesota Twins

Hubert H. Humphrey Metrodome, Minneapolis, MN

Sat May 25 1991, 8:05 PM EDT

Att. 19,943 - Dome - 70 F

livebaseballscorecards.com

TOP

Batter	1	2	3	4	5	6	7	8	9	AB	R	H	RBI	BB	SO	LOB
Brian McRae, S (1, 8) OBP: 0.265, SLG: 0.375	C B B C X 2-2 L9			C B B S F X 2-2 F9		B F F F X 1-2 L7	C B B B X 3-2 G4-3		C B F B X 2-2 G2-3 1B 2B	5	1	1	0	0	0	0
Kirk Gibson, L (1, 7) OBP: 0.327, SLG: 0.415	B X 1-0 G4-3			B B X 2-0 S 1B 1B		C B F B F B X 3-2 BB 1B 1B	C F B B F F X 2-2 2B 2B		B X 1-0 G2-3 2-3	5	2	3	0	0	0	1
George Brett, L (1, 10) OBP: 0.271, SLG: 0.259	S B S S 1-3 K			X 0-0 PB 1-2 1B		B S B B B 4-1 1B 1B 1-2 BB	I I I I 4-0 2B IBB		B X 1-0 WP 1B HR 3-H 1B	3	3	2	1	2	1	0
Danny Tartabull, R (1, 9) OBP: 0.323, SLG: 0.468		B B X 2-0 F8		C B B S B F S 3-3 K 1-2 2-3		B B X 2-0 1B 1B 1-2 2-H 1B	C B X 1-1 1-H 2-H 2B		X 0-0 WP 1-2 HR 1B	5	2	3	3	0	1	2
Mike Macfarlane, R (1, 2) OBP: 0.313, SLG: 0.430		C F B F B F F X 2-2 G6-3		S S S 0-3 K		B B B F X 3-1 1B 1B 1-3 2-H 1B	X 0-0 L5		C F F F B X 1-2 G5-3 1-2 2-3	5	1	1	1	0	1	5
Carmelo Martinez, R (1, 3) OBP: 0.350, SLG: 0.277		C B B S S B S 3-3 K			B X 1-0 G4-6-3 1B	C B F X 1-2 1B 1B 1-2 3-H 1B		X 0-0 F9	C B B B B 4-1 HR BB	4	1	2	1	1	1	0
Kurt Stillwell, S (1, 6) OBP: 0.322, SLG: 0.358			B C X 1-1 CS 1B		B S X 1-1 1 2 G4-6-3 1-2f	X 0-0 1-2 2-H 1B		B X 1-0 1B	X 0-0 1-H 2-H 3-H HR	5	1	4	5	0	0	1
Bill Pecota, R (1, 5) OBP: 0.314, SLG: 0.375			1 SAFE S S S B F F X 1-2 1 2 P2 1-2		C S S 0-3 K	C B X 1-1 F9		F 1 X SAFE 0-1 F9	X 0-0 1B	5	0	1	0	0	1	4
Terry Shumpert, R (1, 4) OBP: 0.219, SLG: 0.227			B X 1-0 P4			B F S B S 2-3 K2-3	B F B C B S 3-3 K	1 SAFE B 1 SAFE B 1 X 2-0 F9	B F X 1-1 G5-3	5	0	0	0	0	2	2

	AB	42
	R	11
	H	17
	RBI	11
	BB	3
	SO	7
	LOB	15

Inning Stats	1	2	3	4	5	6	7	8	9
	R: 0 E: 0 K: 1 S: 7	H: 0 LOB: 0 BB: 0 P: 11	R: 0 E: 0 K: 1 S: 10	H: 0 LOB: 0 BB: 0 P: 17	R: 0 E: 0 K: 0 S: 8	H: 1 LOB: 0 BB: 0 P: 11	R: 0 E: 0 K: 2 S: 13	H: 2 LOB: 2 BB: 0 P: 20	R: 0 E: 0 K: 1 S: 6	H: 1 LOB: 0 BB: 0 P: 8
	R: 4 E: 0 K: 1 S: 21	H: 5 LOB: 2 BB: 1 P: 38	R: 2 E: 0 K: 1 S: 14	H: 2 LOB: 1 BB: 1 P: 27	R: 0 E: 0 K: 0 S: 5	H: 1 LOB: 1 BB: 0 P: 8	R: 5 E: 0 K: 0 S: 16	H: 5 LOB: 1 BB: 1 P: 26		

	1B: 13	SF: 0	WP: 1	PA: 45
	2B: 3	SAC: 0	PB: 1	
	3B: 0	DP: 1	SB: 1	
	HR: 1	HBP: 0	CS: 1	

PITCHER		IP	WLS	BF	H	R	ER	SO	BB	IBB	HBP	BLK	WP	HR	S	P	ERA	WHIP
Mark Guthrie, L ERA: 5.28	(1, 1)	5.2	L	23	7	4	4	6	1	0	0	0	0	0	59	97	6.35	1.412
Terry Leach, R ERA: 2.95	(6, 1)	1.0		8	4	2	2	1	0	1	0	0	0	0	19	34	18.00	4.000
Carl Willis, R ERA: 4.08	(7, 1)	1.1		5	1	0	0	0	0	0	0	0	0	0	6	9	0.00	0.750
Larry Casian, L ERA: 7.36	(9, 1)	1.0		9	5	5	5	0	1	0	0	0	1	1	16	26	45.00	6.000

PITCHER	IP	WLS	BF	H	R	ER	SO	BB	IBB	HBP	BLK	WP	HR	S	P	ERA	WHIP

Batter	1	2	3	4	5	6	7	8	9	AB	R	H	RBI	BB	SO	LOB
Dan Gladden, R (1, 7) OBP: 0.309, SLG: 0.351	B X 1-0 F7 ①		C X 0-1 1B 1B		1 SAFE 1 SAFE C 1 SAFE F X 0-2 1-H PB 2B	C C S 0-3 K ③			F C B X 1-2 G1-6-3 ①	4	1	2	1	0	1	3
Gene Larkin, S (9, PH) OBP: 0.282, SLG: 0.279										1	0	0	0	0	0	0
Chuck Knoblauch, R (1, 4) OBP: 0.349, SLG: 0.373	B B C B X 3-1 G6-3 ②		1 SAFE B 1 SAFE X 1-0 1-3 1B		B C B X 2-1 3-H S 1B		B B B C X 3-1 F8 ①		X 0-0 G6-3 ②	5	0	2	0	0	0	0
Kirby Puckett, R (1, 8) OBP: 0.354, SLG: 0.494	B B C X 2-1 G4-3 ③		X 0-0 G3 ③		C F B S 1-3 K ②		B B S F B C 3-3 K ②		C B X 1-1 2B	5	0	1	0	0	2	3
Kent Hrbek, L (1, 3) OBP: 0.336, SLG: 0.299		C F X 0-2 L8 ①		F B X 1-1 P5 ①	F B B B X 3-1 1-2 G4-3 ③		C B X 1-1 E4		F B B B F F F X 2-2 F8 ③	4	0	0	0	0	0	1
Scott Leius, R (9, PH) OBP: 0.385, SLG: 0.308										1	0	0	0	0	0	1
Chili Davis, S (1, 10) OBP: 0.413, SLG: 0.541		S B X 1-1 G4-3 ②		X 0-0 1B		C F B X 1-2 F7 ①	C S S 0-3 K ③			4	0	1	0	0	1	1
Brian Harper, R (1, 2) OBP: 0.390, SLG: 0.555		C X 0-1 2B		S S F 1 SAFE F S 0-3 K ②		C X 0-1 L6 ②		X 0-0 2B		4	0	2	0	0	1	1
Pedro Munoz, R (1, 9) OBP: 0.386, SLG: 0.487		B F X 1-1 G5-3 ③		S B X 1-1 F9 ③		S B B B F X 3-2 BB 1B 1B		C C B F X 1-2 L4 ①		4	0	1	0	0	0	3
Mike Pagliarulo, L (1, 5) OBP: 0.250, SLG: 0.350			B B X 2-0 L8 ①		B X 1-0 G3 ①	B B X 2-0 1-2 BB 1B		B S S S 1-3 K ②		4	0	1	0	0	1	1
Greg Gagne, R (1, 6) OBP: 0.367, SLG: 0.500			B B B C X 3-1 G6-3 ②		B F B X 2-1 2B 1B	B B B 4-0 1-2 2-3 BB		C F B X 1-2 F8 ③		3	1	1	0	1	0	1
Inning Stats	R: 0 E: 0 K: 0 S: 5 H: 0 LOB: 0 BB: 0 P: 11	R: 0 E: 0 K: 0 S: 9 H: 1 LOB: 1 BB: 0 P: 11	R: 0 E: 0 K: 0 S: 7 H: 2 LOB: 2 BB: 0 P: 13	R: 0 E: 0 K: 1 S: 10 H: 1 LOB: 1 BB: 0 P: 12	R: 2 E: 0 K: 1 S: 13 H: 3 LOB: 1 BB: 0 P: 22	R: 0 E: 0 K: 1 S: 12 H: 2 LOB: 3 BB: 1 P: 22	R: 0 E: 1 K: 2 S: 10 H: 0 LOB: 1 BB: 0 P: 17	R: 0 E: 0 K: 1 S: 11 H: 1 LOB: 1 BB: 0 P: 14	R: 0 E: 0 K: 0 S: 11 H: 1 LOB: 1 BB: 0 P: 15	1B: 7 2B: 4 3B: 0 HR: 0	SF: 0 SAC: 0 DP: 0 HBP: 0						

PITCHER		IP	WLS	BF	H	R	ER	SO	BB	IBB	HBP	BLK	WP	HR	S	P	ERA	WHIP
Mark Gubicza, R ERA: 5.17	(1, 1)	5.2	W	26	9	2	2	2	0	0	0	0	0	0	53	84	3.18	1.588
Jeff Montgomery, R ERA: 3.57	(6, 1)	2.1		10	1	0	0	4	1	0	0	0	0	0	24	38	0.00	0.857
Mark Davis, L ERA: 4.82	(9, 1)	0.1		1	0	0	0	0	0	0	0	0	0	0	3	4	0.00	0.000
Dan Schatzeder, L ERA: 9.45	(9, 1)	0.2		3	1	0	0	0	0	0	0	0	0	0	8	11	0.00	1.500

PITCHER	IP	WLS	BF	H	R	ER	SO	BB	IBB	HBP	BLK	WP	HR	S	P	ERA	WHIP

BOTTOM

Kansas City Royals @ Minnesota Twins

Hubert H. Humphrey Metrodome, Minneapolis, MN

Sat May 25 1991, 8:05 PM EDT

Att. 19,943 - Dome - 70 F

livebaseballscorecards.com

AB	39
R	2
H	11
RBI	1
BB	1
SO	6
LOB	15

1B: 7	SF: 0	WP: 0	PA: 40
2B: 4	SAC: 0	PB: 1	
3B: 0	DP: 0	SB: 1	
HR: 0	HBP: 0	CS: 0	

Batter	1	2	3	4	5	6	7	8	9	AB	R	H	RBI	BB	SO	LOB
Brian McRae, S (1, 8) OBP: 0.277, SLG: 0.406	2-2 2B 1B	1-0 HR		0-1 S 2-H 1B		3-1 ③ F7			2-0 ② G3	5	2	3	2	0	0	0
Kirk Gibson, L (1, 7) OBP: 0.329, SLG: 0.422	0-0 1B 1B 1-H 2B	1-2 FC4-6 1B		2-0 ① F7 1-2			0-0 ① G3-1		2-2 ③ G5-3	5	1	2	1	0	0	1
George Brett, L (1, 10) OBP: 0.286, SLG: 0.276	1-1 E 1B 1B 2-3 1B	2-1 ① FC4-6 1-2f		0-0 ② F7			1-0 G6-4-3 1B			4	1	2	0	0	0	2
Danny Tartabull, R (1, 9) OBP: 0.321, SLG: 0.462	1-1 E7 BB 1B FC1-2 1-3 3-H 1B	3-2 ② F8		2-2 ③ G4-3			0-1 ②③ G6-4-3 1-2f			4	0	1	1	0	0	3
Carmelo Martinez, R (1, 3) OBP: 0.345, SLG: 0.265	2-1 ① P5	1-2 ③ F7			2-2 ① L5			4-1 FC3-6 1B BB		3	0	0	0	1	0	3
Brent Mayne, L (1, 2) OBP: 0.346, SLG: 0.333	0-2 FC1-2 BB 1-2 3-H 1B		0-3 ① K		1-2 ② F8			2-2 FC3-6 1-2 1B		4	0	2	1	0	1	0
Kurt Stillwell, S (1, 6) OBP: 0.320, SLG: 0.350	4-1 FC1-2 1-2 2-3 BB		1-1 ② G3-1		2-3 ③ K			1-1 ① FC3-6 G4-6-3 1-2f 2-3		3	0	0	0	1	1	2
Bill Pecota, R (1, 5) OBP: 0.300, SLG: 0.357	1-1 ② FC1-2 FC6-4 1-2 2-3 3-Hf		0-0 ③ P3			1-0 ① F7		1-1 ②③ G4-6-3 1-2f		4	0	0	0	0	0	5
Terry Shumpert, R (1, 4) OBP: 0.220, SLG: 0.239	0-0 ③ FC6-4 1-2f			2-2 1B 2B		3-2 ② F9			1-3 ① K	4	1	1	0	0	1	3
Inning Stats	R: 3 E: 1 K: 0 S: 19 H: 5 LOB: 3 BB: 1 P: 30	R: 1 E: 0 K: 0 S: 13 H: 2 LOB: 1 BB: 0 P: 21	R: 0 E: 0 K: 1 S: 6 H: 0 LOB: 0 BB: 0 P: 7	R: 1 E: 0 K: 0 S: 11 H: 2 LOB: 1 BB: 0 P: 17	R: 0 E: 0 K: 1 S: 9 H: 0 LOB: 0 BB: 0 P: 14	R: 0 E: 0 K: 0 S: 6 H: 0 LOB: 0 BB: 0 P: 13	R: 0 E: 0 K: 0 S: 4 H: 1 LOB: 0 BB: 0 P: 5	R: 0 E: 0 K: 0 S: 8 H: 1 LOB: 1 BB: 1 P: 16	R: 0 E: 0 K: 1 S: 9 H: 0 LOB: 0 BB: 0 P: 14	1B: 8 2B: 2 3B: 0 HR: 1	SF: 0 SAC: 0 DP: 2 HBP: 0						

PITCHER	IP	WLS	BF	H	R	ER	SO	BB	IBB	HBP	BLK	WP	HR	S	P	ERA	WHIP
Kevin Tapani, R (1, 1) ERA: 3.79	4.0	L	22	9	5	5	1	1	0	0	0	0	1	49	75	11.25	2.500
Carl Willis, R (5, 1) ERA: 3.48	3.0		9	1	0	0	1	0	0	0	0	0	0	19	32	0.00	0.333
Steve Bedrosian, R (8, 1) ERA: 4.33	1.0		4	1	0	0	0	1	0	0	0	0	0	8	16	0.00	2.000
Rick Aguilera, R (9, 1) ERA: 1.69	1.0		3	0	0	0	1	0	0	0	0	0	0	9	14	0.00	0.000

PITCHER	IP	WLS	BF	H	R	ER	SO	BB	IBB	HBP	BLK	WP	HR	S	P	ERA	WHIP

Kansas City Royals @ Minnesota Twins

Hubert H. Humphrey Metrodome, Minneapolis, MN

Sun May 26 1991, 4:33 AM EDT

Att. 21,941 - Dome - 70 F

TOP

livebaseballscorecards.com

AB	36
R	5
H	11
RBI	5
BB	2
SO	3
LOB	19

1B: 8 SF: 0
2B: 2 SAC: 0
3B: 0 DP: 2
HR: 1 HBP: 0

WP: 0 PA: 38
PB: 0
SB: 1
CS: 0

BOTTOM

Kansas City Royals @ Minnesota Twins

Hubert H. Humphrey Metrodome, Minneapolis, MN

Sun May 26 1991, 4:33 AM EDT

Att. 21,941 - Dome - 70 F

livebaseballscorecards.com

Batter	1	2	3	4	5	6	7	8	9	AB	R	H	RBI	BB	SO	LOB
Chuck Knoblauch, R (1, 4) OBP: 0.353, SLG: 0.373	F9		BB			G5-3		1B		3	0	1	0	1	0	0
Shane Mack, R (1, 7) OBP: 0.316, SLG: 0.463	G5-3		FC6-4			G5-3		F8		3	0	0	0	1	0	1
Kirby Puckett, R (1, 8) OBP: 0.352, SLG: 0.488	P2		FC6-4			P1		1B		4	0	1	0	0	0	2
Kent Hrbek, L (1, 3) OBP: 0.333, SLG: 0.298		FC3-6		F9			F9	G3-4-1		4	0	1	0	0	0	2
Chili Davis, S (1, 10) OBP: 0.415, SLG: 0.540		FC3-6		G5-4-3			E4		1B	4	1	2	0	0	0	1
Brian Harper, R (1, 2) OBP: 0.385, SLG: 0.544		F7		G5-4-3			F9		1B	4	0	1	0	0	0	3
Gene Larkin, S (1, 9) OBP: 0.293, SLG: 0.292		FC6-4		F9			1B		G4-6-3	4	0	2	1	0	0	1
Mike Pagliarulo, L (1, 5) OBP: 0.241, SLG: 0.336			K	G4-3					K	4	0	0	0	0	2	4
Al Newman, S (1, 6) OBP: 0.317, SLG: 0.255			G4-3	L8				G6-3	G4-6-3	4	0	0	0	0	0	2

	AB	34
	R	1
	H	8
	RBI	1
	BB	2
	SO	2
	LOB	16

Inning Stats	1	2	3	4	5	6	7	8	9
	R: 0 H: 0 E: 0 LOB: 0 K: 0 BB: 0 S: 7 P: 11	R: 0 H: 1 E: 0 LOB: 1 K: 0 BB: 0 S: 9 P: 12	R: 0 H: 0 E: 0 LOB: 2 K: 1 BB: 2 S: 10 P: 18	R: 0 H: 1 E: 0 LOB: 0 K: 0 BB: 0 S: 5 P: 5	R: 0 H: 0 E: 0 LOB: 0 K: 0 BB: 0 S: 5 P: 9	R: 0 H: 0 E: 0 LOB: 0 K: 0 BB: 0 S: 6 P: 7	R: 0 H: 1 E: 1 LOB: 2 K: 0 BB: 0 S: 12 P: 17	R: 0 H: 2 E: 0 LOB: 2 K: 0 BB: 0 S: 14 P: 21	R: 1 H: 3 E: 0 LOB: 1 K: 1 BB: 0 S: 14 P: 19

	1B: 8	SF: 0
	2B: 0	SAC: 0
	3B: 0	DP: 2
	HR: 0	HBP: 0

WP: 0	PA: 36
PB: 0	
SB: 0	
CS: 0	

PITCHER		IP	WLS	BF	H	R	ER	SO	BB	IBB	HBP	BLK	WP	HR	S	P	ERA	WHIP
Bret Saberhagen, R ERA: 2.94	(1, 1)	9.0	W	36	8	1	1	2	2	0	0	0	0	0	82	119	1.00	1.111

PITCHER	IP	WLS	BF	H	R	ER	SO	BB	IBB	HBP	BLK	WP	HR	S	P	ERA	WHIP

Batter	1	2	3	4	5	6	7	8	9	AB	R	H	RBI	BB	SO	LOB
Brian McRae, S (1, 8) OBP: 0.281, SLG: 0.397	B C B F S 2-3 K ①		C X 0-1 G5-3 ①	B B F B B 4-1 1-2 2-3 3-H BB		S X 0-1 B1-3 ①		S B B B B 4-1 2B WP BB		3	1	0	1	2	1	1
Kirk Gibson, L (1, 7) OBP: 0.325, SLG: 0.421	S C B B C 1-3 K ②		B X 1-0 P5 ②	C F B S 1-3 K ③		B X 1-0 2-3 G4-3 ②		1 SAFE B B 1 SAFE F F B X 3-2 WP 1-3 3-H 2B		5	0	1	1	0	2	4
George Brett, L (1, 10) OBP: 0.294, SLG: 0.274	S C B B S 2-3 K ③		B B B B 4-0 BB		X 0-0 F8 ①	C B F X 2-2 3-H 1B		B F B B F S 3-3 2-3 3-H K ②		4	0	1	1	1	2	1
Danny Tartabull, R (1, 9) OBP: 0.329, SLG: 0.466 Gary Thurman, R (8, PR) (8, 9) OBP: 0.326, SLG: 0.419		B B S B B B 4-1 2B BB	S B B C B S 3-3 K ③		B X 1-0 1B 2B	B B B S X 3-1 G4-3 ③		H 1-0 S HBP		3 0	1 0	1 0	0 0	1 0	1 0	2 0
Mike Macfarlane, R (1, 2) OBP: 0.317, SLG: 0.432		B B S F F B 1 SAFE X 3-2 1-3 2B		F B B B S B 4-2 FC6-4 BB	B X 1-0 F6 ②		X 0-0 F9 ①	B C S B B C 3-3 1-2 K ③		4	0	1	0	1	1	3
Carmelo Martinez, R (1, 3) OBP: 0.337, SLG: 0.260		B B S S S 2-3 K ①		S S F X 0-2 FC6-4 ① 1B WP 1-2f BB	S F B B X 2-2 2-H 1B		C C X 0-2 G4-3 ②		B X 1-0 E6	5	1	1	1	0	1	3
Kurt Stillwell, S (1, 6) OBP: 0.310, SLG: 0.338		B C C C C 1-3 K ②		F F S 0-3 K ②	C F X 0-2 G3 ③		B X 1-0 G6-3 ③		F 1 SAFE X 0-1 F8 ①	5	0	0	0	0	2	5
Bill Pecota, R (1, 5) OBP: 0.316, SLG: 0.356		B B B C S B 4-2 BB		S B C B X 2-2 BB HBP 1-3 1B		B B F B B 4-1 2B BB		C B B C X 2-2 G5-3 ①	C B F S 1-3 K ②	3	1	1	0	2	1	1
Terry Shumpert, R (1, 4) OBP: 0.238, SLG: 0.281		B F S B X 2-2 P8 ③		C S H 1-2 BB 1-2 HBP		1 SAFE B C L X 1-2 G4-3 1-H 1B 2B		X 0-0 2B 3B	C B C B X 2-2 G4-3 ③	4	2	2	1	0	0	4
Inning Stats	R: 0 H: 0 E: 0 LOB: 0 K: 3 BB: 0 S: 9 P: 14	R: 0 H: 1 E: 0 LOB: 3 K: 2 BB: 2 S: 16 P: 32	R: 0 H: 0 E: 0 LOB: 1 K: 1 BB: 1 S: 6 P: 14	R: 1 H: 1 E: 0 LOB: 3 K: 2 BB: 2 S: 18 P: 30	R: 1 H: 2 E: 0 LOB: 1 K: 0 BB: 0 S: 9 P: 13	R: 2 H: 2 E: 0 LOB: 1 K: 0 BB: 1 S: 12 P: 23	R: 0 H: 0 E: 0 LOB: 0 K: 0 BB: 0 S: 5 P: 6	R: 2 H: 2 E: 0 LOB: 3 K: 2 BB: 1 S: 14 P: 30	R: 0 H: 0 E: 1 LOB: 1 K: 1 BB: 0 S: 9 P: 13	1B: 3 SF: 0 2B: 4 SAC: 0 3B: 1 DP: 0 HR: 0 HBP: 2						

PITCHER		IP	WLS	BF	H	R	ER	SO	BB	IBB	HBP	BLK	WP	HR	S	P	ERA	WHIP
Randy Johnson, L ERA: 4.67	(1, 1)	5.2	L	30	6	4	4	8	6	0	1	0	1	0	68	121	6.35	2.118
Dave Burba, R ERA: 5.4	(6, 1)	1.2		7	1	2	2	0	1	0	0	0	0	0	12	22	10.80	1.200
Russ Swan, L ERA: 2.33	(8, 1)	0.1		2	1	0	0	1	0	0	0	0	1	0	6	12	0.00	3.000
Michael Jackson, R ERA: 2.05	(8, 1)	1.1		6	0	0	0	2	0	0	1	0	0	0	12	20	0.00	0.000

PITCHER	IP	WLS	BF	H	R	ER	SO	BB	IBB	HBP	BLK	WP	HR	S	P	ERA	WHIP

TOP

Kansas City Royals @ Seattle Mariners

The Kingdome, Seattle, WA

Mon May 27 1991, 10:05 PM EDT

Att. 34,240 - Dome - 70 F

livebaseballscorecards.com

AB	36
R	6
H	8
RBI	5
BB	7
SO	11
LOB	24

WP: 2	PA: 45		
PB: 0			
SB: 1			
CS: 0			

Batter	1	2	3	4	5	6	7	8	9	AB	R	H	RBI	BB	SO	LOB
Harold Reynolds, S (1, 4) OBP: 0.372, SLG: 0.385	B C X 1-2 WP PB 2B		X 0-0 HR 1B		C B B B C B 4-2 BB			B B C X 2-1 ① F8		3	2	2	0	1	0	0
Ken Griffey, L (1, 7) OBP: 0.385, SLG: 0.407	C S B B B B 4-2 F7 PB 2-3 BB		1 SAFE B C 1 SAFE 1 SAFE B X 2-1 ① F8		B 1 SAFE X 1-0 ② P6			B B B C X 3-1 ② F9		3	0	0	0	1	0	2
Ken Griffey Jr., L (1, 8) OBP: 0.379, SLG: 0.470	B S B S B X 3-2 ① G5-3 1-2 3-H		F B 1 SAFE F X 1-2 1-H HR		C 1 SAFE B X 1-1 ③ F8			S S B X 1-2 ③ P5		4	1	1	2	0	0	2
Alvin Davis, L (1, 10) OBP: 0.283, SLG: 0.329	X 0-0 ② F7 2-3		B X 1-0 ② G4-3			B B B C S X 3-2 ① F7			B C B X 2-1 ① F8	4	0	0	0	0	0	1
Edgar Martinez, R (1, 5) OBP: 0.451, SLG: 0.465	C C C 0-3 ③ K		B B B C X 2-1 ③ G5-3			B F B S C 2-3 ② K			F B X 1-1 1B	4	0	1	0	0	2	1
Pete O'Brien, L (1, 3) OBP: 0.298, SLG: 0.391		F F B B X 2-2 ① P3		B X 1-0 ① P4		F F B X 1-2 ③ G3-1			F B B X 2-1 ② F9	4	0	0	0	0	0	1
Greg Briley, L (1, 9) OBP: 0.260, SLG: 0.281		S F F F C 0-3 ② K		C C B B F X 2-2 ② P5			B F X 1-1 ① F8		B X 1-0 ③ G4-3	4	0	0	0	0	1	1
Rich Amaral, R (1, 6)		S H 1-1 HBP		X 0-0 ③ G6-3			C X 0-1 ② F7			2	0	0	0	0	0	0
Scott Bradley, L (1, 2) OBP: 0.163, SLG: 0.100		1 SAFE X 0-0 ③ F7			B F S X 1-2 ① G4-3		X 0-0 ③ F7			3	0	0	0	0	0	1
Inning Stats	R: 1 H: 1 E: 0 LOB: 1 K: 1 BB: 1 S: 12 P: 20	R: 0 H: 0 E: 0 LOB: 1 K: 1 BB: 0 S: 10 P: 13	R: 2 H: 2 E: 0 LOB: 0 K: 0 BB: 0 S: 9 P: 15	R: 0 H: 0 E: 0 LOB: 0 K: 0 BB: 0 S: 6 P: 9	R: 0 H: 0 E: 0 LOB: 1 K: 0 BB: 1 S: 8 P: 15	R: 0 H: 0 E: 0 LOB: 0 K: 1 BB: 0 S: 9 P: 15	R: 0 H: 0 E: 0 LOB: 0 K: 0 BB: 0 S: 5 P: 6	R: 0 H: 0 E: 0 LOB: 0 K: 0 BB: 0 S: 7 P: 13	R: 0 H: 1 E: 0 LOB: 1 K: 0 BB: 0 S: 7 P: 13	1B: 2 SF: 0 2B: 1 SAC: 0 3B: 0 DP: 0 HR: 1 HBP: 1						

PITCHER		IP	WLS	BF	H	R	ER	SO	BB	IBB	HBP	BLK	WP	HR	S	P	ERA	WHIP
Kevin Appier, R ERA: 3.74	(1, 1)	9.0	W	34	4	3	3	3	2	0	1	0	1	1	73	119	3.00	0.667

PITCHER	IP	WLS	BF	H	R	ER	SO	BB	IBB	HBP	BLK	WP	HR	S	P	ERA	WHIP

BOTTOM

Kansas City Royals @ Seattle Mariners

The Kingdome, Seattle, WA

Mon May 27 1991, 10:05 PM EDT

Att. 34,240 - Dome - 70 F

livebaseballscorecards.com

AB	31
R	3
H	4
RBI	2
BB	2
SO	3
LOB	9

WP: 1	PA: 34		
PB: 1			
SB: 0			
CS: 0			

Batter	1	2	3	4	5	6	7	8	9	AB	R	H	RBI	BB	SO	LOB
Brian McRae, S (1, 8) OBP: 0.272, SLG: 0.383	G3	K 1-2		FC3-6 BB 1-2f 2-3			F8		FC5-4 G6-3 1-2f	5	0	0	0	0	1	4
Kirk Gibson, L (1, 7) OBP: 0.333, SLG: 0.431	E S 1B		2B 2B	1 SAFE 1 SAFE BB 1-2			F7		1 SAFE 1 SAFE G6-3 1-2f	4	2	2	0	1	0	1
George Brett, L (1, 10) OBP: 0.292, SLG: 0.288	1 SAFE 1 SAFE F7		1B 2-H 2B	G4-3			K			4	1	1	1	0	1	4
Jim Eisenreich, L (1, 9) OBP: 0.333, SLG: 0.390	P4 1-H		1B 2-H		G3			1B 1B BB		3	1	1	1	1	0	0
Mike Macfarlane, R (1, 2) OBP: 0.322, SLG: 0.457		HR	G5-3		K			1B 1-2		4	1	2	1	0	1	0
Carmelo Martinez, R (1, 3) OBP: 0.333, SLG: 0.260		1B WP CS 1B	K		P2			F9		4	0	1	0	0	1	2
Kurt Stillwell, S (1, 6) OBP: 0.315, SLG: 0.342		CS 1-3 1B		G4-3		G3-1		1-3 2-H 1B		4	1	2	1	0	0	0
Bill Pecota, R (1, 5) OBP: 0.313, SLG: 0.344		P2		FC3-6 1B BB		G5-3		P4		3	0	0	0	1	0	3
Terry Shumpert, R (1, 4) OBP: 0.248, SLG: 0.290		S 1-H 3-H 1B		FC3-6 1-2 1B		G5-3			E5 FC5-4	4	0	2	1	0	0	0
Inning Stats	R: 1 E: 0 K: 0 S: 10 H: 1 LOB: 0 BB: 0 P: 15	R: 2 E: 0 K: 1 S: 13 H: 4 LOB: 1 BB: 0 P: 21	R: 2 E: 0 K: 1 S: 11 H: 3 LOB: 0 BB: 0 P: 19	R: 0 E: 0 K: 0 S: 11 H: 1 LOB: 3 BB: 2 P: 26	R: 0 E: 0 K: 1 S: 7 H: 0 LOB: 0 BB: 0 P: 8	R: 0 E: 0 K: 0 S: 7 H: 0 LOB: 0 BB: 0 P: 12	R: 0 E: 0 K: 1 S: 8 H: 0 LOB: 0 BB: 0 P: 13	R: 1 E: 0 K: 0 S: 13 H: 2 LOB: 1 BB: 1 P: 23	R: 0 E: 1 K: 0 S: 4 H: 0 LOB: 0 BB: 0 P: 8	1B: 8 2B: 2 3B: 0 HR: 1 SF: 0 SAC: 0 DP: 1 HBP: 0						

PITCHER		IP	WLS	BF	H	R	ER	SO	BB	IBB	HBP	BLK	WP	HR	S	P	ERA	WHIP
Erik Hanson, R ERA: 3.93	(1, 1)	3.1	L	18	9	5	4	2	1	0	0	0	1	1	38	66	10.80	3.000
Pat Rice, R ERA:	(4, 1)	2.2		9	0	0	0	1	1	0	0	0	0	0	21	35	0.00	0.375
Rob Murphy, L ERA: 2.55	(7, 1)	1.2		7	2	1	1	1	1	0	0	0	0	0	19	33	5.40	1.800
Bill Swift, R ERA: 2.63	(8, 1)	1.1		4	0	0	0	0	0	0	0	0	0	0	6	11	0.00	0.000

PITCHER	IP	WLS	BF	H	R	ER	SO	BB	IBB	HBP	BLK	WP	HR	S	P	ERA	WHIP

TOP

Kansas City Royals @ Seattle Mariners

The Kingdome, Seattle, WA

Tue May 28 1991, 10:05 PM EDT

Att. 12,110 - Dome - 70 F

livebaseballscorecards.com

AB	35
R	6
H	11
RBI	5
BB	3
SO	4
LOB	14

WP: 1 PA: 38
PB: 0
SB: 2
CS: 2

Batter	1	2	3	4	5	6	7	8	9	AB	R	H	RBI	BB	SO	LOB
Harold Reynolds, S (1, 4) OBP: 0.373, SLG: 0.383	G4-3		BB		F7	G5-4-3 1-2 2-3			K	4	0	1	0	1	1	0
Edgar Martinez, R (1, 5) OBP: 0.455, SLG: 0.462	E BB		1-2 BB		G6-3	G5-4-3 1-2f			BB 1B	3	2	1	0	2	0	3
Ken Griffey Jr., L (1, 8) OBP: 0.385, SLG: 0.490	E 1-3 1B		K		HR		P4		1B 1-2 BB	4	1	2	1	1	1	2
Alvin Davis, L (1, 10) OBP: 0.276, SLG: 0.319 Tracy Jones, R (9, PH) OBP: 0.286, SLG: 0.348	K		F8		K		K		1B 1-2 2-H	4 1	0 0	0 1	0 1	0 0	3 0	4 0
Pete O'Brien, L (1, 3) OBP: 0.295, SLG: 0.392	E6 1-2 3-H		G4-3			BB 1B 2B	L7		K	5	1	1	0	0	1	5
Alonzo Powell, R (1, 9)	G1-3			F9		K		B1-3		4	0	0	0	0	1	3
Greg Briley, L (1, 7) OBP: 0.268, SLG: 0.282		F7		1B		BB 1B BB		G6-3		3	1	1	0	1	0	0
Rich Amaral, R (1, 6)		G5-3		K		1B 1B 1-2 2-3 BB		K		3	0	0	0	1	2	1
Dave Valle, R (1, 2) OBP: 0.270, SLG: 0.204 Ken Griffey Jr., L (6, PH) OBP: 0.385, SLG: 0.490 Henry Cotto, R (6, PR) OBP: 0.311, SLG: 0.431 Scott Bradley, L (7, 2) OBP: 0.159, SLG: 0.098		G3-1		G4-3		1B 1-2 2-H 3-H			F9	2 4 0 1	0 1 0 0	0 2 0 0	0 1 0 0	0 1 0 0	0 1 0 0	1 2 0 0
Inning Stats	R: 1 E: 1 K: 1 S: 15 H: 1 LOB: 2 BB: 1 P: 26	R: 0 E: 0 K: 0 S: 6 H: 0 LOB: 0 BB: 0 P: 7	R: 0 E: 0 K: 1 S: 12 H: 0 LOB: 2 BB: 2 P: 24	R: 0 E: 0 K: 1 S: 11 H: 1 LOB: 1 BB: 0 P: 16	R: 1 E: 0 K: 1 S: 10 H: 1 LOB: 0 BB: 0 P: 15	R: 2 E: 0 K: 1 S: 16 H: 3 LOB: 3 BB: 2 P: 32	R: 0 E: 0 K: 1 S: 9 H: 0 LOB: 0 BB: 0 P: 18	R: 0 E: 0 K: 1 S: 7 H: 0 LOB: 0 BB: 0 P: 10	R: 1 E: 0 K: 2 S: 12 H: 2 LOB: 2 BB: 1 P: 19	1B: 6 2B: 1 3B: 0 HR: 1 SF: 0 SAC: 0 DP: 1 HBP: 0						

PITCHER		IP	WLS	BF	H	R	ER	SO	BB	IBB	HBP	BLK	WP	HR	S	P	ERA	WHIP
Tom Gordon, R ERA: 1.72	(1, 1)	5.1	W	26	4	4	3	5	5	0	0	0	0	1	64	109	5.06	1.688
Steve Crawford, R ERA: 5.27	(6, 1)	1.2		6	2	0	0	1	0	0	0	0	0	0	15	29	0.00	1.200
Jeff Montgomery, R ERA: 3.7	(8, 1)	1.2		6	1	1	1	2	0	0	0	0	0	0	14	19	5.40	0.600
Mark Davis, L ERA: 4.66	(9, 1)	0.1	S	3	1	0	0	1	1	0	0	0	0	0	5	10	0.00	6.000

PITCHER	IP	WLS	BF	H	R	ER	SO	BB	IBB	HBP	BLK	WP	HR	S	P	ERA	WHIP

BOTTOM

Kansas City Royals @ Seattle Mariners

The Kingdome, Seattle, WA

Tue May 28 1991, 10:05 PM EDT
Att. 12,110 - Dome - 70 F

livebaseballscorecards.com

AB	34
R	5
H	7
RBI	2
BB	6
SO	9
LOB	19

Batter	1	2	3	4	5	6	7	8	9	AB	R	H	RBI	BB	SO	LOB
Brian McRae, S (1, 8) OBP: 0.271, SLG: 0.375	B B C B B 4-1 PB G3 BB		C B B F C 2-3 ① K		B B B C X 3-1 ② G5-3			X 0-0 ① P6		3	0	0	0	1	1	0
Kirk Gibson, L (1, 7) OBP: 0.331, SLG: 0.426 Gary Thurman, R (8, 7) OBP: 0.326, SLG: 0.419	F B B 1 B X SAFE 3-1 ① F8		B C X 1-1 G1-3 BB 1B		B B C B X 3-1 ③ F7			X 0-0 ② G4-3		4 0	0 0	1 0	0 0	0 0	0 0	1 0
George Brett, L (1, 10) OBP: 0.316, SLG: 0.294	1 SAFE X 0-0 ② G3 1-2		1 SAFE 1 SAFE B B B C 1 F B 4-2 G1-3 1-2 BB			B C F B B F B 4-2 G4-6-3 BB		B X 1-0 1B		2	0	1	0	2	0	1
Jim Eisenreich, L (1, 9) OBP: 0.331, SLG: 0.381	B B B B 4-0 2-3 BB		C B X 1-1 ② G1-3 1-2 2-3			C X 0-1 ① ② G4-6-3 1-2f		B B C X 2-1 ③ G5-3		3	0	0	0	1	0	4
Carmelo Martinez, R (1, 3) OBP: 0.323, SLG: 0.250 Warren Cromartie, L (9, PH) OBP: 0.321, SLG: 0.380	B B 1 B F F S SAFE 3-3 ③ K		B F B B B F X 3-2 ③ P5			B B F C X 2-2 ③ G1-3			F B B B F X 2-2 ① G3	3 1	0 0	0 0	0 0	0 0	1 0	4 0
Brent Mayne, L (1, 2) OBP: 0.367, SLG: 0.357		B F C B F X 2-2 1B		B B X 2-0 ① G1-3			F B B B X 3-1 1B		C S S 0-3 ② K	4	0	2	0	0	1	0
Kurt Stillwell, S (1, 6) OBP: 0.307, SLG: 0.333		C B B F S 2-3 ① K		X 0-0 ② G1-3			C B X 1-1 ① L8		X 0-0 ③ G1-3	4	0	0	0	0	1	2
Bill Pecota, R (1, 5) OBP: 0.304, SLG: 0.333		B X 1-0 ② F8		B C B X 2-1 ③ G4-3			C C F S 0-3 ② K			3	0	0	0	0	1	2
David Howard, S (1, 4) OBP: 0.167, SLG: 0.063 Terry Puhl, L (7, PH) OBP: 0.333, SLG: 0.222 Terry Shumpert, R (7, 4) OBP: 0.248, SLG: 0.290		B B F X 2-1 ③ G3			C B F B C 2-3 ① K		C B B X 2-1 ③ G4-3			2 1 0	0 0 0	0 0 0	0 0 0	0 0 0	1 0 0	1 1 0
Inning Stats	R: 0 H: 0 E: 0 LOB: 2 K: 1 BB: 2 S: 7 P: 21	R: 0 H: 1 E: 0 LOB: 1 K: 1 BB: 0 S: 10 P: 17	R: 0 H: 1 E: 0 LOB: 2 K: 1 BB: 1 S: 12 P: 23	R: 0 H: 0 E: 0 LOB: 0 K: 0 BB: 0 S: 4 P: 8	R: 0 H: 0 E: 0 LOB: 0 K: 1 BB: 0 S: 7 P: 15	R: 0 H: 0 E: 0 LOB: 0 K: 0 BB: 1 S: 8 P: 14	R: 0 H: 1 E: 0 LOB: 1 K: 1 BB: 0 S: 10 P: 16	R: 0 H: 1 E: 0 LOB: 1 K: 0 BB: 0 S: 5 P: 8	R: 0 H: 0 E: 0 LOB: 0 K: 1 BB: 0 S: 7 P: 9	1B: 4 SF: 0 2B: 0 SAC: 0 3B: 0 DP: 1 HR: 0 HBP: 0						WP: 0 PA: 34 PB: 1 SB: 0 CS: 0

PITCHER		IP	WLS	BF	H	R	ER	SO	BB	IBB	HBP	BLK	WP	HR	S	P	ERA	WHIP
Brian Holman, R ERA: 3.16	(1, 1)	9.0	W	34	4	0	0	6	4	0	0	0	0	0	70	131	0.00	0.889

PITCHER	IP	WLS	BF	H	R	ER	SO	BB	IBB	HBP	BLK	WP	HR	S	P	ERA	WHIP

TOP

Kansas City Royals @ Seattle Mariners

The Kingdome, Seattle, WA

Wed May 29 1991, 6:33 AM EDT

Att. 15,722 - Dome - 70 F

livebaseballscorecards.com

AB	30
R	0
H	4
RBI	0
BB	4
SO	6
LOB	16

Batter	1	2	3	4	5	6	7	8	9	AB	R	H	RBI	BB	SO	LOB
Harold Reynolds, S (1, 4) OBP: 0.376, SLG: 0.382	B X 1-0 CS 1B		B X 1-0 ② F8		C B B S F C 2-3 ③ K		B B F F B B 4-2 1B 2B BB			3	1	1	0	1	1	0
Edgar Martinez, R (1, 5) OBP: 0.456, SLG: 0.463	1 SAFE B 1 SAFE S B X 2-1 ①② G5-3 1-2		B C B C X 2-2 1B			B F F B B S 3-3 ① K	B B B C F X 3-2 2B 1-3 3-H SF8 1B			4	1	2	1	0	1	1
Ken Griffey Jr., L (1, 8) OBP: 0.383, SLG: 0.491	F B X 1-1 ③ G3		F F 1 SAFE B B X 2-2 ③ F8			B X 1-0 ② G1-3	C X 0-1 1-3 3-H 2B			4	0	1	1	0	0	1
Alvin Davis, L (1, 3) OBP: 0.287, SLG: 0.322		C B B X 2-1 CS 1B		B F S B B B 4-2 FC6 1B FC5-4 BB		C B C X 1-2 ③ P8	I I I I 4-0 IBB			2	1	1	0	2	0	0
Pete O'Brien, L (1, 10) OBP: 0.305, SLG: 0.432		B B B C C X 3-2 ① 1-2 1B 3B		B F C X 1-2 FC6 1-2 1B			HR			3	2	3	2	0	0	0
Alonzo Powell, R (1, 9) OBP: 0.125, SLG: 0.125		C S X 0-2 ② F8		C B X 1-1 ① FC6 FC5-4 1-2f 2-3			3-2 1B 3B 1B			4	1	1	0	0	1	5
Greg Briley, L (1, 7) OBP: 0.275, SLG: 0.289		C B S X 1-2 E 3-H 1B		S 1 SAFE S X 0-2 ② FC5-4 CS 1-2f 3-H			B 1 SAFE B X 2-0 1-2 3B 1B	C X 0-1 ① G3		4	1	2	2	0	0	1
Omar Vizquel, S (1, 6) OBP: 0.265, SLG: 0.269	1 SAFE B B 1 SAFE S S S X 2-2 ③ G3 1-2			1 SAFE S 0-1 ③ CS 1-2	C B B C X 3-2 ① G3-1		B F B B F F X 3-2 1-H 2-H 1B 3B	B B C X 2-1 ② P6		4	1	1	2	0	0	1
Dave Valle, R (1, 2) OBP: 0.262, SLG: 0.196			C B B X 2-1 ① G4-3		C X 0-1 ② G3		B X 1-0 ① G5-3	B X 1-0 ③ L7		4	0	0	0	0	0	1
Inning Stats	R: 0 E: 0 K: 0 S: 5 H: 1 LOB: 0 BB: 0 P: 9	R: 1 E: 1 K: 0 S: 14 H: 3 LOB: 1 BB: 0 P: 22	R: 0 E: 0 K: 0 S: 9 H: 1 LOB: 1 BB: 0 P: 16	R: 1 E: 0 K: 0 S: 11 H: 1 LOB: 0 BB: 1 P: 17	R: 0 E: 0 K: 1 S: 9 H: 0 LOB: 0 BB: 0 P: 14	R: 0 E: 0 K: 1 S: 7 H: 0 LOB: 0 BB: 0 P: 12	R: 6 E: 0 K: 1 S: 22 H: 6 LOB: 2 BB: 2 P: 46	R: 0 E: 0 K: 0 S: 5 H: 0 LOB: 0 BB: 0 P: 8		1B: 8 2B: 1 3B: 2 HR: 1 SF: 1 SAC: 0 DP: 0 HBP: 0				WP: 0 PB: 0 SB: 0 CS: 3 PA: 37		

PITCHER		IP	WLS	BF	H	R	ER	SO	BB	IBB	HBP	BLK	WP	HR	S	P	ERA	WHIP
Mike Boddicker, R ERA: 3.52	(1, 1)	6.0	L	22	6	2	2	2	1	0	0	0	0	0	55	90	3.00	1.167
Storm Davis, R ERA: 5.03	(7, 1)	2.0		14	6	6	6	1	1	1	0	0	0	1	27	54	27.00	3.500

PITCHER	IP	WLS	BF	H	R	ER	SO	BB	IBB	HBP	BLK	WP	HR	S	P	ERA	WHIP

BOTTOM

Kansas City Royals @ Seattle Mariners

The Kingdome, Seattle, WA

Wed May 29 1991, 6:33 AM EDT
Att. 15,722 - Dome - 70 F

livebaseballscorecards.com

AB	32
R	8
H	12
RBI	8
BB	3
SO	3
LOB	10

Minnesota Twins @ Kansas City Royals

Royals Stadium, Kansas City, MO

Thu May 30 1991, 8:05 PM EDT

Att. 31,940 - Sunny - 83 F

livebaseballscorecards.com

TOP

Batter	1	2	3	4	5	6	7	8	9	AB	R	H	RBI	BB	SO	LOB
Dan Gladden, R (1, 7) OBP: 0.309, SLG: 0.363	X 0-0 ① G5-3		L X 0-1 ① F8 2-3			C H 1-1 G1-6-3 HBP		C S B X 1-2 ② F7 2-3		3	0	0	0	0	0	4
Chuck Knoblauch, R (1, 4) OBP: 0.349, SLG: 0.352 Randy Bush, L (8, PH) OBP: 0.259, SLG: 0.192 Scott Leius, R (8, 5) OBP: 0.370, SLG: 0.293	B C X 1-1 ② L3		B 1 SAFE C 1 SAFE F B X 2-2 ② FC6-4 1-2f 3-H			1 SAFE X 0-0 ① F9		C A B B X 2-2 ③ G4-3		3 1 0	0 0 0	0 0 0	1 0 0	0 0 0	0 0 0	2 2 0
Kirby Puckett, R (1, 8) OBP: 0.352, SLG: 0.479	C C B B B S 3-3 ③ K		1 SAFE X 0-0 ③ F7			1 SAFE M F X 0-2 ② ③ G1-6-3 1-2f			X 0-0 ① G1-3	4	0	0	0	0	1	2
Kent Hrbek, L (1, 3) OBP: 0.342, SLG: 0.358		B X 1-0 G5-4-3 1B		B C B X 2-1 ① L4			X 0-0 ① F9		C B B X 2-1 ② G5-3	4	0	1	0	0	0	0
Chili Davis, S (1, 10) OBP: 0.399, SLG: 0.539		C F B S 1-3 ① K		B F F B X 2-2 ② F7			B B F F S 2-3 ② K		F X 0-1 HR	4	1	1	1	0	2	1
Brian Harper, R (1, 2) OBP: 0.370, SLG: 0.504		C 1 SAFE F X 0-2 ② ③ G5-4-3 1-2f		B X 1-0 ③ G5-3			B X 1-0 ③ F7		X 0-0 ③ G6-3	4	0	0	0	0	0	1
Gene Larkin, S (1, 9) OBP: 0.326, SLG: 0.346 Shane Mack, R (8, 9) OBP: 0.325, SLG: 0.459			B B B B 4-0 1B 1B BB		C X 0-1 FC4-6 1B			C F B B F B X 3-2 ① G3-1		2 0	1 0	1 0	0 0	1 0	0 0	0 0
Mike Pagliarulo, L (1, 5) OBP: 0.246, SLG: 0.330 Al Newman, S (8, PR) OBP: 0.306, SLG: 0.238 (8, 4)			1 SAFE B S B 1 SAFE F B F X 3-2 F8 1B FC6-4 1-3 1B		X 0-0 ① FC4-6 G5-4-3 1-2f			C B B B B 4-1 1B E BB		2 0	1 1	1 0	0 0	1 0	0 0	1 0
Greg Gagne, R (1, 6) OBP: 0.383, SLG: 0.531			C F B X 1-2 FC6-4 1-2 3-H 1B		B C X 1-1 ② ③ G5-4-3 1-2f			1 SAFE F X 0-1 E7 WP 1-H 1B		3	0	2	1	0	0	1
Inning Stats	R: 0 E: 0 K: 1 S: 6 H: 0 LOB: 0 BB: 0 P: 10	R: 0 E: 0 K: 1 S: 7 H: 1 LOB: 0 BB: 0 P: 9	R: 2 E: 0 K: 0 S: 13 H: 2 LOB: 1 BB: 1 P: 23	R: 0 E: 0 K: 0 S: 6 H: 0 LOB: 0 BB: 0 P: 11	R: 0 E: 0 K: 0 S: 5 H: 1 LOB: 0 BB: 0 P: 6	R: 0 E: 0 K: 0 S: 5 H: 0 LOB: 0 BB: 0 P: 6	R: 0 E: 0 K: 1 S: 5 H: 0 LOB: 0 BB: 0 P: 8	R: 1 E: 1 K: 0 S: 13 H: 1 LOB: 2 BB: 1 P: 23	R: 1 E: 0 K: 0 S: 6 H: 1 LOB: 0 BB: 0 P: 8	1B: 5 2B: 0 3B: 0 HR: 1 SF: 0 SAC: 0 DP: 3 HBP: 1						

	AB	30
	R	4
	H	6
	RBI	3
	BB	2
	SO	3
	LOB	14

	WP: 1	PA: 33
	PB: 0	
	SB: 0	
	CS: 0	

PITCHER		IP	WLS	BF	H	R	ER	SO	BB	IBB	HBP	BLK	WP	HR	S	P	ERA	WHIP
Mark Gubicza, R ERA: 4.7	(1, 1)	7.1	L	27	5	3	3	3	2	0	1	0	0	0	54	87	3.68	0.955
Jeff Montgomery, R ERA: 3.6	(8, 1)	0.2		2	0	0	0	0	0	0	0	0	1	0	6	9	0.00	0.000
Luis Aquino, R ERA: 5.09	(9, 1)	1.0		4	1	1	1	0	0	0	0	0	0	1	6	8	9.00	1.000

PITCHER		IP	WLS	BF	H	R	ER	SO	BB	IBB	HBP	BLK	WP	HR	S	P	ERA	WHIP

Batter	1	2	3	4	5	6	7	8	9	AB	R	H	RBI	BB	SO	LOB
Brian McRae, S (1, 8) OBP: 0.275, SLG: 0.372	C B X 1-1 F9 ①		B 1 SAFE F X 1-1 FC5-2 S 1-2 1B		2 SAFE B C B S F X 2-2 P3 ②		1 SAFE 1 SAFE B 1 B B I 4-0 1-2 IBB		F C B F X 1-2 F8 ③	4	0	1	0	1	0	2
Gary Thurman, R (1, 9) OBP: 0.300, SLG: 0.383	F C B B B F X 3-2 G6-3 ②		B 1 SAFE C F B X 2-2 FC5-2 ② 1-3 2-H		X 0-0 G5-3 ③		S C B S 1-3 K ③			4	0	0	0	0	1	5
George Brett, L (1, 10) OBP: 0.300, SLG: 0.278	F B B B S F C 3-3 K ③		S 1 SAFE X 0-1 G4-3 ③			C B F B S 2-3 K ①		X 0-0 P5 ①		4	0	0	0	0	2	2
Mike Macfarlane, R (1, 2) OBP: 0.320, SLG: 0.451		S X 0-1 G5-3 ①		B X 1-0 G5-4-3 1B		X 0-0 F9 ②		F B X 1-1 F8 ②		4	0	1	0	0	0	0
Carmelo Martinez, R (1, 3) OBP: 0.330, SLG: 0.244		B C B B B 4-1 FC6-4 BB		X 0-0 ① ② G5-4-3 1-2f		C B B F B B 4-2 BB		B X 1-0 P1 ③		2	0	0	0	2	0	1
Jim Eisenreich, L (1, 7) OBP: 0.329, SLG: 0.385		C B B F F F C 2-3 K ②		B X 1-0 G1-3 ③		C F F B X 1-2 G1-3 ③			C F B B B X 3-2 1B 2B	4	1	1	0	0	1	2
Kurt Stillwell, S (1, 6) OBP: 0.306, SLG: 0.344		B X 1-0 FC6-4 ③ 1-2f			B X 1-0 2B 3B		C C X 0-2 P6 ①		C F S 0-3 K ①	4	1	1	0	0	1	2
Bill Pecota, R (1, 5) OBP: 0.305, SLG: 0.344 Warren Cromartie, L (9, PH) OBP: 0.315, SLG: 0.373			C C X 0-2 L4 ①		B X 1-0 3-H 2B		B X 1-0 G6-3 ②		F X 0-1 L7 ②	3 1	0 0	1 0	1 0	0 0	0 0	0 1
Terry Shumpert, R (1, 4) OBP: 0.259, SLG: 0.301 Kirk Gibson, L (9, PH) OBP: 0.335, SLG: 0.430			C B F B X 2-2 S 1B FC5-2 1B		B B C B F X 3-2 G5-3 ①		F B F B X 2-2 S 1B		C B X 1-1 2-H 1B	3 1	0 0	2 1	0 1	0 0	0 0	1 0
Inning Stats	R: 0 E: 0 K: 1 S: 10 H: 0 LOB: 0 BB: 0 P: 17	R: 0 E: 0 K: 1 S: 10 H: 0 LOB: 1 BB: 1 P: 17	R: 0 E: 0 K: 0 S: 13 H: 2 LOB: 2 BB: 0 P: 18	R: 0 E: 0 K: 0 S: 3 H: 1 LOB: 0 BB: 0 P: 5	R: 1 E: 0 K: 0 S: 10 H: 2 LOB: 1 BB: 0 P: 17	R: 0 E: 0 K: 1 S: 10 H: 0 LOB: 1 BB: 1 P: 17	R: 0 E: 0 K: 1 S: 10 H: 1 LOB: 2 BB: 1 P: 18	R: 0 E: 0 K: 0 S: 4 H: 0 LOB: 0 BB: 0 P: 6	R: 1 E: 0 K: 1 S: 14 H: 2 LOB: 1 BB: 0 P: 19	1B: 5 2B: 2 3B: 1 HR: 0	SF: 0 SAC: 0 DP: 1 HBP: 0						

PITCHER		IP	WLS	BF	H	R	ER	SO	BB	IBB	HBP	BLK	WP	HR	S	P	ERA	WHIP
Mark Guthrie, L ERA: 4.46	(1, 1)	7.1	W	30	6	1	1	4	2	1	0	0	0	0	67	110	1.23	1.091
Rick Aguilera, R ERA: 1.88	(8, 1)	1.2	S	7	2	1	1	1	0	0	0	0	0	0	17	24	5.40	1.200

PITCHER	IP	WLS	BF	H	R	ER	SO	BB	IBB	HBP	BLK	WP	HR	S	P	ERA	WHIP

BOTTOM

Minnesota Twins @ Kansas City Royals

Royals Stadium, Kansas City, MO

Thu May 30 1991, 8:05 PM EDT

Att. 31,940 - Sunny - 83 F

livebaseballscorecards.com

AB	34
R	2
H	8
RBI	2
BB	3
SO	5
LOB	16

1B: 5	SF: 0	WP: 0	PA: 37
2B: 2	SAC: 0	PB: 0	
3B: 1	DP: 1	SB: 3	
HR: 0	HBP: 0	CS: 0	

Batter	1	2	3	4	5	6	7	8	9	AB	R	H	RBI	BB	SO	LOB
Greg Gagne, R (1, 6) OBP: 0.372, SLG: 0.515	F X 0-1 ① P3		F B B B F 1 SAFE 1 SAFE C 3-3 ① K			B F B F F F B F F F X 3-2 ① G5-3		B B C X 2-1 ③ G6-3		4	0	0	0	0	1	2
Al Newman, S (1, 4) OBP: 0.303, SLG: 0.242	B X 1-0 ② G4-3		1 SAFE 1 SAFE X 0-0 ② SF8 3-H			B B X 2-0 1B			B C B X 2-1 ① F8	3	0	1	1	0	0	0
Kent Hrbek, L (1, 3) OBP: 0.340, SLG: 0.370	C B B X 2-1 3B		B 1 SAFE X 2-0 ③ P4			1 SAFE 1 SAFE S F F B X 1-2 ② P6			C F B B X 2-2 ② F8	4	0	1	0	0	0	3
Chili Davis, S (1, 10) OBP: 0.391, SLG: 0.526	F F S 0-3 ③ K			F C X 0-2 ① F7		1 SAFE B B S X 2-1 ③ L8			S C B X 1-2 ③ L9	4	0	0	0	0	1	2
Gene Larkin, S (1, 9) OBP: 0.326, SLG: 0.337		B S B F B B 4-2 G6-4-3 BB		B B C B X 3-1 ② F8			B X 1-0 ① F7			2	0	0	0	1	0	0
Shane Mack, R (1, 8) OBP: 0.314, SLG: 0.442		X 0-0 ① ② G6-4-3 1-2f		S B B X 2-1 ③ F9			B X 1-0 ② P4			3	0	0	0	0	0	1
Pedro Munoz, R (1, 7) OBP: 0.365, SLG: 0.435		B S C S 1-3 ③ K			B X 1-0 ① G4-3		F S C 0-3 ③ K			3	0	0	0	0	2	0
Junior Ortiz, R (1, 2) OBP: 0.351, SLG: 0.292 Brian Harper, R (3, PR) OBP: 0.365, SLG: 0.496 (3, 2)			X 0-0 1B SF8 2B		B F B X 2-1 ② G1-3			X 0-0 ① F8		1 2	0 1	1 0	0 0	0 0	0 0	0 0
Scott Leius, R (1, 5) OBP: 0.368, SLG: 0.295			F F F B X 1-2 2-3 1B		B X 1-0 ③ G5-3			B C C B F X 2-2 ② G4-3		3	0	1	0	0	0	0
Inning Stats	R: 0 E: 0 K: 1 S: 8 H: 1 LOB: 1 BB: 0 P: 11	R: 0 E: 0 K: 1 S: 6 H: 0 LOB: 0 BB: 1 P: 11	R: 1 E: 0 K: 1 S: 10 H: 2 LOB: 2 BB: 0 P: 16	R: 0 E: 0 K: 0 S: 7 H: 0 LOB: 0 BB: 0 P: 12	R: 0 E: 0 K: 0 S: 4 H: 0 LOB: 0 BB: 0 P: 8	R: 0 E: 0 K: 0 S: 13 H: 1 LOB: 1 BB: 0 P: 21	R: 0 E: 0 K: 1 S: 5 H: 0 LOB: 0 BB: 0 P: 7	R: 0 E: 0 K: 0 S: 7 H: 0 LOB: 0 BB: 0 P: 11	R: 0 E: 0 K: 0 S: 8 H: 0 LOB: 0 BB: 0 P: 13	1B: 2 2B: 1 3B: 1 HR: 0 SF: 1 SAC: 0 DP: 1 HBP: 0						

PITCHER		IP	WLS	BF	H	R	ER	SO	BB	IBB	HBP	BLK	WP	HR	S	P	ERA	WHIP
Bret Saberhagen, R ERA: 2.72	(1, 1)	9.0	W	31	4	1	1	4	1	0	0	0	0	0	68	110	1.00	0.556

PITCHER	IP	WLS	BF	H	R	ER	SO	BB	IBB	HBP	BLK	WP	HR	S	P	ERA	WHIP

TOP

Minnesota Twins @ Kansas City Royals

Royals Stadium, Kansas City, MO

Fri May 31 1991, 8:05 PM EDT

Att. 26,321 - Cloudy - 83 F

livebaseballscorecards.com

AB	29
R	1
H	4
RBI	1
BB	1
SO	4
LOB	8

Batter	1	2	3	4	5	6	7	8	9	AB	R	H	RBI	BB	SO	LOB
Brian McRae, S (1, 8) OBP: 0.280, SLG: 0.375	B S X 1-1 FC6-5 S 1B		M B C S 1-3 ② K		C F B F B X 2-2 ② G4-3		B B C F X 2-2 ② 1-H 2-H 1B			4	0	2	1	0	1	0
Kirk Gibson, L (1, 7) OBP: 0.328, SLG: 0.418	P S S P B S 3-3 ① K 1-2		C X 0-1 ③ G5-3		B F S S 1-3 ③ K		X 0-0 ③ F7			4	0	0	0	0	2	2
George Brett, L (1, 10) OBP: 0.298, SLG: 0.289	F S B B X 2-2 ② FC6-5 2-3			X 0-0 2B 2B		X 0-0 ① F8		X 0-0 ① F8		4	1	1	0	0	0	1
Jim Eisenreich, L (1, 9) OBP: 0.333, SLG: 0.395	B X 1-0 ③ L8			F C F B B X 2-2 G3-1 2-H 1B 2B		B F F X 1-2 FC5-4 1B		C F B S 1-3 ② K		4	1	2	1	0	1	1
Mike Macfarlane, R (1, 2) OBP: 0.318, SLG: 0.467		B B X 2-0 HR		X 0-0 ① G3-1 2-3		B B X 2-0 ② FC5-4 1-2f		B B X 2-0 ③ P5		4	1	1	1	0	0	2
Kevin Seitzer, R (1, 5) OBP: 0.262, SLG: 0.241		B B X 2-0 ① G3-1		B F X 1-1 G3-1 S 3-H 1B		B X 1-0 ③ F8				3	0	1	1	0	0	1
Warren Cromartie, L (1, 3) OBP: 0.316, SLG: 0.370		C X 0-1 ② G3-1		S X 0-1 ② G3-1 1-3			C S B F X 1-2 1B 1B 1B			3	1	1	0	0	0	1
Kurt Stillwell, S (1, 6) OBP: 0.301, SLG: 0.338		B C B X 2-1 ③ G3		S C F F X 0-2 ③ G4-3			B C X 1-1 ① P6			3	0	0	0	0	0	2
Terry Shumpert, R (1, 4) OBP: 0.261, SLG: 0.302			F B X 1-1 ① F8		C B F B B X 3-2 ① F8		1 SAFE X 0-0 1B 1-2 1B 1B			3	0	1	0	0	0	0
Inning Stats	R: 0 E: 0 K: 1 S: 11 H: 1 LOB: 1 BB: 0 P: 16	R: 1 E: 0 K: 0 S: 6 H: 1 LOB: 0 BB: 0 P: 12	R: 0 E: 0 K: 1 S: 7 H: 0 LOB: 0 BB: 0 P: 9	R: 2 E: 0 K: 0 S: 15 H: 3 LOB: 1 BB: 0 P: 18	R: 0 E: 0 K: 1 S: 10 H: 0 LOB: 0 BB: 0 P: 16	R: 0 E: 0 K: 0 S: 6 H: 1 LOB: 1 BB: 0 P: 10	R: 1 E: 0 K: 0 S: 11 H: 3 LOB: 1 BB: 0 P: 15	R: 0 E: 0 K: 1 S: 5 H: 0 LOB: 0 BB: 0 P: 8		1B: 6 2B: 2 3B: 0 HR: 1 SF: 0 SAC: 0 DP: 0 HBP: 0						

PITCHER		IP	WLS	BF	H	R	ER	SO	BB	IBB	HBP	BLK	WP	HR	S	P	ERA	WHIP
Kevin Tapani, R ERA: 3.93	(1, 1)	7.0	L	29	9	4	4	3	0	0	0	0	0	1	66	96	5.14	1.286
Steve Bedrosian, R ERA: 4.18	(8, 1)	1.0		3	0	0	0	1	0	0	0	0	0	0	5	8	0.00	0.000

PITCHER	IP	WLS	BF	H	R	ER	SO	BB	IBB	HBP	BLK	WP	HR	S	P	ERA	WHIP

BOTTOM

Minnesota Twins @ Kansas City Royals

Royals Stadium, Kansas City, MO

Fri May 31 1991, 8:05 PM EDT
Att. 26,321 - Cloudy - 83 F

livebaseballscorecards.com

AB	32
R	4
H	9
RBI	4
BB	0
SO	4
LOB	10

Batter	1	2	3	4	5	6	7	8	9	AB	R	H	RBI	BB	SO	LOB
Dan Gladden, R (1, 7) OBP: 0.311, SLG: 0.364	F F B X 1-2 P2 ①		C S B F B B X 3-2 F9 ②		1 SAFE F F B F F S 1-3 K ②		B 1 SAFE C B F X 2-2 G3 1B ① 1-2 2-3 1B	C X 0-1 1-2 2-H 1B		5	1	2	1	0	1	2
Al Newman, S (1, 6) (7, 5) OBP: 0.284, SLG: 0.225	B C F X 1-2 G1-3 ②		B F B F X 2-2 F8 ③		X 0-0 FC4 ③ 1-2f		F X 0-1 G3 ② 1-2 2-3	B F X 1-1 F7 ③		5	0	0	0	0	0	6
Kirby Puckett, R (1, 8) OBP: 0.353, SLG: 0.477	S B X 1-1 F8 ③			F S B B X 2-2 P4 ①		S B B X 2-1 G4-3 HR 1B	C X 0-1 1B 2-H 3-H 1B		B X 1-0 G6-3 ①	5	1	2	2	0	0	0
Kent Hrbek, L (1, 3) OBP: 0.341, SLG: 0.366		C B B B B 4-1 HR BB		C B X 1-1 G4-3 ②		B F B C X 2-2 G4-3 ① 1-2	B F X 1-1 1-2 1B		B C X 1-1 F8 ②	4	1	1	0	1	0	1
Chili Davis, S (1, 10) OBP: 0.391, SLG: 0.557		F B X 1-1 1-H HR		C C B S 1-3 K ③		C B X 1-1 2-H HR	B F B B B S F X 3-2 G4-3 ③		B F C B B F X 3-2 E6	5	2	2	4	0	1	2
Brian Harper, R (1, 2) OBP: 0.359, SLG: 0.485		B B C X 2-1 P6 ①			B B C X 2-1 1B 1B 1B	B B F X 2-1 G1-3 ②		C B X 1-1 G5-3 ①	C B B X 2-1 P5 ③	5	1	1	0	0	0	1
Pedro Munoz, R (1, 9) OBP: 0.357, SLG: 0.420		F F S 0-3 K ②			1 SAFE F F S B S 1-3 K ①	S X 0-1 G6-3 ③		F C B B X 2-2 S 1B 1B		4	1	1	0	0	2	1
Mike Pagliarulo, L (1, 5) OBP: 0.256, SLG: 0.339 Greg Gagne, R (7, PR) (7, 6) OBP: 0.370, SLG: 0.511		C C C 0-3 K ③			B 1 SAFE B F X 2-1 1B 1-2 1B	X 0-0 1B BB 1B	1 SAFE B 1 SAFE F F S 1-3 K ②			3 1	0 0	2 0	0 0	0 0	1 1	0 1
Chuck Knoblauch, R (1, 4) OBP: 0.358, SLG: 0.353			X 0-0 F7 ①		B B B C F X 3-2 FC4 1-3 2-H 1B	1 SAFE B B 1 SAFE B F B B 4-2 G3 1B 1-2 1B BB	B 1 SAFE C 1 B B B 4-1 1B 1-2 BB			2	1	1	1	2	0	0
Inning Stats	R: 0 E: 0 K: 0 S: 8 H: 0 LOB: 0 BB: 0 P: 11	R: 2 E: 0 K: 2 S: 11 H: 1 LOB: 0 BB: 1 P: 18	R: 0 E: 0 K: 0 S: 8 H: 0 LOB: 0 BB: 0 P: 13	R: 0 E: 0 K: 1 S: 8 H: 0 LOB: 0 BB: 0 P: 12	R: 1 E: 0 K: 2 S: 16 H: 3 LOB: 2 BB: 0 P: 25	R: 2 E: 0 K: 0 S: 11 H: 2 LOB: 0 BB: 0 P: 18	R: 2 E: 0 K: 0 S: 16 H: 4 LOB: 2 BB: 1 P: 26	R: 1 E: 0 K: 1 S: 13 H: 2 LOB: 2 BB: 1 P: 22	R: 0 E: 1 K: 0 S: 9 H: 0 LOB: 1 BB: 0 P: 16	1B: 10 2B: 0 3B: 0 HR: 2 SF: 0 SAC: 0 DP: 0 HBP: 0						

TOP

Minnesota Twins @ Kansas City Royals

Royals Stadium, Kansas City, MO

Sat Jun 01 1991, 8:05 PM EDT
Att. 29,985 - Cloudy - 86 F

livebaseballscorecards.com

AB	39
R	8
H	12
RBI	8
BB	3
SO	6
LOB	14

WP: 0 PB: 0 SB: 1 CS: 0 PA: 42

PITCHER		IP	WLS	BF	H	R	ER	SO	BB	IBB	HBP	BLK	WP	HR	S	P	ERA	WHIP
Kevin Appier, R ERA: 4.11	(1, 1)	6.0	L	25	6	5	5	5	1	0	0	0	0	2	62	97	7.50	1.167
Storm Davis, R ERA: 5.3	(7, 1)	0.2		6	4	2	2	0	1	0	0	0	0	0	12	19	27.00	7.500
Steve Crawford, R ERA: 5.06	(7, 1)	2.1		11	2	1	1	1	1	0	0	0	0	0	26	45	3.86	1.286

PITCHER	IP	WLS	BF	H	R	ER	SO	BB	IBB	HBP	BLK	WP	HR	S	P	ERA	WHIP

BOTTOM

Minnesota Twins @ Kansas City Royals

Royals Stadium, Kansas City, MO

Sat Jun 01 1991, 8:05 PM EDT

Att. 29,985 - Cloudy - 86 F

Batter	1	2	3	4	5	6	7	8	9	AB	R	H	RBI	BB	SO	LOB
Brian McRae, S (1, 8) OBP: 0.284, SLG: 0.376	0-1 1B		0-1 G4-3 2-3 3-H		1 SAFE 1 SAFE 1 SAFE 1-0 G4-6-3 1-H 1B		1-3 K		1-1 F9	5	0	2	2	0	1	1
Kirk Gibson, L (1, 7) OBP: 0.330, SLG: 0.414	1-1 P5		0-0 1B 3-H		1-1 G4-6-3 1-2f		4-2 WP BB		1-3 K	4	0	1	1	1	1	1
George Brett, L (1, 10) OBP: 0.307, SLG: 0.304	1-0 G4-3		0-0 G3			0-1 2B	4-2 1-2 BB			3	0	1	0	1	0	1
Mike Macfarlane, R (1, 2) OBP: 0.316, SLG: 0.461		1-1 G4-3 1B		0-0 F7		0-0 F7	1-1 F9			4	0	1	0	0	0	3
Carmelo Martinez, R (1, 3) OBP: 0.320, SLG: 0.235 Warren Cromartie, L (8, PH) OBP: 0.328, SLG: 0.382 (9, 3)		2-1 F8		0-1 G4-3		2-2 P5		0-0 FC6-4 1B		3 1	0 0	0 1	0 0	0 0	0 0	2 0
Kevin Seitzer, R (1, 5) OBP: 0.275, SLG: 0.246	1 SAFE 2-2 G4-3 1-2f			1-1 FC6-4 1B		4-2 FC4-6 BB		2-2 FC6-4 1-2f		3	0	1	0	1	0	2
Gary Thurman, R (1, 9) OBP: 0.283, SLG: 0.360 Jim Eisenreich, L (8, PH) OBP: 0.331, SLG: 0.392 (9, 9)			0-2 F7	1 SAFE 1 SAFE 0-1 FC6-4 1-2f		1-0 FC4-6 1-2f		0-1 P2		3 1	0 0	0 0	0 0	0 0	0 0	3 1
David Howard, S (1, 6) OBP: 0.190, SLG: 0.056 Kurt Stillwell, S (8, PH) OBP: 0.299, SLG: 0.335 (9, 6)			4-1 E G4-3 BB		0-0 G5-3		1-1 G6-3	1-0 P4		2 1	1 0	0 0	0 0	1 0	0 0	0 1
Terry Shumpert, R (1, 4) OBP: 0.271, SLG: 0.339 Brent Mayne, L (9, PH) OBP: 0.355, SLG: 0.345			1 SAFE 1-1 E5 G4-3 1-3 1B		0-1 S 1B		1-0 HR		1-2 F7	3 1	3 0	2 0	1 0	0 0	0 0	1 0
Inning Stats	R: 0 E: 0 K: 0 S: 5 H: 1 LOB: 0 BB: 0 P: 7	R: 0 E: 0 K: 0 S: 9 H: 1 LOB: 0 BB: 0 P: 14	R: 2 E: 1 K: 0 S: 11 H: 1 LOB: 1 BB: 1 P: 16	R: 0 E: 0 K: 0 S: 7 H: 1 LOB: 1 BB: 0 P: 8	R: 1 E: 0 K: 0 S: 6 H: 2 LOB: 0 BB: 0 P: 8	R: 0 E: 0 K: 0 S: 12 H: 1 LOB: 2 BB: 1 P: 19	R: 1 E: 0 K: 1 S: 12 H: 1 LOB: 2 BB: 2 P: 24	R: 0 E: 1 K: 0 S: 7 H: 1 LOB: 1 BB: 0 P: 10	R: 0 E: 0 K: 1 S: 8 H: 0 LOB: 0 BB: 0 P: 11	1B: 7 2B: 1 3B: 0 HR: 1	SF: 0 SAC: 0 DP: 2 HBP: 0					

livebaseballscorecards.com

AB	34
R	4
H	9
RBI	4
BB	4
SO	2
LOB	16

		WP: 1	PA: 38
		PB: 0	
		SB: 1	
		CS: 0	

PITCHER		IP	WLS	BF	H	R	ER	SO	BB	IBB	HBP	BLK	WP	HR	S	P	ERA	WHIP
Allan Anderson, L ERA: 4.96	(1, 1)	6.1	W	27	8	4	2	0	2	0	0	0	0	1	53	77	2.84	1.579
Carl Willis, R ERA: 3.38	(7, 1)	0.2		4	0	0	0	1	2	0	0	0	1	0	9	19	0.00	3.000
Terry Leach, R ERA: 3.32	(8, 1)	2.0		7	1	0	0	1	0	0	0	0	0	0	15	21	0.00	0.500

PITCHER	IP	WLS	BF	H	R	ER	SO	BB	IBB	HBP	BLK	WP	HR	S	P	ERA	WHIP

Minnesota Twins @ Kansas City Royals

Royals Stadium, Kansas City, MO

Sun Jun 02 1991, 4:33 AM EDT

Att. 25,394 - Cloudy - 81 F

TOP

livebaseballscorecards.com

Batter	1	2	3	4	5	6	7	8	9	AB	R	H	RBI	BB	SO	LOB
Greg Gagne, R (1, 6) OBP: 0.377, SLG: 0.522	C B S F X 1-2 G6-3	C C 1 SAFE F X 0-2 1-2 3-H 1B		S X 0-1 WP CS 2B		B B B X 3-0 1-3 1B		F X 0-1 B2-3		5	0	3	1	0	0	3
Chuck Knoblauch, R (1, 4) OBP: 0.354, SLG: 0.360	C X 0-1 2B 3B	B B C X 2-1 F8		C B S X 1-2 F9		B C B F X 2-2 G5-3			X 0-0 F7	5	1	1	0	0	0	5
Kirby Puckett, R (1, 8) OBP: 0.359, SLG: 0.497	B B S B X 3-1 G6-3 3-H 2B		B S F X 1-2 HR	B B B 4-0 2-3 CS BB			C C B F B X 2-2 F8		C B X 1-1 G5-3	4	1	2	2	1	0	0
Kent Hrbek, L (1, 3) OBP: 0.343, SLG: 0.363	B F S B X 2-2 G6-3 2-3		C B B B B 4-1 WP BB	B F B C B 3-2 CS 1-2 3-H	B B S B X 3-1 F9		F B S X 1-2 F9		F X 0-1 1B	4	0	1	0	1	0	1
Chili Davis, S (1, 10) OBP: 0.382, SLG: 0.541	C F B B F F S 2-3 K	B 1 SAFE S X 1-1 P4 1-2			B F B S F B S 3-3 K		B S B B B X 3-1 F7		B C B C S 2-3 K	5	0	0	0	0	3	3
Gene Larkin, S (1, 9) OBP: 0.323, SLG: 0.333		B C F X 1-2 G3	C S S 0-3 K		C B B F X 2-2 F8			X 0-0 FC1-5 1B 1B		4	0	1	0	0	1	1
Dan Gladden, R (8, PR) (8, 7) OBP: 0.311, SLG: 0.364										0	0	0	0	0	0	0
Pedro Munoz, R (1, 7) (8, 9) OBP: 0.350, SLG: 0.407		S F B C 1-3 K	C F B C 1-3 K			F B B X 2-1 G5-3		1 SAFE B X 1-0 S FC1-5 1-2 1B		4	0	1	0	0	2	1
Mike Pagliarulo, L (1, 5) OBP: 0.256, SLG: 0.345		B C F X 1-2 WP 1B 2B		C C F X 0-2 P6		C X 0-1 G6-3		X 0-0 FC1-5 S 1-2 2-3f		4	1	1	0	0	0	2
Al Newman, S (8, PR) (8, 5) OBP: 0.284, SLG: 0.225										0	0	0	0	0	0	0
Lenny Webster, R (1, 2) OBP: 0.750, SLG: 2.000		B C B B F B 4-2 1B 2-3 BB		X 0-0 HR		B B B F B 4-1 1B PB BB		B B F S F C 2-3 K 1-2 2-3		2	1	1	1	2	1	2
Inning Stats	R: 1 E: 0 K: 1 S: 16 H: 2 LOB: 1 BB: 0 P: 24	R: 1 E: 0 K: 1 S: 17 H: 2 LOB: 2 BB: 1 P: 26	R: 1 E: 0 K: 2 S: 12 H: 1 LOB: 1 BB: 1 P: 19	R: 1 E: 0 K: 0 S: 12 H: 2 LOB: 1 BB: 1 P: 20	R: 0 E: 0 K: 1 S: 9 H: 0 LOB: 0 BB: 0 P: 17	R: 0 E: 0 K: 0 S: 9 H: 1 LOB: 2 BB: 1 P: 20	R: 0 E: 0 K: 0 S: 9 H: 0 LOB: 0 BB: 0 P: 15	R: 0 E: 0 K: 1 S: 9 H: 2 LOB: 3 BB: 0 P: 12	R: 0 E: 0 K: 1 S: 8 H: 1 LOB: 1 BB: 0 P: 11	1B: 5 2B: 3 3B: 1 HR: 2	SF: 0 SAC: 0 DP: 0 HBP: 0						

	AB	37
	R	4
	H	11
	RBI	4
	BB	4
	SO	7
	LOB	18

	WP: 3	PA: 42
	PB: 1	
	SB: 2	
	CS: 2	

PITCHER		IP	WLS	BF	H	R	ER	SO	BB	IBB	HBP	BLK	WP	HR	S	P	ERA	WHIP
Tom Gordon, R (1, 1) ERA: 2.19		4.0	L	21	7	4	4	4	3	0	0	0	3	2	57	89	9.00	2.500
Luis Aquino, R (5, 1) ERA: 4.33		4.0		16	3	0	0	2	1	0	0	0	0	0	36	64	0.00	1.000
Storm Davis, R (9, 1) ERA: 5.2		1.0		4	1	0	0	1	0	0	0	0	0	0	8	11	0.00	1.000

PITCHER	IP	WLS	BF	H	R	ER	SO	BB	IBB	HBP	BLK	WP	HR	S	P	ERA	WHIP

Batter	1	2	3	4	5	6	7	8	9	AB	R	H	RBI	BB	SO	LOB
Brian McRae, S (1, 8) OBP: 0.277, SLG: 0.366	C B F B S 2-3 K2-3 ①		B S 1 SAFE B 1 SAFE X 2-1 G5-3 ② 1-2			L B B S F B X 3-2 G1-3 ①		B X 1-0 F7 ②		4	0	0	0	0	1	2
Kirk Gibson, L (1, 7) OBP: 0.328, SLG: 0.410	C B F F X 1-2 L6 ②		X 0-0 2-H 1B			C S B X 1-2 G1-3 ②		C B T B X 2-2 G6-3 ③ 1-2		4	0	1	1	0	0	1
George Brett, L (1, 10) OBP: 0.293, SLG: 0.289	C F C 0-3 K ③		1 SAFE F O B X 2-1 G3 ③			X 0-0 G1-3 ③			B S T F S 1-3 K ①	4	0	0	0	0	2	1
Jim Eisenreich, L (1, 9) OBP: 0.342, SLG: 0.408		X 0-0 FC3-6 1B		B X 1-0 G6-3 ①			B F C B B X 3-2 G4-3 2B		B B C B X 3-1 BB 1B	4	0	3	0	0	0	0
Brent Mayne, L (1, 2) OBP: 0.343, SLG: 0.313		F 1 SAFE B 1 SAFE C X 1-2 FC3-6 ① 1-2f		B B C F C 2-3 K ②			B X 1-0 G6-3 ①		B B B C B 4-1 L4-3 1-2 BB	3	0	0	0	1	1	2
Kevin Seitzer, R (1, 5) OBP: 0.260, SLG: 0.231		C B B S X 2-2 F9 ②	F X 0-1 G4-3 ③				X 0-0 G4-3 ② 2-3		C X 0-1 L4-3 ②③ 1-2	4	0	0	0	0	0	4
Carmelo Martinez, R (1, 3) OBP: 0.311, SLG: 0.227	1 SAFE C S T F S 0-3 K ③			B F F X 1-2 G6-3 ①			C X 0-1 F7 ③			3	0	0	0	0	1	2
Kurt Stillwell, S (1, 6) OBP: 0.295, SLG: 0.331 Bill Pecota, R (8, 6) OBP: 0.311, SLG: 0.351			C F B S 1-3 K ①	B F M B S 2-3 K ②				B X 1-0 FC5-4 1B		2 1	0 0	0 1	0 0	0 0	2 0	0 0
Terry Shumpert, R (1, 4) OBP: 0.273, SLG: 0.333			B S B B B 4-1 G5-3 1B BB	B B C S F B F C 3-3 K ③				C B S B X 2-2 FC5-4 ① 1-2f WP		2	1	0	0	1	1	1
Inning Stats	R: 0 E: 0 K: 2 S: 10 H: 0 LOB: 0 BB: 0 P: 13	R: 0 E: 0 K: 1 S: 12 H: 1 LOB: 1 BB: 0 P: 15	R: 1 E: 0 K: 1 S: 10 H: 1 LOB: 1 BB: 1 P: 18	R: 0 E: 0 K: 1 S: 6 H: 0 LOB: 0 BB: 0 P: 9	R: 0 E: 0 K: 2 S: 11 H: 0 LOB: 0 BB: 0 P: 17	R: 0 E: 0 K: 0 S: 8 H: 0 LOB: 0 BB: 0 P: 12	R: 0 E: 0 K: 0 S: 7 H: 1 LOB: 1 BB: 0 P: 11	R: 0 E: 0 K: 0 S: 8 H: 1 LOB: 1 BB: 0 P: 14	R: 0 E: 0 K: 1 S: 9 H: 1 LOB: 1 BB: 1 P: 17	1B: 4 2B: 2 3B: 0 HR: 0 SF: 0 SAC: 0 DP: 1 HBP: 0						

PITCHER	IP	WLS	BF	H	R	ER	SO	BB	IBB	HBP	BLK	WP	HR	S	P	ERA	WHIP
Scott Erickson, R (1, 1) ERA: 1.58	8.1	W	31	5	1	1	8	1	0	0	0	1	0	78	119	1.08	0.720
Rick Aguilera, R (9, 1) ERA: 1.82	0.2	S	2	0	0	0	0	1	0	0	0	0	0	3	7	0.00	1.500

PITCHER	IP	WLS	BF	H	R	ER	SO	BB	IBB	HBP	BLK	WP	HR	S	P	ERA	WHIP

BOTTOM

Minnesota Twins @ Kansas City Royals

Royals Stadium, Kansas City, MO

Sun Jun 02 1991, 4:33 AM EDT
Att. 25,394 - Cloudy - 81 F

livebaseballscorecards.com

AB	31
R	1
H	5
RBI	1
BB	2
SO	8
LOB	13

1B: 4	SF: 0	WP: 1	PA: 33
2B: 2	SAC: 0	PB: 0	
3B: 0	DP: 1	SB: 0	
HR: 0	HBP: 0	CS: 0	

Batter	1	2	3	4	5	6	7	8	9	AB	R	H	RBI	BB	SO	LOB
Jack Daugherty, S (1, 7) OBP: 0.247, SLG: 0.205	C X 0-1 ① F7		X 0-0 ② L3		C B C S 1-3 ① K			B C C F C 1-3 ① K		3	0	0	0	0	1	0
Gary Pettis, S (5, 8) OBP: 0.370, SLG: 0.297										1	0	0	0	0	1	0
Rafael Palmeiro, L (1, 3) OBP: 0.361, SLG: 0.492	B C B X 2-1 ② F8		B C B F B F X 3-2 2B 2B		B B X 2-0 ② F7			B B C F X 2-2 ② P4		4	1	1	0	0	0	0
Ruben Sierra, S (1, 9) OBP: 0.408, SLG: 0.564	C B B X 2-1 2B		B C F B B X 2-2 HBP 2-H 2B		B C X 1-1 ③ G1-3			C B C F B X 2-2 ③ P2		4	0	2	1	0	0	0
Julio Franco, R (1, 4) OBP: 0.369, SLG: 0.446	B C C X 1-2 ③ G6-3		C B B B B 4-1 HBP BB			C X 0-1 ① G5-3			C B F X 1-2 DI 1B	3	0	1	0	1	0	1
Kevin Reimer, L (1, 10) OBP: 0.345, SLG: 0.431		X 0-0 FC1-5 2B	C C F H 1-2 1-2 2-3 HBP			X 0-0 ② F9			F S B X 1-2 ① F8	3	0	1	0	0	0	1
Juan Gonzalez, R (1, 8) OBP: 0.406, SLG: 0.576 (5, 7)		B B B C C B 4-2 FC1-5 BB	X 0-0 ③ F8			B X 1-0 ③ P4			S F S 0-3 ② K	3	0	0	0	1	1	4
Geno Petralli, L (1, 2) OBP: 0.336, SLG: 0.309		X 0-0 ① FC1-5 G4-6-3 1-2 2-3f	B B B C X 3-1 ① G3-1				C B C X 1-2 ① F7		B B F C F X 2-2 ③ G4-3 1-2	4	0	0	0	0	0	3
Denny Walling, L (1, 5) OBP: 0.171, SLG: 0.097	B 1 SAFE S C X 1-2 ②③ G4-6-3 1-2f		M B F B B C 3-3 ② K				S B B X 2-1 ② G6-3			3	0	0	0	0	1	2
Jeff Huson, L (1, 6) OBP: 0.304, SLG: 0.276			F B B X 2-1 ① G6-3	C F X 0-2 ③ G6-3			F C F C 0-3 ③ K			3	0	0	0	0	1	0
Inning Stats	R: 0 H: 1 E: 0 LOB: 1 K: 0 BB: 0 S: 9 P: 14	R: 0 H: 1 E: 0 LOB: 1 K: 0 BB: 1 S: 7 P: 12	R: 1 H: 2 E: 0 LOB: 3 K: 0 BB: 1 S: 15 P: 27	R: 0 H: 0 E: 0 LOB: 0 K: 1 BB: 0 S: 8 P: 14	R: 0 H: 0 E: 0 LOB: 0 K: 1 BB: 0 S: 6 P: 10	R: 0 H: 0 E: 0 LOB: 0 K: 0 BB: 0 S: 4 P: 5	R: 0 H: 0 E: 0 LOB: 0 K: 1 BB: 0 S: 9 P: 12	R: 0 H: 0 E: 0 LOB: 0 K: 1 BB: 0 S: 11 P: 16	R: 0 H: 1 E: 0 LOB: 1 K: 1 BB: 0 S: 13 P: 17	1B: 1 SF: 0 2B: 4 SAC: 0 3B: 0 DP: 1 HR: 0 HBP: 1						WP: 0 PA: 34 PB: 0 SB: 0 CS: 0	

Texas Rangers @ Kansas City Royals

Royals Stadium, Kansas City, MO

Tue Jun 04 1991, 8:05 PM EDT

Att. 23,342 - Cloudy - 83 F

TOP

livebaseballscorecards.com

AB	31
R	1
H	5
RBI	1
BB	2
SO	5
LOB	11

PITCHER		IP	WLS	BF	H	R	ER	SO	BB	IBB	HBP	BLK	WP	HR	S	P	ERA	WHIP
Mike Boddicker, R ERA: 3.21	(1, 1)	8.0	W	30	4	1	1	4	2	0	1	0	0	0	69	110	1.12	0.750
Jeff Montgomery, R ERA: 3.46	(9, 1)	1.0	S	4	1	0	0	1	0	0	0	0	0	0	13	17	0.00	1.000

PITCHER	IP	WLS	BF	H	R	ER	SO	BB	IBB	HBP	BLK	WP	HR	S	P	ERA	WHIP

Batter	1	2	3	4	5	6	7	8	9	AB	R	H	RBI	BB	SO	LOB
Brian McRae, S (1, 8) OBP: 0.277, SLG: 0.360	C X 0-1 G3 ①		B X 1-0 FC1-5 ② 3-H			1 SAFE S X 0-1 F7 ①		B C B B B 4-1 3B BB		3	1	0	0	1	0	2
Kirk Gibson, L (1, 7) OBP: 0.332, SLG: 0.421	C B B B B 4-1 G4-6-3 BB		1 SAFE 1 SAFE P 1 SAFE B B B X 3-0 F7 ③			1 SAFE 1 SAFE B F 2 SAFE B C X 2-2 G6-3 ② 1-3		1 SAFE 1 SAFE 1 SAFE B C 1 SAFE 1 SAFE 1 SAFE X 1-1 SF8 1-H 3B		3	1	1	1	1	0	2
George Brett, L (1, 10) OBP: 0.281, SLG: 0.279	X 0-0 G4-6-3 ② ③ 1-2f			B C F C 1-3 K ①		B B X 2-0 P5 ③		X 0-0 SF8 ① 3-H		3	0	0	1	0	1	2
Danny Tartabull, R (1, 9) OBP: 0.333, SLG: 0.485		C F B S 1-3 K ①		S B B S X 2-2 CS 1B			B X 1-0 HR	B B C B C S 3-3 K ②		4	1	2	1	0	2	0
Mike Macfarlane, R (1, 2) OBP: 0.308, SLG: 0.448		C C B B B S 3-3 K ②		F B X 1-1 F8 ②			B C F B S 2-3 K ①	C B X 1-1 G5-3 ③		4	0	0	0	0	2	1
Kevin Seitzer, R (1, 5) OBP: 0.263, SLG: 0.250		C B X 1-1 F8 ③		C 0-1 CS ③ 1-2	B C C B B F F X 3-2 G3 ①		C B B F X 2-2 2B			3	0	1	0	0	0	0
Carmelo Martinez, R (1, 3) OBP: 0.312, SLG: 0.231			B C S B X 2-2 2B SF9 1B		B S F B S 2-3 K ②		C B B C B F F S 3-3 K ②			3	1	1	0	0	2	1
Kurt Stillwell, S (1, 6) OBP: 0.302, SLG: 0.339			B C X 1-1 SF9 1-3 FC1-5 2B		B B F X 2-1 F8 ③		B F B B F F B 4-2 BB			2	0	1	0	1	0	0
Terry Shumpert, R (1, 4) OBP: 0.274, SLG: 0.336			B F X 1-1 SF9 ① 2-3 3-H			B C F F F X 1-2 G6-3 S 1B	B B X 2-0 F9 ③			2	0	1	1	0	0	2
Inning Stats	R: 0 E: 0 K: 0 S: 4 H: 0 LOB: 0 BB: 1 P: 8	R: 0 E: 0 K: 2 S: 8 H: 0 LOB: 0 BB: 0 P: 13	R: 1 E: 0 K: 0 S: 10 H: 2 LOB: 1 BB: 0 P: 17	R: 0 E: 0 K: 1 S: 9 H: 1 LOB: 0 BB: 0 P: 13	R: 0 E: 0 K: 1 S: 10 H: 0 LOB: 0 BB: 0 P: 17	R: 0 E: 0 K: 0 S: 11 H: 1 LOB: 1 BB: 0 P: 16	R: 1 E: 0 K: 2 S: 16 H: 2 LOB: 2 BB: 1 P: 30	R: 2 E: 0 K: 1 S: 9 H: 1 LOB: 0 BB: 1 P: 18		1B: 3 2B: 2 3B: 1 HR: 1	SF: 2 SAC: 0 DP: 1 HBP: 0		WP: 0 PB: 0 SB: 1 CS: 1	PA: 33		

PITCHER		IP	WLS	BF	H	R	ER	SO	BB	IBB	HBP	BLK	WP	HR	S	P	ERA	WHIP
Jose Guzman, R ERA: 3.44	(1, 1)	7.0	L	27	6	2	2	6	2	0	0	0	0	1	68	114	2.57	1.143
Mike Jeffcoat, L ERA: 4.07	(8, 1)	1.0		5	1	2	2	1	1	0	0	0	0	0	9	18	18.00	2.000

PITCHER	IP	WLS	BF	H	R	ER	SO	BB	IBB	HBP	BLK	WP	HR	S	P	ERA	WHIP

BOTTOM

Texas Rangers @ Kansas City Royals

Royals Stadium, Kansas City, MO

Tue Jun 04 1991, 8:05 PM EDT
Att. 23,342 - Cloudy - 83 F

livebaseballscorecards.com

AB	27
R	4
H	7
RBI	4
BB	3
SO	7
LOB	10

Texas Rangers @ Kansas City Royals

Royals Stadium, Kansas City, MO

Wed Jun 05 1991, 8:05 PM EDT

Att. 27,059 - Cloudy - 76 F

TOP

livebaseballscorecards.com

Batter	1	2	3	4	5	6	7	8	9	AB	R	H	RBI	BB	SO	LOB
Brian Downing, R (1, 10) OBP: 0.445, SLG: 0.527	X 0-0 ① P5		B C S B B X 3-2 ② G1-3		B B C B X 3-1 ③ P3			C S X 0-2 ② G6-3		4	0	0	0	0	0	2
Rafael Palmeiro, L (1, 3) OBP: 0.359, SLG: 0.487	C B F X 1-2 2B 1B		B C B B F F X 2-2 ③ G6-3			C B X 1-1 ① G3-1		C X 0-1 ③ G4-3		4	1	1	0	0	0	0
Ruben Sierra, S (1, 9) OBP: 0.405, SLG: 0.563	B X 1-0 G4-3 1-H 2B			C B X 1-1 ① F9		B X 1-0 ② G3			B C S T B C 2-3 ① K	4	0	1	1	0	1	0
Julio Franco, R (1, 4) OBP: 0.372, SLG: 0.452	C F B F B X 2-2 ② G4-3 2-3			C B B C F X 2-2 ② G6-3		C B B X 2-1 WP S 1B			C B B X 2-1 BB WP 2B	4	1	2	0	0	0	1
Kevin Reimer, L (1, 7) OBP: 0.336, SLG: 0.419 Gary Pettis, S (9, PH) OBP: 0.367, SLG: 0.293	B B X 2-0 ③ L7			B B F F B S 3-3 K		1 SAFE S 1 SAFE C 1 F P B B 3-2 X ③ G4-3 1-3			C B X 1-1 ② G5-3	3 1	0 0	0 0	0 0	0 0	1 0	2 1
Juan Gonzalez, R (1, 8) OBP: 0.401, SLG: 0.563		C S B X 1-2 ① F8			X 0-0 ① G5-3		B C F B B F F X 2-2 ① F8		C S B B B B 4-2 WP BB BB	3	0	0	0	1	0	0
Steve Buechele, R (1, 5) OBP: 0.352, SLG: 0.479		B C B F C 2-3 ② K			C B X 1-1 FC6-4 1B		S B B S B S 3-3 ② K		B F B B B 4-1 WP 1-2 2-3 BB	3	0	1	0	1	2	0
Mike Stanley, R (1, 2) OBP: 0.390, SLG: 0.433		B X 1-0 ③ G6-3			1 SAFE F 1 SAFE C B F B X 2-2 ② FC6-4 1B 1-2f		X 0-0 ③ G6-3		B F S T B F F X 2-2 ③ F7 1-2 2-3 3-H	4	0	0	0	0	0	3
Mario Diaz, R (1, 6) OBP: 0.323, SLG: 0.383			C B X 1-1 ① G4-3		1 SAFE X 0-0 1-2 1B			B C X 1-1 ① P4		3	0	1	0	0	0	0
Inning Stats	R: 1 E: 0 K: 0 S: 10 H: 2 LOB: 1 BB: 0 P: 16	R: 0 E: 0 K: 1 S: 7 H: 0 LOB: 0 BB: 0 P: 11	R: 0 E: 0 K: 0 S: 9 H: 0 LOB: 0 BB: 0 P: 15	R: 0 E: 0 K: 1 S: 9 H: 0 LOB: 0 BB: 0 P: 15	R: 0 E: 0 K: 0 S: 10 H: 2 LOB: 2 BB: 0 P: 16	R: 0 E: 0 K: 0 S: 10 H: 1 LOB: 1 BB: 0 P: 16	R: 0 E: 0 K: 1 S: 9 H: 0 LOB: 0 BB: 0 P: 14	R: 0 E: 0 K: 0 S: 7 H: 0 LOB: 0 BB: 0 P: 8	R: 1 E: 0 K: 1 S: 17 H: 1 LOB: 2 BB: 2 P: 32	1B: 4 2B: 2 3B: 0 HR: 0	SF: 0 SAC: 0 DP: 0 HBP: 0						

AB	33
R	2
H	6
RBI	1
BB	2
SO	4
LOB	9

WP: 2 PB: 0 SB: 1 CS: 0 PA: 35

PITCHER		IP	WLS	BF	H	R	ER	SO	BB	IBB	HBP	BLK	WP	HR	S	P	ERA	WHIP
Mark Gubicza, R ERA: 4.03	(1, 1)	6.0		23	5	1	1	2	0	0	0	0	1	0	55	89	1.50	0.833
Steve Crawford, R ERA: 4.5	(7, 1)	2.0	W	6	0	0	0	1	0	0	0	0	0	0	16	22	0.00	0.000
Mark Davis, L ERA: 5.23	(9, 1)	0.2		5	1	1	1	1	2	0	0	0	0	0	11	24	13.50	4.500
Jeff Montgomery, R ERA: 3.42	(9, 1)	0.1	S	1	0	0	0	0	0	0	0	0	1	0	6	8	0.00	0.000

PITCHER	IP	WLS	BF	H	R	ER	SO	BB	IBB	HBP	BLK	WP	HR	S	P	ERA	WHIP

Batter	1	2	3	4	5	6	7	8	9	AB	R	H	RBI	BB	SO	LOB
Brian McRae, S (1, 8) OBP: 0.271, SLG: 0.351	B C X 1-1 G5-3 ①		C B X 1-1 L7 ②		B B C B X 3-1 E3 1-2 2-3			X 0-0 P1 ①		4	0	0	0	0	0	4
Kirk Gibson, L (1, 7) OBP: 0.330, SLG: 0.416	C B B X 2-1 G6-3 ②		B X 1-0 FC4-6 ③ 1-2f		X 0-0 SF7 ② 3-H			F F F B B F B B 4-2 2B BB		2	1	0	1	1	0	2
George Brett, L (1, 10) OBP: 0.290, SLG: 0.300	B F S F B X 2-2 G4-3 ③			B F X 1-1 1B	B B B X 3-0 G3 ③			F X 0-1 G4-3 1-H 1B 2B		4	1	2	1	0	0	2
Danny Tartabull, R (1, 9) OBP: 0.326, SLG: 0.473		B B X 2-0 G5-3 ①		B B F B X 3-1 P2 ①		B F F F C 1-3 K ①		F X 0-1 G4-3 ② 2-3		4	0	0	0	0	1	2
Mike Macfarlane, R (1, 2) OBP: 0.307, SLG: 0.443		F F F S 0-3 K ②		C B F S 1-3 K ②		F X 0-1 L4 ②		F X 0-1 BB 1B 3-H		4	0	1	1	0	2	1
Kevin Seitzer, R (1, 5) OBP: 0.263, SLG: 0.239		C X 0-1 G4-3 ③		C B F X 1-2 G4-3 ③		B C B X 2-1 L7 ③		B B B B 4-0 1-2 BB		3	0	0	0	1	0	1
Carmelo Martinez, R (1, 3) OBP: 0.319, SLG: 0.245			B B F X 2-1 2B		B B B B 4-0 FC1-5 E BB		B C B F X 2-2 G4-3 ①	F B C X 1-2 F7 ③		3	0	1	0	1	0	2
Kurt Stillwell, S (1, 6) OBP: 0.308, SLG: 0.341			B B B C B 4-1 FC4-6 BB		B B B C C X 2-2 E4 E FC1-5 1-2 SF7		B B X 2-0 G6-4-3 1B			2	1	1	0	1	0	1
Terry Shumpert, R (1, 4) OBP: 0.268, SLG: 0.328			B L L B L 2-3 K ①		C X 0-1 FC1-5 E 1-2 2-3f ①		B 1 SAFE X 1-0 G6-4-3 1-2f ② ③			3	0	0	0	0	1	5
Inning Stats	R: 0 E: 0 K: 0 S: 8 H: 0 LOB: 0 BB: 0 P: 13	R: 0 E: 0 K: 1 S: 7 H: 0 LOB: 0 BB: 0 P: 9	R: 0 E: 0 K: 1 S: 9 H: 1 LOB: 2 BB: 1 P: 19	R: 0 E: 0 K: 1 S: 10 H: 1 LOB: 1 BB: 0 P: 16	R: 1 E: 2 K: 0 S: 9 H: 0 LOB: 2 BB: 1 P: 21	R: 0 E: 0 K: 1 S: 8 H: 0 LOB: 0 BB: 0 P: 11	R: 0 E: 0 K: 0 S: 5 H: 1 LOB: 0 BB: 0 P: 10	R: 2 E: 0 K: 0 S: 14 H: 2 LOB: 2 BB: 2 P: 23		1B: 3 2B: 2 3B: 0 HR: 0	SF: 1 SAC: 0 DP: 1 HBP: 0					

BOTTOM

Texas Rangers @ Kansas City Royals

Royals Stadium, Kansas City, MO

Wed Jun 05 1991, 8:05 PM EDT

Att. 27,059 - Cloudy - 76 F

livebaseballscorecards.com

AB	29
R	3
H	5
RBI	3
BB	4
SO	4
LOB	20

PITCHER		IP	WLS	BF	H	R	ER	SO	BB	IBB	HBP	BLK	WP	HR	S	P	ERA	WHIP
Kevin Brown, R ERA: 5.79	(1, 1)	7.2	L	33	5	3	2	4	4	0	0	0	0	0	67	118	2.35	1.174
Gerald Alexander, R ERA: 1.38	(8, 1)	0.1		1	0	0	0	0	0	0	0	0	0	0	3	4	0.00	0.000

PITCHER	IP	WLS	BF	H	R	ER	SO	BB	IBB	HBP	BLK	WP	HR	S	P	ERA	WHIP

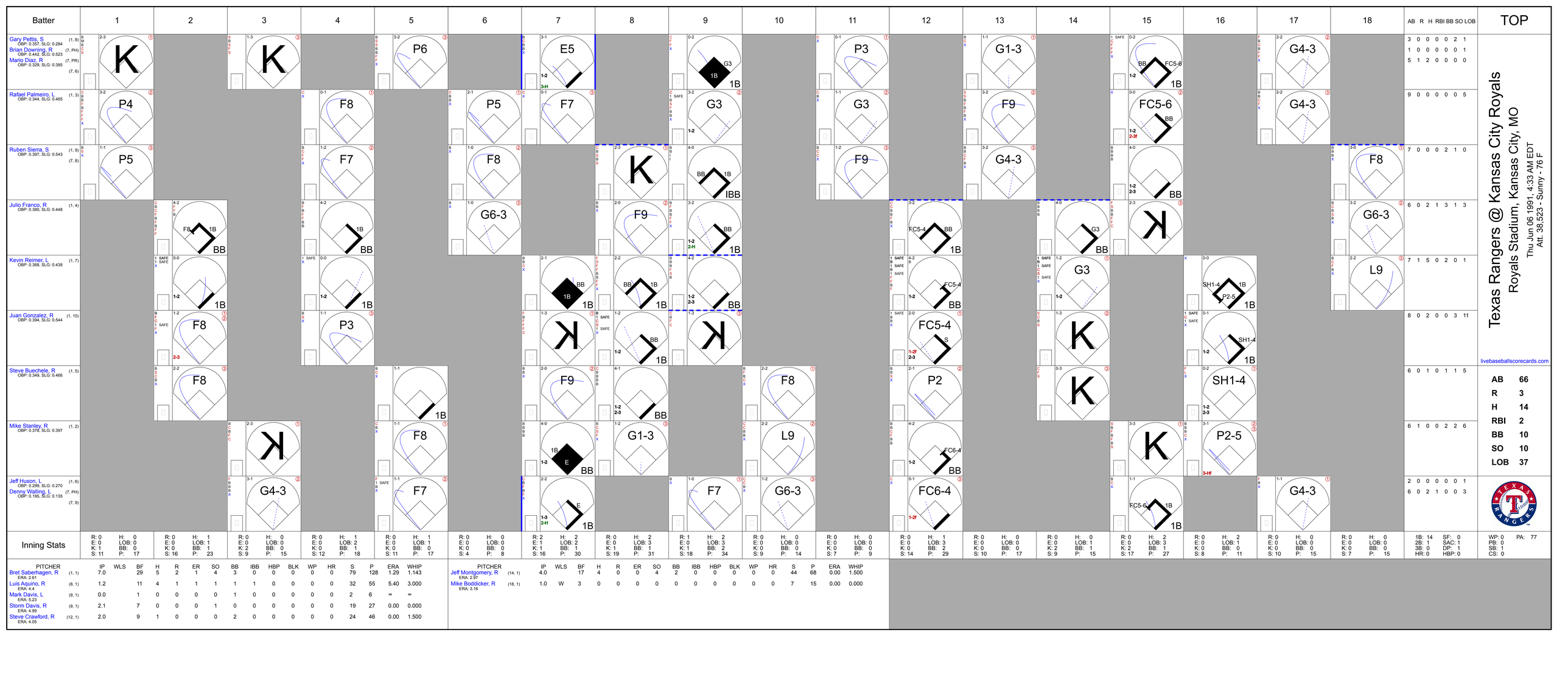
Batter
1
2
3
4
5
6
7
8
9
10
11
12
13
14
15
16
17
18
AB R H RBI BB SO LOB
TOP
Gary Pettis, S (1, 8) OBP: 0.357, SLG: 0.284
Brian Downing, R (7, PH) OBP: 0.442, SLG: 0.523
Mario Diaz, R (7, PR) OBP: 0.329, SLG: 0.385 (7, 6)
Rafael Palmeiro, L (1, 3) OBP: 0.344, SLG: 0.465
Ruben Sierra, S (1, 9) OBP: 0.397, SLG: 0.543 (7, 8)
Julio Franco, R (1, 4) OBP: 0.380, SLG: 0.448
Kevin Reimer, L (1, 7) OBP: 0.368, SLG: 0.438
Juan Gonzalez, R (1, 10) OBP: 0.394, SLG: 0.544
Steve Buechele, R (1, 5) OBP: 0.349, SLG: 0.466
Mike Stanley, R (1, 2) OBP: 0.378, SLG: 0.397
Jeff Huson, L (1, 6) OBP: 0.299, SLG: 0.270
Denny Walling, L (7, PH) OBP: 0.195, SLG: 0.135 (7, 9)
3 0 0 0 0 2 1
1 0 0 0 0 0 1
5 1 2 0 0 0 0
9 0 0 0 0 0 5
7 0 0 0 2 1 0
6 0 2 1 3 1 3
7 1 5 0 2 0 1
8 0 2 0 0 3 11
6 0 1 0 1 1 5
6 1 0 0 2 2 6
2 0 0 0 0 0 1
6 0 2 1 0 0 3
Texas Rangers @ Kansas City Royals
Royals Stadium, Kansas City, MO
Thu Jun 06 1991, 4:33 AM EDT
Att. 38,523 - Sunny - 76 F
livebaseballscorecards.com
AB 66
R 3
H 14
RBI 2
BB 10
SO 10
LOB 37
Inning Stats
1: R: 0 E: 0 K: 1 S: 11 | H: 0 LOB: 0 BB: 0 P: 17
2: R: 0 E: 0 K: 0 S: 16 | H: 1 LOB: 1 BB: 1 P: 23
3: R: 0 E: 0 K: 2 S: 9 | H: 0 LOB: 0 BB: 0 P: 15
4: R: 0 E: 0 K: 0 S: 12 | H: 1 LOB: 2 BB: 1 P: 18
5: R: 0 E: 0 K: 0 S: 11 | H: 1 LOB: 1 BB: 0 P: 17
6: R: 0 E: 0 K: 0 S: 4 | H: 0 LOB: 0 BB: 0 P: 8
7: R: 2 E: 1 K: 1 S: 16 | H: 2 LOB: 2 BB: 1 P: 30
8: R: 0 E: 0 K: 1 S: 19 | H: 2 LOB: 3 BB: 1 P: 31
9: R: 1 E: 0 K: 1 S: 18 | H: 2 LOB: 3 BB: 2 P: 34
10: R: 0 E: 0 K: 0 S: 9 | H: 0 LOB: 0 BB: 0 P: 14
11: R: 0 E: 0 K: 0 S: 7 | H: 0 LOB: 0 BB: 0 P: 9
12: R: 0 E: 0 K: 0 S: 14 | H: 1 LOB: 3 BB: 2 P: 29
13: R: 0 E: 0 K: 0 S: 10 | H: 0 LOB: 0 BB: 0 P: 17
14: R: 0 E: 0 K: 2 S: 9 | H: 0 LOB: 1 BB: 1 P: 15
15: R: 0 E: 0 K: 2 S: 17 | H: 2 LOB: 3 BB: 1 P: 27
16: R: 0 E: 0 K: 0 S: 8 | H: 2 LOB: 1 BB: 0 P: 11
17: R: 0 E: 0 K: 0 S: 10 | H: 0 LOB: 0 BB: 0 P: 15
18: R: 0 E: 0 K: 0 S: 7 | H: 0 LOB: 0 BB: 0 P: 15
1B: 14 2B: 1 3B: 0 HR: 0
SF: 0 SAC: 1 DP: 1 HBP: 0
WP: 0 PB: 0 SB: 1 CS: 0
PA: 77
PITCHER | IP | WLS | BF | H | R | ER | SO | BB | IBB | HBP | BLK | WP | HR | S | P | ERA | WHIP
Bret Saberhagen, R (1, 1) ERA: 2.61 | 7.0 | | 29 | 5 | 2 | 1 | 4 | 3 | 0 | 0 | 0 | 0 | 0 | 79 | 128 | 1.29 | 1.143
Luis Aquino, R (8, 1) ERA: 4.4 | 1.2 | | 11 | 4 | 1 | 1 | 1 | 1 | 0 | 0 | 0 | 0 | 0 | 32 | 55 | 5.40 | 3.000
Mark Davis, L (9, 1) ERA: 4.99 | 0.0 | | 1 | 0 | 0 | 0 | 0 | 1 | 0 | 0 | 0 | 0 | 0 | 2 | 6 | ∞ | ∞
Storm Davis, R (9, 1) ERA: 5.23 | 2.1 | | 7 | 0 | 0 | 0 | 1 | 0 | 0 | 0 | 0 | 0 | 0 | 19 | 27 | 0.00 | 0.000
Steve Crawford, R (12, 1) ERA: 4.05 | 2.0 | | 9 | 1 | 0 | 0 | 0 | 2 | 0 | 0 | 0 | 0 | 0 | 24 | 46 | 0.00 | 1.500
Jeff Montgomery, R (14, 1) ERA: 2.97 | 4.0 | | 17 | 4 | 0 | 0 | 0 | 4 | 2 | 0 | 0 | 0 | 0 | 44 | 68 | 0.00 | 1.500
Mike Boddicker, R (18, 1) ERA: 3.16 | 1.0 | W | 3 | 0 | 0 | 0 | 0 | 0 | 0 | 0 | 0 | 0 | 0 | 7 | 15 | 0.00 | 0.000

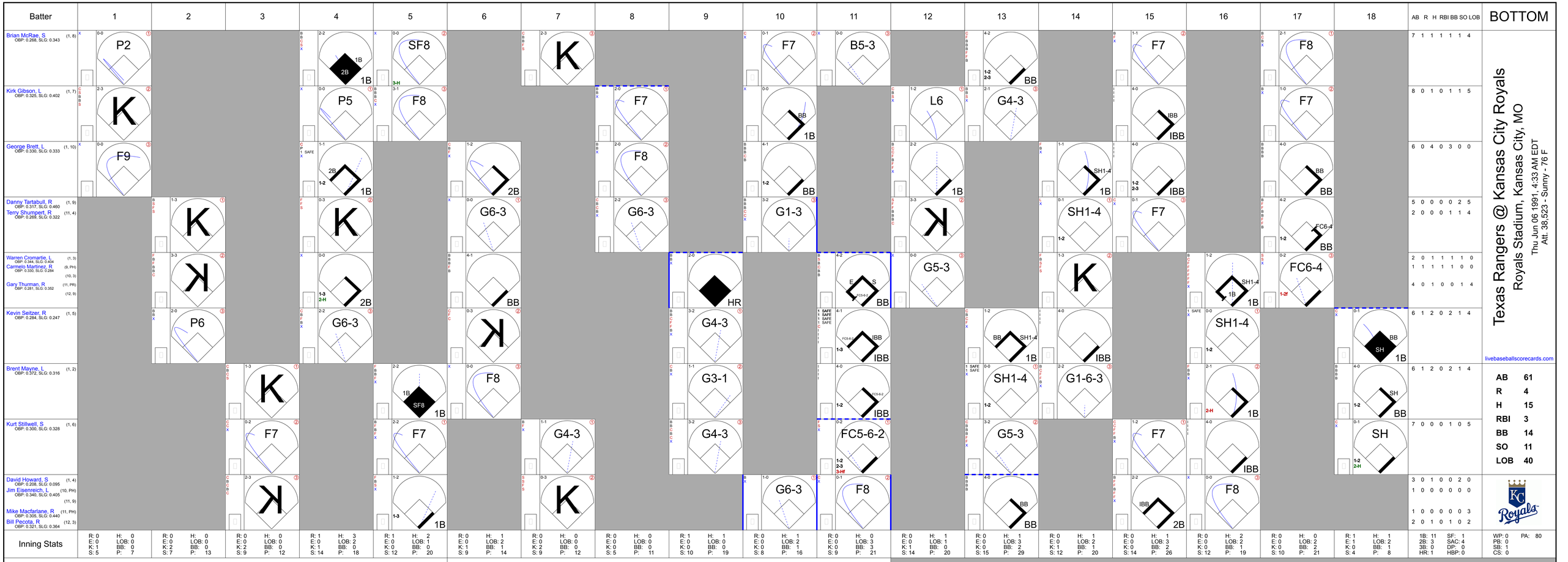

Texas Rangers @ Kansas City Royals

Royals Stadium, Kansas City, MO

Thu Jun 06 1991, 4:33 AM EDT
Att. 38,523 - Sunny - 76 F

livebaseballscorecards.com

Batter	1	2	3	4	5	6	7	8	9	10	11	12	13	14	15	16	17	18	AB	R	H	RBI	BB	SO	LOB
Brian McRae, S (1, 8) OBP: 0.268, SLG: 0.343	P2			2B 1B 1B	SF8 3-H		K			F7	B5-3		1-2 2-3 BB		F7		F8		7	1	1	1	1	1	4
Kirk Gibson, L (1, 7) OBP: 0.325, SLG: 0.402	K			P5	F8			F7		BB 1B		L6	G4-3		IBB IBB		F7		8	0	1	0	1	1	5
George Brett, L (1, 10) OBP: 0.330, SLG: 0.333	F9			2B 1-2 1B		2B		F8		BB		1B		SH1-4 1B	1-2 2-3 IBB		BB BB		6	0	4	0	3	0	0
Danny Tartabull, R (1, 9) OBP: 0.317, SLG: 0.460		K		K		G6-3		G6-3		G1-3		K		SH1-4 1-2	F7		FC6-4 1-2 BB		5	0	0	0	0	2	5
Terry Shumpert, R (11, 4) OBP: 0.269, SLG: 0.322																			2	0	0	0	1	1	4
Warren Cromartie, L (1, 3) OBP: 0.344, SLG: 0.404		K		1-3 2-H 2B		BB			HR		E S FC5-6-2 BB	G5-3		K		SH1-4 1B 1B	FC6-4 1-2f		2	0	1	1	1	1	0
Carmelo Martinez, R (9, PH) OBP: 0.330, SLG: 0.284																			1	1	1	1	1	0	0
Gary Thurman, R (10, 3) OBP: 0.281, SLG: 0.352 (11, PR) (12, 9)																			4	0	1	0	0	1	4
Kevin Seitzer, R (1, 5) OBP: 0.284, SLG: 0.247		P6		G6-3		K			G4-3		FC5-6-2 IBB 1-3		BB SH1-4 1B		IBB		SH1-4 1-2	BB SH 1B	6	1	2	0	2	1	4
Brent Mayne, L (1, 2) OBP: 0.372, SLG: 0.316			K		SF8 1B 1B	F8			G3-1		FC5-6-2 IBB 1-2		SH1-4 1-2	G1-6-3			1B 2-H	SH BB 1-2	6	1	2	0	2	1	4
Kurt Stillwell, S (1, 6) OBP: 0.300, SLG: 0.328			F7		F7		G4-3		G4-3		FC5-6-2 1-2 2-3 3-Hf		G5-3		F7		IBB	SH 1-2 2-H	7	0	0	0	1	0	5
David Howard, S (1, 4) OBP: 0.208, SLG: 0.095			K		1-3 1B		K			G6-3	F8		BB BB		IBB 2B		F8		3	0	1	0	0	2	0
Jim Eisenreich, L (10, PH) OBP: 0.340, SLG: 0.405 (11, 9)																			1	0	0	0	0	0	0
Mike Macfarlane, R (11, PH) OBP: 0.305, SLG: 0.440																			1	0	0	0	0	0	3
Bill Pecota, R (12, 3) OBP: 0.321, SLG: 0.364																			2	0	1	0	1	0	2
Inning Stats	R: 0 H: 0 E: 0 LOB: 0 K: 1 BB: 0 S: 5 P: 7		R: 0 H: 0 E: 0 LOB: 0 K: 2 BB: 0 S: 7 P: 13		R: 0 H: 0 E: 0 LOB: 0 K: 2 BB: 0 S: 9 P: 12	R: 1 H: 3 E: 0 LOB: 2 K: 1 BB: 0 S: 14 P: 18		R: 1 H: 2 E: 0 LOB: 1 K: 0 BB: 0 S: 12 P: 20	R: 0 H: 1 E: 0 LOB: 2 K: 1 BB: 1 S: 9 P: 14	R: 0 H: 0 E: 0 LOB: 0 K: 2 BB: 0 S: 9 P: 12	R: 0 H: 0 E: 0 LOB: 0 K: 0 BB: 0 S: 5 P: 11	R: 1 H: 1 E: 0 LOB: 0 K: 0 BB: 0 S: 10 P: 19	R: 0 H: 1 E: 0 LOB: 2 K: 0 BB: 1 S: 8 P: 16	R: 0 H: 0 E: 0 LOB: 3 K: 0 BB: 3 S: 9 P: 21	R: 0 H: 1 E: 0 LOB: 1 K: 1 BB: 0 S: 14 P: 20	R: 0 H: 1 E: 0 LOB: 3 K: 0 BB: 2 S: 15 P: 29	R: 0 H: 1 E: 0 LOB: 2 K: 1 BB: 1 S: 12 P: 20	R: 0 H: 1 E: 0 LOB: 3 K: 0 BB: 2 S: 14 P: 26	R: 0 H: 2 E: 0 LOB: 2 K: 0 BB: 1 S: 12 P: 19	R: 0 H: 0 E: 0 LOB: 2 K: 0 BB: 2 S: 10 P: 21	R: 1 H: 1 E: 1 LOB: 2 K: 0 BB: 1 S: 4 P: 8	1B: 11 SF: 1 2B: 3 SAC: 4 3B: 0 DP: 0 HR: 1 HBP: 0	WP: 0 PA: 80 PB: 0 SB: 1 CS: 0

PITCHER	IP	WLS	BF	H	R	ER	SO	BB	IBB	HBP	BLK	WP	HR	S	P	ERA	WHIP
Nolan Ryan, R (1, 1) ERA: 3.45	7.0		28	6	2	2	9	1	0	0	0	0	0	65	96	2.57	1.000
John Barfield, L (8, 1) ERA: 3.62	1.0		3	0	0	0	0	0	0	0	0	0	0	5	11	0.00	0.000
Jeff Russell, R (9, 1) ERA: 2.86	2.0		9	2	1	1	0	1	0	0	0	0	1	18	35	4.50	1.500
Joe Bitker, R (11, 1) ERA: 5.4	0.0		3	0	0	0	0	1	2	0	0	0	0	3	15	∞	∞
Mike Jeffcoat, L (11, 1) ERA: 3.67	2.2		10	2	0	0	1	0	0	0	0	0	0	29	39	0.00	0.750

PITCHER	IP	WLS	BF	H	R	ER	SO	BB	IBB	HBP	BLK	WP	HR	S	P	ERA	WHIP
Gerald Alexander, R (13, 1) ERA: 1.22	4.1		24	4	0	0	1	4	4	0	0	0	0	54	102	0.00	1.846
Kenny Rogers, L (18, 1) ERA: 7.34	0.0	L	3	1	1	0	0	1	0	0	0	0	0	4	8	∞	∞

AB	61
R	4
H	15
RBI	3
BB	14
SO	11
LOB	40

Batter	1	2	3	4	5	6	7	8	9	AB	R	H	RBI	BB	SO	LOB
Tim Raines, S (1, 7) OBP: 0.392, SLG: 0.387	B F C B X 2-2 ① L6			B B B B 4-0 2B BB		B C B F X 2-2 ② G6-3		X 0-0 S 1B 1B		3	2	1	0	1	0	0
Robin Ventura, L (1, 5) OBP: 0.351, SLG: 0.330	C X 0-1 G6-4-3 1B			C X 0-1 ① P6		C B X 1-1 1B		1 SAFE C 1 SAFE B F B X 2-2 1-H BB 1B		4	0	3	1	0	0	1
Frank Thomas, R (1, 10) OBP: 0.455, SLG: 0.506	C 1 SAFE B B X 2-1 ② ③ G6-4-3 1-2f			1 SAFE 1 SAFE B F 1 SAFE 1 SAFE S 1 SAFE S 1-3 ② K		B B B C S S 3-3 ③ K		C B 1 SAFE S B F F B B 4-2 1-2 BB		3	0	0	0	1	2	3
Dan Pasqua, L (1, 3) OBP: 0.328, SLG: 0.381		B F S B C 2-3 ① K		1 SAFE B 1 SAFE X 1-0 1-H 2B			C S B B B S 3-3 ① K	F B F B S 2-3 ③ K		4	0	1	1	0	3	2
Sammy Sosa, R (1, 9) OBP: 0.273, SLG: 0.401		B S X 1-1 ② G5-3		B B X 2-0 ③ P4			S F F F B X 1-2 E5 G6-3		F B B F F F F X 2-2 ① F8	4	0	0	0	0	0	1
Lance Johnson, L (1, 8) OBP: 0.252, SLG: 0.249		X 0-0 ③ G3-1			B B B C X 3-1 ① G3-1		X 0-0 ② G6-3 2-3		X 0-0 ② B1-3	4	0	0	0	0	0	1
Joey Cora, S (1, 4) OBP: 0.270, SLG: 0.229		X 0-0 ① L3			C B C S 1-3 ② K		M F B B F C 2-3 ③ K		B X 1-0 ③ F8	4	0	0	0	0	2	1
Ozzie Guillen, L (1, 6) OBP: 0.275, SLG: 0.298		B F B X 2-1 ② F8			C X 0-1 ③ F8			X 0-0 ① G6-3		3	0	0	0	0	0	0
Don Wakamatsu, R (1, 2) OBP: 0.357, SLG: 0.308		C X 0-1 ③ F9				F X 0-1 ① L5		S S S 0-3 ② K		3	0	0	0	0	1	0

TOP

Chicago White Sox @ Kansas City Royals

Royals Stadium, Kansas City, MO

Fri Jun 07 1991, 8:05 PM EDT

Att. 26,153 - Sunny - 77 F

livebaseballscorecards.com

AB	32
R	2
H	5
RBI	2
BB	2
SO	8
LOB	9

Inning Stats	1	2	3	4	5	6	7	8	9
	R: 0 E: 0 K: 0 S: 7	R: 0 E: 0 K: 1 S: 6	R: 0 E: 0 K: 0 S: 5	R: 1 E: 0 K: 1 S: 7	R: 0 E: 0 K: 1 S: 7	R: 0 E: 0 K: 1 S: 10	R: 0 E: 1 K: 2 S: 13	R: 1 E: 0 K: 2 S: 15	R: 0 E: 0 K: 0 S: 9
	H: 1 LOB: 0 BB: 0 P: 11	H: 0 LOB: 0 BB: 0 P: 9	H: 0 LOB: 0 BB: 0 P: 7	H: 1 LOB: 1 BB: 1 P: 15	H: 0 LOB: 0 BB: 0 P: 11	H: 1 LOB: 1 BB: 0 P: 16	H: 0 LOB: 1 BB: 0 P: 19	H: 2 LOB: 2 BB: 1 P: 23	H: 0 LOB: 0 BB: 0 P: 12

1B: 4 2B: 1 3B: 0 HR: 0 SF: 0 SAC: 0 DP: 1 HBP: 0

WP: 0 PB: 0 SB: 1 CS: 0 PA: 34

PITCHER	IP	WLS	BF	H	R	ER	SO	BB	IBB	HBP	BLK	WP	HR	S	P	ERA	WHIP
Kevin Appier, R (1, 1) ERA: 3.84	9.0	L	34	5	2	2	8	2	0	0	0	0	0	79	123	2.00	0.778

PITCHER	IP	WLS	BF	H	R	ER	SO	BB	IBB	HBP	BLK	WP	HR	S	P	ERA	WHIP

BOTTOM

Chicago White Sox @ Kansas City Royals

Royals Stadium, Kansas City, MO

Fri Jun 07 1991, 8:05 PM EDT

Att. 26,153 - Sunny - 77 F

livebaseballscorecards.com

Batter	1	2	3	4	5	6	7	8	9	AB	R	H	RBI	BB	SO	LOB
Brian McRae, S (1, 8) OBP: 0.263, SLG: 0.335	B B B C X 3-1 G4-3 ①		C F B F F F B F F F 2-3 K2-3 ②			X 0-0 F7 ①		C B S X 1-2 FC4-6 ② 1-2f		4	0	0	0	0	1	1
Kirk Gibson, L (1, 7) OBP: 0.324, SLG: 0.399	C C B B B F X 2-2 F9 ②		F X 0-1 F8 ③			S X 0-1 FC4-6 1B		B F S S 1-3 K ③		4	0	1	0	0	1	1
George Brett, L (1, 10) OBP: 0.327, SLG: 0.330	B F F B S 2-3 K ③			X 0-0 G6-4-3 1B 1B		X 0-0 FC4-6 PB 1-2f ②			B F C X 1-2 F8 ①	4	0	1	0	0	1	1
Jim Eisenreich, L (1, 9) OBP: 0.337, SLG: 0.401		F B B X 2-1 G4-3 ①		1 SAFE S B F B 1 SAFE 1 SAFE X 3-2 G6-4-3 1B 1-2		B B C B X 3-1 F7 ③ 1-2			C B B F S 2-3 K ②	4	0	1	0	0	1	1
Carmelo Martinez, R (1, 3) OBP: 0.328, SLG: 0.283		C B S X 1-2 1B 1B		B B C F X 2-2 G6-4-3 ① ② 1-2f 2-3			B B C S B F F F 3-2 X G6-3 ①		B X 1-0 G6-3 ③	4	0	1	0	0	0	2
Kevin Seitzer, R (1, 5) OBP: 0.286, SLG: 0.250		C X 0-1 1B 1-2		F X 0-1 F8 ③			B B B C X 3-1 F8 ②			3	0	1	0	0	0	1
Mike Macfarlane, R (1, 2) OBP: 0.299, SLG: 0.431		B C S B F F X 2-2 F8 ②			B X 1-0 F7 ①		F S B F S 1-3 K ③			3	0	0	0	0	1	2
Kurt Stillwell, S (1, 6) OBP: 0.295, SLG: 0.322		B X 1-0 P6 ③			X 0-0 G4-3 ②			B B B C C X 3-2 P6 ①		3	0	0	0	0	0	2
Terry Shumpert, R (1, 4) OBP: 0.265, SLG: 0.317 Warren Cromartie, L (8, PH) OBP: 0.355, SLG: 0.414 David Howard, S (8, PR) OBP: 0.208, SLG: 0.095 (9, 4)			F B X 1-1 G5-3 ①		S F B X 1-2 P3 ③			C F X 0-2 FC4-6 1B		2 1 0	0 0 0	0 1 0	0 0 0	0 0 0	0 0 0	0 0 0

	AB	32
	R	0
	H	6
	RBI	0
	BB	0
	SO	5
	LOB	11

Inning Stats	1	2	3	4	5	6	7	8	9	1B: 6	SF: 0	WP: 0	PA: 32
	R: 0 H: 0 E: 0 LOB: 0 K: 1 BB: 0 S: 9 P: 16	R: 0 H: 2 E: 0 LOB: 2 K: 0 BB: 0 S: 13 P: 19	R: 0 H: 0 E: 0 LOB: 0 K: 1 BB: 0 S: 13 P: 16	R: 0 H: 2 E: 0 LOB: 1 K: 0 BB: 0 S: 9 P: 14	R: 0 H: 0 E: 0 LOB: 0 K: 0 BB: 0 S: 5 P: 7	R: 0 H: 1 E: 0 LOB: 1 K: 0 BB: 0 S: 6 P: 9	R: 0 H: 0 E: 0 LOB: 0 K: 1 BB: 0 S: 13 P: 20	R: 0 H: 1 E: 0 LOB: 1 K: 1 BB: 0 S: 12 P: 17	R: 0 H: 0 E: 0 LOB: 0 K: 1 BB: 0 S: 7 P: 11	2B: 0 3B: 0 HR: 0	SAC: 0 DP: 1 HBP: 0	PB: 1 SB: 0 CS: 0	

PITCHER	IP	WLS	BF	H	R	ER	SO	BB	IBB	HBP	BLK	WP	HR	S	P	ERA	WHIP
Charlie Hough, R (1, 1) ERA: 3.76	7.2	W	28	6	0	0	3	0	0	0	0	0	0	77	114	0.00	0.783
Scott Radinsky, L (8, 1) ERA: 2.57	1.1	S	4	0	0	0	2	0	0	0	0	0	0	10	15	0.00	0.000

PITCHER	IP	WLS	BF	H	R	ER	SO	BB	IBB	HBP	BLK	WP	HR	S	P	ERA	WHIP

Batter	1	2	3	4	5	6	7	8	9	AB	R	H	RBI	BB	SO	LOB
Tim Raines, S (1, 7) OBP: 0.390, SLG: 0.401	C X 0-1 ① F7		1 SAFE C S B B B 1 SAFE S 2-3 ② K	B X 1-0 1-H 3-H 3B	B F X 1-1 ③ G4-3		C S B B F B X 3-2 ③ G5-3		B X 1-0 SF8 1-3 2-H 3-H 2B	6	0	2	4	0	1	2
Robin Ventura, L (1, 5) OBP: 0.351, SLG: 0.328	C X 0-1 ② F7		B B B C B 4-1 BB 1B 1-2 BB	B C X 1-1 ② G3		C B X 1-1 E1 1B 1B		B F C B F S 2-3 ① K	B C C X 1-2 ② SF8 2-3 3-H	4	2	1	1	1	1	1
Frank Thomas, R (1, 10) OBP: 0.452, SLG: 0.497	B C C B X 2-2 ③ G4-3		B C B F B B 4-2 1B HR 1-2 2-3 BB	F F X 0-2 ③ F9		C C B X 1-2 FC6-4 BB 2-H 1B		C X 0-1 ② G6-3	C S S 0-3 ③ K	5	1	1	1	1	1	2
Dan Pasqua, L (1, 3) OBP: 0.339, SLG: 0.400		C B B C B F F F X 3-2 1B	C X 0-1 1-3 2-H 3-H HR 1B		B F B B F C 3-3 ① K	C B S F B B X 3-2 ① F7		C B B X 2-1 2B		5	1	3	2	0	1	1
Carlton Fisk, R (1, 2) OBP: 0.359, SLG: 0.406		C F S 0-3 ① K	X 0-0 1-H 3-H HR		B S C B X 2-2 S E 1B	B B B 4-0 FC6-4 1-2 BB		C B C S 1-3 ③ K		4	2	2	3	1	2	2
Sammy Sosa, R (1, 9) OBP: 0.271, SLG: 0.395		X 0-0 ② P4	F S S 0-3 ③ K2-3		S S B X 1-2 E7 1-H 3B 1B	B C B X 2-1 ② FC6-4 FC4-6 1-2f 2-3			F B S S 1-3 ① K2-3	5	1	1	1	0	2	3
Lance Johnson, L (1, 8) OBP: 0.256, SLG: 0.262		B X 1-0 ③ F7		B X 1-0 ① F9	B X 1-0 SF9 3-H 3B	B X 1-0 ③ FC4-6 1-2f			C B X 1-1 1B 1B 2B 1B	5	2	2	1	0	0	3
Joey Cora, S (1, 4) OBP: 0.286, SLG: 0.256			B C X 1-1 ① F9	F B F X 1-2 1B 3B 1B	F B C X 1-2 ② SF9 3-H 1B	F F F X 0-2 ① G4-3			1 SAFE X 0-0 1-2 1B 2B 1B	4	2	2	1	0	0	0
Ozzie Guillen, L (1, 6) OBP: 0.289, SLG: 0.312 Craig Grebeck, R (9, 6) OBP: 0.300, SLG: 0.395			X 0-0 BB BB 1B 1B	1 SAFE X 0-0 1-3 3B 1B	C B B S X 2-2 1B	F F F X 0-2 ② F9			C S X 0-2 2B 1-2 2-3 SF8 1B	5 0	3 0	4 0	0 0	0 0	0 0	0 0
Inning Stats	R: 0 E: 0 K: 0 S: 7 H: 0 LOB: 0 BB: 0 P: 9	R: 0 E: 0 K: 1 S: 11 H: 1 LOB: 1 BB: 0 P: 15	R: 5 E: 0 K: 2 S: 15 H: 3 LOB: 0 BB: 2 P: 26	R: 2 E: 0 K: 0 S: 11 H: 3 LOB: 1 BB: 0 P: 15	R: 3 E: 1 K: 1 S: 18 H: 4 LOB: 1 BB: 0 P: 29	R: 1 E: 1 K: 0 S: 12 H: 2 LOB: 2 BB: 1 P: 24	R: 0 E: 0 K: 0 S: 12 H: 0 LOB: 0 BB: 0 P: 15	R: 0 E: 0 K: 2 S: 11 H: 1 LOB: 1 BB: 0 P: 16	R: 3 E: 0 K: 2 S: 16 H: 4 LOB: 1 BB: 0 P: 20	1B: 13 2B: 2 3B: 2 HR: 1 SF: 2 SAC: 0 DP: 0 HBP: 0						

PITCHER		IP	WLS	BF	H	R	ER	SO	BB	IBB	HBP	BLK	WP	HR	S	P	ERA	WHIP
Tom Gordon, R ERA: 3.41	(1, 1)	4.1	L	25	10	10	10	4	2	0	0	0	0	1	54	82	20.77	2.769
Luis Aquino, R ERA: 4.45	(5, 1)	1.2		9	3	1	1	0	1	0	0	0	0	0	20	36	5.40	2.400
Mark Davis, L ERA: 6.08	(7, 1)	3.0		14	5	3	3	4	0	0	0	0	0	0	39	51	9.00	1.667

PITCHER	IP	WLS	BF	H	R	ER	SO	BB	IBB	HBP	BLK	WP	HR	S	P	ERA	WHIP

TOP

Chicago White Sox @ Kansas City Royals

Royals Stadium, Kansas City, MO

Sat Jun 08 1991, 8:05 PM EDT

Att. 36,018 - Cloudy - 79 F

livebaseballscorecards.com

AB	43
R	14
H	18
RBI	14
BB	3
SO	8
LOB	14

Batter	1	2	3	4	5	6	7	8	9	AB	R	H	RBI	BB	SO	LOB
Brian McRae, S (1, 8) OBP: 0.271, SLG: 0.342	C X 0-1 S 1B 1B		C C X 0-2 ② G3		X 0-0 1B 1-2 1B 1B		B B C B C X 3-2 1B 2B 1B		S S B B F B C 3-3 ① K	5	3	3	0	0	1	0
Kirk Gibson, L (1, 7) OBP: 0.320, SLG: 0.394 Gary Thurman, R (5, PH) OBP: 0.300, SLG: 0.368 (6, 7)	C B SAFE F 1 SAFE B B 1 SAFE F 3-3 F S K 1-2 ①		B C B B F S 3-3 ③ K		B X 1-0 1B 1-2 2-3 1B		L X 0-1 1-2 2B 1B		C B F S 1-3 ② K	2 3	0 1	0 2	0 0	0 0	2 1	1 0
George Brett, L (1, 10) OBP: 0.331, SLG: 0.343	B S B X 2-1 ② F7			B S X 1-1 ① G6-3	X 0-0 FC6-4 1-3 2-H 3-H 1B		C B F F X 1-2 1-H 2-H 2B		C B F F B X 2-2 ③ G3-1	5	0	2	4	0	0	1
Mike Macfarlane, R (1, 2) OBP: 0.304, SLG: 0.452	B F B F F X 2-2 2-H 1B			C B B X 2-1 HR	C X 0-1 ③ FC6-4 1-2f		F B B B F X 3-2 ① L7			4	1	2	2	0	0	3
Jim Eisenreich, L (1, 9) OBP: 0.335, SLG: 0.398	1 SAFE B C C B B F X 3-2 ③ G5-3			F X 0-1 ② G4-3		X 0-0 FC6-4 1B	B F B S F B X 3-2 ② F7			4	0	1	0	0	0	2
Kevin Seitzer, R (1, 5) OBP: 0.274, SLG: 0.238		B X 1-0 ① F8		C B F B S 2-3 ③ K		B X 1-0 ① FC6-4 DI 1-2f 1B	C B C X 1-2 ③ L8			4	1	0	0	0	1	2
Carmelo Martinez, R (1, 3) OBP: 0.325, SLG: 0.282		C X 0-1 ② G6-3			B C S X 1-2 1B 1B 1B 1B	B B B C X 3-1 ② P4		C X 0-1 ① G6-3		4	1	1	0	0	0	1
Kurt Stillwell, S (1, 6) OBP: 0.294, SLG: 0.320		B B C X 2-1 ③ G6-3			F X 0-1 ① F7	B B X 2-0 FC5-4 1-H 1B		B B C X 2-1 ② G3		4	0	1	1	0	0	1
Terry Shumpert, R (1, 4) OBP: 0.257, SLG: 0.306			B X 1-0 ① G5-3		C B F F B X 2-2 ② P2	B F F B X 2-2 ③ FC5-4 1-2f		B B C B X 3-1 ③ P4		4	0	0	0	0	0	2
Inning Stats	R: 1 E: 0 K: 1 S: 18 H: 2 LOB: 1 BB: 0 P: 28	R: 0 E: 0 K: 0 S: 5 H: 0 LOB: 0 BB: 0 P: 8	R: 0 E: 0 K: 1 S: 8 H: 0 LOB: 0 BB: 0 P: 12	R: 1 E: 0 K: 1 S: 9 H: 1 LOB: 0 BB: 0 P: 14	R: 2 E: 0 K: 0 S: 14 H: 4 LOB: 2 BB: 0 P: 18	R: 1 E: 0 K: 0 S: 8 H: 2 LOB: 1 BB: 0 P: 16	R: 2 E: 0 K: 0 S: 19 H: 3 LOB: 1 BB: 0 P: 30	R: 0 E: 0 K: 0 S: 6 H: 0 LOB: 0 BB: 0 P: 11	R: 0 E: 0 K: 2 S: 11 H: 0 LOB: 0 BB: 0 P: 17	1B: 10 2B: 1 3B: 0 HR: 1 SF: 0 SAC: 0 DP: 0 HBP: 0						WP: 0 PB: 0 SB: 1 CS: 0 PA: 39

PITCHER		IP	WLS	BF	H	R	ER	SO	BB	IBB	HBP	BLK	WP	HR	S	P	ERA	WHIP
Greg Hibbard, L ERA: 4.0	(1, 1)	6.0	W	29	11	7	7	3	0	0	0	0	0	1	67	104	10.50	1.833
Ken Patterson, L ERA: 4.67	(7, 1)	0.2		3	1	0	0	0	0	0	0	0	0	0	11	18	0.00	1.500
Donn Pall, R ERA: 0.81	(7, 1)	2.1		7	0	0	0	2	0	0	0	0	0	0	20	32	0.00	0.000

PITCHER	IP	WLS	BF	H	R	ER	SO	BB	IBB	HBP	BLK	WP	HR	S	P	ERA	WHIP

BOTTOM

Chicago White Sox @ Kansas City Royals

Royals Stadium, Kansas City, MO

Sat Jun 08 1991, 8:05 PM EDT

Att. 36,018 - Cloudy - 79 F

livebaseballscorecards.com

AB	39
R	7
H	12
RBI	7
BB	0
SO	5
LOB	13

Batter	1	2	3	4	5	6	7	8	9	AB	R	H	RBI	BB	SO	LOB
Tim Raines, S (1, 7) OBP: 0.391, SLG: 0.401	F7		WP, S, 1B		K	1B			P5	5	0	2	1	0	1	0
Robin Ventura, L (1, 5) OBP: 0.352, SLG: 0.330	F7		F7		F7	1B			2B, 1B	5	1	2	1	0	0	1
Frank Thomas, R (1, 10) OBP: 0.451, SLG: 0.497	F8		F8			FC4-6, BB G5-3			1B, 2B	4	2	1	1	1	0	3
Dan Pasqua, L (1, 3) OBP: 0.333, SLG: 0.400		G3		1B, 2B		E8, FC4-6, 1B	F8		K	5	2	1	0	0	1	2
Matt Merullo, L (1, 2) OBP: 0.321, SLG: 0.500		F9, BB, 1B		FC6-4, 1B		FC4-6, BB	G3		7-5-4, 1B	4	0	3	2	1	0	0
Sammy Sosa, R (1, 9) OBP: 0.271, SLG: 0.389		BB		F7		FC4-6, 1B, 1B	K		7-5-4	3	1	0	1	1	1	3
Lance Johnson, L (1, 8) OBP: 0.256, SLG: 0.262		F9		FC6-4		1B, 1B		P2		4	1	1	1	0	0	3
Joey Cora, S (1, 4) OBP: 0.283, SLG: 0.256		P5		P5		1B, 1B		F8		4	1	1	1	0	0	3
Ozzie Guillen, L (1, 6) OBP: 0.283, SLG: 0.305			G4-3		G5-3	F7		F8		4	0	0	0	0	0	2
Craig Grebeck, R (9, 6) OBP: 0.300, SLG: 0.395										0	0	0	0	0	0	0
Inning Stats	R: 0 E: 0 K: 0 S: 6 H: 0 LOB: 0 BB: 0 P: 9	R: 0 E: 0 K: 0 S: 7 H: 1 LOB: 2 BB: 1 P: 16	R: 0 E: 0 K: 0 S: 11 H: 1 LOB: 1 BB: 0 P: 16	R: 1 E: 0 K: 0 S: 9 H: 2 LOB: 1 BB: 0 P: 11	R: 0 E: 0 K: 1 S: 14 H: 0 LOB: 0 BB: 0 P: 19	R: 5 E: 1 K: 0 S: 17 H: 4 LOB: 2 BB: 2 P: 30	R: 0 E: 0 K: 1 S: 8 H: 0 LOB: 0 BB: 0 P: 11	R: 0 E: 0 K: 0 S: 4 H: 0 LOB: 0 BB: 0 P: 4	R: 2 E: 0 K: 1 S: 10 H: 3 LOB: 1 BB: 0 P: 15	1B: 9 2B: 2 3B: 0 HR: 0 SF: 0 SAC: 0 DP: 0 HBP: 0	WP: 1 PB: 0 SB: 1 CS: 0 PA: 41					

PITCHER		IP	WLS	BF	H	R	ER	SO	BB	IBB	HBP	BLK	WP	HR	S	P	ERA	WHIP
Mike Boddicker, R ERA: 3.31	(1, 1)	5.1	L	26	6	6	3	1	3	0	0	0	1	0	58	92	5.06	1.688
Storm Davis, R ERA: 4.77	(6, 1)	2.2		10	2	0	0	1	0	0	0	0	0	0	18	24	0.00	0.750
Jeff Montgomery, R ERA: 3.45	(9, 1)	1.0		6	3	2	2	1	0	0	0	0	0	0	10	15	18.00	3.000

PITCHER	IP	WLS	BF	H	R	ER	SO	BB	IBB	HBP	BLK	WP	HR	S	P	ERA	WHIP

TOP

Chicago White Sox @ Kansas City Royals

Royals Stadium, Kansas City, MO

Sun Jun 09 1991, 4:33 AM EDT

Att. 30,617 - Sunny - 82 F

livebaseballscorecards.com

AB	38
R	8
H	11
RBI	8
BB	3
SO	3
LOB	17

Batter	1	2	3	4	5	6	7	8	9	AB	R	H	RBI	BB	SO	LOB
Gary Thurman, R (1, 8) OBP: 0.297, SLG: 0.361	F B C X 1-2 G4-3 ①			F X 0-1 G1-3 ①			L B X 1-1 BB 1B 1B	X 0-0 P4 ③		4	1	1	0	0	0	1
Kirk Gibson, L (1, 7) OBP: 0.319, SLG: 0.388	B S X 1-1 G6-3 ②			B S C S 1-3 K ②			B B C 1 SAFE S F B B 4-2 1B 1-2 BB		C S B F X 1-2 F8 ①	3	0	0	0	1	1	0
George Brett, L (1, 10) OBP: 0.320, SLG: 0.330	X 0-0 F8 ③			B F C F S 1-3 K ③			X 0-0 F7 ①		B F X 1-1 G4-3 ②	4	0	0	0	0	1	2
Jim Eisenreich, L (1, 9) OBP: 0.339, SLG: 0.406		B F C S 1-3 K ①			B X 1-0 G3 ①		C X 0-1 FC5 1-2 2-H 1B		F B S F B X 2-2 WP 1B 2B	4	1	2	1	0	1	0
Warren Cromartie, L (1, 3) OBP: 0.348, SLG: 0.403		B F X 1-1 P5 ②			X 0-0 F7 ②		X 0-0 F8 ②		F B F X 1-2 2-H 1B	4	0	1	1	0	0	2
Kevin Seitzer, R (1, 5) OBP: 0.263, SLG: 0.227		C C B X 1-2 G5-3 ③			B F X 1-1 L9 ③		X 0-0 FC5 ③ 1-2f		X 0-0 F8 ③	4	0	0	0	0	0	3
Brent Mayne, L (1, 2) OBP: 0.370, SLG: 0.300			B B C X 2-1 P5 ①			B F B X 2-1 G6-3 ①		B F C B B B 4-2 BB		2	0	0	0	1	0	0
Bill Pecota, R (1, 4) OBP: 0.313, SLG: 0.353			B B X 2-0 F7 ②			B B C B X 3-1 P5 ②		C B B B B C F X 3-2 F9 ①		3	0	0	0	0	0	1
David Howard, S (1, 6) OBP: 0.192, SLG: 0.087 Kurt Stillwell, S (8, PH) OBP: 0.293, SLG: 0.319 (9, 6)			X 0-0 F7 ③			X 0-0 F8 ③		C B F X 1-2 F7 ②		2 1	0 0	0 0	0 0	0 0	0 0	0 1
Inning Stats	R: 0 H: 0 E: 0 LOB: 0 K: 0 BB: 0 S: 6 P: 8	R: 0 H: 0 E: 0 LOB: 0 K: 1 BB: 0 S: 8 P: 11	R: 0 H: 0 E: 0 LOB: 0 K: 0 BB: 0 S: 4 P: 8	R: 0 H: 0 E: 0 LOB: 0 K: 2 BB: 0 S: 9 P: 11	R: 0 H: 0 E: 0 LOB: 0 K: 0 BB: 0 S: 4 P: 6	R: 0 H: 0 E: 0 LOB: 0 K: 0 BB: 0 S: 5 P: 10	R: 1 H: 2 E: 0 LOB: 2 K: 0 BB: 1 S: 10 P: 15	R: 0 H: 0 E: 0 LOB: 1 K: 0 BB: 1 S: 10 P: 18	R: 1 H: 2 E: 0 LOB: 1 K: 0 BB: 0 S: 14 P: 19	1B: 3 SF: 0 2B: 1 SAC: 0 3B: 0 DP: 0 HR: 0 HBP: 0						

PITCHER	IP	WLS	BF	H	R	ER	SO	BB	IBB	HBP	BLK	WP	HR	S	P	ERA	WHIP
Jack McDowell, R (1, 1) ERA: 3.57	9.0	W	33	4	2	2	3	2	0	0	0	1	0	70	106	2.00	0.667

PITCHER	IP	WLS	BF	H	R	ER	SO	BB	IBB	HBP	BLK	WP	HR	S	P	ERA	WHIP

BOTTOM

Chicago White Sox @ Kansas City Royals

Royals Stadium, Kansas City, MO

Sun Jun 09 1991, 4:33 AM EDT
Att. 30,617 - Sunny - 82 F

livebaseballscorecards.com

AB	31
R	2
H	4
RBI	2
BB	2
SO	3
LOB	10

WP: 1 PA: 33
PB: 0
SB: 0
CS: 0

Kansas City Royals @ Baltimore Orioles

Memorial Stadium, Baltimore, MD

Tue Jun 11 1991, 7:05 PM EDT

Att. 29,472 - Cloudy - 91 F

livebaseballscorecards.com

TOP

Batter	1	2	3	4	5	6	7	8	9	AB	R	H	RBI	BB	SO	LOB
Brian McRae, S (1, 8) OBP: 0.265, SLG: 0.333	K		P6	F9		G5-3			G6-3	5	0	0	0	0	1	0
Kirk Gibson, L (1, 7) OBP: 0.318, SLG: 0.390	G4-3		2B	F8		L6			G6-3 1B	4	1	1	0	0	0	0
Gary Thurman, R (7, 7) OBP: 0.308, SLG: 0.387										1	1	1	0	0	0	0
George Brett, L (1, 10) OBP: 0.325, SLG: 0.345	F7		1B 1B 2-H	1B			K		G6-3 2-3	4	1	2	1	0	1	0
David Howard, S (9, PH) OBP: 0.185, SLG: 0.083										1	0	0	0	0	0	1
Jim Eisenreich, L (1, 9) OBP: 0.341, SLG: 0.406		L1	1B 2B 2-3	G1-3			F7		HR 1B 3-H	5	2	2	1	0	0	1
Mike Macfarlane, R (1, 2) OBP: 0.318, SLG: 0.469		1B E 1B	BB 2B 1B 2-3 3-H		G6-3		2B		HR 1B 1-2	5	3	4	1	0	0	0
Kevin Seitzer, R (1, 5) OBP: 0.282, SLG: 0.242		SAFE E 1B 1-3	SAFE 2B BB 1-2		G4-3 1B		F9		HR 1-H 2-H	3	1	2	0	1	0	1
Bill Pecota, R (8, 5) OBP: 0.319, SLG: 0.388										1	1	1	3	0	0	0
Carmelo Martinez, R (1, 3) OBP: 0.320, SLG: 0.287	F9 1-2 3-H		2B 1-H 2-H 3-H	G4-3 1-2				E8 G5-4-3	K	5	0	1	3	0	1	2
Kurt Stillwell, S (1, 6) OBP: 0.292, SLG: 0.317	F7		S 1B	F9				K		4	0	1	0	0	1	3
Terry Shumpert, R (1, 4) OBP: 0.257, SLG: 0.328			HR K 1-2			G5-3		G5-4-3 1-2f		4	1	1	1	0	1	2

	AB	R	H	RBI	BB	SO	LOB
	42	11	16	10	1	5	10

Inning Stats	1	2	3	4	5	6	7	8	9
R	0	1	6	0	0	0	0	0	4
E	0	1	0	0	0	0	0	1	0
K	1	0	1	0	0	0	1	1	1
S	5	13	16	8	7	4	13	6	16
H	0	2	7	1	1	0	1	0	4
LOB	0	1	1	1	1	0	1	1	0
BB	0	0	1	0	0	0	0	0	0
P	7	17	28	15	11	7	20	12	25

	1B	2B	3B	HR	SF	SAC	DP	HBP	PA
	9	5	0	2	0	0	1	0	43

	WP	PB	SB	CS
	0	0	1	0

PITCHER		IP	WLS	BF	H	R	ER	SO	BB	IBB	HBP	BLK	WP	HR	S	P	ERA	WHIP
Jose Mesa, R ERA: 4.6	(1, 1)	2.1	L	14	7	6	5	1	0	0	0	0	0	1	27	39	19.29	3.000
Mike Flanagan, L ERA: 3.16	(3, 1)	3.2		15	4	1	1	1	1	0	0	0	0	0	26	46	2.46	1.364
Kevin Hickey, L ERA: 5.4	(7, 1)	1.0		4	1	0	0	1	0	0	0	0	0	0	13	20	0.00	1.000
Gregg Olson, R ERA: 2.28	(8, 1)	1.0		3	0	0	0	1	0	0	0	0	0	0	6	12	0.00	0.000
Paul Kilgus, L ERA: 4.93	(9, 1)	1.0		7	4	4	4	1	0	0	0	0	0	1	16	25	36.00	4.000

BOTTOM

Kansas City Royals @ Baltimore Orioles

Memorial Stadium, Baltimore, MD

Tue Jun 11 1991, 7:05 PM EDT

Att. 29,472 - Cloudy - 91 F

livebaseballscorecards.com

Batter	1	2	3	4	5	6	7	8	9	AB	R	H	RBI	BB	SO	LOB
Mike Devereaux, R (1, 8) OBP: 0.350, SLG: 0.481	G1-6-3 1B		BB			K		K		3	0	1	0	1	2	0
Joe Orsulak, L (1, 9) OBP: 0.291, SLG: 0.316	G1-6-3 1-2f		FC6 1B			G3		K		4	0	1	0	0	1	1
Cal Ripken Jr., R (1, 6) OBP: 0.401, SLG: 0.583	P6		FC6 1-2f			G6-3			K	3	0	0	0	0	0	2
Juan Bell, R (9, 6) OBP: 0.109, SLG: 0.152									1B	1	0	0	0	0	1	0
Sam Horn, L (1, 10) OBP: 0.341, SLG: 0.509		K		G6-4-3 1B			K		1B	4	0	2	0	0	2	0
Leo Gomez, R (1, 5) OBP: 0.343, SLG: 0.371		G1-3		G6-4-3 1-2f			1B 1B		F7	4	0	1	0	0	0	2
Randy Milligan, R (1, 3) OBP: 0.347, SLG: 0.370		BB		G5-3			G5-3 1-2 1B		K	3	0	1	0	1	1	1
David Segui, S (1, 7) OBP: 0.258, SLG: 0.339		G4-3		G1-3			K			3	0	0	0	0	1	3
Bob Melvin, R (1, 2) OBP: 0.273, SLG: 0.244			G5-3	G5-4-3 1B			F8			3	0	1	0	0	0	2
Billy Ripken, R (1, 4) OBP: 0.248, SLG: 0.260			K	G5-4-3 1-2f				F7		3	0	0	0	0	1	1
Inning Stats	R: 0 H: 1 E: 0 LOB: 0 K: 0 BB: 0 S: 6 P: 8	R: 0 H: 0 E: 0 LOB: 1 K: 1 BB: 1 S: 9 P: 19	R: 0 H: 1 E: 0 LOB: 2 K: 1 BB: 1 S: 13 P: 22	R: 0 H: 1 E: 0 LOB: 0 K: 0 BB: 0 S: 5 P: 8	R: 0 H: 1 E: 0 LOB: 0 K: 0 BB: 0 S: 5 P: 10	R: 0 H: 0 E: 0 LOB: 0 K: 1 BB: 0 S: 8 P: 12	R: 0 H: 2 E: 0 LOB: 2 K: 2 BB: 0 S: 13 P: 17	R: 0 H: 0 E: 0 LOB: 0 K: 2 BB: 0 S: 9 P: 16	R: 0 H: 1 E: 0 LOB: 1 K: 2 BB: 0 S: 11 P: 22	1B: 7 SF: 0 2B: 0 SAC: 0 3B: 0 DP: 3 HR: 0 HBP: 0							WP: 0 PA: 33 PB: 0 SB: 0 CS: 0

	AB	31
	R	0
	H	7
	RBI	0
	BB	2
	SO	9
	LOB	12

PITCHER		IP	WLS	BF	H	R	ER	SO	BB	IBB	HBP	BLK	WP	HR	S	P	ERA	WHIP
Mark Gubicza, R ERA: 3.34	(1, 1)	6.0	W	21	4	0	0	3	2	0	0	0	0	0	46	79	0.00	1.000
Steve Crawford, R ERA: 3.52	(7, 1)	3.0	S	12	3	0	0	6	0	0	0	0	0	0	33	55	0.00	1.000

PITCHER	IP	WLS	BF	H	R	ER	SO	BB	IBB	HBP	BLK	WP	HR	S	P	ERA	WHIP

Batter	1	2	3	4	5	6	7	8	9	10	AB	R	H	RBI	BB	SO	LOB
Brian McRae, S (1, 8) OBP: 0.258, SLG: 0.325	B F C S 1-3 K ①		B S S F B S 2-3 K ②		B X 1-0 F7 ①	F S B 1 SAFE 1 SAFE S 1-3 K ②			X 0-0 B3 ①		5	0	0	0	0	3	3
Kirk Gibson, L (1, 7) OBP: 0.320, SLG: 0.384	C C B B X 2-2 F7 ②		F C F B F B F B 4-2 B 2B 2B BB		F S B B F B B 4-2 1B HR BB	1 SAFE 1 SAFE B B S B F C 3-3 K ③ 1-2			C F B X 1-2 P6 ②		3	2	0	0	2	1	1
George Brett, L (1, 10) OBP: 0.328, SLG: 0.356	X 0-0 G4-3 ③		X 0-0 1-3 2-H 3-H 2B 2B		X 0-0 1-2 HR 1B		C F X 0-2 G1-3 ①		B B X 2-0 F7 ③		5	2	2	2	0	0	0
Danny Tartabull, R (1, 9) OBP: 0.325, SLG: 0.503		C B B X 2-1 F9 ①	X 0-0 2-H 3-H 2B		B C F B X 2-2 1-H 2-H HR		B X 1-0 E5			X 0-0 HR	5	2	3	6	0	0	0
Mike Macfarlane, R (1, 2) OBP: 0.309, SLG: 0.455		B B X 2-0 G6-3 ②	B C X 1-1 F8 ③		C F B C 1-3 K ②		B S F F B X 2-2 F8 ②			X 0-0 L5 ①	5	0	0	0	0	1	2
Kevin Seitzer, R (1, 5) OBP: 0.296, SLG: 0.255		C F B B B B 4-2 CS BB		C B X 1-1 F8 1B 2B	B C B B B 4-1 BB		C B F X 1-2 G6-3 ③			C C B X 1-2 G4-3 ②	3	1	1	0	2	0	1
Carmelo Martinez, R (1, 3) OBP: 0.323, SLG: 0.279	C B B S 2-2 CS ③ 1-2	B B B C B 4-1 SH2-4 1B 2B BB	X 0-0 F8 ① 2-3	C S 0-3 K ③			B F X 1-1 P6 ①			B B B B 4-0 FC4-6 BB	3	1	0	0	2	1	2
Kurt Stillwell, S (1, 6) OBP: 0.300, SLG: 0.321			C B F B X 2-2 SH2-4 1-2 2B 1B	B X 1-0 G5-4-3 3-H 1B		B C B B B 4-1 E BB	B F F B B X 3-2 G4-3 ②			C S B X 1-2 FC4-6 1-2f ③	4	1	2	1	1	0	1
Terry Shumpert, R (1, 4) OBP: 0.252, SLG: 0.321			X 0-0 1-2 2-3 SH2-4 ①	L 1 SAFE P X 1-1 1-2f G5-4-3 ②③		X 0-0 F8 ①	B F B F F B F X 3-2 P5 ③				3	0	0	0	0	0	2
Inning Stats	R: 0 E: 0 K: 1 S: 7 H: 0 LOB: 0 BB: 0 P: 10	R: 0 E: 0 K: 0 S: 7 H: 0 LOB: 0 BB: 1 P: 17	R: 4 E: 0 K: 1 S: 19 H: 3 LOB: 1 BB: 2 P: 32	R: 1 E: 0 K: 0 S: 7 H: 2 LOB: 0 BB: 0 P: 9	R: 3 E: 0 K: 2 S: 15 H: 2 LOB: 1 BB: 2 P: 27	R: 0 E: 1 K: 2 S: 8 H: 0 LOB: 1 BB: 1 P: 16	R: 0 E: 1 K: 0 S: 11 H: 0 LOB: 1 BB: 0 P: 15	R: 0 E: 0 K: 0 S: 10 H: 0 LOB: 0 BB: 0 P: 17	R: 0 E: 0 K: 0 S: 5 H: 0 LOB: 0 BB: 0 P: 8	R: 1 E: 0 K: 0 S: 8 H: 1 LOB: 1 BB: 1 P: 14	1B: 3 2B: 3 3B: 0 HR: 2 SF: 0 SAC: 1 DP: 1 HBP: 0						

PITCHER		IP	WLS	BF	H	R	ER	SO	BB	IBB	HBP	BLK	WP	HR	S	P	ERA	WHIP
Bob Milacki, R ERA: 4.81	(1, 1)	4.1		21	6	7	7	2	4	0	0	0	0	0	45	78	14.54	2.308
Todd Frohwirth, R ERA: 2.61	(5, 1)	1.1		7	1	1	1	3	2	0	0	0	0	1	15	27	6.75	2.250
Kevin Hickey, L ERA: 4.91	(6, 1)	0.2		2	0	0	0	1	0	0	0	0	0	0	6	9	0.00	0.000
Mark Williamson, R ERA: 3.89	(7, 1)	3.2	L	14	1	1	1	0	1	0	0	0	0	1	31	51	2.46	0.545

PITCHER	IP	WLS	BF	H	R	ER	SO	BB	IBB	HBP	BLK	WP	HR	S	P	ERA	WHIP

TOP

Kansas City Royals @ Baltimore Orioles

Memorial Stadium, Baltimore, MD

Wed Jun 12 1991, 7:05 PM EDT
Att. 22,758 - Cloudy - 90 F

livebaseballscorecards.com

AB	36
R	9
H	8
RBI	9
BB	7
SO	6
LOB	12

1B: 3	SF: 0	WP: 0	PA: 45
2B: 3	SAC: 1	PB: 0	
3B: 0	DP: 1	SB: 0	
HR: 2	HBP: 0	CS: 1	

Batter	1	2	3	4	5	6	7	8	9	10	AB	R	H	RBI	BB	SO	LOB
Mike Devereaux, R (1, 8) OBP: 0.341, SLG: 0.468	K		F9		G6-3	F8			P4		5	0	0	1	0	1	1
Joe Orsulak, L (1, 7) OBP: 0.282, SLG: 0.306	L7		G3-1		F7	F8			F8		5	0	0	0	0	0	1
Cal Ripken Jr., R (1, 6) OBP: 0.405, SLG: 0.586	1B			P4	2B		G5-3		BB		4	1	2	1	1	0	0
Sam Horn, L (1, 10) OBP: 0.343, SLG: 0.538	K			HR	WP 2B		P1		G1-3		5	2	2	2	0	1	2
Dwight Evans, R (1, 9) OBP: 0.393, SLG: 0.391		G1-3		BB 1B	E 2B		HR			G5-3	5	2	3	2	0	0	0
Leo Gomez, R (1, 5) OBP: 0.347, SLG: 0.379	E8			G6-3 BB	E4 FC6-4		P4			2B	4	0	1	0	1	0	0
Juan Bell, R (10, PR) OBP: 0.109, SLG: 0.152											0	0	0	0	0	0	0
Randy Milligan, R (1, 3) OBP: 0.338, SLG: 0.359	K			G6-3	FC6-4			F8		F9	5	0	0	0	0	1	5
Ernie Whitt, L (1, 2) OBP: 0.346, SLG: 0.273	K				2B G6-3 1B	E G3-1 2B		G3		G4-3	5	2	2	0	0	1	2
Tim Hulett, R (1, 4) OBP: 0.277, SLG: 0.376			F9		2B	G3-1		K			4	1	1	1	0	1	0
Inning Stats	R: 0 E: 0 K: 2 S: 12 H: 1 LOB: 1 BB: 0 P: 19	R: 0 E: 1 K: 2 S: 11 H: 0 LOB: 1 BB: 0 P: 17	R: 0 E: 0 K: 0 S: 6 H: 0 LOB: 0 BB: 0 P: 9	R: 1 E: 0 K: 0 S: 9 H: 2 LOB: 1 BB: 1 P: 17	R: 5 E: 1 K: 0 S: 18 H: 5 LOB: 1 BB: 0 P: 26	R: 1 E: 1 K: 0 S: 14 H: 1 LOB: 0 BB: 0 P: 21	R: 1 E: 0 K: 0 S: 11 H: 1 LOB: 0 BB: 0 P: 16	R: 0 E: 0 K: 1 S: 9 H: 0 LOB: 0 BB: 0 P: 13	R: 0 E: 0 K: 0 S: 10 H: 0 LOB: 1 BB: 1 P: 19	R: 0 E: 0 K: 0 S: 9 H: 1 LOB: 1 BB: 0 P: 11	1B: 3 2B: 6 3B: 0 HR: 2 SF: 0 SAC: 0 DP: 1 HBP: 0						

PITCHER		IP	WLS	BF	H	R	ER	SO	BB	IBB	HBP	BLK	WP	HR	S	P	ERA	WHIP
Bret Saberhagen, R ERA: 2.96	(1, 1)	5.0		25	8	6	5	4	1	0	0	0	1	1	56	88	9.00	1.800
Luis Aquino, R ERA: 4.54	(6, 1)	3.1		12	2	2	2	1	0	0	0	0	0	1	37	54	5.40	0.600
Mark Davis, L ERA: 5.79	(9, 1)	0.2	W	3	0	0	0	0	1	0	0	0	0	0	7	15	0.00	1.500
Jeff Montgomery, R ERA: 3.34	(10, 1)	1.0	S	4	1	0	0	0	0	0	0	0	0	0	9	11	0.00	1.000

PITCHER	IP	WLS	BF	H	R	ER	SO	BB	IBB	HBP	BLK	WP	HR	S	P	ERA	WHIP

BOTTOM

Kansas City Royals @ Baltimore Orioles

Memorial Stadium, Baltimore, MD

Wed Jun 12 1991, 7:05 PM EDT

Att. 22,758 - Cloudy - 90 F

livebaseballscorecards.com

AB	42
R	8
H	11
RBI	7
BB	2
SO	5
LOB	11

WP: 1 PB: 0 SB: 0 CS: 0 PA: 44

Kansas City Royals @ Baltimore Orioles

Memorial Stadium, Baltimore, MD

Thu Jun 13 1991, 7:05 PM EDT

Att. 27,012 - Sunny - 84 F

TOP

livebaseballscorecards.com

Batter	1	2	3	4	5	6	7	8	9	AB	R	H	RBI	BB	SO	LOB
Brian McRae, S (1, 8) OBP: 0.266, SLG: 0.342	F X 0-1 F9 ①		1 SAFE B C B X 2-1 S 1B 1-2 1B ①	F B S X 1-2 G6-3 ③			F B X 1-1 3B		B F F X 1-2 HR 1B	5	2	3	0	0	0	1
Kirk Gibson, L (1, 7) OBP: 0.317, SLG: 0.395	C B F B X 2-2 F9 ②		1 SAFE C P X 1-1 F8 ②		C S B B B C 3-3 K ①		C F B X 1-2 G1-3 ①		1 SAFE C 1 SAFE B 1 SAFE 1 SAFE P 1 SAFE X 2-1 1-H HR	5	1	1	2	0	1	2
George Brett, L (1, 10) OBP: 0.331, SLG: 0.347	B C S X 1-2 G6-3 ③		1 SAFE P F B B F B 4-2 1B 1-2 BB		B F B C X 2-2 G3-1 ②		I I I I 4-0 G6-4-3 IBB		F S X 0-2 G4-3 ②	3	0	0	0	2	0	0
Danny Tartabull, R (1, 9) OBP: 0.337, SLG: 0.525		S B S B B X 3-2 HR	B B C B X 3-1 1-3 2-H 1B		B B B 4-0 1B BB		B X 1-0 G6-4-3 ② ③ 1-2f		C X 0-1 S 1B	4	1	3	2	1	0	2
Mike Macfarlane, R (1, 2) OBP: 0.317, SLG: 0.456		X 0-0 G6-3 S G6-3 1B	B B B B C F S 3-3 K ③		X 0-0 1-2 1B			B F B S B C 3-3 K ①	B B C B B 4-1 1-2 BB	4	1	2	0	1	2	2
Kevin Seitzer, R (1, 5) OBP: 0.301, SLG: 0.255		F B C B 1 SAFE B X 3-2 G6-3 ① 1-3		B S F B B B 4-2 1B SF8 BB	B B B C X 3-1 G1-3 ③			B X 1-0 S 1B	B X 1-0 F9 ③	4	1	1	0	1	0	5
Carmelo Martinez, R (1, 3) OBP: 0.321, SLG: 0.278		B B B C X 3-1 G6-3 ② 3-H	B F B F B X 2-2 G5-3 1-3 1B			B B X 2-0 L4 ①		B C F F B B C 3-3 K ② 1-2		4	0	1	1	0	1	1
Kurt Stillwell, S (1, 6) OBP: 0.294, SLG: 0.316		C F X 0-2 G3-1 ③		S X 0-1 SF8 ① 3-H		S B F B C 2-3 K ②		F F S 0-3 K ③		3	0	0	1	0	2	1
Terry Shumpert, R (1, 4) OBP: 0.253, SLG: 0.321 Jim Eisenreich, L (9, PH) OBP: 0.339, SLG: 0.404 Bill Pecota, R (9, 4) OBP: 0.319, SLG: 0.388			B X 1-0 CS 1B	C B F X 1-2 G5-3 ② 1-2		C F F B C 1-3 K ③			F B S T B S 2-3 K ①	3 1 0	0 0 0	1 0 0	0 0 0	0 0 0	1 1 0	1 0 0
Inning Stats	R: 0 E: 0 K: 0 S: 8 H: 0 LOB: 0 BB: 0 P: 11	R: 2 E: 0 K: 0 S: 12 H: 2 LOB: 0 BB: 0 P: 21	R: 1 E: 0 K: 1 S: 14 H: 3 LOB: 2 BB: 1 P: 26	R: 1 E: 0 K: 0 S: 13 H: 1 LOB: 1 BB: 1 P: 21	R: 0 E: 0 K: 1 S: 9 H: 1 LOB: 2 BB: 1 P: 21	R: 0 E: 0 K: 2 S: 8 H: 0 LOB: 0 BB: 0 P: 13	R: 0 E: 0 K: 0 S: 6 H: 1 LOB: 1 BB: 1 P: 13	R: 0 E: 0 K: 3 S: 11 H: 1 LOB: 1 BB: 0 P: 18	R: 2 E: 0 K: 1 S: 17 H: 3 LOB: 2 BB: 1 P: 26	1B: 9 2B: 0 3B: 1 HR: 2	SF: 1 SAC: 0 DP: 1 HBP: 0					

	AB	36
	R	6
	H	12
	RBI	6
	BB	5
	SO	8
	LOB	15

WP: 0 PB: 0 SB: 4 CS: 1 PA: 42

PITCHER		IP	WLS	BF	H	R	ER	SO	BB	IBB	HBP	BLK	WP	HR	S	P	ERA	WHIP
Roy Smith, R ERA: 3.6	(1, 1)	4.2		23	7	4	3	2	3	0	0	0	0	1	54	95	5.79	2.143
Todd Frohwirth, R ERA: 1.98	(5, 1)	3.1		12	2	0	0	5	0	1	0	0	0	0	27	49	0.00	0.600
Paul Kilgus, L ERA: 5.31	(9, 1)	0.2	L	5	3	2	2	1	0	0	0	0	0	1	15	19	27.00	4.500
Gregg Olson, R ERA: 2.25	(9, 1)	0.1		2	0	0	0	0	1	0	0	0	0	0	2	7	0.00	3.000

PITCHER	IP	WLS	BF	H	R	ER	SO	BB	IBB	HBP	BLK	WP	HR	S	P	ERA	WHIP

Batter	1	2	3	4	5	6	7	8	9	AB	R	H	RBI	BB	SO	LOB
Mike Devereaux, R (1, 8) OBP: 0.333, SLG: 0.456	B X 1-0 F8 ①		X 0-0 P5 ② B B B C X 3-1 F9 ③				F C X 0-2 G5-3 ②		F B S S 1-3 K ②	5	0	0	0	0	1	1
Joe Orsulak, L (1, 9) OBP: 0.280, SLG: 0.303	B B X 2-0 F7 ②		B B S T X 2-2 L8 ③		C X 0-2 F9 ①		F C X 0-2 FC6-4 1B		X 0-0 L9 ③	5	0	1	0	0	0	0
Cal Ripken Jr., R (1, 6) OBP: 0.407, SLG: 0.585	C X 0-1 1B			F B B S X 2-2 1B 1B 1B	C F B F F B X 3-2 G5-3 ②		1 SAFE C 1 SAFE B B 1 SAFE F X 2-2 FC6-4 ③ 1-2f			4	1	2	0	0	0	1
Sam Horn, L (1, 10) OBP: 0.343, SLG: 0.529 Dwight Evans, R (8, PH) OBP: 0.391, SLG: 0.388	B C C B B X 3-2 G6-3 ③			C S B F B C 2-3 K ①	S S B B F B 4-2 BB			C C B X 1-2 F8 ①		2 1	0 0	0 0	0 0	1 0	1 0	2 0
Leo Gomez, R (1, 5) OBP: 0.354, SLG: 0.386		B F S X 1-2 G5-3 ①		B X 1-0 1B 2B 1B 1-2	C X 0-1 F9 ③			X 0-0 BB 1B		4	1	2	0	0	0	1
Randy Milligan, R (1, 3) OBP: 0.342, SLG: 0.359		C B B B S S 3-3 K ②		S B F X 1-2 2B 1B 1B 1-2 2-H		X 0-0 L1 ①		1 SAFE B 1 SAFE C B B B 4-1 BB 1-2		3	1	1	1	1	1	0
David Segui, S (1, 7) OBP: 0.273, SLG: 0.365		B B B C C X 3-2 1B		B X 1-0 1B 2B 1-3 2-H		C X 0-1 G4-3 ②		C B F B B S 3-3 K ②		4	1	2	1	0	1	2
Tim Hulett, R (1, 4) OBP: 0.268, SLG: 0.363		B 1 SAFE X 1-0 F8 ③		S B B B S X 3-2 F8 ②		C S B B X 2-2 F7 ③		C B B F S 2-3 K ③		4	0	0	0	0	1	5
Bob Melvin, R (1, 2) OBP: 0.275, SLG: 0.247 Ernie Whitt, L (9, PH) OBP: 0.340, SLG: 0.267			C B X 1-1 P3 ①	B B S X 2-1 2-H 3-H 1B			S B C F S 1-3 K ①		B C B C C X 2-2 G5-3 ①	3 1	0 0	1 0	2 0	0 0	1 0	0 0
Inning Stats	R: 0 E: 0 K: 0 S: 7 H: 1 LOB: 1 BB: 0 P: 13	R: 0 E: 0 K: 1 S: 10 H: 1 LOB: 1 BB: 0 P: 18	R: 0 E: 0 K: 0 S: 6 H: 0 LOB: 0 BB: 0 P: 9	R: 4 E: 0 K: 1 S: 19 H: 5 LOB: 1 BB: 0 P: 34	R: 0 E: 0 K: 0 S: 13 H: 0 LOB: 1 BB: 1 P: 20	R: 0 E: 0 K: 0 S: 6 H: 0 LOB: 0 BB: 0 P: 8	R: 0 E: 0 K: 1 S: 13 H: 1 LOB: 1 BB: 0 P: 16	R: 0 E: 0 K: 2 S: 11 H: 1 LOB: 2 BB: 1 P: 21	R: 0 E: 0 K: 1 S: 7 H: 0 LOB: 0 BB: 0 P: 10	1B: 8 2B: 1 3B: 0 HR: 0 SF: 0 SAC: 0 DP: 0 HBP: 0						

PITCHER		IP	WLS	BF	H	R	ER	SO	BB	IBB	HBP	BLK	WP	HR	S	P	ERA	WHIP
Kevin Appier, R ERA: 3.96	(1, 1)	7.0		30	8	4	4	3	1	0	0	0	0	0	74	118	5.14	1.286
Mark Davis, L ERA: 5.4	(8, 1)	1.0	W	5	1	0	0	2	1	0	0	0	0	0	11	21	0.00	2.000
Jeff Montgomery, R ERA: 3.24	(9, 1)	1.0	S	3	0	0	0	1	0	0	0	0	0	0	7	10	0.00	0.000

PITCHER	IP	WLS	BF	H	R	ER	SO	BB	IBB	HBP	BLK	WP	HR	S	P	ERA	WHIP

BOTTOM

Kansas City Royals @ Baltimore Orioles

Memorial Stadium, Baltimore, MD

Thu Jun 13 1991, 7:05 PM EDT

Att. 27,012 - Sunny - 84 F

livebaseballscorecards.com

AB	36
R	4
H	9
RBI	4
BB	2
SO	6
LOB	12

Batter	1	2	3	4	5	6	7	8	9	AB	R	H	RBI	BB	SO	LOB
Brian McRae, S (1, 8) OBP: 0.267, SLG: 0.342	X 0-0 ① F9		1 SAFE 1 SAFE B 1 SAFE 1 SAFE B C X 2-1 ① SH5-3 1-3		C X 0-1 ② G6-3 2-3			L F B X 1-2 G4-6-3 1B		3	0	1	0	0	0	1
Kirk Gibson, L (1, 7) OBP: 0.325, SLG: 0.404	F C B F F F F B 2-2 X 2B 1B		B F F X 1-2 3-H 2B		B B B B 4-0 CS BB			X 0-0 ① P3		3	1	2	1	1	0	1
George Brett, L (1, 10) OBP: 0.336, SLG: 0.355	B X 1-0 1-H 2B		S B B B B 4-1 G4-6-3 BB		1 SAFE 0-0 ③ CS 1-2 3-H	F B B F X 2-2 ① P5		S B X 1-1 ② ③ G4-6-3 1-2f		3	0	1	1	1	0	1
Danny Tartabull, R (1, 9) OBP: 0.330, SLG: 0.513	S X 0-1 ② G6-3		B C X 1-1 ② ③ G4-6-3 1-2f			B S C S 1-3 ② K			X 0-0 ① G4-3	4	0	0	0	0	1	3
Jim Eisenreich, L (1, 3) OBP: 0.333, SLG: 0.397 Gary Thurman, R (9, PH) OBP: 0.303, SLG: 0.381	X 0-0 ③ F7			F F B B B F X 3-2 ① L6		B F F B B F F B X 3-2 ③ P4			X 0-0 ② L3	3 1	0 0	0 0	0 0	0 0	1 0	1 0
Kevin Seitzer, R (1, 5) OBP: 0.299, SLG: 0.248		B C B X 2-1 ① G4-3		F B C S 1-3 ② K			B B B C F B 4-2 BB		B F B X 2-1 ③ L9	3	0	0	0	1	1	0
Brent Mayne, L (1, 2) OBP: 0.347, SLG: 0.279		B F B X 2-1 ② F7		B B X 2-0 ③ L7			C B 1 SAFE X 1-1 ① F9			3	0	0	0	0	0	1
Kurt Stillwell, S (1, 6) OBP: 0.294, SLG: 0.313		B B S B B 4-1 CS BB			X 0-0 ① F8		F B F X 1-2 ② F7			2	0	0	0	1	0	1
Terry Shumpert, R (1, 4) OBP: 0.262, SLG: 0.331		B 1 SAFE 1-0 ③ CS 1-2	B S S B B F B 4-2 SH5-3 S 2B BB		C C B F X 1-2 G6-3 CS 2B		B X 1-0 ③ G5-3			2	2	1	0	1	0	1
Inning Stats	R: 1 E: 0 K: 0 S: 13 H: 2 LOB: 1 BB: 0 P: 16	R: 0 E: 0 K: 0 S: 5 H: 0 LOB: 0 BB: 1 P: 14	R: 1 E: 0 K: 0 S: 11 H: 1 LOB: 1 BB: 2 P: 23	R: 0 E: 0 K: 1 S: 8 H: 0 LOB: 0 BB: 0 P: 14	R: 1 E: 0 K: 0 S: 7 H: 1 LOB: 0 BB: 1 P: 12	R: 0 E: 0 K: 1 S: 10 H: 0 LOB: 0 BB: 0 P: 16	R: 0 E: 0 K: 0 S: 9 H: 0 LOB: 1 BB: 1 P: 16	R: 0 E: 0 K: 0 S: 6 H: 1 LOB: 0 BB: 0 P: 8	R: 0 E: 0 K: 0 S: 4 H: 0 LOB: 0 BB: 0 P: 6	1B: 2 2B: 3 3B: 0 HR: 0	SF: 0 SAC: 1 DP: 2 HBP: 0						

PITCHER		IP	WLS	BF	H	R	ER	SO	BB	IBB	HBP	BLK	WP	HR	S	P	ERA	WHIP
Jack McDowell, R ERA: 3.59	(1, 1)	7.0	W	28	5	3	3	2	5	0	0	0	0	0	66	115	3.86	1.429
Scott Radinsky, L ERA: 2.16	(8, 1)	2.0	S	5	0	0	0	0	0	0	0	0	0	0	7	10	0.00	0.000

PITCHER	IP	WLS	BF	H	R	ER	SO	BB	IBB	HBP	BLK	WP	HR	S	P	ERA	WHIP

TOP

Kansas City Royals @ Chicago White Sox

Comiskey Park, Chicago, IL

Fri Jun 14 1991, 8:05 PM EDT

Att. 41,310 - Sunny - 93 F

livebaseballscorecards.com

AB	27
R	3
H	5
RBI	2
BB	5
SO	2
LOB	10

WP: 0 PA: 35
PB: 0
SB: 1
CS: 3

Batter	1	2	3	4	5	6	7	8	9	AB	R	H	RBI	BB	SO	LOB
Tim Raines, S (1, 7) OBP: 0.391, SLG: 0.405	C B B B F B 4-2 G3-6-3-4-1 BB		X 0-0 ② SF8 3-H		C B C B X 2-2 BB HR 1B		B C C X 1-2 S 2B 1B	C X 0-1 1B 1B 1B 3-H		3	3	3	2	1	0	0
Robin Ventura, L (1, 5) OBP: 0.353, SLG: 0.337	1 SAFE B C 1 SAFE B F X 2-2 ①② G3-6-3-4-1 1-2f		1 SAFE B X 1-0 ③ G3		1 SAFE B B B B 4-0 HR 1-2 BB		B 1 SAFE C F X 1-2 ① F8	C S B X 1-2 1B 1-2 1B		4	1	1	0	1	0	3
Frank Thomas, R (1, 10) OBP: 0.453, SLG: 0.515	B C X 1-1 ③ G5-3			B F B B X 3-1 1B 1B 2B	C X 0-1 1-H 2-H HR		B 1 SAFE C C B F X 2-2 F8 1-H 2B	B F X 1-1 1-2 2-H 1B		5	2	4	5	0	0	0
Matt Merullo, L (1, 2) (9, 3) OBP: 0.294, SLG: 0.435		B F B B F S 3-3 ① K		C X 0-1 ① F8	B B F B X 3-1 1B		B X 1-0 ② F8 2-3	B B X 2-0 ③ F9		5	0	1	0	0	1	4
Carlton Fisk, R (1, 3) (9, 2) OBP: 0.347, SLG: 0.388		B B C B X 3-1 ② P1		X 0-0 ② G4-3	B X 1-0 ② P6		S B F B X 2-2 ③ P4			4	0	0	0	0	0	3
Dan Pasqua, L (1, 9) OBP: 0.303, SLG: 0.359		X 0-0 ③ F8		B F B X 2-1 1B 2-3 1B	B S B F B X 3-2 ③ F8			S S B B X 2-2 P6-3 1B		3	0	1	0	0	0	1
Sammy Sosa, R (6, 9) OBP: 0.268, SLG: 0.375										1	0	1	0	0	0	0
Lance Johnson, L (1, 8) OBP: 0.264, SLG: 0.270			X 0-0 1B E SF8 1B	C B B F X 2-2 1-2 3-H 1B		L B F X 1-2 ① G5-3		1 SAFE X 0-0 ①② P6-3 1-2f		4	1	2	1	0	0	1
Joey Cora, S (1, 4) OBP: 0.306, SLG: 0.322			1 SAFE 1 SAFE X 0-0 1-3 1B	B X 1-0 ③ G3		B X 1-0 ② G3-4-1		C F B B X 2-2 3B 1B		4	1	2	0	0	0	2
Ozzie Guillen, L (1, 6) OBP: 0.274, SLG: 0.301			L 1 SAFE F B S 1-3 ① K		B F B X 2-1 ① G3-1	S F X 0-2 ③ G5-3		F 1 SAFE X 0-1 1-H 1B 3B		4	1	1	1	0	1	2
Craig Grebeck, R (9, 6) OBP: 0.311, SLG: 0.488										0	0	0	0	0	0	0
Inning Stats	R: 0 E: 0 K: 0 S: 7 H: 0 LOB: 0 BB: 1 P: 14	R: 0 E: 0 K: 1 S: 6 H: 0 LOB: 0 BB: 0 P: 12	R: 1 E: 1 K: 1 S: 7 H: 2 LOB: 1 BB: 0 P: 9	R: 1 E: 0 K: 0 S: 11 H: 3 LOB: 2 BB: 0 P: 19	R: 3 E: 0 K: 0 S: 13 H: 3 LOB: 1 BB: 1 P: 28	R: 0 E: 0 K: 0 S: 7 H: 0 LOB: 0 BB: 0 P: 9	R: 1 E: 0 K: 0 S: 14 H: 2 LOB: 1 BB: 0 P: 21	R: 3 E: 0 K: 0 S: 17 H: 6 LOB: 2 BB: 0 P: 25		1B: 12 2B: 3 3B: 1 HR: 1	SF: 1 SAC: 0 DP: 2 HBP: 0					

PITCHER		IP	WLS	BF	H	R	ER	SO	BB	IBB	HBP	BLK	WP	HR	S	P	ERA	WHIP
Luis Aquino, R ERA: 4.97	(1, 1)	4.1	L	22	8	5	4	2	2	0	0	0	0	1	40	74	8.31	2.308
Steve Crawford, R ERA: 4.39	(5, 1)	3.2		18	8	4	4	0	0	0	0	0	0	0	42	63	9.82	2.182

PITCHER	IP	WLS	BF	H	R	ER	SO	BB	IBB	HBP	BLK	WP	HR	S	P	ERA	WHIP

BOTTOM

Kansas City Royals @ Chicago White Sox

Comiskey Park, Chicago, IL

Fri Jun 14 1991, 8:05 PM EDT

Att. 41,310 - Sunny - 93 F

livebaseballscorecards.com

AB	37
R	9
H	16
RBI	9
BB	2
SO	2
LOB	16

WP: 0 PB: 0 SB: 1 CS: 0 PA: 40

Batter	1	2	3	4	5	6	7	8	9	AB	R	H	RBI	BB	SO	LOB
Brian McRae, S (1, 8) OBP: 0.271, SLG: 0.350	B C S B X 2-2 ① G1-3	B S F X 1-2 FC3-6-5 2-H 1B			X 0-0 2B		C F X 0-2 ② G1-3			4	0	2	1	0	0	0
Kirk Gibson, L (1, 7) OBP: 0.328, SLG: 0.418	B S B B C X 3-2 HR	C F B B T T F B B 4-2 FC3-6-5 BB			B X 1-0 ① L4		C X 0-1 ③ G4-3			3	1	1	1	1	0	1
George Brett, L (1, 10) OBP: 0.333, SLG: 0.352	C F B X 1-2 HR 1B	X 0-0 ② ③ FC3-6-5 1-2 2-H			C F F F S 0-3 ② K			B S F F S 1-3 ① K		4	1	1	0	0	2	3
Danny Tartabull, R (1, 9) OBP: 0.333, SLG: 0.529	X 0-0 1-H HR		C F B S 1-3 ① K		B C F S 1-3 ③ K			S S B X 1-2 G5-4-3 1B		4	1	2	2	0	2	1
Jim Eisenreich, L (1, 3) OBP: 0.332, SLG: 0.399 Carmelo Martinez, R (8, 3) OBP: 0.321, SLG: 0.278	B X 1-0 ② G5-3		B B F B X 3-1 ② G5-3			X 0-0 G1-4-3 2B		C B 1 SAFE X 1-1 ② ③ G5-4-3 1-2f		4 0	0 0	1 0	0 0	0 0	0 0	1 0
Kevin Seitzer, R (1, 5) OBP: 0.289, SLG: 0.238	B C B F X 2-2 ③ G4-3		F B X 1-1 ③ F8			B F F F X 2-2 ① G1-4-3 2-3			C C B X 1-2 ① G5-3	4	0	0	0	0	0	1
Mike Macfarlane, R (1, 2) OBP: 0.321, SLG: 0.471		S T F B B B F F X 3-2 HR		C B H 2-1 G5-4-3 HBP		S M B S 1-3 ② K			C B C S 1-3 ② K	3	1	1	1	0	2	1
Kurt Stillwell, S (1, 6) OBP: 0.294, SLG: 0.312		B B B C F X 3-2 G1-6-3 1B 1B		F B 1 SAFE X 1-1 ① ② G5-4-3 1-2f		B X 1-0 ③ G3-1			C B F X 1-2 ③ F8	4	1	1	0	0	0	2
David Howard, S (1, 4) OBP: 0.167, SLG: 0.074		X 0-0 ① G1-6-3 1-2		B F S B B S 3-3 ③ K			C C F B B F S 2-3 ① K			3	0	0	0	0	2	1
Inning Stats	R: 3 E: 0 K: 0 S: 14 H: 3 LOB: 0 BB: 0 P: 23	R: 2 E: 0 K: 0 S: 19 H: 3 LOB: 1 BB: 1 P: 30	R: 0 E: 0 K: 1 S: 7 H: 0 LOB: 0 BB: 0 P: 12	R: 0 E: 0 K: 1 S: 6 H: 0 LOB: 0 BB: 0 P: 12	R: 0 E: 0 K: 2 S: 10 H: 1 LOB: 1 BB: 0 P: 12	R: 0 E: 0 K: 1 S: 8 H: 1 LOB: 1 BB: 0 P: 12	R: 0 E: 0 K: 1 S: 10 H: 0 LOB: 0 BB: 0 P: 12	R: 0 E: 0 K: 1 S: 9 H: 1 LOB: 0 BB: 0 P: 12	R: 0 E: 0 K: 1 S: 9 H: 0 LOB: 0 BB: 0 P: 12	1B: 4 2B: 3 3B: 0 HR: 3	SF: 0 SAC: 0 DP: 3 HBP: 1					

PITCHER		IP	WLS	BF	H	R	ER	SO	BB	IBB	HBP	BLK	WP	HR	S	P	ERA	WHIP
Ramon Garcia, R ERA: 4.3	(1, 1)	1.1	L	10	6	5	5	0	0	0	0	0	0	3	27	43	33.75	4.500
Melido Perez, R ERA: 3.58	(2, 1)	7.2		25	3	0	0	8	1	0	1	0	0	0	65	94	0.00	0.522

PITCHER	IP	WLS	BF	H	R	ER	SO	BB	IBB	HBP	BLK	WP	HR	S	P	ERA	WHIP

TOP

Kansas City Royals @ Chicago White Sox

Comiskey Park, Chicago, IL

Sat Jun 15 1991, 8:05 PM EDT
Att. 41,844 - Cloudy - 82 F

livebaseballscorecards.com

AB	33
R	5
H	9
RBI	5
BB	1
SO	8
LOB	11

Batter	1	2	3	4	5	6	7	8	9	AB	R	H	RBI	BB	SO	LOB
Tim Raines, S (1, 7) OBP: 0.389, SLG: 0.403	C X 0-1 ① G5-3		B B X 2-0 1B		C B F X 1-2 ② G3 1-3 2-H		B 1 SAFE B X 2-0 ③ G3			4	0	1	1	0	0	3
Robin Ventura, L (1, 5) (9, 3) OBP: 0.347, SLG: 0.330	C B B F X 2-2 ② G3		B F X 1-1 ③ F7		B X 1-0 ③ P6			X 0-0 ① F8		4	0	0	0	0	0	2
Frank Thomas, R (1, 10) OBP: 0.454, SLG: 0.527	C C F S 0-3 ③ K			B B F B X 3-1 HR		C S B B B S 3-3 ① K		F B F B F B B 4-2 S 1B BB		3	2	1	1	1	2	0
Matt Merullo, L (1, 3) OBP: 0.282, SLG: 0.415 Craig Grebeck, R (8, PH) OBP: 0.304, SLG: 0.477 (9, 5)		C B B X 1-2 ① P5		B X 1-0 ① P6		B B X 2-0 ② G4-3		C B F B X 2-2 ② P3		3 1	0 0	0 0	0 0	0 0	0 0	0 1
Carlton Fisk, R (1, 2) OBP: 0.345, SLG: 0.385		C X 0-1 ② P4		F C C 0-3 ② K		C S S 0-3 ③ K		B B F F B X 3-2 1-H 1B		4	0	1	1	0	2	0
Dan Pasqua, L (1, 9) OBP: 0.304, SLG: 0.353 Sammy Sosa, R (8, PH) OBP: 0.268, SLG: 0.375 Warren Newson, L (8, PH) OBP: 0.500, SLG: 0.250 (9, 9)		C B C B F B B 4-2 FC6 BB		B B F C F F B S 3-3 ③ K			B F B B B F F X 3-2 ① G3-1	B S C X 1-2 ③ G6-3		2 0 1	0 0 0	0 0 0	0 0 0	1 0 0	1 0 0	0 0 1
Lance Johnson, L (1, 8) OBP: 0.264, SLG: 0.270		C C B X 1-2 ③ FC6 1-2f			X 0-0 ① G6-3		L B B X 2-1 FC1-6-5 S 1B		X 0-0 ① G4-3	4	0	1	0	0	0	1
Joey Cora, S (1, 4) OBP: 0.318, SLG: 0.323			X 0-0 G6-3 1B		B B C C B B 4-2 WP 1B G3 BB		B 1 SAFE M L X 1-2 ② FC1-6-5 1B 1-3		C X 0-1 ② L5	3	1	1	0	1	0	1
Ozzie Guillen, L (1, 6) OBP: 0.279, SLG: 0.305			1 SAFE F B F F X 1-2 ① ② G6-3 1-2f		X 0-0 G3 WP 1-2 1B		C X 0-1 2-3 1B		F C F X 0-2 ③ G6-3	4	0	2	0	0	0	1
Inning Stats	R: 0 E: 0 K: 1 S: 9 H: 0 LOB: 0 BB: 0 P: 11	R: 0 E: 0 K: 0 S: 11 H: 0 LOB: 1 BB: 1 P: 17	R: 0 E: 0 K: 0 S: 8 H: 2 LOB: 1 BB: 0 P: 12	R: 1 E: 0 K: 2 S: 11 H: 1 LOB: 0 BB: 0 P: 18	R: 1 E: 0 K: 0 S: 8 H: 1 LOB: 1 BB: 1 P: 14	R: 0 E: 0 K: 2 S: 7 H: 0 LOB: 0 BB: 0 P: 12	R: 0 E: 0 K: 0 S: 12 H: 2 LOB: 2 BB: 0 P: 20	R: 1 E: 0 K: 0 S: 13 H: 1 LOB: 1 BB: 1 P: 23	R: 0 E: 0 K: 0 S: 7 H: 0 LOB: 0 BB: 0 P: 7	1B: 6 2B: 0 3B: 0 HR: 1	SF: 0 SAC: 0 DP: 1 HBP: 0					WP: 1 PB: 0 SB: 2 CS: 0	PA: 36	

PITCHER		IP	WLS	BF	H	R	ER	SO	BB	IBB	HBP	BLK	WP	HR	S	P	ERA	WHIP
Mike Boddicker, R ERA: 3.24	(1, 1)	7.0	W	28	6	2	2	5	2	0	0	0	1	1	66	104	2.57	1.143
Mark Davis, L ERA: 5.74	(8, 1)	0.2		4	1	1	1	0	1	0	0	0	0	0	10	19	13.50	3.000
Jeff Montgomery, R ERA: 3.12	(8, 1)	1.1	S	4	0	0	0	0	0	0	0	0	0	0	10	11	0.00	0.000

PITCHER	IP	WLS	BF	H	R	ER	SO	BB	IBB	HBP	BLK	WP	HR	S	P	ERA	WHIP

BOTTOM

Kansas City Royals @ Chicago White Sox

Comiskey Park, Chicago, IL

Sat Jun 15 1991, 8:05 PM EDT

Att. 41,844 - Cloudy - 82 F

livebaseballscorecards.com

AB	33
R	3
H	7
RBI	3
BB	3
SO	5
LOB	10

Batter	1	2	3	4	5	6	7	8	9	AB	R	H	RBI	BB	SO	LOB
Brian McRae, S (1, 8) OBP: 0.279, SLG: 0.355	B B C S F X 2-2 ① G1-3	X 0-0 BB 1-2 2B 1B		C C F B B X 2-2 1B		C B S X 1-2 CS 1B		F X 0-1 ③ G5-3		5	1	3	0	0	0	0
Kirk Gibson, L (1, 7) OBP: 0.329, SLG: 0.429	B S S B S 2-3 ② K	F B F B B F B 4-2 2B 1B 1-2 2-3 BB		B X 1-0 ① F7		1 SAFE 1 SAFE 1 SAFE S 1 SAFE 1 SAFE 0-1 ③ CS 1-2	C F B B B F X 3-2 HR		B B X 2-0 ① L5	4	2	1	1	1	1	1
George Brett, L (1, 10) OBP: 0.331, SLG: 0.356 Bill Pecota, R (9, PH) OBP: 0.316, SLG: 0.385	B X 1-0 ③ P6	F B X 1-1 1B 1-3 2-H 3-H 2B		B X 1-0 ② P6			F X 0-1 ① G4-1		B B X 2-0 ② P5	4 1	1 0	1 0	2 0	0 0	0 0	1 0
Danny Tartabull, R (1, 9) OBP: 0.330, SLG: 0.520	3-3 K 0-0 2-H 3-H 1B			C C B B X 2-2 ③ F9			C S F F F B S 1-3 ② K		C B S B S 2-3 ③ K	5	0	1	2	0	3	1
Jim Eisenreich, L (1, 3) OBP: 0.333, SLG: 0.406 Warren Cromartie, L (5, PH) OBP: 0.353, SLG: 0.406 (5, 3)	1B 2B 2-1 ② P6				X 0-0 ① G4-3		S X 0-1 BB 1B			2 2	1 0	1 1	0 0	0 0	0 0	1 0
Kevin Seitzer, R (1, 5) OBP: 0.296, SLG: 0.241	2-2 2-H 1B 2-1 ③ F7				B B F F F X 2-2 ② G3		B B 1 SAFE F F B B 4-1 1-2 BB			3	1	1	1	1	0	1
Brent Mayne, L (1, 2) OBP: 0.340, SLG: 0.277	C B C X 1-2 2-H HR 1B	F B C B F F S 2-3 ① K			C B X 1-1 ③ G4-3		C S F S 0-3 ③ K			4	1	1	1	0	2	2
Terry Shumpert, R (1, 4) OBP: 0.261, SLG: 0.350	1 SAFE 1 SAFE S F X 0-2 1-H HR	C X 0-1 ② G6-3				L X 0-1 ① F9		C B X 1-1 ① F8		4	1	1	2	0	0	0
David Howard, S (1, 6) OBP: 0.176, SLG: 0.097	S B B F F F X 2-2 BB 1B 2B 1B	B F B B X 3-1 ③ P4				S B X 1-1 ② F9		F C X 0-2 ② L9		4	1	1	0	0	0	0
Inning Stats	R: 0 E: 0 K: 1 S: 8 H: 0 LOB: 0 BB: 0 P: 13	R: 8 E: 0 K: 1 S: 30 H: 8 LOB: 1 BB: 1 P: 48	R: 0 E: 0 K: 1 S: 9 H: 0 LOB: 0 BB: 0 P: 14	R: 0 E: 0 K: 0 S: 10 H: 1 LOB: 1 BB: 0 P: 16	R: 0 E: 0 K: 0 S: 7 H: 0 LOB: 0 BB: 0 P: 10	R: 0 E: 0 K: 0 S: 8 H: 1 LOB: 0 BB: 0 P: 10	R: 1 E: 0 K: 2 S: 19 H: 2 LOB: 2 BB: 1 P: 27	R: 0 E: 0 K: 0 S: 7 H: 0 LOB: 0 BB: 0 P: 8	R: 0 E: 0 K: 1 S: 5 H: 0 LOB: 0 BB: 0 P: 11	1B: 8 2B: 2 3B: 0 HR: 2 SF: 0 SAC: 0 DP: 0 HBP: 0						

TOP

Kansas City Royals @ Chicago White Sox

Comiskey Park, Chicago, IL

Sun Jun 16 1991, 4:33 AM EDT
Att. 42,074 - Cloudy - 75 F

livebaseballscorecards.com

AB	38
R	9
H	12
RBI	9
BB	2
SO	6
LOB	7

WP: 0 PB: 0 SB: 0 CS: 1 PA: 41

PITCHER		IP	WLS	BF	H	R	ER	SO	BB	IBB	HBP	BLK	WP	HR	S	P	ERA	WHIP
Alex Fernandez, R ERA: 6.4	(1, 1)	1.1	L	13	8	8	8	2	1	0	0	0	0	1	34	53	54.00	6.750
Ken Patterson, L ERA: 3.28	(2, 1)	2.2		9	1	0	0	1	0	0	0	0	0	0	23	38	0.00	0.375
Donn Pall, R ERA: 0.71	(5, 1)	2.0		6	1	0	0	0	0	0	0	0	0	0	15	20	0.00	0.500
Scott Radinsky, L ERA: 2.33	(7, 1)	2.0		9	2	1	1	2	1	0	0	0	0	1	26	35	4.50	1.500
Bobby Thigpen, R ERA: 3.99	(9, 1)	1.0		3	0	0	0	1	0	0	0	0	0	0	5	11	0.00	0.000

PITCHER	IP	WLS	BF	H	R	ER	SO	BB	IBB	HBP	BLK	WP	HR	S	P	ERA	WHIP

Batter	1	2	3	4	5	6	7	8	9	AB	R	H	RBI	BB	SO	LOB
Tim Raines, S (1, 7) OBP: 0.390, SLG: 0.402	B F F B B B 4-2 G5-3 G4-3 BB		B B C S F S 2-3 ① K	1 SAFE B 1 SAFE B 1 SAFE C B 1 SAFE X 3-1 ② SF8 3-H		B B F B F X 3-2 ② L8		B X 1-0 1B 1B		3	0	1	1	1	1	1
Robin Ventura, L (1, 5) OBP: 0.344, SLG: 0.327 (8, 3)	1 SAFE C B 1 SAFE 1 SAFE 1 SAFE X 2-1 ① G4-3 1-2		B B X 2-0 ② G4-3 2-3	C B X 1-1 ③ F8		B F X 1-1 ③ G5-3		X 0-0 FC6-4 1-2 1B		5	0	1	0	0	0	3
Frank Thomas, R (1, 10) OBP: 0.457, SLG: 0.531	B F B F B X 3-2 ② G5-3 2-3		B B B B 4-0 1B BB		B B B C F X 3-2 WP 1B 1B	C B B C X 2-2 2B		C C B B X 2-2 ③ FC6-4 1-2f		4	1	2	0	1	0	3
Dan Pasqua, L (1, 3) OBP: 0.305, SLG: 0.353 Craig Grebeck, R (7, PH) OBP: 0.313, SLG: 0.467 (8, 5)	B F B X 2-1 ③ G4-3		B X 1-0 FC6-4 1-3 3-H 1B		F 1 SAFE F B F B S 2-3 ① K 1-3	B B B B 4-0 FC5-4 BB			C F B X 1-2 ① G5-3	3 1	0 0	1 0	1 0	0 1	1 0	2 0
Matt Merullo, L (1, 2) OBP: 0.284, SLG: 0.412 Cory Snyder, R (7, PH) OBP: 0.204, SLG: 0.216 Don Wakamatsu, R (8, 2) OBP: 0.389, SLG: 0.353 Carlton Fisk, R (9, PH) OBP: 0.343, SLG: 0.383		C S B B X 2-2 ① G4-3	X 0-0 ③ FC6-4 1-2f		S X 0-1 FC5-4 3-H 1B	C C C 0-3 ① K			B F F F C 1-3 ② K	3 1 0 1	0 0 0 0	1 0 0 0	1 0 0 0	0 1 0 1	0 2 0 0	2 2 0 0
Warren Newson, L (1, 9) OBP: 0.476, SLG: 0.267 Sammy Sosa, R (7, PH) OBP: 0.271, SLG: 0.381 (8, 9)		B C B F B X 3-2 ② G5-3		S F X 0-2 1B FC 1B	F B B F X 2-2 ② FC5-4 BB 1-2f	S T B F B X 2-2 ② P9			S X 0-1 2B	3 2	1 0	1 1	0 0	0 0	0 0	1 2
Lance Johnson, L (1, 8) OBP: 0.271, SLG: 0.274		X 0-0 FC6-4 1B		X 0-0 FC 1-3 SF8 1B	B B B C C B 4-2 FC6-4 1-2 BB	X 0-0 ③ FC5-4 1-2f			C F X 0-2 ③ G1-3	4	1	2	0	1	0	3
Joey Cora, S (1, 4) OBP: 0.300, SLG: 0.303		B C B X 2-1 ③ FC6-4 1-2f		B X 1-0 FC 1-3 3-H	F B X 1-1 ③ FC6-4 1-2f			C B C F S 1-3 ① K		4	0	0	1	0	1	4
Ozzie Guillen, L (1, 6) OBP: 0.278, SLG: 0.308			B X 1-0 G4-3 1B 2B	1 SAFE X 0-0 ① P5		B C X 1-1 ① P6		F X 0-1 ② F9		4	1	1	0	0	0	2
Inning Stats	R: 0 E: 0 K: 0 S: 9 H: 0 LOB: 1 BB: 1 P: 20	R: 0 E: 0 K: 0 S: 9 H: 1 LOB: 1 BB: 0 P: 16	R: 1 E: 0 K: 1 S: 8 H: 2 LOB: 2 BB: 1 P: 18	R: 2 E: 0 K: 0 S: 10 H: 2 LOB: 1 BB: 0 P: 15	R: 1 E: 0 K: 1 S: 16 H: 2 LOB: 2 BB: 1 P: 28	R: 0 E: 0 K: 0 S: 7 H: 0 LOB: 0 BB: 0 P: 12	R: 0 E: 0 K: 1 S: 11 H: 1 LOB: 2 BB: 1 P: 19	R: 0 E: 0 K: 1 S: 12 H: 2 LOB: 2 BB: 0 P: 16	R: 0 E: 0 K: 1 S: 12 H: 1 LOB: 1 BB: 0 P: 14	1B: 8 2B: 3 3B: 0 HR: 0 SF: 1 SAC: 0 DP: 0 HBP: 0						

PITCHER		IP	WLS	BF	H	R	ER	SO	BB	IBB	HBP	BLK	WP	HR	S	P	ERA	WHIP
Mark Gubicza, R ERA: 3.83	(1, 1)	5.0	W	26	7	4	4	2	3	0	0	0	1	0	52	97	7.20	2.000
Mike Magnante, L ERA: 3.86	(6, 1)	2.2		12	3	0	0	2	1	0	0	0	0	0	27	42	0.00	1.500
Storm Davis, R ERA: 4.67	(8, 1)	1.1		5	1	0	0	1	0	0	0	0	0	0	15	19	0.00	0.750

PITCHER	IP	WLS	BF	H	R	ER	SO	BB	IBB	HBP	BLK	WP	HR	S	P	ERA	WHIP

BOTTOM

Kansas City Royals @ Chicago White Sox

Comiskey Park, Chicago, IL

Sun Jun 16 1991, 4:33 AM EDT
Att. 42,074 - Cloudy - 75 F

livebaseballscorecards.com

AB	38
R	4
H	11
RBI	4
BB	4
SO	5
LOB	25

Batter	1	2	3	4	5	6	7	8	9	10	AB	R	H	RBI	BB	SO	LOB
Brian McRae, S (1, 8) OBP: 0.286, SLG: 0.361	B C S B F F B F X 3-2 ① L8		X 0-0 ① P2		C B F B X 2-2 G6-3 1B		1 SAFE 1 SAFE C F B F F 1 SAFE 1 SAFE 1-2 X 1-3 1B 1B		B X 1-0 G4-6-3 1B		5	1	3	0	0	0	0
Gary Thurman, R (1, 7) OBP: 0.296, SLG: 0.368	F X 0-1 ② G4-3		S S S 0-3 ② K		1 SAFE 1 SAFE 1 SAFE 1 SAFE C 1 SAFE B 1 SAFE X 1-1 ②③ G6-3 1-2f		X 0-0 S 2-H 3-H 1B		1 SAFE 1 SAFE 1 SAFE L 1 SAFE X 0-1 ①② G4-6-3 1-2f		5	0	1	2	0	1	2
George Brett, L (1, 10) OBP: 0.320, SLG: 0.343	B B X 2-0 ③ G3		C B X 1-1 ③ G4-3			X 0-0 ① G4-3	1 SAFE S 1 SAFE F 1 SAFE 1 SAFE B B F 3-2 ③ G3-1 1-2		B B C S F B X 3-2 E3		5	0	0	0	0	0	1
Danny Tartabull, R (1, 9) OBP: 0.336, SLG: 0.535		C X 0-1 ① G6-3		F S F B X 1-2 HR		B B B B 4-0 BB		X 0-0 E WP HR 1B	B S B B C X 3-2 ③ G6-3		4	2	2	1	1	0	1
Mike Macfarlane, R (1, 2) OBP: 0.313, SLG: 0.458		X 0-0 ② L5		C F X 0-2 ① G6-3		B X 1-0 ② F7		1 SAFE B X 1-0 E4 1-3 HR		F F B S 1-3 ① K	5	1	0	0	0	1	2
Kevin Seitzer, R (1, 5) OBP: 0.300, SLG: 0.274		B B X 2-0 E 1B 1B		B C B B X 3-1 HR		B 1 SAFE C 1 SAFE X 1-1 ③ L4		B B X 2-0 ① P6		B C X 1-1 ② G6-3	5	2	2	1	0	0	3
Carmelo Martinez, R (1, 3) OBP: 0.331, SLG: 0.317		X 0-0 E8 1-H 1B 1B		C C X 0-2 PO 1B			X 0-0 ① P3	B F 1 SAFE X 1-1 1-H 3-H HR		C X 0-1 ③ F9	5	2	3	3	0	0	0
Kurt Stillwell, S (1, 6) OBP: 0.293, SLG: 0.310		B B X 2-0 FC6 2-H 1B		F F B F B X 2-2 ② F8			C F F B S 1-3 ② K	B C F X 1-2 ② P4			4	0	1	1	0	1	1
Terry Shumpert, R (1, 4) OBP: 0.261, SLG: 0.343		1 SAFE X 0-0 ③ FC6 1-2f		1 SAFE 1 SAFE 0-0 ③ PO 1-2	L B F S 1-3 ① K		B B B B 4-0 1B CS 1B BB	F B X 1-1 ③ P4			3	1	0	0	1	1	1
Inning Stats	R: 0 E: 0 K: 0 S: 9 H: 0 LOB: 0 BB: 0 P: 14	R: 2 E: 1 K: 0 S: 7 H: 3 LOB: 1 BB: 0 P: 11	R: 0 E: 0 K: 1 S: 6 H: 0 LOB: 0 BB: 0 P: 7	R: 2 E: 0 K: 0 S: 16 H: 3 LOB: 0 BB: 0 P: 22	R: 0 E: 0 K: 1 S: 8 H: 1 LOB: 0 BB: 0 P: 12	R: 0 E: 0 K: 0 S: 4 H: 0 LOB: 1 BB: 1 P: 10	R: 2 E: 0 K: 1 S: 18 H: 2 LOB: 1 BB: 1 P: 27	R: 3 E: 1 K: 0 S: 10 H: 2 LOB: 0 BB: 0 P: 16	R: 0 E: 1 K: 0 S: 10 H: 1 LOB: 1 BB: 0 P: 17	R: 0 E: 0 K: 1 S: 7 H: 0 LOB: 0 BB: 0 P: 9	1B: 9 2B: 0 3B: 0 HR: 3 SF: 0 SAC: 0 DP: 2 HBP: 0						

PITCHER		IP	WLS	BF	H	R	ER	SO	BB	IBB	HBP	BLK	WP	HR	S	P	ERA	WHIP
John Barfield, L ERA: 3.35	(1, 1)	7.0		30	9	6	3	3	2	0	0	0	0	2	68	103	3.86	1.571
Mark Petkovsek, R ERA: 14.29	(8, 1)	1.0		6	2	3	2	0	0	0	0	0	1	1	10	16	18.00	2.000
Mike Jeffcoat, L ERA: 3.38	(9, 1)	2.0	W	7	1	0	0	1	0	0	0	0	0	0	17	26	0.00	0.500

PITCHER	IP	WLS	BF	H	R	ER	SO	BB	IBB	HBP	BLK	WP	HR	S	P	ERA	WHIP

TOP

Kansas City Royals @ Texas Rangers

Arlington Stadium, Arlington, TX

Mon Jun 17 1991, 8:05 PM EDT

Att. 30,448 - Sunny - 90 F

livebaseballscorecards.com

AB	41
R	9
H	12
RBI	8
BB	2
SO	4
LOB	11

WP: 1	PA: 44	1B: 9	SF: 0
PB: 0		2B: 0	SAC: 0
SB: 1		3B: 0	DP: 2
CS: 1		HR: 3	HBP: 0

Batter	1	2	3	4	5	6	7	8	9	10	AB	R	H	RBI	BB	SO	LOB
Gary Pettis, S (1, 8) OBP: 0.350, SLG: 0.273	C B B B B 4-1 1B G3 BB	C C B X 1-2 ③ FC4-6 1-2f		F C B B S 3-3 ① K		S B F B B S 3-3 ② K		B B B B 4-0 2B HR BB	B F F S 1-3 ② K	B B C X 2-1 1-2 2-3 3-H 1B	5	2	1	1	2	3	4
Rafael Palmeiro, L (1, 3) OBP: 0.361, SLG: 0.486	1 SAFE X 0-0 G3 1-3 1B		C B X 1-1 FC5-4 BB 1B	C B X 1-1 G6-4-3 3-H 1B		C B B S B B 4-2 BB		B X 1-0 HR 1-3 2B	B X 1-0 1B 1-3 2B		5	2	5	1	1	0	0
Ruben Sierra, S (1, 9) OBP: 0.390, SLG: 0.539	S 1 SAFE F B C 1-3 ① K		B C F X 1-2 ① F7	X 0-0 ② ③ G6-4-3 1-2f		C 1 SAFE F 1 SAFE B B F S 2-3 ③ K		B B C B F X 3-2 2-H 3-H HR	X 0-0 2-H 3-H 1B		6	1	2	5	0	2	5
Julio Franco, R (1, 4) OBP: 0.383, SLG: 0.460	F X 0-1 ② G3 1-2 3-H		C F B S 1-3 ② K		X 0-0 1B 1B		B X 1-0 S 1B	F B S X 1-2 1B 1B	S B F X 1-2 ③ L9		6	0	3	1	0	1	3
Kevin Reimer, L (1, 10) OBP: 0.352, SLG: 0.412	B B B F F F F S 3-3 ③ K		C B S B B B 4-2 FC5-4 1-2 BB		B 1 SAFE 1 SAFE B B C X 3-1 1-2 1B		F 1 SAFE B C F F 1 SAFE X 1-2 ① F8	B 1 SAFE 1 SAFE B B C S 1 SAFE X 2-2 FC5-4 1-2 1B		C B F C 1-3 ① K	5	0	2	0	1	2	2
Juan Gonzalez, R (1, 7) OBP: 0.368, SLG: 0.500		S B X 1-1 ① P4 X 0-0 ③ FC5-4 1-2f 2-3		X 0-0 ① F7		F S B S 1-3 ② K		B B S S C 2-3 ② K		B S B F X 2-2 FC4-6 1B	6	0	1	0	0	2	7
Steve Buechele, R (1, 5) OBP: 0.354, SLG: 0.478		B X 1-0 ② P3		C S B X 1-2 HR S S B F B S 2-3 ② K		B F F B B B 4-2 1-2 BB	C B X 1-1 ③ FC5-4 1-2f		B 1 SAFE 1 SAFE C S X 1-2 ② FC4-6 1B 1-2f 1B	5	2	1	1	1	1	5
Mike Stanley, R (1, 2) OBP: 0.372, SLG: 0.394 Denny Walling, L (9, PH) OBP: 0.191, SLG: 0.119 John Russell, R (10, 2) OBP: 0.158, SLG: 0.167	B S B C F B B 4-2 BB BB			F B S X 1-2 3B 2B B X 1-0 ③ L8		B B F X 2-1 ③ F8		C B B X 2-1 ① F9	X 0-0 1B DI 1-3 1B	3 1 1	1 0 0	1 0 1	0 0 0	1 0 0	0 0 0	4 0 0
Jeff Huson, L (1, 6) OBP: 0.299, SLG: 0.299 Mario Diaz, R (8, PH) OBP: 0.345, SLG: 0.388 (9, 6)	B B B B 4-0 FC4-6 1-2 BB			B X 1-0 1B 2-H 3B		C F B B X 1-2 ① G1-3		B C B F X 2-2 ① G6-3	C F X 0-2 2B 1B	B B B B 4-0 1B 1-2 BB	2 2	1 1	1 1	1 0	1 1	0 0	0 0
Inning Stats	R: 1 H: 1 E: 0 LOB: 1 K: 2 BB: 1 S: 13 P: 21	R: 0 H: 0 E: 0 LOB: 2 K: 0 BB: 2 S: 9 P: 20	R: 0 H: 1 E: 0 LOB: 2 K: 1 BB: 1 S: 11 P: 18	R: 3 H: 4 E: 0 LOB: 0 K: 1 BB: 0 S: 13 P: 20	R: 0 H: 2 E: 0 LOB: 2 K: 1 BB: 0 S: 9 P: 15	R: 0 H: 0 E: 0 LOB: 1 K: 2 BB: 1 S: 12 P: 22	R: 0 H: 1 E: 0 LOB: 2 K: 1 BB: 1 S: 13 P: 22	R: 3 H: 4 E: 0 LOB: 2 K: 1 BB: 1 S: 18 P: 34	R: 2 H: 3 E: 0 LOB: 1 K: 1 BB: 0 S: 13 P: 18	R: 1 H: 3 E: 0 LOB: 3 K: 1 BB: 1 S: 12 P: 22	1B: 13 SF: 0 2B: 3 SAC: 0 3B: 1 DP: 1 HR: 2 HBP: 0						

PITCHER		IP	WLS	BF	H	R	ER	SO	BB	IBB	HBP	BLK	WP	HR	S	P	ERA	WHIP
Tom Gordon, R ERA: 3.68	(1, 1)	5.0		26	8	4	4	5	4	0	0	0	0	1	55	94	7.20	2.400
Steve Crawford, R ERA: 4.13	(6, 1)	1.2		8	1	0	0	3	2	0	0	0	0	0	23	40	0.00	1.800
Storm Davis, R ERA: 4.65	(7, 1)	0.1		1	0	0	0	0	0	0	0	0	0	0	2	4	0.00	0.000
Mark Davis, L ERA: 7.31	(8, 1)	0.1		4	2	3	3	0	1	0	0	0	0	1	7	17	81.00	9.000
Jeff Montgomery, R ERA: 3.65	(8, 1)	2.1	L	16	8	3	3	3	1	0	0	0	0	0	36	57	11.57	3.857

PITCHER	IP	WLS	BF	H	R	ER	SO	BB	IBB	HBP	BLK	WP	HR	S	P	ERA	WHIP

BOTTOM

Kansas City Royals @ Texas Rangers

Arlington Stadium, Arlington, TX

Mon Jun 17 1991, 8:05 PM EDT

Att. 30,448 - Sunny - 90 F

livebaseballscorecards.com

AB	47
R	10
H	19
RBI	10
BB	8
SO	11
LOB	30

WP: 0	PA: 55		
PB: 0			
SB: 1			
CS: 0			

Batter	1	2	3	4	5	6	7	8	9	AB	R	H	RBI	BB	SO	LOB
Brian McRae, S (1, 8) OBP: 0.292, SLG: 0.367	F B S B X 2-2 2B SF7 1B		B B B C X 3-1 ① G4-3		C X 0-1 ③ 1B HR 1B		B X 1-0 ① P2	B C F X 1-2 1B 1-3 2-H 1B		5	2	3	1	0	0	0
Kirk Gibson, L (1, 7) OBP: 0.335, SLG: 0.438	1 SAFE P 1 SAFE 1 SAFE 1 B S F 1 SAFE 2-2 X 1-3 1B 2B		C B B F B F X 3-2 ② G4-3		1 SAFE C 1 SAFE 1 SAFE C 1 SAFE 1 SAFE 1 SAFE 1 SAFE 1-2 B 1 SAFE X 1-3 HR 1B		F L B B X 2-2 ② F8	B B X 2-0 1-2 3-H 1B		5	2	3	1	0	0	0
George Brett, L (1, 10) OBP: 0.316, SLG: 0.362	B B X 2-0 ① SF7 3-H		X 0-0 ③ G3-1		B 1 SAFE B S F X 2-2 1-H HR 3-H		C B F B S 2-3 ③ K	B X 1-0 ③ F8		4	1	1	4	0	1	2
Danny Tartabull, R (1, 9) OBP: 0.338, SLG: 0.537	C B F B B F C 3-3 ② K			X 0-0 FC4-6 HR 2B	B S S B B S 3-3 ① K			X 0-0 1B G5-3 1B	B B F F F B S 3-3 ① K	5	2	2	0	0	3	1
Jim Eisenreich, L (1, 3) OBP: 0.332, SLG: 0.402 Carmelo Martinez, R (8, 3) OBP: 0.329, SLG: 0.314	B X 1-0 2B 2-H 1B			B X 1-0 ① F7	B S X 1-1 ② L5			X 0-0 ① G5-3 1-2	B B S C S 2-3 ② K	4 1	0 0	1 0	1 0	0 0	0 1	2 0
Kevin Seitzer, R (1, 5) OBP: 0.311, SLG: 0.291	C X 0-1 ③ 1-H 2B			B B B B 4-0 FC4-6 BB	C S F X 0-2 ③ G5-3			X 0-0 1B 1B 2-3 1B	B S B X 2-1 ③ F9	4	1	2	0	1	0	0
Mike Macfarlane, R (1, 2) OBP: 0.312, SLG: 0.454		B B X 2-0 ① G1-3	X 0-0 ② FC4-6 1-2f HR 2-3		C C S 0-3 ① K			B 1 SAFE X 1-0 1B 1-2 1B 3-H 1B		4	2	1	1	0	1	2
Kurt Stillwell, S (1, 6) OBP: 0.292, SLG: 0.324		B X 1-0 ② G3	C B X 1-1 1-H HR 3-H		B B C F S 2-3 ② K			F S F B B F X 2-2 ② F9		4	1	1	3	0	1	2
Terry Shumpert, R (1, 4) OBP: 0.261, SLG: 0.340		X 0-0 ③ F8		B F B B X 3-1 ③ F8		B X 1-0 ③ G6-3		C B X 1-1 1B 1-2 2-H 1B		4	1	1	1	0	0	0
Inning Stats	R: 2 H: 4 E: 0 LOB: 2 K: 1 BB: 0 S: 15 P: 24	R: 0 H: 0 E: 0 LOB: 0 K: 0 BB: 0 S: 3 P: 6	R: 0 H: 0 E: 0 LOB: 0 K: 0 BB: 0 S: 7 P: 13	R: 3 H: 2 E: 0 LOB: 0 K: 0 BB: 1 S: 7 P: 16	R: 3 H: 3 E: 0 LOB: 0 K: 1 BB: 0 S: 17 P: 24	R: 0 H: 0 E: 0 LOB: 0 K: 2 BB: 0 S: 7 P: 10	R: 0 H: 0 E: 0 LOB: 0 K: 1 BB: 0 S: 7 P: 12	R: 4 H: 6 E: 0 LOB: 2 K: 0 BB: 0 S: 16 P: 24	R: 0 H: 0 E: 0 LOB: 0 K: 2 BB: 0 S: 9 P: 16	1B: 10 2B: 3 3B: 0 HR: 2	SF: 1 SAC: 0 DP: 0 HBP: 0			WP: 0 PB: 0 SB: 0 CS: 0	PA: 42		

TOP

Kansas City Royals @ Texas Rangers

Arlington Stadium, Arlington, TX

Tue Jun 18 1991, 8:05 PM EDT

Att. 29,667 - Sunny - 91 F

livebaseballscorecards.com

AB	40
R	12
H	15
RBI	12
BB	1
SO	7
LOB	9

PITCHER		IP	WLS	BF	H	R	ER	SO	BB	IBB	HBP	BLK	WP	HR	S	P	ERA	WHIP
Gerald Alexander, R ERA: 2.47	(1, 1)	4.0		18	6	5	5	1	1	0	0	0	0	1	32	59	11.25	1.750
Kenny Rogers, L ERA: 7.57	(5, 1)	3.2	L	19	8	7	7	4	0	0	0	0	0	1	45	65	17.18	2.182
Mark Petkovsek, R ERA: 11.57	(8, 1)	1.1		5	1	0	0	2	0	0	0	0	0	0	11	21	0.00	0.750

PITCHER	IP	WLS	BF	H	R	ER	SO	BB	IBB	HBP	BLK	WP	HR	S	P	ERA	WHIP

Kansas City Royals @ Texas Rangers

Arlington Stadium, Arlington, TX

Tue Jun 18 1991, 8:05 PM EDT

Att. 29,667 - Sunny - 91 F

livebaseballscorecards.com

BOTTOM

Batter	1	2	3	4	5	6	7	8	9	AB	R	H	RBI	BB	SO	LOB
Gary Pettis, S (1, 8) OBP: 0.352, SLG: 0.277	K	L8		G3-1 1B		2B 1B		G4-3		5	0	2	0	0	1	0
Rafael Palmeiro, L (1, 3) OBP: 0.366, SLG: 0.490	1B 2B BB		G4-3	G3-1 1-2		1-3 2B			FC4-6 1B	4	1	2	0	1	0	1
Ruben Sierra, S (1, 9) OBP: 0.387, SLG: 0.532	2B SF7 1-3 1B		F8	G5-3		G1-3			K	5	1	1	0	0	1	4
Julio Franco, R (1, 4) OBP: 0.384, SLG: 0.461	1B 1-3 3-H 2B		HR BB		G4-3		G4-3		K	4	2	1	1	1	1	1
Kevin Reimer, L (1, 10) OBP: 0.353, SLG: 0.433	SF7 3-H		1-H HR		WP BB		G6-3		FC4-6 1-2f	3	1	1	3	1	0	1
Juan Gonzalez, R (1, 7) OBP: 0.370, SLG: 0.500	2-H 1B		E5 1B		K 1-2		1B			4	0	2	1	0	1	1
Steve Buechele, R (1, 5) OBP: 0.352, SLG: 0.474	P3		FC5-4 1-3 1B		F8		P3			4	0	1	0	0	0	3
Mike Stanley, R (1, 2) OBP: 0.365, SLG: 0.385 Geno Petralli, L (6, PH) OBP: 0.307, SLG: 0.274 (7, 2)		F9	FC5-4 1-2f			K		G1-6-3 BB		2 1	0 0	0 0	0 0	0 1	0 1	2 0
Jeff Huson, L (1, 6) OBP: 0.291, SLG: 0.290		K		F8		L6		G1-6-3 1-2f		4	0	0	0	0	1	1
Inning Stats	R: 3 E: 0 K: 1 S: 25 H: 3 LOB: 1 BB: 1 P: 38	R: 0 E: 0 K: 1 S: 10 H: 0 LOB: 0 BB: 0 P: 17	R: 2 E: 1 K: 0 S: 16 H: 2 LOB: 2 BB: 1 P: 26	R: 0 E: 0 K: 0 S: 8 H: 1 LOB: 1 BB: 0 P: 10	R: 0 E: 0 K: 1 S: 8 H: 0 LOB: 1 BB: 1 P: 15	R: 0 E: 0 K: 1 S: 13 H: 2 LOB: 2 BB: 0 P: 19	R: 0 E: 0 K: 0 S: 7 H: 1 LOB: 1 BB: 0 P: 11	R: 0 E: 0 K: 0 S: 6 H: 0 LOB: 0 BB: 1 P: 12	R: 0 E: 0 K: 2 S: 13 H: 1 LOB: 1 BB: 0 P: 19							

	AB	36
	R	5
	H	10
	RBI	5
	BB	4
	SO	6
	LOB	14

1B: 7 SF: 1 WP: 1 PA: 41
2B: 2 SAC: 0 PB: 0
3B: 0 DP: 1 SB: 0
HR: 1 HBP: 0 CS: 0

PITCHER		IP	WLS	BF	H	R	ER	SO	BB	IBB	HBP	BLK	WP	HR	S	P	ERA	WHIP
Kevin Appier, R ERA: 4.26	(1, 1)	5.0	W	25	6	5	5	3	3	0	0	0	1	1	67	106	9.00	1.800
Luis Aquino, R ERA: 4.5	(6, 1)	4.0	S	16	4	0	0	3	1	0	0	0	0	0	39	61	0.00	1.250

PITCHER	IP	WLS	BF	H	R	ER	SO	BB	IBB	HBP	BLK	WP	HR	S	P	ERA	WHIP

Batter	1	2	3	4	5	6	7	8	9	AB	R	H	RBI	BB	SO	LOB
Brian McRae, S (1, 8) OBP: 0.289, SLG: 0.366	P2	G4-6-3		L1-3		K	G5-4-3		1B	6	1	1	0	0	1	6
Kirk Gibson, L (1, 7) OBP: 0.344, SLG: 0.455	BB		FC5-4	G4-3		HR		WP BB		3	3	2	4	2	0	0
Gary Thurman, R (9, PH) OBP: 0.306, SLG: 0.377			1B			1-H 2-H 3-H		1B	1B	1	1	1	0	0	0	0
(9, 7)									2-3 1B							
George Brett, L (1, 10) OBP: 0.325, SLG: 0.377	F8 1B		K		G1-3	1B WP		1B WP SF7	1B	5	2	3	1	0	1	1
Brent Mayne, L (9, PH) OBP: 0.352, SLG: 0.292	1-H 2B							1-2 1B	1-3 3-H 2B 1B	1	1	1	1	0	0	0
Danny Tartabull, R (1, 9) OBP: 0.338, SLG: 0.529	F8		FC5-4 1B		K	BB		K	2B	5	2	1	1	1	2	4
David Howard, S (9, 9) OBP: 0.176, SLG: 0.097	2-3		1-2f 1B			1-2 1B			1-2 3-H 1B	0	0	0	0	0	0	0
Jim Eisenreich, L (1, 3) OBP: 0.335, SLG: 0.401	BB		1B		K2-3	P5		BB	2B	3	0	1	0	1	1	2
Warren Cromartie, L (6, 3) OBP: 0.371, SLG: 0.431			1-2 1B					1-2 2-3 1B	1-3 2-H 2B	1	0	1	1	1	0	0
Kevin Seitzer, R (1, 5) OBP: 0.331, SLG: 0.308	1-2 3-H 1B		1-3 2-H 1B			BB		1-2 2-3 3-H 1B	G6-4-3 2-3 3-H 1B	3	1	3	2	1	0	0
Bill Pecota, R (8, PH) OBP: 0.328, SLG: 0.396						FC5-4 1-2 2-3 1B				2	0	2	2	0	0	0
(8, 5)																
Mike Macfarlane, R (1, 2) OBP: 0.307, SLG: 0.447	K		K			1B HR 1-2		SF7 3-H	G6-4-3 1-2f	5	1	1	1	0	2	9
						FC5-4 1-2f										
Kurt Stillwell, S (1, 6) OBP: 0.303, SLG: 0.351		G4-6-3 BB		HR		1-3 2-H HR 2B		F7		4	2	3	2	1	0	2
							FC5-4 1B									
Terry Shumpert, R (1, 4) OBP: 0.265, SLG: 0.333		K		L1-3 BB		HR BB	FC5-4 G5-4-3 1-2f		G6-3	3	1	0	0	2	1	2

Inning Stats																																
	R: 2	H: 2	E: 0	LOB: 2	K: 1	BB: 2	S: 14	P: 31	R: 0	H: 0	E: 0	LOB: 0	K: 1	BB: 1	S: 6	P: 12	R: 1	H: 3	E: 0	LOB: 2	K: 2	BB: 0	S: 11	P: 15	R: 1	H: 1	E: 0	LOB: 0	K: 0	BB: 1	S: 10	P: 17
	R: 0	H: 0	E: 0	LOB: 0	K: 2	BB: 0	S: 7	P: 10	R: 5	H: 5	E: 0	LOB: 3	K: 1	BB: 3	S: 18	P: 40	R: 0	H: 1	E: 0	LOB: 0	K: 0	BB: 0	S: 6	P: 9	R: 2	H: 2	E: 0	LOB: 2	K: 1	BB: 2	S: 15	P: 26
	R: 4	H: 6	E: 0	LOB: 1	K: 0	BB: 0	S: 23	P: 34	1B: 14	SF: 1	2B: 5	SAC: 0	3B: 0	DP: 4	HR: 2	HBP: 0	WP: 2	PA: 52	PB: 0	SB: 0	CS: 0											

PITCHER		IP	WLS	BF	H	R	ER	SO	BB	IBB	HBP	BLK	WP	HR	S	P	ERA	WHIP
Jose Guzman, R ERA: 4.17	(1, 1)	5.0	L	25	7	6	6	6	5	0	0	0	0	1	51	93	10.80	2.400
Joe Bitker, R ERA: 6.75	(6, 1)	1.0		9	4	3	3	1	2	0	0	0	1	1	15	32	27.00	6.000
Mark Petkovsek, R ERA: 14.46	(7, 1)	2.1		16	8	6	6	1	2	0	0	0	1	0	41	62	23.14	4.286
Jeff Russell, R ERA: 2.57	(9, 1)	0.2		2	1	0	0	0	0	0	0	0	0	0	3	7	0.00	1.500

PITCHER	IP	WLS	BF	H	R	ER	SO	BB	IBB	HBP	BLK	WP	HR	S	P	ERA	WHIP

TOP

Kansas City Royals @ Texas Rangers

Arlington Stadium, Arlington, TX

Wed Jun 19 1991, 8:05 PM EDT

Att. 29,462 - Cloudy - 95 F

livebaseballscorecards.com

AB	42
R	15
H	20
RBI	15
BB	9
SO	8
LOB	26

Batter	1	2	3	4	5	6	7	8	9	AB	R	H	RBI	BB	SO	LOB
Gary Pettis, S (1, 8) OBP: 0.343, SLG: 0.270	B B C C C 2-3 ① K		F B X 1-1 ③ G3			B C S B B S 3-3 ① K	B X 1-0 ③ P6			4	0	0	0	0	2	3
Rafael Palmeiro, L (1, 3) OBP: 0.364, SLG: 0.498	C B C C X 1-2 ② G5-3			B C B X 2-1 ① G4-3		X 0-0 HR		C B B F F F F F S 2-3 ① K		4	1	1	1	0	1	0
Ruben Sierra, S (1, 9) OBP: 0.386, SLG: 0.530	B X 1-0 ③ P3			X 0-0 ② L4		B B X 2-0 FC6-4 1B		X 0-0 ② G4-3		3	0	1	0	0	0	0
Denny Walling, L (7, 9) OBP: 0.188, SLG: 0.116 (8, 5) (9, 9)										1	0	0	0	0	0	0
Julio Franco, R (1, 4) OBP: 0.380, SLG: 0.455		B B F X 2-1 ① G4-3		C C X 0-2 ③ G4-3		1 SAFE S F B B F X 2-2 ② FC6-4 1-2f		C C S 0-3 ③ K		3	0	0	0	0	0	1
Jeff Huson, L (8, PH) OBP: 0.289, SLG: 0.288 (9, 6)										1	0	0	0	0	1	0
Kevin Reimer, L (1, 7) OBP: 0.344, SLG: 0.420		B B X 2-0 ② G4-3			B B C X 2-1 ① G4-3	X 0-0 ③ F7			X 0-0 ① P4	4	0	0	0	0	0	1
Brian Downing, R (1, 10) OBP: 0.418, SLG: 0.488		C F S 0-3 ③ K			B C B B F F F F F 3-2 X ② F7		X 0-0 2B		B B B C S S 3-3 ② K	4	0	1	0	0	2	0
Steve Buechele, R (1, 5) OBP: 0.352, SLG: 0.477			C B B X 2-1 ① F8		F X 0-1 E 2B		C F B X 1-2 ① F7		F B X 1-1 ③ G5-3	3	1	1	0	0	0	1
John Russell, R (8, 9) OBP: 0.150, SLG: 0.158 (9, 2)										1	0	0	0	0	0	0
Mike Stanley, R (1, 2) OBP: 0.364, SLG: 0.378 (9, 5)			C B F S 1-3 ② K		X 0-0 E6 2-H		B F B F B B 4-2 BB			2	0	0	0	1	1	0
Mario Diaz, R (1, 6) OBP: 0.344, SLG: 0.386 (9, 4)			X 0-0 1B		C X 0-1 ③ F8		B F X 1-1 ② F7			3	0	1	0	0	0	3
Inning Stats	R: 0 E: 0 K: 1 S: 7 H: 0 LOB: 0 BB: 0 P: 11	R: 0 E: 0 K: 1 S: 6 H: 0 LOB: 0 BB: 0 P: 10	R: 0 E: 0 K: 1 S: 8 H: 1 LOB: 1 BB: 0 P: 12	R: 0 E: 0 K: 0 S: 6 H: 0 LOB: 0 BB: 0 P: 8	R: 1 E: 1 K: 0 S: 14 H: 1 LOB: 1 BB: 0 P: 19	R: 1 E: 0 K: 1 S: 10 H: 2 LOB: 1 BB: 0 P: 17	R: 0 E: 0 K: 0 S: 9 H: 1 LOB: 2 BB: 1 P: 16	R: 0 E: 0 K: 2 S: 11 H: 0 LOB: 0 BB: 0 P: 13	R: 0 E: 0 K: 1 S: 6 H: 0 LOB: 0 BB: 0 P: 10	1B: 2 2B: 2 3B: 0 HR: 1	SF: 0 SAC: 0 DP: 0 HBP: 0						

PITCHER	IP	WLS	BF	H	R	ER	SO	BB	IBB	HBP	BLK	WP	HR	S	P	ERA	WHIP
Hector Wagner, R (1, 1) ERA: 1.5	6.0	W	23	4	2	1	4	0	0	0	0	0	1	51	77	1.50	0.667
Storm Davis, R (7, 1) ERA: 4.43	3.0	S	11	1	0	0	3	1	0	0	0	0	0	26	39	0.00	0.667

PITCHER	IP	WLS	BF	H	R	ER	SO	BB	IBB	HBP	BLK	WP	HR	S	P	ERA	WHIP

BOTTOM

Kansas City Royals @ Texas Rangers

Arlington Stadium, Arlington, TX

Wed Jun 19 1991, 8:05 PM EDT

Att. 29,462 - Cloudy - 95 F

livebaseballscorecards.com

AB	33
R	2
H	5
RBI	1
BB	1
SO	7
LOB	9

1B: 2 SF: 0
2B: 2 SAC: 0
3B: 0 DP: 0
HR: 1 HBP: 0

WP: 0 PA: 34
PB: 0
SB: 0
CS: 0

Batter	1	2	3	4	5	6	7	8	9	10	AB	R	H	RBI	BB	SO	LOB
Mike Devereaux, R (1, 8) OBP: 0.335, SLG: 0.469	B C X 1-2 WP B1-3 1B		B 1 SAFE B 1 SAFE X 2-1 FC5-4 1-2f			B F X 1-1 P5	B B S S B X 3-2 SH3-4 1B 1B	S X 0-1 CS 1B		5	1	3	0	0	0	1
Brady Anderson, L (1, 7) OBP: 0.303, SLG: 0.214	1 SAFE X 0-0 F8		1 SAFE C B F F B C 2-3 K 1-2			C X 0-1 2B	1 SAFE 1 SAFE X 0-0 SH3-4 1-2	B 1 SAFE B C 1 SAFE 1 SAFE 1 SAFE B C 3-3 S K 1-2			4	0	1	0	0	2	3
Cal Ripken Jr., R (1, 6) OBP: 0.395, SLG: 0.587	X 0-0 B1-3 1-2			X 0-0 G6-3		B B B C X 3-1 G5-3		S S B B F B F X 3-2 G5-3			4	0	0	0	0	0	3
Joe Orsulak, L (1, 9) OBP: 0.276, SLG: 0.310	B C B X 2-1 F7 2-3			C B F X 1-2 F9			X 0-0 HBP 1B 1B	C X 0-1 FC5-4 2-H 1B			4	1	2	1	0	0	1
Leo Gomez, R (1, 5) OBP: 0.376, SLG: 0.426		H 1-0 G4-6-3 HBP		F B F B B S 3-3 K			1 SAFE 1 SAFE C B B C B 1 SAFE X 3-2 F9	1 SAFE B B X 2-0 FC5-4 1-2f			3	0	0	0	0	1	2
Randy Milligan, R (1, 3) OBP: 0.348, SLG: 0.368		B C F B B 1 SAFE F X 3-2 G4-6-3 1-2f			B C B B C X 3-2 F9		1 SAFE B X 1-0 F9		C F B B B X 3-2 G3		4	0	0	0	0	0	2
Sam Horn, L (1, 10) OBP: 0.350, SLG: 0.489 Juan Bell, R (9, PR) OBP: 0.128, SLG: 0.152		C B B S B B 4-2 BB			B B F X 2-1 G4-3		S 1 SAFE B C 1 SAFE F B H 3-2 1-2 HBP		B B B C B 4-1 G6-4-3 BB		1 0	0 0	0 0	0 0	2 0	0 0	0 0
Bob Melvin, R (1, 2) OBP: 0.309, SLG: 0.337	X 0-0 P4				C B X 1-1 F8		B C B B B X 3-1 1-2 2-H 1B		1 SAFE B X 1-0 G6-4-3 1-2f		4	0	1	1	0	0	2
Billy Ripken, R (1, 4) OBP: 0.247, SLG: 0.266 David Segui, S (10, PH) OBP: 0.291, SLG: 0.368 Tim Hulett, R (10, 4) OBP: 0.256, SLG: 0.336			B X 1-0 FC5-4 1B			C S X 0-2 P3	S C X 0-2 G1-3			B F B X 2-1 F8	3 1 0	0 0 0	1 0 0	0 0 0	0 0 0	0 0 0	2 0 0
Inning Stats	R: 0 E: 0 K: 0 S: 7 H: 1 LOB: 1 BB: 0 P: 10	R: 0 E: 0 K: 0 S: 7 H: 0 LOB: 1 BB: 1 P: 15	R: 0 E: 0 K: 1 S: 7 H: 1 LOB: 0 BB: 0 P: 12	R: 0 E: 0 K: 1 S: 7 H: 0 LOB: 0 BB: 0 P: 11	R: 0 E: 0 K: 0 S: 7 H: 0 LOB: 0 BB: 0 P: 13	R: 0 E: 0 K: 0 S: 9 H: 1 LOB: 1 BB: 0 P: 13	R: 1 E: 0 K: 0 S: 13 H: 2 LOB: 2 BB: 0 P: 23	R: 1 E: 0 K: 0 S: 12 H: 2 LOB: 1 BB: 0 P: 20	R: 0 E: 0 K: 0 S: 5 H: 0 LOB: 1 BB: 1 P: 13	R: 0 E: 0 K: 1 S: 7 H: 1 LOB: 0 BB: 0 P: 12	1B: 7 2B: 1 3B: 0 HR: 0	SF: 0 SAC: 1 DP: 2 HBP: 2						

PITCHER		IP	WLS	BF	H	R	ER	SO	BB	IBB	HBP	BLK	WP	HR	S	P	ERA	WHIP
Mike Boddicker, R ERA: 3.07	(1, 1)	7.0		27	5	1	1	2	1	0	2	0	1	0	57	97	1.29	0.857
Jeff Montgomery, R ERA: 3.69	(8, 1)	2.0		8	2	1	1	0	1	0	0	0	0	0	17	33	4.50	1.500
Steve Crawford, R ERA: 3.99	(10, 1)	1.0	W	3	1	0	0	1	0	0	0	0	0	0	7	12	0.00	1.000

PITCHER	IP	WLS	BF	H	R	ER	SO	BB	IBB	HBP	BLK	WP	HR	S	P	ERA	WHIP

TOP

Baltimore Orioles @ Kansas City Royals

Royals Stadium, Kansas City, MO

Thu Jun 20 1991, 8:05 PM EDT

Att. 35,520 - Sunny - 86 F

livebaseballscorecards.com

AB	33
R	2
H	8
RBI	2
BB	2
SO	3
LOB	16

WP: 1	PA: 38		
PB: 0			
SB: 0			
CS: 1			

Batter	1	2	3	4	5	6	7	8	9	10	AB	R	H	RBI	BB	SO	LOB
Brian McRae, S (1, 8) OBP: 0.287, SLG: 0.362	C F B X 1-2 F8 ①	S X 0-1 P4 ②	1 SAFE 1 SAFE F X 0-1 L3 ② ③ 1-2		B X 1-0 F8 ③		C S F B T F B X 2-2 2-H 1B				5	0	1	1	0	0	5
Kirk Gibson, L (1, 7) OBP: 0.339, SLG: 0.447	C X 0-1 B1-3 ②	B C B B C S 3-3 K ③		B C S B F X 2-2 F9 ①		M B B X 2-1 F7 ①					4	0	0	0	0	1	2
George Brett, L (1, 10) OBP: 0.317, SLG: 0.367	X 0-0 F8 ③		C X 0-1 G4-3 ①	S C B S 1-3 K ②		B X 1-0 G4-3 ②					4	0	0	0	0	1	0
Danny Tartabull, R (1, 9) OBP: 0.332, SLG: 0.519		F C B B S 2-3 K ①	B X 1-0 L8 ②	B B C F B X 3-2 G6-3 ③		X 0-0 G4-3 ③					4	0	0	0	0	1	0
Mike Macfarlane, R (1, 2) OBP: 0.306, SLG: 0.453		B X 1-0 G5-3 ②	B X 1-0 3B				B S B X 2-1 L7 ①		B F B X 2-1 G5-3 ①		4	0	1	0	0	0	0
Kevin Seitzer, R (1, 5) OBP: 0.329, SLG: 0.315		C X 0-1 P6 ③	X 0-0 F9 ③				C B B B X 3-1 2B 2B		B X 1-0 G1-3 ②		4	1	1	0	0	0	1
Carmelo Martinez, R (1, 3) OBP: 0.347, SLG: 0.363 Gary Thurman, R (9, PR) OBP: 0.306, SLG: 0.377 Bill Pecota, R (10, 3) OBP: 0.328, SLG: 0.396			F B B B F B 4-2 1B BB	C B X 1-1 HR			C B X 1-1 1B 2-H 2B		B S B X 2-1 CS 1B		3 0 0	1 0 0	3 0 0	2 0 0	1 0 0	0 0 0	0 0 0
Kurt Stillwell, S (1, 6) OBP: 0.311, SLG: 0.355			1 SAFE X 0-0 1-2 1B	C B X 1-1 L3 1B			C F F B B B X 2-2 L8 ②		P 1 SAFE B 2-0 CS ③ 1-2	B B B B 4-0 SH1-4 1B BB	3	1	2	0	1	0	1
Terry Shumpert, R (1, 4) OBP: 0.266, SLG: 0.333			L L L 0-3 K ①	1 SAFE C F B B X 2-2 F9 ①			B S B X 2-1 2-3 1B			X 0-0 1-2 SH1-4 ①	3	0	1	0	0	1	3
Inning Stats	R: 0 E: 0 K: 0 S: 6 H: 0 LOB: 0 BB: 0 P: 7	R: 0 E: 0 K: 1 S: 6 H: 0 LOB: 0 BB: 0 P: 9	R: 0 E: 0 K: 2 S: 11 H: 1 LOB: 2 BB: 1 P: 18	R: 0 E: 0 K: 0 S: 5 H: 1 LOB: 1 BB: 0 P: 7	R: 1 E: 0 K: 0 S: 9 H: 2 LOB: 0 BB: 0 P: 13	R: 0 E: 0 K: 1 S: 10 H: 0 LOB: 0 BB: 0 P: 16	R: 1 E: 0 K: 0 S: 13 H: 3 LOB: 2 BB: 0 P: 24	R: 0 E: 0 K: 0 S: 4 H: 0 LOB: 0 BB: 0 P: 7	R: 0 E: 0 K: 0 S: 6 H: 1 LOB: 1 BB: 0 P: 12	R: 1 E: 0 K: 0 S: 7 H: 1 LOB: 1 BB: 1 P: 13	1B: 5 2B: 3 3B: 1 HR: 1	SF: 0 SAC: 1 DP: 1 HBP: 0					WP: 0 PB: 0 SB: 0 CS: 1	PA: 38

PITCHER		IP	WLS	BF	H	R	ER	SO	BB	IBB	HBP	BLK	WP	HR	S	P	ERA	WHIP
Jeff Ballard, L ERA: 4.21	(1, 1)	6.1		25	6	2	2	4	1	0	0	0	0	1	53	82	2.84	1.105
Mark Williamson, R ERA: 3.45	(7, 1)	0.1		2	1	0	0	0	0	0	0	0	0	0	6	10	0.00	3.000
Kevin Hickey, L ERA: 5.73	(7, 1)	1.0		3	0	0	0	0	0	0	0	0	0	0	4	8	0.00	0.000
Todd Frohwirth, R ERA: 1.96	(8, 1)	1.2	L	7	2	1	1	0	1	0	0	0	0	0	14	26	5.40	1.800

PITCHER	IP	WLS	BF	H	R	ER	SO	BB	IBB	HBP	BLK	WP	HR	S	P	ERA	WHIP

BOTTOM

Baltimore Orioles @ Kansas City Royals

Royals Stadium, Kansas City, MO

Thu Jun 20 1991, 8:05 PM EDT

Att. 35,520 - Sunny - 86 F

livebaseballscorecards.com

AB	34
R	3
H	9
RBI	3
BB	2
SO	4
LOB	12

Batter	1	2	3	4	5	6	7	8	9	AB	R	H	RBI	BB	SO	LOB
Mike Devereaux, R (1, 8) OBP: 0.332, SLG: 0.472	B C S S 1-3 K ①		C C X 0-2 G5-3 ② 1-2 2-3		F B B F X 2-2 3B		B B C F X 2-2 E3 E BB		B S F C 1-3 K ②	5	0	1	0	0	2	2
Brady Anderson, L (1, 7) OBP: 0.307, SLG: 0.208	B C F S 1-3 K ②		B F S C 1-3 K ③		M H 1-1 HBP		1 SAFE B B B B 4-0 E 1-2 BB		B X 1-0 G6-3 ③	3	0	0	0	1	2	2
Cal Ripken Jr., R (1, 6) OBP: 0.393, SLG: 0.580	B B X 2-0 F7 ③			S B B B B 4-1 WP S 1B BB	B F F B 1 SAFE S 2-3 K ②		C B F F F B F X 2-2 E5 1-2 2-3			3	1	0	0	1	1	4
Sam Horn, L (1, 10) OBP: 0.341, SLG: 0.475		C X 0-1 L4 ①		F S B B S 2-3 K ①	B C B F 1 SAFE S 2-3 K ③		B C F F C 1-3 K ②			4	0	0	0	0	3	6
Leo Gomez, R (1, 5) OBP: 0.389, SLG: 0.421		H 1-0 G4-6-3 HBP		C B B B B 4-1 1B 1-3 BB		B B B 4-0 PB BB	B B C B X 3-1 F8 ③			1	0	0	0	2	0	3
Joe Orsulak, L (1, 9) OBP: 0.271, SLG: 0.304		C 1 SAFE X 0-1 G4-6-3 ② ③ 1-2f		F 1 SAFE F S 0-3 K ②		C F B B X 2-2 L6 ①		X 0-0 G5-3 ①		4	0	0	0	0	1	4
David Segui, S (1, 3) OBP: 0.289, SLG: 0.363			B C X 1-1 G3-1 ① X 0-0 1-3 3-H 1B			1 SAFE B C X 1-1 G1-3 ② 1-2		B C C B X 2-2 G4-3 ②		4	0	1	1	0	0	1
Bob Melvin, R (1, 2) OBP: 0.307, SLG: 0.333			C B X 1-1 G5-3 BB 1B 1 SAFE S B C 1 SAFE F S 1-3 K ③			C F C 0-3 K ③		B X 1-0 G5-3 ③		4	0	1	0	0	2	3
Billy Ripken, R (1, 4) OBP: 0.247, SLG: 0.261			1 SAFE B B B B C F 1 SAFE B 4-2 G5-3 1-2 BB		F X 0-1 G4-3 ①		F F X 0-2 F8 ①		C C B B X 2-2 F8 ①	3	0	0	0	1	0	0
Inning Stats	R: 0 E: 0 K: 2 S: 7 H: 0 LOB: 0 BB: 0 P: 11	R: 0 E: 0 K: 0 S: 4 H: 0 LOB: 0 BB: 0 P: 5	R: 0 E: 0 K: 1 S: 12 H: 1 LOB: 2 BB: 1 P: 19	R: 1 E: 0 K: 3 S: 13 H: 1 LOB: 2 BB: 2 P: 24	R: 0 E: 0 K: 2 S: 12 H: 1 LOB: 2 BB: 0 P: 19	R: 0 E: 0 K: 1 S: 8 H: 0 LOB: 1 BB: 1 P: 15	R: 0 E: 2 K: 1 S: 18 H: 0 LOB: 3 BB: 1 P: 30	R: 0 E: 0 K: 0 S: 5 H: 0 LOB: 0 BB: 0 P: 8	R: 0 E: 0 K: 1 S: 7 H: 0 LOB: 0 BB: 0 P: 11	1B: 2 2B: 0 3B: 1 HR: 0 SF: 0 SAC: 0 DP: 1 HBP: 2						

PITCHER		IP	WLS	BF	H	R	ER	SO	BB	IBB	HBP	BLK	WP	HR	S	P	ERA	WHIP
Tom Gordon, R ERA: 3.46	(1, 1)	7.0	L	32	3	1	1	10	5	0	2	0	1	0	74	123	1.29	1.143
Storm Davis, R ERA: 4.3	(8, 1)	2.0		6	0	0	0	1	0	0	0	0	0	0	12	19	0.00	0.000

PITCHER	IP	WLS	BF	H	R	ER	SO	BB	IBB	HBP	BLK	WP	HR	S	P	ERA	WHIP

TOP

Baltimore Orioles @ Kansas City Royals

Royals Stadium, Kansas City, MO

Sat Jun 22 1991, 8:05 PM EDT

Att. 36,141 - Cloudy - 73 F

livebaseballscorecards.com

AB	31
R	1
H	3
RBI	1
BB	5
SO	11
LOB	25

WP: 1 PA: 38
PB: 1
SB: 1
CS: 0

Baltimore Orioles @ Kansas City Royals

Royals Stadium, Kansas City, MO

Sat Jun 22 1991, 8:05 PM EDT

Att. 36,141 - Cloudy - 73 F

livebaseballscorecards.com

BOTTOM

Batter	1	2	3	4	5	6	7	8	9	AB	R	H	RBI	BB	SO	LOB
Brian McRae, S (1, 8) OBP: 0.283, SLG: 0.356	C B C X 1-2 P2 ①			C B F S 1-3 K ①			X 0-0 F8 ①	B X 1-0 G4-3 ③		4	0	0	0	0	1	0
Kirk Gibson, L (1, 7) OBP: 0.335, SLG: 0.441	X 0-0 G4-3 ②			C F C 0-3 K ②			X 0-0 G4-3 ②			3	0	0	0	0	1	0
George Brett, L (1, 10) OBP: 0.312, SLG: 0.359	C S B B T F S 2-3 K ③			F B B B F X 3-2 G3 ③			C B B F C 2-3 K ③			3	0	0	0	0	2	0
Danny Tartabull, R (1, 9) OBP: 0.336, SLG: 0.521		C X 0-1 P2 ①			X 0-0 G1-6-3 1B			B S X 1-1 1B		3	0	2	0	0	0	0
Jim Eisenreich, L (1, 3) OBP: 0.330, SLG: 0.395		C B B B X 3-1 F8 ②			X 0-0 ① ② G1-6-3 1-2f			1 SAFE X 0-0 L7 ①		3	0	0	0	0	0	2
Kevin Seitzer, R (1, 5) OBP: 0.322, SLG: 0.307		B B X 2-0 G6-3 ③			B X 1-0 P6 ③			X 0-0 L9 ②		3	0	0	0	0	0	1
Mike Macfarlane, R (1, 2) OBP: 0.307, SLG: 0.451			B C B X 2-1 F9 ①			C X 0-1 G5-4-3 1B		B F C X 1-2 F9 ③		3	0	1	0	0	0	1
Kurt Stillwell, S (1, 6) OBP: 0.307, SLG: 0.350			F B X 1-1 G3-1 ②			1 SAFE S B C T F S 1-3 K ①			C L T F F B S 1-3 K2-3 ①	3	0	0	0	0	2	1
Terry Shumpert, R (1, 4) OBP: 0.263, SLG: 0.329			C X 0-1 L7 ③			X 0-0 ② ③ G5-4-3 1-2f			B B T F F C 2-3 K ②	2	0	0	0	0	0	1
Warren Cromartie, L (9, PH) OBP: 0.366, SLG: 0.424										1	0	0	0	0	1	0

Inning Stats																														
	R: 0	H: 0		R: 0	H: 0		R: 0	H: 0		R: 0	H: 0		R: 0	H: 1		R: 0	H: 1		R: 0	H: 0		R: 0	H: 0		R: 0	H: 1		R: 0	H: 0	
	E: 0	LOB: 0		E: 0	LOB: 0		E: 0	LOB: 0		E: 0	LOB: 0		E: 0	LOB: 0		E: 0	LOB: 0		E: 0	LOB: 0		E: 0	LOB: 0		E: 0	LOB: 0		E: 0	LOB: 0	
	K: 1	BB: 0		K: 0	BB: 0		K: 0	BB: 0		K: 2	BB: 0		K: 0	BB: 0		K: 1	BB: 0		K: 1	BB: 0		K: 0	BB: 0		K: 2	BB: 0		1B: 3	SF: 0	
	S: 9	P: 12		S: 5	P: 10		S: 6	P: 9		S: 9	P: 13		S: 3	P: 4		S: 7	P: 8		S: 5	P: 7		S: 7	P: 9		S: 9	P: 13		2B: 0	SAC: 0	
																												3B: 0	DP: 2	
																												HR: 0	HBP: 0	

PITCHER		IP	WLS	BF	H	R	ER	SO	BB	IBB	HBP	BLK	WP	HR	S	P	ERA	WHIP
Bob Milacki, R ERA: 4.15	(1, 1)	8.0	W	25	3	0	0	5	0	0	0	0	0	0	51	72	0.00	0.375
Gregg Olson, R ERA: 3.71	(9, 1)	1.0	S	3	0	0	0	2	0	0	0	0	0	0	9	13	0.00	0.000

PITCHER	IP	WLS	BF	H	R	ER	SO	BB	IBB	HBP	BLK	WP	HR	S	P	ERA	WHIP

AB	28
R	0
H	3
RBI	0
BB	0
SO	7
LOB	6

WP: 0 PA: 28
PB: 0
SB: 0
CS: 0

Batter	1	2	3	4	5	6	7	8	9	10	AB	R	H	RBI	BB	SO	LOB
Mike Devereaux, R (1, 8) OBP: 0.332, SLG: 0.468	SH2-3 1B		G4-3		G4-3 1-2f		K		K	HR 1B	6	1	2	0	0	2	4
Brady Anderson, L (1, 7) OBP: 0.326, SLG: 0.267	SH2-3 1-2		G1-3			1B WP BB		3B 2B	1B HR 1B	HR 1-H	4	4	3	2	1	0	0
Cal Ripken Jr., R (1, 6) OBP: 0.399, SLG: 0.594	P2			G5-3		F9 WP 1-3 1B		2B 3B 2-H	HR 1B 1-2 2-3	2B	6	2	4	1	0	0	1
Sam Horn, L (1, 10) OBP: 0.339, SLG: 0.476 Chris Hoiles, R (8, PR) OBP: 0.304, SLG: 0.324	K			K		F8 1-2 3-H		F8 G4-3 3-H 2B	HR 1-H 2-H 3-H	F8	4	0	1	1	0	2	2
											2	2	1	4	0	0	1
Randy Milligan, R (1, 3) OBP: 0.345, SLG: 0.369 Juan Bell, R (9, 4) OBP: 0.128, SLG: 0.152		F8		2B		F9 2-3		F8 2-3	G3-1		5	0	1	0	0	0	2
											0	0	0	0	0	0	0
Joe Orsulak, L (1, 9) OBP: 0.264, SLG: 0.296		P6		L5		L4		G4-3 3-H	G2-3		5	0	0	1	0	0	3
Tim Hulett, R (1, 5) OBP: 0.268, SLG: 0.370		1B	F9				F9	1B		HR	5	1	3	1	0	0	0
Bob Melvin, R (1, 2) OBP: 0.308, SLG: 0.342 Ernie Whitt, L (8, PH) OBP: 0.344, SLG: 0.286 (8, 2)	K		2B			K	P6		L9		3	0	1	0	0	2	1
											2	0	0	0	0	0	2
Billy Ripken, R (1, 4) OBP: 0.248, SLG: 0.262 David Segui, S (9, PH) OBP: 0.294, SLG: 0.358 (9, 3)			G4-3		G4-3 2-3 1B		E4		HR BB	G6-3	3	0	1	0	0	0	0
											1	1	0	0	1	0	0
Inning Stats	R: 0 E: 0 K: 1 S: 11 H: 1 LOB: 1 BB: 0 P: 17	R: 0 E: 0 K: 1 S: 12 H: 1 LOB: 1 BB: 0 P: 21	R: 0 E: 0 K: 0 S: 10 H: 0 LOB: 0 BB: 0 P: 18	R: 0 E: 0 K: 1 S: 8 H: 1 LOB: 1 BB: 0 P: 14	R: 0 E: 0 K: 0 S: 8 H: 2 LOB: 1 BB: 0 P: 12	R: 1 E: 0 K: 0 S: 13 H: 1 LOB: 1 BB: 1 P: 26	R: 0 E: 1 K: 2 S: 13 H: 0 LOB: 1 BB: 0 P: 19	R: 3 E: 0 K: 0 S: 16 H: 4 LOB: 2 BB: 0 P: 26	R: 4 E: 0 K: 1 S: 18 H: 3 LOB: 0 BB: 1 P: 30	R: 3 E: 0 K: 0 S: 16 H: 4 LOB: 1 BB: 0 P: 24	1B: 8 2B: 5 3B: 1 HR: 3 SF: 0 SAC: 1 DP: 1 HBP: 0						

PITCHER		IP	WLS	BF	H	R	ER	SO	BB	IBB	HBP	BLK	WP	HR	S	P	ERA	WHIP
Kevin Appier, R ERA: 4.09	(1, 1)	5.2		23	6	1	1	3	1	0	0	0	1	0	60	105	1.59	1.235
Mike Magnante, L ERA: 3.24	(6, 1)	1.1		5	0	0	0	2	0	0	0	0	0	0	15	22	0.00	0.000
Steve Crawford, R ERA: 4.91	(8, 1)	0.0		3	3	3	3	0	0	0	0	0	0	0	10	16	∞	∞
Jeff Montgomery, R ERA: 4.97	(8, 1)	2.2	L	17	8	7	7	1	1	0	0	0	0	3	39	63	23.62	3.375
Storm Davis, R ERA: 4.28	(10, 1)	0.1		1	0	0	0	0	0	0	0	0	0	0	1	1	0.00	0.000

PITCHER	IP	WLS	BF	H	R	ER	SO	BB	IBB	HBP	BLK	WP	HR	S	P	ERA	WHIP

TOP

Baltimore Orioles @ Kansas City Royals

Royals Stadium, Kansas City, MO

Sun Jun 23 1991, 4:33 AM EDT

Cloudy - 68 F

livebaseballscorecards.com

AB	46
R	11
H	17
RBI	10
BB	2
SO	6
LOB	16

WP: 1 PA: 49
PB: 0
SB: 0
CS: 0

Batter	1	2	3	4	5	6	7	8	9	10	AB	R	H	RBI	BB	SO	LOB
Brian McRae, S (1, 8) OBP: 0.284, SLG: 0.368	B B C X 2-1 B5-3 ①	B F X 1-1 G3-1 3B 3-H		C X 0-1 G1-3 ②		B 1 SAFE 1 SAFE F F F F 1 SAFE X 1-2 FC6-4 ② 1-2f		C 1 SAFE X 0-1 2B 2B 1-H		C C S 0-3 K ③	6	2	2	2	0	1	1
Kirk Gibson, L (1, 7) OBP: 0.332, SLG: 0.440	B B F F B X 3-2 F8 ②	B F B X 2-1 G3-1 ② 3-H		C B S F C 1-3 K ③		1 SAFE 1 SAFE B B B 1 SAFE C 1 SAFE X 2-1 P3 ③		B B B X 3-0 2B 2-H			5	0	1	2	0	1	1
George Brett, L (1, 10) OBP: 0.314, SLG: 0.363	B B C B F F B 4-2 1B BB	X 0-0 F7 ③			B X 1-0 SH1-3 2B		C C B X 1-2 F8 ①	B X 1-0 G4-3 ③			4	0	1	0	1	0	1
Danny Tartabull, R (1, 9) OBP: 0.338, SLG: 0.516	B S S B B X 3-2 1B 1-3		X 0-0 G6-3 ①		C B F F B B B 4-2 SH1-3 BB		B B F B F F S 3-3 K ②		F X 0-1 G4-3 ①		4	0	1	0	1	1	0
Jim Eisenreich, L (1, 3) OBP: 0.330, SLG: 0.394 Carmelo Martinez, R (8, 3) OBP: 0.345, SLG: 0.360	C B B X 2-1 G4-3 ③		F X 0-1 2B 1B		X 0-0 SH1-3 ① 1-2 2-3		B C F X 1-2 P5 ③		C B B B F X 2-2 F9 ②		3 1	1 0	1 0	0 0	0 0	0 0	2 0
Bill Pecota, R (1, 5) OBP: 0.339, SLG: 0.423		C X 0-1 1B 2B 1B	1 SAFE 1 SAFE X 0-0 1-H 2B		C X 0-1 G6-3 ②			C F B B B F S 2-3 K ① C X 0-1 2B			5	1	3	1	0	1	2
Mike Macfarlane, R (1, 2) OBP: 0.309, SLG: 0.465		1 SAFE P C F X 1-2 2B G4-3 1B 1-2	C B B C X 2-2 F7 ②		B C X 1-1 G5-3 ③			B X 1-0 HR	B S X 1-1 G5-3 ③		5	2	2	1	0	0	4
Kurt Stillwell, S (1, 6) OBP: 0.309, SLG: 0.356		C S B B B X 2-2 G4-3 3B 2B 1-3 2-H	C F B S 1-3 K ③			C X 0-1 FC6-4 1B		B B F S F S 2-3 K ②		B X 1-0 F9 ①	5	1	2	1	0	2	1
Terry Shumpert, R (1, 4) OBP: 0.263, SLG: 0.327 Warren Cromartie, L (10, PH) OBP: 0.361, SLG: 0.418	B X 1-0 G4-3 ① 2-3 3-H		C C C 0-3 K ①			C 1 SAFE X 0-1 F7 ①		S S X 0-2 2B E 1B		B C S S 1-3 K ②	4 1	1 0	1 0	1 0	0 0	1 1	2 0
Inning Stats	R: 0 H: 1 E: 0 LOB: 2 K: 0 BB: 1 S: 13 P: 27	R: 4 H: 4 E: 0 LOB: 0 K: 0 BB: 0 S: 15 P: 21	R: 1 H: 2 E: 0 LOB: 1 K: 1 BB: 0 S: 10 P: 13	R: 0 H: 0 E: 0 LOB: 0 K: 2 BB: 0 S: 9 P: 10	R: 0 H: 1 E: 0 LOB: 2 K: 0 BB: 1 S: 9 P: 15	R: 0 H: 1 E: 0 LOB: 1 K: 0 BB: 0 S: 11 P: 14	R: 0 H: 0 E: 0 LOB: 0 K: 1 BB: 0 S: 10 P: 15	R: 3 H: 4 E: 1 LOB: 1 K: 2 BB: 0 S: 16 P: 25	R: 0 H: 1 E: 0 LOB: 1 K: 0 BB: 0 S: 10 P: 13	R: 0 H: 0 E: 0 LOB: 0 K: 2 BB: 0 S: 7 P: 9	1B: 6 SF: 0 2B: 6 SAC: 1 3B: 1 DP: 0 HR: 1 HBP: 0						

PITCHER		IP	WLS	BF	H	R	ER	SO	BB	IBB	HBP	BLK	WP	HR	S	P	ERA	WHIP
Roy Smith, R ERA: 5.71	(1, 1)	4.0		21	8	5	5	3	1	0	0	0	0	0	48	73	11.25	2.250
Mike Flanagan, L ERA: 2.93	(5, 1)	3.0		11	1	0	0	1	1	0	0	0	0	0	29	42	0.00	0.667
Mark Williamson, R ERA: 4.0	(8, 1)	0.2		5	3	3	3	2	0	0	0	0	0	1	14	19	40.50	4.500
Paul Kilgus, L ERA: 4.89	(8, 1)	0.1		2	1	0	0	0	0	0	0	0	0	0	2	6	0.00	3.000
Todd Frohwirth, R ERA: 1.86	(9, 1)	1.0	W	4	1	0	0	0	0	0	0	0	0	0	10	13	0.00	1.000

PITCHER		IP	WLS	BF	H	R	ER	SO	BB	IBB	HBP	BLK	WP	HR	S	P	ERA	WHIP
Gregg Olson, R ERA: 3.58	(10, 1)	1.0	S	3	0	0	0	2	0	0	0	0	0	0	7	9	0.00	0.000

BOTTOM

Baltimore Orioles @ Kansas City Royals

Royals Stadium, Kansas City, MO

Sun Jun 23 1991, 4:33 AM EDT

Cloudy - 68 F

livebaseballscorecards.com

AB	43
R	8
H	14
RBI	8
BB	2
SO	8
LOB	14

PA: 46

WP: 0
PB: 0
SB: 0
CS: 0

Batter	1	2	3	4	5	6	7	8	9	10	11	12	AB	R	H	RBI	BB	SO	LOB
Mike Devereaux, R (1, 8) OBP: 0.331, SLG: 0.465	BBCBFB 4-2 BB	B X 1-0 G5-3 ③		C 1 SAFE B X 1-1 F9 ③		C F B B F X 2-2 L4 ③		B S B F X 2-2 1B 2B	C X 0-1 L6 ①	X 0-0 G4-3 ③			6	1	1	0	1	0	6
Brady Anderson, L (1, 7) OBP: 0.317, SLG: 0.259	C 1 SAFE B X 1-1 F7 ①	B C C F B X 2-2 F9 ①	B F F B X 2-2 F7 ①			C B B B C B X 3-2 1B 1B 1B		B C C C 1-3 K ②	X 0-0 F8 ②			C F B B B X 2-2 G4-3 ①	7	1	1	0	0	1	4
Cal Ripken Jr., R (1, 6) OBP: 0.403, SLG: 0.590	F 1 SAFE X 0-1 F9 ②	F B F B B F B X 3-2 E 1B	F B X 1-1 G6-3 ②				1 SAFE F X 0-1 1B 1B 1B 1-2	I I I 4-0 BB 1B 1B IBB	B F B B F F S 3-3 K ③			B B C B B B 4-1 1B 1B BB	5	3	2	0	2	1	3
Sam Horn, L (1, 10) OBP: 0.333, SLG: 0.466 Randy Milligan, R (7, PH) OBP: 0.356, SLG: 0.381	B B S X 2-1 G4-3 ③	C S S 0-3 K ②	B S B B B F X 3-2 P4 ③				X 0-0 FC1-5 1B 1-3 2-H 1B	B F X 1-1 BB 1B 1-2 2-H 1B		X 0-0 SH5-3 1B		1 SAFE C C C 1 SAFE B X 1-2 1B 1B 1-2	3 4	0 1	0 4	0 2	0 0	1 0	2 0
David Segui, S (1, 3) OBP: 0.297, SLG: 0.349	C X 0-1 G6-3 ①	F X 0-1 E3 1-2				B C X 1-1 F8 ①	C X 0-1 FC1-5 1-2 3-H 1B	B B B B 4-0 1B 1-2 2-3 BB		1 SAFE L X 0-1 SH5-3 ① 1-2		B X 1-0 F8 ②	5	0	1	1	1	0	3
Joe Orsulak, L (1, 9) OBP: 0.274, SLG: 0.302	C F B X 1-2 G1-3 ②	F C F B B X 2-2 G3 ③				B X 1-0 FC6-4 1B	L B X 1-1 FC1-5 ① 1-2 2-3f	B B C F B F X 3-2 1B 1-3 2-H 3-H		I I I 4-0 G6-4-3 IBB		B X 1-0 FC6 1-3 2-H 1B	6	0	3	3	1	0	4
Tim Hulett, R (1, 5) OBP: 0.262, SLG: 0.353	C B B B F B 4-2 1B 1B BB			C C F X 0-2 G6-3 ①		1 SAFE B F X 1-1 FC6-4 ② 2B 1B 1-2f	B C B B S F X 2-3 K ②	C B B S F X 2-2 G5-3 ③		B X 1-0 G6-4-3 ②③ 1-2f		B 1 SAFE B X 2-0 FC6 ③ 1-2f	6	2	0	0	1	1	9
Chris Hoiles, R (1, 2) OBP: 0.313, SLG: 0.342	B 1 SAFE B F B X 3-1 1B 1-2 1B			B X 1-0 F7 ②		F B X 1-1 1B 1-3 2B	X 0-0 G1-3 ③		F S B B F F X 2-2 BB 1B		X 0-0 F9 ①		6	1	3	0	0	0	2
Juan Bell, R (1, 4) OBP: 0.189, SLG: 0.196	X 0-0 1-2 2-H 1B			B C B X 2-1 1B		B X 1-0 2-H 3-H 1B		B F C B X 2-2 F7 ①	B S C F B B 4-2 1-2 BB		B B C C C 2-3 K ②		5	0	3	3	1	1	0
Inning Stats	R: 0 H: 0 E: 0 LOB: 1 K: 0 BB: 1 S: 8 P: 15	R: 1 H: 2 E: 0 LOB: 2 K: 0 BB: 1 S: 11 P: 20	R: 0 H: 1 E: 1 LOB: 2 K: 1 BB: 0 S: 17 P: 24	R: 0 H: 1 E: 0 LOB: 1 K: 0 BB: 0 S: 9 P: 13	R: 0 H: 0 E: 0 LOB: 0 K: 0 BB: 0 S: 8 P: 14	R: 2 H: 3 E: 0 LOB: 1 K: 0 BB: 0 S: 12 P: 19	R: 2 H: 4 E: 0 LOB: 2 K: 1 BB: 0 S: 14 P: 20	R: 3 H: 3 E: 0 LOB: 2 K: 1 BB: 2 S: 19 P: 38	R: 0 H: 1 E: 0 LOB: 2 K: 1 BB: 1 S: 15 P: 24	R: 0 H: 1 E: 0 LOB: 1 K: 0 BB: 1 S: 4 P: 9	R: 0 H: 0 E: 0 LOB: 0 K: 1 BB: 0 S: 5 P: 7	R: 1 H: 2 E: 0 LOB: 2 K: 0 BB: 1 S: 10 P: 21	1B: 16 SF: 0 2B: 2 SAC: 1 3B: 0 DP: 1 HR: 0 HBP: 0						WP: 0 PA: 61 PB: 0 SB: 0 CS: 0

PITCHER		IP	WLS	BF	H	R	ER	SO	BB	IBB	HBP	BLK	WP	HR	S	P	ERA	WHIP
Luis Aquino, R ERA: 4.5	(1, 1)	6.0		28	7	3	3	1	2	0	0	0	0	0	65	105	4.50	1.500
Mike Magnante, L ERA: 5.19	(7, 1)	0.1		5	4	2	2	0	0	0	0	0	0	0	10	14	54.00	12.000
Steve Crawford, R ERA: 5.34	(7, 1)	2.2		15	4	3	3	3	2	1	0	0	0	0	38	68	10.12	2.250
Storm Davis, R ERA: 4.22	(10, 1)	3.0	L	13	3	1	1	1	1	1	0	0	0	0	19	37	3.00	1.333

PITCHER	IP	WLS	BF	H	R	ER	SO	BB	IBB	HBP	BLK	WP	HR	S	P	ERA	WHIP

TOP

Baltimore Orioles @ Kansas City Royals

Royals Stadium, Kansas City, MO

Sun Jun 23 1991, 8:05 PM EDT

Att. 30,018 - Cloudy - 72 F

livebaseballscorecards.com

AB	53
R	9
H	18
RBI	9
BB	7
SO	5
LOB	33

Baltimore Orioles @ Kansas City Royals

Royals Stadium, Kansas City, MO

Sun Jun 23 1991, 8:05 PM EDT

Att. 30,018 - Cloudy - 72 F

livebaseballscorecards.com

BOTTOM

Batter	1	2	3	4	5	6	7	8	9	10	11	12	AB	R	H	RBI	BB	SO	LOB
Brian McRae, S (1, 8) OBP: 0.288, SLG: 0.369	F7		CS 1B		K 1-2		G4-3 1B					G5-3	7	1	3	0	0	1	4
Kirk Gibson, L (1, 7) OBP: 0.331, SLG: 0.435	G1-3		G4-3 1-2		1B		K		FC3-2			P6	7	1	2	0	0	1	5
George Brett, L (1, 10) OBP: 0.313, SLG: 0.362	G6-3		2B		G3		G4-3 1-2		WP 1B SF7 1-2 2-3 BB	F9		G6-3	6	1	1	0	1	0	2
Danny Tartabull, R (1, 9) OBP: 0.346, SLG: 0.522		E 1B 1B	G6-3			1B 2B	BB		1B WP 1B 1-2 2-H 3-H	G6-3			5	3	3	2	1	0	1
Warren Cromartie, L (1, 3) OBP: 0.346, SLG: 0.403		E4 1B 1B 1-2	K			1B FC4-6 2-3	F7		SF7 1-2 2-H	K			5	1	1	1	0	2	3
Kevin Seitzer, R (1, 5) OBP: 0.329, SLG: 0.311	P1		S BB			FC4-6 1-3 3-H	G6-3		1B 1B 2-3	F9			5	1	2	1	1	0	2
Brent Mayne, L (1, 2) OBP: 0.356, SLG: 0.302	1-H 2-H 1B		F7			FC4-6 G1-3 1-2f 3-H	G3-1		WP 1B FC3-2 1-2 3-H	G5-3 BB			5	0	2	3	0	0	2
Gary Thurman, R (9, PR) OBP: 0.306, SLG: 0.377													0	0	0	0	0	0	0
Mike Macfarlane, R (10, 2) OBP: 0.312, SLG: 0.465													0	0	0	0	1	0	0
Bill Pecota, R (1, 4) (9, 6) (10, 4) OBP: 0.346, SLG: 0.422		BB				G1-3 1-2			FC3-2 WP 1-2 2-H			G5-3 1-2	5	0	2	1	1	1	3
David Howard, S (1, 6) OBP: 0.189, SLG: 0.091		K		CS BB		G4-3	G4-3		FC3-2 1-2 2-3 IBB			G3-1	2	0	0	0	1	1	3
Jim Eisenreich, L (8, PH) OBP: 0.328, SLG: 0.392													1	0	0	0	0	0	1
Terry Shumpert, R (9, 4) OBP: 0.263, SLG: 0.327													0	0	0	0	0	0	0
Carmelo Martinez, R (9, PH) OBP: 0.349, SLG: 0.360													0	0	0	0	1	0	0
Kurt Stillwell, S (10, 6) OBP: 0.307, SLG: 0.354													1	0	0	0	0	0	1

Inning Stats	1	2	3	4	5	6	7	8	9	10	11	12
R:	0	1	0	0	0	2	0	1	5	0	0	0
H:	0	2	2	0	1	3	1	2	6	0	0	0
E:	0	1	0	0	0	0	0	0	0	0	0	0
LOB:	0	2	1	1	1	1	2	1	3	0	1	0
K:	0	1	0	2	1	0	1	0	0	1	0	0
BB:	0	1	0	1	1	0	1	0	2	0	1	0
S:	7	20	10	11	8	11	12	8	17	10	5	6
P:	9	31	18	18	17	22	24	14	38	14	12	7

1B:	14	SF:	1
2B:	3	SAC:	0
3B:	0	DP:	1
HR:	0	HBP:	0

WP:	2	PA:	57
PB:	0		
SB:	1		
CS:	2		

AB	49
R	8
H	16
RBI	8
BB	7
SO	6
LOB	27

PITCHER

PITCHER		IP	WLS	BF	H	R	ER	SO	BB	IBB	HBP	BLK	WP	HR	S	P	ERA	WHIP
Jose Mesa, R ERA: 5.25	(1, 1)	5.0		24	8	3	3	4	3	0	0	0	0	0	62	104	5.40	2.200
Todd Frohwirth, R ERA: 1.77	(6, 1)	1.0		4	1	0	0	0	0	0	0	0	0	0	8	16	0.00	1.000
Kevin Hickey, L ERA: 5.4	(7, 1)	0.2		2	0	0	0	1	0	0	0	0	0	0	5	9	0.00	0.000
Mark Williamson, R ERA: 4.47	(7, 1)	1.1		9	3	3	3	0	2	0	0	0	0	0	17	37	20.25	3.750
Gregg Olson, R ERA: 3.82	(9, 1)	3.0	W	15	4	2	2	1	1	1	0	0	2	0	27	51	6.00	1.667

PITCHER		IP	WLS	BF	H	R	ER	SO	BB	IBB	HBP	BLK	WP	HR	S	P	ERA	WHIP
Paul Kilgus, L ERA: 4.78	(12, 1)	1.0	S	3	0	0	0	0	0	0	0	0	0	0	6	7	0.00	0.000

California Angels @ Kansas City Royals

Royals Stadium, Kansas City, MO

Mon Jun 24 1991, 8:05 PM EDT

Att. 32,040 - Sunny - 82 F

TOP

livebaseballscorecards.com

Batter	1	2	3	4	5	6	7	8	9	AB	R	H	RBI	BB	SO	LOB
Luis Polonia, L (1, 7) OBP: 0.347, SLG: 0.370	G2-3	K		G4-6-3 BB	K		F7		F8	5	0	0	0	1	2	5
Dave Gallagher, R (1, 8) OBP: 0.385, SLG: 0.361	1B BB	G5-3 1-2		1 SAFE 1 SAFE 1-2f G4-6-3	K		F7		2B	5	1	1	0	1	1	6
Wally Joyner, L (1, 3) OBP: 0.378, SLG: 0.481	FC5-4 1B 1-2 1B	G3			HR 1B F7		F8		F7	6	2	2	0	0	0	6
Dave Winfield, R (1, 9) OBP: 0.330, SLG: 0.550	FC5-4 1-2 2-H		G4-3 E 2B		1-H HR	BB 1B		1B 3B		5	3	5	3	0	0	0
Max Venable, L (8, 9) OBP: 0.260, SLG: 0.243										0	0	0	0	0	0	0
Dave Parker, L (1, 10) OBP: 0.262, SLG: 0.331	FC5-4 1B 1-2f 2-3		G4-3 2-3		1B 2B	K		1B 3-H 1B		5	1	2	1	0	1	4
Jack Howell, L (1, 5) OBP: 0.347, SLG: 0.359	FC6-4 1-2 3-H 1B		L7 3-H		1B 2B 2-3 1B	F7		F7		5	1	2	1	0	0	2
Donnie Hill, S (1, 6) OBP: 0.397, SLG: 0.398	FC6-4 1-2f		BB		2B 1-2 3-H 1B	BB		G5-4-3 1-2 1B		3	0	2	1	2	0	2
Luis Sojo, R (1, 4) OBP: 0.252, SLG: 0.291		1B 2B	G4-3		1-3 2-H 2B	G1-3		G5-4-3 1-2f		5	1	2	1	0	0	5
Ron Tingley, R (1, 2) OBP: 0.246, SLG: 0.277		G5-3 2-H 1B		P4	HBP		1B		G5-3	0	0	0	0	0	0	0
John Orton, R (1, 2) OBP: 0.308, SLG: 0.320										4	0	2	1	0	0	0

AB	43
R	9
H	18
RBI	8
BB	4
SO	4
LOB	30

Inning Stats	1	2	3	4	5	6	7	8	9
	R: 2 E: 0 K: 0 S: 14	H: 3 LOB: 2 BB: 1 P: 26	R: 1 E: 0 K: 1 S: 13	H: 2 LOB: 1 BB: 0 P: 17	R: 1 E: 1 K: 0 S: 11	H: 1 LOB: 1 BB: 1 P: 19	R: 0 E: 0 K: 0 S: 6	H: 0 LOB: 0 BB: 1 P: 13	R: 4 E: 0 K: 2 S: 24	H: 6 LOB: 3 BB: 0 P: 38	R: 0 E: 0 K: 1 S: 11	H: 1 LOB: 2 BB: 1 P: 20	R: 0 E: 0 K: 0 S: 8	H: 1 LOB: 1 BB: 0 P: 11	R: 1 E: 0 K: 0 S: 11	H: 3 LOB: 1 BB: 0 P: 13	R: 0 E: 0 K: 0 S: 9	H: 1 LOB: 1 BB: 0 P: 13

| | | | | | | | | | |

Batter	1	2	3	4	5	6	7	8	9	AB	R	H	RBI	BB	SO	LOB
Gary Thurman, R (1, 7) OBP: 0.289, SLG: 0.356	S C B B X 2-2 ① L9	F B X 1-1 ③ G1-3			L X 0-1 ① G5-3			B F X 1-1 ① P3	B B C F X 2-2 ③ P5	4	0	0	0	0	0	0
Kirk Gibson, L (9, PH) OBP: 0.330, SLG: 0.433										1	0	0	0	0	0	2
Brian McRae, S (1, 8) OBP: 0.287, SLG: 0.365	C B B S B B 4-2 BB BB 1B BB	C C X 0-2 ① G6-3			F X 0-1 ② L6			F C B B S 2-3 ② K		3	1	0	0	1	1	0
Bill Pecota, R (1, 3) OBP: 0.344, SLG: 0.417 (8, 1)	B C B X 2-1 ② L2		B X 1-0 1B		B F S B F F C 2-3 ③ K			B B C B X 3-1 ③ F8		4	0	1	0	0	1	1
Danny Tartabull, R (1, 9) OBP: 0.348, SLG: 0.520	C S B 1 SAFE B F B B 4-2 BB 1B 1-2 BB	C S X 0-2 1-3 1B				B C B B X 3-1 ① G5-3			B B C B F X 3-2 ① F9	3	1	1	0	1	0	0
Carmelo Martinez, R (1, 10) OBP: 0.353, SLG: 0.354 (8, 3)	C B B S B F F B 4-2 1B 1-2 2-3 BB	S E B C 1-3 ② K				S X 0-1 ② F8			C F B F B B F B 4-2 3B BB	2	1	0	0	2	1	2
Kevin Seitzer, R (1, 5) OBP: 0.333, SLG: 0.331	B X 1-0 1-2 2-H 3-H 1B	B B B X 3-0 ③ P3				C B B B X 3-1 ③ G6-3			C B X 1-1 1-H 1B 3B	4	1	2	3	0	0	2
Mike Macfarlane, R (1, 2) OBP: 0.315, SLG: 0.466	B X 1-0 ③ L8			B C X 1-1 ① F8			F B F B F F X 2-2 G5-4-3 1B		C S B B B X 3-2 1B 3-H 1B	4	0	2	1	0	0	2
Kurt Stillwell, S (1, 6) OBP: 0.302, SLG: 0.348		B B X 2-0 ① F7		C B B B X 3-1 ② P4			F B B B F F X 2-2 ① ② G5-4-3 1-2f		B F S B X 2-2 ② F8	4	0	0	0	0	0	2
Terry Shumpert, R (1, 4) OBP: 0.258, SLG: 0.321		C F X 0-2 ② F8		B X 1-0 ③ G6-3			C B X 1-1 ③ P4		B C F X 1-2 1B	3	0	0	0	0	0	0
Jim Eisenreich, L (9, PH) OBP: 0.332, SLG: 0.395										1	0	1	0	0	0	0
Inning Stats	R: 2 E: 0 K: 0 S: 16 H: 1 LOB: 2 BB: 3 P: 34	R: 0 E: 0 K: 0 S: 6 H: 0 LOB: 0 BB: 0 P: 9	R: 0 E: 0 K: 1 S: 11 H: 2 LOB: 2 BB: 0 P: 16	R: 0 E: 0 K: 0 S: 5 H: 0 LOB: 0 BB: 0 P: 10	R: 0 E: 0 K: 1 S: 9 H: 0 LOB: 0 BB: 0 P: 11	R: 0 E: 0 K: 0 S: 6 H: 0 LOB: 0 BB: 0 P: 12	R: 0 E: 0 K: 0 S: 11 H: 1 LOB: 0 BB: 0 P: 16	R: 0 E: 0 K: 1 S: 7 H: 0 LOB: 0 BB: 0 P: 13	R: 2 E: 0 K: 0 S: 21 H: 3 LOB: 2 BB: 1 P: 37	1B: 6 2B: 0 3B: 1 HR: 0	SF: 0 SAC: 0 DP: 1 HBP: 0						

PITCHER		IP	WLS	BF	H	R	ER	SO	BB	IBB	HBP	BLK	WP	HR	S	P	ERA	WHIP
Chuck Finley, L ERA: 3.66	(1, 1)	8.0	W	30	4	2	2	3	3	0	0	0	0	0	71	121	2.25	0.875
Joe Grahe, R ERA: 7.43	(9, 1)	0.2		6	3	2	2	0	1	0	0	0	0	0	18	32	27.00	6.000
Mike Fetters, R ERA: 3.86	(9, 1)	0.1		1	0	0	0	0	0	0	0	0	0	0	3	5	0.00	0.000

PITCHER	IP	WLS	BF	H	R	ER	SO	BB	IBB	HBP	BLK	WP	HR	S	P	ERA	WHIP

BOTTOM

California Angels @ Kansas City Royals

Royals Stadium, Kansas City, MO

Mon Jun 24 1991, 8:05 PM EDT

Att. 32,040 - Sunny - 82 F

livebaseballscorecards.com

AB	33
R	4
H	7
RBI	4
BB	4
SO	3
LOB	11

1B: 6	SF: 0	WP: 0	PA: 37
2B: 0	SAC: 0	PB: 0	
3B: 1	DP: 1	SB: 0	
HR: 0	HBP: 0	CS: 0	

Batter	1	2	3	4	5	6	7	8	9	AB	R	H	RBI	BB	SO	LOB
Luis Polonia, L (1, 7) OBP: 0.353, SLG: 0.376	X 0-0 FC4-6 1B		F B X 1-1 ② G5-3			X 0-0 E G3 G4-3 1B		X 0-0 G6-3 1B 2-3		4	2	3	0	0	0	0
Dave Gallagher, R (1, 8) OBP: 0.368, SLG: 0.345	1 SAFE C X 0-1 ① FC4-6 CS 1-2f		F B B X 2-1 ③ F7			1 SAFE 1 SAFE 1 SAFE B 1 SAFE C 1 SAFE 1 SAFE X 1-1 ① G3 1-2		1 SAFE C 1 SAFE B 1 SAFE B 1 SAFE X 2-1 ② G6-3 1-2 3-H		4	0	0	1	0	0	3
Wally Joyner, L (1, 3) OBP: 0.377, SLG: 0.477	X 0-0 ② P5			B F C B S 2-3 ① K		C 2 SAFE L B B X 2-2 ② G4-3 2-H		B C B B X 3-1 2-H 1B		4	0	1	2	0	1	1
Dave Winfield, R (1, 9) OBP: 0.328, SLG: 0.544	1 SAFE C B B 2-1 ③ CS 1-2	C B B B B 4-1 2B BB		C S B S 1-3 ② K		C X 0-1 ③ G1-3		C B S B 1 SAFE X 2-2 ③ L4		3	1	0	0	1	1	1
Dave Parker, L (1, 10) OBP: 0.265, SLG: 0.337		B 1 SAFE S 1 SAFE C F 1 SAFE B F 2-3 C ① K		S B F X 1-2 2B			S B S B X 2-2 G3-6 1B		F F F B B B X 3-2 ① G3	4	0	2	0	0	1	1
Jack Howell, L (1, 5) OBP: 0.329, SLG: 0.338		1 SAFE 1 SAFE B C X 1-1 ② P4		X 0-0 ③ F8			X 0-0 ① ② G3-6 1-2f		B X 1-0 ② F7	4	0	0	0	0	0	3
Donnie Hill, S (1, 6) OBP: 0.393, SLG: 0.402	1 SAFE B C F 1 F F 1 B SAFE 3-2 B F X 1-H 2B				F B B C X 2-2 ① F8		B C B C F X 2-2 ③ G3		C C B B B S 3-3 ③ K	4	0	1	1	0	1	0
Luis Sojo, R (1, 4) OBP: 0.253, SLG: 0.287	B C F X 1-2 ③ F8				C L C 0-3 ② K			C C B H 2-2 1B SH1-4 G6-3 HBP		2	1	0	0	0	1	1
John Orton, R (1, 2) OBP: 0.286, SLG: 0.296			B C B F X 2-2 ① G6-3		S B B X 2-1 ③ G5-3			1 SAFE X 0-0 ① SH1-4 1-2		2	0	0	0	0	0	0
Inning Stats	R: 0 E: 0 K: 0 S: 5 H: 1 LOB: 0 BB: 0 P: 7	R: 1 E: 0 K: 1 S: 17 H: 1 LOB: 1 BB: 1 P: 28	R: 0 E: 0 K: 0 S: 7 H: 0 LOB: 0 BB: 0 P: 12	R: 0 E: 0 K: 2 S: 10 H: 1 LOB: 1 BB: 0 P: 14	R: 0 E: 0 K: 1 S: 8 H: 0 LOB: 0 BB: 0 P: 12	R: 1 E: 1 K: 0 S: 8 H: 1 LOB: 0 BB: 0 P: 11	R: 0 E: 0 K: 0 S: 8 H: 1 LOB: 0 BB: 0 P: 12	R: 2 E: 0 K: 0 S: 11 H: 2 LOB: 1 BB: 0 P: 20	R: 0 E: 0 K: 1 S: 8 H: 0 LOB: 0 BB: 0 P: 15	1B: 5 2B: 2 3B: 0 HR: 0 SF: 0 SAC: 1 DP: 1 HBP: 1						

TOP

California Angels @ Kansas City Royals

Royals Stadium, Kansas City, MO

Tue Jun 25 1991, 8:05 PM EDT

Att. 25,429 - Sunny - 90 F

livebaseballscorecards.com

AB	31
R	4
H	7
RBI	4
BB	1
SO	5
LOB	10

		WP: 0	PA: 35
		PB: 0	
		SB: 0	
		CS: 1	

PITCHER		IP	WLS	BF	H	R	ER	SO	BB	IBB	HBP	BLK	WP	HR	S	P	ERA	WHIP
Mike Boddicker, R ERA: 3.1	(1, 1)	8.0	L	31	7	4	3	4	1	0	1	0	0	0	74	116	3.38	1.000
Storm Davis, R ERA: 4.16	(9, 1)	1.0		3	0	0	0	1	0	0	0	0	0	0	8	15	0.00	0.000

PITCHER	IP	WLS	BF	H	R	ER	SO	BB	IBB	HBP	BLK	WP	HR	S	P	ERA	WHIP

California Angels @ Kansas City Royals

Royals Stadium, Kansas City, MO

Tue Jun 25 1991, 8:05 PM EDT

Att. 25,429 - Sunny - 90 F

livebaseballscorecards.com

BOTTOM

Batter	1	2	3	4	5	6	7	8	9	AB	R	H	RBI	BB	SO	LOB
Brian McRae, S (1, 8) OBP: 0.286, SLG: 0.362	3-1 G3 G3 1B	1-3 K 1-2			1-1 G6-3		2-2 G4-3		2-3 K	5	0	1	0	0	2	3
Kirk Gibson, L (1, 7) OBP: 0.331, SLG: 0.435	1 SAFE 1 SAFE 1 SAFE 2-0 G3 1-2		4-2 G4-3 BB		0-0 2B 2B		2-1 G3-1		1-2 G6-3	4	1	1	0	1	0	2
George Brett, L (1, 10) OBP: 0.312, SLG: 0.355	1-1 G3 2-3		2-1 G4-3 1-2		4-1 2B BB			2-2 L7		3	0	0	0	1	0	2
Danny Tartabull, R (1, 9) OBP: 0.351, SLG: 0.522	3-2 G5-3		2-3 K		1-1 2B 1-H 2-H			4-0 FC5-4 BB		3	0	1	1	1	1	2
Jim Eisenreich, L (1, 3) OBP: 0.325, SLG: 0.387		3-1 G4-3	3-2 L4		0-1 F7			2-1 FC5-4 1-2f 1B		4	0	0	0	0	0	3
Kevin Seitzer, R (1, 5) OBP: 0.338, SLG: 0.336		0-2 1B 1B		1-0 P3		1-3 K		1-0 1-2 1B		4	1	2	0	0	1	0
Mike Macfarlane, R (1, 2) OBP: 0.314, SLG: 0.462		2-1 F8		1-1 P6		1-2 G3-6 1B		3-3 K		4	0	1	0	0	1	3
Kurt Stillwell, S (1, 6) OBP: 0.310, SLG: 0.359		0-1 1B 1-2 1B		2-1 1B		2-2 G3-6 1-2f			1-1 2B	4	0	3	0	0	0	1
Terry Shumpert, R (1, 4) OBP: 0.260, SLG: 0.321 Warren Cromartie, L (9, PH) OBP: 0.342, SLG: 0.397		0-1 S 1-3 2-H 1B		2-3 K			1-2 G6-3		0-3 K	3 1	0 0	1 0	1 0	0 0	1 1	1 1
Inning Stats	R: 0 E: 0 K: 0 S: 9 H: 1 LOB: 1 BB: 0 P: 18	R: 1 E: 0 K: 1 S: 14 H: 3 LOB: 2 BB: 0 P: 20	R: 0 E: 0 K: 1 S: 11 H: 0 LOB: 1 BB: 1 P: 22	R: 0 E: 0 K: 1 S: 9 H: 1 LOB: 1 BB: 0 P: 14	R: 1 E: 0 K: 0 S: 8 H: 2 LOB: 1 BB: 1 P: 14	R: 0 E: 0 K: 1 S: 11 H: 1 LOB: 0 BB: 0 P: 15	R: 0 E: 0 K: 0 S: 9 H: 0 LOB: 0 BB: 0 P: 14	R: 0 E: 0 K: 1 S: 10 H: 1 LOB: 2 BB: 1 P: 22	R: 0 E: 0 K: 2 S: 13 H: 1 LOB: 1 BB: 0 P: 17	1B: 7 2B: 3 3B: 0 HR: 0 SF: 0 SAC: 0 DP: 1 HBP: 0							

AB	35
R	2
H	10
RBI	2
BB	3
SO	7
LOB	18

WP: 0 PB: 0 SB: 1 CS: 0 PA: 38

PITCHER		IP	WLS	BF	H	R	ER	SO	BB	IBB	HBP	BLK	WP	HR	S	P	ERA	WHIP
Kirk McCaskill, R ERA: 3.81	(1, 1)	7.1	W	31	8	2	2	4	3	0	0	0	0	0	75	127	2.46	1.500
Mark Eichhorn, R ERA: 0.89	(8, 1)	0.2		3	1	0	0	1	0	0	0	0	0	0	6	12	0.00	1.500
Bryan Harvey, R ERA: 1.09	(9, 1)	1.0	S	4	1	0	0	2	0	0	0	0	0	0	13	17	0.00	1.000

PITCHER	IP	WLS	BF	H	R	ER	SO	BB	IBB	HBP	BLK	WP	HR	S	P	ERA	WHIP

California Angels @ Kansas City Royals

Royals Stadium, Kansas City, MO

Wed Jun 26 1991, 8:05 PM EDT

Att. 23,727 - Sunny - 92 F

TOP

livebaseballscorecards.com

Batter	1	2	3	4	5	6	7	8	9	AB	R	H	RBI	BB	SO	LOB
Luis Polonia, L (1, 7) OBP: 0.352, SLG: 0.376	L5		SF7 3-H		P6		E1 1B		G5-3 1-2	5	0	2	2	0	0	1
Max Venable, L (1, 8) (7, 9) OBP: 0.268, SLG: 0.253	1B 1B F7		3B 1-2 1B		K		P4			5	2	2	0	0	1	3
Wally Joyner, L (1, 3) OBP: 0.384, SLG: 0.489	1 SAFE 1 SAFE 1 SAFE 1B 1-3 1B	1B 1B		1-H 2-H 3B	BB			G3		4	1	3	2	1	0	0
Gary Gaetti, R (1, 5) OBP: 0.292, SLG: 0.392	1B 1-2 2B 3-H 1B	F9	P5		K			P5		5	1	1	1	0	1	3
Dave Parker, L (1, 10) OBP: 0.264, SLG: 0.335	2B 1-3 2-H 1B	F7	G3			F7		F7		5	1	1	1	0	0	1
Lance Parrish, R (1, 2) OBP: 0.326, SLG: 0.419 John Orton, R (9, 2) OBP: 0.286, SLG: 0.296	1B 1-3 3-H 2B	F8	1B 1B			F9			F7 E 2B	5 0	2 0	3 0	1 0	0 0	0 0	1 0
Jack Howell, L (1, 9) OBP: 0.325, SLG: 0.333 Dave Gallagher, R (7, 8) OBP: 0.365, SLG: 0.341	K	L8	1-2 1B			K			F7 2-3	4 1	0 0	1 0	0 0	0 0	2 0	2 1
Donnie Hill, S (1, 6) OBP: 0.393, SLG: 0.397	1B 1B BB	1B SF7 1B	P6				L9		G3	4	2	1	0	1	0	3
Luis Sojo, R (1, 4) OBP: 0.258, SLG: 0.291	1B 1-2 2-H 3-H 1B	1B 1-3 3B 1B	L3				G5-3		E5 WP 3-H	5	1	2	2	0	0	2

AB	**43**															
R	**10**															
H	**16**															
RBI	**9**															
BB	**2**															
SO	**4**															
LOB	**17**															

Inning Stats																		
	R: 6 E: 0 K: 1 S: 20	H: 7 LOB: 2 BB: 1 P: 34	R: 0 E: 0 K: 0 S: 8	H: 1 LOB: 1 BB: 0 P: 14	R: 3 E: 0 K: 0 S: 16	H: 4 LOB: 1 BB: 0 P: 21	R: 0 E: 0 K: 0 S: 13	H: 2 LOB: 2 BB: 0 P: 21	R: 0 E: 0 K: 2 S: 10	H: 0 LOB: 1 BB: 1 P: 19	R: 0 E: 0 K: 1 S: 7	H: 0 LOB: 0 BB: 0 P: 11	R: 0 E: 1 K: 0 S: 10	H: 1 LOB: 1 BB: 0 P: 15	R: 0 E: 0 K: 0 S: 10	H: 0 LOB: 0 BB: 0 P: 11	R: 1 E: 1 K: 0 S: 17	H: 1 LOB: 1 BB: 0 P: 23	1B: 13 2B: 2 3B: 1 HR: 0	SF: 1 SAC: 0 DP: 0 HBP: 0	WP: 1 PB: 0 SB: 0 CS: 0	PA: 46

PITCHER		IP	WLS	BF	H	R	ER	SO	BB	IBB	HBP	BLK	WP	HR	S	P	ERA	WHIP
Mark Gubicza, R ERA: 5.09	(1, 1)	0.2	L	10	7	6	6	1	1	0	0	0	0	0	19	32	81.00	12.000
Andy McGaffigan, R ERA: 10.13	(1, 1)	2.2		15	7	3	3	0	0	0	0	0	0	0	33	49	10.12	2.625
Mike Magnante, L ERA: 3.97	(4, 1)	2.2		9	0	0	0	3	1	0	0	0	0	0	22	39	0.00	0.375
Carlos Maldonado, R ERA:	(7, 1)	2.0		7	1	0	0	0	0	0	0	0	0	0	20	26	0.00	0.500
Jeff Montgomery, R ERA: 4.85	(9, 1)	1.0		5	1	1	0	0	0	0	0	0	1	0	17	23	0.00	1.000

PITCHER		IP	WLS	BF	H	R	ER	SO	BB	IBB	HBP	BLK	WP	HR	S	P	ERA	WHIP

Batter	1	2	3	4	5	6	7	8	9	AB	R	H	RBI	BB	SO	LOB
Gary Thurman, R (1, 7) OBP: 0.275, SLG: 0.338	F B X 1-1 L4 ①		B X 1-0 L6 ①		F X 0-1 G5-3 ①		C X 0-1 P4 ③		B B B B 4-0 1-2 BB	4	0	0	0	0	0	2
Jim Eisenreich, L (9, PH) OBP: 0.329, SLG: 0.387										0	0	0	0	1	0	0
Brian McRae, S (1, 8) OBP: 0.284, SLG: 0.363	C C S 0-3 K ②		C F S 0-3 K ②		C X 0-1 G6-3 ②			X 0-0 G6-3 G6-3 2B	B C F B S 2-3 K ③	5	1	1	0	0	3	3
George Brett, L (1, 10) OBP: 0.316, SLG: 0.359	B S F X 1-2 1B		S B X 1-1 1-H HR 1B		B X 1-0 G1-3 ③			F X 0-1 G6-3 ① 2-3		4	1	2	1	0	0	1
Danny Tartabull, R (1, 9) OBP: 0.349, SLG: 0.530	B B F X 2-1 F8 ③		B S B B C X 3-2 1-H HR			X 0-0 P5 ①		B F B B X 3-1 G6-3 ② 3-H		4	1	1	3	0	0	1
Mike Macfarlane, R (1, 2) OBP: 0.317, SLG: 0.474		B F F X 1-2 G1-3 ①	B B F B X 3-1 HR			C B X 1-1 F7 ②		B B B C F B 4-2 BB		3	1	1	1	1	0	0
Kevin Seitzer, R (1, 5) OBP: 0.335, SLG: 0.329		B B B C B 4-1 BB	C B X 1-1 F7 ③			F C B F C 1-3 K ③		F B X 1-1 F8 ③		3	0	0	0	1	1	1
Carmelo Martinez, R (1, 3) OBP: 0.344, SLG: 0.344	B F C S 1-3 K ②		B F B X 2-1 G5-3 ①				C F B B S 2-3 K ①		B B C X 2-1 F8 ①	4	0	0	0	0	2	1
Kurt Stillwell, S (1, 6) OBP: 0.309, SLG: 0.357	C F X 0-2 G6-3 ③		B C F S 1-3 K ②				F X 0-1 P5 ②		B C F X 1-2 BB 1B	4	0	1	0	0	1	1
Terry Shumpert, R (1, 4) OBP: 0.266, SLG: 0.323			B F B F X 2-2 S 1B 1B		C X 0-1 P2 ③		B B C F B B 4-2 BB		C B B F F X 2-2 F9 ②	2	1	1	0	1	0	0
Warren Cromartie, L (9, PH) OBP: 0.338, SLG: 0.392										1	0	0	0	0	0	1

Inning Stats	1	2	3	4	5	6	7	8	9
	R: 0 H: 1 E: 0 LOB: 1 K: 1 BB: 0 S: 10 P: 14	R: 0 H: 0 E: 0 LOB: 1 K: 1 BB: 1 S: 10 P: 16	R: 4 H: 4 E: 0 LOB: 0 K: 1 BB: 0 S: 16 P: 27	R: 0 H: 0 E: 0 LOB: 0 K: 1 BB: 0 S: 7 P: 10	R: 0 H: 0 E: 0 LOB: 0 K: 0 BB: 0 S: 5 P: 6	R: 0 H: 0 E: 0 LOB: 0 K: 1 BB: 0 S: 7 P: 9	R: 0 H: 0 E: 0 LOB: 1 K: 1 BB: 1 S: 9 P: 15	R: 1 H: 1 E: 0 LOB: 1 K: 0 BB: 1 S: 9 P: 17	R: 0 H: 1 E: 0 LOB: 2 K: 1 BB: 1 S: 11 P: 22

PITCHER		IP	WLS	BF	H	R	ER	SO	BB	IBB	HBP	BLK	WP	HR	S	P	ERA	WHIP
Mark Langston, L ERA: 3.51	(1, 1)	8.0	W	33	6	5	5	6	3	0	0	0	0	2	73	114	5.62	1.125
Mark Eichhorn, R ERA: 0.87	(9, 1)	1.0		5	1	0	0	1	1	0	0	0	0	0	11	22	0.00	2.000

PITCHER	IP	WLS	BF	H	R	ER	SO	BB	IBB	HBP	BLK	WP	HR	S	P	ERA	WHIP

BOTTOM

California Angels @ Kansas City Royals

Royals Stadium, Kansas City, MO

Wed Jun 26 1991, 8:05 PM EDT

Att. 23,727 - Sunny - 92 F

livebaseballscorecards.com

AB	34
R	5
H	7
RBI	5
BB	4
SO	7
LOB	11

1B: 4	SF: 0	WP: 0	PA: 38
2B: 1	SAC: 0	PB: 0	
3B: 0	DP: 0	SB: 1	
HR: 2	HBP: 0	CS: 0	

Kansas City Royals @ Oakland Athletics

Oakland-Alameda County Coliseum, Oakland, CA

Fri Jun 28 1991, 7:05 PM PDT
Att. 29,006 - Cloudy - 57 F

TOP

livebaseballscorecards.com

Batter	1	2	3	4	5	6	7	8	9	AB	R	H	RBI	BB	SO	LOB
Brian McRae, S (1, 8) OBP: 0.289, SLG: 0.366	0-2 WP 1B	0-1 1B 1-3 2-H 1B	0-0 HR 1B		1-3 K	2-2 G4-3		1-0 G6-3		6	3	3	1	0	1	2
Kirk Gibson, L (1, 7) OBP: 0.331, SLG: 0.444	1-2 F7	2-1 1B 1-2 3-H 1B	0-0 1-H HR		1-1 F8		2-0 F8		0-2 P4	6	2	2	3	0	0	1
George Brett, L (1, 10) OBP: 0.323, SLG: 0.368 Bill Pecota, R (9, PH) OBP: 0.341, SLG: 0.413	0-0 F7	0-1 1B 2B 1-3 2-H 1B	1-0 F8		3-2 HR 2B		4-1 BB BB		1-0 P6	4 1	2 0	2 0	1 0	1 0	0 0	1 0
Danny Tartabull, R (1, 9) OBP: 0.358, SLG: 0.546 Gary Thurman, R (7, PR) (7, 9) OBP: 0.272, SLG: 0.333	1-1 WP 1-3 1B	0-0 2B SF8 1-3 3-H 1B	0-1 L6		3-2 2-H HR		4-2 1-2 BB		2-3 K	4 1	2 0	3 0	3 0	1 0	0 1	0 0
Jim Eisenreich, L (1, 3) OBP: 0.335, SLG: 0.394	4-2 1-2 3-H BB	0-1 1-3 3-H 2B		1-1 F8	1-2 1B		0-1 F7			4	0	2	1	1	0	2
Kevin Seitzer, R (1, 5) OBP: 0.337, SLG: 0.322	2-2 F9	4-0 IBB		4-2 1B BB	1-2 L9		1-1 G6-3			3	0	0	0	2	0	5
Mike Macfarlane, R (1, 2) OBP: 0.319, SLG: 0.479		P2 SF8		0-2 1-3 1B		1-0 F9 2B		2-1 G6-3		4	0	2	1	0	0	0
Kurt Stillwell, S (1, 6) OBP: 0.307, SLG: 0.351		CI 1B BB K		2-1 G4-3		1-1 F8		0-1 E9		4	1	0	0	1	1	5
Terry Shumpert, R (1, 4) OBP: 0.261, SLG: 0.316		1-0 CI 1B 1-2 1B	1-1 G6-3	1-0 G6-3		1-1 F9 2-3		0-3 K		4	1	0	0	0	1	4
Inning Stats	R: 1 E: 0 K: 0 S: 16 H: 2 LOB: 2 BB: 1 P: 24	R: 6 E: 1 K: 1 S: 18 H: 5 LOB: 2 BB: 2 P: 31	R: 2 E: 0 K: 0 S: 7 H: 2 LOB: 0 BB: 0 P: 9	R: 0 E: 0 K: 0 S: 12 H: 1 LOB: 2 BB: 1 P: 20	R: 2 E: 0 K: 1 S: 19 H: 3 LOB: 1 BB: 0 P: 29	R: 0 E: 0 K: 0 S: 8 H: 1 LOB: 1 BB: 0 P: 13	R: 0 E: 0 K: 0 S: 9 H: 0 LOB: 2 BB: 2 P: 20	R: 0 E: 1 K: 1 S: 8 H: 0 LOB: 1 BB: 0 P: 11	R: 0 E: 0 K: 1 S: 7 H: 0 LOB: 0 BB: 0 P: 10	1B: 9 2B: 3 3B: 0 HR: 2 SF: 1 SAC: 0 DP: 0 HBP: 0						

	AB	41
	R	11
	H	14
	RBI	10
	BB	6
	SO	4
	LOB	20

WP: 1 PB: 0 SB: 0 CS: 0 PA: 49

PITCHER		IP	WLS	BF	H	R	ER	SO	BB	IBB	HBP	BLK	WP	HR	S	P	ERA	WHIP
Bob Welch, R ERA: 3.72	(1, 1)	3.0	L	22	9	9	8	1	2	1	0	0	1	1	41	64	24.00	3.667
Todd Burns, R ERA: 2.45	(4, 1)	3.0		15	5	2	2	1	1	0	0	0	0	1	39	62	6.00	2.000
Curt Young, L ERA: 3.78	(7, 1)	3.0		12	0	0	0	2	2	0	0	0	0	0	24	41	0.00	0.667
Curt Young, L ERA: 3.78	(8, 1)	3.0		12	0	0	0	2	2	0	0	0	0	0	24	41	0.00	0.667

PITCHER		IP	WLS	BF	H	R	ER	SO	BB	IBB	HBP	BLK	WP	HR	S	P	ERA	WHIP

Batter	1	2	3	4	5	6	7	8	9	AB	R	H	RBI	BB	SO	LOB
Rickey Henderson, R (1, 7) OBP: 0.430, SLG: 0.385 Mike Bordick, R (7, 6) OBP: 0.200, SLG: 0.300	G5-3		G5-4-3 1B			P4		K		3 1	0 0	1 0	0 0	0 0	0 1	0 1
Dave Henderson, R (1, 8) OBP: 0.387, SLG: 0.572 Vance Law, R (8, 7) OBP: 0.313, SLG: 0.322	P3		K			F7		FC1-4-6 1-2f		3 1	0 0	0 0	0 0	0 0	1 0	1 1
Jose Canseco, R (1, 9) OBP: 0.364, SLG: 0.520 Curt Young, R (8, 1) Jamie Quirk, L (9, PH) OBP: 0.337, SLG: 0.298	S BB		G5-4-3 1-2f			P5			F9	2 0 1	0 0 0	0 0 0	0 0 0	1 0 0	0 0 0	1 0 0
Harold Baines, L (1, 10) OBP: 0.407, SLG: 0.509 (8, 9)	SAFE 1-2		G3-1	P2			K		K	4	0	0	0	0	2	1
Terry Steinbach, R (1, 2) OBP: 0.329, SLG: 0.436		K		K			1B		G4-3	4	0	1	0	0	2	0
Mark McGwire, R (1, 3) OBP: 0.362, SLG: 0.421	1B 1B			F8			P3			3	0	1	0	0	0	1
Ernest Riles, L (1, 5) OBP: 0.347, SLG: 0.384	1-2 1B				F9		F9			3	0	1	0	0	0	1
Mike Gallego, R (1, 6) OBP: 0.332, SLG: 0.292 Willie Wilson, S (7, 7) OBP: 0.273, SLG: 0.319 (8, 8)	F9				K			F7		2 1	0 0	0 0	0 0	0 0	1 0	2 0
Lance Blankenship, R (1, 4) OBP: 0.316, SLG: 0.343	F9				F8			FC1-4-6 1B		3	0	1	0	0	0	2
Inning Stats	R: 0 E: 0 K: 0 S: 6 H: 0 LOB: 1 BB: 1 P: 16	R: 0 E: 0 K: 1 S: 11 H: 2 LOB: 2 BB: 0 P: 18	R: 0 E: 0 K: 1 S: 12 H: 1 LOB: 0 BB: 0 P: 19	R: 0 E: 0 K: 1 S: 8 H: 0 LOB: 0 BB: 0 P: 10	R: 0 E: 0 K: 1 S: 6 H: 0 LOB: 0 BB: 0 P: 10	R: 0 E: 0 K: 0 S: 7 H: 0 LOB: 0 BB: 0 P: 11	R: 0 E: 0 K: 1 S: 9 H: 1 LOB: 1 BB: 0 P: 14	R: 0 E: 0 K: 1 S: 8 H: 1 LOB: 1 BB: 0 P: 11	R: 0 E: 0 K: 1 S: 5 H: 0 LOB: 0 BB: 0 P: 5	1B: 5 2B: 0 3B: 0 HR: 0 SF: 0 SAC: 0 DP: 1 HBP: 0						

PITCHER	IP	WLS	BF	H	R	ER	SO	BB	IBB	HBP	BLK	WP	HR	S	P	ERA	WHIP
Luis Aquino, R (1, 1) ERA: 3.79	9.0	W	32	5	0	0	7	1	0	0	0	0	0	72	114	0.00	0.667

PITCHER	IP	WLS	BF	H	R	ER	SO	BB	IBB	HBP	BLK	WP	HR	S	P	ERA	WHIP

BOTTOM

Kansas City Royals @ Oakland Athletics

Oakland-Alameda County Coliseum, Oakland, CA

Fri Jun 28 1991, 7:05 PM PDT

Att. 29,006 - Cloudy - 57 F

livebaseballscorecards.com

AB	31
R	0
H	5
RBI	0
BB	1
SO	7
LOB	11

WP: 0 PA: 32
PB: 0
SB: 1
CS: 0

Kansas City Royals @ Oakland Athletics

Oakland-Alameda County Coliseum, Oakland, CA

Sat Jun 29 1991, 3:33 AM PDT

Att. 43,020 - Cloudy - 64 F

livebaseballscorecards.com

TOP

Batter	1	2	3	4	5	6	7	8	9	AB	R	H	RBI	BB	SO	LOB
Gary Thurman, R (1, 8) OBP: 0.259, SLG: 0.317	S F S 0-3 ① K		B X 1-0 ① G6-3	B C F S 1-3 ③ K		C F 1 SAFE X 0-2 ③ F8			B X 1-0 ② G4-3	4	0	0	0	0	2	2
Warren Cromartie, L (9, PH) OBP: 0.333, SLG: 0.387										1	0	0	0	0	0	0
Kirk Gibson, L (1, 7) OBP: 0.330, SLG: 0.441	B B F X 2-1 ② F9	S S B F X 1-2 1B			F X 0-1 ① G3-1		B X 1-0 ① P5		S B F B B S 3-3 ③ K	4	0	1	0	0	0	0
Brian McRae, S (7, 8) OBP: 0.288, SLG: 0.364										1	0	0	0	0	1	0
George Brett, L (1, 10) OBP: 0.317, SLG: 0.360	C B B S X 2-2 ③ F9		B S X 1-1 ② P5		B S X 1-1 ② G6-3		C B X 1-1 ② G3-1			4	0	0	0	0	0	1
Danny Tartabull, R (1, 9) OBP: 0.360, SLG: 0.557		S B X 1-1 ① P3	F 1 SAFE 1 SAFE F B F X 1-2 ③ F8		B B S X 2-1 1B S 1B		F B X 1-1 HR			4	1	2	1	0	0	1
Jim Eisenreich, L (1, 3) OBP: 0.342, SLG: 0.401		X 0-0 1B 1B		X 0-0 1B 1B 1B	B F C B X 2-2 1-3 1B		B B C X 2-1 ③ F7			4	1	3	0	0	0	0
Carmelo Martinez, R (7, 3) OBP: 0.344, SLG: 0.344										0	0	0	0	0	0	0
Kevin Seitzer, R (1, 5) OBP: 0.335, SLG: 0.320	B 1 SAFE F C F B 1 SAFE F B 3-2 X BB 1-3 1B			C X 0-1 ① F8	C F B F X 1-2 ③ G6-3			B F B X 2-1 ① G4-3		4	0	1	0	0	0	3
Brent Mayne, L (1, 2) OBP: 0.349, SLG: 0.298	B C P S S 2-3 ② K			C B X 1-1 1B SH1-3 1-3 1B		F S B S 1-3 ① K		B C X 1-1 ② L4		4	1	1	0	0	2	2
Kurt Stillwell, S (1, 6) OBP: 0.313, SLG: 0.355	B B B C B 4-1 1-2 BB			C B X 2-1 SH1-3 2-3 3-H 1B		B B F X 2-1 1B		C B B F X 2-2 ③ P5		3	0	2	1	1	0	0
David Howard, S (1, 4) OBP: 0.179, SLG: 0.086		C S B X 1-2 ③ G3-1		X 0-0 ② SH1-3 1-2 3-H		S B B B F C 2-3 ② K			C S B S 1-3 ① K	2	0	0	1	0	1	4
Bill Pecota, R (9, PH) OBP: 0.338, SLG: 0.410										1	0	0	0	0	1	0

	AB	36
	R	3
	H	10
	RBI	3
	BB	1
	SO	7
	LOB	13

Inning Stats										
	R: 0	H: 0	R: 0	H: 2	R: 0	H: 1	R: 2	H: 3	R: 0	H: 2
	E: 0	LOB: 0	E: 0	LOB: 3	E: 0	LOB: 1	E: 0	LOB: 1	E: 0	LOB: 2
	K: 1	BB: 0	K: 1	BB: 1	K: 0	BB: 0	K: 1	BB: 0	K: 0	BB: 0
	S: 8	P: 12	S: 16	P: 26	S: 11	P: 15	S: 11	P: 15	S: 13	P: 19

R: 0	H: 1	R: 1	H: 1	R: 0	H: 0	R: 0	H: 0	1B: 9	SF: 0	WP: 0	PA: 38
E: 0	LOB: 1	E: 0	LOB: 0	E: 0	LOB: 0	E: 0	LOB: 0	2B: 0	SAC: 1	PB: 0	
K: 2	BB: 0	K: 0	BB: 0	S: 7	BB: 0	K: 2	BB: 0	3B: 0	DP: 0	SB: 1	
S: 11	P: 16	S: 7	P: 12		P: 12	S: 7	P: 12	HR: 1	HBP: 0	CS: 0	

PITCHER		IP	WLS	BF	H	R	ER	SO	BB	IBB	HBP	BLK	WP	HR	S	P	ERA	WHIP
Dave Stewart, R ERA: 5.74	(1, 1)	7.0	W	32	10	3	3	5	1	0	0	0	0	1	77	115	3.86	1.571
Dennis Eckersley, R ERA: 2.14	(8, 1)	2.0	S	6	0	0	0	2	0	0	0	0	0	0	14	24	0.00	0.000

PITCHER	IP	WLS	BF	H	R	ER	SO	BB	IBB	HBP	BLK	WP	HR	S	P	ERA	WHIP

Batter	1	2	3	4	5	6	7	8	9	AB	R	H	RBI	BB	SO	LOB
Rickey Henderson, R (1, 7) OBP: 0.434, SLG: 0.385	B B B B 4-0 S G1-3 BB	B X 1-0 F8 ③		C B 1 SAFE B X 2-1 G4-3 ② ③ 1-2f			B F B X 2-1 E S HR 1B	B B B C B 4-1 E BB		3	1	1	0	2	0	4
Ernest Riles, L (1, 6) OBP: 0.354, SLG: 0.387	1 SAFE C 1 SAFE S 1 B S 1-3 K ①	F F B F F B B F 3-2 X G3 1B	C X 0-1 F9 ①				C 1 B B B B 4-1 E HR 1-2 BB	B C B F F F X 2-2 E9 1-3 2-H 1B		4	1	2	1	1	1	1
Jose Canseco, R (1, 9) OBP: 0.358, SLG: 0.510	1 SAFE F F F B 1 SAFE B X 2-2 G1-3 ② 1-2	B C B C S S 2-3 K ①	S X 0-1 F8 ②				X 0-0 E5 HR 1-2 2-3	F C X 0-2 F8 ③		5	1	0	0	0	1	6
Harold Baines, L (1, 10) OBP: 0.408, SLG: 0.519	B F B B B 4-1 BB	1 SAFE B X 1-0 G3 ② 1-2	S B X 1-1 F8 ③				B C B B F X 3-2 HR 1-H 2-H 3-H			3	1	1	4	1	0	1
Dave Henderson, R (1, 8) OBP: 0.389, SLG: 0.581	B F F F B F S 2-3 K ③ 2-3	B B B C B B B 4-1 BB	X 0-0 P4 ①				B B B C B X 3-1 HR			3	1	1	1	1	1	2
Jamie Quirk, L (1, 3) OBP: 0.324, SLG: 0.286 Mark McGwire, R (8, 3) OBP: 0.362, SLG: 0.421	B X 1-0 P5 ①	B F T T F S 1-3 K ③	B X 1-0 F9 ②	S F C 0-3 K ③						4 0	0 0	0 0	0 0	0 0	2 0	2 0
Terry Steinbach, R (1, 2) OBP: 0.332, SLG: 0.439	C B S B S 2-3 K ②	F X 0-1 1B 2B	X 0-0 F8 ③					B B B B 4-0 SH3-4 E BB		3	1	1	0	1	1	0
Vance Law, R (1, 5) OBP: 0.314, SLG: 0.315	B B B B 4-0 1B BB	B B F B F F S 3-3 K ①					X 0-0 G6-3 ①	1 P B X 2-0 SH3-4 ① 1-2		2	0	0	0	1	1	1
Mike Gallego, R (1, 4) OBP: 0.335, SLG: 0.296	B S 1 SAFE B F 1 SAFE F F F 2-2 X 1-3 1B	X 0-0 G4-3 2-3 1B					B C F B F F B X 3-2 P6 ②	B X 1-0 F7 ②		4	0	2	0	0	0	1
Inning Stats	R: 0 E: 0 K: 2 S: 13 H: 0 LOB: 2 BB: 2 P: 26	R: 0 E: 0 K: 1 S: 11 H: 1 LOB: 2 BB: 1 P: 21	R: 0 E: 0 K: 2 S: 16 H: 1 LOB: 2 BB: 1 P: 27	R: 0 E: 0 K: 1 S: 9 H: 2 LOB: 1 BB: 0 P: 14	R: 0 E: 0 K: 0 S: 6 H: 0 LOB: 0 BB: 0 P: 7	R: 0 E: 0 K: 0 S: 3 H: 0 LOB: 0 BB: 0 P: 4	R: 5 E: 1 K: 1 S: 18 H: 3 LOB: 0 BB: 1 P: 33	R: 1 E: 1 K: 0 S: 12 H: 1 LOB: 2 BB: 2 P: 24		1B: 5 2B: 1 3B: 0 HR: 2	SF: 0 SAC: 1 DP: 1 HBP: 0					

PITCHER		IP	WLS	BF	H	R	ER	SO	BB	IBB	HBP	BLK	WP	HR	S	P	ERA	WHIP
Kevin Appier, R ERA: 3.8	(1, 1)	6.2		28	5	1	0	6	4	0	0	0	0	0	66	112	0.00	1.350
Storm Davis, R ERA: 4.14	(7, 1)	0.1	L	5	2	4	0	1	1	0	0	0	0	2	10	20	0.00	9.000
Carlos Maldonado, R ERA: 3.0	(8, 1)	1.0		6	1	1	1	0	2	0	0	0	0	0	12	24	9.00	3.000

PITCHER		IP	WLS	BF	H	R	ER	SO	BB	IBB	HBP	BLK	WP	HR	S	P	ERA	WHIP

BOTTOM

Kansas City Royals @ Oakland Athletics

Oakland-Alameda County Coliseum, Oakland, CA

Sat Jun 29 1991, 3:33 AM PDT

Att. 43,020 - Cloudy - 64 F

livebaseballscorecards.com

AB	31
R	6
H	8
RBI	6
BB	7
SO	7
LOB	18

WP: 0 PB: 0 SB: 2 CS: 0 PA: 39

Kansas City Royals @ Oakland Athletics

Oakland-Alameda County Coliseum, Oakland, CA

Sun Jun 30 1991, 3:33 AM PDT

Att. 40,274 - Sunny - 78 F

TOP

livebaseballscorecards.com

Batter	1	2	3	4	5	6	7	8	9	AB	R	H	RBI	BB	SO	LOB
Brian McRae, S (1, 8) OBP: 0.287, SLG: 0.360	B B B B 4-0 CS BB		B X 1-0 ③ P1		B X 1-0 ③ G3			B B C 1 X SAFE 2-1 ② F7		3	0	0	0	1	0	1
Kirk Gibson, L (1, 7) OBP: 0.325, SLG: 0.434	C B B F F S 2-3 ① ② K 1-2			B F X 1-1 ① G6-3		C X 0-1 ① G6-3		C B S B S 2-3 ③ K		4	0	0	0	0	2	2
George Brett, L (1, 10) OBP: 0.320, SLG: 0.359	B B F S B F F B 4-2 1B BB			B B C S B X 3-2 2B G6-3 1B		C C B X 1-2 ② F7			C B F F B B F X 3-2 ① P5	3	1	1	0	1	0	0
Danny Tartabull, R (1, 9) OBP: 0.362, SLG: 0.560	X 0-0 ③ 1-3 1B			S F X 0-2 1-3 2B		F B B S F S 2-3 ③ K			S B B C X 2-2 ② F9	4	0	2	0	0	1	0
Jim Eisenreich, L (1, 3) OBP: 0.336, SLG: 0.393		S X 0-1 ① G3		F B B C B F X 3-2 ② G6-3 3-H			B C C S 1-3 ① K		C B F F B X 2-2 ③ F9	4	0	0	1	0	1	1
Mike Macfarlane, R (1, 2) OBP: 0.315, SLG: 0.472		S B B B S X 3-2 ② F7		S B F B B X 3-2 ③ F7			B X 1-0 ② L4			3	0	0	0	0	0	1
Bill Pecota, R (1, 5) (8, 4) OBP: 0.338, SLG: 0.432		X 0-0 ③ F8			B B X 2-0 HR		B F B X 2-1 ③ G6-3			3	1	1	1	0	0	0
Terry Shumpert, R (1, 4) OBP: 0.258, SLG: 0.312			C S F F X 0-2 ① G1-3		B S F F B C 2-3 ① K			C B X 1-1 1B		2	0	0	0	0	1	0
Kevin Seitzer, R (8, PH) (8, 5) OBP: 0.339, SLG: 0.325										1	0	1	0	0	0	0
David Howard, S (1, 6) OBP: 0.171, SLG: 0.081			C B X 1-1 ② F7		C B B B X 3-1 ② G4-3			X 0-0 ① P3		2	0	0	0	0	0	0
Kurt Stillwell, S (8, PH) (8, 6) OBP: 0.312, SLG: 0.354										1	0	0	0	0	0	1

	AB	30
	R	2
	H	5
	RBI	2
	BB	2
	SO	5
	LOB	6

Inning Stats	1	2	3	4	5	6	7	8	9
	R: 0 H: 1 E: 0 LOB: 2 K: 1 BB: 2 S: 9 P: 19	R: 0 H: 0 E: 0 LOB: 0 K: 0 BB: 0 S: 6 P: 9	R: 0 H: 0 E: 0 LOB: 0 K: 0 BB: 0 S: 8 P: 10	R: 1 H: 2 E: 0 LOB: 1 K: 0 BB: 0 S: 15 P: 25	R: 1 H: 1 E: 0 LOB: 0 K: 1 BB: 0 S: 8 P: 16	R: 0 H: 0 E: 0 LOB: 0 K: 1 BB: 0 S: 9 P: 12	R: 0 H: 0 E: 0 LOB: 0 K: 1 BB: 0 S: 6 P: 10	R: 0 H: 1 E: 0 LOB: 1 K: 1 BB: 0 S: 8 P: 13	R: 0 H: 0 E: 0 LOB: 0 K: 0 BB: 0 S: 12 P: 19

| | | | | | | | | | |

Batter	1	2	3	4	5	6	7	8	9	AB	R	H	RBI	BB	SO	LOB
Rickey Henderson, R (1, 7) OBP: 0.435, SLG: 0.384	B F B X 2-1 F9 ①		B B B C 1 SAFE B 4-1 FC1-5 HR 1-2 BB	B B B C C X 3-2 F8 ③			C 1 SAFE X 0-1 SH3-4 1-2 1B			3	1	1	0	1	0	1
Ernest Riles, L (1, 6) OBP: 0.348, SLG: 0.380	C C B F X 1-2 P6 ②		X 0-0 FC1-5 HR 1-2 2-3f ①		B F X 1-1 G3 ①		B X 1-0 SH3-4 1-2 2-3 ①			3	1	0	0	0	0	2
Jose Canseco, R (1, 9) OBP: 0.359, SLG: 0.525	S F C 0-3 K ③		S S 1 SAFE X 0-2 1-H 2-H HR		B S B F F X 2-2 2B		B F C B S 2-3 K ②			4	1	2	3	0	2	2
Harold Baines, L (1, 10) OBP: 0.410, SLG: 0.515		X 0-0 G6-3 ①	B B B 4-0 BB		C B S B S 2-3 K ②		I I I I 4-0 IBB			2	0	0	0	2	1	1
Dave Henderson, R (1, 8) OBP: 0.387, SLG: 0.574		B B C S F B B 4-2 1B BB	S B B B F X 3-2 F8 ②		B F B F F F B S 3-3 K ③		C B F B F F B F S 3-3 K ③			3	0	0	0	1	2	5
Mark McGwire, R (1, 3) OBP: 0.361, SLG: 0.416		X 0-0 F9 ②	S B B B B X 3-1 F9 ③			X 0-0 G5-3 ①		B B B C B 4-1 G5-3 SH1 2 BB		3	0	0	0	1	0	2
Jamie Quirk, L (1, 2) OBP: 0.333, SLG: 0.307	C B F X 1-2 1-3 1B			F X 0-1 G4-3 2B		C X 0-1 P6 ②	1 SAFE C X 0-1 SH1 1-2 ①			3	0	2	0	0	0	0
Vance Law, R (1, 5) OBP: 0.302, SLG: 0.302		X 0-0 P4 ③		B X 1-0 G4-3 2-3 ①		B B C F X 2-2 G6-3 ③		X 0-0 G5-3 2-3 ②		4	0	0	0	0	0	4
Mike Gallego, R (1, 4) OBP: 0.339, SLG: 0.294			B B F B C F B 4-2 FC1-5 BB BB	X 0-0 F9 ②			B C B B B 4-1 SH3-4 1B BB	B B 2-0 2 3-H ③		1	0	0	0	2	0	1
Inning Stats	R: 0 E: 0 K: 1 S: 9 H: 0 LOB: 0 BB: 0 P: 12	R: 0 E: 0 K: 0 S: 9 H: 1 LOB: 2 BB: 1 P: 14	R: 3 E: 0 K: 0 S: 13 H: 1 LOB: 1 BB: 3 P: 31	R: 0 E: 0 K: 0 S: 7 H: 1 LOB: 1 BB: 0 P: 11	R: 0 E: 0 K: 2 S: 14 H: 1 LOB: 1 BB: 0 P: 22	R: 0 E: 0 K: 0 S: 6 H: 0 LOB: 0 BB: 0 P: 8	R: 0 E: 0 K: 2 S: 13 H: 1 LOB: 3 BB: 2 P: 27	R: 0 E: 0 K: 0 S: 4 H: 0 LOB: 1 BB: 1 P: 10		1B: 2 2B: 2 3B: 0 HR: 1	SF: 0 SAC: 2 DP: 0 HBP: 0					

PITCHER		IP	WLS	BF	H	R	ER	SO	BB	IBB	HBP	BLK	WP	HR	S	P	ERA	WHIP
Tom Gordon, R ERA: 3.38	(1, 1)	7.0	L	32	5	3	3	5	5	1	0	0	0	1	71	125	3.86	1.429
Jeff Montgomery, R ERA: 4.74	(8, 1)	1.0		4	0	0	0	0	1	0	0	0	0	0	4	10	0.00	1.000

PITCHER	IP	WLS	BF	H	R	ER	SO	BB	IBB	HBP	BLK	WP	HR	S	P	ERA	WHIP

BOTTOM

Kansas City Royals @ Oakland Athletics

Oakland-Alameda County Coliseum, Oakland, CA

Sun Jun 30 1991, 3:33 AM PDT
Att. 40,274 - Sunny - 78 F

livebaseballscorecards.com

AB	26
R	3
H	5
RBI	3
BB	7
SO	5
LOB	18

1B: 2	SF: 0	WP: 0	PA: 35
2B: 2	SAC: 2	PB: 0	
3B: 0	DP: 0	SB: 0	
HR: 1	HBP: 0	CS: 0	

Batter	1	2	3	4	5	6	7	8	9	AB	R	H	RBI	BB	SO	LOB
Gary Thurman, R (1, 7) OBP: 0.267, SLG: 0.333	B F X 1-1 FC6-4-5 S 1B		C X 0-1 ③ G4-3		X 0-0 2B			C B C S 1-3 ① K B F F C 1-3 ② K		5	0	2	0	0	2	0
Brian McRae, S (1, 8) OBP: 0.286, SLG: 0.361	B C M X 1-2 ① FC6-4-5 F9 1-3			F B X 1-1 G4-3 2B 2B	C B S B S 2-3 ③ K			F X 0-1 ② G5-3 B C F S 1-3 ③ K		5	1	1	0	0	2	2
George Brett, L (1, 10) OBP: 0.319, SLG: 0.357	F B B F F F F B X 3-2 ② F9 2-3			S B X 1-1 ① G4-3 2-3		B X 1-0 ① F8		B X 1-0 BB 1B E 1B		4	1	1	0	0	0	2
Danny Tartabull, R (1, 9) OBP: 0.364, SLG: 0.563	B C B B S S 3-3 ③ K2-3			B F S F B F F B X 3-2 E 3-H 2B		X 0-0 ② F8		B X 1-0 BB E 1-2 1B		4	2	2	1	0	1	1
Warren Cromartie, L (1, 3) OBP: 0.345, SLG: 0.397 Carmelo Martinez, R (8, PH) OBP: 0.348, SLG: 0.344 (8, 3)		S B X 1-1 ① G4-3		B B B C X 3-1 E5 2-H 1B		C B B B X 2-1 CS 1B		B F B B B 4-1 E 1-2 2-3 BB		3 0	0 1	2 0	1 0	0 1	0 0	0 0
Kevin Seitzer, R (1, 5) OBP: 0.337, SLG: 0.335		C X 0-1 ② F9		B C C C C 1-3 ② K		C B B 2-1 ③ CS 1-2	B X 1-0 ① G4-3	B X 1-0 E4 1-H 2-H 3-H 3B		4	1	1	3	0	1	1
Brent Mayne, L (1, 2) OBP: 0.343, SLG: 0.295		B X 1-0 ③ G4-3	C X 0-1 ③ G4-3				B C X 1-1 P5 1B	B X 1-0 ③ F8		4	0	1	0	0	0	1
Kurt Stillwell, S (1, 6) OBP: 0.307, SLG: 0.348			B X 1-0 ① F9		C C B F B X 2-2 ① P6		P B 1 X SAFE 2-0 ② P5 1-2		C C S 0-3 ① K	4	0	0	0	0	1	1
Terry Shumpert, R (1, 4) OBP: 0.258, SLG: 0.328			X 0-0 ② G6-3		B F L B X 2-2 ② F9		B S X 1-1 ③ F9		F B B B X 3-1 HR	4	1	1	1	0	0	1
Inning Stats	R: 0 H: 1 E: 0 LOB: 1 K: 1 BB: 0 S: 14 P: 22	R: 0 H: 0 E: 0 LOB: 0 K: 0 BB: 0 S: 5 P: 7	R: 0 H: 0 E: 0 LOB: 0 K: 0 BB: 0 S: 4 P: 5	R: 2 H: 3 E: 1 LOB: 1 K: 1 BB: 0 S: 17 P: 26	R: 0 H: 1 E: 0 LOB: 1 K: 1 BB: 0 S: 11 P: 17	R: 0 H: 1 E: 0 LOB: 0 K: 0 BB: 0 S: 5 P: 10	R: 0 H: 1 E: 0 LOB: 1 K: 0 BB: 0 S: 7 P: 11	R: 4 H: 3 E: 1 LOB: 0 K: 1 BB: 1 S: 10 P: 19	R: 1 H: 1 E: 0 LOB: 0 K: 3 BB: 0 S: 11 P: 16	1B: 6 SF: 0 2B: 3 SAC: 0 3B: 1 DP: 0 HR: 1 HBP: 0						WP: 0 PA: 39 PB: 0 SB: 1 CS: 1

TOP

Kansas City Royals @ Oakland Athletics

Oakland-Alameda County Coliseum, Oakland, CA

Mon Jul 01 1991, 7:05 PM PDT

Att. 44,227 - Sunny - 75 F

livebaseballscorecards.com

AB	37
R	7
H	11
RBI	6
BB	1
SO	7
LOB	9

PITCHER		IP	WLS	BF	H	R	ER	SO	BB	IBB	HBP	BLK	WP	HR	S	P	ERA	WHIP
Andy Hawkins, R ERA: 5.83	(1, 1)	7.0	L	27	7	2	2	3	0	0	0	0	0	0	63	98	2.57	1.000
Curt Young, L ERA: 4.24	(8, 1)	0.2		4	2	2	2	1	0	0	0	0	0	0	7	10	27.00	3.000
Steve Chitren, R ERA: 3.86	(8, 1)	1.1		7	2	3	2	3	1	0	0	0	0	1	14	25	13.50	2.250

PITCHER	IP	WLS	BF	H	R	ER	SO	BB	IBB	HBP	BLK	WP	HR	S	P	ERA	WHIP

Batter	1	2	3	4	5	6	7	8	9	AB	R	H	RBI	BB	SO	LOB
Rickey Henderson, R (1, 7) OBP: 0.430, SLG: 0.379	C B B X 2-1 F8 ①		C C B C 1-3 K ②		1 SAFE X 0-0 F9 ②			B B F B X 3-1 FC3-6 1B	B F C X 1-2 G4-3 ③	5	0	1	0	0	1	2
Dave Henderson, R (1, 8) OBP: 0.382, SLG: 0.566	C B F X 1-2 P6 ②		S C C 0-3 K ③		1 SAFE F S 1 SAFE B B 1 SAFE X 2-2 P6 ③			C X 0-1 FC3-6 HR 1-2f ①		4	1	0	0	0	1	2
Jose Canseco, R (1, 9) OBP: 0.358, SLG: 0.519	B B C S X 2-2 F8 ③			B F B B B 4-1 E FC FC5-4 BB		B B F B X 3-1 F7 ①		C B B C X 2-2 F8 ②		3	1	0	0	1	0	1
Harold Baines, L (1, 10) OBP: 0.411, SLG: 0.527		B C B B F X 3-2 BB 1B		1 SAFE X 0-0 FC FC5-4 1-3		B B B C F X 3-2 F8 ②		B F B X 2-1 1-H HR		4	1	2	2	0	0	1
Mark McGwire, R (1, 3) OBP: 0.359, SLG: 0.410		C 1 SAFE S B B C 2-3 K ①		F 1 C S 0-3 K ①		X 0-0 G5-3 ③		C C B B B F B 4-2 BB		3	0	0	0	1	2	3
Terry Steinbach, R (1, 2) OBP: 0.326, SLG: 0.431		B X 1-0 P2 ②		B C B C X 2-2 FC5-4 1-2f 3-H ②			C B S X 1-2 G4-3 ①	S F B S 1-3 K ③		4	0	0	1	0	1	3
Ernest Riles, L (1, 6) OBP: 0.347, SLG: 0.374		B C B B B C B 4-2 1-2 BB		C B B B X 3-1 G4-3 ③			F C B B F F X 2-2 F8 ②		F B F F B X 2-2 G4-3 ①	3	0	0	0	1	0	1
Vance Law, R (1, 5) OBP: 0.303, SLG: 0.313 Willie Wilson, S (9, PH) OBP: 0.277, SLG: 0.323		B C F B X 2-2 L9 ③			B B X 2-0 G6-3 ①		B B F B X 3-1 2B		B F X 1-1 S 1B	3 1	0 0	1 1	0 0	0 0	0 0	2 0
Mike Gallego, R (1, 4) OBP: 0.337, SLG: 0.290			F C B X 1-2 F7 ①		S B B B B 4-1 BB		X 0-0 G4-3 ③		F B X 1-1 1-2 G5-3 ②	3	0	0	0	1	0	2
Inning Stats	R: 0 E: 0 K: 0 S: 8 H: 0 LOB: 0 BB: 0 P: 13	R: 0 E: 0 K: 1 S: 12 H: 1 LOB: 2 BB: 1 P: 24	R: 0 E: 0 K: 2 S: 9 H: 0 LOB: 0 BB: 0 P: 11	R: 1 E: 1 K: 1 S: 10 H: 0 LOB: 1 BB: 1 P: 19	R: 0 E: 0 K: 0 S: 6 H: 0 LOB: 1 BB: 1 P: 14	R: 0 E: 0 K: 0 S: 6 H: 0 LOB: 0 BB: 0 P: 12	R: 0 E: 0 K: 0 S: 11 H: 1 LOB: 1 BB: 0 P: 17	R: 2 E: 0 K: 1 S: 15 H: 2 LOB: 1 BB: 1 P: 27	R: 0 E: 0 K: 0 S: 11 H: 1 LOB: 1 BB: 0 P: 16	1B: 3 2B: 1 3B: 0 HR: 1	SF: 0 SAC: 0 DP: 0 HBP: 0			WP: 0 PB: 0 SB: 1 CS: 0	PA: 37		

PITCHER		IP	WLS	BF	H	R	ER	SO	BB	IBB	HBP	BLK	WP	HR	S	P	ERA	WHIP
Mike Boddicker, R ERA: 3.04	(1, 1)	7.2	W	32	4	3	2	4	4	0	0	0	0	1	74	133	2.35	1.043
Jeff Montgomery, R ERA: 4.6	(8, 1)	1.1	S	5	1	0	0	1	0	0	0	0	0	0	14	20	0.00	0.750

PITCHER	IP	WLS	BF	H	R	ER	SO	BB	IBB	HBP	BLK	WP	HR	S	P	ERA	WHIP

BOTTOM

Kansas City Royals @ Oakland Athletics

Oakland-Alameda County Coliseum, Oakland, CA

Mon Jul 01 1991, 7:05 PM PDT

Att. 44,227 - Sunny - 75 F

livebaseballscorecards.com

AB	33
R	3
H	5
RBI	3
BB	4
SO	5
LOB	17

Batter	1	2	3	4	5	6	7	8	9	AB	R	H	RBI	BB	SO	LOB
Gary Thurman, R (1, 7) OBP: 0.263, SLG: 0.319	B F S F S 1-3 ① K		X 0-0 ① G6-3	B S F B B B 4-2 BB		B B X 2-0 ② F9			B F B C S 2-3 ① K	4	0	0	0	1	2	3
Brian McRae, S (1, 8) OBP: 0.291, SLG: 0.365	L X 0-1 S 1B		B F X 1-1 BB 2B 1B 2-H	C B F B S 2-3 ③ K		C X 0-1 ③ FC6-4 1-2f			X 0-0 1B	5	1	3	1	0	1	4
George Brett, L (1, 10) OBP: 0.316, SLG: 0.358	B C 1 SAFE 1 SAFE F F B S 2-3 ② K 1-2		F S B S 1-3 ② K		X 0-0 2B		C B X 1-1 ① G4-3		X 0-0 ② F8	5	0	1	0	0	2	3
Danny Tartabull, R (1, 9) OBP: 0.365, SLG: 0.570	B B B C F S 3-3 ③ K		1 SAFE B B F B B 4-1 2B BB 1-2		B X 1-0 ① G6-3		X 0-0 HR		F B F B B C 3-3 ③ K	4	1	1	1	1	2	3
Carmelo Martinez, R (1, 3) OBP: 0.346, SLG: 0.348		S B X 1-1 ① G6-3	F C X 0-2 2B 1-3 2-H		B B B C X 3-1 ② G5-3		B B X 2-0 ② F8			4	0	1	1	0	0	1
Kevin Seitzer, R (1, 5) OBP: 0.335, SLG: 0.329		C B B B B 4-1 BB	B S S C 1-3 ③ K		B X 1-0 ③ G6-3		B C F X 1-2 ③ G4-3			3	0	0	0	1	1	3
Mike Macfarlane, R (1, 2) OBP: 0.318, SLG: 0.475		B C 1 SAFE F C 1-3 ② K	S X 0-1 ① L5			B S C X 1-2 1B 2B		B B B C B 4-1 G4-6-3 BB		3	0	1	0	1	1	1
Kurt Stillwell, S (1, 6) OBP: 0.307, SLG: 0.347		S X 0-1 ③ P4	C X 0-1 ② G5-3			C C B X 1-2 FC6-4 2-3 1B		B F X 1-1 ①② G4-6-3 1-2f		4	0	1	0	0	0	2
Terry Shumpert, R (1, 4) OBP: 0.263, SLG: 0.337			B X 1-0 1B 2B	B C F X 1-2 E6 1B		X 0-0 ① P6		B B C X 2-1 ③ P6		4	1	2	0	0	0	2
Inning Stats	R: 0 H: 1 E: 0 LOB: 1 K: 3 BB: 0 S: 14 P: 20	R: 0 H: 0 E: 0 LOB: 1 K: 1 BB: 1 S: 8 P: 14	R: 2 H: 3 E: 0 LOB: 2 K: 2 BB: 1 S: 14 P: 22	R: 0 H: 1 E: 1 LOB: 2 K: 1 BB: 1 S: 12 P: 19	R: 0 H: 1 E: 0 LOB: 1 K: 0 BB: 0 S: 5 P: 10	R: 0 H: 2 E: 0 LOB: 2 K: 0 BB: 0 S: 10 P: 14	R: 1 H: 1 E: 0 LOB: 0 K: 0 BB: 0 S: 7 P: 11	R: 0 H: 0 E: 0 LOB: 0 K: 0 BB: 1 S: 5 P: 12	R: 0 H: 1 E: 0 LOB: 1 K: 2 BB: 0 S: 8 P: 13	1B: 5 SF: 0 2B: 4 SAC: 0 3B: 0 DP: 1 HR: 1 HBP: 0						

PITCHER		IP	WLS	BF	H	R	ER	SO	BB	IBB	HBP	BLK	WP	HR	S	P	ERA	WHIP
Jim Abbott, L ERA: 3.48	(1, 1)	6.0	W	29	8	2	2	7	3	0	0	0	0	0	63	99	3.00	1.833
Jeff Robinson, R ERA: 4.74	(7, 1)	3.0	S	11	2	1	1	2	1	0	0	0	0	1	20	36	3.00	1.000

PITCHER	IP	WLS	BF	H	R	ER	SO	BB	IBB	HBP	BLK	WP	HR	S	P	ERA	WHIP

Kansas City Royals @ California Angels

Anaheim Stadium, Anaheim, CA

Tue Jul 02 1991, 10:05 PM EDT

Att. 23,456 - Sunny - 75 F

TOP

livebaseballscorecards.com

AB	36
R	3
H	10
RBI	3
BB	4
SO	9
LOB	22

WP: 0 PA: 40
PB: 0
SB: 1
CS: 0

Batter	1	2	3	4	5	6	7	8	9	AB	R	H	RBI	BB	SO	LOB
Luis Polonia, L (1, 7) OBP: 0.348, SLG: 0.370	B B C F B F X 3-2 1B 1B	C B B B F F B 4-2 1-2 HR BB		C B F B X 2-2 G4-3 ①	B C X 1-1 G6-3 ② 1-2 2-3 3-H		B B C B F X 3-2 E6 WP BB			4	1	1	1	1	0	2
Max Venable, L (1, 8) OBP: 0.306, SLG: 0.330 Dave Gallagher, R (5, PH) OBP: 0.388, SLG: 0.352 (6, 8)	1 SAFE 1 SAFE B B C B 1 X SAFE 2-1 G6-3 1-2 1B	C X 0-1 1-H 2-H 3-H HR		X 0-0 HR 1B	C B F B X 2-2 F7 ③		B B B B 4-0 WP 1-2 BB			3 1	2 0	3 0	4 0	0 1	0 0	0 2
Wally Joyner, L (1, 3) OBP: 0.389, SLG: 0.514	B F F F S 1-3 K ①	X 0-0 F8 ③		F 1 SAFE B B 1 SAFE X 2-1 1-H HR		C B X 1-1 F9 ①	F C B F B B B 4-2 1-2 2-3 BB			4	1	1	2	1	1	2
Dave Winfield, R (1, 9) OBP: 0.333, SLG: 0.564 Mark Davis, R (7, 9)	1 SAFE 1 SAFE C X 0-1 G6-3 ② ③ 1-2f		C C X 0-2 G5-3 ①	F X 0-1 F8 ②		C B F B B X 3-2 G5-3 ②	B B X 2-0 F8 ③			4 1	0 0	0 0	0 0	0 0	0 0	2 3
Dave Parker, L (1, 10) OBP: 0.271, SLG: 0.352		B X 1-0 1B 1B 1B	B B X 2-0 1B 1B E 1B	B X 1-0 G3 ③		C B F B B B X 3-2 HR		X 0-0 G4-3 ①		5	3	3	1	0	0	0
Lance Parrish, R (1, 2) OBP: 0.333, SLG: 0.443	C B S C 1-3 K ①	B X 1-0 E 1B 1-2 G1-2-3 1B			B B C B F B 4-2 1B E G6-3 BB	C C B B B B 4-2 BB		C B B S X 2-2 F9 1B 1B		3	1	2	0	2	1	1
Gary Gaetti, R (1, 5) OBP: 0.290, SLG: 0.380	C F B B S 2-3 K ②	B F F X 1-2 E 1-2 2-3 1B		X 0-0 FC G6-3 1B 1-2	F S F B X 1-2 F7 ③			B X 1-0 1-2 1B		5	0	2	0	0	1	3
Donnie Hill, S (1, 6) OBP: 0.384, SLG: 0.394	B C C B B X 3-2 1B 1-3 HR 1B	F X 0-1 E4 1-2 2-3 3-H		B F B B F C 3-3 K ①			C B S X 1-2 F7 ①	C B B X 2-1 F9 ② 2-3		5	1	1	1	0	1	6
Luis Sojo, R (1, 4) OBP: 0.271, SLG: 0.296	F 1 SAFE F X 0-2 BB HR 1-3 3-H 1B	X 0-0 G1-2-3 ② ③ 3-Hf			X 0-0 G6-3 1-2 2-3 1B		X 0-0 F8 ②	F B S B C 2-3 K ③		5	1	2	1	0	1	5
Inning Stats	R: 0 H: 2 E: 0 LOB: 1 K: 1 BB: 0 S: 12 P: 18	R: 5 H: 4 E: 0 LOB: 0 K: 2 BB: 1 S: 19 P: 30	R: 1 H: 3 E: 1 LOB: 2 K: 0 BB: 0 S: 11 P: 15	R: 2 H: 2 E: 0 LOB: 0 K: 0 BB: 0 S: 9 P: 14	R: 1 H: 1 E: 1 LOB: 2 K: 1 BB: 1 S: 12 P: 22	R: 1 H: 1 E: 0 LOB: 1 K: 0 BB: 1 S: 14 P: 26	R: 0 H: 0 E: 1 LOB: 3 K: 0 BB: 2 S: 12 P: 26	R: 0 H: 2 E: 0 LOB: 2 K: 1 BB: 0 S: 10 P: 17		1B: 12 SF: 0 2B: 0 SAC: 0 3B: 0 DP: 2 HR: 3 HBP: 0						

PITCHER		IP	WLS	BF	H	R	ER	SO	BB	IBB	HBP	BLK	WP	HR	S	P	ERA	WHIP
Mark Gubicza, R ERA: 6.25	(1, 1)	4.0	L	23	11	8	8	3	1	0	0	0	0	2	51	77	18.00	3.000
Andy McGaffigan, R ERA: 9.0	(5, 1)	0.1		4	1	1	0	1	1	0	0	0	0	0	7	14	0.00	6.000
Mike Magnante, L ERA: 4.15	(5, 1)	1.2		7	1	1	1	0	1	0	0	0	0	1	19	34	5.40	1.200
Carlos Maldonado, R ERA: 1.8	(7, 1)	2.0		11	2	0	0	1	2	0	0	0	1	0	22	43	0.00	2.000

PITCHER	IP	WLS	BF	H	R	ER	SO	BB	IBB	HBP	BLK	WP	HR	S	P	ERA	WHIP

BOTTOM

Kansas City Royals @ California Angels

Anaheim Stadium, Anaheim, CA

Tue Jul 02 1991, 10:05 PM EDT

Att. 23,456 - Sunny - 75 F

livebaseballscorecards.com

AB	40
R	10
H	15
RBI	10
BB	5
SO	5
LOB	26

WP: 1 PA: 45
PB: 0
SB: 0
CS: 0

Batter	1	2	3	4	5	6	7	8	9	AB	R	H	RBI	BB	SO	LOB
Gary Thurman, R (1, 7) OBP: 0.273, SLG: 0.330	B B B B 4-0 G4-6-3 BB	X 0-0 1B 2B			B B C X 2-1 ① B2-3		F C C 0-3 ③ K			3	1	1	0	1	1	0
Brian McRae, S (1, 8) OBP: 0.294, SLG: 0.367	B C X 1-1 ①② G4-6-3 1-2f	C X 0-1 BLK 2-H 1B			F F X 0-2 1B			B C B F B X 3-2 ① G4-3		4	0	2	1	0	0	1
George Brett, L (1, 10) OBP: 0.319, SLG: 0.363	B X 1-0 HR 2B	X 0-0 ③ G6-3 1-2			B S 1 SAFE B F S 2-3 ② K			B B F B B 4-1 BB		3	1	1	0	1	1	2
Danny Tartabull, R (1, 9) OBP: 0.363, SLG: 0.577	B F B F B X 3-2 2-H HR		B C S F B S 2-3 ① K		1 SAFE B B B X 3-0 ③ F8			C B S B S 2-3 ② K		4	1	1	2	0	2	2
Carmelo Martinez, R (1, 3) OBP: 0.345, SLG: 0.343 Jim Eisenreich, L (8, PH) OBP: 0.335, SLG: 0.392 (8, 3)	B B B F F F B 4-2 BB BB		B F B B S X 2-2 ② G5-3			X 0-0 ① G5-3		X 0-0 ③ G4-3		2 1	0 0	0 0	0 0	1 0	0 0	0 1
Kevin Seitzer, R (1, 5) OBP: 0.333, SLG: 0.323	B B B B C B 4-1 1-2 BB		B X 1-0 ③ F7			C X 0-1 ② B2-3			C F C 0-3 ① K	3	0	0	0	1	1	0
Mike Macfarlane, R (1, 2) OBP: 0.313, SLG: 0.467	C B C B B F S 3-3 ③ K			S B X 1-1 ① G5-3		C F B F F B S 2-3 ③ K			S B C B S 2-3 ② K	4	0	0	0	0	3	2
Kurt Stillwell, S (1, 6) OBP: 0.302, SLG: 0.341		C C B X 1-2 ① F9		B X 1-0 ② P3			B C B F X 2-2 ① P6		X 0-0 ③ G6-3	4	0	0	0	0	0	0
Terry Shumpert, R (1, 4) OBP: 0.259, SLG: 0.332		X 0-0 ② B5-3		X 0-0 ③ G5-3			B B B C X 3-1 ② F7			3	0	0	0	0	0	0
Inning Stats	R: 2 E: 0 K: 1 S: 14 H: 2 LOB: 2 BB: 3 P: 34	R: 1 E: 0 K: 0 S: 8 H: 2 LOB: 1 BB: 0 P: 9	R: 0 E: 0 K: 1 S: 8 H: 0 LOB: 0 BB: 0 P: 13	R: 0 E: 0 K: 0 S: 4 H: 0 LOB: 0 BB: 0 P: 6	R: 0 E: 0 K: 1 S: 9 H: 1 LOB: 1 BB: 0 P: 16	R: 0 E: 0 K: 1 S: 9 H: 0 LOB: 0 BB: 0 P: 11	R: 0 E: 0 K: 1 S: 8 H: 0 LOB: 0 BB: 0 P: 13	R: 0 E: 0 K: 1 S: 8 H: 0 LOB: 1 BB: 1 P: 17	R: 0 E: 0 K: 2 S: 7 H: 0 LOB: 0 BB: 0 P: 9	1B: 2 2B: 2 3B: 0 HR: 1 SF: 0 SAC: 0 DP: 1 HBP: 0						

PITCHER		IP	WLS	BF	H	R	ER	SO	BB	IBB	HBP	BLK	WP	HR	S	P	ERA	WHIP
Chuck Finley, L ERA: 3.73	(1, 1)	7.0	W	28	5	3	3	5	3	0	0	1	0	1	60	102	3.86	1.143
Mark Eichhorn, R ERA: 0.82	(8, 1)	1.0		4	0	0	0	1	1	0	0	0	0	0	8	17	0.00	1.000
Bryan Harvey, R ERA: 0.95	(9, 1)	1.0	S	3	0	0	0	2	0	0	0	0	0	0	7	9	0.00	0.000

PITCHER	IP	WLS	BF	H	R	ER	SO	BB	IBB	HBP	BLK	WP	HR	S	P	ERA	WHIP

TOP

Kansas City Royals @ California Angels

Anaheim Stadium, Anaheim, CA

Wed Jul 03 1991, 10:05 PM EDT

Att. 25,032 - Sunny - 77 F

livebaseballscorecards.com

AB	31
R	3
H	5
RBI	3
BB	4
SO	8
LOB	8

WP: 0	PB: 0	SB: 0	CS: 0	PA: 35					

BOTTOM

Kansas City Royals @ California Angels
Anaheim Stadium, Anaheim, CA
Wed Jul 03 1991, 10:05 PM EDT
Att. 25,032 - Sunny - 77 F

livebaseballscorecards.com

Batter	1	2	3	4	5	6	7	8	9	AB	R	H	RBI	BB	SO	LOB
Luis Polonia, L (1, 7) OBP: 0.350, SLG: 0.372	B F C B B X 3-2 E SF9 E 1B	F F X 0-2 1B 1B		B X 1-0 ② F8		F F C 0-3 ② K				4	2	2	0	0	1	2
Dave Gallagher, R (1, 8) OBP: 0.393, SLG: 0.358	C 1 SAFE B S 1 SAFE 1 SAFE X 1-2 E5 SF9 E G4-3 1-2	1 SAFE 1 SAFE B B F 1 SAFE 1 SAFE F X 2-2 1B 1B 1-H		B C X 1-1 1B		C B F C 1-3 ③ K				4	1	2	1	0	1	3
Wally Joyner, L (1, 3) OBP: 0.387, SLG: 0.512	B B C S T B X 3-2 ① SF9 1-3 2-H	C 1 SAFE X 0-1 1B 1-3		X 0-0 ③ G3			C S B F X 1-2 ① P5			3	0	1	1	0	0	1
Dave Winfield, R (1, 9) OBP: 0.329, SLG: 0.556	X 0-0 ② G4-3 3-H	C S B X 1-2 ③ F8			X 0-0 ① G6-3		B F S F S 1-3 ② K			4	0	0	1	0	1	2
Dave Parker, L (1, 10) OBP: 0.271, SLG: 0.354	C C F B B X 2-2 1B 2B		C B X 1-1 ① G6-3		B X 1-0 ② G3-1		B X 1-0 ③ G6-3			4	1	1	0	0	0	0
Lance Parrish, R (1, 2) OBP: 0.332, SLG: 0.439	S X 0-1 2-H 1B		S F B B F S 2-3 ② K		F B S B S 2-3 ③ K			B F B X 2-1 ① F7		4	0	1	1	0	2	0
Gary Gaetti, R (1, 5) OBP: 0.293, SLG: 0.382	B B B F T X 3-2 ③ G2-3		B B F F F X 2-2 1B			B B F X 2-1 G6-3 SH 1B		X 0-0 ② G5-3		4	0	2	0	0	0	1
Luis Sojo, R (1, 4) OBP: 0.266, SLG: 0.291		B F B C B S 3-3 ① K	S 1 SAFE F X 0-2 ③ G3-1			1 SAFE X 0-0 SH G6-3 1-2		B F B B F F F F 3-3 S ③ K		3	0	0	0	0	2	1
Dick Schofield, R (1, 6) OBP: 0.358, SLG: 0.302		F C X 0-2 ② G4-3		F B S F X 1-2 ① G1-3		L X 0-1 ① G6-3 1-2 2-3				3	0	0	0	0	0	2
Inning Stats	R: 3 E: 2 K: 0 S: 20 H: 3 LOB: 1 BB: 0 P: 32	R: 1 E: 0 K: 1 S: 17 H: 3 LOB: 2 BB: 0 P: 23	R: 0 E: 0 K: 1 S: 13 H: 1 LOB: 1 BB: 0 P: 18	R: 0 E: 0 K: 0 S: 8 H: 1 LOB: 1 BB: 0 P: 11	R: 0 E: 0 K: 1 S: 5 H: 0 LOB: 0 BB: 0 P: 8	R: 0 E: 0 K: 2 S: 11 H: 1 LOB: 2 BB: 0 P: 14	R: 0 E: 0 K: 1 S: 9 H: 0 LOB: 0 BB: 0 P: 12	R: 0 E: 0 K: 1 S: 10 H: 0 LOB: 0 BB: 0 P: 15		1B: 8 2B: 1 3B: 0 HR: 0 SF: 1 SAC: 1 DP: 0 HBP: 0						

	AB	33
	R	4
	H	9
	RBI	4
	BB	0
	SO	7
	LOB	12

WP: 0 PB: 0 SB: 0 CS: 0 PA: 35

PITCHER		IP	WLS	BF	H	R	ER	SO	BB	IBB	HBP	BLK	WP	HR	S	P	ERA	WHIP
Luis Aquino, R ERA: 3.52	(1, 1)	7.0	L	32	9	4	1	6	0	0	0	0	0	0	83	118	1.29	1.286
Storm Davis, R ERA: 4.09	(8, 1)	1.0		3	0	0	0	1	0	0	0	0	0	0	10	15	0.00	0.000

PITCHER	IP	WLS	BF	H	R	ER	SO	BB	IBB	HBP	BLK	WP	HR	S	P	ERA	WHIP

Batter	1	2	3	4	5	6	7	8	9	AB	R	H	RBI	BB	SO	LOB
Gary Thurman, R (1, 7) OBP: 0.295, SLG: 0.350	B C F B X 2-2 1B G4-3 1B		C X 0-1 G3-6 1B	1 SAFE X 0-0 E9 E 1-H 2B 1B	C F F F B S 1-3 ③ K		B X 1-0 ② G4-3 1-2 2-3		B C B F X 2-2 G5-4-3 3-H 1B	6	2	4	1	0	1	4
Brian McRae, S (1, 8) OBP: 0.294, SLG: 0.370	1 SAFE 1 SAFE B 1 SAFE C 1 SAFE B 1 SAFE X 2-1 G4-3 SF9 1-3 1B		1 SAFE X 0-0 ②③ G3-6 1-2f	C 1 SAFE X 0-1 1-H 2B	B B F C F S 2-3 ① K		F B F B S 2-3 ③ K		B F 1 SAFE B F X 2-2 ②③ G5-4-3 1-2f	6	1	2	1	0	2	4
George Brett, L (1, 10) OBP: 0.326, SLG: 0.362	B B B C X 3-1 ① G4-3 2-3 3-H			4-2 WP 1B BB 4-1 BB		X 0-0 ② G6-3		X 0-0 FC6-4 1B		3	1	1	1	2	0	1
Danny Tartabull, R (1, 9) OBP: 0.357, SLG: 0.568 Bill Pecota, R (8, PR) OBP: 0.338, SLG: 0.432 (8, 3)	B B C X 2-1 ② SF9 3-H			1-1 ① G6-3 1-2 x 0-0 ③ F7		S B B F B X 3-2 G5-3		F C B B X 2-2 ① FC6-4 1B 1-2f		4 0	0 0	0 0	1 0	0 0	0 0	4 0
Jim Eisenreich, L (1, 3) OBP: 0.341, SLG: 0.396 (8, 9)	B C F B X 2-2 ③ 1B			B B X 2-0 1B SF9 2-H 1B	B C F F B B X 3-2 1B 2B 1B		X 0-0 E6 E 1B SF8	F B X 1-1 ② F7		5	3	3	1	0	0	1
Kevin Seitzer, R (1, 5) OBP: 0.351, SLG: 0.343		B C B X 2-1 1B F8-2 1B	X 0-0 WP 1-3 2B 1B	B X 1-0 1-3 2B 1B			B X 1-0 E9 SF8 1-3 1B	C X 0-1 1-2 1B		5	2	5	0	0	0	0
Mike Macfarlane, R (1, 2) OBP: 0.319, SLG: 0.474		B 1 SAFE X 1-0 ① 1-3 1B	X 0-0 ② SF9 3-H	B C X 1-1 ① F8 1-H 3-H 2B			B B C B F F F B 4-2 G4-3 1B BB	F C X 0-2 ③ F7		3	0	2	2	1	0	2
Kurt Stillwell, S (1, 6) OBP: 0.304, SLG: 0.351		B F X 1-1 ②③ F8-2 3-H	S C B B X 2-2 1-H 1B 2B	X 0-0 ② F8 2-3			B X 1-0 ① SF8 2-3 3-H		X 0-0 G6-3 1B 2B	4	2	2	2	0	0	2
Terry Shumpert, R (1, 4) OBP: 0.267, SLG: 0.335		B C B X 2-1 ① G4-3	C B B X 2-1 1B E 2-H 1B	B B B C B 4-1 BB			F B B C X 2-2 G4-3 1-2 3-H 1B		C B C B F X 2-2 ① G6-3 2-3	4	1	2	2	1	0	1

| Inning Stats | | |

Batter	1	2	3	4	5	6	7	8	9	AB	R	H	RBI	BB	SO	LOB
Luis Polonia, L (1, 7) OBP: 0.354, SLG: 0.380	F F B X 1-2 CS 1B		C X 0-1 ② G4-3			X 0-0 1B		X 0-0 2B 2-H 3-H 2B		4	1	3	2	0	0	0
Dave Gallagher, R (1, 8) OBP: 0.396, SLG: 0.374	C 1 S T B F F X SAFE 1-2 ① 1B PB 1-2 1B		C B X 1-1 ③ G1-3			L B F B B F X 3-2 ② F8		X 0-0 1B 2-H 2B		4	2	2	1	0	0	1
Wally Joyner, L (1, 3) OBP: 0.388, SLG: 0.512	B S B X 2-1 PB 1-3 1B			B B X 2-0 ① G4-3		F X 0-1 ③ P6		F B S F X 1-2 1B 2-H 1B		4	0	2	1	0	0	1
Dave Winfield, R (1, 9) OBP: 0.327, SLG: 0.552 Mark Davis, R (7, 9) Max Venable, L (8, PH) OBP: 0.303, SLG: 0.326 (9, 9)	B B F S F B 1 S SAFE 3-3 ② K			C X 0-1 ② P4			C S B F B X 2-2 ① F8	C S C 0-3 ② K		2 1 1	0 0 0	0 0 0	0 0 0	0 0 0	1 0 1	2 0 1
Dave Parker, L (1, 10) OBP: 0.271, SLG: 0.353	B F B S X 2-2 ③ P5 1-2 3-H			B X 1-0 ③ F8			C X 0-1 ② G3-1	B B X 2-0 1-2 1B		4	0	1	0	0	0	1
Lance Parrish, R (1, 2) OBP: 0.329, SLG: 0.435 Ron Tingley, R (7, 2) OBP: 0.247, SLG: 0.265		B F S X 1-2 ① F7			F F B B S 2-3 ① K		S F S 0-3 ③ K	X 0-0 ③ F7		2 2	0 0	0 0	0 0	0 0	1 1	0 2
Gary Gaetti, R (1, 5) OBP: 0.292, SLG: 0.380		F B B S S 2-3 ② K			B S B S S 2-3 ② K			X 0-0 2B 2B 1B	B B F F X 2-2 ① G5-3	4	1	1	0	0	2	0
Donnie Hill, S (1, 4) OBP: 0.374, SLG: 0.382		C F X 0-2 ③ P3			F C B B S 2-3 ③ K			B B C B X 3-1 ① F8	C B B C C X 2-2 ② G3	4	0	0	0	0	1	1
Dick Schofield, R (1, 6) OBP: 0.356, SLG: 0.306			X 0-0 ① G1-3			B B B C C X 3-2 ① F8		B C B B F X 3-2 1-3 2B 2B	F B B S F S 2-3 ③ K	4	1	1	0	0	1	0
Inning Stats	R: 1 H: 3 E: 0 LOB: 1 K: 1 BB: 0 S: 18 P: 27	R: 0 H: 0 E: 0 LOB: 0 K: 1 BB: 0 S: 9 P: 12	R: 0 H: 0 E: 0 LOB: 0 K: 0 BB: 0 S: 5 P: 6	R: 0 H: 0 E: 0 LOB: 0 K: 0 BB: 0 S: 4 P: 7	R: 0 H: 0 E: 0 LOB: 0 K: 3 BB: 0 S: 9 P: 15	R: 0 H: 1 E: 0 LOB: 1 K: 0 BB: 0 S: 10 P: 16	R: 0 H: 0 E: 0 LOB: 0 K: 1 BB: 0 S: 9 P: 11	R: 4 H: 6 E: 0 LOB: 2 K: 1 BB: 0 S: 17 P: 26	R: 0 H: 0 E: 0 LOB: 0 K: 1 BB: 0 S: 10 P: 16	1B: 7 SF: 0 2B: 3 SAC: 0 3B: 0 DP: 0 HR: 0 HBP: 0						WP: 0 PA: 36 PB: 1 SB: 0 CS: 1

PITCHER		IP	WLS	BF	H	R	ER	SO	BB	IBB	HBP	BLK	WP	HR	S	P	ERA	WHIP
Kevin Appier, R ERA: 3.88	(1, 1)	7.1	W	30	9	5	4	6	0	0	0	0	0	0	76	113	4.91	1.227
Jeff Montgomery, R ERA: 4.44	(8, 1)	1.2		6	1	0	0	2	0	0	0	0	0	0	15	23	0.00	0.600

PITCHER	IP	WLS	BF	H	R	ER	SO	BB	IBB	HBP	BLK	WP	HR	S	P	ERA	WHIP

BOTTOM

Kansas City Royals @ California Angels

Anaheim Stadium, Anaheim, CA

Thu Jul 04 1991, 10:05 PM EDT

Att. 61,056 - Sunny - 72 F

livebaseballscorecards.com

AB	36
R	5
H	10
RBI	4
BB	0
SO	8
LOB	9

Oakland Athletics @ Kansas City Royals

Royals Stadium, Kansas City, MO

Fri Jul 05 1991, 8:05 PM EDT

Att. 40,762 - Sunny - 95 F

livebaseballscorecards.com

TOP

Batter	1	2	3	4	5	6	7	8	9	AB	R	H	RBI	BB	SO	LOB
Rickey Henderson, R (1, 7) OBP: 0.428, SLG: 0.385	C B B C F B B 4-2 BB BB FC5-4 BB	X 0-0 ③ G5-3		1 SAFE C B B B B 4-1 BB HR 1-2 BB		B B B 4-0 G6-4-3 BB		C B B C F X 2-2 ② F8		2	2	0	0	3	0	1
Willie Wilson, S (1, 8) OBP: 0.280, SLG: 0.310	1 SAFE B B 1 SAFE 1 B C B 4-1 BB E 1-2 BB		C X 0-1 G3 BB SF8 1B	B B B 4-0 HR 1-2 2-3 BB		B C F X 1-2 ② ③ G6-4-3 1-2f		X 0-0 ③ L7		3	3	1	0	2	0	1
Jose Canseco, R (1, 9) OBP: 0.364, SLG: 0.549 Lance Blankenship, R (9, PR) OBP: 0.314, SLG: 0.340 (9, 9)	B B B B 4-0 FC5-4 1-2 2-3 BB		1 SAFE B F B B C B B 4-2 SF8 G3 1-2 BB	B C B X 2-1 HR 1-H 2-H 3-H			B S C F X 1-2 ① G5-3		X 0-0 G5-4-3 2B	3 0	1 0	2 0	4 0	2 0	0 0	0 0
Harold Baines, L (1, 10) OBP: 0.406, SLG: 0.528 Scott Hemond, R (9, PR) OBP: 0.333, SLG: 0.200	F X 0-1 ① FC5-4 1-2f 2-H 3-H		B B X 2-0 ① G3 1-2 2-3	X 0-0 ③ G1-3			X 0-0 1B 2B		B S B B F F B 4-2 G5-4-3 BB	4 0	1 0	1 0	1 0	1 0	0 0	3 0
Mark McGwire, R (1, 3) OBP: 0.354, SLG: 0.400	B F S F B S 2-3 ② K	X 0-0 ② SF8 2-3 3-H			S B X 1-1 ① F8		X 0-0 F9 1B 2-H 1B	X 0-0 ① ② G5-4-3 1-2f 2-3		4	0	1	2	0	1	3
Jamie Quirk, L (1, 2) OBP: 0.333, SLG: 0.297	X 0-0 ③ P2	B B X 2-0 ③ F8			B C X 1-1 ② G3-1		B B B C X 3-1 1B 1-2	S S X 0-2 G4-3		5	0	1	0	0	0	5
Ernest Riles, L (1, 5) OBP: 0.329, SLG: 0.348		B C B X 2-1 ① F8		C F B X 1-2 ① G1-3	B C X 1-1 ③ G6-3		F B X 1-1 ② F9 2-3			4	0	0	0	0	0	2
Mike Gallego, R (1, 4) OBP: 0.347, SLG: 0.322		C F B B S 2-3 ② K		B B X 2-0 ② F7		C F B F B X 2-2 HR	C B B B X 3-1 ③ L4			4	1	1	1	0	1	2
Mike Bordick, R (1, 6) OBP: 0.286, SLG: 0.316		C B B B C X 3-2 1B		B B B 4-0 BB S HR BB		B B C C X 2-2 ① G1-3		C F C 0-3 ① K		3	1	1	0	1	1	0
Inning Stats	R: 2 E: 1 K: 1 S: 11 H: 0 LOB: 1 BB: 3 P: 25	R: 0 E: 0 K: 1 S: 9 H: 1 LOB: 1 BB: 0 P: 16	R: 1 E: 0 K: 0 S: 7 H: 1 LOB: 1 BB: 1 P: 15	R: 4 E: 0 K: 0 S: 8 H: 1 LOB: 0 BB: 3 P: 25	R: 0 E: 0 K: 0 S: 6 H: 0 LOB: 0 BB: 0 P: 9	R: 1 E: 0 K: 0 S: 10 H: 1 LOB: 0 BB: 1 P: 19	R: 1 E: 0 K: 0 S: 12 H: 3 LOB: 2 BB: 0 P: 20	R: 0 E: 0 K: 1 S: 8 H: 0 LOB: 0 BB: 0 P: 10	R: 0 E: 0 K: 0 S: 8 H: 1 LOB: 3 BB: 1 P: 12	1B: 4 2B: 2 3B: 0 HR: 2 SF: 1 SAC: 0 DP: 2 HBP: 0						

	AB	32
	R	9
	H	8
	RBI	8
	BB	9
	SO	3
	LOB	17

WP: 0 PB: 0 SB: 1 CS: 0 PA: 42

PITCHER		IP	WLS	BF	H	R	ER	SO	BB	IBB	HBP	BLK	WP	HR	S	P	ERA	WHIP
Tom Gordon, R ERA: 3.83	(1, 1)	3.2	L	21	3	7	6	2	7	0	0	0	0	1	34	80	14.73	2.727
Mike Magnante, L ERA: 4.11	(4, 1)	2.1		8	1	1	1	0	1	0	0	0	0	1	17	29	3.86	0.857
Andy McGaffigan, R ERA: 6.0	(7, 1)	3.0		13	4	1	1	1	1	0	0	0	0	0	28	42	3.00	1.667

PITCHER	IP	WLS	BF	H	R	ER	SO	BB	IBB	HBP	BLK	WP	HR	S	P	ERA	WHIP

BOTTOM

Oakland Athletics @ Kansas City Royals

Royals Stadium, Kansas City, MO

Fri Jul 05 1991, 8:05 PM EDT

Att. 40,762 - Sunny - 95 F

Batter	1	2	3	4	5	6	7	8	9	AB	R	H	RBI	BB	SO	LOB
Gary Thurman, R (1, 7) OBP: 0.303, SLG: 0.379	F B X 1-1 F8 ①		B F B B F S 3-3 K ①②③ 1-2 2-3			B C C B F H 3-2 FC5-4 HBP		B F B X 2-1 IHR		3	1	1	1	0	1	2
Brian McRae, S (1, 8) OBP: 0.291, SLG: 0.365	L B C B F B S 3-3 K ②			X 0-0 G4-3 ①		B F B F F X 2-2 FC5-4 HR ② 1-2f		B X 1-0 G3 ①		4	1	0	0	0	1	1
George Brett, L (1, 10) OBP: 0.324, SLG: 0.375	C B F X 1-2 F7 ③			C B F B X 2-2 G3 ②		X 0-0 HR 1-H		C B X 1-1 F7 ②		4	1	1	2	0	0	0
Danny Tartabull, R (1, 9) OBP: 0.355, SLG: 0.563		C B C B S 2-3 K ①		F B B S S 2-3 K ③		B C F X 1-2 1B		B S B B X 3-1 G5-3 ③		4	0	1	0	0	2	0
Jim Eisenreich, L (1, 3) OBP: 0.339, SLG: 0.391		S B X 1-1 P6 ②			B F B F B F F B 4-2 BB	B X 1-0 P3 ③			F X 0-1 F7 ①	3	0	0	0	1	0	1
Kevin Seitzer, R (1, 5) OBP: 0.354, SLG: 0.347		X 0-0 1B			C S F X 0-2 L4 ①		B X 1-0 P4 ①		C B X 1-1 1B	4	0	2	0	0	0	1
Brent Mayne, L (1, 2) OBP: 0.338, SLG: 0.292	C 1 SAFE F 1 SAFE 1 SAFE B X 1-2 G1-3 ③				F C B X 1-2 L9 ②		C B B B X 3-1 G3 1B		B B C X 2-1 F8 ②	4	0	1	0	0	0	3
Kurt Stillwell, S (1, 6) OBP: 0.303, SLG: 0.347			B B B B 4-0 CS 1B BB		B B B C X 2-1 P5 ③		F B B B X 2-1 G3 ② 1-2		X 0-0 P6 ③	3	0	0	0	1	0	3
Terry Shumpert, R (1, 4) OBP: 0.269, SLG: 0.337 Warren Cromartie, L (7, PH) OBP: 0.341, SLG: 0.392 David Howard, S (8, 4) OBP: 0.171, SLG: 0.081			B C C B X 2-2 CS 1-2 1B			C B X 1-1 F7 ①	B B C B X 3-1 G6-3 ③			2 1 0	0 0 0	1 0 0	0 0 0	0 0 0	0 0 0	0 1 0
Inning Stats	R: 0 E: 0 K: 1 S: 9 H: 0 LOB: 0 BB: 0 P: 14	R: 0 E: 0 K: 1 S: 9 H: 1 LOB: 1 BB: 0 P: 13	R: 0 E: 0 K: 1 S: 6 H: 1 LOB: 0 BB: 1 P: 15	R: 0 E: 0 K: 1 S: 7 H: 0 LOB: 0 BB: 0 P: 11	R: 0 E: 0 K: 0 S: 13 H: 0 LOB: 1 BB: 1 P: 20	R: 2 E: 0 K: 0 S: 14 H: 2 LOB: 1 BB: 0 P: 22	R: 0 E: 0 K: 0 S: 7 H: 1 LOB: 1 BB: 0 P: 16	R: 1 E: 0 K: 0 S: 7 H: 1 LOB: 0 BB: 0 P: 14	R: 0 E: 0 K: 0 S: 7 H: 1 LOB: 1 BB: 0 P: 10	1B: 5 2B: 0 3B: 0 HR: 2	SF: 0 SAC: 0 DP: 0 HBP: 1						

livebaseballscorecards.com

AB	32
R	3
H	7
RBI	3
BB	2
SO	4
LOB	12

WP: 0 PB: 0 SB: 0 CS: 2 PA: 35

PITCHER		IP	WLS	BF	H	R	ER	SO	BB	IBB	HBP	BLK	WP	HR	S	P	ERA	WHIP
Andy Hawkins, R ERA: 5.57	(1, 1)	6.0	W	23	4	2	2	4	2	0	1	0	0	1	58	95	3.00	1.000
Steve Chitren, R ERA: 3.79	(7, 1)	3.0	S	12	3	1	1	0	0	0	0	0	0	0	21	40	3.00	1.000

PITCHER	IP	WLS	BF	H	R	ER	SO	BB	IBB	HBP	BLK	WP	HR	S	P	ERA	WHIP

Oakland Athletics @ Kansas City Royals

Royals Stadium, Kansas City, MO

Sat Jul 06 1991, 8:05 PM EDT

Att. 39,509 - Sunny - 96 F

TOP

livebaseballscorecards.com

Batter	1	2	3	4	5	6	7	8	9	AB	R	H	RBI	BB	SO	LOB
Rickey Henderson, R (1, 7) OBP: 0.428, SLG: 0.383	F8		CS, G4-3 2-3 1B	K	BB 1-2			F8		4	0	1	0	1	1	2
Willie Wilson, S (1, 8) OBP: 0.284, SLG: 0.305	F8, S HBP		G4-3 1-2	2B HBP 1-2 2-3	F9			G4-3		3	1	0	1	0	0	3
Jose Canseco, R (1, 9) OBP: 0.370, SLG: 0.556	F8 1-3		CS 2-3	HR 1B	G6-4-3 BB				0-0 CS 1B	4	1	3	3	1	0	1
Harold Baines, L (1, 10) OBP: 0.406, SLG: 0.536	F7			HR 1-H	IBB	P6			2-3 K 1-2	4	1	1	2	1	1	3
Mark McGwire, R (1, 3) OBP: 0.355, SLG: 0.398		K		FC5-4 BB	G4-3	G6-4-3 1-2f			1-0 1B	4	0	1	0	1	1	3
Terry Steinbach, R (1, 2) OBP: 0.328, SLG: 0.430		G1-3		FC5-4 BB 1-2f 1B	G4-3 1B 2B		F8		F7	5	2	1	0	0	0	2
Ernest Riles, L (1, 5) OBP: 0.332, SLG: 0.347		F7		1B BB 1-2 1B	G4-3 2-3		G5-4-3 1B			3	1	1	0	1	0	1
Mike Gallego, R (1, 4) OBP: 0.349, SLG: 0.325			1B G4-3 G4-3 1B	HBP 1B 1-3 2-H 2B 1B	G6-3		G5-4-3 1-2f			4	2	2	1	0	0	2
Mike Bordick, R (1, 6) OBP: 0.320, SLG: 0.348			G4-3 1-2	HBP 1-2 2B 1B	WP 3-H 1B			K		4	1	2	2	0	1	1

AB	35
R	9
H	12
RBI	9
BB	5
SO	4
LOB	18

Inning Stats	1	2	3	4	5	6	7	8	9
	R: 0 E: 0 K: 0 S: 8	H: 0 LOB: 1 BB: 0 P: 12	R: 0 E: 0 K: 1 S: 9	H: 0 LOB: 0 BB: 0 P: 12	R: 1 E: 0 K: 0 S: 14	H: 2 LOB: 0 BB: 0 P: 21	R: 7 E: 0 K: 1 S: 25	H: 5 LOB: 2 BB: 3 P: 47	R: 1 E: 0 K: 0 S: 14	H: 2 LOB: 2 BB: 1 P: 22	R: 0 E: 0 K: 0 S: 7	H: 0 LOB: 0 BB: 1 P: 11	R: 0 E: 0 K: 0 S: 6	H: 1 LOB: 0 BB: 0 P: 7	R: 0 E: 0 K: 1 S: 9	H: 0 LOB: 0 BB: 0 P: 11	R: 0 E: 0 K: 1 S: 6	H: 2 LOB: 1 BB: 0 P: 10

| | | | |

Batter	1	2	3	4	5	6	7	8	9	AB	R	H	RBI	BB	SO	LOB
Gary Thurman, R (1, 7) OBP: 0.301, SLG: 0.374 Warren Cromartie, L (9, PH) OBP: 0.349, SLG: 0.400	B B C C X 2-2 ① P3	F C S 0-3 ② K			B B C X 2-1 ② F7		B X 1-0 1B		C X 0-1 1B	4 0 1 0 0 1 2 1 0 1 0 0 0 0						
Brian McRae, S (1, 8) OBP: 0.289, SLG: 0.362	B B F X 2-1 CS 1B	X 0-0 ③ G3			C C F F B S 1-3 ③ K		B X 1-0 ③ G5-3		X 0-0 ② F8	5 0 1 0 0 1 4						
George Brett, L (1, 10) OBP: 0.322, SLG: 0.376	B B B C X 3-1 ② F9		X 0-0 ① G4-3			C B B X 2-1 ① F9		B B C X 2-1 HR 2B	B B X 2-0 ③ L8	5 1 1 0 0 0 2						
Danny Tartabull, R (1, 9) OBP: 0.361, SLG: 0.599	1 SAFE 1 SAFE C B C 1 SAFE 1 SAFE 1-2 ③ CS	X 0-0 HR	B S B F X 2-2 ② F9			X 0-0 HR		B S F X 1-2 2-H HR		4 3 3 4 0 0 0						
Jim Eisenreich, L (1, 3) OBP: 0.333, SLG: 0.384		X 0-0 ① F8	B X 1-0 ③ G4-3			C X 0-1 ② F7		X 0-0 ① G3-1		4 0 0 0 0 0 0						
Kevin Seitzer, R (1, 5) OBP: 0.357, SLG: 0.351	C B F F B B X 3-2 HBP 1B 1B			X 0-0 ① F8		C F C 0-3 ③ K		C B B X 2-1 1B		4 1 2 0 0 1 0						
Mike Macfarlane, R (1, 2) OBP: 0.322, SLG: 0.485	C H 1-1 1B 1B 1-2 HBP			C B F X 1-2 ② F9			C X 0-1 HR	F F X 0-2 ② F9		3 2 1 1 0 0 1						
Kurt Stillwell, S (1, 6) OBP: 0.302, SLG: 0.346	B X 1-0 1B 1-3 2-H 1B			B B C C S 2-3 ③ K			B C X 1-1 ① P3	X 0-0 ③ L4		4 0 1 1 0 1 1						
David Howard, S (1, 4) OBP: 0.182, SLG: 0.100 Brent Mayne, L (9, PH) OBP: 0.333, SLG: 0.288	F 1 SAFE X 0-1 1-2 3-H 1B				C B F B C 2-3 ① K		C B C S 1-3 ② K		B C F S 1-3 ① K	3 0 1 1 0 2 0 1 0 0 0 0 1 0						
Inning Stats	R: 0 H: 1 E: 0 LOB: 0 K: 0 BB: 0 S: 9 P: 17	R: 3 H: 4 E: 0 LOB: 2 K: 1 BB: 0 S: 14 P: 19	R: 0 H: 0 E: 0 LOB: 0 K: 0 BB: 0 S: 5 P: 8	R: 0 H: 0 E: 0 LOB: 0 K: 1 BB: 0 S: 7 P: 10	R: 0 H: 0 E: 0 LOB: 0 K: 2 BB: 0 S: 11 P: 16	R: 1 H: 1 E: 0 LOB: 0 K: 1 BB: 0 S: 8 P: 10	R: 1 H: 2 E: 0 LOB: 1 K: 1 BB: 0 S: 9 P: 13	R: 2 H: 3 E: 0 LOB: 1 K: 0 BB: 0 S: 12 P: 17	R: 0 H: 1 E: 0 LOB: 1 K: 1 BB: 0 S: 7 P: 10	1B: 7 SF: 0 2B: 1 SAC: 0 3B: 0 DP: 0 HR: 4 HBP: 1						

PITCHER		IP	WLS	BF	H	R	ER	SO	BB	IBB	HBP	BLK	WP	HR	S	P	ERA	WHIP
Bob Welch, R ERA: 3.98	(1, 1)	6.2	W	28	8	5	5	6	0	0	1	0	0	3	62	91	6.75	1.200
Rick Honeycutt, L ERA: 6.14	(7, 1)	0.1		2	1	1	1	0	0	0	0	0	0	0	3	6	27.00	3.000
Gene Nelson, R ERA: 11.0	(8, 1)	0.1		2	1	1	1	0	0	0	0	0	0	1	4	5	27.00	3.000
Dennis Eckersley, R ERA: 2.35	(8, 1)	1.2	S	7	2	0	0	1	0	0	0	0	0	0	13	18	0.00	1.200

PITCHER	IP	WLS	BF	H	R	ER	SO	BB	IBB	HBP	BLK	WP	HR	S	P	ERA	WHIP

BOTTOM

Oakland Athletics @ Kansas City Royals

Royals Stadium, Kansas City, MO

Sat Jul 06 1991, 8:05 PM EDT
Att. 39,509 - Sunny - 96 F

livebaseballscorecards.com

AB	38
R	7
H	12
RBI	7
BB	0
SO	7
LOB	10

WP: 0 PA: 40
PB: 0
SB: 0
CS: 1

Batter	1	2	3	4	5	6	7	8	9	AB	R	H	RBI	BB	SO	LOB
Lance Blankenship, R (1, 7) OBP: 0.313, SLG: 0.333 Willie Wilson, S (9, PH) OBP: 0.287, SLG: 0.305	K		1B 2B BB	K		K			1B S G4-3 BB	3 0	1 1	0 0	0 0	1 1	3 0	2 0
Dave Henderson, R (1, 8) OBP: 0.378, SLG: 0.551	G6-3		L7		G5-3	FC5 BB			K	4	0	0	0	1	1	2
Jose Canseco, R (1, 9) OBP: 0.371, SLG: 0.553	L1		2B 1B		F8	FC5			G4-3 1B	5	1	2	0	0	0	2
Harold Baines, L (1, 10) OBP: 0.406, SLG: 0.537		E6 FC6-4	2B		2B 1B		G4-3		G4-3	5	0	2	2	0	0	1
Terry Steinbach, R (1, 2) OBP: 0.329, SLG: 0.434		P4	F9		2B		G4-3		1B	5	0	2	1	0	0	3
Mark McGwire, R (1, 3) OBP: 0.352, SLG: 0.398		FC6-4 E		1B 2B	G6-3		F9		K	5	1	1	0	0	1	4
Vance Law, R (1, 5) OBP: 0.287, SLG: 0.282		E1		G6-3		1B FC4-6 BB		P4		3	1	0	0	1	0	2
Mike Gallego, R (1, 4) OBP: 0.348, SLG: 0.324		P9		K		FC4-6 1B		G5-3		4	0	1	0	0	1	3
Mike Bordick, R (1, 6) OBP: 0.321, SLG: 0.346 Ernest Riles, L (8, PH) OBP: 0.330, SLG: 0.346 Scott Hemond, R (8, 6) OBP: 0.333, SLG: 0.200			G6-3	1B		FC4-6 BB		F7		3 1 0	0 0 0	1 0 0	2 0 0	0 0 0	0 0 0	1 0 0
Inning Stats	R: 0 E: 0 K: 1 S: 8 H: 0 LOB: 0 BB: 0 P: 13	R: 0 E: 2 K: 0 S: 8 H: 0 LOB: 2 BB: 0 P: 15	R: 1 E: 0 K: 0 S: 10 H: 2 LOB: 2 BB: 1 P: 21	R: 1 E: 0 K: 2 S: 14 H: 2 LOB: 1 BB: 0 P: 22	R: 0 E: 0 K: 0 S: 10 H: 2 LOB: 2 BB: 0 P: 15	R: 1 E: 0 K: 1 S: 11 H: 1 LOB: 2 BB: 2 P: 21	R: 0 E: 0 K: 0 S: 6 H: 0 LOB: 0 BB: 0 P: 11	R: 0 E: 0 K: 0 S: 6 H: 0 LOB: 0 BB: 0 P: 8	R: 2 E: 0 K: 2 S: 16 H: 2 LOB: 1 BB: 1 P: 23	1B: 6 2B: 3 3B: 0 HR: 0	SF: 0 SAC: 0 DP: 0 HBP: 0			WP: 0 PB: 0 SB: 1 CS: 0	PA: 42		

PITCHER		IP	WLS	BF	H	R	ER	SO	BB	IBB	HBP	BLK	WP	HR	S	P	ERA	WHIP
Mark Gubicza, R ERA: 5.98	(1, 1)	5.0	W	24	6	2	2	3	1	0	0	0	0	0	50	86	3.60	1.400
Storm Davis, R ERA: 4.14	(6, 1)	3.0		13	1	2	2	1	3	0	0	0	0	0	26	47	6.00	1.333
Jeff Montgomery, R ERA: 4.53	(9, 1)	1.0		5	2	1	1	2	0	0	0	0	0	0	13	16	9.00	2.000

PITCHER	IP	WLS	BF	H	R	ER	SO	BB	IBB	HBP	BLK	WP	HR	S	P	ERA	WHIP

TOP

Oakland Athletics @ Kansas City Royals

Royals Stadium, Kansas City, MO

Sun Jul 07 1991, 4:33 AM EDT

Att. 31,272 - Sunny - 97 F

livebaseballscorecards.com

AB	38
R	5
H	9
RBI	5
BB	4
SO	6
LOB	20

BOTTOM

Oakland Athletics @ Kansas City Royals

Royals Stadium, Kansas City, MO

Sun Jul 07 1991, 4:33 AM EDT
Att. 31,272 - Sunny - 97 F

livebaseballscorecards.com

Batter	1	2	3	4	5	6	7	8	9	AB	R	H	RBI	BB	SO	LOB
Gary Thurman, R (1, 7) OBP: 0.299, SLG: 0.369	P4	SH5-4 2-3	G5-3			G3-6-3 1B		K		4	0	1	0	0	1	3
Brian McRae, S (1, 8) OBP: 0.289, SLG: 0.367	P5	G5-3		G4-3 3B		G3-6-3 1-2f				4	1	1	0	0	0	2
George Brett, L (1, 10) OBP: 0.325, SLG: 0.378	PB BB 1B 1B	3-H 1B		G4-3 3-H			P6			4	1	2	2	0	0	0
Danny Tartabull, R (1, 9) OBP: 0.362, SLG: 0.607	PB 1B 1-2 BB	K		G6-3			HR			3	2	1	1	1	1	1
Warren Cromartie, L (1, 3) OBP: 0.356, SLG: 0.417	1B 1B 1-H 2-H 1B		1B SF7 2B	K			G6-3			4	2	2	2	0	1	0
Bill Pecota, R (1, 5) OBP: 0.343, SLG: 0.434	1B 1-2 1B		SF7 BB 2-3 1B		K		P3			4	0	2	0	0	1	0
Brent Mayne, L (1, 2) OBP: 0.342, SLG: 0.290	1-3 2-H 1B		1-2 BB		F9			G6-3		3	0	1	1	1	0	0
Terry Shumpert, R (1, 4) OBP: 0.269, SLG: 0.332	F8		K		P4			E BB		3	0	0	0	1	1	5
David Howard, S (1, 6) OBP: 0.167, SLG: 0.093		E1 SH5-4 1B	SF7 2-3 3-H			P6		L4 1-3		3	1	0	1	0	0	1
Inning Stats	R: 3 H: 4 E: 0 LOB: 2 K: 0 BB: 1 S: 20 P: 36	R: 1 H: 1 E: 1 LOB: 1 K: 1 BB: 0 S: 15 P: 20	R: 1 H: 2 E: 0 LOB: 2 K: 1 BB: 1 S: 8 P: 13	R: 1 H: 1 E: 0 LOB: 0 K: 1 BB: 0 S: 6 P: 10	R: 0 H: 0 E: 0 LOB: 0 K: 1 BB: 0 S: 8 P: 9	R: 0 H: 1 E: 0 LOB: 0 K: 0 BB: 0 S: 7 P: 10	R: 1 H: 1 E: 0 LOB: 0 K: 0 BB: 0 S: 7 P: 9	R: 0 H: 0 E: 1 LOB: 1 K: 1 BB: 1 S: 7 P: 15		1B: 7 SF: 1 2B: 1 SAC: 1 3B: 1 DP: 1 HR: 1 HBP: 0						

	AB	32
	R	7
	H	10
	RBI	7
	BB	3
	SO	5
	LOB	12

WP: 0 PA: 37
PB: 1
SB: 0
CS: 0

PITCHER		IP	WLS	BF	H	R	ER	SO	BB	IBB	HBP	BLK	WP	HR	S	P	ERA	WHIP
Dave Stewart, R ERA: 5.43	(1, 1)	6.1	L	31	10	7	6	4	2	0	0	0	0	1	67	102	8.53	1.895
Curt Young, L ERA: 4.11	(7, 1)	0.2		2	0	0	0	0	0	0	0	0	0	0	4	5	0.00	0.000
Todd Burns, R ERA: 2.13	(8, 1)	1.0		4	0	0	0	1	1	0	0	0	0	0	7	15	0.00	1.000

PITCHER	IP	WLS	BF	H	R	ER	SO	BB	IBB	HBP	BLK	WP	HR	S	P	ERA	WHIP

Kansas City Royals @ Detroit Tigers

Tiger Stadium, Detroit, MI

Thu Jul 11 1991, 7:05 PM EDT

Att. 18,101 - Sunny - 84 F

TOP

livebaseballscorecards.com

Batter	1	2	3	4	5	6	7	8	9	AB	R	H	RBI	BB	SO	LOB
Gary Thurman, R (1, 7) OBP: 0.303, SLG: 0.365	4-2 G4-3 S E BB	1-0 BB 2B 1B 1-3 2-H	1-1 ② G5-3		3-3 ② K			1-2 ② F9		4	2	1	1	1	1	1
Brian McRae, S (1, 8) OBP: 0.287, SLG: 0.362	2-0 ① P3 1-2	4-0 2B BB BB 1-2	1-2 ③ L7		1-3 ③ K			3-2 ③ G3		4	1	0	0	1	1	2
George Brett, L (1, 10) OBP: 0.322, SLG: 0.379	0-0 ② G4-3 2-3	1-1 BB HR 2B 1-3 2-H 3-H		3-3 ① K		2-2 ① G4-3			2-1 ① L7	5	1	1	2	0	1	1
Danny Tartabull, R (1, 9) OBP: 0.363, SLG: 0.601	4-1 E BB E6 BB	4-0 BB HR IBB		2-3 ② K		2-2 ② G5-3			0-0 ② F9	3	1	0	0	2	1	0
Warren Cromartie, L (1, 3) OBP: 0.379, SLG: 0.425	4-1 E6 1-2 BB	4-2 HR 1-2 2-3 3-H BB		1-2 1B 1B		2-1 ③ G6-3			3-2 1B	3	1	2	1	2	0	0
Mike Macfarlane, R (1, 2) OBP: 0.323, SLG: 0.496	3-2 ③ E6 1-2 2-H 3-H	0-0 HR 1-H 2-H 3-H		0-0 FC6-4 1-2 1B			0-1 ① G5-3		1-0 ③ F9	5	1	2	4	0	0	3
Bill Pecota, R (1, 5) OBP: 0.333, SLG: 0.421		2-2 G5-3 2-0 F7		1-1 ③ FC6-4 1-2f			2-2 ② G1-3			4	0	0	0	0	0	2
Terry Shumpert, R (1, 4) OBP: 0.273, SLG: 0.340		3-1 1B 2B 1-2 F8			1-2 1B		2-3 ③ K			4	1	2	0	0	1	0
David Howard, S (1, 6) OBP: 0.173, SLG: 0.087		4-0 1B 2B BB	1-1 ① L8		1-2 ① F7			1-1 ① L7		3	1	0	0	1	0	1

Inning Stats	1	2	3	4	5	6	7	8	9
	R: 1 E: 1 K: 0 S: 9	H: 0 LOB: 2 BB: 3 P: 26	R: 8 E: 0 K: 0 S: 18	H: 4 LOB: 0 BB: 4 P: 44	R: 0 E: 0 K: 0 S: 7	H: 0 LOB: 0 BB: 0 P: 10	R: 0 E: 0 K: 2 S: 12	H: 2 LOB: 2 BB: 0 P: 19	R: 0 E: 0 K: 2 S: 14	H: 1 LOB: 1 BB: 0 P: 20	R: 0 E: 0 K: 0 S: 8	H: 0 LOB: 0 BB: 0 P: 14	R: 0 E: 0 K: 1 S: 8	H: 0 LOB: 0 BB: 0 P: 12	R: 0 E: 0 K: 0 S: 9	H: 0 LOB: 0 BB: 0 P: 14	R: 0 E: 0 K: 0 S: 7	H: 1 LOB: 1 BB: 0 P: 13

| | | |

Kansas City Royals @ Detroit Tigers

Tiger Stadium, Detroit, MI

Thu Jul 11 1991, 7:05 PM EDT

Att. 18,101 - Sunny - 84 F

livebaseballscorecards.com

BOTTOM

Batter	1	2	3	4	5	6	7	8	9	AB	R	H	RBI	BB	SO	LOB
Tony Phillips, S (1, 5) OBP: 0.389, SLG: 0.435	B S B B C X 3-2 WP 1B		C 1 SAFE B S B F B F B 4-2 1B 1-2 1B BB		C S B B S 2-3 K ①	B X 1-0 1-2 2-H 3-H 1B		B F S C 1-3 K ③		4	1	2	2	1	2	1
Lou Whitaker, L (1, 4) OBP: 0.382, SLG: 0.450	B B F C B 1 SAFE X 3-2 P4 ①		B C B F F F S 2-3 K ①		C B F B X 2-2 F8 ②	S F F F X 1-2 G4-3 ③			B B C B X 3-1 G6-4-3 1B	5	0	1	0	0	1	5
Rob Deer, R (1, 9) OBP: 0.307, SLG: 0.412	B F X 1-1 P4 ②		B F S S 1-3 K ②		X 0-0 F7 ③		F S B B B S 3-3 K ①		C F B S 1-3 K ①	5	0	0	0	0	3	4
Cecil Fielder, R (1, 3) OBP: 0.363, SLG: 0.516	C S B S 1-3 K ③ 1-2		F S X 0-2 1B 1-2 2-H 1B			S B S F X 1-2 G5-3 ①	B X 1-0 G5-3 ②		B X 1-0 G6-4-3 ② ③ 1-2f	5	0	1	1	0	1	2
Mickey Tettleton, S (1, 2) OBP: 0.392, SLG: 0.504		C B F S 1-3 K ①	S C B X 1-2 1-2 2-H 1B			S B F X 1-2 1B SF8 1B	C B S B X 2-2 1B			4	1	3	1	0	1	0
Pete Incaviglia, R (1, 10) OBP: 0.280, SLG: 0.363		B B B C X 3-1 1B	S F B S 1-3 K ③			B F C B F F X 2-2 BB 1B 1-2 1B	B S B S B F C 3-3 K ③			4	1	2	0	0	2	3
Lloyd Moseby, L (1, 7) OBP: 0.286, SLG: 0.294		B B F B F X 3-2 F7 ②	S B X 1-1 P3 ①			C B F B B X 3-2 BB 1B 1-2 2-3 1B		C B F C 1-3 K ①		4	1	1	0	0	1	1
Travis Fryman, R (1, 6) OBP: 0.276, SLG: 0.377		C X 0-1 P5 ③	C S B F X 1-2 F8 ②			S F B X 1-2 SF8 ② 3-H		B X 1-0 G1-3 ②		3	0	0	1	0	0	1
Milt Cuyler, S (1, 8) OBP: 0.319, SLG: 0.335			B B C B B 4-1 BB 1B BB	F B X 1-1 P6 ③		B B B B 4-0 1B 1-2 2-3 BB		F X 0-1 1B		2	1	1	0	2	0	0
Inning Stats	R: 0 E: 0 K: 1 S: 11 H: 1 LOB: 1 BB: 0 P: 19	R: 0 E: 0 K: 1 S: 10 H: 1 LOB: 1 BB: 0 P: 17	R: 2 E: 0 K: 3 S: 22 H: 2 LOB: 2 BB: 2 P: 35	R: 0 E: 0 K: 0 S: 8 H: 0 LOB: 0 BB: 0 P: 11	R: 0 E: 0 K: 1 S: 7 H: 0 LOB: 0 BB: 0 P: 11	R: 3 E: 0 K: 0 S: 24 H: 4 LOB: 2 BB: 1 P: 38	R: 0 E: 0 K: 2 S: 11 H: 1 LOB: 1 BB: 0 P: 20	R: 0 E: 0 K: 2 S: 9 H: 1 LOB: 1 BB: 0 P: 12	R: 0 E: 0 K: 1 S: 6 H: 1 LOB: 0 BB: 0 P: 11	1B: 11 2B: 0 3B: 0 HR: 0 SF: 1 SAC: 0 DP: 1 HBP: 0							

	AB	36
	R	5
	H	11
	RBI	5
	BB	3
	SO	11
	LOB	17

WP: 1 PB: 0 SB: 0 CS: 0 PA: 40

PITCHER		IP	WLS	BF	H	R	ER	SO	BB	IBB	HBP	BLK	WP	HR	S	P	ERA	WHIP
Kevin Appier, R ERA: 4.1	(1, 1)	5.2	W	27	7	5	5	6	3	0	0	0	1	0	76	123	7.94	1.765
Steve Crawford, R ERA: 5.13	(6, 1)	1.1		6	2	0	0	2	0	0	0	0	0	0	17	28	0.00	1.500
Storm Davis, R ERA: 4.04	(8, 1)	2.0		7	2	0	0	3	0	0	0	0	0	0	15	23	0.00	1.000

PITCHER	IP	WLS	BF	H	R	ER	SO	BB	IBB	HBP	BLK	WP	HR	S	P	ERA	WHIP

Batter	1	2	3	4	5	6	7	8	9	AB	R	H	RBI	BB	SO	LOB
Gary Thurman, R (1, 7) OBP: 0.299, SLG: 0.358	L B B F X 2-2 ① G5-3		C B F B X 2-2 CS 1B	C B 1 SAFE 1 SAFE 1 SAFE B 1 SAFE X 2-1 ③ G5-3		S F C 0-3 ② K 2-3		C X 0-1 ③ G1-3		5	0	1	0	0	1	4
Brian McRae, S (1, 8) OBP: 0.289, SLG: 0.363	C C B X 1-2 ② P6		F 1 SAFE 1 SAFE L F X 0-2 ① ② F7 1-2		F B C B X 2-2 2B 1B 1B	F B B B X 3-1 ③ G4-3			C B S B X 2-2 G3 1B	5	1	2	0	0	0	2
George Brett, L (1, 10) OBP: 0.324, SLG: 0.388	B C B B F F F F X 3-2 2B		B C S F X 1-2 ③ F7	1 SAFE B 1 SAFE X 1-0 1B 1-3 2B			B F F B F X 2-2 ① F7		X 0-0 ① G3 1-2	5	0	2	0	0	0	1
Danny Tartabull, R (1, 9) OBP: 0.364, SLG: 0.594	B C B B I 4-1 IBB			B F C B F X 2-2 ① G6-3	B B C B B 4-1 1B BB		X 0-0 ② G5-3		C S S 0-3 ② K	3	0	0	0	2	1	1
Todd Benzinger, S (1, 3) OBP: 0.250, SLG: 0.268	X 0-0 ③ G1-3			C B F F X 1-2 ② G5-3	X 0-0 G5-4-3 1-2 2-3 3-H 1B		B B B C B 4-1 BB		C S S 0-3 ③ K	4	0	1	1	1	1	3
Mike Macfarlane, R (1, 2) OBP: 0.322, SLG: 0.490		B X 1-0 ① L7		B C B B B 4-1 1B 1B BB	F B B B X 3-1 ① P6		C B S X 1-2 ③ P2			3	1	0	0	1	0	4
Bill Pecota, R (1, 5) OBP: 0.345, SLG: 0.438		C B X 1-1 G3 1B	C X 0-1 1B 1-2 1B 1B	X 0-0 ② ③ G5-4-3 1-2f				B X 1-0 F9 2B		4	1	3	0	0	0	3
Terry Shumpert, R (1, 4) OBP: 0.277, SLG: 0.343		F F F 1 SAFE X 0-2 ② G3 1-2	F S B F B B X 3-2 1B 1-3 2-H 1B			X 0-0 S SH1-4 1B		C F X 0-2 ① G6-3		4	0	2	1	0	0	2
David Howard, S (1, 6) OBP: 0.182, SLG: 0.102		C X 0-1 ③ P2	F 1 SAFE X 0-1 1-3 3-H 1B			B 1 SAFE F X 1-1 ① SH1-4 1-2		X 0-0 ② F9 2-3		3	0	1	1	0	0	2
Inning Stats	R: 0 H: 1 E: 0 LOB: 2 K: 0 BB: 1 S: 14 P: 24	R: 0 H: 1 E: 0 LOB: 1 K: 0 BB: 0 S: 9 P: 11	R: 0 H: 1 E: 0 LOB: 0 K: 0 BB: 0 S: 11 P: 14	R: 2 H: 3 E: 0 LOB: 2 K: 0 BB: 1 S: 19 P: 31	R: 1 H: 3 E: 0 LOB: 2 K: 0 BB: 1 S: 9 P: 19	R: 0 H: 1 E: 0 LOB: 1 K: 1 BB: 0 S: 8 P: 12	R: 0 H: 0 E: 0 LOB: 1 K: 0 BB: 1 S: 9 P: 16	R: 0 H: 1 E: 0 LOB: 1 K: 0 BB: 0 S: 7 P: 8	R: 0 H: 1 E: 0 LOB: 1 K: 2 BB: 0 S: 10 P: 12	1B: 9 SF: 0 2B: 3 SAC: 1 3B: 0 DP: 1 HR: 0 HBP: 0						

PITCHER		IP	WLS	BF	H	R	ER	SO	BB	IBB	HBP	BLK	WP	HR	S	P	ERA	WHIP
Frank Tanana, L ERA: 3.48	(1, 1)	6.0		29	10	3	3	1	2	1	0	0	0	0	70	111	4.50	2.000
Paul Gibson, L ERA: 4.08	(7, 1)	2.1	W	10	2	0	0	0	1	0	0	0	0	0	20	30	0.00	1.286
Mike Henneman, R ERA: 2.67	(9, 1)	0.2	S	2	0	0	0	2	0	0	0	0	0	0	6	6	0.00	0.000

PITCHER	IP	WLS	BF	H	R	ER	SO	BB	IBB	HBP	BLK	WP	HR	S	P	ERA	WHIP

TOP

Kansas City Royals @ Detroit Tigers

Tiger Stadium, Detroit, MI

Fri Jul 12 1991, 7:05 PM EDT

Att. 23,737 - Cloudy - 72 F

livebaseballscorecards.com

AB	36
R	3
H	12
RBI	3
BB	4
SO	3
LOB	22

WP: 0 PA: 41
PB: 0
SB: 1
CS: 1

BOTTOM

Kansas City Royals @ Detroit Tigers

Tiger Stadium, Detroit, MI

Fri Jul 12 1991, 7:05 PM EDT

Att. 23,737 - Cloudy - 72 F

livebaseballscorecards.com

Batter	1	2	3	4	5	6	7	8	9	AB	R	H	RBI	BB	SO	LOB
Tony Phillips, S (1, 5) OBP: 0.390, SLG: 0.434	G3		BB		F8		SH2-4 1-2	1B 1-H		3	0	1	1	1	0	0
Lou Whitaker, L (1, 4) OBP: 0.386, SLG: 0.451	K		P2		E 1B		E E BB	FC5-4 1-3		4	1	2	0	1	1	1
Alan Trammell, R (1, 6) OBP: 0.311, SLG: 0.365	G6-3			G6-3	E8 1-3		F8	FC5-4 1-2f		5	0	1	0	0	0	4
Cecil Fielder, R (1, 3) OBP: 0.365, SLG: 0.535		HR		HR	K		E6 1-H 2-H			4	2	2	2	0	1	2
Mickey Tettleton, S (1, 2) OBP: 0.394, SLG: 0.500		F9		HBP BB	K		IBB			2	0	0	0	2	1	0
Pete Incaviglia, R (1, 10) OBP: 0.279, SLG: 0.376		G6-3		F8	HR		G6-3			4	1	1	1	0	0	3
Lloyd Moseby, L (1, 7) OBP: 0.284, SLG: 0.284		P6		FC6-4 1-2 HBP	G5-3			G4-3		3	0	0	0	0	0	0
Rob Deer, R (1, 9) OBP: 0.304, SLG: 0.406			L7	FC6-4 1-2f	G1-3			K		4	0	0	0	0	1	2
Milt Cuyler, S (1, 8) OBP: 0.322, SLG: 0.332			G3		G5-3		E SH2-4 E BB	S 1B BB		2	2	0	0	2	0	0
Inning Stats	R: 0 H: 0 E: 0 LOB: 0 K: 1 BB: 0 S: 7 P: 11	R: 1 H: 1 E: 0 LOB: 0 K: 0 BB: 0 S: 5 P: 10	R: 0 H: 0 E: 0 LOB: 1 K: 0 BB: 1 S: 9 P: 15	R: 1 H: 1 E: 0 LOB: 2 K: 0 BB: 1 S: 10 P: 19	R: 0 H: 2 E: 1 LOB: 2 K: 1 BB: 0 S: 11 P: 19	R: 1 H: 1 E: 0 LOB: 0 K: 1 BB: 0 S: 11 P: 18	R: 2 H: 0 E: 1 LOB: 2 K: 0 BB: 3 S: 9 P: 24	R: 1 H: 2 E: 0 LOB: 2 K: 1 BB: 1 S: 12 P: 21		1B: 4 SF: 0 2B: 0 SAC: 1 3B: 0 DP: 0 HR: 3 HBP: 1						WP: 0 PA: 39 PB: 0 SB: 1 CS: 0

	AB	31
	R	6
	H	7
	RBI	4
	BB	6
	SO	4
	LOB	12

PITCHER		IP	WLS	BF	H	R	ER	SO	BB	IBB	HBP	BLK	WP	HR	S	P	ERA	WHIP
Mark Gubicza, R ERA: 5.82	(1, 1)	6.0		26	5	3	3	3	2	0	1	0	0	3	53	92	4.50	1.167
Mike Magnante, L ERA: 3.86	(7, 1)	0.1	L	3	0	2	0	0	2	0	0	0	0	0	3	13	0.00	6.000
Storm Davis, R ERA: 4.0	(7, 1)	0.2		4	0	0	0	0	0	1	0	0	0	0	6	11	0.00	0.000
Jeff Montgomery, R ERA: 4.62	(8, 1)	1.0		6	2	1	1	1	1	0	0	0	0	0	12	21	9.00	3.000

PITCHER	IP	WLS	BF	H	R	ER	SO	BB	IBB	HBP	BLK	WP	HR	S	P	ERA	WHIP

Batter	1	2	3	4	5	6	7	8	9	AB	R	H	RBI	BB	SO	LOB
Brian McRae, S (1, 8) OBP: 0.285, SLG: 0.357	P5		G4-3	FC6-4 1-2f 2-H			G4-3		K	5	0	0	0	0	1	3
Bill Pecota, R (1, 5) OBP: 0.346, SLG: 0.437	1B		G1-3	G5-3			P5		FC5-4 1-2 2-3	5	0	2	0	0	0	1
George Brett, L (1, 10) OBP: 0.321, SLG: 0.390	L7		2B	2B	K		G3-1		SF8 2-3 3-H	4	1	1	1	0	1	1
Danny Tartabull, R (1, 9) OBP: 0.364, SLG: 0.605	F9		2-H 2B		G5-3			HR	FC5-4 1-2f	5	1	2	2	0	0	3
Jim Eisenreich, L (1, 7) OBP: 0.328, SLG: 0.377		G6-3	G6-3		F7			F7		4	0	0	0	0	0	1
Todd Benzinger, S (1, 3) OBP: 0.243, SLG: 0.260		K2-3		K		F8		L7		4	0	0	0	0	2	0
Brent Mayne, L (1, 2) OBP: 0.363, SLG: 0.329		1B 2B		E 1B 1B		1B		F7		4	1	3	0	0	0	0
Terry Shumpert, R (1, 4) OBP: 0.278, SLG: 0.340 Kurt Stillwell, S (9, PH) OBP: 0.305, SLG: 0.346		1B BB		E5 1B 1-2 E		L9			1B BB SF8 BB	2 0	1 1	0 0	0 0	1 1	0 0	2 0
David Howard, S (1, 6) OBP: 0.207, SLG: 0.135 Warren Cromartie, L (9, PH) OBP: 0.385, SLG: 0.425		1-2 2-H 1B		FC6-4 1-2 2-H 1B		G4-3			SF8 1B 1-2 BB	3 0	0 0	2 0	1 0	0 1	0 0	1 0
Inning Stats	R: 0 E: 0 K: 0 S: 8 H: 1 LOB: 1 BB: 0 P: 11	R: 0 E: 0 K: 1 S: 9 H: 2 LOB: 2 BB: 1 P: 15	R: 1 E: 0 K: 0 S: 10 H: 2 LOB: 1 BB: 0 P: 16	R: 2 E: 2 K: 1 S: 16 H: 2 LOB: 1 BB: 0 P: 23	R: 0 E: 0 K: 1 S: 6 H: 0 LOB: 0 BB: 0 P: 9	R: 0 E: 0 K: 0 S: 9 H: 1 LOB: 1 BB: 0 P: 14	R: 0 E: 0 K: 0 S: 3 H: 0 LOB: 0 BB: 0 P: 4	R: 1 E: 0 K: 0 S: 5 H: 1 LOB: 0 BB: 0 P: 6	R: 1 E: 0 K: 1 S: 15 H: 1 LOB: 2 BB: 2 P: 25	1B: 6 2B: 3 3B: 0 HR: 1 SF: 1 SAC: 0 DP: 0 HBP: 0	WP: 0 PB: 0 SB: 0 CS: 0 PA: 40					

PITCHER	IP	WLS	BF	H	R	ER	SO	BB	IBB	HBP	BLK	WP	HR	S	P	ERA	WHIP
Walt Terrell, R (1, 1) ERA: 4.6	8.0	W	35	9	5	3	3	2	0	0	0	0	1	71	107	3.38	1.375
Mike Henneman, R (9, 1) ERA: 2.62	1.0		5	1	0	0	1	1	0	0	0	0	0	10	16	0.00	2.000

PITCHER	IP	WLS	BF	H	R	ER	SO	BB	IBB	HBP	BLK	WP	HR	S	P	ERA	WHIP

TOP

Kansas City Royals @ Detroit Tigers

Tiger Stadium, Detroit, MI

Sat Jul 13 1991, 3:33 AM EDT

Att. 38,739 - Cloudy - 67 F

livebaseballscorecards.com

AB	36
R	5
H	10
RBI	4
BB	3
SO	4
LOB	12

Kansas City Royals @ Detroit Tigers

Tiger Stadium, Detroit, MI

Sat Jul 13 1991, 3:33 AM EDT

Att. 38,739 - Cloudy - 67 F

livebaseballscorecards.com

BOTTOM

Batter	1	2	3	4	5	6	7	8	9	AB	R	H	RBI	BB	SO	LOB
Tony Phillips, S (1, 9) OBP: 0.391, SLG: 0.435	4-2 1B 2B BB	2-3 ② K	2-2 ③ P5			1-2 1-H 2B 2B		0-0 ① P3		4	2	1	1	1	1	1
Lou Whitaker, L (1, 4) OBP: 0.386, SLG: 0.458	0-1 ① F9	1-2 1B 2B		3-1 ① G3-1		0-0 2-H 2B		3-2 ② P2		5	1	2	1	0	0	1
Alan Trammell, R (1, 6) OBP: 0.312, SLG: 0.366	0-1 1-3 2B 1B	2-1 BB 2-H HR 1B		2-3 ② K		0-1 ② F9		2-2 ③ G6-3		5	2	2	1	0	1	1
Cecil Fielder, R (1, 3) OBP: 0.369, SLG: 0.538	2-1 G3 1-H 3-H 2B	4-0 1-2 HR BB		3-3 ③ K		4-0 IBB				2	1	1	2	2	1	0
Mickey Tettleton, S (1, 2) OBP: 0.395, SLG: 0.510	4-0 G3 IBB	3-1 1-H 2-H HR			2-3 ① K	0-3 ③ K				3	1	1	3	1	2	2
Pete Incaviglia, R (1, 10) OBP: 0.274, SLG: 0.368	1-2 ② G3 1-2 2-3	3-2 ③ P4			1-1 ② P5		2-2 ① L8			4	0	0	0	0	0	2
Lloyd Moseby, L (1, 7) OBP: 0.303, SLG: 0.308	4-0 IBB		1-2 1B		3-2 ③ G4-3		2-2 2B			3	0	2	0	1	0	0
Travis Fryman, R (1, 5) OBP: 0.272, SLG: 0.372	1-2 ③ G4-3		2-3 ① K			2-2 ① F7	1-3 ② K			4	0	0	0	0	2	5
Milt Cuyler, S (1, 8) OBP: 0.321, SLG: 0.330		0-0 ① L6	2-3 ② K			2-2 S 2B 1B	0-0 ③ G6-3			4	1	1	0	0	1	2
Inning Stats	R: 2 E: 0 K: 0 S: 15 H: 2 LOB: 3 BB: 3 P: 31	R: 4 E: 0 K: 1 S: 14 H: 3 LOB: 0 BB: 1 P: 29	R: 0 E: 0 K: 2 S: 12 H: 1 LOB: 1 BB: 0 P: 19	R: 0 E: 0 K: 2 S: 8 H: 0 LOB: 0 BB: 0 P: 16	R: 0 E: 0 K: 1 S: 8 H: 0 LOB: 0 BB: 0 P: 14	R: 2 E: 0 K: 1 S: 16 H: 3 LOB: 2 BB: 1 P: 24	R: 0 E: 0 K: 1 S: 10 H: 1 LOB: 1 BB: 0 P: 15	R: 0 E: 0 K: 0 S: 7 H: 0 LOB: 0 BB: 0 P: 12		1B: 4 2B: 5 3B: 0 HR: 1	SF: 0 SAC: 0 DP: 0 HBP: 0			WP: 0 PB: 0 SB: 1 CS: 0	PA: 39		

	AB	34
	R	8
	H	10
	RBI	8
	BB	5
	SO	8
	LOB	14

PITCHER		IP	WLS	BF	H	R	ER	SO	BB	IBB	HBP	BLK	WP	HR	S	P	ERA	WHIP
Bret Saberhagen, R ERA: 3.4	(1, 1)	4.0	L	22	6	6	6	5	2	2	0	0	0	1	49	95	13.50	2.000
Steve Crawford, R ERA: 5.4	(5, 1)	1.2		9	3	2	2	1	0	1	0	0	0	0	21	35	10.80	1.800
Mike Magnante, L ERA: 3.38	(6, 1)	2.1		8	1	0	0	2	0	0	0	0	0	0	20	30	0.00	0.429

PITCHER	IP	WLS	BF	H	R	ER	SO	BB	IBB	HBP	BLK	WP	HR	S	P	ERA	WHIP

Batter	1	2	3	4	5	6	7	8	9	AB	R	H	RBI	BB	SO	LOB
Brian McRae, S (1, 8) OBP: 0.286, SLG: 0.375	B F L X 1-2 ① P5	1 SAFE 1 SAFE C B B 1 P F X SAFE 3-2 1-H HR		B B B F F X 3-2 ② L9	F C B C C 1-3 ① K		B X 1-0 ① G4-3	X 0-0 1-H 2-H 3-H HR		6	2	2	6	0	1	0
Bill Pecota, R (1, 5) OBP: 0.346, SLG: 0.432	B C X 1-1 HR 1B	B B F X 2-1 ③ L9		C B X 1-1 1B 1B	C B B F B X 3-2 ② G6-3		B B S X 2-1 ② G1-3	C X 0-1 ② G1-3		6	2	2	0	0	0	0
George Brett, L (1, 10) OBP: 0.324, SLG: 0.405 Kevin Seitzer, R (7, PH) OBP: 0.358, SLG: 0.349	B X 1-0 1-H HR	B S F F X 1-2 ① L9		B X 1-0 1B 1-2 1B	B B X 2-0 ③ G6-3	B B F F B F B 4-2 BB	B C X 1-1 ③ G5-3			4 1 2 0	2 0	2 0	2 0	0 1	0 0	0 0
Danny Tartabull, R (1, 9) OBP: 0.366, SLG: 0.602 Gary Thurman, R (6, PR) OBP: 0.295, SLG: 0.352 (6, 9)	B S S F F S 1-3 ② K	S C F X 0-2 ② F9	B B S F B F X 3-2 1-3 2-H 1B	B B B 4-0 HR BB	X 0-0 ③ F8		B F X 1-1 ① F9			3 2	1 1	1 0	1 0	1 0	1 0	0 1
Jim Eisenreich, L (1, 7) OBP: 0.336, SLG: 0.389	B F B C X 2-2 ③ G6-3	X 0-0 HR 2B	C X 0-1 1-2 3-H 1B 1B	C B B F F S 2-3 ① K		C C F X 0-2 1B 1B	C B F F B X 2-2 G3-1 1B		6	3	4	1	0	1	1
Mike Macfarlane, R (1, 2) OBP: 0.326, SLG: 0.514	C F S 0-3 ① K	X 0-0 2-H HR	B C X 1-1 1-3 2-H BB 1B	C B F B X 2-2 1-H HR		B B F F S 2-3 ① K	S B X 1-1 ② 1-2 G3-1		6	2	3	5	0	2	2
Todd Benzinger, S (1, 3) OBP: 0.260, SLG: 0.299	C B X 1-1 HR	B F F F B X 2-2 FC6-4 1B	C B F F X 1-2 1-2 3-H BB 1B	B C B X 2-1 ② G4-3		X 0-0 1-2 HR 1B 1B	C B F X 1-2 ③ F7		6	2	4	2	0	0	2
Terry Shumpert, R (1, 4) OBP: 0.285, SLG: 0.343	X 0-0 ② G5-3	F X 0-1 ③ FC6-4 1-2f	B B B B 4-0 1-2 2-3 BB	S C X 0-2 1B		C F B B B F X 2-2 1-2 2-H 1B HR 1B			4	1	2	1	1	0	1
David Howard, S (1, 6) OBP: 0.222, SLG: 0.143	F H 1-1 HR HBP	1-3 G1-3 2-2 F7 ③				B F C F B F B F S 3-3 ③ K		C B X 1-1 1-2 2-3 HR 1B		4	2	1	0	0	1	4
Inning Stats	R: 2 H: 2 E: 0 LOB: 0 K: 1 BB: 0 S: 14 P: 20	R: 3 H: 2 E: 0 LOB: 0 K: 1 BB: 0 S: 13 P: 19	R: 2 H: 3 E: 0 LOB: 1 K: 0 BB: 0 S: 16 P: 19	R: 4 H: 6 E: 0 LOB: 3 K: 0 BB: 1 S: 24 P: 40	R: 0 H: 0 E: 0 LOB: 0 K: 1 BB: 0 S: 7 P: 13	R: 2 H: 2 E: 0 LOB: 1 K: 2 BB: 1 S: 18 P: 31	R: 0 H: 0 E: 0 LOB: 1 K: 0 BB: 1 S: 7 P: 14	R: 5 H: 5 E: 0 LOB: 0 K: 1 BB: 0 S: 19 P: 25	R: 0 H: 1 E: 0 LOB: 1 K: 0 BB: 0 S: 11 P: 16	1B: 14 SF: 0 2B: 1 SAC: 0 3B: 0 DP: 0 HR: 6 HBP: 1						

PITCHER		IP	WLS	BF	H	R	ER	SO	BB	IBB	HBP	BLK	WP	HR	S	P	ERA	WHIP
Bill Gullickson, R ERA: 4.44	(1, 1)	2.2	L	16	7	7	7	2	0	0	1	0	0	4	41	56	23.62	2.625
Mike Munoz, L ERA: 9.64	(3, 1)	1.0		10	6	4	4	0	1	0	0	0	0	0	22	36	36.00	7.000
Dan Gakeler, R ERA: 7.55	(4, 1)	5.1		26	8	7	7	4	2	0	0	0	0	2	66	105	11.81	1.875

PITCHER	IP	WLS	BF	H	R	ER	SO	BB	IBB	HBP	BLK	WP	HR	S	P	ERA	WHIP

TOP

Kansas City Royals @ Detroit Tigers

Tiger Stadium, Detroit, MI

Sun Jul 14 1991, 3:33 AM EDT

Att. 33,202 - Sunny - 79 F

livebaseballscorecards.com

AB	48
R	18
H	21
RBI	18
BB	3
SO	6
LOB	11

WP: 0 PA: 52
PB: 0
SB: 0
CS: 0

BOTTOM

Batter	1	2	3	4	5	6	7	8	9	AB	R	H	RBI	BB	SO	LOB
Tony Phillips, S (1, 10) OBP: 0.388, SLG: 0.429	F9		G4-3		FC6-4 E, BB	K			K	4	1	0	0	1	2	1
Lou Whitaker, L (1, 4) OBP: 0.389, SLG: 0.456	L3		1B, BB		1-2 FC6-4, BB		F8, 2B		F9	1	0	0	0	2	0	0
Skeeter Barnes, R (6, 4) OBP: 0.381, SLG: 0.744										2	0	1	0	0	0	1
Alan Trammell, R (1, 6) OBP: 0.314, SLG: 0.378	HR		1-3 FC6-4, 1B		1-2f 2-3 FC6-4 E		F9		P3	5	1	2	1	0	0	4
Cecil Fielder, R (1, 3) OBP: 0.366, SLG: 0.533	F8		1-2f FC6-4		1-3 3-H E1		2-3 F8			3	0	0	0	0	0	3
Dave Bergman, L (6, 3) OBP: 0.348, SLG: 0.293										1	0	0	0	0	0	1
Mickey Tettleton, S (1, 2) OBP: 0.396, SLG: 0.508		BB		K	F7		F8			1	0	0	0	1	1	0
Mark Salas, L (5, 2) OBP: 0.098, SLG: 0.100										2	0	0	0	0	0	3
Rob Deer, R (1, 9) OBP: 0.300, SLG: 0.401		L4		K		G6-3		F7		4	0	0	0	0	1	1
Lloyd Moseby, L (1, 7) OBP: 0.311, SLG: 0.347		F7		1B		HR		G4-3		4	1	2	1	0	0	1
Travis Fryman, R (1, 5) OBP: 0.272, SLG: 0.380		K		K		HR		F8		4	1	1	1	0	2	2
Milt Cuyler, S (1, 8) OBP: 0.320, SLG: 0.329			K		P6	K			2B	1	0	0	0	0	1	0
John Shelby, S (5, PH) OBP: 0.233, SLG: 0.333 (6, 8)										3	0	1	0	0	1	0
Inning Stats	R: 1 H: 1 E: 0 LOB: 0 K: 0 BB: 0 S: 14 P: 22	R: 0 H: 0 E: 0 LOB: 1 K: 1 BB: 1 S: 8 P: 16	R: 0 H: 1 E: 0 LOB: 2 K: 1 BB: 1 S: 13 P: 21	R: 0 H: 1 E: 0 LOB: 1 K: 3 BB: 0 S: 15 P: 24	R: 1 H: 0 E: 1 LOB: 2 K: 0 BB: 2 S: 9 P: 20	R: 2 H: 2 E: 0 LOB: 0 K: 2 BB: 0 S: 14 P: 22	R: 0 H: 1 E: 0 LOB: 1 K: 0 BB: 0 S: 9 P: 15	R: 0 H: 0 E: 0 LOB: 0 K: 0 BB: 0 S: 8 P: 12	R: 0 H: 1 E: 0 LOB: 1 K: 1 BB: 0 S: 10 P: 13	1B: 2 SF: 0 2B: 2 SAC: 0 3B: 0 DP: 0 HR: 3 HBP: 0						

PITCHER		IP	WLS	BF	H	R	ER	SO	BB	IBB	HBP	BLK	WP	HR	S	P	ERA	WHIP
Tom Gordon, R ERA: 3.87	(1, 1)	6.0	W	28	5	4	3	7	4	0	0	0	0	3	73	125	4.50	1.500
Luis Aquino, R ERA: 3.36	(7, 1)	3.0	S	11	2	0	0	1	0	0	0	0	0	0	27	40	0.00	0.667

PITCHER	IP	WLS	BF	H	R	ER	SO	BB	IBB	HBP	BLK	WP	HR	S	P	ERA	WHIP

Kansas City Royals @ Detroit Tigers

Tiger Stadium, Detroit, MI

Sun Jul 14 1991, 3:33 AM EDT

Att. 33,202 - Sunny - 79 F

livebaseballscorecards.com

AB	35
R	4
H	7
RBI	3
BB	4
SO	8
LOB	17

Toronto Blue Jays @ Kansas City Royals

Royals Stadium, Kansas City, MO

Mon Jul 15 1991, 8:05 PM EDT

Att. 29,723 - Sunny - 87 F

TOP

livebaseballscorecards.com

Batter	1	2	3	4	5	6	7	8	9	10	11	12	AB	R	H	RBI	BB	SO	LOB
Devon White, S (1, 8) OBP: 0.356, SLG: 0.438	0-1 G1-3		3-2 G1-3		0-0 P6		3-2 1B		3-3 K		3-1 1B 1-3	3-2 G5-3	7	0	2	0	0	1	4
Roberto Alomar, S (1, 4) OBP: 0.352, SLG: 0.442	0-2 G3		1-1 1B		0-1 1B 3B		0-0 F9			0-0 F8 1B	1-0 F7		6	1	3	0	0	0	3
Joe Carter, R (1, 9) (12, 7) OBP: 0.368, SLG: 0.572	2-2 1B 2B		1-2 G6-3		2-0 3-H 1B			1-1 1B		3-2 F8 1-2		4-0 2B 1B BB	5	1	3	1	1	0	2
John Olerud, L (1, 3) OBP: 0.337, SLG: 0.424	3-2 2-H 1B			2-2 F8	0-0 G4-3			3-2 F7		2-3 K		0-1 1B 1-3 HBP 2B	6	1	2	0	0	1	3
Rance Mulliniks, L (1, 10) OBP: 0.408, SLG: 0.390		3-2 G3 2B		1-0 G4-3		2-2 FC3-6 1B		2-0 F8		4-0 BB		4-0 HBP 1B FC5 IBB	4	1	2	0	2	0	1
Kelly Gruber, R (1, 5) OBP: 0.312, SLG: 0.421	1-0 G3			1-0 2B 1B		0-0 FC3-6 G4-6-3 1-2f		0-0 L8		1-1 F8		2-2 FC5 HBP 1-2 2-3 3-H 1B	6	1	2	1	0	0	5
Greg Myers, L (1, 2)	1-0 G3 2-3			3-2 1-H 2B		0-0 G4-6-3 1-2f			2-1 SH1-4 2B		2-1 FC6-4 1B	3-0 FC5 1-2 2-3 3-H HBP	4	0	2	1	0	0	2
Mookie Wilson, S (9, PR) OBP: 0.274, SLG: 0.389													0	0	0	0	0	0	0
Pat Borders, R (9, 2) OBP: 0.255, SLG: 0.309													1	0	1	1	0	0	0
Rob Ducey, L (1, 7) OBP: 0.320, SLG: 0.478	2-2 F7			1-1 F8			2-2 F8		0-1 SH1-4 2-3		0-0 P1	2-1 FC5 1-2 2-3f 3-H	4	0	0	0	0	0	3
Cory Snyder, R (12, PH) OBP: 0.226, SLG: 0.297													1	0	0	1	0	0	2
(12, 9)																			
Manuel Lee, S (1, 6) OBP: 0.299, SLG: 0.305			1-2 G4-3		1-0 G6-3		1-0 B3		3-2 G1-3		0-1 FC6-4 1B 1-2f	2-2 F8	6	0	0	0	0	0	5
Inning Stats	R: 0 E: 0 K: 0 S: 12 H: 2 LOB: 1 BB: 0 P: 17	R: 0 E: 0 K: 0 S: 9 H: 1 LOB: 1 BB: 0 P: 16	R: 0 E: 0 K: 0 S: 13 H: 1 LOB: 1 BB: 0 P: 19	R: 1 E: 0 K: 0 S: 10 H: 2 LOB: 1 BB: 0 P: 18	R: 1 E: 0 K: 0 S: 6 H: 2 LOB: 1 BB: 0 P: 9	R: 0 E: 0 K: 0 S: 5 H: 1 LOB: 0 BB: 0 P: 7	R: 0 E: 0 K: 0 S: 10 H: 1 LOB: 1 BB: 0 P: 16	R: 0 E: 0 K: 0 S: 8 H: 1 LOB: 1 BB: 0 P: 14	R: 0 E: 0 K: 1 S: 11 H: 1 LOB: 2 BB: 0 P: 18	R: 0 E: 0 K: 1 S: 12 H: 1 LOB: 2 BB: 1 P: 22	R: 0 E: 0 K: 0 S: 9 H: 2 LOB: 2 BB: 0 P: 14	R: 3 E: 0 K: 0 S: 15 H: 2 LOB: 2 BB: 2 P: 35	1B: 11 2B: 5 3B: 1 HR: 0	SF: 0 SAC: 1 DP: 1 HBP: 1						

PITCHER		IP	WLS	BF	H	R	ER	SO	BB	IBB	HBP	BLK	WP	HR	S	P	ERA	WHIP
Mike Boddicker, R (1, 1) ERA: 3.58		6.2		28	10	2	2	0	0	0	0	0	0	0	64	101	2.70	1.500
Storm Davis, R (7, 1) ERA: 3.94		1.1		5	1	0	0	0	0	0	0	0	0	0	9	15	0.00	0.750
Jeff Montgomery, R (9, 1) ERA: 4.44		2.0		9	2	0	0	2	1	0	0	0	0	0	23	40	0.00	1.500
Steve Crawford, R (11, 1) ERA: 6.0	L	1.0		10	4	3	3	0	1	1	1	0	0	0	14	32	27.00	5.000
Mike Magnante, L (12, 1) ERA: 3.2		1.0		3	0	0	0	0	0	0	0	0	0	0	10	17	0.00	0.000

PITCHER	IP	WLS	BF	H	R	ER	SO	BB	IBB	HBP	BLK	WP	HR	S	P	ERA	WHIP

AB	50
R	5
H	17
RBI	5
BB	3
SO	2
LOB	30

WP: 0 PB: 0 SB: 0 CS: 0 PA: 55

BOTTOM

Toronto Blue Jays @ Kansas City Royals

Royals Stadium, Kansas City, MO

Mon Jul 15 1991, 8:05 PM EDT

Att. 29,723 - Sunny - 87 F

livebaseballscorecards.com

Batter	1	2	3	4	5	6	7	8	9	10	11	12	AB	R	H	RBI	BB	SO	LOB
Brian McRae, S (1, 8) OBP: 0.284, SLG: 0.375	0-3 ① K		2-2 ① P4		0-0 2B		0-0 ② L8		3-2 ③ G4-3 1-2		2-0 ② FC6-2 1-2 2-3 3-Hf		6	0	1	0	0	1	4
Kirk Gibson, L (1, 7) OBP: 0.322, SLG: 0.428	2-2 ② G3		1-2 WP S 1B		0-1 ① P1		2-2 ③ F8			1-3 ① K	1-1 ③ 2-1 3-H	0-0 ① F7	6	0	1	0	0	1	1
George Brett, L (1, 10) OBP: 0.328, SLG: 0.414	0-0 2B		2-2 ② F7 1-2		4-0 BB			1-1 ① G4-3		1-2 ② F8		3-1 2B	5	2	2	0	1	0	1
Danny Tartabull, R (1, 9) OBP: 0.372, SLG: 0.604	4-0 2B BB		4-1 2-3 BB		2-3 ② K			1-3 ② K		2-2 1B		3-2 2-H 2B	4	1	2	1	2	2	2
Todd Benzinger, S (1, 3) OBP: 0.263, SLG: 0.308	0-0 1-H 2-H 2B		1 SAFE 3-2 ③ F7		2-2 ③ P5			2-1 1B		3-2 ③ F7		0-0 ② P4	6	0	2	2	0	0	6
Mike Macfarlane, R (1, 2) OBP: 0.326, SLG: 0.514	2-2 ③ G4-3			0-2 ① G6-3		0-0 ① G4-3		1-3 ③ K			1-0 SH FC6-2 1B	0-1 ③ F7	0	0	0	0	0	0	0
Brent Mayne, L (1, PH) OBP: 0.349, SLG: 0.316 (2, 2)													6	0	1	0	0	1	3
Bill Pecota, R (1, 5) OBP: 0.337, SLG: 0.421 (10, 4)		2-2 ① G6-3		1-3 K S		1-2 ② G4-3			2-3 ① K		0-0 SH FC6-2 IBB 1-3 FC6-2		4	0	0	0	0	2	0
Terry Shumpert, R (1, 4) OBP: 0.281, SLG: 0.338 Jim Eisenreich, L (9, PH) OBP: 0.335, SLG: 0.387 Kurt Stillwell, S (10, 6) OBP: 0.307, SLG: 0.346		2-2 ② G6-3		2-3 ② K 1-2		0-0 ③ G5-3			0-3 ② K		4-0 FC6-2 FC6-2 1-2 2-1 IBB		3	0	0	0	0	1	1
													1	0	0	0	0	1	0
													0	0	0	0	0	1	0
David Howard, S (1, 6) OBP: 0.212, SLG: 0.136 Warren Cromartie, L (9, PH) OBP: 0.392, SLG: 0.425 Gary Thurman, R (9, PR) OBP: 0.295, SLG: 0.352 Kevin Seitzer, R (10, 5) OBP: 0.356, SLG: 0.347		1-3 ③ K2-3			0-0 ③ G3		1-3 ① K		4-2 S BB		1-2 ① FC6-2 1-2 2-3 3-Hf FC6-2		3	0	0	0	0	2	1
													0	0	0	0	1	0	0
													0	0	0	0	0	0	0
													1	0	0	0	0	0	3
Inning Stats	R: 2 H: 2 E: 0 LOB: 1 K: 1 BB: 1 S: 17 P: 25	R: 0 H: 0 E: 0 LOB: 0 K: 1 BB: 0 S: 10 P: 15	R: 0 H: 1 E: 0 LOB: 2 K: 0 BB: 1 S: 18 P: 30	R: 0 H: 0 E: 0 LOB: 0 K: 2 BB: 0 S: 10 P: 13	R: 0 H: 1 E: 0 LOB: 1 K: 1 BB: 0 S: 9 P: 17	R: 0 H: 0 E: 0 LOB: 0 K: 0 BB: 0 S: 5 P: 6	R: 0 H: 0 E: 0 LOB: 0 K: 1 BB: 0 S: 8 P: 11	R: 0 H: 1 E: 0 LOB: 1 K: 2 BB: 0 S: 12 P: 17	R: 0 H: 0 E: 0 LOB: 2 K: 2 BB: 1 S: 15 P: 24	R: 0 H: 1 E: 0 LOB: 1 K: 1 BB: 0 S: 18 P: 25	R: 0 H: 1 E: 1 LOB: 3 K: 0 BB: 1 S: 8 P: 17	R: 1 H: 2 E: 0 LOB: 1 K: 0 BB: 0 S: 9 P: 15	1B: 4 SF: 0 2B: 5 SAC: 1 3B: 0 DP: 0 HR: 0 HBP: 0						

	AB	45
	R	3
	H	9
	RBI	3
	BB	5
	SO	11
	LOB	22

WP: 2 PA: 51
PB: 0
SB: 3
CS: 0

PITCHER	IP	WLS	BF	H	R	ER	SO	BB	IBB	HBP	BLK	WP	HR	S	P	ERA	WHIP
Juan Guzman, R (1, 1) ERA: 2.75	5.0		23	4	2	2	5	3	0	0	0	2	0	64	100	3.60	1.400
Bob MacDonald, L (6, 1) ERA: 0.75	2.1		7	0	0	0	1	0	0	0	0	0	0	15	20	0.00	0.000
Duane Ward, R (8, 1) ERA: 2.21	2.2		11	2	0	0	5	1	0	0	0	0	0	43	63	0.00	1.125
Mike Timlin, R (11, 1) ERA: 2.86	1.0	W	6	1	0	0	0	0	1	0	0	0	0	8	17	0.00	1.000
Tom Henke, R (12, 1) ERA: 1.46	1.0	S	5	2	1	1	0	0	0	0	0	0	0	9	15	9.00	2.000

PITCHER	IP	WLS	BF	H	R	ER	SO	BB	IBB	HBP	BLK	WP	HR	S	P	ERA	WHIP

Batter	1	2	3	4	5	6	7	8	9	10	AB	R	H	RBI	BB	SO	LOB
Devon White, S (1, 8) OBP: 0.357, SLG: 0.436	F B X 1-1 G3 ①		B C B X 2-1 G6-3 ③		B C S B S 2-3 K ③ 1-2			C B S B F F X 2-2 S 1B		C B C B B B 4-2 S BB	4	0	1	0	1	1	1
Roberto Alomar, S (1, 4) OBP: 0.352, SLG: 0.440	F B X 1-1 FC5-4 1B			C S B B B F B 4-2 F7 S BB		B X 1-0 F9 ①		1 SAFE B C B B S F S 3-3 K2-3 ③ 1-2		1 SAFE B B 1 SAFE 1 SAFE C 1 SAFE B X 3-1 G1-3 ③ 1-2	4	0	1	0	1	1	2
Joe Carter, R (1, 7) OBP: 0.364, SLG: 0.565	B B X 2-0 FC5-4 E S ② 1-2f			1 SAFE 1 SAFE C B S S 1-3 K ① 1-2		B F F S 1-3 K ②			C X 0-1 G3-1 ①		4	0	0	0	0	2	2
John Olerud, L (1, 3) OBP: 0.332, SLG: 0.417	B 1 SAFE B C 1 SAFE C 1 SAFE B X 3-2 L8 ③ 1-3			B B S C B F X 3-2 F7 ② 2-3		C B C S 1-3 K ③			B X 1-0 G1-3 ②		4	0	0	0	0	1	2
Rance Mulliniks, L (1, 10) OBP: 0.404, SLG: 0.381 Mookie Wilson, S (9, PR) OBP: 0.274, SLG: 0.389		B B X 2-0 G4-3 ①		S B X 1-1 G6-3 ③			X 0-0 G6-3 ①		B F F B B B 4-2 1B BB		3 0	0 0	0 0	0 0	1 0	0 0	1 0
Kelly Gruber, R (1, 5) OBP: 0.311, SLG: 0.417		B S F B C 2-3 K ②			L L B F S 1-3 K ①		S B S B X 2-2 E6 CS		1 SAFE X 0-0 1-2 1B		4	0	1	0	0	2	0
Greg Myers, L (1, 2) OBP: 0.330, SLG: 0.429		F X 0-1 F8 ③			B X 1-0 BLK 1B 1B		B 1 SAFE C B S X 2-2 F9 ②③ 1-2		S S B B B S 3-3 K ③		4	1	1	0	0	1	3
Cory Snyder, R (1, 9) OBP: 0.219, SLG: 0.287			F F B S 1-3 K ①		F S C 0-3 K ② 1-2			C S B S 1-3 K ①		B L S B C 2-3 K ①	4	0	0	0	0	4	1
Manuel Lee, S (1, 6) OBP: 0.298, SLG: 0.304			C B B B F S 3-3 K ②		B X 1-0 S 1B 2-H			B X 1-0 G3 ②		B C C C 1-3 K ②	4	0	1	1	0	2	0
Inning Stats	R: 0 E: 0 K: 0 S: 8 H: 1 LOB: 1 BB: 0 P: 15	R: 0 E: 0 K: 1 S: 6 H: 0 LOB: 0 BB: 0 P: 10	R: 0 E: 0 K: 2 S: 8 H: 0 LOB: 0 BB: 0 P: 14	R: 0 E: 0 K: 1 S: 12 H: 0 LOB: 1 BB: 1 P: 21	R: 1 E: 0 K: 3 S: 12 H: 2 LOB: 1 BB: 0 P: 17	R: 0 E: 0 K: 2 S: 7 H: 0 LOB: 0 BB: 0 P: 10	R: 0 E: 1 K: 0 S: 7 H: 0 LOB: 0 BB: 0 P: 11	R: 0 E: 0 K: 2 S: 13 H: 1 LOB: 1 BB: 0 P: 20	R: 0 E: 0 K: 1 S: 9 H: 1 LOB: 2 BB: 1 P: 17	R: 0 E: 0 K: 2 S: 10 H: 0 LOB: 1 BB: 1 P: 20	1B: 5 2B: 0 3B: 0 HR: 0	SF: 0 SAC: 0 DP: 0 HBP: 0						

PITCHER		IP	WLS	BF	H	R	ER	SO	BB	IBB	HBP	BLK	WP	HR	S	P	ERA	WHIP
Kevin Appier, R ERA: 3.9	(1, 1)	7.2		28	4	1	1	10	1	0	0	1	0	0	69	111	1.17	0.652
Luis Aquino, R ERA: 3.25	(8, 1)	2.1	W	10	1	0	0	4	2	0	0	0	0	0	23	44	0.00	1.286

PITCHER	IP	WLS	BF	H	R	ER	SO	BB	IBB	HBP	BLK	WP	HR	S	P	ERA	WHIP

TOP

Toronto Blue Jays @ Kansas City Royals

Royals Stadium, Kansas City, MO

Tue Jul 16 1991, 8:05 PM EDT

Att. 22,134 - Sunny - 90 F

livebaseballscorecards.com

AB	35
R	1
H	5
RBI	1
BB	3
SO	14
LOB	12

1B: 5 SF: 0
2B: 0 SAC: 0
3B: 0 DP: 0
HR: 0 HBP: 0

WP: 0 PA: 38
PB: 0
SB: 5
CS: 1

Batter	1	2	3	4	5	6	7	8	9	10	AB	R	H	RBI	BB	SO	LOB
Brian McRae, S (1, 8) OBP: 0.283, SLG: 0.373	C B F S 1-3 K ①		F 1 SAFE B X 1-1 G4-3 ② 1-3			B X 1-0 1B ②		1 SAFE B C B X 2-1 G4-3 ② ③ 1-2			4	0	1	0	0	1	2
Kirk Gibson, L (1, 7) OBP: 0.328, SLG: 0.444	C B S F B B X 3-2 G3-1 2B		X 0-0 G1-3 ③			B C B B X 3-1 1B			B F B B X 3-1 PB 3B		4	1	3	0	0	0	1
George Brett, L (1, 10) OBP: 0.323, SLG: 0.407	B X 1-0 G3-1 ② 2-3			F B B X 2-1 L9 ①		P C 1 SAFE B C X 2-2 F7 ③			S B X 1-1 F8 ① 3-H		4	0	0	0	0	0	2
Todd Benzinger, S (1, 3) OBP: 0.269, SLG: 0.313	C X 0-1 G4-1 ③			X 0-0 G6-3 1B			F B B B X 3-1 SH1-4 1B		X 0-0 G4-3 ②		4	0	2	0	0	0	1
Jim Eisenreich, L (1, 9) OBP: 0.331, SLG: 0.382		C B X 1-1 P3 ①		X 0-0 G6-3 ② ③ 1-2f			B X 1-0 SH1-4 ① 1-2		X 0-0 F8 ③		3	0	0	0	0	0	1
Bill Pecota, R (1, 5) (9, 4) OBP: 0.335, SLG: 0.413		C S B S 1-3 K ②			B X 1-0 G5-3 ①		B B C X 2-1 L4 ②			S B B H 3-1 S SH1-4 E HBP	3	1	0	0	0	1	1
Brent Mayne, L (1, 2) OBP: 0.337, SLG: 0.305	C X 0-1 G4-3 ③				B B B C X 3-1 G6-3 ②		B B B C F S 2-3 K ③		X 0-0 SH1-4 ① 1-2		3	0	0	0	0	1	1
Terry Shumpert, R (1, 4) Kevin Seitzer, R (8, PH) (9, 5) OBP: 0.355, SLG: 0.345			B C B S B B 4-2 FC4-6 BB		C C B B X 2-2 P6 ③			B C F X 1-2 P3 ①		S B 1-1 S 2-H	1	0	0	0	1	0	0
											2	0	0	0	0	0	0
David Howard, S (1, 6) Warren Cromartie, L (8, PH) Gary Thurman, R (8, PR) Kurt Stillwell, S (9, 6) OBP: 0.307, SLG: 0.346			1 SAFE B 1 SAFE 1 SAFE 1 SAFE C 1 SAFE F X 1-2 FC4-6 ① G4-3 S 1-2f			B B C X 2-1 G3 ①		B C B B X 3-1 CS 1B			2	0	0	0	0	0	1
											1	0	1	0	0	0	0
											0	0	0	0	0	0	0
											0	0	0	0	0	0	0
Inning Stats	R: 0 E: 0 K: 1 S: 10 H: 1 LOB: 1 BB: 0 P: 15	R: 0 E: 0 K: 1 S: 7 H: 0 LOB: 0 BB: 0 P: 9	R: 0 E: 0 K: 0 S: 8 H: 0 LOB: 1 BB: 1 P: 14	R: 0 E: 0 K: 0 S: 4 H: 1 LOB: 0 BB: 0 P: 6	R: 0 E: 0 K: 0 S: 6 H: 0 LOB: 0 BB: 0 P: 12	R: 0 E: 0 K: 0 S: 9 H: 2 LOB: 1 BB: 0 P: 16	R: 0 E: 0 K: 1 S: 8 H: 1 LOB: 1 BB: 0 P: 16	R: 0 E: 0 K: 0 S: 7 H: 1 LOB: 1 BB: 0 P: 13	R: 1 E: 0 K: 0 S: 6 H: 1 LOB: 0 BB: 0 P: 10	R: 1 E: 1 K: 0 S: 3 H: 0 LOB: 0 BB: 0 P: 7	1B: 5 2B: 1 3B: 1 HR: 0	SF: 0 SAC: 2 DP: 1 HBP: 1					

PITCHER	IP	WLS	BF	H	R	ER	SO	BB	IBB	HBP	BLK	WP	HR	S	P	ERA	WHIP
Tom Candiotti, R (1, 1) ERA: 2.01	9.1	L	35	7	2	1	3	1	0	1	0	0	0	68	118	0.96	0.857

PITCHER	IP	WLS	BF	H	R	ER	SO	BB	IBB	HBP	BLK	WP	HR	S	P	ERA	WHIP

BOTTOM

Toronto Blue Jays @ Kansas City Royals

Royals Stadium, Kansas City, MO

Tue Jul 16 1991, 8:05 PM EDT
Att. 22,134 - Sunny - 90 F

livebaseballscorecards.com

AB	31
R	2
H	7
RBI	0
BB	1
SO	3
LOB	10

WP: 0 PA: 35
PB: 1
SB: 2
CS: 1

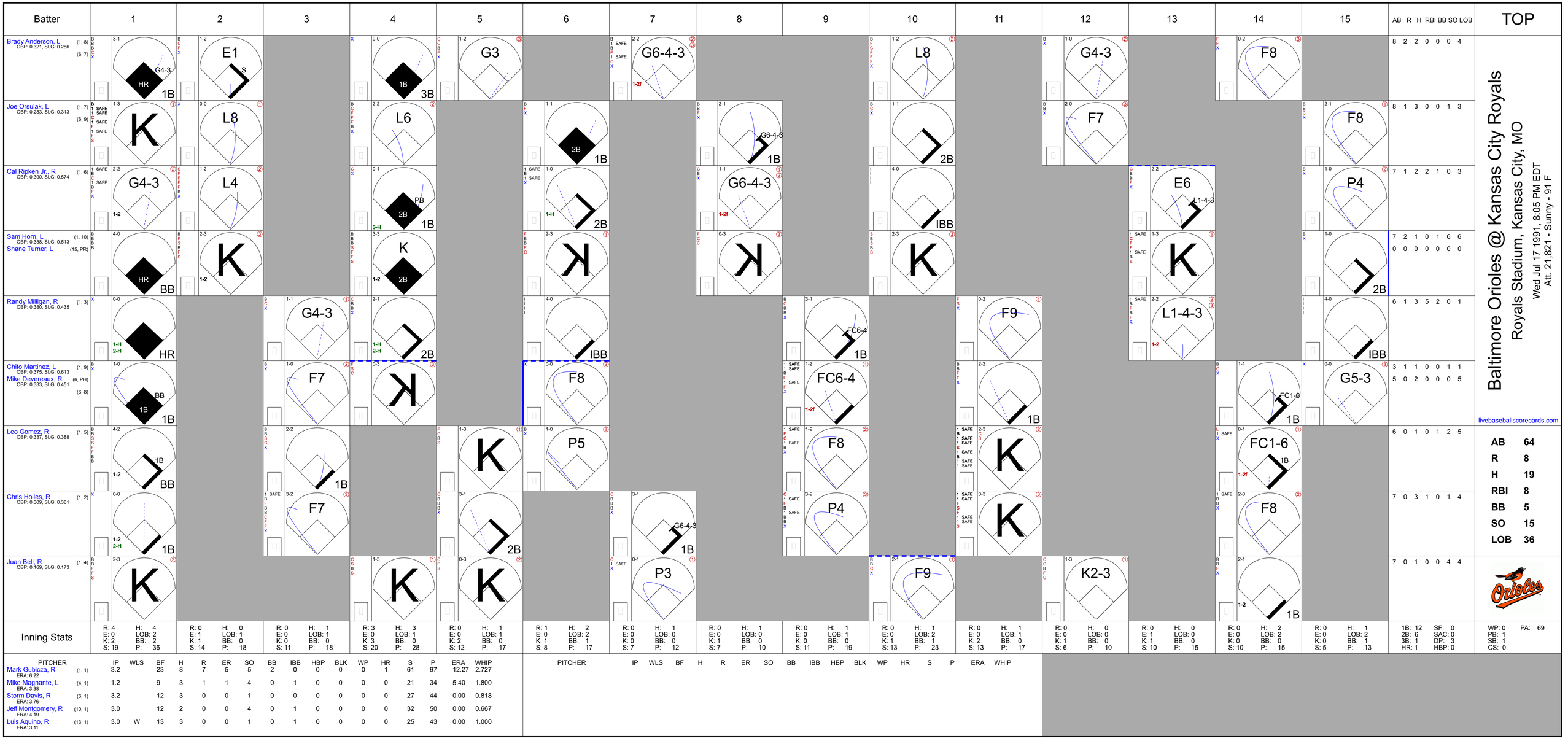
Batter
1
2
3
4
5
6
7
8
9
10
11
12
13
14
15
AB R H RBI BB SO LOB
TOP
Brady Anderson, L (1, 8) OBP: 0.321, SLG: 0.286 (6, 7)
8 2 2 0 0 0 4
Joe Orsulak, L (1, 7) OBP: 0.283, SLG: 0.313 (6, 9)
8 1 3 0 0 1 3
Cal Ripken Jr., R (1, 6) OBP: 0.390, SLG: 0.574
7 1 2 2 1 0 3
Sam Horn, L (1, 10) OBP: 0.338, SLG: 0.513
Shane Turner, L (15, PR)
7 2 1 0 1 6 6
0 0 0 0 0 0 0
Randy Milligan, R (1, 3) OBP: 0.380, SLG: 0.435
6 1 3 5 2 0 1
Chito Martinez, L (1, 9) OBP: 0.375, SLG: 0.613
Mike Devereaux, R (6, PH) OBP: 0.333, SLG: 0.451 (6, 8)
3 1 1 0 0 1 1
5 0 2 0 0 0 5
Leo Gomez, R (1, 5) OBP: 0.337, SLG: 0.388
6 0 1 0 1 2 5
Chris Hoiles, R (1, 2) OBP: 0.309, SLG: 0.381
7 0 3 1 0 1 4
Juan Bell, R (1, 4) OBP: 0.169, SLG: 0.173
7 0 1 0 0 4 4
Baltimore Orioles @ Kansas City Royals
Royals Stadium, Kansas City, MO
Wed Jul 17 1991, 8:05 PM EDT
Att. 21,821 - Sunny - 91 F
livebaseballscorecards.com
AB 64
R 8
H 19
RBI 8
BB 5
SO 15
LOB 36
Inning Stats
R: 4 H: 4 E: 0 LOB: 2 K: 2 BB: 2 S: 19 P: 36
R: 0 H: 0 E: 1 LOB: 1 K: 1 BB: 0 S: 14 P: 18
R: 0 H: 1 E: 0 LOB: 1 K: 0 BB: 0 S: 11 P: 18
R: 3 H: 3 E: 0 LOB: 1 K: 3 BB: 0 S: 20 P: 28
R: 0 H: 1 E: 0 LOB: 1 K: 2 BB: 0 S: 12 P: 17
R: 1 H: 2 E: 0 LOB: 2 K: 1 BB: 1 S: 8 P: 17
R: 0 H: 1 E: 0 LOB: 0 K: 0 BB: 1 S: 7 P: 12
R: 0 H: 1 E: 0 LOB: 0 K: 1 BB: 0 S: 7 P: 10
R: 0 H: 1 E: 0 LOB: 1 K: 0 BB: 1 S: 11 P: 19
R: 0 H: 1 E: 0 LOB: 2 K: 1 BB: 1 S: 13 P: 23
R: 0 H: 1 E: 0 LOB: 1 K: 2 BB: 0 S: 13 P: 17
R: 0 H: 0 E: 0 LOB: 0 K: 1 BB: 0 S: 6 P: 10
R: 0 H: 0 E: 1 LOB: 0 K: 1 BB: 0 S: 10 P: 15
R: 0 H: 2 E: 0 LOB: 2 K: 0 BB: 0 S: 10 P: 15
R: 0 H: 1 E: 0 LOB: 2 K: 0 BB: 1 S: 5 P: 13
1B: 12 SF: 0 2B: 6 SAC: 0 3B: 1 DP: 3 HR: 1 HBP: 0
WP: 0 PA: 69 PB: 1 SB: 1 CS: 0
PITCHER IP WLS BF H R ER SO BB IBB HBP BLK WP HR S P ERA WHIP
Mark Gubicza, R (1, 1) ERA: 6.22 3.2 23 8 7 5 5 2 0 0 0 0 1 61 97 12.27 2.727
Mike Magnante, L (4, 1) ERA: 3.38 1.2 9 3 1 1 4 0 1 0 0 0 0 21 34 5.40 1.800
Storm Davis, R (6, 1) ERA: 3.76 3.2 12 3 0 0 1 0 0 0 0 0 0 27 44 0.00 0.818
Jeff Montgomery, R (10, 1) ERA: 4.19 3.0 12 2 0 0 4 0 1 0 0 0 0 32 50 0.00 0.667
Luis Aquino, R (13, 1) ERA: 3.11 3.0 W 13 3 0 0 1 0 1 0 0 0 0 25 43 0.00 1.000

BOTTOM

Baltimore Orioles @ Kansas City Royals

Royals Stadium, Kansas City, MO

Wed Jul 17 1991, 8:05 PM EDT

Att. 21,821 - Sunny - 91 F

livebaseballscorecards.com

Batter	1	2	3	4	5	6	7	8	9	10	11	12	13	14	15	AB	R	H	RBI	BB	SO	LOB
Brian McRae, S (1, 8) OBP: 0.285, SLG: 0.374	G5-3		G4-1 S 1B	1B BB			G5-3		WP G4-3 2B	P5			K	F8		7	1	2	0	1	1	3
Kirk Gibson, L (1, 7) OBP: 0.326, SLG: 0.439	F7		G4-1 1-3	1-3 3-H 1B			1B E 1B		G4-3 2-H		F9		G3-1		G4-3	8	1	2	2	0	0	1
George Brett, L (1, 10) OBP: 0.328, SLG: 0.407	1B 1B		G4-3	G4-1			E7 3B 1B 1-H		K		F7		1B BB		1B 1B	7	2	3	0	1	1	3
Danny Tartabull, R (1, 9) OBP: 0.375, SLG: 0.614	1-2 1B			HR	K		K		S E 1B		K		1-3 1B	L9		5	1	3	1	0	2	1
Gary Thurman, R (9, PR) (10, 9) OBP: 0.292, SLG: 0.350																1	1	0	0	0	1	0
Jim Eisenreich, L (13, PH) (14, 9) OBP: 0.332, SLG: 0.383																2	0	1	0	0	0	1
Todd Benzinger, S (1, 3) OBP: 0.280, SLG: 0.335	F8		K	P5			2-H 3B		E4 1-H 1B			FC1-6 1B	G4-3	1B 1-2 1B		8	0	4	1	0	1	4
Bill Pecota, R (1, 5) (5, 6) (9, 4) OBP: 0.343, SLG: 0.410		G6-4-3 1B	1B 3B BB		G4-3		G6-3		F8			FC1-6 G3 1B 1-2f	G6-3 S BB		1-2 2-H 1B	6	1	2	1	2	0	4
Brent Mayne, L (1, 2) OBP: 0.333, SLG: 0.303		G6-4-3 1-2f	1-3 3B 1B	G3-1				G6-3	G3			G3 1-2 1B	K 1-2			7	1	2	0	0	1	2
Terry Shumpert, R (1, 4) OBP: 0.280, SLG: 0.332		F7		L6		P6		L6		K		G3 1-2 2-3		G6-3 BB		3	0	0	0	0	0	2
Warren Cromartie, L (8, PH) OBP: 0.394, SLG: 0.427																1	0	0	0	0	0	0
Kurt Stillwell, S (9, 6) OBP: 0.307, SLG: 0.343																2	0	0	0	1	1	2
David Howard, S (1, 6) OBP: 0.203, SLG: 0.129			K	1-H 3-H 1B 3B		G6-3		G5-3		2B		G4-3		G6-3 1-2 2-3		1	0	0	0	0	1	0
Kevin Seitzer, R (4, PH) (5, 5) OBP: 0.354, SLG: 0.361																6	1	2	2	0	0	4
Inning Stats	R: 0 E: 0 K: 0 S: 6 H: 2 LOB: 2 BB: 0 P: 9	R: 0 E: 0 K: 0 S: 9 H: 1 LOB: 0 BB: 0 P: 15	R: 0 E: 0 K: 1 S: 13 H: 1 LOB: 1 BB: 0 P: 15	R: 4 E: 0 K: 1 S: 19 H: 4 LOB: 2 BB: 2 P: 39	R: 0 E: 0 K: 1 S: 7 H: 0 LOB: 0 BB: 0 P: 12	R: 0 E: 0 K: 0 S: 9 H: 0 LOB: 0 BB: 0 P: 13	R: 2 E: 1 K: 1 S: 14 H: 3 LOB: 1 BB: 0 P: 24	R: 0 E: 0 K: 0 S: 5 H: 0 LOB: 0 BB: 0 P: 10	R: 2 E: 1 K: 1 S: 16 H: 3 LOB: 2 BB: 0 P: 18	R: 0 E: 0 K: 1 S: 12 H: 1 LOB: 1 BB: 0 P: 20	R: 0 E: 0 K: 1 S: 8 H: 0 LOB: 0 BB: 0 P: 10	R: 0 E: 0 K: 0 S: 9 H: 2 LOB: 2 BB: 0 P: 12	R: 0 E: 0 K: 1 S: 13 H: 1 LOB: 2 BB: 1 P: 27	R: 0 E: 0 K: 1 S: 9 H: 0 LOB: 2 BB: 2 P: 20	R: 1 E: 0 K: 0 S: 9 H: 3 LOB: 2 BB: 0 P: 14	1B: 16 2B: 2 3B: 2 HR: 1 SF: 0 SAC: 0 DP: 1 HBP: 0						

AB	64
R	9
H	21
RBI	7
BB	5
SO	9
LOB	27

WP: 1 PB: 0 SB: 3 CS: 0 PA: 69

PITCHER		IP	WLS	BF	H	R	ER	SO	BB	IBB	HBP	BLK	WP	HR	S	P	ERA	WHIP
Ben McDonald, R ERA: 5.72	(1, 1)	3.2		20	8	4	4	2	2	0	0	0	0	1	44	72	9.82	2.727
Paul Kilgus, L ERA: 5.34	(4, 1)	2.2		10	2	2	2	1	0	0	0	0	0	0	25	41	6.75	0.750
Todd Frohwirth, R ERA: 1.27	(7, 1)	1.0		4	1	0	0	1	0	0	0	0	0	0	10	17	0.00	1.000
Mike Flanagan, L ERA: 2.35	(8, 1)	1.0		4	1	1	0	0	0	0	0	0	1	0	8	13	9.00	1.000
Gregg Olson, R ERA: 3.43	(9, 1)	2.2		11	3	1	0	3	0	0	0	0	0	0	31	42	0.00	1.125

PITCHER		IP	WLS	BF	H	R	ER	SO	BB	IBB	HBP	BLK	WP	HR	S	P	ERA	WHIP
Mark Williamson, R ERA: 4.2	(12, 1)	3.2	L	20	6	1	1	2	3	0	0	0	0	0	40	73	2.46	2.455

Batter	1	2	3	4	5	6	7	8	9	AB	R	H	RBI	BB	SO	LOB
Mike Devereaux, R (1, 8) OBP: 0.330, SLG: 0.446	F8		L7		K			P5		4	0	0	0	0	1	1
Brady Anderson, L (1, 7) OBP: 0.330, SLG: 0.288	P6			PB 1B G4-3 BB		G6-4-3 BB		B1-3 1B		2	1	1	0	2	0	0
Cal Ripken Jr., R (1, 6) OBP: 0.391, SLG: 0.573	1B			G4-3 PB 1-2 1B		G6-4-3 1-2f		B1-3 1-2		4	0	2	0	0	0	2
Sam Horn, L (1, 10) OBP: 0.336, SLG: 0.507	G4-3			K 1-2 2-3		1B		L3		4	0	1	0	0	1	4
Randy Milligan, R (1, 3) OBP: 0.381, SLG: 0.432		G5-4-3 BB		G4-3 2-3 3-H		G1-3			FC3-6 BB BB	2	0	0	1	2	0	2
Chito Martinez, L (1, 9) OBP: 0.361, SLG: 0.571		K		G3			1B		K	4	0	1	0	0	2	3
Leo Gomez, R (1, 5) OBP: 0.335, SLG: 0.382		G5-4-3 1-2f			G4-3		G1-6-4-3 1-2f		FC3-6 1-2 BB	3	0	0	0	1	0	2
Bob Melvin, R (1, 2) OBP: 0.329, SLG: 0.357 Shane Turner, L (9, PH)			G1-3		1B		1B		FC3-6 1-2f 2-3	3 1	0 0	2 0	0 0	0 0	0 0	0 2
Juan Bell, R (1, 4) OBP: 0.163, SLG: 0.167 Joe Orsulak, L (9, PH) OBP: 0.282, SLG: 0.312			K	P6		G6-3			G6-3	3 1	0 0	0 0	0 0	0 0	1 0	2 2
Inning Stats	R: 0 E: 0 K: 0 S: 4 H: 1 LOB: 1 BB: 0 P: 9	R: 0 E: 0 K: 1 S: 10 H: 0 LOB: 0 BB: 1 P: 18	R: 0 E: 0 K: 1 S: 14 H: 0 LOB: 0 BB: 0 P: 20	R: 1 E: 0 K: 1 S: 15 H: 1 LOB: 1 BB: 1 P: 24	R: 0 E: 0 K: 1 S: 6 H: 1 LOB: 1 BB: 0 P: 9	R: 0 E: 0 K: 0 S: 7 H: 1 LOB: 1 BB: 1 P: 12	R: 0 E: 0 K: 0 S: 7 H: 2 LOB: 1 BB: 0 P: 9	R: 0 E: 0 K: 0 S: 8 H: 1 LOB: 1 BB: 0 P: 11	R: 0 E: 0 K: 1 S: 14 H: 0 LOB: 2 BB: 2 P: 24	1B: 7 2B: 0 3B: 0 HR: 0 SF: 0 SAC: 0 DP: 3 HBP: 0						

PITCHER		IP	WLS	BF	H	R	ER	SO	BB	IBB	HBP	BLK	WP	HR	S	P	ERA	WHIP
Bret Saberhagen, R ERA: 3.17	(1, 1)	7.0	W	27	6	1	0	4	3	0	0	0	0	0	63	101	0.00	1.286
Storm Davis, R ERA: 3.72	(8, 1)	1.0		4	1	0	0	0	0	0	0	0	0	0	8	11	0.00	1.000
Jeff Montgomery, R ERA: 4.12	(9, 1)	1.0		5	0	0	0	1	2	0	0	0	0	0	14	24	0.00	2.000

PITCHER	IP	WLS	BF	H	R	ER	SO	BB	IBB	HBP	BLK	WP	HR	S	P	ERA	WHIP

TOP

Baltimore Orioles @ Kansas City Royals

Royals Stadium, Kansas City, MO

Thu Jul 18 1991, 8:05 PM EDT
Att. 30,170 - Sunny - 95 F

livebaseballscorecards.com

AB	31
R	1
H	7
RBI	1
BB	5
SO	5
LOB	20

WP: 0	PB: 1	SB: 0	CS: 0	PA:	36

Baltimore Orioles @ Kansas City Royals

Royals Stadium, Kansas City, MO

Thu Jul 18 1991, 8:05 PM EDT
Att. 30,170 - Sunny - 95 F

livebaseballscorecards.com

Batter	1	2	3	4	5	6	7	8	9	AB	R	H	RBI	BB	SO	LOB
Kirk Gibson, L (1, 7) OBP: 0.325, SLG: 0.440	3-1 G4-3		1-1 1B 1B 2B 1-H 2-H	3-2 G3		0-1 L8				4	1	1	2	0	0	0
Brian McRae, S (8, 8) OBP: 0.285, SLG: 0.374										0	0	0	0	0	0	0
Gary Thurman, R (1, 8) OBP: 0.306, SLG: 0.365 (8, 7)	1-0 E7 2B		0-2 1B SF 1B 2-3	4-2 BB			1-0 F9			3	1	2	0	1	0	0
George Brett, L (1, 10) OBP: 0.327, SLG: 0.405	2-3 K		1-2 BB SF 1B 1-3 3-H	1-1 G3			2-3 K			4	0	1	1	0	2	2
Danny Tartabull, R (1, 9) OBP: 0.373, SLG: 0.611	1-3 K		1-0 SF BB 1-2 3-H		1-1 G5-3 1B		2-3 K			3	0	1	1	0	2	1
Todd Benzinger, S (1, 3) OBP: 0.273, SLG: 0.327		0-0 G3-1	1-2 F9		0-0 F7			0-2 G3-1		4	0	0	0	0	0	3
Bill Pecota, R (1, 5) OBP: 0.341, SLG: 0.412		2-2 F8	0-0 P5		3-1 G5-3 1-2			3-1 S SH1-3 2B		4	1	1	0	0	0	3
Tim Spehr, R (1, 2)		3-2 F8	4-1 BB 1-2 2-3		0-3 K			1-1 SH1-3 2-H		2	0	0	1	1	1	1
Terry Shumpert, R (1, 4) OBP: 0.279, SLG: 0.327			4-0 1B 2B BB; 0-1 F8			0-2 F8		1-3 K		3	1	0	0	1	1	3
David Howard, S (1, 6) OBP: 0.208, SLG: 0.138			1-2 2B 1B 1-2	0-0 G3		1-0 B1				3	1	1	0	0	0	0

Inning Stats	1	2	3	4	5	6	7	8	9		
	R: 0 H: 1	R: 0 H: 0	R: 4 H: 4	R: 0 H: 0	R: 0 H: 1	R: 0 H: 0	R: 0 H: 0	R: 1 H: 1		1B: 4 SF: 1	WP: 0 PA: 35
	E: 1 LOB: 1	E: 0 LOB: 0	E: 1 LOB: 3	E: 0 LOB: 1	E: 0 LOB: 1	E: 0 LOB: 0	E: 0 LOB: 0	E: 0 LOB: 0		2B: 3 SAC: 1	PB: 0
	K: 2 BB: 0	K: 0 BB: 0	K: 0 BB: 2	K: 0 BB: 1	K: 1 BB: 0	K: 0 BB: 0	K: 2 BB: 0	K: 1 BB: 0		3B: 0 DP: 0	SB: 1
	S: 9 P: 16	S: 11 P: 16	S: 22 P: 34	S: 9 P: 16	S: 9 P: 13	S: 6 P: 7	S: 8 P: 13	S: 11 P: 16		HR: 0 HBP: 0	CS: 0

PITCHER	IP	WLS	BF	H	R	ER	SO	BB	IBB	HBP	BLK	WP	HR	S	P	ERA	WHIP
Bob Milacki, R (1, 1) ERA: 4.16	8.0	L	35	7	5	5	6	3	0	0	0	0	0	85	131	5.62	1.250

PITCHER	IP	WLS	BF	H	R	ER	SO	BB	IBB	HBP	BLK	WP	HR	S	P	ERA	WHIP

AB	30
R	5
H	7
RBI	5
BB	3
SO	6
LOB	13

Batter	1	2	3	4	5	6	7	8	9	AB	R	H	RBI	BB	SO	LOB
Tony Phillips, S (1, 10) OBP: 0.386, SLG: 0.441	B B C B C F F F F 4-2 B BB BB	X 0-0 SF7 1-H 2-H 3-H 3B	C S B F X 1-2 E3 1B BB 2-3 3-H		B C B C B S 3-3 ③ K		C B B X 2-1 ① 1-H 3-H 2B	F X 0-1 1B 1-2 1B		5	2	3	5	1	1	1
Lou Whitaker, L (1, 4) OBP: 0.394, SLG: 0.469 Skeeter Barnes, R (7, PH) OBP: 0.378, SLG: 0.714 (7, 4)	1 SAFE X 0-0 ① F7	B X 1-0 ② SF7 3-H	C B B B F B 4-2 1B 1-2 BB			X 0-0 ① F8	X 0-0 E6 1B 2B	B C X 1-1 1B 1-2 2-H 1B		2	0	0	1	1	0	1
										2	1	1	1	0	0	0
Lloyd Moseby, L (1, 7) OBP: 0.314, SLG: 0.364 Pete Incaviglia, R (7, 7) OBP: 0.276, SLG: 0.361	B B B B 4-0 1-2 BB	B S B X 2-1 ③ G6-3	S F B X 1-2 1-2 2-3 3-H 1B			C F B S 1-3 ② K	C C F X 0-2 2B 1-2 SF8 1B	B X 1-0 1-3 2-H 1B		4	1	2	1	1	1	0
										1	0	1	1	0	0	0
Cecil Fielder, R (1, 3) OBP: 0.364, SLG: 0.528 Dave Bergman, L (6, PH) OBP: 0.351, SLG: 0.308 (6, 3)	C B B F F S 2-3 ② K	1-0 HR G6-3				B C B B S S C 3-3 ③ K	C B B B C X 3-2 WP 1-3 2-H 2B	C B C B B S 3-3 ③ K		3	1	1	1	0	1	5
										3	0	1	1	0	2	2
Mickey Tettleton, S (1, 2) OBP: 0.392, SLG: 0.504 Mark Salas, L (7, PH) OBP: 0.093, SLG: 0.098 (7, 2)	B C C S 1-3 ③ K	C X 0-1 ① P5	B S S B S 2-3 ① K				1-2 1B BB BB 1-0 ② SF8 3-H	C F B X 1-2 ① G3-1		3	1	0	0	1	2	2
										1	0	0	1	0	0	0
Rob Deer, R (1, 9) OBP: 0.303, SLG: 0.410		B B S B B 4-1 1B BB 3B BB	S S B B B B 4-2 1B 2B BB	B S F S 1-3 ② K			4-1 1B 1-2 WP BB 3-3 ③ K 2-3	C B S S S 2-3 ② K		3	3	0	0	3	3	1
Scott Livingstone, L (1, 5) OBP: 0.667, SLG: 0.600		B F B B B 4-1 1B 1-2 3B BB	1 SAFE B X 1-0 2B 1-2 E 1B	C C F F S 0-3 ③ K			C B X 1-1 WP 1-3 2-H 2B 1B	C B F B X 2-2 1B 1B	C B C X 1-2 ③ G4-3	5	4	3	1	1	1	0
Travis Fryman, R (1, 6) OBP: 0.271, SLG: 0.385	X 0-0 ① P2	B X 1-0 E 1-3 2-H 1B 2B			B B C B S S 3-3 ① K		F B B B X 2-1 1B 1-H 3-H 2B 2B	S X 0-1 ① F8		5	2	2	2	0	1	3
Milt Cuyler, S (1, 8) OBP: 0.324, SLG: 0.328 John Shelby, S (7, 8) OBP: 0.231, SLG: 0.331	S B B B C X 3-2 1-2 2-3 3B 1B	B S F F S 1-3 ② K			X 0-0 ② G3-1		B B X 2-0 WP 2-3 2B 1B	B X 1-0 ② P4		4	2	2	0	0	1	2
										1	0	0	0	0	0	1
Inning Stats	R: 0 E: 0 K: 2 S: 14 H: 0 LOB: 2 BB: 2 P: 25	R: 4 E: 0 K: 0 S: 10 H: 2 LOB: 0 BB: 2 P: 24	R: 4 E: 1 K: 1 S: 22 H: 4 LOB: 3 BB: 2 P: 37	R: 0 E: 0 K: 3 S: 11 H: 0 LOB: 0 BB: 0 P: 14	R: 0 E: 0 K: 2 S: 7 H: 0 LOB: 0 BB: 0 P: 13	R: 0 E: 0 K: 2 S: 7 H: 0 LOB: 0 BB: 0 P: 11	R: 7 E: 1 K: 1 S: 24 H: 6 LOB: 1 BB: 2 P: 46	R: 2 E: 0 K: 1 S: 14 H: 4 LOB: 2 BB: 0 P: 22	R: 0 E: 0 K: 1 S: 9 H: 0 LOB: 0 BB: 0 P: 13	1B: 10 2B: 4 3B: 1 HR: 1 SF: 2 SAC: 0 DP: 0 HBP: 0						

TOP

Detroit Tigers @ Kansas City Royals

Royals Stadium, Kansas City, MO

Fri Jul 19 1991, 8:05 PM EDT

Att. 30,587 - Sunny - 95 F

livebaseballscorecards.com

AB	42
R	17
H	16
RBI	15
BB	8
SO	13
LOB	18

WP: 3 PB: 0 SB: 0 CS: 0 PA: 52

PITCHER		IP	WLS	BF	H	R	ER	SO	BB	IBB	HBP	BLK	WP	HR	S	P	ERA	WHIP
Tom Gordon, R ERA: 4.17	(1, 1)	6.0	L	31	6	8	6	10	6	0	0	0	0	1	71	124	9.00	2.000
Carlos Maldonado, R ERA: 8.22	(7, 1)	0.1		8	5	7	5	0	2	0	0	0	2	0	15	30	135.00	21.000
Mike Magnante, L ERA: 3.75	(7, 1)	2.2		13	5	2	2	3	0	0	0	0	1	0	32	51	6.75	1.875

PITCHER	IP	WLS	BF	H	R	ER	SO	BB	IBB	HBP	BLK	WP	HR	S	P	ERA	WHIP

Batter	1	2	3	4	5	6	7	8	9	AB	R	H	RBI	BB	SO	LOB
Brian McRae, S (1, 8) OBP: 0.282, SLG: 0.370	F7		G6-3		P6			F8		4	0	0	0	0	0	3
Kirk Gibson, L (1, 7) OBP: 0.322, SLG: 0.435	F8			F8		F8		F7		3	0	0	0	0	0	0
Jim Eisenreich, L (7, 7) OBP: 0.331, SLG: 0.382										1	0	0	0	0	0	1
George Brett, L (1, 10) OBP: 0.324, SLG: 0.400	G4-3			G4-3		G4-3		G4-3 1-2		3	0	0	0	0	0	0
Warren Cromartie, L (8, PH) OBP: 0.390, SLG: 0.422										1	0	0	0	0	0	1
Danny Tartabull, R (1, 9) OBP: 0.376, SLG: 0.615		F9		2B		1B			G6-3	3	0	2	0	0	0	0
Gary Thurman, R (6, PR) OBP: 0.304, SLG: 0.362 (7, 9)										1	0	0	0	0	0	0
Todd Benzinger, S (1, 3) OBP: 0.267, SLG: 0.319		K		P5		F9			F9	4	0	0	0	0	1	2
Kevin Seitzer, R (1, 5) OBP: 0.352, SLG: 0.358	1B		F9		G5-3				F8	4	0	1	0	0	0	0
Brent Mayne, L (1, 2) OBP: 0.333, SLG: 0.315	G4-3		1B	2B	P6					3	0	1	0	0	0	1
Terry Shumpert, R (1, 4) OBP: 0.276, SLG: 0.323		G1-3	K		P6					3	0	0	0	0	1	1
David Howard, S (1, 6) OBP: 0.227, SLG: 0.162		G3	1B					DI 1B		3	0	2	0	0	0	0
Inning Stats	R: 0 H: 0 E: 0 LOB: 0 K: 0 BB: 0 S: 3 P: 5	R: 0 H: 1 E: 0 LOB: 1 K: 1 BB: 0 S: 8 P: 13	R: 0 H: 0 E: 0 LOB: 0 K: 0 BB: 0 S: 10 P: 12	R: 0 H: 1 E: 0 LOB: 1 K: 0 BB: 0 S: 11 P: 16	R: 0 H: 2 E: 0 LOB: 2 K: 1 BB: 0 S: 8 P: 9	R: 0 H: 1 E: 0 LOB: 1 K: 0 BB: 0 S: 10 P: 17	R: 0 H: 0 E: 0 LOB: 0 K: 0 BB: 0 S: 6 P: 6	R: 0 H: 1 E: 0 LOB: 1 K: 0 BB: 0 S: 11 P: 16	R: 0 H: 0 E: 0 LOB: 0 K: 0 BB: 0 S: 7 P: 10	1B: 4 SF: 0 2B: 2 SAC: 0 3B: 0 DP: 0 HR: 0 HBP: 0						

PITCHER	IP	WLS	BF	H	R	ER	SO	BB	IBB	HBP	BLK	WP	HR	S	P	ERA	WHIP
Bill Gullickson, R (1, 1) ERA: 4.19	7.0	W	26	5	0	0	2	0	0	0	0	0	0	56	78	0.00	0.714
John Cerutti, L (8, 1) ERA: 4.31	2.0		7	1	0	0	0	0	0	0	0	0	0	18	26	0.00	0.500

PITCHER	IP	WLS	BF	H	R	ER	SO	BB	IBB	HBP	BLK	WP	HR	S	P	ERA	WHIP

BOTTOM

Detroit Tigers @ Kansas City Royals

Royals Stadium, Kansas City, MO

Fri Jul 19 1991, 8:05 PM EDT

Att. 30,587 - Sunny - 95 F

livebaseballscorecards.com

AB	33
R	0
H	6
RBI	0
BB	0
SO	2
LOB	9

WP: 0	PA: 33		
PB: 0			
SB: 0			
CS: 0			

Detroit Tigers @ Kansas City Royals

Royals Stadium, Kansas City, MO

Sat Jul 20 1991, 4:33 AM EDT

Att. 31,057 - Sunny - 93 F

TOP

livebaseballscorecards.com

Batter	1	2	3	4	5	6	7	8	9	AB	R	H	RBI	BB	SO	LOB
Milt Cuyler, S (1, 8) OBP: 0.318, SLG: 0.321	C F B X 1-2 ① G3		B F F B F B 1 SAFE X 3-2 ① ② G4-6-3 1-2f 3-H		B M C B X 2-2 ① F9	B B C T F X 2-2 ③ G3		M C B B B C 3-3 ③ K		5	0	0	0	0	1	4
Lou Whitaker, L (1, 4) OBP: 0.395, SLG: 0.469 Skeeter Barnes, R (7, PR) OBP: 0.370, SLG: 0.698 (7, 4)	C C B X 1-2 ② F7		C X 0-1 1B		B C X 1-1 ② F7		F B C B F F F B X 3-2 1B 1B		B C F F B F F S 2-3 ① K	4 1	0 0	2 0	0 0	0 0	0 1	2 0
Lloyd Moseby, L (1, 7) OBP: 0.310, SLG: 0.365	B B S S B T F X 3-2 2B		B X 1-0 ③ F7		B F F X 1-2 ③ FC6-4 1-2f		X 0-0 ① F7		C B F S 1-3 ② K	5	0	1	0	0	1	4
Cecil Fielder, R (1, 10) OBP: 0.362, SLG: 0.524	B B S X 2-1 ③ L9			B B F C B X 3-2 ① G5-3		S S X 0-2 HR 1B	C F X 0-2 ② P4		B X 1-0 ③ F7	5	1	1	0	0	0	2
Mickey Tettleton, S (1, 2) OBP: 0.393, SLG: 0.515		C B B X 2-1 ① F7		B B B C X 3-1 ② G3		C B B B X 3-1 1-H HR	B B B C F X 3-2 1-3 BB 1B			4	1	2	2	0	0	0
Dave Bergman, L (1, 3) OBP: 0.366, SLG: 0.383		X 0-0 ② F8		B C X 1-1 3B		B B B C X 3-1 HR	S B B C B 4-2 1-2 BB			3	1	2	1	1	0	0
Pete Incaviglia, R (1, 9) OBP: 0.271, SLG: 0.354		C S B S 1-3 ③ K		S C B F S 1-3 ③ K		B X 1-0 ① G5-3	X 0-0 ③ G3			4	0	0	0	0	2	4
Scott Livingstone, L (1, 5) OBP: 0.600, SLG: 0.667			X 0-0 1B G4-6-3 2B		B X 1-0 1B 1B	X 0-0 ② F9		X 0-0 ① P5		4	1	2	0	0	0	0
Travis Fryman, R (1, 6) OBP: 0.277, SLG: 0.388			B F B X 2-1 G4-6-3 2-3 1B		C X 0-1 FC6-4 1-2 1B	C B S B B F B 4-2 BB		B F F S 1-3 ② K		3	0	2	0	1	1	0
Inning Stats	R: 0 H: 1 E: 0 LOB: 1 K: 0 BB: 0 S: 13 P: 20	R: 0 H: 0 E: 0 LOB: 0 K: 1 BB: 0 S: 6 P: 9	R: 1 H: 3 E: 0 LOB: 1 K: 0 BB: 0 S: 10 P: 16	R: 0 H: 1 E: 0 LOB: 1 K: 1 BB: 0 S: 11 P: 19	R: 0 H: 2 E: 0 LOB: 2 K: 0 BB: 0 S: 11 P: 16	R: 3 H: 3 E: 0 LOB: 1 K: 0 BB: 1 S: 16 P: 29	R: 0 H: 2 E: 0 LOB: 3 K: 0 BB: 1 S: 16 P: 26	R: 0 H: 0 E: 0 LOB: 0 K: 2 BB: 0 S: 7 P: 11	R: 0 H: 0 E: 0 LOB: 0 K: 2 BB: 0 S: 10 P: 14	1B: 7 SF: 0 2B: 2 SAC: 0 3B: 1 DP: 1 HR: 2 HBP: 0						

	AB	38
	R	4
	H	12
	RBI	3
	BB	2
	SO	6
	LOB	16

WP: 0 PA: 40
PB: 0
SB: 0
CS: 0

PITCHER		IP	WLS	BF	H	R	ER	SO	BB	IBB	HBP	BLK	WP	HR	S	P	ERA	WHIP
Mike Boddicker, R ERA: 3.72	(1, 1)	5.2	W	27	10	4	4	2	1	0	0	0	0	0	63	103	6.35	1.941
Luis Aquino, R ERA: 2.97	(6, 1)	3.1	S	13	2	0	0	4	1	0	0	0	0	0	37	57	0.00	0.900

PITCHER	IP	WLS	BF	H	R	ER	SO	BB	IBB	HBP	BLK	WP	HR	S	P	ERA	WHIP

Detroit Tigers @ Kansas City Royals

Royals Stadium, Kansas City, MO

Sat Jul 20 1991, 4:33 AM EDT

Att. 31,057 - Sunny - 93 F

BOTTOM

Batter	1	2	3	4	5	6	7	8	9	AB	R	H	RBI	BB	SO	LOB
Brian McRae, S (1, 8) OBP: 0.284, SLG: 0.372	C B M X 1-2 G3 SF9 2B		F X 0-1 SF8 ① 3-H	F B B X 2-1 F8 ③		F 1 SAFE X 0-1 F9 ①		1 SAFE B B B F B 4-1 1-2 BB		3	1	1	1	1	0	2
Kirk Gibson, L (1, 7) OBP: 0.324, SLG: 0.434 Jim Eisenreich, L (8, 7) OBP: 0.329, SLG: 0.380	C B B X 2-1 G3 ① 2-3		B F X 1-1 G3 1-3 1B 1B		B H 2-0 1B S 1B HBP	X 0-0 P5 ②		B C X 1-1 L6 ③		3 1	2 0	1 0	0 0	0 0	0 0	2 2
George Brett, L (1, 10) OBP: 0.323, SLG: 0.397	S F F X 0-2 SF9 ② 3-H		F B B S X 2-2 G3 ② 1-2 3-H		B F 1 SAFE 1 SAFE B F F 1 SAFE B 4-2 F B 1B 1B 1-2 BB	X 0-0 F8 ③				2	1	0	2	1	0	2
Danny Tartabull, R (1, 9) OBP: 0.381, SLG: 0.617	B S B F B S 3-3 K ③		C X 0-1 PB 1B 2-H 1B		F X 0-1 1B 1B 1-2 2-3 1B		B B X 2-0 CS 1B			4	2	3	1	0	1	0
Warren Cromartie, L (1, 3) OBP: 0.394, SLG: 0.426 Todd Benzinger, S (8, 3) OBP: 0.267, SLG: 0.319		F B X 1-1 G4-3 ①	B C X 1-1 E S 1-H 1B		X 0-0 G6-4-3 1B 1-3 2-H 3-H 1B		C B S B S 2-3 K ① ② 1-2			4 0	0 0	2 0	3 0	0 0	1 0	1 0
Bill Pecota, R (1, 4) OBP: 0.339, SLG: 0.408 (8, 5)		C C B B B F F S 2-3 K2-3 ②	C S B X 1-2 G6-3 ③ 1-3		X 0-0 G6-4-3 1-2 3-H 1B		C C B F X 1-2 G5-3 ③			4	0	1	1	0	1	1
Kevin Seitzer, R (1, 5) OBP: 0.352, SLG: 0.358 Terry Shumpert, R (8, 4) OBP: 0.275, SLG: 0.321		C C B B B S 2-3 K ③		X 0-0 G5-4-3 BB 1B	B S B C X 2-2 G6-4-3 ① ② 1-2f 2-3			C B X 1-1 L5 ①		3 1	0 0	1 0	0 0	0 0	1 0	2 0
Tim Spehr, R (1, 2) OBP: 0.571, SLG: 0.500			B B F F X 2-2 1B SF8 2B	B 1 SAFE F B B F F 1 SAFE F 4-2 B G5-4-3 1-2 BB	C S F B X 1-2 G1-3 ③			B B F B B 4-1 BB BB		2	1	1	0	2	0	1
David Howard, S (1, 6) OBP: 0.241, SLG: 0.169			B L X 1-1 1B G3 2-3 1B	B M L X 1-2 G5-4-3 ① ② 1-2f 2-3		B C B B B 4-1 BB		C 1 SAFE 1 SAFE 1 SAFE S X 0-2 F9 ②		3	1	1	0	1	0	3
Inning Stats	R: 1 H: 1 E: 0 LOB: 0 K: 1 BB: 0 S: 12 P: 18	R: 0 H: 0 E: 0 LOB: 0 K: 2 BB: 0 S: 10 P: 15	R: 4 H: 5 E: 0 LOB: 1 K: 0 BB: 0 S: 19 P: 27	R: 0 H: 1 E: 0 LOB: 1 K: 0 BB: 1 S: 10 P: 17	R: 3 H: 3 E: 0 LOB: 1 K: 0 BB: 1 S: 15 P: 24	R: 0 H: 0 E: 0 LOB: 1 K: 0 BB: 1 S: 5 P: 9	R: 0 H: 1 E: 0 LOB: 0 K: 1 BB: 0 S: 8 P: 13	R: 0 H: 0 E: 0 LOB: 2 K: 0 BB: 2 S: 9 P: 19		1B: 9 SF: 2 2B: 2 SAC: 0 3B: 0 DP: 2 HR: 0 HBP: 1						

livebaseballscorecards.com

AB	30
R	8
H	11
RBI	8
BB	5
SO	4
LOB	16

WP: 0 PA: 38
PB: 1
SB: 2
CS: 1

PITCHER		IP	WLS	BF	H	R	ER	SO	BB	IBB	HBP	BLK	WP	HR	S	P	ERA	WHIP
Rusty Meacham, R ERA: 6.0	(1, 1)	2.2	L	13	5	5	4	3	0	0	0	0	0	0	36	53	13.50	1.875
Paul Gibson, L ERA: 4.22	(3, 1)	3.1		17	5	3	3	0	3	0	1	0	0	0	35	57	8.10	2.400
Jerry Don Gleaton, L ERA: 3.74	(7, 1)	2.0		8	1	0	0	1	2	0	0	0	0	0	17	32	0.00	1.500

PITCHER	IP	WLS	BF	H	R	ER	SO	BB	IBB	HBP	BLK	WP	HR	S	P	ERA	WHIP

Batter	1	2	3	4	5	6	7	8	9	AB	R	H	RBI	BB	SO	LOB
Milt Cuyler, S (1, 8) OBP: 0.317, SLG: 0.324	B X 1-0 2B	B S F B F B S 3-3 ③ K			C B X 1-1 ② G3			B C B F B X 3-2 ① L8		4	0	1	0	0	1	0
Lou Whitaker, L (1, 10) OBP: 0.393, SLG: 0.469	B B X 2-0 ① F7		C C B F F B X 2-2 ① G6-3		B F F C 1-3 ③ K			B F F X 1-2 1B 2B		4	1	1	0	0	1	1
Scott Livingstone, L (1, 5) OBP: 0.429, SLG: 0.462	S B B F F F S 2-3 ② K		B X 1-0 ② F7			C X 0-1 ① F9		C X 0-1 ② G1-3		4	0	0	0	0	1	2
Cecil Fielder, R (1, 3) OBP: 0.360, SLG: 0.520	B F S B X 2-2 ③ F8		X 0-0 ③ P5			X 0-0 ② F9		S C B F F B F X 2-2 2-H 1B		4	0	1	1	0	0	1
Mickey Tettleton, S (1, 2) OBP: 0.388, SLG: 0.507		B B X 2-0 ① G3		B X 1-0 ① P3		C S B B S 2-3 ③ K		C B B B X 3-1 ③ F9		4	0	0	0	0	1	1
Rob Deer, R (1, 9) OBP: 0.302, SLG: 0.406		B B X 2-0 ② G4-3		S X 0-1 ② F8			B B B B 4-0 G6-4-3 1B BB		C S B S 1-3 ① K	3	0	0	0	1	1	0
Skeeter Barnes, R (1, 4) OBP: 0.400, SLG: 0.723		X 0-0 E HR 2B		B B X 2-0 CS BB 1B			1 SAFE C B 1 SAFE X 1-1 G6-4-3 1-2 1B		C B F S 1-3 ② K	4	1	3	0	0	1	0
Pete Incaviglia, R (1, 7) OBP: 0.271, SLG: 0.349		S X 0-1 E6 HR 2-3		1 SAFE B B B B B 4-0 1-2 BB			B X 1-0 ① ② G6-4-3 1-2f 2-3		S X 0-1 ③ P3	3	1	0	0	1	0	3
Travis Fryman, R (1, 6) OBP: 0.278, SLG: 0.397		B B X 2-0 1-H 3-H HR		B B 2-0 ③ CS 2-3	S F B C 1-3 ① K		C C B B X 2-2 ③ G6-3			3	1	1	3	0	1	1
Inning Stats	R: 0 H: 1 E: 0 LOB: 1 K: 1 BB: 0 S: 10 P: 17	R: 3 H: 2 E: 1 LOB: 0 K: 1 BB: 0 S: 10 P: 19	R: 0 H: 0 E: 0 LOB: 0 K: 0 BB: 0 S: 7 P: 10	R: 0 H: 1 E: 0 LOB: 1 K: 0 BB: 1 S: 4 P: 13	R: 0 H: 0 E: 0 LOB: 0 K: 2 BB: 0 S: 8 P: 11	R: 0 H: 0 E: 0 LOB: 0 K: 1 BB: 0 S: 6 P: 8	R: 0 H: 1 E: 0 LOB: 1 K: 0 BB: 1 S: 6 P: 14	R: 1 H: 2 E: 0 LOB: 1 K: 0 BB: 0 S: 16 P: 25	R: 0 H: 0 E: 0 LOB: 0 K: 2 BB: 0 S: 8 P: 10	1B: 3 SF: 0 2B: 3 SAC: 0 3B: 0 DP: 1 HR: 1 HBP: 0						WP: 0 PA: 36 PB: 0 SB: 0 CS: 1

Detroit Tigers @ Kansas City Royals

Royals Stadium, Kansas City, MO

Sun Jul 21 1991, 4:33 AM EDT

Att. 27,759 - Cloudy - 94 F

TOP

livebaseballscorecards.com

AB	33
R	4
H	7
RBI	4
BB	2
SO	7
LOB	9

PITCHER		IP	WLS	BF	H	R	ER	SO	BB	IBB	HBP	BLK	WP	HR	S	P	ERA	WHIP
Kevin Appier, R ERA: 3.71	(1, 1)	6.0	W	24	4	3	0	5	2	0	0	0	0	1	45	82	0.00	1.000
Storm Davis, R ERA: 3.74	(7, 1)	2.0		8	3	1	1	0	0	0	0	0	0	0	22	35	4.50	1.500
Jeff Montgomery, R ERA: 4.04	(9, 1)	1.0		3	0	0	0	2	0	0	0	0	0	0	8	10	0.00	0.000

PITCHER	IP	WLS	BF	H	R	ER	SO	BB	IBB	HBP	BLK	WP	HR	S	P	ERA	WHIP

BOTTOM

Batter	1	2	3	4	5	6	7	8	9	AB	R	H	RBI	BB	SO	LOB
Brian McRae, S (1, 8) OBP: 0.285, SLG: 0.371	B X 1-0 P2 ①		B B C X 2-1 1B ③		C X 0-1 G4-3 ③		B C B F B F B 4-2 BB	F C X 0-2 G3 ③		4	0	1	0	1	0	1
Kirk Gibson, L (1, 7) OBP: 0.320, SLG: 0.428 Jim Eisenreich, L (9, 7) OBP: 0.329, SLG: 0.380	B S S T B F X 2-2 P4 ②		B X 1-0 F9 ③			B F B X 2-1 P5 ①	X 0-0 F7 ②			4 0	0 0	0 0	0 0	0 0	0 0	2 0
George Brett, L (1, 10) OBP: 0.325, SLG: 0.422	C B X 1-1 P4 ③			F B S B F F X 2-2 HR		B X 1-0 HR	B C B B 1 F X SAFE 3-2 G6-3 ③			4	2	2	2	0	0	1
Danny Tartabull, R (1, 9) OBP: 0.382, SLG: 0.617		B B B C B 4-1 BB		C B F F S 1-3 K ①		X 0-0 G3-1 1B 2B		S X 0-1 G6-3 ①		3	1	1	0	1	1	0
Todd Benzinger, S (1, 3) OBP: 0.261, SLG: 0.311		X 0-0 F8 ①		S B B F S 2-3 K ②		B X 1-0 G3-1 ② 2-3		C C X 0-2 G3-1 ②		4	0	0	0	0	1	2
Bill Pecota, R (1, 5) OBP: 0.348, SLG: 0.416	B B S X 2-1 F8 ②			C B X 1-1 S 1B		C B X 1-1 HR 1B 3-H		X 0-0 S 1B		4	2	3	1	0	0	1
Kurt Stillwell, S (1, 6) OBP: 0.310, SLG: 0.354	B C B X 2-1 F9 ③			B C F F F B F B X 3-2 P2 ③ 1-2		1 SAFE X 0-0 HR 1-H		B 1 SAFE B 1 SAFE F 1 SAFE S 1 SAFE B 4-2 3B BB 1-2		3	2	1	2	1	0	2
Brent Mayne, L (1, 2) OBP: 0.330, SLG: 0.313			X 0-0 F7 ①		B C X 1-1 G4-3 ①	C X 0-1 G4-3 ③		B B X 2-0 3B 1B 1-2 2-H		4	1	1	1	0	0	0
Terry Shumpert, R (1, 4) OBP: 0.274, SLG: 0.329			C B C F S 1-3 K ②		B C F X 1-2 G5-3 ②		X 0-0 G5-3 ①	X 0-0 3B 1-H 2-H		4	0	1	2	0	1	0
Inning Stats	R: 0 H: 0 E: 0 LOB: 0 K: 0 BB: 0 S: 8 P: 12	R: 0 H: 0 E: 0 LOB: 1 K: 0 BB: 1 S: 6 P: 14	R: 0 H: 1 E: 0 LOB: 1 K: 1 BB: 0 S: 8 P: 12	R: 1 H: 2 E: 0 LOB: 1 K: 2 BB: 0 S: 19 P: 28	R: 0 H: 0 E: 0 LOB: 0 K: 0 BB: 0 S: 7 P: 9	R: 4 H: 4 E: 0 LOB: 0 K: 0 BB: 0 S: 10 P: 15	R: 0 H: 0 E: 0 LOB: 1 K: 0 BB: 1 S: 8 P: 15	R: 3 H: 3 E: 0 LOB: 1 K: 0 BB: 1 S: 14 P: 20		1B: 5 SF: 0 2B: 1 SAC: 0 3B: 1 DP: 0 HR: 3 HBP: 0						

PITCHER		IP	WLS	BF	H	R	ER	SO	BB	IBB	HBP	BLK	WP	HR	S	P	ERA	WHIP
Mark Leiter, R ERA: 4.31	(1, 1)	5.2	L	25	7	5	5	3	1	0	0	0	0	3	56	88	7.94	1.412
John Cerutti, L ERA: 4.2	(6, 1)	1.1		5	0	0	0	0	1	0	0	0	0	0	10	17	0.00	0.750
Mike Henneman, R ERA: 2.95	(8, 1)	1.0		7	3	3	3	0	1	0	0	0	0	0	14	20	27.00	4.000

PITCHER	IP	WLS	BF	H	R	ER	SO	BB	IBB	HBP	BLK	WP	HR	S	P	ERA	WHIP

Detroit Tigers @ Kansas City Royals

Royals Stadium, Kansas City, MO

Sun Jul 21 1991, 4:33 AM EDT

Att. 27,759 - Cloudy - 94 F

livebaseballscorecards.com

AB	34
R	8
H	10
RBI	8
BB	3
SO	3
LOB	9

Batter	1	2	3	4	5	6	7	8	9	AB	R	H	RBI	BB	SO	LOB
Paul Molitor, R (1, 10) OBP: 0.391, SLG: 0.496	C F B B F S 2-3 ① K		1 SAFE C F B B F S 1-3 ② K 1-2		C B B B S S 3-3 ③ K		X 0-0 ② F7		B F X 1-1 CI 1B 2B	4	1	0	0	0	3	4
Willie Randolph, R (1, 4) OBP: 0.417, SLG: 0.341	C B X 1-1 ② G6-3		B X 1-0 ③ P4			X 0-0 ① G4-3	B B C B B 4-1 1B 1-2 BB		B C F F X 1-2 2B 1B	4	1	1	0	1	0	1
B.J. Surhoff, L (1, 2) OBP: 0.285, SLG: 0.286	B B X 2-0 1B			C B X 1-1 ① G6-3		X 0-0 ② B5-3	B X 1-0 1-2 2-H 3-H 1B		X 0-0 1B G4-3 1-H 2-H 2B	5	1	3	4	0	0	0
Greg Vaughn, R (1, 7) OBP: 0.325, SLG: 0.488	X 0-0 ③ F8			B X 1-0 ② F9		B B C B F B 4-2 BB	X 0-0 ③ F7		B S B X 2-1 G4-3 2-3 1B	4	0	1	0	1	0	3
Gary Sheffield, R (1, 5) OBP: 0.283, SLG: 0.327		S B B B F X 3-2 ① F8		C X 0-1 ③ L9		X 0-0 ③ L5		C B F X 1-2 ① F7	1 SAFE F 1 SAFE S B 1 SAFE X 1-2 3-H G4-3	5	0	0	1	0	0	2
Franklin Stubbs, L (1, 3) OBP: 0.281, SLG: 0.353		B C X 1-1 ② G4-3			F X 0-1 G6-3 3B		B B B 4-0 DI 1B BB	B X 1-0 3B	C B X 1-1 ③ G3	4	2	2	0	1	0	1
Candy Maldonado, R (1, 9) OBP: 0.280, SLG: 0.324		B B F X 2-1 ③ G5-3			X 0-0 ① G6-3 3-H		C C B B C 2-3 ① K	B F B F C 2-3 ② K		4	0	0	1	0	2	2
Dante Bichette, R (1, 8) OBP: 0.282, SLG: 0.411			B C M F F S 1-3 ① K		C X 0-1 2B		B C S F B B B 4-2 1B 1-2 1B BB	B S X 1-1 ③ L9		3	1	1	0	1	1	1
Bill Spiers, L (1, 6) OBP: 0.312, SLG: 0.367			B C B B X 3-1 S 1B		C B X 1-1 ② P6		B C X 1-1 S 1-3 2-H 1B 1B		C B B C F F F B 3-2 ① X F8	4	1	2	1	0	0	1
Inning Stats	R: 0 H: 1 E: 0 LOB: 1 K: 1 BB: 0 S: 8 P: 13	R: 0 H: 0 E: 0 LOB: 0 K: 0 BB: 0 S: 7 P: 13	R: 0 H: 1 E: 0 LOB: 0 K: 2 BB: 0 S: 11 P: 17	R: 0 H: 0 E: 0 LOB: 0 K: 0 BB: 0 S: 5 P: 7	R: 1 H: 2 E: 0 LOB: 1 K: 1 BB: 0 S: 10 P: 14	R: 0 H: 0 E: 0 LOB: 1 K: 0 BB: 1 S: 5 P: 9	R: 3 H: 2 E: 0 LOB: 2 K: 1 BB: 3 S: 12 P: 28	R: 0 H: 1 E: 0 LOB: 1 K: 1 BB: 0 S: 9 P: 14	R: 3 H: 3 E: 1 LOB: 1 K: 0 BB: 0 S: 21 P: 30	1B: 6 SF: 0 2B: 2 SAC: 0 3B: 2 DP: 0 HR: 0 HBP: 0						

TOP

Milwaukee Brewers @ Kansas City Royals

Royals Stadium, Kansas City, MO

Tue Jul 23 1991, 8:05 PM EDT

Att. 23,169 - Sunny - 82 F

livebaseballscorecards.com

AB	37
R	7
H	10
RBI	7
BB	4
SO	6
LOB	15

WP: 0 PA: 42
PB: 0
SB: 2
CS: 0

PITCHER		IP	WLS	BF	H	R	ER	SO	BB	IBB	HBP	BLK	WP	HR	S	P	ERA	WHIP
Mark Gubicza, R ERA: 5.82	(1, 1)	5.2	W	22	4	1	1	4	1	0	0	0	0	0	45	72	1.59	0.882
Tom Gordon, R ERA: 4.39	(6, 1)	1.0		8	2	3	3	1	3	0	0	0	0	0	12	28	27.00	5.000
Wes Gardner, R ERA: 6.95	(7, 1)	1.2		8	2	2	2	1	0	0	0	0	0	0	23	33	10.80	1.200
Jeff Montgomery, R ERA: 4.15	(9, 1)	0.2	S	4	2	1	0	0	0	0	0	0	0	0	8	12	0.00	3.000

PITCHER	IP	WLS	BF	H	R	ER	SO	BB	IBB	HBP	BLK	WP	HR	S	P	ERA	WHIP

Batter	1	2	3	4	5	6	7	8	9	AB	R	H	RBI	BB	SO	LOB
Brian McRae, S (1, 8) OBP: 0.287, SLG: 0.372	B F F B F S 2-3 ① K		L B S X 1-2 G6-4-3 1B B X 1-0 HBP 1-2 2-H 3-H 1B			X 0-0 ① F7 C X 0-1 ③ G4-3				5	0	2	2	0	1	0
Kirk Gibson, L (1, 7) OBP: 0.324, SLG: 0.427 Jim Eisenreich, L (9, 7) OBP: 0.329, SLG: 0.380	C C B X 1-2 BB 1B 1B		1 SAFE B B B C 1 X SAFE 3-1 ①② G6-4-3 1-2f	B F B F X 3-2 ① F8		S B B B F B 4-2 BB S HR BB		B B B B 4-0 G4-6-3 BB		3 0	2 0	1 0	0 0	2 0	0 0	3 0
George Brett, L (1, 10) OBP: 0.326, SLG: 0.419	F X 0-1 ② L8		X 0-0 1B 1B S B B X 3-1 ② F7			B C B S B B 4-2 BB HR 1-2 BB		B S 1 SAFE B X 2-1 ①② G4-6-3 1-2f		4	1	1	0	1	0	4
Danny Tartabull, R (1, 9) OBP: 0.389, SLG: 0.619 Gary Thurman, R (7, 9) OBP: 0.301, SLG: 0.359	S B B B 1 SAFE F F F B 4-2 1B 1-2 BB		B B S X 3-1 1-2 1B H 1-0 1-2 2-3 HBP			B B S C B B 4-2 HR 1-2 2-3 BB		F X 0-1 ③ G4-3		1 1	1 0	1 0	0 0	2 0	0 0	0 0
Todd Benzinger, S (1, 3) OBP: 0.266, SLG: 0.333	X 0-0 1-3 2-H 1B		B C B X 2-1 ③ F8	B B B C X 3-1 ③ F7		X 0-0 1-H 2-H 3-H HR				4	1	2	5	0	0	5
Bill Pecota, R (1, 5) OBP: 0.351, SLG: 0.418	C B F S 1-3 ③ K			C X 0-1 1B E 1B	B X 1-0 FC3-6 BB CS 1B	C F C 0-3 ② K				4	1	2	0	0	2	2
Brent Mayne, L (1, 2) OBP: 0.336, SLG: 0.313		C C X 0-2 ① F9	B 1 SAFE X 1-0 SH E 1-3 1B 1B	B 1 SAFE B 1 SAFE B B 4-0 FC3-6 1-2 BB		B F S 1-3 ③ K				3	1	1	0	1	1	0
Kurt Stillwell, S (1, 6) OBP: 0.309, SLG: 0.353		B C B B X 3-1 G5-4-3 1B	X 0-0 E3 SH 1-2 1B 3-H 1 SAFE C X 0-1 ① FC3-6 CS 1-2f 2-3			B X 1-0 ① G6-3				4	1	1	1	0	0	3
Terry Shumpert, R (1, 4) OBP: 0.271, SLG: 0.325		C B X 1-1 ②③ G5-4-3 1-2f	1 SAFE B L P X 2-1 SH HBP 1B 1-2 2-3 M B F B S 2-3 ②③ K 1-2 3-H			S B F B X 2-2 ② F9				3	0	0	0	0	1	3
Inning Stats	R: 1 H: 2 E: 0 LOB: 2 K: 2 BB: 1 S: 17 P: 25	R: 0 H: 1 E: 0 LOB: 0 K: 0 BB: 0 S: 7 P: 11	R: 0 H: 3 E: 0 LOB: 2 K: 0 BB: 0 S: 10 P: 19	R: 3 H: 3 E: 2 LOB: 3 K: 0 BB: 0 S: 15 P: 28	R: 0 H: 1 E: 0 LOB: 1 K: 1 BB: 1 S: 6 P: 13	R: 4 H: 1 E: 0 LOB: 0 K: 2 BB: 3 S: 14 P: 27	R: 0 H: 0 E: 0 LOB: 0 K: 0 BB: 0 S: 6 P: 9	R: 0 H: 0 E: 0 LOB: 0 K: 0 BB: 1 S: 4 P: 10		1B: 10 SF: 0 2B: 0 SAC: 1 3B: 0 DP: 3 HR: 1 HBP: 1					WP: 0 PA: 40 PB: 0 SB: 1 CS: 2	

PITCHER		IP	WLS	BF	H	R	ER	SO	BB	IBB	HBP	BLK	WP	HR	S	P	ERA	WHIP
Jaime Navarro, R ERA: 4.06	(1, 1)	5.1	L	30	10	6	5	3	4	0	1	0	0	0	60	109	8.44	2.625
Julio Machado, R ERA: 3.86	(6, 1)	1.2		7	1	2	2	2	1	0	0	0	0	1	15	23	10.80	1.200
Mark Lee, L ERA: 4.46	(8, 1)	1.0		3	0	0	0	0	1	0	0	0	0	0	4	10	0.00	1.000

PITCHER	IP	WLS	BF	H	R	ER	SO	BB	IBB	HBP	BLK	WP	HR	S	P	ERA	WHIP

BOTTOM

Milwaukee Brewers @ Kansas City Royals

Royals Stadium, Kansas City, MO

Tue Jul 23 1991, 8:05 PM EDT

Att. 23,169 - Sunny - 82 F

livebaseballscorecards.com

AB	32
R	8
H	11
RBI	8
BB	6
SO	5
LOB	20

Milwaukee Brewers @ Kansas City Royals

Royals Stadium, Kansas City, MO

Wed Jul 24 1991, 8:05 PM EDT

Att. 26,620 - Sunny - 78 F

TOP

livebaseballscorecards.com

Batter	1	2	3	4	5	6	7	8	9	AB	R	H	RBI	BB	SO	LOB
Paul Molitor, R (1, 10) OBP: 0.394, SLG: 0.496	F B H 2-1 F9 1B S HBP	B B B B 4-0 SF8 1B BB		B B X 2-0 G6-3 ②			B B C F B F X 3-2 G5-4-3 1B			2	1	1	0	1	0	0
Willie Randolph, R (1, 4) OBP: 0.419, SLG: 0.344	1 SAFE B C 1 SAFE F F 1 SAFE X 1-2 E S BLK 1B	B X 1-0 SF8 1-2 2-3 3-H 1B		X 0-0 F9 ③			1 SAFE C 1 SAFE X 0-1 G5-4-3 ② ③ 1-2f			4	1	2	1	0	0	1
B.J. Surhoff, L (1, 2) OBP: 0.281, SLG: 0.283	B F B B F X 3-2 F9 ① 2-3	B F B X 2-1 SF8 ② 1-2 2-3 3-H			B F C X 1-2 F8 ①			C B X 1-1 G4-3 ①		3	0	0	1	0	0	2
Greg Vaughn, R (1, 7) OBP: 0.321, SLG: 0.482	1 SAFE 1 SAFE S 1 S B 1 SAFE F B 3-3 B S K ②	F B F S 1-3 K ③			B B B C S S 3-3 K ②			B F B B F X 3-2 F9 ②		4	0	0	0	0	3	4
Franklin Stubbs, L (1, 3) OBP: 0.284, SLG: 0.353	C F B B B F B 4-2 BLK BB 1-3 3-H	F B B B X 3-1 G6-3 ①			F S B B B B X 3-2 CS 1B			B F B B X 2-1 F9 ③		3	0	1	0	1	0	0
Gary Sheffield, R (1, 5) OBP: 0.277, SLG: 0.320	C B B B B F X 3-2 G6-3 ③ 1-2 3-H	X 0-0 G6-3 ②			B 1 SAFE C 1-1 CS ③ 1-2	C F X 0-2 F8 ①			C C X 0-2 F7 ①	4	0	0	0	0	0	1
Dante Bichette, R (1, 9) OBP: 0.282, SLG: 0.408	C B X 1-1 G5-3 ① 1-3 SF8 2B	X 0-0 S 1B				F S F S 0-3 K ②			C F X 0-2 G3-1 ②	4	0	1	0	0	1	0
Darryl Hamilton, L (1, 8) OBP: 0.335, SLG: 0.319	B B F B F B 4-2 2B 1B BB	1 SAFE B C S S B B S 3-3 K ③ 1-2				F B F S 1-3 K ③			C B S X 1-2 F7 ③	3	1	0	0	1	2	1
Bill Spiers, L (1, 6) OBP: 0.312, SLG: 0.371	1 SAFE X 0-0 1B SF8 2B 1-3			B C F B F B X 3-2 F7 ①			B F F B X 2-2 F7 ①			3	1	1	0	0	0	0

	AB	30
	R	4
	H	6
	RBI	2
	BB	3
	SO	6
	LOB	9

Inning Stats																		
	R: 2	H: 1	R: 2	H: 2	R: 0	H: 1	R: 0	H: 0	R: 0	H: 1	R: 0	H: 0	R: 0	H: 1	R: 0	H: 0	R: 0	H: 0
	E: 0	LOB: 1	E: 0	LOB: 2	E: 0	LOB: 1	E: 0	LOB: 0	E: 0	LOB: 0	E: 0	LOB: 0	E: 0	LOB: 0	E: 0	LOB: 0	E: 0	LOB: 0
	K: 1	BB: 1	K: 1	BB: 2	K: 1	BB: 0	K: 0	BB: 0	K: 1	BB: 0	K: 2	BB: 0	K: 0	BB: 0	K: 0	BB: 0	K: 0	BB: 0
	S: 18	P: 34	S: 11	P: 24	S: 7	P: 13	S: 6	P: 11	S: 10	P: 18	S: 10	P: 11	S: 9	P: 14	S: 7	P: 13	S: 9	P: 10

	1B: 5	SF: 1	WP: 0	PA: 36
	2B: 1	SAC: 0	PB: 0	
	3B: 0	DP: 1	SB: 3	
	HR: 0	HBP: 1	CS: 1	

PITCHER		IP	WLS	BF	H	R	ER	SO	BB	IBB	HBP	BLK	WP	HR	S	P	ERA	WHIP
Bret Saberhagen, R ERA: 3.24	(1, 1)	6.0		26	5	4	3	6	3	0	1	1	0	0	62	111	4.50	1.333
Storm Davis, R ERA: 3.65	(7, 1)	2.0	W	6	1	0	0	0	0	0	0	0	0	0	16	27	0.00	0.500
Jeff Montgomery, R ERA: 4.08	(9, 1)	1.0	S	3	0	0	0	0	0	0	0	0	0	0	9	10	0.00	0.000

PITCHER		IP	WLS	BF	H	R	ER	SO	BB	IBB	HBP	BLK	WP	HR	S	P	ERA	WHIP

Batter	1	2	3	4	5	6	7	8	9	AB	R	H	RBI	BB	SO	LOB
Brian McRae, S (1, 8) OBP: 0.288, SLG: 0.372	G3	L4 1-2 2-3		F8 BB 1B	K			BLK 1B 1B		5	1	2	0	0	1	4
Kirk Gibson, L (1, 7) OBP: 0.328, SLG: 0.428	FC1-4 1B	G3		1 SAFE 1 SAFE 4-0 1-2 BB		F7		1 SAFE 1 SAFE 1 SAFE 0-0 1B SF7 1-H 1B		4	1	2	1	1	0	2
Gary Thurman, R (9, 7) OBP: 0.301, SLG: 0.359										0	0	0	0	0	0	0
George Brett, L (1, 10) OBP: 0.331, SLG: 0.426	FC1-4 1B 2B 1-2f		0-0 BB 1B 1B	F8 2-3		G4-3 2B		2-1 SF7 1-3 1B 1B		5	3	3	0	0	0	3
Jim Eisenreich, L (1, 9) OBP: 0.331, SLG: 0.380	2B 1-3 1B		4-0 SH5-4 1B 1-2 G4-3 BB	G1-3		3-0 G4-3 2-3		1-0 SF7 1-2 3-H		3	1	1	1	1	0	3
Todd Benzinger, S (1, 3) OBP: 0.286, SLG: 0.354	1-3 3-H 2B		2-0 G4-3 SH5-4 1-2 2-H 1B		2-0 1B 1B 1B	4-1 BB		1-2 2-H 1B		4	1	4	3	1	0	0
Bill Pecota, R (1, 5) OBP: 0.349, SLG: 0.414	1-2 G4-3		1-0 SH5-4 1-2 2-3		1-2 SH5-4 1B 1-3 1B	0-2 L8		1-1 F7		4	0	1	0	0	0	5
Brent Mayne, L (1, 2) OBP: 0.339, SLG: 0.317		2-2 E BB 1B	1-0 G4-3 2-3 3-H		1-0 SH5-4 1-2 3-H 1B		2-2 F9	1-2 G4-3		5	0	2	2	0	0	2
Terry Shumpert, R (1, 4) OBP: 0.268, SLG: 0.320		1-2 F8	0-1 P3		0-0 SH5-4 1-2 2-3		0-0 F7			3	0	0	0	0	0	2
David Howard, S (1, 6) OBP: 0.241, SLG: 0.162		4-1 E 1-2 BB		0-0 F8	1-0 P5		0-0 F7			3	0	0	0	1	0	2
Inning Stats	R: 1 E: 0 K: 0 S: 9 H: 3 LOB: 2 BB: 0 P: 15	R: 0 E: 1 K: 0 S: 11 H: 1 LOB: 2 BB: 1 P: 20	R: 2 E: 0 K: 0 S: 6 H: 2 LOB: 1 BB: 1 P: 14	R: 0 E: 0 K: 0 S: 9 H: 1 LOB: 2 BB: 1 P: 15	R: 1 E: 0 K: 1 S: 11 H: 3 LOB: 2 BB: 0 P: 18	R: 0 E: 0 K: 0 S: 8 H: 1 LOB: 2 BB: 1 P: 18	R: 0 E: 0 K: 0 S: 6 H: 0 LOB: 0 BB: 0 P: 8	R: 3 E: 0 K: 0 S: 17 H: 4 LOB: 1 BB: 0 P: 24		1B: 13 2B: 2 3B: 0 HR: 0 SF: 1 SAC: 2 DP: 0 HBP: 0						

PITCHER		IP	WLS	BF	H	R	ER	SO	BB	IBB	HBP	BLK	WP	HR	S	P	ERA	WHIP
Don August, R ERA: 4.85	(1, 1)	4.0		25	10	4	4	0	3	0	0	0	0	0	41	74	9.00	3.250
Darren Holmes, R ERA: 5.03	(5, 1)	3.0		11	1	0	0	1	1	0	0	0	0	0	19	34	0.00	0.667
Chuck Crim, R ERA: 5.11	(8, 1)	1.0	L	7	4	3	3	0	0	0	0	1	0	0	17	24	27.00	4.000

PITCHER	IP	WLS	BF	H	R	ER	SO	BB	IBB	HBP	BLK	WP	HR	S	P	ERA	WHIP

BOTTOM

Milwaukee Brewers @ Kansas City Royals

Royals Stadium, Kansas City, MO

Wed Jul 24 1991, 8:05 PM EDT
Att. 26,620 - Sunny - 78 F

livebaseballscorecards.com

AB	36
R	7
H	15
RBI	7
BB	4
SO	1
LOB	23

Batter	1	2	3	4	5	6	7	8	9	AB	R	H	RBI	BB	SO	LOB
Paul Molitor, R (1, 10) OBP: 0.391, SLG: 0.491	B F B B F X 3-2 ① G5-3		B B X 2-0 ③ G4-3			B F B F B X 3-2 ① F8		C F B B S 2-3 ③ K		4	0	0	0	0	1	1
Darryl Hamilton, L (1, 8) OBP: 0.339, SLG: 0.323	C F B X 1-2 ② L3			X 0-0 FC3-6 1B 1B		S X 0-1 CS 1B			B C B B B C X 3-2 ① L7	4	0	2	0	0	0	0
B.J. Surhoff, L (1, 5) OBP: 0.280, SLG: 0.282	C B C B X 2-2 E4			1 SAFE 1 SAFE B B X 2-0 FC3-6 1-2 1B		1 SAFE F 1 SAFE B B B C S 2-3 ② ③ K 1-2			B C C X 1-2 ② G6-3	4	0	1	0	0	1	1
Franklin Stubbs, L (1, 3) OBP: 0.280, SLG: 0.348	B C X 1-1 ③ G6-3			B C X 1-1 ① FC3-6 1-2f 2-3			B C X 1-1 ① G3		X 0-0 ③ G4-3	4	0	0	0	0	0	3
Candy Maldonado, R (1, 7) (8, 9) OBP: 0.271, SLG: 0.311		B F B B F B X 3-2 ① F8		1 SAFE X 0-0 ② P4			C F B B B X 3-2 ② F9			3	0	0	0	0	0	2
Bill Spiers, L (1, 6) OBP: 0.308, SLG: 0.366		B F C F B F S 2-3 ② K		1 SAFE X 0-0 ③ F7			C B X 1-1 ③ F8			3	0	0	0	0	1	2
Dante Bichette, R (1, 9) OBP: 0.279, SLG: 0.404 Willie Randolph, R (8, 4) OBP: 0.419, SLG: 0.344		C X 0-1 ③ G6-3			C F X 0-2 ① G4-3			F F B S 1-3 ① K		3 0	0 0	0 0	0 0	0 0	1 0	0 0
Rick Dempsey, R (1, 2) OBP: 0.314, SLG: 0.378			B F B C X 2-2 ① G6-3		C B X 1-1 ② F9			B B X 2-0 1B		3	0	1	0	0	0	0
Dale Sveum, S (1, 4) OBP: 0.302, SLG: 0.328 Greg Vaughn, R (8, PH) (8, 7) OBP: 0.320, SLG: 0.481			C B C X 1-2 ② L6		C S F B B B F S 3-3 ③ K			B B F F B X 3-2 ② P6		2 1	0 0	0 0	0 0	0 0	1 0	0 1
Inning Stats	R: 0 H: 0 E: 1 LOB: 1 K: 0 BB: 0 S: 11 P: 18	R: 0 H: 0 E: 0 LOB: 0 K: 1 BB: 0 S: 11 P: 16	R: 0 H: 0 E: 0 LOB: 0 K: 0 BB: 0 S: 7 P: 12	R: 0 H: 2 E: 0 LOB: 2 K: 0 BB: 0 S: 6 P: 9	R: 0 H: 0 E: 0 LOB: 0 K: 1 BB: 0 S: 10 P: 14	R: 0 H: 1 E: 0 LOB: 0 K: 1 BB: 0 S: 8 P: 13	R: 0 H: 0 E: 0 LOB: 0 K: 0 BB: 0 S: 7 P: 12	R: 0 H: 1 E: 0 LOB: 1 K: 2 BB: 0 S: 10 P: 18	R: 0 H: 0 E: 0 LOB: 0 K: 0 BB: 0 S: 7 P: 11	1B: 4 SF: 0 2B: 0 SAC: 0 3B: 0 DP: 0 HR: 0 HBP: 0						

PITCHER		IP	WLS	BF	H	R	ER	SO	BB	IBB	HBP	BLK	WP	HR	S	P	ERA	WHIP
Luis Aquino, R ERA: 2.69	(1, 1)	8.0	W	28	4	0	0	5	0	0	0	0	0	0	70	112	0.00	0.500
Jeff Montgomery, R ERA: 4.01	(9, 1)	1.0	S	3	0	0	0	0	0	0	0	0	0	0	7	11	0.00	0.000

PITCHER	IP	WLS	BF	H	R	ER	SO	BB	IBB	HBP	BLK	WP	HR	S	P	ERA	WHIP

TOP

Milwaukee Brewers @ Kansas City Royals

Royals Stadium, Kansas City, MO

Thu Jul 25 1991, 8:05 PM EDT

Att. 30,309 - Cloudy - 81 F

livebaseballscorecards.com

AB	31
R	0
H	4
RBI	0
BB	0
SO	5
LOB	10

Batter	1	2	3	4	5	6	7	8	9	AB	R	H	RBI	BB	SO	LOB
Brian McRae, S (1, 8) OBP: 0.288, SLG: 0.373	F B B B F S 3-3 K2-3 ①		B C F B F X 2-2 G1-3 ③		B X 1-0 G4-3 2B		B B S F B F F X 3-2 F8 ②③ 2-3			4	0	1	0	0	1	1
Kirk Gibson, L (1, 7) OBP: 0.330, SLG: 0.429	B C B B X 3-1 S 1B			C F B S 1-3 K ①	C B B X 2-1 G4-3 ① 2-3			B S X 1-1 G6-3 1B		4	0	2	0	0	1	1
Gary Thurman, R (9, 7) OBP: 0.301, SLG: 0.359										0	0	0	0	0	0	0
George Brett, L (1, 10) OBP: 0.330, SLG: 0.422	F 1 SAFE B 1 B S X SAFE 2-2 L7 ② 1-2			B S B B B 4-1 1B 1B BB	X 0-0 P4 ②			B 1 SAFE 1 SAFE B F F 1 SAFE 1 SAFE F 2-3 K ① 1 SAFE S		3	1	0	0	1	1	3
Jim Eisenreich, L (1, 9) OBP: 0.330, SLG: 0.378	B X 1-0 G3-1 ③			1 SAFE C 1 SAFE X 0-1 HBP 1B 1B 1-3 1B	X 0-0 F7 ③			F 1 SAFE 1 SAFE 1 SAFE X 0-1 G6-3 ②③ 1-2f		4	1	1	0	0	0	3
Todd Benzinger, S (1, 3) OBP: 0.286, SLG: 0.354		C X 0-1 F7 ①		1 SAFE X 0-0 1B HBP 1-2 FC1-2 1B 3-H	X 0-0 G5-3 ①					3	0	1	1	0	0	0
Bill Pecota, R (1, 5) OBP: 0.348, SLG: 0.410		C X 0-1 G6-3 ②		F H 1-1 FC1-2 1B HBP 1-2 2-3	B F X 1-1 F9 ②					2	0	0	0	0	0	0
Brent Mayne, L (1, 2) OBP: 0.339, SLG: 0.318		B B X 2-0 G3-1 ③		C B B B F F F X 3-2 FC1-2 1B 1-2 2-3 3-H	X 0-0 G3 ③					3	0	1	1	0	0	0
Terry Shumpert, R (1, 4) OBP: 0.268, SLG: 0.318			B C X 1-1 L5 ①	F C B X 1-2 FC1-2 ② 1-2 2-3 3-Hf			H 1-0 CS SH3-4 HBP			2	0	0	0	0	0	3
David Howard, S (1, 6) OBP: 0.235, SLG: 0.158			C S B B F F B X 3-2 F9 ②	F X 0-1 F8 ③			B L 1 SAFE B X 2-1 SH3-4 ① 1-2			2	0	0	0	0	0	3
Inning Stats	R: 0 E: 0 K: 1 S: 9 H: 1 LOB: 1 BB: 0 P: 18	R: 0 E: 0 K: 0 S: 5 H: 0 LOB: 0 BB: 0 P: 7	R: 0 E: 0 K: 0 S: 11 H: 0 LOB: 0 BB: 0 P: 17	R: 2 E: 0 K: 1 S: 18 H: 3 LOB: 3 BB: 1 P: 28	R: 0 E: 0 K: 0 S: 5 H: 1 LOB: 1 BB: 0 P: 8	R: 0 E: 0 K: 0 S: 4 H: 0 LOB: 0 BB: 0 P: 5	R: 0 E: 0 K: 0 S: 8 H: 0 LOB: 0 BB: 0 P: 14	R: 0 E: 0 K: 1 S: 8 H: 1 LOB: 0 BB: 0 P: 11		1B: 5 2B: 1 3B: 0 HR: 0	SF: 0 SAC: 1 DP: 1 HBP: 2			WP: 0 PB: 0 SB: 1 CS: 1	PA: 31	

PITCHER		IP	WLS	BF	H	R	ER	SO	BB	IBB	HBP	BLK	WP	HR	S	P	ERA	WHIP
Jim Hunter, R ERA: 7.15	(1, 1)	4.0	L	19	5	2	2	2	1	0	1	0	0	0	44	72	4.50	1.500
Dan Plesac, L ERA: 3.13	(5, 1)	4.0		12	1	0	0	1	0	0	1	0	0	0	24	36	0.00	0.250

PITCHER	IP	WLS	BF	H	R	ER	SO	BB	IBB	HBP	BLK	WP	HR	S	P	ERA	WHIP

BOTTOM

Milwaukee Brewers @ Kansas City Royals

Royals Stadium, Kansas City, MO

Thu Jul 25 1991, 8:05 PM EDT

Att. 30,309 - Cloudy - 81 F

livebaseballscorecards.com

AB	27
R	2
H	6
RBI	2
BB	1
SO	3
LOB	14

Batter	1	2	3	4	5	6	7	8	9	10	11	AB	R	H	RBI	BB	SO	LOB
Gary Thurman, R (1, 7) OBP: 0.307, SLG: 0.371 Jim Eisenreich, L (9, PH) OBP: 0.327, SLG: 0.375 (9, 7)	B S B F B X 3-2 G6-3 SF8 2B	C B X 1-1 FC4-6 1-3 2-H 1B		B X 1-0 ② P4			C B B X 2-1 G1-3 ① 1B		B F S X 1-2 G4-3 ②		F B S B B X 2-2 FC4-6 ③ 1-2f	4 2	1 0	2 0	1 0	0 0	0 0	0 2
Brian McRae, S (1, 8) OBP: 0.287, SLG: 0.371	L X 0-1 ① G6-3 2-3	B X 1-0 ③ FC4-6 1-2f		C F B B F X 2-2 ③ F9			B B X 2-0 ② 1B		F B S C 1-3 ③ K			5	0	1	0	0	1	3
George Brett, L (1, 10) OBP: 0.328, SLG: 0.417	C C X 0-2 ② SF8 3-H	B X 1-0 ① F7	C X 0-1 ① L4				S B B B B C F B 4-2 BB			B S S C 1-3 ① K		3	0	0	1	1	1	0
Danny Tartabull, R (1, 9) OBP: 0.386, SLG: 0.611	B C B B B 4-1 BB	C S S 0-3 ② K	B B X 2-0 ② G4-3				C S B B F F S 2-3 ③ K			B F C C C 1-3 ② K		4	0	0	0	1	3	1
Todd Benzinger, S (1, 3) OBP: 0.279, SLG: 0.344	1 SAFE B B C B S X 2-2 ③ P3	B F F B X 2-2 ③ G5-3	F S B X 1-2 ③ F7					B B C F F S 2-3 ① K		B S F F F F S 1-3 ③ K		5	0	0	0	0	2	1
Bill Pecota, R (1, 5) OBP: 0.355, SLG: 0.415 (11, 4)	B C B B X 2-1 FC1-5 BB 1B	B X 1-0 PB F8 1B		C B X 1-1 ① P4				C B B F S 2-3 ② K			C B B X 2-1 FC1-6 1B	5	1	3	0	0	1	0
Tim Spehr, R (1, 2) OBP: 0.583, SLG: 0.429	B B S B B 4-1 FC1-5 1-2 1B BB	B B C X 2-1 ① F8 1-2		F C H 1-2 HBP				C B C F F X 1-2 1B			X 0-0 ① FC1-6 1B WP 1-2f	3	1	1	0	1	0	2
Terry Shumpert, R (1, 4) OBP: 0.268, SLG: 0.316 Kirk Gibson, L (11, PH) OBP: 0.329, SLG: 0.427 Kevin Seitzer, R (11, 5) OBP: 0.352, SLG: 0.358	C X 0-1 ① FC1-5 1B 1-2 2-3f	B B C B S X 3-2 S HR 2-H 1B		L 1 SAFE X 0-1 ② F9				F F B B B F 1 SAFE F X 2-2 ③ P4			B S S B S 2-3 ② K 1-2	4 1 0	1 0 0	1 0 0	1 0 0	0 0 0	0 1 0	4 1 0
David Howard, S (1, 6) OBP: 0.239, SLG: 0.203 Kurt Stillwell, S (9, PH) OBP: 0.310, SLG: 0.354 (9, 6)	C X 0-1 ② F7	F 1 SAFE F F B F B 1 SAFE B F 3-2 F F F X 1-H HR		1 SAFE B B B F C X 2-2 ③ P5					B C F F S 1-3 ① K2-3		B F B B X 3-1 FC4-6 2-3 1B	3 2	1 0	1 1	2 0	0 0	0 1	3 0
Inning Stats	R: 1 H: 1 E: 0 LOB: 1 K: 0 BB: 1 S: 12 P: 21	R: 1 H: 2 E: 0 LOB: 2 K: 0 BB: 1 S: 10 P: 18	R: 0 H: 0 E: 0 LOB: 0 K: 1 BB: 0 S: 7 P: 10	R: 3 H: 3 E: 0 LOB: 0 K: 0 BB: 0 S: 19 P: 31	R: 0 H: 0 E: 0 LOB: 0 K: 0 BB: 0 S: 6 P: 9	R: 0 H: 0 E: 0 LOB: 1 K: 0 BB: 0 S: 9 P: 13	R: 0 H: 1 E: 0 LOB: 1 K: 1 BB: 1 S: 11 P: 21	R: 0 H: 1 E: 0 LOB: 1 K: 2 BB: 0 S: 17 P: 24	R: 0 H: 0 E: 0 LOB: 0 K: 2 BB: 0 S: 10 P: 13	R: 0 H: 0 E: 0 LOB: 0 K: 3 BB: 0 S: 12 P: 15	R: 0 H: 2 E: 0 LOB: 2 K: 1 BB: 0 S: 11 P: 20	1B: 8 2B: 1 3B: 0 HR: 1	SF: 1 SAC: 0 DP: 0 HBP: 1	WP: 1 PB: 1 SB: 1 CS: 0	PA: 46			

PITCHER		IP	WLS	BF	H	R	ER	SO	BB	IBB	HBP	BLK	WP	HR	S	P	ERA	WHIP
Jimmy Key, L ERA: 3.0	(1, 1)	6.0		27	6	5	5	1	2	0	1	0	0	1	63	102	7.50	1.333
Bob MacDonald, L ERA: 1.3	(7, 1)	2.0		8	2	0	0	3	1	0	0	0	0	0	28	45	0.00	1.500
Duane Ward, R ERA: 2.1	(9, 1)	3.0	W	11	2	0	0	6	0	0	0	0	1	0	33	48	0.00	0.667

PITCHER	IP	WLS	BF	H	R	ER	SO	BB	IBB	HBP	BLK	WP	HR	S	P	ERA	WHIP

TOP

Kansas City Royals @ Toronto Blue Jays

SkyDome, Toronto, ON

Fri Jul 26 1991, 7:05 PM EDT

Att. 50,326 - Cloudy - 71 F

livebaseballscorecards.com

AB	41
R	5
H	10
RBI	5
BB	3
SO	10
LOB	17

Batter	1	2	3	4	5	6	7	8	9	10	11	AB	R	H	RBI	BB	SO	LOB
Devon White, S (1, 8) OBP: 0.348, SLG: 0.426	S 2B 1B	G1-4-3 1-2		F8			K		G1-4-3 2B		BB SH1-4 E 1B	6	2	3	0	0	1	1
Roberto Alomar, S (1, 4) OBP: 0.355, SLG: 0.446	E 2B 1B 1-2	G6-3 2B 2-H		P3			1B 1B		G1-4-3 2-3		SH1-4 1-2	5	1	3	1	0	0	1
Joe Carter, R (1, 9) OBP: 0.372, SLG: 0.572	K	G6-3 2-3			G5-3		G1-6-3 1-2 1B		IBB IBB		E BB IBB	4	0	1	0	2	1	3
John Olerud, L (1, 3) OBP: 0.338, SLG: 0.439	P4	G6-3			L7		G1-6-3 1-2f		IBB 1-2		E BB 1-2 2-3	4	0	0	0	2	0	5
Kelly Gruber, R (1, 5) OBP: 0.322, SLG: 0.448	2B 2B 1-H 2-H		L6		BB			SH3-4 1B	K		E5 1-2 2-3 3-H	5	1	2	2	1	1	5
Rance Mulliniks, L (1, 10) OBP: 0.386, SLG: 0.366 Pat Tabler, R (8, PH) OBP: 0.344, SLG: 0.278	1B 2B 2-H		G3		G4-3		SH3-4 1-2		G3-1			3 1	1 0	1 0	1 0	0 0	0 0	1 3
Rob Ducey, L (1, 7) OBP: 0.341, SLG: 0.410	1B 2-H			F8			K	K		K	K	5	0	2	1	0	2	1
Pat Borders, R (1, 2) OBP: 0.268, SLG: 0.313 Greg Myers, L (8, PH) OBP: 0.314, SLG: 0.414 (9, 2)	L5		G5-3	F9				IBB		P6		3 1	0 0	0 0	0 0	0 1	0 0	2 0
Manuel Lee, S (1, 6) OBP: 0.293, SLG: 0.301		G1-4-3 2B 1B		G5-3			K	K2-3		F9		5	1	1	0	0	2	2
Inning Stats	R: 4 H: 5 E: 0 LOB: 1 K: 1 BB: 0 S: 26 P: 37	R: 1 H: 2 E: 0 LOB: 1 K: 0 BB: 0 S: 12 P: 19	R: 0 H: 1 E: 0 LOB: 1 K: 0 BB: 0 S: 9 P: 11	R: 0 H: 0 E: 0 LOB: 0 K: 0 BB: 0 S: 11 P: 15	R: 0 H: 0 E: 0 LOB: 1 K: 0 BB: 1 S: 5 P: 11		R: 0 H: 0 E: 0 LOB: 0 K: 1 BB: 0 S: 9 P: 15	R: 0 H: 2 E: 0 LOB: 1 K: 1 BB: 0 S: 11 P: 18	R: 0 H: 1 E: 0 LOB: 2 K: 2 BB: 1 S: 12 P: 21	R: 0 H: 1 E: 0 LOB: 3 K: 1 BB: 2 S: 10 P: 20	R: 0 H: 0 E: 0 LOB: 0 K: 1 BB: 0 S: 7 P: 9	R: 1 H: 1 E: 1 LOB: 3 K: 0 BB: 2 S: 8 P: 18						

PITCHER		IP	WLS	BF	H	R	ER	SO	BB	IBB	HBP	BLK	WP	HR	S	P	ERA	WHIP
Mike Boddicker, R ERA: 3.9	(1, 1)	6.1		30	10	5	5	3	1	0	0	0	0	0	80	120	7.11	1.737
Mike Magnante, L ERA: 3.65	(7, 1)	0.2		2	1	0	0	0	0	0	0	0	0	0	6	10	0.00	1.500
Storm Davis, R ERA: 3.57	(8, 1)	2.0		10	1	0	0	3	0	3	0	0	0	0	19	37	0.00	0.500
Tom Gordon, R ERA: 4.33	(10, 1)	1.1	L	8	1	1	0	1	1	1	0	0	0	0	15	27	0.00	1.500

PITCHER	IP	WLS	BF	H	R	ER	SO	BB	IBB	HBP	BLK	WP	HR	S	P	ERA	WHIP

BOTTOM

Kansas City Royals @ Toronto Blue Jays

SkyDome, Toronto, ON

Fri Jul 26 1991, 7:05 PM EDT
Att. 50,326 - Cloudy - 71 F

livebaseballscorecards.com

AB	42
R	6
H	13
RBI	5
BB	6
SO	7
LOB	24

1B: 9	SF: 0	WP: 0	PA: 50
2B: 4	SAC: 2	PB: 0	
3B: 0	DP: 1	SB: 1	
HR: 0	HBP: 0	CS: 0	

Batter	1	2	3	4	5	6	7	8	9	10	AB	R	H	RBI	BB	SO	LOB
Brian McRae, S (1, 8) OBP: 0.288, SLG: 0.371	L B B B X 3-1 G1-3 ①	B F X 1-1 P6 ③	C X 0-1 2-H 1B ②	1 SAFE 1 SAFE B F 1 SAFE 1 SAFE S F C 1-3 1-2 K ②③	L B S F X 1-2 G4-3 2B 1B	5	1	2	1	0	1	1
Kirk Gibson, L (1, 7) OBP: 0.327, SLG: 0.421 Jim Eisenreich, L (10, 7) OBP: 0.327, SLG: 0.375	C B B B S X 2-2 G4-3 ②	B B B B 4-0 1B FC4-6 BB	S F B B B S 3-3 K ③	B F C X 1-2 G4-3 ①	1 SAFE 1 SAFE F P P 1 SAFE F F B 3-2 1 SAFE X G4-3 ① 1-2	4	1	0	0	1	1	1
											0	0	0	0	0	0	0
George Brett, L (1, 10) OBP: 0.332, SLG: 0.416	B X 1-0 F7 ③	1 SAFE 1 SAFE F 1 SAFE 1 SAFE F 1 SAFE F 1 SAFE 2-2 B P X FC4-6 BB 1-3 1B	X 0-0 F7 ①	B B B 4-0 G5-3 BB	I I I I 4-0 2B 1B IBB	3	1	1	0	2	0	0
Danny Tartabull, R (1, 9) OBP: 0.389, SLG: 0.613	B S S B S 2-3 K ①	B B 1 SAFE B C F 1 SAFE B 4-2 FC4-6 1-2 BB	B X 1-0 S 1B	B F X 1-1 G5-3 1-2 ②	F B X 1-1 1-3 2-H 1B 2B	4	1	2	1	1	1	1
Todd Benzinger, S (1, 3) OBP: 0.282, SLG: 0.339	F S B F S 1-3 K ②	B F F S 1-3 K ①	S S S 0-3 1-2 K ②	I I I I 4-0 IBB	I I I I 4-0 CS 1B IBB	3	0	0	0	2	3	4
Bill Pecota, R (1, 4) OBP: 0.361, SLG: 0.417 (10, 5)	B S B F B X 3-2 S 1B	S B X 1-1 FC4-6 1-2f 2-3 3-H ②	B F B B B 4-1 BB	B B C F F B X 3-2 G6-3 ③	F B F B B X 2-2 1-2 2-H 3-H CS 1B	4	0	2	3	1	0	4
Kevin Seitzer, R (1, 5) OBP: 0.344, SLG: 0.349 Terry Shumpert, R (10, 4) OBP: 0.268, SLG: 0.316	B C B B F F X 2-2 G5-3 1-2 ③	X 0-0 G5-3 ③	F F B B F X 2-2 G6-3 ③	B C S S 1-3 K2-3 ①	S S B B F C 2-3 1-2 2-3 K ②③	5	0	0	0	0	2	7
						0	0	0	0	0	0	0
Brent Mayne, L (1, 2) OBP: 0.336, SLG: 0.309	B B F F F S 2-3 K ①	B X 1-0 G3 ①	B B B B 4-0 CS BB	B B B C C C 3-3 K ②	3	0	0	0	1	2	0
David Howard, S (1, 6) OBP: 0.242, SLG: 0.207 Kurt Stillwell, S (9, PH) OBP: 0.309, SLG: 0.353 (9, 6)	C B B F F B C 3-3 K ②	X 0-0 E9 1B 1B	P M 1 SAFE 1 SAFE 1 SAFE L 1 SAFE X 1-2 P2 ①	C B S X 1-2 F7 ③	3	1	1	0	0	1	1
					1	0	0	0	0	0	0
Inning Stats	R: 0 E: 0 K: 0 S: 6 H: 0 LOB: 0 BB: 0 P: 12	R: 0 E: 0 K: 2 S: 14 H: 1 LOB: 1 BB: 0 P: 22	R: 0 E: 0 K: 2 S: 10 H: 0 LOB: 0 BB: 0 P: 16	R: 1 E: 0 K: 1 S: 13 H: 1 LOB: 2 BB: 2 P: 24	R: 1 E: 1 K: 1 S: 7 H: 2 LOB: 0 BB: 0 P: 11	R: 0 E: 0 K: 1 S: 10 H: 1 LOB: 2 BB: 1 P: 17	R: 0 E: 0 K: 1 S: 8 H: 0 LOB: 0 BB: 1 P: 13	R: 0 E: 0 K: 0 S: 9 H: 0 LOB: 2 BB: 2 P: 22	R: 0 E: 0 K: 2 S: 9 H: 0 LOB: 0 BB: 0 P: 14	R: 3 E: 0 K: 1 S: 19 H: 3 LOB: 1 BB: 2 P: 34	1B: 7 2B: 1 3B: 0 HR: 0 SF: 0 SAC: 0 DP: 0 HBP: 0						

PITCHER	IP	WLS	BF	H	R	ER	SO	BB	IBB	HBP	BLK	WP	HR	S	P	ERA	WHIP
Juan Guzman, R (1, 1) ERA: 2.91	7.1		30	5	2	1	8	5	0	0	0	0	0	71	123	1.23	1.364
Mike Timlin, R (8, 1) ERA: 3.36	2.0	L	12	3	3	3	2	0	3	0	0	0	0	30	56	13.50	1.500
Jim Acker, R (10, 1) ERA: 5.28	0.2		1	0	0	0	1	0	0	0	0	0	0	4	6	0.00	0.000

PITCHER	IP	WLS	BF	H	R	ER	SO	BB	IBB	HBP	BLK	WP	HR	S	P	ERA	WHIP

TOP

Kansas City Royals @ Toronto Blue Jays

SkyDome, Toronto, ON

Sat Jul 27 1991, 3:33 AM EDT

Att. 50,291 - Cloudy - 70 F

livebaseballscorecards.com

AB	35
R	5
H	8
RBI	5
BB	8
SO	11
LOB	19

WP: 0 PA: 43
PB: 0
SB: 2
CS: 3

Batter	1	2	3	4	5	6	7	8	9	10	AB	R	H	RBI	BB	SO	LOB
Devon White, S (1, 8) OBP: 0.348, SLG: 0.426	F7		1B		F8		G6-3			BB	5	0	2	0	0	0	1
Roberto Alomar, S (1, 4) OBP: 0.353, SLG: 0.443	F8		SF7			E6	F8			G4-6-3	3	1	0	1	1	0	0
Joe Carter, R (1, 10) OBP: 0.368, SLG: 0.565	G5-3		K			P3		K		P5	5	0	0	0	0	2	5
John Olerud, L (1, 3) OBP: 0.339, SLG: 0.438		F7		G3-6-3		1B		K		G4-6-3	5	0	2	0	0	1	3
Kelly Gruber, R (1, 5) OBP: 0.330, SLG: 0.455		1B		G3-6-3		1B		CS			4	0	3	0	0	0	1
Greg Myers, L (1, 2) OBP: 0.314, SLG: 0.413 Pat Borders, R (8, PH) OBP: 0.266, SLG: 0.311 (9, 2)	K		G6-3			1B		CS	K		3 1	0 0	1 0	1 0	0 0	1 1	1 0
Rob Ducey, L (1, 9) OBP: 0.326, SLG: 0.390 Cory Snyder, R (6, PH) OBP: 0.221, SLG: 0.290 (7, 9)	K			K2-3		K			K	K	2 2	0 0	0 0	0 0	0 0	2 2	1 3
Rene Gonzales, R (1, 6) OBP: 0.341, SLG: 0.319			1B SF7	BB		F9			K		3	1	1	0	1	1	3
Mookie Wilson, S (1, 7) OBP: 0.279, SLG: 0.381			F8	F8			P6			BB 1B	4	0	1	0	0	0	2
Inning Stats	R: 0 E: 0 K: 0 S: 9 H: 0 LOB: 0 BB: 0 P: 13	R: 0 E: 0 K: 2 S: 10 H: 1 LOB: 1 BB: 0 P: 13	R: 1 E: 0 K: 1 S: 14 H: 2 LOB: 1 BB: 0 P: 17	R: 0 E: 0 K: 0 S: 3 H: 1 LOB: 0 BB: 0 P: 6	R: 0 E: 0 K: 1 S: 6 H: 0 LOB: 1 BB: 1 P: 13	R: 1 E: 1 K: 1 S: 17 H: 3 LOB: 3 BB: 0 P: 24	R: 0 E: 0 K: 0 S: 11 H: 0 LOB: 0 BB: 0 P: 14	R: 0 E: 0 K: 2 S: 13 H: 1 LOB: 0 BB: 0 P: 21	R: 0 E: 0 K: 3 S: 9 H: 0 LOB: 0 BB: 0 P: 17	R: 0 E: 0 K: 0 S: 12 H: 2 LOB: 2 BB: 1 P: 24	1B: 10 2B: 0 3B: 0 HR: 0 SF: 1 SAC: 0 DP: 2 HBP: 0	WP: 0 PB: 0 SB: 0 CS: 1 PA: 41					

PITCHER		IP	WLS	BF	H	R	ER	SO	BB	IBB	HBP	BLK	WP	HR	S	P	ERA	WHIP
Kevin Appier, R ERA: 3.62	(1, 1)	5.1		24	7	2	1	4	1	0	0	0	0	0	53	77	1.69	1.500
Mike Magnante, L ERA: 3.33	(6, 1)	2.1		8	1	0	0	3	0	0	0	0	0	0	30	43	0.00	0.429
Tom Gordon, R ERA: 4.28	(8, 1)	1.1	W	3	0	0	0	3	0	0	0	0	0	0	9	18	0.00	0.000
Jeff Montgomery, R ERA: 3.94	(10, 1)	1.0	S	5	2	0	0	0	1	0	0	0	0	0	12	24	0.00	3.000

PITCHER	IP	WLS	BF	H	R	ER	SO	BB	IBB	HBP	BLK	WP	HR	S	P	ERA	WHIP

BOTTOM

Kansas City Royals @ Toronto Blue Jays

SkyDome, Toronto, ON

Sat Jul 27 1991, 3:33 AM EDT
Att. 50,291 - Cloudy - 70 F

livebaseballscorecards.com

AB	37
R	2
H	10
RBI	2
BB	2
SO	10
LOB	20

Batter	1	2	3	4	5	6	7	8	9	AB	R	H	RBI	BB	SO	LOB
Kirk Gibson, L (1, 7) OBP: 0.326, SLG: 0.416 Gary Thurman, R (8, 7) OBP: 0.312, SLG: 0.371	C S B B C 2-3 ① K	C B B B C X 3-2 ③ G4-3			B S S B X 2-2 ② P3	B B B C C B 4-2 1B BB FC6-4 BB		B C F S 1-3 ① K	B B S C F B B B 4-2 FC4 BB	4 0	1 0	0 0	0 0	1 1	2 0	2 0
Kevin Seitzer, R (1, 5) OBP: 0.348, SLG: 0.343	B B B B 4-0 E S BB		B X 1-0 ① G5-3		B B B C B 4-1 3B BB	C S F B F B B F F 4-2 B FC6-4 1B 1-2 2-3 BB		B B C B S X 3-2 ② G4-3	X 0-0 ② FC4 1B 1-2f 1B	3	2	0	0	3	0	1
Warren Cromartie, L (1, 3) OBP: 0.409, SLG: 0.470	1 SAFE B B B 1 SAFE F 1 SAFE S X 2-2 ② P4	B B X 2-0 ② G3-1			S 1 SAFE B B 1 SAFE C 1 SAFE F 1 SAFE 2-2 X 1-H 1B 3B	S X 0-1 FC6-4 1-2 2-3 3-H 1B		X 0-0 1B 2B	B C X 1-1 1B 1-3 1B	6	2	4	2	0	0	1
Danny Tartabull, R (1, 9) OBP: 0.395, SLG: 0.615 Brian McRae, S (8, PR) OBP: 0.290, SLG: 0.373 (8, 8)	1 SAFE C B B F B B 4-2 1-3 BB	C C B B X 2-2 PB 2B			B C C F B B B 4-2 1B WP BB	S B B C B F X 3-2 ② FC6-4 1-2f 2-3 3-H		B S S B B B 4-2 1B 1B BB	B S F B X 2-2 1-3 3-H 1B	2 1	1 1	1 1	1 1	3 0	0 0	2 0
Jim Eisenreich, L (1, 8) OBP: 0.327, SLG: 0.374 (8, 9)	X 0-0 ③ G3	B F B B C X 2-2 ③ G6-3 2-3			P B X 2-0 WP 1-3 3-H 1B	X 0-0 ③ G3		B X 1-0 1B 1-2 2B 2-H 1B	B X 1-0 ③ P2	6	1	2	2	0	0	7
Todd Benzinger, S (1, 10) OBP: 0.285, SLG: 0.340		X 0-0 1B 1B		B F X 1-1 ① P5	F S F X 0-2 ③ L4 1-2 3-H		B S S F F F B B 3-2 F X ① L7	C B B S X 2-2 2B 1-2 2-H 1B		5	0	2	1	0	0	1
Tim Spehr, R (1, 2) OBP: 0.588, SLG: 0.750		C 1 SAFE B X 1-1 ① F9		C F B X 1-2 ② G6-3		B C X 1-1 1B 2B 2B	B S B X 2-1 2B	S X 0-1 1-3 2-H 2B		5	1	3	1	0	0	1
Terry Shumpert, R (1, 4) OBP: 0.271, SLG: 0.318		C C 1 SAFE X 0-2 1-2 1B		M B S S 1-3 ③ K		X 0-0 ② CS 2-3 1B	F B C S 1-3 ② K	F F X 0-2 ③ G5-3		5	0	2	0	0	2	4
David Howard, S (1, 6) OBP: 0.240, SLG: 0.218		C C X 0-2 ② F7			C X 0-1 ① B3	B C P C F B X 3-2 ① BB 1-2 3-H 2B	B C B F X 2-2 ③ F9		C B X 1-1 ① P4	5	1	1	1	0	0	3
Inning Stats	R: 0 E: 0 K: 1 S: 9 H: 0 LOB: 2 BB: 2 P: 21	R: 0 E: 0 K: 0 S: 12 H: 2 LOB: 2 BB: 0 P: 16	R: 0 E: 0 K: 0 S: 8 H: 1 LOB: 1 BB: 0 P: 15	R: 0 E: 0 K: 1 S: 8 H: 0 LOB: 0 BB: 0 P: 11	R: 3 E: 0 K: 0 S: 19 H: 2 LOB: 1 BB: 2 P: 32	R: 3 E: 0 K: 0 S: 23 H: 4 LOB: 2 BB: 2 P: 37	R: 0 E: 0 K: 1 S: 16 H: 1 LOB: 1 BB: 0 P: 24	R: 3 E: 0 K: 1 S: 18 H: 4 LOB: 3 BB: 1 P: 29	R: 1 E: 0 K: 0 S: 13 H: 2 LOB: 2 BB: 1 P: 22	1B: 9 2B: 6 3B: 1 HR: 0	SF: 0 SAC: 0 DP: 0 HBP: 0			WP: 1 PB: 1 SB: 1 CS: 1	PA: 50		

PITCHER		IP	WLS	BF	H	R	ER	SO	BB	IBB	HBP	BLK	WP	HR	S	P	ERA	WHIP
Tom Candiotti, R ERA: 2.31	(1, 1)	5.1	L	27	8	5	5	2	4	0	0	0	1	0	64	106	8.44	2.250
Bob MacDonald, L ERA: 1.53	(6, 1)	1.2		9	2	1	1	1	2	0	0	0	0	0	31	50	5.40	2.400
Jim Acker, R ERA: 5.63	(8, 1)	1.0		8	4	3	3	1	1	0	0	0	0	0	18	29	27.00	5.000
Tom Henke, R ERA: 1.63	(9, 1)	1.0		6	2	1	1	0	1	0	0	0	0	0	13	22	9.00	3.000

PITCHER	IP	WLS	BF	H	R	ER	SO	BB	IBB	HBP	BLK	WP	HR	S	P	ERA	WHIP

TOP

Kansas City Royals @ Toronto Blue Jays

SkyDome, Toronto, ON

Sun Jul 28 1991, 3:33 AM EDT
Att. 50,291 - Cloudy - 74 F

livebaseballscorecards.com

AB	42
R	10
H	16
RBI	9
BB	8
SO	4
LOB	22

Batter	1	2	3	4	5	6	7	8	9	AB	R	H	RBI	BB	SO	LOB
Devon White, S (1, 8) OBP: 0.347, SLG: 0.423	F7		G3-1		G1-3		K2-1-3		1B 1B 1B	5	1	1	0	0	1	2
Roberto Alomar, S (1, 4) OBP: 0.353, SLG: 0.442	G4-3		G4-3			BB F8 1B	2-H 1B		F7	5	0	2	1	0	0	2
Joe Carter, R (1, 9) OBP: 0.368, SLG: 0.561	CS HBP		K			F8 1-2	K		1B 1-2 3-H 1B	4	0	1	1	0	2	2
John Olerud, L (1, 3) OBP: 0.343, SLG: 0.443	CS 1-2	1B G4-3 2B		G4-3		BB HBP		G4-3	1-3 2-H 1B	4	1	2	1	0	0	0
Kelly Gruber, R (1, 5) OBP: 0.327, SLG: 0.448		G4-3 BB 2-3 1B		G1-3		K		G5-3	P6	5	0	1	0	0	1	4
Rance Mulliniks, L (1, 10) OBP: 0.394, SLG: 0.367		G4-3 1-2 BB	K			FC5-4 1-2 2-3 BB		FC5-4 1B		2	0	1	0	2	1	0
Pat Borders, R (1, 2) OBP: 0.266, SLG: 0.309		G4-3 1-2 2-3 3-H			G6-4-3 1B	FC5-4 1-2f		FC5-4 1-2f		4	0	1	1	0	0	6
Manuel Lee, S (1, 6) OBP: 0.292, SLG: 0.300		K			G6-4-3 1-2f		G4-3 1B 1B		K	4	1	1	0	0	2	3
Mookie Wilson, S (1, 7) OBP: 0.284, SLG: 0.384		G3			S 1B		G4-3 1-2		1B 1B 1B	4	1	2	0	0	0	3
Inning Stats	R: 0 E: 0 K: 0 S: 7 H: 0 LOB: 0 BB: 0 P: 12	R: 1 E: 0 K: 1 S: 10 H: 2 LOB: 2 BB: 1 P: 20	R: 0 E: 0 K: 1 S: 9 H: 0 LOB: 0 BB: 0 P: 15	R: 0 E: 0 K: 1 S: 8 H: 0 LOB: 0 BB: 0 P: 14	R: 0 E: 0 K: 0 S: 12 H: 2 LOB: 1 BB: 0 P: 20	R: 0 E: 0 K: 1 S: 13 H: 1 LOB: 3 BB: 1 P: 26	R: 1 E: 0 K: 2 S: 19 H: 2 LOB: 1 BB: 0 P: 25	R: 0 E: 0 K: 0 S: 8 H: 1 LOB: 1 BB: 0 P: 12	R: 2 E: 0 K: 1 S: 14 H: 4 LOB: 2 BB: 0 P: 21	1B: 11 2B: 1 3B: 0 HR: 0 SF: 0 SAC: 0 DP: 1 HBP: 2							

PITCHER		IP	WLS	BF	H	R	ER	SO	BB	IBB	HBP	BLK	WP	HR	S	P	ERA	WHIP
Mark Gubicza, R ERA: 5.48	(1, 1)	5.2	W	24	5	1	1	4	2	0	2	0	0	0	58	106	1.59	1.235
Storm Davis, R ERA: 3.73	(6, 1)	3.1	S	17	7	3	3	3	0	0	0	0	0	0	42	59	8.10	2.100

PITCHER	IP	WLS	BF	H	R	ER	SO	BB	IBB	HBP	BLK	WP	HR	S	P	ERA	WHIP

BOTTOM

Kansas City Royals @ Toronto Blue Jays

SkyDome, Toronto, ON

Sun Jul 28 1991, 3:33 AM EDT
Att. 50,291 - Cloudy - 74 F

livebaseballscorecards.com

AB	37
R	4
H	12
RBI	4
BB	2
SO	7
LOB	22

Batter	1	2	3	4	5	6	7	8	9	AB	R	H	RBI	BB	SO	LOB
Brian McRae, S (1, 8) OBP: 0.292, SLG: 0.373	B B C B B 4-1 G3-1 S 1B BB		B B X 2-0 G4-3 1B		F B B F B X 3-2 G4-3 ③		C S X 0-2 FC4-6 ③ 1-2f			3	1	1	0	1	0	1
Kirk Gibson, L (1, 7) OBP: 0.325, SLG: 0.414	B C C C 1-3 K ① 1-2		1 SAFE 1 SAFE 1 SAFE B 1 SAFE B X 2-0 G4-3 ② ③ 1-2f			C B X 1-1 G4-3 1B 2B 1B		S T B S 1-3 K ①		4	1	1	0	0	2	2
George Brett, L (1, 10) OBP: 0.331, SLG: 0.414	B F B X 2-1 G3-1 ② 2-3			B X 1-0 G5-3 ①		B B F X 2-1 G4-3 1-2 2B 1B		B F S X 1-2 F8 ②		4	1	1	0	0	0	1
Jim Eisenreich, L (1, 9) OBP: 0.330, SLG: 0.373	C B C F B X 2-2 S 3-H 1B			B B B C F B 4-2 1B BB		X 0-0 G4-3 ① 1-2 2-3		C F B S 1-3 K ③		3	0	1	1	1	1	2
Todd Benzinger, S (1, 3) OBP: 0.289, SLG: 0.349	1 SAFE 1 SAFE B C S B X 2-2 G3-1 ③ 1-2			X 0-0 F8 ②		X 0-0 F9 2-H 3-H 2B			B B C X 2-1 G4-6-3 1B	4	0	2	2	0	0	2
Bill Pecota, R (1, 5) (7, 4) OBP: 0.358, SLG: 0.413		B B B C F X 3-2 G6-3 ①	1 SAFE 1 SAFE B 1 SAFE 1 SAFE P C 1 SAFE F 2-2 X 1-3 1B			F B 2 SAFE X 1-1 F9 ② ③ 2-3			B X 1-0 G4-6-3 ① ② 1-2f	4	0	1	0	0	0	2
Brent Mayne, L (1, 2) OBP: 0.333, SLG: 0.301		B B B C F X 3-2 F8 ②	B B C B 1 SAFE C X 3-2 G6-3 ③				B B B C S F X 3-2 G5-3 ①		F F B B F B B 4-2 DI BB	3	0	0	0	1	0	2
Terry Shumpert, R (1, 4) OBP: 0.272, SLG: 0.320 Kurt Stillwell, S (7, PH) OBP: 0.307, SLG: 0.350 (7, 6)		X 0-0 CS 1B			C B X 1-1 F8 ①		F B F C 1-3 K ②		C S S 0-3 K ③ 1-2	2	0	1	0	0	0	0
										2	0	0	0	0	2	1
David Howard, S (1, 6) OBP: 0.235, SLG: 0.213 Kevin Seitzer, R (7, PH) OBP: 0.351, SLG: 0.343 (7, 5)		1 SAFE 1 SAFE B 1 SAFE 1 SAFE C 1 SAFE P 2-1 CS ③ 1-2	C M B T S 1-3 K2-3 ①		B B C X 2-1 G6-3 ②		C B B B B 4-1 FC4-6 BB			2	0	0	0	0	1	0
										0	0	0	0	1	0	0
Inning Stats	R: 1 H: 1 E: 0 LOB: 1 K: 1 BB: 1 S: 13 P: 24	R: 0 H: 1 E: 0 LOB: 0 K: 0 BB: 0 S: 9 P: 16	R: 0 H: 1 E: 0 LOB: 0 K: 1 BB: 0 S: 6 P: 11	R: 0 H: 1 E: 0 LOB: 2 K: 0 BB: 1 S: 11 P: 20	R: 0 H: 0 E: 0 LOB: 0 K: 0 BB: 0 S: 7 P: 13	R: 2 H: 3 E: 0 LOB: 0 K: 0 BB: 0 S: 8 P: 12	R: 0 H: 0 E: 0 LOB: 1 K: 1 BB: 1 S: 11 P: 19	R: 0 H: 0 E: 0 LOB: 0 K: 2 BB: 0 S: 9 P: 12	R: 0 H: 1 E: 0 LOB: 1 K: 1 BB: 1 S: 9 P: 16	1B: 7 SF: 0 2B: 1 SAC: 0 3B: 0 DP: 2 HR: 0 HBP: 0						WP: 0 PA: 36 PB: 0 SB: 2 CS: 1

PITCHER		IP	WLS	BF	H	R	ER	SO	BB	IBB	HBP	BLK	WP	HR	S	P	ERA	WHIP
Don August, R ERA: 4.83	(1, 1)	6.0	W	24	7	3	3	2	2	0	0	0	0	0	54	96	4.50	1.500
Dan Plesac, L ERA: 2.9	(7, 1)	3.0	S	11	1	0	0	4	2	0	0	0	0	0	29	47	0.00	1.000

PITCHER	IP	WLS	BF	H	R	ER	SO	BB	IBB	HBP	BLK	WP	HR	S	P	ERA	WHIP

Kansas City Royals @ Milwaukee Brewers

Milwaukee County Stadium, Milwaukee, WI

Tue Jul 30 1991, 8:05 PM EDT
Att. 18,952 - Cloudy - 77 F

livebaseballscorecards.com

TOP

AB	31
R	3
H	8
RBI	3
BB	4
SO	6
LOB	13

BOTTOM

Kansas City Royals @ Milwaukee Brewers
Milwaukee County Stadium, Milwaukee, WI
Tue Jul 30 1991, 8:05 PM EDT
Att. 18,952 - Cloudy - 77 F

livebaseballscorecards.com

Batter	1	2	3	4	5	6	7	8	9	AB	R	H	RBI	BB	SO	LOB
Paul Molitor, R (1, 10) OBP: 0.398, SLG: 0.497	B F B X 2-1 FC6-4 1B		1 SAFE B B F X 2-1 G4-3 1B 1-3		I I I 4-0 2B 2B IBB	1 SAFE C F 1 B X 1-2 E6 1B E 1-2		X 0-0 ③ FC5-4 1-2f		4	2	2	0	1	0	2
Darryl Hamilton, L (1, 8) OBP: 0.355, SLG: 0.364	1 SAFE C F B 1 SAFE F B S 2-3 ① K		B F 1 SAFE F X 1-2 ② G4-3 1-2 3-H		F F B X 1-2 2B 2B 1-3 2-H 3-H	B B B C X 3-1 E9 1B 1-H 2-H				4	1	2	4	0	1	2
B.J. Surhoff, L (1, 2) OBP: 0.277, SLG: 0.282	1 SAFE B C 1 SAFE X 1-1 ② FC6-4 1-2f		F C X 0-2 ③ F7		B B C F B X 3-2 HR 2B 2-H 3-H	C S B F B B S 3-3 ③ K				4	1	1	2	0	1	3
Greg Vaughn, R (1, 7) OBP: 0.311, SLG: 0.463	B 1 SAFE F S B B X 3-2 ③ F8			C F B C 1-3 ① K	B C B X 2-1 ② G5-3		B X 1-0 ① P6			4	0	0	0	0	1	2
Franklin Stubbs, L (1, 3) OBP: 0.285, SLG: 0.369		S B F X 1-2 ① F8		B B B C F F F X 3-2 ② F7	F B B F F B X 3-2 2-H HR		B B B C F X 2-2 ② G3-1			4	1	1	2	0	0	0
Dante Bichette, R (1, 9) OBP: 0.281, SLG: 0.404		X 0-0 ② G6-3		F C B F F B X 2-2 ③ G4-3	B F B B F X 3-2 ③ F8		B X 1-0 ③ G4-3			4	0	0	0	0	0	0
Jim Gantner, L (1, 4) OBP: 0.317, SLG: 0.348		X 0-0 ③ F9			C X 0-1 SH1-4 1B 2B 1B	B S X 1-1 ① G1-3		B F B X 2-1 ① P4		4	1	1	0	0	0	0
Dale Sveum, S (1, 5) OBP: 0.312, SLG: 0.364			B B S B S S 3-3 ① K		B 1 SAFE B B C 1 SAFE X 3-1 SH1-4 2B 1B 1-2	C C F B X 1-2 ② L3		B C X 1-1 FC5-4 1B		4	1	2	0	0	1	0
Bill Spiers, L (1, 6) OBP: 0.299, SLG: 0.351			B B B C X 3-1 1B G4-3 1B		B X 1-0 ① SH1-4 1-2 2-3	B B B C B 4-1 E 1B BB		B C B B C X 3-2 ② F7		2	2	1	0	1	0	1
Inning Stats	R: 0 E: 0 K: 1 S: 11 H: 1 LOB: 1 BB: 0 P: 19	R: 0 E: 0 K: 0 S: 5 H: 0 LOB: 0 BB: 0 P: 6	R: 1 E: 0 K: 1 S: 13 H: 2 LOB: 1 BB: 0 P: 22	R: 0 E: 0 K: 1 S: 13 H: 0 LOB: 0 BB: 0 P: 19	R: 6 E: 0 K: 0 S: 19 H: 5 LOB: 0 BB: 1 P: 39	R: 2 E: 2 K: 1 S: 16 H: 1 LOB: 1 BB: 1 P: 29	R: 0 E: 0 K: 0 S: 5 H: 0 LOB: 0 BB: 0 P: 9	R: 0 E: 0 K: 0 S: 8 H: 1 LOB: 1 BB: 0 P: 14		1B: 7 2B: 2 3B: 0 HR: 1 SF: 0 SAC: 1 DP: 0 HBP: 0						

	AB	34
	R	9
	H	10
	RBI	8
	BB	2
	SO	4
	LOB	10

WP: 0 PB: 0 SB: 0 CS: 0 PA: 37

PITCHER		IP	WLS	BF	H	R	ER	SO	BB	IBB	HBP	BLK	WP	HR	S	P	ERA	WHIP
Bret Saberhagen, R ERA: 3.65	(1, 1)	5.0	L	24	8	7	7	3	0	1	0	0	0	1	61	105	12.60	1.600
Wes Gardner, R ERA: 6.12	(6, 1)	3.0		13	2	2	0	1	1	0	0	0	0	0	29	52	0.00	1.000

PITCHER		IP	WLS	BF	H	R	ER	SO	BB	IBB	HBP	BLK	WP	HR	S	P	ERA	WHIP

Kansas City Royals @ Milwaukee Brewers

Milwaukee County Stadium, Milwaukee, WI

Wed Jul 31 1991, 8:05 PM EDT

Att. 15,941 - Sunny - 88 F

TOP

livebaseballscorecards.com

Batter	1	2	3	4	5	6	7	8	9	AB	R	H	RBI	BB	SO	LOB
Brian McRae, S (1, 8) OBP: 0.298, SLG: 0.378	G6-3 1B		FC6-4 1B 1-2f	SH5-3 1-2		F9			1B 2B	5	1	4	1	0	0	1
Kirk Gibson, L (1, 7) OBP: 0.327, SLG: 0.413	F8		1B 1-3 1B	S 2-H 1B			G1-4-3 1B		CS 2-3 1B	3	1	1	0	0	1	2
Gary Thurman, R (8, 7) OBP: 0.310, SLG: 0.368										1	0	0	0	0	1	2
George Brett, L (1, 10) OBP: 0.329, SLG: 0.410	G6-3 1-2f		HBP 1B FC6-4 1-3 3-H 1B	L9-3 1-2 HBP			K		K 1-2	5	1	1	1	0	0	5
Jim Eisenreich, L (1, 9) OBP: 0.332, SLG: 0.373		G4-3	FC6-4 HBP 1-2 3-H 1B	L9-3 1-2			G1-4-3 1-2f		L9	3	1	1	1	1	0	0
Todd Benzinger, S (1, 3) OBP: 0.298, SLG: 0.359		2B 1B	FC6-4 1-2 2-3 HBP		FC4-6 BB			F8		3	0	2	0	0	0	1
Bill Pecota, R (1, 5) OBP: 0.356, SLG: 0.407		F7	FC6-4 1B 1-2f 2-3 3-H WP		FC4-6 CS 1-2f			FC4-6 2B		3	0	0	1	1	1	4
Brent Mayne, L (1, 2) OBP: 0.339, SLG: 0.316		1-3 2B	WP 1-2 3-H 1B		K 1-2			FC4-6 IBB		4	0	2	1	0	1	2
Terry Shumpert, R (1, 4) OBP: 0.272, SLG: 0.319		L5	WP 1-2 2-H			K		FC4-6 1-2f 2-3		5	1	1	0	0	0	6
David Howard, S (1, 6) OBP: 0.248, SLG: 0.239			FC6-4 1B	SH5-3 1B		P3		F9		3	0	2	0	0	0	0

	AB	35
	R	5
	H	14
	RBI	5
	BB	2
	SO	4
	LOB	23

Inning Stats																		
	R: 0	H: 1	R: 0	H: 2	R: 4	H: 5	R: 1	H: 2	R: 0	H: 0	R: 0	H: 0	R: 0	H: 1	R: 0	H: 2	1B: 11	SF: 0
	E: 0	LOB: 0	E: 0	LOB: 2	E: 0	LOB: 1	E: 0	LOB: 1	E: 0	LOB: 0	E: 0	LOB: 0	E: 0	LOB: 2	E: 0	LOB: 1	2B: 4	SAC: 1
	K: 0	BB: 0	K: 0	BB: 0	K: 0	BB: 0	K: 0	BB: 0	K: 1	BB: 1	K: 1	BB: 0	K: 0	BB: 1	K: 1	BB: 0	3B: 0	DP: 3
	S: 7	P: 9	S: 11	P: 19	S: 14	P: 21	S: 10	P: 14	S: 9	P: 15	S: 9	P: 9	S: 7	P: 8	S: 8	P: 17	S: 7	P: 11	HR: 0	HBP: 2

WP: 1 PA: 40
PB: 0
SB: 1
CS: 2

PITCHER		IP	WLS	BF	H	R	ER	SO	BB	IBB	HBP	BLK	WP	HR	S	P	ERA	WHIP
Chris Bosio, R	(1, 1)	2.2	L	16	8	4	4	0	0	0	1	0	0	0	31	47	13.50	3.000
ERA: 3.24																		
Darren Holmes, R	(3, 1)	0.2		4	2	1	1	0	0	0	0	0	1	0	6	8	13.50	3.000
ERA: 5.4																		
Mark Lee, L	(4, 1)	4.1		15	2	0	0	3	1	1	1	0	0	0	36	54	0.00	0.692
ERA: 4.05																		
Chuck Crim, R	(8, 1)	0.1		3	2	0	0	0	0	0	0	0	0	0	4	5	0.00	6.000
ERA: 5.08																		
Doug Henry, R	(9, 1)	1.0		2	0	0	0	1	0	0	0	0	0	0	5	9	0.00	0.000
ERA: 3.0																		

PITCHER	IP	WLS	BF	H	R	ER	SO	BB	IBB	HBP	BLK	WP	HR	S	P	ERA	WHIP

Batter	1	2	3	4	5	6	7	8	9	AB	R	H	RBI	BB	SO	LOB
Paul Molitor, R (1, 10) OBP: 0.396, SLG: 0.494	G4-1		K		F9		F8		G4-3 1B	5	0	1	0	0	1	1
Darryl Hamilton, L (1, 8) OBP: 0.356, SLG: 0.370	G4-3		P2			B3 2B		1B 1B	1-2f G4-3	5	1	2	0	0	0	1
B.J. Surhoff, L (1, 2) OBP: 0.283, SLG: 0.289	2B 1B			2B 1B		B3 2-3		1-2 1B 1B		4	2	3	0	0	0	1
Candy Maldonado, R (1, 7) OBP: 0.304, SLG: 0.429	1-H 2B			1-H 2B		P4		F8		4	0	2	2	0	0	3
Franklin Stubbs, L (1, 3) OBP: 0.281, SLG: 0.364	K			F7		F8		P4		4	0	0	0	0	1	5
Dante Bichette, R (1, 9) OBP: 0.284, SLG: 0.408		P2		P2			2B 2B	1B 1-2 2-H		4	1	2	1	0	0	1
Jim Gantner, L (1, 4) OBP: 0.319, SLG: 0.354		G3		K			2-H 2B	1-2 2-3 1B		4	0	2	1	0	1	1
Dale Sveum, S (1, 5) OBP: 0.306, SLG: 0.356		K	G4-3				F7	G3-1		4	0	0	0	0	1	4
Bill Spiers, L (1, 6) OBP: 0.294, SLG: 0.345			P5	G5-3			F7		B1-3	4	0	0	0	0	0	1

BOTTOM

Kansas City Royals @ Milwaukee Brewers

Milwaukee County Stadium, Milwaukee, WI

Wed Jul 31 1991, 8:05 PM EDT

Att. 15,941 - Sunny - 88 F

livebaseballscorecards.com

AB	38
R	4
H	12
RBI	4
BB	0
SO	4
LOB	18

Inning Stats	1	2	3	4	5	6	7	8	9
	R: 1 H: 2 E: 0 LOB: 1 K: 1 BB: 0 S: 10 P: 18	R: 0 H: 0 E: 0 LOB: 0 K: 1 BB: 0 S: 8 P: 12	R: 0 H: 0 E: 0 LOB: 0 K: 1 BB: 0 S: 7 P: 8	R: 1 H: 2 E: 0 LOB: 1 K: 1 BB: 0 S: 15 P: 21	R: 0 H: 0 E: 0 LOB: 0 K: 0 BB: 0 S: 5 P: 5	R: 0 H: 1 E: 0 LOB: 1 K: 0 BB: 0 S: 6 P: 9	R: 1 H: 2 E: 0 LOB: 1 K: 0 BB: 0 S: 12 P: 16	R: 1 H: 4 E: 0 LOB: 3 K: 0 BB: 0 S: 13 P: 17	R: 0 H: 1 E: 0 LOB: 0 K: 0 BB: 0 S: 5 P: 7

1B: 7	SF: 0	WP: 0	PA: 38
2B: 5	SAC: 0	PB: 0	
3B: 0	DP: 1	SB: 0	
HR: 0	HBP: 0	CS: 0	

PITCHER		IP	WLS	BF	H	R	ER	SO	BB	IBB	HBP	BLK	WP	HR	S	P	ERA	WHIP
Luis Aquino, R ERA: 2.8	(1, 1)	6.1	W	26	7	3	3	4	0	0	0	0	0	0	59	83	4.26	1.105
Storm Davis, R ERA: 3.78	(7, 1)	1.1		7	3	1	1	0	0	0	0	0	0	0	12	17	6.75	2.250
Jeff Montgomery, R ERA: 3.86	(8, 1)	1.1	S	5	2	0	0	0	0	0	0	0	0	0	10	13	0.00	1.500

PITCHER	IP	WLS	BF	H	R	ER	SO	BB	IBB	HBP	BLK	WP	HR	S	P	ERA	WHIP

TOP

Kansas City Royals @ Milwaukee Brewers

Milwaukee County Stadium, Milwaukee, WI

Thu Aug 01 1991, 4:33 AM EDT

Att. 20,631 - Cloudy - 83 F

livebaseballscorecards.com

Batter	1	2	3	4	5	6	7	8	9	10	11	AB	R	H	RBI	BB	SO	LOB
Brian McRae, S (1, 8) OBP: 0.299, SLG: 0.378	G4-3		F7		G6-4-3 BB 1B		F7	F7		1B		6	0	2	0	0	0	0
Kirk Gibson, L (1, 7) OBP: 0.327, SLG: 0.408	G3		G3				P4		F8 G4-3 BB	K		4	0	0	0	2	1	1
Gary Thurman, R (11, 7) OBP: 0.310, SLG: 0.368					G6-4-3 BB							0	0	0	0	0	0	0
George Brett, L (1, 10) OBP: 0.335, SLG: 0.429	1B 1B			G6-3 1B 2B	G6-4-3		1B 1B		G4-3		HR	6	2	4	1	0	0	3
Jim Eisenreich, L (1, 9) OBP: 0.336, SLG: 0.373	1-2 1B			G6-3	F8		1-2 1B		BB		P6	5	0	2	0	1	0	2
Todd Benzinger, S (1, 3) OBP: 0.299, SLG: 0.358	K			1B 3-H 1B		E3 WP	F8		F8 2-3		E G4-1 1B	6	1	2	1	0	1	6
Bill Pecota, R (1, 5) OBP: 0.360, SLG: 0.404		G4-3		F9		1-2 BB		K			G4-1 1-2 E 1B	4	0	1	0	2	1	1
Kurt Stillwell, S (1, 6) OBP: 0.311, SLG: 0.357		G5-4-3 1B		1-2 1B		K		HR 2B	K		E G4-1 1-2 2-3	6	1	3	0	0	2	7
Tim Spehr, R (1, 2) OBP: 0.500, SLG: 0.600	G5-4-3 1-2f			F8		K		2-H HR		K	G4-1 1-2 2-3 3-H	3	0	0	0	0	1	5
Brent Mayne, L (8, PH) OBP: 0.338, SLG: 0.342 (8, 2)												3	1	1	3	0	1	2
Terry Shumpert, R (1, 4) OBP: 0.273, SLG: 0.316			G3		1B G6-4-3 BB	F7		G4-3		K	G4-3	2	1	0	0	1	0	2
Warren Cromartie, L (8, PH) OBP: 0.405, SLG: 0.465												1	0	0	0	0	0	0
David Howard, S (8, 4) OBP: 0.243, SLG: 0.234												2	0	0	0	0	1	2

Inning Stats	1	2	3	4	5	6	7	8	9	10	11
	R: 0 E: 0 K: 1 S: 11	H: 2 LOB: 2 BB: 0 P: 16	R: 0 E: 0 K: 0 S: 6	H: 1 LOB: 0 BB: 0 P: 9	R: 0 E: 0 K: 0 S: 7	H: 0 LOB: 0 BB: 0 P: 10	R: 1 E: 0 K: 0 S: 11	H: 3 LOB: 2 BB: 0 P: 15	R: 1 E: 0 K: 0 S: 12	H: 1 LOB: 1 BB: 2 P: 23	R: 0 E: 1 K: 2 S: 15	H: 0 LOB: 2 BB: 1 P: 23	R: 0 E: 0 K: 0 S: 14	H: 2 LOB: 2 BB: 0 P: 20	R: 2 E: 0 K: 1 S: 12	H: 2 LOB: 0 BB: 0 P: 20	R: 0 E: 0 K: 1 S: 13	H: 0 LOB: 3 BB: 3 P: 28	R: 0 E: 0 K: 3 S: 10	H: 1 LOB: 1 BB: 0 P: 14	R: 2 E: 1 K: 0 S: 13	H: 3 LOB: 2 BB: 0 P: 24

	AB	48
	R	6
	H	15
	RBI	5
	BB	6
	SO	8
	LOB	31

	1B: 11	SF: 0	WP: 1	PA: 54
	2B: 2	SAC: 0	PB: 0	
	3B: 0	DP: 2	SB: 0	
	HR: 2	HBP: 0	CS: 0	

PITCHER		IP	WLS	BF	H	R	ER	SO	BB	IBB	HBP	BLK	WP	HR	S	P	ERA	WHIP
Jim Hunter, R ERA: 6.51	(1, 1)	5.0		24	7	2	2	1	3	0	0	0	1	0	49	80	3.60	2.000
Chuck Crim, R ERA: 4.99	(6, 1)	1.0		3	0	0	0	2	0	0	0	0	0	0	13	16	0.00	0.000
Julio Machado, R ERA: 4.07	(7, 1)	2.0		11	4	2	2	1	1	0	0	0	0	1	28	46	9.00	2.500
Doug Henry, R ERA: 2.25	(9, 1)	2.0		9	1	0	0	4	2	0	0	0	0	0	21	36	0.00	1.500
Darren Holmes, R ERA: 5.46	(11, 1)	1.0	L	7	3	2	1	0	0	0	0	0	0	1	13	24	9.00	3.000

PITCHER	IP	WLS	BF	H	R	ER	SO	BB	IBB	HBP	BLK	WP	HR	S	P	ERA	WHIP

Batter	1	2	3	4	5	6	7	8	9	10	11	AB	R	H	RBI	BB	SO	LOB
Paul Molitor, R (1, 10) OBP: 0.395, SLG: 0.491	F7	G6-3		G6-3		1B			G4-3 SH1-4 1B		F9	6	0	2	0	0	0	1
Darryl Hamilton, L (1, 9) (8, 8) OBP: 0.362, SLG: 0.383	E 3B		CS 1B		G4-3	G6-3			SH1-4		E FC4-6 1B BB	4	2	2	0	1	0	2
Robin Yount, R (1, 8) OBP: 0.336, SLG: 0.421 Dante Bichette, R (8, 9) OBP: 0.285, SLG: 0.409	E7 HR 1B 3-H		CS 1B		CS 1B		F8		G4-3		FC4-6 E 1B	4 2	1 0	3 1	1 0	0 0	0 0	0 1
Candy Maldonado, R (1, 7) OBP: 0.306, SLG: 0.448 Greg Vaughn, R (11, PR) OBP: 0.311, SLG: 0.463	HR 3-H		K		1B BB		F9		K		E4 FC4-6	5 0	1 0	1 0	2 0	1 0	2 0	5 0
B.J. Surhoff, L (1, 2) OBP: 0.284, SLG: 0.293	2B	G3			1B		G3-1			G4-3	FC4-6 DI	6	0	2	1	0	0	3
Franklin Stubbs, L (1, 3) OBP: 0.282, SLG: 0.372	G4-6-3 BB			HR	K			G3		G4-3	K	5	1	1	1	1	2	4
Jim Gantner, L (1, 5) OBP: 0.324, SLG: 0.358	G4-6-3			G3	CS 1B			1B		1B		5	0	3	0	0	0	2
Willie Randolph, R (1, 4) OBP: 0.418, SLG: 0.354		K		G4-3 2B	F8			K		1B		5	0	2	0	0	2	2
Bill Spiers, L (1, 6) OBP: 0.292, SLG: 0.340		F8		G4-3	1B BB			G4-3				4	0	0	0	1	1	4
Inning Stats	R: 3 H: 4 E: 1 LOB: 1 K: 0 BB: 1 S: 17 P: 26	R: 0 H: 0 E: 0 LOB: 0 K: 1 BB: 0 S: 8 P: 11	R: 0 H: 2 E: 0 LOB: 1 K: 1 BB: 0 S: 7 P: 10	R: 1 H: 2 E: 0 LOB: 1 K: 0 BB: 0 S: 7 P: 13	R: 0 H: 2 E: 0 LOB: 2 K: 1 BB: 1 S: 9 P: 19	R: 0 H: 2 E: 0 LOB: 2 K: 0 BB: 1 S: 9 P: 15	R: 0 H: 0 E: 0 LOB: 0 K: 0 BB: 0 S: 10 P: 14	R: 0 H: 1 E: 0 LOB: 1 K: 1 BB: 0 S: 11 P: 13	R: 0 H: 1 E: 0 LOB: 1 K: 1 BB: 0 S: 8 P: 12	R: 0 H: 2 E: 0 LOB: 2 K: 1 BB: 0 S: 11 P: 16	R: 1 H: 1 E: 1 LOB: 3 K: 1 BB: 1 S: 14 P: 25	1B: 12 SF: 0 2B: 3 SAC: 1 3B: 1 DP: 2 HR: 2 HBP: 0						WP: 0 PA: 51 PB: 0 SB: 0 CS: 4

PITCHER		IP	WLS	BF	H	R	ER	SO	BB	IBB	HBP	BLK	WP	HR	S	P	ERA	WHIP
Mike Boddicker, R ERA: 4.04	(1, 1)	4.2		23	10	4	4	2	2	0	0	0	0	2	45	74	7.71	2.571
Mike Magnante, L ERA: 3.07	(5, 1)	2.1		9	2	0	0	1	1	0	0	0	0	0	22	34	0.00	1.286
Tom Gordon, R ERA: 4.16	(8, 1)	3.0	W	13	4	0	0	3	0	0	0	0	0	0	30	41	0.00	1.333
Jeff Montgomery, R ERA: 3.79	(11, 1)	1.0	S	6	1	1	0	1	1	0	0	0	0	0	14	25	0.00	2.000

PITCHER	IP	WLS	BF	H	R	ER	SO	BB	IBB	HBP	BLK	WP	HR	S	P	ERA	WHIP

BOTTOM

Kansas City Royals @ Milwaukee Brewers

Milwaukee County Stadium, Milwaukee, WI

Thu Aug 01 1991, 4:33 AM EDT
Att. 20,631 - Cloudy - 83 F

livebaseballscorecards.com

AB	46
R	5
H	17
RBI	5
BB	4
SO	7
LOB	24

Batter	1	2	3	4	5	6	7	8	9	AB	R	H	RBI	BB	SO	LOB
Brian McRae, S (1, 8) OBP: 0.302, SLG: 0.380	X 0-0 G3-1 BB 1B 1B	1 SAFE B F B F X 2-2 S 1-H 2B 1B		B C B F X 2-2 S 1B		C B B X 2-1 ③ G6-3		B S X 1-1 ③ F7		5	2	3	1	0	0	2
Kirk Gibson, L (1, 7) OBP: 0.334, SLG: 0.415 Gary Thurman, R (8, 7) OBP: 0.308, SLG: 0.366	B 1 SAFE S B S B B 4-2 G3-1 1-2 1B BB	P C B X 2-1 F7 1-H 2B		B F B B B 4-1 1-2 BB			B X 1-0 CS 1B		C B M B F S 2-3 ① K	2 1	1 0	2 0	1 0	2 0	0 1	0 0
George Brett, L (1, 10) OBP: 0.333, SLG: 0.425	X 0-0 ① G3-1 1-2 2-3	B F B C F F B X 3-2 ② F7 2-3		B B C S X 2-2 ③ F8			F C S 0-3 ①② K 1-2		B X 1-0 1B	5	0	1	0	0	1	6
Danny Tartabull, R (1, 9) OBP: 0.396, SLG: 0.612 Jim Eisenreich, L (7, 9) OBP: 0.334, SLG: 0.372	B B B B 4-0 1B BB	C B C F B F S 2-3 ③ K			C X 0-1 G5-4-3 1B		B B B C F C 3-3 ③ K		C F C 0-3 ② K	3 1	0 0	1 0	0 0	1 0	2 1	1 1
Todd Benzinger, S (1, 3) OBP: 0.296, SLG: 0.354	C X 0-1 ② P6		X 0-0 G3-6-3 1B		B C C B B X 3-2 ① F9			S F B B X 2-2 ① F8	X 0-0 ③ G4-3	5	0	1	0	0	0	5
Bill Pecota, R (1, 5) OBP: 0.363, SLG: 0.415	F C B X 1-2 1-2 2-H 3-H 1B		B B X 2-0 ① F7		B B F B 1 SAFE F X 3-2 ②③ G5-4-3 1-2f			B B F B X 3-1 2B 3B		4	1	2	2	0	0	2
Brent Mayne, L (1, 2) OBP: 0.336, SLG: 0.333	C B B X 2-1 ③ G4-3		B F X 1-1 ②③ G3-6-3 1-2f			C B X 1-1 ① G4-3		I I I I 4-0 S 2B IBB		3	1	0	0	1	0	3
Terry Shumpert, R (1, 4) OBP: 0.272, SLG: 0.315		B F S C 1-3 ① K		X 0-0 ① F8		C C B F B B X 3-2 SH5-3 1B		P F F B B C 3-3 ② K 1-2		4	0	1	0	0	2	2
David Howard, S (1, 6) OBP: 0.255, SLG: 0.258		S F F B X 1-2 S 1B 1B		M X 0-1 ② F4		1 SAFE X 0-0 ② SH5-3 1-2		C X 0-1 2-H 3-H 2B		3	1	2	2	0	0	0
Inning Stats	R: 2 E: 0 K: 0 S: 11 H: 2 LOB: 2 BB: 2 P: 22	R: 2 E: 0 K: 2 S: 24 H: 3 LOB: 1 BB: 0 P: 34	R: 0 E: 0 K: 0 S: 4 H: 1 LOB: 0 BB: 0 P: 7	R: 0 E: 0 K: 0 S: 10 H: 1 LOB: 2 BB: 1 P: 18	R: 0 E: 0 K: 0 S: 9 H: 1 LOB: 0 BB: 0 P: 15	R: 0 E: 0 K: 0 S: 9 H: 1 LOB: 1 BB: 0 P: 15	R: 0 E: 0 K: 2 S: 7 H: 1 LOB: 0 BB: 0 P: 11	R: 2 E: 0 K: 1 S: 14 H: 2 LOB: 1 BB: 1 P: 26	R: 0 E: 0 K: 2 S: 9 H: 1 LOB: 1 BB: 0 P: 12	1B: 10 2B: 3 3B: 1 HR: 0	SF: 0 SAC: 1 DP: 3 HBP: 0			WP: 0 PB: 0 SB: 4 CS: 1	PA: 41		

TOP

Kansas City Royals @ Cleveland Indians

Cleveland Municipal Stadium, Cleveland, OH

Fri Aug 02 1991, 7:05 PM EDT
Att. 21,712 - Cloudy - 74 F

livebaseballscorecards.com

AB	36
R	6
H	13
RBI	6
BB	4
SO	7
LOB	22

PITCHER		IP	WLS	BF	H	R	ER	SO	BB	IBB	HBP	BLK	WP	HR	S	P	ERA	WHIP
Rod Nichols, R ERA: 4.08	(1, 1)	5.0	L	24	8	4	4	2	3	0	0	0	0	0	58	96	7.20	2.200
Mike York, R ERA: 5.46	(6, 1)	3.0		13	4	2	2	3	0	1	0	0	0	0	30	52	6.00	1.333
Steve Olin, R ERA: 3.94	(9, 1)	1.0		4	1	0	0	2	0	0	0	0	0	0	9	12	0.00	1.000

PITCHER	IP	WLS	BF	H	R	ER	SO	BB	IBB	HBP	BLK	WP	HR	S	P	ERA	WHIP

BOTTOM

Kansas City Royals @ Cleveland Indians

Cleveland Municipal Stadium, Cleveland, OH

Fri Aug 02 1991, 7:05 PM EDT
Att. 21,712 - Cloudy - 74 F

livebaseballscorecards.com

Batter	1	2	3	4	5	6	7	8	9	AB	R	H	RBI	BB	SO	LOB
Alex Cole, L (1, 7) OBP: 0.387, SLG: 0.325	C B F X 1-2 L8 ①		X 0-0 FC6-4 G5-3 1-2f 2-3 ①		B C B F B F X 3-2 1B 2B		F B X 1-1 L9 ①		B C F B C 2-3 K ①	5	1	1	0	0	1	2
Felix Fermin, R (1, 6) OBP: 0.303, SLG: 0.310	X 0-0 F8 ②		1 SAFE F 1 SAFE S B 1 SAFE 1 SAFE X 1-2 G5-3 ② 1-2		X 0-0 1B 1B 2-H		C B X 1-1 G4-3 ②		C X 0-1 1B 1B 2B	5	1	2	1	0	0	2
Carlos Baerga, S (1, 4) OBP: 0.362, SLG: 0.417 (9, 5)	B S B X 2-1 1B		C S B X 1-2 F7 ③		B B C 1 SAFE F F X 2-2 1B 1-2		F S B F S 1-3 K ③		B F C F F B X 2-2 1B 2-3	5	0	3	0	0	1	2
Carlos Martinez, R (1, 3) OBP: 0.364, SLG: 0.439 Mike Aldrete, L (8, PR) OBP: 0.425, SLG: 0.379 (9, 3) Glenallen Hill, R (9, PR) OBP: 0.337, SLG: 0.456	B S S S 1-3 K ③			C B S S 1-3 K ①	C F B X 1-2 P3 ②			B H 2-0 BB 1B G6-3 HBP	B B S B X 3-1 1B 1-2 3-H	3 1 0	0 1 0	0 1 0	0 1 0	0 0 0	2 0 0	3 0 0
Albert Belle, R (1, 10) OBP: 0.308, SLG: 0.515		X 0-0 P2 ①		B F X 1-1 G4-3 ②	C F B S 1-3 K ③			B B X 2-0 F8 ①	B X 1-0 P4 ②	5	0	0	0	0	1	5
Mark Whiten, S (1, 8) OBP: 0.298, SLG: 0.398		C B B X 2-1 G4-3 ②		B C B X 2-1 HR		L X 0-1 G3 ①		C B C X 1-2 G6-3 BB 1-2 1B	C B S F X 1-2 G6-3 ③	5	1	2	1	0	0	2
Chris James, R (1, 9) OBP: 0.281, SLG: 0.323		B F B C X 2-2 G1-3 ③		B B F X 2-1 1B		C B C X 1-2 E9 G3-1 1B		B B B C B 4-1 G6-3 1-2 2-3 BB		3	0	2	0	1	0	0
Joel Skinner, R (1, 2) OBP: 0.271, SLG: 0.325			B X 1-0 FC6-4 1B 1B	C B X 1-1 G3 ③		B C X 1-1 G3-1 ② 2-3		X 0-0 G6-3 ② 1-2 2-3 3-H		4	0	1	1	0	0	4
Jeff Manto, R (1, 5) OBP: 0.289, SLG: 0.273 Jerry Browne, S (8, PH) OBP: 0.264, SLG: 0.251 (9, 4)			C 1 SAFE B C X 1-2 FC6-4 1-2 1B		B F B S B F X 3-2 G6-3 ①		S B B C C 2-3 K ③	C F B B F F B X 3-2 F8 ③		3 1	0 0	1 0	0 0	0 0	1 0	1 3
Inning Stats	R: 0 E: 0 K: 1 S: 9 H: 1 LOB: 1 BB: 0 P: 13	R: 0 E: 0 K: 0 S: 6 H: 0 LOB: 0 BB: 0 P: 10	R: 0 E: 0 K: 0 S: 11 H: 2 LOB: 2 BB: 0 P: 15	R: 1 E: 0 K: 1 S: 11 H: 2 LOB: 1 BB: 0 P: 18	R: 1 E: 0 K: 1 S: 19 H: 3 LOB: 2 BB: 0 P: 29	R: 0 E: 1 K: 1 S: 10 H: 1 LOB: 1 BB: 0 P: 14	R: 0 E: 0 K: 1 S: 8 H: 0 LOB: 0 BB: 0 P: 11	R: 1 E: 0 K: 0 S: 11 H: 1 LOB: 3 BB: 1 P: 23	R: 1 E: 0 K: 1 S: 17 H: 3 LOB: 2 BB: 0 P: 26	1B: 10 2B: 2 3B: 0 HR: 1 SF: 0 SAC: 0 DP: 0 HBP: 1							

	AB	40
	R	4
	H	13
	RBI	4
	BB	1
	SO	6
	LOB	24

WP: 0 PB: 0 SB: 0 CS: 0 PA: 42

PITCHER		IP	WLS	BF	H	R	ER	SO	BB	IBB	HBP	BLK	WP	HR	S	P	ERA	WHIP
Kevin Appier, R ERA: 3.64	(1, 1)	7.0	W	31	9	3	3	5	0	0	1	0	0	1	74	112	3.86	1.286
Storm Davis, R ERA: 3.82	(8, 1)	1.1		9	4	1	1	1	1	0	0	0	0	0	23	40	6.75	3.750
Jeff Montgomery, R ERA: 3.75	(9, 1)	0.2	S	2	0	0	0	0	0	0	0	0	0	0	5	7	0.00	0.000

PITCHER	IP	WLS	BF	H	R	ER	SO	BB	IBB	HBP	BLK	WP	HR	S	P	ERA	WHIP

Batter	1	2	3	4	5	6	7	8	9	AB	R	H	RBI	BB	SO	LOB
Kirk Gibson, L (1, 7) OBP: 0.333, SLG: 0.413	F B B F X 2-2 ① G6-3		1 SAFE B 1 SAFE 1 SAFE X 1-0 ② F7 1-2			B B X 2-0 ① G3		C L B F X 1-2 1B		4	0	1	0	0	0	1
Brian McRae, S (1, 8) OBP: 0.302, SLG: 0.382	M B S B X 2-2 SF7 2B		B X 1-0 ③ G6-3			X 0-0 ② P1		X 0-0 ③ F9		4	1	1	0	0	0	2
George Brett, L (1, 10) OBP: 0.329, SLG: 0.421	X 0-0 ② SF7 2-H			C S B B S 2-3 ① K		X 0-0 ③ F7			F B F X 1-2 ① P6	3	0	0	1	0	1	0
Todd Benzinger, S (1, 3) OBP: 0.296, SLG: 0.352	B X 1-0 ③ F8			C X 0-1 G6-4-3 1B			B F B X 2-1 ① F9		X 0-0 ② G5-3	4	0	1	0	0	0	0
Bill Pecota, R (1, 4) OBP: 0.361, SLG: 0.417		C F B X 1-2 ① G1-3		C B 1 SAFE F X 1-2 ② ③ G6-4-3 1-2f			B X 1-0 CS 2B		C X 0-1 ③ P3	4	0	1	0	0	0	1
Kevin Seitzer, R (1, 5) OBP: 0.351, SLG: 0.343		C X 0-1 ② P2			C X 0-1 ① L9		C B B B C X 3-2 ② 2-3 1B			3	0	1	0	0	0	0
Gary Thurman, R (1, 9) OBP: 0.308, SLG: 0.365		X 0-0 ③ G6-3			B B F S B X 3-2 S 1B		1 SAFE M B X 1-1 ③ F8			3	0	1	0	0	0	1
Tim Spehr, R (1, 2) OBP: 0.435, SLG: 0.500			C S F S 0-3 ① K		1 SAFE 1 SAFE F F 1 SAFE S 0-3 ② K			B F F C 1-3 ① K		3	0	0	0	0	3	1
David Howard, S (1, 6) OBP: 0.259, SLG: 0.263 Kurt Stillwell, S (8, PH) OBP: 0.310, SLG: 0.355 (8, 6)			X 0-0 F7 1B		P C X 1-1 ③ F8 1-2			B C X 1-1 ② F9		2 1	0 0	1 0	0 0	0 0	0 0	1 0
Inning Stats	R: 1 E: 0 K: 0 S: 8 H: 1 LOB: 0 BB: 0 P: 13	R: 0 E: 0 K: 0 S: 6 H: 0 LOB: 0 BB: 0 P: 7	R: 0 E: 0 K: 1 S: 7 H: 1 LOB: 1 BB: 0 P: 9	R: 0 E: 0 K: 1 S: 8 H: 1 LOB: 0 BB: 0 P: 11	R: 0 E: 0 K: 1 S: 11 H: 1 LOB: 1 BB: 0 P: 14	R: 0 E: 0 K: 0 S: 3 H: 0 LOB: 0 BB: 0 P: 5	R: 0 E: 0 K: 0 S: 8 H: 2 LOB: 1 BB: 0 P: 15	R: 0 E: 0 K: 1 S: 10 H: 1 LOB: 1 BB: 0 P: 13	R: 0 E: 0 K: 0 S: 6 H: 0 LOB: 0 BB: 0 P: 7	1B: 5 2B: 2 3B: 0 HR: 0 SF: 1 SAC: 0 DP: 1 HBP: 0						

PITCHER		IP	WLS	BF	H	R	ER	SO	BB	IBB	HBP	BLK	WP	HR	S	P	ERA	WHIP
Greg Swindell, L ERA: 3.01	(1, 1)	9.0	W	32	7	1	1	4	0	0	0	0	0	0	67	94	1.00	0.778

PITCHER	IP	WLS	BF	H	R	ER	SO	BB	IBB	HBP	BLK	WP	HR	S	P	ERA	WHIP

TOP

Kansas City Royals @ Cleveland Indians

Cleveland Municipal Stadium, Cleveland, OH

Sat Aug 03 1991, 7:05 PM EDT
Att. 13,165 - Cloudy - 70 F

livebaseballscorecards.com

AB	31
R	1
H	7
RBI	1
BB	0
SO	4
LOB	7

Batter	1	2	3	4	5	6	7	8	9	AB	R	H	RBI	BB	SO	LOB
Glenallen Hill, R (1, 8) OBP: 0.333, SLG: 0.448	X 0-0 P4 ①		1 SAFE X 0-0 L7 ②		1 SAFE 1 SAFE B 1 SAFE X 1-0 1-2 1B		1 SAFE S 1 SAFE L 1 SAFE B B B X 3-2 G5-3 ① 1-3	S 1 SAFE S F C 0-3 K ②		5	0	1	0	0	1	4
Felix Fermin, R (1, 6) OBP: 0.305, SLG: 0.312	B C X 1-1 G3 ②		X 0-0 1-H 2B		B C F 1 SAFE S 1-3 K ②		B B B C B 4-1 1B 1B 3-H BB	1 SAFE 1 SAFE C X 0-1 FC6-4 ③ 1-2f		4	1	1	1	1	1	4
Carlos Baerga, S (1, 4) OBP: 0.361, SLG: 0.416	B S S S 1-3 K ③		S X 0-1 G5-3 ③		B 1 SAFE S S B S 2-3 K ③		1 SAFE C X 0-1 1B 1-2 1B			4	0	1	0	0	2	3
Mark Whiten, S (1, 9) OBP: 0.304, SLG: 0.403		B X 1-0 F7 ①		X 0-0 G6-3 G1-3 1B		X 0-0 SH3-4 1B 1B	B S B X 2-1 1-3 2-H 1B			4	0	3	1	0	0	0
Mike Aldrete, L (1, 3) OBP: 0.427, SLG: 0.378		B B B C B 4-1 FC6-4 BB	1 SAFE 1 SAFE B X 1-0 G1-3 ① 1-2		B 1 SAFE B X 2-0 SH3-4 1-2 1B	1 SAFE P C 1 SAFE B S F S 2-3 K ②			3	0	1	0	1	1	3
Chris James, R (1, 10) OBP: 0.279, SLG: 0.320		1 SAFE C 1 SAFE F B 1 SAFE X 1-2 FC6-4 ② 1-2f	B B C X 2-1 G6-3 ② 2-3		B X 1-0 SH3-4 ① 1-2 2-3	1 SAFE B S X 1-1 P3 ③			3	0	0	0	0	0	4
Joel Skinner, R (1, 2) OBP: 0.270, SLG: 0.319		B F B 1 SAFE S 1 SAFE S 2-3 K ③	B B B S F F X 3-2 G6-3 ③		L B B C S 2-3 K ②		S B F B B B 4-2 1B BB			3	0	0	0	1	2	4
Jeff Manto, R (1, 5) OBP: 0.288, SLG: 0.261			B B C F B B 4-2 2B BB		B C B F X 2-2 L8 ① C F B X 1-2 G1-3 ③			1 SAFE L B X 1-1 P3 ①		3	1	0	0	1	0	3
Alex Cole, L (1, 7) OBP: 0.393, SLG: 0.333			C C B 1 SAFE B 1 SAFE F F F 2-3 S K ①		B F X 1-1 1B 1B	B C X 1-1 G5-3 S PB 1B		S 1 SAFE B 1 SAFE X 1-1 1-3 FC6-4 1B		4	1	3	0	0	1	1
Inning Stats	R: 0 E: 0 K: 1 S: 6 H: 0 LOB: 0 BB: 0 P: 8	R: 0 E: 0 K: 1 S: 8 H: 0 LOB: 1 BB: 1 P: 16	R: 1 E: 0 K: 1 S: 12 H: 1 LOB: 1 BB: 1 P: 18	R: 0 E: 0 K: 0 S: 8 H: 1 LOB: 1 BB: 0 P: 14	R: 0 E: 0 K: 2 S: 12 H: 2 LOB: 2 BB: 0 P: 19	R: 0 E: 0 K: 1 S: 9 H: 2 LOB: 2 BB: 0 P: 15	R: 2 E: 0 K: 1 S: 17 H: 3 LOB: 2 BB: 1 P: 29	R: 0 E: 0 K: 1 S: 12 H: 1 LOB: 2 BB: 1 P: 18		1B: 9 2B: 1 3B: 0 HR: 0 SF: 0 SAC: 1 DP: 0 HBP: 0						

PITCHER		IP	WLS	BF	H	R	ER	SO	BB	IBB	HBP	BLK	WP	HR	S	P	ERA	WHIP
Mark Gubicza, R ERA: 5.17	(1, 1)	6.0		26	6	1	1	6	2	0	0	0	0	0	55	90	1.50	1.333
Tom Gordon, R ERA: 4.28	(7, 1)	1.0	L	7	3	2	2	1	1	0	0	0	0	0	17	29	18.00	4.000
Wes Gardner, R ERA: 5.88	(8, 1)	1.0		5	1	0	0	1	1	0	0	0	0	0	12	18	0.00	2.000

PITCHER	IP	WLS	BF	H	R	ER	SO	BB	IBB	HBP	BLK	WP	HR	S	P	ERA	WHIP

BOTTOM

Kansas City Royals @ Cleveland Indians

Cleveland Municipal Stadium, Cleveland, OH

Sat Aug 03 1991, 7:05 PM EDT
Att. 13,165 - Cloudy - 70 F

livebaseballscorecards.com

AB	33
R	3
H	10
RBI	2
BB	4
SO	8
LOB	26

Batter	1	2	3	4	5	6	7	8	9	AB	R	H	RBI	BB	SO	LOB
Kirk Gibson, L (1, 7) OBP: 0.330, SLG: 0.407	B B X 2-0 ① G3		B X 1-0 ① L7		B F B X 2-1 ② G4-3			B B S C F S 2-3 ② K		4	0	0	0	0	1	0
Jim Eisenreich, L (8, 7) OBP: 0.334, SLG: 0.372										0	0	0	0	0	0	0
Brian McRae, S (1, 8) OBP: 0.301, SLG: 0.385	B B X 2-0 ② F9		B X 1-0 ② F9		B X 1-0 ③ L9			S B S F B F F F X 2-2 3B		4	0	1	0	0	0	0
George Brett, L (1, 10) OBP: 0.331, SLG: 0.422	F C B F X 1-2 1B		C X 0-1 1B			B B C F F X 2-2 ① G4-3		B X 1-0 ③ G4-3		4	0	2	0	0	0	1
Todd Benzinger, S (1, 3) OBP: 0.295, SLG: 0.350	C S B F S 1-3 ③ K		X 0-0 ③ F9			C B F S 1-3 ② K			B F B X 2-1 1B SF8 1B	4	1	1	0	0	2	2
Bill Pecota, R (1, 5) OBP: 0.359, SLG: 0.419		F B F F B B X 3-2 1B 2B		B B X 2-0 ① G5-3		B F X 1-1 ③ G6-3			C 1 SAFE B S F C 1-3 ① K	4	1	1	0	0	1	1
Kurt Stillwell, S (1, 6) OBP: 0.308, SLG: 0.353		F C B S 1-3 ① K		B F X 1-1 ② G1-3			S B C B X 2-2 ① G6-3		S F X 0-2 1-3 1B	2	0	0	0	0	1	1
David Howard, S (5, 6) OBP: 0.264, SLG: 0.267										2	0	1	0	0	0	0
Gary Thurman, R (1, 9) OBP: 0.313, SLG: 0.371		B X 1-0 G5-3 2-H 1B		M B X 1-1 1B			L B B F B C 3-3 ② K		C P P X 2-1 ② SF8 3-H	3	0	2	2	0	1	0
Tim Spehr, R (1, 2) OBP: 0.370, SLG: 0.409		B F B B B X 3-1 ② G5-3 2-3		1 SAFE C B 1 SAFE X 1-1 ③ F9			F C B B B C 2-3 ③ K		B B B F S F F F X 3-2 ③ G5-3	4	0	0	0	0	1	3
Terry Shumpert, R (1, 4) OBP: 0.270, SLG: 0.311		F F F F X 0-2 ③ F9			X 0-0 ① G1-3			M C B S 1-3 ① K		3	0	0	0	0	1	1
Inning Stats	R: 0 E: 0 K: 1 S: 10 H: 1 LOB: 1 BB: 0 P: 16	R: 1 E: 0 K: 1 S: 15 H: 2 LOB: 1 BB: 0 P: 23	R: 0 E: 0 K: 0 S: 5 H: 1 LOB: 1 BB: 0 P: 7	R: 0 E: 0 K: 0 S: 7 H: 1 LOB: 1 BB: 0 P: 12	R: 0 E: 0 K: 0 S: 4 H: 0 LOB: 0 BB: 0 P: 7	R: 0 E: 0 K: 1 S: 9 H: 0 LOB: 0 BB: 0 P: 13	R: 0 E: 0 K: 2 S: 9 H: 0 LOB: 0 BB: 0 P: 16	R: 0 E: 0 K: 2 S: 15 H: 1 LOB: 1 BB: 0 P: 21	R: 1 E: 0 K: 1 S: 19 H: 2 LOB: 1 BB: 0 P: 25	1B: 6 2B: 1 3B: 1 HR: 0	SF: 1 SAC: 0 DP: 0 HBP: 0						

TOP

Kansas City Royals @ Cleveland Indians

Cleveland Municipal Stadium, Cleveland, OH

Sun Aug 04 1991, 3:33 AM EDT
Att. 13,304 - Cloudy - 72 F

livebaseballscorecards.com

AB	34
R	2
H	8
RBI	2
BB	0
SO	8
LOB	9

		WP: 0	PA: 35
		PB: 0	
		SB: 0	
		CS: 0	

PITCHER		IP	WLS	BF	H	R	ER	SO	BB	IBB	HBP	BLK	WP	HR	S	P	ERA	WHIP
Dave Otto, L ERA: 3.47	(1, 1)	8.0	L	30	6	1	1	7	0	0	0	0	0	0	74	115	1.12	0.750
Shawn Hillegas, R ERA: 3.93	(9, 1)	1.0		5	2	1	1	1	0	0	0	0	0	0	19	25	9.00	2.000

PITCHER		IP	WLS	BF	H	R	ER	SO	BB	IBB	HBP	BLK	WP	HR	S	P	ERA	WHIP

Batter	1	2	3	4	5	6	7	8	9	AB	R	H	RBI	BB	SO	LOB
Alex Cole, L (1, 7) OBP: 0.387, SLG: 0.327	C B B F S 2-3 K ①		B 1 SAFE X 1-0 F7 ②			C C X 0-2 G1-3 ②			C C F B B X 2-2 G6-3 ①	4	0	0	0	0	1	1
Chris James, R (1, 10) OBP: 0.279, SLG: 0.319	B X 1-0 F8 ②		1 SAFE B C S 1 SAFE P B F F X 3-2 F7 ③ 1-2			B B C F B F X 3-2 1B			C B B F S 2-3 K ②	4	0	1	0	0	1	1
Carlos Baerga, S (1, 4) OBP: 0.360, SLG: 0.414	C X 0-1 1B			C F X 0-2 F7 ①		X 0-0 P6 ③			F X 0-1 L4 ③	4	0	1	0	0	0	1
Mark Whiten, S (1, 9) OBP: 0.301, SLG: 0.399	S 1 SAFE B F 1 SAFE X 1-2 F6 ③			B S B B C S 3-3 K ②			C B F C 1-3 K ①			3	0	0	0	0	2	1
Mike Aldrete, L (1, 3)		S C B F C 1-3 K ①		C F B S 1-3 K ③			B X 1-0 G1-3 ②			3	0	0	0	0	2	0
Glenallen Hill, R (1, 8) OBP: 0.328, SLG: 0.439		S S S 0-3 K ②			S B S B S 2-3 K ①		C B X 1-1 G5-3 ③			3	0	0	0	0	2	0
Jeff Manto, R (1, 5) OBP: 0.277, SLG: 0.250		B B C B X 3-1 L9 ③			C X 0-1 G5-3 ②			F C X 0-2 G5-3 ①		3	0	0	0	0	0	0
Felix Fermin, R (1, 6) OBP: 0.305, SLG: 0.313			F F B B B X 3-2 S 1B		X 0-0 G5-3 ③			C F B X 1-2 G6-3 ②		3	0	1	0	0	0	0
Joel Skinner, R (1, 2) OBP: 0.267, SLG: 0.315			F 1 SAFE B 1 SAFE 1 SAFE B F F B 3-3 1 SAFE C K ①			S B X 1-1 F9 ①		B C B X 2-1 F9 ③		2	0	0	0	0	1	1
Albert Belle, R (8, PH) OBP: 0.307, SLG: 0.513										1	0	0	0	0	0	0
Luis Lopez, R (9, 2) OBP: 0.265, SLG: 0.273										0	0	0	0	0	0	0
Inning Stats	R: 0 E: 0 K: 1 S: 9 H: 1 LOB: 1 BB: 0 P: 13	R: 0 E: 0 K: 2 S: 9 H: 0 LOB: 0 BB: 0 P: 13	R: 0 E: 0 K: 1 S: 13 H: 1 LOB: 1 BB: 0 P: 22	R: 0 E: 0 K: 2 S: 9 H: 0 LOB: 0 BB: 0 P: 13	R: 0 E: 0 K: 1 S: 6 H: 0 LOB: 0 BB: 0 P: 8	R: 0 E: 0 K: 0 S: 10 H: 1 LOB: 1 BB: 0 P: 14	R: 0 E: 0 K: 1 S: 6 H: 0 LOB: 0 BB: 0 P: 9	R: 0 E: 0 K: 0 S: 8 H: 0 LOB: 0 BB: 0 P: 11	R: 0 E: 0 K: 1 S: 9 H: 0 LOB: 0 BB: 0 P: 13	1B: 3 2B: 0 3B: 0 HR: 0		SF: 0 SAC: 0 DP: 0 HBP: 0				

PITCHER	IP	WLS	BF	H	R	ER	SO	BB	IBB	HBP	BLK	WP	HR	S	P	ERA	WHIP
Bret Saberhagen, R (1, 1) ERA: 3.38	9.0	W	30	3	0	0	9	0	0	0	0	0	0	79	116	0.00	0.333

PITCHER	IP	WLS	BF	H	R	ER	SO	BB	IBB	HBP	BLK	WP	HR	S	P	ERA	WHIP

BOTTOM

Kansas City Royals @ Cleveland Indians

Cleveland Municipal Stadium, Cleveland, OH

Sun Aug 04 1991, 3:33 AM EDT

Att. 13,304 - Cloudy - 72 F

livebaseballscorecards.com

AB	30
R	0
H	3
RBI	0
BB	0
SO	9
LOB	5

PA: 30

WP: 0
PB: 0
SB: 1
CS: 0

Batter	1	2	3	4	5	6	7	8	9	AB	R	H	RBI	BB	SO	LOB
Jody Reed, R (1, 4) OBP: 0.311, SLG: 0.346	B C C B X 2-2 G5-3 ①		C B C F X 1-2 1B 3B		C B X 1-1 G5-3 ②			B F B B F F X 3-2 1B 2B	F F B B H 3-2 HBP	4	2	2	0	0	0	0
Steve Lyons, L (1, 5) OBP: 0.310, SLG: 0.409 (8, 3)	B S T S 1-3 K ②		F F B F X 1-2 CS 1B 1B 3-H		X 0-0 G3 ③			F F B B X 1-2 P5 ①	S C B B B S 3-3 K ③	5	0	1	1	0	2	2
Mo Vaughn, L (1, 3) OBP: 0.336, SLG: 0.368 Tom Brunansky, R (8, PR) OBP: 0.292, SLG: 0.388 (8, 9)	B B B B 4-0 1B BB		1 SAFE X 0-0 CS 1B 1-2			B B B B 4-0 G5-3 G6-3 BB		B F F B B B 4-2 1B 1B BB		1	0	1	0	3	0	0
										0	1	0	0	0	0	0
Jack Clark, R (1, 10) OBP: 0.362, SLG: 0.427	X 0-0 1-2 1B		X 0-0 L3 ①			C F B B 1 SAFE B F X 3-2 G6-3 ① 1-2		F S S 0-3 K ②		4	0	1	0	0	1	5
Mike Greenwell, L (1, 7) OBP: 0.353, SLG: 0.428	F X 0-1 P4 ③		C B B B S 1 SAFE 1 SAFE F X 3-2 P5 ② ③ 1-2 2-3			X 0-0 G5-3 ② 2-3		B C F B F X 2-2 1B 1-2 2-H 1B		4	0	1	1	0	0	5
Carlos Quintana, R (1, 9) OBP: 0.362, SLG: 0.390 Wade Boggs, L (8, PH) OBP: 0.436, SLG: 0.484 Mike Brumley, S (8, PR) OBP: 0.207, SLG: 0.182 (8, 5)		C X 0-1 G6-3 ①		B C X 1-1 G5-3 ①		C C F B B B X 2-2 G6-3 ③		B X 1-0 FC5-4 1-2 2-H 1B		3	0	0	0	0	0	1
										1	0	1	1	0	0	0
										0	0	0	0	0	0	0
Ellis Burks, R (1, 8) OBP: 0.313, SLG: 0.429		B F X 1-1 2B		F F X 0-2 F9 ②			C B B F F F X 2-2 F8 ①	X 0-0 FC5-4 ③ 1-2f		4	0	1	0	0	0	2
Luis Rivera, R (1, 6) OBP: 0.353, SLG: 0.447		B C X 1-1 G6-3 ②		B S F F X 1-2 G4-3 ③			B B X 2-0 G6-3 ②		F X 0-1 L9 ①	4	0	0	0	0	0	1
John Marzano, R (1, 2) OBP: 0.241, SLG: 0.304		C S F B S 1-3 K ③			X 0-0 G6-3 ①		B C C B S 2-3 K ③		C F S 0-3 K ②	4	0	0	0	0	3	1
Inning Stats	R: 0 H: 1 E: 0 LOB: 2 K: 1 BB: 1 S: 9 P: 16	R: 0 H: 1 E: 0 LOB: 1 K: 1 BB: 0 S: 10 P: 13	R: 1 H: 3 E: 0 LOB: 1 K: 0 BB: 0 S: 14 P: 19	R: 0 H: 0 E: 0 LOB: 0 K: 0 BB: 0 S: 9 P: 11	R: 0 H: 0 E: 0 LOB: 0 K: 0 BB: 0 S: 4 P: 5	R: 0 H: 0 E: 0 LOB: 1 K: 0 BB: 1 S: 9 P: 18	R: 0 H: 0 E: 0 LOB: 0 K: 1 BB: 0 S: 9 P: 15	R: 2 H: 3 E: 0 LOB: 2 K: 1 BB: 1 S: 18 P: 29	R: 0 H: 0 E: 0 LOB: 1 K: 2 BB: 0 S: 10 P: 16	1B: 5 SF: 0 2B: 2 SAC: 0 3B: 1 DP: 0 HR: 0 HBP: 1						WP: 0 PA: 38 PB: 0 SB: 0 CS: 2

PITCHER		IP	WLS	BF	H	R	ER	SO	BB	IBB	HBP	BLK	WP	HR	S	P	ERA	WHIP
Luis Aquino, R ERA: 2.87	(1, 1)	7.1		30	6	3	3	3	3	0	0	0	0	0	73	114	3.68	1.227
Jeff Montgomery, R ERA: 3.66	(8, 1)	1.2	W	8	2	0	0	3	0	0	1	0	0	0	19	28	0.00	1.200

PITCHER	IP	WLS	BF	H	R	ER	SO	BB	IBB	HBP	BLK	WP	HR	S	P	ERA	WHIP

TOP

Boston Red Sox @ Kansas City Royals

Royals Stadium, Kansas City, MO

Mon Aug 05 1991, 8:05 PM EDT

Att. 36,154 - Cloudy - 81 F

livebaseballscorecards.com

AB	34
R	3
H	8
RBI	3
BB	3
SO	6
LOB	17

Boston Red Sox @ Kansas City Royals

Royals Stadium, Kansas City, MO

Mon Aug 05 1991, 8:05 PM EDT

Att. 36,154 - Cloudy - 81 F

livebaseballscorecards.com

BOTTOM

Batter	1	2	3	4	5	6	7	8	9	AB	R	H	RBI	BB	SO	LOB
Kirk Gibson, L (1, 7) OBP: 0.329, SLG: 0.405	C X 0-1 G4-6-3 1B		X 0-0 ① B1-3		B C S S 1-3 ③ K		F B S X 2-2 ③ F9			4	0	1	0	0	1	0
Jim Eisenreich, L (8, 7) OBP: 0.334, SLG: 0.372										0	0	0	0	0	0	0
Brian McRae, S (1, 8) OBP: 0.303, SLG: 0.386	X 0-0 ① ② G4-6-3 1-2f		C F B X 1-2 ① L6-4 S 1B			B S T X 1-2 ① G5-3		C X 0-1 2B E 1B		4	1	2	0	0	0	1
George Brett, L (1, 10) OBP: 0.339, SLG: 0.434	B F B B X 3-1 S 1B		1 SAFE F 1 SAFE B B B 4-1 1-2 BB			B B X 2-0 FC E 2B		1 SAFE 1 SAFE X 0-0 E7 1-H 1B 2B		3	1	3	0	1	0	0
Kevin Seitzer, R (8, PR) OBP: 0.351, SLG: 0.343										0	1	0	0	0	0	0
Todd Benzinger, S (1, 3) OBP: 0.294, SLG: 0.345	B B F X 2-1 ③ G1-3 1-2		X 0-0 ② ③ L6-4 2-3			B B B B 4-0 E BB		F F F F S 0-3 ① K		3	0	0	0	1	1	4
Bill Pecota, R (1, 5) OBP: 0.361, SLG: 0.422		B B F F X 2-2 SH3 G3 2B		C X 0-1 ① G1-3		X 0-0 FC S 1-3 2-H		I I I I 4-0 WP 2B IBB		3	2	1	0	1	0	1
Gary Thurman, R (1, 9) OBP: 0.314, SLG: 0.371		X 0-0 ① SH3 2-3		X 0-0 ② G6-3		B L 1 SAFE C S 1-3 ② K 1-2		B B X 2-0 1-2 2B 3-H 1B		3	0	1	1	0	1	2
Tim Spehr, R (1, 2) OBP: 0.355, SLG: 0.360	B B B F B 4-1 G3 BB		C B F B F X 2-2 ③ L5			B B F X 2-1 ③ F7		C 1 SAFE F B 1 SAFE C 1-3 ② K		3	0	0	0	1	1	5
David Howard, S (1, 6) OBP: 0.263, SLG: 0.276		1 SAFE 1 SAFE X 0-0 ② G3 1-2 3-H			B B C B F X 3-2 ① G5-3		C X 0-1 ① B4-3	X 0-0 ③ 1-H 2-H 2B		4	0	1	2	0	0	1
Terry Shumpert, R (1, 4) OBP: 0.267, SLG: 0.308		B B X 2-0 ③ L6			L F C 0-3 ② K		C B C X 1-2 ② G5-3			3	0	0	0	0	1	1
Inning Stats	R: 0 H: 2 E: 0 LOB: 1 K: 0 BB: 0 S: 7 P: 12	R: 1 H: 1 E: 0 LOB: 1 K: 0 BB: 1 S: 7 P: 15	R: 0 H: 1 E: 0 LOB: 1 K: 0 BB: 1 S: 6 P: 11	R: 0 H: 0 E: 0 LOB: 0 K: 0 BB: 0 S: 7 P: 9	R: 0 H: 0 E: 0 LOB: 0 K: 2 BB: 0 S: 9 P: 13	R: 1 H: 1 E: 1 LOB: 2 K: 1 BB: 1 S: 10 P: 20	R: 0 H: 0 E: 0 LOB: 0 K: 0 BB: 0 S: 8 P: 11	R: 3 H: 4 E: 1 LOB: 2 K: 2 BB: 1 S: 14 P: 21		1B: 5 SF: 0 2B: 5 SAC: 1 3B: 0 DP: 2 HR: 0 HBP: 0						

	AB	30
	R	5
	H	9
	RBI	3
	BB	4
	SO	5
	LOB	15

WP: 1 PA: 35
PB: 0
SB: 3
CS: 0

PITCHER		IP	WLS	BF	H	R	ER	SO	BB	IBB	HBP	BLK	WP	HR	S	P	ERA	WHIP
Kevin Morton, L ERA: 5.22	(1, 1)	5.1		23	5	2	1	2	3	0	0	0	0	0	41	72	1.69	1.500
Dana Kiecker, R ERA: 7.94	(6, 1)	1.2		6	1	1	1	1	0	0	0	0	0	0	15	21	5.40	0.600
Tony Fossas, L ERA: 4.08	(8, 1)	1.0	L	6	3	2	2	2	0	1	0	0	1	0	12	19	18.00	3.000

PITCHER	IP	WLS	BF	H	R	ER	SO	BB	IBB	HBP	BLK	WP	HR	S	P	ERA	WHIP

Batter	1	2	3	4	5	6	7	8	9	AB	R	H	RBI	BB	SO	LOB
Wade Boggs, L (1, 5) OBP: 0.437, SLG: 0.484	C C C 0-3 ① K		C X 0-1 FC4-6 1B		C B F B X 2-2 ③ G6-3			C B B F B X 3-2 G4-3 1B		4	0	2	0	0	1	1
Jody Reed, R (1, 4) OBP: 0.310, SLG: 0.345	B X 1-0 1B 1B		B C B C X 2-2 ② FC4-6 1-2f			C X 0-1 ① L5		B X 1-0 ① L4		4	0	1	0	0	0	2
Mo Vaughn, L (1, 3) OBP: 0.345, SLG: 0.371 Carlos Quintana, R (8, PH) OBP: 0.361, SLG: 0.388 (8, 3)	C 1 SAFE X 0-1 1-2 1B		B B S F 1 SAFE B X 3-2 ③ G3-1			B S B B B 4-1 G1-6-3 BB		B X 1-0 ② G4-3 1-2		2 1	0 0	1 0	0 0	1 0	0 0	1 1
Jack Clark, R (1, 10) OBP: 0.359, SLG: 0.422	C B F F S 1-3 ② K			S B C F F B B X 3-2 ① G5-3		X 0-0 ② ③ G1-6-3 1-2f		C B X 1-1 ③ F8		4	0	0	0	0	1	4
Mike Greenwell, L (1, 7) OBP: 0.350, SLG: 0.424	B C B F B X 3-2 ③ G4-1			B X 1-0 ② L4			X 0-0 ① G3		C B S F X 1-2 ① G5-3	4	0	0	0	0	0	2
Ellis Burks, R (1, 8) OBP: 0.314, SLG: 0.431		C S B B B F F B 4-2 CS BB		X 0-0 ③ G5-3			C B X 1-1 ② G4-3		B B F F B X 3-2 2B	3	0	1	0	1	0	0
Tom Brunansky, R (1, 9) OBP: 0.295, SLG: 0.389		1 SAFE C C B 1 SAFE X 1-2 ① F7			C B F B X 2-2 G4-3 1B		B X 1-0 1B 1B		X 0-0 ② P2	4	0	2	0	0	0	2
Tony Peña, R (1, 2) OBP: 0.289, SLG: 0.345 John Marzano, R (7, 2) OBP: 0.237, SLG: 0.298	C B B B X 3-1 ② ③ G6-3 1-2				B F X 1-1 ① G4-3 1-2		C B X 1-1 1-2 1B		X 0-0 ③ G5-3	3 1	0 0	1 0	0 0	0 0	0 0	2 1
Luis Rivera, R (1, 6) OBP: 0.350, SLG: 0.442			B F F B F F S 2-3 ① K		B S B F F C 2-3 ② K		C B X 1-1 ③ L7			3	0	0	0	0	2	3
Inning Stats	R: 0 H: 2 E: 0 LOB: 2 K: 2 BB: 0 S: 13 P: 18	R: 0 H: 0 E: 0 LOB: 0 K: 0 BB: 1 S: 9 P: 17	R: 0 H: 1 E: 0 LOB: 1 K: 1 BB: 0 S: 13 P: 20	R: 0 H: 0 E: 0 LOB: 0 K: 0 BB: 0 S: 7 P: 11	R: 0 H: 1 E: 0 LOB: 1 K: 1 BB: 0 S: 12 P: 19	R: 0 H: 0 E: 0 LOB: 0 K: 0 BB: 1 S: 4 P: 8	R: 0 H: 2 E: 0 LOB: 2 K: 0 BB: 0 S: 8 P: 12	R: 0 H: 1 E: 0 LOB: 1 K: 0 BB: 0 S: 7 P: 13	R: 0 H: 1 E: 0 LOB: 1 K: 0 BB: 0 S: 9 P: 13	1B: 7 SF: 0 2B: 1 SAC: 0 3B: 0 DP: 1 HR: 0 HBP: 0						

TOP

Boston Red Sox @ Kansas City Royals

Royals Stadium, Kansas City, MO

Tue Aug 06 1991, 8:05 PM EDT

Att. 26,141 - Cloudy - 88 F

livebaseballscorecards.com

AB	33
R	0
H	8
RBI	0
BB	2
SO	4
LOB	19

PITCHER		IP	WLS	BF	H	R	ER	SO	BB	IBB	HBP	BLK	WP	HR	S	P	ERA	WHIP
Mike Boddicker, R ERA: 3.83	(1, 1)	7.0	W	27	6	0	0	4	2	0	0	0	0	0	66	105	0.00	1.143
Mike Magnante, L ERA: 2.93	(8, 1)	1.1		5	1	0	0	0	0	0	0	0	0	0	11	18	0.00	0.750
Storm Davis, R ERA: 3.79	(9, 1)	0.2		3	1	0	0	0	0	0	0	0	0	0	5	8	0.00	1.500

PITCHER	IP	WLS	BF	H	R	ER	SO	BB	IBB	HBP	BLK	WP	HR	S	P	ERA	WHIP

Boston Red Sox @ Kansas City Royals

Royals Stadium, Kansas City, MO

Tue Aug 06 1991, 8:05 PM EDT

Att. 26,141 - Cloudy - 88 F

BOTTOM

Batter	1	2	3	4	5	6	7	8	9	AB	R	H	RBI	BB	SO	LOB
Brian McRae, S (1, 8) OBP: 0.305, SLG: 0.386	C X 0-1 1B S G4-3 1B	S S B B 2 B X SAFE 3-2 ② G3-1 2-3			B C C B F F B F B 4-2 G1-6-3 BB	C B B F X 3-2 ③ L7				3	1	1	0	1	0	3
Kirk Gibson, L (1, 7) OBP: 0.328, SLG: 0.404	1 S X SAFE 0-1 G4-3 S G3 1B 1-3	B X 1-0 ③ F8			1 B X SAFE 1-0 ①② G1-6-3 1-2f	B X 1-0 ① G4-3				4	1	1	0	0	0	2
George Brett, L (1, 10) OBP: 0.341, SLG: 0.442	C B X 1-1 ① G4-3 1-3 3-H	F X 0-1 G4-3 3B			C B B S F X 2-2 1B	C X 0-1 ② G2-3				4	1	2	1	0	0	1
Jim Eisenreich, L (1, 9) OBP: 0.330, SLG: 0.366	B X 1-0 ② G3 3-H	B X 1-0 ① G4-3 3-H			B X 1-0 ③ F8	B F B X 2-1 ③ G6-3				4	0	0	2	0	0	1
Todd Benzinger, S (1, 3) OBP: 0.293, SLG: 0.344	C F X 0-2 ③ G4-3	B C B X 2-1 ② G3-1			B C X 1-1 FC1-5 BB 1B	B X 1-0 ① P4				4	0	1	0	0	0	0
Bill Pecota, R (1, 5) OBP: 0.368, SLG: 0.439		B B C X 2-1 HR	B S B F B X 3-2 ③ F7		B B B C B 4-1 FC1-5 1-2 1B BB	B S X 1-1 1B				3	2	2	1	1	0	0
Brent Mayne, L (1, 2) OBP: 0.341, SLG: 0.333		B X 1-0 CS 1B		B B C B F B 4-2 F9 BB	C X 0-1 ① FC1-5 1B 1-2 2-3f	X 0-0 ② F9				3	0	1	0	1	0	3
David Howard, S (1, 6) OBP: 0.263, SLG: 0.284		1 B 1 P S S X SAFE SAFE 2-2 ① 2B 1-2 2B		C X 0-1 ①② F9 1-2	C F S 0-3 ② K	F S F B C 1-3 ③ K				4	1	1	0	0	2	4
Terry Shumpert, R (1, 4) OBP: 0.271, SLG: 0.316		X 0-0 G3-1 2-H 2B		X 0-0 ③ G5-3	B B X 2-0 1-2 2-H 1B					3	0	2	2	0	0	0
Inning Stats	R: 2 E: 0 K: 0 S: 10 H: 2 LOB: 0 BB: 0 P: 12	R: 2 E: 0 K: 0 S: 12 H: 4 LOB: 1 BB: 0 P: 20	R: 1 E: 0 K: 0 S: 9 H: 1 LOB: 0 BB: 0 P: 15	R: 0 E: 0 K: 0 S: 5 H: 0 LOB: 0 BB: 1 P: 9	R: 0 E: 0 K: 0 S: 11 H: 1 LOB: 1 BB: 1 P: 19	R: 1 E: 0 K: 1 S: 12 H: 2 LOB: 2 BB: 1 P: 22	R: 0 E: 0 K: 0 S: 5 H: 0 LOB: 0 BB: 0 P: 8	R: 0 E: 0 K: 1 S: 8 H: 1 LOB: 1 BB: 0 P: 11		1B: 7 2B: 2 3B: 1 HR: 1	SF: 0 SAC: 0 DP: 1 HBP: 0		WP: 0 PB: 0 SB: 2 CS: 1	PA: 35		

livebaseballscorecards.com

	AB	32
	R	6
	H	11
	RBI	6
	BB	3
	SO	2
	LOB	14

PITCHER		IP	WLS	BF	H	R	ER	SO	BB	IBB	HBP	BLK	WP	HR	S	P	ERA	WHIP
Mike Gardiner, R ERA: 4.93	(1, 1)	5.0	L	23	9	6	6	0	2	0	0	0	0	1	49	78	10.80	2.200
Matt Young, L ERA: 3.99	(6, 1)	3.0		12	2	0	0	2	1	0	0	0	0	0	23	38	0.00	1.000

PITCHER	IP	WLS	BF	H	R	ER	SO	BB	IBB	HBP	BLK	WP	HR	S	P	ERA	WHIP

Batter	1	2	3	4	5	6	7	8	9	AB	R	H	RBI	BB	SO	LOB
Wade Boggs, L (1, 5) OBP: 0.435, SLG: 0.480	B B B C F F B 4-2 FC5-4 BB		C B C F B S 2-3 ③ K			X 0-0 ① G6-3			C C B F F X 1-2 ① F9	3	0	0	0	1	1	0
Jody Reed, R (1, 4) OBP: 0.308, SLG: 0.342	C B S X 1-2 ① FC5-4 F9 WP 1-2f			C B X 1-1 ① G6-3		C B B F B X 3-2 ② G5-3			X 0-0 ② G4-3	4	0	0	0	0	0	1
Carlos Quintana, R (1, 3) OBP: 0.363, SLG: 0.390	1 SAFE S B B B X 3-1 ② F9 1-3			F B X 1-1 1B		B B C F F S 2-3 ③ K			F X 0-1 FC5-4 1B	4	0	2	0	0	1	1
Jack Clark, R (1, 10) OBP: 0.355, SLG: 0.416	C S B C 1-3 ③ K			B 1 SAFE C S F X 1-2 ② P6			S F B X 1-2 ① G1-4-3		S X 0-1 ③ FC5-4 1B-2f	4	0	0	0	0	1	3
Mike Greenwell, L (1, 7) OBP: 0.350, SLG: 0.423		X 0-0 CS 1B		B F S B S 2-3 ③ K2-3			B F B B X 3-1 ② F7			3	0	1	0	0	1	1
Steve Lyons, L (1, 8) OBP: 0.303, SLG: 0.398		1 SAFE B 1 SAFE B F 1 SAFE F 1 SAFE C 2-3 ① K			B F M S 1-3 ① K		S S B S 1-3 ③ K			3	0	0	0	0	3	1
Tom Brunansky, R (1, 9) OBP: 0.292, SLG: 0.386		C S S 0-3 ② K			F F B B B F X 3-2 ② G6-3			F B S S 1-3 ① K		3	0	0	0	0	2	1
Tony Peña, R (1, 2) OBP: 0.289, SLG: 0.348		1 SAFE F S 0-2 ③ CS 1-2	B X 1-0 ① G3-1		B F B F X 2-2 2B			B X 1-0 ② P6		3	0	1	0	0	0	0
Luis Rivera, R (1, 6) OBP: 0.348, SLG: 0.439 Mo Vaughn, L (8, PH) OBP: 0.342, SLG: 0.367 Mike Brumley, S (8, 6) OBP: 0.207, SLG: 0.182			F B F B X 2-2 ② G4-3		F X 0-1 ③ G5-3			B C B B X 3-1 ③ L6		2 1 0	0 0 0	0 0 0	0 0 0	0 0 0	0 0 0	1 0 0
Inning Stats	R: 0 H: 0 E: 0 LOB: 1 K: 1 BB: 1 S: 11 P: 20	R: 0 H: 1 E: 0 LOB: 0 K: 2 BB: 0 S: 9 P: 11	R: 0 H: 0 E: 0 LOB: 0 K: 1 BB: 0 S: 9 P: 14	R: 0 H: 1 E: 0 LOB: 1 K: 1 BB: 0 S: 11 P: 16	R: 0 H: 1 E: 0 LOB: 1 K: 1 BB: 0 S: 12 P: 18	R: 0 H: 0 E: 0 LOB: 0 K: 1 BB: 0 S: 8 P: 13	R: 0 H: 0 E: 0 LOB: 0 K: 1 BB: 0 S: 8 P: 13	R: 0 H: 0 E: 0 LOB: 0 K: 1 BB: 0 S: 6 P: 11	R: 0 H: 1 E: 0 LOB: 1 K: 0 BB: 0 S: 10 P: 11	1B: 3 SF: 0 2B: 1 SAC: 0 3B: 0 DP: 0 HR: 0 HBP: 0						WP: 1 PA: 32 PB: 0 SB: 0 CS: 1

PITCHER		IP	WLS	BF	H	R	ER	SO	BB	IBB	HBP	BLK	WP	HR	S	P	ERA	WHIP
Kevin Appier, R ERA: 3.41	(1, 1)	9.0	W	31	4	0	0	9	1	0	0	0	1	0	84	127	0.00	0.556

PITCHER	IP	WLS	BF	H	R	ER	SO	BB	IBB	HBP	BLK	WP	HR	S	P	ERA	WHIP

TOP

Boston Red Sox @ Kansas City Royals

Royals Stadium, Kansas City, MO

Wed Aug 07 1991, 8:05 PM EDT

Att. 32,226 - Cloudy - 90 F

livebaseballscorecards.com

AB	30
R	0
H	4
RBI	0
BB	1
SO	9
LOB	9

Batter	1	2	3	4	5	6	7	8	9	AB	R	H	RBI	BB	SO	LOB
Brian McRae, S (1, 8) OBP: 0.305, SLG: 0.387	S S C 0-3 ① K		B B C S F B S 3-3 ① K			X 0-0 ① B1-3		F B X 1-1 3B 2B		4	1	1	0	0	2	0
Kirk Gibson, L (1, 7) OBP: 0.332, SLG: 0.418	B X 1-0 2B 3B		B B F X 2-1 ② G3-1			C B F B B F B 4-2 CS BB		B B X 2-0 2-H 3B		3	1	2	1	1	0	0
George Brett, L (1, 10) OBP: 0.343, SLG: 0.444	X 0-0 G6-3 3-H 2B		X 0-0 ③ G4-3			B 1 SAFE 1 SAFE 1 SAFE C 1 SAFE 1 SAFE P F 2-3 S ②③ K 1-2		I I I I 4-0 G4 IBB		3	0	1	1	1	1	1
Jim Eisenreich, L (1, 9) OBP: 0.329, SLG: 0.365	B B C F X 2-2 ② G6-3 2-3			X 0-0 ① G4-3			C B X 1-1 FC5-4 1B	F B P S B X 3-2 ②③ G4 1-2f		4	0	1	0	0	0	3
Warren Cromartie, L (1, 3) OBP: 0.395, SLG: 0.452 Terry Shumpert, R (8, 4) OBP: 0.271, SLG: 0.316	B B X 2-0 ③ F7			C B X 1-1 ② F8			1 SAFE X 0-0 ① FC5-4 CS 1-2f			3 0	0 0	0 0	0 0	0 0	0 0	2 0
Bill Pecota, R (1, 4) OBP: 0.367, SLG: 0.442 (8, 5)		C B X 1-1 ① G6-3		B C C B S 2-3 ③ K			1 SAFE C B F F B X 2-2 ② 1-2 2B			3	0	1	0	0	1	0
Brent Mayne, L (1, 2) OBP: 0.348, SLG: 0.336		B B C X 2-1 1B			C B B F B F X 3-2 ① P5		I I I I 4-0 IBB			2	0	1	0	1	0	0
Sean Berry, R (1, 5) OBP: 0.118, SLG: 0.125 Todd Benzinger, S (7, PH) OBP: 0.292, SLG: 0.342 (8, 3)		F B S B 1 SAFE F F C 2-3 ② K			S B S F S 1-3 ② K		C X 0-1 ③ G1-3			2 1	0 0	0 0	0 0	0 0	2 0	1 2
David Howard, S (1, 6) OBP: 0.256, SLG: 0.277		C F C 0-3 ③ K			X 0-0 ③ G4-3			F L X 0-2 ① G3		3	0	0	0	0	1	1
Inning Stats	R: 1 H: 2 E: 0 LOB: 1 K: 1 BB: 0 S: 9 P: 14	R: 0 H: 1 E: 0 LOB: 1 K: 2 BB: 0 S: 12 P: 17	R: 0 H: 0 E: 0 LOB: 0 K: 1 BB: 0 S: 7 P: 12	R: 0 H: 0 E: 0 LOB: 0 K: 1 BB: 0 S: 6 P: 9	R: 0 H: 0 E: 0 LOB: 0 K: 1 BB: 0 S: 10 P: 14	R: 0 H: 0 E: 0 LOB: 0 K: 1 BB: 1 S: 8 P: 13	R: 0 H: 2 E: 0 LOB: 2 K: 0 BB: 1 S: 9 P: 16	R: 1 H: 2 E: 0 LOB: 1 K: 0 BB: 1 S: 10 P: 19		1B: 2 SF: 0 2B: 4 SAC: 0 3B: 2 DP: 1 HR: 0 HBP: 0						

PITCHER	IP	WLS	BF	H	R	ER	SO	BB	IBB	HBP	BLK	WP	HR	S	P	ERA	WHIP
Roger Clemens, R (1, 1) ERA: 2.48	8.0	L	31	7	2	2	7	1	2	0	0	0	0	71	114	2.25	1.000

PITCHER	IP	WLS	BF	H	R	ER	SO	BB	IBB	HBP	BLK	WP	HR	S	P	ERA	WHIP

BOTTOM

Boston Red Sox @ Kansas City Royals

Royals Stadium, Kansas City, MO

Wed Aug 07 1991, 8:05 PM EDT

Att. 32,226 - Cloudy - 90 F

livebaseballscorecards.com

AB	28
R	2
H	7
RBI	2
BB	3
SO	7
LOB	10

Batter	1	2	3	4	5	6	7	8	9	AB	R	H	RBI	BB	SO	LOB
Alex Cole, L (1, 7) (4, 8) OBP: 0.383, SLG: 0.343	S B B C X 2-2 G6-3 ①		C B X 1-1 G6-3 ①			C B B F X 2-2 3B ①			C B X 1-1 G4-3 ①	4	0	1	0	0	0	0
Chris James, R (1, 9) OBP: 0.278, SLG: 0.328 Carlos Martinez, R (4, 3) OBP: 0.347, SLG: 0.416 Jerry Browne, S (9, PH) OBP: 0.261, SLG: 0.249	B B F B X 3-1 2B 2B		B X 1-0 G1-3 ②			S F S 0-3 K ②			C B X 1-1 G6-3 ②	2 1 1	1 0 0	1 0 0	0 0 0	0 0 0	0 1 0	0 0 0
Carlos Baerga, S (1, 4) OBP: 0.364, SLG: 0.419	C B B F B X 3-2 1B 2-H 2B		B S S S 1-3 K ③			C F B X 1-2 L6 ③			F B S B S 2-3 K ③	4	1	1	1	0	2	0
Albert Belle, R (1, 10) OBP: 0.309, SLG: 0.529	B S B B F X 3-2 G6-3 ②			X 0-0 G6-3 ①			S S S 0-3 K ①			3	0	0	0	0	1	1
Mark Whiten, S (1, 8) (4, 9) OBP: 0.312, SLG: 0.430	F B B B S B B 4-2 1B 1B BB			B X 1-0 G3 ②			B B B F F X 3-2 G4-3 ②			2	0	0	0	1	0	0
Mike Aldrete, L (1, 3) (4, 7) OBP: 0.393, SLG: 0.343	X 0-0 1-H 2-H 1B ③			C B C X 1-2 G4-3 ③			C B C S 1-3 K ③			3	0	1	1	0	1	0
Jeff Manto, R (1, 5) OBP: 0.293, SLG: 0.287		C S B B F F F X 2-2 P3 ①			X 0-0 G6-3 ①			B X 1-0 G6-3 ①		3	0	0	0	0	0	0
Joel Skinner, R (1, 2) OBP: 0.285, SLG: 0.337		C S B X 1-2 G4-3 ②			B B C F S 2-3 K ②			C X 0-1 G6-3 ②		3	0	0	0	0	1	0
Felix Fermin, R (1, 6) OBP: 0.312, SLG: 0.317		X 0-0 G1-3 ③			C X 0-1 L6 ③			B C X 1-1 G4-3 ③		3	0	0	0	0	0	0
Inning Stats	R: 2 H: 3 E: 0 LOB: 2 K: 0 BB: 1 S: 14 P: 29	R: 0 H: 0 E: 0 LOB: 0 K: 0 BB: 0 S: 10 P: 13	R: 0 H: 0 E: 0 LOB: 0 K: 1 BB: 0 S: 6 P: 9	R: 0 H: 0 E: 0 LOB: 0 K: 0 BB: 0 S: 5 P: 7	R: 0 H: 0 E: 0 LOB: 0 K: 1 BB: 0 S: 6 P: 8	R: 0 H: 1 E: 0 LOB: 0 K: 1 BB: 0 S: 9 P: 12	R: 0 H: 0 E: 0 LOB: 0 K: 2 BB: 0 S: 9 P: 13	R: 0 H: 0 E: 0 LOB: 0 K: 0 BB: 0 S: 5 P: 7	R: 0 H: 0 E: 0 LOB: 0 K: 1 BB: 0 S: 7 P: 11	1B: 1 SF: 0 2B: 2 SAC: 0 3B: 1 DP: 0 HR: 0 HBP: 0						

PITCHER		IP	WLS	BF	H	R	ER	SO	BB	IBB	HBP	BLK	WP	HR	S	P	ERA	WHIP
Mark Gubicza, R ERA: 4.89	(1, 1)	8.0	W	27	4	2	2	5	1	0	0	0	0	0	64	98	2.25	0.625
Jeff Montgomery, R ERA: 3.6	(9, 1)	1.0	S	3	0	0	0	1	0	0	0	0	0	0	7	11	0.00	0.000

PITCHER		IP	WLS	BF	H	R	ER	SO	BB	IBB	HBP	BLK	WP	HR	S	P	ERA	WHIP

TOP

Cleveland Indians @ Kansas City Royals

Royals Stadium, Kansas City, MO

Fri Aug 09 1991, 8:05 PM EDT
Att. 40,661 - Cloudy - 73 F

livebaseballscorecards.com

AB	29
R	2
H	4
RBI	2
BB	1
SO	6
LOB	1

BOTTOM

Cleveland Indians @ Kansas City Royals

Royals Stadium, Kansas City, MO

Fri Aug 09 1991, 8:05 PM EDT

Att. 40,661 - Cloudy - 73 F

livebaseballscorecards.com

Batter	1	2	3	4	5	6	7	8	9	AB	R	H	RBI	BB	SO	LOB
Kirk Gibson, L (1, 7) OBP: 0.332, SLG: 0.414	C B F C 1-3 ① K		X 0-0 ① B1-3		F B B X 2-1 ② P2		F F F B B B B 4-2 BB			3	0	0	0	1	1	1
Brian McRae, S (1, 8) OBP: 0.306, SLG: 0.388	B F F X 1-2 L4-6 E 1B		B F C X 1-2 G3-6 1B		F B F F S 1-3 ③ K		F F B S 1-3 ③ K			4	0	2	0	0	2	3
George Brett, L (1, 10) OBP: 0.339, SLG: 0.438	1 SAFE X 0-0 ②③ L4-6 1-3		F 1 SAFE X 0-1 ②③ G3-6 1-2f			C F S 0-3 ① K		S B S B B X 3-2 ① G4-3		4	0	0	0	0	1	2
Danny Tartabull, R (1, 9) OBP: 0.401, SLG: 0.627 Jim Eisenreich, L (8, 9) OBP: 0.328, SLG: 0.363		B S B X 2-1 1B 1B 2B	B C X 1-1 HR			B B F S B B 4-2 FC5-4 BB		B B X 2-0 ② F8		2 1	2 0	2 0	1 0	1 0	0 0	0 0
Todd Benzinger, S (1, 3) OBP: 0.296, SLG: 0.349		F B X 1-1 FC6-4 1B SF8 2-3 1B	F B X 1-1 ① F7			B F X 1-1 ② FC5-4 CS 1-2f		F C X 0-2 2B		4	1	2	0	0	0	1
Bill Pecota, R (1, 5) OBP: 0.369, SLG: 0.443		C F X 0-2 FC6-4 1-2 1B 3-H	C F X 0-2 ② G1-3			1 SAFE 0-0 ③ CS 1-2	B B F X 2-1 G6-3 SH2-4 2B 1B	B B S X 2-1 ③ G5-3		4	1	2	1	0	0	1
Tim Spehr, R (1, 2) OBP: 0.333, SLG: 0.333		L B B L X 2-2 ① FC6-4 1-2f 2-3	C S F B S 1-3 ③ K				L P X 1-1 ① SH2-4 1-2			2	0	0	0	0	1	2
David Howard, S (1, 6) OBP: 0.258, SLG: 0.281		F F B X 1-2 ② SF8 3-H			F X 0-1 SH1 1B		X 0-0 ② G6-3 2-3			2	0	1	1	0	0	1
Terry Shumpert, R (1, 4) OBP: 0.272, SLG: 0.321		X 0-0 ③ F7			X 0-0 ① SH1 1-2		X 0-0 3-H 2B			2	0	1	1	0	0	1

Inning Stats	1	2	3	4	5	6	7	8	9
	R: 0 E: 1 K: 1 S: 7	H: 1 LOB: 0 BB: 0 P: 9	R: 2 E: 0 K: 0 S: 14	H: 3 LOB: 1 BB: 0 P: 20	R: 0 E: 0 K: 0 S: 6	H: 1 LOB: 0 BB: 0 P: 7	R: 1 E: 0 K: 1 S: 11	H: 1 LOB: 0 BB: 0 P: 14	R: 0 E: 0 K: 1 S: 9	H: 1 LOB: 1 BB: 0 P: 12	R: 0 E: 0 K: 1 S: 7	H: 0 LOB: 0 BB: 1 P: 12	R: 1 E: 0 K: 1 S: 13	H: 2 LOB: 2 BB: 1 P: 20	R: 0 E: 0 K: 0 S: 9	H: 1 LOB: 1 BB: 0 P: 16

AB	28
R	4
H	10
RBI	4
BB	2
SO	5
LOB	12

1B: 6 SF: 1
2B: 4 SAC: 2
3B: 0 DP: 2
HR: 1 HBP: 0

WP: 0 PA: 34
PB: 0
SB: 0
CS: 1

PITCHER	IP	WLS	BF	H	R	ER	SO	BB	IBB	HBP	BLK	WP	HR	S	P	ERA	WHIP
Greg Swindell, L (1, 1) ERA: 3.1	6.2	L	28	9	4	4	4	2	0	0	0	0	1	64	90	5.40	1.650
Shawn Hillegas, R (7, 1) ERA: 4.08	1.1		5	1	0	0	1	0	0	0	0	0	0	12	20	0.00	0.750

PITCHER	IP	WLS	BF	H	R	ER	SO	BB	IBB	HBP	BLK	WP	HR	S	P	ERA	WHIP

Batter	1	2	3	4	5	6	7	8	9	AB	R	H	RBI	BB	SO	LOB
Glenallen Hill, R (1, 8) OBP: 0.325, SLG: 0.422	X 0-0 ① F9		C F B F B B C 3-3 ③ K			1 SAFE B S 1 SAFE F B B 1 SAFE S 3-3 ② ③ K 1-2			B S B F X 2-2 ② G6-3	4	0	0	0	0	2	1
Chris James, R (1, 10) OBP: 0.280, SLG: 0.332	B B F B X 3-1 1B 1B			B B X 2-0 ① F8			B X 1-0 PB 1B 2B		B B S C C 2-3 ③ K	4	1	2	0	0	1	0
Carlos Baerga, S (1, 4) OBP: 0.364, SLG: 0.419	F F X 0-2 G6-4-3 1-3 1B			X 0-0 ② P5			B C X 1-1 ① G3 2-3			3	0	1	0	0	0	1
Albert Belle, R (1, 7) OBP: 0.309, SLG: 0.527 Alex Cole, L (9, 7) OBP: 0.383, SLG: 0.343	S X 0-1 ② ③ G6-4-3 1-2f			B S B C B S 3-3 ③ K			B X 1-0 G6-4-3 3-H 1B			3 0	0 0	1 0	1 0	0 0	1 0	2 0
Mark Whiten, S (1, 9) OBP: 0.309, SLG: 0.425		C C B X 1-2 ① F8			C S B S 1-3 ① K		X 0-0 ② ③ G6-4-3 1-2f			3	0	0	0	0	1	1
Carlos Martinez, R (1, 3) OBP: 0.340, SLG: 0.407 Mike Aldrete, L (7, 3) OBP: 0.390, SLG: 0.340		C S B F B X 2-2 ② F8			X 0-0 ② G5-3			C X 0-1 ① F8		2 1	0 0	0 0	0 0	0 0	0 0	0 0
Jeff Manto, R (1, 5) OBP: 0.284, SLG: 0.278		C B C B C 2-3 ③ K			S X 0-1 ③ L8			S B B F C 2-3 ② K		3	0	0	0	0	2	0
Joel Skinner, R (1, 2) OBP: 0.286, SLG: 0.337			C B S S X 1-2 ① G1			F B F F B F B F X 3-2 FC1-6 1B		B F B F B F X 3-2 ③ F9		3	0	1	0	0	0	0
Felix Fermin, R (1, 6) OBP: 0.309, SLG: 0.314			B X 1-0 ② G4-3			1 SAFE L B 1 SAFE L X 1-2 ① FC1-6 CS 1-2f			C C F F F C 0-3 ① K	3	0	0	0	0	1	1
Inning Stats	R: 0 E: 0 K: 0 S: 8 H: 2 LOB: 1 BB: 0 P: 11	R: 0 E: 0 K: 1 S: 10 H: 0 LOB: 0 BB: 0 P: 15	R: 0 E: 0 K: 1 S: 8 H: 0 LOB: 0 BB: 0 P: 13	R: 0 E: 0 K: 1 S: 5 H: 0 LOB: 0 BB: 0 P: 10	R: 0 E: 0 K: 1 S: 6 H: 0 LOB: 0 BB: 0 P: 7	R: 0 E: 0 K: 1 S: 11 H: 1 LOB: 1 BB: 0 P: 18	R: 1 E: 0 K: 0 S: 5 H: 2 LOB: 0 BB: 0 P: 8	R: 0 E: 0 K: 1 S: 9 H: 0 LOB: 0 BB: 0 P: 14	R: 0 E: 0 K: 2 S: 12 H: 0 LOB: 0 BB: 0 P: 16	1B: 4 2B: 2 3B: 0 HR: 0		SF: 0 SAC: 0 DP: 3 HBP: 0		WP: 0 PB: 1 SB: 0 CS: 1		PA: 29

PITCHER	IP	WLS	BF	H	R	ER	SO	BB	IBB	HBP	BLK	WP	HR	S	P	ERA	WHIP
Bret Saberhagen, R (1, 1) ERA: 3.22	9.0	L	29	5	1	1	8	0	0	0	0	0	0	74	112	1.00	0.556

PITCHER	IP	WLS	BF	H	R	ER	SO	BB	IBB	HBP	BLK	WP	HR	S	P	ERA	WHIP

TOP

Cleveland Indians @ Kansas City Royals

Royals Stadium, Kansas City, MO

Sat Aug 10 1991, 8:05 PM EDT

Att. 38,209 - Sunny - 80 F

livebaseballscorecards.com

AB	29
R	1
H	5
RBI	1
BB	0
SO	8
LOB	6

Batter	1	2	3	4	5	6	7	8	9	AB	R	H	RBI	BB	SO	LOB
Brian McRae, S (1, 8) OBP: 0.306, SLG: 0.387	M S B B X 2-2 1B 1B		B B F B X 3-1 ③ G5-3			1 SAFE 1 SAFE X 0-0 ① FC6-4 FC1-6 1-2f		1 SAFE C X 0-1 ① FC6-4 1B 1-2f		4	0	1	0	0	0	2
David Howard, S (1, 6) OBP: 0.266, SLG: 0.288	1 SAFE 1 SAFE S T B X 1-2 ① G4-3 1-2 1B			C B L S 1-3 ① K2-3		1 SAFE X 0-0 ② FC1-6 1-2f		1 SAFE F B 1 SAFE C X 1-2 G5-6-3 1-2 1B		4	0	2	0	0	1	1
George Brett, L (1, 10) OBP: 0.335, SLG: 0.433	X 0-0 ② G4-3 1-2			B X 1-0 ② G3		B F 1 SAFE B X 2-1 ③ G4-3		X 0-0 ②③ G5-6-3 1-2f		4	0	0	0	0	0	4
Danny Tartabull, R (1, 9) OBP: 0.399, SLG: 0.625	B B F S B X 3-2 ③ L7			B B S C X 2-2 ③ G4-3			X 0-0 SH1-4 2B		B X 1-0 ① F8	4	0	1	0	0	0	1
Todd Benzinger, S (1, 3) OBP: 0.295, SLG: 0.348		C F B X 1-2 ① G4-3			C B F F X 1-2 ① G6-3		F F X 0-2 SH1-4 1B		F S C 0-3 ② K	4	0	1	0	0	1	0
Bill Pecota, R (1, 5) OBP: 0.365, SLG: 0.437		B B X 2-0 ② P6			X 0-0 ② G6-3		X 0-0 ① SH1-4 1-2 2-3		F C F X 0-2 ③ G5-3	3	0	0	0	0	0	0
Harvey Pulliam, R (1, 7) OBP: 0.667, SLG: 0.500		B X 1-0 ③ F9			B B X 2-0 1B		S B B B I 4-1 G4-6-3 IBB			2	0	1	0	1	0	0
Tim Spehr, R (1, 2) OBP: 0.314, SLG: 0.310 Kevin Seitzer, R (7, PH) OBP: 0.349, SLG: 0.342 Brent Mayne, L (8, 2) OBP: 0.348, SLG: 0.336			C B B F F S 2-3 ① K		B X 1-0 ③ F7		C B F F B X 2-2 ②③ G4-6-3 1-2f			2 1 0	0 0 0	0 0 0	0 0 0	0 0 0	1 0 0	1 3 0
Terry Shumpert, R (1, 4) OBP: 0.276, SLG: 0.322			X 0-0 ② F8			S H 1-1 FC6-4 HBP		M S B F F X 1-2 FC6-4 1B		2	0	1	0	0	0	0
Inning Stats	R: 0 E: 0 K: 0 S: 10 H: 2 LOB: 1 BB: 0 P: 16	R: 0 E: 0 K: 0 S: 5 H: 0 LOB: 0 BB: 0 P: 9	R: 0 E: 0 K: 1 S: 7 H: 0 LOB: 0 BB: 0 P: 12	R: 0 E: 0 K: 1 S: 7 H: 0 LOB: 0 BB: 0 P: 11	R: 0 E: 0 K: 0 S: 7 H: 1 LOB: 1 BB: 0 P: 11	R: 0 E: 0 K: 0 S: 5 H: 0 LOB: 1 BB: 0 P: 8	R: 0 E: 0 K: 0 S: 10 H: 2 LOB: 2 BB: 1 P: 16	R: 0 E: 0 K: 0 S: 11 H: 2 LOB: 1 BB: 0 P: 13	R: 0 E: 0 K: 1 S: 8 H: 0 LOB: 0 BB: 0 P: 9	1B: 6 2B: 1 3B: 0 HR: 0	SF: 0 SAC: 1 DP: 2 HBP: 1						

PITCHER		IP	WLS	BF	H	R	ER	SO	BB	IBB	HBP	BLK	WP	HR	S	P	ERA	WHIP
Dave Otto, L ERA: 2.84	(1, 1)	8.0	W	30	7	0	0	2	0	1	1	0	0	0	62	96	0.00	0.875
Steve Olin, R ERA: 3.97	(9, 1)	1.0	S	3	0	0	0	1	0	0	0	0	0	0	8	9	0.00	0.000

PITCHER	IP	WLS	BF	H	R	ER	SO	BB	IBB	HBP	BLK	WP	HR	S	P	ERA	WHIP

BOTTOM

Cleveland Indians @ Kansas City Royals

Royals Stadium, Kansas City, MO

Sat Aug 10 1991, 8:05 PM EDT

Att. 38,209 - Sunny - 80 F

livebaseballscorecards.com

AB	30
R	0
H	7
RBI	0
BB	1
SO	3
LOB	12

1B: 6	SF: 0	WP: 0	PA: 33
2B: 1	SAC: 1	PB: 0	
3B: 0	DP: 2	SB: 0	
HR: 0	HBP: 1	CS: 0	

Batter	1	2	3	4	5	6	7	8	9	10	11	12	13	AB	R	H	RBI	BB	SO	LOB
Glenallen Hill, R (1, 8) OBP: 0.320, SLG: 0.410	B B B S F B 4-2 G5-4-3 BB		X 0-0 ② P3			B X 1-0 ① F9		B B F S 1 SAFE F F B 3-2 ③ CS 1-2	B B B C F F S 3-3 ① K		1 SAFE B B S 1 SAFE X 2-1 ③ P6		1 SAFE C B 1 SAFE B 1 SAFE S B X 3-2 ③ G6-3	5	0	0	0	1	1	4
Chris James, R (1, 10) OBP: 0.279, SLG: 0.331	B B X 2-0 ① ② G5-4-3 1-2f		B C B F F B X 3-2 ② 1-3 2-H 1B			B S B F X 2-2 ② G5-3			B X 1-0 ② G4-3			C S S 0-3 ① K		5	0	1	1	0	1	1
Carlos Baerga, S (1, 4) OBP: 0.359, SLG: 0.413	B X 1-0 ③ F8		X 0-0 ③ G4-3			C X 0-1 ③ L8			B B S B S S 3-3 ③ K			B F X 1-1 ② G4-3		5	0	0	0	0	1	2
Albert Belle, R (1, 7) OBP: 0.306, SLG: 0.522		X 0-0 ① G5-3		X 0-0 ① P6			X 0-0 ① P4			C X 0-1 ① L1		B C B C B X 3-2 1B		3	0	0	0	0	0	0
Alex Cole, L (9, 7) OBP: 0.384, SLG: 0.345														2	0	1	0	0	0	0
Mark Whiten, S (1, 9) OBP: 0.308, SLG: 0.421	C B S B B X 3-2 ② P6			C C B X 1-2 ② P5			C B C S 1-3 ② K			B B C X 2-1 CS 1B		1 SAFE 1 SAFE 1 SAFE B C 1 SAFE 1 SAFE B B 3-3 S 1 SAFE S K		5	0	1	0	0	2	1
Carlos Martinez, R (1, 3) OBP: 0.330, SLG: 0.394	S F B X 1-2 ③ G6-3			B C B F F B S 3-3 ③ K		C X 0-1 ③ G5-3				1 SAFE B B C 1 SAFE C B 1 SAFE S 3-3 ② ③ K 1-2			B B F C F B X 3-2 ① F7	3	0	0	0	1	0	
Mike Aldrete, L (7, 3) OBP: 0.384, SLG: 0.333														2	0	0	0	0	1	1
Jeff Manto, R (1, 5) OBP: 0.299, SLG: 0.326			C B B X 2-1 ① F8		B X 1-0 G6-3 1B			B F X 1-1 FC3-6 1B			B C C X 1-2 ① G5-3		X 0-0 HR	5	1	3	1	0	0	0
Joel Skinner, R (1, 2) OBP: 0.289, SLG: 0.335			B C B X 2-1 1B 1B 1B		1 SAFE F 1 SAFE L F X 0-2 ① ② G6-3 1-2f			1 SAFE B L 1 SAFE P X 2-1 ① FC3-6 CS 1-2f			C S B C 1-3 ② K		C B B B S B 4-2 FC5-4 BB	4	1	1	0	1	1	2
Tony Perezchica, R (1, 6) OBP: 0.273, SLG: 0.358			1 SAFE F F X 0-2 1B 1-2 1B		C F B X 1-2 ③ G5-3			F X 0-1 ② F8			B F X 1-1 1B		F X 0-1 ② FC5-4 1-2f	5	0	2	0	0	0	2
Felix Fermin, R (13, 6) OBP: 0.309, SLG: 0.314														0	0	0	0	0	0	0
Inning Stats	R: 0 E: 0 K: 0 S: 4 H: 0 LOB: 0 BB: 1 P: 11	R: 0 E: 0 K: 0 S: 7 H: 0 LOB: 0 BB: 0 P: 11	R: 1 E: 0 K: 0 S: 13 H: 3 LOB: 2 BB: 0 P: 20	R: 0 E: 0 K: 1 S: 8 H: 0 LOB: 0 BB: 0 P: 12	R: 0 E: 0 K: 0 S: 8 H: 1 LOB: 0 BB: 0 P: 10	R: 0 E: 0 K: 0 S: 6 H: 0 LOB: 0 BB: 0 P: 9	R: 0 E: 0 K: 1 S: 6 H: 0 LOB: 0 BB: 0 P: 7	R: 0 E: 0 K: 0 S: 11 H: 1 LOB: 0 BB: 0 P: 16	R: 0 E: 0 K: 2 S: 8 H: 0 LOB: 0 BB: 0 P: 15	R: 0 E: 0 K: 1 S: 7 H: 1 LOB: 1 BB: 0 P: 12	R: 0 E: 0 K: 1 S: 10 H: 1 LOB: 1 BB: 0 P: 15	R: 0 E: 0 K: 2 S: 11 H: 1 LOB: 1 BB: 0 P: 18	R: 1 E: 0 K: 0 S: 12 H: 1 LOB: 1 BB: 1 P: 22	1B: 8 2B: 1 3B: 0 HR: 1 SF: 0 SAC: 0 DP: 3 HBP: 0						

PITCHER		IP	WLS	BF	H	R	ER	SO	BB	IBB	HBP	BLK	WP	HR	S	P	ERA	WHIP
Luis Aquino, R ERA: 2.71	(1, 1)	9.0		30	5	1	1	4	1	0	0	0	0	0	71	111	1.00	0.667
Tom Gordon, R ERA: 4.21	(10, 1)	4.0	W	16	4	1	1	4	1	0	0	0	0	1	40	67	2.25	1.250

PITCHER	IP	WLS	BF	H	R	ER	SO	BB	IBB	HBP	BLK	WP	HR	S	P	ERA	WHIP

TOP

Cleveland Indians @ Kansas City Royals

Royals Stadium, Kansas City, MO

Sun Aug 11 1991, 4:33 AM EDT

Att. 27,006 - Cloudy - 85 F

livebaseballscorecards.com

AB	44
R	2
H	9
RBI	2
BB	2
SO	8
LOB	13

1B: 8	SF: 0	WP: 0	PA: 47
2B: 1	SAC: 0	PB: 0	
3B: 0	DP: 3	SB: 0	
HR: 1	HBP: 0	CS: 2	

Cleveland Indians @ Kansas City Royals

Royals Stadium, Kansas City, MO

Sun Aug 11 1991, 4:33 AM EDT

Att. 27,006 - Cloudy - 85 F

livebaseballscorecards.com

BOTTOM

Batter	1	2	3	4	5	6	7	8	9	10	11	12	13	AB	R	H	RBI	BB	SO	LOB
Brian McRae, S (1, 8) OBP: 0.307, SLG: 0.387	3-2 P6			1-1 G6-3		0-2 F9 2-3			2-1 1B		0-1 SH1-4 1-2		0-1 E 1B 2-3 1B	5	1	2	0	0	0	2
Kirk Gibson, L (1, 7) Kevin Seitzer, R (10, 5) OBP: 0.328, SLG: 0.409 OBP: 0.350, SLG: 0.340	1-3 K			1-0 G5-3		1-2 G4-3			0-0 P3		4-1 BB		1-2 FC 1B 1-2 3-H	4 1	0 0	0 0	0 1	0 1	1 0	3 1
George Brett, L (1, 10) OBP: 0.332, SLG: 0.428	0-0 L9			2-1 G4-3			0-0 G4-3		0-0 F7		3-3 K 2-3		2-0 1B 1-2 2-H	6	0	1	1	0	1	3
Danny Tartabull, R (1, 9) OBP: 0.397, SLG: 0.618		1-2 G6-3			0-0 P2		1-0 F8		2-2 F9			4-1 WP BB		4	0	0	0	1	0	1
Todd Benzinger, S (1, 3) OBP: 0.289, SLG: 0.340		0-1 G3			1-0 F8		3-2 G4-3			1-1 F8		2-2 F8 1-2		5	0	0	0	0	0	1
Bill Pecota, R (1, 5) (7, 4) OBP: 0.366, SLG: 0.434		2-1 L7			0-1 G5-3			0-2 G4-3		1-1 G3 1B		4-0 IBB		4	0	1	0	1	0	0
Brent Mayne, L (1, 2) OBP: 0.342, SLG: 0.331	1-3 K					0-1 F9 SH1-4 1B		0-0 F8		1-2 G3 1-2		0-0 F7		5	0	1	0	0	1	3
David Howard, S (1, 6) OBP: 0.265, SLG: 0.287	1-2 G5-4-3 1B					0-0 SH1-4 1-2		0-2 F8		0-2 P5		2-1 L4		4	0	1	0	0	0	3
Terry Shumpert, R (1, 4) OBP: 0.278, SLG: 0.321 Warren Cromartie, L (6, PH) OBP: 0.400, SLG: 0.452 Sean Berry, R (6, PR) OBP: 0.118, SLG: 0.125 Jim Eisenreich, L (7, 5) OBP: 0.331, SLG: 0.374 (9, PH) (10, 7)	1 SAFE 0-1 G5-4-3 1-2f					4-0 BB			2-1 E7 3B		1-2 CS SH1-4 1B		0-1 E6 1B FC	1 0 0 3	0 0 0 2	0 0 0 2	0 1 0 0	0 0 0 0	0 0 0 0	1 0 0 0
Inning Stats	R: 0 E: 0 K: 1 S: 11 H: 0 LOB: 0 BB: 0 P: 15	R: 0 E: 0 K: 0 S: 7 H: 0 LOB: 0 BB: 0 P: 10	R: 0 E: 0 K: 1 S: 9 H: 1 LOB: 0 BB: 0 P: 11	R: 0 E: 0 K: 0 S: 5 H: 0 LOB: 0 BB: 0 P: 9	R: 0 E: 0 K: 0 S: 4 H: 0 LOB: 0 BB: 0 P: 5	R: 0 E: 0 K: 0 S: 9 H: 1 LOB: 2 BB: 1 P: 14	R: 0 E: 0 K: 0 S: 6 H: 0 LOB: 0 BB: 0 P: 10	R: 0 E: 0 K: 0 S: 7 H: 0 LOB: 0 BB: 0 P: 7	R: 1 E: 1 K: 0 S: 10 H: 2 LOB: 1 BB: 0 P: 16	R: 0 E: 0 K: 0 S: 12 H: 1 LOB: 1 BB: 0 P: 15	R: 0 E: 0 K: 1 S: 11 H: 1 LOB: 2 BB: 1 P: 19	R: 0 E: 0 K: 0 S: 7 H: 0 LOB: 2 BB: 2 P: 19	R: 2 E: 2 K: 0 S: 8 H: 2 LOB: 2 BB: 0 P: 11	1B: 7 2B: 1 3B: 1 HR: 0	SF: 0 SAC: 2 DP: 2 HBP: 0		WP: 1 PB: 0 SB: 0 CS: 1	PA: 48	

	AB	R	H	RBI	BB	SO	LOB
	42	3	8	2	4	3	18

PITCHER		IP	WLS	BF	H	R	ER	SO	BB	IBB	HBP	BLK	WP	HR	S	P	ERA	WHIP
Eric King, R ERA: 4.41	(1, 1)	8.0		28	4	1	1	2	1	0	0	0	0	0	62	89	1.12	0.625
Jesse Orosco, L ERA: 2.78	(9, 1)	0.2		2	0	0	0	0	0	0	0	0	0	0	2	2	0.00	0.000
Shawn Hillegas, R ERA: 3.9	(9, 1)	2.1		9	2	0	0	1	1	0	0	0	0	0	27	40	0.00	1.286
Jeff Shaw, R ERA: 3.46	(12, 1)	1.0		5	0	0	0	0	1	1	0	0	1	0	7	19	0.00	1.000
Steve Olin, R ERA: 3.97	(13, 1)	0.0	L	4	2	2	0	0	0	0	0	0	0	0	8	11	∞	∞

PITCHER	IP	WLS	BF	H	R	ER	SO	BB	IBB	HBP	BLK	WP	HR	S	P	ERA	WHIP

Batter	1	2	3	4	5	6	7	8	9	AB	R	H	RBI	BB	SO	LOB
Brian McRae, S (1, 8) OBP: 0.306, SLG: 0.389	X 0-0 ① B5-3		C B F F F F B X 2-2 ② G6-3 2-3		X 0-0 1-H 3B		C X 0-1 ① L9		X 0-0 ③ L9	5	0	1	1	0	0	2
David Howard, S (1, 6) OBP: 0.265, SLG: 0.286	B X 1-0 G4-6-3 1B		S B B B C X 3-2 ③ G6-3		C B 3 SAFE X 1-1 ③ G5-3		C X 0-1 ② F7			4	0	1	0	0	0	2
George Brett, L (1, 10) OBP: 0.332, SLG: 0.426	F F B 1 SAFE B 1 SAFE X 2-2 ② ③ G4-6-3 1-2f			F S B B B X 2-2 ① G3		B F B F B X 3-2 HR 1B	B B S B S S 3-3 ③ K			4	1	1	0	0	1	1
Danny Tartabull, R (1, 9) OBP: 0.398, SLG: 0.625 Jim Eisenreich, L (9, 9) OBP: 0.331, SLG: 0.374		S B C B B X 3-2 ① G5-3		B S B F B X 3-2 G4-3 1B		B C B X 2-1 1-H HR		F F S 0-3 ① K		4 0	1 0	2 0	2 0	0 0	1 0	0 0
Todd Benzinger, S (1, 3) OBP: 0.288, SLG: 0.339		B F B F B X 3-2 ② G6-3		1 SAFE X 0-0 ② G4-3 1-2		F C X 0-2 SH1-4 1B SF8 1B		B B B X 3-0 ② G3		4	1	1	0	0	0	1
Sean Berry, R (1, 5) OBP: 0.143, SLG: 0.150		X 0-0 ③ F9		B C F X 1-2 G4-3		1 SAFE B X 1-0 SH1-4 1-2 1B		C F B S 1-3 ③ K		4	0	1	0	0	1	1
Harvey Pulliam, R (1, 7) OBP: 0.667, SLG: 1.200			B X 1-0 HR		C S B B F C 2-3 ① K	L X 0-1 ① SH1-4 1-2 2-3			B S X 1-1 G3 1B	3	1	2	1	0	1	0
Tim Spehr, R (1, 2) OBP: 0.308, SLG: 0.313			F C X 0-2 E7 G6-3 1B		B F F S 1-3 ② K	C B B F X 2-2 ② SF8 3-H			C 1 SAFE B 1 SAFE X 1-1 ① G3 1-2	3	0	1	1	0	1	1
Terry Shumpert, R (1, 4) OBP: 0.275, SLG: 0.320			L X 0-1 ① B2		X 0-0 3B 1B	B F S B X 2-2 ③ G5-3			X 0-0 ② L9	4	1	1	0	0	0	3
Inning Stats	R: 0 E: 0 K: 0 S: 5 H: 1 LOB: 0 BB: 0 P: 8	R: 0 E: 0 K: 0 S: 7 H: 0 LOB: 0 BB: 0 P: 13	R: 1 E: 1 K: 0 S: 15 H: 2 LOB: 1 BB: 0 P: 21	R: 0 E: 0 K: 0 S: 10 H: 1 LOB: 1 BB: 0 P: 16	R: 1 E: 0 K: 2 S: 11 H: 2 LOB: 1 BB: 0 P: 15	R: 3 E: 0 K: 0 S: 17 H: 4 LOB: 1 BB: 0 P: 27	R: 0 E: 0 K: 1 S: 7 H: 0 LOB: 0 BB: 0 P: 10	R: 0 E: 0 K: 2 S: 7 H: 0 LOB: 0 BB: 0 P: 11	R: 0 E: 0 K: 0 S: 6 H: 1 LOB: 1 BB: 0 P: 8	1B: 8 2B: 0 3B: 1 HR: 2	SF: 1 SAC: 1 DP: 1 HBP: 0						

TOP

Kansas City Royals @ New York Yankees

Yankee Stadium, Bronx, NY

Tue Aug 13 1991, 3:33 AM EDT

Cloudy - 81 F

livebaseballscorecards.com

AB	35
R	5
H	11
RBI	5
BB	0
SO	5
LOB	11

PITCHER		IP	WLS	BF	H	R	ER	SO	BB	IBB	HBP	BLK	WP	HR	S	P	ERA	WHIP
Jeff Johnson, L ERA: 4.66	(1, 1)	6.0	L	27	10	5	5	2	0	0	0	0	0	2	65	100	7.50	1.667
Rich Monteleone, R ERA: 3.32	(7, 1)	2.0		6	0	0	0	3	0	0	0	0	0	0	14	21	0.00	0.000
John Habyan, R ERA: 1.94	(9, 1)	1.0		4	1	0	0	0	0	0	0	0	0	0	6	8	0.00	1.000

PITCHER	IP	WLS	BF	H	R	ER	SO	BB	IBB	HBP	BLK	WP	HR	S	P	ERA	WHIP

Batter	1	2	3	4	5	6	7	8	9	AB	R	H	RBI	BB	SO	LOB
Bernie Williams, S (1, 8) OBP: 0.365, SLG: 0.361	C B S B C 2-3 ① K		X 0-0 ③ G6-3			B B F X 2-1 ① G6-3		F C C 0-3 ③ K		4	0	0	0	0	2	0
Steve Sax, R (1, 4) OBP: 0.340, SLG: 0.392	B S X 1-1 ② G6-3			X 0-0 ① G5-3		C C B F F X 1-2 1B			C F B X 1-2 ① P8	4	0	1	0	0	0	0
Don Mattingly, L (1, 10) OBP: 0.355, SLG: 0.413 Pat Sheridan, L (4, PH) OBP: 0.283, SLG: 0.357	C B C F C 2-3 ③ K			C B B B C F B 4-2 1B BB		1 SAFE C B B B X 3-1 ② F7			B B C F B X 3-2 ② G3	1 2	0 0	0 0	0 0	0 1	1 0	0 1
Mel Hall, L (1, 9) OBP: 0.342, SLG: 0.511		X 0-0 ① G3-1		B 1 SAFE F F F X 1-2 FC5 **1-2** 1B		1 SAFE F B F X 1-2 ③ F7			C X 0-1 ③ F8	4	0	1	0	0	0	1
Matt Nokes, L (1, 2) OBP: 0.300, SLG: 0.503		B B F X 2-1 ② P3		X 0-0 ② P6			F F B X 1-2 ① F9			3	0	0	0	0	0	2
Roberto Kelly, R (1, 7) OBP: 0.317, SLG: 0.410		X 0-0 S 1B		B S B X 2-1 ③ FC5 **1-2f**			C B F S 1-3 ② K			3	0	1	0	0	1	2
Kevin Maas, L (1, 3) OBP: 0.339, SLG: 0.377	1 SAFE F 1 SAFE B X 1-1 ③ G4-3 **1-2**				B F X 1-1 ① G6-3		B C B C S 2-3 ③ K			3	0	0	0	0	1	1
Alvaro Espinoza, R (1, 6) OBP: 0.303, SLG: 0.362			C X 0-1 ① G6-3		X 0-0 E6 G5-4-3			C X 0-1 ① F7		3	0	0	0	0	0	0
Pat Kelly, R (1, 5) OBP: 0.289, SLG: 0.358			B L S S 1-3 ② K		1 SAFE C X 0-1 ② ③ G5-4-3 **1-2f**			B B B C C F X 3-2 ② P3		3	0	0	0	0	1	1
Inning Stats	R: 0 H: 0 E: 0 LOB: 0 K: 2 BB: 0 S: 9 P: 14	R: 0 H: 1 E: 0 LOB: 1 K: 0 BB: 0 S: 6 P: 9	R: 0 H: 0 E: 0 LOB: 0 K: 1 BB: 0 S: 6 P: 7	R: 0 H: 1 E: 0 LOB: 2 K: 0 BB: 1 S: 10 P: 17	R: 0 H: 0 E: 1 LOB: 0 K: 0 BB: 0 S: 5 P: 6	R: 0 H: 1 E: 0 LOB: 1 K: 0 BB: 0 S: 12 P: 19	R: 0 H: 0 E: 0 LOB: 0 K: 2 BB: 0 S: 9 P: 13	R: 0 H: 0 E: 0 LOB: 0 K: 1 BB: 0 S: 9 P: 12	R: 0 H: 0 E: 0 LOB: 0 K: 0 BB: 0 S: 8 P: 12	1B: 3 SF: 0 2B: 0 SAC: 0 3B: 0 DP: 1 HR: 0 HBP: 0						WP: 0 PA: 31 PB: 0 SB: 1 CS: 0

PITCHER	IP	WLS	BF	H	R	ER	SO	BB	IBB	HBP	BLK	WP	HR	S	P	ERA	WHIP
Kevin Appier, R (1, 1) ERA: 3.2	9.0	W	31	3	0	0	6	1	0	0	0	0	0	74	109	0.00	0.444

PITCHER	IP	WLS	BF	H	R	ER	SO	BB	IBB	HBP	BLK	WP	HR	S	P	ERA	WHIP

BOTTOM

Kansas City Royals @ New York Yankees

Yankee Stadium, Bronx, NY

Tue Aug 13 1991, 3:33 AM EDT

Cloudy - 81 F

livebaseballscorecards.com

AB	30
R	0
H	3
RBI	0
BB	1
SO	6
LOB	8

Batter	1	2	3	4	5	6	7	8	9	AB	R	H	RBI	BB	SO	LOB
Brian McRae, S (1, 8) OBP: 0.305, SLG: 0.387	1-2 P6	1 SAFE 1 SAFE 1 SAFE 2-1 F7		3-2 G4-3		1-0 2-H 1B			2-2 P1	5	0	1	1	0	0	1
Kirk Gibson, L (1, 7) OBP: 0.334, SLG: 0.420	4-1 G6-3 S BB		0-0 HR	0-0 1B		0-3 K			4-2 2B 1B BB	3	2	2	1	2	1	1
Harvey Pulliam, R (9, 7) OBP: 0.667, SLG: 1.200										0	0	0	0	0	0	0
George Brett, L (1, 10) OBP: 0.332, SLG: 0.428	1 SAFE 1-1 G6-3 1-3		2-1 BB HBP 1B	2-1 G3			0-1 E 2B		2-3 K	5	1	2	0	0	1	3
Danny Tartabull, R (1, 9) OBP: 0.399, SLG: 0.622	4-0 IBB		1-0 BB 1-2 HBP		1-1 L8		1-3 K		1-1 1-3 1B 2B	2	0	0	0	1	1	1
Jim Eisenreich, L (9, PH) OBP: 0.333, SLG: 0.379										1	1	1	0	0	0	0
(9, 9)																
Warren Cromartie, L (1, 3) OBP: 0.387, SLG: 0.435	1 SAFE 0-1 G4-3		1-3 K		0-0 F8		2-2 E6 CS 2-H		1-0 BB 2-H 3-H 1B	4	0	0	0	0	1	4
Todd Benzinger, S (7, 3) OBP: 0.291, SLG: 0.342										1	1	1	2	0	0	0
Bill Pecota, R (1, 5) OBP: 0.366, SLG: 0.435		0-1 G4-3 1B 2B	0-3 K		1-3 K		2-2 F9		4-1 BB 1B BB	4	2	1	0	1	2	3
(3, 4)																
Brent Mayne, L (1, 2) OBP: 0.344, SLG: 0.324	0-3 K		4-0 1-2 2-3 BB			1-0 G6-3	3-2 CS 1-2	2-2 G4-3	4-2 1B 1-2 2-3 BB	3	0	0	0	2	1	1
David Howard, S (1, 6) OBP: 0.270, SLG: 0.298	1-2 G4-3 2-3		0-0 F7			1-1 1B 2B		1-1 G1-3	1-0 1-3 2-H 3-H 1B	5	1	2	2	0	0	4
Terry Shumpert, R (1, 4) OBP: 0.278, SLG: 0.322	1-2 3-H 1B			0-1 L8		3-1 F9		1-0 G6-3	1-1 F9	1	0	1	1	0	0	0
Kevin Seitzer, R (3, 5) OBP: 0.345, SLG: 0.333										4	0	0	0	0	0	3
Inning Stats	R: 0 E: 0 K: 0 S: 8 H: 0 LOB: 2 BB: 2 P: 18	R: 1 E: 0 K: 1 S: 14 H: 2 LOB: 1 BB: 0 P: 18	R: 1 E: 0 K: 2 S: 11 H: 2 LOB: 3 BB: 1 P: 19	R: 0 E: 0 K: 0 S: 8 H: 1 LOB: 1 BB: 0 P: 13	R: 0 E: 0 K: 1 S: 6 H: 0 LOB: 0 BB: 0 P: 8	R: 1 E: 0 K: 1 S: 9 H: 2 LOB: 1 BB: 0 P: 15	R: 1 E: 1 K: 1 S: 14 H: 1 LOB: 0 BB: 0 P: 22	R: 0 E: 0 K: 0 S: 7 H: 0 LOB: 0 BB: 0 P: 11	R: 4 E: 0 K: 1 S: 20 H: 3 LOB: 2 BB: 3 P: 40	1B: 6 2B: 4 3B: 0 HR: 1 SF: 0 SAC: 0 DP: 0 HBP: 1	WP: 0 PB: 0 SB: 1 CS: 1 PA: 46					

PITCHER	IP	WLS	BF	H	R	ER	SO	BB	IBB	HBP	BLK	WP	HR	S	P	ERA	WHIP
Dave Eiland, R (1, 1) ERA: 5.9	5.2	L	27	6	3	3	4	2	1	1	0	0	1	52	86	4.76	1.412
Lee Guetterman, L (6, 1) ERA: 3.38	3.0		17	5	5	4	3	3	0	0	0	0	0	43	75	12.00	2.667
Rich Monteleone, R (9, 1) ERA: 3.26	0.1		1	0	0	0	0	0	0	0	0	0	0	2	3	0.00	0.000

TOP

Kansas City Royals @ New York Yankees

Yankee Stadium, Bronx, NY

Tue Aug 13 1991, 7:05 PM EDT
Att. 24,031 - Cloudy - 80 F

livebaseballscorecards.com

AB	38
R	8
H	11
RBI	7
BB	6
SO	7
LOB	21

Batter	1	2	3	4	5	6	7	8	9	AB	R	H	RBI	BB	SO	LOB
Bernie Williams, S (1, 8) OBP: 0.368, SLG: 0.381	B X 1-0 G3 ①		C F X 0-2 F9 ①		1 SAFE X 0-0 SH2-3 ① 1-2		C F 1 SAFE B X 1-2 FC4-6 1-3 1B		C X 0-1 3B	4	0	2	0	0	0	0
Steve Sax, R (1, 4) OBP: 0.338, SLG: 0.390	B X 1-0 G5-3 ②		B B C X 2-1 E 1B 1B		B C B F X 2-2 P1 ②		C 1 SAFE X 0-1 FC4-6 ③ 1-2f		B B X 2-0 G6-3 ③	5	0	1	0	0	0	4
Don Mattingly, L (1, 3) OBP: 0.358, SLG: 0.417	X 0-0 2B		1 SAFE 1 SAFE X 0-0 E8 1-3 1B		X 0-0 P3 ③			B B B C B 4-1 FC6-4 1B BB		3	0	2	0	1	0	1
Mel Hall, L (1, 10) OBP: 0.341, SLG: 0.508	B S B X 2-1 P5 ③		B B X 2-0 P6 ②			B B F B X 3-1 P5 ①		X 0-0 FC6-4 1-2 1B		4	0	1	0	0	0	3
Roberto Kelly, R (1, 7) OBP: 0.316, SLG: 0.408		B X 1-0 E S 1B 1B	X 0-0 F8 ③			B B C B X 3-1 G6-3 ②		C X 0-1 FC6-4 ① 1-2f 2-3		4	1	1	0	0	0	4
Pat Sheridan, L (1, 9) OBP: 0.292, SLG: 0.364		1 SAFE C F 1 SAFE B X 1-2 E S 1-H 1B		C B S B F X 2-2 1B ①		C B C B X 2-2 G6-3 ③		X 0-0 P4 ②		4	0	2	1	0	0	2
Randy Velarde, R (1, 6) OBP: 0.357, SLG: 0.344 Kevin Maas, L (8, PH) OBP: 0.338, SLG: 0.376 Alvaro Espinoza, R (9, 6) OBP: 0.303, SLG: 0.362		1 SAFE C S B S 1-3 K ① 1-3		C F X 0-2 F8 ②			X 0-0 1B 1B	1 SAFE F B C S 2-3 K ③		3 1 0	0 0 0	1 0 0	0 0 0	0 0 0	1 1 0	1 2 0
Bob Geren, R (1, 2) OBP: 0.234, SLG: 0.230 Matt Nokes, L (9, PH) OBP: 0.299, SLG: 0.502		B C S X 1-2 G4-3 ②		C B C X 1-2 G1-3 ③			X 0-0 F8 ①		X 0-0 P6 ①	3 1	0 0	0 0	0 0	0 0	0 0	2 0
Pat Kelly, R (1, 5) OBP: 0.288, SLG: 0.356		B B X 2-0 G5-3 ③			C B X 1-1 SH2-3 1B		C B F 1 SAFE X 1-2 F8 ②		B F B X 2-1 L4 ②	4	0	1	0	0	0	2
Inning Stats	R: 0 E: 0 K: 0 S: 5 H: 1 LOB: 1 BB: 0 P: 9	R: 1 E: 0 K: 1 S: 11 H: 2 LOB: 1 BB: 0 P: 17	R: 0 E: 1 K: 0 S: 8 H: 2 LOB: 2 BB: 0 P: 12	R: 0 E: 0 K: 0 S: 10 H: 1 LOB: 0 BB: 0 P: 13	R: 0 E: 0 K: 0 S: 7 H: 1 LOB: 1 BB: 0 P: 10	R: 0 E: 0 K: 0 S: 7 H: 0 LOB: 0 BB: 0 P: 15	R: 0 E: 0 K: 0 S: 10 H: 2 LOB: 2 BB: 0 P: 12	R: 0 E: 0 K: 1 S: 8 H: 1 LOB: 2 BB: 1 P: 14	R: 0 E: 0 K: 0 S: 6 H: 1 LOB: 1 BB: 0 P: 10	1B: 9 2B: 1 3B: 1 HR: 0	SF: 0 SAC: 1 DP: 0 HBP: 0			WP: 0 PB: 0 SB: 2 CS: 0	PA: 38		

PITCHER		IP	WLS	BF	H	R	ER	SO	BB	IBB	HBP	BLK	WP	HR	S	P	ERA	WHIP
Mike Boddicker, R ERA: 3.73	(1, 1)	6.0	W	25	8	1	1	1	0	0	0	0	0	0	49	77	1.50	1.333
Mike Magnante, L ERA: 2.84	(7, 1)	1.0		6	2	0	0	0	1	0	0	0	0	0	11	17	0.00	3.000
Jeff Montgomery, R ERA: 3.49	(8, 1)	2.0	S	7	1	0	0	1	0	0	0	0	0	0	12	18	0.00	0.500

PITCHER	IP	WLS	BF	H	R	ER	SO	BB	IBB	HBP	BLK	WP	HR	S	P	ERA	WHIP

BOTTOM

Kansas City Royals @ New York Yankees

Yankee Stadium, Bronx, NY

Tue Aug 13 1991, 7:05 PM EDT
Att. 24,031 - Cloudy - 80 F

livebaseballscorecards.com

AB	36
R	1
H	11
RBI	1
BB	1
SO	2
LOB	21

Batter	1	2	3	4	5	6	7	8	9	10	11	AB	R	H	RBI	BB	SO	LOB
Brian McRae, S (1, 8) OBP: 0.301, SLG: 0.383	F8		F7			F8			G4-3		FC1-6 1B HR	5	1	0	0	0	0	1
Kirk Gibson, L (1, 7) OBP: 0.338, SLG: 0.420	K		K			G3-6-3 BB			BB		1B HR IBB	3	1	1	0	2	2	0
George Brett, L (1, 10) OBP: 0.333, SLG: 0.424	L9			G5-4-3 BB		G3-6-3			F7		HR IBB	3	1	0	0	2	0	2
Danny Tartabull, R (1, 9) OBP: 0.396, SLG: 0.624 Jim Eisenreich, L (11, 9) OBP: 0.333, SLG: 0.379		P3		G5-4-3			P3		G4-3		HR	5 0	1 0	1 0	4 0	0 0	0 0	2 0
Todd Benzinger, S (1, 3) OBP: 0.286, SLG: 0.335		F9		L5			K	K		K	G4-3	5	0	0	0	0	2	0
Bill Pecota, R (1, 5) (8, 4) OBP: 0.368, SLG: 0.440		E 2B 1B			G4-3 2B		K			F9		4	1	2	0	0	1	0
Brent Mayne, L (1, 2) OBP: 0.342, SLG: 0.329		1-H 2B			G4-3 2-3			G3-1		G4-3		4	0	1	1	0	0	1
David Howard, S (1, 6) OBP: 0.269, SLG: 0.296		K			K			B4-3			FC3-6 1B	4	0	1	0	0	2	2
Terry Shumpert, R (1, 4) OBP: 0.276, SLG: 0.320 Warren Cromartie, L (8, PH) OBP: 0.383, SLG: 0.431 Sean Berry, R (8, 5) OBP: 0.136, SLG: 0.143			G5-3		F7			G3-1			FC3-6 FC1-6 1-2f	2 1 1	0 0 0	0 0 0	0 0 0	0 0 0	0 0 0	1 0 1
Inning Stats	R: 0 E: 0 K: 1 S: 7 H: 0 LOB: 0 BB: 0 P: 11	R: 1 E: 1 K: 1 S: 24 H: 2 LOB: 1 BB: 0 P: 33	R: 0 E: 0 K: 1 S: 8 H: 0 LOB: 0 BB: 0 P: 10	R: 0 E: 0 K: 0 S: 4 H: 0 LOB: 0 BB: 1 P: 9	R: 0 E: 0 K: 1 S: 13 H: 1 LOB: 1 BB: 0 P: 22	R: 0 E: 0 K: 0 S: 5 H: 0 LOB: 0 BB: 1 P: 10	R: 0 E: 0 K: 2 S: 10 H: 0 LOB: 0 BB: 0 P: 16	R: 0 E: 0 K: 0 S: 6 H: 0 LOB: 0 BB: 0 P: 9	R: 0 E: 0 K: 0 S: 12 H: 0 LOB: 1 BB: 1 P: 22	R: 0 E: 0 K: 1 S: 9 H: 0 LOB: 0 BB: 0 P: 16	R: 4 E: 0 K: 0 S: 17 H: 3 LOB: 0 BB: 1 P: 28	1B: 3 2B: 2 3B: 0 HR: 1	SF: 0 SAC: 0 DP: 2 HBP: 0		WP: 0 PB: 0 SB: 0 CS: 0	PA: 41		

PITCHER		IP	WLS	BF	H	R	ER	SO	BB	IBB	HBP	BLK	WP	HR	S	P	ERA	WHIP
Eric Plunk, R ERA: 4.73	(1, 1)	6.0		21	3	1	0	4	2	0	0	0	0	0	61	95	0.00	0.833
John Habyan, R ERA: 1.88	(7, 1)	2.0		6	0	0	0	2	0	0	0	0	0	0	16	25	0.00	0.000
Steve Farr, R ERA: 2.47	(9, 1)	3.0	L	14	3	4	4	1	1	1	0	0	0	1	38	66	12.00	1.333

PITCHER	IP	WLS	BF	H	R	ER	SO	BB	IBB	HBP	BLK	WP	HR	S	P	ERA	WHIP

TOP

Kansas City Royals @ New York Yankees

Yankee Stadium, Bronx, NY

Wed Aug 14 1991, 7:05 PM EDT

Att. 18,780 - Cloudy - 82 F

livebaseballscorecards.com

AB	37
R	5
H	6
RBI	5
BB	4
SO	7
LOB	10

Batter	1	2	3	4	5	6	7	8	9	10	11	AB	R	H	RBI	BB	SO	LOB
Bernie Williams, S (1, 8) OBP: 0.363, SLG: 0.369	F9		BB G6-4-3		FC6-4 1-2f		F8 1-2			P2		4	0	0	0	1	0	3
Steve Sax, R (1, 10) OBP: 0.337, SLG: 0.388	G6-3		G6-4-3 1-2f			1B	G6-3			P4		5	0	1	0	0	0	1
Don Mattingly, L (1, 3) OBP: 0.357, SLG: 0.414	G4-1			F8		1-2 1B	G4-3			G3-1		5	0	1	0	0	0	0
Roberto Kelly, R (1, 7) OBP: 0.312, SLG: 0.401		F7		F7		F9	F6				F9	5	0	0	0	0	0	2
Hensley Meulens, R (1, 9) OBP: 0.259, SLG: 0.307		G5-3		G6-3		K			SH3 1B		G1-4-3	3	0	0	0	0	1	2
Mel Hall, L (9, PH) OBP: 0.342, SLG: 0.507 (10, 9)												2	0	1	0	0	0	0
Randy Velarde, R (1, 5) OBP: 0.363, SLG: 0.346		FC6-4 1B			SH1-4 BB	K			SH3 1-2		K	2	0	1	0	1	1	2
Kevin Maas, L (11, PH) OBP: 0.337, SLG: 0.375												1	0	0	0	0	1	0
Alvaro Espinoza, R (1, 6) OBP: 0.303, SLG: 0.362		FC6-4 1-2f			SH1-4 1-2		FC6-5 SH1-4 1B		K			3	0	1	0	0	1	2
Bob Geren, R (1, 2) OBP: 0.239, SLG: 0.265			HR		K		SH1-4 1-2		IBB			2	1	1	1	0	1	1
Matt Nokes, L (9, PH) OBP: 0.301, SLG: 0.502 (10, 2)												0	0	0	0	1	0	0
Pat Kelly, R (1, 4) OBP: 0.287, SLG: 0.352			G6-3		FC6-4 BB		FC6-5 S 2-3		K			3	0	0	0	1	1	3
Inning Stats	R: 0 E: 0 K: 0 S: 6 H: 0 LOB: 0 BB: 0 P: 11	R: 0 E: 0 K: 0 S: 9 H: 1 LOB: 1 BB: 0 P: 10	R: 1 E: 0 K: 0 S: 7 H: 1 LOB: 0 BB: 1 P: 15	R: 0 E: 0 K: 0 S: 5 H: 0 LOB: 0 BB: 0 P: 7	R: 0 E: 0 K: 1 S: 12 H: 0 LOB: 2 BB: 2 P: 21	R: 0 E: 0 K: 2 S: 10 H: 2 LOB: 2 BB: 0 P: 15	R: 0 E: 0 K: 0 S: 9 H: 1 LOB: 1 BB: 0 P: 11	R: 0 E: 0 K: 0 S: 9 H: 0 LOB: 0 BB: 0 P: 13	R: 0 E: 0 K: 2 S: 12 H: 1 LOB: 2 BB: 1 P: 22	R: 0 E: 0 K: 0 S: 4 H: 0 LOB: 0 BB: 0 P: 6	R: 0 E: 0 K: 1 S: 8 H: 0 LOB: 0 BB: 0 P: 12	1B: 5 2B: 0 3B: 0 HR: 1	SF: 0 SAC: 3 DP: 1 HBP: 0	WP: 0 PB: 0 SB: 1 CS: 0	PA: 42			

PITCHER	IP	WLS	BF	H	R	ER	SO	BB	IBB	HBP	BLK	WP	HR	S	P	ERA	WHIP
Mark Davis, L (1, 1) ERA: 5.73	6.0		24	4	1	1	3	3	0	0	0	0	1	49	79	1.50	1.167
Mike Magnante, L (7, 1) ERA: 2.67	2.0		7	1	0	0	0	0	0	0	0	0	0	18	24	0.00	0.500
Tom Gordon, R (9, 1) ERA: 4.11	3.0	W	11	1	0	0	3	0	1	0	0	0	0	24	40	0.00	0.333

PITCHER	IP	WLS	BF	H	R	ER	SO	BB	IBB	HBP	BLK	WP	HR	S	P	ERA	WHIP

BOTTOM

Kansas City Royals @ New York Yankees

Yankee Stadium, Bronx, NY

Wed Aug 14 1991, 7:05 PM EDT
Att. 18,780 - Cloudy - 82 F

livebaseballscorecards.com

AB	35
R	1
H	6
RBI	1
BB	4
SO	6
LOB	16

Batter	1	2	3	4	5	6	7	8	9	AB	R	H	RBI	BB	SO	LOB
Brian McRae, S (1, 8) OBP: 0.299, SLG: 0.379	P2			G4-3		K		K		4	0	0	0	0	2	1
Kirk Gibson, L (1, 7) OBP: 0.337, SLG: 0.416	G6-3			S 2B BB		F8		K		3	1	0	0	1	1	1
George Brett, L (1, 10) OBP: 0.330, SLG: 0.419	G3			K 1-2			G4-3		K	4	0	0	0	0	2	1
Danny Tartabull, R (1, 9) OBP: 0.397, SLG: 0.625		F8		1B 2-H 2B			L5		L6-3 BB	3	0	1	1	1	0	0
Todd Benzinger, S (1, 3) OBP: 0.289, SLG: 0.337		K		2-H 1B			1B		L6-3 1-2	4	0	2	0	0	1	1
Bill Pecota, R (1, 5) OBP: 0.368, SLG: 0.439		G6-3			F7		1B 1-3			3	0	1	0	0	0	0
Tim Spehr, R (1, 2) OBP: 0.293, SLG: 0.294			G1-3		P2		B 1 SAFE B F B 1 SAFE S C K			2	0	0	0	0	0	0
Jim Eisenreich, L (7, PH) OBP: 0.332, SLG: 0.378										1	0	0	0	0	1	2
Brent Mayne, L (7, 2) OBP: 0.342, SLG: 0.329										0	0	0	0	0	0	0
David Howard, S (1, 6) OBP: 0.264, SLG: 0.290			G6-3		P6			F8 1B		3	0	0	0	0	0	0
Terry Shumpert, R (1, 4) OBP: 0.276, SLG: 0.320			G4-3			K				3	0	1	0	0	1	0
Inning Stats	R: 0 E: 0 K: 0 S: 7 H: 0 LOB: 0 BB: 0 P: 8	R: 0 E: 0 K: 1 S: 10 H: 0 LOB: 0 BB: 0 P: 14	R: 0 E: 0 K: 0 S: 9 H: 0 LOB: 0 BB: 0 P: 10	R: 1 E: 0 K: 1 S: 16 H: 2 LOB: 2 BB: 1 P: 23	R: 0 E: 0 K: 0 S: 7 H: 0 LOB: 0 BB: 0 P: 8	R: 0 E: 0 K: 2 S: 11 H: 0 LOB: 0 BB: 0 P: 13	R: 0 E: 0 K: 1 S: 9 H: 2 LOB: 2 BB: 0 P: 14	R: 0 E: 0 K: 2 S: 17 H: 1 LOB: 1 BB: 0 P: 23	R: 0 E: 0 K: 1 S: 6 H: 0 LOB: 0 BB: 1 P: 12	1B: 4 2B: 2 3B: 0 HR: 0	SF: 0 SAC: 0 DP: 1 HBP: 0						

PITCHER	IP	WLS	BF	H	R	ER	SO	BB	IBB	HBP	BLK	WP	HR	S	P	ERA	WHIP
Scott Sanderson, R (1, 1) ERA: 4.29	7.0	W	25	4	1	1	5	1	0	0	0	0	0	69	90	1.29	0.714
Greg Cadaret, L (8, 1) ERA: 3.89	2.0		7	1	0	0	3	1	0	0	0	0	0	23	35	0.00	1.000

PITCHER	IP	WLS	BF	H	R	ER	SO	BB	IBB	HBP	BLK	WP	HR	S	P	ERA	WHIP

TOP

Kansas City Royals @ New York Yankees

Yankee Stadium, Bronx, NY

Thu Aug 15 1991, 3:33 AM EDT

Att. 20,758 - Cloudy - 77 F

livebaseballscorecards.com

AB	30
R	1
H	5
RBI	1
BB	2
SO	8
LOB	6

WP: 0 PB: 0 SB: 1 CS: 0 PA: 32

1B: 4 2B: 2 3B: 0 HR: 0 SF: 0 SAC: 0 DP: 1 HBP: 0

Batter	1	2	3	4	5	6	7	8	9	AB	R	H	RBI	BB	SO	LOB
Bernie Williams, S (1, 8) OBP: 0.366, SLG: 0.381	G6-3		FC4-6 1B	2B			P2			4	0	2	2	0	0	1
Steve Sax, R (1, 4) OBP: 0.334, SLG: 0.384	G1-3		FC4-6 E SF8	G1-3			F8			4	1	0	0	0	0	3
Mel Hall, L (1, 10) OBP: 0.343, SLG: 0.507	2B 1B		E6		G4-3		WP 1B			4	1	2	0	0	0	1
Matt Nokes, L (1, 2) OBP: 0.301, SLG: 0.505	E 2B		SF8		G1-3		P8			2	0	1	2	0	0	0
Randy Velarde, R (7, PH) OBP: 0.361, SLG: 0.344										1	0	0	0	0	0	1
Bob Geren, R (8, 2) OBP: 0.239, SLG: 0.265										0	0	0	0	0	0	0
Roberto Kelly, R (1, 7) OBP: 0.308, SLG: 0.396	F8		L6		F7			K		4	0	0	0	0	1	2
Kevin Maas, L (1, 3) OBP: 0.336, SLG: 0.372		G1-6-3	FC1-5 1B BB			G3		F9		3	0	0	0	1	0	0
Pat Sheridan, L (1, 9) OBP: 0.310, SLG: 0.374		CS BB	G6-3 FC1-5 2B 1B			K		1B		3	1	2	0	1	1	0
Alvaro Espinoza, R (1, 6) OBP: 0.302, SLG: 0.361		1B	FC1-5 G6-3 2B			G1-3		G4-3		4	1	1	0	0	0	3
Pat Kelly, R (1, 5) OBP: 0.288, SLG: 0.351		K	G6-3				1B WP 1B			3	1	1	0	0	1	3
Inning Stats	R: 1 E: 1 K: 0 S: 10 H: 2 LOB: 1 BB: 0 P: 14	R: 0 E: 0 K: 1 S: 7 H: 1 LOB: 1 BB: 1 P: 16	R: 1 E: 1 K: 0 S: 10 H: 1 LOB: 1 BB: 0 P: 13	R: 2 E: 0 K: 0 S: 9 H: 2 LOB: 1 BB: 1 P: 16	R: 0 E: 0 K: 0 S: 8 H: 0 LOB: 0 BB: 0 P: 14	R: 0 E: 0 K: 1 S: 6 H: 0 LOB: 0 BB: 0 P: 9	R: 1 E: 0 K: 0 S: 9 H: 2 LOB: 1 BB: 0 P: 15	R: 0 E: 0 K: 1 S: 7 H: 1 LOB: 1 BB: 0 P: 11		1B: 7 2B: 2 3B: 0 HR: 0 SF: 1 SAC: 0 DP: 0 HBP: 0						

PITCHER		IP	WLS	BF	H	R	ER	SO	BB	IBB	HBP	BLK	WP	HR	S	P	ERA	WHIP
Mark Gubicza, R ERA: 4.93	(1, 1)	6.2	L	30	8	5	4	2	2	0	0	0	0	0	57	94	5.40	1.500
Storm Davis, R ERA: 3.74	(7, 1)	1.1		5	1	0	0	1	0	0	0	0	1	0	9	14	0.00	0.750

PITCHER	IP	WLS	BF	H	R	ER	SO	BB	IBB	HBP	BLK	WP	HR	S	P	ERA	WHIP

BOTTOM

Kansas City Royals @ New York Yankees

Yankee Stadium, Bronx, NY

Thu Aug 15 1991, 3:33 AM EDT
Att. 20,758 - Cloudy - 77 F

livebaseballscorecards.com

AB	32
R	5
H	9
RBI	4
BB	2
SO	3
LOB	14

Batter	1	2	3	4	5	6	7	8	9	AB	R	H	RBI	BB	SO	LOB
Kirk Gibson, L (1, 7) OBP: 0.338, SLG: 0.414	B C B X 2-1 ① G4-3		B F B S B B 4-2 BB			S C C 0-3 ① K		B B H 3-0 G4-6-3 HBP		2	0	0	0	1	1	1
Terry Shumpert, R (1, 4) OBP: 0.276, SLG: 0.323	B S F C 1-3 ② K		C 1 SAFE 1 SAFE X 0-1 ③ F8			1 SAFE 1 SAFE C 1 SAFE B 1 SAFE X 1-1 SF9 1-3 2B		1 SAFE 1 SAFE M 1 SAFE B 1 SAFE L 1 SAFE L 1-3 ① K		4	0	1	0	0	2	2
George Brett, L (1, 10) OBP: 0.329, SLG: 0.416	F F X 0-2 ③ L7			F B B S X 2-2 ① G4-3		I I I I 4-0 FC6-4 IBB		B C 1 SAFE 1 SAFE 1 SAFE F X 1-2 ②③ G4-6-3 1-2f		3	0	0	0	1	0	1
Danny Tartabull, R (1, 9) OBP: 0.398, SLG: 0.634		C C X 0-2 G4-3 2B		C S B B C 2-3 ② K		B B B X 3-0 ② SF9 2-3 3-H			S B F X 1-2 2B 3B	3	1	2	1	0	1	0
Jim Eisenreich, L (1, 8) OBP: 0.331, SLG: 0.380		F B X 1-1 ① G4-3 2-3		F B X 1-1 ③ G1-3		B F X 1-1 ③ FC6-4 1-2f			X 0-0 F9 3-H 2B	4	0	1	1	0	0	3
Todd Benzinger, S (1, 3) OBP: 0.292, SLG: 0.337		F B S S 1-3 ② K			B C X 1-1 G4-6-3 1B		B C S F B F B B 4-2 1B BB		B F X 1-1 ① F9 2-3	3	0	1	0	1	1	2
Bill Pecota, R (1, 6) OBP: 0.363, SLG: 0.432		C B C B X 2-2 ③ F9			F 1 SAFE B B 1 SAFE 1 SAFE X 2-1 ①② G4-6-3 1-2f		1 SAFE 1 SAFE C B 1 SAFE 1 SAFE S B F 2-2 1 SAFE 1 SAFE X ① L4		B B C F S 2-3 ② K	4	0	0	0	0	1	4
Brent Mayne, L (1, 2) OBP: 0.346, SLG: 0.329 David Howard, S (9, PR) OBP: 0.264, SLG: 0.290		C F F S 0-3 ① K			X 0-0 ③ G3		P S X 1-1 G6-4-3 1-2 1B		B B F B F B 4-2 BB	3 0	0 0	1 0	0 0	1 0	1 0	0 0
Sean Berry, R (1, 5) OBP: 0.160, SLG: 0.167 Warren Cromartie, L (9, PH) OBP: 0.380, SLG: 0.427			B F B X 2-1 ② G5-3			X 0-0 2B SF9 1B	C B B X 2-1 ②③ G6-4-3 1-2f		F X 0-1 ③ P5	3 1	1 0	1 0	0 0	0 0	0 0	2 2
Inning Stats	R: 0 E: 0 K: 1 S: 8 H: 0 LOB: 0 BB: 0 P: 11	R: 0 E: 0 K: 1 S: 11 H: 1 LOB: 1 BB: 0 P: 15	R: 0 E: 0 K: 1 S: 10 H: 0 LOB: 1 BB: 1 P: 16	R: 0 E: 0 K: 1 S: 8 H: 0 LOB: 0 BB: 0 P: 13	R: 0 E: 0 K: 0 S: 5 H: 1 LOB: 0 BB: 0 P: 8	R: 1 E: 0 K: 1 S: 9 H: 2 LOB: 2 BB: 1 P: 18	R: 0 E: 0 K: 0 S: 13 H: 1 LOB: 1 BB: 1 P: 21	R: 0 E: 0 K: 1 S: 6 H: 0 LOB: 0 BB: 0 P: 11	R: 1 E: 0 K: 1 S: 13 H: 2 LOB: 2 BB: 1 P: 21	1B: 3 2B: 3 3B: 1 HR: 0	SF: 1 SAC: 0 DP: 3 HBP: 1					

TOP

Kansas City Royals @ Boston Red Sox

Fenway Park, Boston, MA

Fri Aug 16 1991, 7:05 PM EDT

Att. 34,548 - Cloudy - 85 F

livebaseballscorecards.com

AB	30
R	2
H	7
RBI	2
BB	4
SO	7
LOB	17

WP: 0 PB: 0 SB: 0 CS: 0 PA: 36

PITCHER		IP	WLS	BF	H	R	ER	SO	BB	IBB	HBP	BLK	WP	HR	S	P	ERA	WHIP
Roger Clemens, R ERA: 2.61	(1, 1)	7.0		27	5	1	1	5	2	1	0	0	0	0	64	102	1.29	1.000
Tony Fossas, L ERA: 4.05	(8, 1)	1.0	W	3	0	0	0	1	0	0	1	0	0	0	6	11	0.00	0.000
Jeff Reardon, R ERA: 3.02	(9, 1)	1.0	S	6	2	1	1	1	1	0	0	0	0	0	13	21	9.00	3.000

PITCHER		IP	WLS	BF	H	R	ER	SO	BB	IBB	HBP	BLK	WP	HR	S	P	ERA	WHIP

BOTTOM

Kansas City Royals @ Boston Red Sox
Fenway Park, Boston, MA
Fri Aug 16 1991, 7:05 PM EDT
Att. 34,548 - Cloudy - 85 F

livebaseballscorecards.com

Batter	1	2	3	4	5	6	7	8	9	AB	R	H	RBI	BB	SO	LOB
Wade Boggs, L (1, 5) OBP: 0.432, SLG: 0.475	G3		L1-3 1B			G4-3		F8		4	0	1	0	0	0	0
Jody Reed, R (1, 4) OBP: 0.311, SLG: 0.343	G6-3		L6			G5-3		HR 1B		4	1	1	0	0	0	1
Phil Plantier, L (1, 9) OBP: 0.486, SLG: 0.552	2B BB		L1-3 1-2			G3		1-H HR		3	1	1	2	1	0	1
Tom Brunansky, R (9, 9) OBP: 0.294, SLG: 0.376										0	0	0	0	0	0	0
Jack Clark, R (1, 10) OBP: 0.369, SLG: 0.427	1 SAFE 1 SAFE 1-3 2B			G5-3			F9	BB		3	0	1	0	1	0	0
Mike Greenwell, L (1, 7) OBP: 0.364, SLG: 0.438	IBB			G3-1			1B SF7 BB	K		2	1	0	0	2	1	1
Steve Lyons, L (1, 8) OBP: 0.297, SLG: 0.380	F8			P6			1 SAFE 1 SAFE 1-3 1B	F7		4	0	1	0	0	0	4
Mo Vaughn, L (1, 3) OBP: 0.341, SLG: 0.361		G4-6-3 BB	CS 1B				SF7 3-H			1	0	1	1	1	0	0
Carlos Quintana, R (9, 3) OBP: 0.370, SLG: 0.408										0	0	0	0	0	0	0
Tony Peña, R (1, 2) OBP: 0.285, SLG: 0.344		F9	G2-3 1-2				1-2 1B			3	0	1	0	0	0	2
Luis Rivera, R (1, 6) OBP: 0.342, SLG: 0.430		1 SAFE 1 SAFE G4-6-3 1-2f	G6-3				K			3	0	0	0	0	1	3

	AB	27
	R	3
	H	7
	RBI	3
	BB	5
	SO	2
	LOB	12

Inning Stats	1	2	3	4	5	6	7	8	9
	R: 0 E: 0 K: 0 S: 14	H: 1 LOB: 3 BB: 2 P: 28	R: 0 E: 0 K: 0 S: 6	H: 0 LOB: 0 BB: 1 P: 12	R: 0 E: 0 K: 0 S: 7	H: 1 LOB: 0 BB: 0 P: 10	R: 0 E: 0 K: 0 S: 7	H: 0 LOB: 0 BB: 0 P: 10	R: 0 E: 0 K: 0 S: 13	H: 1 LOB: 0 BB: 0 P: 20	R: 0 E: 0 K: 0 S: 8	H: 0 LOB: 0 BB: 0 P: 9	R: 1 E: 0 K: 1 S: 13	H: 2 LOB: 2 BB: 1 P: 20	R: 2 E: 0 K: 1 S: 13	H: 2 LOB: 1 BB: 1 P: 21

	1B: 5	SF: 1	WP: 0	PA: 33
	2B: 2	SAC: 0	PB: 0	
	3B: 0	DP: 2	SB: 0	
	HR: 1	HBP: 0	CS: 1	

PITCHER		IP	WLS	BF	H	R	ER	SO	BB	IBB	HBP	BLK	WP	HR	S	P	ERA	WHIP
Bret Saberhagen, R ERA: 3.12	(1, 1)	7.0		27	5	1	1	1	3	1	0	0	0	0	68	109	1.29	1.143
Storm Davis, R ERA: 3.88	(8, 1)	1.0	L	6	2	2	2	1	1	0	0	0	0	1	13	21	18.00	3.000

PITCHER	IP	WLS	BF	H	R	ER	SO	BB	IBB	HBP	BLK	WP	HR	S	P	ERA	WHIP

Batter	1	2	3	4	5	6	7	8	9	AB	R	H	RBI	BB	SO	LOB
Brian McRae, S (1, 8) OBP: 0.298, SLG: 0.377	B B C M F X 2-2 ① G3	X 0-0 ③ G4-3			X 0-0 ① B1-3		S X 0-1 ② G2		X 0-0 S HR 1B	5	1	1	0	0	0	2
David Howard, S (1, 6) OBP: 0.257, SLG: 0.282 Warren Cromartie, L (9, PH) OBP: 0.385, SLG: 0.459 Terry Shumpert, R (9, 4) OBP: 0.276, SLG: 0.323	L C B B C 2-3 ② K	F B L B X 2-2 ① G5-3	S B B C B F X 3-2 ② P3		B B S X 2-1 ③ G5-3		S C F B X 1-2 1-H HR	4 0 0 0 0 1 1 1 1 1 2 0 0 0 0 0 0 0 0 0 0							
George Brett, L (1, 10) OBP: 0.333, SLG: 0.424 Kirk Gibson, L (8, PR) OBP: 0.337, SLG: 0.412	C X 0-1 1B 2B	F C S 0-3 ② K	B B B 4-0 BB		X 0-0 WP FC5-2 2B	F C S 1-3 ② K	3 1 2 0 1 1 0 1 0 0 0 0 1 0									
Danny Tartabull, R (1, 9) OBP: 0.396, SLG: 0.627	C B X 1-1 2-H 1B	C S B X 1-2 ③ G5-3	C C S 0-3 ③ K		B S B S X 2-2 ① G5-3	C B F B C 2-3 ③ K	5 0 1 1 0 2 2									
Todd Benzinger, S (1, 3) OBP: 0.291, SLG: 0.333	B X 1-0 ③ L8	B X 1-0 ① G5-3			X 0-0 ① G5-3		B B C B B 4-1 FC5-2 WP BB		3	0	0	0	1	0	1	
Bill Pecota, R (1, 4) (9, 6) OBP: 0.368, SLG: 0.439	B B C F B F X 3-2 G3-1 E 2B	B B C S X 2-2 ② G5-3			B B X 2-0 G6-4-3 1B	B B I I 4-0 FC5-2 1-2 2-3 IBB	3 1 2 0 1 0 0									
Harvey Pulliam, R (1, 7) OBP: 0.556, SLG: 0.875 Jim Eisenreich, L (8, PH) OBP: 0.330, SLG: 0.378 (8, 7)	F X 0-1 ① G3-1 2-3	B S B X 2-1 1B 1B			X 0-0 ②③ G6-4-3 1-2f	X 0-0 ② FC5-2 1-2 2-3 3-Hf	3 0 1 0 0 0 2 1 0 0 0 0 0 3									
Sean Berry, R (1, 5) OBP: 0.172, SLG: 0.179	B B C F S 2-3 ② K	B B B C C X 3-2 1-3 1B			C C B X 1-2 ① P4	F C S 0-3 ③ K	4 0 1 0 0 2 4									
Tim Spehr, R (1, 2) OBP: 0.279, SLG: 0.278 Kevin Seitzer, R (7, PH) OBP: 0.347, SLG: 0.337 Brent Mayne, L (7, 2) OBP: 0.344, SLG: 0.326	X 0-0 E6 3-H	B X 1-0 ③ P4			C B B X 2-1 1B	C X 0-1 ① L5	2 0 0 0 0 0 2 1 0 1 0 0 0 0 1 0 0 0 0 0 0									
Inning Stats	R: 1 E: 0 K: 1 S: 12 H: 2 LOB: 1 BB: 0 P: 18	R: 1 E: 1 K: 1 S: 11 H: 1 LOB: 1 BB: 0 P: 16	R: 0 E: 0 K: 1 S: 9 H: 0 LOB: 0 BB: 0 P: 12	R: 0 E: 0 K: 0 S: 10 H: 2 LOB: 2 BB: 0 P: 19	R: 0 E: 0 K: 1 S: 8 H: 0 LOB: 1 BB: 1 P: 15	R: 0 E: 0 K: 0 S: 3 H: 1 LOB: 0 BB: 0 P: 5	R: 0 E: 0 K: 0 S: 9 H: 1 LOB: 1 BB: 0 P: 14	R: 0 E: 0 K: 1 S: 9 H: 1 LOB: 3 BB: 2 P: 19	R: 2 E: 0 K: 2 S: 14 H: 2 LOB: 0 BB: 0 P: 18	1B: 6 2B: 3 3B: 0 HR: 1 SF: 0 SAC: 0 DP: 1 HBP: 0						

PITCHER		IP	WLS	BF	H	R	ER	SO	BB	IBB	HBP	BLK	WP	HR	S	P	ERA	WHIP
Matt Young, L ERA: 4.22	(1, 1)	7.0		30	8	2	1	4	1	0	0	0	0	0	63	100	1.29	1.286
Greg Harris, R ERA: 4.01	(8, 1)	0.1		3	0	0	0	0	1	1	0	0	1	0	4	14	0.00	3.000
Tony Fossas, L ERA: 3.95	(8, 1)	1.0		3	0	0	0	1	0	0	0	0	0	0	6	6	0.00	0.000
Jeff Reardon, R ERA: 3.35	(9, 1)	0.2	L	4	2	2	2	2	0	0	0	0	0	1	12	16	27.00	3.000

PITCHER	IP	WLS	BF	H	R	ER	SO	BB	IBB	HBP	BLK	WP	HR	S	P	ERA	WHIP

TOP

Kansas City Royals @ Boston Red Sox

Fenway Park, Boston, MA

Sat Aug 17 1991, 3:33 AM EDT
Att. 34,009 - Cloudy - 91 F

livebaseballscorecards.com

AB	37
R	4
H	10
RBI	3
BB	3
SO	7
LOB	17

WP: 1	PA: 40		
PB: 0			
SB: 1			
CS: 0			

Batter	1	2	3	4	5	6	7	8	9	AB	R	H	RBI	BB	SO	LOB
Wade Boggs, L (1, 5) OBP: 0.432, SLG: 0.473	BBCX 2-1 3B BB 1B	CCX 0-2 ③ G1-3			BCFX 1-2 ③ F8			BCBBFX 3-2 ① F8	IIII 4-0 BB IBB	4	1	1	0	1	0	0
Jody Reed, R (1, 4) OBP: 0.314, SLG: 0.345	BBBB 4-0 1-2 3B BB	CCX 0-2 ① L3				FX 0-1 F9 2B		BCBFX 2-2 ② G5-3	BBBB 4-0 1-2 2-3 BB	3	1	1	0	2	0	0
Phil Plantier, L (1, 9) OBP: 0.474, SLG: 0.594 Tom Brunansky, R (7, 9) OBP: 0.295, SLG: 0.375	CX 0-1 1-H 2-H SF8 3B		CBCX 1-2 ② F9			BCBSBS 3-3 ① K2-3		FBBCBB 4-2 E 1B BB	BX 1-0 ③ P3	3 1	1 0	1 0	2 0	0 1	1 0	1 3
Jack Clark, R (1, 10) OBP: 0.367, SLG: 0.425 Mike Brumley, S (8, PR) OBP: 0.247, SLG: 0.247	BBFFFBFS 3-3 ① K		BBFFX 2-2 ③ G6-3			FSBX 1-2 ② F9 2-3		X 0-0 E7 1-3 1B		4 0	0 0	1 0	0 0	0 0	1 0	2 0
Mike Greenwell, L (1, 7) OBP: 0.366, SLG: 0.437	BSX 1-1 ② SF8 3-H			X 0-0 ① G4-3		IIII 4-0 IBB		IIII 4-0 IBB		1	0	0	1	2	0	0
Steve Lyons, L (1, 8) OBP: 0.295, SLG: 0.376	X 0-0 FC4-6 1B			CFBBS 2-3 ② K		1 SAFE X 0-0 ③ P6		CFBFBBX 3-2 ③ F8		4	0	1	0	0	1	5
Mo Vaughn, L (1, 3) OBP: 0.333, SLG: 0.351 Carlos Quintana, R (8, 3) OBP: 0.372, SLG: 0.410	B 1 SAFE BBCX 3-1 ③ FC4-6 1-2f			X 0-0 ③ F8			CFFBS 1-3 ① K		BBBCX 3-1 BB SH3-4 1B	3 1	0 0	0 1	0 0	0 0	1 0	1 0
Tony Peña, R (1, 2) OBP: 0.283, SLG: 0.342		BBX 2-0 ① F9			FBCX 1-2 ① P6		BX 1-0 ② F9		1 SAFE X 0-0 ① SH3-4 1-2	3	0	0	0	0	0	0
Luis Rivera, R (1, 6) OBP: 0.338, SLG: 0.426 Ellis Burks, R (9, PH) OBP: 0.328, SLG: 0.450		BX 1-0 ② G6-3			CSC 0-3 ② K		X 0-0 ③ P2		CBBFS 2-3 ② K	3 1	0 0	0 0	0 0	0 0	1 1	0 1
Inning Stats	R: 3 E: 0 K: 1 S: 14 H: 3 LOB: 1 BB: 1 P: 27	R: 0 E: 0 K: 0 S: 5 H: 0 LOB: 0 BB: 0 P: 8	R: 0 E: 0 K: 0 S: 9 H: 0 LOB: 0 BB: 0 P: 12	R: 0 E: 0 K: 1 S: 5 H: 0 LOB: 0 BB: 0 P: 7	R: 0 E: 0 K: 1 S: 9 H: 0 LOB: 0 BB: 0 P: 11	R: 0 E: 0 K: 1 S: 9 H: 1 LOB: 2 BB: 1 P: 17	R: 0 E: 0 K: 1 S: 6 H: 0 LOB: 0 BB: 0 P: 8	R: 0 E: 1 K: 0 S: 13 H: 1 LOB: 3 BB: 2 P: 29	R: 0 E: 0 K: 1 S: 7 H: 1 LOB: 3 BB: 2 P: 21	1B: 4 2B: 1 3B: 1 HR: 0	SF: 1 SAC: 1 DP: 0 HBP: 0						

PITCHER	IP	WLS	BF	H	R	ER	SO	BB	IBB	HBP	BLK	WP	HR	S	P	ERA	WHIP
Luis Aquino, R (1, 1) ERA: 2.76	8.0	W	33	5	3	3	5	2	2	0	0	0	0	70	119	3.38	0.875
Jeff Montgomery, R (9, 1) ERA: 3.44	1.0	S	6	1	0	0	1	1	1	0	0	0	0	7	21	0.00	2.000

PITCHER	IP	WLS	BF	H	R	ER	SO	BB	IBB	HBP	BLK	WP	HR	S	P	ERA	WHIP

BOTTOM

Kansas City Royals @ Boston Red Sox

Fenway Park, Boston, MA

Sat Aug 17 1991, 3:33 AM EDT
Att. 34,009 - Cloudy - 91 F

livebaseballscorecards.com

AB	31
R	3
H	6
RBI	3
BB	6
SO	6
LOB	13

1B: 4	SF: 1	WP: 0	PA: 39
2B: 1	SAC: 1	PB: 0	
3B: 1	DP: 0	SB: 0	
HR: 0	HBP: 0	CS: 0	

Batter	1	2	3	4	5	6	7	8	9	AB	R	H	RBI	BB	SO	LOB
Brian McRae, S (1, 8) OBP: 0.299, SLG: 0.381	B B C B X 3-1 SH5-3 FC1-5 2B		1 SAFE C B F F X 1-2 ② F9		B F F X 1-2 ③ FC5-4 1-2f			C X 0-1 G4-3 1B 1B		4	1	2	0	0	0	2
David Howard, S (1, 6) OBP: 0.258, SLG: 0.283	M X 0-1 ① SH5-3 2-3		F S 1 SAFE S 0-3 ③ K			B X 1-0 G5-4-3 1B		X 0-0 ① F7		3	0	1	0	0	1	2
George Brett, L (1, 10) OBP: 0.332, SLG: 0.422	X 0-0 ② FC1-5 3-H			C S B F B B F X 3-2 1B		B C B F B F C 3-3 ① K		C F X 0-2 ② G4-3 1-2		4	0	1	0	0	1	3
Danny Tartabull, R (1, 9) OBP: 0.395, SLG: 0.623	1 SAFE B 1 SAFE B 1 SAFE 1 SAFE F X 2-1 ③ F7			1 SAFE S 1 SAFE B B B 1 SAFE F S 2-3 ① K		B B X 2-0 ② ③ G5-4-3 1-2f		S B X 1-1 2-H 1B		4	0	1	1	0	1	3
Todd Benzinger, S (1, 3) OBP: 0.291, SLG: 0.332		X 0-0 G4-6-3 1B		1 SAFE B B B X 2-0 ② F7			B B C F X 2-2 ① F9	B F F X 1-2 ③ F7		4	0	1	0	0	0	2
Bill Pecota, R (1, 4) OBP: 0.367, SLG: 0.434		1 SAFE B C F B 1 SAFE X 2-2 ① ② G4-6-3 1-2f		1 SAFE B C B X 2-1 ③ F8			C B B B B 4-1 BB BB		L B S B S 2-3 ① K	3	0	0	0	1	1	2
Harvey Pulliam, R (1, 7) OBP: 0.583, SLG: 0.800 Jim Eisenreich, L (9, PH) OBP: 0.329, SLG: 0.377		B X 1-0 ③ F8			B C F X 1-2 FC5-4 1B		B B B C F B 4-2 1-2 BB		C C B F X 1-2 ② F8	2 1	0 0	1 0	0 0	1 0	0 0	0 0
Sean Berry, R (1, 5) OBP: 0.188, SLG: 0.194 Warren Cromartie, L (9, PH) OBP: 0.382, SLG: 0.455			F F B X 1-2 1B		F C X 0-2 ① P8		C F F S 0-3 ② K		B C S C 1-3 ③ K	3 1	0 0	1 0	0 0	0 0	1 1	3 0
Tim Spehr, R (1, 2) OBP: 0.267, SLG: 0.263 Kevin Seitzer, R (7, PH) OBP: 0.346, SLG: 0.335 Brent Mayne, L (7, 2) OBP: 0.344, SLG: 0.326			1 SAFE B X 1-0 ① P3		1 SAFE C 1 SAFE F B F F S 1-3 ② K		F X 0-1 ③ P4			2 1 0	0 0 0	0 0 0	0 0 0	0 0 0	1 0 0	2 2 0
Inning Stats	R: 0 E: 0 K: 0 S: 7 H: 1 LOB: 1 BB: 0 P: 12	R: 0 E: 0 K: 0 S: 5 H: 1 LOB: 0 BB: 0 P: 8	R: 0 E: 0 K: 1 S: 11 H: 1 LOB: 0 BB: 0 P: 14	R: 0 E: 0 K: 1 S: 11 H: 1 LOB: 1 BB: 0 P: 20	R: 0 E: 0 K: 1 S: 14 H: 1 LOB: 1 BB: 0 P: 17	R: 0 E: 0 K: 1 S: 6 H: 1 LOB: 0 BB: 0 P: 12	R: 0 E: 0 K: 1 S: 12 H: 0 LOB: 2 BB: 2 P: 22	R: 1 E: 0 K: 0 S: 11 H: 2 LOB: 1 BB: 0 P: 13	R: 0 E: 0 K: 2 S: 10 H: 0 LOB: 0 BB: 0 P: 14	1B: 7 2B: 1 3B: 0 HR: 0 SF: 0 SAC: 1 DP: 2 HBP: 0						WP: 0 PB: 0 SB: 0 CS: 0 PA: 35	

PITCHER		IP	WLS	BF	H	R	ER	SO	BB	IBB	HBP	BLK	WP	HR	S	P	ERA	WHIP
Kevin Morton, L ERA: 4.93	(1, 1)	7.2	W	30	7	1	1	5	2	0	0	0	0	0	72	111	1.17	1.174
Dennis Lamp, R ERA: 4.26	(8, 1)	1.1		5	1	0	0	2	0	0	0	0	0	0	15	21	0.00	0.750

PITCHER	IP	WLS	BF	H	R	ER	SO	BB	IBB	HBP	BLK	WP	HR	S	P	ERA	WHIP

TOP

Kansas City Royals @ Boston Red Sox

Fenway Park, Boston, MA

Sun Aug 18 1991, 3:33 AM EDT
Att. 34,198 - Cloudy - 89 F

livebaseballscorecards.com

AB	32
R	1
H	8
RBI	1
BB	2
SO	7
LOB	21

Batter	1	2	3	4	5	6	7	8	9	AB	R	H	RBI	BB	SO	LOB
Wade Boggs, L (1, 5) OBP: 0.432, SLG: 0.470	B B B C B 4-1 BB 1B FC3-2 BB		B B F C X 2-2 ① F9	B B B 4-0 2B BB BB		C B X 1-1 ① ② G6-4-3 1-2f				2	1	0	0	2	0	1
Steve Lyons, L (1, 8) OBP: 0.301, SLG: 0.388	C X 0-1 FC3-2 BB 1-2 1B		C B S T F B C 2-3 ② K	X 0-0 BB 1-3 2-H 2B		B S B S X 2-2 ③ P6				4	0	2	1	0	1	0
Phil Plantier, L (1, 9) OBP: 0.500, SLG: 0.594 Tom Brunansky, R (7, 9) OBP: 0.294, SLG: 0.374	B B B B 4-0 FC3-2 1-2 2-3 BB		X 0-0 CI HR	F B B B 4-1 BB BB			F C X 0-2 ① F8			0 1	1 0	0 0	0 0	2 0	0 0	0 0
Jack Clark, R (1, 10) OBP: 0.369, SLG: 0.432	C S B C 1-3 ① K		C 1 SAFE X 0-1 1-H HR	S C F B B F F F B 4-2 B 1-2 2-3 3-H BB			B C S X 1-2 ② P3			3	1	1	3	1	1	3
Mike Greenwell, L (1, 7) OBP: 0.362, SLG: 0.433	X 0-0 ② FC3-2 1-2 2-3 3-Hf		C X 0-1 ③ G4-3	C F S 0-3 ③ K			B C B X 2-1 ③ G6-3			4	0	0	0	0	1	6
Mo Vaughn, L (1, 3) OBP: 0.338, SLG: 0.360	C B B X 2-1 ③ G3			B X 1-0 1B 2B	B B B 4-0 G4-6-3 BB			B X 1-0 ① G4-3		3	1	1	0	1	0	3
Luis Rivera, R (1, 6) OBP: 0.337, SLG: 0.423		C F B C 1-3 ① K		B C F F X 1-2 SH1-3 2-H 2B 1B	C B F X 1-2 ① ② G4-6-3 1-2f			B F C F C 1-3 ② K		4	1	1	1	0	2	1
John Marzano, R (1, 2) OBP: 0.243, SLG: 0.324		F F B S 1-3 ② K		1 SAFE 1 SAFE L X 0-1 ① SH1-3 1-2	X 0-0 ③ L9			B X 1-0 ③ F8		3	0	0	0	0	1	0
Mike Brumley, S (1, 4) OBP: 0.250, SLG: 0.250		X 0-0 ③ F8		B F B S X 2-2 ② P5		B S B F B X 3-2 G6-4-3 1B				3	0	1	0	0	0	1
Inning Stats	R: 0 E: 0 K: 1 S: 9 H: 1 LOB: 3 BB: 2 P: 20	R: 0 E: 0 K: 2 S: 7 H: 0 LOB: 0 BB: 0 P: 9	R: 2 E: 1 K: 1 S: 13 H: 1 LOB: 0 BB: 0 P: 17	R: 3 E: 0 K: 1 S: 21 H: 3 LOB: 3 BB: 3 P: 37	R: 0 E: 0 K: 0 S: 4 H: 0 LOB: 0 BB: 1 P: 9	R: 0 E: 0 K: 0 S: 8 H: 1 LOB: 0 BB: 0 P: 14	R: 0 E: 0 K: 0 S: 8 H: 0 LOB: 0 BB: 0 P: 11	R: 0 E: 0 K: 1 S: 6 H: 0 LOB: 0 BB: 0 P: 9		1B: 3 2B: 2 3B: 0 HR: 1 SF: 0 SAC: 1 DP: 2 HBP: 0				WP: 0 PB: 0 SB: 0 CS: 0 PA: 35		

PITCHER		IP	WLS	BF	H	R	ER	SO	BB	IBB	HBP	BLK	WP	HR	S	P	ERA	WHIP
Kevin Appier, R ERA: 3.3	(1, 1)	4.0	L	23	5	5	3	5	5	0	0	0	0	1	50	83	6.75	2.500
Mike Magnante, L ERA: 2.52	(5, 1)	2.0		6	1	0	0	0	1	0	0	0	0	0	12	23	0.00	1.000
Mark Davis, L ERA: 5.25	(7, 1)	2.0		6	0	0	0	1	0	0	0	0	0	0	14	20	0.00	0.000

PITCHER	IP	WLS	BF	H	R	ER	SO	BB	IBB	HBP	BLK	WP	HR	S	P	ERA	WHIP

BOTTOM

Kansas City Royals @ Boston Red Sox

Fenway Park, Boston, MA

Sun Aug 18 1991, 3:33 AM EDT

Att. 34,198 - Cloudy - 89 F

livebaseballscorecards.com

AB	27
R	5
H	6
RBI	5
BB	6
SO	6
LOB	15

Batter	1	2	3	4	5	6	7	8	9	AB	R	H	RBI	BB	SO	LOB
Bernie Williams, S (1, 8) OBP: 0.363, SLG: 0.387	C B X 1-1 P4 ①		X 0-0 B2 ①	X 0-0 G3 ③			L 1 SAFE B L X 1-2 G3 ① 1-2		B B B B 4-0 1B 2B BB	4	1	0	0	1	0	3
Steve Sax, R (1, 4) OBP: 0.344, SLG: 0.397	C X 0-1 G6-3 ②		B B C X 2-1 G6-4-3 1B		C B X 1-2 G1-3 ①		C B F B X 2-2 F8 ②		1 SAFE X 0-0 1-2 2B 1B	5	1	2	0	0	0	1
Don Mattingly, L (1, 3) OBP: 0.363, SLG: 0.422	B C X 1-1 HBP 2B		1 SAFE B B B X 2-0 G6-4-3 ② ③ 1-2f		B X 1-0 G3-1 ②		B X 1-0 F8 ③		C B F X 1-2 1B E 1-H 2-H 2B	5	1	2	2	0	0	2
Mel Hall, L (1, 9) OBP: 0.337, SLG: 0.499	B B F B B 4-1 HBP BB			F B S B F F F X 2-2 G3 2B 2B	C X 0-1 2B			F B X 1-1 L3 ①	C F F C 0-3 K ②	4	1	2	0	1	1	1
Roberto Kelly, R (1, 7) OBP: 0.312, SLG: 0.402	B H 2-0 1-2 2-3 HBP			S X 0-1 P4 ①	C S S 0-3 K ③			C B C F B B X 3-2 G4-3 S 1B	I I I I 4-0 E E IBB	3	1	1	0	1	1	2
Matt Nokes, L (1, 2) OBP: 0.300, SLG: 0.500	B X 1-0 G4-3 ③			C B X 1-1 G3 ② 2-3		X 0-0 G3 ①		1 SAFE 1 SAFE 1 SAFE B 1 SAFE C X 1-1 G4-3 ② 1-3	X 0-0 E6 1B 1-H 2-H	5	0	1	0	0	0	5
Kevin Maas, L (1, 10) OBP: 0.338, SLG: 0.375		B X 1-0 F8 ①	B B C B B 4-1 2B BB			C B S B S 2-3 K ②		B B B B 4-0 S BB	B B B C B 4-1 BB	2	1	0	0	3	1	0
Randy Velarde, R (1, 5) OBP: 0.355, SLG: 0.346		B B C X 2-1 G6-4-3 1B	1 SAFE C 1 SAFE B X 1-1 1-H 3-H 2B			B B X 2-0 P6 ③		C 1 S 1 SAFE B B C 2-3 K ③ 1-2	B F F F C 1-3 K ③	5	0	2	2	0	2	4
Alvaro Espinoza, R (1, 6) OBP: 0.299, SLG: 0.361		X 0-0 G6-4-3 ② ③ 1-2f	S H 1-1 HBP				X 0-0 G3 1B		C F F F X 0-2 P2 ①	3	0	1	0	0	0	1
Inning Stats	R: 0 E: 0 K: 0 S: 8 H: 1 LOB: 3 BB: 1 P: 17	R: 0 E: 0 K: 0 S: 4 H: 1 LOB: 0 BB: 0 P: 7	R: 0 E: 0 K: 0 S: 4 H: 1 LOB: 0 BB: 0 P: 8	R: 2 E: 0 K: 0 S: 15 H: 2 LOB: 2 BB: 1 P: 24	R: 0 E: 0 K: 1 S: 9 H: 1 LOB: 1 BB: 0 P: 11	R: 0 E: 0 K: 1 S: 5 H: 0 LOB: 0 BB: 0 P: 9	R: 0 E: 0 K: 0 S: 8 H: 1 LOB: 1 BB: 0 P: 12	R: 0 E: 0 K: 1 S: 11 H: 1 LOB: 2 BB: 1 P: 22	R: 4 E: 1 K: 2 S: 19 H: 3 LOB: 2 BB: 3 P: 33	1B: 6 2B: 5 3B: 0 HR: 0 SF: 0 SAC: 0 DP: 2 HBP: 2						

TOP

New York Yankees @ Kansas City Royals

Royals Stadium, Kansas City, MO

Mon Aug 19 1991, 8:05 PM EDT

Att. 39,011 - Sunny - 77 F

livebaseballscorecards.com

AB	36
R	6
H	11
RBI	4
BB	6
SO	5
LOB	19

PITCHER		IP	WLS	BF	H	R	ER	SO	BB	IBB	HBP	BLK	WP	HR	S	P	ERA	WHIP
Mike Boddicker, R ERA: 3.76	(1, 1)	8.1	L	38	9	4	4	3	4	0	2	0	0	0	70	120	4.32	1.560
Mike Magnante, L ERA: 2.72	(9, 1)	0.2		6	2	2	1	2	1	1	0	0	0	0	13	23	13.50	4.500

PITCHER	IP	WLS	BF	H	R	ER	SO	BB	IBB	HBP	BLK	WP	HR	S	P	ERA	WHIP

BOTTOM

Batter	1	2	3	4	5	6	7	8	9	AB	R	H	RBI	BB	SO	LOB
Brian McRae, S (1, 8) OBP: 0.298, SLG: 0.383	C C X 0-2 HR 3B	S X 0-1 ① G5-3	B S S S 2-3 ① K	B C B S X 2-2 ② G4-3 1-3	B F C F B F F X 2-2 ③ P4 1-2	5	1	1	0	0	1	2
Kirk Gibson, L (1, 7) OBP: 0.341, SLG: 0.423	S C B B X 2-2 HR 3-H	F B X 1-1 S 1B	B B B B 4-0 G4-6-3 BB	B X 1-0 ③ F8		3	1	2	2	1	0	1
George Brett, L (1, 10) OBP: 0.332, SLG: 0.418	X 0-0 ① G3	1 SAFE B B B F B 4-1 1-2 BB	X 0-0 ② ③ G4-6-3 1-2f		F B X 1-1 ① G6-3	3	0	0	0	1	0	1
Danny Tartabull, R (1, 9) OBP: 0.393, SLG: 0.619	B B X 2-0 ② F9	X 0-0 ② L9	S B X 1-1 ① F8	B S B B S X 3-2 FC4 1B	4	0	1	0	0	0	2
Todd Benzinger, S (1, 3) OBP: 0.294, SLG: 0.342	B S C X 1-2 2B	B C C F F X 1-2 ③ P2	B B X 2-0 2B	B F 1 SAFE B 1 SAFE F B F X 3-2 ② P4	4	0	2	0	0	0	3
Bill Pecota, R (1, 5) OBP: 0.361, SLG: 0.427	B C F S 1-3 ③ K	B C F B X 2-2 E6 S	C S C 0-3 ② K	B 1 SAFE X 1-0 ③ FC4 1-2f	4	0	0	0	0	2	3
Brent Mayne, L (1, 2) OBP: 0.337, SLG: 0.320 Harvey Pulliam, R (9, PH) OBP: 0.538, SLG: 0.727	B B F X 2-1 ① F7	F B 1 SAFE F B S 2-3 ① K 1-2	X 0-0 ③ P6	C C F B F F S 1-3 ① K	3 1	0 0	0 0	0 0	0 0	1 1	2 0
David Howard, S (1, 6) OBP: 0.253, SLG: 0.277 Kevin Seitzer, R (9, PH) OBP: 0.349, SLG: 0.338	B X 1-0 ② B5-3	X 0-0 ② F8	B C S S 1-3 ① K	B X 1-0 DI 1B	3 1	0 0	0 1	0 0	0 0	1 0	1 0
Terry Shumpert, R (1, 4) OBP: 0.277, SLG: 0.323 Sean Berry, R (9, PH) OBP: 0.182, SLG: 0.188	B F B F S 2-3 ③ K	C S S 0-3 ③ K	X 0-0 G4-3 S 1B	C S B F S 1-3 ② K	3 1	0 0	1 0	0 0	0 0	2 1	1 1
Inning Stats	R: 2 E: 0 K: 1 S: 14 H: 3 LOB: 1 BB: 0 P: 20	R: 0 E: 0 K: 1 S: 7 H: 0 LOB: 0 BB: 0 P: 12	R: 0 E: 0 K: 0 S: 11 H: 1 LOB: 2 BB: 1 P: 17	R: 0 E: 1 K: 2 S: 10 H: 0 LOB: 1 BB: 0 P: 14	R: 0 E: 0 K: 1 S: 4 H: 0 LOB: 0 BB: 1 P: 10	R: 0 E: 0 K: 1 S: 7 H: 1 LOB: 1 BB: 0 P: 10	R: 0 E: 0 K: 1 S: 8 H: 1 LOB: 1 BB: 0 P: 12	R: 0 E: 0 K: 0 S: 10 H: 1 LOB: 1 BB: 0 P: 18	R: 0 E: 0 K: 2 S: 17 H: 1 LOB: 1 BB: 0 P: 22	1B: 4 2B: 2 3B: 1 HR: 1	SF: 0 SAC: 0 DP: 1 HBP: 0	WP: 0 PB: 0 SB: 3 CS: 0	PA: 37				

PITCHER		IP	WLS	BF	H	R	ER	SO	BB	IBB	HBP	BLK	WP	HR	S	P	ERA	WHIP
Eric Plunk, R ERA: 4.54	(1, 1)	6.2		28	6	2	2	7	2	0	0	0	0	1	60	93	2.70	1.200
Greg Cadaret, L ERA: 3.79	(7, 1)	2.1	W	9	2	0	0	2	0	0	0	0	0	0	28	42	0.00	0.857

PITCHER	IP	WLS	BF	H	R	ER	SO	BB	IBB	HBP	BLK	WP	HR	S	P	ERA	WHIP

New York Yankees @ Kansas City Royals

Royals Stadium, Kansas City, MO

Mon Aug 19 1991, 8:05 PM EDT

Att. 39,011 - Sunny - 77 F

livebaseballscorecards.com

AB	35
R	2
H	8
RBI	2
BB	2
SO	9
LOB	17

Batter	1	2	3	4	5	6	7	8	9	AB	R	H	RBI	BB	SO	LOB
Bernie Williams, S (1, 8) OBP: 0.359, SLG: 0.381	C B X 1-1 G4-3	X 0-0 G4-6-3 1-2f			B B S X 2-1 F8 BB 1B	B 1 SAFE B F X 2-1 FC5-4 1-2f		B F F X 1-2 G4-3		5	1	1	0	0	0	2
Steve Sax, R (1, 4) OBP: 0.346, SLG: 0.400	B C B F S 2-3 K		C X 0-1 1B		1 SAFE 1 SAFE C 1 SAFE B B B 1 SAFE F B 4-2 B F8 1-2 1B BB		B X 1-0 1B 2B		B C X 1-1 P4	4	2	2	0	1	1	0
Don Mattingly, L (1, 3) OBP: 0.363, SLG: 0.422	B C B B C X 3-2 G3		1 SAFE 1 SAFE 1 SAFE B X 1-0 1-3 1B		B B X 2-0 F8 1-2 2-3		C X 0-1 BB 2-H 1B		B X 1-0 G3	5	0	2	1	0	0	2
Mel Hall, L (1, 9) OBP: 0.338, SLG: 0.496		B X 1-0 HBP 1B FC 1B	B F B X 2-1 G1-3		I I I I 4-0 1B IBB		B B F X 2-1 F8		B B B C F C 3-3 K	4	1	1	0	1	1	2
Roberto Kelly, R (1, 7) OBP: 0.317, SLG: 0.404		1 SAFE X 0-0 FC HBP 1-2 E 1B	C B S B B X 3-2 G5-3		X 0-0 1-3 2-H 3-H 1B		B B F B B 4-1 1-2 BB			3	1	2	2	1	0	1
Matt Nokes, L (1, 2) OBP: 0.303, SLG: 0.498	F F F B F H 2-2 E E 1-2 2-3 HBP			B X 1-0 G1-6-3 1B	B B F X 2-1 F9		C B C B F X 2-2 P5			3	1	1	0	0	0	4
Kevin Maas, L (1, 10) OBP: 0.337, SLG: 0.372	C C B F B X 2-2 FC G4-3 1B 1-H 2-H 3-H			B C X 1-1 F7		B B S B F B 4-2 FC5-4 BB	C B B F S 2-3 K			3	1	0	1	1	1	3
Randy Velarde, R (1, 5) OBP: 0.346, SLG: 0.336	B X 1-0 G4-3 2-3			1 SAFE X 0-0 G1-6-3 1-2f		S C B B B X 3-2 P6		S C B S 1-3 K		4	0	0	0	0	1	3
Alvaro Espinoza, R (1, 6) OBP: 0.298, SLG: 0.360		X 0-0 G4-6-3 3-H 1B			C F B F S 1-3 K	C F B X 1-2 F7		S C S 0-3 K		4	0	1	1	0	2	1
Inning Stats	R: 0 E: 0 K: 1 S: 8 H: 0 LOB: 0 BB: 0 P: 14	R: 4 E: 1 K: 0 S: 13 H: 3 LOB: 0 BB: 0 P: 19	R: 0 E: 0 K: 0 S: 8 H: 2 LOB: 1 BB: 0 P: 14	R: 0 E: 0 K: 0 S: 4 H: 1 LOB: 0 BB: 0 P: 6	R: 2 E: 0 K: 1 S: 12 H: 2 LOB: 2 BB: 2 P: 27	R: 0 E: 0 K: 0 S: 11 H: 0 LOB: 1 BB: 1 P: 21	R: 1 E: 0 K: 1 S: 13 H: 2 LOB: 2 BB: 1 P: 24	R: 0 E: 0 K: 2 S: 9 H: 0 LOB: 0 BB: 0 P: 11	R: 0 E: 0 K: 1 S: 6 H: 0 LOB: 0 BB: 0 P: 11	1B: 9 2B: 1 3B: 0 HR: 0	SF: 0 SAC: 0 DP: 2 HBP: 1						

TOP

New York Yankees @ Kansas City Royals

Royals Stadium, Kansas City, MO

Tue Aug 20 1991, 8:05 PM EDT
Att. 24,031 - Cloudy - 79 F

livebaseballscorecards.com

AB	35
R	7
H	10
RBI	5
BB	4
SO	6
LOB	18

PITCHER		IP	WLS	BF	H	R	ER	SO	BB	IBB	HBP	BLK	WP	HR	S	P	ERA	WHIP
Mark Gubicza, R ERA: 5.16	(1, 1)	4.2	L	23	8	6	5	2	1	1	1	0	0	0	43	76	9.64	1.929
Mark Davis, L ERA: 5.13	(5, 1)	2.1		11	2	1	1	1	2	0	0	0	0	0	26	49	3.86	1.714
Tom Gordon, R ERA: 4.04	(8, 1)	2.0		6	0	0	0	3	0	0	0	0	0	0	15	22	0.00	0.000

PITCHER	IP	WLS	BF	H	R	ER	SO	BB	IBB	HBP	BLK	WP	HR	S	P	ERA	WHIP

WP: 0 PB: 0 SB: 0 CS: 0 PA: 40

Batter	1	2	3	4	5	6	7	8	9	AB	R	H	RBI	BB	SO	LOB
Brian McRae, S (1, 8) OBP: 0.298, SLG: 0.381	C X 0-1 ① F9		X 0-0 ① F8		C C H 1-2 G4-3 BB HBP		B F F X 1-2 ② F9			3	0	0	0	0	0	2
Kirk Gibson, L (1, 7) OBP: 0.343, SLG: 0.425	C F C 0-3 ② K		X 0-0 1-H 2B		B F C B F F B B 4-2 G4-3 1-2 2-3 BB		B S F X 1-2 ③ G4-3			3	0	1	1	1	1	1
George Brett, L (1, 10) OBP: 0.328, SLG: 0.413	B C X 1-1 ③ G6-3		C B S B B X 3-2 F7		F B X 1-1 ② G4-3 1-2 2-3 3-H			C F S 0-3 ① K		4	0	0	1	0	1	3
Danny Tartabull, R (1, 9) OBP: 0.389, SLG: 0.612		B C S F B F B F X 3-2 ① P3	B B C S B X 3-2 ③ F8		C X 0-1 ③ F8			B X 1-0 ② G6-3		4	0	0	0	0	0	3
Warren Cromartie, L (1, 3) OBP: 0.378, SLG: 0.448		C B B F X 2-2 ② G4-3		B B X 2-0 ① F7		F C S 0-3 ① K		X 0-0 1B		4	0	1	0	0	1	0
Bill Pecota, R (1, 5) OBP: 0.356, SLG: 0.420 (8, 6)		B F B F X 2-2 E5 2B		C B B S X 2-2 ② P3		X 0-0 ② G5-3		X 0-0 ③ G1-3		4	1	0	0	0	0	1
Brent Mayne, L (1, 2) OBP: 0.335, SLG: 0.325	C B B X 2-1 2-H 2B			B X 1-0 ③ F7		B X 1-0 ③ G4-3			C B B C S 2-3 ① K	4	0	1	1	0	1	0
David Howard, S (1, 6) OBP: 0.250, SLG: 0.273 Kevin Seitzer, R (7, PH) OBP: 0.350, SLG: 0.344 (8, 5)	F X 0-1 ③ G4-3				X 0-0 ① L8		C X 0-1 2B		C B X 1-1 ② P3	2	0	0	0	0	0	1
										2	0	1	0	0	0	0
Terry Shumpert, R (1, 4) OBP: 0.280, SLG: 0.330 Jim Eisenreich, L (9, PH) OBP: 0.328, SLG: 0.376			L B F X 1-2 2B 1B		F B B X 2-1 BB G4-3 2B		S S S 0-3 ① K		B F B S X 2-2 ③ F7	3	2	2	0	0	1	1
										1	0	0	0	0	0	0
Inning Stats	R: 0 E: 0 K: 1 S: 7 H: 0 LOB: 0 BB: 0 P: 8	R: 1 E: 1 K: 0 S: 16 H: 1 LOB: 1 BB: 0 P: 25	R: 1 E: 0 K: 0 S: 11 H: 2 LOB: 1 BB: 0 P: 18	R: 0 E: 0 K: 0 S: 5 H: 0 LOB: 0 BB: 0 P: 10	R: 1 E: 0 K: 0 S: 13 H: 1 LOB: 2 BB: 1 P: 21	R: 0 E: 0 K: 1 S: 5 H: 0 LOB: 0 BB: 0 P: 6	R: 0 E: 0 K: 1 S: 11 H: 1 LOB: 1 BB: 0 P: 13	R: 0 E: 0 K: 1 S: 6 H: 1 LOB: 1 BB: 0 P: 7	R: 0 E: 0 K: 1 S: 8 H: 0 LOB: 0 BB: 0 P: 13	1B: 2 2B: 4 3B: 0 HR: 0 SF: 0 SAC: 0 DP: 0 HBP: 1						
										WP: 0 PB: 0 SB: 0 CS: 0 PA: 36						

PITCHER		IP	WLS	BF	H	R	ER	SO	BB	IBB	HBP	BLK	WP	HR	S	P	ERA	WHIP
Scott Sanderson, R ERA: 4.27	(1, 1)	5.0	W	22	4	3	2	1	1	0	1	0	0	0	52	82	3.60	1.000
John Habyan, R ERA: 1.75	(6, 1)	3.0		11	2	0	0	3	0	0	0	0	0	0	22	26	0.00	0.667
Steve Farr, R ERA: 2.38	(9, 1)	1.0		3	0	0	0	1	0	0	0	0	0	0	8	13	0.00	0.000

PITCHER	IP	WLS	BF	H	R	ER	SO	BB	IBB	HBP	BLK	WP	HR	S	P	ERA	WHIP

BOTTOM

New York Yankees @ Kansas City Royals

Royals Stadium, Kansas City, MO

Tue Aug 20 1991, 8:05 PM EDT
Att. 24,031 - Cloudy - 79 F

livebaseballscorecards.com

AB	34
R	3
H	6
RBI	3
BB	1
SO	5
LOB	12

Batter	1	2	3	4	5	6	7	8	9	AB	R	H	RBI	BB	SO	LOB
Bernie Williams, S (1, 8) OBP: 0.349, SLG: 0.369	S C B S 1-3 ① K		F F C 0-3 ③ K			S B S S 1-3 ① K	B S S C 1-3 ③ K		B C B S S 2-3 ③ K	5	0	0	0	0	5	4
Steve Sax, R (1, 4) OBP: 0.346, SLG: 0.399	B C B S X 2-2 G3-6-3 1B			F F X 0-2 ① G5-3		C F F B B X 2-2 ② G6-3		B F X 1-2 ① G6-3		4	0	1	0	0	0	0
Don Mattingly, L (1, 3) OBP: 0.362, SLG: 0.420	B X 1-0 ②③ G3-6-3 1-2f			B X 1-0 ② G5-3		B F F F S 1-3 ③ K2-3		C B B B C X 3-2 1B		4	0	1	0	0	1	1
Mel Hall, L (1, 9) OBP: 0.334, SLG: 0.490		X 0-0 ① P5		S S F B X 1-2 ③ G3			B F B X 2-1 ① F8	B C B F S 2-3 ② K		4	0	0	0	0	1	1
Roberto Kelly, R (1, 7) OBP: 0.316, SLG: 0.411		F B X 1-1 ② G5-3			F X 0-1 ① G6-3		F B F B F X 2-2 HR	X 0-0 ③ G6-3		4	1	1	1	0	0	1
Matt Nokes, L (1, 2) OBP: 0.307, SLG: 0.500		X 0-0 ③ G4-3			B B X 2-0 2B 1B		B X 1-0 1B BB 1B		B B B C F F F B 4-2 HR BB	3	2	2	0	1	0	0
Kevin Maas, L (1, 10) OBP: 0.338, SLG: 0.380			F B B F F S 2-3 ① K		X 0-0 ② F7		B S S S B F B B 4-2 1B 1-2 BB		B C B C B X 3-2 1-H HR	3	1	1	2	1	1	1
Alvaro Espinoza, R (1, 6) OBP: 0.303, SLG: 0.371			B F C X 1-2 2B		B X 1-0 1-H 2B		F X 0-1 1-2 2-3 1B		B B C X 2-1 ① G6-3	4	0	3	1	0	0	0
Randy Velarde, R (1, 5) OBP: 0.342, SLG: 0.331			C X 0-1 ② G1-3		C F S 0-3 ③ K		B B F S S S 2-3 ② K		C C X 0-2 ② G6-3	2	0	0	0	0	1	2
Pat Sheridan, L (7, PH) OBP: 0.298, SLG: 0.358										1	0	0	0	0	1	3
Pat Kelly, R (7, 5) OBP: 0.295, SLG: 0.352										1	0	0	0	0	0	0
Inning Stats	R: 0 H: 1 E: 0 LOB: 0 K: 1 BB: 0 S: 7 P: 11	R: 0 H: 0 E: 0 LOB: 0 K: 0 BB: 0 S: 4 P: 5	R: 0 H: 1 E: 0 LOB: 1 K: 2 BB: 0 S: 12 P: 15	R: 0 H: 0 E: 0 LOB: 0 K: 0 BB: 0 S: 8 P: 10	R: 1 H: 2 E: 0 LOB: 1 K: 1 BB: 0 S: 8 P: 11	R: 0 H: 0 E: 0 LOB: 0 K: 2 BB: 0 S: 11 P: 15	R: 1 H: 3 E: 0 LOB: 3 K: 2 BB: 1 S: 18 P: 30	R: 0 H: 1 E: 0 LOB: 1 K: 1 BB: 0 S: 10 P: 16	R: 2 H: 1 E: 0 LOB: 0 K: 1 BB: 1 S: 15 P: 26	1B: 5 SF: 0 2B: 2 SAC: 0 3B: 0 DP: 1 HR: 2 HBP: 0						

PITCHER	IP	WLS	BF	H	R	ER	SO	BB	IBB	HBP	BLK	WP	HR	S	P	ERA	WHIP
Bret Saberhagen, R (1, 1) ERA: 3.1	7.0	W	28	7	2	2	8	1	0	0	0	0	1	68	97	2.57	1.143
Storm Davis, R (8, 1) ERA: 3.98	2.0		9	2	2	2	2	1	0	0	0	0	1	25	42	9.00	1.500

PITCHER	IP	WLS	BF	H	R	ER	SO	BB	IBB	HBP	BLK	WP	HR	S	P	ERA	WHIP

TOP

New York Yankees @ Kansas City Royals

Royals Stadium, Kansas City, MO

Wed Aug 21 1991, 8:05 PM EDT

Att. 24,213 - Sunny - 87 F

livebaseballscorecards.com

AB	35
R	4
H	9
RBI	4
BB	2
SO	10
LOB	13

WP: 0	PA: 37
PB: 0	
SB: 0	
CS: 0	

Batter	1	2	3	4	5	6	7	8	9	AB	R	H	RBI	BB	SO	LOB
Brian McRae, S (1, 8) OBP: 0.299, SLG: 0.381	B X 1-0 HR 1B		B S X 1-1 G6-3 ①		S C X 0-2 FC4 ① G4-6-3 1-2f 2-3		B X 1-0 BLK 1B	B F B S S 2-3 K ③		5	2	2	0	0	1	3
Kirk Gibson, L (1, 10) OBP: 0.342, SLG: 0.431	B 1 SAFE F 1 SAFE X 1-1 1-H HR		C B F B X 2-2 FC6-2 ② BB 3-H		B F X 1-1 G4-6-3 ② ③ 1-2f		1 SAFE C 1 SAFE 1 SAFE B 1 S S 1 SAFE B 3-3 B S K ① 1-2			4	1	1	2	0	1	4
Todd Benzinger, S (1, 3) OBP: 0.303, SLG: 0.357	X 0-0 ① 3B		B C 1 SAFE B B F B 4-2 1-2 BB			C X 0-1 2B 1B	B X 1-0 1B 2-H 1B			3	2	3	1	1	0	0
Danny Tartabull, R (1, 9) OBP: 0.390, SLG: 0.614	B C X 1-1 G5-3 ②		F C S 0-3 K ③			B S 1 SAFE X 1-1 E G4-6-3 1-H 2B	X 0-0 F8 1B 1-2 1B			4	1	2	1	0	1	2
Jim Eisenreich, L (1, 7) OBP: 0.330, SLG: 0.378	C F X 0-2 F8 ③			F B B F S 2-3 K ①		C B B B X 2-1 E5 G4-6-3 1B 2-3 1B	X 0-0 1-2 2-H 1B			4	1	2	1	0	1	0
Kevin Seitzer, R (1, 5) OBP: 0.352, SLG: 0.349 Bill Pecota, R (8, 5) OBP: 0.356, SLG: 0.420		B X 1-0 ① 2B		C S B X 1-2 F8 ②		B B F B B 4-1 G4-6-3 BB	C X 0-1 F8 ② 2-3			3 0	0 0	1 0	0 0	1 0	0 0	2 0
Brent Mayne, L (1, 2) OBP: 0.327, SLG: 0.316		C X 0-1 G3 ②		B X 1-0 G4-3 ③		B B B C X 3-1 ① ② G4-6-3 1-2f 2-3 3-H	1 SAFE S C B B C 2-3 K ③			4	0	0	0	0	1	4
David Howard, S (1, 6) OBP: 0.256, SLG: 0.279		F B S S S 1-3 K ③			C F F F X 0-2 FC4 1B 1B	F B B B F F X 3-2 3-H 1B		B S C B F C 2-3 K ①		4	0	2	1	0	2	0
Terry Shumpert, R (1, 4) OBP: 0.283, SLG: 0.339			C F B B F X 2-2 FC6-2 3B		X 0-0 FC4 1-2 1B	1 SAFE X 0-0 G3 ③		B C F B B S 3-3 K ②		4	0	2	0	0	1	1
Inning Stats	R: 2 E: 0 K: 0 S: 9 H: 3 LOB: 0 BB: 0 P: 12	R: 0 E: 0 K: 1 S: 6 H: 1 LOB: 0 BB: 0 P: 8	R: 0 E: 0 K: 1 S: 14 H: 1 LOB: 2 BB: 1 P: 23	R: 0 E: 0 K: 1 S: 7 H: 0 LOB: 0 BB: 0 P: 11	R: 0 E: 0 K: 0 S: 11 H: 2 LOB: 1 BB: 0 P: 12	R: 3 E: 1 K: 0 S: 14 H: 4 LOB: 1 BB: 1 P: 27	R: 2 E: 0 K: 2 S: 12 H: 4 LOB: 2 BB: 0 P: 19	R: 0 E: 0 K: 3 S: 10 H: 0 LOB: 0 BB: 0 P: 17		1B: 10 2B: 2 3B: 2 HR: 1	SF: 0 SAC: 0 DP: 2 HBP: 0					

PITCHER		IP	WLS	BF	H	R	ER	SO	BB	IBB	HBP	BLK	WP	HR	S	P	ERA	WHIP
Pascual Perez, R ERA: 3.04	(1, 1)	5.0	L	20	7	2	2	3	1	0	0	0	0	1	47	66	3.60	1.600
Lee Guetterman, L ERA: 3.75	(6, 1)	1.0		7	4	3	3	0	1	0	0	0	0	0	14	27	27.00	5.000
Rich Monteleone, R ERA: 3.8	(7, 1)	0.1		4	3	2	2	1	0	0	0	1	0	0	6	11	54.00	9.000
Greg Cadaret, L ERA: 3.76	(7, 1)	0.2		3	1	0	0	1	0	0	0	0	0	0	6	8	0.00	1.500
Tim Leary, R ERA: 6.31	(8, 1)	1.0		3	0	0	0	3	0	0	0	0	0	0	10	17	0.00	0.000

PITCHER	IP	WLS	BF	H	R	ER	SO	BB	IBB	HBP	BLK	WP	HR	S	P	ERA	WHIP

BOTTOM

New York Yankees @ Kansas City Royals

Royals Stadium, Kansas City, MO

Wed Aug 21 1991, 8:05 PM EDT
Att. 24,213 - Sunny - 87 F

livebaseballscorecards.com

AB	35
R	7
H	15
RBI	6
BB	2
SO	8
LOB	16

WP: 0	PB: 0	SB: 0	CS: 0
PA: 37			

Texas Rangers @ Kansas City Royals

Royals Stadium, Kansas City, MO

Thu Aug 22 1991, 8:05 PM EDT

Att. 30,650 - Sunny - 88 F

TOP

livebaseballscorecards.com

Batter	1	2	3	4	5	6	7	8	9	AB	R	H	RBI	BB	SO	LOB
Gary Pettis, S (1, 8) OBP: 0.351, SLG: 0.274	S B X 1-1 ① L3		L B B S B F B 4-2 ② BB		C C B B C 2-3 ② K		B C B C S 2-3 ③ K		B X 1-0 ② F7	4	0	0	0	1	2	0
Julio Franco, R (1, 4) OBP: 0.408, SLG: 0.465	C S B C 1-3 ② K		1 SAFE 1 SAFE X 0-0 ③ F9		X 0-0 ③ 1B			B X 1-0 E E 1B	B C F F X 1-2 ③ G6-3	5	1	2	0	0	1	1
Rafael Palmeiro, L (1, 3) OBP: 0.395, SLG: 0.543	C B B C F X 2-2 ③ F9			C X 0-1 ① F7	F X 0-1 ③ G6-3			C B F 1 SAFE B F X 2-2 1-H E1 2B		4	1	0	0	0	0	1
Ruben Sierra, S (1, 9) OBP: 0.355, SLG: 0.492		B B F B B B 4-1 BB		B C X 1-1 HR 2B		B F X 1-1 ① F7		C F X 0-2 2-H 2B		3	1	2	1	1	0	0
Juan Gonzalez, R (1, 7) OBP: 0.357, SLG: 0.546		1 SAFE C C B X 1-2 ① F7		B F B F B X 3-2 2-H HR		B F B B C X 2-1 2B		S F F F F X 0-2 ① G6-3		4	1	2	2	0	0	2
Kevin Reimer, L (1, 10) OBP: 0.329, SLG: 0.459		S F C 0-3 ② K		B F B S F X 2-2 1B		B B S S F B S 3-3 ② K		I I I I 4-0 FC6-4 IBB		3	0	1	0	1	2	2
Steve Buechele, R (1, 5) OBP: 0.331, SLG: 0.439		1 SAFE C B S 1 SAFE X 1-2 ③ G5-3		B X 1-0 ② F8		X 0-0 ③ G5-3		X 0-0 ② F7		4	0	0	0	0	0	5
Ivan Rodriguez, R (1, 2) OBP: 0.280, SLG: 0.335			B X 1-0 ① F8	C 1 SAFE B X 1-1 ③ F8			B B C S F S 2-3 ① K	X 0-0 ③ 1-2f FC6-4		4	0	0	0	0	1	3
José Hernández, R (1, 6) OBP: 0.308, SLG: 0.324			C X 0-1 ② P2		B C X 1-1 ① G5-3		B B X 2-0 ② F8		C B C B F S 2-3 ① K	4	0	0	0	0	1	0
Inning Stats	R: 0 E: 0 K: 1 S: 9 H: 0 LOB: 0 BB: 0 P: 13	R: 0 E: 0 K: 1 S: 10 H: 0 LOB: 1 BB: 1 P: 16	R: 0 E: 0 K: 0 S: 7 H: 0 LOB: 1 BB: 1 P: 12	R: 2 E: 0 K: 0 S: 14 H: 3 LOB: 1 BB: 0 P: 22	R: 0 E: 0 K: 1 S: 8 H: 1 LOB: 1 BB: 0 P: 11	R: 0 E: 0 K: 1 S: 9 H: 1 LOB: 1 BB: 0 P: 15	R: 0 E: 0 K: 2 S: 8 H: 0 LOB: 0 BB: 0 P: 14	R: 2 E: 1 K: 0 S: 16 H: 2 LOB: 2 BB: 1 P: 23	R: 0 E: 0 K: 1 S: 9 H: 0 LOB: 0 BB: 0 P: 13	1B: 3 2B: 3 3B: 0 HR: 1	SF: 0 SAC: 0 DP: 0 HBP: 0						

	AB	35
	R	4
	H	7
	RBI	3
	BB	3
	SO	7
	LOB	14

WP: 0 PB: 0 SB: 0 CS: 0 PA: 38

PITCHER	IP	WLS	BF	H	R	ER	SO	BB	IBB	HBP	BLK	WP	HR	S	P	ERA	WHIP
Luis Aquino, R (1, 1) ERA: 2.79	5.0		21	4	2	2	3	2	0	0	0	0	1	48	74	3.60	1.200
Tom Gordon, R (6, 1) ERA: 4.01	3.0	L	14	3	2	1	3	0	1	0	0	0	0	33	52	3.00	1.000
Jeff Montgomery, R (9, 1) ERA: 3.39	1.0		3	0	0	0	1	0	0	0	0	0	0	9	13	0.00	0.000

PITCHER	IP	WLS	BF	H	R	ER	SO	BB	IBB	HBP	BLK	WP	HR	S	P	ERA	WHIP

Texas Rangers @ Kansas City Royals

Royals Stadium, Kansas City, MO

Thu Aug 22 1991, 8:05 PM EDT

Att. 30,650 - Sunny - 88 F

livebaseballscorecards.com

BOTTOM

Batter	1	2	3	4	5	6	7	8	9	AB	R	H	RBI	BB	SO	LOB
Brian McRae, S (1, 8) OBP: 0.299, SLG: 0.378	BBCBCFB 4-2 CS BB		FFX 0-2 ① G5-3	CSS 0-3 ③ K			CCX 0-2 ① F8			3	0	0	0	1	1	1
Kirk Gibson, L (1, 7) OBP: 0.341, SLG: 0.428	BX 1-0 ①② F7 1-2		FFBBS 2-3 ② K		SBH 2-1 G6-3 HBP		CFBS 1-3 ② K			3	0	0	0	0	2	1
George Brett, L (1, 10) OBP: 0.330, SLG: 0.416	BBBB 4-0 1B BB		BFBFBFFX 3-2 2B		S1CBBX SAFE 2-2 ① G6-3 1-2		SSX 0-2 ③ P6			3	0	1	0	1	0	1
Danny Tartabull, R (1, 9) OBP: 0.392, SLG: 0.612	CBCBBX 3-2 1-3 1B		SBBBFS 3-3 ③ K		BX 1-0 ② G6-3			CBBBB 4-1 G6-4-3 BB		3	0	1	0	1	1	2
Todd Benzinger, S (1, 3) OBP: 0.299, SLG: 0.352	CX 0-1 ③ G4-3			BFCS 1-3 ① K	BBCFS 2-3 ③ K			SX 0-1 ① P4		4	0	0	0	0	2	4
Bill Pecota, R (1, 5) OBP: 0.355, SLG: 0.418		BBCSX 2-2 ① F8		BFCCX 1-2 HR 1B		BCSX 1-2 ① G4-3		BX 1-0 ②③ G6-4-3 1-2f		4	1	1	0	0	0	1
Brent Mayne, L (1, 2) OBP: 0.333, SLG: 0.342 Kurt Stillwell, S (9, PH) OBP: 0.307, SLG: 0.352		BCBFFX 2-2 ② L3		C1SAFE BSFBBX 3-2 1-H HR		SX 0-1 1B			BFBX 2-1 ① G6-3	3 1	1 0	2 0	2 0	0 0	0 0	0 0
David Howard, S (1, 6) OBP: 0.263, SLG: 0.287 Harvey Pulliam, R (9, PH) OBP: 0.500, SLG: 0.667		CFBBBX 3-2 1B		LBX 1-1 CS 1B		CBBFS 2-3 ② K			SCSS 0-3 ② K	3 1	0 0	2 0	0 0	0 0	1 1	1 0
Terry Shumpert, R (1, 4) OBP: 0.283, SLG: 0.342 Kevin Seitzer, R (9, PH) OBP: 0.351, SLG: 0.347		FFS 0-3 ③ K		SBX 1-1 ② 1-2 2B		SBBBX 3-1 P5			BFBX 2-1 ③ G6-3	3 1	0 0	1 0	0 0	0 0	1 0	2 0
Inning Stats	R: 0 E: 0 K: 0 S: 9 H: 1 LOB: 2 BB: 2 P: 21	R: 0 E: 0 K: 1 S: 13 H: 1 LOB: 1 BB: 0 P: 20	R: 0 E: 0 K: 2 S: 14 H: 1 LOB: 1 BB: 0 P: 22	R: 2 E: 0 K: 2 S: 17 H: 4 LOB: 1 BB: 0 P: 24	R: 0 E: 0 K: 1 S: 8 H: 0 LOB: 1 BB: 0 P: 15	R: 0 E: 0 K: 1 S: 10 H: 1 LOB: 1 BB: 0 P: 16	R: 0 E: 0 K: 1 S: 9 H: 0 LOB: 0 BB: 0 P: 10	R: 0 E: 0 K: 0 S: 4 H: 0 LOB: 0 BB: 1 P: 9	R: 0 E: 0 K: 1 S: 7 H: 0 LOB: 0 BB: 0 P: 11	1B: 5 2B: 2 3B: 0 HR: 1	SF: 0 SAC: 0 DP: 1 HBP: 1						

	AB	32
	R	2
	H	8
	RBI	2
	BB	3
	SO	9
	LOB	13

WP: 0 PB: 0 SB: 0 CS: 2 PA: 36

PITCHER		IP	WLS	BF	H	R	ER	SO	BB	IBB	HBP	BLK	WP	HR	S	P	ERA	WHIP
Jose Guzman, R ERA: 3.2	(1, 1)	6.0		27	8	2	2	7	2	0	1	0	0	1	71	118	3.00	1.667
Kenny Rogers, L ERA: 5.79	(7, 1)	3.0	W	9	0	0	0	2	1	0	0	0	0	0	20	30	0.00	0.333

PITCHER	IP	WLS	BF	H	R	ER	SO	BB	IBB	HBP	BLK	WP	HR	S	P	ERA	WHIP

Texas Rangers @ Kansas City Royals

Royals Stadium, Kansas City, MO

Fri Aug 23 1991, 8:05 PM EDT
Att. 31,962 - Cloudy - 82 F

TOP

livebaseballscorecards.com

Batter	1	2	3	4	5	6	7	8	9	AB	R	H	RBI	BB	SO	LOB
Gary Pettis, S (1, 8) OBP: 0.344, SLG: 0.268	B C X 1-1 ① B1-3	B B C F B S 3-3 ② K			F B B C C 2-3 ① K			B B B C S F X 3-2 ① F7	C B B F S 2-3 ③ K	5	0	0	0	0	3	1
Julio Franco, R (1, 4) OBP: 0.409, SLG: 0.465	X 0-0 E9 2B 1B	B B X 2-0 ③ G6-3			B B B C B 4-1 G4-6-3 BB			S X 0-1 ② G3-1		3	1	1	0	1	0	0
Rafael Palmeiro, L (1, 3) OBP: 0.396, SLG: 0.547	B B X 2-0 1B 3-H 2B		C C F C 0-3 ① K		X 0-0 ② ③ G4-6-3 1-2f			B B X 2-0 E 2B		4	2	2	1	0	1	1
Ruben Sierra, S (1, 9) OBP: 0.356, SLG: 0.491	C F F B X 1-2 2B 2-H 1B		B S B X 2-1 ② F8			B B C S S 2-3 ① K		I I I I 4-0 E IBB		3	1	1	1	1	1	0
Juan Gonzalez, R (1, 7) OBP: 0.357, SLG: 0.546	C 1 B X SAFE 1-1 ② 1-H 1B 2B		B S S S B B S 3-3 ③ K			B X 1-0 ② G5-3		B S B F B F X 3-2 E4 1-H 2-H		4	2	1	0	0	1	-1
Kevin Reimer, L (1, 10) OBP: 0.331, SLG: 0.461	I I I I 4-0 E 1B IBB			B X 1-0 G4-3 FC5-2 2B		S C F B X 1-2 ③ F9		B X 1-0 ③ P6		3	0	1	0	1	0	0
Dean Palmer, R (1, 5) OBP: 0.285, SLG: 0.410	S X 0-1 E7 1-3 2-H 1B			C B X 1-1 ① G4-3 2-3			X 0-0 ① G6-3		C F C 0-3 ① K	4	0	1	1	0	1	1
Ivan Rodriguez, R (1, 2) OBP: 0.280, SLG: 0.339	B X 1-0 ③ G5-3			S B X 1-1 ② FC5-2 3-H			B S F B X 2-2 ② G6-3		B C X 1-1 2B	4	0	1	0	0	0	3
José Hernández, R (1, 6) OBP: 0.279, SLG: 0.293		C X 0-1 ① G5-3		S F B S 1-3 ③ K			C C B C 1-3 ③ K		B F B F F B X 3-2 ② G6-3	4	0	0	0	0	2	2
Inning Stats	R: 3 E: 2 K: 0 S: 13 H: 5 LOB: 2 BB: 1 P: 23	R: 0 E: 0 K: 1 S: 6 H: 0 LOB: 0 BB: 0 P: 11	R: 0 E: 0 K: 2 S: 9 H: 0 LOB: 0 BB: 0 P: 14	R: 0 E: 0 K: 1 S: 8 H: 1 LOB: 1 BB: 0 P: 12	R: 0 E: 0 K: 1 S: 5 H: 0 LOB: 0 BB: 1 P: 11	R: 0 E: 0 K: 1 S: 8 H: 0 LOB: 0 BB: 0 P: 12	R: 0 E: 0 K: 1 S: 7 H: 0 LOB: 0 BB: 0 P: 10	R: 3 E: 1 K: 0 S: 12 H: 1 LOB: 0 BB: 1 P: 25	R: 0 E: 0 K: 2 S: 12 H: 1 LOB: 1 BB: 0 P: 18	1B: 3 2B: 5 3B: 0 HR: 0	SF: 0 SAC: 0 DP: 1 HBP: 0						

	AB	34
	R	6
	H	8
	RBI	3
	BB	3
	SO	9
	LOB	7

PITCHER		IP	WLS	BF	H	R	ER	SO	BB	IBB	HBP	BLK	WP	HR	S	P	ERA	WHIP
Kevin Appier, R (1, 1) ERA: 3.3		8.0	L	33	7	6	3	7	1	2	0	0	0	0	68	118	3.38	1.000
Mike Magnante, L (9, 1) ERA: 2.65		1.0		4	1	0	0	2	0	0	0	0	0	0	12	18	0.00	1.000

PITCHER	IP	WLS	BF	H	R	ER	SO	BB	IBB	HBP	BLK	WP	HR	S	P	ERA	WHIP

BOTTOM

Texas Rangers @ Kansas City Royals

Royals Stadium, Kansas City, MO

Fri Aug 23 1991, 8:05 PM EDT

Att. 31,962 - Cloudy - 82 F

Batter	1	2	3	4	5	6	7	8	9	AB	R	H	RBI	BB	SO	LOB
Terry Shumpert, R (1, 4) OBP: 0.280, SLG: 0.338	B C F F S 1-3 K ①		C B B X 2-1 F9 ②			X 0-0 F8 ①		B X 1-0 F7 ②		4	0	0	0	0	1	3
Brent Mayne, L (9, 2) OBP: 0.333, SLG: 0.342										0	0	0	0	0	0	0
Brian McRae, S (1, 8) OBP: 0.298, SLG: 0.377	C B X 1-1 F8 ②		X 0-0 F8 ③			C B F F X 1-2 F9 ②		B S B F B X 3-2 1-3 2-H 1B ③		4	0	1	1	0	0	1
George Brett, L (1, 10) OBP: 0.327, SLG: 0.411	C B F B B S 3-3 K ③			B F X 1-1 L4 ①		B C S X 1-2 G4-3 ③			B X 1-0 F9 ①	4	0	0	0	0	1	0
Danny Tartabull, R (1, 9) OBP: 0.388, SLG: 0.605		S C B B B S 3-3 K ①		B X 1-0 L6 ②			B C B B F F C 3-3 K ①		C B F B B C 3-3 K ②	4	0	0	0	0	3	0
Todd Benzinger, S (1, 3) OBP: 0.299, SLG: 0.350		B X 1-0 F8 ②		S B X 1-1 1B			X 0-0 F3 ②		X 0-0 F8 ③	4	0	1	0	0	0	0
Bill Pecota, R (1, 5) (9, 4) OBP: 0.355, SLG: 0.417		B B F X 2-1 1B		B F X 1-1 G5-3 ③			C X 0-1 F9 ③			3	0	1	0	0	0	1
Harvey Pulliam, R (1, 7) OBP: 0.412, SLG: 0.533		B B S C B X 3-2 F7 ③			C X 0-1 G5-3 ①			X 0-0 G6-3 ①		3	0	0	0	0	0	1
David Howard, S (1, 6) OBP: 0.265, SLG: 0.288			X 0-0 G4-3 ①		B C B B X 3-1 G4-3 ②			F C F F X 0-2 1B 1B ①		3	1	1	0	0	0	0
Tim Spehr, R (1, 2) OBP: 0.277, SLG: 0.256			C B B B F F B 4-2 BB		C B F F X 1-2 P2 ③			B X 1-0 1-2 1B 1B		1	0	0	0	1	0	0
Kevin Seitzer, R (8, PH) OBP: 0.353, SLG: 0.350										1	0	1	0	0	0	0
(9, 5)																

Inning Stats	1	2	3	4	5	6	7	8	9	1B: 5	SF: 0	WP: 0	PA: 32
	R: 0 E: 0 K: 2 S: 9 H: 0 LOB: 0 BB: 0 P: 14	R: 0 E: 0 K: 1 S: 9 H: 1 LOB: 1 BB: 0 P: 18	R: 0 E: 0 K: 0 S: 7 H: 0 LOB: 1 BB: 1 P: 13	R: 0 E: 0 K: 0 S: 7 H: 1 LOB: 1 BB: 0 P: 11	R: 0 E: 0 K: 0 S: 8 H: 0 LOB: 0 BB: 0 P: 12	R: 0 E: 0 K: 0 S: 8 H: 0 LOB: 0 BB: 0 P: 10	R: 0 E: 0 K: 1 S: 7 H: 0 LOB: 0 BB: 0 P: 10	R: 1 E: 0 K: 0 S: 11 H: 3 LOB: 2 BB: 0 P: 16	R: 0 E: 0 K: 1 S: 5 H: 0 LOB: 0 BB: 0 P: 9	2B: 0 3B: 0 HR: 0	SAC: 0 DP: 0 HBP: 0	PB: 0 SB: 0 CS: 0	

PITCHER	IP	WLS	BF	H	R	ER	SO	BB	IBB	HBP	BLK	WP	HR	S	P	ERA	WHIP
Brian Bohanon, L (1, 1) ERA: 3.78	9.0	W	32	5	1	1	5	1	0	0	0	0	0	71	113	1.00	0.667

PITCHER	IP	WLS	BF	H	R	ER	SO	BB	IBB	HBP	BLK	WP	HR	S	P	ERA	WHIP

AB	31
R	1
H	5
RBI	1
BB	1
SO	5
LOB	6

livebaseballscorecards.com

Texas Rangers @ Kansas City Royals

Royals Stadium, Kansas City, MO

Sat Aug 24 1991, 8:05 PM EDT
Att. 40,127 - Cloudy - 82 F

livebaseballscorecards.com

TOP

Batter	1	2	3	4	5	6	7	8	9	AB	R	H	RBI	BB	SO	LOB
Geno Petralli, L (1, 10) OBP: 0.310, SLG: 0.290	C B C S 1-3 ① K		B B C C X 2-2 G6-4-3 1B		B B X 2-0 1B 1B			B C B X 2-1 ① L1		4	0	2	0	0	1	0
Julio Franco, R (1, 4) OBP: 0.407, SLG: 0.463	B X 1-0 ② G4-3		C B B F F X 2-2 ② ③ G6-4-3 1-2f		B B X 2-0 1-2 1B			C C B S 1-3 ② K		4	0	1	0	0	1	1
Rafael Palmeiro, L (1, 3) OBP: 0.397, SLG: 0.548	B B X 2-0 2B			B B B C C X 3-2 ① F8	B B X 2-0 ③ G4-3			F B F B F B B 4-2 1B BB		3	0	1	0	1	0	2
Ruben Sierra, S (1, 9) OBP: 0.357, SLG: 0.490	B B S B F B 4-2 BB			C B X 1-1 ② G3	B C X 1-1 ① G3			B X 1-0 1-3 1B		3	0	1	0	1	0	0
Juan Gonzalez, R (1, 8) OBP: 0.356, SLG: 0.550	B C B B S F F F X 3-2 ③ L4			S B F B F B X 3-2 HR	C X 0-1 ② F8			C F S 0-3 ③ K		4	1	1	1	0	1	4
Kevin Reimer, L (1, 7) OBP: 0.330, SLG: 0.458		F B X 1-1 ① G4-3		X 0-0 1B	X 0-0 ③ F9				B X 1-0 ① G3	4	0	1	0	0	0	0
Steve Buechele, R (1, 5) OBP: 0.328, SLG: 0.435		B X 1-0 ② F8		C S B X 1-2 ③ G1-3			C B S F F S 1-3 ① K		B X 1-0 ② F9	4	0	0	0	0	1	1
Ivan Rodriguez, R (1, 2) OBP: 0.282, SLG: 0.341 Mike Stanley, R (5, 2) OBP: 0.352, SLG: 0.392		C S B S 1-3 ③ K			X 0-0 G5-4-3 1B		C C S 0-3 ② K		C B C X 1-2 1B	2	0	1	0	0	1	0
										2	0	1	0	0	1	0
Mario Diaz, R (1, 6) OBP: 0.317, SLG: 0.329			B C X 1-1 ① L4		C B 1 B F X SAFE 2-2 ① ② G5-4-3 1-2f		B C B X 2-1 ③ G4-3		C X 0-1 ③ G4-3	4	0	0	0	0	0	2

Inning Stats	1	2	3	4	5	6	7	8	9
	R: 0 E: 0 K: 1 S: 13	R: 0 E: 0 K: 1 S: 6	R: 0 E: 0 K: 0 S: 9	R: 1 E: 0 K: 0 S: 13	R: 0 E: 0 K: 0 S: 7	R: 0 E: 0 K: 0 S: 5	R: 0 E: 0 K: 2 S: 10	R: 0 E: 0 K: 2 S: 12	R: 0 E: 0 K: 0 S: 7
	H: 1 LOB: 2 BB: 1 P: 24	H: 0 LOB: 0 BB: 0 P: 9	H: 1 LOB: 0 BB: 0 P: 14	H: 2 LOB: 1 BB: 0 P: 21	H: 3 LOB: 2 BB: 0 P: 15	H: 0 LOB: 0 BB: 0 P: 6	H: 0 LOB: 0 BB: 0 P: 13	H: 1 LOB: 2 BB: 1 P: 20	H: 1 LOB: 1 BB: 0 P: 10

1B: 7	SF: 0
2B: 1	SAC: 0
3B: 0	DP: 2
HR: 1	HBP: 0
WP: 0	PA: 36
PB: 0	
SB: 0	
CS: 0	

AB	34
R	1
H	9
RBI	1
BB	2
SO	6
LOB	10

PITCHER		IP	WLS	BF	H	R	ER	SO	BB	IBB	HBP	BLK	WP	HR	S	P	ERA	WHIP
Mike Boddicker, R ERA: 3.62	(1, 1)	8.0	W	32	8	1	1	6	2	0	0	0	0	1	75	122	1.12	1.250
Storm Davis, R ERA: 3.94	(9, 1)	1.0		4	1	0	0	0	0	0	0	0	0	0	7	10	0.00	1.000

PITCHER	IP	WLS	BF	H	R	ER	SO	BB	IBB	HBP	BLK	WP	HR	S	P	ERA	WHIP

Texas Rangers @ Kansas City Royals

Royals Stadium, Kansas City, MO

Sat Aug 24 1991, 8:05 PM EDT

Att. 40,127 - Cloudy - 82 F

BOTTOM

Batter	1	2	3	4	5	6	7	8	9	AB	R	H	RBI	BB	SO	LOB
Kirk Gibson, L (1, 7) OBP: 0.343, SLG: 0.429	1-2 F8 S 1B 1B	3-2 FC4-6 1-2 2-3 1B	2-3 ③ K			1 SAFE 2-1 ② F7 1-2		1-3 ① K		4	1	2	0	0	1	2
Brian McRae, S (8, 8) OBP: 0.298, SLG: 0.377										1	0	0	0	0	1	0
Kevin Seitzer, R (1, 5) OBP: 0.349, SLG: 0.345	SAFE 2-0 ① G6-3 1-2	1-0 ② FC4-6 1B 1B 1-2f 2-3 3-H		3-2 ① F9		1-1 ③ G4-3		3-2 ② P2		3	1	0	1	0	0	3
Bill Pecota, R (5, 5) OBP: 0.352, SLG: 0.414										2	0	0	0	0	0	1
George Brett, L (1, 10) OBP: 0.328, SLG: 0.414	0-0 ② F8 2-3	2-0 1B 1-3 3-H 1B		0-0 ② F7			2-1 ① G3	0-1 WP 2B		5	0	2	1	0	0	1
Danny Tartabull, R (1, 9) OBP: 0.390, SLG: 0.607	4-2 1B 1B BB	2-0 1-2 3-H 1B		2-0 ③ P4			1-1 1B 2B	2-3 ③ K 2-3		4	1	2	1	1	1	1
Warren Cromartie, L (1, 3) OBP: 0.382, SLG: 0.445	2-2 1B 1-2 3-H 1B	1-0 ③ G6-3			1-1 ① G6-3		4-2 1B SF7 BB			3	1	1	1	1	0	2
Todd Benzinger, S (8, 3) OBP: 0.299, SLG: 0.350										0	0	0	0	0	0	0
Jim Eisenreich, L (1, 8) OBP: 0.335, SLG: 0.383	1-2 ③ 1-2 2-H 1B		3-2 S E 1B		1-2 ② G3		0-1 1-3 2-H 1B 1B			4	2	3	1	0	0	0
(8, 7)																
Brent Mayne, L (1, 2) OBP: 0.326, SLG: 0.335		2-3 ① K	2-3 ① K		3-3 ③ K		0-0 ② SF7 3-H			3	0	0	1	0	3	1
David Howard, S (1, 6) OBP: 0.270, SLG: 0.288		4-2 1B S FC4-6 BB	1 SAFE 1 SAFE 2-3 ② K 1-2			1-3 ① K	1-2 2-H 1B			3	1	1	1	1	2	1
Terry Shumpert, R (1, 4) OBP: 0.286, SLG: 0.341		4-0 FC4-6 1B 1-2 1B BB	2-2 E6 2-H 1B			0-1 S 1B	0-0 ③ L4			3	1	2	0	1	0	1
Inning Stats	R: 1 E: 0 K: 0 S: 14 H: 3 LOB: 2 BB: 1 P: 24	R: 3 E: 0 K: 1 S: 14 H: 3 LOB: 2 BB: 2 P: 33	R: 1 E: 1 K: 3 S: 17 H: 2 LOB: 1 BB: 0 P: 28	R: 0 E: 0 K: 0 S: 5 H: 0 LOB: 0 BB: 0 P: 10	R: 0 E: 0 K: 1 S: 8 H: 0 LOB: 0 BB: 0 P: 13	R: 0 E: 0 K: 1 S: 9 H: 1 LOB: 1 BB: 0 P: 13	R: 3 E: 0 K: 0 S: 15 H: 3 LOB: 1 BB: 1 P: 23	R: 0 E: 0 K: 2 S: 11 H: 1 LOB: 1 BB: 0 P: 17		1B: 11 2B: 2 3B: 0 HR: 0 SF: 1 SAC: 0 DP: 0 HBP: 0						

livebaseballscorecards.com

AB	35
R	8
H	13
RBI	7
BB	4
SO	8
LOB	13

WP: 1 PB: 0 SB: 4 CS: 0 PA: 40

PITCHER		IP	WLS	BF	H	R	ER	SO	BB	IBB	HBP	BLK	WP	HR	S	P	ERA	WHIP
Nolan Ryan, R ERA: 2.94	(1, 1)	1.2	L	13	6	4	4	1	3	0	0	0	0	0	27	55	21.60	5.400
Mike Jeffcoat, L ERA: 3.61	(2, 1)	1.1		6	2	1	0	3	0	0	0	0	0	0	18	30	0.00	1.500
Wayne Rosenthal, R ERA: 4.65	(4, 1)	3.1		12	2	1	1	2	0	0	0	0	0	0	26	43	2.70	0.600
Kenny Rogers, L ERA: 5.97	(7, 1)	0.1		4	2	2	2	0	1	0	0	0	0	0	10	15	54.00	9.000
Terry Mathews, R ERA: 4.22	(7, 1)	1.1		5	1	0	0	2	0	0	0	0	1	0	12	18	0.00	0.750

PITCHER	IP	WLS	BF	H	R	ER	SO	BB	IBB	HBP	BLK	WP	HR	S	P	ERA	WHIP

Texas Rangers @ Kansas City Royals

Royals Stadium, Kansas City, MO

Sun Aug 25 1991, 4:33 AM EDT

Att. 26,037 - Cloudy - 91 F

livebaseballscorecards.com

TOP

Batter	1	2	3	4	5	6	7	8	9	10	11	AB	R	H	RBI	BB	SO	LOB
Rafael Palmeiro, L (1, 3) OBP: 0.394, SLG: 0.545	F9		F8		G5-3		K			F7	E9 1-H 1B 2B	6	1	1	1	0	1	0
Julio Franco, R (1, 4) OBP: 0.410, SLG: 0.464	S 1B			1B 1B		F9		F9		4-1 BB	1-2 3-H 1B	5	1	3	1	1	0	0
Ruben Sierra, S (1, 9) OBP: 0.355, SLG: 0.486	G1-3 1-2			F9		1B 3B 1B		K		F7	L4	6	1	1	0	0	1	4
Kevin Reimer, L (1, 7) OBP: 0.331, SLG: 0.458	K			1B 1-2 1B		3B 1-3 1B		G5-3		G4-3		5	1	2	0	0	1	2
Juan Gonzalez, R (1, 10) OBP: 0.358, SLG: 0.554		K		1-2 2-H 1B		1-H 3-H 3B			K		SH2-4 1B 1B BB	4	1	2	3	1	2	0
Dean Palmer, R (1, 5) OBP: 0.288, SLG: 0.422		K		K		K2-3			1B 3B		1-1 SH2-4 1-2 1B 1B	5	2	2	0	0	3	3
Ivan Rodriguez, R (1, 2) OBP: 0.277, SLG: 0.335		L3		G4-3		K			G4-3		SH2-4 1-2 2-3	3	0	0	0	0	1	3
Geno Petralli, L (9, PH) (9, 2)												1	0	0	0	0	0	1
José Hernández, R (1, 6) Brian Downing, R (9, PH) Mario Díaz, R (9, PR) (9, 6) Steve Buechele, R (11, PH) (11, 6)			G6-3		K		K		PB 3-H 1B		E 2-H 3-H 1B	3	0	0	0	0	2	0
												1	0	1	1	0	0	0
												0	0	0	0	0	0	0
												1	1	1	2	0	0	0
Gary Pettis, S (1, 8) OBP: 0.338, SLG: 0.262			K		K		K		F9 1-2		K	5	0	0	0	0	4	2
Inning Stats	R: 0 E: 0 K: 1 S: 9 H: 1 LOB: 1 BB: 0 P: 19	R: 0 E: 0 K: 2 S: 10 H: 0 LOB: 0 BB: 0 P: 18	R: 0 E: 0 K: 1 S: 8 H: 0 LOB: 0 BB: 0 P: 14	R: 1 E: 0 K: 1 S: 14 H: 3 LOB: 2 BB: 0 P: 20	R: 0 E: 0 K: 2 S: 8 H: 0 LOB: 0 BB: 0 P: 12	R: 2 E: 0 K: 2 S: 13 H: 3 LOB: 1 BB: 0 P: 18	R: 0 E: 0 K: 3 S: 9 H: 0 LOB: 0 BB: 0 P: 12	R: 0 E: 0 K: 1 S: 8 H: 0 LOB: 0 BB: 0 P: 14	R: 1 E: 0 K: 1 S: 10 H: 2 LOB: 2 BB: 0 P: 15	R: 0 E: 0 K: 0 S: 11 H: 0 LOB: 1 BB: 1 P: 16	R: 4 E: 1 K: 1 S: 24 H: 4 LOB: 1 BB: 1 P: 39	1B: 10 2B: 1 3B: 2 HR: 0 SF: 0 SAC: 1 DP: 0 HBP: 0						

PITCHER		IP	WLS	BF	H	R	ER	SO	BB	IBB	HBP	BLK	WP	HR	S	P	ERA	WHIP
Mark Gubicza, R ERA: 5.15	(1, 1)	5.1		22	6	3	3	7	0	0	0	0	0	0	52	88	5.06	1.125
Tom Gordon, R ERA: 3.93	(6, 1)	2.2		9	1	0	0	6	0	0	0	0	0	0	27	39	0.00	0.375
Jeff Montgomery, R ERA: 3.42	(9, 1)	2.0		9	2	1	1	1	1	0	0	0	0	0	21	31	4.50	1.500
Storm Davis, R ERA: 4.25	(11, 1)	1.0	L	8	4	4	4	1	1	0	0	0	0	0	24	39	36.00	5.000

AB	45
R	8
H	13
RBI	8
BB	2
SO	15
LOB	15

PITCHER	IP	WLS	BF	H	R	ER	SO	BB	IBB	HBP	BLK	WP	HR	S	P	ERA	WHIP

WP: 0 PB: 1 SB: 1 CS: 0 PA: 48

Texas Rangers @ Kansas City Royals

Royals Stadium, Kansas City, MO

Sun Aug 25 1991, 4:33 AM EDT

Att. 26,037 - Cloudy - 91 F

livebaseballscorecards.com

BOTTOM

Batter	1	2	3	4	5	6	7	8	9	10	11	AB	R	H	RBI	BB	SO	LOB
Brian McRae, S (1, 8) OBP: 0.299, SLG: 0.379	B B B C C S 3-3 ① K	S B X 1-1 FC6-4 1B 1-2 3-H		B C C B B C 3-3 ③ K 1-3			C F F X 0-2 1B 2B		S X 0-1 ③ G4-3			5	1	2	1	0	2	1
Kirk Gibson, L (1, 7) OBP: 0.342, SLG: 0.427 Jim Eisenreich, L (8, 7) OBP: 0.334, SLG: 0.381	C B B F S 2-3 ② K	X 0-0 ② FC6-4 1-2f 2-3			X 0-0 ① P6		C B F X 1-2 G3-6-3 2-H 1B			B X 1-0 ① F7		4 1	0 0	1 0	1 0	0 0	1 0	2 0
George Brett, L (1, 10) OBP: 0.326, SLG: 0.413	X 0-0 2B	B X 1-0 ③ G3			B B B C F X 3-2 ② F8		B X 1-0 ② ③ G3-6-3 1-2f			B B F S F X 2-2 ② F7		5	0	1	0	0	0	3
Danny Tartabull, R (1, 9) OBP: 0.390, SLG: 0.603	C B X 1-1 ③ G6-3		B S S C 1-3 ① K		B B S B B 4-1 BB			S X 0-1 F9 BB 1B		B B B X 3-0 ③ G5-3		4	0	1	0	1	1	1
Todd Benzinger, S (1, 3) OBP: 0.300, SLG: 0.349		B B X 2-0 SH3-4 BB 1B 1B B B X 2-0 ② F7		B B C B X 3-1 ③ F8				B B B B 4-0 L3 BB 1-2			X 0-0 ① F8	4	1	1	0	1	0	1
Bill Pecota, R (1, 5) OBP: 0.353, SLG: 0.409	1 SAFE B B B B B 4-0 SH3-4 1B BB 1-2	C B B C B X 3-2 ③ F9		C X 0-1 ① G6-3				B B C B F F X 3-2 ① F9 2-3			B B C B B 4-1 FC6-4 BB	3	1	0	0	2	0	2
David Howard, S (1, 6) OBP: 0.284, SLG: 0.281	B X 1-0 ① SH3-4 1-2 2-3			B S X 1-1 ① P3	B S X 1-1 ② G4-3			L B F B F F F X 2-2 ② ③ L3 1-2	B F F B X 2-2 ① G1		F B X 1-1 ② FC6-4 1-2f	4	0	0	0	0	0	3
Terry Shumpert, R (1, 4) OBP: 0.284, SLG: 0.337	C B B B F B 4-2 1B 1B BB			C B B B F C 2-3 ② K	C X 0-1 ③ F7						C S B C 1-3 ③ K	4	1	0	0	1	2	1
Tim Spehr, R (1, 2) OBP: 0.300, SLG: 0.268 Warren Cromartie, L (9, PH) OBP: 0.379, SLG: 0.442 Brent Mayne, L (10, 2) OBP: 0.326, SLG: 0.335	C S B X 1-2 FC6-4 1B 1B 1-3 2-H 3-H			B B F B B 4-1 WP S BB			S F B F X 1-2 ① G6-3		S B S X 1-2 ② G1-3			2 1 0	0 0 0	1 0 0	2 0 0	1 0 0	0 0 0	0 0 0
Inning Stats	R: 0 E: 0 K: 2 S: 9 H: 1 LOB: 1 BB: 0 P: 15	R: 3 E: 0 K: 0 S: 11 H: 3 LOB: 2 BB: 2 P: 25	R: 0 E: 0 K: 1 S: 7 H: 0 LOB: 0 BB: 0 P: 13	R: 0 E: 0 K: 2 S: 10 H: 0 LOB: 1 BB: 1 P: 20	R: 0 E: 0 K: 0 S: 7 H: 0 LOB: 1 BB: 1 P: 17	R: 0 E: 0 K: 0 S: 6 H: 0 LOB: 0 BB: 0 P: 7	R: 1 E: 0 K: 0 S: 12 H: 2 LOB: 0 BB: 0 P: 15	R: 0 E: 0 K: 0 S: 12 H: 1 LOB: 1 BB: 1 P: 21	R: 0 E: 0 K: 0 S: 8 H: 0 LOB: 0 BB: 0 P: 11	R: 0 E: 0 K: 0 S: 6 H: 0 LOB: 0 BB: 0 P: 12	R: 0 E: 0 K: 1 S: 7 H: 0 LOB: 1 BB: 1 P: 13	1B: 5 2B: 3 3B: 0 HR: 0 SF: 0 SAC: 1 DP: 2 HBP: 0						

	AB	37
	R	4
	H	7
	RBI	4
	BB	6
	SO	6
	LOB	14

WP: 1 PB: 0 SB: 1 CS: 0 PA: 44

PITCHER		IP	WLS	BF	H	R	ER	SO	BB	IBB	HBP	BLK	WP	HR	S	P	ERA	WHIP
Bobby Witt, R ERA: 5.99	(1, 1)	6.0		26	4	3	3	5	4	0	0	0	1	0	50	97	4.50	1.333
Kenny Rogers, L ERA: 6.0	(7, 1)	1.0		4	2	1	1	0	0	0	0	0	0	0	12	15	9.00	2.000
Terry Mathews, R ERA: 3.86	(8, 1)	3.0	W	10	1	0	0	0	1	0	0	0	0	0	26	44	0.00	0.667
Jeff Russell, R ERA: 3.0	(11, 1)	1.0		4	0	0	0	1	1	0	0	0	0	0	7	13	0.00	1.000

PITCHER	IP	WLS	BF	H	R	ER	SO	BB	IBB	HBP	BLK	WP	HR	S	P	ERA	WHIP

Batter	1	2	3	4	5	6	7	8	9	AB	R	H	RBI	BB	SO	LOB
Tim Raines, S (1, 7) OBP: 0.366, SLG: 0.355	B C S C 1-3 ① K		X 0-0 ③ G6-3			C C B B B C 3-3 ② K			B X 1-0 ① G4-3	4	0	0	0	0	2	1
Joey Cora, S (1, 4) OBP: 0.303, SLG: 0.284	C F S 0-3 ② K			C X 0-1 ① G3		C F F B B F X 2-2 ③ L1			B F F B B X 3-2 ② F9	4	0	0	0	0	1	0
Frank Thomas, R (1, 3) OBP: 0.449, SLG: 0.562	B C C C X 2-2 ③ G4-3			B B C C B X 3-2 ② G6-3			X 0-0 ① L8		B X 1-0 ③ G4-3	4	0	0	0	0	0	0
Robin Ventura, L (1, 5) OBP: 0.373, SLG: 0.468		S B S X 1-2 ① G4-3		C C X 0-2 ③ G1-3			F B X 1-1 ② F7			3	0	0	0	0	0	0
Carlton Fisk, R (1, 10) OBP: 0.324, SLG: 0.408		C S C 0-3 ② K			F F B B F B F X 3-2 ① L1		B F S X 1-2 ③ G6-3			3	0	0	0	0	1	0
Dan Pasqua, L (1, 9) OBP: 0.358, SLG: 0.441		C B B F X 2-2 ③ L9			B B X 2-0 E7			B F B F B B 4-2 G5-3 BB		2	0	0	0	1	0	0
Lance Johnson, L (1, 8) OBP: 0.275, SLG: 0.295			X 0-0 ① F9		X 0-0 ② F7			B X 1-0 ① F7		3	0	0	0	0	0	2
Ron Karkovice, R (1, 2) OBP: 0.341, SLG: 0.480 Matt Merullo, L (8, 2) OBP: 0.263, SLG: 0.298			B F L B F B F B 4-2 G4-1 BB		B B F S F S 2-3 ③ K			B X 1-0 ② G5-3 1-2		2 0	0 0	0 0	0 0	1 0	1 0	2 0
Ozzie Guillen, L (1, 6) OBP: 0.272, SLG: 0.324			1 SAFE 1 SAFE X 0-0 ② G4-1 1-2			F S B F F B X 2-2 ① G5-3		F X 0-1 ③ G1-3		3	0	0	0	0	0	2
Inning Stats	R: 0 H: 0 E: 0 LOB: 0 K: 2 BB: 0 S: 9 P: 12	R: 0 H: 0 E: 0 LOB: 0 K: 1 BB: 0 S: 9 P: 12	R: 0 H: 0 E: 0 LOB: 1 K: 0 BB: 1 S: 7 P: 11	R: 0 H: 0 E: 0 LOB: 0 K: 0 BB: 0 S: 8 P: 11	R: 0 H: 0 E: 1 LOB: 1 K: 1 BB: 0 S: 11 P: 18	R: 0 H: 0 E: 0 LOB: 0 K: 1 BB: 0 S: 13 P: 20	R: 0 H: 0 E: 0 LOB: 0 K: 0 BB: 0 S: 6 P: 8	R: 0 H: 0 E: 0 LOB: 1 K: 0 BB: 1 S: 6 P: 12	R: 0 H: 0 E: 0 LOB: 0 K: 0 BB: 0 S: 5 P: 10	1B: 0 SF: 0 2B: 0 SAC: 0 3B: 0 DP: 0 HR: 0 HBP: 0						WP: 0 PA: 30 PB: 0 SB: 0 CS: 0

PITCHER	IP	WLS	BF	H	R	ER	SO	BB	IBB	HBP	BLK	WP	HR	S	P	ERA	WHIP
Bret Saberhagen, R (1, 1) ERA: 2.92	9.0	W	30	0	0	0	5	2	0	0	0	0	0	74	114	0.00	0.222

PITCHER	IP	WLS	BF	H	R	ER	SO	BB	IBB	HBP	BLK	WP	HR	S	P	ERA	WHIP

TOP

Chicago White Sox @ Kansas City Royals

Royals Stadium, Kansas City, MO

Mon Aug 26 1991, 8:05 PM EDT

Att. 25,164 - Cloudy - 88 F

livebaseballscorecards.com

AB	28
R	0
H	0
RBI	0
BB	2
SO	5
LOB	7

BOTTOM

Chicago White Sox @ Kansas City Royals

Royals Stadium, Kansas City, MO

Mon Aug 26 1991, 8:05 PM EDT

Att. 25,164 - Cloudy - 88 F

livebaseballscorecards.com

Batter	1	2	3	4	5	6	7	8	9	AB	R	H	RBI	BB	SO	LOB
Brian McRae, S (1, 8) OBP: 0.300, SLG: 0.378	B X 1-0 PB BB SF7 1B	B 1 SAFE C 1 SAFE X 1-1 ③ L6		C H 1-1 E 3B HBP	B X 1-0 ③ G4-3			X 0-0 ② G4-3		4	2	1	0	0	0	2
Kirk Gibson, L (1, 7) OBP: 0.347, SLG: 0.435	1 SAFE B B B C 1 SAFE 1 SAFE F 1 SAFE 4-2 1B SF7 1-2 FC4-6 BB		B C C X 1-2 F7 1B 1B 1B	B 1 SAFE X 1-0 1-H SF7 3B		B B X 2-0 ① G4-3		C B X 1-1 1B		4	3	3	1	1	0	0
George Brett, L (1, 10) OBP: 0.329, SLG: 0.415	F B X 1-1 ① SF7 1-2 2-H		B X 1-0 F7 1B 1-2 1B	C B B B F B 4-2 2B BB		B X 1-0 FC4-6 1B		B F B F B X 3-2 ③ L4		3	1	2	1	1	0	1
Jim Eisenreich, L (1, 9) OBP: 0.333, SLG: 0.381	B C X 1-1 FC4-6 2-3 1B		B X 1-0 ① F7 1-2 2-3	B X 1-0 ② SF7 3-H		C B B X 2-1 ② FC4-6 1-2f				3	0	1	1	0	0	3
Todd Benzinger, S (1, 3) OBP: 0.303, SLG: 0.354	1 SAFE X 0-0 ② FC4-6 S 1-2f 3-H		C F X 0-2 2B 2-H 3-H 1B	F X 0-1 1-3 2B		X 0-0 ③ F8				4	1	2	3	0	0	2
Bill Pecota, R (1, 5) OBP: 0.352, SLG: 0.411	C X 0-1 ③ G6-3 1-2		P F 1 SAFE 1 SAFE B B F 1 SAFE 1 SAFE 3-2 ② X 1-H 2B	X 0-0 ③ F7			C C B B X 2-2 ① L9			4	0	1	1	0	0	3
Brent Mayne, L (1, 2) OBP: 0.324, SLG: 0.333		B S S X 1-2 ① F7	C C F X 0-2 FC1-6 1B		C X 0-1 ① L6		X 0-0 ② G4-3			4	0	1	0	0	0	0
David Howard, S (1, 6) OBP: 0.264, SLG: 0.281		F F B B B F X 3-2 ② G3-1	X 0-0 ③ FC1-6 1-2f		F X 0-1 WP 1B		C B F X 1-2 ③ G4-3			4	0	1	0	0	0	1
Terry Shumpert, R (1, 4) OBP: 0.284, SLG: 0.335		X 0-0 1B		C F B F S 1-3 ① K	C C B B B S 3-3 ② K 1-2			F F B F F B B X 3-2 ① P5		4	0	1	0	0	2	1
Inning Stats	R: 2 E: 0 K: 0 S: 10 H: 2 LOB: 1 BB: 1 P: 17	R: 0 E: 0 K: 0 S: 10 H: 1 LOB: 1 BB: 0 P: 15	R: 3 E: 0 K: 0 S: 17 H: 5 LOB: 1 BB: 0 P: 22	R: 2 E: 1 K: 1 S: 12 H: 2 LOB: 2 BB: 1 P: 20	R: 0 E: 0 K: 1 S: 8 H: 1 LOB: 1 BB: 0 P: 12	R: 0 E: 0 K: 0 S: 5 H: 1 LOB: 1 BB: 0 P: 10	R: 0 E: 0 K: 0 S: 7 H: 0 LOB: 0 BB: 0 P: 10	R: 0 E: 0 K: 0 S: 11 H: 1 LOB: 1 BB: 0 P: 18		1B: 10 2B: 2 3B: 1 HR: 0	SF: 2 SAC: 0 DP: 0 HBP: 1				WP: 1 PB: 1 SB: 1 CS: 0	PA: 39	

	AB	34
	R	7
	H	13
	RBI	7
	BB	2
	SO	2
	LOB	13

PITCHER		IP	WLS	BF	H	R	ER	SO	BB	IBB	HBP	BLK	WP	HR	S	P	ERA	WHIP
Charlie Hough, R ERA: 4.02	(1, 1)	2.2	L	16	8	5	5	0	1	0	0	0	0	0	36	53	16.88	3.375
Ken Patterson, L ERA: 2.82	(3, 1)	1.0		7	2	2	2	1	1	0	1	0	0	0	12	20	18.00	3.000
Donn Pall, R ERA: 2.7	(4, 1)	3.1		12	2	0	0	1	0	0	0	0	1	0	21	33	0.00	0.600
Scott Radinsky, L ERA: 2.14	(8, 1)	1.0		4	1	0	0	0	0	0	0	0	0	0	11	18	0.00	1.000

PITCHER	IP	WLS	BF	H	R	ER	SO	BB	IBB	HBP	BLK	WP	HR	S	P	ERA	WHIP

Batter	1	2	3	4	5	6	7	8	9	AB	R	H	RBI	BB	SO	LOB
Tim Raines, S (1, 7) OBP: 0.363, SLG: 0.352	B X 1-0 F8		C X 0-1 F7			C X 0-1 G5-3		1 SAFE B S B S X 2-2 F7 1-2		4	0	0	0	0	0	2
Robin Ventura, L (1, 3) (7, 5) OBP: 0.372, SLG: 0.465	B X 1-0 F9			B B B B 4-0 BB		B B F F B F X 3-2 G4-3		B B C S S 2-3 K		3	0	0	0	1	1	0
Frank Thomas, R (1, 10) OBP: 0.448, SLG: 0.559	C B C C X 2-2 F7			C C S 0-3 K			F S B X 1-2 HR 1B		X 0-0 G4-3	4	1	1	0	0	1	1
Carlton Fisk, R (1, 2) OBP: 0.326, SLG: 0.416		B B F B F B 4-2 CS BB		1 SAFE B X 1-0 F9			B X 1-0 1-H HR		C F X 0-2 P4	3	1	1	2	1	0	1
Craig Grebeck, R (1, 5) OBP: 0.349, SLG: 0.489 Dan Pasqua, L (7, PH) (7, 3) OBP: 0.359, SLG: 0.441		F B C C C 1-3 K 1-2		1 SAFE B B B X 2-0 P4			B C S B S 2-3 K		X 0-0 1B 1B	2	0	0	0	0	1	2
										2	0	1	0	0	1	0
Sammy Sosa, R (1, 9) OBP: 0.233, SLG: 0.342 Warren Newson, L (7, PH) (7, 9) OBP: 0.424, SLG: 0.451		B F B S B C 3-3 K			C B S C 1-3 K		C S F B B B B 4-2 BB		B B C X 2-1 1-2 1B	2	0	0	0	0	2	0
										1	0	1	0	1	0	0
Lance Johnson, L (1, 8) OBP: 0.275, SLG: 0.295 Matt Merullo, L (9, PH) OBP: 0.261, SLG: 0.296			X 0-0 SH1-4 1B		B F X 1-1 G1-3		1 SAFE S S S 0-3 K		C B B F S 1-3 K	3	0	1	0	0	1	1
										1	0	0	0	0	1	2
Joey Cora, S (1, 4) OBP: 0.300, SLG: 0.281			M 1 SAFE X 0-1 SH1-4 1-2		X 0-0 G6-3		C 1 SAFE B X 1-1 G5-3			2	0	0	0	0	0	1
Ozzie Guillen, L (1, 6) OBP: 0.273, SLG: 0.324			C C X 0-2 F7			X 0-0 G6-3		B C S B X 2-2 CS 1B		3	0	1	0	0	0	1

Inning Stats																		
	R: 0	H: 0	R: 0	H: 0	R: 0	H: 1	R: 0	H: 0	R: 0	H: 0	R: 2	H: 2	R: 0	H: 1	R: 0	H: 2	1B: 5	SF: 0
	E: 0	LOB: 0	E: 0	LOB: 0	E: 0	LOB: 1	E: 0	LOB: 1	E: 0	LOB: 0	E: 0	LOB: 1	E: 0	LOB: 0	E: 0	LOB: 2	2B: 0	SAC: 1
	K: 0	BB: 0	K: 2	BB: 1	K: 0	BB: 0	K: 1	BB: 1	K: 0	BB: 0	K: 2	BB: 1	K: 1	BB: 0	K: 1	BB: 0	3B: 0	DP: 0
	S: 5	P: 9	S: 8	P: 16	S: 8	P: 8	S: 5	P: 12	S: 6	P: 8	S: 7	P: 10	S: 15	P: 24	S: 9	P: 15	S: 11	P: 14	HR: 1	HBP: 0

WP: 0 PB: 0 SB: 0 CS: 2 PA: 34

PITCHER	IP	WLS	BF	H	R	ER	SO	BB	IBB	HBP	BLK	WP	HR	S	P	ERA	WHIP
Mark Davis, L (1, 1) ERA: 4.73	6.0	W	22	3	2	2	4	2	0	0	0	0	1	43	69	3.00	0.833
Tom Gordon, R (7, 1) ERA: 3.84	3.0	S	12	3	0	0	4	1	0	0	0	0	0	31	47	0.00	1.333

PITCHER	IP	WLS	BF	H	R	ER	SO	BB	IBB	HBP	BLK	WP	HR	S	P	ERA	WHIP

TOP

Chicago White Sox @ Kansas City Royals

Royals Stadium, Kansas City, MO

Tue Aug 27 1991, 8:05 PM EDT
Att. 19,843 - Cloudy - 88 F

livebaseballscorecards.com

AB	30
R	2
H	6
RBI	2
BB	3
SO	8
LOB	11

Batter	1	2	3	4	5	6	7	8	9	AB	R	H	RBI	BB	SO	LOB
Kirk Gibson, L (1, 7) OBP: 0.348, SLG: 0.436	X 0-0 ① P3		C X 0-1 BB 1B 1B		C B B B S F X 3-2 CS 1B		X 0-0 ① G4-3			4	0	2	0	0	0	0
Brian McRae, S (1, 8) OBP: 0.299, SLG: 0.377	C B X 1-1 ② G5-3		1 SAFE 1 SAFE 1 SAFE B F 1 F 1 SAFE B 2-2 X BB 1-2 1B		1 SAFE X 0-0 ① ② P6 1-2		B F B X 2-1 ② G4-3			4	0	1	0	0	0	1
George Brett, L (1, 10) OBP: 0.329, SLG: 0.412	B B F F B X 3-2 ③ F7		B S B B B 4-1 1-2 2-3 BB		F B F S 1-3 ③ K		C B F X 1-2 ③ G4-3			3	0	0	0	1	1	0
Todd Benzinger, S (1, 3) OBP: 0.299, SLG: 0.349		C C X 0-2 ① G5-3	X 0-0 ③ G6-3			F X 0-1 ① G6-3		C C S 0-3 ① K		4	0	0	0	0	1	3
Bill Pecota, R (1, 5) OBP: 0.354, SLG: 0.415		C B X 1-1 1B		B B F X 2-1 HR 2B		C F B B X 2-2 ② G1-3		C X 0-1 ② G6-3		4	1	2	0	0	0	0
Harvey Pulliam, R (1, 9) OBP: 0.429, SLG: 0.842		S 1 SAFE F B C 1-3 ② K		F B F X 1-2 2-H HR		F S X 0-2 HR		C S S 0-3 ③ K		4	2	2	3	0	2	1
David Howard, S (1, 6) OBP: 0.270, SLG: 0.289		F F X 0-2 ③ F8		B B B 4-0 G5-4-3 BB		S B X 1-1 1B 2B				2	0	1	0	1	0	1
Terry Shumpert, R (1, 4) OBP: 0.284, SLG: 0.335			B C F B B X 3-2 ① G6-3	1 SAFE M 1 SAFE X 0-1 ① ② G5-4-3 1-2f		C X 0-1 2-3 1B				3	0	1	0	0	0	1
Tim Spehr, R (1, 2) OBP: 0.283, SLG: 0.250			C B F F F B X 2-2 ② G6-3	B B C B S X 3-2 ③ F9		1 SAFE 1 SAFE F P 1 SAFE B X 2-1 ③ P3				3	0	0	0	0	0	2
Inning Stats	R: 0 H: 0 E: 0 LOB: 0 K: 0 BB: 0 S: 6 P: 10	R: 0 H: 1 E: 0 LOB: 1 K: 1 BB: 0 S: 11 P: 13	R: 0 H: 2 E: 0 LOB: 3 K: 0 BB: 1 S: 15 P: 26	R: 2 H: 2 E: 0 LOB: 0 K: 0 BB: 1 S: 10 P: 20	R: 0 H: 1 E: 0 LOB: 0 K: 1 BB: 0 S: 8 P: 12	R: 1 H: 3 E: 0 LOB: 2 K: 0 BB: 0 S: 15 P: 19	R: 0 H: 0 E: 0 LOB: 0 K: 0 BB: 0 S: 6 P: 9	R: 0 H: 0 E: 0 LOB: 0 K: 2 BB: 0 S: 8 P: 8		1B: 5 SF: 0 2B: 2 SAC: 0 3B: 0 DP: 1 HR: 2 HBP: 0						

PITCHER		IP	WLS	BF	H	R	ER	SO	BB	IBB	HBP	BLK	WP	HR	S	P	ERA	WHIP
Wilson Alvarez, L ERA: 3.91	(1, 1)	5.2	L	26	9	3	3	2	2	0	0	0	0	2	62	96	4.76	1.941
Brian Drahman, R ERA: 3.91	(6, 1)	1.1		4	0	0	0	0	0	0	0	0	0	0	9	13	0.00	0.000
Melido Perez, R ERA: 3.06	(8, 1)	1.0		3	0	0	0	2	0	0	0	0	0	0	8	8	0.00	0.000

PITCHER	IP	WLS	BF	H	R	ER	SO	BB	IBB	HBP	BLK	WP	HR	S	P	ERA	WHIP

BOTTOM

Chicago White Sox @ Kansas City Royals

Royals Stadium, Kansas City, MO

Tue Aug 27 1991, 8:05 PM EDT

Att. 19,843 - Cloudy - 88 F

livebaseballscorecards.com

AB	31
R	3
H	9
RBI	3
BB	2
SO	4
LOB	9

WP: 0	PA: 33		
PB: 0			
SB: 0			
CS: 1			

Chicago White Sox @ Kansas City Royals

Royals Stadium, Kansas City, MO

Wed Aug 28 1991, 8:05 PM EDT

Att. 21,971 - Cloudy - 84 F

TOP

livebaseballscorecards.com

Batter	1	2	3	4	5	6	7	8	9	AB	R	H	RBI	BB	SO	LOB
Tim Raines, S (1, 7) (9, 9) OBP: 0.367, SLG: 0.354	B B B C F X 3-2 E S SF7 1B	B B B C F X 3-2 G4-3 S 2-H 1B	C B B S 1 SAFE 1 SAFE 1 B F 4-2 B 1-2 BB		C B X 1-1 F9 ③			B B B 4-0 1B BB		3	1	2	1	2	0	1
Robin Ventura, L (1, 5) OBP: 0.370, SLG: 0.463	B 1 SAFE B F B X 3-1 SF7 ① 1-H	B B C X 2-1 G4-3 ② 1-3	F F F X 0-2 G6-3 ③			C X 0-1 G4-3 ①		C S F B F B B X 3-2 BB 1-3 2-H 1B		4	0	1	2	0	0	3
Frank Thomas, R (1, 10) OBP: 0.451, SLG: 0.560	B B C S C X 2-2 G5-3 1B	B B C F B F B 4-2 BB		C B X 1-1 1B		B S F B B B X 3-2 F9 ②		B B C B B B 4-1 G5-4-3 1-2 BB		3	0	2	0	2	0	0
Carlton Fisk, R (1, 2) OBP: 0.322, SLG: 0.410	B B C B C 1 SAFE X 3-2 G5-3 ② 1-2	C F B S 1-3 K ③		F F S 0-3 K ①		B B X 2-0 F7 ③		C C X 0-2 G5-4-3 ② ③ 1-2f		5	0	0	0	0	2	7
Dan Pasqua, L (1, 3) OBP: 0.357, SLG: 0.436	I I I I 4-0 IBB		B S B B X 3-1 E9 2B	B C 1 SAFE S S 1-3 K ②			C F B F B C 2-3 K ①		B B X 2-0 G4-3 ①	4	1	0	0	1	2	1
Craig Grebeck, R (1, 4) OBP: 0.344, SLG: 0.486	B C B X 2-1 G5-3 ③		B F F B B X 2-2 1B 2-H 2B	C 1 SAFE C B F S 1-3 K ③			B B C B C X 3-2 L9 ②		B X 1-0 P3 ②	5	1	1	1	0	1	3
Lance Johnson, L (1, 8) OBP: 0.274, SLG: 0.296		X 0-0 1B 2B	B B X 2-0 G6-3 ①		X 0-0 G6-3 ①		X 0-0 G6-3 ③		X 0-0 F7 ③	5	1	1	0	0	0	1
Sammy Sosa, R (1, 9) (9, 7) OBP: 0.237, SLG: 0.345		F B X 1-1 G3 1B 2-H 1B	B S S B B S 2-3 K ②		C B X 1-1 G5-3 ②			B S F B F X 2-2 SH1-4 1B 1B		4	2	2	1	0	1	1
Ozzie Guillen, L (1, 6) OBP: 0.275, SLG: 0.329		1 SAFE 1 SAFE F S B 1 SAFE X 1-2 G3 ① 1-2	F X 0-1 S 2-H 1B		X 0-0 2B			1 SAFE X 0-0 SH1-4 ① 1-2		3	0	2	1	0	0	1
Inning Stats	R: 1 E: 0 K: 0 S: 13 H: 2 LOB: 2 BB: 1 P: 30	R: 2 E: 0 K: 1 S: 17 H: 3 LOB: 2 BB: 1 P: 29	R: 2 E: 1 K: 1 S: 18 H: 2 LOB: 2 BB: 1 P: 31	R: 0 E: 0 K: 3 S: 12 H: 1 LOB: 1 BB: 0 P: 15	R: 0 E: 0 K: 0 S: 6 H: 1 LOB: 1 BB: 0 P: 8	R: 0 E: 0 K: 0 S: 6 H: 0 LOB: 0 BB: 0 P: 11	R: 0 E: 0 K: 1 S: 8 H: 0 LOB: 0 BB: 0 P: 13	R: 1 E: 0 K: 0 S: 14 H: 2 LOB: 2 BB: 2 P: 27	R: 0 E: 0 K: 0 S: 3 H: 0 LOB: 0 BB: 0 P: 6	1B: 8 2B: 3 3B: 0 HR: 0	SF: 1 SAC: 1 DP: 1 HBP: 0						

	AB	36
	R	6
	H	11
	RBI	6
	BB	5
	SO	6
	LOB	18

WP: 0 PB: 0 SB: 3 CS: 0 PA: 43

PITCHER		IP	WLS	BF	H	R	ER	SO	BB	IBB	HBP	BLK	WP	HR	S	P	ERA	WHIP
Kevin Appier, R ERA: 3.41	(1, 1)	2.2		19	7	5	3	2	2	1	0	0	0	0	44	86	10.12	3.375
Mike Magnante, L ERA: 2.38	(3, 1)	4.1		15	2	0	0	4	0	0	0	0	0	0	36	51	0.00	0.462
Storm Davis, R ERA: 4.3	(8, 1)	1.0		6	2	1	1	0	2	0	0	0	0	0	14	27	9.00	4.000
Jeff Montgomery, R ERA: 3.38	(9, 1)	1.0	W	3	0	0	0	0	0	0	0	0	0	0	3	6	0.00	0.000

PITCHER	IP	WLS	BF	H	R	ER	SO	BB	IBB	HBP	BLK	WP	HR	S	P	ERA	WHIP

Batter	1	2	3	4	5	6	7	8	9	AB	R	H	RBI	BB	SO	LOB
Kirk Gibson, L (1, 7) OBP: 0.347, SLG: 0.432	C X 0-1 ① G4-3	B X 1-0 ③ G4-3		B B B B 4-0 3B BB		B S S X 1-2 ② F8		S C X 0-2 ② L9		4	1	0	0	1	0	4
Brian McRae, S (1, 8) OBP: 0.300, SLG: 0.377	C X 0-1 ② G6-3		C X 0-1 ① F9	B C F F F B F S 2-3 ② K		F B B X 2-1 1B		B B X 2-0 ③ 2-H 1B		5	0	2	1	0	1	2
George Brett, L (1, 10) OBP: 0.329, SLG: 0.416	B S B F B F B 4-2 BB		B X 1-0 ② G4-3	C B X 1-1 1-H 2-H 3B		P B 1 SAFE S B 1 SAFE 1 SAFE X 3-1 ③ G6-3			C B B B C X 3-2 ① F7	4	0	1	2	1	0	1
Todd Benzinger, S (1, 3) OBP: 0.297, SLG: 0.347	1 SAFE X 0-0 ③ P4		C X 0-1 ③ F8	F B F S 1-3 ③ K			S B C S 1-3 ① K		B X 1-0 CS 1B	5	0	1	0	0	2	2
Bill Pecota, R (1, 5) OBP: 0.358, SLG: 0.417		C X 0-1 ① G5-3		B B B C F B 4-2 1B BB 2B BB	C F X 0-2 ① G6-3		B F C X 1-2 G4-3 1B		B 1 SAFE C B S X 2-2 ② 1-2 S 1B 1B	4	2	2	0	1	0	0
Harvey Pulliam, R (1, 9) OBP: 0.417, SLG: 0.762 Jim Eisenreich, L (7, PH) OBP: 0.334, SLG: 0.380 (8, 9)	F B X 1-1 ② F8		B B B B 4-0 1-2 1B 2B BB	F B B B F F X 3-2 ② G6-3			B F 1 SAFE B F 1 SAFE X 2-2 ② 1-2 G4-3		F F 1 SAFE F B 1 SAFE B B B 4-2 1-2 1B BB	2 1	1 0	0 0	0 0	1 1	0 0	0 1
David Howard, S (1, 6) OBP: 0.275, SLG: 0.290 Warren Cromartie, L (9, PH) OBP: 0.383, SLG: 0.446	B B C B B 4-1 BB BB BB		C L X 0-2 ① P5	B X 1-0 1B		C B X 1-1 G4-3			B F X 1-1 1-2 2-H 1B	3 1	0 0	1 1	0 1	1 1	0 0	3 0
Terry Shumpert, R (1, 4) OBP: 0.290, SLG: 0.337	B 1 SAFE B C C B B 4-2 1-2 BB BB		F B S B X 2-2 1-2 2-3 2B 1B	1 SAFE 1 SAFE B 1 SAFE B C B X 3-1 ③ F7				B B B C B 4-1 SH3-4 1B BB		2	2	1	0	2	0	1
Tim Spehr, R (1, 2) OBP: 0.304, SLG: 0.283	B B S B B 4-1 1-2 2-3 BB		S S F X 0-2 1-H 2-H 3-H 3B 2B			B C C S 1-3 ① K		X 0-0 ① SH3-4 1-2		2	1	1	3	1	1	0
Inning Stats	R: 0 H: 0 E: 0 LOB: 1 K: 0 BB: 1 S: 8 P: 12	R: 0 H: 0 E: 0 LOB: 3 K: 0 BB: 3 S: 9 P: 23	R: 0 H: 0 E: 0 LOB: 0 K: 0 BB: 0 S: 5 P: 6	R: 5 H: 3 E: 0 LOB: 1 K: 2 BB: 3 S: 23 P: 41	R: 0 H: 1 E: 0 LOB: 1 K: 0 BB: 0 S: 10 P: 17	R: 0 H: 1 E: 0 LOB: 1 K: 1 BB: 0 S: 11 P: 17	R: 0 H: 1 E: 0 LOB: 1 K: 1 BB: 0 S: 11 P: 16	R: 1 H: 1 E: 0 LOB: 1 K: 0 BB: 1 S: 6 P: 12	R: 1 H: 3 E: 0 LOB: 2 K: 0 BB: 1 S: 12 P: 23	1B: 8 SF: 0 2B: 1 SAC: 1 3B: 1 DP: 0 HR: 0 HBP: 0						WP: 0 PA: 43 PB: 0 SB: 1 CS: 1	

PITCHER		IP	WLS	BF	H	R	ER	SO	BB	IBB	HBP	BLK	WP	HR	S	P	ERA	WHIP
Greg Hibbard, L ERA: 4.56	(1, 1)	3.1		18	2	4	4	0	6	0	0	0	0	0	34	63	10.80	2.400
Ken Patterson, L ERA: 2.89	(4, 1)	1.2		8	2	1	1	2	1	0	0	0	0	0	21	36	5.40	1.800
Melido Perez, R ERA: 3.06	(6, 1)	3.0		12	3	1	1	2	1	0	0	0	0	0	28	45	3.00	1.333
Bobby Thigpen, R ERA: 3.23	(9, 1)	0.2	L	5	3	1	1	0	1	0	0	0	0	0	12	23	13.50	6.000

PITCHER	IP	WLS	BF	H	R	ER	SO	BB	IBB	HBP	BLK	WP	HR	S	P	ERA	WHIP

BOTTOM

Chicago White Sox @ Kansas City Royals

Royals Stadium, Kansas City, MO

Wed Aug 28 1991, 8:05 PM EDT

Att. 21,971 - Cloudy - 84 F

livebaseballscorecards.com

AB	33
R	7
H	10
RBI	7
BB	9
SO	4
LOB	14

Batter	1	2	3	4	5	6	7	8	9	AB	R	H	RBI	BB	SO	LOB
Brian McRae, S (1, 8) OBP: 0.300, SLG: 0.378	C B B S F C 2-3 K ①		1 SAFE 1 SAFE B B B X 2-0 P2 1-2 ② ③			B F B X 2-1 G3 1-H 2B		C B S F X 1-2 G4-3 ③		4	0	1	1	0	1	1
Kirk Gibson, L (1, 7) OBP: 0.346, SLG: 0.430	B B C S F X 2-2 F7 ②			B F F B F F B S 3-3 K ①		B S C X 1-2 G3 2-3 ②			C B B X 2-1 BB 2B 1B	4	1	1	0	0	1	1
George Brett, L (1, 10) OBP: 0.331, SLG: 0.413	B F B S B F X 3-2 G4-3 ③			X 0-0 F8 ②		B B F B B 4-1 BB			B B B C B 4-1 2B 1-2 BB	2	0	0	0	2	0	0
Danny Tartabull, R (1, 9) OBP: 0.389, SLG: 0.602		B S B S S S 2-3 K ①		C C C 0-3 K ③		B S B S F S 2-3 K ③			B C X 1-1 1-3 2-H 2B	4	0	1	1	0	3	2
Warren Cromartie, L (1, 3) OBP: 0.387, SLG: 0.444		C B X 1-1 1B			B F F B B X 3-2 G6-3 ①		C S F S 0-3 K ①		B B B B 4-0 G5-4-3 BB	3	0	1	0	1	1	0
Bill Pecota, R (1, 5) (8, 4) OBP: 0.353, SLG: 0.411		B X 1-0 F9 ②			C B X 1-1 P4 ②		B B C X 2-1 F9 ②		C F B X 1-2 F9 ①	4	0	0	0	0	0	4
Brent Mayne, L (1, 2) OBP: 0.321, SLG: 0.329 Tim Spehr, R (7, PH) OBP: 0.293, SLG: 0.271 (7, 2)		X 0-0 F7 ③			C X 0-1 G4-3 ③		S B F F X 1-2 G5-3 ③		C F B B X 2-2 G5-4-3 1-2f ② ③	2 2	0 0	0 0	0 0	0 0	0 0	1 3
David Howard, S (1, 6) OBP: 0.272, SLG: 0.287 Kevin Seitzer, R (8, PH) OBP: 0.348, SLG: 0.344 (8, 5)			F B B F X 2-2 F8 ①			X 0-0 G3 ①		B C X 1-1 F9 ①		2 1	0 0	0 0	0 0	0 0	0 0	0 0
Terry Shumpert, R (1, 4) OBP: 0.294, SLG: 0.337 Kurt Stillwell, S (8, PH) OBP: 0.306, SLG: 0.351 (8, 6)			B B S C B F B 4-2 CS BB			B S B F B F F B 4-2 2B BB		C X 0-1 G1-3 ②		0 1	1 0	0 0	0 0	2 0	0 0	0 0
Inning Stats	R: 0 E: 0 K: 1 S: 12 H: 0 LOB: 0 BB: 0 P: 19	R: 0 E: 0 K: 1 S: 7 H: 1 LOB: 1 BB: 0 P: 11	R: 0 E: 0 K: 0 S: 7 H: 0 LOB: 0 BB: 1 P: 15	R: 0 E: 0 K: 2 S: 9 H: 0 LOB: 0 BB: 0 P: 12	R: 0 E: 0 K: 0 S: 7 H: 0 LOB: 0 BB: 0 P: 11	R: 1 E: 0 K: 1 S: 15 H: 1 LOB: 2 BB: 2 P: 28	R: 0 E: 0 K: 1 S: 10 H: 0 LOB: 0 BB: 0 P: 13	R: 0 E: 0 K: 0 S: 8 H: 0 LOB: 0 BB: 0 P: 10	R: 1 E: 0 K: 0 S: 11 H: 2 LOB: 2 BB: 2 P: 25	1B: 2 2B: 2 3B: 0 HR: 0 SF: 0 SAC: 0 DP: 1 HBP: 0						

TOP

Kansas City Royals @ Texas Rangers

Arlington Stadium, Arlington, TX

Fri Aug 30 1991, 8:05 PM EDT
Att. 26,672 - Cloudy - 84 F

livebaseballscorecards.com

AB	29
R	2
H	4
RBI	2
BB	5
SO	6
LOB	12

PITCHER		IP	WLS	BF	H	R	ER	SO	BB	IBB	HBP	BLK	WP	HR	S	P	ERA	WHIP
Nolan Ryan, R ERA: 2.89	(1, 1)	5.1	W	19	2	1	1	4	2	0	0	0	0	0	49	81	1.69	0.750
Kenny Rogers, L ERA: 5.75	(6, 1)	1.2		6	0	0	0	2	1	0	0	0	0	0	18	28	0.00	0.600
Terry Mathews, R ERA: 3.62	(8, 1)	1.0		3	0	0	0	0	0	0	0	0	0	0	8	10	0.00	0.000
Mike Jeffcoat, L ERA: 3.78	(9, 1)	0.0		3	2	1	1	0	1	0	0	0	0	0	5	12	∞	∞
Jeff Russell, R ERA: 2.94	(9, 1)	1.0	S	3	0	0	0	0	1	0	0	0	0	0	6	13	0.00	1.000

PITCHER	IP	WLS	BF	H	R	ER	SO	BB	IBB	HBP	BLK	WP	HR	S	P	ERA	WHIP

WP: 0 PA: 34
PB: 0
SB: 0
CS: 1

Batter	1	2	3	4	5	6	7	8	9	AB	R	H	RBI	BB	SO	LOB
Julio Franco, R (1, 4) OBP: 0.408, SLG: 0.463	C X 0-1 ① L5		B B C B F X 3-2 ① G5-3	C B B B 4-1 BLK HBP 1-2 2-3 BB		B F B B X 3-1 ① G4-3	C F X 0-2 ②③ G4-6-3 1-2f			4	0	0	0	1	0	2
Rafael Palmeiro, L (1, 3) OBP: 0.398, SLG: 0.551	C B S F F X 1-2 ② F7		B B B C C F F X 3-2 1B 2B 3-H	C F B F H 2-2 BLK 1-2 2-3 3-H HBP		B B B C B 4-1 S 1B BB		X 0-0 ① G4-3		3	1	1	2	1	0	0
Ruben Sierra, S (1, 9) OBP: 0.352, SLG: 0.483	F B B F B B 4-2 S BB		B B X 2-0 2-3 1B	X 0-0 ③ G4-3 1-2 2-3 3-H		B B C S B S 3-3 ② K 1-2		C F B B S 2-3 ② K		4	0	1	0	1	2	3
Juan Gonzalez, R (1, 7) OBP: 0.348, SLG: 0.542	B 1 SAFE C 1 SAFE S 1 SAFE 1 SAFE B C 2-3 ③ K 1-2		1 SAFE C X 0-1 ② L5		S S S 0-3 ① K	S F F F X 0-2 BB 2-H 1B 1B		S T F B B S 2-3 ③ K		5	1	1	1	0	3	3
Geno Petralli, L (1, 10) OBP: 0.322, SLG: 0.343		B C C B X 2-2 S 1B	B C B B F X 3-2 ③ F8		C C B X 1-2 1B 2B	B B B C B 4-1 1B 1-2 BB				3	0	2	0	1	0	2
Steve Buechele, R (1, 5) OBP: 0.335, SLG: 0.447	B 1 SAFE C B F X 2-2 ① F9			C B B C X 2-2 BB 1B HBP 1B	B F B C S 2-3 ② K	S F B X 1-2 ③ 1-3 2-H 1B				4	1	2	1	0	1	2
Ivan Rodriguez, R (1, 2) OBP: 0.280, SLG: 0.350	1 SAFE S S S B S 1-3 ② K 1-2			X 0-0 ① P6	C X 0-1 BB 2-3 1B		C F X 0-2 HR			4	1	2	1	0	1	2
José Hernández, R (1, 6) OBP: 0.271, SLG: 0.286	C B C X 1-2 ③ G6-3			F 1 SAFE B C F 1 SAFE S 1-3 ② K	B B C B B 4-1 1-2 BB		B C B X 2-1 ① G4-3			3	0	0	0	1	1	2
Gary Pettis, S (1, 8) OBP: 0.344, SLG: 0.278			B S C B X 2-2 2B 3B	B X 1-0 HBP BB 1-2 BLK 1B	B X 1-0 ③ F8		F F B F B B F F X 3-2 G4-6-3 1B			4	2	3	0	0	0	3
Inning Stats	R: 0 E: 0 K: 1 S: 12 H: 0 LOB: 1 BB: 1 P: 19	R: 0 E: 0 K: 1 S: 12 H: 1 LOB: 1 BB: 0 P: 18	R: 1 E: 0 K: 0 S: 17 H: 3 LOB: 2 BB: 0 P: 30	R: 2 E: 0 K: 1 S: 14 H: 2 LOB: 2 BB: 1 P: 24	R: 0 E: 0 K: 2 S: 13 H: 2 LOB: 3 BB: 1 P: 21	R: 2 E: 0 K: 1 S: 15 H: 2 LOB: 2 BB: 2 P: 30	R: 1 E: 0 K: 0 S: 14 H: 2 LOB: 0 BB: 0 P: 19	R: 0 E: 0 K: 2 S: 8 H: 0 LOB: 0 BB: 0 P: 12		1B: 8 2B: 2 3B: 1 HR: 1	SF: 0 SAC: 0 DP: 1 HBP: 1		WP: 0 PB: 0 SB: 3 CS: 0	PA: 40		

PITCHER		IP	WLS	BF	H	R	ER	SO	BB	IBB	HBP	BLK	WP	HR	S	P	ERA	WHIP
Mike Boddicker, R ERA: 3.68	(1, 1)	5.0	L	27	8	3	3	5	3	0	1	1	0	0	68	112	5.40	2.200
Storm Davis, R ERA: 4.47	(6, 1)	2.0		10	4	3	3	1	2	0	0	0	0	1	29	49	13.50	3.000
Jeff Montgomery, R ERA: 3.33	(8, 1)	1.0		3	0	0	0	2	0	0	0	0	0	0	8	12	0.00	0.000

PITCHER	IP	WLS	BF	H	R	ER	SO	BB	IBB	HBP	BLK	WP	HR	S	P	ERA	WHIP

BOTTOM

Kansas City Royals @ Texas Rangers

Arlington Stadium, Arlington, TX

Fri Aug 30 1991, 8:05 PM EDT

Att. 26,672 - Cloudy - 84 F

livebaseballscorecards.com

AB	34
R	6
H	12
RBI	5
BB	5
SO	8
LOB	19

Batter	1	2	3	4	5	6	7	8	9	AB	R	H	RBI	BB	SO	LOB
Brian McRae, S (1, 8) OBP: 0.298, SLG: 0.375	C B S F B F S 2-3 ① K		C S X 0-2 ① FC4-6 S 1-2f	B 1-0 ③ CS 1-2	C B F B X 2-2 ① F9	S 1 SAFE M 1 SAFE F F X 0-2 ①② G6-4-3 1-2f			4	0	0	0	0	1	2
Kirk Gibson, L (1, 7) OBP: 0.345, SLG: 0.435 Harvey Pulliam, R (8, 7) OBP: 0.417, SLG: 0.762	B F S F B B S 3-3 ② K	S B B 1 SAFE F B 1 SAFE S 3-3 ② K 1-2			B B F F F F B X 3-2 HR	B B S B X 3-1 ③ G3-1			4 0	1 0	1 0	1 0	0 0	2 0	1 0
George Brett, L (1, 10) OBP: 0.328, SLG: 0.409	B C F B S 3-3 ③ K	B S B C S 2-3 ③ K		X 0-0 ② G4-3		X 0-0 ① F7			4	0	0	0	0	2	1
Danny Tartabull, R (1, 9) OBP: 0.389, SLG: 0.599 Jim Eisenreich, L (6, 9) OBP: 0.336, SLG: 0.385		B S B B B 4-1 E 1B 1B BB	C B F S 1-3 ① K	B S B S B X 3-2 ③ F7		B C S F F B X 2-2 2B			2 1	1 0	0 1	0 0	1 0	1 0	0 0
Todd Benzinger, S (1, 3) OBP: 0.297, SLG: 0.346		B C X 1-1 1B E 1-2 G4-6-3 1B	C F B S 1-3 ② K		B S B B X 2-1 ① F7		S B S S X 1-2 ② F8		4	1	1	0	0	1	1
Bill Pecota, R (1, 5) OBP: 0.355, SLG: 0.410		C B C B X 2-2 G4-6-3 1-3 2-H 1B	B B C X 2-1 ③ G1-3		C B B C B S 3-3 ② K		2 SAFE I I I I 4-0 IBB		3	0	1	1	1	1	0
Kurt Stillwell, S (1, 6) OBP: 0.307, SLG: 0.350 David Howard, S (8, 6) OBP: 0.271, SLG: 0.285		C S X 0-2 ①② G4-6-3 1-2f 3-H	C B X 1-1 G3-6-1 1B		B B X 2-0 E1	X 0-0 ③ P4			3 1	0 0	1 0	0 0	0 0	0 0	1 2
Brent Mayne, L (1, 2) OBP: 0.321, SLG: 0.325		B B B C B 4-1 CS BB	F B F B F F X 2-2 ①② G3-6-1 1-2f		C B X 1-1 ③ G4-3				2	0	0	0	1	0	2
Terry Shumpert, R (1, 4) OBP: 0.300, SLG: 0.337		F C B F B 2-2 ③ CS 1-2	B B B C B 4-1 FC4-6 BB	B C B B B 4-1 CS BB				C C B B B F B 4-2 G6-4-3 BB		0	0	0	0	3	0	0
Inning Stats	R: 0 H: 0 E: 0 LOB: 0 K: 3 BB: 0 S: 12 P: 20	R: 2 H: 2 E: 1 LOB: 0 K: 0 BB: 2 S: 13 P: 26	R: 0 H: 0 E: 0 LOB: 1 K: 2 BB: 1 S: 10 P: 19	R: 0 H: 0 E: 0 LOB: 0 K: 2 BB: 0 S: 8 P: 12	R: 0 H: 1 E: 0 LOB: 0 K: 0 BB: 1 S: 8 P: 16	R: 1 H: 1 E: 0 LOB: 0 K: 0 BB: 0 S: 12 P: 20	R: 0 H: 0 E: 1 LOB: 1 K: 1 BB: 0 S: 8 P: 16	R: 0 H: 0 E: 0 LOB: 0 K: 0 BB: 1 S: 10 P: 17	R: 0 H: 1 E: 0 LOB: 2 K: 0 BB: 1 S: 10 P: 17	1B: 3 SF: 0 2B: 1 SAC: 0 3B: 0 DP: 3 HR: 1 HBP: 0						

TOP

Kansas City Royals @ Texas Rangers

Arlington Stadium, Arlington, TX

Sat Aug 31 1991, 8:05 PM EDT

Att. 35,069 - Cloudy - 80 F

livebaseballscorecards.com

AB	28
R	3
H	5
RBI	2
BB	6
SO	8
LOB	10

PITCHER		IP	WLS	BF	H	R	ER	SO	BB	IBB	HBP	BLK	WP	HR	S	P	ERA	WHIP
Bobby Witt, R ERA: 5.77	(1, 1)	6.0	L	22	4	3	2	7	4	0	0	0	0	1	63	113	3.00	1.333
Wayne Rosenthal, R ERA: 4.37	(7, 1)	1.0		5	0	0	0	1	1	0	0	0	0	0	11	23	0.00	1.000
Kenny Rogers, L ERA: 5.64	(8, 1)	2.0		7	1	0	0	0	0	1	0	0	0	0	17	27	0.00	0.500

PITCHER	IP	WLS	BF	H	R	ER	SO	BB	IBB	HBP	BLK	WP	HR	S	P	ERA	WHIP

WP: 0 PA: 36
PB: 0
SB: 1
CS: 2

Batter	1	2	3	4	5	6	7	8	9	AB	R	H	RBI	BB	SO	LOB
Julio Franco, R (1, 4) OBP: 0.406, SLG: 0.461	B B C L X 2-2 G5-3 ①		F B F B S 2-3 K ①		B B C F X 2-2 FC4 1B 2-3 3-H		C C S 0-3 K ①		B F C X 1-2 G6-3 ③	5	0	1	1	0	2	4
Rafael Palmeiro, L (1, 3) OBP: 0.395, SLG: 0.547	C B B X 2-1 P5 ②		C B B C X 2-2 G3-6-1 ② ③ 1-2f		B 1 SAFE 1 SAFE 1 SAFE X 1-0 P5 ②		B B C X 2-1 G4-6-3 ② ③ 1-2f			4	0	0	0	0	0	6
Ruben Sierra, S (1, 9) OBP: 0.352, SLG: 0.481	C B F S 1-3 K ③			B C B X 2-1 G4-1 ①	1 SAFE B X 1-0 FC4 ③ 1-2f			B X 1-0 BB HBP 1B		4	0	1	0	0	1	2
Kevin Reimer, L (1, 10) OBP: 0.332, SLG: 0.467		B C B X 2-1 2B		B F B F X 2-2 G3-1 ②		B C X 1-1 L6 ①		F 1 SAFE 1 SAFE F S 0-3 K ①		4	0	1	0	0	1	1
Juan Gonzalez, R (1, 7) OBP: 0.349, SLG: 0.543		C S X 0-2 G5-3 ①		X 0-0 G6-3 ③		C B B X 2-1 2B		1 SAFE H 1-0 BB HBP 1-2		3	0	1	0	0	0	1
Dean Palmer, R (1, 5) OBP: 0.289, SLG: 0.407		B B X 2-0 F9 ②			C S X 0-2 1B 1B 1B	B B C B S F X 3-2 P5 ②		F B B B S B 4-2 G6-4-3 BB 1-2 2-3		3	1	1	0	1	0	2
Ivan Rodriguez, R (1, 2) OBP: 0.281, SLG: 0.350 Geno Petralli, L (8, PH) OBP: 0.321, SLG: 0.341 (9, 2)		B C B B C X 3-2 G5-3 ③			1 SAFE X 0-0 SH1-4 1B 1B 1-3	B F B C F S 2-3 K ③		C X 0-1 G6-4-3 ② ③ 1-2f		3 1	1 0	1 0	0 0	0 0	1 0	2 3
Jeff Huson, L (1, 6) OBP: 0.325, SLG: 0.318			C B B F F B B 4-2 E BB		B F B X 2-1 1B SH1-4 1B 1-2 3-H		B B B C X 3-1 BB 1B		X 0-0 G6-4-3 1B	3	0	3	1	1	0	0
Gary Pettis, S (1, 8) OBP: 0.345, SLG: 0.277 Brian Downing, R (9, PH) OBP: 0.379, SLG: 0.459			X 0-0 E5 G3-6-1 1-2		B B X 2-0 SH1-4 ① 1-2 2-3		1 SAFE C B 1 SAFE B L B B 4-2 G4-6-3 BB 1-2		1 SAFE M 1 SAFE 1 SAFE B X 1-1 G6-4-3 ① ② 1-2f	1 1	0 0	0 0	0 0	1 0	0 0	1 1
Inning Stats	R: 0 E: 0 K: 1 S: 8 H: 0 LOB: 0 BB: 0 P: 13	R: 0 E: 0 K: 0 S: 9 H: 1 LOB: 1 BB: 0 P: 16	R: 0 E: 1 K: 1 S: 10 H: 0 LOB: 1 BB: 1 P: 18	R: 0 E: 0 K: 0 S: 6 H: 0 LOB: 0 BB: 0 P: 10	R: 2 E: 0 K: 0 S: 12 H: 4 LOB: 2 BB: 0 P: 20	R: 0 E: 0 K: 1 S: 12 H: 1 LOB: 1 BB: 1 P: 20	R: 0 E: 0 K: 1 S: 9 H: 1 LOB: 1 BB: 1 P: 18	R: 0 E: 0 K: 1 S: 8 H: 1 LOB: 2 BB: 1 P: 14	R: 0 E: 0 K: 0 S: 6 H: 1 LOB: 0 BB: 0 P: 8	1B: 7 2B: 2 3B: 0 HR: 0	SF: 0 SAC: 1 DP: 4 HBP: 1						

PITCHER		IP	WLS	BF	H	R	ER	SO	BB	IBB	HBP	BLK	WP	HR	S	P	ERA	WHIP
Mark Gubicza, R ERA: 5.06	(1, 1)	5.1	W	23	6	2	2	2	1	0	0	0	0	0	49	84	3.38	1.312
Tom Gordon, R ERA: 3.76	(6, 1)	2.2		11	2	0	0	3	2	0	1	0	0	0	25	45	0.00	1.500
Jeff Montgomery, R ERA: 3.28	(9, 1)	1.0	S	3	1	0	0	0	0	0	0	0	0	0	6	8	0.00	1.000

PITCHER	IP	WLS	BF	H	R	ER	SO	BB	IBB	HBP	BLK	WP	HR	S	P	ERA	WHIP

BOTTOM

Kansas City Royals @ Texas Rangers

Arlington Stadium, Arlington, TX

Sat Aug 31 1991, 8:05 PM EDT

Att. 35,069 - Cloudy - 80 F

livebaseballscorecards.com

AB	32
R	2
H	9
RBI	2
BB	3
SO	5
LOB	23

WP: 0 PB: 0 SB: 0 CS: 0 PA: 37

Batter	1	2	3	4	5	6	7	8	9	AB	R	H	RBI	BB	SO	LOB
Brian McRae, S (1, 8) OBP: 0.295, SLG: 0.371	C S X 0-2 ① G5-3		M C S 0-3 ① K		X 0-0 ② G3		B C S X 1-2 ③ F8		B F S B X 2-2 ② F8	5	0	0	0	0	1	1
Kirk Gibson, L (1, 7) OBP: 0.346, SLG: 0.434	B S X 1-1 ② G3		X 0-0 ② G1-6-3 1B		B B F B B 4-1 ② HR BB			S T B C 1-3 ① K	C S F B F B F B C 3-3 ③ K 2-3	4	1	1	0	1	2	1
George Brett, L (1, 10) OBP: 0.330, SLG: 0.418	F B X 1-1 ③ G6-3		S X 0-1 ② ③ G1-6-3 1-2f		B F 1 SAFE B F X 2-2 1-H HR			B S X 1-1 WP FC 1B		4	1	2	2	0	0	1
Jim Eisenreich, L (1, 9) OBP: 0.335, SLG: 0.383		C B X 1-1 ① G6-3		X 0-0 PB PB G4-3 1B	B B X 2-0 ③ G4-3			B B F B F X 3-2 FC WP 1-2		4	1	1	0	0	0	1
Todd Benzinger, S (1, 3) OBP: 0.296, SLG: 0.342		C B B B B 4-1 E 1B BB		B X 1-0 FC G4-3 PB 1-2		B S B X 2-1 ① G3		F F F S 0-3 ② K		3	0	0	0	1	1	3
Bill Pecota, R (1, 5) OBP: 0.351, SLG: 0.405		B B B C 1 SAFE X 3-1 ② F8		B B S X 2-1 ① G4-3 1-3 2-H		C S B X 1-2 ② G5-3		C B S F S 1-3 ③ K 1-2 2-3		4	0	0	1	0	1	4
Kurt Stillwell, S (1, 6) OBP: 0.309, SLG: 0.352		F X 0-1 E8 HBP 1-3 1B		C S B S 1-3 ② K2-3	C X 0-1 ③ F8				B C S X 1-2 E1 G4-3 E 1B	4	1	2	0	0	1	1
Terry Shumpert, R (1, 4) OBP: 0.300, SLG: 0.334 Brent Mayne, L (9, PH) OBP: 0.319, SLG: 0.324		B C C F F F F H 2-2 1-2 HBP		C B X 1-1 ③ G5-3			L B C F F C 1-3 ① K		C X 0-1 ① G4-3 2-3	2	0	0	0	0	1	1
										1	0	0	0	0	0	1
Tim Spehr, R (1, 2) OBP: 0.279, SLG: 0.255 Warren Cromartie, L (9, PH) OBP: 0.384, SLG: 0.440		X 0-0 ③ G4-3			B B B C X 3-1 ① P4		F F B S 1-3 ② K		X 0-0 E6 WP 3-H	3	0	0	0	0	1	3
										1	0	0	1	0	0	0
Inning Stats	R: 0 E: 0 K: 0 S: 7 H: 0 LOB: 0 BB: 0 P: 9	R: 0 E: 1 K: 0 S: 15 H: 1 LOB: 3 BB: 1 P: 25	R: 0 E: 0 K: 1 S: 6 H: 1 LOB: 0 BB: 0 P: 6	R: 1 E: 0 K: 1 S: 9 H: 1 LOB: 1 BB: 0 P: 14	R: 2 E: 0 K: 0 S: 8 H: 1 LOB: 0 BB: 1 P: 19	R: 0 E: 0 K: 0 S: 7 H: 0 LOB: 0 BB: 0 P: 10	R: 0 E: 0 K: 2 S: 11 H: 0 LOB: 0 BB: 0 P: 14	R: 0 E: 0 K: 3 S: 16 H: 1 LOB: 2 BB: 0 P: 22	R: 1 E: 2 K: 1 S: 15 H: 1 LOB: 1 BB: 0 P: 21	1B: 5 2B: 0 3B: 0 HR: 1 SF: 0 SAC: 0 DP: 1 HBP: 1						

PITCHER		IP	WLS	BF	H	R	ER	SO	BB	IBB	HBP	BLK	WP	HR	S	P	ERA	WHIP
Kevin Brown, R ERA: 4.15	(1, 1)	7.1		31	5	3	2	5	2	0	1	0	0	1	71	110	2.46	0.955
Terry Mathews, R ERA: 3.55	(8, 1)	0.2	W	2	0	0	0	2	0	0	0	0	1	0	8	9	0.00	0.000
Jeff Russell, R ERA: 2.9	(9, 1)	1.0	S	5	1	1	0	1	0	0	0	0	1	0	15	21	0.00	1.000

PITCHER	IP	WLS	BF	H	R	ER	SO	BB	IBB	HBP	BLK	WP	HR	S	P	ERA	WHIP

TOP

Kansas City Royals @ Texas Rangers

Arlington Stadium, Arlington, TX

Sun Sep 01 1991, 4:33 AM EDT

Att. 19,649 - Cloudy - 81 F

livebaseballscorecards.com

AB	35
R	4
H	6
RBI	4
BB	2
SO	8
LOB	17

BOTTOM

Batter	1	2	3	4	5	6	7	8	9	AB	R	H	RBI	BB	SO	LOB
Brian Downing, R (1, 10) OBP: 0.379, SLG: 0.463	C B F F B X 2-2 G6-3 ①		B 1 SAFE 1 SAFE F 1 SAFE S X 1-2 L8 ① ② 1-2		B C X 1-1 1B 3B		C S B S 1-3 K ②	C B B C B F B 4-2 1-2 2-3 3-H BB		4	1	1	1	1	1	1
Julio Franco, R (1, 4) OBP: 0.406, SLG: 0.460	C B S S B F C 2-3 K ②		F F F B F F X 1-2 1B		B F X 1-1 E 2B 3-H 1B		B F C B F X 2-2 F8 ③	X 0-0 G1-3 ③		5	1	2	1	0	1	3
Rafael Palmeiro, L (1, 3) OBP: 0.396, SLG: 0.550	B X 1-0 2B		1 SAFE X 0-0 F8 ③		B 1 SAFE F 1 SAFE 1 SAFE X 1-1 1-H 2B			C X 0-1 G6-3 ①		4	0	2	1	0	0	1
Ruben Sierra, S (1, 9) OBP: 0.351, SLG: 0.480	C B B X 2-1 F8 ③			C S S 0-3 K ①	B 2 SAFE X 1-0 F7 ③			B C F X 1-2 HBP BB 1B 1B		4	1	1	0	0	1	2
Kevin Reimer, L (1, 7) OBP: 0.337, SLG: 0.476 Gary Pettis, S (8, PR) OBP: 0.345, SLG: 0.277 (9, 8)		S B C F X 1-2 HR		C H 1-1 HBP		S X 0-1 F9 ①		1 SAFE B 1 SAFE B S 1 SAFE 1 SAFE C F 4-2 1 SAFE B B 1-2 HBP 1B BB		2 0	1 1	1 0	1 0	1 0	0 0	0 0
Juan Gonzalez, R (1, 8) OBP: 0.349, SLG: 0.539 (9, 7)	C B C F X 1-2 G4-3 ①			B F X 1-1 F8 ②		S C X 0-2 P4 ②		H 1-0 BB 1B 1-2 2-3 BB HBP		3	1	0	0	0	0	1
Dean Palmer, R (1, 5) OBP: 0.289, SLG: 0.409	C S B B S 2-3 K ②			F 1 SAFE B X 1-1 P5 ③		B B S S X 2-2 2B		S S B F S 1-3 K ②		4	0	1	0	0	2	4
Ivan Rodriguez, R (1, 2) OBP: 0.279, SLG: 0.348 Geno Petralli, L (5, PH) (6, 2) OBP: 0.317, SLG: 0.337 Mike Stanley, R (8, PH) (9, 2) OBP: 0.352, SLG: 0.391		B X 1-0 G6-3 ③			B F B B X 3-1 P5 ①	B S X 1-1 F7 ③		B X 1-0 BB BB 1-2 2-H 3-H 1B		1 2 1	0 0 0	0 0 1	0 0 2	0 0 0	0 0 0	0 1 0
Jeff Huson, L (1, 6) OBP: 0.325, SLG: 0.318 Mario Diaz, R (8, PH) OBP: 0.321, SLG: 0.333 Jack Daugherty, S (8, PH) OBP: 0.245, SLG: 0.195 José Hernández, R (8, PR) OBP: 0.271, SLG: 0.286 (9, 6)			C F X 0-2 CS 1B		B F C X 1-2 F8 ②		B S X 1-1 F8 ①	B B B B 4-0 BB 1-2 2-3 BB		3 0 0 0	0 0 0 0	1 0 0 0	0 0 0 0	0 0 1 0	0 0 0 0	0 0 0 0
Inning Stats	R: 0 E: 0 K: 1 S: 11 H: 1 LOB: 1 BB: 0 P: 18	R: 1 E: 0 K: 1 S: 12 H: 1 LOB: 0 BB: 0 P: 17	R: 0 E: 0 K: 0 S: 13 H: 2 LOB: 1 BB: 0 P: 15	R: 0 E: 0 K: 1 S: 8 H: 0 LOB: 1 BB: 0 P: 11	R: 2 E: 1 K: 0 S: 12 H: 3 LOB: 1 BB: 0 P: 20	R: 0 E: 0 K: 0 S: 10 H: 1 LOB: 1 BB: 0 P: 13	R: 0 E: 0 K: 1 S: 9 H: 0 LOB: 0 BB: 0 P: 13	R: 3 E: 0 K: 1 S: 17 H: 2 LOB: 3 BB: 3 P: 33		1B: 5 2B: 3 3B: 1 HR: 1	SF: 0 SAC: 0 DP: 0 HBP: 2					

PITCHER		IP	WLS	BF	H	R	ER	SO	BB	IBB	HBP	BLK	WP	HR	S	P	ERA	WHIP
Bret Saberhagen, R ERA: 3.06	(1, 1)	7.2	L	34	9	6	5	5	1	0	2	0	0	1	87	126	5.87	1.304
Mike Magnante, L ERA: 2.38	(8, 1)	0.0		1	1	0	0	0	0	0	0	0	0	0	1	2	∞	∞
Storm Davis, R ERA: 4.46	(8, 1)	0.1		3	0	0	0	0	2	0	0	0	0	0	4	12	0.00	6.000

PITCHER	IP	WLS	BF	H	R	ER	SO	BB	IBB	HBP	BLK	WP	HR	S	P	ERA	WHIP

Kansas City Royals @ Texas Rangers

Arlington Stadium, Arlington, TX

Sun Sep 01 1991, 4:33 AM EDT

Att. 19,649 - Cloudy - 81 F

livebaseballscorecards.com

AB	33
R	6
H	10
RBI	6
BB	3
SO	5
LOB	13

WP: 0 PB: 0 SB: 0 CS: 1 PA: 38

Batter	1	2	3	4	5	6	7	8	9	AB	R	H	RBI	BB	SO	LOB
Kirk Gibson, L (1, 7) OBP: 0.343, SLG: 0.429	B B B C F C 3-3 ① K			F F B X 1-2 ① P5		X 0-0 ③ FC6-4 1-2f		B B X 2-0 ③ F8		4	0	0	0	0	1	3
Bill Pecota, R (1, 5) (8, 4) OBP: 0.352, SLG: 0.407	B F F F B B B 4-2 G4-6-3 BB			C C X 0-2 ② G4-3			B F B X 2-1 F7 G6-3 2B		C B S F B S 2-3 ① K	3	1	1	0	1	1	0
George Brett, L (1, 10) OBP: 0.327, SLG: 0.414	B 1 B F F X SAFE 2-2 ②③ G4-6-3 1-2f			B B C F X 2-2 ③ F9			X 0-0 ① F7 2-3		C B X 1-1 ② G4-3	4	0	0	0	0	0	2
Danny Tartabull, R (1, 9) OBP: 0.385, SLG: 0.593		B X 1-0 ① G6-3			B X 1-0 ① F9		F F F B F F X 1-2 ② G6-3 3-H		B F B X 2-1 ③ F9	4	0	0	1	0	0	0
Jim Eisenreich, L (1, 8) OBP: 0.332, SLG: 0.379		F F X 0-2 ② G4-3			B F B F X 2-2 ② F8		B X 1-0 ③ F8			3	0	0	0	0	0	0
Todd Benzinger, S (1, 3) OBP: 0.297, SLG: 0.342		S B F B S 2-3 ③ K			B F F S 1-3 ③ K			B S F F X 1-2 1B 1B		3	0	1	0	0	2	0
Brent Mayne, L (1, 2) OBP: 0.314, SLG: 0.318			B F C X 1-2 ① G4-3			C B F X 1-2 ① P6		C S S 0-3 ① K		3	0	0	0	0	1	1
David Howard, S (1, 6) OBP: 0.273, SLG: 0.283 Kurt Stillwell, S (8, PH) OBP: 0.311, SLG: 0.355 (8, 6)			S S B B B S 3-3 ② K			B F B F B F B 4-2 FC6-4 BB		X 0-0 1-2 1B		1	0	0	0	1	1	0
										1	0	1	0	0	0	0
Terry Shumpert, R (1, 4) OBP: 0.299, SLG: 0.332 Warren Cromartie, L (8, PH) OBP: 0.381, SLG: 0.437 Kevin Seitzer, R (8, 5) OBP: 0.348, SLG: 0.344			B X 1-0 ③ G4-3			L F X 0-2 ② F7		F S B S 1-3 ② K		2	0	0	0	0	0	1
										1	0	0	0	0	1	2
										0	0	0	0	0	0	0

TOP

Kansas City Royals @ Chicago White Sox

Comiskey Park, Chicago, IL

Mon Sep 02 1991, 8:05 PM EDT

Att. 37,187 - Cloudy - 77 F

livebaseballscorecards.com

AB	29
R	1
H	3
RBI	1
BB	2
SO	7
LOB	9

Inning Stats	1	2	3	4	5	6	7	8	9
	R: 0 H: 0 E: 0 LOB: 0 K: 1 BB: 1 S: 9 P: 18	R: 0 H: 0 E: 0 LOB: 0 K: 1 BB: 0 S: 7 P: 10	R: 0 H: 0 E: 0 LOB: 0 K: 1 BB: 0 S: 7 P: 12	R: 0 H: 0 E: 0 LOB: 0 K: 0 BB: 0 S: 9 P: 12	R: 0 H: 0 E: 0 LOB: 0 K: 1 BB: 0 S: 7 P: 11	R: 0 H: 0 E: 0 LOB: 1 K: 0 BB: 1 S: 11 P: 16	R: 1 H: 1 E: 0 LOB: 0 K: 0 BB: 0 S: 10 P: 14	R: 0 H: 2 E: 0 LOB: 2 K: 2 BB: 0 S: 12 P: 16	R: 0 H: 0 E: 0 LOB: 0 K: 1 BB: 0 S: 8 P: 13

1B: 2	SF: 0	WP: 0 PA: 31
2B: 1	SAC: 0	PB: 0
3B: 0	DP: 1	SB: 0
HR: 0	HBP: 0	CS: 0

PITCHER		IP	WLS	BF	H	R	ER	SO	BB	IBB	HBP	BLK	WP	HR	S	P	ERA	WHIP
Roberto Hernandez, R ERA: 1.29	(1, 1)	7.0	W	23	1	1	1	4	2	0	0	0	0	0	60	93	1.29	0.429
Melido Perez, R ERA: 3.05	(8, 1)	0.1		3	2	0	0	1	0	0	0	0	0	0	8	9	0.00	6.000
Scott Radinsky, L ERA: 1.98	(8, 1)	1.2	S	5	0	0	0	2	0	0	0	0	0	0	12	20	0.00	0.000

PITCHER		IP	WLS	BF	H	R	ER	SO	BB	IBB	HBP	BLK	WP	HR	S	P	ERA	WHIP

Batter	1	2	3	4	5	6	7	8	9	AB	R	H	RBI	BB	SO	LOB
Tim Raines, S (1, 7) OBP: 0.366, SLG: 0.353	C B C B C 2-3 K		F B B X 2-1 G6-3		L B C F B B X 3-2 L4-6 2-3		B F C X 1-2 P6			4	0	0	0	0	1	1
Robin Ventura, L (1, 5) (9, 3) OBP: 0.373, SLG: 0.468	C B F X 1-2 F7			X 0-0 F9	C C F B F S 1-3 K			L C H 1-2 BB 1B SF8 HBP		3	1	0	0	0	1	0
Frank Thomas, R (1, 3) OBP: 0.456, SLG: 0.580 Craig Grebeck, R (9, 5) OBP: 0.352, SLG: 0.483	B B C B B 4-1 BB			C B B X 2-1 HR		B C B B B 4-1 BB		C 1 SAFE B B B X 3-1 1B BB 1-2 1B		2 0	1 0	2 0	1 0	2 0	0 0	0 0
Carlton Fisk, R (1, 2) OBP: 0.324, SLG: 0.438 Ron Karkovice, R (6, PH) OBP: 0.324, SLG: 0.451 (7, 2)	B F F 1 SAFE B X 2-2 F7			C F B F X 1-2 HR 1B		L F B F X 1-2 P3		L B X 1-1 P4		2 2	1 0	1 0	0 0	0 0	0 0	1 3
Dan Pasqua, L (1, 9) OBP: 0.355, SLG: 0.438 Sammy Sosa, R (7, 9) OBP: 0.242, SLG: 0.337		B B F B X 3-1 P6		S B X 1-1 1-H HR		X 0-0 F7		B F B B B 4-1 1B 1-2 2-3 BB		3 0	1 0	1 0	2 0	0 1	0 0	1 0
Bo Jackson, R (1, 10)		C X 0-1 G1-3		X 0-0 G5-3		B X 1-0 F8		B B F B X 3-1 SF8 3-H		3	0	0	1	0	0	1
Lance Johnson, L (1, 8) OBP: 0.283, SLG: 0.314		B B C X 2-1 P6		X 0-0 3B			C B F X 1-2 SF8 3B	B X 1-0 1-2 2-3 1B		4	1	3	0	0	0	0
Scott Fletcher, R (1, 4) OBP: 0.266, SLG: 0.268			B C F X 1-2 F7	C F B B X 2-2 G1-4-3			B C X 1-1 3-H SF8	B F C B B F X 3-2 P4		3	0	0	1	0	0	4
Ozzie Guillen, L (1, 6) OBP: 0.278, SLG: 0.337			B C C X 1-2 P6		F L B F X 1-2 L4-6 2B		B B B C C X 3-2 P4			3	0	1	0	0	0	0
Inning Stats	R: 0 H: 0 E: 0 LOB: 1 K: 1 BB: 1 S: 10 P: 19	R: 0 H: 0 E: 0 LOB: 0 K: 0 BB: 0 S: 6 P: 11	R: 0 H: 0 E: 0 LOB: 0 K: 0 BB: 0 S: 8 P: 12	R: 3 H: 4 E: 0 LOB: 1 K: 0 BB: 0 S: 14 P: 20	R: 0 H: 1 E: 0 LOB: 0 K: 1 BB: 0 S: 13 P: 18	R: 0 H: 0 E: 0 LOB: 1 K: 0 BB: 1 S: 7 P: 13	R: 1 H: 1 E: 0 LOB: 0 K: 0 BB: 0 S: 11 P: 17	R: 1 H: 2 E: 0 LOB: 3 K: 0 BB: 1 S: 14 P: 30		1B: 3 SF: 2 2B: 2 SAC: 0 3B: 2 DP: 1 HR: 2 HBP: 1						WP: 0 PA: 35 PB: 0 SB: 0 CS: 0	

PITCHER		IP	WLS	BF	H	R	ER	SO	BB	IBB	HBP	BLK	WP	HR	S	P	ERA	WHIP
Luis Aquino, R ERA: 2.92	(1, 1)	7.0	L	28	6	4	4	2	2	0	0	0	0	2	69	110	5.14	1.143
Mark Davis, L ERA: 4.86	(8, 1)	1.0		7	2	1	1	0	1	0	1	0	0	0	14	30	9.00	3.000

PITCHER	IP	WLS	BF	H	R	ER	SO	BB	IBB	HBP	BLK	WP	HR	S	P	ERA	WHIP

BOTTOM

Kansas City Royals @ Chicago White Sox

Comiskey Park, Chicago, IL

Mon Sep 02 1991, 8:05 PM EDT

Att. 37,187 - Cloudy - 77 F

livebaseballscorecards.com

AB	29
R	5
H	8
RBI	5
BB	3
SO	2
LOB	11

Batter	1	2	3	4	5	6	7	8	9	AB	R	H	RBI	BB	SO	LOB
Brian McRae, S (1, 8) OBP: 0.292, SLG: 0.368	B F S B F X 2-2 F9 ①		X 0-0 P2 ②		B X 1-0 FC6 ③ 1-2f		B S X 1-1 F8 ①		B X 1-0 G4-3 ①	5	0	0	0	0	0	2
Kirk Gibson, L (1, 7) OBP: 0.343, SLG: 0.426 Harvey Pulliam, R (9, 7) OBP: 0.417, SLG: 0.762	F B B B X 3-1 F7 ②		S B S B X 2-2 L9 ③			C C F B S 1-3 K ①	B B B 4-0 FC4-6 BB		H 1-0 1B L8-2 HBP	3 0	0 0	0 0	0 0	1 0	1 0	0 0
George Brett, L (1, 10) OBP: 0.328, SLG: 0.417 Kevin Seitzer, R (9, PH) OBP: 0.350, SLG: 0.347	S X 0-1 HR 1B			F S S 0-3 K ①		C C B B X 2-2 HR 2B	B B S F F B 1 S SAFE 3-3 K ②		S X 0-1 1-3 1B	4 1	2 0	2 1	0 0	0 0	2 0	1 0
Danny Tartabull, R (1, 9) OBP: 0.386, SLG: 0.607 Jim Eisenreich, L (7, 9) OBP: 0.331, SLG: 0.378	S B B B X 2-1 1-H HR			B C F S 1-3 K ②		C X 0-1 2-H HR	C X 0-1 FC4-6 ③ 1-2f		C F X 0-2 L8-2 ② ③ 3-H	4 1	2 0	2 0	4 0	0 0	1 0	1 2
Todd Benzinger, S (1, 3) OBP: 0.299, SLG: 0.345	B F B F B S 3-3 K ③			F F B S 1-3 K ③		B B F B B 4-1 3B BB		X 0-0 1B SF8 2B		3	2	1	0	1	2	0
Bill Pecota, R (1, 5) OBP: 0.357, SLG: 0.418		B B B C F X 3-2 CS 1B			C B S F C 1-3 K ①	B 1 SAFE B 1 SAFE 1 SAFE F X 2-1 1-H SF8 3B		B B X 2-0 FC6-4 2-3 1B		4	1	3	1	0	1	0
Brent Mayne, L (1, 2) OBP: 0.313, SLG: 0.320		P B B C F X 3-2 G4-3 ① ② 1-2			X 0-0 1B 1B	B C B B X 3-1 SF8 ② 3-H		B B C X 2-1 SF8 ① 3-H		2	0	1	2	0	0	1
David Howard, S (1, 6) OBP: 0.273, SLG: 0.283		C F B F X 1-2 G4-3 ③			X 0-0 FC6 1-2 1B	C B C X 1-2 P9 ③		X 0-0 F8 ②		4	0	1	0	0	0	1
Terry Shumpert, R (1, 4) OBP: 0.298, SLG: 0.341			F C F B S 1-3 K ①		F S S 0-3 K ②		B X 1-0 HR	B X 1-0 FC6-4 ③ 1-2f		4	1	1	1	0	2	3
Inning Stats	R: 2 E: 0 K: 1 S: 13 H: 2 LOB: 0 BB: 0 P: 23	R: 0 E: 0 K: 0 S: 11 H: 1 LOB: 0 BB: 0 P: 17	R: 0 E: 0 K: 1 S: 8 H: 0 LOB: 0 BB: 0 P: 11	R: 0 E: 0 K: 3 S: 9 H: 0 LOB: 0 BB: 0 P: 11	R: 0 E: 0 K: 2 S: 11 H: 2 LOB: 2 BB: 0 P: 13	R: 4 E: 0 K: 1 S: 17 H: 3 LOB: 0 BB: 1 P: 30	R: 1 E: 0 K: 1 S: 9 H: 1 LOB: 1 BB: 1 P: 18	R: 1 E: 0 K: 0 S: 6 H: 2 LOB: 1 BB: 0 P: 11	R: 0 E: 0 K: 0 S: 6 H: 1 LOB: 1 BB: 0 P: 8	1B: 6 2B: 3 3B: 1 HR: 3	SF: 2 SAC: 0 DP: 1 HBP: 1					

PITCHER		IP	WLS	BF	H	R	ER	SO	BB	IBB	HBP	BLK	WP	HR	S	P	ERA	WHIP
Jack McDowell, R ERA: 3.44	(1, 1)	5.1	L	24	8	6	6	8	1	0	0	0	0	2	64	96	10.12	1.688
Ken Patterson, L ERA: 2.86	(6, 1)	0.2		2	0	0	0	0	0	0	0	0	0	0	5	9	0.00	0.000
Tom Drees, L ERA: 9.0	(7, 1)	2.0		10	3	2	2	1	1	0	0	0	0	1	15	29	9.00	2.000
Greg Hibbard, L ERA: 4.54	(9, 1)	1.0		4	1	0	0	0	0	0	1	0	0	0	6	8	0.00	1.000

PITCHER	IP	WLS	BF	H	R	ER	SO	BB	IBB	HBP	BLK	WP	HR	S	P	ERA	WHIP

TOP

Kansas City Royals @ Chicago White Sox

Comiskey Park, Chicago, IL

Tue Sep 03 1991, 8:05 PM EDT
Att. 28,446 - Cloudy - 71 F

livebaseballscorecards.com

AB	35
R	8
H	12
RBI	8
BB	2
SO	9
LOB	11

WP: 0	PB: 0	SB: 0	CS: 1
PA: 40			

Batter	1	2	3	4	5	6	7	8	9	AB	R	H	RBI	BB	SO	LOB
Tim Raines, S (1, 7) OBP: 0.366, SLG: 0.352	C B B F B X 3-2 G4-1 ①		B 1 SAFE 1 SAFE 1 SAFE X 1-0 L3 ② ③ 1-2			B C X 1-1 G4-3 ①		F B B X 2-1 1B 1B		4	0	1	0	0	0	1
Rodney McCray, R (9, 7)										0	0	0	0	0	0	0
Robin Ventura, L (1, 5) OBP: 0.373, SLG: 0.466	B F F B B X 3-2 G4-3 ②			F F F B S 1-3 K2-3 ①		C X 0-1 F7 ②		C F B X 1-2 FC6-4 1-2 1B		4	0	1	0	0	1	0
Frank Thomas, R (1, 3) OBP: 0.456, SLG: 0.578	B B B B 4-0 BB			B B C B C B 4-2 1B BB		C B F S 1-3 K ③		B X 1-0 FC6-4 ③ 1-2f		2	0	0	0	2	1	2
Don Wakamatsu, R (9, 2) OBP: 0.233, SLG: 0.207										0	0	0	0	0	0	0
Carlton Fisk, R (1, 2) OBP: 0.325, SLG: 0.438	B B C F F X 2-2 F8 ③			C X 0-1 1-3 1B			B F B F S 2-3 K2-3 ①		B F X 1-1 1B	2	0	1	0	0	0	1
Matt Merullo, L (7, PH) OBP: 0.262, SLG: 0.297										2	0	1	0	0	1	0
(8, 2)																
(9, 3)																
Ron Karkovice, R (9, PR) OBP: 0.324, SLG: 0.451										0	0	0	0	0	0	0
Dan Pasqua, L (1, 9) OBP: 0.354, SLG: 0.434		C E B S 1-3 K ①		B B F F F S 2-3 K ②			F F B F B F B F F 4-2 B FC6-4 BB		X 0-0 F9 ①	3	0	0	0	1	2	3
Bo Jackson, R (1, 10)		F B C S 1-3 K ②		B 1 SAFE S S S 1 SAFE X 1-2 G1-3 ③			S B B B X 2-2 FC6-4 ② 1-2f		B B S B S F C 3-3 K ②	4	0	0	0	0	2	4
Lance Johnson, L (1, 8) OBP: 0.281, SLG: 0.311		C F B S 1-3 K ③			B C B X 2-1 F9 ①		F C F X 0-2 G4-3 ③		X 0-0 G4-3 ③	4	0	0	0	0	1	2
Craig Grebeck, R (1, 4) OBP: 0.347, SLG: 0.477			B B C S C 2-3 K ①		C X 0-1 P6 ②			S B F F X 1-2 G3 ①		2	0	0	0	0	1	0
Joey Cora, S (7, 4) OBP: 0.299, SLG: 0.279										1	0	0	0	0	0	0
Ozzie Guillen, L (1, 6) OBP: 0.279, SLG: 0.337			B C X 1-1 L3 1B		B X 1-0 F7 ③			L X 0-1 G4-3 ②		3	0	1	0	0	0	0
Esteban Beltre, R (9, 6)										0	0	0	0	0	0	0
Inning Stats	R: 0 E: 0 K: 0 S: 10 H: 0 LOB: 1 BB: 1 P: 22	R: 0 E: 0 K: 3 S: 9 H: 0 LOB: 0 BB: 0 P: 12	R: 0 E: 0 K: 1 S: 6 H: 1 LOB: 0 BB: 0 P: 10	R: 0 E: 0 K: 2 S: 15 H: 1 LOB: 2 BB: 1 P: 23	R: 0 E: 0 K: 0 S: 5 H: 0 LOB: 0 BB: 0 P: 8	R: 0 E: 0 K: 1 S: 7 H: 0 LOB: 0 BB: 0 P: 9	R: 0 E: 0 K: 1 S: 16 H: 0 LOB: 1 BB: 1 P: 24	R: 0 E: 0 K: 0 S: 12 H: 2 LOB: 2 BB: 0 P: 17	R: 0 E: 0 K: 1 S: 8 H: 1 LOB: 1 BB: 0 P: 12	1B: 5 2B: 1 3B: 0 HR: 0	SF: 0 SAC: 0 DP: 1 HBP: 0						

PITCHER	IP	WLS	BF	H	R	ER	SO	BB	IBB	HBP	BLK	WP	HR	S	P	ERA	WHIP
Kevin Appier, R (1, 1) ERA: 3.23	9.0	W	34	5	0	0	9	3	0	0	0	0	0	88	137	0.00	0.889

PITCHER	IP	WLS	BF	H	R	ER	SO	BB	IBB	HBP	BLK	WP	HR	S	P	ERA	WHIP

BOTTOM

Kansas City Royals @ Chicago White Sox

Comiskey Park, Chicago, IL

Tue Sep 03 1991, 8:05 PM EDT

Att. 28,446 - Cloudy - 71 F

livebaseballscorecards.com

AB	31
R	0
H	5
RBI	0
BB	3
SO	9
LOB	13

1B: 5	SF: 0	WP: 0	PA: 34
2B: 1	SAC: 0	PB: 0	
3B: 0	DP: 1	SB: 0	
HR: 0	HBP: 0	CS: 0	

Batter	1	2	3	4	5	6	7	8	9	AB	R	H	RBI	BB	SO	LOB
Brian McRae, S (1, 8) OBP: 0.290, SLG: 0.365	C B C F B X 2-2 ① P6		B B B C X 3-1 ② P4			B X 1-0 ① G1-3		C X 0-1 ② G1-3		4	0	0	0	0	0	0
Kirk Gibson, L (1, 7) OBP: 0.340, SLG: 0.422 Kevin Seitzer, R (8, 5) OBP: 0.350, SLG: 0.347	B B X 2-0 ② G6-3		C C B S 1-3 ③ K			B F S F B C 2-3 ② K		S B S B F X 2-2 ③ F9		4 0	0 0	0 0	0 0	0 0	2 0	0 0
George Brett, L (1, 10) OBP: 0.328, SLG: 0.414	B B C B F F B 4-2 1B BB			S B F B B X 3-2 ① P2		B X 1-0 ③ F8			C F X 0-2 ① G4-3	3	0	0	0	1	0	0
Danny Tartabull, R (1, 9) OBP: 0.387, SLG: 0.605	B X 1-0 1-3 1B			C B S F B F B 4-2 BB			B X 1-0 ① G6-3		B C S B F F X 2-2 ② F9	3	0	1	0	1	0	0
Todd Benzinger, S (1, 3) OBP: 0.296, SLG: 0.341	B S S S 1-3 ③ K			1 SAFE B C B S F X 2-2 ② F8			B F B X 2-1 ② P4		X 0-0 ③ F8	4	0	0	0	0	1	3
Bill Pecota, R (1, 5) (8, 4)		B B F B S F X 3-2 ① G6-3		F X 0-1 ③ G5-3			B B C B C B 4-2 BB			2	0	0	0	1	0	1
Brent Mayne, L (1, 2) OBP: 0.308, SLG: 0.315		C B C X 1-2 ② G3			F B F X 1-2 ① G3		C 1 SAFE X 0-1 ③ L8			3	0	0	0	0	0	1
David Howard, S (1, 6) OBP: 0.270, SLG: 0.280 Kurt Stillwell, S (8, PH) OBP: 0.313, SLG: 0.367 (8, 6)		X 0-0 ③ G1-3			F B F F B X 2-2 ② G6-3			X 0-0 HR		2 1	0 1	0 1	0 1	0 0	0 0	0 0
Terry Shumpert, R (1, 4) OBP: 0.296, SLG: 0.338 Jim Eisenreich, L (8, PH) OBP: 0.330, SLG: 0.377 (8, 7)			S B B B F X 3-2 ① P4		C B B X 1-2 ③ G1-3			B C B X 2-1 ① G1-3		2 1	0 0	0 0	0 0	0 0	0 0	0 0
Inning Stats	R: 0 H: 1 E: 0 LOB: 2 K: 1 BB: 1 S: 12 P: 22	R: 0 H: 0 E: 0 LOB: 0 K: 0 BB: 0 S: 8 P: 12	R: 0 H: 0 E: 0 LOB: 0 K: 1 BB: 0 S: 8 P: 15	R: 0 H: 0 E: 0 LOB: 1 K: 0 BB: 1 S: 14 P: 23	R: 0 H: 0 E: 0 LOB: 0 K: 0 BB: 0 S: 9 P: 13	R: 0 H: 0 E: 0 LOB: 0 K: 1 BB: 0 S: 6 P: 10	R: 0 H: 0 E: 0 LOB: 1 K: 0 BB: 1 S: 7 P: 14	R: 1 H: 1 E: 0 LOB: 0 K: 0 BB: 0 S: 9 P: 13	R: 0 H: 0 E: 0 LOB: 0 K: 0 BB: 0 S: 9 P: 11	1B: 1 SF: 0 2B: 0 SAC: 0 3B: 0 DP: 0 HR: 1 HBP: 0						

PITCHER		IP	WLS	BF	H	R	ER	SO	BB	IBB	HBP	BLK	WP	HR	S	P	ERA	WHIP
Alex Fernandez, R ERA: 4.93	(1, 1)	7.0	W	26	2	1	1	3	3	0	0	0	0	1	65	110	1.29	0.714
Scott Radinsky, L ERA: 1.95	(8, 1)	1.0		3	0	0	0	0	0	0	0	0	0	0	8	12	0.00	0.000
Bobby Thigpen, R ERA: 3.13	(9, 1)	1.0	S	3	0	0	0	0	0	0	0	0	0	0	9	11	0.00	0.000

PITCHER	IP	WLS	BF	H	R	ER	SO	BB	IBB	HBP	BLK	WP	HR	S	P	ERA	WHIP

TOP

Kansas City Royals @ Chicago White Sox

Comiskey Park, Chicago, IL

Wed Sep 04 1991, 8:05 PM EDT

Att. 37,773 - Sunny - 70 F

livebaseballscorecards.com

AB	29
R	1
H	2
RBI	1
BB	3
SO	3
LOB	5

WP: 0 PA: 32
PB: 0
SB: 0
CS: 0

Batter	1	2	3	4	5	6	7	8	9	AB	R	H	RBI	BB	SO	LOB
Tim Raines, S (1, 7) OBP: 0.365, SLG: 0.350	B B F X 2-1 G3 ①	C C B H 2-2 S 1B HBP		C B X 1-1 F8 ③		B 1 SAFE 1 SAFE S B B X 3-1 G4-3 ③				3	1	0	0	0	0	2
Robin Ventura, L (1, 5) OBP: 0.375, SLG: 0.467 (8, 3)	B B B C B 4-1 BB 1B 1B BB	B 1 SAFE 1 SAFE B X 2-0 1-H 1B			C B X 1-1 P6 ①		B B F X 2-1 L5-4 1B 1B			3	1	2	1	1	0	0
Frank Thomas, R (1, 10) OBP: 0.457, SLG: 0.577	C C B X 1-2 BB 1B 1-2 1B	C C B F X 1-2 F8 ③			C X 0-1 P3 ②		B C F B X 2-2 1-2 1B			4	1	2	0	0	0	1
Dan Pasqua, L (1, 3) OBP: 0.354, SLG: 0.432 Bo Jackson, R (7, PH) Scott Fletcher, R (8, 4) OBP: 0.266, SLG: 0.268	B F B X 2-1 F7 ②		B B X 2-0 L7 ①		B B B B 4-0 BB		X 0-0 L8 ①			2 1 0	0 0 0	0 0 0	0 0 0	1 0 0	0 0 0	2 2 0
Carlton Fisk, R (1, 2) OBP: 0.325, SLG: 0.435	B B C B B 4-1 1B 1-2 2-3 BB		C B X 1-1 F7 ②		C B 1 SAFE C 1 SAFE S 1-3 K ③		X 0-0 L5-4 ②③ 2-3			3	0	0	0	1	1	3
Lance Johnson, L (1, 8) OBP: 0.283, SLG: 0.313	X 0-0 1-2 2-H 3-H 1B		B C F B F S 2-3 K ③			B C F X 1-2 S SH1-4 1B 1B		X 0-0 G4-3 ①		4	1	2	2	0	1	0
Craig Grebeck, R (1, 4) OBP: 0.353, SLG: 0.487 (8, 5)	C C C 0-3 K ③			B X 1-0 G3 2B		1 SAFE 1 SAFE 1 SAFE C X 0-1 SH1-4 ① 1-2		C X 0-1 G5-4-3 1B		3	0	2	0	0	1	2
Sammy Sosa, R (1, 9) OBP: 0.242, SLG: 0.336		X 0-0 F8 ①		X 0-0 G6-3 ①		B 2 SAFE B X 2-0 BB 2-H 1B		1 SAFE 1 SAFE S F X 0-2 G5-4-3 ②③ 1-2f		4	0	1	1	0	0	2
Ozzie Guillen, L (1, 6) OBP: 0.279, SLG: 0.336		B F B B F F F X 2-2 F9 ②		C B B F X 2-2 G3 ② 2-3		1 SAFE F C B B B B 4-2 1-2 BB				2	0	0	0	1	0	1
Inning Stats	R: 2 E: 0 K: 1 S: 13 H: 2 LOB: 2 BB: 2 P: 26	R: 1 E: 0 K: 0 S: 13 H: 1 LOB: 1 BB: 0 P: 20	R: 0 E: 0 K: 1 S: 8 H: 0 LOB: 0 BB: 0 P: 13	R: 0 E: 0 K: 0 S: 7 H: 1 LOB: 1 BB: 0 P: 11	R: 0 E: 0 K: 1 S: 7 H: 0 LOB: 1 BB: 1 P: 13	R: 1 E: 0 K: 0 S: 10 H: 2 LOB: 1 BB: 1 P: 20	R: 0 E: 0 K: 0 S: 7 H: 2 LOB: 1 BB: 0 P: 11	R: 0 E: 0 K: 0 S: 6 H: 1 LOB: 0 BB: 0 P: 6		1B: 8 2B: 2 3B: 0 HR: 0	SF: 0 SAC: 1 DP: 2 HBP: 1			WP: 0 PB: 0 SB: 2 CS: 0	PA: 35	

PITCHER		IP	WLS	BF	H	R	ER	SO	BB	IBB	HBP	BLK	WP	HR	S	P	ERA	WHIP
Mike Boddicker, R	(1, 1)	6.0	L	28	6	4	4	3	4	0	1	0	0	0	58	103	6.00	1.667
ERA: 3.76																		
Mike Magnante, L	(7, 1)	1.0		4	2	0	0	0	0	0	0	0	0	0	7	11	0.00	2.000
ERA: 2.32																		
Jeff Montgomery, R	(8, 1)	1.0		3	1	0	0	0	0	0	0	0	0	0	6	6	0.00	1.000
ERA: 3.24																		

PITCHER	IP	WLS	BF	H	R	ER	SO	BB	IBB	HBP	BLK	WP	HR	S	P	ERA	WHIP

BOTTOM

Kansas City Royals @ Chicago White Sox

Comiskey Park, Chicago, IL

Wed Sep 04 1991, 8:05 PM EDT
Att. 37,773 - Sunny - 70 F

livebaseballscorecards.com

AB	29
R	4
H	9
RBI	4
BB	4
SO	3
LOB	15

Batter	1	2	3	4	5	6	7	8	9	AB	R	H	RBI	BB	SO	LOB
Kirk Gibson, L (1, 7) OBP: 0.344, SLG: 0.426	C S B F F X 1-2 2B 2B	1 SAFE C X 0-1 ③ G3 1-2		B B B B 4-0 BB			C B C B X 2-2 1B		B X 1-0 ③ F7	3	1	2	0	1	0	2
Harvey Pulliam, R (7, PR) OBP: 0.400, SLG: 0.727 (7, 7)										1	0	0	0	0	0	1
Brian McRae, S (1, 8) OBP: 0.292, SLG: 0.370	L B F X 1-2 G3 1B 2-H 2B	B S F X 1-2 BB 2B	B C S S 1-3 ③ K				C S S 0-3 ② K			3	1	2	1	0	1	2
Bobby Moore, R (7, PH) (7, 8)										1	0	0	0	0	1	1
George Brett, L (1, 10) OBP: 0.325, SLG: 0.411	B B B C X 3-1 ① G3 2-3	X 0-0 ① F8			C C F X 0-2 ① F9		X 0-0 ③ L5			3	0	0	0	0	0	2
Dave Clark, L (7, PH)										1	0	0	0	0	0	1
Danny Tartabull, R (1, 9) OBP: 0.389, SLG: 0.604	X 0-0 G6-4-3 1B 3-H	B B F B B 4-1 BB BB			C B B C C 2-3 ② K			C B X 1-1 ① G1-3		2	0	1	1	1	1	0
Jim Eisenreich, L (7, 9) OBP: 0.329, SLG: 0.376										1	0	0	0	0	0	0
Warren Cromartie, L (1, 3) OBP: 0.378, SLG: 0.426	F X 0-1 ② ③ G6-4-3 1-2f	F B B B B 4-1 G4-6-3 1-2 2-3 BB			F B X 1-1 ③ P5			X 0-0 ② F7		3	0	0	0	1	0	1
Kevin Seitzer, R (1, 5) OBP: 0.345, SLG: 0.341		C F X 0-2 ① G6-3	X 0-0 ② ③ G4-6-3 1-2f			B B B C X 3-1 ① G4-3		B F F F S 1-3 ③ K		4	0	0	0	0	1	3
David Howard, S (1, 6) OBP: 0.270, SLG: 0.279		B C B X 2-1 SH 1B		L X 0-1 ① L7		F F F B X 1-2 ② G4-3			C F B F X 1-2 E5	4	0	1	0	0	0	0
Terry Shumpert, R (1, 4) OBP: 0.298, SLG: 0.343	1 SAFE X 0-0 SH S 1-3			X 0-0 2B		F X 0-1 ③ P4			C S S 0-3 ① K	2	0	1	0	0	0	0
Stu Cole, R (9, PH)										1	0	0	0	0	1	1
Tim Spehr, R (1, 2) OBP: 0.262, SLG: 0.236	C 1 SAFE 1 SAFE S 1 SAFE B S 1-3 ② K			B X 1-0 ② G5-3			C S X 0-2 ① F7		X 0-0 ② F8	4	0	0	0	0	1	4
Inning Stats	R: 2 H: 3 E: 0 LOB: 0 K: 0 BB: 0 S: 13 P: 18	R: 0 H: 1 E: 1 LOB: 2 K: 1 BB: 0 S: 11 P: 14	R: 0 H: 1 E: 0 LOB: 2 K: 0 BB: 2 S: 7 P: 16	R: 0 H: 1 E: 0 LOB: 2 K: 1 BB: 1 S: 7 P: 13	R: 0 H: 0 E: 0 LOB: 0 K: 1 BB: 0 S: 9 P: 12	R: 0 H: 0 E: 0 LOB: 0 K: 0 BB: 0 S: 8 P: 12	R: 0 H: 1 E: 0 LOB: 1 K: 1 BB: 0 S: 10 P: 12	R: 0 H: 0 E: 0 LOB: 0 K: 1 BB: 0 S: 7 P: 9	R: 0 H: 0 E: 1 LOB: 1 K: 1 BB: 0 S: 9 P: 11	1B: 3 SF: 0 2B: 4 SAC: 1 3B: 0 DP: 2 HR: 0 HBP: 0						

TOP

Kansas City Royals @ Chicago White Sox

Comiskey Park, Chicago, IL

Thu Sep 05 1991, 4:33 AM EDT

Att. 27,651 - Sunny - 75 F

livebaseballscorecards.com

AB	33
R	2
H	7
RBI	2
BB	3
SO	6
LOB	18

PITCHER	IP	WLS	BF	H	R	ER	SO	BB	IBB	HBP	BLK	WP	HR	S	P	ERA	WHIP
Charlie Hough, R (1, 1) ERA: 4.16	8.0	W	33	7	2	2	5	3	0	0	0	0	0	72	106	2.25	1.250
Steve Wapnick, R (9, 1) ERA:	1.0		4	0	0	0	1	0	0	0	0	0	0	9	11	0.00	0.000

PITCHER	IP	WLS	BF	H	R	ER	SO	BB	IBB	HBP	BLK	WP	HR	S	P	ERA	WHIP

WP: 0 PA: 37
PB: 0
SB: 1
CS: 0

Batter	1	2	3	4	5	6	7	8	9	AB	R	H	RBI	BB	SO	LOB
Tim Raines, S (1, 7) OBP: 0.367, SLG: 0.350	B F B C B X 3-2 G4-3 ①	C S B B B 4-2 BB		4-1 BB 2-2 1B		F B B B C X 3-2 G1-3 ①				3	1	1	0	2	0	0
Rodney McCray, R (7, 7)										0	0	0	0	0	0	0
Robin Ventura, L (1, 5) OBP: 0.377, SLG: 0.469	B X 1-0 1B 1B	B B 1 SAFE B C X 3-1 G4-3 ③		1-0 1B 1B 1-3 2-H 2-0 FC5-4 1B		C S B F C 1-3 K ②				5	2	3	1	0	1	1
Joey Cora, S (7, 4) OBP: 0.299, SLG: 0.279										0	0	0	0	0	0	0
Frank Thomas, R (1, 3) OBP: 0.458, SLG: 0.578	C B 1 SAFE X 1-1 1B 1-3 1B		B C S B X 2-2 G1-3 ①	3-1 1B 1-2 3-H 1B 0-1 FC5-4		S B B S B S 3-3 K ③				1	0	1	0	0	0	0
Warren Newson, L (3, 9) OBP: 0.419, SLG: 0.443										3	1	1	1	0	0	2
Sammy Sosa, R (5, 9) OBP: 0.241, SLG: 0.335										1	0	0	0	0	1	0
Dan Pasqua, L (1, 9) OBP: 0.354, SLG: 0.431	S 1 SAFE B S F B S 2-3 K ②		S X 0-1 G3 ②	F S B B X 2-2 BB 1B BB 1-2 2-3 1B	X 0-0 1B E 1B		B B X 2-0 F9 ①			5	1	2	0	0	1	2
(3, 3)																
Bo Jackson, R (1, 10) OBP: 0.214, SLG: 0.167	S B B F 1 SAFE B X 3-2 BB 1-3 3-H 1B		B B C B B 4-1 FC4-6 BB	X 0-0 BB BB BB 1-2 2-H 3-H 1B	C X 0-1 E5 1B 1-2		S B B X 2-1 F8 ②			4	1	2	3	1	0	1
Lance Johnson, L (1, 8) OBP: 0.284, SLG: 0.311	B B C 1 SAFE B B 4-1 1-2 BB		1 SAFE 1 SAFE 1 SAFE C X 0-1 FC4-6 ③ 1-2f	B B F C B B 4-2 BB BB HR 1-2 2-3 BB	C F B X 1-2 F7 ①		B C S B C 2-3 K ③			3	1	0	0	2	1	3
Craig Grebeck, R (1, 4) OBP: 0.360, SLG: 0.487	X 0-0 P2 ③			2-1 SH1-3 1B 4-2 BB HR 1-2 2-3 3-H BB	B F F F B X 2-2 1-2 2-3 1B		C C B B F B X 3-2 F7 ①			4	2	2	1	1	0	3
(7, 5)																
Ron Karkovice, R (1, 2) OBP: 0.324, SLG: 0.444		B B S F B S 3-3 K ①		1 SAFE 0-0 SH1-3 ① 1-2 4-1 HR	S B S F S 1-3 K ②		B C F B X 2-2 G6-3 ②			2	1	0	1	1	2	3
Matt Merullo, L (8, PH) OBP: 0.261, SLG: 0.295										1	0	0	0	0	0	0
(9, 2)																
Ozzie Guillen, L (1, 6) OBP: 0.279, SLG: 0.341		B B C X 2-1 G4-3 ②		0-1 G6-3 ② 1-H 2-H 3-H HR	B F F X 1-2 P5 ③		S S C 0-3 K ③			4	1	1	4	0	0	4
Esteban Beltre, R (8, 6)										1	0	0	0	0	1	0
Inning Stats	R: 1 E: 0 K: 1 S: 15 H: 3 LOB: 3 BB: 1 P: 29	R: 0 E: 0 K: 1 S: 9 H: 0 LOB: 1 BB: 1 P: 21	R: 0 E: 0 K: 0 S: 8 H: 0 LOB: 1 BB: 1 P: 14	R: 10 E: 0 K: 0 S: 26 H: 8 LOB: 2 BB: 4 P: 57	R: 0 E: 1 K: 1 S: 18 H: 2 LOB: 3 BB: 0 P: 23	R: 0 E: 0 K: 2 S: 10 H: 0 LOB: 0 BB: 0 P: 17	R: 0 E: 0 K: 1 S: 6 H: 0 LOB: 0 BB: 0 P: 12	R: 0 E: 0 K: 1 S: 10 H: 0 LOB: 0 BB: 0 P: 15		1B: 12 2B: 0 3B: 0 HR: 1	SF: 0 SAC: 1 DP: 0 HBP: 0					

PITCHER		IP	WLS	BF	H	R	ER	SO	BB	IBB	HBP	BLK	WP	HR	S	P	ERA	WHIP
Mark Gubicza, R ERA: 5.47	(1, 1)	3.2	L	23	8	7	7	2	4	0	0	0	0	0	45	89	17.18	3.273
Mark Davis, L ERA: 5.67	(4, 1)	0.0		3	0	0	0	0	3	0	0	0	0	0	5	17	∞	∞
Storm Davis, R ERA: 4.53	(4, 1)	0.1		4	3	4	4	0	0	0	0	0	0	1	8	15	108.00	9.000
Joel Johnston, R ERA:	(5, 1)	3.0		12	2	0	0	4	0	0	0	0	0	0	34	52	0.00	0.667
Tom Gordon, R ERA: 3.73	(8, 1)	1.0		3	0	0	0	1	0	0	0	0	0	0	10	15	0.00	0.000

PITCHER	IP	WLS	BF	H	R	ER	SO	BB	IBB	HBP	BLK	WP	HR	S	P	ERA	WHIP

BOTTOM

Kansas City Royals @ Chicago White Sox

Comiskey Park, Chicago, IL

Thu Sep 05 1991, 4:33 AM EDT
Att. 27,651 - Sunny - 75 F

livebaseballscorecards.com

AB	37
R	11
H	13
RBI	11
BB	7
SO	7
LOB	19

1B: 12	SF: 0	WP: 0	PA: 45
2B: 0	SAC: 1	PB: 0	
3B: 0	DP: 0	SB: 0	
HR: 1	HBP: 0	CS: 0	

Batter	1	2	3	4	5	6	7	8	9	AB	R	H	RBI	BB	SO	LOB
Brian McRae, S (1, 8) OBP: 0.292, SLG: 0.370	B X 1-0 G4-3 ①		B S B S B X 3-2 F7 ②			B F C F B X 2-2 G1-3 ①		1 SAFE C X 0-1 1-3 1B		4	0	1	0	0	0	0
Kirk Gibson, L (1, 7) OBP: 0.341, SLG: 0.422	B B B C F S 3-3 K ②		C B C B S 2-3 K ③			F B X 1-1 E3		F B S C 1-3 K ②		4	0	0	0	0	3	2
George Brett, L (1, 10) OBP: 0.323, SLG: 0.407	B X 1-0 F7 ③			X 0-0 F7 ①		B C 1 SAFE F X 1-2 P6 ②		B C B X 2-1 F8 ③		4	0	0	0	0	0	3
Danny Tartabull, R (1, 9) OBP: 0.390, SLG: 0.611		B B X 2-0 G6-3 ①		C S X 0-2 HR		C B X 1-1 F9 ③			X 0-0 FC3-6 1B	4	1	2	1	0	0	1
Todd Benzinger, S (1, 3) OBP: 0.295, SLG: 0.343		B B F F X 2-2 2B 2B		B F X 1-1 L7 ②			C S X 0-2 F7 ①		B B C F X 2-2 FC3-6 G6-4-3 ① 1-2f	4	1	1	0	0	0	1
Bill Pecota, R (1, 5) (8, 4) OBP: 0.353, SLG: 0.410		B C B B X 3-1 P6 ②		C B B X 2-1 F8 ③			L B B B X 3-1 F7 ②		C B B C X 2-2 G6-4-3 ② ③ 1-2f	4	0	0	0	0	0	2
Brent Mayne, L (1, 2) OBP: 0.308, SLG: 0.320		C X 0-1 2-H 2B			C F F B X 1-2 P5 ①		F B X 1-1 F9 ③			3	0	1	1	0	0	0
David Howard, S (1, 6) OBP: 0.272, SLG: 0.281 Kurt Stillwell, S (8, PH) OBP: 0.312, SLG: 0.365 (8, 6)		S C B F S 1-3 K ③			X 0-0 G6-4-3 1B			F B X 1-1 F7 ①		2	0	1	0	0	1	1
										1	0	0	0	0	0	0
Terry Shumpert, R (1, 4) OBP: 0.296, SLG: 0.340 Warren Cromartie, L (8, PH) OBP: 0.382, SLG: 0.426 Bobby Moore, R (8, PR) Sean Berry, R (8, 5) OBP: 0.182, SLG: 0.188			X 0-0 B1-3 ①		1 SAFE L X 0-1 G6-4-3 ② ③ 1-2f			B B B C S F B 4-2 1B BB		2	0	0	0	0	0	1
										0	0	0	0	1	0	0
										0	0	0	0	0	0	0
										0	0	0	0	0	0	0
Inning Stats	R: 0 H: 0 E: 0 LOB: 0 K: 1 BB: 0 S: 5 P: 10	R: 1 H: 2 E: 0 LOB: 1 K: 1 BB: 0 S: 12 P: 20	R: 0 H: 0 E: 0 LOB: 0 K: 1 BB: 0 S: 7 P: 12	R: 1 H: 1 E: 0 LOB: 0 K: 0 BB: 0 S: 8 P: 11	R: 0 H: 1 E: 0 LOB: 0 K: 0 BB: 0 S: 7 P: 8	R: 0 H: 0 E: 1 LOB: 1 K: 0 BB: 0 S: 11 P: 16	R: 0 H: 0 E: 0 LOB: 0 K: 0 BB: 0 S: 7 P: 11	R: 0 H: 1 E: 0 LOB: 2 K: 1 BB: 1 S: 12 P: 20	R: 0 H: 1 E: 0 LOB: 0 K: 0 BB: 0 S: 7 P: 11	1B: 3 SF: 0 2B: 2 SAC: 0 3B: 0 DP: 2 HR: 1 HBP: 0						

PITCHER		IP	WLS	BF	H	R	ER	SO	BB	IBB	HBP	BLK	WP	HR	S	P	ERA	WHIP
35 Mike Mussina, R ERA: 4.08	(1, 1)	7.1		28	5	2	2	3	1	0	0	0	0	1	64	100	2.46	0.818
Jim Poole, L ERA: 2.55	(8, 1)	0.2	W	2	0	0	0	1	0	0	0	0	0	0	5	8	0.00	0.000
Gregg Olson, R ERA: 3.25	(9, 1)	1.0		3	1	0	0	0	0	0	0	0	0	0	7	11	0.00	1.000

PITCHER	IP	WLS	BF	H	R	ER	SO	BB	IBB	HBP	BLK	WP	HR	S	P	ERA	WHIP

TOP

Kansas City Royals @ Baltimore Orioles

Memorial Stadium, Baltimore, MD

Fri Sep 06 1991, 7:05 PM EDT

Att. 26,372 - Cloudy - 77 F

livebaseballscorecards.com

AB	32
R	2
H	6
RBI	2
BB	1
SO	4
LOB	11

Batter	1	2	3	4	5	6	7	8	9	AB	R	H	RBI	BB	SO	LOB
Mike Devereaux, R (1, 8) OBP: 0.316, SLG: 0.429	B X 1-0 ① P3		C B B F X 2-2 ① F8		1 SAFE 1 SAFE B C 1 SAFE X 1-1 ② L5		B S X 1-1 ③ G6-3	C B B S F B X 3-2 ③ F7		5	0	0	0	0	0	5
Joe Orsulak, L (1, 7) OBP: 0.311, SLG: 0.355	C F X 0-2 ② G6-3		X 0-0 HR		1 SAFE B C F 1 SAFE B S 2-3 ③ K			B B F B X 3-1 ① P5		4	1	1	1	0	1	1
Cal Ripken Jr., R (1, 6) OBP: 0.377, SLG: 0.548	F B F B X 2-2 1B 1B		X 0-0 ② G6-3			F X 0-1 ① F8		F B X 1-1 2B 2B		4	1	2	0	0	0	0
Glenn Davis, R (1, 3) OBP: 0.333, SLG: 0.500 David Segui, S (9, 3) OBP: 0.305, SLG: 0.339	X 0-0 BB 1-3 1B		X 0-0 ③ G4-3			F X 0-1 HR		X 0-0 HR 2-H 2B		4 0	2 0	3 0	2 0	0 0	0 0	0 0
Dwight Evans, R (1, 9) OBP: 0.403, SLG: 0.417	B B B B 4-0 BB 1-2			B F X 1-1 ① G4-3		B S C B X 2-2 ② G5-3		B B B H 4-0 HBP		2	1	0	0	1	0	0
Sam Horn, L (1, 10) OBP: 0.324, SLG: 0.468	S S B S 1-3 ③ K			F C B B F S 2-3 ② K		C X 0-1 ③ G3		S B S B F X 2-2 1-H 2-H HR		4	1	1	3	0	2	3
Leo Gomez, R (1, 5) OBP: 0.295, SLG: 0.401		X 0-0 ① G6-3		B F X 1-1 ③ G6-3			S B B F C 2-3 ① K	B C F X 1-2 2B		4	0	1	0	0	1	0
Bob Melvin, R (1, 2) OBP: 0.302, SLG: 0.327 Brady Anderson, L (7, PR) OBP: 0.324, SLG: 0.292 Chris Hoiles, R (8, 2) OBP: 0.300, SLG: 0.383		C B B B C X 3-2 ② G4-3			X 0-0 ① G1-3		B C B F B F F X 3-2 G3 1B	C B B S S 2-3 ② K		3 0 1	0 0 0	1 0 0	0 0 0	0 0 1	0 0 1	0 0 1
Billy Ripken, R (1, 4) OBP: 0.261, SLG: 0.261 Chito Martinez, L (7, PH) OBP: 0.330, SLG: 0.539 Juan Bell, R (8, 4) OBP: 0.198, SLG: 0.255		X 0-0 ③ P3			B B B 4-0 BB		1 SAFE B 1 SAFE F B X 2-1 ② G3 1-2	B B B 4-0 BB		1 1 0	0 0 0	0 0 0	0 0 0	1 0 1	0 0 0	0 1 0
Inning Stats	R: 0 E: 0 K: 1 S: 11 H: 2 LOB: 3 BB: 1 P: 19	R: 0 E: 0 K: 0 S: 5 H: 0 LOB: 0 BB: 0 P: 8	R: 1 E: 0 K: 0 S: 6 H: 1 LOB: 0 BB: 0 P: 8	R: 0 E: 0 K: 1 S: 8 H: 0 LOB: 0 BB: 0 P: 12	R: 0 E: 0 K: 1 S: 6 H: 0 LOB: 1 BB: 1 P: 13	R: 1 E: 0 K: 0 S: 9 H: 1 LOB: 0 BB: 0 P: 11	R: 0 E: 0 K: 1 S: 12 H: 1 LOB: 2 BB: 0 P: 20	R: 4 E: 0 K: 1 S: 19 H: 4 LOB: 2 BB: 1 P: 39		1B: 3 2B: 3 3B: 0 HR: 3	SF: 0 SAC: 0 DP: 0 HBP: 1				WP: 0 PB: 0 SB: 0 CS: 0	PA: 37	

PITCHER		IP	WLS	BF	H	R	ER	SO	BB	IBB	HBP	BLK	WP	HR	S	P	ERA	WHIP
Bret Saberhagen, R ERA: 3.24	(1, 1)	7.1	L	34	9	6	6	4	2	0	1	0	0	3	69	114	7.36	1.500
Tom Gordon, R ERA: 3.71	(8, 1)	0.2		3	0	0	0	1	1	0	0	0	0	0	7	16	0.00	1.500

PITCHER	IP	WLS	BF	H	R	ER	SO	BB	IBB	HBP	BLK	WP	HR	S	P	ERA	WHIP

BOTTOM

Kansas City Royals @ Baltimore Orioles

Memorial Stadium, Baltimore, MD

Fri Sep 06 1991, 7:05 PM EDT

Att. 26,372 - Cloudy - 77 F

livebaseballscorecards.com

AB	33
R	6
H	9
RBI	6
BB	3
SO	5
LOB	11

Batter	1	2	3	4	5	6	7	8	9	AB	R	H	RBI	BB	SO	LOB
Kirk Gibson, L (1, 7) OBP: 0.342, SLG: 0.423	B F B F B X 3-2 G4-3 1B 1B	C S B F B B F X 3-2 ③ G3 1B		F F X 0-2 1-3 2-H 1B	B C X 1-1 ③ G4-3 1B			B B X 2-0 BB G4-3 FC5-2 1B	C X 0-1 FC3-2 1-2 2-3 1B	4	1	2	1	0	0	2
Jim Eisenreich, L (7, 7) (8, 9) OBP: 0.333, SLG: 0.380										2	0	2	0	0	0	0
Brian McRae, S (1, 8) OBP: 0.290, SLG: 0.367	B B C F B 1 SAFE X 3-2 ① G4-3 1-2		M X 0-1 G6-4-3 1B	X 0-0 ③ L9		B X 1-0 ① L7		X 0-0 ① G4-3 1-2	X 0-0 ② FC3-2 1-2 2-3 3-Hf	6	0	1	0	0	0	7
George Brett, L (1, 10) OBP: 0.325, SLG: 0.414	C F B S 0-3 ② K		1 SAFE 1 SAFE B X 1-0 ① ② G6-4-3 1-2f		X 0-0 2B SF8 1B	S C B B X 2-2 HR		B B B C B 4-1 FC5-2 BB BB	X 0-0 ③ G4-3	5	2	2	1	1	1	5
Danny Tartabull, R (1, 9) OBP: 0.397, SLG: 0.618	B C B F X 2-2 BB 2-H 1B		B X 1-0 2B		X 0-0 G4-3 E 1-3 2B	C B B B B 4-1 BB		B B C B S T B 4-2 FC5-2 1-2 2-3 BB		3	1	3	1	2	0	0
Bobby Moore, R (8, PR) (8, 7)										0	0	0	0	0	0	0
Todd Benzinger, S (1, 3) OBP: 0.294, SLG: 0.340	B B F F B F B 4-2 1-2 BB		F F B F X 1-2 ③ G6-3		X 0-0 ① SF8 3-H	C B F S 1-3 ② K		B S X 1-1 ② FC5-2 1-2 2-3 3-Hf		3	0	0	1	1	1	5
Bill Pecota, R (1, 5) OBP: 0.348, SLG: 0.404	C X 0-1 ③ F8			B B X 2-0 E5 BB 1B	C B X 1-1 ② G4-3 2-3	C B X 1-1 ③ F8		C B X 1-1 ③ F7		5	1	0	0	0	0	7
Jorge Pedre, R (1, 2)		F B B B F B 4-2 SH1-3 BB		F C S 0-3 ① K	B C B S B B B 4-2 E 2B BB		S B S F X 1-2 ① G6-3		S S B B B B B 4-2 FC5 1B BB	2	1	0	0	3	1	1
David Howard, S (1, 6) OBP: 0.276, SLG: 0.282		X 0-0 ① SH1-3 1-2		B B 1 SAFE B B 4-0 1B 1-2 BB	F X 0-1 E6 2B 1-2 3-H		B S S F B S 2-3 ② K		X 0-0 1B FC5 FC3-2 1-2 1B	3	1	1	0	1	1	1
Terry Shumpert, R (1, 4) OBP: 0.295, SLG: 0.341		B X 1-0 ② G5-3		C S X 0-2 ② F7	C S F X 0-2 2B 1-H 2-H		B F L F S 1-3 ③ K		C B X 1-1 ① FC5 FC3-2 1B 1-2 2-3f 1B	5	0	1	2	0	1	5
Inning Stats	R: 1 H: 2 E: 0 LOB: 2 K: 1 BB: 1 S: 18 P: 30	R: 0 H: 0 E: 0 LOB: 1 K: 0 BB: 1 S: 9 P: 17	R: 0 H: 2 E: 0 LOB: 1 K: 0 BB: 0 S: 8 P: 11	R: 1 H: 1 E: 1 LOB: 2 K: 1 BB: 1 S: 11 P: 17	R: 4 H: 3 E: 1 LOB: 1 K: 0 BB: 1 S: 15 P: 21	R: 1 H: 1 E: 0 LOB: 1 K: 1 BB: 1 S: 11 P: 20	R: 0 H: 0 E: 0 LOB: 0 K: 2 BB: 0 S: 12 P: 16	R: 0 H: 1 E: 0 LOB: 3 K: 0 BB: 2 S: 10 P: 22	R: 0 H: 2 E: 0 LOB: 3 K: 0 BB: 1 S: 9 P: 14	1B: 8 SF: 1 2B: 3 SAC: 1 3B: 0 DP: 1 HR: 1 HBP: 0						WP: 0 PA: 48 PB: 0 SB: 0 CS: 0

TOP

Kansas City Royals @ Baltimore Orioles

Memorial Stadium, Baltimore, MD

Sat Sep 07 1991, 7:05 PM EDT

Att. 32,409 - Sunny - 81 F

livebaseballscorecards.com

AB	38
R	7
H	12
RBI	6
BB	8
SO	5
LOB	33

PITCHER		IP	WLS	BF	H	R	ER	SO	BB	IBB	HBP	BLK	WP	HR	S	P	ERA	WHIP
Jose Mesa, R ERA: 5.68	(1, 1)	4.0	L	22	7	4	2	2	3	0	0	0	0	0	48	77	4.50	2.500
Mark Williamson, R ERA: 4.74	(5, 1)	0.2		5	1	2	0	0	1	0	0	0	0	0	11	16	0.00	3.000
Jim Poole, L ERA: 2.77	(5, 1)	1.1		6	1	1	1	1	1	0	0	0	0	1	13	23	6.75	1.500
Anthony Telford, R ERA: 4.0	(7, 1)	1.0		3	0	0	0	2	0	0	0	0	0	0	12	16	0.00	0.000
Jeff Ballard, L ERA: 5.31	(8, 1)	0.2		5	1	0	0	0	2	0	0	0	0	0	8	19	0.00	4.500

PITCHER		IP	WLS	BF	H	R	ER	SO	BB	IBB	HBP	BLK	WP	HR	S	P	ERA	WHIP
Francisco de la Rosa, R ERA:	(8, 1)	1.1		7	2	0	0	0	1	0	0	0	0	0	11	17	0.00	2.250

Batter	1	2	3	4	5	6	7	8	9	AB	R	H	RBI	BB	SO	LOB
Mike Devereaux, R (1, 8) OBP: 0.317, SLG: 0.433	B C B B B 4-1 G6-4-3 BB		1 SAFE F B 1 SAFE X 1-1 1-H HR		C B C X 1-2 ① G5-3		B B X 2-0 ② P6		C C S 0-3 ③ K	4	1	1	2	1	1	0
Joe Orsulak, L (1, 7) OBP: 0.310, SLG: 0.354	1 SAFE X 0-0 ① P2		B F B B X 3-1 2B 1B		B X 1-0 ② F8		B C X 1-1 ③ F7			4	1	1	0	0	0	1
Cal Ripken Jr., R (1, 6) OBP: 0.378, SLG: 0.549	1 SAFE B 1 SAFE F X 2-1 ②③ G6-4-3 1-2f		B 1 SAFE F X 1-1 1-H 2B		B F F F X 1-2 FC5-4 1B			B B X 2-0 ① F7		4	0	2	1	0	0	1
Glenn Davis, R (1, 3) OBP: 0.322, SLG: 0.481		B B X 2-0 ① P4	F F B B X 2-2 ② P6		C F F X 0-2 ③ FC5-4 1-2f			B C X 1-1 ② F7		4	0	0	0	0	0	2
Randy Milligan, R (1, 10) OBP: 0.376, SLG: 0.405		B B F B B X 3-2 2B	B C B C B S 3-3 ③ K			B C F B S 2-3 ① K		B B C C B B 4-2 BB		3	0	1	0	1	2	1
Chito Martinez, L (1, 9) OBP: 0.328, SLG: 0.530		C B B B X 2-1 ② F7		C B X 1-1 ① P5		B C B B B 4-1 BB		B C X 1-1 ③ L4		3	0	0	0	1	0	2
Leo Gomez, R (1, 5) OBP: 0.293, SLG: 0.397 Brady Anderson, L (9, PH) OBP: 0.323, SLG: 0.290		B C F X 1-2 ③ G5-3		F B F X 1-2 ② F7		B S C C 1-3 ② K			C B C X 1-2 ① G1-3	3 1	0 0	0 0	0 0	0 0	1 0	2 0
Chris Hoiles, R (1, 2) OBP: 0.301, SLG: 0.382 Dwight Evans, R (9, PH) OBP: 0.402, SLG: 0.415			B B B C C F X 3-2 ① G6-3	B C B B X 3-1 1B		B F B B B C X 3-2 ③ F9			X 0-0 ② F9	3 1	0 0	1 0	0 0	0 0	0 0	1 0
Juan Bell, R (1, 4) OBP: 0.200, SLG: 0.253 Sam Horn, L (9, PH) OBP: 0.326, SLG: 0.481			B B C B S F B 4-2 HR BB	P C B B F X 3-2 ③ F7			X 0-0 ① G4-3		X 0-0 HR	2 1	1 1	0 1	0 1	1 0	0 0	1 0
Inning Stats	R: 0 E: 0 K: 0 S: 4 H: 0 LOB: 0 BB: 1 P: 10	R: 0 E: 0 K: 0 S: 9 H: 1 LOB: 1 BB: 0 P: 17	R: 3 E: 0 K: 1 S: 19 H: 3 LOB: 1 BB: 1 P: 36	R: 0 E: 0 K: 0 S: 11 H: 1 LOB: 1 BB: 0 P: 18	R: 0 E: 0 K: 0 S: 12 H: 1 LOB: 1 BB: 0 P: 15	R: 0 E: 0 K: 2 S: 10 H: 0 LOB: 1 BB: 1 P: 20	R: 0 E: 0 K: 0 S: 4 H: 0 LOB: 0 BB: 0 P: 7	R: 0 E: 0 K: 0 S: 7 H: 0 LOB: 1 BB: 1 P: 15	R: 1 E: 0 K: 1 S: 8 H: 1 LOB: 0 BB: 0 P: 9	1B: 3 2B: 2 3B: 0 HR: 2	SF: 0 SAC: 0 DP: 1 HBP: 0						

PITCHER		IP	WLS	BF	H	R	ER	SO	BB	IBB	HBP	BLK	WP	HR	S	P	ERA	WHIP
Luis Aquino, R ERA: 3.02	(1, 1)	5.0	W	22	6	3	3	1	2	0	0	0	0	1	55	96	5.40	1.600
Tom Gordon, R ERA: 3.63	(6, 1)	3.0		11	0	0	0	2	2	0	0	0	0	0	21	42	0.00	0.667
Jeff Montgomery, R ERA: 3.32	(9, 1)	1.0		4	1	1	1	1	0	0	0	0	0	1	8	9	9.00	1.000

PITCHER	IP	WLS	BF	H	R	ER	SO	BB	IBB	HBP	BLK	WP	HR	S	P	ERA	WHIP

BOTTOM

Kansas City Royals @ Baltimore Orioles

Memorial Stadium, Baltimore, MD

Sat Sep 07 1991, 7:05 PM EDT
Att. 32,409 - Sunny - 81 F

livebaseballscorecards.com

AB	33
R	4
H	7
RBI	4
BB	4
SO	4
LOB	11

1B: 3	SF: 0	WP: 0	PA: 37
2B: 2	SAC: 0	PB: 0	
3B: 0	DP: 1	SB: 0	
HR: 2	HBP: 0	CS: 0	

Batter	1	2	3	4	5	6	7	8	9	AB	R	H	RBI	BB	SO	LOB
Brian McRae, S (1, 8) OBP: 0.288, SLG: 0.364	B C M S 1-3 K		C B S C 1-3 ② K			B X 1-0 ① G4-3		B C B F S 2-3 K		4	0	0	0	0	3	0
Bill Pecota, R (1, 4) (8, 5) OBP: 0.349, SLG: 0.405	B B F S F X 2-2 ② F9		B B X 2-0 1B			C C B X 1-2 G3-6-3 1B		B B X 2-0 ③ F9		4	0	2	0	0	0	0
George Brett, L (1, 10) OBP: 0.324, SLG: 0.412 Stu Cole, R (9, PR)	B X 1-0 ③ F7		1 SAFE F B X 1-1 ③ F7			B X 1-0 ② ③ G3-6-3 1-2f			C S B F F B X 2-2 2B SF8 1B	4 0	0 1	1 0	0 0	0 0	0 0	2 0
Danny Tartabull, R (1, 9) OBP: 0.397, SLG: 0.620 Bobby Moore, R (9, PR) (9, 7)		B B B C X 3-1 ① F9		S C S 0-3 ① K			B B C F B X 3-2 2B 1B 1B		B X 1-0 1-3 2B	4 0	1 0	2 0	0 0	0 0	1 0	0 0
Jim Eisenreich, L (1, 7) OBP: 0.332, SLG: 0.382 (9, 9)		X 0-0 ② F7		L B C F B F F S 2-3 ② K2-3			X 0-0 1-3 1B 2B		B B X 2-0 ① SF8 3-H	3	1	1	1	0	1	0
Todd Benzinger, S (1, 3) OBP: 0.296, SLG: 0.340		B C B F F B B 4-2 1B BB		C X 0-1 ③ G4-3			B F B X 2-1 G4-6-3 2-H 3-H 1B		X 0-0 ② F9	3	0	1	2	1	0	2
Kurt Stillwell, S (1, 6) OBP: 0.314, SLG: 0.365 David Howard, S (9, PR) OBP: 0.276, SLG: 0.282 (9, 6)		B C X 1-1 1-3 1B			B C F C 1-3 ① K		B B F F 1 B X SAFE 3-2 ① ② G4-6-3 1-2f		B B B B 4-0 BB	3 0	0 0	1 0	0 0	1 0	1 0	1 0
Brent Mayne, L (1, 2) OBP: 0.304, SLG: 0.315 Kevin Seitzer, R (9, PH) OBP: 0.344, SLG: 0.339 Tim Spehr, R (9, 2) OBP: 0.262, SLG: 0.236		B C 1 SAFE X 1-1 ③ G4-3			X 0-0 ② G6-3		C B B B F X 2-2 G3-1		C F F B X 1-2 ③ G6-3	3 1 0	0 0 0	0 0 0	0 0 0	0 0 0	0 0 0	2 3 0
Sean Berry, R (1, 5) OBP: 0.171, SLG: 0.176 Dave Clark, L (8, PH) Terry Shumpert, R (8, 4) OBP: 0.295, SLG: 0.341			S C S 0-3 ① K		S C S 0-3 ③ K			B B X 2-0 ① G4-3		2 1 0	0 0 0	0 0 0	0 0 0	2 0 0	0 0 0	0 0 0
Inning Stats	R: 0 E: 0 K: 1 S: 8 H: 0 LOB: 0 BB: 0 P: 12	R: 0 E: 0 K: 0 S: 10 H: 1 LOB: 2 BB: 1 P: 19	R: 0 E: 0 K: 2 S: 9 H: 1 LOB: 1 BB: 0 P: 13	R: 0 E: 0 K: 2 S: 11 H: 0 LOB: 0 BB: 0 P: 13	R: 0 E: 0 K: 2 S: 7 H: 0 LOB: 0 BB: 0 P: 8	R: 0 E: 0 K: 0 S: 5 H: 1 LOB: 0 BB: 0 P: 8	R: 2 E: 0 K: 0 S: 12 H: 3 LOB: 0 BB: 0 P: 22	R: 0 E: 0 K: 1 S: 5 H: 0 LOB: 0 BB: 0 P: 11	R: 1 E: 0 K: 0 S: 12 H: 2 LOB: 3 BB: 1 P: 22	1B: 6 2B: 2 3B: 0 HR: 0	SF: 1 SAC: 0 DP: 2 HBP: 0					

PITCHER	IP	WLS	BF	H	R	ER	SO	BB	IBB	HBP	BLK	WP	HR	S	P	ERA	WHIP
Ben McDonald, R (1, 1) ERA: 4.84	7.0		26	6	2	2	7	1	0	0	0	0	0	62	95	2.57	1.000
Todd Frohwirth, R (8, 1) ERA: 2.04	1.0	L	5	2	1	1	1	0	0	0	0	0	0	11	20	9.00	2.000
Mike Flanagan, L (9, 1) ERA: 2.27	1.0		4	0	0	0	0	1	0	0	0	0	0	6	13	0.00	1.000

PITCHER	IP	WLS	BF	H	R	ER	SO	BB	IBB	HBP	BLK	WP	HR	S	P	ERA	WHIP

TOP

Kansas City Royals @ Baltimore Orioles

Memorial Stadium, Baltimore, MD

Sun Sep 08 1991, 3:33 AM EDT
Att. 32,488 - Cloudy - 89 F

livebaseballscorecards.com

AB	32
R	3
H	8
RBI	3
BB	2
SO	8
LOB	10

WP: 0 PA: 35
PB: 0
SB: 0
CS: 0

Batter	1	2	3	4	5	6	7	8	9	AB	R	H	RBI	BB	SO	LOB
Luis Mercedes, R (1, 9) OBP: 0.600, SLG: 0.750	E6 G5-3 G6-3		SH1-3 1B 2B	G1-4-3			SH5-4 1B		G4-6-3 BB	4	2	2	0	1	0	2
Brady Anderson, L (1, 8) OBP: 0.324, SLG: 0.292	G5-3 1-3		SH1-3 2-3		1B 1B		SH5-4 1-2		G4-6-3 1-2f	2	0	1	0	0	0	1
Sam Horn, L (9, PH) OBP: 0.325, SLG: 0.479										1	0	0	0	0	0	1
Cal Ripken Jr., R (1, 6) OBP: 0.380, SLG: 0.550	G6-3 3-H		FC4-6 3-H 1B		G5-4-3 1-3 1B		FC5-4 IBB			3	0	2	2	1	0	0
Glenn Davis, R (1, 10) OBP: 0.312, SLG: 0.463	G5-3		K		F9		K			4	0	0	0	0	2	5
Randy Milligan, R (1, 3) OBP: 0.375, SLG: 0.402		BB 1B	FC4-6 1-2f		G5-4-3 1-2f		FC5-4 1-2f			3	0	0	0	1	0	5
Joe Orsulak, L (1, 7) OBP: 0.310, SLG: 0.353		K		CS 1B		G1-3		G3-1		4	0	1	0	0	1	1
Leo Gomez, R (1, 5) OBP: 0.298, SLG: 0.401		G5-3 1-2 1B		2B 1-2 1B		FC5-4 1B		K		4	0	3	0	0	1	0
Bob Melvin, R (1, 2) OBP: 0.301, SLG: 0.330		L7		1-3 2B		F9		G5-3		4	0	1	0	0	0	3
Billy Ripken, R (1, 4) OBP: 0.258, SLG: 0.258		K		L8		FC5-4 1-2f			G1	3	0	0	0	0	1	5
Chito Martinez, L (9, PH) OBP: 0.326, SLG: 0.527										1	0	0	0	0	0	0
Inning Stats	R: 1 E: 1 K: 0 S: 8 H: 0 LOB: 0 BB: 0 P: 16	R: 0 E: 0 K: 2 S: 16 H: 1 LOB: 2 BB: 1 P: 25	R: 1 E: 0 K: 1 S: 9 H: 2 LOB: 1 BB: 0 P: 14	R: 0 E: 0 K: 0 S: 15 H: 3 LOB: 2 BB: 0 P: 23	R: 0 E: 0 K: 0 S: 10 H: 2 LOB: 1 BB: 0 P: 18	R: 0 E: 0 K: 0 S: 7 H: 1 LOB: 1 BB: 0 P: 11	R: 0 E: 0 K: 1 S: 10 H: 1 LOB: 2 BB: 1 P: 18	R: 0 E: 0 K: 1 S: 7 H: 0 LOB: 0 BB: 0 P: 11	R: 0 E: 0 K: 0 S: 5 H: 0 LOB: 0 BB: 1 P: 12	1B: 8 2B: 2 3B: 0 HR: 0 SF: 0 SAC: 2 DP: 2 HBP: 0	WP: 0 PB: 0 SB: 0 CS: 1 PA: 38					

PITCHER	IP	WLS	BF	H	R	ER	SO	BB	IBB	HBP	BLK	WP	HR	S	P	ERA	WHIP
Kevin Appier, R (1, 1) ERA: 3.18	6.0		27	9	2	1	3	1	0	0	0	0	0	65	107	1.50	1.667
Joel Johnston, R (7, 1) ERA:	2.0	W	8	1	0	0	2	0	1	0	0	0	0	17	29	0.00	0.500
Jeff Montgomery, R (9, 1) ERA: 3.27	1.0	S	3	0	0	0	0	1	0	0	0	0	0	5	12	0.00	1.000

PITCHER	IP	WLS	BF	H	R	ER	SO	BB	IBB	HBP	BLK	WP	HR	S	P	ERA	WHIP

BOTTOM

Kansas City Royals @ Baltimore Orioles

Memorial Stadium, Baltimore, MD

Sun Sep 08 1991, 3:33 AM EDT
Att. 32,488 - Cloudy - 89 F

livebaseballscorecards.com

AB	33
R	2
H	10
RBI	2
BB	3
SO	5
LOB	23

Batter	1	2	3	4	5	6	7	8	9	AB	R	H	RBI	BB	SO	LOB
Dan Gladden, R (1, 7) OBP: 0.319, SLG: 0.375	K		G6-3		1B 3B 1-H 2-H		S BB	FC5-4 1-2f		4	1	1	2	1	1	3
Chuck Knoblauch, R (1, 4) OBP: 0.345, SLG: 0.355	K			SH1-3 1B	CS 1B 3-H		F8		WP SF9 2B	5	1	3	1	0	1	1
Kirby Puckett, R (1, 8) OBP: 0.359, SLG: 0.476	F8			SH1-3 1-2	F9		K2-3 1-2		SF9 2-H	3	0	0	1	0	1	3
Chili Davis, S (1, 10) OBP: 0.387, SLG: 0.520		F7		K	CS 1-2	1B FC4-6 1B		F8	HR 1B	5	2	2	0	0	1	1
Brian Harper, R (1, 2) OBP: 0.342, SLG: 0.461 Jarvis Brown, R (8, PR) OBP: 0.222, SLG: 0.222 Lenny Webster, R (8, 2) OBP: 0.429, SLG: 0.842		F7		G4-3		FC4-6 1-3 1B		1B 1B	HR 1-H	4 0 1	0 1 1	2 0 1	0 0 2	0 0 0	0 0 0	1 0 0
Shane Mack, R (1, 9) OBP: 0.368, SLG: 0.558		G6-3			E 1B 1B	FC4-6 G4-3 S 1-2f 3-H		S 1B 1-H	F9	5	2	2	2	0	0	1
Gene Larkin, S (1, 3) OBP: 0.354, SLG: 0.359 Kent Hrbek, L (5, PR) OBP: 0.370, SLG: 0.452 (5, 3) Paul Sorrento, L (9, PH) OBP: 0.273, SLG: 0.474 (9, 3)		F8			E4 1B 3B 1-2	G4-3 1-3		1B IBB 1-2	K	2 1 1	0 1 0	0 1 0	0 0 0	0 1 1	0 0 0	1 1 0
Mike Pagliarulo, L (1, 5) OBP: 0.331, SLG: 0.402		G3			K	G3		P6		4	0	0	0	0	1	5
Greg Gagne, R (1, 6) OBP: 0.309, SLG: 0.397		2B			3B 1B 1-2 2-H		P3	FC5-4 1-2 2-H 1B		4	1	3	2	0	0	0
Inning Stats	R: 0 E: 0 K: 2 S: 10 H: 0 LOB: 0 BB: 0 P: 15	R: 0 E: 0 K: 0 S: 8 H: 0 LOB: 0 BB: 0 P: 11	R: 0 E: 0 K: 0 S: 9 H: 1 LOB: 1 BB: 0 P: 17	R: 0 E: 0 K: 1 S: 7 H: 1 LOB: 1 BB: 0 P: 9	R: 4 E: 1 K: 1 S: 19 H: 4 LOB: 1 BB: 0 P: 32	R: 1 E: 0 K: 0 S: 9 H: 2 LOB: 0 BB: 0 P: 14	R: 0 E: 0 K: 1 S: 9 H: 0 LOB: 1 BB: 1 P: 16	R: 2 E: 0 K: 0 S: 23 H: 3 LOB: 2 BB: 1 P: 37	R: 3 E: 0 K: 1 S: 14 H: 3 LOB: 0 BB: 0 P: 23	1B: 10 2B: 2 3B: 1 HR: 1 SF: 1 SAC: 1 DP: 0 HBP: 0						

PITCHER		IP	WLS	BF	H	R	ER	SO	BB	IBB	HBP	BLK	WP	HR	S	P	ERA	WHIP
Mike Boddicker, R ERA: 3.86	(1, 1)	5.1	L	24	8	5	4	4	0	0	0	0	0	0	57	88	6.75	1.500
Mike Magnante, L ERA: 2.25	(6, 1)	1.1		5	0	0	0	0	1	0	0	0	0	0	10	21	0.00	0.750
Tom Gordon, R ERA: 3.73	(7, 1)	1.1		8	3	2	2	1	0	1	0	0	0	0	27	42	13.50	2.250
Steve Crawford, R ERA: 6.57	(9, 1)	1.0		6	3	3	3	1	0	0	0	0	1	1	14	23	27.00	3.000

PITCHER	IP	WLS	BF	H	R	ER	SO	BB	IBB	HBP	BLK	WP	HR	S	P	ERA	WHIP

TOP

Minnesota Twins @ Kansas City Royals

Royals Stadium, Kansas City, MO

Mon Sep 09 1991, 8:05 PM EDT

Att. 22,189 - Cloudy - 87 F

livebaseballscorecards.com

AB	39
R	10
H	14
RBI	10
BB	2
SO	6
LOB	17

WP: 1	PA: 44		
PB: 0			
SB: 3			
CS: 1			

Minnesota Twins @ Kansas City Royals

Royals Stadium, Kansas City, MO

Mon Sep 09 1991, 8:05 PM EDT

Att. 22,189 - Cloudy - 87 F

livebaseballscorecards.com

BOTTOM

Batter	1	2	3	4	5	6	7	8	9	AB	R	H	RBI	BB	SO	LOB
Kirk Gibson, L (1, 7) OBP: 0.343, SLG: 0.421	G5-3	S BB		G6-3		1B 1B			K	4	0	1	1	1	1	0
Brian McRae, S (1, 8) OBP: 0.293, SLG: 0.371	1B 3B	SAFE 1-2 BB			B1-3	1-2 2-H 1B			G4-6-3 1B	4	1	3	1	1	0	0
George Brett, L (1, 10) OBP: 0.323, SLG: 0.410	1B 3-H 1B	K			K	K			G4-6-3 1-2f	5	0	1	1	0	3	5
Danny Tartabull, R (1, 9) OBP: 0.396, SLG: 0.616	F7		G5-3		1B		F8			4	0	1	0	0	0	1
Todd Benzinger, S (1, 3) OBP: 0.298, SLG: 0.340	1-2 1B		S BB		G4-3		G5-3			3	0	1	0	1	0	1
Bill Pecota, R (1, 5) OBP: 0.348, SLG: 0.401 (7, 4)	K		SAFE L8			1B 1B BB	F8			3	1	0	0	1	1	3
Brent Mayne, L (1, 2) OBP: 0.304, SLG: 0.321		G4-3 G1-6-3 2B	SAFE K 1-2			SAFE K		G5-3		3	1	1	0	0	2	2
Harvey Pulliam, R (8, PH) OBP: 0.385, SLG: 0.696										1	0	0	0	0	0	0
Tim Spehr, R (9, 2) OBP: 0.262, SLG: 0.236										0	0	0	0	0	0	0
David Howard, S (1, 6) OBP: 0.274, SLG: 0.279		G4-3 2-3		K		L4		G5-3		2	0	0	0	0	1	1
Kurt Stillwell, S (6, PH) OBP: 0.313, SLG: 0.363 (7, 6)										2	0	0	0	0	0	1
Terry Shumpert, R (1, 4) OBP: 0.293, SLG: 0.339		G1-6-3 3-H		G6-3		1B 1-3 1B		K		2	0	0	1	0	0	0
Jim Eisenreich, L (6, PH) OBP: 0.334, SLG: 0.384										1	1	1	0	0	0	0
Sean Berry, R (7, 5) OBP: 0.167, SLG: 0.171										1	0	0	0	0	1	0
Inning Stats	R: 1 E: 0 K: 1 S: 16 H: 3 LOB: 2 BB: 0 P: 24	R: 1 E: 0 K: 1 S: 14 H: 1 LOB: 2 BB: 2 P: 30	R: 0 E: 0 K: 1 S: 12 H: 0 LOB: 1 BB: 1 P: 17	R: 0 E: 0 K: 1 S: 9 H: 0 LOB: 0 BB: 0 P: 15	R: 0 E: 0 K: 1 S: 6 H: 1 LOB: 1 BB: 0 P: 8	R: 2 E: 0 K: 2 S: 16 H: 3 LOB: 2 BB: 1 P: 28	R: 0 E: 0 K: 0 S: 6 H: 0 LOB: 0 BB: 0 P: 11	R: 0 E: 0 K: 1 S: 11 H: 0 LOB: 0 BB: 0 P: 16	R: 0 E: 0 K: 1 S: 9 H: 1 LOB: 0 BB: 0 P: 14	1B: 7 2B: 1 3B: 1 HR: 0 SF: 0 SAC: 0 DP: 1 HBP: 0						

	AB	35
	R	4
	H	9
	RBI	4
	BB	4
	SO	9
	LOB	14

WP: 0 PB: 0 SB: 2 CS: 0 PA: 39

PITCHER		IP	WLS	BF	H	R	ER	SO	BB	IBB	HBP	BLK	WP	HR	S	P	ERA	WHIP
Tom Edens, R ERA: 6.0	(1, 1)	5.0	W	23	5	2	2	5	3	0	0	0	0	0	57	94	3.60	1.600
Carl Willis, R ERA: 2.48	(6, 1)	0.2		6	3	2	2	1	1	0	0	0	0	0	12	21	27.00	6.000
Gary Wayne, L ERA: 5.06	(6, 1)	3.1	S	10	1	0	0	3	0	0	0	0	0	0	30	48	0.00	0.300

PITCHER	IP	WLS	BF	H	R	ER	SO	BB	IBB	HBP	BLK	WP	HR	S	P	ERA	WHIP

Batter	1	2	3	4	5	6	7	8	9	AB	R	H	RBI	BB	SO	LOB
Dan Gladden, R (1, 7) OBP: 0.322, SLG: 0.379	B B B B 4-0 FC6-4 BB		X 0-0 1B 2B		C B C B S 2-3 ② K		B C C 1 SAFE X 1-2 FC6-4 1B		B B X 2-0 P5 ①	4	1	2	0	1	1	0
Chuck Knoblauch, R (1, 4) OBP: 0.346, SLG: 0.355 Al Newman, S (8, 4) OBP: 0.267, SLG: 0.229	C X 0-1 ① FC6-4 E S 1-2f		B X 1-0 2-H 1B		B B B B 4-0 BB		X 0-0 ① FC6-4 2B 1-2f 2-3		B B C F B F X 3-2 ② G6-3	3	1	1	1	1	0	3
										1	0	0	0	0	0	0
Randy Bush, L (1, 3) OBP: 0.393, SLG: 0.486	1 SAFE 1 SAFE 1 SAFE F F F B S 1 SAFE 1-3 K ②		B X 1-0 ③ G6-3		1 SAFE F X 0-1 ③ G6-3		1 SAFE F X 0-1 1-H 3-H 2B		B F F X 1-2 BLK BB 1B	5	1	2	2	0	1	3
Chili Davis, S (1, 10) OBP: 0.389, SLG: 0.521	S X 0-1 ③ L4			S B C F F B X 2-2 G3 1B 2B		X 0-0 ① L7	I I I I 4-0 G6-4-3 IBB		C B F F F B B B 4-2 1B BLK 1-2 BB	3	1	1	0	2	0	1
Brian Harper, R (1, 2) OBP: 0.340, SLG: 0.457		C X 0-1 ① G4-3	B B X 2-0 ① G3 2-3		C S B B B X 2-2 ② F8	X 0-0 ②③ G6-4-3 1-2f			C B B B X 2-1 FC5-4 1-3 2-H 1B	5	0	1	1	0	0	3
Shane Mack, R (1, 8) OBP: 0.371, SLG: 0.558		X 0-0 ② G6-3	S F F X 0-2 S 3-H 1B		B B C X 2-1 HR 1B			C X 0-1 G4-6-3 1B	B S X 1-1 ③ FC5-4 1-2f	5	1	3	1	0	0	2
Pedro Munoz, R (1, 9) OBP: 0.333, SLG: 0.478 Jarvis Brown, R (8, 9) OBP: 0.222, SLG: 0.222		X 0-0 ③ G6-3	1 SAFE F 1 SAFE B F B S 2-3 ② K		B X 1-0 1-H HR			F S B X 1-2 ①② G4-6-3 1-2f		4	1	1	2	0	1	2
										0	0	0	0	0	0	0
Mike Pagliarulo, L (1, 5) OBP: 0.328, SLG: 0.398 Scott Leius, R (8, PH) OBP: 0.382, SLG: 0.411 (8, 5)			F F B B B X 2-2 ① G5-3	B F C B C 2-3 ③ K 1-2		F F F B X 1-2 ③ G4-3		B S B B B 4-1 BB		3	0	0	0	0	1	1
										0	0	0	0	1	0	0
Greg Gagne, R (1, 6) OBP: 0.308, SLG: 0.395			C F S 0-3 ② K		X 0-0 ① G5-3		B X 1-0 FC6-4 1B 2B 1B	B C F F F S 1-3 ③ K		4	1	1	0	0	2	1
Inning Stats	R: 0 E: 0 K: 1 S: 8 H: 0 LOB: 1 BB: 1 P: 13	R: 0 E: 0 K: 0 S: 4 H: 0 LOB: 0 BB: 0 P: 4	R: 1 E: 0 K: 1 S: 9 H: 2 LOB: 1 BB: 0 P: 13	R: 1 E: 0 K: 2 S: 16 H: 2 LOB: 1 BB: 0 P: 24	R: 0 E: 0 K: 1 S: 6 H: 0 LOB: 1 BB: 1 P: 12	R: 2 E: 0 K: 0 S: 11 H: 2 LOB: 0 BB: 0 P: 17	R: 2 E: 0 K: 0 S: 8 H: 3 LOB: 1 BB: 1 P: 14	R: 0 E: 0 K: 1 S: 11 H: 1 LOB: 1 BB: 1 P: 17	R: 1 E: 0 K: 0 S: 16 H: 2 LOB: 2 BB: 1 P: 29	1B: 8 2B: 3 3B: 0 HR: 1 SF: 0 SAC: 0 DP: 2 HBP: 0						

TOP

Minnesota Twins @ Kansas City Royals

Royals Stadium, Kansas City, MO

Tue Sep 10 1991, 8:05 PM EDT

Att. 19,923 - Cloudy - 84 F

livebaseballscorecards.com

AB	37
R	7
H	12
RBI	7
BB	5
SO	6
LOB	16

PITCHER		IP	WLS	BF	H	R	ER	SO	BB	IBB	HBP	BLK	WP	HR	S	P	ERA	WHIP
Mark Gubicza, R ERA: 5.38	(1, 1)	5.0	L	21	4	2	2	5	2	0	0	0	0	0	43	66	3.60	1.200
Storm Davis, R ERA: 4.77	(6, 1)	2.0		11	5	4	4	0	0	1	0	0	0	1	19	31	18.00	2.500
Mike Magnante, L ERA: 2.2	(8, 1)	1.0		4	1	0	0	1	1	0	0	0	0	0	11	17	0.00	2.000
Archie Corbin, R ERA: 9.0	(9, 1)	1.0		6	2	1	1	0	1	0	0	1	0	0	16	29	9.00	3.000

PITCHER	IP	WLS	BF	H	R	ER	SO	BB	IBB	HBP	BLK	WP	HR	S	P	ERA	WHIP

Batter	1	2	3	4	5	6	7	8	9	AB	R	H	RBI	BB	SO	LOB
Kirk Gibson, L (1, 7) OBP: 0.343, SLG: 0.420	B B X 2-0 F8 ①		B B B 4-0 FC4 BB		B B B C C C 3-3 K ③		B F F B X 2-2 G3-1 ③		B B B C C X 3-2 1B 1-2 2-3	4	0	1	0	1	1	1
Brian McRae, S (1, 8) OBP: 0.294, SLG: 0.371	B X 1-0 F9 ②		C X 0-1 FC4 ② 1-2f 2-3			B X 1-0 FC6-4 1B		B F X 1-1 WP 1B 1B	F X 0-1 F7 ①	5	1	2	0	0	0	5
George Brett, L (1, 10) OBP: 0.322, SLG: 0.407	C X 0-1 L8 ③		B 1 SAFE X 1-0 F8 ③			B B F 1 SAFE X 2-1 FC6-4 ① FC5-4 PB 1-2f		B B C B S X 3-2 2B G4-3 1B 1-H	S F B S 1-3 K ②	5	1	1	1	0	1	6
Danny Tartabull, R (1, 9) OBP: 0.394, SLG: 0.610		C B B X 2-1 F8 ①		F B C B B S 3-3 K ①		S B B B B 4-1 FC5-4 BB 1-2		B B C B S X 3-2 L6 ①	S F B X 1-2 F8 ③	4	0	0	0	1	1	4
Todd Benzinger, S (1, 3) OBP: 0.301, SLG: 0.345		B B X 2-0 FC6-4 1B		B X 1-0 G6-3 ②		X 0-0 FC5-4 BB ② 1-2f 2-3		B X 1-0 G4-3 2B 1-3		4	0	2	0	0	0	2
Bill Pecota, R (1, 5) OBP: 0.347, SLG: 0.398 (8, 4)		B 1 SAFE B X 2-0 FC6-4 ② 1-2f		B S B F X 2-2 F9 ③		F B S S B 1 SAFE B F B 4-2 BB 1-2		X 0-0 G4-3 ② 2-3 3-H		3	0	0	1	1	0	2
Jorge Pedre, R (1, 2) OBP: 0.571, SLG: 0.500 Kevin Seitzer, R (6, PH) OBP: 0.344, SLG: 0.339 Jim Eisenreich, L (6, PH) OBP: 0.333, SLG: 0.383 Tim Spehr, R (7, 2) OBP: 0.262, SLG: 0.236 Brent Mayne, L (8, PH) OBP: 0.303, SLG: 0.319 (9, 2)	C F B X 1-2 G3 ③				C B F X 1-2 2B	C C F B S 1-3 K ③		X 0-0 G4-3 ③		2 0 1 0 1	0 0 0 0 0	1 0 0 0 0	0 0 0 0 0	0 0 1 0 0	0 0 3 0 1	1 0 0 0 1
David Howard, S (1, 6) OBP: 0.271, SLG: 0.276 Kurt Stillwell, S (7, PH) OBP: 0.314, SLG: 0.362 (8, 6)			X 0-0 L8 ①		B B C F B X 3-2 F9 ①		F F X 0-2 F8 ①		B B B B 4-0 1B BB BB	2 1	0 0	0 0	0 0	0 1	0 0	1 0
Terry Shumpert, R (1, 4) OBP: 0.294, SLG: 0.343 Dave Clark, L (7, PH) Sean Berry, R (8, 5) OBP: 0.167, SLG: 0.171 Warren Cromartie, L (9, PH) OBP: 0.386, SLG: 0.426			F B X 1-1 FC4 2B		S B F X 1-2 F8 ②		X 0-0 F9 ②		B B B B 4-0 1B 1B BB 1-2	2 1 0 0	0 0 0 0	1 0 0 1	0 0 0 0	0 0 0 0	0 0 0 0	1 0 0 0
Inning Stats	R: 0 H: 0 E: 0 LOB: 0 K: 0 BB: 0 S: 4 P: 7	R: 0 H: 1 E: 1 LOB: 1 K: 0 BB: 0 S: 7 P: 14	R: 0 H: 1 E: 0 LOB: 2 K: 0 BB: 1 S: 6 P: 12	R: 0 H: 0 E: 0 LOB: 0 K: 1 BB: 0 S: 7 P: 13	R: 0 H: 1 E: 0 LOB: 1 K: 1 BB: 0 S: 12 P: 20	R: 0 H: 1 E: 0 LOB: 3 K: 1 BB: 2 S: 12 P: 24	R: 0 H: 0 E: 0 LOB: 0 K: 0 BB: 0 S: 7 P: 9	R: 2 H: 3 E: 0 LOB: 1 K: 0 BB: 0 S: 11 P: 19	R: 0 H: 1 E: 0 LOB: 3 K: 1 BB: 2 S: 11 P: 24	1B: 5 2B: 3 3B: 0 HR: 0	SF: 0 SAC: 0 DP: 0 HBP: 0					

PITCHER		IP	WLS	BF	H	R	ER	SO	BB	IBB	HBP	BLK	WP	HR	S	P	ERA	WHIP
Allan Anderson, L ERA: 4.78	(1, 1)	5.0	W	19	3	0	0	2	1	0	0	0	0	0	36	66	0.00	0.800
Mark Guthrie, L ERA: 4.57	(6, 1)	0.2		5	1	0	0	0	2	0	0	0	0	0	8	19	0.00	4.500
Terry Leach, R ERA: 3.1	(6, 1)	1.2		8	3	2	2	1	0	0	0	0	1	0	20	31	10.80	1.800
Steve Bedrosian, R ERA: 4.18	(8, 1)	0.2		5	1	0	0	0	2	0	0	0	0	0	5	16	0.00	4.500
Rick Aguilera, R ERA: 2.19	(9, 1)	1.0	S	3	0	0	0	1	0	0	0	0	0	0	8	10	0.00	0.000

PITCHER	IP	WLS	BF	H	R	ER	SO	BB	IBB	HBP	BLK	WP	HR	S	P	ERA	WHIP

BOTTOM

Minnesota Twins @ Kansas City Royals

Royals Stadium, Kansas City, MO

Tue Sep 10 1991, 8:05 PM EDT

Att. 19,923 - Cloudy - 84 F

livebaseballscorecards.com

AB	35
R	2
H	8
RBI	2
BB	5
SO	4
LOB	27

1B: 5	SF: 0	WP: 1	PA: 40
2B: 3	SAC: 0	PB: 1	
3B: 0	DP: 0	SB: 0	
HR: 0	HBP: 0	CS: 0	

Batter	1	2	3	4	5	6	7	8	9	AB	R	H	RBI	BB	SO	LOB
Dan Gladden, R (1, 7) OBP: 0.321, SLG: 0.376	B B B B 4-0 FC4-6 BB		C 1 SAFE C B 1-2 CS 1-2 ③	C C S 0-3 K ①	C F 1 SAFE 1 SAFE C 0-3 K ③			L S B S 1-3 K ②		3	0	0	0	1	3	2
Chuck Knoblauch, R (1, 4) OBP: 0.346, SLG: 0.354	B C 1 SAFE C B 1 SAFE X 2-2 FC4-6 L5-3 1-2f ①			B C B X 2-1 G5-3 ②		F X 0-1 G3 1B		B B C B X 3-1 P4 ③		4	0	1	0	0	0	1
Kirby Puckett, R (1, 8) OBP: 0.360, SLG: 0.478	X 0-0 L5-3 1-2 ② ③			C F F F F B X 1-2 2B		C 1 SAFE S 1 SAFE B B 1 SAFE B 1 SAFE 3-2 X G3 1-2 ①			F B X 1-1 G4-3 F7 1B	4	0	2	0	0	0	2
Chili Davis, S (1, 10) OBP: 0.386, SLG: 0.517		F B X 1-1 G5-3 ①		B F F S 1-3 K ③		C F F F C 0-3 K ②			B 1 SAFE X 1-0 F7 1-2 ①	4	0	0	0	0	2	3
Brian Harper, R (1, 2) OBP: 0.337, SLG: 0.452		B C B C B X 3-2 E6 G5-4-3			X 0-0 P6 ①	C B B X 2-1 F8 ③			B B X 2-0 G4-3 2-3 ②	4	0	0	0	0	0	2
Shane Mack, R (1, 9) OBP: 0.370, SLG: 0.558		X 0-0 G5-4-3 1-2f ② ③			C B C B F F F X 2-2 1B 2B		C S S 0-3 K ①		F F B S 1-3 K ③	4	1	1	0	0	2	2
Paul Sorrento, L (1, 3) OBP: 0.280, SLG: 0.455			X 0-0 FC5-4 1B	B C B B X 3-1 L7 ②			B F C F X 1-2 P6 ②			3	0	1	0	0	0	1
Scott Leius, R (1, 5) OBP: 0.383, SLG: 0.409 Al Newman, S (7, PH) OBP: 0.266, SLG: 0.227 (7, 5)			B B X 2-0 P5 ①	B B B B 4-0 1B BB			B X 1-0 G4-3 ③			1 1	0 0	0 0	0 0	1 0	0 0	1 0
Greg Gagne, R (1, 6) OBP: 0.308, SLG: 0.394			1 SAFE B F C B B X 3-2 FC5-4 CS 1-2f ②	B F B S B F F X 3-2 1-3 2-H 1B				C S S 0-3 K ①		3	0	1	1	0	1	1
Inning Stats	R: 0 E: 0 K: 0 S: 4 H: 0 LOB: 0 BB: 1 P: 10	R: 0 E: 1 K: 0 S: 6 H: 0 LOB: 0 BB: 0 P: 10	R: 0 E: 0 K: 0 S: 7 H: 1 LOB: 0 BB: 0 P: 13	R: 0 E: 0 K: 2 S: 14 H: 1 LOB: 1 BB: 0 P: 18	R: 1 E: 0 K: 1 S: 17 H: 2 LOB: 2 BB: 1 P: 29	R: 0 E: 0 K: 1 S: 12 H: 1 LOB: 1 BB: 0 P: 17	R: 0 E: 0 K: 1 S: 8 H: 0 LOB: 0 BB: 0 P: 10	R: 0 E: 0 K: 2 S: 8 H: 0 LOB: 0 BB: 0 P: 12	R: 0 E: 0 K: 1 S: 7 H: 1 LOB: 1 BB: 0 P: 12	1B: 4 2B: 3 3B: 0 HR: 0 SF: 0 SAC: 0 DP: 2 HBP: 0						

TOP

Minnesota Twins @ Kansas City Royals

Royals Stadium, Kansas City, MO

Wed Sep 11 1991, 8:05 PM EDT

Att. 18,290 - Sunny - 83 F

livebaseballscorecards.com

AB	31
R	1
H	6
RBI	1
BB	2
SO	8
LOB	15

PITCHER		IP	WLS	BF	H	R	ER	SO	BB	IBB	HBP	BLK	WP	HR	S	P	ERA	WHIP
Mark Davis, L ERA: 5.17	(1, 1)	5.0	W	19	4	1	1	3	2	0	0	0	0	0	48	80	1.80	1.200
Joel Johnston, R ERA:	(6, 1)	3.0		10	1	0	0	4	0	0	0	0	0	0	28	39	0.00	0.333
Jeff Montgomery, R ERA: 3.23	(9, 1)	1.0	S	4	1	0	0	1	0	0	0	0	0	0	7	12	0.00	1.000

PITCHER	IP	WLS	BF	H	R	ER	SO	BB	IBB	HBP	BLK	WP	HR	S	P	ERA	WHIP

Batter	1	2	3	4	5	6	7	8	9	AB	R	H	RBI	BB	SO	LOB
Kirk Gibson, L (1, 7) OBP: 0.341, SLG: 0.416	B C F B S 2-3 K ①		B S F B S 2-3 K ②		B B F B F F X 2-2 P8 ③		B X 1-0 F8 ①			4	0	0	0	0	2	0
Brian McRae, S (1, 8) OBP: 0.295, SLG: 0.374	B B S F S 2-3 K ②		B B B C F X 3-2 2B			B B F B F F F F X 3-2 SH BB 1B 1B	B B X 2-0 G5-3 ②			4	1	2	0	0	1	0
George Brett, L (1, 10) OBP: 0.321, SLG: 0.405	B X 1-0 G6-3 ③		S B B S F F F S 2-3 K ③			1 SAFE B B B B B 4-0 SH 1B BB 1-2	C B C B F B X 3-2 P6 ③			3	1	0	0	1	1	1
Todd Benzinger, S (1, 3) OBP: 0.301, SLG: 0.344		B F F F X 1-2 G3-1 ①		B B B C X 3-1 G6-3 G6-3 1B		L X 0-1 SH G3-1 1B 1-2 2-3		C X 0-1 G6-3 ①		3	0	1	0	0	0	0
Jim Eisenreich, L (1, 9) OBP: 0.335, SLG: 0.385		B F B X 2-1 HR 1B		X 0-0 G6-3 ① 1-2		B X 1-0 G3-1 1B 1-2 2-H 3-H		B F C X 1-2 P5 ②		4	1	2	2	0	0	1
Bill Pecota, R (1, 5) OBP: 0.349, SLG: 0.408		1 SAFE B F P F B X 3-1 1-H HR		C F F B X 1-2 G6-3 ② 2-3		L B B B X 2-2 F8 ①		C F F B F X 1-2 S 1B		4	1	2	2	0	0	3
Brent Mayne, L (1, 2) OBP: 0.297, SLG: 0.313		B X 1-0 G3 ②		C B S X 1-2 G6-3 ③		F X 0-1 G3-1 ② 1-2 2-3		F S S 0-3 K ③ 1-2		4	0	0	0	0	1	4
David Howard, S (1, 6) OBP: 0.272, SLG: 0.274		F B F F F X 1-2 F9 ③			F B X 1-1 F7 ①	F C B B F B F B 4-2 BB				2	0	0	0	1	0	0
Terry Shumpert, R (1, 4) OBP: 0.292, SLG: 0.340			C F S 0-3 K ①		F B F B X 2-2 G5-3 ②	S C B F X 1-2 P3 ③				3	0	0	0	0	1	3
Inning Stats	R: 0 H: 0 E: 0 LOB: 0 K: 2 BB: 0 S: 7 P: 12	R: 2 H: 2 E: 0 LOB: 0 K: 0 BB: 0 S: 15 P: 22	R: 0 H: 1 E: 0 LOB: 1 K: 3 BB: 0 S: 16 P: 23	R: 0 H: 1 E: 0 LOB: 1 K: 0 BB: 0 S: 10 P: 15	R: 0 H: 0 E: 0 LOB: 0 K: 0 BB: 0 S: 10 P: 15	R: 2 H: 2 E: 0 LOB: 3 K: 0 BB: 2 S: 22 P: 37	R: 0 H: 0 E: 0 LOB: 0 K: 0 BB: 0 S: 6 P: 12	R: 0 H: 1 E: 0 LOB: 1 K: 1 BB: 0 S: 13 P: 15		1B: 5 SF: 0 2B: 1 SAC: 1 3B: 0 DP: 0 HR: 1 HBP: 0						WP: 0 PA: 34 PB: 0 SB: 1 CS: 0

PITCHER		IP	WLS	BF	H	R	ER	SO	BB	IBB	HBP	BLK	WP	HR	S	P	ERA	WHIP
Kevin Tapani, R ERA: 2.92	(1, 1)	5.0	L	23	6	4	4	5	1	0	0	0	0	1	67	104	7.20	1.400
Carl Willis, R ERA: 2.44	(6, 1)	1.0		4	0	0	0	0	1	0	0	0	0	0	13	20	0.00	1.000
Denny Neagle, L ERA: 4.09	(7, 1)	2.0		7	1	0	0	1	0	0	0	0	0	0	19	27	0.00	0.500

PITCHER	IP	WLS	BF	H	R	ER	SO	BB	IBB	HBP	BLK	WP	HR	S	P	ERA	WHIP

BOTTOM

Minnesota Twins @ Kansas City Royals

Royals Stadium, Kansas City, MO

Wed Sep 11 1991, 8:05 PM EDT

Att. 18,290 - Sunny - 83 F

livebaseballscorecards.com

AB	31
R	4
H	7
RBI	4
BB	2
SO	6
LOB	12

Seattle Mariners @ Kansas City Royals

Royals Stadium, Kansas City, MO

Fri Sep 13 1991, 8:05 PM EDT

Att. 20,519 - Cloudy - 85 F

TOP

livebaseballscorecards.com

Batter	1	2	3	4	5	6	7	8	9	10	11	12	AB	R	H	RBI	BB	SO	LOB
Edgar Martinez, R (1, 5) OBP: 0.410, SLG: 0.460	B C B B X 3-1 L3 1B		B X 1-0 3B 1B			B X 1-0 ① F7		B C C F B F F B X 3-2 ① L8		B C C B S 2-3 ③ K 2-3			5	1	2	0	0	1	2
Harold Reynolds, S (1, 4) OBP: 0.336, SLG: 0.349	B X 1-0 ① ② L3 1-2		B C 1 SAFE B X 2-1 1-H 1B 3B			B F X 1-1 2B FC3-2 1B		C B B X 2-1 ② G3			F X 0-1 ① G4-3		5	1	2	1	0	0	1
Ken Griffey Jr., L (1, 8) OBP: 0.395, SLG: 0.535	B X 1-0 S 1B		B B X 2-0 CS 3-H 1B			X 0-0 FC3-2 1-3 2B		B F X 1-1 ③ F7			B F B C B X 3-2 ② F7		5	0	3	1	0	0	0
Pete O'Brien, L (1, 3) OBP: 0.300, SLG: 0.389	B C 1 SAFE S B X 2-2 ③ P4 1-2		B B 2-0 ③ CS 1-2	B B X 2-0 ① G6-3		B C F B B B 4-2 FC3-2 BB			C B C B S 2-3 ① K2-3		B B C C F B X 3-2 ③ G3		4	0	0	0	1	1	1
Dave Cochrane, S (1, 9) OBP: 0.273, SLG: 0.349		S B C B B R X 3-2 ① G3		B X 1-0 ② F7		B X 1-0 ② FC3-2 1-2 2-3 3-Hf			C B S B S 2-3 ② K			B F S X 1-2 ① F8	5	0	0	0	0	1	3
Greg Briley, L (1, 7) OBP: 0.292, SLG: 0.320		C X 0-1 ② F9		F X 0-1 ③ B2-3		B F B X 2-1 ③ G3			F X 0-1 ③ L6			F F B S 1-3 ② K	5	0	0	0	0	1	3
Tino Martinez, L (1, 10) OBP: 0.271, SLG: 0.323		C B C B X 2-2 ③ G4-3			B X 1-0 ① F9		B C X 1-1 ① F9			C X 0-1 WP S 1B		C X 0-1 ③ G6-3	4	0	1	0	0	0	0
Tracy Jones, R (10, PR) OBP: 0.327, SLG: 0.364													1	0	0	0	0	0	0
Omar Vizquel, S (1, 6) OBP: 0.294, SLG: 0.285		B C B C X 2-2 ① F7			X 0-0 ② B5-3		C X 0-1 ② F9			L B 1 SAFE L 1 SAFE L 1-3 ① K			4	0	0	0	0	1	1
Dave Valle, R (1, 2) OBP: 0.273, SLG: 0.288		C B X 1-1 ② G3			C C B B X 2-2 ③ P6		X 0-0 ③ F9			B C C F B F F F 1 SAFE F 3-3 B C K 1-2 ②			3	0	0	0	0	0	0
Alvin Davis, L (10, PH) OBP: 0.289, SLG: 0.327													1	0	0	0	0	1	1
Scott Bradley, L (10, 2) OBP: 0.280, SLG: 0.241													0	0	0	0	0	0	0
Inning Stats	R: 0 E: 0 K: 0 S: 7 H: 2 LOB: 1 BB: 0 P: 14	R: 0 E: 0 K: 0 S: 8 H: 0 LOB: 0 BB: 0 P: 13	R: 2 E: 0 K: 0 S: 9 H: 3 LOB: 0 BB: 0 P: 19	R: 0 E: 0 K: 0 S: 4 H: 0 LOB: 0 BB: 0 P: 7	R: 0 E: 0 K: 0 S: 5 H: 0 LOB: 0 BB: 0 P: 8	R: 0 E: 0 K: 0 S: 9 H: 2 LOB: 3 BB: 1 P: 18	R: 0 E: 0 K: 0 S: 5 H: 0 LOB: 0 BB: 0 P: 6	R: 0 E: 0 K: 0 S: 10 H: 0 LOB: 0 BB: 0 P: 16	R: 0 E: 0 K: 2 S: 8 H: 0 LOB: 0 BB: 0 P: 12	R: 0 E: 0 K: 3 S: 15 H: 1 LOB: 2 BB: 0 P: 21	R: 0 E: 0 K: 0 S: 9 H: 0 LOB: 0 BB: 0 P: 15	R: 0 E: 0 K: 1 S: 8 H: 0 LOB: 0 BB: 0 P: 10	1B: 6 2B: 2 3B: 1 HR: 0	SF: 0 SAC: 0 DP: 1 HBP: 0	WP: 1 PB: 0 SB: 2 CS: 1	PA: 44		

PITCHER		IP	WLS	BF	H	R	ER	SO	BB	IBB	HBP	BLK	WP	HR	S	P	ERA	WHIP
Luis Aquino, R ERA: 2.99	(1, 1)	7.0		27	7	2	2	0	1	0	0	0	0	0	47	85	2.57	1.143
Tom Gordon, R ERA: 3.65	(8, 1)	3.0		10	1	0	0	5	0	0	0	0	1	0	33	49	0.00	0.333
Jeff Montgomery, R ERA: 3.15	(11, 1)	2.0	W	6	0	0	0	1	0	0	0	0	0	0	17	25	0.00	0.000

PITCHER	IP	WLS	BF	H	R	ER	SO	BB	IBB	HBP	BLK	WP	HR	S	P	ERA	WHIP

AB	42
R	2
H	8
RBI	2
BB	1
SO	6
LOB	12

Batter	1	2	3	4	5	6	7	8	9	10	11	12	AB	R	H	RBI	BB	SO	LOB
Gary Thurman, R (1, 7) OBP: 0.312, SLG: 0.374 Kurt Stillwell, S (9, PH) OBP: 0.315, SLG: 0.360 (10, 6)	0-0 G6-3		0-2 FC4-6 FC6-4 1-2f		1-3 K		0-2 2B		0-0 SH1-4 1-2 2-3		2-1 G4-3	4-1 1-2 2-3 3-H BB	4 1	0 0	1 0	0 1	0 1	1 0	1 0
Brian McRae, S (1, 8) OBP: 0.294, SLG: 0.371	0-3 K		3-2 FC6-4 BB BB 1-2f		1-0 L5		0-1 G6-3		4-2 1B BB		0-0 B3		5	0	0	0	1	1	2
Bill Pecota, R (1, 5) OBP: 0.354, SLG: 0.407 (4, 4) (10, 5)	4-1 E S BB		4-1 BB 1-2 BB		0-1 G6-3			1-2 G6-3	0-2 1-2 2-H 3-H 1B		4-2 WP BB		3	0	1	2	3	0	0
Danny Tartabull, R (1, 10) OBP: 0.393, SLG: 0.606	3-3 K 1-3		4-2 1-2 2-3 BB			1-0 G5-3		2-2 BB 1B	2-3 K		3-3 K 1-2		5	0	1	0	1	3	4
Todd Benzinger, S (1, 3) OBP: 0.304, SLG: 0.343		1-0 1B 1B	0-1 G6-3			2-1 P3		4-2 FC5-4 1-2 BB	0-2 F8			4-1 1B BB	4	1	1	0	2	0	5
Harvey Pulliam, R (1, 9) OBP: 0.414, SLG: 0.731 George Brett, L (8, PH) OBP: 0.320, SLG: 0.404 Tim Spehr, R (9, 2) OBP: 0.262, SLG: 0.236 Stu Cole, R (10, 4) OBP: 0.667, SLG: 0.500		3-2 1 SAFE 1-3 1B		1-3 K		0-1 2B		1-3 K		4-1 SH1-4 BB		3-2 BB IBB 1-3 1B	3 1 0 1	0 0 0 0	2 0 0 1	0 0 0 0	0 1 0 1	1 2 0 0	0 0 0 0
Jorge Pedre, R (1, 2) OBP: 0.500, SLG: 0.429 Jim Eisenreich, L (8, PH) OBP: 0.336, SLG: 0.383 (9, 9)		1-3 K	0-2 1B			1-0 F7		1-0 FC5-4 1-2f	1-0 SH1-4 1-2			4-0 BB 1-2 IBB	3 1	0 0	1 0	0 0	0 1	1 0	2 2
David Howard, S (1, 6) OBP: 0.268, SLG: 0.270 Kirk Gibson, L (9, PH) OBP: 0.343, SLG: 0.415 (10, 7)	0-0 L7		1-1 F9				1-0 F9		4-2 SH1-4 1B 1B BB		4-0 G4-6-3 IBB		3 1	0 1	0 0	0 2	0 1	0 3	2 3
Terry Shumpert, R (1, 4) OBP: 0.294, SLG: 0.340 Sean Berry, R (3, PR) OBP: 0.158, SLG: 0.162 (4, 5) Warren Cromartie, L (9, PH) OBP: 0.386, SLG: 0.429 Kevin Seitzer, R (9, PH) OBP: 0.346, SLG: 0.342 Bobby Moore, R (9, PR) Brent Mayne, L (10, 2) OBP: 0.294, SLG: 0.309			2-2 FC4-6 HBP	3-3 K			2-1 G1-4-3		1-2 SH1-4 1B 1B		2-2 G4-6-3 1-2f	0-3 K	0 2	0 0	0 0	0 0	0 0	0 1	0 1
Inning Stats	R: 0 H: 0 E: 0 LOB: 1 K: 2 BB: 1 S: 8 P: 15	R: 0 H: 2 E: 0 LOB: 1 K: 1 BB: 0 S: 9 P: 14	R: 0 H: 0 E: 0 LOB: 3 K: 0 BB: 2 S: 14 P: 27	R: 0 H: 1 E: 0 LOB: 1 K: 2 BB: 0 S: 11 P: 16	R: 0 H: 0 E: 0 LOB: 0 K: 1 BB: 0 S: 6 P: 8	R: 0 H: 1 E: 0 LOB: 1 K: 0 BB: 0 S: 6 P: 10	R: 0 H: 1 E: 0 LOB: 1 K: 0 BB: 0 S: 8 P: 11	R: 0 H: 1 E: 0 LOB: 2 K: 1 BB: 1 S: 13 P: 22	R: 2 H: 2 E: 0 LOB: 2 K: 1 BB: 2 S: 17 P: 28	R: 0 H: 0 E: 0 LOB: 1 K: 0 BB: 2 S: 5 P: 16	R: 0 H: 0 E: 0 LOB: 1 K: 1 BB: 1 S: 9 P: 17	R: 1 H: 1 E: 0 LOB: 3 K: 2 BB: 3 S: 11 P: 27	1B: 7 2B: 2 3B: 0 HR: 0	SF: 0 SAC: 2 DP: 1 HBP: 1	WP: 1 PB: 0 SB: 1 CS: 0	PA: 55			

BOTTOM

Seattle Mariners @ Kansas City Royals

Royals Stadium, Kansas City, MO

Fri Sep 13 1991, 8:05 PM EDT

Att. 20,519 - Cloudy - 85 F

livebaseballscorecards.com

AB	40
R	3
H	9
RBI	3
BB	12
SO	11
LOB	29

PITCHER		IP	WLS	BF	H	R	ER	SO	BB	IBB	HBP	BLK	WP	HR	S	P	ERA	WHIP
Randy Johnson, L ERA: 4.25	(1, 1)	7.1		32	6	0	0	6	4	0	1	0	0	0	71	117	0.00	1.364
Bill Swift, R ERA: 2.07	(8, 1)	0.2		3	0	1	1	1	1	0	0	0	0	0	6	12	13.50	1.500
Russ Swan, L ERA: 3.77	(9, 1)	0.0		1	1	0	0	0	0	0	0	0	0	0	3	4	∞	∞
Mike Schooler, R ERA: 3.12	(9, 1)	1.0		5	1	1	1	1	1	0	0	0	0	0	12	18	9.00	2.000
Calvin Jones, R ERA: 2.76	(10, 1)	2.0		8	0	0	0	1	2	1	0	0	1	0	14	33	0.00	1.000

PITCHER		IP	WLS	BF	H	R	ER	SO	BB	IBB	HBP	BLK	WP	HR	S	P	ERA	WHIP
Michael Jackson, R ERA: 3.29	(12, 1)	0.2	L	6	1	1	1	2	2	1	0	0	0	0	11	27	13.50	4.500

Batter	1	2	3	4	5	6	7	8	9	10	11	AB	R	H	RBI	BB	SO	LOB
Edgar Martinez, R (1, 5) OBP: 0.408, SLG: 0.459	L4			K		G1-3			P9		SF7 1-3 2-H	5	1	1	2	0	1	1
Jeff Schaefer, R (11, 5) OBP: 0.282, SLG: 0.338												0	0	0	0	0	0	0
Harold Reynolds, S (1, 4) OBP: 0.336, SLG: 0.349	F8		F8	E5 1-3 1B			K		K		1B 3-H	6	0	2	1	0	2	1
Ken Griffey Jr., L (1, 8) OBP: 0.396, SLG: 0.533	K		BB BB 2-H 1B	G5-3			1B			SH1-3 S BB	F8	5	0	2	1	1	1	3
Pete O'Brien, L (1, 7) OBP: 0.300, SLG: 0.386 (11, 3)		F8	BB 1-2 BB		K		F8			SH1-3 1-3		3	0	0	0	1	1	1
Alvin Davis, L (1, 10) OBP: 0.296, SLG: 0.323		F9	P6		E6 FC4-6		G4-3			G3		5	0	0	0	0	0	4
Tino Martinez, L (1, 3) OBP: 0.280, SLG: 0.308		2B BB	1-2 BB 2-3		FC4-6 FC6-4 1-2f			F8		K		3	0	0	0	2	1	2
Alonzo Powell, R (11, 9) OBP: 0.260, SLG: 0.344												0	0	0	0	0	0	0
Greg Briley, L (1, 9) OBP: 0.291, SLG: 0.322 (11, 7)		1-3 2B	P6		FC6-4 1-2f			F7			F9	5	0	1	0	0	0	4
Omar Vizquel, S (1, 6) OBP: 0.293, SLG: 0.283	G6-3			L9		F7		G4-3			WP BB SF7 1B	5	1	1	0	0	0	2
Dave Valle, R (1, 2) OBP: 0.278, SLG: 0.291			2B 1B	E 1B		F8			G6-3		SF7 WP 1-2 1B BB	4	2	2	0	1	0	0
Inning Stats	R: 0 E: 0 K: 1 S: 7 H: 0 LOB: 0 BB: 0 P: 11	R: 0 E: 0 K: 0 S: 12 H: 1 LOB: 2 BB: 1 P: 23	R: 2 E: 0 K: 0 S: 13 H: 3 LOB: 3 BB: 2 P: 26	R: 0 E: 1 K: 1 S: 14 H: 2 LOB: 2 BB: 0 P: 22	R: 0 E: 1 K: 1 S: 8 H: 0 LOB: 1 BB: 0 P: 12	R: 0 E: 0 K: 0 S: 5 H: 0 LOB: 0 BB: 0 P: 10	R: 0 E: 0 K: 1 S: 9 H: 1 LOB: 1 BB: 0 P: 14	R: 0 E: 0 K: 0 S: 6 H: 0 LOB: 0 BB: 0 P: 9	R: 0 E: 0 K: 1 S: 8 H: 0 LOB: 0 BB: 0 P: 10	R: 0 E: 0 K: 1 S: 8 H: 0 LOB: 1 BB: 1 P: 15	R: 2 E: 0 K: 0 S: 12 H: 2 LOB: 1 BB: 1 P: 20	1B: 7 2B: 2 3B: 0 HR: 0 SF: 1 SAC: 1 DP: 0 HBP: 0	WP: 1 PB: 0 SB: 1 CS: 0 PA: 48					

PITCHER		IP	WLS	BF	H	R	ER	SO	BB	IBB	HBP	BLK	WP	HR	S	P	ERA	WHIP
Kevin Appier, R ERA: 3.22	(1, 1)	3.0		16	4	2	2	1	3	0	0	0	0	0	32	60	6.00	2.333
Mike Magnante, L ERA: 2.11	(4, 1)	2.0		9	2	0	0	2	0	0	0	0	0	0	22	34	0.00	1.000
Joel Johnston, R ERA:	(6, 1)	3.0		10	1	0	0	1	0	0	0	0	0	0	20	33	0.00	0.333
Jeff Montgomery, R ERA: 3.07	(9, 1)	2.0		7	0	0	0	2	1	0	0	0	0	0	16	25	0.00	0.500
Steve Crawford, R ERA: 6.87	(11, 1)	1.0	L	6	2	2	2	0	1	0	0	0	1	0	12	20	18.00	3.000

PITCHER	IP	WLS	BF	H	R	ER	SO	BB	IBB	HBP	BLK	WP	HR	S	P	ERA	WHIP

Seattle Mariners @ Kansas City Royals

Royals Stadium, Kansas City, MO

Sat Sep 14 1991, 8:05 PM EDT

Att. 27,582 - Cloudy - 80 F

TOP

livebaseballscorecards.com

AB	41
R	4
H	9
RBI	4
BB	5
SO	6
LOB	18

Batter	1	2	3	4	5	6	7	8	9	10	11	AB	R	H	RBI	BB	SO	LOB
Kirk Gibson, L (1, 7) OBP: 0.344, SLG: 0.413 Brent Mayne, L (8, 2) OBP: 0.294, SLG: 0.309 Mike Macfarlane, R (9, PH) OBP: 0.325, SLG: 0.512 Jorge Pedre, R (10, 2) OBP: 0.455, SLG: 0.375	B B F C F B X 3-2 G4-3 ①		B B B B 4-0 SH2-4 1-2 BB		X 0-0 F7 ③		B S B F F F F B F F 4-2 F B 1B BB		X 0-0 P5 ③		C X 0-1 G6-3 ③	2 0 1 1	0 0 0 0	0 0 0 0	0 0 0 0	0 0 0 0	2 0 0 0	0 0 1 2
Brian McRae, S (1, 8) OBP: 0.295, SLG: 0.372	B C C B X 2-2 E5 1B		B B X 2-0 SH2-4 ① 1-2 2-3			B B B C X 3-1 FC6-4 1B	C 1 SAFE 1 SAFE X 0-1 1-3 1B			X 0-0 F8 ①		4	1	2	0	0	0	0
Bill Pecota, R (1, 4) OBP: 0.352, SLG: 0.404 (8, 5)	B 2 B F F F F B X SAFE 3-2 G3-6 2-H 1B		C C X 0-2 FC1 ② 3-H			X 0-0 FC6-4 ① BB 1-2f 2B	C X 0-1 L4 ③			B C S X 1-2 P3 ②		5	1	1	1	0	0	5
George Brett, L (1, 10) OBP: 0.319, SLG: 0.400	F X 0-1 G3-6 ② ③ 1-2f		B B F S X 2-2 G4-3 ③			B B B 1 SAFE B 4-0 2B 1-2 BB		B B C X 2-1 F8 ①		B C B X 2-1 G3 ③		4	0	0	0	1	0	3
Todd Benzinger, S (1, 3) OBP: 0.305, SLG: 0.350		C B B F X 2-2 G1-3 ①		B X 1-0 L6 ①		C C X 0-2 1-3 2-H 2B		X 0-0 P6 ②			B X 1-0 F8 G4-3 2B	5	1	2	1	0	0	0
Harvey Pulliam, R (1, 9) OBP: 0.375, SLG: 0.655 Dave Clark, L (8, PH) Bobby Moore, R (9, 7) Kurt Stillwell, S (11, PH) OBP: 0.314, SLG: 0.359	C F B B B X 3-2 G6-3 ②			X 0-0 G4-3 ②		B C F F X 1-2 G6-3 ②		B B S S F B X 3-2 F7 ③			B X 1-0 F8 ① 2-3	3 1 0 1	0 0 0 0	0 0 0 0	0 0 0 0	0 0 0 0	0 0 0 0	2 0 0 1
David Howard, S (1, 6) OBP: 0.268, SLG: 0.269 Kevin Seitzer, R (11, PH) OBP: 0.345, SLG: 0.341	C X 0-1 E7 1B		C B C S 1-3 K2-3 ③			B C F X 1-2 G6-3 ③			B X 1-0 L4 ①		S C B F F F X 1-2 G4-3 ② 3-H	4 1	0 0	1 0	0 0	0 1	1 0	2 0
Sean Berry, R (1, 5) OBP: 0.150, SLG: 0.154 Jim Eisenreich, L (7, PH) OBP: 0.336, SLG: 0.383 (8, 7) (9, 9)	X 0-0 G5-3 ③			F B C B C 2-3 K ①		B C B S F F F 3-3 K ①			B F B X 2-1 G6-3 ②		B F C F X 1-2 PB 1B	2 3	0 0	0 1	0 0	0 1	1 0	1 0
Tim Spehr, R (1, 2) OBP: 0.269, SLG: 0.246 Warren Cromartie, L (7, PH) OBP: 0.394, SLG: 0.423 Terry Shumpert, R (8, 4) OBP: 0.294, SLG: 0.340 Danny Tartabull, R (9, PH) OBP: 0.386, SLG: 0.606 Stu Cole, R (9, PR) OBP: 0.750, SLG: 0.500 (10, 4)		C B X 1-1 SH2-4 FC1 BB 1B			F B C B C 1-2 F9 ②		F S B C 2-3 K ②		B B B B 4-0 BB		1 SAFE B B B C B B 4-1 1-2 BB	2 1 0 0 0	0 0 0 0 0	1 0 0 0 0	0 0 0 0 1	0 0 0 0 0	0 1 0 0 0	0 0 0 0 0
Inning Stats	R: 1 H: 1 E: 1 LOB: 0 K: 0 BB: 0 S: 13 P: 21	R: 0 H: 1 E: 1 LOB: 1 K: 0 BB: 0 S: 9 P: 14	R: 0 H: 1 E: 0 LOB: 2 K: 0 BB: 1 S: 9 P: 18	R: 0 H: 0 E: 0 LOB: 0 K: 1 BB: 0 S: 5 P: 7	R: 0 H: 0 E: 0 LOB: 0 K: 1 BB: 0 S: 7 P: 10	R: 1 H: 2 E: 0 LOB: 2 K: 0 BB: 1 S: 13 P: 22	R: 0 H: 1 E: 0 LOB: 2 K: 2 BB: 1 S: 23 P: 32	R: 0 H: 0 E: 0 LOB: 0 K: 0 BB: 0 S: 7 P: 12	R: 0 H: 0 E: 0 LOB: 1 K: 0 BB: 1 S: 4 P: 11	R: 0 H: 0 E: 0 LOB: 0 K: 0 BB: 0 S: 6 P: 9	R: 1 H: 2 E: 0 LOB: 2 K: 0 BB: 1 S: 14 P: 22	1B: 6 SF: 0 2B: 2 SAC: 1 3B: 0 DP: 1 HR: 0 HBP: 0						

PITCHER		IP	WLS	BF	H	R	ER	SO	BB	IBB	HBP	BLK	WP	HR	S	P	ERA	WHIP
Bill Krueger, L ERA: 3.67	(1, 1)	6.0		25	5	2	1	2	2	0	0	0	0	0	56	92	1.50	1.167
Scott Bankhead, R ERA: 4.97	(7, 1)	2.0		8	1	0	0	2	1	0	0	0	0	0	30	44	0.00	1.000
Russ Swan, L ERA: 3.73	(9, 1)	0.2		3	0	0	0	0	1	0	0	0	0	0	3	10	0.00	1.500
Michael Jackson, R ERA: 3.23	(9, 1)	1.1	W	4	0	0	0	0	0	0	0	0	0	0	7	10	0.00	0.000
Bill Swift, R ERA: 2.16	(11, 1)	1.0	S	6	2	1	1	0	1	0	0	0	0	0	14	22	9.00	3.000

PITCHER	IP	WLS	BF	H	R	ER	SO	BB	IBB	HBP	BLK	WP	HR	S	P	ERA	WHIP

BOTTOM

Seattle Mariners @ Kansas City Royals

Royals Stadium, Kansas City, MO

Sat Sep 14 1991, 8:05 PM EDT

Att. 27,582 - Cloudy - 80 F

livebaseballscorecards.com

AB	40
R	3
H	8
RBI	3
BB	5
SO	4
LOB	17

WP: 0	PA: 46		
PB: 1			
SB: 0			
CS: 0			

Batter	1	2	3	4	5	6	7	8	9	AB	R	H	RBI	BB	SO	LOB
Greg Briley, L (1, 8) OBP: 0.294, SLG: 0.325	F9	G1-3		1B	1B		1B	FC6-4		6	0	3	2	0	0	2
Harold Reynolds, S (1, 4) OBP: 0.335, SLG: 0.348	F9		BB	K	SF8		K		G6-3	2	1	0	1	1	1	2
Rich Amaral, R (7, PH) (7, 4)										2	0	0	0	0	1	1
Edgar Martinez, R (1, 5) OBP: 0.406, SLG: 0.458	G5-3		SAFE SAFE	G1-3			P4		BB	4	1	1	0	0	0	2
Jeff Schaefer, R (7, PH) OBP: 0.285, SLG: 0.340									1B	2	0	1	0	0	0	1
(7, 5)																
Pete O'Brien, L (1, 7) OBP: 0.303, SLG: 0.388		HR BB		G1-3	1B 3B 1B	BB SF8 1B		E7	K	3	3	2	0	1	0	1
Alonzo Powell, R (6, 9) OBP: 0.255, SLG: 0.337								2B		2	1	0	0	0	1	1
Alvin Davis, L (1, 10) OBP: 0.302, SLG: 0.340	HR	2B			3B 1B	SF8 BB 1B		G4-3 G6-3	BB	4	2	4	4	0	0	0
Pat Lennon, R (8, PH) OBP: 1.000, SLG: 2.000								2B		1	1	1	1	1	0	0
Tino Martinez, L (1, 3) OBP: 0.272, SLG: 0.286	K	G3			K	G6-4-3 BB		G4-3	P5	5	0	0	0	1	2	6
Tracy Jones, R (1, 9) OBP: 0.330, SLG: 0.386	2B	2B		G5-3	1B 3B	SF8		G6-3		4	2	2	4	0	0	0
(6, 7)								3-H								
Dave Valle, R (1, 2) OBP: 0.278, SLG: 0.288	K			E5 1B	BB 1B HBP	G6-4-3		1B		3	1	0	0	0	1	3
Chris Howard, R (6, 2) OBP: 1.000, SLG: 2.000								2B		1	1	1	0	0	0	0
Omar Vizquel, S (1, 6) OBP: 0.297, SLG: 0.288	2B			P5	1B SF8 BB		G5-3	FC6-4 1B		4	1	2	2	1	0	1

Inning Stats										
	R: 0 E: 0 K: 0 S: 7	H: 0 LOB: 0 BB: 0 P: 9	R: 3 E: 0 K: 2 S: 17	H: 3 LOB: 1 BB: 1 P: 25	R: 1 E: 0 K: 0 S: 14	H: 1 LOB: 1 BB: 1 P: 24	R: 0 E: 1 K: 1 S: 11	H: 1 LOB: 2 BB: 0 P: 17	R: 6 E: 0 K: 1 S: 22	H: 5 LOB: 1 BB: 1 P: 41
	R: 1 E: 0 K: 0 S: 8	H: 2 LOB: 1 BB: 1 P: 15	R: 0 E: 0 K: 1 S: 8	H: 1 LOB: 1 BB: 0 P: 13	R: 3 E: 1 K: 0 S: 14	H: 3 LOB: 1 BB: 0 P: 19	R: 0 E: 0 K: 1 S: 11	H: 1 LOB: 2 BB: 1 P: 22	1B: 10 2B: 5 3B: 1 HR: 1	SF: 2 SAC: 0 DP: 1 HBP: 1

PITCHER		IP	WLS	BF	H	R	ER	SO	BB	IBB	HBP	BLK	WP	HR	S	P	ERA	WHIP
Mike Boddicker, R ERA: 4.23	(1, 1)	4.1	L	26	9	9	9	4	2	0	1	0	0	1	61	98	18.69	2.538
Mark Davis, L ERA: 5.18	(5, 1)	3.1		19	7	5	2	1	2	0	0	0	0	0	39	64	5.40	2.700
Archie Corbin, R ERA: 3.86	(8, 1)	1.1		6	1	0	0	1	1	0	0	0	0	0	12	23	0.00	1.500

PITCHER	IP	WLS	BF	H	R	ER	SO	BB	IBB	HBP	BLK	WP	HR	S	P	ERA	WHIP

TOP

Seattle Mariners @ Kansas City Royals

Royals Stadium, Kansas City, MO

Sun Sep 15 1991, 4:33 AM EDT

Att. 20,019 - Cloudy - 84 F

livebaseballscorecards.com

AB	43
R	14
H	17
RBI	14
BB	5
SO	6
LOB	20

WP: 0	PB: 0	SB: 1	CS: 0	PA: 51		

Seattle Mariners @ Kansas City Royals

Royals Stadium, Kansas City, MO

Sun Sep 15 1991, 4:33 AM EDT

Att. 20,019 - Cloudy - 84 F

livebaseballscorecards.com

BOTTOM

Batter	1	2	3	4	5	6	7	8	9	AB	R	H	RBI	BB	SO	LOB
Gary Thurman, R (1, 9) OBP: 0.309, SLG: 0.368	G5-3	P4			G6-4-3 1-2f		G4-3		G4-6-3 1B	5	0	1	0	0	0	2
Kirk Gibson, L (1, 7) OBP: 0.347, SLG: 0.413	1B SF9 1B		BB G4-6-3			K		FC4-6 BB 1B HBP	G4-6-3 1-2f	2	2	1	0	1	1	0
Bobby Moore, R (9, 7)										0	0	0	0	0	0	0
Warren Cromartie, L (9, PH) OBP: 0.381, SLG: 0.420										1	0	0	0	0	0	1
George Brett, L (1, 10) OBP: 0.323, SLG: 0.404	SAFE SF9 1-3 1B		G4-6-3 1-2f			G3-1 1B 2B		FC4-6 1-2 BB		3	1	2	0	1	0	1
Jim Eisenreich, L (1, 8) OBP: 0.332, SLG: 0.380	SF9 1-2 3-H		K			G3-1 2-3		FC4-6 1B 1B G3-1 1-2f 2-3		3	1	0	1	0	1	3
Todd Benzinger, S (1, 3) OBP: 0.307, SLG: 0.352	G1-3			G4-3		1B 3-H 1B		G3-1 1B 3B 1-2 3-H 1B		4	1	2	2	0	0	1
Bill Pecota, R (1, 5) OBP: 0.354, SLG: 0.405		G6-3		K		1B 1-2		G3-1 3B 1-2 2-3 1B		4	1	2	0	0	1	0
Kurt Stillwell, S (1, 6) OBP: 0.313, SLG: 0.361		1B 2B		F7		F9		G3-1 1-2 2-3 3-H		4	1	1	1	0	0	4
Brent Mayne, L (1, 2) OBP: 0.301, SLG: 0.316		2-H 1B			G6-4-3 1B		F8	2-H 3-H 3B		2	0	2	1	0	0	0
Mike Macfarlane, R (7, PH) OBP: 0.324, SLG: 0.510										1	0	0	0	0	0	0
Jorge Pedre, R (8, 2) OBP: 0.500, SLG: 0.667										1	0	1	2	0	0	0
Terry Shumpert, R (1, 4) OBP: 0.291, SLG: 0.337		SAFE F8			K		P3		F8	3	0	0	0	0	1	2
Stu Cole, R (8, 4) OBP: 0.600, SLG: 0.333										1	0	0	0	0	0	0
Inning Stats	R: 1 E: 0 K: 0 S: 10 H: 2 LOB: 1 BB: 0 P: 19	R: 1 E: 0 K: 0 S: 11 H: 2 LOB: 1 BB: 0 P: 16	R: 0 E: 0 K: 1 S: 5 H: 0 LOB: 0 BB: 1 P: 11	R: 0 E: 0 K: 1 S: 7 H: 0 LOB: 0 BB: 0 P: 9	R: 0 E: 0 K: 1 S: 9 H: 1 LOB: 0 BB: 0 P: 13	R: 1 E: 0 K: 1 S: 11 H: 3 LOB: 2 BB: 0 P: 16	R: 0 E: 0 K: 0 S: 8 H: 0 LOB: 0 BB: 0 P: 15	R: 4 E: 0 K: 0 S: 13 H: 3 LOB: 1 BB: 1 P: 26	R: 0 E: 0 K: 0 S: 4 H: 1 LOB: 0 BB: 0 P: 5	1B: 9 2B: 2 3B: 1 HR: 0 SF: 1 SAC: 0 DP: 3 HBP: 1	WP: 0 PB: 0 SB: 0 CS: 0 PA: 38					

	AB	34
	R	7
	H	12
	RBI	7
	BB	2
	SO	4
	LOB	14

PITCHER		IP	WLS	BF	H	R	ER	SO	BB	IBB	HBP	BLK	WP	HR	S	P	ERA	WHIP
Rich DeLucia, R ERA: 4.94	(1, 1)	6.0	W	25	8	3	3	4	1	0	0	0	0	0	53	84	4.50	1.500
Dave Fleming, L ERA: 6.35	(7, 1)	2.0		10	3	4	4	0	1	0	1	0	0	0	21	41	18.00	2.000
Dave Burba, R ERA: 4.01	(9, 1)	1.0		3	1	0	0	0	0	0	0	0	0	0	4	5	0.00	1.000

PITCHER	IP	WLS	BF	H	R	ER	SO	BB	IBB	HBP	BLK	WP	HR	S	P	ERA	WHIP

Kansas City Royals @ Minnesota Twins

Hubert H. Humphrey Metrodome, Minneapolis, MN

Mon Sep 16 1991, 8:05 PM EDT

Att. 18,745 - Dome - 70 F

TOP

livebaseballscorecards.com

Batter	1	2	3	4	5	6	7	8	9	AB	R	H	RBI	BB	SO	LOB
Kirk Gibson, L (1, 7) OBP: 0.346, SLG: 0.410	F B F B B B 4-2 S BB		S F B F S 1-3 ③ K			F F B S 1-3 ① K		C F F B C 1-3 ② K		3	0	0	0	1	3	1
Bobby Moore, R (8, 7)										0	0	0	0	0	0	0
Brian McRae, S (1, 8) OBP: 0.293, SLG: 0.369	F B L S 1-3 ① K			C F B F X 1-2 ① G4-3		S S B B X 2-2 ② L9		C F X 0-2 ③ FC6-4 1-2f		4	0	0	0	0	1	2
George Brett, L (1, 10) OBP: 0.320, SLG: 0.400	1 SAFE B C S B B S 3-3 ② K 1-2			B F B S S 2-3 ② K		B B F B B X 3-1 ③ F8			C S B S 1-3 ① K	4	0	0	0	0	3	1
Danny Tartabull, R (1, 9) OBP: 0.392, SLG: 0.601	X 0-0 ③ G5-3			B F F S 1-3 ③ K			X 0-0 ① L8		B B B B 4-0 BB	3	0	0	0	0	1	1
Jim Eisenreich, L (8, 9) OBP: 0.334, SLG: 0.380										0	0	0	0	1	0	0
Todd Benzinger, S (1, 3) OBP: 0.304, SLG: 0.348		B B F X 2-1 ① G3			B F B S X 2-2 ① F7		B X 1-0 ② G6-3		C C F F S 0-3 ② K	4	0	0	0	0	1	1
Bill Pecota, R (1, 5) OBP: 0.355, SLG: 0.406		C X 0-1 ② G6-3			C X 0-1 1B 1B		B F F B B X 3-2 1B		X 0-0 ③ P3	4	0	2	0	0	0	1
Kurt Stillwell, S (1, 6) OBP: 0.310, SLG: 0.358		F X 0-1 ③ F7			X 0-0 ② F8		B X 1-0 ③ F9			3	0	0	0	0	0	2
Brent Mayne, L (1, 2) OBP: 0.301, SLG: 0.317			B C B C X 2-2 ① G3-1		B C B X 2-1 1-2 1B			X 0-0 ① L7		3	0	1	0	0	0	0
David Howard, S (1, 4) OBP: 0.265, SLG: 0.267			C B C B F S 2-3 ② K		F X 0-1 ③ G1-3			C B S B F B B 4-2 FC6-4 BB		2	0	0	0	0	1	2
Dave Clark, L (8, PH)										0	0	0	0	1	0	0
Stu Cole, R (8, 4) OBP: 0.600, SLG: 0.333										0	0	0	0	0	0	0

Inning Stats	1	2	3	4	5	6	7	8	9
	R: 0 E: 0 K: 2 S: 9	R: 0 E: 0 K: 0 S: 6	R: 0 E: 0 K: 2 S: 11	R: 0 E: 0 K: 2 S: 10	R: 0 E: 0 K: 0 S: 10	R: 0 E: 0 K: 1 S: 8	R: 0 E: 0 K: 0 S: 6	R: 0 E: 0 K: 1 S: 11	R: 0 E: 0 K: 2 S: 9
	H: 0 LOB: 1 BB: 1 P: 17	H: 0 LOB: 0 BB: 0 P: 8	H: 0 LOB: 0 BB: 0 P: 16	H: 0 LOB: 0 BB: 0 P: 14	H: 2 LOB: 2 BB: 0 P: 14	H: 0 LOB: 0 BB: 0 P: 14	H: 1 LOB: 1 BB: 0 P: 11	H: 0 LOB: 1 BB: 1 P: 16	H: 0 LOB: 1 BB: 1 P: 14

AB	30
R	0
H	3
RBI	0
BB	3
SO	10
LOB	11

	1B: 3	SF: 0	WP: 0	PA: 33
	2B: 0	SAC: 0	PB: 0	
	3B: 0	DP: 0	SB: 1	
	HR: 0	HBP: 0	CS: 0	

PITCHER		IP	WLS	BF	H	R	ER	SO	BB	IBB	HBP	BLK	WP	HR	S	P	ERA	WHIP
Kevin Tapani, R ERA: 2.83	(1, 1)	7.1	W	27	3	0	0	7	2	0	0	0	0	0	64	102	0.00	0.682
Paul Abbott, R ERA: 4.6	(8, 1)	1.2		6	0	0	0	3	1	0	0	0	0	0	16	22	0.00	0.600

PITCHER		IP	WLS	BF	H	R	ER	SO	BB	IBB	HBP	BLK	WP	HR	S	P	ERA	WHIP

BOTTOM

Kansas City Royals @ Minnesota Twins

Hubert H. Humphrey Metrodome, Minneapolis, MN

Mon Sep 16 1991, 8:05 PM EDT

Att. 18,745 - Dome - 70 F

livebaseballscorecards.com

Batter	1	2	3	4	5	6	7	8	9	AB	R	H	RBI	BB	SO	LOB
Dan Gladden, R (1, 7) OBP: 0.318, SLG: 0.369	C B X 1-1 1B SF9 1B	B C 1 SAFE F F B 2-2 ③ CS 1-2 3-H	B X 1-0 ① G6-3	C B B X 2-1 ③ P3		F F F X 0-2 ② ③ G4-6-3 1-2f				4	1	1	0	0	0	2
Pedro Munoz, R (7, 7) OBP: 0.321, SLG: 0.458										0	0	0	0	0	0	0
Chuck Knoblauch, R (1, 4) OBP: 0.347, SLG: 0.356	1 SAFE F F B B X 2-2 E S G3 1-3 1B	X 0-0 ② G4-3	C X 0-1 ① G6-3			X 0-0 ① G3-1				3	1	1	0	0	0	0
Al Newman, S (7, 4) OBP: 0.263, SLG: 0.223										1	0	0	0	0	0	0
Kirby Puckett, R (1, 8) OBP: 0.355, SLG: 0.468	F F B 1 SAFE X 1-2 ① SF9 3-H	C B B F F F F X 2-2 ③ G6-3	B B S L B X 3-2 ② L4			C C C 0-3 ② K				3	0	0	1	0	1	0
Jarvis Brown, R (8, 8) OBP: 0.263, SLG: 0.263										0	0	0	0	0	0	0
Kent Hrbek, L (1, 3) OBP: 0.370, SLG: 0.453	1 SAFE B B S C 1 B X 3-2 ② G3 1-H			X 0-0 2B 2B	F B S B B B 4-2 BB HR BB		B C C S 1-3 ③ K			2	2	1	1	1	0	0
Paul Sorrento, L (7, 3) OBP: 0.259, SLG: 0.417	SAFE									1	0	0	0	0	1	0
Chili Davis, S (1, 10) OBP: 0.383, SLG: 0.515	B B B F B C F F F F 3-2 ③ X F7			C F X 0-2 1B SF8 2B 2-H	F B B B B 4-1 1-2 HR BB			F F B B S 2-3 ① K		2	2	1	1	1	0	0
Randy Bush, L (8, PH) OBP: 0.394, SLG: 0.483										1	0	0	0	0	1	0
Brian Harper, R (1, 2) OBP: 0.337, SLG: 0.456		C B X 1-1 ① G1-3	B X 1-0 SF8 HBP SF8 1B 2-3	B X 1-0 1-H 2-H HR				C C F B X 1-2 G3-1 1B 2B		3	2	2	3	0	0	0
Lenny Webster, R (8, 2) OBP: 0.458, SLG: 0.864										1	1	1	0	0	0	0
Shane Mack, R (1, 9) OBP: 0.368, SLG: 0.548		X 0-0 1B S CS 1B	H 1-0 SF8 SF8 1-2 HBP	B X 1-0 G6-3				B B X 2-0 ② G3-1 2-3		2	0	1	0	0	0	0
Gene Larkin, S (7, 9) OBP: 0.360, SLG: 0.362										1	0	0	0	0	0	1
Mike Pagliarulo, L (1, 5) OBP: 0.319, SLG: 0.387		B 1 SAFE B F F B S 3-3 ② K 1-2		F F B X 1-2 ① SF8 1-2 2-3 3-H		F F B F F F F B B X 3-2 ① F7		F B X 1-1 3-H 1B		3	0	1	2	0	1	1
Greg Gagne, R (1, 6) OBP: 0.304, SLG: 0.389		B B C X 2-1 CS 2-3 1B		C F X 0-2 ② SF8 2-3 3-H		C B X 1-1 G4-6-3 1B		F B C B B X 3-2 ③ G6-3		1	0	1	1	0	0	0
Scott Leius, R (6, PH) OBP: 0.381, SLG: 0.406										2	0	1	0	0	0	1
(7, 6)																
Inning Stats	R: 2 E: 0 K: 0 S: 18 H: 2 LOB: 0 BB: 0 P: 28	R: 0 E: 0 K: 1 S: 11 H: 2 LOB: 1 BB: 0 P: 19	R: 0 E: 0 K: 0 S: 9 H: 0 LOB: 0 BB: 0 P: 12	R: 3 E: 0 K: 0 S: 13 H: 3 LOB: 1 BB: 0 P: 18	R: 3 E: 0 K: 0 S: 10 H: 1 LOB: 0 BB: 2 P: 23	R: 0 E: 0 K: 0 S: 12 H: 1 LOB: 0 BB: 0 P: 16	R: 0 E: 0 K: 2 S: 7 H: 0 LOB: 0 BB: 0 P: 8	R: 1 E: 0 K: 1 S: 13 H: 2 LOB: 1 BB: 0 P: 22		1B: 7 2B: 3 3B: 0 HR: 1 SF: 3 SAC: 0 DP: 1 HBP: 1						

	AB	30
	R	9
	H	11
	RBI	9
	BB	2
	SO	4
	LOB	5

WP: 0 PB: 0 SB: 2 CS: 2 PA: 37

PITCHER		IP	WLS	BF	H	R	ER	SO	BB	IBB	HBP	BLK	WP	HR	S	P	ERA	WHIP
Mark Gubicza, R ERA: 5.68	(1, 1)	5.0	L	25	8	8	7	1	2	0	1	0	0	1	61	100	12.60	2.000
Storm Davis, R ERA: 4.73	(6, 1)	3.0		11	3	1	1	3	0	0	0	0	0	0	32	46	3.00	1.000

PITCHER	IP	WLS	BF	H	R	ER	SO	BB	IBB	HBP	BLK	WP	HR	S	P	ERA	WHIP

Batter	1	2	3	4	5	6	7	8	9	AB	R	H	RBI	BB	SO	LOB
Kirk Gibson, L (1, 7) OBP: 0.343, SLG: 0.406 Gary Thurman, R (9, 7) OBP: 0.309, SLG: 0.368	B X 1-0 F7 ①		B S S C 1-3 K ①		B S X 1-1 F8 ②	B B C F F S 2-3 K ③			B 1 SAFE C 1 SAFE 1 SAFE C B B C 3-3 K ①	5 0	0 0	0 0	0 0	0 0	3 0	3 0
Brian McRae, S (1, 8) OBP: 0.292, SLG: 0.367	B X 1-0 G5-3 1B		S B C S 1-3 K ②		C B X 1-1 E4		B F B S X 2-2 G1-3 ①		1 SAFE 1 SAFE X 0-0 F9 ②	5	0	1	0	0	1	1
George Brett, L (1, 10) OBP: 0.323, SLG: 0.408	X 0-0 G5-3 ② 1-2		B X 1-0 G4-3 ③		B B B I 4-0 FC6-4 IBB		B F B B X 3-1 HR		B C S 1 SAFE X 1-2 PB 1B 1-3 1B	4	1	2	1	1	0	1
Danny Tartabull, R (1, 9) OBP: 0.391, SLG: 0.598 Jim Eisenreich, L (7, 9) OBP: 0.336, SLG: 0.381	X 0-0 G5-3 ③			B S F B X 2-2 G3-6-1 1B	B S B B X 3-1 FC6-4 ③ 1-2f		F B B B X 3-1 G5-3 ②		C B F X 1-2 PB 1B 1-2 3-H	4 1	0 0	1 1	0 1	0 0	0 0	3 0
Todd Benzinger, S (1, 3) OBP: 0.305, SLG: 0.347		B C B B F B 4-2 1B BB		S B B C F X 2-2 G3-6-1 ① ② 1-2f		B X 1-1 G4-6-3 1B	F S F S 0-3 K ③		S F B X 1-2 G5-3 ③ 1-2 2-3	4	0	1	0	1	1	3
Bill Pecota, R (1, 5) OBP: 0.354, SLG: 0.403		B C B B F X 3-2 P4 ①		B C B F B B 4-2 S 1B BB		X 0-0 G4-6-3 ① ② 1-2f		L X 0-1 G5-3 ①		3	1	0	0	1	0	2
Kurt Stillwell, S (1, 6) OBP: 0.315, SLG: 0.361		B B X 2-0 1-2 1B		S B X 1-1 1-H 1B		B B B F B 4-1 S 1B BB		F X 0-1 F8 ②		3	1	2	1	1	0	0
Brent Mayne, L (1, 2) OBP: 0.300, SLG: 0.315		C F S 0-3 K ②		B B 1 SAFE B C X 3-1 F8 ③		B B B X 3-0 WP S 1-H 1B		B C B F F F F B X 3-2 G1-3 ③		4	0	1	1	0	1	3
David Howard, S (1, 4) OBP: 0.270, SLG: 0.264		F F B B S 2-3 K ③			F X 0-1 G4-3 ①	F S B B B F B B 4-2 1-2 BB			C B C F B B B 4-2 1B 1B BB	2	1	0	0	2	1	2
Inning Stats	R: 0 E: 0 K: 0 S: 4 H: 1 LOB: 1 BB: 0 P: 6	R: 0 E: 0 K: 2 S: 12 H: 1 LOB: 2 BB: 1 P: 23	R: 0 E: 0 K: 2 S: 7 H: 0 LOB: 0 BB: 0 P: 10	R: 1 E: 0 K: 0 S: 13 H: 2 LOB: 1 BB: 1 P: 25	R: 0 E: 1 K: 0 S: 8 H: 0 LOB: 2 BB: 1 P: 17	R: 1 E: 0 K: 1 S: 12 H: 2 LOB: 2 BB: 2 P: 26	R: 1 E: 0 K: 1 S: 11 H: 1 LOB: 0 BB: 0 P: 19	R: 0 E: 0 K: 0 S: 10 H: 0 LOB: 0 BB: 0 P: 13	R: 1 E: 0 K: 1 S: 16 H: 2 LOB: 2 BB: 1 P: 26	1B: 8 2B: 0 3B: 0 HR: 1 SF: 0 SAC: 0 DP: 2 HBP: 0						

PITCHER		IP	WLS	BF	H	R	ER	SO	BB	IBB	HBP	BLK	WP	HR	S	P	ERA	WHIP
Jack Morris, R ERA: 3.71	(1, 1)	7.0	L	32	7	3	3	6	4	1	0	0	1	1	67	126	3.86	1.571
Steve Bedrosian, R ERA: 4.21	(8, 1)	1.0		3	0	0	0	0	0	0	0	0	0	0	10	13	0.00	0.000
Mark Guthrie, L ERA: 4.57	(9, 1)	1.0		6	2	1	1	1	1	0	0	0	0	0	16	26	9.00	3.000

PITCHER	IP	WLS	BF	H	R	ER	SO	BB	IBB	HBP	BLK	WP	HR	S	P	ERA	WHIP

TOP

Kansas City Royals @ Minnesota Twins

Hubert H. Humphrey Metrodome, Minneapolis, MN

Tue Sep 17 1991, 8:05 PM EDT

Att. 22,067 - Dome - 70 F

livebaseballscorecards.com

AB	35
R	4
H	9
RBI	4
BB	6
SO	7
LOB	18

Batter	1	2	3	4	5	6	7	8	9	AB	R	H	RBI	BB	SO	LOB
Dan Gladden, R (1, 7) OBP: 0.317, SLG: 0.368	B C X 1-1 S G4-3 G4-3 1B		B B C C B S 3-3 ③ K			F X 0-1 ② F8		B X 1-0 ② FC4-6 1B 1-2f		4	1	1	0	0	1	1
Chuck Knoblauch, R (1, 4) OBP: 0.349, SLG: 0.357	C B 1 SAFE X 1-1 ① G4-3 1-2			F B B F X 2-2 ① L1		B X 1-0 1B		C 1 SAFE F B 1 SAFE F B F B 3-2 X 1-3 1B		4	0	2	0	0	0	1
Kirby Puckett, R (1, 8) OBP: 0.354, SLG: 0.467	F B F B B X 3-2 ② G4-3 2-H			F X 0-1 1B		B 1 SAFE B X 2-0 ③ L4		X 0-0 ③ G6-3		4	0	1	1	0	0	3
Paul Sorrento, L (1, 3) OBP: 0.290, SLG: 0.464	C B X 1-1 ③ G3			F B 1 SAFE 1 SAFE 1 SAFE F B X 2-2 ② L6			B X 1-0 FC5-4 1B		B B C B X 3-1 2B	4	0	2	0	0	0	1
Chili Davis, S (1, 10) OBP: 0.381, SLG: 0.511		S B C B B F F X 3-2 ① F7		F 1 SAFE B P F S 2-3 ③ K			S F S 0-3 ① K		C S B B B F B S 3-3 ① K	4	0	0	0	0	3	3
Brian Harper, R (1, 2) OBP: 0.334, SLG: 0.452		C C F B X 1-2 ② G5-3			F B X 1-1 ① L4		C X 0-1 ② FC5-4 FC6-4 1-2f		B B S B F X 3-2 ② P2	4	0	0	0	0	0	2
Shane Mack, R (1, 9) OBP: 0.365, SLG: 0.543		F B F B C 2-3 ③ K			S B X 1-1 ② G6-3		X 0-0 ③ FC6-4 1-2f		B C S F B S 2-3 ③ K	4	0	0	0	0	2	2
Mike Pagliarulo, L (1, 5) OBP: 0.319, SLG: 0.384			B S F F F B X 2-2 ① G4-3		F S B C 1-3 ③ K			C B B B F F B 4-2 FC4-6 BB		2	0	0	0	1	1	0
Scott Leius, R (1, 6) OBP: 0.377, SLG: 0.401 Randy Bush, L (8, PH) OBP: 0.392, SLG: 0.480 Greg Gagne, R (9, 6) OBP: 0.304, SLG: 0.389			C F B C 1-3 ② K			X 0-0 ① G4-3		S F X 0-2 ① P5		2 1 0	0 0 0	0 0 0	0 0 0	0 0 0	1 0 0	0 1 0
Inning Stats	R: 1 H: 1 E: 0 LOB: 0 K: 0 BB: 0 S: 9 P: 15	R: 0 H: 0 E: 0 LOB: 0 K: 1 BB: 0 S: 12 P: 18	R: 0 H: 0 E: 0 LOB: 0 K: 2 BB: 0 S: 12 P: 18	R: 0 H: 1 E: 0 LOB: 1 K: 1 BB: 0 S: 12 P: 17	R: 0 H: 0 E: 0 LOB: 0 K: 1 BB: 0 S: 7 P: 10	R: 0 H: 1 E: 0 LOB: 1 K: 0 BB: 0 S: 5 P: 8	R: 0 H: 1 E: 0 LOB: 1 K: 1 BB: 0 S: 7 P: 8	R: 0 H: 1 E: 0 LOB: 2 K: 0 BB: 1 S: 13 P: 21	R: 0 H: 1 E: 0 LOB: 1 K: 2 BB: 0 S: 13 P: 24	1B: 5 2B: 1 3B: 0 HR: 0	SF: 0 SAC: 0 DP: 0 HBP: 0			WP: 0 PB: 0 SB: 1 CS: 0	PA: 34		

PITCHER	IP	WLS	BF	H	R	ER	SO	BB	IBB	HBP	BLK	WP	HR	S	P	ERA	WHIP
Bret Saberhagen, R (1, 1) ERA: 3.15	7.2	W	29	5	1	1	6	1	0	0	0	0	0	76	114	1.17	0.783
Tom Gordon, R (8, 1) ERA: 3.64	0.1		1	0	0	0	0	0	0	0	0	0	0	1	1	0.00	0.000
Jeff Montgomery, R (9, 1) ERA: 3.04	1.0	S	4	1	0	0	2	0	0	0	0	0	0	13	24	0.00	1.000

PITCHER	IP	WLS	BF	H	R	ER	SO	BB	IBB	HBP	BLK	WP	HR	S	P	ERA	WHIP

BOTTOM

Kansas City Royals @ Minnesota Twins

Hubert H. Humphrey Metrodome, Minneapolis, MN

Tue Sep 17 1991, 8:05 PM EDT

Att. 22,067 - Dome - 70 F

livebaseballscorecards.com

AB	33
R	1
H	6
RBI	1
BB	1
SO	8
LOB	14

Batter	1	2	3	4	5	6	7	8	9	AB	R	H	RBI	BB	SO	LOB
Brian McRae, S (1, 8) OBP: 0.290, SLG: 0.364	S F B F B B F S 3-3 ① K		C X 0-1 ③ G4-3		X 0-0 ③ G1	B C F F F S 1-3 ③ K		B C B F C 2-3 ② K		5	0	0	0	0	3	3
Bobby Moore, R (8, 8)										0	0	0	0	0	0	0
Kurt Stillwell, S (1, 6) OBP: 0.317, SLG: 0.364	B X 1-0 ② G4-3			C B S X 1-2 CS 1B		X 0-0 SH1-3 1B 2B	C B B X 2-1 ① G3	B X 1-0 ③ F7		5	1	2	0	0	0	2
George Brett, L (1, 10) OBP: 0.324, SLG: 0.411	B F B F B F S 3-3 ③ K			S B X 1-1 ① 1-2 3B 2B	X 0-0 ① SH1-3 2-3	C B X 1-1 ② G3		B B C S B F X 3-2 G4-6-3 1B 1B		4	1	2	0	0	1	0
Stu Cole, R (9, PR) OBP: 0.600, SLG: 0.333										0	0	0	0	0	0	0
Danny Tartabull, R (1, 9) OBP: 0.394, SLG: 0.598	B F F S 1-3 ① K			S B B B F F B 4-2 3B BB	F F X 0-2 C S B B F B B 3B 3-H 1B		4-2 BB	F B B C X 2-2 G4-6-3 1-2 1B		2	2	1	1	2	1	0
Gary Thurman, R (7, PR) OBP: 0.313, SLG: 0.373										1	0	1	0	0	0	0
(7, 9)																
Jim Eisenreich, L (1, 7) OBP: 0.334, SLG: 0.385	X 0-0 ② G1-3			B C X 1-1 1-H 2-H E 3B	C B B X 2-1 ② L6	C B X 1-1 ③ G4-3		B B C X 2-1 ① ② G4-6-3 1-2f 2-3		5	1	1	2	0	0	4
Todd Benzinger, S (1, 3) OBP: 0.307, SLG: 0.353	B F X 1-1 ③ P6			C B C S 1-3 ② K 3-H	S B X 1-1 1-H 2B 3B			C C B X 1-2 F9 BB 1B 1B	B C B X 2-1 ③ P3	5	2	2	1	0	1	2
Bill Pecota, R (1, 5) OBP: 0.355, SLG: 0.405			C B X 1-1 ① G4-3	B X 1-0 ③ G5-3		B B F C B X 3-2 1B 1B 3-H 2B		B B B B 4-0 1B 1-2 BB		3	1	1	1	1	0	0
Sean Berry, R (9, 5) OBP: 0.150, SLG: 0.154										0	0	0	0	0	0	0
David Howard, S (1, 4) OBP: 0.269, SLG: 0.264			B C F B X 2-2 ② L8		X 0-0 ① G5-3	C B B X 2-1 1B E 2-3 1B		X 0-0 ① F9 2-3		4	1	1	0	0	0	2
Jorge Pedre, R (1, 2) OBP: 0.533, SLG: 0.667			B X 1-0 1B		S B S X 1-2 ② F7	C 1 SAFE S F F B B F F 2-2 X E9 1-H 3-H 1B		X 0-0 1-2 3-H 1B		3	1	2	1	0	0	0
Mike Macfarlane, R (8, PH) OBP: 0.326, SLG: 0.512										1	0	1	1	0	0	0
Tim Spehr, R (8, PR) OBP: 0.269, SLG: 0.246										0	0	0	0	0	0	0
(8, 2)																
Inning Stats	R: 0 E: 0 K: 2 S: 10 H: 0 LOB: 0 BB: 0 P: 17	R: 0 E: 0 K: 1 S: 6 H: 0 LOB: 0 BB: 0 P: 8	R: 0 E: 0 K: 0 S: 8 H: 1 LOB: 1 BB: 0 P: 12	R: 3 E: 1 K: 1 S: 14 H: 3 LOB: 0 BB: 1 P: 23	R: 0 E: 0 K: 0 S: 5 H: 0 LOB: 0 BB: 0 P: 6	R: 6 E: 1 K: 1 S: 26 H: 6 LOB: 0 BB: 0 P: 37	R: 0 E: 0 K: 0 S: 9 H: 0 LOB: 1 BB: 1 P: 17	R: 1 E: 0 K: 1 S: 9 H: 2 LOB: 2 BB: 1 P: 17	R: 0 E: 0 K: 0 S: 11 H: 2 LOB: 2 BB: 0 P: 20	1B: 9 2B: 3 3B: 2 HR: 0 SF: 0 SAC: 1 DP: 1 HBP: 0						

PITCHER		IP	WLS	BF	H	R	ER	SO	BB	IBB	HBP	BLK	WP	HR	S	P	ERA	WHIP
Scott Erickson, R ERA: 3.34	(1, 1)	5.2	L	25	8	7	6	4	1	0	0	0	0	0	55	84	9.53	1.588
Carl Willis, R ERA: 2.34	(6, 1)	0.1		3	2	2	0	1	0	0	0	0	0	0	14	19	0.00	6.000
Willie Banks, R ERA: 5.71	(7, 1)	3.0		14	4	1	1	1	2	0	0	0	0	0	29	54	3.00	2.000

PITCHER	IP	WLS	BF	H	R	ER	SO	BB	IBB	HBP	BLK	WP	HR	S	P	ERA	WHIP

TOP

Kansas City Royals @ Minnesota Twins

Hubert H. Humphrey Metrodome, Minneapolis, MN

Wed Sep 18 1991, 4:33 AM EDT

Att. 21,726 - Dome - 70 F

livebaseballscorecards.com

AB	38
R	10
H	14
RBI	7
BB	3
SO	6
LOB	13

WP: 0 PB: 0 SB: 0 CS: 1 PA: 42

BOTTOM

Batter	1	2	3	4	5	6	7	8	9	AB	R	H	RBI	BB	SO	LOB
Greg Gagne, R (1, 6) OBP: 0.303, SLG: 0.389	C X 0-1 ① G3			F X 0-1 ① G1-3	X 0-0 ② G4-3 2-3		C B B C B S 3-3 ③ K		F C X 0-2 1-3 2-H 2B	5	0	1	1	0	1	2
Chuck Knoblauch, R (1, 4) OBP: 0.351, SLG: 0.357	C B X 1-1 ② G6-3			X 0-0 S 1B	C X 0-1 ③ P5			B C F B B F B 4-2 BB	B B B B 4-0 BB	3	0	1	0	2	0	1
Kirby Puckett, R (1, 8) OBP: 0.351, SLG: 0.463	B X 1-0 ③ G1-3			B F F 1 SAFE F S 1-3 ② K		C B X 1-1 ① G4-3		X 0-0 ① F8	C X 0-1 ③ F8	5	0	0	0	0	1	5
Kent Hrbek, L (1, 3) OBP: 0.369, SLG: 0.451		X 0-0 ① F9		C B B B S X 3-2 ③ P5 1-2		B C C X 1-2 G3 1B		X 0-0 ② F8		4	0	1	0	0	0	2
Chili Davis, S (1, 10) OBP: 0.380, SLG: 0.508		B S B B C X 3-2 ② F7			F B F F B F F B B 4-2 BB HBP 1B BB	B X 1-0 ② G3 1-2		F B C B F S 2-3 ③ K		3	1	0	0	1	1	2
Shane Mack, R (1, 7) OBP: 0.364, SLG: 0.538		C X 0-1 ③ P4			H 1-0 BB 1B HBP 1-2	B F B B X 3-1 ③ F8			S F B X 1-2 ① G1-3	3	1	0	0	0	0	1
Gene Larkin, S (1, 9) OBP: 0.366, SLG: 0.370			X 0-0 G6-4-3 1B		B B B C B 4-1 1B G4-3 BB 1-2 2-3		C C B B F X 2-2 ① G3		X 0-0 2B 2B	3	2	2	0	1	0	0
Mike Pagliarulo, L (1, 5) OBP: 0.322, SLG: 0.387 Pedro Munoz, R (9, PH) OBP: 0.318, SLG: 0.455			B F X 1-1 ① P6		C B X 1-1 G4-3 G4-3 1B 1-3 2-H 3-H		B X 1-0 1B		S B S S F B F B X 3-2 ② L9	3	0	2	2	0	0	1
										1	0	0	0	0	0	1
Junior Ortiz, R (1, 2) OBP: 0.305, SLG: 0.278 Lenny Webster, R (7, 2) OBP: 0.462, SLG: 0.826			1 SAFE S F B B F F F F X 2-2 ② ③ G6-4-3 1-2f		F B F F B B F X 3-2 ① G4-3 1-2 3-H		C B B F C 2-3 ② K		B B B B 4-0 2B BB	2	0	0	1	0	0	2
										1	0	0	0	1	1	1
Inning Stats	R: 0 E: 0 K: 0 S: 5 H: 0 LOB: 0 BB: 0 P: 7	R: 0 E: 0 K: 0 S: 6 H: 0 LOB: 0 BB: 0 P: 9	R: 0 E: 0 K: 0 S: 9 H: 1 LOB: 0 BB: 0 P: 12	R: 0 E: 0 K: 1 S: 10 H: 1 LOB: 1 BB: 0 P: 14	R: 3 E: 0 K: 0 S: 15 H: 1 LOB: 1 BB: 2 P: 28	R: 0 E: 0 K: 0 S: 8 H: 1 LOB: 1 BB: 0 P: 14	R: 0 E: 0 K: 2 S: 11 H: 1 LOB: 1 BB: 0 P: 19	R: 0 E: 0 K: 1 S: 9 H: 0 LOB: 1 BB: 1 P: 15	R: 1 E: 0 K: 0 S: 14 H: 2 LOB: 3 BB: 2 P: 26	1B: 5 2B: 2 3B: 0 HR: 0 SF: 0 SAC: 0 DP: 1 HBP: 1						

PITCHER		IP	WLS	BF	H	R	ER	SO	BB	IBB	HBP	BLK	WP	HR	S	P	ERA	WHIP
Luis Aquino, R ERA: 3.08	(1, 1)	5.0	W	20	3	3	3	1	2	0	1	0	0	0	45	70	5.40	1.000
Tom Gordon, R ERA: 3.59	(6, 1)	2.0		8	2	0	0	2	0	0	0	0	0	0	19	33	0.00	1.000
Joel Johnston, R ERA:	(8, 1)	1.0		4	0	0	0	1	1	0	0	0	0	0	9	15	0.00	1.000
Mike Magnante, L ERA: 2.25	(9, 1)	1.0		7	2	1	1	0	2	0	0	0	0	0	14	26	9.00	4.000

PITCHER	IP	WLS	BF	H	R	ER	SO	BB	IBB	HBP	BLK	WP	HR	S	P	ERA	WHIP

Kansas City Royals @ Minnesota Twins

Hubert H. Humphrey Metrodome, Minneapolis, MN

Wed Sep 18 1991, 4:33 AM EDT

Att. 21,726 - Dome - 70 F

livebaseballscorecards.com

AB	33
R	4
H	7
RBI	4
BB	5
SO	4
LOB	18

WP: 0 PB: 0 SB: 1 CS: 0

PA: 39

Kansas City Royals @ Seattle Mariners

The Kingdome, Seattle, WA

Thu Sep 19 1991, 10:05 PM EDT

Att. 26,265 - Dome - 70 F

TOP

livebaseballscorecards.com

Batter	1	2	3	4	5	6	7	8	9	AB	R	H	RBI	BB	SO	LOB
Gary Thurman, R (1, 7) OBP: 0.319, SLG: 0.378	X 0-0 L4-3 1B			B B X 2-0 G3		B F C X 1-2 2B SF8 1B	C B B F B B 4-2 1-2 BB			3	1	2	0	0	0	0
Kirk Gibson, L (7, PH) OBP: 0.344, SLG: 0.406 (7, 7)										0	0	0	0	1	0	0
Brian McRae, S (1, 8) OBP: 0.290, SLG: 0.365	1 SAFE X 0-0 ① P2			C B B X 2-1 ② G6-3		F 1 SAFE 1 SAFE B 1 SAFE 1 SAFE B X 2-1 SF8 1-3 1B 2B	S S B B S 2-3 ③ K2-3			4	1	1	0	0	1	3
George Brett, L (1, 10) OBP: 0.324, SLG: 0.410	1 SAFE 1 SAFE 1 SAFE B 1 SAFE X 1-0 ②③ L4-3 1-2			C S B X 1-2 HR 1B		S B X 1-1 ① SF8 2-3 3-H		X 0-0 ① L7		3	1	1	1	0	0	1
Danny Tartabull, R (1, 9) OBP: 0.397, SLG: 0.606		B B B X 3-0 ① F9		C C F B X 1-2 1-H HR		F B F B X 2-2 3-H 1B		B B F C X 2-2 G1-6-3 1B		4	1	3	3	0	0	0
Todd Benzinger, S (1, 3) OBP: 0.304, SLG: 0.349		B C B X 2-1 ② F9		F B F B F X 2-2 ③ G6-3		B X 1-0 ② F7		B X 1-0 ②③ G1-6-3 1-2f		4	0	0	0	0	0	2
Bill Pecota, R (1, 5) OBP: 0.352, SLG: 0.401		B B B C X 3-1 ③ F8		B C B F X 2-2 ① G4-3		B C B 1 SAFE F F B F X 3-2 ③ F9			C B X 1-1 ① L8	4	0	0	0	0	0	1
Kurt Stillwell, S (1, 6) OBP: 0.313, SLG: 0.360			B X 1-0 ① F9	B F B X 2-1 ② G6-3			C B X 1-1 ① L3		B F C S 1-3 ② K	4	0	0	0	0	1	0
David Howard, S (1, 4) OBP: 0.267, SLG: 0.261			B F B F F X 2-2 ② F8	C S B C 1-3 ③ K			B B C S B X 3-2 FC4-6 1B		C B X 1-1 ③ G3	2	0	0	0	0	1	0
Terry Shumpert, R (6, 4) OBP: 0.293, SLG: 0.339										1	0	1	0	0	0	0
Jim Eisenreich, L (9, PH) OBP: 0.333, SLG: 0.383										1	0	0	0	0	0	0
Tim Spehr, R (1, 2) OBP: 0.275, SLG: 0.305			B S F S 1-3 ③ K2-3			X 0-0 HR	B B X 2-0 ② FC4-6 BB 1-2f			2	1	1	1	0	1	0
Dave Clark, L (7, PH)										1	0	0	0	0	0	1
Brent Mayne, L (7, 2) OBP: 0.300, SLG: 0.315										0	0	0	0	0	0	0

	AB	33
	R	5
	H	9
	RBI	5
	BB	1
	SO	4
	LOB	8

Inning Stats	1	2	3	4	5	6	7	8	9
	R: 0 E: 0 K: 0 S: 3 H: 1 LOB: 0 BB: 0 P: 4	R: 0 E: 0 K: 0 S: 5 H: 0 LOB: 0 BB: 0 P: 13	R: 0 E: 0 K: 1 S: 8 H: 0 LOB: 0 BB: 0 P: 12	R: 2 E: 0 K: 0 S: 14 H: 2 LOB: 0 BB: 0 P: 22	R: 0 E: 0 K: 1 S: 8 H: 0 LOB: 0 BB: 0 P: 13	R: 3 E: 0 K: 0 S: 16 H: 4 LOB: 1 BB: 0 P: 26	R: 0 E: 0 K: 1 S: 11 H: 1 LOB: 2 BB: 1 P: 23	R: 0 E: 0 K: 0 S: 5 H: 1 LOB: 0 BB: 0 P: 8	R: 0 E: 0 K: 1 S: 7 H: 0 LOB: 0 BB: 0 P: 10

	1B: 6	SF: 1	WP: 0	PA: 35
	2B: 2	SAC: 0	PB: 0	
	3B: 0	DP: 2	SB: 0	
	HR: 2	HBP: 0	CS: 0	

PITCHER		IP	WLS	BF	H	R	ER	SO	BB	IBB	HBP	BLK	WP	HR	S	P	ERA	WHIP
Bill Krueger, L ERA: 3.83	(1, 1)	5.1		22	7	5	5	2	0	0	0	0	0	2	49	81	8.44	1.312
Dave Burba, R ERA: 3.76	(6, 1)	1.2	W	7	1	0	0	1	1	0	0	0	0	0	16	32	0.00	1.200
Bill Swift, R ERA: 2.17	(8, 1)	2.0	S	6	1	0	0	1	0	0	0	0	0	0	12	18	0.00	0.500

PITCHER	IP	WLS	BF	H	R	ER	SO	BB	IBB	HBP	BLK	WP	HR	S	P	ERA	WHIP

BOTTOM

Kansas City Royals @ Seattle Mariners

The Kingdome, Seattle, WA

Thu Sep 19 1991, 10:05 PM EDT

Att. 26,265 - Dome - 70 F

livebaseballscorecards.com

Batter	1	2	3	4	5	6	7	8	9	AB	R	H	RBI	BB	SO	LOB
Edgar Martinez, R (1, 5) OBP: 0.411, SLG: 0.458 Jeff Schaefer, R (8, PR) OBP: 0.281, SLG: 0.336 (9, 5)	BBBB 4-0 F8 G4-3 BB		CCBX 1-2 WP 2B 1B	CBSC 1-3 K ③		BBBB 4-0 1-2 HR BB		BBBCCX 3-2 2B 2B 1B		3 2 2 0 2 1 0 0 1 0 0 0 0 0						
Harold Reynolds, S (1, 4) OBP: 0.335, SLG: 0.349	CIBX 1-2 ① G4-3 1-2		X 0-0 ① L7		CBBX 2-1 ① F8	BCFFBFC 2-3 ① K		B1 SAFE CB1 SAFE FFX 2-2 1-3 2B 2B		5 1 1 0 0 1 5						
Ken Griffey Jr., L (1, 8) OBP: 0.404, SLG: 0.543	BBBBB 4-0 BB		CSBX 1-2 ② P5 1-2		BX 1-0 1B	X 0-0 1-H 2-H 3-H HR		IIII 4-0 2B IBB		3 2 2 4 2 0 1						
Alvin Davis, L (1, 10) OBP: 0.306, SLG: 0.352	BX 1-0 ② F8 2-3		BX 1-0 BB 2-H 2B		BB1 SAFE BX 3-0 ② F8	BBFCBB 4-2 FC3-6 BB		BCFX 1-2 1-H 2-H 3-H 2B		4 0 2 4 1 0 3						
Tino Martinez, L (1, 3) OBP: 0.273, SLG: 0.276	B1 SAFE X 1-0 ③ P6		BBSBBB 4-1 BB BB		PCBCCS 2-3 ③ K2-3	BBX 2-0 FC3-6 1-2f		CSBFBBS 3-3 ① K		4 0 0 0 1 2 6						
Jay Buhner, R (1, 9) OBP: 0.335, SLG: 0.497		CSBBFS 2-3 ① K	BSBBCB 4-2 1-2 2-3 BB			BBX 3-1 1B 2B 1B 2-1 F8		X 0-0 1B		4 1 2 0 1 1 1						
Greg Briley, L (1, 7) OBP: 0.296, SLG: 0.320		CBFX 1-2 G6-3 1B	BCFBX 2-2 ③ P5			X 0-0 1-2 2B 1B	SCC 0-3 ① K	CBSX 1-2 ② F7		5 1 2 0 0 1 5						
Dave Valle, R (1, 2) OBP: 0.278, SLG: 0.291		1 SAFE BSPX 2-1 ② G6-3 1-2		CX 0-1 ① G5-3		BSX 1-1 1B 1-H 2-H HR 2B	CX 0-1 ② G5-3	BBCX 2-1 ③ F8		5 1 1 2 0 0 3						
Omar Vizquel, S (1, 6) OBP: 0.300, SLG: 0.296		BX 1-0 ③ G4-3		FFFBBS 2-3 ② K		X 0-0 BB HR 2-3 1B	BFBX 2-1 ③ G5-3			4 1 1 0 0 1 1						
Inning Stats	R: 0 E: 0 K: 0 S: 5 H: 0 LOB: 2 BB: 2 P: 16	R: 0 E: 0 K: 1 S: 11 H: 1 LOB: 1 BB: 0 P: 16	R: 1 E: 0 K: 0 S: 14 H: 2 LOB: 3 BB: 2 P: 27	R: 0 E: 0 K: 2 S: 9 H: 0 LOB: 0 BB: 0 P: 12	R: 0 E: 0 K: 1 S: 8 H: 1 LOB: 1 BB: 0 P: 15	R: 6 E: 0 K: 1 S: 17 H: 5 LOB: 1 BB: 2 P: 35	R: 0 E: 0 K: 1 S: 7 H: 0 LOB: 0 BB: 0 P: 9	R: 3 E: 0 K: 1 S: 20 H: 4 LOB: 2 BB: 1 P: 36		1B: 8 2B: 4 3B: 0 HR: 1	SF: 0 SAC: 0 DP: 0 HBP: 0		WP: 1 PB: 0 SB: 0 CS: 0	PA: 44		

	AB	37
	R	10
	H	13
	RBI	10
	BB	7
	SO	7
	LOB	25

PITCHER		IP	WLS	BF	H	R	ER	SO	BB	IBB	HBP	BLK	WP	HR	S	P	ERA	WHIP
Kevin Appier, R ERA: 3.38	(1, 1)	5.0		27	8	5	5	4	4	0	0	0	1	0	53	96	9.00	2.400
Tom Gordon, R ERA: 3.7	(6, 1)	0.1	L	3	1	2	2	1	1	0	0	0	0	1	6	12	54.00	6.000
Mike Magnante, L ERA: 2.17	(6, 1)	1.2		6	0	0	0	1	1	0	0	0	0	0	12	22	0.00	0.600
Storm Davis, R ERA: 4.94	(8, 1)	0.2		7	4	3	3	1	0	1	0	0	0	0	18	32	40.50	6.000
Steve Crawford, R ERA: 6.81	(8, 1)	0.1		1	0	0	0	0	0	0	0	0	0	0	2	4	0.00	0.000

PITCHER	IP	WLS	BF	H	R	ER	SO	BB	IBB	HBP	BLK	WP	HR	S	P	ERA	WHIP

Batter	1	2	3	4	5	6	7	8	9	AB	R	H	RBI	BB	SO	LOB
Kirk Gibson, L (1, 7) OBP: 0.345, SLG: 0.405	B B B C X 3-1 F7 ①		B B B 4-0 2B 2-3 BB			C B B X 2-1 G4-3 ①		X 0-0 1B		3	1	1	0	1	0	0
Gary Thurman, R (8, 7) OBP: 0.319, SLG: 0.378										0	0	0	0	0	0	0
Brian McRae, S (1, 8) OBP: 0.289, SLG: 0.366	B X 1-0 L7 ②		C X 0-1 1-H 3-H 2B			B X 1-0 F9 ②		F 1 SAFE B B X 2-1 F9 ③		4	0	1	2	0	0	1
George Brett, L (1, 10) OBP: 0.323, SLG: 0.411	B C B F B F F F X 3-2 F8 ③		B F S B X 2-2 L8 ③			X 0-0 G4-3 ③			B C S X 1-2 1B 2B	4	1	1	0	0	0	1
Danny Tartabull, R (1, 9) OBP: 0.396, SLG: 0.603		B C C B F B X 3-2 F8 ①		B B B C X 3-1 P2 ①			B S X 1-1 1B		B B X 2-0 F8 ①	4	0	1	0	0	0	1
Todd Benzinger, S (1, 3) OBP: 0.303, SLG: 0.348		C B X 1-1 G3 ②		C X 0-1 CS 1B			1 SAFE B C F 1 SAFE X 1-2 F8 ①		X 0-0 P4 ②	4	0	1	0	0	0	2
Bill Pecota, R (1, 5) OBP: 0.351, SLG: 0.399		B B S F S 2-3 K ③		C B X 1-1 P4 ②			C B X 1-1 P4 ②		B C F X 1-2 2-H 1B	4	0	1	1	0	1	2
Kurt Stillwell, S (1, 6) OBP: 0.310, SLG: 0.355			C X 0-1 G1-3 ①	B 1-0 CS 1-2 ③	B C X 1-1 F7 ①		C F B F X 1-2 L8 ③		X 0-0 G4-3 ③	4	0	0	0	0	0	2
Brent Mayne, L (1, 2) OBP: 0.301, SLG: 0.312			B B C B B 4-1 WP WP 2B BB		C B C X 1-2 G3-1 ②			X 0-0 G3-1 ①		2	1	0	0	1	0	0
Terry Shumpert, R (1, 4) OBP: 0.291, SLG: 0.336			1 SAFE 1 SAFE B C 1 SAFE B F B X 3-2 F7 ② 1-2		C X 0-1 F8 ③			B X 1-0 F8 ②		3	0	0	0	0	0	1
Inning Stats	R: 0 E: 0 K: 0 S: 9 H: 0 LOB: 0 BB: 0 P: 16	R: 0 E: 0 K: 1 S: 9 H: 0 LOB: 0 BB: 0 P: 15	R: 2 E: 0 K: 0 S: 11 H: 1 LOB: 1 BB: 2 P: 24	R: 0 E: 0 K: 0 S: 6 H: 1 LOB: 0 BB: 0 P: 11	R: 0 E: 0 K: 0 S: 7 H: 0 LOB: 0 BB: 0 P: 9	R: 0 E: 0 K: 0 S: 4 H: 0 LOB: 0 BB: 0 P: 7	R: 0 E: 0 K: 0 S: 11 H: 1 LOB: 1 BB: 0 P: 15	R: 0 E: 0 K: 0 S: 5 H: 1 LOB: 1 BB: 0 P: 8	R: 1 E: 0 K: 0 S: 9 H: 2 LOB: 1 BB: 0 P: 13	1B: 4 2B: 2 3B: 0 HR: 0 SF: 0 SAC: 0 DP: 0 HBP: 0						

PITCHER	IP	WLS	BF	H	R	ER	SO	BB	IBB	HBP	BLK	WP	HR	S	P	ERA	WHIP
Rich DeLucia, R (1, 1) ERA: 4.82	8.0	L	29	4	2	2	1	2	0	0	0	2	0	62	105	2.25	0.750
Gene Harris, R (9, 1) ERA: 6.14	1.0		5	2	1	1	0	0	0	0	0	0	0	9	13	9.00	2.000

PITCHER	IP	WLS	BF	H	R	ER	SO	BB	IBB	HBP	BLK	WP	HR	S	P	ERA	WHIP

TOP

Kansas City Royals @ Seattle Mariners

The Kingdome, Seattle, WA

Fri Sep 20 1991, 10:05 PM EDT

Att. 14,141 - Dome - 70 F

livebaseballscorecards.com

AB	32
R	3
H	6
RBI	3
BB	2
SO	1
LOB	10

1B: 4	SF: 0	WP: 2	PA: 35
2B: 2	SAC: 0	PB: 0	
3B: 0	DP: 0	SB: 0	
HR: 0	HBP: 0	CS: 1	

BOTTOM

Kansas City Royals @ Seattle Mariners

The Kingdome, Seattle, WA

Fri Sep 20 1991, 10:05 PM EDT

Att. 14,141 - Dome - 70 F

livebaseballscorecards.com

Batter	1	2	3	4	5	6	7	8	9	AB	R	H	RBI	BB	SO	LOB
Edgar Martinez, R (1, 5) OBP: 0.410, SLG: 0.455	C B B X 2-1 G5-3 ①		C B F F F B F B X 3-2 G5-4-3 ②③ 1-2f 2-3			B C X 1-1 F9 ②		C B B B B 4-1 BB BB		3	0	0	0	1	0	2
Harold Reynolds, S (1, 4) OBP: 0.335, SLG: 0.347	C B B X 2-1 G3 ②			B C X 1-1 G3 ①		X 0-0 L8 ③		B 1 SAFE B B C B 4-1 1-2 BB		3	0	0	0	1	0	0
Ken Griffey Jr., L (1, 8) OBP: 0.403, SLG: 0.541	B X 1-0 G3 ③			F C F X 0-2 L4-3 1B			B C F F X 1-2 L8 ①	B C F S 1-3 K ③		4	0	1	0	0	1	2
Alvin Davis, L (1, 10) OBP: 0.308, SLG: 0.350 Rich Amaral, R (9, PR)		B X 1-0 F9 ①		B 1 SAFE 1 SAFE B 1 SAFE C 1 SAFE X 2-1 L4-3 ②③ 1-2			B C B B B 4-1 1B BB		B B B C C B 4-2 G6-4-3 BB	2 0	0 0	0 0	0 0	2 0	0 0	1 0
Tino Martinez, L (1, 3) OBP: 0.275, SLG: 0.278 Alonzo Powell, R (7, PR) OBP: 0.248, SLG: 0.326 (8, 3) Scott Bradley, L (9, PH) OBP: 0.275, SLG: 0.237		C B B X 2-1 G4-3 ②			B X 1-0 F9 ①		C B B X 2-1 1-2 1B		B C B F B X 3-2 F7 ①	3 0 1	0 0 0	1 0 0	0 0 0	0 0 0	0 0 0	0 0 1
Jay Buhner, R (1, 9) OBP: 0.334, SLG: 0.493		B C C B S 2-3 K ③			B C B B B 4-1 G6-4-3 BB BB		B B X 2-0 P4 ②		S B B S X 2-2 1-2f G6-4-3 ②③	3	0	0	0	1	1	3
Greg Briley, L (1, 7) OBP: 0.296, SLG: 0.319			C C F X 0-2 G4-3 ①		B B B B 4-0 1-2 G6-4-3 BB		B F F B S 2-3 K ③			2	0	0	0	1	1	2
Dave Valle, R (1, 2) OBP: 0.279, SLG: 0.290 Dave Cochrane, S (8, PH) OBP: 0.275, SLG: 0.342 (9, 2)			B B B C B 4-1 G5-4-3 1B BB		B B X 2-0 1-2f 2-3 G6-4-3 ②③			B X 1-0 F7 ①		1 1	0 0	0 0	0 0	1 0	0 0	2 0
Omar Vizquel, S (1, 6) OBP: 0.301, SLG: 0.296			B C X 1-1 1-2 G5-4-3 1B			C B F X 1-2 G1-3 ①		B C B X 2-1 G3 ②		3	0	1	0	0	0	0
Inning Stats	R: 0 H: 0 E: 0 LOB: 0 K: 0 BB: 0 S: 5 P: 10	R: 0 H: 0 E: 0 LOB: 0 K: 1 BB: 0 S: 6 P: 11	R: 0 H: 1 E: 0 LOB: 1 K: 0 BB: 1 S: 13 P: 21	R: 0 H: 1 E: 0 LOB: 0 K: 0 BB: 0 S: 8 P: 11	R: 0 H: 0 E: 0 LOB: 1 K: 0 BB: 2 S: 3 P: 14	R: 0 H: 0 E: 0 LOB: 0 K: 0 BB: 0 S: 6 P: 8	R: 0 H: 1 E: 0 LOB: 2 K: 1 BB: 1 S: 11 P: 22	R: 0 H: 0 E: 0 LOB: 2 K: 1 BB: 2 S: 8 P: 20	R: 0 H: 0 E: 0 LOB: 1 K: 0 BB: 1 S: 8 P: 17	1B: 3 SF: 0 2B: 1 SAC: 0 3B: 0 DP: 4 HR: 0 HBP: 0						

	AB	26
	R	0
	H	3
	RBI	0
	BB	7
	SO	3
	LOB	13

WP: 0 PA: 33
PB: 0
SB: 0
CS: 0

PITCHER		IP	WLS	BF	H	R	ER	SO	BB	IBB	HBP	BLK	WP	HR	S	P	ERA	WHIP
Mike Boddicker, R ERA: 4.08	(1, 1)	6.0	W	20	2	0	0	1	3	0	0	0	0	0	41	75	0.00	0.833
Mike Magnante, L ERA: 2.16	(7, 1)	0.1		3	1	0	0	0	1	0	0	0	0	0	7	14	0.00	6.000
Joel Johnston, R ERA:	(7, 1)	0.2		2	0	0	0	1	0	0	0	0	0	0	4	8	0.00	0.000
Jeff Montgomery, R ERA: 2.96	(8, 1)	2.0	S	8	0	0	0	1	3	0	0	0	0	0	16	37	0.00	1.500

PITCHER	IP	WLS	BF	H	R	ER	SO	BB	IBB	HBP	BLK	WP	HR	S	P	ERA	WHIP

Batter	1	2	3	4	5	6	7	8	9	AB	R	H	RBI	BB	SO	LOB
Gary Thurman, R (1, 7) OBP: 0.320, SLG: 0.377	C S X 0-2 G1			F L B F B X 2-2 G1-3		B C X 1-1 FC3-6 1-2 1B		B B C X 2-1 FC3-6 FC6-4 1-2f		3	0	1	0	0	0	0
Jim Eisenreich, L (8, PH) OBP: 0.332, SLG: 0.382										1	0	0	0	0	0	1
(8, 9)																
Brian McRae, S (1, 8) OBP: 0.288, SLG: 0.364	B B F F X 2-2 G2-3			F X 0-1 P3		C F S 0-3 K		B X 1-0 FC6-4 1B 1-2f 1B		4	1	0	0	0	1	3
Bill Pecota, R (1, 5) OBP: 0.350, SLG: 0.397	C B B X 2-1 P4			B F F F B C 2-3 K		C F X 1-2 FC3-6 1-2f 2-3		B 1 SAFE C 1 SAFE F X 1-2 1B 1-2 1B		4	0	1	0	0	1	2
(8, 4)																
Danny Tartabull, R (1, 9) OBP: 0.395, SLG: 0.603		B B B C S S 3-3 K			B C C F F F B B F 3-2 F F X 1B G1-2-3 2B	X 0-0 F8		X 0-0 FC5-4 1-3 2-H 1B		3	0	1	0	0	1	2
George Brett, L (8, PH) OBP: 0.324, SLG: 0.413										1	0	1	1	0	0	0
Bobby Moore, R (8, PR)										0	0	0	0	0	0	0
(8, 7)																
Todd Benzinger, S (1, 3) OBP: 0.305, SLG: 0.350		F B B C F B X 3-2 G6-4-3 1B			B B X 2-0 G1-2-3 HBP 2-3 1B		B B F F S 2-3 K	C X 0-1 FC5-4 1-2f		4	0	2	0	0	1	2
Mike Macfarlane, R (1, 10) OBP: 0.325, SLG: 0.506	X 0-0 G6-4-3 1-2f				B B S S S B H 4-2 G1-2-3 1-2 HBP		C X 0-1 L8		F S S 0-3 K	3	0	0	0	0	1	1
Kurt Stillwell, S (1, 6) OBP: 0.309, SLG: 0.354		B F F B F X 2-2 P4			B F F F F X 1-2 G1-2-3 1-2 2-3 3-Hf		C X 0-1 1B		B B C X 2-1 G4-1	4	0	1	0	0	0	3
Tim Spehr, R (1, 2) OBP: 0.282, SLG: 0.311		F B X 1-1 1B			X 0-0 G6-3		B B S S S 2-3 K		C B S C 1-3 K	2	0	1	0	0	0	2
Kirk Gibson, L (7, PH) OBP: 0.345, SLG: 0.404										1	0	0	0	0	1	1
Brent Mayne, L (7, 2) OBP: 0.300, SLG: 0.311										1	0	0	0	0	1	0
Terry Shumpert, R (1, 4) OBP: 0.292, SLG: 0.335		C X 0-1 G1-6-4-3 1-2f				B B B B 4-0 FC3-6 1B BB		B F F B B F F F X 3-2 FC3-6 1B		1	0	0	0	1	0	1
Kevin Seitzer, R (8, PH) OBP: 0.347, SLG: 0.343										1	0	1	0	0	0	0
Sean Berry, R (8, PR) OBP: 0.150, SLG: 0.154										0	0	0	0	0	0	0
(8, 5)																
Inning Stats	R: 0 E: 0 K: 0 S: 8 H: 0 LOB: 0 BB: 0 P: 12	R: 0 E: 0 K: 1 S: 8 H: 1 LOB: 0 BB: 0 P: 14	R: 0 E: 0 K: 0 S: 7 H: 1 LOB: 0 BB: 0 P: 10	R: 0 E: 0 K: 1 S: 9 H: 0 LOB: 0 BB: 0 P: 13	R: 0 E: 0 K: 0 S: 17 H: 2 LOB: 2 BB: 0 P: 27	R: 0 E: 0 K: 1 S: 9 H: 1 LOB: 2 BB: 1 P: 15	R: 0 E: 0 K: 2 S: 11 H: 1 LOB: 1 BB: 0 P: 15	R: 1 E: 0 K: 0 S: 15 H: 3 LOB: 2 BB: 0 P: 22	R: 0 E: 0 K: 2 S: 8 H: 0 LOB: 0 BB: 0 P: 11	1B: 8 2B: 1 3B: 0 HR: 0	SF: 0 SAC: 0 DP: 3 HBP: 1						

PITCHER		IP	WLS	BF	H	R	ER	SO	BB	IBB	HBP	BLK	WP	HR	S	P	ERA	WHIP
Dave Fleming, L ERA: 3.27	(1, 1)	5.0	W	19	5	0	0	2	1	0	1	0	0	0	51	83	0.00	1.200
Michael Jackson, R ERA: 3.35	(6, 1)	2.0		8	2	1	1	3	0	0	0	0	0	0	24	32	4.50	1.000
Russ Swan, L ERA: 3.68	(8, 1)	0.1		1	0	0	0	0	0	0	0	0	0	0	2	4	0.00	0.000
Bill Swift, R ERA: 2.15	(8, 1)	0.2		4	2	0	0	0	0	0	0	0	0	0	7	9	0.00	3.000
Mike Schooler, R ERA: 2.79	(9, 1)	1.0	S	3	0	0	0	2	0	0	0	0	0	0	8	11	0.00	0.000

PITCHER	IP	WLS	BF	H	R	ER	SO	BB	IBB	HBP	BLK	WP	HR	S	P	ERA	WHIP

TOP

Kansas City Royals @ Seattle Mariners

The Kingdome, Seattle, WA

Sat Sep 21 1991, 10:05 PM EDT

Att. 14,393 - Dome - 70 F

livebaseballscorecards.com

AB	33
R	1
H	9
RBI	1
BB	1
SO	7
LOB	18

WP: 0 PB: 0 SB: 0 CS: 0 PA: 35

BOTTOM

Kansas City Royals @ Seattle Mariners

The Kingdome, Seattle, WA

Sat Sep 21 1991, 10:05 PM EDT

Att. 14,393 - Dome - 70 F

livebaseballscorecards.com

Batter	1	2	3	4	5	6	7	8	9	AB	R	H	RBI	BB	SO	LOB
Edgar Martinez, R (1, 5) OBP: 0.411, SLG: 0.462	B C B X 2-1 G6-3 ①	B C B X 2-1 HR		C B X 1-1 CS 2B 1B 1-2		B 1 SAFE B B B 4-0 BB 1-2		C B C X 1-2 G5-3 ③		4	2	2	1	1	0	1
Harold Reynolds, S (1, 4) OBP: 0.337, SLG: 0.351	B C B X 2-1 S 1B 1B	B C B B B 4-1 1B BB		B L S B X 2-2 ① 1-H 2-3 2B		B X 1-0 P6 ②				3	1	2	1	1	0	2
Ken Griffey Jr., L (1, 8) OBP: 0.404, SLG: 0.541	B X 1-0 1B 1B 1-H 1B	1 SAFE P 1 SAFE 1 SAFE B 1 SAFE X 2-0 1-3 1B		B C C C F C 1-3 ②		C F F B S 1-3 ③				4	1	2	1	0	2	3
Pete O'Brien, L (1, 7) OBP: 0.306, SLG: 0.391 Jay Buhner, R (7, 9) OBP: 0.333, SLG: 0.492	1 SAFE 1 SAFE C B 1 SAFE 1 SAFE X 1-1 FC5 1B 1-2 1B	B B B C X 3-1 F8 ③		C C C 0-3 ③			B B C C F S 2-3 ①			3	0	1	0	0	1	3
										1	0	0	0	0	1	0
Alvin Davis, L (1, 10) OBP: 0.305, SLG: 0.347	B C F S 1-3 K ②		C B B B C C 3-3 K ①		B C B B B C 3-3 K ①		B C F F F S 1-3 K ②			4	0	0	0	0	4	2
Greg Briley, L (1, 9) OBP: 0.298, SLG: 0.319 (7, 7)	B B X 2-0 1B 1-2 2-H		B B F B B 4-1 S BB		B X 1-0 L7 ②		B B B C X 3-1 L7 ③			3	0	1	1	1	0	0
Tino Martinez, L (1, 3) OBP: 0.274, SLG: 0.277	X 0-0 FC5 ③ 2-3f		B B X 2-0 P8 ② 1-2		B B X 2-0 F8 ③			B F X 1-1 SH1-4 1B		4	0	1	0	0	0	3
Omar Vizquel, S (1, 6) OBP: 0.301, SLG: 0.297		L X 0-1 F9 ①	S S B S S 1-3 K ③			C B C B X 2-2 BB 1B		L X 0-1 SH1-4 ① 1-2		3	0	1	0	0	1	1
Dave Valle, R (1, 2) OBP: 0.279, SLG: 0.290		B B C C B X 3-2 G6-3 ②		C B F X 1-2 CS 1B		L F B B S 2-3 K ①		B C S X 1-2 G5-3 ②		4	0	1	0	0	1	2
Inning Stats	R: 2 E: 0 K: 1 S: 12 H: 4 LOB: 2 BB: 0 P: 21	R: 1 E: 0 K: 0 S: 12 H: 2 LOB: 2 BB: 1 P: 25	R: 0 E: 0 K: 2 S: 8 H: 0 LOB: 1 BB: 1 P: 18	R: 1 E: 0 K: 2 S: 15 H: 3 LOB: 1 BB: 0 P: 20	R: 0 E: 0 K: 1 S: 5 H: 0 LOB: 0 BB: 0 P: 11	R: 0 E: 0 K: 2 S: 11 H: 1 LOB: 2 BB: 1 P: 21	R: 0 E: 0 K: 2 S: 11 H: 0 LOB: 0 BB: 0 P: 17	R: 0 E: 0 K: 0 S: 10 H: 1 LOB: 1 BB: 0 P: 13		1B: 9 2B: 1 3B: 0 HR: 1 SF: 0 SAC: 1 DP: 0 HBP: 0						

	AB	33
	R	4
	H	11
	RBI	4
	BB	3
	SO	10
	LOB	17

WP: 0 PB: 0 SB: 2 CS: 2 PA: 37

PITCHER		IP	WLS	BF	H	R	ER	SO	BB	IBB	HBP	BLK	WP	HR	S	P	ERA	WHIP
Mark Gubicza, R ERA: 5.82	(1, 1)	3.1	L	20	9	4	4	3	2	0	0	0	0	1	40	76	10.80	3.300
Mark Davis, L ERA: 4.76	(4, 1)	3.2		13	1	0	0	7	1	0	0	0	0	0	34	57	0.00	0.545
Steve Crawford, R ERA: 6.64	(8, 1)	1.0		4	1	0	0	0	0	0	0	0	0	0	10	13	0.00	1.000

PITCHER	IP	WLS	BF	H	R	ER	SO	BB	IBB	HBP	BLK	WP	HR	S	P	ERA	WHIP

Batter	1	2	3	4	5	6	7	8	9	AB	R	H	RBI	BB	SO	LOB
Gary Thurman, R (1, 9) OBP: 0.329, SLG: 0.383	X 0-0 ① P3		B C F B F B B 4-2 2B BB		C B X 1-1 S 1B			X 0-0 G4-6-3 1B		3	1	2	0	1	0	0
Kirk Gibson, L (1, 7) OBP: 0.344, SLG: 0.405 Brian McRae, S (8, 8) OBP: 0.288, SLG: 0.364	C M B B S 2-3 K G4-6-3		1 SAFE 1 SAFE B X 1-0 1-H 1B 2B		B B 1 SAFE C F B C 3-3 ③ K 1-2			B B X 2-0 ① P6		4 0	1 0	1 0	1 0	0 0	2 0	2 0
Todd Benzinger, S (1, 3) OBP: 0.304, SLG: 0.349	X 0-0 ② ③ G4-6-3 1-2f		B C X 1-1 2-H 1B			F X 0-1 ① G3		1 SAFE B B F X 2-1 ② ③ G4-6-3 1-2f		4	0	1	1	0	0	2
George Brett, L (1, 10) OBP: 0.322, SLG: 0.409		B B B C X 3-1 ① G6-3	F X 0-1 ③ G6-3			F B F B X 2-2 ② G1-3			C B B S S 2-3 ① K	4	0	0	0	0	1	1
Jim Eisenreich, L (1, 8) OBP: 0.334, SLG: 0.387 (8, 7)		B X 1-0 G4-3 1B		B X 1-0 G3-1 F7-2 2B		B C B C X 2-2 ③ P6			X 0-0 ② G4-3	4	0	2	0	0	0	0
Bill Pecota, R (1, 5) OBP: 0.349, SLG: 0.396		B X 1-0 ② G4-3 1-2		B C B C B X 3-2 ① G3-1 2-3			B X 1-0 S 1B		B B X 2-0 ③ G6-3	4	0	1	0	0	0	2
Kurt Stillwell, S (1, 6) OBP: 0.306, SLG: 0.351		F B B F X 2-2 ③ F8		P C F X 1-2 ② ③ F7-2 3-H			1 SAFE X 0-0 ① F8			3	0	0	0	0	0	3
Brent Mayne, L (1, 2) OBP: 0.296, SLG: 0.306			B X 1-0 ① G4-3		B B X 2-0 ① G5-3		F C C 0-3 ② K			3	0	0	0	0	1	1
Terry Shumpert, R (1, 4) OBP: 0.290, SLG: 0.332			C B X 1-1 ② G3		B C F B C 2-3 ② K		B F C B S 2-3 ③ K 1-2			3	0	0	0	0	2	1
Inning Stats	R: 0 H: 0 E: 0 LOB: 0 K: 1 BB: 0 S: 5 P: 7	R: 0 H: 1 E: 0 LOB: 1 K: 0 BB: 0 S: 7 P: 14	R: 2 H: 2 E: 0 LOB: 1 K: 0 BB: 1 S: 11 P: 19	R: 0 H: 1 E: 0 LOB: 0 K: 0 BB: 0 S: 8 P: 12	R: 0 H: 1 E: 0 LOB: 1 K: 2 BB: 0 S: 9 P: 17	R: 0 H: 0 E: 0 LOB: 0 K: 0 BB: 0 S: 8 P: 12	R: 0 H: 1 E: 0 LOB: 1 K: 2 BB: 0 S: 8 P: 11	R: 0 H: 1 E: 0 LOB: 0 K: 0 BB: 0 S: 4 P: 8	R: 0 H: 0 E: 0 LOB: 0 K: 1 BB: 0 S: 5 P: 9	1B: 5 SF: 0 2B: 3 SAC: 0 3B: 0 DP: 3 HR: 0 HBP: 0						WP: 1 PA: 33 PB: 0 SB: 2 CS: 0

TOP

Kansas City Royals @ Seattle Mariners

The Kingdome, Seattle, WA

Sun Sep 22 1991, 6:33 AM EDT

Att. 14,116 - Dome - 70 F

livebaseballscorecards.com

AB	32
R	2
H	7
RBI	2
BB	1
SO	6
LOB	12

PITCHER		IP	WLS	BF	H	R	ER	SO	BB	IBB	HBP	BLK	WP	HR	S	P	ERA	WHIP
Brian Holman, R ERA: 3.69	(1, 1)	7.0	L	28	7	2	2	5	1	0	0	0	1	0	57	93	2.57	1.143
Russ Swan, L ERA: 3.6	(8, 1)	1.2		4	0	0	0	1	0	0	0	0	0	0	7	13	0.00	0.000
Calvin Jones, R ERA: 2.41	(9, 1)	0.1		1	0	0	0	0	0	0	0	0	0	0	1	3	0.00	0.000

PITCHER	IP	WLS	BF	H	R	ER	SO	BB	IBB	HBP	BLK	WP	HR	S	P	ERA	WHIP

Batter	1	2	3	4	5	6	7	8	9	AB	R	H	RBI	BB	SO	LOB
Edgar Martinez, R (1, 5) OBP: 0.412, SLG: 0.461	B C F B F F F F B 4-2 B BB		X 0-0 ③ F8			B C X 1-1 ② G5-3			C F B B F X 2-2 SH1-4 1B	3	0	1	0	1	0	0
Rich Amaral, R (9, PR)										0	0	0	0	0	0	0
Harold Reynolds, S (1, 4) OBP: 0.336, SLG: 0.349	F 1 SAFE C F C 0-3 ①			C C S 0-3 ①		C S S 0-3 ③			X 0-0 ① SH1-4 1-2	3	0	0	0	0	3	1
Ken Griffey Jr., L (1, 8) OBP: 0.401, SLG: 0.536	X 0-0 ② F9			F B C S 1-3 ②			S X 0-1 ① G6-3		B S S S 1-3 ②	4	0	0	0	0	2	3
Pete O'Brien, L (1, 7) OBP: 0.305, SLG: 0.395	C B S B 1 SAFE F S 2-3 ③			C B B F C 2-3 ③			F B X 1-1 HR		X 0-0 ③ F8	4	1	1	1	0	2	3
Alvin Davis, L (1, 10) OBP: 0.303, SLG: 0.344		B C B X 2-1 ① F8			C C F S 0-3 ① K		F X 0-1 ② P5			3	0	0	0	0	1	0
Greg Briley, L (1, 9) OBP: 0.298, SLG: 0.319		X 0-0 ② F9			C C B B B X 3-2 1B		B C F B X 2-2 ③ G4-3			3	0	1	0	0	0	0
Tino Martinez, L (1, 3) OBP: 0.265, SLG: 0.267		C X 0-1 ③ G3			S B 1 SAFE X 1-1 ② F7			B B C B C S 3-3 ① K		3	0	0	0	0	1	1
Omar Vizquel, S (1, 6) OBP: 0.300, SLG: 0.295			C B C B X 2-2 ① F9		B X 1-0 ③ F9			F B F S 1-3 ② K		2	0	0	0	0	0	1
Dave Cochrane, S (8, PH) OBP: 0.273, SLG: 0.340										1	0	0	0	0	1	0
Jeff Schaefer, R (9, 6) OBP: 0.281, SLG: 0.336										0	0	0	0	0	0	0
Dave Valle, R (1, 2) OBP: 0.277, SLG: 0.288			B B F F X 2-2 ② G6-3			F C B S 1-3 ① K		S X 0-1 ③ G4-3		2	0	0	0	0	1	0
Scott Bradley, L (8, PH) OBP: 0.274, SLG: 0.235										1	0	0	0	0	0	0
(9, 2)																
Inning Stats	R: 0 E: 0 K: 2 S: 15 H: 0 LOB: 1 BB: 1 P: 21	R: 0 E: 0 K: 0 S: 5 H: 0 LOB: 0 BB: 0 P: 7	R: 0 E: 0 K: 0 S: 7 H: 0 LOB: 0 BB: 0 P: 11	R: 0 E: 0 K: 3 S: 9 H: 0 LOB: 0 BB: 0 P: 12	R: 0 E: 0 K: 1 S: 10 H: 1 LOB: 1 BB: 0 P: 15	R: 0 E: 0 K: 2 S: 8 H: 0 LOB: 0 BB: 0 P: 10	R: 1 E: 0 K: 0 S: 9 H: 1 LOB: 0 BB: 0 P: 12	R: 0 E: 0 K: 2 S: 8 H: 0 LOB: 0 BB: 0 P: 12	R: 0 E: 0 K: 1 S: 9 H: 1 LOB: 2 BB: 0 P: 12	1B: 2 2B: 0 3B: 0 HR: 1	SF: 0 SAC: 1 DP: 0 HBP: 0						

PITCHER	IP	WLS	BF	H	R	ER	SO	BB	IBB	HBP	BLK	WP	HR	S	P	ERA	WHIP
Bret Saberhagen, R (1, 1) ERA: 3.05	9.0	W	31	3	1	1	11	1	0	0	0	0	1	80	112	1.00	0.444

PITCHER	IP	WLS	BF	H	R	ER	SO	BB	IBB	HBP	BLK	WP	HR	S	P	ERA	WHIP

BOTTOM

Kansas City Royals @ Seattle Mariners

The Kingdome, Seattle, WA

Sun Sep 22 1991, 6:33 AM EDT
Att. 14,116 - Dome - 70 F

livebaseballscorecards.com

AB	29
R	1
H	3
RBI	1
BB	1
SO	11
LOB	9

1B: 2	SF: 0	WP: 0	PA: 31
2B: 0	SAC: 1	PB: 0	
3B: 0	DP: 0	SB: 0	
HR: 1	HBP: 0	CS: 0	

Batter	1	2	3	4	5	6	7	8	9	AB	R	H	RBI	BB	SO	LOB
Kirk Gibson, L (1, 7) OBP: 0.343, SLG: 0.407	C X 0-1 1B 1B 2B		S C B B S 2-3 ② K	X 0-0 ② SF8 2-3 3-H		B F B B C C 3-3 ② K		L X 0-1 ① SH1-3 1-2 2-3		3	1	1	1	0	2	1
Kurt Stillwell, S (1, 6) OBP: 0.310, SLG: 0.355	X 0-0 1B 2-3 1B		C X 0-1 FC5 1B 1B	X 0-0 ③ FC6 1-2f		B F X 1-1 FC6-4 1-H 1B		S B C B B X 3-2 ② G3 3-H		5	0	3	2	0	0	4
George Brett, L (1, 10) OBP: 0.325, SLG: 0.411	B C X 1-1 G6-3 1-3 3-H 1B		C X 0-1 FC5 1-2 1B		B B X 2-0 G4-6-3 WP 1B 1B	C X 0-1 ③ FC6-4 1-2f		B B C C X 2-2 ③ G4-3		5	1	3	1	0	0	3
Danny Tartabull, R (1, 9) OBP: 0.393, SLG: 0.598	B C B F S 2-3 ① K		C B B X 2-1 ③ FC5 1-2 2-3f		S B B B B 4-1 G4-6-3 1-2 BB		B B S C X 2-2 ① F7		S S F F B F F B X 2-2 ① G3-1	4	0	0	0	1	1	4
Jim Eisenreich, L (1, 8) OBP: 0.335, SLG: 0.390	B B C 1 SAFE B X 3-1 ②③ G6-3 1-2f			X 0-0 1B 2B	C F X 0-2 ①② G4-6-3 1-2f 2-3		B B X 2-0 1B		S F F B B S 2-3 ② K	5	1	2	0	0	1	4
Todd Benzinger, S (1, 3) OBP: 0.306, SLG: 0.349		C F F X 0-2 ① G3	X 0-0 1B 1B SF8 2-H 1B	B C B X 2-1 3-H 1B		B X 1-0 ② L9		F B X 1-1 ③ F8		5	1	2	2	0	0	1
Bill Pecota, R (1, 5) (8, 4) OBP: 0.345, SLG: 0.391		X 0-0 ② G4-3	F S F B F X 1-2 ① F9	B B C B C X 3-2 ③ L8		C B X 1-1 ③ G5-3				4	0	0	0	0	0	3
Brent Mayne, L (1, 2) OBP: 0.305, SLG: 0.313 Kevin Seitzer, R (8, PH) OBP: 0.350, SLG: 0.346 Sean Berry, R (8, PR) OBP: 0.150, SLG: 0.154 (8, 5)		B B B C F B 4-2 CS BB	1 SAFE C X 0-1 SF8 1B 1-2 1B			M B F B X 2-2 WP 1B 1B		B X 1-0 SH1-3 1B G3 1B		2	1	2	0	1	0	0
										1	0	1	0	0	0	0
										0	1	0	0	0	0	0
David Howard, S (1, 4) OBP: 0.268, SLG: 0.262 Mike Macfarlane, R (8, PH) OBP: 0.327, SLG: 0.508 Bobby Moore, R (8, PR) Tim Spehr, R (8, 2) OBP: 0.282, SLG: 0.311		B F S B B B 3-2 ③ CS 1-2	B F S B B X 3-2 ① F8	X 0-0 FC6 1-2 2-3 1B		C C S 0-3 ① K		C B B S Z F X 2-2 SH1-3 1-2 1B		3	0	1	0	0	1	1
										1	0	1	0	0	0	0
										0	0	0	0	0	0	0
										0	0	0	0	0	0	0

TOP

Kansas City Royals @ Oakland Athletics

Oakland-Alameda County Coliseum, Oakland, CA

Mon Sep 23 1991, 7:05 PM PDT
Att. 29,255 - Sunny - 67 F

livebaseballscorecards.com

AB	38
R	6
H	16
RBI	6
BB	2
SO	5
LOB	21

Inning Stats	1	2	3	4	5	6	7	8	9
	R: 1 E: 0 K: 1 S: 10	R: 0 E: 0 K: 0 S: 9	R: 0 E: 0 K: 1 S: 12	R: 2 E: 0 K: 0 S: 12	R: 1 E: 0 K: 0 S: 10	R: 1 E: 0 K: 2 S: 13	R: 0 E: 0 K: 0 S: 7	R: 1 E: 0 K: 0 S: 13	R: 0 E: 0 K: 1 S: 13
	H: 3 LOB: 1 BB: 0 P: 16	H: 0 LOB: 0 BB: 1 P: 16	H: 2 LOB: 2 BB: 0 P: 19	H: 4 LOB: 2 BB: 0 P: 13	H: 2 LOB: 1 BB: 1 P: 21	H: 2 LOB: 1 BB: 0 P: 19	H: 1 LOB: 1 BB: 0 P: 13	H: 2 LOB: 2 BB: 0 P: 21	H: 0 LOB: 0 BB: 0 P: 18

1B: 14	SF: 1	WP: 2
2B: 2	SAC: 1	PB: 0
3B: 0	DP: 2	SB: 0
HR: 0	HBP: 0	CS: 1

PA: 43

PITCHER		IP	WLS	BF	H	R	ER	SO	BB	IBB	HBP	BLK	WP	HR	S	P	ERA	WHIP
Dave Stewart, R ERA: 5.3	(1, 1)	5.0		25	11	4	4	2	2	0	0	0	1	0	53	85	7.20	2.600
Joe Klink, L ERA: 3.95	(6, 1)	1.0	W	5	2	1	1	2	0	0	0	0	1	0	13	19	9.00	2.000
Eric Show, R ERA: 5.72	(7, 1)	0.1		1	0	0	0	0	0	0	0	0	0	0	3	5	0.00	0.000
Rick Honeycutt, L ERA: 3.6	(7, 1)	1.0		6	3	1	1	0	0	0	0	0	0	0	11	18	9.00	3.000
Dennis Eckersley, R ERA: 2.76	(8, 1)	1.2	S	5	0	0	0	1	0	0	0	0	0	0	19	29	0.00	0.000

PITCHER	IP	WLS	BF	H	R	ER	SO	BB	IBB	HBP	BLK	WP	HR	S	P	ERA	WHIP

BOTTOM

Kansas City Royals @ Oakland Athletics

Oakland-Alameda County Coliseum, Oakland, CA

Mon Sep 23 1991, 7:05 PM PDT

Att. 29,255 - Sunny - 67 F

livebaseballscorecards.com

Batter	1	2	3	4	5	6	7	8	9	AB	R	H	RBI	BB	SO	LOB
Rickey Henderson, R (1, 7) OBP: 0.394, SLG: 0.385	B C B X 2-1 1B 2B	B B B C B 4-1 BB			C X 0-1 1B 1B	B B B 4-0 BB 1B 1-2 2-3 BB	C F B B F X 2-2 ③ G5-3 1-2			3	2	2	0	2	0	2
Willie Wilson, S (1, 8) OBP: 0.292, SLG: 0.315	B 2 SAFE B X 2-0 1B 2B 1B	B 1 SAFE C B 1 SAFE C 1 SAFE X 2-2 ③ G4-3			C B F 1 SAFE 1 SAFE B F X 2-2 ① P6	S B C F S 1-3 ② K		C F F B F C 1-3 ① K		5	1	1	0	0	2	5
Terry Steinbach, R (1, 2) OBP: 0.318, SLG: 0.397	B 1 SAFE C X 1-1 ① F7		S F F C 0-3 ① K		1 SAFE X 0-0 ② F9	B S B B B 4-1 1B 1-2 2-3 3-H BB		B F B S T X 2-2 ② G5-3		4	0	0	1	1	1	3
Harold Baines, L (1, 10) OBP: 0.377, SLG: 0.479	X 0-0 2B G4-3 1-3 2-H 1B		F B X 1-1 ② P6		1 SAFE 1 SAFE X 0-0 1-3 1B	S X 0-1 1-2 2-H 3-H 1B		X 0-0 BB 1B		5	1	4	3	0	0	0
Mark McGwire, R (1, 3) OBP: 0.334, SLG: 0.377	X 0-0 G4-3 1-3 3-H 2B		B B B C B 4-1 BB		B X 1-0 G4-3	C F B S 1-3 ③ K		B B B C B 4-1 1-2 BB		3	0	1	1	2	1	4
Dann Howitt, L (1, 9) OBP: 0.219, SLG: 0.323	X 0-0 ② G4-3 2-3 3-H		C B S F B S 2-3 ③ K			F B B F B B 4-2 FC5-4 BB	X 0-0 ① F8	B S X 1-1 ③ L6		4	0	0	1	1	1	4
Brook Jacoby, R (1, 5) OBP: 0.276, SLG: 0.315	C B X 1-1 ③ F8	X 0-0 ① F8			F X 0-1 ① FC5-4 BB 1B 1-2f	B B B C B 4-1 F8 E BB				3	1	0	0	1	0	2
Mike Gallego, R (1, 4) OBP: 0.334, SLG: 0.359 (7, 6)		X 0-0 ① G1-3		B B C B X 3-1 G6-3 1B	B 1 SAFE B B B 4-0 BB 1B 1-2 BB	1 SAFE B F B 1 SAFE B F X 3-2 E6 S 1-2				3	1	1	0	1	0	1
Mike Bordick, R (1, 6) OBP: 0.268, SLG: 0.255 Ernest Riles, L (6, PH) OBP: 0.287, SLG: 0.302 Scott Brosius, R (6, PR) OBP: 0.254, SLG: 0.383 (7, 4) Jamie Quirk, L (7, PH) OBP: 0.321, SLG: 0.297 Lance Blankenship, R (8, 4) OBP: 0.325, SLG: 0.319		B B F X 2-1 ② F8		1 SAFE F X 0-1 ②③ G6-3 1-2f	B C X 1-1 BB BB 1B 1-2 2-H 1B	C B X 1-1 ② F8 2-3				2 1 0 1 0	0 0 1 0 0	0 1 0 0 0	0 0 0 0 0	0 0 0 0 0	0 0 0 0 0	1 0 0 2 0

	AB	34
	R	7
	H	10
	RBI	7
	BB	8
	SO	5
	LOB	24

Inning Stats	1	2	3	4	5	6	7	8	9
	R: 3 E: 0 K: 0 S: 10 H: 4 LOB: 1 BB: 0 P: 16	R: 0 E: 0 K: 0 S: 7 H: 0 LOB: 1 BB: 1 P: 15	R: 0 E: 0 K: 2 S: 11 H: 0 LOB: 1 BB: 1 P: 18	R: 0 E: 0 K: 0 S: 5 H: 1 LOB: 0 BB: 0 P: 8	R: 0 E: 0 K: 0 S: 9 H: 2 LOB: 2 BB: 0 P: 12	R: 4 E: 0 K: 2 S: 16 H: 2 LOB: 2 BB: 4 P: 35	R: 0 E: 1 K: 0 S: 11 H: 0 LOB: 2 BB: 1 P: 21	R: 0 E: 0 K: 1 S: 14 H: 1 LOB: 2 BB: 1 P: 22	

	1B: 8	SF: 0	WP: 0	PA: 42
	2B: 2	SAC: 0	PB: 0	
	3B: 0	DP: 1	SB: 1	
	HR: 0	HBP: 0	CS: 0	

PITCHER		IP	WLS	BF	H	R	ER	SO	BB	IBB	HBP	BLK	WP	HR	S	P	ERA	WHIP
Luis Aquino, R ERA: 3.27	(1, 1)	5.1		26	7	5	5	2	4	0	0	0	0	0	46	81	8.44	2.062
Tom Gordon, R ERA: 3.82	(6, 1)	0.1	L	4	1	0	0	1	2	0	0	0	0	0	7	17	0.00	9.000
Mike Magnante, L ERA: 2.16	(6, 1)	0.0		1	1	2	2	0	0	0	0	0	0	0	2	2	∞	∞
Joel Johnston, R ERA:	(6, 1)	1.1		6	0	0	0	1	1	0	0	0	0	0	14	25	0.00	0.750
Steve Crawford, R ERA: 6.53	(8, 1)	0.2		3	1	0	0	1	0	0	0	0	0	0	11	14	0.00	1.500

PITCHER		IP	WLS	BF	H	R	ER	SO	BB	IBB	HBP	BLK	WP	HR	S	P	ERA	WHIP
Storm Davis, R ERA: 4.92	(8, 1)	0.1		2	0	0	0	0	1	0	0	0	0	0	3	8	0.00	3.000

Batter	1	2	3	4	5	6	7	8	9	AB	R	H	RBI	BB	SO	LOB
Brian McRae, S (1, 8) OBP: 0.288, SLG: 0.365	B X 1-0 1B HR 1B	F S X 0-2 ② SF8 1-2 3-H			B M F X 1-2 CS 1B		C B S X 1-2 ① G6-3		B C X 1-1 ③ F8	4	1	2	1	0	0	0
Kurt Stillwell, S (1, 6) OBP: 0.315, SLG: 0.357	B B X 2-0 1-3 HR 1B	X 0-0 ③ G4-3			C B F F X 1-2 ① 1-2 2B 1B		B B F B F B 4-2 BB			3	2	2	0	1	0	1
George Brett, L (1, 10) OBP: 0.324, SLG: 0.412	C B B F X 2-2 ① F8		F B S F B S 2-3 ① K		S F F B X 1-2 1-H 2B		C B B X 2-1 ② F8			4	0	1	1	0	1	3
Danny Tartabull, R (1, 9) OBP: 0.396, SLG: 0.604 Gary Thurman, R (7, 9) OBP: 0.329, SLG: 0.383	B F X 1-1 1-H 3-H HR		B B B F B 4-1 BB		I I I I 4-0 IBB		F B X 1-1 ③ F9			2 0	1 0	1 0	3 0	2 0	0 0	1 0
Jim Eisenreich, L (1, 7) OBP: 0.332, SLG: 0.385	F B B X 2-1 ② G4-3		B F F X 1-2 ② F7		X 0-0 ② P5			X 0-0 ① G1-3		4	0	0	0	0	0	3
Todd Benzinger, S (1, 3) OBP: 0.303, SLG: 0.346	B F X 1-1 ③ F7		B F C B S 2-3 ③ K		S B F B S 2-3 ③ K			C B B F X 2-2 ② G4-3		4	0	0	0	0	2	3
Brent Mayne, L (1, 2) OBP: 0.304, SLG: 0.312		B B B C X 3-1 1B SF8 1B		X 0-0 ① G4-3		X 0-0 ① B5-3		B C B X 2-1 ③ F8		4	1	1	0	0	0	0
Sean Berry, R (1, 5) OBP: 0.136, SLG: 0.140		C S X 0-2 ① P6		S F B B S 2-3 ② K		B X 1-0 ② F8			S B B B X 3-1 ① G6-3	4	0	0	0	0	1	1
David Howard, S (1, 4) OBP: 0.267, SLG: 0.262		B S 1 SAFE 1 SAFE 1 C B B X 3-2 SF8 1-3 1B		B X 1-0 ③ P6		B C S B C 2-3 ③ K			X 0-0 ② L9	4	0	1	0	0	1	0
Inning Stats	R: 3 H: 3 E: 0 LOB: 0 K: 0 BB: 0 S: 11 P: 20	R: 1 H: 2 E: 0 LOB: 1 K: 0 BB: 0 S: 12 P: 18	R: 0 H: 0 E: 0 LOB: 1 K: 2 BB: 1 S: 11 P: 20	R: 0 H: 0 E: 0 LOB: 0 K: 1 BB: 0 S: 5 P: 8	R: 1 H: 3 E: 0 LOB: 2 K: 1 BB: 1 S: 15 P: 24	R: 0 H: 0 E: 0 LOB: 0 K: 1 BB: 0 S: 5 P: 8	R: 0 H: 0 E: 0 LOB: 1 K: 0 BB: 1 S: 9 P: 17	R: 0 H: 0 E: 0 LOB: 0 K: 0 BB: 0 S: 6 P: 10	R: 0 H: 0 E: 0 LOB: 0 K: 0 BB: 0 S: 5 P: 9	1B: 6 SF: 1 2B: 1 SAC: 0 3B: 0 DP: 0 HR: 1 HBP: 0						WP: 0 PA: 37 PB: 0 SB: 0 CS: 1	

TOP

Kansas City Royals @ Oakland Athletics

Oakland-Alameda County Coliseum, Oakland, CA

Tue Sep 24 1991, 7:05 PM PDT

Att. 21,647 - Sunny - 70 F

livebaseballscorecards.com

AB	33
R	5
H	8
RBI	5
BB	3
SO	5
LOB	12

PITCHER		IP	WLS	BF	H	R	ER	SO	BB	IBB	HBP	BLK	WP	HR	S	P	ERA	WHIP
Joe Slusarski, R ERA: 5.35	(1, 1)	5.0	L	24	8	5	5	4	1	1	0	0	0	1	54	90	9.00	1.800
Curt Young, L ERA: 5.09	(6, 1)	1.2		6	0	0	0	1	1	0	0	0	0	0	12	22	0.00	0.600
Steve Chitren, R ERA: 4.24	(7, 1)	1.2		5	0	0	0	0	0	0	0	0	0	0	10	18	0.00	0.000
Rick Honeycutt, L ERA: 3.53	(9, 1)	0.2		2	0	0	0	0	0	0	0	0	0	0	3	4	0.00	0.000

PITCHER	IP	WLS	BF	H	R	ER	SO	BB	IBB	HBP	BLK	WP	HR	S	P	ERA	WHIP

BOTTOM

Kansas City Royals @ Oakland Athletics

Oakland-Alameda County Coliseum, Oakland, CA

Tue Sep 24 1991, 7:05 PM PDT

Att. 21,647 - Sunny - 70 F

livebaseballscorecards.com

Batter	1	2	3	4	5	6	7	8	9	AB	R	H	RBI	BB	SO	LOB
Rickey Henderson, R (1, 7) OBP: 0.392, SLG: 0.384	B C B C B X 3-2 G4-3 S 1B	C B X 1-2 FC6-4 ③ 1-2f		B B C F B X 3-2 G6-3 ③		C B F 1 SAFE F 1 SAFE F 1 SAFE B 2-2 X F8 ③		B 1 SAFE C C 1 F B B X 3-2 G6-3 ② 1-2		4	0	1	0	0	0	4
Lance Blankenship, R (7, 7) OBP: 0.325, SLG: 0.319										0	0	0	0	0	0	0
Jose Canseco, R (8, PH) OBP: 0.361, SLG: 0.561										1	0	0	0	0	0	1
(9, 9)																
Mike Gallego, R (1, 4) OBP: 0.333, SLG: 0.355	C C B X 1-2 F8 ① 1-2	S B C B B B 4-2 1B SF8 BB	F C B S 1-3 K ①			B C S C 1-3 K ①		B S X 1-1 F9 ③		4	1	0	0	1	2	3
(9, 6)																
Harold Baines, L (1, 10) OBP: 0.377, SLG: 0.477	C B S B F X 2-2 G4-3 ② 2-3	C B 1 SAFE X 1-1 1B 1-3 1B	B C B S B F B 4-2 1B BB			C X 0-1 G4-3 ②			S B F S 1-3 K ①	4	0	1	0	1	1	1
Dave Henderson, R (1, 8) OBP: 0.346, SLG: 0.464	F S B X 1-2 L7 ③	B C F F F X 1-2 P3 ①	S C B B X 2-2 1-2 1B			B C F B S 2-3 K ③			S C B F B F X 2-2 F8 ②	5	0	1	0	0	1	3
Dann Howitt, L (1, 9) OBP: 0.222, SLG: 0.324	C B X 1-1 G3-1 ①	C B F B X 2-2 SF8 ② 3-H	S S B X 1-2 P4 ②					B C B X 2-1 BB HR 1B	B B B C S F X 3-2 G5-3 ③	3	1	1	1	0	0	2
Terry Steinbach, R (9, 2) OBP: 0.317, SLG: 0.396										1	0	0	0	0	0	0
Mark McGwire, R (1, 3) OBP: 0.335, SLG: 0.377	X 0-0 G6-3 ②	B S X 1-1 1-2 1B			S B C B S 2-3 K ③			F S B B B B 4-2 1-2 HR BB		3	1	1	0	1	1	2
Ernest Riles, L (1, 5) OBP: 0.290, SLG: 0.316	C F B X 1-2 1B 1B 1B	B C S S 1-3 K ③				C B F C 1-3 K ①		X 0-0 1-H 2-H HR		4	1	2	3	0	2	2
Scott Hemond, R (1, 2) OBP: 0.250, SLG: 0.200	X 0-0 1B 1-2 1B			C B F X 1-2 P3 ①		S F B S 1-3 K ②		B B C B X 3-1 G4-3 ①		3	0	1	0	0	1	0
Willie Wilson, S (8, PH) OBP: 0.291, SLG: 0.314										1	0	0	0	0	0	0
(9, 7)																
Mike Bordick, R (1, 6) OBP: 0.273, SLG: 0.261	B X 1-0 FC6-4 1-2 2-3 1B			X 0-0 G5-3 ②		B S C F F B X 2-2 1B		C B C F F F X 2-2 WP 1B		3	0	2	0	0	0	0
Jamie Quirk, L (8, PH) OBP: 0.324, SLG: 0.301										1	0	1	0	0	0	0
Scott Brosius, R (8, PR) OBP: 0.254, SLG: 0.383										0	0	0	0	0	0	0
(9, 4)																
Inning Stats	R: 0 E: 0 K: 0 S: 13 H: 1 LOB: 1 BB: 0 P: 20	R: 0 E: 0 K: 0 S: 11 H: 3 LOB: 3 BB: 0 P: 15	R: 1 E: 0 K: 1 S: 17 H: 2 LOB: 2 BB: 1 P: 27	R: 0 E: 0 K: 0 S: 7 H: 0 LOB: 0 BB: 0 P: 11	R: 0 E: 0 K: 2 S: 15 H: 1 LOB: 2 BB: 1 P: 25	R: 0 E: 0 K: 2 S: 16 H: 1 LOB: 1 BB: 0 P: 22	R: 0 E: 0 K: 2 S: 8 H: 0 LOB: 0 BB: 0 P: 11	R: 3 E: 0 K: 0 S: 19 H: 3 LOB: 2 BB: 1 P: 34	R: 0 E: 0 K: 1 S: 12 H: 0 LOB: 0 BB: 0 P: 18	1B: 10 2B: 0 3B: 0 HR: 1	SF: 1 SAC: 0 DP: 0 HBP: 0						

	AB	37
	R	4
	H	11
	RBI	4
	BB	3
	SO	8
	LOB	18

WP: 1 PB: 0 SB: 1 CS: 0 PA: 41

PITCHER		IP	WLS	BF	H	R	ER	SO	BB	IBB	HBP	BLK	WP	HR	S	P	ERA	WHIP
Kevin Appier, R ERA: 3.32	(1, 1)	6.0	W	28	8	1	1	5	2	0	0	0	0	0	79	120	1.50	1.667
Tom Gordon, R ERA: 3.92	(7, 1)	1.0		5	1	2	2	2	1	0	0	0	0	0	12	21	18.00	2.000
Jeff Montgomery, R ERA: 3.0	(8, 1)	2.0	S	8	2	1	1	1	0	0	0	0	1	1	27	42	4.50	1.000

PITCHER		IP	WLS	BF	H	R	ER	SO	BB	IBB	HBP	BLK	WP	HR	S	P	ERA	WHIP

Batter	1	2	3	4	5	6	7	8	9	AB	R	H	RBI	BB	SO	LOB
Kirk Gibson, L (1, 7) OBP: 0.343, SLG: 0.405 Mike Macfarlane, R (7, PH) OBP: 0.326, SLG: 0.506 Terry Shumpert, R (7, 4) OBP: 0.290, SLG: 0.332 Jim Eisenreich, L (9, PH) OBP: 0.333, SLG: 0.385	X 0-0 ① F7		C B B F B B 4-2 BB		B B B C F S 3-3 ② K	B F F B B X 3-2 ② P2		B B B B 4-0 G3-1 BB 1-2 2-3 3-H	2 0 0 0 1 1 1 1 0 0 0 0 0 1 0 0 0 0 0 0 0 0 0 0 1 1 0 0							
Brian McRae, S (1, 8) OBP: 0.286, SLG: 0.361	C B B X 2-1 ② P7		1 SAFE B X 1-0 ② F8		S S B B S 2-3 ③ K	B F B X 2-1 ③ G4-3		X 0-0 ② G3-1 1-2 2-3 3-H	5 0 0 1 0 1 5							
George Brett, L (1, 10) OBP: 0.325, SLG: 0.410	B B B C C X 3-2 ③ P5		B F S B B S 2-3 ③ K			F B B B B 4-1 G1-3 1B BB		B C B B X 3-1 G6-4-3 1B	B C F B X 2-2 ③ L6	4 1 1 0 1 1 3						
Danny Tartabull, R (1, 9) OBP: 0.397, SLG: 0.609		X 0-0 HR		B S B B F B 4-2 G6-3 BB		X 0-0 ① G1-3 1-2		B X 1-0 ① F8		3 1 1 1 1 0 2						
Todd Benzinger, S (1, 3) OBP: 0.302, SLG: 0.345		B B X 2-0 CS 1B		C B C C X 1-2 ① P4		C F B S 1-3 ② K		B C F F X 1-2 ②③ G6-4-3 1-2f		4 0 1 0 0 1 3						
Kurt Stillwell, S (1, 6) OBP: 0.314, SLG: 0.356		B C B 1 SAFE C X 3-2 ① F8		B C C X 1-2 ② G6-3 1-2		B X 1-0 2-H 1B			S C S 0-3 ① K	4 0 1 1 0 1 2						
Tim Spehr, R (1, 2) OBP: 0.288, SLG: 0.317 Dave Clark, L (6, PH) Jorge Pedre, R (6, 2) OBP: 0.533, SLG: 0.667 Kevin Seitzer, R (9, PH) OBP: 0.352, SLG: 0.353 Bobby Moore, R (9, PR)		B P S B F F X 3-2 ② 1-2 1B		C C B S 1-3 ③ K		B C B X 2-1 ③ L7			B X 1-0 1B BB 2B	2 0 1 0 0 1 1 1 0 0 0 0 0 1 0 0 0 0 0 0 0 1 0 1 0 0 0 0 0 1 0 0 0 0 0						
David Howard, S (1, 4) OBP: 0.265, SLG: 0.260 Gary Thurman, R (7, PH) OBP: 0.331, SLG: 0.380 (7, 7)		F F B C 1-3 ③ K		M C F B F C 1-3 ① K		C F C 0-3 ① K			B B B C F B 4-2 BB G3-1 1B	2 0 0 0 0 2 1 1 1 0 0 1 1 0						
Sean Berry, R (1, 5) OBP: 0.152, SLG: 0.136 Bill Pecota, R (7, PH) OBP: 0.349, SLG: 0.395 (7, 5)			X 0-0 ① G5-3	C B S B F B B 4-2 BB		C X 0-1 1B			X 0-0 G3-1 BB 1-2 2-3 1B	1 0 0 0 1 0 0 2 0 2 0 0 0 0						
Inning Stats	R: 0 H: 0 E: 0 LOB: 0 K: 0 BB: 0 S: 6 P: 11	R: 1 H: 3 E: 0 LOB: 1 K: 1 BB: 0 S: 13 P: 21	R: 0 H: 0 E: 0 LOB: 1 K: 1 BB: 1 S: 7 P: 14	R: 0 H: 0 E: 0 LOB: 1 K: 1 BB: 1 S: 11 P: 18	R: 0 H: 0 E: 0 LOB: 1 K: 3 BB: 1 S: 14 P: 24	R: 1 H: 1 E: 0 LOB: 1 K: 1 BB: 1 S: 8 P: 16	R: 0 H: 1 E: 0 LOB: 1 K: 1 BB: 0 S: 10 P: 15	R: 0 H: 1 E: 0 LOB: 0 K: 0 BB: 0 S: 7 P: 12	R: 2 H: 2 E: 0 LOB: 2 K: 1 BB: 2 S: 11 P: 22	1B: 6 SF: 0 2B: 1 SAC: 0 3B: 0 DP: 1 HR: 1 HBP: 0						

PITCHER		IP	WLS	BF	H	R	ER	SO	BB	IBB	HBP	BLK	WP	HR	S	P	ERA	WHIP
Bob Welch, R ERA: 4.37	(1, 1)	6.2	W	28	5	2	2	8	4	0	0	0	0	1	67	115	2.70	1.350
Joe Klink, L ERA: 3.86	(7, 1)	1.1		4	1	0	0	0	0	0	0	0	0	0	9	16	0.00	0.750
Eric Show, R ERA: 6.04	(9, 1)	0.1		5	2	2	2	1	2	0	0	0	0	0	7	16	54.00	12.000
Dennis Eckersley, R ERA: 2.74	(9, 1)	0.2	S	2	0	0	0	0	0	0	0	0	0	0	4	6	0.00	0.000

PITCHER	IP	WLS	BF	H	R	ER	SO	BB	IBB	HBP	BLK	WP	HR	S	P	ERA	WHIP

TOP

Kansas City Royals @ Oakland Athletics

Oakland-Alameda County Coliseum, Oakland, CA

Wed Sep 25 1991, 3:33 AM PDT
Att. 22,646 - Cloudy - 65 F

livebaseballscorecards.com

AB	33
R	4
H	8
RBI	4
BB	6
SO	9
LOB	20

WP: 0	PA: 39		
PB: 0			
SB: 0			
CS: 1			

Batter	1	2	3	4	5	6	7	8	9	AB	R	H	RBI	BB	SO	LOB
Rickey Henderson, R (1, 7) OBP: 0.394, SLG: 0.394	B B X 2-0 G4-6-3 1B	B C C 1 SAFE B X 2-2 ② SF8 3-H			B B B C X 3-1 HR		B B B C X 3-1 ① P3	B B X 2-0 1B 1B 1B		4	2	3	2	0	0	0
Willie Wilson, S (1, 8) OBP: 0.296, SLG: 0.323	C B F 1 SAFE F 1 SAFE X 1-2 ① ② G4-6-3 1-2f	P S F F 1 SAFE 1 SAFE 1-2 ③ CS 1-2	F S S 0-3 ① K		C C B X 1-2 1B		B F X 1-1 BB 1B 2B	C X 0-1 1B 1-3 1B		5	1	3	0	0	1	1
Jose Canseco, R (1, 9) OBP: 0.361, SLG: 0.559	C B S F T X 1-2 S 1B 1B	S C B S 1-3 ② K			B C 1 SAFE 1 SAFE S X 1-2 ② P6		B F B S C 2-3 ② K	X 0-0 FC6 1-2 3-H 1B		5	1	2	1	0	2	2
Harold Baines, L (1, 10) OBP: 0.379, SLG: 0.477	B S X 1-1 1-H 1B	F B X 1-1 FC6-4 1B			B C X 1-1 ③ G4-3		I I I I 4-0 1B BB IBB	B B X 2-0 ③ FC6 1-2f		4	0	2	1	1	0	3
Brook Jacoby, R (1, 5) OBP: 0.276, SLG: 0.313	X 0-0 ③ P4	X 0-0 ③ FC6-4 1-2f			B X 1-0 ① F7	C B B B B B 4-1 1B 1-2 2-3 BB				3	0	0	0	1	0	2
Terry Steinbach, R (1, 2) OBP: 0.319, SLG: 0.397	C X 0-1 BB 1B 1B	C B C F X 1-2 ① G6-3			C S X 0-2 E6 WP HR	X 0-0 1-2 2-3 3-H 1B				4	2	2	1	0	0	0
Mark McGwire, R (1, 3) OBP: 0.333, SLG: 0.374	X 0-0 ① F7	F B F B C 2-3 ② K			C S X 0-2 ② P6	B F B S X 2-2 ③ F8				4	0	0	0	0	1	5
Mike Gallego, R (1, 4) OBP: 0.336, SLG: 0.363	1 SAFE C 1 SAFE B B B B B 4-1 1B 1-2 SF8 BB	F B B S S 2-3 ③ K			S B B B X 3-1 2-H HR			B C B B F B 4-2 G6-4-3 BB		2	2	1	2	2	1	0
Mike Bordick, R (1, 6) OBP: 0.273, SLG: 0.261	B B X 2-0 CS 1-3 2-H 1B				C F S 0-3 ① K2-3	F X 0-1 ③ G6-3		S B B F B X 3-2 ① ② G6-4-3 1-2f		4	0	1	1	0	1	1
Inning Stats	R: 1 E: 0 K: 0 S: 13 H: 3 LOB: 1 BB: 0 P: 18	R: 2 E: 0 K: 0 S: 13 H: 2 LOB: 0 BB: 1 P: 21	R: 0 E: 0 K: 2 S: 9 H: 1 LOB: 1 BB: 0 P: 11	R: 0 E: 0 K: 2 S: 10 H: 0 LOB: 0 BB: 0 P: 15	R: 1 E: 0 K: 1 S: 14 H: 2 LOB: 1 BB: 0 P: 20	R: 2 E: 1 K: 0 S: 12 H: 1 LOB: 0 BB: 0 P: 16	R: 1 E: 0 K: 1 S: 12 H: 2 LOB: 3 BB: 2 P: 28	R: 1 E: 0 K: 0 S: 10 H: 3 LOB: 2 BB: 1 P: 21		1B: 11 2B: 1 3B: 0 HR: 2	SF: 1 SAC: 0 DP: 2 HBP: 0					

PITCHER		IP	WLS	BF	H	R	ER	SO	BB	IBB	HBP	BLK	WP	HR	S	P	ERA	WHIP
Mike Boddicker, R ERA: 4.08	(1, 1)	0.0		1	1	1	1	0	0	0	0	0	0	0	1	3	∞	∞
Mark Davis, L ERA: 4.91	(1, 1)	6.0	L	26	8	5	3	5	1	0	0	0	1	2	70	98	4.50	1.500
Joel Johnston, R ERA: 0.6	(7, 1)	1.0		7	2	1	1	1	1	1	0	0	0	0	12	28	9.00	3.000
Storm Davis, R ERA: 4.96	(8, 1)	1.0		6	3	1	1	0	1	0	0	0	0	0	10	21	9.00	4.000

PITCHER	IP	WLS	BF	H	R	ER	SO	BB	IBB	HBP	BLK	WP	HR	S	P	ERA	WHIP

BOTTOM

Kansas City Royals @ Oakland Athletics

Oakland-Alameda County Coliseum, Oakland, CA

Wed Sep 25 1991, 3:33 AM PDT
Att. 22,646 - Cloudy - 65 F

livebaseballscorecards.com

AB	35
R	8
H	14
RBI	8
BB	4
SO	6
LOB	14

WP: 1	PA: 41		
PB: 0			
SB: 1			
CS: 1			

Batter	1	2	3	4	5	6	7	8	9	AB	R	H	RBI	BB	SO	LOB
Luis Polonia, L (1, 10) OBP: 0.355, SLG: 0.380	C B F F X 1-2 G5-3 ①		B B C B F X 3-2 S 2B 1B		X 0-0 1B 1-2 CS 1B			B B C F F S 2-3 K ①		4	1	2	0	0	1	0
Ruben Amaro Jr, S (1, 7) OBP: 0.400, SLG: 0.444	B S C B F B F X 3-2 G4-3 ②		C 1 SAFE 1 SAFE 1 SAFE P 1 SAFE F 1 SAFE B 3-2 F B X 1-H 2B		X 0-0 CS 1-3 2-H 1B			C B B C B F S 3-3 K ②		4	0	2	2	0	1	0
Junior Felix, S (1, 8) OBP: 0.312, SLG: 0.353	B X 1-0 G6-3 ③		B B X 2-0 G6-3 ③		1 SAFE 1 SAFE 1 SAFE B F F 1 SAFE P 2-2 CS ③ 1-2 3-H	S B F F F S 1-3 K ①		C X 0-1 BB 1B		4	0	1	0	0	1	1
Dave Winfield, R (1, 9) OBP: 0.318, SLG: 0.454		C B S B S 2-3 K ①		B X 1-0 G4-6-3 1B		B F X 1-1 G4-3 ②		B B B B 4-0 FC6-4 1-2 BB		3	0	1	0	1	1	0
Gary Gaetti, R (1, 5) OBP: 0.288, SLG: 0.377		B C X 1-1 G5-3 ②		X 0-0 G4-6-3 ① ② 1-2f		B X 1-0 L7 ③		X 0-0 FC6-4 ③ 1-2f		4	0	0	0	0	0	3
Chris Cron, R (1, 3) Max Venable, L (7, PH) OBP: 0.287, SLG: 0.349 Barry Lyons, R (7, 3)		S F B F B B F B 4-2 BB		X 0-0 G5-3 ③			B B B C X 2-1 G3 ①		X 0-0 F9 ①	1 1 1	0 0 0	0 0 0	0 0 0	1 0 0	0 0 0	0 0 0
Dick Schofield, R (1, 6) OBP: 0.311, SLG: 0.259		F B X 1-1 F9 ③		X 0-0 B1-3 ①			B B B C X 3-1 G5-3 ②		C F S 0-3 K ②	4	0	0	0	0	1	1
John Orton, R (1, 2) OBP: 0.355, SLG: 0.333			B F B F X 2-2 G4-3 ①		X 0-0 CS 1B		B B B B 4-0 BB		C C B S 1-3 K ③	3	0	1	0	1	1	0
Gary Disarcina, R (1, 4) OBP: 0.294, SLG: 0.290			B X 1-0 G6-3 ②		B F 1 SAFE S F X 1-2 1B 1-2 1B		B B F C X 2-2 F8 ③			3	1	1	0	0	0	1
Inning Stats	R: 0 E: 0 K: 0 S: 10 H: 0 LOB: 0 BB: 0 P: 15	R: 0 E: 0 K: 1 S: 11 H: 0 LOB: 1 BB: 1 P: 19	R: 1 E: 0 K: 0 S: 13 H: 2 LOB: 1 BB: 0 P: 23	R: 0 E: 0 K: 0 S: 3 H: 1 LOB: 0 BB: 0 P: 4	R: 1 E: 0 K: 0 S: 11 H: 4 LOB: 1 BB: 0 P: 13	R: 0 E: 0 K: 1 S: 8 H: 0 LOB: 0 BB: 0 P: 11	R: 0 E: 0 K: 0 S: 7 H: 0 LOB: 1 BB: 1 P: 18	R: 0 E: 0 K: 2 S: 12 H: 1 LOB: 2 BB: 1 P: 21	R: 0 E: 0 K: 2 S: 7 H: 0 LOB: 0 BB: 0 P: 8	1B: 7 2B: 1 3B: 0 HR: 0	SF: 0 SAC: 0 DP: 1 HBP: 0						

PITCHER		IP	WLS	BF	H	R	ER	SO	BB	IBB	HBP	BLK	WP	HR	S	P	ERA	WHIP
Mark Gubicza, R ERA: 5.74	(1, 1)	5.0	W	20	7	2	2	1	1	0	0	0	0	0	48	74	3.60	1.600
Tom Gordon, R ERA: 3.85	(6, 1)	2.2		11	1	0	0	3	2	0	0	0	0	0	26	49	0.00	1.125
Jeff Montgomery, R ERA: 2.95	(8, 1)	1.1	S	4	0	0	0	2	0	0	0	0	0	0	8	9	0.00	0.000

PITCHER	IP	WLS	BF	H	R	ER	SO	BB	IBB	HBP	BLK	WP	HR	S	P	ERA	WHIP

TOP

California Angels @ Kansas City Royals

Royals Stadium, Kansas City, MO

Thu Sep 26 1991, 8:05 PM EDT

Att. 19,904 - Sunny - 63 F

livebaseballscorecards.com

AB	32
R	2
H	8
RBI	2
BB	3
SO	6
LOB	6

Batter	1	2	3	4	5	6	7	8	9	AB	R	H	RBI	BB	SO	LOB
Brian McRae, S (1, 8) OBP: 0.285, SLG: 0.360	B C S 1-3 K ①		B X 1-0 FC4-6 ② 1-2f 2-3		B X 1-0 S 1B 1B	S S B B F X 2-2 F9 ③		B X 1-0 F9 ③		5	1	1	0	0	1	4
Kurt Stillwell, S (1, 6) OBP: 0.314, SLG: 0.355	C X 0-1 G6-3 ②		B S 1 SAFE X 1-1 G3 ③		P F S B X 2-2 BB 1-H 1B 1B		C B S B B X 3-2 G5-3 ①			4	1	1	1	0	0	2
George Brett, L (1, 10) OBP: 0.328, SLG: 0.410	B B F F B F X 3-2 G3-1 ③			B B C B B 4-1 G3 BB	B B B 4-0 BB 1B BB		B C B B B X 4-1 BB			1	1	0	0	3	0	0
Danny Tartabull, R (1, 9) OBP: 0.396, SLG: 0.605 Gary Thurman, R (8, 9) OBP: 0.331, SLG: 0.380		B B C C X 2-2 G5-3 ①		C S S 0-3 K ①	B B B C F B 4-2 BB 1B 1-2 2-3 BB		B F X 1-1 F9 ②			3 0	0 0	0 0	0 0	1 0	1 0	2 0
Jim Eisenreich, L (1, 7) OBP: 0.332, SLG: 0.384		X 0-0 G3-1 ②		X 0-0 G3 ② 1-2	B X 1-0 BB 1-2 2-H 3-H 1B		B X 1-0 L8 ③			4	0	1	2	0	0	2
Bill Pecota, R (1, 3) OBP: 0.353, SLG: 0.395 (9, 5)		C B X 1-1 G6-3 ③		C B B S B F B 4-2 BB	1 SAFE B S F B B B 4-2 1-2 2-3 BB			M B B B X 3-1 CS 1B		2	0	1	0	2	0	0
Brent Mayne, L (1, 2) OBP: 0.301, SLG: 0.309 Mike Macfarlane, R (5, PH) OBP: 0.325, SLG: 0.504 Tim Spehr, R (6, 2) OBP: 0.297, SLG: 0.317			B B X 2-0 G4-3 ①	B C C B S 2-3 K ③	B S B C B F S 3-3 K ③			B 1 SAFE S F F B B F B 4-2 1B 1-2 BB ①		2 1 0	0 0 0	0 0 0	0 0 0	0 0 1	1 1 0	2 3 0
Sean Berry, R (1, 5) OBP: 0.163, SLG: 0.130 Todd Benzinger, S (8, PH) OBP: 0.304, SLG: 0.346 (9, 3)			B B H 3-0 FC4-6 1B HBP		B X 1-0 L6 ①	B F S F B B F S 3-3 K ①		C X 0-1 PB 1-3 1B		2 1	0 0	0 1	0 0	0 0	1 0	0 0
David Howard, S (1, 4) OBP: 0.265, SLG: 0.260			S B P X 2-1 FC4-6 1-2 1B		M S B S 1-3 K ②	S B B X 2-1 G6-3 ②		1 SAFE B B B C F F X 3-2 F9 1-2 ②		4	0	1	0	0	1	2
Inning Stats	R: 0 E: 0 K: 1 S: 9 H: 0 LOB: 0 BB: 0 P: 13	R: 0 E: 0 K: 0 S: 6 H: 0 LOB: 0 BB: 0 P: 9	R: 0 E: 0 K: 0 S: 7 H: 1 LOB: 2 BB: 0 P: 15	R: 0 E: 0 K: 2 S: 11 H: 0 LOB: 2 BB: 2 P: 21	R: 3 E: 0 K: 2 S: 19 H: 3 LOB: 3 BB: 3 P: 39	R: 0 E: 0 K: 1 S: 11 H: 0 LOB: 0 BB: 0 P: 18	R: 0 E: 0 K: 0 S: 7 H: 0 LOB: 1 BB: 1 P: 16	R: 0 E: 0 K: 0 S: 13 H: 2 LOB: 2 BB: 1 P: 24		1B: 6 2B: 0 3B: 0 HR: 0	SF: 0 SAC: 0 DP: 0 HBP: 1			WP: 0 PB: 1 SB: 1 CS: 1	PA: 37	

BOTTOM

California Angels @ Kansas City Royals

Royals Stadium, Kansas City, MO

Thu Sep 26 1991, 8:05 PM EDT

Att. 19,904 - Sunny - 63 F

livebaseballscorecards.com

AB	29
R	3
H	6
RBI	3
BB	7
SO	6
LOB	17

PITCHER		IP	WLS	BF	H	R	ER	SO	BB	IBB	HBP	BLK	WP	HR	S	P	ERA	WHIP
Mike Fetters, R ERA: 5.22	(1, 1)	4.2	L	24	4	3	3	4	5	0	1	0	0	0	48	90	5.79	1.929
Scott Bailes, L ERA: 3.86	(5, 1)	1.2		6	0	0	0	2	1	0	0	0	0	0	19	36	0.00	0.600
Chris Beasley, R ERA: 3.16	(7, 1)	1.0		5	2	0	0	0	1	0	0	0	0	0	11	20	0.00	3.000
Cliff Young, L ERA: 6.48	(8, 1)	0.2		2	0	0	0	0	0	0	0	0	0	0	5	9	0.00	0.000

PITCHER	IP	WLS	BF	H	R	ER	SO	BB	IBB	HBP	BLK	WP	HR	S	P	ERA	WHIP

Batter	1	2	3	4	5	6	7	8	9	AB	R	H	RBI	BB	SO	LOB
Luis Polonia, L (1, 10) OBP: 0.354, SLG: 0.379	C S C 0-3 ① K			F B B X 2-1 ① G4-3			F B C B X 2-2 ① G4-3		X 0-0 ① DI 1B 1B	4	1	1	0	0	1	0
Ruben Amaro Jr, S (1, 7) (8, 4) OBP: 0.286, SLG: 0.308	B S B F B F F F 3-2 ② X P6			S B B S C 2-3 ② K			B X 1-0 ② F7		B F C C 1-3 ① K	4	0	0	0	0	2	1
Junior Felix, S (1, 8) OBP: 0.316, SLG: 0.352	S B F B S 2-3 ③ K			C B S B F X 2-2 ③ G5-3			F B S B B B 4-2 FC6-4 BB		B C B X 2-1 1B 1-H 1B	3	0	1	1	1	1	0
Dave Winfield, R (1, 9) OBP: 0.316, SLG: 0.451		S F B X 1-2 ① F7			S B X 1-1 ① G5-3		B S S F B X 2-2 ③ FC6-4 1-2f		C B F S 1-3 ② K	4	0	0	0	0	1	2
Gary Gaetti, R (1, 5) OBP: 0.288, SLG: 0.377		S F F S 0-3 ② K			B B X 2-0 ② G5-3			B S X 1-1 ① F9	F F B X 1-2 1-3 1B	4	0	1	0	0	1	0
Barry Lyons, R (1, 3) OBP: 0.071, SLG: 0.071		X 0-0 ③ G6-3			B X 1-0 ③ G5-3			F B X 1-1 1B 1B	X 0-0 ③ P4	4	0	1	0	0	0	2
John Orton, R (1, 2) OBP: 0.338, SLG: 0.316			F B X 1-1 ① F8			X 0-0 ① G6-3		X 0-0 ② F8		3	0	0	0	0	0	1
Gary Disarcina, R (1, 6) OBP: 0.297, SLG: 0.294			B B B C F X 3-2 ② P3			B B X 2-0 ② F9		X 0-0 1-2 1B		3	0	1	0	0	0	0
Kevin Flora, R (1, 4) Max Venable, L (8, PH) (8, 7) OBP: 0.285, SLG: 0.347			F C S 0-3 ③ K			F B F F S 1-3 ③ K		F X 0-1 ③ F9		2 1	0 0	0 0	0 0	0 0	2 0	0 2
Inning Stats	R: 0 E: 0 K: 2 S: 13 H: 0 LOB: 0 BB: 0 P: 18	R: 0 E: 0 K: 1 S: 8 H: 0 LOB: 0 BB: 0 P: 9	R: 0 E: 0 K: 1 S: 8 H: 0 LOB: 0 BB: 0 P: 12	R: 0 E: 0 K: 1 S: 9 H: 0 LOB: 0 BB: 0 P: 15	R: 0 E: 0 K: 0 S: 4 H: 0 LOB: 0 BB: 0 P: 8	R: 0 E: 0 K: 1 S: 6 H: 0 LOB: 0 BB: 0 P: 9	R: 0 E: 0 K: 0 S: 10 H: 0 LOB: 1 BB: 1 P: 19	R: 0 E: 0 K: 0 S: 8 H: 2 LOB: 2 BB: 0 P: 10	R: 1 E: 0 K: 2 S: 13 H: 3 LOB: 2 BB: 0 P: 18	1B: 5 2B: 0 3B: 0 HR: 0 SF: 0 SAC: 0 DP: 0 HBP: 0						

PITCHER		IP	WLS	BF	H	R	ER	SO	BB	IBB	HBP	BLK	WP	HR	S	P	ERA	WHIP
Bret Saberhagen, R ERA: 2.96	(1, 1)	8.1	W	30	4	1	1	7	1	0	0	0	0	0	72	109	1.08	0.600
Jeff Montgomery, R ERA: 2.93	(9, 1)	0.2	S	3	1	0	0	1	0	0	0	0	0	0	7	9	0.00	1.500

PITCHER	IP	WLS	BF	H	R	ER	SO	BB	IBB	HBP	BLK	WP	HR	S	P	ERA	WHIP

TOP

California Angels @ Kansas City Royals

Royals Stadium, Kansas City, MO

Fri Sep 27 1991, 8:05 PM EDT
Att. 18,938 - Sunny - 72 F

livebaseballscorecards.com

AB	32
R	1
H	5
RBI	1
BB	1
SO	8
LOB	8

WP: 0	PB: 0	SB: 0	CS: 0	PA:	33

BOTTOM

California Angels @ Kansas City Royals

Royals Stadium, Kansas City, MO

Fri Sep 27 1991, 8:05 PM EDT
Att. 18,938 - Sunny - 72 F

livebaseballscorecards.com

Batter	1	2	3	4	5	6	7	8	9	AB	R	H	RBI	BB	SO	LOB
Brian McRae, S (1, 8) OBP: 0.287, SLG: 0.363	X 0-0 ① G6-3		C B X 1-1 ① G3	B F B B S X 3-2 3-H 2B			B X 1-0 S 1B			4	0	2	1	0	0	0
Kurt Stillwell, S (1, 6) OBP: 0.310, SLG: 0.351	B X 1-0 ② G6-3		B B F B X 3-1 ② P6	B C B C F S 2-3 ③ K			B 1 SAFE 1 SAFE F 1 SAFE 1 SAFE C X 1-2 ② F8			4	0	0	0	0	1	2
George Brett, L (1, 10) OBP: 0.329, SLG: 0.409	B C C X 1-2 1B		C B F X 1-2 ③ L5		F B S C 1-3 ① K		1 SAFE B F B 1 SAFE S B F B 4-2 1-2 BB			3	0	1	0	1	1	0
Danny Tartabull, R (1, 9) OBP: 0.395, SLG: 0.601 Gary Thurman, R (8, 9) OBP: 0.331, SLG: 0.380	B B B S X 3-1 ③ G6-3			B C S B F B B 4-2 FC3-6 BB	B B B X 3-0 ② F8		C B S B C 2-3 ③ K			3 0	0 0	0 0	0 0	1 0	1 0	3 0
Jim Eisenreich, L (1, 7) OBP: 0.334, SLG: 0.388		X 0-0 ① G3		C B X 1-1 ① FC3-6 S E 1-2f	B B F S X 2-2 ③ 1B			S B X 1-1 F9 2B		4	1	2	0	0	0	1
Todd Benzinger, S (1, 3) OBP: 0.306, SLG: 0.346		H 1-0 1B HBP		B C B B F X 3-2 E5 IHR 1-H 1B		F S X 0-2 ① G6-3		C S B X 1-2 ① F9 2-3		3	1	1	1	0	0	1
Brent Mayne, L (1, 2) OBP: 0.305, SLG: 0.326		B C 1 SAFE B F B 1 SAFE X 3-2 1-3 1B		L X 0-1 3-H IHR		C B B X 2-1 ② F9		S S B S 1-3 ② K		4	1	2	2	0	1	1
Sean Berry, R (1, 5) OBP: 0.170, SLG: 0.160		C B S S 1-3 ② K		C B B X 2-1 G3 2B 2B		B B S S B C 3-3 K2-3		B S B S F S 2-3 ③ K		4	1	1	0	0	3	3
David Howard, S (1, 4) OBP: 0.262, SLG: 0.256		C X 0-1 ③ F7		B C B X 2-1 ② G3 2-3			C B X 1-1 ① G1-3			3	0	0	0	0	0	3
Inning Stats	R: 0 E: 0 K: 0 S: 7 H: 1 LOB: 1 BB: 0 P: 12	R: 0 E: 0 K: 1 S: 9 H: 1 LOB: 2 BB: 0 P: 14	R: 0 E: 0 K: 0 S: 7 H: 0 LOB: 0 BB: 0 P: 12	R: 4 E: 1 K: 1 S: 21 H: 4 LOB: 1 BB: 1 P: 38	R: 0 E: 0 K: 1 S: 7 H: 1 LOB: 1 BB: 0 P: 13	R: 0 E: 0 K: 0 S: 8 H: 0 LOB: 0 BB: 0 P: 13	R: 0 E: 0 K: 1 S: 12 H: 1 LOB: 2 BB: 1 P: 21	R: 0 E: 0 K: 2 S: 12 H: 1 LOB: 1 BB: 0 P: 17		1B: 5 2B: 3 3B: 0 HR: 1	SF: 0 SAC: 0 DP: 0 HBP: 1					

PITCHER		IP	WLS	BF	H	R	ER	SO	BB	IBB	HBP	BLK	WP	HR	S	P	ERA	WHIP
Kirk McCaskill, R ERA: 4.26	(1, 1)	6.0	L	26	7	4	4	4	1	0	1	0	0	0	59	102	6.00	1.333
Kyle Abbott, L ERA: 4.34	(7, 1)	1.0		5	1	0	0	1	1	0	0	0	0	0	12	21	0.00	2.000
Bryan Harvey, R ERA: 1.69	(8, 1)	1.0		4	1	0	0	2	0	0	0	0	0	0	12	17	0.00	1.000

PITCHER	IP	WLS	BF	H	R	ER	SO	BB	IBB	HBP	BLK	WP	HR	S	P	ERA	WHIP

AB	32
R	4
H	9
RBI	4
BB	2
SO	7
LOB	14

WP: 0 PB: 0 SB: 2 CS: 0 PA: 35

Batter	1	2	3	4	5	6	7	8	9	AB	R	H	RBI	BB	SO	LOB
Luis Polonia, L (1, 7) OBP: 0.353, SLG: 0.379	G4-3	1-3 2B		G6-3		K			G4-3	5	0	1	0	0	1	0
Junior Felix, S (1, 8) OBP: 0.316, SLG: 0.357	2B 2B	G3		F7			F9		K	3	1	1	0	0	0	2
Dave Gallagher, R (7, PH) (7, 8) OBP: 0.358, SLG: 0.367										2	0	0	0	0	1	0
Gary Gaetti, R (1, 5) OBP: 0.291, SLG: 0.377	G5-3		1B 1B	K			F8 BB		1B	4	1	2	0	1	1	1
Dave Winfield, R (1, 10) OBP: 0.318, SLG: 0.450	2B BB		M SB 1 SAFE BF 1 SAFE X 1B 1B 1-2		K		1-2 BB		G4-3	3	1	1	0	2	1	1
Max Venable, L (1, 9) OBP: 0.295, SLG: 0.363	1-3 2-H 2B		1-3 2-H S 1B		1B		F8 2-3			4	1	3	2	0	0	2
Chris Cron, R (1, 3)	K		K		P5		K			4	0	0	0	0	3	7
John Orton, R (1, 2) OBP: 0.333, SLG: 0.300		K	1B 1-2 BB		F9			G5-3		3	0	0	0	1	1	1
Gary Disarcina, R (1, 6) OBP: 0.293, SLG: 0.289		K	G4-6-3 1-3 2-H 3-H 1B			G5-3		L8		4	0	1	2	0	1	0
Kevin Flora, R (1, 4) OBP: 0.167, SLG: 0.167		2B 1B	1-2f G4-6-3			K		K		4	0	1	0	0	2	2
Inning Stats	R: 1 E: 0 K: 1 S: 12 H: 2 LOB: 2 BB: 1 P: 25	R: 0 E: 0 K: 2 S: 13 H: 2 LOB: 2 BB: 0 P: 19	R: 3 E: 0 K: 1 S: 18 H: 4 LOB: 1 BB: 1 P: 27	R: 0 E: 0 K: 1 S: 6 H: 0 LOB: 0 BB: 0 P: 7	R: 0 E: 0 K: 1 S: 13 H: 1 LOB: 1 BB: 0 P: 15	R: 0 E: 0 K: 2 S: 9 H: 0 LOB: 0 BB: 0 P: 10	R: 0 E: 0 K: 1 S: 7 H: 0 LOB: 2 BB: 2 P: 18	R: 0 E: 0 K: 1 S: 7 H: 0 LOB: 0 BB: 0 P: 11	R: 0 E: 0 K: 1 S: 7 H: 1 LOB: 1 BB: 0 P: 12	1B: 7 2B: 3 3B: 0 HR: 0		SF: 0 SAC: 0 DP: 1 HBP: 0			WP: 0 PB: 0 SB: 1 CS: 0	PA: 40	

TOP

California Angels @ Kansas City Royals

Royals Stadium, Kansas City, MO

Sat Sep 28 1991, 8:05 PM EDT

Att. 30,133 - Sunny - 76 F

livebaseballscorecards.com

AB	36
R	4
H	10
RBI	4
BB	4
SO	11
LOB	16

PITCHER		IP	WLS	BF	H	R	ER	SO	BB	IBB	HBP	BLK	WP	HR	S	P	ERA	WHIP
Luis Aquino, R ERA: 3.46	(1, 1)	2.1	L	17	8	4	4	4	2	0	0	0	0	0	40	67	15.43	4.286
Joel Johnston, R ERA: 0.51	(3, 1)	2.2		8	1	0	0	2	0	0	0	0	0	0	22	26	0.00	0.375
Mike Magnante, L ERA: 2.1	(6, 1)	1.1		5	0	0	0	2	1	0	0	0	0	0	10	15	0.00	0.750
Tom Gordon, R ERA: 3.78	(7, 1)	2.2		10	1	0	0	3	1	0	0	0	0	0	20	36	0.00	0.750

PITCHER	IP	WLS	BF	H	R	ER	SO	BB	IBB	HBP	BLK	WP	HR	S	P	ERA	WHIP

BOTTOM

Batter	1	2	3	4	5	6	7	8	9	AB	R	H	RBI	BB	SO	LOB
Gary Thurman, R (1, 7) OBP: 0.324, SLG: 0.371	S B B C B F X 3-2 G1-3 ①		C C S 0-3 K ③		X 0-0 FC5-4 ② 1-2f S		1 SAFE X 0-0 P2 ③		C B B F F X 2-2 F8 ②	4	0	0	0	0	1	3
Brent Mayne, L (9, PH) OBP: 0.303, SLG: 0.324										1	0	0	0	0	0	2
Brian McRae, S (1, 8) OBP: 0.288, SLG: 0.365	B X 1-0 F9 ②			L X 0-1 G3-1 1B	B S B F C 2-3 K ③ 1-2			X 0-0 E9 2B	F B C B X 2-2 E4 1-3 2-H	5	2	2	0	0	1	2
George Brett, L (1, 10) OBP: 0.328, SLG: 0.406	B B C F B X 3-2 G3-1 ③			B X 1-0 P4 ①		C B B X 2-1 G3 ①		B X 1-0 P6 ①	I I I I 4-0 IBB	4	0	0	0	1	0	1
Danny Tartabull, R (1, 9) OBP: 0.397, SLG: 0.600		B F B B T B 4-2 FC6-4 BB		1 SAFE X 0-0 G3-1 ② 1-2		B F B B B 4-1 FC5-4 BB		C B B B F B 4-2 G5-3 BB	X 0-0 L8 ③	1	0	0	0	3	0	1
Bobby Moore, R (8, PR) (9, 7)										0	0	0	0	0	0	0
Todd Benzinger, S (9, PH) OBP: 0.305, SLG: 0.345										1	0	0	0	0	0	3
Bill Pecota, R (1, 3) OBP: 0.352, SLG: 0.392		B C B X 2-1 FC6-4 ① 1-2f CS		B B C B B 4-1 1B BB		F X 0-1 FC5-4 ② 1-2f		B 1 SAFE F X 1-1 G5-3 ② 1-2		3	0	0	0	1	0	3
Kurt Stillwell, S (1, 6) OBP: 0.310, SLG: 0.350		F B F B 1 SAFE S 2-3 K ② ③ 1-2		X 0-0 ③ 1-3 2-H 1B		F B X 1-1 P4 ③		B F B X 2-1 F9 ③		4	0	1	1	0	1	4
Sean Berry, R (1, 5) OBP: 0.179, SLG: 0.170			F B B F X 2-2 G1-3 1B	B S B S B X 3-2 F8 ③			B C F B S 2-3 K ①		B S C S 1-3 K ①	3	0	1	0	0	1	2
Kirk Gibson, L (9, PH) OBP: 0.343, SLG: 0.404										1	0	0	0	0	1	0
Jorge Pedre, R (1, 2) OBP: 0.471, SLG: 0.571			S B C X 1-2 G1-3 ① 1-2		X 0-0 F9 ①		C F B F F B B X 3-2 E5		X 0-0 1B E 1B	2	0	0	0	0	0	1
Stu Cole, R (7, PH) OBP: 0.500, SLG: 0.250										1	0	0	0	0	0	0
(8, 4)																
Dave Clark, L (9, PH) OBP: 0.250, SLG: 0.143										1	1	1	0	0	0	0
David Howard, S (1, 4) OBP: 0.264, SLG: 0.255			F B S S 1-3 K ②		B B B C B 4-1 FC5-4 BB		B S S B X 2-2 F7 ②		C X 0-1 E 1-2 1B	1	0	0	0	1	1	1
Mike Macfarlane, R (7, PH) OBP: 0.324, SLG: 0.502										1	0	0	0	0	0	1
Tim Spehr, R (8, 2) OBP: 0.297, SLG: 0.317										0	0	0	0	0	0	0
Jim Eisenreich, L (9, PH) OBP: 0.336, SLG: 0.390										1	0	1	0	0	0	0
Inning Stats	R: 0 H: 0 E: 0 LOB: 0 K: 0 BB: 0 S: 8 P: 15	R: 0 H: 0 E: 0 LOB: 1 K: 1 BB: 1 S: 7 P: 15	R: 0 H: 1 E: 0 LOB: 1 K: 2 BB: 0 S: 12 P: 16	R: 1 H: 2 E: 0 LOB: 2 K: 0 BB: 1 S: 9 P: 17	R: 0 H: 0 E: 0 LOB: 1 K: 1 BB: 1 S: 6 P: 12	R: 0 H: 0 E: 0 LOB: 1 K: 0 BB: 1 S: 7 P: 14	R: 0 H: 0 E: 1 LOB: 1 K: 1 BB: 0 S: 12 P: 19	R: 1 H: 1 E: 1 LOB: 2 K: 0 BB: 1 S: 8 P: 16	R: 1 H: 2 E: 1 LOB: 3 K: 1 BB: 1 S: 14 P: 23	1B: 5 SF: 0 2B: 2 SAC: 0 3B: 0 DP: 1 HR: 0 HBP: 0						

PITCHER		IP	WLS	BF	H	R	ER	SO	BB	IBB	HBP	BLK	WP	HR	S	P	ERA	WHIP
Chuck Finley, L ERA: 3.89	(1, 1)	7.1	W	30	4	2	1	5	4	0	0	0	0	0	63	111	1.23	1.091
Mark Eichhorn, R ERA: 1.94	(8, 1)	0.2		3	0	0	0	0	1	0	0	0	0	0	6	13	0.00	1.500
Bryan Harvey, R ERA: 1.67	(9, 1)	1.0	S	7	2	1	0	1	0	1	0	0	0	0	14	23	0.00	2.000

PITCHER	IP	WLS	BF	H	R	ER	SO	BB	IBB	HBP	BLK	WP	HR	S	P	ERA	WHIP

California Angels @ Kansas City Royals

Royals Stadium, Kansas City, MO

Sat Sep 28 1991, 8:05 PM EDT

Att. 30,133 - Sunny - 76 F

livebaseballscorecards.com

AB	34
R	3
H	6
RBI	1
BB	6
SO	6
LOB	24

WP: 0	PA: 40		
PB: 0			
SB: 1			
CS: 1			

Batter	1	2	3	4	5	6	7	8	9	AB	R	H	RBI	BB	SO	LOB
Luis Polonia, L (1, 7) OBP: 0.354, SLG: 0.384	B B C F B F F X 3-2 E 2B		C B S F X 1-2 ② F8		B C X 1-1 ③ G3			B B F L X 2-2 1-3 1B 2B		4	1	2	0	0	0	2
Junior Felix, S (1, 8) OBP: 0.315, SLG: 0.355	B X 1-0 FC1 CS 2-3		F B S B X 2-2 ③ G6-3			S B B F F X 2-2 ① G4-3		F X 0-1 HR 2-H 3-H 1B		4	1	1	2	0	0	1
Gary Gaetti, R (1, 5) OBP: 0.289, SLG: 0.375 Ruben Amaro Jr, S (6, 4) OBP: 0.267, SLG: 0.286	S X 0-1 ① P4			B C F S 1-3 ① K		B C F S 1-3 ② K		B X 1-0 ② P6		3 1	0 0	0 0	0 0	0 0	2 0	2 1
Dave Winfield, R (1, 10) OBP: 0.318, SLG: 0.454	C 1 SAFE F B 1 SAFE 1 S 1-3 ②③ K 1-2			C B C C 1-3 ② K		F F B F S 1-3 ③ K		X 0-0 1-H HR		4	1	1	2	0	3	2
Max Venable, L (1, 9) OBP: 0.294, SLG: 0.360		B B X 2-0 E6 E		B X 1-0 ③ G4-3			B B F X 2-1 ① L9	C S B X 1-2 FC6-4 1B		4	0	1	0	0	0	0
Lance Parrish, R (1, 3) OBP: 0.288, SLG: 0.386		C B C B 2 SAFE S 2-3 ① K 2-3			B C S B C 2-3 ① K		S S S 0-3 ② K	B S S F X 1-2 ③ FC6-4 1-2f		4	0	0	0	0	3	2
Dick Schofield, R (1, 6) OBP: 0.308, SLG: 0.256		B B S S X 2-2 ② P2			C S S 0-3 ② K		B B F S F B F F X 3-2 ③ G4-3		C F S 0-3 ① K	4	0	0	0	0	2	1
Ron Tingley, R (1, 2) OBP: 0.262, SLG: 0.292		C F B B B S 2-3 ③ K			F X 0-1 2B			B B X 2-0 ① G5-3	S S S 0-3 ② K	4	0	1	0	0	2	1
Gary Disarcina, R (1, 4) OBP: 0.311, SLG: 0.293 (6, 5)			X 0-0 ① F8		B B B C F F B 4-2 BB			F X 0-1 2B 1B 1B	B X 1-0 ③ F8	3	1	1	0	1	0	0
Inning Stats	R: 0 E: 1 K: 1 S: 12 H: 1 LOB: 2 BB: 0 P: 17	R: 0 E: 2 K: 2 S: 10 H: 0 LOB: 1 BB: 0 P: 18	R: 0 E: 0 K: 0 S: 8 H: 0 LOB: 0 BB: 0 P: 11	R: 0 E: 0 K: 2 S: 7 H: 0 LOB: 0 BB: 0 P: 10	R: 0 E: 0 K: 2 S: 13 H: 1 LOB: 2 BB: 1 P: 20	R: 0 E: 0 K: 2 S: 11 H: 0 LOB: 0 BB: 0 P: 15	R: 0 E: 0 K: 1 S: 10 H: 0 LOB: 0 BB: 0 P: 15	R: 4 E: 0 K: 0 S: 17 H: 5 LOB: 1 BB: 0 P: 24	R: 0 E: 0 K: 2 S: 7 H: 0 LOB: 0 BB: 0 P: 8	1B: 3 2B: 4 3B: 0 HR: 1 SF: 0 SAC: 0 DP: 1 HBP: 0						

PITCHER	IP	WLS	BF	H	R	ER	SO	BB	IBB	HBP	BLK	WP	HR	S	P	ERA	WHIP
Kevin Appier, R (1, 1) ERA: 3.33	7.1	W	29	5	3	3	10	1	0	0	0	0	0	79	118	3.68	0.818
Steve Crawford, R (8, 1) ERA: 6.48	1.2		7	2	1	1	2	0	0	0	0	0	1	16	20	5.40	1.200

PITCHER	IP	WLS	BF	H	R	ER	SO	BB	IBB	HBP	BLK	WP	HR	S	P	ERA	WHIP

TOP

California Angels @ Kansas City Royals

Royals Stadium, Kansas City, MO

Sun Sep 29 1991, 4:33 AM EDT

Att. 22,229 - Sunny - 78 F

livebaseballscorecards.com

AB	35
R	4
H	7
RBI	4
BB	1
SO	12
LOB	12

BOTTOM

Batter	1	2	3	4	5	6	7	8	9	AB	R	H	RBI	BB	SO	LOB
Bobby Moore, R (1, 7) (8, 8) OBP: 0.333, SLG: 0.200	C C B B F F X 2-2 ① G1-3	B F S B B B B 4-2 S S BB		C F X 0-2 E6		C X 0-1 ① P5		C F B X 1-2 CS 1B		4	0	1	0	1	0	0
Gary Thurman, R (1, 9) OBP: 0.321, SLG: 0.363	X 0-0 ② L4	B B F 2 SAFE B B 4-1 S 1-2 BB		X 0-0 ③ F7		B S C B B C 3-3 ② K		1 SAFE 1 SAFE B 1 SAFE B 1 SAFE F 1 SAFE B 3-3 ① ② C F S K 1-2		4	0	0	0	1	2	2
Brian McRae, S (1, 8) OBP: 0.288, SLG: 0.366 Harvey Pulliam, R (8, 7) OBP: 0.364, SLG: 0.633	S B B S X 2-2 ③ L9	C B F F B B S 3-3 ③ K2-3 1-2 2-3			B F B X 2-1 E 2B 2B	B B X 2-0 ③ P6		C B B B C F F X 3-2 ③ F8		4 1	1 0	1 0	0 0	0 0	1 0	2 0
Todd Benzinger, S (1, 3) OBP: 0.307, SLG: 0.349		F C B F X 1-2 SH3 1B HR 1B	B F X 1-1 ① F7		B F X 1-1 E6 2B FC 2-3		C X 0-1 F9 1B 2B			4	3	2	0	0	0	1
Mike Macfarlane, R (1, 10) OBP: 0.330, SLG: 0.510		C 1 SAFE F X 0-2 SH3 1-2 HR 1B	C B B X 2-2 G1-3 1B		F B B X 2-1 E 1-3 3-H 2B		B B C B F X 3-2 ① F9 2-3			4	2	3	1	0	0	1
Kurt Stillwell, S (1, 6) OBP: 0.310, SLG: 0.350		L X 0-1 ① SH3 1-2 2-3	S X 0-1 ② G1-3 1-2		B F F X 1-2 FC 2-H 3-H		B B X 2-0 FC4-6 BB 3-H 1B			3	0	1	2	0	0	1
Sean Berry, R (1, 5) OBP: 0.200, SLG: 0.164		C B F B B F B 4-2 HR BB	S B X 1-1 ③ F9		C B C B S 2-3 ① K		B S B B B 4-1 FC4-6 1-2 BB			2	1	0	0	2	1	2
Tim Spehr, R (1, 2) OBP: 0.295, SLG: 0.358		B X 1-0 1-H 2-H 3-H HR		C B F X 1-2 ① G4-3	F B B F S 2-3 ② K		C X 0-1 ② FC4-6 1-2f 2-3			4	1	1	4	0	1	3
Terry Shumpert, R (1, 4) OBP: 0.287, SLG: 0.329		X 0-0 ② F9		C B B F F F X 2-2 ② G5-3	B F B F F C 2-3 ③ K		B S F B X 2-2 ③ P4			4	0	0	0	0	1	3
Inning Stats	R: 0 H: 0 E: 0 LOB: 0 K: 0 BB: 0 S: 9 P: 13	R: 4 H: 3 E: 0 LOB: 2 K: 1 BB: 3 S: 22 P: 38	R: 0 H: 1 E: 0 LOB: 1 K: 0 BB: 0 S: 9 P: 13	R: 0 H: 0 E: 1 LOB: 1 K: 0 BB: 0 S: 11 P: 14	R: 3 H: 2 E: 2 LOB: 1 K: 3 BB: 0 S: 19 P: 31	R: 0 H: 0 E: 0 LOB: 0 K: 1 BB: 0 S: 6 P: 11	R: 1 H: 2 E: 0 LOB: 2 K: 0 BB: 1 S: 12 P: 23	R: 0 H: 1 E: 0 LOB: 0 K: 1 BB: 0 S: 13 P: 20		1B: 5 SF: 0 2B: 3 SAC: 1 3B: 0 DP: 0 HR: 1 HBP: 0						

PITCHER		IP	WLS	BF	H	R	ER	SO	BB	IBB	HBP	BLK	WP	HR	S	P	ERA	WHIP
Jim Abbott, L ERA: 2.96	(1, 1)	4.0	L	24	6	7	5	1	3	0	0	0	0	1	60	93	11.25	2.250
Scott Lewis, R ERA: 6.37	(5, 1)	2.0		6	0	0	0	4	0	0	0	0	0	0	16	27	0.00	0.000
Chris Beasley, R ERA: 3.38	(7, 1)	1.0		6	2	1	1	0	1	0	0	0	0	0	12	23	9.00	3.000
Cliff Young, L ERA: 5.79	(8, 1)	1.0		3	1	0	0	1	0	0	0	0	0	0	13	20	0.00	1.000

PITCHER	IP	WLS	BF	H	R	ER	SO	BB	IBB	HBP	BLK	WP	HR	S	P	ERA	WHIP

California Angels @ Kansas City Royals

Royals Stadium, Kansas City, MO

Sun Sep 29 1991, 4:33 AM EDT

Att. 22,229 - Sunny - 78 F

livebaseballscorecards.com

AB	34
R	8
H	9
RBI	7
BB	4
SO	6
LOB	15

WP: 0 PA: 39
PB: 0
SB: 3
CS: 1

Oakland Athletics @ Kansas City Royals

Royals Stadium, Kansas City, MO

Mon Sep 30 1991, 8:05 PM EDT

Att. 20,934 - Cloudy - 74 F

TOP

livebaseballscorecards.com

Batter	1	2	3	4	5	6	7	8	9	AB	R	H	RBI	BB	SO	LOB
Rickey Henderson, R (1, 7) OBP: 0.392, SLG: 0.407 Lance Blankenship, R (6, 7) OBP: 0.337, SLG: 0.335 (8, 4)	B X 1-0 F7 ①		C F B F X 1-2 G6-3 ② 2-3			B B C B F X 3-1 F7 ①	B B C B F X 3-2 1B 2B		B B C B B 4-1 G5-3 DI BB	3 0 0 0 0 0 1 1 1 1 0 1 0 0						
Willie Wilson, S (1, 9) OBP: 0.294, SLG: 0.317 Scott Brosius, R (6, 9) OBP: 0.269, SLG: 0.391 (8, 7) Ernest Riles, L (9, PH) OBP: 0.288, SLG: 0.317	C T F F X 0-2 G4-3 ②		C B B S X 2-2 G6-3 ③			B F X 1-1 BB BB G1-2-3 1B	C X 0-1 2-H 1B		C B B C B S 3-3 K ① 1-2	3 0 1 0 0 0 1 1 0 1 1 0 0 0 1 0 0 0 0 1 1						
Jose Canseco, R (1, 10) OBP: 0.361, SLG: 0.560	C B S B B S 3-3 K ③			C B S X 1-2 F9 ①		B C B B B 4-1 BB 1-2 BB	B F X 2-1 P8 ③		C X 0-1 G5-3 ② 2-3	4 0 0 0 1 1 2						
Dave Henderson, R (1, 8) OBP: 0.350, SLG: 0.473		B B S T S 2-3 K ①		X 0-0 F8 ②		B B F F B B 4-2 1-2 2-3 BB		C X 0-1 E 2B	C B B B F X 3-2 G6-3 ③	4 1 1 0 1 1 1						
Terry Steinbach, R (1, 2) OBP: 0.315, SLG: 0.394 Scott Hemond, R (7, 2) OBP: 0.278, SLG: 0.235	B B X 2-0 2B			C B X 1-1 F7 ③		C B X 1-1 G1-2-3 ② ③ 3-Hf	X	0-0 E1 2-H 1B		3 0 1 0 0 0 3 1 0 1 0 0 0 0						
Brook Jacoby, R (1, 5) OBP: 0.274, SLG: 0.309 Vance Law, R (7, 5) OBP: 0.305, SLG: 0.278	B X 1-0 G5-3 ②				X 0-0 G5-3 ①		B C F B C 2-3 K ①	B F C F S 1-3 K ①		3 0 0 0 0 1 1 1 0 0 0 0 1 1						
Mark McGwire, R (1, 3) OBP: 0.334, SLG: 0.383	B B C F X 2-2 F8 ③				B C X 1-1 L7 ②		S B B B B 4-1 3B BB	S S S 0-3 K ②		3 1 0 0 1 1 2						
Mike Gallego, R (1, 4) OBP: 0.344, SLG: 0.374 (8, 6)			C B B B B 4-1 G6-3 G5-3 BB		B B B B 4-0 BB		C B B B B F X 3-2 1-H G6-3 3B	B B C B B 4-1 BB		1 1 1 1 3 0 0						
Mike Bordick, R (1, 6) OBP: 0.278, SLG: 0.257 Harold Baines, L (8, PH) OBP: 0.381, SLG: 0.473 Dann Howitt, L (8, 9) OBP: 0.186, SLG: 0.268			B F B B F X 3-2 G5-3 ① 1-2		C B B B S X 3-2 F8 ③		C X 0-1 G6-3 ② 3-H	B C B C X 2-2 G4-3 ③		3 0 0 1 0 0 2 1 0 0 0 0 0 2 0 0 0 0 0 0 0						
Inning Stats	R: 0 E: 0 K: 1 S: 9 H: 0 LOB: 0 BB: 0 P: 13	R: 0 E: 0 K: 1 S: 8 H: 1 LOB: 1 BB: 0 P: 15	R: 0 E: 0 K: 0 S: 12 H: 0 LOB: 1 BB: 1 P: 22	R: 0 E: 0 K: 0 S: 6 H: 0 LOB: 0 BB: 0 P: 8	R: 0 E: 0 K: 0 S: 6 H: 0 LOB: 1 BB: 1 P: 14	R: 0 E: 0 K: 0 S: 9 H: 1 LOB: 2 BB: 2 P: 22	R: 3 E: 0 K: 1 S: 16 H: 3 LOB: 1 BB: 1 P: 30	R: 1 E: 1 K: 2 S: 14 H: 2 LOB: 2 BB: 1 P: 21	R: 0 E: 0 K: 1 S: 9 H: 0 LOB: 1 BB: 1 P: 19	1B: 3 2B: 3 3B: 1 HR: 0 SF: 0 SAC: 0 DP: 1 HBP: 0							

	AB	33
	R	4
	H	7
	RBI	3
	BB	7
	SO	6
	LOB	17

WP: 0 PB: 0 SB: 0 CS: 0 PA: 40

PITCHER	IP	WLS	BF	H	R	ER	SO	BB	IBB	HBP	BLK	WP	HR	S	P	ERA	WHIP
Mark Davis, L (1, 1) ERA: 4.4	6.0	W	23	2	0	0	2	4	0	0	0	0	0	50	94	0.00	1.000
Mike Magnante, L (7, 1) ERA: 2.56	1.1		10	5	4	3	2	1	0	0	0	0	0	23	38	20.25	4.500
Joel Johnston, R (8, 1) ERA: 0.49	0.2		3	0	0	0	1	1	0	0	0	0	0	7	13	0.00	1.500
Jeff Montgomery, R (9, 1) ERA: 2.9	1.0		4	0	0	0	1	1	0	0	0	0	0	9	19	0.00	1.000

PITCHER	IP	WLS	BF	H	R	ER	SO	BB	IBB	HBP	BLK	WP	HR	S	P	ERA	WHIP

Batter	1	2	3	4	5	6	7	8	9	AB	R	H	RBI	BB	SO	LOB
Brian McRae, S (1, 8) OBP: 0.288, SLG: 0.365	S X 0-1 ① G4-3	B B X 2-0 1-2 2-3 2B 1B	B S B C B F F F 3-2 ③ F X P6		B S F B B B 4-2 FC3-6 BB		X 0-0 ③ G3			4	1	1	0	1	0	4
Kurt Stillwell, S (1, 6) OBP: 0.311, SLG: 0.356	B F X 1-1 ② P3	B F X 1-1 1-H 2-H 3-H FC4-2 2B		B X 1-0 BB 1B 2B	C X 0-1 ② FC3-6 1-2f			B B C B X 3-1 ① F7		5	1	2	3	0	0	1
George Brett, L (1, 10) OBP: 0.327, SLG: 0.402	B B X 2-0 ③ F8	B C X 1-1 ② FC4-2 3-H		C B B F F B B 4-2 BB 1B BB	B X 1-0 ③ G3-1			C C B B X 2-2 ② F7		4	1	0	0	1	0	2
Danny Tartabull, R (1, 9) OBP: 0.397, SLG: 0.597 Gary Thurman, R (8, PR) OBP: 0.321, SLG: 0.363 (9, 9)		B S B C 3-3 ① K B S B X 1-2 F8		B B C S B B 4-2 1-2 2-3 1B BB		B C X 1-1 ① G6-3		B X 1-0 E S 1B		4 0	0 0	1 0	0 0	1 0	1 0	1 0
Jim Eisenreich, L (1, 7) OBP: 0.337, SLG: 0.388		X 0-0 2B 1B 1B	B S F B B B 4-2 1B WP BB	X 0-0 ① P6		C B F B B B F X 3-2 ② F7		B C C B X 2-2 ③ G6-3 1-3		4	1	1	0	1	0	4
Todd Benzinger, S (1, 3) OBP: 0.309, SLG: 0.353		B F B 1 SAFE X 2-1 1-3 1B 2B	B B F F X 2-2 ① F9	B X 1-0 1-2 2-H 3-H 1B		S F S 0-3 ③ K				4	1	2	2	0	1	1
Bill Pecota, R (1, 5) OBP: 0.355, SLG: 0.393		B B B B 4-0 1B 1B BB	B B B I 4-0 1B 1-2 IBB	B C S F C 1-3 ② K			B B C F E B X 3-2 G5-3 1B			2	1	1	0	2	1	2
Brent Mayne, L (1, 2) OBP: 0.302, SLG: 0.323		B B X 2-0 1B 1B 2B 1-3 2-H 3-H 1B	C C B B S 2-3 ② K	B B F F F F F B 3-2 ③ X F8			C B B B C F B F X 3-2 ① P5			4	1	1	2	0	1	5
Terry Shumpert, R (1, 4) OBP: 0.289, SLG: 0.331		1 SAFE S C B F X 1-2 1B 2B 1-2 3-H 1B	X 0-0 1-2 2-3 1B		C S C 0-3 ① K		B F S X 1-2 ② G5-3 1-2			4	1	2	1	0	1	1
Inning Stats	R: 0 H: 0 E: 0 LOB: 0 K: 0 BB: 0 S: 5 P: 8	R: 6 H: 6 E: 0 LOB: 1 K: 1 BB: 1 S: 20 P: 37	R: 0 H: 1 E: 0 LOB: 3 K: 1 BB: 2 S: 17 P: 32	R: 2 H: 2 E: 0 LOB: 2 K: 1 BB: 2 S: 19 P: 33	R: 0 H: 0 E: 0 LOB: 1 K: 1 BB: 1 S: 8 P: 13	R: 0 H: 0 E: 0 LOB: 0 K: 1 BB: 0 S: 9 P: 13	R: 0 H: 1 E: 0 LOB: 1 K: 0 BB: 0 S: 13 P: 20	R: 0 H: 1 E: 0 LOB: 2 K: 0 BB: 0 S: 9 P: 17		1B: 8 SF: 0 2B: 3 SAC: 0 3B: 0 DP: 0 HR: 0 HBP: 0						

PITCHER		IP	WLS	BF	H	R	ER	SO	BB	IBB	HBP	BLK	WP	HR	S	P	ERA	WHIP
Bob Welch, R ERA: 4.58	(1, 1)	2.0	L	14	6	6	6	1	2	0	0	0	0	0	27	51	27.00	4.000
Curt Young, L ERA: 5.26	(3, 1)	1.1		10	3	2	2	1	2	1	0	0	1	0	23	44	13.50	3.750
Kevin Campbell, R ERA: 2.49	(4, 1)	2.2		9	0	0	0	3	1	0	0	0	0	0	28	41	0.00	0.375
Gene Nelson, R ERA: 6.55	(7, 1)	1.0		4	1	0	0	0	0	0	0	0	0	0	13	20	0.00	1.000
Eric Show, R ERA: 5.92	(8, 1)	1.0		4	1	0	0	0	0	0	0	0	0	0	9	17	0.00	1.000

PITCHER	IP	WLS	BF	H	R	ER	SO	BB	IBB	HBP	BLK	WP	HR	S	P	ERA	WHIP

BOTTOM

Oakland Athletics @ Kansas City Royals

Royals Stadium, Kansas City, MO

Mon Sep 30 1991, 8:05 PM EDT

Att. 20,934 - Cloudy - 74 F

livebaseballscorecards.com

AB	35
R	8
H	11
RBI	8
BB	6
SO	5
LOB	21

WP: 1	PA: 41		
PB: 0			
SB: 1			
CS: 0			

Oakland Athletics @ Kansas City Royals

Royals Stadium, Kansas City, MO

Tue Oct 01 1991, 8:05 PM EDT

Att. 17,638 - Cloudy - 76 F

TOP

livebaseballscorecards.com

Batter	1	2	3	4	5	6	7	8	9	AB	R	H	RBI	BB	SO	LOB
Rickey Henderson, R (1, 7) OBP: 0.392, SLG: 0.407	F8		BB		1-H 2B	G5-3			L5	4	0	1	1	1	0	1
Dave Henderson, R (1, 8) OBP: 0.347, SLG: 0.469	K		P6		F9	K			G1-3	5	0	0	0	0	2	3
Jose Canseco, R (1, 9) OBP: 0.360, SLG: 0.562	F9			HR	G5-3	G4-3			G5-3	5	1	1	1	0	0	1
Harold Baines, L (1, 10) OBP: 0.381, SLG: 0.471		G5-3		K	IBB		FC5-4 BB			2	0	0	0	2	1	0
Brook Jacoby, R (1, 5) OBP: 0.271, SLG: 0.306		F7		K	G5-3		FC5-4 1-2f			4	0	0	0	0	1	3
Terry Steinbach, R (1, 3) OBP: 0.313, SLG: 0.391		K		E5 1B		P5		K		3	1	0	0	0	1	0
Mike Gallego, R (6, 4) OBP: 0.344, SLG: 0.373										1	0	0	0	0	1	0
Jamie Quirk, L (1, 2) OBP: 0.323, SLG: 0.297			L6-3 BB	2-H 1B		L8		FC1-4 1B		3	0	2	1	1	0	0
Lance Blankenship, R (1, 4) OBP: 0.333, SLG: 0.331			L6-3 1-2	K		HR		K		2	0	0	0	0	1	2
Mark McGwire, R (6, PH) OBP: 0.335, SLG: 0.389 (6, 3)										2	1	1	1	0	1	1
Mike Bordick, R (1, 6) OBP: 0.286, SLG: 0.266			BB 1B		2B 1B	S 1B		FC1-4 1-2f		4	1	3	0	0	0	1

| | | | | | | | | | |

Batter	1	2	3	4	5	6	7	8	9	AB	R	H	RBI	BB	SO	LOB
Brian McRae, S (1, 8) OBP: 0.288, SLG: 0.364	B B C X 2-1 ① P5		F S B X 1-2 ③ G2-3			B C S B C 2-3 ① K		F B B C X 2-2 BB BB 1B		4	0	1	0	0	1	0
Kurt Stillwell, S (1, 6) OBP: 0.315, SLG: 0.358	C B B S B F X 3-2 ② G3			C C X 0-2 1B 1B		B B F X 2-1 2B 1B		B B B B 4-0 BB 1-2 BB		3	0	2	0	1	0	0
George Brett, L (1, 10) OBP: 0.330, SLG: 0.406	B F X 1-1 E3 S			B X 1-0 G6-3 1-2 1B		F B S X 1-2 1-3 2B		B B B B 4-0 1-2 2-3 BB		3	0	2	0	1	0	0
Danny Tartabull, R (1, 9) OBP: 0.394, SLG: 0.592	B C C B B S 3-3 ③ K 1-2			F B F S 1-3 ① K		S X 0-1 ② F9		C B C B B S 3-3 ② K		4	0	0	0	0	3	8
Jim Eisenreich, L (1, 7) OBP: 0.333, SLG: 0.384		F X 0-1 ① P3		B F B X 2-1 ② ③ G6-3 1-2f		F X 0-1 ③ G6-3		B C C C 1-3 ③ K		4	0	0	0	0	1	7
Todd Benzinger, S (1, 3) OBP: 0.308, SLG: 0.352		C B X 1-1 ② G3-1			B C S S 1-3 ① K		B C S S 1-3 ① K		X 0-0 DI 1B	4	0	1	0	0	2	0
Bill Pecota, R (1, 5) (6, 4) (9, 5) OBP: 0.352, SLG: 0.389		C B X 1-1 ③ P6			B X 1-0 ② G6-3		B X 1-0 ② G6-3		C F B F B B S 3-3 ① K	4	0	0	0	0	1	1
Brent Mayne, L (1, 2) OBP: 0.302, SLG: 0.319			B C X 1-1 ① G3		B B B B 4-0 BB		B B C F C 2-3 ③ K		C C B X 1-2 ② F7	3	0	0	0	1	1	1
Terry Shumpert, R (1, 4) OBP: 0.288, SLG: 0.330 Dave Clark, L (5, PH) OBP: 0.222, SLG: 0.125 Sean Berry, R (6, 5) OBP: 0.200, SLG: 0.164 Kirk Gibson, L (8, PH) OBP: 0.342, SLG: 0.403 David Howard, S (9, 4) OBP: 0.264, SLG: 0.255 Kevin Seitzer, R (9, PH) OBP: 0.351, SLG: 0.352			B C F C 1-3 ② K		B C X 1-1 ③ G4-3			F X 0-1 ① F9	B C B F F B X 3-2 ③ G1-3 1-2	1 1 0 1 0 1	0 0 0 0 0 0	0 0 0 0 0 0	0 0 0 0 0 0	0 0 0 0 0 0	1 0 0 0 0 0	0 1 0 0 0 1
Inning Stats	R: 0 E: 1 K: 1 S: 11 H: 0 LOB: 1 BB: 0 P: 20	R: 0 E: 0 K: 0 S: 6 H: 0 LOB: 0 BB: 0 P: 8	R: 0 E: 0 K: 1 S: 8 H: 0 LOB: 0 BB: 0 P: 11	R: 0 E: 0 K: 1 S: 9 H: 2 LOB: 1 BB: 0 P: 13	R: 0 E: 0 K: 1 S: 6 H: 0 LOB: 1 BB: 1 P: 13	R: 0 E: 0 K: 1 S: 12 H: 2 LOB: 2 BB: 0 P: 17	R: 0 E: 0 K: 2 S: 7 H: 0 LOB: 0 BB: 0 P: 11	R: 0 E: 0 K: 2 S: 11 H: 1 LOB: 3 BB: 2 P: 25	R: 0 E: 0 K: 1 S: 12 H: 1 LOB: 1 BB: 0 P: 19	1B: 5 2B: 1 3B: 0 HR: 0	SF: 0 SAC: 0 DP: 1 HBP: 0						

PITCHER		IP	WLS	BF	H	R	ER	SO	BB	IBB	HBP	BLK	WP	HR	S	P	ERA	WHIP
Mike Moore, R ERA: 2.96	(1, 1)	7.1	W	29	5	0	0	7	2	0	0	0	0	0	64	104	0.00	0.955
Joe Klink, L ERA: 3.9	(8, 1)	0.0		1	0	0	0	0	1	0	0	0	0	0	0	4	∞	∞
Dennis Eckersley, R ERA: 2.96	(8, 1)	1.2	S	6	1	0	0	3	0	0	0	0	0	0	18	29	0.00	0.600

PITCHER	IP	WLS	BF	H	R	ER	SO	BB	IBB	HBP	BLK	WP	HR	S	P	ERA	WHIP

BOTTOM

Oakland Athletics @ Kansas City Royals

Royals Stadium, Kansas City, MO

Tue Oct 01 1991, 8:05 PM EDT

Att. 17,638 - Cloudy - 76 F

livebaseballscorecards.com

AB	33
R	0
H	6
RBI	0
BB	3
SO	10
LOB	19

1B: 5	SF: 0	WP: 0	PA: 36		
2B: 1	SAC: 0	PB: 0			
3B: 0	DP: 1	SB: 1			
HR: 0	HBP: 0	CS: 0			

Batter	1	2	3	4	5	6	7	8	9	AB	R	H	RBI	BB	SO	LOB
Rickey Henderson, R (1, 7) OBP: 0.394, SLG: 0.407 Lance Blankenship, R (2, 7) OBP: 0.333, SLG: 0.331	B B B B 4-0 CS BB	B H 2-0 1B 1-2 HBP		F X 0-1 S 1B		B C 1 SAFE B 1 SAFE F C 2-3 ② K		B X 1-0 ③ F7		0 0 0 0 1 0 0 3 0 1 0 0 1 2						
Willie Wilson, S (1, 8) OBP: 0.290, SLG: 0.313 Ron Witmeyer, L (7, 3) OBP: 0.053, SLG: 0.053	F B 1 SAFE S B S 2-3 ① ② K 1-2	F B S S 1-3 ② K		1 SAFE P P C X 2-1 ③ G4-3 1-2		F 1 SAFE S X 0-2 ③ FC6-4 1-2f			C B C X 1-2 ① G6-3	4 0 0 0 0 2 5 1 0 0 0 0 0 0						
Jose Canseco, R (1, 9) OBP: 0.359, SLG: 0.560 Scott Hemond, R (7, 2) OBP: 0.263, SLG: 0.222	B S S X 1-2 ③ P6	B F B S X 2-2 FC6-4 1-3 2-H 1B			B B S F S 2-3 ① K		B C X 1-1 ① G6-3		F B F F B B X 3-2 ② P5	4 0 1 1 0 1 0 1 0 0 0 0 0 0						
Harold Baines, L (1, 10) OBP: 0.382, SLG: 0.472 Brook Jacoby, R (8, 5) OBP: 0.271, SLG: 0.305	x x 2-0 HBP E 1B x 0-0 ③ FC6-4 1-2f				C X 0-1 1B 1B		B B C F X 2-2 ② G6-3		C B X 1-1 ③ G5-3	4 1 2 0 0 0 2 1 0 0 0 0 0 0						
Terry Steinbach, R (1, 2) OBP: 0.317, SLG: 0.393 Vance Law, R (7, 5) OBP: 0.305, SLG: 0.278 (8, 1)	B H 2-0 E 1B 1-2 HBP	B C X 1-1 ① P4			L S F B X 1-2 FC5 1-2 1B		B X 1-0 1B			3 1 2 0 0 0 0 0 0 0 0 0 0 0						
Mark McGwire, R (1, 3) OBP: 0.333, SLG: 0.386 Brad Komminsk, R (7, 8) OBP: 0.185, SLG: 0.160	B X 1-0 ① F8	B C F X 1-2 ② F9			F B X 1-1 ② P6		C C B S 1-3 ③ K			4 0 0 0 0 1 5 0 0 0 0 0 0 0						
Scott Brosius, R (1, 5) OBP: 0.268, SLG: 0.397 (7, 4)	B B C X 2-1 E3 1B S 1-3 2-H	B S X 1-1 ③ F9			B S X 1-1 ③ FC5 1-2f			B X 1-0 2B		4 1 1 0 0 0 3						
Mike Gallego, R (1, 4) OBP: 0.344, SLG: 0.373 Dann Howitt, L (7, 9) OBP: 0.182, SLG: 0.262	C 1 SAFE C X 0-2 S 1B 1-3 3-H 1B			C X 0-1 ① L6		B F B X 2-1 ① G5-3		F S C 0-3 ① K		3 1 1 1 0 0 0 1 0 0 0 0 1 1						
Mike Bordick, R (1, 6) OBP: 0.289, SLG: 0.267	B B C 1 SAFE B F F X 3-2 WP 1B 1-H 3-H 1B			B C X 1-1 ② L5		B B C C B B 4-2 FC6-4 BB		C C S 0-3 ② K		3 1 1 1 1 1 1						
Inning Stats	R: 0 H: 0 E: 0 LOB: 0 K: 1 BB: 1 S: 6 P: 13	R: 5 H: 4 E: 1 LOB: 2 K: 1 BB: 0 S: 18 P: 33	R: 0 H: 0 E: 0 LOB: 0 K: 0 BB: 0 S: 7 P: 10	R: 0 H: 1 E: 0 LOB: 1 K: 0 BB: 0 S: 10 P: 11	R: 0 H: 2 E: 0 LOB: 2 K: 1 BB: 0 S: 13 P: 18	R: 0 H: 0 E: 0 LOB: 1 K: 1 BB: 1 S: 10 P: 18	R: 0 H: 1 E: 0 LOB: 1 K: 1 BB: 0 S: 9 P: 14	R: 0 H: 1 E: 0 LOB: 1 K: 2 BB: 0 S: 8 P: 10	R: 0 H: 0 E: 0 LOB: 0 K: 0 BB: 0 S: 9 P: 14	1B: 8 SF: 0 2B: 1 SAC: 0 3B: 0 DP: 0 HR: 0 HBP: 2						

TOP

Oakland Athletics @ Kansas City Royals

Royals Stadium, Kansas City, MO

Wed Oct 02 1991, 8:05 PM EDT

Att. 18,552 - Cloudy - 80 F

livebaseballscorecards.com

AB	36
R	5
H	9
RBI	3
BB	2
SO	7
LOB	19

WP: 1 PA: 40
PB: 0
SB: 3
CS: 1

PITCHER		IP	WLS	BF	H	R	ER	SO	BB	IBB	HBP	BLK	WP	HR	S	P	ERA	WHIP
Bret Saberhagen, R ERA: 3.07	(1, 1)	2.0		13	4	5	3	2	1	0	2	0	1	0	24	46	13.50	2.500
Steve Crawford, R ERA: 5.91	(3, 1)	3.0	W	12	3	0	0	1	0	0	0	0	0	0	30	39	0.00	1.000
Joel Johnston, R ERA: 0.44	(6, 1)	2.0		8	1	0	0	2	1	0	0	0	0	0	19	32	0.00	1.000
Mike Magnante, L ERA: 2.47	(8, 1)	2.0		7	1	0	0	2	0	0	0	0	0	0	17	24	0.00	0.500

PITCHER	IP	WLS	BF	H	R	ER	SO	BB	IBB	HBP	BLK	WP	HR	S	P	ERA	WHIP

Batter	1	2	3	4	5	6	7	8	9	AB	R	H	RBI	BB	SO	LOB
Brian McRae, S (1, 8) OBP: 0.289, SLG: 0.369	2-1 G4-3 ①	0-3 K ②		3-3 K ③		1-1 2B 1B 1-2	2-1 HR 1-H	0-0 F7 ②		6	2	2	2	0	2	5
Kurt Stillwell, S (1, 6) OBP: 0.323, SLG: 0.365	4-1 BB	2-2 1B 1-3 2-H			1-0 HBP 1B 3B	2-0 2B 1-H 2-H	2-1 1B G3	0-0 G4-3 ③		4	2	3	3	1	0	2
George Brett, L (1, 10) OBP: 0.330, SLG: 0.406	0-3 K ②	1-0 G4-3 ③			3-1 1B 3B 1-3	3-1 BB HR 1B 2-H	1-0 G3 ② 1-2			5	2	2	1	0	1	4
Danny Tartabull, R (1, 9) OBP: 0.395, SLG: 0.594 Gary Thurman, R (6, PR) OBP: 0.319, SLG: 0.360 (7, 9)	1 SAFE 0-1 L5 ③		X 0-0 P4 ①		0-0 SF7 3B 1-H 3-H	4-2 HR BB 1-2	3-2 G5-3 ③			3 1	1 1	1 0	2 0	1 0	0 0	1 1
Jim Eisenreich, L (1, 7) OBP: 0.335, SLG: 0.394 Bobby Moore, R (8, PH) OBP: 0.286, SLG: 0.167 (9, 7)		2-2 2B 1B	2-1 F8 ②		2-0 SF7 ① 3-H	0-0 HR 1-H 2-H		0-3 K ①		3 1	2 0	2 0	4 0	0 0	0 1	0 0
Todd Benzinger, S (1, 3) OBP: 0.307, SLG: 0.349	0-3 K ①	2-0 F8 ③			0-1 L6 ② C X	0-0 G3 ②		2-0 2B WP HBP B H		4	1	0	0	0	1	2
Bill Pecota, R (1, 5) OBP: 0.353, SLG: 0.394 (5, 4)	1-2 2B 1B 1-H 1B			2-1 F8 ① B X	1-0 F8 ③	0-1 F9 ③ C X		1-0 WP 2B B X 1-3 2B		5	2	2	1	0	0	1
Brent Mayne, L (1, 2) OBP: 0.315, SLG: 0.325	1-2 1B 1B 2-3 1B			4-1 BB		0-2 2B 1B C F X	4-2 HR BB	4-2 2B 2-3 3-H BB		2	3	2	0	3	0	0
David Howard, S (1, 4) OBP: 0.264, SLG: 0.255 Dave Clark, L (2, PH) OBP: 0.300, SLG: 0.222 Terry Shumpert, R (2, PR) OBP: 0.288, SLG: 0.330 (3, 4) Kirk Gibson, L (4, PH) OBP: 0.341, SLG: 0.403 Sean Berry, R (5, 5) OBP: 0.206, SLG: 0.190	1-2 1B 1B 1-2 3-H 1B			2-3 K ② B F F B S		1 SAFE 2-3 K ① F B F B F S	1-1 F8 ① B F X	0-2 2B 1-3 3-H 2B		0 1 0 1 3	0 0 0 0 0	0 1 0 0 1	0 1 0 0 2	0 0 0 1 1	0 0 0 1 2	0 0 0 1 2
Inning Stats	R: 0 E: 0 K: 1 S: 8 H: 0 LOB: 1 BB: 1 P: 14	R: 3 E: 0 K: 2 S: 24 H: 5 LOB: 2 BB: 0 P: 32	R: 0 E: 0 K: 0 S: 4 H: 0 LOB: 0 BB: 0 P: 8	R: 0 E: 0 K: 2 S: 9 H: 0 LOB: 1 BB: 1 P: 20	R: 3 E: 0 K: 0 S: 7 H: 2 LOB: 0 BB: 0 P: 14	R: 6 E: 0 K: 1 S: 18 H: 5 LOB: 1 BB: 1 P: 30	R: 2 E: 0 K: 0 S: 12 H: 2 LOB: 1 BB: 1 P: 25	R: 2 E: 0 K: 1 S: 13 H: 2 LOB: 2 BB: 1 P: 20		1B: 9 2B: 4 3B: 1 HR: 2	SF: 1 SAC: 0 DP: 0 HBP: 2			WP: 1 PB: 0 SB: 0 CS: 0	PA: 47	

PITCHER		IP	WLS	BF	H	R	ER	SO	BB	IBB	HBP	BLK	WP	HR	S	P	ERA	WHIP
Ron Darling, R ERA: 4.26	(1, 1)	5.0	L	25	7	6	6	5	2	0	1	0	0	0	52	88	10.80	1.800
Joe Klink, L ERA: 4.48	(6, 1)	0.1		5	4	4	4	1	0	0	0	0	0	0	12	20	108.00	12.000
Gene Nelson, R ERA: 6.85	(6, 1)	0.2		4	1	2	2	0	1	0	0	0	0	1	6	10	27.00	3.000
Steve Chitren, R ERA: 4.33	(7, 1)	1.0		6	2	2	2	0	1	0	0	0	0	1	12	25	18.00	3.000
Bruce Walton, R ERA: 6.23	(8, 1)	0.1		3	1	2	2	1	0	0	1	0	0	0	5	8	54.00	3.000

PITCHER		IP	WLS	BF	H	R	ER	SO	BB	IBB	HBP	BLK	WP	HR	S	P	ERA	WHIP
Vance Law, R ERA:	(8, 1)	0.2		4	1	0	0	0	1	0	0	0	1	0	8	12	0.00	3.000

BOTTOM

Oakland Athletics @ Kansas City Royals

Royals Stadium, Kansas City, MO

Wed Oct 02 1991, 8:05 PM EDT

Att. 18,552 - Cloudy - 80 F

livebaseballscorecards.com

AB	39
R	16
H	16
RBI	15
BB	5
SO	7
LOB	19

Batter	1	2	3	4	5	6	7	8	9	AB	R	H	RBI	BB	SO	LOB
Gary Thurman, R (1, 7) (8, 9) OBP: 0.321, SLG: 0.362	C B F B S 2-3 ① K		X 0-0 G6-3 1-2 1B		C B C B X 2-2 ② G5-3		S B F B X 2-2 1B		F X 0-1 ② G6-3	5	0	2	0	0	1	0
Brian McRae, S (1, 8) OBP: 0.288, SLG: 0.372	F B F B X 2-2 ② G6-3		B S X 1-1 ② G6-3 1-2 2-3		B B F B X 3-1 HR		1 SAFE X 0-0 ③ F9		S X 0-1 ③ G4-3	5	1	1	1	0	0	3
George Brett, L (1, 10) OBP: 0.328, SLG: 0.403	B F S X 1-2 ③ F7		B X 1-0 ③ F7		S F B F S 1-3 ③ K			C S F B B S 1-3 ① K		4	0	0	0	0	2	2
Danny Tartabull, R (1, 9) OBP: 0.398, SLG: 0.597 Bobby Moore, R (8, PR) OBP: 0.286, SLG: 0.167 Brent Mayne, L (8, 2) OBP: 0.315, SLG: 0.325		B B C B B F B 4-2 1B G2-3 BB	C B X 1-1 SH3-4 1B 1B	F B C X 1-2 ① G3				C B X 1-1 1B 2B		3 0 0	0 1 0	2 0 0	0 0 0	1 0 0	0 0 0	0 0 0
Todd Benzinger, S (1, 3) OBP: 0.309, SLG: 0.350		C F X 0-2 ① G2-3 1-2	X 0-0 SH3-4 1-2 1B	B B C X 2-1 ② F7				C X 0-1 2-H 1B		4	0	2	1	0	0	1
Bill Pecota, R (1, 5) OBP: 0.355, SLG: 0.396		B B C X 2-1 ② 2-3 1B	B X 1-0 ① SH3-4 1-2 2-3	B B F F B X 3-2 1B				B L X 1-1 ② G5-3		3	0	2	0	0	0	1
Kurt Stillwell, S (1, 6) OBP: 0.322, SLG: 0.362		C F B B B X 3-2 ③ G6-3	S S F S 0-3 ② K	1 SAFE C P B X 2-1 ③ F7				B I I I 4-0 IBB		3	0	0	0	1	1	4
Jorge Pedre, R (1, 2) OBP: 0.421, SLG: 0.500 Kevin Seitzer, R (7, PH) OBP: 0.350, SLG: 0.350 Tim Spehr, R (7, 2) OBP: 0.295, SLG: 0.358 Jim Eisenreich, L (8, PH) OBP: 0.334, SLG: 0.393 (8, 7)			B S F S 1-3 ① K	B C F S 1-3 ③ K			B B X 2-0 ① F9	B X 1-0 ③ F9		2 1 0 1	0 0 0 0	0 0 0 0	0 0 0 0	0 0 0 0	2 0 0 0	2 0 0 2
David Howard, S (1, 4) OBP: 0.267, SLG: 0.258 Terry Shumpert, R (3, PR) OBP: 0.287, SLG: 0.328 (3, 4) Mike Macfarlane, R (9, PH) OBP: 0.329, SLG: 0.508			B B C S B F S X 3-2 G6-3 1B 1B	L B F B F S 2-3 ① K		B B C C X 2-2 ② P3			C F S 0-3 ① K	1 2 1	0 0 0	1 0 0	0 0 0	0 1 1	0 0 0	0 0 0
Inning Stats	R: 0 H: 0 E: 0 LOB: 0 K: 1 BB: 0 S: 9 P: 14	R: 0 H: 1 E: 0 LOB: 1 K: 0 BB: 1 S: 11 P: 20	R: 0 H: 2 E: 0 LOB: 2 K: 1 BB: 0 S: 11 P: 17	R: 0 H: 2 E: 0 LOB: 2 K: 2 BB: 0 S: 11 P: 14	R: 1 H: 1 E: 0 LOB: 0 K: 2 BB: 0 S: 13 P: 21	R: 0 H: 1 E: 0 LOB: 1 K: 0 BB: 0 S: 11 P: 18	R: 0 H: 1 E: 0 LOB: 1 K: 0 BB: 0 S: 8 P: 14	R: 1 H: 2 E: 0 LOB: 2 K: 1 BB: 1 S: 11 P: 19	R: 0 H: 0 E: 0 LOB: 0 K: 1 BB: 0 S: 7 P: 7	1B: 8 SF: 0 2B: 1 SAC: 1 3B: 0 DP: 0 HR: 1 HBP: 0						WP: 0 PA: 38 PB: 0 SB: 0 CS: 0

PITCHER	IP	WLS	BF	H	R	ER	SO	BB	IBB	HBP	BLK	WP	HR	S	P	ERA	WHIP
Chuck Finley, L (1, 1) ERA: 3.8	7.1		30	8	1	1	7	1	0	0	0	0	1	78	123	1.23	1.227
Mark Eichhorn, R (8, 1) ERA: 1.98	0.1		4	2	1	1	0	0	1	0	0	0	0	6	12	27.00	6.000
Cliff Young, L (8, 1) ERA: 4.26	1.1	W	4	0	0	0	1	0	0	0	0	0	0	8	9	0.00	0.000

PITCHER	IP	WLS	BF	H	R	ER	SO	BB	IBB	HBP	BLK	WP	HR	S	P	ERA	WHIP

TOP

Kansas City Royals @ California Angels

Anaheim Stadium, Anaheim, CA

Fri Oct 04 1991, 10:05 PM EDT

Att. 21,397 - Sunny - 75 F

livebaseballscorecards.com

AB	35
R	2
H	10
RBI	2
BB	2
SO	8
LOB	15

Batter	1	2	3	4	5	6	7	8	9	AB	R	H	RBI	BB	SO	LOB
Luis Polonia, L (1, 10) OBP: 0.354, SLG: 0.382	B F B C B S 3-3 K ①		C X 0-1 F7 ③		X 0-0 PO 1B			1 SAFE B F 1 SAFE 1 SAFE B X 2-1 E9 1B 1-H 1B		4	1	2	0	0	1	1
Max Venable, L (1, 7) OBP: 0.294, SLG: 0.366	C S C 0-3 K ②			C B X 1-1 G4-3 ①	S P 1 SAFE C 1 SAFE 1-2 PO ③	C S B B B F F B 4-2 F7 BB		X 0-0 1B 1B 3-H 1B		3	1	1	1	1	1	0
Junior Felix, S (1, 8) OBP: 0.318, SLG: 0.354	S B B F S 2-3 K ③			C F B X 1-2 2B 1B 1B		B B C B X 3-1 F7 ①② 1-2		B X 1-0 1B SF9 1B 1-2		4	2	2	0	0	1	1
Dave Winfield, R (1, 9) OBP: 0.326, SLG: 0.474 Shawn Abner, R (9, 9) OBP: 0.235, SLG: 0.300		B B C S B X 3-2 G5-3 ①		X 0-0 1B 2B 1-3		C B X 1-1 1B		B C X 1-1 BB BB 1B 1-3 2-H		4 0	1 0	3 0	1 0	0 0	0 0	0 0
Lee Stevens, L (1, 3) OBP: 0.345, SLG: 0.404		C X 0-1 F7 ②		X 0-0 F8 S 1B 2-H 3-H		B C F F X 1-2 F7 ③		B C X 1-2 SF9 ① 3-H		3	0	1	3	0	0	1
Gary Gaetti, R (1, 5) OBP: 0.291, SLG: 0.374		H 1-0 CS HBP		B B C X 2-1 F8 ② 1-3			B B B 4-0 L3 BB	B B B C X 3-1 F8 ②		2	0	0	0	1	0	2
Ruben Amaro Jr, S (1, 4) OBP: 0.318, SLG: 0.300		S 0-1 CS ③ 1-2	C B F B F X 2-2 SH1 1B	B C X 1-1 G3 ③			C X 0-1 L3 ①② 1-2	B C B B B 4-1 BB 1-2 BB		3	0	1	0	1	0	2
John Orton, R (1, 2) OBP: 0.325, SLG: 0.273			X 0-0 SH1 ① 1-2		B C C X 1-2 G6-3 ①		C B C S 1-3 K ③	S B C F B B B 4-2 1-2 2-3 BB		2	0	0	0	1	1	0
Gary Disarcina, R (1, 6) OBP: 0.286, SLG: 0.255			B F S X 1-2 G5-3 ②		C F F X 0-2 P4 ②			1-2 1B E BB B X 1-2 G4-3 ②		3	1	0	0	1	0	4
Inning Stats	R: 0 E: 0 K: 3 S: 9 H: 0 LOB: 0 BB: 0 P: 14	R: 0 E: 0 K: 0 S: 6 H: 0 LOB: 0 BB: 0 P: 10	R: 0 E: 0 K: 0 S: 10 H: 1 LOB: 1 BB: 0 P: 13	R: 2 E: 0 K: 0 S: 11 H: 3 LOB: 1 BB: 0 P: 16	R: 0 E: 0 K: 0 S: 11 H: 1 LOB: 0 BB: 0 P: 12	R: 0 E: 0 K: 0 S: 12 H: 1 LOB: 1 BB: 1 P: 21	R: 0 E: 0 K: 1 S: 5 H: 0 LOB: 0 BB: 1 P: 10	R: 4 E: 1 K: 0 S: 20 H: 4 LOB: 3 BB: 3 P: 41		1B: 9 2B: 2 3B: 0 HR: 0	SF: 1 SAC: 1 DP: 1 HBP: 1					

PITCHER		IP	WLS	BF	H	R	ER	SO	BB	IBB	HBP	BLK	WP	HR	S	P	ERA	WHIP
Luis Aquino, R ERA: 3.44	(1, 1)	6.0		23	6	2	2	3	1	0	1	0	0	0	59	86	3.00	1.167
Tom Gordon, R ERA: 3.94	(7, 1)	1.2	L	11	4	4	4	1	3	0	0	0	0	0	19	40	21.60	4.200
Joel Johnston, R ERA: 0.44	(8, 1)	0.1		2	0	0	0	0	1	0	0	0	0	0	6	11	0.00	3.000

PITCHER	IP	WLS	BF	H	R	ER	SO	BB	IBB	HBP	BLK	WP	HR	S	P	ERA	WHIP

BOTTOM

Kansas City Royals @ California Angels

Anaheim Stadium, Anaheim, CA

Fri Oct 04 1991, 10:05 PM EDT

Att. 21,397 - Sunny - 75 F

livebaseballscorecards.com

AB	28
R	6
H	10
RBI	5
BB	5
SO	4
LOB	11

1B: 9 SF: 1
2B: 2 SAC: 1
3B: 0 DP: 1
HR: 0 HBP: 1

WP: 0 PA: 38
PB: 0
SB: 1
CS: 1

Batter	1	2	3	4	5	6	7	8	9	AB	R	H	RBI	BB	SO	LOB
Bobby Moore, R (1, 8) OBP: 0.364, SLG: 0.400	F X 0-1 ① B1-3		B B C F B F X 3-2 CS 2B		B S B X 2-1 ③ FC4 1-2f			B X 1-0 G4-3 1B		4	0	2	0	0	0	1
Gary Thurman, R (1, 7) OBP: 0.320, SLG: 0.359	B F F B F S 2-3 ② K		F 2 SAFE 2 SAFE S X 0-2 ② ③ G4-3 2-3			B F F X 1-2 BLK E 1B		B X 1-0 ① G4-3 1-2		4	1	1	0	0	1	2
Bill Pecota, R (1, 5) OBP: 0.356, SLG: 0.399	C F B F F X 1-2 2B			B C B S F X 2-2 G5-4-3 1B		B F S 1 SAFE 1 SAFE C 1-3 ① K		B C B X 2-1 ② G5-3		4	0	2	0	0	1	2
Danny Tartabull, R (1, 9) OBP: 0.397, SLG: 0.593	B S B C B F F B 4-2 BB			B 1 SAFE B X 2-0 ① ② G5-4-3 1-2f		1 SAFE 1 SAFE X 0-0 ② F7		X 0-0 ③ P3		3	0	0	0	1	0	3
Todd Benzinger, S (1, 3) OBP: 0.310, SLG: 0.352	C F C 0-3 ③ K			X 0-0 FC5-4 1B		C F B X 1-2 E4 1-H 1B			S F X 0-2 ① G5-3	4	0	2	1	0	1	2
Mike Macfarlane, R (1, 10) OBP: 0.328, SLG: 0.508		F B B X 2-1 ① G5-3		B X 1-0 ③ FC5-4 1-2f		B C X 1-1 ③ L6			X 0-0 2B	4	0	1	0	0	0	2
Kurt Stillwell, S (1, 6) OBP: 0.322, SLG: 0.361		C F X 0-2 ② P6			X 0-0 FC4 1B		C B X 1-1 ① F7		C X 0-1 ② G6-3	4	0	1	0	0	0	1
Tim Spehr, R (1, 2) OBP: 0.280, SLG: 0.338		B B X 2-0 ③ P3			C B C 1 SAFE X 1-2 ① F9		C B X 1-1 ② G5-3		F S X 0-2 ③ P3	4	0	0	0	0	0	2
Terry Shumpert, R (1, 4) OBP: 0.285, SLG: 0.325			L S X 0-2 ① F7		1 SAFE B 1 SAFE F B 1 SAFE F X 2-2 ② F7		F F B C 1-3 ③ K			3	0	0	0	0	1	1
Inning Stats	R: 0 H: 1 E: 0 LOB: 2 K: 2 BB: 1 S: 17 P: 24	R: 0 H: 0 E: 0 LOB: 0 K: 0 BB: 0 S: 6 P: 10	R: 0 H: 1 E: 0 LOB: 0 K: 0 BB: 0 S: 10 P: 13	R: 0 H: 2 E: 0 LOB: 1 K: 0 BB: 0 S: 7 P: 12	R: 0 H: 1 E: 0 LOB: 1 K: 0 BB: 0 S: 9 P: 14	R: 1 H: 2 E: 1 LOB: 1 K: 1 BB: 0 S: 12 P: 16	R: 0 H: 0 E: 0 LOB: 0 K: 1 BB: 0 S: 7 P: 10	R: 0 H: 1 E: 0 LOB: 1 K: 0 BB: 0 S: 5 P: 9	R: 0 H: 1 E: 0 LOB: 1 K: 0 BB: 0 S: 9 P: 9	1B: 6 SF: 0 2B: 3 SAC: 0 3B: 0 DP: 1 HR: 0 HBP: 0						WP: 0 PA: 35 PB: 0 SB: 0 CS: 1	

PITCHER	IP	WLS	BF	H	R	ER	SO	BB	IBB	HBP	BLK	WP	HR	S	P	ERA	WHIP
Jim Abbott, L (1, 1) ERA: 2.89	9.0	W	35	9	1	1	4	1	0	0	1	0	0	82	117	1.00	1.111

PITCHER	IP	WLS	BF	H	R	ER	SO	BB	IBB	HBP	BLK	WP	HR	S	P	ERA	WHIP

TOP

Kansas City Royals @ California Angels

Anaheim Stadium, Anaheim, CA

Sat Oct 05 1991, 10:05 PM EDT

Att. 29,247 - Sunny - 74 F

livebaseballscorecards.com

AB	34
R	1
H	9
RBI	1
BB	1
SO	4
LOB	16

BOTTOM

Kansas City Royals @ California Angels

Anaheim Stadium, Anaheim, CA

Sat Oct 05 1991, 10:05 PM EDT

Att. 29,247 - Sunny - 74 F

livebaseballscorecards.com

Batter	1	2	3	4	5	6	7	8	9	AB	R	H	RBI	BB	SO	LOB
Luis Polonia, L (1, 10) OBP: 0.352, SLG: 0.379	C C B B X 2-2 F8 ①		C X 0-1 F8 ③		B 1 SAFE B F 1 SAFE X 2-1 G6-3 ② 1-2		F B B F F X 2-2 F7 ③			4	0	0	0	0	0	1
Max Venable, L (1, 7) OBP: 0.294, SLG: 0.360	B C B B F F F B S 3-3 K ②			B X 1-0 F9 ①	B X 1-0 P5 ③			B C S B B B 4-2 1B SF7 BB		3	1	0	0	1	1	1
Junior Felix, S (1, 8) OBP: 0.321, SLG: 0.370	M C B B S 2-3 K ③			X 0-0 F7 ②		B B X 2-0 HR		C 1 SAFE 1 SAFE B X 1-1 1B 1-3		4	1	2	1	0	1	0
Dave Winfield, R (1, 9) OBP: 0.327, SLG: 0.474 Shawn Abner, R (9, 9) OBP: 0.235, SLG: 0.300		B S F C 1-3 K ①		B B S B F B 4-2 2B BB		C X 0-1 E6 PB CS 1B		B S C F B X 2-2 SF7 ① 3-H		2 0	1 0	1 0	1 0	1 0	1 0	0 0
Lee Stevens, L (1, 3) OBP: 0.371, SLG: 0.436		S C B B X 2-2 1B		C B F B 1 SAFE B X 3-2 HR 2B 1-H		C B B X 2-1 G5-3 ①		I I I I 4-0 IBB		3	1	2	1	1	0	1
Lance Parrish, R (1, 2) OBP: 0.285, SLG: 0.388		C C B 1 SAFE S 1-3 K ②		F B B X 2-1 HR 2-H		B B B F C S 3-3 K ② 2-3		B F X 1-1 F7 ②		4	1	1	2	0	2	4
Ruben Amaro Jr, S (1, 4) OBP: 0.308, SLG: 0.261		B X 1-0 G4-3 ③		C B X 1-1 G4-3 ③		I I I I 4-0 CS IBB		C X 0-1 G3-1 ③		3	0	0	0	1	0	3
Dick Schofield, R (1, 6) OBP: 0.309, SLG: 0.259			C S C B B X 2-2 G6-3 ①		B S C B F F F B B B 4-2 G6-3 BB	1 SAFE C F F P 1 F B B 3-2 CS ③ 1-2 3-H	F B S B F X 2-2 G3 ①			2	0	0	0	1	0	0
Gary Disarcina, R (1, 5) OBP: 0.271, SLG: 0.241			F B X 1-1 G6-3 ②		B 1 SAFE 1 SAFE X 1-0 P6 ①		B F X 1-1 G4-3 ②			3	0	0	0	0	0	1
Inning Stats	R: 0 E: 0 K: 2 S: 11 H: 0 LOB: 0 BB: 0 P: 18	R: 0 E: 0 K: 2 S: 10 H: 1 LOB: 1 BB: 0 P: 15	R: 0 E: 0 K: 0 S: 7 H: 0 LOB: 0 BB: 0 P: 10	R: 3 E: 0 K: 0 S: 11 H: 2 LOB: 0 BB: 1 P: 22	R: 0 E: 0 K: 0 S: 9 H: 0 LOB: 1 BB: 1 P: 17	R: 1 E: 1 K: 1 S: 13 H: 2 LOB: 1 BB: 1 P: 26	R: 0 E: 0 K: 0 S: 10 H: 0 LOB: 0 BB: 0 P: 15	R: 1 E: 0 K: 0 S: 12 H: 1 LOB: 2 BB: 2 P: 24		1B: 3 2B: 1 3B: 0 HR: 2	SF: 1 SAC: 0 DP: 0 HBP: 0					

	AB	28
	R	5
	H	6
	RBI	5
	BB	5
	SO	5
	LOB	11

WP: 0 PB: 1 SB: 0 CS: 2 PA: 35

PITCHER		IP	WLS	BF	H	R	ER	SO	BB	IBB	HBP	BLK	WP	HR	S	P	ERA	WHIP
Kevin Appier, R ERA: 3.42	(1, 1)	5.0	L	22	5	4	4	4	2	0	0	0	0	2	51	87	7.20	1.400
Mike Magnante, L ERA: 2.45	(6, 1)	0.1		1	0	0	0	0	0	0	0	0	0	0	2	4	0.00	0.000
Joel Johnston, R ERA: 0.4	(6, 1)	1.2		5	0	0	0	1	0	1	0	0	0	0	18	32	0.00	0.000
Steve Crawford, R ERA: 5.98	(8, 1)	1.0		6	1	1	1	0	1	1	0	0	0	0	12	24	9.00	2.000

PITCHER	IP	WLS	BF	H	R	ER	SO	BB	IBB	HBP	BLK	WP	HR	S	P	ERA	WHIP

Batter	1	2	3	4	5	6	7	8	9	AB	R	H	RBI	BB	SO	LOB
Bobby Moore, R (1, 8) OBP: 0.400, SLG: 0.429	B X 1-0 S 1B		C C B F X 1-2 ③ G6-3			C C B X 1-2 ② P4		B B B C X 3-1 1B		4	0	2	0	0	0	0
Gary Thurman, R (1, 7) OBP: 0.320, SLG: 0.359	B 1 SAFE 1 SAFE X 1-0 ① F8			X 0-0 ① G6-3		B S B X 2-1 1B		F C B B S 2-3 ③ K		3	0	1	0	0	0	1
Dave Clark, L (8, PH) OBP: 0.273, SLG: 0.200 (8, 9)										1	0	0	0	0	1	1
Harvey Pulliam, R (1, 9) OBP: 0.333, SLG: 0.576 (8, 7)	1 SAFE 1 SAFE C B 1 SAFE B F B S 3-3 ② K 1-2			B C C B S 2-3 ② K		S B B B B C 3-3 ③ K			S C F S 0-3 ① K2-3	3	0	0	0	0	3	2
Jim Eisenreich, L (9, PH) OBP: 0.333, SLG: 0.392										1	0	0	0	0	1	0
Mike Macfarlane, R (1, 10) OBP: 0.330, SLG: 0.506	C S S 0-3 ③ K			C S B B X 2-2 1B			B F S B B S 3-3 ① K		B B C B B 4-1 BB	3	0	1	0	1	2	1
Stu Cole, R (1, 6) OBP: 0.333, SLG: 0.143		S B S S S 1-3 ① K		F B X 1-1 ③ P3			C F B X 1-2 ② P3		S B B F C 2-3 ② K	3	0	0	0	0	1	1
George Brett, L (9, PH) OBP: 0.327, SLG: 0.402										1	0	0	0	0	1	1
Jorge Pedre, R (1, 3) OBP: 0.364, SLG: 0.421		B B X 2-0 ② F8			B B S B C C 3-3 ① K		S X 0-1 ③ F9		S S S B S 1-3 ③ K	3	0	0	0	0	1	0
Todd Benzinger, S (9, PH) OBP: 0.310, SLG: 0.351										1	0	0	0	0	1	1
Sean Berry, R (1, 5) OBP: 0.212, SLG: 0.183		B C B F B X 3-2 ③ F8			C F B B F B B 4-2 FC5-4 BB			X 0-0 ① P3		2	0	0	0	1	0	0
Terry Shumpert, R (1, 4) OBP: 0.283, SLG: 0.322			F B S B C 2-3 ① K		C B F X 1-2 ② FC5-4 CS 1-2f			C S B F S 1-3 ② K		3	0	0	0	0	2	1
Tim Spehr, R (1, 2) OBP: 0.282, SLG: 0.378			B B S S C 2-3 ② K		C 1 SAFE 1 SAFE 1 SAFE S 0-2 ③ CS 1-2	X 0-0 ① F9		B B X 2-0 HR		3	1	1	1	0	1	0
Inning Stats	R: 0 H: 1 E: 0 LOB: 1 K: 2 BB: 0 S: 8 P: 13	R: 0 H: 0 E: 0 LOB: 0 K: 1 BB: 0 S: 7 P: 13	R: 0 H: 0 E: 0 LOB: 0 K: 2 BB: 0 S: 10 P: 15	R: 0 H: 1 E: 0 LOB: 1 K: 1 BB: 0 S: 9 P: 14	R: 0 H: 0 E: 0 LOB: 0 K: 1 BB: 1 S: 11 P: 19	R: 0 H: 1 E: 0 LOB: 1 K: 1 BB: 0 S: 9 P: 15	R: 0 H: 0 E: 0 LOB: 0 K: 1 BB: 0 S: 8 P: 12	R: 1 H: 2 E: 0 LOB: 1 K: 2 BB: 0 S: 11 P: 19	R: 0 H: 0 E: 0 LOB: 1 K: 3 BB: 1 S: 11 P: 18	1B: 4 SF: 0 2B: 0 SAC: 0 3B: 0 DP: 0 HR: 1 HBP: 0						WP: 0 PA: 34 PB: 0 SB: 1 CS: 1

PITCHER		IP	WLS	BF	H	R	ER	SO	BB	IBB	HBP	BLK	WP	HR	S	P	ERA	WHIP
Mark Langston, L ERA: 3.0	(1, 1)	7.2	W	28	5	1	1	10	1	0	0	0	0	1	70	115	1.17	0.783
Bryan Harvey, R ERA: 1.6	(8, 1)	1.1	S	5	0	0	0	4	1	0	0	0	0	0	14	23	0.00	0.750

PITCHER	IP	WLS	BF	H	R	ER	SO	BB	IBB	HBP	BLK	WP	HR	S	P	ERA	WHIP

TOP

Kansas City Royals @ California Angels

Anaheim Stadium, Anaheim, CA

Sun Oct 06 1991, 6:33 AM EDT

Att. 27,588 - Cloudy - 78 F

livebaseballscorecards.com

AB	31
R	1
H	5
RBI	1
BB	2
SO	14
LOB	9

BOTTOM

Kansas City Royals @ California Angels

Anaheim Stadium, Anaheim, CA

Sun Oct 06 1991, 6:33 AM EDT

Att. 27,588 - Cloudy - 78 F

Batter	1	2	3	4	5	6	7	8	9	AB	R	H	RBI	BB	SO	LOB
Dave Gallagher, R (1, 7) OBP: 0.355, SLG: 0.367	P4		P5		G4-3 1-3		G5-3			4	0	0	0	0	0	1
Dick Schofield, R (1, 6) OBP: 0.310, SLG: 0.260	FC5-4 1B		L6		HR BB			K		3	1	1	0	1	1	0
Gary Gaetti, R (1, 5) OBP: 0.293, SLG: 0.379	FC5-4 BB 1-2f		K		HR 1-H 3-H			BB		3	1	1	3	1	1	1
Dave Winfield, R (1, 10) OBP: 0.326, SLG: 0.472	BB 1-2			F8	K			K		3	0	0	0	1	2	1
Lee Stevens, L (1, 9) OBP: 0.354, SLG: 0.414	K			G4-3	K			G4-3		3	0	0	0	0	2	2
Max Venable, L (8, 9) OBP: 0.292, SLG: 0.358										1	0	0	0	0	0	1
Chris Cron, R (1, 3) OBP: 0.235, SLG: 0.133		K		BB	G4-3					2	0	0	0	1	1	0
John Orton, R (1, 2) OBP: 0.313, SLG: 0.261		L4		F9	K					3	0	0	0	0	1	1
Gary Disarcina, R (1, 4) OBP: 0.274, SLG: 0.246		1B			F9		G5-3			3	0	1	0	0	0	0
Shawn Abner, R (1, 8) OBP: 0.236, SLG: 0.301		F9			G4-3 S HR 1B		F9			3	1	1	0	0	0	1
Inning Stats	R: 0 E: 0 K: 1 S: 10 H: 1 LOB: 2 BB: 1 P: 17	R: 0 E: 0 K: 1 S: 11 H: 1 LOB: 1 BB: 0 P: 16	R: 0 E: 0 K: 1 S: 7 H: 0 LOB: 0 BB: 0 P: 9	R: 0 E: 0 K: 0 S: 8 H: 0 LOB: 1 BB: 1 P: 16	R: 3 E: 0 K: 1 S: 15 H: 2 LOB: 0 BB: 1 P: 25	R: 0 E: 0 K: 2 S: 9 H: 0 LOB: 0 BB: 0 P: 14	R: 0 E: 0 K: 0 S: 8 H: 0 LOB: 0 BB: 0 P: 12	R: 0 E: 0 K: 2 S: 11 H: 0 LOB: 1 BB: 1 P: 19		1B: 3 2B: 0 3B: 0 HR: 1 SF: 0 SAC: 0 DP: 0 HBP: 0						

PITCHER	IP	WLS	BF	H	R	ER	SO	BB	IBB	HBP	BLK	WP	HR	S	P	ERA	WHIP
Mark Davis, L (1, 1) ERA: 4.45	5.1	L	23	4	3	3	5	3	0	0	0	0	1	54	87	5.06	1.312
Tom Gordon, R (6, 1) ERA: 3.87	2.2		9	0	0	0	3	1	0	0	0	0	0	25	41	0.00	0.375

PITCHER	IP	WLS	BF	H	R	ER	SO	BB	IBB	HBP	BLK	WP	HR	S	P	ERA	WHIP

livebaseballscorecards.com

AB	28
R	3
H	4
RBI	3
BB	4
SO	8
LOB	8