

Kansas City Royals - 1991

Batter	1	2	3	4	5	6	7	8	9	AB	R	H	RBI	BB	SO	LOB	TOP			
Alex Cole, L OBP: 0.500, SLG: 0.333 (1, 8)										3	1	1	0	1	1	0	Cleveland Indians @ Kansas City Royals Royals Stadium, Kansas City, MO Mon Apr 08 1991, 4:33 AM EDT Att: 39,363 - Overcast - 70 F			
Jerry Browne, S OBP: 0.500, SLG: 0.333 (1, 4)										3	0	1	0	1	0	0				
Chris James, R (1, 10)										4	0	0	0	0	0	3				
Albert Belle, R OBP: 0.500, SLG: 1.333 (1, 7)										3	1	1	2	0	0	1				
Sandy Alomar Jr., R (1, 2)										4	0	0	0	0	1	3				
Brook Jacoby, R OBP: 0.500, SLG: 0.500 (1, 3)										4	0	2	0	0	1	2				
Carlos Baerga, S OBP: 0.250, SLG: 0.250 (1, 5)										4	0	1	0	0	2	3				
Felix Fermin, R Beau Alired, L (9, PH)										3	0	0	0	0	1	4				
Mitch Webster, S (1, 9)										3	0	0	0	0	0	0				
Inning Stats	R: 1 E: 1 K: 1 S: 17	H: 1 LOB: 2 BB: 1 P: 25	R: 0 E: 0 K: 1 S: 9	H: 1 LOB: 0 BB: 0 P: 10	R: 0 E: 0 K: 1 S: 6	H: 0 LOB: 0 BB: 0 P: 9	R: 1 E: 0 K: 0 S: 6	H: 2 LOB: 1 BB: 0 P: 10	R: 0 E: 0 K: 2 S: 14	H: 1 LOB: 2 BB: 0 P: 11	R: 0 E: 0 K: 0 S: 8	H: 0 LOB: 0 BB: 0 P: 10	R: 0 E: 0 K: 0 S: 9	H: 0 LOB: 0 BB: 0 P: 12	R: 0 E: 0 K: 2 S: 9	H: 0 LOB: 0 BB: 0 P: 10		1B: 5 2B: 0 3B: 0 HR: 1	SF: 0 SAC: 0 DP: 0 HBP: 1	WP: 0 PB: 0 SB: 0 CS: 1
PITCHER Bret Saberhagen, R ERA: 1.29 Jeff Montgomery, R ERA:	IP: 7.0 W: 2 L: 1 S: 6	WLS: 29 BF: 6 R: 2 ER: 1 SO: 5	H: 6 R: 2 ER: 1 SO: 5	R: 2 ER: 1 SO: 5	BB: 2 IBB: 0 HBP: 1 BLK: 0	IBB: 0 HBP: 1 BLK: 0	WP: 0 HR: 1 S: 65 P: 94	ERA: 1.29 WHIP: 1.143	PITCHER	IP: 2.0 W: 0 L: 0 S: 6	WLS: 6 BF: 0 R: 0 ER: 0 SO: 2	H: 0 R: 0 ER: 0 SO: 2	BB: 0 IBB: 0 HBP: 0 BLK: 0	WP: 0 HR: 0 S: 18 P: 22	ERA: 0.00 WHIP: 0.000					

Batter	1	2	3	4	5	6	7	8	9	AB	R	H	RBI	BB	SO	LOB	BOTTOM			
Brian McRae, S (1, 8)										5	0	0	0	0	1	3	Cleveland Indians @ Kansas City Royals Royals Stadium, Kansas City, MO Mon Apr 08 1991, 4:33 AM EDT Att: 39,363 - Overcast - 70 F			
Kevin Seitzer, R OBP: 0.500, SLG: 0.667 (1, 5)										3	0	1	0	1	0	0				
George Brett, L OBP: 0.500, SLG: 0.500 (1, 3)										4	2	2	0	0	0	1				
Danny Tartabull, R OBP: 0.750, SLG: 1.000 (1, 9)										3	0	2	1	1	0	1				
Kirk Gibson, L OBP: 0.500, SLG: 1.000 (1, 10)										4	1	2	1	0	2	4				
Mike Macfarlane, R OBP: 0.250, SLG: 0.250 (1, 2)										4	1	1	1	0	1	6				
Kurt Stillwell, S OBP: 0.500, SLG: 0.667 (1, 6)										3	0	1	1	1	0	0				
Gary Thurman, R (1, 7)										3	0	0	0	0	0	1				
Terry Shumpert, R OBP: 0.250, SLG: 0.250 (1, 4)										4	0	1	0	0	0	2				
Inning Stats	R: 0 E: 0 K: 0 S: 9	H: 0 LOB: 1 BB: 1 P: 17	R: 2 E: 0 K: 0 S: 17	H: 3 LOB: 1 BB: 0 P: 26	R: 1 E: 0 K: 0 S: 14	H: 3 LOB: 1 BB: 0 P: 18	R: 0 E: 0 K: 0 S: 9	H: 1 LOB: 1 BB: 0 P: 11	R: 1 E: 1 K: 2 S: 18	H: 1 LOB: 1 BB: 0 P: 25	R: 0 E: 0 K: 0 S: 4	H: 0 LOB: 0 BB: 0 P: 7	R: 0 E: 0 K: 1 S: 9	H: 2 LOB: 3 BB: 1 P: 19	R: 0 E: 0 K: 1 S: 9	H: 0 LOB: 1 BB: 1 P: 16		1B: 6 2B: 4 3B: 1 HR: 0	SF: 0 SAC: 1 DP: 1 HBP: 0	WP: 0 PB: 0 SB: 1 CS: 0
PITCHER Greg Swindell, L ERA: 4.5 Jesse Orosco, L ERA:	IP: 6.0 W: 0 L: 1 S: 10	WLS: 27 BF: 8 R: 4 ER: 3 SO: 2	H: 8 R: 0 ER: 0 SO: 2	R: 3 ER: 3 SO: 2	BB: 1 IBB: 0 HBP: 0 BLK: 0	IBB: 1 HBP: 0 BLK: 0	WP: 0 HR: 0 S: 71 P: 104	ERA: 4.50 WHIP: 1.500	PITCHER	IP: 2.0 W: 0 L: 0 S: 7	WLS: 10 BF: 2 R: 0 ER: 0 SO: 35	H: 0 R: 0 ER: 0 SO: 35	BB: 0 IBB: 0 HBP: 0 BLK: 0	WP: 0 HR: 0 S: 18 P: 35	ERA: 0.00 WHIP: 1.500					

Batter	1	2	3	4	5	6	7	8	9	AB	R	H	RBI	BB	SO	LOB	TOP			
Alex Cole, L OBP: 0.286, SLG: 0.167 (1, 8)	G6-3		F7			F7		SH		3	0	0	0	0	0	0	Cleveland Indians @ Kansas City Royals Royals Stadium, Kansas City, MO Tue Apr 09 1991, 8:05 PM EDT Att: 19,015 - Sunny - 59 F			
Jerry Browne, S OBP: 0.375, SLG: 0.333 (1, 4)	P4		G1-3					SF7		3	0	1	1	0	0					
Chris James, R (1, 10)	F8					F7		F8		4	0	0	0	0	1	3				
Albert Belle, R Turner Ward, S OBP: 0.375, SLG: 0.714 (9, 9)										4	1	1	0	0	1	2				
Sandy Alomar Jr., R OBP: 0.125, SLG: 0.250 (1, 2)										0	0	0	0	0	0	0				
Brook Jacoby, R OBP: 0.375, SLG: 0.375 (1, 3)										4	0	1	0	0	1	1				
Carlos Baerga, S OBP: 0.125, SLG: 0.125 (1, 5)										4	0	0	0	0	0	2				
Felix Fermin, R OBP: 0.167, SLG: 0.167 (1, 6)										3	1	1	0	0	0	1				
Mitch Webster, S (9, 7)										2	0	0	0	0	0	0				
Inning Stats	R: 0 E: 0 K: 0 S: 6	H: 0 LOB: 0 BB: 0 P: 8	R: 1 E: 0 K: 1 S: 10	H: 2 LOB: 1 BB: 0 P: 15	R: 0 E: 0 K: 0 S: 6	H: 0 LOB: 0 BB: 0 P: 11	R: 0 E: 0 K: 1 S: 6	H: 0 LOB: 0 BB: 0 P: 11	R: 0 E: 0 K: 0 S: 5	H: 1 LOB: 1 BB: 0 P: 8	R: 0 E: 0 K: 1 S: 8	H: 1 LOB: 1 BB: 0 P: 9	R: 1 E: 0 K: 0 S: 8	H: 1 LOB: 2 BB: 0 P: 13	R: 0 E: 0 K: 0 S: 6	H: 0 LOB: 0 BB: 0 P: 6		1B: 4 2B: 1 3B: 0 HR: 0	SF: 1 SAC: 2 DP: 0 HBP: 0	WP: 0 PB: 0 SB: 0 CS: 0
PITCHER Mike Boddicker, R ERA: 1.0 (1, 1)	IP: 9.0 WLS: L BF: 34	H: 5 R: 2 ER: 1 SO: 3	BB: 0 IBB: 0 HBP: 0 BLK: 0	WP: 0 HR: 0 S: 61 P: 92	ERA: 1.00 WHIP: 0.556	PITCHER										IP: 9.0 WLS: L BF: 34	H: 5 R: 2 ER: 1 SO: 3	BB: 0 IBB: 0 HBP: 0 BLK: 0	WP: 0 HR: 0 S: 61 P: 92	ERA: 1.00 WHIP: 0.556

Batter	1	2	3	4	5	6	7	8	9	AB	R	H	RBI	BB	SO	LOB	BOTTOM			
Brian McRae, S (1, 8)	K		P3			F8		G3-1		4	0	0	1	0	1	3	Cleveland Indians @ Kansas City Royals Royals Stadium, Kansas City, MO Tue Apr 09 1991, 8:05 PM EDT Att: 19,015 - Sunny - 59 F			
Kevin Seitzer, R OBP: 0.250, SLG: 0.286 (1, 5)	F8					F8		K2-3		4	0	0	0	0	2	2				
George Brett, L OBP: 0.250, SLG: 0.250 (1, 3)	F9									4	0	0	0	0	1	0				
Danny Tartabull, R OBP: 0.625, SLG: 0.714 (1, 9)										4	0	2	0	0	2	0				
Kirk Gibson, L OBP: 0.375, SLG: 0.625 (1, 10)										4	0	1	0	0	0	1				
Jim Eisenreich, L (1, 7)										3	0	0	0	0	0	2				
Mike Macfarlane, R Bill Pecota, R OBP: 0.429, SLG: 0.500 (8, PR) (9, 4)										2	0	1	0	1	1	0				
Kurt Stillwell, S OBP: 0.429, SLG: 0.500 (1, 6)										0	1	0	0	0	0	0				
Terry Shumpert, R Brent Mayne, L OBP: 0.167, SLG: 0.167 (9, 2)										3	0	1	0	0	0	1				
Inning Stats	R: 0 E: 0 K: 1 S: 9	H: 0 LOB: 0 BB: 0 P: 14	R: 0 E: 0 K: 1 S: 8	H: 0 LOB: 0 BB: 0 P: 13	R: 0 E: 0 K: 0 S: 8	H: 1 LOB: 1 BB: 0 P: 13	R: 0 E: 0 K: 1 S: 8	H: 1 LOB: 1 BB: 0 P: 13	R: 0 E: 0 K: 0 S: 11	H: 0 LOB: 0 BB: 0 P: 17	R: 0 E: 0 K: 0 S: 8	H: 2 LOB: 1 BB: 0 P: 15	R: 1 E: 0 K: 1 S: 11	H: 1 LOB: 2 BB: 1 P: 19	R: 0 E: 0 K: 2 S: 10	H: 0 LOB: 0 BB: 0 P: 13		1B: 4 2B: 1 3B: 0 HR: 0	SF: 0 SAC: 1 DP: 1 HBP: 0	WP: 0 PB: 0 SB: 0 CS: 0
PITCHER Tom Candiotti, R Doug Jones, R ERA: 1.13 (9, 1)	IP: 8.0 WLS: W BF: 29	H: 5 R: 1 ER: 1 SO: 5	BB: 1 IBB: 0 HBP: 0 BLK: 0	WP: 0 HR: 0 S: 71 P: 115	ERA: 1.12 WHIP: 0.750	PITCHER										IP: 8.0 WLS: S BF: 3	H: 0 R: 0 ER: 0 SO: 2	BB: 0 IBB: 0 HBP: 0 BLK: 0	WP: 0 HR: 0 S: 10 P: 13	ERA: 0.00 WHIP: 0.000

Batter	1	2	3	4	5	6	7	8	9	AB	R	H	RBI	BB	SO	LOB	TOP					
Alex Cole, L OBP: 0.273, SLG: 0.300 (1,8)	0-1 SH1-3 2B		2-1 G1-3			0-0 P2	0-0 G1-3			4	0	1	0	0	0	3	<p>Cleveland Indians @ Kansas City Royals</p> <p>Royals Stadium, Kansas City, MO</p> <p>Wed Apr 10 1991, 4:33 AM EDT</p> <p>Att: 18,428 - Cloudy - 59 F</p>					
Jerry Browne, S OBP: 0.273, SLG: 0.222 (1,4)	0-0 SH1-3 2-3		0-2 G1-3			1-0 F7		2-2 G4-3		3	0	0	0	0	0	0						
Carlos Baerga, S OBP: 0.250, SLG: 0.182 (1,5)	4-2 FC5-4 BB			3-2 L4		0-0 1B		2-1 G4-3		3	0	1	0	1	0	0						
Albert Belle, R OBP: 0.333, SLG: 0.545 (1,7)	1-3 K			0-2 1B		2-3 K		1-0 G5-3		4	0	1	0	0	2	3						
Sandy Alomar Jr., R OBP: 0.250, SLG: 0.333 (1,2)	0-0 FC5-4 1-2			1-0 1B				2-2 1B 1B		4	0	2	0	0	1	2						
Brook Jacoby, R OBP: 0.250, SLG: 0.250 (1,3)		0-1 G5-3		0-0 G6-3				1-3 K		4	0	0	0	0	2	3						
Chris James, R OBP: 0.083, SLG: 0.083 (1,10)		2-2 G6-3			1-3 K			3-2 1B		4	0	1	0	0	1	0						
Felix Fermin, R OBP: 0.111, SLG: 0.111 (1,6)		1-2 F8			0-0 G4-3			1-2 1B		3	0	0	0	0	0	2						
Turner Ward, S OBP: 0.333, SLG: 0.333 (1,9)			2-2 G4-3		1-1 G1-3			3-1 1B		3	0	1	0	0	0	0						
Inning Stats	R: 0 E: 0 K: 1 S: 13	H: 1 LOB: 2 BB: 1 P: 18	R: 0 E: 0 K: 0 S: 8	H: 0 LOB: 0 BB: 0 P: 11	R: 0 E: 0 K: 0 S: 8	H: 0 LOB: 0 BB: 0 P: 12	R: 0 E: 0 K: 0 S: 10	H: 2 LOB: 1 BB: 0 P: 14	R: 0 E: 0 K: 1 S: 6	H: 0 LOB: 0 BB: 0 P: 8	R: 0 E: 0 K: 1 S: 7	H: 1 LOB: 1 BB: 0 P: 10	R: 0 E: 0 K: 1 S: 13	H: 3 LOB: 3 BB: 0 P: 22	R: 0 E: 0 K: 0 S: 6	H: 0 LOB: 0 BB: 0 P: 11	1B: 6 2B: 1 3B: 0 HR: 0	SF: 0 SAC: 1 DP: 1 HBP: 0	WP: 0 PB: 0 CS: 0	PA: 34		
PITCHER	IP WLS BF ERA	WLS BF P ERA	H R ER SO BB IBB HBP BLK WP HR S P ERA WHIP	H R ER SO BB IBB HBP BLK WP HR S P ERA WHIP	H R ER SO BB IBB HBP BLK WP HR S P ERA WHIP	H R ER SO BB IBB HBP BLK WP HR S P ERA WHIP	H R ER SO BB IBB HBP BLK WP HR S P ERA WHIP	H R ER SO BB IBB HBP BLK WP HR S P ERA WHIP	H R ER SO BB IBB HBP BLK WP HR S P ERA WHIP	H R ER SO BB IBB HBP BLK WP HR S P ERA WHIP	H R ER SO BB IBB HBP BLK WP HR S P ERA WHIP	H R ER SO BB IBB HBP BLK WP HR S P ERA WHIP	H R ER SO BB IBB HBP BLK WP HR S P ERA WHIP	H R ER SO BB IBB HBP BLK WP HR S P ERA WHIP	H R ER SO BB IBB HBP BLK WP HR S P ERA WHIP	H R ER SO BB IBB HBP BLK WP HR S P ERA WHIP	H R ER SO BB IBB HBP BLK WP HR S P ERA WHIP	H R ER SO BB IBB HBP BLK WP HR S P ERA WHIP	H R ER SO BB IBB HBP BLK WP HR S P ERA WHIP	H R ER SO BB IBB HBP BLK WP HR S P ERA WHIP	H R ER SO BB IBB HBP BLK WP HR S P ERA WHIP	
Kevin Appier, R ERA: 1.13 (1,1)	8.0 W 31	7 R 0	0 ER 0	4 SO 4	1 BB 1	0 IBB 0	0 HBP 0	0 BLK 0	0 WP 0	0 HR 0	71 S 71	106 P 106	0.00 ERA 0.00	1.000 WHIP 1.000								
Jeff Montgomery, R ERA: 1.13 (9,1)	1.0 S 3	0 R 0	0 ER 0	2 SO 2	0 BB 0	0 IBB 0	0 HBP 0	0 BLK 0	0 WP 0	0 HR 0	8 S 8	11 P 11	0.00 ERA 0.00	0.000 WHIP 0.000								

AB	32
R	0
H	7
RBI	0
BB	1
SO	6
LOB	13



Batter	1	2	3	4	5	6	7	8	9	AB	R	H	RBI	BB	SO	LOB	BOTTOM					
Brian McRae, S OBP: 0.077, SLG: 0.154 (1,8)	2-1 1B CS 2B		1-2 G5-3			1-0 F9		3-2 G4-3		4	0	1	0	0	0	0	<p>Cleveland Indians @ Kansas City Royals</p> <p>Royals Stadium, Kansas City, MO</p> <p>Wed Apr 10 1991, 4:33 AM EDT</p> <p>Att: 18,428 - Cloudy - 59 F</p>					
Kevin Seitzer, R OBP: 0.333, SLG: 0.300 (1,5)	1-0 CS 1B		4-0 1B BB		1-0 G6-3			1-3 K		3	1	1	0	1	1	0						
George Brett, L OBP: 0.333, SLG: 0.333 (1,3)	2-3 K		3-1 1B		1-3 1B		2-2 1B	1-1 F9		4	0	2	0	0	1	2						
Danny Tartabull, R OBP: 0.500, SLG: 0.545 (1,9)	3-3 K		1-1 1B		1-1 1B		1-3 K	0-0 F7		4	0	1	1	0	2	3						
Kirk Gibson, L OBP: 0.273, SLG: 0.455 (1,10)		3-2 G1-3		0-0 F7		1-3 K		1-3 K		3	0	0	0	0	1	3						
Jim Eisenreich, L OBP: 0.333, SLG: 0.333 (1,7)		0-1 1B		1-1 G4-3		1-1 FC6-4		1-2 1B		3	0	2	0	0	0	0						
Mike Macfarlane, R OBP: 0.300, SLG: 0.333 (1,2)		1-2 F8		1-1 G5-3		0-2 FC6-4		1-2 G5-3		3	0	0	0	0	0	3						
Kurt Stillwell, S OBP: 0.300, SLG: 0.333 (1,6)		0-1 G3		1-2 G3				1-2 G5-3		3	0	0	0	0	0	1						
Terry Shumpert, R OBP: 0.111, SLG: 0.111 (1,4)			0-1 F8		2-3 K			0-1 F9		3	0	0	0	0	1	0						
Inning Stats	R: 0 E: 0 K: 2 S: 11	H: 2 LOB: 2 BB: 0 P: 19	R: 0 E: 0 K: 0 S: 10	H: 1 LOB: 1 BB: 0 P: 14	R: 1 E: 0 K: 0 S: 10	H: 2 LOB: 2 BB: 1 P: 19	R: 0 E: 0 K: 0 S: 7	H: 0 LOB: 0 BB: 0 P: 10	R: 0 E: 0 K: 1 S: 5	H: 0 LOB: 0 BB: 0 P: 9	R: 0 E: 0 K: 2 S: 14	H: 2 LOB: 2 BB: 0 P: 19	R: 0 E: 0 K: 0 S: 9	H: 0 LOB: 0 BB: 0 P: 13	R: 0 E: 0 K: 1 S: 6	H: 0 LOB: 0 BB: 0 P: 8	1B: 6 2B: 2 3B: 0 HR: 0	SF: 0 SAC: 0 DP: 1 HBP: 0	WP: 0 PB: 0 CS: 2	PA: 31		
PITCHER	IP WLS BF ERA	WLS BF P ERA	H R ER SO BB IBB HBP BLK WP HR S P ERA WHIP	H R ER SO BB IBB HBP BLK WP HR S P ERA WHIP	H R ER SO BB IBB HBP BLK WP HR S P ERA WHIP	H R ER SO BB IBB HBP BLK WP HR S P ERA WHIP	H R ER SO BB IBB HBP BLK WP HR S P ERA WHIP	H R ER SO BB IBB HBP BLK WP HR S P ERA WHIP	H R ER SO BB IBB HBP BLK WP HR S P ERA WHIP	H R ER SO BB IBB HBP BLK WP HR S P ERA WHIP	H R ER SO BB IBB HBP BLK WP HR S P ERA WHIP	H R ER SO BB IBB HBP BLK WP HR S P ERA WHIP	H R ER SO BB IBB HBP BLK WP HR S P ERA WHIP	H R ER SO BB IBB HBP BLK WP HR S P ERA WHIP	H R ER SO BB IBB HBP BLK WP HR S P ERA WHIP	H R ER SO BB IBB HBP BLK WP HR S P ERA WHIP	H R ER SO BB IBB HBP BLK WP HR S P ERA WHIP	H R ER SO BB IBB HBP BLK WP HR S P ERA WHIP	H R ER SO BB IBB HBP BLK WP HR S P ERA WHIP	H R ER SO BB IBB HBP BLK WP HR S P ERA WHIP	H R ER SO BB IBB HBP BLK WP HR S P ERA WHIP	
Charles Nagy, R ERA: 1.13 (1,1)	8.0 L 31	7 R 1	1 ER 1	6 SO 6	1 BB 1	0 IBB 0	0 HBP 0	0 BLK 0	0 WP 0	0 HR 0	72 S 72	111 P 111	1.12 ERA 1.12	1.000 WHIP 1.000								


AB	30
R	1
H	7
RBI	1
BB	1
SO	6
LOB	12



Batter	1	2	3	4	5	6	7	8	9	AB	R	H	RBI	BB	SO	LOB	TOP					
Steve Sax, R OBP: 0.278, SLG: 0.235 (1, 4)	L9	L4		G5-3			K		G5-3	5	0	0	0	0	1	4						
Don Mattingly, L OBP: 0.421, SLG: 0.389 (1, 3)	G6-3		G4-3		F8					4	0	1	0	0	0	0						
Roberto Kelly, R OBP: 0.283, SLG: 0.438 (1, 8)	F8		G5-3				L6-4			4	0	0	0	0	1	2						
Kevin Maas, L OBP: 0.611, SLG: 0.800 (1, 10)		2B	P5		P5					4	2	2	0	0	0	0						
Hensley Meulens, R OBP: 0.429, SLG: 0.500 (1, 7)		2B		F8		G5-3		G5-3		3	2	1	0	1	0	0						
Matt Nokes, L OBP: 0.482, SLG: 0.583 (1, 2)		1B				F7		K		4	1	2	2	0	1	0						
Jesse Barfield, R OBP: 0.400, SLG: 0.333 (1, 9)			G4-3	L6				G6-3		3	0	0	0	1	0	3						
Torey Lovullo, S (1, 5)																						
Jim Leavitt, R OBP: 0.200, SLG: 0.200 (9, PH)	G3-1			F8					K	3	0	0	0	0	1	4						
Alvaro Espinoza, R OBP: 0.571, SLG: 0.571 (1, 6)									F8	4	0	3	2	0	0	0						
Inning Stats	R: 0 E: 0 K: 0 S: 6	H: 0 LOB: 0 BB: 0 P: 11	R: 3 E: 0 K: 0 S: 12	H: 3 LOB: 1 BB: 1 P: 22	R: 0 E: 0 K: 0 S: 5	H: 0 LOB: 0 BB: 0 P: 8	R: 1 E: 0 K: 0 S: 12	H: 3 LOB: 2 BB: 0 P: 23	R: 0 E: 0 K: 1 S: 7	H: 0 LOB: 1 BB: 1 P: 7	R: 0 E: 0 K: 1 S: 10	H: 0 LOB: 1 BB: 1 P: 15	R: 0 E: 0 K: 1 S: 8	H: 2 LOB: 1 BB: 0 P: 11	R: 1 E: 0 K: 1 S: 12	H: 1 LOB: 0 BB: 0 P: 17	R: 0 E: 0 K: 1 S: 9	H: 0 LOB: 0 BB: 0 P: 12	1B: 7 2B: 2 3B: 1 HR: 0	SF: 0 SAC: 0 DP: 1 HBP: 0	WP: 1 PB: 0 SB: 0 CS: 0	PA: 37
PITCHER	IP	WLS	BF	H	R	ER	SO	BB	IBB	HBP	BLK	WP	HR	S	P	ERA	WHIP					
Storm Davis, R ERA: 5.68 (1, 1)	6.1	W	29	8	4	4	3	2	0	0	0	0	0	59	96	5.68	1.579					
Steve Crawford, R ERA: 5.4 (7, 1)	1.2		5	1	1	1	1	0	0	0	0	1	0	13	18	5.40	0.600					
Mark Davis, L ERA: (9, 1)	1.0		3	0	0	0	1	0	0	0	0	0	0	9	12	0.00	0.000					

New York Yankees @ Kansas City Royals
 Royals Stadium, Kansas City, MO
 Fri Apr 12 1991, 8:05 PM EDT
 Att: 27,100 - Sunny - 67 F

AB 35
 R 5
 H 9
 RBI 4
 BB 2
 SO 5
 LOB 13



Batter	1	2	3	4	5	6	7	8	9	AB	R	H	RBI	BB	SO	LOB	BOTTOM					
Brian McRae, S OBP: 0.111, SLG: 0.167 (1, 8)	G6-3	P2			G4-3		G6-3			5	0	1	2	0	0	5						
Kevin Seitzer, R OBP: 0.375, SLG: 0.308 (8, PH)	G6-3				F8					3	0	1	2	1	0	0						
Bill Pecota, R (9, 5)										1	0	0	0	0	0	0						
George Brett, L OBP: 0.294, SLG: 0.294 (1, 3)		G3				G5-3		G6-3		5	0	1	0	0	1	4						
Danny Tartabull, R OBP: 0.529, SLG: 0.750 (1, 9)	FC6-4		G6-3							5	1	3	0	0	0	1						
Kirk Gibson, L OBP: 0.333, SLG: 0.429 (8, PH)		1B								3	2	1	0	1	1	2						
Russ Morman, R (8, PH)		1B								1	0	0	0	0	0	1						
Mike Macfarlane, R OBP: 0.286, SLG: 0.250 (1, 2)		F8								3	0	0	0	1	0	2						
Kurt Stillwell, S OBP: 0.500, SLG: 0.538 (1, 6)										4	3	4	1	0	0	0						
Gary Thurman, R OBP: 0.333, SLG: 0.200 (7, PH)										2	2	1	0	1	0	2						
Jim Eisenreich, L OBP: 0.429, SLG: 0.571 (8, 7)										1	0	1	1	0	0	0						
Terry Shumpert, R OBP: 0.308, SLG: 0.250 (1, 4)										3	1	2	3	1	0	0						
Inning Stats	R: 0 E: 0 K: 0 S: 5	H: 1 LOB: 1 BB: 0 P: 9	R: 3 E: 0 K: 0 S: 17	H: 3 LOB: 2 BB: 2 P: 31	R: 4 E: 0 K: 1 S: 23	H: 4 LOB: 2 BB: 2 P: 36	R: 1 E: 0 K: 1 S: 9	H: 2 LOB: 1 BB: 1 P: 14	R: 0 E: 0 K: 0 S: 7	H: 0 LOB: 0 BB: 0 P: 10	R: 0 E: 0 K: 0 S: 7	H: 1 LOB: 0 BB: 0 P: 12	R: 1 E: 0 K: 0 S: 8	H: 3 LOB: 1 BB: 0 P: 14	R: 0 E: 0 K: 0 S: 12	H: 1 LOB: 1 BB: 0 P: 19	1B: 12 2B: 2 3B: 1 HR: 0	SF: 0 SAC: 0 DP: 3 HBP: 0	WP: 0 PB: 0 SB: 1 CS: 0	PA: 41		
PITCHER	IP	WLS	BF	H	R	ER	SO	BB	IBB	HBP	BLK	WP	HR	S	P	ERA	WHIP					
Chuck Cary, L ERA: 21.6 (1, 1)	3.1	L	24	9	8	8	2	5	0	0	0	0	0	49	85	21.60	4.200					
John Habyan, R ERA: 1.53 (4, 1)	3.0		12	5	1	1	0	0	0	0	0	0	0	27	38	3.00	1.667					
Lee Guetterman, L ERA: 3.86 (7, 1)	1.2		5	1	0	0	0	0	0	0	0	0	0	13	22	0.00	0.600					

New York Yankees @ Kansas City Royals
 Royals Stadium, Kansas City, MO
 Fri Apr 12 1991, 8:05 PM EDT
 Att: 27,100 - Sunny - 67 F

AB 36
 R 9
 H 15
 RBI 9
 BB 5
 SO 2
 LOB 17



Batter	1	2	3	4	5	6	7	8	9	AB	R	H	RBI	BB	SO	LOB	TOP			
Steve Sax, R OBP: 0.348, SLG: 0.364										5	1	3	3	0	0	0	New York Yankees @ Kansas City Royals Royals Stadium, Kansas City, MO Sat Apr 13 1991, 4:33 AM EDT Att: 25,746 - Overcast - 67 F			
Don Mattingly, L OBP: 0.417, SLG: 0.364 Scott Lusader, L (9, FR)										4	1	1	0	1	0	1				
Roberto Kelly, R OBP: 0.250, SLG: 0.381										5	1	1	1	0	0	3				
Kevin Maas, L OBP: 0.591, SLG: 0.692										3	1	1	1	1	0	0				
Mel Hall, L (1, 7)										4	0	0	1	0	0	2				
Matt Nokes, L OBP: 0.471, SLG: 0.813 Bob Geren, R (8, 2)										4	2	2	2	0	0	1				
Jesse Barfield, R OBP: 0.421, SLG: 0.375										4	1	2	1	0	1	1				
Torey Lovullo, S Randy Velarde, R OBP: 0.250, SLG: 0.250										3	0	0	0	0	1	1				
Alvaro Espinoza, R OBP: 0.545, SLG: 0.727										4	2	2	0	0	0	0				
Inning Stats	R: 0 E: 0 K: 0 S: 6	H: 1 LOB: 0 BB: 0 P: 6	R: 0 E: 0 K: 0 S: 11	H: 0 LOB: 1 BB: 1 P: 18	R: 1 E: 0 K: 0 S: 6	H: 1 LOB: 0 BB: 0 P: 8	R: 0 E: 0 K: 0 S: 5	H: 0 LOB: 0 BB: 0 P: 8	R: 8 E: 0 K: 0 S: 16	H: 8 LOB: 1 BB: 1 P: 34	R: 0 E: 0 K: 0 S: 6	H: 0 LOB: 0 BB: 0 P: 7	R: 0 E: 0 K: 2 S: 12	H: 0 LOB: 0 BB: 0 P: 19	R: 0 E: 0 K: 0 S: 8	H: 2 LOB: 1 BB: 0 P: 12		1B: 8 2B: 3 3B: 1 HR: 1	SF: 0 SAC: 1 DP: 2 HBP: 0	WP: 0 PB: 0 SB: 1 CS: 0
PITCHER	IP WLS BF H R ER SO BB IBB HBP BLK WP HR S P ERA WHIP																			
Bret Saberhagen, R ERA: 6.35	4.1 L 21 7 7 7 0 1 1 0 0 0 0 1 35 57 14.54 1.846																			
Dan Schatzeder, L ERA: 54.0	0.1 4 3 2 2 0 0 0 0 0 0 0 0 7 13 54.00 9.000																			
Luis Aquino, R ERA:	1.1 4 0 0 0 0 0 0 0 0 0 0 0 8 11 0.00 0.000																			
Tom Gordon, R ERA:	3.0 10 2 0 0 2 0 0 0 0 0 0 0 25 39 0.00 0.667																			


Batter	1	2	3	4	5	6	7	8	9	AB	R	H	RBI	BB	SO	LOB	BOTTOM					
Jim Eisenreich, L OBP: 0.583, SLG: 1.000										4	2	4	2	0	0	0	New York Yankees @ Kansas City Royals Royals Stadium, Kansas City, MO Sat Apr 13 1991, 4:33 AM EDT Att: 25,746 - Overcast - 67 F					
Kevin Seitzer, R OBP: 0.381, SLG: 0.353										4	0	1	2	0	0	3						
George Brett, L OBP: 0.273, SLG: 0.238										4	0	0	0	1	2	4						
Danny Tartabull, R OBP: 0.500, SLG: 0.800										4	1	1	2	1	1	3						
Kirk Gibson, L OBP: 0.300, SLG: 0.333										4	0	0	0	1	1	2						
Warren Cromartie, L Russ Morman, R (7, PH)										2	1	0	0	1	0	0						
Brian McRae, S OBP: 0.166, SLG: 0.158 Bill Pecota, R (9, 3)										1	0	0	0	0	1	3						
Kurt Stillwell, S OBP: 0.526, SLG: 0.611										5	2	3	0	0	1	0						
Brent Mayne, L OBP: 1.000, SLG: 1.333 Mike Macfarlane, R OBP: 0.313, SLG: 0.286 (7, PH)										3	2	3	2	0	0	0						
Terry Shumpert, R OBP: 0.278, SLG: 0.235										5	0	1	0	0	1	5						
Inning Stats	R: 0 E: 0 K: 0 S: 5	H: 1 LOB: 2 BB: 1 P: 11	R: 2 E: 0 K: 0 S: 12	H: 3 LOB: 1 BB: 0 P: 18	R: 0 E: 0 K: 2 S: 11	H: 0 LOB: 0 BB: 0 P: 17	R: 0 E: 0 K: 0 S: 7	H: 1 LOB: 1 BB: 0 P: 11	R: 2 E: 0 K: 0 S: 12	H: 2 LOB: 1 BB: 1 P: 19	R: 4 E: 0 K: 2 S: 25	H: 4 LOB: 1 BB: 1 P: 41	R: 0 E: 0 K: 2 S: 15	H: 2 LOB: 2 BB: 0 P: 20	R: 0 E: 0 K: 1 S: 10	H: 1 LOB: 3 BB: 2 P: 24	R: 0 E: 0 K: 1 S: 8	H: 0 LOB: 0 BB: 0 P: 10	1B: 7 2B: 7 3B: 0 HR: 1	SF: 1 SAC: 0 DP: 1 HBP: 1	WP: 3 PB: 1 SB: 0 CS: 0	PA: 45
PITCHER	IP WLS BF H R ER SO BB IBB HBP BLK WP HR S P ERA WHIP																					
Tim Leary, R ERA: 9.0	5.0 W 26 9 7 7 2 2 0 0 0 0 0 0 31 44 5.40 1.800																					
Greg Cadaret, L ERA: 7.35	1.2 8 3 1 1 4 0 0 0 0 0 0 0 31 44 5.40 1.800																					
Steve Farr, R ERA:	2.1 S 11 2 0 0 2 1 1 0 0 0 0 0 21 38 0.00 1.286																					



Batter	1	2	3	4	5	6	7	8	9	AB	R	H	RBI	BB	SO	LOB	TOP								
Steve Sax, R OBP: 0.321, SLG: 0.333 (1, 4)	G5-3		F9		F7			FC5-4 1B	G4-3	5	0	1	0	0	0	2									
Don Mattingly, L OBP: 0.376, SLG: 0.370 (1, 3)	G4-3		G6-3			2B		F9	F8	5	0	1	0	0	0	4									
Roberto Kelly, R OBP: 0.250, SLG: 0.333 (1, 8)	BB		P3			G6-3		FC5-4 1-2		3	0	0	0	1	0	2									
Kevin Maas, L OBP: 0.577, SLG: 0.625 (1, 10)	F8							G3		3	0	1	0	1	0	2									
Hensley Meulens, R OBP: 0.389, SLG: 0.438 (1, 7)		K		K					BB 2B 1B	4	1	1	0	0	3	3									
Matt Nokes, L OBP: 0.450, SLG: 0.789 (9, PH)				E1					BB 2B BB	3	0	1	0	0	0	3									
Mike Blowers, R OBP: 0.400, SLG: 1.000 (9, PR)				G6-4-3				F9	BB 2B BB	0	0	0	0	1	0	0									
Scott Lusader, L (9, PR)										0	1	0	0	0	0	0									
Jesse Barfield, R OBP: 0.348, SLG: 0.300 (1, 9)				G6-4-3				F7	L6	4	0	0	0	0	1	5									
Jim Leyritz, R OBP: 0.333, SLG: 0.143 (1, 5)								G1-3	F7	2	1	0	0	2	0	0									
Alvaro Espinoza, R OBP: 0.429, SLG: 0.571 (9, PH)								F9	BB 2B BB	3	0	0	0	0	0	2									
Mel Hall, L OBP: 0.091, SLG: 0.182 (9, PR)								F9	BB 2B BB	1	0	1	3	0	0	0									
Randy Velarde, R OBP: 0.250, SLG: 0.250 (9, PR)								L5	G4-3 1-H 2-H 3-H	0	0	0	0	0	0	0									
Inning Stats	R: 0 E: 0 K: 0 S: 11	H: 0 LOB: 1 BB: 1 P: 18	R: 0 E: 0 K: 2 S: 10	H: 1 LOB: 2 BB: 1 P: 17	R: 0 E: 0 K: 0 S: 3	H: 0 LOB: 0 BB: 0 P: 4	R: 0 E: 1 K: 1 S: 9	H: 1 LOB: 1 BB: 0 P: 12	R: 0 E: 0 K: 0 S: 7	H: 0 LOB: 0 BB: 0 P: 12	R: 0 E: 0 K: 1 S: 9	H: 1 LOB: 2 BB: 1 P: 15	R: 0 E: 0 K: 0 S: 6	H: 0 LOB: 0 BB: 0 P: 8	R: 0 E: 0 K: 0 S: 10	H: 1 LOB: 1 BB: 0 P: 14	R: 3 E: 0 K: 0 S: 13	H: 2 LOB: 3 BB: 2 P: 29	1B: 3 2B: 3 3B: 0 HR: 0	SF: 0 SAC: 0 DP: 1 HBP: 0	WP: 0 PB: 0 SB: 1 CS: 1	PA: 38			
PITCHER	IP	WLS	BF	H	R	ER	SO	BB	IBB	HBP	BLK	WP	HR	S	P	ERA	WHIP								
Mike Boddicker, R ERA: 0.53 (1, 1)	8.0	W	31	4	0	0	4	3	0	0	0	0	0	65	100	0.00	0.875								
Mark Davis, L ERA: 20.25 (9, 1)	0.1		4	1	3	3	0	2	0	0	0	0	0	8	21	81.00	9.000								
Jeff Montgomery, R ERA: (9, 1)	0.2	S	3	1	0	0	0	0	0	0	0	0	0	5	8	0.00	1.500								

New York Yankees @ Kansas City Royals
 Royals Stadium, Kansas City, MO
 Sun Apr 14 1991, 4:33 AM EDT
 Att: 30,005 - Cloudy - 53 F

AB 33
 R 3
 H 6
 RBI 3
 BB 5
 SO 4
 LOB 23



Batter	1	2	3	4	5	6	7	8	9	AB	R	H	RBI	BB	SO	LOB	BOTTOM								
Brian McRae, S OBP: 0.125, SLG: 0.167 (1, 8)	L1	F7				G1-3		L6		5	0	1	0	0	0	4									
Kevin Seitzer, R OBP: 0.400, SLG: 0.381 (1, 5)	BB 2B	G1-3		L6						4	1	2	0	0	1	1									
George Brett, L OBP: 0.269, SLG: 0.240 (1, 3)	BB 2B	G1-3		F7				F9		4	1	1	0	0	0	1									
Danny Tartabull, R OBP: 0.500, SLG: 0.792 (1, 9)	HR	F7				G6-3				4	1	2	1	0	0	1									
Kirk Gibson, L OBP: 0.333, SLG: 0.636 (1, 10)	HR		G6-3		P2			HR		4	2	2	4	0	0	1									
Jim Eisenreich, L OBP: 0.438, SLG: 0.733 (1, 7)	G1-3		F9			F8		F7		4	0	0	0	0	0	0									
Mike Macfarlane, R OBP: 0.350, SLG: 0.333 (1, 2)	BB 1B		F7			FC4-6 BB		K		4	0	2	0	0	1	0									
Kurt Stillwell, S OBP: 0.565, SLG: 0.619 (9, 6)				G5-3				BB 1B		3	0	2	0	1	0	0									
Bill Pecota, R (9, 6)								BB 1B		0	0	0	0	0	0	0									
David Howard, S OBP: 0.250, SLG: 0.250 (1, 4)	F8			P5		FC4-6				4	0	1	0	0	0	4									
Inning Stats	R: 4 E: 0 K: 0 S: 20	H: 6 LOB: 2 BB: 0 P: 30	R: 0 E: 0 K: 0 S: 9	H: 1 LOB: 0 BB: 0 P: 15	R: 0 E: 0 K: 0 S: 5	H: 0 LOB: 0 BB: 0 P: 7	R: 0 E: 0 K: 0 S: 11	H: 1 LOB: 1 BB: 0 P: 14	R: 0 E: 0 K: 0 S: 4	H: 1 LOB: 0 BB: 0 P: 7	R: 0 E: 0 K: 0 S: 7	H: 1 LOB: 2 BB: 1 P: 15	R: 0 E: 0 K: 1 S: 7	H: 0 LOB: 0 BB: 0 P: 12	R: 1 E: 0 K: 1 S: 18	H: 3 LOB: 2 BB: 0 P: 28	1B: 10 2B: 1 3B: 0 HR: 2	SF: 0 SAC: 0 DP: 0 HBP: 0	WP: 0 PB: 0 SB: 0 CS: 1	PA: 37					
PITCHER	IP	WLS	BF	H	R	ER	SO	BB	IBB	HBP	BLK	WP	HR	S	P	ERA	WHIP								
Andy Hawkins, R ERA: 6.0 (1, 1)	6.0	L	28	10	4	4	0	1	0	0	0	0	0	7	12	6.00	1.833								
Rich Monteleone, R ERA: (7, 1)	1.0		3	0	0	0	1	0	0	0	0	0	0	7	12	0.00	0.000								
Eric Plunk, R ERA: 10.8 (8, 1)	1.0		6	3	1	1	1	0	0	0	0	0	1	18	28	9.00	3.000								

New York Yankees @ Kansas City Royals
 Royals Stadium, Kansas City, MO
 Sun Apr 14 1991, 4:33 AM EDT
 Att: 30,005 - Cloudy - 53 F

AB 36
 R 5
 H 13
 RBI 5
 BB 1
 SO 2
 LOB 12



Batter	1	2	3	4	5	6	7	8	9	AB	R	H	RBI	BB	SO	LOB	TOP										
Brian McRae, S (1, 8) OBP: 0.107, SLG: 0.143 David Howard, S (8, 4) OBP: 0.250, SLG: 0.250	0-2 G6-3		0-1 P5			2-2 L9		0-3 K		4	0	0	0	0	1	0	Kansas City Royals @ Boston Red Sox Fenway Park, Boston, MA Tue Apr 16 1991, 3:33 AM EDT Att: 25,815 - Cloudy - 66 F										
Kevin Seitzer, R (1, 5) OBP: 0.376, SLG: 0.360	1-2 G5-3		2-2 G4-3			2-2 G4-3		1-0 1B		4	0	1	0	0	0	0											
George Brett, L (1, 3) OBP: 0.267, SLG: 0.241	2-2 1B		0-3 K			0-0 L7		1-0 G3		4	0	1	0	0	1	1											
Danny Tartabull, R (1, 9) OBP: 0.467, SLG: 0.714	3-2 1B			1-2 G4-3			1-3 K		3-2 F7	4	0	1	0	0	1	0											
Kirk Gibson, L (1, 10) OBP: 0.321, SLG: 0.577	2-1 F7			0-0 G4-3			1-3 K		2-1 1B	4	0	1	0	0	1	2											
Jim Eisenreich, L (1, 7) OBP: 0.350, SLG: 0.579		2-2 F7		1-3 K			0-1 F7		0-2 L7	4	0	0	0	0	1	1											
Mike Macfarlane, R (1, 2) OBP: 0.333, SLG: 0.318		0-2 F9			2-1 F7			0-0 1B	1-3 K	4	1	1	0	0	1	1											
Kurt Stillwell, S (1, 6) OBP: 0.577, SLG: 0.739		4-1 BB			1-3 K			2-1 HR		2	1	1	2	1	1	0											
Terry Shumpert, R (1, 4) OBP: 0.250, SLG: 0.211 Warren Cromartie, L (8, 7) OBP: 0.250, SLG: 0.211		1-3 K			0-1 F9			1-0 L7		2	0	0	0	0	1	1											
Inning Stats	R: 0 H: 2 E: 0 K: 0 S: 18	H: 2 LOB: 2 BB: 0 P: 26	R: 0 H: 0 E: 0 K: 1 S: 12	H: 0 LOB: 1 BB: 1 P: 19	R: 0 H: 0 E: 0 K: 1 S: 8	H: 0 LOB: 0 BB: 0 P: 10	R: 0 H: 0 E: 0 K: 1 S: 7	H: 0 LOB: 0 BB: 0 P: 9	R: 0 H: 0 E: 0 K: 1 S: 7	H: 0 LOB: 0 BB: 0 P: 10	R: 0 H: 0 E: 0 K: 2 S: 8	H: 0 LOB: 0 BB: 0 P: 10	R: 0 H: 0 E: 0 K: 2 S: 8	H: 0 LOB: 0 BB: 0 P: 10	R: 2 H: 3 E: 0 K: 1 S: 9	H: 3 LOB: 1 BB: 0 P: 14	R: 0 H: 1 E: 0 K: 1 S: 12	H: 1 LOB: 1 BB: 0 P: 18	1B: 5 2B: 0 3B: 0 HR: 1	SF: 0 SAC: 0 DP: 0 HBP: 0	WP: 0 PB: 0 SB: 0 CS: 0	PA: 34					
PITCHER	IP	WLS	BF	H	R	ER	SO	BB	IBB	HBP	BLK	WP	HR	S	P	ERA	WHIP										
Danny Darwin, R (1, 1) ERA: 7.71	7.2	W	29	5	2	2	7	1	0	0	0	0	1	75	107	2.35	0.783										
Tony Fossas, L (8, 1) ERA:	0.1		1	0	0	0	0	0	0	0	0	0	0	1	2	0.00	0.000										
Jeff Reardon, R (9, 1) ERA: 4.5	1.0	S	4	1	0	0	1	0	0	0	0	0	0	12	18	0.00	1.000										

Batter	1	2	3	4	5	6	7	8	9	AB	R	H	RBI	BB	SO	LOB	BOTTOM											
Wade Boggs, L (1, 5) OBP: 0.359, SLG: 0.370	2-2 F9			3-1 HR		1-2 FC4				3	1	1	1	1	0	1	Kansas City Royals @ Boston Red Sox Fenway Park, Boston, MA Tue Apr 16 1991, 3:33 AM EDT Att: 25,815 - Cloudy - 66 F											
Jody Read, R (1, 4) OBP: 0.171, SLG: 0.094	0-1 L9		0-1 L8				3-3 K			4	0	0	0	0	1	2												
Mike Greenwell, L (1, 7) OBP: 0.343, SLG: 0.323	0-1 1B		1-2 F7		1-2 F8		0-0 G3			4	1	1	0	0	0	2												
Mike Marshall, R (1, 10) OBP: 0.143, SLG: 0.571	0-0 1B		1-3 K		1-1 HR		0-3 K			4	2	1	1	0	2	1												
Ellis Burks, R (1, 8) OBP: 0.364, SLG: 0.448	1-2 1B		2-3 K		2-3 K			1-2 G5-3		4	0	1	1	0	2	0												
Tom Brunansky, R (1, 9) OBP: 0.310, SLG: 0.407	1-3 1B		2-0 HR		2-2 G5-3			0-1 F7		4	1	2	2	0	0	0												
Carlos Quintana, R (1, 3) OBP: 0.273, SLG: 0.273	1-3 L9		1-0 F8			1-2 FC4		2-3 K		4	0	1	0	0	1	2												
Tony Peña, R (1, 2) OBP: 0.188, SLG: 0.344		2-2 SH1-4			2-2 G4-3		3-2 F9			3	0	1	0	0	0	1												
Tim Lincecum, R (1, 6) OBP: 0.300, SLG: 0.259		1-0 SH1-4			2-3 K		2-3 K			2	0	0	0	0	2	1												
Inning Stats	R: 2 H: 3 E: 1 K: 0 S: 15	H: 3 LOB: 2 BB: 0 P: 20	R: 0 H: 1 E: 0 K: 0 S: 10	H: 1 LOB: 2 BB: 1 P: 18	R: 1 H: 1 E: 0 K: 2 S: 9	H: 1 LOB: 0 BB: 0 P: 15	R: 1 H: 1 E: 0 K: 1 S: 10	H: 1 LOB: 0 BB: 0 P: 18	R: 1 H: 1 E: 0 K: 1 S: 12	H: 1 LOB: 0 BB: 0 P: 18	R: 0 H: 1 E: 0 K: 1 S: 14	H: 1 LOB: 1 BB: 0 P: 21	R: 0 H: 0 E: 0 K: 2 S: 7	H: 0 LOB: 0 BB: 0 P: 10	R: 0 H: 0 E: 0 K: 1 S: 10	H: 0 LOB: 0 BB: 0 P: 13	R: 0 H: 0 E: 0 K: 1 S: 10	H: 0 LOB: 0 BB: 0 P: 13	1B: 5 2B: 0 3B: 0 HR: 3	SF: 0 SAC: 1 DP: 0 HBP: 0	WP: 0 PB: 0 SB: 0 CS: 0	PA: 34						
PITCHER	IP	WLS	BF	H	R	ER	SO	BB	IBB	HBP	BLK	WP	HR	S	P	ERA	WHIP											
Kevin Appier, R (1, 1) ERA: 2.08	5.0	L	24	7	5	3	4	1	0	0	0	0	0	3	56	89	5.40	1.600										
Tom Gordon, R (6, 1) ERA:	2.0		7	1	0	0	3	0	0	0	0	0	0	21	31	0.00	0.500											
Steve Crawford, R (8, 1) ERA: 3.38	1.0		3	0	0	0	1	0	0	0	0	0	0	10	13	0.00	0.000											

AB	33
R	2
H	6
RBI	2
BB	1
SO	8
LOB	6



AB	32
R	5
H	8
RBI	5
BB	1
SO	8
LOB	10




Batter	1	2	3	4	5	6	7	8	9	AB	R	H	RBI	BB	SO	LOB	TOP										
Gary Thurman, R OBP: 0.444, SLG: 0.500 Jim Eisenreich, L OBP: 0.333, SLG: 0.550	1-1 FC5-4 1B		1-2 F9		0-0			1-1 L8		3	0	2	0	0	0	0											
Kevin Seitzer, R OBP: 0.333, SLG: 0.310	1-1 FC5-4 WP G3 2B		1-2 G6-3		2-2 G6-3			0-0 G6-3		4	1	0	0	0	0	2											
George Brett, L OBP: 0.235, SLG: 0.212	2-1 G3			2-1 G4-3		2-2 G4-3		1-1 F8		4	0	0	0	0	0	1											
Danny Tartabull, R OBP: 0.471, SLG: 0.719	3-1 2H 2B			1-2 WP 1B		0-0 F9			3-2 G6-3	4	1	2	1	0	0	0											
Kirk Gibson, L OBP: 0.313, SLG: 0.517	1-2 L3			4-2 1B 1-2 BB		0-1 G3			1-3 K	3	0	0	0	1	1	1											
Russ Morman, R OBP: 0.200, SLG: 0.200 Kurt Stillwell, S OBP: 0.556, SLG: 0.708		1-1 F9		2-2 G5-4-3 1-3 2H 1B			0-2 L8		2-2 F7	3	0	1	1	0	0	0											
Mike Macfarlane, R OBP: 0.333, SLG: 0.360		2-2 G6-3		0-1 G5-4-3			1-1 G6-3 2B			3	0	1	0	0	0	2											
Bill Pecota, R (1, 6)		3-3 K			1-0 P4		1-2 G6-3			3	0	0	0	0	1	1											
Terry Shumpert, R OBP: 0.217, SLG: 0.182			0-2 L8		1-1 G6-3		1-2 F8			3	0	0	0	0	0	1											
Inning Stats	R: 1 E: 0 K: 0 S: 11	H: 2 LOB: 1 BB: 0 P: 19	R: 0 E: 0 K: 1 S: 8	H: 0 LOB: 0 BB: 0 P: 14	R: 0 E: 0 K: 0 S: 11	H: 0 LOB: 0 BB: 0 P: 13	R: 1 E: 0 K: 0 S: 12	H: 2 LOB: 1 BB: 0 P: 21	R: 0 E: 0 K: 0 S: 9	H: 1 LOB: 1 BB: 0 P: 13	R: 0 E: 0 K: 0 S: 7	H: 0 LOB: 0 BB: 0 P: 9	R: 0 E: 0 K: 0 S: 11	H: 1 LOB: 1 BB: 0 P: 14	R: 0 E: 0 K: 0 S: 5	H: 0 LOB: 0 BB: 0 P: 7	R: 0 E: 0 K: 1 S: 9	H: 0 LOB: 0 BB: 0 P: 15	1B: 3 2B: 3 3B: 0 HR: 0	SF: 0 SAC: 0 DP: 1 HBP: 0	WP: 2 PB: 0 SB: 0 CS: 0	PA: 33					
PITCHER	IP	WLS	BF	H	R	ER	SO	BB	IBB	HBP	BLK	WP	HR	S	P	ERA	WHIP										
Tom Bolton, L ERA: 1.46 Jeff Gray, R ERA: 4.26	(1, 1) (8, 1)	7.0 S	27 6	6 2	2 2	2 1	1	1	0	0	0	2	0	69	103	2.57	1.000										

Kansas City Royals @ Boston Red Sox
Fenway Park, Boston, MA
Wed Apr 17 1991, 3:33 AM EDT
Att: 24,651 - Cloudy - 44 F

livebaseballscorecards.com

AB 32
R 2
H 6
RBI 2
BB 1
SO 2
LOB 8




Batter	1	2	3	4	5	6	7	8	9	AB	R	H	RBI	BB	SO	LOB	BOTTOM										
Wade Boggs, L OBP: 0.315, SLG: 0.323	2-2 G6-3		1-2 FC6-4 G5-4-3 1-2 3-H		0-1 F7			2-2 G5-3		4	0	0	1	0	0	1											
Jody Read, R OBP: 0.154, SLG: 0.083	1-0 F6		0-1 G5-4-3		1-1 G5-3			1-2 G5-3		4	0	0	0	0	0	1											
Mike Greenwell, L OBP: 0.385, SLG: 0.441	1-0 F8			4-2 HR BB		3-1 FC6-4 1B		2-1 HR		3	2	2	1	1	0	0											
Jack Clark, R OBP: 0.333, SLG: 0.464		1-0 G3-1 SF7 2B		3-2 HR		0-1 F8		2-0 F7		4	2	2	2	0	0	1											
Ellis Burks, R OBP: 0.378, SLG: 0.438		2-2 G3-1		1-1 G6-3		0-1 FC6-4		4-1 WP 1B BB		3	1	1	0	1	0	1											
Tom Brunansky, R OBP: 0.303, SLG: 0.400		2-3 SF7		1-0 G5-3		1-2 1B		3-2 1B		3	0	1	2	0	0	2											
Mike Marshall, R OBP: 0.273, SLG: 0.545		3-H L9		0-0 FC5-4 1B		0-0 FC6-4		0-2 FC6-4 1B		4	0	2	0	0	0	2											
Tony Peña, R OBP: 0.194, SLG: 0.333			0-2 1B FC6-4 1B		0-0 FC5-4		1-0 P6	1-0 FC6-4		4	1	1	0	0	0	3											
Luis Rivera, R OBP: 0.333, SLG: 0.333		1-3 FC6-4 1B			0-0 G1-3		2-3 K			3	0	1	0	0	1	0											
Inning Stats	R: 0 E: 0 K: 0 S: 6	H: 0 LOB: 0 BB: 0 P: 10	R: 1 E: 0 K: 0 S: 7	H: 1 LOB: 0 BB: 0 P: 10	R: 1 E: 0 K: 0 S: 11	H: 2 LOB: 0 BB: 0 P: 15	R: 2 E: 0 K: 0 S: 11	H: 2 LOB: 1 BB: 1 P: 20	R: 0 E: 0 K: 0 S: 5	H: 0 LOB: 0 BB: 0 P: 6	R: 0 E: 0 K: 0 S: 9	H: 2 LOB: 2 BB: 0 P: 12	R: 0 E: 0 K: 1 S: 9	H: 0 LOB: 0 BB: 0 P: 14	R: 2 E: 0 K: 0 S: 16	H: 3 LOB: 2 BB: 1 P: 29	1B: 7 2B: 1 3B: 0 HR: 2	SF: 1 SAC: 0 DP: 1 HBP: 0	WP: 1 PB: 0 SB: 0 CS: 0	PA: 35							
PITCHER	IP	WLS	BF	H	R	ER	SO	BB	IBB	HBP	BLK	WP	HR	S	P	ERA	WHIP										
Storm Davis, R ERA: 6.43 Luis Aquino, R ERA:	(1, 1) (8, 1)	7.2 L	32 3	8 2	6 0	6 0	0	2	0	0	0	1	0	66	104	7.04	1.304										

Kansas City Royals @ Boston Red Sox
Fenway Park, Boston, MA
Wed Apr 17 1991, 3:33 AM EDT
Att: 24,651 - Cloudy - 44 F

livebaseballscorecards.com

AB 32
R 6
H 10
RBI 6
BB 2
SO 1
LOB 11



Batter	1	2	3	4	5	6	7	8	9	AB	R	H	RBI	BB	SO	LOB	TOP										
Jim Eisenreich, L (1, 7) OBP: 0.320, SLG: 0.500	L8		K			G4-3 1B		G4-3		4	0	1	0	0	1	0	Kansas City Royals @ Boston Red Sox Fenway Park, Boston, MA Thu Apr 18 1991, 3:33 AM EDT Att: 29,658 - Cloudy - 44 F										
Kevin Seitzer, R (1, 5) OBP: 0.297, SLG: 0.273	K			K		K		G4-3		4	0	0	0	0	3	1											
George Brett, L (1, 3) OBP: 0.237, SLG: 0.194	BB			G4-3		G4-3		G6-3		3	0	0	0	1	0	1											
Danny Tartabull, R (1, 9) OBP: 0.421, SLG: 0.639	K			G6-3		P3		K		4	0	0	0	0	2	2											
Kirk Gibson, L (1, 10) OBP: 0.333, SLG: 0.500		F8			F9		S 1B		BB	3	0	1	0	1	0	0											
Kurt Stillwell, S (1, 6) OBP: 0.484, SLG: 0.607	K				E1 1B		L7		L9	4	0	0	0	0	1	2											
Mike Macfarlane, R (1, 2) OBP: 0.333, SLG: 0.357		P4			1-2 1B		K			3	0	1	0	0	1	1											
Brian McRae, S (1, 8) OBP: 0.100, SLG: 0.133				K		P4		L7		2	0	0	0	0	1	2											
Warren Cromartie, L (7, 7) OBP: 0.100, SLG: 0.133										1	0	0	0	0	0	1											
Terry Shumpert, R (1, 4) OBP: 0.192, SLG: 0.160			L5			K		K		3	0	0	0	0	2	2											
Inning Stats	R: 0 H: 0 E: 0 K: 2 S: 9	H: 0 LOB: 1 BB: 1 P: 18	R: 0 H: 0 E: 0 K: 1 S: 11	H: 0 LOB: 0 BB: 0 P: 17	R: 0 H: 0 E: 0 K: 2 S: 10	H: 0 LOB: 0 BB: 0 P: 13	R: 0 H: 0 E: 0 K: 1 S: 7	H: 0 LOB: 0 BB: 0 P: 10	R: 0 H: 1 E: 1 K: 1 S: 12	H: 1 LOB: 2 BB: 0 P: 16	R: 0 H: 1 E: 0 K: 1 S: 14	H: 1 LOB: 1 BB: 0 P: 21	R: 0 H: 0 E: 0 K: 1 S: 7	H: 0 LOB: 0 BB: 1 P: 11	R: 0 H: 0 E: 0 K: 1 S: 14	H: 0 LOB: 1 BB: 1 P: 24	1B: 3 2B: 0 3B: 0 HR: 0	SF: 0 SAC: 0 DP: 0 HBP: 0	WP: 0 PB: 0 SB: 2 CS: 0	PA: 33							
PITCHER	IP	WLS	BF	H	R	ER	SO	BB	IBB	HBP	BLK	WP	HR	S	P	ERA	WHIP										
Roger Clemens, R (1, 1) ERA: 0.36	8.0	W	29	3	0	0	10	1	0	0	0	0	0	83	124	0.00	0.500										
Tony Fossas, L (9, 1) ERA	0.1		1	0	0	0	0	0	0	0	0	0	0	3	6	0.00	0.000										
Jeff Reardon, R (9, 1) ERA: 3.38	0.2	S	3	0	0	0	1	1	0	0	0	0	0	11	18	0.00	1.500										

Batter	1	2	3	4	5	6	7	8	9	AB	R	H	RBI	BB	SO	LOB	BOTTOM										
Wade Boggs, L (1, 5) OBP: 0.300, SLG: 0.314	L5		E 1B		G4-3			L7		4	1	1	0	0	0	0	Kansas City Royals @ Boston Red Sox Fenway Park, Boston, MA Thu Apr 18 1991, 3:33 AM EDT Att: 29,658 - Cloudy - 44 F										
Jody Read, R (1, 4) OBP: 0.163, SLG: 0.100	P4		E7 1B			G6-3		L8		4	0	1	0	0	0	0											
Mike Greenwell, L (1, 7) OBP: 0.372, SLG: 0.405	FC6-4 BB		G5-3			P5		G3-1		3	0	0	0	1	0	1											
Jack Clark, R (1, 10) OBP: 0.361, SLG: 0.467	FC6-4			WP 1B			BB			2	0	1	0	1	0	1											
Ellis Burks, R (1, 8) OBP: 0.350, SLG: 0.400		G5-3		K		L5				3	0	0	0	0	1	2											
Tom Brunansky, R (1, 9) OBP: 0.306, SLG: 0.424		L7		F7		SH1-3 2B				3	0	1	0	0	0	1											
Carlos Quintana, R (1, 3) OBP: 0.257, SLG: 0.257		F9		F8		SH1-3				2	0	0	0	0	0	1											
Tony Peña, R (1, 2) OBP: 0.179, SLG: 0.308			G6-3		K		L6			3	0	0	0	0	1	1											
Tim Lincecum, R (1, 6) OBP: 0.273, SLG: 0.233			K		K		K			3	0	0	0	0	3	1											
Inning Stats	R: 0 H: 0 E: 0 K: 0 S: 8	H: 0 LOB: 1 BB: 1 P: 16	R: 0 H: 0 E: 0 K: 0 S: 6	H: 0 LOB: 0 BB: 0 P: 12	R: 1 H: 2 E: 1 K: 1 S: 13	H: 2 LOB: 1 BB: 0 P: 24	R: 0 H: 1 E: 0 K: 1 S: 10	H: 1 LOB: 0 BB: 0 P: 16	R: 0 H: 0 E: 0 K: 2 S: 9	H: 0 LOB: 0 BB: 0 P: 13	R: 0 H: 0 E: 0 K: 0 S: 11	H: 0 LOB: 1 BB: 1 P: 20	R: 0 H: 1 E: 0 K: 1 S: 11	H: 1 LOB: 1 BB: 0 P: 16	R: 0 H: 0 E: 0 K: 0 S: 7	H: 0 LOB: 0 BB: 0 P: 12		1B: 3 2B: 1 3B: 0 HR: 0	SF: 0 SAC: 1 DP: 0 HBP: 0	WP: 2 PB: 0 SB: 0 CS: 0	PA: 30						
PITCHER	IP	WLS	BF	H	R	ER	SO	BB	IBB	HBP	BLK	WP	HR	S	P	ERA	WHIP										
Bret Saberhagen, R (1, 1) ERA: 3.93	7.0	L	27	4	1	0	5	2	0	0	0	0	0	68	117	0.00	0.857										
Jeff Montgomery, R (8, 1) ERA	1.0		3	0	0	0	0	0	0	0	0	0	0	7	12	0.00	0.000										

Batter	1	2	3	4	5	6	7	8	9	AB	R	H	RBI	BB	SO	LOB	TOP					
Jim Eisenreich, L (1, 7) OBP: 0.276, SLG: 0.429	G4-3		G6-3			F8		K		4	0	0	0	0	1	1	Kansas City Royals @ New York Yankees Yankee Stadium, Bronx, NY Fri Apr 19 1991, 7:05 PM EDT Att: 15,773 - Cloudy - 48 F					
Kevin Seitzer, R (1, 5) OBP: 0.253, SLG: 0.250	K		G6-3			BB		G4-3		3	0	0	0	1	1	0						
George Brett, L (1, 3) OBP: 0.214, SLG: 0.175	K		K			K		P4		4	0	0	0	0	3	2						
Danny Tartabull, R (1, 9) OBP: 0.405, SLG: 0.625		2B				G6-3		K		4	1	1	0	0	2	0						
Kirk Gibson, L (1, 10) OBP: 0.325, SLG: 0.457		2B				P5		G4-3		3	0	0	0	1	1	0						
Kurt Stillwell, S (1, 6) OBP: 0.457, SLG: 0.548		BB				G3-1		G4-3		3	0	0	0	1	1	2						
Mike Macfarlane, R (1, 2) OBP: 0.333, SLG: 0.387		2B				P6		P5		3	0	1	1	0	0	1						
Brian McRae, S (1, 8) OBP: 0.121, SLG: 0.152		2B				G6-3		G4-3		3	0	1	0	0	1	2						
Terry Shumpert, R (1, 4) OBP: 0.172, SLG: 0.143						G6-3		K		3	0	0	0	0	2	3						
Inning Stats	R: 0 E: 0 K: 2 S: 8	H: 0 LOB: 0 BB: 0 P: 11	R: 1 E: 0 K: 3 S: 13	H: 2 LOB: 2 BB: 1 P: 22	R: 0 E: 0 K: 1 S: 7	H: 0 LOB: 0 BB: 0 P: 9	R: 0 E: 0 K: 2 S: 11	H: 0 LOB: 1 BB: 1 P: 19	R: 0 E: 0 K: 1 S: 7	H: 1 LOB: 2 BB: 1 P: 13	R: 0 E: 0 K: 0 S: 6	H: 0 LOB: 0 BB: 0 P: 7	R: 0 E: 0 K: 1 S: 6	H: 0 LOB: 0 BB: 0 P: 9	R: 0 E: 0 K: 1 S: 13	H: 0 LOB: 0 BB: 0 P: 22	R: 0 E: 0 K: 1 S: 9	H: 0 LOB: 0 BB: 0 P: 12	1B: 1 2B: 2 3B: 0 HR: 0	SF: 0 SAC: 0 DP: 0 HBP: 0	WP: 1 PB: 0 SB: 0 CS: 0	PA: 33
PITCHER Tim Leary, R (1, 1) ERA: 5.4	IP: 9.0 WLS: W BF: 33 H: 3 R: 1 ER: 1 SO: 12 BB: 3 IBB: 0 HBP: 0 BLK: 0 WP: 1 HR: 0 S: 80 P: 124 ERA: 1.00 WHIP: 0.667															PITCHER						


Batter	1	2	3	4	5	6	7	8	9	AB	R	H	RBI	BB	SO	LOB	BOTTOM			
Steve Sax, R (1, 4) OBP: 0.296, SLG: 0.289	BB		G6-3			L4				3	0	1	1	1	0	1	Kansas City Royals @ New York Yankees Yankee Stadium, Bronx, NY Fri Apr 19 1991, 7:05 PM EDT Att: 15,773 - Cloudy - 48 F			
Don Mattingly, L (1, 3) OBP: 0.382, SLG: 0.326	P2		FC4			G3				4	0	2	0	0	0	1				
Roberto Kelly, R (1, 8) OBP: 0.267, SLG: 0.308	F7		FC4			F9		F8		4	0	0	0	0	0	4				
Kevin Maas, L (1, 10) OBP: 0.558, SLG: 0.593	P7					G4-3		G4-3		3	0	0	0	1	0	1				
Mel Hall, L (1, 7) OBP: 0.143, SLG: 0.250 (8, PR)	P6					G5-3		FC4-6		4	1	1	0	0	0	1				
Scott Lusader, L (8, PR) OBP: 0.500, SLG: 0.333 (9, 7)						HR		CS		0	0	0	0	0	0	0				
Matt Nokes, L (1, 2) OBP: 0.384, SLG: 0.567	G4-3					G4-3		F9		2	0	0	0	1	0	1				
Jesse Barfield, R (1, 9) OBP: 0.412, SLG: 0.407	G4-3					G4-3		F9		2	1	1	2	1	0	1				
Mike Blowers, R (1, 5) OBP: 0.231, SLG: 0.364	G1-3					P3		G6-3		3	0	0	0	0	0	2				
Alvaro Espinoza, R (1, 6) OBP: 0.480, SLG: 0.625						G6-3		G6-3		3	1	2	0	0	0	0				
Inning Stats	R: 0 E: 0 K: 0 S: 10	H: 0 LOB: 1 BB: 1 P: 19	R: 0 E: 0 K: 0 S: 10	H: 0 LOB: 1 BB: 1 P: 20	R: 0 E: 0 K: 0 S: 8	H: 2 LOB: 1 BB: 0 P: 15	R: 0 E: 0 K: 0 S: 8	H: 0 LOB: 0 BB: 0 P: 14	R: 1 E: 0 K: 0 S: 9	H: 3 LOB: 2 BB: 1 P: 20	R: 2 E: 0 K: 0 S: 7	H: 1 LOB: 0 BB: 1 P: 15	R: 0 E: 0 K: 0 S: 11	H: 0 LOB: 0 BB: 0 P: 17	R: 0 E: 0 K: 0 S: 8	H: 1 LOB: 1 BB: 0 P: 13	1B: 5 2B: 2 3B: 0 HR: 1	SF: 0 SAC: 0 DP: 2 HBP: 0	WP: 0 PB: 0 SB: 0 CS: 1	PA: 33
PITCHER Mike Boddicker, R (1, 1) ERA: 1.57	IP: 6.0 WLS: L BF: 26 H: 6 R: 3 ER: 3 SO: 3 BB: 4 IBB: 0 HBP: 0 BLK: 0 WP: 0 HR: 1 S: 52 P: 103 ERA: 4.50 WHIP: 1.667															PITCHER				
Mark Davis, L (7, 1) ERA: 9.0	IP: 1.2 WLS: 6 BF: 1 H: 0 R: 0 ER: 0 SO: 0 BB: 0 IBB: 0 HBP: 0 BLK: 0 WP: 0 HR: 0 S: 18 P: 28 ERA: 0.00 WHIP: 0.600																			
Steve Crawford, R (8, 1) ERA: 3.0	IP: 0.1 WLS: 0 BF: 0 H: 0 R: 0 ER: 0 SO: 0 BB: 0 IBB: 0 HBP: 0 BLK: 0 WP: 0 HR: 0 S: 1 P: 2 ERA: 0.00 WHIP: 0.000																			

Batter	1	2	3	4	5	6	7	8	9	AB	R	H	RBI	BB	SO	LOB	TOP										
Jim Eisenreich, L (1, 8) OBP: 0.294, SLG: 0.485	2-2 WP E 2B	3-1 1-H 2B		0-0 G1-3			0-0 F9		0-1 G4-3	5	1	2	1	0	0	2											
Kevin Seitzer, R (1, 5) OBP: 0.283, SLG: 0.268	1-2 E1 1B G6-4-3 2-H	2-0 G5-3			3-2 F9		2-1 2B		3-2 G1-3	5	1	1	2	0	0	1											
George Brett, L (1, 10) OBP: 0.217, SLG: 0.182	3-2 G6-4-3 1B		0-0 F9		0-1 G3-1		1-2 P4			4	0	1	0	0	0	1											
Danny Tartabull, R (1, 9) OBP: 0.391, SLG: 0.581	2-1 G6-4-3 1-2 3-H		0-3 K		0-2 G1-3		4-0 IBB			3	0	0	0	1	1	1											
Kirk Gibson, L (1, 7) OBP: 0.341, SLG: 0.538	0-1 1B		2-0 HR		2-2 F8		1-0 F7			4	1	2	1	0	0	2											
Warren Cromartie, L (1, 3) OBP: 0.250, SLG: 0.286 Bill Pecota, R (8, 3)	2-2 F7		0-0 G3-1		2-1 F8 2B			3-3 K		3	0	1	0	0	0	1											
Kurt Stillwell, S (1, 6) OBP: 0.436, SLG: 0.543		1-1 P6		0-2 F8 2B		2-1 F8		0-0 G6-3		4	0	1	0	0	0	1											
Brent Mayne, L (1, 2) OBP: 0.429, SLG: 0.571		0-1 G3-1		1-1 F8		2-3 K		1-3 K		4	0	0	0	0	2	2											
Terry Shumpert, R (1, 4) OBP: 0.212, SLG: 0.188		1-1 2B 1B		2-3 K			0-1 S 2B 1B		0-0 P6	4	2	2	0	0	1	1											
Inning Stats	R: 2 E: 1 K: 0 S: 23	H: 3 LOB: 1 BB: 0 P: 33	R: 1 E: 0 K: 0 S: 9	H: 2 LOB: 1 BB: 0 P: 16	R: 1 E: 0 K: 1 S: 6	H: 1 LOB: 0 BB: 0 P: 8	R: 0 E: 0 K: 1 S: 10	H: 1 LOB: 1 BB: 0 P: 13	R: 0 E: 0 K: 1 S: 8	H: 0 LOB: 0 BB: 0 P: 11	R: 0 E: 0 K: 1 S: 11	H: 1 LOB: 1 BB: 0 P: 19	R: 1 E: 0 K: 0 S: 10	H: 2 LOB: 2 BB: 1 P: 17	R: 0 E: 0 K: 2 S: 7	H: 0 LOB: 0 BB: 0 P: 11	R: 0 E: 0 K: 0 S: 8	H: 0 LOB: 0 BB: 0 P: 11	R: 0 E: 0 K: 0 S: 8	H: 0 LOB: 0 BB: 0 P: 11	1B: 4 2B: 5 3B: 0 HR: 1	SF: 0 SAC: 0 DP: 1 HBP: 0	WP: 1 PB: 0 SB: 1 CS: 0	PA: 38			
PITCHER	IP	WLS	BF	H	R	ER	SO	BB	IBB	HBP	BLK	WP	HR	S	P	ERA	WHIP										
Scott Sanderson, R (1, 1) ERA: 3.72	6.1	L	29	10	5	4	3	0	0	0	0	1	1	73	107	5.68	1.579										
Greg Cadaret, L (7, 1) ERA: 8.14	1.2		6	0	0	0	2	0	1	0	0	0	0	11	21	0.00	0.000										
Rich Monteleone, R (9, 1) ERA:	1.0		3	0	0	0	0	0	0	0	0	0	0	8	11	0.00	0.000										

Kansas City Royals @ New York Yankees
 Yankee Stadium, Bronx, NY
 Sat Apr 20 1991, 3:33 AM EDT
 Att: 17,969 - Cloudy - 47 F

livebaseballscores.com

AB 37
 R 5
 H 10
 RBI 4
 BB 1
 SO 5
 LOB 12




Batter	1	2	3	4	5	6	7	8	9	AB	R	H	RBI	BB	SO	LOB	BOTTOM										
Scott Lusader, L (1, 8) OBP: 0.250, SLG: 0.143 Roberto Kelly, R (9, PH) OBP: 0.283, SLG: 0.325	K		F8		K2-3		K		WP 1B 1-2 2-H 1B	4	0	0	0	0	3	0											
Steve Sax, R (1, 4) OBP: 0.288, SLG: 0.280	K		K		K		F9		FC4 1B 1-2 2-H	5	0	1	1	0	3	0											
Don Mattingly, L (1, 10) OBP: 0.385, SLG: 0.326	BB		BB		1B				F8 FC4 WP 1-2	3	0	1	0	2	0	2											
Kevin Maas, L (1, 3) OBP: 0.542, SLG: 0.533	BB		K		K				K 1-2 2-3	3	0	0	0	2	3	4											
Mel Hall, L (1, 7) OBP: 0.125, SLG: 0.217 Hensley Meulens, R (8, PH) OBP: 0.300, SLG: 0.321	K		K		K		G4-3		K	3	0	0	0	0	2	2											
Matt Nokes, L (1, 2) OBP: 0.333, SLG: 0.515 Jim Leyritz, R (8, PH) OBP: 0.375, SLG: 0.091		G3-1		P5		G3		F8		3	0	0	0	0	0	0											
Jesse Barfield, R (1, 9) OBP: 0.447, SLG: 0.467		K		2B		1B			BB 1B BB	3	1	2	0	1	1	0											
Mike Blowers, R (1, 5) OBP: 0.294, SLG: 0.357		1B		BB		BB		G5-3		3	0	1	0	1	1	2											
Alvaro Espinoza, R (1, 6) OBP: 0.448, SLG: 0.556		G1-3		K		K			BB 1B BB	3	1	0	0	1	2	3											
Inning Stats	R: 0 E: 0 K: 3 S: 13	H: 0 LOB: 2 BB: 2 P: 27	R: 0 E: 0 K: 1 S: 12	H: 1 LOB: 1 BB: 0 P: 17	R: 0 E: 0 K: 2 S: 9	H: 0 LOB: 1 BB: 1 P: 18	R: 0 E: 0 K: 2 S: 15	H: 1 LOB: 2 BB: 1 P: 23	R: 0 E: 0 K: 0 S: 7	H: 1 LOB: 1 BB: 0 P: 12	R: 0 E: 0 K: 2 S: 8	H: 0 LOB: 0 BB: 0 P: 12	R: 0 E: 0 K: 1 S: 9	H: 0 LOB: 1 BB: 1 P: 17	R: 2 E: 0 K: 2 S: 14	H: 2 LOB: 2 BB: 2 P: 31	R: 0 E: 0 K: 0 S: 8	H: 0 LOB: 1 BB: 0 P: 11	R: 2 E: 0 K: 2 S: 14	H: 2 LOB: 2 BB: 2 P: 31	1B: 5 2B: 1 3B: 0 HR: 0	SF: 0 SAC: 0 DP: 0 HBP: 0	WP: 1 PB: 0 SB: 0 CS: 0	PA: 40			
PITCHER	IP	WLS	BF	H	R	ER	SO	BB	IBB	HBP	BLK	WP	HR	S	P	ERA	WHIP										
Tom Gordon, R (1, 1) ERA:	7.0	W	29	4	0	0	13	4	0	0	0	0	0	76	128	0.00	1.143										
Dan Schatzeder, L (8, 1) ERA: 21.6	1.1		8	1	2	2	2	3	0	0	0	0	0	16	35	13.50	3.000										
Jeff Montgomery, R (9, 1) ERA:	0.2	S	3	1	0	0	1	0	0	0	0	1	0	7	13	0.00	1.500										

Kansas City Royals @ New York Yankees
 Yankee Stadium, Bronx, NY
 Sat Apr 20 1991, 3:33 AM EDT
 Att: 17,969 - Cloudy - 47 F

livebaseballscores.com

AB 33
 R 2
 H 6
 RBI 2
 BB 7
 SO 16
 LOB 15




Batter	1	2	3	4	5	6	7	8	9	AB	R	H	RBI	BB	SO	LOB	TOP			
Jim Eisenreich, L (1.7) OBP: 0.316, SLG: 0.514 (8.8)	F8			G4-3			PB SF9 2B	G4-3		4	1	2	0	0	0	0	Kansas City Royals @ Cleveland Indians Cleveland Municipal Stadium, Cleveland, OH Mon Apr 22 1991, 7:05 PM EDT Att: 4,407 - Sunny - 48 F			
Kevin Seitzer, R (1.5) OBP: 0.260, SLG: 0.244	F9			G6-3			E5 BB HR	G4-3		4	1	0	0	0	0	2				
George Brett, L (1.3) OBP: 0.220, SLG: 0.170 Russ Morman, R (8.3) OBP: 0.200, SLG: 0.200	F7			G4-3			4-2 HR BB	G4-3		3	1	0	0	1	0	1				
Danny Tartabull, R (1.9) OBP: 0.360, SLG: 0.543		G5-3			K		SF9		E5	3	0	0	1	0	1	0				
Kirk Gibson, L (1.10) OBP: 0.333, SLG: 0.581		G4-3			F9		3-H 0-1 HR		K	4	1	1	3	0	1	1				
Kurt Stillwell, S (1.6) OBP: 0.395, SLG: 0.487		G5-3			K		1-H 2-H HR	E5 FC6-4	F7	4	0	0	0	0	1	1				
Mike Macfarlane, R (1.2) OBP: 0.314, SLG: 0.364 Brent Mayne, L (6.2) OBP: 0.333, SLG: 0.444				K		L8	0-0 FC6-4		K	2	0	0	0	0	1	0				
Brian McRae, S (1.8) OBP: 0.111, SLG: 0.139 Bill Pecota, R (8.4)				P5		L8	3-2 G5-3			3	0	0	0	0	0	1				
Terry Shumpert, R (1.4) OBP: 0.200, SLG: 0.176 Warren Cromartie, L (8. PH) OBP: 0.222, SLG: 0.250				F8		F7	0-0		F7	2	0	0	0	0	0	0				
										1	0	0	0	0	0	0				
Inning Stats	R: 0 E: 0 K: 0 S: 6	H: 0 LOB: 0 BB: 0 P: 10	R: 0 E: 0 K: 0 S: 7	H: 0 LOB: 0 BB: 0 P: 11	R: 0 E: 0 K: 1 S: 6	H: 0 LOB: 0 BB: 0 P: 9	R: 0 E: 0 K: 0 S: 9	H: 0 LOB: 0 BB: 0 P: 14	R: 0 E: 0 K: 2 S: 10	H: 0 LOB: 0 BB: 0 P: 16	R: 4 E: 3 K: 0 S: 21	H: 2 LOB: 1 BB: 1 P: 31	R: 0 E: 0 K: 0 S: 16	H: 1 LOB: 1 BB: 0 P: 18	R: 0 E: 1 K: 2 S: 10	H: 0 LOB: 1 BB: 0 P: 14	1B: 1 2B: 1 3B: 0 HR: 1	SF: 1 SAC: 0 DP: 0 HBP: 0	WP: 0 PB: 1 SB: 0 CS: 0	PA: 34
PITCHER	IP WLS BF H R ER SO BB IBB HBP BLK WP HR S P ERA WHIP																			
Charles Nagy, R (1.1) ERA: 1.59	6.1 W 23 2 4 3 3 1 0 0 0 0 1 56 89 4.26 0.474																			
Steve Olin, R (7.1) ERA: 0.96	1.2 7 1 0 0 0 0 0 0 0 0 0 25 29 0.00 0.600																			
Doug Jones, R (9.1) ERA:	1.0 4 0 0 0 2 0 0 0 0 0 0 10 14 0.00 0.000																			

Batter	1	2	3	4	5	6	7	8	9	AB	R	H	RBI	BB	SO	LOB	BOTTOM			
Alex Cole, L (1.8) OBP: 0.345, SLG: 0.407	CS 1B		K2-3	1B 2B	G5-3					5	1	3	0	0	1	2	Kansas City Royals @ Cleveland Indians Cleveland Municipal Stadium, Cleveland, OH Mon Apr 22 1991, 7:05 PM EDT Att: 4,407 - Sunny - 48 F			
Jerry Browne, S (1.4) OBP: 0.250, SLG: 0.184	F8		2B	HR 1B	G4-3		G6-3-2			5	1	2	2	0	0	5				
Carlos Baerga, S (1.5) OBP: 0.302, SLG: 0.316	WP 1B		1-1 1-3	L8		G6-3		0-0 HR		5	2	3	1	0	0	1				
Chris James, R (1.10) OBP: 0.333, SLG: 0.300	1-H 1B		0-1 P3	1-2 HR		P4		0-1 G6-3		5	1	2	3	0	0	2				
Brook Jacoby, R (1.3) OBP: 0.271, SLG: 0.378	P4		0-1 P4	G5-3		2B BB		1-2 G5-3		4	1	0	0	1	0	3				
Beau Alford, L (1.7) OBP: 0.444, SLG: 0.500				SH1-4 1B 1B		K		4-2 BB		4	1	3	1	1	1	0				
Turner Ward, S (1.9) OBP: 0.320, SLG: 0.333	F9			SH1-4 1B 1B		K		1-1 P6		5	2	2	0	0	1	3				
Felix Fermin, R (1.6) OBP: 0.176, SLG: 0.125 Jose Escobar, R (2.6) OBP: 0.333, SLG: 0.200	F8			SH1-4		2B				0	0	0	0	0	0	0				
Jose Escobar, R (2.6) OBP: 0.333, SLG: 0.200	F8			SH1-4		2B				3	0	1	1	0	1	1				
Joel Skinner, R (1.2) OBP: 0.429, SLG: 0.571	F9			2B 1B 1B		2B				4	1	3	2	0	0	1				
										1B: 11 2B: 7 3B: 0 HR: 2	SF: 0 SAC: 1 DP: 1 HBP: 0	WP: 1 PB: 0 SB: 0 CS: 1	PA: 43							
Inning Stats	R: 1 E: 0 K: 0 S: 12	H: 3 LOB: 1 BB: 0 P: 19	R: 0 E: 0 K: 0 S: 12	H: 1 LOB: 1 BB: 0 P: 17	R: 0 E: 0 K: 1 S: 13	H: 2 LOB: 2 BB: 0 P: 16	R: 6 E: 0 K: 0 S: 21	H: 6 LOB: 0 BB: 0 P: 30	R: 1 E: 0 K: 1 S: 13	H: 3 LOB: 2 BB: 0 P: 18	R: 1 E: 0 K: 1 S: 11	H: 1 LOB: 1 BB: 1 P: 22	R: 0 E: 0 K: 1 S: 11	H: 2 LOB: 1 BB: 0 P: 17	R: 1 E: 0 K: 0 S: 10	H: 1 LOB: 1 BB: 1 P: 16	1B: 11 2B: 7 3B: 0 HR: 2	SF: 0 SAC: 1 DP: 1 HBP: 0	WP: 1 PB: 0 SB: 0 CS: 1	PA: 43
PITCHER	IP WLS BF H R ER SO BB IBB HBP BLK WP HR S P ERA WHIP																			
Kevin Appier, R (1.1) ERA: 4.96	3.1 L 20 11 6 6 1 0 0 0 0 0 1 52 74 16.20 3.300																			
Luis Aquino, R (4.1) ERA: 5.4	1.2 9 4 2 2 1 0 0 0 0 0 1 19 26 10.80 2.400																			
Mike Magnante, L (6.1) ERA: 6.0	3.0 14 4 2 2 2 2 0 0 0 0 1 32 55 6.00 2.000																			


livebaseballscores.com

AB 32
R 4
H 3
RBI 4
BB 1
SO 5
LOB 8



livebaseballscores.com

AB 40
R 10
H 19
RBI 10
BB 2
SO 4
LOB 18



Batter	1	2	3	4	5	6	7	8	9	AB	R	H	RBI	BB	SO	LOB	TOP					
Jim Eisenreich, L OBP: 0.326, SLG: 0.500 (1, 7)	G3	1B		F8		K			1B	5	0	2	0	0	1	0						
Kevin Seitzer, R OBP: 0.273, SLG: 0.260 (1, 5)	G4-3	1B		F8			G6-3		1B	5	0	2	1	0	0	0						
Danny Tartabull, R OBP: 0.327, SLG: 0.490 (1, 9)	L6	K			F7		K		K	5	0	0	0	0	3	4						
Kirk Gibson, L OBP: 0.358, SLG: 0.646 (1, 10)		F8	SH1-3	1B	HR		1B		P3	5	2	3	1	0	0	2						
Warren Cromartie, L OBP: 0.417, SLG: 0.455 Russ Moman, R OBP: 0.167, SLG: 0.167 (9, PH)	1B	1B	SH1-3	1B	1B		1B		K	3	1	3	0	0	0	0						
Kurt Stillwell, S OBP: 0.404, SLG: 0.488 (1, 6)	2B	1B	1B	1B	F8		F7			4	1	2	1	0	0	3						
Mike Macfarlane, R OBP: 0.308, SLG: 0.378 (1, 2)	1B	2B	L6		L5			F9		4	1	1	1	0	0	2						
Brian McRae, S OBP: 0.125, SLG: 0.150 (1, 8)	1B	2B	G4-1			K	K			4	0	1	2	0	2	1						
David Howard, S OBP: 0.125, SLG: 0.125 (1, 4)	FC3-6	1B		G6-3		K	F8			4	1	0	0	0	1	1						
Inning Stats	R: 0 E: 0 K: 0 S: 7	H: 0 LOB: 0 BB: 0 P: 10	R: 4 E: 0 K: 1 S: 21	H: 6 LOB: 2 BB: 0 P: 30	R: 1 E: 0 K: 0 S: 6	H: 2 LOB: 1 BB: 0 P: 8	R: 0 E: 0 K: 0 S: 7	H: 0 LOB: 0 BB: 0 P: 12	R: 1 E: 0 K: 0 S: 13	H: 2 LOB: 1 BB: 0 P: 21	R: 0 E: 0 K: 3 S: 9	H: 0 LOB: 0 BB: 0 P: 11	R: 0 E: 0 K: 1 S: 10	H: 2 LOB: 2 BB: 0 P: 12	R: 0 E: 0 K: 1 S: 13	H: 0 LOB: 0 BB: 0 P: 17	R: 0 E: 0 K: 2 S: 11	H: 2 LOB: 2 BB: 0 P: 16	1B: 12 2B: 1 3B: 0 HR: 1	SF: 0 SAC: 1 DP: 0 HBP: 0	WP: 0 PB: 0 SB: 0 CS: 0	PA: 41
PITCHER	IP	WLS	BF	H	R	ER	SO	BB	IBB	HBP	BLK	WP	HR	S	P	ERA	WHIP					
Eric King, R ERA: 5.99 (1, 1)	4.1	L	23	10	6	6	1	0	0	0	0	0	1	49	73	12.46	2.308					
Shawn Hillegas, R ERA: 1.17 (5, 1)	3.2		13	2	0	0	5	0	0	0	0	0	0	37	48	0.00	0.545					
Jesse Orosco, L ERA: (9, 1)	1.0		5	2	0	0	2	0	0	0	0	0	0	11	16	0.00	2.000					

Kansas City Royals @ Cleveland Indians
Cleveland Municipal Stadium, Cleveland, OH

AB 40
R 6
H 14
RBI 6
BB 0
SO 8
LOB 15



WP: 0 PA: 41
PB: 0
SB: 0
CS: 0

Kansas City Royals @ Cleveland Indians
Cleveland Municipal Stadium, Cleveland, OH

AB 32
R 0
H 5
RBI 0
BB 0
SO 4
LOB 12



Batter	1	2	3	4	5	6	7	8	9	AB	R	H	RBI	BB	SO	LOB	BOTTOM					
Alex Cole, L OBP: 0.364, SLG: 0.419 (1, 8)	CS			G4-3		1B		L8		4	0	2	0	0	0	1						
Jerry Browne, S OBP: 0.223, SLG: 0.167 (1, 4)	F9			F7		G3		F8		4	0	0	0	0	0	3						
Carlos Baerga, S OBP: 0.277, SLG: 0.286 (9, 6)	L5			L8			G3		G3	4	0	0	0	0	0	0						
Chris James, R OBP: 0.346, SLG: 0.318 (1, 10)		G5-3			FC4-6	1B	G6-3		1B	4	0	2	0	0	0	0						
Brook Jacoby, R OBP: 0.250, SLG: 0.347 (1, 3)		G5-3			F8		E5	1B	K	4	0	0	0	0	1	2						
Beau Alford, L OBP: 0.385, SLG: 0.417 (1, 7)				K	P6		1B		G3	4	0	1	0	0	1	2						
Turner Ward, S OBP: 0.286, SLG: 0.296 (1, 9)				F7	FC4-6		G4-3			3	0	0	0	0	0	3						
Jose Escobar, R OBP: 0.250, SLG: 0.143 Jeff Mantlo, R OBP: 0.600, SLG: 0.333 (9, 5)				G1-3		F8			HBP	2	0	0	0	0	0	0						
Joel Skinner, R OBP: 0.300, SLG: 0.400 (1, 2)				K		F8		K		3	0	0	0	0	2	1						
Inning Stats	R: 0 E: 0 K: 0 S: 6	H: 1 LOB: 0 BB: 0 P: 10	R: 0 E: 0 K: 1 S: 7	H: 0 LOB: 0 BB: 0 P: 10	R: 0 E: 0 K: 1 S: 7	H: 0 LOB: 0 BB: 0 P: 9	R: 0 E: 0 K: 0 S: 6	H: 0 LOB: 0 BB: 0 P: 9	R: 0 E: 0 K: 0 S: 7	H: 1 LOB: 1 BB: 0 P: 10	R: 0 E: 0 K: 0 S: 9	H: 1 LOB: 0 BB: 0 P: 13	R: 0 E: 1 K: 0 S: 6	H: 1 LOB: 2 BB: 0 P: 10	R: 0 E: 0 K: 1 S: 8	H: 0 LOB: 1 BB: 0 P: 15	R: 0 E: 0 K: 1 S: 11	H: 1 LOB: 1 BB: 0 P: 21	1B: 5 2B: 0 3B: 0 HR: 0	SF: 0 SAC: 0 DP: 0 HBP: 1	WP: 0 PB: 0 SB: 0 CS: 1	PA: 33
PITCHER	IP	WLS	BF	H	R	ER	SO	BB	IBB	HBP	BLK	WP	HR	S	P	ERA	WHIP					
Storm Davis, R ERA: 3.91 (1, 1)	9.0	W	33	5	0	0	4	0	0	1	0	0	0	67	107	0.00	0.556					

WP: 0 PA: 33
PB: 0
SB: 0
CS: 1



Tue Apr 23 1991, 7:05 PM EDT
Att: 4,805 - Cloudy - 54 F

Kansas City Royals @ Cleveland Indians
Cleveland Municipal Stadium, Cleveland, OH

AB 32
R 0
H 5
RBI 0
BB 0
SO 4
LOB 12



Tue Apr 23 1991, 7:05 PM EDT
Att: 4,805 - Cloudy - 54 F

WP: 0 PA: 33
PB: 0
SB: 0
CS: 1

Batter	1	2	3	4	5	6	7	8	9	10	AB	R	H	RBI	BB	SO	LOB	TOP	
Jim Eisenreich, L OBP: 0.313, SLG: 0.468 (9, 8)											5	1	1	0	0	2	0		
Kevin Seltzer, R OBP: 0.254, SLG: 0.241 (1, 5)											4	0	0	0	0	0	1		
Danny Tartabull, R OBP: 0.321, SLG: 0.481 Brian McRae, S OBP: 0.119, SLG: 0.143 Warren Cromarrie, L OBP: 0.385, SLG: 0.417 (9, PH)											1	0	0	0	0	0	0		
Kirk Gibson, L OBP: 0.351, SLG: 0.673 (1, 10)											4	1	1	2	0	1	0		
Mike Macfarlane, R OBP: 0.302, SLG: 0.366 (1, 2)											4	0	1	0	0	1	0		
Russ Norman, R OBP: 0.300, SLG: 0.300 (1, 3)											4	1	2	0	0	0	1		
Kurt Stillwell, S OBP: 0.400, SLG: 0.478 (1, 6)											3	0	1	0	0	1	0		
Gary Thurman, R OBP: 0.385, SLG: 0.417 (1, 8)											4	1	1	1	0	3	2		
Terry Shumpert, R OBP: 0.179, SLG: 0.162 (1, 4)											3	0	0	1	0	2	0		
Inning Stats	R: 0 E: 0 K: 1 S: 10	H: 0 LOB: 0 BB: 0 P: 15	R: 0 E: 0 K: 1 S: 7	H: 0 LOB: 0 BB: 0 P: 10	R: 0 E: 0 K: 3 S: 9	H: 0 LOB: 0 BB: 0 P: 10	R: 0 E: 0 K: 2 S: 9	H: 0 LOB: 0 BB: 0 P: 10	R: 0 E: 0 K: 2 S: 8	H: 1 LOB: 1 BB: 0 P: 11	R: 0 E: 0 K: 1 S: 12	H: 2 LOB: 0 BB: 0 P: 7	R: 2 E: 0 K: 1 S: 11	H: 2 LOB: 0 BB: 0 P: 15	R: 2 E: 0 K: 0 S: 7	H: 2 LOB: 0 BB: 0 P: 10	1B: 6 2B: 0 3B: 0 HR: 1	SF: 1 SAC: 1 DP: 0 HBP: 0	WP: 0 PA: 37
PITCHER	IP 8.0	WLS 28	H 4	R 1	ER 1	SO 12	BB 0	IBB 0	HBP 0	BLK 0	WP 0	HR 0	S 78	P 99	ERA 1.12	WHIP 0.500			
Greg Swindell, L ERA: 3.98 Doug Jones, R ERA: 3.86 (9, 1)	2.0	L	9	3	3	3	1	0	0	0	0	1	17	24	13.50	1.500			

Kansas City Royals @ Cleveland Indians
Cleveland Municipal Stadium, Cleveland, OH
Wed Apr 24 1991, 7:05 PM EDT
Att. 5,157 - Cloudy - 58 F

AB 35
R 4
H 7
RBI 4
BB 0
SO 13
LOB 5

Batter	1	2	3	4	5	6	7	8	9	10	AB	R	H	RBI	BB	SO	LOB	BOTTOM					
Alex Cole, L OBP: 0.395, SLG: 0.429 (1, 8)											4	0	2	1	1	0	0						
Mike Huff, R OBP: 0.417, SLG: 0.333 (1, 4)											5	1	2	0	0	1	3						
Carlos Baerga, S OBP: 0.308, SLG: 0.319 (1, 5)											5	0	3	0	0	0	2						
Albert Belle, R OBP: 0.319, SLG: 0.512 Turner Ward, S OBP: 0.276, SLG: 0.286 (9, 9)											4	0	2	0	0	2	2						
Chris James, R OBP: 0.399, SLG: 0.347 (1, 10)											5	0	3	1	0	0	1						
Sandy Alomar Jr., R OBP: 0.273, SLG: 0.310 (1, 2)											5	0	0	0	0	2	7						
Brook Jacoby, R OBP: 0.246, SLG: 0.333 (1, 3)											5	1	1	0	0	0	4						
Beau Alford, L OBP: 0.313, SLG: 0.333 (9, 7)											3	0	0	0	0	1	3						
Jose Escobar, R OBP: 0.250, SLG: 0.182 (1, 6)											4	0	1	0	0	2	1						
Inning Stats	R: 1 E: 0 K: 1 S: 18	H: 4 LOB: 2 BB: 0 P: 22	R: 0 E: 0 K: 0 S: 7	H: 0 LOB: 0 BB: 0 P: 9	R: 0 E: 0 K: 1 S: 9	H: 0 LOB: 0 BB: 0 P: 12	R: 0 E: 0 K: 0 S: 9	H: 1 LOB: 1 BB: 0 P: 14	R: 0 E: 0 K: 0 S: 8	H: 1 LOB: 2 BB: 0 P: 16	R: 0 E: 0 K: 1 S: 11	H: 1 LOB: 1 BB: 0 P: 16	R: 1 E: 0 K: 1 S: 10	H: 2 LOB: 1 BB: 0 P: 12	R: 0 E: 0 K: 2 S: 13	H: 3 LOB: 3 BB: 0 P: 16	R: 0 E: 0 K: 1 S: 20	H: 2 LOB: 2 BB: 0 P: 28	R: 0 E: 0 K: 1 S: 7	H: 0 LOB: 0 BB: 0 P: 11	1B: 13 2B: 1 3B: 0 HR: 0	SF: 0 SAC: 1 DP: 0 HBP: 0	WP: 0 PA: 43
PITCHER	IP 7.0	WLS 32	H 12	R 2	ER 2	SO 4	BB 1	IBB 0	HBP 0	BLK 0	WP 0	HR 0	S 77	P 107	ERA 2.57	WHIP 1.857							
Bret Saberhagen, R ERA: 3.55 Jeff Montgomery, R ERA: (8, 1)	3.0	W	11	2	0	4	0	0	0	0	0	0	35	49	0.00	0.667							

Kansas City Royals @ Cleveland Indians
Cleveland Municipal Stadium, Cleveland, OH
Wed Apr 24 1991, 7:05 PM EDT
Att. 5,157 - Cloudy - 58 F

AB 41
R 2
H 14
RBI 2
BB 1
SO 8
LOB 25

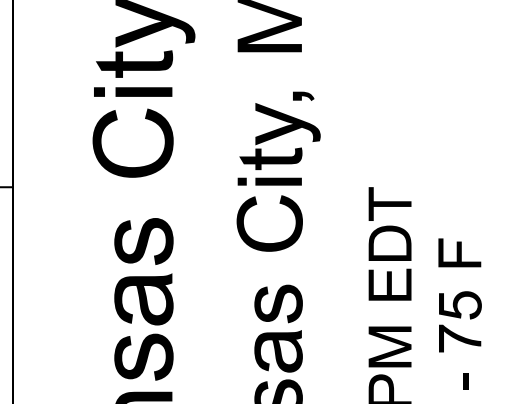
Batter	1	2	3	4	5	6	7	8	9	AB	R	H	RBI	BB	SO	LOB	TOP			
Wade Boggs, L (1, 5) OBP: 0.326, SLG: 0.536										4	1	1	0	0	0	1	Boston Red Sox @ Kansas City Royals Royals Stadium, Kansas City, MO Fri Apr 26 1991, 8:05 PM EDT Att: 22,559 - Cloudy - 75 F			
Jody Reed, R (1, 4) OBP: 0.196, SLG: 0.137										3	0	1	0	0	0	1				
Mike Greenwell, L (1, 7) OBP: 0.333, SLG: 0.439										4	0	0	0	0	0	4				
Jack Clark, R (1, 10) OBP: 0.321, SLG: 0.354										4	0	0	0	0	1	1				
Ellis Burks, R (1, 8) OBP: 0.333, SLG: 0.385										3	1	0	0	1	1	1				
Tom Brunansky, R (1, 9) OBP: 0.357, SLG: 0.551										3	1	3	2	1	0	0				
Carlos Quintana, R (1, 3) OBP: 0.291, SLG: 0.315										4	0	0	0	0	1	3				
Tony Peña, R (1, 2) OBP: 0.182, SLG: 0.278										4	0	1	0	0	0	1				
Tim Lincecum, R (1, 6) OBP: 0.239, SLG: 0.171										2	0	0	0	0	0	0				
Mike Marshall, R (9, PH) OBP: 0.250, SLG: 0.500										1	0	0	0	0	1	1				
Inning Stats	R: 1 E: 1 K: 0 S: 7	H: 1 LOB: 0 BB: 0 P: 10	R: 2 E: 0 K: 0 S: 8	H: 1 LOB: 0 BB: 1 P: 16	R: 0 E: 0 K: 0 S: 8	H: 0 LOB: 1 BB: 1 P: 14	R: 0 E: 0 K: 2 S: 9	H: 0 LOB: 1 BB: 1 P: 16	R: 0 E: 0 K: 1 S: 10	H: 1 LOB: 2 BB: 0 P: 19	R: 0 E: 0 K: 0 S: 9	H: 0 LOB: 0 BB: 0 P: 11	R: 0 E: 0 K: 0 S: 9	H: 0 LOB: 1 BB: 0 P: 17	R: 0 E: 0 K: 1 S: 8	H: 1 LOB: 1 BB: 0 P: 10	1B: 2 2B: 3 3B: 0 HR: 1	SF: 0 SAC: 1 DP: 1 HBP: 1	WP: 0 PB: 0 SB: 1 CS: 0	PA: 36
PITCHER	IP WLS BF H R ER SO BB IBB HBP BLK WP HR S P ERA WHIP	8.0 W 32 5 3 3 3 2 0 1 0 0 1 71 119 3.38 0.875	1.0 S 4 1 0 0 1 0 0 0 0 0 0 8 10 0.00 1.000																	

Batter	1	2	3	4	5	6	7	8	9	AB	R	H	RBI	BB	SO	LOB	BOTTOM						
Jim Eisenreich, L (1, 7) OBP: 0.308, SLG: 0.451										4	0	1	0	0	0	2	Boston Red Sox @ Kansas City Royals Royals Stadium, Kansas City, MO Fri Apr 26 1991, 8:05 PM EDT Att: 22,559 - Cloudy - 75 F						
Kevin Seitzer, R (1, 5) OBP: 0.258, SLG: 0.236										1	0	0	1	0	0	1							
Bill Pecota, R (6, FR)										0	1	0	0	1	0	0							
Danny Tartabull, R (1, 9) OBP: 0.317, SLG: 0.482										4	1	1	1	0	1	1							
Kirk Gibson, L (1, 10) OBP: 0.361, SLG: 0.648										2	1	0	0	2	1	2							
Warren Cromartie, L (1, 3) OBP: 0.353, SLG: 0.375										4	0	1	1	0	0	3							
Kurt Stillwell, S (1, 6) OBP: 0.407, SLG: 0.469										3	1	1	0	1	2	1							
Brent Mayne, L (1, 2) OBP: 0.333, SLG: 0.364										2	0	0	0	1	0	1							
Mike Macfarlane, R (8, PH) OBP: 0.318, SLG: 0.405										1	0	1	2	0	0	0							
Gary Thurman, R (1, 8) OBP: 0.313, SLG: 0.333										3	0	0	0	0	1	2							
Terry Puhl, L (8, PH)										0	0	0	0	1	0	0							
Brian McRae, S (8, FR)										0	0	0	0	0	0	0							
Terry Shupert, R (1, 4) OBP: 0.209, SLG: 0.268										4	1	2	0	0	0	2							
Inning Stats	R: 0 E: 0 K: 0 S: 9	H: 1 LOB: 2 BB: 1 P: 18	R: 0 E: 0 K: 2 S: 9	H: 0 LOB: 0 BB: 0 P: 13	R: 1 E: 0 K: 0 S: 5	H: 1 LOB: 0 BB: 0 P: 7	R: 0 E: 0 K: 0 S: 8	H: 1 LOB: 1 BB: 0 P: 12	R: 0 E: 0 K: 2 S: 14	H: 2 LOB: 2 BB: 1 P: 24	R: 0 E: 0 K: 0 S: 6	H: 1 LOB: 0 BB: 1 P: 12	R: 2 E: 0 K: 1 S: 10	H: 1 LOB: 3 BB: 3 P: 26	R: 2 E: 0 K: 1 S: 10	H: 1 LOB: 2 BB: 3 P: 26	1B: 3 2B: 3 3B: 1 HR: 0	SF: 1 SAC: 0 DP: 0 HBP: 1	WP: 1 PB: 0 SB: 1 CS: 2	PA: 37			
PITCHER	IP WLS BF H R ER SO BB IBB HBP BLK WP HR S P ERA WHIP	6.0 3 27 6 3 3 4 1 0 0 0 0 1 1 0.00 0.000	0.1 1 0 0 0 0 0 0 0 0 0 0 1 1 0.00 0.000	0.2 1 0 0 0 0 1 0 0 0 0 0 3 7 0.00 1.500	0.2 L 4 0 2 2 1 1 1 0 0 0 0 8 17 27.00 1.500	0.1 3 1 0 0 0 0 0 1 0 0 0 0 2 9 0.00 3.000																	

AB	32
R	3
H	6
RBI	2
BB	2
SO	4
LOB	13



AB	28
R	5
H	7
RBI	5
BB	6
SO	5
LOB	15



Batter	1	2	3	4	5	6	7	8	9	AB	R	H	RBI	BB	SO	LOB	TOP					
Wade Boggs, L (1, 5) OBP: 0.319, SLG: 0.500	F7		BB 1B BB		K	G4-6-3		FC1-4 BB	G6-3	4	0	0	0	2	1	3						
Jody Reed, R (1, 4) OBP: 0.180, SLG: 0.125	F8		F8		G5-3	F9		FC1-4 BB HR		5	1	0	0	0	0	3						
Mike Greenwell, L (1, 7) OBP: 0.353, SLG: 0.433	G3		BB 1B		BB BB			G6-3 BB HR		3	1	1	0	2	0	0						
Jack Clark, R (1, 10) OBP: 0.361, SLG: 0.420		G1-3	BB BB		BB BB			1B HBP BB HR		2	1	1	3	3	0	0						
Ellis Burks, R (1, 8) OBP: 0.354, SLG: 0.393		BB 1B	F9		K			1B HBP 1B		4	1	2	0	0	1	5						
Tom Brunansky, R (1, 9) OBP: 0.344, SLG: 0.509		K			P4			1B BB 1B F7 F8		4	1	0	0	1	1	4						
Mike Marshall, R (1, 3) OBP: 0.438, SLG: 0.688		1B 2B						1B BB 1B G4-3		4	1	4	1	0	0	0						
Carlos Quintana, R (7, 3) OBP: 0.304, SLG: 0.345		1B 2B						1B 1B 1B 1B		1	0	1	0	0	0	0						
Tony Peña, R (1, 2) OBP: 0.200, SLG: 0.288		1B			G1-3			G4-6-3 1B F8		5	0	2	0	0	0	5						
Tim Lincecum, R (1, 6) OBP: 0.229, SLG: 0.163								G1-3 G4-3		2	0	0	0	0	1	1						
Steve Lyons, L (6, PH) OBP: 0.300, SLG: 0.222								G1-3 G4-3		0	0	0	0	0	0	0						
Kevin Romine, R (6, PH) OBP: 0.500, SLG: 0.500								G1-3 G4-3		1	0	1	2	0	0	0						
Luis Rivera, R (6, 6) OBP: 0.222, SLG: 0.222								G1-3 G4-3		2	0	0	0	0	0	1						
Inning Stats	R: 0 E: 0 K: 0 S: 10	H: 0 LOB: 0 BB: 0 P: 14	R: 1 E: 0 K: 1 S: 10	H: 3 LOB: 2 BB: 0 P: 15	R: 0 E: 0 K: 1 S: 18	H: 1 LOB: 3 BB: 2 P: 32	R: 0 E: 0 K: 0 S: 7	H: 1 LOB: 1 BB: 0 P: 11	R: 0 E: 0 K: 2 S: 16	H: 0 LOB: 2 BB: 2 P: 29	R: 0 E: 0 K: 0 S: 13	H: 3 LOB: 1 BB: 1 P: 21	R: 0 E: 0 K: 0 S: 10	H: 1 LOB: 3 BB: 1 P: 19	R: 3 E: 0 K: 0 S: 17	H: 2 LOB: 1 BB: 2 P: 30	R: 0 E: 0 K: 0 S: 10	H: 1 LOB: 0 BB: 0 P: 17	1B: 9 2B: 2 3B: 0 HR: 1	SF: 0 SAC: 0 DP: 1 HBP: 1	WP: 0 PB: 0 SB: 0 CS: 0	PA: 46
PITCHER	IP WLS BF H R ER SO BB IBB HBP BLK WP HR S P ERA WHIP																					
Kevin Appier, R (1, 1) ERA: 4.64	5.0 L 24 5 2 2 4 5 0 0 0 0 0 0 62 106 3.60 2.000																					
Steve Crawford, R (6, 1) ERA: 6.0	0.0 2 2 0 0 0 0 0 0 0 0 0 0 4 5 ∞ ∞																					
Dan Schatzeder, L (6, 1) ERA: 12.0	1.1 5 1 1 1 0 1 0 0 0 0 0 0 11 19 6.75 1.500																					
Luis Aquino, R (7, 1) ERA: 7.94	2.1 14 4 3 3 0 2 0 1 0 0 0 1 31 52 11.57 2.571																					
Mike Magnante, L (9, 1) ERA: 5.4	0.1 1 0 0 0 0 0 0 0 0 0 0 0 3 6 0.00 0.000																					

Boston Red Sox @ Kansas City Royals
Royals Stadium, Kansas City, MO
Sat Apr 27 1991, 4:33 AM EDT
Att: 29,868 - Sunny - 75 F

AB 37
R 6
H 12
RBI 6
BB 8
SO 4
LOB 22



Batter	1	2	3	4	5	6	7	8	9	AB	R	H	RBI	BB	SO	LOB	BOTTOM					
Jim Eisenreich, L (1, 7) OBP: 0.298, SLG: 0.429	G6-3		F8		K				BB 1B	5	1	1	1	0	2	4						
Gary Thurman, R (1, 8) OBP: 0.300, SLG: 0.278	G6-3		BB						E3 1B	3	0	0	0	1	1	0						
Warren Cromartie, L (9, PH) OBP: 0.333, SLG: 0.353									1B	1	0	0	0	0	0	1						
Danny Tartabull, R (1, 9) OBP: 0.308, SLG: 0.459			F8						1B	5	0	1	1	0	2	1						
Brian McRae, S (9, PR) OBP: 0.119, SLG: 0.143									1B	0	0	0	0	0	0	0						
Kirk Gibson, L (1, 10) OBP: 0.348, SLG: 0.603			F9		K				K	4	0	0	0	1	2	2						
Mike Macfarlane, R (1, 2) OBP: 0.333, SLG: 0.435			G4-3 1B		F7				SH1-4 2B	4	1	2	0	0	0	1						
Russ Morman, R (1, 3) OBP: 0.286, SLG: 0.286			G4-3		P4				SH1-4 1B	4	0	1	0	0	1	1						
Bill Pecota, R (1, 5) OBP: 0.333, SLG: 0.143			1B		L9				SH1-4	2	1	1	1	1	0	0						
Kurt Stillwell, S (1, 6) OBP: 0.414, SLG: 0.481			G6-3		K				BB	3	1	1	0	1	1	1						
Terry Shumpert, R (1, 4) OBP: 0.234, SLG: 0.273			G5-3						1B	3	0	1	1	1	1	3						
Inning Stats	R: 0 E: 0 K: 1 S: 9	H: 2 LOB: 1 BB: 0 P: 14	R: 1 E: 0 K: 0 S: 9	H: 2 LOB: 1 BB: 0 P: 17	R: 0 E: 0 K: 0 S: 9	H: 0 LOB: 1 BB: 1 P: 16	R: 0 E: 0 K: 1 S: 8	H: 0 LOB: 0 BB: 0 P: 15	R: 0 E: 0 K: 2 S: 9	H: 0 LOB: 1 BB: 1 P: 19	R: 0 E: 0 K: 0 S: 8	H: 0 LOB: 0 BB: 0 P: 11	R: 0 E: 0 K: 2 S: 18	H: 2 LOB: 3 BB: 1 P: 29	R: 0 E: 0 K: 2 S: 11	H: 0 LOB: 1 BB: 1 P: 18	R: 3 E: 1 K: 2 S: 19	H: 4 LOB: 2 BB: 1 P: 30	1B: 6 2B: 2 3B: 0 HR: 0	SF: 0 SAC: 1 DP: 0 HBP: 0	WP: 0 PB: 0 SB: 0 CS: 0	PA: 40
PITCHER	IP WLS BF H R ER SO BB IBB HBP BLK WP HR S P ERA WHIP																					
Tom Bolton, L (1, 1) ERA: 1.47	6.0 W 24 4 1 1 4 2 0 0 0 0 0 0 58 100 1.50 1.000																					
Joe Hesketh, L (7, 1) ERA: 3.66	2.2 13 3 3 2 5 3 0 0 0 0 0 0 35 59 6.75 2.250																					
Jeff Reardon, R (9, 1) ERA: 1.5	0.1 S 3 1 0 0 1 0 0 0 0 0 0 0 7 10 0.00 3.000																					

Boston Red Sox @ Kansas City Royals
Royals Stadium, Kansas City, MO
Sat Apr 27 1991, 4:33 AM EDT
Att: 29,868 - Sunny - 75 F

AB 34
R 4
H 8
RBI 4
BB 5
SO 10
LOB 14



Batter	1	2	3	4	5	6	7	8	9	AB	R	H	RBI	BB	SO	LOB	TOP					
Wade Boggs, L (1, 5) OBP: 0.343, SLG: 0.538										5	2	4	0	0	0	0	Boston Red Sox @ Kansas City Royals Royals Stadium, Kansas City, MO Sun Apr 28 1991, 8:05 PM EDT Att: 21,426 - Overcast - 75 F					
Jody Reed, R (1, 4) OBP: 0.197, SLG: 0.148										5	0	2	0	0	0	2						
Mike Greenwell, L (1, 7) OBP: 0.370, SLG: 0.477										5	0	3	2	0	0	1						
Jack Clark, R (1, 10) OBP: 0.379, SLG: 0.415 Steve Lyons, L (9, PR) OBP: 0.300, SLG: 0.222										3	0	1	0	2	1	4						
Ellis Burks, R (1, 8) OBP: 0.329, SLG: 0.361										5	0	0	0	0	3	7						
Tom Brunansky, R (1, 9) OBP: 0.348, SLG: 0.482										3	0	0	0	2	1	4						
Mike Marshall, R (1, 3) OBP: 0.350, SLG: 0.550 Carlos Quintana, R (7, 3) OBP: 0.304, SLG: 0.345										4	0	0	0	0	1	6						
Tony Peña, R (1, 2) OBP: 0.188, SLG: 0.270									4	0	0	0	0	1	1							
Tim Lincecum, R (1, 6) OBP: 0.212, SLG: 0.149									4	0	0	0	0	0	0							
Inning Stats	R: 1 E: 1 K: 0 S: 16	H: 2 LOB: 3 BB: 1 P: 28	R: 0 E: 0 K: 0 S: 16	H: 3 LOB: 3 BB: 0 P: 25	R: 0 E: 0 K: 2 S: 10	H: 0 LOB: 1 BB: 1 P: 16	R: 1 E: 0 K: 0 S: 16	H: 2 LOB: 2 BB: 1 P: 25	R: 0 E: 0 K: 1 S: 7	H: 0 LOB: 0 BB: 0 P: 12	R: 0 E: 0 K: 0 S: 11	H: 0 LOB: 0 BB: 0 P: 18	R: 0 E: 0 K: 2 S: 12	H: 1 LOB: 2 BB: 1 P: 20	R: 0 E: 0 K: 0 S: 10	H: 1 LOB: 1 BB: 0 P: 16		R: 0 E: 0 K: 2 S: 8	H: 1 LOB: 1 BB: 0 P: 16	1B: 8 2B: 1 3B: 1 HR: 0	SF: 0 SAC: 0 DP: 0 HBP: 0	WP: 0 PB: 0 SB: 0 CS: 0
PITCHER	IP WLS BF H R ER SO BB IBB HBP BLK WP HR S P ERA WHIP																					
Storm Davis, R (1, 1) ERA: 3.6	2.0	13	5	1	0	0	0	1	0	0	0	0	0	0	32	53	0.00	3.000				
Tom Gordon, R (3, 1) ERA: 0.47	7.0	L 29	5	1	1	7	3	0	0	0	0	0	0	74	123	1.29	1.143					

AB 38
R 2
H 10
RBI 2
BB 4
SO 7
LOB 25



Batter	1	2	3	4	5	6	7	8	9	AB	R	H	RBI	BB	SO	LOB	BOTTOM					
Jim Eisenreich, L (1, 7) OBP: 0.328, SLG: 0.450										4	1	3	0	0	0	0	Boston Red Sox @ Kansas City Royals Royals Stadium, Kansas City, MO Sun Apr 28 1991, 8:05 PM EDT Att: 21,426 - Overcast - 75 F					
Bill Peccota, R (1, 5) OBP: 0.417, SLG: 0.222 Terry Puhl, L (8, PH) Paul Zuvella, R (9, 5)										2	0	1	0	1	0	1						
Danny Tartabull, R (1, 9) OBP: 0.319, SLG: 0.469										3	0	1	1	1	2	3						
Kirk Gibson, L (1, 10) OBP: 0.329, SLG: 0.565										4	0	0	0	0	0	5						
Warren Cromartie, L (1, 3) OBP: 0.300, SLG: 0.316 Russ Moman, R (6, PH) OBP: 0.250, SLG: 0.250										2	0	0	0	0	0	1						
Kurt Stillwell, S (1, 6) OBP: 0.403, SLG: 0.464 Gary Thurman, R (9, PR) OBP: 0.300, SLG: 0.278										4	0	1	0	0	1	0						
Mike Macfarlane, R (1, 2) OBP: 0.348, SLG: 0.429 David Howard, S (9, PR) OBP: 0.125, SLG: 0.125										3	0	1	0	0	1	0						
Brian McRae, S (1, 8) OBP: 0.109, SLG: 0.130										4	0	0	0	0	1	3						
Terry Shupert, R (1, 4) OBP: 0.220, SLG: 0.255										3	0	0	0	0	1	0						
Inning Stats	R: 1 E: 0 K: 0 S: 10	H: 2 LOB: 1 BB: 0 P: 20	R: 0 E: 0 K: 2 S: 11	H: 0 LOB: 0 BB: 0 P: 14	R: 0 E: 0 K: 1 S: 7	H: 0 LOB: 1 BB: 1 P: 12	R: 0 E: 0 K: 1 S: 8	H: 0 LOB: 0 BB: 0 P: 12	R: 0 E: 0 K: 1 S: 8	H: 1 LOB: 0 BB: 0 P: 11	R: 0 E: 0 K: 1 S: 10	H: 2 LOB: 2 BB: 0 P: 17	R: 0 E: 0 K: 0 S: 4	H: 0 LOB: 0 BB: 0 P: 6	R: 0 E: 0 K: 1 S: 9	H: 1 LOB: 2 BB: 1 P: 16		R: 0 E: 0 K: 0 S: 13	H: 1 LOB: 2 BB: 0 P: 20	1B: 6 2B: 1 3B: 0 HR: 0	SF: 0 SAC: 0 DP: 2 HBP: 1	WP: 0 PB: 0 SB: 1 CS: 0
PITCHER	IP WLS BF H R ER SO BB IBB HBP BLK WP HR S P ERA WHIP																					
Dana Kiecker, R (1, 1) ERA: 2.92	5.1	W 21	5	1	1	6	1	0	0	0	0	0	0	51	79	1.69	1.125					
Tony Fossas, L (6, 1) ERA: 4.5	0.2	2	0	0	0	0	0	0	0	0	0	0	3	7	0.00	0.000						
Jeff Gray, R (7, 1) ERA: 2.13	1.2	6	1	0	0	1	0	0	0	0	0	9	11	0.00	0.600							
Jeff Reardon, R (8, 1) ERA: 1.23	1.1	S 6	1	0	0	0	1	0	1	0	0	0	17	31	0.00	1.500						

AB 32
R 1
H 7
RBI 1
BB 2
SO 7
LOB 16



Batter	1	2	3	4	5	6	7	8	9	AB	R	H	RBI	BB	SO	LOB	TOP					
Tony Phillips, S OBP: 0.354, SLG: 0.479	F7		FC1-5 FC3-6 1B		F9				K	5	0	1	0	0	1	4						
Alan Trammell, R OBP: 0.388, SLG: 0.517	HBP		FC3-6 1B		F8		P2		F8	4	0	2	2	0	0	2						
Lou Whitaker, L OBP: 0.400, SLG: 0.581	G3-6-3		FC3-6 1B		F8		G3-1			4	0	0	0	0	0	5						
Cecil Fielder, R OBP: 0.368, SLG: 0.471		G4-3	K		E8				K	4	0	1	0	0	2	2						
Mickey Tettleton, S OBP: 0.321, SLG: 0.333					P3				HR	3	1	1	1	1	1	2						
Rob Deer, R OBP: 0.320, SLG: 0.452	P1						P5			4	0	1	0	0	1	1						
Pete Incaviglia, R OBP: 0.228, SLG: 0.264	K				FC5-4 1B		G4-3		K	4	0	0	0	0	2	2						
Travis Fryman, R OBP: 0.292, SLG: 0.368			FC1-5 1B				L8			2	0	0	0	2	1	1						
Mitt Cuyler, S OBP: 0.237, SLG: 0.222			FC1-5 1B		F9 WP 1B				K	4	2	2	0	0	2	1						
Inning Stats	R: 0 E: 0 K: 0 S: 6	H: 0 LOB: 0 BB: 0 P: 8	R: 0 E: 0 K: 1 S: 10	H: 0 LOB: 1 BB: 1 P: 19	R: 1 E: 0 K: 1 S: 13	H: 2 LOB: 2 BB: 1 P: 21	R: 0 E: 0 K: 2 S: 13	H: 1 LOB: 1 BB: 0 P: 15	R: 1 E: 1 K: 0 S: 10	H: 3 LOB: 2 BB: 0 P: 16	R: 0 E: 0 K: 0 S: 5	H: 0 LOB: 0 BB: 0 P: 7	R: 0 E: 0 K: 1 S: 9	H: 1 LOB: 0 BB: 0 P: 13	R: 1 E: 0 K: 3 S: 11	H: 1 LOB: 0 BB: 1 P: 17	R: 0 E: 0 K: 2 S: 9	H: 0 LOB: 1 BB: 1 P: 16	1B: 6 2B: 1 3B: 0 HR: 1	SF: 0 SAC: 0 DP: 1 HBP: 1	WP: 2 PB: 0 SB: 1 CS: 0	PA: 38
PITCHER	IP	WLS	BF	H	R	ER	SO	BB	IBB	HBP	BLK	WP	HR	S	P	ERA	WHIP					
Bret Saberhagen, R ERA: 3.34	7.0	L	30	7	2	2	5	2	0	1	0	2	0	66	99	2.57	1.286					
Steve Crawford, R ERA: 5.4	2.0	S	8	1	1	1	5	1	0	0	0	0	1	20	33	4.50	1.000					

Detroit Tigers @ Kansas City Royals
Royals Stadium, Kansas City, MO
Mon Apr 29 1991, 8:05 PM EDT
Att: 20,477 - Cloudy - 60 F

AB 34
R 3
H 8
RBI 3
BB 3
SO 10
LOB 20



Batter	1	2	3	4	5	6	7	8	9	AB	R	H	RBI	BB	SO	LOB	BOTTOM					
Jim Eisenreich, L OBP: 0.323, SLG: 0.438	K		F7		P6					4	0	1	0	0	1	1						
Bill Pecota, R OBP: 0.375, SLG: 0.231	K				F7		F8			4	1	1	0	0	1	2						
Danny Tartabull, R OBP: 0.315, SLG: 0.456	G6-3				F9				G5-3	4	0	1	0	0	0	1						
Kirk Gibson, L OBP: 0.324, SLG: 0.545		G4-3			G3				P6	4	0	1	0	0	0	1						
Mike Macfarlane, R OBP: 0.364, SLG: 0.442		K			1B		SH1-4 1B		1B	3	0	2	1	0	1	0						
Russ Morman, R OBP: 0.350, SLG: 0.316		FC6-4 1B			1B				F9	3	0	2	0	1	0	1						
Kurt Stillwell, S OBP: 0.379, SLG: 0.433		FC6-4 1B			K				P2	4	0	0	0	0	2	6						
Gary Thurman, R OBP: 0.250, SLG: 0.227			B1-3		L4				L9	4	0	0	0	0	1	3						
Terry Shumpert, R OBP: 0.222, SLG: 0.240		G6-3			WP BB				F9	3	0	0	0	1	0	0						
Inning Stats	R: 0 E: 0 K: 2 S: 10	H: 0 LOB: 0 BB: 0 P: 16	R: 0 E: 0 K: 1 S: 9	H: 1 LOB: 0 BB: 0 P: 13	R: 0 E: 0 K: 0 S: 7	H: 0 LOB: 0 BB: 0 P: 11	R: 1 E: 0 K: 1 S: 13	H: 3 LOB: 2 BB: 0 P: 18	R: 0 E: 0 K: 0 S: 10	H: 0 LOB: 1 BB: 1 P: 17	R: 0 E: 0 K: 2 S: 11	H: 2 LOB: 3 BB: 1 P: 20	R: 0 E: 0 K: 0 S: 7	H: 1 LOB: 0 BB: 0 P: 11	R: 0 E: 0 K: 0 S: 11	H: 1 LOB: 0 BB: 0 P: 15	R: 0 E: 0 K: 0 S: 6	H: 0 LOB: 0 BB: 0 P: 9	1B: 8 2B: 0 3B: 0 HR: 0	SF: 0 SAC: 1 DP: 0 HBP: 0	WP: 1 PB: 0 SB: 1 CS: 1	PA: 36
PITCHER	IP	WLS	BF	H	R	ER	SO	BB	IBB	HBP	BLK	WP	HR	S	P	ERA	WHIP					
Steve Searcy, L ERA: 6.48	5.1	W	23	6	1	1	4	1	0	0	0	0	0	54	81	1.69	1.312					
Paul Gibson, L ERA:	3.2	S	13	2	0	0	2	0	1	0	0	0	0	30	49	0.00	0.545					

Detroit Tigers @ Kansas City Royals
Royals Stadium, Kansas City, MO
Mon Apr 29 1991, 8:05 PM EDT
Att: 20,477 - Cloudy - 60 F

AB 33
R 1
H 8
RBI 1
BB 2
SO 6
LOB 15



Batter	1	2	3	4	5	6	7	8	9	AB	R	H	RBI	BB	SO	LOB	TOP								
Tony Phillips, S OBP: 0.356, SLG: 0.493 (1, 7)	G4-3		P6	CS	G4-3 SF7 2B		SF8		1B BB E 1B	4	2	2	1	0	0	0									
Alan Trammell, R OBP: 0.375, SLG: 0.484 (1, 6)	F9		F8		G4-3		P3		1B E BB	4	1	0	0	0	1	0									
Lou Whitaker, L OBP: 0.444, SLG: 0.706 (1, 4)	HBP BB			BB HR 1B	SF7				E BB 1B	3	3	3	2	1	0	0									
Cecil Fielder, R OBP: 0.370, SLG: 0.458 Mike Henneman, R (9, 1)	HBP			BB HR 1B	K				E6 BB G4-6-3	4	2	1	0	0	2	1									
Mickey Tettleton, S OBP: 0.344, SLG: 0.354 (1, 2)	P6			HR BB	F8				1B BB G4-6-3 IBB	3	2	1	0	2	0	2									
Rob Deer, R OBP: 0.338, SLG: 0.500 (1, 9)		K		HR	G5-3				1B E BB G4-6-3	4	2	2	5	1	1	0									
Mark Salas, L OBP: 0.182, SLG: 0.100 Luis de los Santos, R OBP: 0.222, SLG: 0.125 (9, 3)		K		P5	F8				E9 1B G4-6-3	4	0	1	1	0	1	0									
Travis Fryman, R OBP: 0.271, SLG: 0.339 (1, 5)	G6-3			L5					L9	5	0	0	0	0	1	2									
Mitt Cuyler, S OBP: 0.262, SLG: 0.250 (1, 8)			G3	CS 1B					K	4	1	2	0	0	1	1									
Inning Stats	R: 0 E: 0 K: 0 S: 8	H: 0 LOB: 2 BB: 1 P: 19	R: 0 E: 0 K: 2 S: 9	H: 0 LOB: 0 BB: 0 P: 12	R: 0 E: 0 K: 0 S: 6	H: 0 LOB: 0 BB: 0 P: 9	R: 4 E: 0 K: 0 S: 17	H: 4 LOB: 0 BB: 1 P: 24	R: 1 E: 0 K: 1 S: 10	H: 1 LOB: 0 BB: 0 P: 17	R: 0 E: 0 K: 0 S: 3	H: 0 LOB: 0 BB: 0 P: 6	R: 1 E: 0 K: 0 S: 9	H: 1 LOB: 0 BB: 0 P: 13	R: 3 E: 1 K: 3 S: 17	H: 4 LOB: 1 BB: 3 P: 23	R: 4 E: 1 K: 0 S: 9	H: 2 LOB: 1 BB: 3 P: 26	1B: 8 2B: 2 3B: 0 HR: 2	SF: 2 SAC: 0 DP: 1 HBP: 1	WP: 0 PB: 0 SB: 1 CS: 1	PA: 45			
PITCHER	IP	WLS	BF	H	R	ER	SO	BB	IBB	HBP	BLK	WP	HR	S	P	ERA	WHIP								
Luis Aquino, R ERA: 7.82 (1, 1)	7.0		29	6	6	6	3	2	0	1	0	0	1	62	100	7.71	1.143								
Jeff Montgomery, R ERA: 1.74 (8, 1)	1.0	L	7	4	3	2	3	0	0	0	0	0	1	17	23	18.00	4.000								
Dan Schatzeder, L ERA: 13.5 (9, 1)	1.0		8	2	4	2	0	2	1	0	0	0	0	9	26	18.00	4.000								

Detroit Tigers @ Kansas City Royals
Royals Stadium, Kansas City, MO
Tue Apr 30 1991, 8:05 PM EDT
Att: 18,204 - Cloudy - 61 F

AB 36
R 13
H 12
RBI 9
BB 5
SO 6
LOB 9



Batter	1	2	3	4	5	6	7	8	9	AB	R	H	RBI	BB	SO	LOB	BOTTOM								
Warren Cromartie, L OBP: 0.380, SLG: 0.391 (1, 3)	G4-3 2B		1B BB G4-6-3 1B		FC5-4 BB	G5-3	F8			4	1	2	0	1	0	5									
Bill Pecota, R OBP: 0.381, SLG: 0.235 (1, 5)	G4-3		G4-6-3 1B		FC5-4 1B		1B BB 3B		L7	4	1	1	0	1	0	2									
Danny Tartabull, R OBP: 0.321, SLG: 0.452 (1, 9)	K		G4-6-3 1B		K		1B BB 3B		P5	5	1	2	0	0	2	2									
Kirk Gibson, L OBP: 0.342, SLG: 0.543 (1, 10)	BB		G4-6-3		1B		K		1B	4	0	2	0	1	1	4									
Jim Eisenreich, L OBP: 0.314, SLG: 0.449 (1, 7)	G1-3		G3		L6		SF8 3B		L7	5	1	1	2	0	0	6									
Mike Macfarlane, R OBP: 0.383, SLG: 0.500 (1, 2)		PB SF9 2B		G6-3		K	BB BB BB		SF8 3B	4	2	2	0	1	1	0									
Kurt Stillwell, S OBP: 0.380, SLG: 0.429 (1, 6)	G5-3		G5-3		F9		FC6-4 1B		SF8	3	0	1	1	1	0	1									
Brian McRae, S OBP: 0.137, SLG: 0.224 (1, 8)	SF9		SF9		IHR		FC6-4 1B		G4-3	3	1	2	3	0	0	0									
David Howard, S OBP: 0.091, SLG: 0.091 Russ Morman, R OBP: 0.350, SLG: 0.316 Terry Puhl, L (7, PH) Terry Shumpert, R OBP: 0.218, SLG: 0.235 (8, 4)	F9		F9		G4-3		FC6-4 1B		K	3	0	0	0	0	0	2									
Inning Stats	R: 0 E: 0 K: 1 S: 10	H: 1 LOB: 2 BB: 1 P: 16	R: 1 E: 0 K: 0 S: 9	H: 1 LOB: 0 BB: 0 P: 15	R: 1 E: 0 K: 0 S: 6	H: 3 LOB: 1 BB: 0 P: 11	R: 1 E: 0 K: 0 S: 7	H: 1 LOB: 0 BB: 0 P: 8	R: 0 E: 0 K: 1 S: 13	H: 1 LOB: 2 BB: 1 P: 19	R: 0 E: 0 K: 1 S: 13	H: 2 LOB: 2 BB: 0 P: 21	R: 3 E: 0 K: 1 S: 18	H: 2 LOB: 3 BB: 4 P: 37	R: 0 E: 0 K: 0 S: 5	H: 1 LOB: 1 BB: 0 P: 7	R: 1 E: 0 K: 1 S: 7	H: 1 LOB: 0 BB: 0 P: 9	1B: 8 2B: 2 3B: 2 HR: 1	SF: 3 SAC: 0 DP: 1 HBP: 0	WP: 0 PB: 1 SB: 0 CS: 0	PA: 45			
PITCHER	IP	WLS	BF	H	R	ER	SO	BB	IBB	HBP	BLK	WP	HR	S	P	ERA	WHIP								
Walt Terrell, R ERA: 3.6 (1, 1)	5.2		27	9	3	2	3	2	0	0	0	0	0	14	27	40.50	6.000								
Jerry Don Gleaton, L ERA: 6.75 (6, 1)	0.2		6	2	3	3	1	2	0	0	0	0	0	2	6	0.00	3.000								
John Cerutti, L ERA: 2.25 (7, 1)	0.1		2	0	0	0	0	1	0	0	0	0	0	2	6	0.00	3.000								
Mark Leiter, R ERA: 16.2 (7, 1)	0.1	W	2	0	0	0	0	1	0	0	0	0	0	6	10	0.00	3.000								
Mike Henneman, R ERA: 0.69 (8, 1)	2.0	S	8	2	1	1	1	0	0	0	0	0	0	12	16	4.50	1.000								

Detroit Tigers @ Kansas City Royals
Royals Stadium, Kansas City, MO
Tue Apr 30 1991, 8:05 PM EDT
Att: 18,204 - Cloudy - 61 F

AB 36
R 7
H 13
RBI 6
BB 6
SO 5
LOB 22



Batter	1	2	3	4	5	6	7	8	9	AB	R	H	RBI	BB	SO	LOB	TOP									
Tony Phillips, S OBP: 0.348, SLG: 0.475										5	1	1	0	0	2	2	Detroit Tigers @ Kansas City Royals Royals Stadium, Kansas City, MO Wed May 01 1991, 8:05 PM EDT Att. 18,536 - Sunny - 66 F									
Alan Trammell, R OBP: 0.390, SLG: 0.485										4	2	2	1	1	0	2										
Lou Whitaker, L OBP: 0.480, SLG: 0.757										3	1	2	2	1	0	1										
Cecil Fielder, R OBP: 0.365, SLG: 0.447										4	0	1	1	0	2	3										
Mickey Tettleton, S OBP: 0.338, SLG: 0.404										4	1	1	2	0	0	1										
Rob Deer, R OBP: 0.345, SLG: 0.485										2	0	0	0	2	0	0										
Pete Incaviglia, R OBP: 0.213, SLG: 0.246										4	0	0	0	0	2	2										
Travis Fryman, R OBP: 0.270, SLG: 0.333										4	1	1	0	0	0	1										
Mitt Cuyler, S OBP: 0.267, SLG: 0.256										3	0	1	0	0	0	0										
Inning Stats	R: 1 E: 0 K: 1 S: 15	H: 2 LOB: 1 BB: 0 P: 23	R: 0 E: 0 K: 0 S: 5	H: 0 LOB: 0 BB: 0 P: 6	R: 1 E: 0 K: 0 S: 11	H: 1 LOB: 1 BB: 1 P: 23	R: 0 E: 0 K: 0 S: 8	H: 0 LOB: 0 BB: 1 P: 13	R: 2 E: 0 K: 1 S: 11	H: 3 LOB: 2 BB: 0 P: 19	R: 0 E: 0 K: 0 S: 10	H: 0 LOB: 0 BB: 0 P: 15	R: 0 E: 0 K: 0 S: 6	H: 1 LOB: 1 BB: 0 P: 9	R: 2 E: 0 K: 2 S: 12	H: 1 LOB: 1 BB: 2 P: 24	R: 0 E: 0 K: 1 S: 11	H: 1 LOB: 1 BB: 0 P: 19	1B: 6 2B: 2 3B: 0 HR: 1	SF: 0 SAC: 1 DP: 1 HBP: 1	WP: 0 PB: 0 SB: 2 CS: 0	PA: 39				
PITCHER	IP	WLS	BF	H	R	ER	SO	BB	IBB	HBP	BLK	WP	HR	S	P	ERA	WHIP									
Mike Boddicker, R ERA: 3.05	(1, 1)	7.1	L	33	8	6	6	4	4	0	1	0	0	1	72	123	7.36	1.636								
Steve Crawford, R ERA: 4.05	(8, 1)	1.2		6	1	0	0	2	0	0	0	0	0	0	17	28	0.00	0.600								

Batter	1	2	3	4	5	6	7	8	9	AB	R	H	RBI	BB	SO	LOB	BOTTOM									
Warren Cromartie, L OBP: 0.387, SLG: 0.429										5	0	2	0	0	0	2	Detroit Tigers @ Kansas City Royals Royals Stadium, Kansas City, MO Wed May 01 1991, 8:05 PM EDT Att. 18,536 - Sunny - 66 F									
Bill Pecota, R OBP: 0.320, SLG: 0.190										4	0	0	0	0	0	3										
Danny Tartabull, R OBP: 0.341, SLG: 0.506										4	2	3	1	0	0	0										
Kirk Gibson, L OBP: 0.325, SLG: 0.514										4	0	0	0	0	1	2										
Jim Eisenreich, L OBP: 0.311, SLG: 0.438										4	0	1	0	0	0	1										
Mike Macfarlane, R OBP: 0.375, SLG: 0.483										4	0	1	1	0	2	1										
Kurt Stillwell, S OBP: 0.360, SLG: 0.403										4	1	0	0	0	0	3										
Brian McRae, S OBP: 0.164, SLG: 0.269										3	1	1	1	1	0	0										
Terry Shumpert, R OBP: 0.207, SLG: 0.226										2	0	0	1	0	0	1										
Terry Puhl, L (9, PH)										0	0	0	0	1	0	0										
David Howard, S OBP: 0.091, SLG: 0.091										0	0	0	0	0	0	0										
Inning Stats	R: 0 E: 0 K: 0 S: 8	H: 1 LOB: 1 BB: 0 P: 10	R: 0 E: 0 K: 1 S: 9	H: 1 LOB: 0 BB: 0 P: 12	R: 0 E: 0 K: 0 S: 6	H: 0 LOB: 0 BB: 0 P: 7	R: 2 E: 1 K: 0 S: 15	H: 2 LOB: 1 BB: 0 P: 22	R: 1 E: 0 K: 1 S: 10	H: 2 LOB: 1 BB: 0 P: 13	R: 0 E: 0 K: 0 S: 7	H: 0 LOB: 0 BB: 1 P: 15	R: 1 E: 0 K: 1 S: 7	H: 1 LOB: 0 BB: 0 P: 11	R: 0 E: 0 K: 0 S: 9	H: 0 LOB: 1 BB: 1 P: 15	1B: 5 2B: 1 3B: 1 HR: 1	SF: 1 SAC: 0 DP: 0 HBP: 0	WP: 0 PB: 0 SB: 0 CS: 1	PA: 38						
PITCHER	IP	WLS	BF	H	R	ER	SO	BB	IBB	HBP	BLK	WP	HR	S	P	ERA	WHIP									
Bill Gullickson, R ERA: 3.81	(1, 1)	5.2	W	24	7	3	1	2	0	0	0	0	0	1	14	26	4.50	1.000								
Paul Gibson, L ERA: 0.55	(6, 1)	2.0		8	1	1	1	0	1	0	0	0	0	1	14	26	4.50	1.000								
Mike Henneman, R ERA: 0.63	(8, 1)	1.1	S	5	0	0	0	1	1	0	0	0	0	0	12	19	0.00	0.750								

Batter	1	2	3	4	5	6	7	8	9	AB	R	H	RBI	BB	SO	LOB	TOP								
Devon White, S OBP: 0.374, SLG: 0.463	2-2 SH4-3 SF8 2B		4-2 CS BB		3-2 G4-3		1-2 G5-3			3	1	1	0	1	0	0									
Roberto Alomar, S OBP: 0.313, SLG: 0.404	1-0 SH4-3 2-3		3-2 2B			1-1 HR		2-2 F8		3	1	2	1	0	0	0									
Joe Carter, R OBP: 0.384, SLG: 0.517	0-2 SF8		4-1 G4-6-3 BB			0-0 G5-3		1-1 G6-3		2	0	0	1	1	0	0									
John Olerud, L OBP: 0.354, SLG: 0.441	3-1 G6-3		0-0 G4-6-3			3-0 FC6-4 BB 1B		1-0 G4-3		3	4	0	1	0	0	2									
Mark Whiten, S OBP: 0.304, SLG: 0.387		3-2 F8		0-0 G6-3		0-0 F7		2-0 F8		1	4	0	0	0	0	1									
Greg Myers, L OBP: 0.283, SLG: 0.327		0-0 1B		2-2 G3-1		4-1 FC6-4 BB		1-1 G6-3		2	3	0	1	0	1	0									
Mookie Wilson, S OBP: 0.286, SLG: 0.394		1-0 1B		0-0 G3-1		2-1 FC6-4		1-0 1B		1	4	1	2	0	0	2									
Manuel Lee, S OBP: 0.369, SLG: 0.333		1-1 G6-4-3 1B		1-2 2-3		1-2 F9		1-2 L8		1	4	0	2	1	0	0									
Rene Gonzales, R OBP: 0.167, SLG: 0.091		1-1 G6-4-3		1-1 G4-3		0-1 P1		1-2 FC6		3	4	0	0	0	0	4									
Inning Stats	R: 1 E: 0 K: 0 S: 10	H: 1 LOB: 0 BB: 0 P: 16	R: 0 E: 0 K: 0 S: 10	H: 3 LOB: 2 BB: 0 P: 16	R: 0 E: 0 K: 0 S: 13	H: 1 LOB: 1 BB: 2 P: 23	R: 0 E: 0 K: 0 S: 5	H: 0 LOB: 0 BB: 0 P: 7	R: 0 E: 0 K: 0 S: 8	H: 0 LOB: 0 BB: 0 P: 13	R: 1 E: 0 K: 0 S: 8	H: 2 LOB: 2 BB: 1 P: 18	R: 0 E: 0 K: 0 S: 8	H: 0 LOB: 0 BB: 0 P: 10	R: 0 E: 0 K: 0 S: 8	H: 0 LOB: 0 BB: 0 P: 12	R: 1 E: 0 K: 0 S: 8	H: 2 LOB: 1 BB: 0 P: 15	1B: 5 2B: 2 3B: 1 HR: 1	SF: 1 SAC: 1 DP: 2 HBP: 0	WP: 0 PB: 0 SB: 0 CS: 1	PA: 36			
PITCHER	IP	WLS	BF	H	R	ER	SO	BB	IBB	HBP	BLK	WP	HR	S	P	ERA	WHIP								
Kevin Appier, R ERA: 4.2	(1, 1)	8.2	L	34	8	3	3	0	3	0	0	0	1	74	123	3.12	1.269								
Jeff Montgomery, R ERA: 1.69	(9, 1)	0.1		2	1	0	0	0	0	0	0	0	0	4	7	0.00	3.000								

Toronto Blue Jays @ Kansas City Royals
 Royals Stadium, Kansas City, MO
 Thu May 02 1991, 8:05 PM EDT
 Att. 22,896 - Sunny - 75 F

AB 31
 R 3
 H 9
 RBI 3
 BB 3
 SO 0
 LOB 9



Batter	1	2	3	4	5	6	7	8	9	AB	R	H	RBI	BB	SO	LOB	BOTTOM								
Warren Cromartie, L OBP: 0.324, SLG: 0.375	0-1 G4-3		0-2 G4-3			2-0 E6		0-2 FC5-4 G4-6-3		1	4	0	0	0	0	1									
Bill Pecota, R OBP: 0.286, SLG: 0.167	2-3 K		2-1 G6-3			2-2 F8		1-0 G4-6-3		2	3	0	0	0	0	1									
Terry Puhl, L (8, FH)										1	1	0	0	0	0	1									
Paul Zuvella, R (9, S)										1	0	0	0	0	0	0									
Danny Tartabull, R OBP: 0.326, SLG: 0.481	2-3 K				3-1 G5-3		3-3 K		2-3 K	1	4	0	0	0	0	3									
Kirk Gibson, L OBP: 0.322, SLG: 0.494		4-2 1B SF8 BB		3-2 L9		0-1 G4-3		1-2 E4 G4-3		1	3	1	0	0	1	0									
Jim Eisenreich, L OBP: 0.308, SLG: 0.429		0-1 1B		1-0 G4-3		1-0 F8		0-1 G4-3		2	4	0	1	0	0	1									
Mike Macfarlane, R OBP: 0.373, SLG: 0.468		0-1 G1-3				0-0 F7		4-2 1B BB		3	2	0	0	0	1	2									
Gary Thurman, R (7, FR)										1	0	0	0	0	0	0									
Brent Mayne, L OBP: 0.306, SLG: 0.333										1	0	0	0	0	1	1									
Kurt Stillwell, S OBP: 0.359, SLG: 0.406		1-0 SF8				1-2 F7		1-2 1B		2	2	0	1	1	0	0									
Brian McRae, S OBP: 0.155, SLG: 0.255		3-H 1-0 P1				2-3 K		1-1 G3		3	3	0	0	0	0	1									
Terry Shupert, R OBP: 0.213, SLG: 0.218					1-2 G5-3		3-1 F8		4-2 FC5-4 BB	1	2	0	0	0	1	0									
Inning Stats	R: 0 E: 0 K: 2 S: 9	H: 0 LOB: 0 BB: 0 P: 13	R: 1 E: 0 K: 0 S: 11	H: 1 LOB: 1 BB: 1 P: 17	R: 0 E: 0 K: 0 S: 9	H: 0 LOB: 0 BB: 0 P: 12	R: 0 E: 0 K: 1 S: 9	H: 0 LOB: 0 BB: 0 P: 12	R: 0 E: 1 K: 1 S: 9	H: 0 LOB: 1 BB: 0 P: 19	R: 0 E: 0 K: 0 S: 10	H: 1 LOB: 2 BB: 1 P: 18	R: 0 E: 0 K: 0 S: 8	H: 0 LOB: 0 BB: 1 P: 12	R: 0 E: 1 K: 2 S: 13	H: 0 LOB: 1 BB: 0 P: 16	1B: 2 2B: 0 3B: 0 HR: 0	SF: 1 SAC: 0 DP: 1 HBP: 0	WP: 0 PB: 0 SB: 0 CS: 0	PA: 33					
PITCHER	IP	WLS	BF	H	R	ER	SO	BB	IBB	HBP	BLK	WP	HR	S	P	ERA	WHIP								
Todd Stottlemyre, R ERA: 3.3	(1, 1)	7.0	W	26	2	1	1	4	2	0	0	0	0	63	104	1.29	0.571								
Mike Timlin, R ERA: 2.95	(8, 1)	1.0		3	0	0	0	0	1	0	0	0	0	8	12	0.00	1.000								
Duane Ward, R ERA: 2.94	(9, 1)	1.0	S	4	0	0	0	2	0	0	0	0	0	13	16	0.00	0.000								

Toronto Blue Jays @ Kansas City Royals
 Royals Stadium, Kansas City, MO
 Thu May 02 1991, 8:05 PM EDT
 Att. 22,896 - Sunny - 75 F

AB 29
 R 1
 H 2
 RBI 1
 BB 3
 SO 6
 LOB 11



Batter	1	2	3	4	5	6	7	8	9	AB	R	H	RBI	BB	SO	LOB	TOP										
Devon White, S (1, 8) OBP: 0.367, SLG: 0.443 Kenny Williams, R (4, 8) OBP: 0.429, SLG: 0.333	0-1 B1-3			2-2 E6 1B FC1-5		2-3 K	0-1 G3-1		0-2 1B	2	0	0	0	0	0	0											
Roberto Alomar, S (1, 4) OBP: 0.311, SLG: 0.388	3-2 G3-1			2-1 FC1-5 1-3 1B		3-2 F9	2-2 HBP		1-2 G3-1	4	0	1	0	0	0	1											
Joe Carter, R (1, 7) OBP: 0.389, SLG: 0.526	1-2 P3			0-1 FC1-5 1-2 3-H 2-2 G4-6-3						4	1	1	0	0	1	5											
John Olerud, L (1, 3) OBP: 0.364, SLG: 0.427		2-1 G3-1								3	1	0	0	1	0	2											
Mark Whiten, S (1, 9) OBP: 0.321, SLG: 0.400		2-1 F8 1B				1-1 WP G6-3 2B				4	2	3	1	0	0	0											
Greg Myers, L (1, 2) OBP: 0.294, SLG: 0.349 Glenallen Hill, R (8, PR) OBP: 0.379, SLG: 0.500 Pat Borders, R (8, 2) OBP: 0.069, SLG: 0.071	3-2 F8 1B					2-0 L6				4	1	2	0	0	0	2											
Mookie Wilson, S (1, 10) OBP: 0.273, SLG: 0.381			0-2 G1-3			0-0 G6-3				4	0	1	3	0	0	1											
Manuel Lee, S (1, 6) OBP: 0.359, SLG: 0.325			1-1 F9			3-H 2-0 G5-3				4	0	0	1	0	1	1											
Rene Gonzales, R (1, 5) OBP: 0.118, SLG: 0.063 Ray Giannelli, L (7, PH) OBP: 0.500, SLG: 0.500			1-3 K			1-1 F8				2	0	0	0	0	1	0											
Inning Stats	R: 0 E: 0 K: 0 S: 10	H: 0 LOB: 0 BB: 0 P: 14	R: 0 E: 0 K: 0 S: 8	H: 1 LOB: 0 BB: 0 P: 15	R: 0 E: 0 K: 1 S: 10	H: 0 LOB: 0 BB: 0 P: 12	R: 0 E: 1 K: 0 S: 12	H: 1 LOB: 1 BB: 0 P: 18	R: 1 E: 0 K: 0 S: 5	H: 1 LOB: 0 BB: 0 P: 10	R: 0 E: 0 K: 1 S: 11	H: 0 LOB: 0 BB: 0 P: 17	R: 4 E: 1 K: 1 S: 23	H: 5 LOB: 3 BB: 1 P: 37	R: 0 E: 0 K: 0 S: 14	H: 1 LOB: 1 BB: 0 P: 21	R: 0 E: 0 K: 1 S: 15	H: 1 LOB: 1 BB: 0 P: 21	1B: 7 2B: 2 3B: 1 HR: 0	SF: 0 SAC: 0 DP: 1 HBP: 1	WP: 1 PB: 0 SB: 0 CS: 0	PA: 38					
PITCHER	IP	WLS	BF	H	R	ER	SO	BB	IBB	HBP	BLK	WP	HR	S	P	ERA	WHIP										
Bret Saberhagen, R (1, 1) ERA: 3.13	5.0	W	17	3	1	1	1	0	0	0	0	1	0	45	69	1.80	0.600										
Steve Crawford, R (6, 1) ERA: 8.22	1.0		7	3	4	4	1	1	0	0	0	0	0	19	32	36.00	4.000										
Luis Aquino, R (7, 1) ERA: 7.43	0.2		4	2	0	0	0	0	0	0	0	0	0	7	9	0.00	3.000										
Jeff Montgomery, R (7, 1) ERA: 1.38	2.1	S	10	2	0	0	2	0	0	1	0	0	0	37	55	0.00	0.857										

Toronto Blue Jays @ Kansas City Royals
 Royals Stadium, Kansas City, MO
 Sat May 04 1991, 8:05 PM EDT
 Att: 22,628 - Cloudy - 64 F

AB	36
R	5
H	10
RBI	5
BB	1
SO	4
LOB	14



Batter	1	2	3	4	5	6	7	8	9	AB	R	H	RBI	BB	SO	LOB	BOTTOM										
Brian McRae, S (1, 8) OBP: 0.215, SLG: 0.339	0-1 1B 2B		0-2 1B 2B	2-2 S 1B 1B		2-3 K				4	3	3	1	0	1	0											
Bill Pecota, R (1, 5) OBP: 0.343, SLG: 0.258	1-2 F7 2-H BLK 1B		1-2 FC4-6 2B 1B	0-1 F8		0-0 G5-3				4	1	2	2	0	0	1											
Danny Tartabull, R (1, 9) OBP: 0.330, SLG: 0.466	1-1 F7		1-2 FC4-6 1B	3-2 L5-4 1B			3-1 F8			4	0	2	1	0	0	1											
Kirk Gibson, L (1, 10) OBP: 0.319, SLG: 0.481	2-2 G3		1-0 FC4-6 2B 1B	1-2 1B			3-1 G4-3			4	1	1	0	0	0	3											
Mike Macfarlane, R (1, 2) OBP: 0.373, SLG: 0.456	4-0 BB		0-0 1B 2B	1-2 L5-4			0-1 G3			3	0	1	1	1	0	2											
Carmelo Martinez, R (1, 3) OBP: 0.288, SLG: 0.250	0-0 F9		2-2 1B				2-1 G5-3			4	0	1	1	0	0	2											
Russ Morman, R (1, 7) OBP: 0.292, SLG: 0.261 Jim Eisenreich, L (3, PH) OBP: 0.294, SLG: 0.405		1-3 K	3-1 P2				2-1 P2			1	0	0	0	0	1	0											
Kurt Stillwell, S (1, 6) OBP: 0.349, SLG: 0.382		0-2 F8	1-0 P5				1-2 F9			4	0	0	0	0	0	2											
Terry Shumpert, R (1, 4) OBP: 0.212, SLG: 0.217		1-1 P4		1-2 S 1B 1B			0-0 F9			3	1	1	0	0	0	0											
Inning Stats	R: 1 E: 0 K: 0 S: 11	H: 2 LOB: 2 BB: 1 P: 19	R: 0 E: 0 K: 1 S: 8	H: 0 LOB: 0 BB: 0 P: 10	R: 3 E: 0 K: 0 S: 19	H: 5 LOB: 2 BB: 0 P: 28	R: 2 E: 0 K: 0 S: 20	H: 4 LOB: 1 BB: 0 P: 26	R: 0 E: 0 K: 0 S: 7	H: 0 LOB: 0 BB: 0 P: 12	R: 0 E: 0 K: 1 S: 5	H: 0 LOB: 0 BB: 0 P: 7	R: 0 E: 0 K: 0 S: 6	H: 0 LOB: 0 BB: 0 P: 12	R: 0 E: 0 K: 0 S: 6	H: 0 LOB: 0 BB: 0 P: 6	1B: 8 2B: 4 3B: 0 HR: 0	SF: 0 SAC: 0 DP: 1 HBP: 0	WP: 0 PB: 0 SB: 0 CS: 0	PA: 35							
PITCHER	IP	WLS	BF	H	R	ER	SO	BB	IBB	HBP	BLK	WP	HR	S	P	ERA	WHIP										
Denis Boucher, L (1, 1) ERA: 4.81	2.1	L	14	6	4	4	1	0	0	0	0	0	0	38	57	4.91	1.364										
Willie Fraser, R (3, 1) ERA: 2.61	3.2		15	5	2	2	1	0	0	0	0	0	0	12	18	0.00	0.000										
Jim Acker, R (7, 1) ERA: 3.18	2.0		6	0	0	0	0	0	0	0	0	0	0	12	18	0.00	0.000										

Toronto Blue Jays @ Kansas City Royals
 Royals Stadium, Kansas City, MO
 Sat May 04 1991, 8:05 PM EDT
 Att: 22,628 - Cloudy - 64 F

AB	34
R	6
H	11
RBI	6
BB	1
SO	2
LOB	13




Batter	1	2	3	4	5	6	7	8	9	AB	R	H	RBI	BB	SO	LOB	TOP
Devon White, S OBP: 0.373, SLG: 0.446 (1, 8)	2-1 CS 1B			1-3 K		3-3 K		3-2 E6 1-3 2-H 1B		4	0	2	0	0	2	0	Toronto Blue Jays @ Kansas City Royals Royals Stadium, Kansas City, MO Sun May 05 1991, 4:33 AM EDT Att: 22,588 - Cloudy - 48 F
Roberto Alomar, S OBP: 0.399, SLG: 0.392 (1, 4)	1 SAFE 1-2 G3-1			1-2 F7 2B		2-2 G1-3		2-3 K		4	0	1	0	0	1	3	
Joe Carter, R OBP: 0.384, SLG: 0.525 (1, 7)	1-2 F9			2-1 F7 2-3			1-2 F9		0-0 G4-3 2B 2B	4	1	1	0	0	0	1	
John Olerud, L OBP: 0.348, SLG: 0.405 (1, 3)		3-3 K		1-1 G3-1			1-0 L4		2-2 G4-3 2-3	4	0	0	0	0	1	2	
Mark Whiten, S OBP: 0.317, SLG: 0.405 (1, 9)		1-2 G3-1			1-3 K		3-2 G4-3		1-0 1B 2B	4	1	1	1	0	1	0	
Pat Borders, R OBP: 0.094, SLG: 0.097 Greg Myers, L OBP: 0.304, SLG: 0.359 (9, PH) (9, 2)	1-1 L8				0-2 G4-3 1B			0-1 G5-3	1 3-H 1B	3	0	1	0	0	0	0	
Mookie Wilson, S OBP: 0.271, SLG: 0.356 (1, 10)			4-2 CS BB		0-2 G4-3			0-2 G3	2 2-H F8 1B	3	0	0	0	1	0	2	
Manuel Lee, S OBP: 0.354, SLG: 0.321 (1, 6)		3-2 G4-3			2-3 K			1-0 1B BB E 1B	1-0 F7	4	1	1	0	0	1	3	
Ray Giannelli, L OBP: 0.400, SLG: 0.250 Rene Gonzales, R OBP: 0.118, SLG: 0.063 (8, 5)				1-3 K		1-3 K2-3		4-1 E BB		2	0	0	0	1	2	0	
Inning Stats	R: 0 H: 1 E: 0 LOB: 0 K: 0 S: 8	H: 1 R: 0 ER: 0 SO: 10	H: 0 R: 0 ER: 0 SO: 10	H: 0 R: 0 ER: 0 SO: 10	H: 0 R: 0 ER: 0 SO: 10	H: 1 R: 0 ER: 0 SO: 12	H: 0 R: 0 ER: 0 SO: 11	H: 0 R: 0 ER: 0 SO: 13	H: 2 R: 1 ER: 1 SO: 20	H: 3 R: 2 ER: 0 SO: 14	1B: 5 R: 0 H: 0 RBI: 0 BB: 0 SO: 2	SF: 0 2B: 3 3B: 0 HR: 0	WP: 0 PA: 35				
PITCHER	IP WLS BF H R ER SO BB IBB HBP BLK WP HR S P ERA WHIP																
Tom Gordon, R ERA: 0.67 (1, 1)	8.0 L 30 6 2 1 8 2 0 0 0 0 0 0 88 134 1.12 1.000																
Dan Schatzeder, L ERA: 10.5 (9, 1)	0.1 2 1 0 0 0 0 0 0 0 0 0 0 4 7 0.00 3.000																
Luis Aquino, R ERA: 7.07 (9, 1)	0.2 3 1 1 1 0 0 0 0 0 0 0 0 3 6 13.50 1.500																
Batter	1	2	3	4	5	6	7	8	9	AB	R	H	RBI	BB	SO	LOB	BOTTOM
Brian McRae, S OBP: 0.203, SLG: 0.318 (1, 8)	1-2 G5-3		2-1 SAFE L7			0-2 FC4-6 CS 1-2		3-3 K		4	0	0	0	0	1	2	Toronto Blue Jays @ Kansas City Royals Royals Stadium, Kansas City, MO Sun May 05 1991, 4:33 AM EDT Att: 22,588 - Cloudy - 48 F
Bill Pecota, R OBP: 0.342, SLG: 0.265 Danny Tartabull, R OBP: 0.326, SLG: 0.461 Terry Shumpert, R OBP: 0.212, SLG: 0.217 (8, PH) (9, 4)	1-0 F8			1-1 G4-3		3-2 BB 1B		1-0 L7		3	0	1	0	0	0	0	
Jim Eisenreich, L OBP: 0.303, SLG: 0.402 (1, 9)	1-2 G6-3			0-0 L6		4-2 BB			2-1 BB 1B	3	0	1	0	1	0	0	
Kirk Gibson, L OBP: 0.316, SLG: 0.464 (1, 10)		0-1 G4-3		4-2 BB		0-0 G4-3			0-1 F7	3	0	0	0	1	0	3	
Warren Cromartie, L OBP: 0.359, SLG: 0.389 (1, 7)		1-0 G5-3		2-3 K			3-1 1B		4-1 BB	3	0	1	0	1	1	1	
Carmelo Martinez, R OBP: 0.280, SLG: 0.217 (1, 3)		3-1 F8			4-1 FC6-4 BB		0-1 F9		0-3 K	3	0	0	0	1	1	3	
Kurt Stillwell, S OBP: 0.333, SLG: 0.363 (1, 6)			3-2 G4-3		0-0 FC6-4 G5-4-3 1-2		3-2 F8		0-1 G4-3	4	0	0	0	0	0	4	
Brent Mayne, L OBP: 0.250, SLG: 0.267 (1, 2)			1-1 F8		1-2 G5-4-3 1-2		0-2 G4-3			3	0	0	0	0	0	2	
David Howard, S OBP: 0.214, SLG: 0.083 (9, 5)			4-0 BB		4-2 FC4-6 BB			0-0 F7		1	0	0	0	2	0	0	
Inning Stats	R: 0 H: 0 E: 0 LOB: 0 K: 0 S: 7	H: 0 R: 0 ER: 0 SO: 5	H: 0 R: 0 ER: 0 SO: 5	H: 0 R: 0 ER: 0 SO: 7	H: 0 R: 0 ER: 0 SO: 7	H: 0 R: 0 ER: 0 SO: 11	H: 0 R: 0 ER: 0 SO: 8	H: 1 R: 0 ER: 0 SO: 13	H: 1 R: 0 ER: 0 SO: 10	H: 0 R: 0 ER: 0 SO: 9	1B: 3 R: 0 H: 3 RBI: 0 BB: 6 SO: 3	SF: 0 2B: 0 3B: 0 HR: 0	WP: 0 PA: 34				
PITCHER	IP WLS BF H R ER SO BB IBB HBP BLK WP HR S P ERA WHIP																
Dave Stieb, R ERA: 3.4 (1, 1)	7.2 W 28 2 0 0 2 5 0 0 0 0 0 0 65 113 0.00 0.913																
Mike Timlin, R ERA: 2.75 (8, 1)	0.1 1 0 0 0 0 0 0 0 0 0 0 0 1 2 0.00 0.000																
Duane Ward, R ERA: 2.63 (9, 1)	1.0 S 5 1 0 0 1 1 0 0 0 0 0 0 10 16 0.00 2.000																

Batter	1	2	3	4	5	6	7	8	9	AB	R	H	RBI	BB	SO	LOB	TOP				
Brian McRae, S OBP: 0.219, SLG: 0.329 (1, 8)	G1-3	CS 1B			G6-4-3 1B			F9		4	0	2	2	0	0	0					
Bill Pecota, R OBP: 0.310, SLG: 0.237 (1, 5)	G4-3	CS	L9		G6-4-3 1-2			K		4	0	0	0	0	1	2					
Kirk Gibson, L OBP: 0.303, SLG: 0.443 (1, 10)	F8		F7					F9		4	0	0	0	0	1	0					
Danny Tartabull, R OBP: 0.313, SLG: 0.441 (1, 9)		K	L8					K		4	0	0	0	0	3	0					
Jim Eisenreich, L OBP: 0.312, SLG: 0.407 (1, 7)		2B 1B			G4-3			G6-3		4	1	2	0	0	0	0					
Mike Macfarlane, R OBP: 0.354, SLG: 0.431 (1, 2)	L3				G6-3			P3		4	0	0	0	0	0	2					
Camelo Martinez, R OBP: 0.289, SLG: 0.269 (1, 3)		1B 2B			K			K		3	1	1	1	0	2	0					
Kurt Stillwell, S OBP: 0.333, SLG: 0.354 (1, 6)		1B 1B IBB			F8			G4-3		2	1	0	0	1	0	0					
Terry Shumpert, R OBP: 0.232, SLG: 0.238 (1, 4)		1B 1B			1B			K		3	1	2	1	0	1	0					
Inning Stats	R: 0 E: 0 K: 0 S: 11	H: 0 LOB: 0 BB: 0 P: 17	R: 4 E: 0 K: 1 S: 18	H: 4 LOB: 0 BB: 1 P: 29	R: 0 E: 0 K: 0 S: 6	H: 0 LOB: 0 BB: 0 P: 8	R: 0 E: 0 K: 1 S: 8	H: 0 LOB: 1 BB: 0 P: 10	R: 0 E: 0 K: 2 S: 9	H: 1 LOB: 1 BB: 0 P: 13	R: 0 E: 0 K: 2 S: 8	H: 0 LOB: 0 BB: 0 P: 14	R: 0 E: 0 K: 1 S: 8	H: 0 LOB: 0 BB: 0 P: 12	R: 0 E: 0 K: 1 S: 7	H: 0 LOB: 0 BB: 0 P: 8	1B: 6 2B: 1 3B: 0 HR: 0	SF: 0 SAC: 0 DP: 1 HBP: 0	WP: 0 PB: 0 SB: 0 CS: 1	PA: 34	
PITCHER	IP	WLS	BF	H	R	ER	SO	BB	IBB	HBP	BLK	WP	HR	S	P	ERA	WHIP				
Bill Gullickson, R ERA: 4.08 Paul Gibson, L ERA: 0.77	(1, 1)	7.0	W	27	7	4	4	6	0	1	0	0	0	0	68	102	5.14	1.000			
(8, 1)	2.0	S	6	0	0	0	2	0	0	0	0	0	0	15	20	0.00	0.000				

Kansas City Royals @ Detroit Tigers
Tiger Stadium, Detroit, MI
Tue May 07 1991, 7:05 PM EDT
Att: 11,506 - Sunny - 59 F


AB 32
R 4
H 7
RBI 4
BB 1
SO 8
LOB 4



Batter	1	2	3	4	5	6	7	8	9	AB	R	H	RBI	BB	SO	LOB	BOTTOM				
Tony Phillips, S OBP: 0.366, SLG: 0.459 (1, 5)	1B	G1-3			1-3 2-H 1B	E9 1B				4	1	3	1	0	0	2					
Alan Trammell, R OBP: 0.381, SLG: 0.453 (1, 6)	L9	L4			F8	1B				4	0	1	1	0	0	4					
Lou Whitaker, L OBP: 0.435, SLG: 0.569 (1, 4)	P6				F8	G3-1		G4-3		4	0	0	0	0	0	2					
Cecil Fielder, R OBP: 0.350, SLG: 0.382 (1, 3)	K				K	BB BB		G4-3		3	0	0	0	1	2	1					
Mickey Tettleton, S OBP: 0.361, SLG: 0.403 (1, 10)		BB 1B BB			G1-3			K		2	1	0	0	2	1	0					
Rob Deer, R OBP: 0.386, SLG: 0.598 (1, 9)	1B 1B BB				1B 1B BB	K		K		2	2	0	0	2	2	2					
Pete Incaviglia, R OBP: 0.205, SLG: 0.208 (1, 7)	P4				P6	K		K		4	0	0	0	0	2	5					
Andy Allanson, R OBP: 0.192, SLG: 0.269 (1, 2)	G1-3 1B 1B				1B 1B	K		K		4	1	2	1	0	2	0					
Mitt Cuyler, S OBP: 0.333, SLG: 0.302 (1, 8)	G1-3 1B				1B 1B	G1		F7		4	0	2	2	0	0	0					
Inning Stats	R: 0 E: 0 K: 1 S: 8	H: 1 LOB: 1 BB: 0 P: 9	R: 2 E: 0 K: 0 S: 15	H: 2 LOB: 2 BB: 2 P: 27	R: 0 E: 0 K: 1 S: 6	H: 0 LOB: 0 BB: 0 P: 13	R: 2 E: 0 K: 0 S: 12	H: 3 LOB: 1 BB: 1 P: 22	R: 0 E: 0 K: 2 S: 15	H: 0 LOB: 2 BB: 2 P: 25	R: 1 E: 1 K: 1 S: 13	H: 2 LOB: 1 BB: 0 P: 19	R: 0 E: 0 K: 2 S: 8	H: 0 LOB: 0 BB: 0 P: 16	R: 0 E: 0 K: 2 S: 7	H: 0 LOB: 0 BB: 0 P: 12	1B: 8 2B: 0 3B: 0 HR: 0	SF: 0 SAC: 0 DP: 0 HBP: 0	WP: 0 PB: 0 SB: 0 CS: 0	PA: 36	
PITCHER	IP	WLS	BF	H	R	ER	SO	BB	IBB	HBP	BLK	WP	HR	S	P	ERA	WHIP				
Mike Boddicker, R ERA: 3.59 Kevin Appier, R ERA: 3.74	(1, 1)	4.1	L	23	6	4	4	2	5	0	0	0	0	1	1	88	8.31	2.538			
(5, 1)	3.2	L	13	2	1	0	7	0	0	0	0	0	0	35	55	0.00	0.545				

Kansas City Royals @ Detroit Tigers
Tiger Stadium, Detroit, MI
Tue May 07 1991, 7:05 PM EDT
Att: 11,506 - Sunny - 59 F

AB 31
R 5
H 8
RBI 5
BB 5
SO 9
LOB 16



Batter	1	2	3	4	5	6	7	8	9	AB	R	H	RBI	BB	SO	LOB	TOP								
Brian McRae, S (1, 8) OBP: 0.221, SLG: 0.324	1-2 1B		3-2 G6-3		1-0 G1-3		3-2 G4-3			4	0	1	0	0	0	0	Kansas City Royals @ Detroit Tigers Tiger Stadium, Detroit, MI Wed May 08 1991, 3:33 AM EDT Att: 14,495 - Cloudy - 59 F								
Bill Pecota, R (1, 5) OBP: 0.326, SLG: 0.268	2-3 K		2-2 F7		0-1 2B		4-2 BB			3	0	1	0	1	1										
Kirk Gibson, L (1, 9) OBP: 0.301, SLG: 0.435	2-1 F8			2-2 1B	1-1 G4-3		2-3 K			4	1	1	0	0	1	3									
Danny Tartabull, R (1, 10) OBP: 0.320, SLG: 0.438	3-1 1B			4-1 1B		2-1 P5		2-3 K		3	1	1	0	1	1	0									
Mike Macfarlane, R (1, 2) OBP: 0.349, SLG: 0.461	1-1 G4-3			3-3 K		0-0 HR		0-0 L8		4	1	1	1	0	1	4									
Jim Eisenreich, L (1, 7) OBP: 0.320, SLG: 0.411		0-0 G3-1		1-0 G5-3		2-2 1B		1-1 F8		4	0	2	2	0	0	0									
Carmelo Martinez, R (1, 3) OBP: 0.291, SLG: 0.267		0-3 K		1-2 G5-3		3-3 K		3-2 G6-4-3		4	0	1	0	0	2	2									
David Howard, S (1, 6) OBP: 0.188, SLG: 0.071		0-1 G6-3		0-0 L6		2-1 F7		0-3 K		2	0	0	0	0	0	1									
Kurt Stillwell, S (6, PH) OBP: 0.326, SLG: 0.345										2	0	0	0	0	1	2									
Terry Shumpert, R (1, 4) OBP: 0.222, SLG: 0.227			3-3 K		1-3 K		2-1 L7		1-1 G6-4-3	3	0	0	0	0	2	0									
Warren Cromartie, L (9, PH) OBP: 0.350, SLG: 0.378										1	0	0	0	0	0	1									
Inning Stats	R: 0 E: 0 K: 1 S: 13	H: 2 LOB: 2 BB: 0 P: 22	R: 0 E: 0 K: 1 S: 6	H: 0 LOB: 0 BB: 0 P: 6	R: 0 E: 0 K: 1 S: 14	H: 0 LOB: 0 BB: 0 P: 22	R: 2 E: 0 K: 1 S: 16	H: 2 LOB: 1 BB: 1 P: 27	R: 0 E: 0 K: 1 S: 8	H: 1 LOB: 1 BB: 0 P: 11	R: 1 E: 0 K: 1 S: 11	H: 2 LOB: 1 BB: 0 P: 20	R: 0 E: 0 K: 1 S: 14	H: 0 LOB: 0 BB: 1 P: 25	R: 0 E: 0 K: 1 S: 7	H: 0 LOB: 0 BB: 0 P: 10	R: 0 E: 0 K: 1 S: 9	H: 1 LOB: 0 BB: 0 P: 13	1B: 6 2B: 1 3B: 0 HR: 1	SF: 0 SAC: 0 DP: 1 HBP: 0	WP: 0 PB: 0 SB: 2 CS: 0	PA: 36			
PITCHER	IP	WLS	BF	H	R	ER	SO	BB	IBB	HBP	BLK	WP	HR	S	P	ERA	WHIP								
Frank Tanana, L (1, 1) ERA: 4.75	5.1	W	24	7	3	3	5	1	0	0	0	0	1	63	98	5.06	1.500								
Mark Leiter, R (6, 1) ERA: 3.72	2.2		9	0	0	0	3	1	0	0	0	0	0	26	45	0.00	0.375								
Mike Henneman, R (9, 1) ERA: 1.86	1.0		3	1	0	0	1	0	0	0	0	0	0	9	13	0.00	1.000								

Batter	1	2	3	4	5	6	7	8	9	AB	R	H	RBI	BB	SO	LOB	BOTTOM								
Tony Phillips, S (1, 10) OBP: 0.376, SLG: 0.450	0-0 F8				4-1 1B		1-0 G5-3			2	0	0	1	3	0	0	Kansas City Royals @ Detroit Tigers Tiger Stadium, Detroit, MI Wed May 08 1991, 3:33 AM EDT Att: 14,495 - Cloudy - 59 F								
Alan Trammell, R (1, 6) OBP: 0.363, SLG: 0.429	1-3 K		2-2 G4-3		3-2 F9		2-0 F7		2-2 G5-3	5	0	0	0	0	1	8									
Lou Whitaker, L (1, 4) OBP: 0.432, SLG: 0.545	0-0 P2		1-3 K		4-1 1B		3-2 1B		3-3 K	4	0	1	2	1	2	0									
Cecil Fielder, R (1, 3) OBP: 0.352, SLG: 0.376		1-1 1B	1-3 K		3-3 K		0-0 F9		4-0 BB	4	1	1	0	1	2	5									
Mickey Tettleton, S (1, 2) OBP: 0.364, SLG: 0.394		4-2 1B	3-2 1B				3-3 K		0-0 G4-3	4	1	1	0	1	2	1									
Rob Deer, R (1, 9) OBP: 0.387, SLG: 0.576		3-2 P6	3-1 P3		4-2 FC		4-0 BB		1-3 K	3	1	0	0	2	1	4									
Lloyd Moseby, L (1, 7) OBP: 0.333, SLG: 0.400		2-2 1B		0-0 1B		1-0 FC		1-2 FC		4	2	3	1	0	0	1									
Travis Fryman, R (1, 5) OBP: 0.278, SLG: 0.346		2-3 K		0-0 F9		0-1 FC		0-3 K		4	1	1	1	0	2	4									
Mitt Cuyler, S (1, 8) OBP: 0.349, SLG: 0.309		1-1 1B		3-0 SH		4-1 BB		1-1 G5-3		2	1	1	1	1	0	0									
Inning Stats	R: 0 E: 0 K: 1 S: 5	H: 0 LOB: 0 BB: 0 P: 6	R: 2 E: 0 K: 1 S: 22	H: 3 LOB: 3 BB: 2 P: 41	R: 0 E: 0 K: 2 S: 11	H: 1 LOB: 0 BB: 0 P: 19	R: 1 E: 0 K: 1 S: 11	H: 2 LOB: 3 BB: 2 P: 27	R: 4 E: 1 K: 1 S: 18	H: 2 LOB: 2 BB: 3 P: 39	R: 0 E: 0 K: 1 S: 7	H: 0 LOB: 1 BB: 1 P: 12	R: 0 E: 0 K: 0 S: 6	H: 0 LOB: 0 BB: 0 P: 10	R: 0 E: 0 K: 3 S: 10	H: 0 LOB: 1 BB: 1 P: 20		R: 0 E: 0 K: 3 S: 10	H: 0 LOB: 1 BB: 1 P: 20	1B: 7 2B: 0 3B: 1 HR: 0	SF: 0 SAC: 1 DP: 0 HBP: 0	WP: 0 PB: 0 SB: 0 CS: 0	PA: 42		
PITCHER	IP	WLS	BF	H	R	ER	SO	BB	IBB	HBP	BLK	WP	HR	S	P	ERA	WHIP								
Storm Davis, R (1, 1) ERA: 4.11	3.2	L	21	6	3	3	4	4	0	0	0	0	0	17	38	9.00	4.000								
Luis Aquino, R (4, 1) ERA: 7.2	1.0		8	1	4	1	2	3	0	0	0	0	0	8	13	0.00	0.750								
Dan Schatzeder, L (5, 1) ERA: 10.5	0.0		1	1	0	0	0	0	0	0	0	0	0	3	6	∞	∞								
Steve Crawford, R (5, 1) ERA: 7.0	1.1		5	0	0	0	1	1	0	0	0	0	0	8	13	0.00	0.750								
Mark Davis, L (7, 1) ERA: 5.4	2.0		7	0	0	0	3	1	0	0	0	0	0	16	30	0.00	0.500								

Batter	1	2	3	4	5	6	7	8	9	AB	R	H	RBI	BB	SO	LOB	TOP				
Brian McRae, S (1, 8) OBP: 0.210, SLG: 0.308	G6-3			B2-3		K		G3-6		4	0	0	0	0	1	1					
Nelson Liriano, S (1, 4) Gary Thurman, R (9, PH) OBP: 0.276, SLG: 0.296	G6-3			E1 2B SF7		G6-3		K		3	1	1	0	0	0	0					
Kirk Gibson, L (1, 7) OBP: 0.299, SLG: 0.438	K			F8 1B 2B		F8		G1-3		4	1	1	0	0	1	1					
Danny Tartabull, R (1, 9) Terry Shumpert, R (9, PR) OBP: 0.222, SLG: 0.227	F9			SF7		G6-3				2	0	0	1	1	0	0					
Terry Puhl, L (1, 10) OBP: 0.400, SLG: 0.143	F8			FC5-4 1B		G6-3		G4-3		4	0	1	1	0	0	1					
Mike Macfarlane, R (1, 2) OBP: 0.349, SLG: 0.449	F8			FC5-4 1B						2	0	0	0	0	0	1					
Camelo Martinez, R (1, 3) OBP: 0.297, SLG: 0.242				F7		G1-3		K		3	0	0	0	0	1	1					
Kurt Stillwell, S (1, 6) OBP: 0.327, SLG: 0.345				K		P4		G3-6 1B		3	0	1	0	0	1	0					
Sean Berry, R (1, 5)				L5		L9		K		3	0	0	0	0	1	1					
Inning Stats	R: 0 E: 0 K: 1 S: 7	H: 1 LOB: 0 BB: 0 P: 8	R: 0 E: 0 K: 0 S: 3	H: 0 LOB: 0 BB: 0 P: 4	R: 0 E: 0 K: 1 S: 8	H: 0 LOB: 0 BB: 0 P: 12	R: 2 E: 1 K: 0 S: 8	H: 2 LOB: 1 BB: 0 P: 12	R: 0 E: 0 K: 1 S: 5	H: 0 LOB: 0 BB: 0 P: 8	R: 0 E: 0 K: 1 S: 9	H: 0 LOB: 1 BB: 0 P: 17	R: 0 E: 0 K: 1 S: 7	H: 1 LOB: 0 BB: 0 P: 11	R: 0 E: 0 K: 1 S: 9	H: 0 LOB: 1 BB: 1 P: 15	1B: 3 2B: 1 3B: 0 HR: 0	SF: 1 SAC: 0 DP: 1 HBP: 1	WP: 0 PB: 0 CS: 1	PA: 32	
PITCHER	IP	WLS	BF	H	R	ER	SO	BB	IBB	HBP	BLK	WP	HR	S	P	ERA	WHIP				
Chris Bosio, R (1, 1) ERA: 2.72	4.0	L	15	3	2	0	2	0	0	0	0	0	0	26	36	0.00	0.750				
Don August, R (5, 1) ERA: 5.73	4.0		13	1	0	0	3	0	0	1	0	0	0	30	47	0.00	0.250				
Mark Lee, L (9, 1) ERA: 1.5	1.0		4	0	0	0	1	1	0	0	0	0	0	9	15	0.00	1.000				

Kansas City Royals @ Milwaukee Brewers
 Milwaukee County Stadium, Milwaukee, WI
 Fri May 10 1991, 8:05 PM EDT
 Att: 18,915 - Sunny - 70 F

AB	29
R	2
H	4
RBI	2
BB	1
SO	6
LOB	6



Batter	1	2	3	4	5	6	7	8	9	AB	R	H	RBI	BB	SO	LOB	BOTTOM					
Paul Moltor, R (1, 10) OBP: 0.386, SLG: 0.456	G5-3		G6-3		FC5-2			F7		4	0	0	0	0	0	3						
Jim Gantner, L (1, 5) OBP: 0.283, SLG: 0.345	F7		F8		F8			K		4	0	0	0	0	1	3						
Robin Yount, R (1, 8) OBP: 0.358, SLG: 0.495	F8 2B			F8		L8		K		4	0	1	0	0	1	0						
Franklin Stubbs, L (1, 3) OBP: 0.290, SLG: 0.356	P5			K		K				4	0	0	0	0	2	1						
Greg Vaughn, R (1, 7) OBP: 0.359, SLG: 0.605	F8			P6		FC6-4 1B		G6-3		4	0	1	0	0	0	0						
Willie Randolph, R (1, 4) Darryl Hamilton, L (9, PR) OBP: 0.326, SLG: 0.243	G5-3			SH3-4 1B		FC6-4				4	1	2	0	0	0	1						
Dante Bichette, R (1, 9) OBP: 0.257, SLG: 0.375	K			SH3-4 1B				K		4	0	1	0	0	3	1						
B.J. Surhoff, L (1, 2) OBP: 0.238, SLG: 0.184			G6-3 SH2-3 1B		SH3-4			F8		2	0	1	0	0	0	0						
Bill Spiers, L (1, 6) OBP: 0.310, SLG: 0.409			SH2-3		FC5-2 1B			P5		2	0	1	1	0	0	0						
Inning Stats	R: 0 E: 0 K: 0 S: 9	H: 1 LOB: 1 BB: 0 P: 13	R: 0 E: 0 K: 1 S: 8	H: 0 LOB: 0 BB: 0 P: 12	R: 0 E: 0 K: 0 S: 7	H: 1 LOB: 0 BB: 0 P: 9	R: 0 E: 0 K: 1 S: 9	H: 0 LOB: 0 BB: 0 P: 11	R: 1 E: 0 K: 0 S: 10	H: 3 LOB: 2 BB: 0 P: 14	R: 0 E: 0 K: 1 S: 7	H: 1 LOB: 1 BB: 0 P: 11	R: 0 E: 0 K: 1 S: 6	H: 0 LOB: 0 BB: 0 P: 8	R: 0 E: 0 K: 2 S: 10	H: 0 LOB: 0 BB: 0 P: 13	R: 0 E: 0 K: 1 S: 11	H: 1 LOB: 1 BB: 0 P: 12	1B: 6 2B: 1 3B: 0 HR: 0	SF: 0 SAC: 2 DP: 0 HBP: 0	WP: 0 PB: 0 CS: 0	PA: 34
PITCHER	IP	WLS	BF	H	R	ER	SO	BB	IBB	HBP	BLK	WP	HR	S	P	ERA	WHIP					
Bret Saberhagen, R (1, 1) ERA: 2.72	9.0	W	34	7	1	1	7	0	0	0	0	0	0	77	103	1.00	0.778					

Kansas City Royals @ Milwaukee Brewers
 Milwaukee County Stadium, Milwaukee, WI
 Fri May 10 1991, 8:05 PM EDT
 Att: 18,915 - Sunny - 70 F

AB	32
R	1
H	7
RBI	1
BB	0
SO	7
LOB	9



Batter	1	2	3	4	5	6	7	8	9	AB	R	H	RBI	BB	SO	LOB	TOP					
Brian McRae, S OBP: 0.221, SLG: 0.313 (1, 8)										5	2	2	0	0	0	1	Kansas City Royals @ Milwaukee Brewers Milwaukee County Stadium, Milwaukee, WI Sat May 11 1991, 8:05 PM EDT Att: 27,372 - Sunny - 82 F					
Nelson Liriano, S OBP: 0.429, SLG: 0.429 (1, 4)										4	1	2	0	0	1	1						
Kirk Gibson, L OBP: 0.313, SLG: 0.470 (1, 10)										4	1	2	1	1	0	3						
Danny Tartabull, R OBP: 0.330, SLG: 0.437 (1, 9)										5	0	3	2	0	1	1						
Jim Eisenreich, L OBP: 0.317, SLG: 0.398 (1, 7)										3	0	0	0	1	2	4						
Mike Macfarlane, R OBP: 0.333, SLG: 0.432 (1, 2)										3	0	0	1	0	3	2						
Warren Cromartie, L Carmelo Martinez, R OBP: 0.290, SLG: 0.235 (8, 3)										3	0	0	0	0	2	2						
Kurt Stillwell, S OBP: 0.333, SLG: 0.352 (1, 6)										4	0	2	0	0	1	0						
Sean Berry, R (1, 5)										4	0	0	0	0	1	2						
Inning Stats	R: 2 H: 3 E: 0 K: 0 S: 15	H: 3 LOB: 2 BB: 1 P: 22	R: 0 H: 1 E: 0 K: 1 S: 11	H: 1 LOB: 1 BB: 0 P: 18	R: 1 H: 1 E: 0 K: 1 S: 8	H: 1 LOB: 0 BB: 0 P: 14	R: 0 H: 0 E: 0 K: 2 S: 9	H: 0 LOB: 0 BB: 0 P: 11	R: 1 H: 2 E: 0 K: 2 S: 14	H: 2 LOB: 2 BB: 1 P: 26	R: 0 H: 0 E: 0 K: 1 S: 13	H: 2 LOB: 2 BB: 0 P: 21	R: 0 H: 1 E: 0 K: 1 S: 8	H: 1 LOB: 1 BB: 0 P: 13	R: 0 H: 1 E: 0 K: 1 S: 7	H: 1 LOB: 1 BB: 0 P: 10		1B: 10 2B: 0 3B: 0 HR: 1	SF: 1 SAC: 1 DP: 0 HBP: 0	WP: 1 PB: 0 SB: 0 CS: 0	PA: 40	
PITCHER	IP WLS BF H R ER SO BB IBB HBP BLK WP HR S P ERA WHIP	IP WLS BF H R ER SO BB IBB HBP BLK WP HR S P ERA WHIP	IP WLS BF H R ER SO BB IBB HBP BLK WP HR S P ERA WHIP	IP WLS BF H R ER SO BB IBB HBP BLK WP HR S P ERA WHIP	IP WLS BF H R ER SO BB IBB HBP BLK WP HR S P ERA WHIP	IP WLS BF H R ER SO BB IBB HBP BLK WP HR S P ERA WHIP	IP WLS BF H R ER SO BB IBB HBP BLK WP HR S P ERA WHIP	IP WLS BF H R ER SO BB IBB HBP BLK WP HR S P ERA WHIP	IP WLS BF H R ER SO BB IBB HBP BLK WP HR S P ERA WHIP	IP WLS BF H R ER SO BB IBB HBP BLK WP HR S P ERA WHIP	IP WLS BF H R ER SO BB IBB HBP BLK WP HR S P ERA WHIP	IP WLS BF H R ER SO BB IBB HBP BLK WP HR S P ERA WHIP	IP WLS BF H R ER SO BB IBB HBP BLK WP HR S P ERA WHIP	IP WLS BF H R ER SO BB IBB HBP BLK WP HR S P ERA WHIP	IP WLS BF H R ER SO BB IBB HBP BLK WP HR S P ERA WHIP	IP WLS BF H R ER SO BB IBB HBP BLK WP HR S P ERA WHIP	IP WLS BF H R ER SO BB IBB HBP BLK WP HR S P ERA WHIP	IP WLS BF H R ER SO BB IBB HBP BLK WP HR S P ERA WHIP	IP WLS BF H R ER SO BB IBB HBP BLK WP HR S P ERA WHIP	IP WLS BF H R ER SO BB IBB HBP BLK WP HR S P ERA WHIP	IP WLS BF H R ER SO BB IBB HBP BLK WP HR S P ERA WHIP	IP WLS BF H R ER SO BB IBB HBP BLK WP HR S P ERA WHIP

AB	36
R	4
H	11
RBI	4
BB	2
SO	11
LOB	16



Batter	1	2	3	4	5	6	7	8	9	AB	R	H	RBI	BB	SO	LOB	BOTTOM					
Paul Moltor, R OBP: 0.373, SLG: 0.439 (1, 10)										4	0	0	0	0	0	1	Kansas City Royals @ Milwaukee Brewers Milwaukee County Stadium, Milwaukee, WI Sat May 11 1991, 8:05 PM EDT Att: 27,372 - Sunny - 82 F					
Jim Gantner, L OBP: 0.292, SLG: 0.363 (1, 5)										4	1	2	0	0	0	1						
Robin Yount, R OBP: 0.354, SLG: 0.514 (1, 8)										4	1	1	2	0	0	1						
Franklin Stubbs, L OBP: 0.288, SLG: 0.344 (1, 3)										3	0	0	0	1	2	0						
Greg Vaughn, R OBP: 0.354, SLG: 0.588 (1, 7)										4	0	1	0	0	1	1						
Willie Randolph, R OBP: 0.397, SLG: 0.274 (1, 4)										3	0	0	0	1	1	2						
Dante Bichette, R OBP: 0.250, SLG: 0.364 (1, 9)										3	0	0	0	0	2	1						
B.J. Surhoff, L OBP: 0.241, SLG: 0.190 (1, 2)										3	0	1	0	0	0	0						
Bill Spiers, L OBP: 0.301, SLG: 0.397 (1, 6)										2	0	0	0	0	2	0						
Inning Stats	R: 0 H: 1 E: 0 K: 0 S: 5	H: 1 LOB: 0 BB: 0 P: 5	R: 0 H: 0 E: 0 K: 3 S: 11	H: 0 LOB: 0 BB: 0 P: 17	R: 0 H: 0 E: 0 K: 2 S: 9	H: 0 LOB: 0 BB: 0 P: 11	R: 2 H: 3 E: 0 K: 1 S: 16	H: 3 LOB: 1 BB: 0 P: 23	R: 0 H: 0 E: 0 K: 2 S: 8	H: 0 LOB: 0 BB: 0 P: 15	R: 0 H: 0 E: 0 K: 0 S: 5	H: 0 LOB: 1 BB: 1 P: 8	R: 0 H: 0 E: 0 K: 0 S: 9	H: 0 LOB: 1 BB: 0 P: 18	R: 0 H: 1 E: 0 K: 0 S: 8	H: 1 LOB: 1 BB: 0 P: 11		R: 0 H: 0 E: 0 K: 0 S: 10	H: 0 LOB: 1 BB: 1 P: 17	1B: 3 2B: 1 3B: 0 HR: 1	SF: 0 SAC: 1 DP: 1 HBP: 0	WP: 0 PB: 0 SB: 0 CS: 0
PITCHER	IP WLS BF H R ER SO BB IBB HBP BLK WP HR S P ERA WHIP	IP WLS BF H R ER SO BB IBB HBP BLK WP HR S P ERA WHIP	IP WLS BF H R ER SO BB IBB HBP BLK WP HR S P ERA WHIP	IP WLS BF H R ER SO BB IBB HBP BLK WP HR S P ERA WHIP	IP WLS BF H R ER SO BB IBB HBP BLK WP HR S P ERA WHIP	IP WLS BF H R ER SO BB IBB HBP BLK WP HR S P ERA WHIP	IP WLS BF H R ER SO BB IBB HBP BLK WP HR S P ERA WHIP	IP WLS BF H R ER SO BB IBB HBP BLK WP HR S P ERA WHIP	IP WLS BF H R ER SO BB IBB HBP BLK WP HR S P ERA WHIP	IP WLS BF H R ER SO BB IBB HBP BLK WP HR S P ERA WHIP	IP WLS BF H R ER SO BB IBB HBP BLK WP HR S P ERA WHIP	IP WLS BF H R ER SO BB IBB HBP BLK WP HR S P ERA WHIP	IP WLS BF H R ER SO BB IBB HBP BLK WP HR S P ERA WHIP	IP WLS BF H R ER SO BB IBB HBP BLK WP HR S P ERA WHIP	IP WLS BF H R ER SO BB IBB HBP BLK WP HR S P ERA WHIP	IP WLS BF H R ER SO BB IBB HBP BLK WP HR S P ERA WHIP	IP WLS BF H R ER SO BB IBB HBP BLK WP HR S P ERA WHIP	IP WLS BF H R ER SO BB IBB HBP BLK WP HR S P ERA WHIP	IP WLS BF H R ER SO BB IBB HBP BLK WP HR S P ERA WHIP	IP WLS BF H R ER SO BB IBB HBP BLK WP HR S P ERA WHIP	IP WLS BF H R ER SO BB IBB HBP BLK WP HR S P ERA WHIP	IP WLS BF H R ER SO BB IBB HBP BLK WP HR S P ERA WHIP

AB	30
R	2
H	5
RBI	2
BB	2
SO	8
LOB	7



Batter	1	2	3	4	5	6	7	8	9	AB	R	H	RBI	BB	SO	LOB	TOP								
Gary Thurman, R OBP: 0.303, SLG: 0.323 Brian McRae, S OBP: 0.230, SLG: 0.321										4	1	2	1	0	2	3	Kansas City Royals @ Milwaukee Brewers Milwaukee County Stadium, Milwaukee, WI Sun May 12, 1991, 4:33 AM EDT Att. 15,119 - Sunny - 86 F								
Bill Pecota, R OBP: 0.320, SLG: 0.267										4	0	1	1	0	0	1									
Kirk Gibson, L OBP: 0.316, SLG: 0.456										3	1	0	0	2	1	2									
Danny Tartabull, R OBP: 0.333, SLG: 0.435										5	1	2	1	0	1	1									
Mike Macfarlane, R OBP: 0.337, SLG: 0.435										4	0	1	0	1	0	1									
Jim Eisenreich, L OBP: 0.311, SLG: 0.388										5	0	1	2	0	0	2									
Carmelo Martinez, R OBP: 0.293, SLG: 0.222										2	1	0	0	3	0	4									
Sean Berry, R OBP: 0.111, SLG: 0.222 Kurt Stillwell, S OBP: 0.333, SLG: 0.351										2	1	1	0	0	0	1									
Terry Shumpert, R OBP: 0.240, SLG: 0.224 Terry Puhl, L OBP: 0.364, SLG: 0.125 Nelson Liriano, S OBP: 0.429, SLG: 0.429										1	0	0	0	2	0	1									
Inning Stats	R: 0 E: 0 K: 1 S: 6	H: 0 LOB: 0 BB: 0 P: 13	R: 0 E: 1 K: 0 S: 8	H: 0 LOB: 1 BB: 0 P: 9	R: 1 E: 0 K: 1 S: 12	H: 2 LOB: 1 BB: 1 P: 22	R: 0 E: 0 K: 0 S: 4	H: 0 LOB: 0 BB: 0 P: 7	R: 2 E: 1 K: 0 S: 14	H: 2 LOB: 1 BB: 1 P: 26	R: 1 E: 0 K: 2 S: 12	H: 2 LOB: 3 BB: 2 P: 26	R: 0 E: 0 K: 1 S: 5	H: 0 LOB: 0 BB: 1 P: 10	R: 0 E: 0 K: 0 S: 14	H: 1 LOB: 2 BB: 1 P: 22		R: 2 E: 0 K: 0 S: 17	H: 3 LOB: 3 BB: 2 P: 31	1B: 8 2B: 2 3B: 0 HR: 0	SF: 0 SAC: 1 DP: 0 HBP: 0	WP: 2 PB: 0 SB: 3 CS: 0	PA: 45		
PITCHER	IP	WLS	BF	H	R	ER	SO	BB	IBB	HBP	BLK	WP	HR	S	P	ERA	WHIP								
Kevin Brown, L ERA: 3.88	5.1	L	25	6	4	4	2	2	1	0	0	2	0	48	89	6.75	1.500								
Julio Machado, R ERA: 2.79	2.2		11	1	0	0	3	3	0	0	0	0	0	27	46	0.00	1.500								
Chuck Crim, R ERA: 4.91	0.1		5	2	2	2	0	1	1	0	0	0	0	11	22	54.00	9.000								
Mark Lee, L ERA: 1.45	0.2		3	1	0	0	0	0	0	0	0	0	0	6	9	0.00	1.500								

Batter	1	2	3	4	5	6	7	8	9	AB	R	H	RBI	BB	SO	LOB	BOTTOM								
Paul Moltzer, R OBP: 0.374, SLG: 0.438										5	0	2	1	0	0	2	Kansas City Royals @ Milwaukee Brewers Milwaukee County Stadium, Milwaukee, WI Sun May 12, 1991, 4:33 AM EDT Att. 15,119 - Sunny - 86 F								
Jim Gantner, L OBP: 0.287, SLG: 0.354										5	0	1	0	0	0	4									
Gary Sheffield, R OBP: 0.313, SLG: 0.411										4	0	0	0	0	1	2									
Robin Yount, R OBP: 0.359, SLG: 0.539										4	2	2	1	0	1	1									
Greg Vaughn, R OBP: 0.350, SLG: 0.573										4	0	1	0	0	0	1									
Greg Brock, L OBP: 0.476, SLG: 0.267 B.J. Surhoff, L OBP: 0.241, SLG: 0.190										1	1	1	0	2	0	0									
Darryl Hamilton, L OBP: 0.319, SLG: 0.244										4	1	1	1	0	0	3									
Rick Dempsey, R OBP: 0.286, SLG: 0.480 Franklin Stubbs, L OBP: 0.296, SLG: 0.340										3	0	0	0	0	0	3									
Bill Spiers, L OBP: 0.316, SLG: 0.414										2	0	1	1	1	0	0									
Inning Stats	R: 0 E: 0 K: 1 S: 8	H: 0 LOB: 0 BB: 0 P: 11	R: 1 E: 0 K: 0 S: 7	H: 2 LOB: 1 BB: 0 P: 12	R: 0 E: 0 K: 0 S: 8	H: 1 LOB: 1 BB: 0 P: 11	R: 1 E: 0 K: 0 S: 10	H: 1 LOB: 0 BB: 1 P: 17	R: 0 E: 0 K: 0 S: 8	H: 0 LOB: 0 BB: 0 P: 13	R: 0 E: 0 K: 0 S: 6	H: 0 LOB: 0 BB: 0 P: 9	R: 1 E: 0 K: 0 S: 14	H: 3 LOB: 1 BB: 0 P: 23	R: 0 E: 0 K: 1 S: 13	H: 1 LOB: 1 BB: 0 P: 15		R: 1 E: 0 K: 0 S: 9	H: 1 LOB: 2 BB: 2 P: 18	1B: 7 2B: 1 3B: 0 HR: 1	SF: 0 SAC: 2 DP: 1 HBP: 0	WP: 0 PB: 0 SB: 0 CS: 1	PA: 38		
PITCHER	IP	WLS	BF	H	R	ER	SO	BB	IBB	HBP	BLK	WP	HR	S	P	ERA	WHIP								
Mike Boddicker, R ERA: 3.59	5.0	W	20	4	2	2	1	1	0	0	0	0	0	41	64	3.60	1.000								
Kevin Appier, R ERA: 3.79	2.0		9	4	1	1	0	0	0	0	0	0	0	22	35	4.50	2.000								
Jeff Montgomery, R ERA: 1.69	2.0	S	9	1	1	1	1	2	0	0	0	0	0	20	30	4.50	1.500								

Batter	1	2	3	4	5	6	7	8	9	AB	R	H	RBI	BB	SO	LOB	TOP								
Brian McRae, S OBP: 0.242, SLG: 0.322 (1, 8)	4-1 BB		2-2 G3-1		2-0 G3-1			2-1 1B		3	0	1	0	1	0	2	Kansas City Royals @ Toronto Blue Jays SkyDome, Toronto, ON Mon May 13 1991, 7:05 PM EDT Att: 44,275 - Dome - 70 F								
Nelson Lirio, S OBP: 0.300, SLG: 0.300 (1, 4)	0-0 P6			2-1 G4-3		2-0 F9		0-2 1B		3	0	0	0	0	0	1									
Terry Puhl, L OBP: 0.417, SLG: 0.222 (8, PH)										1	0	1	0	0	0	0									
Terry Shumpert, R OBP: 0.240, SLG: 0.224 (8, PR)										0	0	0	0	0	0	0									
Kirk Gibson, L OBP: 0.306, SLG: 0.439 (1, 10)	3-1 F7			0-2 G1-3		2-3 K		2-3 K		4	0	0	0	0	2	3									
Danny Tartabull, R OBP: 0.331, SLG: 0.429 (1, 9)	0-3 K			1-0 G4-3		0-1 G5-3			0-2 G3-1 1B WP	4	1	1	0	0	1	1									
Jim Eisenreich, L OBP: 0.300, SLG: 0.374 (1, 7)		0-1 G6-3			0-1 G6-3			0-1 G3-1	1-3 K	4	0	0	0	0	1	1									
Warren Cromartie, L OBP: 0.340, SLG: 0.409 (1, 3)	1-0 P6				0-1 1B			1-0 G4-3	1-2 G3-1 1B	4	1	2	0	0	0	0									
Kurt Stillwell, S OBP: 0.330, SLG: 0.347 (1, 6)	2-3 K				1-0 BB			0-0 F7	0-0 G3-1	4	0	1	1	0	1	2									
Brent Mayne, L OBP: 0.263, SLG: 0.235 (1, 2)			0-2 G3		4-1 BB			1-2 F8	2-2 P4	2	0	0	0	1	0	0									
Mike Macfarlane, R OBP: 0.333, SLG: 0.430 (9, PH)					1-2 BB				3-H	1	0	0	0	0	0	1									
Sean Berry, R OBP: 0.083, SLG: 0.167 (1, 5)			3-2 F9		1-3 K			0-2 F9		3	0	0	0	0	1	2									
Inning Stats	R: 0 E: 0 K: 1 S: 7	H: 0 LOB: 1 BB: 1 P: 14	R: 0 E: 0 K: 1 S: 7	H: 0 LOB: 0 BB: 0 P: 10	R: 0 E: 0 K: 0 S: 10	H: 0 LOB: 0 BB: 0 P: 15	R: 0 E: 0 K: 0 S: 6	H: 0 LOB: 0 BB: 0 P: 9	R: 1 E: 0 K: 1 S: 10	H: 2 LOB: 2 BB: 1 P: 18	R: 0 E: 0 K: 0 S: 6	H: 0 LOB: 0 BB: 0 P: 10	R: 0 E: 0 K: 0 S: 4	H: 0 LOB: 0 BB: 0 P: 5	R: 0 E: 0 K: 1 S: 15	H: 2 LOB: 2 BB: 0 P: 20	R: 1 E: 0 K: 1 S: 13	H: 2 LOB: 1 BB: 0 P: 17	1B: 5 2B: 3 3B: 1 HR: 0	SF: 0 SAC: 0 DP: 0 HBP: 0	WP: 1 PB: 0 SB: 1 CS: 0	PA: 35			
PITCHER	IP	WLS	BF	H	R	ER	SO	BB	IBB	HBP	BLK	WP	HR	S	P	ERA	WHIP								
Todd Stottlemyre, R ERA: 2.93 (1, 1)	8.1	W	33	6	2	2	6	2	0	0	0	0	0	74	112	2.16	0.960								
Duane Ward, R ERA: 1.93 (9, 1)	0.2	S	2	0	0	0	0	0	0	0	0	1	0	4	6	0.00	0.000								

Batter	1	2	3	4	5	6	7	8	9	AB	R	H	RBI	BB	SO	LOB	BOTTOM								
Devon White, S OBP: 0.346, SLG: 0.387 (1, 8)	0-0 F7		4-2 2B	3-2 L5				0-1 S G3 1B		3	1	1	0	1	0	1	Kansas City Royals @ Toronto Blue Jays SkyDome, Toronto, ON Mon May 13 1991, 7:05 PM EDT Att: 44,275 - Dome - 70 F								
Roberto Alomar, S OBP: 0.340, SLG: 0.492 (1, 4)	1-1 1B		0-1 1-H 2-H 2B		1-0 F8		1-0 G3	1-2 G3-1		4	0	2	2	0	0	1									
Joe Carter, R OBP: 0.394, SLG: 0.552 (1, 7)	1-0 L7		0-0 F9		1-1 HR		4-0 BB IBB			3	1	1	1	1	0	2									
John Olerud, L OBP: 0.324, SLG: 0.340 (1, 3)	0-0 F9		4-1 G4-3 BB		3-2 G5-3		4-2 BB			2	0	0	0	2	0	1									
Mark Whiten, S OBP: 0.298, SLG: 0.394 (1, 9)		2-0 F9	0-2 G4-3		1-0 L7		1-3 K			4	0	0	0	0	1	5									
Glenallen Hill, R OBP: 0.318, SLG: 0.500 (1, 10)	1-1 F8			2-3 K		1-1 F8		0-3 K		4	0	0	0	0	2	0									
Greg Myers, L OBP: 0.329, SLG: 0.368 (1, 2)	0-0 2B			4-1 3B BB		3-2 G4-3		4-2 G5-4-3 BB		2	1	1	0	2	0	0									
Manuel Lee, S OBP: 0.333, SLG: 0.317 (1, 6)	2-3 K			3-2 1-H 3B		1-1 G4-3		1-1 G5-4-3		4	0	1	1	0	1	2									
Ray Giannelli, L OBP: 0.444, SLG: 0.308 (1, 5)			3-2 2B		1-2 G4-3				0-1 G4-3	3	1	1	0	0	0	1									
Rene Gonzales, R OBP: 0.182, SLG: 0.150 (9, 5)										0	0	0	0	0	0	0									
Inning Stats	R: 0 E: 0 K: 0 S: 5	H: 1 LOB: 1 BB: 0 P: 7	R: 0 E: 0 K: 1 S: 7	H: 1 LOB: 0 BB: 0 P: 12	R: 2 E: 0 K: 0 S: 12	H: 2 LOB: 1 BB: 2 P: 23	R: 1 E: 0 K: 1 S: 15	H: 1 LOB: 1 BB: 1 P: 28	R: 1 E: 0 K: 0 S: 7	H: 1 LOB: 0 BB: 0 P: 13	R: 0 E: 0 K: 0 S: 7	H: 0 LOB: 0 BB: 0 P: 12	R: 0 E: 0 K: 1 S: 10	H: 1 LOB: 3 BB: 2 P: 20	R: 0 E: 0 K: 1 S: 7	H: 0 LOB: 0 BB: 1 P: 12	1B: 2 2B: 3 3B: 1 HR: 1	SF: 0 SAC: 0 DP: 2 HBP: 0	WP: 0 PB: 0 SB: 1 CS: 0	PA: 35					
PITCHER	IP	WLS	BF	H	R	ER	SO	BB	IBB	HBP	BLK	WP	HR	S	P	ERA	WHIP								
Storm Davis, R ERA: 4.5 (1, 1)	5.0	L	23	6	4	4	2	3	0	0	0	0	0	46	83	7.20	1.800								
Luis Aquino, R ERA: 6.48 (6, 1)	1.2		7	1	0	0	0	0	1	0	0	0	0	12	22	0.00	0.600								
Mark Davis, L ERA: 4.26 (7, 1)	1.1		5	0	0	0	2	2	0	0	0	0	0	12	22	0.00	1.500								

AB	33
R	2
H	6
RBI	1
BB	2
SO	6
LOB	13



Batter	1	2	3	4	5	6	7	8	9	AB	R	H	RBI	BB	SO	LOB	TOP										
Gary Thurman, R (1, 9) OBP: 0.306, SLG: 0.303	G5-3																2	0	0	0	1	0	0				
Kirk Gibson, L (8, PH) OBP: 0.303, SLG: 0.435																											
Neison Liriano, S (8, 4) OBP: 0.300, SLG: 0.300																											
Brian McRae, S (1, 8) OBP: 0.253, SLG: 0.330																											
Mike Macfarlane, R (1, 2) OBP: 0.343, SLG: 0.466																											
Danny Tartabull, R (1, 10) OBP: 0.328, SLG: 0.422																											
Carmelo Martinez, R (1, 3) OBP: 0.287, SLG: 0.200																											
Tom Gordon, R (8, PH)																											
Kurt Stillwell, S (1, 6) OBP: 0.327, SLG: 0.353																											
Bill Pecota, R (1, 7) OBP: 0.234, SLG: 0.255																											
Jim Eisenreich, L (8, PH) OBP: 0.295, SLG: 0.367																											
Sean Berry, R (1, 5) OBP: 0.133, SLG: 0.143																											
Terry Shumpert, R (1, 4) OBP: 0.234, SLG: 0.217																											
Terry Puhl, L (8, PH) OBP: 0.462, SLG: 0.300																											
Inning Stats	R: 1 E: 0 K: 1 S: 11	H: 2 LOB: 0 BB: 0 P: 13	R: 0 E: 0 K: 2 S: 12	H: 1 LOB: 1 BB: 0 P: 19	R: 0 E: 0 K: 0 S: 8	H: 0 LOB: 0 BB: 1 P: 17	R: 0 E: 1 K: 1 S: 9	H: 0 LOB: 0 BB: 0 P: 13	R: 0 E: 0 K: 0 S: 7	H: 0 LOB: 0 BB: 0 P: 13	R: 0 E: 0 K: 1 S: 9	H: 1 LOB: 1 BB: 0 P: 9	R: 0 E: 0 K: 0 S: 12	H: 0 LOB: 0 BB: 0 P: 19	R: 0 E: 0 K: 0 S: 9	H: 1 LOB: 1 BB: 1 P: 14	R: 0 E: 1 K: 0 S: 13	H: 1 LOB: 3 BB: 1 P: 19	1B: 4 2B: 1 3B: 0 HR: 1	SF: 0 SAC: 0 DP: 2 HBP: 0	WP: 0 PB: 0 SB: 0 CS: 2	PA: 34					
PITCHER	IP	WLS	BF	H	R	ER	SO	BB	IBB	HBP	BLK	WP	HR	S	P	ERA	WHIP										
David Wells, L (1, 1) ERA: 2.96	7.0	W	24	4	1	1	5	1	0	0	0	0	1	68	103	1.29	0.714										
Mike Timlin, R (8, 1) ERA: 2.28	2.0	S	10	2	0	0	0	2	0	0	0	0	0	22	33	0.00	2.000										

Kansas City Royals @ Toronto Blue Jays
SkyDome, Toronto, ON
Tue May 14 1991, 7:05 PM EDT
Att: 43,357 - Sunny - 72 F

AB 30
R 1
H 6
RBI 1
BB 3
SO 5
LOB 16



Batter	1	2	3	4	5	6	7	8	9	AB	R	H	RBI	BB	SO	LOB	BOTTOM										
Mookie Wilson, S (1, 8) OBP: 0.241, SLG: 0.296	K	K															5	0	0	0	3	5					
Roberto Alomar, S (1, 4) OBP: 0.329, SLG: 0.474	K																										
Joe Carter, R (1, 7) OBP: 0.404, SLG: 0.558	G3																										
John Olerud, L (1, 3) OBP: 0.330, SLG: 0.357																											
Mark Whiten, S (1, 9) OBP: 0.296, SLG: 0.388																											
Glenallen Hill, R (1, 10) OBP: 0.333, SLG: 0.500																											
Greg Myers, L (1, 2) OBP: 0.352, SLG: 0.416																											
Pat Borders, R (7, PH) OBP: 0.200, SLG: 0.186																											
Ray Giannelli, L (1, 5) OBP: 0.429, SLG: 0.313																											
Ed Sprague, R (8, PH) OBP: 0.400, SLG: 0.500																											
Rene Gonzales, R (1, 6) OBP: 0.192, SLG: 0.167																											
Inning Stats	R: 0 E: 0 K: 2 S: 9	H: 0 LOB: 0 BB: 0 P: 13	R: 3 E: 0 K: 2 S: 16	H: 4 LOB: 1 BB: 0 P: 28	R: 0 E: 0 K: 1 S: 13	H: 1 LOB: 1 BB: 0 P: 22	R: 0 E: 0 K: 1 S: 6	H: 1 LOB: 1 BB: 1 P: 12	R: 0 E: 0 K: 2 S: 9	H: 1 LOB: 1 BB: 0 P: 13	R: 0 E: 0 K: 3 S: 12	H: 1 LOB: 3 BB: 1 P: 23	R: 1 E: 0 K: 0 S: 15	H: 3 LOB: 2 BB: 0 P: 20	R: 0 E: 0 K: 1 S: 9	H: 1 LOB: 1 BB: 0 P: 9	1B: 9 2B: 2 3B: 0 HR: 1	SF: 0 SAC: 0 DP: 1 HBP: 0	WP: 4 PB: 0 SB: 3 CS: 0	PA: 38							
PITCHER	IP	WLS	BF	H	R	ER	SO	BB	IBB	HBP	BLK	WP	HR	S	P	ERA	WHIP										
Mark Gubicza, R (1, 1) ERA: 5.4	5.0	L	22	7	3	3	8	1	0	0	0	1	1	53	88	5.40	1.600										
Steve Crawford, R (6, 1) ERA: 6.75	1.2		11	4	1	1	3	0	1	0	0	1	0	22	38	5.40	2.400										
Mark Davis, L (7, 1) ERA: 3.52	1.1		5	1	0	0	1	0	0	0	0	0	0	14	14	0.00	0.750										

Kansas City Royals @ Toronto Blue Jays
SkyDome, Toronto, ON
Tue May 14 1991, 7:05 PM EDT
Att: 43,357 - Sunny - 72 F

AB 36
R 4
H 12
RBI 4
BB 2
SO 12
LOB 23



Batter	1	2	3	4	5	6	7	8	9	AB	R	H	RBI	BB	SO	LOB	TOP				
Gary Thurman, R (1, 9) OBP: 0.308, SLG: 0.389 Kirk Gibson, L (6, PH) OBP: 0.315, SLG: 0.445	K2-3		HR	K		1B		HR		3	1	1	1	0	2	1	Kansas City Royals @ Toronto Blue Jays SkyDome, Toronto, ON Wed May 15 1991, 7:05 PM EDT Att: 50,113 - Sunny - 73 F				
Brian McRae, S (1, 8) OBP: 0.250, SLG: 0.354	P2		G4-3	K		P3		HR		5	1	1	3	0	1	2					
Mike Macfarlane, R (1, 2) OBP: 0.337, SLG: 0.452	K		1B	BB		F7		G6-3	G5-3	5	0	1	0	0	1	0					
Danny Tartabull, R (1, 10) OBP: 0.323, SLG: 0.413		FC1-6	F8			G5-3		K	G6-3	5	0	1	0	0	1	1					
Carmelo Martinez, R (1, 3) OBP: 0.300, SLG: 0.190		FC1-6	1B	BB		1B			G5-3	2	1	0	0	3	0	1					
Jim Eisenreich, L (1, 7) OBP: 0.308, SLG: 0.372		F9	1B	BB		BB				4	0	2	0	1	1	2					
Kurt Stillwell, S (1, 6) OBP: 0.322, SLG: 0.346		1B	F7			1B			BB	5	1	1	0	0	0	6					
Bill Pecota, R (1, 5) OBP: 0.339, SLG: 0.314		2B		1B		G1-3		G3-1	F8	4	1	3	2	0	0	0					
Terry Shumpert, R (1, 4) OBP: 0.225, SLG: 0.208 Terry Puhl, L (8, PH) OBP: 0.429, SLG: 0.273 Nelson Liriano, S (8, 4) OBP: 0.300, SLG: 0.300	F7		G6-3			F7		F8		3	0	0	0	0	0	2					
Inning Stats	R: 0 E: 0 K: 2 S: 8	H: 0 LOB: 0 BB: 0 P: 14	R: 2 E: 0 K: 0 S: 14	H: 3 LOB: 1 BB: 0 P: 23	R: 1 E: 0 K: 0 S: 15	H: 3 LOB: 3 BB: 1 P: 24	R: 0 E: 0 K: 2 S: 14	H: 1 LOB: 1 BB: 0 P: 21	R: 0 E: 0 K: 0 S: 7	H: 1 LOB: 2 BB: 1 P: 9	R: 0 E: 0 K: 2 S: 10	H: 0 LOB: 1 BB: 1 P: 16	R: 3 E: 0 K: 0 S: 12	H: 3 LOB: 0 BB: 0 P: 14	R: 0 E: 0 K: 0 S: 6	H: 0 LOB: 1 BB: 1 P: 12		1B: 9 2B: 1 3B: 0 HR: 2	SF: 0 SAC: 0 DP: 0 HBP: 0	WP: 0 PB: 0 CS: 0	PA: 43
PITCHER	IP	WLS	BF	H	R	ER	SO	BB	IBB	HBP	BLK	WP	HR	S	P	ERA	WHIP				
Denis Boucher, L (1, 1) ERA: 4.58	5.0	L	25	8	3	3	4	2	0	0	0	0	1	59	98	5.40	2.000				
Willie Fraser, R (6, 1) ERA: 4.02	2.2		11	2	1	1	2	1	0	0	0	0	0	22	31	3.38	1.125				
Bob MacDonald, L (8, 1) ERA: 3.6	1.1		7	2	2	2	0	1	0	0	0	0	1	13	20	13.50	2.250				

Batter	1	2	3	4	5	6	7	8	9	AB	R	H	RBI	BB	SO	LOB	BOTTOM				
Mookie Wilson, S (1, 8) OBP: 0.270, SLG: 0.339	G6-3		F9	1B		1B		FC6-4		5	0	3	1	0	0	1	Kansas City Royals @ Toronto Blue Jays SkyDome, Toronto, ON Wed May 15 1991, 7:05 PM EDT Att: 50,113 - Sunny - 73 F				
Roberto Alomar, S (1, 4) OBP: 0.325, SLG: 0.467	G4-3		1B			K		G6-3	SF7	4	0	1	2	0	1	3					
Joe Carter, R (1, 7) OBP: 0.397, SLG: 0.545	1B		F9			F8		F8	L6	5	0	1	0	0	0	5					
John Olerud, L (1, 3) OBP: 0.336, SLG: 0.402	K		G4-3			G4-3		HR		4	1	2	1	0	1	3					
Mark Whiten, S (1, 9) OBP: 0.295, SLG: 0.382		CS				K		G4-3	P4	4	0	1	0	0	1	1					
Glenallen Hill, R (1, 10) OBP: 0.308, SLG: 0.457		F9				K		K		4	0	0	0	0	3	2					
Greg Myers, L (1, 2) OBP: 0.348, SLG: 0.420	K		F8			F9			2B	4	1	1	0	0	1	2					
Ray Giannelli, L (1, 5) OBP: 0.360, SLG: 0.250			K			E3		F8	K	4	0	0	0	0	2	1					
Rene Gonzales, R (1, 6) OBP: 0.276, SLG: 0.200			1B	HBP		SH5-3		FC6-4	2B	1	2	1	0	1	0	0					
Inning Stats	R: 0 E: 0 K: 1 S: 14	H: 1 LOB: 1 BB: 0 P: 20	R: 0 E: 0 K: 1 S: 6	H: 1 LOB: 0 BB: 0 P: 11	R: 1 E: 0 K: 1 S: 11	H: 2 LOB: 2 BB: 0 P: 18	R: 0 E: 0 K: 2 S: 12	H: 0 LOB: 0 BB: 0 P: 18	R: 0 E: 0 K: 1 S: 11	H: 1 LOB: 2 BB: 0 P: 11	R: 0 E: 0 K: 0 S: 7	H: 1 LOB: 1 BB: 0 P: 11	R: 1 E: 0 K: 1 S: 10	H: 1 LOB: 0 BB: 0 P: 16	R: 2 E: 0 K: 1 S: 11	H: 2 LOB: 1 BB: 1 P: 19		1B: 6 2B: 4 3B: 0 HR: 1	SF: 1 SAC: 1 DP: 1 HBP: 1	WP: 0 PB: 0 SB: 1 CS: 1	PA: 39
PITCHER	IP	WLS	BF	H	R	ER	SO	BB	IBB	HBP	BLK	WP	HR	S	P	ERA	WHIP				
Bret Saberhagen, R (1, 1) ERA: 2.65	8.0	W	33	8	2	2	8	0	0	1	0	0	0	11	19	18.00	3.000				
Jeff Montgomery, R (9, 1) ERA: 2.65	1.0		6	2	2	2	1	1	0	0	0	0	0	11	19	18.00	3.000				

Batter	1	2	3	4	5	6	7	8	9	AB	R	H	RBI	BB	SO	LOB	TOP					
Paul Moltzer, R OBP: 0.378, SLG: 0.471 (1, 10)	F9		G6-3			1B SF8	1B 2-3		G4-1	5	1	3	0	0	0	0						
Jim Gantner, L OBP: 0.285, SLG: 0.356 (1, 4) (8, 5)	F8		G6-3			1B 3-1	P4		G4-1	5	0	1	0	0	0	3						
Gary Sheffield, R OBP: 0.318, SLG: 0.421 Willie Randolph, R OBP: 0.364, SLG: 0.282 (1, 5) (8, 4)	1B			F9		SF8		G5-3	K	3	0	1	1	0	0	0						
Robin Yount, R OBP: 0.362, SLG: 0.548 (1, 8)	2B			F9		3-H	F9	1B		4	1	2	0	0	0	1						
Franklin Stubbs, L OBP: 0.280, SLG: 0.336 (1, 3)	1B			F9				1B		4	0	1	0	0	0	2						
Greg Vaughn, R OBP: 0.381, SLG: 0.542 Dante Bichette, R OBP: 0.256, SLG: 0.377 (1, 7) (7, PR) (7, 9)					F9				K	2	0	1	0	1	0	0						
Darryl Hamilton, L OBP: 0.322, SLG: 0.264 (1, 9) (7, 7)					G6-4-3				K	4	1	2	1	0	0	1						
B.J. Surhoff, L OBP: 0.233, SLG: 0.181 (1, 2)					G4-3				L5	4	0	0	0	0	0	4						
Dale Sveum, S OBP: 0.204, SLG: 0.222 (1, 6)									K	4	0	1	2	0	2	0						
Inning Stats	R: 0 E: 0 K: 0 S: 8	H: 2 LOB: 2 BB: 0 P: 12	R: 0 E: 0 K: 0 S: 6	H: 0 LOB: 0 BB: 1 P: 10	R: 0 E: 0 K: 1 S: 6	H: 0 LOB: 0 BB: 0 P: 7	R: 0 E: 0 K: 0 S: 8	H: 0 LOB: 0 BB: 0 P: 11	R: 0 E: 0 K: 0 S: 9	H: 0 LOB: 0 BB: 0 P: 11	R: 1 E: 0 K: 0 S: 9	H: 2 LOB: 1 BB: 0 P: 13	R: 2 E: 0 K: 0 S: 14	H: 4 LOB: 2 BB: 0 P: 23	R: 1 E: 0 K: 2 S: 11	H: 3 LOB: 2 BB: 0 P: 18	R: 0 E: 0 K: 2 S: 11	H: 1 LOB: 1 BB: 0 P: 15	1B: 10 2B: 2 3B: 0 HR: 0	SF: 1 SAC: 0 DP: 1 HBP: 0	WP: 0 PB: 0 CS: 0	PA: 39
PITCHER	IP	WLS	BF	H	R	ER	SO	BB	IBB	HBP	BLK	WP	HR	S	P	ERA	WHIP					
Storm Davis, R ERA: 4.11 (1, 1)	6.0		22	4	1	1	1	1	0	0	0	0	0	46	64	1.50	0.833					
Kevin Appier, R ERA: 4.34 (7, 1)	1.2	W	11	6	3	3	1	0	0	0	0	0	0	22	34	16.20	3.600					
Mark Davis, L ERA: 5.0 (8, 1)	0.1		2	1	0	0	0	0	0	0	0	0	0	3	7	0.00	3.000					
Jeff Montgomery, R ERA: 3.44 (9, 1)	1.0	S	4	1	0	0	2	0	0	0	0	0	0	11	15	0.00	1.000					

Milwaukee Brewers @ Kansas City Royals
Royals Stadium, Kansas City, MO
Sat May 18 1991, 8:05 PM EDT
Att: 34,727 - Cloudy - 74 F

AB	37
R	4
H	12
RBI	4
BB	1
SO	4
LOB	14



Batter	1	2	3	4	5	6	7	8	9	AB	R	H	RBI	BB	SO	LOB	BOTTOM					
Brian McRae, S OBP: 0.264, SLG: 0.390 (1, 8)	1B	G1-3			G3					4	2	2	2	1	0	1						
Nelson Liriano, S OBP: 0.286, SLG: 0.286 Terry Puhl, L OBP: 0.400, SLG: 0.250 Terry Shumpert, R OBP: 0.217, SLG: 0.200 (1, 4) (8, PH) (9, 4)	1B				B1-3					4	0	1	0	0	0	1						
Jim Eisenreich, L OBP: 0.311, SLG: 0.398 (1, 7)	1B				F7					4	1	2	2	0	0	0						
Danny Tartabull, R OBP: 0.324, SLG: 0.431 (1, 9)	1B				G4-3					4	1	1	1	0	1	2						
Kirk Gibson, L OBP: 0.316, SLG: 0.427 (1, 10)	1B				K2-3					3	0	0	0	1	1	0						
Warren Cromartie, L OBP: 0.314, SLG: 0.375 Carmelo Martinez, R OBP: 0.339, SLG: 0.283 (1, 3) (8, PH) (9, 3)	1B				G3-1					3	0	0	0	0	0	3						
Mike MacFarlane, R OBP: 0.336, SLG: 0.446 (1, 2)	1B				G3-1					3	0	0	0	1	1	3						
Kurt Stillwell, S OBP: 0.312, SLG: 0.333 (1, 6)					F7					4	1	1	0	0	0	1						
Bill Pecota, R OBP: 0.359, SLG: 0.407 (1, 5)					FC6-4					4	1	3	1	0	0	1						
Inning Stats	R: 1 E: 0 K: 1 S: 12	H: 3 LOB: 3 BB: 1 P: 22	R: 0 E: 0 K: 1 S: 8	H: 1 LOB: 1 BB: 0 P: 13	R: 0 E: 0 K: 1 S: 8	H: 0 LOB: 0 BB: 0 P: 10	R: 0 E: 0 K: 0 S: 5	H: 0 LOB: 0 BB: 1 P: 9	R: 0 E: 0 K: 0 S: 4	H: 0 LOB: 0 BB: 0 P: 6	R: 0 E: 0 K: 1 S: 9	H: 0 LOB: 0 BB: 0 P: 14	R: 2 E: 0 K: 0 S: 8	H: 2 LOB: 0 BB: 0 P: 14	R: 4 E: 0 K: 0 S: 26	H: 5 LOB: 2 BB: 1 P: 38	1B: 6 2B: 1 3B: 0 HR: 4	SF: 0 SAC: 0 DP: 0 HBP: 0	WP: 0 PB: 0 CS: 0	PA: 38		
PITCHER	IP	WLS	BF	H	R	ER	SO	BB	IBB	HBP	BLK	WP	HR	S	P	ERA	WHIP					
Don August, R ERA: 5.28 (1, 1)	7.0		29	6	3	3	4	2	0	0	0	0	0	54	88	3.86	1.143					
Mark Lee, L ERA: 2.94 (8, 1)	0.1	L	4	3	3	3	0	0	0	0	0	0	3	14	19	81.00	9.000					
Chuck Crim, R ERA: 4.62 (8, 1)	0.2		5	2	1	1	0	1	0	0	0	0	0	12	19	13.50	4.500					

Milwaukee Brewers @ Kansas City Royals
Royals Stadium, Kansas City, MO
Sat May 18 1991, 8:05 PM EDT
Att: 34,727 - Cloudy - 74 F


AB	35
R	7
H	11
RBI	7
BB	3
SO	4
LOB	14




Batter	1	2	3	4	5	6	7	8	9	AB	R	H	RBI	BB	SO	LOB	TOP																				
Paul Moltzer, R OBP: 0.386, SLG: 0.475 (1, 10)	G6-3		G1-3 2B 1B	FC6-4 1B			G5-3		G4-6-3 1B	5	1	3	1	0	0	0	Milwaukee Brewers @ Kansas City Royals Royals Stadium, Kansas City, MO Sun May 19 1991, 4:33 AM EDT Att: 26,483 - Cloudy - 63 F																				
Jim Gantner, L OBP: 0.273, SLG: 0.341 (1, 4) (7, 5)	G4-3		G1-3	P6			G4-3		G4-6-3 1-2f	5	0	0	0	0	0	5																					
Gary Sheffield, R OBP: 0.337, SLG: 0.436 Willie Randolph, R OBP: 0.360, SLG: 0.278 (7, PR) (7, 4)	BB		1B 2B	FC6-4 1-2f			1B BB		G5-3	2	1	1	2	2	0	2																					
Robin Yount, R OBP: 0.365, SLG: 0.547 (1, 8)	1-2		1B 2H				1-2			4	0	2	1	0	1	1																					
Franklin Stubbs, L OBP: 0.279, SLG: 0.333 (1, 3)		K	1-3	1B			G4-3		G4-3	4	0	1	0	0	1	2																					
Dante Bichette, R OBP: 0.248, SLG: 0.364 (1, 9)		K	K				F8		F9	4	0	0	0	0	2	2																					
Darryl Hamilton, L OBP: 0.317, SLG: 0.263 (1, 7)	G3-1			1B S			F7		G3	4	1	1	0	0	0	0																					
Rick Dempsey, R OBP: 0.250, SLG: 0.424 (1, 2)			G5-3	K			K		2B	4	0	1	0	0	2	1																					
Dale Sveum, S OBP: 0.226, SLG: 0.213 (1, 6)			G1-3 2B BB	1B BB			K		K	2	1	0	0	2	2	1																					
Inning Stats	R: 0 E: 0 K: 1 S: 7	H: 0 LOB: 1 BB: 1 P: 11	R: 0 E: 0 K: 2 S: 8	H: 0 LOB: 0 BB: 0 P: 12	R: 3 E: 0 K: 1 S: 15	H: 4 LOB: 2 BB: 1 P: 24	R: 1 E: 0 K: 1 S: 17	H: 2 LOB: 2 BB: 1 P: 26	R: 0 E: 0 K: 0 S: 6	H: 0 LOB: 0 BB: 0 P: 8	R: 0 E: 0 K: 1 S: 10	H: 1 LOB: 2 BB: 1 P: 18	R: 0 E: 0 K: 1 S: 9	H: 1 LOB: 1 BB: 0 P: 13	R: 0 E: 0 K: 0 S: 9	H: 1 LOB: 0 BB: 0 P: 16	1B: 7 2B: 2 3B: 0 HR: 0	SF: 0 SAC: 0 DP: 1 HBP: 0	WP: 0 PB: 0 CS: 2	PA: 39																	
PITCHER	IP	WLS	BF	H	R	ER	SO	BB	IBB	HBP	BLK	WP	HR	S	P	ERA	WHIP	PITCHER		IP	WLS	BF	H	R	ER	SO	BB	IBB	HBP	BLK	WP	HR	S	P	ERA	WHIP	
Mark Gubicza, R ERA: 6.3 Luis Aquino, R ERA: 5.23	(1, 1)	5.0	L	24	6	4	4	5	3	0	0	0	0	0	53	81	7.20	1.800			(6, 1)	4.0	15	3	0	0	3	1	0	0	0	0	0	42	67	0.00	1.000

Batter	1	2	3	4	5	6	7	8	9	AB	R	H	RBI	BB	SO	LOB	BOTTOM																				
Brian McRae, S OBP: 0.263, SLG: 0.380 (1, 8)	G3		K				G6-3		G6-3 BB	3	0	0	0	1	1	0	Milwaukee Brewers @ Kansas City Royals Royals Stadium, Kansas City, MO Sun May 19 1991, 4:33 AM EDT Att: 26,483 - Cloudy - 63 F																				
Nelson Liriano, S OBP: 0.353, SLG: 0.353 Terry Puhl, L OBP: 0.375, SLG: 0.231 Terry Shumpert, R OBP: 0.217, SLG: 0.200 (1, 4) (8, PH) (9, 4)	F7			FC6-4 1B			1B		G6-3 1-2 2-3	3	0	2	0	0	0	0																					
Jim Eisenreich, L OBP: 0.302, SLG: 0.385 (1, 7)	G6-3			F8			F8		F8	4	0	0	0	0	0	4																					
Danny Tartabull, R OBP: 0.329, SLG: 0.463 (1, 9)			F8 G6-3 2B	FC6-4 S 1-2f			K		K HR	4	2	2	1	0	1	2																					
Kirk Gibson, L OBP: 0.307, SLG: 0.413 (1, 10)			F8	K			K		K	4	0	0	0	0	3	2																					
Carmelo Martinez, R OBP: 0.333, SLG: 0.300 (1, 3)			G6-3				F7		2B	4	0	1	1	0	0	0																					
Kurt Stillwell, S OBP: 0.302, SLG: 0.322 (1, 6)			F9				F9		K	4	0	0	0	0	1	1																					
Brent Mayne, L OBP: 0.318, SLG: 0.300 Mike Mactafane, R OBP: 0.333, SLG: 0.441 (1, 2) (9, PH)			F7				1B		K	3	0	2	0	0	0	0																					
Bill Pecota, R OBP: 0.343, SLG: 0.387 (1, 5)			G6-3				P4		FC4-6 G6-3 BB 1-2f	3	0	0	0	0	0	2																					
Inning Stats	R: 0 E: 0 K: 0 S: 7	H: 0 LOB: 0 BB: 0 P: 9	R: 1 E: 0 K: 0 S: 12	H: 1 LOB: 0 BB: 0 P: 18	R: 0 E: 0 K: 1 S: 9	H: 0 LOB: 0 BB: 0 P: 15	R: 0 E: 0 K: 1 S: 12	H: 1 LOB: 1 BB: 0 P: 16	R: 0 E: 0 K: 0 S: 7	H: 1 LOB: 1 BB: 0 P: 12	R: 0 E: 0 K: 1 S: 9	H: 1 LOB: 1 BB: 0 P: 12	R: 0 E: 0 K: 1 S: 12	H: 0 LOB: 0 BB: 0 P: 17	R: 0 E: 0 K: 0 S: 10	H: 1 LOB: 2 BB: 1 P: 19	R: 1 E: 0 K: 3 S: 17	H: 2 LOB: 1 BB: 0 P: 25	1B: 4 2B: 2 3B: 0 HR: 1	SF: 0 SAC: 0 DP: 0 HBP: 0	WP: 0 PB: 0 CS: 0	PA: 35															
PITCHER	IP	WLS	BF	H	R	ER	SO	BB	IBB	HBP	BLK	WP	HR	S	P	ERA	WHIP	PITCHER		IP	WLS	BF	H	R	ER	SO	BB	IBB	HBP	BLK	WP	HR	S	P	ERA	WHIP	
Jaime Navarro, R ERA: 4.56 Julio Machado, R ERA: 2.53	(1, 1)	8.1	W	33	7	2	2	5	1	0	0	0	0	0	87	133	2.16	0.960			(9, 1)	0.2	S	2	0	0	0	2	0	0	0	0	0	8	10	0.00	0.000

AB 35
R 4
H 9
RBI 4
BB 4
SO 8
LOB 14




AB 34
R 2
H 7
RBI 2
BB 1
SO 7
LOB 14



Batter	1	2	3	4	5	6	7	8	9	AB	R	H	RBI	BB	SO	LOB	TOP										
Henry Cotto, R OBP: 0.356, SLG: 0.509 Greg Briley, L OBP: 0.264, SLG: 0.294	P5	L5		K			G4-3		1B WP	0	0	0	0	0	0	0											
Harold Reynolds, S OBP: 0.377, SLG: 0.421 Jay Buhner, R OBP: 0.321, SLG: 0.458	G4-3		G4-3	CS BB			P5		WP 1B	4	1	1	0	1	0	0											
Ken Griffey Jr., L OBP: 0.377, SLG: 0.421 Jay Buhner, R OBP: 0.321, SLG: 0.458	G1-3		FC6-4 BB	CS	F8		F8		BB 1B	4	1	1	1	1	0	0											
Ken Griffey, L OBP: 0.405, SLG: 0.424		E 1B 1B							G4-3 SF9 2B	3	2	3	0	2	0	0											
Edgar Martinez, R OBP: 0.459, SLG: 0.496	E9 WP 1B		FC6-4 1B 3B				K		G4-3 F8	5	2	1	0	0	1	6											
Pete O'Brien, L OBP: 0.306, SLG: 0.397	P5						G4-3		SF9	3	1	1	2	0	0	3											
Alvin Davis, L OBP: 0.272, SLG: 0.319							G3		G3-1	4	0	2	4	0	0	0											
Omar Vizquel, S OBP: 0.281, SLG: 0.279	P5		G4-3				P5		K	4	0	0	0	0	1	2											
Dave Valle, R OBP: 0.295, SLG: 0.232				K			G5-3		G6-3	3	0	0	0	1	1	0											
Inning Stats	R: 0 E: 0 K: 0 S: 7	H: 0 LOB: 0 BB: 0 P: 10	R: 2 E: 1 K: 0 S: 12	H: 3 LOB: 2 BB: 1 P: 24	R: 3 E: 0 K: 0 S: 12	H: 2 LOB: 1 BB: 2 P: 30	R: 0 E: 0 K: 2 S: 12	H: 0 LOB: 0 BB: 1 P: 18	R: 0 E: 0 K: 1 S: 8	H: 1 LOB: 1 BB: 0 P: 11	R: 0 E: 0 K: 0 S: 7	H: 0 LOB: 0 BB: 0 P: 11	R: 0 E: 0 K: 0 S: 5	H: 0 LOB: 0 BB: 0 P: 8	R: 1 E: 0 K: 0 S: 10	H: 1 LOB: 0 BB: 0 P: 20	R: 2 E: 0 K: 1 S: 16	H: 3 LOB: 2 BB: 1 P: 29	1B: 8 2B: 1 3B: 1 HR: 0	SF: 1 SAC: 0 DP: 0 HBP: 0	WP: 3 PB: 0 SB: 0 CS: 1	PA: 42					
PITCHER	IP	WLS	BF	H	R	ER	SO	BB	IBB	HBP	BLK	WP	HR	S	P	ERA	WHIP										
Bret Saberhagen, R ERA: 3.23	7.0		31	7	6	6	3	4	0	0	0	1	0	65	117	7.71	1.571										
Jeff Montgomery, R ERA: 3.98	2.0	L	10	3	2	2	1	1	0	0	0	1	0	24	44	9.00	2.000										

Seattle Mariners @ Kansas City Royals
Royals Stadium, Kansas City, MO
Mon May 20 1991, 8:05 PM EDT
Att: 27,088 - Overcast - 72 F

AB	35
R	8
H	10
RBI	7
BB	5
SO	4
LOB	13



Batter	1	2	3	4	5	6	7	8	9	AB	R	H	RBI	BB	SO	LOB	BOTTOM										
Brian McRae, S OBP: 0.261, SLG: 0.389	P5		1B 3B	G6-3			F9		G3	5	1	1	0	0	0	0											
Nelson Lirio, S OBP: 0.409, SLG: 0.409	HR 1B		BB 1B				1B G4-3		G4-3	5	3	3	1	0	0	0											
Jim Eisenreich, L OBP: 0.313, SLG: 0.389	L8		BB				G4-3 BB 1B		G5-3	4	0	2	0	1	0	1											
Danny Tartabull, R OBP: 0.333, SLG: 0.482 Gary Thurman, R OBP: 0.326, SLG: 0.400	HR		K				G4-3 BB		G1-3	3	1	1	2	1	1	3											
Terry Puhl, L OBP: 0.350, SLG: 0.235	L8		G5-4-3 1B				G4-3		G3	4	0	1	2	0	0	3											
Carmelo Martinez, R OBP: 0.328, SLG: 0.283			G5-4-3				G6-4-3 IBB		K	3	0	0	0	1	2	2											
Mike Macfarlane, R OBP: 0.322, SLG: 0.425	G5-3						P4 G6-4-3		G6-3	4	0	0	0	0	0	3											
Kurt Stillwell, S OBP: 0.308, SLG: 0.328							G1-3		P4 WP 1B	4	0	2	0	0	0	0											
Bill Pecota, R OBP: 0.338, SLG: 0.424	P2						IHR		G6-3	4	1	1	1	0	0	2											
Inning Stats	R: 2 E: 0 K: 0 S: 8	H: 2 LOB: 0 BB: 0 P: 16	R: 0 E: 0 K: 1 S: 7	H: 1 LOB: 0 BB: 0 P: 10	R: 2 E: 0 K: 1 S: 12	H: 3 LOB: 1 BB: 1 P: 21	R: 1 E: 0 K: 0 S: 7	H: 1 LOB: 0 BB: 0 P: 12	R: 1 E: 0 K: 0 S: 13	H: 2 LOB: 2 BB: 2 P: 25	R: 0 E: 0 K: 0 S: 5	H: 0 LOB: 0 BB: 0 P: 10	R: 0 E: 0 K: 0 S: 5	H: 1 LOB: 1 BB: 0 P: 10	R: 0 E: 0 K: 1 S: 12	H: 1 LOB: 0 BB: 0 P: 19	R: 0 E: 0 K: 0 S: 7	H: 0 LOB: 0 BB: 0 P: 11	1B: 8 2B: 0 3B: 1 HR: 2	SF: 0 SAC: 0 DP: 2 HBP: 0	WP: 1 PB: 0 SB: 0 CS: 0	PA: 39					
PITCHER	IP	WLS	BF	H	R	ER	SO	BB	IBB	HBP	BLK	WP	HR	S	P	ERA	WHIP										
Rich DeLucia, R ERA: 4.73	2.1		14	4	4	4	2	1	1	0	0	0	0	22	40	6.75	1.500										
Bill Swift, R ERA: 1.5	3.1		11	3	2	2	0	1	1	0	0	0	0	22	40	6.75	1.500										
Russ Swan, L ERA: 1.13	3.0	W	11	2	0	0	1	0	0	0	0	1	0	22	39	0.00	0.667										
Michael Jackson, R ERA: 2.05	1.0	S	3	0	0	0	0	0	0	0	0	0	0	7	11	0.00	0.000										

Seattle Mariners @ Kansas City Royals
Royals Stadium, Kansas City, MO
Mon May 20 1991, 8:05 PM EDT
Att: 27,088 - Overcast - 72 F

AB	36
R	6
H	11
RBI	6
BB	3
SO	3
LOB	14



Batter	1	2	3	4	5	6	7	8	9	AB	R	H	RBI	BB	SO	LOB	TOP			
Henry Cotto, R OBP: 0.333, SLG: 0.475 (1, 9)	G5-3		K		K			K		4	0	0	0	0	3	0	Seattle Mariners @ Kansas City Royals Royals Stadium, Kansas City, MO Tue May 21 1991, 8:05 PM EDT Att: 19,954 - Cloudy - 76 F			
Harold Reynolds, S OBP: 0.353, SLG: 0.371 (1, 4)	F7			F7		G4-3			P1	4	0	0	0	0	0	0				
Ken Griffey Jr., L OBP: 0.373, SLG: 0.416 (1, 8)	G3-1			F7		G5-3				4	0	1	0	0	0	0				
Edgar Martinez, R OBP: 0.461, SLG: 0.496 (1, 5)		G4-1 1B		F7 FC6 1B		K			L9	4	1	2	0	0	1	1				
Pete O'Brien, L OBP: 0.298, SLG: 0.386 (1, 3)	G4-1			FC6 1-2					F9	4	0	0	0	0	0	3				
Alvin Davis, L OBP: 0.288, SLG: 0.339 (1, 10)					SH 2B					2	1	2	1	1	0	0				
Tracy Jones, R OBP: 0.286, SLG: 0.359 (1, 7)					SH 2B					2	1	0	0	0	0	2				
Greg Briley, L OBP: 0.264, SLG: 0.294 (8, 7)	L6-3				G6-3					0	0	0	0	0	0	0				
Jeff Schaefer, R OBP: 0.200, SLG: 0.186 (1, 6)			K		G6-3				P6	3	0	0	1	0	1	0				
Dave Valle, R OBP: 0.287, SLG: 0.224 (1, 2)			F9		G3				G5-3	3	0	0	0	0	0	0				
Inning Stats	R: 0 E: 0 K: 0 S: 7	H: 0 LOB: 0 BB: 0 P: 13	R: 1 E: 0 K: 0 S: 11	H: 2 LOB: 0 BB: 0 P: 17	R: 0 E: 0 K: 2 S: 12	H: 0 LOB: 0 BB: 0 P: 16	R: 0 E: 0 K: 0 S: 10	H: 1 LOB: 1 BB: 0 P: 15	R: 2 E: 1 K: 1 S: 9	H: 1 LOB: 0 BB: 0 P: 13	R: 0 E: 0 K: 0 S: 4	H: 0 LOB: 0 BB: 1 P: 8	R: 0 E: 0 K: 1 S: 7	H: 0 LOB: 0 BB: 0 P: 13	R: 0 E: 0 K: 0 S: 10	H: 1 LOB: 1 BB: 0 P: 15	1B: 4 2B: 2 3B: 0 HR: 0	SF: 0 SAC: 1 DP: 2 HBP: 0	WP: 0 PB: 0 SB: 0 CS: 0	PA: 32
PITCHER Kevin Appier, R ERA: 3.88 (1, 1)	IP: 9.0 WLS: W BF: 32 H: 5 R: 3 ER: 2 SO: 5 BB: 1 IBB: 0 HBP: 0 BLK: 0 WP: 0 HR: 0 S: 77 P: 122 ERA: 2.00 WHIP: 0.667																			

AB	30
R	3
H	5
RBI	2
BB	1
SO	5
LOB	6



Batter	1	2	3	4	5	6	7	8	9	AB	R	H	RBI	BB	SO	LOB	BOTTOM			
Brian McRae, S OBP: 0.260, SLG: 0.385 (1, 8)	K		G1-3			P5				4	1	1	1	0	1	1	Seattle Mariners @ Kansas City Royals Royals Stadium, Kansas City, MO Tue May 21 1991, 8:05 PM EDT Att: 19,954 - Cloudy - 76 F			
Gary Thurman, R OBP: 0.326, SLG: 0.419 (1, 9)						G4-3				3	0	1	1	0	0	0				
Warren Cromartie, L OBP: 0.327, SLG: 0.388 (8, 9)	G5-3		CS 2B							1	0	1	1	0	0	0				
Jim Eisenreich, L OBP: 0.319, SLG: 0.388 (1, 7)			F7							3	0	1	0	1	0	2				
Danny Tartabull, R OBP: 0.325, SLG: 0.468 (1, 10)	BB					1B				4	0	0	0	0	0	3				
Danny Tartabull, R OBP: 0.325, SLG: 0.468 (1, 10)	F9				G5-3				F7	4	0	0	0	0	0	3				
Mike Macfarlane, R OBP: 0.322, SLG: 0.450 (1, 2)					G5-3					3	1	1	1	0	1	0				
Carmelo Martinez, R OBP: 0.313, SLG: 0.268 (1, 3)					G4-3					3	0	0	0	0	1	0				
Kurt Stillwell, S OBP: 0.301, SLG: 0.320 (1, 6)										3	0	0	0	0	0	0				
Bill Pecota, R OBP: 0.338, SLG: 0.420 (1, 5)										3	0	1	0	0	0	0				
Terry Shumpert, R OBP: 0.233, SLG: 0.244 (1, 4)										3	2	2	0	0	0	1				
Inning Stats	R: 0 E: 0 K: 1 S: 9	H: 0 LOB: 1 BB: 1 P: 15	R: 1 E: 0 K: 0 S: 6	H: 1 LOB: 0 BB: 0 P: 9	R: 1 E: 0 K: 0 S: 9	H: 2 LOB: 0 BB: 0 P: 14	R: 0 E: 0 K: 0 S: 6	H: 0 LOB: 0 BB: 0 P: 9	R: 0 E: 0 K: 0 S: 8	H: 1 LOB: 0 BB: 0 P: 12	R: 0 E: 0 K: 0 S: 7	H: 1 LOB: 1 BB: 0 P: 10	R: 0 E: 0 K: 2 S: 11	H: 0 LOB: 0 BB: 0 P: 15	R: 2 E: 0 K: 0 S: 11	H: 3 LOB: 1 BB: 0 P: 18	1B: 4 2B: 4 3B: 0 HR: 1	SF: 0 SAC: 0 DP: 1 HBP: 0	WP: 0 PB: 0 SB: 1 CS: 1	PA: 31
PITCHER Bill Krueger, L ERA: 5.06 (1, 1)	IP: 7.1 WLS: L BF: 28 H: 7 R: 4 ER: 4 SO: 3 BB: 1 IBB: 0 HBP: 0 BLK: 0 WP: 0 HR: 1 S: 61 P: 93 ERA: 4.91 WHIP: 1.091																			
Michael Jackson, R ERA: 2.0 (8, 1)	IP: 0.2 WLS: L BF: 3 H: 1 R: 0 ER: 0 SO: 0 BB: 0 IBB: 0 HBP: 0 BLK: 0 WP: 0 HR: 0 S: 6 P: 9 ERA: 0.00 WHIP: 1.500																			

AB	30
R	4
H	8
RBI	4
BB	1
SO	3
LOB	7



Batter	1	2	3	4	5	6	7	8	9	AB	R	H	RBI	BB	SO	LOB	TOP					
Greg Briley, L (1, 9) OBP: 0.272, SLG: 0.295	0-0 BB G1-2-3 1B		1-2 P6			4-1 G4-6-3 BB		1-2 G3-1	3 0 1 0 1 0 0								Seattle Mariners @ Kansas City Royals Royals Stadium, Kansas City, MO Wed May 22 1991, 8:05 PM EDT Att: 23,618 - Cloudy - 76 F					
Harold Reynolds, S (1, 4) OBP: 0.350, SLG: 0.368	1 SAFE 1 SAFE G1-2-3 BB 1-2 1B		0-1 B3-1			1-2 F7		0-1 G4-3	4 0 1 0 0 0 1													
Ken Griffey Jr., L (1, 8) OBP: 0.377, SLG: 0.436	4-2 G1-2-3 BB 1-2 2-3 BB		3-2 F7			1-1 G4-6-3 1-2		1-0 HR	3 1 1 1 1 0 1													
Ken Griffey, L (1, 7) OBP: 0.386, SLG: 0.400	2-1 G1-2-3		1-3 K					0-0 F9	4 0 0 0 0 1 3													
Edgar Martinez, R (1, 5) OBP: 0.458, SLG: 0.492	1-0 P2		1-0 F9					2-2 CS 1B	3 0 1 0 0 0 2													
Pete O'Brien, L (1, 10) OBP: 0.293, SLG: 0.378		1-2 G6-3		0-0 F8				3-3 K 1-2	3 0 0 0 0 1 1													
Alvin Davis, L (1, 3) OBP: 0.282, SLG: 0.331		1-1 F7		0-1 F8				3-1 F7	3 0 0 0 0 0 0													
Scott Bradley, L (1, 2) OBP: 0.143, SLG: 0.091		4-1 BB		3-3 K				1-0 G4-3	2 0 0 0 1 1 0													
Omar Vizquel, S (1, 6) OBP: 0.274, SLG: 0.271		1-2 L3		0-2 G1-4-3				0-1 F8	3 0 0 0 0 0 1													
Inning Stats	R: 0 E: 0 K: 0 S: 7	H: 2 LOB: 2 BB: 1 P: 16	R: 0 E: 0 K: 0 S: 9	H: 0 LOB: 1 BB: 1 P: 16	R: 0 E: 0 K: 1 S: 9	H: 0 LOB: 0 BB: 0 P: 13	R: 0 E: 0 K: 1 S: 5	H: 0 LOB: 0 BB: 0 P: 7	R: 0 E: 0 K: 1 S: 10	H: 0 LOB: 0 BB: 0 P: 13	R: 0 E: 0 K: 0 S: 6	H: 0 LOB: 0 BB: 1 P: 12	R: 0 E: 0 K: 1 S: 11	H: 1 LOB: 1 BB: 0 P: 16	R: 0 E: 0 K: 0 S: 5	H: 0 LOB: 0 BB: 0 P: 9	R: 1 E: 0 K: 0 S: 12	H: 1 LOB: 0 BB: 0 P: 15	1B: 3 2B: 1 3B: 0 HR: 1	SF: 0 SAC: 0 DP: 3 HBP: 0	WP: 0 PB: 0 SB: 0 CS: 1	PA: 31
PITCHER Tom Gordon, R (1, 1) ERA: 1.38	IP: 9.0 WLS: W BF: 31 H: 4 R: 1 ER: 1 SO: 3 BB: 3 IBB: 0 HBP: 0 BLK: 0 WP: 0 HR: 1 S: 74 P: 117 ERA: 1.00 WHIP: 0.778															PITCHER						

AB	28
R	1
H	4
RBI	1
BB	3
SO	3
LOB	9



Batter	1	2	3	4	5	6	7	8	9	AB	R	H	RBI	BB	SO	LOB	BOTTOM			
Kirk Gibson, L (1, 9) OBP: 0.319, SLG: 0.410	4-2 BB BB		2-3 K		4-2 WP BB		4-2 S 1B BB		1 1 0 0 3 1 0								Seattle Mariners @ Kansas City Royals Royals Stadium, Kansas City, MO Wed May 22 1991, 8:05 PM EDT Att: 23,618 - Cloudy - 76 F			
Kurt Stillwell, S (1, 6) OBP: 0.300, SLG: 0.318	3-1 F8		2-3 K		2-2 G6-3 1-2 2-3 3-H		1-1 1B 2-H		4 0 1 1 0 1 3											
Brian McRae, S (1, 8) OBP: 0.276, SLG: 0.387	4-0 P5 1-2 BB			4-0 G6-4-3 BB		1-1 E9 G4-3	1-2 G6-4-3 1B		2 0 1 1 2 0 0											
Danny Tartabull, R (1, 10) OBP: 0.316, SLG: 0.455	0-1 P5 1-2			0-1 G6-4-3 1-2		1-1 G4-3	0-1 G6-4-3 1-2		4 0 0 0 0 0 6											
Mike Macfarlane, R (1, 2) OBP: 0.320, SLG: 0.438		4-0 G5-4-3 BB		2-3 K		3-3 K		0-0 P4	3 0 0 0 1 2 1											
Bill Pecota, R (1, 5) OBP: 0.333, SLG: 0.403		0-1 G5-4-3 1-2		0-1 G5-3		4-0 S BB		1-1 F9	3 0 0 0 1 0 1											
Jim Eisenreich, L (1, 7) OBP: 0.331, SLG: 0.394		3-2 HBP		1-0 1B WP 1B		1-3 K	1-2 1B		3 1 2 0 0 1 2											
Carmelo Martinez, R (1, 3) OBP: 0.324, SLG: 0.271		0-1 F7		0-0 WP BB 1B		4-2 SH3-4 1B BB		3-2 P6	3 1 1 0 1 0 2											
Terry Shumpert, R (1, 4) OBP: 0.227, SLG: 0.238			2-3 K		2-3 K		3-1 SH3-4		2 0 0 0 0 2 2											
Inning Stats	R: 0 E: 0 K: 0 S: 7	H: 0 LOB: 1 BB: 2 P: 18	R: 0 E: 0 K: 0 S: 7	H: 0 LOB: 1 BB: 1 P: 14	R: 0 E: 0 K: 3 S: 9	H: 0 LOB: 0 BB: 0 P: 15	R: 0 E: 0 K: 1 S: 8	H: 0 LOB: 1 BB: 1 P: 14	R: 1 E: 0 K: 1 S: 13	H: 2 LOB: 2 BB: 1 P: 22	R: 0 E: 1 K: 2 S: 10	H: 0 LOB: 2 BB: 1 P: 20	R: 2 E: 0 K: 0 S: 15	H: 2 LOB: 1 BB: 2 P: 28	R: 0 E: 0 K: 0 S: 8	H: 1 LOB: 1 BB: 0 P: 13	1B: 5 2B: 1 3B: 0 HR: 0	SF: 0 SAC: 1 DP: 4 HBP: 1	WP: 1 PB: 0 SB: 2 CS: 0	PA: 35
PITCHER Randy Johnson, L (1, 1) ERA: 4.5 Bill Swift, R (7, 1) ERA: 1.74 Dave Burba, R (8, 1) ERA:	IP: 6.1 WLS: L BF: 30 H: 4 R: 3 ER: 3 SO: 7 BB: 8 IBB: 0 HBP: 1 BLK: 0 WP: 0 HR: 0 S: 67 P: 129 ERA: 4.26 WHIP: 1.895															PITCHER				

AB	25
R	3
H	5
RBI	2
BB	8
SO	7
LOB	17



Batter	1	2	3	4	5	6	7	8	9	AB	R	H	RBI	BB	SO	LOB	TOP					
Brian McRae, S (1, 8) OBP: 0.267, SLG: 0.374	F9		K		P5		P6			4	0	0	0	0	1	1	Kansas City Royals @ Minnesota Twins Hubert H. Humphrey Metrodome, Minneapolis, MN Fri May 24 1991, 8:05 PM EDT Att: 16,394 - Dome - 70 F					
Kirk Gibson, L (1, 7) OBP: 0.317, SLG: 0.400	F8		BB		F8			F8		3	0	0	0	1	0	1						
George Brett, L (1, 10) OBP: 0.222, SLG: 0.235	P6		F7			HR		F8		4	1	1	1	0	0	1						
Danny Tartabull, R (1, 9) OBP: 0.314, SLG: 0.456		K			2B			P2		4	0	1	0	0	2	0						
Mike Macfarlane, R (1, 2) OBP: 0.318, SLG: 0.440		1B			P7			G5-3		4	1	1	0	0	1	1						
Carmelo Martinez, R (1, 3) OBP: 0.333, SLG: 0.262 Gary Thurman, R (9, PR) OBP: 0.329, SLG: 0.419		G6-3			G5-3			FC6-4 BB		2	0	0	0	2	0	2						
Kurt Stillwell, S (1, 6) OBP: 0.306, SLG: 0.318		2H 1B			BB			FC6-4		3	0	1	1	1	1	2						
Bill Pecota, R (1, 5) OBP: 0.321, SLG: 0.387 Jim Eisenreich, L (9, PH) OBP: 0.329, SLG: 0.391		G4-3			G1-3					3	0	0	0	0	0	3						
Terry Shumpert, R (1, 4) OBP: 0.231, SLG: 0.241					P3			F9		3	0	1	0	0	0	0						
Inning Stats	R: 0 E: 0 K: 0 S: 6	H: 0 LOB: 0 BB: 0 P: 9	R: 1 E: 0 K: 1 S: 12	H: 2 LOB: 1 BB: 0 P: 16	R: 0 E: 0 K: 1 S: 7	H: 0 LOB: 1 BB: 1 P: 13	R: 0 E: 0 K: 0 S: 9	H: 1 LOB: 0 BB: 1 P: 17	R: 0 E: 0 K: 0 S: 5	H: 1 LOB: 0 BB: 0 P: 7	R: 1 E: 0 K: 2 S: 11	H: 1 LOB: 1 BB: 1 P: 20	R: 0 E: 0 K: 0 S: 6	H: 0 LOB: 0 BB: 0 P: 8	R: 0 E: 0 K: 0 S: 7	H: 0 LOB: 0 BB: 0 P: 15		R: 0 E: 0 K: 2 S: 9	H: 0 LOB: 2 BB: 1 P: 15	1B: 2 2B: 2 3B: 0 HR: 1	SF: 0 SAC: 0 DP: 0 HBP: 0	WP: 0 PB: 0 SB: 1 CS: 1
PITCHER	IP	WLS	BF	H	R	ER	SO	BB	IBB	HBP	BLK	WP	HR	S	P	ERA	WHIP					
Jack Morris, R (1, 1) ERA: 4.93	8.1	W	33	5	2	2	4	4	0	0	0	0	1	65	111	2.16	1.080					
Rick Aguilera, R (9, 1) ERA: 1.77	0.2	S	2	0	0	0	2	0	0	0	0	0	0	7	9	0.00	0.000					

Batter	1	2	3	4	5	6	7	8	9	AB	R	H	RBI	BB	SO	LOB	BOTTOM				
Dan Gladden, R (1, 7) OBP: 0.304, SLG: 0.340	F8		F8					K		3	0	0	0	1	1	0	Kansas City Royals @ Minnesota Twins Hubert H. Humphrey Metrodome, Minneapolis, MN Fri May 24 1991, 8:05 PM EDT Att: 16,394 - Dome - 70 F				
Greg Gagne, R (1, 6) OBP: 0.363, SLG: 0.504	G6-3				L9			F9		4	0	2	0	0	0	1					
Kirby Puckett, R (1, 8) OBP: 0.358, SLG: 0.497	G6-3				FC4-6 2B			G1-3		4	1	0	0	0	0	2					
Kent Hrbek, L (1, 3) OBP: 0.346, SLG: 0.310		FC6-4 1B			2B			F8		3	1	1	0	1	0	0					
Chili Davis, S (1, 10) OBP: 0.417, SLG: 0.549		FC6-4 1B			SF9 2B			G4-1		4	1	4	2	0	0	0					
Brian Harper, R (1, 2) OBP: 0.386, SLG: 0.538		FC6-4 G6-4-3			SF9			1B		3	0	1	1	0	0	3					
Pedro Munoz, R (1, 9) OBP: 0.400, SLG: 0.514		G6-4-3						P4		3	0	1	0	0	0	4					
Mike Pagliarulo, L (1, 5) OBP: 0.250, SLG: 0.354					F8			G3-1		3	0	0	0	0	0	4					
Chuck Knoblauch, R (1, 4) OBP: 0.348, SLG: 0.372					G6-3			L3		3	0	0	0	0	0	0					
Inning Stats	R: 0 E: 0 K: 0 S: 8	H: 1 LOB: 0 BB: 0 P: 13	R: 0 E: 0 K: 0 S: 7	H: 2 LOB: 1 BB: 0 P: 14	R: 0 E: 0 K: 0 S: 6	H: 0 LOB: 0 BB: 0 P: 12	R: 3 E: 1 K: 0 S: 18	H: 3 LOB: 1 BB: 1 P: 33	R: 0 E: 0 K: 0 S: 7	H: 0 LOB: 0 BB: 1 P: 11	R: 0 E: 1 K: 0 S: 17	H: 2 LOB: 3 BB: 0 P: 25	R: 0 E: 0 K: 1 S: 5	H: 0 LOB: 0 BB: 0 P: 8	R: 0 E: 0 K: 0 S: 8	H: 1 LOB: 1 BB: 0 P: 10		1B: 7 2B: 2 3B: 0 HR: 0	SF: 1 SAC: 0 DP: 2 HBP: 0	WP: 0 PB: 0 SB: 0 CS: 1	PA: 34
PITCHER	IP	WLS	BF	H	R	ER	SO	BB	IBB	HBP	BLK	WP	HR	S	P	ERA	WHIP				
Storm Davis, R (1, 1) ERA: 4.18	5.2	L	24	8	3	3	0	2	0	0	0	0	0	55	97	4.76	1.765				
Luis Aquino, R (6, 1) ERA: 4.91	1.1		5	0	0	0	1	0	0	0	0	0	0	13	19	0.00	0.000				
Steve Crawford, R (8, 1) ERA: 6.0	1.0		4	1	0	0	0	0	0	0	0	0	0	8	10	0.00	1.000				

AB	31
R	2
H	5
RBI	2
BB	4
SO	6
LOB	12

AB	30
R	3
H	9
RBI	3
BB	2
SO	1
LOB	14



Batter	1	2	3	4	5	6	7	8	9	AB	R	H	RBI	BB	SO	LOB	TOP								
Brian McRae, S OBP: 0.265, SLG: 0.375	L9			F9		L7	G4-3		G2-3 1B 2B	5	1	1	0	0	0	0									
Kirk Gibson, L OBP: 0.327, SLG: 0.415	G4-3			S 1B 1B		BB 1B 1B			G2-3	5	2	3	0	0	0	1									
George Brett, L OBP: 0.271, SLG: 0.259	K			PB 1B		1B 1B			WP 1B HR	3	3	2	1	2	1	0									
Danny Tartabull, R OBP: 0.323, SLG: 0.468		F8		K		1B BB			WP HR 1B	5	2	3	3	0	1	2									
Mike Macfarlane, R OBP: 0.313, SLG: 0.430	G6-3			K		1B 1B			G5-3	5	1	1	1	0	1	5									
Carmelo Martinez, R OBP: 0.350, SLG: 0.277	K					1B 1B			HR	4	1	2	1	1	1	0									
Kurt Stillwell, S OBP: 0.322, SLG: 0.358				CS 1B		1B 1B			HR	5	1	4	5	0	0	1									
Bill Pecota, R OBP: 0.314, SLG: 0.375				P2		F9			1B	5	0	1	0	0	1	4									
Terry Shumpert, R OBP: 0.219, SLG: 0.227				P4		K2-3			G5-3	5	0	0	0	0	2	2									
Inning Stats	R: 0 E: 0 K: 1 S: 7	H: 0 LOB: 0 BB: 0 P: 11	R: 0 E: 0 K: 1 S: 10	H: 0 LOB: 0 BB: 0 P: 17	R: 0 E: 0 K: 0 S: 8	H: 1 LOB: 0 BB: 0 P: 11	R: 0 E: 0 K: 2 S: 13	H: 2 LOB: 2 BB: 0 P: 20	R: 0 E: 0 K: 1 S: 6	H: 1 LOB: 0 BB: 0 P: 8	R: 4 E: 0 K: 1 S: 21	H: 5 LOB: 2 BB: 1 P: 38	R: 2 E: 0 K: 1 S: 14	H: 2 LOB: 1 BB: 1 P: 27	R: 0 E: 0 K: 0 S: 5	H: 1 LOB: 1 BB: 0 P: 8	R: 5 E: 0 K: 0 S: 16	H: 5 LOB: 1 BB: 1 P: 26	1B: 13 2B: 3 3B: 0 HR: 1	SF: 0 SAC: 0 DP: 1 HBP: 0	WP: 1 PB: 1 SB: 1 CS: 1	PA: 45			
PITCHER	IP	WLS	BF	H	R	ER	SO	BB	IBB	HBP	BLK	WP	HR	S	P	ERA	WHIP								
Mark Guthrie, L ERA: 5.28	5.2	L	23	7	4	4	6	1	0	0	0	0	0	59	97	6.35	1.412								
Terry Leach, R ERA: 2.95	1.0		8	4	2	2	1	0	1	0	0	0	0	19	34	18.00	4.000								
Carl Willis, R ERA: 4.08	1.1		5	1	0	0	0	0	0	0	0	0	0	6	9	0.00	0.750								
Larry Casian, L ERA: 7.36	1.0		9	5	5	5	0	1	0	0	0	1	1	16	26	45.00	6.000								

Kansas City Royals @ Minnesota Twins
Hubert H. Humphrey Metrodome, Minneapolis, MN

AB 42
R 11
H 17
RBI 11
BB 3
SO 7
LOB 15



Sat May 25 1991, 8:05 PM EDT
Att: 19,943 - Dome - 70 F

Batter	1	2	3	4	5	6	7	8	9	AB	R	H	RBI	BB	SO	LOB	BOTTOM								
Dan Gladden, R OBP: 0.309, SLG: 0.351	F7					K			G1-6-3	4	1	2	1	0	1	3									
Gene Larkin, S OBP: 0.282, SLG: 0.279										1	0	0	0	0	0	0									
Chuck Knoblauch, R OBP: 0.349, SLG: 0.373	G6-3								G6-3	5	0	2	0	0	0	0									
Kirby Puckett, R OBP: 0.354, SLG: 0.494	G4-3									5	0	1	0	0	2	3									
Kent Hrbek, L OBP: 0.336, SLG: 0.299									F8	4	0	0	0	0	0	1									
Scott Leius, R OBP: 0.395, SLG: 0.308										1	0	0	0	0	0	1									
Chili Davis, S OBP: 0.413, SLG: 0.541	G4-3									4	0	1	0	0	1	1									
Brian Harper, R OBP: 0.390, SLG: 0.555										4	0	2	0	0	1	1									
Pedro Munoz, R OBP: 0.386, SLG: 0.487	G5-3								L4	4	0	1	0	0	0	3									
Mike Pagliarulo, L OBP: 0.250, SLG: 0.350									K	4	0	1	0	0	1	1									
Greg Gagne, R OBP: 0.367, SLG: 0.500									F8	3	1	1	0	1	0	1									
Inning Stats	R: 0 E: 0 K: 0 S: 5	H: 0 LOB: 0 BB: 0 P: 11	R: 0 E: 0 K: 0 S: 9	H: 1 LOB: 1 BB: 0 P: 11	R: 0 E: 0 K: 0 S: 7	H: 2 LOB: 2 BB: 0 P: 13	R: 0 E: 0 K: 1 S: 10	H: 1 LOB: 1 BB: 0 P: 12	R: 2 E: 0 K: 1 S: 13	H: 3 LOB: 1 BB: 0 P: 22	R: 0 E: 0 K: 1 S: 12	H: 2 LOB: 3 BB: 1 P: 22	R: 0 E: 1 K: 2 S: 10	H: 0 LOB: 1 BB: 0 P: 17	R: 0 E: 0 K: 1 S: 11	H: 1 LOB: 1 BB: 0 P: 14	R: 0 E: 0 K: 0 S: 11	H: 1 LOB: 1 BB: 0 P: 15	1B: 7 2B: 4 3B: 0 HR: 0	SF: 0 SAC: 0 DP: 0 HBP: 0	WP: 0 PB: 1 SB: 1 CS: 0	PA: 40			
PITCHER	IP	WLS	BF	H	R	ER	SO	BB	IBB	HBP	BLK	WP	HR	S	P	ERA	WHIP								
Mark Gubicza, R ERA: 5.17	5.2	W	26	9	2	2	2	2	0	0	0	0	0	53	84	3.18	1.588								
Jeff Montgomery, R ERA: 3.57	2.1		10	1	0	0	4	1	0	0	0	0	0	24	38	0.00	0.857								
Mark Davis, L ERA: 4.82	0.1		1	0	0	0	0	0	0	0	0	0	0	3	4	0.00	0.000								
Dan Schatzeder, L ERA: 9.45	0.2		3	1	0	0	0	0	0	0	0	0	0	8	11	0.00	1.500								

Kansas City Royals @ Minnesota Twins
Hubert H. Humphrey Metrodome, Minneapolis, MN

AB 39
R 2
H 11
RBI 1
BB 1
SO 6
LOB 15



Sat May 25 1991, 8:05 PM EDT
Att: 19,943 - Dome - 70 F

Batter	1	2	3	4	5	6	7	8	9	AB R H RBI BB SO LOB	TOP									
Brian McRae, S OBP: 0.277, SLG: 0.406 (1, 8)										5 2 3 2 0 0 0	Kansas City Royals @ Minnesota Twins Hubert H. Humphrey Metrodome, Minneapolis, MN Sun May 26 1991, 4:33 AM EDT Att: 21,941 - Dome - 70 F livebaseballscorecards.com									
Kirk Gibson, L OBP: 0.329, SLG: 0.422 (1, 7)										5 1 2 1 0 0 1										
George Brett, L OBP: 0.286, SLG: 0.276 (1, 10)										4 1 2 0 0 0 2										
Danny Tartabull, R OBP: 0.321, SLG: 0.462 (1, 9)										4 0 1 1 0 0 3										
Carmelo Martinez, R OBP: 0.345, SLG: 0.265 (1, 3)										3 0 0 0 1 0 3										
Brent Mayne, L OBP: 0.346, SLG: 0.333 (1, 2)										4 0 2 1 0 1 0										
Kurt Stillwell, S OBP: 0.320, SLG: 0.350 (1, 6)										3 0 0 0 1 1 2										
Bill Pecota, R OBP: 0.300, SLG: 0.357 (1, 5)										4 0 0 0 0 0 5										
Terry Shumpert, R OBP: 0.220, SLG: 0.239 (1, 4)										4 1 1 0 0 1 3										
Inning Stats	R: 3 E: 1 K: 0 S: 19	H: 5 LOB: 3 BB: 1 P: 30	R: 1 E: 0 K: 0 S: 13	H: 2 LOB: 1 BB: 0 P: 21	R: 0 E: 0 K: 1 S: 6	H: 0 LOB: 0 BB: 0 P: 7	R: 1 E: 0 K: 0 S: 11	H: 2 LOB: 1 BB: 0 P: 17	R: 0 E: 0 K: 1 S: 9	H: 0 LOB: 0 BB: 0 P: 14	R: 0 E: 0 K: 0 S: 4	H: 1 LOB: 0 BB: 0 P: 5	R: 0 E: 0 K: 0 S: 8	H: 1 LOB: 1 BB: 1 P: 16	R: 0 E: 0 K: 1 S: 9	H: 0 LOB: 0 BB: 0 P: 14	1B: 8 2B: 2 3B: 0 HR: 1	SF: 0 SAC: 0 DP: 2 HBP: 0	WP: 0 PB: 0 SB: 1 CS: 0	PA: 38
PITCHER	IP WLS BF H R ER SO BB IBB HBP BLK WP HR S P ERA WHIP																			
Kevin Tapani, R ERA: 3.79 (1, 1)	4.0 L 22 9 5 5 1 1 0 0 0 0 0 1 49 75 11.25 2.500																			
Carl Willis, R ERA: 3.49 (5, 1)	3.0 9 1 0 0 1 0 0 0 0 0 0 0 19 32 0.00 0.333																			
Steve Bedrosian, R ERA: 4.33 (8, 1)	1.0 4 1 0 0 0 1 0 0 0 0 0 0 8 16 0.00 2.000																			
Rick Aguilera, R ERA: 1.69 (9, 1)	1.0 3 0 0 0 1 0 0 0 0 0 0 0 9 14 0.00 0.000																			

Batter	1	2	3	4	5	6	7	8	9	AB R H RBI BB SO LOB	BOTTOM											
Chuck Knoblauch, R OBP: 0.353, SLG: 0.373 (1, 4)										3 0 1 0 1 0 0	Kansas City Royals @ Minnesota Twins Hubert H. Humphrey Metrodome, Minneapolis, MN Sun May 26 1991, 4:33 AM EDT Att: 21,941 - Dome - 70 F livebaseballscorecards.com											
Shane Mack, R OBP: 0.316, SLG: 0.463 (1, 7)										3 0 0 0 1 0 1												
Kirby Puckett, R OBP: 0.352, SLG: 0.488 (1, 8)										4 0 1 0 0 0 2												
Kent Hrbek, L OBP: 0.333, SLG: 0.298 (1, 3)										4 0 1 0 0 0 2												
Chili Davis, S OBP: 0.415, SLG: 0.540 (1, 10)										4 1 2 0 0 0 1												
Brian Harper, R OBP: 0.385, SLG: 0.544 (1, 2)										4 0 1 0 0 0 3												
Gene Larkin, S OBP: 0.293, SLG: 0.292 (1, 9)										4 0 2 1 0 0 1												
Mike Pagliarulo, L OBP: 0.241, SLG: 0.336 (1, 5)										4 0 0 0 0 2 4												
Al Newman, S OBP: 0.317, SLG: 0.255 (1, 6)										4 0 0 0 0 0 2												
Inning Stats	R: 0 E: 0 K: 0 S: 7	H: 0 LOB: 0 BB: 0 P: 11	R: 0 E: 0 K: 0 S: 9	H: 1 LOB: 0 BB: 0 P: 12	R: 0 E: 0 K: 1 S: 10	H: 0 LOB: 2 BB: 2 P: 18	R: 0 E: 0 K: 0 S: 5	H: 1 LOB: 0 BB: 0 P: 5	R: 0 E: 0 K: 0 S: 5	H: 0 LOB: 0 BB: 0 P: 9	R: 0 E: 0 K: 0 S: 6	H: 0 LOB: 0 BB: 0 P: 7	R: 0 E: 1 K: 0 S: 12	H: 1 LOB: 2 BB: 0 P: 17	R: 0 E: 0 K: 0 S: 14	H: 2 LOB: 2 BB: 0 P: 21	R: 1 E: 0 K: 1 S: 14	H: 3 LOB: 1 BB: 0 P: 19	1B: 8 2B: 0 3B: 0 HR: 0	SF: 0 SAC: 0 DP: 2 HBP: 0	WP: 0 PB: 0 SB: 0 CS: 0	PA: 36
PITCHER	IP WLS BF H R ER SO BB IBB HBP BLK WP HR S P ERA WHIP																					
Bret Saberhagen, R ERA: 2.94 (1, 1)	9.0 W 36 8 1 1 2 2 0 0 0 0 0 0 82 119 1.00 1.111																					

AB 36
R 5
H 11
RBI 5
BB 2
SO 3
LOB 19



AB 34
R 1
H 8
RBI 1
BB 2
SO 2
LOB 16



Batter	1	2	3	4	5	6	7	8	9	AB	R	H	RBI	BB	SO	LOB	TOP										
Brian McRae, S (1, 8) OBP: 0.281, SLG: 0.397										3	1	0	1	2	1	1	Kansas City Royals @ Seattle Mariners The Kingdome, Seattle, WA Mon May 27 1991, 10:05 PM EDT Att: 34,240 - Dome - 70 F										
Kirk Gibson, L (1, 7) OBP: 0.325, SLG: 0.421										5	0	1	1	0	2	4											
George Brett, L (1, 10) OBP: 0.294, SLG: 0.274										4	0	1	1	1	2	1											
Danny Tartabull, R (1, 9) OBP: 0.329, SLG: 0.466										3	1	1	0	1	1	2											
Gary Thurman, R (8, PR) OBP: 0.326, SLG: 0.419										0	0	0	0	0	0	0											
Mike Macfarlane, R (1, 2) OBP: 0.317, SLG: 0.432										4	0	1	0	1	1	3											
Carmelo Martinez, R (1, 3) OBP: 0.337, SLG: 0.260										5	1	1	1	0	1	3											
Kurt Stillwell, S (1, 6) OBP: 0.310, SLG: 0.338										5	0	0	0	0	2	5											
Bill Pecota, R (1, 5) OBP: 0.316, SLG: 0.356										3	1	1	0	2	1	1											
Terry Shumpert, R (1, 4) OBP: 0.238, SLG: 0.281										4	2	2	1	0	0	4											
Inning Stats	R: 0 E: 0 K: 3 S: 9	H: 0 LOB: 0 BB: 0 P: 14	R: 0 E: 0 K: 2 S: 16	H: 1 LOB: 3 BB: 2 P: 32	R: 0 E: 0 K: 1 S: 6	H: 0 LOB: 1 BB: 1 P: 14	R: 1 E: 0 K: 2 S: 18	H: 1 LOB: 3 BB: 2 P: 30	R: 1 E: 0 K: 0 S: 9	H: 2 LOB: 1 BB: 0 P: 13	R: 2 E: 0 K: 0 S: 12	H: 2 LOB: 1 BB: 1 P: 23	R: 0 E: 0 K: 0 S: 5	H: 0 LOB: 0 BB: 0 P: 6	R: 2 E: 0 K: 2 S: 14	H: 2 LOB: 3 BB: 1 P: 30	R: 0 E: 1 K: 1 S: 9	H: 0 LOB: 1 BB: 0 P: 13	1B: 3 2B: 4 3B: 1 HR: 0	SF: 0 SAC: 0 DP: 0 HBP: 2	WP: 2 PB: 2 SB: 1 CS: 0	PA: 45					
PITCHER	IP	WLS	BF	H	R	ER	SO	BB	IBB	HBP	BLK	WP	HR	S	P	ERA	WHIP										
Randy Johnson, L (1, 1) ERA: 4.67	5.2	L	30	6	4	4	8	6	0	1	0	1	0	68	121	6.35	2.118										
Dave Burba, R (6, 1) ERA: 5.4	1.2		7	1	2	2	0	1	0	0	0	0	0	12	22	10.80	1.200										
Russ Swan, L (8, 1) ERA: 2.33	0.1		2	1	0	0	1	0	0	0	0	1	0	6	12	0.00	3.000										
Michael Jackson, R (8, 1) ERA: 2.05	1.1		6	0	0	0	2	0	0	1	0	0	0	12	20	0.00	0.000										

Batter	1	2	3	4	5	6	7	8	9	AB	R	H	RBI	BB	SO	LOB	BOTTOM										
Harold Reynolds, S (1, 4) OBP: 0.372, SLG: 0.385										3	2	0	1	0	0	0	Kansas City Royals @ Seattle Mariners The Kingdome, Seattle, WA Mon May 27 1991, 10:05 PM EDT Att: 34,240 - Dome - 70 F										
Ken Griffey, L (1, 7) OBP: 0.385, SLG: 0.407										3	0	0	0	1	0	2											
Ken Griffey Jr., L (1, 8) OBP: 0.379, SLG: 0.470										4	1	1	2	0	0	2											
Alvin Davis, L (1, 10) OBP: 0.283, SLG: 0.329										4	0	0	0	0	0	1											
Edgar Martinez, R (1, 5) OBP: 0.451, SLG: 0.465										4	0	1	0	0	2	1											
Pete O'Brien, L (1, 3) OBP: 0.298, SLG: 0.391										4	0	0	0	0	0	1											
Greg Briley, L (1, 9) OBP: 0.280, SLG: 0.281										4	0	0	0	0	1	1											
Rich Amaral, R (1, 6)										2	0	0	0	0	0	0											
Scott Bradley, L (1, 2) OBP: 0.163, SLG: 0.100										3	0	0	0	0	0	1											
Inning Stats	R: 1 E: 0 K: 1 S: 12	H: 1 LOB: 1 BB: 1 P: 20	R: 0 E: 0 K: 1 S: 10	H: 0 LOB: 0 BB: 0 P: 13	R: 2 E: 0 K: 0 S: 9	H: 2 LOB: 0 BB: 0 P: 15	R: 0 E: 0 K: 0 S: 6	H: 0 LOB: 0 BB: 0 P: 9	R: 0 E: 0 K: 0 S: 8	H: 0 LOB: 1 BB: 1 P: 15	R: 0 E: 0 K: 1 S: 9	H: 0 LOB: 0 BB: 0 P: 15	R: 0 E: 0 K: 0 S: 5	H: 0 LOB: 0 BB: 0 P: 6	R: 0 E: 0 K: 0 S: 7	H: 0 LOB: 0 BB: 0 P: 13	R: 0 E: 0 K: 0 S: 7	H: 1 LOB: 1 BB: 0 P: 13	1B: 2 2B: 1 3B: 0 HR: 1	SF: 0 SAC: 0 DP: 0 HBP: 1	WP: 1 PB: 1 SB: 0 CS: 0	PA: 34					
PITCHER	IP	WLS	BF	H	R	ER	SO	BB	IBB	HBP	BLK	WP	HR	S	P	ERA	WHIP										
Kevin Appier, R (1, 1) ERA: 3.74	9.0	W	34	4	3	3	3	2	0	1	0	1	1	73	119	3.00	0.667										

AB	36
R	6
H	8
RBI	5
BB	7
SO	11
LOB	24



AB	31
R	3
H	4
RBI	2
BB	2
SO	3
LOB	9



Batter	1	2	3	4	5	6	7	8	9	AB	R	H	RBI	BB	SO	LOB	TOP										
Brian McRae, S OBP: 0.272, SLG: 0.383	G3	K		FC3-6 BB			F8		FC5-4 G6-3	5	0	0	0	0	1	4	Kansas City Royals @ Seattle Mariners The Kingdome, Seattle, WA Tue May 28 1991, 10:05 PM EDT Att: 12,110 - Dome - 70 F AB 35 R 6 H 11 RBI 5 BB 3 SO 4 LOB 14										
Kirk Gibson, L OBP: 0.333, SLG: 0.431	E 1B		2B	2B	BB		F7		G6-3	4	2	0	1	0	1												
George Brett, L OBP: 0.292, SLG: 0.288	F7		1B	2B	G4-3		K			4	1	1	1	0	1	4											
Jim Eisenreich, L OBP: 0.333, SLG: 0.390	P4		1B		G3			1B BB		3	1	1	1	1	0	0											
Mike Macfarlane, R OBP: 0.322, SLG: 0.457		HR	G5-3		K			1B 1B		4	1	2	1	0	1	0											
Camelo Martinez, R OBP: 0.333, SLG: 0.260	1B WP CS 1B		K		P2			F9		4	0	1	0	0	1	2											
Kurt Stillwell, S OBP: 0.315, SLG: 0.342	CS 1B		G4-3		G3-1			1B		4	1	2	1	0	0	0											
Bill Pecota, R OBP: 0.313, SLG: 0.344	P2		FC3-6 1B BB		G5-3			P4		3	0	0	0	1	0	3											
Terry Shumpert, R OBP: 0.248, SLG: 0.290	S 1B		FC3-6 1B		G5-3			E5 FC5-4		4	0	2	1	0	0	0											
Inning Stats	R: 1 E: 0 K: 0 S: 10	H: 1 LOB: 0 BB: 0 P: 15	R: 2 E: 0 K: 1 S: 13	H: 4 LOB: 1 BB: 0 P: 21	R: 2 E: 0 K: 1 S: 11	H: 3 LOB: 0 BB: 0 P: 19	R: 0 E: 0 K: 0 S: 11	H: 1 LOB: 3 BB: 2 P: 26	R: 0 E: 0 K: 1 S: 7	H: 0 LOB: 0 BB: 0 P: 8	R: 0 E: 0 K: 1 S: 8	H: 0 LOB: 0 BB: 0 P: 13	R: 1 E: 0 K: 0 S: 13	H: 2 LOB: 1 BB: 1 P: 23	R: 0 E: 1 K: 0 S: 4	H: 0 LOB: 0 BB: 0 P: 8	1B: 8 2B: 2 3B: 0 HR: 1	SF: 0 SAC: 0 DP: 1 HBP: 0	WP: 1 PB: 0 SB: 2 CS: 2	PA: 38							
PITCHER	IP	WLS	BF	H	R	ER	SO	BB	IBB	HBP	BLK	WP	HR	S	P	ERA	WHIP										
Erik Hanson, R ERA: 3.93	3.1	L	18	9	5	4	2	1	0	0	0	1	1	38	66	10.80	3.000										
Pat Rice, R ERA:	2.2		9	0	0	0	1	1	0	0	0	0	0	21	35	0.00	0.375										
Rob Murphy, L ERA: 2.55	1.2		7	2	1	1	1	1	0	0	0	0	0	19	33	5.40	1.800										
Bill Swift, R ERA: 2.63	1.1		4	0	0	0	0	0	0	0	0	0	0	6	11	0.00	0.000										


Batter	1	2	3	4	5	6	7	8	9	AB	R	H	RBI	BB	SO	LOB	BOTTOM										
Harold Reynolds, S OBP: 0.373, SLG: 0.383	G4-3		BB		F7	G5-4-3 1B			K	4	0	1	0	1	1	0	Kansas City Royals @ Seattle Mariners The Kingdome, Seattle, WA Tue May 28 1991, 10:05 PM EDT Att: 12,110 - Dome - 70 F AB 34 R 5 H 7 RBI 2 BB 6 SO 9 LOB 19										
Edgar Martinez, R OBP: 0.455, SLG: 0.462	1B E BB		BB		G6-3	G5-4-3			1B BB	3	2	1	0	2	0	3											
Ken Griffey Jr., L OBP: 0.385, SLG: 0.490	E 1B		K		HR				1B BB	4	1	2	1	1	1	2											
Alvin Davis, L OBP: 0.276, SLG: 0.319	K		F8		K				1B	4	0	0	0	0	3	4											
Tracy Jones, R OBP: 0.296, SLG: 0.348	K		F8		K				1B	1	0	1	1	0	0	0											
Pete O'Brien, L OBP: 0.295, SLG: 0.392	E6		G4-3		G4-3	BB 1B 2B			K	5	1	1	0	0	1	5											
Alonzo Powell, R	G1-3				F9	K			B1-3	4	0	0	0	0	1	3											
Greg Brolley, L OBP: 0.288, SLG: 0.282	F7		F7		1B	BB 1B BB			G6-3	3	1	1	0	1	0	0											
Rich Amaral, R	G5-3		K		K	1B 1B BB			K	3	0	0	0	1	2	1											
Dave Valle, R OBP: 0.270, SLG: 0.204	G3-1		G3-1		G4-3	1-2 2-H 1B			F9	2	0	0	0	0	0	1											
Ken Griffey Jr., L OBP: 0.385, SLG: 0.490										4	1	2	1	1	1	2											
Henry Cotto, R OBP: 0.311, SLG: 0.431										0	0	0	0	0	0	0											
Scott Bradley, L OBP: 0.159, SLG: 0.098										1	0	0	0	0	0	0											
Inning Stats	R: 1 E: 1 K: 1 S: 15	H: 1 LOB: 2 BB: 1 P: 26	R: 0 E: 0 K: 0 S: 6	H: 0 LOB: 0 BB: 0 P: 7	R: 0 E: 0 K: 1 S: 12	H: 0 LOB: 2 BB: 2 P: 24	R: 0 E: 0 K: 1 S: 11	H: 1 LOB: 1 BB: 0 P: 16	R: 1 E: 0 K: 1 S: 10	H: 1 LOB: 0 BB: 0 P: 15	R: 2 E: 0 K: 1 S: 16	H: 3 LOB: 3 BB: 2 P: 32	R: 0 E: 0 K: 1 S: 9	H: 0 LOB: 0 BB: 0 P: 18	R: 0 E: 0 K: 1 S: 7	H: 0 LOB: 0 BB: 0 P: 10	R: 1 E: 0 K: 2 S: 12	H: 2 LOB: 2 BB: 1 P: 19	1B: 6 2B: 1 3B: 0 HR: 1	SF: 0 SAC: 0 DP: 1 HBP: 0	WP: 0 PB: 0 SB: 0 CS: 0	PA: 41					
PITCHER	IP	WLS	BF	H	R	ER	SO	BB	IBB	HBP	BLK	WP	HR	S	P	ERA	WHIP										
Tom Gordon, R ERA: 1.72	5.1	W	26	4	4	3	5	5	0	0	0	0	0	64	109	5.06	1.688										
Steve Crawford, R ERA: 5.27	1.2		6	2	0	0	1	0	0	0	0	0	0	15	29	0.00	1.200										
Jeff Montgomery, R ERA: 3.7	1.2		6	1	1	1	2	0	0	0	0	0	0	14	19	5.40	0.600										
Mark Davis, L ERA: 4.66	0.1	S	3	1	0	0	1	1	0	0	0	0	0	5	10	0.00	6.000										




Batter	1	2	3	4	5	6	7	8	9	AB	R	H	RBI	BB	SO	LOB	TOP					
Brian McRae, S (1, 8) OBP: 0.271, SLG: 0.375	4-1 PB G3 BB		2-3 K					0-0 P6		3	0	0	0	1	1	0	Kansas City Royals @ Seattle Mariners The Kingdome, Seattle, WA Wed May 29 1991, 6:33 AM EDT Att: 15,722 - Dome - 70 F					
Kirk Gibson, L (1, 7) OBP: 0.331, SLG: 0.426 Gary Thurman, R (8, 7) OBP: 0.326, SLG: 0.419	3-1 F8		1-1 G1-3 BB					0-0 G4-3		4	0	1	0	0	0	1						
George Brett, L (1, 10) OBP: 0.316, SLG: 0.294	0-0 G3		4-2 G1-3 BB					1-0 1B		2	0	1	0	2	0	1						
Jim Eisenreich, L (1, 9) OBP: 0.331, SLG: 0.381	4-0 BB		1-1 G1-3					0-1 G4-6-3 BB		3	0	0	0	1	0	4						
Carmelo Martinez, R (1, 3) OBP: 0.323, SLG: 0.250 Warren Cromartie, L (9, PH) OBP: 0.321, SLG: 0.350	3-3 K		3-2 P5					2-2 G3		3	0	0	0	0	1	4						
Brent Mayne, L (1, 2) OBP: 0.367, SLG: 0.357		2-2 1B						0-3 K		4	0	2	0	0	1	0						
Kurt Stillwell, S (1, 6) OBP: 0.307, SLG: 0.333		2-3 K						1-1 L8		4	0	0	0	0	1	2						
Bill Pecota, R (1, 5) OBP: 0.304, SLG: 0.333		1-0 F8						0-3 K		3	0	0	0	0	1	2						
David Howard, S (1, 4) OBP: 0.167, SLG: 0.063 Terry Puhl, L (7, PH) OBP: 0.333, SLG: 0.222 Terry Shumpert, R (7, 4) OBP: 0.248, SLG: 0.290		2-1 G3						2-1 G4-3		2	0	0	0	0	1	1						
Inning Stats	R: 0 E: 0 K: 1 S: 7	H: 0 LOB: 2 BB: 2 P: 21	R: 0 E: 0 K: 1 S: 10	H: 1 LOB: 1 BB: 0 P: 17	R: 0 E: 0 K: 1 S: 12	H: 1 LOB: 2 BB: 1 P: 23	R: 0 E: 0 K: 0 S: 4	H: 0 LOB: 0 BB: 0 P: 8	R: 0 E: 0 K: 1 S: 7	H: 0 LOB: 0 BB: 1 P: 15	R: 0 E: 0 K: 1 S: 8	H: 1 LOB: 1 BB: 0 P: 14	R: 0 E: 0 K: 1 S: 10	H: 1 LOB: 1 BB: 0 P: 16	R: 0 E: 0 K: 1 S: 5	H: 1 LOB: 1 BB: 0 P: 8		R: 0 E: 0 K: 1 S: 7	H: 0 LOB: 0 BB: 0 P: 9	1B: 4 2B: 0 3B: 0 HR: 0	SF: 0 SAC: 0 DP: 1 HBP: 0	WP: 0 PB: 1 SB: 0 CS: 0
PITCHER Brian Holman, R (1, 1) ERA: 3.16	IP: 9.0 WLS: W BF: 34 H: 4 R: 0 ER: 0 SO: 6 BB: 4 IBB: 0 HBP: 0 BLK: 0 WP: 0 HR: 0 S: 70 P: 131 ERA: 0.00 WHIP: 0.889															PITCHER						

Batter	1	2	3	4	5	6	7	8	9	AB	R	H	RBI	BB	SO	LOB	BOTTOM					
Harold Reynolds, S (1, 4) OBP: 0.376, SLG: 0.382	1-0 CS 1B		1-0 F8							3	1	1	0	1	1	0	Kansas City Royals @ Seattle Mariners The Kingdome, Seattle, WA Wed May 29 1991, 6:33 AM EDT Att: 15,722 - Dome - 70 F					
Edgar Martinez, R (1, 5) OBP: 0.456, SLG: 0.463	2-1 G5-3		2-2 1B							4	1	2	1	0	1	1						
Ken Griffey Jr., L (1, 8) OBP: 0.383, SLG: 0.491	1-1 G3		2-2 F8							4	0	1	1	0	0	1						
Alvin Davis, L (1, 3) OBP: 0.287, SLG: 0.322		2-1 CS 1B								2	1	1	0	2	0	0						
Pete O'Brien, L (1, 10) OBP: 0.305, SLG: 0.432		3-2 1B 3B								3	2	3	2	0	0	0						
Alonzo Powell, R (1, 9) OBP: 0.125, SLG: 0.125		0-2 F8								4	1	1	0	0	1	5						
Greg Briley, L (1, 7) OBP: 0.275, SLG: 0.289		1-2 E 1B								4	1	2	2	0	0	1						
Omar Vizquel, S (1, 6) OBP: 0.265, SLG: 0.269		2-2 G3								4	1	1	2	0	0	1						
Dave Valle, R (1, 2) OBP: 0.262, SLG: 0.196			2-1 G4-3							4	0	0	0	0	0	1						
Inning Stats	R: 0 E: 0 K: 0 S: 5	H: 1 LOB: 0 BB: 0 P: 9	R: 1 E: 1 K: 0 S: 14	H: 3 LOB: 1 BB: 0 P: 22	R: 0 E: 0 K: 0 S: 9	H: 1 LOB: 1 BB: 0 P: 16	R: 1 E: 0 K: 0 S: 11	H: 1 LOB: 0 BB: 1 P: 17	R: 0 E: 0 K: 1 S: 9	H: 0 LOB: 0 BB: 0 P: 14	R: 0 E: 0 K: 1 S: 7	H: 0 LOB: 0 BB: 0 P: 12	R: 6 E: 0 K: 1 S: 22	H: 6 LOB: 2 BB: 2 P: 46	R: 0 E: 0 K: 0 S: 5	H: 0 LOB: 0 BB: 0 P: 8		R: 0 E: 0 K: 0 S: 5	H: 0 LOB: 0 BB: 0 P: 8	1B: 8 2B: 1 3B: 2 HR: 1	SF: 1 SAC: 0 DP: 0 HBP: 0	WP: 0 PB: 0 SB: 0 CS: 3
PITCHER Mike Boddicker, R (1, 1) ERA: 3.52 Storm Davis, R (7, 1) ERA: 5.03	IP: 6.0 WLS: L BF: 22 H: 6 R: 2 ER: 2 SO: 2 BB: 1 IBB: 0 HBP: 0 BLK: 0 WP: 0 HR: 0 S: 55 P: 90 ERA: 3.00 WHIP: 1.167															PITCHER						

AB 30
R 0
H 4
RBI 0
BB 4
SO 6
LOB 16



AB 32
R 8
H 12
RBI 8
BB 3
SO 3
LOB 10



Batter	1	2	3	4	5	6	7	8	9	AB	R	H	RBI	BB	SO	LOB	TOP					
Dan Gladden, R OBP: 0.309, SLG: 0.363 (1, 7)	G5-3		F8			G1-6-3 HBP		F7		3	0	0	0	0	0	4	Minnesota Twins @ Kansas City Royals Royals Stadium, Kansas City, MO Thu May 30 1991, 8:05 PM EDT Att: 31,940 - Sunny - 83 F					
Chuck Knoblauch, R OBP: 0.349, SLG: 0.352 (1, 4)	L3		FC6-4			F9		G4-3		3	0	0	1	0	0	2						
Randy Bush, L OBP: 0.259, SLG: 0.192 (8, PH)			1-2							1	0	0	0	0	0	2						
Scott Leius, R OBP: 0.370, SLG: 0.293 (8, 5)			3-H							0	0	0	0	0	0	0						
Kirby Puckett, R OBP: 0.352, SLG: 0.479 (1, 8)	K		F7			G1-6-3		G1-3		4	0	0	0	0	1	2						
Kent Hrbek, L OBP: 0.342, SLG: 0.358 (1, 3)										4	0	1	0	0	0	0						
Chili Davis, S OBP: 0.399, SLG: 0.539 (1, 10)			K			F7				4	1	1	1	0	2	1						
Brian Harper, R OBP: 0.370, SLG: 0.504 (1, 2)			G5-4-3			G5-3		F7		4	0	0	0	0	0	1						
Gene Larkin, S OBP: 0.326, SLG: 0.346 (1, 9)										2	1	1	0	1	0	0						
Shane Mack, R OBP: 0.325, SLG: 0.459 (8, 9)			1B BB			FC4-6 1B		G3-1		0	0	0	0	0	0	0						
Mike Pagliarulo, L OBP: 0.246, SLG: 0.330 (1, 5)										2	1	1	0	1	0	1						
Al Newman, S OBP: 0.306, SLG: 0.238 (8, 4)			F8 1B			FC4-6 G5-4-3				0	1	0	0	0	0	0						
Greg Gagne, R OBP: 0.383, SLG: 0.531 (1, 6)			FC6-4 1B			G5-4-3		E7 WP 1-H 1B		3	0	2	1	0	0	1						
Inning Stats	R: 0 E: 0 K: 1 S: 6	H: 0 LOB: 0 BB: 0 P: 10	R: 0 E: 0 K: 1 S: 7	H: 1 LOB: 0 BB: 0 P: 9	R: 2 E: 0 K: 0 S: 13	H: 2 LOB: 1 BB: 1 P: 23	R: 0 E: 0 K: 0 S: 6	H: 0 LOB: 0 BB: 0 P: 11	R: 0 E: 0 K: 0 S: 5	H: 0 LOB: 0 BB: 0 P: 6	R: 0 E: 0 K: 1 S: 5	H: 0 LOB: 0 BB: 0 P: 8	R: 0 E: 0 K: 1 S: 5	H: 0 LOB: 0 BB: 1 P: 8	R: 1 E: 1 K: 0 S: 13	H: 1 LOB: 2 BB: 1 P: 23	R: 1 E: 0 K: 0 S: 6	H: 1 LOB: 0 BB: 0 P: 8	1B: 5 2B: 0 3B: 0 HR: 1	SF: 0 SAC: 0 DP: 3 HBP: 1	WP: 1 PB: 0 SB: 0 CS: 0	PA: 33
PITCHER	IP WLS BF H R ER SO BB IBB HBP BLK WP HR S P ERA WHIP																					
Mark Gubicza, R ERA: 4.7 (1, 1)	7.1 L 27 5 3 3 3 2 0 0 0 0 0 0 54 87 3.68 0.955																					
Jeff Montgomery, R ERA: 3.5 (8, 1)	0.2 2 0 0 0 0 0 0 0 0 0 1 0 6 9 0.00 0.000																					
Luis Aquino, R ERA: 5.09 (9, 1)	1.0 4 1 1 1 0 0 0 0 0 0 0 1 6 8 9.00 1.000																					

Batter	1	2	3	4	5	6	7	8	9	AB	R	H	RBI	BB	SO	LOB	BOTTOM					
Brian McRae, S OBP: 0.275, SLG: 0.372 (1, 8)	F9		FC5-2 1B			P3			F8	4	0	1	0	1	0	2	Minnesota Twins @ Kansas City Royals Royals Stadium, Kansas City, MO Thu May 30 1991, 8:05 PM EDT Att: 31,940 - Sunny - 83 F					
Gary Thurman, R OBP: 0.300, SLG: 0.383 (1, 9)	G6-3		FC5-2			G5-3				4	0	0	0	0	1	5						
George Brett, L OBP: 0.300, SLG: 0.278 (1, 10)	K		1-3 2-H							4	0	0	0	0	2	2						
Mike Macfarlane, R OBP: 0.320, SLG: 0.451 (1, 2)			G4-3			K		P5		4	0	0	0	0	2	2						
Mike Macfarlane, R OBP: 0.320, SLG: 0.451 (1, 2)			G5-3			F9		F8		4	0	1	0	0	0	0						
Carmelo Martinez, R OBP: 0.330, SLG: 0.244 (1, 3)			FC6-4 BB			G5-4-3		P1		2	0	0	0	2	0	1						
Jim Eisenreich, L OBP: 0.329, SLG: 0.385 (1, 7)			K			G1-3				4	1	1	0	0	1	2						
Kurt Stillwell, S OBP: 0.306, SLG: 0.344 (1, 6)			G4-3			G1-3				4	1	1	0	0	1	2						
Bill Pecota, R OBP: 0.305, SLG: 0.344 (1, 5)			FC6-4			2B		P6		4	1	1	0	0	1	2						
Warren Cromartie, L OBP: 0.315, SLG: 0.373 (9, PH)			L4			3B		G6-3		3	0	1	1	0	0	0						
Terry Shumpert, R OBP: 0.259, SLG: 0.301 (1, 4)			L4			2B				1	0	0	0	0	0	1						
Kirk Gibson, L OBP: 0.335, SLG: 0.430 (9, PH)			S FC5-2 1B			G5-3				3	0	2	0	0	0	1						
Inning Stats	R: 0 E: 0 K: 1 S: 10	H: 0 LOB: 0 BB: 0 P: 17	R: 0 E: 0 K: 1 S: 10	H: 0 LOB: 1 BB: 1 P: 17	R: 0 E: 0 K: 0 S: 13	H: 2 LOB: 2 BB: 0 P: 18	R: 0 E: 0 K: 0 S: 3	H: 1 LOB: 0 BB: 0 P: 5	R: 1 E: 0 K: 0 S: 10	H: 2 LOB: 1 BB: 0 P: 17	R: 0 E: 0 K: 1 S: 10	H: 0 LOB: 2 BB: 1 P: 17	R: 0 E: 0 K: 1 S: 10	H: 1 LOB: 1 BB: 1 P: 18	R: 0 E: 0 K: 0 S: 4	H: 0 LOB: 0 BB: 0 P: 6	R: 1 E: 0 K: 1 S: 14	H: 2 LOB: 1 BB: 0 P: 19	1B: 5 2B: 2 3B: 1 HR: 0	SF: 0 SAC: 0 DP: 1 HBP: 0	WP: 0 PB: 0 SB: 3 CS: 0	PA: 37
PITCHER	IP WLS BF H R ER SO BB IBB HBP BLK WP HR S P ERA WHIP																					
Mark Guthrie, L ERA: 4.46 (1, 1)	7.1 W 30 6 1 1 1 0 0 0 0 0 0 0 17 24 5.40 1.200																					
Rick Aguilera, R ERA: 1.89 (8, 1)	1.2 S 7 2 1 1 1 0 0 0 0 0 0 0 17 24 5.40 1.200																					

AB	30
R	4
H	6
RBI	3
BB	2
SO	3
LOB	14



Batter	1	2	3	4	5	6	7	8	9	AB	R	H	RBI	BB	SO	LOB	TOP					
Greg Gagne, R (1, 6) OBP: 0.372, SLG: 0.515	0-1 P3		3-3 K			3-2 G5-3		2-1 G6-3		4	0	0	0	0	1	2						
Al Newman, S (1, 4) OBP: 0.303, SLG: 0.242	1-0 G4-3		0-0 SF8			2-0 1B			2-1 F8	3	0	1	1	0	0	0						
Kent Hrbek, L (1, 3) OBP: 0.340, SLG: 0.370	2-1 3B		2-0 P4			1-2 P6			2-2 F8	4	0	1	0	0	0	3						
Chili Davis, S (1, 10) OBP: 0.391, SLG: 0.526	0-3 K			0-2 F7		2-1 L8			1-2 L9	4	0	0	0	0	1	2						
Gene Larkin, S (1, 9) OBP: 0.326, SLG: 0.337		4-2 BB		3-1 F8			1-0 F7			2	0	0	0	1	0	0						
Shane Mack, R (1, 8) OBP: 0.314, SLG: 0.442		0-0 G6-4-3		2-1 F9			1-0 P4			3	0	0	0	0	0	1						
Pedro Munoz, R (1, 7) OBP: 0.365, SLG: 0.435		1-3 K			1-0 G4-3		0-3 K			3	0	0	0	0	2	0						
Junior Ortiz, R (1, 2) OBP: 0.351, SLG: 0.292			0-0 1B SF8 2B		2-1 G1-3			0-0 F8		1	0	1	0	0	0	0						
Brian Harper, R (3, PR) OBP: 0.365, SLG: 0.496										2	1	0	0	0	0	0						
Scott Leius, R (1, 5) OBP: 0.368, SLG: 0.295			1-2 1B		1-0 G5-3			2-2 G4-3		3	0	1	0	0	0	0						
Inning Stats	R: 0 E: 0 K: 1 S: 8	H: 1 LOB: 1 BB: 0 P: 11	R: 0 E: 0 K: 1 S: 6	H: 0 LOB: 0 BB: 1 P: 11	R: 1 E: 0 K: 1 S: 10	H: 2 LOB: 2 BB: 0 P: 16	R: 0 E: 0 K: 0 S: 7	H: 0 LOB: 0 BB: 0 P: 12	R: 0 E: 0 K: 0 S: 4	H: 0 LOB: 0 BB: 0 P: 8	R: 0 E: 0 K: 0 S: 13	H: 1 LOB: 1 BB: 0 P: 21	R: 0 E: 0 K: 1 S: 5	H: 0 LOB: 0 BB: 0 P: 7	R: 0 E: 0 K: 0 S: 7	H: 0 LOB: 0 BB: 0 P: 11	R: 0 E: 0 K: 0 S: 8	H: 0 LOB: 0 BB: 0 P: 13	1B: 2 2B: 1 3B: 1 HR: 0	SF: 1 SAC: 0 DP: 1 HBP: 0	WP: 0 PB: 0 SB: 0 CS: 0	PA: 31
PITCHER Bret Saberhagen, R (1, 1) ERA: 2.72	IP: 9.0 WLS: W BF: 31 H: 4 R: 1 ER: 1 SO: 4 BB: 1 IBB: 0 HBP: 0 BLK: 0 WP: 0 HR: 0 S: 68 P: 110 ERA: 1.00 WHIP: 0.556															PITCHER						

Minnesota Twins @ Kansas City Royals
 Royals Stadium, Kansas City, MO
 Fri May 31 1991, 8:05 PM EDT
 Att: 26,321 - Cloudy - 83 F

AB	29
R	1
H	4
RBI	1
BB	1
SO	4
LOB	8



Batter	1	2	3	4	5	6	7	8	9	AB	R	H	RBI	BB	SO	LOB	BOTTOM			
Brian McRae, S (1, 8) OBP: 0.280, SLG: 0.375	1-1 FC6-5 1B		1-3 K		2-2 G4-3		2-2 1B			4	0	2	1	0	1	0				
Kirk Gibson, L (1, 7) OBP: 0.328, SLG: 0.418	3-3 K		0-1 G5-3		1-3 K		0-0 F7			4	0	0	0	0	2	2				
George Brett, L (1, 10) OBP: 0.298, SLG: 0.289	2-2 FC6-5			0-0 2B		0-0 F8		0-0 F8		4	1	1	0	0	0	1				
Jim Eisenreich, L (1, 9) OBP: 0.333, SLG: 0.395	1-0 L8			2-2 G3-1 1B 2B		1-2 FC5-4 1B		1-3 K		4	1	2	1	0	1	1				
Mike Macfarlane, R (1, 2) OBP: 0.318, SLG: 0.467		2-0 HR		0-0 G3-1		2-0 FC5-4		2-0 P5		4	1	1	1	0	0	2				
Kevin Seitzer, R (1, 5) OBP: 0.282, SLG: 0.241		2-0 G3-1		1-1 G3-1 S 1B		1-0 F8				3	0	1	1	0	0	1				
Warren Cromartie, L (1, 3) OBP: 0.316, SLG: 0.370		0-1 G3-1		0-1 G3-1			1-2 1B 1B			3	1	1	0	0	0	1				
Kurt Stillwell, S (1, 6) OBP: 0.301, SLG: 0.338		2-1 G3		0-2 G4-3			1-1 P6			3	0	0	0	0	0	2				
Terry Shumpert, R (1, 4) OBP: 0.261, SLG: 0.302			1-1 F8		3-2 F8		1-2 1B 1B			3	0	1	0	0	0	0				
Inning Stats	R: 0 E: 0 K: 1 S: 11	H: 1 LOB: 0 BB: 0 P: 16	R: 1 E: 0 K: 0 S: 6	H: 1 LOB: 0 BB: 0 P: 12	R: 0 E: 0 K: 1 S: 7	H: 0 LOB: 0 BB: 0 P: 9	R: 2 E: 0 K: 0 S: 15	H: 3 LOB: 1 BB: 0 P: 18	R: 0 E: 0 K: 1 S: 10	H: 0 LOB: 0 BB: 0 P: 16	R: 0 E: 0 K: 0 S: 6	H: 1 LOB: 1 BB: 0 P: 10	R: 1 E: 0 K: 0 S: 11	H: 3 LOB: 1 BB: 0 P: 15	R: 0 E: 0 K: 1 S: 5	H: 0 LOB: 0 BB: 0 P: 8	1B: 6 2B: 2 3B: 0 HR: 1	SF: 0 SAC: 0 DP: 0 HBP: 0	WP: 0 PB: 0 SB: 0 CS: 0	PA: 32
PITCHER Kevin Tapani, R (1, 1) ERA: 3.93 Steve Bedrosian, R (8, 1) ERA: 4.18	IP: 7.0 WLS: L BF: 29 H: 9 R: 4 ER: 4 SO: 3 BB: 0 IBB: 0 HBP: 0 BLK: 0 WP: 0 HR: 1 S: 66 P: 96 ERA: 5.14 WHIP: 1.286															PITCHER				

Minnesota Twins @ Kansas City Royals
 Royals Stadium, Kansas City, MO
 Fri May 31 1991, 8:05 PM EDT
 Att: 26,321 - Cloudy - 83 F

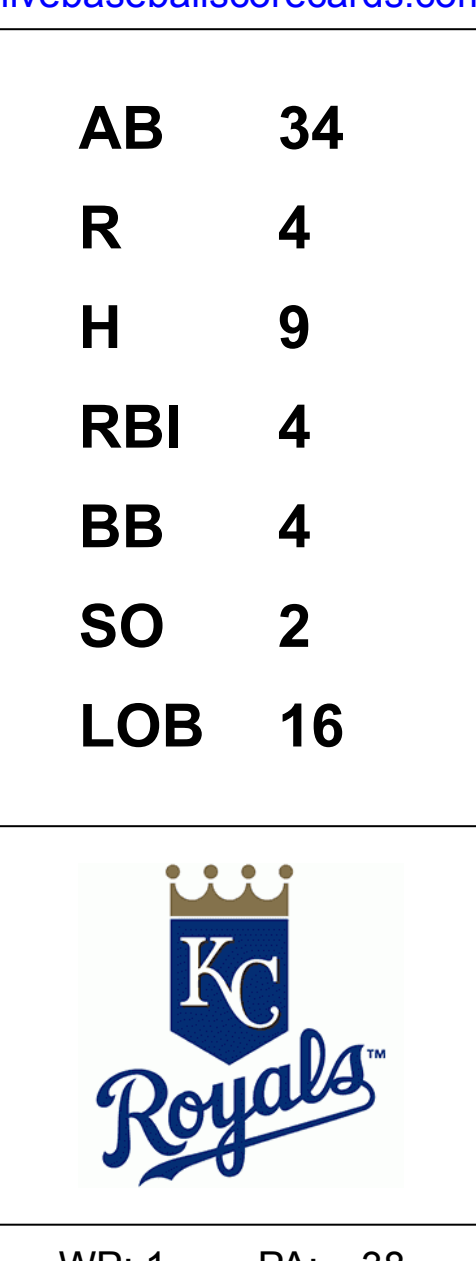
AB	32
R	4
H	9
RBI	4
BB	0
SO	4
LOB	10



Batter	1	2	3	4	5	6	7	8	9	AB	R	H	RBI	BB	SO	LOB	TOP								
Dan Gladden, R OBP: 0.311, SLG: 0.364 (1, 7)	P2		F9		K		G3	1B		5	1	2	1	0	1	2	Minnesota Twins @ Kansas City Royals Royals Stadium, Kansas City, MO Sat Jun 01 1991, 8:05 PM EDT Att: 29,985 - Cloudy - 86 F								
Al Newman, S OBP: 0.284, SLG: 0.225 (1, 6) (7, 5)	G1-3		F8		FC4		G3	1B	F7	5	0	0	0	0	0	6									
Kirby Puckett, R OBP: 0.353, SLG: 0.477 (1, 8)	F8				P4		G4-3	1B	G6-3	5	1	2	2	0	0	0									
Kent Hrbek, L OBP: 0.341, SLG: 0.366 (1, 3)		HR			G4-3		G4-3	1B	F8	4	1	1	0	1	0	1									
Chili Davis, S OBP: 0.391, SLG: 0.557 (1, 10)		HR			K		G4-3	1B	E6	5	2	2	4	0	1	2									
Brian Harper, R OBP: 0.359, SLG: 0.485 (1, 2)	P6				1B		G1-3		P5	5	1	1	0	0	0	1									
Pedro Munoz, R OBP: 0.357, SLG: 0.420 (1, 9)					K		G6-3			4	1	1	0	0	2	1									
Mike Pagliarulo, L OBP: 0.256, SLG: 0.339 Greg Gagne, R OBP: 0.370, SLG: 0.511 (7, PR) (7, 6)					1B		1B	BB	K	3	0	2	0	0	1	0									
Chuck Knoblauch, R OBP: 0.358, SLG: 0.353 (1, 4)					F7		FC4	1B		1	0	0	0	0	1	1									
							G3	1B	BB	2	1	1	1	2	0	0									
Inning Stats	R: 0 E: 0 K: 0 S: 8	H: 0 LOB: 0 BB: 0 P: 11	R: 2 E: 0 K: 2 S: 11	H: 1 LOB: 0 BB: 1 P: 18	R: 0 E: 0 K: 0 S: 8	H: 0 LOB: 0 BB: 0 P: 13	R: 0 E: 0 K: 1 S: 8	H: 0 LOB: 0 BB: 0 P: 12	R: 1 E: 0 K: 2 S: 16	H: 3 LOB: 2 BB: 0 P: 25	R: 2 E: 0 K: 0 S: 11	H: 2 LOB: 0 BB: 0 P: 18	R: 2 E: 0 K: 0 S: 16	H: 4 LOB: 2 BB: 1 P: 26	R: 1 E: 0 K: 1 S: 13	H: 2 LOB: 2 BB: 1 P: 22	R: 0 E: 1 K: 0 S: 9	H: 0 LOB: 1 BB: 0 P: 16	1B: 10 2B: 0 3B: 0 HR: 2	SF: 0 SAC: 0 DP: 0 HBP: 0	WP: 0 PB: 0 SB: 1 CS: 0	PA: 42			
PITCHER	IP	WLS	BF	H	R	ER	SO	BB	IBB	HBP	BLK	WP	HR	S	P	ERA	WHIP								
Kevin Appier, R ERA: 4.11 (1, 1)	6.0	L	25	6	5	5	5	1	0	0	0	0	2	62	97	7.50	1.167								
Storm Davis, R ERA: 5.3 (7, 1)	0.2		6	4	2	2	0	1	0	0	0	0	0	12	19	27.00	7.500								
Steve Crawford, R ERA: 5.06 (7, 1)	2.1		11	2	1	1	1	1	0	0	0	0	0	26	45	3.86	1.286								

Batter	1	2	3	4	5	6	7	8	9	AB	R	H	RBI	BB	SO	LOB	BOTTOM								
Brian McRae, S OBP: 0.284, SLG: 0.376 (1, 8)	1B		G4-3		G4-3		K		F9	5	0	2	2	0	1	1	Minnesota Twins @ Kansas City Royals Royals Stadium, Kansas City, MO Sat Jun 01 1991, 8:05 PM EDT Att: 29,985 - Cloudy - 86 F								
Kirk Gibson, L OBP: 0.330, SLG: 0.414 (1, 7)	P5		1B		G4-6-3		WP		K	4	0	1	1	1	1	1									
George Brett, L OBP: 0.307, SLG: 0.304 (1, 10)	G4-3		G3				BB			3	0	1	0	1	0	1									
Mike Macfarlane, R OBP: 0.316, SLG: 0.461 (1, 2)		1B			F7		F7		F9	4	0	1	0	0	0	3									
Carmelo Martinez, R OBP: 0.320, SLG: 0.235 Warren Cromartie, L OBP: 0.329, SLG: 0.362 (8, PH) (9, 3)		F8			G4-3		P5		FC6-4	3	0	0	0	0	0	2									
Kevin Seitzer, R OBP: 0.275, SLG: 0.246 (1, 5)	G4-3				FC6-4		FC4-6		FC6-4	3	0	1	0	1	0	2									
Gary Thurman, R OBP: 0.190, SLG: 0.360 Jim Eisenreich, L OBP: 0.331, SLG: 0.392 (8, PH) (9, 9)			F7		FC6-4		FC4-6		P2	3	0	0	0	0	0	3									
David Howard, S OBP: 0.190, SLG: 0.056 Kurt Stillwell, S OBP: 0.239, SLG: 0.335 (8, PH) (9, 6)			G4-3				G5-3		P4	2	1	0	0	1	0	0									
Terry Shumpert, R OBP: 0.271, SLG: 0.339 Brent Mayne, L OBP: 0.355, SLG: 0.345 (8, PH) (9, 9)			E5		G4-3		1B		F7	3	3	2	1	0	0	1									
			1B				S			1	0	0	0	0	0	0									
Inning Stats	R: 0 E: 0 K: 0 S: 5	H: 1 LOB: 0 BB: 0 P: 7	R: 0 E: 0 K: 0 S: 9	H: 1 LOB: 0 BB: 0 P: 14	R: 2 E: 1 K: 0 S: 11	H: 1 LOB: 1 BB: 1 P: 16	R: 0 E: 0 K: 0 S: 7	H: 1 LOB: 1 BB: 0 P: 8	R: 1 E: 0 K: 0 S: 6	H: 2 LOB: 0 BB: 0 P: 8	R: 0 E: 0 K: 0 S: 12	H: 1 LOB: 2 BB: 1 P: 19	R: 1 E: 0 K: 1 S: 12	H: 1 LOB: 2 BB: 2 P: 24	R: 0 E: 1 K: 0 S: 7	H: 1 LOB: 1 BB: 0 P: 10	R: 0 E: 0 K: 1 S: 8	H: 0 LOB: 0 BB: 0 P: 11	1B: 7 2B: 1 3B: 0 HR: 1	SF: 0 SAC: 0 DP: 2 HBP: 0	WP: 1 PB: 0 SB: 1 CS: 0	PA: 38			
PITCHER	IP	WLS	BF	H	R	ER	SO	BB	IBB	HBP	BLK	WP	HR	S	P	ERA	WHIP								
Allan Anderson, L ERA: 4.96 (1, 1)	6.1	W	27	8	4	2	0	2	0	0	0	1	0	9	19	0.00	3.000								
Carl Willis, R ERA: 3.39 (7, 1)	0.2		4	0	0	0	1	2	0	0	0	1	0	9	19	0.00	3.000								
Terry Leach, R ERA: 3.32 (8, 1)	2.0		7	1	0	0	1	0	0	0	0	0	0	15	21	0.00	0.500								

AB	39
R	8
H	12
RBI	8
BB	3
SO	6
LOB	14



Batter	1	2	3	4	5	6	7	8	9	AB	R	H	RBI	BB	SO	LOB	TOP					
Greg Gagne, R OBP: 0.377, SLG: 0.522 (1, 6)	G6-3	1-2 1 SAFE	0-2		0-1 WP CS			0-1 B2-3		5	0	3	1	0	0	3						
Chuck Knoblauch, R OBP: 0.354, SLG: 0.360 (1, 4)	2B	3B	F8	F9		G5-3			F7	5	1	1	0	0	0	5						
Kirby Puckett, R OBP: 0.359, SLG: 0.497 (1, 8)	G6-3			HR	CS			F8	G5-3	4	1	2	2	1	0	0						
Kent Hrbek, L OBP: 0.343, SLG: 0.363 (1, 3)	G6-3			WP	CS			F9		4	0	1	0	1	0	1						
Chili Davis, S OBP: 0.382, SLG: 0.541 (1, 10)	K		P4	BB				F7	K	5	0	0	0	0	3	3						
Gene Larkin, S OBP: 0.323, SLG: 0.333 (8, PR)		G3	K							4	0	1	0	0	1	1						
Dan Gladden, R OBP: 0.311, SLG: 0.364 (8, 7)					F8					0	0	0	0	0	0	0						
Pedro Munoz, R OBP: 0.350, SLG: 0.407 (1, 7)		K	K			G5-3				4	0	1	0	0	2	1						
Mike Pagliarulo, L OBP: 0.256, SLG: 0.345 (8, PR)										4	1	1	0	0	0	2						
Al Newman, S OBP: 0.294, SLG: 0.225 (8, 5)		WP	1B		P6	G6-3			FC1-5	0	0	0	0	0	0	0						
Lenny Webster, R OBP: 0.750, SLG: 2.000 (1, 2)		2B								2	1	1	1	2	1	2						
Inning Stats	R: 1 E: 0 K: 1 S: 16	H: 2 LOB: 1 BB: 0 P: 24	R: 1 E: 0 K: 1 S: 17	H: 2 LOB: 2 BB: 1 P: 26	R: 1 E: 0 K: 2 S: 12	H: 1 LOB: 1 BB: 1 P: 19	R: 1 E: 0 K: 0 S: 12	H: 2 LOB: 1 BB: 1 P: 20	R: 0 E: 0 K: 1 S: 9	H: 0 LOB: 0 BB: 0 P: 17	R: 0 E: 0 K: 0 S: 9	H: 1 LOB: 2 BB: 1 P: 20	R: 0 E: 0 K: 0 S: 9	H: 0 LOB: 0 BB: 0 P: 15	R: 0 E: 0 K: 1 S: 9	H: 2 LOB: 2 BB: 0 P: 12	R: 0 E: 0 K: 1 S: 8	H: 1 LOB: 1 BB: 0 P: 11	1B: 5 2B: 3 3B: 1 HR: 2	SF: 0 SAC: 0 DP: 0 HBP: 0	WP: 3 PB: 1 SB: 2 CS: 2	PA: 42
PITCHER	IP	WLS	BF	H	R	ER	SO	BB	IBB	HBP	BLK	WP	HR	S	P	ERA	WHIP					
Tom Gordon, R ERA: 2.19 (1, 1)	4.0	L	21	7	4	4	4	3	0	0	0	3	2	57	89	9.00	2.500					
Luis Aquino, R ERA: 4.33 (5, 1)	4.0		16	3	0	0	2	1	0	0	0	0	0	36	64	0.00	1.000					
Storm Davis, R ERA: 5.2 (9, 1)	1.0		4	1	0	0	1	0	0	0	0	0	0	8	11	0.00	1.000					

Minnesota Twins @ Kansas City Royals
Royals Stadium, Kansas City, MO
Sun Jun 02 1991, 4:33 AM EDT
Att: 25,394 - Cloudy - 81 F

AB	37
R	4
H	11
RBI	4
BB	4
SO	7
LOB	18



Batter	1	2	3	4	5	6	7	8	9	AB	R	H	RBI	BB	SO	LOB	BOTTOM					
Brian McRae, S OBP: 0.277, SLG: 0.366 (1, 8)	K2-3		G5-3			G1-3			F7	4	0	0	0	0	1	2						
Kirk Gibson, L OBP: 0.328, SLG: 0.410 (1, 7)	L6					G1-3			G6-3	4	0	1	1	0	0	1						
George Brett, L OBP: 0.293, SLG: 0.289 (1, 10)	K		G3			G1-3				4	0	0	0	0	2	1						
Jim Eisenreich, L OBP: 0.342, SLG: 0.408 (1, 9)						G6-3				4	0	3	0	0	0	0						
Brent Mayne, L OBP: 0.343, SLG: 0.313 (1, 2)		FC3-6								3	0	0	0	1	1	2						
Kevin Seitzer, R OBP: 0.260, SLG: 0.231 (1, 5)						G4-3				4	0	0	0	0	0	4						
Camelo Martinez, R OBP: 0.311, SLG: 0.227 (1, 3)		K				G6-3				3	0	0	0	0	1	2						
Kurt Stillwell, S OBP: 0.295, SLG: 0.331 (8, 6)										2	0	0	0	0	2	0						
Bill Pecota, R OBP: 0.311, SLG: 0.351 (8, 6)			K							1	0	1	0	0	0	0						
Terry Shumpert, R OBP: 0.273, SLG: 0.333 (1, 4)										2	1	0	0	1	1	1						
Inning Stats	R: 0 E: 0 K: 2 S: 10	H: 0 LOB: 0 BB: 0 P: 13	R: 0 E: 0 K: 1 S: 12	H: 1 LOB: 1 BB: 0 P: 15	R: 1 E: 0 K: 1 S: 10	H: 1 LOB: 1 BB: 1 P: 18	R: 0 E: 0 K: 1 S: 6	H: 0 LOB: 0 BB: 0 P: 9	R: 0 E: 0 K: 0 S: 11	H: 0 LOB: 0 BB: 0 P: 17	R: 0 E: 0 K: 0 S: 8	H: 0 LOB: 0 BB: 0 P: 12	R: 0 E: 0 K: 0 S: 7	H: 1 LOB: 1 BB: 0 P: 11	R: 0 E: 0 K: 0 S: 8	H: 1 LOB: 1 BB: 0 P: 14	R: 0 E: 0 K: 1 S: 9	H: 1 LOB: 1 BB: 1 P: 17	1B: 4 2B: 2 3B: 0 HR: 0	SF: 0 SAC: 0 DP: 1 HBP: 0	WP: 1 PB: 0 SB: 0 CS: 0	PA: 33
PITCHER	IP	WLS	BF	H	R	ER	SO	BB	IBB	HBP	BLK	WP	HR	S	P	ERA	WHIP					
Scott Erickson, R ERA: 1.58 (1, 1)	8.1		31	5	1	1	8	1	0	0	0	1	0	78	119	1.08	0.720					
Rick Aguilera, R ERA: 1.82 (9, 1)	0.2	S	2	0	0	0	0	1	0	0	0	0	0	3	7	0.00	1.500					

Minnesota Twins @ Kansas City Royals
Royals Stadium, Kansas City, MO
Sun Jun 02 1991, 4:33 AM EDT
Att: 25,394 - Cloudy - 81 F

AB	31
R	1
H	5
RBI	1
BB	2
SO	8
LOB	13



Batter	1	2	3	4	5	6	7	8	9	AB	R	H	RBI	BB	SO	LOB	TOP					
Jack Daugherty, S (1,7) OBP: 0.247, SLG: 0.205 Gary Pettis, S (5,8) OBP: 0.370, SLG: 0.297	F7		L3		K			K		3	0	0	0	0	1	0						
Rafael Palmeiro, L (1,3) OBP: 0.361, SLG: 0.492	F8		2B		F7			P4		4	1	1	0	0	0	0						
Ruben Sierra, S (1,9) OBP: 0.408, SLG: 0.564	2B		HBP		G1-3			P2		4	0	2	1	0	0	0						
Julio Franco, R (1,4) OBP: 0.369, SLG: 0.446	G6-3		HBP		G5-3			DI		3	0	1	0	1	0	1						
Kevin Reimer, L (1,10) OBP: 0.345, SLG: 0.431		FC1-5			F9			F8		3	0	1	0	0	0	1						
Juan Gonzalez, R (1,8) OBP: 0.406, SLG: 0.576		FC1-5			F8			K		3	0	0	0	1	1	4						
Geno Petralli, L (1,2) OBP: 0.336, SLG: 0.309	FC1-5				G3-1			F7		4	0	0	0	0	0	3						
Denny Walling, L (1,5) OBP: 0.171, SLG: 0.097	G4-6-3				K			G6-3		3	0	0	0	0	1	2						
Jeff Huson, L (1,6) OBP: 0.304, SLG: 0.276					G6-3			K		3	0	0	0	0	1	0						
Inning Stats	R: 0 E: 0 K: 0 S: 9	H: 1 LOB: 1 BB: 0 P: 14	R: 0 E: 0 K: 0 S: 7	H: 1 LOB: 1 BB: 1 P: 12	R: 1 E: 0 K: 0 S: 15	H: 2 LOB: 3 BB: 1 P: 27	R: 0 E: 0 K: 1 S: 8	H: 0 LOB: 0 BB: 0 P: 14	R: 0 E: 0 K: 0 S: 6	H: 0 LOB: 0 BB: 0 P: 10	R: 0 E: 0 K: 1 S: 4	H: 0 LOB: 0 BB: 0 P: 5	R: 0 E: 0 K: 1 S: 9	H: 0 LOB: 0 BB: 0 P: 12	R: 0 E: 0 K: 1 S: 11	H: 0 LOB: 0 BB: 0 P: 16	R: 0 E: 0 K: 1 S: 13	H: 1 LOB: 1 BB: 0 P: 17	1B: 1 2B: 4 3B: 0 HR: 0	SF: 0 SAC: 0 DP: 1 HBP: 1	WP: 0 PB: 0 SB: 0 CS: 0	PA: 34
PITCHER	IP	WLS	BF	H	R	ER	SO	BB	IBB	HBP	BLK	WP	HR	S	P	ERA	WHIP					
Mike Boddicker, R (1,1) ERA: 3.21	8.0	W	30	4	1	1	4	2	0	1	0	0	0	69	110	1.12	0.750					
Jeff Montgomery, R (9,1) ERA: 3.46	1.0	S	4	1	0	0	1	0	0	0	0	0	0	13	17	0.00	1.000					

Texas Rangers @ Kansas City Royals
 Royals Stadium, Kansas City, MO
 Tue Jun 04 1991, 8:05 PM EDT
 Att: 23,342 - Cloudy - 83 F

AB 31
 R 1
 H 5
 RBI 1
 BB 2
 SO 5
 LOB 11



Batter	1	2	3	4	5	6	7	8	9	AB	R	H	RBI	BB	SO	LOB	BOTTOM					
Brian McRae, S (1,8) OBP: 0.277, SLG: 0.360	G3		FC1-5			F7		3B		3	1	0	0	1	0	2						
Kirk Gibson, L (1,7) OBP: 0.332, SLG: 0.421	G4-6-3		F7			G6-3		SF8		3	1	1	1	1	0	2						
George Brett, L (1,10) OBP: 0.281, SLG: 0.279	G4-6-3				K			SF8		3	0	0	1	0	1	2						
Danny Tartabull, R (1,9) OBP: 0.333, SLG: 0.485		K			CS			K		4	1	2	1	0	2	0						
Mike Macfarlane, R (1,2) OBP: 0.308, SLG: 0.448		K			F8			G5-3		4	0	0	0	0	2	1						
Kevin Seitzer, R (1,5) OBP: 0.263, SLG: 0.250		F8			CS			G3		3	0	1	0	0	0	0						
Carmelo Martinez, R (1,3) OBP: 0.312, SLG: 0.231			2B			K		K		3	1	1	0	0	2	1						
Kurt Stillwell, S (1,6) OBP: 0.302, SLG: 0.339			SF9			F8				2	0	1	0	1	0	0						
Terry Shumpert, R (1,4) OBP: 0.274, SLG: 0.336			SF9			G6-3		F9		2	0	1	1	0	0	2						
Inning Stats	R: 0 E: 0 K: 0 S: 4	H: 0 LOB: 0 BB: 1 P: 8	R: 0 E: 0 K: 2 S: 8	H: 0 LOB: 0 BB: 0 P: 13	R: 0 E: 0 K: 0 S: 10	H: 2 LOB: 1 BB: 0 P: 17	R: 0 E: 0 K: 1 S: 9	H: 1 LOB: 0 BB: 0 P: 13	R: 0 E: 0 K: 1 S: 10	H: 0 LOB: 0 BB: 0 P: 17	R: 0 E: 0 K: 0 S: 11	H: 1 LOB: 1 BB: 0 P: 16	R: 1 E: 0 K: 2 S: 16	H: 2 LOB: 2 BB: 1 P: 30	R: 2 E: 0 K: 1 S: 9	H: 1 LOB: 0 BB: 1 P: 18	1B: 3 2B: 2 3B: 1 HR: 1	SF: 2 SAC: 0 DP: 1 HBP: 0	WP: 0 PB: 0 SB: 1 CS: 1	PA: 33		
PITCHER	IP	WLS	BF	H	R	ER	SO	BB	IBB	HBP	BLK	WP	HR	S	P	ERA	WHIP					
Jose Guzman, R (1,1) ERA: 3.44	7.0	L	27	6	2	2	6	2	0	0	0	0	0	68	114	2.57	1.143					
Mike Jeffcoat, L (8,1) ERA: 4.07	1.0		5	1	2	2	1	1	0	0	0	0	0	9	18	18.00	2.000					

Texas Rangers @ Kansas City Royals
 Royals Stadium, Kansas City, MO
 Tue Jun 04 1991, 8:05 PM EDT
 Att: 23,342 - Cloudy - 83 F

AB 27
 R 4
 H 7
 RBI 4
 BB 3
 SO 7
 LOB 10



Batter	1	2	3	4	5	6	7	8	9	AB	R	H	RBI	BB	SO	LOB	TOP										
Brian Downing, R (1, 10) OBP: 0.445, SLG: 0.527	0-0 P5		3-2 G1-3		3-1 P3			0-2 G6-3		4	0	0	0	0	0	2	Texas Rangers @ Kansas City Royals Royals Stadium, Kansas City, MO Wed Jun 05 1991, 8:05 PM EDT Att: 27,059 - Cloudy - 76 F										
Rafael Palmeiro, L (1, 3) OBP: 0.359, SLG: 0.487	1-2 2B 1B		2-2 G6-3			1-1 G3-1		0-1 G4-3		4	1	1	0	0	0	0											
Ruben Sierra, S (1, 9) OBP: 0.405, SLG: 0.563	1-0 G4-3 1-H 2B			1-1 F9		1-0 G3			2-3 K	4	0	1	1	0	1	0											
Julio Franco, R (1, 4) OBP: 0.372, SLG: 0.452	2-2 G4-3			2-2 G6-3		2-1 WP S 1B			2-1 BB WP 2B	4	1	2	0	0	0	1											
Kevin Reimer, L (1, 7) OBP: 0.336, SLG: 0.419 Gary Pettis, S (9, PH) OBP: 0.367, SLG: 0.293	2-0 L7			3-3 K		3-2 G4-3			1-1 G5-3	3	0	0	0	0	1	2											
Juan Gonzalez, R (1, 8) OBP: 0.401, SLG: 0.563		1-2 F8			0-0 G5-3		2-2 F8		4-2 WP BB BB	3	0	0	0	1	0	0											
Steve Buechele, R (1, 5) OBP: 0.352, SLG: 0.479		2-3 K			1-1 FC6-4 1B		3-3 K		4-1 1-2 2-3 BB WP	3	0	1	0	1	2	0											
Mike Stanley, R (1, 2) OBP: 0.390, SLG: 0.433		1-0 G6-3			2-2 FC6-4 1B		0-0 G6-3		2-2 F7	4	0	0	0	0	0	3											
Mario Diaz, R (1, 6) OBP: 0.323, SLG: 0.383			1-1 G4-3		0-0 1-2 1B			1-1 P4		3	0	1	0	0	0	0											
Inning Stats	R: 1 E: 0 K: 0 S: 10	H: 2 LOB: 1 BB: 0 P: 16	R: 0 E: 0 K: 1 S: 7	H: 0 LOB: 0 BB: 0 P: 11	R: 0 E: 0 K: 1 S: 9	H: 0 LOB: 0 BB: 0 P: 15	R: 0 E: 0 K: 1 S: 9	H: 0 LOB: 0 BB: 0 P: 15	R: 0 E: 0 K: 0 S: 10	H: 1 LOB: 1 BB: 0 P: 16	R: 0 E: 0 K: 1 S: 9	H: 0 LOB: 0 BB: 0 P: 14	R: 0 E: 0 K: 0 S: 7	H: 0 LOB: 0 BB: 0 P: 8	R: 1 E: 0 K: 1 S: 17	H: 1 LOB: 2 BB: 2 P: 32	1B: 4 2B: 2 3B: 0 HR: 0	SF: 0 SAC: 0 DP: 0 HBP: 0	WP: 2 PA: 35 PB: 0 SB: 1 CS: 0								
PITCHER	IP	WLS	BF	H	R	ER	SO	BB	IBB	HBP	BLK	WP	HR	S	P	ERA	WHIP										
Mark Gubicza, R (1, 1) ERA: 4.03	6.0		23	5	1	1	2	0	0	0	0	1	0	55	89	1.50	0.833										
Steve Crawford, R (7, 1) ERA: 4.5	2.0	W	6	0	0	0	1	0	0	0	0	0	0	16	22	0.00	0.000										
Mark Davis, L (9, 1) ERA: 5.23	0.2		5	1	1	1	1	2	0	0	0	0	0	11	24	13.50	4.500										
Jeff Montgomery, R (9, 1) ERA: 3.42	0.1	S	1	0	0	0	0	0	0	0	0	1	0	6	8	0.00	0.000										

Batter	1	2	3	4	5	6	7	8	9	AB	R	H	RBI	BB	SO	LOB	BOTTOM										
Brian McRae, S (1, 8) OBP: 0.271, SLG: 0.351	1-1 G5-3		1-1 L7		3-1 E3			0-0 P1		4	0	0	0	0	0	4	Texas Rangers @ Kansas City Royals Royals Stadium, Kansas City, MO Wed Jun 05 1991, 8:05 PM EDT Att: 27,059 - Cloudy - 76 F										
Kirk Gibson, L (1, 7) OBP: 0.330, SLG: 0.416	2-1 G6-3		1-0 FC4-6		0-0 SF7			4-2 2B BB		2	1	0	1	1	0	2											
George Brett, L (1, 10) OBP: 0.290, SLG: 0.300	2-2 G4-3			1-1 1B	3-0 G3			0-1 G4-3 1-H 2B		4	1	2	1	0	0	2											
Danny Tartabull, R (1, 9) OBP: 0.326, SLG: 0.473		2-0 G5-3		3-1 P2		1-3 K		0-1 G4-3		4	0	0	0	0	1	2											
Mike Macfarlane, R (1, 2) OBP: 0.307, SLG: 0.443		0-3 K		1-3 K		0-1 L4		0-1 BB 1B		4	0	1	1	0	2	1											
Kevin Seitzer, R (1, 5) OBP: 0.263, SLG: 0.239		0-1 G4-3		1-2 G4-3		2-1 L7		3-H 4-0 1-2 BB		3	0	0	0	1	0	1											
Carmelo Martinez, R (1, 3) OBP: 0.319, SLG: 0.245			2-1 2B		4-0 FC1-5 BB		2-2 G4-3	1-2 F7		3	0	1	0	1	0	2											
Kurt Stillwell, S (1, 6) OBP: 0.308, SLG: 0.341			4-1 FC4-6 BB		2-2 E4 FC1-5 SF7		2-0 G6-4-3 1B			2	1	1	0	1	0	1											
Terry Shumpert, R (1, 4) OBP: 0.268, SLG: 0.328			2-3 K		0-1 FC1-5		1-0 G6-4-3			3	0	0	0	0	1	5											
Inning Stats	R: 0 E: 0 K: 0 S: 8	H: 0 LOB: 0 BB: 0 P: 13	R: 0 E: 0 K: 1 S: 7	H: 0 LOB: 0 BB: 0 P: 9	R: 0 E: 0 K: 1 S: 9	H: 1 LOB: 2 BB: 1 P: 19	R: 0 E: 0 K: 1 S: 10	H: 1 LOB: 1 BB: 0 P: 16	R: 1 E: 0 K: 0 S: 9	H: 0 LOB: 2 BB: 1 P: 21	R: 0 E: 0 K: 1 S: 8	H: 0 LOB: 0 BB: 0 P: 11	R: 0 E: 0 K: 0 S: 5	H: 1 LOB: 0 BB: 0 P: 10	R: 2 E: 0 K: 0 S: 14	H: 2 LOB: 2 BB: 2 P: 23	1B: 3 2B: 2 3B: 0 HR: 0	SF: 1 SAC: 0 DP: 1 HBP: 0	WP: 0 PA: 34 PB: 0 SB: 0 CS: 0								
PITCHER	IP	WLS	BF	H	R	ER	SO	BB	IBB	HBP	BLK	WP	HR	S	P	ERA	WHIP										
Kevin Brown, R (1, 1) ERA: 5.79	7.2	L	33	5	3	2	4	4	0	0	0	0	0	67	118	2.35	1.174										
Gerald Alexander, R (8, 1) ERA: 1.38	0.1		1	0	0	0	0	0	0	0	0	0	0	3	4	0.00	0.000										

AB	33
R	2
H	6
RBI	1
BB	2
SO	4
LOB	9



AB	29
R	3
H	5
RBI	3
BB	4
SO	4
LOB	20



Batter	1	2	3	4	5	6	7	8	9	10	11	12	13	14	15	16	17	18	AB	R	H	RBI	BB	SO	LOB	TOP											
Gary Pettis, S OBP: 0.397, SLG: 0.284 Brian Downing, R OBP: 0.442, SLG: 0.523 Mario Diaz, R OBP: 0.329, SLG: 0.385	K		K		P6		E5		G3		P3		G1-3		FC5-6 1B		G4-3		3	0	0	0	2	1	1	0	0	0	0	1	5	1	2	0	0	0	0
Rafael Palmeiro, L OBP: 0.344, SLG: 0.465	P4			F8		P5	F7		G3		G3		F9		FC5-6 BB		G4-3		9	0	0	0	0	0	5												
Ruben Sierra, S OBP: 0.397, SLG: 0.543	P5			F7		F8		K			F9		G4-3						7	0	0	0	2	1	0												
Julio Franco, R OBP: 0.388, SLG: 0.448		F&1B BB		BB		G6-3		F9							FC5-4 BB				6	0	2	1	3	3													
Kevin Reimer, L OBP: 0.368, SLG: 0.438				BB															7	1	5	0	2	0	1												
Juan Gonzalez, R OBP: 0.394, SLG: 0.544				BB															8	0	2	0	0	3	11												
Steve Buschele, R OBP: 0.348, SLG: 0.466				BB															6	0	1	0	1	1	5												
Mike Stanley, R OBP: 0.378, SLG: 0.397				BB															6	1	0	0	2	2	6												
Jeff Huson, L OBP: 0.288, SLG: 0.270 Denny Walling, L OBP: 0.195, SLG: 0.135			G4-3		F7														2	0	0	0	0	0	1												
																			6	0	2	1	0	0	3												
Inning Stats	R: 0 E: 0 K: 1 S: 11	H: 0 LOB: 0 BB: 0 P: 17	R: 0 E: 0 K: 2 S: 16	H: 1 LOB: 1 BB: 0 P: 23	R: 0 E: 0 K: 2 S: 12	H: 1 LOB: 2 BB: 1 P: 18	R: 0 E: 0 K: 0 S: 4	H: 0 LOB: 0 BB: 0 P: 8	R: 2 E: 1 K: 1 S: 16	H: 2 LOB: 2 BB: 1 P: 30	R: 0 E: 0 K: 0 S: 18	H: 2 LOB: 3 BB: 2 P: 31	R: 1 E: 0 K: 1 S: 18	H: 2 LOB: 3 BB: 2 P: 34	R: 0 E: 0 K: 0 S: 9	H: 0 LOB: 0 BB: 0 P: 14	R: 0 E: 0 K: 0 S: 7	H: 0 LOB: 1 BB: 1 P: 9	R: 0 E: 0 K: 2 S: 17	H: 2 LOB: 3 BB: 1 P: 27	R: 0 E: 0 K: 0 S: 8	H: 0 LOB: 1 BB: 0 P: 11	R: 0 E: 0 K: 0 S: 10	H: 0 LOB: 0 BB: 0 P: 15	1B: 14 2B: 3 3B: 0 HR: 0	SF: 0 SAC: 1 IF: 1 HBP: 0	WP: 0 PB: 0 CS: 0	PA: 77									
PITCHER	IP 7.0	WLS 29	BF 5	H 2	R 1	ER 1	SO 4	BB 3	IBB 0	HBP 0	BLK 0	WP 0	HR 0	S 79	P 128	ERA 1.29	WHIP 1.143																				
Bret Saberhagen, R ERA: 2.61 Luis Aquino, R ERA: 4.4 Mark Davis, L ERA: 5.23 Storm Davis, R ERA: 4.99 Steve Crawford, R ERA: 4.05	Jeff Montgomery, R ERA: 3.97 Mike Boldtlicker, R ERA: 3.16																																				

Texas Rangers @ Kansas City Royals
Royals Stadium, Kansas City, MO
Thu Jun 06 1991, 4:33 AM EDT
Alt. 38,523 - Sunny - 76 F

AB 66
R 3
H 14
RBI 2
BB 10
SO 10
LOB 37



Batter	1	2	3	4	5	6	7	8	9	10	11	12	13	14	15	16	17	18	AB	R	H	RBI	BB	SO	LOB	BOTTOM												
Brian McRae, S OBP: 0.288, SLG: 0.343	P2			IB 2B	SF8		K				F7		B5-3		F7		F8		7	1	1	1	1	1	4													
Kirk Gibson, L OBP: 0.325, SLG: 0.402	K			P5	F8								L6		G4-3		F7		8	0	1	0	1	1	5													
George Brett, L OBP: 0.330, SLG: 0.333	F9			IB 1B															6	0	4	0	3	0	0													
Danny Tartabull, R OBP: 0.317, SLG: 0.460 Terry Shumpert, R OBP: 0.289, SLG: 0.322			K			G6-3		G6-3		G1-3					SH1-4 1B		F7		5	0	0	0	0	2	5													
Warren Cromartie, L OBP: 0.280, SLG: 0.284 Carmelo Martinez, R OBP: 0.320, SLG: 0.284 Gary Thurman, R OBP: 0.281, SLG: 0.362																			2	0	1	1	1	1	0													
Gary Thurman, R OBP: 0.281, SLG: 0.362																			4	0	1	0	0	1	4													
Kevin Seitzer, R OBP: 0.284, SLG: 0.247				G6-3															6	1	2	0	2	1	4													
Brent Mayne, L OBP: 0.372, SLG: 0.316																			6	1	2	0	2	1	4													
Kurt Stillwell, S OBP: 0.300, SLG: 0.328																			7	0	0	0	1	0	5													
David Howard, S OBP: 0.208, SLG: 0.095 Jim Eisenreich, L OBP: 0.340, SLG: 0.405																			3	0	1	0	0	2	0													
Jim Eisenreich, L OBP: 0.340, SLG: 0.405																			1	0	0	0	0	0	0													
Mike MacFarlane, R OBP: 0.305, SLG: 0.440 Bill Piacente, R OBP: 0.321, SLG: 0.384																			1	0	0	0	0	3														
																			2	0	1	0	1	0	2													
Inning Stats	R: 0 E: 0 K: 1 S: 5	H: 0 LOB: 0 BB: 0 P: 7	R: 0 E: 0 K: 2 S: 7	H: 0 LOB: 0 BB: 0 P: 13	R: 1 E: 0 K: 1 S: 14	H: 3 LOB: 2 BB: 0 P: 18	R: 1 E: 0 K: 1 S: 9	H: 2 LOB: 1 BB: 0 P: 20	R: 0 E: 0 K: 0 S: 9	H: 1 LOB: 2 BB: 1 P: 14	R: 0 E: 0 K: 0 S: 9	H: 0 LOB: 0 BB: 0 P: 12	R: 0 E: 0 K: 0 S: 5	H: 0 LOB: 0 BB: 0 P: 11	R: 1 E: 0 K: 1 S: 10	H: 1 LOB: 0 BB: 0 P: 19	R: 0 E: 0 K: 0 S: 8	H: 1 LOB: 2 BB: 1 P: 16	R: 0 E: 0 K: 0 S: 9	H: 0 LOB: 3 BB: 3 P: 21	R: 0 E: 0 K: 1 S: 14	H: 1 LOB: 1 BB: 0 P: 20	R: 0 E: 0 K: 0 S: 15	H: 1 LOB: 3 BB: 2 P: 29	R: 0 E: 0 K: 1 S: 12	H: 1 LOB: 2 BB: 1 P: 20	R: 0 E: 0 K: 0 S: 14	H: 1 LOB: 3 BB: 2 P: 26	R: 0 E: 0 K: 0 S: 12	H: 2 LOB: 2 BB: 1 P: 19	R: 0 E: 0 K: 0 S: 10	H: 0 LOB: 2 BB: 2 P: 21	R: 1 E: 1 K: 0 S: 4	H: 1 LOB: 2 BB: 1 P: 8	1B: 11 2B: 3 3B: 0 HR: 1	SF: 1 SAC: 4 IF: 0 HBP: 0	WP: 0 PB: 0 CS: 0	PA: 80
PITCHER	IP 7.0	WLS 28	BF 6	H 2	R 2	ER 2	SO 9	BB 1	IBB 0	HBP 0	BLK 0	WP 0	HR 0	S 65	P 96	ERA 2.57	WHIP 1.000																					
Noian Ryan, R ERA: 3.62 John Barfield, L ERA: 3.82 Jeff Russell, R ERA: 2.66 Joe Bicker, R ERA: 5.4 Mike Jeffcoat, L ERA: 3.67	Gerard Alexander, R ERA: 3.22 Kenneth Rogers, L ERA: 7.31																																					

Texas Rangers @ Kansas City Royals
Royals Stadium, Kansas City, MO
Thu Jun 06 1991, 4:33 AM EDT
Alt. 38,523 - Sunny - 76 F

AB 61
R 4
H 15
RBI 3
BB 14
SO 11
LOB 40



Batter	1	2	3	4	5	6	7	8	9	AB	R	H	RBI	BB	SO	LOB	TOP			
Tim Raines, S OBP: 0.392, SLG: 0.387 (1, 7)	L6			2B BB		G6-3		1B		3	2	1	0	1	0	0				
Robin Ventura, L OBP: 0.351, SLG: 0.330 (1, 5)	G6-4-3 1B			P6		1B		1B		4	0	3	1	0	0	1				
Frank Thomas, R OBP: 0.455, SLG: 0.506 (1, 10)	G6-4-3 1-2			K		K				3	0	0	0	1	2	3				
Dan Pasqua, L OBP: 0.328, SLG: 0.381 (1, 3)				1-H 2B				K		4	0	1	1	0	3	2				
Sammy Sosa, R OBP: 0.273, SLG: 0.401 (1, 9)	G5-3			P4						4	0	0	0	0	0	1				
Lance Johnson, L OBP: 0.252, SLG: 0.249 (1, 8)	G3-1					G3-1		G6-3		4	0	0	0	0	0	1				
Joey Cora, S OBP: 0.270, SLG: 0.229 (1, 4)				L3		K		K		4	0	0	0	0	2	1				
Ozzie Guillen, L OBP: 0.275, SLG: 0.298 (1, 6)				F8		F8		G6-3		3	0	0	0	0	0	0				
Don Wakamatsu, R OBP: 0.357, SLG: 0.308 (1, 2)				F9		L5		K		3	0	0	0	0	1	0				
Inning Stats	R: 0 E: 0 K: 0 S: 7	H: 1 LOB: 0 BB: 0 P: 11	R: 0 E: 0 K: 1 S: 6	H: 0 LOB: 0 BB: 0 P: 9	R: 0 E: 0 K: 1 S: 5	H: 0 LOB: 0 BB: 0 P: 7	R: 1 E: 0 K: 1 S: 7	H: 1 LOB: 1 BB: 1 P: 15	R: 0 E: 0 K: 1 S: 10	H: 0 LOB: 0 BB: 0 P: 11	R: 0 E: 0 K: 2 S: 13	H: 0 LOB: 1 BB: 0 P: 19	R: 1 E: 0 K: 2 S: 15	H: 2 LOB: 2 BB: 1 P: 23	R: 0 E: 0 K: 0 S: 9	H: 0 LOB: 0 BB: 0 P: 12	1B: 4 2B: 1 3B: 0 HR: 0	SF: 0 SAC: 0 DP: 1 HBP: 0	WP: 0 PB: 0 CS: 1	PA: 34
PITCHER Kevin Appier, R ERA: 3.84 (1, 1)	IP: 9.0 WLS: L BF: 34 H: 5 R: 2 ER: 2 SO: 8 BB: 2 IBB: 0 HBP: 0 BLK: 0 WP: 0 HR: 0 S: 79 P: 123 ERA: 2.00 WHIP: 0.778																			

Chicago White Sox @ Kansas City Royals
 Royals Stadium, Kansas City, MO
 Fri Jun 07 1991, 8:05 PM EDT
 Att: 26,153 - Sunny - 77 F

AB	32
R	2
H	5
RBI	2
BB	2
SO	8
LOB	9



Batter	1	2	3	4	5	6	7	8	9	AB	R	H	RBI	BB	SO	LOB	BOTTOM					
Brian McRae, S OBP: 0.263, SLG: 0.335 (1, 8)	G4-3		K2-3			F7		FC4-6		4	0	0	0	0	1	1						
Kirk Gibson, L OBP: 0.324, SLG: 0.399 (1, 7)	F9		F8			FC4-6 1B		K		4	0	1	0	0	1	1						
George Brett, L OBP: 0.327, SLG: 0.330 (1, 10)	K			G6-4-3 1B		FC4-6 1B		F8		4	0	1	0	0	1	1						
Jim Eisenreich, L OBP: 0.337, SLG: 0.401 (1, 9)		G4-3		G6-4-3 1B		F7		K		4	0	1	0	0	1	1						
Carmelo Martinez, R OBP: 0.328, SLG: 0.263 (1, 3)		1B		G6-4-3		G6-3		G6-3		4	0	1	0	0	0	2						
Kevin Seitzer, R OBP: 0.286, SLG: 0.250 (1, 5)		1B		F8		F8		F8		3	0	1	0	0	0	1						
Mike MacFarlane, R OBP: 0.299, SLG: 0.431 (1, 2)		F8				F7		K		3	0	0	0	0	1	2						
Kurt Stillwell, S OBP: 0.295, SLG: 0.322 (1, 6)		P6				G4-3		P6		3	0	0	0	0	0	2						
Terry Shumpert, R OBP: 0.285, SLG: 0.317 (8, PH)				G5-3		P3				2	0	0	0	0	0	0						
Warren Cromarie, L OBP: 0.355, SLG: 0.414 (8, PR)								FC4-6 1B		1	0	1	0	0	0	0						
David Howard, S OBP: 0.208, SLG: 0.095 (9, 4)										0	0	0	0	0	0	0						
Inning Stats	R: 0 E: 0 K: 1 S: 9	H: 0 LOB: 0 BB: 0 P: 16	R: 0 E: 0 K: 0 S: 13	H: 2 LOB: 2 BB: 0 P: 19	R: 0 E: 0 K: 1 S: 13	H: 0 LOB: 0 BB: 0 P: 16	R: 0 E: 0 K: 0 S: 9	H: 2 LOB: 1 BB: 0 P: 14	R: 0 E: 0 K: 0 S: 5	H: 0 LOB: 0 BB: 0 P: 7	R: 0 E: 0 K: 0 S: 6	H: 1 LOB: 1 BB: 0 P: 9	R: 0 E: 0 K: 1 S: 13	H: 0 LOB: 0 BB: 0 P: 20	R: 0 E: 0 K: 1 S: 12	H: 1 LOB: 1 BB: 0 P: 17	R: 0 E: 0 K: 1 S: 7	H: 0 LOB: 0 BB: 0 P: 11	1B: 6 2B: 0 3B: 0 HR: 0	SF: 0 SAC: 0 DP: 1 HBP: 0	WP: 0 PB: 1 CS: 0	PA: 32
PITCHER Charlie Hough, R ERA: 3.76 (8, 1)	IP: 7.2 WLS: W BF: 28 H: 6 R: 0 ER: 0 SO: 3 BB: 0 IBB: 0 HBP: 0 BLK: 0 WP: 0 HR: 0 S: 77 P: 114 ERA: 0.00 WHIP: 0.783																					
Scott Radinsky, L ERA: 2.57 (8, 1)	IP: 1.1 WLS: S BF: 4 H: 0 R: 0 ER: 0 SO: 2 BB: 0 IBB: 0 HBP: 0 BLK: 0 WP: 0 HR: 10 S: 15 ERA: 0.00 WHIP: 0.000																					

Chicago White Sox @ Kansas City Royals
 Royals Stadium, Kansas City, MO
 Fri Jun 07 1991, 8:05 PM EDT
 Att: 26,153 - Sunny - 77 F

AB	32
R	0
H	6
RBI	0
BB	0
SO	5
LOB	11



Batter	1	2	3	4	5	6	7	8	9	AB	R	H	RBI	BB	SO	LOB	TOP								
Tim Raines, S OBP: 0.390, SLG: 0.401	F7		K		G4-3		G5-3		SF8 2B	6	0	2	4	0	1	2									
Robin Ventura, L OBP: 0.351, SLG: 0.328	F7		BB 1B	G3		E1 1B		K	SF8	4	2	1	1	1	1	1									
Frank Thomas, R OBP: 0.452, SLG: 0.497	G4-3		1B HR	F9		FC6-4 2H 1B		G6-3	K	5	1	1	1	1	1	2									
Dan Pasqua, L OBP: 0.339, SLG: 0.400		1B	HR 1B		K	F7				5	1	3	2	0	1	1									
Carlton Fisk, R OBP: 0.359, SLG: 0.406	K		HR		E 1B	FC6-4 BB		K		4	2	2	3	1	2	2									
Sammy Sosa, R OBP: 0.271, SLG: 0.395	P4		K2-3		E7 3B	FC6-4 FC4-6			K2-3	5	1	1	1	0	2	3									
Lance Johnson, L OBP: 0.256, SLG: 0.262	F7			F9	SF9 3B	FC4-6			1B 2B 1B	5	2	2	1	0	0	3									
Joey Cora, S OBP: 0.286, SLG: 0.256			F9 1B 3B 1B		SF9			G4-3	1B 2B 1B	4	2	2	1	0	0	0									
Ozzie Guillen, L OBP: 0.289, SLG: 0.312			BB 1B						2B SF8 1B	5	3	4	0	0	0	0									
Craig Grebeck, R OBP: 0.300, SLG: 0.395			BB 1B					F9		0	0	0	0	0	0	0									
Inning Stats	R: 0 E: 0 K: 0 S: 7	H: 0 LOB: 0 BB: 0 P: 9	R: 0 E: 0 K: 1 S: 11	H: 1 LOB: 1 BB: 0 P: 15	R: 5 E: 0 K: 2 S: 15	H: 3 LOB: 0 BB: 2 P: 26	R: 2 E: 0 K: 0 S: 11	H: 3 LOB: 1 BB: 0 P: 15	R: 3 E: 1 K: 1 S: 18	H: 4 LOB: 2 BB: 0 P: 29	R: 1 E: 1 K: 0 S: 12	H: 2 LOB: 2 BB: 1 P: 24	R: 0 E: 0 K: 2 S: 12	H: 0 LOB: 0 BB: 0 P: 15	R: 0 E: 0 K: 2 S: 11	H: 1 LOB: 1 BB: 0 P: 16	R: 3 E: 0 K: 2 S: 16	H: 4 LOB: 1 BB: 0 P: 20	1B: 13 2B: 2 3B: 2 HR: 1	SF: 2 SAC: 0 DP: 0 HBP: 0	WP: 0 PB: 0 SB: 1 CS: 0	PA: 48			
PITCHER	IP	WLS	BF	H	R	ER	SO	BB	IBB	HBP	BLK	WP	HR	S	P	ERA	WHIP								
Tom Gordon, R ERA: 3.41	4.1	L	25	10	10	10	4	2	0	0	0	0	1	54	82	20.77	2.769								
Luis Aquino, R ERA: 4.45	1.2		9	3	1	1	0	1	0	0	0	0	0	20	36	5.40	2.400								
Mark Davis, L ERA: 6.08	3.0		14	5	3	3	4	0	0	0	0	0	0	39	51	9.00	1.667								

Chicago White Sox @ Kansas City Royals
 Royals Stadium, Kansas City, MO
 Sat Jun 08 1991, 8:05 PM EDT
 Att: 36,018 - Cloudy - 79 F

AB	43
R	14
H	18
RBI	14
BB	3
SO	8
LOB	14



Batter	1	2	3	4	5	6	7	8	9	AB	R	H	RBI	BB	SO	LOB	BOTTOM								
Brian McRae, S OBP: 0.271, SLG: 0.342	S 1B 1B		G3						K	5	3	3	0	0	1	0									
Kirk Gibson, L OBP: 0.320, SLG: 0.394										2	0	0	0	0	2	1									
Gary Thurman, R OBP: 0.300, SLG: 0.368	K								K	3	1	2	0	0	1	0									
George Brett, L OBP: 0.331, SLG: 0.343	F7			G6-3	FC6-4 1B				G3-1	5	0	2	4	0	0	1									
Mike Macfarlane, R OBP: 0.304, SLG: 0.452		1B			FC6-4			L7		4	1	2	2	0	0	3									
Jim Eisenreich, L OBP: 0.335, SLG: 0.398	G5-3			G4-3		FC6-4 1B		F7		4	0	1	0	0	0	2									
Kevin Seitzer, R OBP: 0.274, SLG: 0.238			F8		K	FC6-4 1B		L8		4	1	0	0	0	1	2									
Carmelo Martinez, R OBP: 0.325, SLG: 0.262		G6-3			1B 1B	P4			G6-3	4	1	1	0	0	0	1									
Kurt Stillwell, S OBP: 0.294, SLG: 0.320		G6-3			F7	FC5-4 1B		G3		4	0	1	1	0	0	1									
Terry Shumpert, R OBP: 0.257, SLG: 0.306			G5-3		P2	FC5-4		P4		4	0	0	0	0	0	2									
Inning Stats	R: 1 E: 0 K: 1 S: 18	H: 2 LOB: 1 BB: 0 P: 28	R: 0 E: 0 K: 0 S: 5	H: 0 LOB: 0 BB: 0 P: 8	R: 0 E: 0 K: 1 S: 8	H: 0 LOB: 0 BB: 0 P: 12	R: 1 E: 0 K: 1 S: 9	H: 1 LOB: 0 BB: 0 P: 14	R: 2 E: 0 K: 0 S: 14	H: 4 LOB: 2 BB: 0 P: 18	R: 1 E: 0 K: 0 S: 8	H: 2 LOB: 1 BB: 0 P: 16	R: 2 E: 0 K: 0 S: 19	H: 3 LOB: 1 BB: 0 P: 30	R: 0 E: 0 K: 0 S: 6	H: 0 LOB: 0 BB: 0 P: 11	R: 0 E: 0 K: 2 S: 11	H: 0 LOB: 0 BB: 0 P: 17	1B: 10 2B: 1 3B: 0 HR: 1	SF: 0 SAC: 0 DP: 0 HBP: 0	WP: 0 PB: 0 SB: 1 CS: 0	PA: 39			
PITCHER	IP	WLS	BF	H	R	ER	SO	BB	IBB	HBP	BLK	WP	HR	S	P	ERA	WHIP								
Greg Hibbard, L ERA: 4.0	6.0	W	29	11	7	7	3	0	0	0	0	0	0	67	104	10.50	1.833								
Ken Patterson, L ERA: 4.07	0.2		3	1	0	0	0	0	0	0	0	0	0	11	18	0.00	1.500								
Donn Pall, R ERA: 0.81	2.1		7	0	0	0	2	0	0	0	0	0	0	20	32	0.00	0.000								

Chicago White Sox @ Kansas City Royals
 Royals Stadium, Kansas City, MO
 Sat Jun 08 1991, 8:05 PM EDT
 Att: 36,018 - Cloudy - 79 F


AB	39
R	7
H	12
RBI	7
BB	0
SO	5
LOB	13



Batter	1	2	3	4	5	6	7	8	9	AB	R	H	RBI	BB	SO	LOB	TOP					
Tim Raines, S OBP: 0.391, SLG: 0.401 (1, 7)	F7		0-0 WP S 1B		3-3 K	1-0 1B			0-0 P5	5	0	2	1	0	1	0						
Robin Ventura, L OBP: 0.352, SLG: 0.330 (1, 5)	F7		1-0 F7		0-1 F7	2-0 1B			1-0 2B	5	1	2	1	0	0	1						
Frank Thomas, R OBP: 0.451, SLG: 0.497 (1, 10)	F8		1-3 F8			1-2 2H 1B			0-1 1B 2B	4	2	1	1	1	0	3						
Dan Pasqua, L OBP: 0.333, SLG: 0.400 (1, 3)		3-2 G3		0-2 1B 2B		0-1 E8 FC4-6 1B	0-0 F8		3-3 K	5	2	1	0	0	1	2						
Matt Merullo, L OBP: 0.321, SLG: 0.500 (1, 2)		2-0 F9 BB 1B		0-1 FC6-4 1B		4-0 FC4-6 BB	2-2 G3		0-2 7-5-4 1B	4	0	3	2	1	0	0						
Sammy Sosa, R OBP: 0.271, SLG: 0.389 (1, 9)		4-0 BB		0-1 F7		1-1 FC4-6 1B	1-3 K		1-0 7-5-4	3	1	0	1	1	1	3						
Lance Johnson, L OBP: 0.256, SLG: 0.262 (1, 8)		0-1 F9		1-0 FC6-4		0-0 1B 1B		0-0 P2		4	1	1	1	0	0	3	AB 38					
Joey Cora, S OBP: 0.283, SLG: 0.256 (1, 4)		0-0 P5		1-0 P5		1-2 3H 1B		0-1 F8		4	1	1	1	0	0	3	R 8					
Ozzie Guillen, L OBP: 0.283, SLG: 0.305 Craig Grebeck, R OBP: 0.300, SLG: 0.395 (9, 6)			1-1 G4-3		2-2 G5-3	0-1 F7		0-0 F8		4	0	0	0	0	0	2	H 11					
Inning Stats	R: 0 E: 0 K: 0 S: 6	H: 0 LOB: 0 BB: 0 P: 9	R: 0 E: 0 K: 0 S: 7	H: 1 LOB: 2 BB: 1 P: 16	R: 0 E: 0 K: 0 S: 11	H: 1 LOB: 1 BB: 0 P: 16	R: 1 E: 0 K: 0 S: 9	H: 2 LOB: 1 BB: 0 P: 11	R: 0 E: 0 K: 1 S: 14	H: 0 LOB: 0 BB: 0 P: 19	R: 5 E: 1 K: 0 S: 17	H: 4 LOB: 2 BB: 2 P: 30	R: 0 E: 0 K: 1 S: 8	H: 0 LOB: 0 BB: 0 P: 11	R: 0 E: 0 K: 0 S: 4	H: 0 LOB: 0 BB: 0 P: 4	R: 2 E: 0 K: 1 S: 10	H: 3 LOB: 1 BB: 0 P: 15	1B: 9 2B: 2 3B: 0 HR: 0	SF: 0 SAC: 0 DP: 0 HBP: 0	WP: 1 PB: 0 SB: 1 CS: 1	PA: 41
PITCHER	IP	WLS	BF	H	R	ER	SO	BB	IBB	HBP	BLK	WP	HR	S	P	ERA	WHIP					
Mike Boddicker, R ERA: 3.31 Storm Davis, R ERA: 4.77 Jeff Montgomery, R ERA: 3.45	(1, 1)	5.1	L	26	6	6	3	1	3	0	0	0	1	0	58	92	5.06	1.688				
(6, 1)	2.2		10	2	0	0	1	0	0	0	0	0	0	18	24	0.00	0.750					
(9, 1)	1.0		6	3	2	2	1	0	0	0	0	0	0	10	15	18.00	3.000					

Chicago White Sox @ Kansas City Royals
Royals Stadium, Kansas City, MO
Sun Jun 09 1991, 4:33 AM EDT
Att: 30,617 - Sunny - 82 F


AB	38
R	8
H	11
RBI	8
BB	3
SO	3
LOB	17



Batter	1	2	3	4	5	6	7	8	9	AB	R	H	RBI	BB	SO	LOB	BOTTOM					
Gary Thurman, R OBP: 0.297, SLG: 0.361 (1, 8)	G4-3			0-1 G1-3			1-1 BB 1B	0-0 P4		4	1	1	0	0	0	1						
Kirk Gibson, L OBP: 0.319, SLG: 0.388 (1, 7)	G6-3			1-3 K			4-2 BB 1B		1-2 F8	3	0	0	0	1	1	0						
George Brett, L OBP: 0.320, SLG: 0.330 (1, 10)	F8			1-3 K			0-0 F7		1-1 G4-3	4	0	0	0	0	1	2						
Jim Eisenreich, L OBP: 0.339, SLG: 0.406 (1, 9)		1-3 K			1-0 G3		0-1 FC5 1B		2-2 WP 1B 2B	4	1	2	1	0	1	0						
Warren Cromartie, L OBP: 0.348, SLG: 0.403 (1, 3)		1-1 P5			0-0 F7		0-0 F8		1-2 1B	4	0	1	1	0	0	2						
Kevin Seitzer, R OBP: 0.263, SLG: 0.227 (1, 5)		1-2 G5-3			1-1 L9		0-0 FC5		0-0 F8	4	0	0	0	0	0	3						
Brent Mayne, L OBP: 0.370, SLG: 0.300 (1, 2)			2-1 P5			2-1 G6-3		4-2 BB		2	0	0	0	1	0	0						
Bill Pecota, R OBP: 0.313, SLG: 0.353 (1, 4)			2-0 F7			3-1 P5		3-2 F9		3	0	0	0	0	0	1						
David Howard, S OBP: 0.192, SLG: 0.087 Kurt Stillwell, S OBP: 0.293, SLG: 0.319 (8, PH) (9, 6)			0-0 F7			0-0 F8		1-2 F7		2	0	0	0	0	0	0						
Inning Stats	R: 0 E: 0 K: 0 S: 6	H: 0 LOB: 0 BB: 0 P: 8	R: 0 E: 0 K: 1 S: 8	H: 0 LOB: 0 BB: 0 P: 11	R: 0 E: 0 K: 0 S: 4	H: 0 LOB: 0 BB: 0 P: 8	R: 0 E: 0 K: 2 S: 9	H: 0 LOB: 0 BB: 0 P: 11	R: 0 E: 0 K: 0 S: 4	H: 0 LOB: 0 BB: 0 P: 6	R: 0 E: 0 K: 0 S: 5	H: 0 LOB: 0 BB: 0 P: 10	R: 1 E: 0 K: 0 S: 10	H: 2 LOB: 2 BB: 1 P: 15	R: 0 E: 0 K: 0 S: 10	H: 0 LOB: 1 BB: 1 P: 18	R: 1 E: 0 K: 0 S: 14	H: 2 LOB: 1 BB: 0 P: 19	1B: 3 2B: 1 3B: 0 HR: 0	SF: 0 SAC: 0 DP: 0 HBP: 0	WP: 1 PB: 0 SB: 0 CS: 0	PA: 33
PITCHER	IP	WLS	BF	H	R	ER	SO	BB	IBB	HBP	BLK	WP	HR	S	P	ERA	WHIP					
Jack McDowell, R ERA: 3.57	(1, 1)	9.0	W	33	4	2	2	3	2	0	0	0	1	0	70	106	2.00	0.667				

Chicago White Sox @ Kansas City Royals
Royals Stadium, Kansas City, MO
Sun Jun 09 1991, 4:33 AM EDT
Att: 30,617 - Sunny - 82 F

AB	31
R	2
H	4
RBI	2
BB	2
SO	3
LOB	10



Batter	1	2	3	4	5	6	7	8	9	AB	R	H	RBI	BB	SO	LOB	TOP										
Brian McRae, S (1, 8) OBP: 0.265, SLG: 0.333	1-3 K		0-0 P6	1-2 F9		0-1 G5-3			2-2 G6-3	5	0	0	0	0	1	0	Kansas City Royals @ Baltimore Orioles Memorial Stadium, Baltimore, MD Tue Jun 11 1991, 7:05 PM EDT Att: 29,472 - Cloudy - 91 F										
Kirk Gibson, L (1, 7) OBP: 0.318, SLG: 0.390 Gary Thurman, R (7, 7) OBP: 0.308, SLG: 0.387	0-0 G4-3		2-1 2B	1-0 F8		2-0 L6			0-0 G6-3 1B 2B	4	1	1	0	0	0	0											
George Brett, L (1, 10) OBP: 0.325, SLG: 0.345 David Howard, S (9, PH) OBP: 0.185, SLG: 0.083	1-0 F7		1-0 1B 2B	2-0 1B					1-0 G6-3 2-3	4	1	2	1	0	1	0											
Jim Eisenreich, L (1, 9) OBP: 0.341, SLG: 0.406		1-2 L1	0-0 1B 2B	3-1 G1-3					0-0 1B HR	5	2	2	1	0	0	1											
Mike Macfarlane, R (1, 2) OBP: 0.318, SLG: 0.469		0-1 1B E	1-0 2B 1B		2-1 G6-3				2-2 1B HR	5	3	4	1	0	0	0											
Kevin Seitzer, R (1, 5) OBP: 0.282, SLG: 0.242 Bill Pecota, R (8, 5) OBP: 0.319, SLG: 0.388	0-1 1B E		4-1 2B BB		1-0 G4-3 1B				1-0 1B HR	3	1	2	0	1	0	1											
Carmelo Martinez, R (1, 3) OBP: 0.320, SLG: 0.287	0-0 F9		1-2 2B		0-2 G4-3				3-3 E8 G5-4-3	5	0	1	3	0	1	2											
Kurt Stillwell, S (1, 6) OBP: 0.292, SLG: 0.317	1-3 F7		0-1 S		1-0 F9				2-3 K	4	0	1	0	0	1	3											
Terry Shumpert, R (1, 4) OBP: 0.257, SLG: 0.328						1-0 G5-3			1-2 G5-4-3	4	1	1	1	0	1	2											
Inning Stats	R: 0 E: 0 K: 1 S: 5	H: 0 LOB: 0 BB: 0 P: 7	R: 1 E: 1 K: 0 S: 13	H: 2 LOB: 1 BB: 0 P: 17	R: 6 E: 0 K: 1 S: 16	H: 7 LOB: 1 BB: 1 P: 28	R: 0 E: 0 K: 0 S: 8	H: 1 LOB: 1 BB: 0 P: 15	R: 0 E: 0 K: 0 S: 7	H: 1 LOB: 1 BB: 0 P: 11	R: 0 E: 0 K: 1 S: 4	H: 0 LOB: 0 BB: 0 P: 7	R: 0 E: 0 K: 1 S: 13	H: 1 LOB: 1 BB: 0 P: 20	R: 0 E: 1 K: 1 S: 6	H: 0 LOB: 0 BB: 0 P: 12	R: 4 E: 0 K: 1 S: 16	H: 4 LOB: 0 BB: 0 P: 25	1B: 9 2B: 5 3B: 0 HR: 2	SF: 0 SAC: 0 DP: 1 HBP: 0	WP: 0 PB: 0 SB: 1 CS: 0	PA: 43					
PITCHER	IP	WLS	BF	H	R	ER	SO	BB	IBB	HBP	BLK	WP	HR	S	P	ERA	WHIP										
Jose Mesa, R (1, 1) ERA: 4.6	2.1	L	14	7	6	5	1	0	0	0	0	0	1	27	39	19.29	3.000										
Mike Flanagan, L (3, 1) ERA: 3.16	3.2		15	4	1	1	1	1	0	0	0	0	0	26	46	2.46	1.364										
Kevin Hickey, L (7, 1) ERA: 5.4	1.0		4	1	0	0	1	0	0	0	0	0	0	13	20	0.00	1.000										
Gregg Olson, R (8, 1) ERA: 2.28	1.0		3	0	0	0	1	0	0	0	0	0	0	6	12	0.00	0.000										
Paul Kilgus, L (9, 1) ERA: 4.93	1.0		7	4	4	4	1	0	0	0	0	0	1	16	25	36.00	4.000										

Batter	1	2	3	4	5	6	7	8	9	AB	R	H	RBI	BB	SO	LOB	BOTTOM										
Mike Devereaux, R (1, 8) OBP: 0.350, SLG: 0.481	1-1 G1-6-3 1B		4-1 1B BB			1-3 K			2-3 K	3	0	1	0	1	2	0	Kansas City Royals @ Baltimore Orioles Memorial Stadium, Baltimore, MD Tue Jun 11 1991, 7:05 PM EDT Att: 29,472 - Cloudy - 91 F										
Joe Orsulak, L (1, 9) OBP: 0.291, SLG: 0.316	1-2 G1-6-3 1-2t		3-2 FC6 1B			0-0 G3			2-3 K	4	0	1	0	0	1	1											
Cal Ripken Jr., R (1, 6) OBP: 0.401, SLG: 0.583 Juan Bell, R (9, 6) OBP: 0.109, SLG: 0.152	0-0 P6		0-1 FC6			3-2 G6-3			3-3 K	3	0	0	0	0	0	2											
Sam Horn, L (1, 10) OBP: 0.341, SLG: 0.509		3-3 K		2-2 G6-4-3 1B					2-1 1B	4	0	2	0	0	2	0											
Leo Gomez, R (1, 5) OBP: 0.343, SLG: 0.371		0-1 G1-3		1-0 G6-4-3 1-2t					3-1 F7	4	0	1	0	0	0	2											
Randy Milligan, R (1, 3) OBP: 0.347, SLG: 0.370		4-2 BB		0-0 G5-3					3-3 K	3	0	1	0	1	1	1											
David Segui, S (1, 7) OBP: 0.258, SLG: 0.339		3-1 G4-3			1-0 G1-3				1-3 K	3	0	0	0	0	1	3											
Bob Melvin, R (1, 2) OBP: 0.273, SLG: 0.244			1-0 G5-3		3-1 G5-4-3 1B				0-1 F8	3	0	1	0	0	0	2											
Billy Ripken, R (1, 4) OBP: 0.248, SLG: 0.260			1-3 K		1-1 G5-4-3 1-2t				3-2 F7	3	0	0	0	0	1	1											
Inning Stats	R: 0 E: 0 K: 0 S: 6	H: 1 LOB: 0 BB: 0 P: 8	R: 0 E: 0 K: 1 S: 9	H: 0 LOB: 1 BB: 1 P: 19	R: 0 E: 0 K: 1 S: 13	H: 1 LOB: 2 BB: 1 P: 22	R: 0 E: 0 K: 0 S: 5	H: 1 LOB: 0 BB: 0 P: 8	R: 0 E: 0 K: 0 S: 5	H: 1 LOB: 0 BB: 0 P: 10	R: 0 E: 0 K: 1 S: 8	H: 0 LOB: 0 BB: 0 P: 12	R: 0 E: 0 K: 2 S: 13	H: 2 LOB: 2 BB: 0 P: 17	R: 0 E: 0 K: 2 S: 9	H: 0 LOB: 0 BB: 0 P: 16	R: 0 E: 0 K: 2 S: 11	H: 1 LOB: 1 BB: 0 P: 22	1B: 7 2B: 0 3B: 0 HR: 0	SF: 0 SAC: 0 DP: 3 HBP: 0	WP: 0 PB: 0 SB: 0 CS: 0	PA: 33					
PITCHER	IP	WLS	BF	H	R	ER	SO	BB	IBB	HBP	BLK	WP	HR	S	P	ERA	WHIP										
Mark Gubicza, R (1, 1) ERA: 3.34	6.0		21	4	0	0	3	2	0	0	0	0	0	46	79	0.00	1.000										
Steve Crawford, R (7, 1) ERA: 3.52	3.0	S	12	3	0	0	6	0	0	0	0	0	0	33	55	0.00	1.000										

Batter	1	2	3	4	5	6	7	8	9	10	AB	R	H	RBI	BB	SO	LOB	TOP									
Brian McRae, S OBP: 0.258, SLG: 0.325	(1, 8) 1-3 K		(2, 3) K		(1, 0) F7	(1, 3) K			(0, 0) B3		5	0	0	0	0	3	3	Kansas City Royals @ Baltimore Orioles Memorial Stadium, Baltimore, MD Wed Jun 12 1991, 7:05 PM EDT Att: 22,758 - Cloudy - 90 F									
Kirk Gibson, L OBP: 0.320, SLG: 0.384	(1, 7) 2-2 F7		(4, 2) 2B BB		(4, 2) 1B BB	(3, 3) K			(1, 2) P6		3	2	0	0	2	1	1										
George Brett, L OBP: 0.328, SLG: 0.356	(1, 10) 0-0 G4-3		(0, 0) 2B		(0, 0) HR				(2, 0) F7		5	2	2	2	0	0	0										
Danny Tartabull, R OBP: 0.325, SLG: 0.503	(1, 9)	(2, 1) F9	(0, 0) 2B		(2, 2) HR				(0, 0) HR		5	2	3	6	0	0	0										
Mike MacLarnan, R OBP: 0.259, SLG: 0.455	(1, 2)	(2, 0) G6-3	(1, 1) F8		(1, 3) K				(2, 2) F8		5	0	0	0	0	1	2										
Kevin Seitzer, R OBP: 0.226, SLG: 0.255	(1, 5)				(1, 1) F8 1B 2B				(1, 2) G6-3		3	1	1	0	2	0	1										
Carmelo Martinez, R OBP: 0.323, SLG: 0.279	(1, 3)				(0, 0) F8 2B				(1, 1) P6		3	1	0	0	2	1	2										
Kurt Stillwell, S OBP: 0.300, SLG: 0.321	(1, 6)				(1, 0) SH2-4 2B 1B				(3, 2) G4-3		4	1	2	1	1	0	1										
Terry Shumpert, R OBP: 0.252, SLG: 0.321	(1, 4)				(0, 0) SH2-4 1B				(1, 2) FC4-6		3	0	0	0	0	0	2										
Inning Stats	R: 0 E: 0 K: 1 S: 7	H: 0 LOB: 0 BB: 0 P: 10	R: 0 E: 0 K: 0 S: 7	H: 0 LOB: 0 BB: 1 P: 17	R: 4 E: 0 K: 1 S: 19	H: 3 LOB: 1 BB: 2 P: 32	R: 1 E: 0 K: 0 S: 7	H: 2 LOB: 0 BB: 0 P: 9	R: 3 E: 0 K: 2 S: 15	H: 2 LOB: 1 BB: 2 P: 27	R: 0 E: 1 K: 0 S: 8	H: 0 LOB: 1 BB: 0 P: 15	R: 0 E: 0 K: 0 S: 10	H: 0 LOB: 0 BB: 0 P: 17	R: 0 E: 0 K: 0 S: 5	H: 0 LOB: 0 BB: 0 P: 8	R: 1 E: 0 K: 0 S: 8		H: 1 LOB: 1 BB: 1 P: 14	1B: 3 2B: 3 3B: 0 HR: 2	SF: 0 SAC: 1 DP: 1 HBP: 0	WP: 0 PB: 0 SB: 0 CS: 1	PA: 45				
PITCHER	IP	WLS	BF	H	R	ER	SO	BB	IBB	HBP	BLK	WP	HR	S	P	ERA	WHIP										
Bob Milacki, R ERA: 4.81	(1, 1) 4.1		21	6	7	7	2	4	0	0	0	0	0	45	78	14.54	2.308										
Todd Frohwrth, R ERA: 2.61	(5, 1) 1.1		7	1	1	1	3	2	0	0	0	0	1	15	27	6.75	2.250										
Kevin Hickey, L ERA: 4.91	(6, 1) 0.2		2	0	0	0	1	0	0	0	0	0	0	6	9	0.00	0.000										
Mark Williamson, R ERA: 3.89	(7, 1) 3.2	L	14	1	1	1	0	1	0	0	0	0	1	31	51	2.46	0.545										
Batter	1	2	3	4	5	6	7	8	9	10	AB	R	H	RBI	BB	SO	LOB	BOTTOM									
Mike Devereaux, R OBP: 0.341, SLG: 0.468	(1, 8) 2-3 K		(2, 2) F9		(1, 0) G6-3	(0, 1) F8			(1, 2) P4		5	0	0	1	0	1	1	Kansas City Royals @ Baltimore Orioles Memorial Stadium, Baltimore, MD Wed Jun 12 1991, 7:05 PM EDT Att: 22,758 - Cloudy - 90 F									
Joe Orsulak, L OBP: 0.282, SLG: 0.306	(1, 7) 1-0 L7		(0, 0) G3-1		(3, 1) F7	(2, 2) F8			(1, 2) F8		5	0	0	0	0	0	1										
Cal Ripken Jr., R OBP: 0.405, SLG: 0.586	(1, 6) 2-2				(0, 1) P4	(0, 1) 2B 2B			(4, 1) BB		4	1	2	1	1	0	0										
Sam Horn, L OBP: 0.343, SLG: 0.538	(1, 10) 2-3 K				(3, 2) HR	(0, 1) WP 2B 2B			(1, 2) P1		5	2	2	2	0	1	2										
Dwight Evans, R OBP: 0.353, SLG: 0.391	(1, 9)	(1, 0) G1-3			(0, 0) BB	(3, 1) 2B			(1, 2) HR		5	2	3	2	0	0	0										
Leo Gomez, R OBP: 0.347, SLG: 0.379	(1, 5)	(2, 2) E8			(4, 2) BB	(1, 1) E4			(1, 0) P4		4	0	1	0	1	0	0										
Juan Bell, R OBP: 0.109, SLG: 0.152	(10, PR) S: 12				(1, 2) G6-3	(2, 1) FC6-4					0	0	0	0	0	0	0										
Randy Milligan, R OBP: 0.338, SLG: 0.359	(1, 3)	(1, 3) K			(1, 0) G6-3	(1, 2) FC6-4			(1, 2) F8		5	0	0	0	0	1	5										
Ernie Whitt, L OBP: 0.346, SLG: 0.273	(1, 2)	(2, 3) K			(1, 2) G6-3 1B	(3, 2) E G3-1 2B			(2, 1) G3		5	2	2	0	0	1	2										
Tim Hulett, R OBP: 0.277, SLG: 0.376	(1, 4)				(1, 1) F9	(0, 0) 2B			(1, 3) K		4	1	1	1	0	1	0										
Inning Stats	R: 0 E: 0 K: 2 S: 12	H: 1 LOB: 1 BB: 0 P: 19	R: 0 E: 1 K: 2 S: 11	H: 0 LOB: 1 BB: 0 P: 17	R: 0 E: 0 K: 0 S: 6	H: 0 LOB: 0 BB: 0 P: 9	R: 1 E: 0 K: 0 S: 9	H: 2 LOB: 1 BB: 1 P: 17	R: 5 E: 1 K: 0 S: 18	H: 5 LOB: 1 BB: 0 P: 26	R: 1 E: 1 K: 0 S: 14	H: 1 LOB: 0 BB: 0 P: 21	R: 0 E: 0 K: 1 S: 9	H: 0 LOB: 0 BB: 0 P: 13	R: 0 E: 0 K: 0 S: 10	H: 0 LOB: 1 BB: 0 P: 19	R: 0 E: 0 K: 0 S: 9	H: 1 LOB: 1 BB: 0 P: 11	1B: 3 2B: 6 3B: 0 HR: 2	SF: 0 SAC: 0 DP: 1 HBP: 0	WP: 1 PB: 0 SB: 0 CS: 0	PA: 44					
PITCHER	IP	WLS	BF	H	R	ER	SO	BB	IBB	HBP	BLK	WP	HR	S	P	ERA	WHIP										
Bret Saberhagen, R ERA: 2.96	(1, 1) 5.0		25	8	6	5	4	1	0	0	0	1	1	56	88	9.00	1.800										
Luis Aquino, R ERA: 4.54	(6, 1) 3.1		12	2	2	2	1	0	0	0	0	0	1	37	54	5.40	0.600										
Mark Davis, L ERA: 5.79	(9, 1) 0.2	W	3	0	0	0	0	1	0	0	0	0	0	7	15	0.00	1.500										
Jeff Montgomery, R ERA: 3.34	(10, 1) 1.0	S	4	1	0	0	0	0	0	0	0	0	0	9	11	0.00	1.000										

Batter	1	2	3	4	5	6	7	8	9	AB	R	H	RBI	BB	SO	LOB	TOP			
Brian McRae, S (1, 8) OBP: 0.266, SLG: 0.342	F9		1B	G6-3			3B		HR	5	2	3	0	0	0	1	Kansas City Royals @ Baltimore Orioles Memorial Stadium, Baltimore, MD Thu Jun 13 1991, 7:05 PM EDT Att: 27,012 - Sunny - 84 F			
Kirk Gibson, L (1, 7) OBP: 0.317, SLG: 0.395	F9		F8				G1-3		HR	5	1	1	2	0	1	2				
George Brett, L (1, 10) OBP: 0.331, SLG: 0.347	G6-3		1B	G3-1			G6-4-3 IBB		G4-3	3	0	0	0	2	0	0				
Danny Tartabull, R (1, 9) OBP: 0.337, SLG: 0.525		HR	1B				G6-4-3		1B	4	1	3	2	1	0	2				
Mike Macfarlane, R (1, 2) OBP: 0.317, SLG: 0.456		G6-3	K						1B	4	1	2	0	1	2	2				
Kevin Seitzer, R (1, 5) OBP: 0.301, SLG: 0.255	G6-3			1B	G1-3				BB	4	1	1	0	1	0	5				
Carmelo Martinez, R (1, 3) OBP: 0.321, SLG: 0.278	G6-3			SF8			L4		1B	4	0	1	1	0	1	1				
Kurt Stillwell, S (1, 6) OBP: 0.294, SLG: 0.316	G3-1		SF8				K		K	3	0	0	1	0	2	1				
Terry Shumpert, R (1, 4) OBP: 0.253, SLG: 0.321							K		K	3	0	1	0	0	1	1				
Jim Eisenreich, L (9, PH) OBP: 0.339, SLG: 0.404							K		K	1	0	0	0	0	1	0				
Bill Pecota, R (9, 4) OBP: 0.319, SLG: 0.388							K		K	0	0	0	0	0	0	0				
Inning Stats	R: 0 E: 0 K: 0 S: 8	H: 0 LOB: 0 BB: 0 P: 11	R: 2 E: 0 K: 0 S: 12	H: 2 LOB: 0 BB: 0 P: 21	R: 1 E: 0 K: 1 S: 14	H: 3 LOB: 2 BB: 1 P: 26	R: 1 E: 0 K: 0 S: 13	H: 1 LOB: 1 BB: 1 P: 21	R: 0 E: 0 K: 2 S: 9	H: 0 LOB: 0 BB: 0 P: 13	R: 0 E: 0 K: 0 S: 6	H: 1 LOB: 1 BB: 1 P: 13	R: 0 E: 0 K: 3 S: 11	H: 1 LOB: 1 BB: 0 P: 18	R: 2 E: 0 K: 1 S: 17	H: 3 LOB: 2 BB: 1 P: 26	1B: 9 2B: 0 3B: 1 HR: 2	SF: 1 SAC: 0 DP: 1 HBP: 0	WP: 0 PB: 0 SB: 4 CS: 1	PA: 42
PITCHER	IP	WLS	BF	H	R	ER	SO	BB	IBB	HBP	BLK	WP	HR	S	P	ERA	WHIP			
Roy Smith, R (1, 1) ERA: 3.6	4.2		23	7	4	3	2	3	0	0	0	0	1	54	95	5.79	2.143			
Todd Frothingham, R (5, 1) ERA: 1.99	3.1		12	2	0	0	5	0	1	0	0	0	0	27	49	0.00	0.600			
Paul Kilgus, L (9, 1) ERA: 5.31	0.2	L	5	3	2	2	1	0	0	0	0	0	1	15	19	27.00	4.500			
Gregg Olson, R (9, 1) ERA: 2.25	0.1		2	0	0	0	0	1	0	0	0	0	0	2	7	0.00	3.000			

Batter	1	2	3	4	5	6	7	8	9	AB	R	H	RBI	BB	SO	LOB	BOTTOM					
Mike Devereaux, R (1, 8) OBP: 0.333, SLG: 0.456	F8		P5	F9			G5-3		K	5	0	0	0	0	1	1	Kansas City Royals @ Baltimore Orioles Memorial Stadium, Baltimore, MD Thu Jun 13 1991, 7:05 PM EDT Att: 27,012 - Sunny - 84 F					
Joe Orsulak, L (1, 9) OBP: 0.280, SLG: 0.303	F7		L8				F9		L9	5	0	1	0	0	0	0						
Cal Ripken Jr., R (1, 6) OBP: 0.407, SLG: 0.585	1B			1B			G5-3		FC6-4 1B	4	1	2	0	0	0	1						
Sam Horn, L (1, 10) OBP: 0.343, SLG: 0.529	G6-3			K					F8	2	0	0	0	1	1	2						
Dwight Evans, R (9, PH) OBP: 0.391, SLG: 0.388									BB	1	0	0	0	0	0	0						
Leo Gomez, R (1, 5) OBP: 0.354, SLG: 0.386	G5-3			1B			F9		BB	4	1	2	0	0	0	1						
Randy Milligan, R (1, 3) OBP: 0.342, SLG: 0.359	K			2B			L1		1B	3	1	1	1	1	1	0						
David Segui, S (1, 7) OBP: 0.273, SLG: 0.365				1B			G4-3		K	4	1	2	1	0	1	2						
Tim Lincecum, R (1, 4) OBP: 0.268, SLG: 0.363	F8			2B			F7		K	4	0	0	0	0	1	5						
Bob Melvin, R (1, 2) OBP: 0.275, SLG: 0.247							K		G5-3	3	0	1	2	0	1	0						
Ernie Whitt, L (9, PH) OBP: 0.340, SLG: 0.267										1	0	0	0	0	0	0						
Inning Stats	R: 0 E: 0 K: 0 S: 7	H: 1 LOB: 1 BB: 0 P: 13	R: 0 E: 0 K: 1 S: 10	H: 1 LOB: 0 BB: 0 P: 18	R: 0 E: 0 K: 0 S: 6	H: 0 LOB: 0 BB: 0 P: 9	R: 4 E: 0 K: 1 S: 19	H: 5 LOB: 1 BB: 0 P: 34	R: 0 E: 0 K: 0 S: 13	H: 0 LOB: 0 BB: 1 P: 20	R: 0 E: 0 K: 0 S: 6	H: 0 LOB: 0 BB: 0 P: 8	R: 0 E: 0 K: 1 S: 13	H: 1 LOB: 1 BB: 0 P: 16	R: 0 E: 0 K: 2 S: 11	H: 1 LOB: 2 BB: 1 P: 21	R: 0 E: 0 K: 1 S: 7	H: 0 LOB: 0 BB: 0 P: 10	1B: 8 2B: 1 3B: 0 HR: 0	SF: 0 SAC: 0 DP: 0 HBP: 0	WP: 0 PB: 0 SB: 0 CS: 0	PA: 38
PITCHER	IP	WLS	BF	H	R	ER	SO	BB	IBB	HBP	BLK	WP	HR	S	P	ERA	WHIP					
Kevin Appier, R (1, 1) ERA: 3.96	7.0		30	8	4	4	3	1	0	0	0	0	0	74	118	5.14	1.286					
Mark Davis, L (8, 1) ERA: 5.4	1.0	W	5	1	0	0	2	1	0	0	0	0	0	11	21	0.00	2.000					
Jeff Montgomery, R (9, 1) ERA: 3.24	1.0	S	3	0	0	0	1	0	0	0	0	0	0	7	10	0.00	0.000					

Batter	1	2	3	4	5	6	7	8	9	AB	R	H	RBI	BB	SO	LOB	TOP				
Brian McRae, S OBP: 0.271, SLG: 0.350 (1, 8)	G1-3	2H FC3-6-5 1B					G1-3			4	0	2	1	0	0	0	Kansas City Royals @ Chicago White Sox Comiskey Park, Chicago, IL Sat Jun 15 1991, 8:05 PM EDT Att: 41,844 - Cloudy - 82 F				
Kirk Gibson, L OBP: 0.328, SLG: 0.418 (1, 7)	HR	BB			L4		G4-3			3	1	1	1	1	0	1					
George Brett, L OBP: 0.333, SLG: 0.352 (1, 10)	HR	1B	FC3-6-5		K			K		4	1	1	0	0	2	3					
Danny Tartabull, R OBP: 0.333, SLG: 0.529 (1, 9)	1H HR				K			K		4	1	2	2	0	2	1					
Jim Eisenreich, L OBP: 0.332, SLG: 0.399 Carmelo Martinez, R OBP: 0.321, SLG: 0.278 (8, 3)	G5-3				G5-3			G5-4-3		4	0	1	0	0	0	1					
Kevin Seitzer, R OBP: 0.289, SLG: 0.238 (1, 5)	G4-3				F8			G1-4-3		4	0	0	0	0	0	1					
Mike MacFarlane, R OBP: 0.321, SLG: 0.471 (1, 2)		HR			G5-4-3 HBP			K		3	1	1	1	0	2	1					
Kurt Stillwell, S OBP: 0.294, SLG: 0.312 (1, 6)		1B	G1-6-3		G5-4-3			G3-1		4	1	1	0	0	0	2					
David Howard, S OBP: 0.167, SLG: 0.074 (1, 4)		1B	G1-6-3		K			K		3	0	0	0	0	2	1					
Inning Stats	R: 3 E: 0 K: 0 S: 14	H: 3 LOB: 0 BB: 0 P: 23	R: 2 E: 0 K: 0 S: 19	H: 3 LOB: 1 BB: 1 P: 30	R: 0 E: 0 K: 1 S: 7	H: 0 LOB: 0 BB: 0 P: 12	R: 0 E: 0 K: 1 S: 6	H: 0 LOB: 0 BB: 0 P: 12	R: 0 E: 0 K: 2 S: 10	H: 1 LOB: 1 BB: 0 P: 12	R: 0 E: 0 K: 1 S: 8	H: 0 LOB: 0 BB: 0 P: 12	R: 0 E: 0 K: 1 S: 9	H: 1 LOB: 0 BB: 0 P: 12	R: 0 E: 0 K: 1 S: 9	H: 0 LOB: 0 BB: 0 P: 12	1B: 4 2B: 3 3B: 0 HR: 3	SF: 0 SAC: 0 DP: 3 HBP: 1	WP: 0 PB: 0 CS: 0	PA: 35	
PITCHER	IP	WLS	BF	H	R	ER	SO	BB	IBB	HBP	BLK	WP	HR	S	P	ERA	WHIP				
Ramon Garcia, R ERA: 4.3 (1, 1)	1.1	L	10	6	5	5	0	0	0	0	0	0	3	27	43	33.75	4.500				
Melido Perez, R ERA: 3.99 (2, 1)	7.2		25	3	0	0	8	1	0	1	0	0	0	65	94	0.00	0.522				

Batter	1	2	3	4	5	6	7	8	9	AB	R	H	RBI	BB	SO	LOB	BOTTOM					
Tim Raines, S OBP: 0.389, SLG: 0.403 (1, 7)	G5-3				G3		G3			4	0	1	1	0	0	3	Kansas City Royals @ Chicago White Sox Comiskey Park, Chicago, IL Sat Jun 15 1991, 8:05 PM EDT Att: 41,844 - Cloudy - 82 F					
Robin Ventura, L OBP: 0.347, SLG: 0.330 (1, 5) (9, 3)	G3				F7			F8		4	0	0	0	0	0	2						
Frank Thomas, R OBP: 0.454, SLG: 0.527 (1, 10)	K				HR			1B BB		3	2	1	1	1	2	0						
Matt Merullo, L OBP: 0.282, SLG: 0.415 (8, PH) Craig Grebeck, R OBP: 0.304, SLG: 0.477 (9, 5)	P5				P6		G4-3	P3		3	0	0	0	0	0	0						
Carlton Fisk, R OBP: 0.345, SLG: 0.385 (1, 2)	P4				K		K	1B		4	0	1	1	0	2	0						
Dan Pasqua, L OBP: 0.304, SLG: 0.353 Sammy Sosa, R OBP: 0.268, SLG: 0.375 Warren Newson, L OBP: 0.300, SLG: 0.250 (8, PH) (9, 9)	FC6 BB				K			G3-1	G6-3	2	0	0	0	1	1	0						
Lance Johnson, L OBP: 0.284, SLG: 0.270 (1, 8)	FC6				G6-3			FC1-6-5 1B	G4-3	4	0	1	0	0	0	1						
Joey Cora, S OBP: 0.318, SLG: 0.323 (1, 4)					G6-3			FC1-6-5 1B BB	L5	3	1	1	0	1	0	1						
Ozzie Guillen, L OBP: 0.279, SLG: 0.305 (1, 6)	G6-3				G3			G6-3		4	0	2	0	0	0	1						
Inning Stats	R: 0 E: 0 K: 1 S: 9	H: 0 LOB: 0 BB: 0 P: 11	R: 0 E: 0 K: 0 S: 11	H: 0 LOB: 1 BB: 1 P: 17	R: 0 E: 0 K: 0 S: 8	H: 2 LOB: 1 BB: 0 P: 12	R: 1 E: 0 K: 2 S: 11	H: 1 LOB: 0 BB: 0 P: 18	R: 1 E: 0 K: 0 S: 8	H: 1 LOB: 1 BB: 1 P: 14	R: 0 E: 0 K: 2 S: 7	H: 0 LOB: 0 BB: 0 P: 12	R: 0 E: 0 K: 0 S: 12	H: 2 LOB: 2 BB: 0 P: 20	R: 1 E: 0 K: 0 S: 13	H: 1 LOB: 1 BB: 1 P: 23	R: 0 E: 0 K: 0 S: 7	H: 0 LOB: 0 BB: 0 P: 7	1B: 6 2B: 0 3B: 0 HR: 1	SF: 0 SAC: 0 DP: 1 HBP: 0	WP: 1 PB: 0 CS: 0	PA: 36
PITCHER	IP	WLS	BF	H	R	ER	SO	BB	IBB	HBP	BLK	WP	HR	S	P	ERA	WHIP					
Mike Boddicker, R ERA: 3.24 (1, 1)	7.0	W	28	6	2	2	5	2	0	0	0	0	1	66	104	2.57	1.143					
Mark Davis, L ERA: 5.74 (8, 1)	0.2		4	1	1	1	0	1	0	0	0	0	0	10	19	13.50	3.000					
Jeff Montgomery, R ERA: 3.12 (8, 1)	1.1	S	4	0	0	0	0	0	0	0	0	0	0	10	11	0.00	0.000					

Batter	1	2	3	4	5	6	7	8	9	AB	R	H	RBI	BB	SO	LOB	TOP					
Brian McRae, S OBP: 0.279, SLG: 0.355 (1, 8)	G1-3	BB 2B 1B				CS 1B		G5-3		5	1	3	0	0	0	0						
Kirk Gibson, L OBP: 0.329, SLG: 0.429 (1, 7)	K	2B 1B BB		F7		CS	HR		L5	4	2	1	1	1	1	1						
George Brett, L OBP: 0.331, SLG: 0.356 Bill Pecota, R OBP: 0.316, SLG: 0.385 (9, PH)	P6	1B 2B		P6			G4-1		P5	4	1	1	2	0	0	1						
Danny Tartabull, R OBP: 0.330, SLG: 0.520 (1, 9)		K		F9			K		K	5	0	1	2	0	3	1						
Jim Eisenreich, L OBP: 0.333, SLG: 0.406 Warren Cromartie, L OBP: 0.353, SLG: 0.406 (5, PH)						G4-3				2	1	1	0	0	0	1						
Kevin Seitzer, R OBP: 0.296, SLG: 0.241 (1, 5)						G3				3	1	1	1	1	0	1						
Brent Mayne, L OBP: 0.340, SLG: 0.277 (1, 2)		HR 1B		K		G4-3				4	1	1	1	0	2	2						
Terry Shumpert, R OBP: 0.261, SLG: 0.350 (1, 4)		HR		G6-3		F9			F8	4	1	1	2	0	0	0						
David Howard, S OBP: 0.176, SLG: 0.097 (1, 6)		BB 1B 2B 1B		P4		F9			L9	4	1	1	0	0	0	0						
Inning Stats	R: 0 E: 0 K: 1 S: 8	H: 0 LOB: 0 BB: 0 P: 13	R: 8 E: 0 K: 1 S: 30	H: 8 LOB: 1 BB: 1 P: 48	R: 0 E: 0 K: 1 S: 9	H: 0 LOB: 0 BB: 0 P: 14	R: 0 E: 0 K: 0 S: 10	H: 1 LOB: 1 BB: 0 P: 16	R: 0 E: 0 K: 0 S: 7	H: 0 LOB: 0 BB: 0 P: 10	R: 0 E: 0 K: 0 S: 8	H: 1 LOB: 0 BB: 0 P: 10	R: 1 E: 0 K: 2 S: 19	H: 2 LOB: 2 BB: 1 P: 27	R: 0 E: 0 K: 0 S: 7	H: 0 LOB: 0 BB: 0 P: 8	R: 0 E: 0 K: 1 S: 5	H: 0 LOB: 0 BB: 0 P: 11	1B: 8 2B: 2 3B: 0 HR: 2	SF: 0 SAC: 0 DP: 0 HBP: 0	WP: 0 PB: 0 CS: 1	PA: 41
PITCHER	IP	WLS	BF	H	R	ER	SO	BB	IBB	HBP	BLK	WP	HR	S	P	ERA	WHIP					
Alex Fernandez, R ERA: 6.4 (1, 1)	1.1	L	13	8	8	8	2	1	0	0	0	0	1	34	53	54.00	6.750					
Ken Patterson, L ERA: 3.29 (2, 1)	2.2		9	1	0	0	1	0	0	0	0	0	0	23	38	0.00	0.375					
Donn Pall, R ERA: 0.71 (5, 1)	2.0		6	1	0	0	0	0	0	0	0	0	0	15	20	0.00	0.500					
Scott Radinsky, L ERA: 2.33 (7, 1)	2.0		9	2	1	1	2	1	0	0	0	0	1	26	35	4.50	1.500					
Bobby Thigpen, R ERA: 3.99 (9, 1)	1.0		3	0	0	0	1	0	0	0	0	0	0	5	11	0.00	0.000					

Kansas City Royals @ Chicago White Sox
Comiskey Park, Chicago, IL
Sun Jun 16 1991, 4:33 AM EDT
Att: 42,074 - Cloudy - 75 F

livebaseballscorecards.com

AB 38
R 9
H 12
RBI 9
BB 2
SO 6
LOB 7



Batter	1	2	3	4	5	6	7	8	9	AB	R	H	RBI	BB	SO	LOB	BOTTOM						
Tim Raines, S OBP: 0.390, SLG: 0.402 (1, 7)	G5-3 G4-3 BB		K	SF8		L8		1B		3	0	1	1	1	1	1							
Robin Ventura, L OBP: 0.344, SLG: 0.327 (1, 5) (8, 3)	G4-3		G4-3	F8		G5-3		FC6-4 1B		5	0	1	0	0	0	3							
Frank Thomas, R OBP: 0.457, SLG: 0.531 (1, 10)	G5-3		1B BB			WP 1B		2B	FC6-4	4	1	2	0	1	0	3							
Dan Pasqua, L OBP: 0.305, SLG: 0.353 Craig Grebeck, R OBP: 0.313, SLG: 0.467 (7, PH) (8, 5)	G4-3		FC6-4 1B			K		FC5-4 BB	G5-3	3	0	1	1	0	1	2							
Matt Merullo, L OBP: 0.284, SLG: 0.412 Cory Snyder, R OBP: 0.204, SLG: 0.216 Don Wakamatsu, R OBP: 0.389, SLG: 0.353 Carlton Fisk, R OBP: 0.343, SLG: 0.383 (1, 2) (7, PH) (8, 2) (9, PH)	G4-3	G4-3	FC6-4			1B		K	K	3	0	1	1	0	0	2							
Warren Newson, L OBP: 0.476, SLG: 0.267 Sammy Sosa, R OBP: 0.271, SLG: 0.381 (1, 9) (7, PH) (8, 9)	G5-3		1B FC			FC5-4 BB		P9	G5-3	3	1	1	0	0	0	1							
Lance Johnson, L OBP: 0.271, SLG: 0.274 (1, 8)	FC6-4 1B		FC SF8 1B			FC6-4 BB		FC5-4	G1-3	4	1	2	0	1	0	3							
Joey Cora, S OBP: 0.300, SLG: 0.303 (1, 4)	FC6-4		FC			FC6-4		K		4	0	0	1	0	1	4							
Ozzie Guillen, L OBP: 0.278, SLG: 0.308 (1, 6)			G4-3 1B 2B			P5		P6	F9	4	1	1	0	0	0	2							
Inning Stats	R: 0 E: 0 K: 0 S: 9	H: 0 LOB: 1 BB: 1 P: 20	R: 0 E: 0 K: 0 S: 9	H: 1 LOB: 1 BB: 0 P: 16	R: 1 E: 0 K: 1 S: 8	H: 2 LOB: 2 BB: 1 P: 18	R: 2 E: 0 K: 0 S: 10	H: 2 LOB: 1 BB: 0 P: 15	R: 1 E: 0 K: 1 S: 16	H: 2 LOB: 2 BB: 1 P: 28	R: 0 E: 0 K: 0 S: 7	H: 0 LOB: 0 BB: 0 P: 12	R: 0 E: 0 K: 1 S: 11	H: 1 LOB: 2 BB: 1 P: 19	R: 0 E: 0 K: 1 S: 12	H: 2 LOB: 2 BB: 0 P: 16	R: 0 E: 0 K: 1 S: 12	H: 1 LOB: 1 BB: 0 P: 14	1B: 8 2B: 3 3B: 0 HR: 0	SF: 1 SAC: 0 DP: 0 HBP: 0	WP: 2 PB: 0 CS: 0	PA: 43	
PITCHER	IP	WLS	BF	H	R	ER	SO	BB	IBB	HBP	BLK	WP	HR	S	P	ERA	WHIP						
Mark Gubicza, R ERA: 3.83 (1, 1)	5.0	W	26	7	4	4	2	3	0	0	0	0	1	0	52	97	7.20	2.000					
Mike Magnante, L ERA: 3.99 (6, 1)	2.2		12	3	0	0	2	1	0	0	0	0	0	27	42	0.00	1.500						
Storm Davis, R ERA: 4.67 (8, 1)	1.1		5	1	0	0	1	0	0	0	0	0	0	15	19	0.00	0.750						

Kansas City Royals @ Chicago White Sox
Comiskey Park, Chicago, IL
Sun Jun 16 1991, 4:33 AM EDT
Att: 42,074 - Cloudy - 75 F

livebaseballscorecards.com

AB 38
R 4
H 11
RBI 4
BB 4
SO 5
LOB 25




Batter	1	2	3	4	5	6	7	8	9	AB	R	H	RBI	BB	SO	LOB	TOP						
Brian McRae, S OBP: 0.292, SLG: 0.367 (1, 8)	2-2 2B SF7 1B		3-1 G4-3		0-1 1B HR 1B		1-0 P2	1-2 1B		5	2	3	1	0	0	0	Kansas City Royals @ Texas Rangers Arlington Stadium, Arlington, TX Tue Jun 18 1991, 8:05 PM EDT Att: 29,667 - Sunny - 91 F						
Kirk Gibson, L OBP: 0.335, SLG: 0.438 (1, 7)	2-2 1B 2B		3-2 G4-3		1-2 HR 1B		2-2 F8	2-0 1B		5	2	3	1	0	0								
George Brett, L OBP: 0.316, SLG: 0.362 (1, 10)	2-0 SF7		0-0 G3-1		2-2 HR		2-3 K	3-H F8		4	1	1	4	0	1	2							
Danny Tartabull, R OBP: 0.338, SLG: 0.537 (1, 9)	3-3 K			0-0 FC4-6 HR 2B				0-0 1B G5-3 1B		5	2	2	0	0	3	1							
Jim Eisenreich, L OBP: 0.332, SLG: 0.402 Carmelo Martinez, R OBP: 0.329, SLG: 0.314 (8, 3)	1-0 2B 1B			1-0 F7				0-0 G5-3		4	0	1	1	0	0	2							
Kevin Seitzer, R OBP: 0.311, SLG: 0.291 (1, 5)	0-1 2B			4-0 FC4-6 BB				0-0 1B		4	1	2	0	1	0	0							
Mike Macfarlane, R OBP: 0.312, SLG: 0.454 (1, 2)		2-0 G1-3		0-0 FC4-6 HR				1-0 1B		4	2	1	1	0	1	2							
Kurt Stillwell, S OBP: 0.292, SLG: 0.324 (1, 6)		1-0 G3		1-1 HR				2-2 F9		4	1	1	3	0	1	2							
Terry Shumpert, R OBP: 0.261, SLG: 0.340 (1, 4)		0-0 F8		3-1 F8				1-1 1B		4	1	1	1	0	0	0	Kansas City Royals @ Texas Rangers Arlington Stadium, Arlington, TX Tue Jun 18 1991, 8:05 PM EDT Att: 29,667 - Sunny - 91 F						
Inning Stats	R: 2 E: 0 K: 1 S: 15	H: 4 LOB: 2 BB: 0 P: 24	R: 0 E: 0 K: 0 S: 3	H: 0 LOB: 0 BB: 0 P: 6	R: 0 E: 0 K: 0 S: 7	H: 0 LOB: 0 BB: 0 P: 13	R: 3 E: 0 K: 0 S: 7	H: 2 LOB: 0 BB: 1 P: 16	R: 3 E: 0 K: 1 S: 17	H: 3 LOB: 0 BB: 0 P: 24	R: 0 E: 0 K: 2 S: 7	H: 0 LOB: 0 BB: 0 P: 10	R: 0 E: 0 K: 1 S: 7	H: 0 LOB: 0 BB: 0 P: 12	R: 4 E: 0 K: 0 S: 16	H: 6 LOB: 2 BB: 0 P: 24		R: 0 E: 0 K: 2 S: 9	H: 0 LOB: 0 BB: 0 P: 16	1B: 10 2B: 3 3B: 0 HR: 2	SF: 1 SAC: 0 DP: 0 HBP: 0	WP: 0 PB: 0 SB: 0 CS: 0	PA: 42
PITCHER	IP WLS BF H R ER SO BB IBB HBP BLK WP HR S P ERA WHIP	IP WLS BF H R ER SO BB IBB HBP BLK WP HR S P ERA WHIP	IP WLS BF H R ER SO BB IBB HBP BLK WP HR S P ERA WHIP	IP WLS BF H R ER SO BB IBB HBP BLK WP HR S P ERA WHIP	IP WLS BF H R ER SO BB IBB HBP BLK WP HR S P ERA WHIP	IP WLS BF H R ER SO BB IBB HBP BLK WP HR S P ERA WHIP	IP WLS BF H R ER SO BB IBB HBP BLK WP HR S P ERA WHIP	IP WLS BF H R ER SO BB IBB HBP BLK WP HR S P ERA WHIP	IP WLS BF H R ER SO BB IBB HBP BLK WP HR S P ERA WHIP	IP WLS BF H R ER SO BB IBB HBP BLK WP HR S P ERA WHIP	IP WLS BF H R ER SO BB IBB HBP BLK WP HR S P ERA WHIP	IP WLS BF H R ER SO BB IBB HBP BLK WP HR S P ERA WHIP	IP WLS BF H R ER SO BB IBB HBP BLK WP HR S P ERA WHIP	IP WLS BF H R ER SO BB IBB HBP BLK WP HR S P ERA WHIP	IP WLS BF H R ER SO BB IBB HBP BLK WP HR S P ERA WHIP	IP WLS BF H R ER SO BB IBB HBP BLK WP HR S P ERA WHIP							
Gerald Alexander, R ERA: 2.47	(1, 1)	4.0	18	6	5	5	1	1	0	0	0	0	0	0	0	0		11.25	1.750				
Kenny Rogers, L ERA: 7.57	(5, 1)	3.2	L	19	8	7	4	0	0	0	0	0	0	1	45	65		17.18	2.182				
Mark Petkovsek, R ERA: 11.57	(8, 1)	1.1		5	1	0	0	2	0	0	0	0	0	0	11	21		0.00	0.750				

Batter	1	2	3	4	5	6	7	8	9	AB	R	H	RBI	BB	SO	LOB	BOTTOM			
Gary Pettis, S OBP: 0.352, SLG: 0.277 (1, 8)	1-3 K	3-2 L8		0-1 G3-1 1B				1-1 G4-3		5	0	2	0	0	1	0	Kansas City Royals @ Texas Rangers Arlington Stadium, Arlington, TX Tue Jun 18 1991, 8:05 PM EDT Att: 29,667 - Sunny - 91 F			
Rafael Palmeiro, L OBP: 0.366, SLG: 0.490 (1, 3)	4-1 1B 2B BB		2-1 G4-3	0-1 G3-1				0-0 2B		4	1	2	0	1	0	1				
Ruben Sierra, S OBP: 0.387, SLG: 0.532 (1, 9)	1-2 2B SF7 1B		0-1 F8	2-2 G5-3				2-1 G1-3		5	1	1	0	0	1	4				
Julio Franco, R OBP: 0.384, SLG: 0.461 (1, 4)	1-1 1B 2B		4-2 HR BB		0-1 G4-3			1-0 G4-3		4	2	1	1	1	1	1				
Kevin Reimer, L OBP: 0.353, SLG: 0.433 (1, 10)	2-2 SF7		0-0 HR		4-1 WP BB			1-1 G6-3		3	1	1	3	1	0	1				
Juan Gonzalez, R OBP: 0.370, SLG: 0.500 (1, 7)	1-2 1B		1-1 E5 1B		1-3 K			1-0 1B		4	0	2	1	0	1	1				
Steve Buechele, R OBP: 0.352, SLG: 0.474 (1, 5)	3-1 P3		3-2 FC5-4 1B		2-0 F8			1-2 P3		4	0	1	0	0	0	3				
Mike Stanley, R OBP: 0.365, SLG: 0.385 Geno Petralli, L OBP: 0.307, SLG: 0.274 (6, PH) (7, 2)		3-2 F9	0-0 FC5-4		2-3 K			4-1 G1-6-3 BB		2	0	0	0	0	0	2				
Jeff Huson, L OBP: 0.291, SLG: 0.290 (1, 6)		1-3 K		0-0 F8				1-2 G1-6-3		4	0	0	0	0	1	1				
Inning Stats	R: 3 E: 0 K: 1 S: 25	H: 3 LOB: 1 BB: 1 P: 38	R: 0 E: 0 K: 1 S: 10	H: 0 LOB: 0 BB: 0 P: 17	R: 2 E: 1 K: 0 S: 16	H: 2 LOB: 2 BB: 1 P: 26	R: 0 E: 0 K: 0 S: 8	H: 1 LOB: 1 BB: 0 P: 10	R: 0 E: 0 K: 1 S: 13	H: 2 LOB: 2 BB: 0 P: 19	R: 0 E: 0 K: 0 S: 7	H: 1 LOB: 1 BB: 0 P: 11	R: 0 E: 0 K: 0 S: 6	H: 0 LOB: 0 BB: 1 P: 12	R: 0 E: 0 K: 2 S: 13	H: 1 LOB: 1 BB: 0 P: 19	1B: 7 2B: 2 3B: 0 HR: 1	SF: 1 SAC: 0 DP: 1 HBP: 0	WP: 1 PB: 0 SB: 0 CS: 0	PA: 41
PITCHER	IP WLS BF H R ER SO BB IBB HBP BLK WP HR S P ERA WHIP	IP WLS BF H R ER SO BB IBB HBP BLK WP HR S P ERA WHIP	IP WLS BF H R ER SO BB IBB HBP BLK WP HR S P ERA WHIP	IP WLS BF H R ER SO BB IBB HBP BLK WP HR S P ERA WHIP	IP WLS BF H R ER SO BB IBB HBP BLK WP HR S P ERA WHIP	IP WLS BF H R ER SO BB IBB HBP BLK WP HR S P ERA WHIP	IP WLS BF H R ER SO BB IBB HBP BLK WP HR S P ERA WHIP	IP WLS BF H R ER SO BB IBB HBP BLK WP HR S P ERA WHIP	IP WLS BF H R ER SO BB IBB HBP BLK WP HR S P ERA WHIP	IP WLS BF H R ER SO BB IBB HBP BLK WP HR S P ERA WHIP	IP WLS BF H R ER SO BB IBB HBP BLK WP HR S P ERA WHIP	IP WLS BF H R ER SO BB IBB HBP BLK WP HR S P ERA WHIP	IP WLS BF H R ER SO BB IBB HBP BLK WP HR S P ERA WHIP	IP WLS BF H R ER SO BB IBB HBP BLK WP HR S P ERA WHIP	IP WLS BF H R ER SO BB IBB HBP BLK WP HR S P ERA WHIP	IP WLS BF H R ER SO BB IBB HBP BLK WP HR S P ERA WHIP				
Kevin Appier, R ERA: 4.26	(1, 1)	5.0	W	25	4	0	3	3	0	0	0	0	0	0	0	0	9.00	1.800		
Luis Aquino, R ERA: 4.5	(6, 1)	4.0	S	16	4	0	3	1	0	0	0	0	0	39	61	0.00	1.250			

Batter	1	2	3	4	5	6	7	8	9	AB	R	H	RBI	BB	SO	LOB	TOP							
Brian McRae, S (1, 8) OBP: 0.289, SLG: 0.366	3-1 P2	2-1 G4-6-3		0-0 L1-3		0-3 K	3-2 G5-4-3		3-2 1B 2B	6	1	1	0	0	1	6								
Kirk Gibson, L (1, 7) OBP: 0.325, SLG: 0.455	4-2 2B		0-1 FC5-4 1B	3-2 G4-3		1-0 HR		4-2 WP 1B BB	2-2 1B 1B	3	3	2	4	2	0	0								
Gary Thurman, R (9, PH) OBP: 0.306, SLG: 0.377										1	1	1	0	0	0	0								
George Brett, L (1, 10) OBP: 0.338, SLG: 0.529	0-0 F8 1B		1-3 K		1-0 G1-3			0-0 1B WP SF7 1B	0-0 1B 2B 1B	5	2	3	1	0	1	1								
Brent Mayne, L (9, PH) OBP: 0.352, SLG: 0.292										1	1	1	1	0	0	0								
Danny Tartabull, R (1, 9) OBP: 0.338, SLG: 0.529	3-0 F8		0-0 FC5-4 1B		1-3 K		4-1 1B BB	0-3 K	0-3 2B 1B 1B	5	2	1	1	1	2	4								
David Howard, S (9, 9) OBP: 0.176, SLG: 0.097										0	0	0	0	0	0	0								
Jim Eisenreich, L (1, 3) OBP: 0.335, SLG: 0.401	4-0 1B		2-0 1B		1-3 K2-3		1-1 P5	4-2 1B	4-2 1B 2B	3	0	1	0	1	1	2								
Warren Cromartie, L (6, 3) OBP: 0.371, SLG: 0.431										1	0	1	1	1	0	0								
Kevin Seitzer, R (1, 5) OBP: 0.331, SLG: 0.308	1-2 1B		0-0 1B		0-0 K			2-0 1B	2-0 1B 2B	3	1	3	2	1	0	0								
Bill Pecota, R (8, 5) OBP: 0.328, SLG: 0.396										2	0	2	2	0	0	0								
Mike Macfarlane, R (1, 2) OBP: 0.307, SLG: 0.447	2-3 K		1-3 K							5	1	1	1	0	2	9								
Kurt Stillwell, S (1, 6) OBP: 0.303, SLG: 0.351		4-0 G4-6-3 BB		0-0 HR		3-1 HR 2B	0-1 FC5-4 1B	3-H F7		4	2	3	2	1	0	2								
Terry Shumpert, R (1, 4) OBP: 0.265, SLG: 0.333			0-3 K		4-0 L1-3 BB	4-1 HR BB	0-0 FC5-4 G5-4-3		0-1 G6-3	3	1	0	0	2	1	2								
Inning Stats	R: 2 H: 2 E: 0 K: 1 S: 14	H: 2 LOB: 2 BB: 2 P: 31	R: 0 H: 0 E: 0 K: 1 S: 6	LOB: 0 BB: 1 P: 12	R: 1 H: 3 E: 0 K: 2 S: 11	LOB: 2 BB: 0 P: 15	R: 1 H: 1 E: 0 K: 0 S: 10	LOB: 0 BB: 1 P: 17	R: 0 H: 0 E: 0 K: 2 S: 7	LOB: 0 BB: 0 P: 10	R: 5 H: 5 E: 0 K: 1 S: 18	H: 5 LOB: 3 BB: 3 P: 40	R: 0 H: 1 E: 0 K: 0 S: 6	LOB: 1 BB: 0 P: 9	R: 2 H: 2 E: 0 K: 1 S: 15	H: 2 LOB: 2 BB: 2 P: 26	R: 4 H: 6 E: 0 K: 0 S: 23	H: 6 LOB: 1 BB: 0 P: 34	1B: 14 2B: 5 3B: 0 HR: 2	SF: 1 SAC: 0 DP: 4 HBP: 0	WP: 2 PA: 52 PB: 0 SB: 0 CS: 0			
PITCHER	IP	WLS	BF	H	R	ER	SO	BB	IBB	HBP	BLK	WP	HR	S	P	ERA	WHIP							
Jose Guzman, R (1, 1) ERA: 4.17	5.0	L	25	7	6	6	6	5	0	0	0	0	1	51	93	10.80	2.400							
Joe Bittker, R (6, 1) ERA: 6.75	1.0		9	4	3	3	1	2	0	0	0	1	1	15	32	27.00	6.000							
Mark Petkovsek, R (7, 1) ERA: 14.46	2.1		16	8	6	6	1	2	0	0	0	1	0	41	62	23.14	4.286							
Jeff Russell, R (9, 1) ERA: 2.57	0.2		2	1	0	0	0	0	0	0	0	0	0	3	7	0.00	1.500							


Kansas City Royals @ Texas Rangers
Arlington Stadium, Arlington, TX
Wed Jun 19 1991, 8:05 PM EDT
Att: 29,462 - Cloudy - 95 F

AB 42
R 15
H 20
RBI 15
BB 9
SO 8
LOB 26



Kansas City Royals @ Texas Rangers
Arlington Stadium, Arlington, TX
Wed Jun 19 1991, 8:05 PM EDT
Att: 29,462 - Cloudy - 95 F

AB 33
R 2
H 5
RBI 1
BB 1
SO 7
LOB 9



Batter	1	2	3	4	5	6	7	8	9	AB	R	H	RBI	BB	SO	LOB	BOTTOM							
Gary Pettis, S (1, 8) OBP: 0.343, SLG: 0.270	2-3 K		1-1 G3			3-3 K	1-0 P6			4	0	0	0	0	2	3								
Rafael Palmeiro, L (1, 3) OBP: 0.364, SLG: 0.498	1-2 G5-3			2-1 G4-3		0-0 HR		2-3 K		4	1	1	1	0	1	0								
Ruben Sierra, S (1, 9) OBP: 0.386, SLG: 0.530	1-0 P3			0-0 L4		2-0 FC6-4 1B		0-0 G4-3		3	0	1	0	0	0	0								
Denny Walling, L (7, 9) OBP: 0.188, SLG: 0.116										1	0	0	0	0	0	0								
Julio Franco, R (1, 4) OBP: 0.380, SLG: 0.455		2-1 G4-3		0-2 G4-3		1 SAFE FC6-4		0-3 K		3	0	0	0	0	0	1								
Jeff Huson, L (8, PH) OBP: 0.289, SLG: 0.288										1	0	0	0	0	1	0								
Kevin Reimer, L (1, 7) OBP: 0.344, SLG: 0.420		2-0 G4-3			2-1 G4-3		0-0 F7		0-0 P4	4	0	0	0	0	0	1								
Brian Downing, R (1, 10) OBP: 0.418, SLG: 0.488																								
Steve Buechele, R (1, 5) OBP: 0.352, SLG: 0.477																								
John Russell, R (8, 9) OBP: 0.150, SLG: 0.158																								
Mike Stanley, R (1, 2) OBP: 0.364, SLG: 0.378																								
Mario Diaz, R (1, 6) OBP: 0.344, SLG: 0.386																								
Inning Stats	R: 0 H: 0 E: 0 K: 1 S: 7	H: 0 LOB: 0 BB: 0 P: 11	R: 0 H: 0 E: 0 K: 1 S: 6	LOB: 0 BB: 0 P: 10	R: 0 H: 1 E: 0 K: 1 S: 8	LOB: 1 BB: 0 P: 12	R: 0 H: 0 E: 0 K: 0 S: 6	LOB: 0 BB: 0 P: 8	R: 1 H: 1 E: 1 K: 0 S: 14	H: 1 LOB: 1 BB: 0 P: 19	R: 1 H: 2 E: 0 K: 1 S: 10	H: 2 LOB: 1 BB: 0 P: 17	R: 0 H: 1 E: 0 K: 2 S: 11	LOB: 1 BB: 1 P: 16	R: 0 H: 0 E: 0 K: 2 S: 11	H: 0 LOB: 0 BB: 0 P: 13	R: 0 H: 0 E: 0 K: 1 S: 6	H: 0 LOB: 0 BB: 0 P: 10	1B: 2 2B: 2 3B: 0 HR: 1	SF: 0 SAC: 0 DP: 0 HBP: 0	WP: 0 PA: 34 PB: 0 SB: 0 CS: 0			
PITCHER	IP	WLS	BF	H	R	ER	SO	BB	IBB	HBP	BLK	WP	HR	S	P	ERA	WHIP							
Hector Wagner, R (1, 1) ERA: 1.5	6.0	W	23	4	2	1	4	0	0	0	0	0	0	51	77	1.50	0.667							
Storm Davis, R (7, 1) ERA: 4.43	3.0	S	11	1	0	0	3	1	0	0	0	0	0	26	39	0.00	0.667							

Batter	1	2	3	4	5	6	7	8	9	10	AB	R	H	RBI	BB	SO	LOB	TOP					
Mike Devereaux, R OBP: 0.335, SLG: 0.469	(1, 8) WP B1-3 1B		(2, 1) FC5-4			(2, 1) P5		(3, 2) SH3-4 1B		(0, 1) CS 1B	5	1	3	0	0	0	1						
Brady Anderson, L OBP: 0.303, SLG: 0.214	(1, 7) F8		(2, 3) K			(0, 1) 2B		(0, 0) SH3-4		(3, 3) K	4	0	1	0	0	2	3						
Cal Ripken Jr., R OBP: 0.395, SLG: 0.587	(1, 6) B1-3			(0, 0) G6-3		(3, 1) G5-3		(3, 2) G5-3			4	0	0	0	0	0	3						
Joe Orsulak, L OBP: 0.276, SLG: 0.310	(1, 9) F7		(1, 2) F9			(0, 0) 1B		(0, 1) FC5-4 1B			4	1	2	1	0	0	1						
Leo Gomez, R OBP: 0.376, SLG: 0.426		(1, 0) G4-6-3 HBP		(3, 3) K		(1, 0) F9		(3, 2) FC5-4 1B			3	0	0	0	0	1	2						
Randy Milligan, R OBP: 0.348, SLG: 0.368		(3, 2) G4-6-3				(1, 0) F9					4	0	0	0	0	0	2						
Sam Horn, L OBP: 0.350, SLG: 0.489		(4, 2) BB				(2, 1) G4-3					1	0	0	0	2	0	0						
Juan Bell, R OBP: 0.128, SLG: 0.152						(1, 1) F8					0	0	0	0	0	0	0						
Bob Melvin, R OBP: 0.309, SLG: 0.337		(0, 0) P4									4	0	1	1	0	0	2						
Billy Ripken, R OBP: 0.247, SLG: 0.266			(1, 0) FC5-4 1B			(0, 2) P3					3	0	1	0	0	0	2						
David Segui, S OBP: 0.291, SLG: 0.368						(0, 2) G1-3					1	0	0	0	0	0	0						
Tim Hulett, R OBP: 0.256, SLG: 0.336											0	0	0	0	0	0	0						
Inning Stats	R: 0 E: 0 K: 0 S: 7	H: 1 LOB: 1 BB: 0 P: 10	R: 0 E: 0 K: 0 S: 7	H: 0 LOB: 1 BB: 1 P: 15	R: 0 E: 0 K: 1 S: 7	H: 0 LOB: 0 BB: 0 P: 11	R: 0 E: 0 K: 0 S: 7	H: 0 LOB: 0 BB: 0 P: 13	R: 0 E: 0 K: 0 S: 9	H: 1 LOB: 1 BB: 0 P: 13	R: 1 E: 0 K: 0 S: 13	H: 2 LOB: 2 BB: 0 P: 23	R: 1 E: 0 K: 0 S: 12	H: 2 LOB: 1 BB: 0 P: 20	R: 0 E: 0 K: 0 S: 5	H: 0 LOB: 1 BB: 1 P: 13	R: 0 E: 0 K: 1 S: 7	H: 1 LOB: 0 BB: 0 P: 12	1B: 7 2B: 1 3B: 0 HR: 0	SF: 0 SAC: 1 DP: 2 HBP: 2	WP: 1 PB: 0 SB: 0 CS: 1	PA: 38	
PITCHER	IP WLS BF H R ER SO BB IBB HBP BLK WP HR S P ERA WHIP	7.0 2.0 8 2 1 1 0 1 0 0 0 0 0 0 17 33 4.50 1.500	1.0 W 3 1 0 0 1 0 0 0 0 0 0 0 7 12 0.00 1.000																				

Baltimore Orioles @ Kansas City Royals
Royals Stadium, Kansas City, MO
Thu Jun 20 1991, 8:05 PM EDT
Att. 35,520 - Sunny - 86 F

AB	33
R	2
H	8
RBI	2
BB	2
SO	3
LOB	16



Batter	1	2	3	4	5	6	7	8	9	10	AB	R	H	RBI	BB	SO	LOB	BOTTOM						
Brian McRae, S OBP: 0.287, SLG: 0.362	(1, 8) F8		(0, 1) P4		(0, 1) L3		(1, 0) F8			(2, 2) 1B	5	0	1	1	0	0	5							
Kirk Gibson, L OBP: 0.339, SLG: 0.447	(1, 7) B1-3		(3, 3) K			(2, 2) F9		(2, 1) F7			4	0	0	0	0	1	2							
George Brett, L OBP: 0.317, SLG: 0.367	(1, 10) F8			(0, 1) G4-3		(1, 3) K		(1, 0) G4-3			4	0	0	0	0	1	0							
Danny Tartabull, R OBP: 0.332, SLG: 0.519		(2, 3) K		(1, 0) L8		(3, 2) G6-3		(0, 0) G4-3			4	0	0	0	0	1	0							
Mike MacLarnie, R OBP: 0.306, SLG: 0.453		(1, 0) G5-3		(1, 0) 3B			(2, 1) L7		(2, 1) G5-3		4	0	1	0	0	0	0							
Kevin Seitzer, R OBP: 0.329, SLG: 0.315		(0, 1) P6		(0, 0) F9			(3, 1) 2B		(1, 0) G1-3		4	1	1	0	0	0	1							
Carmelo Martinez, R OBP: 0.347, SLG: 0.363			(4, 2) 1B BB		(1, 1) HR		(1, 1) 1B 2B		(2, 1) CS 1B		3	1	3	2	1	0	0							
Gary Thuman, R OBP: 0.309, SLG: 0.377							(2, 2) L8		(2, 0) CS		0	0	0	0	0	0	0							
Bill Pecota, R OBP: 0.326, SLG: 0.396											0	0	0	0	0	0	0							
Kurt Stillwell, S OBP: 0.311, SLG: 0.355			(0, 0) 1B		(1, 1) 1B		(2, 2) L8		(2, 0) CS		3	1	2	0	1	0	1							
Terry Shumpert, R OBP: 0.266, SLG: 0.333			(0, 3) K		(2, 2) F9		(2, 1) 1B			(0, 0) SH1-4 BB	3	0	1	0	0	1	3							
Inning Stats	R: 0 E: 0 K: 0 S: 6	H: 0 LOB: 0 BB: 0 P: 7	R: 0 E: 0 K: 1 S: 6	H: 0 LOB: 0 BB: 0 P: 9	R: 0 E: 0 K: 2 S: 11	H: 1 LOB: 2 BB: 1 P: 18	R: 0 E: 0 K: 0 S: 5	H: 1 LOB: 1 BB: 0 P: 7	R: 1 E: 0 K: 0 S: 9	H: 2 LOB: 0 BB: 0 P: 13	R: 0 E: 0 K: 1 S: 10	H: 0 LOB: 0 BB: 0 P: 16	R: 1 E: 0 K: 0 S: 13	H: 3 LOB: 2 BB: 0 P: 24	R: 0 E: 0 K: 0 S: 4	H: 0 LOB: 0 BB: 0 P: 7	R: 0 E: 0 K: 0 S: 6	H: 1 LOB: 1 BB: 1 P: 12	R: 1 E: 0 K: 0 S: 7	H: 1 LOB: 1 BB: 1 P: 13	1B: 5 2B: 3 3B: 1 HR: 1	SF: 0 SAC: 1 DP: 1 HBP: 0	WP: 0 PB: 0 SB: 0 CS: 1	PA: 38
PITCHER	IP WLS BF H R ER SO BB IBB HBP BLK WP HR S P ERA WHIP	6.1 0.1 1.0 3 0 0 0 0 0 0 0 0 0 0 4 8 0.00 0.000	1.2 L 7 2 1 1 0 1 0 0 0 0 0 0 14 26 5.40 1.800																					

Baltimore Orioles @ Kansas City Royals
Royals Stadium, Kansas City, MO
Thu Jun 20 1991, 8:05 PM EDT
Att. 35,520 - Sunny - 86 F

AB	34
R	3
H	9
RBI	3
BB	2
SO	4
LOB	12



Batter	1	2	3	4	5	6	7	8	9	AB	R	H	RBI	BB	SO	LOB	TOP										
Mike Devereaux, R (1, 8) OBP: 0.332, SLG: 0.472										5	0	1	0	0	2	2	Baltimore Orioles @ Kansas City Royals Royals Stadium, Kansas City, MO Sat Jun 22 1991, 8:05 PM EDT Att: 36,141 - Cloudy - 73 F										
Brady Anderson, L (1, 7) OBP: 0.307, SLG: 0.208										3	0	0	0	1	2												
Cal Ripken Jr., R (1, 6) OBP: 0.393, SLG: 0.580										3	1	0	0	1	1	4											
Sam Horn, L (1, 10)										4	0	0	0	0	3	6											
Leo Gomez, R (1, 5) OBP: 0.389, SLG: 0.421										1	0	0	0	2	0	3											
Joe Orsulak, L (1, 9) OBP: 0.271, SLG: 0.304										4	0	0	0	0	1	4											
David Segui, S (1, 3) OBP: 0.289, SLG: 0.363										4	0	1	1	0	0	1											
Bob Melvin, R (1, 2) OBP: 0.307, SLG: 0.333										4	0	1	0	0	2	3											
Billy Ripken, R (1, 4) OBP: 0.247, SLG: 0.261										3	0	0	0	1	0	0											
Inning Stats	R: 0 E: 0 K: 2 S: 7	H: 0 LOB: 0 BB: 0 P: 11	R: 0 E: 0 K: 0 S: 4	H: 0 LOB: 0 BB: 0 P: 5	R: 0 E: 0 K: 1 S: 12	H: 1 LOB: 2 BB: 1 P: 19	R: 1 E: 0 K: 3 S: 13	H: 1 LOB: 2 BB: 2 P: 24	R: 0 E: 0 K: 1 S: 12	H: 0 LOB: 1 BB: 1 P: 15	R: 0 E: 0 K: 1 S: 18	H: 0 LOB: 3 BB: 1 P: 30	R: 0 E: 0 K: 0 S: 5	H: 0 LOB: 0 BB: 0 P: 8	R: 0 E: 0 K: 1 S: 7	H: 0 LOB: 0 BB: 0 P: 11	1B: 2 2B: 0 3B: 1 HR: 0	SF: 0 SAC: 0 DP: 1 HBP: 2	WP: 1 PB: 1 SB: 1 CS: 0	PA: 38							
PITCHER	IP	WLS	BF	H	R	ER	SO	BB	IBB	HBP	BLK	WP	HR	S	P	ERA	WHIP										
Tom Gordon, R (1, 1) ERA: 3.46	7.0	L	32	3	1	1	10	5	0	2	0	1	0	74	123	1.29	1.143										
Storm Davis, R (8, 1) ERA: 4.3	2.0		6	0	0	0	1	0	0	0	0	0	0	12	19	0.00	0.000										

Batter	1	2	3	4	5	6	7	8	9	AB	R	H	RBI	BB	SO	LOB	BOTTOM										
Brian McRae, S (1, 8) OBP: 0.283, SLG: 0.356										4	0	0	0	0	1	0	Baltimore Orioles @ Kansas City Royals Royals Stadium, Kansas City, MO Sat Jun 22 1991, 8:05 PM EDT Att: 36,141 - Cloudy - 73 F										
Kirk Gibson, L (1, 7) OBP: 0.335, SLG: 0.441										3	0	0	0	0	1	0											
George Brett, L (1, 10) OBP: 0.312, SLG: 0.359										3	0	0	0	0	2	0											
Danny Tartabull, R (1, 9) OBP: 0.336, SLG: 0.521										3	0	2	0	0	0	0											
Jim Eisenreich, L (1, 3) OBP: 0.330, SLG: 0.395										3	0	0	0	0	0	2											
Kevin Seitzer, R (1, 5) OBP: 0.322, SLG: 0.307										3	0	0	0	0	0	1											
Mike Macfarlane, R (1, 2) OBP: 0.307, SLG: 0.451										3	0	1	0	0	0	1											
Kurt Stillwell, S (1, 6) OBP: 0.307, SLG: 0.350										3	0	0	0	0	2	1											
Terry Shumpert, R (1, 4) OBP: 0.283, SLG: 0.329										2	0	0	0	0	0	1											
Warren Cromartie, L (8, PH) OBP: 0.366, SLG: 0.464										1	0	0	0	0	1	0											
Inning Stats	R: 0 E: 0 K: 1 S: 9	H: 0 LOB: 0 BB: 0 P: 12	R: 0 E: 0 K: 0 S: 5	H: 0 LOB: 0 BB: 0 P: 10	R: 0 E: 0 K: 0 S: 6	H: 0 LOB: 0 BB: 0 P: 9	R: 0 E: 0 K: 2 S: 9	H: 0 LOB: 0 BB: 0 P: 13	R: 0 E: 0 K: 0 S: 3	H: 1 LOB: 0 BB: 0 P: 4	R: 0 E: 0 K: 1 S: 7	H: 1 LOB: 0 BB: 0 P: 8	R: 0 E: 0 K: 0 S: 5	H: 0 LOB: 0 BB: 0 P: 7	R: 0 E: 0 K: 0 S: 7	H: 1 LOB: 1 BB: 0 P: 9	R: 0 E: 0 K: 2 S: 9	H: 0 LOB: 0 BB: 0 P: 13	1B: 3 2B: 0 3B: 0 HR: 0	SF: 0 SAC: 0 DP: 2 HBP: 0	WP: 0 PB: 0 SB: 0 CS: 0	PA: 28					
PITCHER	IP	WLS	BF	H	R	ER	SO	BB	IBB	HBP	BLK	WP	HR	S	P	ERA	WHIP										
Bob Milacki, R (1, 1) ERA: 4.15	8.0	W	25	3	0	0	5	0	0	0	0	0	0	51	72	0.00	0.375										
Gregg Olson, R (8, 1) ERA: 3.71	1.0	S	3	0	0	0	2	0	0	0	0	0	0	9	13	0.00	0.000										

AB	31
R	1
H	3
RBI	1
BB	5
SO	11
LOB	25



AB	28
R	0
H	3
RBI	0
BB	0
SO	7
LOB	6



Batter	1	2	3	4	5	6	7	8	9	AB	R	H	RBI	BB	SO	LOB	TOP								
Luis Polonia, L OBP: 0.347, SLG: 0.370	G2-3	K		G4-6-3 BB	K		F7		F8	5	0	0	0	1	2	5	California Angels @ Kansas City Royals Royals Stadium, Kansas City, MO Mon Jun 24 1991, 8:05 PM EDT Att: 32,040 - Sunny - 82 F								
Dave Gallagher, R OBP: 0.365, SLG: 0.361	1B BB	G5-3		G4-6-3 1-2	K		F7		2B	5	1	1	0	1	1	6									
Wally Joyner, L OBP: 0.378, SLG: 0.481	FC5-4 1B	G3			1B		F8		F7	6	2	2	0	0	0	6									
Dave Winfield, R OBP: 0.330, SLG: 0.550	FC5-4 1B		G4-3 E		HR				1B	5	3	5	3	0	0	0									
Max Venable, L OBP: 0.290, SLG: 0.243	1-2 2H				1B				3B	0	0	0	0	0	0	0									
Dave Parker, L OBP: 0.262, SLG: 0.331	FC5-4 1B		G4-3		1B				1B	5	1	2	1	0	1	4									
Jack Howell, L OBP: 0.347, SLG: 0.359	1-2 2-3				2B				1B	5	1	2	1	0	0	2									
Donnie Hill, S OBP: 0.397, SLG: 0.398	FC6-4 1B				1B				F7	3	0	2	1	2	0	2									
Luis Sojo, R OBP: 0.252, SLG: 0.291			G4-3		1B				G5-4-3	5	1	2	1	0	0	5									
Ron Tingley, R OBP: 0.246, SLG: 0.277					2B				1B	0	0	0	0	0	0	0									
John Orton, R OBP: 0.308, SLG: 0.320					HBP				G5-3	4	0	2	1	0	0	0									
Inning Stats	R: 2 H: 3 E: 0 K: 0 S: 14	H: 3 LOB: 2 BB: 1 P: 26	R: 1 H: 2 E: 0 K: 1 S: 13	H: 1 LOB: 1 BB: 0 P: 17	R: 1 H: 1 E: 0 K: 0 S: 11	H: 1 LOB: 1 BB: 1 P: 19	R: 0 H: 0 E: 0 K: 0 S: 6	H: 0 LOB: 0 BB: 0 P: 13	R: 4 H: 6 E: 0 K: 2 S: 24	H: 6 LOB: 3 BB: 0 P: 38	R: 0 H: 1 E: 0 K: 1 S: 11	H: 1 LOB: 2 BB: 1 P: 20	R: 0 H: 1 E: 0 K: 0 S: 8	H: 1 LOB: 1 BB: 0 P: 11	R: 1 H: 3 E: 0 K: 0 S: 11	H: 3 LOB: 1 BB: 0 P: 13	R: 0 H: 1 E: 0 K: 0 S: 9	H: 1 LOB: 1 BB: 0 P: 13	1B: 11 2B: 5 3B: 1 HR: 1	SF: 0 SAC: 0 DP: 2 HBP: 1	WP: 0 PB: 0 SB: 0 CS: 0	PA: 48			
PITCHER	IP WLS BF H R ER SO BB IBB HBP BLK WP HR S P ERA WHIP	IP WLS BF H R ER SO BB IBB HBP BLK WP HR S P ERA WHIP	IP WLS BF H R ER SO BB IBB HBP BLK WP HR S P ERA WHIP	IP WLS BF H R ER SO BB IBB HBP BLK WP HR S P ERA WHIP	IP WLS BF H R ER SO BB IBB HBP BLK WP HR S P ERA WHIP	IP WLS BF H R ER SO BB IBB HBP BLK WP HR S P ERA WHIP	IP WLS BF H R ER SO BB IBB HBP BLK WP HR S P ERA WHIP	IP WLS BF H R ER SO BB IBB HBP BLK WP HR S P ERA WHIP	IP WLS BF H R ER SO BB IBB HBP BLK WP HR S P ERA WHIP	IP WLS BF H R ER SO BB IBB HBP BLK WP HR S P ERA WHIP	IP WLS BF H R ER SO BB IBB HBP BLK WP HR S P ERA WHIP	IP WLS BF H R ER SO BB IBB HBP BLK WP HR S P ERA WHIP	IP WLS BF H R ER SO BB IBB HBP BLK WP HR S P ERA WHIP	IP WLS BF H R ER SO BB IBB HBP BLK WP HR S P ERA WHIP	IP WLS BF H R ER SO BB IBB HBP BLK WP HR S P ERA WHIP	IP WLS BF H R ER SO BB IBB HBP BLK WP HR S P ERA WHIP	IP WLS BF H R ER SO BB IBB HBP BLK WP HR S P ERA WHIP	IP WLS BF H R ER SO BB IBB HBP BLK WP HR S P ERA WHIP	IP WLS BF H R ER SO BB IBB HBP BLK WP HR S P ERA WHIP	IP WLS BF H R ER SO BB IBB HBP BLK WP HR S P ERA WHIP	IP WLS BF H R ER SO BB IBB HBP BLK WP HR S P ERA WHIP	IP WLS BF H R ER SO BB IBB HBP BLK WP HR S P ERA WHIP	IP WLS BF H R ER SO BB IBB HBP BLK WP HR S P ERA WHIP	IP WLS BF H R ER SO BB IBB HBP BLK WP HR S P ERA WHIP	IP WLS BF H R ER SO BB IBB HBP BLK WP HR S P ERA WHIP
Hector Wagner, R ERA: 7.2	4.0	L	12	8	7	1	3	0	0	0	0	0	0	0	0	0	15.75	3.750							
Tom Gordon, R ERA: 3.33	3.0		2	0	0	3	1	0	1	0	0	0	0	0	0	0	0.00	1.000							
Bill Pecota, R ERA: 4.5	2.0		4	1	1	0	0	0	0	0	0	0	0	0	0	0	4.50	2.000							
Batter	1	2	3	4	5	6	7	8	9	AB	R	H	RBI	BB	SO	LOB	BOTTOM								
Gary Thurman, R OBP: 0.289, SLG: 0.356	L9	G1-3			G5-3			P3	P5	4	0	0	0	0	0	0	California Angels @ Kansas City Royals Royals Stadium, Kansas City, MO Mon Jun 24 1991, 8:05 PM EDT Att: 32,040 - Sunny - 82 F								
Kirk Gibson, L OBP: 0.330, SLG: 0.433										1	0	0	0	0	0	2									
Brian McRae, S OBP: 0.287, SLG: 0.365	BB BB		G6-3		L6			K		3	1	0	0	1	1	0									
Bill Pecota, R OBP: 0.344, SLG: 0.417	L2		1B		K			F8		4	0	1	0	0	1	1									
Danny Tartabull, R OBP: 0.348, SLG: 0.520	BB BB		1B					G5-3	F9	3	1	1	0	1	0	0									
Carmelo Martinez, R OBP: 0.353, SLG: 0.354	1B BB		K		F8			F8	3B BB	2	1	0	0	2	1	2									
Kevin Seitzer, R OBP: 0.333, SLG: 0.331	1-2 2H 3H		P3					G6-3	1B 3B	4	1	2	3	0	0	2									
Mike MacFarlane, R OBP: 0.315, SLG: 0.466	L8				F8			G5-4-3 1B	1B 3B	4	0	2	1	0	0	2									
Kurt Stillwell, S OBP: 0.302, SLG: 0.348		F7		P4				G5-4-3 1-2	F8	4	0	0	0	0	0	2									
Terry Shumpert, R OBP: 0.258, SLG: 0.321										3	0	0	0	0	0	0									
Jim Eisenreich, L OBP: 0.332, SLG: 0.395		F8		G6-3				P4	1-2 1B	1	0	1	0	0	0	0									
Inning Stats	R: 2 H: 1 E: 0 K: 0 S: 16	H: 1 LOB: 2 BB: 3 P: 34	R: 0 H: 0 E: 0 K: 0 S: 6	H: 0 LOB: 0 BB: 0 P: 9	R: 0 H: 2 E: 0 K: 1 S: 11	H: 2 LOB: 2 BB: 0 P: 16	R: 0 H: 0 E: 0 K: 0 S: 5	H: 0 LOB: 0 BB: 0 P: 10	R: 0 H: 0 E: 0 K: 0 S: 9	H: 0 LOB: 0 BB: 0 P: 11	R: 0 H: 0 E: 0 K: 0 S: 6	H: 0 LOB: 0 BB: 0 P: 12	R: 0 H: 1 E: 0 K: 0 S: 11	H: 1 LOB: 0 BB: 0 P: 16	R: 0 H: 0 E: 0 K: 1 S: 7	H: 0 LOB: 0 BB: 0 P: 13	R: 2 H: 3 E: 0 K: 0 S: 21	H: 3 LOB: 2 BB: 1 P: 37	1B: 6 2B: 0 3B: 1 HR: 0	SF: 0 SAC: 0 DP: 1 HBP: 0	WP: 0 PB: 0 SB: 0 CS: 0	PA: 37			
PITCHER	IP WLS BF H R ER SO BB IBB HBP BLK WP HR S P ERA WHIP	IP WLS BF H R ER SO BB IBB HBP BLK WP HR S P ERA WHIP	IP WLS BF H R ER SO BB IBB HBP BLK WP HR S P ERA WHIP	IP WLS BF H R ER SO BB IBB HBP BLK WP HR S P ERA WHIP	IP WLS BF H R ER SO BB IBB HBP BLK WP HR S P ERA WHIP	IP WLS BF H R ER SO BB IBB HBP BLK WP HR S P ERA WHIP	IP WLS BF H R ER SO BB IBB HBP BLK WP HR S P ERA WHIP	IP WLS BF H R ER SO BB IBB HBP BLK WP HR S P ERA WHIP	IP WLS BF H R ER SO BB IBB HBP BLK WP HR S P ERA WHIP	IP WLS BF H R ER SO BB IBB HBP BLK WP HR S P ERA WHIP	IP WLS BF H R ER SO BB IBB HBP BLK WP HR S P ERA WHIP	IP WLS BF H R ER SO BB IBB HBP BLK WP HR S P ERA WHIP	IP WLS BF H R ER SO BB IBB HBP BLK WP HR S P ERA WHIP	IP WLS BF H R ER SO BB IBB HBP BLK WP HR S P ERA WHIP	IP WLS BF H R ER SO BB IBB HBP BLK WP HR S P ERA WHIP	IP WLS BF H R ER SO BB IBB HBP BLK WP HR S P ERA WHIP	IP WLS BF H R ER SO BB IBB HBP BLK WP HR S P ERA WHIP	IP WLS BF H R ER SO BB IBB HBP BLK WP HR S P ERA WHIP	IP WLS BF H R ER SO BB IBB HBP BLK WP HR S P ERA WHIP	IP WLS BF H R ER SO BB IBB HBP BLK WP HR S P ERA WHIP	IP WLS BF H R ER SO BB IBB HBP BLK WP HR S P ERA WHIP	IP WLS BF H R ER SO BB IBB HBP BLK WP HR S P ERA WHIP	IP WLS BF H R ER SO BB IBB HBP BLK WP HR S P ERA WHIP	IP WLS BF H R ER SO BB IBB HBP BLK WP HR S P ERA WHIP	IP WLS BF H R ER SO BB IBB HBP BLK WP HR S P ERA WHIP
Chuck Finley, L ERA: 3.66	8.0	W	30	4	2	3	3	0	0	0	0	0	0	0	0	0	2.25	0.875							
Joe Grahe, R ERA: 7.43	0.2		6	3	2	2	1	0	0	0	0	0	0	0	0	0	27.00	6.000							
Mike Fetters, R ERA: 3.86	0.1		1	0	0	0	0	0	0	0	0	0	0	0	0	0	0.00	0.000							

Batter	1	2	3	4	5	6	7	8	9	AB	R	H	RBI	BB	SO	LOB	TOP					
Luis Polonia, L (1,7) X OBP: 0.353, SLG: 0.376	0-0 FC4-6 1B		1-1 G5-3			0-0 E G3 G4-3 1B		0-0 G6-3 1B		4	2	3	0	0	0	0	California Angels @ Kansas City Royals Royals Stadium, Kansas City, MO Tue Jun 25 1991, 8:05 PM EDT Att: 25,429 - Sunny - 90 F					
Dave Gallagher, R (1,8) X OBP: 0.368, SLG: 0.345	0-1 FC4-6 CS		2-1 F7			1-1 G3		2-1 G6-3		4	0	0	1	0	0	3						
Wally Joyner, L (1,3) X OBP: 0.377, SLG: 0.477	0-0 P5			2-3 K		2-2 G4-3		3-1 3-H		4	0	1	2	0	1	1						
Dave Winfield, R (1,9) X OBP: 0.328, SLG: 0.544	2-1 CS	4-1 2B BB		1-3 K		0-1 G1-3		2-2 L4		3	1	0	0	1	1	1						
Dave Parker, L (1,10) X OBP: 0.265, SLG: 0.337		2-3 K		1-2 2B			2-2 G3-6 1B		3-2 G3	4	0	2	0	0	1	1						
Jack Howell, L (1,5) X OBP: 0.329, SLG: 0.338		1-1 P4		0-0 F8			0-0 G3-6 1B		1-0 F7	4	0	0	0	0	0	3						
Donnie Hill, S (1,6) X OBP: 0.393, SLG: 0.402		3-2 1-H 2B			2-2 F8		2-2 G3		3-3 K	4	0	1	1	0	1	0						
Luis Sojo, R (1,4) X OBP: 0.253, SLG: 0.287		1-2 F8			0-3 K			2-2 1B G6-3 SH1-4 HBP		2	1	0	0	0	1	1						
John Orton, R (1,2) X OBP: 0.286, SLG: 0.296			2-2 G6-3		2-1 G5-3			0-0 SH1-4		2	0	0	0	0	0	0						
Inning Stats	R: 0 E: 0 K: 0 S: 5	H: 1 LOB: 0 BB: 0 P: 7	R: 1 E: 0 K: 1 S: 17	H: 1 LOB: 1 BB: 1 P: 28	R: 0 E: 0 K: 0 S: 7	H: 0 LOB: 0 BB: 0 P: 12	R: 0 E: 0 K: 2 S: 10	H: 1 LOB: 1 BB: 0 P: 14	R: 0 E: 0 K: 1 S: 8	H: 0 LOB: 0 BB: 0 P: 12	R: 1 E: 1 K: 0 S: 8	H: 1 LOB: 0 BB: 0 P: 11	R: 0 E: 0 K: 0 S: 8	H: 1 LOB: 0 BB: 0 P: 12	R: 2 E: 0 K: 0 S: 11	H: 2 LOB: 1 BB: 0 P: 20	R: 0 E: 0 K: 1 S: 8	H: 0 LOB: 0 BB: 0 P: 15	1B: 5 2B: 2 3B: 0 HR: 0	SF: 0 SAC: 1 DP: 1 HBP: 1	WP: 0 PB: 0 SB: 1 CS: 0	PA: 35
PITCHER	IP WLS BF H R ER SO	IP WLS BF H R ER SO	IP WLS BF H R ER SO	IP WLS BF H R ER SO	IP WLS BF H R ER SO	IP WLS BF H R ER SO	IP WLS BF H R ER SO	IP WLS BF H R ER SO	IP WLS BF H R ER SO	IP WLS BF H R ER SO	IP WLS BF H R ER SO	IP WLS BF H R ER SO	IP WLS BF H R ER SO	IP WLS BF H R ER SO	IP WLS BF H R ER SO	IP WLS BF H R ER SO	IP WLS BF H R ER SO	IP WLS BF H R ER SO	IP WLS BF H R ER SO	ERA WHIP	ERA WHIP	ERA WHIP
Mike Boddicker, R (1,1) ERA: 3.1	8.0 L	31 7	4 4	3 3	4 4	1 1	0 0	0 0	0 0	0 0	0 0	8 74	116	3.38	1.000							
Storm Davis, R (9,1) ERA: 4.16	1.0 3	0 0	0 0	0 0	1 1	0 0	0 0	0 0	0 0	8 15	0.00	0.000										

AB 31
R 4
H 7
RBI 4
BB 1
SO 5
LOB 10




Batter	1	2	3	4	5	6	7	8	9	AB	R	H	RBI	BB	SO	LOB	BOTTOM					
Brian McRae, S (1,8) X OBP: 0.286, SLG: 0.362	3-1 G3 G3 1B	1-3 K			1-1 G6-3		2-2 G4-3		2-3 K	5	0	1	0	0	2	3	California Angels @ Kansas City Royals Royals Stadium, Kansas City, MO Tue Jun 25 1991, 8:05 PM EDT Att: 25,429 - Sunny - 90 F					
Kirk Gibson, L (1,7) X OBP: 0.331, SLG: 0.435	2-0 G3		4-2 G4-3 BB		0-0 2B		2-1 G3-1		1-2 G6-3	4	1	1	0	1	0	2						
George Brett, L (1,10) X OBP: 0.312, SLG: 0.355	1-1 G3		2-1 G4-3		4-1 2B			2-2 L7		3	0	0	0	1	0	2						
Danny Tartabull, R (1,9) X OBP: 0.351, SLG: 0.522	3-2 G5-3		2-3 K		1-1 2B			4-0 FC5-4 BB		3	0	1	1	1	1	2						
Jim Eisenreich, L (1,3) X OBP: 0.325, SLG: 0.387		3-1 G4-3	3-2 L4		0-1 F7			2-1 FC5-4 1B		4	0	0	0	0	0	3						
Kevin Seitzer, R (1,5) X OBP: 0.338, SLG: 0.336		0-2 1B 1B		1-0 P3		1-3 K		1-0 1B		4	1	2	0	0	1	0						
Mike Macfarlane, R (1,2) X OBP: 0.314, SLG: 0.462		2-1 F8		1-1 P6		1-2 G3-6 1B		3-3 K		4	0	1	0	0	1	3						
Kurt Stillwell, S (1,6) X OBP: 0.310, SLG: 0.359		0-1 1B		2-1 1B		2-2 G3-6			1-1 1B	4	0	3	0	0	0	1						
Terry Shumpert, R (1,4) X OBP: 0.260, SLG: 0.321		0-1 1B		2-3 K			1-2 G6-3		0-3 K	3	0	1	1	0	1	1						
Warren Cromartie, L (9,PH) X OBP: 0.342, SLG: 0.367		1-3 2-H 1B								1	0	0	0	0	1	1						
Inning Stats	R: 0 E: 0 K: 0 S: 9	H: 1 LOB: 1 BB: 0 P: 18	R: 1 E: 0 K: 1 S: 14	H: 3 LOB: 2 BB: 0 P: 20	R: 0 E: 0 K: 1 S: 11	H: 0 LOB: 1 BB: 1 P: 22	R: 0 E: 0 K: 1 S: 9	H: 1 LOB: 1 BB: 0 P: 14	R: 1 E: 0 K: 0 S: 8	H: 2 LOB: 1 BB: 1 P: 14	R: 0 E: 0 K: 1 S: 11	H: 1 LOB: 0 BB: 0 P: 15	R: 0 E: 0 K: 0 S: 9	H: 0 LOB: 0 BB: 0 P: 14	R: 0 E: 0 K: 1 S: 10	H: 1 LOB: 2 BB: 1 P: 22	R: 0 E: 0 K: 2 S: 13	H: 1 LOB: 1 BB: 0 P: 17	1B: 7 2B: 3 3B: 0 HR: 0	SF: 0 SAC: 0 DP: 1 HBP: 0	WP: 0 PB: 0 SB: 1 CS: 0	PA: 38
PITCHER	IP WLS BF H R ER SO	IP WLS BF H R ER SO	IP WLS BF H R ER SO	IP WLS BF H R ER SO	IP WLS BF H R ER SO	IP WLS BF H R ER SO	IP WLS BF H R ER SO	IP WLS BF H R ER SO	IP WLS BF H R ER SO	IP WLS BF H R ER SO	IP WLS BF H R ER SO	IP WLS BF H R ER SO	IP WLS BF H R ER SO	IP WLS BF H R ER SO	IP WLS BF H R ER SO	IP WLS BF H R ER SO	IP WLS BF H R ER SO	IP WLS BF H R ER SO	IP WLS BF H R ER SO	ERA WHIP	ERA WHIP	ERA WHIP
Kirk McCaskill, R (1,1) ERA: 3.81	7.1 W	31 7	2 2	4 4	3 3	0 0	0 0	0 0	0 0	0 0	6 75	12	0.00	1.500								
Mark Eichhorn, R (8,1) ERA: 0.99	0.2 3	1 0	0 0	1 1	0 0	0 0	0 0	6 12	0.00	1.500												
Bryan Harvey, R (9,1) ERA: 1.09	1.0 S	4 1	0 0	0 0	2 2	0 0	0 0	13 17	0.00	1.000												

AB 35
R 2
H 10
RBI 2
BB 3
SO 7
LOB 18



Batter	1	2	3	4	5	6	7	8	9	AB	R	H	RBI	BB	SO	LOB	TOP														
Luis Polonia, L OBP: 0.352, SLG: 0.376 (1, 7)			SF7 0-0 1-2		P6 1-2		E1 1-2 1B		G5-3 1-1 1-2	5	0	2	2	0	0	1	California Angels @ Kansas City Royals Royals Stadium, Kansas City, MO Wed Jun 26 1991, 8:05 PM EDT Att: 23,727 - Sunny - 92 F														
Max Venable, L OBP: 0.298, SLG: 0.253 (1, 8) (7, 9)			3H 0-0 1-2		K 2-3		P4 2-1			5	2	2	0	0	1	3															
Wally Joyner, L OBP: 0.384, SLG: 0.489 (1, 3)			1B 1-3 1B					G3 0-1		4	1	3	2	1	0	0															
Gary Gaetti, R OBP: 0.292, SLG: 0.392 (1, 5)			1B 1-2 2B 1B		F9 1-2		P5 2-3		P5 0-2	5	1	1	1	0	1	3															
Dave Parker, L OBP: 0.264, SLG: 0.335 (1, 10)			2B 1-3 2H 1B		G3 2-2		F7 2-1		F7 1-2	5	1	1	1	0	0	1															
Lance Parrish, R OBP: 0.326, SLG: 0.419 John Orton, R OBP: 0.286, SLG: 0.296 (1, 2) (9, 2)			1B 1-3 3H 2B		F8 3-1		F9 0-0		F7 2-2	5	2	3	1	0	0	1															
Jack Howell, L Dave Gallagher, R OBP: 0.325, SLG: 0.333 OBP: 0.365, SLG: 0.341 (1, 9) (7, 8)			K 1-3		L8 2-2		K 2-3		F7 1-2	4	0	1	0	0	2	2															
Donnie Hill, S OBP: 0.393, SLG: 0.397 (1, 6)			1B 4-2 1B BB		P6 3-1		L9 2-2		G3 2-2	4	2	1	0	1	0	3															
Luis Sojo, R OBP: 0.258, SLG: 0.291 (1, 4)			1B 1-2 2H 1B		L3 1-2		G5-3 0-0		E5 0-2	5	1	2	2	0	0	2															
Inning Stats	R: 6 E: 0 K: 1 S: 20	H: 7 LOB: 2 BB: 1 P: 34	R: 0 E: 0 K: 0 S: 8	H: 1 LOB: 1 BB: 0 P: 14	R: 3 E: 0 K: 0 S: 16	H: 4 LOB: 1 BB: 0 P: 21	R: 0 E: 0 K: 0 S: 13	H: 2 LOB: 2 BB: 1 P: 21	R: 0 E: 0 K: 1 S: 10	H: 0 LOB: 0 BB: 0 P: 11	R: 0 E: 1 K: 0 S: 10	H: 1 LOB: 1 BB: 0 P: 15	R: 0 E: 0 K: 0 S: 10	H: 0 LOB: 0 BB: 0 P: 11	R: 1 E: 1 K: 0 S: 17	H: 1 LOB: 1 BB: 0 P: 23		1B: 13 2B: 2 3B: 1 HR: 0	SF: 1 SAC: 0 DP: 0 HBP: 0	WP: 1 PB: 0 SB: 0 CS: 0	PA: 46										
PITCHER	IP WLS BF H R ER SO BB IBB HBP BLK WP HR S P ERA WHIP																														
Mark Gubicza, R ERA: 5.09 Andy McCaffigan, R ERA: 10.13 Mike Magnante, L ERA: 5.97 Carlos Maldonado, R ERA: Jeff Montgomery, R ERA: 4.88 (1, 1) (1, 1) (4, 1) (7, 1) (9, 1)	0.2 2.2 2.2 2.0 1.0	L 15 9 7 5	10 7 0 1 1	7 3 0 0 1	6 3 0 0 1	6 3 0 0 0	1 0 1 0 0	0 0 0 0 0	0 0 0 0 0	0 0 0 0 1	0 0 0 0 0	19 33 22 20 17	32 49 39 26 23	81.00 10.12 0.00 0.00 0.00	12.000 2.625 0.375 0.500 1.000																

AB	43
R	10
H	16
RBI	9
BB	2
SO	4
LOB	17



Batter	1	2	3	4	5	6	7	8	9	AB	R	H	RBI	BB	SO	LOB	BOTTOM																		
Gary Thurman, R OBP: 0.275, SLG: 0.338 Jim Eisenreich, L OBP: 0.329, SLG: 0.387 (1, 7) (9, PH)			L6 1-0		G5-3 0-1		P4 0-1		BB 4-0 1-2	4	0	0	0	0	0	2	California Angels @ Kansas City Royals Royals Stadium, Kansas City, MO Wed Jun 26 1991, 8:05 PM EDT Att: 23,727 - Sunny - 92 F																		
Brian McRae, S OBP: 0.284, SLG: 0.363 (1, 8)			K 0-3		G6-3 0-1		G6-3 0-0		K 2-3	5	1	1	0	0	3	3																			
George Brett, L OBP: 0.316, SLG: 0.359 (1, 10)			1B 1-2		G1-3 1-0		G6-3 0-1		G6-3 2-3	4	1	2	1	0	0	1																			
Danny Tartabull, R OBP: 0.349, SLG: 0.530 (1, 9)			F8 2-1		HR 3-2		P5 0-0		G6-3 3-1	4	1	1	3	0	0	1																			
Mike MacFarlane, R OBP: 0.317, SLG: 0.474 (1, 2)			G1-3 1-2		HR 3-1		F7 1-1		BB 4-2	3	1	1	1	1	0	0																			
Kevin Seitzer, R OBP: 0.335, SLG: 0.329 (1, 5)			BB 4-1		F7 1-1		K 1-3		F8 1-1	3	0	0	0	1	1	1																			
Carmelo Martinez, R OBP: 0.344, SLG: 0.344 (1, 3)			K 1-3		G5-3 2-1		K 2-3		F8 2-1	4	0	0	0	0	2	1																			
Kurt Stillwell, S OBP: 0.309, SLG: 0.357 (1, 6)			G6-3 0-2		K 1-3		P5 0-1		BB 1-2	4	0	1	0	0	1	1																			
Terry Shumpert, R OBP: 0.286, SLG: 0.323 Warren Cromartie, L OBP: 0.338, SLG: 0.362 (1, 4) (9, PH)			1B 2-2		P2 0-1		BB 4-2		F9 2-2	2	1	1	0	1	0	0																			
Inning Stats	R: 0 E: 0 K: 1 S: 10	H: 1 LOB: 1 BB: 0 P: 14	R: 0 E: 0 K: 1 S: 10	H: 0 LOB: 1 BB: 1 P: 16	R: 4 E: 0 K: 1 S: 16	H: 4 LOB: 0 BB: 0 P: 27	R: 0 E: 0 K: 1 S: 7	H: 0 LOB: 0 BB: 0 P: 10	R: 0 E: 0 K: 0 S: 5	H: 0 LOB: 0 BB: 0 P: 6	R: 0 E: 0 K: 1 S: 7	H: 0 LOB: 0 BB: 0 P: 9	R: 0 E: 0 K: 1 S: 9	H: 0 LOB: 1 BB: 1 P: 15	R: 1 E: 0 K: 0 S: 9	H: 1 LOB: 1 BB: 1 P: 17		R: 0 E: 0 K: 1 S: 11	H: 1 LOB: 2 BB: 1 P: 22	1B: 4 2B: 1 3B: 0 HR: 2	SF: 0 SAC: 0 DP: 0 HBP: 0	WP: 0 PB: 0 SB: 1 CS: 0	PA: 38												
PITCHER	IP WLS BF H R ER SO BB IBB HBP BLK WP HR S P ERA WHIP																																		
Mark Langston, L ERA: 3.51 Mark Eichhorn, R ERA: 0.87 (1, 1) (9, 1)	8.0 1.0	W 5	33 5	6 1	5 0	5 0	5 1	0 0	0 1	0 1	0 0	0 0	0 0	0 0	0 0	0 0	11 22	0.00 5.62	2.000 1.125																

AB	34
R	5
H	7
RBI	5
BB	4
SO	7
LOB	11



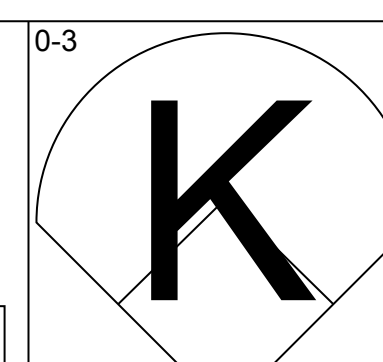
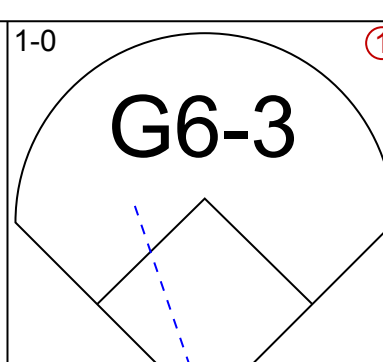
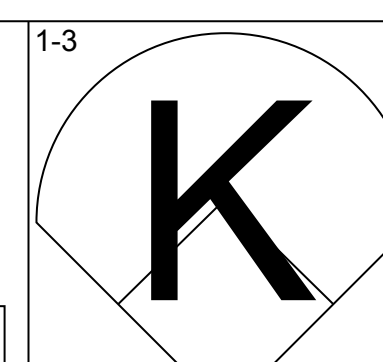
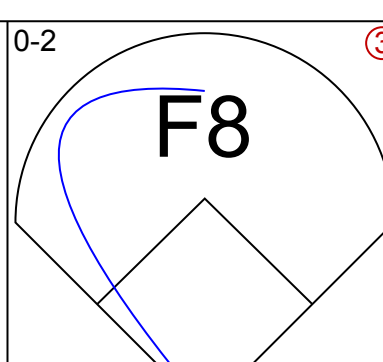
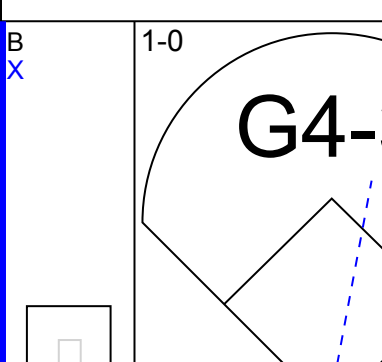
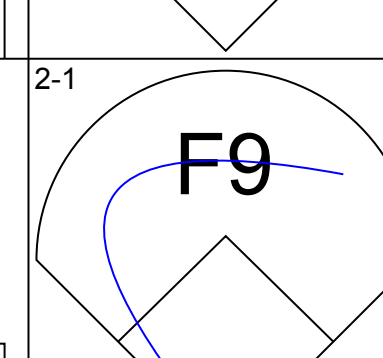
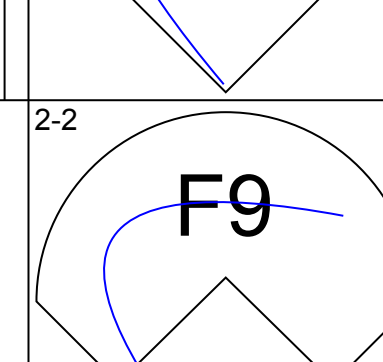
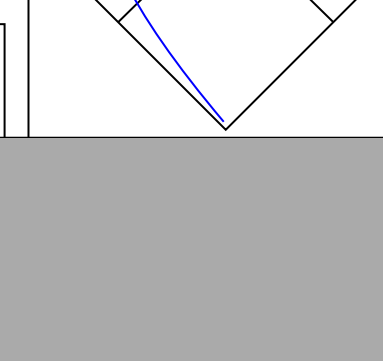
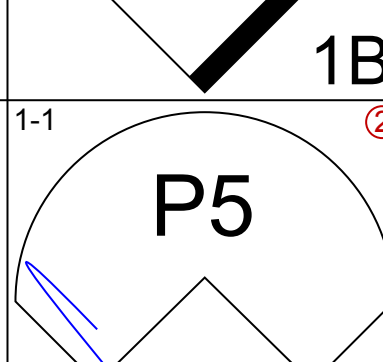
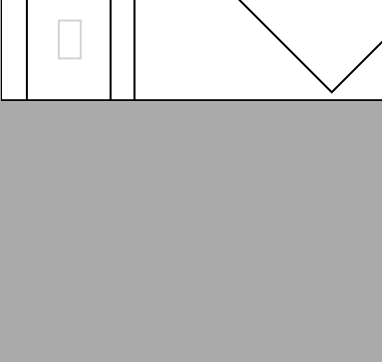

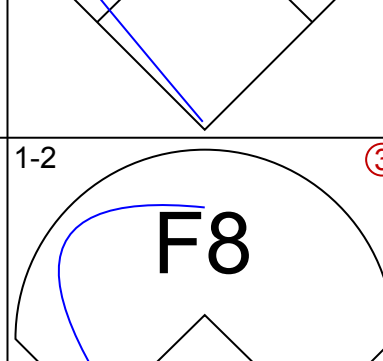
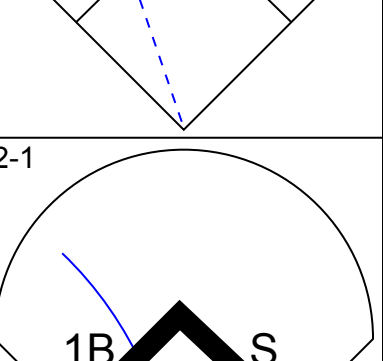
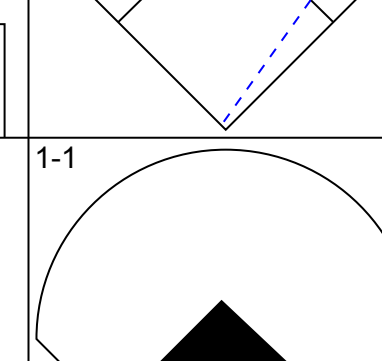
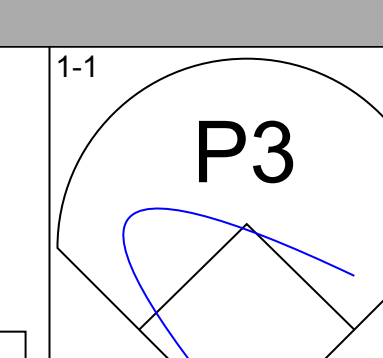
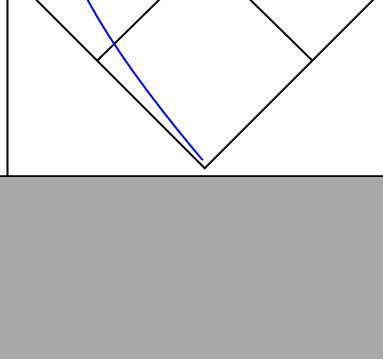
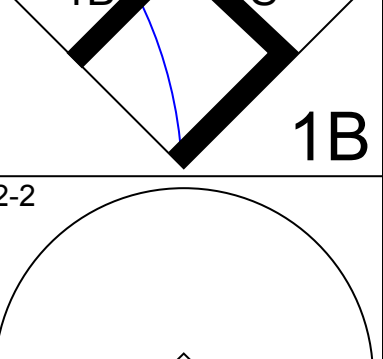
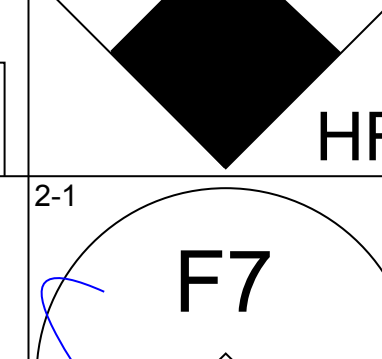
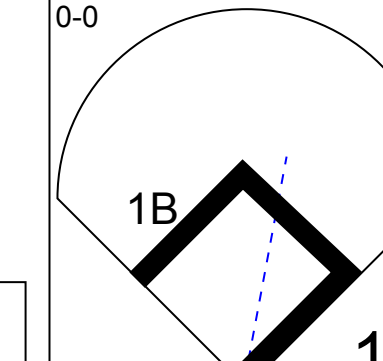
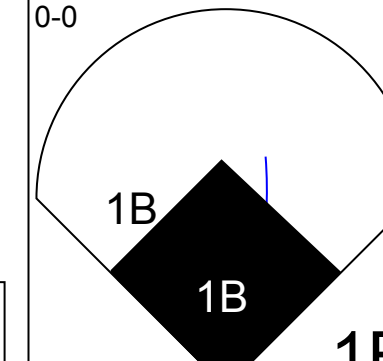
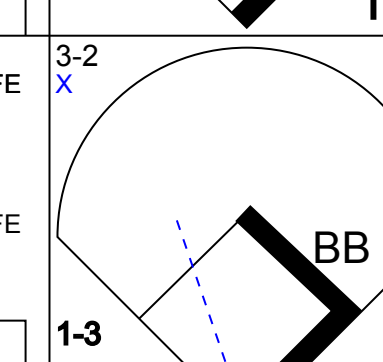
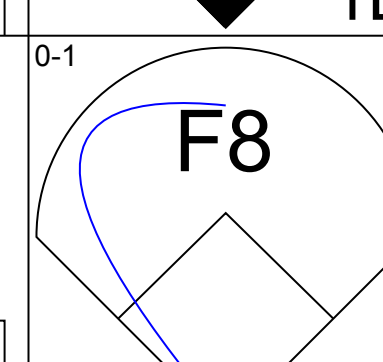
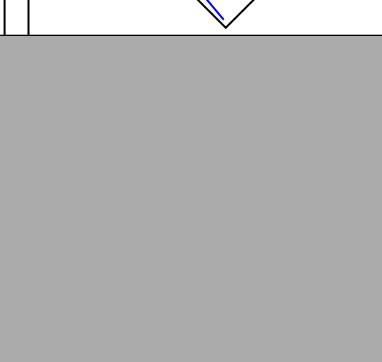
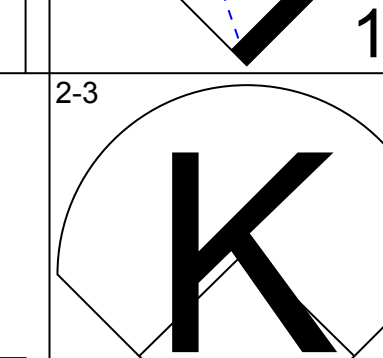
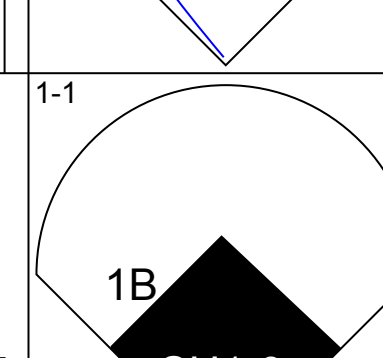
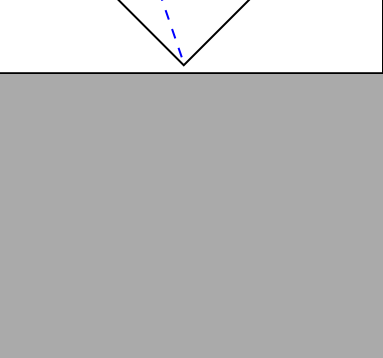
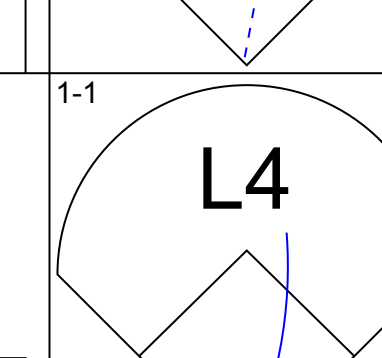
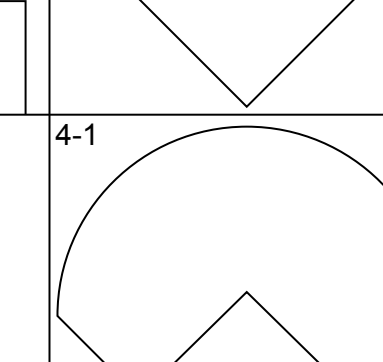
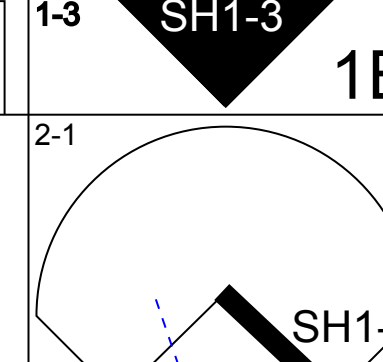
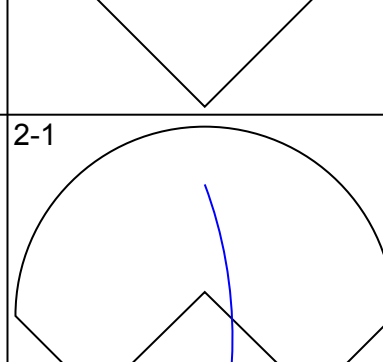
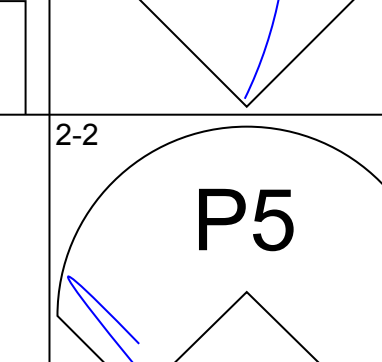
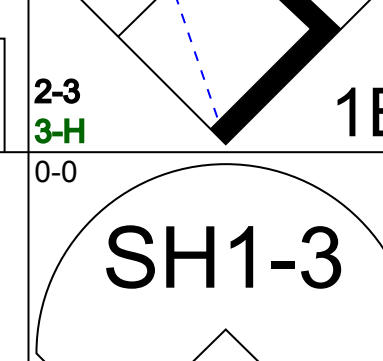
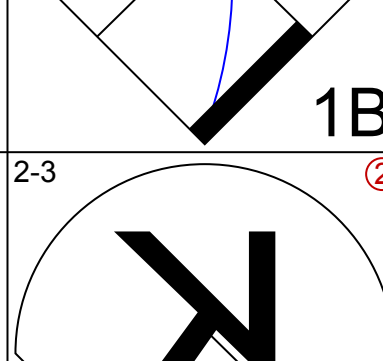
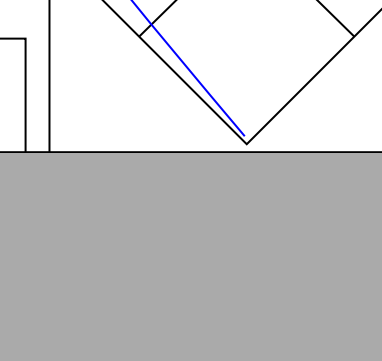
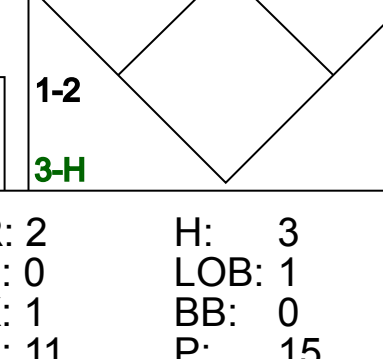
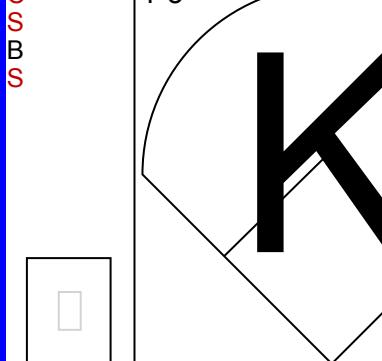
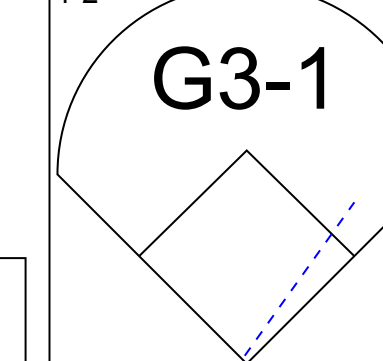
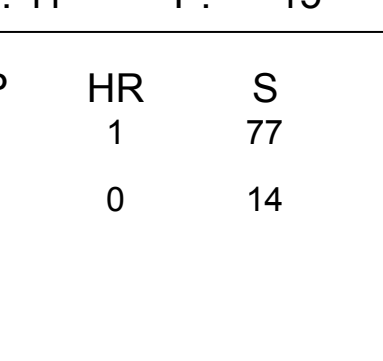
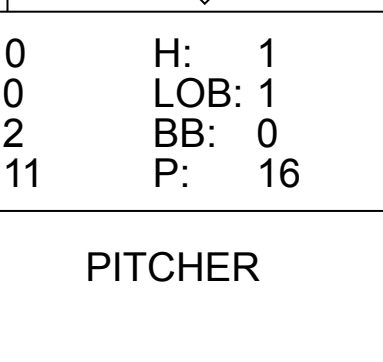
Batter	1	2	3	4	5	6	7	8	9	AB	R	H	RBI	BB	SO	LOB	TOP										
Brian McRae, S (1, 8) OBP: 0.289, SLG: 0.366	0-2 1B WP 1B	0-1 1B 1B	0-0 HR 1B			1-3 K		1-0 G6-3		6	3	3	1	0	1	2	Kansas City Royals @ Oakland Athletics Oakland-Alameda County Coliseum, Oakland, CA Fri Jun 28 1991, 7:05 PM PDT Att: 29,006 - Cloudy - 57 F										
Kirk Gibson, L (1, 7) OBP: 0.331, SLG: 0.444	1-2 F7	2-1 1B 1B	0-0 HR			1-1 F8		2-0 F8	0-2 P4	6	2	2	3	0	0	1											
George Brett, L (1, 10) OBP: 0.358, SLG: 0.546 Bill Pecota, R (9, PH) OBP: 0.341, SLG: 0.413	0-0 F7	0-1 1B 2B 1B	1-0 F8			3-2 HR 2B		4-1 BB BB	1-0 P6	4	2	2	1	1	0	1											
Danny Tartabull, R (1, 9) OBP: 0.323, SLG: 0.546 Gary Thurman, R (7, PR) OBP: 0.272, SLG: 0.333	1-1 WP 1B	0-0 2B SF8 1B	0-1 L6			3-2 HR		4-2 BB BB	2-3 K	4	2	3	3	1	0	0											
Jim Eisenreich, L (1, 3) OBP: 0.335, SLG: 0.394	4-2 BB	0-1 1B 2B				1-1 F8		1-2 F7		4	0	2	1	1	0	2											
Kevin Seitzer, R (1, 5) OBP: 0.337, SLG: 0.322	2-2 F9	4-0 IBB				4-2 1B BB		1-1 L9		3	0	0	0	2	0	5											
Mike Macfarlane, R (1, 2) OBP: 0.319, SLG: 0.479		P2 SF8				0-2 1B		1-0 F9 2B	2-1 G6-3	4	0	2	1	0	0	0											
Kurt Stillwell, S (1, 6) OBP: 0.307, SLG: 0.351		BB K				2-1 G4-3		1-1 F8	0-1 E9	4	1	0	0	1	1	5											
Terry Shumpert, R (1, 4) OBP: 0.261, SLG: 0.316		1B CI 1B				1-1 G6-3		1-0 G6-3	0-3 K	4	1	0	0	0	1	4											
Inning Stats	R: 1 E: 0 K: 0 S: 16	H: 2 LOB: 2 BB: 1 P: 24	R: 6 E: 1 K: 1 S: 18	H: 5 LOB: 2 BB: 2 P: 31	R: 2 E: 0 K: 0 S: 7	H: 2 LOB: 0 BB: 0 P: 9	R: 0 E: 0 K: 0 S: 12	H: 1 LOB: 2 BB: 1 P: 20	R: 2 E: 0 K: 1 S: 19	H: 3 LOB: 1 BB: 0 P: 29	R: 0 E: 0 K: 0 S: 9	H: 0 LOB: 2 BB: 2 P: 20	R: 0 E: 1 K: 1 S: 8	H: 0 LOB: 0 BB: 0 P: 11	R: 0 E: 0 K: 1 S: 7	H: 0 LOB: 0 BB: 0 P: 10	1B: 9 2B: 3 3B: 0 HR: 2	SF: 1 SAC: 0 DP: 0 HBP: 0	WP: 1 PB: 0 SB: 0 CS: 0	PA: 49							
PITCHER	IP	WLS	BF	H	R	ER	SO	BB	IBB	HBP	BLK	WP	HR	S	P	ERA	WHIP										
Bob Welch, R (1, 1) ERA: 3.72	3.0	L	22	9	9	8	1	2	1	0	0	0	1	41	64	24.00	3.667										
Todd Burns, R (4, 1) ERA: 2.45	3.0		15	5	2	2	1	1	0	0	0	0	1	39	62	6.00	2.000										
Curt Young, L (7, 1) ERA: 3.78	3.0		12	0	0	0	2	2	0	0	0	0	0	24	41	0.00	0.667										
Curt Young, L (8, 1) ERA: 3.78	3.0		12	0	0	0	2	2	0	0	0	0	0	24	41	0.00	0.667										

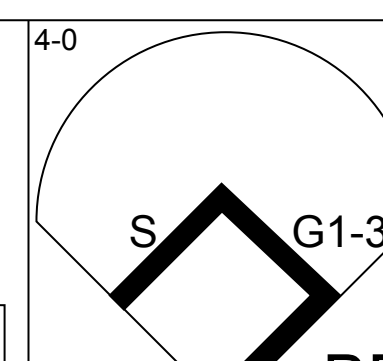
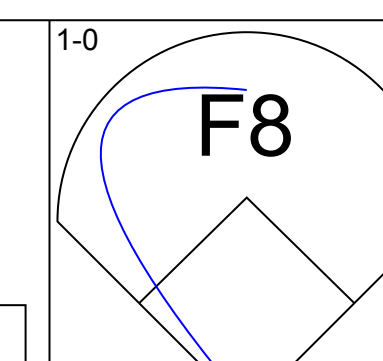
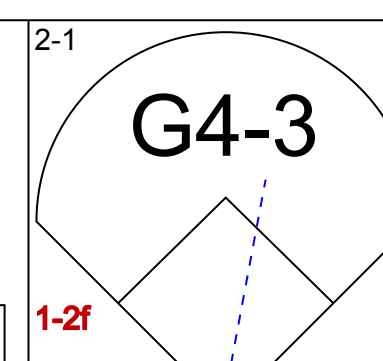
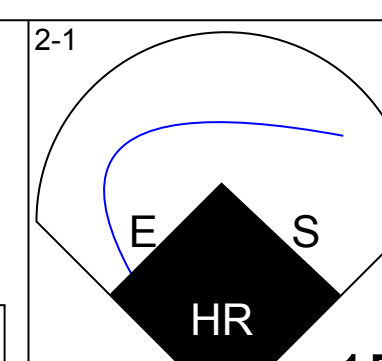
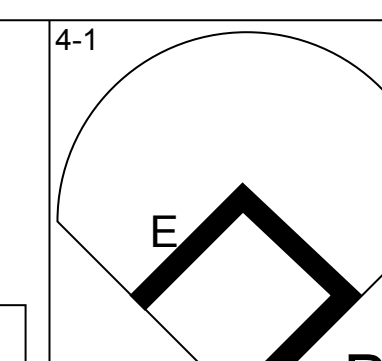
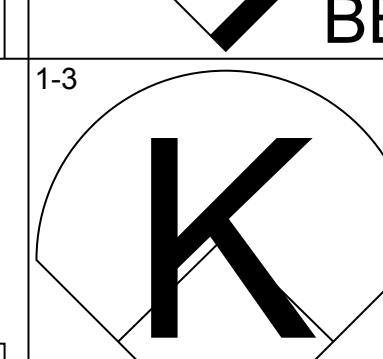
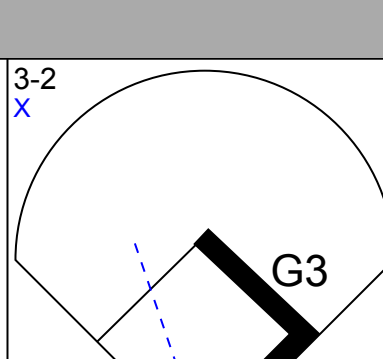
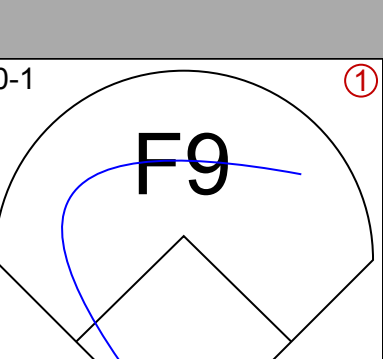
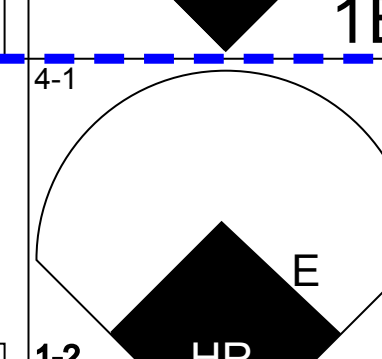
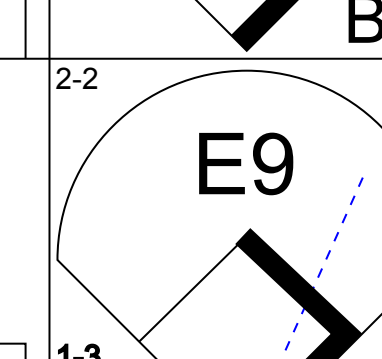

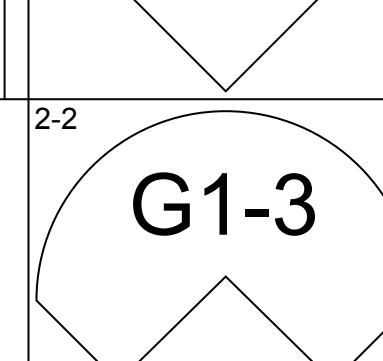
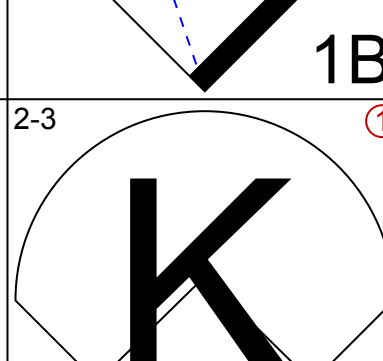
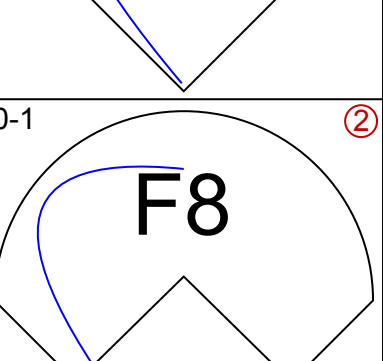
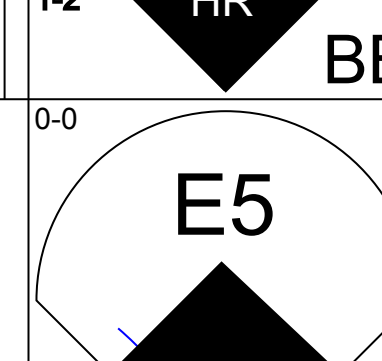
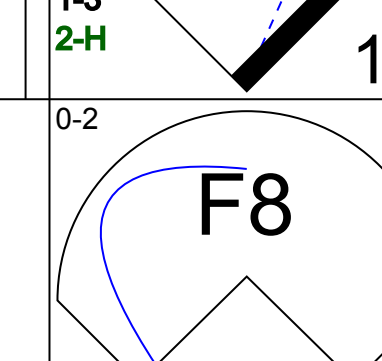
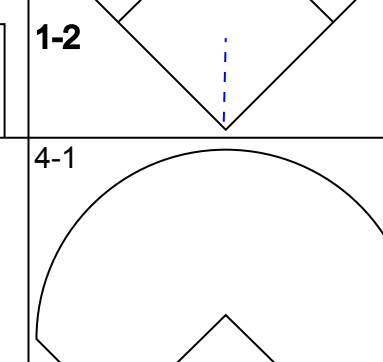
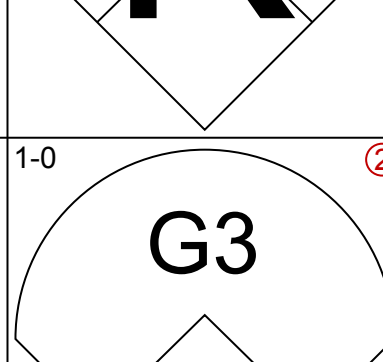
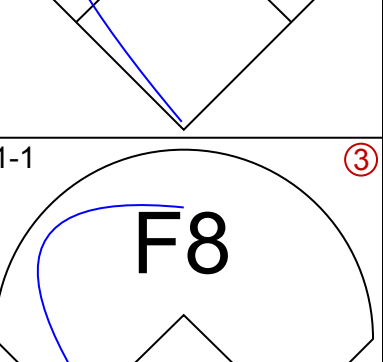
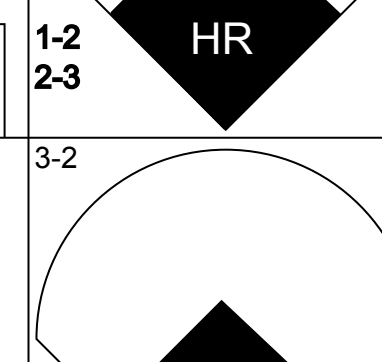
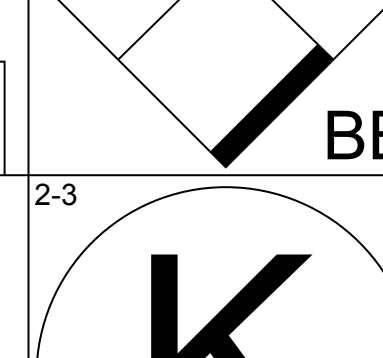
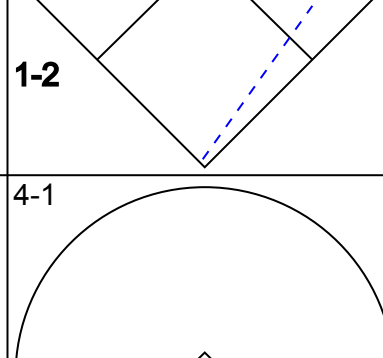
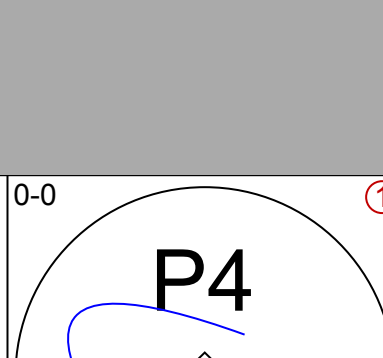
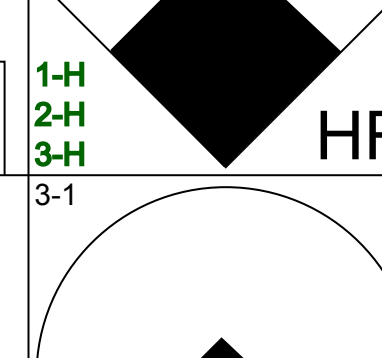
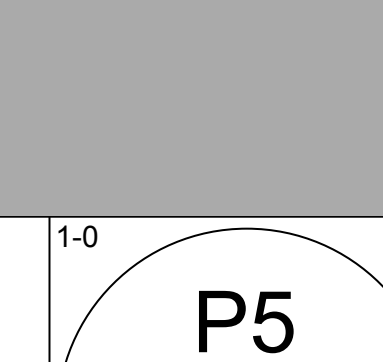

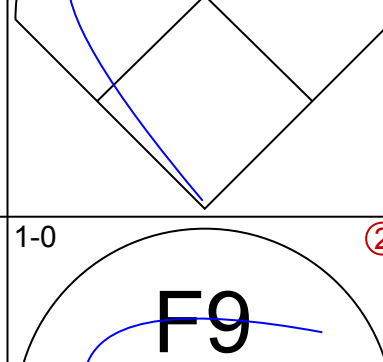
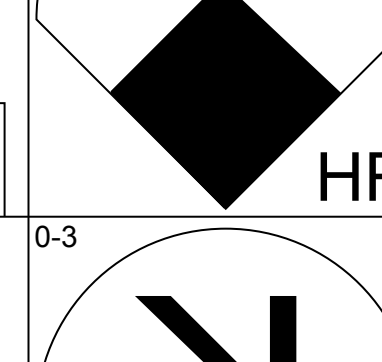
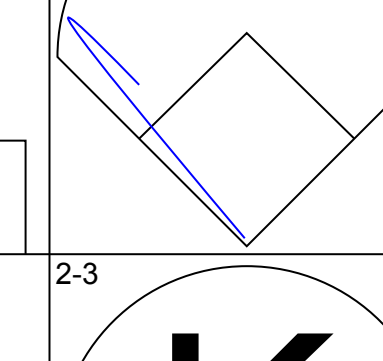
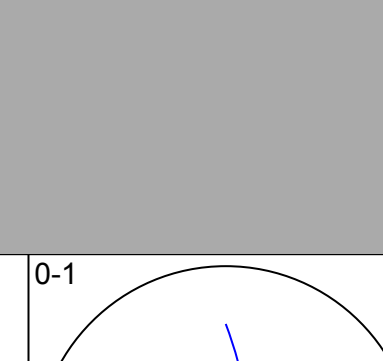
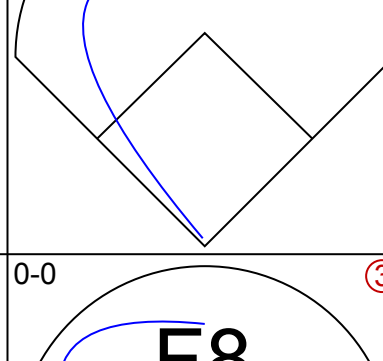
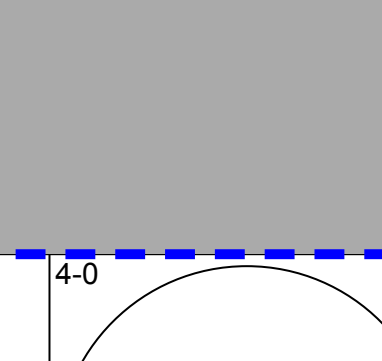

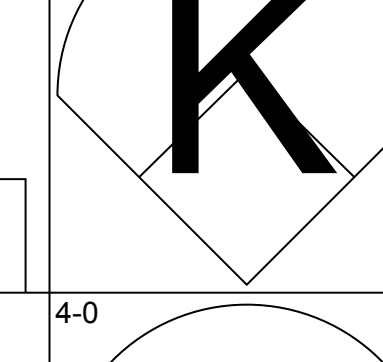
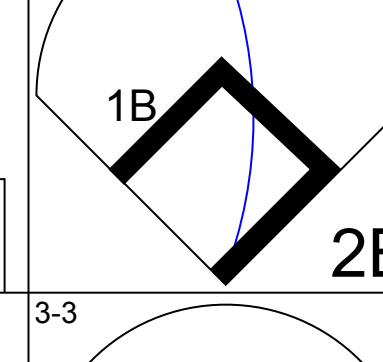
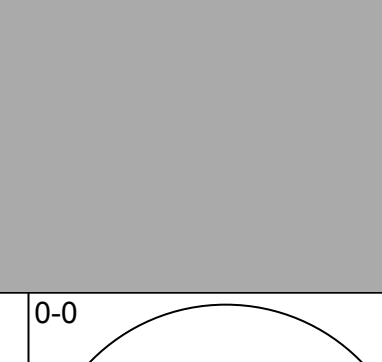
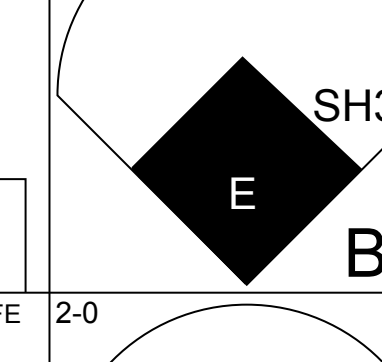
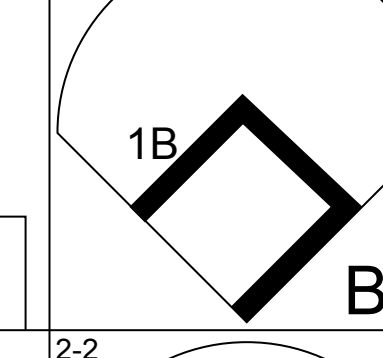
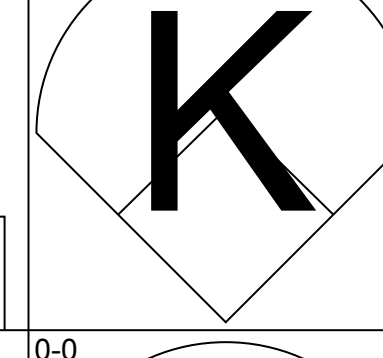
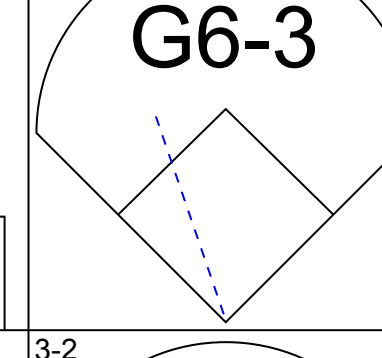
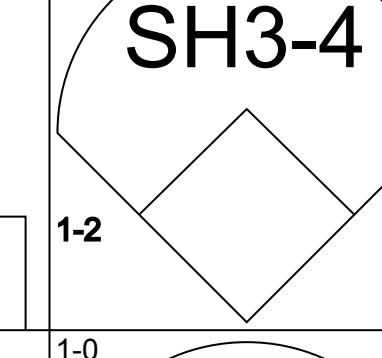
Batter	1	2	3	4	5	6	7	8	9	AB	R	H	RBI	BB	SO	LOB	BOTTOM										
Rickey Henderson, R (1, 7) OBP: 0.430, SLG: 0.385 Mike Bordick, R (7, 6) OBP: 0.200, SLG: 0.300	2-1 G5-3		3-2 G5-4-3 1B					2-3 K		3	0	1	0	0	0	0	Kansas City Royals @ Oakland Athletics Oakland-Alameda County Coliseum, Oakland, CA Fri Jun 28 1991, 7:05 PM PDT Att: 29,006 - Cloudy - 57 F										
Dave Henderson, R (1, 8) OBP: 0.387, SLG: 0.572 Vance Law, R (8, 7) OBP: 0.313, SLG: 0.322	1-0 P3		2-3 K			0-1 F7		0-1 FC1-4-6		3	0	0	0	0	1	1											
Jose Canseco, R (1, 9) OBP: 0.364, SLG: 0.520 Curt Young, R (8, 1) OBP: 0.337, SLG: 0.298	4-0 S BB		2-2 G5-4-3			1-0 P5			0-0 F9	2	0	0	0	1	0	1											
Harold Baines, L (1, 10) OBP: 0.407, SLG: 0.509	3-2 G3-1		1-2 P2			3-3 K		0-3 K		4	0	0	0	0	2	1											
Terry Steinbach, R (1, 2) OBP: 0.329, SLG: 0.436			1-3 K			0-3 K		0-0 G4-3		4	0	1	0	0	2	0											
Mark McGwire, R (1, 3) OBP: 0.362, SLG: 0.421			3-2 1B 1B			1-1 F8		1-0 P3		3	0	1	0	0	0	1											
Ernest Riles, L (1, 5) OBP: 0.347, SLG: 0.384			1-0 1B			1-1 F9		1-2 F9		3	0	1	0	0	0	1											
Mike Gallego, R (1, 6) OBP: 0.332, SLG: 0.292 Willie Wilson, S (7, 7) OBP: 0.273, SLG: 0.319			1-1 F9			2-3 K		1-1 F7		2	0	0	0	0	1	2											
Lance Blankenship, R (1, 4) OBP: 0.316, SLG: 0.343			1-1 F9			1-0 F8		0-0 K		3	0	1	0	0	0	2											
Inning Stats	R: 0 E: 0 K: 0 S: 6	H: 0 LOB: 1 BB: 1 P: 16	R: 0 E: 0 K: 1 S: 11	H: 2 LOB: 2 BB: 0 P: 18	R: 0 E: 0 K: 1 S: 12	H: 1 LOB: 0 BB: 0 P: 19	R: 0 E: 0 K: 1 S: 8	H: 0 LOB: 0 BB: 0 P: 10	R: 0 E: 0 K: 1 S: 6	H: 0 LOB: 0 BB: 0 P: 10	R: 0 E: 0 K: 0 S: 7	H: 0 LOB: 0 BB: 0 P: 11	R: 0 E: 0 K: 1 S: 9	H: 1 LOB: 1 BB: 0 P: 14	R: 0 E: 0 K: 1 S: 8	H: 1 LOB: 1 BB: 0 P: 11	R: 0 E: 0 K: 1 S: 5	H: 0 LOB: 0 BB: 0 P: 5	1B: 5 2B: 0 3B: 0 HR: 0	SF: 0 SAC: 0 DP: 1 HBP: 0	WP: 0 PB: 0 SB: 1 CS: 0	PA: 32					
PITCHER	IP	WLS	BF	H	R	ER	SO	BB	IBB	HBP	BLK	WP	HR	S	P	ERA	WHIP										
Luis Aquino, R (1, 1) ERA: 3.79	9.0	W	32	5	5	0	7	1	0	0	0	0	0	72	114	0.00	0.667										

AB	41
R	11
H	14
RBI	10
BB	6
SO	4
LOB	20


AB	31
R	0
H	5
RBI	0
BB	1
SO	7
LOB	11



Batter	1	2	3	4	5	6	7	8	9	AB	R	H	RBI	BB	SO	LOB	TOP					
Gary Thurman, R OBP: 0.259, SLG: 0.317 (1, 8)										4	0	0	0	0	2	2	Kansas City Royals @ Oakland Athletics Oakland-Alameda County Coliseum, Oakland, CA Sat Jun 29 1991, 3:33 AM PDT Att: 43,020 - Cloudy - 64 F					
Warren Cromartie, L OBP: 0.333, SLG: 0.387 (9, PH)										1	0	0	0	0	0	0						
Kirk Gibson, L OBP: 0.330, SLG: 0.441 (1, 7)										4	0	1	0	0	0	0						
Brian McRae, S OBP: 0.288, SLG: 0.364 (7, 8)										1	0	0	0	0	1	0						
George Brett, L OBP: 0.317, SLG: 0.360 (1, 10)										4	0	0	0	0	0	1						
Danny Tartabull, R OBP: 0.360, SLG: 0.557 (1, 9)										4	1	2	1	0	0	1						
Jim Eisenreich, L OBP: 0.342, SLG: 0.401 (1, 3)										4	1	3	0	0	0	0						
Carmelo Martinez, R OBP: 0.344, SLG: 0.344 (7, 3)										0	0	0	0	0	0	0						
Kevin Seitzer, R OBP: 0.335, SLG: 0.320 (1, 5)										4	0	1	0	0	0	3						
Brent Mayne, L OBP: 0.349, SLG: 0.298 (1, 2)										4	1	1	0	0	2	2						
Kurt Stillwell, S OBP: 0.313, SLG: 0.355 (1, 6)										3	0	2	1	1	0	0						
David Howard, S OBP: 0.179, SLG: 0.086 (1, 4)										2	0	0	1	0	1	4						
Bill Pecota, R OBP: 0.338, SLG: 0.410 (9, PH)										1	0	0	0	0	1	0						
Inning Stats	R: 0 E: 0 K: 1 S: 8	H: 0 LOB: 0 BB: 0 P: 12	R: 0 E: 0 K: 1 S: 16	H: 2 LOB: 3 BB: 1 P: 26	R: 0 E: 0 K: 0 S: 11	H: 1 LOB: 1 BB: 0 P: 15	R: 2 E: 0 K: 1 S: 11	H: 3 LOB: 1 BB: 0 P: 15	R: 0 E: 0 K: 0 S: 13	H: 2 LOB: 2 BB: 0 P: 19	R: 0 E: 0 K: 0 S: 11	H: 1 LOB: 1 BB: 0 P: 16	R: 1 E: 0 K: 0 S: 7	H: 1 LOB: 0 BB: 0 P: 12	R: 0 E: 0 K: 0 S: 7	H: 0 LOB: 0 BB: 0 P: 12	R: 0 E: 0 K: 2 S: 7	H: 0 LOB: 0 BB: 0 P: 12	1B: 9 2B: 0 3B: 0 HR: 1	SF: 0 SAC: 1 DP: 0 HBP: 0	WP: 0 PB: 0 SB: 1 CS: 0	PA: 38
PITCHER	IP	WLS	BF	H	R	ER	SO	BB	IBB	HBP	BLK	WP	HR	S	P	ERA	WHIP					
Dave Stewart, R ERA: 5.74 (1, 1)	7.0	W	32	10	3	3	5	1	0	0	0	0	1	77	115	3.86	1.571					
Dennis Eckersley, R ERA: 2.14 (8, 1)	2.0	S	6	0	0	0	2	0	0	0	0	0	0	14	24	0.00	0.000					

Batter	1	2	3	4	5	6	7	8	9	AB	R	H	RBI	BB	SO	LOB	BOTTOM					
Rickey Henderson, R OBP: 0.434, SLG: 0.385 (1, 7)										3	1	1	0	2	0	4	Kansas City Royals @ Oakland Athletics Oakland-Alameda County Coliseum, Oakland, CA Sat Jun 29 1991, 3:33 AM PDT Att: 43,020 - Cloudy - 64 F					
Ernest Riles, L OBP: 0.324, SLG: 0.387 (1, 6)										4	1	2	1	1	1	1						
Jose Canseco, R OBP: 0.358, SLG: 0.510 (1, 9)										5	1	0	0	0	1	6						
Harold Baines, L OBP: 0.408, SLG: 0.519 (1, 10)										3	1	1	4	1	0	1						
Dave Henderson, R OBP: 0.389, SLG: 0.581 (1, 8)										3	1	1	1	1	1	2						
Jamie Quirk, L OBP: 0.324, SLG: 0.286 (1, 3)										4	0	0	0	0	2	2						
Mark McGwire, R OBP: 0.362, SLG: 0.421 (8, 3)										0	0	0	0	0	0	0						
Terry Steinbach, R OBP: 0.332, SLG: 0.439 (1, 2)										3	1	1	0	1	1	0						
Vance Law, R OBP: 0.314, SLG: 0.315 (1, 5)										2	0	0	0	1	1	1						
Mike Gallego, R OBP: 0.335, SLG: 0.296 (1, 4)										4	0	2	0	0	0	1						
Inning Stats	R: 0 E: 0 K: 2 S: 13	H: 0 LOB: 2 BB: 2 P: 26	R: 0 E: 0 K: 1 S: 11	H: 1 LOB: 2 BB: 1 P: 21	R: 0 E: 0 K: 2 S: 16	H: 1 LOB: 1 BB: 0 P: 27	R: 0 E: 0 K: 1 S: 9	H: 2 LOB: 1 BB: 0 P: 14	R: 0 E: 0 K: 0 S: 6	H: 0 LOB: 0 BB: 0 P: 7	R: 0 E: 0 K: 0 S: 3	H: 0 LOB: 0 BB: 0 P: 4	R: 5 E: 1 K: 1 S: 18	H: 3 LOB: 0 BB: 1 P: 33	R: 1 E: 1 K: 0 S: 12	H: 1 LOB: 2 BB: 2 P: 24	R: 0 E: 0 K: 2 S: 7	H: 0 LOB: 0 BB: 0 P: 12	1B: 5 2B: 1 3B: 0 HR: 2	SF: 0 SAC: 1 DP: 1 HBP: 0	WP: 0 PB: 0 SB: 2 CS: 0	PA: 39
PITCHER	IP	WLS	BF	H	R	ER	SO	BB	IBB	HBP	BLK	WP	HR	S	P	ERA	WHIP					
Kevin Appier, R ERA: 3.8 (1, 1)	6.2	L	28	5	1	0	6	4	0	0	0	0	0	0	0	0	0.00	1.350				
Storm Davis, R ERA: 4.14 (7, 1)	0.1	L	5	2	4	0	1	1	0	0	0	0	2	10	20	0.00	9.000					
Carlos Maldonado, R ERA: 3.0 (8, 1)	1.0		6	1	1	1	0	2	0	0	0	0	0	12	24	9.00	3.000					

AB	36
R	3
H	10
RBI	3
BB	1
SO	7
LOB	13




AB	31
R	6
H	8
RBI	6
BB	7
SO	7
LOB	18



Batter	1	2	3	4	5	6	7	8	9	AB	R	H	RBI	BB	SO	LOB	TOP								
Brian McRae, S (1, 8) OBP: 0.287, SLG: 0.360	4-0 CS BB		1-0 P1		1-0 G3			2-1 F7		3	0	0	0	1	0	1	Kansas City Royals @ Oakland Athletics Oakland-Alameda County Coliseum, Oakland, CA Sun Jun 30 1991, 3:33 AM PDT Att: 40,274 - Sunny - 78 F livebaseballscores.com								
Kirk Gibson, L (1, 7) OBP: 0.325, SLG: 0.434	2-3 K			1-1 G6-3		0-1 G6-3		2-3 K		4	0	0	0	0	2	2									
George Brett, L (1, 10) OBP: 0.320, SLG: 0.359	4-2 1B BB			3-2 2B G6-3 1B		1-2 F7			3-2 P5	3	1	1	0	1	0	0									
Danny Tartabull, R (1, 9) OBP: 0.362, SLG: 0.560	0-0 BB			0-2 BB		2-3 K			2-2 F9	4	0	2	0	0	1	0									
Jim Eisenreich, L (1, 3) OBP: 0.336, SLG: 0.393		0-1 G3		3-2 G6-3			1-3 K		2-2 F9	4	0	0	1	0	1	1									
Mike Macfarlane, R (1, 2) OBP: 0.315, SLG: 0.472		3-2 F7		3-H 3-2 F7			1-0 L4			3	0	0	0	0	0	1									
Bill Pecota, R (1, 5) OBP: 0.338, SLG: 0.432 (8, 4)		0-0 F8			2-0 HR		2-1 G6-3			3	1	1	1	0	0	0									
Terry Shumpert, R (1, 4) OBP: 0.258, SLG: 0.312 (8, PH)			0-2 G1-3		2-3 K			1-1 BB		2	0	0	0	0	1	0									
Kevin Seitzer, R (8, PH) OBP: 0.339, SLG: 0.325 (8, 5)										1	0	1	0	0	0	0									
David Howard, S (1, 6) OBP: 0.171, SLG: 0.081 (8, PH)			1-1 F7		3-1 G4-3			0-0 P3		2	0	0	0	0	0	0									
Kurt Stillwell, S (8, PH) OBP: 0.312, SLG: 0.354 (8, 6)										1	0	0	0	0	0	1									
Inning Stats	R: 0 E: 0 K: 1 S: 9	H: 1 LOB: 2 BB: 2 P: 19	R: 0 E: 0 K: 0 S: 6	H: 0 LOB: 0 BB: 0 P: 9	R: 0 E: 0 K: 0 S: 8	H: 0 LOB: 0 BB: 0 P: 10	R: 1 E: 0 K: 0 S: 15	H: 2 LOB: 1 BB: 0 P: 25	R: 1 E: 0 K: 1 S: 8	H: 1 LOB: 0 BB: 0 P: 16	R: 0 E: 0 K: 1 S: 9	H: 0 LOB: 0 BB: 0 P: 12	R: 0 E: 0 K: 1 S: 6	H: 0 LOB: 0 BB: 0 P: 10	R: 0 E: 0 K: 1 S: 8	H: 1 LOB: 1 BB: 0 P: 13	R: 0 E: 0 K: 0 S: 12	H: 0 LOB: 0 BB: 0 P: 19	1B: 3 2B: 1 3B: 0 HR: 1	SF: 0 SAC: 0 DP: 0 HBP: 0	WP: 0 PB: 0 SB: 0 CS: 1	PA: 32			
PITCHER	IP	WLS	BF	H	R	ER	SO	BB	IBB	HBP	BLK	WP	HR	S	P	ERA	WHIP								
Mike Moore, R (1, 1) ERA: 3.88	5.0	W	19	4	2	2	2	2	0	0	0	0	1	46	79	3.60	1.200								
Rick Honeycutt, L (6, 1) ERA: 4.26	1.1		4	0	0	0	2	0	0	0	0	0	0	12	16	0.00	0.000								
Gene Nelson, R (7, 1) ERA: 9.72	1.2		6	1	0	0	1	0	0	0	0	0	0	11	19	0.00	0.600								
Dennis Eckersley, R (9, 1) ERA: 2.08	1.0	S	3	0	0	0	0	0	0	0	0	0	0	12	19	0.00	0.000								

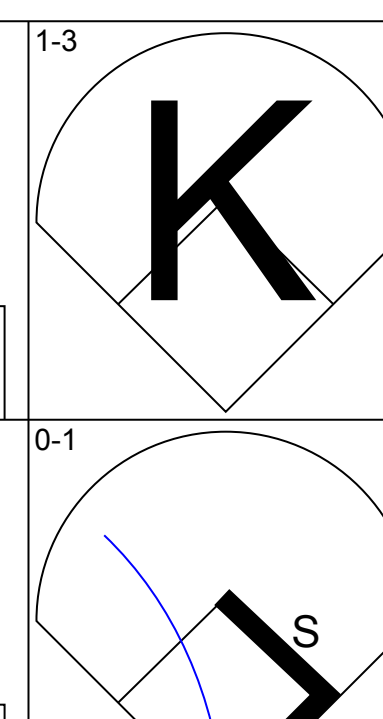
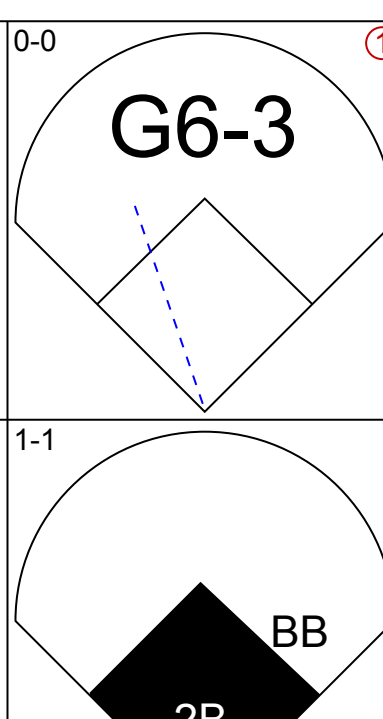
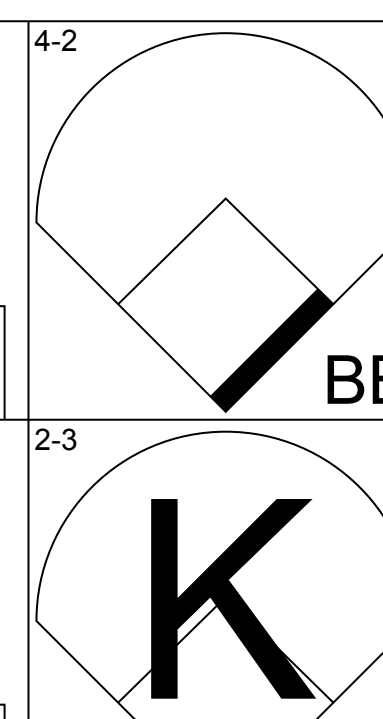

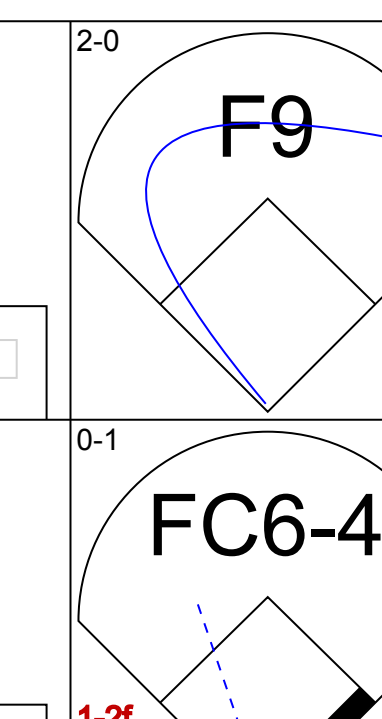
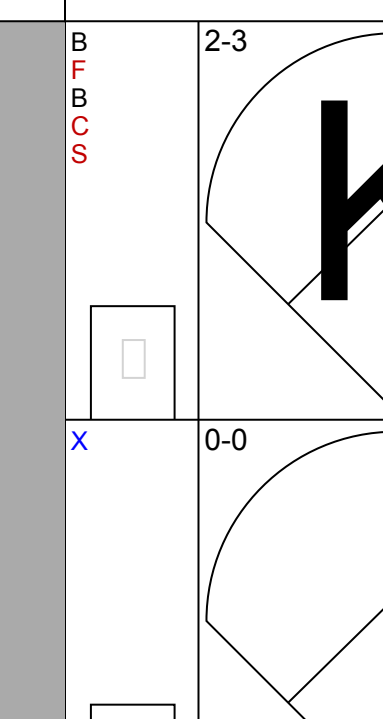
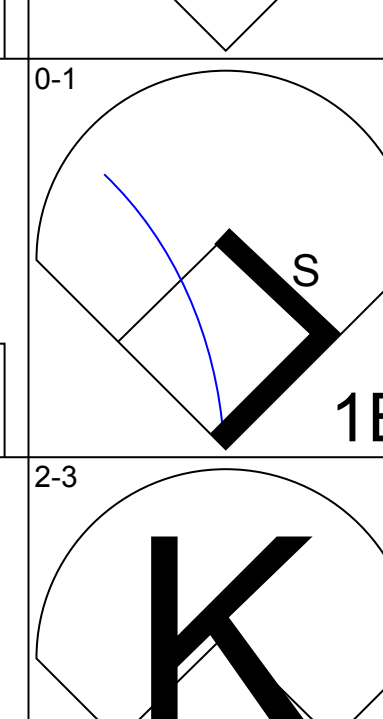
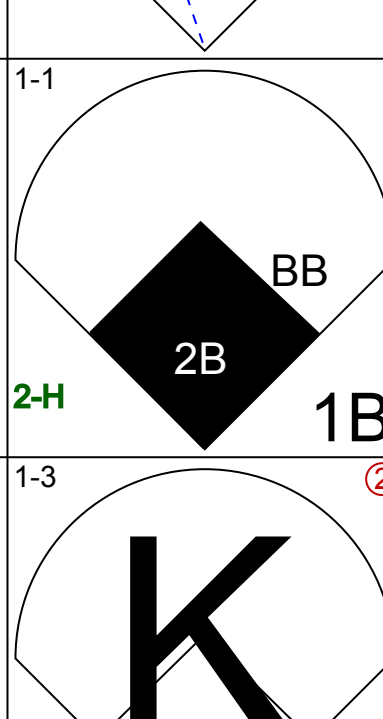
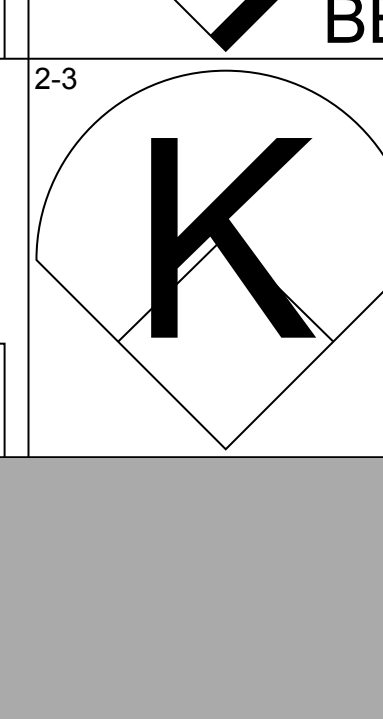
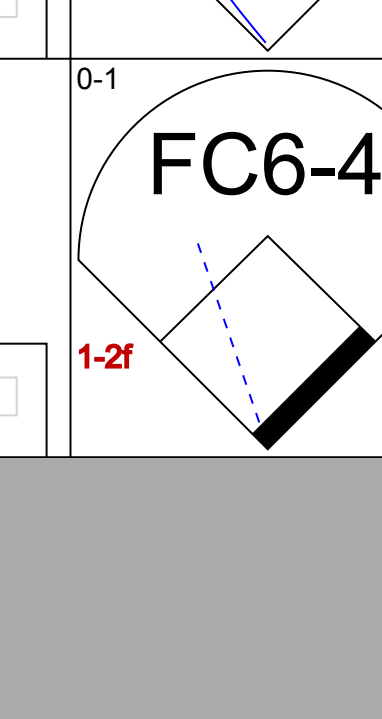
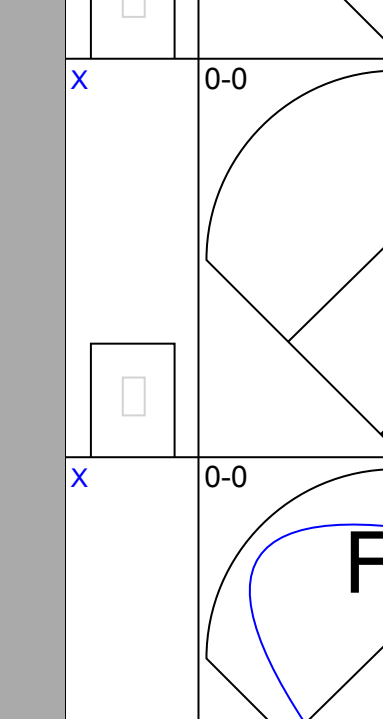
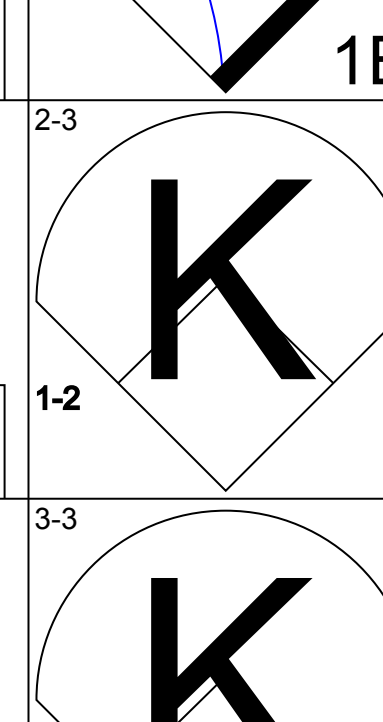
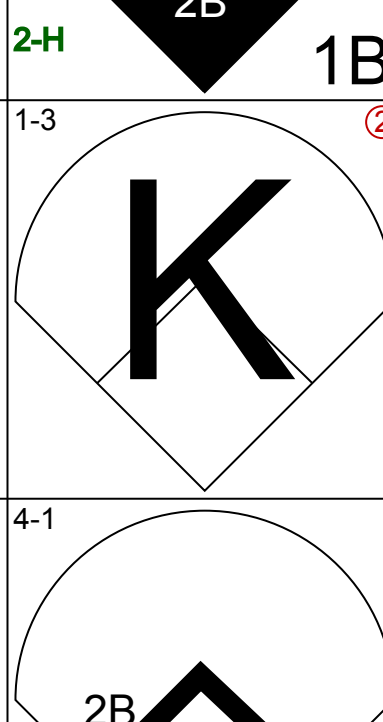
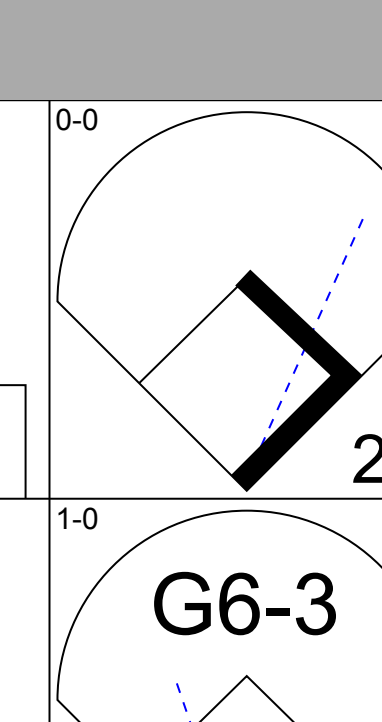
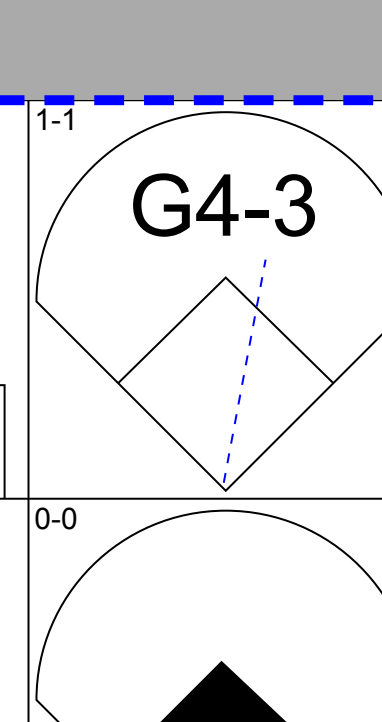
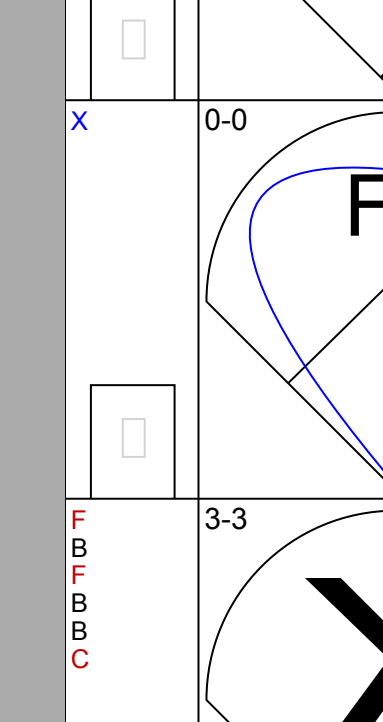
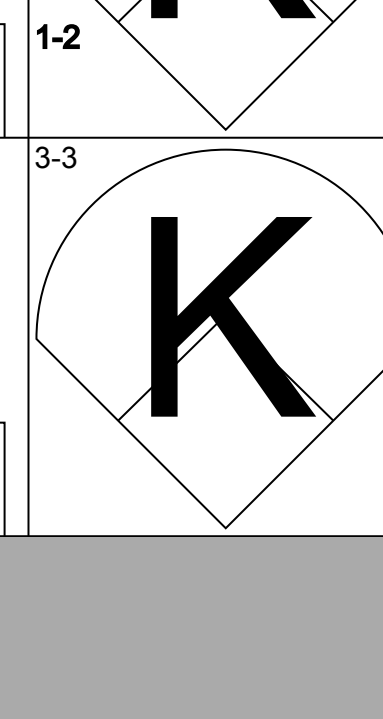
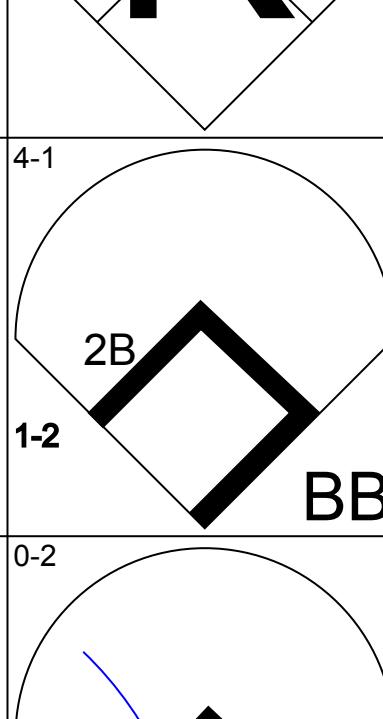
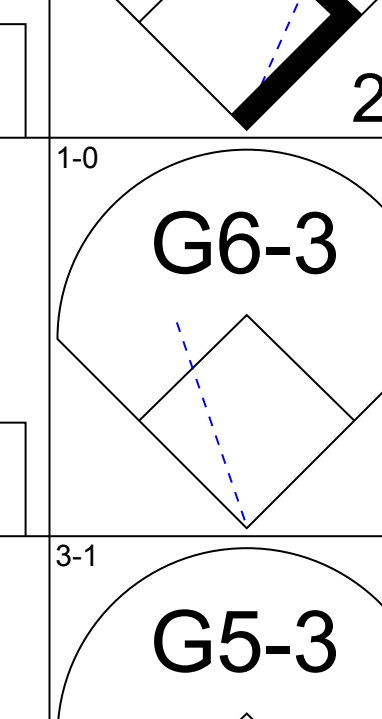
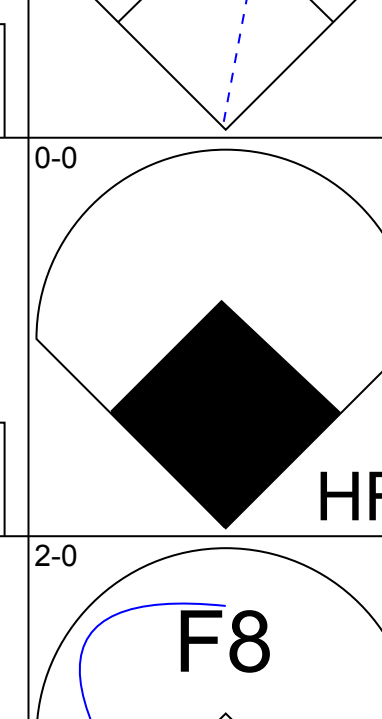
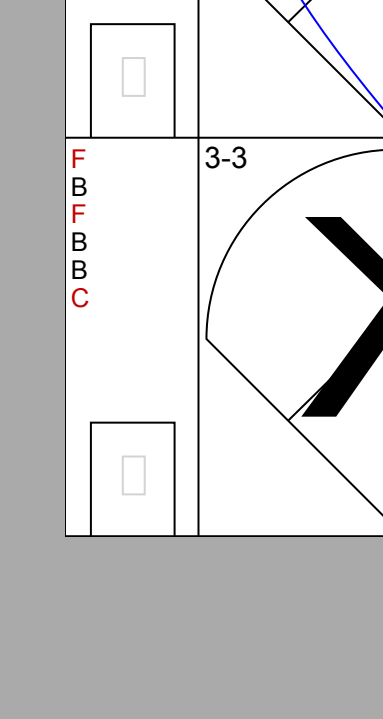
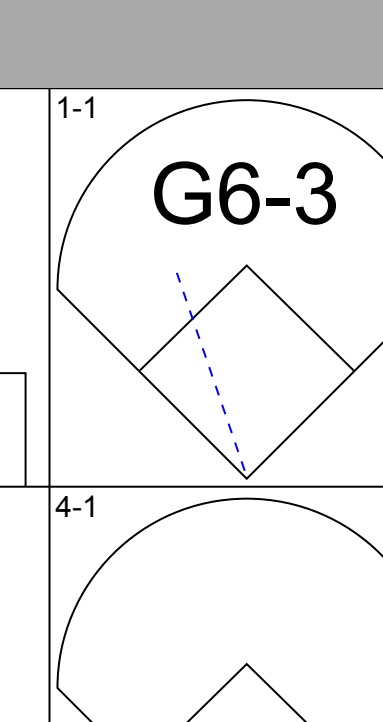
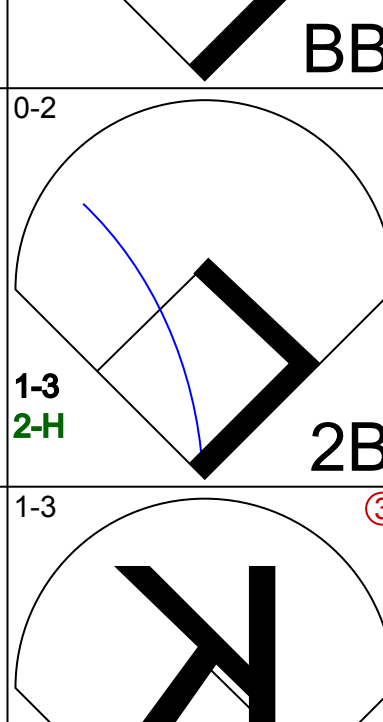
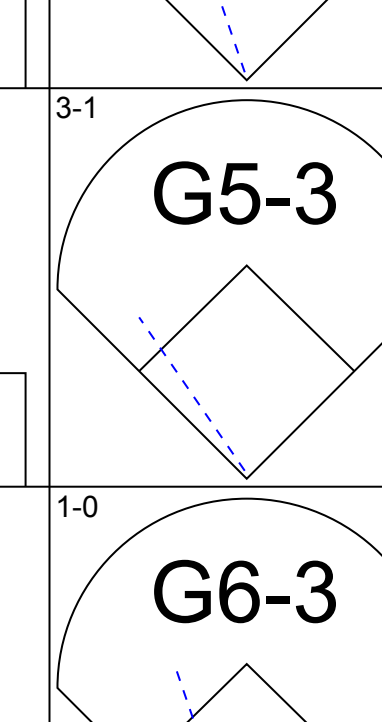
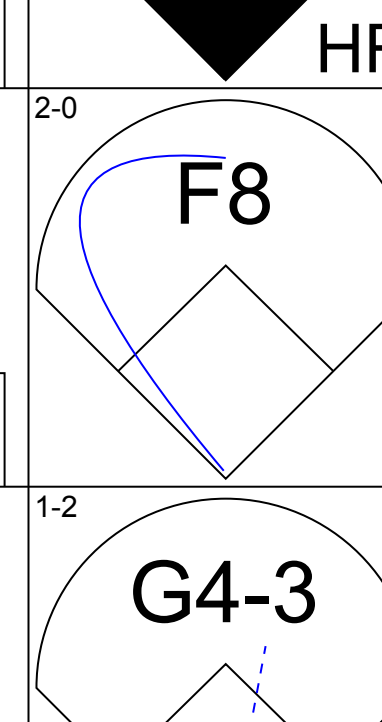

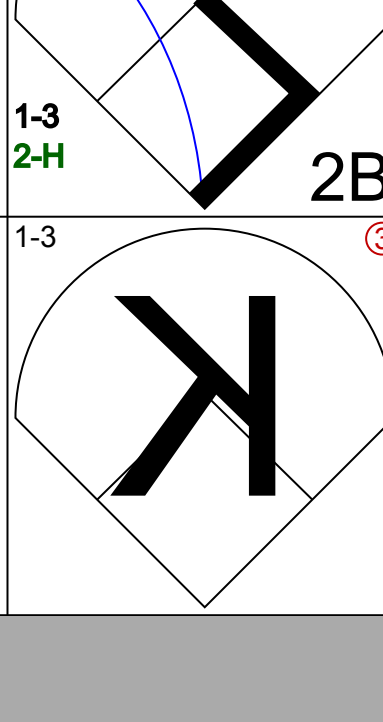
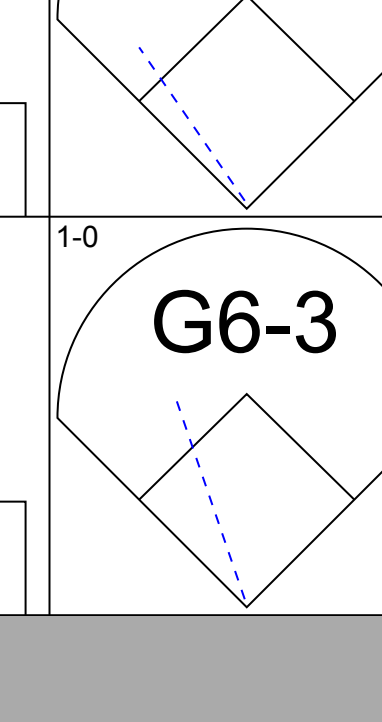
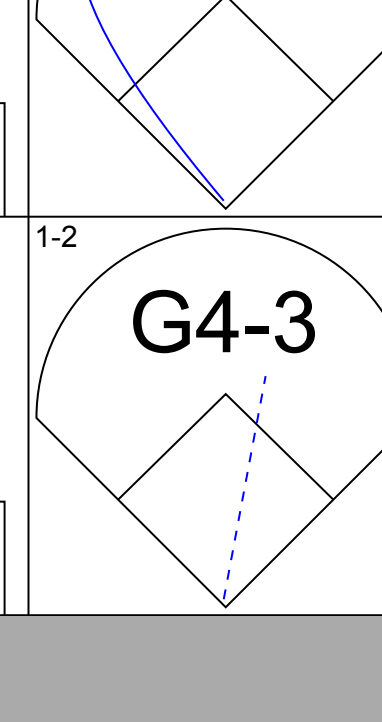

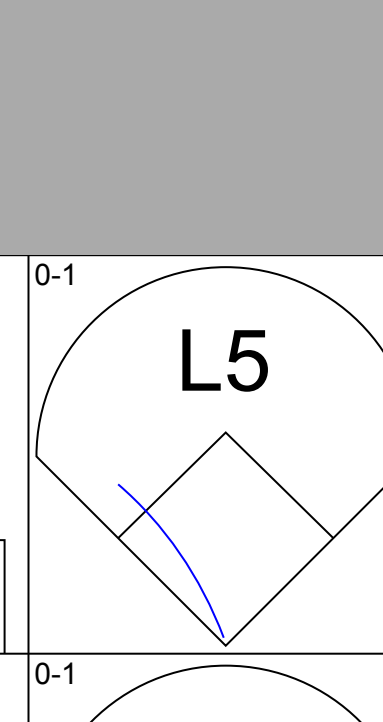
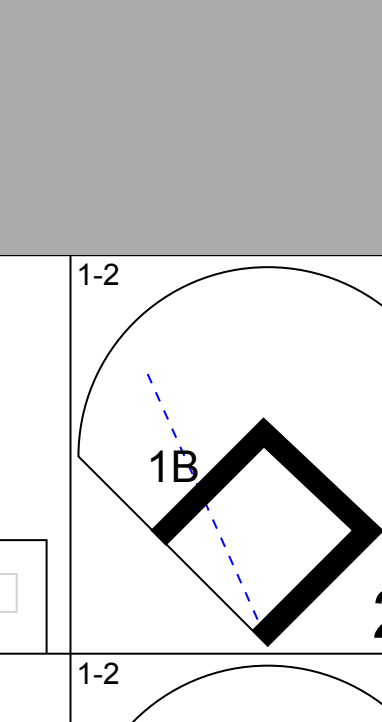
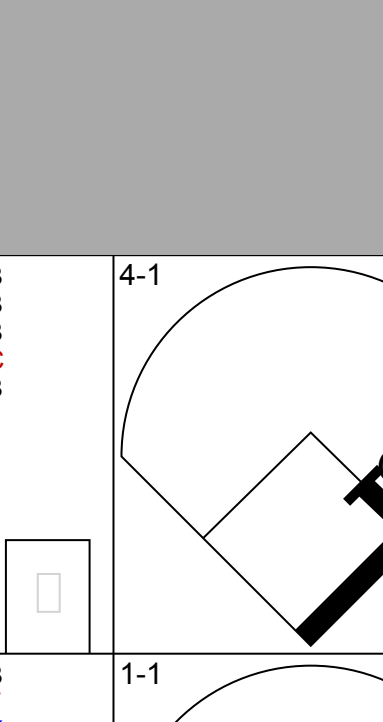

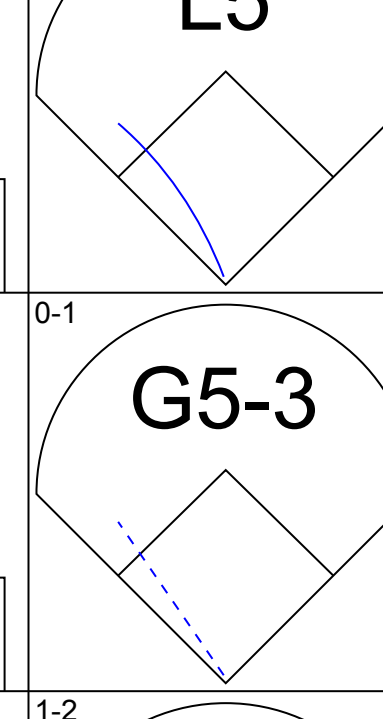
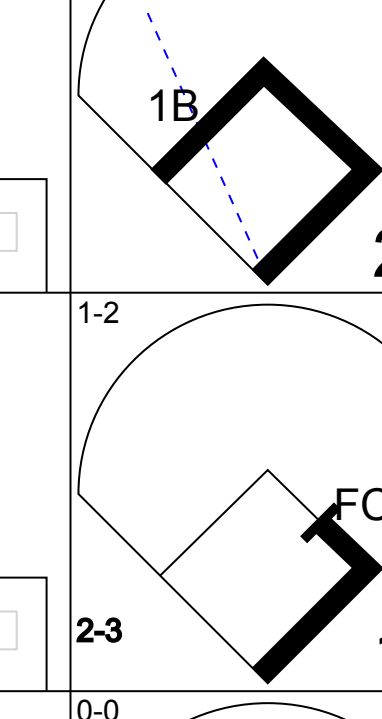
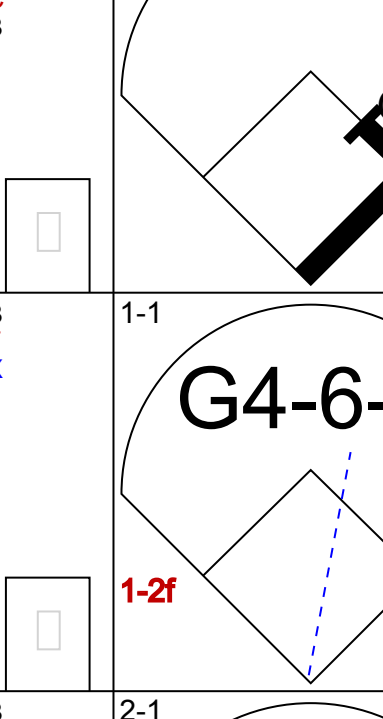
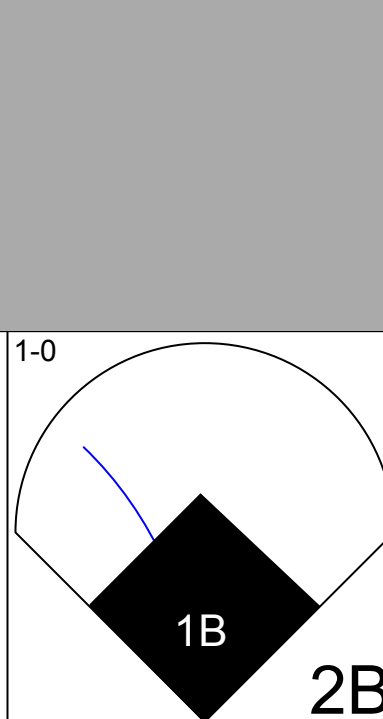
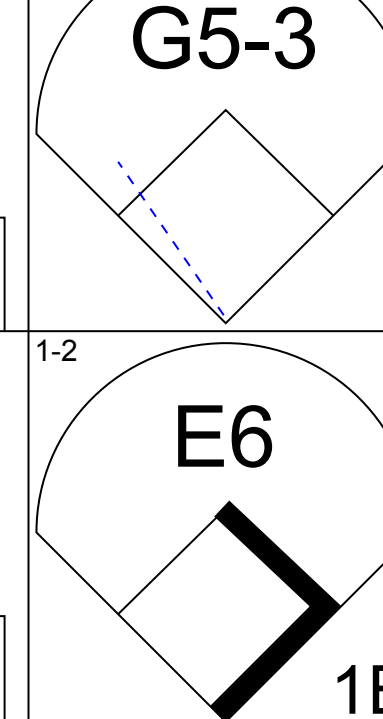
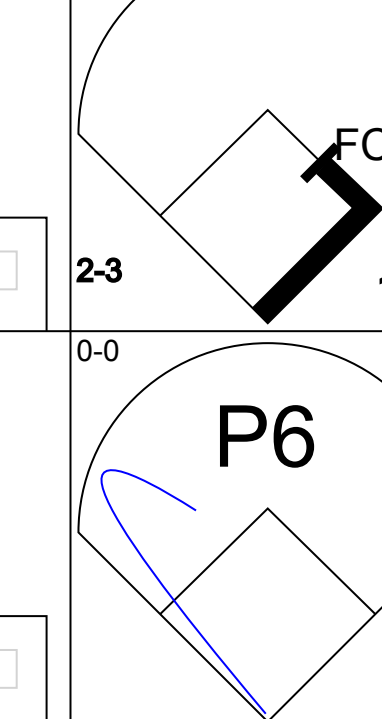
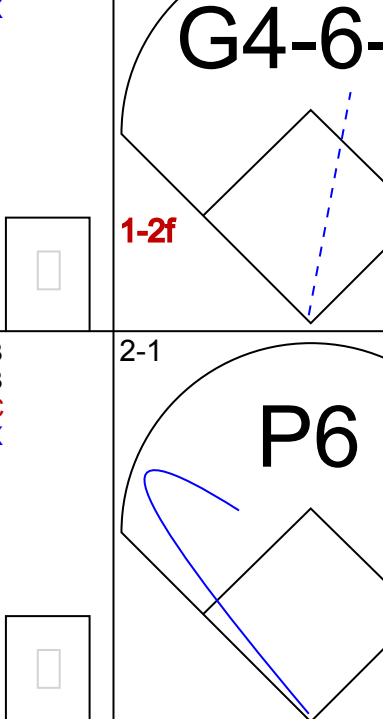
Batter	1	2	3	4	5	6	7	8	9	AB	R	H	RBI	BB	SO	LOB	BOTTOM								
Rickey Henderson, R (1, 7) OBP: 0.435, SLG: 0.384	2-1 F9		4-1 FC1-5 HR BB	3-2 F8			0-1 SH3-4 1B			3	1	1	0	1	0	1	Kansas City Royals @ Oakland Athletics Oakland-Alameda County Coliseum, Oakland, CA Sun Jun 30 1991, 3:33 AM PDT Att: 40,274 - Sunny - 78 F livebaseballscores.com								
Ernest Riles, L (1, 6) OBP: 0.348, SLG: 0.380	1-2 P6		0-0 FC1-5 HR		1-1 G3		1-0 SH3-4			3	1	0	0	0	0	2									
Jose Canseco, R (1, 9) OBP: 0.359, SLG: 0.525	0-3 K		0-2 HR		2-2 2B		2-3 K			4	1	2	3	0	2	2									
Harold Baines, L (1, 10) OBP: 0.410, SLG: 0.515		0-0 G6-3	4-0 BB		2-3 K		4-0 K			2	0	0	0	2	1	1									
Dave Henderson, R (1, 8) OBP: 0.387, SLG: 0.574		4-2 1B BB	3-2 F8		3-3 K		3-3 K			3	0	0	0	1	2	5									
Mark McGwire, R (1, 3) OBP: 0.361, SLG: 0.416		0-0 F9	3-1 F9			0-0 G5-3		4-1 G5-3 SH1 BB		3	0	0	0	1	0	2									
Jamie Quirk, L (1, 2) OBP: 0.333, SLG: 0.307	1-2 BB			0-1 G4-3 2B		0-1 P6		0-1 SH1		3	0	2	0	0	0	0									
Vance Law, R (1, 5) OBP: 0.302, SLG: 0.302		0-0 P4		1-0 G4-3		2-2 G6-3		0-0 G5-3		4	0	0	0	0	0	4									
Mike Gallego, R (1, 4) OBP: 0.339, SLG: 0.294			4-2 FC1-5 BB	0-0 F9			4-1 SH3-4 1B BB	2-0 2		1	0	0	0	2	0	1									
Inning Stats	R: 0 E: 0 K: 1 S: 9	H: 0 LOB: 0 BB: 0 P: 12	R: 0 E: 0 K: 0 S: 9	H: 1 LOB: 2 BB: 1 P: 14	R: 3 E: 0 K: 0 S: 13	H: 1 LOB: 1 BB: 3 P: 31	R: 0 E: 0 K: 0 S: 7	H: 1 LOB: 0 BB: 0 P: 11	R: 0 E: 0 K: 2 S: 14	H: 1 LOB: 1 BB: 0 P: 22	R: 0 E: 0 K: 0 S: 6	H: 0 LOB: 0 BB: 0 P: 8	R: 0 E: 0 K: 2 S: 13	H: 1 LOB: 3 BB: 2 P: 27	R: 0 E: 0 K: 0 S: 4	H: 0 LOB: 1 BB: 1 P: 10		R: 0 E: 0 K: 0 S: 12	H: 0 LOB: 0 BB: 0 P: 19	1B: 2 2B: 2 3B: 0 HR: 1	SF: 0 SAC: 2 DP: 0 HBP: 0	WP: 0 PB: 0 SB: 0 CS: 0	PA: 35		
PITCHER	IP	WLS	BF	H	R	ER	SO	BB	IBB	HBP	BLK	WP	HR	S	P	ERA	WHIP								
Tom Gordon, R (1, 1) ERA: 3.38	7.0	L	32	5	3	3	5	5	1	0	0	0	0	71	125	3.86	1.429								
Jeff Montgomery, R (8, 1) ERA: 4.74	1.0		4	0	0	0	0	1	0	0	0	0	0	4	10	0.00	1.000								

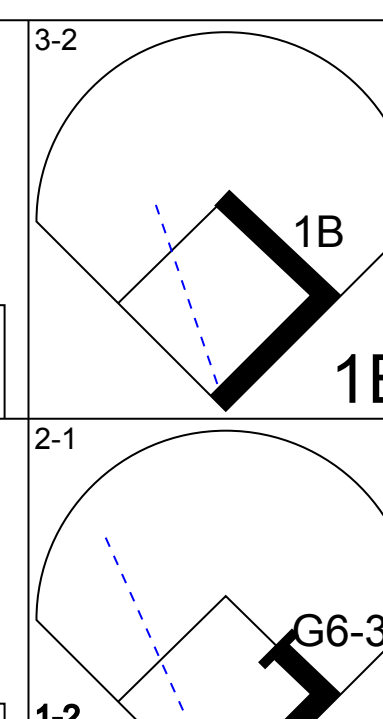
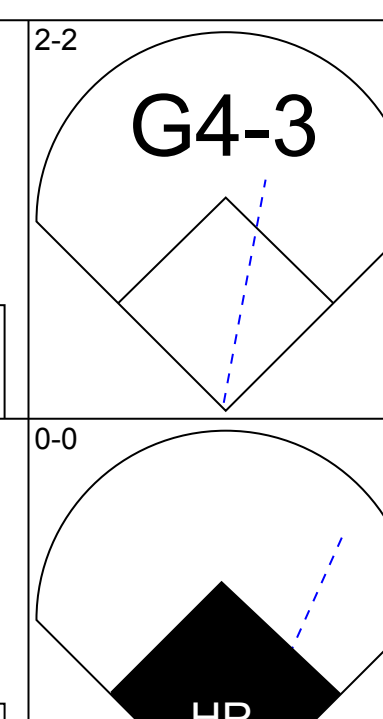
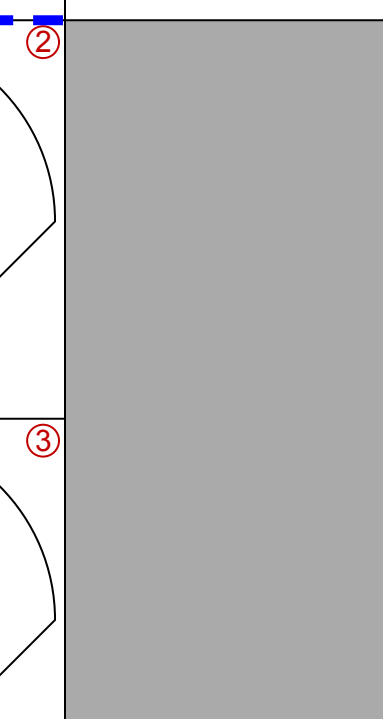
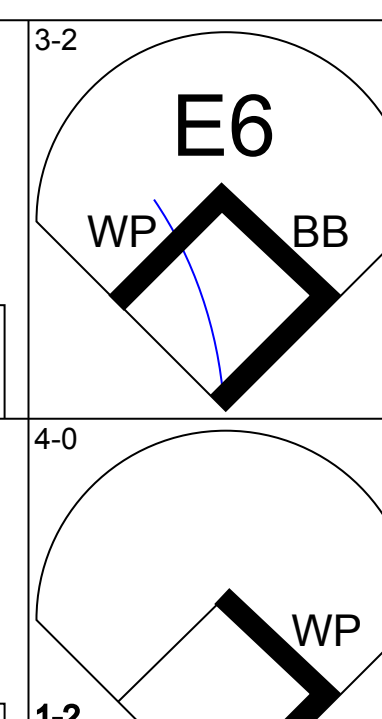
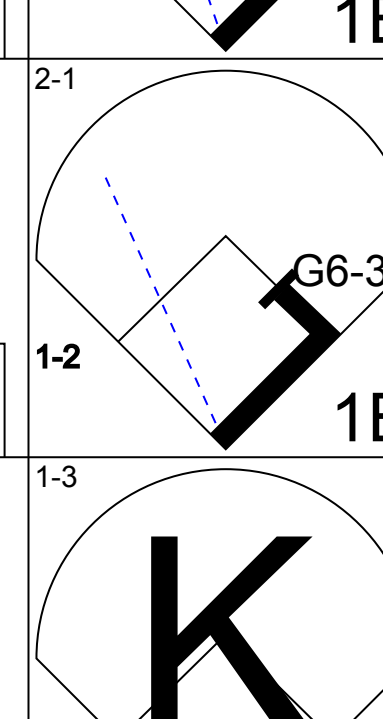
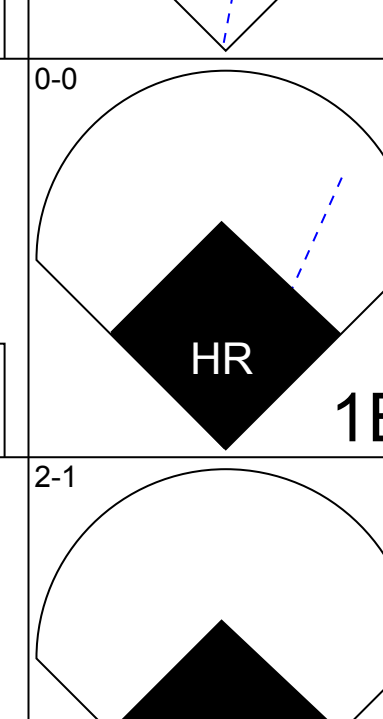
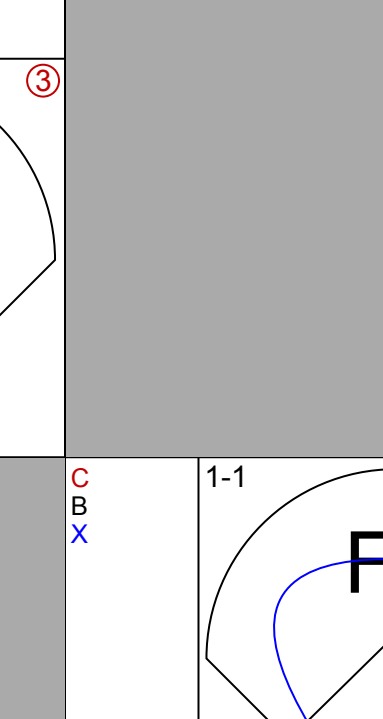
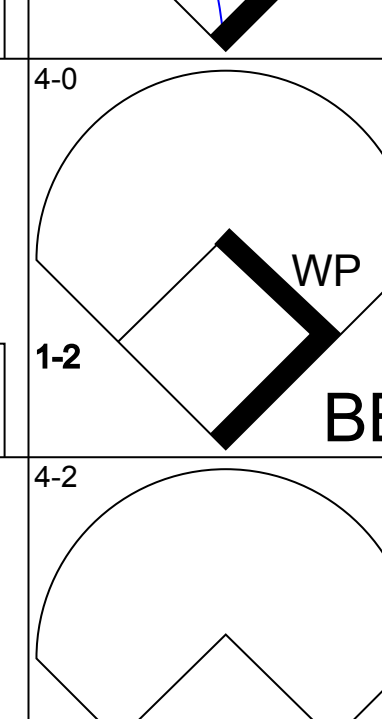
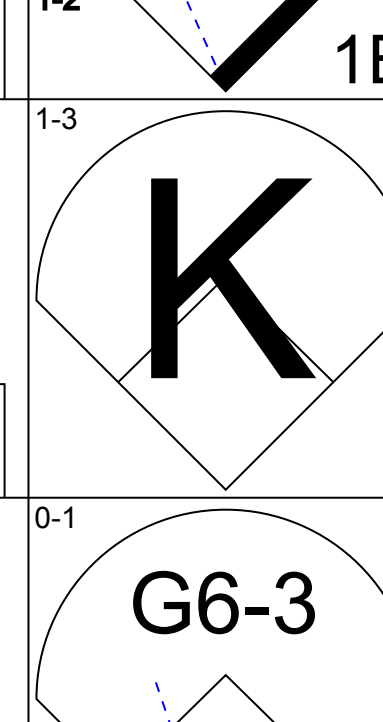
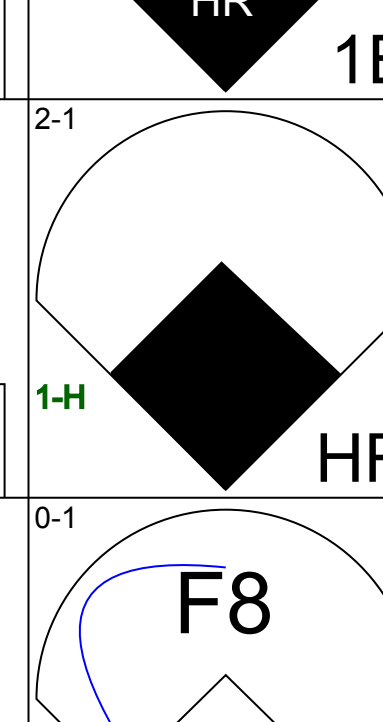
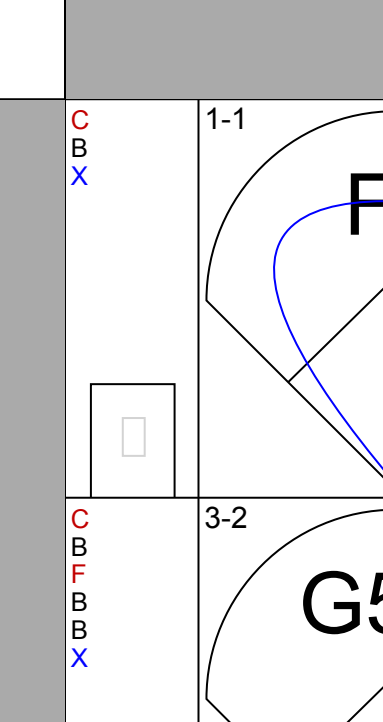
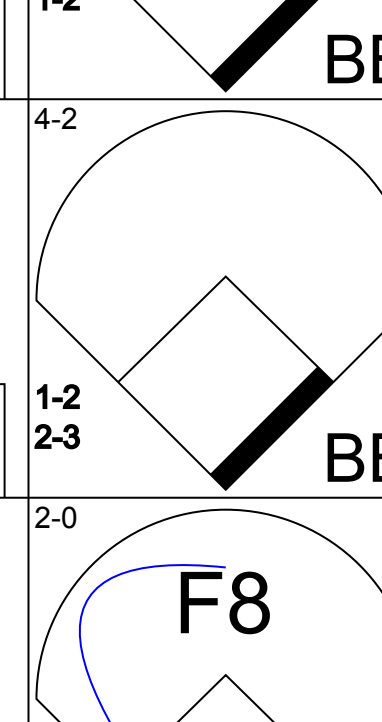
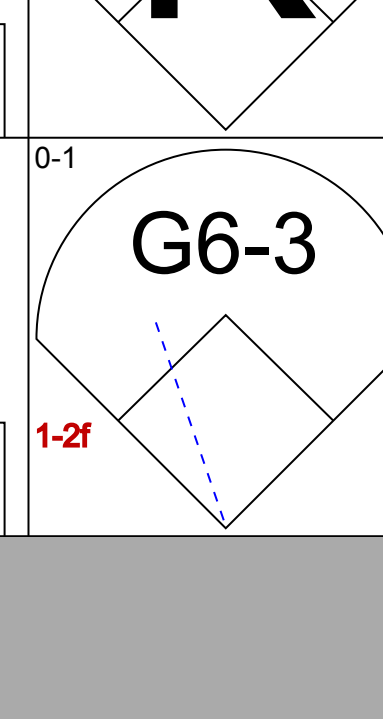

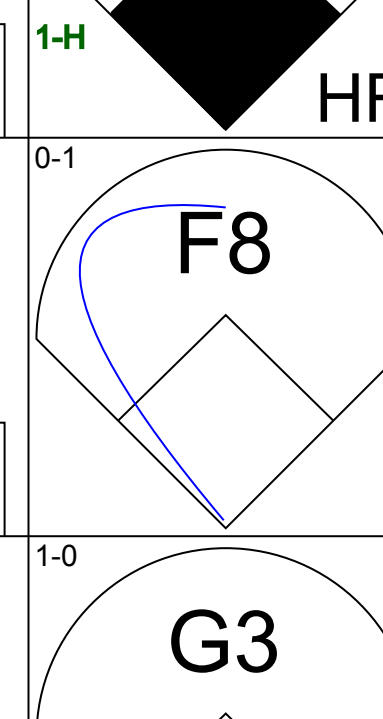
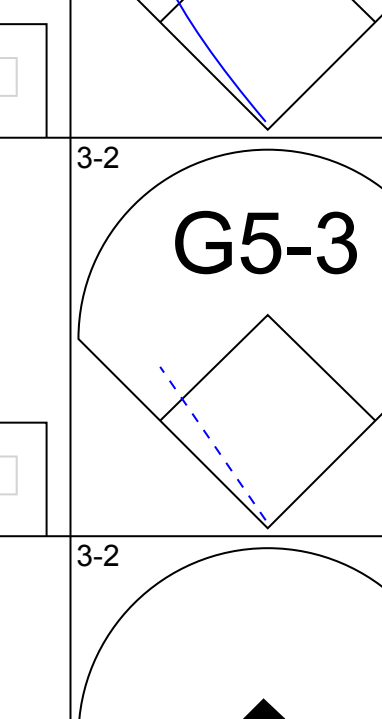
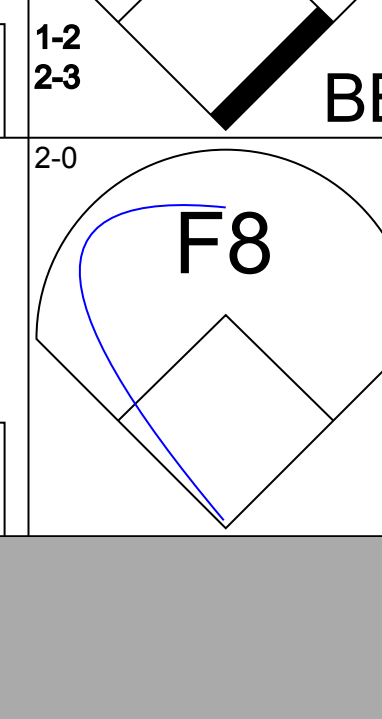

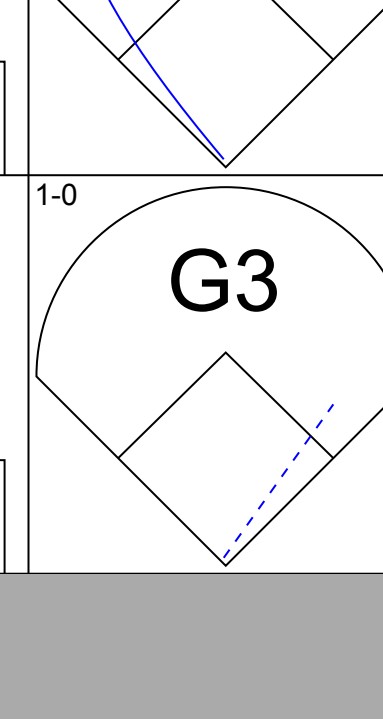
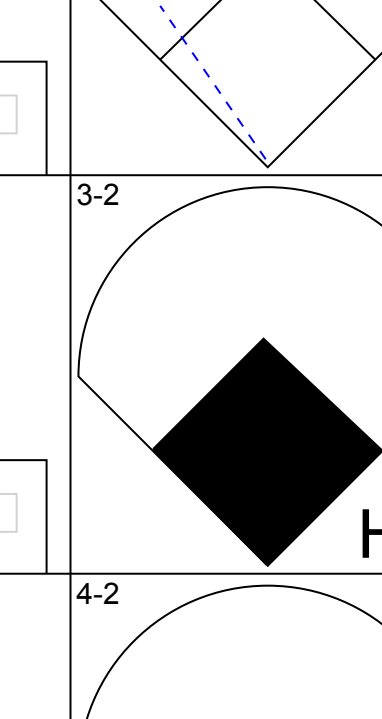


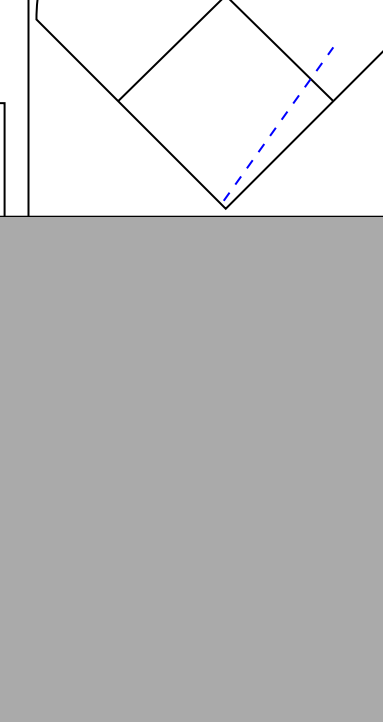
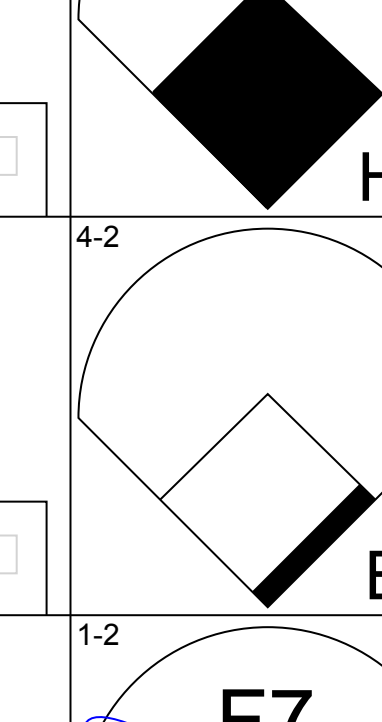

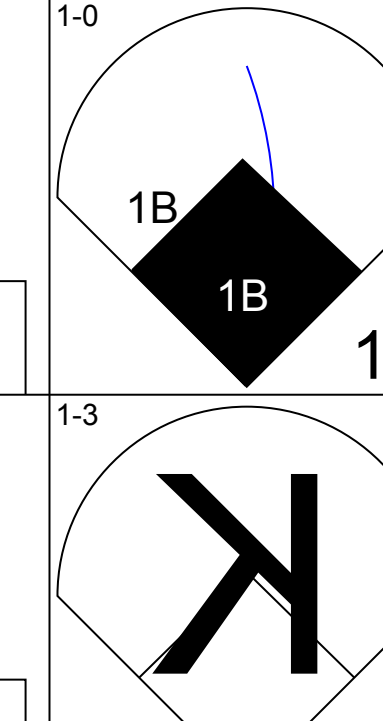
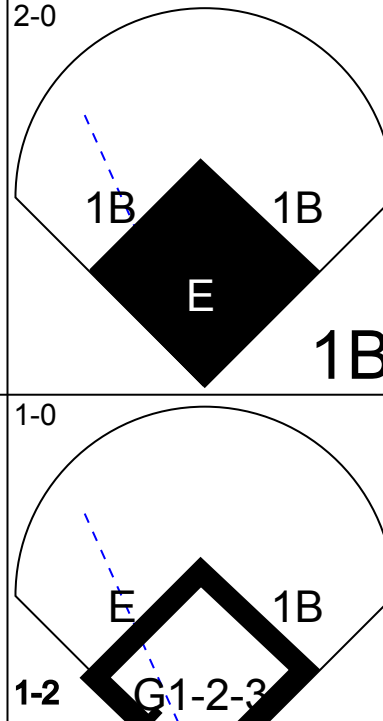
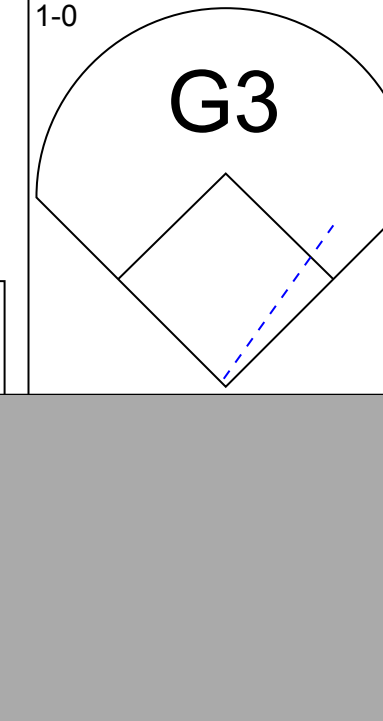
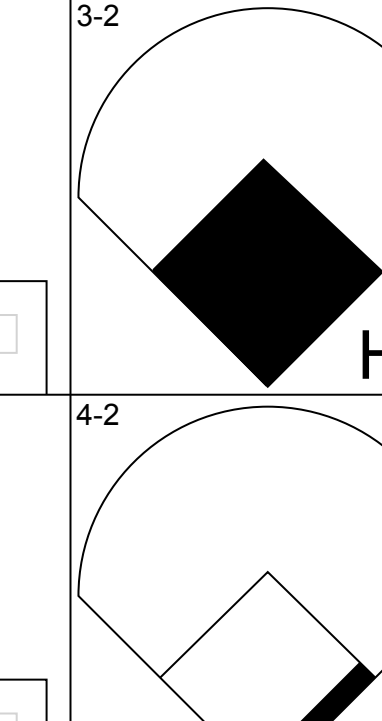
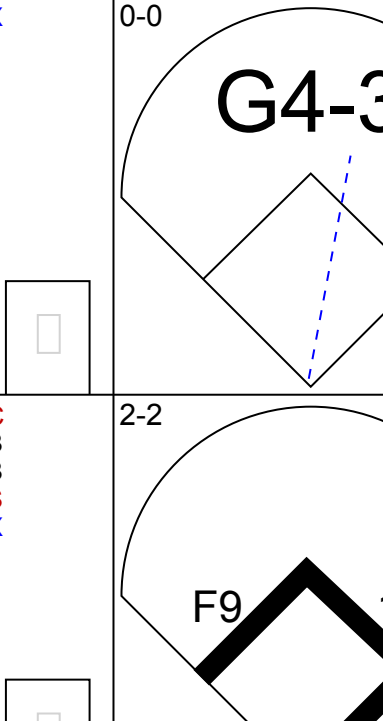

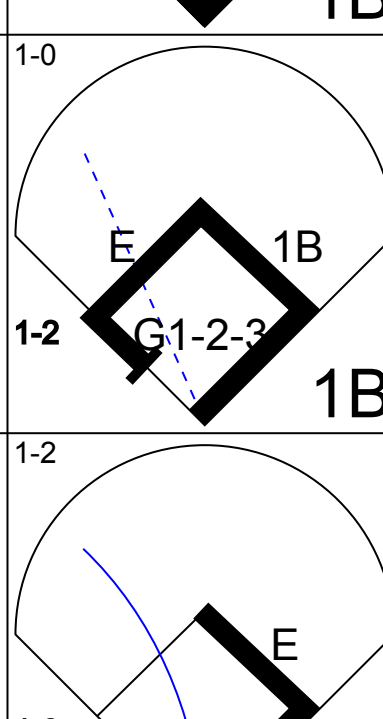

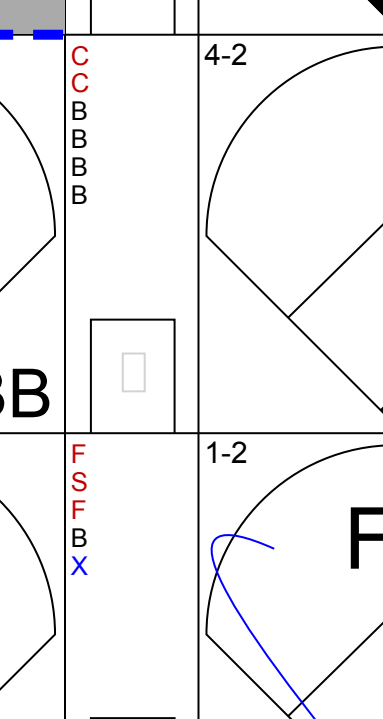
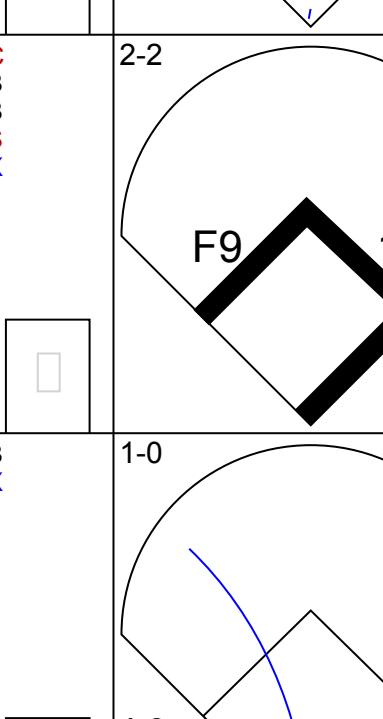

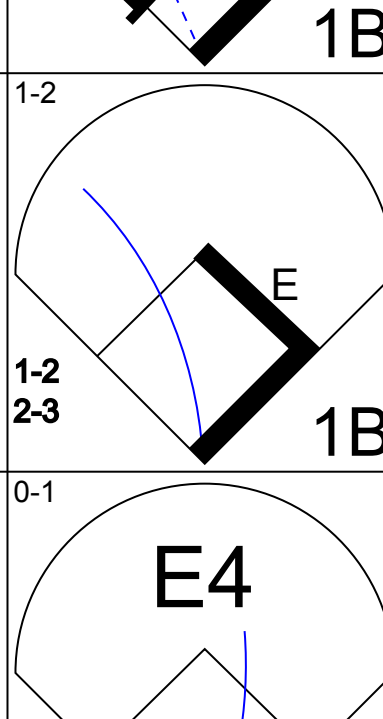

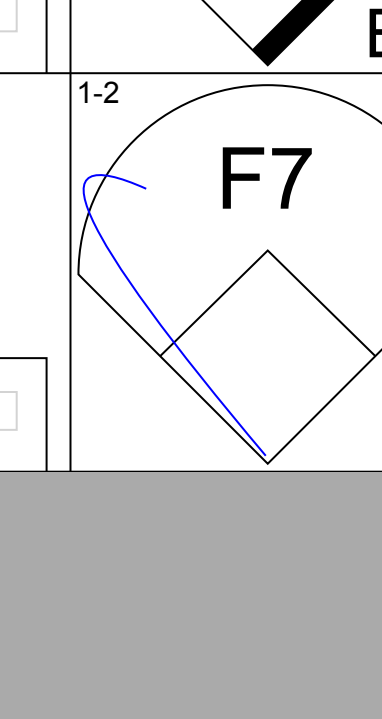
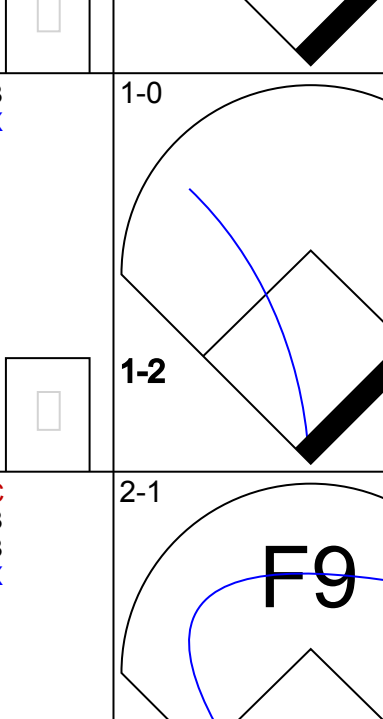

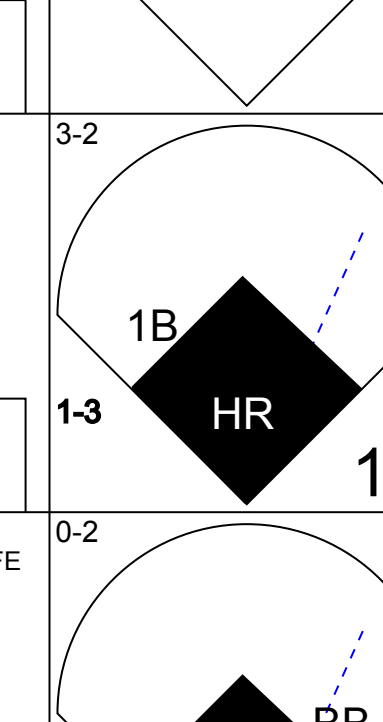
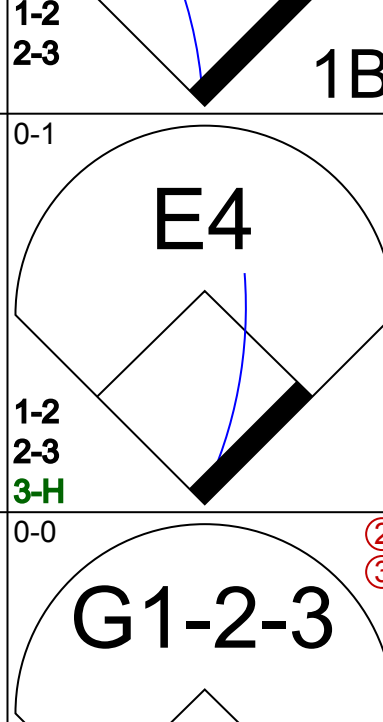
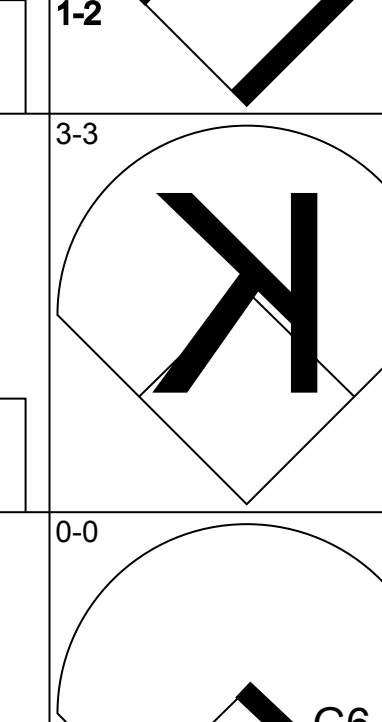
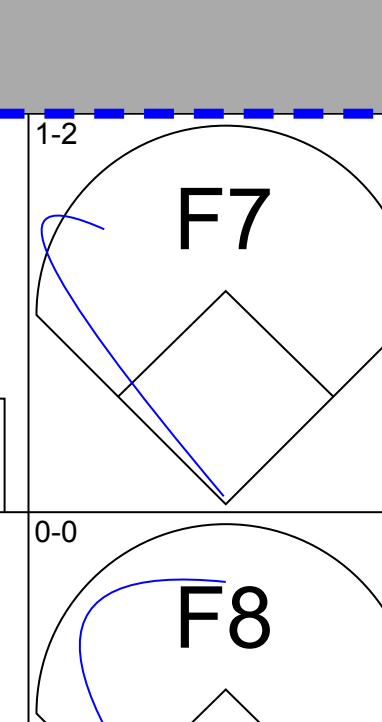

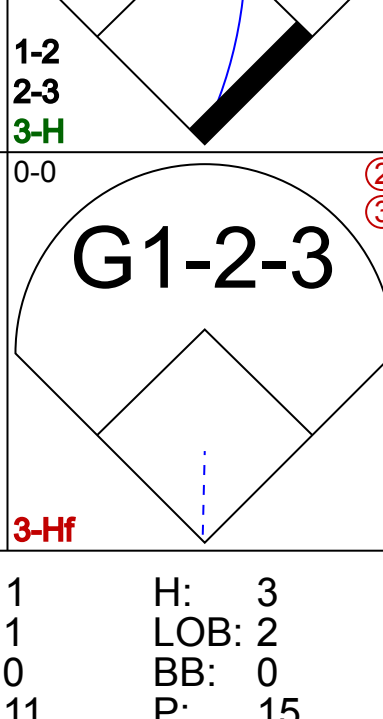
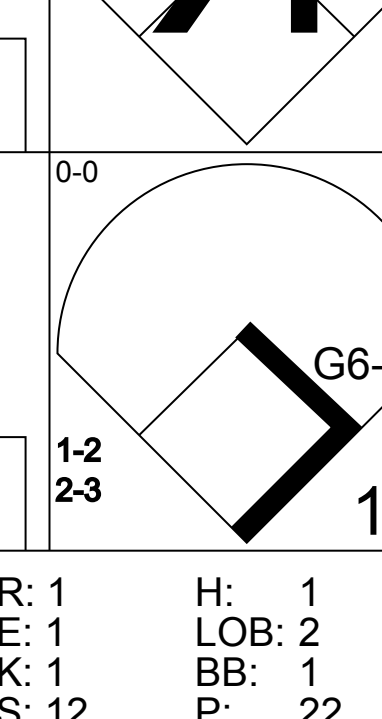
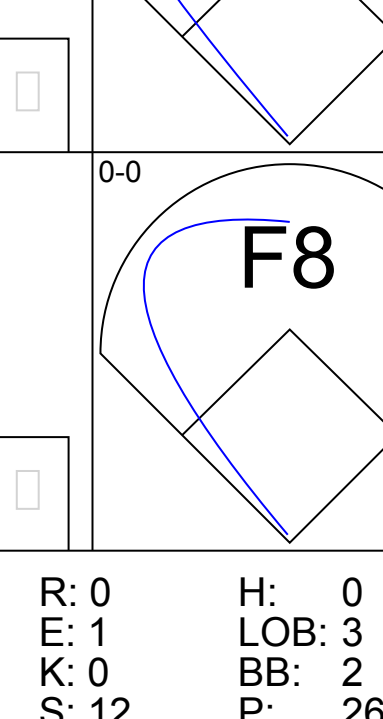
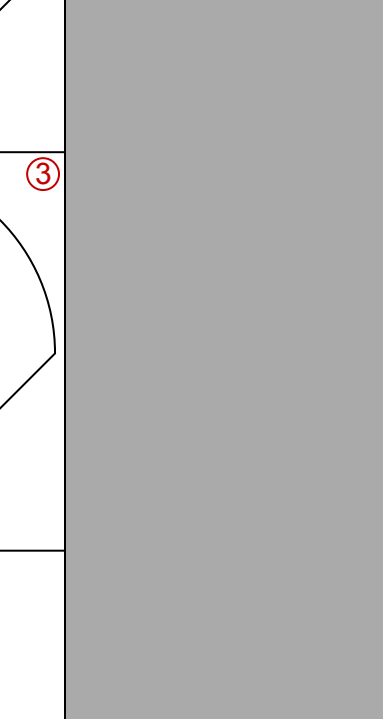
AB 30
R 2
H 5
RBI 2
BB 2
SO 5
LOB 6



AB 26
R 3
H 5
RBI 3
BB 7
SO 5
LOB 18



Batter	1	2	3	4	5	6	7	8	9	AB	R	H	RBI	BB	SO	LOB	TOP					
Gary Thurman, R OBP: 0.263, SLG: 0.319 (1, 7)										4	0	0	0	1	2	3	Kansas City Royals @ California Angels Anaheim Stadium, Anaheim, CA Tue Jul 02 1991, 10:05 PM EDT Att: 23,456 - Sunny - 75 F livebaseballscorecards.com					
Brian McRae, S OBP: 0.291, SLG: 0.365 (1, 8)										5	1	3	1	0	1	4						
George Brett, L OBP: 0.316, SLG: 0.358 (1, 10)										5	0	1	0	0	2	3						
Danny Tartabull, R OBP: 0.365, SLG: 0.570 (1, 9)										4	1	1	1	1	2	3						
Carmelo Martinez, R OBP: 0.346, SLG: 0.348 (1, 3)										4	0	1	1	0	0	1						
Kevin Seitzer, R OBP: 0.335, SLG: 0.329 (1, 5)										3	0	0	0	1	1	3						
Mike Macfarlane, R OBP: 0.318, SLG: 0.475 (1, 2)										3	0	1	0	1	1	1						
Kurt Stillwell, S OBP: 0.307, SLG: 0.347 (1, 6)										4	0	1	0	0	0	2						
Terry Shumpert, R OBP: 0.263, SLG: 0.337 (1, 4)										4	1	2	0	0	0	2						
Inning Stats	R: 0 E: 0 K: 3 S: 14	H: 1 LOB: 1 BB: 0 P: 20	R: 0 E: 0 K: 1 S: 8	H: 0 LOB: 1 BB: 1 P: 14	R: 2 E: 0 K: 2 S: 14	H: 3 LOB: 2 BB: 1 P: 22	R: 0 E: 1 K: 1 S: 12	H: 1 LOB: 2 BB: 1 P: 19	R: 0 E: 0 K: 0 S: 5	H: 1 LOB: 1 BB: 0 P: 10	R: 0 E: 0 K: 0 S: 10	H: 2 LOB: 2 BB: 0 P: 14	R: 1 E: 0 K: 0 S: 7	H: 1 LOB: 0 BB: 0 P: 11	R: 0 E: 0 K: 0 S: 5	H: 0 LOB: 0 BB: 1 P: 12	R: 0 E: 0 K: 2 S: 8	H: 1 LOB: 1 BB: 0 P: 13	1B: 5 2B: 4 3B: 0 HR: 1	SF: 0 SAC: 0 DP: 1 HBP: 0	WP: 0 PB: 0 SB: 1 CS: 0	PA: 40
PITCHER	IP	WLS	BF	H	R	ER	SO	BB	IBB	HBP	BLK	WP	HR	S	P	ERA	WHIP					
Jim Abbott, L ERA: 3.48 (1, 1)	6.0	W	29	8	2	2	7	3	0	0	0	0	0	63	99	3.00	1.833					
Jeff Robinson, R ERA: 4.74 (7, 1)	3.0	S	11	2	1	1	2	1	0	0	0	0	1	20	36	3.00	1.000					


Batter	1	2	3	4	5	6	7	8	9	AB	R	H	RBI	BB	SO	LOB	BOTTOM					
Luis Polonia, L OBP: 0.348, SLG: 0.370 (1, 7)										4	1	1	1	1	0	2	Kansas City Royals @ California Angels Anaheim Stadium, Anaheim, CA Tue Jul 02 1991, 10:05 PM EDT Att: 23,456 - Sunny - 75 F livebaseballscorecards.com					
Max Venable, L OBP: 0.306, SLG: 0.330 (1, 8)										3	2	3	4	0	0	0						
Dave Gallagher, R OBP: 0.388, SLG: 0.352 (5, FH)										1	0	0	0	1	0	2						
Wally Joyner, L OBP: 0.389, SLG: 0.514 (1, 3)										4	1	1	2	1	1	2						
Dave Winfield, R OBP: 0.333, SLG: 0.564 (1, 9)										4	0	0	0	0	0	2						
Mark Davis, R (7, 9)										1	0	0	0	0	0	3						
Dave Parker, L OBP: 0.271, SLG: 0.352 (1, 10)										5	3	3	1	0	0	0						
Lance Parrish, R OBP: 0.333, SLG: 0.443 (1, 2)										3	1	2	0	2	1	1						
Gary Gaetti, R OBP: 0.290, SLG: 0.380 (1, 5)										5	0	2	0	0	1	3						
Donnie Hill, S OBP: 0.384, SLG: 0.394 (1, 6)										5	1	1	1	0	1	6						
Luis Sojo, R OBP: 0.271, SLG: 0.296 (1, 4)										5	1	2	1	0	1	5						
Inning Stats	R: 0 E: 0 K: 1 S: 12	H: 2 LOB: 1 BB: 0 P: 18	R: 5 E: 0 K: 2 S: 19	H: 4 LOB: 0 BB: 1 P: 30	R: 1 E: 1 K: 0 S: 11	H: 3 LOB: 2 BB: 0 P: 15	R: 2 E: 0 K: 0 S: 9	H: 2 LOB: 0 BB: 0 P: 14	R: 1 E: 1 K: 1 S: 12	H: 1 LOB: 2 BB: 1 P: 22	R: 1 E: 0 K: 0 S: 14	H: 1 LOB: 3 BB: 2 P: 26	R: 0 E: 1 K: 0 S: 12	H: 0 LOB: 2 BB: 2 P: 26	R: 0 E: 0 K: 1 S: 10	H: 2 LOB: 2 BB: 0 P: 17	R: 0 E: 0 K: 2 S: 8	H: 2 LOB: 2 BB: 0 P: 13	1B: 12 2B: 0 3B: 0 HR: 3	SF: 0 SAC: 0 DP: 2 HBP: 0	WP: 1 PB: 0 SB: 0 CS: 0	PA: 45
PITCHER	IP	WLS	BF	H	R	ER	SO	BB	IBB	HBP	BLK	WP	HR	S	P	ERA	WHIP					
Mark Gubicza, R ERA: 9.25 (1, 1)	4.0	L	23	11	8	8	3	1	0	0	0	0	0	7	14	0.00	6.000					
Andy McCalligan, R ERA: 9.0 (5, 1)	0.1		4	1	1	0	1	1	0	0	0	0	0	1	19	34	5.40	1.200				
Mike Magnante, L ERA: 4.15 (5, 1)	1.2		7	1	1	1	0	1	0	0	0	0	1	19	34	5.40	1.200					
Carlos Maldonado, R ERA: 1.8 (7, 1)	2.0		11	2	0	0	1	2	0	0	0	1	0	22	43	0.00	2.000					

Batter	1	2	3	4	5	6	7	8	9	AB	R	H	RBI	BB	SO	LOB	TOP		
Gary Thurman, R OBP: 0.273, SLG: 0.330	4-0 G4-6-3 BB	0-0 1B 2B			2-1 B2-3		0-3 K			3	1	1	0	1	1	0			
Brian McRae, S OBP: 0.294, SLG: 0.367	1-1 G4-6-3 1-2	0-1 BLK 1B			0-2 1B			3-2 G4-3		4	0	2	1	0	0	1			
George Brett, L OBP: 0.319, SLG: 0.363	1-0 HR 2B	0-0 G6-3 1-2			2-3 K			4-1 BB		3	1	1	0	1	1	2			
Danny Tartabull, R OBP: 0.363, SLG: 0.577	3-2 2H HR		2-3 K		3-0 F8			2-3 K		4	1	1	2	0	2	2			
Carmelo Martinez, R OBP: 0.345, SLG: 0.343	4-2 BB BB		2-2 G5-3		0-0 G5-3			0-0 G4-3		2	0	0	0	1	0	0			
Jim Eisenreich, L OBP: 0.336, SLG: 0.392										1	0	0	0	0	0	1			
Kevin Seitzer, R OBP: 0.333, SLG: 0.323	4-1 BB BB		1-0 F7		0-1 B2-3			0-3 K		3	0	0	0	1	1	0			
Mike Macfarlane, R OBP: 0.313, SLG: 0.467	3-3 K			1-1 G5-3		2-3 K		2-3 K		4	0	0	0	0	3	2			
Kurt Stillwell, S OBP: 0.302, SLG: 0.341		1-2 F9		1-0 P3		2-2 P6		0-0 G6-3		4	0	0	0	0	0	0			
Terry Shumpert, R OBP: 0.259, SLG: 0.332		0-0 B5-3		0-0 G5-3		3-1 F7				3	0	0	0	0	0	0			
Inning Stats	R: 2 H: 2 E: 0 K: 1 S: 14	W: 28 BF: 3 P: 34	H: 5 R: 3 ER: 3 SO: 5 BB: 3 IBB: 0 HBP: 0 BLK: 1 WP: 0 HR: 1 S: 60 P: 102 ERA: 3.86 WHIP: 1.143	R: 0 H: 0 E: 0 K: 1 S: 8	H: 0 R: 0 ER: 0 SO: 0 BB: 0 IBB: 0 HBP: 0 BLK: 0 WP: 0 HR: 0 S: 8 P: 13 ERA: 0.00 WHIP: 1.000	R: 0 H: 0 E: 0 K: 1 S: 9	H: 0 R: 0 ER: 0 SO: 0 BB: 0 IBB: 0 HBP: 0 BLK: 0 WP: 0 HR: 0 S: 7 P: 11 ERA: 0.00 WHIP: 0.000	R: 0 H: 0 E: 0 K: 1 S: 8	H: 0 R: 0 ER: 0 SO: 0 BB: 0 IBB: 0 HBP: 0 BLK: 0 WP: 0 HR: 0 S: 17 P: 13 ERA: 0.00 WHIP: 0.000	R: 0 H: 0 E: 0 K: 2 S: 11	H: 0 R: 0 ER: 0 SO: 0 BB: 0 IBB: 0 HBP: 0 BLK: 0 WP: 0 HR: 0 S: 10 P: 15 ERA: 0.00 WHIP: 0.000	R: 0 H: 0 E: 0 K: 1 S: 10	H: 0 R: 0 ER: 0 SO: 0 BB: 0 IBB: 0 HBP: 0 BLK: 0 WP: 0 HR: 0 S: 10 P: 15 ERA: 0.00 WHIP: 0.000	1B: 2 2B: 2 3B: 0 HR: 1	SF: 0 SAC: 0 DP: 1 HBP: 0	WP: 0 PB: 0 SB: 0 CS: 0	PA: 35		
PITCHER	IP	WLS	BF	H	R	ER	SO	BB	IBB	HBP	BLK	WP	HR	S	P	ERA	WHIP		
Chuck Finley, L ERA: 3.73	7.0	W	28	5	3	3	5	3	0	0	1	0	1	60	102	3.86	1.143		
Mark Eichhorn, R ERA: 9.52	1.0	S	4	0	0	0	1	1	0	0	0	0	0	8	17	0.00	1.000		
Bryan Harvey, R ERA: 0.95	1.0	S	3	0	0	0	2	0	0	0	0	0	0	7	9	0.00	0.000		

Kansas City Royals @ California Angels
Anaheim Stadium, Anaheim, CA
Wed Jul 03 1991, 10:05 PM EDT
Att: 25,032 - Sunny - 77 F

livebaseballscores.com

AB 31
R 3
H 5
RBI 3
BB 4
SO 8
LOB 8



Batter	1	2	3	4	5	6	7	8	9	AB	R	H	RBI	BB	SO	LOB	BOTTOM		
Luis Polonia, L OBP: 0.350, SLG: 0.372	3-2 E SF9 1B	0-2 1B 1B		1-0 F8		0-3 K				4	2	2	0	0	1	2			
Dave Gallagher, R OBP: 0.393, SLG: 0.358	1-2 E5 SF9 G4-3 1-2	2-2 1B 1B 1B		1-1 1B		1-3 K				4	1	2	1	0	1	3			
Wally Joyner, L OBP: 0.387, SLG: 0.512	3-2 SF9 1-3 2H	0-1 1B 1B		0-0 G3		1-2 P5				3	0	1	1	0	0	1			
Dave Winfield, R OBP: 0.329, SLG: 0.556	0-0 G4-3	1-2 F8			0-0 G6-3		1-3 K			4	0	0	1	0	1	2			
Dave Parker, L OBP: 0.271, SLG: 0.354	2-2 1B 2B		1-1 G6-3		1-0 G3-1		1-0 G6-3			4	1	1	0	0	0	0			
Lance Parrish, R OBP: 0.332, SLG: 0.439	0-1 1B		2-3 K		2-3 K			2-1 F7		4	0	1	1	0	2	0			
Gary Gaetti, R OBP: 0.293, SLG: 0.382	3-2 G2-3		2-2 1B			2-1 G6-3 SH 1B		0-0 G5-3		4	0	2	0	0	0	1			
Luis Sojo, R OBP: 0.266, SLG: 0.291		3-3 K	0-2 G3-1		0-0 SH G6-3		1-2 K		3-3 K	3	0	0	0	0	2	1			
Dick Schofield, R OBP: 0.358, SLG: 0.302		0-2 G4-3		1-2 G1-3		0-1 G6-3				3	0	0	0	0	0	2			
Inning Stats	R: 3 H: 3 E: 2 K: 0 S: 20	W: 32 BF: 0 P: 32	H: 9 R: 4 ER: 1 SO: 6 BB: 0 IBB: 0 HBP: 0 BLK: 0 WP: 0 HR: 0 S: 13 P: 18 ERA: 1.29 WHIP: 1.286	R: 0 H: 1 E: 0 K: 1 S: 13	H: 1 R: 0 ER: 0 SO: 1 BB: 0 IBB: 0 HBP: 0 BLK: 0 WP: 0 HR: 0 S: 8 P: 11 ERA: 0.00 WHIP: 0.000	R: 0 H: 1 E: 0 K: 0 S: 8	H: 0 R: 0 ER: 0 SO: 0 BB: 0 IBB: 0 HBP: 0 BLK: 0 WP: 0 HR: 0 S: 11 P: 14 ERA: 0.00 WHIP: 0.000	R: 0 H: 0 E: 0 K: 1 S: 9	H: 0 R: 0 ER: 0 SO: 0 BB: 0 IBB: 0 HBP: 0 BLK: 0 WP: 0 HR: 0 S: 10 P: 15 ERA: 0.00 WHIP: 0.000	R: 0 H: 0 E: 0 K: 1 S: 10	H: 0 R: 0 ER: 0 SO: 0 BB: 0 IBB: 0 HBP: 0 BLK: 0 WP: 0 HR: 0 S: 10 P: 15 ERA: 0.00 WHIP: 0.000	1B: 8 2B: 1 3B: 0 HR: 0	SF: 1 SAC: 1 DP: 0 HBP: 0	WP: 0 PB: 0 SB: 0 CS: 0	PA: 35				
PITCHER	IP	WLS	BF	H	R	ER	SO	BB	IBB	HBP	BLK	WP	HR	S	P	ERA	WHIP		
Luis Aquino, R ERA: 3.52	7.0	L	32	9	4	1	6	0	0	0	0	0	0	10	15	0.00	0.000		
Storm Davis, R ERA: 4.09	1.0	S	3	0	0	0	1	0	0	0	0	0	0	10	15	0.00	0.000		

Kansas City Royals @ California Angels
Anaheim Stadium, Anaheim, CA
Wed Jul 03 1991, 10:05 PM EDT
Att: 25,032 - Sunny - 77 F

livebaseballscores.com

AB 33
R 4
H 9
RBI 4
BB 0
SO 7
LOB 12



Batter	1	2	3	4	5	6	7	8	9	AB R H RBI BB SO LOB	TOP											
Gary Thurman, R OBP: 0.295, SLG: 0.350 (1, 7)										6 2 4 1 0 1 4	Kansas City Royals @ California Angels Anaheim Stadium, Anaheim, CA Thu Jul 04 1991, 10:05 PM EDT Att: 61,056 - Sunny - 72 F											
Brian McRae, S OBP: 0.294, SLG: 0.370 (1, 8)										6 1 2 1 0 2 4												
George Brett, L OBP: 0.326, SLG: 0.362 (1, 10)										3 1 1 1 2 0 1												
Danny Tartabull, R OBP: 0.357, SLG: 0.568 (8, PR)										4 0 0 1 0 0 4												
Bill Pecota, R OBP: 0.336, SLG: 0.432 (8, 3)										0 0 0 0 0 0 0												
Jim Eisenreich, L OBP: 0.341, SLG: 0.396 (8, 9)										5 3 3 1 0 0 1												
Kevin Seitzer, R OBP: 0.351, SLG: 0.343 (1, 5)										5 2 5 0 0 0 0												
Mike Macfarlane, R OBP: 0.319, SLG: 0.474 (1, 2)										3 0 2 2 1 0 2												
Kurt Stillwell, S OBP: 0.304, SLG: 0.351 (1, 6)										4 2 2 2 0 0 2												
Terry Shumpert, R OBP: 0.267, SLG: 0.335 (1, 4)										4 1 2 2 1 0 1												
Inning Stats	R: 2 E: 0 K: 0 S: 12	H: 3 LOB: 1 BB: 0 P: 23	R: 0 E: 0 K: 0 S: 5	H: 2 LOB: 0 BB: 0 P: 9	R: 0 E: 0 K: 0 S: 5	H: 1 LOB: 0 BB: 0 P: 7	R: 6 E: 2 K: 0 S: 17	H: 6 LOB: 2 BB: 2 P: 32	R: 1 E: 0 K: 1 S: 14	H: 3 LOB: 2 BB: 1 P: 24	R: 0 E: 0 K: 1 S: 8	H: 0 LOB: 0 BB: 0 P: 13	R: 2 E: 2 K: 1 S: 14	H: 2 LOB: 2 BB: 1 P: 25	R: 0 E: 0 K: 0 S: 11	H: 2 LOB: 0 BB: 0 P: 14	R: 1 E: 0 K: 0 S: 11	H: 2 LOB: 0 BB: 0 P: 17	1B: 17 2B: 5 3B: 0 HR: 0	SF: 3 SAC: 0 DP: 3 HBP: 0	WP: 2 PB: 2 SB: 0 CS: 0	PA: 47
PITCHER	IP WLS BF H R ER SO BB IBB HBP BLK WP HR S P ERA WHIP											PITCHER	IP WLS BF H R ER SO BB IBB HBP BLK WP HR S P ERA WHIP									
Kirk McCaskill, R ERA: 4.13 (1, 1)	3.2 L 18 10 7 7 0 1 0 0 0 0 2 0 34 62 17.18 3.000																					
Floyd Bannister, L ERA: 3.44 (4, 1)	0.1 4 2 1 0 0 1 0 0 0 0 0 0 5 9 0.00 9.000																					
Joe Grahe, R ERA: 7.16 (5, 1)	3.0 16 5 3 2 3 2 0 0 0 0 0 0 36 62 6.00 2.333																					
Cliff Young, L ERA: 4.91 (8, 1)	2.0 9 4 1 1 0 0 0 0 0 0 0 0 22 31 4.50 2.000																					

Batter	1	2	3	4	5	6	7	8	9	AB R H RBI BB SO LOB	BOTTOM												
Luis Polonia, L OBP: 0.354, SLG: 0.380 (1, 7)										4 1 3 2 0 0 0	Kansas City Royals @ California Angels Anaheim Stadium, Anaheim, CA Thu Jul 04 1991, 10:05 PM EDT Att: 61,056 - Sunny - 72 F												
Dave Gallagher, R OBP: 0.395, SLG: 0.374 (1, 8)										4 2 2 1 0 0 1													
Wally Joyner, L OBP: 0.388, SLG: 0.512 (1, 3)										4 0 2 1 0 0 1													
Dave Winfield, R OBP: 0.327, SLG: 0.552 (7, 9)										2 0 0 0 0 1 2													
Mark Davis, R (7, 9)										1 0 0 0 0 0 0													
Max Venable, L OBP: 0.303, SLG: 0.326 (8, PH)										1 0 0 0 0 1 1													
Dave Parker, L OBP: 0.271, SLG: 0.353 (1, 10)										4 0 1 0 0 0 1													
Lance Parrish, R OBP: 0.325, SLG: 0.435 (7, 2)										2 0 0 0 0 1 0													
Ron Tingley, R OBP: 0.247, SLG: 0.265 (7, 2)										2 0 0 0 0 1 2													
Gary Gaetti, R OBP: 0.292, SLG: 0.380 (1, 5)										4 1 1 0 0 2 0	Kansas City Royals @ California Angels Anaheim Stadium, Anaheim, CA Thu Jul 04 1991, 10:05 PM EDT Att: 61,056 - Sunny - 72 F												
Donnie Hill, S OBP: 0.374, SLG: 0.382 (1, 4)										4 0 0 0 0 1 1													
Dick Schofield, R OBP: 0.356, SLG: 0.306 (1, 6)										4 1 1 0 0 1 0													
Inning Stats	R: 1 E: 0 K: 1 S: 18	H: 3 LOB: 1 BB: 0 P: 27	R: 0 E: 0 K: 1 S: 9	H: 0 LOB: 0 BB: 0 P: 12	R: 0 E: 0 K: 0 S: 5	H: 0 LOB: 0 BB: 0 P: 6	R: 0 E: 0 K: 0 S: 4	H: 0 LOB: 0 BB: 0 P: 7	R: 0 E: 0 K: 3 S: 9	H: 0 LOB: 0 BB: 0 P: 15		R: 0 E: 0 K: 0 S: 10	H: 1 LOB: 1 BB: 0 P: 16	R: 0 E: 0 K: 1 S: 9	H: 0 LOB: 0 BB: 0 P: 11	R: 4 E: 0 K: 1 S: 17	H: 6 LOB: 2 BB: 0 P: 26	R: 0 E: 0 K: 1 S: 10	H: 0 LOB: 0 BB: 0 P: 16	1B: 7 2B: 3 3B: 0 HR: 0	SF: 0 SAC: 0 DP: 0 HBP: 0	WP: 0 PB: 1 SB: 0 CS: 1	PA: 36
PITCHER	IP WLS BF H R ER SO BB IBB HBP BLK WP HR S P ERA WHIP											PITCHER	IP WLS BF H R ER SO BB IBB HBP BLK WP HR S P ERA WHIP										
Kevin Appier, R ERA: 3.88 (1, 1)	7.1 W 30 15 5 4 6 0 0 0 0 0 0 0 76 113 4.91 1.227																						
Jeff Montgomery, R ERA: 4.44 (8, 1)	1.2 6 1 0 0 2 0 0 0 0 0 0 0 15 23 0.00 0.600																						

Batter	1	2	3	4	5	6	7	8	9	AB	R	H	RBI	BB	SO	LOB	TOP										
Rickey Henderson, R OBP: 0.428, SLG: 0.383	F8		G4-3	K				F8		4	0	1	0	1	1	2	Oakland Athletics @ Kansas City Royals Royals Stadium, Kansas City, MO Sat Jul 06 1991, 8:05 PM EDT Att: 39,509 - Sunny - 96 F										
Willie Wilson, S OBP: 0.294, SLG: 0.305	F8 HBP		G4-3					G4-3		3	1	0	1	0	0	3											
Jose Canseco, R OBP: 0.370, SLG: 0.556	F8		CS							4	1	3	3	1	0	1											
Harold Baines, L OBP: 0.406, SLG: 0.536	F7									4	1	1	2	1	1	3											
Mark McGwire, R OBP: 0.355, SLG: 0.398										4	0	1	0	1	1	3											
Terry Steinbach, R OBP: 0.328, SLG: 0.430	G1-3									5	2	1	0	0	0	2											
Ernest Riles, L OBP: 0.332, SLG: 0.347	F7									3	1	1	0	1	0	1											
Mike Gallego, R OBP: 0.349, SLG: 0.325										4	2	2	1	0	0	2											
Mike Bordick, R OBP: 0.320, SLG: 0.348										4	1	2	2	0	1	1											
Inning Stats	R: 0 E: 0 K: 0 S: 8	H: 0 LOB: 1 BB: 0 P: 12	R: 0 E: 0 K: 1 S: 9	H: 0 LOB: 0 BB: 0 P: 12	R: 1 E: 0 K: 0 S: 14	H: 2 LOB: 0 BB: 0 P: 21	R: 7 E: 0 K: 1 S: 25	H: 5 LOB: 2 BB: 3 P: 47	R: 1 E: 0 K: 0 S: 14	H: 2 LOB: 0 BB: 1 P: 22	R: 0 E: 0 K: 0 S: 6	H: 1 LOB: 0 BB: 0 P: 7	R: 0 E: 0 K: 1 S: 9	H: 0 LOB: 0 BB: 0 P: 11	R: 0 E: 0 K: 1 S: 6	H: 2 LOB: 1 BB: 0 P: 10	1B: 9 2B: 2 3B: 0 HR: 1	SF: 0 SAC: 0 DP: 2 HBP: 2	WP: 1 PB: 0 SB: 0 CS: 2	PA: 43							
PITCHER	IP	WLS	BF	H	R	ER	SO	BB	IBB	HBP	BLK	WP	HR	S	P	ERA	WHIP										
Mike Boddicker, R ERA: 3.64	3.2	L	21	7	8	8	2	2	0	2	0	0	1	53	83	19.64	2.455										
Carlos Maldonado, R ERA: 2.45	2.1	11	2	1	1	0	2	1	0	0	0	1	0	24	42	3.86	1.714										
Andy McGaffigan, R ERA: 4.5	2.0	7	2	0	0	1	0	0	0	0	0	0	0	16	19	0.00	1.000										
Mike Magnante, L ERA: 3.94	0.2	1	0	0	0	0	1	0	0	0	0	0	0	3	5	0.00	0.000										
Storm Davis, R ERA: 4.97	0.1	2	1	0	0	0	0	0	0	0	0	0	0	2	4	0.00	3.000										

Batter	1	2	3	4	5	6	7	8	9	AB	R	H	RBI	BB	SO	LOB	BOTTOM										
Gary Thurman, R OBP: 0.301, SLG: 0.374	P3									4	0	1	0	0	1	2	Oakland Athletics @ Kansas City Royals Royals Stadium, Kansas City, MO Sat Jul 06 1991, 8:05 PM EDT Att: 39,509 - Sunny - 96 F										
Warren Cromartie, L OBP: 0.349, SLG: 0.400										1	0	1	0	0	0	0											
Brian McRae, S OBP: 0.289, SLG: 0.362										5	0	1	0	0	1	4											
George Brett, L OBP: 0.322, SLG: 0.376	F9									5	1	1	0	0	0	2											
Danny Tartabull, R OBP: 0.361, SLG: 0.599	CS									4	3	3	4	0	0	0											
Jim Eisenreich, L OBP: 0.333, SLG: 0.384										4	0	0	0	0	0	0											
Kevin Seitzer, R OBP: 0.357, SLG: 0.351										4	1	2	0	0	1	0											
Mike Macfarlane, R OBP: 0.322, SLG: 0.485										3	2	1	1	0	0	1											
Kurt Stillwell, S OBP: 0.302, SLG: 0.346										4	0	1	1	0	1	1											
David Howard, S OBP: 0.182, SLG: 0.100										3	0	1	1	0	2	0											
Brent Mayne, L OBP: 0.333, SLG: 0.288										1	0	0	0	0	1	0											
Inning Stats	R: 0 E: 0 K: 0 S: 9	H: 1 LOB: 0 BB: 0 P: 17	R: 3 E: 0 K: 1 S: 14	H: 4 LOB: 2 BB: 0 P: 19	R: 0 E: 0 K: 0 S: 5	H: 0 LOB: 0 BB: 0 P: 8	R: 0 E: 0 K: 1 S: 7	H: 0 LOB: 0 BB: 0 P: 10	R: 0 E: 0 K: 2 S: 11	H: 0 LOB: 0 BB: 0 P: 16	R: 1 E: 0 K: 1 S: 8	H: 1 LOB: 0 BB: 0 P: 10	R: 1 E: 0 K: 1 S: 9	H: 2 LOB: 1 BB: 0 P: 13	R: 2 E: 0 K: 0 S: 12	H: 3 LOB: 1 BB: 0 P: 17	R: 0 E: 0 K: 1 S: 7	H: 1 LOB: 1 BB: 0 P: 10	1B: 7 2B: 1 3B: 0 HR: 4	SF: 0 SAC: 0 DP: 0 HBP: 1	WP: 0 PB: 0 SB: 0 CS: 1	PA: 40					
PITCHER	IP	WLS	BF	H	R	ER	SO	BB	IBB	HBP	BLK	WP	HR	S	P	ERA	WHIP										
Bob Welch, R ERA: 3.98	6.2	W	28	8	5	5	6	0	0	1	0	0	3	62	91	6.75	1.200										
Rick Honeycutt, L ERA: 6.14	0.1	2	1	1	1	0	0	0	0	0	0	0	0	3	6	27.00	3.000										
Gene Nelson, R ERA: 11.0	0.1	2	1	1	1	0	0	0	0	0	0	0	1	4	5	27.00	3.000										
Dennis Eckersley, R ERA: 2.35	1.2	S	7	2	0	0	1	0	0	0	0	0	0	13	18	0.00	1.200										



Batter	1	2	3	4	5	6	7	8	9	AB	R	H	RBI	BB	SO	LOB	TOP								
Lance Blankenship, R OBP: 0.313, SLG: 0.333 Willie Wilson, S OBP: 0.287, SLG: 0.305	(1, 7) K		(4, 2) 1B 2B BB	(2, 3) K		(1, 3) K			(4, 2) 1B G4-3 BB	3	1	0	0	1	3	2									
Dave Henderson, R OBP: 0.376, SLG: 0.551	(1, 8) G6-3		(1, 0) L7		(1, 2) G5-3	(4, 1) FC5 BB			(1, 2) K	4	0	0	0	1	1	2									
Jose Canseco, R OBP: 0.371, SLG: 0.553	(1, 9) L1		(2, 2) 2B 1B		(1, 0) F8	(1, 1) FC5 1-2			(1, 2) 1B G4-3	5	1	2	0	0	0	2									
Harold Baines, L OBP: 0.406, SLG: 0.537		(1, 0) E6 FC6-4	(1, 0) 2B 1B		(1, 2) 2B 1B				(1, 1) G4-3	5	0	2	2	0	0	1									
Terry Steinbach, R OBP: 0.329, SLG: 0.434		(1, 0) P4	(1, 0) F9		(1, 0) 2B				(2, 2) G4-3	5	0	2	1	0	0	3									
Mark McGwire, R OBP: 0.352, SLG: 0.398		(2, 0) FC6-4 1-2		(0, 0) 1B 2B	(1, 0) G6-3				(1, 0) F9	5	1	1	0	0	1	4									
Vance Law, R OBP: 0.287, SLG: 0.282		(3, 2) E1 1-2		(3, 2) G6-3		(4, 2) 1B FC4-6 BB			(0, 1) P4	3	1	0	0	1	0	2	AB 38								
Mike Gallego, R OBP: 0.348, SLG: 0.324		(0, 0) P9		(1, 3) K		(0, 0) FC4-6 1B			(1, 1) G5-3	4	0	1	0	0	1	3	R 5								
Mike Bordick, R OBP: 0.321, SLG: 0.346 Ernest Riles, L OBP: 0.330, SLG: 0.346 Scott Hemond, R OBP: 0.333, SLG: 0.200	(1, 6) G6-3		(2, 1) G6-3	(2, 2) 1B		(1, 3) FC4-6 1B 1-2 3-H			(1, 1) F7	3	0	1	2	0	0	1	H 9								
Inning Stats	R: 0 E: 0 K: 1 S: 8	H: 0 LOB: 0 BB: 0 P: 13	R: 0 E: 2 K: 0 S: 8	H: 0 LOB: 0 BB: 0 P: 15	R: 1 E: 0 K: 0 S: 10	H: 2 LOB: 2 BB: 1 P: 21	R: 1 E: 0 K: 2 S: 14	H: 2 LOB: 1 BB: 0 P: 22	R: 0 E: 0 K: 0 S: 10	H: 2 LOB: 2 BB: 0 P: 15	R: 1 E: 0 K: 1 S: 11	H: 1 LOB: 2 BB: 2 P: 21	R: 0 E: 0 K: 0 S: 6	H: 0 LOB: 0 BB: 0 P: 11	R: 0 E: 0 K: 0 S: 6	H: 0 LOB: 0 BB: 0 P: 8	R: 2 E: 0 K: 2 S: 16	H: 2 LOB: 1 BB: 1 P: 23	1B: 6 2B: 3 3B: 0 HR: 0	SF: 0 SAC: 0 DP: 0 HBP: 0	WP: 0 PB: 0 SB: 1 CS: 0	PA: 42			
PITCHER	IP	WLS	BF	H	R	ER	SO	BB	IBB	HBP	BLK	WP	HR	S	P	ERA	WHIP								
Mark Gubicza, R ERA: 5.98	(1, 1) 5.0	W	24	6	2	2	3	1	0	0	0	0	0	50	86	3.60	1.400								
Storm Davis, R ERA: 4.14	(6, 1) 3.0		13	1	2	2	1	3	0	0	0	0	0	26	47	6.00	1.333								
Jeff Montgomery, R ERA: 4.53	(9, 1) 1.0		5	2	1	1	2	0	0	0	0	0	0	13	16	9.00	2.000								

Oakland Athletics @ Kansas City Royals
Royals Stadium, Kansas City, MO
Sun Jul 07 1991, 4:33 AM EDT
Att: 31,272 - Sunny - 97 F

AB	38
R	5
H	9
RBI	5
BB	4
SO	6
LOB	20



Batter	1	2	3	4	5	6	7	8	9	AB	R	H	RBI	BB	SO	LOB	BOTTOM								
Gary Thurman, R OBP: 0.299, SLG: 0.369	(1, 7) P4	(0, 1) SH5-4	(0, 0) G5-3			(0, 0) G3-6-3 1B			(3, 3) K	4	0	1	0	0	1	3									
Brian McRae, S OBP: 0.289, SLG: 0.367	(1, 8) P5	(2, 2) G5-3		(2, 0) G4-3 3B		(0, 1) G3-6-3 1-2				4	1	1	0	0	0	2									
George Brett, L OBP: 0.325, SLG: 0.378	(1, 10) PB 1B	(0, 0) 1B		(0, 0) G4-3		(1, 1) P6				4	1	2	2	0	0	0									
Danny Tartabull, R OBP: 0.362, SLG: 0.607	(1, 9) PB 1B	(4, 1) K		(1, 0) G6-3		(0, 0) HR				3	2	1	1	1	1	1									
Warren Cromartie, L OBP: 0.356, SLG: 0.417	(1, 3) 1B 1B		(0, 0) 1B SF7	(1, 3) K		(0, 1) G6-3				4	2	2	2	0	1	0									
Bill Peacock, R OBP: 0.343, SLG: 0.434	(1, 5) 1B 1B		(0, 1) SF7 BB		(0, 3) K	(1, 1) P3				4	0	2	0	0	1	0									
Brent Mayne, L OBP: 0.342, SLG: 0.290	(1, 2) 1B		(4, 0) BB		(1, 2) F9				(1, 1) G6-3	3	0	1	1	1	0	0	AB 32								
Terry Shumpert, R OBP: 0.269, SLG: 0.332	(1, 4) F8		(0, 3) K		(0, 1) P4				(4, 0) E BB	3	0	0	0	1	1	5	R 7								
David Howard, S OBP: 0.167, SLG: 0.093		(1, 1) E1 SH5-4 1B	(1, 0) SF7		(3, 2) P6				(0, 1) L4	3	1	0	1	0	0	1	H 10								
Inning Stats	R: 3 E: 0 K: 0 S: 20	H: 4 LOB: 2 BB: 1 P: 36	R: 1 E: 1 K: 1 S: 15	H: 1 LOB: 1 BB: 0 P: 20	R: 1 E: 0 K: 1 S: 8	H: 2 LOB: 2 BB: 1 P: 13	R: 1 E: 0 K: 1 S: 6	H: 1 LOB: 0 BB: 0 P: 10	R: 0 E: 0 K: 0 S: 8	H: 0 LOB: 0 BB: 0 P: 9	R: 0 E: 0 K: 0 S: 7	H: 1 LOB: 0 BB: 0 P: 10	R: 1 E: 0 K: 0 S: 7	H: 1 LOB: 0 BB: 0 P: 9	R: 0 E: 1 K: 1 S: 7	H: 0 LOB: 1 BB: 1 P: 15	R: 0 E: 0 K: 0 S: 7	H: 0 LOB: 1 BB: 1 P: 15	1B: 7 2B: 1 3B: 1 HR: 1	SF: 1 SAC: 1 DP: 1 HBP: 0	WP: 0 PB: 1 SB: 0 CS: 0	PA: 37			
PITCHER	IP	WLS	BF	H	R	ER	SO	BB	IBB	HBP	BLK	WP	HR	S	P	ERA	WHIP								
Dave Stewart, R ERA: 5.43	(1, 1) 6.1	L	31	10	7	6	4	2	0	0	0	0	0	67	102	8.53	1.895								
Curt Young, L ERA: 4.1	(7, 1) 0.2		2	0	0	0	0	0	0	0	0	0	0	4	5	0.00	0.000								
Todd Burns, R ERA: 2.13	(8, 1) 1.0		4	0	0	0	1	1	0	0	0	0	0	7	15	0.00	1.000								

Oakland Athletics @ Kansas City Royals
Royals Stadium, Kansas City, MO
Sun Jul 07 1991, 4:33 AM EDT
Att: 31,272 - Sunny - 97 F

AB	32
R	7
H	10
RBI	7
BB	3
SO	5
LOB	12



Batter	1	2	3	4	5	6	7	8	9	AB	R	H	RBI	BB	SO	LOB	TOP								
Gary Thurman, R OBP: 0.303, SLG: 0.365 (1, 7)	G4-3 E BB	1-0 2B 1B	G5-3		K			F9		4	2	1	1	1	1	1	Kansas City Royals @ Detroit Tigers Tiger Stadium, Detroit, MI Thu Jul 11 1991, 7:05 PM EDT Att: 18,101 - Sunny - 84 F								
Brian McRae, S OBP: 0.297, SLG: 0.362 (1, 8)	P3	4-0 2B BB	L7		K			G3		4	1	0	0	1	1	2									
George Brett, L OBP: 0.322, SLG: 0.379 (1, 10)	G4-3	1-1 BB HR 2B			K			G4-3	2-1 L7	5	1	1	2	0	1	1									
Danny Tartabull, R OBP: 0.363, SLG: 0.601 (1, 9)	E6 BB	4-0 HR IBB			K			G5-3	0-0 F9	3	1	0	0	2	1	0									
Warren Cromartie, L OBP: 0.379, SLG: 0.425 (1, 3)	E6 BB	4-2 HR BB			1B			G6-3	3-2 1B	3	1	2	1	2	0	0									
Mike Macfarlane, R OBP: 0.323, SLG: 0.496 (1, 2)	E6	0-0 HR			1B			G5-3	1-0 F9	5	1	2	4	0	0	3									
Bill Pecota, R OBP: 0.333, SLG: 0.421 (1, 5)		G5-3			FC6-4 1B			G1-3		4	0	0	0	0	2										
Terry Shumpert, R OBP: 0.273, SLG: 0.340 (1, 4)		1B 2B			1B			K		4	1	2	0	0	1	0									
David Howard, S OBP: 0.173, SLG: 0.087 (1, 6)		1B 2B BB	L8		F7			L7		3	1	0	0	1	0	1									
Inning Stats	R: 1 E: 1 K: 0 S: 9	H: 0 LOB: 2 BB: 3 P: 26	R: 8 E: 0 K: 0 S: 18	H: 4 LOB: 0 BB: 4 P: 44	R: 0 E: 0 K: 0 S: 7	H: 0 LOB: 0 BB: 0 P: 10	R: 0 E: 0 K: 2 S: 12	H: 2 LOB: 2 BB: 0 P: 19	R: 0 E: 0 K: 1 S: 14	H: 1 LOB: 1 BB: 0 P: 20	R: 0 E: 0 K: 1 S: 8	H: 0 LOB: 0 BB: 0 P: 14	R: 0 E: 0 K: 1 S: 8	H: 0 LOB: 0 BB: 0 P: 12	R: 0 E: 0 K: 0 S: 9	H: 1 LOB: 1 BB: 0 P: 14	1B: 5 2B: 2 3B: 0 HR: 1	SF: 0 SAC: 0 DP: 0 HBP: 0	WP: 0 PB: 0 SB: 1 CS: 0	PA: 42					
PITCHER	IP	WLS	BF	H	R	ER	SO	BB	IBB	HBP	BLK	WP	HR	S	P	ERA	WHIP								
Dan Gakeler, R ERA: 6.88 (1, 1)	1.1	L	11	2	5	4	0	5	0	0	0	0	0	15	46	27.00	5.250								
Mark Leiter, R ERA: 4.01 (2, 1)	6.2		27	5	4	4	5	1	1	0	0	0	1	70	113	5.40	0.900								
John Cerutti, L ERA: 4.5 (9, 1)	1.0		4	1	0	0	0	0	0	0	0	0	0	7	13	0.00	1.000								

Batter	1	2	3	4	5	6	7	8	9	AB	R	H	RBI	BB	SO	LOB	BOTTOM								
Tony Phillips, S OBP: 0.389, SLG: 0.435 (1, 5)	WP 1B		1B BB		K	1-0 1B		K		4	1	2	2	1	2	1	Kansas City Royals @ Detroit Tigers Tiger Stadium, Detroit, MI Thu Jul 11 1991, 7:05 PM EDT Att: 18,101 - Sunny - 84 F								
Lou Whitaker, L OBP: 0.382, SLG: 0.450 (1, 4)	P4		K		F8	G4-3 1B			3-1 G6-4-3 1B	5	0	1	0	0	1	5									
Rob Deer, R OBP: 0.307, SLG: 0.412 (1, 9)	P4		K		F7			K	1-3 K	5	0	0	0	0	3	4									
Cecil Fielder, R OBP: 0.363, SLG: 0.516 (1, 3)	K		1B		G5-3	G5-3			1-0 G6-4-3	5	0	1	1	0	1	2									
Mickey Tettleton, S OBP: 0.392, SLG: 0.504 (1, 2)		K	1B		1B SF8 1B			1B		4	1	3	1	0	1	0									
Pete Incaviglia, R OBP: 0.280, SLG: 0.363 (1, 10)		1B	K		1B	1B		K		4	1	2	0	0	2	3									
Lloyd Moseby, L OBP: 0.286, SLG: 0.294 (1, 7)	F7				P3	1B BB		K		4	1	1	0	0	1	1									
Travis Fryman, R OBP: 0.276, SLG: 0.377 (1, 6)	P5				F8	SF8		G1-3		3	0	0	1	0	0	1									
Mitt Cuyler, S OBP: 0.319, SLG: 0.335 (1, 8)			1B BB		P6	1B BB		1B		2	1	1	0	2	0	0									
Inning Stats	R: 0 E: 0 K: 1 S: 11	H: 1 LOB: 1 BB: 0 P: 19	R: 0 E: 0 K: 1 S: 10	H: 1 LOB: 1 BB: 0 P: 17	R: 2 E: 0 K: 3 S: 22	H: 2 LOB: 2 BB: 2 P: 35	R: 0 E: 0 K: 0 S: 8	H: 0 LOB: 0 BB: 0 P: 11	R: 0 E: 0 K: 1 S: 7	H: 0 LOB: 0 BB: 0 P: 11	R: 3 E: 0 K: 0 S: 24	H: 4 LOB: 2 BB: 1 P: 38	R: 0 E: 0 K: 2 S: 11	H: 1 LOB: 1 BB: 0 P: 20	R: 0 E: 0 K: 2 S: 9	H: 1 LOB: 1 BB: 0 P: 12	R: 0 E: 0 K: 1 S: 6	H: 1 LOB: 0 BB: 0 P: 11	1B: 11 2B: 0 3B: 0 HR: 0	SF: 1 SAC: 0 DP: 1 HBP: 0	WP: 1 PB: 0 SB: 0 CS: 0	PA: 40			
PITCHER	IP	WLS	BF	H	R	ER	SO	BB	IBB	HBP	BLK	WP	HR	S	P	ERA	WHIP								
Kevin Appier, R ERA: 4.1 (1, 1)	5.2	W	27	7	5	5	6	3	0	0	0	0	0	76	123	7.94	1.765								
Steve Crawford, R ERA: 5.13 (6, 1)	1.1		6	2	0	0	2	0	0	0	0	0	0	17	28	0.00	1.500								
Storm Davis, R ERA: 4.04 (8, 1)	2.0		7	2	0	0	3	0	0	0	0	0	0	15	23	0.00	1.000								

AB 35
R 9
H 8
RBI 8
BB 7
SO 5
LOB 10



AB 36
R 5
H 11
RBI 5
SO 11
LOB 17



Batter	1	2	3	4	5	6	7	8	9	AB	R	H	RBI	BB	SO	LOB	TOP				
Gary Thurman, R OBP: 0.299, SLG: 0.358 (1, 7)	G5-3		CS 1B	G5-3		K		G1-3		5	0	1	0	0	1	4					
Brian McRae, S OBP: 0.289, SLG: 0.363 (1, 8)	P6		F7		2B 1B	G4-3		G3 1B		5	1	2	0	0	0	2					
George Brett, L OBP: 0.324, SLG: 0.388 (1, 10)	2B		F7		1B 2B		F7		G3	5	0	2	0	0	0	1					
Danny Tartabull, R OBP: 0.364, SLG: 0.594 (1, 9)	IBB			G6-3	1B BB		G5-3		K	3	0	0	0	2	1	1					
Todd Benzinger, S OBP: 0.250, SLG: 0.268 (1, 3)	G1-3			G5-3	G5-4-3 1B				K	4	0	1	1	1	1	3					
Mike Macfarlane, R OBP: 0.322, SLG: 0.490 (1, 2)		L7		1B BB	P6		P2			3	1	0	0	1	0	4					
Bill Pecota, R OBP: 0.345, SLG: 0.438 (1, 5)		G3 1B		1B 1B	G5-4-3			F9 2B		4	1	3	0	0	0	3					
Terry Shumpert, R OBP: 0.277, SLG: 0.343 (1, 4)		G3		1B 1B			SH1-4 1B	G6-3		4	0	2	1	0	0	2					
David Howard, S OBP: 0.182, SLG: 0.102 (1, 6)		P2		1B			SH1-4	F9		3	0	1	1	0	0	2					
Inning Stats	R: 0 E: 0 K: 0 S: 14	H: 1 LOB: 2 BB: 1 P: 24	R: 0 E: 0 K: 0 S: 9	H: 1 LOB: 1 BB: 0 P: 11	R: 0 E: 0 K: 0 S: 11	H: 1 LOB: 0 BB: 0 P: 14	R: 2 E: 0 K: 0 S: 19	H: 3 LOB: 2 BB: 1 P: 31	R: 1 E: 0 K: 1 S: 8	H: 3 LOB: 2 BB: 1 P: 19	R: 0 E: 0 K: 0 S: 9	H: 0 LOB: 1 BB: 1 P: 16	R: 0 E: 0 K: 0 S: 7	H: 1 LOB: 1 BB: 0 P: 8	R: 0 E: 0 K: 2 S: 10	H: 1 LOB: 1 BB: 0 P: 12	1B: 9 2B: 3 3B: 0 HR: 0	SF: 0 SAC: 1 DP: 1 HBP: 0	WP: 0 PB: 0 SB: 1 CS: 1	PA: 41	
PITCHER	IP	WLS	BF	H	R	ER	SO	BB	IBB	HBP	BLK	WP	HR	S	P	ERA	WHIP				
Frank Tanana, L ERA: 3.48 (1, 1)	6.0		29	10	3	3	1	2	1	0	0	0	0	70	111	4.50	2.000				
Paul Gibson, L ERA: 4.08 (7, 1)	2.1	W	10	2	0	0	0	1	0	0	0	0	0	20	30	0.00	1.286				
Mike Henneman, R ERA: 2.67 (9, 1)	0.2	S	2	0	0	0	2	0	0	0	0	0	0	6	6	0.00	0.000				

Kansas City Royals @ Detroit Tigers
Tiger Stadium, Detroit, MI
Fri Jul 12, 1991, 7:05 PM EDT
Att: 23,737 - Cloudy - 72 F

AB	36
R	3
H	12
RBI	3
BB	4
SO	3
LOB	22



Batter	1	2	3	4	5	6	7	8	9	AB	R	H	RBI	BB	SO	LOB	BOTTOM				
Tony Phillips, S OBP: 0.390, SLG: 0.434 (1, 5)	G3		BB		F8		SH2-4	1B 1B		3	0	1	1	1	0	0					
Lou Whitaker, L OBP: 0.386, SLG: 0.451 (1, 4)	K		P2		E 1B		E BB	FC5-4 1B		4	1	2	0	1	1	1					
Alan Trammell, R OBP: 0.311, SLG: 0.365 (1, 6)	G6-3			G6-3	E8 1B		F8	FC5-4		5	0	1	0	0	0	4					
Cecil Fielder, R OBP: 0.365, SLG: 0.535 (1, 3)		HR		HR	K		E6			4	2	2	2	0	1	2					
Mickey Tettleton, S OBP: 0.394, SLG: 0.500 (1, 2)		F9		HBP BB		K		IBB		2	0	0	0	2	1	0					
Pete Incaviglia, R OBP: 0.278, SLG: 0.376 (1, 10)		G6-3		F8		HR		G6-3		4	1	1	1	0	0	3					
Lloyd Moseby, L OBP: 0.284, SLG: 0.284 (1, 7)		P6		FC6-4 HBP		G5-3		G4-3		3	0	0	0	0	0	0					
Rob Deer, R OBP: 0.304, SLG: 0.406 (1, 9)			L7	FC6-4		G1-3		K		4	0	0	0	0	1	2					
Mitt Cuyler, S OBP: 0.322, SLG: 0.332 (1, 8)		G3			G5-3		E SH2-4 E	S 1B BB		2	2	0	0	2	0	0					
Inning Stats	R: 0 E: 0 K: 1 S: 7	H: 0 LOB: 0 BB: 0 P: 11	R: 1 E: 0 K: 0 S: 5	H: 1 LOB: 0 BB: 0 P: 10	R: 0 E: 0 K: 0 S: 9	H: 0 LOB: 1 BB: 1 P: 15	R: 1 E: 0 K: 0 S: 10	H: 1 LOB: 2 BB: 1 P: 19	R: 0 E: 0 K: 1 S: 11	H: 2 LOB: 0 BB: 0 P: 19	R: 1 E: 0 K: 0 S: 9	H: 1 LOB: 2 BB: 3 P: 24	R: 1 E: 0 K: 1 S: 12	H: 2 LOB: 2 BB: 1 P: 21	1B: 4 2B: 0 3B: 0 HR: 3	SF: 0 SAC: 1 DP: 0 HBP: 1	WP: 0 PB: 0 SB: 1 CS: 0	PA: 39			
PITCHER	IP	WLS	BF	H	R	ER	SO	BB	IBB	HBP	BLK	WP	HR	S	P	ERA	WHIP				
Mark Gubicza, R ERA: 5.82 (1, 1)	6.0		26	5	3	3	3	2	0	1	0	0	0	3	13	4.50	1.167				
Mike Magnante, L ERA: 3.99 (7, 1)	0.1	L	3	0	2	0	0	2	0	0	0	0	0	3	13	0.00	6.000				
Storm Davis, R ERA: 4.0 (7, 1)	0.2		4	0	0	0	0	0	1	0	0	0	0	6	11	0.00	0.000				
Jeff Montgomery, R ERA: 4.62 (8, 1)	1.0		6	2	1	1	1	1	0	0	0	0	0	12	21	9.00	3.000				

Kansas City Royals @ Detroit Tigers
Tiger Stadium, Detroit, MI
Fri Jul 12, 1991, 7:05 PM EDT
Att: 23,737 - Cloudy - 72 F

AB	31
R	6
H	7
RBI	4
BB	6
SO	4
LOB	12



Batter	1	2	3	4	5	6	7	8	9	AB	R	H	RBI	BB	SO	LOB	TOP			
Brian McRae, S OBP: 0.285, SLG: 0.357	P5		G4-3	FC6-4			G4-3		K	5	0	0	0	0	1	3				
Bill Pecota, R OBP: 0.346, SLG: 0.437	1B		G1-3	G5-3			P5		1B	5	0	2	0	0	0	1				
George Brett, L OBP: 0.321, SLG: 0.390	L7		2B				G3-1		SF8	4	1	1	1	0	1	1				
Danny Tartabull, R OBP: 0.364, SLG: 0.605	F9		2B				G5-3		FC5-4	5	1	2	2	0	0	3				
Jim Eisenreich, L OBP: 0.328, SLG: 0.377		G6-3	G6-3				F7			4	0	0	0	0	0	1				
Todd Benzinger, S OBP: 0.243, SLG: 0.260		K2-3					F8			4	0	0	0	0	2	0				
Brent Mayne, L OBP: 0.363, SLG: 0.329		1B					F7			4	1	3	0	0	0	0				
Terry Shumpert, R OBP: 0.278, SLG: 0.340							L9			2	1	0	0	1	0	2				
Kurt Stillwell, S OBP: 0.305, SLG: 0.346									1B	0	1	0	0	1	0	0				
David Howard, S OBP: 0.207, SLG: 0.135									SF8	3	0	2	1	0	0	1				
Warren Cromartie, L OBP: 0.385, SLG: 0.425									1B	0	0	0	0	1	0	0				
Inning Stats	R: 0 E: 0 K: 0 S: 8	H: 1 LOB: 1 BB: 0 P: 11	R: 0 E: 0 K: 1 S: 9	H: 2 LOB: 2 BB: 1 P: 15	R: 1 E: 0 K: 0 S: 10	H: 2 LOB: 1 BB: 0 P: 16	R: 2 E: 2 K: 1 S: 16	H: 2 LOB: 1 BB: 0 P: 23	R: 0 E: 0 K: 1 S: 6	H: 0 LOB: 0 BB: 0 P: 9	R: 0 E: 0 K: 0 S: 9	H: 1 LOB: 1 BB: 0 P: 14	R: 0 E: 0 K: 0 S: 3	H: 0 LOB: 0 BB: 0 P: 4	R: 1 E: 0 K: 0 S: 5	H: 1 LOB: 2 BB: 2 P: 25	1B: 6 2B: 3 3B: 0 HR: 1	SF: 1 SAC: 0 DP: 0 HBP: 0	WP: 0 PB: 0 SB: 0 CS: 0	PA: 40
PITCHER	IP	WLS	BF	H	R	ER	SO	BB	IBB	HBP	BLK	WP	HR	S	P	ERA	WHIP			
Walt Terrell, R ERA: 4.6	8.0	W	35	9	5	3	3	2	0	0	0	0	1	71	107	3.38	1.375			
Mike Henneman, R ERA: 2.62	1.0		5	1	0	0	1	1	0	0	0	0	0	10	16	0.00	2.000			

Kansas City Royals @ Detroit Tigers
Tiger Stadium, Detroit, MI
Sat Jul 13 1991, 3:33 AM EDT
Att: 38,739 - Cloudy - 67 F

AB	36
R	5
H	10
RBI	4
BB	3
SO	4
LOB	12



Batter	1	2	3	4	5	6	7	8	9	AB	R	H	RBI	BB	SO	LOB	BOTTOM			
Tony Phillips, S OBP: 0.391, SLG: 0.435	1B	K	P5					P3		4	2	1	1	1	1	1				
Lou Whitaker, L OBP: 0.386, SLG: 0.458	F9	1B					G3-1	P2		5	1	2	1	0	0	1				
Alan Trammell, R OBP: 0.312, SLG: 0.366	2B	HR					K	F9		5	2	2	1	0	1	1				
Cecil Fielder, R OBP: 0.369, SLG: 0.538	G3	HR					K			2	1	1	2	2	1	0				
Mickey Tettleton, S OBP: 0.395, SLG: 0.510	G3	HR					K			3	1	1	3	1	2	2				
Pete Incaviglia, R OBP: 0.274, SLG: 0.368	G3	P4					P5	L8		4	0	0	0	0	2					
Lloyd Moseby, L OBP: 0.303, SLG: 0.308	IBB						G4-3			3	0	2	0	1	0	0				
Travis Fryman, R OBP: 0.272, SLG: 0.372	G4-3						F7			4	0	0	0	0	2	5				
Mitt Cuyler, S OBP: 0.321, SLG: 0.330		L6						G6-3		4	1	1	0	0	1	2				
Inning Stats	R: 2 E: 0 K: 0 S: 15	H: 2 LOB: 3 BB: 3 P: 31	R: 4 E: 0 K: 1 S: 14	H: 3 LOB: 0 BB: 1 P: 29	R: 0 E: 0 K: 2 S: 12	H: 1 LOB: 1 BB: 0 P: 19	R: 0 E: 0 K: 2 S: 8	H: 0 LOB: 0 BB: 0 P: 16	R: 0 E: 0 K: 1 S: 8	H: 0 LOB: 0 BB: 0 P: 14	R: 2 E: 0 K: 1 S: 16	H: 3 LOB: 2 BB: 1 P: 24	R: 0 E: 0 K: 1 S: 10	H: 1 LOB: 1 BB: 0 P: 15	R: 0 E: 0 K: 0 S: 7	H: 0 LOB: 0 BB: 0 P: 12	1B: 4 2B: 5 3B: 0 HR: 1	SF: 0 SAC: 0 DP: 0 HBP: 0	WP: 0 PB: 0 SB: 1 CS: 0	PA: 39
PITCHER	IP	WLS	BF	H	R	ER	SO	BB	IBB	HBP	BLK	WP	HR	S	P	ERA	WHIP			
Bret Saberhagen, R ERA: 3.4	4.0	L	22	6	6	6	6	2	2	0	0	0	0	21	35	10.80	1.800			
Steve Crawford, R ERA: 5.4	1.2		9	3	2	2	1	0	1	0	0	0	0	20	30	0.00	0.429			
Mike Magnante, L ERA: 3.38	2.1		8	1	0	0	2	0	0	0	0	0	0	20	30	0.00	0.429			

Kansas City Royals @ Detroit Tigers
Tiger Stadium, Detroit, MI
Sat Jul 13 1991, 3:33 AM EDT
Att: 38,739 - Cloudy - 67 F

AB	34
R	8
H	10
RBI	8
BB	5
SO	8
LOB	14



Batter	1	2	3	4	5	6	7	8	9	AB	R	H	RBI	BB	SO	LOB	TOP								
Brian McRae, S (1, 8) OBP: 0.286, SLG: 0.375	1-2 P5	3-2 1-H HR		3-2 L9	1-3 K		1-0 G4-3	0-0 HR		6	2	2	6	0	1	0									
Bill Peacota, R (1, 5) OBP: 0.346, SLG: 0.432	1-1 HR	2-1 L9		1-1 1B	3-2 G6-3		2-1 G1-3	0-1 G1-3		6	2	2	0	0	0	0									
George Brett, L (1, 10) OBP: 0.324, SLG: 0.405 Kevin Seitzer, R (7, PH) OBP: 0.358, SLG: 0.349	1-0 HR			1-2 L9	1-0 1B		2-0 G6-3	4-2 BB	1-1 G5-3		4	2	2	2	0	0									
Danny Tartabull, R (1, 9) OBP: 0.366, SLG: 0.602 Gary Thurman, R (6, PR) OBP: 0.295, SLG: 0.352	1-3 K			0-2 F9	3-2 1B		4-0 HR	0-0 F8	1-1 F9		3	1	1	1	1	0									
Jim Eisenreich, L (1, 7) OBP: 0.336, SLG: 0.389	2-2 G6-3			0-0 HR	0-1 1B		2-3 K	0-2 1B	2-2 G3-1		6	3	4	1	0	1									
Mike Macfarlane, R (1, 2) OBP: 0.326, SLG: 0.514		0-3 K		0-0 HR	1-3 2H 1B		2-2 HR	2-3 K	1-1 G3-1		6	2	3	5	0	2									
Todd Benzinger, S (1, 3) OBP: 0.260, SLG: 0.299	1-1 HR			2-2 FC6-4	1-2 BB		2-1 G4-3	0-0 1B	1-2 F7		6	2	4	2	0	2									
Terry Shupert, R (1, 4) OBP: 0.285, SLG: 0.343	0-0 G5-3			0-1 FC6-4	4-0 BB		0-2 1B	2-2 HR			4	1	2	1	1	0									
David Howard, S (1, 6) OBP: 0.222, SLG: 0.143	1-1 HR			1-2 F7			3-3 K	1-1 HR			4	2	1	0	0	1									
Inning Stats	R: 2 E: 0 K: 1 S: 14	H: 2 LOB: 0 BB: 0 P: 20	R: 3 E: 0 K: 1 S: 13	H: 2 LOB: 0 BB: 0 P: 19	R: 2 E: 0 K: 0 S: 16	H: 3 LOB: 1 BB: 0 P: 19	R: 4 E: 0 K: 0 S: 24	H: 6 LOB: 3 BB: 1 P: 40	R: 0 E: 0 K: 2 S: 7	H: 0 LOB: 0 BB: 0 P: 13	R: 2 E: 0 K: 2 S: 18	H: 2 LOB: 1 BB: 1 P: 31	R: 0 E: 0 K: 0 S: 7	H: 0 LOB: 1 BB: 1 P: 14	R: 5 E: 0 K: 1 S: 19	H: 5 LOB: 0 BB: 0 P: 25	R: 0 E: 0 K: 0 S: 11	H: 1 LOB: 1 BB: 0 P: 16	1B: 14 2B: 1 3B: 0 HR: 6	SF: 0 SAC: 0 DP: 0 HBP: 1	WP: 0 PB: 0 SB: 0 CS: 0	PA: 52			
PITCHER	IP	WLS	BF	H	R	ER	SO	BB	IBB	HBP	BLK	WP	HR	S	P	ERA	WHIP								
Bill Gullickson, R (1, 1) ERA: 4.44	2.2	L	16	7	7	7	2	0	0	1	0	0	4	41	56	23.62	2.625								
Mike Munoz, L (3, 1) ERA: 9.54	1.0		10	6	4	4	0	1	0	0	0	0	0	22	36	36.00	7.000								
Dan Gakeler, R (4, 1) ERA: 7.55	5.1		26	8	7	7	4	2	0	0	0	0	2	66	105	11.81	1.875								

Kansas City Royals @ Detroit Tigers
Tiger Stadium, Detroit, MI
Sun Jul 14 1991, 3:33 AM EDT
Att: 33,202 - Sunny - 79 F

AB 48
R 18
H 21
RBI 18
BB 3
SO 6
LOB 11



Batter	1	2	3	4	5	6	7	8	9	AB	R	H	RBI	BB	SO	LOB	BOTTOM								
Tony Phillips, S (1, 10) OBP: 0.388, SLG: 0.429	1-0 F9		2-2 G4-3		4-2 FC6-4	3-3 K			1-3 K		4	1	0	0	1	2	1								
Lou Whitaker, L (1, 4) OBP: 0.385, SLG: 0.456 Skeeter Barnes, R (6, 4) OBP: 0.381, SLG: 0.744	3-1 L3		4-2 1B		4-0 FC6-4		3-1 F8		0-1 F9		1	0	0	0	2	0	0								
Alan Trammell, R (1, 6) OBP: 0.314, SLG: 0.378	3-2 HR		0-1 FC6-4		2-1 FC6-4		0-1 F9		0-0 P3		5	1	2	1	0	0	4								
Cecil Fielder, R (1, 3) OBP: 0.366, SLG: 0.533 Dave Bergman, L (6, 3) OBP: 0.346, SLG: 0.293	1-2 F8		1-1 FC6-4		1-2 E1		1-0 F8				3	0	0	0	0	0	3								
Mickey Tettleton, S (1, 2) OBP: 0.396, SLG: 0.508 Mark Salas, L (5, 2) OBP: 0.096, SLG: 0.100		4-1 BB		2-3 K	0-0 F7		2-2 F8				1	0	0	0	1	1	0								
Rob Deer, R (1, 9) OBP: 0.300, SLG: 0.401	1-0 L4		3-3 K		2-1 G6-3		2-2 F7				4	0	0	0	0	1	1								
Lloyd Moseby, L (1, 7) OBP: 0.311, SLG: 0.347	2-1 F7		3-2 1B		1-0 HR		1-1 G4-3				4	1	2	1	0	0	1								
Travis Fryman, R (1, 5) OBP: 0.272, SLG: 0.380	1-3 K		1-3 K		1-2 HR		1-2 F8				4	1	1	1	0	2	2								
Mitt Cuyler, S (1, 8) OBP: 0.320, SLG: 0.329 John Shelby, S (5, PH) OBP: 0.233, SLG: 0.333			1-3 K		0-0 P6		1-3 K		2-2 2B		1	0	0	0	0	1	0								
Inning Stats	R: 1 E: 0 K: 0 S: 14	H: 1 LOB: 0 BB: 0 P: 22	R: 0 E: 0 K: 1 S: 8	H: 0 LOB: 1 BB: 1 P: 16	R: 0 E: 0 K: 3 S: 15	H: 1 LOB: 1 BB: 0 P: 24	R: 1 E: 0 K: 0 S: 9	H: 0 LOB: 2 BB: 2 P: 20	R: 2 E: 0 K: 2 S: 14	H: 2 LOB: 0 BB: 0 P: 22	R: 0 E: 0 K: 0 S: 9	H: 1 LOB: 1 BB: 0 P: 15	R: 0 E: 0 K: 0 S: 8	H: 0 LOB: 0 BB: 0 P: 12	R: 0 E: 0 K: 1 S: 10	H: 1 LOB: 1 BB: 0 P: 13	1B: 2 2B: 2 3B: 0 HR: 3	SF: 0 SAC: 0 DP: 0 HBP: 0	WP: 0 PB: 0 SB: 0 CS: 0	PA: 39					
PITCHER	IP	WLS	BF	H	R	ER	SO	BB	IBB	HBP	BLK	WP	HR	S	P	ERA	WHIP								
Tom Gordon, R (1, 1) ERA: 3.87	6.0	W	28	5	4	3	7	4	0	0	0	0	3	73	125	4.50	1.500								
Luis Aquino, R (7, 1) ERA: 3.36	3.0	S	11	2	0	0	1	0	0	0	0	0	0	27	40	0.00	0.667								

Kansas City Royals @ Detroit Tigers
Tiger Stadium, Detroit, MI
Sun Jul 14 1991, 3:33 AM EDT
Att: 33,202 - Sunny - 79 F

AB 35
R 4
H 7
RBI 3
BB 4
SO 8
LOB 17



Batter	1	2	3	4	5	6	7	8	9	10	AB	R	H	RBI	BB	SO	LOB	TOP			
Devon White, S OBP: 0.357, SLG: 0.436 (1, 8)	G3		G6-3		K			K2-3		G1-3	4	0	1	0	1	1	1	Toronto Blue Jays @ Kansas City Royals Royals Stadium, Kansas City, MO Tue Jul 16 1991, 8:05 PM EDT Att. 22,134 - Sunny - 90 F			
Roberto Alomar, S OBP: 0.352, SLG: 0.440 (1, 4)	FC5-4 1B			F7 BB		F9		K2-3		G1-3	4	0	1	0	1	1	2				
Joe Carter, R OBP: 0.364, SLG: 0.565 (1, 7)	FC5-4 1-2			K		K				G3-1	4	0	0	0	0	2	2				
John Olerud, L OBP: 0.332, SLG: 0.417 (1, 3)	L8			F7		K				G1-3	4	0	0	0	0	1	2				
Rance Mulliniks, L OBP: 0.404, SLG: 0.381 Mookie Wilson, S OBP: 0.274, SLG: 0.389 (9, PR)	G4-3			G6-3		G6-3		G6-3		1B BB	3	0	0	0	1	0	1				
Kelly Gruber, R OBP: 0.311, SLG: 0.417 (1, 5)	K			K		E6 CS				1B BB	4	0	1	0	0	2	0				
Greg Myers, L OBP: 0.330, SLG: 0.429 (1, 2)	F8			BLK 1B		F9 1-2				1B	4	1	1	0	0	1	3				
Cory Snyder, R OBP: 0.219, SLG: 0.287 (1, 9)			K		K			K		K	4	0	0	0	0	4	1				
Manuel Lee, S OBP: 0.298, SLG: 0.394 (1, 6)	K		K		S 1B			G3		K	4	0	1	1	0	2	0				
Inning Stats	R: 0 E: 0 K: 0 S: 8	H: 1 LOB: 1 BB: 0 P: 15	R: 0 E: 0 K: 1 S: 6	H: 0 LOB: 0 BB: 0 P: 10	R: 0 E: 0 K: 2 S: 8	H: 0 LOB: 1 BB: 1 P: 21	R: 1 E: 0 K: 3 S: 12	H: 2 LOB: 1 BB: 0 P: 17	R: 0 E: 0 K: 2 S: 7	H: 0 LOB: 0 BB: 0 P: 10	R: 0 E: 1 K: 0 S: 7	H: 0 LOB: 0 BB: 0 P: 11	R: 0 E: 0 K: 2 S: 13	H: 1 LOB: 1 BB: 0 P: 20	R: 0 E: 0 K: 1 S: 9	H: 1 LOB: 2 BB: 1 P: 17	R: 0 E: 0 K: 2 S: 10		H: 0 LOB: 1 BB: 1 P: 20	1B: 5 2B: 0 3B: 0 HR: 0	SF: 0 SAC: 0 DP: 0 HBP: 0
PITCHER	IP	WLS	BF	H	R	ER	SO	BB	IBB	HBP	BLK	WP	HR	S	P	ERA	WHIP				
Kevin Appier, R ERA: 3.9 Luis Aquino, R ERA: 3.25	(1, 1) 7.2		28	4	1	1	10	1	0	0	1	0	0	69	111	1.17	0.652				
	(8, 1) 2.1	W	10	1	0	0	4	2	0	0	0	0	0	23	44	0.00	1.286				

Toronto Blue Jays @ Kansas City Royals
 Royals Stadium, Kansas City, MO
 Tue Jul 16 1991, 8:05 PM EDT
 Att. 22,134 - Sunny - 90 F

AB 35
 R 1
 H 5
 RBI 1
 BB 3
 SO 14
 LOB 12



Batter	1	2	3	4	5	6	7	8	9	10	AB	R	H	RBI	BB	SO	LOB	BOTTOM			
Brian McRae, S OBP: 0.283, SLG: 0.373 (1, 8)	K		G4-3			1B		G4-3			4	0	1	0	0	1	2	Toronto Blue Jays @ Kansas City Royals Royals Stadium, Kansas City, MO Tue Jul 16 1991, 8:05 PM EDT Att. 22,134 - Sunny - 90 F			
Kirk Gibson, L OBP: 0.328, SLG: 0.444 (1, 7)	G3-1 2B		G1-3			1B				3B PB	4	1	3	0	0	0	1				
George Brett, L OBP: 0.323, SLG: 0.407 (1, 10)	G3-1 2-3			L9		F7				F8	4	0	0	0	0	2					
Todd Benzinger, S OBP: 0.269, SLG: 0.313 (1, 3)	G4-1			G6-3 1B		SH1-4 1B				G4-3	4	0	2	0	0	0	1				
Jim Eisenreich, L OBP: 0.331, SLG: 0.382 (1, 9)		P3		G6-3 1-2		SH1-4				F8	3	0	0	0	0	0	1				
Bill Pasota, R OBP: 0.335, SLG: 0.413 (1, 5) (9, 4)	K			G5-3		L4				SH1-4 HBP	3	1	0	0	0	1	1				
Brent Mayne, L OBP: 0.337, SLG: 0.305 (1, 2)	G4-3			G6-3		K				SH1-4	3	0	0	0	0	1	1				
Terry Shumpert, R OBP: 0.283, SLG: 0.336 Kevin Seltzer, R OBP: 0.355, SLG: 0.345 (1, 4) (8, PH) (9, 5)	FC4-6 BB			P6		P3				S	1	0	0	0	1	0	0				
David Howard, S OBP: 0.206, SLG: 0.131 Waner Cromarlie, L OBP: 0.398, SLG: 0.432 Gary Thurman, R OBP: 0.295, SLG: 0.352 Kurt Stillwell, S OBP: 0.307, SLG: 0.346 (1, 6) (8, PH) (8, PR) (9, 6)	FC4-6 1-2			FC4-6 G4-3		G3				CS 1B	2	0	0	0	0	0	1				
Inning Stats	R: 0 E: 0 K: 1 S: 10	H: 1 LOB: 1 BB: 0 P: 15	R: 0 E: 0 K: 1 S: 7	H: 0 LOB: 0 BB: 0 P: 9	R: 0 E: 0 K: 0 S: 4	H: 1 LOB: 0 BB: 0 P: 6	R: 0 E: 0 K: 0 S: 6	H: 0 LOB: 0 BB: 0 P: 12	R: 0 E: 0 K: 1 S: 9	H: 2 LOB: 1 BB: 0 P: 16	R: 0 E: 0 K: 1 S: 8	H: 1 LOB: 1 BB: 0 P: 16	R: 0 E: 0 K: 0 S: 7	H: 1 LOB: 1 BB: 0 P: 13	R: 1 E: 0 K: 0 S: 6	H: 1 LOB: 0 BB: 0 P: 10	R: 1 E: 1 K: 0 S: 3		H: 0 LOB: 0 BB: 0 P: 7	1B: 5 2B: 1 3B: 1 HR: 0	SF: 0 SAC: 2 DP: 1 HBP: 1
PITCHER	IP	WLS	BF	H	R	ER	SO	BB	IBB	HBP	BLK	WP	HR	S	P	ERA	WHIP				
Tom Candiotti, R ERA: 2.01	(1, 1) 9.1	L	35	7	2	1	3	1	0	1	0	0	0	68	118	0.96	0.857				

Toronto Blue Jays @ Kansas City Royals
 Royals Stadium, Kansas City, MO
 Tue Jul 16 1991, 8:05 PM EDT
 Att. 22,134 - Sunny - 90 F

AB 31
 R 2
 H 7
 RBI 0
 BB 1
 SO 3
 LOB 10



Batter	1	2	3	4	5	6	7	8	9	10	11	12	13	14	15	AB	R	H	RBI	BB	SO	LOB	TOP																
Brady Anderson, L OBP: 0.321, SLG: 0.286 (6, 7)																8	2	2	0	0	0	4	Baltimore Orioles @ Kansas City Royals Royals Stadium, Kansas City, MO Wed Jul 17 1991, 8:05 PM EDT Att: 21,821 - Sunny - 91 F livebaseballscorecards.com																
Joe Orsulak, L OBP: 0.283, SLG: 0.313 (6, 9)																8	1	3	0	0	1	3																	
Cal Ripken Jr., R OBP: 0.390, SLG: 0.574																7	1	2	2	1	0	3																	
Sam Horn, L OBP: 0.336, SLG: 0.513 Shane Turner, L (15, PR)																7	2	1	0	1	6	6																	
Randy Milligan, R OBP: 0.380, SLG: 0.435																6	1	3	5	2	0	1																	
Chito Martinez, L OBP: 0.375, SLG: 0.613 Mike Devereaux, R OBP: 0.333, SLG: 0.451 (6, PH)																3	1	1	0	0	1	1																	
Leo Gomez, R OBP: 0.337, SLG: 0.388																6	0	1	0	1	2	5																	
Chris Hoiles, R OBP: 0.309, SLG: 0.381																7	0	3	1	0	1	4																	
Juan Bell, R OBP: 0.169, SLG: 0.173																7	0	1	0	0	4	4																	
Inning Stats	R: 4 E: 0 K: 2 S: 19	H: 4 LOB: 2 BB: 2 P: 36	R: 0 E: 1 K: 1 S: 14	H: 0 LOB: 1 BB: 0 P: 18	R: 0 E: 0 K: 0 S: 11	H: 1 LOB: 1 BB: 0 P: 18	R: 3 E: 0 K: 3 S: 20	H: 3 LOB: 1 BB: 0 P: 28	R: 0 E: 0 K: 2 S: 12	H: 1 LOB: 1 BB: 0 P: 17	R: 0 E: 0 K: 0 S: 8	H: 2 LOB: 2 BB: 1 P: 17	R: 0 E: 0 K: 1 S: 7	H: 1 LOB: 0 BB: 0 P: 10	R: 0 E: 0 K: 0 S: 11	H: 1 LOB: 2 BB: 1 P: 19	R: 0 E: 0 K: 1 S: 13	H: 1 LOB: 2 BB: 1 P: 23	R: 0 E: 0 K: 2 S: 13	H: 1 LOB: 0 BB: 0 P: 17	R: 0 E: 0 K: 1 S: 6	H: 0 LOB: 0 BB: 0 P: 10		R: 0 E: 1 K: 1 S: 10	H: 0 LOB: 0 BB: 0 P: 15	R: 0 E: 0 K: 0 S: 10	H: 2 LOB: 2 BB: 0 P: 15	R: 0 E: 0 K: 0 S: 5	H: 1 LOB: 2 BB: 1 P: 13	1B: 12 2B: 6 3B: 1 HR: 1	SF: 0 SAC: 0 DP: 3 HBP: 0	WP: 0 PB: 1 CS: 0	PA: 69						
PITCHER	IP 3.2	WLS 3	BF 23	H 8	R 7	ER 5	SO 5	BB 2	IBB 0	HBP 0	BLK 0	WP 0	HR 1	S 61	P 97	ERA 12.27	WHIP 2.727																						
Mark Gubicza, R ERA: 6.22											PITCHER	IP 3.2	WLS 3	BF 20	H 6	R 1	ER 1	SO 2	BB 3	IBB 0	HBP 0	BLK 0		WP 0	HR 0	S 44	P 72	ERA 9.82	WHIP 2.727										
Mike Maignante, L ERA: 3.58											PITCHER	IP 3.2	WLS 1	BF 20	H 6	R 1	ER 1	SO 2	BB 3	IBB 0	HBP 0	BLK 0		WP 0	HR 0	S 40	P 73	ERA 2.46	WHIP 2.455										
Storm Davis, R ERA: 3.76											PITCHER	IP 3.2	WLS 1	BF 20	H 6	R 1	ER 1	SO 2	BB 3	IBB 0	HBP 0	BLK 0		WP 0	HR 0	S 40	P 73	ERA 2.46	WHIP 2.455										
Jeff Montgomery, R ERA: 4.19											PITCHER	IP 3.2	WLS 1	BF 20	H 6	R 1	ER 1	SO 2	BB 3	IBB 0	HBP 0	BLK 0		WP 0	HR 0	S 40	P 73	ERA 2.46	WHIP 2.455										
Luis Aquino, R ERA: 3.11											PITCHER	IP 3.2	WLS 1	BF 20	H 6	R 1	ER 1	SO 2	BB 3	IBB 0	HBP 0	BLK 0	WP 0	HR 0	S 40	P 73	ERA 2.46	WHIP 2.455											

Batter	1	2	3	4	5	6	7	8	9	10	11	12	13	14	15	AB	R	H	RBI	BB	SO	LOB	BOTTOM																
Brian McRae, S OBP: 0.285, SLG: 0.374																7	1	2	0	1	1	3	Baltimore Orioles @ Kansas City Royals Royals Stadium, Kansas City, MO Wed Jul 17 1991, 8:05 PM EDT Att: 21,821 - Sunny - 91 F livebaseballscorecards.com																
Kirk Gibson, L OBP: 0.326, SLG: 0.439																8	1	2	2	0	0	1																	
George Brett, L OBP: 0.328, SLG: 0.407																7	2	3	0	1	1	3																	
Danny Tartabull, R OBP: 0.375, SLG: 0.614 Gary Thurman, R OBP: 0.292, SLG: 0.350 (9, PR)																5	1	3	1	0	2	1																	
Jim Eisenreich, L OBP: 0.332, SLG: 0.383 (13, PH)																2	0	1	0	0	0	1																	
Todd Benzinger, S OBP: 0.280, SLG: 0.335																8	0	4	1	0	1	4																	
Bill Pecota, R OBP: 0.343, SLG: 0.410																6	1	2	1	2	0	4																	
Brent Mayne, L OBP: 0.333, SLG: 0.303																7	1	2	0	0	1	2																	
Terry Shumpert, R OBP: 0.260, SLG: 0.332																3	0	0	0	0	0	2																	
Warren Cromartie, L OBP: 0.294, SLG: 0.427 Kurt Stillwell, S OBP: 0.307, SLG: 0.343																6	1	2	2	0	0	4																	
David Howard, S OBP: 0.203, SLG: 0.129 Kevin Seltzer, R OBP: 0.354, SLG: 0.361 (5, 5)																1	0	0	0	0	1	0																	
Inning Stats	R: 0 E: 0 K: 0 S: 6	H: 2 LOB: 2 BB: 0 P: 9	R: 0 E: 0 K: 1 S: 9	H: 1 LOB: 1 BB: 0 P: 15	R: 0 E: 0 K: 1 S: 13	H: 1 LOB: 1 BB: 0 P: 15	R: 0 E: 0 K: 1 S: 19	H: 4 LOB: 2 BB: 2 P: 39	R: 0 E: 0 K: 1 S: 7	H: 0 LOB: 0 BB: 0 P: 12	R: 0 E: 0 K: 1 S: 9	H: 0 LOB: 0 BB: 0 P: 13	R: 2 E: 1 K: 1 S: 14	H: 3 LOB: 1 BB: 0 P: 24	R: 0 E: 0 K: 0 S: 5	H: 1 LOB: 1 BB: 1 P: 20	R: 0 E: 0 K: 1 S: 12	H: 0 LOB: 0 BB: 0 P: 10	R: 0 E: 0 K: 1 S: 8	H: 0 LOB: 0 BB: 0 P: 10	R: 0 E: 0 K: 0 S: 9	H: 2 LOB: 2 BB: 0 P: 12		R: 0 E: 0 K: 1 S: 13	H: 1 LOB: 2 BB: 1 P: 27	R: 0 E: 0 K: 0 S: 9	H: 0 LOB: 2 BB: 2 P: 20	R: 1 E: 0 K: 0 S: 9	H: 3 LOB: 2 BB: 0 P: 14	1B: 16 2B: 2 3B: 2 HR: 1	SF: 0 SAC: 0 DP: 1 HBP: 0	WP: 0 PB: 0 CS: 0	PA: 69						
PITCHER	IP 3.2	WLS 2	BF 20	H 8	R 4	ER 4	SO 2	BB 2	IBB 0	HBP 0	BLK 0	WP 0	HR 1	S 44	P 72	ERA 9.82	WHIP 2.727																						
Ben McDonald, R ERA: 5.72											PITCHER	IP 3.2	WLS 1	BF 20	H 6	R 1	ER 1	SO 2	BB 3	IBB 0	HBP 0	BLK 0		WP 0	HR 0	S 40	P 73	ERA 2.46	WHIP 2.455										
Paul Kilgus, L ERA: 5.34											PITCHER	IP 3.2	WLS 1	BF 20	H 6	R 1	ER 1	SO 2	BB 3	IBB 0	HBP 0	BLK 0		WP 0	HR 0	S 40	P 73	ERA 2.46	WHIP 2.455										
Todd Frohwrth, R ERA: 1.27											PITCHER	IP 3.2	WLS 1	BF 20	H 6	R 1	ER 1	SO 2	BB 3	IBB 0	HBP 0	BLK 0	WP 0	HR 0	S 40	P 73	ERA 2.46	WHIP 2.455											
Mike Flanagan, L ERA: 2.35											PITCHER	IP 3.2	WLS 1	BF 20	H 6	R 1	ER 1	SO 2	BB 3	IBB 0	HBP 0	BLK 0	WP 0	HR 0	S 40	P 73	ERA 2.46	WHIP 2.455											
Gregg Olson, R ERA: 3.43											PITCHER	IP 3.2	WLS 1	BF 20	H 6	R 1	ER 1	SO 2	BB 3	IBB 0	HBP 0	BLK 0	WP 0	HR 0	S 40	P 73	ERA 2.46	WHIP 2.455											

Baltimore Orioles @ Kansas City Royals
 Royals Stadium, Kansas City, MO
 Wed Jul 17 1991, 8:05 PM EDT
 Att: 21,821 - Sunny - 91 F

AB 64
R 8
H 19
RBI 8
BB 5
SO 15
LOB 36

ORIOLES

BOTTOM

Baltimore Orioles @ Kansas City Royals
 Royals Stadium, Kansas City, MO
 Wed Jul 17 1991, 8:05 PM EDT
 Att: 21,821 - Sunny - 91 F

AB 64
R 9
H 21
RBI 7
BB 5
SO 9
LOB 27

ROYALS

Batter	1	2	3	4	5	6	7	8	9	AB	R	H	RBI	BB	SO	LOB	TOP										
Mike Devereaux, R (1, 8) OBP: 0.330, SLG: 0.446	F8		L7		K			P5		4	0	0	0	0	1	1											
Brady Anderson, L (1, 7) OBP: 0.330, SLG: 0.288	P6			PB G4-3 BB		G6-4-3 BB		B1-3 1B		2	1	1	0	2	0	0											
Cal Ripken Jr., R (1, 6) OBP: 0.391, SLG: 0.573	1B			G4-3 PB 1B		G6-4-3 1-2		B1-3		4	0	2	0	0	0	2											
Sam Horn, L (1, 10) OBP: 0.336, SLG: 0.507	G4-3			K		1B		L3		4	0	1	0	0	1	4											
Randy Milligan, R (1, 3) OBP: 0.381, SLG: 0.432		G5-4-3 BB		G4-3		G1-3		FC3-6 BB		2	0	0	1	2	0	2											
Chito Martinez, L (1, 9) OBP: 0.381, SLG: 0.571		K		G3				K		4	0	1	0	0	2	3											
Leo Gomez, R (1, 5) OBP: 0.335, SLG: 0.382		G5-4-3 1-2		G4-3		G1-6-4-3 1-2		FC3-6 BB		3	0	0	0	1	0	2											
Bob Melvin, R (1, 2) OBP: 0.329, SLG: 0.357				G1-3				FC3-6		3	0	2	0	0	0	0											
Shane Turner, L (9, PH)								1-2 2-3		1	0	0	0	0	0	2											
Juan Bell, R (1, 4) OBP: 0.163, SLG: 0.167				K		P6		G6-3		3	0	0	0	0	1	2											
Joe Orsulak, L (9, PH) OBP: 0.282, SLG: 0.312								G6-3		1	0	0	0	0	0	2											
Inning Stats	R: 0 E: 0 K: 0 S: 4	H: 1 LOB: 1 BB: 0 P: 9	R: 0 E: 0 K: 1 S: 10	H: 0 LOB: 0 BB: 1 P: 18	R: 0 E: 0 K: 1 S: 14	H: 0 LOB: 0 BB: 0 P: 20	R: 1 E: 0 K: 1 S: 15	H: 1 LOB: 1 BB: 1 P: 24	R: 0 E: 0 K: 0 S: 7	H: 2 LOB: 1 BB: 0 P: 9	R: 0 E: 0 K: 0 S: 8	H: 1 LOB: 1 BB: 0 P: 11	R: 0 E: 0 K: 1 S: 14	H: 0 LOB: 2 BB: 2 P: 24	1B: 7 2B: 0 3B: 0 HR: 0	SF: 0 SAC: 0 DP: 3 HBP: 0	WP: 0 PB: 1 SB: 0 CS: 0	PA: 36									
PITCHER	IP	WLS	BF	H	R	ER	SO	BB	IBB	HBP	BLK	WP	HR	S	P	ERA	WHIP										
Bret Saberhagen, R (1, 1) ERA: 3.17	7.0	W	27	6	1	0	4	3	0	0	0	0	0	63	101	0.00	1.286										
Storm Davis, R (8, 1) ERA: 3.72	1.0		4	1	0	0	0	0	0	0	0	0	0	8	11	0.00	1.000										
Jeff Montgomery, R (9, 1) ERA: 4.12	1.0		5	0	0	0	1	2	0	0	0	0	0	14	24	0.00	2.000										

Baltimore Orioles @ Kansas City Royals
Royals Stadium, Kansas City, MO
Thu Jul 18 1991, 8:05 PM EDT
Att: 30,170 - Sunny - 95 F

AB 31
R 1
H 7
RBI 1
BB 5
SO 5
LOB 20



Batter	1	2	3	4	5	6	7	8	9	AB	R	H	RBI	BB	SO	LOB	BOTTOM										
Kirk Gibson, L (1, 7) OBP: 0.325, SLG: 0.440	G4-3		1B 1B 2B	G3		L8				4	1	1	2	0	0	0											
Brian McRae, S (8, 8) OBP: 0.285, SLG: 0.374			1H 2H							0	0	0	0	0	0	0											
Gary Thurman, R (1, 8) OBP: 0.306, SLG: 0.365	E7 2B		1B SF	BB 1B		F9				3	1	2	0	1	0	0											
George Brett, L (1, 10) OBP: 0.327, SLG: 0.405	K		BB SF 1B	G3		K				4	0	1	1	0	2	2											
Danny Tartabull, R (1, 9) OBP: 0.373, SLG: 0.611	K		SF BB 1B		G5-3 1B		K			3	0	1	1	0	2	1											
Todd Benzinger, S (1, 3) OBP: 0.273, SLG: 0.327		G3-1	F9		F7			G3-1		4	0	0	0	0	0	3											
Bill Pecota, R (1, 5) OBP: 0.341, SLG: 0.412	F8		P5		G5-3			SH1-3 2B		4	1	1	0	0	0	3											
Tim Spehr, R (1, 2) OBP: 0.279, SLG: 0.327	F8		BB		K			SH1-3		2	0	0	1	1	1	1											
Terry Shumpert, R (1, 4) OBP: 0.279, SLG: 0.327			BB		F8			K		3	1	0	0	1	1	3											
David Howard, S (1, 6) OBP: 0.208, SLG: 0.138			BB		G3			B1		3	1	1	0	0	0	0											
Inning Stats	R: 0 E: 1 K: 2 S: 9	H: 1 LOB: 1 BB: 0 P: 16	R: 0 E: 0 K: 0 S: 11	H: 0 LOB: 0 BB: 0 P: 16	R: 4 E: 1 K: 0 S: 22	H: 4 LOB: 3 BB: 2 P: 34	R: 0 E: 0 K: 0 S: 9	H: 0 LOB: 1 BB: 1 P: 16	R: 0 E: 0 K: 0 S: 6	H: 0 LOB: 0 BB: 0 P: 7	R: 0 E: 0 K: 2 S: 8	H: 0 LOB: 0 BB: 0 P: 13	R: 1 E: 0 K: 1 S: 11	H: 1 LOB: 0 BB: 0 P: 16	1B: 4 2B: 3 3B: 0 HR: 0	SF: 1 SAC: 1 DP: 0 HBP: 0	WP: 0 PB: 0 SB: 1 CS: 0	PA: 35									
PITCHER	IP	WLS	BF	H	R	ER	SO	BB	IBB	HBP	BLK	WP	HR	S	P	ERA	WHIP										
Bob Milacki, R (1, 1) ERA: 4.16	8.0	L	35	7	5	5	6	3	0	0	0	0	0	85	131	5.62	1.250										

Baltimore Orioles @ Kansas City Royals
Royals Stadium, Kansas City, MO
Thu Jul 18 1991, 8:05 PM EDT
Att: 30,170 - Sunny - 95 F


AB 30
R 5
H 7
RBI 5
BB 3
SO 6
LOB 13



Batter	1	2	3	4	5	6	7	8	9	AB	R	H	RBI	BB	SO	LOB	TOP										
Tony Phillips, S OBP: 0.386, SLG: 0.441 (1, 10)										5	2	3	5	1	1	1											
Lou Whitaker, L OBP: 0.314, SLG: 0.469 Skeeter Barnes, R OBP: 0.378, SLG: 0.714 (7, PH) (7, 4)										2	0	0	1	1	0	1											
Lloyd Moseby, L OBP: 0.314, SLG: 0.364 Pete Incaviglia, R OBP: 0.276, SLG: 0.361 (7, 7)										4	1	2	1	1	1	0											
Cecil Fielder, R OBP: 0.364, SLG: 0.528 Dave Bergman, L OBP: 0.351, SLG: 0.308 (6, PH) (6, 3)										3	1	1	1	0	1	5											
Mickey Tettleton, S OBP: 0.392, SLG: 0.504 Mark Salas, L OBP: 0.093, SLG: 0.098 (7, PH) (7, 2)										3	1	0	0	1	2	2											
Rob Deer, R OBP: 0.303, SLG: 0.410 (1, 9)										3	3	0	0	3	3	1											
Scott Livingstone, L OBP: 0.687, SLG: 0.600 (1, 5)										5	4	3	1	1	1	0											
Travis Fryman, R OBP: 0.271, SLG: 0.385 (1, 6)										5	2	2	2	0	1	3											
Mitt Cuyler, S OBP: 0.324, SLG: 0.328 John Shelby, S OBP: 0.231, SLG: 0.331 (7, 8)										4	2	2	0	0	1	2											
Inning Stats	R: 0 E: 0 K: 2 S: 14	H: 0 LOB: 2 BB: 2 P: 25	R: 4 E: 0 K: 0 S: 10	H: 2 LOB: 0 BB: 2 P: 24	R: 4 E: 1 K: 1 S: 22	H: 4 LOB: 3 BB: 2 P: 37	R: 0 E: 0 K: 3 S: 11	H: 0 LOB: 0 BB: 0 P: 14	R: 0 E: 0 K: 2 S: 7	H: 0 LOB: 0 BB: 0 P: 11	R: 7 E: 1 K: 1 S: 24	H: 6 LOB: 1 BB: 2 P: 46	R: 2 E: 0 K: 1 S: 14	H: 4 LOB: 2 BB: 0 P: 22	R: 0 E: 0 K: 1 S: 9	H: 0 LOB: 0 BB: 0 P: 13	1B: 10 2B: 4 3B: 1 HR: 1	SF: 2 SAC: 0 DP: 0 HBP: 0	WP: 3 PB: 0 SB: 0 CS: 0	PA: 52							
PITCHER	IP	WLS	BF	H	R	ER	SO	BB	IBB	HBP	BLK	WP	HR	S	P	ERA	WHIP										
Tom Gordon, R ERA: 4.17 (1, 1)	6.0	L	31	6	8	6	10	6	0	0	0	0	1	71	124	9.00	2.000										
Carlos Maldonado, R ERA: 8.22 (7, 1)	0.1		8	5	7	5	0	2	0	0	0	2	0	15	30	135.00	21.000										
Mike Magnante, L ERA: 3.75 (7, 1)	2.2		13	5	2	2	3	0	0	0	0	1	0	32	51	6.75	1.875										

Detroit Tigers @ Kansas City Royals
Royals Stadium, Kansas City, MO
Fri Jul 19 1991, 8:05 PM EDT
Att: 30,587 - Sunny - 95 F


AB 42
R 17
H 16
RBI 15
BB 8
SO 13
LOB 18



Batter	1	2	3	4	5	6	7	8	9	AB	R	H	RBI	BB	SO	LOB	BOTTOM										
Brian McRae, S OBP: 0.282, SLG: 0.370 (1, 8)										4	0	0	0	0	0	3											
Kirk Gibson, L OBP: 0.322, SLG: 0.435 Jim Eisenreich, L OBP: 0.331, SLG: 0.382 (1, 7) (7, 7)										3	0	0	0	0	0	0											
George Brett, L OBP: 0.534, SLG: 0.400 Warren Cromartie, L OBP: 0.390, SLG: 0.422 (1, 10) (8, PH)										3	0	0	0	0	0	0											
Danny Tartabull, R OBP: 0.376, SLG: 0.615 Gary Thurman, R OBP: 0.304, SLG: 0.362 (1, 9) (6, PR) (7, 9)										3	0	2	0	0	0	0											
Todd Benzinger, S OBP: 0.267, SLG: 0.319 (1, 3)										4	0	0	0	0	1	2											
Kevin Seitzer, R OBP: 0.352, SLG: 0.358 (1, 5)											4	0	1	0	0	0											
Brent Mayne, L OBP: 0.333, SLG: 0.315 (1, 2)										3	0	1	0	0	0	1											
Terry Shumpert, R OBP: 0.276, SLG: 0.323 (1, 4)										3	0	0	0	0	1	1											
David Howard, S OBP: 0.227, SLG: 0.162 (1, 6)										3	0	2	0	0	0	0											
Inning Stats	R: 0 E: 0 K: 0 S: 3	H: 1 LOB: 1 BB: 0 P: 5	R: 0 E: 0 K: 1 S: 8	H: 1 LOB: 0 BB: 0 P: 13	R: 0 E: 0 K: 0 S: 10	H: 0 LOB: 0 BB: 0 P: 12	R: 0 E: 0 K: 0 S: 11	H: 1 LOB: 1 BB: 0 P: 16	R: 0 E: 0 K: 1 S: 8	H: 2 LOB: 2 BB: 0 P: 9	R: 0 E: 0 K: 0 S: 10	H: 1 LOB: 1 BB: 0 P: 17	R: 0 E: 0 K: 0 S: 6	H: 0 LOB: 0 BB: 0 P: 6	R: 0 E: 0 K: 0 S: 11	H: 1 LOB: 1 BB: 0 P: 16	R: 0 E: 0 K: 0 S: 7	H: 0 LOB: 0 BB: 0 P: 10	1B: 4 2B: 2 3B: 0 HR: 0	SF: 0 SAC: 0 DP: 0 HBP: 0	WP: 0 PB: 0 SB: 0 CS: 0	PA: 33					
PITCHER	IP	WLS	BF	H	R	ER	SO	BB	IBB	HBP	BLK	WP	HR	S	P	ERA	WHIP										
Bill Gullickson, R ERA: 4.19 (1, 1)	7.0		26	5	0	0	2	0	0	0	0	0	0	18	26	0.00	0.714										
John Cerutti, L ERA: 4.31 (8, 1)	2.0		7	1	0	0	0	0	0	0	0	0	0	18	26	0.00	0.500										

Detroit Tigers @ Kansas City Royals
Royals Stadium, Kansas City, MO
Fri Jul 19 1991, 8:05 PM EDT
Att: 30,587 - Sunny - 95 F


AB 33
R 0
H 6
RBI 0
BB 0
SO 2
LOB 9



Batter	1	2	3	4	5	6	7	8	9	AB	R	H	RBI	BB	SO	LOB	TOP			
Mitt Cuyler, S OBP: 0.318, SLG: 0.321	G3		G4-6-3		F9	G3		K		5	0	0	0	0	1	4				
Lou Whitaker, L OBP: 0.395, SLG: 0.469	F7				F7					4	0	2	0	0	0	2				
Skeeter Barnes, R OBP: 0.370, SLG: 0.698			1B					1B		1	0	0	0	0	1	0				
Lloyd Moseby, L OBP: 0.310, SLG: 0.365			F7		FC6-4			F7		5	0	1	0	0	1	4				
Cecil Fielder, R OBP: 0.362, SLG: 0.524	L9				G5-3					5	1	1	0	0	0	2				
Mickey Tettleton, S OBP: 0.393, SLG: 0.515			F7		G3					4	1	2	2	0	0	0				
Dave Bergman, L OBP: 0.366, SLG: 0.383			F8							3	1	2	1	1	0	0				
Pete Incaviglia, R OBP: 0.271, SLG: 0.354			K		K					4	0	0	0	0	2	4				
Scott Livingstone, L OBP: 0.600, SLG: 0.667										4	1	2	0	0	0	0				
Travis Fryman, R OBP: 0.277, SLG: 0.388										3	0	2	0	1	1	0				
Inning Stats	R: 0 E: 0 K: 0 S: 13	H: 1 LOB: 1 BB: 0 P: 20	R: 0 E: 0 K: 1 S: 6	H: 0 LOB: 0 BB: 0 P: 9	R: 1 E: 0 K: 0 S: 10	H: 3 LOB: 1 BB: 0 P: 16	R: 0 E: 0 K: 1 S: 11	H: 1 LOB: 1 BB: 0 P: 19	R: 0 E: 0 K: 0 S: 11	H: 2 LOB: 2 BB: 0 P: 16	R: 3 E: 0 K: 0 S: 16	H: 3 LOB: 1 BB: 1 P: 29	R: 0 E: 0 K: 2 S: 7	H: 0 LOB: 0 BB: 0 P: 11	R: 0 E: 0 K: 2 S: 10	H: 0 LOB: 0 BB: 0 P: 14	1B: 7 2B: 2 3B: 1 HR: 2	SF: 0 SAC: 0 DP: 1 HBP: 0	WP: 0 PB: 0 SB: 0 CS: 0	PA: 40
PITCHER	IP WLS BF H R ER SO BB IBB HBP BLK WP HR S P ERA WHIP																			
Mike Boddicker, R ERA: 3.72	(1, 1) 5.2 W 27 10 4 4 2 1 0 0 0 0 2 63 103 6.35 1.941																			
Luis Aquino, R ERA: 2.97	(6, 1) 3.1 S 13 2 0 0 4 1 0 0 0 0 0 37 57 0.00 0.900																			

Detroit Tigers @ Kansas City Royals
 Royals Stadium, Kansas City, MO
 Sat Jul 20 1991, 4:33 AM EDT
 Att: 31,057 - Sunny - 93 F


AB	38
R	4
H	12
RBI	3
BB	2
SO	6
LOB	16

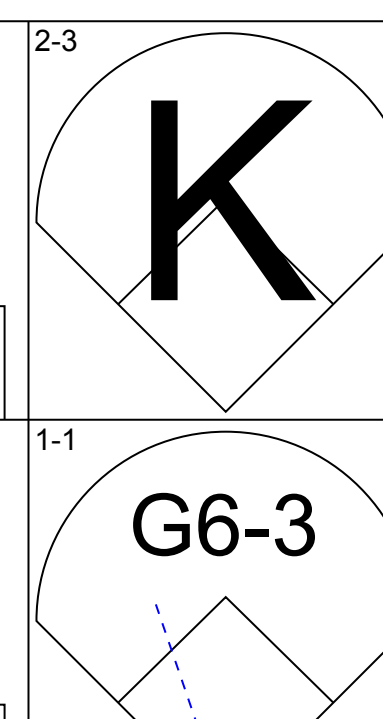
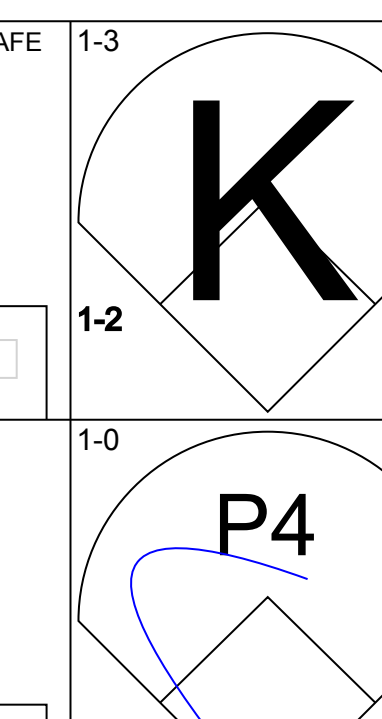
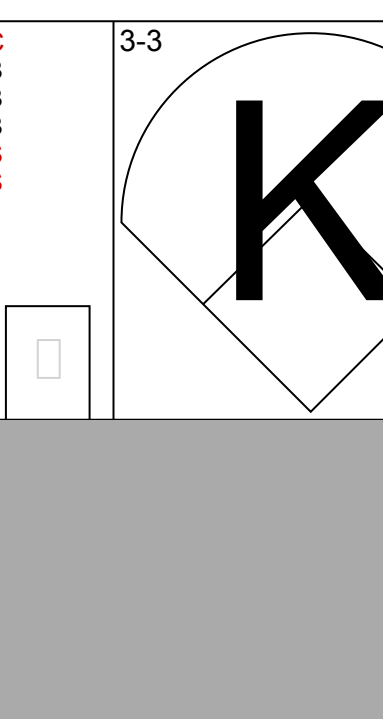
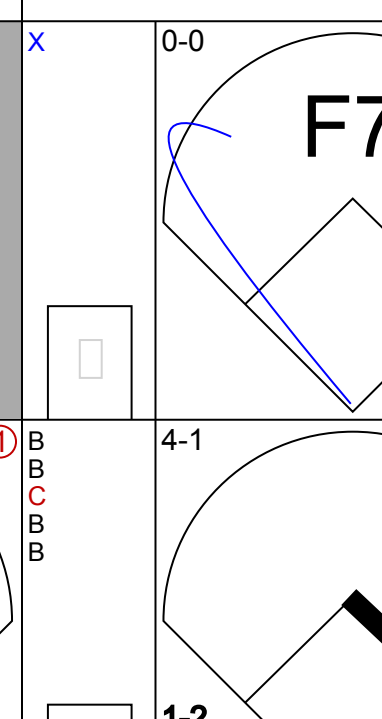
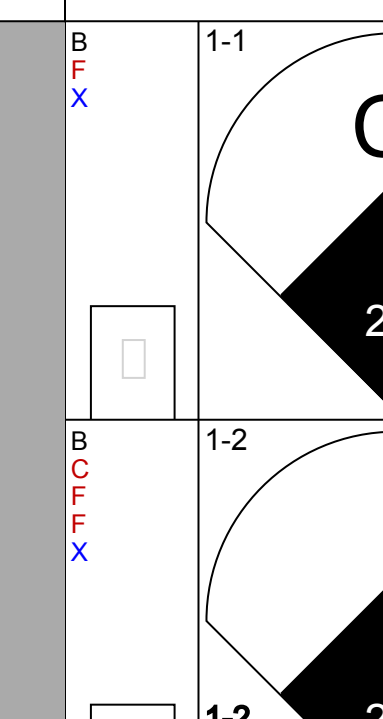
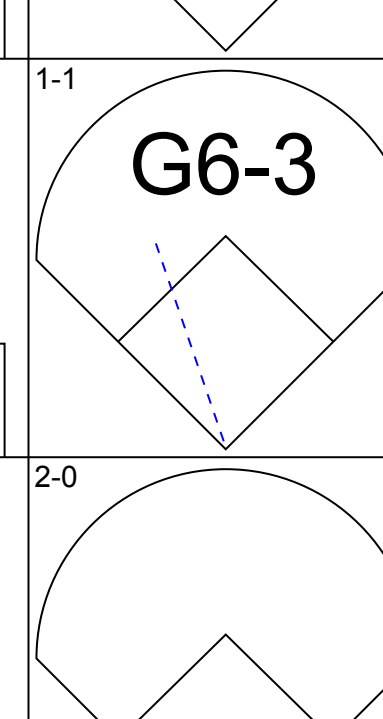
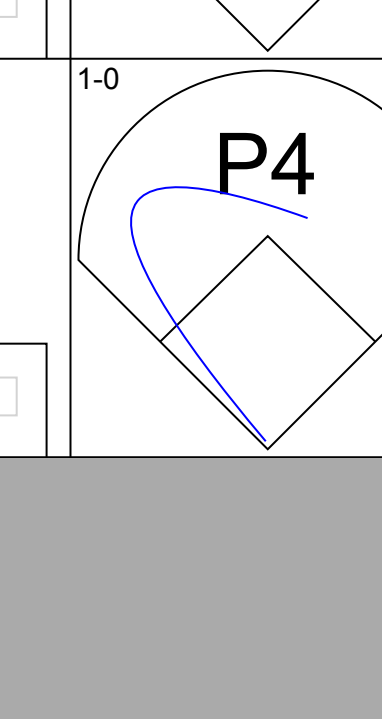
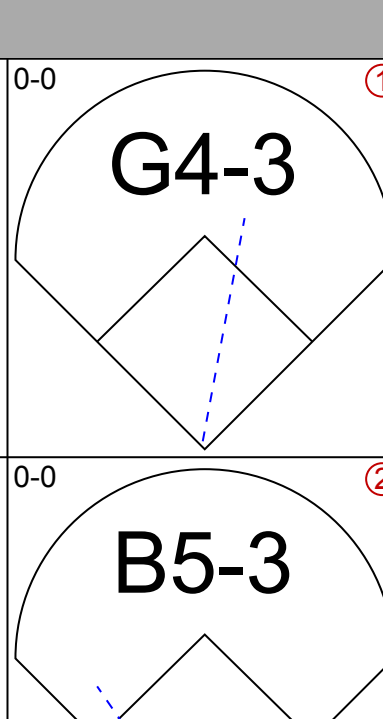
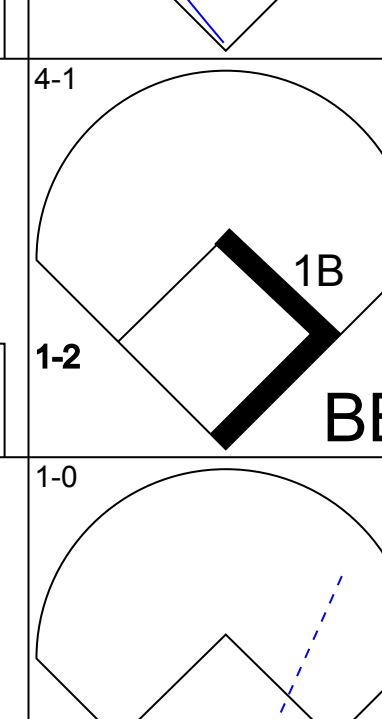
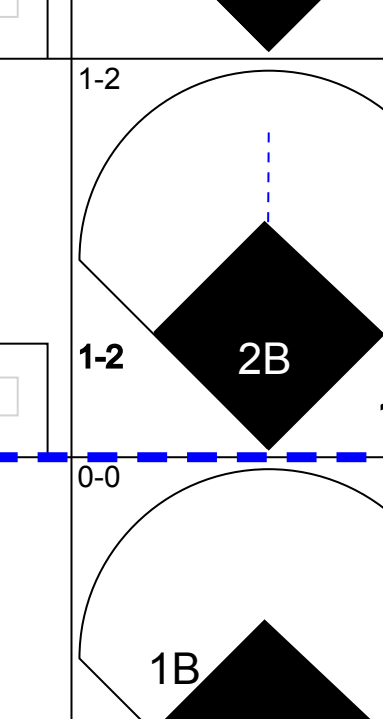
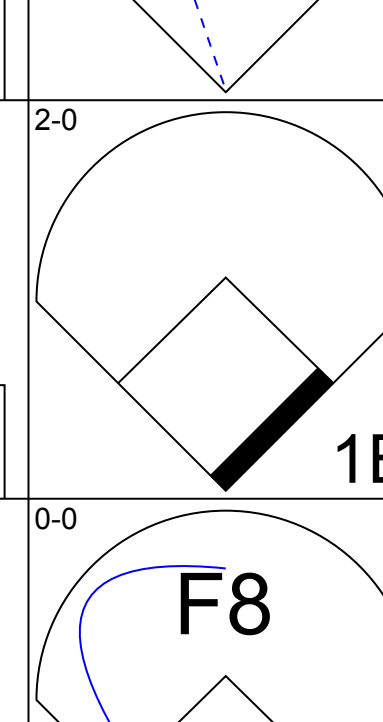
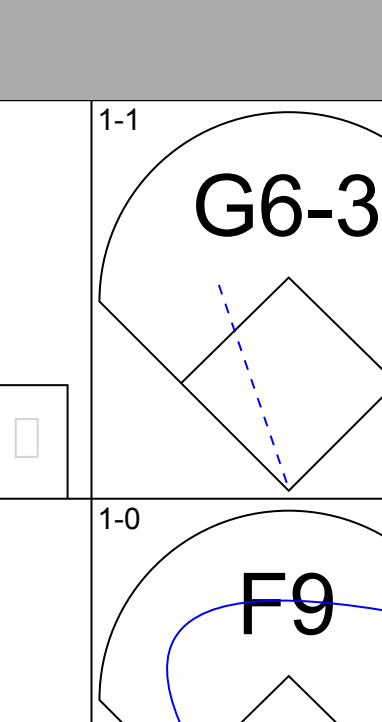
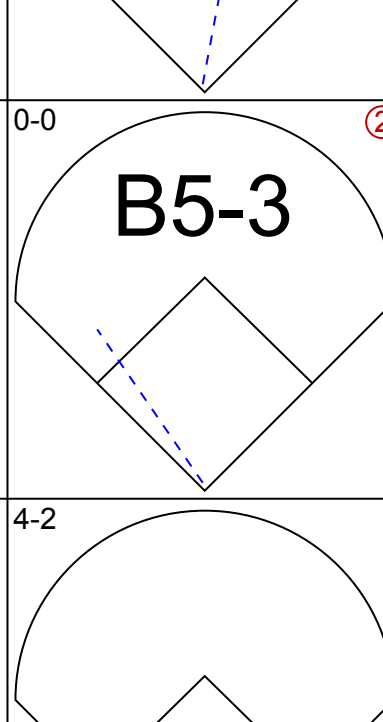
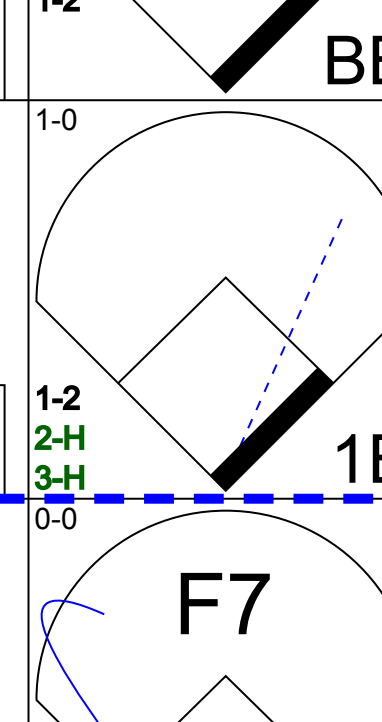

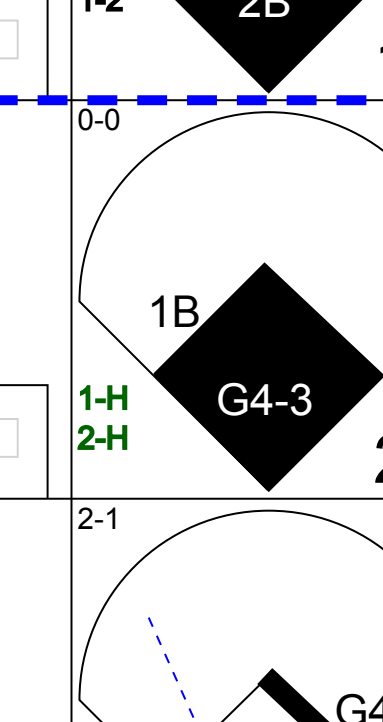
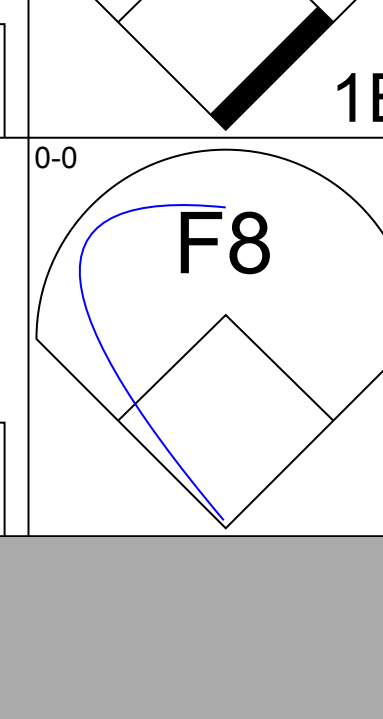
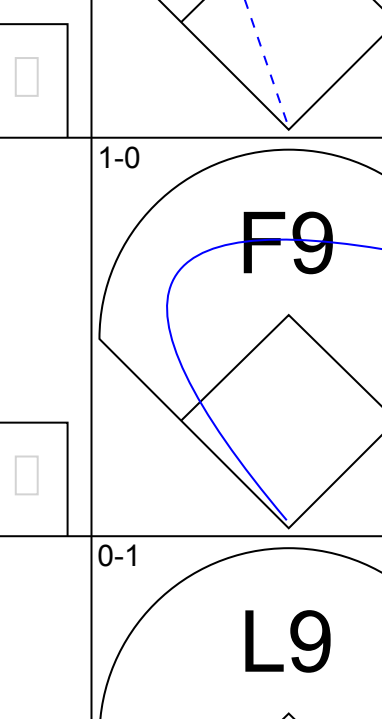
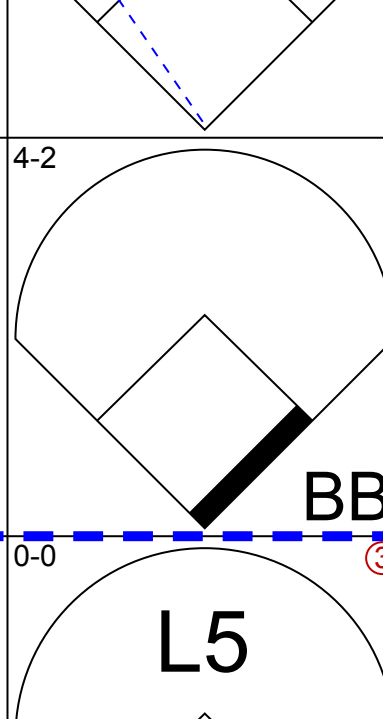
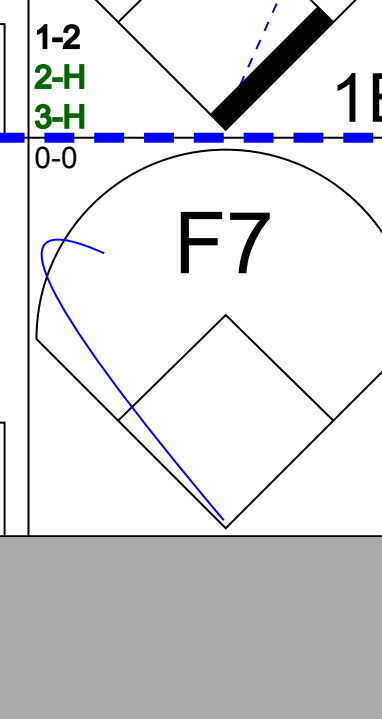
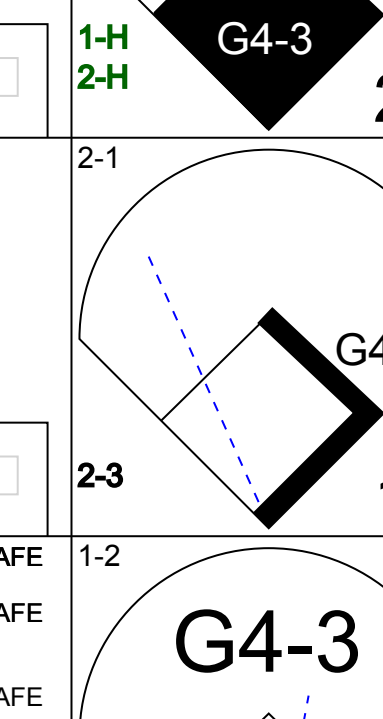
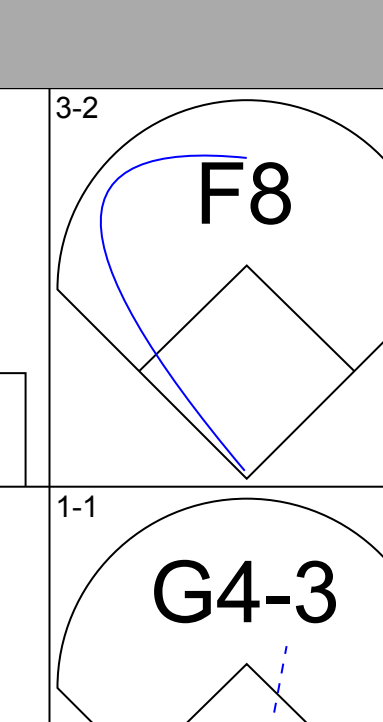
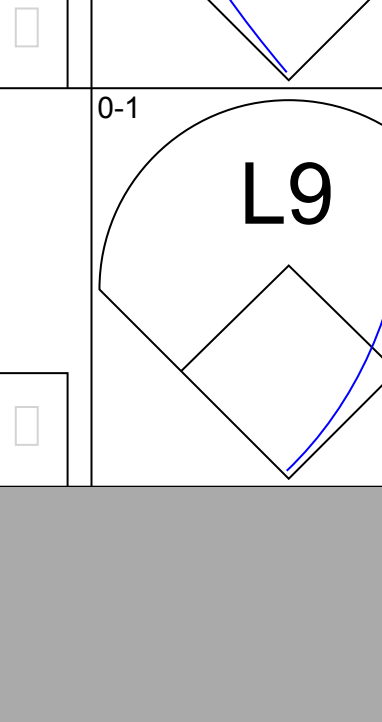
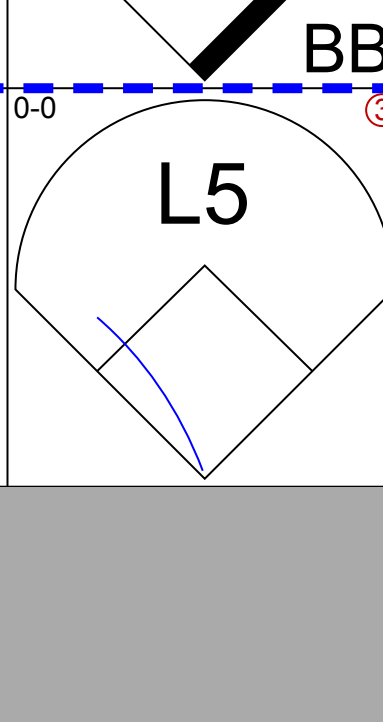
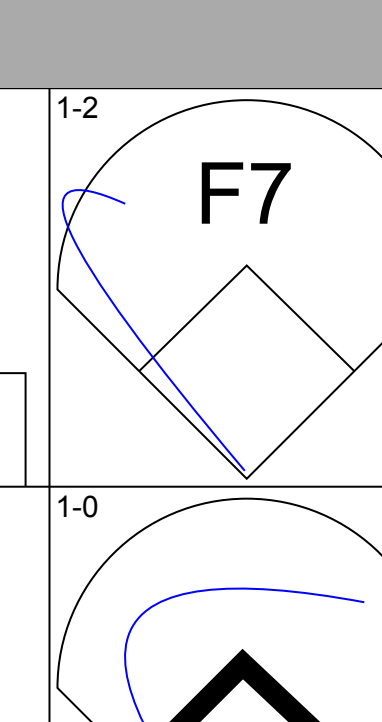
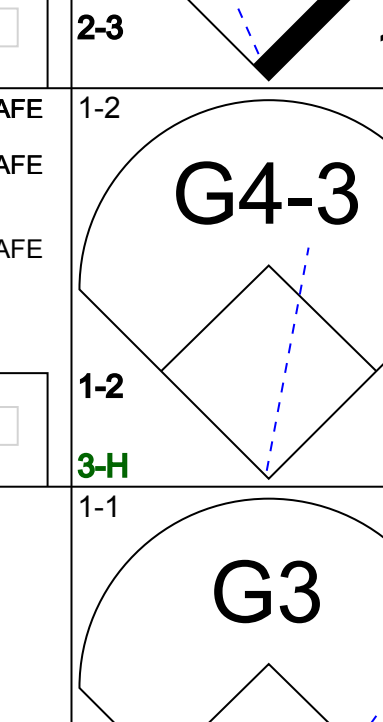
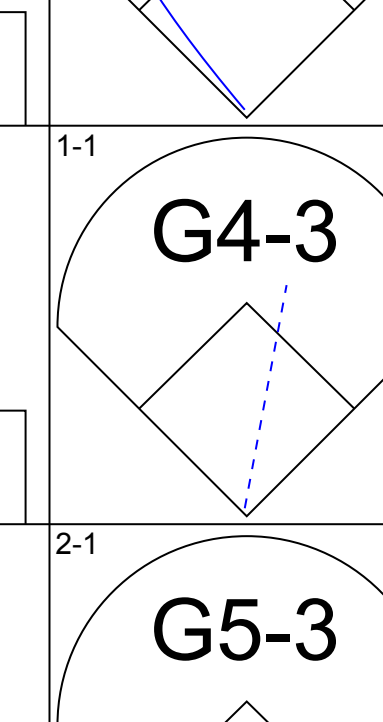
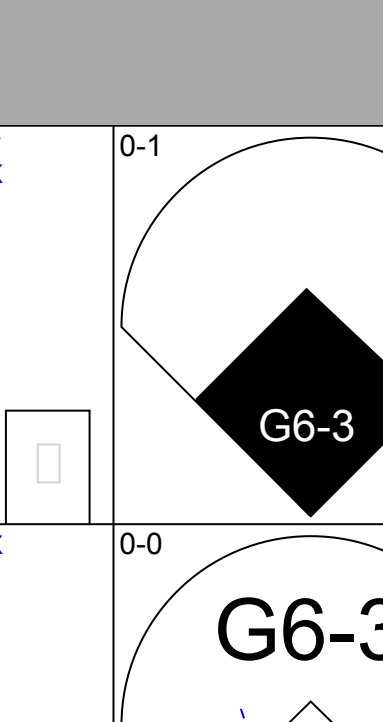
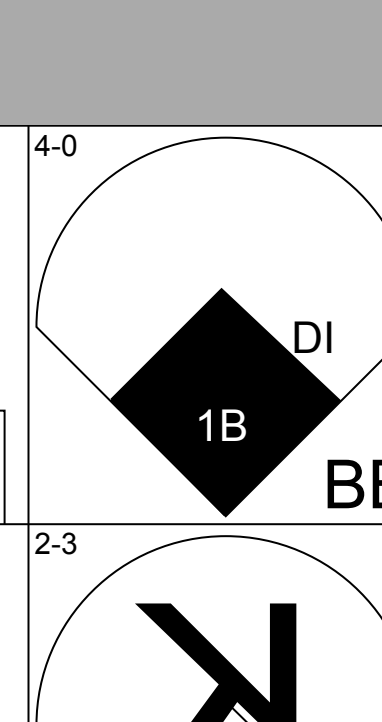
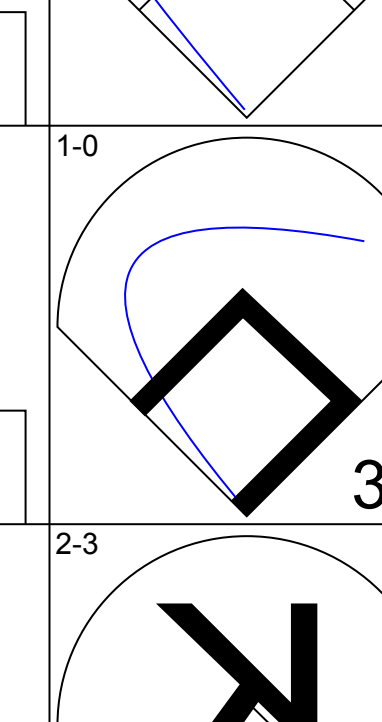
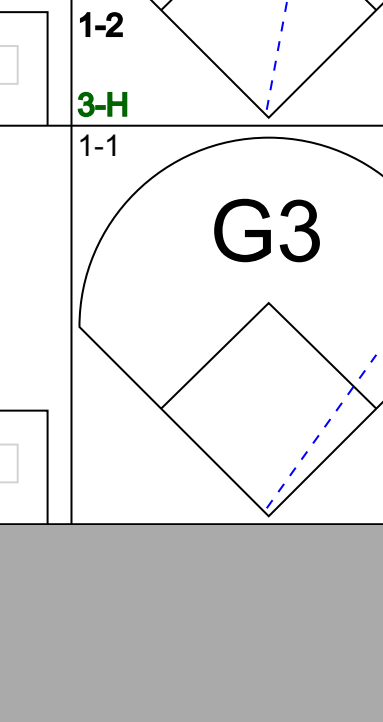
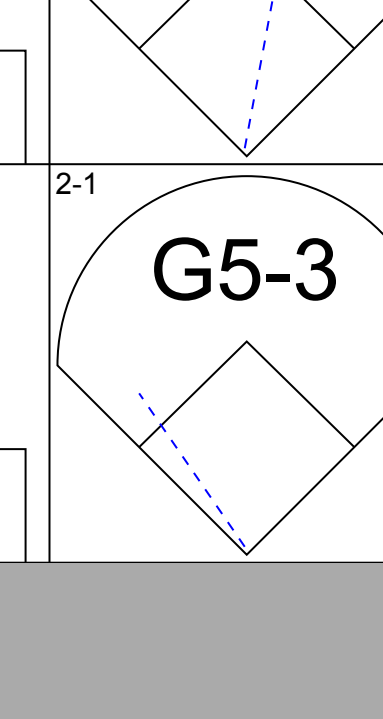
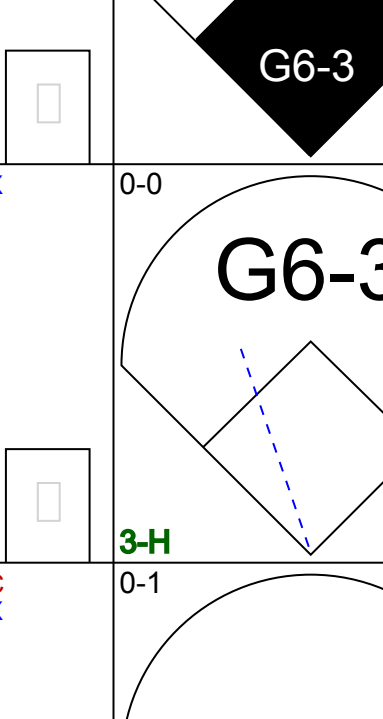
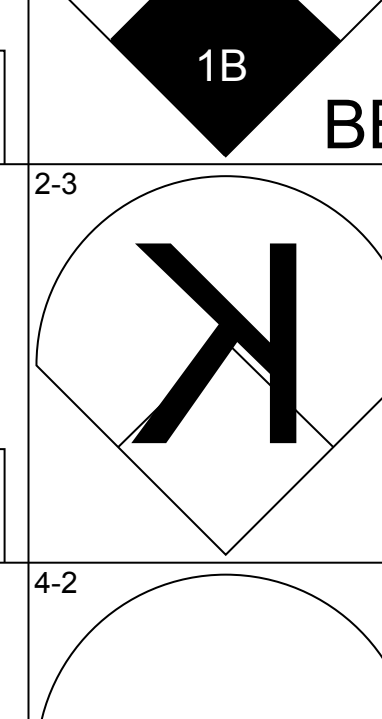
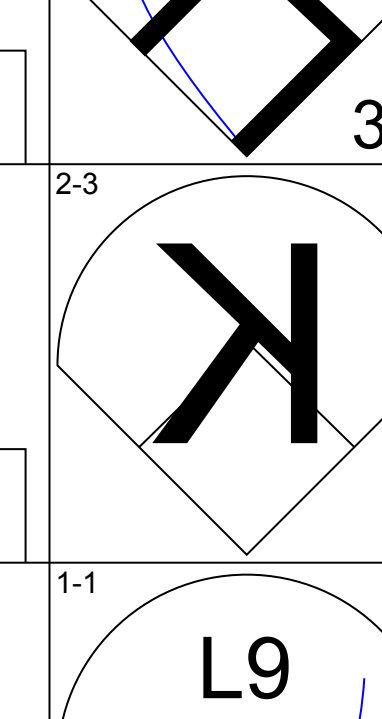
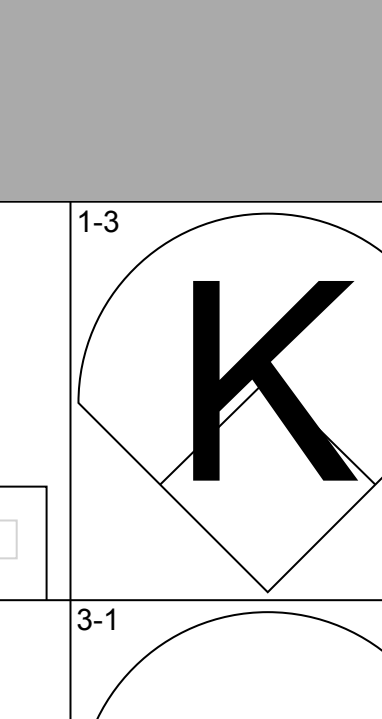
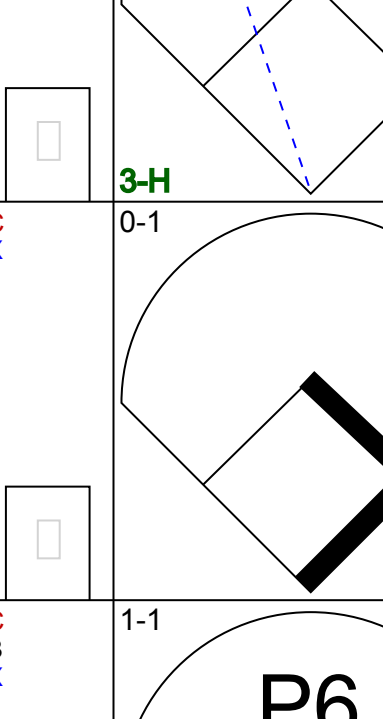
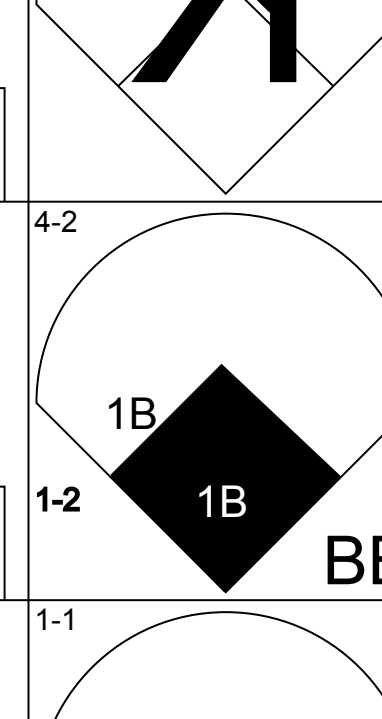
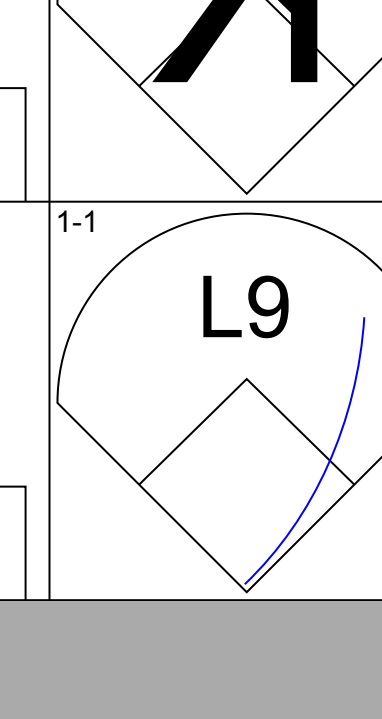
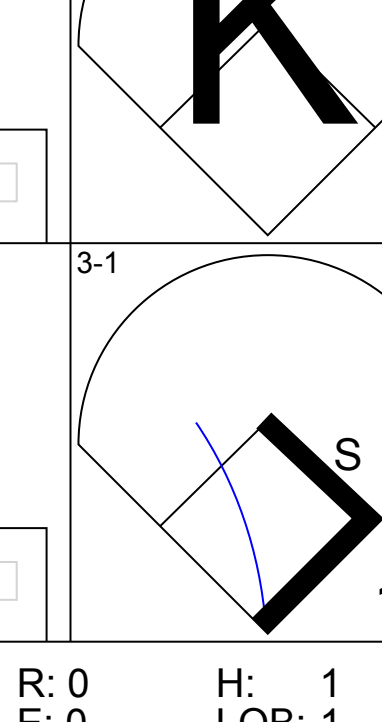
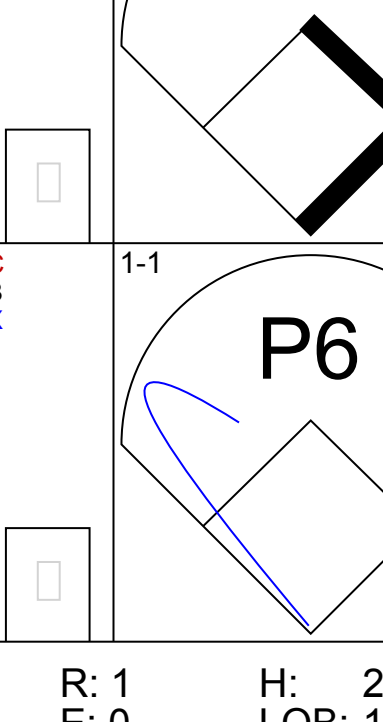
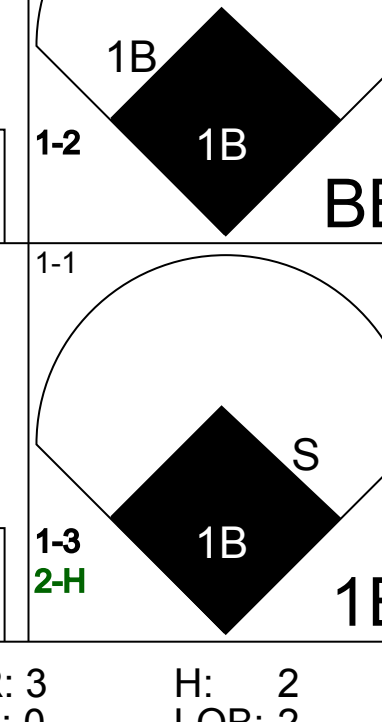
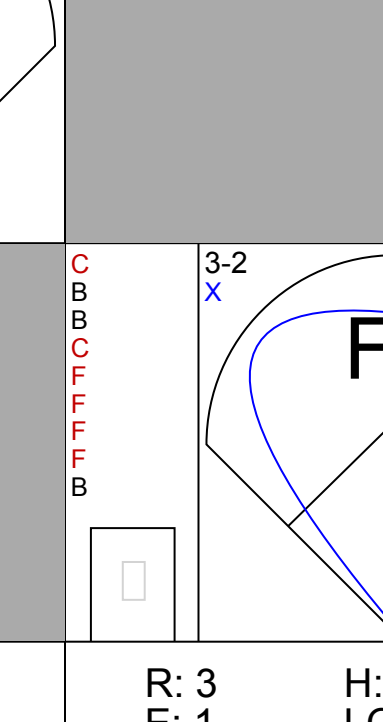


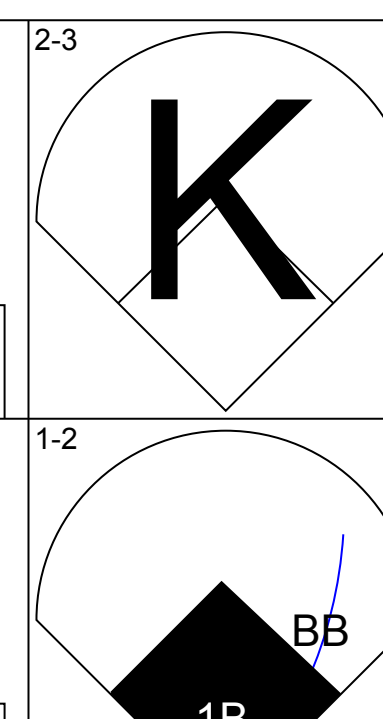
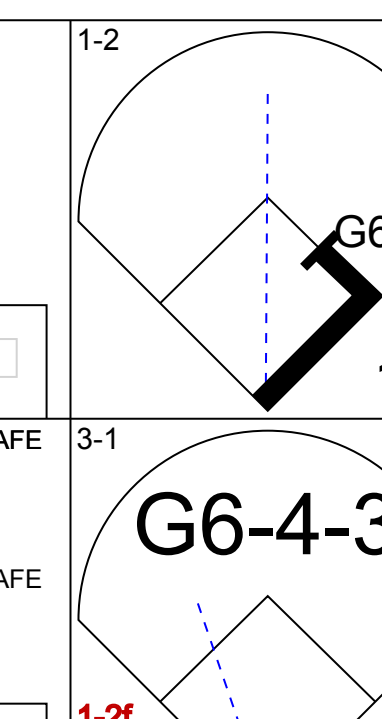
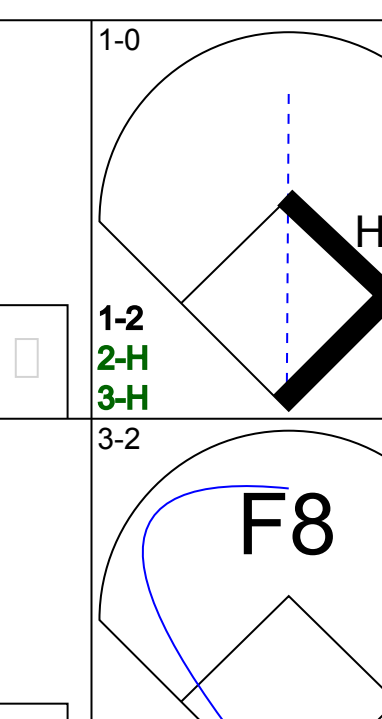
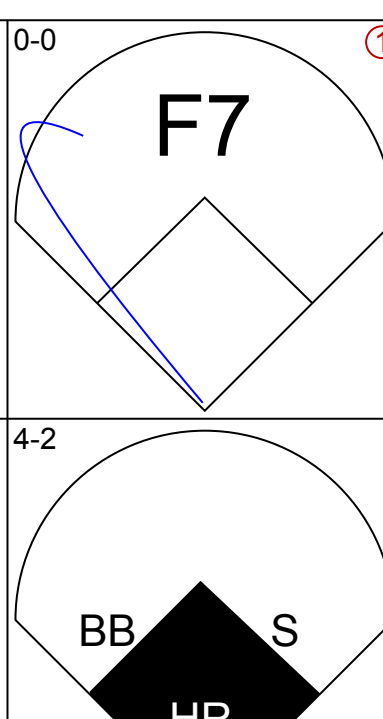
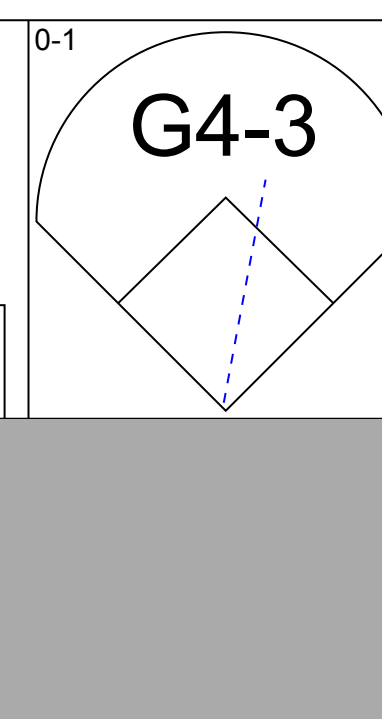
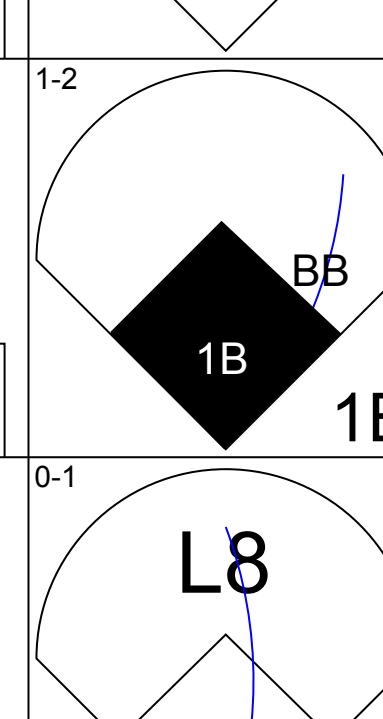
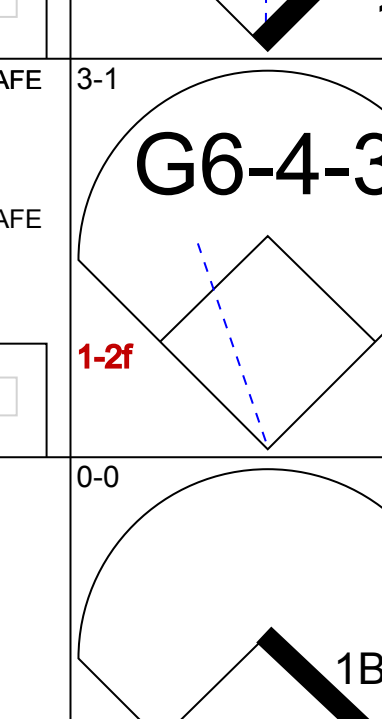
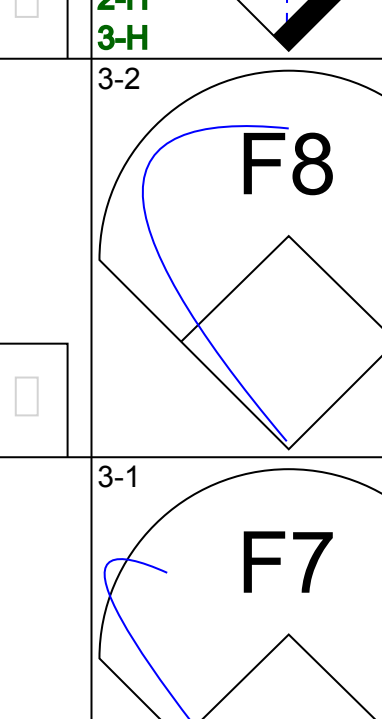
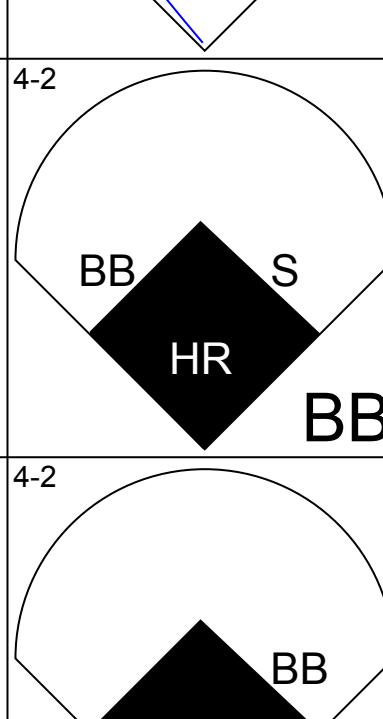
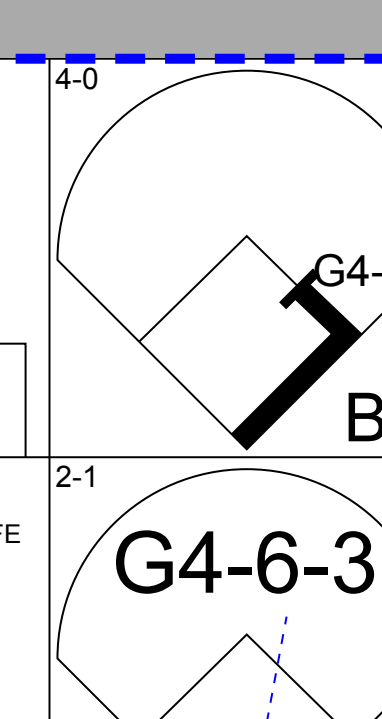
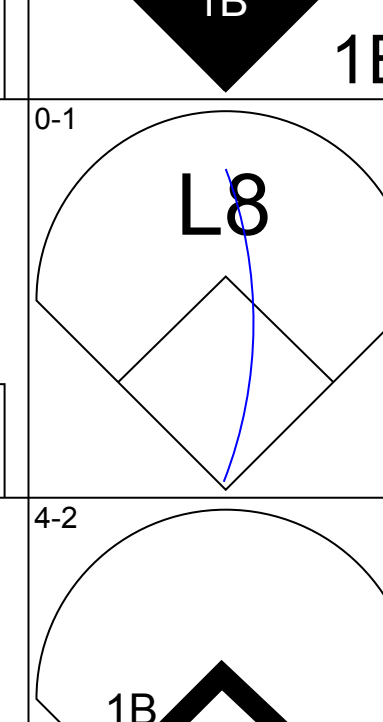
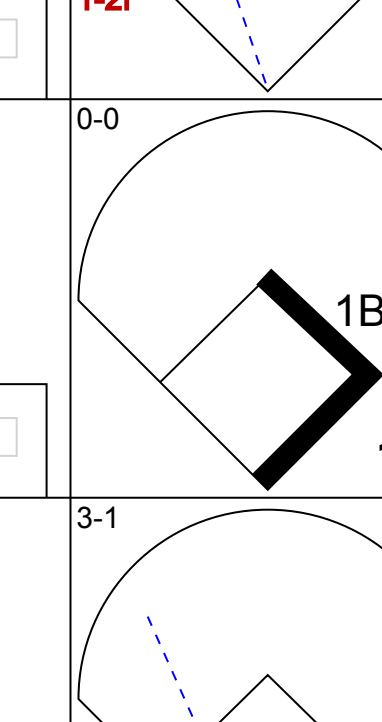
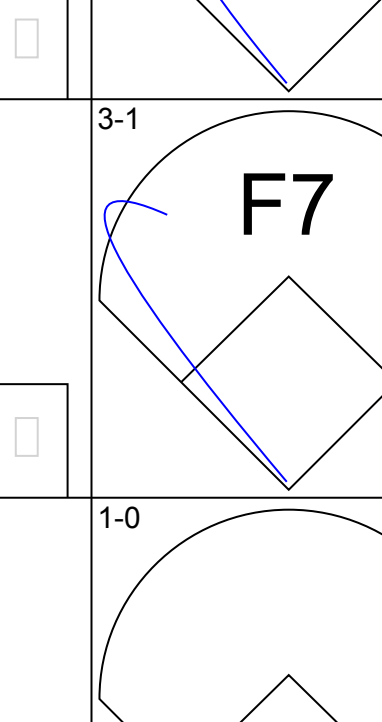
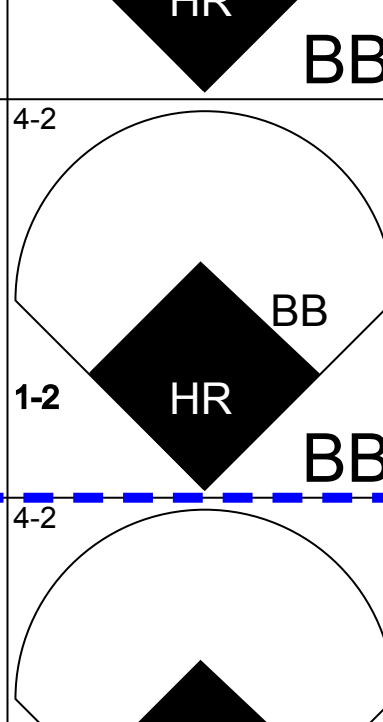
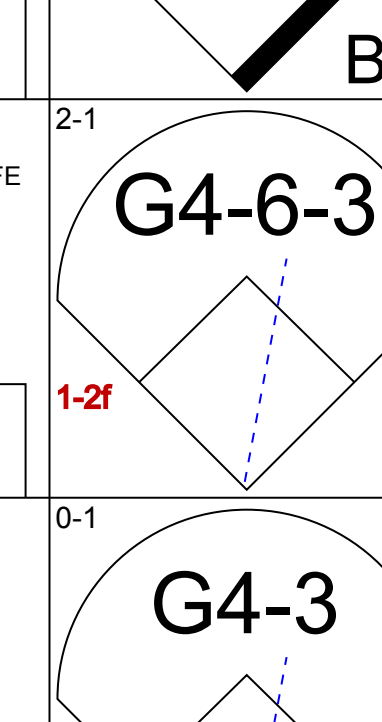
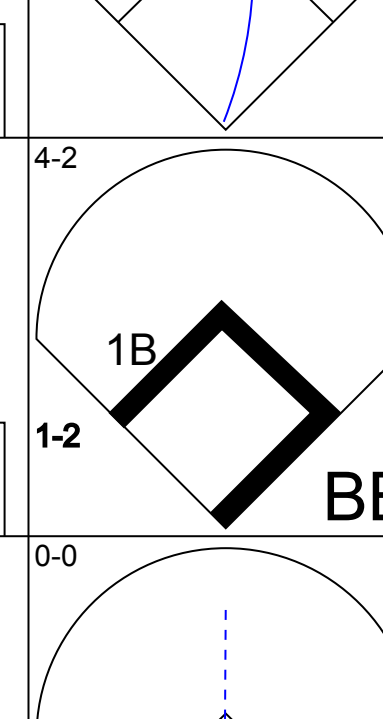
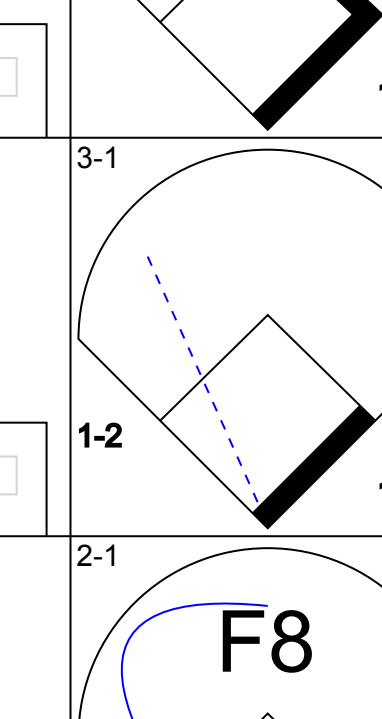
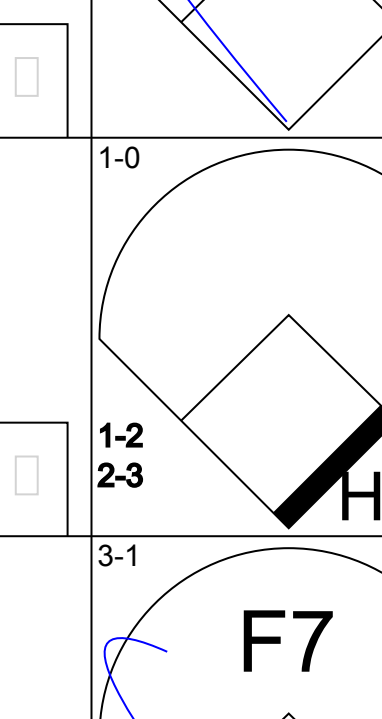
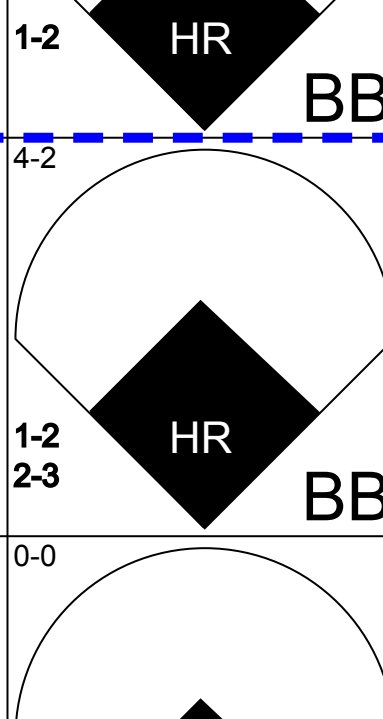
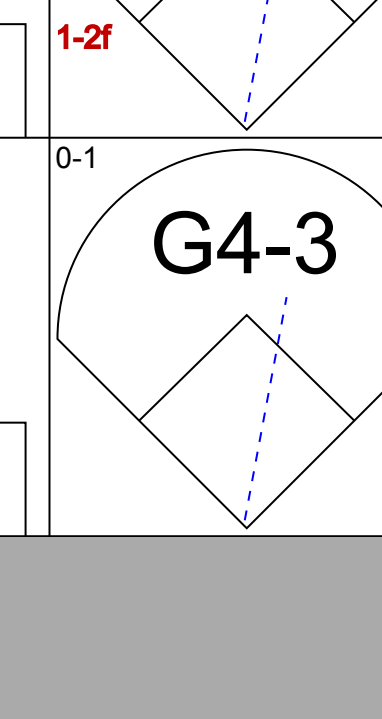
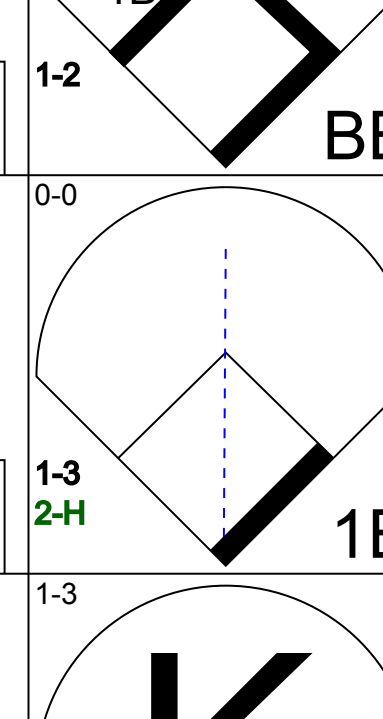
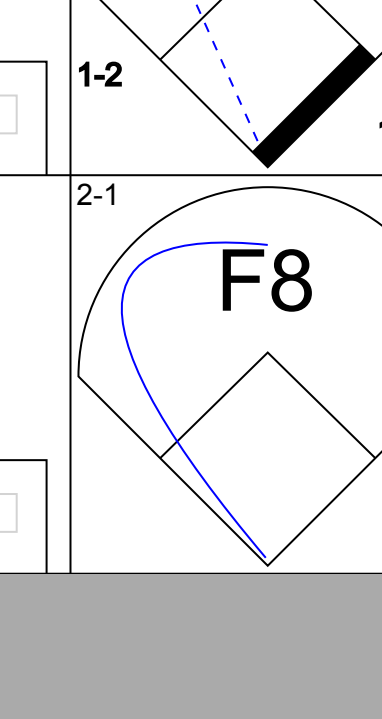
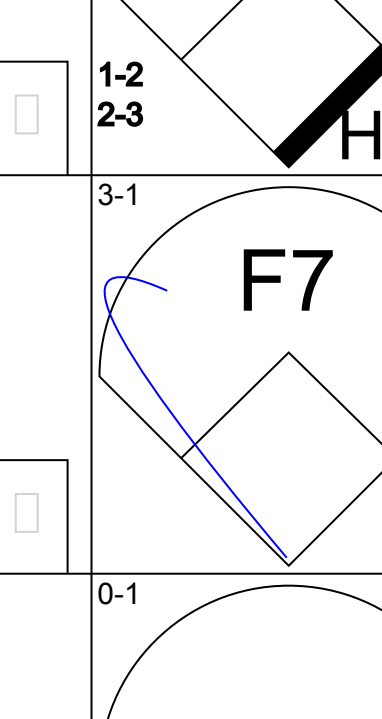
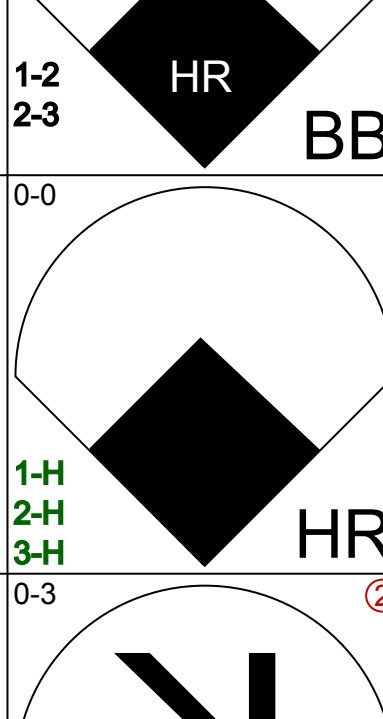

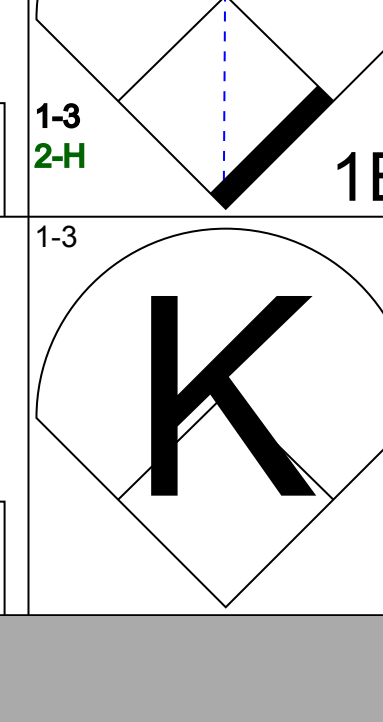
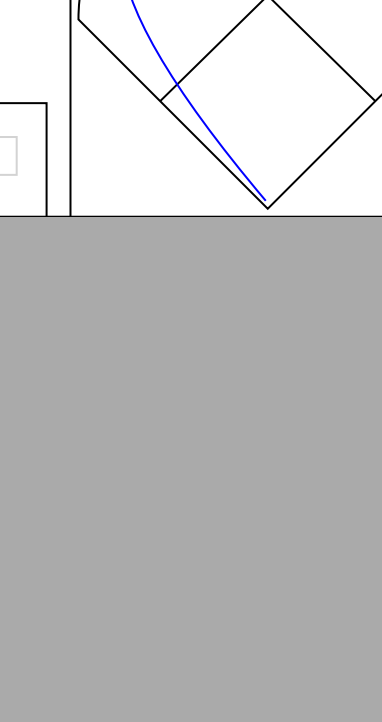
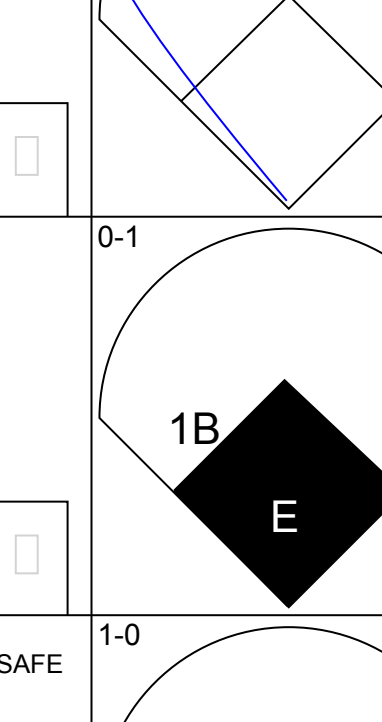
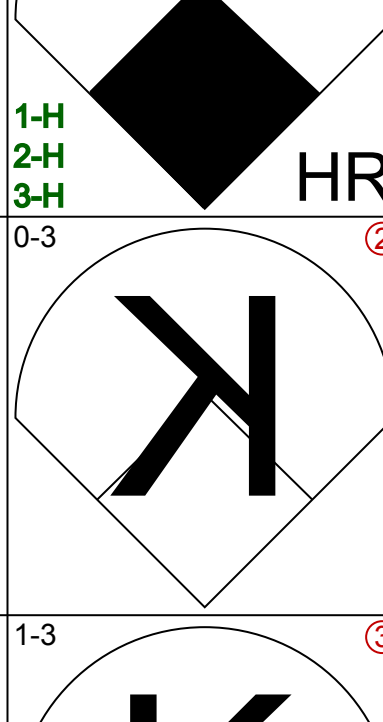



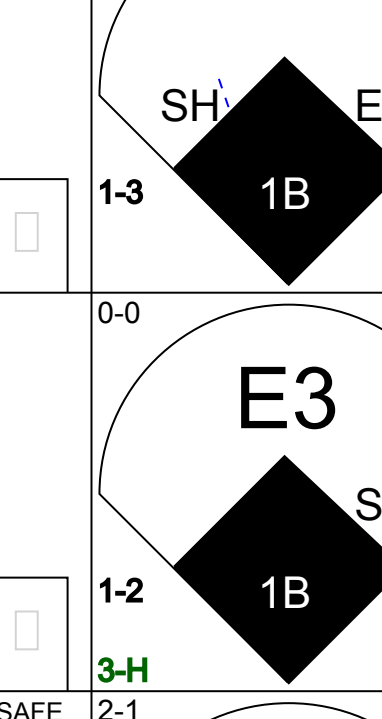
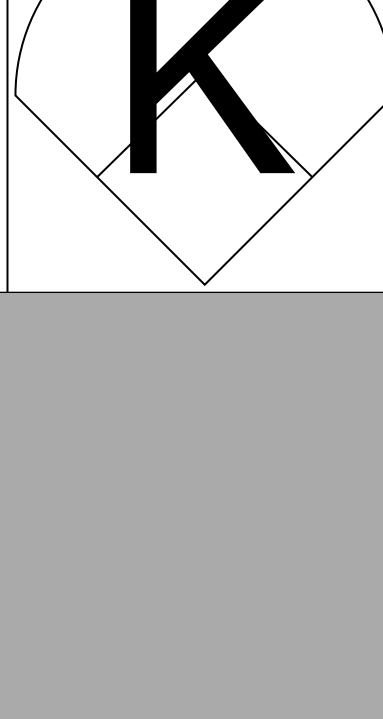

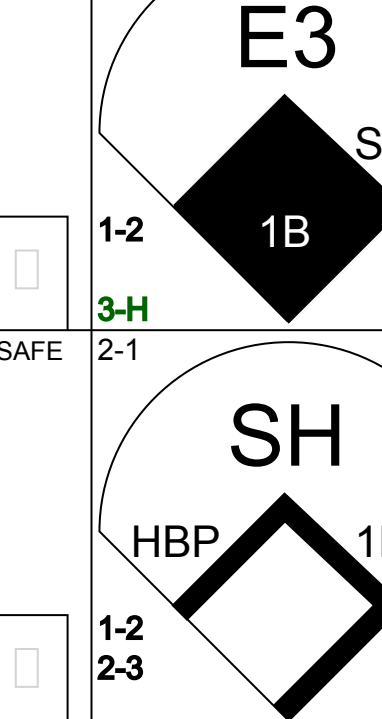
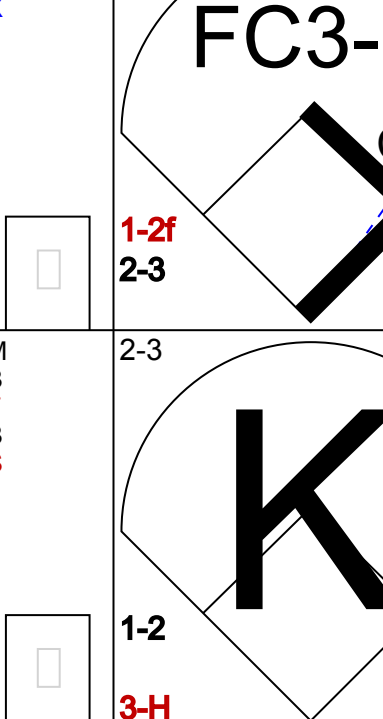

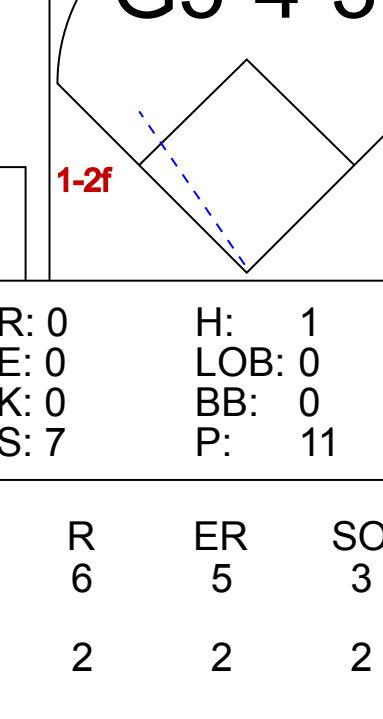
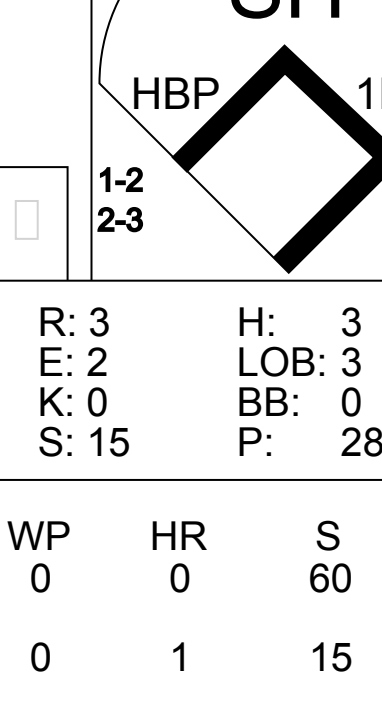
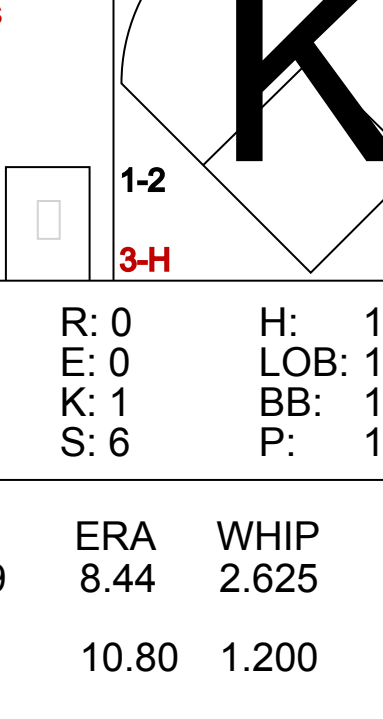
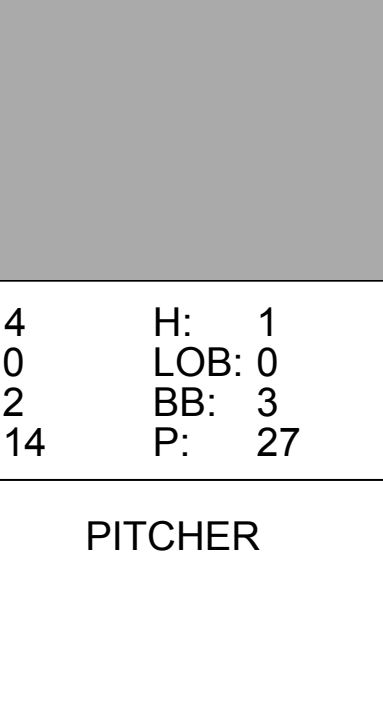
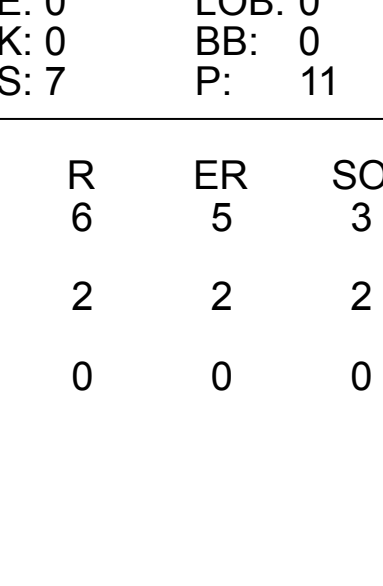
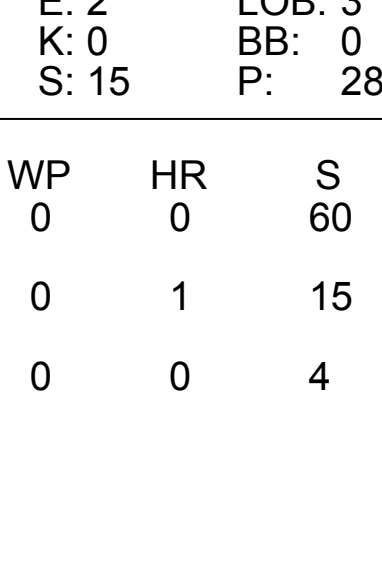
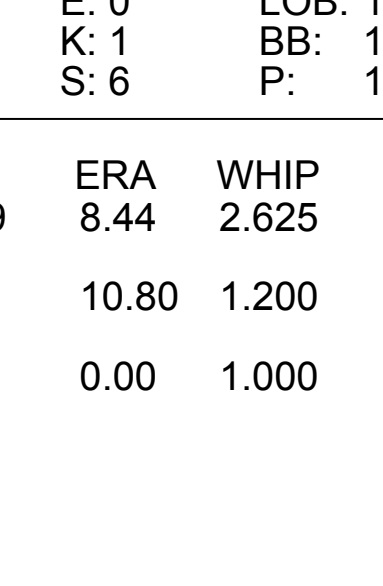

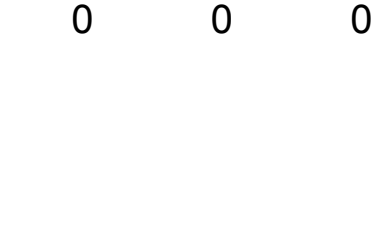

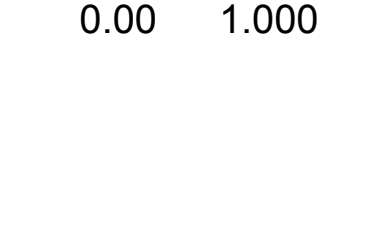

Batter	1	2	3	4	5	6	7	8	9	AB	R	H	RBI	BB	SO	LOB	BOTTOM			
Brian McRae, S OBP: 0.284, SLG: 0.372	G3 SF9		SF8		F8					3	1	1	1	1	0	2				
Kirk Gibson, L OBP: 0.324, SLG: 0.434										3	2	1	0	0	0	2				
Jim Eisenreich, L OBP: 0.329, SLG: 0.380	G3		1B							1	0	0	0	0	0	2				
George Brett, L OBP: 0.323, SLG: 0.397			G3							2	1	0	2	1	0	2				
Danny Tartabull, R OBP: 0.381, SLG: 0.617										4	2	3	1	0	1	0				
Warren Cromartie, L OBP: 0.394, SLG: 0.426			G4-3							4	0	2	3	0	1	1				
Todd Benzinger, S OBP: 0.267, SLG: 0.319										0	0	0	0	0	0	0				
Bill Peacock, R OBP: 0.339, SLG: 0.408			K2-3		G6-3					4	0	1	1	0	1	1				
Kevin Seitzer, R OBP: 0.352, SLG: 0.358										3	0	1	0	0	1	2				
Terry Shumpert, R OBP: 0.275, SLG: 0.321			K							1	0	0	0	0	0	0				
Tim Spehr, R OBP: 0.571, SLG: 0.500										2	1	1	0	2	0	1				
David Howard, S OBP: 0.241, SLG: 0.169										3	1	1	0	1	0	3				
Inning Stats	R: 1 E: 0 K: 1 S: 12	H: 1 LOB: 0 BB: 0 P: 18	R: 0 E: 0 K: 2 S: 10	H: 0 LOB: 0 BB: 0 P: 15	R: 4 E: 0 K: 0 S: 19	H: 5 LOB: 1 BB: 0 P: 27	R: 0 E: 0 K: 0 S: 10	H: 1 LOB: 1 BB: 1 P: 17	R: 3 E: 0 K: 0 S: 15	H: 3 LOB: 1 BB: 1 P: 24	R: 0 E: 0 K: 0 S: 5	H: 0 LOB: 0 BB: 1 P: 9	R: 0 E: 0 K: 1 S: 8	H: 1 LOB: 0 BB: 0 P: 13	R: 0 E: 0 K: 0 S: 9	H: 0 LOB: 2 BB: 2 P: 19	1B: 9 2B: 2 3B: 0 HR: 0	SF: 2 SAC: 0 DP: 2 HBP: 1	WP: 0 PB: 1 SB: 2 CS: 1	PA: 38
PITCHER	IP WLS BF H R ER SO BB IBB HBP BLK WP HR S P ERA WHIP																			
Rusty Meacham, R ERA: 6.0	(1, 1) 2.2 L 13 5 5 4 3 0 0 0 0 0 0 36 53 13.50 1.875																			
Paul Gibson, L ERA: 4.22	(3, 1) 3.1 17 5 3 3 0 3 0 1 0 0 0 35 57 8.10 2.400																			
Jerry Don Gleaton, L ERA: 3.74	(7, 1) 2.0 8 1 0 0 1 2 0 0 0 0 0 17 32 0.00 1.500																			

Detroit Tigers @ Kansas City Royals
 Royals Stadium, Kansas City, MO
 Sat Jul 20 1991, 4:33 AM EDT
 Att: 31,057 - Sunny - 93 F

AB	30
R	8
H	11
RBI	8
BB	5
SO	4
LOB	16



Batter	1	2	3	4	5	6	7	8	9	AB	R	H	RBI	BB	SO	LOB	TOP					
Paul Moltzer, R OBP: 0.391, SLG: 0.496 (1, 10)										4	1	0	0	0	3	4	Milwaukee Brewers @ Kansas City Royals Royals Stadium, Kansas City, MO Tue Jul 23 1991, 8:05 PM EDT Att: 23,169 - Sunny - 82 F					
Willa Randolph, R OBP: 0.417, SLG: 0.341 (1, 4)										4	1	1	0	1	0	1						
B.J. Surhoff, L OBP: 0.285, SLG: 0.286 (1, 2)										5	1	3	4	0	0	0						
Greg Vaughn, R OBP: 0.325, SLG: 0.488 (1, 7)										4	0	1	0	1	0	3						
Gary Sheffield, R OBP: 0.283, SLG: 0.327 (1, 5)										5	0	0	1	0	0	2						
Franklin Stubbs, L OBP: 0.281, SLG: 0.353 (1, 3)										4	2	2	0	1	0	1						
Candy Maldonado, R OBP: 0.280, SLG: 0.324 (1, 9)										4	0	0	1	0	2	2						
Dante Bichette, R OBP: 0.282, SLG: 0.411 (1, 8)										3	1	1	0	1	1	1						
Bill Spiers, L OBP: 0.312, SLG: 0.367 (1, 6)										4	1	2	1	0	0	1						
Inning Stats	R: 0 E: 0 K: 1 S: 8	H: 1 LOB: 1 BB: 0 P: 13	R: 0 E: 0 K: 0 S: 7	H: 0 LOB: 0 BB: 0 P: 13	R: 0 E: 0 K: 2 S: 11	H: 1 LOB: 1 BB: 0 P: 17	R: 0 E: 0 K: 0 S: 5	H: 0 LOB: 0 BB: 0 P: 7	R: 1 E: 0 K: 1 S: 10	H: 2 LOB: 1 BB: 0 P: 14	R: 0 E: 0 K: 0 S: 5	H: 0 LOB: 1 BB: 1 P: 9	R: 3 E: 0 K: 1 S: 12	H: 2 LOB: 2 BB: 3 P: 28	R: 0 E: 0 K: 1 S: 9	H: 1 LOB: 1 BB: 0 P: 14		R: 3 E: 1 K: 0 S: 21	H: 3 LOB: 1 BB: 0 P: 30	1B: 6 2B: 2 3B: 2 HR: 0	SF: 0 SAC: 0 DP: 0 HBP: 0	WP: 0 PB: 0 SB: 2 CS: 0
PITCHER	IP	WLS	BF	H	R	ER	SO	BB	IBB	HBP	BLK	WP	HR	S	P	ERA	WHIP					
Mark Gubicza, R ERA: 5.82 (1, 1)	5.2	W	22	4	1	1	4	1	0	0	0	0	0	45	72	1.59	0.882					
Tom Gordon, R ERA: 4.33 (6, 1)	1.0		8	2	3	3	1	3	0	0	0	0	0	12	28	27.00	5.000					
Wes Gardner, R ERA: 6.95 (7, 1)	1.2		8	2	2	2	1	0	0	0	0	0	0	23	33	10.80	1.200					
Jeff Montgomery, R ERA: 4.15 (9, 1)	0.2	S	4	2	1	0	0	0	0	0	0	0	0	8	12	0.00	3.000					

Batter	1	2	3	4	5	6	7	8	9	AB	R	H	RBI	BB	SO	LOB	BOTTOM				
Brian McRae, S OBP: 0.287, SLG: 0.372 (1, 8)										5	0	2	2	0	1	0	Milwaukee Brewers @ Kansas City Royals Royals Stadium, Kansas City, MO Tue Jul 23 1991, 8:05 PM EDT Att: 23,169 - Sunny - 82 F				
Kirk Gibson, L OBP: 0.324, SLG: 0.427 (1, 7)										3	2	1	0	2	0	3					
Jim Eisenreich, L OBP: 0.329, SLG: 0.380 (9, 7)										0	0	0	0	0	0	0					
George Brett, L OBP: 0.326, SLG: 0.419 (1, 10)										4	1	1	0	1	0	4					
Danny Tartabull, R OBP: 0.389, SLG: 0.619 (1, 9)										1	1	1	0	2	0	0					
Gary Thurman, R OBP: 0.301, SLG: 0.359 (7, 9)										1	0	0	0	0	0	0					
Todd Benzinger, S OBP: 0.266, SLG: 0.333 (1, 3)										4	1	2	5	0	0	5					
Bill Peotta, R OBP: 0.351, SLG: 0.418 (1, 5)										4	1	2	0	0	2	2					
Brent Mayne, L OBP: 0.336, SLG: 0.313 (1, 2)										3	1	1	0	1	1	0					
Kurt Stillwell, S OBP: 0.309, SLG: 0.353 (1, 6)										4	1	1	1	0	0	3					
Terry Shumpert, R OBP: 0.271, SLG: 0.325 (1, 4)										3	0	0	0	0	1	3					
Inning Stats	R: 1 E: 0 K: 2 S: 17	H: 2 LOB: 2 BB: 1 P: 25	R: 0 E: 0 K: 0 S: 7	H: 1 LOB: 0 BB: 0 P: 11	R: 0 E: 0 K: 0 S: 10	H: 3 LOB: 2 BB: 0 P: 19	R: 3 E: 2 K: 0 S: 15	H: 3 LOB: 3 BB: 0 P: 28	R: 0 E: 0 K: 1 S: 6	H: 1 LOB: 1 BB: 1 P: 13	R: 4 E: 0 K: 2 S: 14	H: 1 LOB: 0 BB: 3 P: 27	R: 0 E: 0 K: 0 S: 6	H: 0 LOB: 0 BB: 0 P: 9	R: 0 E: 0 K: 0 S: 4	H: 0 LOB: 0 BB: 1 P: 10	1B: 10 2B: 0 3B: 0 HR: 1	SF: 0 SAC: 1 DP: 3 HBP: 1	WP: 0 PB: 0 SB: 1 CS: 2	PA: 40	
PITCHER	IP	WLS	BF	H	R	ER	SO	BB	IBB	HBP	BLK	WP	HR	S	P	ERA	WHIP				
Jaime Navarro, R ERA: 4.06 (1, 1)	5.1	L	30	10	6	5	3	4	0	1	0	0	0	60	109	8.44	2.625				
Julio Machado, R ERA: 3.95 (6, 1)	1.2		7	1	2	2	2	1	0	0	0	0	1	15	23	10.80	1.200				
Mark Lee, L ERA: 4.46 (8, 1)	1.0		3	0	0	0	0	1	0	0	0	0	0	4	10	0.00	1.000				

AB	37
R	7
H	10
RBI	7
BB	4
SO	6
LOB	15



AB	32
R	8
H	11
RBI	8
BB	6
SO	5
LOB	20



Batter	1	2	3	4	5	6	7	8	9	AB	R	H	RBI	BB	SO	LOB	TOP					
Paul Moltzer, R (1, 10) OBP: 0.394, SLG: 0.496	2-1 F9 1B S HBP	4-0 SF8 1B BB		2-0 G6-3			3-2 G5-4-3 1B			2	1	1	0	1	0	0						
Willie Randolph, R (1, 4) OBP: 0.419, SLG: 0.344	1-2 F S BLK	1-0 SF8 1B		0-0 F9			0-1 G5-4-3			4	1	2	1	0	0	1						
B.J. Surhoff, L (1, 2) OBP: 0.281, SLG: 0.283	3-2 F9	2-1 SF8			1-2 F8			1-1 G4-3		3	0	0	1	0	0	2						
Greg Vaughn, R (1, 7) OBP: 0.321, SLG: 0.482	3-3 K	1-3 K			3-3 K			3-2 F9		4	0	0	0	0	3	4						
Franklin Stubbs, L (1, 3) OBP: 0.284, SLG: 0.353	4-2 BLK BB		3-1 G6-3		3-2 CS 1B			2-1 F9		3	0	1	0	1	0	0						
Gary Sheffield, R (1, 5) OBP: 0.277, SLG: 0.320	3-2 G6-3		0-0 G6-3		1-1 CS		0-2 F8		0-2 F7	4	0	0	0	0	0	1						
Dante Bichette, R (1, 9) OBP: 0.282, SLG: 0.408		1-1 G5-3	0-0 S 1B		0-3 K			0-2 G3-1		4	0	1	0	0	1	0						
Darryl Hamilton, L (1, 8) OBP: 0.335, SLG: 0.319		4-2 2B 1B BB	1-2 K		1-3 K			1-2 F7		3	1	0	0	1	2	1						
Bill Spiers, L (1, 6) OBP: 0.312, SLG: 0.371		0-0 1B SF8 2B		3-2 F7			2-2 F7			3	1	1	0	0	0	0						
Inning Stats	R: 2 E: 0 K: 1 S: 18	H: 1 LOB: 1 BB: 1 P: 34	R: 2 E: 0 K: 1 S: 11	H: 2 LOB: 2 BB: 2 P: 24	R: 0 E: 0 K: 1 S: 7	H: 1 LOB: 1 BB: 0 P: 13	R: 0 E: 0 K: 0 S: 6	H: 0 LOB: 0 BB: 0 P: 11	R: 0 E: 0 K: 2 S: 10	H: 0 LOB: 0 BB: 0 P: 11	R: 0 E: 0 K: 0 S: 9	H: 1 LOB: 0 BB: 0 P: 14	R: 0 E: 0 K: 0 S: 7	H: 0 LOB: 0 BB: 0 P: 13	R: 0 E: 0 K: 0 S: 9	H: 0 LOB: 0 BB: 0 P: 10	1B: 5 2B: 1 3B: 0 HR: 0	SF: 1 SAC: 0 DP: 1 HBP: 1	WP: 0 PB: 0 SB: 3 CS: 1	PA: 36		
PITCHER	IP WLS BF H R ER SO BB IBB HBP BLK WP HR S P ERA WHIP	IP WLS BF H R ER SO BB IBB HBP BLK WP HR S P ERA WHIP	IP WLS BF H R ER SO BB IBB HBP BLK WP HR S P ERA WHIP	IP WLS BF H R ER SO BB IBB HBP BLK WP HR S P ERA WHIP	IP WLS BF H R ER SO BB IBB HBP BLK WP HR S P ERA WHIP	IP WLS BF H R ER SO BB IBB HBP BLK WP HR S P ERA WHIP	IP WLS BF H R ER SO BB IBB HBP BLK WP HR S P ERA WHIP	IP WLS BF H R ER SO BB IBB HBP BLK WP HR S P ERA WHIP	IP WLS BF H R ER SO BB IBB HBP BLK WP HR S P ERA WHIP	IP WLS BF H R ER SO BB IBB HBP BLK WP HR S P ERA WHIP	IP WLS BF H R ER SO BB IBB HBP BLK WP HR S P ERA WHIP	IP WLS BF H R ER SO BB IBB HBP BLK WP HR S P ERA WHIP	IP WLS BF H R ER SO BB IBB HBP BLK WP HR S P ERA WHIP	IP WLS BF H R ER SO BB IBB HBP BLK WP HR S P ERA WHIP	IP WLS BF H R ER SO BB IBB HBP BLK WP HR S P ERA WHIP	IP WLS BF H R ER SO BB IBB HBP BLK WP HR S P ERA WHIP	IP WLS BF H R ER SO BB IBB HBP BLK WP HR S P ERA WHIP	IP WLS BF H R ER SO BB IBB HBP BLK WP HR S P ERA WHIP	IP WLS BF H R ER SO BB IBB HBP BLK WP HR S P ERA WHIP	IP WLS BF H R ER SO BB IBB HBP BLK WP HR S P ERA WHIP	IP WLS BF H R ER SO BB IBB HBP BLK WP HR S P ERA WHIP	IP WLS BF H R ER SO BB IBB HBP BLK WP HR S P ERA WHIP

Milwaukee Brewers @ Kansas City Royals
 Royals Stadium, Kansas City, MO
 Wed Jul 24 1991, 8:05 PM EDT
 Att: 26,620 - Sunny - 78 F

AB 30
 R 4
 H 6
 RBI 2
 BB 3
 SO 6
 LOB 9



Batter	1	2	3	4	5	6	7	8	9	AB	R	H	RBI	BB	SO	LOB	BOTTOM					
Brian McRae, S (1, 8) OBP: 0.288, SLG: 0.372	1-0 G3	1-1 L4		1-2 F8 BB 1B	2-3 K			1-0 BLK 1B		5	1	2	0	0	1	4						
Kirk Gibson, L (1, 7) OBP: 0.328, SLG: 0.428	1-1 FC1-4 1B	1-1 G3		4-0 BB 1B		2-1 F7		0-0 1B SF7 1B		4	1	2	1	1	0	2						
Gary Thurman, R (9, 7) OBP: 0.301, SLG: 0.359				1-2 BB				1-H SF7 1B		0	0	0	0	0	0	0						
George Brett, L (1, 10) OBP: 0.331, SLG: 0.426	1-0 FC1-4 2B		0-0 BB 1B	2-3 F8		1-0 G4-3 2B		2-1 SF7 1B		5	3	3	0	0	0	3						
Jim Eisenreich, L (1, 9) OBP: 0.331, SLG: 0.380	1-0 2B 1B		4-0 SH5-4 1B G4-3 BB	1-1 G1-3		3-0 G4-3		1-0 SF7		3	1	1	1	1	0	3						
Todd Benzinger, S (1, 3) OBP: 0.286, SLG: 0.354	1-0 2B		2-0 G4-3 SH5-4 1B		2-0 1B 1B	4-1 BB		1-2 3-H 1B		4	1	4	3	1	0	0						
Bill Peotta, R (1, 5) OBP: 0.349, SLG: 0.414	1-2 G4-3		1-0 SH5-4		1-2 SH5-4 1B	0-2 L8		1-1 F7		4	0	1	0	0	0	5						
Brent Mayne, L (1, 2) OBP: 0.339, SLG: 0.317		2-2 E BB 1B	1-0 G4-3		1-0 SH5-4 1B		2-2 F9	1-2 G4-3		5	0	2	2	0	0	2						
Terry Shumpert, R (1, 4) OBP: 0.268, SLG: 0.320		1-2 F8	1-2 P3		0-0 SH5-4		0-0 F7			3	0	0	0	0	0	2						
David Howard, S (1, 6) OBP: 0.241, SLG: 0.162		4-1 E BB		0-0 F8	1-0 P5		0-0 F7			3	0	0	0	1	0	2						
Inning Stats	R: 1 E: 0 K: 0 S: 9	H: 3 LOB: 2 BB: 0 P: 15	R: 0 E: 1 K: 0 S: 11	H: 1 LOB: 1 BB: 1 P: 20	R: 2 E: 0 K: 0 S: 6	H: 2 LOB: 1 BB: 1 P: 14	R: 0 E: 0 K: 0 S: 9	H: 1 LOB: 2 BB: 1 P: 15	R: 1 E: 0 K: 1 S: 11	H: 3 LOB: 2 BB: 0 P: 18	R: 0 E: 0 K: 0 S: 8	H: 1 LOB: 1 BB: 1 P: 18	R: 0 E: 0 K: 0 S: 6	H: 0 LOB: 0 BB: 0 P: 8	R: 3 E: 0 K: 0 S: 17	H: 4 LOB: 1 BB: 0 P: 24	1B: 13 2B: 2 3B: 0 HR: 0	SF: 1 SAC: 2 DP: 0 HBP: 0	WP: 0 PB: 0 SB: 0 CS: 0	PA: 43		
PITCHER	IP WLS BF H R ER SO BB IBB HBP BLK WP HR S P ERA WHIP	IP WLS BF H R ER SO BB IBB HBP BLK WP HR S P ERA WHIP	IP WLS BF H R ER SO BB IBB HBP BLK WP HR S P ERA WHIP	IP WLS BF H R ER SO BB IBB HBP BLK WP HR S P ERA WHIP	IP WLS BF H R ER SO BB IBB HBP BLK WP HR S P ERA WHIP	IP WLS BF H R ER SO BB IBB HBP BLK WP HR S P ERA WHIP	IP WLS BF H R ER SO BB IBB HBP BLK WP HR S P ERA WHIP	IP WLS BF H R ER SO BB IBB HBP BLK WP HR S P ERA WHIP	IP WLS BF H R ER SO BB IBB HBP BLK WP HR S P ERA WHIP	IP WLS BF H R ER SO BB IBB HBP BLK WP HR S P ERA WHIP	IP WLS BF H R ER SO BB IBB HBP BLK WP HR S P ERA WHIP	IP WLS BF H R ER SO BB IBB HBP BLK WP HR S P ERA WHIP	IP WLS BF H R ER SO BB IBB HBP BLK WP HR S P ERA WHIP	IP WLS BF H R ER SO BB IBB HBP BLK WP HR S P ERA WHIP	IP WLS BF H R ER SO BB IBB HBP BLK WP HR S P ERA WHIP	IP WLS BF H R ER SO BB IBB HBP BLK WP HR S P ERA WHIP	IP WLS BF H R ER SO BB IBB HBP BLK WP HR S P ERA WHIP	IP WLS BF H R ER SO BB IBB HBP BLK WP HR S P ERA WHIP	IP WLS BF H R ER SO BB IBB HBP BLK WP HR S P ERA WHIP	IP WLS BF H R ER SO BB IBB HBP BLK WP HR S P ERA WHIP	IP WLS BF H R ER SO BB IBB HBP BLK WP HR S P ERA WHIP	IP WLS BF H R ER SO BB IBB HBP BLK WP HR S P ERA WHIP

Milwaukee Brewers @ Kansas City Royals
 Royals Stadium, Kansas City, MO
 Wed Jul 24 1991, 8:05 PM EDT
 Att: 26,620 - Sunny - 78 F

AB 36
 R 7
 H 15
 RBI 7
 BB 4
 SO 1
 LOB 23



Batter	1	2	3	4	5	6	7	8	9	AB	R	H	RBI	BB	SO	LOB	TOP			
Paul Molitor, R OBP: 0.391, SLG: 0.491 (1, 10)	G5-3		G4-3			F8		K		4	0	0	0	0	1	1				
Darryl Hamilton, L OBP: 0.339, SLG: 0.323 (1, 8)	L3			FC3-6 1B					L7	4	0	2	0	0	0	0				
B.J. Surhoff, L OBP: 0.280, SLG: 0.282 (1, 5)	E4			FC3-6 1B					G6-3	4	0	1	0	0	1	1				
Franklin Stubbs, L OBP: 0.280, SLG: 0.348 (1, 3)	G6-3			FC3-6 1B					G4-3	4	0	0	0	0	0	3				
Candy Maldonado, R OBP: 0.279, SLG: 0.311 (1, 7) (8, 9)		F8		P4						3	0	0	0	0	0	2				
Bill Spillers, L OBP: 0.308, SLG: 0.366 (1, 6)	K			F7						3	0	0	0	0	1	2				
Dante Bichette, R OBP: 0.404, SLG: 0.494 Willie Randolph, R OBP: 0.419, SLG: 0.344 (1, 9) (8, 4)	G6-3					G4-3		K		3	0	0	0	0	1	0				
Rick Dempsey, R OBP: 0.314, SLG: 0.378 (1, 2)			G6-3			F9				3	0	1	0	0	0	0				
Dale Sveum, S OBP: 0.302, SLG: 0.328 Greg Vaughn, R OBP: 0.320, SLG: 0.481 (1, 4) (8, PH) (8, 7)			L6			K		P6		2	0	0	0	0	1	0				
Inning Stats	R: 0 E: 1 K: 0 S: 11	H: 0 LOB: 1 BB: 0 P: 18	R: 0 E: 0 K: 1 S: 11	H: 0 LOB: 0 BB: 0 P: 16	R: 0 E: 0 K: 0 S: 7	H: 2 LOB: 2 BB: 0 P: 12	R: 0 E: 0 K: 1 S: 10	H: 0 LOB: 0 BB: 0 P: 14	R: 0 E: 0 K: 1 S: 8	H: 1 LOB: 0 BB: 0 P: 13	R: 0 E: 0 K: 0 S: 7	H: 0 LOB: 0 BB: 0 P: 12	R: 0 E: 0 K: 2 S: 10	H: 1 LOB: 1 BB: 0 P: 18	R: 0 E: 0 K: 0 S: 7	H: 0 LOB: 0 BB: 0 P: 11	1B: 4 2B: 0 3B: 0 HR: 0	SF: 0 SAC: 0 DP: 0 HBP: 0	WP: 0 PB: 0 CS: 1	PA: 31
PITCHER	IP	WLS	BF	H	R	ER	SO	BB	IBB	HBP	BLK	WP	HR	S	P	ERA	WHIP			
Luis Aquino, R ERA: 2.69 Jeff Montgomery, R ERA: 4.01	(1, 1) (9, 1)	8.0 S	28 3	4 0	0 0	0 0	5 0	0 0	0 0	0 0	0 0	0 0	0 0	70 7	112 11	0.00 0.00	0.500 0.000			

Milwaukee Brewers @ Kansas City Royals
Royals Stadium, Kansas City, MO
Thu Jul 25 1991, 8:05 PM EDT
Att: 30,309 - Cloudy - 81 F

AB	31
R	0
H	4
RBI	0
BB	0
SO	5
LOB	10



Batter	1	2	3	4	5	6	7	8	9	AB	R	H	RBI	BB	SO	LOB	BOTTOM			
Brian McRae, S OBP: 0.288, SLG: 0.373 (1, 8)	K2-3		G1-3		G4-3 2B		F8			4	0	1	0	0	1	1				
Kirk Gibson, L OBP: 0.330, SLG: 0.429 Gary Thurman, R OBP: 0.301, SLG: 0.359 (1, 7) (9, 7)	S 1B			K	G4-3			G6-3 1B		4	0	2	0	0	1	1				
George Brett, L OBP: 0.330, SLG: 0.422 (1, 10)	L7			1B BB	P4			K		3	1	0	0	1	1	3				
Jim Eisenreich, L OBP: 0.330, SLG: 0.378 (1, 9)	G3-1			HBP 1B	F7			G6-3		4	1	1	0	0	0	3				
Todd Benzinger, S OBP: 0.286, SLG: 0.354 (1, 3)	F7			1B FC1-2 1B		G5-3				3	0	1	1	0	0	0				
Bill Peacock, R OBP: 0.348, SLG: 0.410 (1, 5)	G6-3			FC1-2 HBP		F9				2	0	0	0	0	0	0				
Brent Mayne, L OBP: 0.339, SLG: 0.318 (1, 2)	G3-1			FC1-2 1B		G3				3	0	1	1	0	0	0				
Terry Shumpert, R OBP: 0.268, SLG: 0.318 (1, 4)			L5	FC1-2			CS SH3-4 HBP			2	0	0	0	0	0	3				
David Howard, S OBP: 0.235, SLG: 0.158 (1, 6)	F9		F9	F8		SH3-4				2	0	0	0	0	0	3				
Inning Stats	R: 0 E: 0 K: 1 S: 9	H: 1 LOB: 1 BB: 0 P: 18	R: 0 E: 0 K: 0 S: 5	H: 0 LOB: 0 BB: 0 P: 7	R: 0 E: 0 K: 0 S: 11	H: 0 LOB: 0 BB: 0 P: 17	R: 2 E: 0 K: 1 S: 18	H: 3 LOB: 3 BB: 1 P: 28	R: 0 E: 0 K: 0 S: 5	H: 0 LOB: 0 BB: 0 P: 8	R: 0 E: 0 K: 0 S: 4	H: 0 LOB: 0 BB: 0 P: 5	R: 0 E: 0 K: 0 S: 8	H: 0 LOB: 0 BB: 0 P: 14	R: 0 E: 0 K: 1 S: 8	H: 1 LOB: 0 BB: 0 P: 11	1B: 5 2B: 1 3B: 0 HR: 0	SF: 0 SAC: 1 DP: 1 HBP: 2	WP: 0 PB: 0 CS: 1	PA: 31
PITCHER	IP	WLS	BF	H	R	ER	SO	BB	IBB	HBP	BLK	WP	HR	S	P	ERA	WHIP			
Jim Hunter, R ERA: 7.15 Dan Plesac, L ERA: 3.13	(1, 1) (5, 1)	4.0 L	19 12	5 1	2 0	2 0	2 1	2 0	2 0	2 1	0 0	0 0	0 0	24 24	36 36	0.00 0.00	1.500 0.250			

Milwaukee Brewers @ Kansas City Royals
Royals Stadium, Kansas City, MO
Thu Jul 25 1991, 8:05 PM EDT
Att: 30,309 - Cloudy - 81 F

AB	27
R	2
H	6
RBI	2
BB	1
SO	3
LOB	14



Batter	1	2	3	4	5	6	7	8	9	10	11	AB	R	H	RBI	BB	SO	LOB	TOP					
Gary Thurman, R OBP: 0.307, SLG: 0.371 Jim Eisenreich, L OBP: 0.327, SLG: 0.375	G6-3 SF8 2B	FC4-6 1B		P4			G1-3		G4-3		FC4-6	4	1	2	1	0	0	0						
Brian McRae, S OBP: 0.287, SLG: 0.371	G6-3	FC4-6		F9								5	0	1	0	0	1	3						
George Brett, L OBP: 0.328, SLG: 0.417	SF8			F7								3	0	0	1	1	1	0						
Danny Tartabull, R OBP: 0.386, SLG: 0.611				K								4	0	0	0	1	3	1						
Todd Benzinger, S OBP: 0.279, SLG: 0.344	P3			G5-3								5	0	0	0	0	2	1						
Bill Peota, R OBP: 0.355, SLG: 0.415				FC1-5 1B			P4					5	1	3	0	0	1	0						
Tim Spehr, R OBP: 0.583, SLG: 0.429				F8								3	1	1	0	1	0	2						
Terry Shumpert, R OBP: 0.268, SLG: 0.316 Kirk Gibson, L OBP: 0.329, SLG: 0.427 Kevin Seltzer, R OBP: 0.352, SLG: 0.358		FC1-5 1B		FC1-5 1B			F9					4	1	1	1	0	0	4						
David Howard, S OBP: 0.239, SLG: 0.203 Kurt Stillwell, S OBP: 0.310, SLG: 0.354		F7					P5					3	1	1	2	0	0	3						
Inning Stats	R: 1 E: 0 K: 0 S: 12	H: 1 LOB: 1 BB: 1 P: 21	R: 1 E: 0 K: 0 S: 10	H: 2 LOB: 2 BB: 1 P: 18	R: 0 E: 0 K: 1 S: 7	H: 0 LOB: 0 BB: 0 P: 10	R: 3 E: 0 K: 0 S: 19	H: 3 LOB: 0 BB: 0 P: 31	R: 0 E: 0 K: 0 S: 6	H: 0 LOB: 1 BB: 0 P: 13	R: 0 E: 0 K: 1 S: 11	H: 1 LOB: 1 BB: 1 P: 21	R: 0 E: 0 K: 2 S: 17	H: 1 LOB: 1 BB: 0 P: 24	R: 0 E: 0 K: 2 S: 10	H: 0 LOB: 0 BB: 0 P: 13	R: 0 E: 0 K: 3 S: 12	H: 0 LOB: 0 BB: 0 P: 15	R: 0 E: 0 K: 1 S: 11	H: 2 LOB: 2 BB: 2 P: 20	1B: 8 2B: 1 3B: 0 HR: 1	SF: 1 SAC: 0 DP: 0 HBP: 1	WP: 1 PB: 1 SB: 1 CS: 0	PA: 46
PITCHER	IP ERA WLS BF H R ER SO BB IBB HBP BLK WP HR S P ERA WHIP	6.0 3.0 2.0 8 2 0 0 3 1 0 0 0 0 0 28 63 102 0.00 1.333	3.0 2.1 3.0 11 2 0 0 6 0 0 0 0 1 0 33 48 0.00 0.667	PITCHER																				

Kansas City Royals @ Toronto Blue Jays
SkyDome, Toronto, ON
Fri Jul 26 1991, 7:05 PM EDT
Att: 50,326 - Cloudy - 71 F

AB	41
R	5
H	10
RBI	5
BB	3
SO	10
LOB	17



Batter	1	2	3	4	5	6	7	8	9	10	11	AB	R	H	RBI	BB	SO	LOB	BOTTOM					
Devon White, S OBP: 0.348, SLG: 0.428	S 1B 2B	G1-4-3		F8								6	2	3	0	0	1	1						
Roberto Alomar, S OBP: 0.355, SLG: 0.446	E 2B	G6-3		P3								5	1	3	1	0	0	1						
Joe Carter, R OBP: 0.372, SLG: 0.572	K	G6-3										4	0	1	0	2	1	3						
John Olerud, L OBP: 0.338, SLG: 0.439	P4	G6-3										4	0	0	0	2	0	5						
Kelly Gruber, R OBP: 0.322, SLG: 0.448	2B			L6								5	1	2	2	1	1	5						
Rance Mulliniks, L OBP: 0.386, SLG: 0.366 Pat Tabler, R OBP: 0.344, SLG: 0.278	1B 2B			G3								3	1	1	1	0	0	1						
Rob Ducey, L OBP: 0.341, SLG: 0.410	1B											5	0	2	1	0	2	1						
Pat Borders, R OBP: 0.268, SLG: 0.313 Greg Myers, L OBP: 0.314, SLG: 0.414	L5			G5-3								3	0	0	0	0	0	2						
Manuel Lee, S OBP: 0.293, SLG: 0.301	G1-4-3 2B 1B			G5-3								5	1	1	0	0	2	2						
Inning Stats	R: 4 E: 0 K: 1 S: 26	H: 5 LOB: 1 BB: 0 P: 37	R: 1 E: 0 K: 0 S: 12	H: 2 LOB: 1 BB: 0 P: 19	R: 0 E: 0 K: 0 S: 9	H: 1 LOB: 1 BB: 0 P: 11	R: 0 E: 0 K: 0 S: 11	H: 0 LOB: 0 BB: 0 P: 15	R: 0 E: 0 K: 0 S: 5	H: 0 LOB: 1 BB: 0 P: 15	R: 0 E: 0 K: 1 S: 11	H: 2 LOB: 1 BB: 0 P: 18	R: 0 E: 0 K: 2 S: 12	H: 1 LOB: 2 BB: 1 P: 21	R: 0 E: 0 K: 1 S: 10	H: 0 LOB: 3 BB: 2 P: 20	R: 0 E: 0 K: 1 S: 7	H: 0 LOB: 0 BB: 0 P: 9	R: 1 E: 1 K: 0 S: 8	H: 1 LOB: 3 BB: 2 P: 18	1B: 9 2B: 4 3B: 0 HR: 0	SF: 0 SAC: 2 DP: 1 HBP: 0	WP: 0 PB: 0 SB: 0 CS: 0	PA: 50
PITCHER	IP ERA WLS BF H R ER SO BB IBB HBP BLK WP HR S P ERA WHIP	6.1 3.9 0.2 2 1 0 0 0 0 0 0 0 0 0 6 80 120 7.11 1.737	2.0 3.65 2.0 10 1 0 0 3 0 3 0 0 0 0 19 37 0.00 0.500	PITCHER																				

Kansas City Royals @ Toronto Blue Jays
SkyDome, Toronto, ON
Fri Jul 26 1991, 7:05 PM EDT
Att: 50,326 - Cloudy - 71 F

AB	42
R	6
H	13
RBI	5
BB	6
SO	7
LOB	24



Batter	1	2	3	4	5	6	7	8	9	10	AB	R	H	RBI	BB	SO	LOB	TOP		
Brian McRae, S OBP: 0.288, SLG: 0.371 (1, 8)	G1-3		P6															5 1 2 1 0 1 1		
Kirk Gibson, L OBP: 0.327, SLG: 0.421 (1, 7)	G4-3																	4 1 0 0 1 1 1		
Jim Eisenreich, L OBP: 0.327, SLG: 0.375 (10, 7)	G4-3																	0 0 0 0 0 0 0		
George Brett, L OBP: 0.332, SLG: 0.416 (1, 10)	F7																	3 1 1 0 2 0 0		
Danny Tartabull, R OBP: 0.389, SLG: 0.613 (1, 9)																		4 1 2 1 1 1 1		
Todd Benzinger, S OBP: 0.282, SLG: 0.339 (1, 3)	K																	3 0 0 0 2 3 4		
Bill Pasota, R OBP: 0.361, SLG: 0.417 (1, 4)																		4 0 2 3 1 0 4		
Kevin Seitzer, R OBP: 0.344, SLG: 0.349 (1, 5)																		5 0 0 0 0 2 7		
Terry Shumpert, R OBP: 0.268, SLG: 0.316 (10, 4)	G5-3																	0 0 0 0 0 0 0		
Brent Mayne, L OBP: 0.336, SLG: 0.309 (1, 2)																		3 0 0 0 1 2 0		
David Howard, S OBP: 0.242, SLG: 0.207 (1, 6)																		3 1 1 0 0 1 1		
Kurt Stillwell, S OBP: 0.309, SLG: 0.353 (9, PH)																		1 0 0 0 0 0 0		
Inning Stats	R: 0 E: 0 K: 0 S: 6	H: 0 LOB: 0 BB: 0 P: 12	R: 0 E: 0 K: 2 S: 14	H: 1 LOB: 1 BB: 0 P: 22	R: 0 E: 0 K: 2 S: 10	H: 0 LOB: 0 BB: 0 P: 16	R: 1 E: 0 K: 1 S: 13	H: 1 LOB: 2 BB: 2 P: 17	R: 0 E: 0 K: 1 S: 8	H: 0 LOB: 0 BB: 1 P: 13	R: 0 E: 0 K: 2 S: 9	H: 0 LOB: 2 BB: 2 P: 22	R: 0 E: 0 K: 2 S: 9	H: 0 LOB: 0 BB: 0 P: 14	R: 3 E: 0 K: 0 S: 19	H: 3 LOB: 1 BB: 2 P: 34	1B: 7 2B: 1 3B: 0 HR: 0	SF: 0 SAC: 0 DP: 0 HBP: 0	WP: 0 PB: 0 SB: 2 CS: 3	PA: 43
PITCHER	IP	WLS	BF	H	R	ER	SO	BB	IBB	HBP	BLK	WP	HR	S	P	ERA	WHIP			
Juan Guzman, R ERA: 2.91 (1, 1)	7.1		30	5	2	1	8	5	0	0	0	0	0	71	123	1.23	1.364			
Mike Trimlin, R ERA: 3.30 (8, 1)	2.0	L	12	3	3	3	2	0	3	0	0	0	0	30	56	13.50	1.500			
Jim Acker, R ERA: 5.28 (10, 1)	0.2		1	0	0	0	1	0	0	0	0	0	0	4	6	0.00	0.000			

Kansas City Royals @ Toronto Blue Jays
SkyDome, Toronto, ON
Sat Jul 27 1991, 3:33 AM EDT
Att: 50,291 - Cloudy - 70 F

livebaseballscorecards.com

AB 35
R 5
H 8
RBI 5
BB 8
SO 11
LOB 19



Batter	1	2	3	4	5	6	7	8	9	10	AB	R	H	RBI	BB	SO	LOB	BOTTOM				
Devon White, S OBP: 0.348, SLG: 0.426 (1, 8)	F7																	5 0 2 0 0 0 1				
Roberto Alomar, S OBP: 0.353, SLG: 0.443 (1, 4)	F8																	3 1 0 1 1 0 0				
Joe Carter, R OBP: 0.368, SLG: 0.565 (1, 10)	G5-3																	5 0 0 0 0 2 5				
John Olerud, L OBP: 0.339, SLG: 0.438 (1, 3)																		5 0 2 0 0 1 3				
Kelly Gruber, R OBP: 0.330, SLG: 0.455 (1, 5)																		4 0 3 0 0 0 1				
Greg Myers, L OBP: 0.314, SLG: 0.413 (1, 2)																		3 0 1 1 0 1 1				
Pat Borders, R OBP: 0.266, SLG: 0.311 (8, PH)																		1 0 0 0 0 1 0				
Rob Ducey, L OBP: 0.326, SLG: 0.390 (1, 9)																		2 0 0 0 0 2 1				
Cory Snyder, R OBP: 0.221, SLG: 0.290 (7, 9)																		2 0 0 0 0 2 3				
Rene Gonzales, R OBP: 0.341, SLG: 0.319 (1, 6)																		3 1 1 0 1 1 3				
Mookie Wilson, S OBP: 0.279, SLG: 0.381 (1, 7)																		4 0 1 0 0 0 2				
Inning Stats	R: 0 E: 0 K: 0 S: 9	H: 0 LOB: 0 BB: 0 P: 13	R: 0 E: 0 K: 2 S: 10	H: 1 LOB: 1 BB: 0 P: 13	R: 1 E: 0 K: 1 S: 14	H: 2 LOB: 1 BB: 0 P: 17	R: 0 E: 0 K: 0 S: 3	H: 1 LOB: 0 BB: 0 P: 6	R: 0 E: 0 K: 1 S: 6	H: 0 LOB: 1 BB: 1 P: 13	R: 1 E: 1 K: 1 S: 17	H: 3 LOB: 3 BB: 0 P: 24	R: 0 E: 0 K: 2 S: 11	H: 0 LOB: 0 BB: 0 P: 14	R: 0 E: 0 K: 3 S: 9	H: 0 LOB: 0 BB: 0 P: 17	R: 0 E: 0 K: 0 S: 12	H: 2 LOB: 2 BB: 1 P: 24	1B: 10 2B: 0 3B: 0 HR: 0	SF: 1 SAC: 0 DP: 2 HBP: 0	WP: 0 PB: 0 SB: 0 CS: 1	PA: 41
PITCHER	IP	WLS	BF	H	R	ER	SO	BB	IBB	HBP	BLK	WP	HR	S	P	ERA	WHIP					
Kevin Appier, R ERA: 3.62 (1, 1)	5.1		24	7	2	1	4	1	0	0	0	0	0	53	77	1.69	1.500					
Mike Magnante, L ERA: 3.30 (6, 1)	2.1		8	1	0	0	3	0	0	0	0	0	0	30	43	0.00	0.429					
Tom Gordon, R ERA: 4.28 (8, 1)	1.1	W	3	0	0	0	3	0	0	0	0	0	0	9	18	0.00	0.000					
Jeff Montgomery, R ERA: 3.94 (10, 1)	1.0	S	5	2	0	0	0	1	0	0	0	0	0	12	24	0.00	3.000					

Kansas City Royals @ Toronto Blue Jays
SkyDome, Toronto, ON
Sat Jul 27 1991, 3:33 AM EDT
Att: 50,291 - Cloudy - 70 F

livebaseballscorecards.com

AB 37
R 2
H 10
RBI 2
BB 2
SO 10
LOB 20



Batter	1	2	3	4	5	6	7	8	9	AB	R	H	RBI	BB	SO	LOB	TOP			
Brian McRae, S OBP: 0.292, SLG: 0.373	4-1 G3-1 S 1B BB		2-0 G4-3 1B		3-2 G4-3		0-2 FC4-6 1-2f			3	1	1	0	1	0	1				
Kirk Gibson, L OBP: 0.325, SLG: 0.414	1-3 K 1-2		2-0 G4-3 1-2f			1-1 G4-3 1B 2B 1B		1-3 K		4	1	1	0	0	2	2				
George Brett, L OBP: 0.331, SLG: 0.414	2-1 G3-1 2-3			1-0 G5-3		2-1 G4-3 1B 2B 1B		1-2 F8		4	1	1	0	0	0	1				
Jim Eisenreich, L OBP: 0.330, SLG: 0.373	2-2 S 3-H 1B			4-2 1B BB		0-0 G4-3 1-2 2-3		1-3 K		3	0	1	1	1	1	2				
Todd Benzinger, S OBP: 0.289, SLG: 0.349	1-2 G3-1			0-0 F8		0-0 F8 2B 2B			2-1 G4-6-3 1B	4	0	2	2	0	0	2				
Bill Pecota, R OBP: 0.358, SLG: 0.413		3-2 G6-3		2-2 1B		1-1 F9			1-0 G4-6-3 1B	4	0	1	0	0	0	2				
Brent Mayne, L OBP: 0.333, SLG: 0.301		3-2 F8		3-2 G6-3					4-2 DI BB	3	0	0	0	1	0	2				
Terry Shumpert, R OBP: 0.272, SLG: 0.320		0-0 CS 1B				1-1 F8			0-3 K	2	0	1	0	0	0	0				
Kurt Stillwell, S OBP: 0.307, SLG: 0.350									1-2 K	2	0	0	0	0	2	1				
David Howard, S OBP: 0.235, SLG: 0.213		2-1 CS		1-3 K2-3		2-1 G6-3				2	0	0	0	0	1	0				
Kevin Seitzer, R OBP: 0.351, SLG: 0.343		1-2 CS							4-1 FC4-6 BB	0	0	0	0	1	0	0				
Inning Stats	R: 1 E: 0 K: 1 S: 13	H: 1 LOB: 1 BB: 1 P: 24	R: 0 E: 0 K: 0 S: 9	H: 1 LOB: 0 BB: 0 P: 16	R: 0 E: 0 K: 1 S: 6	H: 1 LOB: 2 BB: 1 P: 11	R: 0 E: 0 K: 0 S: 11	H: 1 LOB: 0 BB: 0 P: 20	R: 0 E: 0 K: 0 S: 7	H: 0 LOB: 0 BB: 0 P: 13	R: 2 E: 0 K: 0 S: 8	H: 3 LOB: 1 BB: 1 P: 12	R: 0 E: 0 K: 1 S: 11	H: 0 LOB: 1 BB: 1 P: 19	R: 0 E: 0 K: 1 S: 9	H: 1 LOB: 1 BB: 1 P: 16	1B: 7 2B: 1 3B: 0 HR: 0	SF: 0 SAC: 0 DP: 2 HBP: 0	WP: 0 PB: 0 SB: 2 CS: 1	PA: 36
PITCHER	IP WLS BF H R ER SO BB IBB HBP BLK WP HR S P ERA WHIP	IP WLS BF H R ER SO BB IBB HBP BLK WP HR S P ERA WHIP																		
Don August, R ERA: 4.83	(1, 1) 6.0 W 24 7 3 3 2 2 0 0 0 0 0 54 96 4.50 1.500	(7, 1) 3.0 S 11 1 0 0 4 2 0 0 0 0 0 29 47 0.00 1.000																		
Dan Plesac, L ERA: 2.9	(7, 1) 3.0 S 11 1 0 0 4 2 0 0 0 0 0 29 47 0.00 1.000	(7, 1) 3.0 S 11 1 0 0 4 2 0 0 0 0 0 29 47 0.00 1.000																		

Kansas City Royals @ Milwaukee Brewers
Milwaukee County Stadium, Milwaukee, WI
Tue Jul 30 1991, 8:05 PM EDT
Att: 18,952 - Cloudy - 77 F


AB 31
R 3
H 8
RBI 3
BB 4
SO 6
LOB 13



Batter	1	2	3	4	5	6	7	8	9	AB	R	H	RBI	BB	SO	LOB	BOTTOM			
Paul Moltor, R OBP: 0.398, SLG: 0.497	2-1 FC6-4 1B		2-1 G4-3 1B		4-0 2B 2B IBB	1-2 E6 1B E		0-0 FC5-4 1-2f		4	2	2	0	1	0	2				
Darryl Hamilton, L OBP: 0.355, SLG: 0.364	2-3 K		1-2 G4-3		1-2 2B 2B	3-1 E9 1B				4	1	2	4	0	1	2				
B.J. Surhoff, L OBP: 0.277, SLG: 0.282	1-1 FC6-4 1-2f		0-2 F7		2-H 3-H 2B HR 2B	3-3 K				4	1	1	2	0	1	3				
Greg Vaughn, R OBP: 0.311, SLG: 0.463	3-2 F8			1-3 K	2-1 G5-3				1-0 P6	4	0	0	0	0	1	2				
Franklin Stubbs, L OBP: 0.285, SLG: 0.369		1-2 F8		3-2 F7	3-2 HR	2-2 G3-1				4	1	1	2	0	0	0				
Dante Bichette, R OBP: 0.281, SLG: 0.404		0-0 G6-3		2-2 G4-3	3-2 F8	3-2 G4-3				4	0	0	0	0	0	0				
Jim Gantner, L OBP: 0.317, SLG: 0.348		0-0 F9			0-1 SH1-4 2B 1B	1-1 G1-3			2-1 P4	4	1	1	0	0	0	0				
Dale Sveum, S OBP: 0.312, SLG: 0.364			3-3 K		3-1 SH1-4 2B 1B	1-2 L3			1-1 FC5-4 1B	4	1	2	0	0	1	0				
Bill Spiers, L OBP: 0.299, SLG: 0.351			3-1 1B G4-3 1B		1-0 SH1-4	4-1 E 1B BB			3-2 F7	2	2	1	0	1	0	1				
Inning Stats	R: 0 E: 0 K: 1 S: 11	H: 1 LOB: 0 BB: 0 P: 19	R: 0 E: 0 K: 0 S: 5	H: 0 LOB: 0 BB: 0 P: 6	R: 1 E: 0 K: 1 S: 13	H: 2 LOB: 1 BB: 0 P: 22	R: 0 E: 0 K: 1 S: 13	H: 0 LOB: 0 BB: 0 P: 19	R: 6 E: 0 K: 0 S: 19	H: 5 LOB: 0 BB: 1 P: 39	R: 2 E: 2 K: 1 S: 16	H: 1 LOB: 1 BB: 1 P: 29	R: 0 E: 0 K: 0 S: 5	H: 0 LOB: 0 BB: 0 P: 9	R: 0 E: 0 K: 0 S: 8	H: 1 LOB: 1 BB: 0 P: 14	1B: 7 2B: 2 3B: 0 HR: 1	SF: 0 SAC: 1 DP: 0 HBP: 0	WP: 0 PB: 0 SB: 0 CS: 0	PA: 37
PITCHER	IP WLS BF H R ER SO BB IBB HBP BLK WP HR S P ERA WHIP	IP WLS BF H R ER SO BB IBB HBP BLK WP HR S P ERA WHIP																		
Bret Saberhagen, R ERA: 3.65	(1, 1) 5.0 L 24 8 7 7 3 7 7 3 0 0 0 0 0 61 105 12.60 1.600	(6, 1) 3.0 L 13 2 2 0 1 1 0 0 0 0 0 29 52 0.00 1.000																		
Wes Gardner, R ERA: 6.12	(6, 1) 3.0 L 13 2 2 0 1 1 0 0 0 0 0 29 52 0.00 1.000	(6, 1) 3.0 L 13 2 2 0 1 1 0 0 0 0 0 29 52 0.00 1.000																		

Kansas City Royals @ Milwaukee Brewers
Milwaukee County Stadium, Milwaukee, WI
Tue Jul 30 1991, 8:05 PM EDT
Att: 18,952 - Cloudy - 77 F

AB 34
R 9
H 10
RBI 8
BB 2
SO 4
LOB 10



Batter	1	2	3	4	5	6	7	8	9	AB	R	H	RBI	BB	SO	LOB	TOP										
Brian McRae, S OBP: 0.298, SLG: 0.378 (1, 8)										5	1	4	1	0	0	1	Kansas City Royals @ Milwaukee Brewers Milwaukee County Stadium, Milwaukee, WI Wed Jul 31 1991, 8:05 PM EDT Att: 15,941 - Sunny - 88 F										
Kirk Gibson, L OBP: 0.327, SLG: 0.413 Gary Thurman, R OBP: 0.310, SLG: 0.368 (1, 7) (8, 7)										3	1	1	0	0	1	2											
George Brett, L OBP: 0.329, SLG: 0.410 (1, 10)										5	1	1	1	0	0	5											
Jim Eisenreich, L OBP: 0.332, SLG: 0.373 (1, 9)										3	1	1	1	1	0	0											
Todd Benzinger, S OBP: 0.298, SLG: 0.359 (1, 3)										3	0	2	0	0	0	1											
Bill Pecota, R OBP: 0.356, SLG: 0.407 (1, 5)										3	0	0	1	1	1	4											
Brent Mayne, L OBP: 0.339, SLG: 0.316 (1, 2)										4	0	2	1	0	1	2											
Terry Shumpert, R OBP: 0.272, SLG: 0.319 (1, 4)										5	1	1	0	0	0	6											
David Howard, S OBP: 0.248, SLG: 0.239 (1, 6)										3	0	2	0	0	0	0											
Inning Stats	R: 0 E: 0 K: 0 S: 7	H: 1 LOB: 0 BB: 0 P: 9	R: 0 E: 0 K: 0 S: 11	H: 2 LOB: 2 BB: 0 P: 19	R: 4 E: 0 K: 0 S: 14	H: 5 LOB: 1 BB: 0 P: 21	R: 1 E: 0 K: 0 S: 10	H: 2 LOB: 1 BB: 0 P: 14	R: 0 E: 0 K: 1 S: 9	H: 0 LOB: 0 BB: 1 P: 15	R: 0 E: 0 K: 1 S: 7	H: 1 LOB: 0 BB: 0 P: 8	R: 0 E: 0 K: 0 S: 8	H: 1 LOB: 2 BB: 1 P: 17	R: 0 E: 0 K: 1 S: 7	H: 2 LOB: 1 BB: 0 P: 11	1B: 11 2B: 4 3B: 0 HR: 0	SF: 0 SAC: 1 DP: 3 HBP: 2	WP: 1 PB: 0 CS: 1 SB: 2	PA: 40							
PITCHER	IP	WLS	BF	H	R	ER	SO	BB	IBB	HBP	BLK	WP	HR	S	P	ERA	WHIP										
Chris Bosio, R ERA: 3.24 (1, 1)	2.2	L	16	8	4	4	0	0	0	0	0	0	0	31	47	13.50	3.000										
Darren Holmes, R ERA: 5.4 (3, 1)	0.2		4	2	1	1	0	0	0	0	0	1	0	6	8	13.50	3.000										
Mark Lee, L ERA: 4.05 (4, 1)	4.1		15	2	0	0	3	1	1	1	0	0	0	36	54	0.00	0.692										
Chuck Crim, R ERA: 5.08 (8, 1)	0.1		3	2	0	0	0	0	0	0	0	0	0	4	5	0.00	6.000										
Doug Henry, R ERA: 3.0 (9, 1)	1.0		2	0	0	0	1	0	0	0	0	0	0	5	9	0.00	0.000										

Batter	1	2	3	4	5	6	7	8	9	AB	R	H	RBI	BB	SO	LOB	BOTTOM										
Paul Moltzer, R OBP: 0.396, SLG: 0.494 (1, 10)										5	0	1	0	0	1	1	Kansas City Royals @ Milwaukee Brewers Milwaukee County Stadium, Milwaukee, WI Wed Jul 31 1991, 8:05 PM EDT Att: 15,941 - Sunny - 88 F										
Darryl Hamilton, L OBP: 0.356, SLG: 0.370 (1, 8)										5	1	2	0	0	0	1											
B.J. Surhoff, L OBP: 0.283, SLG: 0.289 (1, 2)										4	2	3	0	0	0	1											
Candy Maldonado, R OBP: 0.304, SLG: 0.429 (1, 7)										4	0	2	2	0	0	3											
Franklin Stubbs, L OBP: 0.281, SLG: 0.364 (1, 3)										4	0	0	0	0	1	5											
Dante Bichette, R OBP: 0.284, SLG: 0.408 (1, 9)										4	1	2	1	0	0	1											
Jim Gantner, L OBP: 0.319, SLG: 0.354 (1, 4)										4	0	2	1	0	1	1											
Dale Sveum, S OBP: 0.306, SLG: 0.356 (1, 5)										4	0	0	0	0	1	4											
Bill Spiers, L OBP: 0.294, SLG: 0.345 (1, 6)										4	0	0	0	0	0	1											
Inning Stats	R: 1 E: 0 K: 1 S: 10	H: 2 LOB: 1 BB: 0 P: 18	R: 0 E: 0 K: 1 S: 8	H: 0 LOB: 0 BB: 0 P: 12	R: 0 E: 0 K: 1 S: 7	H: 0 LOB: 0 BB: 0 P: 8	R: 1 E: 0 K: 1 S: 15	H: 2 LOB: 1 BB: 0 P: 21	R: 0 E: 0 K: 0 S: 5	H: 0 LOB: 0 BB: 0 P: 5	R: 0 E: 0 K: 0 S: 6	H: 1 LOB: 1 BB: 0 P: 9	R: 1 E: 0 K: 0 S: 12	H: 2 LOB: 1 BB: 0 P: 16	R: 1 E: 0 K: 0 S: 13	H: 4 LOB: 3 BB: 0 P: 17	R: 0 E: 0 K: 0 S: 5	H: 1 LOB: 0 BB: 0 P: 7	1B: 7 2B: 5 3B: 0 HR: 0	SF: 0 SAC: 0 DP: 1 HBP: 0	WP: 0 PB: 0 CS: 0	PA: 38					
PITCHER	IP	WLS	BF	H	R	ER	SO	BB	IBB	HBP	BLK	WP	HR	S	P	ERA	WHIP										
Luis Aquino, R ERA: 2.8 (1, 1)	6.1	W	26	7	3	3	4	0	0	0	0	0	0	59	83	4.26	1.105										
Storm Davis, R ERA: 3.73 (7, 1)	1.1		7	3	1	1	0	0	0	0	0	0	0	12	17	6.75	2.250										
Jeff Montgomery, R ERA: 3.86 (8, 1)	1.1	S	5	2	0	0	0	0	0	0	0	0	0	10	13	0.00	1.500										

Batter	1	2	3	4	5	6	7	8	9	AB	R	H	RBI	BB	SO	LOB	TOP										
Brian McRae, S OBP: 0.302, SLG: 0.380 (1, 8)										5	2	3	1	0	0	2											
Kirk Gibson, L OBP: 0.334, SLG: 0.415 Gary Thurman, R OBP: 0.308, SLG: 0.366 (1, 7) (8, 7)										2	1	2	1	2	0	0	1	0									
George Brett, L OBP: 0.333, SLG: 0.425 (1, 10)										5	0	1	0	0	1	6											
Danny Tartabull, R OBP: 0.396, SLG: 0.612 Jim Eisenreich, L OBP: 0.334, SLG: 0.372 (1, 9) (7, 9)										3	0	1	0	1	2	1	1	0									
Todd Benzinger, S OBP: 0.296, SLG: 0.354 (1, 3)										5	0	1	0	0	0	5											
Bill Peotta, R OBP: 0.363, SLG: 0.415 (1, 5)										4	1	2	2	0	0	2											
Brent Mayne, L OBP: 0.336, SLG: 0.333 (1, 2)										3	1	0	0	1	0	3											
Terry Shumpert, R OBP: 0.272, SLG: 0.315 (1, 4)										4	0	1	0	0	2	2											
David Howard, S OBP: 0.255, SLG: 0.258 (1, 6)										3	1	2	2	0	0	0											
Inning Stats	R: 2 E: 0 K: 0 S: 11	H: 2 LOB: 2 BB: 2 P: 22	R: 2 E: 0 K: 2 S: 24	H: 3 LOB: 1 BB: 0 P: 34	R: 0 E: 0 K: 0 S: 4	H: 1 LOB: 0 BB: 0 P: 7	R: 0 E: 0 K: 0 S: 10	H: 1 LOB: 2 BB: 1 P: 18	R: 0 E: 0 K: 0 S: 9	H: 1 LOB: 0 BB: 0 P: 15	R: 0 E: 0 K: 2 S: 7	H: 1 LOB: 0 BB: 0 P: 11	R: 2 E: 0 K: 1 S: 14	H: 2 LOB: 1 BB: 1 P: 26	R: 0 E: 0 K: 2 S: 9	H: 1 LOB: 1 BB: 0 P: 12	1B: 10 2B: 3 3B: 1 HR: 0	SF: 0 SAC: 1 DP: 3 HBP: 0	WP: 0 PB: 0 SB: 4 CS: 1	PA: 41							
PITCHER	IP	WLS	BF	H	R	ER	SO	BB	IBB	HBP	BLK	WP	HR	S	P	ERA	WHIP										
Rod Nichols, R ERA: 4.08 (1, 1)	5.0	L	24	8	4	4	2	3	0	0	0	0	0	58	96	7.20	2.200										
Mike York, R ERA: 5.46 (6, 1)	3.0		13	4	2	2	3	0	1	0	0	0	0	30	52	6.00	1.333										
Steve Olin, R ERA: 3.94 (9, 1)	1.0		4	1	0	0	2	0	0	0	0	0	0	9	12	0.00	1.000										

Kansas City Royals @ Cleveland Indians
Cleveland Municipal Stadium, Cleveland, OH

AB 36
R 6
H 13
RBI 6
BB 4
SO 7
LOB 22



WP: 0 PA: 41
PB: 0
SB: 4
CS: 1

Kansas City Royals @ Cleveland Indians
Cleveland Municipal Stadium, Cleveland, OH

AB 40
R 4
H 13
RBI 4
BB 1
SO 6
LOB 24



WP: 0 PA: 42
PB: 0
SB: 0
CS: 0


Batter	1	2	3	4	5	6	7	8	9	AB	R	H	RBI	BB	SO	LOB	BOTTOM										
Alex Cole, L OBP: 0.397, SLG: 0.325 (1, 7)										5	1	1	0	0	1	2											
Felix Fermin, R OBP: 0.303, SLG: 0.310 (1, 6)										5	1	2	1	0	0	2											
Carlos Baerga, S OBP: 0.362, SLG: 0.417 (1, 4) (9, 5)										5	0	3	0	0	1	2											
Carlos Martinez, R OBP: 0.364, SLG: 0.439 Mike Aldrete, L OBP: 0.425, SLG: 0.379 (1, 3) (8, PR) (9, 3)										3	0	0	0	0	2	3											
Glenallen Hill, R OBP: 0.337, SLG: 0.456 (9, PR)										0	0	0	0	0	0	0											
Albert Belle, R OBP: 0.308, SLG: 0.515 (1, 10)										5	0	0	0	0	1	5											
Mark Whiten, S OBP: 0.298, SLG: 0.398 (1, 8)										5	1	2	1	0	0	2											
Chris James, R OBP: 0.281, SLG: 0.323 (1, 9)										3	0	2	0	1	0	0											
Joel Skinner, R OBP: 0.271, SLG: 0.325 (1, 2)										4	0	1	1	0	0	4											
Jeff Manto, R OBP: 0.289, SLG: 0.273 Jerry Browne, S OBP: 0.264, SLG: 0.251 (1, 5) (8, PH) (9, 4)										3	0	1	0	0	1	1											
Inning Stats	R: 0 E: 0 K: 1 S: 9	H: 1 LOB: 1 BB: 0 P: 13	R: 0 E: 0 K: 0 S: 6	H: 0 LOB: 0 BB: 0 P: 10	R: 0 E: 0 K: 0 S: 11	H: 2 LOB: 1 BB: 0 P: 15	R: 1 E: 0 K: 1 S: 11	H: 2 LOB: 1 BB: 0 P: 18	R: 1 E: 0 K: 1 S: 19	H: 3 LOB: 2 BB: 0 P: 29	R: 0 E: 1 K: 1 S: 10	H: 1 LOB: 1 BB: 0 P: 14	R: 0 E: 0 K: 1 S: 8	H: 0 LOB: 0 BB: 0 P: 11	R: 1 E: 0 K: 0 S: 11	H: 1 LOB: 3 BB: 1 P: 23	R: 1 E: 0 K: 1 S: 17	H: 3 LOB: 2 BB: 0 P: 26	1B: 10 2B: 2 3B: 0 HR: 1	SF: 0 SAC: 0 DP: 0 HBP: 1	WP: 0 PA: 42 PB: 0 SB: 0 CS: 0						
PITCHER	IP	WLS	BF	H	R	ER	SO	BB	IBB	HBP	BLK	WP	HR	S	P	ERA	WHIP										
Kevin Appier, R ERA: 3.64 (1, 1)	7.0	W	31	9	3	3	5	0	0	0	0	0	0	23	40	6.75	3.750										
Storm Davis, R ERA: 3.92 (8, 1)	1.1		9	4	1	1	1	1	0	0	0	0	0	5	7	0.00	0.000										
Jeff Montgomery, R ERA: 3.75 (9, 1)	0.2	S	2	0	0	0	0	0	0	0	0	0	0	5	7	0.00	0.000										

WP: 0 PA: 42
PB: 0
SB: 0
CS: 0


Batter	1	2	3	4	5	6	7	8	9	AB	R	H	RBI	BB	SO	LOB	TOP					
Kirk Gibson, L OBP: 0.333, SLG: 0.413 (1, 7)	G6-3		F7			G3		1B		4	0	1	0	0	0	1	Kansas City Royals @ Cleveland Indians Cleveland Municipal Stadium, Cleveland, OH Sat Aug 03 1991, 7:05 PM EDT Att: 13,165 - Cloudy - 70 F					
Brian McRae, S OBP: 0.302, SLG: 0.382 (1, 8)	SF7 2B		G6-3			P1		F9		4	1	1	0	0	0	2						
George Brett, L OBP: 0.329, SLG: 0.421 (1, 10)	SF7 2H					F7			P6	3	0	0	1	0	1	0						
Todd Benzinger, S OBP: 0.296, SLG: 0.352 (1, 3)	F8					F9			G5-3	4	0	1	0	0	0	0						
Bill Pecota, R OBP: 0.361, SLG: 0.417 (1, 4)		G1-3				G6-4-3 1B			P3	4	0	1	0	0	0	1						
Kevin Seitzer, R OBP: 0.351, SLG: 0.343 (1, 5)		P2								3	0	1	0	0	0	0						
Gary Thurman, R OBP: 0.308, SLG: 0.365 (1, 9)		G6-3								3	0	1	0	0	0	1						
Tim Spehr, R OBP: 0.435, SLG: 0.500 (1, 2)			K							3	0	0	0	0	3	1						
David Howard, S OBP: 0.259, SLG: 0.263 (1, 6)										2	0	1	0	0	0	1						
Kurt Stillwell, S OBP: 0.310, SLG: 0.355 (8, PH)										1	0	0	0	0	0	0						
Inning Stats	R: 1 E: 0 K: 0 S: 8	H: 1 LOB: 0 BB: 0 P: 13	R: 0 E: 0 K: 0 S: 6	H: 0 LOB: 0 BB: 0 P: 7	R: 0 E: 0 K: 1 S: 7	H: 1 LOB: 1 BB: 0 P: 9	R: 0 E: 0 K: 1 S: 8	H: 1 LOB: 0 BB: 0 P: 11	R: 0 E: 0 K: 1 S: 11	H: 1 LOB: 1 BB: 0 P: 14	R: 0 E: 0 K: 0 S: 3	H: 0 LOB: 0 BB: 0 P: 5	R: 0 E: 0 K: 0 S: 8	H: 2 LOB: 1 BB: 0 P: 15	R: 0 E: 0 K: 1 S: 10	H: 1 LOB: 1 BB: 0 P: 13	R: 0 E: 0 K: 0 S: 6	H: 0 LOB: 0 BB: 0 P: 7	1B: 5 2B: 2 3B: 0 HR: 0	SF: 1 SAC: 0 DP: 1 HBP: 0	WP: 0 PB: 0 SB: 1 CS: 1	PA: 32
PITCHER Greg Swindell, L ERA: 3.01 (1, 1)	IP: 9.0 WLS: W BF: 32 H: 7 R: 1 ER: 1 SO: 4 BB: 0 IBB: 0 HBP: 0 BLK: 0 WP: 0 HR: 0 S: 67 P: 94 ERA: 1.00 WHIP: 0.778															PITCHER						

Batter	1	2	3	4	5	6	7	8	9	AB	R	H	RBI	BB	SO	LOB	BOTTOM			
Glenallen Hill, R OBP: 0.333, SLG: 0.448 (1, 8)	P4		L7							5	0	1	0	0	1	4	Kansas City Royals @ Cleveland Indians Cleveland Municipal Stadium, Cleveland, OH Sat Aug 03 1991, 7:05 PM EDT Att: 13,165 - Cloudy - 70 F			
Felix Fermin, R OBP: 0.305, SLG: 0.312 (1, 6)	G3									4	1	1	1	1	1	4				
Carlos Baerga, S OBP: 0.361, SLG: 0.416 (1, 4)	K		G5-3							4	0	1	0	0	2	3				
Mark Whiten, S OBP: 0.304, SLG: 0.403 (1, 9)		F7								4	0	3	1	0	0	0				
Mike Aldrete, L OBP: 0.427, SLG: 0.378 (1, 3)										3	0	1	0	1	1	3				
Chris James, R OBP: 0.279, SLG: 0.320 (1, 10)										3	0	0	0	0	0	4				
Joel Skinner, R OBP: 0.270, SLG: 0.319 (1, 2)										3	0	0	0	1	2	4				
Jeff Manto, R OBP: 0.288, SLG: 0.261 (1, 5)										3	1	0	0	1	0	3				
Alex Cole, L OBP: 0.393, SLG: 0.333 (1, 7)										4	1	3	0	0	1	1				
Inning Stats	R: 0 E: 0 K: 1 S: 6	H: 0 LOB: 0 BB: 0 P: 8	R: 0 E: 0 K: 1 S: 8	H: 0 LOB: 1 BB: 1 P: 16	R: 1 E: 0 K: 1 S: 12	H: 1 LOB: 1 BB: 1 P: 18	R: 0 E: 0 K: 0 S: 8	H: 1 LOB: 0 BB: 0 P: 14	R: 0 E: 0 K: 2 S: 12	H: 2 LOB: 2 BB: 0 P: 19	R: 0 E: 0 K: 1 S: 9	H: 2 LOB: 0 BB: 0 P: 15	R: 2 E: 0 K: 1 S: 17	H: 3 LOB: 2 BB: 1 P: 29	R: 0 E: 0 K: 1 S: 12	H: 1 LOB: 2 BB: 1 P: 18	1B: 9 2B: 1 3B: 0 HR: 0	SF: 0 SAC: 1 DP: 0 HBP: 0	WP: 0 PB: 1 SB: 1 CS: 0	PA: 38
PITCHER Mark Gubicza, R ERA: 5.17 (1, 1)	IP: 6.0 WLS: L BF: 26 H: 6 R: 1 ER: 2 SO: 6 BB: 2 IBB: 0 HBP: 0 BLK: 0 WP: 0 HR: 0 S: 55 P: 90 ERA: 1.50 WHIP: 1.333															PITCHER				
Tom Gordon, R ERA: 4.29 (7, 1)	IP: 1.0 WLS: L BF: 7 H: 3 R: 2 ER: 2 SO: 1 BB: 1 IBB: 0 HBP: 0 BLK: 0 WP: 0 HR: 0 S: 17 P: 29 ERA: 18.00 WHIP: 4.000															PITCHER				
Wes Gardner, R ERA: 5.88 (8, 1)	IP: 1.0 WLS: L BF: 5 H: 1 R: 0 ER: 0 SO: 1 BB: 1 IBB: 0 HBP: 0 BLK: 0 WP: 0 HR: 0 S: 12 P: 18 ERA: 0.00 WHIP: 2.000															PITCHER				

AB 31
R 1
H 7
RBI 1
BB 0
SO 4
LOB 7



AB 33
R 3
H 10
RBI 2
BB 4
SO 8
LOB 26



Batter	1	2	3	4	5	6	7	8	9	AB	R	H	RBI	BB	SO	LOB	TOP																			
Jody Reed, R OBP: 0.311, SLG: 0.346 (1, 4)	G5-3		1B					1B		4	2	2	0	0	0	0	Boston Red Sox @ Kansas City Royals Royals Stadium, Kansas City, MO Mon Aug 05 1991, 8:05 PM EDT Att: 36,154 - Cloudy - 81 F																			
Steve Lyons, L OBP: 0.310, SLG: 0.409 (8, 3)	K		CS 1B					P5		5	0	1	1	0	2	2																				
Mo Vaughn, L OBP: 0.336, SLG: 0.368 Tom Brunansky, R OBP: 0.292, SLG: 0.388 (8, 9)	1B		CS 1B					1B		1	0	1	0	3	0	0																				
Jack Clark, R OBP: 0.362, SLG: 0.427 (1, 10)	1B		1B					1B		0	1	0	0	0	0	0																				
Mike Greenwell, L OBP: 0.353, SLG: 0.428 (1, 7)	P4		P5					1B		4	0	1	1	0	0	5																				
Carlos Quintana, R OBP: 0.362, SLG: 0.390 Wade Boggs, L OBP: 0.436, SLG: 0.484 Mike Brumley, S OBP: 0.207, SLG: 0.182 (8, 5)		G6-3						1B		3	0	0	0	0	0	1																				
Ellis Burks, R OBP: 0.313, SLG: 0.429 (1, 8)		2B						1B		1	0	1	1	0	0	0																				
Luis Rivera, R OBP: 0.353, SLG: 0.447 (1, 6)		G6-3						1B		0	0	0	0	0	0	0																				
John Marzano, R OBP: 0.241, SLG: 0.304 (1, 2)	K							K		4	0	0	0	0	3	1																				
Inning Stats	R: 0 H: 1 E: 0 K: 1 S: 9	H: 1 LOB: 2 BB: 1 P: 16	R: 0 H: 1 E: 0 K: 1 S: 10	H: 1 LOB: 1 BB: 0 P: 13	R: 1 H: 3 E: 0 K: 0 S: 14	H: 3 LOB: 1 BB: 0 P: 19	R: 0 H: 0 E: 0 K: 0 S: 9	H: 0 LOB: 0 BB: 0 P: 11	R: 0 H: 0 E: 0 K: 0 S: 4	H: 0 LOB: 0 BB: 0 P: 5	R: 0 H: 0 E: 0 K: 1 S: 9	H: 0 LOB: 1 BB: 1 P: 18	R: 0 H: 0 E: 0 K: 1 S: 9	H: 0 LOB: 0 BB: 0 P: 15	R: 2 H: 3 E: 0 K: 1 S: 18	H: 3 LOB: 2 BB: 1 P: 29		R: 0 H: 0 E: 0 K: 2 S: 10	H: 0 LOB: 1 BB: 0 P: 16	1B: 5 2B: 2 3B: 1 HR: 0	SF: 0 SAC: 0 DP: 0 HBP: 1	WP: 0 PB: 0 SB: 0 CS: 2	PA: 38													
PITCHER	IP	WLS	BF	H	R	ER	SO	BB	IBB	HBP	BLK	WP	HR	S	P	ERA	WHIP	PITCHER		IP	WLS	BF	H	R	ER	SO	BB	IBB	HBP	BLK	WP	HR	S	P	ERA	WHIP
Luis Aquino, R ERA: 2.87 Jeff Montgomery, R ERA: 3.66 (1, 1) (8, 1)	7.1		30	6	3	3	3	3	0	0	0	0	0	73	114	3.68	1.227			1.2	W	8	2	0	0	3	0	0	1	0	0	0	19	28	0.00	1.200

AB 34
R 3
H 8
RBI 3
BB 3
SO 6
LOB 17



Batter	1	2	3	4	5	6	7	8	9	AB	R	H	RBI	BB	SO	LOB	BOTTOM																			
Kirk Gibson, L OBP: 0.329, SLG: 0.405 Jim Eisenreich, L OBP: 0.334, SLG: 0.372 (1, 7) (8, 7)	G4-6-3		B1-3					F9		4	0	1	0	0	1	0	Boston Red Sox @ Kansas City Royals Royals Stadium, Kansas City, MO Mon Aug 05 1991, 8:05 PM EDT Att: 36,154 - Cloudy - 81 F																			
Brian McRae, S OBP: 0.303, SLG: 0.386 (1, 8)	G4-6-3		L6-4					2B		4	1	2	0	0	0	1																				
George Brett, L OBP: 0.359, SLG: 0.434 Kevin Seitzer, R OBP: 0.351, SLG: 0.343 (1, 10) (8, PR)	S		1B					E7		3	1	3	0	1	0	0																				
Todd Benzinger, S OBP: 0.294, SLG: 0.345 (1, 3)	G1-3		L6-4					K		3	0	0	0	1	1	4																				
Bill Pecota, R OBP: 0.361, SLG: 0.422 (1, 5)		SH3						WP		3	2	1	0	1	0	1																				
Gary Thurman, R OBP: 0.314, SLG: 0.371 (1, 9)		SH3						IBB		3	0	1	1	0	1	2																				
Tim Spehr, R OBP: 0.355, SLG: 0.360 (1, 2)		G3						1B		3	0	0	0	1	1	5																				
David Howard, S OBP: 0.263, SLG: 0.276 (1, 6)		G3						2B		4	0	1	2	0	0	1																				
Terry Shumpert, R OBP: 0.267, SLG: 0.308 (1, 4)		L6						K		3	0	0	0	0	1	1																				
Inning Stats	R: 0 H: 2 E: 0 K: 0 S: 7	H: 1 LOB: 1 BB: 0 P: 12	R: 1 H: 1 E: 0 K: 0 S: 7	H: 1 LOB: 1 BB: 1 P: 15	R: 0 H: 1 E: 0 K: 0 S: 6	H: 1 LOB: 1 BB: 1 P: 11	R: 0 H: 0 E: 0 K: 0 S: 7	H: 0 LOB: 0 BB: 0 P: 9	R: 0 H: 0 E: 0 K: 2 S: 9	H: 0 LOB: 0 BB: 0 P: 13	R: 1 H: 1 E: 1 K: 1 S: 10	H: 1 LOB: 2 BB: 1 P: 20	R: 0 H: 0 E: 0 K: 0 S: 8	H: 0 LOB: 0 BB: 0 P: 11	R: 3 H: 4 E: 1 K: 2 S: 14	H: 4 LOB: 2 BB: 1 P: 21		1B: 5 2B: 5 3B: 0 HR: 0	SF: 0 SAC: 1 DP: 2 HBP: 0	WP: 1 PB: 0 SB: 3 CS: 0	PA: 35															
PITCHER	IP	WLS	BF	H	R	ER	SO	BB	IBB	HBP	BLK	WP	HR	S	P	ERA	WHIP	PITCHER		IP	WLS	BF	H	R	ER	SO	BB	IBB	HBP	BLK	WP	HR	S	P	ERA	WHIP
Kevin Morton, L ERA: 5.22 Dana Kiecker, R ERA: 7.54 Tony Fossas, L ERA: 4.08 (1, 1) (6, 1) (8, 1)	5.1		23	5	2	1	2	3	0	0	0	0	0	15	21	5.40	0.600			1.0	L	6	3	2	2	2	0	1	0	0	1	0	12	19	18.00	3.000

AB 30
R 5
H 9
RBI 3
BB 4
SO 5
LOB 15



Batter	1	2	3	4	5	6	7	8	9	AB	R	H	RBI	BB	SO	LOB	TOP					
Wade Boggs, L (1, 5) OBP: 0.337, SLG: 0.484										4	0	2	0	0	1	1	<p>Boston Red Sox @ Kansas City Royals Royals Stadium, Kansas City, MO Tue Aug 06 1991, 8:05 PM EDT Att: 26,141 - Cloudy - 88 F</p> <p>livebaseballscores.com</p> <p>AB 33 R 0 H 8 RBI 0 BB 2 SO 4 LOB 19</p>					
Jody Read, R (1, 4) OBP: 0.310, SLG: 0.345										4	0	1	0	0	0	2						
Mo Vaughn, L (1, 3) OBP: 0.345, SLG: 0.371 Carlos Quintana, R (8, PH) OBP: 0.361, SLG: 0.388 (8, 3)										2	0	1	0	1	0	1						
Jack Clark, R (1, 10) OBP: 0.359, SLG: 0.422										4	0	0	0	0	1	4						
Mike Greenwell, L (1, 7) OBP: 0.350, SLG: 0.424										4	0	0	0	0	0	2						
Ellis Burks, R (1, 8) OBP: 0.314, SLG: 0.431										3	0	1	0	1	0	0						
Tom Brunansky, R (1, 9) OBP: 0.295, SLG: 0.389										4	0	2	0	0	0	2						
Tony Peña, R (1, 2) OBP: 0.289, SLG: 0.345 John Marzano, R (7, 2) OBP: 0.237, SLG: 0.298										3	0	1	0	0	0	2						
Luis Rivera, R (1, 6) OBP: 0.350, SLG: 0.442										3	0	0	0	0	2	3						
Inning Stats	R: 0 E: 0 K: 2 S: 13	H: 2 LOB: 2 BB: 0 P: 18	R: 0 E: 0 K: 0 S: 9	H: 0 LOB: 0 BB: 1 P: 17	R: 0 E: 0 K: 1 S: 13	H: 1 LOB: 1 BB: 0 P: 20	R: 0 E: 0 K: 0 S: 7	H: 0 LOB: 0 BB: 0 P: 11	R: 0 E: 0 K: 1 S: 12	H: 1 LOB: 1 BB: 0 P: 19	R: 0 E: 0 K: 0 S: 4	H: 0 LOB: 0 BB: 1 P: 8	R: 0 E: 0 K: 0 S: 8	H: 2 LOB: 2 BB: 0 P: 12	R: 0 E: 0 K: 0 S: 7	H: 1 LOB: 1 BB: 0 P: 13		R: 0 E: 0 K: 0 S: 9	H: 1 LOB: 1 BB: 0 P: 13	1B: 7 2B: 1 3B: 0 HR: 0	SF: 0 SAC: 0 DP: 1 HBP: 0	WP: 0 PB: 0 SB: 0 CS: 1
PITCHER	IP WLS BF H R ER SO BB IBB HBP BLK WP HR S P ERA WHIP																					
Mike Boddicker, R (1, 1) ERA: 3.83	7.0 W 27 6 0 0 4 2 0 0 0 0 0 0 66 105 0.00 1.143																					
Mike Magnante, L (8, 1) ERA: 2.53	1.1 5 1 0 0 0 0 0 0 0 0 0 0 11 18 0.00 0.750																					
Storm Davis, R (9, 1) ERA: 3.79	0.2 3 1 0 0 0 0 0 0 0 0 0 0 5 8 0.00 1.500																					

Batter	1	2	3	4	5	6	7	8	9	AB	R	H	RBI	BB	SO	LOB	BOTTOM			
Brian McRae, S (1, 8) OBP: 0.305, SLG: 0.386										3	1	1	0	1	0	3	<p>Boston Red Sox @ Kansas City Royals Royals Stadium, Kansas City, MO Tue Aug 06 1991, 8:05 PM EDT Att: 26,141 - Cloudy - 88 F</p> <p>livebaseballscores.com</p> <p>AB 32 R 6 H 11 RBI 6 BB 3 SO 2 LOB 14</p>			
Kirk Gibson, L (1, 7) OBP: 0.328, SLG: 0.404										4	1	1	0	0	0	2				
George Brett, L (1, 10) OBP: 0.341, SLG: 0.442										4	1	2	1	0	0	1				
Jim Eisenreich, L (1, 9) OBP: 0.330, SLG: 0.366										4	0	0	2	0	0	1				
Todd Benzinger, S (1, 3) OBP: 0.293, SLG: 0.344										4	0	1	0	0	0	0				
Bill Peacock, R (1, 5) OBP: 0.368, SLG: 0.439										3	2	2	1	1	0	0				
Brent Mayne, L (1, 2) OBP: 0.341, SLG: 0.333										3	0	1	0	1	0	3				
David Howard, S (1, 6) OBP: 0.263, SLG: 0.284										4	1	1	0	0	2	4				
Terry Shumpert, R (1, 4) OBP: 0.271, SLG: 0.316										3	0	2	2	0	0	0				
Inning Stats	R: 2 E: 0 K: 0 S: 10	H: 2 LOB: 0 BB: 0 P: 12	R: 2 E: 0 K: 0 S: 12	H: 4 LOB: 1 BB: 0 P: 20	R: 1 E: 0 K: 0 S: 9	H: 1 LOB: 0 BB: 0 P: 15	R: 0 E: 0 K: 0 S: 5	H: 0 LOB: 0 BB: 1 P: 9	R: 0 E: 0 K: 0 S: 11	H: 1 LOB: 1 BB: 1 P: 19	R: 1 E: 0 K: 1 S: 12	H: 2 LOB: 2 BB: 1 P: 22	R: 0 E: 0 K: 0 S: 5	H: 0 LOB: 0 BB: 0 P: 8	R: 0 E: 0 K: 1 S: 8	H: 1 LOB: 1 BB: 0 P: 11		1B: 7 2B: 2 3B: 1 HR: 1	SF: 0 SAC: 0 DP: 1 HBP: 0	WP: 0 PB: 0 SB: 2 CS: 1
PITCHER	IP WLS BF H R ER SO BB IBB HBP BLK WP HR S P ERA WHIP																			
Mike Gardiner, R (1, 1) ERA: 4.93	5.0 L 23 9 6 6 0 2 0 0 0 0 0 0 1 49 78 10.80 2.200																			
Matt Young, L (6, 1) ERA: 3.99	3.0 12 2 0 0 2 1 0 0 0 0 0 0 23 38 0.00 1.000																			

Batter	1	2	3	4	5	6	7	8	9	AB	R	H	RBI	BB	SO	LOB	TOP					
Wade Boggs, L (1, 5) OBP: 0.335, SLG: 0.480	4-2 FC5-4 BB		2-3 K			0-0 G6-3			1-2 F9	3	0	0	0	1	1	0	Boston Red Sox @ Kansas City Royals Royals Stadium, Kansas City, MO Wed Aug 07 1991, 8:05 PM EDT Att: 32,226 - Cloudy - 90 F					
Jody Read, R (1, 4) OBP: 0.308, SLG: 0.342	1-2 FC5-4 F9 WP			1-1 G6-3		3-2 G5-3			0-0 G4-3	4	0	0	0	0	0	1						
Carlos Quintana, R (1, 3) OBP: 0.363, SLG: 0.390	1 SAFE 3-1 F9			1-1 1B		2-3 K			0-1 FC5-4 1B	4	0	2	0	0	1	1						
Jack Clark, R (1, 10) OBP: 0.355, SLG: 0.416	1-3 K			1-2 P6			1-2 G1-4-3		0-1 FC5-4	4	0	0	0	0	1	3						
Mike Greenwell, L (1, 7) OBP: 0.350, SLG: 0.423		0-0 CS 1B		2-3 K2-3			3-1 F7			3	0	1	0	0	1	1						
Steve Lyons, L (1, 8) OBP: 0.303, SLG: 0.398	1 SAFE 1 SAFE 1 SAFE 1 SAFE	2-3 K			1-3 K				1-3 K	3	0	0	0	0	3	1						
Tom Brunansky, R (1, 9) OBP: 0.292, SLG: 0.386				0-3 K		3-2 G6-3			1-3 K	3	0	0	0	0	2	1						
Tony Peña, R (1, 2) OBP: 0.289, SLG: 0.348	1 SAFE S	0-2 CS	1-0 G3-1		2-2 2B				1-0 P6	3	0	1	0	0	0	0						
Luis Rivera, R (1, 6) OBP: 0.348, SLG: 0.439			2-2 G4-3		0-1 G5-3				3-1 L6	2	0	0	0	0	0	1						
Mo Vaughn, L (8, PH) OBP: 0.342, SLG: 0.367										1	0	0	0	0	0	0						
Mike Brumley, S (8, 6) OBP: 0.207, SLG: 0.182										0	0	0	0	0	0	0						
Inning Stats	R: 0 E: 0 K: 1 S: 11	H: 0 LOB: 1 BB: 1 P: 20	R: 0 E: 0 K: 2 S: 9	H: 1 LOB: 0 BB: 0 P: 11	R: 0 E: 0 K: 1 S: 9	H: 0 LOB: 0 BB: 0 P: 14	R: 0 E: 0 K: 1 S: 11	H: 1 LOB: 1 BB: 0 P: 16	R: 0 E: 0 K: 1 S: 12	H: 1 LOB: 1 BB: 0 P: 18	R: 0 E: 0 K: 1 S: 8	H: 0 LOB: 0 BB: 0 P: 13	R: 0 E: 0 K: 1 S: 8	H: 0 LOB: 0 BB: 0 P: 13	R: 0 E: 0 K: 1 S: 6	H: 0 LOB: 0 BB: 0 P: 11	R: 0 E: 0 K: 0 S: 10	H: 1 LOB: 1 BB: 0 P: 11	1B: 3 2B: 1 3B: 0 HR: 0	SF: 0 SAC: 0 DP: 0 HBP: 0	WP: 1 PB: 0 SB: 0 CS: 1	PA: 32
PITCHER Kevin Appier, R (1, 1) ERA: 3.41	IP: 9.0 WLS: W BF: 31 H: 4 R: 0 ER: 0 SO: 9 BB: 1 IBB: 0 HBP: 0 BLK: 0 WP: 1 HR: 0 S: 84 P: 127 ERA: 0.00 WHIP: 0.556															PITCHER						

AB	30
R	0
H	4
RBI	0
BB	1
SO	9
LOB	9



Batter	1	2	3	4	5	6	7	8	9	AB	R	H	RBI	BB	SO	LOB	BOTTOM							
Brian McRae, S (1, 8) OBP: 0.305, SLG: 0.387	0-3 K		3-3 K			0-0 B1-3			1-1 3B 2B	4	1	1	0	0	2	0	Boston Red Sox @ Kansas City Royals Royals Stadium, Kansas City, MO Wed Aug 07 1991, 8:05 PM EDT Att: 32,226 - Cloudy - 90 F							
Kirk Gibson, L (1, 7) OBP: 0.332, SLG: 0.418	1-0 2B 3B		2-1 G3-1			4-2 CS BB			2-0 2H 3B	3	1	2	1	1	0	0								
George Brett, L (1, 10) OBP: 0.343, SLG: 0.444	0-0 G6-3 2B		0-0 G4-3			2-3 K			4-0 G4 IBB	3	0	1	1	1	1	1								
Jim Eisenreich, L (1, 9) OBP: 0.329, SLG: 0.365	2-2 G6-3			0-0 G4-3			1-1 FC5-4 1B		3-2 G4	4	0	1	0	0	0	3								
Warren Cromartie, L (1, 3) OBP: 0.395, SLG: 0.452	2-0 F7			1-1 F8			1 SAFE 0-0 FC5-4 CS		0-0 FC5-4 CS	3	0	0	0	0	0	2								
Terry Shumpert, R (8, 4) OBP: 0.271, SLG: 0.316							1-2 FC5-4 CS			0	0	0	0	0	0	0								
Bill Peacock, R (1, 4) OBP: 0.397, SLG: 0.442		1-1 G6-3		2-3 K			1 SAFE 2-2 2B		1-2 2B	3	0	1	0	0	1	0								
Brent Mayne, L (1, 2) OBP: 0.348, SLG: 0.336		2-1 1B			3-2 P5				4-0 IBB	2	0	1	0	1	0	0								
Sean Berry, R (1, 5) OBP: 0.118, SLG: 0.125		2-3 K			1-3 K				0-1 G1-3	2	0	0	0	0	2	1								
Todd Benzinger, S (7, PH) OBP: 0.292, SLG: 0.342										1	0	0	0	0	0	2								
David Howard, S (1, 6) OBP: 0.256, SLG: 0.277			0-3 K			0-0 G4-3			0-2 G3	3	0	0	0	0	1	1								
Inning Stats	R: 1 E: 0 K: 1 S: 9	H: 2 LOB: 1 BB: 0 P: 14	R: 0 E: 0 K: 2 S: 12	H: 1 LOB: 0 BB: 0 P: 17	R: 0 E: 0 K: 1 S: 7	H: 0 LOB: 0 BB: 0 P: 12	R: 0 E: 0 K: 1 S: 6	H: 0 LOB: 0 BB: 0 P: 9	R: 0 E: 0 K: 1 S: 10	H: 0 LOB: 0 BB: 0 P: 14	R: 0 E: 0 K: 1 S: 8	H: 0 LOB: 0 BB: 1 P: 13	R: 0 E: 0 K: 0 S: 9	H: 2 LOB: 2 BB: 1 P: 16	R: 1 E: 0 K: 0 S: 10	H: 2 LOB: 1 BB: 1 P: 19	R: 0 E: 0 K: 0 S: 8	H: 0 LOB: 0 BB: 1 P: 13	R: 0 E: 0 K: 0 S: 10	H: 2 LOB: 1 BB: 1 P: 19	1B: 2 2B: 4 3B: 2 HR: 0	SF: 0 SAC: 0 DP: 1 HBP: 0	WP: 0 PB: 0 SB: 0 CS: 2	PA: 31
PITCHER Roger Clemens, R (1, 1) ERA: 2.48	IP: 8.0 WLS: L BF: 31 H: 7 R: 2 ER: 2 SO: 7 BB: 1 IBB: 2 HBP: 0 BLK: 0 WP: 0 HR: 0 S: 71 P: 114 ERA: 2.25 WHIP: 1.000															PITCHER								

AB	28
R	2
H	7
RBI	2
BB	3
SO	7
LOB	10



Batter	1	2	3	4	5	6	7	8	9	AB	R	H	RBI	BB	SO	LOB	TOP				
Alex Cole, L OBP: 0.383, SLG: 0.343 (1, 7)	G6-3		G6-3			G6-3			G4-3	4	0	1	0	0	0	0					
Chris James, R OBP: 0.278, SLG: 0.328 Carlos Martinez, R OBP: 0.347, SLG: 0.416 Jerry Browne, S OBP: 0.261, SLG: 0.249 (1, 9)	2B		G1-3			K			G6-3	2	1	1	0	0	0	0					
Carlos Baerga, S OBP: 0.364, SLG: 0.419 (1, 4)	2B		K			L6			K	4	1	1	1	0	2	0					
Albert Belle, R OBP: 0.309, SLG: 0.529 (1, 10)	G6-3				G6-3				K	3	0	0	0	0	1	1					
Mark Whiten, S OBP: 0.312, SLG: 0.430 (1, 8)	1B		G3			G4-3			G4-3	2	0	0	0	1	0	0					
Mike Aldrete, L OBP: 0.393, SLG: 0.343 (1, 3)	1B		G4-3			K			K	3	0	1	1	0	1	0					
Jeff Manto, R OBP: 0.293, SLG: 0.287 (1, 5)			P3			G6-3			G6-3	3	0	0	0	0	0	0					
Joel Skinner, R OBP: 0.285, SLG: 0.337 (1, 2)			G4-3			K			G6-3	3	0	0	0	0	1	0					
Felix Fermin, R OBP: 0.312, SLG: 0.317 (1, 6)			G1-3			L6			G4-3	3	0	0	0	0	0	0					
Inning Stats	R: 2 H: 3 E: 0 K: 0 S: 14	H: 3 LOB: 2 BB: 1 P: 29	R: 0 H: 0 E: 0 K: 0 S: 10	H: 0 LOB: 0 BB: 0 P: 13	R: 0 H: 0 E: 0 K: 1 S: 6	H: 0 LOB: 0 BB: 0 P: 9	R: 0 H: 0 E: 0 K: 0 S: 5	H: 0 LOB: 0 BB: 0 P: 7	R: 0 H: 0 E: 0 K: 1 S: 6	H: 1 LOB: 0 BB: 0 P: 12	R: 0 H: 0 E: 0 K: 2 S: 9	H: 0 LOB: 0 BB: 0 P: 13	R: 0 H: 0 E: 0 K: 0 S: 5	H: 0 LOB: 0 BB: 0 P: 7	R: 0 H: 0 E: 0 K: 1 S: 7	H: 0 LOB: 0 BB: 0 P: 11	1B: 1 2B: 2 3B: 1 HR: 0	SF: 0 SAC: 0 DP: 0 HBP: 0	WP: 0 PB: 0 SB: 0 CS: 0	PA: 30	
PITCHER	IP	WLS	BF	H	R	ER	SO	BB	IBB	HBP	BLK	WP	HR	S	P	ERA	WHIP				
Mark Gubicza, R ERA: 4.89 Jeff Montgomery, R ERA: 3.6 (1, 1)	8.0	W	27	4	2	2	5	1	0	0	0	0	0	64	98	2.25	0.625				
(9, 1)	1.0	S	3	0	0	0	1	0	0	0	0	0	0	7	11	0.00	0.000				

Cleveland Indians @ Kansas City Royals
 Royals Stadium, Kansas City, MO
 Fri Aug 09 1991, 8:05 PM EDT
 Att: 40,661 - Cloudy - 73 F

AB 29
 R 2
 H 4
 RBI 2
 BB 1
 SO 6
 LOB 1



Batter	1	2	3	4	5	6	7	8	9	AB	R	H	RBI	BB	SO	LOB	BOTTOM				
Kirk Gibson, L OBP: 0.332, SLG: 0.414 (1, 7)	K		B1-3			P2				3	0	0	0	1	1	1					
Brian McRae, S OBP: 0.306, SLG: 0.388 (1, 8)	L4-6		G3-6			K			K	4	0	2	0	0	2	3					
George Brett, L OBP: 0.339, SLG: 0.438 (1, 10)	L4-6		G3-6			K			G4-3	4	0	0	0	0	1	2					
Danny Tartabull, R OBP: 0.401, SLG: 0.627 Jim Eisenreich, L OBP: 0.326, SLG: 0.363 (1, 9)			1B			HR			F8	2	2	2	1	1	0	0					
Todd Benzinger, S OBP: 0.296, SLG: 0.349 (1, 3)			1B			F7			FC5-4	4	1	2	0	0	0	1					
Bill Peacock, R OBP: 0.369, SLG: 0.443 (1, 5)			SF8			G1-3			2B	4	1	2	1	0	0	1					
Tim Spehr, R OBP: 0.333, SLG: 0.333 (1, 2)			1B			K			SH2-4	2	0	0	0	0	1	2					
David Howard, S OBP: 0.258, SLG: 0.281 (1, 6)			SF8			SH1			G6-3	2	0	1	1	0	0	1					
Terry Shumpert, R OBP: 0.272, SLG: 0.321 (1, 4)			F7			SH1			2B	2	0	1	1	0	0	1					
Inning Stats	R: 0 H: 1 E: 1 K: 1 S: 7	H: 3 LOB: 0 BB: 0 P: 9	R: 2 H: 3 E: 0 K: 0 S: 14	H: 3 LOB: 1 BB: 0 P: 20	R: 0 H: 1 E: 0 K: 0 S: 6	H: 1 LOB: 0 BB: 0 P: 7	R: 1 H: 1 E: 0 K: 1 S: 11	H: 1 LOB: 0 BB: 0 P: 14	R: 0 H: 1 E: 0 K: 1 S: 9	H: 1 LOB: 1 BB: 0 P: 12	R: 0 H: 0 E: 0 K: 1 S: 7	H: 0 LOB: 0 BB: 1 P: 12	R: 1 H: 2 E: 0 K: 1 S: 13	H: 2 LOB: 2 BB: 1 P: 20	R: 0 H: 1 E: 0 K: 0 S: 9	H: 1 LOB: 1 BB: 0 P: 16	1B: 6 2B: 4 3B: 0 HR: 1	SF: 1 SAC: 2 DP: 2 HBP: 0	WP: 0 PB: 0 SB: 0 CS: 1	PA: 34	
PITCHER	IP	WLS	BF	H	R	ER	SO	BB	IBB	HBP	BLK	WP	HR	S	P	ERA	WHIP				
Greg Swindell, L ERA: 3.1 Shawn Hillegas, R ERA: 4.06 (1, 1)	6.2	L	28	9	4	4	4	0	0	0	0	0	0	12	20	0.00	0.750				
(7, 1)	1.1		5	1	0	0	1	0	0	0	0	0	0	12	20	0.00	0.750				

Cleveland Indians @ Kansas City Royals
 Royals Stadium, Kansas City, MO
 Fri Aug 09 1991, 8:05 PM EDT
 Att: 40,661 - Cloudy - 73 F

AB 28
 R 4
 H 10
 RBI 4
 BB 2
 SO 5
 LOB 12



Batter	1	2	3	4	5	6	7	8	9	AB	R	H	RBI	BB	SO	LOB	TOP					
Glenallen Hill, R OBP: 0.325, SLG: 0.422	F9		K			K			G6-3	4	0	0	0	0	2	1						
Chris James, R OBP: 0.280, SLG: 0.332	1B				F8				K	4	1	2	0	0	1	0						
Carlos Baerga, S OBP: 0.364, SLG: 0.419					P5				G3	3	0	1	0	0	0	1						
Albert Belle, R OBP: 0.309, SLG: 0.527 Alex Cole, L OBP: 0.383, SLG: 0.343	G6-4-3				K				G6-4-3	3	0	1	1	0	1	2						
Mark Whiten, S OBP: 0.309, SLG: 0.425					F8				G6-4-3	3	0	0	0	0	1	1						
Carlos Martinez, R OBP: 0.340, SLG: 0.407 Mike Aldrete, L OBP: 0.390, SLG: 0.340					F8				F8	2	0	0	0	0	0	0						
Jeff Manto, R OBP: 0.284, SLG: 0.278					K				L8	3	0	0	0	0	2	0						
Joel Skinner, R OBP: 0.286, SLG: 0.337					G1				F9	3	0	1	0	0	0	0						
Felix Fermin, R OBP: 0.309, SLG: 0.314					G4-3				K	3	0	0	0	0	1	1						
Inning Stats	R: 0 E: 0 K: 0 S: 8	H: 2 LOB: 1 BB: 0 P: 11	R: 0 E: 0 K: 1 S: 10	H: 0 LOB: 0 BB: 0 P: 15	R: 0 E: 0 K: 1 S: 8	H: 0 LOB: 0 BB: 0 P: 13	R: 0 E: 0 K: 1 S: 5	H: 0 LOB: 0 BB: 0 P: 10	R: 0 E: 0 K: 1 S: 6	H: 0 LOB: 0 BB: 0 P: 7	R: 0 E: 0 K: 1 S: 11	H: 1 LOB: 1 BB: 0 P: 18	R: 1 E: 0 K: 0 S: 5	H: 2 LOB: 0 BB: 0 P: 8	R: 0 E: 0 K: 1 S: 9	H: 0 LOB: 0 BB: 0 P: 14	R: 0 E: 0 K: 2 S: 12	H: 0 LOB: 0 BB: 0 P: 16	1B: 4 2B: 2 3B: 0 HR: 0	SF: 0 SAC: 0 DP: 3 HBP: 0	WP: 0 PB: 1 CS: 0	PA: 29
PITCHER Bret Saberhagen, R ERA: 3.22	IP: 9.0 WLS: L BF: 29	H: 5 R: 1 ER: 1 SO: 8	BB: 0 IBB: 0 HBP: 0 BLK: 0	WP: 0 HR: 0 S: 74 P: 112	ERA: 1.00 WHIP: 0.556																	

Cleveland Indians @ Kansas City Royals
Royals Stadium, Kansas City, MO
Sat Aug 10 1991, 8:05 PM EDT
Att: 38,209 - Sunny - 80 F

AB 29
R 1
H 5
RBI 1
BB 0
SO 8
LOB 6



Batter	1	2	3	4	5	6	7	8	9	AB	R	H	RBI	BB	SO	LOB	BOTTOM			
Brian McRae, S OBP: 0.306, SLG: 0.387	1B		G5-3			FC6-4			FC6-4	4	0	1	0	0	0	2				
David Howard, S OBP: 0.266, SLG: 0.288					K2-3				FC1-6	4	0	2	0	0	1	1				
George Brett, L OBP: 0.335, SLG: 0.433					G3				G4-3	4	0	0	0	0	0	4				
Danny Tartabull, R OBP: 0.399, SLG: 0.625					G4-3				L7	4	0	1	0	0	0	1				
Todd Benzinger, S OBP: 0.295, SLG: 0.348					G4-3				G6-3	4	0	1	0	0	1	0				
Bill Peacock, R OBP: 0.365, SLG: 0.437					P6				G6-3	3	0	0	0	0	0	0				
Harvey Pulliam, R OBP: 0.667, SLG: 0.500					F9				G4-3	2	0	1	0	1	0	0				
Tim Spehr, R OBP: 0.314, SLG: 0.310 Kevin Seitzer, R OBP: 0.349, SLG: 0.342 Brent Mayne, L OBP: 0.348, SLG: 0.336					K				F7	2	0	0	0	0	1	1				
Terry Shumpert, R OBP: 0.276, SLG: 0.322					F8				G4-6-3	1	0	0	0	0	0	0				
Inning Stats	R: 0 E: 0 K: 0 S: 10	H: 2 LOB: 1 BB: 0 P: 16	R: 0 E: 0 K: 0 S: 5	H: 0 LOB: 0 BB: 0 P: 9	R: 0 E: 0 K: 1 S: 7	H: 0 LOB: 0 BB: 0 P: 12	R: 0 E: 0 K: 1 S: 7	H: 0 LOB: 0 BB: 0 P: 11	R: 0 E: 0 K: 0 S: 5	H: 1 LOB: 1 BB: 0 P: 11	R: 0 E: 0 K: 0 S: 10	H: 2 LOB: 2 BB: 1 P: 16	R: 0 E: 0 K: 0 S: 11	H: 2 LOB: 1 BB: 0 P: 13	R: 0 E: 0 K: 1 S: 8	H: 0 LOB: 0 BB: 0 P: 9	1B: 6 2B: 1 3B: 0 HR: 0	SF: 0 SAC: 1 DP: 2 HBP: 1	WP: 0 PB: 0 CS: 0	PA: 33
PITCHER Dave Otto, L ERA: 2.84 Steve Olin, R ERA: 3.97	IP: 8.0 WLS: W BF: 30	H: 7 R: 0 ER: 0 SO: 2	BB: 0 IBB: 0 HBP: 1 BLK: 0	WP: 0 HR: 0 S: 62 P: 96	ERA: 0.00 WHIP: 0.875															

Cleveland Indians @ Kansas City Royals
Royals Stadium, Kansas City, MO
Sat Aug 10 1991, 8:05 PM EDT
Att: 38,209 - Sunny - 80 F

AB 30
R 0
H 7
RBI 0
BB 1
SO 3
LOB 12




Batter	1	2	3	4	5	6	7	8	9	10	11	12	13	AB R H RBI BB SO LOB	TOP														
Glenn Hill, R OBP: 0.320, SLG: 0.410 (1, 8)														5 0 0 0 1 1 4	Cleveland Indians @ Kansas City Royals Royals Stadium, Kansas City, MO Sun Aug 11 1991, 4:33 AM EDT Att. 27,006 - Cloudy - 85 F livebaseballscorecards.com														
Chris James, R OBP: 0.279, SLG: 0.331 (1, 10)														5 0 1 1 0 1 1															
Carlos Baerga, S OBP: 0.359, SLG: 0.413 (1, 4)														5 0 0 0 0 1 2															
Albert Belle, R OBP: 0.306, SLG: 0.522 Alex Cole, L OBP: 0.384, SLG: 0.345 (9, 7)														3 0 0 0 0 0 0 2 0 1 0 0 0 0															
Mark Whiten, S OBP: 0.308, SLG: 0.421 (1, 9)														5 0 1 0 0 2 1															
Carlos Martinez, R OBP: 0.330, SLG: 0.394 Mike Aldrete, L OBP: 0.384, SLG: 0.333 (7, 3)														3 0 0 0 0 1 0 2 0 0 0 0 1 1															
Jeff Manto, R OBP: 0.299, SLG: 0.326 (1, 5)														5 1 3 1 0 0 0															
Joel Skinner, R OBP: 0.289, SLG: 0.335 (1, 2)														4 1 1 0 1 1 2															
Tony Perezchica, R OBP: 0.273, SLG: 0.358 Felix Fermin, R OBP: 0.309, SLG: 0.314 (13, 6)														5 0 2 0 0 0 2 0 0 0 0 0 0 0															
Inning Stats	R: 0 E: 0 K: 0 S: 4	H: 0 LOB: 0 BB: 1 P: 11	R: 0 E: 0 K: 0 S: 7	H: 0 LOB: 0 BB: 0 P: 11	R: 1 E: 0 K: 0 S: 13	H: 3 LOB: 2 BB: 0 P: 20	R: 0 E: 0 K: 1 S: 8	H: 0 LOB: 0 BB: 0 P: 12	R: 0 E: 0 K: 0 S: 6	H: 1 LOB: 0 BB: 0 P: 9	R: 0 E: 0 K: 1 S: 6	H: 0 LOB: 0 BB: 0 P: 7	R: 0 E: 0 K: 0 S: 8	H: 1 LOB: 0 BB: 0 P: 16		R: 0 E: 0 K: 2 S: 8	H: 0 LOB: 0 BB: 0 P: 15	R: 0 E: 0 K: 1 S: 7	H: 1 LOB: 1 BB: 0 P: 12	R: 0 E: 0 K: 1 S: 10	H: 1 LOB: 1 BB: 0 P: 15	R: 0 E: 0 K: 2 S: 11	H: 1 LOB: 1 BB: 0 P: 18	R: 1 E: 0 K: 0 S: 12	H: 1 LOB: 1 BB: 0 P: 22	1B: 8 2B: 1 3B: 0 HR: 1	SF: 0 SAC: 0 DP: 3 HBP: 0	WIP: 0 PB: 0 SB: 0 CS: 2	PA: 47
PITCHER	IP WLS BF H R ER SO BB IBB HBP BLK WP HR S P ERA WHIP																												
Luis Aquino, R ERA: 2.71 Tom Gordon, R ERA: 4.21 (10, 1)	9.0 W 30 5 1 1 4 1 0 0 0 0 0 1 40 67 1.00 0.667																												

Batter	1	2	3	4	5	6	7	8	9	10	11	12	13	AB R H RBI BB SO LOB	BOTTOM														
Brian McRae, S OBP: 0.307, SLG: 0.387 (1, 8)														5 1 2 0 0 0 2	Cleveland Indians @ Kansas City Royals Royals Stadium, Kansas City, MO Sun Aug 11 1991, 4:33 AM EDT Att. 27,006 - Cloudy - 85 F livebaseballscorecards.com														
Kirk Gibson, L OBP: 0.326, SLG: 0.409 Kevin Seitzer, R OBP: 0.350, SLG: 0.340 (10, 5)														4 0 0 0 0 1 3 1 0 0 1 1 0 1															
George Brett, L OBP: 0.332, SLG: 0.428 (1, 10)														6 0 1 1 0 1 3															
Danny Tartabull, R OBP: 0.397, SLG: 0.618 (1, 9)														4 0 0 0 1 0 1															
Todd Benzinger, S OBP: 0.289, SLG: 0.340 (1, 3)														5 0 0 0 0 0 1															
Bill Pecota, R OBP: 0.366, SLG: 0.434 (7, 4)														4 0 1 0 1 0 0															
Brent Mayne, L OBP: 0.342, SLG: 0.331 (1, 2)														5 0 1 0 0 1 3															
David Howard, S OBP: 0.265, SLG: 0.287 (1, 6)														4 0 1 0 0 0 3															
Tony Shupert, R OBP: 0.276, SLG: 0.371 Warren Christopher, L OBP: 0.265, SLG: 0.462 Sean Berry, R OBP: 0.136, SLG: 0.155 Jim Eisenreich, L OBP: 0.331, SLG: 0.374 (10, 7)														1 0 0 0 0 0 1 0 0 0 0 0 1 0 0 0 0 0 0 0 0 0 0 3 2 2 0 0 0 0															
Inning Stats	R: 0 E: 0 K: 1 S: 11	H: 0 LOB: 0 BB: 0 P: 15	R: 0 E: 0 K: 0 S: 7	H: 0 LOB: 0 BB: 0 P: 10	R: 0 E: 0 K: 1 S: 9	H: 1 LOB: 0 BB: 0 P: 11	R: 0 E: 0 K: 0 S: 5	H: 0 LOB: 0 BB: 0 P: 9	R: 0 E: 0 K: 0 S: 4	H: 0 LOB: 0 BB: 0 P: 5	R: 0 E: 0 K: 0 S: 9	H: 2 LOB: 1 BB: 0 P: 14	R: 0 E: 0 K: 0 S: 6	H: 0 LOB: 0 BB: 0 P: 10		R: 1 E: 1 K: 0 S: 10	H: 2 LOB: 1 BB: 0 P: 16	R: 0 E: 0 K: 0 S: 12	H: 1 LOB: 1 BB: 0 P: 15	R: 0 E: 0 K: 1 S: 11	H: 1 LOB: 2 BB: 1 P: 19	R: 0 E: 0 K: 0 S: 7	H: 0 LOB: 2 BB: 0 P: 19	R: 2 E: 2 K: 0 S: 8	H: 2 LOB: 2 BB: 0 P: 11	1B: 7 2B: 1 3B: 1 HR: 0	SF: 0 SAC: 2 DP: 2 HBP: 0	WIP: 1 PB: 0 SB: 0 CS: 1	PA: 48
PITCHER	IP WLS BF H R ER SO BB IBB HBP BLK WP HR S P ERA WHIP																												
Eric King, R ERA: 4.41 Jesse Orosco, L ERA: 2.78 Shawn Hillegas, R ERA: 3.9 Jeff Shaw, R ERA: 3.46 Steve Olin, R ERA: 3.97 (13, 1)	8.0 W 28 4 1 1 2 1 0 0 0 0 0 0 2 40 89 1.12 0.625																												

Batter	1	2	3	4	5	6	7	8	9	AB	R	H	RBI	BB	SO	LOB	TOP								
Brian McRae, S (1, 8) OBP: 0.306, SLG: 0.389	0-0 B5-3		2-2 G6-3		0-0 1-H 3B		0-1 L9		0-0 L9	5	0	1	1	0	0	2									
David Howard, S (1, 6) OBP: 0.265, SLG: 0.286	1-0 G4-6-3 1B		3-2 G6-3		1-1 G5-3		0-1 F7			4	0	1	0	0	0	2									
George Brett, L (1, 10) OBP: 0.332, SLG: 0.426	2-2 G4-6-3 1-2			2-2 G3		3-2 HR 1B		3-3 K		4	1	1	0	0	1	1									
Danny Tartabull, R (1, 9) OBP: 0.398, SLG: 0.625		3-2 G5-3		3-2 G4-3 1B		2-1 1-H HR		0-3 K		4	1	2	2	0	1	0									
Jim Eisenreich, L (9, 9) OBP: 0.331, SLG: 0.374										0	0	0	0	0	0	0									
Todd Benzinger, S (1, 3) OBP: 0.288, SLG: 0.339		3-2 G6-3		1 SAFE 0-0 G4-3 1B		0-2 SH1-4 1B SF8 1B		3-0 G3		4	1	1	0	0	0	1									
Sean Berry, R (1, 5) OBP: 0.143, SLG: 0.150	0-0 F9			1-2 G4-3		1 SAFE 1-0 SH1-4 1B		1-3 K		4	0	1	0	0	1	1									
Harvey Pulliam, R (1, 7) OBP: 0.667, SLG: 1.200			1-0 HR		2-3 K		0-1 SH1-4		1-1 G3 1B	3	1	2	1	0	1	0									
Tim Spehr, R (1, 2) OBP: 0.308, SLG: 0.313			0-2 E7 G6-3 1B		1-3 K		2-2 SF8		1-1 G3	3	0	1	1	0	1	1									
Terry Shumpert, R (1, 4) OBP: 0.275, SLG: 0.320			0-1 B2		0-0 3B 1B		2-2 G5-3		0-0 L9	4	1	1	0	0	0	3									
Inning Stats	R: 0 E: 0 K: 0 S: 5	H: 1 LOB: 0 BB: 0 P: 8	R: 0 E: 0 K: 0 S: 7	H: 0 LOB: 0 BB: 0 P: 13	R: 1 E: 1 K: 0 S: 15	H: 2 LOB: 1 BB: 0 P: 21	R: 0 E: 0 K: 0 S: 10	H: 1 LOB: 1 BB: 0 P: 16	R: 1 E: 0 K: 2 S: 11	H: 2 LOB: 1 BB: 0 P: 15	R: 3 E: 0 K: 0 S: 17	H: 4 LOB: 1 BB: 0 P: 27	R: 0 E: 0 K: 1 S: 7	H: 0 LOB: 0 BB: 0 P: 10	R: 0 E: 0 K: 2 S: 7	H: 0 LOB: 0 BB: 0 P: 11	R: 0 E: 0 K: 0 S: 6	H: 1 LOB: 1 BB: 0 P: 8	1B: 8 2B: 0 3B: 1 HR: 2	SF: 1 SAC: 1 DP: 1 HBP: 0	WP: 0 PB: 0 SB: 0 CS: 0	PA: 37			
PITCHER	IP	WLS	BF	H	R	ER	SO	BB	IBB	HBP	BLK	WP	HR	S	P	ERA	WHIP								
Jeff Johnson, L (1, 1) ERA: 4.66	6.0	L	27	10	5	5	2	0	0	0	0	0	2	65	100	7.50	1.667								
Rich Monteleone, R (7, 1) ERA: 3.32	2.0		6	0	0	0	3	0	0	0	0	0	0	14	21	0.00	0.000								
John Habyan, R (9, 1) ERA: 1.94	1.0		4	1	0	0	0	0	0	0	0	0	0	6	8	0.00	1.000								

Kansas City Royals @ New York Yankees
 Yankee Stadium, Bronx, NY
 Tue Aug 13 1991, 3:33 AM EDT
 Cloudy - 81 F


AB 35
 R 5
 H 11
 RBI 5
 BB 0
 SO 5
 LOB 11



Batter	1	2	3	4	5	6	7	8	9	AB	R	H	RBI	BB	SO	LOB	BOTTOM								
Bernie Williams, S (1, 8) OBP: 0.365, SLG: 0.361	2-3 K		0-0 G6-3			2-1 G6-3		0-3 K		4	0	0	0	0	2	0									
Steve Sax, R (1, 4) OBP: 0.340, SLG: 0.392	1-1 G6-3			0-0 G5-3		1-2 1B			1-2 P8	4	0	1	0	0	0	0									
Don Mattingly, L (1, 10) OBP: 0.365, SLG: 0.413	2-3 K			4-2 1B BB		1 SAFE 3-1 F7			3-2 G3	1	0	0	0	0	1	0									
Pat Sheridan, L (4, PH) OBP: 0.283, SLG: 0.357										2	0	0	0	1	0	1									
Mel Hall, L (1, 9) OBP: 0.342, SLG: 0.511		0-0 G3-1		1-2 FC5 1B		1 SAFE 1-2 F7			0-1 F8	4	0	1	0	0	0	1									
Matt Nokes, L (1, 2) OBP: 0.300, SLG: 0.503		2-1 P3		0-0 P6			1-2 F9			3	0	0	0	0	0	2									
Roberto Kelly, R (1, 7) OBP: 0.317, SLG: 0.410		0-0 S 1B		2-1 FC5 1-2			1-3 K			3	0	1	0	0	1	2									
Kevin Maas, L (1, 3) OBP: 0.339, SLG: 0.377		1 SAFE 1-1 G4-3 1-2			1-1 G6-3		2-3 K			3	0	0	0	0	1	1									
Alvaro Espinoza, R (1, 6) OBP: 0.303, SLG: 0.362			0-1 G6-3		0-0 E6 G5-4-3			0-1 F7		3	0	0	0	0	0	0									
Pat Kelly, R (1, 5) OBP: 0.289, SLG: 0.358			1-3 K		1 SAFE 0-1 G5-4-3 1-2			3-2 P3		3	0	0	0	0	1	1									
Inning Stats	R: 0 E: 0 K: 2 S: 9	H: 0 LOB: 0 BB: 0 P: 14	R: 0 E: 0 K: 0 S: 6	H: 1 LOB: 0 BB: 0 P: 9	R: 0 E: 0 K: 1 S: 6	H: 0 LOB: 0 BB: 0 P: 7	R: 0 E: 0 K: 0 S: 10	H: 1 LOB: 2 BB: 1 P: 17	R: 0 E: 0 K: 0 S: 5	H: 0 LOB: 0 BB: 0 P: 6	R: 0 E: 0 K: 0 S: 12	H: 1 LOB: 1 BB: 0 P: 19	R: 0 E: 0 K: 2 S: 9	H: 0 LOB: 0 BB: 0 P: 13	R: 0 E: 0 K: 1 S: 9	H: 0 LOB: 0 BB: 0 P: 12	R: 0 E: 0 K: 0 S: 8	H: 0 LOB: 0 BB: 0 P: 12	1B: 3 2B: 0 3B: 0 HR: 0	SF: 0 SAC: 0 DP: 1 HBP: 0	WP: 0 PB: 0 SB: 1 CS: 0	PA: 31			
PITCHER	IP	WLS	BF	H	R	ER	SO	BB	IBB	HBP	BLK	WP	HR	S	P	ERA	WHIP								
Kevin Appier, R (1, 1) ERA: 3.2	9.0	W	31	3	0	0	6	1	0	0	0	0	0	74	109	0.00	0.444								

Kansas City Royals @ New York Yankees
 Yankee Stadium, Bronx, NY
 Tue Aug 13 1991, 3:33 AM EDT
 Cloudy - 81 F

AB 30
 R 0
 H 3
 RBI 0
 BB 1
 SO 6
 LOB 8



Batter	1	2	3	4	5	6	7	8	9	AB	R	H	RBI	BB	SO	LOB	TOP								
Brian McRae, S (1, 8) OBP: 0.305, SLG: 0.387	1-2 P6	2-1 F7		3-2 G4-3		1-0 2H 1B			2-2 P1	5	0	1	1	0	0	1	Kansas City Royals @ New York Yankees Yankee Stadium, Bronx, NY Tue Aug 13 1991, 7:05 PM EDT Att: 24,031 - Cloudy - 80 F								
Kirk Gibson, L (1, 7) OBP: 0.334, SLG: 0.420 Harvey Pulliam, R (9, 7) OBP: 0.667, SLG: 1.200	4-1 G6-3 S BB		0-0 HR	0-0 1B		0-3 SAFE SAFE SAFE SAFE			4-2 2B 1B BB	3	2	2	1	2	1	1									
George Brett, L (1, 10) OBP: 0.332, SLG: 0.428	1-1 G6-3		2-1 BB HBP 1B	2-1 G3			0-1 E 2B		2-3 K BB	5	1	2	0	0	1	3									
Danny Tartabull, R (1, 9) OBP: 0.399, SLG: 0.622 Jim Eisenreich, L (9, PH) OBP: 0.333, SLG: 0.379	4-0 IBB		1-0 BB HBP	1-2 HBP		1-1 L8			1-1 1B 2B	2	0	0	0	1	1	1									
Warren Cromartie, L (1, 3) OBP: 0.387, SLG: 0.435 Todd Benzinger, S (7, 3) OBP: 0.291, SLG: 0.342	0-1 G4-3		1-3 K HBP	0-0 F8		2-2 E6 CS			1-0 BB 1B 1B	4	0	0	0	0	1	4									
Bill Pecota, R (1, 5) OBP: 0.366, SLG: 0.435		0-1 G4-3 1B 2B	0-3 K	1-3 K		1-3 K			2-2 2H F9	4	2	1	0	1	2	3									
Brent Mayne, L (1, 2) OBP: 0.344, SLG: 0.324		0-3 K	4-0 1-2 2-3 BB			1-0 G6-3		2-2 G4-3	4-2 1B BB	3	0	0	0	2	1	1									
David Howard, S (1, 6) OBP: 0.270, SLG: 0.298	1-2 G4-3		0-0 F7			1-1 1B 2B		1-1 G1-3	1-0 1-3 2H 3H 1B	5	1	2	2	0	0	4									
Terry Shumpert, R (1, 4) OBP: 0.278, SLG: 0.322 Kevin Seitzer, R (3, 5) OBP: 0.345, SLG: 0.333	1-2 3H 1B			0-1 L8		3-1 F9		1-0 G6-3	1-1 F9	1	0	1	1	0	0	0									
Inning Stats	R: 0 E: 0 K: 0 S: 8	H: 0 LOB: 2 BB: 2 P: 18	R: 1 E: 0 K: 1 S: 14	H: 2 LOB: 1 BB: 0 P: 18	R: 1 E: 0 K: 2 S: 11	H: 2 LOB: 3 BB: 1 P: 19	R: 0 E: 0 K: 0 S: 8	H: 1 LOB: 1 BB: 0 P: 13	R: 0 E: 0 K: 1 S: 6	H: 0 LOB: 0 BB: 0 P: 8	R: 1 E: 0 K: 1 S: 9	H: 2 LOB: 1 BB: 0 P: 15	R: 1 E: 1 K: 1 S: 14	H: 1 LOB: 0 BB: 0 P: 22	R: 0 E: 0 K: 0 S: 7	H: 0 LOB: 0 BB: 0 P: 11	R: 4 E: 0 K: 1 S: 20	H: 3 LOB: 2 BB: 3 P: 40	1B: 6 2B: 4 3B: 0 HR: 1	SF: 0 SAC: 0 DP: 0 HBP: 1	WP: 0 PB: 0 SB: 1 CS: 1	PA: 46			
PITCHER	IP	WLS	BF	H	R	ER	SO	BB	IBB	HBP	BLK	WP	HR	S	P	ERA	WHIP								
Dave Eiland, R (1, 1) ERA: 5.9	5.2	L	27	6	3	3	4	2	1	1	0	0	1	52	86	4.76	1.412								
Lee Guetterman, L (6, 1) ERA: 3.39	3.0		17	5	5	4	3	3	0	0	0	0	0	43	75	12.00	2.667								
Rich Monteleone, R (9, 1) ERA: 3.26	0.1		1	0	0	0	0	0	0	0	0	0	0	2	3	0.00	0.000								

Batter	1	2	3	4	5	6	7	8	9	AB	R	H	RBI	BB	SO	LOB	BOTTOM								
Bernie Williams, S (1, 8) OBP: 0.368, SLG: 0.381	1-0 G3		0-2 F9		0-0 SH2-3		1-2 FC4-6 1B		0-1 3B	4	0	2	0	0	0	0	Kansas City Royals @ New York Yankees Yankee Stadium, Bronx, NY Tue Aug 13 1991, 7:05 PM EDT Att: 24,031 - Cloudy - 80 F								
Steve Sax, R (1, 4) OBP: 0.336, SLG: 0.390	1-0 G5-3		2-1 E 1B		2-2 P1		0-1 FC4-6		2-0 G6-3	5	0	1	0	0	0	4									
Don Mattingly, L (1, 3) OBP: 0.358, SLG: 0.417	0-0 2B		0-0 E8		0-0 P3			4-1 FC6-4 1B BB		3	0	2	0	1	0	1									
Mel Hall, L (1, 10) OBP: 0.341, SLG: 0.508	2-1 P5		2-0 P6			3-1 P5		0-0 FC6-4	1-2 1B	4	0	1	0	0	0	3									
Roberto Kelly, R (1, 7) OBP: 0.316, SLG: 0.408		1-0 E S 1B	0-0 F8			3-1 G6-3		0-1 FC6-4	1-2 2-3 1B	4	1	1	0	0	0	4									
Pat Sheridan, L (1, 9) OBP: 0.292, SLG: 0.364	1-2 E S 1B			2-2 1B		2-2 G6-3		0-0 P4		4	0	2	1	0	0	2									
Randy Velarde, R (1, 6) OBP: 0.357, SLG: 0.344 Kevin Maas, L (6, PH) OBP: 0.338, SLG: 0.376 Alvaro Espinoza, R (9, 6) OBP: 0.303, SLG: 0.362	1-3 K		1-3 K		0-2 F8		0-0 1B 1B	SAFE 2-3 K		3	0	1	0	0	1	1									
Bob Geren, R (1, 2) OBP: 0.234, SLG: 0.230 Matt Nokes, L (9, PH) OBP: 0.299, SLG: 0.502	1-2 G4-3		1-2 G1-3			0-0 F8		SAFE 2-3 K		1	0	0	0	0	0	0									
Pat Kelly, R (1, 5) OBP: 0.288, SLG: 0.356	2-0 G5-3				1-1 SH2-3 1B		1-2 F8		2-1 L4	4	0	1	0	0	0	2									
Inning Stats	R: 0 E: 0 K: 0 S: 5	H: 1 LOB: 1 BB: 0 P: 9	R: 1 E: 0 K: 1 S: 11	H: 2 LOB: 1 BB: 0 P: 17	R: 0 E: 0 K: 0 S: 8	H: 2 LOB: 0 BB: 0 P: 12	R: 0 E: 0 K: 0 S: 10	H: 1 LOB: 0 BB: 0 P: 13	R: 0 E: 0 K: 0 S: 7	H: 0 LOB: 0 BB: 0 P: 10	R: 0 E: 0 K: 0 S: 7	H: 0 LOB: 0 BB: 0 P: 15	R: 0 E: 0 K: 1 S: 10	H: 2 LOB: 2 BB: 0 P: 12	R: 0 E: 0 K: 1 S: 8	H: 1 LOB: 2 BB: 1 P: 14	R: 0 E: 0 K: 0 S: 6	H: 1 LOB: 1 BB: 0 P: 10	1B: 9 2B: 1 3B: 1 HR: 0	SF: 0 SAC: 1 DP: 0 HBP: 0	WP: 0 PB: 0 SB: 0 CS: 0	PA: 38			
PITCHER	IP	WLS	BF	H	R	ER	SO	BB	IBB	HBP	BLK	WP	HR	S	P	ERA	WHIP								
Mike Boddicker, R (1, 1) ERA: 3.73	6.0	W	25	8	1	1	1	0	0	0	0	0	0	49	77	1.50	1.333								
Mike Magnante, L (7, 1) ERA: 2.94	1.0		6	2	0	0	0	1	0	0	0	0	0	11	17	0.00	3.000								
Jeff Montgomery, R (8, 1) ERA: 3.49	2.0	S	7	1	0	0	1	0	0	0	0	0	0	12	18	0.00	0.500								

Batter	1	2	3	4	5	6	7	8	9	10	11	AB	R	H	RBI	BB	SO	LOB	TOP	
Brian McRae, S OBP: 0.301, SLG: 0.383 (1, 8)	F8		F7			F8			G4-3		FC1-6 1B HR	5	1	0	0	0	0	1		
Kirk Gibson, L OBP: 0.338, SLG: 0.420 (1, 7)	K		K			G3-6-3 BB					HR 1B	3	1	1	0	2	2	0		
George Brett, L OBP: 0.333, SLG: 0.424 (1, 10)	L9					G5-4-3 BB			F7		HR 1B	3	1	0	0	2	0	2		
Danny Tartabull, R OBP: 0.396, SLG: 0.624 Jim Eisenreich, L OBP: 0.333, SLG: 0.379 (1, 9)		P3				G5-4-3			G4-3		HR	5	1	1	4	0	0	2		
Todd Benzinger, S OBP: 0.286, SLG: 0.335 (1, 3)		F9				L5					G4-3	5	0	0	0	0	2	0		
Bill Peosta, R OBP: 0.338, SLG: 0.440 (8, 4)						G4-3 2B					F9	4	1	2	0	0	1	0		
Brent Mayne, L OBP: 0.342, SLG: 0.329 (1, 2)						G4-3			G3-1		G4-3	4	0	1	1	0	0	1		
David Howard, S OBP: 0.269, SLG: 0.296 (1, 6)						K			B4-3		FC3-6 1B	4	0	1	0	0	2	2		
Terry Shumpert, R OBP: 0.276, SLG: 0.320 Warren Cromartie, L OBP: 0.363, SLG: 0.431 Sean Berry, R OBP: 0.136, SLG: 0.143 (1, 4)						G5-3			G3-1		FC3-6 FC1-6	2	0	0	0	0	0	1		
Inning Stats	R: 0 E: 0 K: 1 S: 7	H: 0 LOB: 0 P: 11	R: 1 E: 1 K: 1 S: 24	H: 2 LOB: 1 BB: 0 P: 33	R: 0 E: 0 K: 1 S: 8	H: 0 LOB: 0 BB: 0 P: 10	R: 0 E: 0 K: 0 S: 4	H: 0 LOB: 0 BB: 1 P: 9	R: 0 E: 0 K: 2 S: 10	H: 0 LOB: 0 BB: 0 P: 16	R: 0 E: 0 K: 0 S: 6	H: 0 LOB: 1 BB: 1 P: 22	R: 0 E: 0 K: 1 S: 9	H: 0 LOB: 0 BB: 0 P: 16	R: 4 E: 0 K: 0 S: 17	H: 3 LOB: 0 BB: 1 P: 28	1B: 3 2B: 2 3B: 0 HR: 1	SF: 0 SAC: 0 DP: 2 HBP: 0	WP: 0 PB: 0 SB: 0 CS: 0	PA: 41
PITCHER	IP ERA WLS BF H R ER SO BB IBB HBP BLK WP HR S P ERA WHIP	6.0 4.73 2.0 6 0 0 0 2 0 0 0 0 0 0 16 25 0.00 0.833	3.0 L 14 3 4 4 1 1 1 0 0 0 0 1 38 66 12.00 1.333																	

Kansas City Royals @ New York Yankees
Yankee Stadium, Bronx, NY
Wed Aug 14 1991, 7:05 PM EDT
Att: 18,780 - Cloudy - 82 F


livebaseballscores.com
AB 37
R 5
H 6
RBI 5
BB 4
SO 7
LOB 10



Batter	1	2	3	4	5	6	7	8	9	10	11	AB	R	H	RBI	BB	SO	LOB	BOTTOM	
Bernie Williams, S OBP: 0.363, SLG: 0.369 (1, 8)	F9		G6-4-3 BB			FC6-4			F8		P2	4	0	0	0	1	0	3		
Steve Sax, R OBP: 0.337, SLG: 0.388 (1, 10)	G6-3		G6-4-3			1B			G6-3		P4	5	0	1	0	0	0	1		
Don Mattingly, L OBP: 0.357, SLG: 0.414 (1, 3)	G4-1					F8			G4-3		G3-1	5	0	1	0	0	0	0		
Roberto Kelly, R OBP: 0.312, SLG: 0.401 (1, 7)		F7				F7			F9		F9	5	0	0	0	0	0	2		
Hensley Meulens, R OBP: 0.259, SLG: 0.307 Mel Hall, L OBP: 0.342, SLG: 0.507 (9, PH)		G5-3				G6-3			K		G1-4-3	3	0	0	0	0	1	2		
Randy Velarde, R OBP: 0.363, SLG: 0.346 Kevin Maas, L OBP: 0.337, SLG: 0.375 (1, 5)						SH1-4 BB			SH3		K	2	0	1	0	1	1	2		
Alvaro Espinoza, R OBP: 0.303, SLG: 0.362 (1, 6)		FC6-4				SH1-4			K		K	3	0	1	0	0	1	2		
Bob Geren, R OBP: 0.239, SLG: 0.265 Matt Nokes, L OBP: 0.301, SLG: 0.502 (9, PH)						K			SH1-4		IBB	2	1	1	1	0	1	1		
Pat Kelly, R OBP: 0.267, SLG: 0.352 (1, 4)						HR			FC6-5		K	3	0	0	0	1	1	3		
Inning Stats	R: 0 E: 0 K: 0 S: 6	H: 0 LOB: 0 P: 11	R: 0 E: 0 K: 0 S: 9	H: 1 LOB: 1 BB: 0 P: 10	R: 1 E: 0 K: 0 S: 7	H: 1 LOB: 0 BB: 1 P: 15	R: 0 E: 0 K: 0 S: 5	H: 0 LOB: 0 BB: 0 P: 7	R: 0 E: 0 K: 1 S: 12	H: 2 LOB: 2 BB: 0 P: 15	R: 0 E: 0 K: 0 S: 9	H: 1 LOB: 2 BB: 1 P: 22	R: 0 E: 0 K: 0 S: 4	H: 0 LOB: 0 BB: 0 P: 6	R: 0 E: 0 K: 1 S: 8	H: 0 LOB: 0 BB: 0 P: 12	1B: 5 2B: 0 3B: 0 HR: 1	SF: 0 SAC: 3 DP: 1 HBP: 0	WP: 0 PB: 0 SB: 0 CS: 0	PA: 42
PITCHER	IP ERA WLS BF H R ER SO BB IBB HBP BLK WP HR S P ERA WHIP	6.0 5.73 2.0 7 1 0 0 0 0 0 0 0 0 0 18 24 0.00 0.500	3.0 W 11 1 0 0 3 0 1 0 0 0 0 0 24 40 0.00 0.333																	

Kansas City Royals @ New York Yankees
Yankee Stadium, Bronx, NY
Wed Aug 14 1991, 7:05 PM EDT
Att: 18,780 - Cloudy - 82 F

livebaseballscores.com
AB 35
R 1
H 6
RBI 1
BB 4
SO 6
LOB 16

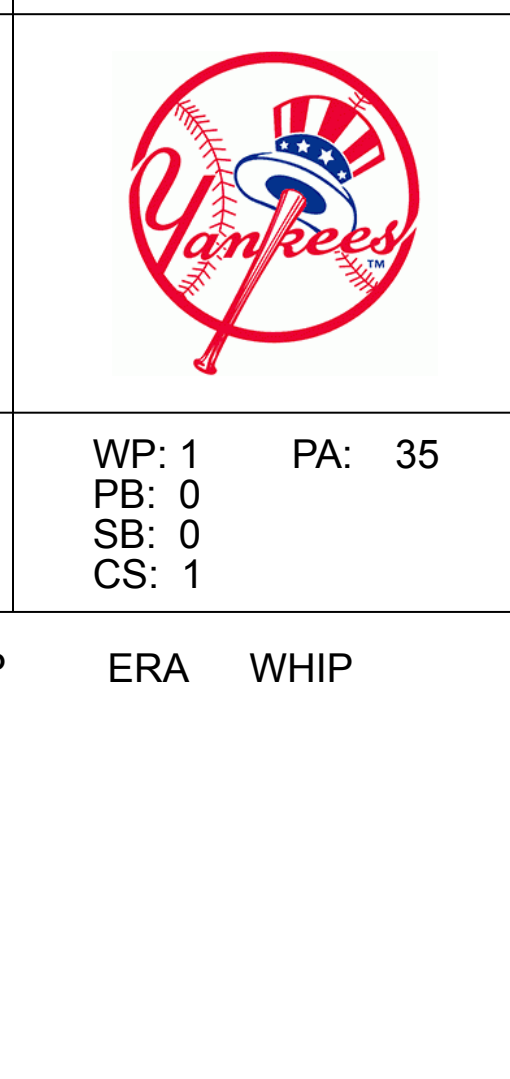


Batter	1	2	3	4	5	6	7	8	9	AB	R	H	RBI	BB	SO	LOB	TOP										
Brian McRae, S (1, 8) OBP: 0.299, SLG: 0.379	P2			G4-3		K		K		4	0	0	0	0	2	1	Kansas City Royals @ New York Yankees Yankee Stadium, Bronx, NY Thu Aug 15 1991, 3:33 AM EDT Att: 20,758 - Cloudy - 77 F										
Kirk Gibson, L (1, 7) OBP: 0.337, SLG: 0.416	G6-3			2B BB		F8		K		3	1	0	0	1	1												
George Brett, L (1, 10) OBP: 0.330, SLG: 0.419	G3			K						4	0	0	0	0	2	1											
Danny Tartabull, R (1, 9) OBP: 0.397, SLG: 0.625		F8		1B 2B		L5				3	0	1	1	1	0	0											
Todd Benzinger, S (1, 3) OBP: 0.289, SLG: 0.337	K			2H 1B		1B		L6-3 BB		4	0	2	0	0	1	1											
Bill Pecota, R (1, 5) OBP: 0.368, SLG: 0.439	G6-3			2H 1B		1B				3	0	1	0	0	0	0											
Tim Spehr, R (1, 2) OBP: 0.293, SLG: 0.294			G1-3							2	0	0	0	0	0	0											
Jim Eisenreich, L (7, PH) OBP: 0.332, SLG: 0.378					P2					1	0	0	0	0	1	2											
Brent Mayne, L (7, 2) OBP: 0.342, SLG: 0.329										0	0	0	0	0	0	0											
David Howard, S (1, 6) OBP: 0.264, SLG: 0.290			G6-3		P6			F8		3	0	0	0	0	0	0											
Terry Shumpert, R (1, 4) OBP: 0.276, SLG: 0.320			G4-3							3	0	1	0	0	1	0											
Inning Stats	R: 0 E: 0 K: 0 S: 7	H: 0 LOB: 0 BB: 0 P: 8	R: 0 E: 0 K: 1 S: 10	H: 0 LOB: 0 BB: 0 P: 14	R: 0 E: 0 K: 0 S: 9	H: 0 LOB: 0 BB: 0 P: 10	R: 1 E: 0 K: 1 S: 16	H: 2 LOB: 2 BB: 1 P: 23	R: 0 E: 0 K: 0 S: 7	H: 0 LOB: 0 BB: 0 P: 8	R: 0 E: 0 K: 2 S: 11	H: 0 LOB: 0 BB: 0 P: 13	R: 0 E: 0 K: 1 S: 9	H: 2 LOB: 2 BB: 0 P: 14	R: 0 E: 0 K: 2 S: 17	H: 1 LOB: 1 BB: 0 P: 23	R: 0 E: 0 K: 1 S: 6	H: 0 LOB: 0 BB: 1 P: 12	1B: 4 2B: 2 3B: 0 HR: 0	SF: 0 SAC: 0 DP: 1 HBP: 0	WP: 0 PB: 0 SB: 1 CS: 0	PA: 32					
PITCHER	IP	WLS	BF	H	R	ER	SO	BB	IBB	HBP	BLK	WP	HR	S	P	ERA	WHIP										
Scott Sanderson, R (1, 1) ERA: 4.29	7.0	W	25	4	1	1	5	1	0	0	0	0	0	69	90	1.29	0.714										
Greg Cadaret, L (8, 1) ERA: 3.89	2.0		7	1	0	0	3	1	0	0	0	0	0	23	35	0.00	1.000										

Batter	1	2	3	4	5	6	7	8	9	AB	R	H	RBI	BB	SO	LOB	BOTTOM										
Bernie Williams, S (1, 8) OBP: 0.366, SLG: 0.381	G6-3		FC4-6 1B	2H 2B			P2			4	0	2	2	0	0	1	Kansas City Royals @ New York Yankees Yankee Stadium, Bronx, NY Thu Aug 15 1991, 3:33 AM EDT Att: 20,758 - Cloudy - 77 F										
Steve Sax, R (1, 4) OBP: 0.334, SLG: 0.384	G1-3		FC4-6 SF8	G1-3			F8			4	1	0	0	0	0	3											
Mel Hall, L (1, 10) OBP: 0.343, SLG: 0.507	2B 1B		E6		G4-3		WP 1B			4	1	2	0	0	0	1											
Matt Nokes, L (1, 2) OBP: 0.301, SLG: 0.505			SF8		G1-3		P8			2	0	1	2	0	0	0											
Randy Velarde, R (7, PH) OBP: 0.361, SLG: 0.344										1	0	0	0	0	0	1											
Bob Geren, R (8, 2) OBP: 0.239, SLG: 0.265	1H 2B									0	0	0	0	0	0	0											
Roberto Kelly, R (1, 7) OBP: 0.308, SLG: 0.396	F8		L6		F7					4	0	0	0	0	1	2											
Kevin Maas, L (1, 3) OBP: 0.336, SLG: 0.372		G1-6-3		FC1-5 1B BB		G3		F9		3	0	0	0	1	0	0											
Pat Sheridan, L (1, 9) OBP: 0.310, SLG: 0.374				G6-3 FC1-5 2B 1B		K				3	1	2	0	1	1	0											
Alvaro Espinoza, R (1, 6) OBP: 0.302, SLG: 0.361				FC1-5 G6-3 2B		G1-3		G4-3		4	1	1	0	0	0	3											
Pat Kelly, R (1, 5) OBP: 0.288, SLG: 0.351				G6-3						3	1	1	0	0	1	3											
Inning Stats	R: 1 E: 1 K: 0 S: 10	H: 2 LOB: 1 BB: 0 P: 14	R: 0 E: 0 K: 1 S: 7	H: 1 LOB: 1 BB: 1 P: 16	R: 1 E: 1 K: 0 S: 10	H: 1 LOB: 1 BB: 0 P: 13	R: 2 E: 0 K: 0 S: 9	H: 2 LOB: 1 BB: 1 P: 16	R: 0 E: 0 K: 0 S: 8	H: 0 LOB: 0 BB: 0 P: 14	R: 0 E: 0 K: 1 S: 6	H: 0 LOB: 0 BB: 0 P: 9	R: 1 E: 0 K: 0 S: 9	H: 2 LOB: 1 BB: 0 P: 15	R: 0 E: 0 K: 1 S: 7	H: 1 LOB: 1 BB: 0 P: 11	1B: 7 2B: 2 3B: 0 HR: 0	SF: 1 SAC: 0 DP: 0 HBP: 0	WP: 1 PB: 0 SB: 0 CS: 1	PA: 35							
PITCHER	IP	WLS	BF	H	R	ER	SO	BB	IBB	HBP	BLK	WP	HR	S	P	ERA	WHIP										
Mark Gubicza, R (1, 1) ERA: 4.93	6.2	L	30	8	5	4	2	2	0	0	0	1	0	57	94	5.40	1.500										
Storm Davis, R (7, 1) ERA: 3.74	1.1		5	1	0	0	1	0	0	0	0	1	0	9	14	0.00	0.750										

AB	30
R	1
H	5
RBI	1
BB	2
SO	8
LOB	6

AB	32
R	5
H	9
RBI	4
BB	2
SO	3
LOB	14



Batter	1	2	3	4	5	6	7	8	9	AB	R	H	RBI	BB	SO	LOB	TOP								
Kirk Gibson, L OBP: 0.338, SLG: 0.414 (1, 7)	G4-3							G4-6-3 HBP		2	0	0	0	1	1	1	Kansas City Royals @ Boston Red Sox Fenway Park, Boston, MA Fri Aug 16 1991, 7:05 PM EDT Att: 34,548 - Cloudy - 85 F								
Terry Shumpert, R OBP: 0.276, SLG: 0.323 (1, 4)			F8			SF9 2B		K		4	0	1	0	0	2	2									
George Brett, L OBP: 0.329, SLG: 0.416 (1, 10)	L7							G4-6-3 1-2f		3	0	0	0	1	0	1									
Danny Tartabull, R OBP: 0.398, SLG: 0.634 (1, 9)		G4-3 2B				SF9			2B 3B	3	1	2	1	0	1	0									
Jim Eisenreich, L OBP: 0.331, SLG: 0.380 (1, 8)	G4-3					FC6-4			F9 2B	4	0	1	1	0	0	3									
Todd Benzinger, S OBP: 0.292, SLG: 0.337 (1, 3)									F9	3	0	1	0	1	1	2									
Bill Pecota, R OBP: 0.363, SLG: 0.432 (1, 6)						G4-6-3 1B			L4	4	0	0	0	0	1	4									
Brent Mayne, L OBP: 0.346, SLG: 0.329 (9, PR)										3	0	1	0	1	1	0									
David Howard, S OBP: 0.294, SLG: 0.290 (9, PR)						G3				0	0	0	0	0	0	0									
Sean Berry, R OBP: 0.180, SLG: 0.167 (9, PH)										3	1	1	0	0	0	2									
Warren Cromartie, L OBP: 0.380, SLG: 0.467 (9, PH)						G5-3			P5	1	0	0	0	0	0	2									
Inning Stats	R: 0 E: 0 K: 1 S: 8	H: 0 LOB: 0 BB: 0 P: 11	R: 0 E: 0 K: 1 S: 11	H: 1 LOB: 1 BB: 0 P: 15	R: 0 E: 0 K: 1 S: 10	H: 0 LOB: 1 BB: 1 P: 16	R: 0 E: 0 K: 1 S: 8	H: 0 LOB: 0 BB: 0 P: 13	R: 0 E: 0 K: 0 S: 5	H: 1 LOB: 0 BB: 0 P: 8	R: 1 E: 0 K: 1 S: 9	H: 2 LOB: 2 BB: 1 P: 18	R: 0 E: 0 K: 0 S: 13	H: 1 LOB: 1 BB: 1 P: 21	R: 0 E: 0 K: 1 S: 6	H: 0 LOB: 0 BB: 0 P: 11	R: 1 E: 0 K: 1 S: 13	H: 2 LOB: 2 BB: 1 P: 21	1B: 3 2B: 3 3B: 1 HR: 0	SF: 1 SAC: 0 DP: 3 HBP: 1	WP: 0 PB: 0 SB: 0 CS: 0	PA: 36			
PITCHER	IP	WLS	BF	H	R	ER	SO	BB	IBB	HBP	BLK	WP	HR	S	P	ERA	WHIP								
Roger Clemens, R ERA: 2.61 (1, 1)	7.0		27	5	1	1	5	2	1	0	0	0	0	64	102	1.29	1.000								
Tony Fossas, L ERA: 4.05 (8, 1)	1.0	W	3	0	0	0	1	0	0	1	0	0	0	6	11	0.00	0.000								
Jeff Reardon, R ERA: 3.02 (9, 1)	1.0	S	6	2	1	1	1	1	0	0	0	0	0	13	21	9.00	3.000								

AB 30
R 2
H 7
RBI 2
BB 4
SO 7
LOB 17



Batter	1	2	3	4	5	6	7	8	9	AB	R	H	RBI	BB	SO	LOB	BOTTOM								
Wade Boggs, L OBP: 0.332, SLG: 0.475 (1, 5)	G3							F8		4	0	1	0	0	0	0	Kansas City Royals @ Boston Red Sox Fenway Park, Boston, MA Fri Aug 16 1991, 7:05 PM EDT Att: 34,548 - Cloudy - 85 F								
Jody Reed, R OBP: 0.311, SLG: 0.343 (1, 4)	G6-3		L6			G5-3		HR		4	1	1	0	0	0	1									
Phil Plantier, L OBP: 0.486, SLG: 0.552 (1, 9)										3	1	1	2	1	0	1									
Tom Brunansky, R OBP: 0.294, SLG: 0.376 (9, 9)	2B		L1-3			G3		HR		0	0	0	0	0	0	0									
Jack Clark, R OBP: 0.369, SLG: 0.427 (1, 10)										3	0	1	0	1	0	0									
Mike Greenwell, L OBP: 0.364, SLG: 0.438 (1, 7)										2	1	0	0	2	1	1									
Steve Lyons, L OBP: 0.297, SLG: 0.380 (1, 8)										4	0	1	0	0	0	4									
Mo Vaughn, L OBP: 0.341, SLG: 0.361 (1, 3)										1	0	1	1	1	0	0									
Carlos Quintana, R OBP: 0.370, SLG: 0.408 (9, 3)										0	0	0	0	0	0	0									
Tony Peña, R OBP: 0.285, SLG: 0.344 (1, 2)										3	0	1	0	0	0	2									
Luis Rivera, R OBP: 0.342, SLG: 0.430 (1, 6)										3	0	0	0	0	1	3									
Inning Stats	R: 0 E: 0 K: 0 S: 14	H: 1 LOB: 3 BB: 2 P: 28	R: 0 E: 0 K: 0 S: 6	H: 0 LOB: 0 BB: 1 P: 12	R: 0 E: 0 K: 0 S: 7	H: 1 LOB: 0 BB: 0 P: 10	R: 0 E: 0 K: 0 S: 7	H: 0 LOB: 0 BB: 0 P: 10	R: 0 E: 0 K: 0 S: 8	H: 0 LOB: 0 BB: 0 P: 9	R: 1 E: 0 K: 1 S: 13	H: 2 LOB: 2 BB: 1 P: 20	R: 2 E: 0 K: 1 S: 13	H: 2 LOB: 1 BB: 1 P: 21	1B: 5 2B: 2 3B: 0 HR: 1	SF: 1 SAC: 0 DP: 2 HBP: 0	WP: 0 PB: 0 SB: 0 CS: 1	PA: 33							
PITCHER	IP	WLS	BF	H	R	ER	SO	BB	IBB	HBP	BLK	WP	HR	S	P	ERA	WHIP								
Bret Saberhagen, R ERA: 3.12 (1, 1)	7.0		27	5	1	1	1	3	1	0	0	0	0	68	109	1.29	1.143								
Storm Davis, R ERA: 3.95 (8, 1)	1.0	L	6	2	2	2	1	1	0	0	0	0	1	13	21	18.00	3.000								

AB 27
R 3
H 7
RBI 3
BB 5
SO 2
LOB 12



Batter	1	2	3	4	5	6	7	8	9	AB	R	H	RBI	BB	SO	LOB	TOP										
Brian McRae, S OBP: 0.298, SLG: 0.377	G3	G4-3			B1-3		G2		HR	5	1	1	0	0	0	2											
David Howard, S OBP: 0.237, SLG: 0.282	K		G5-3		P3		G5-3		HR	4	0	0	0	0	1	1											
Warren Cromartie, L OBP: 0.383, SLG: 0.459									HR	1	1	1	2	0	0	0											
Terry Shumpert, R OBP: 0.276, SLG: 0.323									HR	0	0	0	0	0	0	0											
George Brett, L OBP: 0.356, SLG: 0.424	1B	2B								3	1	2	0	1	1	0											
Kirk Gibson, L OBP: 0.337, SLG: 0.412										1	0	0	0	0	1	0											
Danny Tartabull, R OBP: 0.396, SLG: 0.627	2H	1B								5	0	1	1	0	2	2											
Todd Benzinger, S OBP: 0.291, SLG: 0.333	L8									3	0	0	0	1	0	1											
Bill Peotta, R OBP: 0.368, SLG: 0.439										3	1	2	0	1	0	0											
Harvey Pulliam, R OBP: 0.375, SLG: 0.475										3	0	1	0	0	0	2											
Jim Eisenreich, L OBP: 0.330, SLG: 0.378										1	0	0	0	0	0	3											
Sean Berry, R OBP: 0.172, SLG: 0.179										4	0	1	0	0	2	4											
Tim Spehr, R OBP: 0.279, SLG: 0.278										2	0	0	0	0	0	2											
Kevin Seitzer, R OBP: 0.347, SLG: 0.337										1	0	1	0	0	0	0											
Brent Mayne, L OBP: 0.344, SLG: 0.326										1	0	0	0	0	0	0											
Inning Stats	R: 1 E: 0 K: 1 S: 12	H: 2 LOB: 1 BB: 0 P: 18	R: 1 E: 1 K: 1 S: 11	H: 1 LOB: 1 BB: 0 P: 16	R: 0 E: 0 K: 1 S: 9	H: 0 LOB: 0 BB: 0 P: 12	R: 0 E: 0 K: 0 S: 10	H: 2 LOB: 2 BB: 0 P: 19	R: 0 E: 0 K: 1 S: 8	H: 1 LOB: 1 BB: 1 P: 15	R: 0 E: 0 K: 0 S: 9	H: 1 LOB: 1 BB: 0 P: 14	R: 0 E: 0 K: 1 S: 9	H: 1 LOB: 3 BB: 2 P: 19	R: 2 E: 0 K: 2 S: 14	H: 2 LOB: 0 BB: 0 P: 18	1B: 6 2B: 3 3B: 0 HR: 1	SF: 0 SAC: 0 DP: 1 HBP: 0	WP: 1 PB: 0 SB: 1 CS: 0	PA: 40							
PITCHER	IP	WLS	BF	H	R	ER	SO	BB	IBB	HBP	BLK	WP	HR	S	P	ERA	WHIP										
Matt Young, L ERA: 4.22	(1, 1)	7.0	30	8	2	1	4	1	0	0	0	0	0	63	100	1.29	1.286										
Greg Harris, R ERA: 4.01	(8, 1)	0.1	3	0	0	0	0	1	1	0	0	1	0	4	14	0.00	3.000										
Tony Fossas, L ERA: 3.95	(8, 1)	1.0	3	0	0	0	1	0	0	0	0	0	0	6	6	0.00	0.000										
Jeff Reardon, R ERA: 3.35	(9, 1)	0.2	L	4	2	2	2	0	0	0	0	0	1	12	16	27.00	3.000										

Kansas City Royals @ Boston Red Sox
Fenway Park, Boston, MA
Sat Aug 17 1991, 3:33 AM EDT
Att: 34,009 - Cloudy - 91 F

AB 37
R 4
H 10
RBI 3
BB 3
SO 7
LOB 17



Batter	1	2	3	4	5	6	7	8	9	AB	R	H	RBI	BB	SO	LOB	BOTTOM										
Wade Boggs, L OBP: 0.332, SLG: 0.473	BB	G1-3			F8			F8	BB	4	1	1	0	1	0	0											
Jody Read, R OBP: 0.314, SLG: 0.345	BB				L3			G5-3	BB	3	1	1	0	2	0	0											
Phil Plantier, L OBP: 0.474, SLG: 0.594					F9					3	1	1	2	0	1	1											
Tom Brunansky, R OBP: 0.295, SLG: 0.375	SF8									1	0	0	0	1	0	3											
Jack Clark, R OBP: 0.367, SLG: 0.425					G6-3					4	0	1	0	0	1	2											
Mike Brumley, S OBP: 0.247, SLG: 0.247										0	0	0	0	0	0	0											
Mike Greenwell, L OBP: 0.366, SLG: 0.437	SF8				G4-3					1	0	0	1	2	0	0											
Steve Lyons, L OBP: 0.295, SLG: 0.376										4	0	1	0	0	1	5											
Mo Vaughn, L OBP: 0.333, SLG: 0.351	FC4-6				F8					3	0	0	0	0	1	1											
Carlos Quintana, R OBP: 0.372, SLG: 0.410										1	0	1	0	0	0	0											
Tony Peña, R OBP: 0.283, SLG: 0.342					P6					3	0	0	0	0	0	0											
Luis Rivera, R OBP: 0.338, SLG: 0.426										3	0	0	0	0	1	0											
Ellis Burks, R OBP: 0.328, SLG: 0.450										1	0	0	0	0	1	1											
Inning Stats	R: 3 E: 0 K: 1 S: 14	H: 3 LOB: 1 BB: 1 P: 27	R: 0 E: 0 K: 0 S: 5	H: 0 LOB: 0 BB: 0 P: 8	R: 0 E: 0 K: 1 S: 5	H: 0 LOB: 0 BB: 0 P: 7	R: 0 E: 0 K: 1 S: 9	H: 1 LOB: 2 BB: 1 P: 17	R: 0 E: 0 K: 1 S: 6	H: 0 LOB: 0 BB: 0 P: 8	R: 0 E: 1 K: 0 S: 13	H: 1 LOB: 3 BB: 2 P: 29	R: 0 E: 0 K: 1 S: 7	H: 1 LOB: 3 BB: 2 P: 21	1B: 4 2B: 1 3B: 1 HR: 0	SF: 1 SAC: 1 DP: 0 HBP: 0	WP: 0 PB: 0 SB: 0 CS: 0	PA: 39									
PITCHER	IP	WLS	BF	H	R	ER	SO	BB	IBB	HBP	BLK	WP	HR	S	P	ERA	WHIP										
Luis Aquino, R ERA: 2.76	(1, 1)	8.0	33	5	3	3	5	2	2	0	0	0	0	70	119	3.38	0.875										
Jeff Montgomery, R ERA: 3.44	(9, 1)	1.0	S	6	1	0	3	1	1	0	0	0	0	7	21	0.00	2.000										

Kansas City Royals @ Boston Red Sox
Fenway Park, Boston, MA
Sat Aug 17 1991, 3:33 AM EDT
Att: 34,009 - Cloudy - 91 F

AB 31
R 3
H 6
RBI 3
BB 6
SO 6
LOB 13




Batter	1	2	3	4	5	6	7	8	9	AB	R	H	RBI	BB	SO	LOB	TOP					
Brian McRae , S (1, 8) OBP: 0.299, SLG: 0.381										4	1	2	0	0	0	2	Kansas City Royals @ Boston Red Sox Fenway Park, Boston, MA Sun Aug 18 1991, 3:33 AM EDT Att: 34,198 - Cloudy - 89 F					
David Howard , S (1, 6) OBP: 0.258, SLG: 0.283										3	0	1	0	0	1	2						
George Brett , L (1, 10) OBP: 0.332, SLG: 0.422										4	0	1	0	0	1	3						
Danny Tartabull , R (1, 9) OBP: 0.395, SLG: 0.623										4	0	1	1	0	1	3						
Todd Benzinger , S (1, 3)										4	0	1	0	0	0	2						
Bill Pecota , R (1, 4) OBP: 0.397, SLG: 0.434										3	0	0	0	1	1	2						
Harvey Pulliam , R (1, 7) Jim Eisenreich , L (9, PH) OBP: 0.329, SLG: 0.377										2	0	1	0	1	0	0						
Sean Berry , R (1, 5) Warren Cromartie , L (9, PH) OBP: 0.382, SLG: 0.455										3	0	1	0	0	1	3						
Tim Spehr , R (1, 2) Kevin Seitzer , R (7, PH) Brent Mayne , L (7, 2) OBP: 0.344, SLG: 0.326										2	0	0	0	0	1	2						
Inning Stats	R: 0 E: 0 K: 0 S: 7	H: 1 LOB: 1 BB: 0 P: 12	R: 0 E: 0 K: 0 S: 5	H: 1 LOB: 0 BB: 0 P: 8	R: 0 E: 0 K: 1 S: 11	H: 1 LOB: 1 BB: 0 P: 14	R: 0 E: 0 K: 1 S: 11	H: 1 LOB: 0 BB: 0 P: 20	R: 0 E: 0 K: 1 S: 14	H: 1 LOB: 1 BB: 0 P: 17	R: 0 E: 0 K: 1 S: 6	H: 1 LOB: 0 BB: 0 P: 12	R: 0 E: 0 K: 1 S: 12	H: 0 LOB: 2 BB: 2 P: 22	R: 1 E: 0 K: 0 S: 11	H: 2 LOB: 1 BB: 0 P: 13		R: 0 E: 0 K: 2 S: 10	H: 0 LOB: 0 BB: 0 P: 14	1B: 7 2B: 1 3B: 0 HR: 0	SF: 0 SAC: 1 DP: 2 HBP: 0	WP: 0 PB: 0 SB: 0 CS: 0
PITCHER	IP WLS BF H R ER SO BB IBB HBP BLK WP HR S P ERA WHIP	7.2 W 30 7 1 1 5 2 0 0 0 0 0 0 72 111 1.17 1.174	1.1 5 1 0 0 2 0 0 0 0 0 0 0 15 21 0.00 0.750	PITCHER																		
Kevin Morton , L (1, 1) ERA: 4.93																						
Dennis Lamp , R (8, 1) ERA: 4.25																						
Batter	1	2	3	4	5	6	7	8	9	AB	R	H	RBI	BB	SO	LOB	BOTTOM					
Wade Boggs , L (1, 5) OBP: 0.332, SLG: 0.470										2	1	0	0	2	0	1	Kansas City Royals @ Boston Red Sox Fenway Park, Boston, MA Sun Aug 18 1991, 3:33 AM EDT Att: 34,198 - Cloudy - 89 F					
Steve Lyons , L (1, 8) OBP: 0.301, SLG: 0.388										4	0	2	1	0	1	0						
Phil Plantier , L (1, 9) Tom Brunansky , R (7, 9) OBP: 0.294, SLG: 0.374										0	1	0	0	2	0	0						
Jack Clark , R (1, 10) OBP: 0.369, SLG: 0.432										3	1	1	3	1	1	3						
Mike Greenwell , L (1, 7) OBP: 0.362, SLG: 0.433										4	0	0	0	0	1	6						
Mo Vaughn , L (1, 3) OBP: 0.338, SLG: 0.360										3	1	1	0	1	0	3						
Luis Rivera , R (1, 6) OBP: 0.337, SLG: 0.423										4	1	1	1	0	2	1						
John Marzano , R (1, 2) OBP: 0.243, SLG: 0.324										3	0	0	0	0	1	0						
Mike Brumley , S (1, 4) OBP: 0.250, SLG: 0.250										3	0	1	0	0	0	1						
Inning Stats	R: 0 E: 0 K: 1 S: 9	H: 1 LOB: 3 BB: 2 P: 20	R: 0 E: 0 K: 2 S: 7	H: 0 LOB: 0 BB: 0 P: 9	R: 2 E: 1 K: 1 S: 13	H: 1 LOB: 0 BB: 0 P: 17	R: 3 E: 0 K: 1 S: 21	H: 3 LOB: 3 BB: 3 P: 37	R: 0 E: 0 K: 0 S: 4	H: 0 LOB: 0 BB: 1 P: 9	R: 0 E: 0 K: 0 S: 8	H: 1 LOB: 0 BB: 0 P: 14	R: 0 E: 0 K: 0 S: 8	H: 0 LOB: 0 BB: 0 P: 11	R: 0 E: 0 K: 1 S: 6	H: 0 LOB: 0 BB: 0 P: 9		R: 0 E: 0 K: 1 S: 6	H: 0 LOB: 0 BB: 0 P: 9	1B: 3 2B: 2 3B: 0 HR: 1	SF: 0 SAC: 1 DP: 2 HBP: 0	WP: 0 PB: 0 SB: 0 CS: 0
PITCHER	IP WLS BF H R ER SO BB IBB HBP BLK WP HR S P ERA WHIP	4.0 L 23 5 5 3 5 5 0 0 0 0 0 0 12 23 6.75 2.500	2.0 6 1 0 0 0 1 0 0 0 0 0 0 12 23 0.00 1.000	2.0 6 0 0 0 1 0 0 0 0 0 0 0 14 20 0.00 0.000	PITCHER																	
Kevin Appier , R (1, 1) ERA: 3.3																						
Mike Magnante , L (5, 1) ERA: 2.52																						
Mark Davis , L (7, 1) ERA: 5.25																						



Batter	1	2	3	4	5	6	7	8	9	AB	R	H	RBI	BB	SO	LOB	TOP				
Bernie Williams, S (1, 8) OBP: 0.363, SLG: 0.387	1-1 P4		0-0 B2	0-0 G3			1-2 G3		4-0 1B 2B BB	4	1	0	0	1	0	3					
Steve Sax, R (1, 4) OBP: 0.344, SLG: 0.397	0-1 G6-3		2-1 G6-4-3 1B		1-2 G1-3		2-2 F8		0-0 2B 1B	5	1	2	0	0	0	1					
Don Mattingly, L (1, 3) OBP: 0.363, SLG: 0.422	1-1 HBP 2B		2-0 G6-4-3 1-2		1-0 G3-1		1-0 F8		1-2 1B E 2B	5	1	2	2	0	0	2					
Mel Hall, L (1, 9) OBP: 0.337, SLG: 0.499	4-1 HBP BB			2-2 G3 2B		0-1 2B		1-1 L3	0-3 K	4	1	2	0	1	1	1					
Roberto Kelly, R (1, 7) OBP: 0.312, SLG: 0.402	2-0 HBP		0-1 P4		0-3 K		3-2 G4-3 1B		4-0 E IBB	3	1	1	0	1	1	2					
Matt Nokes, L (1, 2) OBP: 0.300, SLG: 0.500	1-0 G4-3		1-1 G3		0-0 G3		1-1 G4-3		0-0 E6 1B	5	0	1	0	0	0	5					
Kevin Maas, L (1, 10) OBP: 0.338, SLG: 0.375		1-0 F8		4-1 2B BB		2-3 K		4-0 S BB	4-1 BB	2	1	0	0	3	1	0					
Randy Velarde, R (1, 5) OBP: 0.355, SLG: 0.346		2-1 G6-4-3 1B		1-1 1-H 3-H 2B		2-0 P6		2-3 K	1-3 K	5	0	2	2	0	2	4					
Alvaro Espinoza, R (1, 6) OBP: 0.299, SLG: 0.361		0-0 G6-4-3 1-2		1-1 HBP			0-0 G3 1B		0-2 P2	3	0	1	0	0	0	1					
Inning Stats	R: 0 E: 0 K: 0 S: 8	H: 1 LOB: 3 BB: 1 P: 17	R: 0 E: 0 K: 0 S: 4	H: 1 LOB: 0 BB: 0 P: 7	R: 0 E: 0 K: 0 S: 4	H: 1 LOB: 0 BB: 0 P: 8	R: 2 E: 0 K: 0 S: 15	H: 2 LOB: 2 BB: 1 P: 24	R: 0 E: 0 K: 1 S: 9	H: 0 LOB: 0 BB: 0 P: 9	R: 0 E: 0 K: 0 S: 8	H: 1 LOB: 1 BB: 0 P: 12	R: 0 E: 0 K: 1 S: 11	H: 1 LOB: 2 BB: 3 P: 22	R: 4 E: 1 K: 2 S: 19	H: 3 LOB: 2 BB: 3 P: 33	1B: 6 2B: 5 3B: 0 HR: 0	SF: 0 SAC: 0 DP: 2 HBP: 2	WP: 0 PB: 0 SB: 2 CS: 0	PA: 44	
PITCHER	IP	WLS	BF	H	R	ER	SO	BB	IBB	HBP	BLK	WP	HR	S	P	ERA	WHIP				
Mike Boddicker, R (1, 1) ERA: 3.76	8.1	L	38	9	4	4	3	4	0	2	0	0	0	70	120	4.32	1.560				
Mike Mignano, L (9, 1) ERA: 2.72	0.2		6	2	2	1	2	1	1	0	0	0	0	13	23	13.50	4.500				

New York Yankees @ Kansas City Royals
 Royals Stadium, Kansas City, MO
 Mon Aug 19 1991, 8:05 PM EDT
 Att: 39,011 - Sunny - 77 F

AB 36
 R 6
 H 11
 RBI 4
 BB 6
 SO 5
 LOB 19



Batter	1	2	3	4	5	6	7	8	9	AB	R	H	RBI	BB	SO	LOB	BOTTOM					
Brian McRae, S (1, 8) OBP: 0.298, SLG: 0.383	0-2 HR 3B		0-1 G5-3		2-3 K		2-2 G4-3		2-2 P4	5	1	1	0	0	1	2						
Kirk Gibson, L (1, 7) OBP: 0.341, SLG: 0.423	2-2 HR 3-H		1-1 S 1B		4-0 G4-6-3 BB		1-0 F8			3	1	2	2	1	0	1						
George Brett, L (1, 10) OBP: 0.332, SLG: 0.418	0-0 G3		4-1 1-2 BB		0-0 G4-6-3 1-2			1-1 G6-3		3	0	0	0	1	0	1						
Danny Tartabull, R (1, 9) OBP: 0.393, SLG: 0.619	2-0 F9		0-0 L9		1-1 F8		3-2 FC4 1B			4	0	1	0	0	0	2						
Todd Benzinger, S (1, 3) OBP: 0.294, SLG: 0.342	1-2 2B		1-2 P2		2-0 2B		3-2 P4			4	0	2	0	0	0	3						
Bill Peacock, R (1, 5) OBP: 0.361, SLG: 0.427	1-3 K			2-2 E6 S		0-3 K		1-0 FC4		4	0	0	0	0	2	3						
Brent Mayne, L (1, 2) OBP: 0.337, SLG: 0.320		2-1 F7		2-3 K		0-0 P6			1-3 K	3	0	0	0	0	1	2						
Harvey Pulliam, R (9, PH) OBP: 0.538, SLG: 0.727				1-2 K						1	0	0	0	0	1	0						
David Howard, S (1, 6) OBP: 0.253, SLG: 0.277		1-0 B5-3		0-0 F8			1-3 K		1-0 DI 1B	3	0	0	0	0	1	1						
Kevin Seitzer, R (9, PH) OBP: 0.349, SLG: 0.338										1	0	1	0	0	0	0						
Terry Shumpert, R (1, 4) OBP: 0.277, SLG: 0.323		2-3 K		0-3 K			0-0 G4-3 S 1B			3	0	1	0	0	2	1						
Sean Berry, R (9, PH) OBP: 0.182, SLG: 0.188										1	0	0	0	0	1	1						
Inning Stats	R: 2 E: 0 K: 1 S: 14	H: 3 LOB: 1 BB: 0 P: 20	R: 0 E: 0 K: 1 S: 7	H: 0 LOB: 0 BB: 0 P: 12	R: 0 E: 0 K: 0 S: 11	H: 1 LOB: 2 BB: 1 P: 17	R: 0 E: 1 K: 2 S: 10	H: 0 LOB: 1 BB: 0 P: 14	R: 0 E: 0 K: 1 S: 4	H: 0 LOB: 0 BB: 1 P: 10	R: 0 E: 0 K: 1 S: 7	H: 1 LOB: 1 BB: 0 P: 10	R: 0 E: 0 K: 1 S: 8	H: 1 LOB: 1 BB: 0 P: 12	R: 0 E: 0 K: 0 S: 10	H: 1 LOB: 1 BB: 0 P: 18	R: 0 E: 0 K: 2 S: 17	H: 1 LOB: 1 BB: 0 P: 22	1B: 4 2B: 2 3B: 1 HR: 1	SF: 0 SAC: 0 DP: 1 HBP: 0	WP: 0 PB: 0 SB: 3 CS: 0	PA: 37
PITCHER	IP	WLS	BF	H	R	ER	SO	BB	IBB	HBP	BLK	WP	HR	S	P	ERA	WHIP					
Eric Plunk, R (1, 1) ERA: 4.54	6.2		28	6	2	2	7	2	0	0	0	0	0	60	93	2.70	1.200					
Greg Cadaret, L (7, 1) ERA: 3.79	2.1	W	9	2	0	0	2	0	0	0	0	0	0	28	42	0.00	0.857					

New York Yankees @ Kansas City Royals
 Royals Stadium, Kansas City, MO
 Mon Aug 19 1991, 8:05 PM EDT
 Att: 39,011 - Sunny - 77 F

AB 35
 R 2
 H 8
 RBI 2
 BB 2
 SO 9
 LOB 17



Batter	1	2	3	4	5	6	7	8	9	AB	R	H	RBI	BB	SO	LOB	TOP								
Bernie Williams, S OBP: 0.359, SLG: 0.381	1-1 G4-3	0-0 G4-6-3				2-1 F8 1B	2-1 FC5-4	1-2 G4-3		5	1	1	0	0	0	2									
Steve Sax, R OBP: 0.346, SLG: 0.400	2-3 K		0-1 1B			4-2 1B	1-0 1B		1-1 P4	4	2	2	0	1	1	0									
Don Mattingly, L OBP: 0.363, SLG: 0.422	3-2 G3		1-0 1B			2-0 F8	0-1 BB		1-0 G3	5	0	2	1	0	0	2									
Mel Hall, L OBP: 0.338, SLG: 0.496		1-0 HBP 1B	2-1 G1-3			4-0 1B			2-1 F8	4	1	1	0	1	1	2									
Roberto Kelly, R OBP: 0.317, SLG: 0.404		0-0 FC HBP 1B	3-2 G5-3			0-0 IBB			4-1 BB	3	1	2	2	1	0	1									
Matt Nokes, L OBP: 0.303, SLG: 0.498		2-2 E HBP		1-0 G1-6-3 1B		1-3 2-H 3-H 2-1 F9			2-2 P5	3	1	1	0	0	0	4									
Kevin Maas, L OBP: 0.337, SLG: 0.372		2-2 FC G4-3 1B		1-1 F7		4-2 FC5-4 BB			2-3 K	3	1	0	1	1	1	3									
Randy Velarde, R OBP: 0.346, SLG: 0.336		1-0 G4-3		0-0 G1-6-3		3-2 P6			1-3 K	4	0	0	0	0	1	3									
Alvaro Espinoza, R OBP: 0.298, SLG: 0.360		0-0 G4-6-3 1B			1-3 K	1-2 F7			0-3 K	4	0	1	1	0	2	1									
Inning Stats	R: 0 E: 0 K: 1 S: 8	H: 0 LOB: 0 BB: 0 P: 14	R: 4 E: 1 K: 0 S: 13	H: 3 LOB: 0 BB: 0 P: 19	R: 0 E: 0 K: 0 S: 8	H: 2 LOB: 0 BB: 0 P: 14	R: 0 E: 0 K: 0 S: 4	H: 1 LOB: 0 BB: 0 P: 6	R: 2 E: 0 K: 1 S: 12	H: 2 LOB: 2 BB: 2 P: 27	R: 0 E: 0 K: 0 S: 11	H: 0 LOB: 1 BB: 1 P: 21	R: 1 E: 0 K: 1 S: 13	H: 2 LOB: 2 BB: 1 P: 24	R: 0 E: 0 K: 2 S: 9	H: 0 LOB: 0 BB: 0 P: 11	R: 0 E: 0 K: 1 S: 6	H: 0 LOB: 0 BB: 0 P: 11	1B: 9 2B: 1 3B: 0 HR: 0	SF: 0 SAC: 0 DP: 2 HBP: 1	WP: 0 PB: 0 SB: 0 CS: 0	PA: 40			
PITCHER	IP	WLS	BF	H	R	ER	SO	BB	IBB	HBP	BLK	WP	HR	S	P	ERA	WHIP								
Mark Gubicza, R ERA: 5.16	(1, 1)	4.2	L	23	8	6	5	2	1	1	0	0	0	43	76	9.64	1.929								
Mark Davis, L ERA: 5.13	(5, 1)	2.1		11	2	1	1	1	2	0	0	0	0	26	49	3.86	1.714								
Tom Gordon, R ERA: 4.04	(8, 1)	2.0		6	0	0	0	3	0	0	0	0	0	15	22	0.00	0.000								

New York Yankees @ Kansas City Royals
Royals Stadium, Kansas City, MO
Tue Aug 20 1991, 8:05 PM EDT
Att: 24,031 - Cloudy - 79 F

AB	35
R	7
H	10
RBI	5
BB	4
SO	6
LOB	18



Batter	1	2	3	4	5	6	7	8	9	AB	R	H	RBI	BB	SO	LOB	BOTTOM								
Brian McRae, S OBP: 0.298, SLG: 0.381	0-1 F9		0-0 F8			1-2 G4-3 BB HBP			1-2 F9	3	0	0	0	0	0	2									
Kirk Gibson, L OBP: 0.343, SLG: 0.425	0-3 K		0-0 1-H 2B			4-2 G4-3 BB			1-2 G4-3	3	0	1	1	1	1	1									
George Brett, L OBP: 0.328, SLG: 0.413	1-1 G6-3		3-2 F7			1-1 G4-3			0-3 K	4	0	0	1	0	1	3									
Danny Tartabull, R OBP: 0.389, SLG: 0.612		3-2 P3	3-2 F8			0-1 F8			1-0 G6-3	4	0	0	0	0	0	3									
Warren Cromartie, L OBP: 0.378, SLG: 0.448		2-2 G4-3		2-0 F7		0-3 K			0-0 1B	4	0	1	0	0	1	0									
Bill Peacock, R OBP: 0.356, SLG: 0.420		2-2 E5 2B		2-2 P3		0-0 G5-3			0-0 G1-3	4	1	0	0	0	0	1									
Brent Mayne, L OBP: 0.335, SLG: 0.325		2-1 2B		1-0 F7		1-0 G4-3			2-3 K	4	0	1	1	0	1	0									
David Howard, S OBP: 0.250, SLG: 0.273		0-1 G4-3			0-0 L8				1-1 P3	2	0	0	0	0	0	1									
Kevin Seitzer, R OBP: 0.350, SLG: 0.344									2-2 F7	2	0	1	0	0	0	0									
Terry Shupert, R OBP: 0.280, SLG: 0.330			1-2 2B			2-1 BB G4-3 2B			0-3 K	3	2	2	0	0	1	1									
Jim Eisenreich, L OBP: 0.328, SLG: 0.376									2-2 F7	1	0	0	0	0	0	0									
Inning Stats	R: 0 E: 0 K: 1 S: 7	H: 0 LOB: 0 BB: 0 P: 8	R: 1 E: 1 K: 0 S: 16	H: 1 LOB: 1 BB: 0 P: 25	R: 1 E: 0 K: 0 S: 11	H: 2 LOB: 1 BB: 0 P: 18	R: 0 E: 0 K: 0 S: 5	H: 0 LOB: 0 BB: 0 P: 10	R: 1 E: 0 K: 0 S: 13	H: 1 LOB: 2 BB: 1 P: 21	R: 0 E: 0 K: 1 S: 5	H: 0 LOB: 0 BB: 0 P: 6	R: 0 E: 0 K: 1 S: 11	H: 1 LOB: 1 BB: 0 P: 13	R: 0 E: 0 K: 1 S: 6	H: 1 LOB: 1 BB: 0 P: 7	R: 0 E: 0 K: 1 S: 8	H: 0 LOB: 0 BB: 0 P: 13	1B: 2 2B: 4 3B: 0 HR: 0	SF: 0 SAC: 0 DP: 0 HBP: 1	WP: 0 PB: 0 SB: 0 CS: 0	PA: 36			
PITCHER	IP	WLS	BF	H	R	ER	SO	BB	IBB	HBP	BLK	WP	HR	S	P	ERA	WHIP								
Scott Sanderson, R ERA: 4.27	(1, 1)	5.0	W	22	4	3	2	1	0	0	0	0	0	52	82	3.60	1.000								
John Habyan, R ERA: 1.75	(6, 1)	3.0		11	2	0	0	3	0	0	0	0	0	22	26	0.00	0.667								
Steve Farr, R ERA: 2.38	(9, 1)	1.0		3	0	0	0	1	0	0	0	0	0	8	13	0.00	0.000								

New York Yankees @ Kansas City Royals
Royals Stadium, Kansas City, MO
Tue Aug 20 1991, 8:05 PM EDT
Att: 24,031 - Cloudy - 79 F

AB	34
R	3
H	6
RBI	3
BB	1
SO	5
LOB	12



Batter	1	2	3	4	5	6	7	8	9	AB	R	H	RBI	BB	SO	LOB	TOP								
Bernie Williams, S (1, 8) OBP: 0.348, SLG: 0.369	1-3 K		0-3 K			1-3 K	1-3 K		2-3 K	5	0	0	0	0	5	4									
Steve Sax, R (1, 4) OBP: 0.346, SLG: 0.399	2-2 G3-6-3 1B			0-2 G5-3		2-2 G6-3		1-2 G6-3		4	0	1	0	0	0	0									
Don Mattingly, L (1, 3) OBP: 0.362, SLG: 0.420	1-0 G3-6-3 1-2			1-0 G5-3		1-3 K2-3		3-2 1B		4	0	1	0	0	1	1									
Mel Hall, L (1, 9) OBP: 0.334, SLG: 0.490		0-0 P5		1-2 G3			2-1 F8	2-3 K		4	0	0	0	0	1	1									
Roberto Kelly, R (1, 7) OBP: 0.316, SLG: 0.411		1-1 G5-3			0-1 G6-3		2-2 HR	0-0 G6-3		4	1	1	1	0	0	1									
Matt Nokes, L (1, 2) OBP: 0.307, SLG: 0.500		0-0 G4-3			2-0 2B 1B		1-0 1B BB	4-2 HR BB		3	2	2	0	1	0	0									
Kevin Maas, L (1, 10) OBP: 0.338, SLG: 0.380			2-3 K		0-0 F7		4-2 1B BB	3-2 HR		3	1	1	2	1	1	1									
Alvaro Espinoza, R (1, 6) OBP: 0.303, SLG: 0.371			1-2 2B		1-0 1-H 2B		0-1 1-2 2-3 1B	2-1 G6-3		4	0	3	1	0	0	0									
Randy Velarde, R (1, 5) OBP: 0.342, SLG: 0.331			0-1 G1-3		0-3 K		2-3 K	0-2 G6-3		2	0	0	0	0	1	2									
Pat Sheridan, L (7, PH) OBP: 0.298, SLG: 0.358										1	0	0	0	0	1	3									
Pat Kelly, R (7, 5) OBP: 0.295, SLG: 0.352										1	0	0	0	0	0	0									
Inning Stats	R: 0 E: 0 K: 1 S: 7	H: 1 LOB: 0 BB: 0 P: 11	R: 0 E: 0 K: 0 S: 4	H: 0 LOB: 0 BB: 0 P: 5	R: 0 E: 0 K: 2 S: 12	H: 1 LOB: 1 BB: 0 P: 15	R: 0 E: 0 K: 0 S: 8	H: 0 LOB: 0 BB: 0 P: 10	R: 1 E: 0 K: 1 S: 8	H: 2 LOB: 1 BB: 0 P: 11	R: 0 E: 0 K: 2 S: 11	H: 0 LOB: 0 BB: 0 P: 15	R: 1 E: 0 K: 2 S: 18	H: 3 LOB: 3 BB: 1 P: 30	R: 0 E: 0 K: 1 S: 10	H: 1 LOB: 1 BB: 0 P: 16	R: 2 E: 0 K: 1 S: 15	H: 1 LOB: 0 BB: 1 P: 26	1B: 5 2B: 2 3B: 0 HR: 2	SF: 0 SAC: 0 DP: 1 HBP: 0	WP: 0 PB: 0 SB: 0 CS: 0	PA: 37			
PITCHER	IP	WLS	BF	H	R	ER	SO	BB	IBB	HBP	BLK	WP	HR	S	P	ERA	WHIP								
Bret Saberhagen, R (1, 1) ERA: 3.1	7.0	W	28	7	2	2	8	1	0	0	0	0	1	68	97	2.57	1.143								
Storm Davis, R (8, 1) ERA: 3.98	2.0		9	2	2	2	2	1	0	0	0	0	1	25	42	9.00	1.500								

New York Yankees @ Kansas City Royals
 Royals Stadium, Kansas City, MO
 Wed Aug 21 1991, 8:05 PM EDT
 Att: 24,213 - Sunny - 87 F

AB	35
R	4
H	9
RBI	4
BB	2
SO	10
LOB	13



Batter	1	2	3	4	5	6	7	8	9	AB	R	H	RBI	BB	SO	LOB	BOTTOM								
Brian McRae, S (1, 8) OBP: 0.299, SLG: 0.381	1-0 HR 1B		1-1 G6-3		0-2 FC4 G4-6-3 1-2 2-3		1-0 BLK 1B	2-3 K		5	2	2	0	0	1	3									
Kirk Gibson, L (1, 10) OBP: 0.342, SLG: 0.431	1-1 1-H HR		2-2 FC6-2 BB		1-1 G4-6-3 1-2		3-3 1-H K			4	1	1	2	0	1	4									
Todd Benzinger, S (1, 3) OBP: 0.303, SLG: 0.357	0-0 3B		4-2 3-H 1-2 BB			0-1 2B 1B	1-0 2-H 1B 1B			3	2	3	1	1	0	0									
Danny Tartabull, R (1, 9) OBP: 0.390, SLG: 0.614	1-1 G5-3		0-3 K			1-1 1-H G4-6-3 2B	0-0 F8 1B 1B			4	1	2	1	0	1	2									
Jim Eisenreich, L (1, 7) OBP: 0.330, SLG: 0.378	0-2 F8			2-3 K		2-1 G4-6-3 1B 1B	0-0 1-2 2-H 1B			4	1	2	1	0	1	0									
Kevin Seitzer, R (1, 5) OBP: 0.352, SLG: 0.349		1-0 2B		1-2 F8		4-1 G4-6-3 BB	0-1 F8			3	0	1	0	1	0	2									
Bill Pecota, R (8, 5) OBP: 0.356, SLG: 0.420										0	0	0	0	0	0	0									
Brent Mayne, L (1, 2) OBP: 0.327, SLG: 0.316		0-1 G3		1-0 G4-3		3-1 G4-6-3	1-2 1-H K			4	0	0	0	0	1	4									
David Howard, S (1, 6) OBP: 0.256, SLG: 0.279			1-3 K			0-2 FC4 1B	2-3 K			4	0	2	1	0	2	0									
Terry Shumpert, R (1, 4) OBP: 0.283, SLG: 0.339			2-2 FC6-2 3B		0-0 FC4 1B	0-0 G3	3-3 K			4	0	2	0	0	1	1									
Inning Stats	R: 2 E: 0 K: 0 S: 9	H: 3 LOB: 0 BB: 0 P: 12	R: 0 E: 0 K: 1 S: 6	H: 1 LOB: 0 BB: 0 P: 8	R: 0 E: 0 K: 1 S: 14	H: 1 LOB: 1 BB: 1 P: 23	R: 0 E: 0 K: 1 S: 7	H: 0 LOB: 0 BB: 0 P: 11	R: 0 E: 0 K: 0 S: 11	H: 2 LOB: 1 BB: 0 P: 12	R: 3 E: 1 K: 0 S: 14	H: 4 LOB: 1 BB: 1 P: 27	R: 2 E: 0 K: 2 S: 12	H: 4 LOB: 2 BB: 0 P: 19	R: 0 E: 0 K: 3 S: 10	H: 0 LOB: 0 BB: 0 P: 17	1B: 10 2B: 2 3B: 2 HR: 1	SF: 0 SAC: 0 DP: 2 HBP: 0	WP: 0 PB: 0 SB: 0 CS: 0	PA: 37					
PITCHER	IP	WLS	BF	H	R	ER	SO	BB	IBB	HBP	BLK	WP	HR	S	P	ERA	WHIP								
Pascual Perez, R (1, 1) ERA: 3.04	5.0	L	20	7	2	2	3	1	0	0	0	0	0	14	27	27.00	5.000								
Lee Guetterman, L (6, 1) ERA: 3.75	1.0		7	4	3	3	0	1	0	0	0	0	0	6	11	54.00	9.000								
Rich Monteleone, R (7, 1) ERA: 3.8	0.1		4	3	2	2	1	0	0	0	0	0	0	6	8	0.00	1.500								
Greg Cadaret, L (7, 1) ERA: 3.76	0.2		3	1	0	0	1	0	0	0	0	0	0	6	8	0.00	1.500								
Tim Leary, R (8, 1) ERA: 6.31	1.0		3	0	0	0	3	0	0	0	0	0	0	10	17	0.00	0.000								

New York Yankees @ Kansas City Royals
 Royals Stadium, Kansas City, MO
 Wed Aug 21 1991, 8:05 PM EDT
 Att: 24,213 - Sunny - 87 F

AB	35
R	7
H	15
RBI	6
BB	2
SO	8
LOB	16



Batter	1	2	3	4	5	6	7	8	9	AB	R	H	RBI	BB	SO	LOB	TOP								
Gary Pettis, S OBP: 0.351, SLG: 0.274 (1, 8)	1-1 L3		4-2 BB		2-3 K		2-3 K		1-0 F7	4	0	0	0	1	2	0									
Julio Franco, R OBP: 0.408, SLG: 0.465 (1, 4)	1-3 K		0-0 F9		0-0 1B			1-0 E 1B	1-2 G6-3	5	1	2	0	0	1	1									
Rafael Palmeiro, L OBP: 0.395, SLG: 0.543 (1, 3)	2-2 F9			0-1 F7	0-1 G6-3			2-2 E1 2B		4	1	0	0	0	0	1									
Ruben Sierra, S OBP: 0.355, SLG: 0.492 (1, 9)		4-1 BB		1-1 HR 2B		1-1 F7		0-2 2B		3	1	2	1	1	0	0									
Juan Gonzalez, R OBP: 0.357, SLG: 0.546 (1, 7)	1-2 F7			3-2 HR 2H		2-1 2B		0-2 G6-3		4	1	2	2	0	0	2									
Kevin Reimer, L OBP: 0.325, SLG: 0.459 (1, 10)	0-3 K			2-2 1B		3-3 K		4-0 FC6-4 IBB		3	0	1	0	1	2	2									
Steve Buechele, R OBP: 0.331, SLG: 0.439 (1, 5)	1-2 G5-3			1-0 F8		0-0 G5-3		0-0 F7		4	0	0	0	0	0	5									
Ivan Rodriguez, R OBP: 0.280, SLG: 0.335 (1, 2)			1-0 F8	1-1 F8			2-3 K	0-0 FC6-4		4	0	0	0	0	1	3									
José Hernández, R OBP: 0.308, SLG: 0.324 (1, 6)			0-1 P2		1-1 G5-3		2-0 F8		2-3 K	4	0	0	0	0	1	0									
Inning Stats	R: 0 E: 0 K: 1 S: 9	H: 0 LOB: 0 BB: 0 P: 13	R: 0 E: 0 K: 1 S: 10	H: 0 LOB: 1 BB: 1 P: 16	R: 0 E: 0 K: 0 S: 7	H: 0 LOB: 1 BB: 1 P: 12	R: 2 E: 0 K: 0 S: 14	H: 3 LOB: 1 BB: 0 P: 22	R: 0 E: 0 K: 1 S: 8	H: 1 LOB: 1 BB: 0 P: 11	R: 0 E: 0 K: 1 S: 9	H: 1 LOB: 1 BB: 0 P: 15	R: 0 E: 0 K: 2 S: 8	H: 0 LOB: 0 BB: 0 P: 14	R: 2 E: 1 K: 0 S: 16	H: 2 LOB: 2 BB: 1 P: 23	R: 0 E: 0 K: 1 S: 9	H: 0 LOB: 0 BB: 0 P: 13	1B: 3 2B: 3 3B: 0 HR: 1	SF: 0 SAC: 0 DP: 0 HBP: 0	WP: 0 PB: 0 SB: 0 CS: 0	PA: 38			
PITCHER	IP	WLS	BF	H	R	ER	SO	BB	IBB	HBP	BLK	WP	HR	S	P	ERA	WHIP								
Luis Aquino, R ERA: 2.79 (1, 1)	5.0		21	4	2	2	3	2	0	0	0	0	1	48	74	3.60	1.200								
Tom Gordon, R ERA: 4.01 (6, 1)	3.0	L	14	3	2	1	3	0	1	0	0	0	0	33	52	3.00	1.000								
Jeff Montgomery, R ERA: 3.39 (9, 1)	1.0		3	0	0	0	1	0	0	0	0	0	0	9	13	0.00	0.000								

Texas Rangers @ Kansas City Royals
Royals Stadium, Kansas City, MO
Thu Aug 22 1991, 8:05 PM EDT
Att: 30,650 - Sunny - 88 F

AB	35
R	4
H	7
RBI	3
BB	3
SO	7
LOB	14



Batter	1	2	3	4	5	6	7	8	9	AB	R	H	RBI	BB	SO	LOB	BOTTOM								
Brian McRae, S OBP: 0.299, SLG: 0.378 (1, 8)	4-2 CS BB		0-2 G5-3	0-3 K			0-2 F8			3	0	0	0	1	1	1									
Kirk Gibson, L OBP: 0.341, SLG: 0.428 (1, 7)	1-0 F7		2-3 K		2-1 G6-3 HBP		1-3 K			3	0	0	0	0	2	1									
George Brett, L OBP: 0.330, SLG: 0.416 (1, 10)	4-0 1B BB		3-2 2B		2-2 G6-3		0-2 P6			3	0	1	0	1	0	1									
Danny Tartabull, R OBP: 0.392, SLG: 0.612 (1, 9)	3-2 1B		3-3 K		1-0 G6-3			4-1 G6-4-3 BB		3	0	1	0	1	1	2									
Todd Benzinger, S OBP: 0.299, SLG: 0.352 (1, 3)	0-1 G4-3			1-3 K	2-3 K			0-1 P4		4	0	0	0	0	2	4									
Bill Peacock, R OBP: 0.355, SLG: 0.418 (1, 5)		2-2 F8		1-2 HR 1B		1-2 G4-3		1-0 G6-4-3		4	1	1	0	0	0	1									
Brent Mayne, L OBP: 0.263, SLG: 0.342 (1, 2)		2-2 L3		3-2 HR		0-1			2-1 G6-3	3	1	2	2	0	0	0									
Kurt Stillwell, S OBP: 0.307, SLG: 0.352 (9, PH)				1-H HR						1	0	0	0	0	0	0									
David Howard, S OBP: 0.263, SLG: 0.287 (1, 6)		3-2 1B		1-1 CS 1B		2-3 K			0-3 K	3	0	2	0	0	1	1									
Harvey Pulliam, R OBP: 0.500, SLG: 0.667 (9, PH)										1	0	0	0	0	1	0									
Terry Shumpert, R OBP: 0.283, SLG: 0.342 (1, 4)		0-3 K		1-1 CS 1B		3-1 P5			2-1 G6-3	3	0	1	0	0	1	2									
Kevin Seitzer, R OBP: 0.351, SLG: 0.347 (9, PH)				1-2 2B						1	0	0	0	0	0	0									
Inning Stats	R: 0 E: 0 K: 0 S: 9	H: 1 LOB: 2 BB: 2 P: 21	R: 0 E: 0 K: 1 S: 13	H: 1 LOB: 1 BB: 0 P: 20	R: 0 E: 0 K: 2 S: 14	H: 1 LOB: 1 BB: 0 P: 22	R: 2 E: 0 K: 2 S: 17	H: 4 LOB: 1 BB: 0 P: 24	R: 0 E: 0 K: 1 S: 8	H: 0 LOB: 1 BB: 0 P: 15	R: 0 E: 0 K: 1 S: 10	H: 1 LOB: 1 BB: 0 P: 16	R: 0 E: 0 K: 1 S: 9	H: 0 LOB: 0 BB: 0 P: 10	R: 0 E: 0 K: 0 S: 4	H: 0 LOB: 0 BB: 1 P: 9	R: 0 E: 0 K: 1 S: 7	H: 0 LOB: 0 BB: 0 P: 11	1B: 5 2B: 2 3B: 0 HR: 1	SF: 0 SAC: 0 DP: 1 HBP: 1	WP: 0 PB: 0 SB: 0 CS: 2	PA: 36			
PITCHER	IP	WLS	BF	H	R	ER	SO	BB	IBB	HBP	BLK	WP	HR	S	P	ERA	WHIP								
Jose Guzman, R ERA: 3.2 (1, 1)	6.0		27	8	2	2	7	2	0	1	0	0	1	71	118	3.00	1.667								
Kenny Rogers, L ERA: 5.79 (7, 1)	3.0	W	9	0	0	0	2	1	0	0	0	0	0	20	30	0.00	0.333								

Texas Rangers @ Kansas City Royals
Royals Stadium, Kansas City, MO
Thu Aug 22 1991, 8:05 PM EDT
Att: 30,650 - Sunny - 88 F

AB	32
R	2
H	8
RBI	2
BB	3
SO	9
LOB	13



Batter	1	2	3	4	5	6	7	8	9	AB	R	H	RBI	BB	SO	LOB	TOP											
Gary Pettis, S OBP: 0.344, SLG: 0.268 (1, 8)	1-1 B1-3	3-3 K			2-3 K			3-2 F7	2-3 K	5	0	0	0	0	3	1	Texas Rangers @ Kansas City Royals Royals Stadium, Kansas City, MO Fri Aug 23 1991, 8:05 PM EDT Att: 31,962 - Cloudy - 82 F											
Julio Franco, R OBP: 0.409, SLG: 0.465 (1, 4)	0-0 E9 2B	2-0 G6-3			4-1 G4-6-3 BB			0-1 G3-1		3	1	1	0	1	0	0												
Rafael Palmeiro, L OBP: 0.396, SLG: 0.547 (1, 3)	2-0 1B 2B		0-3 K		0-0 G4-6-3 1-2			2-0 E 2B		4	2	2	1	0	1	1												
Ruben Sierra, S OBP: 0.356, SLG: 0.491 (1, 9)	1-2 2B 1B		2-1 F8		2-3 K			4-0 E IBB		3	1	1	1	1	1	0												
Juan Gonzalez, R OBP: 0.357, SLG: 0.546 (1, 7)	1-1 1B 2B		3-3 K		1-0 G5-3			3-2 E4 1-H 2-H		4	2	1	0	0	1	-1												
Kevin Reimer, L OBP: 0.331, SLG: 0.461 (1, 10)	4-0 E 1B IBB			1-0 G4-3 FC5-2 2B			1-2 F9	1-0 P6		3	0	1	0	1	0	0												
Dean Palmer, R OBP: 0.285, SLG: 0.410 (1, 5)	0-1 E7 1-3 2-H 1B			1-1 G4-3			0-0 G6-3		0-3 K	4	0	1	1	0	1	1												
Ivan Rodriguez, R OBP: 0.280, SLG: 0.339 (1, 2)	1-0 G5-3			1-1 FC5-2			2-2 G6-3		1-1 2B	4	0	1	0	0	0	3												
José Hernández, R OBP: 0.279, SLG: 0.293 (1, 6)		0-1 G5-3		1-3 K			1-3 K		3-2 G6-3	4	0	0	0	0	2	2												
Inning Stats	R: 3 E: 2 K: 0 S: 13	H: 5 LOB: 2 BB: 1 P: 23	R: 0 E: 0 K: 1 S: 6	H: 0 LOB: 0 BB: 0 P: 11	R: 0 E: 0 K: 2 S: 9	H: 0 LOB: 1 BB: 0 P: 14	R: 0 E: 0 K: 1 S: 8	H: 1 LOB: 1 BB: 0 P: 12	R: 0 E: 0 K: 1 S: 5	H: 0 LOB: 0 BB: 1 P: 11	R: 0 E: 0 K: 1 S: 7	H: 0 LOB: 0 BB: 0 P: 10	R: 3 E: 1 K: 0 S: 12	H: 1 LOB: 0 BB: 1 P: 25	R: 0 E: 0 K: 2 S: 12	H: 1 LOB: 1 BB: 0 P: 18	1B: 3 2B: 5 3B: 0 HR: 0	SF: 0 SAC: 0 DP: 1 HBP: 0	WP: 0 PB: 0 SB: 0 CS: 0	PA: 37								
PITCHER	IP	WLS	BF	H	R	ER	SO	BB	IBB	HBP	BLK	WP	HR	S	P	ERA	WHIP											
Kevin Appier, R ERA: 3.3 (1, 1)	8.0	L	33	7	6	3	7	1	2	0	0	0	0	0	68	118	3.38	1.000										
Mike Magnante, L ERA: 2.65 (9, 1)	1.0		4	1	0	0	2	0	0	0	0	0	0	0	12	18	0.00	1.000										

AB	34
R	6
H	8
RBI	3
BB	3
SO	9
LOB	7



Batter	1	2	3	4	5	6	7	8	9	AB	R	H	RBI	BB	SO	LOB	BOTTOM											
Terry Shupert, R OBP: 0.280, SLG: 0.338 (1, 4)	1-3 K		2-1 F9			0-0 F8		1-0 F7		4	0	0	0	0	1	3	Texas Rangers @ Kansas City Royals Royals Stadium, Kansas City, MO Fri Aug 23 1991, 8:05 PM EDT Att: 31,962 - Cloudy - 82 F											
Brent Mayne, L OBP: 0.333, SLG: 0.342 (9, 2)										0	0	0	0	0	0	0												
Brian McRae, S OBP: 0.298, SLG: 0.377 (1, 8)	1-1 F8		0-0 F8			1-2 F9		3-2 1B		4	0	1	1	0	0	1												
George Brett, L OBP: 0.327, SLG: 0.411 (1, 10)	3-3 K			1-1 L4		1-2 G4-3			1-0 F9	4	0	0	0	0	1	0												
Danny Tartabull, R OBP: 0.388, SLG: 0.605 (1, 9)		3-3 K		1-0 L6			3-3 K		3-3 K	4	0	0	0	0	3	0												
Todd Benzinger, S OBP: 0.299, SLG: 0.350 (1, 3)		1-0 F8		1-1 1B			0-0 F3		0-0 F8	4	0	1	0	0	0	0												
Bill Pecota, R OBP: 0.355, SLG: 0.417 (1, 5) (9, 4)		2-1 1B		1-1 G5-3			0-1 F9			3	0	1	0	0	0	1												
Harvey Pulliam, R OBP: 0.412, SLG: 0.533 (1, 7)		3-2 F7			0-1 G5-3			0-0 G6-3		3	0	0	0	0	0	1												
David Howard, S OBP: 0.265, SLG: 0.288 (1, 6)			0-0 G4-3		3-1 G4-3			0-2 1B 1B		3	1	1	0	0	0	0												
Tim Spehr, R OBP: 0.277, SLG: 0.256 (1, 2)			4-2 BB		1-2 P2			1-0 1B 1B		1	0	0	0	1	0	0												
Kevin Seltzer, R OBP: 0.353, SLG: 0.350 (8, PH) (9, 5)								1-2 1B		1	0	1	0	0	0	0												
Inning Stats	R: 0 E: 0 K: 2 S: 9	H: 0 LOB: 0 BB: 0 P: 14	R: 0 E: 0 K: 1 S: 9	H: 1 LOB: 1 BB: 0 P: 18	R: 0 E: 0 K: 0 S: 7	H: 0 LOB: 1 BB: 1 P: 13	R: 0 E: 0 K: 0 S: 7	H: 1 LOB: 1 BB: 0 P: 11	R: 0 E: 0 K: 0 S: 8	H: 0 LOB: 0 BB: 0 P: 10	R: 0 E: 0 K: 1 S: 7	H: 0 LOB: 0 BB: 0 P: 10	R: 1 E: 0 K: 0 S: 11	H: 3 LOB: 2 BB: 0 P: 16	R: 0 E: 0 K: 1 S: 5	H: 0 LOB: 0 BB: 0 P: 9	1B: 5 2B: 0 3B: 0 HR: 0	SF: 0 SAC: 0 DP: 0 HBP: 0	WP: 0 PB: 0 SB: 0 CS: 0	PA: 32								
PITCHER	IP	WLS	BF	H	R	ER	SO	BB	IBB	HBP	BLK	WP	HR	S	P	ERA	WHIP											
Brian Bohanon, L ERA: 3.78 (1, 1)	9.0	W	32	5	1	1	5	1	0	0	0	0	0	0	71	113	1.00	0.667										

AB	31
R	1
H	5
RBI	1
BB	1
SO	5
LOB	6



Batter	1	2	3	4	5	6	7	8	9	AB	R	H	RBI	BB	SO	LOB	TOP											
Geno Petralli, L OBP: 0.310, SLG: 0.290 (1, 10)										4	0	2	0	0	1	0	Texas Rangers @ Kansas City Royals Royals Stadium, Kansas City, MO Sat Aug 24 1991, 8:05 PM EDT Att: 40,127 - Cloudy - 82 F											
Julio Franco, R OBP: 0.407, SLG: 0.463 (1, 4)										4	0	1	0	0	1	1												
Rafael Palmeiro, L OBP: 0.397, SLG: 0.548 (1, 3)										3	0	1	0	1	0	2												
Ruben Sierra, S OBP: 0.357, SLG: 0.490 (1, 9)										3	0	1	0	1	0	0												
Juan Gonzalez, R OBP: 0.356, SLG: 0.550 (1, 8)										4	1	1	1	0	1	4												
Kevin Reimer, L OBP: 0.330, SLG: 0.458 (1, 7)											4	0	1	0	0	0												
Steve Buechele, R OBP: 0.328, SLG: 0.435 (1, 5)										4	0	0	0	0	1	1												
Ivan Rodriguez, R OBP: 0.282, SLG: 0.341 Mike Stanley, R OBP: 0.352, SLG: 0.392 (5, 2)										2	0	1	0	0	1	0												
Mario Diaz, R OBP: 0.317, SLG: 0.329 (1, 6)										4	0	0	0	0	2	2												
Inning Stats	R: 0 E: 0 K: 1 S: 13	H: 1 LOB: 2 BB: 1 P: 24	R: 0 E: 0 K: 1 S: 6	H: 0 LOB: 0 BB: 0 P: 9	R: 0 E: 0 K: 0 S: 9	H: 1 LOB: 0 BB: 0 P: 14	R: 1 E: 0 K: 0 S: 13	H: 2 LOB: 1 BB: 0 P: 21	R: 0 E: 0 K: 0 S: 7	H: 0 LOB: 2 BB: 0 P: 15	R: 0 E: 0 K: 2 S: 10	H: 0 LOB: 0 BB: 0 P: 13	R: 0 E: 0 K: 2 S: 12	H: 1 LOB: 2 BB: 1 P: 20	R: 0 E: 0 K: 0 S: 7	H: 1 LOB: 1 BB: 0 P: 10	1B: 7 2B: 1 3B: 0 HR: 1	SF: 0 SAC: 0 DP: 2 HBP: 0	WP: 0 PB: 0 SB: 0 CS: 0	PA: 36								
PITCHER	IP	WLS	BF	H	R	ER	SO	BB	IBB	HBP	BLK	WP	HR	S	P	ERA	WHIP											
Mike Boddicker, R ERA: 3.62 Storm Davis, R ERA: 3.94	(1, 1)	8.0	W	32	8	1	1	6	2	0	0	0	0	1	75	122	1.12	1.250										

Batter	1	2	3	4	5	6	7	8	9	AB	R	H	RBI	BB	SO	LOB	BOTTOM											
Kirk Gibson, L OBP: 0.343, SLG: 0.429 Brian McRae, S OBP: 0.298, SLG: 0.377 (8, 8)										4	1	2	0	0	1	2	Texas Rangers @ Kansas City Royals Royals Stadium, Kansas City, MO Sat Aug 24 1991, 8:05 PM EDT Att: 40,127 - Cloudy - 82 F											
Kevin Seitzer, R OBP: 0.349, SLG: 0.345 Bill Pecota, R OBP: 0.352, SLG: 0.414 (5, 5)										3	1	0	1	0	0	3												
George Brett, L OBP: 0.328, SLG: 0.414 (1, 10)										5	0	2	1	0	0	1												
Danny Tartabull, R OBP: 0.390, SLG: 0.607 (1, 9)										4	1	2	1	1	1	1												
Warren Cromartie, L OBP: 0.382, SLG: 0.445 Todd Benzinger, S OBP: 0.299, SLG: 0.350 (8, 3)										3	1	1	1	1	0	2												
Jim Eisenreich, L OBP: 0.335, SLG: 0.383 (8, 7)										4	2	3	1	0	0	0												
Brent Mayne, L OBP: 0.326, SLG: 0.335 (1, 2)										3	0	0	1	0	3	1												
David Howard, S OBP: 0.270, SLG: 0.288 (1, 6)										3	1	1	1	1	2	1												
Terry Shumpert, R OBP: 0.286, SLG: 0.341 (1, 4)										3	1	2	0	1	0	1												
Inning Stats	R: 1 E: 0 K: 0 S: 14	H: 3 LOB: 2 BB: 1 P: 24	R: 3 E: 0 K: 1 S: 14	H: 3 LOB: 2 BB: 2 P: 33	R: 1 E: 1 K: 3 S: 17	H: 2 LOB: 1 BB: 0 P: 28	R: 0 E: 0 K: 0 S: 5	H: 0 LOB: 0 BB: 0 P: 10	R: 0 E: 0 K: 1 S: 8	H: 0 LOB: 0 BB: 0 P: 13	R: 0 E: 0 K: 1 S: 9	H: 1 LOB: 1 BB: 0 P: 13	R: 3 E: 0 K: 0 S: 15	H: 3 LOB: 1 BB: 1 P: 23	R: 0 E: 0 K: 2 S: 11	H: 1 LOB: 1 BB: 0 P: 17	1B: 11 2B: 2 3B: 0 HR: 0	SF: 1 SAC: 0 DP: 0 HBP: 0	WP: 1 PB: 0 SB: 4 CS: 0	PA: 40								
PITCHER	IP	WLS	BF	H	R	ER	SO	BB	IBB	HBP	BLK	WP	HR	S	P	ERA	WHIP											
Nolan Ryan, R ERA: 2.94 Mike Jeffcoat, L ERA: 3.61 Wayne Rosenthal, R ERA: 4.65 Kenny Rogers, L ERA: 5.97 Terry Matthews, R ERA: 4.22	(1, 1)	1.2	L	13	6	4	4	1	3	0	0	0	0	0	18	30	0.00	1.500										
	(4, 1)	3.1		12	2	1	1	2	0	0	0	0	0	0	26	43	2.70	0.600										
	(7, 1)	0.1		4	2	2	2	0	1	0	0	0	0	0	10	15	54.00	9.000										
	(7, 1)	1.1		5	1	0	0	2	0	0	0	1	0	12	18	0.00	0.750											

Batter	1	2	3	4	5	6	7	8	9	10	11	AB	R	H	RBI	BB	SO	LOB	TOP								
Rafael Palmeiro, L OBP: 0.394, SLG: 0.545 (1, 3)	F9		F8		G5-3		K			F7	E9 1B 2B	6	1	1	1	0	1	0									
Julio Franco, R OBP: 0.410, SLG: 0.464 (1, 4)				1B 1B		F9		F9				5	1	3	1	1	0	0									
Ruben Sierra, S OBP: 0.355, SLG: 0.486 (1, 9)	G1-3				F9			K		F7	L4	6	1	1	0	0	1	4									
Kevin Reimer, L OBP: 0.331, SLG: 0.458 (1, 7)				1B 1B				G5-3		G4-3		5	1	2	0	0	1	2									
Juan Gonzalez, R OBP: 0.358, SLG: 0.554 (1, 10)												4	1	2	3	1	2	0									
Dean Palmer, R OBP: 0.288, SLG: 0.422 (1, 5)												5	2	2	0	0	3	3									
Ivan Rodriguez, R OBP: 0.277, SLG: 0.335 (9, PH)												3	0	0	0	0	1	3									
Geno Petralli, L OBP: 0.308, SLG: 0.288 (9, 2)	L3				G4-3		K			G4-3	SH2-4	1	0	0	0	0	0	1									
José Hernández, R OBP: 0.349, SLG: 0.399 (9, PH)												3	0	0	0	0	2	0									
Brian Downing, R OBP: 0.317, SLG: 0.453 (9, PH)												1	0	1	1	0	0	0									
Mario Diaz, R OBP: 0.317, SLG: 0.329 (9, PH)												0	0	0	0	0	0	0									
Steve Buechele, R OBP: 0.330, SLG: 0.436 (11, 6)												1	1	1	2	0	0	0									
Gary Pettis, S OBP: 0.338, SLG: 0.282 (1, 8)												5	0	0	0	0	4	2									
Inning Stats	R: 0 E: 0 K: 1 S: 9	H: 1 LOB: 1 BB: 0 P: 19	R: 0 E: 0 K: 2 S: 10	H: 0 LOB: 0 BB: 0 P: 18	R: 0 E: 0 K: 1 S: 8	H: 0 LOB: 0 BB: 0 P: 14	R: 1 E: 0 K: 1 S: 14	H: 3 LOB: 2 BB: 0 P: 20	R: 0 E: 0 K: 2 S: 8	H: 0 LOB: 0 BB: 0 P: 12	R: 2 E: 0 K: 2 S: 13	H: 3 LOB: 1 BB: 0 P: 18	R: 0 E: 0 K: 1 S: 8	H: 0 LOB: 0 BB: 0 P: 14	R: 1 E: 0 K: 1 S: 10	H: 2 LOB: 2 BB: 0 P: 15	R: 0 E: 0 K: 0 S: 11	H: 0 LOB: 1 BB: 1 P: 16	R: 4 E: 1 K: 1 S: 24	H: 4 LOB: 1 BB: 1 P: 39	1B: 10 2B: 1 3B: 2 HR: 0	SF: 0 SAC: 1 DP: 0 HBP: 0	WP: 0 PB: 1 SB: 1 CS: 0	PA: 48			
PITCHER	IP 5.1	WLS 2.2	BF 9	H 6	R 3	ER 3	SO 7	BB 0	IBB 0	HBP 0	BLK 0	WP 0	HR 0	S 52	P 88	ERA 5.06	WHIP 1.125										
Mark Gubicza, R ERA: 5.15 (6, 1)																											
Tom Gordon, R ERA: 3.93 (9, 1)																											
Jeff Montgomery, R ERA: 5.42 (11, 1)																											
Storm Davis, R ERA: 4.25 (11, 1)																											

Texas Rangers @ Kansas City Royals
Royals Stadium, Kansas City, MO
Sun Aug 25 1991, 4:33 AM EDT
Att: 26,037 - Cloudy - 91 F

AB	45
R	8
H	13
RBI	8
BB	2
SO	15
LOB	15



Batter	1	2	3	4	5	6	7	8	9	10	11	AB	R	H	RBI	BB	SO	LOB	BOTTOM							
Brian McRae, S OBP: 0.299, SLG: 0.379 (1, 8)	K									G4-3		5	1	2	1	0	2	1								
Kirk Gibson, L OBP: 0.342, SLG: 0.427 (1, 7)												4	0	1	1	0	1	2								
Jim Eisenreich, L OBP: 0.334, SLG: 0.381 (8, 7)	K											1	0	0	0	0	0	0								
George Brett, L OBP: 0.328, SLG: 0.413 (1, 10)												5	0	1	0	0	0	3								
Danny Tartabull, R OBP: 0.390, SLG: 0.603 (1, 9)	G6-3											4	0	1	0	1	1	1								
Todd Benzinger, S OBP: 0.300, SLG: 0.349 (1, 3)												4	1	1	0	1	0	1								
Bill Peota, R OBP: 0.353, SLG: 0.409 (1, 5)												3	1	0	0	2	0	2								
David Howard, S OBP: 0.284, SLG: 0.281 (1, 6)												4	0	0	0	0	0	3								
Terry Shumpert, R OBP: 0.284, SLG: 0.337 (1, 4)												4	1	0	0	1	2	1								
Tim Spehr, R OBP: 0.300, SLG: 0.268 (1, 2)												2	0	1	2	1	0	0								
Warren Cromartie, L OBP: 0.378, SLG: 0.442 (9, PH)												1	0	0	0	0	0	0								
Brent Mayne, L OBP: 0.326, SLG: 0.335 (10, 2)												0	0	0	0	0	0	0								
Inning Stats	R: 0 E: 0 K: 2 S: 9	H: 1 LOB: 1 BB: 0 P: 15	R: 3 E: 0 K: 0 S: 11	H: 3 LOB: 2 BB: 2 P: 25	R: 0 E: 0 K: 1 S: 7	H: 0 LOB: 0 BB: 0 P: 13	R: 0 E: 0 K: 2 S: 10	H: 0 LOB: 1 BB: 1 P: 20	R: 0 E: 0 K: 0 S: 6	H: 0 LOB: 0 BB: 0 P: 7	R: 1 E: 0 K: 0 S: 12	H: 2 LOB: 0 BB: 0 P: 15	R: 0 E: 0 K: 0 S: 12	H: 1 LOB: 1 BB: 1 P: 21	R: 0 E: 0 K: 0 S: 8	H: 0 LOB: 0 BB: 0 P: 11	R: 0 E: 0 K: 0 S: 6	H: 0 LOB: 0 BB: 0 P: 12	R: 0 E: 0 K: 1 S: 7	H: 0 LOB: 1 BB: 1 P: 13	1B: 5 2B: 3 3B: 0 HR: 0	SF: 0 SAC: 1 DP: 2 HBP: 0	WP: 1 PB: 0 SB: 0 CS: 0	PA: 44		
PITCHER	IP 6.0	WLS 1.0	BF 26	H 4	R 2	ER 3	SO 5	BB 4	IBB 0	HBP 0	BLK 0	WP 1	HR 0	S 50	P 97	ERA 4.50	WHIP 1.333									
Bobby Witt, R ERA: 5.99 (7, 1)																										
Kenny Rogers, L ERA: 6.0 (8, 1)																										
Terry Mathews, R ERA: 3.86 (11, 1)																										
Jeff Russell, R ERA: 3.0 (11, 1)																										

Texas Rangers @ Kansas City Royals
Royals Stadium, Kansas City, MO
Sun Aug 25 1991, 4:33 AM EDT
Att: 26,037 - Cloudy - 91 F

AB	37
R	4
H	7
RBI	4
BB	6
SO	6
LOB	14



Batter	1	2	3	4	5	6	7	8	9	AB	R	H	RBI	BB	SO	LOB	TOP			
Tim Raines, S OBP: 0.366, SLG: 0.355										4	0	0	0	0	2	1				
Joey Coza, S OBP: 0.303, SLG: 0.284										4	0	0	0	0	1	0				
Frank Thomas, R OBP: 0.449, SLG: 0.562										4	0	0	0	0	0	0				
Robin Ventura, L OBP: 0.373, SLG: 0.468										3	0	0	0	0	0	0				
Carlton Fisk, R OBP: 0.324, SLG: 0.408										3	0	0	0	0	1	0				
Dan Paskua, L OBP: 0.358, SLG: 0.441										2	0	0	0	1	0	0				
Lance Johnson, L OBP: 0.275, SLG: 0.295										3	0	0	0	0	0	2				
Ron Karkovics, R OBP: 0.341, SLG: 0.480										2	0	0	0	1	1	2				
Matt Merullo, L OBP: 0.293, SLG: 0.298										0	0	0	0	0	0	0				
Ozzie Guillen, L OBP: 0.272, SLG: 0.324										3	0	0	0	0	0	2				
Inning Stats	R: 0 E: 0 K: 2 S: 9	H: 0 LOB: 0 BB: 0 P: 12	R: 0 E: 0 K: 1 S: 9	H: 0 LOB: 0 BB: 0 P: 12	R: 0 E: 0 K: 0 S: 7	H: 0 LOB: 1 BB: 1 P: 11	R: 0 E: 0 K: 0 S: 8	H: 0 LOB: 0 BB: 0 P: 11	R: 0 E: 1 K: 1 S: 11	H: 0 LOB: 1 BB: 0 P: 18	R: 0 E: 0 K: 0 S: 6	H: 0 LOB: 0 BB: 0 P: 8	R: 0 E: 0 K: 0 S: 6	H: 0 LOB: 1 BB: 1 P: 12	R: 0 E: 0 K: 0 S: 5	H: 0 LOB: 0 BB: 0 P: 10	1B: 0 2B: 0 3B: 0 HR: 0	SF: 0 SAC: 0 DP: 0 HBP: 0	WP: 0 PB: 0 CS: 0	PA: 30
PITCHER Bret Saberhagen, R ERA: 2.92	IP: 9.0 WLS: W BF: 30 H: 0 R: 0 ER: 0 SO: 5 BB: 2 IBB: 0 HBP: 0 BLK: 0 WP: 0 HR: 0 S: 74 P: 114 ERA: 0.00 WHIP: 0.222															PITCHER				

Chicago White Sox @ Kansas City Royals
 Royals Stadium, Kansas City, MO
 Mon Aug 26 1991, 8:05 PM EDT
 Att: 25,164 - Cloudy - 88 F

livebaseballscorecards.com

AB 28
 R 0
 H 0
 RBI 0
 BB 2
 SO 5
 LOB 7

Batter	1	2	3	4	5	6	7	8	9	AB	R	H	RBI	BB	SO	LOB	BOTTOM	
Brian McRae, S OBP: 0.300, SLG: 0.378										4	2	1	0	0	0	2		
Kirk Gibson, L OBP: 0.347, SLG: 0.435										4	3	3	1	1	0	0		
George Brett, L OBP: 0.329, SLG: 0.415										3	1	2	1	1	0	1		
Jim Eisenreich, L OBP: 0.333, SLG: 0.381										3	0	1	1	0	0	3		
Todd Benzinger, S OBP: 0.303, SLG: 0.354										4	1	2	3	0	0	2		
Bill Peacock, R OBP: 0.352, SLG: 0.411										4	0	1	1	0	0	3		
Brent Mayne, L OBP: 0.324, SLG: 0.333										4	0	1	0	0	0	0		
David Howard, S OBP: 0.264, SLG: 0.281										4	0	1	0	0	0	1		
Terry Shumpert, R OBP: 0.284, SLG: 0.335										4	0	1	0	0	2	1		
Inning Stats	R: 2 E: 0 K: 0 S: 10	H: 2 LOB: 1 BB: 1 P: 17	R: 0 E: 0 K: 0 S: 10	H: 1 LOB: 1 BB: 0 P: 15	R: 3 E: 0 K: 0 S: 17	H: 5 LOB: 1 BB: 0 P: 22	R: 2 E: 1 K: 1 S: 12	H: 2 LOB: 2 BB: 1 P: 20	R: 0 E: 0 K: 0 S: 5	H: 1 LOB: 1 BB: 0 P: 10	R: 0 E: 0 K: 0 S: 7	H: 0 LOB: 0 BB: 0 P: 10	R: 0 E: 0 K: 0 S: 11	H: 1 LOB: 1 BB: 0 P: 18	1B: 10 2B: 2 3B: 1 HR: 0	SF: 2 SAC: 0 DP: 0 HBP: 1	WP: 1 PB: 1 CS: 0	PA: 39
PITCHER Charlie Hough, R ERA: 4.02 Ken Patterson, L ERA: 2.92 Donn Pall, R ERA: 2.7 Scott Radinsky, L ERA: 2.14	IP: 2.2 WLS: L BF: 16 H: 8 R: 5 ER: 5 SO: 0 BB: 1 IBB: 0 HBP: 1 BLK: 0 WP: 0 HR: 0 S: 36 P: 53 ERA: 16.88 WHIP: 3.375															PITCHER		

Chicago White Sox @ Kansas City Royals
 Royals Stadium, Kansas City, MO
 Mon Aug 26 1991, 8:05 PM EDT
 Att: 25,164 - Cloudy - 88 F


livebaseballscorecards.com

AB 34
 R 7
 H 13
 RBI 7
 BB 2
 SO 2
 LOB 13

Batter	1	2	3	4	5	6	7	8	9	AB	R	H	RBI	BB	SO	LOB	TOP					
Tim Raines, S OBP: 0.363, SLG: 0.352	F8		F7			G5-3		F7		4	0	0	0	0	0	2						
Robin Ventura, L OBP: 0.372, SLG: 0.465	F9			BB		G4-3		K		3	0	0	0	1	1	0						
Frank Thomas, R OBP: 0.448, SLG: 0.559	F7			K			HR		G4-3	4	1	1	0	0	1	1						
Carlton Fisk, R OBP: 0.326, SLG: 0.416		CS BB		F9			HR		P4	3	1	1	2	1	0	1						
Craig Grebeck, R OBP: 0.349, SLG: 0.489				P4						2	0	0	0	0	1	2						
Dan Pasqua, L OBP: 0.359, SLG: 0.441					P4					2	0	1	0	0	1	0						
Sammy Sosa, R OBP: 0.233, SLG: 0.342										2	0	0	0	0	2	0						
Warren Newson, L OBP: 0.424, SLG: 0.451										1	0	1	0	1	0	0						
Lance Johnson, L OBP: 0.275, SLG: 0.295										2	0	0	0	0	2	0						
Matt Merullo, L OBP: 0.261, SLG: 0.296			SH1-4 1B		G1-3					3	0	1	0	0	1	1						
Joey Cora, S OBP: 0.300, SLG: 0.281			SH1-4		G6-3					2	0	0	0	0	0	1						
Ozzie Guillen, L OBP: 0.273, SLG: 0.324			F7			G6-3				3	0	1	0	0	0	1						
Inning Stats	R: 0 E: 0 K: 0 S: 5	H: 0 LOB: 0 BB: 0 P: 9	R: 0 E: 0 K: 2 S: 8	H: 0 LOB: 0 BB: 1 P: 16	R: 0 E: 0 K: 0 S: 8	H: 1 LOB: 1 BB: 0 P: 8	R: 0 E: 0 K: 1 S: 5	H: 0 LOB: 1 BB: 1 P: 12	R: 0 E: 0 K: 1 S: 6	H: 0 LOB: 0 BB: 0 P: 8	R: 0 E: 0 K: 0 S: 7	H: 0 LOB: 0 BB: 0 P: 10	R: 2 E: 0 K: 2 S: 15	H: 2 LOB: 1 BB: 1 P: 24	R: 0 E: 0 K: 1 S: 9	H: 1 LOB: 0 BB: 0 P: 15	R: 0 E: 0 K: 1 S: 11	H: 2 LOB: 2 BB: 0 P: 14	1B: 5 2B: 0 3B: 0 HR: 1	SF: 0 SAC: 1 DP: 0 HBP: 0	WP: 0 PB: 0 SB: 0 CS: 2	PA: 34
PITCHER	IP	WLS	BF	H	R	ER	SO	BB	IBB	HBP	BLK	WP	HR	S	P	ERA	WHIP					
Mark Davis, L ERA: 4.73	6.0	W	22	3	2	2	4	2	0	0	0	0	1	43	69	3.00	0.833					
Tom Gordon, R ERA: 3.64	3.0	S	12	3	0	0	4	1	0	0	0	0	0	31	47	0.00	1.333					

Chicago White Sox @ Kansas City Royals
 Royals Stadium, Kansas City, MO
 Tue Aug 27 1991, 8:05 PM EDT
 Att: 19,843 - Cloudy - 88 F


AB 30
 R 2
 H 6
 RBI 2
 BB 3
 SO 8
 LOB 11



Batter	1	2	3	4	5	6	7	8	9	AB	R	H	RBI	BB	SO	LOB	BOTTOM				
Kirk Gibson, L OBP: 0.346, SLG: 0.436	P3		BB 1B					G4-3		4	0	2	0	0	0	0					
Brian McRae, S OBP: 0.299, SLG: 0.377	G5-3		BB 1B				P6	G4-3		4	0	1	0	0	0	1					
George Brett, L OBP: 0.329, SLG: 0.412	F7						K	G4-3		3	0	0	0	1	1	0					
Todd Benzinger, S OBP: 0.299, SLG: 0.349		G5-3	G6-3				G6-3		K	4	0	0	0	0	1	3					
Bill Pecota, R OBP: 0.354, SLG: 0.415						G1-3		G6-3		4	1	2	0	0	0	0					
Harvey Pulliam, R OBP: 0.429, SLG: 0.842						HR			K	4	2	2	3	0	2	1					
David Howard, S OBP: 0.270, SLG: 0.289									F8	2	0	1	0	1	0	1					
Terry Shumpert, R OBP: 0.284, SLG: 0.335			G6-3		G5-4-3					3	0	1	0	0	0	1					
Tim Spehr, R OBP: 0.283, SLG: 0.250			G6-3		F9				P3	3	0	0	0	0	2						
Inning Stats	R: 0 E: 0 K: 0 S: 6	H: 1 LOB: 1 BB: 0 P: 13	R: 0 E: 0 K: 1 S: 15	H: 2 LOB: 3 BB: 1 P: 26	R: 2 E: 0 K: 0 S: 10	H: 2 LOB: 0 BB: 1 P: 20	R: 0 E: 0 K: 1 S: 8	H: 1 LOB: 0 BB: 0 P: 12	R: 1 E: 0 K: 0 S: 15	H: 3 LOB: 2 BB: 0 P: 19	R: 0 E: 0 K: 0 S: 6	H: 0 LOB: 0 BB: 0 P: 9	R: 0 E: 0 K: 2 S: 8	H: 0 LOB: 0 BB: 0 P: 8	R: 0 E: 0 K: 2 S: 11	H: 0 LOB: 0 BB: 0 P: 13	1B: 5 2B: 2 3B: 0 HR: 2	SF: 0 SAC: 0 DP: 1 HBP: 0	WP: 0 PB: 0 SB: 0 CS: 1	PA: 33	
PITCHER	IP	WLS	BF	H	R	ER	SO	BB	IBB	HBP	BLK	WP	HR	S	P	ERA	WHIP				
Wilson Alvarez, L ERA: 3.91	5.2	L	26	9	3	3	2	2	0	0	0	0	2	62	96	4.76	1.941				
Brian Drahman, R ERA: 3.91	1.1		4	0	0	0	0	0	0	0	0	0	0	9	13	0.00	0.000				
Melido Perez, R ERA: 3.06	1.0		3	0	0	0	2	0	0	0	0	0	0	8	8	0.00	0.000				

Chicago White Sox @ Kansas City Royals
 Royals Stadium, Kansas City, MO
 Tue Aug 27 1991, 8:05 PM EDT
 Att: 19,843 - Cloudy - 88 F

AB 31
 R 3
 H 9
 RBI 3
 BB 2
 SO 4
 LOB 9



Batter	1	2	3	4	5	6	7	8	9	AB	R	H	RBI	BB	SO	LOB	TOP					
Tim Raines, S OBP: 0.367, SLG: 0.354 (1, 7)										3	1	2	1	2	0	1						
Robin Ventura, L OBP: 0.370, SLG: 0.463 (1, 5)										4	0	1	2	0	0	3						
Frank Thomas, R OBP: 0.451, SLG: 0.560 (1, 10)										3	0	2	0	2	0	0						
Carlton Fisk, R OBP: 0.322, SLG: 0.410 (1, 2)										5	0	0	0	0	2	7						
Dan Pasqua, L OBP: 0.357, SLG: 0.436 (1, 3)										4	1	0	0	1	2	1						
Craig Grebeck, R OBP: 0.344, SLG: 0.486 (1, 4)										5	1	1	1	0	1	3						
Lance Johnson, L OBP: 0.274, SLG: 0.296 (1, 8)										5	1	1	0	0	0	1						
Sammy Sosa, R OBP: 0.237, SLG: 0.345 (9, 7)										4	2	2	1	0	1	1						
Ozzie Guillen, L OBP: 0.275, SLG: 0.329 (1, 6)										3	0	2	1	0	0	1						
Inning Stats	R: 1 E: 0 K: 0 S: 13	H: 2 LOB: 2 BB: 1 P: 30	R: 2 E: 0 K: 1 S: 17	H: 3 LOB: 2 BB: 1 P: 29	R: 2 E: 1 K: 1 S: 18	H: 2 LOB: 2 BB: 1 P: 31	R: 0 E: 0 K: 3 S: 12	H: 1 LOB: 1 BB: 0 P: 15	R: 0 E: 0 K: 0 S: 6	H: 1 LOB: 1 BB: 0 P: 8	R: 0 E: 0 K: 0 S: 6	H: 0 LOB: 0 BB: 0 P: 11	R: 0 E: 0 K: 1 S: 8	H: 0 LOB: 0 BB: 0 P: 13	R: 1 E: 0 K: 0 S: 14	H: 2 LOB: 2 BB: 2 P: 27	R: 0 E: 0 K: 0 S: 3	H: 0 LOB: 0 BB: 0 P: 6	1B: 8 2B: 3 3B: 0 HR: 0	SF: 1 SAC: 1 DP: 1 HBP: 0	WP: 0 PB: 0 SB: 3 CS: 0	PA: 43
PITCHER	IP	WLS	BF	H	R	ER	SO	BB	IBB	HBP	BLK	WP	HR	S	P	ERA	WHIP					
Kevin Appier, R ERA: 3.41 (1, 1)	2.2		19	7	5	3	2	2	1	0	0	0	0	44	86	10.12	3.375					
Mike Magnante, L ERA: 2.39 (3, 1)	4.1		15	2	0	0	4	0	0	0	0	0	0	36	51	0.00	0.462					
Storm Davis, R ERA: 4.3 (8, 1)	1.0		6	2	1	1	0	2	0	0	0	0	0	14	27	9.00	4.000					
Jeff Montgomery, R ERA: 3.38 (9, 1)	1.0	W	3	0	0	0	0	0	0	0	0	0	0	3	6	0.00	0.000					

Chicago White Sox @ Kansas City Royals
Royals Stadium, Kansas City, MO
Wed Aug 28 1991, 8:05 PM EDT
Att: 21,971 - Cloudy - 84 F

AB	36
R	6
H	11
RBI	6
BB	5
SO	6
LOB	18



Batter	1	2	3	4	5	6	7	8	9	AB	R	H	RBI	BB	SO	LOB	BOTTOM					
Kirk Gibson, L OBP: 0.347, SLG: 0.432 (1, 7)										4	1	0	0	1	0	4						
Brian McRae, S OBP: 0.300, SLG: 0.377 (1, 8)										5	0	2	1	0	1	2						
George Brett, L OBP: 0.329, SLG: 0.416 (1, 10)										4	0	1	2	1	0	1						
Todd Benzinger, S OBP: 0.297, SLG: 0.347 (1, 3)										5	0	1	0	0	2	2						
Bill Pecota, R OBP: 0.358, SLG: 0.417 (1, 5)										4	2	2	0	1	0	0						
Harvey Pulliam, R OBP: 0.417, SLG: 0.762 (1, 9)										2	1	0	0	1	0	0						
Jim Eisenreich, L OBP: 0.334, SLG: 0.380 (7, PH) (8, 9)										1	0	0	0	1	0	1						
David Howard, S OBP: 0.279, SLG: 0.290 (1, 6)										3	0	1	0	1	0	3						
Warren Cromartie, L OBP: 0.383, SLG: 0.446 (9, PH)										1	0	1	1	0	0	0						
Terry Shumpert, R OBP: 0.290, SLG: 0.337 (1, 4)										2	2	1	0	2	0	1						
Tim Spehr, R OBP: 0.304, SLG: 0.283 (1, 2)										2	1	1	3	1	1	0						
Inning Stats	R: 0 E: 0 K: 0 S: 8	H: 0 LOB: 1 BB: 1 P: 12	R: 0 E: 0 K: 0 S: 9	H: 0 LOB: 3 BB: 3 P: 23	R: 0 E: 0 K: 0 S: 5	H: 0 LOB: 0 BB: 0 P: 6	R: 5 E: 0 K: 2 S: 23	H: 3 LOB: 1 BB: 3 P: 41	R: 0 E: 0 K: 0 S: 10	H: 1 LOB: 1 BB: 0 P: 17	R: 0 E: 0 K: 1 S: 11	H: 1 LOB: 1 BB: 0 P: 17	R: 0 E: 0 K: 1 S: 11	H: 1 LOB: 1 BB: 0 P: 16	R: 1 E: 0 K: 0 S: 6	H: 1 LOB: 1 BB: 1 P: 12	R: 1 E: 0 K: 0 S: 12	H: 3 LOB: 2 BB: 1 P: 23	1B: 8 2B: 1 3B: 1 HR: 0	SF: 0 SAC: 1 DP: 0 HBP: 0	WP: 0 PB: 0 SB: 1 CS: 1	PA: 43
PITCHER	IP	WLS	BF	H	R	ER	SO	BB	IBB	HBP	BLK	WP	HR	S	P	ERA	WHIP					
Greg Hibbard, L ERA: 4.56 (1, 1)	3.1		18	2	4	4	0	6	0	0	0	0	0	34	63	10.80	2.400					
Ken Patterson, L ERA: 2.69 (4, 1)	1.2		8	2	1	1	2	1	0	0	0	0	0	21	36	5.40	1.800					
Melido Perez, R ERA: 3.06 (6, 1)	3.0		12	3	1	1	2	1	0	0	0	0	0	28	45	3.00	1.333					
Bobby Thigpen, R ERA: 3.23 (9, 1)	0.2	L	5	3	1	1	0	1	0	0	0	0	0	12	23	13.50	6.000					

Chicago White Sox @ Kansas City Royals
Royals Stadium, Kansas City, MO
Wed Aug 28 1991, 8:05 PM EDT
Att: 21,971 - Cloudy - 84 F

AB	33
R	7
H	10
RBI	7
BB	9
SO	4
LOB	14



Batter	1	2	3	4	5	6	7	8	9	AB	R	H	RBI	BB	SO	LOB	TOP								
Brian McRae, S OBP: 0.300, SLG: 0.378 (1, 8)										4	0	1	1	0	1	1									
Kirk Gibson, L OBP: 0.346, SLG: 0.430 (1, 7)										4	1	1	0	0	1	1									
George Brett, L OBP: 0.331, SLG: 0.413 (1, 10)										2	0	0	0	2	0	0									
Danny Tartabull, R OBP: 0.389, SLG: 0.602 (1, 9)										4	0	1	1	0	3	2									
Warren Cromartie, L OBP: 0.387, SLG: 0.444 (1, 3)										3	0	1	0	1	1	0									
Bill Pecota, R OBP: 0.353, SLG: 0.411 (1, 5) (8, 4)										4	0	0	0	0	0	4									
Brent Mayne, L OBP: 0.321, SLG: 0.329 (7, PH)										2	0	0	0	0	0	1									
Tim Spehr, R OBP: 0.293, SLG: 0.271 (7, 2)										2	0	0	0	0	0	3									
David Howard, S OBP: 0.272, SLG: 0.287 (8, PH)										2	0	0	0	0	0	0									
Kevin Seitzer, R OBP: 0.348, SLG: 0.344 (8, 5)										1	0	0	0	0	0	0									
Terry Shumpert, R OBP: 0.294, SLG: 0.337 (8, PH)										0	1	0	0	2	0	0									
Kurt Stillwell, S OBP: 0.306, SLG: 0.351 (8, 6)										1	0	0	0	0	0	0									
Inning Stats	R: 0 E: 0 K: 1 S: 12	H: 0 LOB: 0 BB: 0 P: 19	R: 0 E: 0 K: 1 S: 7	H: 1 LOB: 1 BB: 0 P: 11	R: 0 E: 0 K: 0 S: 7	H: 0 LOB: 0 BB: 1 P: 15	R: 0 E: 0 K: 2 S: 9	H: 0 LOB: 0 BB: 0 P: 12	R: 0 E: 0 K: 0 S: 7	H: 0 LOB: 0 BB: 0 P: 11	R: 1 E: 0 K: 1 S: 15	H: 1 LOB: 2 BB: 2 P: 28	R: 0 E: 0 K: 1 S: 10	H: 0 LOB: 0 BB: 0 P: 13	R: 0 E: 0 K: 0 S: 8	H: 0 LOB: 0 BB: 0 P: 10	R: 1 E: 0 K: 0 S: 11	H: 2 LOB: 2 BB: 2 P: 25	1B: 2 2B: 2 3B: 0 HR: 0	SF: 0 SAC: 0 DP: 1 HBP: 0	WP: 0 PB: 0 SB: 0 CS: 1	PA: 34			
PITCHER	IP	WLS	BF	H	R	ER	SO	BB	IBB	HBP	BLK	WP	HR	S	P	ERA	WHIP								
Nolan Ryan, R ERA: 2.89	5.1	W	19	2	1	1	4	2	0	0	0	0	0	49	81	1.69	0.750								
Kenny Rogers, L ERA: 5.73	1.2		6	0	0	0	2	1	0	0	0	0	0	18	28	0.00	0.600								
Terry Mathews, R ERA: 3.62	1.0		3	0	0	0	0	0	0	0	0	0	0	8	10	0.00	0.000								
Mike Jeffcoat, L ERA: 3.78	0.0		3	2	1	1	0	1	0	0	0	0	0	5	12	∞	∞								
Jeff Russell, R ERA: 2.94	1.0	S	3	0	0	0	0	1	0	0	0	0	0	6	13	0.00	1.000								

Kansas City Royals @ Texas Rangers
Arlington Stadium, Arlington, TX
Fri Aug 30 1991, 8:05 PM EDT
Att: 26,672 - Cloudy - 84 F

AB 29
R 2
H 4
RBI 2
BB 5
SO 6
LOB 12

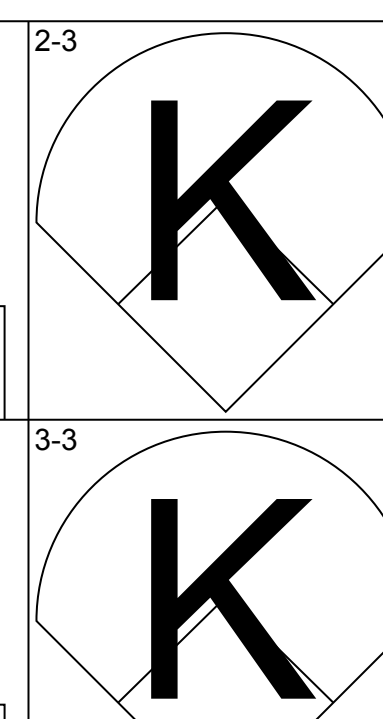
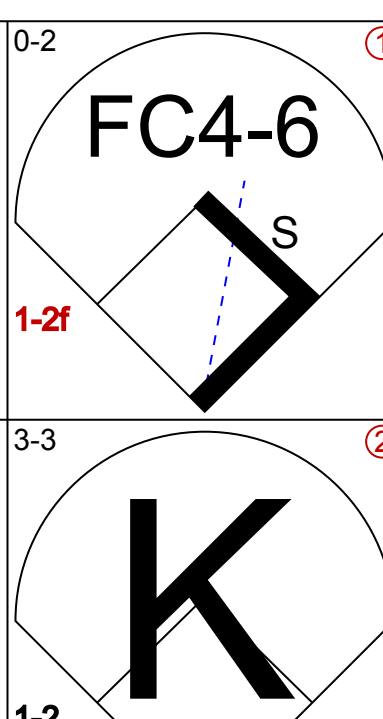
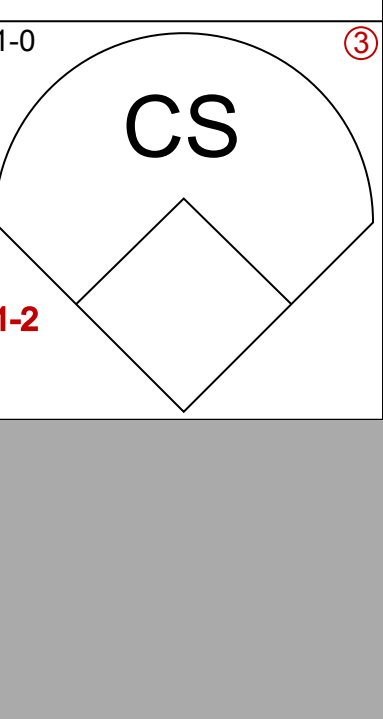
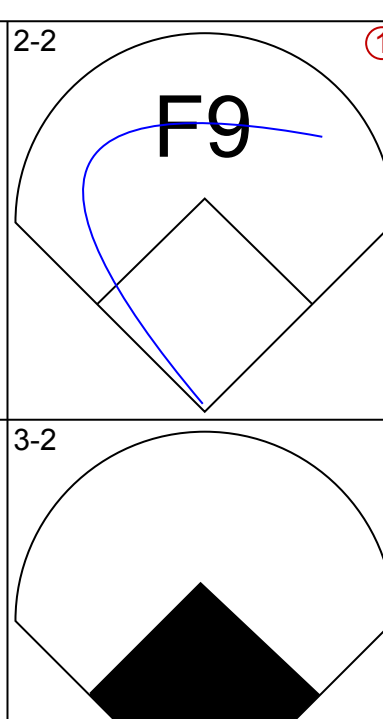
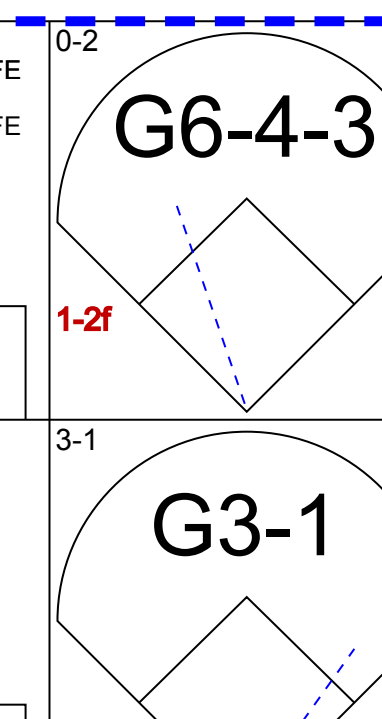
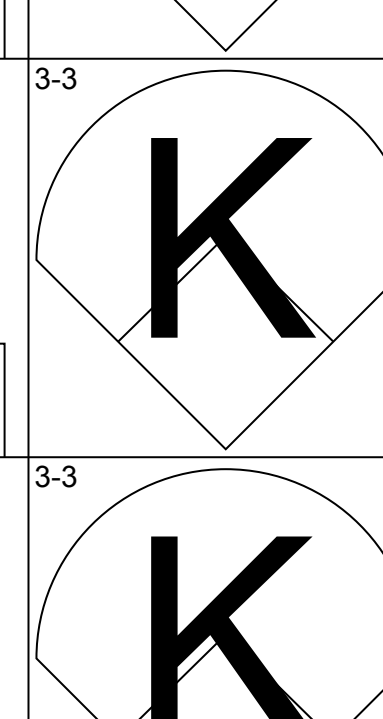
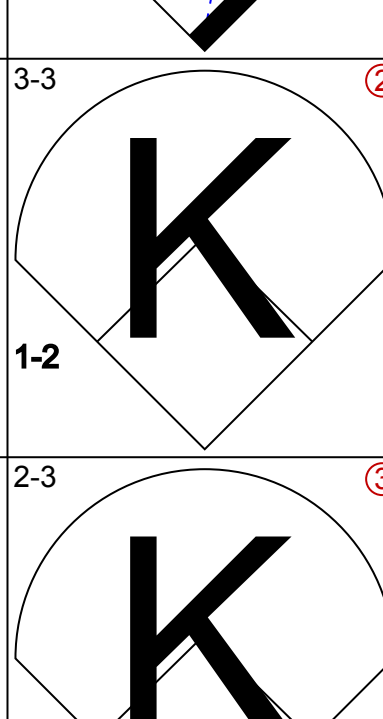
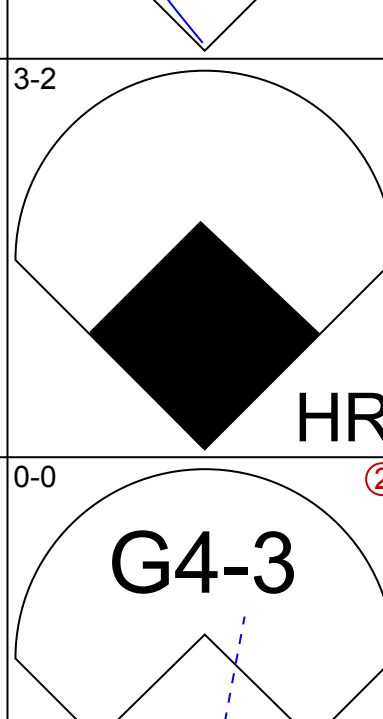
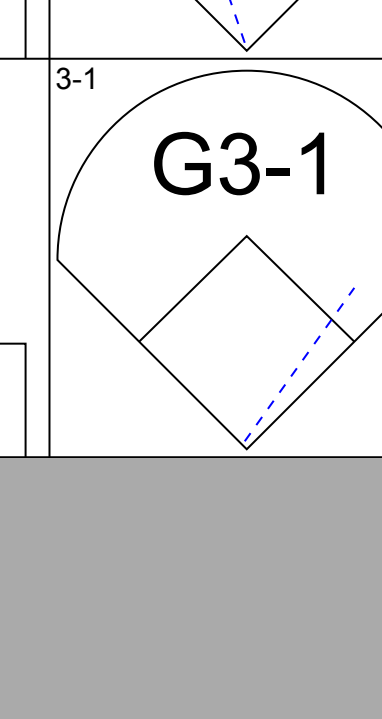
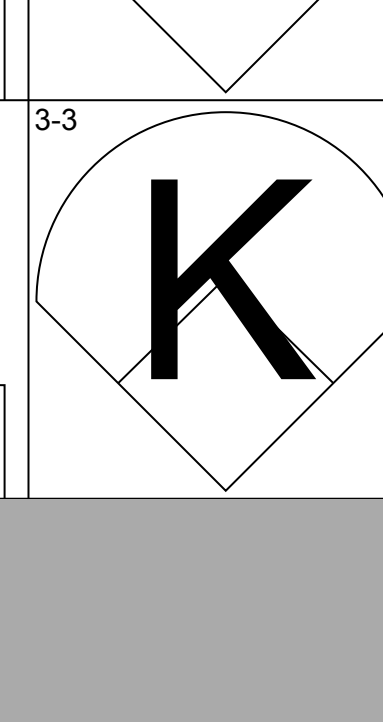
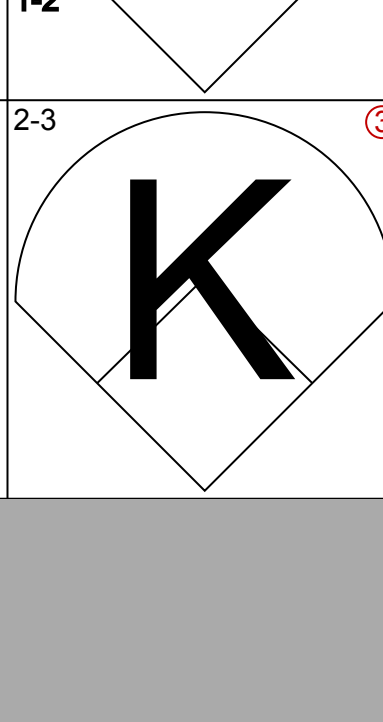
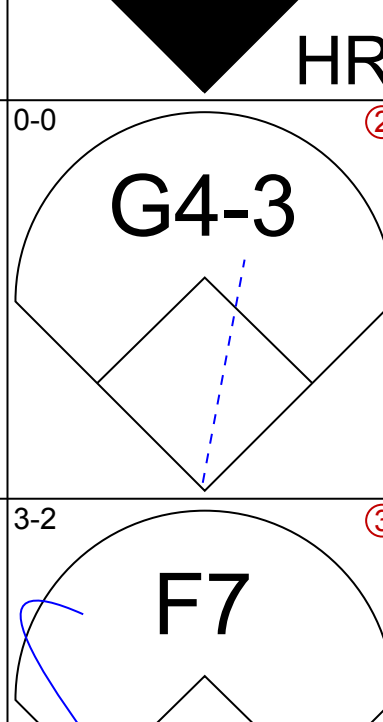
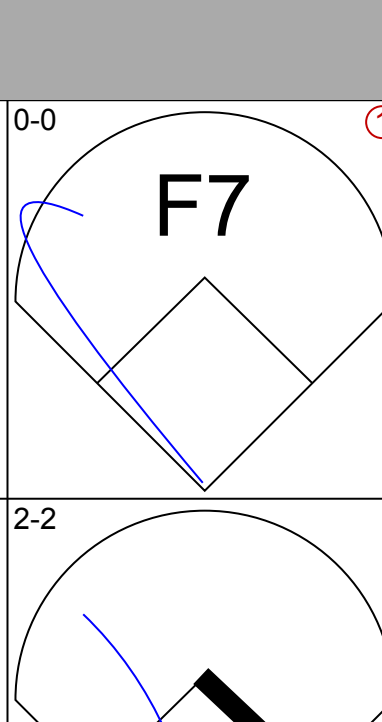
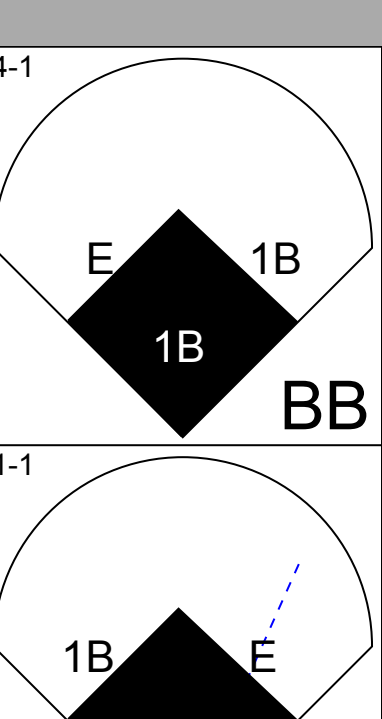
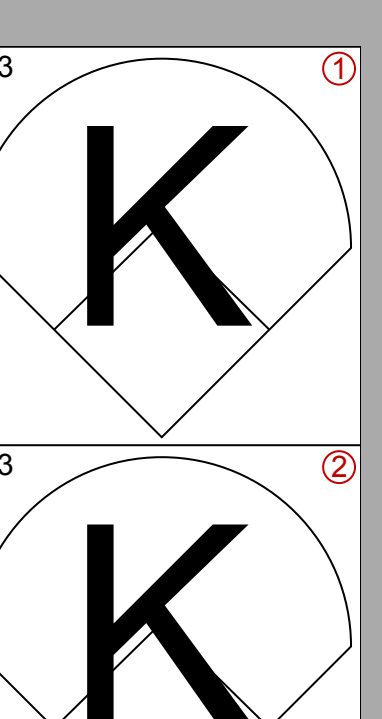
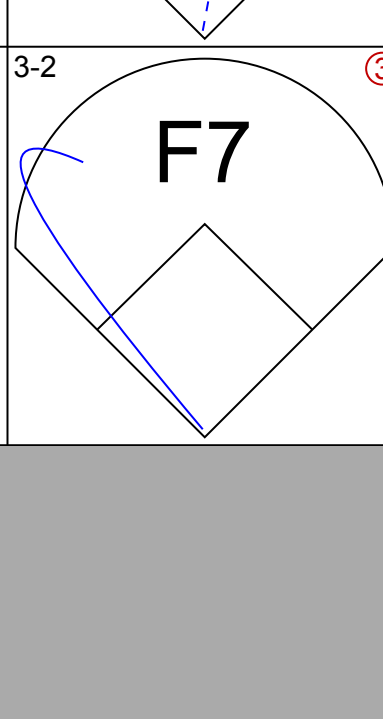
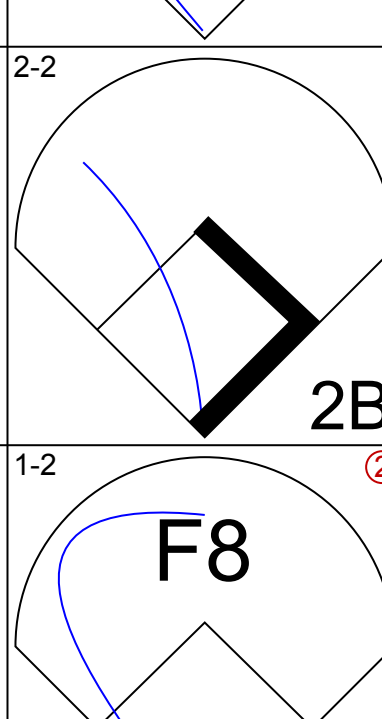
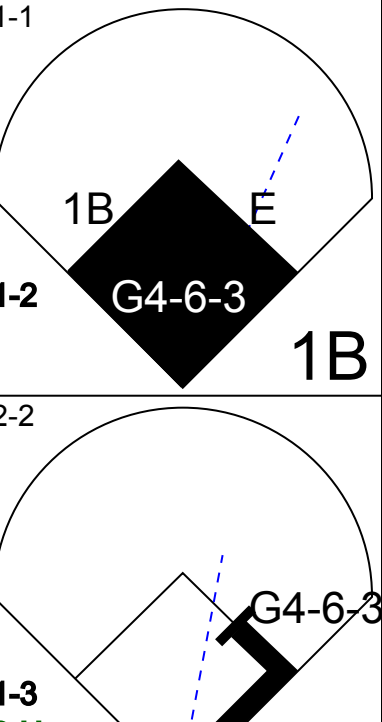

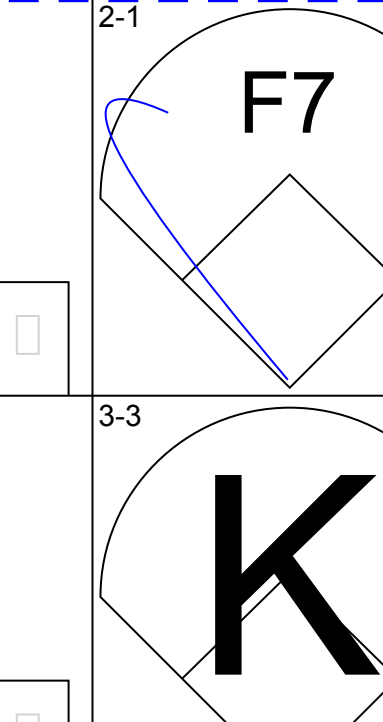
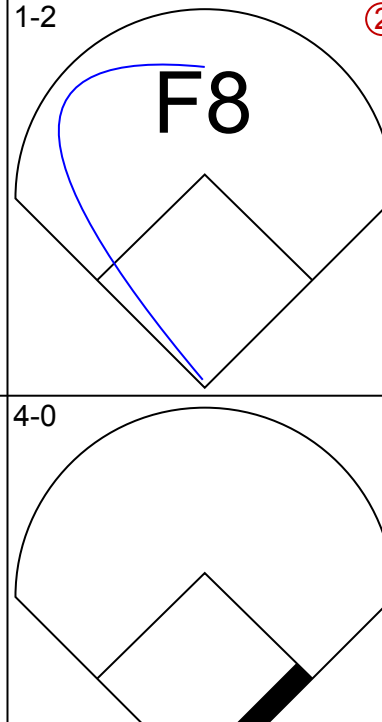
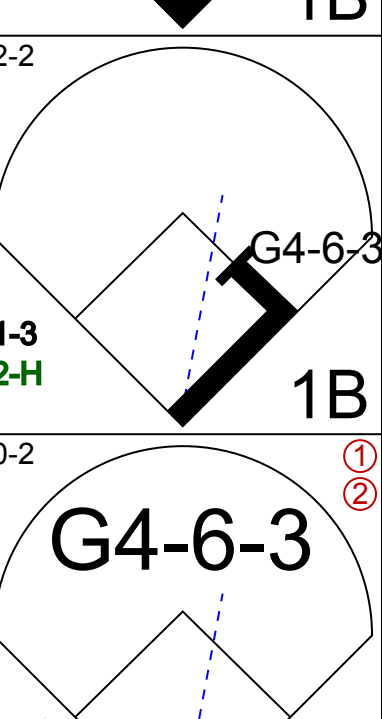
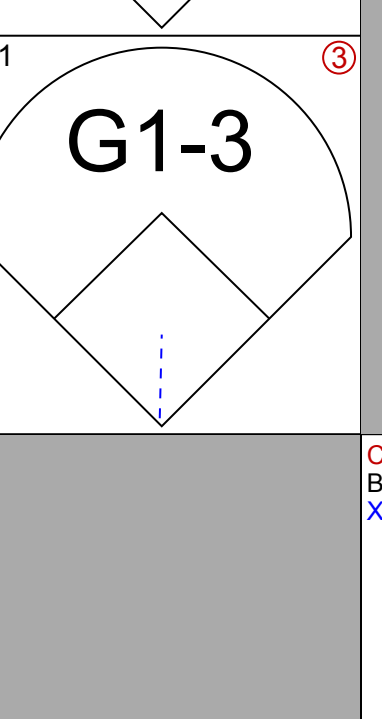
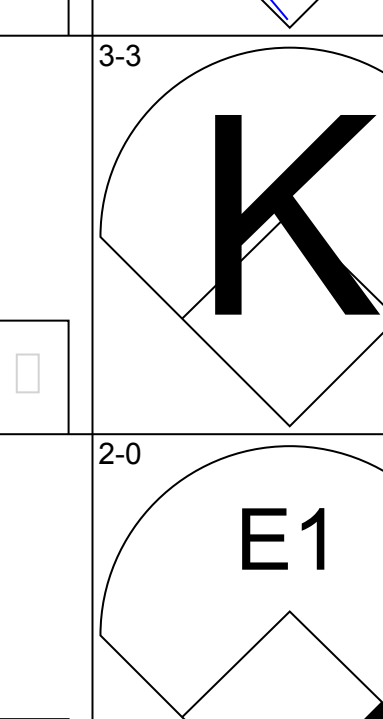
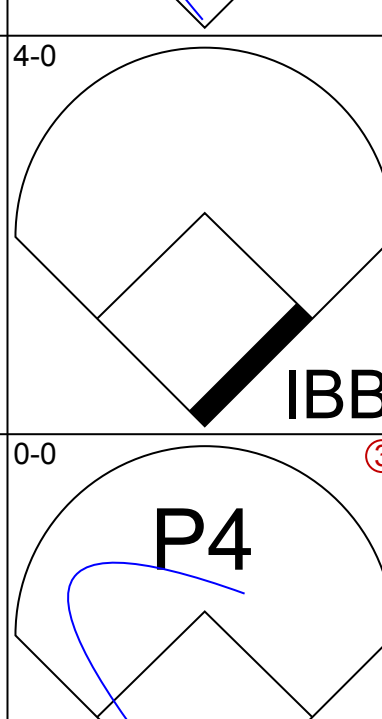
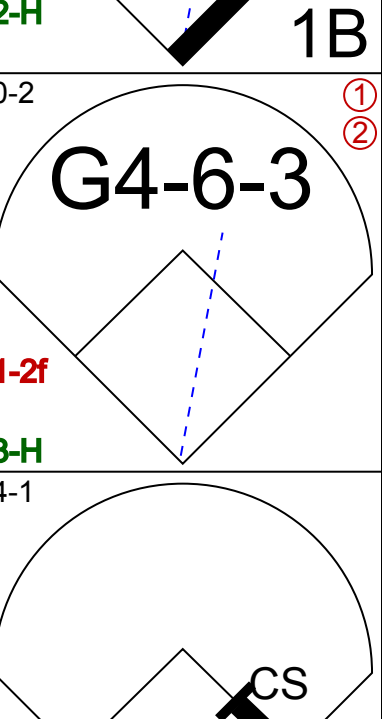
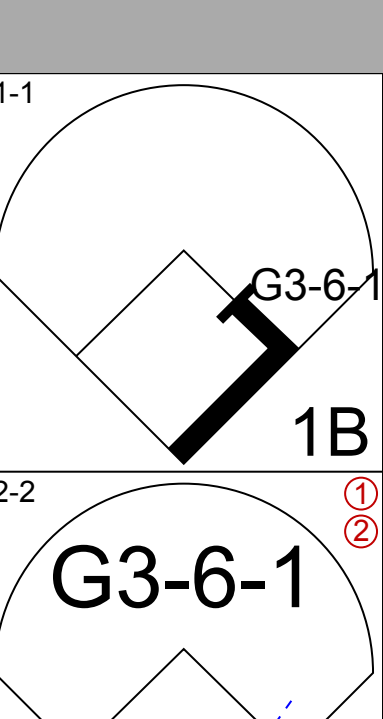
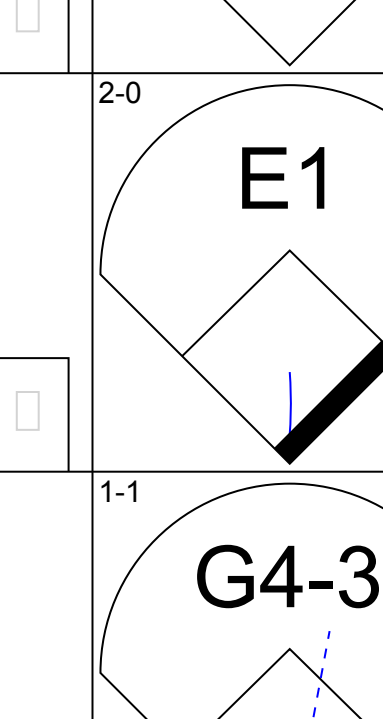
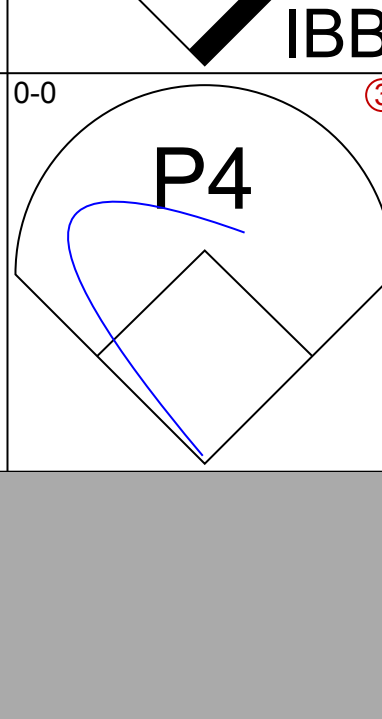
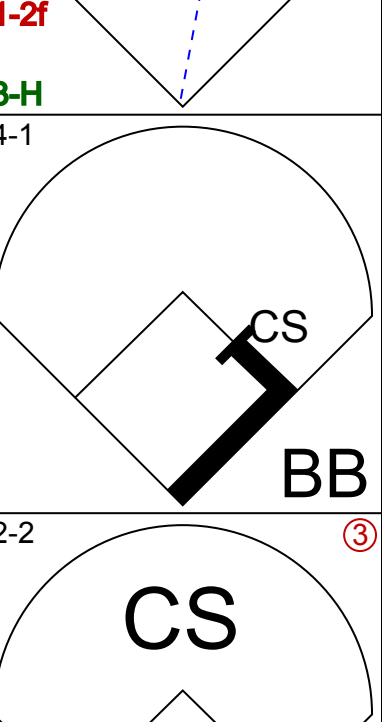
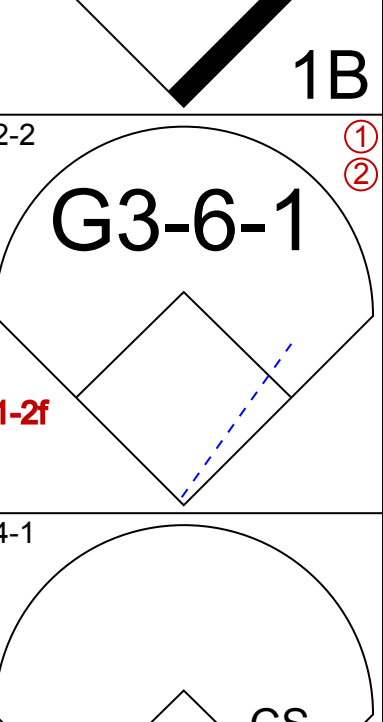
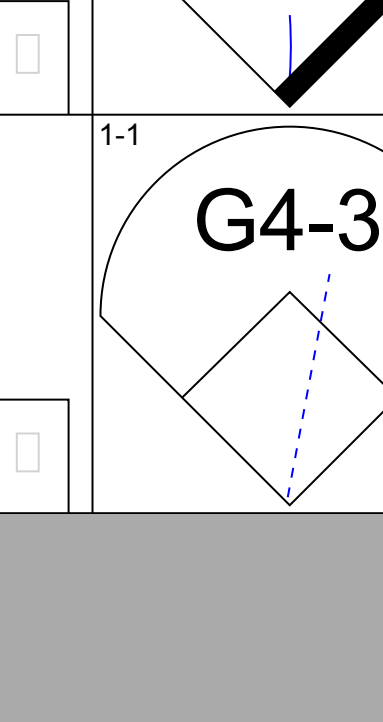
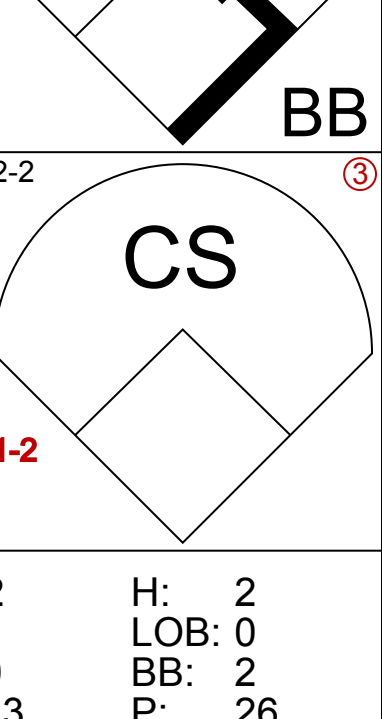
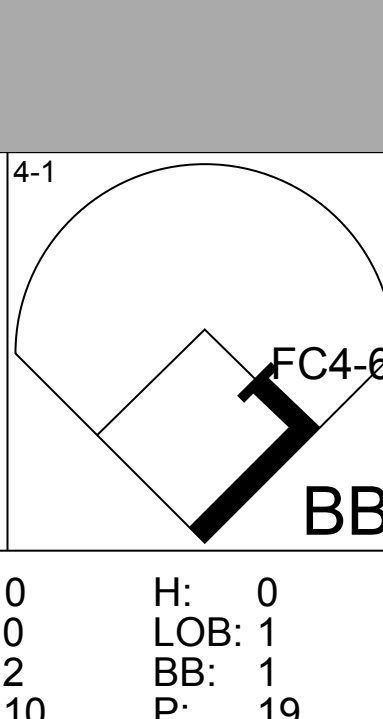
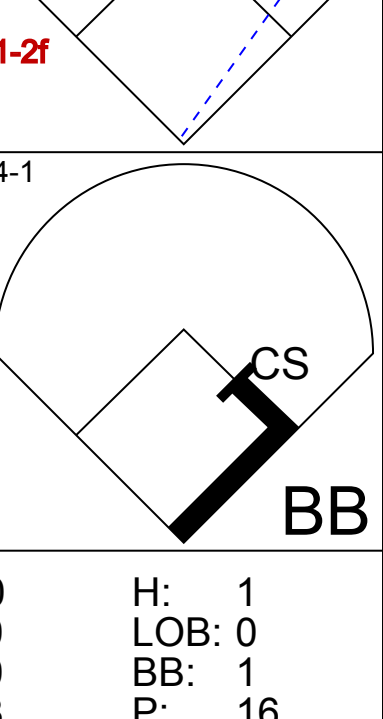
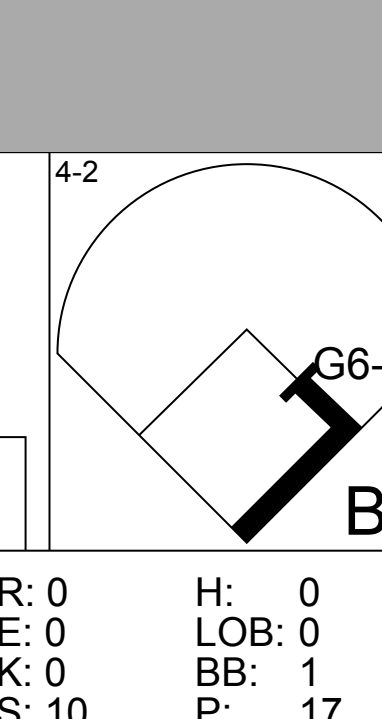


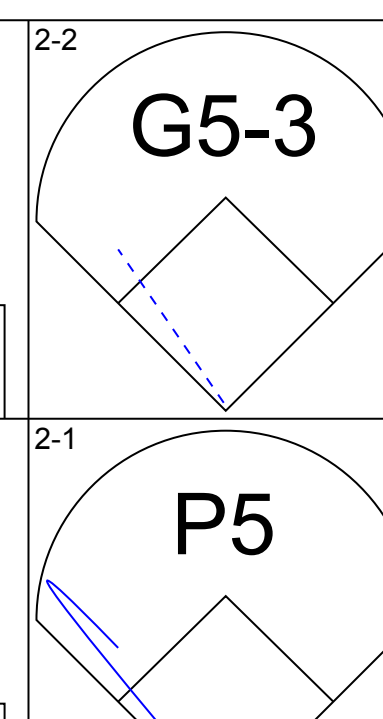
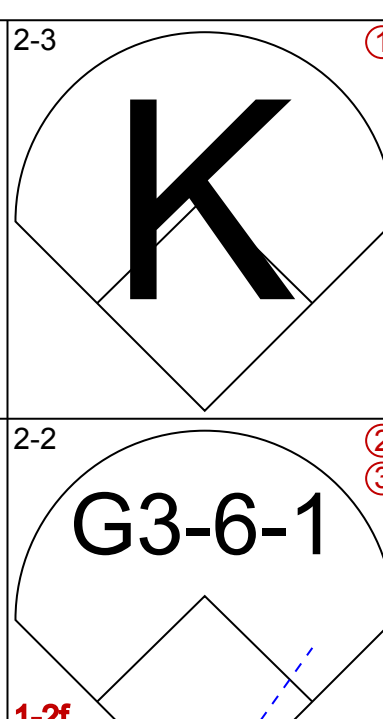
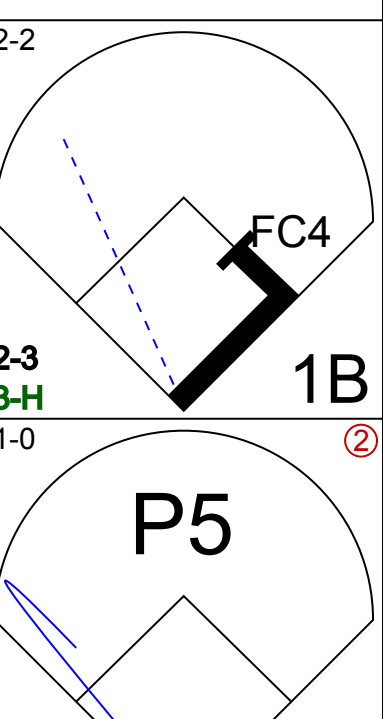
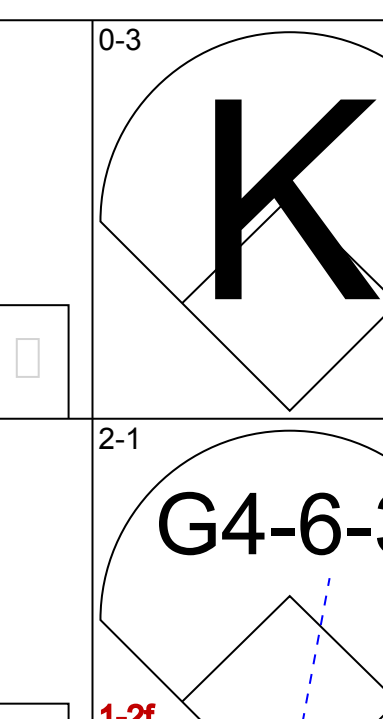
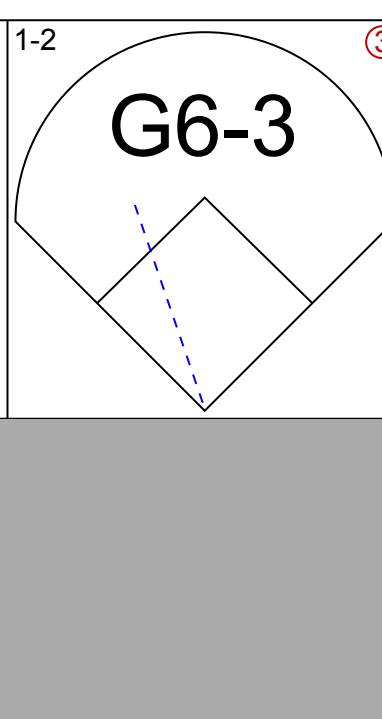
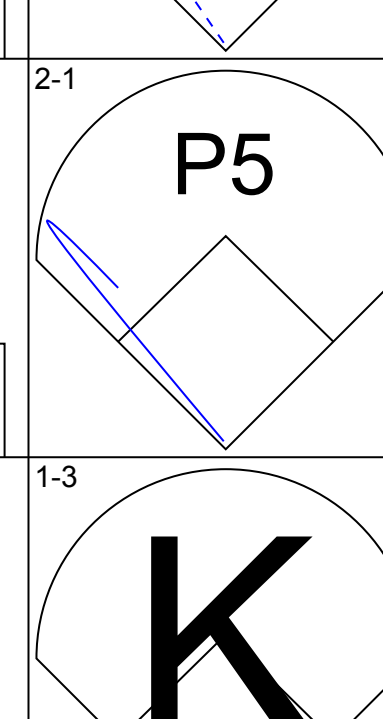
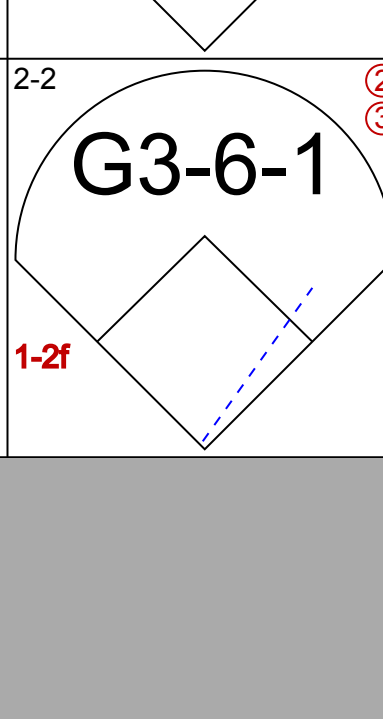
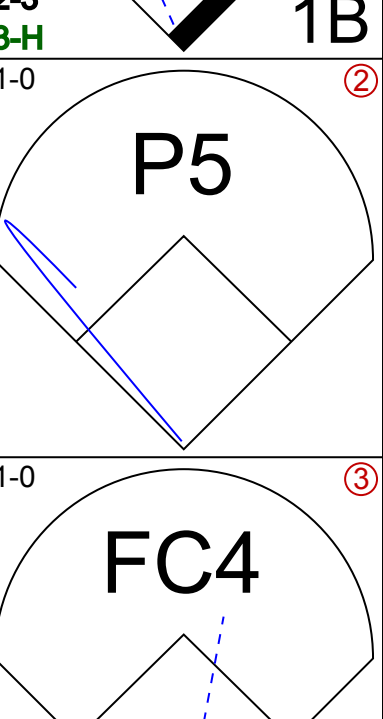
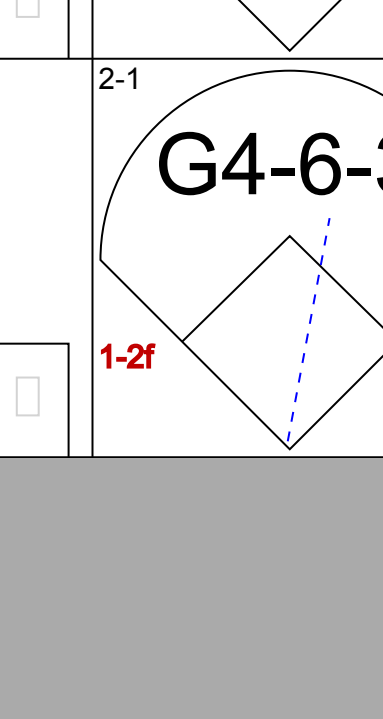
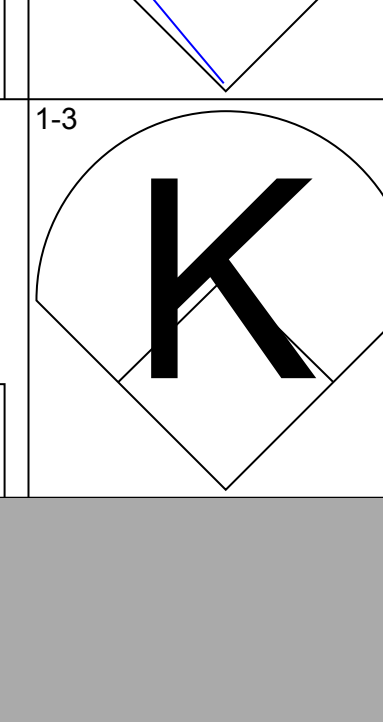
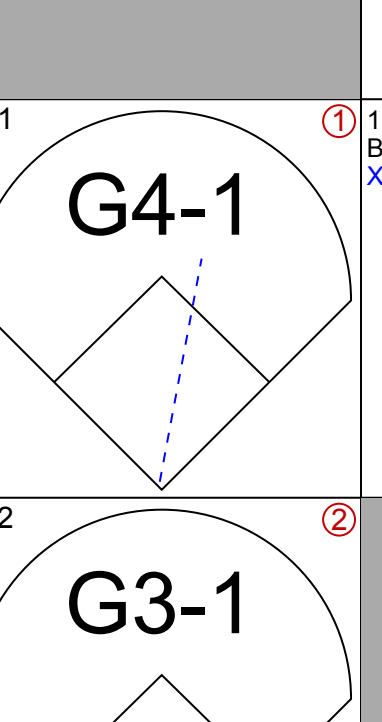
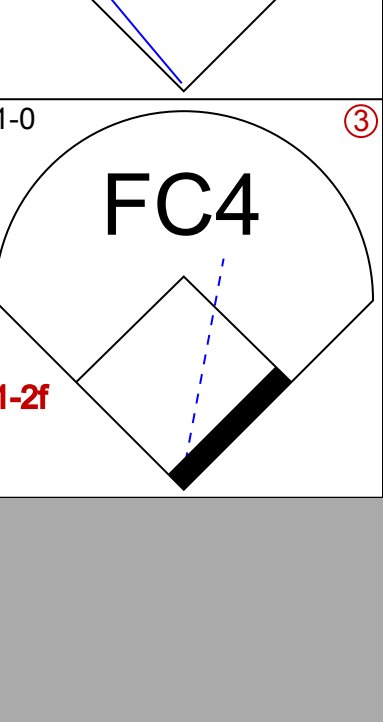
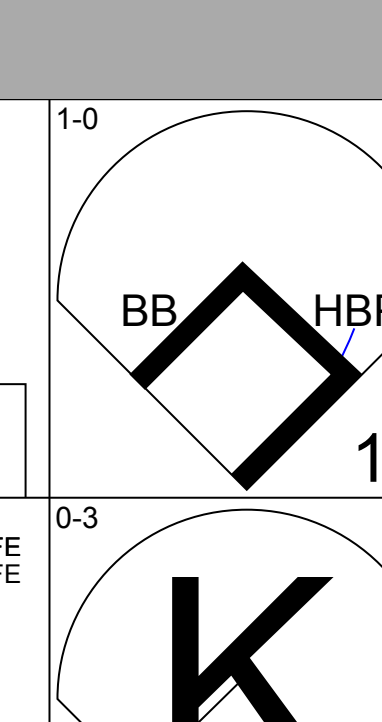

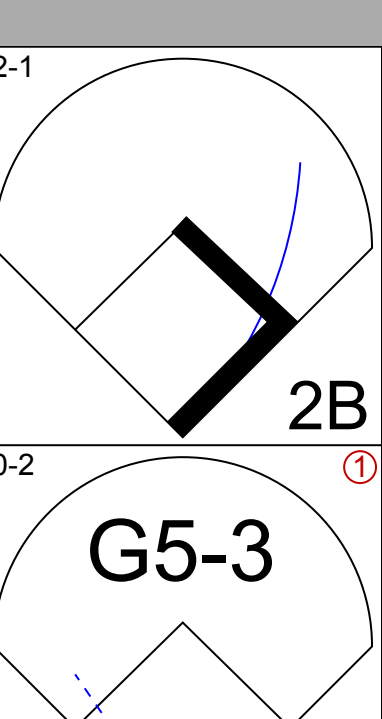
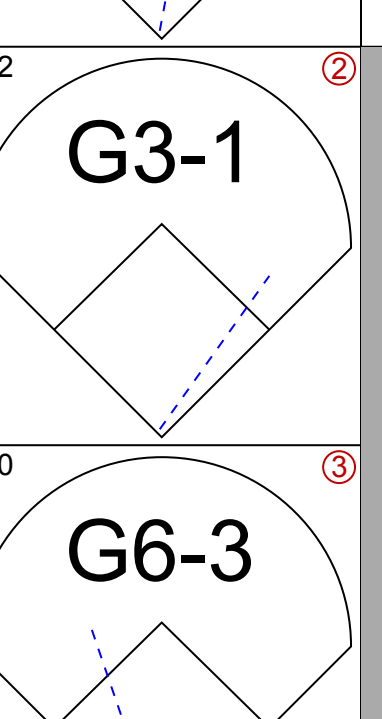
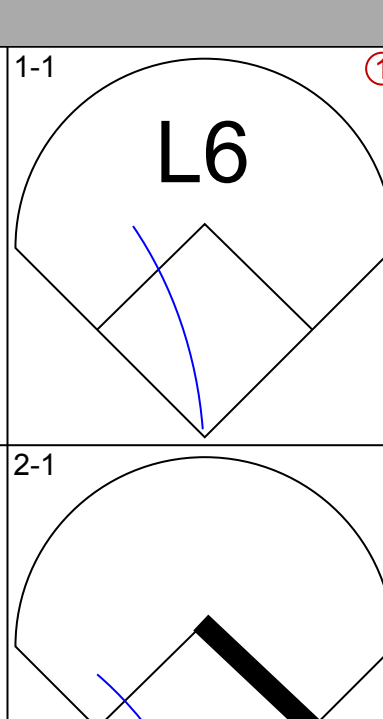
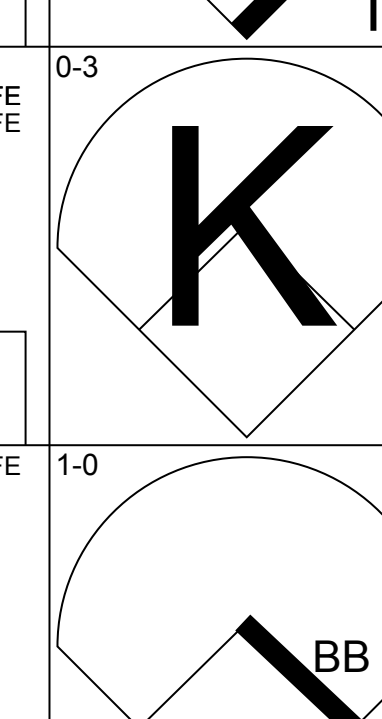

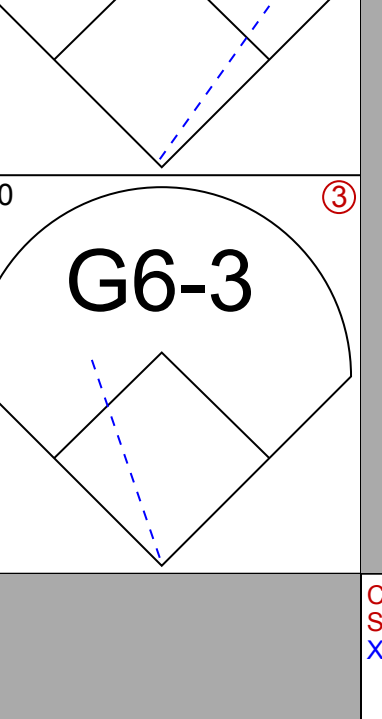
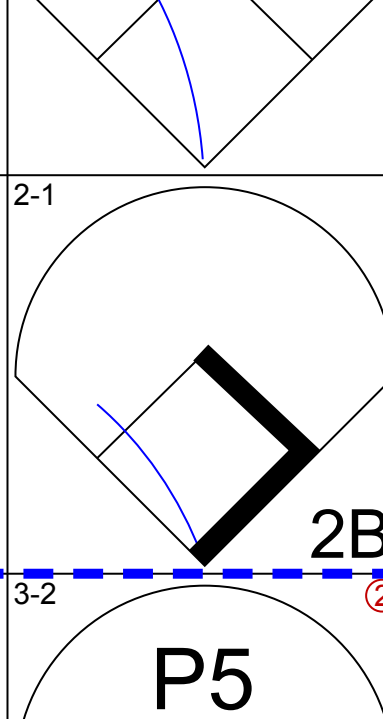
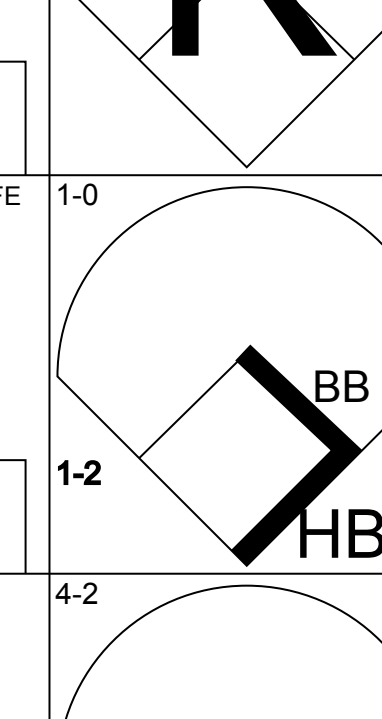

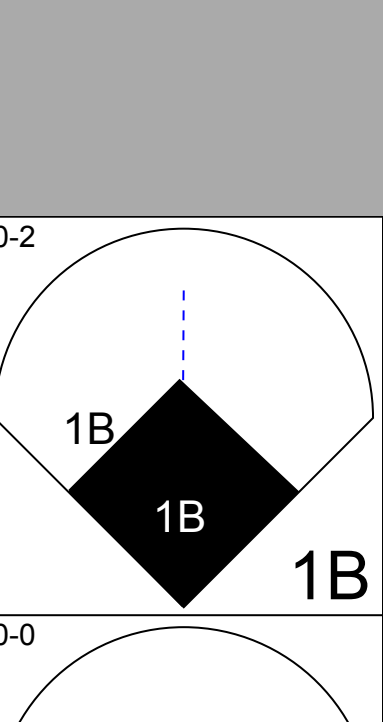
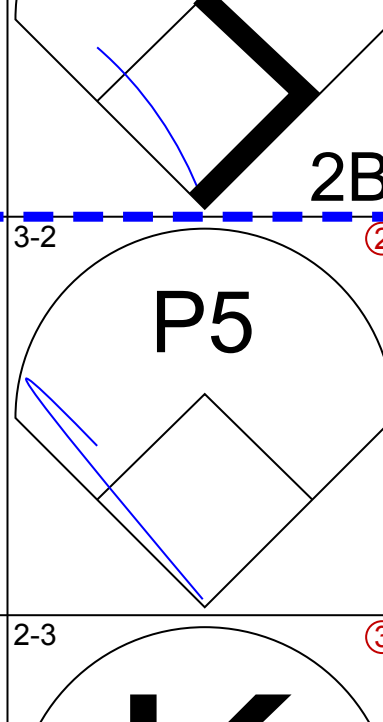
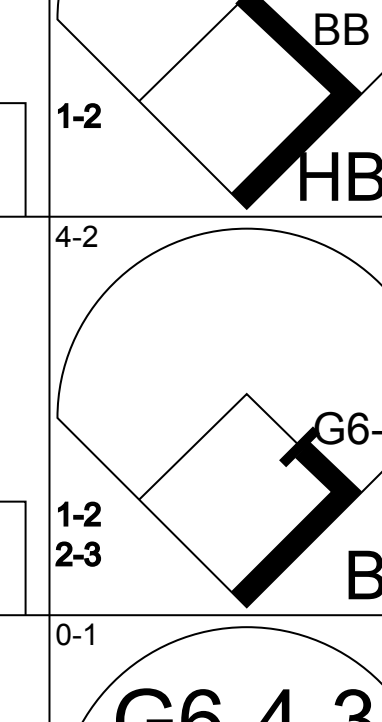


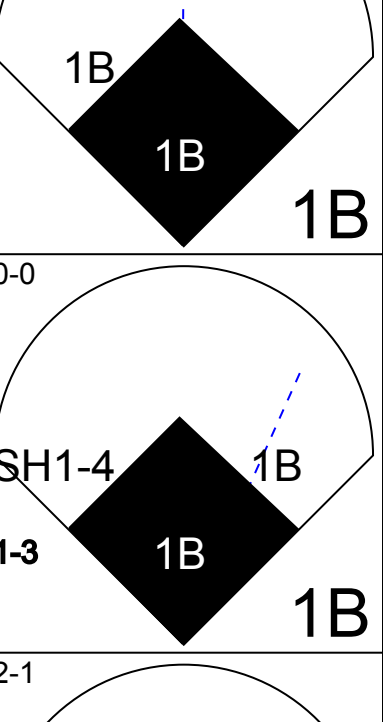
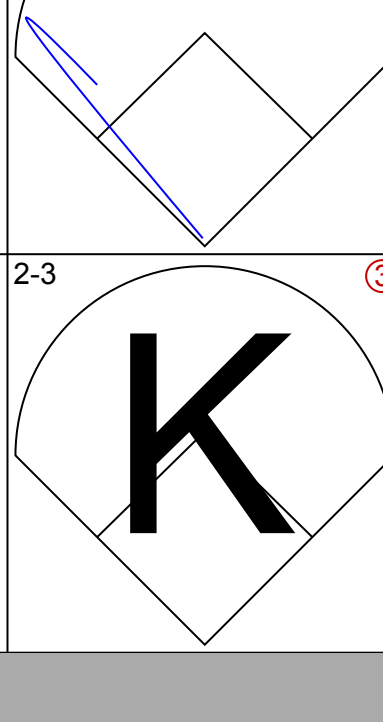
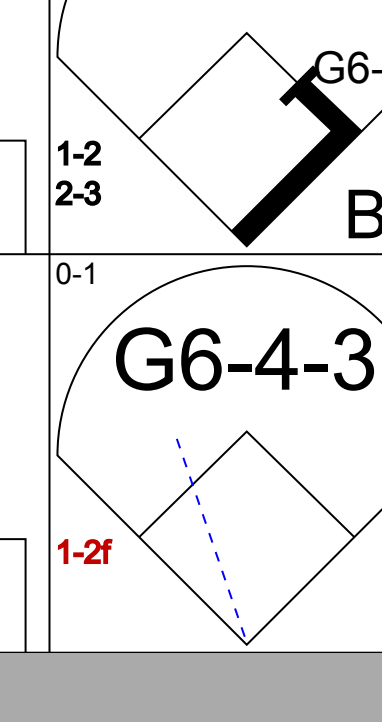
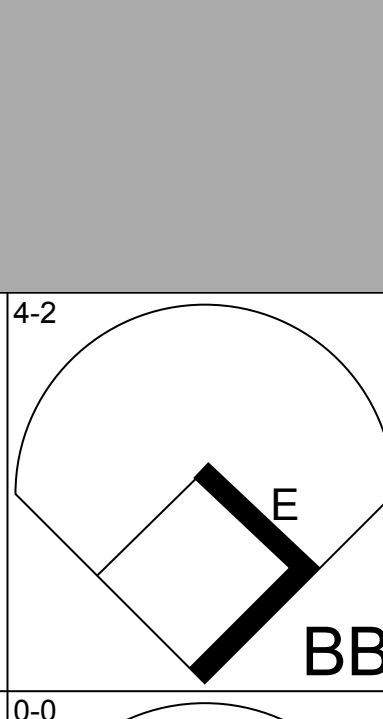
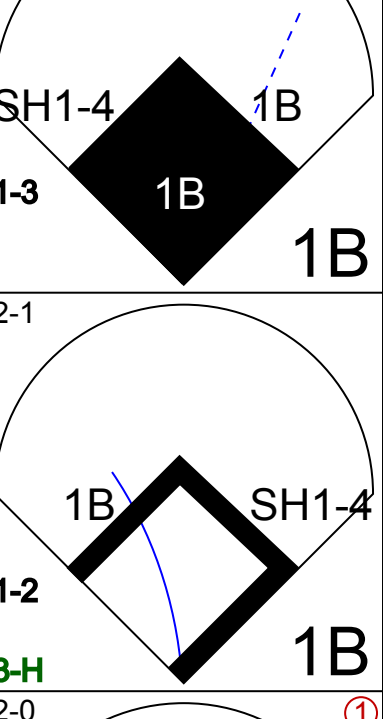
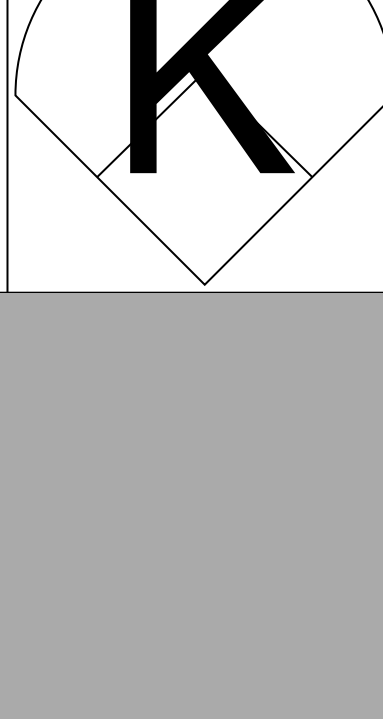
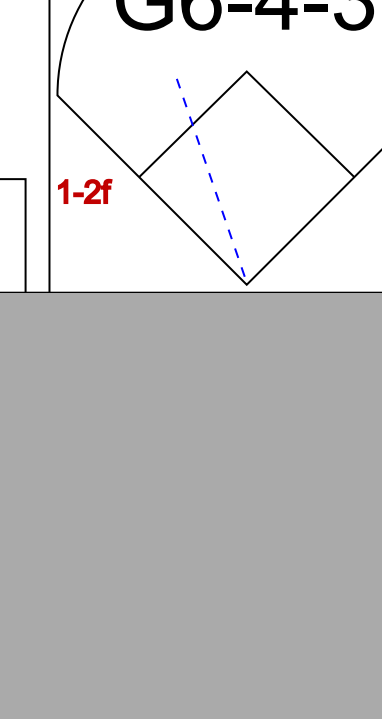
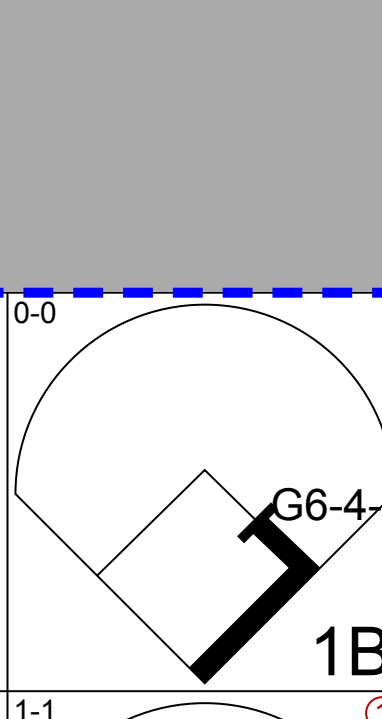
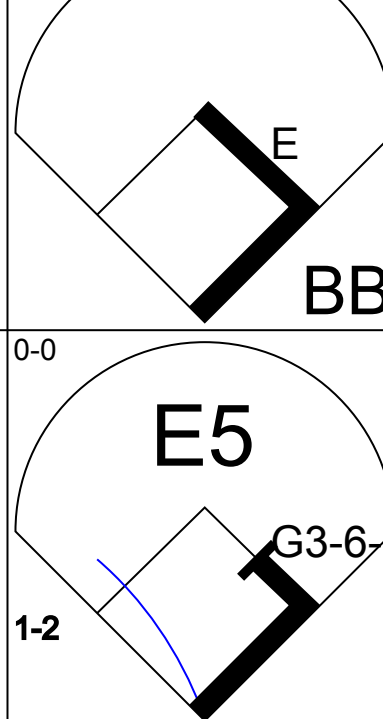
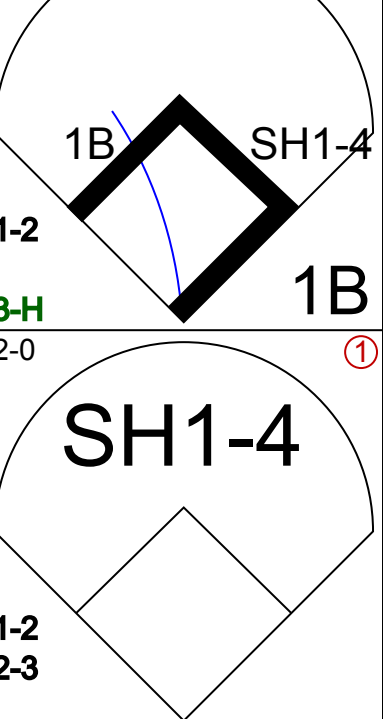


Batter	1	2	3	4	5	6	7	8	9	AB	R	H	RBI	BB	SO	LOB	BOTTOM								
Julio Franco, R OBP: 0.408, SLG: 0.463 (1, 4)										4	0	0	0	1	0	2									
Rafael Palmeiro, L OBP: 0.398, SLG: 0.551 (1, 3)										3	1	1	2	1	0	0									
Ruben Sierra, S OBP: 0.352, SLG: 0.483 (1, 9)										4	0	1	0	1	2	3									
Juan Gonzalez, R OBP: 0.348, SLG: 0.542 (1, 7)										5	1	1	1	0	3	3									
Geno Petralli, L OBP: 0.322, SLG: 0.343 (1, 10)										3	0	2	0	1	0	2									
Steve Buechele, R OBP: 0.335, SLG: 0.447 (1, 5)										4	1	2	1	0	1	2									
Ivan Rodriguez, R OBP: 0.280, SLG: 0.350 (1, 2)										4	1	2	1	0	1	2									
José Hernández, R OBP: 0.271, SLG: 0.286 (1, 6)										3	0	0	0	1	1	2									
Gary Pettis, S OBP: 0.344, SLG: 0.278 (1, 8)										4	2	3	0	0	0	3									
Inning Stats	R: 0 E: 0 K: 1 S: 12	H: 0 LOB: 1 BB: 1 P: 19	R: 0 E: 0 K: 1 S: 12	H: 1 LOB: 0 BB: 0 P: 18	R: 1 E: 0 K: 0 S: 17	H: 3 LOB: 2 BB: 0 P: 30	R: 2 E: 0 K: 1 S: 14	H: 2 LOB: 2 BB: 1 P: 24	R: 0 E: 0 K: 2 S: 13	H: 2 LOB: 3 BB: 1 P: 21	R: 2 E: 0 K: 1 S: 15	H: 2 LOB: 2 BB: 2 P: 30	R: 1 E: 0 K: 0 S: 14	H: 2 LOB: 0 BB: 0 P: 19	R: 0 E: 0 K: 2 S: 8	H: 0 LOB: 0 BB: 0 P: 12	1B: 8 2B: 2 3B: 1 HR: 1	SF: 0 SAC: 0 DP: 1 HBP: 1	WP: 0 PB: 0 SB: 3 CS: 0	PA: 40					
PITCHER	IP	WLS	BF	H	R	ER	SO	BB	IBB	HBP	BLK	WP	HR	S	P	ERA	WHIP								
Mike Boddicker, R ERA: 3.88	5.0	L	27	8	3	3	3	1	2	0	0	0	1	29	49	13.50	3.000								
Storm Davis, R ERA: 4.47	2.0		10	4	3	3	1	2	0	0	0	0	0	8	12	0.00	0.000								
Jeff Montgomery, R ERA: 3.33	1.0		3	0	0	0	2	0	0	0	0	0	0	8	12	0.00	0.000								

Kansas City Royals @ Texas Rangers
Arlington Stadium, Arlington, TX
Fri Aug 30 1991, 8:05 PM EDT
Att: 26,672 - Cloudy - 84 F

AB 34
R 6
H 12
RBI 5
BB 5
SO 8
LOB 19



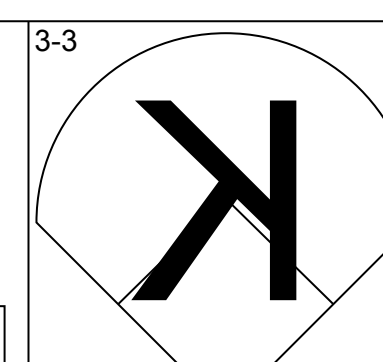
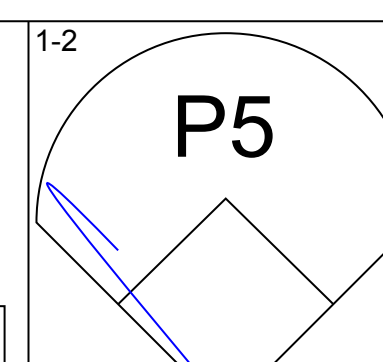
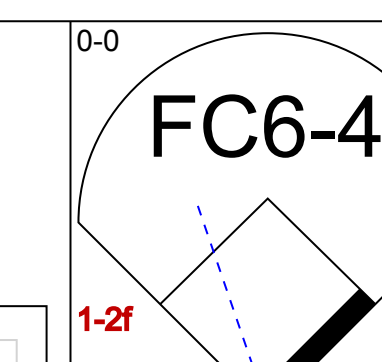
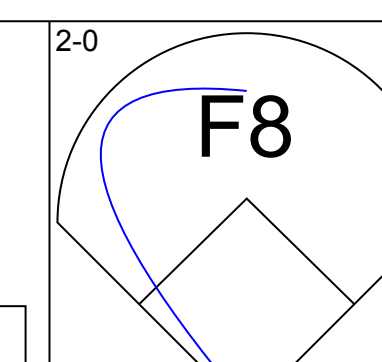
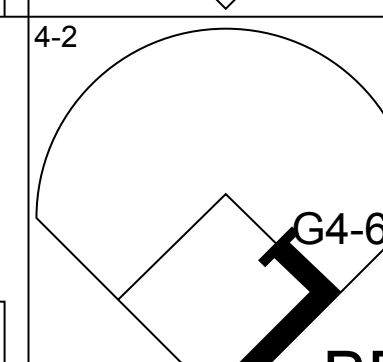
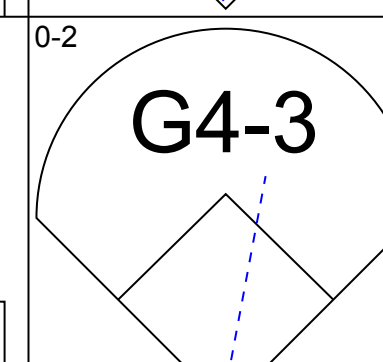
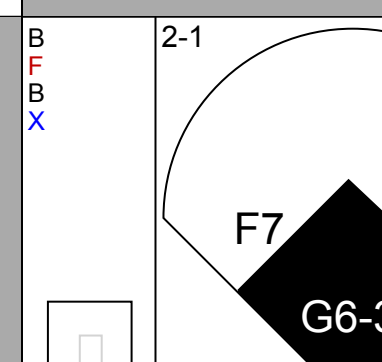
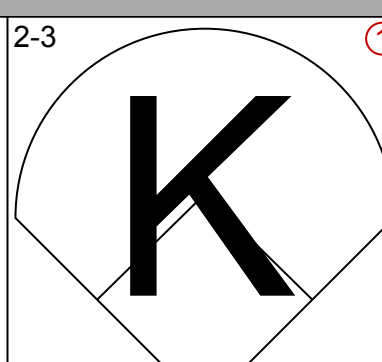
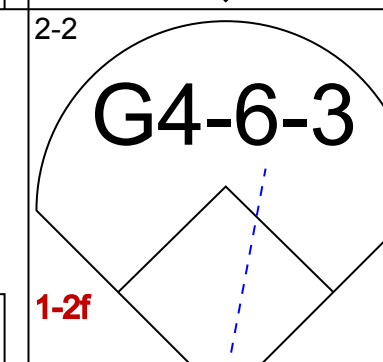
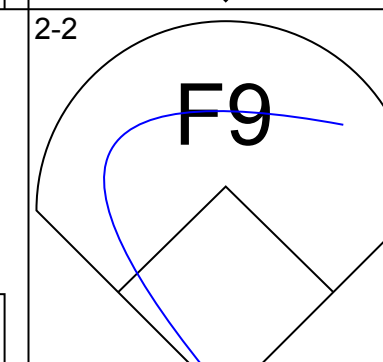
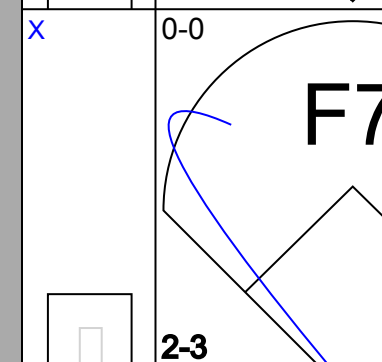
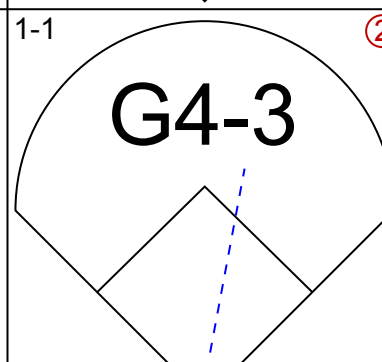
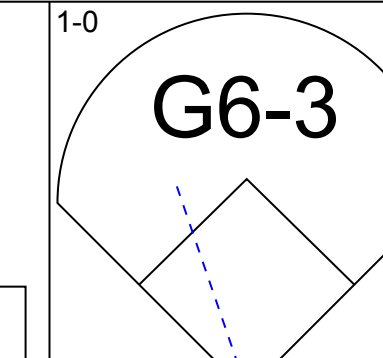
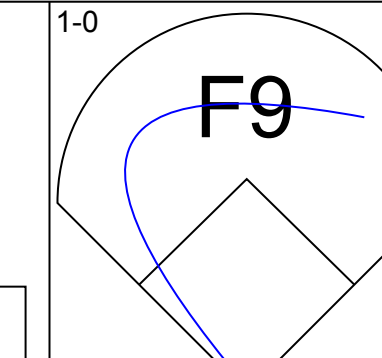
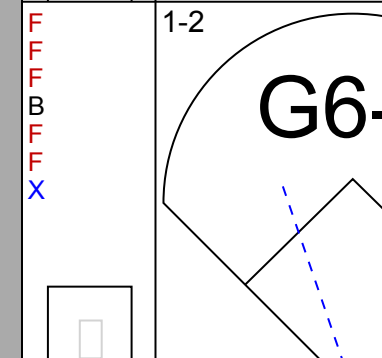
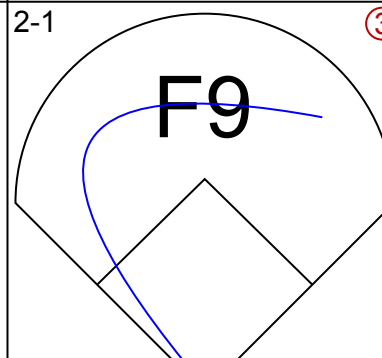
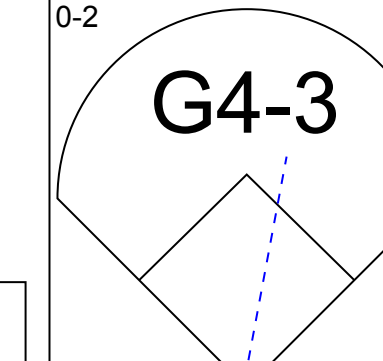
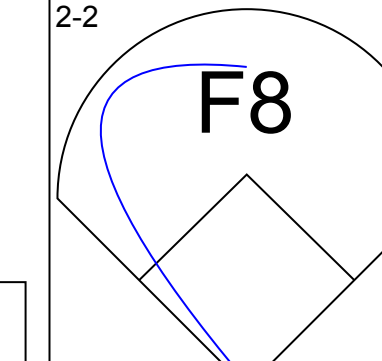
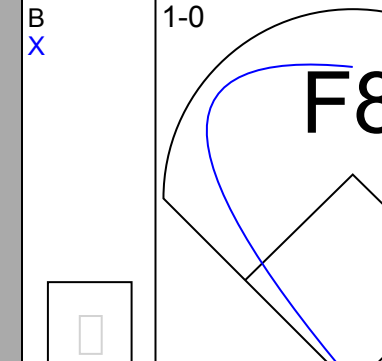
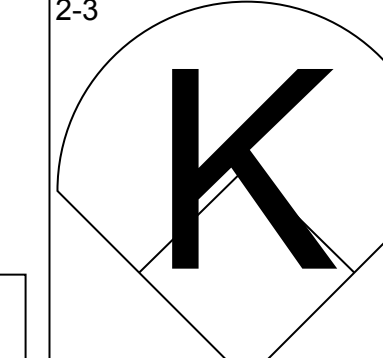
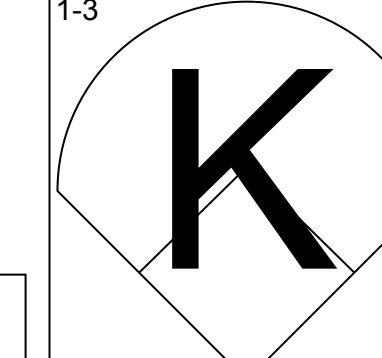
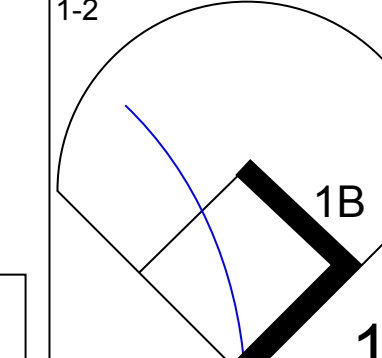
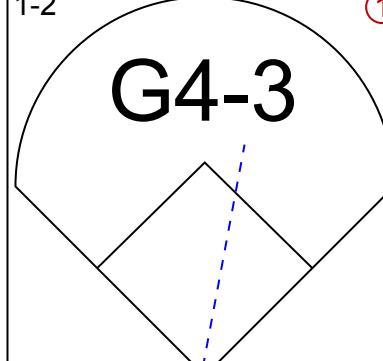
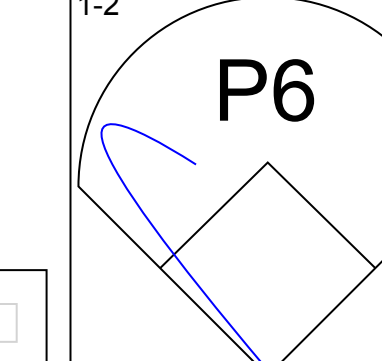
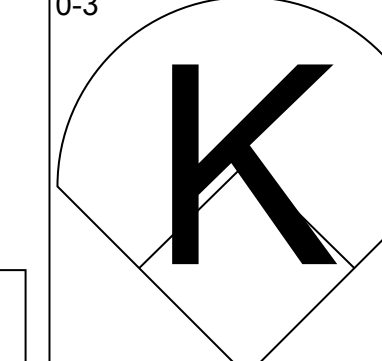
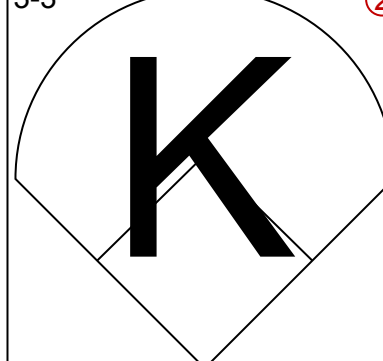
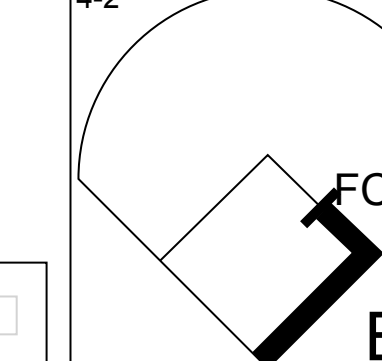
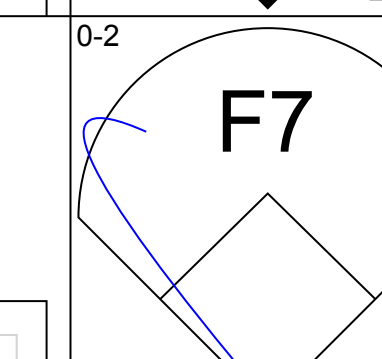
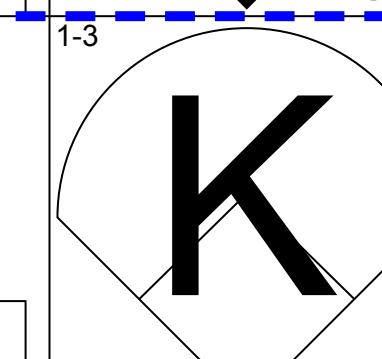
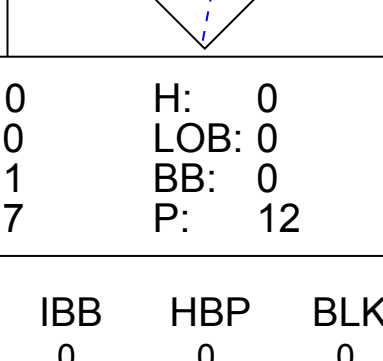
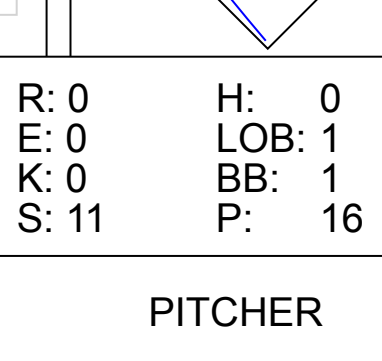
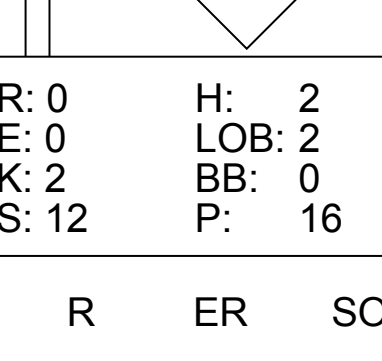
Batter	1	2	3	4	5	6	7	8	9	AB	R	H	RBI	BB	SO	LOB	TOP		
Brian McRae, S (1, 8) OBP: 0.298, SLG: 0.375										4	0	0	0	0	1	2	Kansas City Royals @ Texas Rangers Arlington Stadium, Arlington, TX Sat Aug 31 1991, 8:05 PM EDT Att: 35,069 - Cloudy - 80 F		
Kirk Gibson, L (1, 7) OBP: 0.345, SLG: 0.599 Harvey Pulliam, R (8, 7) OBP: 0.417, SLG: 0.762										4	1	1	1	0	2	1			
George Brett, L (1, 10) OBP: 0.328, SLG: 0.409										4	0	0	0	0	2	1			
Danny Tartabull, R (1, 9) OBP: 0.389, SLG: 0.599 Jim Eisenreich, L (6, 9) OBP: 0.336, SLG: 0.385										2	1	0	0	1	1	0			
Todd Benzinger, S (1, 3) OBP: 0.297, SLG: 0.346										4	1	1	0	0	1	1			
Bill Pecota, R (1, 5) OBP: 0.355, SLG: 0.410										3	0	1	1	1	1	0			
Kurt Stillwell, S (1, 6) OBP: 0.307, SLG: 0.350 David Howard, S (8, 6) OBP: 0.271, SLG: 0.285										3	0	1	0	0	0	1			
Brent Mayne, L (1, 2) OBP: 0.321, SLG: 0.325										2	0	0	0	1	0	2			
Terry Shumpert, R (1, 4) OBP: 0.300, SLG: 0.337										0	0	0	0	3	0	0			
Inning Stats	R: 0 H: 0 E: 0 K: 3 S: 12	H: 0 LOB: 0 BB: 0 P: 20	R: 2 H: 2 E: 1 K: 0 S: 13	H: 2 LOB: 0 BB: 2 P: 26	R: 0 H: 0 E: 0 K: 2 S: 10	H: 0 LOB: 0 BB: 0 P: 19	R: 0 H: 0 E: 0 K: 2 S: 8	H: 1 LOB: 0 BB: 1 P: 16	R: 1 H: 1 E: 0 K: 0 S: 12	H: 1 LOB: 0 BB: 0 P: 20	R: 0 H: 0 E: 1 K: 1 S: 8	H: 0 LOB: 1 BB: 1 P: 16	R: 0 H: 0 E: 0 K: 0 S: 10	H: 0 LOB: 0 BB: 1 P: 17	R: 0 H: 1 E: 0 K: 0 S: 10	H: 1 LOB: 2 BB: 1 P: 17		1B: 3 2B: 1 3B: 0 HR: 1	SF: 0 SAC: 0 DP: 3 HBP: 0
PITCHER	IP	WLS	BF	H	R	ER	SO	BB	IBB	HBP	BLK	WP	HR	S	P	ERA	WHIP		
Bobby Witt, R (1, 1) ERA: 5.77	6.0	L	22	4	3	2	7	4	0	0	0	0	1	63	113	3.00	1.333		
Wayne Rosenthal, R (7, 1) ERA: 4.37	1.0		5	0	0	0	1	1	0	0	0	0	0	11	23	0.00	1.000		
Kenny Rogers, L (8, 1) ERA: 5.64	2.0		7	1	0	0	0	0	1	0	0	0	0	17	27	0.00	0.500		

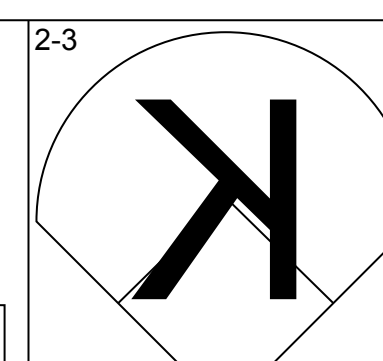
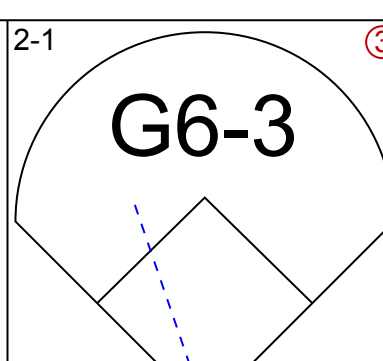
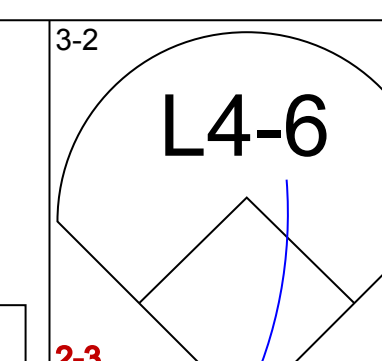
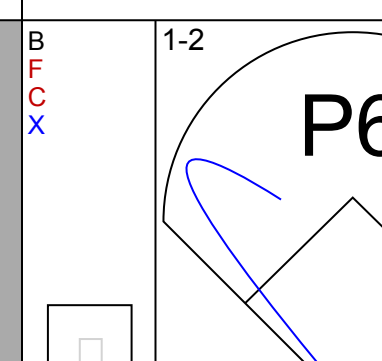
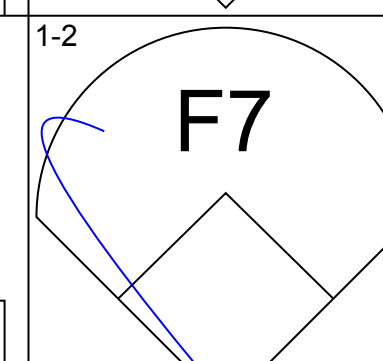
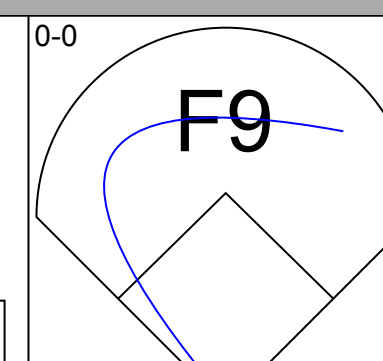
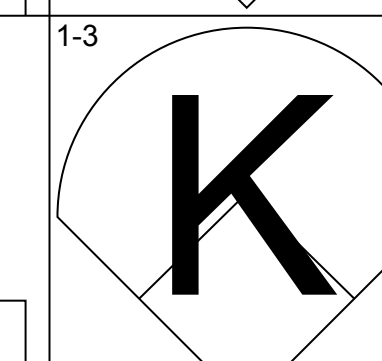
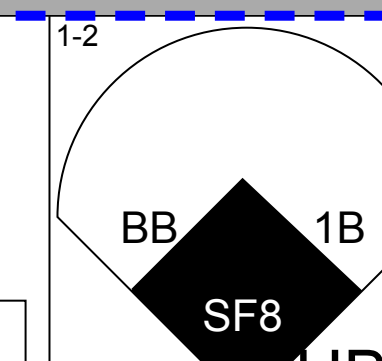

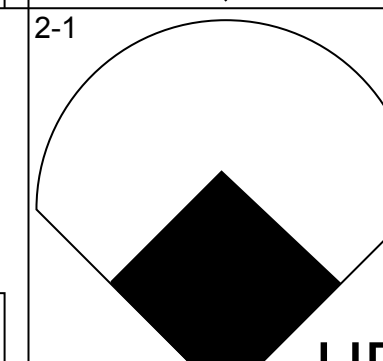
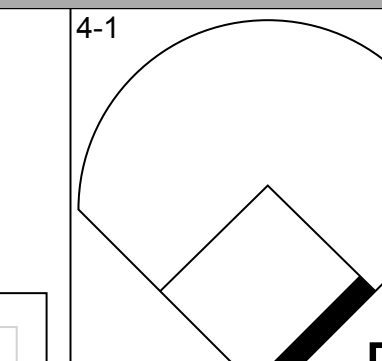
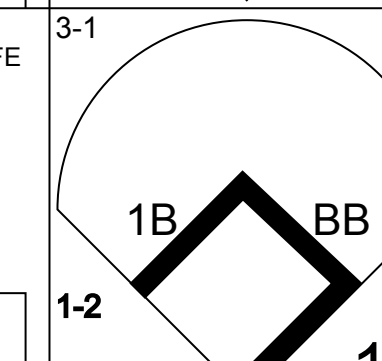

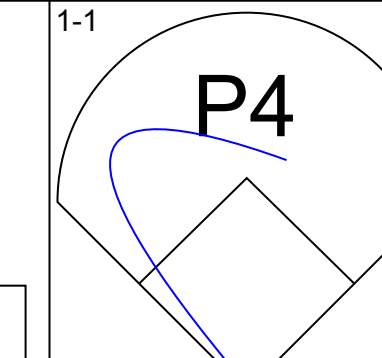

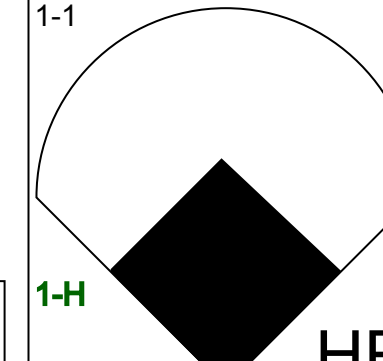
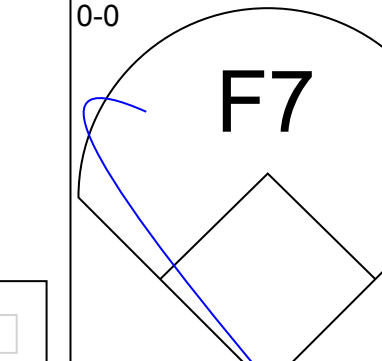
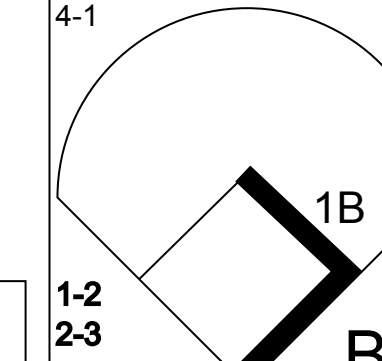


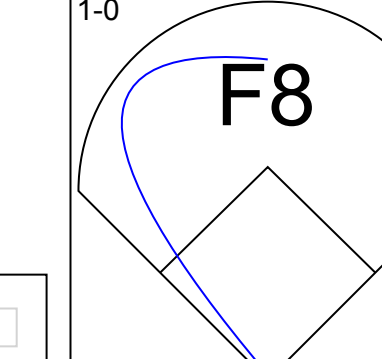
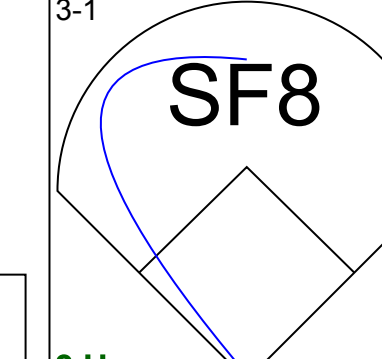
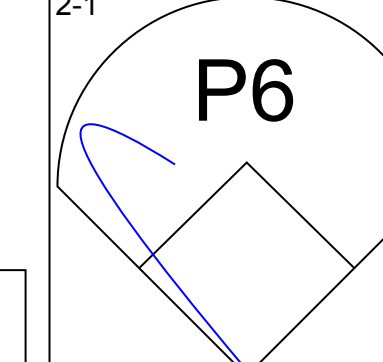
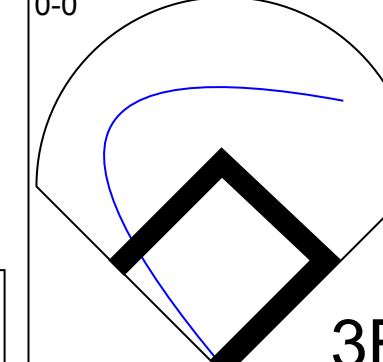

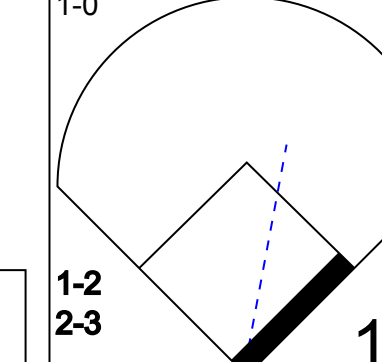

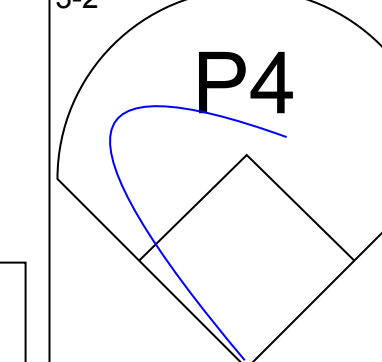





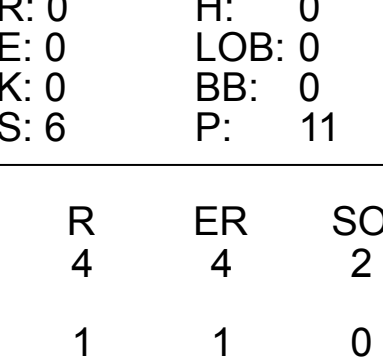
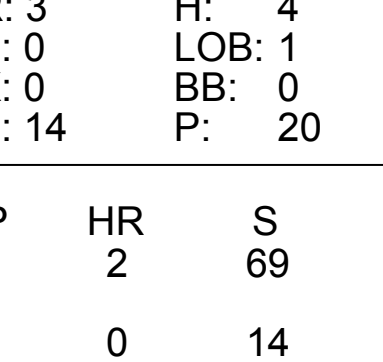
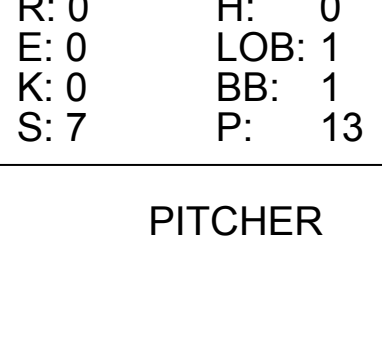
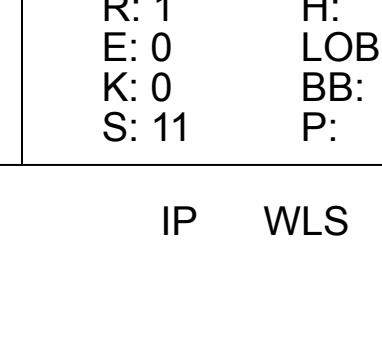





Batter	1	2	3	4	5	6	7	8	9	AB	R	H	RBI	BB	SO	LOB	BOTTOM				
Julio Franco, R (1, 4) OBP: 0.406, SLG: 0.461										5	0	1	1	0	2	4	Kansas City Royals @ Texas Rangers Arlington Stadium, Arlington, TX Sat Aug 31 1991, 8:05 PM EDT Att: 35,069 - Cloudy - 80 F				
Rafael Palmeiro, L (1, 3) OBP: 0.395, SLG: 0.547										4	0	0	0	0	0	6					
Ruben Sierra, S (1, 9) OBP: 0.352, SLG: 0.481										4	0	1	0	0	1	2					
Kevin Reimer, L (1, 10) OBP: 0.332, SLG: 0.467										4	0	1	0	0	1	1					
Juan Gonzalez, R (1, 7) OBP: 0.349, SLG: 0.543										3	0	1	0	0	0	1					
Dean Palmer, R (1, 5) OBP: 0.288, SLG: 0.407										3	1	1	0	1	0	2					
Ivan Rodriguez, R (1, 2) OBP: 0.281, SLG: 0.350 Geno Petralli, L (8, PH) OBP: 0.321, SLG: 0.341										3	1	1	0	0	1	2					
Jeff Huson, L (1, 6) OBP: 0.325, SLG: 0.318										3	0	3	1	1	0	0					
Gary Pettis, S (1, 8) OBP: 0.345, SLG: 0.277 Brian Downing, R (8, PH) OBP: 0.379, SLG: 0.459										1	0	0	0	1	0	1					
Inning Stats	R: 0 H: 0 E: 0 K: 1 S: 8	H: 1 LOB: 1 BB: 0 P: 13	R: 0 H: 1 E: 0 K: 0 S: 9	H: 1 LOB: 0 BB: 0 P: 16	R: 0 H: 0 E: 0 K: 1 S: 10	H: 0 LOB: 0 BB: 1 P: 18	R: 0 H: 0 E: 0 K: 0 S: 6	H: 0 LOB: 0 BB: 0 P: 10	R: 2 H: 4 E: 0 K: 0 S: 12	H: 4 LOB: 2 BB: 0 P: 20	R: 0 H: 1 E: 0 K: 1 S: 12	H: 1 LOB: 1 BB: 0 P: 20	R: 0 H: 1 E: 0 K: 1 S: 9	H: 1 LOB: 1 BB: 1 P: 18	R: 0 H: 1 E: 0 K: 1 S: 8	H: 1 LOB: 2 BB: 1 P: 14		R: 0 H: 1 E: 0 K: 0 S: 6	H: 1 LOB: 0 BB: 0 P: 8	1B: 7 2B: 2 3B: 0 HR: 0	SF: 0 SAC: 1 DP: 4 HBP: 1
PITCHER	IP	WLS	BF	H	R	ER	SO	BB	IBB	HBP	BLK	WP	HR	S	P	ERA	WHIP				
Mark Gubicza, R (1, 1) ERA: 5.06	5.1	W	23	6	2	2	2	1	0	0	0	0	0	49	84	3.38	1.312				
Tom Gordon, R (6, 1) ERA: 3.78	2.2		11	2	0	0	3	2	0	1	0	0	0	25	45	0.00	1.500				
Jeff Montgomery, R (8, 1) ERA: 3.28	1.0	S	3	1	0	0	0	0	0	0	0	0	0	6	8	0.00	1.000				

Batter	1	2	3	4	5	6	7	8	9	AB	R	H	RBI	BB	SO	LOB	TOP										
Brian McRae, S (1, 8) OBP: 0.295, SLG: 0.371	G5-3		K		G3		F8		F8	5	0	0	0	0	1	1	Kansas City Royals @ Texas Rangers Arlington Stadium, Arlington, TX Sun Sep.01 1991, 4:33 AM EDT Att: 19,649 - Cloudy - 81 F										
Kirk Gibson, L (1, 7) OBP: 0.346, SLG: 0.434	G3		G1-6-3 1B		HR				K	4	1	1	0	1	2	1											
George Brett, L (1, 10) OBP: 0.330, SLG: 0.418	G6-3		G1-6-3 1-2		HR				WP FC 1B	4	1	2	2	0	0	1											
Jim Eisenreich, L (1, 9) OBP: 0.335, SLG: 0.383		G6-3		PB G4-3 1B	G4-3				FC WP 1-2	4	1	1	0	0	0	1											
Todd Benzinger, S (1, 3) OBP: 0.296, SLG: 0.342		E 1B BB		FC G4-3 PB 1-2		G3			K	3	0	0	0	1	1	3											
Bill Peotta, R (1, 5) OBP: 0.351, SLG: 0.405		F8		G4-3		G5-3			K	4	0	0	1	0	1	4											
Kurt Stillwell, S (1, 6) OBP: 0.309, SLG: 0.352		E8 HBP 1B		K2-3		F8			E1 G4-3 E 1B	4	1	2	0	0	1	1											
Terry Shumpert, R (1, 4) OBP: 0.300, SLG: 0.334				G5-3					G4-3	2	0	0	0	0	1	1											
Brent Mayne, L (9, PH) OBP: 0.319, SLG: 0.324										1	0	0	0	0	0	1											
Tim Spehr, R (1, 2) OBP: 0.279, SLG: 0.255									E6 WP 3H	3	0	0	0	0	1	3											
Warren Cromartie, L (9, PH) OBP: 0.354, SLG: 0.440										1	0	0	1	0	0	0											
Inning Stats	R: 0 E: 0 K: 0 S: 7	H: 0 LOB: 0 BB: 0 P: 9	R: 0 E: 1 K: 0 S: 15	H: 1 LOB: 3 BB: 1 P: 25	R: 0 E: 0 K: 1 S: 6	H: 1 LOB: 1 BB: 0 P: 6	R: 1 E: 0 K: 1 S: 9	H: 1 LOB: 1 BB: 0 P: 14	R: 2 E: 0 K: 0 S: 8	H: 1 LOB: 0 BB: 1 P: 19	R: 0 E: 0 K: 0 S: 7	H: 0 LOB: 0 BB: 0 P: 10	R: 0 E: 0 K: 2 S: 11	H: 0 LOB: 0 BB: 0 P: 14	R: 0 E: 0 K: 3 S: 16	H: 1 LOB: 2 BB: 0 P: 22	R: 1 E: 2 K: 1 S: 15	H: 1 LOB: 1 BB: 0 P: 21	1B: 5 2B: 0 3B: 0 HR: 1	SF: 0 SAC: 0 DP: 1 HBP: 1	WP: 2 PB: 2 SB: 0 CS: 0	PA: 38					
PITCHER	IP	WLS	BF	H	R	ER	SO	BB	IBB	HBP	BLK	WP	HR	S	P	ERA	WHIP										
Kevin Brown, R (1, 1) ERA: 4.15	7.1		31	5	3	2	5	2	0	1	0	0	1	71	110	2.46	0.955										
Terry Mathews, R (8, 1) ERA: 3.55	0.2	W	2	0	0	0	2	0	0	0	0	1	0	8	9	0.00	0.000										
Jeff Russell, R (9, 1) ERA: 2.9	1.0	S	5	1	1	0	1	0	0	0	0	1	0	15	21	0.00	1.000										

Batter	1	2	3	4	5	6	7	8	9	AB	R	H	RBI	BB	SO	LOB	BOTTOM										
Brian Downing, R (1, 10) OBP: 0.379, SLG: 0.463	G6-3		L8 1-2		1B 3B		K			4	1	1	1	1	1	1	Kansas City Royals @ Texas Rangers Arlington Stadium, Arlington, TX Sun Sep.01 1991, 4:33 AM EDT Att: 19,649 - Cloudy - 81 F										
Julio Franco, R (1, 4) OBP: 0.406, SLG: 0.460	K				E 2B 1B		F8		G1-3	5	1	2	1	0	1	3											
Rafael Palmeiro, L (1, 3) OBP: 0.396, SLG: 0.550					F8				G6-3	4	0	2	1	0	0	1											
Ruben Sierra, S (1, 9) OBP: 0.351, SLG: 0.480	F8				K				F7	4	1	1	0	0	1	2											
Kevin Reimer, L (1, 7) OBP: 0.337, SLG: 0.476									F9	2	1	1	1	1	0	0											
Gary Pettis, S (8, PR) OBP: 0.345, SLG: 0.277									HBP 1B BB	0	1	0	0	0	0	0											
Juan Gonzalez, R (1, 8) OBP: 0.348, SLG: 0.539									G4-3	3	1	0	0	0	0	1											
Dean Palmer, R (1, 5) OBP: 0.289, SLG: 0.409									P4	4	0	1	0	0	2	4											
Ivan Rodriguez, R (1, 2) OBP: 0.279, SLG: 0.348									P5	1	0	0	0	0	0	0											
Geno Petralli, L (6, PH) OBP: 0.317, SLG: 0.337									G6-3	2	0	0	0	0	0	1											
Mike Stanley, R (8, PH) OBP: 0.352, SLG: 0.391										1	0	1	2	0	0	0											
Jeff Huson, L (1, 6) OBP: 0.325, SLG: 0.318										3	0	1	0	0	0	0											
Mario Diaz, R (8, PH) OBP: 0.321, SLG: 0.333										0	0	0	0	0	0	0											
Jack Daugherty, S (8, PH) OBP: 0.245, SLG: 0.195										0	0	0	0	1	0	0											
José Hernández, R (8, PR) OBP: 0.271, SLG: 0.286										0	0	0	0	0	0	0											
Inning Stats	R: 0 E: 0 K: 1 S: 11	H: 1 LOB: 1 BB: 0 P: 18	R: 1 E: 0 K: 1 S: 12	H: 1 LOB: 0 BB: 0 P: 17	R: 0 E: 0 K: 0 S: 13	H: 2 LOB: 1 BB: 0 P: 15	R: 0 E: 0 K: 1 S: 8	H: 0 LOB: 1 BB: 0 P: 11	R: 2 E: 0 K: 0 S: 12	H: 3 LOB: 1 BB: 0 P: 20	R: 0 E: 0 K: 0 S: 10	H: 1 LOB: 0 BB: 0 P: 13	R: 0 E: 0 K: 1 S: 9	H: 0 LOB: 0 BB: 0 P: 13	R: 3 E: 0 K: 1 S: 17	H: 2 LOB: 3 BB: 3 P: 33	1B: 5 2B: 3 3B: 1 HR: 1	SF: 0 SAC: 0 DP: 0 HBP: 2	WP: 0 PB: 0 SB: 0 CS: 1	PA: 38							
PITCHER	IP	WLS	BF	H	R	ER	SO	BB	IBB	HBP	BLK	WP	HR	S	P	ERA	WHIP										
Bret Saberhagen, R (1, 1) ERA: 3.06	7.2	L	34	9	6	5	5	1	0	2	0	0	0	1	126	5.87	1.304										
Mike Magnante, L (8, 1) ERA: 2.39	0.0		1	1	0	0	0	0	0	0	0	0	0	1	2	∞	∞										
Storm Davis, R (8, 1) ERA: 4.46	0.1		3	0	0	0	0	2	0	0	0	0	0	4	12	0.00	6.000										



Batter	1	2	3	4	5	6	7	8	9	AB	R	H	RBI	BB	SO	LOB	TOP			
Kirk Gibson, L OBP: 0.343, SLG: 0.429 (1, 7)										4	0	0	0	0	1	3	Kansas City Royals @ Chicago White Sox Mon Sep 02 1991, 8:05 PM EDT Att: 37,187 - Cloudy - 77 F livebaseballscorecards.com			
Bill Pecota, R OBP: 0.352, SLG: 0.407 (1, 5) (8, 4)										3	1	1	0	1	1	0				
George Brett, L OBP: 0.327, SLG: 0.414 (1, 10)										4	0	0	0	0	0	2				
Danny Tartabull, R OBP: 0.385, SLG: 0.593 (1, 9)										4	0	0	1	0	0	0				
Jim Eisenreich, L OBP: 0.332, SLG: 0.379 (1, 8)										3	0	0	0	0	0	0				
Todd Benzinger, S OBP: 0.297, SLG: 0.342 (1, 3)										3	0	1	0	0	2	0				
Brent Mayne, L OBP: 0.314, SLG: 0.318 (1, 2)										3	0	0	0	0	1	1				
David Howard, S OBP: 0.273, SLG: 0.283 (8, PH)										1	0	0	0	1	1	0				
Kurt Stillwell, S OBP: 0.311, SLG: 0.355 (8, 6)										1	0	1	0	0	0	0				
Terry Shumpert, R OBP: 0.296, SLG: 0.332 (1, 4)										2	0	0	0	0	0	1				
Warren Cromartie, L OBP: 0.351, SLG: 0.457 (8, PH)										1	0	0	0	1	2					
Kevin Seitzer, R OBP: 0.348, SLG: 0.344 (8, 5)										0	0	0	0	0	0	0				
Inning Stats	R: 0 E: 0 K: 1 S: 9	H: 0 LOB: 0 BB: 1 P: 18	R: 0 E: 0 K: 1 S: 7	H: 0 LOB: 0 BB: 0 P: 10	R: 0 E: 0 K: 1 S: 7	H: 0 LOB: 0 BB: 0 P: 12	R: 0 E: 0 K: 0 S: 9	H: 0 LOB: 0 BB: 0 P: 12	R: 0 E: 0 K: 1 S: 7	H: 0 LOB: 0 BB: 0 P: 11	R: 1 E: 0 K: 0 S: 10	H: 1 LOB: 0 BB: 0 P: 14	R: 0 E: 0 K: 2 S: 12	H: 2 LOB: 2 BB: 0 P: 16	R: 0 E: 0 K: 1 S: 8	H: 0 LOB: 0 BB: 0 P: 13	1B: 2 2B: 1 3B: 0 HR: 0	SF: 0 SAC: 0 DP: 1 HBP: 0	WP: 0 PA: 31 PB: 0 CS: 0	
PITCHER	IP	WLS	BF	H	R	ER	SO	BB	IBB	HBP	BLK	WP	HR	S	P	ERA	WHIP			
Roberto Hernandez, R ERA: 1.29	7.0	W	23	1	1	1	4	2	0	0	0	0	0	60	93	1.29	0.429			
Melido Perez, R ERA: 3.05	0.1		3	2	0	0	1	0	0	0	0	0	0	8	9	0.00	6.000			
Scott Radinsky, L ERA: 1.98	1.2	S	5	0	0	0	2	0	0	0	0	0	0	12	20	0.00	0.000			

Batter	1	2	3	4	5	6	7	8	9	AB	R	H	RBI	BB	SO	LOB	BOTTOM			
Tim Raines, S OBP: 0.366, SLG: 0.353 (1, 7)										4	0	0	0	0	1	1	Kansas City Royals @ Chicago White Sox Mon Sep 02 1991, 8:05 PM EDT Att: 37,187 - Cloudy - 77 F livebaseballscorecards.com			
Robin Ventura, L OBP: 0.373, SLG: 0.468 (1, 5) (9, 3)										3	1	0	0	0	1	0				
Frank Thomas, R OBP: 0.456, SLG: 0.580 (1, 3)										2	1	2	1	2	0	0				
Craig Grebeck, R OBP: 0.352, SLG: 0.483 (9, 5)										0	0	0	0	0	0	0				
Carlton Fisk, R OBP: 0.324, SLG: 0.438 (1, 2)										2	1	1	0	0	0	1				
Ron Karkovics, R OBP: 0.324, SLG: 0.451 (6, PH) (7, 2)										2	0	0	0	0	0	3				
Dan Pasqua, L OBP: 0.355, SLG: 0.438 (1, 9)										3	1	1	2	0	0	1				
Sammy Sosa, R OBP: 0.242, SLG: 0.337 (7, 9)										0	0	0	0	1	0	0				
Bo Jackson, R (1, 10)										3	0	0	1	0	0	1				
Lance Johnson, L OBP: 0.283, SLG: 0.314 (1, 8)										4	1	3	0	0	0	0				
Scott Fletcher, R OBP: 0.266, SLG: 0.268 (1, 4)										3	0	0	1	0	0	4				
Ozzie Guillen, L OBP: 0.278, SLG: 0.337 (1, 6)										3	0	1	0	0	0	0				
Inning Stats	R: 0 E: 0 K: 1 S: 10	H: 0 LOB: 1 BB: 1 P: 19	R: 0 E: 0 K: 0 S: 6	H: 0 LOB: 0 BB: 0 P: 11	R: 0 E: 0 K: 0 S: 8	H: 0 LOB: 0 BB: 0 P: 12	R: 3 E: 0 K: 0 S: 14	H: 4 LOB: 1 BB: 0 P: 20	R: 0 E: 0 K: 1 S: 13	H: 1 LOB: 0 BB: 0 P: 18	R: 0 E: 0 K: 0 S: 7	H: 0 LOB: 1 BB: 1 P: 13	R: 1 E: 0 K: 0 S: 11	H: 1 LOB: 0 BB: 0 P: 17	R: 1 E: 0 K: 0 S: 14	H: 2 LOB: 3 BB: 1 P: 30	1B: 3 2B: 2 3B: 2 HR: 2	SF: 2 SAC: 0 DP: 1 HBP: 1	WP: 0 PA: 35 PB: 0 CS: 0	
PITCHER	IP	WLS	BF	H	R	ER	SO	BB	IBB	HBP	BLK	WP	HR	S	P	ERA	WHIP			
Luis Aquino, R ERA: 2.92	7.0	L	28	6	4	4	2	2	0	0	0	0	0	69	110	5.14	1.143			
Mark Davis, L ERA: 4.86	1.0		7	2	1	1	0	1	0	1	0	0	0	14	30	9.00	3.000			

Batter	1	2	3	4	5	6	7	8	9	AB	R	H	RBI	BB	SO	LOB	TOP		
Brian McRae, S (1, 8) OBP: 0.292, SLG: 0.368	F9		P2		FC6		F8		G4-3	5	0	0	0	0	0	2	Kansas City Royals @ Chicago White Sox Comiskey Park, Chicago, IL Tue Sep 03 1991, 8:05 PM EDT Att: 28,446 - Cloudy - 71 F		
Kirk Gibson, L (1, 7) OBP: 0.343, SLG: 0.426 Harvey Pulliam, R (9, 7) OBP: 0.417, SLG: 0.762	F7		L9			K			1B	3	0	0	0	1	1	0			
George Brett, L (1, 10) OBP: 0.328, SLG: 0.417 Kevin Seitzer, R (9, PH) OBP: 0.350, SLG: 0.347	HR				K		K			4	2	2	0	0	2	1			
Danny Tartabull, R (1, 9) OBP: 0.386, SLG: 0.607 Jim Eisenreich, L (7, 9) OBP: 0.331, SLG: 0.378	HR				K		FC4-6		L8-2	4	2	2	4	0	1	1			
Todd Benzinger, S (1, 3) OBP: 0.299, SLG: 0.345							HR		L8-2	1	0	0	0	0	0	2			
Bill Peotta, R (1, 5) OBP: 0.357, SLG: 0.418										3	2	1	0	1	2	0			
Brent Mayne, L (1, 2) OBP: 0.313, SLG: 0.320										4	1	3	1	0	1	0			
David Howard, S (1, 6) OBP: 0.273, SLG: 0.283										2	0	1	2	0	0	1			
Terry Shupert, R (1, 4) OBP: 0.298, SLG: 0.341										4	0	1	0	0	0	1			
Inning Stats	R: 2 H: 2 E: 0 K: 1 S: 13	H: 2 LOB: 0 BB: 0 P: 23	R: 0 H: 1 E: 0 K: 0 S: 11	H: 1 LOB: 0 BB: 0 P: 17	R: 0 H: 0 E: 0 K: 1 S: 8	H: 0 LOB: 0 BB: 0 P: 11	R: 0 H: 0 E: 0 K: 3 S: 9	H: 2 LOB: 2 BB: 0 P: 11	R: 0 H: 2 E: 0 K: 2 S: 11	H: 3 LOB: 0 BB: 1 P: 30	R: 1 H: 1 E: 0 K: 1 S: 9	H: 1 LOB: 1 BB: 1 P: 18	R: 1 H: 2 E: 0 K: 0 S: 6	H: 1 LOB: 1 BB: 0 P: 11	R: 0 H: 1 E: 0 K: 0 S: 6	H: 1 LOB: 1 BB: 0 P: 8		1B: 6 2B: 3 3B: 1 HR: 3	SF: 2 SAC: 0 DP: 1 HBP: 1
PITCHER	IP	WLS	BF	H	R	ER	SO	BB	IBB	HBP	BLK	WP	HR	S	P	ERA	WHIP		
Jack McDowell, R (1, 1) ERA: 3.44	5.1	L	24	8	6	6	8	1	0	0	0	0	2	64	96	10.12	1.688		
Ken Patterson, L (6, 1) ERA: 2.99	0.2		2	0	0	0	0	0	0	0	0	0	0	5	9	0.00	0.000		
Tom Drees, L (7, 1) ERA: 9.0	2.0		10	3	2	2	1	1	0	0	0	0	1	15	29	9.00	2.000		
Greg Hibbard, L (9, 1) ERA: 4.84	1.0		4	1	0	0	0	0	0	1	0	0	0	6	8	0.00	1.000		

Batter	1	2	3	4	5	6	7	8	9	AB	R	H	RBI	BB	SO	LOB	BOTTOM				
Tim Raines, S (1, 7) OBP: 0.366, SLG: 0.352 Rodney McCray, R (9, 7)	G4-1		L3			G4-3				4	0	1	0	0	0	1	Kansas City Royals @ Chicago White Sox Comiskey Park, Chicago, IL Tue Sep 03 1991, 8:05 PM EDT Att: 28,446 - Cloudy - 71 F				
Robin Ventura, L (1, 5) OBP: 0.373, SLG: 0.466	G4-3				K2-3		F7			4	0	1	0	0	1	0					
Frank Thomas, R (1, 3) OBP: 0.456, SLG: 0.578 Don Wakamatsu, R (9, 2) OBP: 0.233, SLG: 0.207					1B				FC6-4	2	0	0	0	2	1	2					
Carlton Fisk, R (1, 2) OBP: 0.325, SLG: 0.438 Matt Merullo, L (7, PH) OBP: 0.262, SLG: 0.297					BB				1B	0	0	0	0	0	0	0					
Ron Karkovice, R (9, PR) OBP: 0.324, SLG: 0.451	F8									2	0	1	0	0	0	1					
Dan Pasqua, L (1, 9) OBP: 0.354, SLG: 0.434										2	0	1	0	0	1	0					
Bo Jackson, R (1, 10)										0	0	0	0	0	0	0					
Lance Johnson, L (1, 8) OBP: 0.281, SLG: 0.311										3	0	0	0	1	2	3					
Craig Grebeck, R (1, 4) OBP: 0.347, SLG: 0.477 Joey Cora, S (7, 4) OBP: 0.299, SLG: 0.279										4	0	0	0	0	2	4					
Ozzie Guillen, L (1, 6) OBP: 0.279, SLG: 0.337 Esteban Beltré, R (9, 6)										4	0	0	0	0	1	2					
Inning Stats	R: 0 H: 0 E: 0 K: 0 S: 10	H: 0 LOB: 1 BB: 1 P: 22	R: 0 H: 0 E: 0 K: 3 S: 9	H: 0 LOB: 0 BB: 0 P: 12	R: 0 H: 1 E: 0 K: 1 S: 6	H: 1 LOB: 0 BB: 0 P: 10	R: 0 H: 1 E: 0 K: 2 S: 15	H: 2 LOB: 2 BB: 1 P: 23	R: 0 H: 0 E: 0 K: 2 S: 5	H: 0 LOB: 0 BB: 0 P: 8	R: 0 H: 0 E: 0 K: 1 S: 7	H: 0 LOB: 0 BB: 0 P: 9	R: 0 H: 0 E: 0 K: 1 S: 16	H: 0 LOB: 1 BB: 1 P: 24	R: 0 H: 2 E: 0 K: 0 S: 12	H: 2 LOB: 2 BB: 0 P: 17	R: 0 H: 1 E: 0 K: 1 S: 8	H: 1 LOB: 1 BB: 0 P: 12	1B: 5 2B: 1 3B: 0 HR: 0	SF: 0 SAC: 0 DP: 1 HBP: 0	WP: 0 PA: 34 SB: 0 CS: 0
PITCHER	IP	WLS	BF	H	R	ER	SO	BB	IBB	HBP	BLK	WP	HR	S	P	ERA	WHIP				
Kevin Appier, R (1, 1) ERA: 3.23	9.0	W	34	5	0	0	9	3	0	0	0	0	0	88	137	0.00	0.889				

Batter	1	2	3	4	5	6	7	8	9	AB	R	H	RBI	BB	SO	LOB	TOP										
Brian McRae, S (1, 8) OBP: 0.290, SLG: 0.365	2-2 P6		3-1 P4			1-0 G1-3		0-1 G1-3		4	0	0	0	0	0	0	Kansas City Royals @ Chicago White Sox Comiskey Park, Chicago, IL Wed Sep 04 1991, 8:05 PM EDT Att: 37,773 - Sunny - 70 F livebaseballscorecards.com										
Kirk Gibson, L (1, 7) OBP: 0.340, SLG: 0.422 Kevin Seitzer, R (8, 5) OBP: 0.350, SLG: 0.347	2-0 G6-3		1-3 K			2-3 K		2-2 F9		4	0	0	0	0	2	0											
George Brett, L (1, 10) OBP: 0.328, SLG: 0.414	4-2 1B BB				3-2 P2			1-0 F8		3	0	0	0	1	0	0											
Danny Tartabull, R (1, 9) OBP: 0.387, SLG: 0.605	1-0 1B				4-2 BB			2-2 F9		3	0	1	0	1	0	0											
Todd Benzinger, S (1, 3) OBP: 0.296, SLG: 0.341	1-3 K				2-2 F8			2-1 P4		4	0	0	0	0	1	3											
Bill Peotta, R (1, 5) OBP: 0.357, SLG: 0.416					0-1 G5-3			4-2 BB		2	0	0	0	1	0	1											
Brent Mayne, L (1, 2) OBP: 0.308, SLG: 0.315					1-2 G3			0-1 L8		3	0	0	0	0	0	1											
David Howard, S (1, 6) OBP: 0.270, SLG: 0.280 Kurt Stillwell, S (8, PH) OBP: 0.313, SLG: 0.367					0-0 G1-3			2-2 G6-3		2	0	0	0	0	0	0											
Terry Shumpert, R (1, 4) OBP: 0.296, SLG: 0.338 Jim Eisenreich, L (8, PH) OBP: 0.330, SLG: 0.377					3-2 P4			0-0 HR		2	0	0	0	0	0	0											
					1-2 G1-3			2-1 G1-3		1	0	0	0	0	0	0											
Inning Stats	R: 0 E: 0 K: 1 S: 12	H: 1 LOB: 2 BB: 1 P: 22	R: 0 E: 0 K: 0 S: 8	H: 0 LOB: 0 BB: 0 P: 12	R: 0 E: 0 K: 1 S: 8	H: 0 LOB: 0 BB: 0 P: 15	R: 0 E: 0 K: 0 S: 14	H: 0 LOB: 1 BB: 1 P: 23	R: 0 E: 0 K: 0 S: 9	H: 0 LOB: 0 BB: 0 P: 13	R: 0 E: 0 K: 1 S: 6	H: 0 LOB: 0 BB: 0 P: 10	R: 0 E: 0 K: 0 S: 7	H: 0 LOB: 1 BB: 1 P: 14	R: 1 E: 0 K: 0 S: 9	H: 1 LOB: 0 BB: 0 P: 13	R: 0 E: 0 K: 0 S: 9	H: 0 LOB: 0 BB: 0 P: 11	1B: 1 2B: 0 3B: 0 HR: 1	SF: 0 SAC: 0 DP: 0 HBP: 0	WP: 0 PB: 0 SB: 0 CS: 0	PA: 32					
PITCHER	IP	WLS	BF	H	R	ER	SO	BB	IBB	HBP	BLK	WP	HR	S	P	ERA	WHIP										
Alex Fernandez, R (1, 1) ERA: 4.93	7.0	W	26	2	1	1	3	3	0	0	0	0	1	65	110	1.29	0.714										
Scott Radinsky, L (8, 1) ERA: 1.95	1.0		3	0	0	0	0	0	0	0	0	0	0	8	12	0.00	0.000										
Bobby Thigpen, R (9, 1) ERA: 3.13	1.0	S	3	0	0	0	0	0	0	0	0	0	0	9	11	0.00	0.000										

Batter	1	2	3	4	5	6	7	8	9	AB	R	H	RBI	BB	SO	LOB	BOTTOM										
Tim Raines, S (1, 7) OBP: 0.365, SLG: 0.350	2-1 G3	2-2 S 1B HBP		1-1 F8		3-1 G4-3				3	1	0	0	0	0	2	Kansas City Royals @ Chicago White Sox Comiskey Park, Chicago, IL Wed Sep 04 1991, 8:05 PM EDT Att: 37,773 - Sunny - 70 F livebaseballscorecards.com										
Robin Ventura, L (1, 5) OBP: 0.375, SLG: 0.467	4-1 BB 1B BB	2-0 1B 1H 1B			1-1 P6		2-1 L5-4 1B 1B			3	1	2	1	1	0	0											
Frank Thomas, R (1, 10) OBP: 0.457, SLG: 0.577	1-2 BB 1B	1-2 F8			0-1 P3		2-2 1B			4	1	2	0	0	0	1											
Dan Pasqua, L (1, 3) OBP: 0.354, SLG: 0.432 Bo Jackson, R (7, PH) OBP: 0.266, SLG: 0.268	2-1 F7			2-0 L7		4-0 BB		0-0 L8		2	0	0	0	1	0	2											
Carlton Fisk, R (1, 2) OBP: 0.325, SLG: 0.435	4-1 1B BB			1-1 F7		1-3 K		0-0 L5-4		1	0	0	0	1	1	3											
Lance Johnson, L (1, 8) OBP: 0.283, SLG: 0.313	1-2 2H 2H 3H			2-3 K				0-0 G4-3		4	1	2	2	0	1	0											
Craig Grebeck, R (1, 4) OBP: 0.353, SLG: 0.487	0-3 K			1-0 G3 2B		1-2 SH1-4 1B 1B		0-1 G5-4-3 1B		3	0	2	0	0	1	2											
Sammy Sosa, R (1, 9) OBP: 0.242, SLG: 0.336		0-0 F8		0-0 G6-3		2-0 BB 2H 1B		0-2 G5-4-3		4	0	1	1	0	0	2											
Ozzie Guillen, L (1, 6) OBP: 0.279, SLG: 0.336		2-2 F9		2-2 G3		1-2 BB		4-2 BB		2	0	0	0	1	0	1											
Inning Stats	R: 2 E: 0 K: 1 S: 13	H: 2 LOB: 2 BB: 2 P: 26	R: 1 E: 0 K: 0 S: 13	H: 1 LOB: 1 BB: 0 P: 20	R: 0 E: 0 K: 1 S: 8	H: 0 LOB: 0 BB: 0 P: 13	R: 0 E: 0 K: 0 S: 7	H: 1 LOB: 1 BB: 0 P: 11	R: 0 E: 0 K: 0 S: 7	H: 0 LOB: 1 BB: 1 P: 13	R: 1 E: 0 K: 0 S: 10	H: 2 LOB: 1 BB: 1 P: 20	R: 0 E: 0 K: 0 S: 7	H: 2 LOB: 1 BB: 0 P: 11	R: 0 E: 0 K: 0 S: 6	H: 1 LOB: 0 BB: 0 P: 6	1B: 8 2B: 2 3B: 0 HR: 0	SF: 0 SAC: 1 DP: 2 HBP: 1	WP: 0 PB: 0 SB: 0 CS: 0	PA: 35							
PITCHER	IP	WLS	BF	H	R	ER	SO	BB	IBB	HBP	BLK	WP	HR	S	P	ERA	WHIP										
Mike Boddicker, R (1, 1) ERA: 3.76	6.0	L	28	6	4	4	3	4	0	1	0	0	0	58	103	6.00	1.667										
Mike Magnante, L (7, 1) ERA: 2.32	1.0		4	2	0	0	0	0	0	0	0	0	0	7	11	0.00	2.000										
Jeff Montgomery, R (8, 1) ERA: 3.24	1.0		3	1	0	0	0	0	0	0	0	0	0	6	6	0.00	1.000										

Batter	1	2	3	4	5	6	7	8	9	AB	R	H	RBI	BB	SO	LOB	TOP			
Kirk Gibson, L OBP: 0.344, SLG: 0.426 Harvey Pulliam, R OBP: 0.400, SLG: 0.727 (7, PR)	1-2 2B	1 SAFE 0-1 G3		4-0 BB			2-2 1B		1-0 F7	3	1	2	0	1	0	2				
Brian McRae, S OBP: 0.292, SLG: 0.370 Bobby Moore, R (7, PH)	1-2 2B		1-2 BB	1-3 K			0-3 K			3	1	2	1	0	1	2				
George Brett, L OBP: 0.325, SLG: 0.411 Dave Clark, L (7, PH)	3-1 G3		0-0 F8		0-2 F9		0-0 L5			3	0	0	0	0	0	2				
Danny Tartabull, R OBP: 0.389, SLG: 0.604 Jim Eisenreich, L OBP: 0.329, SLG: 0.376	0-0 1B		4-1 BB		2-3 K		1-1 G1-3			2	0	1	1	1	1	0				
Warren Cromartie, L OBP: 0.378, SLG: 0.426	3-H 1B		0-1 BB		1-1 P5		0-0 F7			3	0	0	0	1	0	1				
Kevin Seitzer, R OBP: 0.345, SLG: 0.341		0-2 G6-3	0-0 G4-6-3		3-1 G4-3		1-3 K			4	0	0	0	0	1	3				
David Howard, S OBP: 0.270, SLG: 0.279		2-1 1B		0-1 L7		1-2 G4-3		1-2 E5		4	0	1	0	0	0	0				
Terry Shumpert, R OBP: 0.298, SLG: 0.343 Stu Cole, R (9, PH)		0-0 SH		0-0 2B		0-1 P4		0-3 K		2	0	1	0	0	0	0				
Tim Spehr, R OBP: 0.262, SLG: 0.236		1-3 K		1-0 G5-3		0-2 F7		0-0 F8		4	0	0	0	0	1	4				
Inning Stats	R: 2 H: 3 E: 0 K: 0 S: 13	WLS: 3 BF: 33 LOB: 0 BB: 0 P: 18	R: 0 H: 1 E: 1 K: 1 S: 11	WLS: 1 BF: 14 LOB: 2 BB: 0 P: 10	R: 0 H: 1 E: 0 K: 0 S: 7	WLS: 1 BF: 16 LOB: 2 BB: 2 P: 16	R: 0 H: 1 E: 0 K: 1 S: 7	WLS: 1 BF: 13 LOB: 2 BB: 1 P: 13	R: 0 H: 0 E: 0 K: 0 S: 9	WLS: 0 BF: 12 LOB: 0 BB: 0 P: 12	R: 0 H: 1 E: 0 K: 1 S: 10	WLS: 1 BF: 12 LOB: 1 BB: 0 P: 12	R: 0 H: 0 E: 0 K: 1 S: 7	WLS: 0 BF: 9 LOB: 0 BB: 0 P: 9	R: 0 H: 0 E: 1 K: 1 S: 9	WLS: 0 BF: 11 LOB: 1 BB: 0 P: 11	1B: 3 2B: 4 3B: 0 HR: 0	SF: 0 SAC: 1 DP: 2 HBP: 0	WP: 0 PB: 0 SB: 1 CS: 0	PA: 37
PITCHER	IP WLS BF H R ER SO BB IBB HBP BLK WP HR S P ERA WHIP	IP WLS BF H R ER SO BB IBB HBP BLK WP HR S P ERA WHIP																		
Charlie Hough, R ERA: 4.16	(1, 1) 8.0 W 33 7 2 2 5 3 0 0 0 0 0 0 72 106 2.25 1.250	(9, 1) 1.0 4 0 0 0 1 0 0 0 0 0 0 0 9 11 0.00 0.000																		

Kansas City Royals @ Chicago White Sox
Comiskey Park, Chicago, IL
Thu Sep.05.1991, 4:33 AM EDT
Att. 27,651 - Sunny - 75 F

livebaseballscorecards.com

AB 33
R 2
H 7
RBI 2
BB 3
SO 6
LOB 18



Batter	1	2	3	4	5	6	7	8	9	AB	R	H	RBI	BB	SO	LOB	BOTTOM				
Tim Raines, S OBP: 0.367, SLG: 0.350 Rodney McCray, R (7, 7)	3-2 G4-3	4-2 BB		1B		3-2 G1-3				3	1	1	0	2	0	0					
Robin Ventura, L OBP: 0.377, SLG: 0.469 Joey Cora, S OBP: 0.299, SLG: 0.279	1-0 1B	3-1 G4-3		1B		1-3 K				5	2	3	1	0	1	1					
Frank Thomas, R OBP: 0.558, SLG: 0.578 Warren Newson, L OBP: 0.419, SLG: 0.443 Sammy Sosa, R OBP: 0.241, SLG: 0.335	1-1 1B		2-2 G1-3	1B		3-3 K				1	0	1	0	0	0	0					
Dan Pasqua, L OBP: 0.354, SLG: 0.431	2-3 K		0-1 G3	2-2 1B	0-0 1B	2-0 F9				5	1	2	0	0	1	2					
Bo Jackson, R OBP: 0.214, SLG: 0.167	3-2 BB		4-1 BB	0-0 1B	0-1 1B	2-1 F8				4	1	2	3	1	0	1					
Lance Johnson, L OBP: 0.284, SLG: 0.311	1-3 1B		0-1 FC4-6	4-2 1B	1-2 1B	2-3 K				3	1	0	0	2	1	3					
Craig Grebeck, R OBP: 0.360, SLG: 0.487	0-0 P2			1B		2-2 1B		3-2 F7		4	2	2	1	1	0	3					
Ron Karkovics, R OBP: 0.324, SLG: 0.444 Matt Merullo, L OBP: 0.251, SLG: 0.295		3-3 K		SH1-3		1-3 K		2-2 G6-3		2	1	0	1	1	2	3					
Ozzie Guillen, L OBP: 0.279, SLG: 0.341 Esteban Beltré, R (8, 6)		2-1 G4-3		G6-3		1-2 P5		0-3 K		4	1	1	4	0	0	4					
Inning Stats	R: 1 H: 3 E: 0 K: 1 S: 15	WLS: 3 BF: 23 LOB: 3 BB: 1 P: 29	R: 0 H: 0 E: 0 K: 1 S: 9	WLS: 0 BF: 21 LOB: 1 BB: 1 P: 21	R: 0 H: 0 E: 0 K: 0 S: 8	WLS: 0 BF: 14 LOB: 1 BB: 1 P: 14	R: 10 H: 8 E: 0 K: 0 S: 26	WLS: 8 BF: 57 LOB: 2 BB: 4 P: 57	R: 0 H: 2 E: 1 K: 1 S: 18	WLS: 2 BF: 23 LOB: 3 BB: 0 P: 23	R: 0 H: 0 E: 0 K: 2 S: 10	WLS: 0 BF: 17 LOB: 0 BB: 0 P: 17	R: 0 H: 0 E: 0 K: 1 S: 6	WLS: 0 BF: 12 LOB: 0 BB: 0 P: 12	R: 0 H: 0 E: 0 K: 1 S: 10	WLS: 0 BF: 15 LOB: 0 BB: 0 P: 15	1B: 12 2B: 0 3B: 0 HR: 1	SF: 0 SAC: 1 DP: 0 HBP: 0	WP: 0 PB: 0 SB: 0 CS: 0	PA: 45	
PITCHER	IP WLS BF H R ER SO BB IBB HBP BLK WP HR S P ERA WHIP	IP WLS BF H R ER SO BB IBB HBP BLK WP HR S P ERA WHIP																			
Mark Gubicza, R ERA: 5.47	(1, 1) 3.2 L 23 8 7 7 2 4 0 0 0 0 0 0 45 89 17.18 3.273	(4, 1) 0.0 3 0 0 0 0 3 0 0 0 0 0 0 5 17 ∞ ∞	(4, 1) 0.1 4 3 4 4 0 0 0 0 0 0 1 8 15 108.00 9.000	(5, 1) 3.0 12 2 0 0 4 0 0 0 0 0 0 34 52 0.00 0.667	(8, 1) 1.0 3 0 0 0 1 0 0 0 0 0 0 10 15 0.00 0.000																

Kansas City Royals @ Chicago White Sox
Comiskey Park, Chicago, IL
Thu Sep.05.1991, 4:33 AM EDT
Att. 27,651 - Sunny - 75 F

livebaseballscorecards.com


AB 37
R 11
H 13
RBI 11
BB 7
SO 7
LOB 19



Batter	1	2	3	4	5	6	7	8	9	AB	R	H	RBI	BB	SO	LOB	TOP								
Brian McRae, S OBP: 0.292, SLG: 0.370 (1, 8)	G4-3		F7			G1-3		1 SAFE 0-1 1B		4	0	1	0	0	0	0	Kansas City Royals @ Baltimore Orioles Memorial Stadium, Baltimore, MD Fri Sep 06 1991, 7:05 PM EDT Att: 26,372 - Cloudy - 77 F								
Kirk Gibson, L OBP: 0.341, SLG: 0.422 (1, 7)	K		K			E3		1-3 1B		4	0	0	0	0	3	2									
George Brett, L OBP: 0.323, SLG: 0.407 (1, 10)	F7				F7	P6		2-1 F8		4	0	0	0	0	0	3									
Danny Tartabull, R OBP: 0.390, SLG: 0.611 (1, 9)		G6-3			0-2 HR	F9		0-0 FC3-6 1B		4	1	2	1	0	0	1									
Todd Benzinger, S OBP: 0.295, SLG: 0.343 (1, 3)		2-2 2B			1-1 L7	F7		2-2 FC3-6 G6-4-3		4	1	1	0	0	0	1									
Bill Peotta, R OBP: 0.353, SLG: 0.410 (8, 4)		3-1 P6			2-1 F8	F7		2-2 G6-4-3		4	0	0	0	0	0	2									
Brent Mayne, L OBP: 0.308, SLG: 0.320 (1, 2)		0-1 2H 2B			1-2 P5	F9		1-1 F7		3	0	1	1	0	0	0									
David Howard, S OBP: 0.272, SLG: 0.281 (8, PH)		1-3 K			0-0 G6-4-3 1B	F7		1-1 F7		2	0	1	0	0	1	1									
Kurt Stillwell, S OBP: 0.312, SLG: 0.365 (8, 6)										1	0	0	0	0	0	0									
Terry Shumpert, R OBP: 0.296, SLG: 0.340 (8, PH)										2	0	0	0	0	0	1									
Warren Cromartie, L OBP: 0.332, SLG: 0.426 (8, PR)										0	0	0	0	1	0	0									
Bobby Moore, R OBP: 0.182, SLG: 0.188 (8, 5)										0	0	0	0	0	0	0									
Sean Berry, R OBP: 0.182, SLG: 0.188 (8, 5)										0	0	0	0	0	0	0									
Inning Stats	R: 0 E: 0 K: 1 S: 5	H: 0 LOB: 0 BB: 0 P: 10	R: 1 E: 0 K: 1 S: 12	H: 2 LOB: 1 BB: 0 P: 20	R: 0 E: 0 K: 1 S: 7	H: 0 LOB: 0 BB: 0 P: 12	R: 1 E: 0 K: 0 S: 8	H: 1 LOB: 0 BB: 0 P: 11	R: 0 E: 0 K: 0 S: 11	H: 0 LOB: 1 BB: 0 P: 16	R: 0 E: 0 K: 0 S: 7	H: 0 LOB: 0 BB: 0 P: 11	R: 0 E: 0 K: 1 S: 12	H: 1 LOB: 2 BB: 1 P: 20	R: 0 E: 0 K: 0 S: 7	H: 1 LOB: 0 BB: 0 P: 11	1B: 3 2B: 2 3B: 0 HR: 1	SF: 0 SAC: 0 DP: 2 HBP: 0	WP: 0 PB: 0 SB: 0 CS: 0	PA: 33					
PITCHER	IP	WLS	BF	H	R	ER	SO	BB	IBB	HBP	BLK	WP	HR	S	P	ERA	WHIP								
35 Mike Mussina, R ERA: 4.08	(1, 1)	7.1		28	5	2	2	3	1	0	0	0	0	1	64	100	2.46	0.818							
Jim Poole, L ERA: 2.55	(8, 1)	0.2	W	2	0	0	0	1	0	0	0	0	0	0	5	8	0.00	0.000							
Gregg Olson, R ERA: 3.25	(9, 1)	1.0		3	1	0	0	0	0	0	0	0	0	7	11	0.00	1.000								

Batter	1	2	3	4	5	6	7	8	9	AB	R	H	RBI	BB	SO	LOB	BOTTOM								
Mike Devereaux, R OBP: 0.316, SLG: 0.429 (1, 8)	P3		F8		1-1 L5		G6-3	F7		5	0	0	0	0	0	5	Kansas City Royals @ Baltimore Orioles Memorial Stadium, Baltimore, MD Fri Sep 06 1991, 7:05 PM EDT Att: 26,372 - Cloudy - 77 F								
Joe Orsulak, L OBP: 0.311, SLG: 0.355 (1, 7)	G6-3				2-3 K			P5		4	1	1	1	0	1	1									
Cal Ripken Jr., R OBP: 0.377, SLG: 0.548 (1, 6)	1B		G6-3		0-1 F8			1-1 2B		4	1	2	0	0	0	0									
Glenn Davis, R OBP: 0.333, SLG: 0.500 (1, 3)					0-0 G4-3			0-0 HR		4	2	3	2	0	0	0									
David Segui, S OBP: 0.305, SLG: 0.339 (9, 3)							HR	2H HR		0	0	0	0	0	0	0									
Dwight Evans, R OBP: 0.403, SLG: 0.417 (1, 9)					1-1 G4-3		G5-3	HR		2	1	0	0	1	0	0									
Sam Horn, L OBP: 0.324, SLG: 0.468 (1, 10)					2-3 K		G3	HR		4	1	1	3	0	2	3									
Leo Gomez, R OBP: 0.295, SLG: 0.401 (1, 5)					1-1 G6-3			1-2 2B		4	0	1	0	0	1	0									
Bob Melvin, R OBP: 0.302, SLG: 0.327 (7, PR)					0-0 G1-3			2-3 K		3	0	1	0	0	0	0									
Brady Anderson, L OBP: 0.324, SLG: 0.292 (8, 2)								1-2 BB		0	0	0	0	0	0	0									
Chris Hoiles, R OBP: 0.300, SLG: 0.383 (8, 2)								1-2 BB		1	0	0	0	0	1	1									
Billy Ripken, R OBP: 0.261, SLG: 0.261 (7, PH)								4-0 BB		1	0	0	0	1	0	0									
Chito Martinez, L OBP: 0.330, SLG: 0.539 (7, PH)										1	0	0	0	0	0	1									
Juan Bell, R OBP: 0.198, SLG: 0.255 (8, 4)										0	0	0	0	1	0	0									
Inning Stats	R: 0 E: 0 K: 1 S: 11	H: 2 LOB: 3 BB: 1 P: 19	R: 0 E: 0 K: 0 S: 5	H: 0 LOB: 0 BB: 0 P: 8	R: 1 E: 0 K: 0 S: 6	H: 1 LOB: 0 BB: 0 P: 8	R: 0 E: 0 K: 1 S: 8	H: 0 LOB: 0 BB: 0 P: 12	R: 0 E: 0 K: 1 S: 9	H: 0 LOB: 1 BB: 1 P: 13	R: 1 E: 0 K: 0 S: 12	H: 1 LOB: 2 BB: 0 P: 20	R: 0 E: 0 K: 1 S: 19	H: 4 LOB: 2 BB: 1 P: 39	R: 4 E: 0 K: 1 S: 19	H: 4 LOB: 2 BB: 1 P: 39	1B: 3 2B: 3 3B: 0 HR: 3	SF: 0 SAC: 0 DP: 0 HBP: 1	WP: 0 PB: 0 SB: 0 CS: 0	PA: 37					
PITCHER	IP	WLS	BF	H	R	ER	SO	BB	IBB	HBP	BLK	WP	HR	S	P	ERA	WHIP								
Bret Saberhagen, R ERA: 3.24	(1, 1)	7.1	L	34	9	6	4	2	0	1	0	0	0	3	69	114	7.36	1.500							
Tom Gordon, R ERA: 3.71	(8, 1)	0.2		3	0	0	0	1	0	0	0	0	0	7	16	0.00	1.500								

AB 32
R 2
H 6
RBI 2
BB 1
SO 4
LOB 11

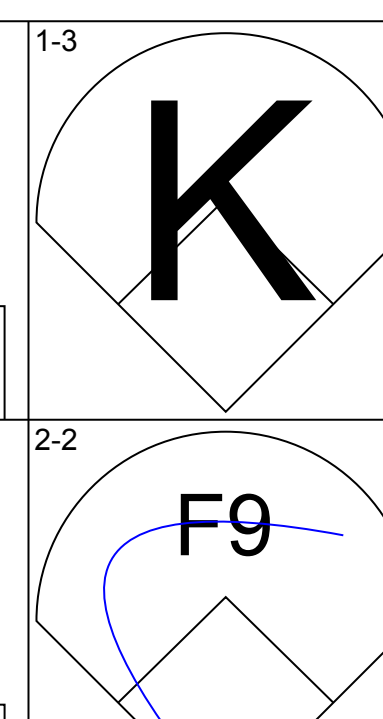
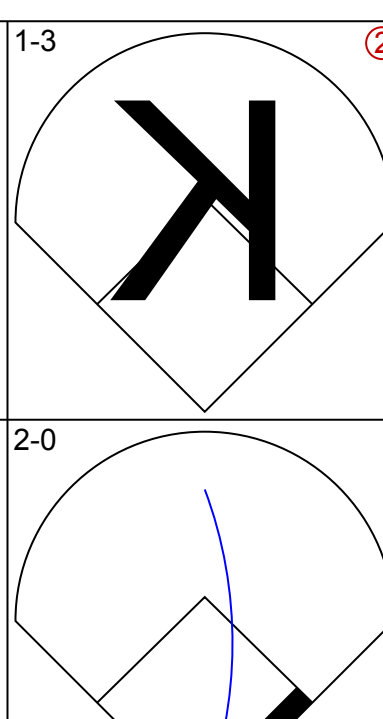
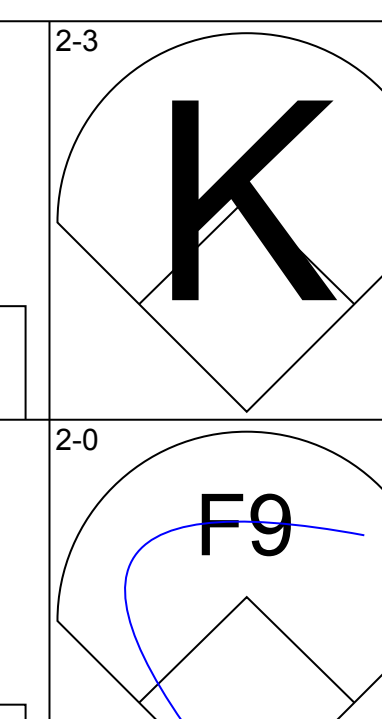
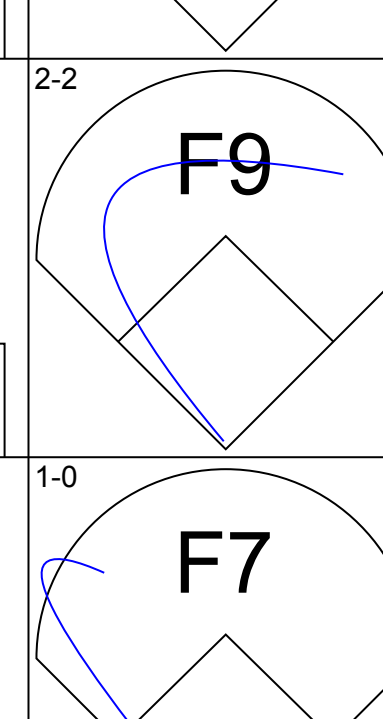
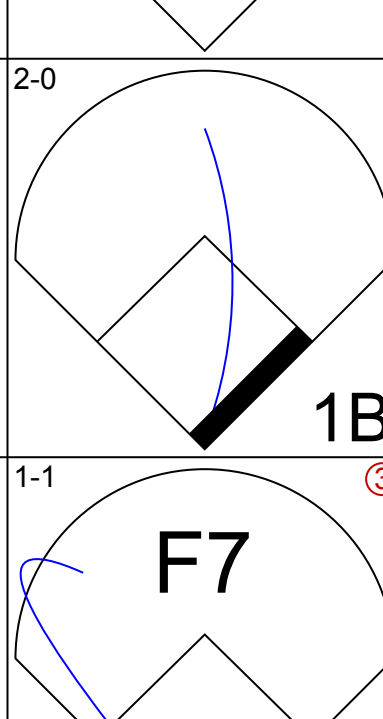
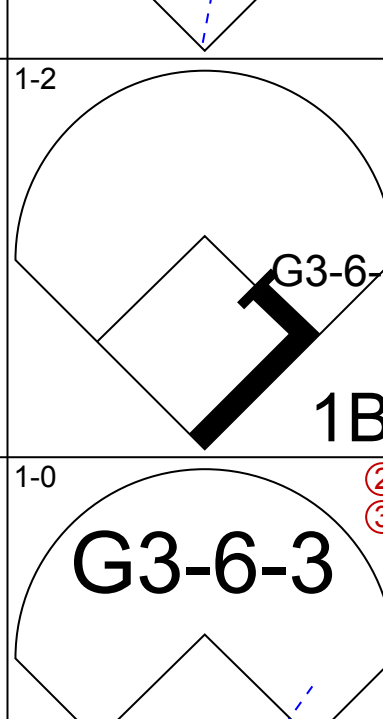
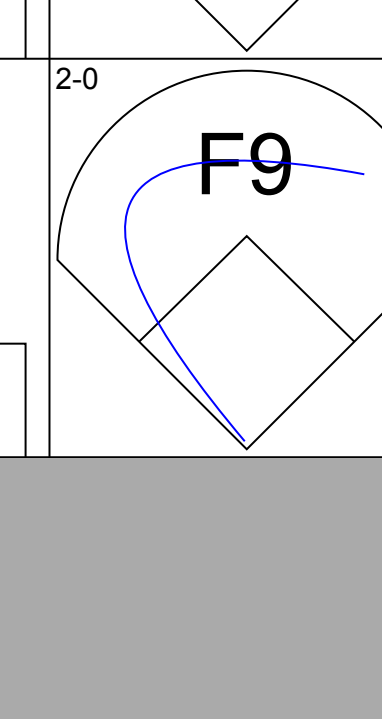
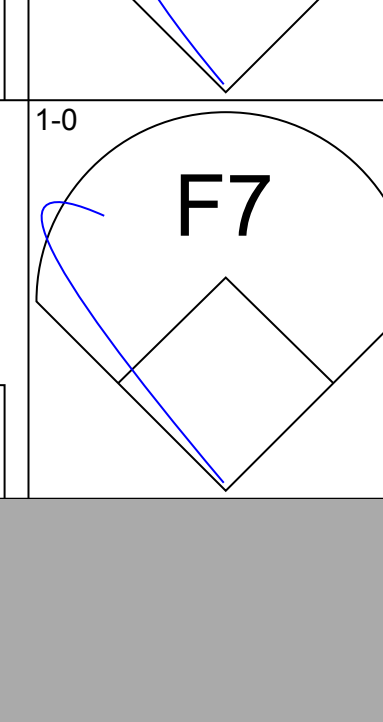
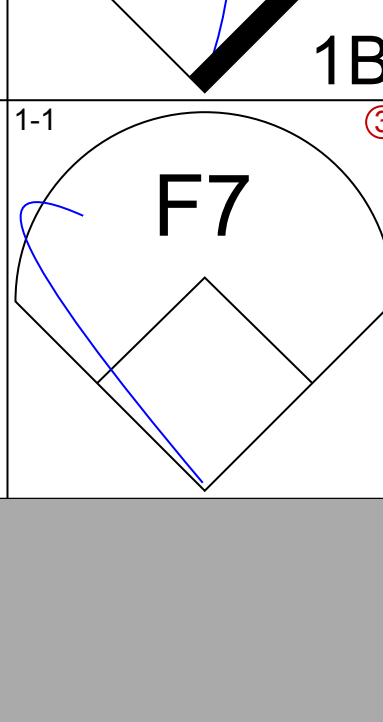
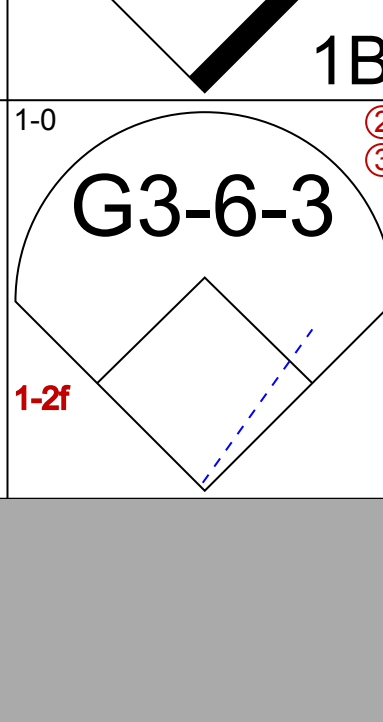
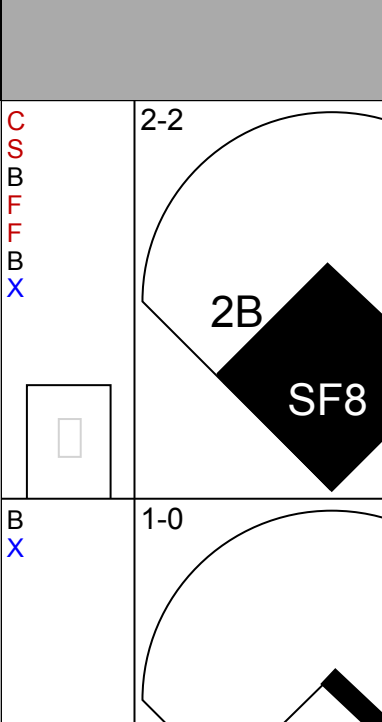
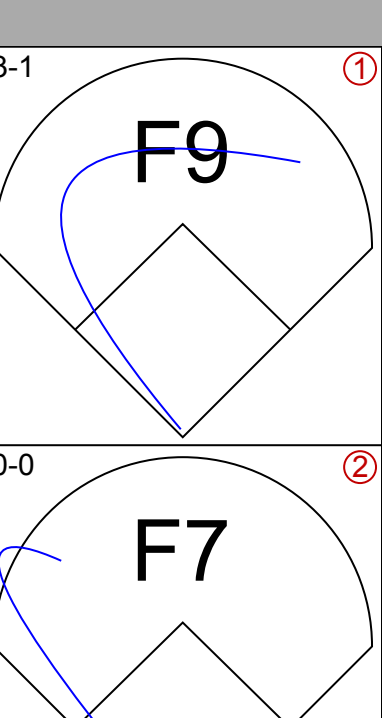
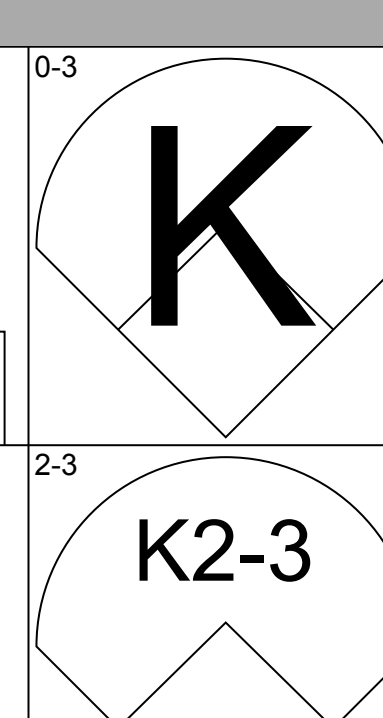
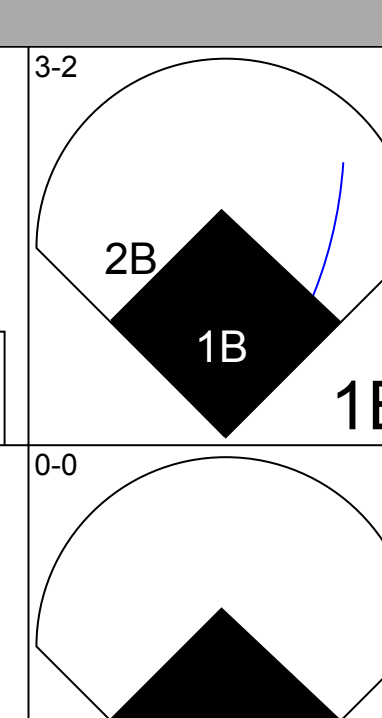
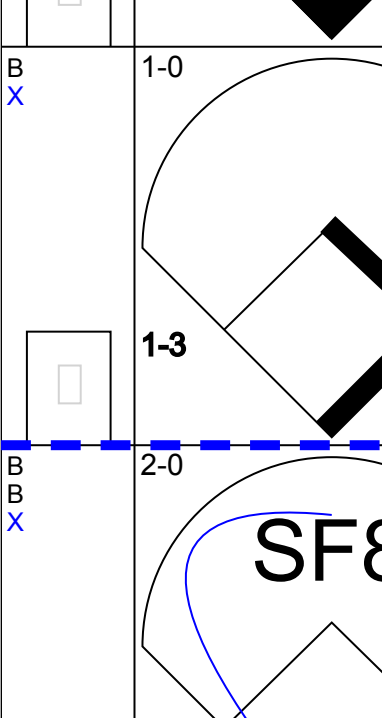
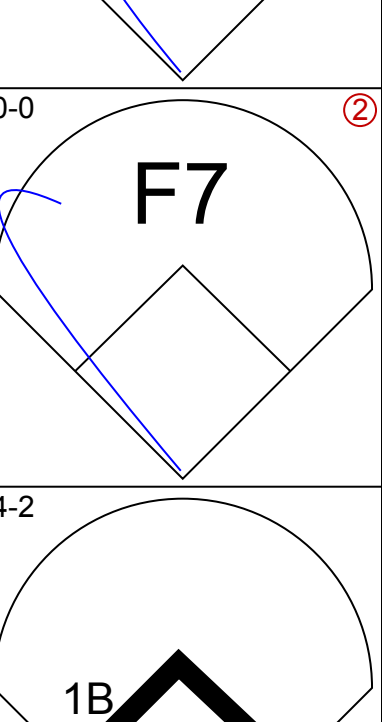
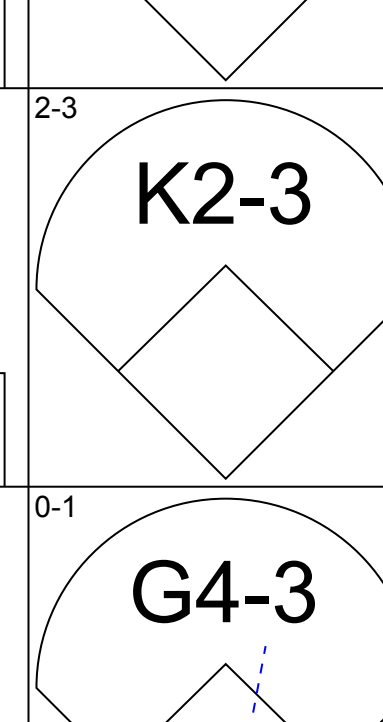
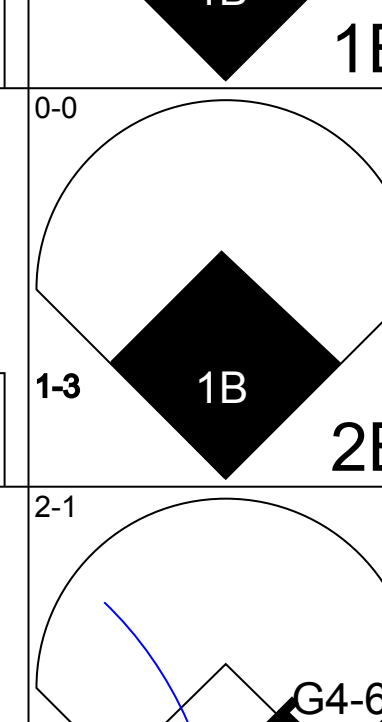
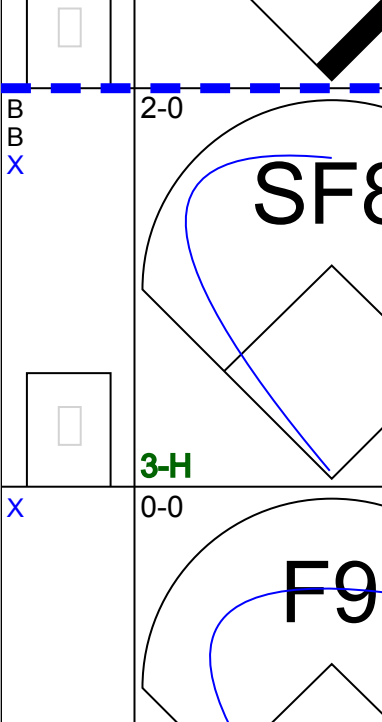
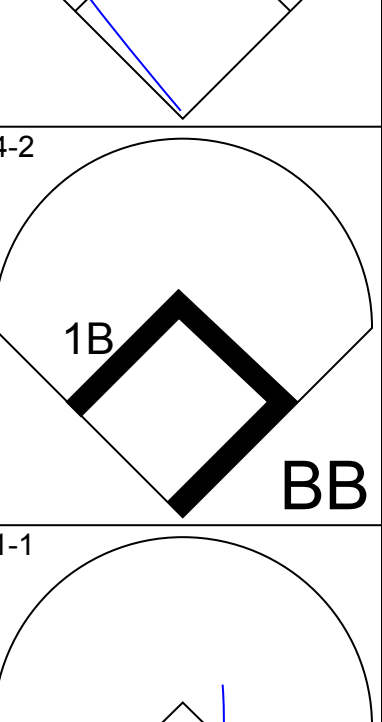
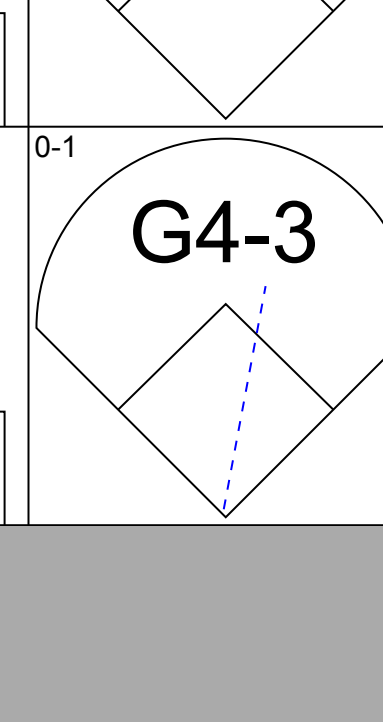
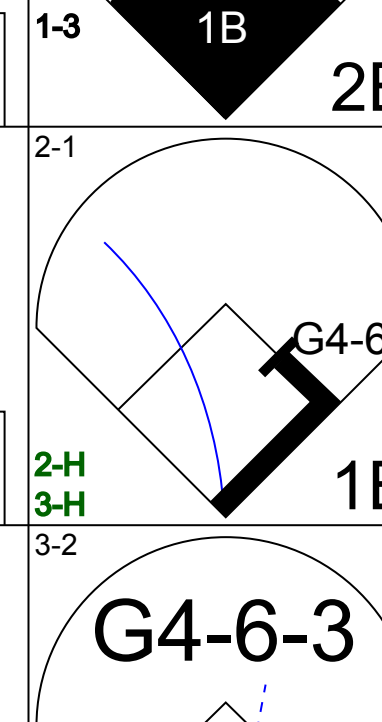
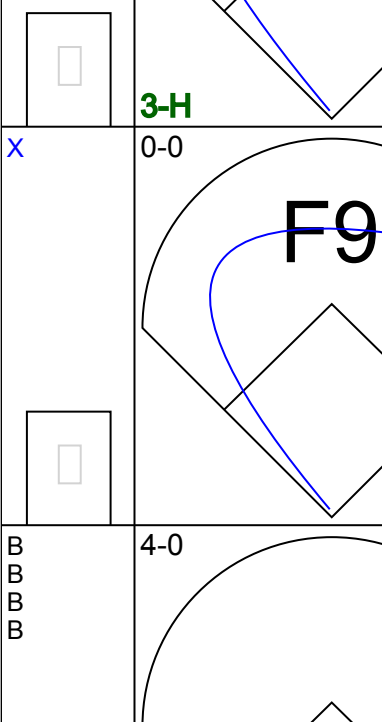

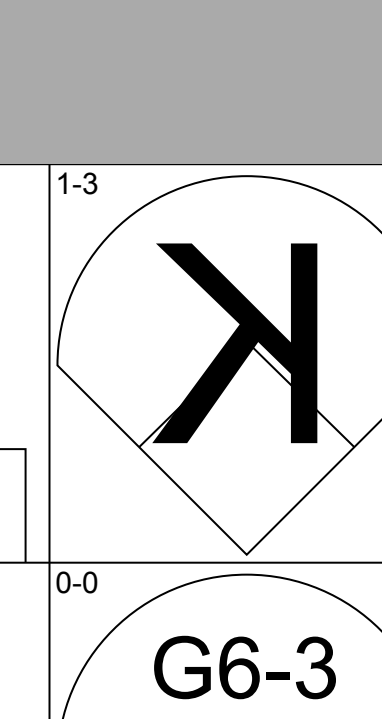
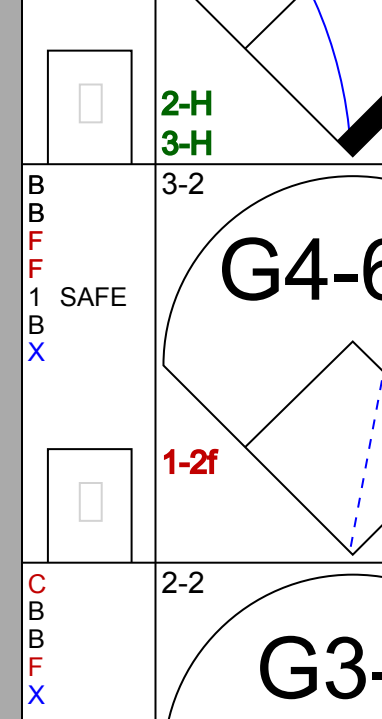
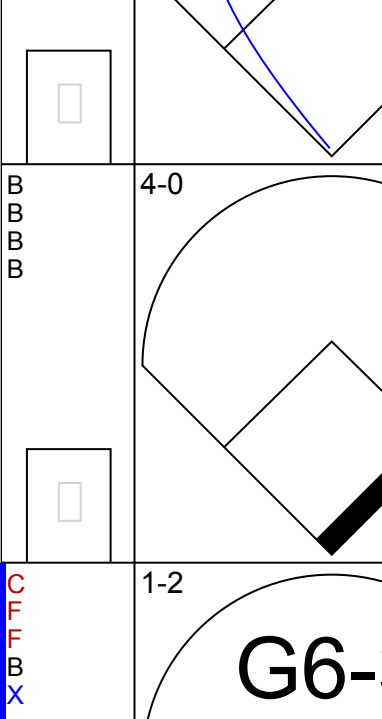

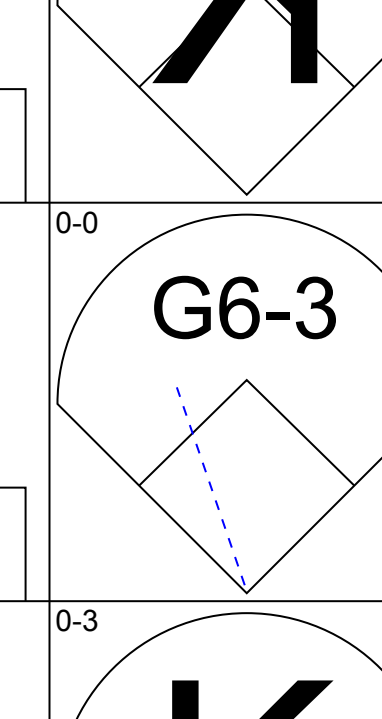
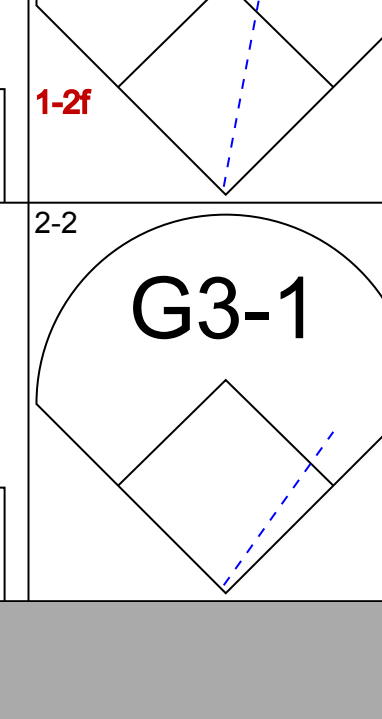
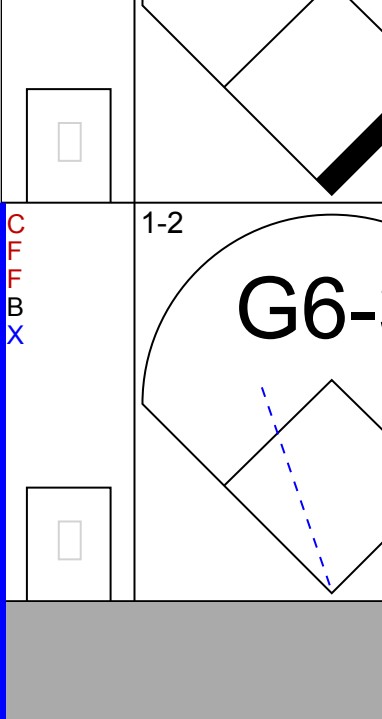
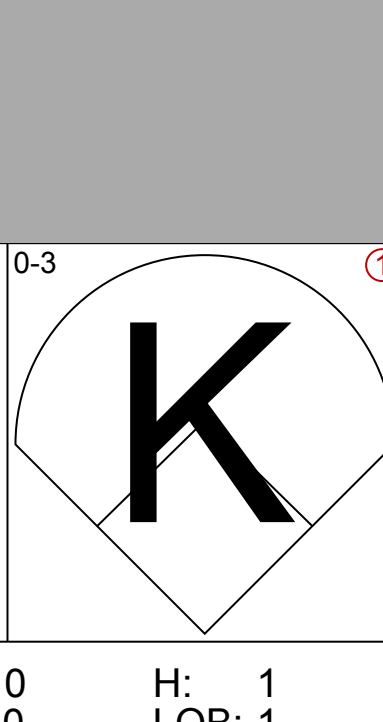
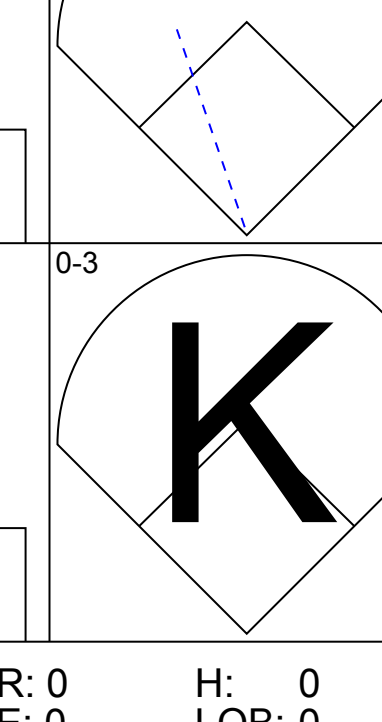
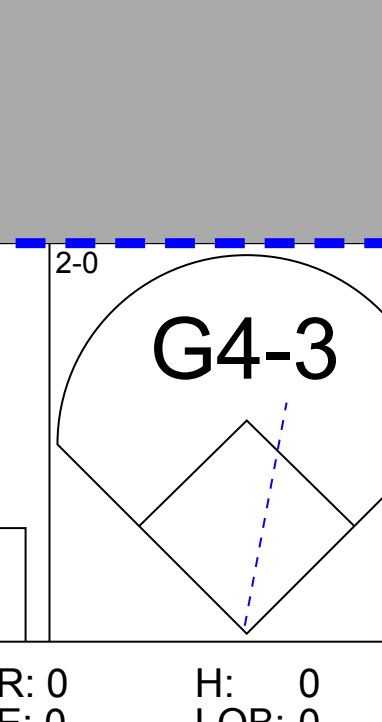


AB 33
R 6
H 9
RBI 6
BB 3
SO 5
LOB 11



Batter	1	2	3	4	5	6	7	8	9	AB	R	H	RBI	BB	SO	LOB	TOP				
Kirk Gibson, L OBP: 0.342, SLG: 0.423 Jim Eisenreich, L OBP: 0.333, SLG: 0.380										4	1	2	1	0	0	2	Kansas City Royals @ Baltimore Orioles Memorial Stadium, Baltimore, MD Sat Sep 07 1991, 7:05 PM EDT Att: 32,409 - Sunny - 81 F				
Brian McRae, S OBP: 0.290, SLG: 0.367										6	0	1	0	0	0	7					
George Brett, L OBP: 0.325, SLG: 0.414										5	2	2	1	1	1	5					
Danny Tartabull, R OBP: 0.397, SLG: 0.618 Bobby Moore, R OBP: 0.287, SLG: 0.387										3	1	3	1	2	0	0					
Todd Benzinger, S OBP: 0.294, SLG: 0.340										3	0	0	1	1	1	5					
Bill Pecota, R OBP: 0.348, SLG: 0.404										5	1	0	0	0	0	7					
Jorge Pedre, R										2	1	0	0	3	1	1					
David Howard, S OBP: 0.276, SLG: 0.282										3	1	1	0	1	1	1					
Terry Shumpert, R OBP: 0.295, SLG: 0.341										5	0	1	2	0	1	5					
Inning Stats	R: 1 E: 0 K: 1 S: 18	H: 2 LOB: 2 BB: 1 P: 30	R: 0 E: 0 K: 0 S: 9	H: 0 LOB: 1 BB: 1 P: 17	R: 0 E: 0 K: 0 S: 8	H: 2 LOB: 1 BB: 0 P: 11	R: 1 E: 1 K: 1 S: 11	H: 1 LOB: 2 BB: 1 P: 17	R: 4 E: 0 K: 0 S: 15	H: 3 LOB: 1 BB: 1 P: 21	R: 0 E: 0 K: 1 S: 12	H: 0 LOB: 0 BB: 2 P: 16	R: 0 E: 0 K: 0 S: 10	H: 1 LOB: 3 BB: 2 P: 22	R: 0 E: 0 K: 0 S: 9	H: 2 LOB: 3 BB: 1 P: 14		1B: 8 2B: 3 3B: 0 HR: 1	SF: 1 SAC: 1 DP: 1 HBP: 0	WP: 0 PB: 0 SB: 0 CS: 0	PA: 48
PITCHER	IP	WLS	BF	H	R	ER	SO	BB	IBB	HBP	BLK	WP	HR	S	P	ERA	WHIP				
Jose Mesa, R ERA: 5.68	4.0	L	22	7	4	2	2	3	0	0	0	0	0	48	77	4.50	2.500				
Mark Williamson, R ERA: 4.74	0.2	5	1	2	0	0	1	0	0	0	0	0	0	11	16	0.00	3.000				
Jim Poole, L ERA: 2.77	1.1	6	1	1	1	1	1	1	0	0	0	0	1	13	23	6.75	1.500				
Anthony Telford, R ERA: 4.0	1.0	3	0	0	0	2	0	0	0	0	0	0	0	12	16	0.00	0.000				
Jeff Ballard, L ERA: 5.31	0.2	5	1	0	0	0	2	0	0	0	0	0	0	8	19	0.00	4.500				
Francisco de la Rosa, R ERA:	1.1		7	2	0	0	0	1	0	0	0	0	0	11	17	0.00	2.250				

Batter	1	2	3	4	5	6	7	8	9	AB	R	H	RBI	BB	SO	LOB	BOTTOM				
Mike Devereaux, R OBP: 0.317, SLG: 0.433										4	1	1	2	1	1	0	Kansas City Royals @ Baltimore Orioles Memorial Stadium, Baltimore, MD Sat Sep 07 1991, 7:05 PM EDT Att: 32,409 - Sunny - 81 F				
Joe Orsulak, L OBP: 0.310, SLG: 0.354										4	1	1	0	0	1						
Cal Ripken Jr., R OBP: 0.378, SLG: 0.549										4	0	2	1	0	1						
Glenn Davis, R OBP: 0.322, SLG: 0.481										4	0	0	0	0	2						
Randy Milligan, R OBP: 0.376, SLG: 0.405										3	0	1	0	1	2	1					
Chito Martinez, L OBP: 0.328, SLG: 0.530										3	0	0	0	1	0	2					
Leo Gomez, R OBP: 0.301, SLG: 0.397 Brady Anderson, L OBP: 0.323, SLG: 0.290										3	0	0	0	0	1	2					
Chris Hoiles, R OBP: 0.301, SLG: 0.382 Dwight Evans, R OBP: 0.402, SLG: 0.415										3	0	1	0	0	0	1					
Juan Bell, R OBP: 0.200, SLG: 0.253 Sam Horn, L OBP: 0.326, SLG: 0.481										2	1	0	0	1	0	1					
Inning Stats	R: 0 E: 0 K: 0 S: 4	H: 0 LOB: 0 BB: 1 P: 10	R: 0 E: 0 K: 0 S: 9	H: 1 LOB: 0 BB: 0 P: 17	R: 3 E: 0 K: 1 S: 19	H: 3 LOB: 1 BB: 1 P: 36	R: 0 E: 0 K: 0 S: 11	H: 1 LOB: 1 BB: 0 P: 18	R: 0 E: 0 K: 2 S: 10	H: 0 LOB: 0 BB: 1 P: 20	R: 0 E: 0 K: 0 S: 4	H: 0 LOB: 0 BB: 0 P: 7	R: 0 E: 0 K: 0 S: 7	H: 0 LOB: 1 BB: 1 P: 15	R: 1 E: 0 K: 1 S: 8	H: 1 LOB: 0 BB: 0 P: 9		1B: 3 2B: 2 3B: 0 HR: 2	SF: 0 SAC: 0 DP: 1 HBP: 0	WP: 0 PB: 0 SB: 0 CS: 0	PA: 37
PITCHER	IP	WLS	BF	H	R	ER	SO	BB	IBB	HBP	BLK	WP	HR	S	P	ERA	WHIP				
Luis Aquino, R ERA: 3.02	5.0	W	22	6	3	3	3	2	0	0	0	0	0	55	96	5.40	1.600				
Tom Gordon, R ERA: 3.63	3.0	11	0	0	0	2	2	0	0	0	0	0	0	21	42	0.00	0.667				
Jeff Montgomery, R ERA: 3.32	1.0	4	1	1	1	1	1	0	0	0	0	0	1	8	9	9.00	1.000				

Batter	1	2	3	4	5	6	7	8	9	AB	R	H	RBI	BB	SO	LOB	TOP			
Brian McRae, S OBP: 0.288, SLG: 0.364 (1, 8)										4	0	0	0	0	0	3	0			
Bill Pecota, R OBP: 0.349, SLG: 0.405 (1, 4) (8, 5)										4	0	2	0	0	0	0	0			
George Brett, L OBP: 0.324, SLG: 0.412 Stu Cole, R (9, PR)										4	0	1	0	0	0	2	0			
Danny Tartabull, R OBP: 0.397, SLG: 0.620 Bobby Moore, R (9, PR) (9, 7)										4	1	2	0	0	1	0	0			
Jim Eisenreich, L OBP: 0.332, SLG: 0.382 (1, 7) (9, 9)										3	1	1	1	0	1	0	0			
Todd Benzinger, S OBP: 0.296, SLG: 0.340 (1, 3)										3	0	1	2	1	0	2	0			
Kurt Stillwell, S OBP: 0.314, SLG: 0.365 David Howard, S OBP: 0.276, SLG: 0.282 (9, PR) (9, 6)										3	0	1	0	1	1	1	0			
Brent Mayne, L OBP: 0.304, SLG: 0.315 Kevin Seitzer, R OBP: 0.344, SLG: 0.339 Tim Spehr, R OBP: 0.262, SLG: 0.236 (1, 2) (9, PH) (9, 2)										3	0	0	0	0	0	2	0			
Sean Berry, R OBP: 0.171, SLG: 0.176 Dave Clark, L (8, PH) Terry Shumpert, R OBP: 0.295, SLG: 0.341 (1, 5) (8, 4) (8, 4)										2	0	0	0	0	2	0	0			
Inning Stats	R: 0 E: 0 K: 1 S: 8	H: 0 LOB: 0 BB: 0 P: 12	R: 0 E: 0 K: 0 S: 10	H: 1 LOB: 2 BB: 1 P: 19	R: 0 E: 0 K: 2 S: 9	H: 1 LOB: 1 BB: 0 P: 13	R: 0 E: 0 K: 2 S: 11	H: 0 LOB: 0 BB: 0 P: 13	R: 0 E: 0 K: 2 S: 7	H: 0 LOB: 0 BB: 0 P: 8	R: 2 E: 0 K: 0 S: 12	H: 3 LOB: 0 BB: 0 P: 22	R: 0 E: 0 K: 1 S: 5	H: 0 LOB: 0 BB: 0 P: 11	R: 1 E: 0 K: 0 S: 12	H: 2 LOB: 3 BB: 1 P: 22	1B: 6 2B: 2 3B: 0 HR: 0	SF: 1 SAC: 0 DP: 2 HBP: 0	WP: 0 PB: 0 SB: 0 CS: 0	PA: 35
PITCHER	IP WLS BF H R ER SO BB IBB HBP BLK WP HR S P ERA WHIP	7.0 L 5 2 1 2 7 1 0 0 0 0 0 0 62 95 2.57 1.000	1.0 L 5 2 1 1 1 0 0 0 0 0 0 0 11 20 9.00 2.000	1.0 S 4 0 0 0 0 1 0 0 0 0 0 0 6 13 0.00 1.000	PITCHER										IP WLS BF H R ER SO BB IBB HBP BLK WP HR S P ERA WHIP					

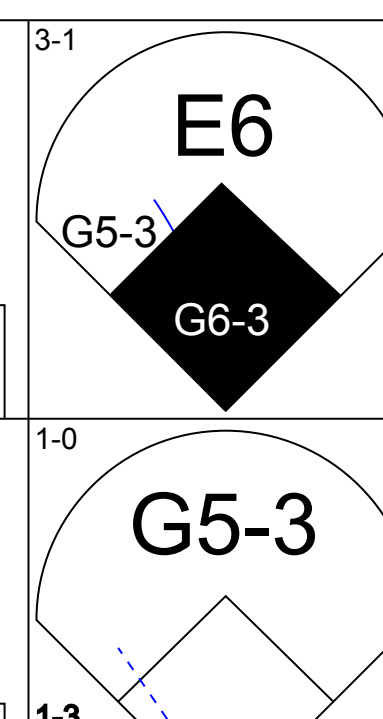
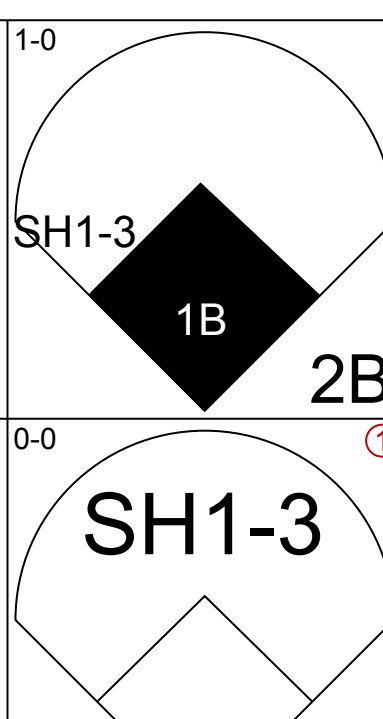
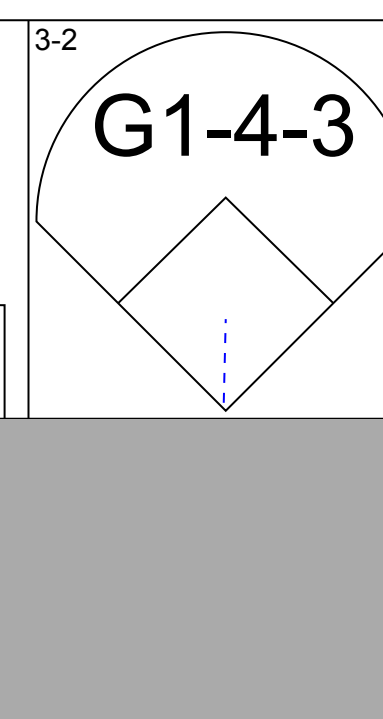
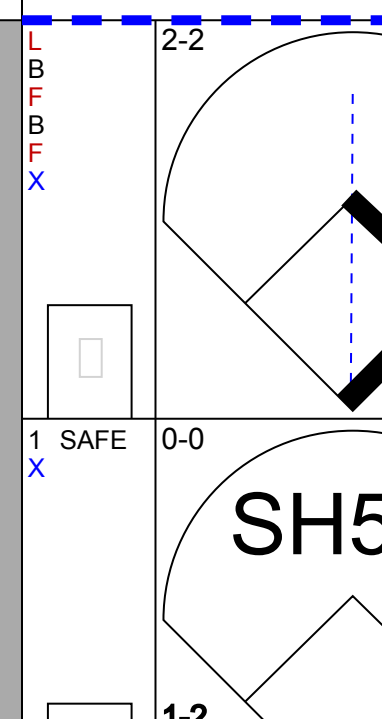
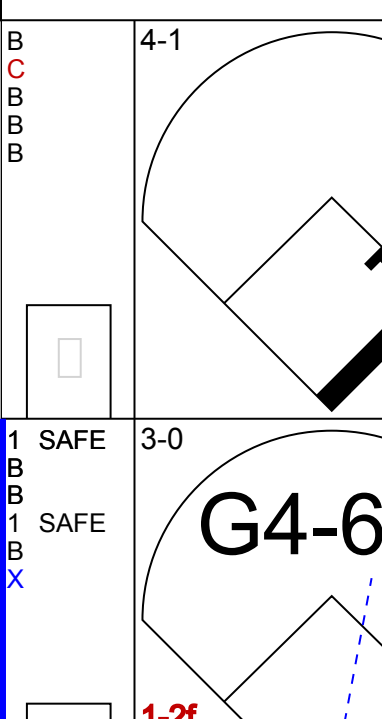
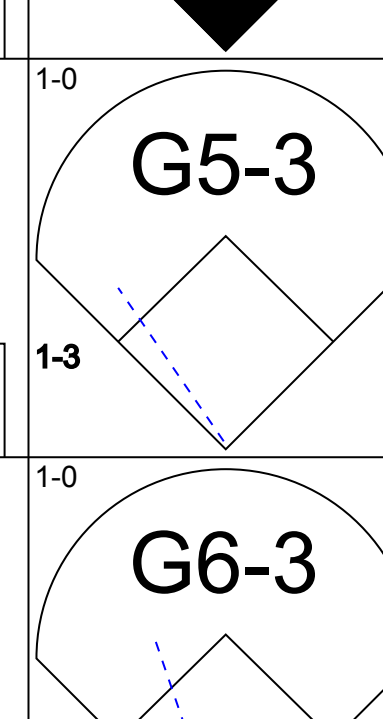
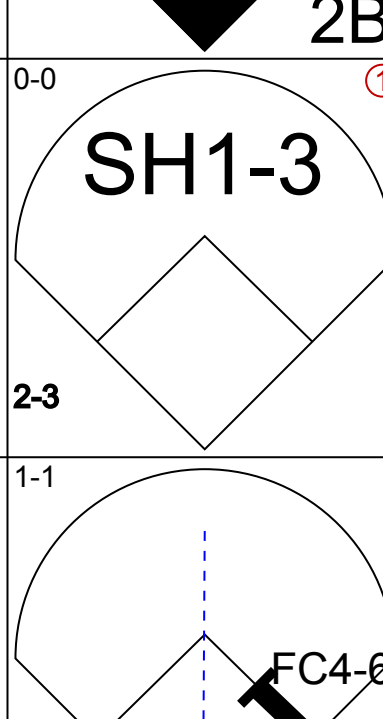
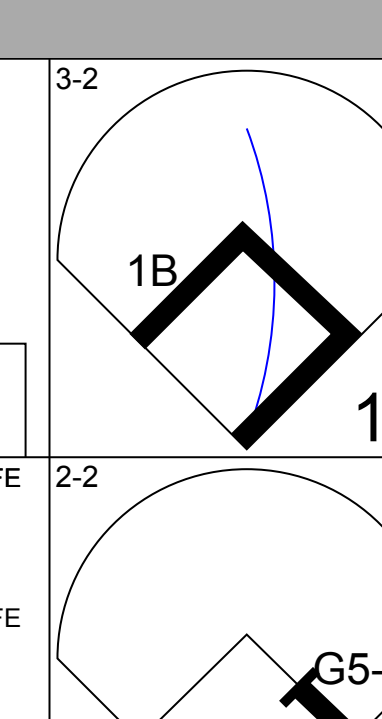
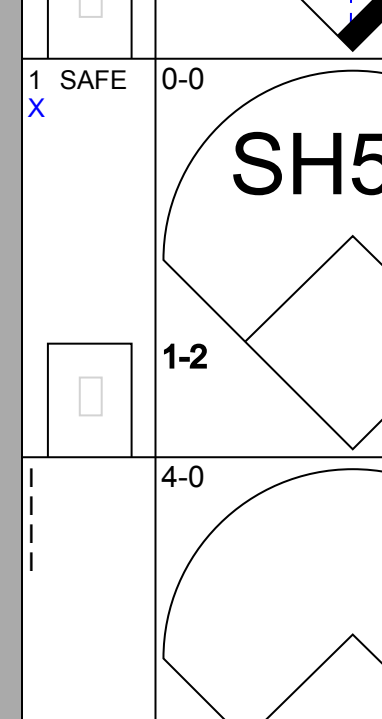
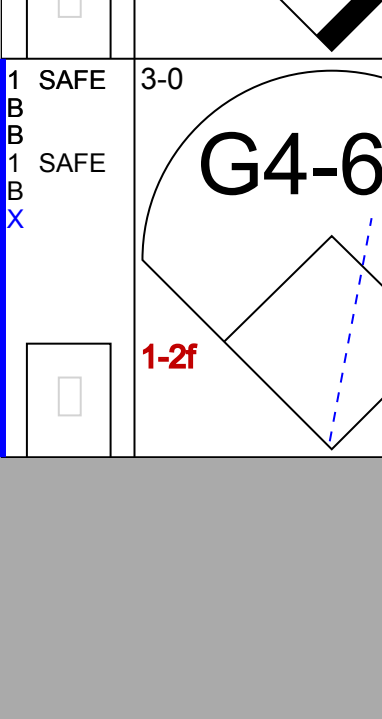
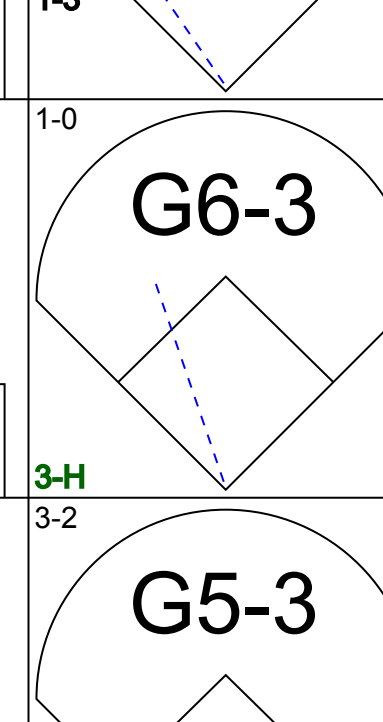
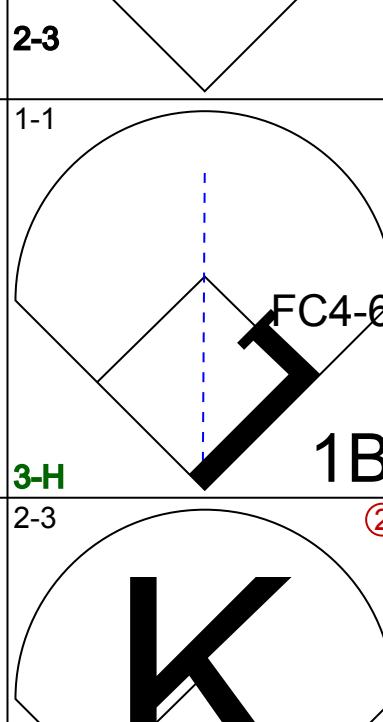
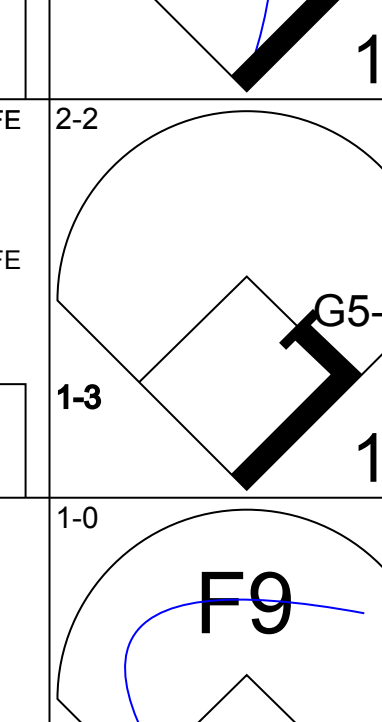
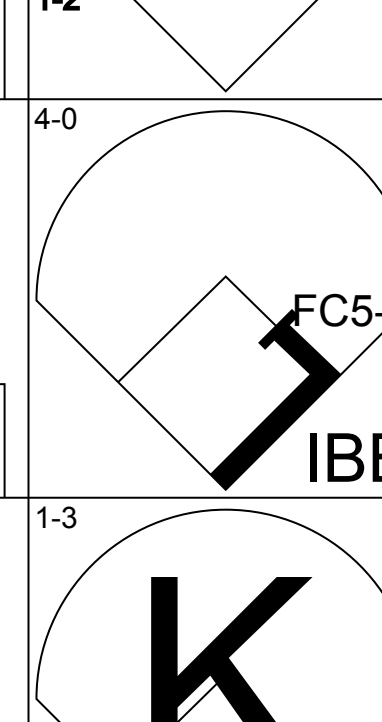
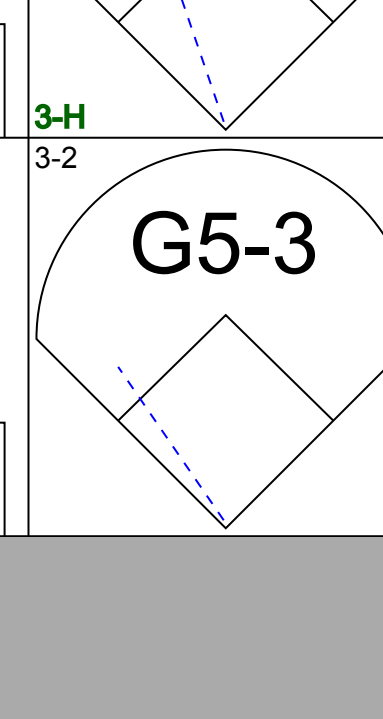
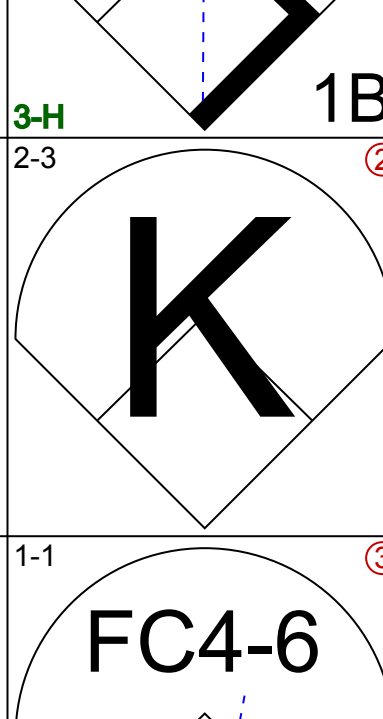
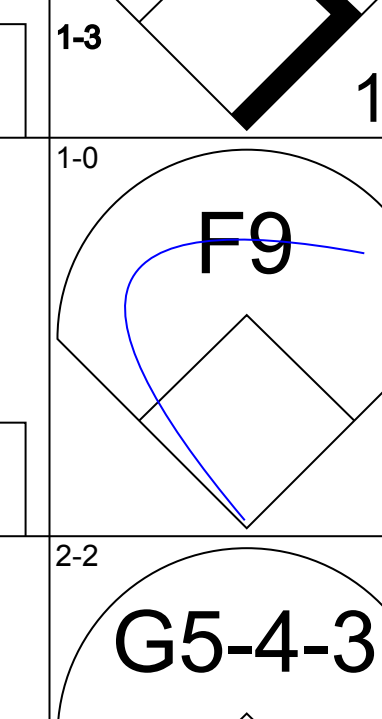
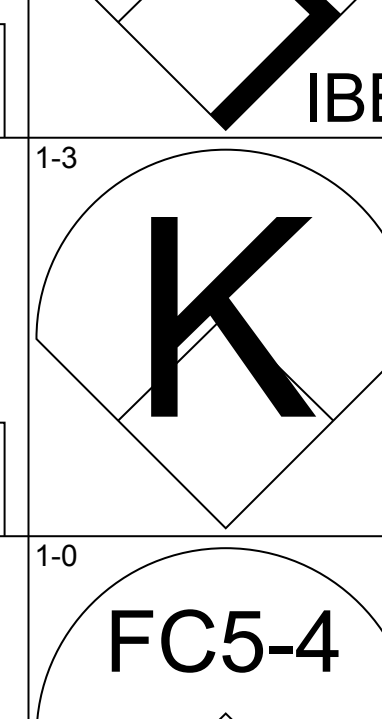
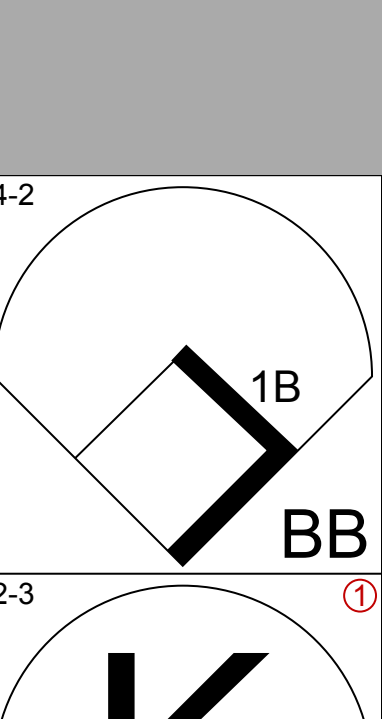
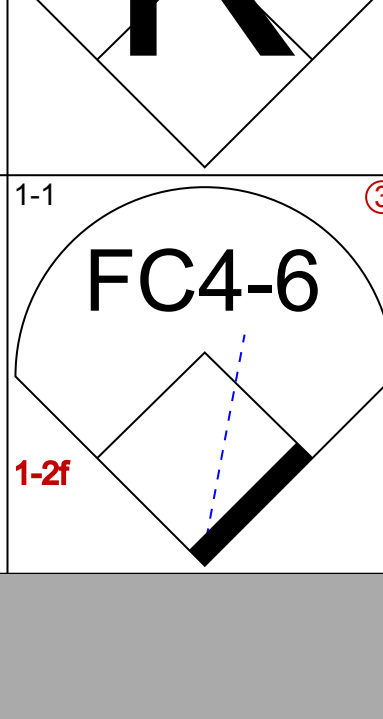
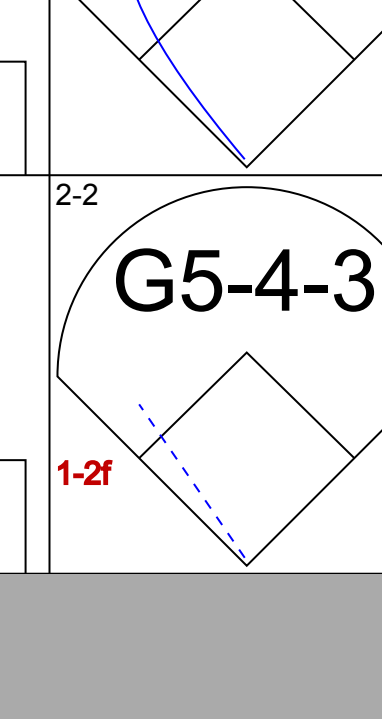
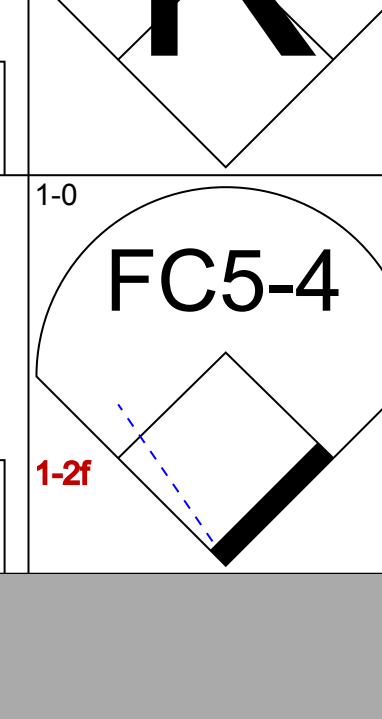
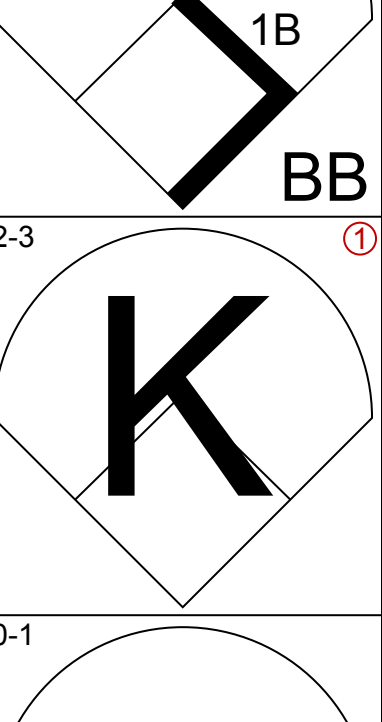
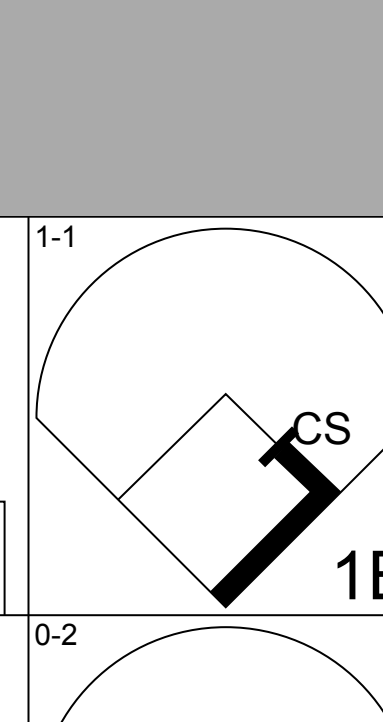
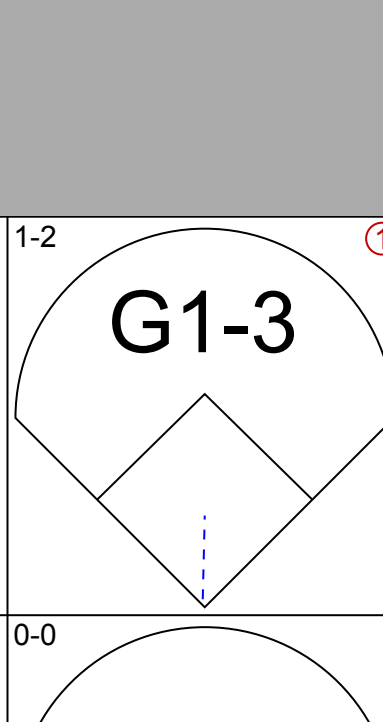
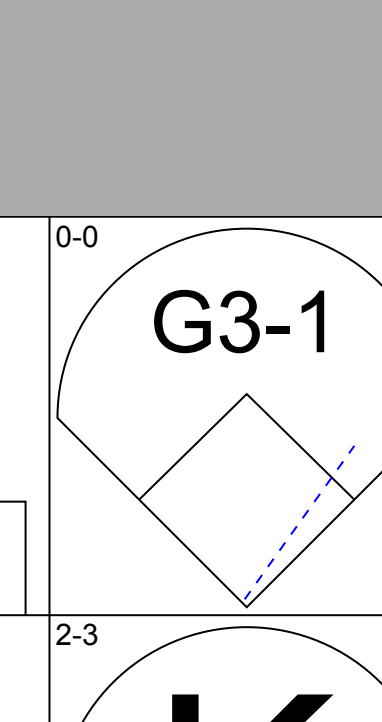
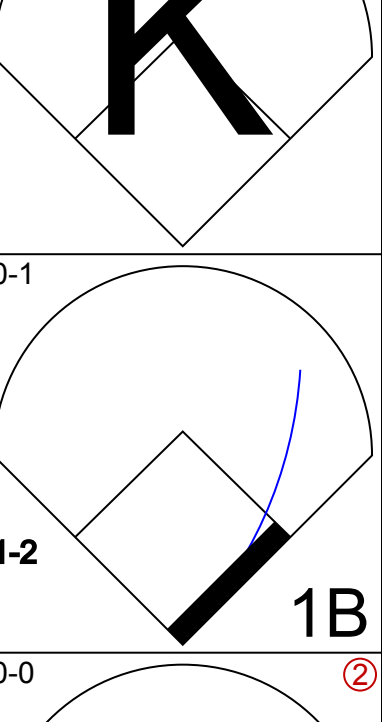
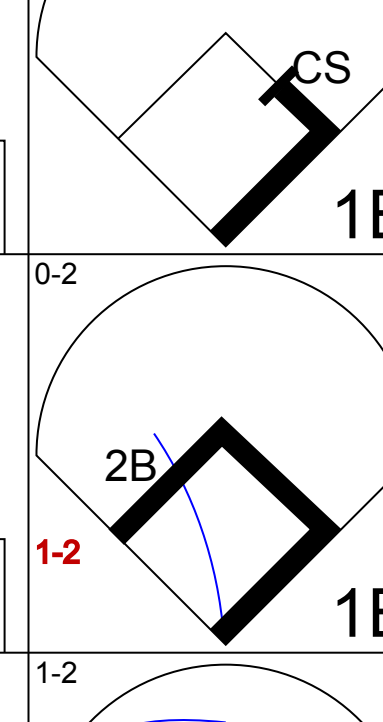
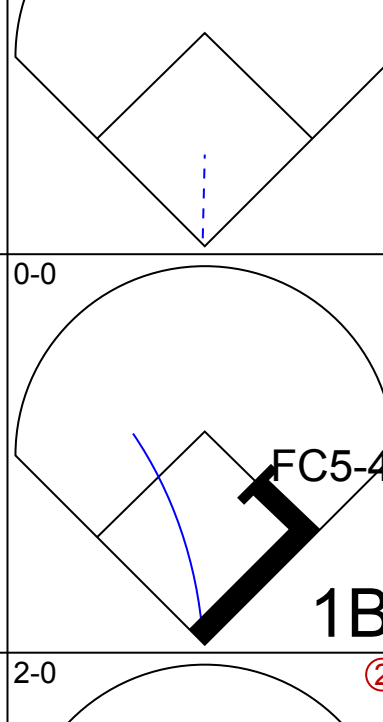
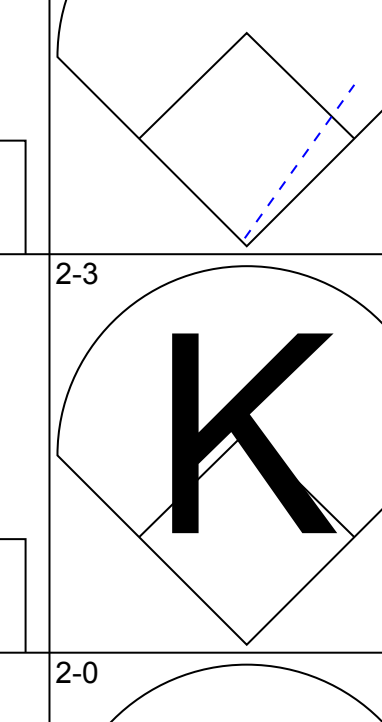
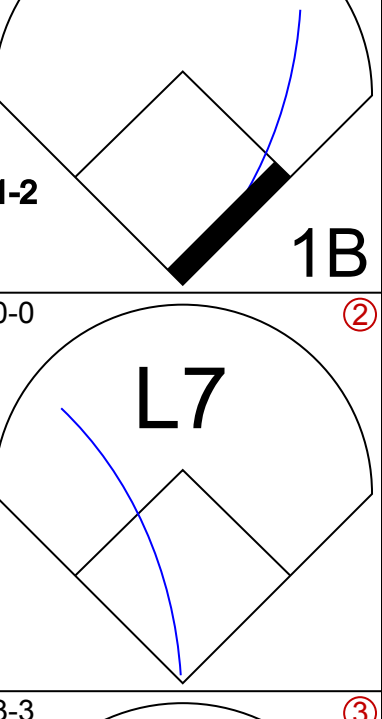
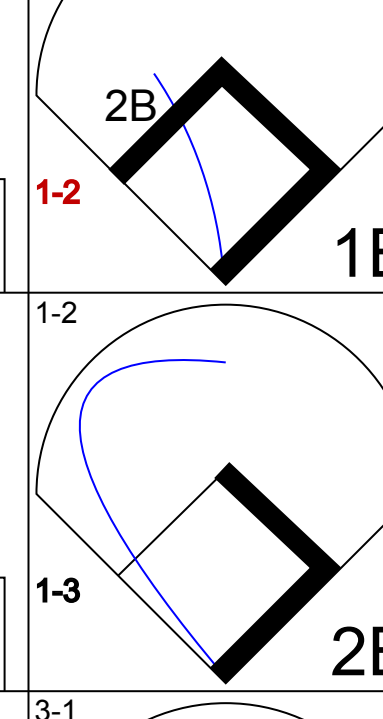
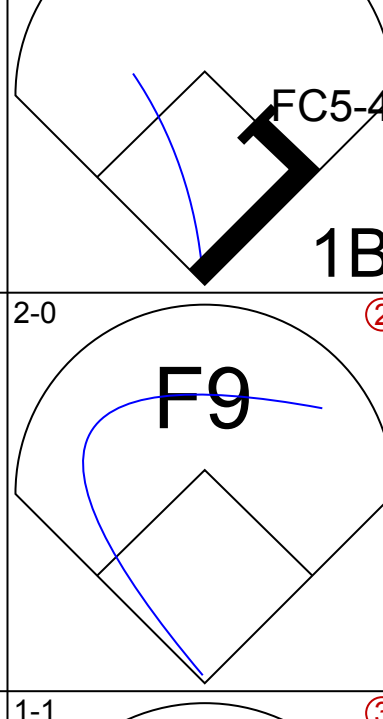
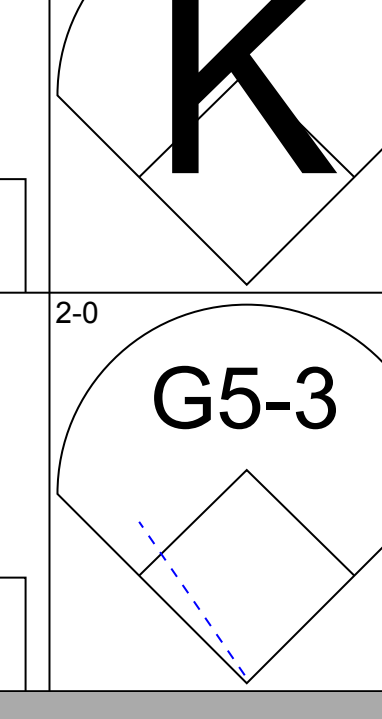
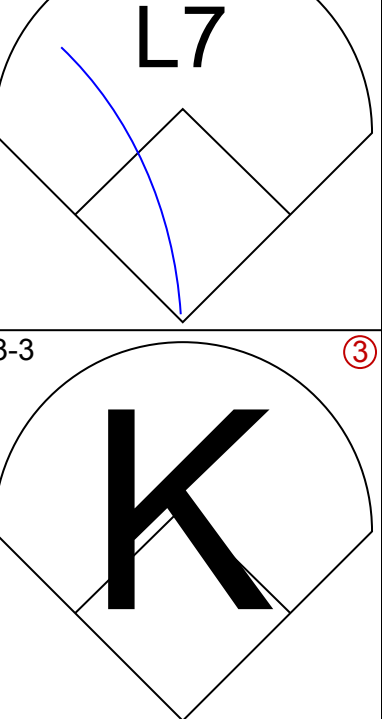
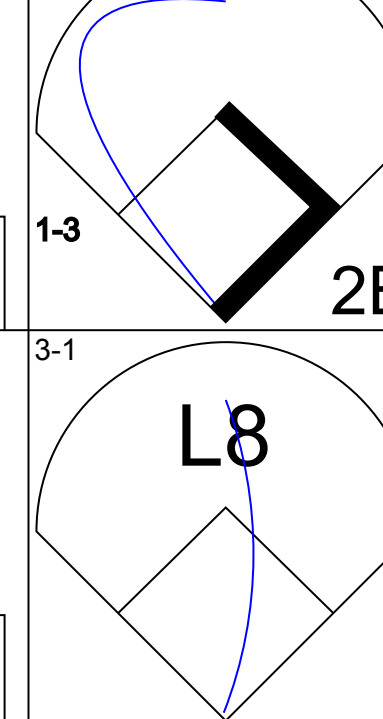
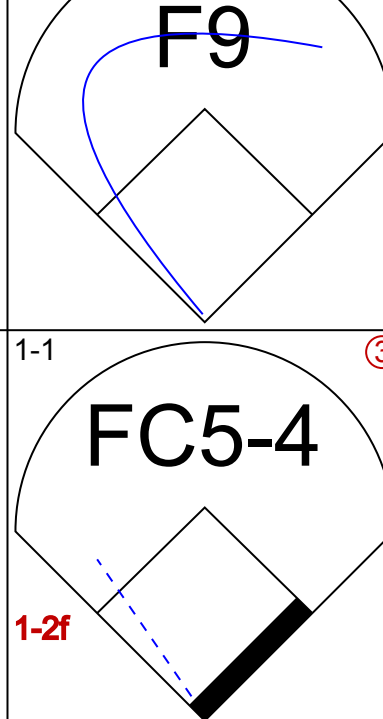
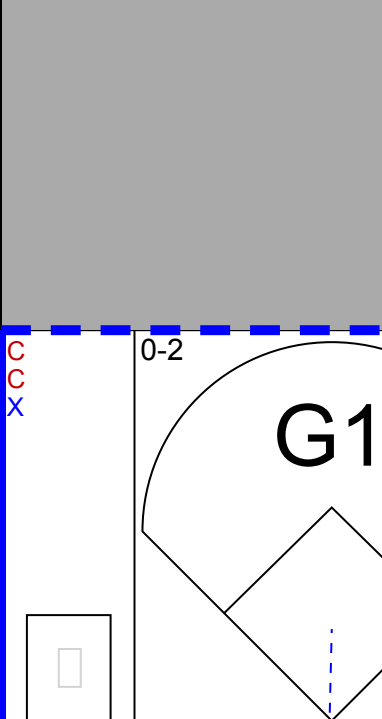
Kansas City Royals @ Baltimore Orioles
Memorial Stadium, Baltimore, MD

AB 32
R 3
H 8
RBI 3
BB 2
SO 8
LOB 10



Sun Sep 08 1991, 3:33 AM EDT
Att: 32,488 - Cloudy - 89 F

livebaseballscorecards.com

Batter	1	2	3	4	5	6	7	8	9	AB	R	H	RBI	BB	SO	LOB	BOTTOM			
Luis Mercedes, R OBP: 0.600, SLG: 0.750 (1, 9)										4	2	2	0	1	0	2	0			
Brady Anderson, L OBP: 0.324, SLG: 0.292 Sam Horn, L OBP: 0.325, SLG: 0.479 (1, 8) (9, PH)										2	0	1	0	0	0	1	0			
Cal Ripken Jr., R OBP: 0.380, SLG: 0.550 (1, 6)										3	0	2	2	1	0	0	0			
Glenn Davis, R OBP: 0.312, SLG: 0.463 (1, 10)										4	0	0	0	0	2	5	0			
Randy Milligan, R OBP: 0.375, SLG: 0.402 (1, 3)										3	0	0	0	1	0	5	0			
Joe Orsulak, L OBP: 0.310, SLG: 0.353 (1, 7)										4	0	1	0	0	1	1	0			
Leo Gomez, R OBP: 0.298, SLG: 0.401 (1, 5)										4	0	3	0	0	1	0	0			
Bob Melvin, R OBP: 0.301, SLG: 0.330 (1, 2)										4	0	1	0	0	0	3	0			
Billy Ripken, R OBP: 0.258, SLG: 0.258 Chito Martinez, L OBP: 0.326, SLG: 0.527 (1, 4) (9, PH)										3	0	0	0	0	1	5	0			
Inning Stats	R: 1 E: 1 K: 0 S: 8	H: 0 LOB: 0 BB: 0 P: 16	R: 0 E: 0 K: 2 S: 16	H: 1 LOB: 2 BB: 1 P: 25	R: 1 E: 0 K: 1 S: 9	H: 2 LOB: 1 BB: 0 P: 14	R: 0 E: 0 K: 0 S: 15	H: 3 LOB: 2 BB: 0 P: 23	R: 0 E: 0 K: 0 S: 10	H: 2 LOB: 1 BB: 0 P: 18	R: 0 E: 0 K: 1 S: 10	H: 1 LOB: 2 BB: 1 P: 18	R: 0 E: 0 K: 1 S: 7	H: 0 LOB: 0 BB: 0 P: 11	R: 0 E: 0 K: 0 S: 12	H: 0 LOB: 0 BB: 1 P: 12	1B: 8 2B: 2 3B: 0 HR: 0	SF: 0 SAC: 2 DP: 2 HBP: 0	WP: 0 PB: 0 SB: 0 CS: 1	PA: 38
PITCHER	IP WLS BF H R ER SO BB IBB HBP BLK WP HR S P ERA WHIP	6.0 W 8 1 0 0 2 0 1 0 0 0 0 17 29 0.00 0.500	2.0 S 3 0 0 0 0 1 0 0 0 0 0 5 12 0.00 1.000	PITCHER										IP WLS BF H R ER SO BB IBB HBP BLK WP HR S P ERA WHIP						

Kansas City Royals @ Baltimore Orioles
Memorial Stadium, Baltimore, MD

AB 33
R 2
H 10
RBI 2
BB 3
SO 5
LOB 23



Sun Sep 08 1991, 3:33 AM EDT
Att: 32,488 - Cloudy - 89 F

livebaseballscorecards.com

Batter	1	2	3	4	5	6	7	8	9	AB	R	H	RBI	BB	SO	LOB	TOP								
Dan Gladden, R OBP: 0.319, SLG: 0.375 (1, 7)	K		G6-3					FC5-4		4	1	1	2	1	1	3	Minnesota Twins @ Kansas City Royals Royals Stadium, Kansas City, MO Mon Sep 09 1991, 8:05 PM EDT Att: 22,189 - Cloudy - 87 F								
Chuck Knoblauch, R OBP: 0.345, SLG: 0.355 (1, 4)	K						F8		5	1	3	1	0	1	1										
Kirby Puckett, R OBP: 0.359, SLG: 0.476 (1, 8)	F8						K2-3		3	0	0	1	0	1	3										
Chili Davis, S OBP: 0.387, SLG: 0.520 (1, 10)								F8		5	2	2	0	0	1	1									
Brian Harper, R OBP: 0.342, SLG: 0.461 (1, 2)										4	0	2	0	0	0	1									
Jarvis Brown, R OBP: 0.222, SLG: 0.222 (8, PR)										0	1	0	0	0	0	0									
Lenny Webster, R OBP: 0.429, SLG: 0.842 (8, 2)										1	1	1	2	0	0	0									
Shane Mack, R OBP: 0.368, SLG: 0.558 (1, 9)										5	2	2	2	0	0	1									
Gene Larkin, S OBP: 0.354, SLG: 0.359 (1, 3)										2	0	0	0	0	0	1									
Kent Hrbek, L OBP: 0.370, SLG: 0.452 (5, PR)										1	1	0	0	1	0	1									
Paul Sorrento, L OBP: 0.273, SLG: 0.474 (9, PH)										1	0	0	0	0	1	0									
Mike Pagliarulo, L OBP: 0.331, SLG: 0.402 (1, 5)										4	0	0	0	0	1	5									
Greg Gagne, R OBP: 0.309, SLG: 0.397 (1, 6)										4	1	3	2	0	0	0									
Inning Stats	R: 0 E: 0 K: 2 S: 10	H: 0 LOB: 0 BB: 0 P: 15	R: 0 E: 0 K: 0 S: 8	H: 0 LOB: 0 BB: 0 P: 11	R: 0 E: 0 K: 0 S: 9	H: 1 LOB: 1 BB: 0 P: 17	R: 0 E: 0 K: 1 S: 7	H: 1 LOB: 1 BB: 0 P: 9	R: 4 E: 1 K: 1 S: 19	H: 4 LOB: 1 BB: 0 P: 32	R: 1 E: 0 K: 0 S: 9	H: 2 LOB: 1 BB: 1 P: 14	R: 0 E: 0 K: 1 S: 9	H: 0 LOB: 1 BB: 1 P: 16	R: 2 E: 0 K: 0 S: 23	H: 3 LOB: 2 BB: 1 P: 37	R: 3 E: 0 K: 1 S: 14	H: 3 LOB: 0 BB: 0 P: 23	1B: 10 2B: 2 HR: 1	SF: 1 SAC: 1 DP: 0 HBP: 0	WP: 1 PB: 0 CS: 3	PA: 44			
PITCHER	IP	WLS	BF	H	R	ER	SO	BB	IBB	HBP	BLK	WP	HR	S	P	ERA	WHIP								
Mike Boddicker, R ERA: 3.86 (1, 1)	5.1	L	24	8	5	4	4	0	0	0	0	0	0	57	88	6.75	1.500								
Mike Magnante, L ERA: 2.35 (6, 1)	1.1		5	0	0	0	0	1	0	0	0	0	0	10	21	0.00	0.750								
Tom Gordon, R ERA: 3.73 (7, 1)	1.1		8	3	2	2	1	0	1	0	0	0	0	27	42	13.50	2.250								
Steve Crawford, R ERA: 6.57 (9, 1)	1.0		6	3	3	3	1	0	0	0	0	1	1	14	23	27.00	3.000								

Batter	1	2	3	4	5	6	7	8	9	AB	R	H	RBI	BB	SO	LOB	BOTTOM								
Kirk Gibson, L OBP: 0.343, SLG: 0.421 (1, 7)	G5-3			G6-3						4	0	1	1	1	1	0	Minnesota Twins @ Kansas City Royals Royals Stadium, Kansas City, MO Mon Sep 09 1991, 8:05 PM EDT Att: 22,189 - Cloudy - 87 F								
Brian McRae, S OBP: 0.293, SLG: 0.371 (1, 8)										4	1	3	1	1	0	0									
George Brett, L OBP: 0.323, SLG: 0.410 (1, 10)										5	0	1	1	0	3	5									
Danny Tartabull, R OBP: 0.396, SLG: 0.616 (1, 9)	F7			G5-3						4	0	1	0	0	0	1									
Todd Benzinger, S OBP: 0.298, SLG: 0.340 (1, 3)										3	0	1	0	1	0	1									
Bill Peacock, R OBP: 0.348, SLG: 0.401 (1, 5)										3	1	0	0	1	1	3									
Brent Mayne, L OBP: 0.304, SLG: 0.321 (1, 2)										3	1	1	0	0	2	2									
Harvey Pulliam, R OBP: 0.385, SLG: 0.696 (6, PH)										1	0	0	0	0	0	0									
Tim Spehr, R OBP: 0.262, SLG: 0.236 (9, 2)										0	0	0	0	0	0	0									
David Howard, S OBP: 0.274, SLG: 0.279 (6, PH)										2	0	0	0	0	1	1									
Kurt Stillwell, S OBP: 0.313, SLG: 0.363 (7, 6)										2	0	0	0	0	0	1									
Terry Shumpert, R OBP: 0.293, SLG: 0.339 (1, 4)										2	0	0	1	0	0	0									
Jim Eisenreich, L OBP: 0.334, SLG: 0.384 (6, PH)										1	1	1	0	0	0	0									
Sean Berry, R OBP: 0.167, SLG: 0.171 (7, 5)										1	0	0	0	0	1	0									
Inning Stats	R: 1 E: 0 K: 1 S: 16	H: 3 LOB: 2 BB: 0 P: 24	R: 1 E: 0 K: 1 S: 14	H: 1 LOB: 2 BB: 2 P: 30	R: 0 E: 0 K: 1 S: 12	H: 0 LOB: 1 BB: 1 P: 17	R: 0 E: 0 K: 1 S: 9	H: 0 LOB: 0 BB: 0 P: 15	R: 0 E: 0 K: 1 S: 6	H: 1 LOB: 1 BB: 0 P: 8	R: 2 E: 0 K: 2 S: 16	H: 3 LOB: 2 BB: 1 P: 28	R: 0 E: 0 K: 0 S: 6	H: 0 LOB: 0 BB: 0 P: 11	R: 0 E: 0 K: 1 S: 11	H: 0 LOB: 0 BB: 0 P: 16	R: 0 E: 0 K: 1 S: 9	H: 1 LOB: 0 BB: 0 P: 14	1B: 7 2B: 1 3B: 1 HR: 0	SF: 0 SAC: 0 DP: 1 HBP: 0	WP: 0 PB: 0 CS: 0	PA: 39			
PITCHER	IP	WLS	BF	H	R	ER	SO	BB	IBB	HBP	BLK	WP	HR	S	P	ERA	WHIP								
Tom Edens, R ERA: 6.0 (1, 1)	5.0	W	23	5	2	2	5	3	0	0	0	0	0	12	21	27.00	6.000								
Carl Willis, R ERA: 2.49 (6, 1)	0.2		6	3	2	2	1	1	0	0	0	0	0	30	48	0.00	0.300								
Gary Wayne, L ERA: 5.06 (6, 1)	3.1	S	10	1	0	0	3	0	0	0	0	0	0	0	0	0	0								

AB 39
R 10
H 14
RBI 10
BB 2
SO 6
LOB 17



AB 35
R 4
H 9
RBI 4
BB 4
SO 9
LOB 14



Batter	1	2	3	4	5	6	7	8	9	AB	R	H	RBI	BB	SO	LOB	TOP							
Dan Gladden, R (1, 7) OBP: 0.322, SLG: 0.379	4-0 FC6-4 BB		0-0 1B 2B		2-3 K		1-2 FC6-4 1B		2-0 P5	4	1	2	0	1	1	0								
Chuck Knoblauch, R (1, 4) OBP: 0.346, SLG: 0.355 Al Newman, S (8, 4) OBP: 0.267, SLG: 0.229	0-1 FC6-4		1-0 1B		4-0 BB		0-0 FC6-4 2B		3-2 G6-3	3	1	1	1	1	0	3								
Randy Bush, L (1, 3) OBP: 0.393, SLG: 0.486	1-3 K		1-0 G6-3		0-1 G6-3		0-1 2B		1-2 BLK BB 1B	5	1	2	2	0	1	3								
Chili Davis, S (1, 10) OBP: 0.389, SLG: 0.521	0-1 L4				2-2 G3 1B 2B		0-0 L7		4-2 1B BLK BB	3	1	1	0	2	0	1								
Brian Harper, R (1, 2) OBP: 0.340, SLG: 0.457		0-1 G4-3		2-0 G3		2-2 F8		0-0 G6-4-3	2-1 FC5-4 1B	5	0	1	1	0	0	3								
Shane Mack, R (1, 8) OBP: 0.371, SLG: 0.558		0-0 G6-3		0-2 1B		2-1 HR 1B		0-1 G4-6-3 1B	1-3 2-H 1B	5	1	3	1	0	0	2								
Pedro Munoz, R (1, 9) Jarvis Brown, R (8, 9) OBP: 0.222, SLG: 0.222		0-0 G6-3		2-3 K		1-0 HR		1-2 G4-6-3		4	1	1	2	0	1	2								
Mike Pagliarulo, L (1, 5) Scott Leius, R (8, PH) OBP: 0.382, SLG: 0.411			2-2 G5-3		2-3 K		1-2 G4-3		4-1 BB	3	0	0	0	0	1	1								
Greg Gagne, R (1, 6) OBP: 0.308, SLG: 0.395			0-3 K		0-0 G5-3		1-0 FC6-4 1B 2B 1B		1-3 K	4	1	1	0	0	2	1								
Inning Stats	R: 0 E: 0 K: 1 S: 8	H: 0 LOB: 1 BB: 1 P: 13	R: 0 E: 0 K: 0 S: 4	H: 0 LOB: 0 BB: 0 P: 4	R: 1 E: 0 K: 1 S: 9	H: 2 LOB: 1 BB: 0 P: 13	R: 1 E: 0 K: 2 S: 16	H: 2 LOB: 1 BB: 0 P: 24	R: 0 E: 0 K: 1 S: 6	H: 0 LOB: 1 BB: 1 P: 12	R: 2 E: 0 K: 0 S: 11	H: 2 LOB: 1 BB: 0 P: 17	R: 2 E: 0 K: 0 S: 8	H: 3 LOB: 1 BB: 1 P: 14	R: 0 E: 0 K: 1 S: 11	H: 1 LOB: 1 BB: 1 P: 17	R: 1 E: 0 K: 0 S: 16	H: 2 LOB: 2 BB: 1 P: 29	1B: 8 2B: 3 HR: 1	SF: 0 SAC: 0 DP: 2 HBP: 0	WP: 0 PB: 0 CS: 0	PA: 42		
PITCHER	IP	WLS	BF	H	R	ER	SO	BB	IBB	HBP	BLK	WP	HR	S	P	ERA	WHIP							
Mark Gubicza, R (1, 1) ERA: 5.38	5.0	L	21	4	2	2	5	2	0	0	0	0	0	43	66	3.60	1.200							
Storm Davis, R (6, 1) ERA: 4.77	2.0		11	5	4	4	0	0	1	0	0	0	1	19	31	18.00	2.500							
Mike Magnante, L (8, 1) ERA: 2.2	1.0		4	1	0	0	1	1	0	0	0	0	0	11	17	0.00	2.000							
Archie Corbin, R (9, 1) ERA: 9.0	1.0		6	2	1	1	0	1	0	0	1	0	0	16	29	9.00	3.000							

Minnesota Twins @ Kansas City Royals
 Royals Stadium, Kansas City, MO
 Tue Sep 10 1991, 8:05 PM EDT
 Att: 19,923 - Cloudy - 84 F

AB 37
 R 7
 H 12
 RBI 7
 BB 5
 SO 6
 LOB 16



Batter	1	2	3	4	5	6	7	8	9	AB	R	H	RBI	BB	SO	LOB	BOTTOM							
Kirk Gibson, L (1, 7) OBP: 0.343, SLG: 0.420	2-0 F8		4-0 FC4 BB		3-3 K		2-2 G3-1		3-2 1B	4	0	1	0	1	1	1								
Brian McRae, S (1, 8) OBP: 0.294, SLG: 0.371	1-0 F9		0-1 FC4		1-0 FC6-4 1B		1-1 WP 1B		0-1 F7	5	1	2	0	0	0	5								
George Brett, L (1, 10) OBP: 0.322, SLG: 0.407	0-1 L8		1-0 F8		2-1 FC6-4 FC5-4 PB 1B		3-2 2B G4-3 1B		1-3 K	5	1	1	1	0	1	6								
Danny Tartabull, R (1, 9) OBP: 0.394, SLG: 0.610		2-1 F8		3-3 K		4-1 FC5-4 BB		3-2 L6	1-2 F8	4	0	0	0	1	1	4								
Todd Benzinger, S (1, 3) OBP: 0.301, SLG: 0.345		2-0 FC6-4 1B		1-0 G6-3		0-0 FC5-4 BB		1-0 G4-3	1-3 2B	4	0	2	0	0	0	2								
Bill Peotta, R (1, 5) OBP: 0.347, SLG: 0.398		2-0 FC6-4		2-2 F9		4-2 BB		0-0 G4-3	2-3 3-H 0-0	3	0	0	1	1	0	2								
Jorge Pedre, R (1, 2) OBP: 0.271, SLG: 0.276 Kevin Seltzer, R (6, PH) OBP: 0.345, SLG: 0.383 Jim Eisenreich, L (6, PH) OBP: 0.276, SLG: 0.383 Tim Lincecum, R (7, 2) OBP: 0.286, SLG: 0.236 Brent Mayne, L (6, PH) OBP: 0.300, SLG: 0.319		1-2 G3		1-2 2B		1-2 K		1-3 G4-3		2	0	1	0	0	0	1								
David Howard, S (1, 6) OBP: 0.271, SLG: 0.276 Kurt Stillwell, S (7, PH) OBP: 0.314, SLG: 0.362			0-0 L8		3-2 F9		0-2 F8		4-0 1B BB BB	2	0	0	0	0	0	1								
Terry Shumpert, R (1, 4) OBP: 0.294, SLG: 0.343 Dave Clark, L (7, PH)			1-1 FC4 2B		1-2 F8		0-0 F9		4-0 1B BB	2	0	1	0	0	0	1								
Sean Berry, R (8, 5) OBP: 0.187, SLG: 0.171 Warren Cromartie, L (9, PH) OBP: 0.386, SLG: 0.426									1-2 BB	0	0	0	0	0	0	0								
Inning Stats	R: 0 E: 0 K: 0 S: 4	H: 0 LOB: 0 BB: 0 P: 7	R: 0 E: 1 K: 0 S: 7	H: 1 LOB: 1 BB: 0 P: 14	R: 0 E: 0 K: 0 S: 6	H: 1 LOB: 2 BB: 1 P: 12	R: 0 E: 0 K: 1 S: 7	H: 0 LOB: 0 BB: 0 P: 13	R: 0 E: 0 K: 1 S: 12	H: 1 LOB: 3 BB: 2 P: 24	R: 0 E: 0 K: 0 S: 7	H: 0 LOB: 0 BB: 0 P: 9	R: 2 E: 0 K: 0 S: 11	H: 3 LOB: 1 BB: 0 P: 19	R: 0 E: 0 K: 1 S: 11	H: 1 LOB: 3 BB: 2 P: 24	1B: 5 2B: 3 HR: 0	SF: 0 SAC: 0 DP: 0 HBP: 0	WP: 1 PB: 1 CS: 0	PA: 40				
PITCHER	IP	WLS	BF	H	R	ER	SO	BB	IBB	HBP	BLK	WP	HR	S	P	ERA	WHIP							
Allan Anderson, L (1, 1) ERA: 4.78	5.0	W	19	3	0	0	2	1	0	0	0	0	0	36	66	0.00	0.800							
Mark Guthrie, L (6, 1) ERA: 4.57	0.2		5	1	0	0	0	2	0	0	0	0	0	8	19	0.00	4.500							
Terry Leach, R (6, 1) ERA: 3.1	1.2		8	3	2	2	1	0	0	0	0	1	0	20	31	10.80	1.800							
Steve Bedrosian, R (8, 1) ERA: 4.18	0.2		5	1	0	0	0	2	0	0	0	0	0	5	16	0.00	4.500							
Rick Aquilera, R (9, 1) ERA: 2.19	1.0	S	3	0	0	0	1	0	0	0	0	0	0	8	10	0.00	0.000							

Minnesota Twins @ Kansas City Royals
 Royals Stadium, Kansas City, MO
 Tue Sep 10 1991, 8:05 PM EDT
 Att: 19,923 - Cloudy - 84 F

AB 35
 R 2
 H 8
 RBI 2
 BB 5
 SO 4
 LOB 27



Batter	1	2	3	4	5	6	7	8	9	AB	R	H	RBI	BB	SO	LOB	TOP										
Dan Gladden, R (1, 7) OBP: 0.321, SLG: 0.376	4-0 FC4-6 BB		1-2 CS	0-3 K	0-3 K			1-3 K		3	0	0	0	1	3	2											
Chuck Knoblauch, R (1, 4) OBP: 0.346, SLG: 0.354	2-2 FC4-6 L5-3			2-1 G5-3		0-1 G3 1B		3-1 P4		4	0	1	0	0	0	1											
Kirby Puckett, R (1, 8) OBP: 0.360, SLG: 0.478	0-0 L5-3			1-2 2B		3-2 G3			1-1 G4-3 F7 1B	4	0	2	0	0	0	2											
Chili Davis, S (1, 10) OBP: 0.386, SLG: 0.517		1-1 G5-3		1-3 K		0-3 K			1-0 F7	4	0	0	0	0	2	3											
Brian Harper, R (1, 2) OBP: 0.337, SLG: 0.452		3-2 E6 G5-4-3			0-0 P6		2-1 F8		2-0 G4-3	4	0	0	0	0	0	2											
Shane Mack, R (1, 9) OBP: 0.370, SLG: 0.558		0-0 G5-4-3			2-2 1B 2B		0-3 K		1-3 K	4	1	1	0	0	2	2											
Paul Sorrento, L (1, 3) OBP: 0.280, SLG: 0.455			0-0 FC5-4 1B		3-1 L7		1-2 P6			3	0	1	0	0	0	1											
Scott Leius, R (1, 5) OBP: 0.383, SLG: 0.409			2-0 P5		4-0 1B BB		1-0 G4-3			1	0	0	0	1	0	1											
Al Newman, S (7, PH) OBP: 0.266, SLG: 0.227										1	0	0	0	0	0	0											
Greg Gagne, R (1, 6) OBP: 0.308, SLG: 0.394			1 SAFE FC5-4 CS		3-2 1B		0-3 K			3	0	1	1	0	1	1											
Inning Stats	R: 0 E: 0 K: 0 S: 4	H: 0 LOB: 0 BB: 1 P: 10	R: 0 E: 1 K: 0 S: 6	H: 0 LOB: 0 BB: 0 P: 10	R: 0 E: 0 K: 0 S: 7	H: 1 LOB: 0 BB: 0 P: 13	R: 0 E: 0 K: 2 S: 14	H: 1 LOB: 1 BB: 0 P: 18	R: 1 E: 0 K: 1 S: 17	H: 2 LOB: 2 BB: 1 P: 29	R: 0 E: 0 K: 1 S: 12	H: 0 LOB: 0 BB: 0 P: 10	R: 0 E: 0 K: 2 S: 8	H: 0 LOB: 0 BB: 0 P: 12	R: 0 E: 0 K: 1 S: 7	H: 1 LOB: 1 BB: 0 P: 12	1B: 4 2B: 3 3B: 0 HR: 0	SF: 0 SAC: 0 DP: 2 HBP: 0	WP: 0 PB: 0 SB: 0 CS: 1	PA: 34							
PITCHER	IP	WLS	BF	H	R	ER	SO	BB	IBB	HBP	BLK	WP	HR	S	P	ERA	WHIP										
Mark Davis, L (1, 1) ERA: 5.17	5.0	W	19	4	1	1	3	2	0	0	0	0	0	48	80	1.80	1.200										
Joel Johnston, R (6, 1) ERA:	3.0		10	1	0	0	4	0	0	0	0	0	0	28	39	0.00	0.333										
Jeff Montgomery, R (9, 1) ERA: 3.23	1.0	S	4	1	0	0	1	0	0	0	0	0	0	7	12	0.00	1.000										

Minnesota Twins @ Kansas City Royals
 Royals Stadium, Kansas City, MO
 Wed Sep 11, 1991, 8:05 PM EDT
 Att: 18,290 - Sunny - 83 F

AB 31
 R 1
 H 6
 RBI 1
 BB 2
 SO 8
 LOB 15



Batter	1	2	3	4	5	6	7	8	9	AB	R	H	RBI	BB	SO	LOB	BOTTOM										
Kirk Gibson, L (1, 7) OBP: 0.341, SLG: 0.416	2-3 K		2-3 K		2-2 P8		1-0 F8			4	0	0	0	0	2	0											
Brian McRae, S (1, 8) OBP: 0.295, SLG: 0.374	2-3 K		3-2 2B			3-2 SH BB 1B	2-0 G5-3			4	1	2	0	0	1	0											
George Brett, L (1, 10) OBP: 0.321, SLG: 0.405	1-0 G6-3		2-3 K			1 SAFE SH BB 1B	3-2 P6			3	1	0	0	1	1	1											
Todd Benzinger, S (1, 3) OBP: 0.301, SLG: 0.344		1-2 G3-1		3-1 G6-3 G6-3 1B		0-1 SH G3-1 1B	0-1 G6-3			3	0	1	0	0	0	0											
Jim Eisenreich, L (1, 9) OBP: 0.335, SLG: 0.385		2-1 HR 1B		0-0 G6-3		1-0 G3-1 1B	1-2 P5			4	1	2	2	0	0	1											
Bill Pecota, R (1, 5) OBP: 0.349, SLG: 0.408		1 SAFE 3-1 HR		1-2 G6-3		1-2 2-H 3-H 1B	1-2 F8		1-2 S 1B	4	1	2	2	0	0	3											
Brent Mayne, L (1, 2) OBP: 0.297, SLG: 0.313		1-0 G3		1-2 G6-3		0-1 G3-1	0-1 G3-1		0-3 K	4	0	0	0	0	1	4											
David Howard, S (1, 6) OBP: 0.272, SLG: 0.274		1-2 F9			1-1 F7		4-2 BB			2	0	0	0	1	0	0											
Terry Shumpert, R (1, 4) OBP: 0.292, SLG: 0.340			0-3 K		2-2 G5-3		1-2 P3			3	0	0	0	0	1	3											
Inning Stats	R: 0 E: 0 K: 2 S: 7	H: 0 LOB: 0 BB: 0 P: 12	R: 2 E: 0 K: 0 S: 15	H: 2 LOB: 0 BB: 0 P: 22	R: 0 E: 0 K: 3 S: 16	H: 1 LOB: 1 BB: 0 P: 23	R: 0 E: 0 K: 0 S: 10	H: 1 LOB: 1 BB: 0 P: 15	R: 0 E: 0 K: 0 S: 10	H: 0 LOB: 0 BB: 0 P: 15	R: 2 E: 0 K: 0 S: 22	H: 2 LOB: 3 BB: 2 P: 37	R: 0 E: 0 K: 0 S: 6	H: 0 LOB: 0 BB: 0 P: 12	R: 0 E: 0 K: 1 S: 13	H: 1 LOB: 1 BB: 0 P: 15	1B: 5 2B: 1 3B: 0 HR: 1	SF: 0 SAC: 1 DP: 0 HBP: 0	WP: 0 PB: 0 SB: 1 CS: 0	PA: 34							
PITCHER	IP	WLS	BF	H	R	ER	SO	BB	IBB	HBP	BLK	WP	HR	S	P	ERA	WHIP										
Kevin Tapani, R (1, 1) ERA: 2.92	5.0	L	23	6	4	4	5	1	0	0	0	0	0	67	104	7.20	1.400										
Carl Willis, R (6, 1) ERA: 2.44	1.0		4	0	0	0	0	1	0	0	0	0	0	13	20	0.00	1.000										
Denny Neagle, L (7, 1) ERA: 4.09	2.0		7	1	0	0	1	0	0	0	0	0	0	19	27	0.00	0.500										

Minnesota Twins @ Kansas City Royals
 Royals Stadium, Kansas City, MO
 Wed Sep 11, 1991, 8:05 PM EDT
 Att: 18,290 - Sunny - 83 F

AB 31
 R 4
 H 7
 RBI 4
 BB 2
 SO 6
 LOB 12



Batter	1	2	3	4	5	6	7	8	9	10	11	AB	R	H	RBI	BB	SO	LOB	TOP					
Edgar Martinez, R OBP: 0.408, SLG: 0.459 Jeff Schaefer, R OBP: 0.282, SLG: 0.338	(1.5) L4		(1.1) SAFE 1-1 1B	(2.3) K		(3.2) G1-3			(2.0) P9		(1.2) SF7	5	1	1	2	0	1	1						
Harold Reynolds, S OBP: 0.336, SLG: 0.349	(1.4) F8		(0.1) F8	(0.0) E5 1B			(1.3) K		(2.3) K		(1.2) 1B	6	0	2	1	0	2	1						
Ken Griffey Jr., L OBP: 0.390, SLG: 0.533	(1.8) K		(0.0) BB 1B	(2.2) G5-3			(2.2) 1B		(4.0) SH1-3 S BB		(1.2) F8	5	0	2	1	1	1	3						
Pete O'Brien, L OBP: 0.300, SLG: 0.386	(1.7) F8		(4.1) SAFE SAFE BB BB		(2.3) K		(2.1) F8		(0.1) SH1-3			3	0	0	0	1	1	1						
Alvin Davis, L OBP: 0.290, SLG: 0.323	(1.10) F9		(3.1) P6	(1.1) P6		(0.1) E6 FC4-6		(0.0) G4-3		(2.2) G3			5	0	0	0	0	4						
Tino Martinez, L OBP: 0.280, SLG: 0.308 Alonzo Powell, R OBP: 0.260, SLG: 0.344	(1.3) 2B BB		(4.1) BB BB	(1.0) FC4-6 FC6-4		(2.2) F8			(1.3) K			3	0	0	0	2	1	2						
Greg Briley, L OBP: 0.291, SLG: 0.322	(1.9) 2B		(0.1) P6	(1.1) FC6-4		(0.0) F7			(1.1) F9			5	0	1	0	0	0	4						
Omar Vizquel, S OBP: 0.293, SLG: 0.283	(1.6) G6-3		(3.2) L9	(2.2) F7		(0.0) F7			(1.0) G4-3		(0.0) WP SF7 1B	5	1	1	1	0	0	2						
Dave Valle, R OBP: 0.270, SLG: 0.291	(1.2) 2B 1B		(2.1) E 1B	(2.2) F8		(2.0) G6-3			(0.1) G6-3		(4.0) SF7 WP 1B BB	4	2	2	0	1	0	0						
Inning Stats	R: 0 E: 0 K: 1 S: 7	H: 0 LOB: 0 BB: 0 P: 11	R: 0 E: 0 K: 0 S: 12	H: 1 LOB: 2 BB: 1 P: 23	R: 2 E: 0 K: 0 S: 13	H: 3 LOB: 3 BB: 2 P: 26	R: 0 E: 1 K: 1 S: 14	H: 2 LOB: 2 BB: 0 P: 22	R: 0 E: 1 K: 1 S: 8	H: 0 LOB: 1 BB: 0 P: 12	R: 0 E: 0 K: 0 S: 5	H: 1 LOB: 1 BB: 0 P: 14	R: 0 E: 0 K: 0 S: 6	H: 0 LOB: 0 BB: 0 P: 9	R: 0 E: 0 K: 1 S: 8	H: 0 LOB: 1 BB: 1 P: 15	R: 2 E: 0 K: 0 S: 12	H: 2 LOB: 1 BB: 1 P: 20	1B: 7 2B: 2 3B: 0 HR: 0	SF: 1 SAC: 1 DP: 0 HBP: 0	WP: 1 PB: 0 SB: 1 CS: 0	PA: 48		
PITCHER	IP ERA WLS BF H R ER SO BB IBB HBP BLK WP HR S P ERA WHIP	3.0 3.22 2.0 9 2 0 0 2 0 0 0 0 0 0 22 34 0.00 1.000	3.0 2.11 2.0 7 1 0 0 1 0 0 0 0 0 0 20 33 0.00 0.333	2.0 2.11 2.0 7 0 0 0 2 1 0 0 0 0 0 16 25 0.00 0.500	1.0 6.87 1.0 6 2 2 2 0 1 0 0 0 1 0 12 20 18.00 3.000																			

Seattle Mariners @ Kansas City Royals
Royals Stadium, Kansas City, MO
Sat Sep 14 1991, 8:05 PM EDT
Att: 27,582 - Cloudy - 80 F

AB 41
R 4
H 9
RBI 4
BB 5
SO 6
LOB 18



Batter	1	2	3	4	5	6	7	8	9	10	11	AB	R	H	RBI	BB	SO	LOB	BOTTOM					
Kirk Gibson, L OBP: 0.344, SLG: 0.413 Brent Mayne, L OBP: 0.294, SLG: 0.309 Mike MacFarlane, R OBP: 0.325, SLG: 0.512 Jorge Pedraza, R OBP: 0.455, SLG: 0.375	(1.7) G4-3		(4.0) SH2-4 BB		(0.0) F7		(4.2) 1B BB		(0.0) P5		(0.1) G6-3	2	0	0	0	2	0	0						
Brian McRae, S OBP: 0.295, SLG: 0.372	(1.8) E5 1B		(2.0) SH2-4		(2.2) FC6-4 1B		(0.1) 1B		(0.0) F8			4	1	2	0	0	0	0						
Bill Peccota, R OBP: 0.352, SLG: 0.404	(1.4) G3-6 1B		(0.2) FC1		(0.0) FC6-4 BB		(0.1) L4		(1.2) P3			5	1	1	1	0	0	5						
George Brett, L OBP: 0.319, SLG: 0.400	(1.10) G3-6		(2.2) G4-3		(4.0) 2B BB		(2.1) F8		(2.1) G3			4	0	0	0	1	0	3						
Todd Benzinger, S OBP: 0.305, SLG: 0.350	(1.3) G1-3		(1.0) L6		(0.2) 2B		(0.0) P6		(1.0) F8 G4-3 2B			5	1	2	1	0	0	0						
Harvey Pulliam, R OBP: 0.375, SLG: 0.655 Dave Clark, L (8. PH) Bobby Moore, R (9. 7) Kurt Stillwell, S OBP: 0.314, SLG: 0.359	(1.9) G6-3		(0.0) G4-3		(1.2) G6-3		(3.2) F7		(1.0) F8		(1.0) F8	3	0	0	0	0	0	2						
David Howard, S OBP: 0.288, SLG: 0.269 Kevin Seltzer, R OBP: 0.345, SLG: 0.341	(1.6) E7 1B		(1.3) K2-3		(1.2) G6-3		(1.0) L4		(1.2) G4-3			4	0	1	0	0	1	2						
Sean Berry, R OBP: 0.150, SLG: 0.154 Jim Eisenreich, L OBP: 0.336, SLG: 0.383	(1.5) G5-3		(2.3) K		(3.3) K		(2.1) G6-3		(1.2) G6-3		(1.2) PB 1B	2	0	0	0	0	1	1						
Tim Lincecum, R OBP: 0.300, SLG: 0.246 Warren Brusler, R OBP: 0.304, SLG: 0.425 Darryl Strawberry, R OBP: 0.304, SLG: 0.340 Stu Cole, L OBP: 0.295, SLG: 0.308	(1.2) SH2-4 BB FC1 1B		(1.1) F9		(1.2) K		(2.3) K		(4.0) BB		(4.1) 1B	2	0	1	0	0	0	0						
Inning Stats	R: 1 E: 1 K: 0 S: 13	H: 1 LOB: 0 BB: 0 P: 21	R: 0 E: 1 K: 0 S: 9	H: 1 LOB: 1 BB: 0 P: 14	R: 0 E: 0 K: 0 S: 9	H: 1 LOB: 1 BB: 1 P: 18	R: 0 E: 0 K: 1 S: 5	H: 0 LOB: 0 BB: 0 P: 7	R: 0 E: 0 K: 1 S: 7	H: 0 LOB: 2 BB: 1 P: 11	R: 0 E: 0 K: 0 S: 13	H: 1 LOB: 2 BB: 1 P: 22	R: 0 E: 0 K: 0 S: 7	H: 0 LOB: 0 BB: 0 P: 12	R: 0 E: 0 K: 0 S: 4	H: 0 LOB: 1 BB: 1 P: 11	R: 0 E: 0 K: 0 S: 6	H: 0 LOB: 0 BB: 0 P: 9	R: 1 E: 0 K: 0 S: 14	H: 2 LOB: 2 BB: 1 P: 22	1B: 6 2B: 2 3B: 0 HR: 0	SF: 0 SAC: 1 DP: 1 HBP: 0	WP: 0 PB: 1 SB: 0 CS: 0	PA: 46
PITCHER	IP ERA WLS BF H R ER SO BB IBB HBP BLK WP HR S P ERA WHIP	6.0 3.67 2.0 8 1 0 0 2 1 0 0 0 0 0 30 44 0.00 1.000	0.2 4.97 0.2 3 0 0 0 0 1 0 0 0 0 0 3 10 0.00 1.500	1.1 3.23 1.1 4 0 0 0 0 0 0 0 0 0 0 7 10 0.00 0.000	1.0 2.16 1.0 6 2 1 1 0 1 0 0 0 0 0 14 22 9.00 3.000																			

Seattle Mariners @ Kansas City Royals
Royals Stadium, Kansas City, MO
Sat Sep 14 1991, 8:05 PM EDT
Att: 27,582 - Cloudy - 80 F

AB 40
R 3
H 8
RBI 3
BB 5
SO 4
LOB 17



Batter	1	2	3	4	5	6	7	8	9	AB	R	H	RBI	BB	SO	LOB	TOP										
Greg Briley, L (1, 8) OBP: 0.284, SLG: 0.325	F9	G1-3		2-1 1B	1-0 1B		3-2 1B	FC6-4		6	0	3	2	0	0	2											
Harold Reynolds, S (1, 4) OBP: 0.335, SLG: 0.348 Rich Amaral, R (7, PH) (7, 4)	F9		4-2 2B BB	3-3 K	1-2 SF8		0-3 K		0-0 G6-3	2	1	0	1	1	1	2											
Edgar Martinez, R (1, 5) OBP: 0.406, SLG: 0.458 Jeff Schaefer, R (7, PH) OBP: 0.285, SLG: 0.340 (7, 5)	G5-3		2-2 G1-3		1-2 F8		1-0 P4		2-2 BB 1B	4	1	1	0	0	0	2											
Pete O'Brien, L (1, 7) OBP: 0.303, SLG: 0.388 Alonzo Powell, R (6, 9) OBP: 0.255, SLG: 0.337		4-2 HR BB	2-2 G1-3		0-1 3B 1B	0-1 BB SF8 1B		1-2 E7 2B	2-3 K	3	3	2	0	1	0	1											
Alvin Davis, L (1, 10) OBP: 0.302, SLG: 0.340 Pat Lennon, R (8, PH) OBP: 1.000, SLG: 2.000		0-1 1-H HR	1-1 2-H 2B		2-0 3B 1B	2-2 SF8 BB 1B		0-0 G4-3 1-H G6-3 2B	4-2 BB	4	2	4	4	0	0	0											
Tino Martinez, L (1, 3) OBP: 0.272, SLG: 0.286		1-3 K	2-2 G3		1-3 K	4-1 G6-4-3 BB		2-2 G4-3	3-1 P5	5	0	0	0	1	2	6											
Tracy Jones, R (1, 9) OBP: 0.330, SLG: 0.386 (6, 7)		0-1 2B		0-0 G5-3	2-1 1B 3B	1-0 SF8		0-2 G6-3		4	2	2	4	0	0	0											
Dave Valle, R (1, 2) OBP: 0.276, SLG: 0.288 Chris Howard, R (6, 2)		1-3 K		0-1 E5 1B	4-2 BB HBP	0-0 G6-4-3		0-1 1B		3	1	0	0	0	1	3											
Omar Vizquel, S (1, 6) OBP: 0.297, SLG: 0.288		1-2 2B		1-2 P5	4-2 1B SF8 BB		1-0 G5-3	2-0 FC6-4 1B		4	1	2	2	1	0	1											
Inning Stats	R: 0 E: 0 K: 0 S: 7	H: 0 LOB: 0 BB: 0 P: 9	R: 3 E: 0 K: 2 S: 17	H: 3 LOB: 1 BB: 1 P: 25	R: 1 E: 0 K: 0 S: 14	H: 1 LOB: 1 BB: 1 P: 24	R: 0 E: 1 K: 1 S: 11	H: 1 LOB: 2 BB: 0 P: 17	R: 6 E: 0 K: 1 S: 22	H: 5 LOB: 1 BB: 1 P: 41	R: 1 E: 0 K: 0 S: 8	H: 2 LOB: 1 BB: 0 P: 15	R: 0 E: 0 K: 1 S: 8	H: 1 LOB: 1 BB: 0 P: 13	R: 3 E: 1 K: 0 S: 14	H: 3 LOB: 1 BB: 0 P: 19	R: 0 E: 0 K: 1 S: 11	H: 1 LOB: 2 BB: 1 P: 22	1B: 10 2B: 5 3B: 1 HR: 1	SF: 2 SAC: 0 DP: 1 HBP: 1	WP: 0 PB: 0 SB: 1 CS: 0	PA: 51					
PITCHER	IP WLS BF H R ER SO BB IBB HBP BLK WP HR S P ERA WHIP	IP WLS BF H R ER SO BB IBB HBP BLK WP HR S P ERA WHIP	IP WLS BF H R ER SO BB IBB HBP BLK WP HR S P ERA WHIP	IP WLS BF H R ER SO BB IBB HBP BLK WP HR S P ERA WHIP	IP WLS BF H R ER SO BB IBB HBP BLK WP HR S P ERA WHIP	IP WLS BF H R ER SO BB IBB HBP BLK WP HR S P ERA WHIP	IP WLS BF H R ER SO BB IBB HBP BLK WP HR S P ERA WHIP	IP WLS BF H R ER SO BB IBB HBP BLK WP HR S P ERA WHIP	IP WLS BF H R ER SO BB IBB HBP BLK WP HR S P ERA WHIP	IP WLS BF H R ER SO BB IBB HBP BLK WP HR S P ERA WHIP	IP WLS BF H R ER SO BB IBB HBP BLK WP HR S P ERA WHIP	IP WLS BF H R ER SO BB IBB HBP BLK WP HR S P ERA WHIP	IP WLS BF H R ER SO BB IBB HBP BLK WP HR S P ERA WHIP	IP WLS BF H R ER SO BB IBB HBP BLK WP HR S P ERA WHIP	IP WLS BF H R ER SO BB IBB HBP BLK WP HR S P ERA WHIP	IP WLS BF H R ER SO BB IBB HBP BLK WP HR S P ERA WHIP	IP WLS BF H R ER SO BB IBB HBP BLK WP HR S P ERA WHIP	IP WLS BF H R ER SO BB IBB HBP BLK WP HR S P ERA WHIP	IP WLS BF H R ER SO BB IBB HBP BLK WP HR S P ERA WHIP	IP WLS BF H R ER SO BB IBB HBP BLK WP HR S P ERA WHIP	IP WLS BF H R ER SO BB IBB HBP BLK WP HR S P ERA WHIP	IP WLS BF H R ER SO BB IBB HBP BLK WP HR S P ERA WHIP	IP WLS BF H R ER SO BB IBB HBP BLK WP HR S P ERA WHIP	IP WLS BF H R ER SO BB IBB HBP BLK WP HR S P ERA WHIP	IP WLS BF H R ER SO BB IBB HBP BLK WP HR S P ERA WHIP	IP WLS BF H R ER SO BB IBB HBP BLK WP HR S P ERA WHIP	IP WLS BF H R ER SO BB IBB HBP BLK WP HR S P ERA WHIP

Seattle Mariners @ Kansas City Royals
Royals Stadium, Kansas City, MO
Sun Sep 15 1991, 4:33 AM EDT
Att: 20,019 - Cloudy - 84 F

AB 43
R 14
H 17
RBI 14
BB 5
SO 6
LOB 20



Batter	1	2	3	4	5	6	7	8	9	AB	R	H	RBI	BB	SO	LOB	BOTTOM										
Gary Thurman, R (1, 9) OBP: 0.309, SLG: 0.368	G5-3	P4			G6-4-3		G4-3		G4-6-3 1B	5	0	1	0	0	0	2											
Kirk Gibson, L (1, 7) OBP: 0.307, SLG: 0.413 Bobby Moore, R (9, 7) (9, PH)	1B SF9		4-0 G4-6-3 BB			2-3 K		3-2 FC4-6 BB HBP	0-1 G4-6-3	2	2	1	0	1	1	0											
George Brett, L (1, 10) OBP: 0.323, SLG: 0.404	SF9 1B		0-1 G4-6-3			0-0 G3-1 1B 2B		4-0 FC4-6 BB	1-2 BB	3	1	2	0	1	0	1											
Jim Eisenreich, L (1, 8) OBP: 0.332, SLG: 0.380	SF9		2-3 K			2-1 G3-1		0-1 FC4-6 1B 1B	0-1 G3-1 1B	3	1	0	1	0	1	3											
Todd Benzinger, S (1, 3) OBP: 0.307, SLG: 0.352	G1-3				G4-3		1-1 1B	1-2 G3-1 1B	1-2 3B 1B	4	1	2	2	0	0	1											
Bill Peacock, R (1, 5) OBP: 0.354, SLG: 0.405		1-1 G6-3			0-3 K		0-1 1B	0-0 G3-1	1-2 3B 1B	4	1	2	0	0	1	0											
Kurt Stillwell, S (1, 6) OBP: 0.313, SLG: 0.361		3-2 1B 2B			1-1 F7		0-0 F9	3-2 G3-1	1-2 2-3 3-H	4	1	1	1	0	0	4											
Brent Mayne, L (1, 2) OBP: 0.301, SLG: 0.316 Mike Macfarlane, R (7, PH) OBP: 0.324, SLG: 0.510 Jorge Pedre, R (8, 2) OBP: 0.500, SLG: 0.667		0-1 1B			0-1 G6-4-3 1B		2-0 F8	2-1 G6-4-3 3B	2-1 F8	2	0	2	1	0	0	0											
Terry Shumpert, R (1, 4) OBP: 0.291, SLG: 0.337 Stu Cole, R (8, 4) OBP: 0.600, SLG: 0.333		1-1 F8			2-3 K		2-2 P3		1-0 F8	3	0	0	0	0	1	2											
Inning Stats	R: 1 E: 0 K: 0 S: 10	H: 2 LOB: 1 BB: 0 P: 19	R: 1 E: 0 K: 0 S: 11	H: 2 LOB: 1 BB: 0 P: 16	R: 0 E: 0 K: 1 S: 5	H: 0 LOB: 0 BB: 1 P: 11	R: 0 E: 0 K: 1 S: 7	H: 0 LOB: 0 BB: 0 P: 9	R: 0 E: 0 K: 1 S: 9	H: 1 LOB: 0 BB: 0 P: 13	R: 1 E: 0 K: 0 S: 11	H: 3 LOB: 2 BB: 0 P: 16	R: 0 E: 0 K: 0 S: 8	H: 0 LOB: 0 BB: 0 P: 15	R: 4 E: 0 K: 0 S: 13	H: 3 LOB: 1 BB: 1 P: 26	R: 0 E: 0 K: 0 S: 4	H: 1 LOB: 0 BB: 0 P: 5	1B: 9 2B: 2 3B: 1 HR: 0	SF: 1 SAC: 0 DP: 3 HBP: 1	WP: 0 PB: 0 SB: 0 CS: 0	PA: 38					
PITCHER	IP WLS BF H R ER SO BB IBB HBP BLK WP HR S P ERA WHIP	IP WLS BF H R ER SO BB IBB HBP BLK WP HR S P ERA WHIP	IP WLS BF H R ER SO BB IBB HBP BLK WP HR S P ERA WHIP	IP WLS BF H R ER SO BB IBB HBP BLK WP HR S P ERA WHIP	IP WLS BF H R ER SO BB IBB HBP BLK WP HR S P ERA WHIP	IP WLS BF H R ER SO BB IBB HBP BLK WP HR S P ERA WHIP	IP WLS BF H R ER SO BB IBB HBP BLK WP HR S P ERA WHIP	IP WLS BF H R ER SO BB IBB HBP BLK WP HR S P ERA WHIP	IP WLS BF H R ER SO BB IBB HBP BLK WP HR S P ERA WHIP	IP WLS BF H R ER SO BB IBB HBP BLK WP HR S P ERA WHIP	IP WLS BF H R ER SO BB IBB HBP BLK WP HR S P ERA WHIP	IP WLS BF H R ER SO BB IBB HBP BLK WP HR S P ERA WHIP	IP WLS BF H R ER SO BB IBB HBP BLK WP HR S P ERA WHIP	IP WLS BF H R ER SO BB IBB HBP BLK WP HR S P ERA WHIP	IP WLS BF H R ER SO BB IBB HBP BLK WP HR S P ERA WHIP	IP WLS BF H R ER SO BB IBB HBP BLK WP HR S P ERA WHIP	IP WLS BF H R ER SO BB IBB HBP BLK WP HR S P ERA WHIP	IP WLS BF H R ER SO BB IBB HBP BLK WP HR S P ERA WHIP	IP WLS BF H R ER SO BB IBB HBP BLK WP HR S P ERA WHIP	IP WLS BF H R ER SO BB IBB HBP BLK WP HR S P ERA WHIP	IP WLS BF H R ER SO BB IBB HBP BLK WP HR S P ERA WHIP	IP WLS BF H R ER SO BB IBB HBP BLK WP HR S P ERA WHIP	IP WLS BF H R ER SO BB IBB HBP BLK WP HR S P ERA WHIP	IP WLS BF H R ER SO BB IBB HBP BLK WP HR S P ERA WHIP	IP WLS BF H R ER SO BB IBB HBP BLK WP HR S P ERA WHIP	IP WLS BF H R ER SO BB IBB HBP BLK WP HR S P ERA WHIP	IP WLS BF H R ER SO BB IBB HBP BLK WP HR S P ERA WHIP

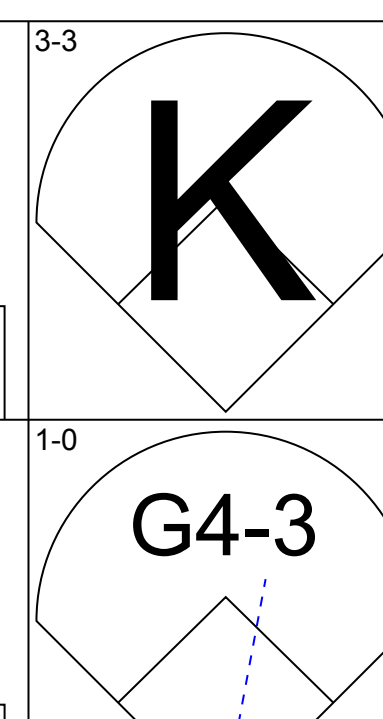
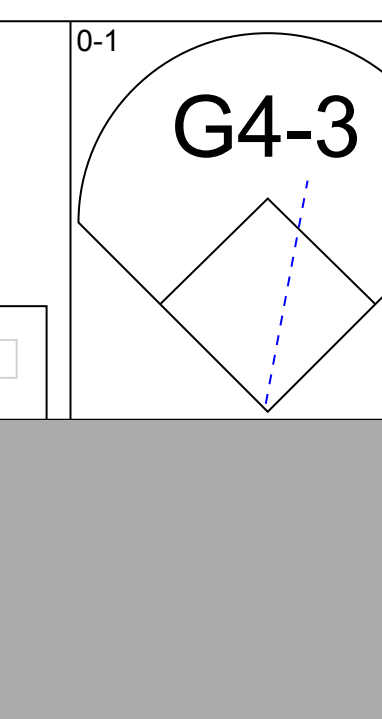
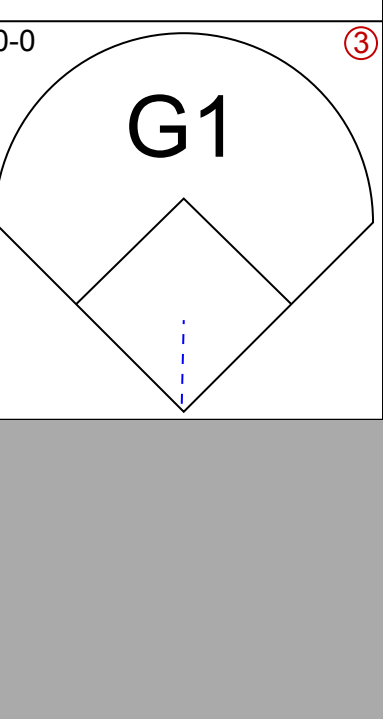
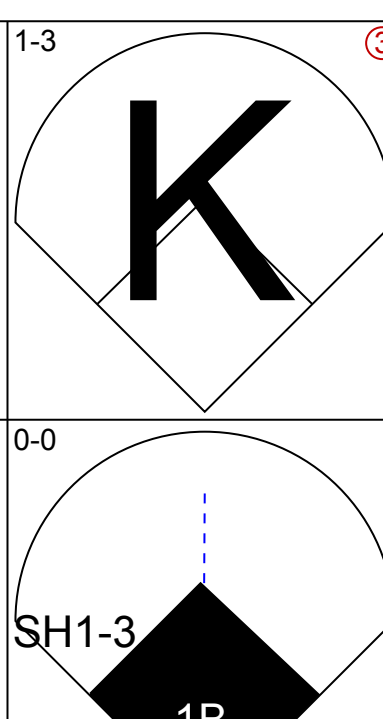
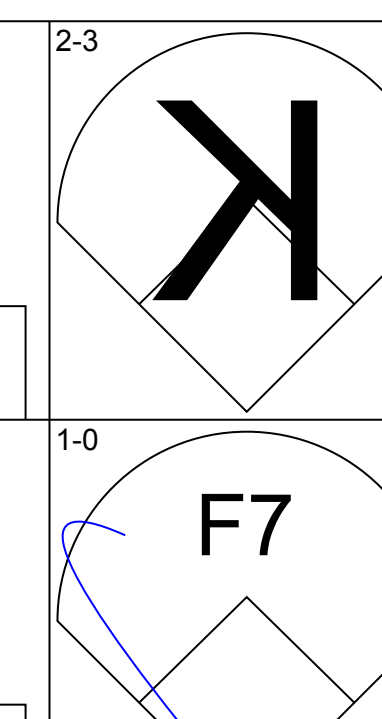
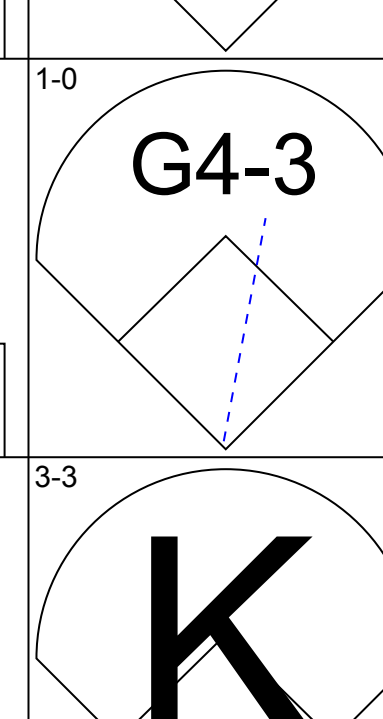
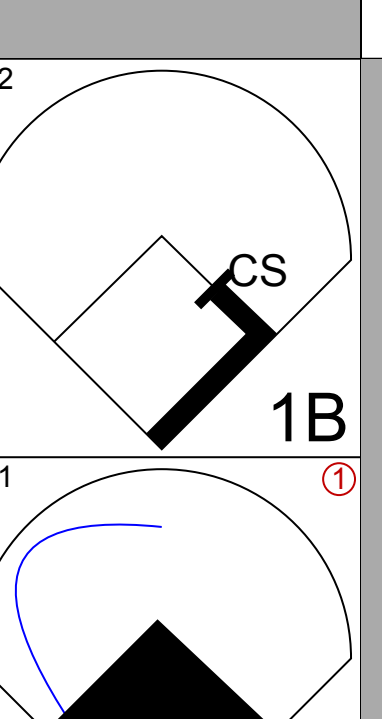
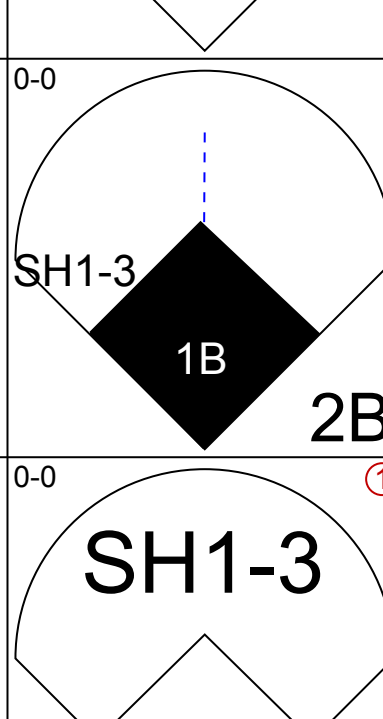
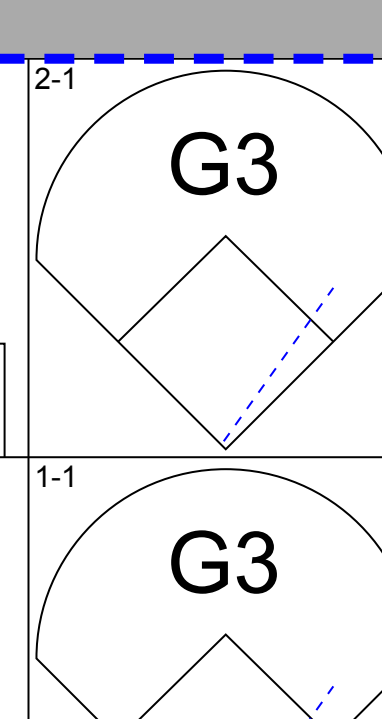
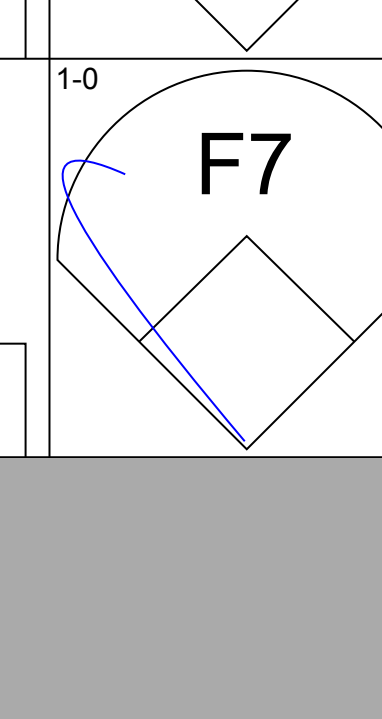
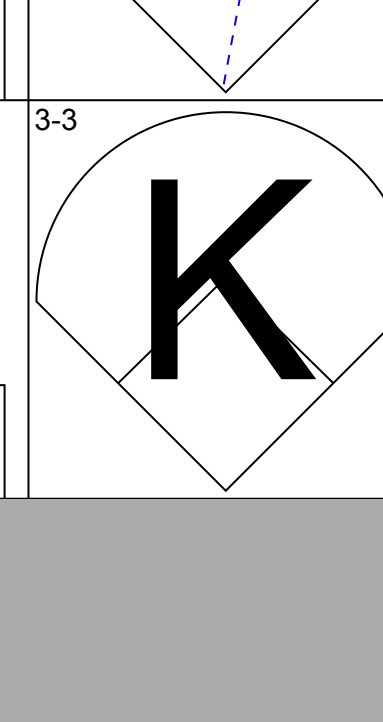
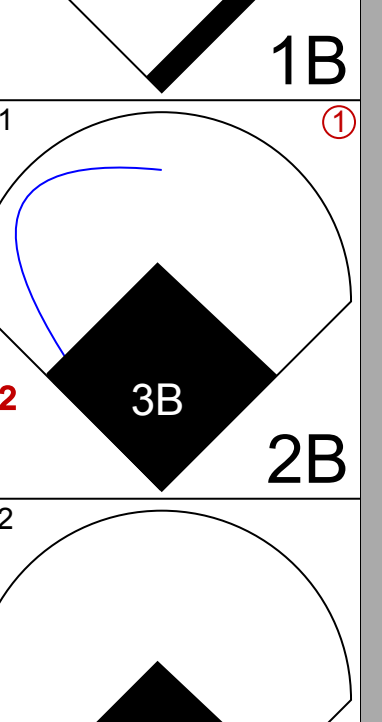
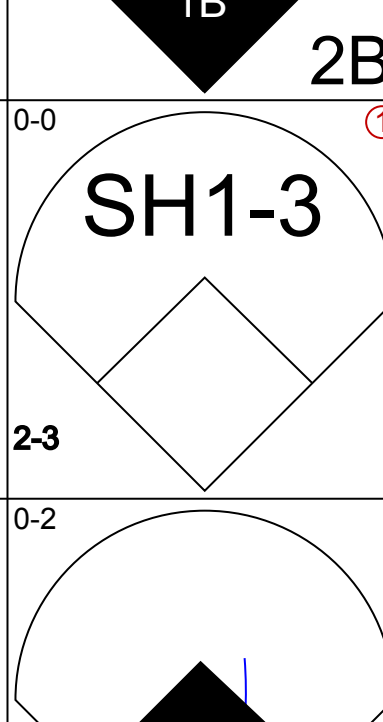
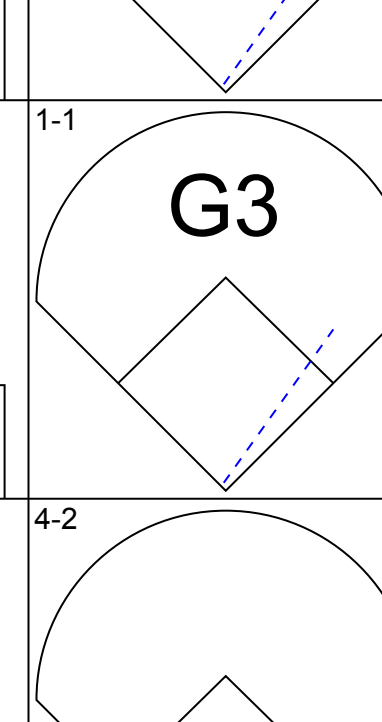
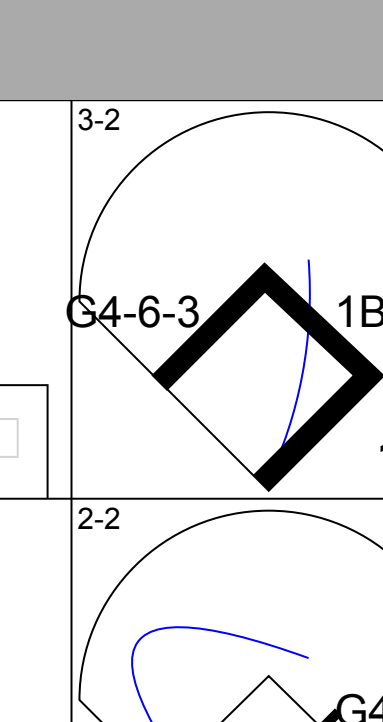
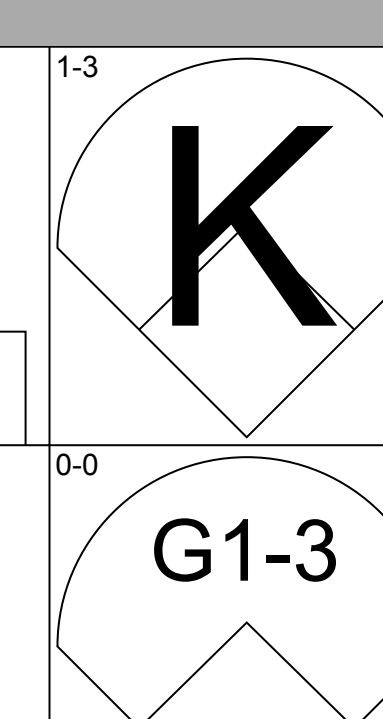
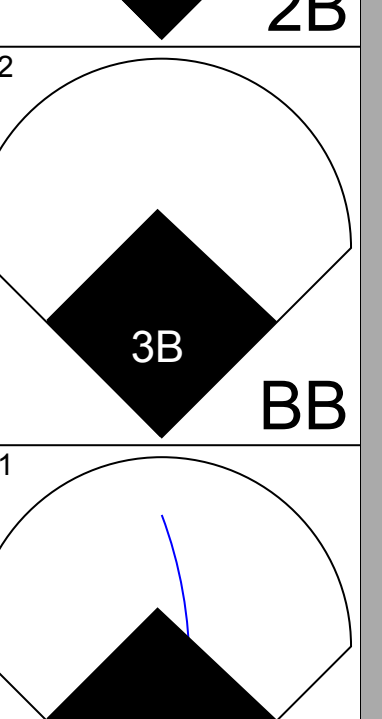
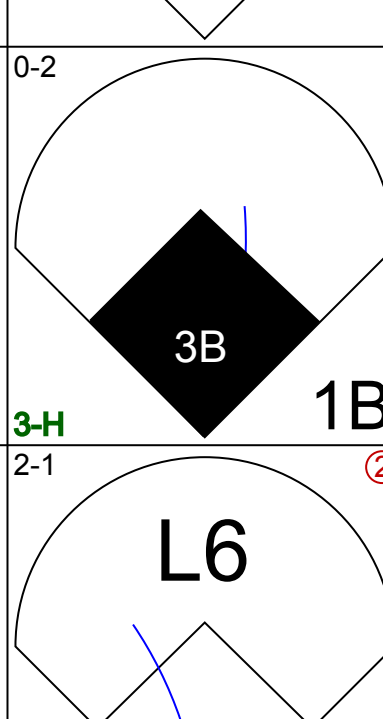
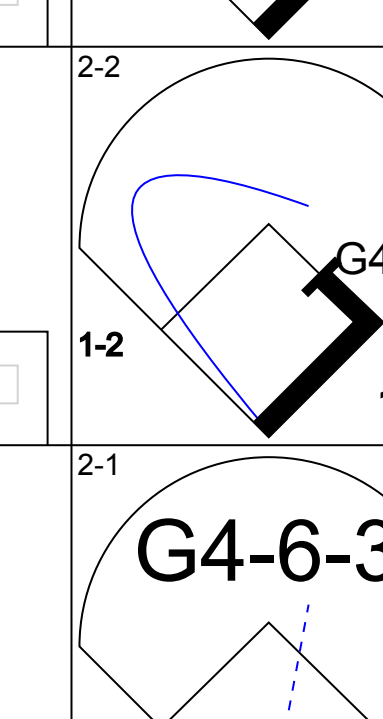
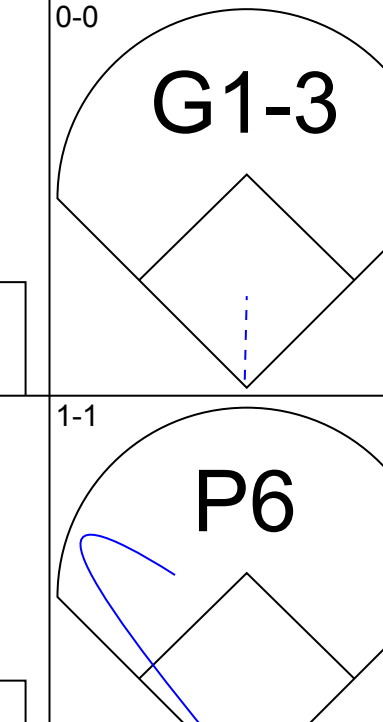
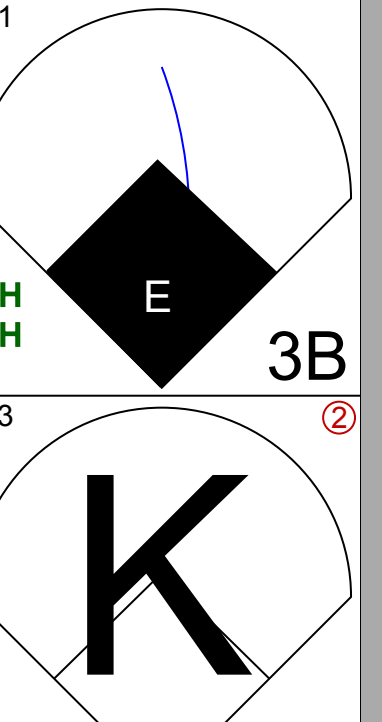
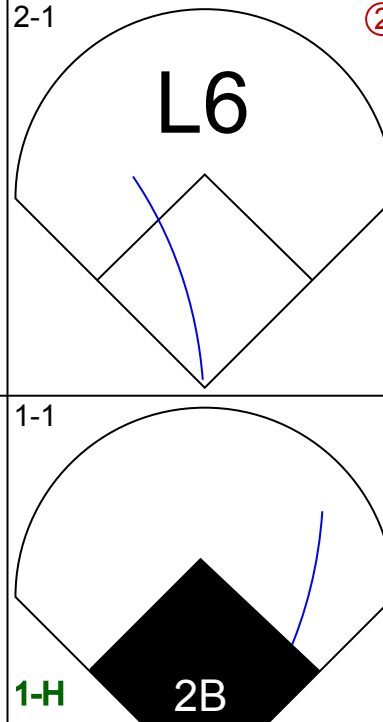
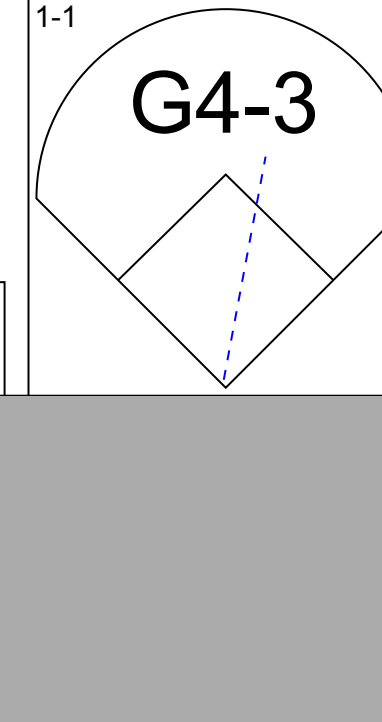
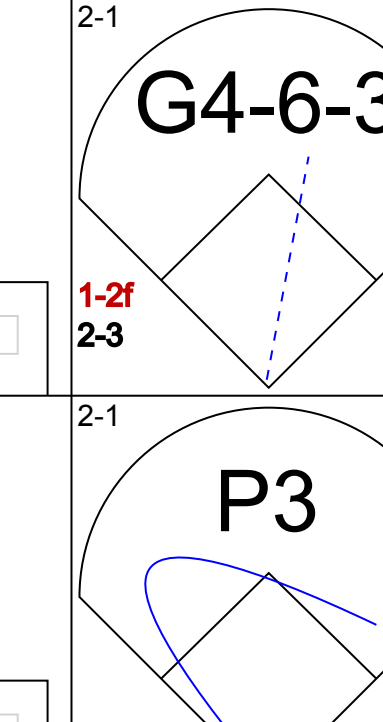
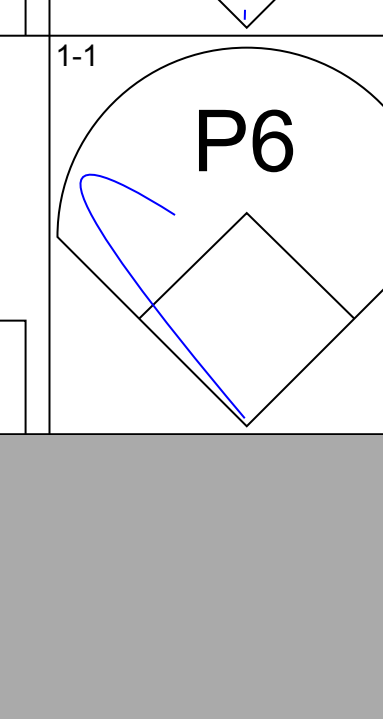
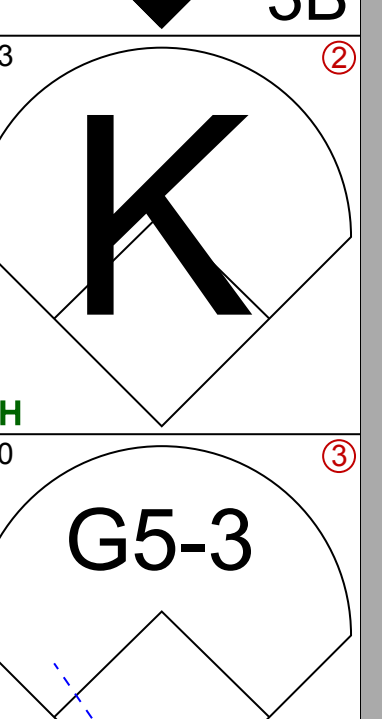
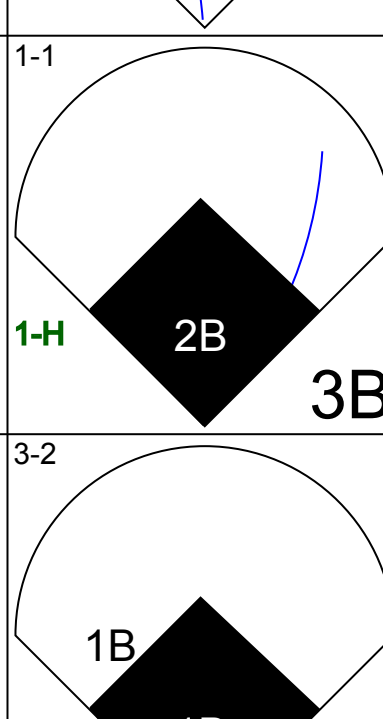
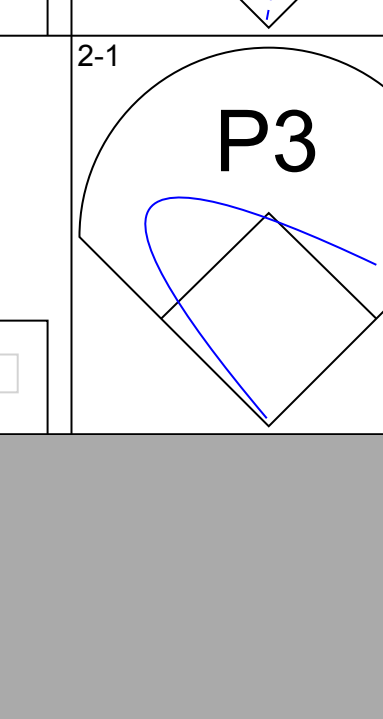
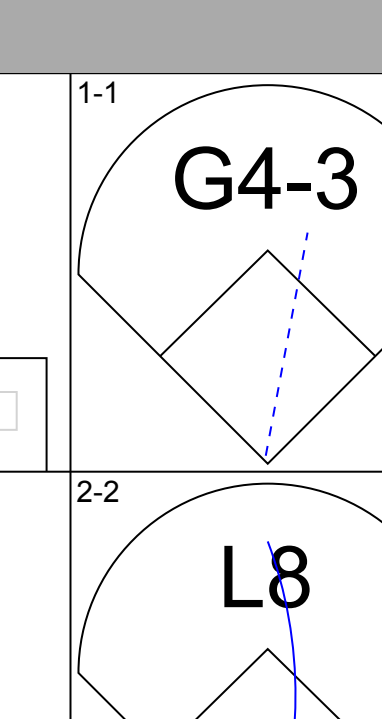
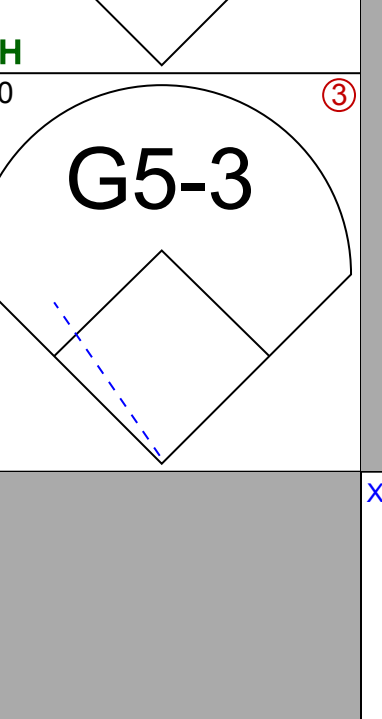
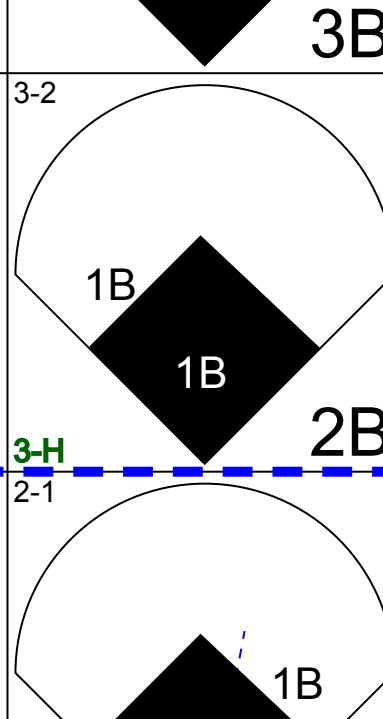
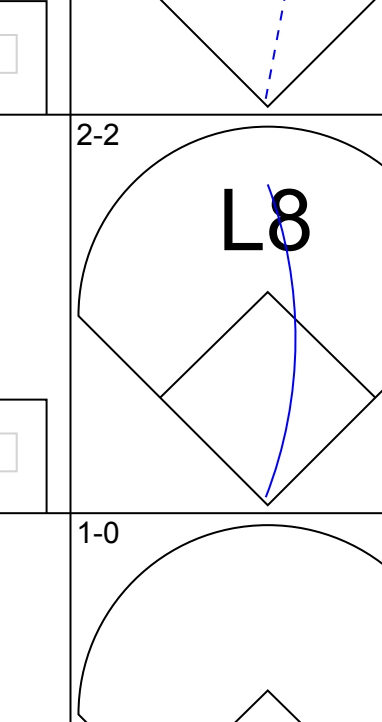
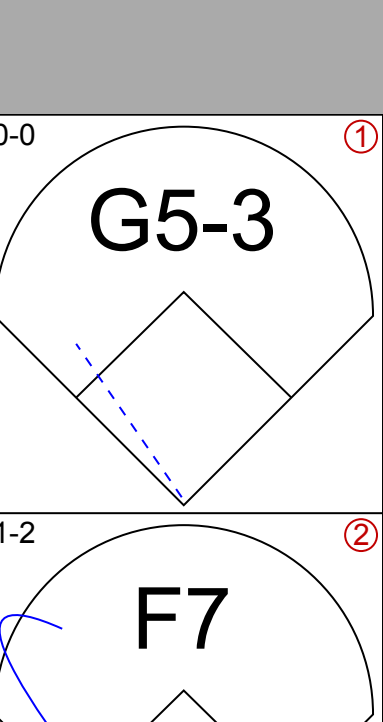
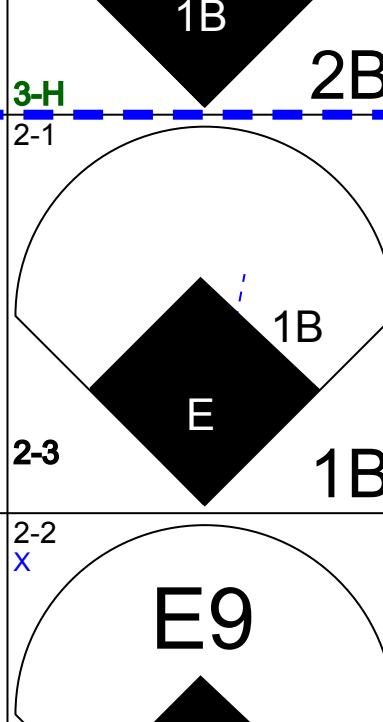
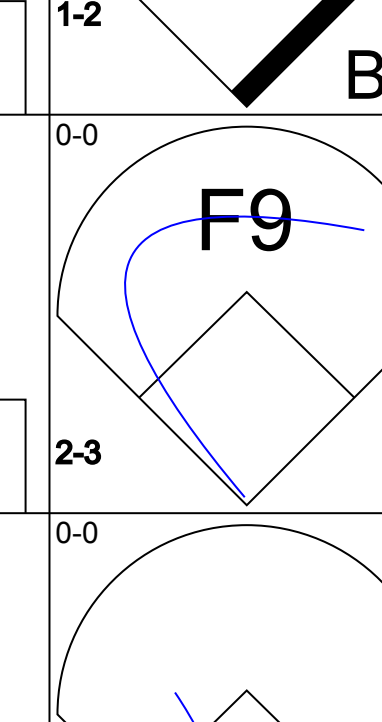
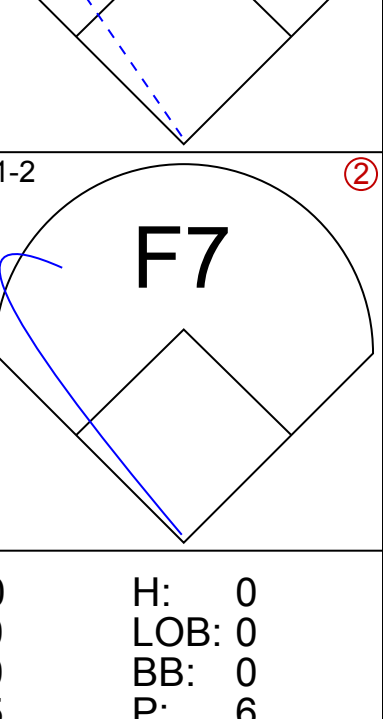
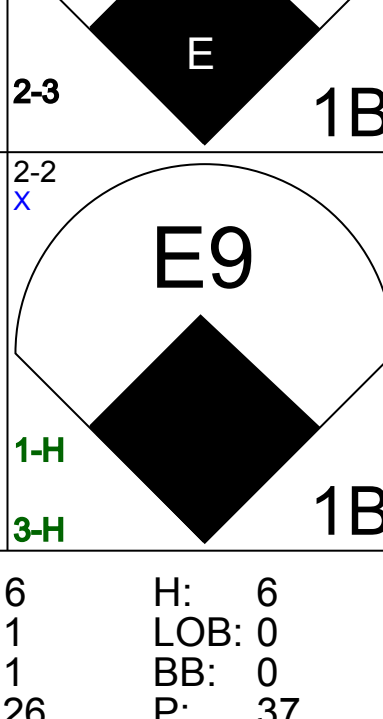
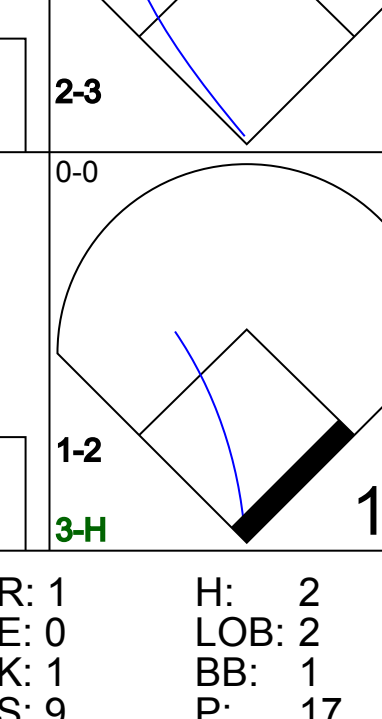
Seattle Mariners @ Kansas City Royals
Royals Stadium, Kansas City, MO
Sun Sep 15 1991, 4:33 AM EDT
Att: 20,019 - Cloudy - 84 F

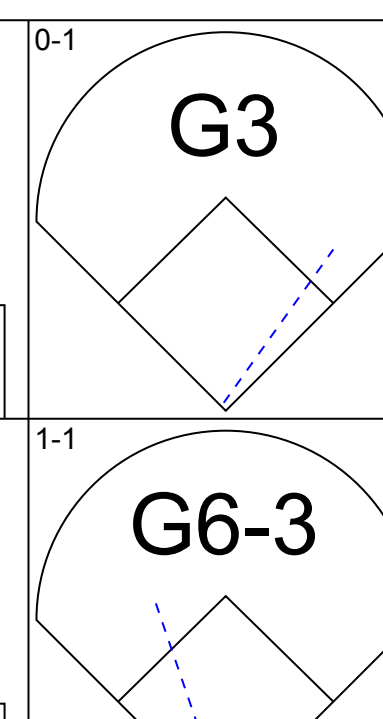
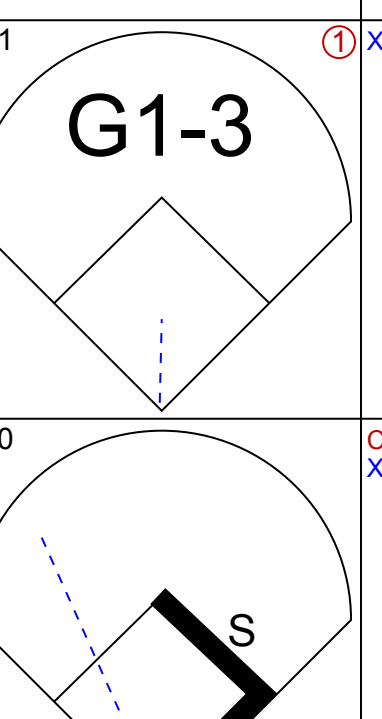
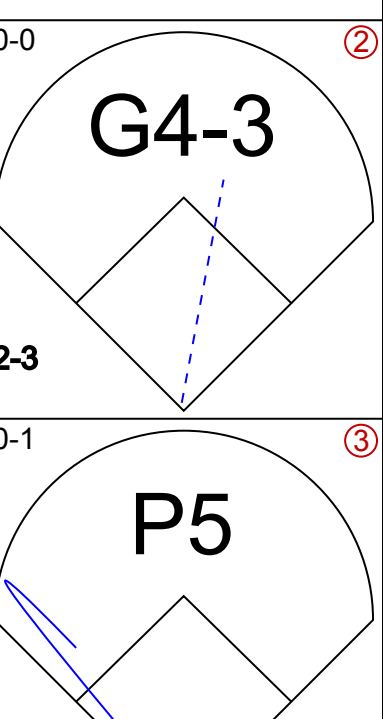

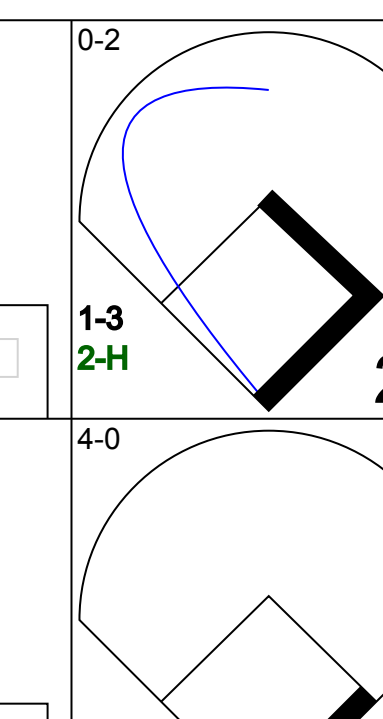
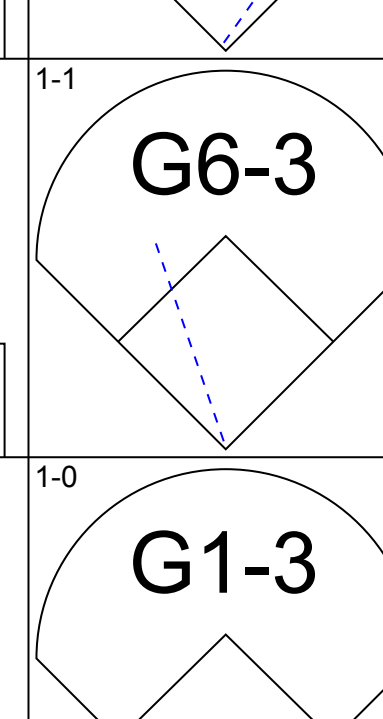
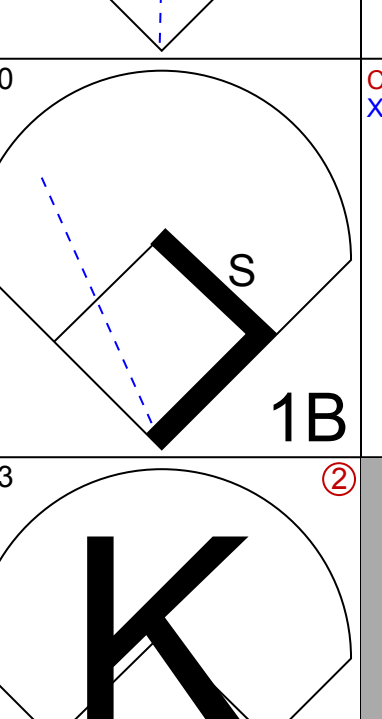
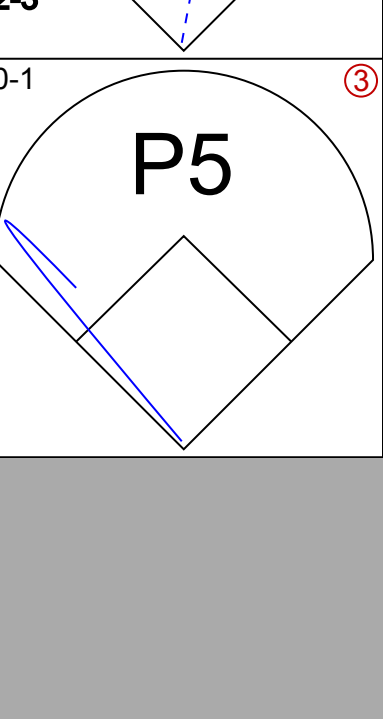
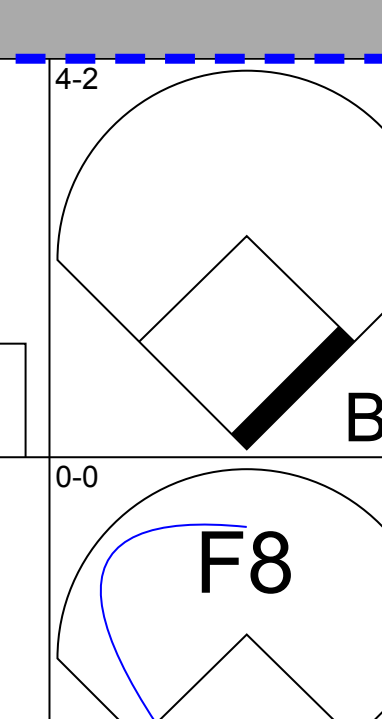
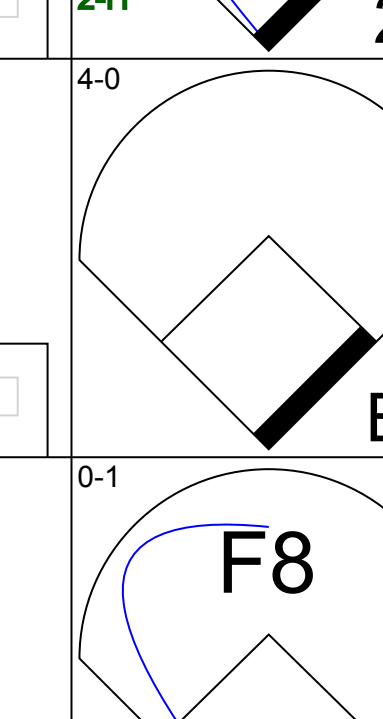
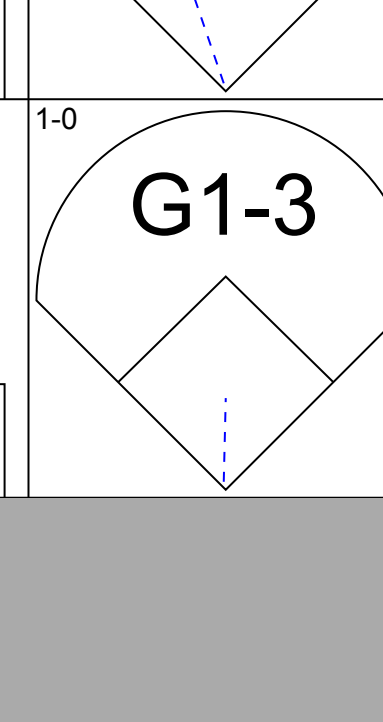
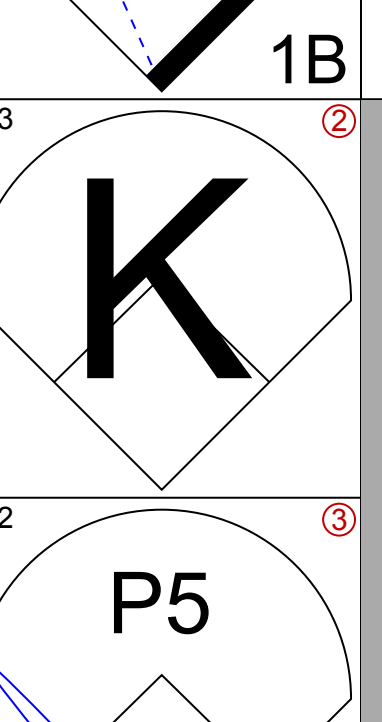
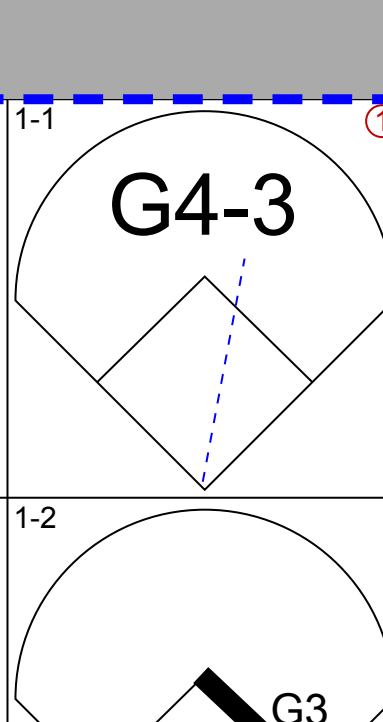
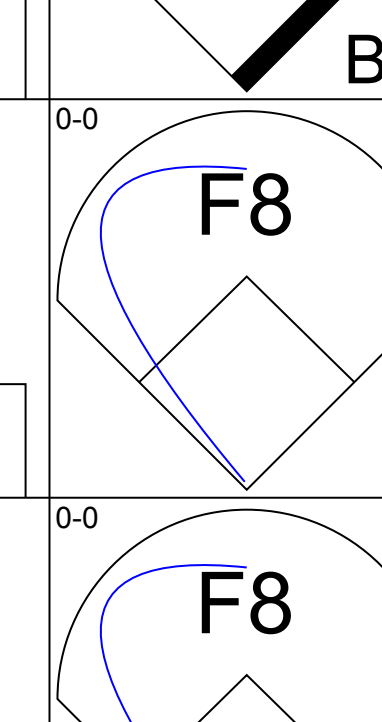
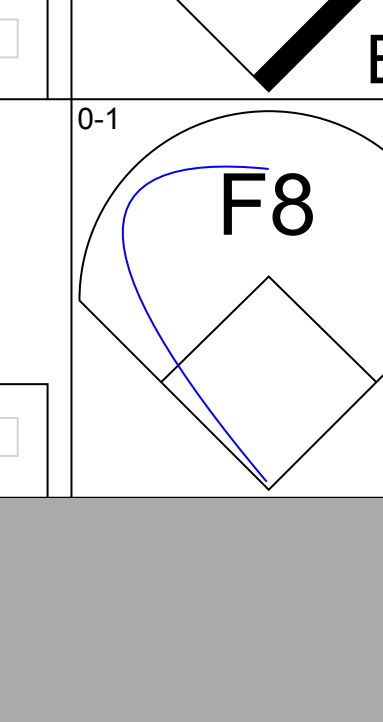
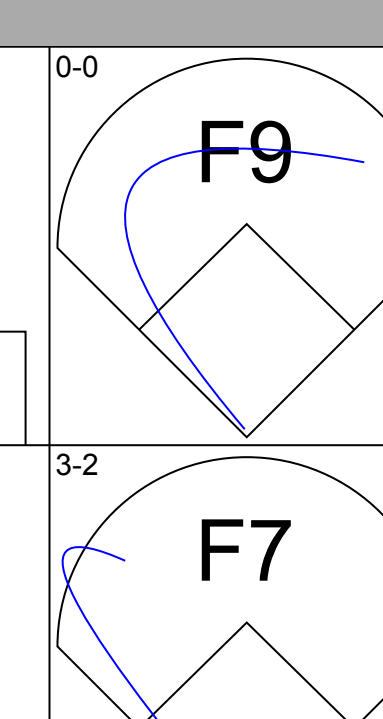
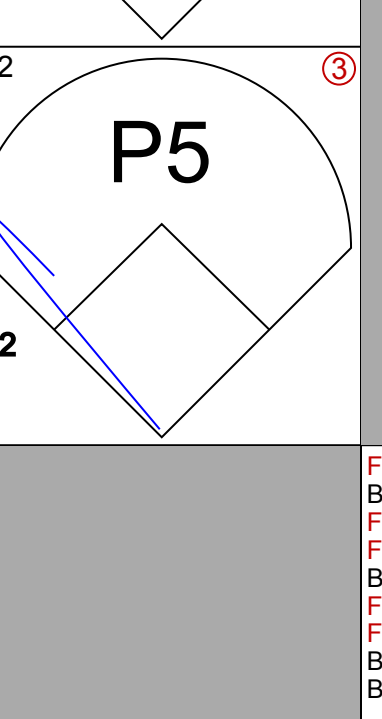
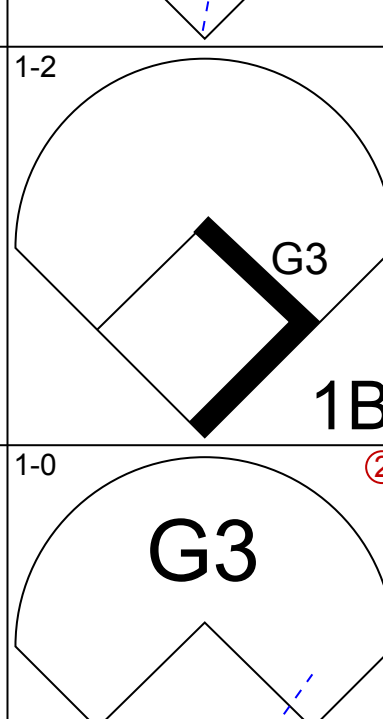
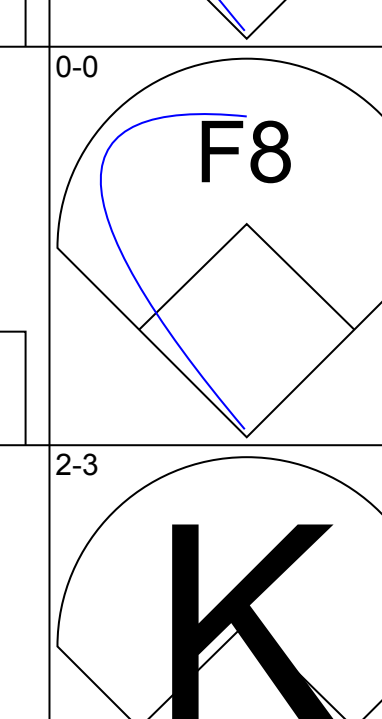
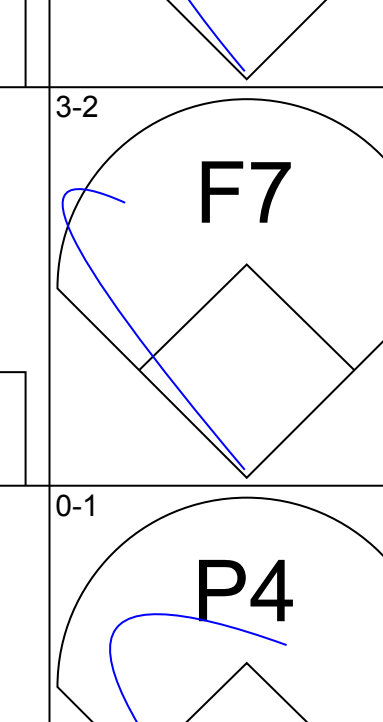
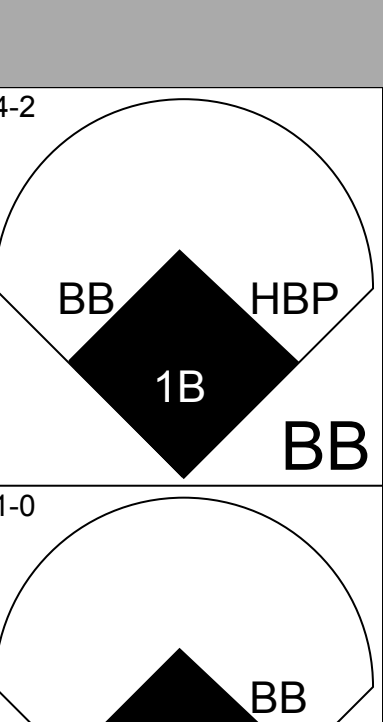
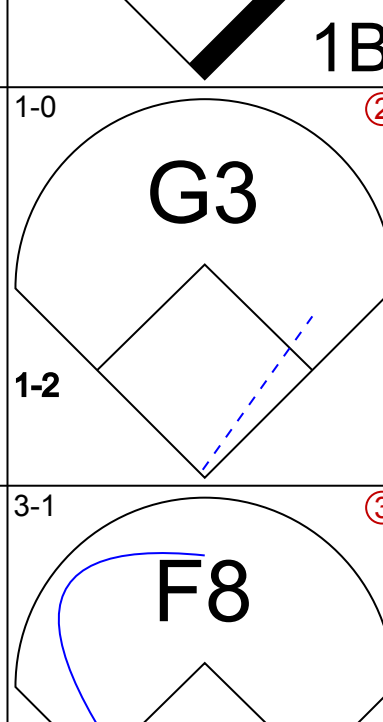

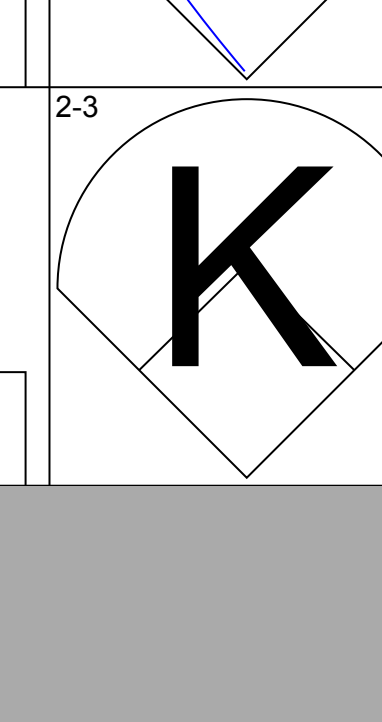
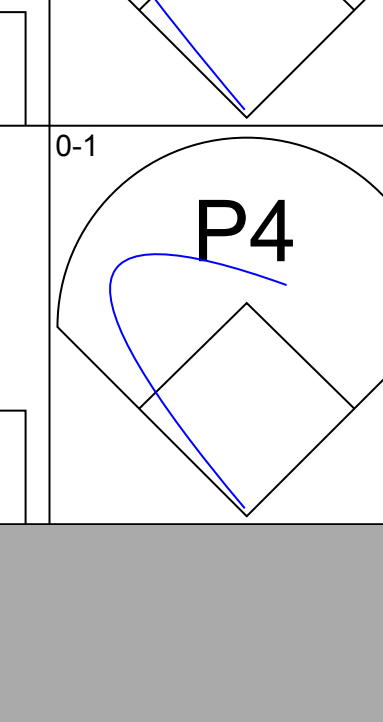
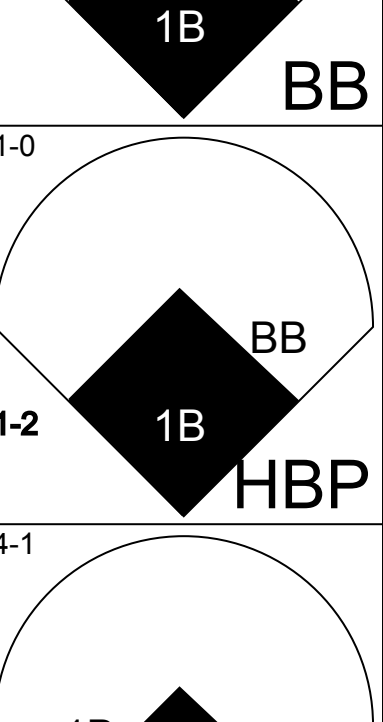
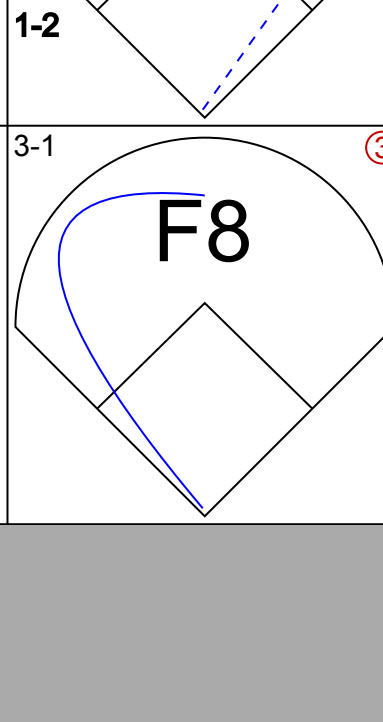
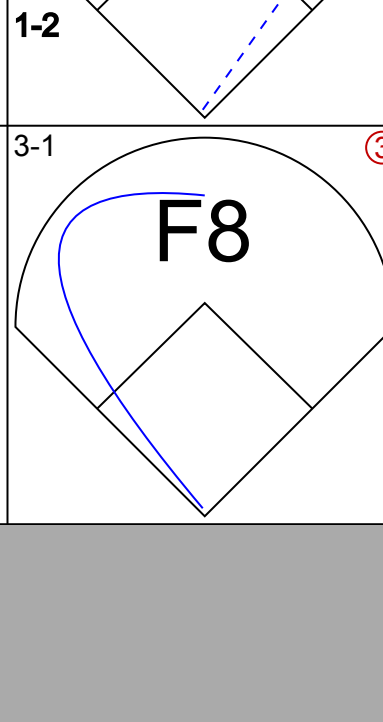
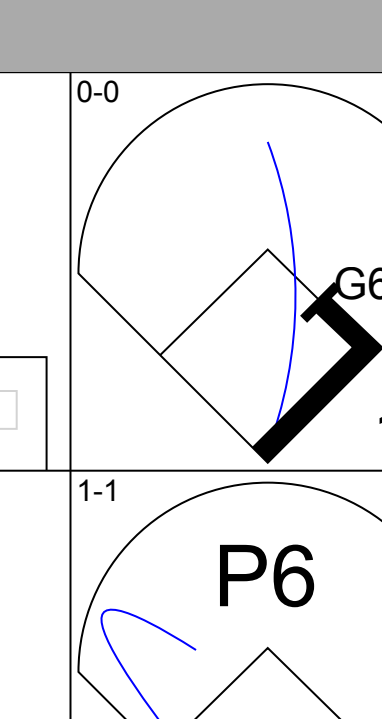
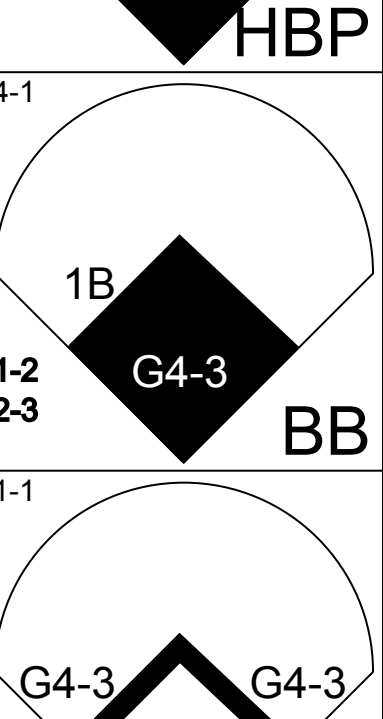

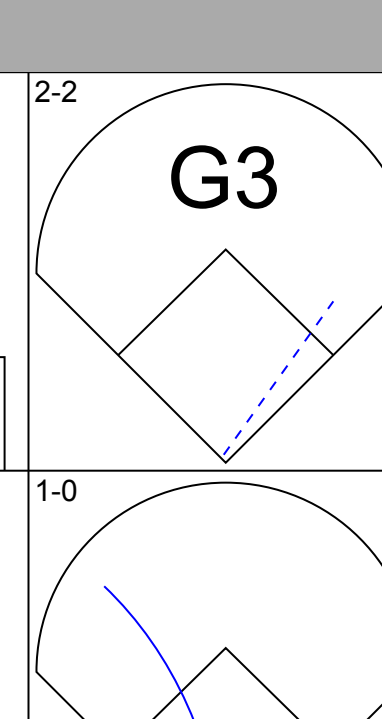
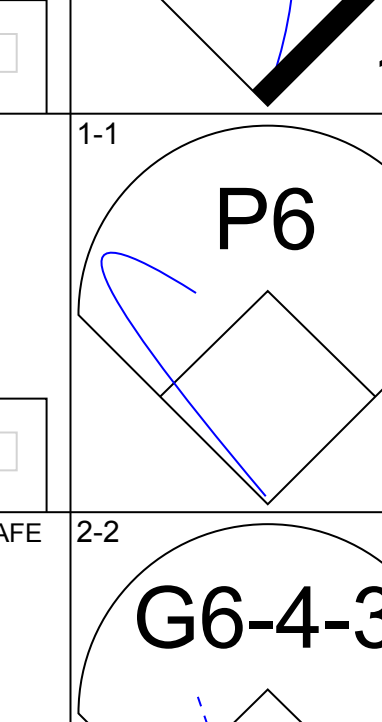
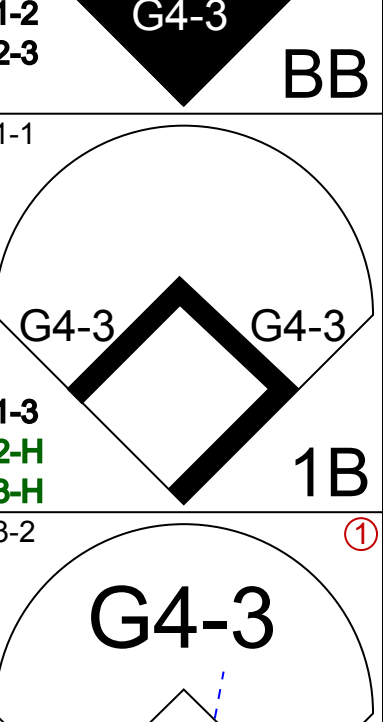

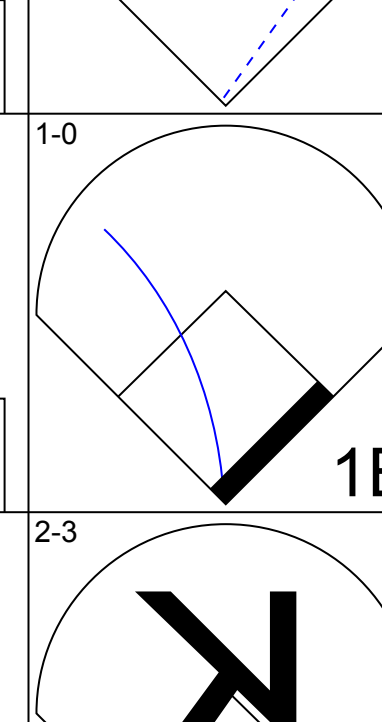
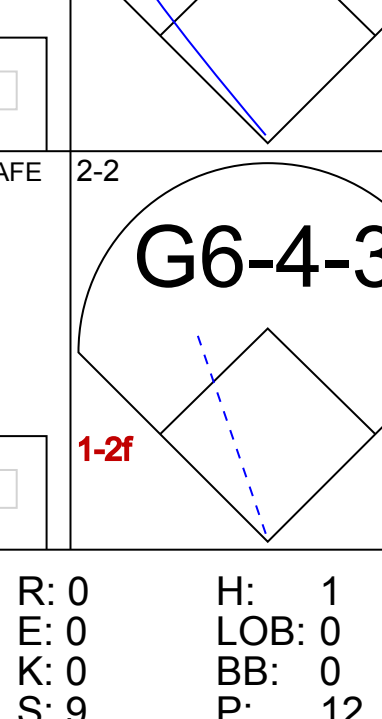
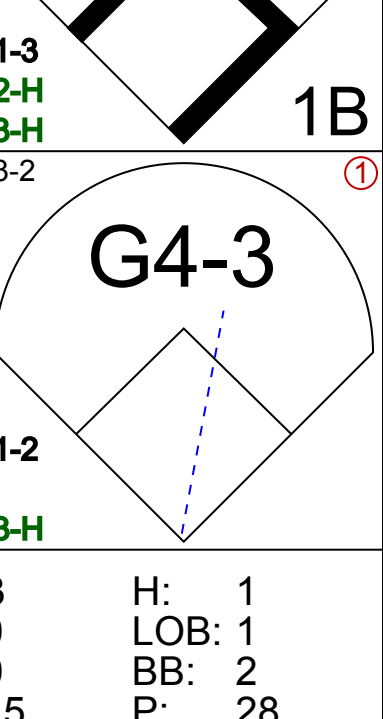
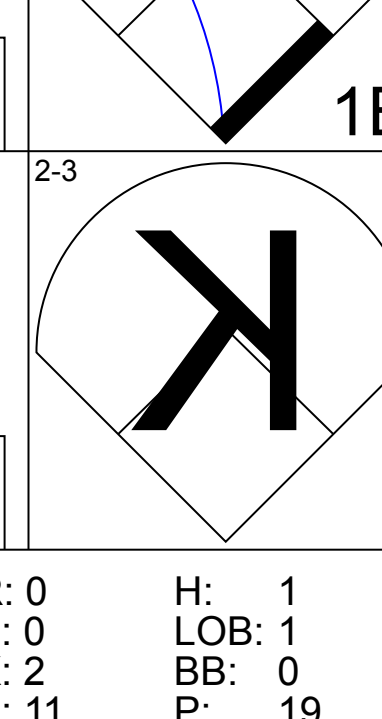
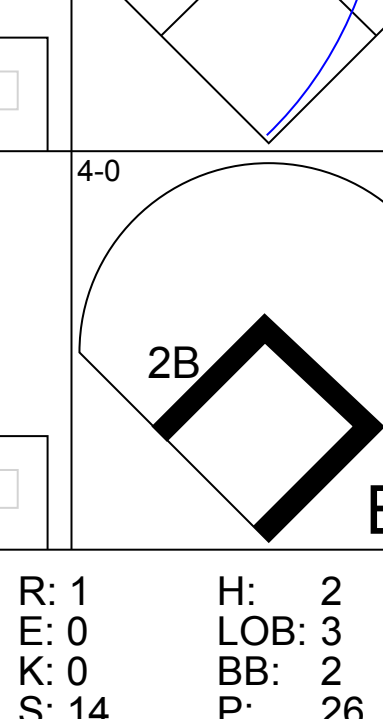
AB 34
R 7
H 12
RBI 7
BB 2
SO 4
LOB 14




Batter	1	2	3	4	5	6	7	8	9	AB	R	H	RBI	BB	SO	LOB	TOP					
Kirk Gibson, L OBP: 0.343, SLG: 0.406 Gary Thurman, R OBP: 0.309, SLG: 0.368	F7		K			F8	K		K	5	0	0	0	0	3	3	Kansas City Royals @ Minnesota Twins Hubert H. Humphrey Metrodome, Minneapolis, MN Tue Sep 17 1991, 8:05 PM EDT Att: 22,067 - Dome - 70 F livebaseballscorecards.com					
Brian McRae, S OBP: 0.292, SLG: 0.367	G5-3 1B		K			E4	G1-3		F9	5	0	1	0	0	1	1						
George Brett, L OBP: 0.323, SLG: 0.408	G5-3		G4-3			FC6-4 IBB	HR		PB 1B	4	1	2	1	1	0	1						
Danny Tartabull, R OBP: 0.391, SLG: 0.598 Jim Eisenreich, L OBP: 0.336, SLG: 0.381	G5-3					FC6-4	G5-3		PB 1B	4	0	1	0	0	0	3						
Todd Benzinger, S OBP: 0.305, SLG: 0.347						G3-6-1 1B			G5-3	4	0	1	0	1	1	3						
Bill Peotta, R OBP: 0.354, SLG: 0.403						G4-6-3 1B			G5-3	3	1	0	0	1	0	2						
Kurt Stillwell, S OBP: 0.315, SLG: 0.361						G4-6-3 1B			F8	3	1	2	1	1	0	0						
Brent Mayne, L OBP: 0.300, SLG: 0.315						F8			G1-3	4	0	1	1	0	1	3						
David Howard, S OBP: 0.270, SLG: 0.264						G4-3			1B 1B BB	2	1	0	0	2	1	2						
Inning Stats	R: 0 E: 0 K: 0 S: 4	H: 1 LOB: 1 BB: 0 P: 6	R: 0 E: 0 K: 2 S: 12	H: 1 LOB: 2 BB: 1 P: 23	R: 0 E: 0 K: 2 S: 7	H: 0 LOB: 0 BB: 0 P: 10	R: 1 E: 0 K: 0 S: 13	H: 2 LOB: 1 BB: 1 P: 25	R: 0 E: 1 K: 0 S: 8	H: 0 LOB: 2 BB: 1 P: 17	R: 1 E: 0 K: 1 S: 12	H: 2 LOB: 0 BB: 2 P: 26	R: 1 E: 0 K: 1 S: 11	H: 1 LOB: 0 BB: 0 P: 19	R: 0 E: 0 K: 0 S: 10	H: 0 LOB: 0 BB: 0 P: 13		R: 1 E: 0 K: 1 S: 16	H: 2 LOB: 2 BB: 1 P: 26	1B: 8 2B: 0 3B: 0 HR: 1	SF: 0 SAC: 0 DP: 2 HBP: 0	WP: 1 PB: 1 SB: 3 CS: 0
PITCHER	IP WLS BF H R ER SO BB IBB HBP BLK WP HR S P ERA WHIP	7.0 L 32 7 3 3 6 4 1 0 0 1 1 67 126 3.86 1.571	1.0 3 0 0 0 0 0 0 0 0 0 0 0 10 13 0.00 0.000	1.0 6 2 1 1 1 1 0 0 0 0 0 0 16 26 9.00 3.000	PITCHER										IP WLS BF H R ER SO BB IBB HBP BLK WP HR S P ERA WHIP							
Jack Morris, R ERA: 3.71											7.0 L 32 7 3 3 6 4 1 0 0 1 1 67 126 3.86 1.571											
Steve Bedrosian, R ERA: 4.21											1.0 3 0 0 0 0 0 0 0 0 0 0 0 10 13 0.00 0.000											
Mark Guthrie, L ERA: 4.57											1.0 6 2 1 1 1 1 0 0 0 0 0 0 16 26 9.00 3.000											

Batter	1	2	3	4	5	6	7	8	9	AB	R	H	RBI	BB	SO	LOB	BOTTOM					
Dan Gladden, R OBP: 0.317, SLG: 0.368	S G4-3 1B		K			F8			FC4-6 1B	4	1	1	0	0	1	1	Kansas City Royals @ Minnesota Twins Hubert H. Humphrey Metrodome, Minneapolis, MN Tue Sep 17 1991, 8:05 PM EDT Att: 22,067 - Dome - 70 F livebaseballscorecards.com					
Chuck Knoblauch, R OBP: 0.349, SLG: 0.357	G4-3					L1			1B	4	0	2	0	0	0	1						
Kirby Puckett, R OBP: 0.354, SLG: 0.467	G4-3					L4			G6-3	4	0	1	1	0	0	3						
Paul Sorrento, L OBP: 0.290, SLG: 0.464	G3					L6			FC5-4 1B	4	0	2	0	0	0	1						
Chili Davis, S OBP: 0.381, SLG: 0.511	F7					K			K	4	0	0	0	0	3	3						
Brian Harper, R OBP: 0.334, SLG: 0.452	G5-3					L4			P2	4	0	0	0	0	0	2						
Shane Mack, R OBP: 0.365, SLG: 0.543	K					G6-3			K	4	0	0	0	0	2	2						
Mike Pagliarulo, L OBP: 0.319, SLG: 0.384						G4-3			FC4-6 BB	2	0	0	0	1	1	0						
Scott Leius, R OBP: 0.377, SLG: 0.401 Randy Bush, L OBP: 0.392, SLG: 0.480 Greg Gagne, R OBP: 0.304, SLG: 0.389						K			P5	2	0	0	0	0	1	0						
Inning Stats	R: 1 E: 0 K: 0 S: 9	H: 1 LOB: 0 BB: 0 P: 15	R: 0 E: 0 K: 1 S: 12	H: 0 LOB: 0 BB: 0 P: 18	R: 0 E: 0 K: 2 S: 12	H: 0 LOB: 0 BB: 0 P: 18	R: 0 E: 0 K: 1 S: 12	H: 1 LOB: 1 BB: 0 P: 17	R: 0 E: 0 K: 1 S: 7	H: 0 LOB: 0 BB: 0 P: 10	R: 0 E: 0 K: 0 S: 5	H: 1 LOB: 1 BB: 0 P: 8	R: 0 E: 0 K: 1 S: 7	H: 1 LOB: 1 BB: 0 P: 8	R: 0 E: 0 K: 0 S: 13	H: 1 LOB: 2 BB: 1 P: 21		R: 0 E: 0 K: 2 S: 13	H: 1 LOB: 1 BB: 0 P: 24	1B: 5 2B: 1 3B: 0 HR: 0	SF: 0 SAC: 0 DP: 0 HBP: 0	WP: 0 PB: 0 SB: 1 CS: 0
PITCHER	IP WLS BF H R ER SO BB IBB HBP BLK WP HR S P ERA WHIP	7.2 W 29 5 1 1 6 1 0 0 0 0 0 1 11 1.17 0.783	0.1 1 0 0 0 0 0 0 0 0 0 0 0 1 1 0.00 0.000	1.0 S 4 1 0 0 2 0 0 0 0 0 0 13 24 0.00 1.000	PITCHER										IP WLS BF H R ER SO BB IBB HBP BLK WP HR S P ERA WHIP							
Bret Saberhagen, R ERA: 3.15											7.2 W 29 5 1 1 6 1 0 0 0 0 0 1 11 1.17 0.783											
Tom Gordon, R ERA: 3.64											0.1 1 0 0 0 0 0 0 0 0 0 0 0 1 1 0.00 0.000											
Jeff Montgomery, R ERA: 3.04											1.0 S 4 1 0 0 2 0 0 0 0 0 0 13 24 0.00 1.000											


Batter	1	2	3	4	5	6	7	8	9	AB	R	H	RBI	BB	SO	LOB	TOP						
Brian McRae, S (1, 8) OBP: 0.290, SLG: 0.364 Bobby Moore, R (8, 8)										5	0	0	0	0	3	3	Kansas City Royals @ Minnesota Twins Hubert H. Humphrey Metrodome, Minneapolis, MN Wed Sep 18, 1991, 4:33 AM EDT Att: 21,726 - Dome - 70 F						
Kurt Stillwell, S (1, 6) OBP: 0.317, SLG: 0.364										5	1	2	0	0	0	2							
George Brett, L (1, 10) Stu Cole, R (9, PR) OBP: 0.600, SLG: 0.333										4	1	2	0	0	1	0							
Danny Tartabull, R (1, 9) OBP: 0.394, SLG: 0.598 Gary Thurman, R (7, PR) OBP: 0.313, SLG: 0.373 (7, 9)										2	2	1	1	2	1	0							
Jim Eisenreich, L (1, 7) OBP: 0.334, SLG: 0.385										5	1	1	2	0	0	4							
Todd Benzinger, S (1, 3) OBP: 0.307, SLG: 0.353										5	2	2	1	0	1	2							
Bill Pecota, R (1, 5) Sean Berry, R (9, 5) OBP: 0.150, SLG: 0.154										3	1	1	1	1	0	0							
David Howard, S (1, 4) OBP: 0.269, SLG: 0.264										4	1	1	0	0	0	2							
Jorge Pedre, R (1, 2) OBP: 0.533, SLG: 0.667 Mike Macfarlane, R (8, PH) OBP: 0.326, SLG: 0.512 Tim Spehr, R (8, PR) OBP: 0.269, SLG: 0.246 (8, 2)										3	1	2	1	0	0	0							
Inning Stats	R: 0 E: 0 K: 2 S: 10	H: 0 LOB: 0 BB: 0 P: 17	R: 0 E: 0 K: 1 S: 6	H: 0 LOB: 0 BB: 0 P: 8	R: 0 E: 0 K: 0 S: 8	H: 1 LOB: 1 BB: 0 P: 12	R: 3 E: 1 K: 1 S: 14	H: 3 LOB: 0 BB: 1 P: 23	R: 0 E: 0 K: 0 S: 5	H: 0 LOB: 0 BB: 0 P: 6	R: 6 E: 1 K: 1 S: 26	H: 6 LOB: 0 BB: 0 P: 37	R: 0 E: 0 K: 0 S: 9	H: 0 LOB: 1 BB: 0 P: 17	R: 1 E: 0 K: 1 S: 9	H: 2 LOB: 2 BB: 1 P: 17		R: 0 E: 0 K: 0 S: 11	H: 2 LOB: 2 BB: 0 P: 20	1B: 9 2B: 3 3B: 2 HR: 0	SF: 0 SAC: 1 DP: 1 HBP: 0	WP: 0 PB: 0 SB: 0 CS: 1	PA: 42
PITCHER	IP	WLS	BF	H	R	ER	SO	BB	IBB	HBP	BLK	WP	HR	S	P	ERA	WHIP						
Scott Erickson, R (1, 1) ERA: 3.34	5.2	L	25	8	7	6	4	1	0	0	0	0	0	55	84	9.53	1.588						
Carl Willis, R (6, 1) ERA: 2.34	0.1		3	2	2	0	1	0	0	0	0	0	0	14	19	0.00	6.000						
Willie Banks, R (7, 1) ERA: 5.71	3.0		14	4	1	1	1	2	0	0	0	0	0	29	54	3.00	2.000						

Batter	1	2	3	4	5	6	7	8	9	AB	R	H	RBI	BB	SO	LOB	BOTTOM						
Greg Gagne, R (1, 6) OBP: 0.303, SLG: 0.389										5	0	1	1	0	1	2	Kansas City Royals @ Minnesota Twins Hubert H. Humphrey Metrodome, Minneapolis, MN Wed Sep 18, 1991, 4:33 AM EDT Att: 21,726 - Dome - 70 F						
Chuck Knoblauch, R (1, 4) OBP: 0.351, SLG: 0.357										3	0	1	0	2	0	1							
Kirby Puckett, R (1, 8) OBP: 0.351, SLG: 0.463										5	0	0	0	0	1	5							
Kent Hrbek, L (1, 3) OBP: 0.369, SLG: 0.451										4	0	1	0	0	0	2							
Chili Davis, S (1, 10) OBP: 0.380, SLG: 0.508										3	1	0	0	1	1	2							
Shane Mack, R (1, 7) OBP: 0.364, SLG: 0.538										3	1	0	0	0	0	1							
Gene Larkin, S (1, 9) OBP: 0.366, SLG: 0.370										3	2	2	0	1	0	0							
Mike Pagliarulo, L (1, 5) OBP: 0.322, SLG: 0.387 Pedro Munoz, R (9, PH) OBP: 0.318, SLG: 0.455										3	0	2	2	0	0	1							
Junior Ortiz, R (1, 2) OBP: 0.305, SLG: 0.278 Lenny Webster, R (7, 2) OBP: 0.462, SLG: 0.626										2	0	0	1	0	0	2							
Inning Stats	R: 0 E: 0 K: 0 S: 5	H: 0 LOB: 0 BB: 0 P: 7	R: 0 E: 0 K: 0 S: 6	H: 0 LOB: 0 BB: 0 P: 9	R: 0 E: 0 K: 1 S: 9	H: 1 LOB: 0 BB: 0 P: 12	R: 0 E: 0 K: 1 S: 10	H: 1 LOB: 1 BB: 0 P: 14	R: 3 E: 0 K: 0 S: 15	H: 1 LOB: 1 BB: 2 P: 28	R: 0 E: 0 K: 0 S: 8	H: 1 LOB: 1 BB: 0 P: 14	R: 0 E: 0 K: 2 S: 11	H: 1 LOB: 1 BB: 0 P: 19	R: 1 E: 0 K: 0 S: 9	H: 2 LOB: 3 BB: 2 P: 15		R: 0 E: 0 K: 0 S: 14	H: 2 LOB: 2 BB: 2 P: 26	1B: 5 2B: 2 3B: 0 HR: 0	SF: 0 SAC: 0 DP: 1 HBP: 1	WP: 0 PB: 0 SB: 1 CS: 0	PA: 39
PITCHER	IP	WLS	BF	H	R	ER	SO	BB	IBB	HBP	BLK	WP	HR	S	P	ERA	WHIP						
Luis Aquino, R (1, 1) ERA: 3.08	5.0	W	20	3	3	3	3	2	0	1	0	0	0	45	70	5.40	1.000						
Tom Gordon, R (6, 1) ERA: 3.59	2.0		8	2	0	0	2	0	0	0	0	0	0	19	33	0.00	1.000						
Joel Johnston, R (8, 1) ERA:	1.0		4	0	0	0	1	1	0	0	0	0	0	9	15	0.00	1.000						
Mike Magnante, L (9, 1) ERA: 2.25	1.0		7	2	1	1	0	2	0	0	0	0	0	14	26	9.00	4.000						

AB 38
R 10
H 14
RBI 7
BB 3
SO 6
LOB 13



AB 33
R 4
H 7
RBI 4
BB 5
SO 4
LOB 18



Batter	1	2	3	4	5	6	7	8	9	AB	R	H	RBI	BB	SO	LOB	TOP								
Gary Thurman, R OBP: 0.319, SLG: 0.378 Kirk Gibson, L OBP: 0.344, SLG: 0.406	0-0 L4-3 1B			2-0 G3		1-2 SF8 1B	4-2 BB			3	1	2	0	0	0	0									
Brian McRae, S OBP: 0.290, SLG: 0.365	0-0 P2		2-1 G6-3		2-1 SF8 1B	2-3 K2-3				4	1	1	0	0	1	3									
George Brett, L OBP: 0.324, SLG: 0.410	1-0 L4-3 1-2		1-2 HR 1B		1-1 SF8			0-0 L7		3	1	1	1	0	0	1									
Danny Tartabull, R OBP: 0.397, SLG: 0.606		3-0 F9		1-2 HR		2-2 1B		2-2 G1-6-3 1B		4	1	3	3	0	0	0									
Todd Benzinger, S OBP: 0.304, SLG: 0.349		2-1 F9		2-2 G6-3		3-H F7		1-0 G1-6-3		4	0	0	0	0	0	2									
Bill Pecota, R OBP: 0.352, SLG: 0.401		3-1 F8		2-2 G4-3		3-2 F9		1-1 L8		4	0	0	0	0	0	1									
Kurt Stillwell, S OBP: 0.313, SLG: 0.360			1-0 F9		2-1 G6-3		1-1 L3		1-3 K	4	0	0	0	0	1	0									
David Howard, S OBP: 0.267, SLG: 0.261 Terry Shumpert, R OBP: 0.293, SLG: 0.339 Jim Eisenreich, L OBP: 0.333, SLG: 0.383			2-2 F8		1-3 K		3-2 FC4-6 1B		1-1 G3	2	0	0	0	0	1	0									
Tim Spehr, R OBP: 0.275, SLG: 0.305 Dave Clark, L OBP: 0.300, SLG: 0.315			1-3 K2-3			0-0 HR		2-0 FC4-6 BB		2	1	1	1	0	1	0									
Inning Stats	R: 0 E: 0 K: 0 S: 3	H: 1 LOB: 0 BB: 0 P: 4	R: 0 E: 0 K: 0 S: 5	H: 0 LOB: 0 BB: 0 P: 13	R: 0 E: 0 K: 1 S: 8	H: 0 LOB: 0 BB: 0 P: 12	R: 2 E: 0 K: 0 S: 14	H: 2 LOB: 0 BB: 0 P: 22	R: 0 E: 0 K: 1 S: 8	H: 0 LOB: 0 BB: 0 P: 13	R: 3 E: 0 K: 0 S: 16	H: 4 LOB: 1 BB: 1 P: 26	R: 0 E: 0 K: 1 S: 11	H: 1 LOB: 2 BB: 1 P: 23	R: 0 E: 0 K: 0 S: 5	H: 1 LOB: 0 BB: 0 P: 8	R: 0 E: 0 K: 1 S: 7	H: 0 LOB: 0 BB: 0 P: 10	1B: 6 2B: 2 3B: 0 HR: 2	SF: 1 SAC: 0 DP: 2 HBP: 0	WP: 0 PB: 0 SB: 0 CS: 0	PA: 35			
PITCHER	IP	WLS	BF	H	R	ER	SO	BB	IBB	HBP	BLK	WP	HR	S	P	ERA	WHIP								
Bill Krueger, L ERA: 3.83	5.1		22	7	5	5	2	0	0	0	0	0	2	49	81	8.44	1.312								
Dave Burba, R ERA: 3.75	1.2	W	7	1	0	0	1	1	0	0	0	0	0	16	32	0.00	1.200								
Bill Swift, R ERA: 2.17	2.0	S	6	1	0	0	1	0	0	0	0	0	0	12	18	0.00	0.500								

Kansas City Royals @ Seattle Mariners
The Kingdome, Seattle, WA
Thu Sep 19 1991, 10:05 PM EDT
Att: 26,265 - Dome - 70 F

AB 33
R 5
H 9
RBI 5
BB 1
SO 4
LOB 8



Batter	1	2	3	4	5	6	7	8	9	AB	R	H	RBI	BB	SO	LOB	BOTTOM								
Edgar Martinez, R OBP: 0.411, SLG: 0.458 Jeff Schaefer, R OBP: 0.281, SLG: 0.336	4-0 F8 G4-3 BB		1-2 WP 2B 1B	1-3 K		4-0 HR BB		3-2 2B 1B		3	2	2	0	2	1	0									
Harold Reynolds, S OBP: 0.335, SLG: 0.349	1-2 G4-3		0-0 L7		2-1 F8	2-3 K		2-2 2B		5	1	1	0	0	1	5									
Ken Griffey Jr., L OBP: 0.404, SLG: 0.543	4-0 BB		1-2 P5		1-0 1B	0-0 HR		4-0 2B IBB		3	2	2	4	2	0	1									
Alvin Davis, L OBP: 0.306, SLG: 0.352	1-0 F8		1-0 BB 2B		3-0 F8	3-0 FC3-6 BB		1-2 2B		4	0	2	4	1	0	3									
Tino Martinez, L OBP: 0.273, SLG: 0.276	1-0 P6		4-1 BB BB		2-3 K2-3	2-0 FC3-6		3-3 K		4	0	0	0	1	2	6									
Jay Buhner, R OBP: 0.335, SLG: 0.497		2-3 K	4-2 BB			0-0 1B		0-0 1B		4	1	2	0	1	1	1									
Greg Briley, L OBP: 0.296, SLG: 0.320		1-2 G6-3 1B	2-2 P5			0-0 2B 1B		1-2 F7		5	1	2	0	0	1	5									
Dave Valle, R OBP: 0.278, SLG: 0.291		2-1 G6-3		0-1 G5-3		1-1 HR 2B		2-1 F8		5	1	1	2	0	0	3									
Omar Vizquel, S OBP: 0.300, SLG: 0.296		1-0 G4-3		2-3 K		0-0 BB HR 1B		2-1 G5-3		4	1	1	0	0	1	1									
Inning Stats	R: 0 E: 0 K: 0 S: 5	H: 0 LOB: 2 BB: 2 P: 16	R: 0 E: 0 K: 1 S: 11	H: 1 LOB: 0 BB: 0 P: 16	R: 1 E: 0 K: 0 S: 14	H: 2 LOB: 3 BB: 2 P: 27	R: 0 E: 0 K: 2 S: 9	H: 0 LOB: 0 BB: 0 P: 12	R: 0 E: 0 K: 1 S: 8	H: 1 LOB: 1 BB: 0 P: 15	R: 6 E: 0 K: 1 S: 17	H: 5 LOB: 1 BB: 2 P: 35	R: 0 E: 0 K: 1 S: 7	H: 0 LOB: 0 BB: 0 P: 9	R: 3 E: 0 K: 1 S: 20	H: 4 LOB: 2 BB: 1 P: 36	1B: 8 2B: 4 3B: 0 HR: 1	SF: 0 SAC: 0 DP: 0 HBP: 0	WP: 1 PB: 0 SB: 0 CS: 0	PA: 44					
PITCHER	IP	WLS	BF	H	R	ER	SO	BB	IBB	HBP	BLK	WP	HR	S	P	ERA	WHIP								
Kevin Appier, R ERA: 3.38	5.0		27	8	5	5	4	4	0	0	0	0	1	6	12	54.00	6.000								
Tom Gordon, R ERA: 3.7	0.1	L	3	1	2	2	1	1	0	0	0	0	0	12	22	0.00	0.600								
Mike Magnante, L ERA: 2.17	1.2		6	0	0	0	1	1	0	0	0	0	0	18	32	40.50	6.000								
Storm Davis, R ERA: 4.94	0.2		7	4	3	3	1	0	1	0	0	0	0	2	4	0.00	0.000								
Steve Crawford, R ERA: 6.81	0.1		1	0	0	0	0	0	0	0	0	0	0	2	4	0.00	0.000								

Kansas City Royals @ Seattle Mariners
The Kingdome, Seattle, WA
Thu Sep 19 1991, 10:05 PM EDT
Att: 26,265 - Dome - 70 F

AB 37
R 10
H 13
RBI 10
BB 7
SO 7
LOB 25



Batter	1	2	3	4	5	6	7	8	9	AB	R	H	RBI	BB	SO	LOB	TOP																					
Kirk Gibson, L OBP: 0.345, SLG: 0.405 Gary Thurman, R OBP: 0.319, SLG: 0.378	F7		2B			G4-3		1B		3	1	1	0	1	0	0	Kansas City Royals @ Seattle Mariners The Kingdome, Seattle, WA Fri Sep 20 1991, 10:05 PM EDT Att: 14,141 - Dome - 70 F																					
Brian McRae, S OBP: 0.289, SLG: 0.366	L7		2B			F9		F9		4	0	1	2	0	0	1																						
George Brett, L OBP: 0.323, SLG: 0.411	F8		L8			G4-3			1B	4	1	1	0	0	0	1																						
Danny Tartabull, R OBP: 0.396, SLG: 0.603		F8		P2			1B		F8	4	0	1	0	0	0	1																						
Todd Benzinger, S OBP: 0.303, SLG: 0.348		G3		CS			F8		P4	4	0	1	0	0	0	2																						
Bill Peotta, R OBP: 0.351, SLG: 0.399		K		P4			P4			4	0	1	1	0	1	2																						
Kurt Stillwell, S OBP: 0.310, SLG: 0.355			G1-3	CS		F7		L8		4	0	0	0	0	0	2																						
Brent Mayne, L OBP: 0.301, SLG: 0.312			WP	WP		G3-1		G3-1		2	1	0	0	1	0	0																						
Terry Shumpert, R OBP: 0.291, SLG: 0.336			F7			F8		F8		3	0	0	0	0	0	1																						
Inning Stats	R: 0 E: 0 K: 0 S: 9	H: 0 LOB: 0 BB: 0 P: 16	R: 0 E: 0 K: 1 S: 9	H: 0 LOB: 0 BB: 0 P: 15	R: 2 E: 0 K: 0 S: 11	H: 1 LOB: 1 BB: 2 P: 24	R: 0 E: 0 K: 0 S: 6	H: 1 LOB: 0 BB: 0 P: 11	R: 0 E: 0 K: 0 S: 7	H: 0 LOB: 0 BB: 0 P: 9	R: 0 E: 0 K: 0 S: 4	H: 0 LOB: 0 BB: 0 P: 7	R: 0 E: 0 K: 0 S: 11	H: 1 LOB: 1 BB: 0 P: 15	R: 0 E: 0 K: 0 S: 5	H: 1 LOB: 1 BB: 0 P: 8	R: 1 E: 0 K: 0 S: 9	H: 2 LOB: 1 BB: 0 P: 13	1B: 4 2B: 2 3B: 0 HR: 0	SF: 0 SAC: 0 DP: 0 HBP: 0	WP: 2 PB: 0 SB: 0 CS: 1	PA: 35																
PITCHER	IP	WLS	BF	H	R	ER	SO	BB	IBB	HBP	BLK	WP	HR	S	P	ERA	WHIP	PITCHER				IP	WLS	BF	H	R	ER	SO	BB	IBB	HBP	BLK	WP	HR	S	P	ERA	WHIP
Rich DeLucia, R ERA: 4.82	(1, 1)	8.0	L	29	4	2	2	1	2	0	0	0	0	62	105	2.25	0.750																					
Gene Harris, R ERA: 6.14	(9, 1)	1.0		5	2	1	1	0	0	0	0	0	0	9	13	9.00	2.000																					

Batter	1	2	3	4	5	6	7	8	9	AB	R	H	RBI	BB	SO	LOB	BOTTOM																					
Edgar Martinez, R OBP: 0.410, SLG: 0.455	G5-3		G5-4-3			F9		BB		3	0	0	0	1	0	2	Kansas City Royals @ Seattle Mariners The Kingdome, Seattle, WA Fri Sep 20 1991, 10:05 PM EDT Att: 14,141 - Dome - 70 F																					
Harold Reynolds, S OBP: 0.335, SLG: 0.347	G3			G3		L8		BB		3	0	0	0	1	0	0																						
Ken Griffey Jr., L OBP: 0.403, SLG: 0.541	G3			L4-3		L8		K		4	0	1	0	0	1	2																						
Alvin Davis, L OBP: 0.308, SLG: 0.350 Rich Amaral, R (9, PR)	F9			L4-3		L8		BB		2	0	0	0	2	0	1																						
Tino Martinez, L OBP: 0.275, SLG: 0.278 Alonzo Powell, R OBP: 0.248, SLG: 0.326 (7, PR) (8, 3)	G4-3				F9		BB		G6-4-3	3	0	1	0	0	0	0																						
Scott Bradley, L OBP: 0.275, SLG: 0.237 (9, FH)					F9		BB		F7	0	0	0	0	0	0	0																						
Jay Buhner, R OBP: 0.334, SLG: 0.493 (1, 9)	K					P4			G6-4-3	1	0	0	0	0	0	1																						
Greg Briley, L OBP: 0.296, SLG: 0.319 (1, 7)			G4-3			K				2	0	0	0	1	1	2																						
Dave Valle, R OBP: 0.279, SLG: 0.290 Dave Cochrane, S OBP: 0.275, SLG: 0.342 (8, FH) (9, 2)			G5-4-3			G6-4-3		F7		1	0	0	0	1	0	2																						
Omar Vizquel, S OBP: 0.301, SLG: 0.296 (1, 6)								G3		3	0	1	0	0	0	0																						
Inning Stats	R: 0 E: 0 K: 0 S: 5	H: 0 LOB: 0 BB: 0 P: 10	R: 0 E: 0 K: 1 S: 6	H: 0 LOB: 0 BB: 0 P: 11	R: 0 E: 0 K: 0 S: 13	H: 1 LOB: 1 BB: 1 P: 21	R: 0 E: 0 K: 0 S: 8	H: 1 LOB: 0 BB: 0 P: 11	R: 0 E: 0 K: 0 S: 3	H: 0 LOB: 0 BB: 2 P: 14	R: 0 E: 0 K: 0 S: 6	H: 0 LOB: 0 BB: 0 P: 8	R: 0 E: 0 K: 1 S: 11	H: 1 LOB: 2 BB: 1 P: 22	R: 0 E: 0 K: 1 S: 8	H: 0 LOB: 2 BB: 2 P: 20	R: 0 E: 0 K: 0 S: 8	H: 0 LOB: 1 BB: 1 P: 17	1B: 3 2B: 1 3B: 0 HR: 0	SF: 0 SAC: 0 DP: 4 HBP: 0	WP: 0 PB: 0 SB: 0 CS: 0	PA: 33																
PITCHER	IP	WLS	BF	H	R	ER	SO	BB	IBB	HBP	BLK	WP	HR	S	P	ERA	WHIP	PITCHER				IP	WLS	BF	H	R	ER	SO	BB	IBB	HBP	BLK	WP	HR	S	P	ERA	WHIP
Mike Boddicker, R ERA: 4.08	(1, 1)	6.0	W	20	2	0	0	1	3	0	0	0	0	7	14	0.00	0.833																					
Mike Magnante, L ERA: 2.16	(7, 1)	0.1		3	1	0	0	0	1	0	0	0	0	7	14	0.00	6.000																					
Joel Johnston, R ERA:	(7, 1)	0.2		2	0	0	0	1	0	0	0	0	0	4	8	0.00	0.000																					
Jeff Montgomery, R ERA: 2.96	(8, 1)	2.0	S	8	0	0	0	1	3	0	0	0	0	16	37	0.00	1.500																					



Batter	1	2	3	4	5	6	7	8	9	AB	R	H	RBI	BB	SO	LOB	TOP										
Gary Thurman, R OBP: 0.320, SLG: 0.377 Jim Eisenreich, L OBP: 0.332, SLG: 0.382	G1			G1-3		FC3-6 1B		FC3-6 FC6-4 1B		3	0	1	0	0	0	0	Kansas City Royals @ Seattle Mariners The Kingdome, Seattle, WA Sat Sep 21 1991, 10:05 PM EDT Att: 14,393 - Dome - 70 F										
Brian McRae, S OBP: 0.288, SLG: 0.364	G2-3			P3		K		FC6-4 1B		4	1	0	0	0	1	3											
Bill Pecota, R OBP: 0.350, SLG: 0.397	P4			K		K		FC3-6 1B		4	0	1	0	0	1	2											
Danny Tartabull, R OBP: 0.395, SLG: 0.603 George Brett, L OBP: 0.324, SLG: 0.413 Bobby Moore, R OBP: 0.287, SLG: 0.377			K			G1-2-3 2B		F8		3	0	1	0	0	1	2											
Todd Benzinger, S OBP: 0.305, SLG: 0.350						G1-2-3 1B		FC5-4 1B		4	0	2	0	0	1	2											
Mike Macfarlane, R OBP: 0.325, SLG: 0.506	G6-4-3					G1-2-3 HBP		L8		3	0	0	0	0	1	1											
Kurt Stillwell, S OBP: 0.309, SLG: 0.354				P4		G1-2-3				4	0	1	0	0	0	3											
Tim Spehr, R OBP: 0.282, SLG: 0.311 Kirk Gibson, L OBP: 0.345, SLG: 0.404 Brent Mayne, L OBP: 0.300, SLG: 0.311						G6-3				2	0	1	0	0	0	2											
Terry Shumpert, R OBP: 0.292, SLG: 0.335 Kevin Seitzer, R OBP: 0.347, SLG: 0.343 Sean Berry, R OBP: 0.150, SLG: 0.154				G1-6-4-3				FC3-6 1B		1	0	0	0	1	0	1											
								FC3-6 1B		1	0	1	0	0	0	0		0									
Inning Stats	R: 0 E: 0 K: 0 S: 8	H: 0 LOB: 0 BB: 0 P: 12	R: 0 E: 0 K: 1 S: 8	H: 1 LOB: 0 BB: 0 P: 14	R: 0 E: 0 K: 1 S: 7	H: 1 LOB: 0 BB: 0 P: 10	R: 0 E: 0 K: 1 S: 9	H: 0 LOB: 0 BB: 0 P: 13	R: 0 E: 0 K: 1 S: 17	H: 2 LOB: 2 BB: 0 P: 27	R: 0 E: 0 K: 2 S: 11	H: 1 LOB: 1 BB: 0 P: 15	R: 0 E: 0 K: 2 S: 15	H: 3 LOB: 2 BB: 0 P: 22	R: 0 E: 0 K: 2 S: 8	H: 0 LOB: 0 BB: 0 P: 11	1B: 8 2B: 1 3B: 0 HR: 0	SF: 0 SAC: 0 DP: 3 HBP: 1	WP: 0 PB: 0 SB: 0 CS: 0	PA: 35							
PITCHER	IP	WLS	BF	H	R	ER	SO	BB	IBB	HBP	BLK	WP	HR	S	P	ERA	WHIP										
Dave Fleming, L ERA: 3.27	5.0	W	19	5	0	0	2	1	0	1	0	0	0	51	83	0.00	1.200										
Michael Jackson, R ERA: 3.35	2.0		8	2	1	1	3	0	0	0	0	0	0	24	32	4.50	1.000										
Russ Swan, L ERA: 3.68	0.1		1	0	0	0	0	0	0	0	0	0	0	2	4	0.00	0.000										
Bill Swift, R ERA: 2.15	0.2		4	2	0	0	0	0	0	0	0	0	0	7	9	0.00	3.000										
Mike Schooler, R ERA: 2.79	1.0	S	3	0	0	0	2	0	0	0	0	0	0	8	11	0.00	0.000										

Batter	1	2	3	4	5	6	7	8	9	AB	R	H	RBI	BB	SO	LOB	BOTTOM										
Edgar Martinez, R OBP: 0.411, SLG: 0.462	G6-3					CS 2B		G5-3		4	2	2	1	1	0	1	Kansas City Royals @ Seattle Mariners The Kingdome, Seattle, WA Sat Sep 21 1991, 10:05 PM EDT Att: 14,393 - Dome - 70 F										
Harold Reynolds, S OBP: 0.337, SLG: 0.351	S 1B					2B		P6		3	1	2	1	1	0	2											
Ken Griffey Jr., L OBP: 0.404, SLG: 0.541	1B					K		K		4	1	2	1	0	2	3											
Pete O'Brien, L OBP: 0.306, SLG: 0.391 Jay Buhner, R OBP: 0.333, SLG: 0.492	1B					K		K		3	0	1	0	0	1	3											
Alvin Davis, L OBP: 0.305, SLG: 0.347	K					K		K		1	0	0	0	0	4	2											
Greg Britley, L OBP: 0.288, SLG: 0.319						L7		L7		3	0	1	1	1	0	0											
Tino Martinez, L OBP: 0.274, SLG: 0.277	FC5					F8				4	0	1	0	0	0	3											
Omar Vizquel, S OBP: 0.301, SLG: 0.297						F9		SH1-4 1B		3	0	1	0	0	1	1											
Dave Valle, R OBP: 0.279, SLG: 0.290						G6-3		SH1-4 1B		4	0	1	0	0	1	2											
								G5-3		1	0	1	0	0	1	2											
Inning Stats	R: 2 E: 0 K: 1 S: 12	H: 4 LOB: 2 BB: 0 P: 21	R: 1 E: 0 K: 0 S: 12	H: 2 LOB: 1 BB: 1 P: 25	R: 0 E: 0 K: 2 S: 8	H: 0 LOB: 1 BB: 1 P: 18	R: 1 E: 0 K: 2 S: 15	H: 3 LOB: 1 BB: 0 P: 20	R: 0 E: 0 K: 1 S: 5	H: 0 LOB: 0 BB: 0 P: 11	R: 0 E: 0 K: 2 S: 11	H: 1 LOB: 2 BB: 1 P: 21	R: 0 E: 0 K: 2 S: 11	H: 0 LOB: 0 BB: 0 P: 17	R: 0 E: 0 K: 0 S: 10	H: 1 LOB: 1 BB: 0 P: 13	1B: 9 2B: 1 3B: 0 HR: 1	SF: 0 SAC: 1 DP: 0 HBP: 0	WP: 0 PB: 0 SB: 2 CS: 2	PA: 37							
PITCHER	IP	WLS	BF	H	R	ER	SO	BB	IBB	HBP	BLK	WP	HR	S	P	ERA	WHIP										
Mark Gubicza, R ERA: 5.82	3.1	L	20	9	4	4	3	2	0	0	0	0	0	40	76	10.80	3.300										
Mark Davis, L ERA: 4.79	3.2		13	1	0	0	7	1	0	0	0	0	0	34	57	0.00	0.545										
Steve Crawford, R ERA: 6.64	1.0		4	1	0	0	0	0	0	0	0	0	0	10	13	0.00	1.000										

AB	33
R	1
H	9
RBI	1
BB	1
SO	7
LOB	18

AB	33
R	4
H	11
RBI	4
BB	3
SO	10
LOB	17



Batter	1	2	3	4	5	6	7	8	9	AB	R	H	RBI	BB	SO	LOB	TOP										
Gary Thurman, R OBP: 0.329, SLG: 0.383 (1, 9)										3	1	2	0	1	0	0	Kansas City Royals @ Seattle Mariners The Kingdome, Seattle, WA Sun Sep 22 1991, 6:33 AM EDT Att: 14,116 - Dome - 70 F										
Kirk Gibson, L OBP: 0.344, SLG: 0.405 Brian McRae, S OBP: 0.288, SLG: 0.364 (1, 7) (8, 8)										4	1	1	1	0	2	2											
Todd Benzinger, S OBP: 0.304, SLG: 0.349 (1, 3)										4	0	1	1	0	0	2											
George Brett, L OBP: 0.322, SLG: 0.409 (1, 10)										4	0	0	0	0	1	1											
Jim Eisenreich, L OBP: 0.334, SLG: 0.387 (1, 8) (8, 7)										4	0	2	0	0	0	0											
Bill Pecota, R OBP: 0.349, SLG: 0.396 (1, 5)										4	0	1	0	0	0	2											
Kurt Stillwell, S OBP: 0.306, SLG: 0.351 (1, 6)										3	0	0	0	0	0	3											
Brent Mayne, L OBP: 0.296, SLG: 0.306 (1, 2)										3	0	0	0	0	1	1											
Terry Shumpert, R OBP: 0.290, SLG: 0.332 (1, 4)										3	0	0	0	0	2	1											
Inning Stats	R: 0 E: 0 K: 1 S: 5	H: 0 LOB: 0 BB: 0 P: 7	R: 0 E: 0 K: 0 S: 7	H: 1 LOB: 1 BB: 0 P: 14	R: 2 E: 0 K: 0 S: 11	H: 2 LOB: 1 BB: 1 P: 19	R: 0 E: 0 K: 0 S: 8	H: 1 LOB: 0 BB: 0 P: 12	R: 0 E: 0 K: 2 S: 9	H: 0 LOB: 0 BB: 0 P: 12	R: 0 E: 0 K: 2 S: 8	H: 1 LOB: 1 BB: 0 P: 11	R: 0 E: 0 K: 0 S: 4	H: 1 LOB: 0 BB: 0 P: 8	R: 0 E: 0 K: 1 S: 5	H: 0 LOB: 0 BB: 0 P: 9	1B: 5 2B: 3 3B: 0 HR: 0	SF: 0 SAC: 0 DP: 3 HBP: 0	WP: 1 PB: 0 SB: 2 CS: 0	PA: 33							
PITCHER	IP	WLS	BF	H	R	ER	SO	BB	IBB	HBP	BLK	WP	HR	S	P	ERA	WHIP										
Brian Holman, R ERA: 3.69 (1, 1)	7.0	L	28	7	2	2	5	1	0	0	0	1	0	57	93	2.57	1.143										
Russ Swan, L ERA: 3.5 (8, 1)	1.2		4	0	0	0	1	0	0	0	0	0	0	7	13	0.00	0.000										
Calvin Jones, R ERA: 2.41 (9, 1)	0.1		1	0	0	0	0	0	0	0	0	0	0	1	3	0.00	0.000										

Batter	1	2	3	4	5	6	7	8	9	AB	R	H	RBI	BB	SO	LOB	BOTTOM										
Edgar Martinez, R OBP: 0.412, SLG: 0.461 Rich Amaral, R (9, FR)										3	0	1	0	1	0	0	Kansas City Royals @ Seattle Mariners The Kingdome, Seattle, WA Sun Sep 22 1991, 6:33 AM EDT Att: 14,116 - Dome - 70 F										
Harold Reynolds, S OBP: 0.336, SLG: 0.349 (1, 4)										3	0	0	0	0	3	1											
Ken Griffey Jr., L OBP: 0.401, SLG: 0.536 (1, 8)										4	0	0	0	0	2	3											
Pete O'Brien, L OBP: 0.305, SLG: 0.395 (1, 7)										4	1	1	1	0	2	3											
Alvin Davis, L OBP: 0.303, SLG: 0.344 (1, 10)										3	0	0	0	0	1	0											
Greg Britley, L OBP: 0.288, SLG: 0.319 (1, 9)										3	0	1	0	0	0	0											
Tino Martinez, L OBP: 0.265, SLG: 0.267 (1, 3)										3	0	0	0	0	1	1											
Omar Vizquel, S OBP: 0.300, SLG: 0.295 Dave Cochrane, S OBP: 0.273, SLG: 0.340 Jeff Schaefer, R OBP: 0.281, SLG: 0.336 (1, 6) (8, PH) (9, 6)										2	0	0	0	0	0	1											
Dave Valle, R OBP: 0.277, SLG: 0.288 Scott Bradley, L OBP: 0.274, SLG: 0.235 (1, 2) (8, PH) (9, 2)										1	0	0	0	0	0	0											
Inning Stats	R: 0 E: 0 K: 2 S: 15	H: 0 LOB: 1 BB: 1 P: 21	R: 0 E: 0 K: 0 S: 5	H: 0 LOB: 0 BB: 0 P: 7	R: 0 E: 0 K: 0 S: 7	H: 0 LOB: 0 BB: 0 P: 11	R: 0 E: 0 K: 3 S: 9	H: 0 LOB: 0 BB: 0 P: 12	R: 0 E: 0 K: 1 S: 10	H: 1 LOB: 1 BB: 0 P: 15	R: 0 E: 0 K: 2 S: 8	H: 0 LOB: 0 BB: 0 P: 10	R: 1 E: 0 K: 0 S: 9	H: 1 LOB: 0 BB: 0 P: 12	R: 0 E: 0 K: 2 S: 8	H: 0 LOB: 0 BB: 0 P: 12	R: 0 E: 0 K: 1 S: 9	H: 1 LOB: 2 BB: 0 P: 12	1B: 2 2B: 0 3B: 0 HR: 1	SF: 0 SAC: 1 DP: 0 HBP: 0	WP: 0 PB: 0 SB: 0 CS: 0	PA: 31					
PITCHER	IP	WLS	BF	H	R	ER	SO	BB	IBB	HBP	BLK	WP	HR	S	P	ERA	WHIP										
Bret Saberhagen, R ERA: 3.05 (1, 1)	9.0	W	31	3	1	1	11	1	0	0	0	0	1	80	112	1.00	0.444										

Batter	1	2	3	4	5	6	7	8	9	AB	R	H	RBI	BB	SO	LOB	TOP															
Kirk Gibson, L OBP: 0.343, SLG: 0.407 (1, 7)										3	1	1	1	0	2	1	Kansas City Royals @ Oakland Athletics Oakland-Alameda County Coliseum, Oakland, CA Mon Sep 23 1991, 7:05 PM PDT Att: 29,255 - Sunny - 67 F															
Kurt Stillwell, S OBP: 0.310, SLG: 0.355 (1, 6)										5	0	3	2	0	0	4																
George Brett, L OBP: 0.325, SLG: 0.411 (1, 10)										5	1	3	1	0	0	3																
Danny Tartabull, R OBP: 0.393, SLG: 0.598 (1, 9)										4	0	0	0	1	1	4																
Jim Eisenreich, L OBP: 0.335, SLG: 0.390 (1, 8)										5	1	2	0	0	1	4																
Todd Benzinger, S OBP: 0.306, SLG: 0.349 (1, 3)										5	1	2	2	0	0	1																
Bill Pecota, R OBP: 0.345, SLG: 0.391 (8, 4)										4	0	0	0	0	0	3																
Brent Mayne, L OBP: 0.305, SLG: 0.313 (8, PH)										2	1	2	0	1	0	0																
Kevin Seitzer, R OBP: 0.350, SLG: 0.346 (8, PH)										1	0	1	0	0	0	0																
Sean Berry, R OBP: 0.150, SLG: 0.154 (8, 5)										0	1	0	0	0	0	0																
David Howard, S OBP: 0.268, SLG: 0.262 (8, PH)										3	0	1	0	0	1	1																
Mike Macfarlane, R OBP: 0.327, SLG: 0.508 (8, PH)										1	0	1	0	0	0	0																
Bobby Moore, R OBP: 0.282, SLG: 0.311 (8, 2)										0	0	0	0	0	0	0																
Inning Stats	R: 1 E: 0 K: 1 S: 10	H: 3 LOB: 1 BB: 0 P: 16	R: 0 E: 0 K: 0 S: 9	H: 0 LOB: 0 BB: 1 P: 16	R: 0 E: 0 K: 1 S: 12	H: 2 LOB: 2 BB: 0 P: 19	R: 2 E: 0 K: 0 S: 12	H: 4 LOB: 2 BB: 0 P: 13	R: 1 E: 0 K: 2 S: 13	H: 2 LOB: 1 BB: 0 P: 19	R: 0 E: 0 K: 0 S: 7	H: 1 LOB: 1 BB: 0 P: 13	R: 1 E: 0 K: 0 S: 13	H: 2 LOB: 2 BB: 0 P: 21	R: 0 E: 0 K: 1 S: 13	H: 0 LOB: 0 BB: 0 P: 18	1B: 14 2B: 2 3B: 0 HR: 0	SF: 1 SAC: 1 DP: 2 HBP: 0	WP: 2 PB: 0 SB: 0 CS: 1	PA: 43												
PITCHER	IP WLS BF H R ER SO BB IBB HBP BLK WP HR S P ERA WHIP																															
Dave Stewart, R ERA: 5.3 (1, 1)	5.0	25	11	4	4	2	2	0	0	0	1	0	53	85	7.20	2.600																
Joe Klink, L ERA: 3.95 (6, 1)	1.0	W 5	2	1	1	2	0	0	0	0	1	0	13	19	9.00	2.000																
Eric Show, R ERA: 5.72 (7, 1)	0.1	1	0	0	0	0	0	0	0	0	0	0	3	5	0.00	0.000																
Rick Honeycutt, L ERA: 3.6 (7, 1)	1.0	6	3	1	1	0	0	0	0	0	0	0	11	18	9.00	3.000																
Dennis Eckersley, R ERA: 2.78 (8, 1)	1.2	S 5	0	0	0	1	0	0	0	0	0	0	19	29	0.00	0.000																

Batter	1	2	3	4	5	6	7	8	9	AB	R	H	RBI	BB	SO	LOB	BOTTOM															
Rickey Henderson, R OBP: 0.394, SLG: 0.385 (1, 7)										3	2	2	0	2	0	2	Kansas City Royals @ Oakland Athletics Oakland-Alameda County Coliseum, Oakland, CA Mon Sep 23 1991, 7:05 PM PDT Att: 29,255 - Sunny - 67 F															
Willie Wilson, S OBP: 0.292, SLG: 0.315 (1, 8)										5	1	1	0	0	2	5																
Terry Steinbach, R OBP: 0.318, SLG: 0.397 (1, 2)										4	0	0	1	1	1	3																
Harold Baines, L OBP: 0.377, SLG: 0.479 (1, 10)										5	1	4	3	0	0	0																
Mark McGwire, R OBP: 0.334, SLG: 0.377 (1, 3)										3	0	1	1	2	1	4																
Dann Howitt, L OBP: 0.219, SLG: 0.323 (1, 9)										4	0	0	1	1	1	4																
Brook Jacoby, R OBP: 0.276, SLG: 0.315 (1, 5)										3	1	0	0	1	0	2																
Mike Gallego, R OBP: 0.334, SLG: 0.359 (7, 6)										3	1	1	0	1	0	1																
Mike Bordick, R OBP: 0.268, SLG: 0.255 (8, PH)										2	0	0	0	0	0	1																
Ernest Riles, R OBP: 0.287, SLG: 0.302 (8, PH)										1	0	1	1	0	0	0																
Scott Brosius, R OBP: 0.254, SLG: 0.383 (7, 4)										1	0	0	0	0	0	0																
Jamie Quirk, L OBP: 0.301, SLG: 0.292 (8, 4)										1	0	0	0	0	0	2																
Lance Blankenship, R OBP: 0.320, SLG: 0.319 (8, 4)										0	0	0	0	0	0	0																
Inning Stats	R: 3 E: 0 K: 0 S: 10	H: 4 LOB: 1 BB: 0 P: 16	R: 0 E: 0 K: 0 S: 7	H: 0 LOB: 1 BB: 1 P: 15	R: 0 E: 0 K: 2 S: 11	H: 0 LOB: 1 BB: 1 P: 18	R: 0 E: 0 K: 0 S: 5	H: 1 LOB: 0 BB: 0 P: 8	R: 0 E: 0 K: 0 S: 9	H: 2 LOB: 2 BB: 0 P: 12	R: 4 E: 0 K: 2 S: 16	H: 2 LOB: 4 BB: 4 P: 35	R: 0 E: 1 K: 0 S: 11	H: 0 LOB: 2 BB: 1 P: 21	R: 0 E: 0 K: 1 S: 14	H: 1 LOB: 2 BB: 1 P: 22	1B: 8 2B: 2 3B: 0 HR: 0	SF: 0 SAC: 0 DP: 1 HBP: 0	WP: 0 PB: 0 SB: 1 CS: 0	PA: 42												
PITCHER	IP WLS BF H R ER SO BB IBB HBP BLK WP HR S P ERA WHIP																															
Luis Aquino, R ERA: 3.27 (1, 1)	5.1	26	7	5	5	2	4	0	0	0	0	0	46	81	8.44	2.062																
Tom Gordon, R ERA: 3.92 (6, 1)	0.1	L 4	1	0	0	1	2	0	0	0	0	0	7	17	0.00	9.000																
Mike Magnante, L ERA: 2.16 (6, 1)	0.0	1	1	2	2	0	0	0	0	0	0	0	2	2	∞	∞																
Joel Johnston, R ERA: (6, 1)	1.1	6	0	0	0	1	1	0	0	0	0	0	14	25	0.00	0.750																
Steve Crawford, R ERA: 6.53 (8, 1)	0.2	3	1	0	0	1	0	0	0	0	0	0	11	14	0.00	1.500																

AB	38
R	6
H	16
RBI	6
BB	2
SO	5
LOB	21



AB	34
R	7
H	10
RBI	7
BB	8
SO	5
LOB	24



Batter	1	2	3	4	5	6	7	8	9	AB	R	H	RBI	BB	SO	LOB	TOP				
Brian McRae, S OBP: 0.288, SLG: 0.365 (1, 8)										4	1	2	1	0	0	0	Kansas City Royals @ Oakland Athletics Oakland-Alameda County Coliseum, Oakland, CA Tue Sep 24 1991, 7:05 PM PDT Att: 21,647 - Sunny - 70 F livebaseballscorecards.com				
Kurt Stillwell, S OBP: 0.315, SLG: 0.357 (1, 6)										3	2	2	0	1	0	1					
George Brett, L OBP: 0.324, SLG: 0.412 (1, 10)										4	0	1	1	0	1	3					
Danny Tartabull, R OBP: 0.396, SLG: 0.604 Gary Thurman, R OBP: 0.329, SLG: 0.383 (1, 9) (7, 9)										2	1	1	3	2	0	1					
Jim Eisenreich, L OBP: 0.332, SLG: 0.385 (1, 7)										4	0	0	0	0	0	3					
Todd Benzinger, S OBP: 0.303, SLG: 0.346 (1, 3)										4	0	0	0	0	2	3					
Brent Mayne, L OBP: 0.304, SLG: 0.312 (1, 2)										4	1	1	0	0	0	0					
Sean Berry, R OBP: 0.136, SLG: 0.140 (1, 5)										4	0	0	0	0	1	1					
David Howard, S OBP: 0.267, SLG: 0.262 (1, 4)										4	0	1	0	0	1	0					
Inning Stats	R: 3 E: 0 K: 0 S: 11	H: 3 LOB: 0 BB: 0 P: 20	R: 1 E: 0 K: 0 S: 12	H: 2 LOB: 1 BB: 0 P: 18	R: 0 E: 0 K: 2 S: 11	H: 0 LOB: 0 BB: 1 P: 20	R: 0 E: 0 K: 1 S: 5	H: 0 LOB: 0 BB: 0 P: 8	R: 1 E: 0 K: 1 S: 15	H: 3 LOB: 2 BB: 1 P: 24	R: 0 E: 0 K: 0 S: 9	H: 0 LOB: 1 BB: 1 P: 17	R: 0 E: 0 K: 0 S: 6	H: 0 LOB: 0 BB: 0 P: 10	R: 0 E: 0 K: 0 S: 5	H: 0 LOB: 0 BB: 0 P: 9	1B: 6 2B: 1 3B: 0 HR: 1	SF: 1 SAC: 0 DP: 0 HBP: 0	WP: 0 PB: 0 SB: 0 CS: 1	PA: 37	
PITCHER	IP	WLS	BF	H	R	ER	SO	BB	IBB	HBP	BLK	WP	HR	S	P	ERA	WHIP				
Joe Slusarski, R ERA: 5.35 (1, 1)	5.0	L	24	8	5	5	4	1	1	0	0	0	0	12	22	9.00	1.800				
Curt Young, L ERA: 5.09 (6, 1)	1.2		6	0	0	0	1	1	0	0	0	0	0	10	18	0.00	0.600				
Steve Chitren, R ERA: 4.24 (7, 1)	1.2		5	0	0	0	0	0	0	0	0	0	0	10	22	0.00	0.000				
Rick Honeycutt, L ERA: 3.53 (9, 1)	0.2		2	0	0	0	0	0	0	0	0	0	0	3	4	0.00	0.000				

Batter	1	2	3	4	5	6	7	8	9	AB	R	H	RBI	BB	SO	LOB	BOTTOM				
Rickey Henderson, R OBP: 0.392, SLG: 0.384 (1, 7)										4	0	1	0	0	0	4	Kansas City Royals @ Oakland Athletics Oakland-Alameda County Coliseum, Oakland, CA Tue Sep 24 1991, 7:05 PM PDT Att: 21,647 - Sunny - 70 F livebaseballscorecards.com				
Lance Blankenship, R OBP: 0.325, SLG: 0.319 (7, 7)										0	0	0	0	0	0	0					
Jose Canseco, R OBP: 0.361, SLG: 0.561 (8, PH) (9, 9)										1	0	0	0	0	0	1					
Mike Gallego, R OBP: 0.333, SLG: 0.355 (1, 4) (9, 6)										4	1	0	0	1	2	3					
Harold Baines, L OBP: 0.377, SLG: 0.477 (1, 10)										4	0	1	0	1	1	1					
Dave Henderson, R OBP: 0.346, SLG: 0.464 (1, 8)										5	0	1	0	0	1	3					
Dann Howitt, L OBP: 0.222, SLG: 0.324 Terry Steinbach, R OBP: 0.317, SLG: 0.396 (1, 9) (9, 2)										3	1	1	1	0	0	2					
Mark McSwire, R OBP: 0.335, SLG: 0.377 (1, 3)										3	1	1	0	1	1	2					
Ernest Riles, L OBP: 0.290, SLG: 0.316 (1, 5)										4	1	2	3	0	2	2					
Scott Hemond, R OBP: 0.250, SLG: 0.200 Willie Wilson, S OBP: 0.291, SLG: 0.314 (1, 2) (8, PH) (9, 7)										3	0	1	0	0	1	0					
Mike Bordick, R OBP: 0.273, SLG: 0.261 Jamie Quirk, L OBP: 0.324, SLG: 0.301 Scott Brosius, R OBP: 0.254, SLG: 0.383 (1, 6) (8, PH) (9, 4)										1	0	1	0	0	0	0					
Inning Stats	R: 0 E: 0 K: 0 S: 13	H: 1 LOB: 1 BB: 0 P: 20	R: 0 E: 0 K: 0 S: 11	H: 3 LOB: 3 BB: 0 P: 15	R: 1 E: 0 K: 1 S: 17	H: 2 LOB: 1 BB: 1 P: 27	R: 0 E: 0 K: 0 S: 7	H: 0 LOB: 0 BB: 0 P: 11	R: 0 E: 0 K: 2 S: 16	H: 1 LOB: 1 BB: 0 P: 22	R: 0 E: 0 K: 2 S: 8	H: 0 LOB: 0 BB: 0 P: 11	R: 3 E: 0 K: 0 S: 19	H: 3 LOB: 2 BB: 1 P: 34	R: 0 E: 0 K: 1 S: 12	H: 0 LOB: 0 BB: 0 P: 18	1B: 10 2B: 0 3B: 0 HR: 1	SF: 1 SAC: 0 DP: 0 HBP: 0	WP: 1 PB: 0 SB: 1 CS: 0	PA: 41	
PITCHER	IP	WLS	BF	H	R	ER	SO	BB	IBB	HBP	BLK	WP	HR	S	P	ERA	WHIP				
Kevin Appier, R ERA: 3.32 (1, 1)	6.0	W	28	8	1	1	5	2	0	0	0	0	0	12	21	1.50	1.667				
Tom Gordon, R ERA: 3.92 (7, 1)	1.0		5	1	2	2	2	1	0	0	0	0	0	12	21	18.00	2.000				
Jeff Montgomery, R ERA: 3.0 (8, 1)	2.0	S	8	2	1	1	1	0	0	0	0	1	1	27	42	4.50	1.000				




Batter	1	2	3	4	5	6	7	8	9	AB	R	H	RBI	BB	SO	LOB	TOP								
Kirk Gibson, L OBP: 0.343, SLG: 0.405 (1, 7)	F7 0-0		BB 4-2		K 3-3		P2 3-2		G3-1 4-0 BB	2	0	0	0	1	1	1	Kansas City Royals @ Oakland Athletics Oakland-Alameda County Coliseum, Oakland, CA Wed Sep 25 1991, 3:33 AM PDT Att: 22,646 - Cloudy - 65 F livebaseballscorecards.com								
Mike Macfarlane, R OBP: 0.326, SLG: 0.506 (7, PH)										1	0	0	0	0	0	1									
Terry Shumpert, R OBP: 0.290, SLG: 0.332 (9, PH)										0	0	0	0	0	0	0									
Jim Eisenreich, L OBP: 0.333, SLG: 0.385 (9, PH)										0	0	0	1	1	0	0									
Brian McRae, S OBP: 0.286, SLG: 0.361 (1, 8)	P7 2-1		F8 1-0		K 2-3		G4-3 2-1		G3-1 0-0	5	0	0	1	0	1	5									
George Brett, L OBP: 0.325, SLG: 0.410 (1, 10)	P5 3-2		K 2-3			G1-3 4-1 1B BB		G6-4-3 3-1 1B	L6 0-0	4	1	1	0	1	1	3									
Danny Tartabull, R OBP: 0.397, SLG: 0.609 (1, 9)		HR 0-0		G6-3 4-2 BB		G1-3 0-0		F8 1-0		3	1	1	1	1	0	2									
Todd Benzinger, S OBP: 0.302, SLG: 0.345 (1, 3)		CS 2-0 1B		P4 1-2		K 1-3		G6-4-3 1-2		4	0	1	0	0	1	3									
Kurt Stillwell, S OBP: 0.314, SLG: 0.356 (1, 6)		F8 3-2		G6-3 1-2		1B 1-0			K 0-3	4	0	1	1	0	1	2									
Tim Spehr, R OBP: 0.288, SLG: 0.317 (6, PH)										2	0	1	0	0	1	1									
Dave Clark, L OBP: 0.333, SLG: 0.667 (6, 2)										1	0	0	0	0	0	1									
Jorge Pedre, R OBP: 0.352, SLG: 0.353 (9, PH)										0	0	0	0	0	0	0									
Kevin Seitzer, R OBP: 0.352, SLG: 0.353 (9, PH)										1	0	1	0	0	0	0									
Bobby Moore, R OBP: 0.331, SLG: 0.380 (7, 7)										0	1	0	0	0	0	0									
David Howard, S OBP: 0.265, SLG: 0.260 (7, PH)										2	0	0	0	0	2	1									
Gary Thurman, R OBP: 0.331, SLG: 0.380 (7, 7)										1	1	0	0	1	1	0									
Sean Berry, R OBP: 0.152, SLG: 0.136 (7, PH)										1	0	0	0	1	0	0									
Bill Pecota, R OBP: 0.349, SLG: 0.395 (7, 5)										2	0	2	0	0	0	0									
Inning Stats	R: 0 E: 0 K: 0 S: 6	H: 0 LOB: 0 BB: 0 P: 11	R: 1 E: 0 K: 1 S: 13	H: 3 LOB: 1 BB: 0 P: 21	R: 0 E: 0 K: 1 S: 7	H: 0 LOB: 1 BB: 1 P: 14	R: 0 E: 0 K: 1 S: 11	H: 0 LOB: 1 BB: 1 P: 18	R: 0 E: 0 K: 3 S: 14	H: 0 LOB: 1 BB: 1 P: 24	R: 1 E: 0 K: 1 S: 8	H: 1 LOB: 1 BB: 1 P: 16	R: 0 E: 0 K: 1 S: 10	H: 1 LOB: 0 BB: 0 P: 15	R: 0 E: 0 K: 0 S: 7	H: 1 LOB: 0 BB: 0 P: 12	R: 2 E: 0 K: 1 S: 11	H: 2 LOB: 2 BB: 2 P: 22	1B: 6 2B: 1 3B: 0 HR: 1	SF: 0 SAC: 0 DP: 1 HBP: 0	WP: 0 PB: 0 SB: 0 CS: 1	PA: 39			
PITCHER	IP	WLS	BF	H	R	ER	SO	BB	IBB	HBP	BLK	WP	HR	S	P	ERA	WHIP								
Bob Welch, R ERA: 4.37 (1, 1)	6.2	W	28	5	2	2	8	4	0	0	0	0	1	67	115	2.70	1.350								
Joe Jink, L ERA: 3.86 (7, 1)	1.1		4	1	0	0	0	0	0	0	0	0	0	9	16	0.00	0.750								
Eric Show, R ERA: 6.94 (9, 1)	0.1	S	2	2	2	2	1	2	0	0	0	0	0	7	16	54.00	12.000								
Dennis Eckersley, R ERA: 2.74 (9, 1)	0.2	S	2	0	0	0	0	0	0	0	0	0	0	4	6	0.00	0.000								

Batter	1	2	3	4	5	6	7	8	9	AB	R	H	RBI	BB	SO	LOB	BOTTOM									
Rickey Henderson, R OBP: 0.394, SLG: 0.394 (1, 7)	G4-6-3 1B	SF8 2-2			HR 3-1		P3 3-1	1B 2-0		4	2	3	2	0	0	0	Kansas City Royals @ Oakland Athletics Oakland-Alameda County Coliseum, Oakland, CA Wed Sep 25 1991, 3:33 AM PDT Att: 22,646 - Cloudy - 65 F livebaseballscorecards.com									
Willie Wilson, S OBP: 0.296, SLG: 0.323 (1, 8)	G4-6-3 1B	CS 1-2	K 0-3		1B 1-2		BB 1-1	1B 0-1		5	1	3	0	0	1	1										
Jose Canseco, R OBP: 0.361, SLG: 0.559 (1, 9)	S 1-2		K 1-3		P6 1-2		K 2-3	FC6 0-0		5	1	2	1	0	2	2										
Harold Baines, L OBP: 0.379, SLG: 0.477 (1, 10)	1B 1-1		FC6-4 1-1		G4-3 1-1		1B 4-0	FC6 2-0		4	0	2	1	1	0	3										
Brook Jacoby, R OBP: 0.276, SLG: 0.313 (1, 5)	P4 0-0		FC6-4 0-0			F7 1-0	1B 4-1	BB 1-2		3	0	0	0	1	0	2										
Terry Steinbach, R OBP: 0.319, SLG: 0.397 (1, 2)		BB 0-1		G6-3 1-2		E6 0-2 WP HR	1B 0-0	1B 1-2		4	2	2	1	0	0	0										
Mark McGwire, R OBP: 0.333, SLG: 0.374 (1, 3)	F7 0-0		K 2-3		K 2-3		P6 0-2	F8 2-2		4	0	0	0	0	1	5										
Mike Gallego, R OBP: 0.336, SLG: 0.363 (1, 4)	1B 4-1		SF8 1-2		K 2-3		HR 3-1	G6-4-3 4-2		2	2	1	2	2	1	0										
Mike Bordick, R OBP: 0.273, SLG: 0.261 (1, 6)	CS 2-0		1B 1-3		K2-3 0-3		G6-3 0-1	G6-4-3 3-2		4	0	1	1	0	1	1										
Inning Stats	R: 1 E: 0 K: 0 S: 13	H: 3 LOB: 1 BB: 0 P: 18	R: 2 E: 0 K: 0 S: 13	H: 2 LOB: 0 BB: 1 P: 21	R: 0 E: 0 K: 2 S: 9	H: 0 LOB: 0 BB: 0 P: 11	R: 0 E: 0 K: 2 S: 10	H: 0 LOB: 0 BB: 0 P: 15	R: 1 E: 0 K: 1 S: 14	H: 2 LOB: 1 BB: 0 P: 20	R: 2 E: 1 K: 0 S: 12	H: 1 LOB: 0 BB: 0 P: 16	R: 1 E: 0 K: 1 S: 12	H: 2 LOB: 3 BB: 2 P: 28	R: 1 E: 0 K: 0 S: 10	H: 3 LOB: 2 BB: 1 P: 21		1B: 11 2B: 1 3B: 0 HR: 2	SF: 1 SAC: 0 DP: 2 HBP: 0	WP: 1 PB: 0 SB: 1 CS: 1	PA: 41					
PITCHER	IP	WLS	BF	H	R	ER	SO	BB	IBB	HBP	BLK	WP	HR	S	P	ERA		WHIP								
Mike Boddicker, R ERA: 4.08 (1, 1)	0.0	L	26	8	5	3	5	1	0	0	0	1	2	70	98	4.50		1.500								
Mark Davis, L ERA: 4.91 (7, 1)	1.0		7	2	1	1	1	1	1	0	0	0	0	12	28	9.00		3.000								
Joel Johnston, R ERA: 0.6 (8, 1)	1.0		6	3	1	1	0	1	0	0	0	0	0	10	21	9.00		4.000								

Batter	1	2	3	4	5	6	7	8	9	AB	R	H	RBI	BB	SO	LOB	TOP								
Luis Polonia, L (1, 10) OBP: 0.355, SLG: 0.380	G5-3		S 2B 1B		1B CS			K		4	1	2	0	0	1	0	California Angels @ Kansas City Royals Royals Stadium, Kansas City, MO Thu Sep 26 1991, 8:05 PM EDT Att: 19,904 - Sunny - 63 F								
Ruben Amaro Jr, S (1, 7) OBP: 0.400, SLG: 0.444	G4-3		1-H 2B		CS 1B			K		4	0	2	2	0	1	0									
Junior Felix, S (1, 8) OBP: 0.312, SLG: 0.353	G6-3		G6-3		CS 1B		K	BB 1B		4	0	1	0	0	1	1									
Dave Winfield, R (1, 9) OBP: 0.318, SLG: 0.454		K		G4-6-3 1B		G4-3		FC6-4 BB		3	0	1	0	1	1	0									
Gary Gaetti, R (1, 5) OBP: 0.288, SLG: 0.377	G5-3		G4-6-3		L7		FC6-4			4	0	0	0	0	0	3									
Chris Cron, R (1, 3) Max Venable, L (7, PH) Barry Lyons, R (7, 3)				G5-3			G3		F9	1	0	0	0	1	0	0									
Dick Schofield, R (1, 6) OBP: 0.311, SLG: 0.259		F9			B1-3		G5-3		K	4	0	0	0	0	1	1									
John Orton, R (1, 2) OBP: 0.355, SLG: 0.333			G4-3		CS 1B			K		3	0	1	0	1	1	0									
Gary Disarcina, R (1, 4) OBP: 0.294, SLG: 0.290			G6-3		1B 1B		F8			3	1	1	0	0	0	1									
Inning Stats	R: 0 E: 0 K: 0 S: 10	H: 0 LOB: 0 BB: 0 P: 15	R: 0 E: 0 K: 1 S: 11	H: 0 LOB: 1 BB: 1 P: 19	R: 1 E: 0 K: 0 S: 13	H: 2 LOB: 1 BB: 0 P: 23	R: 0 E: 0 K: 0 S: 3	H: 1 LOB: 0 BB: 0 P: 4	R: 1 E: 0 K: 0 S: 11	H: 4 LOB: 1 BB: 0 P: 13	R: 0 E: 0 K: 1 S: 8	H: 0 LOB: 0 BB: 0 P: 11	R: 0 E: 0 K: 0 S: 7	H: 0 LOB: 1 BB: 1 P: 18	R: 0 E: 0 K: 2 S: 12	H: 1 LOB: 2 BB: 1 P: 21		R: 0 E: 0 K: 2 S: 7	H: 0 LOB: 0 BB: 0 P: 8	1B: 7 2B: 1 3B: 0 HR: 0	SF: 0 SAC: 0 DP: 1 HBP: 0	WP: 0 PB: 0 SB: 2 CS: 3	PA: 36		
PITCHER	IP	WLS	BF	H	R	ER	SO	BB	IBB	HBP	BLK	WP	HR	S	P	ERA	WHIP								
Mark Gubicza, R (1, 1) ERA: 5.74	5.0	W	20	7	2	2	1	1	0	0	0	0	0	48	74	3.60	1.600								
Tom Gordon, R (6, 1) ERA: 3.95	2.2		11	1	0	0	3	2	0	0	0	0	0	26	49	0.00	1.125								
Jeff Montgomery, R (8, 1) ERA: 2.95	1.1	S	4	0	0	0	2	0	0	0	0	0	0	8	9	0.00	0.000								

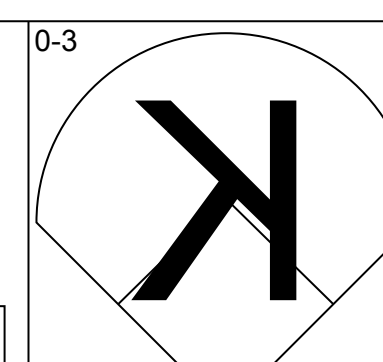
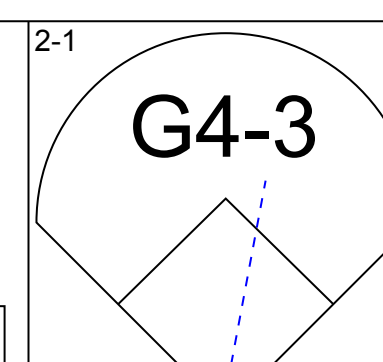
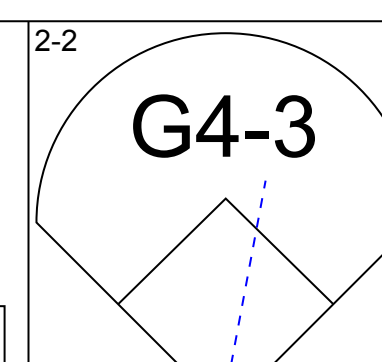
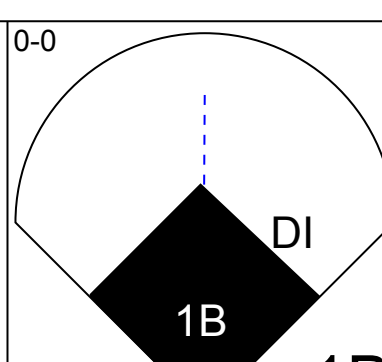
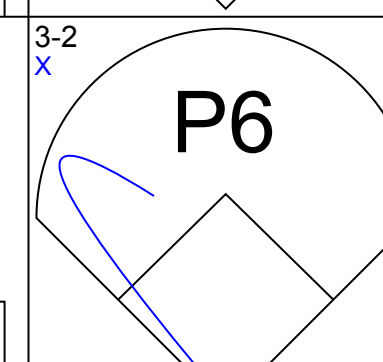
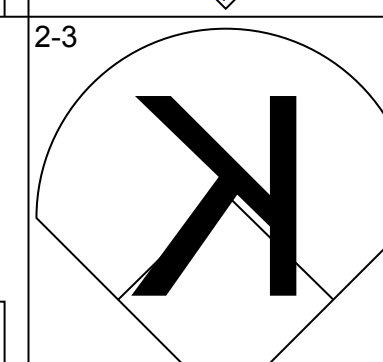
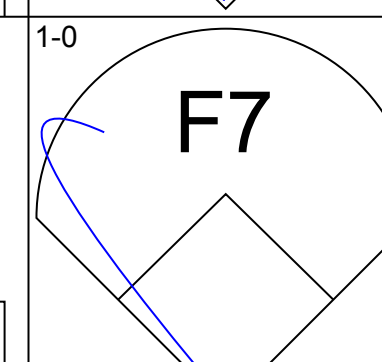
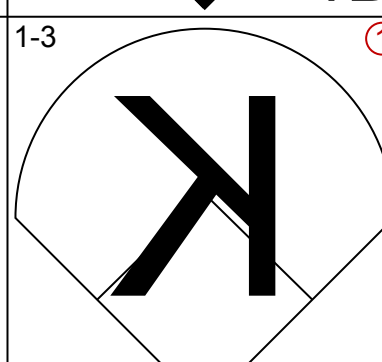
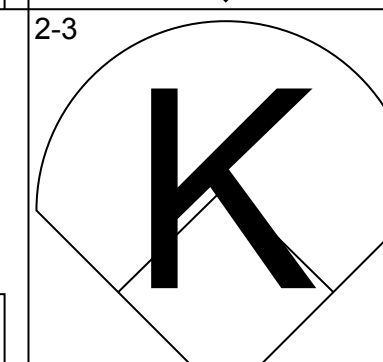
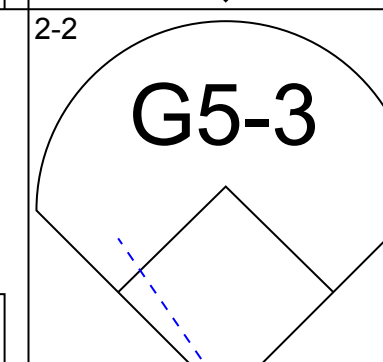
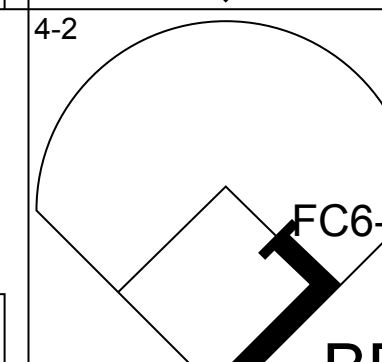
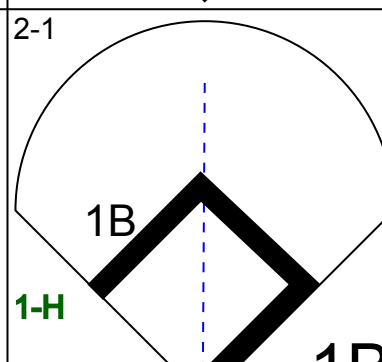
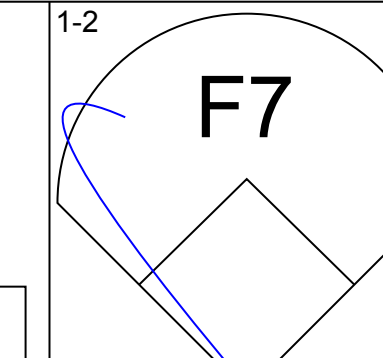
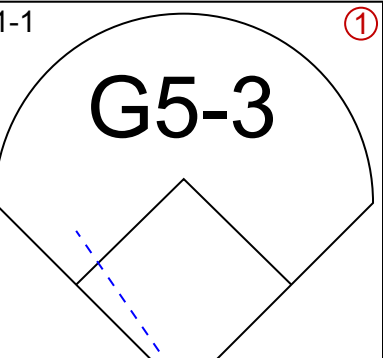
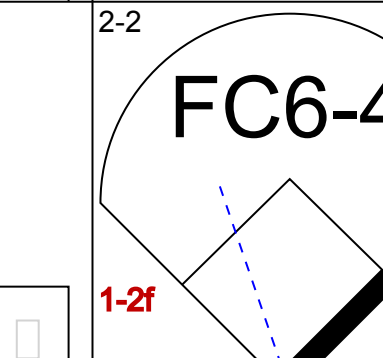
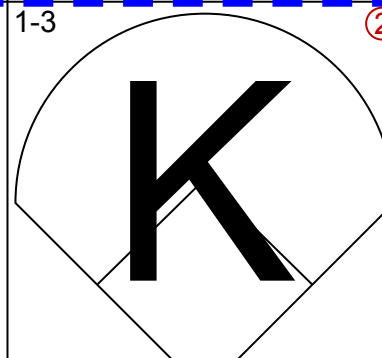
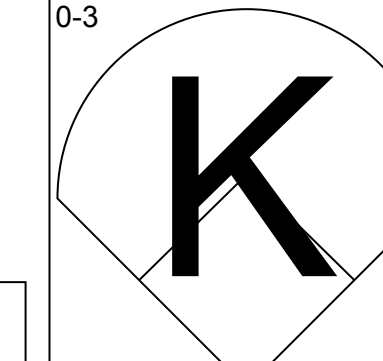
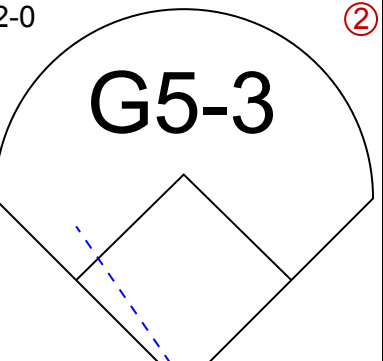
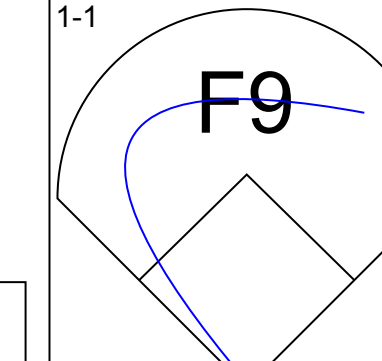
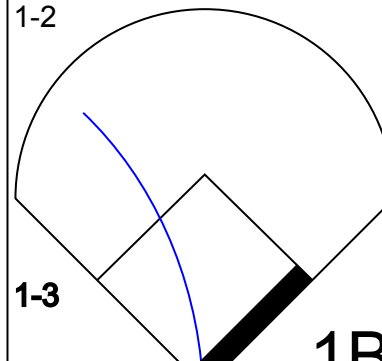
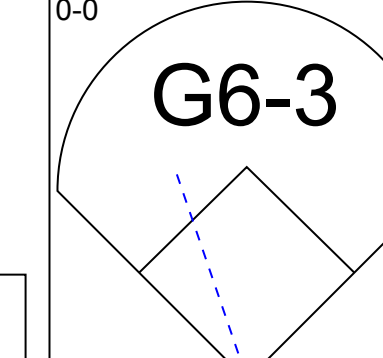
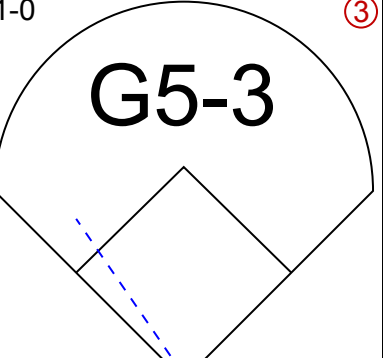
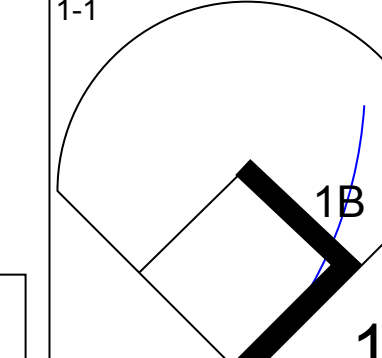
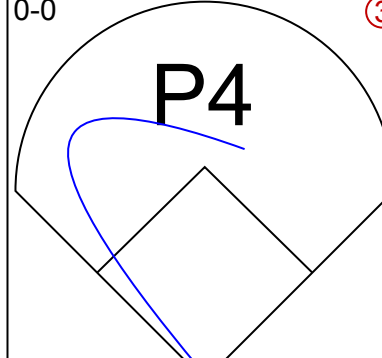
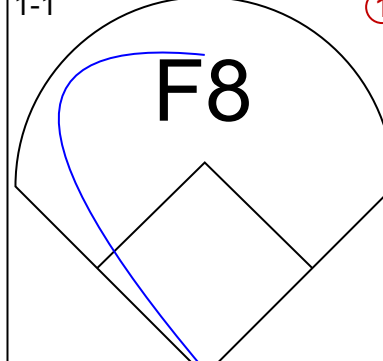
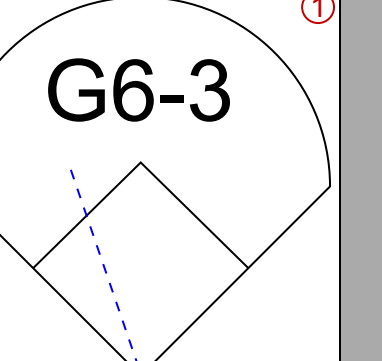
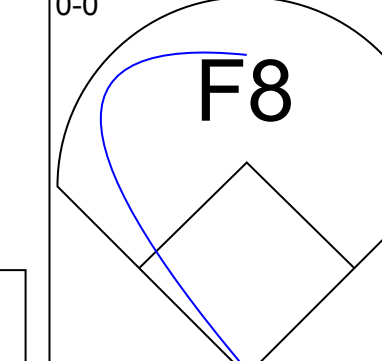
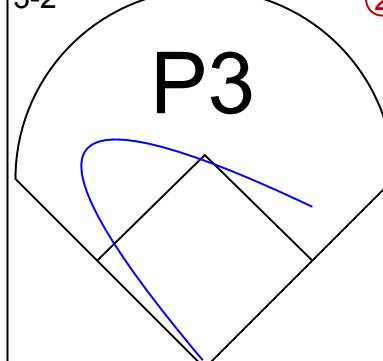
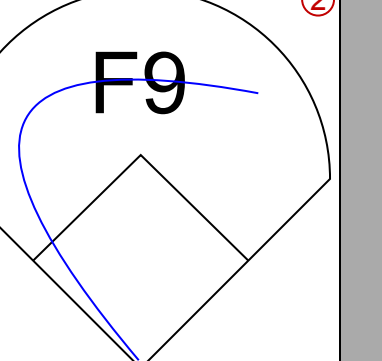
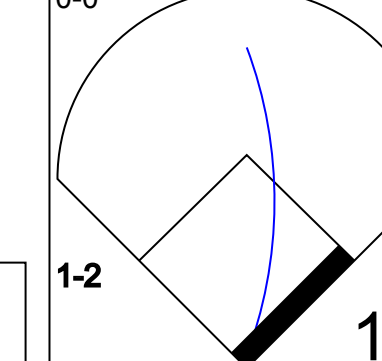


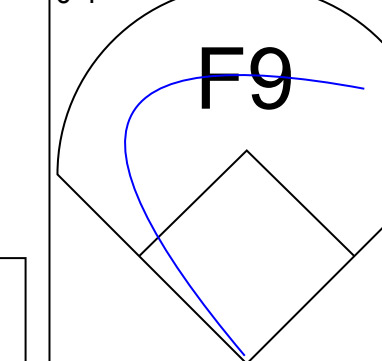
Batter	1	2	3	4	5	6	7	8	9	AB	R	H	RBI	BB	SO	LOB	BOTTOM								
Brian McRae, S (1, 8) OBP: 0.285, SLG: 0.360	K		FC4-6		S 1B	F9		F9		5	1	1	0	0	1	4	California Angels @ Kansas City Royals Royals Stadium, Kansas City, MO Thu Sep 26 1991, 8:05 PM EDT Att: 19,904 - Sunny - 63 F								
Kurt Stillwell, S (1, 6) OBP: 0.314, SLG: 0.355	G6-3		G3		BB 1B		G5-3			4	1	1	1	0	0	2									
George Brett, L (1, 10) OBP: 0.328, SLG: 0.410	G3-1			G3 BB	BB 1B BB			BB		1	1	0	0	3	0	0									
Danny Tartabull, R (1, 9) OBP: 0.396, SLG: 0.605		G5-3		K	BB 1B BB		F9			3	0	0	0	1	1	2									
Gary Thurman, R (8, 9) OBP: 0.331, SLG: 0.380				K	BB 1B BB			F9		0	0	0	0	0	0	0									
Jim Eisenreich, L (1, 7) OBP: 0.332, SLG: 0.384		G3-1		G3	BB 1B		L8			4	0	1	2	0	0	2									
Bill Peacock, R (1, 3) OBP: 0.353, SLG: 0.395		G6-3		BB	BB			CS 1B		2	0	1	0	2	0	0									
Brent Mayne, L (1, 2) OBP: 0.301, SLG: 0.309			G4-3		K		K			2	0	0	0	0	1	2									
Mike Macfarlane, R (5, PH) OBP: 0.325, SLG: 0.504				K			K			1	0	0	0	0	1	3									
Tim Spehr, R (6, 2) OBP: 0.297, SLG: 0.317				K			K			0	0	0	0	1	0	0									
Sean Berry, R (1, 5) OBP: 0.163, SLG: 0.130					L6		K			2	0	0	0	0	1	0									
Todd Benzinger, S (8, PH) OBP: 0.304, SLG: 0.346			FC4-6 1B HBP					PB 1B		1	0	1	0	0	0	0									
David Howard, S (1, 4) OBP: 0.265, SLG: 0.260					K		G6-3		F9	4	0	1	0	0	1	2									
Inning Stats	R: 0 E: 0 K: 1 S: 9	H: 0 LOB: 0 BB: 0 P: 13	R: 0 E: 0 K: 0 S: 6	H: 0 LOB: 0 BB: 0 P: 9	R: 0 E: 0 K: 0 S: 7	H: 1 LOB: 2 BB: 0 P: 15	R: 0 E: 0 K: 2 S: 11	H: 0 LOB: 2 BB: 2 P: 21	R: 3 E: 0 K: 2 S: 19	H: 3 LOB: 3 BB: 3 P: 39	R: 0 E: 0 K: 1 S: 11	H: 0 LOB: 0 BB: 0 P: 18	R: 0 E: 0 K: 0 S: 7	H: 0 LOB: 1 BB: 1 P: 16	R: 0 E: 0 K: 0 S: 13	H: 2 LOB: 2 BB: 1 P: 24	1B: 6 2B: 0 3B: 0 HR: 0	SF: 0 SAC: 0 DP: 0 HBP: 1	WP: 0 PB: 1 SB: 1 CS: 1	PA: 37					
PITCHER	IP	WLS	BF	H	R	ER	SO	BB	IBB	HBP	BLK	WP	HR	S	P	ERA	WHIP								
Mike Fetters, R (1, 1) ERA: 5.22	4.2	L	24	4	3	3	4	5	0	1	0	0	0	48	90	5.79	1.929								
Scott Bailes, L (5, 1) ERA: 3.95	1.2		6	0	0	0	2	1	0	0	0	0	0	19	36	0.00	0.600								
Chris Beasley, R (7, 1) ERA: 3.16	1.0		5	2	0	0	0	1	0	0	0	0	0	11	20	0.00	3.000								
Cliff Young, L (8, 1) ERA: 6.48	0.2		2	0	0	0	0	0	0	0	0	0	0	5	9	0.00	0.000								

AB	32
R	2
H	8
RBI	2
BB	3
SO	6
LOB	6



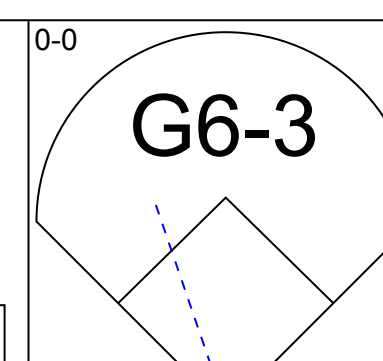
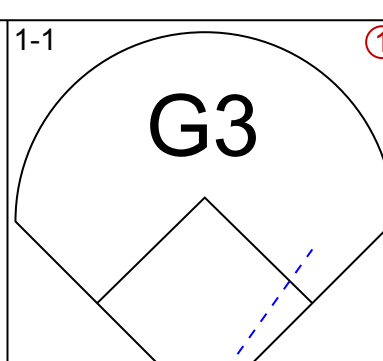
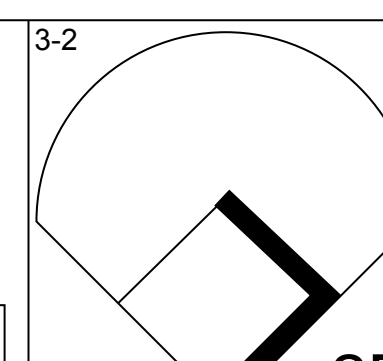
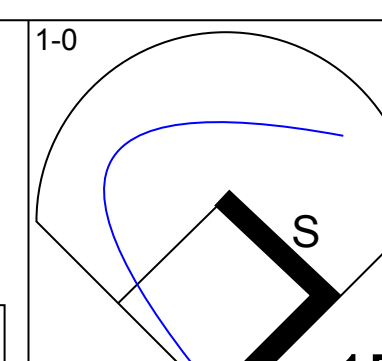
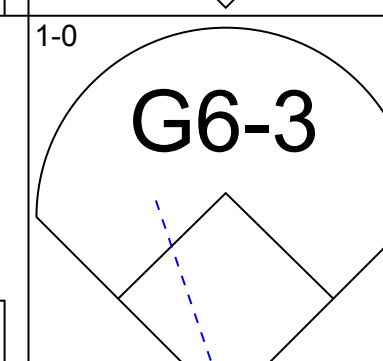
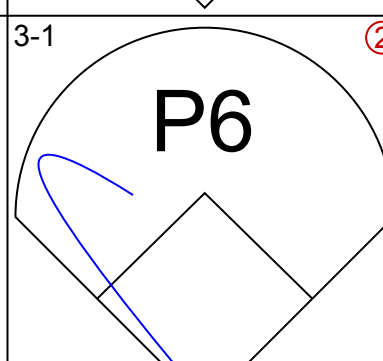
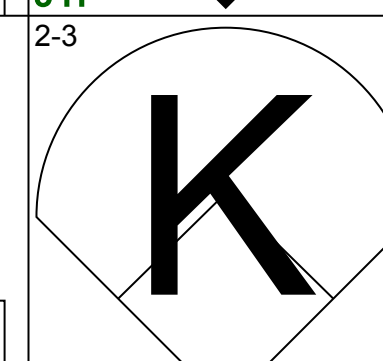
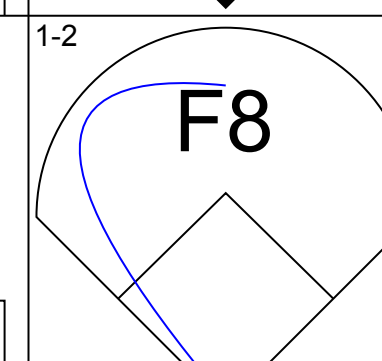
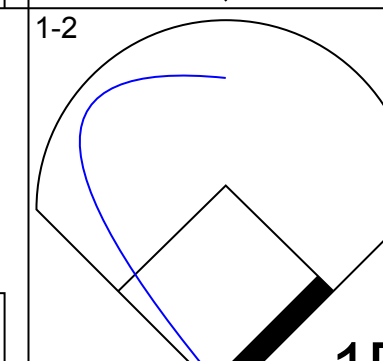
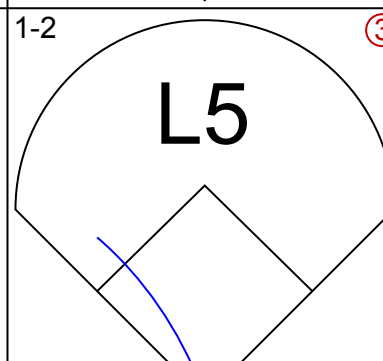
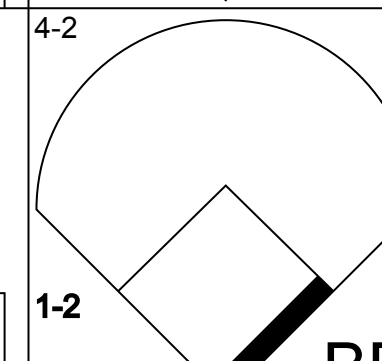
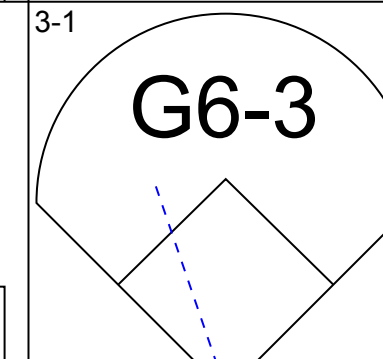
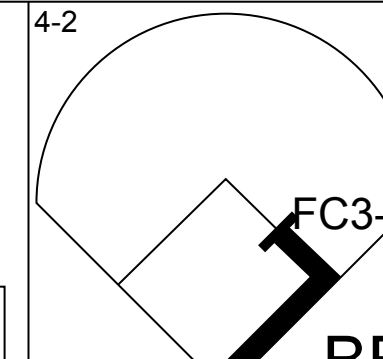
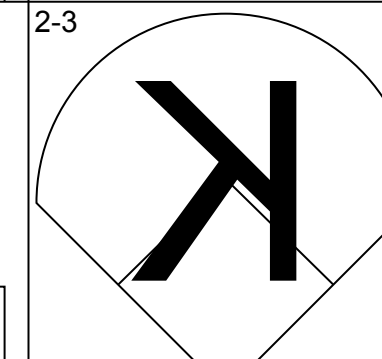
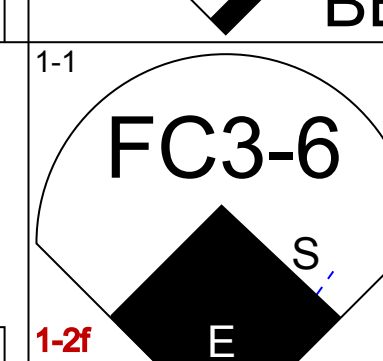
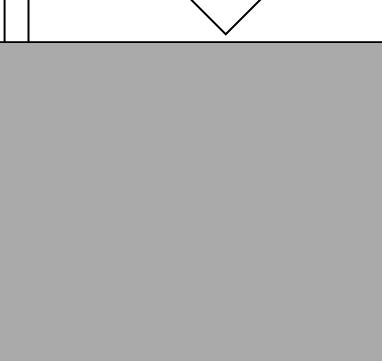
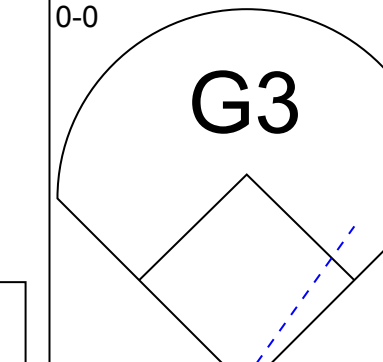
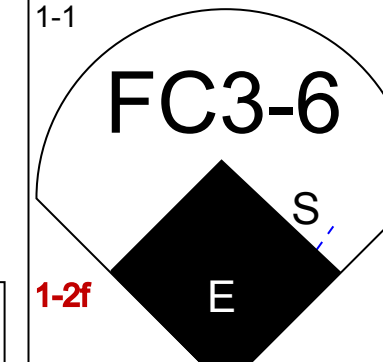
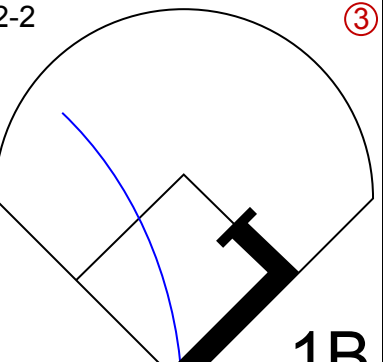
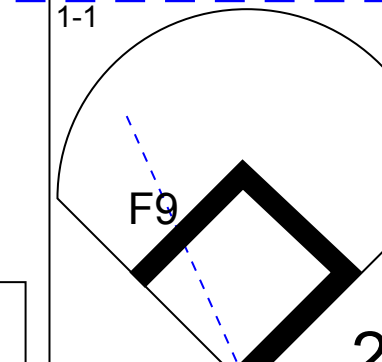
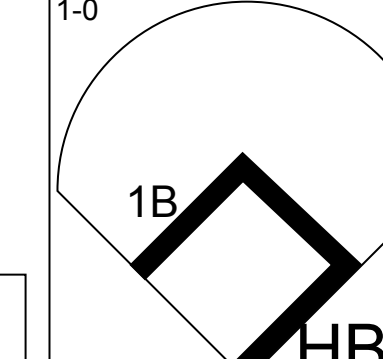
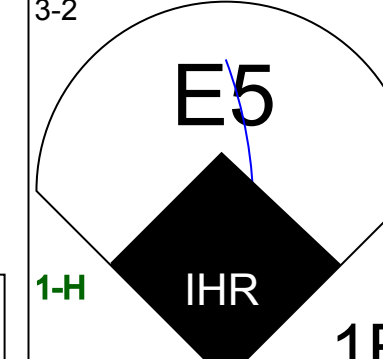
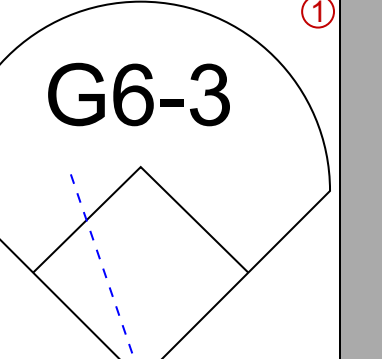
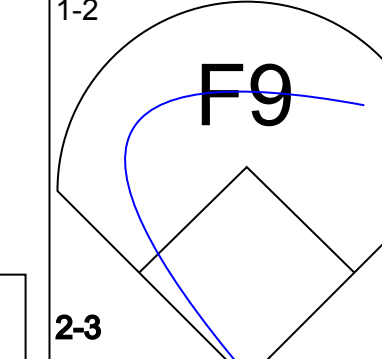
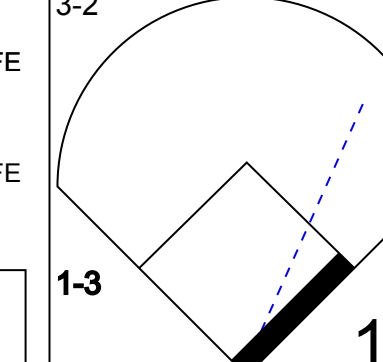
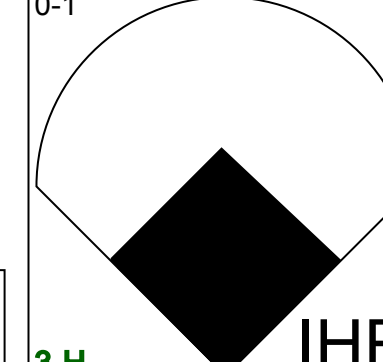
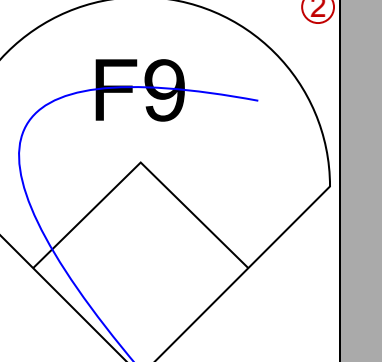
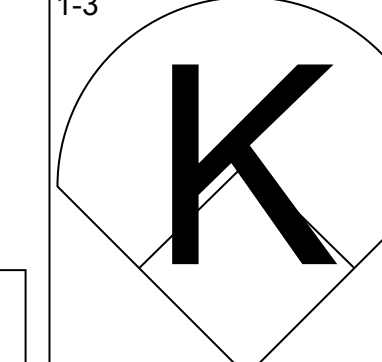
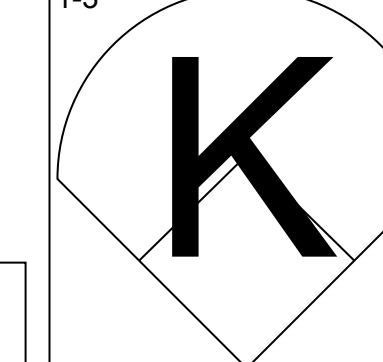
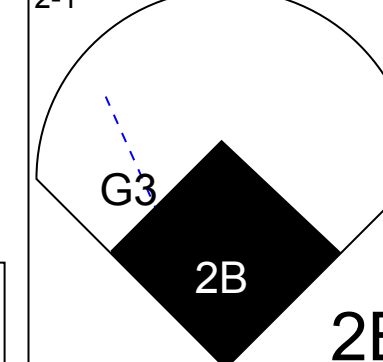
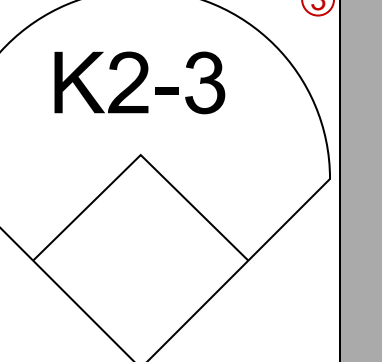
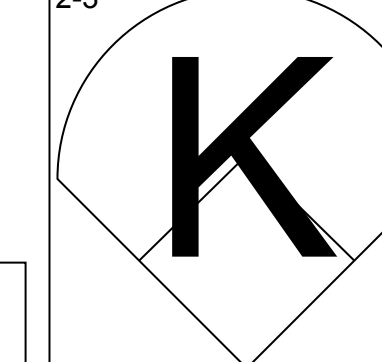
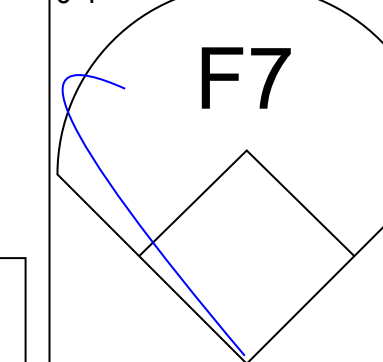
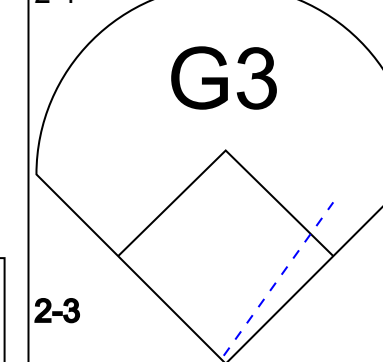

AB	29
R	3
H	6
RBI	3
BB	7
SO	6
LOB	17



Batter	1	2	3	4	5	6	7	8	9	AB	R	H	RBI	BB	SO	LOB	TOP			
Luis Polonia, L (1, 10) OBP: 0.354, SLG: 0.379										4	1	1	0	0	1	0	California Angels @ Kansas City Royals Royals Stadium, Kansas City, MO Fri Sep 27 1991, 8:05 PM EDT Att: 18,938 - Sunny - 72 F			
Ruben Amaro Jr, S (1, 7) OBP: 0.286, SLG: 0.308										4	0	0	0	0	2	1				
Junior Felix, S (1, 8) OBP: 0.316, SLG: 0.352										3	0	1	1	1	1	0				
Dave Winfield, R (1, 9) OBP: 0.316, SLG: 0.451										4	0	0	0	0	1	2				
Gary Gaetti, R (1, 5) OBP: 0.288, SLG: 0.377										4	0	1	0	0	1	0				
Barry Lyons, R (1, 3) OBP: 0.071, SLG: 0.071										4	0	1	0	0	0	2				
John Orton, R (1, 2) OBP: 0.338, SLG: 0.316										3	0	0	0	0	0	1				
Gary Disarcina, R (1, 6) OBP: 0.297, SLG: 0.294										3	0	1	0	0	0	0				
Kevin Flora, R (1, 4) Max Venable, L (8, PH) OBP: 0.285, SLG: 0.347										2	0	0	0	0	2	0				
Inning Stats	R: 0 H: 0 E: 0 K: 2 S: 13	H: 0 LOB: 0 BB: 0 P: 18	R: 0 H: 0 E: 0 K: 1 S: 8	H: 0 LOB: 0 BB: 0 P: 9	R: 0 H: 0 E: 0 K: 1 S: 8	H: 0 LOB: 0 BB: 0 P: 12	R: 0 H: 0 E: 0 K: 1 S: 9	H: 0 LOB: 0 BB: 0 P: 15	R: 0 H: 0 E: 0 K: 1 S: 6	H: 0 LOB: 0 BB: 0 P: 9	R: 0 H: 0 E: 0 K: 0 S: 10	H: 0 LOB: 1 BB: 1 P: 19	R: 0 H: 2 E: 0 K: 0 S: 8	H: 2 LOB: 2 BB: 0 P: 10	R: 1 H: 3 E: 0 K: 2 S: 13	H: 3 LOB: 2 BB: 0 P: 18	1B: 5 2B: 0 3B: 0 HR: 0	SF: 0 SAC: 0 DP: 0 HBP: 0	WP: 0 PB: 0 SB: 0 CS: 0	PA: 33
PITCHER	IP	WLS	BF	H	R	ER	SO	BB	IBB	HBP	BLK	WP	HR	S	P	ERA	WHIP			
Bret Saberhagen, R (1, 1) ERA: 2.96	8.1	W	30	4	1	1	7	1	0	0	0	0	0	72	109	1.08	0.600			
Jeff Montgomery, R (9, 1) ERA: 2.93	0.2	S	3	1	0	0	1	0	0	0	0	0	0	7	9	0.00	1.500			

AB	32
R	1
H	5
RBI	1
BB	1
SO	8
LOB	8



Batter	1	2	3	4	5	6	7	8	9	AB	R	H	RBI	BB	SO	LOB	BOTTOM			
Brian McRae, S (1, 8) OBP: 0.287, SLG: 0.363										4	0	2	1	0	0	0	California Angels @ Kansas City Royals Royals Stadium, Kansas City, MO Fri Sep 27 1991, 8:05 PM EDT Att: 18,938 - Sunny - 72 F			
Kurt Stillwell, S (1, 6) OBP: 0.310, SLG: 0.351										4	0	0	0	0	1	2				
George Brett, L (1, 10) OBP: 0.329, SLG: 0.409										3	0	1	0	1	1	0				
Danny Tartabull, R (1, 9) OBP: 0.395, SLG: 0.601										3	0	0	0	1	1	3				
Gary Thurman, R (8, 9) OBP: 0.331, SLG: 0.380										0	0	0	0	0	0	0				
Jim Eisenreich, L (1, 7) OBP: 0.334, SLG: 0.388										4	1	2	0	0	0	1				
Todd Benzinger, S (1, 3) OBP: 0.306, SLG: 0.346										3	1	1	1	0	0	1				
Brent Mayne, L (1, 2) OBP: 0.305, SLG: 0.326										4	1	2	2	0	1	1				
Sean Berry, R (1, 5) OBP: 0.170, SLG: 0.160										4	1	1	0	0	3	3				
David Howard, S (1, 4) OBP: 0.262, SLG: 0.256										3	0	0	0	0	0	3				
Inning Stats	R: 0 H: 1 E: 0 K: 0 S: 7	H: 1 LOB: 1 BB: 0 P: 12	R: 0 H: 1 E: 0 K: 1 S: 9	H: 1 LOB: 2 BB: 0 P: 14	R: 0 H: 0 E: 0 K: 0 S: 7	H: 0 LOB: 0 BB: 0 P: 12	R: 4 H: 4 E: 1 K: 1 S: 21	H: 4 LOB: 1 BB: 1 P: 38	R: 0 H: 1 E: 0 K: 1 S: 7	H: 1 LOB: 1 BB: 0 P: 13	R: 0 H: 0 E: 0 K: 1 S: 8	H: 0 LOB: 0 BB: 0 P: 13	R: 0 H: 1 E: 0 K: 1 S: 12	H: 1 LOB: 2 BB: 1 P: 21	R: 0 H: 1 E: 0 K: 2 S: 12	H: 1 LOB: 1 BB: 0 P: 17	1B: 5 2B: 3 3B: 0 HR: 1	SF: 0 SAC: 0 DP: 0 HBP: 1	WP: 0 PB: 0 SB: 2 CS: 0	PA: 35
PITCHER	IP	WLS	BF	H	R	ER	SO	BB	IBB	HBP	BLK	WP	HR	S	P	ERA	WHIP			
Kirk McCaskill, R (1, 1) ERA: 4.26	6.0	L	26	7	4	4	4	1	0	1	0	0	0	59	102	6.00	1.333			
Kyle Abbott, L (7, 1) ERA: 4.34	1.0		5	1	0	0	1	1	0	0	0	0	0	12	21	0.00	2.000			
Bryan Harvey, R (8, 1) ERA: 1.69	1.0		4	1	0	0	2	0	0	0	0	0	0	12	17	0.00	1.000			

AB	32
R	4
H	9
RBI	4
BB	2
SO	7
LOB	14



Batter	1	2	3	4	5	6	7	8	9	AB	R	H	RBI	BB	SO	LOB	TOP					
Luis Polonia, L (1, 7) OBP: 0.353, SLG: 0.379	2-1 G4-3	0-1 2B		0-0 G6-3		1-3 K			1-0 G4-3	5	0	1	0	0	1	0	California Angels @ Kansas City Royals Royals Stadium, Kansas City, MO Sat Sep 28 1991, 8:05 PM EDT Att: 30,133 - Sunny - 76 F					
Junior Felix, S (1, 8) OBP: 0.316, SLG: 0.357	3-2 2B	2-2 G3		1-1 F7			0-0 F9		3-3 K	3	1	1	0	0	0	2						
Dave Gallagher, R (7, PH) OBP: 0.358, SLG: 0.367	2B	2B								2	0	0	0	0	1	0						
Gary Gaetti, R (1, 5) OBP: 0.291, SLG: 0.377	1-1 G5-3			3-2 1B			4-0 F8 BB		0-0 1B	4	1	2	0	1	1	1						
Dave Winfield, R (1, 10) OBP: 0.318, SLG: 0.450	4-0 2B			2-2 1B			4-1 BB		1-0 G4-3	3	1	1	0	2	1	1						
Max Venable, L (1, 9) OBP: 0.295, SLG: 0.363	1-0 BB			1-2 1B			1-2 BB			4	1	3	2	0	0	2						
Chris Cron, R (1, 3)	2-3 2B			1-3 2H 1B			2-3 F8			4	0	0	0	0	3	7						
Chris Cron, R (1, 3)	2-3 K			0-3 K			0-1 P5			4	0	0	0	0	3	7						
John Orton, R (1, 2) OBP: 0.333, SLG: 0.300			0-3 K	4-1 1B			2-1 F9		1-0 G5-3	3	0	0	0	1	1	1						
Gary Disarcina, R (1, 6) OBP: 0.293, SLG: 0.289			3-3 K	0-1 1B			0-1 G5-3		0-1 L8	4	0	1	2	0	1	0						
Kevin Flora, R (1, 4) OBP: 0.167, SLG: 0.167	1-0 2B			1-3 2H 3H 1B			0-3 K		3-3 K	4	0	1	0	0	2	2						
Inning Stats	R: 1 E: 0 K: 1 S: 12	H: 2 LOB: 2 BB: 1 P: 25	R: 0 E: 0 K: 2 S: 13	H: 2 LOB: 2 BB: 0 P: 19	R: 3 E: 0 K: 1 S: 18	H: 4 LOB: 1 BB: 1 P: 27	R: 0 E: 0 K: 1 S: 6	H: 0 LOB: 0 BB: 0 P: 7	R: 0 E: 0 K: 1 S: 13	H: 1 LOB: 1 BB: 0 P: 15	R: 0 E: 0 K: 2 S: 9	H: 0 LOB: 0 BB: 0 P: 10	R: 0 E: 0 K: 1 S: 7	H: 0 LOB: 2 BB: 2 P: 18	R: 0 E: 0 K: 1 S: 7	H: 0 LOB: 0 BB: 0 P: 11	R: 0 E: 0 K: 1 S: 7	H: 1 LOB: 1 BB: 0 P: 12	1B: 7 2B: 3 3B: 0 HR: 0	SF: 0 SAC: 0 DP: 1 HBP: 0	WP: 0 PB: 0 SB: 1 CS: 0	PA: 40
PITCHER	IP WLS BF H R ER SO BB IBB HBP BLK WP HR S P ERA WHIP																					
Luis Aquino, R (1, 1) ERA: 3.46	2.1 L 17 8 4 4 4 2 0 0 0 0 0 0 22 16 15.43 4.286																					
Joel Johnston, R (3, 1) ERA: 0.51	2.2 8 1 0 0 2 0 0 0 0 0 0 22 26 0.00 0.375																					
Mike Magnante, L (6, 1) ERA: 2.1	1.1 5 0 0 0 2 1 0 0 0 0 0 10 15 0.00 0.750																					
Tom Gordon, R (7, 1) ERA: 3.78	2.2 10 1 0 0 3 1 0 0 0 0 0 20 36 0.00 0.750																					

Batter	1	2	3	4	5	6	7	8	9	AB	R	H	RBI	BB	SO	LOB	BOTTOM					
Gary Thurman, R (1, 7) OBP: 0.324, SLG: 0.371	3-2 G1-3			0-3 K			0-0 FC5-4		1 SAFE 0-0 P2								4 0 0 0 0 1 3					
Brent Mayne, L (9, PH) OBP: 0.303, SLG: 0.324							1-2 S										1 0 0 0 0 0 2					
Brian McRae, S (1, 8) OBP: 0.288, SLG: 0.365	1-0 F9			0-1 1B			2-3 K										5 2 2 0 0 1 2					
George Brett, L (1, 10) OBP: 0.328, SLG: 0.406	3-2 G3-1			1-0 P4			1-2 1B		2-1 G3								4 0 0 0 1 0 1					
Danny Tartabull, R (1, 9) OBP: 0.397, SLG: 0.600				4-2 FC6-4			0-0 G3-1		4-1 FC5-4								1 0 0 0 3 0 1					
Bobby Moore, R (8, PR) ERA: 0.51							1-2 BB										0 0 0 0 0 0 0					
Todd Benzinger, S (9, PH) OBP: 0.305, SLG: 0.345				FC6-4			BB		FC5-4								1 0 0 0 0 0 3					
Bill Peccota, R (1, 3) OBP: 0.352, SLG: 0.392				2-1 FC6-4			1-2 CS		0-1 FC5-4								3 0 0 0 1 0 3					
Kurt Stillwell, S (1, 6) OBP: 0.310, SLG: 0.350				2-3 K			1-2 1B		1-1 P4								4 0 1 1 0 1 4					
Sean Berry, R (1, 5) OBP: 0.471, SLG: 0.170				2-2 G1-3			1B		2-3 K								3 0 1 0 0 1 2					
Kirk Gibson, L (9, PH) OBP: 0.343, SLG: 0.404																	1 0 0 0 0 1 0					
Jorge Pedre, R (1, 2) OBP: 0.471, SLG: 0.571				1-2 G1-3					0-0 F9								2 0 0 0 0 0 1					
Stu Cole, R (7, PH) OBP: 0.500, SLG: 0.250																	1 0 0 0 0 0 0					
Dave Clark, L (9, PH) OBP: 0.250, SLG: 0.143				1-2 1B													1 1 1 0 0 0 0					
David Howard, S (1, 4) OBP: 0.264, SLG: 0.255				1-3 K					4-1 FC5-4								1 0 0 0 1 1 1					
Mike Macfarlane, R (7, PH) OBP: 0.324, SLG: 0.502																	1 0 0 0 0 0 1					
Tim Spehr, R (8, 2) OBP: 0.297, SLG: 0.317																	0 0 0 0 0 0 0					
Jim Eisenreich, L (9, PH) OBP: 0.336, SLG: 0.390																	1 0 1 0 0 0 0					
Inning Stats	R: 0 E: 0 K: 0 S: 8	H: 0 LOB: 0 BB: 0 P: 15	R: 0 E: 0 K: 1 S: 7	H: 0 LOB: 1 BB: 1 P: 15	R: 0 E: 0 K: 2 S: 12	H: 1 LOB: 1 BB: 0 P: 16	R: 1 E: 0 K: 0 S: 9	H: 2 LOB: 2 BB: 1 P: 17	R: 0 E: 0 K: 1 S: 6	H: 0 LOB: 1 BB: 1 P: 12	R: 0 E: 0 K: 0 S: 7	H: 0 LOB: 1 BB: 1 P: 14	R: 0 E: 1 K: 1 S: 12	H: 0 LOB: 1 BB: 0 P: 19	R: 1 E: 1 K: 0 S: 8	H: 1 LOB: 2 BB: 1 P: 16	R: 1 E: 1 K: 1 S: 14	H: 2 LOB: 3 BB: 1 P: 23	1B: 5 2B: 2 3B: 0 HR: 0	SF: 0 SAC: 0 DP: 1 HBP: 0	WP: 0 PB: 0 SB: 1 CS: 1	PA: 40
PITCHER	IP WLS BF H R ER SO BB IBB HBP BLK WP HR S P ERA WHIP																					
Chuck Finley, L (1, 1) ERA: 3.89	7.1 W 30 4 2 1 5 4 0 0 0 0 0 63 111 1.23 1.091																					
Mark Eichhorn, R (8, 1) ERA: 1.94	0.2 3 0 0 0 0 1 0 0 0 0 0 6 13 0.00 1.500																					
Bryan Harvey, R (9, 1) ERA: 1.67	1.0 S 7 2 1 0 1 0 1 0 0 0 0 14 23 0.00 2.000																					

AB	36
R	4
H	10
RBI	4
BB	4
SO	11
LOB	16



Batter	1	2	3	4	5	6	7	8	9	AB	R	H	RBI	BB	SO	LOB	TOP					
Luis Polonia, L OBP: 0.354, SLG: 0.384 (1, 7)										4	1	2	0	0	0	2	California Angels @ Kansas City Royals Royals Stadium, Kansas City, MO Sun Sep 29 1991, 4:33 AM EDT Att: 22,229 - Sunny - 78 F					
Junior Felix, S OBP: 0.315, SLG: 0.355 (1, 8)										4	1	1	2	0	0	1						
Gary Gaetti, R OBP: 0.289, SLG: 0.375 Ruben Amaro Jr. S OBP: 0.267, SLG: 0.286 (1, 5) (6, 4)										3	0	0	0	0	2	2						
Dave Winfield, R OBP: 0.318, SLG: 0.454 (1, 10)										4	1	1	2	0	3	2						
Max Venable, L OBP: 0.294, SLG: 0.360 (1, 9)										4	0	1	0	0	0	0						
Lance Parrish, R OBP: 0.286, SLG: 0.386 (1, 3)										4	0	0	0	0	3	2						
Dick Schofield, R OBP: 0.308, SLG: 0.256 (1, 6)										4	0	0	0	0	2	1						
Ron Tingley, R OBP: 0.262, SLG: 0.292 (1, 2)										4	0	1	0	0	2	1						
Gary Disarcina, R OBP: 0.311, SLG: 0.293 (1, 4) (6, 5)										3	1	1	0	1	0	0						
Inning Stats	R: 0 E: 1 K: 1 S: 12	H: 1 LOB: 2 BB: 0 P: 17	R: 0 E: 2 K: 2 S: 10	H: 0 LOB: 1 BB: 0 P: 18	R: 0 E: 0 K: 0 S: 8	H: 0 LOB: 0 BB: 0 P: 11	R: 0 E: 0 K: 2 S: 7	H: 0 LOB: 0 BB: 0 P: 10	R: 0 E: 0 K: 2 S: 13	H: 1 LOB: 2 BB: 1 P: 20	R: 0 E: 0 K: 1 S: 11	H: 0 LOB: 0 BB: 0 P: 15	R: 0 E: 0 K: 1 S: 10	H: 0 LOB: 0 BB: 0 P: 15	R: 4 E: 0 K: 0 S: 17	H: 5 LOB: 1 BB: 0 P: 24	R: 0 E: 0 K: 2 S: 7	H: 0 LOB: 0 BB: 0 P: 8	1B: 3 2B: 4 3B: 0 HR: 1	SF: 0 SAC: 0 DP: 1 HBP: 0	WP: 0 PB: 0 SB: 0 CS: 1	PA: 36
PITCHER	IP WLS BF H R ER SO BB IBB HBP BLK WP HR S P ERA WHIP																					
Kevin Appier, R ERA: 3.33 Steve Crawford, R ERA: 6.45 (1, 1) (8, 1)	7.1 W 29 5 3 3 10 1 0 0 0 0 0 1 16 20 3.68 0.818																					

AB	35
R	4
H	7
RBI	4
BB	1
SO	12
LOB	12



Batter	1	2	3	4	5	6	7	8	9	AB	R	H	RBI	BB	SO	LOB	BOTTOM			
Bobby Moore, R OBP: 0.333, SLG: 0.200 (1, 7) (8, 8)										4	0	1	0	1	0	0	California Angels @ Kansas City Royals Royals Stadium, Kansas City, MO Sun Sep 29 1991, 4:33 AM EDT Att: 22,229 - Sunny - 78 F			
Gary Thurman, R OBP: 0.321, SLG: 0.363 (1, 9)										4	0	0	0	1	2	2				
Brian McRae, S OBP: 0.288, SLG: 0.366 Harvey Pulliam, R OBP: 0.364, SLG: 0.633 (1, 8) (8, 7)										4	1	1	0	0	1	2				
Todd Benzinger, S OBP: 0.307, SLG: 0.349 (1, 3)										4	3	2	0	0	0	1				
Mike Macfarlane, R OBP: 0.330, SLG: 0.510 (1, 10)										4	2	3	1	0	0	1				
Kurt Stillwell, S OBP: 0.310, SLG: 0.350 (1, 6)										3	0	1	2	0	0	1				
Sean Berry, R OBP: 0.200, SLG: 0.164 (1, 5)										2	1	0	0	2	1	2				
Tim Spehr, R OBP: 0.295, SLG: 0.358 (1, 2)										4	1	1	4	0	1	3				
Terry Shumpert, R OBP: 0.287, SLG: 0.329 (1, 4)										4	0	0	0	0	1	3				
Inning Stats	R: 0 E: 0 K: 0 S: 9	H: 0 LOB: 0 BB: 0 P: 13	R: 4 E: 0 K: 1 S: 22	H: 3 LOB: 3 BB: 3 P: 38	R: 0 E: 0 K: 0 S: 9	H: 1 LOB: 0 BB: 0 P: 13	R: 0 E: 1 K: 0 S: 11	H: 0 LOB: 1 BB: 0 P: 14	R: 3 E: 2 K: 3 S: 19	H: 2 LOB: 1 BB: 0 P: 31	R: 0 E: 0 K: 1 S: 6	H: 0 LOB: 0 BB: 0 P: 11	R: 1 E: 0 K: 0 S: 12	H: 2 LOB: 2 BB: 1 P: 23	R: 0 E: 0 K: 1 S: 13	H: 1 LOB: 0 BB: 0 P: 20	1B: 5 2B: 3 3B: 0 HR: 1	SF: 0 SAC: 1 DP: 0 HBP: 0	WP: 0 PB: 0 SB: 3 CS: 1	PA: 39
PITCHER	IP WLS BF H R ER SO BB IBB HBP BLK WP HR S P ERA WHIP																			
Jim Abbott, L ERA: 2.96 Scott Lewis, R ERA: 6.37 Chris Beasley, R ERA: 3.38 Cliff Young, L ERA: 5.79 (1, 1) (5, 1) (7, 1) (8, 1)	4.0 L 24 6 0 0 4 0 0 0 0 0 0 0 16 27 0.00 0.000																			

AB	34
R	8
H	9
RBI	7
BB	4
SO	6
LOB	15



Batter	1	2	3	4	5	6	7	8	9	AB	R	H	RBI	BB	SO	LOB	TOP										
Rickey Henderson, R OBP: 0.392, SLG: 0.407 Lance Blankenship, R OBP: 0.337, SLG: 0.535	F7		G6-3			F7	1B 2B		G5-3 DI BB	3	0	0	0	0	0	1											
Willie Wilson, S OBP: 0.294, SLG: 0.317 Scott Brosius, R OBP: 0.269, SLG: 0.391	G4-3		G6-3			BB BB	BB		K	3	0	1	0	0	0	1											
Ernest Riles, L OBP: 0.288, SLG: 0.317						BB BB	1B		1-2	1	0	0	0	0	1	1											
Jose Canseco, R OBP: 0.361, SLG: 0.560	K				F9	BB BB	BB		G5-3	4	0	0	0	1	1	2											
Dave Henderson, R OBP: 0.350, SLG: 0.473		K			F8				G6-3	4	1	1	0	1	1	1											
Terry Steinbach, R OBP: 0.315, SLG: 0.394 Scott Hemond, R OBP: 0.278, SLG: 0.235		2B			F7				E1	3	0	1	0	0	0	3											
Brook Jacoby, R OBP: 0.274, SLG: 0.309 Vance Law, R OBP: 0.305, SLG: 0.278		G5-3				G5-3			K	3	0	0	0	0	1	1											
Mark McGwire, R OBP: 0.334, SLG: 0.383		F8			L7				K	3	1	0	0	1	1	2											
Mike Gallego, R OBP: 0.344, SLG: 0.374			G6-3 G5-3 BB							1	1	1	1	3	0	0											
Mike Bordick, R OBP: 0.278, SLG: 0.257 Harold Baines, L OBP: 0.381, SLG: 0.473 Dann Howitt, L OBP: 0.186, SLG: 0.268			G5-3		F8				G4-3	3	0	0	1	0	0	2											
Inning Stats	R: 0 E: 0 K: 1 S: 9	H: 0 LOB: 0 BB: 0 P: 13	R: 0 E: 0 K: 1 S: 8	H: 1 LOB: 1 BB: 0 P: 15	R: 0 E: 0 K: 0 S: 12	H: 0 LOB: 1 BB: 1 P: 22	R: 0 E: 0 K: 0 S: 6	H: 0 LOB: 0 BB: 0 P: 8	R: 0 E: 0 K: 0 S: 6	H: 0 LOB: 1 BB: 1 P: 14	R: 0 E: 0 K: 0 S: 9	H: 1 LOB: 2 BB: 2 P: 22	R: 3 E: 0 K: 1 S: 16	H: 3 LOB: 1 BB: 1 P: 30	R: 1 E: 1 K: 2 S: 14	H: 2 LOB: 2 BB: 1 P: 21	R: 0 E: 0 K: 1 S: 9	H: 0 LOB: 1 BB: 1 P: 19	1B: 3 2B: 3 3B: 1 HR: 0	SF: 0 SAC: 0 DP: 1 HBP: 0	WP: 0 PB: 0 SB: 0 CS: 0	PA: 40					
PITCHER	IP	WLS	BF	H	R	ER	SO	BB	IBB	HBP	BLK	WP	HR	S	P	ERA	WHIP										
Mark Davis, L ERA: 4.4	6.0	W	23	2	0	0	2	4	0	0	0	0	0	50	94	0.00	1.000										
Mike Magnante, L ERA: 2.56	1.1		10	5	4	3	2	1	0	0	0	0	0	23	38	20.25	4.500										
Joel Johnston, R ERA: 0.49	0.2		3	0	0	0	1	1	0	0	0	0	0	7	13	0.00	1.500										
Jeff Montgomery, R ERA: 2.9	1.0		4	0	0	0	1	1	0	0	0	0	0	9	19	0.00	1.000										

Oakland Athletics @ Kansas City Royals
Royals Stadium, Kansas City, MO
Mon Sep 30 1991, 8:05 PM EDT
Att: 20,934 - Cloudy - 74 F

AB	33
R	4
H	7
RBI	3
BB	7
SO	6
LOB	17



Batter	1	2	3	4	5	6	7	8	9	AB	R	H	RBI	BB	SO	LOB	BOTTOM										
Brian McRae, S OBP: 0.288, SLG: 0.365	G4-3		P6				G3			4	1	1	0	1	0	4											
Kurt Stillwell, S OBP: 0.311, SLG: 0.356	P3								F7	5	1	2	3	0	0	1											
George Brett, L OBP: 0.327, SLG: 0.402	F8								F7	4	1	0	0	1	0	2											
Danny Tartabull, R OBP: 0.397, SLG: 0.597 Gary Thurman, R OBP: 0.321, SLG: 0.363		K								4	0	1	0	1	1	1											
Jim Eisenreich, L OBP: 0.337, SLG: 0.388										4	1	1	0	1	0	4											
Todd Benzinger, S OBP: 0.309, SLG: 0.353										4	1	2	2	0	1	1											
Bill Pecota, R OBP: 0.355, SLG: 0.393										2	1	1	0	2	1	2											
Brent Mayne, L OBP: 0.302, SLG: 0.323										4	1	1	2	0	1	5											
Terry Shumpert, R OBP: 0.289, SLG: 0.331										4	1	2	1	0	1	1											
Inning Stats	R: 0 E: 0 K: 0 S: 5	H: 0 LOB: 0 BB: 0 P: 8	R: 6 E: 0 K: 1 S: 20	H: 6 LOB: 1 BB: 1 P: 37	R: 0 E: 0 K: 1 S: 17	H: 1 LOB: 3 BB: 2 P: 32	R: 2 E: 0 K: 1 S: 19	H: 2 LOB: 2 BB: 2 P: 33	R: 0 E: 0 K: 1 S: 8	H: 0 LOB: 1 BB: 1 P: 13	R: 0 E: 0 K: 1 S: 9	H: 0 LOB: 0 BB: 0 P: 13	R: 0 E: 0 K: 0 S: 13	H: 1 LOB: 1 BB: 0 P: 20	R: 0 E: 0 K: 0 S: 9	H: 1 LOB: 2 BB: 0 P: 17	1B: 8 2B: 3 3B: 0 HR: 0	SF: 0 SAC: 0 DP: 0 HBP: 0	WP: 1 PB: 0 SB: 1 CS: 0	PA: 41							
PITCHER	IP	WLS	BF	H	R	ER	SO	BB	IBB	HBP	BLK	WP	HR	S	P	ERA	WHIP										
Bob Welch, R ERA: 4.58	2.0	L	14	6	6	6	1	2	0	0	0	0	0	27	51	27.00	4.000										
Curt Young, L ERA: 5.3	1.1		10	3	2	2	1	2	1	0	0	1	0	23	44	13.50	3.750										
Kevin Campbell, R ERA: 2.49	2.2		9	0	0	0	3	1	0	0	0	0	0	28	41	0.00	0.375										
Gene Nelson, R ERA: 6.55	1.0		4	1	0	0	0	0	0	0	0	0	0	13	20	0.00	1.000										
Eric Show, R ERA: 5.92	1.0		4	1	0	0	0	0	0	0	0	0	0	9	17	0.00	1.000										

Oakland Athletics @ Kansas City Royals
Royals Stadium, Kansas City, MO
Mon Sep 30 1991, 8:05 PM EDT
Att: 20,934 - Cloudy - 74 F

AB	35
R	8
H	11
RBI	8
BB	6
SO	5
LOB	21



Batter	1	2	3	4	5	6	7	8	9	AB	R	H	RBI	BB	SO	LOB	TOP				
Rickey Henderson, R OBP: 0.392, SLG: 0.407	1-1 F8		4-0 BB		1-1 2B	1-2 G5-3			1-2 L5	4	0	1	1	1	0	1					
Dave Henderson, R OBP: 0.347, SLG: 0.469	2-3 K		0-1 P6		2-2 F9		1-3 K		0-1 G1-3	5	0	0	0	0	2	3					
Jose Canseco, R OBP: 0.360, SLG: 0.562	2-2 F9			0-1 HR	1-2 G5-3		0-1 G4-3		1-2 G5-3	5	1	1	1	0	0	1					
Harold Baines, L OBP: 0.381, SLG: 0.471		1-1 G5-3		3-3 K	4-0 IBB		4-0 FC5-4 BB			2	0	0	0	2	1	0					
Brook Jacoby, R OBP: 0.271, SLG: 0.306	0-1 F7			2-3 K	1-1 G5-3		1-2 FC5-4			4	0	0	0	0	1	3					
Terry Steinbach, R OBP: 0.313, SLG: 0.391	2-3 K			0-2 E5 1B		0-0 P5		3-3 K		3	1	0	0	0	1	0					
Mike Gallego, R OBP: 0.344, SLG: 0.373										1	0	0	0	0	1	0					
Jamie Quirk, L OBP: 0.323, SLG: 0.297			4-2 BB	0-0 1B		3-1 L8		2-2 FC1-4 1B		3	0	2	1	1	0	0					
Lance Blankenship, R OBP: 0.333, SLG: 0.331			2-2 L6-3	3-3 K		0-0 HR		1-3 K		2	0	0	0	0	1	2					
Mark McQuire, R OBP: 0.335, SLG: 0.389			1-2 L6-3							2	1	1	1	0	1	1					
Mike Bordick, R OBP: 0.286, SLG: 0.266			3-2 BB 1B		1-2 2B 1B		1-0 1B		1-1 FC1-4	4	1	3	0	0	0	1					
Inning Stats	R: 0 E: 0 K: 1 S: 8	H: 0 LOB: 0 BB: 0 P: 13	R: 0 E: 0 K: 1 S: 9	H: 0 LOB: 0 BB: 0 P: 12	R: 0 E: 0 K: 0 S: 15	H: 1 LOB: 2 BB: 2 P: 28	R: 2 E: 1 K: 3 S: 18	H: 2 LOB: 1 BB: 0 P: 26	R: 1 E: 0 K: 0 S: 13	H: 2 LOB: 2 BB: 1 P: 23	R: 0 E: 0 K: 1 S: 9	H: 0 LOB: 1 BB: 1 P: 15	R: 0 E: 0 K: 2 S: 11	H: 1 LOB: 1 BB: 0 P: 18	R: 0 E: 0 K: 0 S: 8	H: 0 LOB: 0 BB: 0 P: 10	1B: 5 2B: 2 3B: 0 HR: 2	SF: 0 SAC: 0 DP: 1 HBP: 0	WP: 0 PB: 0 SB: 1 CS: 0	PA: 39	
PITCHER	IP WLS BF H R ER SO BB IBB HBP BLK WP HR S P ERA WHIP	4.1 L 20 5 3 2 5 2 0 0 0 0 1 58 91 4.15 1.615	3.2 16 3 1 1 3 1 1 0 0 0 0 1 35 59 2.46 1.091	1.0 3 0 0 0 0 0 0 0 0 0 0 0 8 10 0.00 0.000																	

Oakland Athletics @ Kansas City Royals
Royals Stadium, Kansas City, MO
Tue Oct 01 1991, 8:05 PM EDT
Att: 17,638 - Cloudy - 76 F

AB	35
R	4
H	8
RBI	4
BB	4
SO	8
LOB	12



Batter	1	2	3	4	5	6	7	8	9	AB	R	H	RBI	BB	SO	LOB	BOTTOM					
Brian McRae, S OBP: 0.288, SLG: 0.364	2-1 P5		1-2 G2-3			2-3 K		2-2 BB 1B		4	0	1	0	0	1	0						
Kurt Stillwell, S OBP: 0.315, SLG: 0.358	3-2 G3			0-2 1B		2-1 2B 1B		4-0 BB BB		3	0	2	0	1	0	0						
George Brett, L OBP: 0.330, SLG: 0.406	1-1 E3			1-0 G6-3 1B		1-2 2B		4-0 1-2 2-3 BB		3	0	2	0	1	0	0						
Danny Tartabull, R OBP: 0.394, SLG: 0.592	3-3 K			1-3 K		0-1 F9		3-3 K		4	0	0	0	0	3	8						
Jim Eisenreich, L OBP: 0.333, SLG: 0.384		0-1 P3		2-1 G6-3		0-1 G6-3		1-3 K		4	0	0	0	0	1	7						
Todd Benzinger, S OBP: 0.308, SLG: 0.352		1-1 G3-1				1-3 K			0-0 1B	4	0	1	0	0	2	0						
Bill Pecota, R OBP: 0.352, SLG: 0.389		1-1 P6				1-0 G6-3		1-0 G6-3		4	0	0	0	0	1	1						
Brent Mayne, L OBP: 0.302, SLG: 0.319			1-1 G3		4-0 BB		2-3 K		1-2 F7	3	0	0	0	1	1	1						
Terry Shumpert, R OBP: 0.288, SLG: 0.330			1-3 K			1-1 G4-3		0-1 F9		1	0	0	0	0	1	0						
Dave Clark, L OBP: 0.222, SLG: 0.125									3-2 G1-3	1	0	0	0	0	0	1						
Sean Terry, L OBP: 0.226, SLG: 0.164										0	0	0	0	0	0	0						
Kirk Gibson, R OBP: 0.342, SLG: 0.403										0	0	0	0	0	0	0						
David Howard, S OBP: 0.242, SLG: 0.255										0	0	0	0	0	0	0						
Kevin Seltzer, R OBP: 0.201, SLG: 0.202										1	0	0	0	0	0	1						
Inning Stats	R: 0 E: 1 K: 1 S: 11	H: 0 LOB: 1 BB: 0 P: 20	R: 0 E: 0 K: 0 S: 6	H: 0 LOB: 0 BB: 0 P: 8	R: 0 E: 0 K: 1 S: 8	H: 0 LOB: 0 BB: 0 P: 11	R: 0 E: 0 K: 1 S: 9	H: 2 LOB: 1 BB: 0 P: 13	R: 0 E: 0 K: 1 S: 6	H: 0 LOB: 1 BB: 1 P: 13	R: 0 E: 0 K: 1 S: 12	H: 2 LOB: 2 BB: 0 P: 17	R: 0 E: 0 K: 2 S: 7	H: 0 LOB: 0 BB: 0 P: 11	R: 0 E: 0 K: 2 S: 11	H: 1 LOB: 3 BB: 2 P: 25	R: 0 E: 0 K: 1 S: 12	H: 1 LOB: 1 BB: 0 P: 19	1B: 5 2B: 1 3B: 0 HR: 0	SF: 0 SAC: 0 DP: 1 HBP: 0	WP: 0 PB: 0 SB: 1 CS: 0	PA: 36
PITCHER	IP WLS BF H R ER SO BB IBB HBP BLK WP HR S P ERA WHIP	7.1 W 29 5 0 0 7 2 0 0 0 0 0 64 104 0.00 0.955	0.0 1 0 0 0 0 1 0 0 0 0 0 0 4 4 - -	1.2 S 6 1 0 0 3 0 0 0 0 0 0 18 29 0.00 0.600																		

Oakland Athletics @ Kansas City Royals
Royals Stadium, Kansas City, MO
Tue Oct 01 1991, 8:05 PM EDT
Att: 17,638 - Cloudy - 76 F

AB	33
R	0
H	6
RBI	0
BB	3
SO	10
LOB	19



Batter	1	2	3	4	5	6	7	8	9	AB	R	H	RBI	BB	SO	LOB	TOP																						
Rickey Henderson, R OBP: 0.394, SLG: 0.407 Lance Blankenship, R OBP: 0.333, SLG: 0.331	4-0 CS BB	2-0 1B 1-2 HBP		0-1 S 1B		2-3 K		1-0 F7		0	0	0	0	1	0	0																							
Willie Wilson, S OBP: 0.290, SLG: 0.313 Ron Witmeyer, L OBP: 0.053, SLG: 0.053	2-3 K	1-3 K		2-1 G4-3		0-2 FC6-4		1-2 FC6-3		4	0	0	0	0	2	5																							
Jose Canseco, R OBP: 0.359, SLG: 0.560 Scott Hemond, R OBP: 0.263, SLG: 0.222	1-2 P6	2-2 FC6-4 1B								4	0	1	1	0	1	0																							
Harold Baines, L OBP: 0.382, SLG: 0.472 Brook Jacoby, R OBP: 0.271, SLG: 0.305										4	1	2	0	0	0	2																							
Terry Steinbach, R OBP: 0.317, SLG: 0.393 Vance Law, R OBP: 0.305, SLG: 0.278										3	1	2	0	0	0	0																							
Mark McGwire, R OBP: 0.333, SLG: 0.386 Brad Komminsk, R OBP: 0.185, SLG: 0.160										4	0	0	0	0	1	5																							
Scott Brosius, R OBP: 0.268, SLG: 0.397										4	1	1	0	0	0	3																							
Mike Gallego, R OBP: 0.344, SLG: 0.373 Dann Howitt, L OBP: 0.182, SLG: 0.262										3	1	1	1	0	0	0																							
Mike Bordick, R OBP: 0.289, SLG: 0.267										3	1	1	1	1	1	1																							
Inning Stats	R: 0 E: 0 K: 1 S: 6	H: 0 LOB: 0 BB: 1 P: 13	R: 5 E: 1 K: 1 S: 18	H: 4 LOB: 2 BB: 0 P: 33	R: 0 E: 0 K: 0 S: 7	H: 0 LOB: 0 BB: 0 P: 10	R: 0 E: 0 K: 0 S: 10	H: 1 LOB: 1 BB: 0 P: 11	R: 0 E: 0 K: 1 S: 13	H: 2 LOB: 2 BB: 0 P: 18	R: 0 E: 0 K: 1 S: 10	H: 0 LOB: 1 BB: 1 P: 18	R: 0 E: 0 K: 1 S: 9	H: 1 LOB: 0 BB: 0 P: 14	R: 0 E: 0 K: 2 S: 8	H: 1 LOB: 1 BB: 0 P: 10	R: 0 E: 0 K: 0 S: 9	H: 0 LOB: 0 BB: 0 P: 14	1B: 8 2B: 1 3B: 0 HR: 0	SF: 0 SAC: 0 DP: 0 HBP: 2	WP: 1 PB: 0 SB: 3 CS: 1	PA: 40																	
PITCHER	IP	WLS	BF	H	R	ER	SO	BB	IBB	HBP	BLK	WP	HR	S	P	ERA	WHIP	PITCHER					IP	WLS	BF	H	R	ER	SO	BB	IBB	HBP	BLK	WP	HR	S	P	ERA	WHIP
Bret Saberhagen, R ERA: 3.07	2.0		13	4	5	3	2	1	0	2	0	1	0	24	46	13.50	2.500																						
Steve Crawford, R ERA: 5.91	3.0	W	12	3	0	0	1	0	0	0	0	0	0	30	39	0.00	1.000																						
Joel Johnston, R ERA: 0.44	2.0		8	1	0	0	2	1	0	0	0	0	0	19	32	0.00	1.000																						
Mike Magnante, L ERA: 2.47	2.0		7	1	0	0	2	0	0	0	0	0	0	17	24	0.00	0.500																						

Oakland Athletics @ Kansas City Royals
Royals Stadium, Kansas City, MO
Wed Oct 02 1991, 8:05 PM EDT
Att: 18,552 - Cloudy - 80 F

livebaseballscores.com

AB 36
R 5
H 9
RBI 3
BB 2
SO 7
LOB 19



Batter	1	2	3	4	5	6	7	8	9	AB	R	H	RBI	BB	SO	LOB	BOTTOM																						
Brian McRae, S OBP: 0.289, SLG: 0.369	2-1 G4-3	0-3 K		3-3 K		1-1 2B 1B	2-1 HR	0-0 F7		6	2	2	2	0	2	5																							
Kurt Stillwell, S OBP: 0.323, SLG: 0.365	4-1 BB	2-2 1B 2H				1B 3B HBP	1B 2B	G3 1B	G4-3	4	2	3	3	1	0	2																							
George Brett, L OBP: 0.330, SLG: 0.406	0-3 K	1-0 G4-3				3-1 3B 1B	3-1 HR 1B	G3 1B		5	2	2	1	0	1	4																							
Danny Tartabull, R OBP: 0.395, SLG: 0.594 Gary Thurman, R OBP: 0.319, SLG: 0.360	1-0 L5					0-0 SF7 3B	4-2 HR BB	G5-3		3	1	1	2	1	0	1																							
Jim Eisenreich, L OBP: 0.335, SLG: 0.394 Bobby Moore, R OBP: 0.286, SLG: 0.167		2-2 2B 1B				2-0 SF7	0-0 HR BB	0-3 K		3	2	2	4	0	0	0																							
Todd Benzinger, S OBP: 0.307, SLG: 0.349		0-3 K				0-1 L6	0-0 G3	2-0 2B HBP		4	1	0	0	0	1	2																							
Bill Pecota, R OBP: 0.353, SLG: 0.394		1-2 1B 2B				2-1 F8	1-0 F8	0-1 F9	1-0 WP 2B	5	2	2	1	0	0	1																							
Brent Mayne, L OBP: 0.315, SLG: 0.325		1-2 1B 1B				4-1 BB	0-2 1B 2B	4-2 HR BB	4-2 2B BB	2	3	2	0	3	0	0																							
David Howard, S OBP: 0.284, SLG: 0.255 Dave Calk, L OBP: 0.200, SLG: 0.222 Terry Schumpert, R OBP: 0.288, SLG: 0.330 Kirk Gibson, R OBP: 0.341, SLG: 0.403 Sean Berry, R OBP: 0.256, SLG: 0.190	1-2 1B	1-2 1B				2-3 K	2-3 K	2-3 F8	1-3 2B	0	0	0	0	0	0	0																							
Inning Stats	R: 0 E: 0 K: 1 S: 8	H: 0 LOB: 1 BB: 1 P: 14	R: 3 E: 0 K: 2 S: 24	H: 5 LOB: 2 BB: 0 P: 32	R: 0 E: 0 K: 0 S: 4	H: 0 LOB: 0 BB: 0 P: 8	R: 0 E: 0 K: 2 S: 9	H: 0 LOB: 1 BB: 1 P: 20	R: 3 E: 0 K: 0 S: 7	H: 2 LOB: 0 BB: 0 P: 14	R: 6 E: 0 K: 1 S: 18	H: 5 LOB: 1 BB: 1 P: 30	R: 2 E: 0 K: 0 S: 12	H: 2 LOB: 1 BB: 1 P: 25	R: 2 E: 0 K: 1 S: 13	H: 2 LOB: 2 BB: 1 P: 20	R: 2 E: 0 K: 1 S: 13	H: 2 LOB: 2 BB: 1 P: 20	1B: 9 2B: 4 3B: 1 HR: 2	SF: 1 SAC: 0 DP: 0 HBP: 2	WP: 1 PB: 0 SB: 0 CS: 0	PA: 47																	
PITCHER	IP	WLS	BF	H	R	ER	SO	BB	IBB	HBP	BLK	WP	HR	S	P	ERA	WHIP	PITCHER					IP	WLS	BF	H	R	ER	SO	BB	IBB	HBP	BLK	WP	HR	S	P	ERA	WHIP
Ron Darling, R ERA: 4.26	5.0	L	25	7	6	6	5	2	0	1	0	0	0	12	20	10.80	1.800																						
Joe Klimk, L ERA: 4.48	0.1		5	4	4	4	1	0	0	0	0	0	0	12	20	108.00	12.000																						
Gene Nelson, R ERA: 6.85	0.2		4	1	2	2	0	1	0	0	0	0	1	6	10	27.00	3.000																						
Steve Chitren, R ERA: 4.33	1.0		6	2	2	2	0	1	0	0	0	0	1	12	25	18.00	3.000																						
Bruce Walton, R ERA: 6.23	0.1		3	1	2	2	1	0	0	1	0	0	0	5	8	54.00	3.000																						

Oakland Athletics @ Kansas City Royals
Royals Stadium, Kansas City, MO
Wed Oct 02 1991, 8:05 PM EDT
Att: 18,552 - Cloudy - 80 F

livebaseballscores.com

AB 39
R 16
H 16
RBI 15
BB 5
SO 7
LOB 19



Batter	1	2	3	4	5	6	7	8	9	AB	R	H	RBI	BB	SO	LOB	TOP					
Gary Thurman, R OBP: 0.321, SLG: 0.362 (1, 7)										5	0	2	0	0	1	0	Kansas City Royals @ California Angels Anaheim Stadium, Anaheim, CA Fri Oct 04 1991, 10:05 PM EDT Att: 21,397 - Sunny - 75 F					
Brian McRae, S OBP: 0.296, SLG: 0.372 (1, 8)										5	1	1	1	0	0	3						
George Brett, L OBP: 0.328, SLG: 0.403 (1, 10)										4	0	0	0	0	2	2						
Danny Tartabull, R OBP: 0.398, SLG: 0.597 (8, PR)										3	0	2	0	1	0	0						
Bobby Moore, R OBP: 0.296, SLG: 0.167 (8, 2)										0	1	0	0	0	0	0						
Brent Mayne, L OBP: 0.315, SLG: 0.325 (8, 2)										0	0	0	0	0	0	0						
Todd Benzinger, S OBP: 0.309, SLG: 0.350 (1, 3)										4	0	2	1	0	0	1						
Bill Pecota, R OBP: 0.355, SLG: 0.396 (1, 5)										3	0	2	0	0	0	1						
Kurt Stillwell, S OBP: 0.322, SLG: 0.362 (1, 6)										3	0	0	0	1	1	4						
Jorge Pedre, R OBP: 0.421, SLG: 0.500 (7, PH)										2	0	0	0	0	2	2						
Kevin Seltzer, R OBP: 0.350, SLG: 0.350 (7, 2)										1	0	0	0	0	0	0						
Tim Spehr, R OBP: 0.295, SLG: 0.358 (8, PH)										0	0	0	0	0	0	0						
Jim Eisenreich, L OBP: 0.334, SLG: 0.393 (8, 7)										1	0	0	0	0	0	2						
David Howard, S OBP: 0.267, SLG: 0.258 (3, PR)										1	0	1	0	0	0	0						
Terry Shumpert, R OBP: 0.287, SLG: 0.328 (3, 4)										2	0	0	0	0	1	0						
Mike Macfarlane, R OBP: 0.329, SLG: 0.508 (8, PH)										1	0	0	0	0	1	0						
Inning Stats	R: 0 E: 0 K: 1 S: 9	H: 0 LOB: 0 BB: 0 P: 14	R: 0 E: 0 K: 0 S: 11	H: 1 LOB: 1 BB: 1 P: 20	R: 0 E: 0 K: 1 S: 11	H: 2 LOB: 2 BB: 0 P: 17	R: 0 E: 0 K: 2 S: 11	H: 2 LOB: 1 BB: 0 P: 14	R: 1 E: 0 K: 2 S: 13	H: 1 LOB: 0 BB: 0 P: 21	R: 0 E: 0 K: 0 S: 11	H: 1 LOB: 1 BB: 0 P: 18	R: 0 E: 0 K: 0 S: 8	H: 1 LOB: 1 BB: 0 P: 14	R: 1 E: 0 K: 1 S: 11	H: 2 LOB: 2 BB: 1 P: 19	R: 0 E: 0 K: 1 S: 7	H: 0 LOB: 0 BB: 0 P: 7	1B: 8 2B: 1 3B: 0 HR: 1	SF: 0 SAC: 1 DP: 0 HBP: 0	WP: 0 PB: 0 SB: 0 CS: 0	PA: 38
PITCHER	IP	WLS	BF	H	R	ER	SO	BB	IBB	HBP	BLK	WP	HR	S	P	ERA	WHIP					
Chuck Finley, L ERA: 3.8	(1, 1)	7.1	30	8	1	1	7	1	0	0	0	0	1	78	123	1.23	1.227					
Mark Eichhorn, R ERA: 1.95	(8, 1)	0.1	4	2	1	1	0	0	1	0	0	0	0	6	12	27.00	6.000					
Cliff Young, L ERA: 4.26	(8, 1)	1.1	W	4	0	0	0	1	0	0	0	0	0	8	9	0.00	0.000					

Batter	1	2	3	4	5	6	7	8	9	AB	R	H	RBI	BB	SO	LOB	BOTTOM				
Luis Polonia, L OBP: 0.354, SLG: 0.382 (1, 10)										4	1	2	0	0	1	1	Kansas City Royals @ California Angels Anaheim Stadium, Anaheim, CA Fri Oct 04 1991, 10:05 PM EDT Att: 21,397 - Sunny - 75 F				
Max Venable, L OBP: 0.294, SLG: 0.366 (1, 7)										3	1	1	1	1	1	0					
Junior Felix, S OBP: 0.318, SLG: 0.354 (1, 8)										4	2	2	0	0	1	1					
Dave Winfield, R OBP: 0.326, SLG: 0.474 (9, 9)										4	1	3	1	0	0	0					
Shawn Abner, R OBP: 0.235, SLG: 0.300 (1, 3)										0	0	0	0	0	0	0					
Lee Stevens, L OBP: 0.345, SLG: 0.404 (1, 3)										3	0	1	3	0	0	1					
Gary Gaetti, R OBP: 0.291, SLG: 0.374 (1, 5)										2	0	0	0	1	0	2					
Ruben Amaro Jr, S OBP: 0.318, SLG: 0.300 (1, 4)										3	0	1	0	1	0	2					
John Orton, R OBP: 0.325, SLG: 0.273 (1, 2)										2	0	0	0	1	1	0					
Gary Disarcina, R OBP: 0.286, SLG: 0.255 (1, 6)										3	1	0	0	1	0	4					
Inning Stats	R: 0 E: 0 K: 3 S: 9	H: 0 LOB: 0 BB: 0 P: 14	R: 0 E: 0 K: 0 S: 6	H: 0 LOB: 0 BB: 0 P: 10	R: 0 E: 0 K: 0 S: 10	H: 1 LOB: 1 BB: 0 P: 13	R: 2 E: 0 K: 0 S: 11	H: 3 LOB: 1 BB: 0 P: 16	R: 0 E: 0 K: 0 S: 12	H: 1 LOB: 1 BB: 1 P: 21	R: 0 E: 0 K: 1 S: 5	H: 0 LOB: 0 BB: 1 P: 10	R: 4 E: 1 K: 0 S: 20	H: 4 LOB: 3 BB: 3 P: 41	1B: 9 2B: 2 3B: 0 HR: 0	SF: 1 SAC: 1 DP: 1 HBP: 1	WP: 0 PB: 0 SB: 1 CS: 1	PA: 38			
PITCHER	IP	WLS	BF	H	R	ER	SO	BB	IBB	HBP	BLK	WP	HR	S	P	ERA	WHIP				
Luis Aquino, R ERA: 3.44	(1, 1)	6.0	23	6	2	2	3	1	0	1	0	0	0	19	40	21.60	4.200				
Tom Gordon, R ERA: 3.94	(7, 1)	1.2	L	11	4	4	4	1	3	0	0	0	0	6	11	0.00	3.000				
Joel Johnston, R ERA: 0.44	(8, 1)	0.1	2	0	0	0	0	1	0	0	0	0	0	6	11	0.00	3.000				

Batter	1	2	3	4	5	6	7	8	9	AB	R	H	RBI	BB	SO	LOB	TOP					
Bobby Moore, R OBP: 0.364, SLG: 0.400 (1, 8)	B1-3		CS 2B		FC4			G4-3 1B		4	0	2	0	0	0	1						
Gary Thurman, R OBP: 0.320, SLG: 0.359 (1, 7)	K		G4-3					G4-3		4	1	1	0	0	1	2						
Bill Pecota, R OBP: 0.356, SLG: 0.399 (1, 5)								G5-3		4	0	2	0	0	1	2						
Danny Tartabull, R OBP: 0.397, SLG: 0.593 (1, 9)								P3		3	0	0	0	1	0	3						
Todd Benzinger, S OBP: 0.310, SLG: 0.352 (1, 3)								G5-3		4	0	2	1	0	1	2						
Mike Macfarlane, R OBP: 0.322, SLG: 0.508 (1, 10)								2B		4	0	1	0	0	0	2						
Kurt Stillwell, S OBP: 0.322, SLG: 0.361 (1, 6)								G6-3		4	0	1	0	0	0	1						
Tim Spehr, R OBP: 0.280, SLG: 0.338 (1, 2)								P3		4	0	0	0	0	0	2						
Terry Shumpert, R OBP: 0.285, SLG: 0.325 (1, 4)								F7		3	0	0	0	0	1	1						
Inning Stats	R: 0 E: 0 K: 2 S: 17	H: 1 LOB: 2 BB: 1 P: 24	R: 0 E: 0 K: 0 S: 6	H: 0 LOB: 0 BB: 0 P: 10	R: 0 E: 0 K: 0 S: 10	H: 1 LOB: 0 BB: 0 P: 13	R: 0 E: 0 K: 0 S: 7	H: 2 LOB: 1 BB: 0 P: 12	R: 0 E: 0 K: 0 S: 9	H: 1 LOB: 1 BB: 0 P: 14	R: 1 E: 1 K: 1 S: 12	H: 2 LOB: 1 BB: 0 P: 16	R: 0 E: 0 K: 0 S: 7	H: 0 LOB: 0 BB: 0 P: 10	R: 0 E: 0 K: 0 S: 5	H: 1 LOB: 1 BB: 0 P: 9	R: 0 E: 0 K: 0 S: 9	H: 1 LOB: 1 BB: 0 P: 9	1B: 6 2B: 3 3B: 0 HR: 0	SF: 0 SAC: 0 DP: 1 HBP: 0	WP: 0 PB: 0 SB: 0 CS: 1	PA: 35
PITCHER Jim Abbott, L ERA: 2.89 (1, 1)	IP: 9.0 WLS: W BF: 35 H: 9 R: 1 ER: 1 SO: 4 BB: 1 IBB: 0 HBP: 0 BLK: 1 WP: 0 HR: 0 S: 82 P: 117 ERA: 1.00 WHIP: 1.111																					

Kansas City Royals @ California Angels
Anaheim Stadium, Anaheim, CA
Sat Oct 05 1991, 10:05 PM EDT
Att: 29,247 - Sunny - 74 F

livebaseballscorecards.com

AB 34
R 1
H 9
RBI 1
BB 1
SO 4
LOB 16




Batter	1	2	3	4	5	6	7	8	9	AB	R	H	RBI	BB	SO	LOB	BOTTOM			
Luis Polonia, L OBP: 0.352, SLG: 0.379 (1, 10)	F8		F8		G6-3		F7			4	0	0	0	0	0	1				
Max Venable, L OBP: 0.294, SLG: 0.360 (1, 7)	K				F9		P5			3	1	0	0	1	1	1				
Junior Felix, S OBP: 0.321, SLG: 0.370 (1, 8)	K				F7					4	1	2	1	0	1	0				
Dave Winfield, R OBP: 0.327, SLG: 0.474 Shawn Abner, R OBP: 0.235, SLG: 0.300 (1, 9) (9, 9)										2	1	1	1	1	1	0				
Lee Stevens, L OBP: 0.371, SLG: 0.436 (1, 3)										0	0	0	0	0	0	0				
Lance Parrish, R OBP: 0.285, SLG: 0.388 (1, 2)										3	1	2	1	1	0	1				
Ruben Amaro Jr, S OBP: 0.308, SLG: 0.261 (1, 4)										4	1	1	2	0	2	4				
Dick Schofield, R OBP: 0.309, SLG: 0.259 (1, 6)										3	0	0	0	1	0	3				
Gary Disarcina, R OBP: 0.271, SLG: 0.241 (1, 5)										3	0	0	0	0	0	1				
Inning Stats	R: 0 E: 0 K: 2 S: 11	H: 0 LOB: 0 BB: 0 P: 18	R: 0 E: 0 K: 2 S: 10	H: 1 LOB: 1 BB: 0 P: 15	R: 0 E: 0 K: 0 S: 7	H: 0 LOB: 0 BB: 0 P: 10	R: 3 E: 0 K: 0 S: 11	H: 2 LOB: 1 BB: 1 P: 22	R: 0 E: 0 K: 0 S: 9	H: 0 LOB: 1 BB: 1 P: 17	R: 1 E: 1 K: 1 S: 13	H: 2 LOB: 1 BB: 1 P: 26	R: 0 E: 0 K: 0 S: 10	H: 0 LOB: 0 BB: 0 P: 15	R: 1 E: 0 K: 0 S: 12	H: 1 LOB: 2 BB: 2 P: 24	1B: 3 2B: 1 3B: 0 HR: 2	SF: 1 SAC: 0 DP: 0 HBP: 0	WP: 0 PB: 1 SB: 0 CS: 2	PA: 35
PITCHER Kevin Appier, R ERA: 3.42 Mike Magnante, L ERA: 2.45 Joel Johnston, R ERA: 0.4 Steve Crawford, R ERA: 5.98 (1, 1) (6, 1) (6, 1) (8, 1)	IP: 5.0 WLS: L BF: 22 H: 5 R: 4 ER: 4 SO: 4 BB: 2 IBB: 0 HBP: 0 BLK: 0 WP: 0 HR: 2 S: 51 P: 87 ERA: 7.20 WHIP: 1.400																			

Kansas City Royals @ California Angels
Anaheim Stadium, Anaheim, CA
Sat Oct 05 1991, 10:05 PM EDT
Att: 29,247 - Sunny - 74 F

livebaseballscorecards.com

AB 28
R 5
H 6
RBI 5
BB 5
SO 5
LOB 11



Batter	1	2	3	4	5	6	7	8	9	AB	R	H	RBI	BB	SO	LOB	TOP											
Bobby Moore, R OBP: 0.400, SLG: 0.429 (1, 8)	1-0 1B		1-2 G6-3			1-2 P4		3-1 1B		4	0	2	0	0	0	0	Kansas City Royals @ California Angels Anaheim Stadium, Anaheim, CA Sun Oct 06 1991, 6:33 AM EDT Att: 27,588 - Cloudy - 78 F											
Gary Thurman, R OBP: 0.320, SLG: 0.359 Dave Clark, L OBP: 0.273, SLG: 0.200 (8, 9)	1-0 F8			0-0 G6-3		2-1 1B		2-3 K		3	0	1	0	0	0	1												
Harvey Pulliam, R OBP: 0.333, SLG: 0.576 Jim Eisenreich, L OBP: 0.333, SLG: 0.392 (8, 9)	3-3 K			2-3 K		3-3 K			0-3 K2-3	3	0	0	0	0	3	2												
Mike Macfarlane, R OBP: 0.330, SLG: 0.506 (1, 10)	0-3 K			2-2 1B					4-1 BB	3	0	1	0	1	2	1												
Stu Cole, R OBP: 0.333, SLG: 0.143 George Brett, L OBP: 0.327, SLG: 0.402 (9, PH)		1-3 K		1-1 P3		1-2 P3		2-3 K		3	0	0	0	0	1	1												
Jorge Pedro, R OBP: 0.364, SLG: 0.421 Todd Benzinger, S OBP: 0.310, SLG: 0.351 (9, PH)		2-0 F8			3-3 K		0-1 F9		1-3 K	3	0	0	0	0	1	0												
Sean Berry, R OBP: 0.212, SLG: 0.183 (1, 5)		3-2 F8			4-2 FC5-4 BB			0-0 P3		2	0	0	0	1	0	0												
Terry Shumpert, R OBP: 0.283, SLG: 0.322 (1, 4)			2-3 K		1-2 FC5-4 CS			1-3 K		3	0	0	0	0	2	1												
Tim Spehr, R OBP: 0.282, SLG: 0.378 (1, 2)			2-3 K		0-2 CS		0-0 F9		2-0 HR	3	1	1	1	0	1	0												
Inning Stats	R: 0 H: 1 E: 0 K: 2 S: 8	H: 1 LOB: 0 BB: 0 P: 13	R: 0 H: 0 E: 0 K: 1 S: 7	H: 0 LOB: 0 BB: 0 P: 13	R: 0 H: 0 E: 0 K: 2 S: 10	H: 0 LOB: 0 BB: 0 P: 15	R: 0 H: 1 E: 0 K: 1 S: 9	H: 0 LOB: 1 BB: 0 P: 14	R: 0 H: 0 E: 0 K: 1 S: 11	H: 0 LOB: 0 BB: 1 P: 19	R: 0 H: 1 E: 0 K: 1 S: 9	H: 0 LOB: 1 BB: 0 P: 15	R: 0 H: 0 E: 0 K: 1 S: 8	H: 0 LOB: 0 BB: 0 P: 12	R: 1 H: 2 E: 0 K: 2 S: 11	H: 2 LOB: 1 BB: 0 P: 19		R: 0 H: 0 E: 0 K: 3 S: 11	H: 0 LOB: 1 BB: 1 P: 18	1B: 4 2B: 0 3B: 0 HR: 1	SF: 0 SAC: 0 DP: 0 HBP: 0	WP: 0 PB: 0 SB: 1 CS: 1	PA: 34					
PITCHER	IP	WLS	BF	H	R	ER	SO	BB	IBB	HBP	BLK	WP	HR	S	P	ERA	WHIP											
Mark Langston, L ERA: 3.0	(1, 1)	7.2	W	28	5	1	1	10	1	0	0	0	0	1	70	115	1.17	0.783										
Bryan Harvey, R ERA: 1.6	(8, 1)	1.1	S	5	0	0	0	4	1	0	0	0	0	0	14	23	0.00	0.750										

Batter	1	2	3	4	5	6	7	8	9	AB	R	H	RBI	BB	SO	LOB	BOTTOM										
Dave Gallagher, R OBP: 0.355, SLG: 0.367 (1, 7)	1-1 P4		1-0 P5		3-2 G4-3		1-0 G5-3			4	0	0	0	0	0	1	Kansas City Royals @ California Angels Anaheim Stadium, Anaheim, CA Sun Oct 06 1991, 6:33 AM EDT Att: 27,588 - Cloudy - 78 F										
Dick Schofield, R OBP: 0.310, SLG: 0.260 (1, 6)	1-1 FC5-4 1B		0-0 L6		4-1 HR BB			0-3 K		3	1	1	0	1	1	0											
Gary Gaetti, R OBP: 0.293, SLG: 0.379 (1, 5)	0-0 FC5-4 BB		1-3 K		0-0 HR			4-1 BB		3	1	1	3	1	1	1											
Dave Winfield, R OBP: 0.326, SLG: 0.472 (1, 10)	4-0 BB			1-0 F8		1-3 K		1-3 K		3	0	0	0	1	2	1											
Lee Stevens, L OBP: 0.354, SLG: 0.414 Max Venable, L OBP: 0.292, SLG: 0.358 (8, 9)	1-3 K			1-1 G4-3				3-1 G4-3		3	0	0	0	0	2	2											
Chris Cron, R OBP: 0.235, SLG: 0.133 (1, 3)		2-3 K		4-2 BB		1-2 G4-3				2	0	0	0	1	1	0											
John Orton, R OBP: 0.313, SLG: 0.261 (1, 2)		2-2 L4		2-2 F9		3-3 K				3	0	0	0	0	1	1											
Gary Disarcina, R OBP: 0.274, SLG: 0.246 (1, 4)		0-0 1B			1-1 F9		1-2 G5-3			3	0	1	0	0	0	0											
Shawn Abner, R OBP: 0.236, SLG: 0.301 (1, 8)		1-2 F9			1-2 G4-3 HR		2-2 F9			3	1	1	0	0	0	1											
Inning Stats	R: 0 H: 1 E: 0 K: 1 S: 10	H: 1 LOB: 2 BB: 1 P: 17	R: 0 H: 1 E: 0 K: 1 S: 11	H: 1 LOB: 0 BB: 0 P: 16	R: 0 H: 0 E: 0 K: 1 S: 7	H: 0 LOB: 0 BB: 0 P: 9	R: 0 H: 0 E: 0 K: 0 S: 8	H: 0 LOB: 1 BB: 1 P: 16	R: 3 H: 2 E: 0 K: 1 S: 15	H: 2 LOB: 0 BB: 1 P: 25	R: 0 H: 0 E: 0 K: 2 S: 9	H: 0 LOB: 0 BB: 0 P: 14	R: 0 H: 0 E: 0 K: 0 S: 8	H: 0 LOB: 0 BB: 0 P: 12	R: 0 H: 0 E: 0 K: 2 S: 11	H: 0 LOB: 1 BB: 1 P: 19		R: 0 H: 0 E: 0 K: 3 S: 11	H: 0 LOB: 1 BB: 1 P: 19	1B: 3 2B: 0 3B: 0 HR: 1	SF: 0 SAC: 0 DP: 0 HBP: 0	WP: 0 PB: 0 SB: 1 CS: 0	PA: 32				
PITCHER	IP	WLS	BF	H	R	ER	SO	BB	IBB	HBP	BLK	WP	HR	S	P	ERA	WHIP										
Mark Davis, L ERA: 4.45	(1, 1)	5.1	L	23	4	3	3	5	3	0	0	0	0	25	41	5.06	1.312										
Tom Gordon, R ERA: 3.67	(6, 1)	2.2		9	0	0	0	3	1	0	0	0	0	25	41	0.00	0.375										