

**Kansas City Royals - 1992**

Batter	1	2	3	4	5	6	7	8	9	AB R H RBI BB SO LOB	TOP																									
<b>Brian McRae, S</b> (1, 8) OBP: 0.333, SLG: 0.333	0-2 1B HBP 1B	1-0 G3			2-1 B1-3 1-2			0-0 SH1-4 1-2		3 1 1 0 0 0 1																										
<b>Gregg Jefferies, S</b> (1, 5) OBP: 0.500, SLG: 0.750	0-1 HBP 1-2 1B		2-2 1B 2B		0-2 G3			1-0 G5-3		4 1 2 0 0 0 1																										
<b>Wally Joyner, L</b> (1, 3) OBP: 0.500, SLG: 0.500	0-1 HBP 1-2 2-3 1B		2-3 K			3-1 G4-3		3-1 1B 2-H		4 0 2 1 0 1 1																										
<b>Kevin McReynolds, R</b> (1, 9) OBP: 0.250, SLG: 0.250	0-1 P6		3-2 1B 2-H			0-0 F8		1-3 K		4 0 1 1 0 1 4																										
<b>George Brett, L</b> (1, 10) OBP: 0.500, SLG: 0.333 <b>Gary Thurman, R</b> (9, PR)	1-1 HBP 1-2 2-3 3-H		1-1 P5			2-2 L8		0-0 G6-4-3 1B		3 0 1 1 0 0 0 0 0 0 0 0 0 0																										
<b>Mike Macfarlane, R</b> (1, 2)	3-3 K			3-1 F7			3-2 P4	1-1 G6-4-3 1-2f		4 0 0 0 0 1 4																										
<b>Keith Miller, R</b> (1, 7) OBP: 0.500, SLG: 0.500	1-3 K			3-2 G6-3			1-2 G4-6-3 1B	0-1 1B 1B		4 0 2 0 0 1 3																										
<b>David Howard, S</b> (1, 6) <b>Jim Eisenreich, L</b> (9, PH) OBP: 1.000, SLG: 1.000		1-1 G4-3		0-0 F7			1 SAFE 0-0 G4-6-3 1-2f	2-2 1B 1-2		3 0 0 0 0 0 1 1 0 1 0 0 0 0																										
<b>Terry Shumpert, R</b> (1, 4) OBP: 0.667, SLG: 0.500 <b>Chris Gwynn, L</b> (9, PH)		1-3 K			0-0 CS 1B			4-0 SH1-4 1B BB	2-1 F9	2 1 1 0 1 1 0 1 0 0 0 0 0 2																										
<b>Inning Stats</b>	R: 1 E: 0 K: 2 S: 16	H: 3 LOB: 3 BB: 0 P: 21	R: 0 E: 0 K: 1 S: 6	H: 0 LOB: 0 BB: 0 P: 9	R: 1 E: 0 K: 1 S: 16	H: 2 LOB: 0 BB: 0 P: 24	R: 0 E: 0 K: 0 S: 6	H: 0 LOB: 0 BB: 0 P: 12	R: 0 E: 0 K: 0 S: 7	H: 1 LOB: 0 BB: 0 P: 9	R: 0 E: 0 K: 0 S: 7	H: 0 LOB: 0 BB: 0 P: 12	R: 0 E: 0 K: 0 S: 8	H: 1 LOB: 0 BB: 0 P: 12	R: 1 E: 0 K: 1 S: 7	H: 1 LOB: 1 BB: 1 P: 16	R: 0 E: 0 K: 0 S: 11	H: 3 LOB: 2 BB: 0 P: 16	1B: 10 2B: 1 3B: 0 HR: 0	SF: 0 SAC: 1 DP: 2 HBP: 1	WP: 0 PB: 0 SB: 0 CS: 1	PA: 36														
<b>PITCHER</b>	IP WLS BF H R ER SO BB IBB HBP BLK WP HR S P ERA WHIP																																			
<b>Dave Stewart, R</b> (1, 1) ERA: 3.86	7.0		27	7	3	3	4	1	0	1	0	0	0	66	103	3.86	1.143																			
<b>Rick Honeycutt, L</b> (8, 1) ERA:	1.0	W	4	1	0	0	1	0	0	0	0	0	0	7	12	0.00	1.000																			
<b>Dennis Eckersley, R</b> (9, 1) ERA:	1.0	S	5	3	0	0	0	0	0	0	0	0	0	11	16	0.00	3.000																			

**Kansas City Royals @ Oakland Athletics**  
**Oakland-Alameda County Coliseum, Oakland, CA**

Mon Apr 06 1992, 7:05 PM PDT  
Att. 44,078 - Sunny - 62 F

[livebaseballscorecards.com](http://livebaseballscorecards.com)

AB	33
R	3
H	11
RBI	3
BB	1
SO	5
LOB	17



Batter	1	2	3	4	5	6	7	8	9
Rickey Henderson, R OBP: 0.400, SLG: 0.250 (1, 7)	F7		S 2-2 1B		K		1 SAFE 1 B 1 SAFE 1 B 1 SAFE 1 C 1 SAFE 1 B	4-2 1B 1-2 BB	3-2 P3
Willie Wilson, S OBP: 0.200, SLG: 0.200 (1, 8)	F7		1 SAFE 1 B 1 SAFE 1 F 1 B 1 F 1 X			2-2 L9	0-0 1-3 2-H 1B	0-2 1-2f G6-4-3	
Jose Canseco, R (1, 9)	K			4-1 BB BB BB BB		4-1 FC6-4 BB BB	0-0 P4		
Harold Baines, L OBP: 0.500, SLG: 0.333 Scott Brosius, R (8, PR)		1-0 G2-3		1-2 G4-3 1-2f		4-1 FC6-4 BB BB		3-1 BB BB 1B 1B	
Mark McGwire, R OBP: 0.500, SLG: 0.667 (1, 3)		1-0 L7		0-0 2B		0-1 FC6-4 1-2f 2-3		4-2 1B BB 1B BB	
Terry Steinbach, R (1, 2)		3-1 G5-3		0-0 F7		1-0 F9		4-0 1B 1B BB	
Carney Lansford, R OBP: 0.250, SLG: 0.250 (1, 5)			0-0 F7		2-1 F8		1-2 P6	2-2 SH 1B 1B	
Mike Bordick, R OBP: 0.500, SLG: 0.750 (1, 6)			2-1 1B S 2B		3-3 K		2-1 G6-3	0-0 SH 1B	
Lance Blankenship, R OBP: 0.667, SLG: 1.000 (1, 4)			2-1 P6		2-2 2B		0-0 BB 1B 1B	1-1 SH G6-4-3	

Inning Stats	R: 0	H: 0	E: 0	K: 1	S: 8	R: 0	H: 0	E: 0	K: 0	S: 4	R: 1	H: 2	E: 0	K: 0	S: 11	R: 0	H: 1	E: 0	K: 0	S: 6	R: 0	H: 1	E: 0	K: 2	S: 12	R: 0	H: 0	E: 0	K: 0	S: 8	R: 1	H: 2	E: 1	K: 0	S: 10	R: 3	H: 3	E: 1	K: 0	S: 19
	LOB: 0	BB: 0	P: 13	LOB: 0	BB: 0	P: 9	LOB: 1	BB: 0	P: 19	LOB: 1	BB: 1	P: 11	LOB: 1	BB: 0	P: 21	LOB: 2	BB: 2	P: 19	LOB: 2	BB: 1	P: 17	LOB: 3	BB: 2	P: 36	LOB: 0	SAC: 1	DP: 2	HBP: 0	1B: 6	SF: 0	2B: 3	3B: 0	HR: 0	1B: 3	2B: 3	3B: 0	HR: 0			

PITCHER	IP	WLS	BF	H	R	ER	SO	BB	IBB	HBP	BLK	WP	HR	S	P	ERA	WHIP
Kevin Appier, R ERA: 1.5 (1, 1)	6.0		24	4	1	1	3	3	0	0	0	0	0	49	92	1.50	1.167
Luis Aquino, R ERA: 27.0 (7, 1)	1.0	L	8	3	3	3	0	2	0	0	0	0	0	15	29	27.00	5.000
Jeff Montgomery, R ERA: 9.0 (8, 1)	1.0		6	2	1	1	0	1	0	0	0	0	0	14	24	9.00	3.000

AB R H RBI BB SO LOB

4	0	1	0	1	1	4
5	0	1	1	0	0	4
2	0	0	0	2	1	2
3	0	1	0	1	0	1
0	1	0	0	0	0	0
3	1	1	0	1	0	2
3	1	0	0	1	0	3
4	0	1	1	0	0	0
4	1	2	2	0	1	0
3	1	2	0	0	0	1

WP: 0	PA: 38
PB: 0	
SB: 2	
CS: 0	

**Kansas City Royals @ Oakland Athletics**  
**Oakland-Alameda County Coliseum, Oakland, CA**  
 Mon Apr 06 1992, 7:05 PM PDT  
 Att: 44,078 - Sunny - 62 F

livebaseballscorecards.com

AB	31
R	5
H	9
RBI	4
BB	6
SO	3
LOB	17



Batter	1	2	3	4	5	6	7	8	9	10	11	12	13	AB R H RBI BB SO LOB	TOP														
Brian McRae, S (1, 8) OBP: 0.222, SLG: 0.125	2-3 K		2-2 G2-3		0-3 K		1-0 G6-3		4-1 G5-4-3 BB			0-1 G4-3		5 0 0 1 1 2 0	<b>Kansas City Royals @ Oakland Athletics</b> <b>Oakland-Alameda County Coliseum, Oakland, CA</b> Wed Apr 08 1992, 7:05 PM PDT Att: 42,421 - Cloudy - 61 F <a href="http://livebaseballscorecards.com">livebaseballscorecards.com</a>														
Gregg Jefferies, S (1, 5) OBP: 0.200, SLG: 0.300	1-1 L8		3-2 F8		2-1 G4-3		1-2 L8		0-0 G5-4-3 1-2f			1-2 F7		6 0 0 0 0 0 1															
Wally Joyner, L (1, 3) OBP: 0.500, SLG: 0.600	1-2 BB 1B		3-2 2B		1-3 K		2-2 1B			1-1 G4-3			1-0 F8	6 0 3 0 0 1 0															
Kevin McReynolds, R (1, 9) OBP: 0.400, SLG: 0.375	4-1 BB		4-0 BB			3-2 G3-1 SF7 2B	1-2 P3			0-1 P4			2-3 K	4 1 1 0 2 1 1															
George Brett, L (1, 10) OBP: 0.300, SLG: 0.556	1-0 F7		1-0 G5-3			1-1 G3-1		1-0 HR		1-1 F8			0-0 F7	6 1 1 1 0 0 5															
Mike MacFarlane, R (1, 2) OBP: 0.111, SLG: 0.125		0-1 G4-3 WP 1B		2-2 G6-3		1-1 SF7		2-3 K			0-1 F9			4 0 1 1 0 1 0															
Keith Miller, R (1, 7) OBP: 0.444, SLG: 0.375 (7, 4)		2-3 K		0-0 FC4-6 1B		3-H 3-2 HBP		0-2 P4			0-3 K			4 0 1 0 0 2 1															
David Howard, S (1, 6) Curtis Wilkerson, S (6, PH) (6, 6)		1-2 G4-3		1 SAFE 0-0 FC4-6 1B		1-3 K		0-2 G4-3			0-0 G6-3			2 0 0 0 0 0 2 3 0 0 0 0 0 1 1															
Terry Shumpert, R (1, 4) Brent Mayhew, L (7, PH) (7, PH) Gary Thurman, R (7, 7) Jim Eisenreich, L (8, PH) (8, 7)		2-3 K		0-0 F8			1-2 G6-3 3B		1-0 F7			0-0 F8		2 0 0 0 0 0 1 2 0 0 0 0 0 0 0 0 1 1 1 0 0 0 0 0 2 0 0 0 0 0 0 0															
<b>Inning Stats</b>	R: 0 E: 0 K: 1 S: 11	H: 1 LOB: 2 BB: 1 P: 20	R: 0 E: 0 K: 2 S: 13	H: 1 LOB: 1 BB: 0 P: 18	R: 0 E: 0 K: 0 S: 12	H: 1 LOB: 2 BB: 1 P: 25	R: 0 E: 0 K: 0 S: 6	H: 1 LOB: 1 BB: 0 P: 8	R: 0 E: 0 K: 0 S: 8	H: 0 LOB: 0 BB: 0 P: 11	R: 1 E: 0 K: 1 S: 13	H: 1 LOB: 1 BB: 0 P: 22	R: 1 E: 0 K: 1 S: 10	H: 1 LOB: 0 BB: 0 P: 13		R: 0 E: 0 K: 0 S: 3	H: 0 LOB: 0 BB: 1 P: 8	R: 0 E: 0 K: 0 S: 6	H: 0 LOB: 0 BB: 0 P: 8	R: 0 E: 0 K: 1 S: 6	H: 0 LOB: 0 BB: 0 P: 6	R: 0 E: 0 K: 0 S: 6	H: 0 LOB: 0 BB: 0 P: 7	R: 0 E: 0 K: 1 S: 5	H: 0 LOB: 0 BB: 0 P: 8	1B: 4 2B: 2 3B: 1 HR: 1	SF: 1 SAC: 0 DP: 1 HBP: 1	WP: 1 PB: 0 SB: 0 CS: 0	PA: 50
<b>PITCHER</b>	IP WLS BF H R ER SO BB IBB HBP BLK WP HR S P ERA WHIP																												
Mike Moore, R (1, 1) ERA: 1.5	6.0	26	5	1	1	6	2	0	0	0	0	1	0	0		63	104	1.50	1.167										
Rich Honeycutt, L (7, 1) ERA: 5.4	0.2	4	2	1	1	0	0	0	0	0	0	0	0	0		10	15	13.50	3.000										
Rich Gossage, R (7, 1) ERA: 5.4	1.2	7	1	1	1	1	1	0	0	0	0	0	0	1	15	24	5.40	1.200											
Vince Horsman, L (8, 1) ERA:	1.0	2	0	0	0	0	0	0	0	0	0	0	0	0	3	4	0.00	0.000											
Dennis Eckersley, R (10, 1) ERA:	1.2	5	0	0	0	1	0	0	0	0	0	0	0	0	10	11	0.00	0.000											
<b>PITCHER</b>	IP WLS BF H R ER SO BB IBB HBP BLK WP HR S P ERA WHIP																												
Jeff Parrett, R (12, 1) ERA:	2.0	6	0	0	0	1	0	0	0	0	0	0	0	0	11	15	0.00	0.000											

AB	45
R	3
H	8
RBI	3
BB	3
SO	9
LOB	13




Batter	1	2	3	4	5	6	7	8	9	10	11	12	13	AB R H RBI BB SO LOB													
Rickey Henderson, R OBP: 0.333, SLG: 0.500 (1, 7)	F9		K	F8		F3		G5-3 BB			G5-3		HR	6 1 1 1 1 1 3													
Willie Wilson, S OBP: 0.273, SLG: 0.273 (1, 8)	G4-3 BLK 1B		1B 1B		G4-3	K		G5-3			L4			6 2 2 0 0 1 4													
Jose Canseco, R OBP: 0.300, SLG: 0.500 (1, 9)	G4-3 1-H		K			G5-3					K			6 1 1 2 0 3 3													
Harold Baines, L OBP: 0.400, SLG: 0.333 (1, 10)				1B 1B		HR		G4-3			F8		G4-3	6 0 2 0 0 1 0													
Mark McGwire, R OBP: 0.600, SLG: 0.571 (1, 3)	P6			1B 1B		WP BB		FC3-6 1B			P6		FC4 BB	4 0 2 1 2 0 1													
Jamie Quirk, L OBP: 0.250, SLG: 0.250 Terry Steinbach, R (10, PH) (11, 2)		F7	L4			WP 1B		FC3-6			K		FC4 FC6-4	4 0 1 0 0 0 3 2 0 0 0 0 1 1													
Carney Lansford, R OBP: 0.200, SLG: 0.111 (1, 5)					F7	G5-3		F7			G5-3		FC6-4	5 0 0 0 1 0 4													
Mike Bordick, R OBP: 0.500, SLG: 0.500 (1, 6)			K			S BB		G5-3			BLK 1B		F9	4 0 1 0 2 1 1													
Lance Blankenship, R OBP: 0.444, SLG: 0.500 (1, 4)	G3-1			F8				G5-3 S BB			K		K	5 0 1 0 1 2 3													
<b>Inning Stats</b>	R: 1 E: 0 K: 0 S: 12	H: 2 LOB: 1 BB: 0 P: 20	R: 0 E: 0 K: 1 S: 16	H: 0 LOB: 1 BB: 1 P: 23	R: 1 E: 0 K: 2 S: 14	H: 3 LOB: 2 BB: 0 P: 21	R: 0 E: 0 K: 0 S: 14	H: 0 LOB: 1 BB: 1 P: 26	R: 1 E: 0 K: 1 S: 8	H: 2 LOB: 2 BB: 1 P: 16	R: 0 E: 0 K: 0 S: 14	H: 1 LOB: 2 BB: 1 P: 22	R: 0 E: 1 K: 0 S: 4	H: 0 LOB: 1 BB: 2 P: 16	R: 0 E: 0 K: 1 S: 7	H: 0 LOB: 0 BB: 0 P: 10	R: 0 E: 0 K: 2 S: 16	H: 1 LOB: 1 BB: 0 P: 20	R: 0 E: 0 K: 1 S: 7	H: 0 LOB: 0 BB: 1 P: 12	R: 0 E: 0 K: 0 S: 4	H: 0 LOB: 1 BB: 1 P: 9	R: 1 E: 0 K: 1 S: 7	H: 1 LOB: 0 BB: 0 P: 13	1B: 9 2B: 0 3B: 0 HR: 2	SF: 0 SAC: 0 DP: 1 HBP: 0	WP: 1 PA: 55 PB: 0 SB: 3 CS: 0

**BOTTOM**

**Kansas City Royals @ Oakland Athletics**  
**Oakland-Alameda County Coliseum, Oakland, CA**

Wed Apr 08 1992, 7:05 PM PDT  
Att: 42,421 - Cloudy - 61 F

AB	48
R	4
H	11
RBI	4
BB	7
SO	10
LOB	23



PITCHER	IP	WLS	BF	H	R	ER	SO	BB	IBB	HBP	BLK	WP	HR	S	P	ERA	WHIP
Tom Gordon, R ERA: 6.23 (1, 1)	4.1		21	6	3	3	3	2	0	0	1	0	1	58	92	6.23	1.846
Mike Magnante, L ERA: (5, 1)	1.1		8	2	0	0	2	2	0	0	0	1	0	17	32	0.00	3.000
Joel Johnston, R ERA: (6, 1)	0.1		1	0	0	0	0	0	0	0	0	0	0	3	4	0.00	0.000
Neal Heaton, L ERA: 1.35 (7, 1)	6.2	L	25	3	1	1	5	3	0	0	1	0	1	51	87	1.35	0.900

Batter	1	2	3	4	5	6	7	8	9	AB R H RBI BB SO LOB	TOP											
Brian McRae, S OBP: 0.154, SLG: 0.083 (1, 8)	1-3 		0-0 G6-3 		1-2 F8 			0-1 G6-3 		4 0 0 0 0 1 0	<b>Kansas City Royals @ Oakland Athletics</b> <b>Oakland-Alameda County Coliseum, Oakland, CA</b> Thu Apr 09 1992, 3:33 AM PDT Att. 20,211 - Cloudy - 60 F											
Gregg Jefferies, S OBP: 0.286, SLG: 0.385 (1, 5)	4-2 		3-2 2B 			1-1 F9 		1-1 G4-3 		3 0 1 0 1 0 0												
Wally Joyner, L OBP: 0.357, SLG: 0.429 (1, 3)	1-3 SAFE 		2-1 F7 			0-0 F9 		1-0 F9 		4 0 0 0 0 1 2												
George Brett, L OBP: 0.357, SLG: 0.583 (1, 10)	0-1 SAFE G5-3 		3-3 			0-0 2B 		4-0 HR BB 		3 1 1 0 1 1 2												
Jim Eisenreich, L OBP: 0.429, SLG: 0.833 (1, 9)		1-3 K2-3 		4-2 1B S BB 		0-0 G3-1 		3-2 HR BB 		3 1 1 2 1 1 1												
Chris Gwynn, L OBP: 0.600, SLG: 0.600 (1, 7)		0-0 1B 		1-1 SAFE 1B L6-3 		1-3 K 		3-2 1B 		4 0 3 0 0 1 0												
Brent Mayne, L OBP: 0.250, SLG: 0.250 (1, 2)		1-1 SAFE 1B WP 		1-1 SAFE L6-3 		0-0 G1-3 		0-0 F8 		4 0 1 0 0 0 2												
Curtis Wilkerson, S (1, 6)		2-3 K 		1-3 L6-3 		2-0 G4-3 		2-2 F9 		3 0 0 0 0 2 2												
Kevin McReynolds, R OBP: 0.364, SLG: 0.333 (9, PH)		1-2 K 		1-2 K 		1-3 K 		0-1 F9 		1 0 0 0 0 0 1												
Terry Shumpert, R OBP: 0.286, SLG: 0.167 (1, 4)		1-0 F7 		1-1 G6-3 		1-1 G6-3 		0-1 G1-3 		2 0 0 0 0 0 2												
Keith Miller, R OBP: 0.400, SLG: 0.333 (8, PH)										1 0 0 0 0 0 0												
David Howard, S (8, 6)										0 0 0 0 0 0 0												
<b>Inning Stats</b>	R: 0 E: 0 K: 2 S: 12	H: 0 LOB: 1 BB: 1 P: 18	R: 0 E: 0 K: 2 S: 10	H: 2 LOB: 2 BB: 0 P: 15	R: 0 E: 0 K: 1 S: 11	H: 1 LOB: 1 BB: 0 P: 19	R: 0 E: 0 K: 0 S: 7	H: 1 LOB: 0 BB: 1 P: 13	R: 0 E: 0 K: 1 S: 8	H: 0 LOB: 0 BB: 0 P: 11	R: 0 E: 0 K: 0 S: 5	H: 1 LOB: 1 BB: 0 P: 6	R: 0 E: 0 K: 1 S: 6	H: 0 LOB: 0 BB: 0 P: 9	R: 0 E: 0 K: 0 S: 6	H: 0 LOB: 0 BB: 0 P: 7	R: 2 E: 0 K: 0 S: 12	H: 2 LOB: 1 BB: 1 P: 25	1B: 4 2B: 3 3B: 0 HR: 1	SF: 0 SAC: 0 DP: 1 HBP: 0	WP: 1 PB: 0 SB: 1 CS: 0	PA: 35
<b>PITCHER</b>	IP WLS BF H R ER SO BB IBB HBP BLK WP HR S P ERA WHIP																					
Ron Darling, R ERA: 2.16 (1, 1)	8.1 W 32 6 2 2 7 3 0 0 0 1 1 69 110 2.16 1.080																					
Gene Nelson, R ERA: (9, 1)	0.1 2 1 0 0 0 0 0 0 0 0 0 4 7 0.00 3.000																					
Dennis Eckersley, R ERA: (9, 1)	0.1 S 1 0 0 0 0 0 0 0 0 0 0 4 6 0.00 0.000																					

livebaseballscorecards.com

AB	32
R	2
H	7
RBI	2
BB	3
SO	7
LOB	12



Batter	1	2	3	4	5	6	7	8	9
Rickey Henderson, R OBP: 0.235, SLG: 0.333 (1, 7)	F9		G5-3	K		L7		L3	
Mike Kingery, L (1, 8)	K2-3		BB		K2-3	F7			
Jose Canseco, R OBP: 0.286, SLG: 0.417 (1, 9)	F7		K		1B 2B 1B	G5-3			
Harold Baines, L OBP: 0.429, SLG: 0.462 (1, 10)		G1-3		SH1-3 1B 2B	2-1 1-2 2B 1B 1B		G2-3		
Mark McGwire, R OBP: 0.643, SLG: 1.000 (1, 3)		F7		1B SH1-3 BB	0-0 1-3 2-H 2B		HR		
Terry Steinbach, R (1, 2)		G3		SH1-3	1-1 1-2 2-3 1B IBB		F8		
Jamie Quirk, L OBP: 0.286, SLG: 0.167 (2, PH) (3, 2)							F7		
Scott Brosius, R OBP: 0.250, SLG: 0.500 (1, 5)			SH5-4 1B 2B	G1-3	0-0 F8		F7		
Mike Bordick, R OBP: 0.538, SLG: 0.545 (1, 6)			SH5-4	2-1 BB 1B	1-1 1-2 2-3 3-H 1B		K		
Lance Blankenship, R OBP: 0.538, SLG: 0.545 (1, 4)			G5-3 1B	BB 1-2 BB	1-3 K		L3 1B		

Inning Stats	R: 0	H: 0	E: 0	K: 1	S: 10	LOB: 0	BB: 0	P: 15
	R: 0	H: 0	E: 0	K: 0	S: 7 <td>LOB: 0</td> <td>BB: 0</td> <td>P: 14 </td>	LOB: 0	BB: 0	P: 14
	R: 1	H: 2	E: 0	K: 1	S: 13 <td>LOB: 2</td> <td>BB: 1</td> <td>P: 26 </td>	LOB: 2	BB: 1	P: 26
	R: 1	H: 2	E: 0	K: 1	S: 13 <td>LOB: 3</td> <td>BB: 2</td> <td>P: 26 </td>	LOB: 3	BB: 2	P: 26
	R: 2	H: 4	E: 0	K: 2	S: 13 <td>LOB: 3</td> <td>BB: 1</td> <td>P: 22 </td>	LOB: 3	BB: 1	P: 22
	R: 0	H: 0	E: 0	K: 0	S: 7 <td>LOB: 0</td> <td>BB: 0</td> <td>P: 9 </td>	LOB: 0	BB: 0	P: 9
	R: 1	H: 1	E: 0	K: 0	S: 6 <td>LOB: 0</td> <td>BB: 0</td> <td>P: 13 </td>	LOB: 0	BB: 0	P: 13
	R: 0	H: 1	E: 0	K: 1	S: 6 <td>LOB: 0</td> <td>BB: 0</td> <td>P: 8 </td>	LOB: 0	BB: 0	P: 8

PITCHER	IP	WLS	BF	H	R	ER	SO	BB	IBB	HBP	BLK	WP	HR	S	P	ERA	WHIP
Mark Gubicza, R ERA: 7.2 (1, 1)	5.0	L	27	8	4	4	5	3	1	0	0	0	0	56	103	7.20	2.200
Joel Johnston, R ERA: 3.86 (6, 1)	2.0		7	1	1	1	0	0	0	0	0	0	1	13	22	4.50	0.500
Jeff Montgomery, R ERA: 4.5 (8, 1)	1.0		3	1	0	0	1	0	0	0	0	0	0	6	8	0.00	1.000

**BOTTOM**

**Kansas City Royals @ Oakland Athletics**  
Oakland-Alameda County Coliseum, Oakland, CA

Thu Apr 09 1992, 3:33 AM PDT  
Att: 20,211 - Cloudy - 60 F

AB	31
R	5
H	10
RBI	5
BB	4
SO	6
LOB	15

livebaseballscorecards.com



1B: 6	SF: 0	WP: 0	PA: 37
2B: 4	SAC: 2	PB: 0	
3B: 0	DP: 1	SB: 0	
HR: 1	HBP: 0	CS: 0	

Batter	1	2	3	4	5	6	7	8	9	AB R H RBI BB SO LOB	TOP											
<b>Brian McRae, S</b> (1, 8) OBP: 0.167, SLG: 0.063	1-0 G4-3	3-2 G3			0-0 F8	0-0 FC3-2-5-2-5		4-2 G1-3 BB		4 0 0 0 1 0 3												
<b>Gregg Jefferies, S</b> (1, 5) OBP: 0.263, SLG: 0.389	3-2 G4-3		1-0 G4-1		3-1 S 2B	3-2 F8		0-0 G1-3		5 0 1 0 0 0 4												
<b>Wally Joyner, L</b> (1, 3) OBP: 0.474, SLG: 0.529	0-1 2B		0-0 L5 1B		4-1 S BB		4-2 1B BB	1-3 K		3 0 2 0 2 1 2												
<b>Kevin McReynolds, R</b> (1, 9) OBP: 0.250, SLG: 0.214	0-2 G6-3		2-1 L5		3-3 K		0-0 P4	3-2 F8		5 0 0 0 0 1 5												
<b>George Brett, L</b> (1, 10) OBP: 0.526, SLG: 0.667		0-1 BB 2B 1B		1-0 2B G4-6-3 1B	4-1 1-2 2-3 BB		0-0 1-2 1B	4-1 G6-4-3 BB		3 2 3 0 2 0 0												
<b>Mike Macfarlane, R</b> (1, 2) OBP: 0.214, SLG: 0.250		4-2 2B G4-3 BB		3-2 G4-6-3 1-3 2B	1-3 K		0-0 P3	1-0 G6-4-3		4 1 1 0 1 1 6												
<b>Keith Miller, R</b> (1, 7) OBP: 0.500, SLG: 0.500		3-2 G4-3 1-3 2-H 2B		4-2 G4-6-3 BB		1-2 1B S 1B	3-2 G4-3			3 0 2 1 1 0 2												
<b>David Howard, S</b> (1, 6) OBP: 0.273, SLG: 0.200		1-1 G4-3		0-0 G4-6-3		1-0 F9		4-0 G1-3 BB BB		3 0 0 1 1 0 4												
<b>Terry Shumpert, R</b> (1, 4) OBP: 0.273, SLG: 0.200		1-3 K		2-3 1-2f 2-3 3-H K		3-2 FC3-2-5-2-5 1B		2-2 P4		4 0 1 0 0 2 3												
<b>Inning Stats</b>	R: 0 E: 0 K: 0 S: 9	H: 1 LOB: 1 BB: 0 P: 13	R: 2 E: 0 K: 1 S: 16	H: 2 LOB: 1 BB: 1 P: 28	R: 0 E: 0 K: 0 S: 4	H: 1 LOB: 0 BB: 0 P: 7	R: 1 E: 0 K: 1 S: 10	H: 2 LOB: 1 BB: 1 P: 20	R: 0 E: 0 K: 2 S: 11	H: 1 LOB: 3 BB: 2 P: 26	R: 0 E: 0 K: 0 S: 12	H: 2 LOB: 2 BB: 0 P: 20	R: 0 E: 0 K: 0 S: 9	H: 1 LOB: 2 BB: 1 P: 16	R: 0 E: 0 K: 1 S: 11	H: 0 LOB: 2 BB: 2 P: 22	R: 0 E: 0 K: 0 S: 6	H: 0 LOB: 0 BB: 1 P: 14	1B: 6 2B: 4 3B: 0 HR: 0	SF: 0 SAC: 0 DP: 2 HBP: 0	WP: 0 PB: 0 SB: 3 CS: 0	PA: 42
<b>PITCHER</b>	IP WLS BF H R ER SO BB IBB HBP BLK WP HR S P ERA WHIP																					
<b>Rich DeLucia, R</b> (1, 1) ERA: 5.06	5.1 W 27 9 3 3 4 4 0 0 0 0 0 0 58 107 5.06 2.438																					
<b>Gene Harris, R</b> (6, 1) ERA: 5.79	1.2 7 1 0 0 0 1 0 0 0 0 0 0 13 23 0.00 1.200																					
<b>Calvin Jones, R</b> (8, 1) ERA: 2.25	2.0 8 0 0 0 0 1 3 0 0 0 0 0 17 36 0.00 1.500																					

**Kansas City Royals @ Seattle Mariners**  
 The Kingdom, Seattle, WA  
 Fri Apr 10 1992, 10:05 PM EDT  
 Att: 17,043 - Dome - 70 F

[livebaseballscorecards.com](http://livebaseballscorecards.com)

<b>AB</b>	34
<b>R</b>	3
<b>H</b>	10
<b>RBI</b>	2
<b>BB</b>	8
<b>SO</b>	5
<b>LOB</b>	29





Batter	1	2	3	4	5	6	7	8	9	AB	R	H	RBI	BB	SO	LOB
Henry Cotto, R OBP: 0.714, SLG: 0.800 (1, 7)	1-1 1B SF8 1B	1-1 S HR 2B		4-1 BB		4-0 1-2 2B BB	0-1 G5-3			3	3	2	2	2	0	2
Edgar Martinez, R OBP: 0.364, SLG: 0.727 (1, 5)	3-1 F9 1B	2-2 HR		0-0 G4-3		1-1 HR 2B		1-1 G4-3		5	2	2	4	0	0	2
Ken Griffey Jr., L OBP: 0.250, SLG: 0.474 (1, 8)	0-1 1-3 1B	2-2 2B			3-1 P2	0-1 HR		2-2 L7		5	1	3	2	0	0	0
Kevin Mitchell, R OBP: 0.238, SLG: 0.300 (1, 10)	0-2 SF8 1B	2-0 L6			2-3 K	2-2 L9		0-1 P4		4	0	0	1	0	1	1
Jay Buhner, R OBP: 0.350, SLG: 0.389 (1, 9)	3-3 K			1-3 K		1-2 1B 1B		0-3 K		4	0	1	0	0	3	1
Pete O'Brien, L OBP: 0.263, SLG: 0.444 (1, 3)		1-0 G3		1-0 F8		1-2 1B		1-0 G4-3		4	0	1	0	0	0	0
Dave Valle, R OBP: 0.286, SLG: 0.538 (1, 2)		4-2 BB 2B BB		1-0 F7		3-3 K		0-1 G1-3		3	1	0	0	1	1	2
Omar Vizquel, S OBP: 0.267, SLG: 0.267 (1, 6)		3-2 F7		1-1 G6-3		0-0 P2		1-1 1B 1B		4	0	1	0	0	0	1
Harold Reynolds, S OBP: 0.381, SLG: 0.278 (1, 4)		4-0 2B BB		0-1 G5-3		2-2 E5 2B		3-1 1B		3	2	1	0	1	0	0

Inning Stats	R: 1	H: 2	E: 0	K: 1	S: 13	LOB: 1	BB: 0	P: 20	R: 4	H: 3	E: 0	K: 0	S: 17	LOB: 1	BB: 2	P: 36	R: 0	H: 0	E: 0	K: 1	S: 5	LOB: 0	BB: 0	P: 8	R: 0	H: 2	E: 0	K: 2	S: 15	LOB: 2	BB: 0	P: 25	R: 4	H: 2	E: 1	K: 1	S: 14	LOB: 0	BB: 1	P: 23	R: 0	H: 2	E: 0	K: 0	S: 9	LOB: 2	BB: 0	P: 14	R: 0	H: 0	E: 0	K: 0	S: 7	LOB: 0	BB: 0	P: 10
--------------	------	------	------	------	-------	--------	-------	-------	------	------	------	------	-------	--------	-------	-------	------	------	------	------	------	--------	-------	------	------	------	------	------	-------	--------	-------	-------	------	------	------	------	-------	--------	-------	-------	------	------	------	------	------	--------	-------	-------	------	------	------	------	------	--------	-------	-------

PITCHER	IP	WLS	BF	H	R	ER	SO	BB	IBB	HBP	BLK	WP	HR	S	P	ERA	WHIP
Mark Davis, L ERA: 10.13 (1, 1)	5.1	L	28	7	7	7	4	4	0	0	0	0	1	60	110	11.81	2.062
Luis Aquino, R ERA: 12.27 (6, 1)	2.2		12	4	2	1	1	0	0	0	0	0	1	26	37	3.38	1.500

**BOTTOM**

**Kansas City Royals @ Seattle Mariners**  
The Kingdom, Seattle, WA

Fri Apr 10 1992, 10:05 PM EDT  
Att. 17,043 - Dome - 70 F

livebaseballscorecards.com

AB	35
R	9
H	11
RBI	9
BB	4
SO	5
LOB	9



WP: 0	PA: 40
PB: 0	SB: 2
CS: 0	

Batter	1	2	3	4	5	6	7	8	9	AB R H RBI BB SO LOB	TOP								
<b>Brian McRae, S</b> (1, 8) OBP: 0.182, SLG: 0.053	1-1 F9		3-3 K			1-1 B1-3			4-0 FC6-4 BB	3 0 0 0 1 1 1									
<b>Gregg Jefferies, S</b> (1, 5) OBP: 0.261, SLG: 0.409	0-2 G4-3 2B		2-3 K			2-1 G6-3			2-2 FC6-4 1-2f	4 0 1 0 0 1 2									
<b>Wally Joyner, L</b> (1, 3) OBP: 0.391, SLG: 0.429	0-2 G4-3 2-3			0-0 P9		0-3 K			0-3 K	4 0 0 0 0 2 2									
<b>Kevin McReynolds, R</b> (1, 9) OBP: 0.200, SLG: 0.167	1-2 G5-3			2-2 L8			0-1 L6		1-2 P3	4 0 0 0 0 0 2									
<b>Mike Macfarlane, R</b> (1, 10) OBP: 0.235, SLG: 0.214		1-3 K		1-3 K			4-2 CS BB			2 0 0 0 1 2 0									
<b>Keith Miller, R</b> (1, 7) OBP: 0.412, SLG: 0.400		3-1 P6			1-2 G3		1-3 K 1-2			3 0 0 0 0 1 1									
<b>Bob Melvin, R</b> (1, 2) OBP: 0.333, SLG: 0.333		1-2 G5-3			1-0 BLK 1B			1-3 K		3 0 1 0 0 1 0									
<b>David Howard, S</b> (1, 6) <b>Curtis Wilkerson, S</b> (8, PH) OBP: 0.143, SLG: 0.143			2-3 K		1-3 K			0-0 G6-4-3 1B		2 0 0 0 0 2 1 1 0 1 0 0 0 0									
<b>Terry Shumpert, R</b> (1, 4) OBP: 0.286, SLG: 0.308			1-0 S 2B		1-3 K			1-2 G6-4-3 1-2f		3 0 1 0 0 1 2									
<b>Inning Stats</b>	R: 0 E: 0 K: 0 S: 14	H: 1 LOB: 1 BB: 0 P: 16	R: 0 E: 0 K: 1 S: 8	H: 0 LOB: 0 BB: 0 P: 13	R: 0 E: 0 K: 3 S: 10	H: 1 LOB: 1 BB: 0 P: 18	R: 0 E: 0 K: 1 S: 7	H: 0 LOB: 0 BB: 0 P: 10	R: 0 E: 0 K: 1 S: 7	H: 0 LOB: 0 BB: 1 P: 12	R: 0 E: 0 K: 1 S: 7	H: 1 LOB: 0 BB: 0 P: 9	R: 0 E: 0 K: 1 S: 11	H: 0 LOB: 1 BB: 1 P: 18	1B: 2 2B: 2 3B: 0 HR: 0	SF: 0 SAC: 0 DP: 1 HBP: 0	WP: 0 PB: 0 SB: 1 CS: 1	PA: 31	
<b>PITCHER</b> <b>Randy Johnson, L</b> (1, 1) ERA: 1.84	IP 9.0	WLS W	BF 31	H 4	R 0	ER 0	SO 11	BB 2	IBB 0	HBP 0	BLK 1	WP 0	HR 0	S 85	P 124	ERA 0.00	WHIP 0.667		
<b>PITCHER</b>	IP	WLS	BF	H	R	ER	SO	BB	IBB	HBP	BLK	WP	HR	S	P	ERA	WHIP		

**Kansas City Royals @ Seattle Mariners**  
The Kingdome, Seattle, WA  
Sat Apr 11 1992, 10:05 PM EDT  
Att. 46,595 - Dome - 70 F

[livebaseballscorecards.com](http://livebaseballscorecards.com)

AB	29
R	0
H	4
RBI	0
BB	2
SO	11
LOB	11





Batter	1	2	3	4	5	6	7	8	9	AB R H RBI BB SO LOB	TOP									
<b>Brian McRae, S</b> (1, 8) OBP: 0.192, SLG: 0.045	4-2 BB G4-6-3		3-1 G3		3-2 G4-3			1-1 G3		3 0 0 0 1 0 1	<b>Kansas City Royals @ Seattle Mariners</b> The Kingdome, Seattle, WA Sun Apr 12 1992, 6:33 AM EDT Att: 15,681 - Dome - 70 F									
<b>Gregg Jefferies, S</b> (1, 5) OBP: 0.222, SLG: 0.346	2-2 G4-6-3 1-2f		2-3 K			0-0 G1-3		3-1 F7		4 0 0 0 0 1 1										
<b>Wally Joyner, L</b> (1, 10) OBP: 0.370, SLG: 0.400	0-0 F7		3-2 P6			1-0 G6-3			1-1 1B FC 1B	4 1 1 0 0 0 0										
<b>Kevin McReynolds, R</b> (1, 9) OBP: 0.250, SLG: 0.227		0-0 G5-3		1-1 P2		1-1 1B		2-2 SH1-4 1-3 1B		4 0 2 0 0 0 0										
<b>George Brett, L</b> (1, 3) OBP: 0.478, SLG: 0.579		2-1 HBP BB FC5-2 1B		1-3 K		0-0 G3		2-2 FC SH1-4 1-2 3-H		4 0 1 1 0 1 2										
<b>Mike Macfarlane, R</b> (1, 2) OBP: 0.300, SLG: 0.200		4-1 FC5-2 HBP 1-2 BB		0-0 G5-3			4-1 FC6-4 BB	0-1 SH1-4 1-2 2-3		1 0 0 0 2 0 0 0 0 0 0 0 0 0										
<b>Gary Thurman, R</b> (9, PH) OBP: 1.000, SLG: 3.000																				
<b>Keith Miller, R</b> (1, 7) OBP: 0.381, SLG: 0.333 (8, 4)		2-1 FC5-2 HBP 1-2 2-3		2-1 E5 S SH2-3		0-0 FC6-4 1-2f G1-6-3		0-2 L6		3 0 0 0 0 0 3										
<b>David Howard, S</b> (1, 6) <b>Jim Eisenreich, L</b> (7, PH) <b>Curtis Wilkerson, S</b> (7, 6) OBP: 0.375, SLG: 0.714 OBP: 0.125, SLG: 0.125		2-2 FC5-2 1-2 2-3 3-Hf		0-0 SH2-3 1-2		1-1 G1-6-3 1-2f		0-0 F7		1 0 0 0 0 0 3 1 0 0 0 0 0 1 1 0 0 0 0 0 2										
<b>Terry Shumpert, R</b> (1, 4) <b>Chris Gwynn, L</b> (8, PH) OBP: 0.250, SLG: 0.267 OBP: 0.500, SLG: 0.500 (8, 7)		0-3 K		1-3 K 2-3				1-1 F8		2 0 0 0 0 2 4 1 0 0 0 0 0 0										
<b>Inning Stats</b>	R: 0 E: 0 K: 0 S: 7	H: 0 LOB: 0 BB: 1 P: 13	R: 0 E: 0 K: 1 S: 11	H: 1 LOB: 3 BB: 1 P: 21	R: 0 E: 0 K: 1 S: 8	H: 0 LOB: 0 BB: 0 P: 16	R: 0 E: 0 K: 1 S: 7	H: 0 LOB: 0 BB: 0 P: 9	R: 0 E: 0 K: 0 S: 5	H: 1 LOB: 1 BB: 0 P: 7	R: 0 E: 0 K: 0 S: 4	H: 0 LOB: 0 BB: 1 P: 9	R: 0 E: 0 K: 0 S: 6	H: 0 LOB: 0 BB: 0 P: 11	R: 1 E: 1 K: 0 S: 14	H: 2 LOB: 2 BB: 0 P: 19	1B: 4 2B: 0 3B: 0 HR: 0	SF: 0 SAC: 2 DP: 2 HBP: 1	WP: 0 PB: 0 SB: 1 CS: 0	PA: 35
<b>PITCHER</b>	IP WLS BF H R ER SO BB IBB HBP BLK WP HR S P ERA WHIP																			
<b>Erik Hanson, R</b> (1, 1) ERA: 2.4	8.0 W 31 4 1 1 4 3 0 1 0 0 0 62 109 1.12 0.875																			
<b>Dennis Powell, L</b> (9, 1) ERA: 4.5	0.0 1 0 0 0 0 0 0 0 0 0 0 3 5 ∞ ∞																			
<b>Mike Schooler, R</b> (9, 1) ERA: 15.43	1.0 S 3 0 0 0 0 0 0 0 0 0 0 6 6 0.00 0.000																			

AB	29
R	1
H	4
RBI	1
BB	3
SO	4
LOB	17



Batter	1	2	3	4	5	6	7	8	9	AB	R	H	RBI	BB	SO	LOB
Harold Reynolds, S (1, 4) OBP: 0.385, SLG: 0.304	1-1 CS 1B	2-1 F7			3-1 F8		0-3 K			4	0	1	0	0	1	1
Greg Briley, L (1, 5) OBP: 0.364, SLG: 0.455 Jeff Schaefer, R (8, 5)	1-1 S 1B		1-2 G5-3		0-0 E6 G3		3-2 G4-3			4	0	1	0	0	0	0
Ken Griffey Jr., L (1, 8) OBP: 0.214, SLG: 0.370	3-3 S 1B		1-2 G4-3		0-0 G3			0-0 F9 E 1B		4	0	1	0	0	1	2
Kevin Mitchell, R (1, 7) OBP: 0.214, SLG: 0.296 Henry Cotto, R (9, 7) OBP: 0.714, SLG: 0.800	1-1 F7		0-0 G5-3		0-0 P4			2-2 G1-3 1B		4	0	0	0	0	0	3
Pete O'Brien, L (1, 10) OBP: 0.269, SLG: 0.520		2-2 E9 2B 1B			3-2 E3 BB		1-1 F7	1-1 F9		4	1	1	0	0	0	1
Jay Buhner, R (1, 9) OBP: 0.370, SLG: 0.391		1-0 1B FC4-6 2B			2-1 F8		4-1 FC4-6 BB	4-2 BB		2	1	1	1	2	0	1
Tino Martinez, L (1, 3) OBP: 0.227, SLG: 0.364		0-1 FC4-6 1B			0-1 F9		0-0 F8	2-0 F7		4	0	1	0	0	0	4
Dave Valle, R (1, 2) OBP: 0.300, SLG: 0.444		0-3 K			4-2 BB		3-1 FC4-6			2	0	0	0	1	1	3
Omar Vizquel, S (1, 6) OBP: 0.190, SLG: 0.190		0-0 FC4-6 1B			1-3 K			0-0 G1-3		3	0	0	1	0	1	3

Inning Stats	R: 0	H: 2	E: 0	K: 1	S: 10	R: 2	H: 3	E: 1	K: 1	S: 12	R: 0	H: 0	E: 0	K: 0	S: 8	R: 0	H: 0	E: 1	K: 1	S: 15	R: 0	H: 0	E: 0	K: 0	S: 5	R: 0	H: 0	E: 0	K: 0	S: 6	R: 0	H: 1	E: 1	K: 0	S: 9	
		LOB: 1		BB: 0	P: 15		LOB: 1		BB: 0	P: 17		LOB: 2		BB: 1	P: 25		LOB: 1		BB: 1	P: 14		LOB: 0		BB: 0	P: 10		LOB: 2		BB: 1	P: 18						

PITCHER	IP	WLS	BF	H	R	ER	SO	BB	IBB	HBP	BLK	WP	HR	S	P	ERA	WHIP
Mike Boddicker, R (1, 1) ERA: 2.45	7.1	L	31	6	2	2	4	2	0	0	0	0	0	67	105	2.46	1.091
Neal Heaton, L (8, 1) ERA: 1.29	0.1		1	0	0	0	0	0	0	0	0	0	2	3	0.00	0.000	
Joel Johnston, R (8, 1) ERA: 3.38	0.1		2	0	0	0	0	1	0	0	0	0	3	9	0.00	3.000	

**BOTTOM**

**Kansas City Royals @ Seattle Mariners**  
The Kingdom, Seattle, WA

Sun Apr 12 1992, 6:33 AM EDT  
Att: 15,681 - Dome - 70 F

AB	31
R	2
H	6
RBI	2
BB	3
SO	4
LOB	18



WP	PA	ERA	WHIP
0	34		

Batter	1	2	3	4	5	6	7	8	9	AB R H RBI BB SO LOB	TOP											
Rickey Henderson, R OBP: 0.324, SLG: 0.323 (1, 7)	2-3 K		1-0 F7		4-1 BB		4-2 E BB	2-3 K		3 1 0 0 2 2 2												
Willie Wilson, S OBP: 0.233, SLG: 0.300 (1, 8)	1-1 P6		0-1 G6-3		1-3 K		1-1 E4 HR 2B	2-2 P3		5 1 1 1 0 1 5												
Jose Canseco, R OBP: 0.364, SLG: 0.704 Scott Hemond, R OBP: 0.250, SLG: 0.250 (1, 9) (9, 2)	3-2 F8			1-0 F8		3-1 F8	1-0 HR		2-3 K HBP 2B	5 2 1 2 0 1 0 0 0 0 0 0 0 0												
Harold Baines, L OBP: 0.344, SLG: 0.367 (1, 10)		0-0 G4-3		0-0 G4-3		4-1 1B BB BB	0-0 G3		2-0 F8	4 0 0 0 1 0 1												
Mark McGwire, R OBP: 0.563, SLG: 1.130 (1, 3)		1-1 G5-3		1-0 F8		4-2 1B BB	4-2 BB		0-0 P7	3 0 0 0 2 0 1												
Jamie Quirk, L OBP: 0.381, SLG: 0.500 Mike Kingery, L (1, 2) (9, 9)		2-2 1B		0-0 F7		2-1 1B BB	2-2 G1-3		1-0 2B HBP	4 1 2 0 0 0 1 0 0 0 0 0 0 0												
Carney Lansford, R OBP: 0.407, SLG: 0.478 (1, 5)		1-2 G4-3		3-1 BB 1B 1B		1-2 L6		3-1 1B 2B	2-2 2B	5 1 3 2 0 0 4												
Mike Bordick, R OBP: 0.481, SLG: 0.480 (1, 6)		1-2 G4-3		0-0 BB 1B		1-2 F8		2-2 SH3 1B	1-2 G4-3	5 0 2 1 0 0 4												
Lance Blankenship, R OBP: 0.407, SLG: 0.440 (1, 4)			1-0 F7 2B		0-2 F7		0-1 G2-3	0-0 SH3		3 0 1 0 0 0 2												
<b>Inning Stats</b>	R: 0 E: 0 K: 1 S: 8	H: 0 LOB: 0 BB: 0 P: 14	R: 0 E: 0 K: 0 S: 9	H: 1 LOB: 1 BB: 0 P: 13	R: 0 E: 0 K: 0 S: 7	H: 1 LOB: 1 BB: 0 P: 10	R: 0 E: 0 K: 0 S: 3	H: 0 LOB: 0 BB: 0 P: 5	R: 0 E: 0 K: 1 S: 11	H: 2 LOB: 3 BB: 1 P: 19	R: 0 E: 0 K: 0 S: 13	H: 1 LOB: 3 BB: 2 P: 28	R: 3 E: 1 K: 0 S: 15	H: 2 LOB: 1 BB: 2 P: 27	R: 1 E: 0 K: 1 S: 13	H: 2 LOB: 1 BB: 0 P: 22	R: 2 E: 0 K: 1 S: 11	H: 1 LOB: 1 BB: 0 P: 19	1B: 5 2B: 4 3B: 0 HR: 1	SF: 0 SAC: 1 DP: 0 HBP: 1	WP: 0 PB: 1 SB: 0 CS: 0	PA: 44
<b>PITCHER</b>	IP WLS BF H R ER SO BB IBB HBP BLK WP HR S P ERA WHIP																				<b>PITCHER</b>	IP WLS BF H R ER SO BB IBB HBP BLK WP HR S P ERA WHIP
Tom Gordon, R ERA: 4.22 (1, 1)	6.1 L 29 6 2 2 2 4 0 0 0 0 0 57 100 2.84 1.579																					
Joel Johnston, R ERA: 6.75 (7, 1)	0.0 1 1 1 1 0 0 0 0 0 0 0 1 1 2 ∞ ∞																					
Mike Magnante, L ERA: 2.25 (7, 1)	1.2 8 2 1 1 1 1 1 0 0 0 0 0 21 36 5.40 1.800																					
Jeff Montgomery, R ERA: 3.0 (9, 1)	1.0 6 1 2 0 1 0 0 0 1 0 0 0 11 19 0.00 1.000																					

Oakland Athletics @ Kansas City Royals  
Royals Stadium, Kansas City, MO  
Mon Apr 13 1992, 4:33 AM EDT  
Att. 39,428 - Cloudy - 63 F

AB	37
R	6
H	10
RBI	6
BB	5
SO	4
LOB	20



Batter	1	2	3	4	5	6	7	8	9	AB	R	H	RBI	BB	SO	LOB	BOTTOM										
Brian McRae, S OBP: 0.200, SLG: 0.077 (1, 8)	G4-3			CS 1B	F9			G4-3		4	0	1	0	0	0	1	<p><b>Oakland Athletics @ Kansas City Royals</b>  <b>Royals Stadium, Kansas City, MO</b>            Mon Apr 13 1992, 4:33 AM EDT            Att. 39,428 - Cloudy - 63 F</p>										
Gregg Jefferies, S OBP: 0.258, SLG: 0.379 (1, 5)	G6-3			G4-3 1-2 2B		G4-3		G4-6-3 BB		3	0	1	0	1	0	0											
Wally Joyner, L OBP: 0.323, SLG: 0.345 (1, 3)	G1-3			G4-3 2-3		G3		G4-6-3 1-2f		4	0	0	0	0	0	2											
Kevin McReynolds, R OBP: 0.286, SLG: 0.240 (1, 9)		P2		BB BB		G3		G6-3		3	0	1	0	1	0	0											
George Brett, L OBP: 0.407, SLG: 0.478 (1, 10)		G4-3		F8		G3		F7		4	0	0	0	0	0	3											
Mike Macfarlane, R OBP: 0.375, SLG: 0.294 (1, 2)		K		G6-3 1B 2B		FC5-4 BB		FC5-4 BB		2	1	1	0	2	1	0											
Keith Miller, R OBP: 0.320, SLG: 0.273 (1, 7) (8, 4)		K		G6-3 2-3		FC5-4 G4-3		FC5-4 1-2f		4	0	0	0	0	1	3											
David Howard, S OBP: 0.143, SLG: 0.077 Jim Eisenreich, L OBP: 0.333, SLG: 0.625 (7, PH) (8, 7)		F7		G4-3 1B		G4-3 1-2				2	0	1	1	0	0	0											
Terry Shumpert, R OBP: 0.222, SLG: 0.235 Brent Mayne, L OBP: 0.200, SLG: 0.200 Curtis Wilkerson, S OBP: 0.125, SLG: 0.125 (7, PH) (8, 6)		K		F7		G3				1	0	0	0	0	0	1											
										0	0	0	0	0	0	0											
Inning Stats	R: 0 E: 0 K: 0 S: 7	H: 0 LOB: 0 BB: 0 P: 14	R: 0 E: 0 K: 1 S: 7	H: 0 LOB: 0 BB: 0 P: 10	R: 0 E: 0 K: 2 S: 10	H: 0 LOB: 0 BB: 0 P: 14	R: 0 E: 0 K: 0 S: 13	H: 2 LOB: 2 BB: 1 P: 18	R: 1 E: 0 K: 0 S: 11	H: 2 LOB: 1 BB: 0 P: 15	R: 0 E: 0 K: 0 S: 10	H: 1 LOB: 1 BB: 0 P: 19	R: 0 E: 0 K: 0 S: 5	H: 0 LOB: 1 BB: 1 P: 10	R: 0 E: 0 K: 0 S: 5	H: 0 LOB: 0 BB: 1 P: 10	R: 0 E: 0 K: 0 S: 8	H: 0 LOB: 1 BB: 1 P: 15	1B: 3 2B: 2 3B: 0 HR: 0	SF: 0 SAC: 0 DP: 1 HBP: 0	WP: 0 PB: 0 SB: 0 CS: 1	PA: 34					
PITCHER	IP	WLS	BF	H	R	ER	SO	BB	IBB	HBP	BLK	WP	HR	S	P	ERA	WHIP										
Mike Moore, R ERA: 1.35 (1, 1)	7.1		29	5	1	1	3	3	0	0	0	0	0	67	109	1.23	1.091										
Rick Honeycutt, L ERA: 2.25 (8, 1)	0.2		1	0	0	0	0	0	0	0	0	0	0	1	1	0.00	0.000										
Rich Gossage, R ERA: 6.0 (9, 1)	1.0		4	0	0	0	0	1	0	0	0	0	0	8	15	0.00	1.000										

livebaseballscorecards.com

AB	30
R	1
H	5
RBI	1
BB	4
SO	3
LOB	12



Batter	1		2		3		4		5		6		7		8		9		AB	R	H	RBI	BB	SO	LOB	TOP	
Rickey Henderson, R OBP: 0.333, SLG: 0.294 (1, 7)	B C B B C B	4-2 G1-3 G3-1 BB			B F B X	2-1 G1-3			C B S B X	3-2 F9			B B C B B	4-1 CS BB			C C B S	2-3 K	3	0	0	0	2	1	1		
Mike Kingery, L OBP: 0.250, SLG: 0.143 Willie Wilson, S OBP: 0.258, SLG: 0.300 (8, PH) (8, 8)	X B C C B X	0-0 G3-1			B B C C B X	3-2 1B			B B C C B X	3-2 L5			1 SAFE 1 SAFE 1 SAFE 1 SAFE 1 SAFE 1 SAFE 1 B	3-0 CS		4-2 S BB BB		3	0	1	0	0	0	1			
Jose Canseco, R OBP: 0.378, SLG: 0.677 (1, 9)	B C C SAFE X	1-2 G1-3			X B C C B X	0-0 FC4-6 1B			C B S B X	1-2 1B						0-0 F7		4	0	2	0	0	0	2			
Harold Baines, L OBP: 0.306, SLG: 0.324 (1, 10)	B B C F X	3-2 G3-1			C X	0-1 FC4-6 1-2f			1 SAFE B 1 SAFE C B 1 SAFE X	2-1 G5-3			B 1 SAFE 1 SAFE X			1-0 P6		4	0	0	0	0	0	5			
Mark McGwire, R OBP: 0.556, SLG: 1.038 (1, 3)			S X	0-1 F7			X B C C B X	0-0 1B		F S B X	2-2 G6-3			B B B B	4-0 1-2 BB		3	0	1	0	1	0	0				
Jamie Quirk, L OBP: 0.360, SLG: 0.455 (1, 2)		B X C T B X	1-2 FC3-6 1B		B X	1-0 F7			C X	0-1 G3			F B S B X	1-3 2-3 K		4	0	1	0	0	1	3					
Scott Brosius, R OBP: 0.100, SLG: 0.200 (1, 5)		B B T B X	2-1 P4		1 SAFE X	0-0 F7			C X	0-1 P2						1-3 K		4	0	0	0	0	1	2			
Mike Bordick, R OBP: 0.419, SLG: 0.414 (1, 6)		C B B X	2-1 FC3-6 1-2f		C B B X	2-2 F7			C B B C B X	2-2 F7						2-2 L1		4	0	0	0	0	0	2			
Lance Blankenship, R OBP: 0.419, SLG: 0.552 (1, 4)			X	0-0 G5-3			B X	1-0 HR		C X	0-1 L9					1-1 1B		4	1	2	1	0	0	0			
Inning Stats	R: 0 E: 0 K: 0 S: 9	H: 0 LOB: 1 BB: 1 P: 17	R: 0 E: 0 K: 0 S: 9	H: 1 LOB: 1 BB: 0 P: 14	R: 0 E: 0 K: 0 S: 9	H: 2 LOB: 2 BB: 0 P: 14	R: 0 E: 0 K: 0 S: 8	H: 1 LOB: 1 BB: 0 P: 11	R: 1 E: 0 K: 0 S: 13	H: 2 LOB: 1 BB: 0 P: 23	R: 0 E: 0 K: 0 S: 7	H: 0 LOB: 0 BB: 0 P: 9	R: 0 E: 0 K: 0 S: 9	H: 0 LOB: 0 BB: 1 P: 17	R: 0 E: 0 K: 2 S: 12	H: 0 LOB: 2 BB: 0 P: 18	R: 0 E: 0 K: 2 S: 12	H: 1 LOB: 1 BB: 0 P: 18	1B: 6 2B: 0 3B: 0 HR: 1	SF: 0 SAC: 0 DP: 0 HBP: 0	WP: 0 PB: 0 SB: 1 CS: 1	PA: 38					
PITCHER	IP	WLS	BF	H	R	ER	SO	BB	IBB	HBP	BLK	WP	HR	S	P	ERA	WHIP										
Mark Gubicza, R ERA: 3.75 (1, 1)	7.0		28	6	1	1	0	2	0	0	0	0	1	64	105	1.29	1.143										
Neal Heaton, L ERA: 1.13 (8, 1)	1.0	W	5	0	0	0	1	2	0	0	0	0	0	8	18	0.00	2.000										
Jeff Montgomery, R ERA: 2.25 (9, 1)	1.0	S	4	1	0	0	2	0	0	0	0	0	0	12	18	0.00	1.000										

**Oakland Athletics @ Kansas City Royals**  
**Royals Stadium, Kansas City, MO**  
 Tue Apr 14 1992, 8:05 PM EDT  
 Att. 17,321 - Cloudy - 63 F

AB	33
R	1
H	7
RBI	1
BB	4
SO	3
LOB	16





Batter	1	2	3	4	5	6	7	8	9
Brian McRae, S OBP: 0.176, SLG: 0.067 (1, 8)	0-2 G1-3		3-2 L7			1-3 K		3-2 G5-3	
Gregg Jefferies, S OBP: 0.257, SLG: 0.355 (1, 5)	2-0 G4-3			1-2 G3		4-2 BB		2-1 SF8	
Wally Joyner, L OBP: 0.286, SLG: 0.303 (1, 3)	1-2 F7			2-1 G4-3		0-1 P5		2-1 F7	
Kevin McReynolds, R OBP: 0.290, SLG: 0.222 (1, 9)				3-2 F8			0-0 L5		
George Brett, L OBP: 0.367, SLG: 0.423 (1, 10)					0-0 F8		0-2 P2		
Mike Macfarlane, R OBP: 0.333, SLG: 0.250 (1, 2)					3-1 P3		3-3 K		
Keith Miller, R OBP: 0.357, SLG: 0.292 (1, 7)					4-2 BB			0-1 SH WP 1B	
David Howard, S OBP: 0.125, SLG: 0.067 Chris Gwynn, L OBP: 0.500, SLG: 0.500 Curtis Wilkerson, S OBP: 0.125, SLG: 0.125 (8, PH) (9, 6)					1-1 G4-3			0-0 SH WP	
Terry Shumpert, R OBP: 0.200, SLG: 0.211 (1, 4)						0-0 F8		0-1 SH WP SF8	

AB	R	H	RBI	BB	SO	LOB
4	0	0	0	0	1	1
2	0	0	1	1	0	0
4	0	0	0	0	0	1
2	0	0	0	1	0	0
3	0	0	0	0	0	1
3	0	0	0	0	1	1
2	1	1	0	1	0	1
2	0	0	0	0	1	1
0	1	0	0	0	0	0
0	0	0	0	0	0	0
2	1	0	0	0	0	0

AB	24
R	3
H	1
RBI	1
BB	3
SO	3
LOB	6

Inning Stats	R: 0	H: 0	E: 0	K: 0	S: 7	H: 0	LOB: 0	BB: 0	P: 10	R: 0	H: 0	E: 0	K: 0	S: 9	H: 0	LOB: 1	BB: 1	P: 19	R: 0	H: 0	E: 0	K: 1	S: 12	H: 0	LOB: 0	BB: 0	P: 20	R: 0	H: 0	E: 0	K: 0	S: 8	H: 0	LOB: 0	BB: 0	P: 14	R: 0	H: 0	E: 0	K: 0	S: 7	H: 0	LOB: 1	BB: 1	P: 15	R: 0	H: 0	E: 0	K: 1	S: 8	H: 0	LOB: 1	BB: 1	P: 13	R: 0	H: 0	E: 0	K: 1	S: 9	H: 0	LOB: 0	BB: 0	P: 12	R: 3	H: 1	E: 1	K: 0	S: 12	H: 1	LOB: 0	BB: 0	P: 19
PITCHER	IP	WLS	BF	H	R	ER	SO	BB	IBB	HBP	BLK	WP	HR	S	P	ERA	WHIP																																																							
Ron Darling, R ERA: 1.76 (1, 1)	7.0		25	1	1	1	3	3	0	0	0	0	0	62	105	1.29	0.571																																																							
Rick Honeycutt, L ERA: 1.8 (8, 1)	1.0	L	5	0	2	0	0	0	0	0	0	1	0	10	17	0.00	0.000																																																							

WP	HR	S	P	ERA	WHIP
2	0				
0	0				
0	0				
0	0				
2	0				

Oakland Athletics @ Kansas City Royals  
Royals Stadium, Kansas City, MO  
Tue Apr 14 1992, 8:05 PM EDT  
Att. 17,321 - Cloudy - 63 F



livebaseballscores.com

Batter	1	2	3	4	5	6	7	8	9	AB	R	H	RBI	BB	SO	LOB	TOP										
Rickey Henderson, R OBP: 0.404, SLG: 0.417 (1, 7)	2-2 CS BB 1B		4-1 FC1-6 BB		2-1 HR	4-0 BB		4-2 1B WP BB		2	2	2	3	3	0	0											
Lance Blankenship, R OBP: 0.417, SLG: 0.515 (1, 4)	4-2 CS 1-2 BB		0-0 FC1-6 1B 1-2f 2-3		1-1 L1	2-2 F9		2-1 1B WP 1-3 SF8 1B		4	1	1	0	1	0	3											
Jose Canseco, R OBP: 0.429, SLG: 0.778 (1, 10)	2-3 1-2 2-3		1-0 1-2 1B 3-H		0-1 HR			1-2 FC1-5 1B 1B		5	1	4	2	0	1	2											
Mark McGwire, R OBP: 0.512, SLG: 0.933 (1, 3)	1-2 F9		0-0 F7		0-0 F9			1-1 FC1-5 1B 1-2 1B		4	1	1	1	0	0	3											
Carney Lansford, R OBP: 0.375, SLG: 0.407 (1, 5)		2-0 G3		0-0 G1-3	4-2 WP 1B BB			1-1 FC5-4 FC4-6		4	1	0	0	1	0	3											
Willie Wilson, S OBP: 0.278, SLG: 0.314 (1, 8)		1-2 L4		2-0 F8	0-0 WP 1B			2-2 1B 1-2f		5	1	2	1	0	0	1											
Scott Brosius, R OBP: 0.143, SLG: 0.214 (1, 9)		0-2 G4-3		0-3 K	1-1 G5-3			1-2 1B 2-H 3-H		4	0	1	2	0	1	2											
Mike Bordick, R OBP: 0.444, SLG: 0.406 (1, 6)			2-2 G6-3		4-1 1B HR BB	4-1 G6-4-3 BB		1-0 G4-6-3 1B		3	1	1	0	2	0	0											
Scott Hemond, R OBP: 0.333, SLG: 0.444 (1, 2)			1-2 FC1-6 1B 2B		1-2 HR 1B	2-2 G6-4-3 1-2f		1-1 G4-6-3 1-2f		5	2	2	0	0	1	3											
Inning Stats	R: 0 E: 0 K: 1 S: 11	H: 1 LOB: 1 BB: 1 P: 20	R: 0 E: 0 K: 0 S: 7	H: 0 LOB: 0 BB: 0 P: 10	R: 1 E: 0 K: 0 S: 11	H: 2 LOB: 2 BB: 1 P: 19	R: 0 E: 0 K: 1 S: 5	H: 0 LOB: 0 BB: 0 P: 7	R: 4 E: 0 K: 0 S: 17	H: 4 LOB: 2 BB: 2 P: 30	R: 0 E: 0 K: 0 S: 8	H: 0 LOB: 1 BB: 2 P: 20	R: 3 E: 0 K: 0 S: 21	H: 5 LOB: 1 BB: 0 P: 27	R: 2 E: 0 K: 0 S: 16	H: 2 LOB: 1 BB: 1 P: 26	R: 0 E: 0 K: 1 S: 7	H: 0 LOB: 0 BB: 0 P: 9	1B: 11 2B: 1 3B: 0 HR: 2	SF: 1 SAC: 0 DP: 2 HBP: 0	WP: 2 PB: 0 SB: 0 CS: 2	PA: 45					
PITCHER	IP	WLS	BF	H	R	ER	SO	BB	IBB	HBP	BLK	WP	HR	S	P	ERA	WHIP										
Mark Davis, L (1, 1)	4.2		23	6	5	5	2	4	0	0	0	0	2	48	82	9.64	2.143										
Neal Heaton, L (5, 1)	1.1		6	1	0	0	0	2	0	0	0	1	0	11	24	0.00	2.250										
Mike Magnante, L (7, 1)	1.0	L	7	5	3	3	0	0	0	0	0	0	0	21	27	27.00	5.000										
Joel Johnston, R (8, 1)	0.0		2	1	2	2	0	1	0	0	0	0	0	5	11	∞	∞										
Rusty Meacham, R (8, 1)	2.0		7	1	0	0	1	0	0	0	0	1	0	18	24	0.00	0.500										

Oakland Athletics @ Kansas City Royals  
Royals Stadium, Kansas City, MO  
Wed Apr 15 1992, 8:05 PM EDT  
Att. 16,519 - Cloudy - 73 F

livebaseballscorecards.com

AB	37
R	10
H	14
RBI	9
BB	7
SO	3
LOB	17



BOTTOM

Oakland Athletics @ Kansas City Royals  
Royals Stadium, Kansas City, MO

Wed Apr 15 1992, 8:05 PM EDT  
Att. 16,519 - Cloudy - 73 F

livebaseballscorecards.com

AB	35
R	6
H	12
RBI	6
BB	4
SO	4
LOB	12



WP:	1	PA:	41
PB:	0		
SB:	3		
CS:	1		

AB R H RBI BB SO LOB

5	2	3	1	0	0	1
3	0	0	1	1	0	1
4	0	4	1	1	0	0
5	0	0	0	0	0	7
5	0	0	0	0	1	1
3	0	0	0	0	1	0
3	2	2	0	1	0	0
2	1	1	1	1	1	0
0	0	0	0	0	0	0
1	0	0	0	0	0	1
0	0	0	0	0	0	0
4	1	2	2	0	1	1
1B:	7	SF:	1			
2B:	4	SAC:	0			
3B:	1	DP:	2			
HR:	0	HBP:	1			

Batter	1	2	3	4	5	6	7	8	9
<b>Brian McRae, S</b> OBP: 0.231, SLG: 0.229 (1, 8)	2-2 G1-3		2-1 SF8	1-1 F8 S 1B		2-2 WP 2B		2-2 G6-4-3	
<b>Gregg Jefferies, S</b> OBP: 0.250, SLG: 0.324 (1, 5)	1-1 G3		2-0 SF8	3-2 F8 1-3		4-0 WP BB		2-0 G6-3	
<b>Wally Joyner, L</b> OBP: 0.375, SLG: 0.405 (1, 3)	1-0 2B		1-1 1B	0-1 1B		4-2 BB		1-1 G6-4-3 1B	
<b>Kevin McReynolds, R</b> OBP: 0.250, SLG: 0.188 (1, 9)	1-0 G5-3		1-0 F9	1-0 F9		1-2 L7		1-1 G6-4-3	
<b>George Brett, L</b> OBP: 0.314, SLG: 0.355 (1, 10)		0-1 F7	1-0 G4-3		2-0 F8		2-2 G3	3-3 K	
<b>Mike Macfarlane, R</b> OBP: 0.323, SLG: 0.217 (1, 2)		1-1 F8		1-2 CS HBP	2-3 K		2-0 P4		
<b>Keith Miller, R</b> OBP: 0.406, SLG: 0.370 (1, 7)		3-2 S 1B		1-2 2B	2-2 G6-3		4-1 FC6-4 BB		
<b>David Howard, S</b> OBP: 0.211, SLG: 0.118 (1, 6)		1-1 E7		4-1 2B		1-3 K	2-1 FC6-4		
<b>Chris Gwynn, L</b> OBP: 0.500, SLG: 0.500 (7, PH)		1-1 1B		BB					
<b>Bob Melvin, R</b> OBP: 0.250, SLG: 0.250 (7, PH)		1-H 1B		BB					
<b>Curtis Wilkerson, S</b> OBP: 0.125, SLG: 0.125 (8, 6)									
<b>Terry Shumpert, R</b> OBP: 0.250, SLG: 0.304 (1, 4)		0-0 G4-3		0-1 S 1B		1-3 K		1-0 G6-4-3 1B	

Inning Stats	R: 0	H: 1	E: 0	K: 0	S: 7	R: 1	H: 2	E: 1	K: 0	S: 12	R: 1	H: 2	E: 0	K: 0	S: 7	R: 4	H: 4	E: 0	K: 0	S: 17	R: 0	H: 0	E: 0	K: 1	S: 7	R: 0	H: 1	E: 0	K: 2	S: 15	R: 0	H: 0	E: 0	K: 0	S: 6	R: 0	H: 1	E: 0	K: 1	S: 7	R: 0	H: 1	E: 0	K: 1	S: 7	1B: 7	SF: 1	2B: 4	SAC: 0	3B: 1	DP: 2	HR: 0	HBP: 1	WP: 1	PA: 41
--------------	------	------	------	------	------	------	------	------	------	-------	------	------	------	------	------	------	------	------	------	-------	------	------	------	------	------	------	------	------	------	-------	------	------	------	------	------	------	------	------	------	------	------	------	------	------	------	-------	-------	-------	--------	-------	-------	-------	--------	-------	--------

PITCHER	IP	WLS	BF	H	R	ER	SO	BB	IBB	HBP	BLK	WP	HR	S	P	ERA	WHIP
<b>Joe Slusarski, R</b> ERA: 7.56 (1, 1)	3.1		18	7	5	5	0	1	0	1	0	0	0	34	57	13.50	2.400
<b>Jeff Parrett, R</b> ERA: 1.42 (4, 1)	2.2	W	13	3	1	1	3	2	0	0	0	1	0	31	54	3.38	1.875
<b>Bruce Walton, R</b> ERA: (7, 1)	0.2		3	0	0	0	0	1	0	0	0	0	0	5	13	0.00	1.500
<b>Vince Horsman, L</b> ERA: (7, 1)	2.1	S	7	2	0	0	1	0	0	0	0	0	0	15	27	0.00	0.857

Batter	1	2	3	4	5	6	7	8	9	10	AB R H RBI BB SO LOB
Rickey Henderson, R OBP: 0.392, SLG: 0.385 (1, 7)	1-3 K			3-1 P3		4-2 CS BB			2-2 F8		3 0 0 0 1 1 0
Carney Lansford, R OBP: 0.389, SLG: 0.400 (1, 5)	0-0 F8			0-2 1B		4-2 BB			3-2 G5-3		3 0 1 0 1 0 0
Jose Canseco, R OBP: 0.391, SLG: 0.700 (1, 9)	2-2 G5-3			2-3 K		3-2 F8			1-0 G5-3		4 0 0 0 0 1 2
Harold Baines, L OBP: 0.275, SLG: 0.289 (1, 10)				1-3 K					2-2 F8		4 0 0 0 0 2 1
Mark McGwire, R OBP: 0.489, SLG: 0.848 (1, 3)									1-0 F8		3 0 0 0 0 1 0
Jamie Quirk, L OBP: 0.345, SLG: 0.423 (1, 2)									2-1 E 1B		4 1 1 0 0 1 1
Willie Wilson, S OBP: 0.275, SLG: 0.359 (1, 8)									0-0 E7		4 0 1 0 0 0 0
Mike Bordick, R OBP: 0.400, SLG: 0.361 (1, 6)									0-1 P5		4 0 0 0 0 1 2
Lance Blankenship, R OBP: 0.385, SLG: 0.472 (1, 4)									0-0 P3		3 0 0 0 0 1 0

TOP	
<b>Oakland Athletics @ Kansas City Royals</b> Royals Stadium, Kansas City, MO Thu Apr 16 1992, 8:05 PM EDT Att: 22,041 - Overcast - 55 F	
<b>AB 32</b> <b>R 1</b> <b>H 3</b> <b>RBI 0</b> <b>BB 2</b> <b>SO 8</b> <b>LOB 6</b>	

Inning Stats	R: 0 E: 0 K: 1 S: 7	H: 0 LOB: 0 BB: 0 P: 10	R: 0 E: 0 K: 1 S: 8	H: 0 LOB: 0 BB: 0 P: 14	R: 0 E: 0 K: 1 S: 6	H: 0 LOB: 0 BB: 0 P: 13	R: 0 E: 0 K: 2 S: 12	H: 1 LOB: 1 BB: 0 P: 18	R: 0 E: 0 K: 0 S: 6	H: 1 LOB: 1 BB: 0 P: 6	R: 0 E: 0 K: 1 S: 12	H: 0 LOB: 1 BB: 2 P: 23	R: 0 E: 0 K: 2 S: 12	H: 0 LOB: 0 BB: 0 P: 17	R: 0 E: 0 K: 0 S: 7	H: 0 LOB: 0 BB: 0 P: 7	R: 0 E: 0 K: 0 S: 7	H: 0 LOB: 0 BB: 0 P: 13	R: 1 E: 1 K: 0 S: 7	H: 1 LOB: 1 BB: 0 P: 11	1B: 2 2B: 0 3B: 1 HR: 0	SF: 0 SAC: 0 DP: 1 HBP: 1	WP: 0 PB: 0 SB: 0 CS: 1	PA: 35	
<b>PITCHER</b> <b>Kevin Appier, R</b> ERA: 0.86 <b>Jeff Montgomery, R</b> ERA: 1.5	IP	WLS	BF	H	R	ER	SO	BB	IBB	HBP	BLK	WP	HR	S	P	ERA	WHIP								
	8.0		27	2	0	0	8	2	0	1	0	0	0	69	108	0.00	0.500								
	2.0	L	8	1	1	0	0	0	0	0	0	0	0	14	24	0.00	0.500								

Batter	1	2	3	4	5	6	7	8	9	10	AB R H RBI BB SO LOB	BOTTOM
Keith Miller, R OBP: 0.378, SLG: 0.344 (1, 7)	F9		FC5-4			G5-3		BB		G6-3	5 0 1 0 0 0 1	<p><b>Oakland Athletics @ Kansas City Royals</b>  <b>Royals Stadium, Kansas City, MO</b>            Thu Apr 16 1992, 8:05 PM EDT            Att: 22,041 - Overcast - 55 F</p>
Gregg Jefferies, S OBP: 0.273, SLG: 0.324 (1, 5)	F8		K			1B		BB			3 0 1 0 1 1 1	
Wally Joyner, L OBP: 0.341, SLG: 0.366 (1, 3)	K					P6		G4-6-3			4 0 0 0 0 1 3	
Kevin McReynolds, R OBP: 0.225, SLG: 0.167 (1, 9)		G5-3				F9		K		P3	4 0 0 0 0 1 0	
George Brett, L OBP: 0.333, SLG: 0.382 (1, 10)						F7		G4-3			3 0 1 0 1 0 0	
Gary Thurman, R OBP: 1.000, SLG: 3.000 (9, PR)		2B								BB	0 0 0 0 0 0 0	
Jim Eisenreich, L OBP: 0.308, SLG: 0.455 (1, 8)		F7				G4-3		1B		K	3 0 0 0 1 1 2	
Brent Mayne, L OBP: 0.222, SLG: 0.222 (1, 2)		G4-3				F8				F8	4 0 1 0 0 0 3	
David Howard, S OBP: 0.238, SLG: 0.111 (1, 6)			FC5-4			L7		L4		G4-3	1 0 0 0 1 0 0	
Chris Gwynn, L OBP: 0.429, SLG: 0.429 (7, PH)			BB								1 0 0 0 0 0 2	
Curtis Wilkerson, S OBP: 0.111, SLG: 0.111 (8, 6)											1 0 0 0 0 0 0	
Terry Shumpert, R OBP: 0.222, SLG: 0.269 (1, 4)			L7			L9		F7		L5	3 0 0 0 0 0 1	
Brian McRae, S OBP: 0.225, SLG: 0.222 (10, PH)											1 0 0 0 0 0 0	

Inning Stats	R: 0 E: 0 K: 1 S: 7	H: 0 LOB: 0 BB: 0 P: 14	R: 0 E: 0 K: 0 S: 11	H: 1 LOB: 1 BB: 0 P: 14	R: 0 E: 0 K: 1 S: 8	H: 0 LOB: 1 BB: 1 P: 14	R: 0 E: 0 K: 0 S: 7	H: 0 LOB: 0 BB: 0 P: 10	R: 0 E: 0 K: 0 S: 7	H: 0 LOB: 0 BB: 0 P: 12	R: 0 E: 0 K: 0 S: 7	H: 1 LOB: 1 BB: 0 P: 10	R: 0 E: 0 K: 1 S: 9	H: 1 LOB: 2 BB: 1 P: 15	R: 0 E: 0 K: 0 S: 7	H: 1 LOB: 1 BB: 1 P: 14	R: 0 E: 0 K: 1 S: 7	H: 0 LOB: 2 BB: 1 P: 12	R: 0 E: 0 K: 0 S: 6	H: 0 LOB: 0 BB: 0 P: 9	1B: 3 2B: 1 3B: 0 HR: 0	SF: 0 SAC: 0 DP: 1 HBP: 0	WP: 0 PB: 0 SB: 2 CS: 0	PA: 37	
PITCHER	IP	WLS	BF	H	R	ER	SO	BB	IBB	HBP	BLK	WP	HR	S	P	ERA	WHIP								
Dave Stewart, R ERA: 3.24 (1, 1)	9.0	W	34	4	0	0	4	4	0	0	0	0	0	70	115	0.00	0.889								
Dennis Eckersley, R ERA: (10, 1)	1.0	S	3	0	0	0	0	0	0	0	0	0	0	6	9	0.00	0.000								



Batter	1	2	3	4	5	6	7	8	9	AB R H RBI BB SO LOB	TOP		
Luis Polonia, L (1, 7) OBP: 0.450, SLG: 0.364	0-0 L6		0-0 1B 2B 1B	0-0 FC5-2 1B		1-2 1B		0-1 1B BB		5 1 3 3 0 0 2			
Junior Felix, S (1, 8) OBP: 0.286, SLG: 0.348	1-0 G3		1-1 BB 2B 1B	2-2 P2		1-1 G1-3		1-2 L4		5 1 1 0 0 0 5			
Von Hayes, L (1, 9) OBP: 0.381, SLG: 0.541	2-2 F7		4-0 2B BB	3-2 1B 2B			2-0 G3	4-1 BB 1B BB		3 1 1 1 2 0 0			
Hubie Brooks, R (1, 10) OBP: 0.319, SLG: 0.522 John Morris, L (8, PH)		0-0 G4-3	2-3 K		1-2 G4-3-6 1B		1-1 F9	2-1 G4-3		4 0 1 0 0 1 3 1 0 0 0 0 0 3			
Alvin Davis, L (1, 3) OBP: 0.435, SLG: 0.600		1-0 P6	2-0 2B		2-2 G4-3-6		2-0 G3		1-1 G6-3	5 0 1 3 0 0 1			
Gary Gaetti, R (1, 5) OBP: 0.243, SLG: 0.281		1-2 2B	1-0 L5		4-2 HBP			0-0 G6-3	3-3 K	4 0 1 0 0 1 1			
Lance Parrish, R (1, 2) OBP: 0.267, SLG: 0.464		3-3 K	0-0 G6-3		2-1 P4			1-2 HR	1-2 1B	5 1 2 1 0 1 3			
Bobby Rose, R (1, 4) OBP: 0.364, SLG: 0.500			3-2 1B 1B	1-0 1B FC5-2 2B		0-0 P4		0-0 1B E 1B	1-0 F7	5 2 2 0 0 0 1			
Gary Disarcina, R (1, 6) OBP: 0.382, SLG: 0.355			0-1 1B 1B	1-0 FC5-2 1B		2-1 G5-3		2-0 E6		4 2 2 0 0 0 1			
<b>Inning Stats</b>	R: 0 E: 0 K: 0 S: 5 H: 0 LOB: 0 BB: 0 P: 8	R: 0 E: 0 K: 1 S: 8 H: 1 LOB: 1 BB: 0 P: 13	R: 5 E: 1 K: 1 S: 14 H: 4 LOB: 1 BB: 1 P: 27	R: 1 E: 0 K: 0 S: 10 H: 3 LOB: 2 BB: 0 P: 17	R: 0 E: 0 K: 0 S: 13 H: 1 LOB: 1 BB: 0 P: 22	R: 0 E: 0 K: 0 S: 10 H: 1 LOB: 1 BB: 0 P: 14	R: 0 E: 0 K: 0 S: 4 H: 0 LOB: 0 BB: 0 P: 9	R: 2 E: 1 K: 0 S: 14 H: 3 LOB: 3 BB: 1 P: 24	R: 0 E: 0 K: 1 S: 10 H: 1 LOB: 1 BB: 0 P: 16	1B: 10 2B: 3 3B: 0 HR: 1 SF: 0 SAC: 0 DP: 1 HBP: 1	WP: 0 PB: 0 SB: 0 CS: 0 PA: 44		
<b>PITCHER</b>	IP WLS BF H R ER SO BB IBB HBP BLK WP HR S P ERA WHIP											<b>PITCHER</b>	IP WLS BF H R ER SO BB IBB HBP BLK WP HR S P ERA WHIP
Mike Boddicker, R (1, 1) ERA: 5.11	5.0 L 25 9 6 5 2 1 0 1 0 0 0 0 50 87 9.00 2.000												
Rusty Meacham, R (6, 1) ERA: 1.8	3.0 15 4 2 1 0 1 0 0 0 0 0 1 28 47 3.00 1.667												
Mike Magnante, L (9, 1) ERA: 6.0	1.0 4 1 0 0 0 1 0 0 0 0 0 0 10 16 0.00 1.000												

California Angels @ Kansas City Royals  
Royals Stadium, Kansas City, MO  
Fri Apr 17 1992, 8:05 PM EDT  
Att. 18,296 - Cloudy - 57 F

livebaseballscorecards.com

AB	41
R	8
H	14
RBI	8
BB	2
SO	3
LOB	20



Batter	1	2	3	4	5	6	7	8	9	AB	R	H	RBI	BB	SO	LOB
Keith Miller, R OBP: 0.341, SLG: 0.306 (1, 7)	1-1 G1-3		1-0 F8			1-0 F9		3-2 G5-3		4	0	0	0	0	0	0
Brian McRae, S OBP: 0.227, SLG: 0.205 (1, 8)	2-2 L6			0-0 B1-3		4-1 G6-3 BB			2-2 G3-1	3	0	0	0	1	0	0
Gregg Jefferies, S OBP: 0.271, SLG: 0.300 (1, 5)	4-1 BB			1-0 F7		0-1 G6-3 1-2f			1-0 E3 1B	3	0	0	0	1	0	1
Wally Joyner, L OBP: 0.354, SLG: 0.364 (1, 3)	2-2 G3			4-2 BB			0-1 G3-1		0-0 1-2 1B	3	0	1	0	1	0	1
George Brett, L OBP: 0.302, SLG: 0.342 (1, 10)		3-1 G1-5-3		0-0 G4-3			0-0 G4-3		0-1 F7	4	0	0	0	0	0	3
Kevin McReynolds, R OBP: 0.250, SLG: 0.275 (1, 9)		3-3 K			1-1 HR		2-1 1B		1-2 G5-3	4	1	2	1	0	1	2
Brent Mayne, L OBP: 0.167, SLG: 0.167 (1, 2)		1-3 K			2-0 G4-3		3-1 P8			3	0	0	0	0	1	1
Curtis Wilkerson, S OBP: 0.083, SLG: 0.083 (1, 4)			1-0 F9		2-1 G1-3			0-0 P6		3	0	0	0	0	0	0
David Howard, S OBP: 0.208, SLG: 0.095 (1, 6)			1-2 G4-3		0-0 G4-3			1-2 G3-1		3	0	0	0	0	0	0

BOTTOM

California Angels @ Kansas City Royals  
Royals Stadium, Kansas City, MO

Fri Apr 17 1992, 8:05 PM EDT  
Att. 18,296 - Cloudy - 57 F

livebaseballscorecards.com

AB	30
R	1
H	3
RBI	1
BB	3
SO	2
LOB	8



Inning Stats	R: 0	H: 0	E: 0	K: 0	S: 9	H: 0	LOB: 1	BB: 1	P: 18	R: 0	H: 0	E: 0	K: 2	S: 9	H: 0	LOB: 0	BB: 0	P: 16	R: 0	H: 0	E: 0	K: 0	S: 5	H: 0	LOB: 0	BB: 0	P: 8	R: 0	H: 0	E: 0	K: 0	S: 5	H: 0	LOB: 1	BB: 1	P: 10	R: 1	H: 1	E: 0	K: 0	S: 6	H: 1	LOB: 0	BB: 0	P: 11	R: 0	H: 0	E: 0	K: 0	S: 4	H: 0	LOB: 0	BB: 1	P: 9	R: 0	H: 1	E: 0	K: 0	S: 7	H: 0	LOB: 1	BB: 0	P: 12	R: 0	H: 0	E: 0	K: 0	S: 9	H: 0	LOB: 0	BB: 0	P: 13	R: 0	H: 1	E: 1	K: 0	S: 11	H: 1	LOB: 2	BB: 0	P: 15	1B: 2	2B: 0	3B: 0	HR: 1	SF: 0	SAC: 0	DP: 1	HBP: 0	WP: 0	PA: 33
--------------	------	------	------	------	------	------	--------	-------	-------	------	------	------	------	------	------	--------	-------	-------	------	------	------	------	------	------	--------	-------	------	------	------	------	------	------	------	--------	-------	-------	------	------	------	------	------	------	--------	-------	-------	------	------	------	------	------	------	--------	-------	------	------	------	------	------	------	------	--------	-------	-------	------	------	------	------	------	------	--------	-------	-------	------	------	------	------	-------	------	--------	-------	-------	-------	-------	-------	-------	-------	--------	-------	--------	-------	--------

PITCHER	IP	WLS	BF	H	R	ER	SO	BB	IBB	HBP	BLK	WP	HR	S	P	ERA	WHIP
Scott Lewis, R ERA: 4.3 (1, 1)	7.0	W	25	2	1	1	2	3	0	0	0	0	1	45	84	1.29	0.714
Mark Eichhorn, R ERA: 3.24 (8, 1)	2.0		8	1	0	0	0	0	0	0	0	0	0	20	28	0.00	0.500

PITCHER	IP	WLS	BF	H	R	ER	SO	BB	IBB	HBP	BLK	WP	HR	S	P	ERA	WHIP
---------	----	-----	----	---	---	----	----	----	-----	-----	-----	----	----	---	---	-----	------

Batter	1	2	3	4	5	6	7	8	9	10	AB R H RBI BB SO LOB	TOP												
Luis Polonia, L OBP: 0.467, SLG: 0.378 (1, 7) C X	0-1 S 1B	1-0 G4-3			4-1 CS BB		0-0 G3-1			0-2 SH1-4 1B 1B	4 1 2 0 1 0 1													
Junior Felix, S OBP: 0.278, SLG: 0.333 (1, 8) B X	2-3 K 1-2		0-0 G4-3		2-3 K 1-2			1-1 L7		1-1 SH1-4 1B 1B	5 1 1 0 0 2 2													
Von Hayes, L OBP: 0.370, SLG: 0.537 (1, 9) C X	0-1 F8		1-2 2B		1-1 F8			3-3 K		0-1 SH1-4 1-2 2-3	4 0 1 0 0 1 1													
John Morris, L Hubie Brooks, R OBP: 0.347, SLG: 0.563 (1, 10) B X (8, PH) C X	2-1 G3-1		3-3 K		0-1 G6-3			0-1 1B 2B		1-1 L5-3 1B	3 0 0 0 0 1 2 2 1 2 2 0 0 0													
Lee Stevens, L Mike Fitzgerald, R Rene Gonzales, R OBP: 0.160, SLG: 0.280 OBP: 0.333, SLG: 0.250 OBP: 0.375, SLG: 0.875 (1, 3) F X (8, PH) B X (8, PR) C X (8, 3)		1-2 HR 1B	0-0 P5		1-3 K FC6-4			2-2 1B		2-1 L5-3 1-2	3 1 1 0 0 1 1 1 0 1 1 0 0 0 1 0 0 0 0 0 1													
Gary Gaetti, R OBP: 0.220, SLG: 0.250 (1, 5) C X	1 SAFE F9	0-1		2-3 K		1-0 F8		1-1 F9			4 0 0 0 0 1 3													
Lance Parrish, R OBP: 0.294, SLG: 0.594 (1, 2) B X		1-0 HR 1-H		2-1 2B		1-2 FC6-4 1-2f				1-2 P8	4 1 2 2 0 0 1													
Bobby Rose, R OBP: 0.333, SLG: 0.455 (1, 4) F X		0-2 G3		2-1 G5-3			3-1 F8			1-3 K	4 0 0 0 0 1 1													
Gary Disarcina, R OBP: 0.368, SLG: 0.371 (1, 6) C X		0-1 2B		3-3 K			0-1 L7			0-1 G5-3	4 0 1 0 0 1 1													
<b>Inning Stats</b>	R: 0 E: 0 K: 1 S: 9	H: 1 LOB: 1 BB: 0 P: 13	R: 2 E: 0 K: 0 S: 13	H: 3 LOB: 1 BB: 0 P: 16	R: 0 E: 0 K: 1 S: 8	H: 1 LOB: 1 BB: 0 P: 12	R: 0 E: 0 K: 2 S: 10	H: 1 LOB: 1 BB: 0 P: 19	R: 0 E: 0 K: 1 S: 8	H: 0 LOB: 0 BB: 0 P: 8	R: 1 E: 0 K: 1 S: 12	H: 2 LOB: 1 BB: 0 P: 19	R: 0 E: 0 K: 1 S: 9	H: 0 LOB: 0 BB: 0 P: 11	R: 2 E: 0 K: 0 S: 11	H: 3 LOB: 0 BB: 0 P: 15	1B: 6 2B: 5 3B: 0 HR: 1	SF: 0 SAC: 1 DP: 1 HBP: 0	WP: 1 PB: 0 SB: 1 CS: 1	PA: 41				
<b>PITCHER</b>	IP WLS BF H R ER SO BB IBB HBP BLK WP HR S P ERA WHIP																							
Tom Gordon, R ERA: 3.78 (1, 1)	6.0																							
Neal Heaton, L ERA: 1.59 (7, 1)	2.0																							
Jeff Montgomery, R ERA: 3.38 (9, 1)	2.0	L																						

California Angels @ Kansas City Royals  
 Royals Stadium, Kansas City, MO  
 Sat Apr 18 1992, 4:33 AM EDT  
 Att: 20,129 - Cloudy - 74 F

livebaseballscorecards.com

AB 39  
 R 5  
 H 11  
 RBI 5  
 BB 1  
 SO 8  
 LOB 14





California Angels @ Kansas City Royals  
 Royals Stadium, Kansas City, MO

Sat Apr 18 1992, 4:33 AM EDT  
 Att. 20,129 - Cloudy - 74 F

livebaseballscorecards.com

AB	38
R	3
H	7
RBI	2
BB	2
SO	7
LOB	11



WP	0	PA	40
PB	0		
SB	0		
CS	0		

Batter	1	2	3	4	5	6	7	8	9	10	AB	R	H	RBI	BB	SO	LOB					
Keith Miller, R OBP: 0.304, SLG: 0.268 (1, 7) (9, 4)	F9			K			G5-3	E5		F8	5	0	0	0	0	1	1					
Brian McRae, S OBP: 0.224, SLG: 0.205 (1, 8)	G5-3			G6-3			K			G1-3	5	0	1	1	0	1	0					
Gregg Jefferies, S OBP: 0.264, SLG: 0.311 (1, 5)	G5-3			F9			1B	L9		E6	5	1	1	0	0	0	2					
Wally Joyner, L OBP: 0.340, SLG: 0.347 (1, 3)																						
George Brett, L OBP: 0.298, SLG: 0.317 Gary Thurman, R OBP: 1.000, SLG: 3.000 (1, 10) (9, PR)																						
Kevin McReynolds, R OBP: 0.250, SLG: 0.273 (1, 9)																						
Mike Macfarlane, R OBP: 0.314, SLG: 0.222 (1, 2)																						
Curtis Wilkerson, S OBP: 0.071, SLG: 0.071 Jim Eisenreich, L OBP: 0.400, SLG: 0.500 (1, 6) (8, PH) (9, 7)																						
Terry Shumpert, R OBP: 0.207, SLG: 0.250 Chris Gwynn, L OBP: 0.500, SLG: 0.500 David Howard, S OBP: 0.200, SLG: 0.091 (1, 4) (8, PH) (9, 6)																						
<b>Inning Stats</b>	R: 0 E: 0 K: 0 S: 8	H: 0 LOB: 0 BB: 0 P: 12	R: 0 E: 0 K: 1 S: 6	H: 0 LOB: 0 BB: 0 P: 7	R: 0 E: 0 K: 2 S: 8	H: 0 LOB: 0 BB: 0 P: 10	R: 0 E: 0 K: 1 S: 10	H: 0 LOB: 0 BB: 0 P: 16	R: 0 E: 0 K: 1 S: 7	H: 0 LOB: 0 BB: 0 P: 10	R: 0 E: 0 K: 0 S: 5	H: 1 LOB: 0 BB: 0 P: 5	R: 1 E: 0 K: 1 S: 13	H: 2 LOB: 1 BB: 0 P: 23	R: 2 E: 2 K: 0 S: 15	H: 3 LOB: 2 BB: 0 P: 24	R: 0 E: 0 K: 0 S: 13	H: 1 LOB: 3 BB: 2 P: 25	R: 0 E: 1 K: 1 S: 13	H: 0 LOB: 1 BB: 0 P: 20	1B: 6 2B: 1 3B: 0 HR: 0	SF: 0 SAC: 0 DP: 1 HBP: 0

PITCHER	IP	WLS	BF	H	R	ER	SO	BB	IBB	HBP	BLK	WP	HR	S	P	ERA	WHIP
Jim Abbott, L ERA: 0.89 (1, 1)	5.2		17	1	0	0	5	0	0	0	0	0	0	43	59	0.00	0.176
Chuck Crim, R ERA: 2.19 (6, 1)	1.1		6	2	1	1	1	0	0	0	0	0	0	14	24	6.75	1.500
Mark Eichhorn, R ERA: 3.0 (8, 1)	0.2		3	1	1	0	0	0	0	0	0	0	0	6	10	0.00	1.500
Bryan Harvey, R ERA: (8, 1)	0.1		4	2	1	0	0	0	0	0	0	0	0	9	14	0.00	6.000
Steve Frey, L ERA: (9, 1)	2.0	W	10	1	0	0	1	2	0	0	0	0	0	26	45	0.00	1.500

Batter	1	2	3	4	5	6	7	8	9	10	AB	R	H	RBI	BB	SO	LOB					
Keith Miller, R OBP: 0.304, SLG: 0.268 (1, 7) (9, 4)	F9			K			G5-3	E5		F8	5	0	0	0	0	1	1					
Brian McRae, S OBP: 0.224, SLG: 0.205 (1, 8)	G5-3			G6-3			K			G1-3	5	0	1	1	0	1	0					
Gregg Jefferies, S OBP: 0.264, SLG: 0.311 (1, 5)	G5-3			F9			1B	L9		E6	5	1	1	0	0	0	2					
Wally Joyner, L OBP: 0.340, SLG: 0.347 (1, 3)																						
George Brett, L OBP: 0.298, SLG: 0.317 Gary Thurman, R OBP: 1.000, SLG: 3.000 (1, 10) (9, PR)																						
Kevin McReynolds, R OBP: 0.250, SLG: 0.273 (1, 9)																						
Mike Macfarlane, R OBP: 0.314, SLG: 0.222 (1, 2)																						
Curtis Wilkerson, S OBP: 0.071, SLG: 0.071 Jim Eisenreich, L OBP: 0.400, SLG: 0.500 (1, 6) (8, PH) (9, 7)																						
Terry Shumpert, R OBP: 0.207, SLG: 0.250 Chris Gwynn, L OBP: 0.500, SLG: 0.500 David Howard, S OBP: 0.200, SLG: 0.091 (1, 4) (8, PH) (9, 6)																						
<b>Inning Stats</b>	R: 0 E: 0 K: 0 S: 8	H: 0 LOB: 0 BB: 0 P: 12	R: 0 E: 0 K: 1 S: 6	H: 0 LOB: 0 BB: 0 P: 7	R: 0 E: 0 K: 2 S: 8	H: 0 LOB: 0 BB: 0 P: 10	R: 0 E: 0 K: 1 S: 10	H: 0 LOB: 0 BB: 0 P: 16	R: 0 E: 0 K: 1 S: 7	H: 0 LOB: 0 BB: 0 P: 10	R: 0 E: 0 K: 0 S: 5	H: 1 LOB: 0 BB: 0 P: 5	R: 1 E: 0 K: 1 S: 13	H: 2 LOB: 1 BB: 0 P: 23	R: 2 E: 2 K: 0 S: 15	H: 3 LOB: 2 BB: 0 P: 24	R: 0 E: 0 K: 0 S: 13	H: 1 LOB: 3 BB: 2 P: 25	R: 0 E: 1 K: 1 S: 13	H: 0 LOB: 1 BB: 0 P: 20	1B: 6 2B: 1 3B: 0 HR: 0	SF: 0 SAC: 0 DP: 1 HBP: 0

Batter	1	2	3	4	5	6	7	8	9	AB R H RBI BB SO LOB	TOP	
Brady Anderson, L (1, 7) OBP: 0.424, SLG: 0.571	1-2 1B S 1B		2-2 2-H 3B	3-2 2-H 3-H 1B 3B		1-2 G3		1-0 G4-3		5 1 3 3 0 0 0		
Mike Devereaux, R (1, 8) OBP: 0.347, SLG: 0.565	1-2 SAFE SAFE 1-3 1B		2-3 K	1-1 WP 2B 1B		2-0 G6-3		3-2 BB 1B		5 1 3 1 0 1 1		
Cal Ripken Jr., R (1, 6) OBP: 0.357, SLG: 0.318	0-0 L3 1-2		4-0 BB	4-2 SAFE 1-2 2B BB			4-2 1B BB 1B	4-0 BB		1 2 0 0 4 0 2		
Sam Horn, L (1, 10) OBP: 0.444, SLG: 0.565 Luis Mercedes, R (7, PR) OBP: 0.222, SLG: 0.125	1-0 G6-3		3-3 K	2-2 1-H 2-H 2B			0-2 FC5-4 1-2 1B 2B 1B	1-3 K		4 0 2 2 0 1 3 1 1 0 0 0 1 2		
Randy Milligan, R (1, 3) OBP: 0.298, SLG: 0.390			3-3 K				1-1 F9	3-2 P4		5 0 0 0 0 3 5		
Joe Orsulak, L (1, 9) OBP: 0.229, SLG: 0.286			2-2 G4-3	1-0 1B 2B	0-0 G4-3		3-2 FC5-4 1-2 2-H 1B	1-2 G4-3		5 1 2 1 0 0 0		
Leo Gomez, R (1, 5) OBP: 0.327, SLG: 0.370			2-1 L4	3-2 F7	2-2 G6-4-3 1B		0-1 FC5-4 1-2f 2-3 2B	0-3 K		5 1 1 0 0 1 3		
Chris Hoiles, R (1, 2) OBP: 0.435, SLG: 0.707			0-1 3B 2B	4-0 E 1B 3B BB	1-1 G6-4-3		0-0 1-H 3-H 2B	2-2 G3-1		4 2 2 2 1 0 1		
Mark McLemore, S (1, 4) OBP: 0.357, SLG: 0.385			2-2 F8	1-1 E7 3B 1B			2-3 K	0-2 F9		4 1 1 1 0 1 2		
<b>Inning Stats</b>	R: 0 H: 2 E: 0 LOB: 1 K: 0 BB: 0 S: 8 P: 11	R: 0 H: 0 E: 0 LOB: 0 K: 1 BB: 0 S: 10 P: 17	R: 1 H: 2 E: 0 LOB: 2 K: 2 BB: 1 S: 16 P: 29	R: 6 H: 5 E: 1 LOB: 1 K: 2 BB: 2 S: 27 P: 47	R: 0 H: 1 E: 0 LOB: 0 K: 0 BB: 0 S: 6 P: 9	R: 0 H: 0 E: 0 LOB: 0 K: 1 BB: 0 S: 7 P: 12	R: 3 H: 3 E: 0 LOB: 1 K: 0 BB: 1 S: 19 P: 27	R: 0 H: 1 E: 0 LOB: 2 K: 1 BB: 1 S: 12 P: 24	R: 0 H: 0 E: 0 LOB: 0 K: 1 BB: 0 S: 9 P: 12	1B: 8 SF: 0 2B: 5 SAC: 0 3B: 2 DP: 2 HR: 0 HBP: 0	WP: 1 PA: 44 PB: 0 SB: 1 CS: 0	
<b>PITCHER</b>	IP WLS BF H R ER SO BB IBB HBP BLK WP HR S P ERA WHIP											
Mark Gubicza, R (1, 1) ERA: 6.89	3.2 L 22 9 7 7 4 3 0 0 0 1 0 58 100 17.18 3.273											
Hipolito Pichardo, R (4, 1) ERA: 10.13	2.2 11 3 3 3 2 1 0 0 0 0 0 29 46 10.12 1.500											
Mike Boddicker, R (7, 1) ERA: 4.5	1.2 8 2 0 0 1 1 0 0 0 0 0 18 30 0.00 1.800											
Rusty Meacham, R (9, 1) ERA: 1.5	1.0 3 0 0 0 1 0 0 0 0 0 0 9 12 0.00 0.000											

Baltimore Orioles @ Kansas City Royals  
 Royals Stadium, Kansas City, MO  
 Tue Apr 21 1992, 8:05 PM EDT  
 Att. 15,258 - Cloudy - 39 F

livebaseballscorecards.com

AB	39
R	10
H	14
RBI	10
BB	5
SO	8
LOB	19



Batter	1	2	3	4	5	6	7	8	9	AB R H RBI BB SO LOB
Keith Miller, R OBP: 0.294, SLG: 0.244 (1, 7)	4-2 CS BB		0-1 L7		0-1 E6 1B		1-1 F9		1-3 K	4 0 0 0 1 1 0
Brian McRae, S OBP: 0.259, SLG: 0.265 (1, 8)	1-1 P6		2-2 G5-3 2B 1B		0-2 P6		1-1 2B		0-1 2B 1B	5 2 3 0 0 0 2
Gregg Jefferies, S OBP: 0.293, SLG: 0.360 (1, 5)	3-2 1B 1B		1-2 G5-3		2-2 1B		0-1 L8		1-2 2B	5 0 3 1 0 0 2
Wally Joyner, L OBP: 0.345, SLG: 0.370 (1, 3)	0-0 1B		1-2 2B		2-0 L4		2-0 F9		1-0 F8	5 0 2 1 0 0 4
George Brett, L OBP: 0.294, SLG: 0.295 (1, 10)	1-2 G1-3		2-2 F7		2-2 F8				1-0 FC5-4 HBP	3 0 0 0 0 0 3 0 0 0 0 0 0 0
Gary Thurman, R OBP: 1.000, SLG: 3.000 (8, PR)										
Kevin McReynolds, R OBP: 0.250, SLG: 0.271 (1, 9)		3-2 F9		0-1 P1		0-2 HR 1B		3-2 F8		4 1 1 0 0 0 1
Mike Macfarlane, R OBP: 0.333, SLG: 0.333 (1, 2)		4-0 S BB		2-1 G4-3		0-0 1H HR		3-2 P4		3 1 1 2 1 0 1
David Howard, S OBP: 0.172, SLG: 0.077 (1, 6)		3-3 K		1-3 K		0-0 P1		0-2 FC5-4		4 0 0 0 0 2 2
Terry Shumpert, R OBP: 0.182, SLG: 0.219 (1, 4)		0-0 G4-3			0-1 G6-3		0-1 P2		0-1 P4	4 0 0 0 0 0 1

Inning Stats	R: 0 E: 0 K: 13	H: 2 LOB: 2 BB: 1 P: 22	R: 0 E: 0 K: 8	H: 0 LOB: 1 BB: 1 P: 18	R: 1 E: 0 K: 16	H: 2 LOB: 1 BB: 0 P: 22	R: 0 E: 0 K: 8	H: 0 LOB: 0 BB: 0 P: 11	R: 0 E: 1 K: 12	H: 1 LOB: 2 BB: 0 P: 16	R: 2 E: 0 K: 12	H: 2 LOB: 0 BB: 0 P: 14	R: 0 E: 0 K: 7	H: 1 LOB: 1 BB: 0 P: 11	R: 0 E: 0 K: 11	H: 0 LOB: 1 BB: 0 P: 18	R: 1 E: 0 K: 12	H: 2 LOB: 1 BB: 0 P: 15	1B: 6 2B: 3 3B: 0 HR: 1	SF: 0 SAC: 0 DP: 0 HBP: 1
--------------	-----------------------	----------------------------------	----------------------	----------------------------------	-----------------------	----------------------------------	----------------------	----------------------------------	-----------------------	----------------------------------	-----------------------	----------------------------------	----------------------	----------------------------------	-----------------------	----------------------------------	-----------------------	----------------------------------	----------------------------------	------------------------------------


**BOTTOM**

**Baltimore Orioles @ Kansas City Royals**  
**Royals Stadium, Kansas City, MO**

Tue Apr 21 1992, 8:05 PM EDT  
 Att. 15,258 - Cloudy - 39 F

livebaseballscores.com

AB	37
R	4
H	10
RBI	4
BB	2
SO	3
LOB	16



PITCHER	IP	WLS	BF	H	R	ER	SO	BB	IBB	HBP	BLK	WP	HR	S	P	ERA	WHIP
Jose Mesa, R ERA: 3.75 (1, 1)	6.2	W	30	8	3	3	2	2	0	0	0	0	1	75	111	4.05	1.500
Mike Flanagan, L ERA: 11.57 (7, 1)	1.1		5	0	0	0	0	0	0	1	0	0	0	12	21	0.00	0.000
Storm Davis, R ERA: 3.12 (9, 1)	1.0		5	2	1	1	1	0	0	0	0	0	0	12	15	9.00	2.000

Batter	1	2	3	4	5	6	7	8	9	AB R H RBI BB SO LOB	TOP											
Brady Anderson, L (1, 7) OBP: 0.422, SLG: 0.574	3-1 G1-3 2B		2-3 K		1-3 K			1-0 FC5 S 1B	0-1 G1-3	5 0 2 0 0 2 3												
Mike Devereaux, R (1, 8) OBP: 0.321, SLG: 0.520	2-3 K			1-2 G6-3	0-2 G6-3			0-0 P9		4 0 0 0 0 1 3												
Cal Ripken Jr., R (1, 6) OBP: 0.367, SLG: 0.319	0-0 G1-3			2-0 1B		1-1 G1-3		4-0 1-2 IBB		3 0 1 0 1 0 1												
Sam Horn, L (1, 10) OBP: 0.400, SLG: 0.500 Tim Hulett, R (8, PH) OBP: 0.500, SLG: 0.500	1-3 K			1-1 F9		2-3 K		2-3 K		3 0 0 0 0 2 2 1 0 0 0 0 1 2												
Randy Milligan, R (1, 3) OBP: 0.286, SLG: 0.372 David Segui, S (5, 3) OBP: 0.136, SLG: 0.050		0-0 F8		2-2 P4		1-2 L6		0-0 FC5		2 0 0 0 0 0 1 2 0 0 0 0 0 2												
Joe Orsulak, L (1, 9) OBP: 0.231, SLG: 0.282		1-2 G3			2-2 BB 2B 1B		1-2 G6-3		0-1 G1-3	4 1 1 0 0 0 0												
Leo Gomez, R (1, 5) OBP: 0.321, SLG: 0.347		0-0 F9			0-3 K		4-2 FC6-4 BB		2-1 G1-3	3 0 0 0 1 1 1												
Chris Hoiles, R (1, 2) OBP: 0.440, SLG: 0.682			1-3 K		4-0 BB 2B BB		1-1 F9		2-2 BB 1B	3 1 1 0 1 1 1												
Billy Ripken, R (1, 4) OBP: 0.257, SLG: 0.353 Mark McLemore, S (5, 4) OBP: 0.375, SLG: 0.357			0-2 F9		0-0 2B		0-0 FC6-4		4-0 BB	2 0 1 2 0 0 0 1 0 0 0 1 0 1												
Inning Stats	R: 0 E: 0 K: 2 S: 11	H: 1 LOB: 1 BB: 0 P: 17	R: 0 E: 0 K: 0 S: 5	H: 0 LOB: 0 BB: 0 P: 6	R: 0 E: 0 K: 2 S: 9	H: 0 LOB: 0 BB: 0 P: 12	R: 0 E: 0 K: 0 S: 10	H: 1 LOB: 1 BB: 0 P: 16	R: 2 E: 0 K: 2 S: 14	H: 2 LOB: 1 BB: 1 P: 21	R: 0 E: 0 K: 1 S: 9	H: 0 LOB: 0 BB: 0 P: 13	R: 0 E: 0 K: 0 S: 9	H: 0 LOB: 1 BB: 1 P: 15	R: 0 E: 0 K: 1 S: 6	H: 1 LOB: 2 BB: 1 P: 13	R: 0 E: 0 K: 0 S: 9	H: 1 LOB: 2 BB: 1 P: 17	1B: 4 2B: 2 3B: 0 HR: 0	SF: 0 SAC: 0 DP: 0 HBP: 0	WP: 0 PB: 0 SB: 1 CS: 0	PA: 37
PITCHER	IP WLS BF H R ER SO BB IBB HBP BLK WP HR S P ERA WHIP																					
Kevin Appier, R (1, 1) ERA: 1.27	7.1 L 30 5 2 2 7 2 1 0 0 0 0 0 69 107 2.46 0.955																					
Mike Magnante, L (8, 1) ERA: 4.7	1.2 7 1 0 0 1 1 0 0 0 0 0 0 13 23 0.00 1.200																					

Baltimore Orioles @ Kansas City Royals  
 Royals Stadium, Kansas City, MO  
 Wed Apr 22 1992, 8:05 PM EDT  
 Att. 16,131 - Cloudy - 63 F

livebaseballscorecards.com

AB	33
R	2
H	6
RBI	2
BB	4
SO	8
LOB	17



Batter	1	2	3	4	5	6	7	8	9	AB	R	H	RBI	BB	SO	LOB
Keith Miller, R OBP: 0.327, SLG: 0.286 (1, 4)	1-2 G4-3 SH5-3 1B		0-2 P3		1-2 F9 S 1B			1-0 FC6-4 1B		4	0	3	0	0	0	0
Brian McRae, S OBP: 0.263, SLG: 0.269 (1, 8)	0-0 SH5-3 1-2		1-0 E 1B 1B		2-2 F9 1-3			0-0 P2		3	1	1	0	0	0	2
Gregg Jefferies, S OBP: 0.290, SLG: 0.340 (1, 5)	3-2 G4-3 2-3		4-1 1B 1-3 BB		3-2 F8			2-1 FC6-4 1-2f		3	0	0	0	1	0	3
Wally Joyner, L OBP: 0.339, SLG: 0.362 (1, 3)	0-0 L9		1-1 FC5-4 1-3 3-H 1B		1-2 G5-3			0-0 P6		4	0	1	1	0	0	2
George Brett, L OBP: 0.273, SLG: 0.271 (1, 10)		3-2 P4	0-0 FC5-4 1-2f		2-0 F8			1-0 L3		4	0	0	0	0	0	2
Kevin McReynolds, R OBP: 0.232, SLG: 0.250 (1, 7)		0-3 K		1-1 F8		0-0 F7		2-2 F9		4	0	0	0	0	1	0
Jim Eisenreich, L OBP: 0.368, SLG: 0.438 (1, 9)		1-1 S 1B		3-1 P7		2-3 K		3-3 K		4	0	1	0	0	2	0
Mike Macfarlane, R OBP: 0.310, SLG: 0.303 (1, 2)		2-1 P4 1-2		2-2 P3		1-3 K				3	0	0	0	0	1	1
Curtis Wilkerson, S OBP: 0.059, SLG: 0.059 (1, 6)			0-0 B1-3		0-0 F8		3-2 F8			3	0	0	0	0	0	0

<b>Inning Stats</b>	R: 0 E: 0 K: 0 S: 8	H: 1 LOB: 1 BB: 0 P: 12	R: 0 E: 0 K: 1 S: 10	H: 1 LOB: 1 BB: 0 P: 16	R: 1 E: 1 K: 0 S: 9	H: 2 LOB: 2 BB: 1 P: 15	R: 0 E: 0 K: 0 S: 7	H: 0 LOB: 0 BB: 0 P: 13	R: 0 E: 0 K: 0 S: 10	H: 1 LOB: 1 BB: 0 P: 16	R: 0 E: 0 K: 0 S: 5	H: 0 LOB: 0 BB: 0 P: 8	R: 0 E: 0 K: 2 S: 11	H: 0 LOB: 0 BB: 0 P: 17	R: 0 E: 0 K: 0 S: 5	H: 1 LOB: 1 BB: 0 P: 8	R: 0 E: 0 K: 1 S: 11	H: 0 LOB: 0 BB: 0 P: 17	1B: 6 2B: 0 3B: 0 HR: 0	SF: 0 SAC: 1 DP: 0 HBP: 0	WP: 0 PB: 0 SB: 2 CS: 0	PA: 34
<b>PITCHER</b> Rick Sutcliffe, R ERA: 2.12 (1, 1)	IP 9.0	WLS W	BF 34	H 6	R 1	ER 1	SO 4	BB 1	IBB 0	HBP 0	BLK 0	WP 0	HR 0	S 76	P 122	ERA 1.00	WHIP 0.778					

**BOTTOM**

**Baltimore Orioles @ Kansas City Royals**  
Royals Stadium, Kansas City, MO

Wed Apr 22 1992, 8:05 PM EDT  
Att. 16,131 - Cloudy - 63 F

livebaseballscorecards.com

<b>AB</b>	<b>32</b>
<b>R</b>	<b>1</b>
<b>H</b>	<b>6</b>
<b>RBI</b>	<b>1</b>
<b>BB</b>	<b>1</b>
<b>SO</b>	<b>4</b>
<b>LOB</b>	<b>10</b>



Batter	1	2	3	4	5	6	7	8	9	AB R H RBI BB SO LOB	TOP											
<b>Brady Anderson, L</b> (1, 7) OBP: 0.400, SLG: 0.583	1-2 P6		2-0 HR	1-3 SAFE SAFE		2-2 G3	1-0 F7		0-1 G4-3	6 1 1 2 0 1 5												
<b>Luis Mercedes, R</b> (1, 9) OBP: 0.286, SLG: 0.091	1-2 F9		4-2 G5-3 1B BB	4-0 2B BB		1-1 F8		1-2 G4-3		3 1 0 0 2 0 1												
<b>Cal Ripken Jr., R</b> (1, 6) OBP: 0.385, SLG: 0.373	2-2 G5-3		3-1 L7	2-0 1-H 2-H 2B		4-0 2B IBB		0-1 F9 2B		4 1 2 2 1 0 1												
<b>Mike Devereaux, R</b> (1, 8) OBP: 0.345, SLG: 0.545		2-2 G1-3 1B	2-2 1-2 1B	2-0 G5-3		2-1 1-H 2-H 2B		1-1 F9		5 0 3 2 0 0 2												
<b>Chris Hoiles, R</b> (1, 2) OBP: 0.418, SLG: 0.625		1 SAFE 0-1 G1-3	1-1 G5-3		0-0 G6-3	3-3 K		4-2 BB		4 0 0 0 1 1 4												
<b>Tim Hulett, R</b> (1, 10) OBP: 0.391, SLG: 0.381		B SAFE 1-0 L8		1-3 K	1-3 K		1-3 K	2-0 P4		5 0 0 0 0 3 3												
<b>Leo Gomez, R</b> (1, 5) OBP: 0.345, SLG: 0.333		4-1 FC6-4 BB		4-2 2B BB	4-1 BB		0-0 E6 1B		2-1 F9	2 1 0 0 3 0 0												
<b>David Segui, S</b> (1, 3) OBP: 0.185, SLG: 0.200		0-1 FC6-4		2-2 1-H 1B 2B	2-0 P3		1-0 L5		0-1 2B	5 1 2 1 0 0 4												
<b>Mark McLemore, S</b> (1, 4) OBP: 0.476, SLG: 0.474			1-0 HR 1B	2-2 2-H 2B 1B		2-2 G3 2B 1B		0-0 1-2 1B	1-2 G6-3	5 3 4 1 0 0 1												
<b>Inning Stats</b>	R: 0 E: 0 K: 0 S: 10	H: 0 LOB: 0 BB: 0 P: 14	R: 0 E: 0 K: 0 S: 10	H: 1 LOB: 2 BB: 1 P: 17	R: 2 E: 0 K: 0 S: 11	H: 3 LOB: 1 BB: 1 P: 24	R: 4 E: 0 K: 2 S: 20	H: 3 LOB: 1 BB: 2 P: 38	R: 0 E: 0 K: 1 S: 6	H: 0 LOB: 1 BB: 1 P: 13	R: 2 E: 0 K: 1 S: 14	H: 2 LOB: 1 BB: 1 P: 28	R: 0 E: 1 K: 1 S: 7	H: 1 LOB: 2 BB: 0 P: 10	R: 0 E: 0 K: 0 S: 10	H: 1 LOB: 2 BB: 1 P: 18	R: 0 E: 0 K: 0 S: 10	H: 1 LOB: 1 BB: 0 P: 13	1B: 6 2B: 5 3B: 0 HR: 1	SF: 0 SAC: 0 DP: 1 HBP: 0	WP: 0 PB: 0 SB: 1 CS: 0	PA: 46
<b>PITCHER</b>	IP WLS BF H R ER SO BB IBB HBP BLK WP HR S P ERA WHIP																					
<b>Mark Davis, L</b> (1, 1) ERA: 9.49	2.1 L 13 4 2 2 0 2 2 0 0 0 0 1 29 52 7.71 2.571																					
<b>Neal Heaton, L</b> (3, 1) ERA: 4.26	1.1 7 2 4 4 2 2 0 0 0 0 0 0 20 35 27.00 3.000																					
<b>Mike Boddicker, R</b> (4, 1) ERA: 4.96	2.1 12 3 2 2 2 1 1 0 0 0 0 0 22 47 7.71 1.714																					
<b>Curt Young, L</b> (7, 1) ERA:	2.0 10 2 0 0 1 1 0 0 0 0 0 0 17 28 0.00 1.500																					
<b>Jeff Montgomery, R</b> (9, 1) ERA: 3.0	1.0 4 1 0 0 0 0 0 0 0 0 0 0 10 13 0.00 1.000																					

**Baltimore Orioles @ Kansas City Royals**  
**Royals Stadium, Kansas City, MO**  
 Thu Apr 23 1992, 8:05 PM EDT  
 Att. 20,495 - Cloudy - 64 F

livebaseballscorecards.com

<b>AB</b>	39
<b>R</b>	8
<b>H</b>	12
<b>RBI</b>	8
<b>BB</b>	7
<b>SO</b>	5
<b>LOB</b>	21



Batter	1	2	3	4	5	6	7	8	9	AB	R	H	RBI	BB	SO	LOB
Keith Miller, R OBP: 0.339, SLG: 0.321 (1, 4)	1-0 G5-3		3-2 F7			1-1 1B 2B		2-1 1B		4	1	2	0	0	0	0
Brian McRae, S OBP: 0.246, SLG: 0.250 (1, 8)	2-2 G1-3			3-1 L3		1-3 K		3-2 G3		4	0	0	0	0	1	2
Gregg Jefferies, S OBP: 0.303, SLG: 0.351 (1, 5)	1-2 F7			1-2 G6-4-3 1B		0-1 2-H 1B			2-1 P4	4	0	2	1	0	0	0
Wally Joyner, L OBP: 0.348, SLG: 0.387 (1, 3)		1-1 1B		0-1 G6-4-3 1-2f		0-0 F8			0-0 G4-3 2B	4	0	2	0	0	0	2
George Brett, L OBP: 0.271, SLG: 0.255 (1, 10)		2-2 G1-3		4-2 FC5-4 BB			0-1 P6		0-1 G4-3	3	0	0	0	1	0	2
Kevin McReynolds, R OBP: 0.217, SLG: 0.232 (1, 7)		0-1 F8		0-0 L8			1-1 F8		2-3 F8	4	0	0	0	0	0	3
Jim Eisenreich, L OBP: 0.318, SLG: 0.368 (1, 9)		1-1 G1-3		1-0 L8			0-2 G5-3			3	0	0	0	0	0	2
Bob Melvin, R OBP: 0.143, SLG: 0.143 (1, 2)			0-3 K		1-2 FC5-4			1-3 K		3	0	0	0	0	2	1
Curtis Wilkerson, S OBP: 0.050, SLG: 0.050 (1, 6)			2-1 P6			0-3 K		0-0 F7		3	0	0	0	0	1	0

<b>Inning Stats</b>	R: 0 E: 0 K: 0 S: 7	H: 0 LOB: 0 BB: 0 P: 11	R: 0 E: 0 K: 0 S: 9	H: 1 LOB: 1 BB: 0 P: 13	R: 0 E: 0 K: 1 S: 8	H: 0 LOB: 0 BB: 0 P: 13	R: 0 E: 0 K: 0 S: 7	H: 1 LOB: 0 BB: 0 P: 11	R: 0 E: 0 K: 0 S: 8	H: 0 LOB: 1 BB: 1 P: 14	R: 1 E: 0 K: 2 S: 11	H: 2 LOB: 1 BB: 0 P: 13	R: 0 E: 0 K: 0 S: 7	H: 0 LOB: 0 BB: 0 P: 8	R: 0 E: 0 K: 1 S: 11	H: 1 LOB: 1 BB: 0 P: 17	R: 0 E: 0 K: 0 S: 8	H: 1 LOB: 1 BB: 0 P: 12	1B: 4 2B: 2 3B: 0 HR: 0	SF: 0 SAC: 0 DP: 1 HBP: 0	WP: 0 PB: 0 SB: 1 CS: 0	PA: 33											
<b>PITCHER</b> 35 Mike Mussina, R ERA: 1.19 (1, 1)	IP 9.0	WLS W	BF 33	H 6	R 1	ER 1	SO 4	BB 1	IBB 0	HBP 0	BLK 0	WP 0	HR 0	S 76	P 112	ERA 1.00	WHIP 0.778																
											<b>PITCHER</b>	IP 9.0	WLS W	BF 33	H 6	R 1	ER 1	SO 4	BB 1	IBB 0	HBP 0	BLK 0	WP 0	HR 0	S 76	P 112	ERA 1.00	WHIP 0.778					


**BOTTOM**

**Baltimore Orioles @ Kansas City Royals**  
Royals Stadium, Kansas City, MO

Thu Apr 23 1992, 8:05 PM EDT  
Att. 20,495 - Cloudy - 64 F

livebaseballscorecards.com

<b>AB</b>	<b>32</b>
<b>R</b>	<b>1</b>
<b>H</b>	<b>6</b>
<b>RBI</b>	<b>1</b>
<b>BB</b>	<b>1</b>
<b>SO</b>	<b>4</b>
<b>LOB</b>	<b>12</b>



Batter	1	2	3	4	5	6	7	8	9	AB R H RBI BB SO LOB	TOP													
Keith Miller, R (1, 4) OBP: 0.333, SLG: 0.333	0-3 K			3-2 F8		3-2 L4			2-1 G6-3 2B	4 1 1 0 0 1 0	<b>Kansas City Royals @ Toronto Blue Jays</b> SkyDome, Toronto, ON Fri Apr 24 1992, 7:05 PM EDT Att. 50,352 - Dome - 70 F <a href="http://livebaseballscorecards.com">livebaseballscorecards.com</a>													
Brian McRae, S (1, 8) OBP: 0.231, SLG: 0.233	0-0 G3		0-1 G1-3			3-2 G3-1		0-0 P2	4 0 0 0 0 0 1															
Gregg Jefferies, S (1, 5) OBP: 0.300, SLG: 0.361	3-2 G4-3		1-2 F8			1-2 G6-3 2B		2-2 G6-3	4 0 1 0 0 0 1															
Wally Joyner, L (1, 3) OBP: 0.357, SLG: 0.409		1-0 F7			2-2 WP 1B	0-0 G6-3		2-2 HR 2B	4 1 2 1 0 0 1															
George Brett, L (1, 10) OBP: 0.270, SLG: 0.309		2-3 K			1-3 K	0-0 G6-3		1-0 HR	4 1 1 2 0 2 2															
Kevin McReynolds, R (1, 7) OBP: 0.203, SLG: 0.217		1-1 P3			2-2 G6-3		2-2 G4-3	3-0 F8	4 0 0 0 0 0 1															
Jim Eisenreich, L (1, 9) OBP: 0.280, SLG: 0.318			0-1 G4-3		2-0 G3-1		2-3 K		3 0 0 0 0 1 1															
Mike Macfarlane, R (1, 2) OBP: 0.311, SLG: 0.286			0-3 K			1-3 K		4-1 BB	2 0 0 0 1 2 0															
Curtis Wilkerson, S (1, 6) OBP: 0.045, SLG: 0.045 Chris Gwynn, L (8, PH) OBP: 0.444, SLG: 0.444 Rico Rossy, R (8, 6)			0-0 G6-3			0-3 K		1-0 F8	2 0 0 0 0 1 0 1 0 0 0 0 0 1 0 0 0 0 0 0 0															
<b>Inning Stats</b>	R: 0 E: 0 K: 1 S: 8	H: 0 LOB: 0 BB: 0 P: 11	R: 0 E: 0 K: 1 S: 6	H: 0 LOB: 0 BB: 0 P: 10	R: 0 E: 0 K: 1 S: 6	H: 0 LOB: 0 BB: 0 P: 6	R: 0 E: 0 K: 0 S: 9	H: 1 LOB: 1 BB: 0 P: 13	R: 0 E: 0 K: 2 S: 9	H: 0 LOB: 0 BB: 0 P: 13	R: 0 E: 0 K: 0 S: 10	H: 1 LOB: 1 BB: 0 P: 17	R: 0 E: 0 K: 0 S: 9	H: 0 LOB: 0 BB: 0 P: 13	R: 0 E: 0 K: 0 S: 10	H: 1 LOB: 1 BB: 0 P: 14	R: 0 E: 0 K: 1 S: 12	H: 0 LOB: 1 BB: 1 P: 21	R: 3 E: 0 K: 0 S: 11	H: 3 LOB: 0 BB: 0 P: 21	1B: 1 2B: 3 3B: 0 HR: 1	SF: 0 SAC: 0 DP: 0 HBP: 0	WP: 1 PB: 0 SB: 0 CS: 0	PA: 33
<b>PITCHER</b>	IP WLS BF H R ER SO BB IBB HBP BLK WP HR S P ERA WHIP												IP WLS BF H R ER SO BB IBB HBP BLK WP HR S P ERA WHIP											
Juan Guzman, R (1, 1) ERA: 2.28	8.2 W 31 4 2 2 7 1 0 0 0 1 0 79 120 2.08 0.577																							
Tom Henke, R (9, 1) ERA: 2.57	0.1 S 2 1 1 1 0 0 0 0 0 0 0 1 2 6 27.00 3.000																							





Batter	1	2	3	4	5	6	7	8	9
Devon White, S (1, 8) OBP: 0.342, SLG: 0.375	1-1 G5-3		3-3 K		2-3 K		1-0 G3		
Roberto Alomar, S (1, 4) OBP: 0.432, SLG: 0.541	4-0 BB		0-0 1B		2-1 1B		0-0 WP G5-3 1B		
Joe Carter, R (1, 10) OBP: 0.293, SLG: 0.443	2-1 L8			1-2 F9	0-0 G5-3		0-0 G5-3	1-0 G5-3	
Dave Winfield, R (1, 9) OBP: 0.392, SLG: 0.471	2-3 K			2-0 FC5-4 1B		0-0 G5-3		3-3 K	
Kelly Gruber, R (1, 5) OBP: 0.345, SLG: 0.623		0-0 F8		2-2 FC5-4		1-1 E 2B		1-1 G1-3	
John Olerud, L (1, 3) OBP: 0.389, SLG: 0.339		2-3 K		0-1 F9		3-2 E3 G5-4-3		4-1 BB	
Candy Maldonado, R (1, 7) OBP: 0.232, SLG: 0.180		2-3 K			2-1 G5-3	0-0 G5-4-3		1-0 L5	
Pat Borders, R (1, 2) OBP: 0.388, SLG: 0.526			1-2 P4		2-2 PB 2B 1B		2-1 G6-3		
Manuel Lee, S (1, 6) OBP: 0.298, SLG: 0.288			1-1 BLK 1B 1B		1-2 PB 1B 2B		0-1 F7		

Inning Stats	R: 0	H: 0	E: 0	K: 1	S: 9	R: 0	H: 0	E: 0	K: 2	S: 8	R: 1	H: 2	E: 0	K: 1	S: 9	R: 0	H: 1	E: 0	K: 0	S: 9	R: 2	H: 3	E: 0	K: 1	S: 14	R: 0	H: 1	E: 1	K: 0	S: 7	R: 0	H: 0	E: 0	K: 0	S: 5	R: 1	H: 1	E: 1	K: 1	S: 9	1B: 6	2B: 2	3B: 0	HR: 0	SF: 0	SAC: 0	DP: 1	HBP: 0	WP: 1	PB: 1	SB: 0	CS: 0	PA: 34
--------------	------	------	------	------	------	------	------	------	------	------	------	------	------	------	------	------	------	------	------	------	------	------	------	------	-------	------	------	------	------	------	------	------	------	------	------	------	------	------	------	------	-------	-------	-------	-------	-------	--------	-------	--------	-------	-------	-------	-------	--------

PITCHER	IP	WLS	BF	H	R	ER	SO	BB	IBB	HBP	BLK	WP	HR	S	P	ERA	WHIP
Tom Gordon, R (1, 1) ERA: 3.8	7.0	L	28	7	3	3	5	1	0	0	1	0	0	61	99	3.86	1.143
Rusty Meacham, R (8, 1) ERA: 1.35	0.2		4	1	1	0	1	0	0	0	0	1	0	7	12	0.00	1.500
Neal Heaton, L (8, 1) ERA: 4.15	0.1		2	0	0	0	0	1	0	0	0	0	0	2	7	0.00	3.000

BOTTOM

Kansas City Royals @ Toronto Blue Jays  
 SkyDome, Toronto, ON  
 Fri Apr 24 1992, 7:05 PM EDT  
 Att: 50,352 - Dome - 70 F

livebaseballscores.com

AB	32
R	4
H	8
RBI	2
BB	2
SO	6
LOB	15



Batter	1	2	3	4	5	6	7	8	9	AB R H RBI BB SO LOB	TOP															
<b>Keith Miller, R</b> (1, 4) OBP: 0.338, SLG: 0.328	1-0 CS 1B	4-2 BB		3-3 K		1-0 F9			3-2 G3	4 0 1 0 1 1 2																
<b>Brian McRae, S</b> (1, 8) OBP: 0.229, SLG: 0.219	0-2 P3	3-3 K		0-1 G6-3		2-3 K			4-1 BB BB	4 0 0 0 1 2 6																
<b>Gregg Jefferies, S</b> (1, 5) OBP: 0.293, SLG: 0.348	1-0 S 1B		1-2 G6-3		1-0 L9		1-0 P6		2-3 K	5 0 1 0 0 1 1																
<b>Wally Joyner, L</b> (1, 3) OBP: 0.373, SLG: 0.406	1-2 G3		1-0 HR 1B		4-1 BB		1-2 G3-1		4-1 BB BB	3 1 1 0 2 0 1																
<b>Kevin McReynolds, R</b> (1, 7) OBP: 0.217, SLG: 0.266		3-1 G3	1-1 HR		1-3 K		4-2 BB		0-3 K	4 1 1 2 1 2 3																
<b>Mike Macfarlane, R</b> (1, 10) OBP: 0.327, SLG: 0.333		2-0 F9 1B 2B	2-1 1B 2B		1-3 K		0-0 P3			4 2 2 0 0 1 2																
<b>Bob Melvin, R</b> (1, 2) OBP: 0.273, SLG: 0.364		1-2 2B 1B	2-2 G5-3			3-1 SH1-3 2B			2-3 K	4 0 2 0 0 1 1																
<b>Gary Thurman, R</b> (1, 9) OBP: 0.500, SLG: 1.000		0-0 F9	2-1 CS 1B			0-1 SH1-3			0-3 K	3 0 1 1 0 1 2																
<b>Rico Rossy, R</b> (1, 6) OBP: 0.500, SLG: 0.667		1-1 2B	1 SAFE CS	2-2 F8		4-1 F9 BB			0-2 G5-3	3 0 1 1 1 0 0																
<b>Inning Stats</b>	R: 0 E: 0 K: 0 S: 9	H: 2 LOB: 1 BB: 0 P: 12	R: 1 E: 0 K: 1 S: 16	H: 3 LOB: 3 BB: 1 P: 30	R: 3 E: 0 K: 0 S: 13	H: 4 LOB: 0 BB: 0 P: 22	R: 0 E: 0 K: 1 S: 9	H: 0 LOB: 0 BB: 0 P: 14	R: 0 E: 0 K: 2 S: 8	H: 0 LOB: 1 BB: 1 P: 15	R: 0 E: 0 K: 1 S: 13	H: 1 LOB: 2 BB: 1 P: 22	R: 0 E: 0 K: 0 S: 9	H: 0 LOB: 1 BB: 1 P: 15	R: 0 E: 0 K: 2 S: 9	H: 0 LOB: 0 BB: 0 P: 11	R: 0 E: 0 K: 2 S: 11	H: 0 LOB: 2 BB: 2 P: 24	1B: 6 2B: 3 3B: 0 HR: 1	SF: 0 SAC: 1 DP: 0 HBP: 0	WP: 0 PB: 0 SB: 1 CS: 2	PA: 42				
<b>PITCHER</b>	IP WLS BF H R ER SO BB IBB HBP BLK WP HR S P ERA WHIP																									
<b>Jimmy Key, L</b> (1, 1) ERA: 3.58	5.1		10	4	4	4	3	0	0	0	0	1	61	105	6.75	2.438										
<b>Pat Hentgen, R</b> (6, 1) ERA: 4.66	0.2	W	2	0	0	0	1	0	0	0	0	0	7	10	0.00	0.000										
<b>David Wells, L</b> (7, 1) ERA: 1.8	2.0		7	0	0	0	2	1	0	0	0	0	18	26	0.00	0.500										
<b>Duane Ward, R</b> (9, 1) ERA: 1.8	1.0	S	5	0	0	0	2	2	0	0	0	0	11	24	0.00	2.000										

**Kansas City Royals @ Toronto Blue Jays**  
 SkyDome, Toronto, ON  
 Sat Apr 25 1992, 3:33 AM EDT  
 Att: 50,346 - Dome - 70 F

AB	34
R	4
H	10
RBI	4
BB	6
SO	9
LOB	18



Batter	1	2	3	4	5	6	7	8	9	AB R H RBI BB SO LOB	BOTTOM
Devon White, S OBP: 0.345, SLG: 0.368 (1, 8)	0-0 G1-2-3 1B	0-0 G5-3		1-1 FC5 BB HBP		3-1 F9		2-3 K		4 0 1 0 0 1 4	<b>Kansas City Royals @ Toronto Blue Jays</b> SkyDome, Toronto, ON Sat Apr 25 1992, 3:33 AM EDT Att: 50,346 - Dome - 70 F
Roberto Alomar, S OBP: 0.453, SLG: 0.551 (1, 4)	1-0 G1-2-3 1B 1-2 E 1B		1-1 1B 1B	4-1 1-2 2-3 BB		1-2 S 1B 1B 2-H 3-H		1-1 G3		4 2 3 2 1 0 1	
Joe Carter, R OBP: 0.304, SLG: 0.446 (1, 10)	0-1 G1-2-3 1-2 E 1B 2-3		1-0 P3	0-1 FC5 2-3f		1-2 1B 1-H				4 1 2 1 0 0 4	
Dave Winfield, R OBP: 0.398, SLG: 0.473 (1, 9)	0-0 G1-2-3 1-2 2-3 3-Hf		3-2 G5-4-3 1-2 1B		3-1 FC6-4 1B		1-0 G5-3			4 0 2 0 0 0 4	
Candy Maldonado, R OBP: 0.219, SLG: 0.169 (1, 7)	2-2 E4 2-H 3-H		3-2 G5-4-3 1-2f		1-1 FC6-4 1-2f G6-4-3		2-0 G6-3			4 0 0 0 0 0 3	
Pat Tabler, R OBP: 0.250, SLG: 0.250 (1, 3)	3-1 G5-3			1-1 2B SF7 1B		2-0 G6-4-3 1-2f		0-0 G4-3		3 1 1 0 0 0 2 1 0 0 0 0 0 0	
John Olerud, L OBP: 0.384, SLG: 0.333 (7, 3)											
Pat Borders, R OBP: 0.394, SLG: 0.533 (1, 2)		1-3 K		1-1 BB 2B		4-1 2B 1B BB		3-3 K		3 1 1 0 1 2 0	
Jeff Kent, R OBP: 0.409, SLG: 0.647 (1, 5)		1-2 G6-3		1-2 SF7 3-H		0-0 1B 2B		4-2 SH1-4 BB		2 1 1 1 1 0 0	
Manuel Lee, S OBP: 0.300, SLG: 0.278 (1, 6)		4-1 BB		1-2 P3		1-0 F9		1-1 SH1-4 1-2		2 0 0 0 1 0 3	

Inning Stats	R: 2 E: 1 K: 0 S: 10	H: 3 LOB: 1 BB: 0 P: 16	R: 0 E: 0 K: 1 S: 8	H: 0 LOB: 1 BB: 1 P: 14	R: 0 E: 0 K: 0 S: 10	H: 2 LOB: 1 BB: 0 P: 18	R: 1 E: 0 K: 0 S: 15	H: 2 LOB: 3 BB: 1 P: 24	R: 0 E: 0 K: 0 S: 5	H: 1 LOB: 0 BB: 0 P: 11	R: 3 E: 0 K: 0 S: 15	H: 3 LOB: 1 BB: 1 P: 26	R: 0 E: 0 K: 1 S: 5	H: 0 LOB: 0 BB: 0 P: 10	R: 0 E: 0 K: 1 S: 10	H: 0 LOB: 1 BB: 1 P: 17	1B: 9 2B: 2 3B: 0 HR: 0	SF: 1 SAC: 1 DP: 3 HBP: 1	WP: 0 PB: 0 SB: 1 CS: 0	PA: 38
<b>PITCHER</b>	IP WLS BF H R ER SO BB IBB HBP BLK WP HR S P ERA WHIP	IP WLS BF H R ER SO BB IBB HBP BLK WP HR S P ERA WHIP	IP WLS BF H R ER SO BB IBB HBP BLK WP HR S P ERA WHIP	IP WLS BF H R ER SO BB IBB HBP BLK WP HR S P ERA WHIP	IP WLS BF H R ER SO BB IBB HBP BLK WP HR S P ERA WHIP	IP WLS BF H R ER SO BB IBB HBP BLK WP HR S P ERA WHIP	IP WLS BF H R ER SO BB IBB HBP BLK WP HR S P ERA WHIP	IP WLS BF H R ER SO BB IBB HBP BLK WP HR S P ERA WHIP	IP WLS BF H R ER SO BB IBB HBP BLK WP HR S P ERA WHIP	IP WLS BF H R ER SO BB IBB HBP BLK WP HR S P ERA WHIP	IP WLS BF H R ER SO BB IBB HBP BLK WP HR S P ERA WHIP	IP WLS BF H R ER SO BB IBB HBP BLK WP HR S P ERA WHIP	IP WLS BF H R ER SO BB IBB HBP BLK WP HR S P ERA WHIP	IP WLS BF H R ER SO BB IBB HBP BLK WP HR S P ERA WHIP	IP WLS BF H R ER SO BB IBB HBP BLK WP HR S P ERA WHIP	IP WLS BF H R ER SO BB IBB HBP BLK WP HR S P ERA WHIP	IP WLS BF H R ER SO BB IBB HBP BLK WP HR S P ERA WHIP	IP WLS BF H R ER SO BB IBB HBP BLK WP HR S P ERA WHIP	IP WLS BF H R ER SO BB IBB HBP BLK WP HR S P ERA WHIP	IP WLS BF H R ER SO BB IBB HBP BLK WP HR S P ERA WHIP
Mike Magnante, L ERA: 3.86 (1, 1)	4.0																			
Curt Young, L ERA: 7.36 (5, 1)	1.2	L	8	3	3	3	0	1	0	0	0	0	0	0	16	31	16.20	2.400		
Mike Boddicker, R ERA: 4.34 (6, 1)	2.1		9	1	0	0	2	1	0	0	0	0	0	19	33	0.00	0.857			



Batter	1	2	3	4	5	6	7	8	9	AB R H RBI BB SO LOB	TOP												
Keith Miller, R (1, 4) OBP: 0.384, SLG: 0.446	1-1 HR 2B		0-0 G3-6-3 1B			4-0 WP 1B 2B BB	0-0 2B 2B		2-1 HR	4 4 4 1 1 0 0	<b>Kansas City Royals @ Toronto Blue Jays</b> SkyDome, Toronto, ON Sun Apr 26 1992, 7:05 PM EDT Att: 46,486 - Dome - 70 F <a href="http://livebaseballscorecards.com">livebaseballscorecards.com</a>												
Brian McRae, S (1, 8) OBP: 0.253, SLG: 0.304	2-2 HR		0-0 G3-6-3		1 SAFE 1-2 WP 2B 1B	0-0 2-H 1B 2B		0-0 P5	5 3 3 3 0 0 1														
Gregg Jefferies, S (1, 5) OBP: 0.300, SLG: 0.343	2-0 P5			4-0 F8 SF7 BB		0-3 K	1-1 2-H 1B	2-1 G6-3	4 1 1 1 1 1 2														
Wally Joyner, L (1, 3) OBP: 0.392, SLG: 0.452	0-0 L7			1 SAFE 1-2 BLK S PO 1B		2-2 FC6-5 1-H 2-H 2B		3-2 2B 2B	4 1 3 2 0 0 0														
George Brett, L (1, 10) OBP: 0.299, SLG: 0.345	0-1 1B			1-0 F8 2-3		4-0 IBB		2-1 2B	3 0 2 1 1 0 2														
Jim Eisenreich, L (1, 9) OBP: 0.241, SLG: 0.280		1-0 G3-1		0-1 SF7 3-H		0-0 L9		3-3 K	3 0 0 1 0 1 3														
Chris Gwynn, L (1, 7) OBP: 0.308, SLG: 0.308		0-0 G6-3		2-1 PO 1-H	0-0 G4-3	0-0 FC6-5 2-3f		1-2 F7	4 0 0 0 0 0 3														
Brent Mayne, L (1, 2) OBP: 0.125, SLG: 0.125		3-2 G4-3			1-0 G4-3		0-1 F8	0-0 G4-3	4 0 0 0 0 0 1														
Rico Rossy, R (1, 6) OBP: 0.250, SLG: 0.286			2-2 G6-3		0-0 F7		1-3 K	3-2 G5-3	4 0 0 0 0 1 0														
<b>Inning Stats</b>	R: 2 E: 0 K: 0 S: 10	H: 3 LOB: 1 BB: 0 P: 15	R: 0 E: 0 K: 0 S: 5	H: 0 LOB: 0 BB: 0 P: 9	R: 0 E: 0 K: 0 S: 5	H: 1 LOB: 0 BB: 0 P: 7	R: 1 E: 0 K: 0 S: 7	H: 1 LOB: 0 BB: 1 P: 15	R: 0 E: 0 K: 0 S: 3	H: 0 LOB: 0 BB: 0 P: 4	R: 2 E: 0 K: 1 S: 12	H: 2 LOB: 2 BB: 2 P: 23	R: 2 E: 0 K: 1 S: 9	H: 3 LOB: 1 BB: 0 P: 11	R: 1 E: 0 K: 1 S: 13	H: 2 LOB: 1 BB: 0 P: 22	R: 1 E: 0 K: 0 S: 8	H: 1 LOB: 0 BB: 0 P: 15	1B: 5 2B: 6 3B: 0 HR: 2	SF: 1 SAC: 0 DP: 1 HBP: 0	WP: 1 PB: 0 SB: 1 CS: 0	PA: 40	
<b>PITCHER</b>	IP WLS BF H R ER SO BB IBB HBP BLK WP HR S P ERA WHIP												IP WLS BF H R ER SO BB IBB HBP BLK WP HR S P ERA WHIP										
Jack Morris, R (1, 1) ERA: 3.69	6.0 L 25 7 5 5 1 2 1 0 0 1 1 42 73 7.50 1.500																						
Bob MacDonald, L (7, 1) ERA: 2.45	2.0 10 5 3 3 2 0 0 0 0 0 0 22 33 13.50 2.500																						
Pat Hentgen, R (9, 1) ERA: 5.06	1.0 4 1 1 1 0 0 0 0 0 0 0 8 15 9.00 1.000																						

**Kansas City Royals @ Toronto Blue Jays**  
 SkyDome, Toronto, ON  
 Sun Apr 26 1992, 7:05 PM EDT  
 Att: 46,486 - Dome - 70 F

AB	35
R	9
H	13
RBI	9
BB	3
SO	3
LOB	12



Batter	1	2	3	4	5	6	7	8	9	AB R H RBI BB SO LOB
Devon White, S OBP: 0.330, SLG: 0.350 (1, 8)	1-3 K		1 SAFE 2-2 G3-1			0-1 F9		1-2 P5		4 0 0 0 0 1 3
Kelly Gruber, R OBP: 0.339, SLG: 0.596 (1, 5)	1-3 K			2-1 CS 1B		1 SAFE 2-1 FC5-4			0-0 L6	4 0 1 0 0 1 1
Joe Carter, R OBP: 0.301, SLG: 0.436 (1, 10)	2-3 K			1 SAFE 2-2 L8			0-2 G4-3 1B		2-2 F7	4 0 1 0 0 1 1
Dave Winfield, R OBP: 0.402, SLG: 0.468 (1, 9)		2-2 E6		1-3 K			3-2 G4-3 1B		4-2 BB	3 0 1 0 1 1 0
John Olerud, L OBP: 0.364, SLG: 0.311 (1, 3)		3-3 K			0-0 G4-3		0-1 G4-3		1-3 K	4 0 0 0 0 2 4
Candy Maldonado, R OBP: 0.211, SLG: 0.162 (1, 7)		1-0 G5-4-3			1-2 P6		2-1 P3			3 0 0 0 0 0 2
Pat Borders, R OBP: 0.392, SLG: 0.524 (1, 2)			3-2 G5-3		2-2 F9			0-0 1B		3 0 1 0 0 0 0
Jeff Kent, R OBP: 0.400, SLG: 0.579 (1, 4)			4-2 BLK BB			0-1 F7		2-1 L4		2 0 0 0 1 0 1
Manuel Lee, S OBP: 0.302, SLG: 0.268 (1, 6)			1 SAFE 1-3 K			4-1 FC5-4 BB		1-0 L4		2 0 0 0 1 1 2

Inning Stats		R: 0	H: 0	R: 0	H: 0	R: 0	H: 1	R: 0	H: 0	R: 0	H: 2	R: 0	H: 1	R: 0	H: 0	1B: 4	SF: 0	WP: 0	PA: 32
		E: 0	LOB: 0	E: 1	LOB: 0	E: 0	LOB: 0	E: 0	LOB: 0	E: 0	LOB: 1	E: 0	LOB: 1	E: 0	LOB: 1	2B: 0	SAC: 0	PB: 0	
		K: 3	BB: 0	K: 1	BB: 0	K: 1	BB: 0	K: 0	BB: 0	K: 0	BB: 0	K: 0	BB: 0	K: 1	BB: 1	3B: 0	DP: 2	SB: 0	
		S: 9	P: 13	S: 7	P: 13	S: 11	P: 21	S: 12	P: 17	S: 8	P: 11	S: 7	P: 13	S: 10	P: 15	HR: 0	HBP: 0	CS: 1	
PITCHER	IP WLS BF H R ER SO BB IBB HBP BLK WP HR S P ERA WHIP																		
Mark Gubicza, R ERA: 4.76 (1, 1)	7.0 W 24 3 0 0 6 2 0 0 0 0 0 0 0 64 103 0.00 0.714																		
Hipolito Pichardo, R ERA: 7.36 (8, 1)	1.0 4 1 0 0 0 0 0 0 0 0 0 0 8 12 0.00 1.000																		
Jeff Montgomery, R ERA: 2.7 (9, 1)	1.0 4 0 0 0 1 1 0 0 0 0 0 0 11 18 0.00 1.000																		

BOTTOM

Kansas City Royals @ Toronto Blue Jays

SkyDome, Toronto, ON

Sun Apr 26 1992, 7:05 PM EDT

Att. 46,486 - Dome - 70 F

livebaseballscores.com


AB	29
R	0
H	4
RBI	0
BB	3
SO	7
LOB	14



Batter	1	2	3	4	5	6	7	8	9	10	11	AB	R	H	RBI	BB	SO	LOB	TOP
Keith Miller, R OBP: 0.390, SLG: 0.464 (1, 4)	2-2 FC3-6 1B	0-0 P4			1-2 G4-3 2B		0-2 G4-3			1-1 SH1-4		4	0	2	0	0	0	2	
Brian McRae, S OBP: 0.238, SLG: 0.284 (1, 8)	2-0 FC3-6 G4-3 1-2f		1-0 G4-3		1-2 L5			0-0 B5-3		2-2 P6		5	0	0	0	0	0	3	
Gregg Jefferies, S OBP: 0.282, SLG: 0.320 (1, 5)	SAFE SAFE SAFE SAFE SAFE SAFE SAFE SAFE SAFE SAFE SAFE SAFE 1-3 G4-3	3-1 SAFE SAFE SAFE 1-3 G4-3	1-1 F9		1-2 G1			0-0 G4-3		0-1 G4-3		5	0	0	0	0	0	3	
Wally Joyner, L OBP: 0.381, SLG: 0.474 (1, 3)	1-2 G4-3		1-2 G5-3			0-0 F9		0-1 G3			1-0 HR	5	1	1	1	0	0	1	
George Brett, L OBP: 0.292, SLG: 0.349 (1, 10)		0-2 1B HBP 2B			0-0 L4			3-2 G1-3		1-1 G3-1		5	1	1	0	0	0	0	
Kevin McReynolds, R OBP: 0.243, SLG: 0.269 (1, 7)		1-1 HBP BB G6-4-3 1B			2-2 P6			2-1 F7		4-2 G5-3 BB		3	1	1	0	2	0	0	
Jim Eisenreich, L OBP: 0.265, SLG: 0.276 (1, 9)		4-0 SAFE BB BB BB G6-4-3 HBP 1-2 BB			0-0 1B			0-0 F7		2-0 G5-3		4	0	1	0	1	0	2	
Mike Macfarlane, R OBP: 0.340, SLG: 0.317 (1, 2)		2-0 HBP G6-4-3 HBP			0-1 P4			2-1 HBP		1-1 G6-3		2	0	0	1	0	0	2	
Rico Rossy, R OBP: 0.250, SLG: 0.200 (1, 6)		0-0 G6-4-3 1-2f 2-3 3-H			0-1 G5-3			1 SAFE 0-0 F9		F H 1-1 SH1-4 HBP		3	0	0	0	0	0	3	
<b>Inning Stats</b>	R: 0 E: 0 K: 0 S: 12 H: 1 LOB: 1 BB: 0 P: 19	R: 2 E: 0 K: 0 S: 7 H: 2 LOB: 1 BB: 1 P: 14	R: 0 E: 0 K: 0 S: 6 H: 0 LOB: 0 BB: 0 P: 9	R: 0 E: 0 K: 0 S: 8 H: 1 LOB: 1 BB: 0 P: 10	R: 0 E: 0 K: 0 S: 11 H: 1 LOB: 1 BB: 0 P: 14	R: 0 E: 0 K: 0 S: 7 H: 0 LOB: 0 BB: 0 P: 12	R: 0 E: 0 K: 0 S: 6 H: 0 LOB: 1 BB: 0 P: 8	R: 0 E: 0 K: 0 S: 4 H: 0 LOB: 0 BB: 0 P: 4	R: 0 E: 0 K: 0 S: 7 H: 0 LOB: 1 BB: 1 P: 15	R: 0 E: 0 K: 0 S: 9 H: 0 LOB: 1 BB: 0 P: 13	R: 1 E: 0 K: 0 S: 6 H: 1 LOB: 0 BB: 1 P: 13	1B: 3 2B: 2 3B: 0 HR: 1 SF: 0 SAC: 1 DP: 1 HBP: 3	WP: 0 PB: 0 SB: 1 CS: 1 PA: 43						
<b>PITCHER</b>	IP WLS BF H R ER SO BB IBB HBP BLK WP HR S P ERA WHIP	IP WLS BF H R ER SO BB IBB HBP BLK WP HR S P ERA WHIP																	
Bill Wegman, R ERA: 2.38 (1, 1)	10.0	L	4	1	1	1	0	1	0	0	0	0	0	1	6	13	9.00	2.000	
Jesse Orosco, L ERA: 4.15 (11, 1)	1.0																		

**Kansas City Royals @ Milwaukee Brewers**  
 Milwaukee County Stadium, Milwaukee, WI  
 Tue Apr 28 1992, 8:05 PM EDT  
 Att. 8,009 - Cloudy - 55 F

AB	36
R	3
H	6
RBI	2
BB	3
SO	0
LOB	16



[livebaseballscorecards.com](http://livebaseballscorecards.com)

Batter	1	2	3	4	5	6	7	8	9	10	11	AB	R	H	RBI	BB	SO	LOB	BOTTOM							
<b>Paul Molitor, R</b> OBP: 0.295, SLG: 0.333 (1, 10)	1-1 F7		4-0 BB			1-0 P4		1-3 K		0-0 F9		4	0	0	0	1	1	0								
<b>Darryl Hamilton, L</b> OBP: 0.286, SLG: 0.310 (1, 9)	2-1 B2-3		3-2 G6-3			4-1 BB		0-1 BB S 1B		0-1 G3		4	0	1	0	1	0	1								
<b>Robin Yount, R</b> OBP: 0.297, SLG: 0.293 (1, 8)	3-1 F8					1-2 F9		2-0 E5 1-2 BB		0-2 P4		5	0	0	0	0	0	2								
<b>Greg Vaughn, R</b> OBP: 0.339, SLG: 0.500 (1, 7)		0-1 G5-3 3B				1-3 K		4-2 1B S FC5-4 BB		4-0 BB		1-1 G5-3	3	2	1	0	2	1	1							
<b>Franklin Stubbs, L</b> OBP: 0.286, SLG: 0.396 (1, 3)		1-2 G5-3				1-3 K		0-1 FC5-4 1B		0-0 L6		1-3 K	5	0	1	1	0	2	4							
<b>Kevin Seitzer, R</b> OBP: 0.343, SLG: 0.404 (1, 5)		1-2 L8				2-2 G6-3		1-1 FC5-4 G1-3		1-1 P3		4-2 BB	4	0	0	1	1	0	4							
<b>B.J. Surhoff, L</b> OBP: 0.172, SLG: 0.186 (1, 2)		3-1 F7				0-0 B2-3		0-0 G1-3			1-2 F8	5	0	0	0	0	1	2								
<b>Jim Gantner, L</b> OBP: 0.377, SLG: 0.348 (1, 4)			1-1 L8			0-0 G4-3		4-0 IBB		2-0 F9		3	0	0	0	1	0	0								
<b>Pat Listach, S</b> OBP: 0.478, SLG: 0.571 (1, 6)			3-2 P7					1-0 G6-3		0-0 G6-3		3	0	0	0	0	0	2								
<b>Dante Bichette, R</b> OBP: 0.342, SLG: 0.351 (9, PH)												1	0	0	0	0	0	0								
<b>Scott Fletcher, R</b> OBP: 0.400, SLG: 0.438 (10, 6)												0	0	0	0	0	0	0								
<b>Inning Stats</b>	R: 0 E: 0 K: 0 S: 6	H: 0 LOB: 0 BB: 0 P: 12	R: 1 E: 0 K: 0 S: 11	H: 1 LOB: 0 BB: 0 P: 16	R: 0 E: 0 K: 0 S: 11	H: 0 LOB: 1 BB: 1 P: 22	R: 0 E: 1 K: 2 S: 9	H: 0 LOB: 1 BB: 0 P: 13	R: 0 E: 0 K: 0 S: 6	H: 0 LOB: 0 BB: 0 P: 8	R: 0 E: 0 K: 0 S: 6	H: 0 LOB: 1 BB: 1 P: 13	R: 1 E: 0 K: 0 S: 11	H: 1 LOB: 2 BB: 2 P: 23	R: 0 E: 1 K: 1 S: 10	H: 1 LOB: 3 BB: 1 P: 17	R: 0 E: 0 K: 0 S: 5	H: 0 LOB: 0 BB: 0 P: 8	R: 0 E: 0 K: 0 S: 6	H: 0 LOB: 0 BB: 0 P: 6	R: 0 E: 0 K: 2 S: 11	H: 0 LOB: 1 BB: 1 P: 18	1B: 2 2B: 1 3B: 1 HR: 0	SF: 0 SAC: 0 DP: 1 HBP: 0	WP: 0 PB: 0 SB: 2 CS: 1	PA: 43
<b>PITCHER</b>	IP	WLS	BF	H	R	ER	SO	BB	IBB	HBP	BLK	WP	HR	S	P	ERA	WHIP									
<b>Kevin Appier, R</b> ERA: 1.27 (1, 1)	7.0		27	2	2	1	2	3	1	0	0	0	0	60	107	1.29	0.714									
<b>Mike Boddicker, R</b> ERA: 4.26 (8, 1)	0.1		4	1	0	0	1	1	0	0	0	0	0	7	13	0.00	6.000									
<b>Neal Heaton, L</b> ERA: 3.45 (8, 1)	2.2	W	8	0	0	0	0	0	0	0	0	0	0	14	18	0.00	0.000									
<b>Jeff Montgomery, R</b> ERA: 2.45 (11, 1)	1.0	S	4	0	0	0	2	1	0	0	0	0	0	11	18	0.00	1.000									

**Kansas City Royals @ Milwaukee Brewers**  
 Milwaukee County Stadium, Milwaukee, WI

Tue Apr 28 1992, 8:05 PM EDT  
 Att. 8,009 - Cloudy - 55 F

<b>AB</b>	<b>37</b>
<b>R</b>	<b>2</b>
<b>H</b>	<b>3</b>
<b>RBI</b>	<b>2</b>
<b>BB</b>	<b>6</b>
<b>SO</b>	<b>5</b>
<b>LOB</b>	<b>16</b>



Batter	1	2	3	4	5	6	7	8	9	AB R H RBI BB SO LOB	TOP		
Keith Miller, R (1, 4) OBP: 0.366, SLG: 0.432	1-0 P2		3-2 P2			2-2 L8	1-3 K		2-3 K	5 0 0 0 0 2 4	<b>Kansas City Royals @ Milwaukee Brewers</b> <b>Milwaukee County Stadium, Milwaukee, WI</b> Wed Apr 29 1992, 4:33 AM EDT Att: 9,779 - Cloudy - 58 F <a href="http://livebaseballscorecards.com">livebaseballscorecards.com</a>		
Brian McRae, S (1, 8) OBP: 0.235, SLG: 0.278	0-0 G6-4-3 1B			1-0 F9		0-1 G6-3		2-2 G5-3	2-2 G6-3	5 0 1 0 0 0 1			
Gregg Jefferies, S (1, 5) OBP: 0.270, SLG: 0.304	2-2 G6-4-3 1-2f			2-1 F7		0-1 G4-3		1-1 F9		4 0 0 0 0 0 1			
Wally Joyner, L (1, 3) OBP: 0.375, SLG: 0.457		1-0 F9		1-3 K		0-0 G4-3		4-0 BB BB		3 0 0 0 1 1 0			
George Brett, L (1, 10) OBP: 0.303, SLG: 0.364		1-1 E7			1-2 1B SF7 2B	0-0 F8		4-0 BB	1-2 BB	3 1 1 0 1 0 0			
Kevin McReynolds, R (1, 7) OBP: 0.244, SLG: 0.310		0-0 P3			2-3 K	2-2 HR		2-2 P2		4 1 1 1 0 1 4			
Jim Eisenreich, L (1, 9) OBP: 0.289, SLG: 0.281		2-3 K			0-1 1B	1-1 E3 HBP BB			4-2 1B SF8 BB	3 1 1 0 1 1 1			
Brent Mayne, L (1, 2) OBP: 0.200, SLG: 0.167			1-2 P5		2-1 SF7	4-1 HBP BB			1-2 PB WP 1B	2 0 1 1 1 0 0			
Rico Rossy, R (1, 6) Chris Gwynn, L (7, PH) Mike Macfarlane, R (7, PH) Curtis Wilkerson, S (7, 6)			3-2 F7		3-1 P3	1-1 HBP			0-0 SF8	2 0 0 0 0 0 1			
						1-2 2-3 HBP			3-H	0 0 0 0 0 0 0			
										0 0 0 0 0 0 0			
										0 0 0 1 0 0 0			
<b>Inning Stats</b>	R: 0 H: 1 E: 0 LOB: 0 K: 0 BB: 0 S: 5 P: 8	R: 0 H: 0 E: 1 LOB: 1 K: 1 BB: 0 P: 11	R: 0 H: 0 E: 0 LOB: 0 K: 0 BB: 0 P: 16	R: 0 H: 0 E: 0 LOB: 0 K: 1 BB: 0 P: 10	R: 1 H: 2 E: 0 LOB: 1 K: 1 BB: 0 S: 13 P: 20	R: 0 H: 0 E: 0 LOB: 0 K: 0 BB: 0 P: 9	R: 1 H: 1 E: 1 LOB: 3 K: 1 BB: 1 S: 12 P: 21	R: 0 H: 0 E: 0 LOB: 2 K: 0 BB: 2 P: 23	R: 1 H: 1 E: 0 LOB: 1 K: 1 BB: 1 P: 22	1B: 3 SF: 2 2B: 1 SAC: 0 3B: 0 DP: 1 HR: 1 HBP: 1	WP: 1 PA: 38 PB: 1 SB: 0 CS: 0		
<b>PITCHER</b>	IP WLS BF H R ER SO BB IBB HBP BLK WP HR S P ERA WHIP											<b>PITCHER</b>	IP WLS BF H R ER SO BB IBB HBP BLK WP HR S P ERA WHIP
Ricky Bones, R (1, 1) ERA: 2.38	6.2 W 25 4 2 2 3 0 0 0 0 0 1 54 84 2.70 0.600												
Mike Fetters, R (7, 1) ERA:	0.0 1 0 0 0 0 1 0 0 0 0 0 0 1 5 ∞ ∞												
Jesse Orosco, L (7, 1) ERA: 4.15	0.0 1 0 0 0 0 0 0 0 1 0 0 0 1 2 ∞ ∞												
Jim Austin, R (7, 1) ERA: 1.17	1.1 6 0 0 0 1 2 0 0 0 0 0 0 13 27 0.00 1.500												
Doug Henry, R (9, 1) ERA: 5.14	1.0 S 5 1 1 1 1 1 0 0 0 1 0 0 13 22 9.00 2.000												

**Kansas City Royals @ Milwaukee Brewers**  
**Milwaukee County Stadium, Milwaukee, WI**

Wed Apr 29 1992, 4:33 AM EDT  
 Att: 9,779 - Cloudy - 58 F

AB	31
R	3
H	5
RBI	3
BB	4
SO	5
LOB	12





Batter	1	2	3	4	5	6	7	8	9	AB	R	H	RBI	BB	SO	LOB
Paul Molitor, R OBP: 0.305, SLG: 0.342 William Suero, R OBP: 0.273, SLG: 0.111	1-2 G5-3		X 0-0 1B				3-1 G6-3			4	0	2	1	0	0	0
Darryl Hamilton, L OBP: 0.286, SLG: 0.306	2-3 K		X 0-0 G4-6-3				3-2 1B			4	0	1	0	0	1	4
Robin Yount, R OBP: 0.309, SLG: 0.283	0-1 G5-3			H 1-0 1B HBP			2-2 G5-3			2	1	0	0	1	0	1
Greg Vaughn, R OBP: 0.333, SLG: 0.544		3-2 E5		1 SAFE 0-0 F7			0-1 HR			3	1	1	2	0	0	1
Jim Gantner, L OBP: 0.386, SLG: 0.347		1 SAFE 0-0 G4-3		1 SAFE 1-1 1B 1-2 1B			3-3 K			3	0	1	0	1	1	1
Kevin Seitzer, R OBP: 0.324, SLG: 0.377		2-0 P6		3-1 F8			1-0 G4-3			4	0	0	0	0	0	5
Franklin Stubbs, L OBP: 0.300, SLG: 0.404			0-1 FC4-6 1B		3-1 1-3 2-H 1B		3-2 G3-1			4	0	2	1	0	0	0
B.J. Surhoff, L OBP: 0.176, SLG: 0.190			2-1 FC4-6 1B		1-0 G4-3			0-1 1B E 1B		4	2	1	0	0	0	3
Pat Listach, S OBP: 0.444, SLG: 0.520			2-0 E6 1B			3-3 K		2-2 E SF8 1B		4	1	1	0	0	1	1

Inning Stats	R: 0	H: 0	E: 0	K: 1	S: 9	R: 0	H: 0	E: 1	K: 0	S: 7	R: 1	H: 2	E: 1	K: 0	S: 7	R: 1	H: 2	E: 0	K: 0	S: 8	R: 0	H: 1	E: 0	K: 1	S: 13	R: 1	H: 1	E: 0	K: 1	S: 10	R: 2	H: 3	E: 1	K: 0	S: 14	R: 0	H: 0	E: 0	K: 0	S: 8
	0	0	0	1	12	0	0	1	0	7	1	2	1	0	7	1	2	0	0	8	0	1	0	0	13	1	1	0	1	10	2	3	1	0	14	0	0	0	0	8

PITCHER	IP	WLS	BF	H	R	ER	SO	BB	IBB	HBP	BLK	WP	HR	S	P	ERA	WHIP
Tom Gordon, R ERA: 4.25	(1, 1)	6.0	28	9	5	4	3	0	0	1	0	0	0	63	107	6.00	1.500
Mike Magnante, L ERA: 3.75	(7, 1)	0.1	2	0	0	0	0	0	1	0	0	0	0	2	6	0.00	0.000
Rusty Meacham, R ERA: 1.23	(7, 1)	0.2	3	0	0	0	0	0	1	0	0	0	0	3	11	0.00	0.000
Curt Young, L ERA: 5.79	(8, 1)	1.0	3	0	0	0	0	0	0	0	0	0	0	8	11	0.00	0.000

**BOTTOM**

**Kansas City Royals @ Milwaukee Brewers**  
Milwaukee County Stadium, Milwaukee, WI

Wed Apr 29 1992, 4:33 AM EDT  
Att. 9,779 - Cloudy - 58 F

AB	32
R	5
H	9
RBI	4
BB	2
SO	3
LOB	16

livebaseballscores.com



WP	HR	S	P	ERA	WHIP
0	0	0	0	0	0

Batter	1	2	3	4	5	6	7	8	9	AB R H RBI BB SO LOB
Keith Miller, R (1, 4) OBP: 0.368, SLG: 0.430	0-1 F7		1-0 G6-3		1-2 E8		3-3 K		0-1 K	5 0 2 2 0 1 1
Brian McRae, S (1, 8) OBP: 0.222, SLG: 0.262	2-3 K		1-0 G3		2-3 K		1-2 G6-3		1-3 K	5 0 0 0 0 3 4
Gregg Jefferies, S (1, 5) OBP: 0.258, SLG: 0.289 Curtis Wilkerson, S (7, 6) OBP: 0.042, SLG: 0.043	0-3 K			1-0 P6		1-0 L3			0-0 G4-3	4 0 0 0 0 1 0 1 0 0 0 0 0 2
Wally Joyner, L (1, 3) OBP: 0.380, SLG: 0.471		3-2 1B SF7 1B		0-1 F7		2-2 2B			1-1 F7	4 2 2 0 0 0 0
George Brett, L (1, 10) OBP: 0.300, SLG: 0.357		0-1 G4-6-3 1B		1-0 F8		0-2 G1-3			2-1 G3	4 0 1 0 0 0 1
Kevin McReynolds, R (1, 7) OBP: 0.256, SLG: 0.306		0-2 SF7			1-2 L8				4-2 2B BB	1 0 0 1 2 0 0
Jim Eisenreich, L (1, 9) OBP: 0.310, SLG: 0.333		0-0 G4-6-3			3-2 CS 1B				3-2 L7	4 0 2 1 0 0 2
Mike Macfarlane, R (1, 2) OBP: 0.397, SLG: 0.349 Gary Thurman, R (9, PR) OBP: 0.500, SLG: 1.000 Brent Mayne, L (9, 2) OBP: 0.200, SLG: 0.167			1-0 FC1-6 1B		1 SAFE 1 SAFE 1-2 1B BB				1-1 SH1-4 1B	2 1 2 0 1 0 0 0 1 0 0 0 0 0 0 0 0 0 0 0 0
Rico Rossy, R (1, 6) OBP: 0.235, SLG: 0.200 (7, 5)			1-0 FC1-6 G6-3		1-0 1B				0-1 SH1-4	3 1 1 0 0 0 4

TOP	
AB	33
R	5
H	10
RBI	4
BB	3
SO	5
LOB	14

Inning Stats	
R: 0	H: 0
E: 0	LOB: 0
K: 2	BB: 0
S: 8	P: 10
R: 1	H: 2
E: 0	LOB: 0
K: 0	BB: 0
S: 11	P: 14
R: 0	H: 1
E: 0	LOB: 1
K: 0	BB: 0
S: 4	P: 8
R: 0	H: 0
E: 0	LOB: 0
K: 0	BB: 0
S: 4	P: 6
R: 2	H: 3
E: 1	LOB: 1
K: 1	BB: 1
S: 18	P: 30
R: 1	H: 2
E: 0	LOB: 3
K: 0	BB: 1
S: 16	P: 28
R: 0	H: 0
E: 0	LOB: 0
K: 1	BB: 0
S: 11	P: 17
R: 0	H: 0
E: 0	LOB: 1
K: 0	BB: 1
S: 9	P: 19
R: 1	H: 2
E: 0	LOB: 2
K: 1	BB: 0
S: 11	P: 13
1B: 8	SF: 1
2B: 2	SAC: 1
3B: 0	DP: 1
HR: 0	HBP: 1
WP: 0	PA: 39
PB: 0	
SB: 1	
CS: 1	

PITCHER																	
IP	WLS	BF	H	R	ER	SO	BB	IBB	HBP	BLK	WP	HR	S	P	ERA	WHIP	
5.2		24	7	4	3	3	2	0	0	0	0	0	55	85	4.76	1.588	
2.1		10	1	0	0	1	1	0	1	0	0	0	26	47	0.00	0.857	
1.0	W	5	2	1	1	1	0	0	0	0	0	0	11	13	9.00	2.000	

**Kansas City Royals @ Boston Red Sox**  
 Fenway Park, Boston, MA  
 Fri May 01 1992, 7:05 PM EDT  
 Att. 27,973 - Sunny - 64 F



[livebaseballscorecards.com](http://livebaseballscorecards.com)

Batter	1	2	3	4	5	6	7	8	9	AB	R	H	RBI	BB	SO	LOB
Wade Boggs, L OBP: 0.383, SLG: 0.333 (1, 5)	G6-3			FC5-4 1B		WP 1B	BB 1B	BB 1B		3	1	2	0	2	0	0
Jody Reed, R OBP: 0.366, SLG: 0.363 (1, 4)	P6			FC5-4 1B		1B	BB 1B	P4		5	0	3	2	0	0	3
Phil Plantier, L OBP: 0.333, SLG: 0.343 (1, 9)	K			K		K	BB 1B		SH 1B BB	3	1	0	0	2	3	3
Ellis Burks, R OBP: 0.305, SLG: 0.292 (1, 8)			K	FC5-4		K	F8		SH 1B 1B	5	1	1	0	0	2	6
Herm Winningham, L OBP: 0.250, SLG: 0.167 (1, 7)			G4-3	L4		1B			SH 1B	2	0	0	0	0	0	2
Bob Zupcic, R OBP: 0.429, SLG: 0.571 (6, PH) (7, 7)									1B	2	0	1	0	0	1	0
Mo Vaughn, L OBP: 0.358, SLG: 0.352 (1, 3)			K			K			SH 1B	5	1	2	2	0	2	2
Tony Peña, R OBP: 0.262, SLG: 0.356 (1, 2)			K			G6-3			BB 1B 1B	4	0	1	0	0	2	0
Scott Cooper, L OBP: 0.200, SLG: 0.083 (1, 10)			G3-1			K2-3			SF7	2	0	0	0	0	1	0
Jack Clark, R OBP: 0.246, SLG: 0.163 (7, PH)									BB 1B	1	1	1	1	0	0	0
Luis Rivera, R OBP: 0.400, SLG: 0.375 (1, 6)			G5-3			WP BB			BB 1B	2	1	0	0	1	0	1
Mike Greenwell, L OBP: 0.319, SLG: 0.226 (8, PH)										1	0	1	0	0	0	0
Tim Naehring, R OBP: 0.333, SLG: 0.407 (9, 6)										0	0	0	0	0	0	0

Inning Stats	R: 0	H: 0	E: 0	K: 1	S: 7	R: 0	H: 0	E: 0	K: 2	S: 9	R: 0	H: 0	E: 0	K: 1	S: 10	R: 0	H: 2	E: 0	K: 1	S: 11	R: 0	H: 0	E: 0	K: 1	S: 7	R: 2	H: 3	E: 0	K: 3	S: 14	R: 1	H: 2	E: 0	K: 1	S: 13	R: 1	H: 3	E: 0	K: 1	S: 15	R: 2	H: 2	E: 0	K: 0	S: 11	1B: 11	SF: 1	2B: 1	3B: 0	HR: 0	
	0	0	0	1	7	0	0	0	2	9	0	0	0	0	10	0	2	0	0	1	11	0	0	0	0	7	2	3	0	3	14	1	2	0	1	13	1	3	0	1	15	2	2	0	0	11	11	1	1	0	0

**BOTTOM**

**Kansas City Royals @ Boston Red Sox**  
Fenway Park, Boston, MA

Fri May 01 1992, 7:05 PM EDT  
Att: 27,973 - Sunny - 64 F

<b>AB</b>	<b>35</b>
<b>R</b>	<b>6</b>
<b>H</b>	<b>12</b>
<b>RBI</b>	<b>5</b>
<b>BB</b>	<b>5</b>
<b>SO</b>	<b>11</b>
<b>LOB</b>	<b>17</b>



WP: 1 PA: 42  
PB: 0  
SB: 0  
CS: 0

PITCHER	IP	WLS	BF	H	R	ER	SO	BB	IBB	HBP	BLK	WP	HR	S	P	ERA	WHIP
Mark Gubicza, R ERA: 4.55 (1, 1)	5.0		20	4	2	2	6	1	0	0	0	1	0	48	75	3.60	1.000
Neal Heaton, L ERA: 3.63 (6, 1)	1.2		8	2	1	1	4	1	0	0	0	0	0	18	31	5.40	1.800
Mike Boddicker, R ERA: 4.58 (7, 1)	0.2		6	3	1	1	1	1	0	0	0	0	0	12	19	13.50	6.000
Jeff Montgomery, R ERA: 3.86 (8, 1)	0.2	L	8	3	2	2	0	2	0	0	0	0	0	19	31	27.00	7.500

Batter	1	2	3	4	5	6	7	8	9	AB R H RBI BB SO LOB	TOP																
Keith Miller, R (1, 4) OBP: 0.359, SLG: 0.417	1-2 G6-3		2-2 G6-3	1-2 1B		1-2 L7		3-1 F7		5 1 1 1 0 0 0																	
Brian McRae, S (1, 8) OBP: 0.221, SLG: 0.258	1-0 G6-3		1-3 K	1-1 1B		3-3 K		0-0 B1-3		5 0 1 0 0 2 0																	
Gregg Jefferies, S (1, 5) OBP: 0.276, SLG: 0.310	1-1 2B			P4		4-2 BB		1-1 F9		4 0 2 1 1 0 0																	
Wally Joyner, L (1, 3) OBP: 0.371, SLG: 0.467	1-0 G6-3			G4-3 1B		1-3 K		0-0 G3		5 1 1 0 0 1 4																	
George Brett, L (1, 10) OBP: 0.286, SLG: 0.338		1-1 G3		3-1 G4-3		0-3 K		0-0 F9		4 0 0 0 0 1 1																	
Kevin McReynolds, R (1, 7) OBP: 0.267, SLG: 0.307		2-1 L4		3-2 E 2B		4-1 1B		2-3 K		3 1 1 1 1 1 0																	
Bob Melvin, R (1, 2) OBP: 0.400, SLG: 0.500		4-0 BB		0-2 1 SAFE 1-H 2B		2-2 1B		0-0 F9		3 1 2 1 1 0 0																	
Gary Thurman, R (1, 9) OBP: 0.500, SLG: 1.000		2-2 F9		0-0 2B		1-2 F9		2-2 F7		2 1 1 1 0 0 1																	
Jim Eisenreich, L (5, PH) OBP: 0.295, SLG: 0.316				2-H 1B						2 0 0 0 0 0 2																	
Rico Rossy, R (1, 6) OBP: 0.250, SLG: 0.222			0-1 P4	0-0 2B		1-2 G4-3		1-0 G6-3		3 1 1 1 0 0 2																	
Mike MacFarlane, R (8, PH) OBP: 0.390, SLG: 0.341				2-H 1B						1 0 0 0 0 0 0																	
Curtis Wilkerson, S (8, 6) OBP: 0.042, SLG: 0.043										0 0 0 0 0 0 0																	
<b>Inning Stats</b>	R: 0 E: 0 K: 0 S: 7	H: 1 LOB: 1 BB: 0 P: 11	R: 0 E: 0 K: 0 S: 7	H: 0 LOB: 1 BB: 1 P: 16	R: 0 E: 0 K: 1 S: 8	H: 0 LOB: 0 BB: 0 P: 11	R: 6 E: 1 K: 0 S: 21	H: 8 LOB: 2 BB: 0 P: 32	R: 0 E: 0 K: 1 S: 13	H: 1 LOB: 2 BB: 1 P: 21	R: 0 E: 0 K: 2 S: 15	H: 0 LOB: 1 BB: 1 P: 24	R: 0 E: 0 K: 1 S: 5	H: 0 LOB: 0 BB: 0 P: 7	R: 0 E: 0 K: 0 S: 7	H: 0 LOB: 0 BB: 0 P: 13	R: 0 E: 0 K: 0 S: 4	H: 0 LOB: 0 BB: 0 P: 5	1B: 6 2B: 4 3B: 0 HR: 0	SF: 0 SAC: 0 DP: 0 HBP: 0	WP: 0 PB: 0 SB: 0 CS: 0	PA: 40					
<b>PITCHER</b>	IP WLS BF H R ER SO BB IBB HBP BLK WP HR S P ERA WHIP																										
Matt Young, L (1, 1) ERA: 4.91	3.2		19	7	6	6	1	1	0	0	0	0	0	37	62	14.73	2.182										
Greg Harris, R (4, 1) ERA: 1.5	3.1	W	15	3	0	0	4	2	0	0	0	0	0	39	60	0.00	1.500										
Tony Fossas, L (8, 1) ERA: 3.86	1.0		3	0	0	0	0	0	0	0	0	0	0	7	13	0.00	0.000										
Jeff Reardon, R (9, 1) ERA: 1.0	1.0	S	3	0	0	0	0	0	0	0	0	0	0	4	5	0.00	0.000										

**Kansas City Royals @ Boston Red Sox**  
 Fenway Park, Boston, MA  
 Sat May 02 1992, 3:33 AM EDT  
 Att. 31,978 - Cloudy - 69 F

[livebaseballscorecards.com](http://livebaseballscorecards.com)

AB	37
R	6
H	10
RBI	6
BB	3
SO	5
LOB	10



Batter	1	2	3	4	5	6	7	8	9
<b>Wade Boggs, L</b> <small>OBP: 0.384, SLG: 0.321</small> (1, 5)	4-0  BB	1-0  F8		4-1  BB	2-0  F7			1-2  F7	
<b>Jody Reed, R</b> <small>OBP: 0.378, SLG: 0.388</small> (1, 4)	2-1  BB	0-2  FC6-4		1-2  BB	1-1  P4			1-2  1B	
<b>Phil Plantier, L</b> <small>OBP: 0.326, SLG: 0.347</small> (1, 9)	2-2  F8		3-2  2B	1-0  1B		1-2  G1-3		2-0  G6-4-3	
<b>Ellis Burks, R</b> <small>OBP: 0.302, SLG: 0.293</small> (1, 8)	2-2  SF8		0-1  G6-3	1-1  1B		3-1  L9			
<b>Jack Clark, R</b> <small>OBP: 0.279, SLG: 0.226</small> (1, 10)	2-2  G6-3		0-0  1B	1-2  1B		3-0  2B			
<b>Mo Vaughn, L</b> <small>OBP: 0.352, SLG: 0.333</small> (1, 3)		4-1  BB	2-2  L9	1-2  FC		2-3  K			
<b>Tony Peña, R</b> <small>OBP: 0.266, SLG: 0.355</small> (1, 2)		0-0  SH1-3	0-0  1B	1-2  P8			1-0  G6-3		
<b>Luis Rivera, R</b> <small>OBP: 0.388, SLG: 0.349</small> (1, 6)		4-0  BB	0-0  G5-3	3-2  L4			0-0  G4-3		
<b>Bob Zupcic, R</b> <small>OBP: 0.364, SLG: 0.455</small> (1, 7)		1-2  1B		2-1  F8	2-1  L4		0-1  P3		

BOTTOM	
AB R H RBI BB SO LOB	3 2 0 0 2 0 2
	5 1 3 0 0 0 2
	5 2 1 0 0 0 4
	3 1 1 1 0 0 1
	4 0 3 3 0 0 1
	3 1 0 0 1 1 3
	3 0 1 0 0 0 2
	3 0 0 0 1 0 4
	4 0 1 1 0 0 0
1B: 7 SF: 1 2B: 3 SAC: 1 3B: 0 DP: 1 HR: 0 HBP: 0	WP: 0 PA: 39 PB: 0 SB: 0 CS: 0

**Kansas City Royals @ Boston Red Sox**  
 Fenway Park, Boston, MA  
 Sat May 02 1992, 3:33 AM EDT  
 Att. 31,978 - Cloudy - 69 F

AB	33
R	7
H	10
RBI	5
BB	4
SO	1
LOB	19



Inning Stats															Inning Stats																						
R	H	E	K	S	1	2	3	4	5	6	7	8	9	R	H	E	K	S	1	2	3	4	5	6	7	8	9										
1	1	0	11	23	1	1	0	9	19	1	3	0	12	17	4	3	0	22	37	0	0	0	5	10	0	1	0	4	5	0	1	0	7	11			
WLS	BF	PITCHER										PITCHER																									
2.2	15	IP	WLS	BF	H	R	ER	SO	BB	IBB	HBP	BLK	WP	HR	S	P	ERA	WHIP	2.2	15	IP	WLS	BF	H	R	ER	SO	BB	IBB	HBP	BLK	WP	HR	S	P	ERA	WHIP
		9.6															10.12	2.625	0.2	8	3.1	L	8	4	4	2	0	1	0	0	0	0	15	25	27.00	7.500	
		2.89															0.00	0.429	4.2	16	4.1		16	2	0	0	1	0	0	0	0	35	59	0.00	0.429		

Batter	1	2	3	4	5	6	7	8	9	AB R H RBI BB SO LOB	TOP											
Keith Miller, R (1, 4) OBP: 0.351, SLG: 0.404	1-2 L9		0-3 K		3-3 K		1-0 E 1-3 2-H 1B		0-1 F7	5 0 1 1 0 2 1	<b>Kansas City Royals @ Boston Red Sox</b> Fenway Park, Boston, MA Sun May 03 1992, 3:33 AM EDT Att. 33,368 - Sunny - 68 F											
Brian McRae, S (1, 8) OBP: 0.212, SLG: 0.247	0-1 G5-3		0-0 FC6-4			0-0 B5-3	1-1 G4-3			4 0 0 0 0 0 2												
Gregg Jefferies, S (1, 5) OBP: 0.275, SLG: 0.319	0-0 B5-3			0-1 L7		1-0 P9		2-1 1B 2B		4 0 1 0 0 0 0												
Wally Joyner, L (1, 3) OBP: 0.376, SLG: 0.468		0-0 G3		0-1 G6-3		2-1 1B		1-0 CS 1B		4 1 2 0 0 0 0												
George Brett, L (1, 10) OBP: 0.284, SLG: 0.325		1-1 G3-1		0-0 F7		2-0 F7		4-2 CS BB		3 0 0 0 1 0 1												
Kevin McReynolds, R (1, 7) OBP: 0.289, SLG: 0.359		4-1 BB			3-1 G5-3		0-1 HR	2-2 E 1-2 2-H 1B		3 1 2 2 1 0 0												
Mike Macfarlane, R (1, 2) OBP: 0.365, SLG: 0.313		2-3 K			0-0 E1 3B		1-2 F8	1-1 F9		4 1 0 0 0 1 2												
Gary Thurman, R (1, 9) OBP: 0.500, SLG: 1.000			2-2 L7		1-0 SF9 1-H 3B		3-1 1B 1B		0-3 K	4 2 2 1 0 1 0												
Rico Rossy, R (1, 6) OBP: 0.292, SLG: 0.250			4-2 FC6-4 BB		3-1 SF9 3-H		1 SAFE 1-2 1B 1B		3-2 F8	2 0 1 1 1 0 0												
<b>Inning Stats</b>	R: 0 E: 0 K: 0 S: 7	H: 0 LOB: 0 BB: 0 P: 8	R: 0 E: 0 K: 1 S: 8	H: 0 LOB: 1 BB: 1 P: 15	R: 0 E: 0 K: 1 S: 11	H: 0 LOB: 1 BB: 1 P: 17	R: 0 E: 0 K: 0 S: 5	H: 0 LOB: 0 BB: 0 P: 5	R: 2 E: 1 K: 1 S: 12	H: 1 LOB: 0 BB: 0 P: 21		R: 0 E: 0 K: 0 S: 5	H: 1 LOB: 1 BB: 0 P: 10	R: 2 E: 1 K: 0 S: 11	H: 4 LOB: 1 BB: 0 P: 17	R: 1 E: 0 K: 0 S: 13	H: 3 LOB: 1 BB: 1 P: 23	R: 0 E: 0 K: 1 S: 14	H: 0 LOB: 0 BB: 0 P: 17	1B: 6 2B: 1 3B: 1 HR: 1	SF: 1 SAC: 0 DP: 0 HBP: 0	WP: 0 PB: 0 SB: 1 CS: 2
<b>PITCHER</b>	IP WLS BF H R ER SO BB IBB HBP BLK WP HR S P ERA WHIP												<b>PITCHER</b>	IP WLS BF H R ER SO BB IBB HBP BLK WP HR S P ERA WHIP								
Joe Hesketh, L (1, 1) ERA: 3.47	7.0 L 29 6 4 2 3 2 0 0 0 0 0 1 59 93 2.57 1.143																					
Tom Bolton, L (8, 1) ERA: 8.44	0.1 3 2 1 1 0 1 0 0 0 0 0 0 7 14 27.00 9.000																					
Danny Darwin, R (8, 1) ERA: 2.57	1.2 5 1 0 0 1 0 0 0 0 0 0 0 20 26 0.00 0.600																					

livebaseballscorecards.com

AB	33
R	5
H	9
RBI	5
BB	3
SO	4
LOB	6



Batter	1	2	3	4	5	6	7	8	9	AB R H RBI BB SO LOB
Wade Boggs, L (1, 10) OBP: 0.375, SLG: 0.306	2-0 F8		4-0 1B IBB	1-0 F8			1-2 L8		2-2 G4-3	4 0 0 0 1 0 3
Jody Reed, R (1, 4) OBP: 0.388, SLG: 0.411	2-2 2B		1-0 G4-6-3 1B		1-0 P3		3-1 1B		1-0 P4	5 0 3 0 0 0 0
Phil Plantier, L (1, 9) OBP: 0.322, SLG: 0.354	3-3 K		2-1 G4-6-3 1-2f		2-1 2B		1-0 F9			4 0 1 0 0 1 5
Ellis Burks, R (1, 8) OBP: 0.300, SLG: 0.316	2-0 G5-3			3-1 G5-3	1-0 G6-3			1-0 WP 3B		4 1 1 0 0 0 2
Herm Winningham, L (1, 7) OBP: 0.292, SLG: 0.318		2-0 G3-6-1 1B		2-0 1B 3B	0-0 G1-3			1-0 P5		4 1 2 0 0 0 1
Mo Vaughn, L (1, 3) OBP: 0.360, SLG: 0.322		0-1 G3-6-1 1-2f		4-0 1B 1B BB		1-1 L8		4-1 BB		2 0 0 0 2 0 1
Tim Lincecum, R (1, 6) OBP: 0.324, SLG: 0.387		1-1 L9		0-0 1B 1B		3-2 G5-3		2-2 P2		4 0 1 1 0 0 1
Scott Cooper, L (1, 5) OBP: 0.211, SLG: 0.125			1-2 1B SH3 1B	2-2 P6		0-0 G3-1		1-2 F8		4 0 1 0 0 0 3
John Flaherty, R (1, 2) OBP: 0.273, SLG: 0.364			0-0 SH3	1-2 1B			0-1 F8			2 0 1 0 0 0 0
Luis Rivera, R (9, PH) OBP: 0.380, SLG: 0.341			1-2 1B						0-0 G4-3	1 0 0 0 0 0 0

Inning Stats	R: 0	H: 1	E: 0	K: 1	S: 10	LOB: 1	BB: 0	P: 19	R: 0	H: 1	E: 0	K: 0	S: 5	LOB: 0	BB: 0	P: 8	R: 0	H: 2	E: 0	K: 0	S: 7	LOB: 2	BB: 1	P: 15	R: 1	H: 3	E: 0	K: 0	S: 11	LOB: 3	BB: 1	P: 24	R: 0	H: 1	E: 0	K: 0	S: 5	LOB: 1	BB: 0	P: 9	R: 0	H: 0	E: 0	K: 0	S: 7	LOB: 0	BB: 0	P: 11	R: 0	H: 1	E: 0	K: 0	S: 8	LOB: 1	BB: 0	P: 13	R: 1	H: 1	E: 0	K: 0	S: 11	LOB: 1	BB: 1	P: 20	R: 0	H: 0	E: 0	K: 0	S: 5	LOB: 0	BB: 0	P: 8	1B: 6	SF: 0	2B: 2	SAC: 1	3B: 2	DP: 2	HR: 0	HBP: 0	WP: 1	PA: 38
--------------	------	------	------	------	-------	--------	-------	-------	------	------	------	------	------	--------	-------	------	------	------	------	------	------	--------	-------	-------	------	------	------	------	-------	--------	-------	-------	------	------	------	------	------	--------	-------	------	------	------	------	------	------	--------	-------	-------	------	------	------	------	------	--------	-------	-------	------	------	------	------	-------	--------	-------	-------	------	------	------	------	------	--------	-------	------	-------	-------	-------	--------	-------	-------	-------	--------	-------	--------

PITCHER	IP	WLS	BF	H	R	ER	SO	BB	IBB	HBP	BLK	WP	HR	S	P	ERA	WHIP
Kevin Appier, R (1, 1) ERA: 1.45	8.0	W	35	10	2	2	1	2	1	0	0	1	0	64	119	2.25	1.500
Jeff Montgomery, R (9, 1) ERA: 3.55	1.0	S	3	0	0	0	0	0	0	0	0	0	0	5	8	0.00	0.000

**BOTTOM**

**Kansas City Royals @ Boston Red Sox**  
 Fenway Park, Boston, MA  
 Sun May 03 1992, 3:33 AM EDT  
 Att. 33,368 - Sunny - 68 F

AB	34
R	2
H	10
RBI	1
BB	3
SO	1
LOB	16



Batter	1	2	3	4	5	6	7	8	9	AB	R	H	RBI	BB	SO	LOB	TOP
<b>Keith Miller, R</b> (1, 4) OBP: 0.353, SLG: 0.436	0-0 L5		3-1 P4		2-1 F7		1-1 HR	1-0 2B 1B		5	2	2	3	0	0	1	
<b>Brian McRae, S</b> (1, 8) OBP: 0.221, SLG: 0.258	3-2 G6-3		0-0 G5-3		4-1 BB		1-0 F7	0-0 1B 2B		4	1	1	1	1	0	0	
<b>Gregg Jefferies, S</b> (1, 5) OBP: 0.283, SLG: 0.326 <b>Curtis Wilkerson, S</b> (7, 6) OBP: 0.080, SLG: 0.083	1-0 P3			2-1 G4-6-3 1B	1-1 L5-4		2-2 1B 1B	1-1 S 1B		4	1	2	0	0	0	2	
<b>Wally Joyner, L</b> (1, 3) OBP: 0.377, SLG: 0.459		1-0 HR 1B		1-1 G4-6-3		1-1 F8	0-1 F9	3-1 HBP		4	1	1	0	0	0	2	
<b>George Brett, L</b> (1, 10) OBP: 0.290, SLG: 0.329		1-3 K		2-2 2B 1B 1B		1-1 F8	3-2 1B	1-0 G4-3		5	1	2	1	0	1	3	
<b>Kevin McReynolds, R</b> (1, 7) OBP: 0.295, SLG: 0.373		3-1 P4		3-2 1B 2B		2-1 E6 2B	1-3 K		1-2 G6-4-3 1B	5	2	2	0	0	1	2	
<b>Mike Macfarlane, R</b> (1, 2) OBP: 0.382, SLG: 0.404		1-1 HR		4-2 1B BB		1-1 2B		2-3 K	0-1 F7	4	1	2	3	1	1	1	
<b>Gary Thurman, R</b> (1, 9) OBP: 0.467, SLG: 0.800		2-3 K		2-2 1B		1-0 G5-3		0-2 G5-3 1B 1B	1-2 G6-4-3	5	1	2	2	0	1	2	
<b>Rico Rossy, R</b> (1, 6) OBP: 0.321, SLG: 0.227			3-3 K		4-0 L5-4 BB BB		4-0 HR BB	2-2 G5-3		2	1	0	0	2	1	1	
<b>Inning Stats</b>	R: 0 E: 0 K: 0 S: 6 H: 0 LOB: 0 BB: 0 P: 10	R: 2 E: 0 K: 2 S: 13 H: 2 LOB: 0 BB: 0 P: 21	R: 0 E: 0 K: 1 S: 7 H: 0 LOB: 0 BB: 0 P: 13	R: 2 E: 0 K: 0 S: 19 H: 4 LOB: 2 BB: 1 P: 33	R: 0 E: 0 K: 0 S: 6 H: 0 LOB: 1 BB: 2 P: 16	R: 1 E: 1 K: 0 S: 9 H: 1 LOB: 1 BB: 0 P: 15	R: 3 E: 0 K: 1 S: 16 H: 3 LOB: 1 BB: 1 P: 27	R: 3 E: 0 K: 1 S: 16 H: 4 LOB: 2 BB: 0 P: 26	R: 0 E: 0 K: 0 S: 9 H: 1 LOB: 0 BB: 0 P: 11	1B: 10 2B: 4 3B: 0 HR: 2 SF: 0 SAC: 0 DP: 3 HBP: 1	WP: 0 PB: 0 SB: 3 CS: 0 PA: 44						
<b>PITCHER</b> <b>Dave Otto, L</b> (1, 1) ERA: 6.43 <b>Rod Nichols, R</b> (5, 1) ERA: 5.56 <b>Eric Bell, L</b> (7, 1) ERA: 7.63	IP WLS BF H R ER SO BB IBB HBP BLK WP HR S P ERA WHIP	IP WLS BF H R ER SO BB IBB HBP BLK WP HR S P ERA WHIP	IP WLS BF H R ER SO BB IBB HBP BLK WP HR S P ERA WHIP	IP WLS BF H R ER SO BB IBB HBP BLK WP HR S P ERA WHIP	IP WLS BF H R ER SO BB IBB HBP BLK WP HR S P ERA WHIP	IP WLS BF H R ER SO BB IBB HBP BLK WP HR S P ERA WHIP	IP WLS BF H R ER SO BB IBB HBP BLK WP HR S P ERA WHIP	IP WLS BF H R ER SO BB IBB HBP BLK WP HR S P ERA WHIP									

Kansas City Royals @ Cleveland Indians  
 Cleveland Municipal Stadium, Cleveland, OH

Mon May 04 1992, 7:05 PM EDT  
 Att. 3,930 - Cloudy - 50 F

livebaseballscorecards.com





Batter	1	2	3	4	5	6	7	8	9	AB	R	H	RBI	BB	SO	LOB
Alex Cole, L OBP: 0.326, SLG: 0.268 (1, 7)	G6-3		FC3-2 1B		G4-3		S WP HBP		G4-3	4	1	1	1	0	0	1
Mark Lewis, R OBP: 0.327, SLG: 0.375 (1, 6)	G5-3		FC3-2 PB 1B SF9				K			3	1	0	0	1	1	4
Carlos Baerga, S OBP: 0.333, SLG: 0.393 (1, 4)	K		SF9 PB 1B		CS	G6-3	F9			4	0	1	2	0	1	1
Albert Belle, R OBP: 0.321, SLG: 0.432 (1, 10)		F9	SF9			G4-3 1B			G4-6-3 1B	2	1	1	1	0	0	0
Jesse Levis, L OBP: 0.250, SLG: 0.250 (8, PH)										1	0	1	0	0	0	0
Mark Whiten, S OBP: 0.339, SLG: 0.404 (1, 9)		K	F8			G4-3 1B			K	3	1	0	0	1	2	2
Paul Sorrento, L OBP: 0.265, SLG: 0.255 (1, 3)		K			K					4	0	0	0	0	2	3
Brook Jacoby, R OBP: 0.270, SLG: 0.322 (1, 5)			1B BB 1B		K					4	1	2	2	0	1	0
Junior Ortiz, R OBP: 0.316, SLG: 0.212 (1, 2)			1B 1B FC3-2 BB		L7				G4-3	3	0	0	0	1	0	1
Kenny Lofton, L OBP: 0.341, SLG: 0.244 (1, 8)			FC3-2 1B 1B		L5				G6-3	4	1	2	0	0	0	0

Inning Stats	R: 0	H: 0	E: 0	K: 1	S: 9	P: 15	R: 0	H: 0	E: 0	K: 2	S: 10	R: 4	H: 4	E: 0	K: 0	S: 14	R: 0	H: 0	E: 0	K: 2	S: 9	R: 0	H: 0	E: 0	K: 0	S: 10	R: 2	H: 2	E: 0	K: 0	S: 11	R: 0	H: 0	E: 0	K: 1	S: 10	R: 0	H: 1	E: 0	K: 0	S: 8	R: 0	H: 1	E: 0	K: 0	S: 8	R: 0	H: 1	E: 0	K: 0	S: 8	1B: 7	2B: 1	3B: 0	HR: 0	SF: 1	SAC: 0	DP: 1	HBP: 1	WP: 1	PB: 1	SB: 1	CS: 1	PA: 38
--------------	------	------	------	------	------	-------	------	------	------	------	-------	------	------	------	------	-------	------	------	------	------	------	------	------	------	------	-------	------	------	------	------	-------	------	------	------	------	-------	------	------	------	------	------	------	------	------	------	------	------	------	------	------	------	-------	-------	-------	-------	-------	--------	-------	--------	-------	-------	-------	-------	--------

PITCHER	IP	WLS	BF	H	R	ER	SO	BB	IBB	HBP	BLK	WP	HR	S	P	ERA	WHIP
Tom Gordon, R ERA: 4.84 (1, 1)	5.2		25	6	6	5	5	3	0	0	0	0	0	62	102	7.94	1.588
Rusty Meacham, R ERA: 1.17 (6, 1)	0.1	W	1	0	0	0	0	0	0	0	0	0	0	1	2	0.00	0.000
Neal Heaton, L ERA: 3.44 (7, 1)	1.0		4	0	0	0	1	0	0	1	0	1	0	10	17	0.00	0.000
Mike Boddicker, R ERA: 4.15 (8, 1)	2.0		7	2	0	0	1	0	0	0	0	0	0	16	26	0.00	1.000

BOTTOM

Kansas City Royals @ Cleveland Indians  
Cleveland Municipal Stadium, Cleveland, OH

Mon May 04 1992, 7:05 PM EDT  
Att. 3,930 - Cloudy - 50 F

livebaseballscorecards.com

AB	32
R	6
H	8
RBI	6
BB	3
SO	7
LOB	12



**Kansas City Royals @ Cleveland Indians**  
**Cleveland Municipal Stadium, Cleveland, OH**

Tue May 05 1992, 7:05 PM EDT  
 Att: 5,021 - Cloudy - 47 F

AB	36
R	6
H	10
RBI	6
BB	5
SO	6
LOB	16



WP	1	PA	41
PB	0		
SB	0		
CS	0		

Batter	1	2	3	4	5	6	7	8	9	AB R H RBI BB SO LOB
<b>Keith Miller, R</b> (1, 4) OBP: 0.346, SLG: 0.418	1-1 G6-3	0-1 F8			0-2 G5-3		2-3 K		4-1 G6-3 BB	4 0 0 0 1 1 0
<b>Brian McRae, S</b> (1, 8) OBP: 0.229, SLG: 0.257	4-2 1B BB		2-1 L9		0-0 G4-3		2-2 1B		2-1 G6-3 1-2f 2-3	4 1 1 0 1 0 2
<b>Gregg Jefferies, S</b> (1, 5) OBP: 0.306, SLG: 0.337	2-0 1B 1B		4-1 BB		4-0 HR BB		1-1 L4		0-1 1B 1B	3 2 2 0 2 0 1
<b>Wally Joyner, L</b> (1, 3) OBP: 0.387, SLG: 0.495	1-0 E 1B 1-2 2-H 1B		0-0 P6		1-0 1-H HR		1-2 P6		0-0 1-2 3-H 1B	5 1 3 4 0 0 1
<b>George Brett, L</b> (1, 10) OBP: 0.296, SLG: 0.345	1-1 E 1B 1-2 2-H 1B		1-3 K		0-0 L4		0-1 WP 2B		1-0 P8	5 0 2 1 0 1 3
<b>Kevin McReynolds, R</b> (1, 7) OBP: 0.293, SLG: 0.360	0-0 E6		1-1 F8		2-3 K		4-2 BB			3 0 0 0 1 1 2
<b>Jim Eisenreich, L</b> (1, 9) OBP: 0.271, SLG: 0.286	3-2 G1-2-3 3-Hf		1-3 K2-3		0-0 F8		2-3 K			4 0 0 0 0 2 5
<b>Mike Macfarlane, R</b> (1, 2) OBP: 0.361, SLG: 0.375		2-0 G6-3		0-0 G5-3		2-3 K		0-1 P3		4 0 0 0 0 1 2
<b>Rico Rossy, R</b> (1, 6) OBP: 0.323, SLG: 0.360		1-0 F8			0-0 HR		3-2 F9		0-1 G6-3 BB 1B 1B	3 1 1 1 0 0 0 1 1 1 0 0 0 0

Inning Stats	R: 2	H: 3	R: 0	H: 0	R: 0	H: 0	R: 3	H: 2	R: 0	H: 0	R: 0	H: 1	R: 0	H: 1	R: 1	H: 3	1B: 7	SF: 0	WP: 1	PA: 41
	E: 1	LOB: 2	E: 0	LOB: 0	E: 0	LOB: 1	E: 0	LOB: 0	E: 0	LOB: 0	E: 0	LOB: 1	E: 0	LOB: 2	E: 0	LOB: 2	2B: 1	SAC: 0	PB: 0	
	K: 0	BB: 1	K: 0	BB: 0	K: 1	BB: 1	K: 1	BB: 1	K: 2	BB: 0	K: 1	BB: 0	K: 1	BB: 1	K: 0	BB: 1	3B: 0	DP: 2	SB: 0	
	S: 14	P: 26	S: 4	P: 7	S: 7	P: 14	S: 6	P: 8	S: 7	P: 11	S: 11	P: 19	S: 13	P: 20	S: 9	P: 16	HR: 2	HBP: 0	CS: 0	

PITCHER	IP	WLS	BF	H	R	ER	SO	BB	IBB	HBP	BLK	WP	HR	S	P	ERA	WHIP
<b>Jack Armstrong, R</b> (1, 1) ERA: 4.7	6.2	W	29	6	5	5	5	3	0	0	0	0	2	54	94	6.75	1.350
<b>Derek Lilliquist, L</b> (7, 1) ERA: 2.13	1.0		5	1	0	0	1	1	0	0	0	1	0	13	21	0.00	2.000
<b>Steve Olin, R</b> (8, 1) ERA: 2.77	1.1	S	7	3	1	1	0	1	0	0	0	0	0	11	18	6.75	3.000

Batter	1	2	3	4	5	6	7	8	9
<b>Alex Cole, L</b> OBP: 0.314, SLG: 0.261 (1, 7)	1-0 B1-3	2-2 2B G6-3 1B	1-3 K		1-0 F8			1-0 F7	
<b>Mark Lewis, R</b> OBP: 0.333, SLG: 0.391 (1, 6)	2-2 1B SF8 1B	1-0 G6-3 1B 2B	1-2 F9			2-1 F7			
<b>Carlos Baerga, S</b> OBP: 0.339, SLG: 0.391 (1, 4)	0-1 1-3 1B	0-0 G6-3		4-1 WP 1B BB		2-2 G4-3			
<b>Albert Belle, R</b> OBP: 0.319, SLG: 0.429 (1, 10)	0-0 SF8	1-2 1B		2-2 F7		2-3 K			
<b>Mark Whiten, S</b> OBP: 0.336, SLG: 0.392 (1, 9)	2-2 G1-3		4-0 E S PB BB	2-3 K		0-0 G6-3			
<b>Brook Jacoby, R</b> OBP: 0.299, SLG: 0.339 (1, 3)		3-2 1B 1B 1B	4-2 PB E 1B BB	1-0 WP 1B		3-3 K			
<b>Craig Worthington, R</b> OBP: 0.200, SLG: 0.143 (1, 5)		3-1 L6	3-2 BB 1B	3-3 K		2-2 F8			
<b>Junior Ortiz, R</b> OBP: 0.333, SLG: 0.222 (1, 2)		1-0 1B 2B 1B	0-0 F8		4-2 G3-6 BB		1-2 P9		
<b>Kenny Lofton, L</b> OBP: 0.347, SLG: 0.247 (1, 8)		0-0 1B 2B 1B	4-1 BB		2-1 G3-6		2-2 G4-3		

AB	R	H	RBI	BB	SO	LOB
5	1	1	1	0	1	2
4	2	2	2	0	0	2
3	0	1	1	1	0	1
3	0	1	2	0	1	1
3	1	0	0	1	1	2
3	2	2	0	1	1	0
4	0	1	1	0	1	3
3	1	1	0	1	0	1
3	1	1	0	1	0	1

AB	R	H	RBI	BB	SO	LOB
31	8	10	7	5	5	13

Inning Stats		R: 1	H: 2	E: 0	K: 0	S: 10	R: 5	H: 6	E: 0	K: 0	S: 15	R: 2	H: 1	E: 1	K: 1	S: 15	R: 0	H: 1	E: 0	K: 2	S: 13	R: 0	H: 0	E: 0	K: 0	S: 6	R: 0	H: 0	E: 0	K: 1	S: 8	R: 0	H: 0	E: 0	K: 1	S: 9	R: 0	H: 0	E: 0	K: 0	S: 7
Pitcher		IP	WLS	BF	H	R	ER	SO	BB	IBB	HBP	BLK	WP	HR	S	P	ERA	WHIP																							
Mike Magnante, L		(1, 1)	2.0	L	13	8	6	6	0	0	0	0	0	0	25	41	27.00	4.000																							
Mark Davis, L		(3, 1)	3.0		15	2	2	1	3	5	0	0	0	1	0	34	70	3.00	2.333																						
Hipolito Pichardo, R		(6, 1)	2.0		6	0	0	0	2	0	0	0	0	0	17	28	0.00	0.000																							
Rusty Meacham, R		(8, 1)	1.0		3	0	0	0	0	0	0	0	0	0	7	11	0.00	0.000																							

**Kansas City Royals @ Cleveland Indians**  
Cleveland Municipal Stadium, Cleveland, OH

Tue May 05 1992, 7:05 PM EDT  
Att. 5,021 - Cloudy - 47 F


[livebaseballscorecards.com](http://livebaseballscorecards.com)

WP: 1 PA: 37

PB: 1

SB: 1

CS: 0



Batter	1	2	3	4	5	6	7	8	9	AB R H RBI BB SO LOB	TOP
Paul Molitor, R (1, 10) OBP: 0.327, SLG: 0.333	1-1 G6-3		2-3 K		2 SAFE 4-0 1B IBB		4-1 BB			2 0 0 0 2 1 1	<b>Milwaukee Brewers @ Kansas City Royals</b> Royals Stadium, Kansas City, MO Wed May 06 1992, 8:05 PM EDT Att. 17,271 - Sunny - 63 F
Pat Listach, S (1, 6) OBP: 0.345, SLG: 0.373	2-2 G3-1		0-1 F7		2-2 1B		1-1 G3			4 0 1 0 0 0 3	
Robin Yount, R (1, 8) OBP: 0.298, SLG: 0.349	1-1 F7			3-3 K		2-1 F8		2-1 G6-3		4 0 0 0 0 1 0	
Greg Vaughn, R (1, 7) OBP: 0.344, SLG: 0.538		0-1 F9		0-0 F8		0-2 G6-3		1-1 G5-3		4 0 0 0 0 0 0	
Franklin Stubbs, L (1, 3) OBP: 0.279, SLG: 0.392		2-3 K		1-1 L9		4-0 BB		0-0 G6-3		3 0 0 0 1 1 0	
Dante Bichette, R (1, 9) OBP: 0.352, SLG: 0.373		1-1 2B		1-2 1B SF7		2-2 P3		1-0 E6 P1-6 1B		4 1 2 0 0 0 1	
B.J. Surhoff, L (1, 2) OBP: 0.170, SLG: 0.171		1-2 G6-3		0-0 G4-3		0-1 G4-3		0-0 1B		4 0 1 0 0 0 2	
Kevin Seitzer, R (1, 5) OBP: 0.323, SLG: 0.358			1-1 G4-3 2B		2-1 SF7 1B		2-2 G3 1B		0-0 P1-6	4 0 3 0 0 0 2	
Jim Gantner, L (1, 4) OBP: 0.291, SLG: 0.257			0-0 G4-3		0-0 SF7		3-1 G3		0-2 G4-3	3 0 0 1 0 0 3	
<b>Inning Stats</b>	R: 0 H: 0 E: 0 LOB: 0 K: 0 BB: 0 S: 7 P: 11	R: 0 H: 1 E: 0 LOB: 1 K: 1 BB: 0 S: 11 P: 15	R: 0 H: 1 E: 0 LOB: 1 K: 1 BB: 0 S: 8 P: 11	R: 0 H: 0 E: 0 LOB: 0 K: 1 BB: 0 S: 6 P: 10	R: 1 H: 3 E: 0 LOB: 2 K: 0 BB: 1 S: 13 P: 22	R: 0 H: 0 E: 0 LOB: 1 K: 0 BB: 1 S: 8 P: 16	R: 0 H: 1 E: 0 LOB: 2 K: 0 BB: 1 S: 12 P: 22	R: 0 H: 0 E: 0 LOB: 0 K: 0 BB: 0 S: 5 P: 8	R: 0 H: 1 E: 1 LOB: 1 K: 0 BB: 0 S: 6 P: 7	1B: 5 SF: 1 2B: 3 SAC: 0 3B: 0 DP: 1 HR: 0 HBP: 0	WP: 0 PA: 36 PB: 0 SB: 0 CS: 0
<b>PITCHER</b>	IP WLS BF H R ER SO BB IBB HBP BLK WP HR S P ERA WHIP										
Mark Gubicza, R (1, 1) ERA: 3.89	7.0 W 29 6 1 1 3 2 1 0 0 0 0 65 107 1.29 1.143										
Jeff Montgomery, R (8, 1) ERA: 3.07	2.0 S 7 1 0 0 0 0 0 0 0 0 0 0 11 15 0.00 0.500										

livebaseballscorecards.com

<b>AB</b>	32
<b>R</b>	1
<b>H</b>	7
<b>RBI</b>	1
<b>BB</b>	3
<b>SO</b>	3
<b>LOB</b>	12



Batter	1	2	3	4	5	6	7	8	9
Keith Miller, R OBP: 0.360, SLG: 0.446 (1, 4) C C B X	1-2 F9		4-2 S BB		2-1 1-H 2B		1-0 1-3 2B		
Brian McRae, S OBP: 0.230, SLG: 0.252 (1, 8) B X	1-0 G4-3		4-2 1 SAFE 1 SAFE 1-2 BB		1-3 K		1-0 3-H SF7		
Gregg Jefferies, S OBP: 0.296, SLG: 0.324 (1, 5) B C X	1-1 F8		3-2 G3-1			1-1 P5	0-1 G6-3		
Wally Joyner, L OBP: 0.374, SLG: 0.477 (1, 3) B S X		1-1 G1-6-3		2-2 F7		3-2 P6		0-0 F7	
George Brett, L OBP: 0.304, SLG: 0.363 (1, 10) X		0-0 FC6-4 1B		1-1 G4-3		1-2 2B		1-2 F9	
Kevin McReynolds, R OBP: 0.291, SLG: 0.367 (1, 7) C B B X		2-1 FC6-4 1-2f		0-2 F8		2-0 G5-3		2-1 2B	
Jim Eisenreich, L OBP: 0.269, SLG: 0.348 (1, 9) B B X		1-2 L6			0-2 F7		0-0 HR	1-2 G6-3	
Brent Mayne, L OBP: 0.217, SLG: 0.190 (1, 2) B S F B B X			3-2 F7		0-2 E6 2B		2-2 FC5-4 1B		
Rico Rossy, R OBP: 0.294, SLG: 0.321 (1, 6) B F B X			2-1 F7		2-2 1 SAFE F9		2-1 1-2f FC5-4 2B SF7		

Inning Stats		R: 0	H: 0	E: 0	K: 0	S: 6	R: 0	H: 1	E: 0	K: 0	S: 8	R: 0	H: 0	E: 0	K: 0	S: 16	R: 1	H: 1	E: 1	K: 1	S: 15	R: 0	H: 1	E: 0	K: 0	S: 11	R: 2	H: 3	E: 0	K: 0	S: 10	R: 0	H: 1	E: 0	K: 0	S: 9				
IP		7.2	7	7	3	2	1	2	0	0	0	0	0	0	0	0	0	0	0	0	0	0	0	0	0	0	0	0	0	0	0	0	0	0	0	0	0			
WLS		L																																						
BF		33																																						
H		7																																						
R		3																																						
ER		2																																						
SO		1																																						
BB		0																																						
P:		9																																						
LOB:		0																																						
1B:		2																																						
2B:		4																																						
3B:		0																																						
HR:		1																																						
SF:		1																																						
SAC:		0																																						
DP:		0																																						
HBP:		0																																						

**BOTTOM**

**Milwaukee Brewers @ Kansas City Royals**  
 Royals Stadium, Kansas City, MO

Wed May 06 1992, 8:05 PM EDT  
 Att. 17,271 - Sunny - 63 F

livebaseballscorecards.com

AB	31
R	3
H	7
RBI	3
BB	2
SO	1
LOB	10



WP: 0	PA: 34
PB: 0	
SB: 2	
CS: 0	

Batter	1	2	3	4	5	6	7	8	9	AB R H RBI BB SO LOB	TOP											
Paul Molitor, R (1, 3) OBP: 0.357, SLG: 0.370	2-1 3B 1B		2-2 1B S 1B		0-2 S 1B		0-1 1B 2B		4-1 DI BB	4 2 4 0 1 0 0	<b>Milwaukee Brewers @ Kansas City Royals</b> Royals Stadium, Kansas City, MO Thu May 07 1992, 8:05 PM EDT Att. 21,518 - Sunny - 69 F											
Pat Listach, S (1, 6) OBP: 0.367, SLG: 0.418	1-0 1B 3B		1-0 P8-3-6 1B		0-0 F8		1-0 F9		4-1 FC5-4 BB	4 1 2 1 1 0 2												
Robin Yount, R (1, 8) OBP: 0.303, SLG: 0.352	0-0 CS 1B 1B		1-2 P8-3-6 1-2f		2-2 F9 1-2		2-1 F9 2-H 1B		1-0 FC5-4 1-2f	5 0 2 2 0 0 5												
Greg Vaughn, R (1, 7) OBP: 0.330, SLG: 0.512	1-0 F9		0-1 P4			0-0 L8		0-0 F7		4 0 0 0 0 0 3												
Dante Bichette, R (1, 9) OBP: 0.362, SLG: 0.382	0-1 1-2 1B			1-0 G4-1		2-0 2B SF8 1B		1-1 F8		4 1 2 0 0 0 0												
Kevin Seitzer, R (1, 5) OBP: 0.330, SLG: 0.369	0-1 F8			2-1 F9		1-0 1-3 2B		4-1 G5-4-3 BB		3 0 1 0 1 0 2												
B.J. Surhoff, L (1, 2) OBP: 0.174, SLG: 0.176	3-2 CS 2-3			1-1 FC5-4 1B		1-0 SF8 3-H		0-1 G5-4-3 1-2f		3 0 1 1 0 0 1												
Tim McIntosh, R (1, 10) OBP: 0.105, SLG: 0.105				0-0 FC5-4 1-2f		1-1 G6-3		1-2 G3-6-1 1B		3 0 0 0 0 0 2												
Jim Gantner, L (9, PH) OBP: 0.300, SLG: 0.268										1 0 1 0 0 0 0												
Scott Fletcher, R (1, 4) OBP: 0.333, SLG: 0.359										3 0 0 0 0 0 0												
Franklin Stubbs, L (9, PH) OBP: 0.276, SLG: 0.388										1 0 0 0 0 0 1												
<b>Inning Stats</b>	R: 2 E: 0 K: 0 S: 11	H: 4 LOB: 1 BB: 0 P: 18	R: 0 E: 0 K: 0 S: 7	H: 0 LOB: 0 BB: 0 P: 10	R: 0 E: 0 K: 0 S: 10	H: 2 LOB: 1 BB: 0 P: 14	R: 0 E: 0 K: 0 S: 6	H: 1 LOB: 1 BB: 0 P: 10	R: 0 E: 0 K: 0 S: 9	H: 1 LOB: 1 BB: 0 P: 12	R: 1 E: 0 K: 0 S: 6	H: 2 LOB: 1 BB: 0 P: 11	R: 1 E: 0 K: 0 S: 9	H: 2 LOB: 1 BB: 0 P: 14	R: 0 E: 0 K: 0 S: 5	H: 0 LOB: 0 BB: 1 P: 10	R: 0 E: 0 K: 0 S: 9	H: 1 LOB: 2 BB: 2 P: 19	1B: 10 2B: 3 3B: 1 HR: 0	SF: 1 SAC: 0 DP: 3 HBP: 0	WP: 0 PB: 0 SB: 2 CS: 1	PA: 40
<b>PITCHER</b>	IP WLS BF H R ER SO BB IBB HBP BLK WP HR S P ERA WHIP																					
Curt Young, L (1, 1) ERA: 3.68	5.1 W 24 10 3 3 0 0 0 0 0 0 0 0 46 70 5.06 1.875																					
Neal Heaton, L (6, 1) ERA: 3.43	2.2 10 2 1 1 0 1 0 0 0 0 0 0 17 29 3.38 1.125																					
Jeff Montgomery, R (9, 1) ERA: 2.87	1.0 S 5 1 0 0 0 2 0 0 0 0 0 0 9 19 0.00 3.000																					

livebaseballscorecards.com

AB	35
R	4
H	13
RBI	4
BB	3
SO	0
LOB	16



Batter	1	2	3	4	5	6	7	8	9	AB	R	H	RBI	BB	SO	LOB
Keith Miller, R OBP: 0.362, SLG: 0.443 (1, 4)	3-2 G4-3	1-1 F9		3-2 FC6-5 2B		0-0 1B		0-0 L1-3 1B		5	1	2	0	0	0	1
Brian McRae, S OBP: 0.237, SLG: 0.262 (1, 8)	4-2 2B BB	0-1 G5-3		0-0 1-H 2B		3-1 F8		2-3 K		4	1	1	1	1	1	2
Gregg Jefferies, S OBP: 0.292, SLG: 0.327 (1, 5)	0-0 BB 1-3 1B 2B		2-0 L4	3-2 F7		0-1 F8		1-1 L1-3		5	1	1	0	0	0	3
Wally Joyner, L OBP: 0.387, SLG: 0.491 (1, 3)	2-2 BB 1B HBP		0-0 1B SF7 1B		1-0 G4-3 2B		0-1 F7			3	2	2	0	0	0	0
George Brett, L OBP: 0.302, SLG: 0.358 (1, 10)	1-3 K		1-2 SF7 1B		0-0 P2		1-2 P4			4	0	1	0	0	1	4
Kevin McReynolds, R OBP: 0.308, SLG: 0.367 (1, 7)	4-1 1B BB		1-0 SF7		4-0 G4-3 IBB		4-2 PB 1B BB			0	1	0	2	3	0	0
Bob Melvin, R OBP: 0.421, SLG: 0.500 (1, 2)	2-1 1B		1-3 K		0-2 G4-3		1-0 1B PB 1B			4	0	2	2	0	1	3
Gary Thurman, R OBP: 0.444, SLG: 0.706 (1, 9)	0-0 F9			4-1 FC6-5 SH1-3 BB		0-2 P3		2-0 1B		2	0	0	0	1	0	4
Jim Eisenreich, L OBP: 0.283, SLG: 0.362 (7, PH) (8, 9)								1-3 2-H 3-H 1B		1	0	1	1	0	0	0
Rico Rossy, R OBP: 0.270, SLG: 0.290 (1, 6)		0-0 G5-3		0-0 SH1-3		1-3 K		2-3 K		3	0	0	0	0	2	2

Inning Stats	R: 3	H: 2	E: 0	K: 1	S: 18	LOB: 2	BB: 2	P: 34	R: 0	H: 0	E: 0	K: 0	S: 5	LOB: 0	BB: 0	P: 6	R: 1	H: 2	E: 0	K: 1	S: 10	LOB: 1	BB: 0	P: 15	R: 1	H: 1	E: 0	K: 0	S: 13	LOB: 1	BB: 1	P: 23	R: 0	H: 1	E: 0	K: 0	S: 8	LOB: 2	BB: 1	P: 13	R: 0	H: 1	E: 0	K: 1	S: 8	LOB: 1	BB: 0	P: 12	R: 1	H: 2	E: 0	K: 1	S: 12	LOB: 2	BB: 1	P: 22	R: 0	H: 1	E: 0	K: 1	S: 7	LOB: 0	BB: 0	P: 10
--------------	------	------	------	------	-------	--------	-------	-------	------	------	------	------	------	--------	-------	------	------	------	------	------	-------	--------	-------	-------	------	------	------	------	-------	--------	-------	-------	------	------	------	------	------	--------	-------	-------	------	------	------	------	------	--------	-------	-------	------	------	------	------	-------	--------	-------	-------	------	------	------	------	------	--------	-------	-------

PITCHER	IP	WLS	BF	H	R	ER	SO	BB	IBB	HBP	BLK	WP	HR	S	P	ERA	WHIP
Dan Plesac, L ERA: 4.91 (1, 1)	5.0	L	26	6	5	5	2	3	1	1	0	0	0	54	91	9.00	1.800
Ed Nunez, R ERA: 3.72 (6, 1)	1.2		8	2	1	0	1	1	0	0	0	0	0	16	26	0.00	1.800
Jesse Orosco, L ERA: 6.75 (7, 1)	0.1		2	1	0	0	1	0	0	0	0	0	0	4	8	0.00	3.000
Darren Holmes, R ERA: (8, 1)	1.0		3	1	0	0	1	0	0	0	0	0	0	7	10	0.00	1.000


**BOTTOM**

**Milwaukee Brewers @ Kansas City Royals**  
**Royals Stadium, Kansas City, MO**

Thu May 07 1992, 8:05 PM EDT  
Att. 21,518 - Sunny - 69 F

AB	31
R	6
H	10
RBI	6
BB	5
SO	5
LOB	19

WP: 0 PA: 39  
PB: 1  
SB: 0  
CS: 0



PITCHER	IP	WLS	BF	H	R	ER	SO	BB	IBB	HBP	BLK	WP	HR	S	P	ERA	WHIP
---------	----	-----	----	---	---	----	----	----	-----	-----	-----	----	----	---	---	-----	------

Batter	1	2	3	4	5	6	7	8	9	AB R H RBI BB SO LOB	TOP											
Wade Boggs, L (1, 5) OBP: 0.352, SLG: 0.296	1-2 G3-1		2-2 F7		1-0 SAFE G4-3		2-2 G4-3		1-2 G6-3	5 0 0 0 0 0 2	<b>Boston Red Sox @ Kansas City Royals</b> Royals Stadium, Kansas City, MO Fri May 08 1992, 8:05 PM EDT Att. 22,063 - Cloudy - 74 F											
Jody Reed, R (1, 4) OBP: 0.386, SLG: 0.432	3-1 L6		0-1 P3		2-0 2B		1-0 F7		2-3 K	5 0 1 1 0 1 1												
Herm Winningham, L (1, 7) OBP: 0.316, SLG: 0.333	2-0 FC6-4 1B			2-0 1B	2-2 G6-3			1-3 K		4 0 2 0 0 1 1												
Ellis Burks, R (1, 8) OBP: 0.321, SLG: 0.379	1-1 FC6-4 1-2f			1 SAFE 2-1 1B		2-2 F9		1-0 F9		4 0 1 0 0 0 1												
Phil Plantier, L (1, 9) OBP: 0.330, SLG: 0.344		2-0 2B		0-0 F7		0-0 G5-3 2B		4-0 E BB		3 0 2 0 1 0 2												
Jack Clark, R (1, 10) OBP: 0.301, SLG: 0.203		2-3 K		3-3 K		1-1 G5-3		3-2 E5		4 0 0 0 0 2 5												
Bob Zupcic, R (8, PR) OBP: 0.350, SLG: 0.368				1-2 2-3 K		2-3 K		1-2 K		0 0 0 0 0 0 0												
Mo Vaughn, L (1, 3) OBP: 0.372, SLG: 0.292		1-3 K		1-3 K		4-2 BB		2-3 K		3 0 0 0 1 3 5												
Tony Peña, R (1, 2) OBP: 0.250, SLG: 0.321		0-1 G6-3			0-0 G5-3		2-3 K		1-0 G6-3 2B	3 0 0 0 0 1 3												
Scott Cooper, L (9, PH) OBP: 0.286, SLG: 0.278										1 0 1 0 0 0 0												
Luis Rivera, R (1, 6) OBP: 0.386, SLG: 0.317			1-3 K		1-0 G4-3 2B 1B		1-1 F8		2 SAFE 2-1 P8	4 1 1 0 0 1 1												
<b>Inning Stats</b>	R: 0 E: 0 K: 0 S: 8	H: 1 LOB: 1 BB: 0 P: 15	R: 0 E: 0 K: 2 S: 10	H: 1 LOB: 1 BB: 0 P: 15	R: 0 E: 0 K: 1 S: 9	H: 0 LOB: 0 BB: 0 P: 12	R: 0 E: 1 K: 2 S: 11	H: 2 LOB: 2 BB: 0 P: 18	R: 1 E: 0 K: 0 S: 8	H: 2 LOB: 1 BB: 0 P: 14	R: 0 E: 0 K: 1 S: 14	H: 1 LOB: 2 BB: 1 P: 23	R: 0 E: 0 K: 0 S: 6	H: 0 LOB: 0 BB: 0 P: 10	R: 0 E: 1 K: 2 S: 11	H: 0 LOB: 2 BB: 1 P: 22	R: 0 E: 0 K: 1 S: 9	H: 1 LOB: 1 BB: 0 P: 15	1B: 4 2B: 4 3B: 0 HR: 0	SF: 0 SAC: 0 DP: 0 HBP: 0	WP: 0 PB: 0 SB: 0 CS: 0	PA: 38
<b>PITCHER</b>	IP WLS BF H R ER SO BB IBB HBP BLK WP HR S P ERA WHIP																					
Kevin Appier, R (1, 1) ERA: 1.4	8.0 W 34 7 1 1 8 2 0 0 0 0 0 0 77 129 1.12 1.125																					
Jeff Montgomery, R (9, 1) ERA: 2.7	1.0 S 4 1 0 0 1 0 0 0 0 0 0 0 9 15 0.00 1.000																					

livebaseballscorecards.com

AB	36
R	1
H	8
RBI	1
BB	2
SO	9
LOB	21





Batter	1	2	3	4	5	6	7	8	9
Keith Miller, R OBP: 0.358, SLG: 0.445 (1, 4)	3-2 G6-3			2-2 SH1-4-3 E 2B		1-1 G5-3		2-3 K	
Brian McRae, S OBP: 0.248, SLG: 0.266 (1, 8)	1-0 CS 1B			2-1 SH1-4-3 2-3		4-1 BB		2-1 F9	
Gregg Jefferies, S OBP: 0.285, SLG: 0.318 (1, 5)	1-3 K 1-2			0-0 E4 G4-6-3		0-1 F8			
Wally Joyner, L OBP: 0.377, SLG: 0.478 (1, 3)				0-0 G4-6-3 1-2f		1-3 K			
George Brett, L OBP: 0.294, SLG: 0.347 (1, 10)						0-0 F7		0-0 G4-3	
Kevin McReynolds, R OBP: 0.300, SLG: 0.355 (1, 7)						1-2 E3 1B FC4-6		1-2 F8	
Bob Melvin, R OBP: 0.409, SLG: 0.476 (1, 2)						0-0 F9 FC4-6 1B		1-0 P4	
Gary Thurman, R OBP: 0.381, SLG: 0.600 (1, 9)						0-2 FC4-6 1-2f 3-H		0-0 G5-3	
Rico Rossy, R OBP: 0.275, SLG: 0.273 (1, 6)						2-0 G5-3		4-1 BB	

Inning Stats	R: 0	H: 1	E: 0	LOB: 0	K: 1	P: 14	R: 0	H: 0	E: 0	LOB: 0	K: 1	P: 12	R: 0	H: 0	E: 0	LOB: 0	K: 1	P: 9	R: 1	H: 1	E: 1	LOB: 0	K: 0	P: 11	R: 1	H: 1	E: 1	LOB: 1	K: 0	P: 12	R: 0	H: 0	E: 0	LOB: 1	K: 1	P: 15	R: 0	H: 0	E: 0	LOB: 0	K: 0	P: 7	R: 0	H: 0	E: 0	LOB: 1	K: 1	P: 16	
1B: 2	SF: 0	2B: 1	SAC: 1	3B: 0	DP: 1	HR: 0	HBP: 0	WP: 0	PA: 29	1B: 2	SF: 0	2B: 1	SAC: 1	3B: 0	DP: 1	HR: 0	HBP: 0	WP: 0	PA: 29	1B: 2	SF: 0	2B: 1	SAC: 1	3B: 0	DP: 1	HR: 0	HBP: 0	WP: 0	PA: 29	1B: 2	SF: 0	2B: 1	SAC: 1	3B: 0	DP: 1	HR: 0	HBP: 0	WP: 0	PA: 29	1B: 2	SF: 0	2B: 1	SAC: 1	3B: 0	DP: 1	HR: 0	HBP: 0	WP: 0	PA: 29

PITCHER	IP	WLS	BF	H	R	ER	SO	BB	IBB	HBP	BLK	WP	HR	S	P	ERA	WHIP	PITCHER	IP	WLS	BF	H	R	ER	SO	BB	IBB	HBP	BLK	WP	HR	S	P	ERA	WHIP														
Joe Hesketh, L ERA: 2.59 (1, 1)	8.0	L	29	3	2	0	5	2	0	0	0	0	0	63	96	0.00	0.625																																


**BOTTOM**

**Boston Red Sox @ Kansas City Royals**  
**Royals Stadium, Kansas City, MO**

Fri May 08 1992, 8:05 PM EDT  
 Att. 22,063 - Cloudy - 74 F

livebaseballscorecards.com

<b>AB</b>	<b>26</b>
<b>R</b>	<b>2</b>
<b>H</b>	<b>3</b>
<b>RBI</b>	<b>1</b>
<b>BB</b>	<b>2</b>
<b>SO</b>	<b>5</b>
<b>LOB</b>	<b>8</b>



Batter	1	2	3	4	5	6	7	8	9	AB	R	H	RBI	BB	SO	LOB	TOP					
Herm Winningham, L (1, 7) OBP: 0.317, SLG: 0.333 Bob Zuppic, R (6, 7) OBP: 0.364, SLG: 0.350	2-0 G3-1		0-1 G1-6-3 1B		0-0 FC E5		2-0 FC5 HBP	0-3 K		3	0	1	0	0	0	1						
Jody Reed, R (1, 4) OBP: 0.386, SLG: 0.440	1-1 2B		1-2 G1-6-3 1-2f		2-2 G6-3		1-2 P2		2-2 G5-4-3 1B	5	0	2	1	0	0	4						
Wade Boggs, L (1, 5) OBP: 0.361, SLG: 0.304	4-2 BB			3-2 WP SF9 1B	3-1 F7		0-1 F8		3-2 G5-4-3 1B	4	1	2	0	1	0	3						
Ellis Burks, R (1, 8) OBP: 0.316, SLG: 0.370	1-3 K			2-2 SF9 WP SF8 1B	0-0 E5		3-1 FC5		1-0 G5-4-3	5	1	1	0	0	1	7						
Phil Plantier, L (1, 10) OBP: 0.325, SLG: 0.333	1-0 F8			2-0 SF9		2-2 G4-3		4-1 1B BB	3-2 G3	3	1	0	1	1	0	3						
Tom Brunansky, R (1, 9) OBP: 0.390, SLG: 0.313		4-0 G4-6-3 BB		1-1 SF8		1-1 E3 FC1-4		0-1 1B G6-4-3 1B		2	1	1	1	1	0	0						
Scott Cooper, L (1, 3) OBP: 0.320, SLG: 0.286		3-2 F7		4-1 BB		1-0 FC1-4		1-0 G6-4-3 1B		3	0	1	1	1	0	2						
Tony Peña, R (1, 2) OBP: 0.239, SLG: 0.306		1 SAFE 3-2 G4-6-3		2-2 F8		2-1 G4-3		1-1 G6-4-3		4	0	0	0	0	0	4						
Tim Naehring, R (1, 6) OBP: 0.359, SLG: 0.382			3-3 K		4-2 E FC G6-3 BB		0-1 HBP 1B		2-2 HBP	2	1	1	0	1	1	0						
<b>Inning Stats</b>	R: 0 E: 0 K: 1 S: 9	H: 1 LOB: 2 BB: 1 P: 18	R: 0 E: 0 K: 0 S: 7	H: 0 LOB: 0 BB: 1 P: 17	R: 0 E: 0 K: 1 S: 9	H: 1 LOB: 0 BB: 0 P: 13	R: 2 E: 0 K: 0 S: 20	H: 2 LOB: 1 BB: 1 P: 33	R: 1 E: 2 K: 0 S: 11	H: 0 LOB: 2 BB: 1 P: 20	R: 0 E: 1 K: 0 S: 9	H: 0 LOB: 1 BB: 0 P: 15	R: 0 E: 0 K: 0 S: 9	H: 1 LOB: 2 BB: 0 P: 15	R: 2 E: 0 K: 1 S: 11	H: 2 LOB: 1 BB: 1 P: 19	R: 0 E: 0 K: 0 S: 10	H: 2 LOB: 1 BB: 0 P: 19	1B: 8 2B: 1 3B: 0 HR: 0	SF: 2 SAC: 0 DP: 4 HBP: 2	WP: 1 PB: 0 SB: 0 CS: 0	PA: 41
<b>PITCHER</b>	IP WLS BF H R ER SO BB IBB HBP BLK WP HR S P ERA WHIP																	<b>PITCHER</b>	IP WLS BF H R ER SO BB IBB HBP BLK WP HR S P ERA WHIP			
Tom Gordon, R (1, 1) ERA: 4.69	5.0 L 22 4 3 2 2 4 0 0 0 1 0 56 101 3.60 1.600																					
Mike Boddicker, R (6, 1) ERA: 4.38	3.0 15 3 2 2 1 1 0 2 0 0 0 0 29 49 6.00 1.333																					
Rusty Meacham, R (9, 1) ERA: 0.93	1.0 4 2 0 0 0 0 0 0 0 0 0 0 10 19 0.00 2.000																					

**Boston Red Sox @ Kansas City Royals**  
**Royals Stadium, Kansas City, MO**  
 Sat May 09 1992, 4:33 AM EDT  
 Att. 28,444 - Sunny - 81 F

[livebaseballscorecards.com](http://livebaseballscorecards.com)

<b>AB</b>	<b>32</b>
<b>R</b>	<b>5</b>
<b>H</b>	<b>9</b>
<b>RBI</b>	<b>4</b>
<b>BB</b>	<b>5</b>
<b>SO</b>	<b>3</b>
<b>LOB</b>	<b>25</b>



Batter	1	2	3	4	5	6	7	8	9	AB	R	H	RBI	BB	SO	LOB
<b>Curtis Wilkerson, S</b> (1, 4) OBP: 0.103, SLG: 0.074	4-1 CS BB			0-2 G3-1			0-0 G4-3		0-0 G5-3	3	0	0	0	1	0	0
<b>Brian McRae, S</b> (1, 8) OBP: 0.240, SLG: 0.257	2-3 K 1-2			3-2 G6-3			3-2 F9		1-0 G3-1	4	0	0	0	0	1	1
<b>Gregg Jefferies, S</b> (1, 5) OBP: 0.278, SLG: 0.310	0-0 G6-3			0-2 G6-3			2-1 G4-3			3	0	0	0	0	0	0
<b>Wally Joyner, L</b> (1, 3) OBP: 0.374, SLG: 0.474		1-0 G4-3			3-2 G4-3			2-1 FC4-6 1B		1	0	0	0	0	0	0
<b>Bob Melvin, R</b> (5, PH) OBP: 0.417, SLG: 0.478 (6, 3)										2	0	1	0	0	0	0
<b>George Brett, L</b> (1, 10) OBP: 0.304, SLG: 0.356		1-0 CS 1B			2-2 G4-3			0-1 FC4-6 1B		3	0	2	0	0	0	0
<b>Jim Eisenreich, L</b> (1, 9) OBP: 0.268, SLG: 0.340		0-0 F7			2-2 G6-3			0-0 L9		3	0	0	0	0	0	3
<b>Chris Gwynn, L</b> (1, 7) OBP: 0.294, SLG: 0.294		1-1 CS 1-2	0-2 G4-3			2-3 K2-3		0-0 FC4-6 1-2f 2-3		3	0	0	0	0	1	2
<b>Brent Mayne, L</b> (1, 2) OBP: 0.192, SLG: 0.167			1-0 G4-3			0-0 L6		3-3 K		3	0	0	0	0	1	2
<b>Rico Rossy, R</b> (1, 6) OBP: 0.262, SLG: 0.257			1-3 K			0-0 F8			0-0 G4-3	2	0	0	0	0	1	0
<b>Mike Macfarlane, R</b> (9, PH) OBP: 0.356, SLG: 0.368										1	0	0	0	0	0	0

Inning Stats	R: 0	H: 0	R: 0	H: 1	R: 0	H: 0	R: 0	H: 0	R: 0	H: 0	R: 0	H: 0	R: 0	H: 2	R: 0	H: 0	
	E: 0	LOB: 0	E: 0	LOB: 0	E: 0	LOB: 0	E: 0	LOB: 0	E: 0	LOB: 0	E: 0	LOB: 0	E: 0	LOB: 2	E: 0	LOB: 0	
	K: 1	BB: 1	K: 0	BB: 0	K: 0	BB: 0	K: 0	BB: 0	K: 1	BB: 0	K: 0	BB: 0	K: 1	BB: 0	K: 0	BB: 0	
	S: 8	P: 14	S: 4	P: 7	S: 10	P: 12	S: 12	P: 15	S: 10	P: 17	S: 6	P: 8	S: 7	P: 12	S: 10	P: 15	
<b>PITCHER</b>	IP	WLS	BF	H	R	ER	SO	BB	IBB	HBP	BLK	WP	HR	S	P	ERA	WHIP
<b>Roger Clemens, R</b> (1, 1) ERA: 1.89	9.0	W	29	3	0	0	4	1	0	0	0	0	0	70	104	0.00	0.444


**BOTTOM**

**Boston Red Sox @ Kansas City Royals**  
Royals Stadium, Kansas City, MO

Sat May 09 1992, 4:33 AM EDT  
Att. 28,444 - Sunny - 81 F

AB	28
R	0
H	3
RBI	0
BB	1
SO	4
LOB	8

livebaseballscorecards.com



WP: 0	PA: 30
PB: 0	
SB: 0	
CS: 2	

Batter	1	2	3	4	5	6	7	8	9	AB R H RBI BB SO LOB	TOP											
Tim Naehring, R OBP: 0.341, SLG: 0.359 (1, 5) B F X	2-1 F9 1B	1-0 G5-3 1B		1-2 G6-3 1B		0-0 PB HR G4-3 1B		2-3 K 1B		5 1 1 0 0 1 0	<p><b>Boston Red Sox @ Kansas City Royals</b>  <b>Royals Stadium, Kansas City, MO</b>  Sun May 10 1992, 4:33 AM EDT  Att. 19,180 - Cloudy - 79 F</p>											
Jody Reed, R OBP: 0.387, SLG: 0.438 (1, 4) C X	0-1 BB 1B 1B		0-1 1B HR 1B	1-0 F9 1B		3-2 G4-3 1-2		0-1 G5-3 1B		5 2 2 0 0 0 1												
Wade Boggs, L OBP: 0.362, SLG: 0.302 (1, 10) B F B SAFE B B	4-1 F8 1B 1-2 2B BB		2-1 SAFE HR 1-2 1B	2-2 G6-3 1B		0-1 G4-3 2-3		2-2 F8 1B		4 2 1 0 1 0 1												
Jack Clark, R OBP: 0.330, SLG: 0.315 Scott Cooper, L OBP: 0.320, SLG: 0.286 (1, 3) (9, 3) C B F X	1-2 2B 1-2 2-H 1B		0-0 1-H 2-H HR		4-2 E 1B BB E	2-1 HR 3-H		1-3 K 1B		4 4 3 6 1 1 0 0 0 0 0 0 0 0												
Ellis Burks, R OBP: 0.311, SLG: 0.390 (1, 8) X	0-0 F8 2-3		3-3 K 1B		1-2 F7 1B	2-1 G5-3 1B		1-0 HR 1B		5 1 1 1 0 1 3												
Tom Brunansky, R OBP: 0.391, SLG: 0.351 (1, 9) X	0-0 1-H 3-H 2B		2-3 K 1B		2-3 K 1B		1-3 K 1B		0-2 1B	5 0 2 2 0 3 1												
Bob Zupcic, R OBP: 0.370, SLG: 0.360 (1, 7) B B X	2-0 F8 1B		2-2 1B 1B		0-1 E6 1-3 1B		0-0 F8 1B		1-2 L7 1B	5 0 2 0 0 0 2												
Luis Rivera, R OBP: 0.378, SLG: 0.313 (1, 6) C B X		1-1 G6-3 1B	3-1 FC5-4 1B		1-1 E6 1-2 3-H 1B		2-2 G4-3 1B			4 0 1 0 0 0 1												
John Flaherty, R OBP: 0.200, SLG: 0.267 (1, 2) X		0-0 G5-3 1B	0-2 FC5-4 1-2		1-1 P3 1B			0-0 L8 1B		4 0 0 0 0 0 4												
<b>Inning Stats</b>	R: 3 E: 0 K: 0 S: 11	H: 3 LOB: 1 BB: 1 P: 20	R: 0 E: 0 K: 0 S: 4	H: 0 LOB: 0 BB: 0 P: 6	R: 3 E: 0 K: 2 S: 20	H: 5 LOB: 2 BB: 0 P: 32	R: 0 E: 0 K: 0 S: 7	H: 0 LOB: 0 BB: 0 P: 11	R: 1 E: 2 K: 1 S: 16	H: 1 LOB: 2 BB: 1 P: 25	R: 2 E: 0 K: 0 S: 10	H: 2 LOB: 0 BB: 0 P: 17	R: 0 E: 0 K: 1 S: 7	H: 0 LOB: 0 BB: 0 P: 10	R: 0 E: 0 K: 1 S: 7	H: 0 LOB: 0 BB: 0 P: 9	R: 1 E: 0 K: 1 S: 13	H: 2 LOB: 1 BB: 0 P: 18	1B: 9 2B: 1 3B: 0 HR: 3	SF: 0 SAC: 0 DP: 0 HBP: 0	WP: 0 PB: 1 SB: 0 CS: 0	PA: 43
<b>PITCHER</b>	IP WLS BF H R ER SO BB IBB HBP BLK WP HR S P ERA WHIP																					
Mike Magnante, L ERA: 9.18 (1, 1)	2.2 L 16 7 6 6 2 1 0 0 0 0 1 30 50 20.25 3.000																					
Hipolito Pichardo, R ERA: 6.52 (3, 1)	3.1 16 4 3 2 1 1 0 0 0 0 1 38 61 5.40 1.500																					
Rusty Meacham, R ERA: 0.77 (7, 1)	2.0 6 0 0 0 2 0 0 0 0 0 0 14 19 0.00 0.000																					
Neal Heaton, L ERA: 3.68 (9, 1)	1.0 5 2 1 1 1 0 0 0 0 0 1 13 18 9.00 2.000																					

livebaseballscorecards.com

<b>AB</b>	<b>41</b>
<b>R</b>	<b>10</b>
<b>H</b>	<b>13</b>
<b>RBI</b>	<b>9</b>
<b>BB</b>	<b>2</b>
<b>SO</b>	<b>6</b>
<b>LOB</b>	<b>13</b>



BOTTOM

Boston Red Sox @ Kansas City Royals  
Royals Stadium, Kansas City, MO

Sun May 10 1992, 4:33 AM EDT  
Att. 19,180 - Cloudy - 79 F

livebaseballscorecards.com

AB	35
R	6
H	9
RBI	6
BB	3
SO	1
LOB	13



WP:	0	PA:	38
PB:	0		
SB:	0		
CS:	0		

AB	R	H	RBI	BB	SO	LOB
4	0	0	1	0	0	3
1	0	0	0	0	1	0

4	0	1	2	1	0	0
---	---	---	---	---	---	---

4	0	1	1	0	0	1
---	---	---	---	---	---	---

4	1	2	0	0	0	2
---	---	---	---	---	---	---

3	0	0	0	1	0	2
---	---	---	---	---	---	---

4	0	1	0	0	0	2
---	---	---	---	---	---	---

4	2	2	2	0	0	2
---	---	---	---	---	---	---

4	1	1	0	0	0	1
---	---	---	---	---	---	---

2	2	1	0	1	0	0
1	0	0	0	0	0	0

1B:	7	SF:	0
2B:	1	SAC:	0
3B:	0	DP:	1
HR:	1	HBP:	0

Batter	1	2	3	4	5	6	7	8	9
Gary Thurman, R OBP: 0.320, SLG: 0.500 Chris Gwynn, L OBP: 0.278, SLG: 0.278	2-1 B3		0-0 G6-3		3-2 G4-3		2-1 F8		1-3
Brian McRae, S OBP: 0.246, SLG: 0.256	0-1 G6-3			3-1 P6	1-1 G4-3		4-2 1B		0-2 F8
Gregg Jefferies, S OBP: 0.277, SLG: 0.308	0-0 G6-3			2-2 F8	1-1 G1-3		0-0 G5-4-3		
Bob Melvin, R OBP: 0.429, SLG: 0.519		0-1 G5-3		2-2 1B		0-2 HR	0-1 G5-4-3		
George Brett, L OBP: 0.302, SLG: 0.346		0-0 G4-3		2-0 G4-3		0-0 F7		4-2 BB	
Kevin McReynolds, R OBP: 0.298, SLG: 0.351		1-1 1B			1-1 P7	2-0 L6		2-2 F8	
Mike Macfarlane, R OBP: 0.364, SLG: 0.426		1-0 G3			1-1 BB	0-1 HR		2-2 F7	
Curtis Wilkerson, S OBP: 0.121, SLG: 0.097			1-1 G6-3		1-1 G4-3	0-1 G4-3		2-1 G4-3	
Rico Rossy, R OBP: 0.289, SLG: 0.270 Jim Eisenreich, L OBP: 0.263, SLG: 0.333			3-2 G6-3		4-0 1B		0-0 BB		2-1 F7

Inning Stats	R: 0	H: 0	E: 0	K: 5	S: 5	LOB: 0	BB: 0	P: 7
	R: 0	H: 1	E: 0	K: 0	S: 6	LOB: 1	BB: 0	P: 8
	R: 0	H: 0	E: 0	K: 0	S: 6	LOB: 0	BB: 0	P: 10
	R: 0	H: 1	E: 0	K: 0	S: 10	LOB: 1	BB: 0	P: 19
	R: 3	H: 3	E: 0	K: 0	S: 13	LOB: 1	BB: 1	P: 25
	R: 2	H: 2	E: 0	K: 0	S: 9	LOB: 0	BB: 0	P: 11
	R: 1	H: 2	E: 0	K: 0	S: 9	LOB: 1	BB: 1	P: 15
	R: 0	H: 0	E: 0	K: 0	S: 10	LOB: 1	BB: 1	P: 20
	R: 0	H: 0	E: 0	K: 1	S: 8	LOB: 0	BB: 0	P: 11

PITCHER	IP	WLS	BF	H	R	ER	SO	BB	IBB	HBP	BLK	WP	HR	S	P	ERA	WHIP
Frank Viola, L ERA: 3.0	(1, 1)	5.0	21	5	3	3	0	1	0	0	0	0	1	15	23	20.25	3.000
Danny Darwin, R ERA: 4.81	(6, 1)	1.1	8	3	3	3	0	1	0	0	0	0	0	13	23	0.00	1.200
Greg Harris, R ERA: 1.5	(7, 1)	1.2	6	1	0	0	0	1	0	0	0	0	0	8	11	0.00	0.000
Jeff Reardon, R ERA: 0.82	(9, 1)	1.0	3	0	0	0	1	0	0	0	0	0	0	8	11	0.00	0.000

Batter	1	2	3	4	5	6	7	8	9	AB R H RBI BB SO LOB	TOP										
<b>Kenny Lofton, L</b> (1, 8) OBP: 0.364, SLG: 0.314	0-1 G6-3		2-0 G1-3			1-1 F8			3-2 G3	4 0 0 0 0 0 1											
<b>Alex Cole, L</b> (1, 7) OBP: 0.289, SLG: 0.232	0-0 1B			0-0 B5-3			2-2 G3-1		1-1 G4-3	4 0 1 0 0 0 1											
<b>Carlos Baerga, S</b> (1, 4) OBP: 0.319, SLG: 0.350	2-0 G6-4-3		1-1 F9			2-2 G3			0-1 G3-1	4 0 1 0 0 0 1											
<b>Albert Belle, R</b> (1, 10) OBP: 0.316, SLG: 0.390	0-1 G6-4-3		0-0 G6-3			1-0 1B				3 0 1 0 0 0 2											
<b>Mark Whiten, S</b> (1, 9) OBP: 0.384, SLG: 0.444		3-2 G1		1-3 K		3-3 K				3 0 0 0 0 2 1											
<b>Paul Sorrento, L</b> (1, 3) OBP: 0.268, SLG: 0.274		2-1 G6-3		0-2 G5-3			0-0 G6-3			3 0 0 0 0 0 0											
<b>Brook Jacoby, R</b> (1, 5) OBP: 0.304, SLG: 0.333		1-3 K		3-2 G5-3			3-2 F8			3 0 0 0 0 1 0											
<b>Mark Lewis, R</b> (1, 6) OBP: 0.350, SLG: 0.420			0-3 K			0-0 G4-3		2-1 L4		3 0 0 0 0 1 0											
<b>Junior Ortiz, R</b> (1, 2) OBP: 0.311, SLG: 0.255			2-2 G6-3			1-2 G4-3			1-2 G4-3	2 0 0 0 0 0 0											
<b>Thomas Howard, S</b> (9, PH) OBP: 0.397, SLG: 0.400									G4-3	1 0 1 0 0 0 0											
<b>Inning Stats</b>	R: 0 E: 0 K: 0 S: 7	H: 2 LOB: 1 BB: 0 P: 8	R: 0 E: 0 K: 1 S: 9	H: 0 LOB: 0 BB: 0 P: 15	R: 0 E: 0 K: 1 S: 7	H: 0 LOB: 0 BB: 0 P: 11	R: 0 E: 0 K: 0 S: 4	H: 0 LOB: 0 BB: 0 P: 5	R: 0 E: 0 K: 1 S: 9	H: 0 LOB: 0 BB: 0 P: 13	R: 0 E: 0 K: 1 S: 11	H: 1 LOB: 1 BB: 0 P: 19	R: 0 E: 0 K: 0 S: 7	H: 0 LOB: 0 BB: 0 P: 12	R: 0 E: 0 K: 0 S: 10	H: 1 LOB: 1 BB: 0 P: 15	1B: 4 2B: 0 3B: 0 HR: 0	SF: 0 SAC: 0 DP: 1 HBP: 0	WP: 0 PB: 0 SB: 0 CS: 0	PA: 30	
<b>PITCHER</b> <b>Mark Gubicza, R</b> (1, 1) ERA: 3.09	IP 9.0	WLS W	BF 30	H 4	R 0	ER 0	SO 4	BB 0	IBB 0	HBP 0	BLK 0	WP 0	HR 0	S 71	P 107	ERA 0.00	WHIP 0.444				
<b>PITCHER</b>	IP	WLS	BF	H	R	ER	SO	BB	IBB	HBP	BLK	WP	HR	S	P	ERA	WHIP				

**Cleveland Indians @ Kansas City Royals**  
**Royals Stadium, Kansas City, MO**  
 Tue May 12 1992, 8:05 PM EDT  
 Att. 18,480 - Cloudy - 79 F

[livebaseballscorecards.com](http://livebaseballscorecards.com)

<b>AB</b>	<b>30</b>
<b>R</b>	<b>0</b>
<b>H</b>	<b>4</b>
<b>RBI</b>	<b>0</b>
<b>BB</b>	<b>0</b>
<b>SO</b>	<b>4</b>
<b>LOB</b>	<b>6</b>



Batter	1	2	3	4	5	6	7	8	9	AB	R	H	RBI	BB	SO	LOB
Jim Eisenreich, L (1, 9) OBP: 0.274, SLG: 0.333	0-0 G6-4-3 1B		4-1 1B BB	0-0 L8			0-0 P5	1-1 SF7		3	0	1	1	1	0	2
Brian McRae, S (1, 8) OBP: 0.259, SLG: 0.264	1-1 G6-4-3 1-2f		0-1 1-2 1B		0-0 P2		4-2 WP S BB	2-2 2-H 1B		4	0	2	1	1	0	1
Gregg Jefferies, S (1, 5) OBP: 0.267, SLG: 0.295	3-1 G3-1		3-1 F7		3-1 L3		0-0 F9	1-1 F8		5	0	0	0	0	0	5
Mike Macfarlane, R (1, 2) OBP: 0.358, SLG: 0.406		1-3 K	3-1 P2		1-1 G5-3		4-2 1-2 WP BB			3	0	0	0	1	1	2
George Brett, L (1, 3) Wally Joyner, L (9, 3) OBP: 0.300, SLG: 0.336 OBP: 0.374, SLG: 0.474		1-2 G3		0-0 G6-3		1-1 F7	4-2 1-2 2-3 BB			3	0	0	0	1	0	0
Kevin McReynolds, R (1, 7) OBP: 0.314, SLG: 0.370		3-2 1B 2B		2-0 G3-1 1B 1B		4-2 WP E BB	3-2 G6-3			3	1	2	0	1	0	3
Chris Gwynn, L (1, 10) Gary Thurman, R (8, PR) OBP: 0.318, SLG: 0.409 OBP: 0.320, SLG: 0.500		3-2 2-3 1B		0-0 G3-1 1-2		3-2 F9		3-2 SF7 3B		4	0	2	0	0	0	2
Curtis Wilkerson, S (1, 4) OBP: 0.135, SLG: 0.114		0-0 P4		0-1 2-H 1B		2-2 E6 WP	1-1 F9			4	0	1	1	0	0	4
Rico Rossy, R (1, 6) OBP: 0.306, SLG: 0.256			0-3 K	4-2 1B BB		3-2 G1-3 1-2 2-3		4-0 SF7 1B IBB		2	1	0	0	2	1	2

Inning Stats	R: 0	H: 1	E: 0	K: 0	S: 5	LOB: 0	BB: 0	P: 9	R: 0	H: 2	E: 0	K: 1	S: 15	LOB: 2	BB: 0	P: 23	R: 0	H: 1	E: 0	K: 1	S: 10	LOB: 2	BB: 1	P: 20	R: 1	H: 2	E: 0	K: 0	S: 8	LOB: 2	BB: 1	P: 14	R: 0	H: 0	E: 0	K: 0	S: 5	LOB: 0	BB: 0	P: 9	R: 0	H: 0	E: 1	K: 0	S: 17	LOB: 2	BB: 1	P: 28	R: 0	H: 0	E: 0	K: 0	S: 16	LOB: 3	BB: 3	P: 30	R: 2	H: 2	E: 0	K: 0	S: 17	LOB: 2	BB: 1	P: 27	R: 0	H: 2	E: 0	K: 0	S: 17	LOB: 2	BB: 1	P: 27
--------------	------	------	------	------	------	--------	-------	------	------	------	------	------	-------	--------	-------	-------	------	------	------	------	-------	--------	-------	-------	------	------	------	------	------	--------	-------	-------	------	------	------	------	------	--------	-------	------	------	------	------	------	-------	--------	-------	-------	------	------	------	------	-------	--------	-------	-------	------	------	------	------	-------	--------	-------	-------	------	------	------	------	-------	--------	-------	-------

PITCHER	IP	WLS	BF	H	R	ER	SO	BB	IBB	HBP	BLK	WP	HR	S	P	ERA	WHIP
Scott Scudder, R (1, 1) ERA: 4.91	6.2	L	32	6	1	1	2	6	0	0	0	2	0	73	127	1.35	1.800
Eric Plunk, R (7, 1) ERA:	0.1		1	0	0	0	0	0	0	0	0	0	0	3	6	0.00	0.000
Kevin Wickander, L (8, 1) ERA: 3.86	1.0		6	2	2	2	0	0	1	0	0	0	0	17	27	18.00	2.000


**BOTTOM**

**Cleveland Indians @ Kansas City Royals**  
**Royals Stadium, Kansas City, MO**

Tue May 12 1992, 8:05 PM EDT  
 Att. 18,480 - Cloudy - 79 F

AB	31
R	3
H	8
RBI	3
BB	7
SO	2
LOB	21

livebaseballscorecards.com



WP	PA	3B	IBB	SAC	DP	HBP	CS
2	39	1	1	0	1	0	0

Batter	1	2	3	4	5	6	7	8	9	AB R H RBI BB SO LOB	TOP											
<b>Kenny Lofton, L</b> (1, 8) OBP: 0.368, SLG: 0.321	1-1 G6-3			1-0 BB 1B	2-1 SH1-3 1B		1-0 B5-3			4 1 2 0 0 0 0	<b>Cleveland Indians @ Kansas City Royals</b> <b>Royals Stadium, Kansas City, MO</b> Wed May 13 1992, 8:05 PM EDT Att. 17,252 - Cloudy - 73 F											
<b>Thomas Howard, S</b> (1, 7) OBP: 0.380, SLG: 0.382	1-1 L7			1-0 F7	0-1 SH1-3			2-3 K		3 0 0 0 0 1 1												
<b>Carlos Baerga, S</b> (1, 4) OBP: 0.316, SLG: 0.348	1-3 K			1-0 BB 1B	1-3 K			0-0 F9		4 1 1 0 0 2 1												
<b>Albert Belle, R</b> (1, 10) OBP: 0.314, SLG: 0.385		1-3 K		1-3 K		1-2 E8 G4-3 1B		2-3 K		4 0 1 0 0 3 2												
<b>Mark Whiten, S</b> (1, 9) OBP: 0.380, SLG: 0.433		3-2 F8		4-2 1B BB		2-0 G4-3		3-3 K		3 1 0 0 1 1 1												
<b>Paul Sorrento, L</b> (1, 3) OBP: 0.276, SLG: 0.282		2-0 G6-3		1-1 E 1B 1B		2-3 K		1-2 1B 1B		4 0 2 2 0 1 1												
<b>Brook Jacoby, R</b> (1, 5) OBP: 0.305, SLG: 0.333			1-3 K	1-0 E9 1B		1-1 F7		1-3 K		3 0 1 1 0 1 1												
<b>Alex Cole, L</b> (9, PH) OBP: 0.286, SLG: 0.229				1-3 2-H 3-H						1 0 0 0 0 1 1												
<b>Mark Lewis, R</b> (1, 6) OBP: 0.354, SLG: 0.422		2-2 G6-3 1B		0-0 F8			1-1 L1		1-2 1B	4 0 2 0 0 0 2												
<b>Junior Ortiz, R</b> (1, 2) OBP: 0.297, SLG: 0.241			1-1 G6-3		0-0 G6-3		1-0 G6-3		2-0 G3-1	3 0 0 0 0 0 1												
<b>Jesse Levis, L</b> (9, PH) OBP: 0.444, SLG: 0.667										1 0 0 0 0 0 2												
<b>Inning Stats</b>	R: 0 E: 0 K: 1 S: 14	H: 0 LOB: 0 BB: 0 P: 17	R: 0 E: 0 K: 1 S: 8	H: 0 LOB: 0 BB: 0 P: 14	R: 0 E: 0 K: 1 S: 10	H: 1 LOB: 0 BB: 0 P: 14	R: 3 E: 1 K: 1 S: 13	H: 4 LOB: 2 BB: 1 P: 22	R: 0 E: 0 K: 1 S: 11	H: 1 LOB: 1 BB: 0 P: 14	R: 0 E: 1 K: 1 S: 9	H: 1 LOB: 1 BB: 0 P: 15	R: 0 E: 0 K: 0 S: 4	H: 0 LOB: 0 BB: 0 P: 7	R: 0 E: 0 K: 2 S: 8	H: 0 LOB: 0 BB: 0 P: 12	R: 0 E: 0 K: 2 S: 17	H: 2 LOB: 2 BB: 0 P: 25	1B: 9 2B: 0 3B: 0 HR: 0	SF: 0 SAC: 1 DP: 1 HBP: 0	WP: 0 PB: 0 SB: 0 CS: 0	PA: 36
<b>PITCHER</b>	IP WLS BF H R ER SO BB IBB HBP BLK WP HR S P ERA WHIP																					
<b>Kevin Appier, R</b> (1, 1) ERA: 1.7	7.0 W 28 7 3 3 6 1 0 0 0 0 0 0 69 103 3.86 1.143																					
<b>Neal Heaton, L</b> (8, 1) ERA: 3.52	1.0 3 0 0 0 2 0 0 0 0 0 0 0 8 12 0.00 0.000																					
<b>Jeff Montgomery, R</b> (9, 1) ERA: 2.55	1.0 S 5 2 0 0 2 0 0 0 0 0 0 0 17 25 0.00 2.000																					

<b>AB</b>	34
<b>R</b>	3
<b>H</b>	9
<b>RBI</b>	3
<b>BB</b>	1
<b>SO</b>	10
<b>LOB</b>	13





Batter	1	2	3	4	5	6	7	8	9	AB	R	H	RBI	BB	SO	LOB
Keith Miller, R OBP: 0.355, SLG: 0.439 (1, 10)	0-2 E3 CS	2-2 F8			2-2 FC3-6 1B		2-1 L6			4	0	1	0	0	0	1
Brian McRae, S OBP: 0.259, SLG: 0.258 (1, 8)	1-1 F9 1-2	4-1 BB			0-0 F9		2-1 G4-3			3	0	0	0	1	0	2
Gregg Jefferies, S OBP: 0.266, SLG: 0.294 (1, 5)	0-0 G6-3	0-1 F8			1-0 FC3-6 1B		2-0 1B			4	1	1	0	0	0	3
Mike Macfarlane, R OBP: 0.365, SLG: 0.418 (1, 2)		2-2 F9 1B 2B	2-0 G5-3		4-0 1B 1-2 BB		2-3 K			3	1	1	0	1	1	1
George Brett, L OBP: 0.306, SLG: 0.351 (1, 3)		1-0 F9	0-1 G3		1-1 FC6-4 1B		0-0 2B			4	0	2	1	0	0	1
Wally Joyner, L OBP: 0.374, SLG: 0.474 (9, 3)		2-3			1-2 2-H				0	0	0	0	0	0	0	0
Kevin McReynolds, R OBP: 0.311, SLG: 0.359 (1, 7)		4-0 1B HR BB	3-2 G6-3		2-2 FC6-4 1-2f		2-2 F8			3	1	0	0	1	0	3
Gary Thurman, R OBP: 0.333, SLG: 0.500 (1, 9)		0-0 HR 1B			2-2 G3-1		4-2 G4-6-3 BB			2	1	1	1	0	0	0
Jim Eisenreich, L OBP: 0.281, SLG: 0.327 (6, PH)		1-2 HR 1B			0-0 CS 1B		0-0 F7			1	0	0	0	1	0	1
Curtis Wilkerson, S OBP: 0.171, SLG: 0.231 (1, 4)		1-0 HR			0-0 CS 1B		0-0 F7			4	1	2	3	0	0	2
Rico Rossy, R OBP: 0.308, SLG: 0.286 (1, 6)		2-2 2B			3-2 G1-3 1-2		1-0 G4-6-3			3	0	1	0	0	0	2

Inning Stats	R: 0	H: 0	E: 1	LOB: 0	K: 0	BB: 0	S: 6	P: 7	R: 4	H: 4	E: 0	LOB: 2	K: 0	BB: 2	S: 16	R: 0	H: 0	E: 0	LOB: 0	K: 0	BB: 0	S: 6	R: 0	H: 1	E: 0	LOB: 0	K: 0	BB: 0	S: 9	R: 1	H: 2	E: 0	LOB: 2	K: 0	BB: 1	S: 11	R: 0	H: 0	E: 0	LOB: 0	K: 1	BB: 0	S: 8	R: 0	H: 1	E: 0	LOB: 1	K: 0	BB: 0	S: 8	R: 0	H: 1	E: 0	LOB: 1	K: 0	BB: 0	S: 8
--------------	------	------	------	--------	------	-------	------	------	------	------	------	--------	------	-------	-------	------	------	------	--------	------	-------	------	------	------	------	--------	------	-------	------	------	------	------	--------	------	-------	-------	------	------	------	--------	------	-------	------	------	------	------	--------	------	-------	------	------	------	------	--------	------	-------	------

PITCHER	IP	WLS	BF	H	R	ER	SO	BB	IBB	HBP	BLK	WP	HR	S	P	ERA	WHIP
Dennis Cook, L ERA: 5.4 (1, 1)	1.2	L	11	4	4	4	0	2	0	0	0	0	1	20	37	21.60	3.600
Rod Nichols, R ERA: 4.22 (2, 1)	5.1		20	4	1	1	1	2	0	0	0	0	0	41	72	1.69	1.125
Derek Lilliquist, L ERA: 1.8 (8, 1)	0.2		3	1	0	0	0	0	0	0	0	0	0	7	9	0.00	1.500
Eric Plunk, R ERA: (8, 1)	0.1		1	0	0	0	0	0	0	0	0	0	0	1	2	0.00	0.000


**BOTTOM**

**Cleveland Indians @ Kansas City Royals**  
**Royals Stadium, Kansas City, MO**

Wed May 13 1992, 8:05 PM EDT  
Att. 17,252 - Cloudy - 73 F

AB	31
R	5
H	9
RBI	5
BB	4
SO	1
LOB	16

WP: 0 PA: 35  
PB: 0  
SB: 0  
CS: 2



PITCHER	IP	WLS	BF	H	R	ER	SO	BB	IBB	HBP	BLK	WP	HR	S	P	ERA	WHIP
---------	----	-----	----	---	---	----	----	----	-----	-----	-----	----	----	---	---	-----	------

Batter	1	2	3	4	5	6	7	8	9	AB R H RBI BB SO LOB	TOP											
Tony Phillips, S OBP: 0.414, SLG: 0.444 (1, 10) <sup>B</sup> X	1-0 P9	1-0 HR		2-2 G3-1	2-2 P7			1-0 1B 1B		5 1 2 3 0 0 2												
Lou Whitaker, L OBP: 0.369, SLG: 0.375 (1, 4) <sup>B</sup> X	1-0 P2	1-1 F9		3-3 K		1-0 G4-3		2-2 F8		5 0 0 0 0 1 1												
Alan Trammell, R OBP: 0.370, SLG: 0.392 Scott Livingstone, L OBP: 0.346, SLG: 0.360 (1, 6) <sup>C</sup> X (1, PR) (1, 5)	0-1 BB 1B	2-2 1B 2B			0-0 1B SF7 1B	1-0 G1-3		0-0 FC6-4 1B 1-2		1 0 1 0 0 0 0 4 2 3 0 0 0 0												
Travis Fryman, R OBP: 0.357, SLG: 0.470 (1, 5) <sup>B</sup> (1, 6) <sup>B</sup> <sup>B</sup> <sup>B</sup>	4-0 1-2 BB	1-0 2-H 1B			1-3 K 1-2	2-3 K		0-1 FC6-4 1-2f		4 0 1 1 1 2 3												
Mickey Tettleton, S OBP: 0.381, SLG: 0.518 (1, 2) <sup>B</sup> X	1-0 G6-3	1-3 K			4-0 1B 1B IBB		1-0 F7		2-0 P6	4 1 0 0 1 1 3												
Mark Carreon, R OBP: 0.344, SLG: 0.494 (1, 7)		4-1 FC5-4 1B BB	4-0 G5-4-3 BB		2-0 1B 1-2 2-3 1B		0-2 G6-3		2-3 K	3 2 1 0 2 1 0												
Rob Deer, R OBP: 0.325, SLG: 0.617 (1, 9)		2-2 FC5-4 1-2 1B	2-2 G5-4-3 1-2f		0-0 SF7 3-H		4-0 BB		1-1 P4	3 0 1 1 1 0 1												
Skeeter Barnes, R OBP: 0.261, SLG: 0.238 (1, 3)		1-1 FC5-4 1-2f 2-3 HR 1B	0-2 G6-3		1-2 1B 1-2 2-H 1B		0-1 L5			4 1 1 1 0 0 3												
Milt Cuyler, S OBP: 0.221, SLG: 0.291 (1, 8)		2-2 1-2 3-H HR 1B		1-1 G6-3	1-2 1B			1-1 G3-1		4 1 2 2 0 0 0												
<b>Inning Stats</b>	R: 0 E: 0 K: 0 S: 5	H: 1 LOB: 2 BB: 1 P: 12	R: 5 E: 0 K: 0 S: 20	H: 5 LOB: 1 BB: 1 P: 35	R: 0 E: 0 K: 0 S: 6	H: 0 LOB: 0 BB: 1 P: 12	R: 0 E: 0 K: 1 S: 10	H: 0 LOB: 0 BB: 0 P: 16	R: 3 E: 0 K: 1 S: 17	H: 4 LOB: 2 BB: 1 P: 28	R: 0 E: 0 K: 1 S: 5	H: 0 LOB: 0 BB: 0 P: 9	R: 0 E: 0 K: 0 S: 6	H: 0 LOB: 1 BB: 1 P: 11	R: 0 E: 0 K: 0 S: 12	H: 2 LOB: 2 BB: 0 P: 16	R: 0 E: 0 K: 1 S: 9	H: 0 LOB: 0 BB: 0 P: 14	1B: 10 2B: 1 3B: 0 HR: 1	SF: 1 SAC: 0 DP: 1 HBP: 0	WP: 0 PB: 0 SB: 1 CS: 0	PA: 43
<b>PITCHER</b>	IP WLS BF H R ER SO BB IBB HBP BLK WP HR S P ERA WHIP																					
Curt Young, L ERA: 5.94 (1, 1)	2.0 L 14 6 5 5 1 2 0 0 0 0 0 1 25 47 22.50 4.000																					
Mike Boddicker, R ERA: 4.88 (3, 1)	3.0 14 4 3 3 2 1 1 0 0 0 0 0 33 56 9.00 1.667																					
Mark Davis, L ERA: 7.65 (6, 1)	2.0 7 0 0 0 0 1 1 0 0 0 0 0 11 20 0.00 0.500																					
Hipolito Pichardo, R ERA: 5.91 (8, 1)	1.0 5 2 0 0 0 0 0 0 0 0 0 0 12 16 0.00 2.000																					
Rusty Meacham, R ERA: 0.71 (9, 1)	1.0 3 0 0 0 0 1 0 0 0 0 0 0 9 14 0.00 0.000																					

Detroit Tigers @ Kansas City Royals  
Royals Stadium, Kansas City, MO

Fri May 15 1992, 8:05 PM EDT  
Att. 22,844 - Sunny - 77 F

AB	37
R	8
H	12
RBI	8
BB	5
SO	5
LOB	13



Batter	1	2	3	4	5	6	7	8	9	AB	R	H	RBI	BB	SO	LOB
Keith Miller, R (1, 4) OBP: 0.364, SLG: 0.454	1-2 G3-6-3 1B		0-0 2B 1B		1-1 G4-3			1-2 1B FC3-6 2B	1-1 G4-3	5	2	3	0	0	0	0
Brian McRae, S (1, 8) OBP: 0.259, SLG: 0.266	2-0 G3-6-3 1-2f		1-2 1-H 2B			0-2 G4-3		3-3 K		4	0	1	1	0	1	2
Gregg Jefferies, S (1, 5) OBP: 0.266, SLG: 0.292	0-0 G1-5-3		2-0 G3-1			3-1 G4-3		1-1 FC3-6 2-3 1B		4	0	1	0	0	0	1
Jim Eisenreich, L (1, 9) OBP: 0.279, SLG: 0.322		1-0 G4-3		1-2 G4-6-3 1B		2-0 E1 1B		1-1 FC3-6 BB 1-2f 1B		4	0	1	1	0	0	1
George Brett, L (1, 3) OBP: 0.313, SLG: 0.357		0-0 F8		0-1 G4-6-3 1-2f		2-2 FC6-4 2-3 1B		0-0 BB 1-2 1B		4	0	2	0	0	0	1
Kevin McReynolds, R (1, 7) OBP: 0.325, SLG: 0.377		2-0 2B		2-2 1B		1-1 FC6-4 1-2f		4-2 1-2 2-3 BB		3	0	2	0	1	0	2
Chris Gwynn, L (1, 10) OBP: 0.269, SLG: 0.346		2-2 G3		0-0 G4-3			0-3 K	2-1 G4-3		4	0	0	0	0	1	5
Mike Macfarlane, R (1, 2) OBP: 0.348, SLG: 0.394			1-2 G6-3		1-1 G4-3		1-0 F8		1-0 G5-3	4	0	0	0	0	0	0
Curtis Wilkerson, S (1, 6) OBP: 0.156, SLG: 0.209			0-0 F7		0-1 F9		1-0 L3		0-0 G3	4	0	0	0	0	0	0

Inning Stats	R: 0	H: 1	E: 0	LOB: 0	K: 0	S: 6	P: 8	R: 0	H: 1	E: 0	LOB: 1	K: 0	S: 6	R: 0	H: 2	E: 0	LOB: 1	K: 0	S: 10	R: 0	H: 0	E: 0	LOB: 0	K: 0	S: 6	R: 0	H: 1	E: 1	LOB: 2	K: 0	S: 13	R: 0	H: 0	E: 0	LOB: 0	K: 1	S: 5	R: 1	H: 3	E: 0	LOB: 3	K: 1	S: 16	R: 0	H: 0	E: 0	LOB: 0	K: 0	S: 4	R: 0	H: 0	E: 0	LOB: 0	K: 0	S: 4	1B: 7	2B: 3	3B: 0	HR: 0	SF: 0	SAC: 0	DP: 2	HBP: 0	WP: 0	PB: 0	SB: 0	CS: 0	PA: 37
--------------	------	------	------	--------	------	------	------	------	------	------	--------	------	------	------	------	------	--------	------	-------	------	------	------	--------	------	------	------	------	------	--------	------	-------	------	------	------	--------	------	------	------	------	------	--------	------	-------	------	------	------	--------	------	------	------	------	------	--------	------	------	-------	-------	-------	-------	-------	--------	-------	--------	-------	-------	-------	-------	--------

PITCHER	IP	WLS	BF	H	R	ER	SO	BB	IBB	HBP	BLK	WP	HR	S	P	ERA	WHIP
Bill Gullickson, R (1, 1) ERA: 2.86	1.0		3	1	0	0	0	0	0	0	0	0	0	6	8	0.00	1.000
John Doherty, R (2, 1) ERA: 2.73	4.2	W	19	5	1	1	0	0	0	0	0	0	0	39	58	1.93	1.071
Mike Munoz, L (6, 1) ERA: 2.25	2.1		12	4	1	1	2	1	0	0	0	0	0	26	43	3.86	2.143
Mike Henneman, R (9, 1) ERA: 3.71	1.0		3	0	0	0	0	0	0	0	0	0	0	4	6	0.00	0.000

**BOTTOM**

**Detroit Tigers @ Kansas City Royals**  
Royals Stadium, Kansas City, MO

Fri May 15 1992, 8:05 PM EDT  
Att. 22,844 - Sunny - 77 F

livebaseballscorecards.com

<b>AB</b>	<b>36</b>
<b>R</b>	<b>2</b>
<b>H</b>	<b>10</b>
<b>RBI</b>	<b>2</b>
<b>BB</b>	<b>1</b>
<b>SO</b>	<b>2</b>
<b>LOB</b>	<b>12</b>



Batter	1	2	3	4	5	6	7	8	9	AB R H RBI BB SO LOB	TOP											
<b>Tony Phillips, S</b> (1, 10) OBP: 0.421, SLG: 0.441	4-1 1B BB	2-1 CS 1B			0-0 G3		1-1 F7		4-2 G1 1B BB	3 2 1 0 2 0 0												
<b>Lou Whitaker, L</b> (1, 4) OBP: 0.380, SLG: 0.388	2-3 K	1-2 CS 1B	3-1 BB 1B		2-1 L8			2-0 SH3 1B	0-1 G1 1B	5 2 3 0 0 1 1												
<b>Scott Livingstone, L</b> (1, 5) OBP: 0.333, SLG: 0.345	0-0 1B 1B		2-1 F7		0-2 G6-3			0-0 SH3	0-1 G1	4 1 1 0 0 0 3												
<b>Travis Fryman, R</b> (1, 6) OBP: 0.378, SLG: 0.489	0-0 1B 1B		4-0 FC5-4 BB			1-1 E7 2B		4-0 1B IBB	1-0 1B	3 1 3 3 2 0 0												
<b>Mickey Tettleton, S</b> (1, 2) OBP: 0.368, SLG: 0.496	2-2 F8		3-2 F8			2-1 F8		2-3 K	0-1 G1-3	5 0 0 0 0 1 7												
<b>Mark Carreon, R</b> (1, 7) OBP: 0.350, SLG: 0.495	0-1 1B		2-1 FC5-4			2-3 K		1-2 1B		4 0 2 2 0 1 2												
<b>Rob Deer, R</b> (1, 9) OBP: 0.315, SLG: 0.595	2-3 K			0-0 P3		1-2 P4		0-1 F7		4 0 0 0 0 1 4												
<b>Shawn Hare, L</b> (1, 3) <b>Dave Bergman, L</b> (8, 3) OBP: 0.167, SLG: 0.148		1-1 G6-3		1-2 G3			1-1 G3		2-2 L7	3 0 0 0 0 0 0 1 0 0 0 0 0 0												
<b>Milt Cuyler, S</b> (1, 8) OBP: 0.231, SLG: 0.327		1-1 E1 CS 1B		1-2 G3-1			0-3 K		0-1 HR	4 1 2 1 0 1 0												
<b>Inning Stats</b>	R: 2 E: 0 K: 2 S: 14	H: 3 LOB: 2 BB: 1 P: 24	R: 0 E: 1 K: 0 S: 8	H: 2 LOB: 0 BB: 0 P: 13	R: 0 E: 0 K: 0 S: 9	H: 1 LOB: 2 BB: 1 P: 23	R: 0 E: 0 K: 0 S: 7	H: 0 LOB: 0 BB: 0 P: 9	R: 0 E: 0 K: 1 S: 6	H: 0 LOB: 0 BB: 0 P: 8	R: 1 E: 1 K: 1 S: 10	H: 1 LOB: 0 BB: 0 P: 16	R: 0 E: 0 K: 1 S: 7	H: 0 LOB: 0 BB: 0 P: 9	R: 1 E: 0 K: 1 S: 10	H: 2 LOB: 2 BB: 1 P: 19	R: 3 E: 0 K: 0 S: 18	H: 3 LOB: 1 BB: 1 P: 25	1B: 10 2B: 1 3B: 0 HR: 1	SF: 0 SAC: 1 DP: 0 HBP: 0	WP: 0 PB: 0 SB: 0 CS: 2	PA: 42
<b>PITCHER</b>	IP WLS BF H R ER SO BB IBB HBP BLK WP HR S P ERA WHIP																					
<b>Tom Gordon, R</b> (1, 1) ERA: 4.85	2.1 L 12 6 2 2 2 1 0 0 0 0 0 0 26 46 7.71 3.000																					
<b>Hipolito Pichardo, R</b> (3, 1) ERA: 4.73	2.2 9 0 0 0 0 1 0 0 0 0 0 0 18 31 0.00 0.375																					
<b>Rusty Meacham, R</b> (6, 1) ERA: 0.61	2.0 7 1 1 0 2 0 0 0 0 0 0 0 17 25 0.00 0.500																					
<b>Neal Heaton, L</b> (8, 1) ERA: 4.68	2.0 13 5 4 4 1 1 1 0 0 0 0 1 28 44 18.00 3.000																					

**Detroit Tigers @ Kansas City Royals**  
 Royals Stadium, Kansas City, MO  
 Sat May 16 1992, 8:05 PM EDT  
 Att. 32,460 - Cloudy - 82 F

AB	36
R	7
H	12
RBI	6
BB	4
SO	5
LOB	17



BOTTOM

Detroit Tigers @ Kansas City Royals  
Royals Stadium, Kansas City, MO

Sat May 16 1992, 8:05 PM EDT  
Att. 32,460 - Cloudy - 82 F

livebaseballscorecards.com

AB	36
R	2
H	9
RBI	1
BB	4
SO	7
LOB	22



WP:	1	PA:	40
PB:	0	SB:	0
CS:	1		

AB R H RBI BB SO LOB

3	0	1	0	2	0	2
5	1	2	0	0	2	3
5	0	1	0	0	0	6
5	0	0	0	0	2	4
4	0	2	1	0	0	0
3	0	0	0	1	0	1
4	0	1	0	0	2	2
0	0	0	0	0	0	0
2	0	1	0	0	0	0
1	1	0	0	1	1	2
2	0	1	0	0	0	1
1	0	0	0	0	0	0
1	0	0	0	0	0	0

Batter	1	2	3	4	5	6	7	8	9
Keith Miller, R (1, 4) OBP: 0.373, SLG: 0.451	4-2 CS BB		4-1 FC6-4 BB		1-0 P6		2-1 P2		1-0 1B 1B
Brian McRae, S (1, 8) OBP: 0.264, SLG: 0.271	2-3 K		1-3 K			0-0 G5-3 2B 1B	1-1 E9 2-H		1-1 1B 1B
Gregg Jefferies, S (1, 5) OBP: 0.264, SLG: 0.289	3-2 1-2 1B		0-1 FC6-4 1-2f			1-0 F8	1-1 F7		1-0 F7
Bob Melvin, R (1, 2) OBP: 0.364, SLG: 0.438	1-0 G5-3			1-0 L4		1-0 G5-3 1-2		2-3 K	2-3 K
George Brett, L (1, 3) OBP: 0.318, SLG: 0.370		2-2 G6-3		3-2 G4-3		1-2 WP 2B 2-H		2-2 1B 1B	
Kevin McReynolds, R (1, 7) OBP: 0.323, SLG: 0.367		3-1 L9		1-2 P3		4-2 BB		0-0 F9	
Mike Macfarlane, R (1, 10) OBP: 0.344, SLG: 0.387 Brent Mayne, L (8, PR) OBP: 0.192, SLG: 0.167		3-1 F8			3-3 K	3-3 K		1-2 1B	
Gary Thurman, R (1, 9) OBP: 0.345, SLG: 0.536 Jim Eisenreich, L (7, PH) OBP: 0.286, SLG: 0.317 (8, 9)			1-0 2B		2-2 G3-1		4-2 G3 BB	2-3 K	
Rico Rossy, R (1, 6) OBP: 0.315, SLG: 0.295 Chris Gwynn, L (7, PH) OBP: 0.259, SLG: 0.333 Curtis Wilkerson, S (8, 6) OBP: 0.152, SLG: 0.205			1-2 G5-3		2-2 1B		1-1 G3		0-0 F8

Inning Stats	R: 0	H: 1	E: 0	K: 1	S: 13	LOB: 1	BB: 1	P: 23	R: 0	H: 0	E: 0	K: 0	S: 7	LOB: 0	BB: 0	P: 15	R: 0	H: 1	E: 0	K: 1	S: 13	LOB: 2	BB: 1	P: 20	R: 0	H: 0	E: 0	K: 0	S: 8	LOB: 0	BB: 0	P: 13	R: 0	H: 1	E: 0	K: 1	S: 12	LOB: 1	BB: 0	P: 20	R: 1	H: 2	E: 0	K: 1	S: 15	LOB: 2	BB: 1	P: 25	R: 1	H: 0	E: 1	K: 0	S: 12	LOB: 1	BB: 1	P: 21	R: 0	H: 2	E: 0	K: 2	S: 13	LOB: 2	BB: 0	P: 20	R: 0	H: 2	E: 0	K: 1	S: 8	LOB: 2	BB: 0	P: 13	1B: 7	2B: 2	3B: 0	HR: 0	SF: 0	SAC: 0	DP: 0	HBP: 0	WP: 1	PA: 40
--------------	------	------	------	------	-------	--------	-------	-------	------	------	------	------	------	--------	-------	-------	------	------	------	------	-------	--------	-------	-------	------	------	------	------	------	--------	-------	-------	------	------	------	------	-------	--------	-------	-------	------	------	------	------	-------	--------	-------	-------	------	------	------	------	-------	--------	-------	-------	------	------	------	------	-------	--------	-------	-------	------	------	------	------	------	--------	-------	-------	-------	-------	-------	-------	-------	--------	-------	--------	-------	--------

PITCHER	IP	WLS	BF	H	R	ER	SO	BB	IBB	HBP	BLK	WP	HR	S	P	ERA	WHIP
Scott Aldred, L (1, 1) ERA: 6.48	5.2		23	5	1	1	3	2	0	0	0	0	0	61	102	1.59	1.235
Kurt Knudsen, R (6, 1) ERA:	2.0		11	2	1	0	2	2	0	0	0	1	0	29	50	0.00	2.000
Mike Munoz, L (8, 1) ERA: 2.19	0.1		1	0	0	0	1	0	0	0	0	0	0	3	5	0.00	0.000
Mike Henneman, R (9, 1) ERA: 3.5	1.0		5	2	0	0	1	0	0	0	0	0	0	8	13	0.00	2.000

Batter	1	2	3	4	5	6	7	8	9	AB R H RBI BB SO LOB	TOP
Tony Phillips, S OBP: 0.416, SLG: 0.435 (1, 9) F X	0-1 G6-3 ①		0-0 S 1B ①		1-3 K ③			1-2 F8 ②		4 0 1 1 0 1 0	
Lou Whitaker, L OBP: 0.375, SLG: 0.393 (1, 4) B B C X	3-1 F7 ②		3-3 3-H K 1-2 ②			2-1 F8 ①		2-0 WP 2B		4 0 1 0 0 1 1	
Scott Livingstone, L OBP: 0.294, SLG: 0.303 (1, 5) S B X	1-1 F9 ③		1-3 K ③			1-0 F8 ②		2-2 F9 ③		4 0 0 0 0 1 2	
Travis Fryman, R OBP: 0.368, SLG: 0.475 (1, 6)		1-2 G5-3 ①		0-3 K ①		0-0 F7 ③			1-0 G5-3 ①	4 0 0 0 0 1 0	
Mickey Tettleton, S OBP: 0.372, SLG: 0.492 (1, 10) Skeeter Barnes, R OBP: 0.261, SLG: 0.238 (9, PR)		1-0 G3 ②		0-2 FC6 1B			1-3 K ①		4-2 FC6-4 BB	3 0 1 0 1 1 0 0 0 0 0 0 0 0	
Mark Carreon, R OBP: 0.356, SLG: 0.495 (1, 7) F B B C X		2-2 1B		1-1 F8 ②			2-1 S 1B		2-2 FC6-4 ②	4 0 2 0 0 0 2	
Shawn Hare, L (1, 3) C B T S B T X		2-2 F8 ③		1-1 FC6 ③			3-3 K ②		0-0 G6-3 ③	4 0 0 0 0 1 4	
Chad Kreuter, S OBP: 0.267, SLG: 0.321 (1, 2) C B X			1-1 SH1-3 1B 2B		0-0 G6-3 ①		2-0 G3 ③			3 1 1 0 0 0 1	
Milt Cuyler, S OBP: 0.227, SLG: 0.321 (1, 8) X			0-0 SH1-3 ①		2-0 G3 ②			1-1 L8 ①		2 0 0 0 0 0 0	
Inning Stats	R: 0 E: 0 K: 0 S: 6 H: 0 LOB: 0 BB: 0 P: 10	R: 0 E: 0 K: 0 S: 11 H: 1 LOB: 1 BB: 0 P: 17	R: 1 E: 0 K: 2 S: 13 H: 2 LOB: 1 BB: 0 P: 18	R: 0 E: 0 K: 1 S: 10 H: 1 LOB: 1 BB: 0 P: 12	R: 0 E: 0 K: 1 S: 6 H: 0 LOB: 0 BB: 0 P: 9	R: 0 E: 0 K: 0 S: 4 H: 0 LOB: 0 BB: 0 P: 7	R: 0 E: 0 K: 2 S: 9 H: 1 LOB: 1 BB: 0 P: 17	R: 0 E: 0 K: 0 S: 11 H: 1 LOB: 1 BB: 0 P: 17	R: 0 E: 0 K: 0 S: 9 H: 0 LOB: 1 BB: 1 P: 16	1B: 4 2B: 2 3B: 0 HR: 0 SF: 0 SAC: 1 DP: 0 HBP: 0	WP: 1 PB: 0 SB: 2 CS: 0 PA: 34
PITCHER Mark Gubicza, R ERA: 2.73 (1, 1)	IP 9.0 WLS W BF 34 H 6 R 1 ER 1 SO 6 BB 1 IBB 0 HBP 0 BLK 0 WP 1 HR 0 S 79 P 123 ERA 1.00 WHIP 0.778										

Detroit Tigers @ Kansas City Royals  
Royals Stadium, Kansas City, MO  
Sun May 17 1992, 4:33 AM EDT  
Att. 20,642 - Cloudy - 77 F

livebaseballscorecards.com

AB	32
R	1
H	6
RBI	1
BB	1
SO	6
LOB	10




Batter	1	2	3	4	5	6	7	8	9	AB R H RBI BB SO LOB
Keith Miller, R (1, 4) OBP: 0.374, SLG: 0.440	2-1 1B BB SF7 HBP	1-1 FC1-5-2		1-2 G5-3			1-1 G4-3		4-0 SH2-4 1B BB	3 2 0 0 1 0 2
Brian McRae, S (1, 8) OBP: 0.263, SLG: 0.265	4-1 1B BB	3-2 G3			2-1 B1-3		2-3 K		1-0 SH2-4 1-2	3 0 0 0 1 1 2
Gregg Jefferies, S (1, 5) OBP: 0.268, SLG: 0.293	1-0 1-2 2-3 1B		2-1 F8		2-1 F8		1-1 G4-3		1-1 2-H 1B	5 0 2 1 0 0 0
Chris Cwynn, L (1, 7) OBP: 0.267, SLG: 0.379	1-0 SF7		0-1 F7		2-2 2B			1-2 G5-3		2 0 1 1 0 0 0
Gary Thurman, R (8, PH) OBP: 0.333, SLG: 0.517										1 0 0 0 0 0 0
George Brett, L (1, 3) OBP: 0.324, SLG: 0.377	3-1 1-1 F7		1-1 2B		4-0 IBB			1-1 G6-3		3 0 1 0 1 0 2
Kevin McReynolds, R (1, 10) OBP: 0.321, SLG: 0.357	3-3 K		4-2 BB		0-1 F7			0-2 E9 HBP		3 0 0 0 1 1 4
Jim Eisenreich, L (1, 9) OBP: 0.311, SLG: 0.333		2-1 SH5-4 FC1-5-2 1B 1B	1-1 F8		0-0 G6-3 1B			4-0 HBP IBB		3 0 2 0 1 0 2
Brent Mayne, L (1, 2) OBP: 0.207, SLG: 0.185		1-1 FC1-5-2 SH5-4 1B		1-1 G6-3		1-0 G6-3		3-1 1-2 2-3 HBP		3 0 1 0 0 0 1
Mike Macfarlane, R (8, PH) OBP: 0.351, SLG: 0.387										0 0 0 0 0 0 0
Rico Rossy, R (1, 6) OBP: 0.304, SLG: 0.283		0-1 SH5-4		2-3 K		0-0 G5-3		0-0 G1-3		2 0 0 0 0 1 0
Bob Melvin, R (8, PH) OBP: 0.353, SLG: 0.424										1 0 0 0 0 0 3
Curtis Wilkerson, S (9, 6) OBP: 0.152, SLG: 0.205		1-2 2-3								0 0 0 0 0 0 0

Inning Stats	R: 1	H: 1	E: 0	K: 1	S: 10	LOB: 2	BB: 1	P: 21	R: 0	H: 2	E: 0	K: 0	S: 11	LOB: 2	BB: 0	P: 18	R: 0	H: 1	E: 0	K: 0	S: 10	LOB: 2	BB: 1	P: 18	R: 0	H: 0	E: 0	K: 1	S: 10	LOB: 0	BB: 0	P: 14	R: 0	H: 1	E: 0	K: 0	S: 9	LOB: 2	BB: 1	P: 19	R: 0	H: 1	E: 0	K: 0	S: 3	LOB: 0	BB: 0	P: 4	R: 0	H: 0	E: 0	K: 1	S: 7	LOB: 0	BB: 0	P: 11	R: 0	H: 0	E: 1	K: 0	S: 11	LOB: 3	BB: 1	P: 20	R: 1	H: 1	E: 0	K: 0	S: 3	LOB: 1	BB: 1	P: 9	1B: 5	SF: 1	2B: 2	SAC: 2	3B: 0	DP: 1	HR: 0	HBP: 2	WP: 0	PA: 39
--------------	------	------	------	------	-------	--------	-------	-------	------	------	------	------	-------	--------	-------	-------	------	------	------	------	-------	--------	-------	-------	------	------	------	------	-------	--------	-------	-------	------	------	------	------	------	--------	-------	-------	------	------	------	------	------	--------	-------	------	------	------	------	------	------	--------	-------	-------	------	------	------	------	-------	--------	-------	-------	------	------	------	------	------	--------	-------	------	-------	-------	-------	--------	-------	-------	-------	--------	-------	--------

PITCHER	IP	WLS	BF	H	R	ER	SO	BB	IBB	HBP	BLK	WP	HR	S	P	ERA	WHIP
Mark Leiter, R (1, 1) ERA: 2.67	7.0		30	6	1	1	3	2	1	1	0	0	0	60	105	1.29	1.143
Mike Munoz, L (8, 1) ERA: 2.08	0.2		4	0	0	0	0	0	1	0	0	0	0	9	15	0.00	0.000
Walt Terrell, R (8, 1) ERA: 7.34	0.2	L	5	1	1	1	0	1	0	1	0	0	0	5	14	13.50	3.000

**DETROIT TIGERS @ KANSAS CITY ROYALS**  
**ROYALS STADIUM, KANSAS CITY, MO**  
 Sun May 17 1992, 4:33 AM EDT  
 Att. 20,642 - Cloudy - 77 F

AB	29
R	2
H	7
RBI	2
BB	5
SO	3
LOB	16



Batter	1	2	3	4	5	6	7	8	9	AB R H RBI BB SO LOB	TOP											
<b>Jim Eisenreich, L</b> (1, 10) OBP: 0.316, SLG: 0.353	0-0 F8	2-0 2B		3-0 1B		3-3 K			0-1 F7	5 0 2 3 0 1 1												
<b>Brian McRae, S</b> (1, 8) OBP: 0.261, SLG: 0.270	0-1 1B	3-2 G6-3		2-1 G3				3-2 F8	2-2 G6-3	5 1 1 0 0 0 3												
<b>Gregg Jefferies, S</b> (1, 5) OBP: 0.266, SLG: 0.290	2-1 F7		1-2 G5-3		0-1 1B			2-3 K	0-3 K	5 1 1 0 0 2 1												
<b>George Brett, L</b> (1, 3) OBP: 0.329, SLG: 0.376	2-1 1B		1-2 F8		1-3 K			4-2 BB		3 0 1 1 1 1 1												
<b>Kevin McReynolds, R</b> (1, 7) OBP: 0.319, SLG: 0.353		2-2 G4-3	2-1 E3		0-1 1B			0-0 F7		4 1 1 0 0 0 1												
<b>Chris Gwynn, L</b> (1, 9) OBP: 0.294, SLG: 0.394		0-0 1B	1-3 K		2-1 1B			0-1 G5-3		4 1 2 1 0 1 1												
<b>Mike Macfarlane, R</b> (1, 2) OBP: 0.347, SLG: 0.380		0-1 1B		0-0 G3-1		0-0 G6-4-3		1-3 K		4 1 1 0 0 1 1												
<b>Curtis Wilkerson, S</b> (1, 4) OBP: 0.200, SLG: 0.217		4-2 1B		4-0 1B		2-1 E6		1-0 1B		2 1 1 0 2 0 0												
<b>Rico Rossy, R</b> (1, 6) OBP: 0.283, SLG: 0.260		2-3 K		2-0 F9		0-2 P4		1-1 FC6-4		4 0 0 0 0 1 6												
<b>Inning Stats</b>	R: 1 E: 0 K: 0 S: 7	H: 2 LOB: 1 BB: 0 P: 11	R: 3 E: 0 K: 1 S: 19	H: 3 LOB: 1 BB: 1 P: 32	R: 0 E: 1 K: 1 S: 13	H: 0 LOB: 1 BB: 0 P: 17	R: 0 E: 0 K: 0 S: 6	H: 1 LOB: 2 BB: 1 P: 16	R: 2 E: 1 K: 1 S: 11	H: 3 LOB: 0 BB: 0 P: 14	R: 0 E: 1 K: 1 S: 9	H: 0 LOB: 0 BB: 0 P: 14	R: 0 E: 0 K: 1 S: 11	H: 0 LOB: 1 BB: 1 P: 20	R: 0 E: 0 K: 1 S: 8	H: 1 LOB: 1 BB: 0 P: 11	R: 0 E: 0 K: 1 S: 9	H: 0 LOB: 0 BB: 0 P: 11	1B: 8 2B: 2 3B: 0 HR: 0	SF: 0 SAC: 0 DP: 1 HBP: 0	WP: 0 PB: 0 SB: 0 CS: 1	PA: 39
<b>PITCHER</b>	IP WLS BF H R ER SO BB IBB HBP BLK WP HR S P ERA WHIP																					
<b>Kirk McCaskill, R</b> (1, 1) ERA: 4.89	7.0 L 32 9 6 5 5 3 0 0 0 0 0 0 0 76 124 6.43 1.714																					
<b>Terry Leach, R</b> (8, 1) ERA: 2.12	2.0 7 1 0 0 2 0 0 0 0 0 0 0 0 17 22 0.00 0.500																					

**Kansas City Royals @ Chicago White Sox**  
**Comiskey Park, Chicago, IL**  
 Mon May 18 1992, 8:05 PM EDT  
 Att. 25,434 - Cloudy - 50 F

AB	36
R	6
H	10
RBI	5
BB	3
SO	7
LOB	15





Batter	1	2	3	4	5	6	7	8	9	AB	R	H	RBI	BB	SO	LOB
Tim Raines, S OBP: 0.342, SLG: 0.357 (1, 7)	4-2 S BB		2-1 S 1B	1-2 F9			3-3 K		1-0 F9	4	0	1	0	1	1	2
Steve Sax, R OBP: 0.333, SLG: 0.333 (1, 4)	3-2 F7		2-0 P9			2-3 K	0-1 F7			4	0	0	0	0	1	3
Robin Ventura, L OBP: 0.421, SLG: 0.469 (1, 5)	4-1 BB		4-2 BB	1-2 BB		0-0 HR	2-0 FC5-4 1B			2	1	2	1	2	0	0
Frank Thomas, R OBP: 0.442, SLG: 0.513 (1, 3)	1-3 K		1-2 P3			2-2 S 1B	0-0 FC5-4			4	0	1	0	0	1	6
George Bell, R OBP: 0.324, SLG: 0.415 (1, 10)	3-2 G6-3		0-1 F8			1-1 F7		1-0 G5-3		4	0	0	0	0	0	6
Mike Huff, R OBP: 0.326, SLG: 0.300 (1, 9)		3-1 L1		3-1 G6-3		2-0 P2		2-2 G3-1		4	0	0	0	0	0	1
Ron Karkovics, R OBP: 0.327, SLG: 0.315 (1, 2)		1-1 B1-3		4-2 FC5 1B BB			2-1 G1-3	2-2 G6-3		3	0	0	0	1	0	0
Shawn Abner, R OBP: 0.571, SLG: 0.857 (1, 8)		1-0 F9		0-0 FC5 1B			1-0 P9		4-2 G4-6-3 BB	3	0	1	0	0	0	0
Joey Cora, S OBP: 0.304, SLG: 0.133 (9, PH)				1-2 FC5 1B						0	0	0	0	1	0	0
Craig Grebeck, R OBP: 0.346, SLG: 0.397 (1, 6)			0-1 1B	2-2 FC5			1-3 K		0-2 G4-6-3	3	0	1	0	0	1	2
Warren Newson, L OBP: 0.448, SLG: 0.304 (9, PH)				1-2 2-3f					1-2f	1	0	0	0	0	0	1

Inning Stats	R: 0	H: 0	E: 0	K: 13	S: 13	R: 0	H: 0	E: 0	K: 5	S: 5	R: 0	H: 2	E: 0	K: 17	S: 17	R: 0	H: 1	E: 0	K: 12	S: 12	R: 1	H: 2	E: 0	K: 13	S: 13	R: 0	H: 0	E: 0	K: 11	S: 11	R: 0	H: 1	E: 0	K: 8	S: 8	R: 0	H: 0	E: 0	K: 7	S: 7	R: 0	H: 0	E: 0	K: 6	S: 6	R: 0	H: 0	E: 0	K: 11	S: 11	1B: 4	SF: 0	2B: 1	SAC: 0	3B: 0	DP: 1	HR: 1	HBP: 0	WP: 0	PA: 37
--------------	------	------	------	-------	-------	------	------	------	------	------	------	------	------	-------	-------	------	------	------	-------	-------	------	------	------	-------	-------	------	------	------	-------	-------	------	------	------	------	------	------	------	------	------	------	------	------	------	------	------	------	------	------	-------	-------	-------	-------	-------	--------	-------	-------	-------	--------	-------	--------

PITCHER	IP	WLS	BF	H	R	ER	SO	BB	IBB	HBP	BLK	WP	HR	S	P	ERA	WHIP
Mike Magnante, L ERA: 7.48 (1, 1)	5.0		24	5	1	1	2	4	0	0	0	0	1	60	105	1.80	1.800
Rusty Meacham, R ERA: 0.51 (6, 1)	3.0		10	1	0	0	2	0	0	0	0	0	0	26	40	0.00	0.333
Jeff Montgomery, R ERA: 2.41 (9, 1)	1.0		3	0	0	0	0	1	0	0	0	0	0	6	11	0.00	1.000

BOTTOM

**Kansas City Royals @ Chicago White Sox**  
 Comiskey Park, Chicago, IL  
 Mon May 18 1992, 8:05 PM EDT  
 Att. 25,434 - Cloudy - 50 F

livebaseballscores.com

AB	32
R	1
H	6
RBI	1
BB	5
SO	4
LOB	21



Batter	1	2	3	4	5	6	7	8	9	AB R H RBI BB SO LOB	TOP		
Jim Eisenreich, L (1, 10) OBP: 0.325, SLG: 0.361	0-1 F7		1-0 1B		1-0 1B		1-3 K			4 0 2 0 0 1 2	<b>Kansas City Royals @ Chicago White Sox</b> Comiskey Park, Chicago, IL Tue May 19 1992, 8:05 PM EDT Att. 26,510 - Sunny - 65 F		
Brian McRae, S (1, 8) OBP: 0.255, SLG: 0.262	2-2 G6-3		3-3 K		2-0 F9		1-3 K			4 0 0 0 0 2 5			
Gregg Jefferies, S (1, 5) OBP: 0.265, SLG: 0.289	0-0 F9		1-2 1B			1-0 F7		2-2 F8		4 0 1 1 0 0 0			
George Brett, L (1, 3) OBP: 0.326, SLG: 0.372		3-3 K		0-0 FC6-4 1B		0-1 F8		1-0 F8		4 0 1 0 0 1 0			
Kevin McReynolds, R (1, 7) OBP: 0.324, SLG: 0.347		4-0 G4-3 BB		0-2 FC6-4 FC5-4 1-2f		4-2 BB		0-1 F9		2 0 0 0 2 0 1			
Chris Gwynn, L (1, 9) OBP: 0.263, SLG: 0.351		3-2 G4-3 1-2		0-0 P5		2-2 G4-3		0-3 K		4 0 0 0 0 1 3			
Mike Macfarlane, R (1, 2) OBP: 0.343, SLG: 0.373		0-1 G1-4-3		0-2 FC5-4 1-2f		1-2 WP SH5-3 1B		2-2 F9		4 0 1 0 0 0 2			
Curtis Wilkerson, S (1, 4) OBP: 0.189, SLG: 0.204			2-2 F9		2-2 G4-3		0-0 SH5-3		0-1 P4	3 0 0 0 0 0 0			
Rico Rossy, R (1, 6) OBP: 0.302, SLG: 0.269			3-2 1B 1B		2-1 F7		4-1 BB			2 1 1 0 1 0 0			
<b>Inning Stats</b>	R: 0 E: 0 K: 0 S: 6 H: 0 LOB: 0 BB: 0 P: 8	R: 0 E: 0 K: 1 S: 9 H: 0 LOB: 1 BB: 1 P: 19	R: 1 E: 0 K: 1 S: 17 H: 3 LOB: 2 BB: 0 P: 27	R: 0 E: 0 K: 0 S: 9 H: 1 LOB: 1 BB: 0 P: 9	R: 0 E: 0 K: 0 S: 8 H: 1 LOB: 1 BB: 0 P: 15	R: 0 E: 0 K: 0 S: 10 H: 0 LOB: 1 BB: 1 P: 16	R: 0 E: 0 K: 2 S: 12 H: 1 LOB: 2 BB: 1 P: 19	R: 0 E: 0 K: 0 S: 7 H: 0 LOB: 0 BB: 0 P: 10	R: 0 E: 0 K: 1 S: 9 H: 0 LOB: 0 BB: 0 P: 11	1B: 6 2B: 0 3B: 0 HR: 0 SF: 0 SAC: 1 DP: 0 HBP: 0	WP: 1 PB: 0 SB: 0 CS: 0 PA: 35		
<b>PITCHER</b>	IP WLS BF H R ER SO BB IBB HBP BLK WP HR S P ERA WHIP											<b>PITCHER</b>	IP WLS BF H R ER SO BB IBB HBP BLK WP HR S P ERA WHIP
Charlie Hough, R (1, 1) ERA: 4.97	6.1 W 27 6 1 1 2 3 0 0 0 0 0 0 64 104 1.42 1.421												
Scott Radinsky, L (7, 1) ERA: 1.13	2.0 6 0 0 0 3 0 0 0 0 1 0 17 22 0.00 0.000												
Bobby Thigpen, R (9, 1) ERA: 4.15	0.2 S 2 0 0 0 0 0 0 0 0 0 0 0 6 8 0.00 0.000												

livebaseballscorecards.com

<b>AB</b>	31
<b>R</b>	1
<b>H</b>	6
<b>RBI</b>	1
<b>BB</b>	3
<b>SO</b>	5
<b>LOB</b>	13



Batter	1	2	3	4	5	6	7	8	9
<b>Tim Raines, S</b> OBP: 0.340, SLG: 0.362 (1, 7)	3-2 G6-3 SF8 2B	2-3 K		3-1 CS 1-2	0-3 K		2-3 K		
<b>Steve Sax, R</b> OBP: 0.324, SLG: 0.323 (1, 4)	1-1 G6-3 2-3	0-1 G4-3			2-2 G6-3			0-1 G5-3	
<b>Robin Ventura, L</b> OBP: 0.411, SLG: 0.459 (1, 5)	3-2 SF8 3-H		2-1 G4-3		2-0 G4-3			1-3 K	
<b>Frank Thomas, R</b> OBP: 0.449, SLG: 0.533 (1, 3)	4-1 BB		0-2 2B		2-1 2B			3-2 G6-3	
<b>George Bell, R</b> OBP: 0.318, SLG: 0.406 (1, 10)	0-3 K		1-3 K		3-3 K				
<b>Dan Pasqua, L</b> OBP: 0.319, SLG: 0.354 (1, 9)		4-0 FC1-5 BB BB	3-3 K		1-2 P4				
<b>Ron Karkovice, R</b> OBP: 0.336, SLG: 0.319 (1, 2)		4-2 FC1-5 1B BB		0-1 CS 1B	0-0 P2				
<b>Lance Johnson, L</b> OBP: 0.300, SLG: 0.296 (1, 8)		0-1 FC1-5 1B	1 SAFE 2-2 P6		0-0 F8				
<b>Craig Grebeck, R</b> OBP: 0.346, SLG: 0.394 (1, 6)		0-1 1B	2-0 P3		0-2 F7				

Inning Stats	R: 1	H: 1	E: 0	LOB: 1	K: 1	BB: 1	S: 13	P: 24
	R: 1	H: 1	E: 0	LOB: 2	K: 1	BB: 2	S: 13	P: 23
	R: 0	H: 1	E: 0	LOB: 1	K: 2	BB: 0	S: 12	P: 18
	R: 0	H: 1	E: 0	LOB: 0	K: 0	BB: 0	S: 8	P: 15
	R: 0	H: 0	E: 0	LOB: 0	K: 1	BB: 0	S: 7	P: 11
	R: 0	H: 1	E: 0	LOB: 1	K: 1	BB: 0	S: 9	P: 15
	R: 0	H: 0	E: 0	LOB: 0	K: 1	BB: 0	S: 7	P: 9
	R: 0	H: 0	E: 0	LOB: 0	K: 1	BB: 0	S: 8	P: 12

PITCHER	IP	WLS	BF	H	R	ER	SO	BB	IBB	HBP	BLK	WP	HR	S	P	ERA	WHIP
<b>Kevin Appier, R</b> ERA: 1.76 (1, 1)	8.0	L	31	5	2	2	8	3	0	0	0	0	0	77	127	2.25	1.000

AB R H RBI BB SO LOB

**BOTTOM**

4	1	1	0	0	3	2
4	0	0	0	0	0	3
3	0	0	1	0	1	0
3	0	2	0	1	0	0
3	0	0	0	0	3	3
2	0	0	0	1	1	2
2	1	1	0	1	0	1
3	0	0	0	0	0	3
3	0	1	1	0	0	1

<b>AB</b>	27
<b>R</b>	2
<b>H</b>	5
<b>RBI</b>	2
<b>BB</b>	3
<b>SO</b>	8
<b>LOB</b>	15



WP	PA
0	32

**Kansas City Royals @ Chicago White Sox**  
Comiskey Park, Chicago, IL  
Tue May 19 1992, 8:05 PM EDT  
Att. 26,510 - Sunny - 65 F

livebaseballscorecards.com

Batter	1	2	3	4	5	6	7	8	9	AB R H RBI BB SO LOB	TOP											
Jim Eisenreich, L (1, 10) OBP: 0.318, SLG: 0.351	1-1 3B 1B		1-1 F7		0-0 FC1-5 HR	3-3 K			1-2 L9	5 2 1 0 0 1 2	<b>Kansas City Royals @ Chicago White Sox</b> Comiskey Park, Chicago, IL Wed May 20 1992, 8:05 PM EDT Att. 29,250 - Sunny - 75 F <a href="http://livebaseballscorecards.com">livebaseballscorecards.com</a>											
Brian McRae, S (1, 8) OBP: 0.261, SLG: 0.264	2-2 F8		1-0 G4-6-3 1B		4-1 HR BB			0-1 G1-3	3 1 1 0 1 0 1													
Gregg Jefferies, S (1, 5) OBP: 0.265, SLG: 0.307	2-3 K		1-1 G4-6-3 1-2f		1-1 HR			2-2 P8	4 1 1 4 0 1 2													
George Brett, L (1, 3) OBP: 0.331, SLG: 0.391	1-2 1-H 3B			2-1 L4	1-0 1B			2-1 F8	4 0 2 1 0 0 0													
Kevin McReynolds, R (1, 7) OBP: 0.315, SLG: 0.336	1-1 P2			0-1 P4	1-1 G1-3			0-3 K	4 0 0 0 0 1 2													
Chris Gwynn, L (1, 9)		1-0 E3		1-2 P6		4-1 2B SF7 BB		1-0 G6-3	3 1 0 0 1 0 0													
Mike Macfarlane, R (1, 2) OBP: 0.358, SLG: 0.407		1-0 G6-4-3 HBP			1-2 SH1-3 FC1-5 2B	1-0 E 2B		1-1 F7	3 1 2 0 0 0 0													
Curtis Wilkerson, S (1, 4) OBP: 0.179, SLG: 0.196		1-3 K			1-1 SH1-3	1-2 SF7		0-1 G4-3	2 0 0 1 0 1 2													
Rico Rossy, R (1, 6) OBP: 0.299, SLG: 0.255		3-1 G6-4-3 1-2f			4-2 BB FC1-5 HR BB	1-3 K		1-1 F7	3 1 0 0 1 1 2													
<b>Inning Stats</b>	R: 1 E: 0 K: 1 S: 14	H: 2 LOB: 1 BB: 0 P: 21	R: 0 E: 1 K: 1 S: 6	H: 0 LOB: 1 BB: 0 P: 12	R: 0 E: 0 K: 0 S: 5	H: 1 LOB: 0 BB: 0 P: 8	R: 0 E: 0 K: 0 S: 8	H: 0 LOB: 0 BB: 0 P: 11	R: 4 E: 0 K: 0 S: 16	H: 3 LOB: 1 BB: 2 P: 28	R: 2 E: 1 K: 2 S: 12	H: 1 LOB: 0 BB: 1 P: 22	R: 0 E: 0 K: 0 S: 8	H: 0 LOB: 0 BB: 0 P: 12	R: 0 E: 0 K: 1 S: 6	H: 0 LOB: 0 BB: 0 P: 8	R: 0 E: 0 K: 0 S: 7	H: 0 LOB: 0 BB: 0 P: 9	1B: 3 2B: 2 3B: 1 HR: 1	SF: 1 SAC: 1 DP: 2 HBP: 1	WP: 0 PB: 0 SB: 0 CS: 0	PA: 37
<b>PITCHER</b>	IP WLS BF H R ER SO BB IBB HBP BLK WP HR S P ERA WHIP																					
Alex Fernandez, R (1, 1) ERA: 4.05	5.0 L 25 7 7 6 2 3 0 1 0 0 1 51 87 10.80 2.000																					
Roberto Hernandez, R (6, 1) ERA: 2.84	3.0 9 0 0 0 3 0 0 0 0 0 0 24 35 0.00 0.000																					
Donn Pall, R (9, 1) ERA: 2.76	1.0 3 0 0 0 0 0 0 0 0 0 0 7 9 0.00 0.000																					

**Kansas City Royals @ Chicago White Sox**  
Comiskey Park, Chicago, IL  
Wed May 20 1992, 8:05 PM EDT  
Att. 29,250 - Sunny - 75 F

AB	31
R	7
H	7
RBI	6
BB	3
SO	5
LOB	11



Batter	1	2	3	4	5	6	7	8	9	AB	R	H	RBI	BB	SO	LOB
Tim Raines, S OBP: 0.357, SLG: 0.383 (1, 7)	3-2 CS 1B			2-2 1B 2B		4-1 1B 2B BB		1-2 G5-4-3 1B		3	1	3	0	1	0	0
Steve Sax, R OBP: 0.322, SLG: 0.321 (1, 4)	3-2 G6-3 1-2			0-0 G3 2-3 1B		1-2 F9		1-1 G5-4-3 1-2f		4	0	1	0	0	0	3
Robin Ventura, L OBP: 0.407, SLG: 0.453 (1, 5)	2-2 G6-3			1-2 G3 1-2		1-0 2B 1B		0-0 B1-3		4	1	1	0	0	0	2
Frank Thomas, R OBP: 0.444, SLG: 0.532 (1, 3)			3-1 G6-3	2-3 K		1-2 2B		0-0 F8		4	0	1	2	0	1	2
George Bell, R OBP: 0.309, SLG: 0.394 (1, 10)			1-2 G4-3	0-0 F9		1-2 G1-3		2-1 G6-3		4	0	0	0	0	0	3
Dan Pasqua, L OBP: 0.309, SLG: 0.341 (1, 9)			2-3 K		2-2 P3		0-3 K			3	0	0	0	0	2	0
Ron Karkovics, R OBP: 0.327, SLG: 0.309 (1, 2)			1-2 G4-3		3-1 G5-3		1-3 K			3	0	0	0	0	1	0
Lance Johnson, L OBP: 0.293, SLG: 0.289 (1, 8)			1-0 F8		1-0 G3-1		2-2 F7			3	0	0	0	0	0	0
Craig Grebeck, R OBP: 0.333, SLG: 0.378 (1, 6)			1-2 G5-3			3-2 G4-3		0-3 K		3	0	0	0	0	1	0

Inning Stats	R: 0	H: 1	E: 0	K: 0	S: 12	LOB: 0	BB: 0	P: 19	R: 0	H: 0	E: 0	K: 1	S: 10	LOB: 0	BB: 0	P: 16	R: 0	H: 0	E: 0	K: 0	S: 7	LOB: 0	BB: 0	P: 10	R: 0	H: 2	E: 0	K: 1	S: 16	LOB: 2	BB: 0	P: 20	R: 0	H: 0	E: 0	K: 0	S: 6	LOB: 0	BB: 0	P: 12	R: 2	H: 2	E: 0	K: 0	S: 19	LOB: 1	BB: 1	P: 30	R: 0	H: 0	E: 0	K: 2	S: 11	LOB: 0	BB: 0	P: 14	R: 0	H: 1	E: 0	K: 1	S: 8	LOB: 0	BB: 0	P: 10	R: 0	H: 0	E: 0	K: 0	S: 4	LOB: 0	BB: 0	P: 6	1B: 4	SF: 0	2B: 2	SAC: 0	3B: 0	DP: 1	HR: 0	HBP: 0	WP: 0	PA: 32
--------------	------	------	------	------	-------	--------	-------	-------	------	------	------	------	-------	--------	-------	-------	------	------	------	------	------	--------	-------	-------	------	------	------	------	-------	--------	-------	-------	------	------	------	------	------	--------	-------	-------	------	------	------	------	-------	--------	-------	-------	------	------	------	------	-------	--------	-------	-------	------	------	------	------	------	--------	-------	-------	------	------	------	------	------	--------	-------	------	-------	-------	-------	--------	-------	-------	-------	--------	-------	--------


PITCHER	IP	WLS	BF	H	R	ER	SO	BB	IBB	HBP	BLK	WP	HR	S	P	ERA	WHIP
Hipolito Pichardo, R ERA: 3.44 (1, 1)	5.0	W	17	3	0	0	2	0	0	0	0	0	0	51	77	0.00	0.600
Mike Boddicker, R ERA: 4.83 (6, 1)	4.0	S	15	3	2	2	3	1	0	0	0	0	0	42	60	4.50	1.000

**BOTTOM**

**Kansas City Royals @ Chicago White Sox**  
Comiskey Park, Chicago, IL

Wed May 20 1992, 8:05 PM EDT  
Att. 29,250 - Sunny - 75 F

AB	31
R	2
H	6
RBI	2
BB	1
SO	5
LOB	10



Batter	1	2	3	4	5	6	7	8	9	AB R H RBI BB SO LOB	TOP																	
Gary Thurman, R (1, 9) OBP: 0.286, SLG: 0.441	2-3 K		2-3 K			1-3 K		3-1 F7	3-2 L4	5 0 0 0 0 3 1																		
Brian McRae, S (1, 8) OBP: 0.254, SLG: 0.257	2-3 K		2-3 K			0-2 G4-3		3-3 K		4 0 0 0 0 3 0																		
Gregg Jefferies, S (1, 5) OBP: 0.265, SLG: 0.312	1-2 2B		1-0 G4-3			2-1 L8		2-0 P2		4 0 1 0 0 0 0																		
George Brett, L (1, 3) OBP: 0.329, SLG: 0.382	4-2 BB			0-3 K			2-1 F9		1-2 F7	3 0 0 0 1 1 0																		
Kevin McReynolds, R (1, 7) OBP: 0.307, SLG: 0.325	1-2 P2			3-2 F7			1-0 F8		3-2 E6 2B HR	4 1 0 0 0 0 2																		
Jim Eisenreich, L (1, 10) OBP: 0.326, SLG: 0.363				2-1 F9			1-2 G1-3		1-2 HR 2B	3 2 1 0 1 0 0																		
Mike Macfarlane, R (1, 2) OBP: 0.364, SLG: 0.438					3-3 K			4-2 HR 1B BB	0-2 HR 2-H 3-H	3 2 1 3 1 1 1	AB 33 R 7 H 6 RBI 7 BB 3 SO 9 LOB 5																	
Curtis Wilkerson, S (1, 6) OBP: 0.200, SLG: 0.241					1-0 F8			3-1 HR 1B	0-2 G4-3 2B	3 1 2 1 0 0 0																		
Terry Shumpert, R (1, 4) OBP: 0.189, SLG: 0.306					2-2 F7			2-1 HR 1-H 2-H	0-0 G4-3 2-3	4 1 1 3 0 1 1																		
<b>Inning Stats</b>	R: 0 E: 0 K: 2 S: 16	H: 1 LOB: 2 BB: 1 P: 26	R: 1 E: 0 K: 1 S: 10	H: 0 LOB: 0 BB: 1 P: 19	R: 0 E: 0 K: 2 S: 9	H: 0 LOB: 0 BB: 0 P: 14	R: 0 E: 0 K: 1 S: 10	H: 0 LOB: 0 BB: 0 P: 15	R: 0 E: 0 K: 1 S: 12	H: 0 LOB: 0 BB: 0 P: 18	R: 0 E: 0 K: 1 S: 8	H: 0 LOB: 0 BB: 0 P: 11	R: 0 E: 0 K: 0 S: 6	H: 0 LOB: 0 BB: 0 P: 10	R: 3 E: 0 K: 1 S: 12	H: 2 LOB: 0 BB: 1 P: 29	R: 3 E: 1 K: 0 S: 22	H: 3 LOB: 1 BB: 0 P: 30	1B: 1 2B: 3 3B: 0 HR: 2	SF: 1 SAC: 0 DP: 0 HBP: 0	WP: 0 PB: 0 SB: 1 CS: 0	PA: 37						
<b>PITCHER</b>	IP WLS BF H R ER SO BB IBB HBP BLK WP HR S P ERA WHIP																											
Nolan Ryan, R (1, 1) ERA: 5.2	7.0		24	1	1	1	8	2	0	0	0	0	0	0	71	113	1.29	0.429										
Lance McCullers, R (8, 1) ERA: 9.0	0.0		1	0	1	1	0	1	0	0	0	0	0	2	6	∞	∞											
Kenny Rogers, L (8, 1) ERA: 3.7	1.1	L	8	3	4	4	1	0	0	0	0	0	1	21	39	27.00	2.250											
Jeff Russell, R (9, 1) ERA: 1.74	0.2		4	2	1	0	0	0	0	0	0	0	1	11	14	0.00	3.000											

**Kansas City Royals @ Texas Rangers**  
Arlington Stadium, Arlington, TX  
Thu May 21 1992, 8:05 PM EDT  
Att. 21,363 - Cloudy - 70 F

livebaseballscorecards.com



Batter	1	2	3	4	5	6	7	8	9	AB R H RBI BB SO LOB
Jeff Huson, L (1, 4) OBP: 0.317, SLG: 0.377	2-3 K	2-2 1B		1-0 FC3-6			1-1 1B		0-0 F7	5 0 2 1 0 1 1
Jack Daugherty, S (1, 10) OBP: 0.282, SLG: 0.254	3-1 L1	2-1 SF9			4-2 BB		0-2 F8			2 0 0 1 1 0 1
Rafael Palmeiro, L (1, 3) OBP: 0.378, SLG: 0.478	3-2 P7	1-1 F7			1-0 L9		1-1 G4-3			4 0 0 0 0 0 3
Ruben Sierra, S (1, 9) OBP: 0.331, SLG: 0.467		1-0 HR 1B		1-1 G4-3		1-2 P5		4-1 BB BB		3 1 1 0 1 0 1
Kevin Reimer, L (1, 7) OBP: 0.311, SLG: 0.441		1-0 HR		2-3 K		1-3 K		4-2 G6-4-3 BB		3 1 1 2 1 2 1
John Cangelosi, S (8, PR) OBP: 0.333, SLG: 0.267										0 0 0 0 0 0 0
Juan Gonzalez, R (1, 8) OBP: 0.294, SLG: 0.405		0-2 SF7 3B		1-0 G5-3		0-1 F8		2-3 K		4 1 1 0 0 1 2
Ivan Rodriguez, R (1, 2) OBP: 0.301, SLG: 0.381		4-2 1B 1B BB		1-0 G3-1		0-1 G5-3		2-0 G6-4-3		3 1 0 0 1 0 2
Dickie Thon, R (1, 6) OBP: 0.282, SLG: 0.325		0-0 SF7		1-0 G3		1-2 G1-3				2 0 0 1 0 0 0
Geno Petralli, L (9, PH) OBP: 0.208, SLG: 0.280		3-H								1 0 0 0 0 1 0
Al Newman, S (1, 5) OBP: 0.314, SLG: 0.270		1-1 1B SF9 1B		4-0 FC3-6 BB			2-3 K		2-3 K	3 1 1 0 1 2 0

Inning Stats	R: 0	H: 0	E: 0	K: 1	S: 8	H: 0	LOB: 0	BB: 0	P: 16	R: 5	H: 5	E: 0	K: 0	S: 19	R: 0	H: 0	E: 0	K: 1	S: 7	R: 0	H: 0	E: 0	K: 1	S: 9	R: 0	H: 0	E: 0	K: 0	S: 7	R: 0	H: 1	E: 0	K: 1	S: 13	R: 0	H: 0	E: 0	K: 1	S: 8	R: 0	H: 0	E: 0	K: 2	S: 7	R: 0	H: 0	E: 0	K: 2	S: 7	1B: 4	2B: 0	3B: 1	SF: 2	SAC: 0	DP: 1	HBP: 0	WP: 0	PA: 37
--------------	------	------	------	------	------	------	--------	-------	-------	------	------	------	------	-------	------	------	------	------	------	------	------	------	------	------	------	------	------	------	------	------	------	------	------	-------	------	------	------	------	------	------	------	------	------	------	------	------	------	------	------	-------	-------	-------	-------	--------	-------	--------	-------	--------

PITCHER	IP	WLS	BF	H	R	ER	SO	BB	IBB	HBP	BLK	WP	HR	S	P	ERA	WHIP
Tom Gordon, R (1, 1) ERA: 5.64	2.0		12	5	5	5	1	1	0	0	0	0	1	27	46	22.50	3.000
Curt Young, L (3, 1) ERA: 4.79	4.0		14	0	0	0	2	2	0	0	0	0	0	26	45	0.00	0.500
Neal Heaton, L (7, 1) ERA: 4.5	1.0		6	1	0	0	1	2	0	0	0	0	0	17	29	0.00	3.000
Rusty Meacham, R (8, 1) ERA: 0.48	1.0	W	2	0	0	0	1	0	0	0	0	0	0	4	8	0.00	0.000
Jeff Montgomery, R (9, 1) ERA: 2.29	1.0	S	3	0	0	0	2	0	0	0	0	0	0	7	12	0.00	0.000

**BOTTOM**

**Kansas City Royals @ Texas Rangers**  
Arlington Stadium, Arlington, TX

Thu May 21 1992, 8:05 PM EDT  
Att. 21,363 - Cloudy - 70 F

AB	30
R	5
H	6
RBI	5
BB	5
SO	7
LOB	11



PITCHER	IP	WLS	BF	H	R	ER	SO	BB	IBB	HBP	BLK	WP	HR	S	P	ERA	WHIP
---------	----	-----	----	---	---	----	----	----	-----	-----	-----	----	----	---	---	-----	------

Batter	1	2	3	4	5	6	7	8	9	AB R H RBI BB SO LOB	TOP		
<b>Gary Thurman, R</b> (1, 8) OBP: 0.325, SLG: 0.462	1-0 E S G4 1B		1-0 G4-3		2-0 L8			1-2 1B 1B	3-2 PB G4-3 1B	5 1 3 1 0 0 0			
<b>Chris Gwynn, L</b> (1, 9) OBP: 0.277, SLG: 0.333	1-3 SAFE K			1-0 WP 1B 1B		0-0 G4-6-3 1B		3-3 K	1-1 G4-3 1B	5 0 2 1 0 2 4			
<b>Gregg Jefferies, S</b> (1, 5) OBP: 0.263, SLG: 0.309	0-1 G4 1-H			1-2 F7		2-1 G4-6-3 1-2f 1B		0-2 1B	3-2 G6-3 2-3	5 0 1 2 0 0 3			
<b>George Brett, L</b> (1, 3) OBP: 0.321, SLG: 0.371	1-3 K			2-3 K		1-1 G3-1		2-3 K		4 0 0 0 0 3 3			
<b>Kevin McReynolds, R</b> (1, 7) OBP: 0.318, SLG: 0.328				3-1 WP 1B		2-1 F8			4-1 1B 2B BB	2 1 1 0 2 0 0			
<b>Jim Eisenreich, L</b> (1, 10) OBP: 0.323, SLG: 0.349			1-2 F7	2-2 G6-3 1-2 2-3		2-1 G4-3			4-0 1B 2B BB	3 1 0 0 1 0 3			
<b>Mike Macfarlane, R</b> (1, 2) OBP: 0.360, SLG: 0.462			3-1 G5-4-3 1-2f		0-0 HR		1-3 K		2-3 K	4 1 1 1 0 2 3			
<b>Curtis Wilkerson, S</b> (1, 6) OBP: 0.219, SLG: 0.259			1-3 K		1-0 F8			3-2 FC6-4 1B	0-2 2B 1B 1B	4 1 2 0 0 1 0			
<b>Terry Shumpert, R</b> (1, 4) OBP: 0.195, SLG: 0.325			1-2 G6-3		2-1 F8			1-1 FC6-4 1B	3-2 1B G4-3 2B	4 2 1 2 0 0 1			
<b>Inning Stats</b>	R: 1 E: 0 K: 2 S: 9 H: 1 LOB: 0 BB: 0 P: 12	R: 0 E: 0 K: 0 S: 8 H: 0 LOB: 0 BB: 1 P: 16	R: 0 E: 0 K: 1 S: 7 H: 0 LOB: 0 BB: 0 P: 10	R: 0 E: 0 K: 1 S: 13 H: 2 LOB: 2 BB: 0 P: 22	R: 1 E: 0 K: 0 S: 5 H: 1 LOB: 0 BB: 0 P: 10	R: 0 E: 0 K: 0 S: 5 H: 1 LOB: 0 BB: 0 P: 8	R: 0 E: 0 K: 1 S: 7 H: 0 LOB: 0 BB: 0 P: 12	R: 1 E: 0 K: 2 S: 21 H: 3 LOB: 2 BB: 0 P: 31	R: 4 E: 0 K: 1 S: 19 H: 3 LOB: 1 BB: 2 P: 39	1B: 9 2B: 1 3B: 0 HR: 1 SF: 0 SAC: 0 DP: 2 HBP: 0	WP: 1 PB: 1 SB: 1 CS: 0 PA: 39		
<b>PITCHER</b>	IP WLS BF H R ER SO BB IBB HBP BLK WP HR S P ERA WHIP											<b>PITCHER</b>	IP WLS BF H R ER SO BB IBB HBP BLK WP HR S P ERA WHIP
<b>Bobby Witt, R</b> (1, 1) ERA: 3.43	8.0 W 31 8 3 2 7 1 0 0 0 1 1 75 121 2.25 1.125												
<b>Floyd Bannister, L</b> (9, 1) ERA: 6.6	0.1 5 2 4 4 1 2 0 0 0 0 0 11 24 108.00 12.000												
<b>Jeff Robinson, R</b> (9, 1) ERA: 5.11	0.2 3 1 0 0 0 0 0 0 0 0 0 8 15 0.00 1.500												

**Kansas City Royals @ Texas Rangers**  
Arlington Stadium, Arlington, TX

livebaseballscorecards.com

AB	36
R	7
H	11
RBI	7
BB	3
SO	8
LOB	17



Fri May 22 1992, 8:05 PM EDT  
Att. 34,385 - Cloudy - 82 F



Batter	1	2	3	4	5	6	7	8	9
<b>Jack Daugherty, S</b> (1, 10) OBP: 0.284, SLG: 0.257 <b>Monty Fariss, R</b> (5, PH) OBP: 0.389, SLG: 0.321 (9, 7)	3-2 	0-0 <b>F8</b>		1-1 <b>P5</b>	2-2 <b>L7</b>		2-0 <b>P6</b>		
<b>Jeff Huson, L</b> (1, 6) OBP: 0.331, SLG: 0.379 <b>Dickie Thon, R</b> (8, 6) OBP: 0.288, SLG: 0.355	2-1 		4-2 		2-2 <b>G3</b>	4-0 		2-1 	
<b>Rafael Palmeiro, L</b> (1, 3) OBP: 0.379, SLG: 0.481	2-1 <b>L8</b>		2-1 <b>G4-3</b> <b>1-H</b> <b>2B</b>		2-2 <b>FC4-6</b> <b>1B</b>	1-2 <b>P4</b>		0-3 <b>K</b>	
<b>Ruben Sierra, S</b> (1, 9) OBP: 0.339, SLG: 0.494	2-0 		1-1 <b>F7</b>		1-0 <b>FC4-6</b> <b>1B</b>	2-2 		0-1 	
<b>Kevin Reimer, L</b> (1, 7) OBP: 0.315, SLG: 0.439 <b>John Cangelosi, S</b> (8, PH) OBP: 0.350, SLG: 0.267 (9, 8)	2-1 		1-1 <b>G4-3</b>		4-2 	2-3 <b>K2-3</b>		4-0 	
<b>Juan Gonzalez, R</b> (1, 8) OBP: 0.291, SLG: 0.399 <b>Floyd Bannister, L</b> (9, 1) <b>Jeff Robinson, R</b> (9, 1)	0-3 <b>K</b>		0-0 <b>F7</b>		1-0 	2-0 <b>G6-3</b>		0-3 <b>K</b>	
<b>Ivan Rodriguez, R</b> (1, 2) OBP: 0.304, SLG: 0.382	1-3 <b>K</b>			0-1 	0-0 		1-0 <b>L3</b>	0-3 <b>K</b>	
<b>Dean Palmer, R</b> (1, 5) OBP: 0.295, SLG: 0.392		1-3 <b>K</b>		0-0 <b>P8</b>	1-2 		3-3 <b>K</b>		
<b>Al Newman, S</b> (1, 4) OBP: 0.324, SLG: 0.273		0-2 <b>F8</b>		1-0 <b>P6</b>	1-1 		4-1 		

AB	R	H	RBI	BB	SO	LOB
3	1	1	0	0	0	1
2	0	0	0	0	0	3
2	3	1	0	2	0	0
1	1	1	1	0	0	0
5	0	2	1	0	1	3
5	2	3	2	0	0	2
3	1	1	2	1	1	1
0	0	0	0	1	0	0
5	1	1	0	0	2	5
0	0	0	0	0	0	0
0	0	0	0	0	0	0
5	1	2	2	0	2	4
4	0	1	1	0	2	1
3	0	1	0	1	0	1

**BOTTOM**

**Kansas City Royals @ Texas Rangers**  
 Arlington Stadium, Arlington, TX  
 Fri May 22 1992, 8:05 PM EDT  
 Att. 34,385 - Cloudy - 82 F

livebaseballscorecards.com

<b>AB</b>	<b>38</b>
<b>R</b>	<b>10</b>
<b>H</b>	<b>14</b>
<b>RBI</b>	<b>9</b>
<b>BB</b>	<b>5</b>
<b>SO</b>	<b>8</b>
<b>LOB</b>	<b>21</b>



Inning Stats	R: 2	H: 4	E: 0	LOB: 2	K: 2	S: 18	R: 0	H: 0	E: 0	LOB: 0	K: 1	S: 7	R: 1	H: 1	E: 0	LOB: 1	K: 0	S: 9	R: 0	H: 1	E: 0	LOB: 1	K: 0	S: 7	R: 4	H: 5	E: 0	LOB: 2	K: 0	S: 27	R: 2	H: 1	E: 0	LOB: 0	K: 1	S: 6	R: 1	H: 2	E: 0	LOB: 2	K: 3	S: 13					

PITCHER	IP	WLS	BF	H	R	ER	SO	BB	IBB	HBP	BLK	WP	HR	S	P	ERA	WHIP
<b>Mark Gubicza, R</b> (1, 1) ERA: 3.61	4.2	L	27	11	7	7	3	2	0	0	0	0	0	65	98	13.50	2.786
<b>Neal Heaton, L</b> (5, 1) ERA: 4.94	1.1		6	1	2	2	1	1	0	0	0	0	1	15	28	13.50	1.500
<b>Mark Davis, L</b> (7, 1) ERA: 7.36	2.0		10	2	1	1	4	2	0	0	0	0	1	19	35	4.50	2.000

WP	PA	ERA	WHIP
0	43		
1			
1			
0			

Batter	1	2	3	4	5	6	7	8	9	AB R H RBI BB SO LOB	TOP
--------	---	---	---	---	---	---	---	---	---	----------------------	-----

<p><b>Gary Thurman, R</b> (1, 8) OBP: 0.318, SLG: 0.442</p>	<p>0-0  <b>1B</b></p>		<p>0-0  <b>G6-3</b></p>		<p>2-3  <b>K</b></p>			<p>0-0  <b>G1-3</b></p>		4 0 1 0 0 1 1	<p style="text-align: center;"><b>Kansas City Royals @ Texas Rangers</b></p> <p style="text-align: center;">Arlington Stadium, Arlington, TX</p> <p style="text-align: center;">Sat May 23 1992, 8:05 PM EDT Att. 33,347 - Cloudy - 81 F</p>
<p><b>Chris Gwynn, L</b> (1, 9) OBP: 0.294, SLG: 0.367</p>	<p>3-1  <b>2B</b></p>		<p>1-2  <b>2B</b> <b>1B</b></p>		<p>2-2  <b>G4-6-3</b></p>			<p>0-0  <b>G1-3</b></p>		4 1 2 0 0 0 1	
<p><b>Gregg Jefferies, S</b> (1, 5) OBP: 0.263, SLG: 0.313</p>	<p>1-2  <b>G5-3</b></p>		<p>0-0  <b>2B</b></p>					<p>1-3  <b>K</b></p>		4 0 1 1 0 1 1	
<p><b>Wally Joyner, L</b> (1, 3) OBP: 0.362, SLG: 0.458</p>	<p>2-0  <b>G4-3</b></p>		<p>1-1  <b>P6</b></p>					<p>2-1  <b>L7</b></p>		4 0 0 0 0 1 2	
<p><b>Jim Eisenreich, L</b> (1, 10) OBP: 0.340, SLG: 0.372</p>		<p>4-1  <b>2B</b> <b>BB</b></p>	<p>0-3  <b>K</b></p>					<p>2-1  <b>G2-3</b> <b>2B</b></p>		3 1 2 0 1 1 1	
<p><b>Kevin McReynolds, R</b> (1, 7) OBP: 0.310, SLG: 0.318</p>		<p>2-2  <b>F9</b></p>		<p>0-0  <b>P6</b></p>				<p>2-2  <b>G2-3</b></p>		4 0 0 0 0 0 3	
<p><b>Brent Mayne, L</b> (1, 2) OBP: 0.212, SLG: 0.226</p>		<p>3-1  <b>2B</b></p>		<p>1-1  <b>G5-3</b></p>				<p>2-3  <b>K</b></p>		4 0 1 1 0 1 1	
<p><b>Curtis Wilkerson, S</b> (1, 6) OBP: 0.209, SLG: 0.246</p>		<p>1-3  <b>K</b></p>		<p>2-0  <b>G6-3</b></p>				<p>0-0  <b>B1-3</b></p>		3 0 0 0 0 1 1	
<p><b>Terry Shumpert, R</b> (1, 4) OBP: 0.205, SLG: 0.326</p>		<p>0-0  <b>G4-3</b></p>		<p>0-2  <b>G4-6-3</b> <b>1B</b></p>				<p>1-1  <b>P8</b></p>		3 0 1 0 0 0 1	

Inning Stats	R: 0 E: 0 K: 0 S: 7	H: 2 LOB: 1 BB: 0 P: 13	R: 1 E: 0 K: 1 S: 11	H: 1 LOB: 1 BB: 1 P: 21	R: 1 E: 0 K: 1 S: 11	H: 2 LOB: 1 BB: 0 P: 13	R: 0 E: 0 K: 0 S: 4	H: 0 LOB: 0 BB: 0 P: 7	R: 0 E: 0 K: 1 S: 9	H: 1 LOB: 0 BB: 0 P: 13	R: 0 E: 0 K: 1 S: 14	H: 1 LOB: 1 BB: 0 P: 19	R: 0 E: 0 K: 0 S: 5	H: 0 LOB: 0 BB: 0 P: 7	R: 0 E: 0 K: 1 S: 5	H: 0 LOB: 0 BB: 0 P: 6	R: 0 E: 0 K: 1 S: 10	H: 1 LOB: 1 BB: 0 P: 18	1B: 4 2B: 4 3B: 0 HR: 0	SF: 0 SAC: 0 DP: 1 HBP: 0	WP: 0 PB: 0 SB: 0 CS: 1	PA: 34
<p>PITCHER <b>Kevin Brown, R</b> (1, 1) ERA: 3.35</p>																						

<b>AB</b>	<b>33</b>
<b>R</b>	<b>2</b>
<b>H</b>	<b>8</b>
<b>RBI</b>	<b>2</b>
<b>BB</b>	<b>1</b>
<b>SO</b>	<b>6</b>
<b>LOB</b>	<b>12</b>

	ERA	WHIP
	2.00	1.000

Batter	1	2	3	4	5	6	7	8	9
Dickie Thon, R OBP: 0.291, SLG: 0.358 Jeff Huson, L OBP: 0.326, SLG: 0.373 (1, 6) (4, PH) (5, 6)									
Rafael Palmeiro, L OBP: 0.376, SLG: 0.473 (1, 3)									
Juan Gonzalez, R OBP: 0.296, SLG: 0.407 (1, 8)									
Ruben Sierra, S OBP: 0.337, SLG: 0.489 (1, 9)									
Brian Downing, R OBP: 0.465, SLG: 0.419 Kevin Reimer, L OBP: 0.311, SLG: 0.433 (1, 10) (5, PH)									
Ivan Rodriguez, R OBP: 0.303, SLG: 0.400 (1, 2)									
Monty Fariss, R OBP: 0.395, SLG: 0.333 Jack Daugherty, S OBP: 0.277, SLG: 0.250 (1, 7) (6, 7)									
Dean Palmer, R OBP: 0.302, SLG: 0.400 (1, 5)									
Al Newman, S OBP: 0.338, SLG: 0.279 (1, 4)									

AB	R	H	RBI	BB	SO	LOB
2	1	1	0	0	1	3
2	0	0	0	0	1	2
3	1	0	0	1	0	1
4	1	2	0	0	0	0
4	0	1	2	0	1	1
2	0	0	0	0	0	2
2	0	0	0	0	1	1
4	1	1	2	0	3	1
2	0	1	0	0	0	0
2	0	0	0	0	0	0
2	0	1	0	1	1	0
2	0	1	0	1	0	1

**Kansas City Royals @ Texas Rangers**  
Arlington Stadium, Arlington, TX  
Sat May 23 1992, 8:05 PM EDT  
Att. 33,347 - Cloudy - 81 F

livebaseballscorecards.com

AB	31
R	4
H	8
RBI	4
BB	3
SO	8
LOB	12

Inning	1	2	3	4	5	6	7	8	9
R: 4	R: 0	R: 0	R: 0	R: 0	R: 0	R: 0	R: 0	R: 0	R: 0
E: 0	E: 0	E: 0	E: 0	E: 0	E: 0	E: 1	E: 0	E: 0	E: 0
K: 1	K: 0	K: 0	K: 1	K: 0	K: 2	K: 2	K: 1	K: 1	K: 1
S: 20	S: 8	S: 8	S: 10	S: 13	S: 8	S: 8	S: 7	S: 5	S: 7
H: 5	H: 0	H: 0	H: 0	H: 1	H: 1	H: 1	H: 0	H: 0	H: 0
LOB: 3	LOB: 0	LOB: 0	LOB: 0	LOB: 1	LOB: 1	LOB: 1	LOB: 0	LOB: 0	LOB: 0
BB: 3	BB: 0	BB: 0	BB: 0	BB: 0	BB: 0	BB: 0	BB: 0	BB: 0	BB: 0
P: 42	P: 12	P: 12	P: 12	P: 22	P: 14	P: 9	P: 9	P: 7	P: 7

PITCHER	IP	WLS	BF	H	R	ER	SO	BB	IBB	HBP	BLK	WP	HR	S	P	ERA	WHIP
Mike Magnante, L ERA: 8.87 (1, 1)	0.2	L	9	5	4	4	0	2	1	0	0	0	1	17	38	54.00	10.500
Mike Boddicker, R ERA: 4.25 (1, 1)	4.1		15	2	0	0	4	0	0	0	0	0	0	42	64	0.00	0.462
Curt Young, L ERA: 4.5 (6, 1)	1.1		5	1	0	0	2	0	0	0	0	0	0	11	13	0.00	0.750
Rusty Meacham, R ERA: 0.44 (7, 1)	1.2		5	0	0	0	2	0	0	0	0	0	0	9	12	0.00	0.000

WP	PA	ERA	WHIP
0	34		
1			
0			
0			



Batter	1	2	3	4	5	6	7	8	9	10	11	12	13
Jeff Huson, L OBP: 0.313, SLG: 0.358 (1, 4)	K	P6			F7		P6			L6		SH1-4	
John Cangelosi, S OBP: 0.341, SLG: 0.265 Dean Palmer, R OBP: 0.298, SLG: 0.395 (1, 8) (10, 5)	HR 1B		K		K			G1-3		P8		K	
Rafael Palmeiro, L OBP: 0.380, SLG: 0.471 (1, 3)	HR BB		F8			FC5-4 1B		F9				K	
Ruben Sierra, S OBP: 0.332, SLG: 0.495 (1, 9)	HR		G4-3			FC5-4		L4		G3		G1-3	
Kevin Reimer, L OBP: 0.312, SLG: 0.436 (1, 7)	K			F9		P9			K		FC6-4 1B		1B 2B
Geno Petralli, L OBP: 0.196, SLG: 0.264 Ivan Rodriguez, R OBP: 0.303, SLG: 0.399 (1, 2) (8, 2)	F8			F8		F8			K		FC6-4		1B
Jack Daugherty, S OBP: 0.307, SLG: 0.293 (1, 10)		G6-3 BB				SH3-4 BB		SH3-4 BB			F7		
Dickie Thon, R OBP: 0.290, SLG: 0.349 (1, 6)		P9			K			SH3-4			F7		
Al Newman, S OBP: 0.325, SLG: 0.268 Juan Gonzalez, R OBP: 0.298, SLG: 0.408 (1, 5) (9, PH) (10, 8)		G6-3			F7			P6		P3		SH1-4 1B	

Inning Stats	R: 3	H: 2	E: 0	LOB: 0	K: 2	S: 16	P: 33	R: 0	H: 0	E: 0	LOB: 0	K: 1	S: 6	R: 0	H: 1	E: 0	LOB: 1	K: 1	S: 9	R: 0	H: 0	E: 0	LOB: 0	K: 1	S: 10	R: 0	H: 1	E: 0	LOB: 1	K: 0	S: 8	R: 0	H: 0	E: 0	LOB: 0	K: 0	S: 12	R: 0	H: 1	E: 0	LOB: 2	K: 2	S: 16	R: 0	H: 1	E: 0	LOB: 1	K: 0	S: 7	R: 0	H: 1	E: 0	LOB: 1	K: 2	S: 11	R: 1	H: 2	E: 0	LOB: 1	K: 0	S: 8	R: 1	H: 2	E: 0	LOB: 1	K: 0	S: 8	1B: 6	2B: 3	3B: 0	HR: 1	SF: 0	SAC: 2	DP: 0	HBP: 0	WP: 0	PA: 51
--------------	------	------	------	--------	------	-------	-------	------	------	------	--------	------	------	------	------	------	--------	------	------	------	------	------	--------	------	-------	------	------	------	--------	------	------	------	------	------	--------	------	-------	------	------	------	--------	------	-------	------	------	------	--------	------	------	------	------	------	--------	------	-------	------	------	------	--------	------	------	------	------	------	--------	------	------	-------	-------	-------	-------	-------	--------	-------	--------	-------	--------

PITCHER	IP	WLS	BF	H	R	ER	SO	BB	IBB	HBP	BLK	WP	HR	S	P	ERA	WHIP
Kevin Appier, R ERA: 1.94 (1, 1)	8.0		31	4	3	3	5	3	0	0	0	0	1	79	137	3.38	0.875
Rusty Meacham, R ERA: 0.4 (9, 1)	2.0		9	2	0	0	2	1	0	0	0	0	0	23	38	0.00	1.500
Neal Heaton, L ERA: 4.76 (11, 1)	1.0		4	1	0	0	0	0	0	0	0	0	0	8	14	0.00	1.000
Tom Gordon, R ERA: 5.67 (12, 1)	1.1	L	7	3	1	1	2	0	0	0	0	0	0	19	29	6.75	2.250

**BOTTOM**


**Kansas City Royals @ Texas Rangers**  
Arlington Stadium, Arlington, TX

Sun May 24 1992, 4:33 AM EDT  
Att. 28,059 - Cloudy - 78 F

AB	R	H	RBI	BB	SO	LOB
5	0	0	0	0	1	2
4	1	1	0	0	2	0
2	0	0	0	0	1	1
5	1	2	0	1	1	1
6	1	1	3	0	0	2
6	1	2	0	0	2	1
3	0	0	0	0	0	1
3	0	1	1	0	1	1
3	0	2	0	2	0	1
3	0	0	0	1	1	3
3	0	0	0	0	0	2
2	0	1	0	0	0	2

**AB 45**  
**R 4**  
**H 10**  
**RBI 4**  
**BB 4**  
**SO 9**  
**LOB 17**

**WP: 0** **PA: 51**  
**PB: 0**  
**SB: 1**  
**CS: 0**



livebaseballscorecards.com

Batter	1	2	3	4	5	6	7	8	9	AB R H RBI BB SO LOB	TOP	
<b>Jim Eisenreich, L</b> (1, 10) OBP: 0.324, SLG: 0.352 B B C X	2-1 		0-0 		2-1 			1-0 		4 0 0 0 0 0 0	<b>Kansas City Royals @ Detroit Tigers</b> Tiger Stadium, Detroit, MI Tue May 26 1992, 7:05 PM EDT Att. 10,290 - Cloudy - 52 F	
<b>Gregg Jefferies, S</b> (1, 5) OBP: 0.280, SLG: 0.341 C F B X	1-2 			1-0 		1-2 		1-1 		4 1 2 0 0 0 0		
<b>Wally Joyner, L</b> (1, 3) OBP: 0.380, SLG: 0.496 X	0-0 			0-0 		0-0 		0-0 		4 0 2 0 0 0 1		
<b>Mike Macfarlane, R</b> (1, 2) OBP: 0.339, SLG: 0.422 F B C X	1-2 			0-0 		0-0 		0-0 		4 0 0 0 0 0 4		
<b>Kevin McReynolds, R</b> (1, 7) OBP: 0.321, SLG: 0.355 C B B X		2-1 		1-1 		2-0 		3-1 		4 0 2 1 0 0 1		
<b>Chris Gwynn, L</b> (1, 9) OBP: 0.268, SLG: 0.333 X		0-0 		1-1 		0-1 		1-0 		4 0 0 0 0 0 3		
<b>Brian McRae, S</b> (1, 8) OBP: 0.242, SLG: 0.242 X		0-0 		0-2 		2-0 				3 0 0 0 0 0 2		
<b>Terry Shumpert, R</b> (1, 4) OBP: 0.220, SLG: 0.313 B B B C X			3-1 		0-0 		1-1 			3 0 0 0 0 0 0		
<b>Rico Rossy, R</b> (1, 6) OBP: 0.280, SLG: 0.254 <b>Brent Mayne, L</b> (8, PH) OBP: 0.200, SLG: 0.212 <b>Curtis Wilkerson, S</b> (8, 6) OBP: 0.203, SLG: 0.238 F F F B X			2-2 		0-0 		1-0 			2 0 0 0 0 0 0 1 0 0 0 0 0 0 0 0 0 0 0 0 0		
<b>Inning Stats</b>	R: 0 H: 1 E: 0 LOB: 1 K: 0 BB: 0 S: 9 P: 13	R: 0 H: 0 E: 0 LOB: 0 K: 0 BB: 0 S: 4 P: 6	R: 0 H: 0 E: 0 LOB: 0 K: 0 BB: 0 S: 8 P: 13	R: 1 H: 3 E: 0 LOB: 2 K: 0 BB: 0 S: 10 P: 13	R: 0 H: 0 E: 0 LOB: 0 K: 0 BB: 0 S: 4 P: 6	R: 0 H: 1 E: 0 LOB: 1 K: 0 BB: 0 S: 6 P: 9	R: 0 H: 0 E: 0 LOB: 0 K: 0 BB: 0 S: 5 P: 8	R: 0 H: 0 E: 0 LOB: 0 K: 0 BB: 0 S: 4 P: 7	R: 0 H: 1 E: 0 LOB: 1 K: 0 BB: 0 S: 5 P: 9	1B: 4 SF: 0 2B: 2 SAC: 0 3B: 0 DP: 0 HR: 0 HBP: 0		WP: 0 PA: 33 PB: 0 SB: 0 CS: 0
<b>PITCHER</b> <b>Bill Gullickson, R</b> (1, 1) ERA: 2.66	IP WLS BF H R ER SO BB IBB HBP BLK WP HR S P ERA WHIP 9.0 W 33 6 1 1 0 0 0 0 0 0 0 0 55 84 1.00 0.667											<b>PITCHER</b> IP WLS BF H R ER SO BB IBB HBP BLK WP HR S P ERA WHIP

livebaseballscorecards.com

<b>AB</b>	<b>33</b>
<b>R</b>	<b>1</b>
<b>H</b>	<b>6</b>
<b>RBI</b>	<b>1</b>
<b>BB</b>	<b>0</b>
<b>SO</b>	<b>0</b>
<b>LOB</b>	<b>11</b>



Batter	1	2	3	4	5	6	7	8	9
Tony Phillips, S OBP: 0.392, SLG: 0.374 (1, 5)	4-1 2B 1B BB		4-2 G3-6 BB		0-0 G4-3			2-0 2B 1B	
Lou Whitaker, L OBP: 0.383, SLG: 0.439 (1, 4)	0-0 1B G6-4-3 2B		1-0 G3-6 1-2f			2-1 F8		1 SAFE 2-2 F8 1 SAFE	
Travis Fryman, R OBP: 0.348, SLG: 0.444 (1, 6)	0-1 G6-4-3 1B		2-2 P3			2-3 K		0-0 F8	
Cecil Fielder, R OBP: 0.280, SLG: 0.440 (1, 10)	1-0 G6-4-3 1-2f			1-0 G5-3		0-1 G5-3		1-1 HR 2B	
Mickey Tettleton, S OBP: 0.346, SLG: 0.461 (1, 2)	3-3 K			0-0 G3-1			2-1 G4-3	4-0 HR IBB	
Mark Carreon, R OBP: 0.326, SLG: 0.452 (1, 7)		0-0 P6		0-1 F7			2-3 K	3-2 HR 1-H 2-H	
Dave Bergman, L OBP: 0.231, SLG: 0.229 (1, 3)		1-2 2B			1-0 G5-3 1B		4-0 HR BB	3-2 G3-1	
Rob Deer, R OBP: 0.290, SLG: 0.569 (1, 9)		2-3 K			0-2 G5-3		1-1 HR		
Milt Cuyler, S OBP: 0.242, SLG: 0.314 (1, 8)		0-0 F9			2-3 K		1-3 K		

Inning Stats	R: 2	H: 2	E: 0	K: 1	S: 8	LOB: 0	BB: 1	P: 16
	R: 0	H: 1	E: 0	K: 1	S: 8	LOB: 1	BB: 0	P: 11
	R: 0	H: 0	E: 0	K: 0	S: 8	LOB: 0	BB: 1	P: 15
	R: 0	H: 0	E: 0	K: 0	S: 4	LOB: 0	BB: 0	P: 5
	R: 0	H: 1	E: 0	K: 1	S: 9	LOB: 1	BB: 0	P: 12
	R: 0	H: 0	E: 0	K: 1	S: 7	LOB: 0	BB: 0	P: 11
	R: 2	H: 1	E: 0	K: 2	S: 10	LOB: 0	BB: 1	P: 20
	R: 4	H: 3	E: 0	K: 0	S: 19	LOB: 0	BB: 1	P: 34

PITCHER	IP	WLS	BF	H	R	ER	SO	BB	IBB	HBP	BLK	WP	HR	S	P	ERA	WHIP
Hipolito Pichardo, R ERA: 3.33 (1, 1)	6.0	L	22	4	2	2	4	2	0	0	0	0	0	44	70	3.00	1.000
Tom Gordon, R ERA: 6.56 (7, 1)	2.0		12	4	6	6	2	1	1	0	0	0	2	29	54	27.00	2.500


**BOTTOM**

**Kansas City Royals @ Detroit Tigers**  
Tiger Stadium, Detroit, MI  
Tue May 26 1992, 7:05 PM EDT  
Att. 10,290 - Cloudy - 52 F

AB	R	H	RBI	BB	SO	LOB
2	2	1	0	2	0	1
4	1	1	0	0	0	2
4	0	1	1	0	1	1
4	1	1	1	0	0	1
3	1	0	0	1	1	0
4	1	1	3	0	1	0
3	1	2	0	1	0	0
3	1	1	2	0	1	2
3	0	0	0	0	2	2

AB	30
R	8
H	8
RBI	7
BB	4
SO	6
LOB	9

WP	PA
0	34



Batter	1	2	3	4	5	6	7	8	9	AB R H RBI BB SO LOB	TOP	
Gary Thurman, R (1, 9) OBP: 0.327, SLG: 0.404	0-0 F8		1-0 1B		0-0 FC5-4		4-2 BB		0-0 L7	4 0 1 0 1 0 3		
Gregg Jefferies, S (1, 5) OBP: 0.280, SLG: 0.339	1-1 F8		0-0 G3			0-1 HR 1B	2-2 G3-1			4 1 1 0 0 0 4		
Wally Joyner, L (1, 3) OBP: 0.369, SLG: 0.481	2-0 F7			2-0 L8		1-0 P5		0-0 G6-3		4 0 0 0 0 0 1		
Mike Macfarlane, R (1, 10) OBP: 0.328, SLG: 0.406		1-3 K		1-3 K		1-1 L8		1-1 G5-3		4 0 0 0 0 2 1		
Kevin McReynolds, R (1, 7) OBP: 0.331, SLG: 0.378		4-2 G1-6-3 BB		2-1 G6-3		2-2 HR		4-2 BB		2 1 1 2 2 0 0		
Bob Melvin, R (1, 2) OBP: 0.310, SLG: 0.366		0-1 G1-6-3			0-0 1B	3-2 F8		0-1 P4		4 0 1 0 0 0 2		
Brian McRae, S (1, 8) OBP: 0.253, SLG: 0.255			0-0 1B		0-0 FC5-4 1B		2-2 G4-3		1-2 G6-4-3 1B	4 0 3 0 0 0 0	AB 34 R 2 H 8 RBI 2 BB 3 SO 2 LOB 19	
Terry Shumpert, R (1, 4) OBP: 0.222, SLG: 0.327			1-2 F8		0-0 P4		1-2 2B		1-0 G6-4-3	4 0 1 0 0 0 4		
Curtis Wilkerson, S (1, 6) OBP: 0.192, SLG: 0.224			0-0 F7		0-1 L7		0-1 F7		0-0 E1	4 0 0 0 0 0 4		
<b>Inning Stats</b>	R: 0 E: 0 K: 0 S: 4 H: 0 LOB: 0 BB: 0 P: 7	R: 0 E: 0 K: 1 S: 7 H: 0 LOB: 0 BB: 1 P: 12	R: 0 E: 0 K: 0 S: 9 H: 2 LOB: 2 BB: 0 P: 11	R: 0 E: 0 K: 1 S: 6 H: 0 LOB: 0 BB: 0 P: 11	R: 0 E: 0 K: 0 S: 6 H: 2 LOB: 2 BB: 0 P: 6	R: 2 E: 0 K: 0 S: 11 H: 2 LOB: 0 BB: 0 P: 18	R: 0 E: 0 K: 0 S: 14 H: 1 LOB: 2 BB: 1 P: 23	R: 0 E: 0 K: 0 S: 8 H: 0 LOB: 1 BB: 1 P: 13	R: 0 E: 1 K: 0 S: 6 H: 1 LOB: 1 BB: 0 P: 8	1B: 6 2B: 1 3B: 0 HR: 1 SF: 0 SAC: 0 DP: 2 HBP: 0	WP: 0 PB: 0 SB: 0 CS: 0 PA: 37	
<b>PITCHER</b>	IP WLS BF H R ER SO BB IBB HBP BLK WP HR S P ERA WHIP											
Scott Aldred, L (1, 1) ERA: 6.25	6.0 W 24 6 2 2 2 1 0 0 0 0 0 1 43 65 3.00 1.167											
Kurt Knudsen, R (7, 1) ERA: 2.35	1.0 5 1 0 0 0 1 0 0 0 0 0 0 14 23 0.00 2.000											
John Doherty, R (8, 1) ERA: 2.97	1.0 4 0 0 0 0 1 0 0 0 0 0 0 8 13 0.00 1.000											
Mike Henneman, R (9, 1) ERA: 3.0	1.0 4 1 0 0 0 0 0 0 0 0 0 0 6 8 0.00 1.000											

**Kansas City Royals @ Detroit Tigers**  
 Tiger Stadium, Detroit, MI  
 Wed May 27 1992, 7:05 PM EDT  
 Att. 10,622 - Cloudy - 62 F

livebaseballscorecards.com





BOTTOM

Kansas City Royals @ Detroit Tigers  
Tiger Stadium, Detroit, MI  
Wed May 27 1992, 7:05 PM EDT  
Att. 10,622 - Cloudy - 62 F

livebaseballscorecards.com

AB	37
R	11
H	12
RBI	11
BB	6
SO	4
LOB	16



WP:	0	PA:	44
PB:	0		
SB:	0		
CS:	0		

AB R H RBI BB SO LOB

5	2	2	2	0	0	2
4	2	2	4	0	0	1
1	0	0	0	0	0	1
5	0	0	0	0	1	2
4	1	3	1	1	0	0
0	0	0	0	0	0	0
2	1	0	0	2	1	2
1	0	0	0	0	1	0
3	2	1	3	2	0	3
3	1	2	0	0	0	0
2	0	0	0	0	0	2
4	1	1	0	1	1	1
3	1	1	1	0	0	2
1B:	5	SF:	0			
2B:	5	SAC:	0			
3B:	0	DP:	0			
HR:	2	HBP:	1			

Batter	1	2	3	4	5	6	7	8	9
Tony Phillips, S OBP: 0.392, SLG: 0.389 (1, 5) (6, 4)	2-0 HR 2B	3-2 E7 G3-1	1-0 G1-3		2-1 1B 2B	2-0 F9			
Lou Whitaker, L OBP: 0.386, SLG: 0.466 Scott Livingstone, L OBP: 0.250, SLG: 0.255 (1, 4) (6, 5)	3-2 HR 2-H	0-2 G3-1		0-1 L9	2-2 2B 1B	1-0 G3-1			
Travis Fryman, R OBP: 0.339, SLG: 0.431 (1, 6)	1-1 G5-3	0-3 K		1-0 P4	0-0 P4		1-2 F8		
Cecil Fielder, R OBP: 0.297, SLG: 0.471 Skeeter Barnes, R OBP: 0.257, SLG: 0.250 (1, 3) (8, 3)	0-0 HR 2B	4-2 BB BB		3-1 2B	1-0 1-H 2B		0-0 F7		
Mickey Tettleton, S OBP: 0.350, SLG: 0.455 Chad Kreuter, S OBP: 0.238, SLG: 0.350 (1, 2) (7, 2)	4-0 HR BB	4-1 BB		3-3 K	1-0 F8		0-3 K		
Mark Carreon, R OBP: 0.336, SLG: 0.473 (1, 7)	1-0 HR 1-H 2-H	1-1 P6						3-2 G5-3	
Dave Bergman, L OBP: 0.262, SLG: 0.263 Phil Clark, R (5, PH)	3-2 G4-3		1-1 1B					0-2 P6	
Rob Deer, R OBP: 0.294, SLG: 0.560 (1, 9)	4-1 FC3-6 BB		2-3 K			0-0 HBP 2B 1B	1-2 P3	1-2 P3	
Milt Cuyler, S OBP: 0.250, SLG: 0.315 (1, 8)	2-2 FC3-6 1-2f		0-0 F7			1-1 2B 1B HBP	2-2 1B		

Inning Stats	R: 5 E: 0 K: 15 S: 15	H: 4 LOB: 1 BB: 2 P: 35	R: 0 E: 1 K: 14 S: 14	H: 0 LOB: 3 BB: 2 P: 26	R: 0 E: 0 K: 1 S: 9	H: 1 LOB: 1 BB: 0 P: 13	R: 0 E: 0 K: 1 S: 11	H: 1 LOB: 1 BB: 0 P: 18	R: 6 E: 0 K: 15 S: 15	H: 5 LOB: 2 BB: 2 P: 32	R: 0 E: 0 K: 13 S: 13	H: 1 LOB: 1 BB: 0 P: 19	R: 0 E: 0 K: 1 S: 7	H: 0 LOB: 0 BB: 0 P: 8	R: 0 E: 0 K: 9 S: 9	H: 0 LOB: 0 BB: 0 P: 13
--------------	--------------------------------	----------------------------------	--------------------------------	----------------------------------	------------------------------	----------------------------------	-------------------------------	----------------------------------	--------------------------------	----------------------------------	--------------------------------	----------------------------------	------------------------------	---------------------------------	------------------------------	----------------------------------

PITCHER	IP	WLS	BF	H	R	ER	SO	BB	IBB	HBP	BLK	WP	HR	S	P	ERA	WHIP
Mike Boddicker, R ERA: 6.08 (1, 1)	4.0	L	28	9	10	10	3	5	0	1	0	0	0	56	107	22.50	3.500
Curt Young, L ERA: 4.5 (5, 1)	2.0		10	3	1	1	0	0	1	0	0	0	0	21	36	4.50	1.500
Jeff Montgomery, R ERA: 2.08 (7, 1)	2.0		6	0	0	0	1	0	0	0	0	0	0	16	21	0.00	0.000

PITCHER	IP	WLS	BF	H	R	ER	SO	BB	IBB	HBP	BLK	WP	HR	S	P	ERA	WHIP
---------	----	-----	----	---	---	----	----	----	-----	-----	-----	----	----	---	---	-----	------

Batter	1	2	3	4	5	6	7	8	9	AB R H RBI BB SO LOB	TOP		
<b>Jim Eisenreich, L</b> (1, 10) OBP: 0.336, SLG: 0.375	2-2 G4-6-3 1B		0-0 1B		3-2 P6		1-1 G1-3		2-1 F8-5 2B	5 0 3 0 0 0 2			
<b>Gregg Jefferies, S</b> (1, 5) OBP: 0.278, SLG: 0.335	1-2 G4-6-3 1-2f		0-0 1B		1-2 F8		3-2 F7		2-2 F8-5 2-3	5 0 1 0 0 0 4			
<b>Wally Joyner, L</b> (1, 3) OBP: 0.370, SLG: 0.496	1-3 K		1-0 F9		1-0 HR		4-0 IBB		0-1 F8	4 1 1 2 1 1 2			
<b>Mike Macfarlane, R</b> (1, 2) OBP: 0.318, SLG: 0.391		1-3 K		1-1 P3	1-2 P4		0-0 G5-3			4 0 0 0 0 1 2			
<b>Kevin McReynolds, R</b> (1, 7) OBP: 0.335, SLG: 0.397		2-2 G6-3		2-2 HR		2-0 F9		4-1 1B 2B BB		3 2 1 1 1 0 0			
<b>Chris Gwynn, L</b> (1, 9) OBP: 0.300, SLG: 0.397		2-2		3-2 L7		0-0		2-0 2B 1B		4 1 3 0 0 0 0			
<b>Gary Thorman, R</b> (8, PR) OBP: 0.327, SLG: 0.404								1-2 CS 1B		0 0 0 0 0 0 0			
<b>Brian McRae, S</b> (1, 8) OBP: 0.258, SLG: 0.266		3-1 L9		2-2 1B		1-1 G4-3		0-0 1-3 2-H 2B		4 0 2 2 0 0 1			
<b>Terry Shumpert, R</b> (1, 4) OBP: 0.207, SLG: 0.304			3-2 P4	1-0 SAFE F7		0-0 G4-3		2-0 P6		4 0 0 0 0 0 3			
<b>Rico Rossy, R</b> (1, 6) OBP: 0.291, SLG: 0.246			1-1 L8		4-2 HR BB		4-1 G1-3 BB		2-3 K	2 1 0 0 2 1 2			
<b>Inning Stats</b>	R: 0 E: 0 K: 1 S: 10 H: 1 LOB: 0 BB: 0 P: 13	R: 0 E: 0 K: 1 S: 13 H: 1 LOB: 1 BB: 0 P: 21	R: 0 E: 0 K: 0 S: 9 H: 2 LOB: 2 BB: 0 P: 14	R: 1 E: 0 K: 0 S: 13 H: 2 LOB: 1 BB: 0 P: 21	R: 2 E: 0 K: 0 S: 13 H: 1 LOB: 0 BB: 1 P: 23	R: 1 E: 0 K: 0 S: 5 H: 1 LOB: 0 BB: 0 P: 8	R: 0 E: 0 K: 0 S: 7 H: 0 LOB: 2 BB: 2 P: 19	R: 1 E: 0 K: 1 S: 7 H: 2 LOB: 2 BB: 1 P: 17	R: 0 E: 0 K: 0 S: 7 H: 1 LOB: 0 BB: 0 P: 11	1B: 6 2B: 4 3B: 1 HR: 2 SF: 0 SAC: 0 DP: 3 HBP: 0	WP: 0 PB: 0 SB: 0 CS: 1 PA: 39		
<b>PITCHER</b>	IP WLS BF H R ER SO BB IBB HBP BLK WP HR S P ERA WHIP											<b>PITCHER</b>	IP WLS BF H R ER SO BB IBB HBP BLK WP HR S P ERA WHIP
<b>Mark Leiter, R</b> (1, 1) ERA: 3.4	6.0 L 26 8 4 4 2 1 0 0 0 0 0 2 63 100 6.00 1.500												
<b>Walt Terrell, R</b> (7, 1) ERA: 6.86	1.0 8 2 1 1 0 2 1 0 0 0 0 0 10 28 9.00 4.000												
<b>Kurt Knudsen, R</b> (8, 1) ERA: 2.08	1.0 2 0 0 0 1 0 0 0 0 0 0 0 4 8 0.00 0.000												
<b>Mike Munoz, L</b> (9, 1) ERA: 2.5	1.0 3 1 0 0 0 0 0 0 0 0 0 0 7 11 0.00 1.000												

**Kansas City Royals @ Detroit Tigers**  
**Tiger Stadium, Detroit, MI**  
 Thu May 28 1992, 7:05 PM EDT  
 Att. 11,688 - Sunny - 66 F

[livebaseballscorecards.com](http://livebaseballscorecards.com)

<b>AB</b>	35
<b>R</b>	5
<b>H</b>	11
<b>RBI</b>	5
<b>BB</b>	4
<b>SO</b>	3
<b>LOB</b>	16



Batter	1	2	3	4	5	6	7	8	9	AB	R	H	RBI	BB	SO	LOB
Tony Phillips, S OBP: 0.395, SLG: 0.384 (1, 5)	L7		CS BB			G6-3		BB		2	0	0	0	2	0	0
Lou Whitaker, L OBP: 0.376, SLG: 0.451 (1, 4)	K		CS	F8		P5		P6		4	0	0	0	0	1	1
Travis Fryman, R OBP: 0.337, SLG: 0.427 (1, 6)	WP 1B			K		K		L9		4	0	1	0	0	2	1
Cecil Fielder, R OBP: 0.296, SLG: 0.461 (1, 10)	P2			BB			K	K		3	0	0	0	1	2	2
Mickey Tettleton, S OBP: 0.348, SLG: 0.468 (1, 2)		G3		F8			HR		F7	4	1	1	1	0	0	1
Mark Carreon, R OBP: 0.326, SLG: 0.459 (1, 7)		P3			K		G5-3		K	4	0	0	0	0	2	0
Dave Bergman, L OBP: 0.261, SLG: 0.244 (1, 3)		K			G1-3		2B BB		G6-3	3	0	0	0	1	1	0
Rob Deer, R OBP: 0.301, SLG: 0.566 (1, 9)			K				BB			2	0	1	0	1	1	0
Milt Cuyler, S OBP: 0.246, SLG: 0.310 (1, 8)			K				2B			2	0	0	0	0	1	1
Shawn Hare, L OBP: 0.111, SLG: 0.111 (7, PH)						G3				1	0	0	0	0	0	2
Skeeter Barnes, R OBP: 0.257, SLG: 0.250 (8, 8)							G3-1			0	0	0	0	0	0	0

Inning Stats	R: 0	H: 1	E: 0	K: 1	S: 14	R: 0	H: 0	E: 0	K: 1	S: 7	R: 0	H: 0	E: 0	K: 2	S: 11	R: 0	H: 0	E: 0	K: 1	S: 7	R: 0	H: 0	E: 0	K: 1	S: 8	R: 0	H: 0	E: 0	K: 1	S: 8	R: 1	H: 2	E: 0	K: 1	S: 19	R: 0	H: 0	E: 0	K: 1	S: 7	R: 0	H: 0	E: 0	K: 1	S: 10	1B: 1	SF: 0	2B: 1	SAC: 0	3B: 0	DP: 0	HR: 1	HBP: 0	WP: 1	PA: 35
--------------	------	------	------	------	-------	------	------	------	------	------	------	------	------	------	-------	------	------	------	------	------	------	------	------	------	------	------	------	------	------	------	------	------	------	------	-------	------	------	------	------	------	------	------	------	------	-------	-------	-------	-------	--------	-------	-------	-------	--------	-------	--------

PITCHER	IP	WLS	BF	H	R	ER	SO	BB	IBB	HBP	BLK	WP	HR	S	P	ERA	WHIP
Mark Gubicza, R ERA: 3.38 (1, 1)	6.2	W	25	2	1	1	8	4	0	0	0	1	1	62	116	1.35	0.900
Rusty Meacham, R ERA: 0.38 (7, 1)	1.1		6	1	0	0	1	1	0	0	0	0	0	19	31	0.00	1.500
Jeff Montgomery, R ERA: 1.99 (9, 1)	1.0		3	0	0	0	1	0	0	0	0	0	0	10	15	0.00	0.000

**BOTTOM**

**Kansas City Royals @ Detroit Tigers**  
Tiger Stadium, Detroit, MI  
Thu May 28 1992, 7:05 PM EDT  
Att. 11,688 - Sunny - 66 F

livebaseballscorecards.com

AB	29
R	1
H	3
RBI	1
BB	5
SO	10
LOB	8



Batter	1	2	3	4	5	6	7	8	9	AB R H RBI BB SO LOB	TOP																
<b>Brian Downing, R</b> (1, 10) OBP: 0.456, SLG: 0.393 <b>Geno Petrali, L</b> (9, PH) OBP: 0.207, SLG: 0.273	1-3 K		1-1 G6-3		4-1 1B BB		1-3 K G4-3-6		2-1 HR 1B	3 0 0 0 1 2 1 1 1 1 0 0 0 0																	
<b>Dean Palmer, R</b> (1, 5) OBP: 0.305, SLG: 0.438	2-3 K		1-1 G4-6-3 1B		1-0 SF8		1-1 G4-3-6		0-1 HR	4 1 2 3 0 1 1																	
<b>Rafael Palmeiro, L</b> (1, 3) OBP: 0.374, SLG: 0.449	0-0 1B 1B		2-1 G4-6-3		0-0 FC6-4 1B			1-2 F8	0-3 K	5 0 2 1 0 1 1																	
<b>Ruben Sierra, S</b> (1, 9) OBP: 0.329, SLG: 0.487	1-0 1-2 1B			0-1 G5-3	2-2 FC6-4 1B			1-3 K		4 0 1 0 0 1 2																	
<b>Juan Gonzalez, R</b> (1, 8) OBP: 0.298, SLG: 0.416	1-1 F8			1-0 F7		0-0 G5-3		0-0 1B 1B		4 0 1 0 0 0 2																	
<b>Kevin Reimer, L</b> (1, 7) <b>John Cangelosi, S</b> (9, 7) OBP: 0.333, SLG: 0.257		2-3 K		2-1 G3-1		2-3 K		0-0 1B		4 0 1 0 0 2 0 0 0 0 0 0 0 0																	
<b>Ivan Rodriguez, R</b> (1, 2) OBP: 0.313, SLG: 0.413		2-2 G3 1B			0-1 SH5-3 1B SF8 1B	1-2 G5-3		0-1 G4-3		4 1 2 0 0 0 2																	
<b>Dickie Thon, R</b> (1, 6) <b>Jeff Huson, L</b> (9, PH) OBP: 0.308, SLG: 0.363		0-1 G3			0-0 SH5-3 1B 1B		0-1 WP SH3-4 G4-3-6 1B		0-3 K	3 2 2 0 0 0 1 1 0 0 0 0 1 0																	
<b>Al Newman, S</b> (1, 4) OBP: 0.329, SLG: 0.267		0-2 F9			0-0 SH5-3		0-1 SH3-4		0-0 G4-3	2 0 0 0 0 0 1																	
<b>Inning Stats</b>	R: 0 E: 0 K: 2 S: 11	H: 2 LOB: 2 BB: 0 P: 16	R: 0 E: 0 K: 1 S: 13	H: 1 LOB: 1 BB: 0 P: 17	R: 0 E: 0 K: 0 S: 6	H: 1 LOB: 0 BB: 0 P: 10	R: 0 E: 0 K: 0 S: 5	H: 0 LOB: 0 BB: 0 P: 8	R: 2 E: 0 K: 0 S: 10	H: 3 LOB: 2 BB: 1 P: 17	R: 0 E: 0 K: 1 S: 7	H: 0 LOB: 0 BB: 0 P: 10	R: 1 E: 0 K: 1 S: 9	H: 1 LOB: 0 BB: 0 P: 11	R: 0 E: 0 K: 1 S: 10	H: 2 LOB: 2 BB: 0 P: 12	R: 2 E: 0 K: 2 S: 11	H: 2 LOB: 0 BB: 0 P: 13	1B: 11 2B: 0 3B: 0 HR: 1	SF: 1 SAC: 2 DP: 2 HBP: 0	WP: 1 PB: 0 SB: 0 CS: 0	PA: 39					
<b>PITCHER</b>	IP	WLS	BF	H	R	ER	SO	BB	IBB	HBP	BLK	WP	HR	S	P	ERA	WHIP										
<b>Mike Magnante, L</b> (1, 1) ERA: 7.9	5.0		22	7	2	2	3	1	0	0	0	0	0	45	68	3.60	1.600										
<b>Neal Heaton, L</b> (6, 1) ERA: 4.85	1.1		6	1	1	1	2	0	0	0	0	1	0	14	18	6.75	0.750										
<b>Rusty Meacham, R</b> (7, 1) ERA: 0.36	1.2		6	2	0	0	1	0	0	0	0	0	0	12	15	0.00	1.200										
<b>Jeff Montgomery, R</b> (9, 1) ERA: 2.66	1.0	L	5	2	2	2	2	0	0	0	0	0	1	11	13	18.00	2.000										

**Texas Rangers @ Kansas City Royals**  
**Royals Stadium, Kansas City, MO**  
 Fri May 29 1992, 8:05 PM EDT  
 Att. 20,591 - Cloudy - 68 F

[livebaseballscorecards.com](http://livebaseballscorecards.com)

**AB 35**  
**R 5**  
**H 12**  
**RBI 4**  
**BB 1**  
**SO 8**  
**LOB 11**



Batter	1	2	3	4	5	6	7	8	9	AB R H RBI BB SO LOB
Gary Thurman, R OBP: 0.339, SLG: 0.411 (1, 9)	K		K	FC6-4 1B			CS 1B			4 0 2 0 0 2 0
Gregg Jefferies, S OBP: 0.277, SLG: 0.333 (1, 5)	G3		1B 1B	F8			F7			4 1 1 0 0 0 3
Wally Joyner, L OBP: 0.373, SLG: 0.496 (1, 3)	E S 1B		1B 1B	FC6-4 1-2f			G6-3			4 1 2 0 0 0 3
Kevin McReynolds, R OBP: 0.333, SLG: 0.393 (1, 7)	G4-3		G3 1B 1B			P6		F8		4 1 1 2 0 0 1
George Brett, L OBP: 0.313, SLG: 0.361 (1, 10)		G4-3	G3		G4-3			G4-3		4 0 0 0 0 0 1
Mike Macfarlane, R OBP: 0.324, SLG: 0.404 (1, 2)		1B 2B	1B		K			G6-3		4 0 2 1 0 1 0
Brian McRae, S OBP: 0.258, SLG: 0.266 (1, 8)		FC6-4 1B	G6-3			G6-3			G3-1	4 0 1 0 0 0 1
Terry Shumpert, R OBP: 0.213, SLG: 0.305 (1, 4)		K				P3			G4-3	3 0 1 0 0 1 2
Jim Eisenreich, L OBP: 0.333, SLG: 0.371 (9, PH)										1 0 0 0 0 0 0
Rico Rossy, R OBP: 0.280, SLG: 0.235 (1, 6)		FC6-4				F8			K	3 0 0 0 0 0 3
Brent Mayne, L OBP: 0.194, SLG: 0.206 (9, PH)										1 0 0 0 0 1 0

BOTTOM																	
<b>Texas Rangers @ Kansas City Royals</b> <b>Royals Stadium, Kansas City, MO</b> Fri May 29 1992, 8:05 PM EDT Att. 20,591 - Cloudy - 68 F	<table border="0"> <tr><td>AB</td><td>36</td></tr> <tr><td>R</td><td>3</td></tr> <tr><td>H</td><td>10</td></tr> <tr><td>RBI</td><td>3</td></tr> <tr><td>BB</td><td>0</td></tr> <tr><td>SO</td><td>5</td></tr> <tr><td>LOB</td><td>14</td></tr> </table>	AB	36	R	3	H	10	RBI	3	BB	0	SO	5	LOB	14		
AB	36																
R	3																
H	10																
RBI	3																
BB	0																
SO	5																
LOB	14																
	<table border="0"> <tr><td>WP:</td><td>0</td><td>PA:</td><td>36</td></tr> <tr><td>PB:</td><td>0</td><td></td><td></td></tr> <tr><td>SB:</td><td>1</td><td></td><td></td></tr> <tr><td>CS:</td><td>1</td><td></td><td></td></tr> </table>	WP:	0	PA:	36	PB:	0			SB:	1			CS:	1		
WP:	0	PA:	36														
PB:	0																
SB:	1																
CS:	1																

Inning Stats	R: 0 E: 0 K: 1 S: 9	H: 1 LOB: 1 BB: 0 P: 12	R: 0 E: 0 K: 1 S: 11	H: 2 LOB: 2 BB: 0 P: 16	R: 3 E: 0 K: 1 S: 15	H: 4 LOB: 1 BB: 0 P: 23	R: 0 E: 0 K: 0 S: 8	H: 2 LOB: 2 BB: 0 P: 12	R: 0 E: 0 K: 1 S: 8	H: 0 LOB: 0 BB: 0 P: 11	R: 0 E: 0 K: 0 S: 6	H: 0 LOB: 0 BB: 0 P: 6	R: 0 E: 0 K: 0 S: 5	H: 1 LOB: 0 BB: 0 P: 11	R: 0 E: 0 K: 1 S: 9	H: 0 LOB: 0 BB: 0 P: 11	R: 0 E: 0 K: 1 S: 9	H: 0 LOB: 0 BB: 0 P: 11	1B: 9 2B: 1 3B: 0 HR: 0	SF: 0 SAC: 0 DP: 0 HBP: 0	WP: 0 PB: 0 SB: 1 CS: 1	PA: 36	
<b>PITCHER</b> <b>Kevin Brown, R</b> ERA: 3.31 (1, 1)	IP 9.0	WLS W	BF 36	H 10	R 3	ER 3	SO 5	BB 0	IBB 0	HBP 0	BLK 0	WP 0	HR 0	S 76	P 110	ERA 3.00	WHIP 1.111						
<b>PITCHER</b>	IP	WLS	BF	H	R	ER	SO	BB	IBB	HBP	BLK	WP	HR	S	P	ERA	WHIP						

Batter	1	2	3	4	5	6	7	8	9	AB R H RBI BB SO LOB	TOP												
John Cangelosi, S (1, 8) OBP: 0.340, SLG: 0.275	0-1 G5-3		2-1 CS 1B		2-2 F7		1-0 1B		0-0 G4-3	5 0 2 0 0 0 1													
Dean Palmer, R (1, 5) OBP: 0.299, SLG: 0.428	2-3 K		0-1 F8		3-3 K		2-1 P3			4 0 0 0 0 2 3													
Rafael Palmeiro, L (1, 3) OBP: 0.377, SLG: 0.444	2-2 P4		4-0 1B BB		4-2 BB		2-0 F8			2 0 0 0 2 0 1													
Ruben Sierra, S (1, 9) OBP: 0.332, SLG: 0.488		3-1 2B 1B	1-2 1B		0-1 G4-3			1-1 F9		4 1 2 0 0 0 2													
Kevin Reimer, L (1, 7) OBP: 0.320, SLG: 0.445		0-1 G3 1-H 2B	0-0 L9			0-0 G3		2-2 2B		4 0 2 1 0 0 2													
Juan Gonzalez, R (1, 10) OBP: 0.297, SLG: 0.429		1-2 P2		0-0 F8		1-0 HR		1-2 L9		4 1 1 1 0 0 2													
Geno Petralli, L (1, 2) OBP: 0.210, SLG: 0.271		3-2 G3		3-1 G4-6-3 1B		0-3 K2-3		1-1 L5		4 0 1 0 0 1 2													
Jeff Huson, L (1, 6) OBP: 0.307, SLG: 0.355		4-2 BB		1-0 G4-6-3		3-3 K			2-1 G3	3 0 0 0 1 1 1													
Al Newman, S (1, 4) OBP: 0.315, SLG: 0.253		0-0 P6			3-2 E6		1-1 G4-3		2-3 K	4 0 0 0 0 1 2													
<b>Inning Stats</b>	R: 0 E: 0 K: 1 S: 9	H: 0 LOB: 0 BB: 0 P: 13	R: 1 E: 0 K: 0 S: 18	H: 2 LOB: 2 BB: 1 P: 29	R: 0 E: 0 K: 0 S: 8	H: 2 LOB: 2 BB: 1 P: 15	R: 0 E: 0 K: 0 S: 4	H: 1 LOB: 0 BB: 0 P: 8	R: 0 E: 1 K: 1 S: 16	H: 0 LOB: 2 BB: 1 P: 28	R: 1 E: 0 K: 2 S: 9	H: 1 LOB: 0 BB: 0 P: 13	R: 0 E: 0 K: 0 S: 6	H: 1 LOB: 1 BB: 0 P: 12	R: 0 E: 0 K: 0 S: 10	H: 1 LOB: 1 BB: 0 P: 15	R: 0 E: 0 K: 1 S: 6	H: 0 LOB: 0 BB: 0 P: 10	1B: 5 2B: 2 3B: 0 HR: 1	SF: 0 SAC: 0 DP: 1 HBP: 0	WP: 0 PB: 0 SB: 1 CS: 1	PA: 37	
<b>PITCHER</b> Kevin Appier, R (1, 1) ERA: 1.99 Tom Gordon, R (8, 1) ERA: 6.3	IP 7.0	WLS W	BF 30	H 7	R 2	ER 2	SO 4	BB 3	IBB 0	HBP 0	BLK 0	WP 0	HR 1	S 70	P 118	ERA 2.57	WHIP 1.429						
<b>PITCHER</b>	IP	WLS	BF	H	R	ER	SO	BB	IBB	HBP	BLK	WP	HR	S	P	ERA	WHIP						

Texas Rangers @ Kansas City Royals  
Royals Stadium, Kansas City, MO  
Sat May 30 1992, 8:05 PM EDT  
Att. 25,657 - Sunny - 75 F

[livebaseballscorecards.com](http://livebaseballscorecards.com)

AB	34
R	2
H	8
RBI	2
BB	3
SO	5
LOB	16



Batter	1	2	3	4	5	6	7	8	9
<b>Gary Thurman, R</b> OBP: 0.349, SLG: 0.407 (1, 9)	3-2 2B 1B		1-0 F7		3-2 G5-3		4-1 CS BB		
<b>Gregg Jefferies, S</b> OBP: 0.282, SLG: 0.342 (1, 5)	0-1 1-H 2B		3-1 G6-3		2-1 F8		2-1 1-2 1B		
<b>Wally Joyner, L</b> OBP: 0.364, SLG: 0.483 (1, 3)	0-2 G4-3			2-2 F7	0-0 P5		0-1 F8		
<b>Kevin McReynolds, R</b> OBP: 0.342, SLG: 0.412 (1, 7)	2-1 G6-3			4-1 1B 2B BB		2-0 1B 2B		2-2 3B 2B	
<b>George Brett, L</b> OBP: 0.323, SLG: 0.367 (1, 10)		2-1 G4-3		1 SAFE 2-0 2B 1B		2 SAFE 0-0 S 1B		2-1 3B HBP	
<b>Mike Macfarlane, R</b> OBP: 0.321, SLG: 0.407 (1, 2)		2-0 G6-3		0-1 1-H 3-H 3B 2B		2-3 1-2 K		0-3 K	
<b>Brian McRae, S</b> OBP: 0.263, SLG: 0.278 (1, 8)		4-2 FC5-4 BB		0-1 2-H SH1-3 3B		3-0 F7		1-1 F7	
<b>Curtis Wilkerson, S</b> OBP: 0.197, SLG: 0.257 (1, 6)		1 SAFE 1-1 FC5-4		0-0 3-H SH1-3		2-0 F8		2-0 1-H 2-H 3B	
<b>Terry Shumpert, R</b> OBP: 0.200, SLG: 0.286 (1, 4)			2-1 F8	1-1 F7			1-0 P4	1-2 F9	

Inning Stats	R: 1	H: 2	R: 0	H: 0	R: 0	H: 0	R: 4	H: 3	R: 0	H: 0	R: 1	H: 2	R: 0	H: 1	R: 2	H: 2	R: 0	H: 0	R: 0	H: 0
	E: 0	LOB: 0	E: 0	LOB: 1	E: 0	LOB: 0	E: 0	LOB: 0	E: 0	LOB: 1	E: 0	LOB: 1	E: 0	LOB: 1	E: 0	LOB: 1	E: 0	LOB: 0	E: 0	LOB: 0
	K: 0	BB: 0	K: 0	BB: 1	K: 0	BB: 0	K: 0	BB: 1	K: 1	BB: 0	K: 0	BB: 0	K: 0	BB: 1	K: 1	BB: 0	K: 0	BB: 0	K: 0	BB: 0
	S: 11	P: 16	S: 8	P: 16	S: 5	P: 11	S: 12	P: 21	S: 6	P: 11	S: 7	P: 16	S: 6	P: 13	S: 13	P: 21	S: 6	P: 13	S: 6	P: 11

PITCHER	IP	WLS	BF	H	R	ER	SO	BB	IBB	HBP	BLK	WP	HR	S	P	ERA	WHIP
<b>Mike Jeffcoat, L</b> ERA: 4.96 (1, 1)	5.0	L	23	7	6	6	0	2	0	0	0	0	0	44	79	10.80	1.800
<b>Lance McCullers, R</b> ERA: 3.86 (6, 1)	1.1		5	0	0	0	1	1	0	0	0	0	0	7	19	0.00	0.750
<b>Floyd Bannister, L</b> ERA: 6.27 (7, 1)	0.2		4	2	2	2	0	0	0	1	0	0	0	8	14	27.00	3.000
<b>Ed Nunez, R</b> ERA: 2.81 (8, 1)	1.0		4	1	0	0	1	0	0	0	0	0	0	9	13	0.00	1.000

**AB R H RBI BB SO LOB**

3	1	1	0	1	0	0
4	0	2	1	0	0	0
4	0	0	0	0	0	1
3	3	2	0	1	0	0
3	2	2	1	0	0	0
4	1	1	2	0	2	3
3	1	1	1	1	0	3
3	0	1	3	0	0	2
4	0	0	0	0	0	1

**AB 31**  
**R 8**  
**H 10**  
**RBI 8**  
**BB 3**  
**SO 2**  
**LOB 10**

**WP: 0** **PA: 36**  
**PB: 0**  
**SB: 1**  
**CS: 1**



**Texas Rangers @ Kansas City Royals**  
Royals Stadium, Kansas City, MO  
Sat May 30 1992, 8:05 PM EDT  
Att. 25,657 - Sunny - 75 F

livebaseballscores.com

Batter	1	2	3	4	5	6	7	8	9	AB R H RBI BB SO LOB	TOP		
<b>Brian Downing, R</b> (1, 10) OBP: 0.458, SLG: 0.432 <b>Rafael Palmeiro, L</b> (9, PH) OBP: 0.375, SLG: 0.442	1-2 		2-1 		1-1 		0-1 		1-0 	4 2 2 3 0 0 0 1 0 0 0 0 0 0			
<b>Dean Palmer, R</b> (1, 5) OBP: 0.303, SLG: 0.435	1-2 		0-2 		1-0 		2-2 			4 0 2 1 0 0 0			
<b>Juan Gonzalez, R</b> (1, 8) OBP: 0.291, SLG: 0.420	3-2 		2-2 		1-3 		2-2 			4 0 0 0 0 1 2			
<b>Ruben Sierra, S</b> (1, 9) OBP: 0.330, SLG: 0.483		1-2 		2-2 		3-2 		0-2 		4 1 1 0 0 0 0			
<b>Kevin Reimer, L</b> (1, 7) OBP: 0.328, SLG: 0.457		1-0 		1-0 		1-0 		0-2 		4 1 3 0 0 0 0			
<b>Jack Daugherty, S</b> (1, 3) OBP: 0.278, SLG: 0.265		1-1 		2-3 		0-2 		0-0 		3 0 0 1 0 1 2			
<b>Ivan Rodriguez, R</b> (1, 2) OBP: 0.317, SLG: 0.412		0-0 			4-1 	2-0 		0-1 		3 0 1 0 1 0 2			
<b>Dickie Thon, R</b> (1, 6) OBP: 0.287, SLG: 0.341 <b>Jeff Huson, L</b> (9, PH) OBP: 0.305, SLG: 0.353			3-2 		3-2 	1-0 		1-2 		3 1 0 1 0 0 2 1 0 0 0 0 0 0			
<b>Al Newman, S</b> (1, 4) OBP: 0.312, SLG: 0.244			4-1 		0-1 	3-2 		1-3 		3 1 0 0 1 1 2			
<b>Inning Stats</b>	R: 0 H: 0 E: 0 LOB: 0 K: 0 BB: 0 S: 11 P: 16	R: 0 H: 1 E: 0 LOB: 1 K: 0 BB: 0 S: 7 P: 10	R: 2 H: 2 E: 0 LOB: 0 K: 0 BB: 1 S: 12 P: 23	R: 0 H: 0 E: 0 LOB: 0 K: 1 BB: 0 S: 8 P: 13	R: 2 H: 2 E: 0 LOB: 1 K: 1 BB: 1 S: 13 P: 23	R: 2 H: 3 E: 0 LOB: 1 K: 0 BB: 0 S: 13 P: 23	R: 0 H: 0 E: 0 LOB: 0 K: 0 BB: 0 S: 8 P: 12	R: 0 H: 1 E: 0 LOB: 1 K: 0 BB: 0 S: 10 P: 10	R: 0 H: 0 E: 0 LOB: 0 K: 1 BB: 0 S: 7 P: 10	1B: 6 SF: 1 2B: 2 SAC: 0 3B: 0 DP: 1 HR: 1 HBP: 0	WP: 1 PA: 37 PB: 0 SB: 0 CS: 0		
<b>PITCHER</b>	IP WLS BF H R ER SO BB IBB HBP BLK WP HR S P ERA WHIP											<b>PITCHER</b>	IP WLS BF H R ER SO BB IBB HBP BLK WP HR S P ERA WHIP
<b>Hipolito Pichardo, R</b> (1, 1) ERA: 3.99 <b>Curt Young, L</b> (6, 1) ERA: 5.18 <b>Rusty Meacham, R</b> (6, 1) ERA: 0.31	5.0 0 21 5 4 4 2 2 0 0 0 1 1 51 85 7.20 1.400												

**Texas Rangers @ Kansas City Royals**  
 Royals Stadium, Kansas City, MO  
 Sun May 31 1992, 4:33 AM EDT  
 Att. 21,681 - Cloudy - 77 F

[livebaseballscorecards.com](http://livebaseballscorecards.com)

<b>AB</b>	<b>34</b>
<b>R</b>	<b>6</b>
<b>H</b>	<b>9</b>
<b>RBI</b>	<b>6</b>
<b>BB</b>	<b>2</b>
<b>SO</b>	<b>3</b>
<b>LOB</b>	<b>10</b>





Batter	1	2	3	4	5	6	7	8	9	AB	R	H	RBI	BB	SO	LOB
<b>Gary Thurman, R</b> OBP: 0.324, SLG: 0.375 (1, 9)	1-0 P3	2-2 L5		0-1 B3		1-3 K		3-3 K		5	0	0	0	0	2	3
<b>Gregg Jefferies, S</b> OBP: 0.289, SLG: 0.348 (1, 5)	1-1 F9		0-2 S 1B	2-2 2B 1B		1-0 G3-1			2-2 2B SF8 1B	5	3	3	0	0	0	1
<b>Wally Joyner, L</b> OBP: 0.371, SLG: 0.493 (1, 3)	3-2 1B		3-3 SAFE K	0-0 1-H 2B			1-2 FC5-4 1B		1-3 K	5	0	3	1	0	2	2
<b>Kevin McReynolds, R</b> OBP: 0.344, SLG: 0.414 (1, 7)	3-2 F7		4-1 1B 2B BB	2-2 F7			0-1 FC5-4 1B		1-2 1B 2B	4	2	1	0	1	0	3
<b>George Brett, L</b> OBP: 0.337, SLG: 0.384 (1, 10)		3-2 3B 2B	3-1 2B 1B		2-3 K		1-1 1-2 CS 1B		4-0 1B IBB	4	1	3	1	1	1	0
<b>Brent Mayne, L</b> OBP: 0.205, SLG: 0.243 (1, 2)		0-1 P1	1-1 FC6-4 2B		2-1 F7		3-3 K		0-0 SF8	3	0	1	1	0	0	1
<b>Mike Macfarlane, R</b> OBP: 0.319, SLG: 0.403 (7, PH)			1-3 3-H 2B							1	0	0	0	0	1	2
<b>Jim Eisenreich, L</b> OBP: 0.330, SLG: 0.371 (9, PH)			0-0 FC6-4 2B							0	0	0	1	0	0	0
<b>Brian McRae, S</b> OBP: 0.261, SLG: 0.276 (1, 8)		0-3 K	0-0 FC6-4 2B		1-3 K				0-0 G6-3	5	0	1	1	0	2	3
<b>Curtis Wilkerson, S</b> OBP: 0.225, SLG: 0.274 (1, 6)		4-0 3B BB	2-0 G4-3				0-0 SH1-4 1B		2-1 CS 1B	3	1	2	0	1	0	2
<b>Terry Shumpert, R</b> OBP: 0.209, SLG: 0.323 (1, 4)		2-2 3B					1-0 SH1-4			2	0	1	2	0	0	0
<b>Harvey Pulliam, R</b> (8, PH)										0	0	0	0	1	0	0
<b>Rico Rossy, R</b> OBP: 0.280, SLG: 0.235 (9, 6)		1-H 2-H 3B		2-2 F8			1-2 BB			0	0	0	0	0	0	0

Inning Stats	R: 0	H: 1	E: 0	LOB: 1	K: 0	S: 10	R: 2	H: 2	E: 0	LOB: 1	K: 1	S: 16	R: 2	H: 3	E: 0	LOB: 2	K: 1	S: 13	R: 1	H: 2	E: 0	LOB: 1	K: 0	S: 13	R: 0	H: 0	E: 0	LOB: 0	K: 2	S: 9	R: 0	H: 1	E: 0	LOB: 1	K: 1	S: 6	R: 0	H: 2	E: 0	LOB: 2	K: 1	S: 12	R: 0	H: 1	E: 0	LOB: 1	K: 1	S: 12	R: 0	H: 1	E: 0	LOB: 1	K: 1	S: 12	R: 2	H: 3	E: 0	LOB: 2	K: 1	S: 13	1B: 10	SF: 1	2B: 5	SAC: 1	3B: 1	DP: 1	HR: 0	HBP: 0	WP: 0	PA: 43
--------------	------	------	------	--------	------	-------	------	------	------	--------	------	-------	------	------	------	--------	------	-------	------	------	------	--------	------	-------	------	------	------	--------	------	------	------	------	------	--------	------	------	------	------	------	--------	------	-------	------	------	------	--------	------	-------	------	------	------	--------	------	-------	------	------	------	--------	------	-------	--------	-------	-------	--------	-------	-------	-------	--------	-------	--------

PITCHER	IP	WLS	BF	H	R	ER	SO	BB	IBB	HBP	BLK	WP	HR	S	P	ERA	WHIP
<b>Jose Guzman, R</b> ERA: 3.24 (1, 1)	6.0		29	9	5	5	5	2	0	0	0	0	0	67	113	7.50	1.833
<b>Kenny Rogers, L</b> ERA: 3.41 (7, 1)	2.0		8	3	0	0	2	1	0	0	0	0	0	24	38	0.00	2.000
<b>Jeff Russell, R</b> ERA: 2.13 (9, 1)	0.2	L	6	3	2	2	1	0	1	0	0	0	0	13	21	27.00	4.500

**TEXAS RANGERS @ KANSAS CITY ROYALS**  
**ROYALS STADIUM, KANSAS CITY, MO**  
 Sun May 31 1992, 4:33 AM EDT  
 Att: 21,681 - Cloudy - 77 F

AB 37  
 R 7  
 H 15  
 RBI 7  
 BB 4  
 SO 8  
 LOB 17



Batter	1	2	3	4	5	6	7	8	9	AB R H RBI BB SO LOB	TOP											
<b>Tim Raines, S</b> (1, 10) OBP: 0.365, SLG: 0.401	2-2 G4-3		4-0 BB	1-0 G3		1-3 K			2-0 FC3-6	4 0 0 0 1 1 3	<b>Chicago White Sox @ Kansas City Royals</b> Royals Stadium, Kansas City, MO Mon Jun 01 1992, 8:05 PM EDT Att. 25,297 - Cloudy - 66 F											
<b>Steve Sax, R</b> (1, 4) OBP: 0.297, SLG: 0.282	0-1 G6-3		0-3 K		2-1 G6-3		0-2 P3	2-1 G6-3	5 0 0 0 0 1 3													
<b>Robin Ventura, L</b> (1, 5) OBP: 0.382, SLG: 0.402	2-1 G4-3		2-1 G6-3		0-0 G6-3		1-3 K		4 0 0 0 0 1 2													
<b>Frank Thomas, R</b> (1, 3) OBP: 0.435, SLG: 0.500		4-2 1B BB		1-1 E 2B 1B	2-3 K		2-1 G4-3		3 1 1 0 1 1 0													
<b>George Bell, R</b> (1, 7) OBP: 0.288, SLG: 0.372		0-0 P8		1-0 E5 2B		1-2 1B 2B		1-2 G6-3	4 2 1 0 0 0 2													
<b>Dan Pasqua, L</b> (1, 9) OBP: 0.292, SLG: 0.352		0-1 L3 1B		2-2 WP 3B 2B		1-3 K		0-1 F7	4 1 2 2 0 1 1													
<b>Matt Merullo, L</b> (1, 2) OBP: 0.213, SLG: 0.250 <b>Ron Karkovics, R</b> (6, PR) OBP: 0.286, SLG: 0.274		0-0 L3		3-3 K		0-1 G6-3 1B 1B		0-1 P2	3 0 1 1 0 1 3 1 1 0 0 0 0 0													
<b>Lance Johnson, L</b> (1, 8) OBP: 0.274, SLG: 0.310			0-0 PB 1B	2-1 CS 3B		2-0 G6-3		0-0 G4-3	4 0 2 1 0 0 1													
<b>Craig Grebeck, R</b> (1, 6) OBP: 0.353, SLG: 0.364			2-0 G6-3	4-1 BB		0-0 1B		4-1 FC3-6 BB	2 0 1 1 2 0 1													
<b>Inning Stats</b>	R: 0 E: 0 K: 0 S: 7	H: 0 LOB: 0 BB: 0 P: 11	R: 0 E: 0 K: 0 S: 6	H: 1 LOB: 1 BB: 1 P: 10	R: 0 E: 0 K: 1 S: 7	H: 1 LOB: 2 BB: 1 P: 15	R: 3 E: 1 K: 1 S: 14	H: 3 LOB: 1 BB: 1 P: 28	R: 0 E: 0 K: 1 S: 6	H: 0 LOB: 0 BB: 0 P: 10	R: 2 E: 0 K: 2 S: 13	H: 3 LOB: 1 BB: 0 P: 18	R: 0 E: 0 K: 1 S: 8	H: 0 LOB: 0 BB: 0 P: 11	R: 0 E: 0 K: 0 S: 7	H: 0 LOB: 0 BB: 0 P: 8	R: 0 E: 0 K: 0 S: 6	H: 0 LOB: 1 BB: 1 P: 13	1B: 5 2B: 3 3B: 1 HR: 0	SF: 0 SAC: 0 DP: 1 HBP: 0	WP: 1 PB: 1 SB: 0 CS: 1	PA: 38
<b>PITCHER</b>	IP WLS BF H R ER SO BB IBB HBP BLK WP HR S P ERA WHIP																					
<b>Mike Boddicker, R</b> (1, 1) ERA: 6.11	5.2 L 27 8 5 4 4 3 0 0 0 1 0 50 88 6.35 1.941																					
<b>Tom Gordon, R</b> (6, 1) ERA: 5.91	3.1 11 0 0 0 2 1 0 0 0 0 0 24 36 0.00 0.300																					

livebaseballscorecards.com

<b>AB</b>	34
<b>R</b>	5
<b>H</b>	8
<b>RBI</b>	5
<b>BB</b>	4
<b>SO</b>	6
<b>LOB</b>	16



Batter	1	2	3	4	5	6	7	8	9	AB R H RBI BB SO LOB
<b>Gary Thurman, R</b> OBP: 0.319, SLG: 0.368 (1, 9)	2-1 1B E 1B	0-1 G6-3		1 SAFE 3-2 F9 1-2			2-3 K			4 1 1 0 0 1 1
<b>Gregg Jefferies, S</b> OBP: 0.293, SLG: 0.348 (1, 5)	0-1 1-3 E 1B		4-0 S BB		3-2 G3		0-1 G3			3 1 1 0 1 0 0
<b>Wally Joyner, L</b> OBP: 0.368, SLG: 0.493 (1, 3)	2-0 E7 1B 2B		1-2 P6		1-0 F8		1-0 G4-3			4 1 1 2 0 0 1
<b>Kevin McReynolds, R</b> OBP: 0.342, SLG: 0.410 (1, 7)	1-1 L4		1-2 K		3-2 FC4-6 1B		2-3 K			4 0 1 0 0 2 2
<b>George Brett, L</b> OBP: 0.341, SLG: 0.383 (1, 10)	1-1 E S 1B		4-0 FC6-4 IBB		1-0 FC4-6		1-1 F7			3 0 1 1 1 0 1
<b>Mike Macfarlane, R</b> OBP: 0.310, SLG: 0.390 (1, 2)	1-2 G4-3		1-0 FC6-4		0-0 F8		0-1 F9			4 0 0 0 0 0 3
<b>Brian McRae, S</b> OBP: 0.256, SLG: 0.270 (1, 8)	2-3 K		3-1 B1-3		0-1 F7		2-3 K			4 0 0 0 0 2 1
<b>Curtis Wilkerson, S</b> OBP: 0.229, SLG: 0.276 <b>Brent Mayne, L</b> OBP: 0.225, SLG: 0.263 (9, PH)		0-0 B3	1-1 S 1B		0-3 K		2-1 1B			3 0 1 0 0 1 0 1 0 1 0 0 0 0
<b>Terry Shumpert, R</b> OBP: 0.200, SLG: 0.309 <b>Jim Eisenreich, L</b> OBP: 0.327, SLG: 0.367 (9, PH)		2-3 K	0-0 F9		2-1 F8		0-0 F7			3 0 0 0 0 1 1 1 0 0 0 0 0 1

Inning Stats	R: 3	H: 4	E: 1	LOB: 1	K: 1	BB: 0	S: 17	P: 26	R: 0	H: 0	E: 0	LOB: 0	K: 1	BB: 0	S: 6	P: 8	R: 0	H: 0	E: 0	LOB: 2	K: 1	BB: 2	S: 8	P: 20	R: 0	H: 1	E: 0	LOB: 1	K: 0	BB: 0	S: 10	P: 16	R: 0	H: 1	E: 0	LOB: 1	K: 0	BB: 0	S: 9	P: 17	R: 0	H: 0	E: 0	LOB: 0	K: 1	BB: 0	S: 6	P: 6	R: 0	H: 0	E: 0	LOB: 0	K: 1	BB: 0	S: 7	P: 11	R: 0	H: 0	E: 0	LOB: 0	K: 1	BB: 0	S: 6	P: 10	R: 0	H: 1	E: 0	LOB: 1	K: 1	BB: 0	S: 8	P: 12	1B: 6	SF: 0	2B: 1	SAC: 0	3B: 0	DP: 0	HR: 0	HBP: 0	WP: 0	PA: 36
<b>PITCHER</b> <b>Alex Fernandez, R</b> ERA: 3.6 (1, 1)	IP	WLS	BF	H	R	ER	SO	BB	IBB	HBP	BLK	WP	HR	S	P	ERA	WHIP																																																																	
	9.0	W	36	7	3	3	7	1	1	0	0	0	0	77	126	3.00	0.889																																																																	
	<b>PITCHER</b>																		IP	WLS	BF	H	R	ER	SO	BB	IBB	HBP	BLK	WP	HR	S	P	ERA	WHIP																																															

**Chicago White Sox @ Kansas City Royals**  
**Royals Stadium, Kansas City, MO**  
 Mon Jun 01 1992, 8:05 PM EDT  
 Att. 25,297 - Cloudy - 66 F

livebaseballscorecards.com

<b>AB</b>	<b>34</b>
<b>R</b>	<b>3</b>
<b>H</b>	<b>7</b>
<b>RBI</b>	<b>3</b>
<b>BB</b>	<b>2</b>
<b>SO</b>	<b>7</b>
<b>LOB</b>	<b>11</b>



Batter	1	2	3	4	5	6	7	8	9	AB R H RBI BB SO LOB	TOP	
<b>Tim Raines, S</b> (1, 7) OBP: 0.360, SLG: 0.394 B X	1-0 F8 ①		1-0 F8 ②			2-2 L5 ①		1-1 SH SF8 SH5-4 1-2		3 0 0 0 0 0 1	<b>Chicago White Sox @ Kansas City Royals</b> Royals Stadium, Kansas City, MO Tue Jun 02 1992, 8:05 PM EDT Att. 18,203 - Cloudy - 68 F	
<b>Steve Sax, R</b> (1, 4) OBP: 0.298, SLG: 0.283 C B B X	2-2 BB 1B		1-2 G3 ③ 1 SAFE 1 SAFE 1 SAFE			0-1 G4-3 ②		1-0 SH5-4 ① 1-2 2-3		3 0 1 0 0 0 1		
<b>Robin Ventura, L</b> (1, 5) OBP: 0.389, SLG: 0.400 B 1 C B B 1 B SAFE	4-1 G1-6-3 BB 1-2			4-0 G1-6-3 BB ① ②		0-0 G4-3 ③		4-0 IBB		1 0 0 0 3 0 0		
<b>Frank Thomas, R</b> (1, 3) OBP: 0.427, SLG: 0.491 C B B S F X	2-2 G1-6-3 ③ ④ 1-2f		1-1 G1-6-3 ① ② 1-2f			2-1 L9 ① X		0-0 SF8 ② 2-3 3-H		3 0 0 1 0 0 3		
<b>George Bell, R</b> (1, 10) OBP: 0.287, SLG: 0.366 S T C		0-3 K ①		0-0 F7 ③		4-2 FC4-6 BB ②		0-1 L7 ③		3 0 0 0 1 1 2		
<b>Dan Pasqua, L</b> (1, 9) <b>Mike Huff, R</b> (9, PR) OBP: 0.304, SLG: 0.306		0-0 F7 ②		4-2 FC6-4 BB ①		0-0 FC4-6 1B 1-2f		1-1 1B		3 0 1 0 1 0 1 0 0 0 0 0 0 0		
<b>Lance Johnson, L</b> (1, 8) OBP: 0.274, SLG: 0.309		0-0 F8 ③		1-3 K ① 1 SAFE C		2-2 1B ③ 1-2		0-3 K ① 1 SAFE C		4 0 1 0 0 2 2		
<b>Craig Grebeck, R</b> (1, 6) <b>Warren Newson, L</b> (9, PH) OBP: 0.342, SLG: 0.219			1-0 F8 ①		1-0 FC6-4 1-2f		1-3 K ③		1-3 K ② 1 SAFE C			3 0 0 0 0 1 3 1 0 0 0 0 1 1
<b>Ron Karkovics, R</b> (1, 2) <b>Matt Merullo, L</b> (9, PH) OBP: 0.208, SLG: 0.244			1-1 1B ③		1-0 F8 ③		2-1 SH5-4 SH SF8 1B		2-1 F9 ③			3 1 2 0 0 0 1 1 0 0 0 0 0 1
<b>Inning Stats</b>	R: 0 H: 1 E: 0 LOB: 1 K: 0 BB: 1 S: 9 P: 18	R: 0 H: 0 E: 0 LOB: 0 K: 1 BB: 0 S: 5 P: 5	R: 0 H: 1 E: 0 LOB: 1 K: 0 BB: 0 S: 7 P: 11	R: 0 H: 0 E: 0 LOB: 0 K: 0 BB: 1 S: 3 P: 8	R: 0 H: 0 E: 0 LOB: 1 K: 1 BB: 1 S: 9 P: 16	R: 0 H: 0 E: 0 LOB: 0 K: 0 BB: 0 S: 6 P: 8	R: 0 H: 1 E: 0 LOB: 2 K: 1 BB: 1 S: 12 P: 21	R: 1 H: 1 E: 0 LOB: 2 K: 0 BB: 1 S: 8 P: 16	R: 0 H: 1 E: 0 LOB: 1 K: 2 BB: 0 S: 10 P: 14	1B: 5 SF: 1 2B: 0 SAC: 2 3B: 0 DP: 2 HR: 0 HBP: 0	WP: 0 PA: 36 PB: 0 SB: 0 CS: 0	
<b>PITCHER</b>	IP WLS BF H R ER SO BB IBB HBP BLK WP HR S P ERA WHIP											
<b>Mark Gubicza, R</b> (1, 1) ERA: 3.13	8.0 W 32 4 1 1 3 4 1 0 0 0 0 59 103 1.12 1.000											
<b>Jeff Montgomery, R</b> (9, 1) ERA: 2.55	1.0 S 4 1 0 0 2 0 0 0 0 0 0 0 10 14 0.00 1.000											

<b>AB</b>	28
<b>R</b>	1
<b>H</b>	5
<b>RBI</b>	1
<b>BB</b>	5
<b>SO</b>	5
<b>LOB</b>	16



livebaseballscorecards.com

Batter	1	2	3	4	5	6	7	8	9
Keith Miller, R OBP: 0.364, SLG: 0.426 (1, 4) X	0-0 G6-3 ①		1-3 K ②		1 SAFE 0-0 P3 ③		1 SAFE 0-0 FC6-4 ③		
Gregg Jefferies, S OBP: 0.292, SLG: 0.343 (1, 5) B C B X	2-1 F7 ②		1-2 G3 ③			3-2 G3-1 ①		4-1 HR BB	
Wally Joyner, L OBP: 0.365, SLG: 0.494 (1, 3) F X	0-1 F8 ③			0-0 G4-3 ①		1-0 CS 2B		1 SAFE 0-2 L8 ①	
Kevin McReynolds, R OBP: 0.345, SLG: 0.427 (1, 7)		3-2 F8 ①		2-1 G6-3 ②		4-2 S BB		2-0 1-H HR	
George Brett, L OBP: 0.350, SLG: 0.391 Gary Thurman, R OBP: 0.319, SLG: 0.368 (1, 10) (8, PR)		0-1 F8 ②		2-2 2B		4-2 1 SAFE BB		2-2 HBP	
Jim Eisenreich, L OBP: 0.325, SLG: 0.373 (1, 9)		3-1 2B		1-2 G3 ③		1-0 L4 ③		1-1 L6 ②	
Mike Macfarlane, R OBP: 0.302, SLG: 0.378 (1, 2)		1-2 F8 ③			2-0 G6-3 ①		0-3 K ①	0-1 F9 ③	
Brian McRae, S OBP: 0.257, SLG: 0.277 (1, 8)			0-1 2B		1-3 K ②		0-0 F7 ②		
Curtis Wilkerson, S OBP: 0.244, SLG: 0.282 (1, 6)			2-2 F8 ①		4-2 BB		0-1 FC6-4 1B		

Inning Stats	R: 0	H: 0	E: 0	K: 0	S: 5	H: 0	LOB: 0	BB: 0	P: 7	R: 0	H: 1	E: 0	K: 0	S: 10	H: 1	LOB: 1	BB: 0	P: 17	R: 0	H: 1	E: 0	K: 1	S: 12	H: 1	LOB: 1	BB: 0	P: 16	R: 0	H: 1	E: 0	K: 1	S: 9	H: 0	LOB: 1	BB: 1	P: 16	R: 0	H: 1	E: 0	K: 0	S: 13	H: 1	LOB: 2	BB: 2	P: 26	R: 0	H: 1	E: 0	K: 1	S: 7	H: 1	LOB: 1	BB: 0	P: 7	R: 2	H: 1	E: 0	K: 0	S: 11	H: 1	LOB: 1	BB: 1	P: 20	1B: 1	2B: 4	3B: 0	HR: 1	SF: 0	SAC: 0	DP: 0	HBP: 1	WP: 0	PB: 0	SB: 1	CS: 1	PA: 34
--------------	------	------	------	------	------	------	--------	-------	------	------	------	------	------	-------	------	--------	-------	-------	------	------	------	------	-------	------	--------	-------	-------	------	------	------	------	------	------	--------	-------	-------	------	------	------	------	-------	------	--------	-------	-------	------	------	------	------	------	------	--------	-------	------	------	------	------	------	-------	------	--------	-------	-------	-------	-------	-------	-------	-------	--------	-------	--------	-------	-------	-------	-------	--------

PITCHER	IP	WLS	BF	H	R	ER	SO	BB	IBB	HBP	BLK	WP	HR	S	P	ERA	WHIP
Jack McDowell, R ERA: 3.73 (1, 1)	7.0		29	5	1	1	3	4	0	0	0	0	0	68	110	1.29	1.286
Scott Radinsky, L ERA: 1.69 (8, 1)	1.0	L	5	1	1	1	0	0	0	1	0	0	1	10	15	9.00	1.000

BOTTOM

Chicago White Sox @ Kansas City Royals  
Royals Stadium, Kansas City, MO

Tue Jun 02 1992, 8:05 PM EDT  
Att: 18,203 - Cloudy - 68 F

[livebaseballscorecards.com](http://livebaseballscorecards.com)

AB	29
R	2
H	6
RBI	2
BB	4
SO	3
LOB	12



Batter	1	2	3	4	5	6	7	8	9	AB R H RBI BB SO LOB	TOP											
Tim Raines, S (1, 10) OBP: 0.353, SLG: 0.385	3-1 F9		2-1 G6-3		3-2 G5-3			0-0 F8		4 0 0 0 0 0 0												
Steve Sax, R (1, 4) OBP: 0.292, SLG: 0.276	0-2 P2		0-0 P3			0-0 G6-3		2-3 K		4 0 0 0 0 1 0												
Robin Ventura, L (1, 5) OBP: 0.386, SLG: 0.397	1-0 1B		2-1 G4-3			1-1 G3			1-1 F7	4 0 1 0 0 0 0												
Frank Thomas, R (1, 3) OBP: 0.423, SLG: 0.485	1-1 F9			2-2 F8		1-2 L6			3-1 1B	4 0 1 0 0 0 1												
George Bell, R (1, 7) OBP: 0.286, SLG: 0.364		0-2 SH1-3 2B 1B		0-0 G3-1			1-2 F9		1-2 P2	4 1 1 0 0 0 1												
Mike Huff, R (1, 9) OBP: 0.310, SLG: 0.314		1-1 SH1-3		1-1 WP 1B			1-1 G3		0-1 F9	2 0 1 0 0 0 0												
Dan Pasqua, L (9, PH) OBP: 0.296, SLG: 0.349		1-2								1 0 0 0 0 0 1												
Craig Grebeck, R (1, 6) OBP: 0.352, SLG: 0.381		0-0 2-H 2B		2-2 SAFE SAFE SAFE SAFE 1-2 G6-3			2-1 2B			3 0 2 1 0 0 1												
Shawn Abner, R (1, 8) OBP: 0.368, SLG: 0.412		1-0 F7			0-2 G4-3			0-0 F8		3 0 0 0 0 0 2												
Ron Karkovice, R (1, 2) OBP: 0.290, SLG: 0.279		2-2 G6-3			2-2 P3				2-1 P6	2 0 0 0 0 0 1												
Joey Cora, S (8, PH) OBP: 0.333, SLG: 0.300										1 0 0 0 0 0 0												
Matt Merullo, L (8, 2) OBP: 0.208, SLG: 0.244										0 0 0 0 0 0 0												
<b>Inning Stats</b>	R: 0 E: 0 K: 0 S: 8	H: 1 LOB: 1 BB: 0 P: 13	R: 1 E: 0 K: 0 S: 10	H: 2 LOB: 1 BB: 0 P: 14	R: 0 E: 0 K: 0 S: 5	H: 0 LOB: 0 BB: 0 P: 9	R: 0 E: 0 K: 0 S: 10	H: 1 LOB: 1 BB: 0 P: 15	R: 0 E: 0 K: 0 S: 10	H: 0 LOB: 0 BB: 0 P: 15	R: 0 E: 0 K: 0 S: 6	H: 0 LOB: 0 BB: 0 P: 8	R: 0 E: 0 K: 0 S: 8	H: 1 LOB: 1 BB: 0 P: 12	R: 0 E: 0 K: 1 S: 9	H: 0 LOB: 0 BB: 0 P: 13	R: 0 E: 0 K: 0 S: 9	H: 1 LOB: 1 BB: 0 P: 14	1B: 4 2B: 2 3B: 0 HR: 0	SF: 0 SAC: 1 DP: 0 HBP: 0	WP: 1 PB: 0 SB: 0 CS: 0	PA: 33
<b>PITCHER</b>	IP WLS BF H R ER SO BB IBB HBP BLK WP HR S P ERA WHIP																					
Mike Magnante, L (1, 1) ERA: 6.55	7.0 W 26 5 1 1 0 0 0 0 0 0 1 0 57 86 1.29 0.714																					
Rusty Meacham, R (8, 1) ERA: 0.3	1.0 3 0 0 0 1 0 0 0 0 0 0 0 9 13 0.00 0.000																					
Jeff Montgomery, R (9, 1) ERA: 2.45	1.0 S 4 1 0 0 0 0 0 0 0 0 0 0 9 14 0.00 1.000																					

Chicago White Sox @ Kansas City Royals  
Royals Stadium, Kansas City, MO  
Wed Jun 03 1992, 8:05 PM EDT  
Att. 19,218 - Cloudy - 69 F

AB	32
R	1
H	6
RBI	1
BB	0
SO	1
LOB	7



Batter	1	2	3	4	5	6	7	8	9	AB	R	H	RBI	BB	SO	LOB
Keith Miller, R OBP: 0.354, SLG: 0.414 (1, 4)	L3		L8			F9	FC5-4			4	0	0	0	0	0	2
Gregg Jefferies, S OBP: 0.291, SLG: 0.341 (1, 5)	G1-3			G4-1 1B		G1-3		G1-3		4	0	1	0	0	0	0
Wally Joyner, L OBP: 0.363, SLG: 0.488 (1, 3)	F8			G4-1		2B		F8		4	1	1	0	0	0	1
Kevin McReynolds, R OBP: 0.353, SLG: 0.443 (1, 7)		G5-3			BB	2B		1B		3	1	2	1	1	0	0
George Brett, L OBP: 0.348, SLG: 0.388 (1, 10)		G3-1		P7		G4-3		1B		4	0	1	1	0	0	3
Mike Macfarlane, R OBP: 0.303, SLG: 0.372 Brent Mayne, L OBP: 0.244, SLG: 0.282 (1, 2) (7, PR) (8, 2)		G6-3		F8			SH5-3 1B	1B		2	0	0	0	1	0	2
Gary Thurman, R OBP: 0.311, SLG: 0.357 Jim Eisenreich, L OBP: 0.322, SLG: 0.369 (1, 9) (8, PH) (9, 9)			G6-3		B2-3		SH5-3	P5		2	0	0	0	0	0	0
Brian McRae, S OBP: 0.263, SLG: 0.288 (1, 8)			G6-3 2B		F7		FC6-2 1B			3	0	2	1	0	0	0
Curtis Wilkerson, S OBP: 0.236, SLG: 0.272 (1, 6)			G6-3		K		FC6-2			3	0	0	0	0	1	3

Inning Stats	R: 0	H: 0	R: 0	H: 0	R: 0	H: 1	R: 0	H: 0	R: 1	H: 2	R: 1	H: 3	R: 1	H: 3
	E: 0	LOB: 0	E: 0	LOB: 0	E: 0	LOB: 1	E: 0	LOB: 0	E: 0	LOB: 1	E: 0	LOB: 1	E: 0	LOB: 2
	K: 0	BB: 0	K: 0	BB: 0	K: 0	BB: 0	K: 1	BB: 0	K: 0	BB: 0	K: 0	BB: 1	K: 0	BB: 0
	S: 8	P: 9	S: 5	P: 7	S: 7	P: 10	S: 8	P: 17	S: 10	P: 13	S: 9	P: 15	S: 13	P: 22

PITCHER	IP	WLS	BF	H	R	ER	SO	BB	IBB	HBP	BLK	WP	HR	S	P	ERA	WHIP
Greg Hibbard, L ERA: 4.21 (1, 1)	7.2	L	33	8	3	3	1	2	0	0	0	0	0	66	100	3.52	1.304
Terry Leach, R ERA: 2.49 (8, 1)	0.1		1	0	0	0	0	0	0	0	0	0	0	1	1	0.00	0.000


**BOTTOM**

**Chicago White Sox @ Kansas City Royals**  
**Royals Stadium, Kansas City, MO**

Wed Jun 03 1992, 8:05 PM EDT  
 Att: 19,218 - Cloudy - 69 F

AB	31
R	3
H	8
RBI	3
BB	2
SO	1
LOB	13

WP: 0 PA: 34  
 PB: 0  
 SB: 0  
 CS: 0



1B	SF	WP	PA
5	0	0	34
3	0	0	
0	0	0	
0	0	0	

Batter	1	2	3	4	5	6	7	8	9	AB R H RBI BB SO LOB	TOP											
Harold Reynolds, S (1, 4) OBP: 0.327, SLG: 0.341	1-0 1B 2B		0-0 SH1 1-2			0-1 G4-3		3-2 G6-3		3 1 1 0 0 0 0												
Edgar Martinez, R (1, 5) OBP: 0.384, SLG: 0.532	1-2 G5-3		3-1 F7			1-0 F8		2-1 E 1B G4-3 1B		4 1 1 0 0 0 2												
Ken Griffey Jr., L (1, 8) OBP: 0.351, SLG: 0.562	2-2 2-H 1B		0-0 F8			1-3 K		3-2 G4-3 1-2		4 0 1 1 0 1 2												
Kevin Mitchell, R (1, 7) OBP: 0.294, SLG: 0.341	0-1 P2			0-0 F8			1-1 G6-3	1-0 E5 1B 2-3		4 0 0 0 0 0 2												
Pete O'Brien, L (1, 3) OBP: 0.262, SLG: 0.462	1 SAFE 1 G3			2-3 K			1-0 2B G3-1 1B	2-2 1-3 1B 3-H 1B		4 1 2 1 0 1 1												
Jay Buhner, R (1, 9) OBP: 0.330, SLG: 0.327				1-3 K			0-2 G3-1 1-3 1B 2B	1-0 F8		4 1 1 0 0 1 2												
Tino Martinez, L (1, 10) OBP: 0.323, SLG: 0.427						2-1 F9		2-0 G3-1 2-3 3-H	2-3 K	4 0 0 1 0 1 1	AB 35 R 4 H 8 RBI 4 BB 0 SO 6 LOB 11											
Dave Valle, R (1, 2) OBP: 0.321, SLG: 0.388						0-2 G6-3		1-0 3-H 1B	0-2 F8	3 0 1 1 0 0 0 1 0 0 0 0 0 0												
Greg Briley, L (9, PH) OBP: 0.239, SLG: 0.287																						
Omar Vizquel, S (1, 6) OBP: 0.301, SLG: 0.308																						
Dave Cochrane, S (9, PH) OBP: 0.301, SLG: 0.295			2-1 SH1 1B			1-3 K2-3		0-1 F8	3-3 K	3 0 1 0 0 1 1 1 0 0 0 0 1 0												
<b>Inning Stats</b>	R: 1 E: 0 K: 0 S: 12	H: 2 LOB: 1 BB: 0 P: 17	R: 0 E: 0 K: 0 S: 7	H: 0 LOB: 0 BB: 0 P: 9	R: 0 E: 0 K: 0 S: 6	H: 1 LOB: 1 BB: 0 P: 11	R: 0 E: 0 K: 2 S: 7	H: 0 LOB: 0 BB: 0 P: 10	R: 0 E: 0 K: 1 S: 11	H: 0 LOB: 0 BB: 0 P: 14	R: 0 E: 0 K: 1 S: 6	H: 0 LOB: 0 BB: 0 P: 8	R: 2 E: 0 K: 0 S: 10	H: 3 LOB: 1 BB: 0 P: 15	R: 1 E: 1 K: 0 S: 15	H: 2 LOB: 2 BB: 0 P: 27	R: 0 E: 0 K: 2 S: 10	H: 0 LOB: 0 BB: 0 P: 15	1B: 6 2B: 2 3B: 0 HR: 0	SF: 0 SAC: 1 DP: 0 HBP: 0	WP: 0 PB: 0 SB: 0 CS: 0	PA: 36
<b>PITCHER</b>	IP WLS BF H R ER SO BB IBB HBP BLK WP HR S P ERA WHIP																					
Kevin Appier, R (1, 1) ERA: 2.14	7.0 W 27 6 3 3 4 0 0 0 0 0 0 0 59 84 3.86 0.857																					
Neal Heaton, L (8, 1) ERA: 4.75	0.2 3 1 1 0 0 0 0 0 0 0 0 0 10 18 0.00 1.500																					
Rusty Meacham, R (8, 1) ERA: 0.3	0.1 3 1 0 0 0 0 0 0 0 0 0 0 5 9 0.00 3.000																					
Jeff Montgomery, R (9, 1) ERA: 2.36	1.0 S 3 0 0 0 2 0 0 0 0 0 0 0 10 15 0.00 0.000																					

Seattle Mariners @ Kansas City Royals  
 Royals Stadium, Kansas City, MO  
 Fri Jun 05 1992, 8:05 PM EDT  
 Att. 25,023 - Cloudy - 79 F

livebaseballscorecards.com





Batter	1	2	3	4	5	6	7	8	9	AB R H RBI BB SO LOB	BOTTOM
--------	---	---	---	---	---	---	---	---	---	----------------------	--------

<p><b>Keith Miller, R</b> (1, 4) OBP: 0.349, SLG: 0.401</p>	<p><b>Gregg Jefferies, S</b> (1, 5) OBP: 0.298, SLG: 0.363</p>	<p><b>Wally Joyner, L</b> (1, 3) OBP: 0.364, SLG: 0.488</p>	<p><b>Kevin McReynolds, R</b> (1, 7) OBP: 0.364, SLG: 0.444</p>	<p><b>George Brett, L</b> (1, 10) OBP: 0.344, SLG: 0.388</p>	<p><b>Jim Eisenreich, L</b> (1, 9) OBP: 0.320, SLG: 0.358</p>	<p><b>Mike Macfarlane, R</b> (1, 2) OBP: 0.301, SLG: 0.368</p>	<p><b>Brian McRae, S</b> (1, 8) OBP: 0.263, SLG: 0.287</p>	<p><b>Curtis Wilkerson, S</b> (1, 6) OBP: 0.247, SLG: 0.274</p>	<p><b>Inning Stats</b></p> <p>R: 0 H: 1 E: 0 LOB: 2 K: 0 BB: 1 S: 9 P: 17</p> <p>R: 1 H: 1 E: 0 LOB: 3 K: 1 BB: 1 S: 12 P: 25</p> <p>R: 0 H: 0 E: 0 LOB: 1 K: 0 BB: 1 S: 6 P: 13</p> <p>R: 0 H: 0 E: 0 LOB: 0 K: 0 BB: 0 S: 4 P: 5</p> <p>R: 1 H: 1 E: 1 LOB: 2 K: 2 BB: 2 S: 16 P: 32</p> <p>R: 3 H: 3 E: 0 LOB: 1 K: 1 BB: 1 S: 10 P: 24</p> <p>R: 0 H: 1 E: 0 LOB: 1 K: 0 BB: 0 S: 4 P: 8</p> <p>R: 1 H: 1 E: 0 LOB: 1 K: 0 BB: 1 S: 12 P: 21</p>	<p>4 0 0 0 0 0 1</p> <p>4 2 2 2 1 0 2</p> <p>4 2 1 2 1 0 4</p> <p>2 0 1 1 3 1 1</p> <p>5 0 1 1 0 0 5</p> <p>3 0 0 0 1 1 1</p> <p>4 0 1 0 0 1 3</p> <p>4 1 1 0 0 1 1</p> <p>3 1 1 0 1 0 1</p>	<p><b>Seattle Mariners @ Kansas City Royals</b> Royals Stadium, Kansas City, MO</p> <p>livebaseballscorecards.com</p> <p><b>AB 33</b> <b>R 6</b> <b>H 8</b> <b>RBI 6</b> <b>BB 7</b> <b>SO 4</b> <b>LOB 19</b></p>
---	--	---	---	--	---	--	--	---	--	--	--

Fri Jun 05 1992, 8:05 PM EDT  
Att: 25,023 - Cloudy - 79 F

<p><b>Calvin Jones, R</b> (1, 1) ERA: 5.74</p> <p><b>Dennis Powell, L</b> (6, 1) ERA: 4.13</p>	<p>IP WLS BF H R ER SO BB IBB HBP BLK WP HR S P ERA WHIP</p> <p>5.0 L 25 3 2 2 3 5 0 1 0 1 0 47 92 3.60 1.600</p> <p>3.0 16 5 4 4 1 2 0 0 0 1 1 26 53 12.00 2.333</p>	<p>1B: 4 SF: 0 2B: 3 SAC: 0 3B: 0 DP: 0 HR: 1 HBP: 1</p> <p>WP: 2 PA: 41 PB: 0 SB: 2 CS: 0</p>
--	---	--

Batter	1	2	3	4	5	6	7	8	9	AB R H RBI BB SO LOB
Harold Reynolds, S (1, 4) OBP: 0.319, SLG: 0.332	0-3 K		2-2 G4-3		3-3 K		1-0 F9		0-0 G5-3	5 0 0 0 0 2 3
Edgar Martinez, R (1, 5) OBP: 0.381, SLG: 0.531	1-0 F8			1-1 E4		1-2 G3-1 2B	1-1 G4-3			4 1 1 0 0 0 0
Ken Griffey Jr., L (1, 8) OBP: 0.344, SLG: 0.551	1-2 G4-3			1-2 L7		2-1 G3-1		2-3 K		4 0 0 0 0 1 2
Kevin Mitchell, R (1, 7) OBP: 0.293, SLG: 0.345		0-0 G5-3		1-2 F9		1-0 FC5-4 3B		1-2 G5-3		4 1 1 1 0 0 1
Pete O'Brien, L (1, 10) OBP: 0.273, SLG: 0.468		3-1 2B		2-0 G3		4-0 FC5-4 BB		4-1 BB		2 0 1 0 2 0 1
Jay Buhner, R (1, 9) OBP: 0.323, SLG: 0.320		1-2 G6-3			1-1 G5-3	3-1 FC5-4 3B		0-3 K		4 1 0 0 0 1 4
Tino Martinez, L (1, 3) OBP: 0.321, SLG: 0.435		1-1 G6-3			1-1 G4-3	0-2 3B		1-1 F9		4 0 1 2 0 0 1
Dave Valle, R (1, 2) OBP: 0.328, SLG: 0.393			1-1 F8		1-0 1B	1-2 G3-1		0-1 1B		4 0 2 0 0 0 1
Omar Vizquel, S (1, 6) OBP: 0.299, SLG: 0.305			2-2 F7		0-1 1B		0-0 G4-3	0-1 F7		4 0 1 0 0 0 1


Inning Stats	R: 0 E: 0 K: 1 S: 8	H: 0 LOB: 0 BB: 0 P: 10	R: 0 E: 0 K: 0 S: 8	H: 1 LOB: 1 BB: 0 P: 13	R: 0 E: 0 K: 0 S: 9	H: 0 LOB: 0 BB: 0 P: 14	R: 0 E: 1 K: 0 S: 10	H: 0 LOB: 1 BB: 0 P: 15	R: 0 E: 0 K: 1 S: 12	H: 2 LOB: 2 BB: 0 P: 18	R: 3 E: 0 K: 0 S: 14	H: 3 LOB: 1 BB: 1 P: 26	R: 0 E: 0 K: 0 S: 4	H: 0 LOB: 0 BB: 0 P: 6	R: 0 E: 0 K: 2 S: 10	H: 0 LOB: 1 BB: 1 P: 17	R: 0 E: 0 K: 0 S: 7	H: 1 LOB: 1 BB: 0 P: 8	1B: 3 2B: 3 3B: 1 HR: 0	SF: 0 SAC: 0 DP: 0 HBP: 0	WP: 0 PB: 0 SB: 0 CS: 0	PA: 37
--------------	------------------------------	----------------------------------	------------------------------	----------------------------------	------------------------------	----------------------------------	-------------------------------	----------------------------------	-------------------------------	----------------------------------	-------------------------------	----------------------------------	------------------------------	---------------------------------	-------------------------------	----------------------------------	------------------------------	---------------------------------	----------------------------------	------------------------------------	----------------------------------	--------

PITCHER	IP	WLS	BF	H	R	ER	SO	BB	IBB	HBP	BLK	WP	HR	S	P	ERA	WHIP
Hipolito Pichardo, R (1, 1) ERA: 4.15	5.1		23	5	3	3	2	1	0	0	0	0	0	53	84	5.06	1.125
Rusty Meacham, R (6, 1) ERA: 0.28	1.2		6	1	0	0	0	0	0	0	0	0	0	12	18	0.00	0.600
Neal Heaton, L (8, 1) ERA: 4.45	2.0	W	8	1	0	0	2	1	0	0	0	0	0	17	25	0.00	1.000

**Seattle Mariners @ Kansas City Royals**  
 Royals Stadium, Kansas City, MO

Sat Jun 06 1992, 8:05 PM EDT  
 Att. 24,111 - Cloudy - 73 F

<b>AB</b>	<b>35</b>
<b>R</b>	<b>3</b>
<b>H</b>	<b>7</b>
<b>RBI</b>	<b>3</b>
<b>BB</b>	<b>2</b>
<b>SO</b>	<b>4</b>
<b>LOB</b>	<b>14</b>



Batter	1	2	3	4	5	6	7	8	9	AB R H RBI BB SO LOB
Keith Miller, R OBP: 0.369, SLG: 0.414 (1, 4)	1-0 L3 HBP		4-1 G4-3 BB		0-1 F8 1B		1-1 G3 WP 1B		1-2 1B 2B 1B	3 1 3 1 1 0 0
Gregg Jefferies, S OBP: 0.300, SLG: 0.364 (1, 5)	0-1 L3 1-2		0-2 G4-3 1-2f		0-0 1B		2-2 G3 1-3		1-1 2B 1B 1-3 2-H	5 1 2 1 0 0 3
Wally Joyner, L OBP: 0.359, SLG: 0.485 (1, 3)	0-0 G3			1-2 G4-3	2-1 F8 2-3		0-1 P5		0-1 2B 1-H 3-H	5 0 1 2 0 0 3
Kevin McReynolds, R OBP: 0.367, SLG: 0.451 (1, 7)		0-0 G4-3 FC3-2 2B		2-2 BB 1B	2-2 F9		3-1 F8			4 0 2 0 0 0 2
George Brett, L OBP: 0.347, SLG: 0.387 (1, 10)		1-0 G4-3		4-1 BB 1B		0-2 FC6-4 1B		0-0 F8		3 0 1 0 1 0 1
Jim Eisenreich, L OBP: 0.310, SLG: 0.345 (1, 9)		1-0 FC3-2 2B		1-3 K		2-0 F8		0-1 L6		4 0 0 0 0 1 4
Brent Mayne, L OBP: 0.250, SLG: 0.310 (1, 2)		2-0 SAFE 1-3 2B		2-2 F7		2-1 FC6-4 1-2f			0-2 G6-3	3 0 1 0 0 0 3 1 0 0 0 0 0 0
Gary Thurman, R OBP: 0.307, SLG: 0.352 (9, PH)										
Brian McRae, S OBP: 0.267, SLG: 0.293 (1, 8)		3-0 G4-3			0-0 SH3 1B 2B		3-2 G4-3		4-2 1B 1B BB	3 2 1 0 1 0 3
Curtis Wilkerson, S OBP: 0.242, SLG: 0.267 (1, 6)			1-2 F8		1-0 SH3				0-0 L5	2 0 0 0 0 0 0 1 0 0 0 0 0 1
Mike Macfarlane, R OBP: 0.299, SLG: 0.366 (9, PH)										

Inning Stats	R: 0	H: 0	E: 0	K: 0	S: 3	R: 0	H: 2	E: 0	K: 0	S: 5	R: 0	H: 0	E: 0	K: 0	S: 7	R: 0	H: 1	E: 0	K: 1	S: 15	R: 1	H: 3	E: 0	K: 0	S: 10	R: 0	H: 1	E: 0	K: 0	S: 9	R: 0	H: 1	E: 0	K: 0	S: 8	R: 0	H: 0	E: 0	K: 0	S: 5	R: 3	H: 3	E: 0	K: 0	S: 13	1B: 7	2B: 5	3B: 0	HR: 0	SF: 0	SAC: 1	DP: 2	HBP: 1	WP: 1	PA: 39
--------------	------	------	------	------	------	------	------	------	------	------	------	------	------	------	------	------	------	------	------	-------	------	------	------	------	-------	------	------	------	------	------	------	------	------	------	------	------	------	------	------	------	------	------	------	------	-------	-------	-------	-------	-------	-------	--------	-------	--------	-------	--------

PITCHER	IP	WLS	BF	H	R	ER	SO	BB	IBB	HBP	BLK	WP	HR	S	P	ERA	WHIP
Randy Kramer, R ERA: 1.5 (1, 1)	6.0		26	7	1	1	1	2	0	0	0	0	0	49	84	1.50	1.500
Russ Swan, L ERA: 5.86 (7, 1)	2.0		7	1	0	0	0	0	0	0	0	1	0	13	19	0.00	0.500
Mike Schooler, R ERA: 6.55 (9, 1)	0.2	L	6	3	3	3	0	1	0	0	0	0	0	13	19	40.50	6.000

**Seattle Mariners @ Kansas City Royals**  
**Royals Stadium, Kansas City, MO**  
 Sat Jun 06 1992, 8:05 PM EDT  
 Att: 24,111 - Cloudy - 73 F

livebaseballscorecards.com

AB	34
R	4
H	11
RBI	4
BB	3
SO	1
LOB	20



Batter	1	2	3	4	5	6	7	8	9	AB R H RBI BB SO LOB	TOP											
Greg Briley, L (1, 4) OBP: 0.228, SLG: 0.275	2-0 G3		0-1 F7		1-1 E4			1-2 G1-3		4 0 0 0 0 0 2												
Edgar Martinez, R (1, 5) OBP: 0.374, SLG: 0.520	3-1 G5-3		3-2 G5-3			1-2 L7			1-1 F9	4 0 0 0 0 0 1												
Ken Griffey Jr., L (1, 8) OBP: 0.342, SLG: 0.545	1-2 G6-3			3-2 G5-4-3 1B		0-0 F8			2-3 K	4 0 1 0 0 1 0												
Kevin Mitchell, R (1, 7) OBP: 0.297, SLG: 0.354		3-2 G4-3 2B		3-1 G5-4-3		0-1 P3			2-2 BB 1B	4 0 2 0 0 0 1												
Pete O'Brien, L (1, 3) OBP: 0.272, SLG: 0.460		3-2 G4-3 2-3		1-2 G4-3			1-2 P4		4-1 FC5-4 BB	3 0 0 0 1 0 1												
Jay Buhner, R (1, 9) OBP: 0.322, SLG: 0.314		2-1 G4-6-3 HBP			0-0 G1-3		0-1 F9		1-1 FC5-4 1-2f	3 0 0 0 0 0 2												
Tino Martinez, L (1, 10) OBP: 0.316, SLG: 0.427		2-1 G4-6-3 1-2f			2-3 K		1-1 G3			3 0 0 0 0 1 2												
Dave Valle, R (1, 2) OBP: 0.336, SLG: 0.400			1-1 SH1-4 1B		0-1 2B E 1B			3-2 F8		3 1 2 0 0 0 0												
Omar Vizquel, S (1, 6) OBP: 0.303, SLG: 0.321			0-0 SH1-4		2-2 E4 2B			3-2 G6-3		2 0 1 0 0 0 0												
<b>Inning Stats</b>	R: 0 E: 0 K: 0 S: 6	H: 0 LOB: 0 BB: 0 P: 12	R: 0 E: 0 K: 0 S: 10	H: 1 LOB: 1 BB: 0 P: 20	R: 0 E: 0 K: 0 S: 8	H: 1 LOB: 1 BB: 0 P: 12	R: 0 E: 0 K: 0 S: 8	H: 1 LOB: 0 BB: 0 P: 15	R: 1 E: 1 K: 1 S: 11	H: 2 LOB: 1 BB: 0 P: 16	R: 0 E: 0 K: 0 S: 6	H: 0 LOB: 0 BB: 0 P: 7	R: 0 E: 0 K: 0 S: 7	H: 0 LOB: 0 BB: 0 P: 9	R: 0 E: 0 K: 0 S: 10	H: 0 LOB: 0 BB: 0 P: 17	R: 0 E: 0 K: 1 S: 11	H: 1 LOB: 2 BB: 1 P: 21	1B: 4 2B: 2 3B: 0 HR: 0	SF: 0 SAC: 1 DP: 2 HBP: 1	WP: 0 PB: 0 SB: 0 CS: 0	PA: 33
<b>PITCHER</b>	IP WLS BF H R ER SO BB IBB HBP BLK WP HR S P ERA WHIP																					
Mike Boddicker, R (1, 1) ERA: 5.85	2.0		7	1	0	0	0	0	0	0	0	0	0	16	32	0.00	0.500					
Rick Reed, R (3, 1) ERA:	6.2	W	25	5	1	0	2	1	0	0	0	0	0	59	94	0.00	0.900					
Jeff Montgomery, R (9, 1) ERA: 2.33	0.1	S	1	0	0	0	0	0	0	0	0	0	0	2	3	0.00	0.000					

Seattle Mariners @ Kansas City Royals  
Royals Stadium, Kansas City, MO  
Sun Jun 07 1992, 4:33 AM EDT  
Att. 21,866 - Cloudy - 79 F

livebaseballscorecards.com

AB	30
R	1
H	6
RBI	0
BB	1
SO	2
LOB	9



Batter	1	2	3	4	5	6	7	8	9	AB	R	H	RBI	BB	SO	LOB
Keith Miller, R OBP: 0.366, SLG: 0.410 (1, 4) C F X	0-2 1B G6-4-3 1B	2-2 P6			1 SAFE 1-1 FC5-4 FC 1-2f	0-1 FC6-4				4	2	1	0	0	0	2
Gregg Jefferies, S OBP: 0.300, SLG: 0.362 (1, 5) B B C X	2-1 1-3 1B G6-4-3		2-2 F9		2 SAFE 2-2 FC 2B 1-H		3-1 G3			4	1	1	1	0	0	0
Wally Joyner, L OBP: 0.362, SLG: 0.491 (1, 3) B F X	2-1 G6-4-3 1-2f 3-H		2-0 F8		0-0 1B 2B 1-H		2-2 1B			4	1	2	1	0	0	1
Kevin McReynolds, R OBP: 0.369, SLG: 0.452 (1, 7) B C B X	2-1 1B 1B		2-2 P6		3-2 G3 1B 2-H		3-0 P6			4	0	2	1	0	0	1
George Brett, L OBP: 0.345, SLG: 0.384 (1, 10) S X	0-1 1-3 1B BB			2-0 G1-3	0-1 G3 1-2		2-2 G4-3			4	0	1	0	0	0	2
Jim Eisenreich, L OBP: 0.315, SLG: 0.345 (1, 9) B B B	4-0 1-2 BB			1-0 S 1B	3-2 F7		1-0 G6-3			3	0	1	0	1	0	1
Mike Macfarlane, R OBP: 0.298, SLG: 0.362 (1, 2) C F B X	2-2 P6			1-1 F9 SAFE		1-1 FC6-4 1B		0-3 K		4	0	1	0	0	1	4
Brian McRae, S OBP: 0.262, SLG: 0.287 (1, 8) B B C X		3-1 P6		1-3 K 1-2		0-3 K		2-1 F8		4	0	0	0	0	2	2
Rico Rossy, R OBP: 0.282, SLG: 0.239 (1, 6) B C X		1-1 G5-3			1-0 FC5-4 1B	1-3 K				3	0	1	0	0	1	1

Inning Stats	R: 1	H: 4	E: 0	LOB: 3	K: 0	S: 15	R: 0	H: 0	E: 0	LOB: 0	K: 0	S: 8	R: 0	H: 0	E: 0	LOB: 0	K: 0	S: 7	R: 0	H: 1	E: 0	LOB: 1	K: 1	S: 7	R: 3	H: 3	E: 0	LOB: 1	K: 0	S: 19	R: 0	H: 1	E: 0	LOB: 1	K: 2	S: 10	R: 0	H: 0	E: 0	LOB: 0	K: 1	S: 6	R: 0	H: 0	E: 0	LOB: 0	K: 1	S: 9	1B: 9	SF: 0	2B: 1	SAC: 0	3B: 0	DP: 1	HR: 0	HBP: 0	WP: 0	PA: 35
--------------	------	------	------	--------	------	-------	------	------	------	--------	------	------	------	------	------	--------	------	------	------	------	------	--------	------	------	------	------	------	--------	------	-------	------	------	------	--------	------	-------	------	------	------	--------	------	------	------	------	------	--------	------	------	-------	-------	-------	--------	-------	-------	-------	--------	-------	--------

PITCHER	IP	WLS	BF	H	R	ER	SO	BB	IBB	HBP	BLK	WP	HR	S	P	ERA	WHIP
Erik Hanson, R ERA: 4.86 (1, 1)	7.0	L	32	10	4	4	3	1	0	0	0	0	0	76	127	5.14	1.571
Jeff Nelson, R ERA: 4.22 (8, 1)	1.0		3	0	0	0	1	0	0	0	0	0	0	6	9	0.00	0.000

**BOTTOM**

**Seattle Mariners @ Kansas City Royals**  
**Royals Stadium, Kansas City, MO**  
 Sun Jun 07 1992, 4:33 AM EDT  
 Att. 21,866 - Cloudy - 79 F

[livebaseballscorecards.com](http://livebaseballscorecards.com)

<b>AB</b>	<b>34</b>
<b>R</b>	<b>4</b>
<b>H</b>	<b>10</b>
<b>RBI</b>	<b>3</b>
<b>BB</b>	<b>1</b>
<b>SO</b>	<b>4</b>
<b>LOB</b>	<b>14</b>



Batter	1	2	3	4	5	6	7	8	9	AB R H RBI BB SO LOB	TOP														
Shane Mack, R OBP: 0.384, SLG: 0.472 (1, 7)	2-3 K		0-0 E5		2-2 3B 1B		1-1 G4-3		1-0 P3	5 1 1 2 0 1 1															
Chuck Knoblauch, R OBP: 0.398, SLG: 0.396 (1, 4)	1-3 K		1-2 G5-3		0-2 1B 3B		2-2 G6-3		2-2 FC5-4	5 1 1 2 0 1 2															
Kirby Puckett, R OBP: 0.370, SLG: 0.598 (1, 8)	0-1 1B			0-0 P6	0-0 G6-3 1B			0-2 F9	2-2 P3	5 0 2 1 0 0 1															
Kent Hrbek, L OBP: 0.438, SLG: 0.545 (1, 3)	0-3 K			2-2 G4-3	1-0 G6-3			1-0 HR		4 1 1 1 0 1 2															
Brian Harper, R OBP: 0.333, SLG: 0.389 (1, 2)			0-2 G4-3	1-1 F9	1-2 F7			3-2 BB 1B		4 0 1 0 0 0 1															
Gene Larkin, S OBP: 0.336, SLG: 0.400 (1, 9)			0-0 G4-3		0-1 1B E 1B	0-0 F8		2-2 P5		4 1 1 0 0 0 1															
Chili Davis, S OBP: 0.377, SLG: 0.368 (1, 10)			0-0 G6-3		1-2 E4 1B	1-0 P4		4-0 BB		3 1 0 0 1 0 1															
Scott Leius, R OBP: 0.321, SLG: 0.359 (1, 5)			2-2 G5-3		0-0 1B 3B 1B	0-1 G4-3		0-3 K		4 1 1 0 0 1 2															
Greg Gagne, R OBP: 0.326, SLG: 0.366 (1, 6)			0-1 G1-3		0-1 L4		0-3 K		0-0 FC5-4 1B	4 0 1 0 0 1 3															
<b>Inning Stats</b>	R: 0 E: 0 K: 3 S: 14	H: 1 LOB: 1 BB: 0 P: 17	R: 0 E: 0 K: 0 S: 6	H: 0 LOB: 0 BB: 0 P: 6	R: 0 E: 1 K: 0 S: 9	H: 0 LOB: 1 BB: 0 P: 12	R: 0 E: 0 K: 0 S: 7	H: 0 LOB: 0 BB: 0 P: 10	R: 5 E: 1 K: 0 S: 20	H: 5 LOB: 1 BB: 0 P: 25	R: 0 E: 0 K: 0 S: 4	H: 0 LOB: 0 BB: 0 P: 5	R: 0 E: 0 K: 1 S: 8	H: 0 LOB: 0 BB: 0 P: 11	R: 1 E: 0 K: 1 S: 15	H: 2 LOB: 2 BB: 1 P: 25	R: 0 E: 0 K: 0 S: 9	H: 1 LOB: 1 BB: 0 P: 14	1B: 7 2B: 0 3B: 1 HR: 1	SF: 0 SAC: 0 DP: 0 HBP: 0	WP: 0 PB: 0 SB: 0 CS: 0	PA: 39			
<b>PITCHER</b>	IP WLS BF H R ER SO BB IBB HBP BLK WP HR S P ERA WHIP																								
Mark Gubicza, R ERA: 3.39 (1, 1)	5.0		23	6	5	4	3	0	0	0	0	0	0	56	70	7.20	1.200								
Tom Gordon, R ERA: 5.79 (6, 1)	2.2	W	11	2	1	1	1	1	0	0	0	0	1	24	38	3.38	1.125								
Neal Heaton, L ERA: 4.41 (8, 1)	0.1		1	0	0	0	1	0	0	0	0	0	0	3	3	0.00	0.000								
Jeff Montgomery, R ERA: 2.25 (9, 1)	1.0	S	4	1	0	0	0	0	0	0	0	0	0	9	14	0.00	1.000								

Minnesota Twins @ Kansas City Royals  
Royals Stadium, Kansas City, MO  
Mon Jun 08 1992, 8:05 PM EDT  
Att. 26,119 - Cloudy - 78 F

livebaseballscorecards.com

AB	38
R	6
H	9
RBI	6
BB	1
SO	5
LOB	14



BOTTOM

Minnesota Twins @ Kansas City Royals  
Royals Stadium, Kansas City, MO

Mon Jun 08 1992, 8:05 PM EDT  
Att. 26,119 - Cloudy - 78 F

livebaseballscorecards.com

AB	35
R	9
H	11
RBI	6
BB	0
SO	5
LOB	8



WP:	0	PA:	36
PB:	0	SB:	1
CS:	0		

AB R H RBI BB SO LOB

4 2 4 4 0 0 0

3 0 0 0 0 0 2

1 0 0 0 0 0 0

4 0 0 0 0 0 2

4 1 1 0 0 1 0

4 0 0 0 0 0 1

4 1 2 0 0 1 1

4 2 2 0 0 1 1

4 2 2 2 0 1 1

3 1 0 0 0 1 0

1B: 10 SF: 0  
2B: 0 SAC: 1  
3B: 0 DP: 1  
HR: 1 HBP: 0

Batter	1	2	3	4	5	6	7	8	9
Keith Miller, R OBP: 0.382, SLG: 0.446 (1, 4)	2-1 HR		2-2 G4-6-3 1B		1-2 FC4-6 1B	1-2 E4 E 1B			
Gregg Jefferies, S OBP: 0.296, SLG: 0.357 Rico Rossy, R OBP: 0.279, SLG: 0.236 (1, 5) (6, 5)	1-1 F8		0-0 G4-6-3 1-2f		3-1 SAFE F8	1-2 E6			
Wally Joyner, L OBP: 0.354, SLG: 0.480 (1, 3)	1-1 F7			0-1 G3	0-0 FC4-6 1-2f	1-1 G6-4-3			
Kevin McReynolds, R OBP: 0.367, SLG: 0.448 (1, 7)	2-2 P4			0-3 K		1-2 1B 1B	2-2 G5-3		
George Brett, L OBP: 0.338, SLG: 0.375 (1, 10)		2-1 G4-3		0-0 F7		1-0 F7 1B	1-0 F7		
Jim Eisenreich, L OBP: 0.321, SLG: 0.350 (1, 9)		1-1 S 1B			2-2 1B 1B	1 SAFE 2-2 SAFE F7	1-3 K		
Mike Macfarlane, R OBP: 0.303, SLG: 0.366 (1, 2)		0-1 P3			1-1 SH1-3 1B 1B	2-2 SAFE 1B 1B	1-3 K		
Brian McRae, S OBP: 0.267, SLG: 0.291 (1, 8)		1 SAFE 2-3 K			1-2 SH1-3 1B 1B	2-1 1B 1B	1-1 P6		
Curtis Wilkerson, S OBP: 0.238, SLG: 0.258 (1, 6)			1-0 L7		1-2 SH1-3 1B 1B	0-1 E7 E	1-3 K		

Inning Stats	R: 1	H: 1	R: 0	H: 1	R: 0	H: 1	R: 0	H: 0	R: 3	H: 4	R: 5	H: 4	R: 0	H: 0	R: 0	H: 0
	E: 0	LOB: 0	E: 0	LOB: 1	E: 0	LOB: 0	E: 0	LOB: 0	E: 0	LOB: 1	E: 3	LOB: 1	E: 0	LOB: 0	E: 0	LOB: 0
	K: 0	BB: 0	K: 1	BB: 0	K: 1	BB: 0	K: 1	BB: 0	K: 0	BB: 0	K: 0	BB: 0	K: 1	BB: 0	K: 2	BB: 0
	S: 11	P: 17	S: 10	P: 15	S: 5	P: 8	S: 6	P: 6	S: 21	P: 29	S: 27	P: 38	S: 7	P: 11	S: 8	P: 11

PITCHER	IP	WLS	BF	H	R	ER	SO	BB	IBB	HBP	BLK	WP	HR	S	P	ERA	WHIP
Kevin Tapani, R ERA: 5.25 (1, 1)	5.0		21	7	4	4	2	0	0	0	0	0	1	53	75	7.20	1.400
Bob Kipper, L ERA: 2.52 (6, 1)	0.2	L	7	4	5	1	0	0	0	0	0	0	0	21	30	13.50	6.000
Carl Willis, R ERA: 5.63 (6, 1)	1.1		5	0	0	0	1	0	0	0	0	0	0	13	19	0.00	0.000
Rick Aguilera, R ERA: 3.62 (8, 1)	1.0		3	0	0	0	2	0	0	0	0	0	0	8	11	0.00	0.000

Batter	1	2	3	4	5	6	7	8	9	AB R H RBI BB SO LOB	TOP	
Shane Mack, R OBP: 0.381, SLG: 0.466 (1, 7) C F B F X	1-2 E FC 1B 1B		0-1 F8 ①		1-1 G6-3 ①		1-0 G3-1 ③		0-2 G5-3 ③	5 1 1 0 0 0 1		
Chuck Knoblauch, R OBP: 0.391, SLG: 0.389 (1, 4) SAFE SAFE B B C X	2-1 FC F9 1B S 1-3		2-3 K ②		1-2 F8 ②		1-0 F9 ①			4 1 0 0 0 1 1		
Kirby Puckett, R OBP: 0.372, SLG: 0.597 (1, 8) SAFE SAFE S X	0-1 S 1-2 1B 3-H		1-2 1B 1B		1-2 L8 ③		3-2 F9 ②			4 0 2 1 0 0 0		
Chili Davis, S OBP: 0.379, SLG: 0.371 (1, 10) X	0-0 F9 ① 2-3		1-1 1-3 1B		1-3 K ①		0-1 1B			4 0 2 0 0 1 2		
Brian Harper, R OBP: 0.326, SLG: 0.380 (1, 2) C F X	0-2 L4 ②		2-2 F9 ③		2-1 G5-3 ②		2-2 P6 ③			4 0 0 0 0 0 5		
Scott Leius, R OBP: 0.320, SLG: 0.363 (1, 5) SAFE SAFE B B F B X	3-2 P2 ③ 1-2 3-H			1-0 G3-1 FC5-2 2B		3-1 F7 ③			2-1 E1 HR	4 1 1 0 0 0 1		
Kent Hrbek, L OBP: 0.446, SLG: 0.570 (1, 3) B B B B		4-0 G6-4-3 BB		1-0 G3-1 ① 2-3		0-0 G5-3 1B		1-1 HR		3 1 2 2 1 0 1		
Pedro Munoz, R OBP: 0.301, SLG: 0.426 J.T. Bruett, L (9, PH) (9, 9)		1-1 G6-4-3 ① ② 1-2f		0-0 FC5-2 ② 3-H		0-0 F9 ①		0-0 F7 ①		3 0 0 0 0 0 3 1 0 0 0 0 0 0		
Greg Gagne, R OBP: 0.318, SLG: 0.357 (1, 6) C H SAFE SAFE F F F F X		1-0 F9 ③		1-2 G6-3 ③		2-1 G5-3 ② 1-2		1-1 G6-3 ②		4 0 0 0 0 0 2		
<b>Inning Stats</b>	R: 2 H: 2 E: 1 LOB: 1 K: 0 BB: 0 S: 15 P: 21	R: 0 H: 0 E: 0 LOB: 0 K: 0 BB: 1 S: 3 P: 9	R: 0 H: 2 E: 0 LOB: 2 K: 1 BB: 0 S: 13 P: 19	R: 0 H: 1 E: 0 LOB: 1 K: 0 BB: 0 S: 9 P: 11	R: 0 H: 0 E: 0 LOB: 0 K: 0 BB: 0 S: 8 P: 11	R: 0 H: 0 E: 0 LOB: 0 K: 1 BB: 0 S: 7 P: 13	R: 0 H: 1 E: 0 LOB: 1 K: 0 BB: 0 S: 6 P: 8	R: 0 H: 1 E: 0 LOB: 1 K: 0 BB: 0 S: 11 P: 17	R: 2 H: 1 E: 1 LOB: 0 K: 0 BB: 0 S: 11 P: 16	1B: 6 SF: 0 2B: 1 SAC: 0 3B: 0 DP: 1 HR: 1 HBP: 0	WP: 0 PA: 37 PB: 0 SB: 2 CS: 0	
<b>PITCHER</b> Mike Magnante, L ERA: 5.31 Rusty Meacham, R ERA: 0.55 (1, 1) (9, 1)	IP WLS BF H R ER SO BB IBB HBP BLK WP HR S P ERA WHIP	8.0 L 32 7 2 0 2 1 0 0 0 0 0 0 72 109 0.00 1.000	1.0 5 1 2 1 0 0 0 0 0 0 0 0 1 11 16 9.00 1.000	<b>PITCHER</b> IP WLS BF H R ER SO BB IBB HBP BLK WP HR S P ERA WHIP								

Minnesota Twins @ Kansas City Royals  
Royals Stadium, Kansas City, MO  
Tue Jun 09 1992, 8:05 PM EDT  
Att. 25,171 - Cloudy - 74 F

livebaseballscorecards.com

AB	36
R	4
H	8
RBI	3
BB	1
SO	2
LOB	16





BOTTOM

Minnesota Twins @ Kansas City Royals  
Royals Stadium, Kansas City, MO

Tue Jun 09 1992, 8:05 PM EDT  
Att. 25,171 - Cloudy - 74 F

AB	29
R	2
H	6
RBI	2
BB	3
SO	2
LOB	10



WP	2	PA	35
PB	0	SB	0
CS	0		

AB R H RBI BB SO LOB

4 0 1 1 0 0 1

4 0 0 0 0 1 3

3 0 0 0 0 1 2

3 0 1 0 1 0 0

4 1 1 0 0 0 1

3 0 0 0 0 0 1

1 0 1 0 0 0 0

3 0 0 1 0 0 0

2 1 2 0 1 0 0

1 0 0 0 0 0 1

1 0 0 0 1 0 1

1B: 6 SF: 1  
2B: 0 SAC: 1  
3B: 0 DP: 1  
HR: 0 HBP: 1

Batter	1	2	3	4	5	6	7	8	9
Keith Miller, R OBP: 0.379, SLG: 0.441 (1, 4)	2-1 F8		1-1 G4-3		2-2 1B			0-0 F8	
Gary Thurman, R OBP: 0.291, SLG: 0.333 (1, 9)	0-1 G6-3		0-0 G6-3		2-3 K			1-0 F9	
Wally Joyner, L OBP: 0.352, SLG: 0.472 (1, 3)	2-2 1B HBP			0-0 G4-3	1-3 K			3-2 F7	
Kevin McReynolds, R OBP: 0.369, SLG: 0.446 (1, 7)	2-1 1B			4-2 G4-3 WP BB		2-1 F8		3-2 F8	
George Brett, L OBP: 0.337, SLG: 0.372 (1, 10)		0-1 G3-1		2-2 G4-3		0-0 G4-3		2-1 1B SF9 1B	
Mike Macfarlane, R OBP: 0.298, SLG: 0.359 (1, 2)		0-0 G6-3		3-2 P3		2-2 F9		2-1 WP 1B	
Jim Eisenreich, L OBP: 0.326, SLG: 0.356 (9, PH)								1-3 1B	
Brian McRae, S OBP: 0.262, SLG: 0.287 (1, 8)		1-2 L4				2-2 G4-3		3-2 SF9	
Curtis Wilkerson, S OBP: 0.257, SLG: 0.275 (1, 6)			0-0 G4-3 SH2-3 1B		0-2 BB 1B		4-1 G4-6-3 BB	3-2 P3	
Gregg Jefferies, S OBP: 0.295, SLG: 0.356 (9, PH)									
Rico Rossy, R OBP: 0.284, SLG: 0.233 (1, 5)			2-1 SH2-3		4-0 BB 1B		0-0 G4-6-3		

Inning Stats	R: 0	H: 1	E: 0	K: 0	S: 8	R: 0	H: 0	E: 0	K: 0	S: 6	R: 0	H: 1	E: 0	K: 0	S: 6	R: 0	H: 0	E: 0	K: 0	S: 12	R: 1	H: 2	E: 0	K: 2	S: 15	R: 0	H: 0	E: 0	K: 0	S: 6	R: 0	H: 0	E: 0	K: 0	S: 3	R: 0	H: 0	E: 0	K: 0	S: 5	R: 1	H: 2	E: 0	K: 0	S: 14	1B: 6	SF: 1	2B: 0	SAC: 1	3B: 0	DP: 1	HR: 0	HBP: 1
--------------	------	------	------	------	------	------	------	------	------	------	------	------	------	------	------	------	------	------	------	-------	------	------	------	------	-------	------	------	------	------	------	------	------	------	------	------	------	------	------	------	------	------	------	------	------	-------	-------	-------	-------	--------	-------	-------	-------	--------

PITCHER	IP	WLS	BF	H	R	ER	SO	BB	IBB	HBP	BLK	WP	HR	S	P	ERA	WHIP
Bill Krueger, L ERA: 2.52 (1, 1)	8.0	W	30	4	1	1	2	3	0	1	0	1	0	61	103	1.12	0.875
Rick Aguilera, R ERA: 3.81 (9, 1)	1.0	S	5	2	1	1	0	0	0	0	0	1	0	14	27	9.00	2.000

PITCHER	IP	WLS	BF	H	R	ER	SO	BB	IBB	HBP	BLK	WP	HR	S	P	ERA	WHIP
---------	----	-----	----	---	---	----	----	----	-----	-----	-----	----	----	---	---	-----	------

Batter	1	2	3	4	5	6	7	8	9	AB R H RBI BB SO LOB	TOP																
Shane Mack, R (1, 7) OBP: 0.385, SLG: 0.478	0-1 2B		2-3 K			2B FC3-2			2-2 FC6-4 1B	5 1 3 0 0 1 2																	
Gene Larkin, S (1, 9) OBP: 0.331, SLG: 0.400	2-3 K		0-0 F9			1B HR 2B G4-3			0-2 F9	5 1 1 1 0 1 4																	
Kirby Puckett, R (1, 8) OBP: 0.368, SLG: 0.588	1-0 E5 G3-6-1			0-0 G5-3		0-0 HR 1B	0-0 G5-3		1-1 FC6-4 1-2f	5 1 1 0 0 0 2																	
Kent Hrbek, L (1, 3) OBP: 0.444, SLG: 0.586	3-1 G3-6-1 1-2f		2-3 K	2-3 K		0-1 HR 1B	2-2 G6-4-3 1B		0-0 G1-3	5 1 2 3 0 1 3																	
Brian Harper, R (1, 2) OBP: 0.330, SLG: 0.388		1-2 P5		2-2 2B		1-2 G4-3 1B WP 1B	0-1 G6-4-3			4 1 2 0 0 0 1																	
Chili Davis, S (1, 10) OBP: 0.372, SLG: 0.362		2-0 F9		2-2 G4-3		2-1 G4-3		0-2 F7		4 0 0 0 0 0 2																	
Scott Leius, R (1, 5) OBP: 0.329, SLG: 0.378		0-2 1B			3-3 K	2-1 1B 1B		1-2 2B		4 1 3 1 0 1 0																	
Greg Gagne, R (1, 6) OBP: 0.317, SLG: 0.355		0-1 P5			1-3 K	1-2 1B FC3-2 1B		0-0 F8		4 0 1 0 0 1 2																	
Jeff Reboulet, R (1, 4) OBP: 0.373, SLG: 0.357			1-3 K		1-3 K	2-1 FC3-2 1B		2-2 G3		3 0 1 1 0 2 0																	
Randy Bush, L (8, PH) OBP: 0.274, SLG: 0.318										1 0 0 0 0 0 1																	
Chuck Knoblauch, R (8, 4) OBP: 0.391, SLG: 0.389										0 0 0 0 0 0 0																	
<b>Inning Stats</b>	R: 0 E: 1 K: 1 S: 9	H: 1 LOB: 1 BB: 0 P: 15	R: 0 E: 0 K: 2 S: 8	H: 1 LOB: 1 BB: 0 P: 12	R: 0 E: 0 K: 2 S: 8	H: 0 LOB: 0 BB: 0 P: 11	R: 0 E: 0 K: 1 S: 10	H: 1 LOB: 1 BB: 0 P: 16	R: 0 E: 0 K: 3 S: 11	H: 0 LOB: 0 BB: 0 P: 16	R: 6 E: 0 K: 0 S: 26	H: 8 LOB: 2 BB: 0 P: 37	R: 0 E: 0 K: 0 S: 6	H: 1 LOB: 0 BB: 0 P: 8	R: 0 E: 0 K: 0 S: 10	H: 1 LOB: 1 BB: 0 P: 13	R: 0 E: 0 K: 0 S: 10	H: 1 LOB: 1 BB: 0 P: 13	1B: 8 2B: 5 3B: 0 HR: 1	SF: 0 SAC: 0 DP: 2 HBP: 0	WP: 1 PB: 0 SB: 0 CS: 0	PA: 40					
<b>PITCHER</b>	IP WLS BF H R ER SO BB IBB HBP BLK WP HR S P ERA WHIP																										
Kevin Appier, R (1, 1) ERA: 2.51	5.0		23	8	5	5	7	0	0	0	0	0	1	60	85	9.00	1.600										
Tom Gordon, R (6, 1) ERA: 5.91	0.1		4	3	1	1	0	0	0	0	0	1	0	10	18	27.00	9.000										
Rusty Meacham, R (6, 1) ERA: 0.52	1.2	W	5	1	0	0	0	0	0	0	0	0	0	9	12	0.00	0.600										
Jeff Montgomery, R (8, 1) ERA: 2.1	2.0	S	8	2	0	0	0	0	0	0	0	0	0	20	26	0.00	1.000										

Minnesota Twins @ Kansas City Royals  
Royals Stadium, Kansas City, MO  
Wed Jun 10 1992, 8:05 PM EDT  
Att. 19,347 - Cloudy - 68 F

livebaseballscorecards.com

AB	40
R	6
H	14
RBI	6
BB	0
SO	7
LOB	17



Batter	1	2	3	4	5	6	7	8	9	AB	R	H	RBI	BB	SO	LOB
Keith Miller, R OBP: 0.382, SLG: 0.442 (1, 4)	F7		SF8	BB		1B				2	0	1	2	1	0	0
Curtis Wilkerson, S OBP: 0.248, SLG: 0.263 (1, 6)	B1-3		G4-3	P8		P6				4	0	0	0	0	0	5
Wally Joyner, L OBP: 0.350, SLG: 0.473 (1, 3)	1B 2B		F9		F8	G4-3				4	1	1	0	0	0	2
Kevin McReynolds, R OBP: 0.376, SLG: 0.449 (1, 7)	1B			BB 1B FC3-2	K			G6-4-3 1B		3	0	2	1	1	1	0
George Brett, L OBP: 0.335, SLG: 0.370 (1, 10)		L8		FC3-2 BB 1B	G4-3			K		4	1	1	0	0	1	1
Jim Eisenreich, L OBP: 0.338, SLG: 0.364 (1, 9)		G3-6-3 1B		1B BB		1B		G6-4-3		3	2	2	0	1	0	1
Brent Mayne, L OBP: 0.239, SLG: 0.295 (1, 2)		G3-6-3		FC3-2 G5-3 1B		SH5-4 1B				2	0	0	0	0	0	4
Mike Macfarlane, R OBP: 0.300, SLG: 0.361 (6, PH)				1-2 2-3 3-Hf		1B				2	1	1	0	0	1	0
Brian McRae, S OBP: 0.270, SLG: 0.296 (1, 8)			3B 1B	G5-3 1B		1B SH5-4 1B		G1-3		4	1	3	3	0	0	0
Rico Rossy, R OBP: 0.286, SLG: 0.263 (1, 5)			SF8 3B	G5-3		SH5-4		L6		3	1	1	1	0	0	2

Inning Stats	R: 1	H: 2	E: 0	K: 0	S: 7	R: 0	H: 1	E: 0	K: 0	S: 5	R: 2	H: 2	E: 0	K: 0	S: 7	R: 0	H: 0	E: 0	K: 1	S: 8	R: 2	H: 4	E: 0	K: 0	S: 12	R: 0	H: 1	E: 0	K: 1	S: 7	R: 0	H: 0	E: 0	K: 1	S: 7	1B: 10	SF: 1	2B: 1	SAC: 1	3B: 1	DP: 2	HR: 0	HBP: 0
	LOB: 1 <td>BB: 0 <td>P: 13</td> <td>LOB: 0 <td>BB: 0 <td>P: 8</td> <td>LOB: 0 <td>BB: 0 <td>P: 11</td> <td>LOB: 3 <td>BB: 3 <td>P: 32</td> <td>LOB: 0 <td>BB: 0 <td>P: 10</td> <td>LOB: 2 <td>BB: 0 <td>P: 17</td> <td>LOB: 0 <td>BB: 0 <td>P: 11</td> <td>LOB: 0 <td>BB: 0 <td>P: 12</td> <td>LOB: 0 <td>BB: 0 <td>P: 12</td> <td>1B: 10 <td>SF: 1 <td>2B: 1 <td>SAC: 1 <td>3B: 1 <td>DP: 2 <td>HR: 0 <td>HBP: 0</td> </td></td></td></td></td></td></td></td></td></td></td></td></td></td></td></td></td></td></td></td></td></td></td></td>	BB: 0 <td>P: 13</td> <td>LOB: 0 <td>BB: 0 <td>P: 8</td> <td>LOB: 0 <td>BB: 0 <td>P: 11</td> <td>LOB: 3 <td>BB: 3 <td>P: 32</td> <td>LOB: 0 <td>BB: 0 <td>P: 10</td> <td>LOB: 2 <td>BB: 0 <td>P: 17</td> <td>LOB: 0 <td>BB: 0 <td>P: 11</td> <td>LOB: 0 <td>BB: 0 <td>P: 12</td> <td>LOB: 0 <td>BB: 0 <td>P: 12</td> <td>1B: 10 <td>SF: 1 <td>2B: 1 <td>SAC: 1 <td>3B: 1 <td>DP: 2 <td>HR: 0 <td>HBP: 0</td> </td></td></td></td></td></td></td></td></td></td></td></td></td></td></td></td></td></td></td></td></td></td></td>	P: 13	LOB: 0 <td>BB: 0 <td>P: 8</td> <td>LOB: 0 <td>BB: 0 <td>P: 11</td> <td>LOB: 3 <td>BB: 3 <td>P: 32</td> <td>LOB: 0 <td>BB: 0 <td>P: 10</td> <td>LOB: 2 <td>BB: 0 <td>P: 17</td> <td>LOB: 0 <td>BB: 0 <td>P: 11</td> <td>LOB: 0 <td>BB: 0 <td>P: 12</td> <td>LOB: 0 <td>BB: 0 <td>P: 12</td> <td>1B: 10 <td>SF: 1 <td>2B: 1 <td>SAC: 1 <td>3B: 1 <td>DP: 2 <td>HR: 0 <td>HBP: 0</td> </td></td></td></td></td></td></td></td></td></td></td></td></td></td></td></td></td></td></td></td></td></td>	BB: 0 <td>P: 8</td> <td>LOB: 0 <td>BB: 0 <td>P: 11</td> <td>LOB: 3 <td>BB: 3 <td>P: 32</td> <td>LOB: 0 <td>BB: 0 <td>P: 10</td> <td>LOB: 2 <td>BB: 0 <td>P: 17</td> <td>LOB: 0 <td>BB: 0 <td>P: 11</td> <td>LOB: 0 <td>BB: 0 <td>P: 12</td> <td>LOB: 0 <td>BB: 0 <td>P: 12</td> <td>1B: 10 <td>SF: 1 <td>2B: 1 <td>SAC: 1 <td>3B: 1 <td>DP: 2 <td>HR: 0 <td>HBP: 0</td> </td></td></td></td></td></td></td></td></td></td></td></td></td></td></td></td></td></td></td></td></td>	P: 8	LOB: 0 <td>BB: 0 <td>P: 11</td> <td>LOB: 3 <td>BB: 3 <td>P: 32</td> <td>LOB: 0 <td>BB: 0 <td>P: 10</td> <td>LOB: 2 <td>BB: 0 <td>P: 17</td> <td>LOB: 0 <td>BB: 0 <td>P: 11</td> <td>LOB: 0 <td>BB: 0 <td>P: 12</td> <td>LOB: 0 <td>BB: 0 <td>P: 12</td> <td>1B: 10 <td>SF: 1 <td>2B: 1 <td>SAC: 1 <td>3B: 1 <td>DP: 2 <td>HR: 0 <td>HBP: 0</td> </td></td></td></td></td></td></td></td></td></td></td></td></td></td></td></td></td></td></td></td>	BB: 0 <td>P: 11</td> <td>LOB: 3 <td>BB: 3 <td>P: 32</td> <td>LOB: 0 <td>BB: 0 <td>P: 10</td> <td>LOB: 2 <td>BB: 0 <td>P: 17</td> <td>LOB: 0 <td>BB: 0 <td>P: 11</td> <td>LOB: 0 <td>BB: 0 <td>P: 12</td> <td>LOB: 0 <td>BB: 0 <td>P: 12</td> <td>1B: 10 <td>SF: 1 <td>2B: 1 <td>SAC: 1 <td>3B: 1 <td>DP: 2 <td>HR: 0 <td>HBP: 0</td> </td></td></td></td></td></td></td></td></td></td></td></td></td></td></td></td></td></td></td>	P: 11	LOB: 3 <td>BB: 3 <td>P: 32</td> <td>LOB: 0 <td>BB: 0 <td>P: 10</td> <td>LOB: 2 <td>BB: 0 <td>P: 17</td> <td>LOB: 0 <td>BB: 0 <td>P: 11</td> <td>LOB: 0 <td>BB: 0 <td>P: 12</td> <td>LOB: 0 <td>BB: 0 <td>P: 12</td> <td>1B: 10 <td>SF: 1 <td>2B: 1 <td>SAC: 1 <td>3B: 1 <td>DP: 2 <td>HR: 0 <td>HBP: 0</td> </td></td></td></td></td></td></td></td></td></td></td></td></td></td></td></td></td></td>	BB: 3 <td>P: 32</td> <td>LOB: 0 <td>BB: 0 <td>P: 10</td> <td>LOB: 2 <td>BB: 0 <td>P: 17</td> <td>LOB: 0 <td>BB: 0 <td>P: 11</td> <td>LOB: 0 <td>BB: 0 <td>P: 12</td> <td>LOB: 0 <td>BB: 0 <td>P: 12</td> <td>1B: 10 <td>SF: 1 <td>2B: 1 <td>SAC: 1 <td>3B: 1 <td>DP: 2 <td>HR: 0 <td>HBP: 0</td> </td></td></td></td></td></td></td></td></td></td></td></td></td></td></td></td></td>	P: 32	LOB: 0 <td>BB: 0 <td>P: 10</td> <td>LOB: 2 <td>BB: 0 <td>P: 17</td> <td>LOB: 0 <td>BB: 0 <td>P: 11</td> <td>LOB: 0 <td>BB: 0 <td>P: 12</td> <td>LOB: 0 <td>BB: 0 <td>P: 12</td> <td>1B: 10 <td>SF: 1 <td>2B: 1 <td>SAC: 1 <td>3B: 1 <td>DP: 2 <td>HR: 0 <td>HBP: 0</td> </td></td></td></td></td></td></td></td></td></td></td></td></td></td></td></td>	BB: 0 <td>P: 10</td> <td>LOB: 2 <td>BB: 0 <td>P: 17</td> <td>LOB: 0 <td>BB: 0 <td>P: 11</td> <td>LOB: 0 <td>BB: 0 <td>P: 12</td> <td>LOB: 0 <td>BB: 0 <td>P: 12</td> <td>1B: 10 <td>SF: 1 <td>2B: 1 <td>SAC: 1 <td>3B: 1 <td>DP: 2 <td>HR: 0 <td>HBP: 0</td> </td></td></td></td></td></td></td></td></td></td></td></td></td></td></td>	P: 10	LOB: 2 <td>BB: 0 <td>P: 17</td> <td>LOB: 0 <td>BB: 0 <td>P: 11</td> <td>LOB: 0 <td>BB: 0 <td>P: 12</td> <td>LOB: 0 <td>BB: 0 <td>P: 12</td> <td>1B: 10 <td>SF: 1 <td>2B: 1 <td>SAC: 1 <td>3B: 1 <td>DP: 2 <td>HR: 0 <td>HBP: 0</td> </td></td></td></td></td></td></td></td></td></td></td></td></td></td>	BB: 0 <td>P: 17</td> <td>LOB: 0 <td>BB: 0 <td>P: 11</td> <td>LOB: 0 <td>BB: 0 <td>P: 12</td> <td>LOB: 0 <td>BB: 0 <td>P: 12</td> <td>1B: 10 <td>SF: 1 <td>2B: 1 <td>SAC: 1 <td>3B: 1 <td>DP: 2 <td>HR: 0 <td>HBP: 0</td> </td></td></td></td></td></td></td></td></td></td></td></td></td>	P: 17	LOB: 0 <td>BB: 0 <td>P: 11</td> <td>LOB: 0 <td>BB: 0 <td>P: 12</td> <td>LOB: 0 <td>BB: 0 <td>P: 12</td> <td>1B: 10 <td>SF: 1 <td>2B: 1 <td>SAC: 1 <td>3B: 1 <td>DP: 2 <td>HR: 0 <td>HBP: 0</td> </td></td></td></td></td></td></td></td></td></td></td></td>	BB: 0 <td>P: 11</td> <td>LOB: 0 <td>BB: 0 <td>P: 12</td> <td>LOB: 0 <td>BB: 0 <td>P: 12</td> <td>1B: 10 <td>SF: 1 <td>2B: 1 <td>SAC: 1 <td>3B: 1 <td>DP: 2 <td>HR: 0 <td>HBP: 0</td> </td></td></td></td></td></td></td></td></td></td></td>	P: 11	LOB: 0 <td>BB: 0 <td>P: 12</td> <td>LOB: 0 <td>BB: 0 <td>P: 12</td> <td>1B: 10 <td>SF: 1 <td>2B: 1 <td>SAC: 1 <td>3B: 1 <td>DP: 2 <td>HR: 0 <td>HBP: 0</td> </td></td></td></td></td></td></td></td></td></td>	BB: 0 <td>P: 12</td> <td>LOB: 0 <td>BB: 0 <td>P: 12</td> <td>1B: 10 <td>SF: 1 <td>2B: 1 <td>SAC: 1 <td>3B: 1 <td>DP: 2 <td>HR: 0 <td>HBP: 0</td> </td></td></td></td></td></td></td></td></td>	P: 12	LOB: 0 <td>BB: 0 <td>P: 12</td> <td>1B: 10 <td>SF: 1 <td>2B: 1 <td>SAC: 1 <td>3B: 1 <td>DP: 2 <td>HR: 0 <td>HBP: 0</td> </td></td></td></td></td></td></td></td>	BB: 0 <td>P: 12</td> <td>1B: 10 <td>SF: 1 <td>2B: 1 <td>SAC: 1 <td>3B: 1 <td>DP: 2 <td>HR: 0 <td>HBP: 0</td> </td></td></td></td></td></td></td>	P: 12	1B: 10 <td>SF: 1 <td>2B: 1 <td>SAC: 1 <td>3B: 1 <td>DP: 2 <td>HR: 0 <td>HBP: 0</td> </td></td></td></td></td></td>	SF: 1 <td>2B: 1 <td>SAC: 1 <td>3B: 1 <td>DP: 2 <td>HR: 0 <td>HBP: 0</td> </td></td></td></td></td>	2B: 1 <td>SAC: 1 <td>3B: 1 <td>DP: 2 <td>HR: 0 <td>HBP: 0</td> </td></td></td></td>	SAC: 1 <td>3B: 1 <td>DP: 2 <td>HR: 0 <td>HBP: 0</td> </td></td></td>	3B: 1 <td>DP: 2 <td>HR: 0 <td>HBP: 0</td> </td></td>	DP: 2 <td>HR: 0 <td>HBP: 0</td> </td>	HR: 0 <td>HBP: 0</td>	HBP: 0								

PITCHER	IP	WLS	BF	H	R	ER	SO	BB	IBB	HBP	BLK	WP	HR	S	P	ERA	WHIP
Willie Banks, R ERA: 9.64 (1, 1)	3.1		17	7	5	5	0	2	0	0	0	0	0	26	51	13.50	2.700
Mark Guthrie, L ERA: 3.89 (4, 1)	1.2	L	8	2	2	2	1	1	0	0	0	0	0	21	32	10.80	1.800
Gary Wayne, L ERA: 2.52 (6, 1)	0.1		3	2	0	0	0	0	0	0	0	0	0	5	5	0.00	6.000
Tom Edens, R ERA: 1.8 (6, 1)	2.2		8	1	0	0	2	0	0	0	0	0	0	16	26	0.00	0.375

**BOTTOM**

**Minnesota Twins @ Kansas City Royals**  
**Royals Stadium, Kansas City, MO**  
 Wed Jun 10 1992, 8:05 PM EDT  
 Att: 19,347 - Cloudy - 68 F

livebaseballscorecards.com

<b>AB</b>	<b>31</b>
<b>R</b>	<b>7</b>
<b>H</b>	<b>12</b>
<b>RBI</b>	<b>7</b>
<b>BB</b>	<b>3</b>
<b>SO</b>	<b>3</b>
<b>LOB</b>	<b>15</b>



<b>WP: 0</b>	<b>PA: 36</b>
<b>PB: 0</b>	
<b>SB: 0</b>	
<b>CS: 0</b>	

Batter	1	2	3	4	5	6	7	8	9	AB R H RBI BB SO LOB	TOP																						
Keith Miller, R (1, 4) OBP: 0.373, SLG: 0.430	2-1 L4		1-0 P9		1 SAFE 1 SAFE B B X	2-0 G5-3		1-1 P2		4 0 0 0 0 0 2																							
Gary Thurman, R (1, 9) OBP: 0.277, SLG: 0.316	0-1 G6-3		1-0 G6-4-3			2-1 F8		1-3 K		4 0 0 0 0 1 1																							
Wally Joyner, L (1, 3) OBP: 0.343, SLG: 0.463	3-2 G3-1			0-1 G6-3		0-3 K		2-2 G6-3		4 0 0 0 0 1 0																							
Kevin McReynolds, R (1, 7) OBP: 0.378, SLG: 0.450		3-2 F8		2-1 FC5-4 1B		1-1 F8		1-0 1B 1B		4 0 2 0 0 0 0																							
George Brett, L (1, 10) OBP: 0.338, SLG: 0.372		0-0 G5-3 1B 1B		3-2 F9		2-3 K		1-1 1-2 1B		4 0 2 0 0 1 1																							
Mike Macfarlane, R (1, 2) OBP: 0.299, SLG: 0.358		0-0 G5-3 1-2 1B		0-0 FC5-4 1-2f		1-3 K		1-0 F9		4 0 1 0 0 1 3																							
Brian McRae, S (1, 8) OBP: 0.271, SLG: 0.293		3-2 G5-3 1-2 2-3			4-2 BB	0-0 F8				2 0 0 0 1 0 2																							
Curtis Wilkerson, S (1, 6) OBP: 0.250, SLG: 0.265		1-3 K			1-3 K			0-1 G3-6-3 1B		3 0 1 0 0 2 3																							
Rico Rossy, R (1, 5) OBP: 0.287, SLG: 0.266			3-2 G6-4-3 1B		2-1 P5			2-1 G3-6-3 1-2f		3 0 1 0 0 0 2																							
<b>Inning Stats</b>	R: 0 E: 0 K: 0 S: 7	H: 0 LOB: 0 BB: 0 P: 12	R: 0 E: 0 K: 1 S: 11	H: 2 LOB: 2 BB: 0 P: 18	R: 0 E: 0 K: 0 S: 9	H: 1 LOB: 0 BB: 0 P: 14	R: 0 E: 0 K: 0 S: 8	H: 1 LOB: 1 BB: 0 P: 13	R: 0 E: 0 K: 1 S: 9	H: 0 LOB: 1 BB: 1 P: 18	R: 0 E: 0 K: 1 S: 7	H: 0 LOB: 0 BB: 0 P: 10	R: 0 E: 0 K: 2 S: 7	H: 0 LOB: 0 BB: 0 P: 10	R: 0 E: 0 K: 0 S: 6	H: 1 LOB: 0 BB: 0 P: 9	R: 0 E: 0 K: 1 S: 11	H: 2 LOB: 2 BB: 0 P: 17	1B: 7 2B: 0 3B: 0 HR: 0	SF: 0 SAC: 0 DP: 2 HBP: 0	WP: 0 PB: 0 SB: 0 CS: 0	PA: 33											
<b>PITCHER</b> Mark Langston, L (1, 1) ERA: 4.3	IP 9.0	WLS W	BF 33	H 7	R 0	ER 0	SO 6	BB 1	IBB 0	HBP 0	BLK 0	WP 0	HR 0	S 75	P 121	ERA 0.00	WHIP 0.889																
											<b>PITCHER</b>	IP	WLS	BF	H	R	ER	SO	BB	IBB	HBP	BLK	WP	HR	S	P	ERA	WHIP					

Kansas City Royals @ California Angels  
Anaheim Stadium, Anaheim, CA

Fri Jun 12 1992, 10:05 PM EDT  
Att. 40,407 - Sunny - 70 F

AB	32
R	0
H	7
RBI	0
BB	1
SO	6
LOB	14



Batter	1	2	3	4	5	6	7	8	9
Luis Polonia, L (1, 7) OBP: 0.349, SLG: 0.324	3-2 E S 1B BB	0-1 G4-3		2-0 SF8		4-0 FC1-4 IBB			
Chad Curtis, R (1, 9) OBP: 0.340, SLG: 0.370	3-2 E6 1B 2B		0-0 G6-3 1B	3-H F9		0-1 FC1-4 1-2f 2-3			
Junior Felix, S (1, 8) OBP: 0.305, SLG: 0.430	0-0 1-3 3-H 1B		1-0 G6-3 1B		2-3 K2-3	1-0 P6			
Hubie Brooks, R (1, 10) OBP: 0.240, SLG: 0.349	0-1 L4		1-1 G6-3 1-2 2-3		0-3 K		3-2 P3		
Lee Stevens, L (1, 3) OBP: 0.273, SLG: 0.355	1-1 3-H 2B		1-0 F9		0-0 G5-3		1-0 G3		
Rene Gonzales, R (1, 4) OBP: 0.368, SLG: 0.461	4-2 BB		0-0 G5-3			4-1 FC1-5 BB	2-1 P9		
Gary Gaetti, R (1, 5) OBP: 0.265, SLG: 0.324	1-3 K			0-0 1B SF8 1B		1-2 FC1-5 2B 1B	1-1 P6		
John Orton, R (1, 2) OBP: 0.250, SLG: 0.250				0-0 1B		0-1 FC1-5 2B	2-3 K		
Gary Disarcina, R (1, 6) OBP: 0.319, SLG: 0.326				0-0 P3		3-1 FC1-4 1-H 2-H 2B	0-2 L3		

Inning Stats	R: 2	H: 2	E: 1	LOB: 2	K: 1	S: 16	P: 28	R: 0	H: 0	E: 0	LOB: 0	K: 1	S: 11	P: 13	R: 0	H: 2	E: 0	LOB: 2	K: 0	S: 6	P: 9	R: 1	H: 2	E: 0	LOB: 1	K: 0	S: 7	P: 12	R: 0	H: 0	E: 0	LOB: 0	K: 2	S: 7	P: 9	R: 2	H: 2	E: 0	LOB: 2	K: 0	S: 14	P: 26	R: 0	H: 0	E: 0	LOB: 0	K: 0	S: 7	P: 13	R: 0	H: 0	E: 0	LOB: 0	K: 1	S: 8	P: 11
--------------	------	------	------	--------	------	-------	-------	------	------	------	--------	------	-------	-------	------	------	------	--------	------	------	------	------	------	------	--------	------	------	-------	------	------	------	--------	------	------	------	------	------	------	--------	------	-------	-------	------	------	------	--------	------	------	-------	------	------	------	--------	------	------	-------

PITCHER	IP	WLS	BF	H	R	ER	SO	BB	IBB	HBP	BLK	WP	HR	S	P	ERA	WHIP
Hipolito Pichardo, R (1, 1) ERA: 4.5	5.1	L	28	8	5	4	4	3	1	0	0	0	0	58	93	6.75	2.062
Mike Boddicker, R (6, 1) ERA: 5.66	1.2		5	0	0	0	0	0	0	0	0	0	0	10	17	0.00	0.000
Mark Davis, L (8, 1) ERA: 7.04	1.0		3	0	0	0	1	0	0	0	0	0	0	8	11	0.00	0.000


**BOTTOM**

**Kansas City Royals @ California Angels**  
**Anaheim Stadium, Anaheim, CA**

Fri Jun 12 1992, 10:05 PM EDT  
Att: 40,407 - Sunny - 70 F

AB	R	H	RBI	BB	SO	LOB
1	1	0	1	2	0	0
4	1	1	0	0	0	4
4	0	2	1	0	1	2
4	0	0	0	0	1	3
4	0	1	1	0	0	2
2	0	0	0	2	0	2
4	2	2	0	0	1	2
4	1	1	0	0	2	2
4	0	1	2	0	0	2

AB	31
R	5
H	8
RBI	5
BB	4
SO	5
LOB	19



WP: 0	PA: 36
PB: 0	SB: 1
CS: 0	

PITCHER	IP	WLS	BF	H	R	ER	SO	BB	IBB	HBP	BLK	WP	HR	S	P	ERA	WHIP
---------	----	-----	----	---	---	----	----	----	-----	-----	-----	----	----	---	---	-----	------

Batter	1	2	3	4	5	6	7	8	9	AB R H RBI BB SO LOB	TOP																						
Keith Miller, R (1, 4) OBP: 0.374, SLG: 0.426	4-2 G6-3 2B BB		0-0 G4-3 SF9 E 1B	1-2 G6-3			1-0 P6		2-0 P3	4 2 1 0 1 0 3																							
Curtis Wilkerson, S (1, 6) OBP: 0.250, SLG: 0.275	2-2 G6-3 1-2		2-2 E6 SF9 G4-3 1B		0-1 G4-3 2B		2-3 K			4 1 1 0 0 1 2																							
Wally Joyner, L (1, 3) OBP: 0.341, SLG: 0.464	3-1 S 2B 2-H		0-1 G4-3 1-2 2-3		0-0 F7			0-0 G6-3		4 0 1 1 0 0 3																							
Kevin McReynolds, R (1, 7) OBP: 0.372, SLG: 0.443	3-3 K 2-3		2-2 SF9 2-3 3-H		2-2 G4-3 2-3			1-1 F8		3 0 0 1 0 1 2																							
Mike Macfarlane, R (1, 2) OBP: 0.299, SLG: 0.357	0-0 CI		1-1 CS 1B 3-H		0-0 L7			2-0 G6-3		3 0 1 1 0 0 1																							
Harvey Pulliam, R (1, 10) OBP: 0.500, SLG: 0.667 George Brett, L (9, PH) OBP: 0.336, SLG: 0.370	1-3 K		1-0 CS 1-2	0-0 SH5-4 SH1-3 2B		2-3 K		0-0 G3	3 1 1 0 0 2 2 1 0 0 0 0 0 0																								
Gary Thurman, R (1, 9) OBP: 0.267, SLG: 0.305		3-1 G6-3		1-0 SH5-4 2-3		2-2 G5-3		0-0 G6-3	3 0 0 0 0 0 0																								
Brian McRae, S (1, 8) OBP: 0.275, SLG: 0.294		1-2 P3		4-1 SH1-3 BB		1-1 G3		2-1 1B 1B	3 0 1 0 1 0 0																								
Rico Rossy, R (1, 5) OBP: 0.281, SLG: 0.259 Bob Melvin, R (9, PH) OBP: 0.310, SLG: 0.366 Jim Eisenreich, L (9, PH) OBP: 0.343, SLG: 0.369		3-2 F7		0-0 SH1-3 1-2 3-H			3-2 F9	3-1 1B	2 0 0 1 0 0 0 0 0 0 0 0 0 0 1 0 1 0 0 0 0																								
<b>Inning Stats</b>	R: 1 E: 1 K: 2 S: 19	H: 1 LOB: 2 BB: 1 P: 32	R: 0 E: 0 K: 0 S: 9	H: 0 LOB: 0 BB: 0 P: 16	R: 2 E: 1 K: 0 S: 12	H: 2 LOB: 0 BB: 0 P: 18	R: 1 E: 0 K: 0 S: 7	H: 1 LOB: 1 BB: 1 P: 13	R: 0 E: 0 K: 1 S: 8	H: 0 LOB: 0 BB: 0 P: 13	R: 0 E: 0 K: 1 S: 7	H: 0 LOB: 0 BB: 0 P: 13	R: 0 E: 0 K: 0 S: 4	H: 0 LOB: 0 BB: 0 P: 7	R: 0 E: 0 K: 0 S: 7	H: 2 LOB: 2 BB: 0 P: 14	1B: 4 2B: 3 3B: 0 HR: 0	SF: 1 SAC: 2 DP: 0 HBP: 0	WP: 0 PB: 0 SB: 1 CS: 1	PA: 38													
<b>PITCHER</b>	IP WLS BF H R ER SO BB IBB HBP BLK WP HR S P ERA WHIP																			<b>PITCHER</b>	IP WLS BF H R ER SO BB IBB HBP BLK WP HR S P ERA WHIP												
Chuck Finley, L (1, 1) ERA: 5.58	6.0 W	26 5	4 4	2 2	3 3	2 2	0 0	0 0	0 0	0 0	0 0	0 0	62 101	3.00 1.167																			
Joe Grahe, R (7, 1) ERA: 5.12	2.0	6	0	0	0	1	0	0	0	0	0	0	11	20	0.00																		
Steve Frey, L (9, 1) ERA: 1.17	0.2	3	1	0	0	0	0	0	0	0	0	0	4	6	0.00																		
Mark Eichhorn, R (9, 1) ERA: 2.31	0.1	S	2	1	0	0	0	0	0	0	0	0	3	8	0.00																		

**Kansas City Royals @ California Angels**  
**Anaheim Stadium, Anaheim, CA**

Sat Jun 13 1992, 10:05 PM EDT  
 Att. 26,635 - Sunny - 70 F

[livebaseballscorecards.com](http://livebaseballscorecards.com)

**AB 31**  
**R 4**  
**H 7**  
**RBI 4**  
**BB 2**  
**SO 4**  
**LOB 13**



BOTTOM

Kansas City Royals @ California Angels  
Anaheim Stadium, Anaheim, CA  
Sat Jun 13 1992, 10:05 PM EDT  
Att. 26,635 - Sunny - 70 F

livebaseballscorecards.com

AB 36  
R 5  
H 11  
RBI 4  
BB 0  
SO 3  
LOB 23



WP: 0 PA: 38  
PB: 0  
SB: 2  
CS: 0

AB R H RBI BB SO LOB

5 1 2 0 0 0 4

4 0 1 1 0 1 4

4 0 2 2 0 0 4

4 0 0 0 0 0 5

4 0 0 0 0 1 2

4 1 1 0 0 0 2

3 1 1 0 0 1 0

4 1 3 1 0 0 0

4 1 1 0 0 0 2

1B: 11 SF: 1  
2B: 0 SAC: 0  
3B: 0 DP: 1  
HR: 0 HBP: 1

Batter	1	2	3	4	5	6	7	8	9
Luis Polonia, L OBP: 0.350, SLG: 0.326 (1, 7)	1-0 1B 1B	0-0 L7			1-1 P5	0-0 1B S 1B		0-0 F7	
Von Hayes, L OBP: 0.333, SLG: 0.373 (1, 9)	1-1 1B 1B	1-1 L6			0-1 E1	0-0 SF9		2-3 K	
Junior Felix, S OBP: 0.309, SLG: 0.432 (1, 8)	0-0 FC5 1B	0-1 P5			2-0 P6	1-0 S 1B			
Alvin Davis, L OBP: 0.343, SLG: 0.341 (1, 10)	1-0 F8		2-1 P6		2-2 F9	3-2 G3			
Lee Stevens, L OBP: 0.265, SLG: 0.344 (1, 3)	2-2 P5		0-0 F7			1-2 G3	0-3 K		
Rene Gonzales, R OBP: 0.365, SLG: 0.455 (1, 4)	0-2 FC5		1-2 G5-3			2-0 1B 1B	0-0 G3		
Gary Gaetti, R OBP: 0.270, SLG: 0.324 (1, 5)		1-0 1B 1B HBP		0-0 P5		1-0 FC 1B E 1B	0-3 K		
John Orton, R OBP: 0.500, SLG: 0.500 (1, 2)		0-0 1B 1B		2-2 G4-6-3 1B		0-0 1B E SF9 1B	1-2 F7		
Gary Disarcina, R OBP: 0.318, SLG: 0.324 (1, 6)		0-0 1B		2-1 G4-6-3		1-0 FC SF9 1B 1B	0-0 E6		

Inning Stats	R: 1	H: 3	E: 0	K: 0	S: 15	H: 3	LOB: 2	BB: 0	P: 20	R: 0	H: 2	E: 0	K: 0	S: 7	H: 2	LOB: 3	BB: 0	P: 9	R: 0	H: 0	E: 0	K: 0	S: 7	R: 0	H: 1	E: 0	K: 0	S: 7	R: 0	H: 0	E: 1	K: 0	S: 9	R: 0	H: 5	E: 1	K: 0	S: 17	R: 0	H: 0	E: 0	K: 2	S: 7	R: 0	H: 0	E: 1	K: 1	S: 8
--------------	------	------	------	------	-------	------	--------	-------	-------	------	------	------	------	------	------	--------	-------	------	------	------	------	------	------	------	------	------	------	------	------	------	------	------	------	------	------	------	------	-------	------	------	------	------	------	------	------	------	------	------

PITCHER	IP	WLS	BF	H	R	ER	SO	BB	IBB	HBP	BLK	WP	HR	S	P	ERA	WHIP
Rick Reed, R ERA: 2.25 (1, 1)	5.1	L	27	9	5	3	0	0	0	1	0	0	0	52	76	5.06	1.688
Neal Heaton, L ERA: 4.28 (6, 1)	1.0		5	2	0	0	1	0	0	0	0	0	0	13	17	0.00	2.000
Rusty Meacham, R ERA: 0.5 (7, 1)	1.2		6	0	0	0	2	0	0	0	0	0	0	12	15	0.00	0.000

Batter	1	2	3	4	5	6	7	8	9	AB R H RBI BB SO LOB	TOP
Keith Miller, R (1, 4) OBP: 0.371, SLG: 0.418	2-2 P6		2-3 K		2-1 F8			4-1 FC1-6 BB		3 0 0 0 1 1 2	
Curtis Wilkerson, S (1, 6) OBP: 0.250, SLG: 0.283	0-0 G4-3 2B			1-3 K2-3		0-0 G4-3		0-1 FC1-6 1B		4 0 1 0 0 1 1	
Wally Joyner, L (1, 3) OBP: 0.344, SLG: 0.462	0-2 G4-3			4-1 3B BB		0-0 F8		1-1 1B		3 1 1 0 1 0 1	
Kevin McReynolds, R (1, 7) OBP: 0.370, SLG: 0.437	3-3 K			0-3 K		4-2 BB		3-3 K		3 0 0 0 1 3 4	
George Brett, L (1, 10) OBP: 0.335, SLG: 0.378		0-0 G4-3		2-0 1-H 3B		2-2 F8		3-2 F8		4 0 1 1 0 0 3	
Jim Eisenreich, L (1, 9) OBP: 0.340, SLG: 0.365		3-2 G4-3		2-1 G3-1			0-0 FC3-6 1B		1-3 K	4 0 1 0 0 1 1	
Brent Mayne, L (1, 2) OBP: 0.245, SLG: 0.319 Mike Macfarlane, R (9, PH) OBP: 0.298, SLG: 0.355		2-0 G3			0-0 2B		1-2 FC3-6 1B		1-3 K	3 0 1 0 0 0 1 1 0 0 0 0 1 0	AB 32 R 1 H 6 RBI 1 BB 3 SO 9 LOB 17
Brian McRae, S (1, 8) OBP: 0.270, SLG: 0.288			2-3 K		0-0 F7		0-3 K		0-0 F9	4 0 0 0 0 2 2	
Rico Rossy, R (1, 5) OBP: 0.283, SLG: 0.262			0-1 CS 1B		1-1 G5-3		2-2 G5-3			3 0 1 0 0 0 2	
<b>Inning Stats</b>	R: 0 H: 1 E: 0 LOB: 1 K: 1 BB: 0 S: 12 P: 17	R: 0 H: 0 E: 0 LOB: 0 K: 0 BB: 0 S: 7 P: 12	R: 0 H: 1 E: 0 LOB: 0 K: 2 BB: 0 S: 8 P: 12	R: 1 H: 1 E: 0 LOB: 1 K: 2 BB: 1 S: 10 P: 19	R: 0 H: 1 E: 0 LOB: 1 K: 0 BB: 0 S: 6 P: 9	R: 0 H: 0 E: 0 LOB: 1 K: 0 BB: 1 S: 7 P: 13	R: 0 H: 1 E: 0 LOB: 1 K: 1 BB: 0 S: 12 P: 15	R: 0 H: 1 E: 0 LOB: 2 K: 1 BB: 1 S: 12 P: 23	R: 0 H: 0 E: 0 LOB: 0 K: 2 BB: 0 S: 7 P: 9	1B: 3 SF: 0 2B: 2 SAC: 0 3B: 1 DP: 0 HR: 0 HBP: 0	WP: 0 PA: 35 PB: 0 SB: 0 CS: 1
<b>PITCHER</b>	IP WLS BF H R ER SO BB IBB HBP BLK WP HR S P ERA WHIP										
Julio Valera, R (1, 1) ERA: 3.34	7.2 W 31 6 1 1 7 3 0 0 0 0 0 0 70 113 1.17 1.174										
Steve Frey, L (8, 1) ERA: 1.11	1.1 S 4 0 0 0 2 0 0 0 0 0 0 0 11 16 0.00 0.000										

Kansas City Royals @ California Angels  
Anaheim Stadium, Anaheim, CA

Sun Jun 14 1992, 6:33 AM EDT  
Att. 39,902 - Cloudy - 75 F

livebaseballscorecards.com





Batter	1	2	3	4	5	6	7	8	9	AB R H RBI BB SO LOB
Luis Polonia, L OBP: 0.348, SLG: 0.324 (1, 7)	2-1 F9		2-2 G6-4-3			0-0 F8	0-0			4 0 1 0 0 0 1
Von Hayes, L OBP: 0.331, SLG: 0.369 (1, 9)	2-3 K			1-3 K		2-0 1B	2-3 K			4 0 1 0 0 3 1
Junior Felix, S OBP: 0.308, SLG: 0.428 (1, 8)	0-3 K			1-2 P6		0-0 1B		2-2 F7		4 0 1 0 0 1 0
Alvin Davis, L OBP: 0.330, SLG: 0.326 (1, 10)		0-1 F8		1-1 G3		0-1 G3-1		1-0 F9		4 0 0 0 0 0 1
Lee Stevens, L OBP: 0.271, SLG: 0.372 (1, 3)		1-3 K			0-0 HR		2-2 F8	1-0 FC3-8 1B		4 1 2 1 0 1 0
Rene Gonzales, R OBP: 0.374, SLG: 0.466 (1, 5)		2-1 PB 2B		0-0 F7 1B		4-2 E6 HR BB	1-0 FC3-6			3 2 2 0 1 0 1
John Orton, R OBP: 0.455, SLG: 0.400 (1, 2)		3-3 K		2-2 F7		4-1 HR BB				2 1 0 0 1 1 2
Luis Sojo, R OBP: 0.375, SLG: 0.548 (1, 4)			0-0 G6-3		1-0 CS 1B	0-2 HR				3 1 2 4 0 0 0
Gary Disarcina, R OBP: 0.318, SLG: 0.324 (1, 6)			0-1 G6-4-3 1B		1-1 G5-3	2-1 F8				3 0 1 0 0 0 1

Inning Stats	R: 0	H: 0	E: 0	K: 2	S: 10	LOB: 0	BB: 0	P: 14	R: 0	H: 1	E: 0	K: 2	S: 13	LOB: 1	BB: 0	P: 19	R: 0	H: 1	E: 0	K: 0	S: 6	LOB: 0	BB: 0	P: 8	R: 0	H: 0	E: 0	K: 1	S: 8	LOB: 0	BB: 0	P: 11	R: 2	H: 3	E: 0	K: 0	S: 9	LOB: 0	BB: 0	P: 13	R: 0	H: 2	E: 0	K: 0	S: 5	LOB: 1	BB: 0	P: 7	R: 3	H: 2	E: 1	K: 1	S: 16	LOB: 1	BB: 2	P: 30	R: 0	H: 1	E: 0	K: 0	S: 6	LOB: 1	BB: 0	P: 11	1B: 7	SF: 0	2B: 1	SAC: 0	3B: 0	DP: 1	HR: 2	HBP: 0
--------------	------	------	------	------	-------	--------	-------	-------	------	------	------	------	-------	--------	-------	-------	------	------	------	------	------	--------	-------	------	------	------	------	------	------	--------	-------	-------	------	------	------	------	------	--------	-------	-------	------	------	------	------	------	--------	-------	------	------	------	------	------	-------	--------	-------	-------	------	------	------	------	------	--------	-------	-------	-------	-------	-------	--------	-------	-------	-------	--------

PITCHER	IP	WLS	BF	H	R	ER	SO	BB	IBB	HBP	BLK	WP	HR	S	P	ERA	WHIP
Mark Gubicza, R ERA: 3.66 (1, 1)	6.2	L	28	9	5	5	5	2	0	0	0	0	2	63	96	6.75	1.650
Mark Davis, L ERA: 6.66 (7, 1)	1.1		5	1	0	0	1	0	0	0	0	0	0	10	17	0.00	0.750

BOTTOM

Kansas City Royals @ California Angels  
Anaheim Stadium, Anaheim, CA

Sun Jun 14 1992, 6:33 AM EDT  
Att. 39,902 - Cloudy - 75 F

livebaseballscorecards.com

AB	31
R	5
H	10
RBI	5
BB	2
SO	6
LOB	7



WP: 0	PA: 33
PB: 1	
SB: 0	
CS: 1	

PITCHER	IP	WLS	BF	H	R	ER	SO	BB	IBB	HBP	BLK	WP	HR	S	P	ERA	WHIP
---------	----	-----	----	---	---	----	----	----	-----	-----	-----	----	----	---	---	-----	------

Batter	1	2	3	4	5	6	7	8	9	AB R H RBI BB SO LOB	TOP
Keith Miller, R (1, 4) OBP: 0.372, SLG: 0.429	1-3 		1-0 		1-1 G4-3 		2-1 G5-3 		0-2 	5 1 2 2 0 1 0	<b>Kansas City Royals @ Minnesota Twins</b> Hubert H. Humphrey Metrodome, Minneapolis, MN Mon Jun 15 1992, 8:05 PM EDT Att. 21,614 - Dome - 70 F <a href="http://livebaseballscorecards.com">livebaseballscorecards.com</a>
Gary Thurman, R (1, 9) OBP: 0.275, SLG: 0.345	1-2 G5-3 		2-2 F9 		0-0 		0-1 G4-3 		0-0 	5 2 2 1 0 0 1	
Wally Joyner, L (1, 3) OBP: 0.341, SLG: 0.457	1-3 K 		3-3 K 		3-2 		0-0 F7 		1-2 SF7 	4 1 1 2 0 2 1	
Kevin McReynolds, R (1, 7) OBP: 0.366, SLG: 0.431		1-3 K 		2-2 P4 		0-0 F9 		1-2 G6-3 	2-1 	5 0 1 0 0 1 1	
George Brett, L (1, 5) OBP: 0.341, SLG: 0.394		0-0 		0-0 		2-2 		0-1 L6 	0-2 FC6-4 	5 0 3 1 0 0 2	
Mike Macfarlane, R (1, 10) OBP: 0.297, SLG: 0.352		0-3 K 		3-2 P3 		2-2 G6-3 		1-0 		4 0 1 0 0 1 3 0 1 0 0 0 0 0	
Harvey Pulliam, R (9, PR) OBP: 0.500, SLG: 0.667											
Bob Melvin, R (1, 2) OBP: 0.348, SLG: 0.386		0-1 		0-3 K 		4-2 		0-0 		3 1 2 0 1 1 1	
Brian McRae, S (1, 8) OBP: 0.271, SLG: 0.289		0-0 FC4-6 				3-2 F9 		0-2 		3 0 1 0 0 0 2	
Rico Rossy, R (1, 6) OBP: 0.272, SLG: 0.250			1-0 F7 		1-1 G4-3 		1-2 F8 		0-0 FC 	4 1 0 0 0 0 1	
<b>Inning Stats</b>	R: 0 E: 0 K: 2 S: 9 H: 0 LOB: 0 BB: 0 P: 12	R: 0 E: 0 K: 2 S: 10 H: 2 LOB: 2 BB: 0 P: 11	R: 0 E: 0 K: 1 S: 10 H: 1 LOB: 1 BB: 0 P: 17	R: 0 E: 0 K: 1 S: 12 H: 1 LOB: 1 BB: 0 P: 17	R: 0 E: 0 K: 0 S: 7 H: 0 LOB: 0 BB: 0 P: 12	R: 2 E: 0 K: 0 S: 19 H: 4 LOB: 2 BB: 1 P: 30	R: 0 E: 0 K: 0 S: 7 H: 0 LOB: 0 BB: 0 P: 10	R: 0 E: 0 K: 0 S: 6 H: 0 LOB: 0 BB: 0 P: 7	R: 5 E: 1 K: 0 S: 19 H: 5 LOB: 2 BB: 0 P: 23	1B: 8 2B: 3 3B: 2 HR: 0 SF: 1 SAC: 1 DP: 0 HBP: 0	WP: 0 PB: 0 SB: 1 CS: 0 PA: 41
<b>PITCHER</b>	IP WLS BF H R ER SO BB IBB HBP BLK WP HR S P ERA WHIP										
Bill Krueger, L (1, 1) ERA: 2.7	8.0 L 34 10 4 4 6 1 0 0 0 0 0 0 82 119 4.50 1.375										
Gary Wayne, L (9, 1) ERA: 2.73	1.0 7 3 3 1 0 0 0 0 0 0 0 0 17 20 9.00 3.000										

**Kansas City Royals @ Minnesota Twins**  
 Hubert H. Humphrey Metrodome, Minneapolis, MN  
 Mon Jun 15 1992, 8:05 PM EDT  
 Att. 21,614 - Dome - 70 F

AB	38
R	7
H	13
RBI	6
BB	1
SO	6
LOB	12



Batter	1	2	3	4	5	6	7	8	9	AB	R	H	RBI	BB	SO	LOB
Shane Mack, R OBP: 0.376, SLG: 0.465 (1, 7)	0-0 E3 SH1-3		1-2 G4-3		2-0 L6-5 3-H			0-0 P2		4	0	0	0	0	0	2
Chuck Knoblauch, R OBP: 0.399, SLG: 0.376 (1, 4)	0-0 SH1-3		1-2 F8			1-2 P6		2-2 G5-3		3	0	0	0	0	0	0
Kirby Puckett, R OBP: 0.365, SLG: 0.582 (1, 8)	4-0 IBB			1-2 1B		0-0 G5-3			1-3 K	3	0	1	0	1	1	0
Chili Davis, S OBP: 0.377, SLG: 0.385 (1, 10)	2-2 F8			2-2 L6		2-1 F9			1-2 F7	4	0	0	0	0	0	3
Brian Harper, R OBP: 0.324, SLG: 0.379 (1, 2)	1-2 P6			0-2 F9			3-2 F8		0-0 F7	4	0	0	0	0	0	3
Kent Hrbek, L OBP: 0.433, SLG: 0.546 (1, 3)		2-1 F7		0-3 K			1-0 P6			3	0	0	0	0	1	1
Scott Leius, R OBP: 0.340, SLG: 0.384 (1, 5)		2-1 G6-4-3 1B			1-1 SH2-4 L6-5 1B		4-0 BB			2	0	2	0	1	0	0
Pedro Munoz, R OBP: 0.300, SLG: 0.426 (1, 9)		1-0 G6-4-3		2-2 SH2-4 1B			1-1 F9			2	0	1	0	0	0	1
Randy Bush, L OBP: 0.286, SLG: 0.319 (7, PH) (8, 9)		1-2 1-2f								1	0	0	0	0	0	1
Greg Gagne, R OBP: 0.302, SLG: 0.337 (1, 6)			2-1 F8		0-1 SH2-4			1-1 B1-3		2	0	0	0	0	0	0

Inning Stats	R: 0	H: 0	R: 0	H: 1	R: 0	H: 0	R: 0	H: 2	R: 0	H: 0	R: 0	H: 0	R: 0	H: 0	R: 0	H: 0	R: 0	H: 0	1B: 4	SF: 0	WP: 0	PA: 32	
E: 1	LOB: 2	E: 0	LOB: 0	E: 0	LOB: 1	E: 0	LOB: 1	E: 0	LOB: 0	E: 0	LOB: 0	E: 0	LOB: 1	E: 0	LOB: 0	E: 0	LOB: 0	E: 0	LOB: 0	2B: 1	SAC: 2	PB: 0	
K: 0	BB: 1	K: 0	BB: 0	K: 1	BB: 0	K: 0	BB: 0	K: 0	BB: 0	K: 0	BB: 0	K: 0	BB: 1	K: 0	BB: 0	K: 1	BB: 0	K: 1	BB: 0	3B: 0	DP: 2	SB: 0	
S: 9	P: 16	S: 5	P: 10	S: 11	P: 15	S: 12	P: 15	S: 9	P: 14	S: 6	P: 9	S: 6	P: 15	S: 7	P: 10	S: 9	P: 11	S: 9	P: 11	HR: 0	HBP: 0	CS: 0	

PITCHER	IP	WLS	BF	H	R	ER	SO	BB	IBB	HBP	BLK	WP	HR	S	P	ERA	WHIP
Mike Maignante, L ERA: 4.59 (1, 1)	6.2	W	25	4	0	0	1	1	1	0	0	0	0	56	91	0.00	0.750
Rusty Meacham, R ERA: 0.48 (7, 1)	1.1		4	0	0	0	0	0	0	0	0	0	0	9	13	0.00	0.000
Jeff Montgomery, R ERA: 2.03 (9, 1)	1.0		3	0	0	0	1	0	0	0	0	0	0	9	11	0.00	0.000


**BOTTOM**

**Kansas City Royals @ Minnesota Twins**  
 Hubert H. Humphrey Metrodome, Minneapolis, MN

Mon Jun 15 1992, 8:05 PM EDT  
 Att. 21,614 - Dome - 70 F

livebaseballscorecards.com

AB	28
R	0
H	4
RBI	0
BB	2
SO	2
LOB	11



Batter	1	2	3	4	5	6	7	8	9	AB R H RBI BB SO LOB	TOP																
Keith Miller, R (1, 4) OBP: 0.367, SLG: 0.420	2-1 G5-3	0-0 F8		2-3 K		4-2 G1-6-3 BB			0-1 P3	4 0 0 0 1 1 2																	
Brent Mayne, L (1, 2) OBP: 0.278, SLG: 0.346	0-1 BB 2B 1B		2-2 FC1-6 1B		2-0 1B G6-4-3 1B	1-2 G1-6-3			3-1 F7	5 2 3 0 0 0 2																	
Wally Joyner, L (1, 3) OBP: 0.352, SLG: 0.478	4-1 SAFE 2B BB		1-2 FC1-6 2B		0-0 G6-4-3 1B	1-3 1B		0-0 HR	1-1 1B	4 3 3 1 1 0 1																	
Kevin McReynolds, R (1, 7) OBP: 0.371, SLG: 0.442	1-0 G3 1-H 2-H 2B		2-0 G4-3 1-H 2B		1-0 G6-4-3	1-2 1B		4-0 G6-4-3 BB	0-0 G1-3	4 0 2 3 1 0 2																	
George Brett, L (1, 5) OBP: 0.335, SLG: 0.386	0-1 G3 2-3		3-1 G4-3		3-1 F8		SAFE 0-0 F8			4 0 0 0 0 0 3																	
Jim Eisenreich, L (1, 9) OBP: 0.331, SLG: 0.354	0-0 F7		2-1 F7			1-1 F7		SAFE 0-0 G6-4-3		4 0 0 0 0 0 3																	
Mike Macfarlane, R (1, 10) OBP: 0.296, SLG: 0.368		1-1 G3-1		0-3 K		1-1 HR		SAFE 0-1 G5-3		4 1 1 1 0 1 0																	
Brian McRae, S (1, 8) OBP: 0.275, SLG: 0.303		1-0 L7		4-0 CS BB		1-0 HR		SAFE 1-1 G3-1		3 1 1 1 1 0 0																	
Rico Rossy, R (1, 6) OBP: 0.290, SLG: 0.272		3-1 1B		SAFE SAFE 1-2 1B		1-2 BB 1B		SAFE 0-1 G5-3		4 0 3 0 0 0 0																	
<b>Inning Stats</b>	R: 2 E: 0 K: 0 S: 9	H: 2 LOB: 1 BB: 1 P: 16	R: 0 E: 0 K: 0 S: 6	H: 1 LOB: 1 BB: 0 P: 11	R: 1 E: 0 K: 0 S: 12	H: 2 LOB: 1 BB: 0 P: 22	R: 0 E: 0 K: 2 S: 9	H: 1 LOB: 1 BB: 1 P: 16	R: 1 E: 0 K: 0 S: 5	H: 2 LOB: 0 BB: 0 P: 11	R: 2 E: 0 K: 0 S: 15	H: 3 LOB: 1 BB: 1 P: 24	R: 1 E: 0 K: 0 S: 3	H: 1 LOB: 0 BB: 1 P: 9	R: 0 E: 0 K: 0 S: 6	H: 0 LOB: 0 BB: 0 P: 7	R: 0 E: 0 K: 0 S: 7	H: 1 LOB: 1 BB: 0 P: 11	1B: 8 2B: 2 3B: 0 HR: 3	SF: 0 SAC: 0 DP: 3 HBP: 0	WP: 0 PB: 0 SB: 0 CS: 1	PA: 40					
<b>PITCHER</b>	IP WLS BF H R ER SO BB IBB HBP BLK WP HR S P ERA WHIP																										
Willie Banks, R (1, 1) ERA: 8.79	5.0		23	8	4	4	2	2	0	0	0	0	0	41	76	7.20	2.000										
Bob Kipper, L (6, 1) ERA: 3.29	1.0	L	8	4	3	3	0	2	0	0	0	0	3	16	29	27.00	6.000										
Carl Willis, R (7, 1) ERA: 4.55	2.0		5	0	0	0	0	0	0	0	0	0	0	8	11	0.00	0.000										
Rick Aguilera, R (9, 1) ERA: 3.64	1.0		4	1	0	0	0	0	0	0	0	0	0	7	11	0.00	1.000										

**Kansas City Royals @ Minnesota Twins**  
Hubert H. Humphrey Metrodome, Minneapolis, MN

Tue Jun 16 1992, 8:05 PM EDT  
Att: 21,116 - Dome - 70 F

AB	36
R	7
H	13
RBI	6
BB	4
SO	2
LOB	13



Batter	1	2	3	4	5	6	7	8	9	AB	R	H	RBI	BB	SO	LOB
Shane Mack, R OBP: 0.377, SLG: 0.468 (1, 7)	0-0 E 2B	0-0 G1-3		2-2 G3 1-2 2-3		1-2 1B		2-2 G4-3		5	1	2	0	0	0	4
Chuck Knoblauch, R OBP: 0.402, SLG: 0.376 (1, 4)	0-1 E8 WP G6-3 2-H 1B		4-2 CS BB	0-1 P8		0-0 P1-6 2-3f			4-0 BB	3	1	1	1	2	0	4
Kirby Puckett, R OBP: 0.362, SLG: 0.575 (1, 8)	0-1 G5-3 2-3		2-2 E6 FC5-4 1-2		0-0 BB 1B	0-1 G4-3		2-3 K		5	1	1	0	0	1	4
Kent Hrbek, L OBP: 0.427, SLG: 0.532 (1, 3)	3-2 G6-3 3-H		0-1 FC5-4 1-2f		4-2 1B WP BB		1-1 G4-3	0-0 L8		4	1	0	1	1	0	2
Brian Harper, R OBP: 0.318, SLG: 0.372 (1, 2)	1-2 G6-3		0-0 P8		0-1 P6		0-1 G3-1	1-0 G3-4-3		4	0	0	0	0	0	3
Randy Bush, L OBP: 0.282, SLG: 0.314 (9, PH)										1	0	0	0	0	0	1
Chili Davis, S OBP: 0.380, SLG: 0.410 (1, 10)		2-1 G4-3		3-1 HR		1-3 K		3-2 2B		4	1	2	1	0	1	2
Scott Leius, R OBP: 0.344, SLG: 0.387 (1, 5)		0-2 2B 1B		2-3 K		3-2 WP S 1B		1-1 G6-3		4	0	2	1	0	1	1
Gene Larkin, S OBP: 0.327, SLG: 0.391 (1, 9)		0-1 F8		1-0 G3 1B		3-2 P5 1-3 3-H		0-3 K		4	0	1	0	0	1	2
Greg Gagne, R OBP: 0.311, SLG: 0.348 (1, 6)		1-1 1B 2B		1-0 G3 1B		4-0 P1-6 1B BB		2-1 F8		3	0	2	0	1	0	0

Inning Stats	R: 2	H: 2	E: 1	K: 0	S: 11	LOB: 0	BB: 0	P: 15
	R: 0	H: 2	E: 0	K: 0	S: 10	LOB: 2	BB: 0	P: 13
	R: 0	H: 0	E: 1	K: 0	S: 8	LOB: 1	BB: 1	P: 14
	R: 1	H: 3	E: 0	K: 1	S: 15	LOB: 2	BB: 0	P: 24
	R: 2	H: 2	E: 0	K: 1	S: 16	LOB: 1	BB: 1	P: 27
	R: 0	H: 1	E: 0	K: 0	S: 6	LOB: 1	BB: 1	P: 11
	R: 0	H: 1	E: 0	K: 0	S: 11	LOB: 1	BB: 0	P: 16
	R: 0	H: 0	E: 0	K: 1	S: 8	LOB: 0	BB: 0	P: 12
	R: 0	H: 0	E: 0	K: 1	S: 5	LOB: 1	BB: 1	P: 12

PITCHER	IP	WLS	BF	H	R	ER	SO	BB	IBB	HBP	BLK	WP	HR	S	P	ERA	WHIP
Kevin Appier, R ERA: 2.75 (1, 1)	5.0	W	26	9	5	4	2	2	0	0	0	2	1	60	93	7.20	2.200
Rusty Meacham, R ERA: 0.45 (6, 1)	2.0		8	2	0	0	0	1	0	0	0	0	0	17	27	0.00	1.500
Jeff Montgomery, R ERA: 1.91 (8, 1)	2.0	S	7	0	0	0	2	1	0	0	0	0	0	13	24	0.00	0.500


**BOTTOM**

**Kansas City Royals @ Minnesota Twins**  
 Hubert H. Humphrey Metrodome, Minneapolis, MN

Tue Jun 16 1992, 8:05 PM EDT  
 Att. 21,116 - Dome - 70 F

livebaseballscorecards.com

AB	37
R	5
H	11
RBI	4
BB	4
SO	4
LOB	23



WP	PA
2	41
PB: 0	
SB: 1	
CS: 1	

Batter	1	2	3	4	5	6	7	8	9	AB R H RBI BB SO LOB	TOP																									
Keith Miller, R (1, 4) OBP: 0.368, SLG: 0.425	1-0 G6-3		1-1 2B		2-3 K			2-1 G5-3	0-1 1B	5 0 2 1 0 1 1																										
Gary Thurman, R (1, 9) OBP: 0.266, SLG: 0.333 Jim Eisenreich, L (8, PH) OBP: 0.333, SLG: 0.364	1-0 F8		2-3 K		1-3 K			1-1 G4-3 1B	2-2 L8	3 0 0 0 0 2 3 2 1 1 0 0 0 3																										
Wally Joyner, L (1, 3) OBP: 0.345, SLG: 0.469	2-2 K		0-0 G4-3				3-2 P6	3-2 G4-3		4 0 0 0 0 1 3																										
Kevin McReynolds, R (1, 7) OBP: 0.373, SLG: 0.448		2-1 F8		1-1 2B		1-0 P4		1-0 1B		4 0 2 1 0 0 0																										
George Brett, L (1, 5) OBP: 0.329, SLG: 0.379		0-0 F8		0-0 F8		1-0 G4-3		2-0 G4-3		4 0 0 0 0 0 2																										
Mike Macfarlane, R (1, 10) OBP: 0.295, SLG: 0.371		0-3 K		0-0 G1-3			2-1 L4-6 2B		1-3 K	4 0 1 0 0 2 1																										
Bob Melvin, R (1, 2) OBP: 0.347, SLG: 0.383 Brent Mayne, L (9, PH) OBP: 0.291, SLG: 0.358			1-0 BB 2B 1B		2-2 F7		0-1 L4-6		2-1 1B 1B 1B	3 1 1 0 0 0 2 1 0 1 0 0 0 0																										
Brian McRae, S (1, 8) OBP: 0.282, SLG: 0.319			3-3 K			2-2 WP 2B		3-2 2B	3-2 1B 1B	4 0 3 0 0 1 1																										
Rico Rossy, R (1, 6) OBP: 0.291, SLG: 0.266 Gregg Jefferies, S (9, PH) OBP: 0.293, SLG: 0.354			4-2 2B BB		1-3 K2-3		1-2 P6		3-2 F7	2 0 0 0 1 1 2 1 0 0 0 0 0 2																										
<b>Inning Stats</b>	R: 0 E: 0 K: 1 S: 5	H: 0 LOB: 0 BB: 0 P: 9	R: 0 E: 0 K: 1 S: 6	H: 0 LOB: 0 BB: 0 P: 8	R: 1 E: 0 K: 2 S: 14	H: 2 LOB: 2 BB: 1 P: 25	R: 0 E: 0 K: 0 S: 7	H: 1 LOB: 1 BB: 0 P: 10	R: 0 E: 0 K: 3 S: 15	H: 1 LOB: 1 BB: 0 P: 21	R: 0 E: 0 K: 0 S: 6	H: 0 LOB: 0 BB: 0 P: 11	R: 0 E: 0 K: 0 S: 13	H: 2 LOB: 1 BB: 0 P: 19	R: 1 E: 0 K: 0 S: 9	H: 2 LOB: 1 BB: 0 P: 18	R: 0 E: 0 K: 1 S: 19	H: 3 LOB: 3 BB: 0 P: 30	1B: 5 2B: 7 3B: 0 HR: 0	SF: 0 SAC: 0 DP: 1 HBP: 0	WP: 1 PB: 0 SB: 0 CS: 0	PA: 38														
<b>PITCHER</b>	IP WLS BF H R ER SO BB IBB HBP BLK WP HR S P ERA WHIP																																			
John Smiley, L (1, 1) ERA: 3.84	7.0		27	6	1	1	7	1	0	0	0	1	0	66	103	1.29	1.000																			
Tom Edens, R (8, 1) ERA: 1.64	0.1		1	0	0	0	0	0	0	0	0	0	0	2	4	0.00	0.000																			
Mark Guthrie, L (8, 1) ERA: 4.34	0.1		2	1	0	0	0	0	0	0	0	0	0	5	9	0.00	3.000																			
Rick Aguilera, R (8, 1) ERA: 3.48	1.1	W	8	4	1	1	1	0	0	0	0	0	0	21	35	6.75	3.000																			

Kansas City Royals @ Minnesota Twins  
Hubert H. Humphrey Metrodome, Minneapolis, MN

AB	37
R	2
H	11
RBI	2
BB	1
SO	8
LOB	20



Wed Jun 17 1992, 8:05 PM EDT  
Att. 19,199 - Dome - 70 F

WP: 1	PA: 38
PB: 0	
SB: 0	
CS: 0	

Batter	1	2	3	4	5	6	7	8	9	AB	R	H	RBI	BB	SO	LOB
Shane Mack, R (1, 7) OBP: 0.376, SLG: 0.470	0-3 K		0-0 2B			0-0 L9		0-1 SH1-4		3	0	1	0	0	1	0
Chuck Knoblauch, R (1, 4) OBP: 0.400, SLG: 0.371	2-2 P4		1-0 G6-3			0-1 G4-3		4-1 1B SF8 BB		3	1	0	0	1	0	2
Kirby Puckett, R (1, 8) OBP: 0.364, SLG: 0.574	3-1 G6-3				2-2 F9		1-2 2B S 1B	0-0 E BB 1B		4	1	2	1	0	0	0
Kent Hrbek, L (1, 3) OBP: 0.423, SLG: 0.528		0-0 G4-3		0-0 G6-4-3 1B			2-3 K	1-0 SF8		3	0	1	1	0	1	1
Chili Davis, S (1, 10) OBP: 0.382, SLG: 0.414		1-0 G6-3		0-0 G6-4-3 1-2f			0-0 G5-3 1B 2B	4-0 E BB		3	1	1	1	1	0	1
Brian Harper, R (1, 2) OBP: 0.317, SLG: 0.369		1-0 F7			1-0 L1-4-3 1B		3-2 G5-3	3-1 E5		4	0	1	0	0	0	3
Pedro Munoz, R (1, 9) OBP: 0.297, SLG: 0.421			2-3 K		2-1 F9		2-1 PB 1B	0-1 F7		2	0	0	0	0	1	1
Gene Larkin, S (7, PH) OBP: 0.331, SLG: 0.396										1	0	1	1	0	0	0
J.T. Bruett, L (7, PR) OBP: 0.235, SLG: 0.071										1	0	0	0	0	0	3
Scott Leius, R (1, 5) OBP: 0.344, SLG: 0.383			4-2 2B BB		1-1 L1-4-3 1-2		2-2 G4-3			2	0	0	0	1	0	2
Greg Gagne, R (1, 6) OBP: 0.312, SLG: 0.344			1-0 L9			1-0 P4		4-2 SH1-4 1B BB		2	1	0	0	1	0	1

Inning Stats	R: 0	H: 0	E: 0	K: 1	S: 8	LOB: 0	BB: 0	P: 13
	R: 0	H: 0	E: 0	K: 0	S: 3 <td>LOB: 0</td> <td>BB: 0</td> <td>P: 5 </td>	LOB: 0	BB: 0	P: 5
	R: 0	H: 1	E: 0	K: 1	S: 9 <td>LOB: 2</td> <td>BB: 1</td> <td>P: 17 </td>	LOB: 2	BB: 1	P: 17
	R: 0	H: 1	E: 0	K: 0	S: 5 <td>LOB: 0</td> <td>BB: 0</td> <td>P: 7 </td>	LOB: 0	BB: 0	P: 7
	R: 0	H: 1	E: 0	K: 0	S: 6 <td>LOB: 0</td> <td>BB: 0</td> <td>P: 9 </td>	LOB: 0	BB: 0	P: 9
	R: 0	H: 0	E: 0	K: 0	S: 4 <td>LOB: 0</td> <td>BB: 0</td> <td>P: 5 </td>	LOB: 0	BB: 0	P: 5
	R: 2	H: 3	E: 0	K: 1	S: 18 <td>LOB: 2</td> <td>BB: 0</td> <td>P: 28 </td>	LOB: 2	BB: 0	P: 28
	R: 2	H: 1	E: 1	K: 0	S: 12 <td>LOB: 3</td> <td>BB: 3</td> <td>P: 28 </td>	LOB: 3	BB: 3	P: 28

PITCHER	IP	WLS	BF	H	R	ER	SO	BB	IBB	HBP	BLK	WP	HR	S	P	ERA	WHIP
Hipolito Pichardo, R (1, 1) ERA: 4.11	6.0		21	4	1	1	2	1	0	0	0	0	0	40	62	1.50	0.833
Neal Heaton, L (7, 1) ERA: 4.5	0.1		2	1	0	0	1	0	0	0	0	0	0	4	6	0.00	3.000
Tom Gordon, R (7, 1) ERA: 6.12	1.0	L	6	1	3	3	0	2	0	0	0	0	0	15	30	27.00	3.000
Mike Boddicker, R (8, 1) ERA: 5.58	0.2		5	1	0	0	0	1	0	0	0	0	0	6	14	0.00	3.000


**BOTTOM**

**Kansas City Royals @ Minnesota Twins**  
 Hubert H. Humphrey Metrodome, Minneapolis, MN

Wed Jun 17 1992, 8:05 PM EDT  
 Att. 19,199 - Dome - 70 F

AB	28
R	4
H	7
RBI	4
BB	4
SO	3
LOB	14

livebaseballscores.com



WP	PA	ERA	WHIP
0	34		

Batter	1	2	3	4	5	6	7	8	9	AB R H RBI BB SO LOB	TOP											
Keith Miller, R (1, 4) OBP: 0.371, SLG: 0.423	0-0 G6-3	0-1 G5-3			1-1 G4-3 1B			4-1 FC6-4 BB		3 0 1 0 1 0 1												
Gregg Jefferies, S (1, 5) OBP: 0.297, SLG: 0.370	3-1 HR		3-1 G4-6-3 1B		1-0 G4-3 1-2f			2-2 F7		4 1 2 1 0 0 2												
Wally Joyner, L (1, 3) OBP: 0.344, SLG: 0.464	1-1 BB 1B		0-0 G4-6-3 1-2f		2-1 G4-3			0-1 FC6-4 1-2f		4 0 1 0 0 0 2												
Kevin McReynolds, R (1, 7) OBP: 0.371, SLG: 0.441	4-1 FC6-4 BB		1-2 F7		0-0 F9			2-3 K		3 0 0 0 1 1 1												
Jim Eisenreich, L (1, 9) OBP: 0.331, SLG: 0.360	1-3 K			3-1 F7		1-1 F7			3-1 BB 1B	4 0 1 0 0 1 2												
Brent Mayne, L (1, 2) OBP: 0.305, SLG: 0.345	3-1 FC6-4 1-2f			2-3 K			4-2 1B BB		4-1 BB	2 0 0 0 2 1 2												
Mike Macfarlane, R (1, 10) OBP: 0.294, SLG: 0.368		0-3 K		1-0 1B		2-3 K		1-3 K		4 0 1 0 0 3 3												
Brian McRae, S (1, 8) OBP: 0.286, SLG: 0.322		0-0 PB 1B		2-1 G4-3		0-0 G4-3 1-2 1B		0-0 F8		4 0 2 0 0 0 3												
Curtis Wilkerson, S (1, 6) OBP: 0.246, SLG: 0.278 George Brett, L (7, PH) OBP: 0.328, SLG: 0.377 Rico Rossy, R (7, 6) OBP: 0.291, SLG: 0.266 Bob Melvin, R (9, PH) OBP: 0.340, SLG: 0.375		2-3 K		0-1 G3		2-0 G4-3 1-2f		0-1 L9		2 0 0 0 0 1 1 1 0 0 0 0 0 2 0 0 0 0 0 0 0 1 0 0 0 0 0 2												
<b>Inning Stats</b>	R: 1 E: 0 K: 1 S: 11	H: 2 LOB: 2 BB: 1 P: 23	R: 0 E: 0 K: 2 S: 9	H: 1 LOB: 1 BB: 0 P: 11	R: 0 E: 0 K: 0 S: 6	H: 1 LOB: 0 BB: 0 P: 10	R: 0 E: 0 K: 1 S: 8	H: 1 LOB: 1 BB: 0 P: 16	R: 0 E: 0 K: 0 S: 5	H: 1 LOB: 0 BB: 0 P: 7	R: 0 E: 0 K: 0 S: 5	H: 0 LOB: 0 BB: 0 P: 8	R: 0 E: 0 K: 1 S: 7	H: 1 LOB: 1 BB: 1 P: 15	R: 0 E: 0 K: 1 S: 9	H: 0 LOB: 1 BB: 1 P: 17	R: 0 E: 0 K: 1 S: 9	H: 1 LOB: 2 BB: 1 P: 17	1B: 7 2B: 0 3B: 0 HR: 1	SF: 0 SAC: 0 DP: 3 HBP: 0	WP: 0 PB: 1 SB: 0 CS: 0	PA: 36
<b>PITCHER</b>	IP WLS BF H R ER SO BB IBB HBP BLK WP HR S P ERA WHIP																					
Scott Erickson, R (1, 1) ERA: 4.76	7.0 W 27 7 1 1 5 2 0 0 0 0 0 1 51 90 1.29 1.286																					
Carl Willis, R (8, 1) ERA: 4.5	0.1 2 0 0 0 0 1 0 0 0 0 0 0 4 10 0.00 3.000																					
Mark Guthrie, L (8, 1) ERA: 4.3	0.1 1 0 0 0 0 0 0 0 0 0 0 0 2 2 0.00 0.000																					
Rick Aguilera, R (8, 1) ERA: 3.34	1.1 S 6 1 0 0 2 1 0 0 0 0 0 0 12 22 0.00 1.500																					

**Kansas City Royals @ Minnesota Twins**  
 Hubert H. Humphrey Metrodome, Minneapolis, MN

AB	32
R	1
H	8
RBI	1
BB	4
SO	7
LOB	21



Thu Jun 18 1992, 4:33 AM EDT  
 Att. 23,315 - Dome - 70 F

livebaseballscorecards.com



Batter	1	2	3	4	5	6	7	8	9	AB	R	H	RBI	BB	SO	LOB
Shane Mack, R OBP: 0.375, SLG: 0.478 (1, 7)	1-2 G4-3		0-0 HR		1-0 G4-3		0-0 G4-3			4	1	1	1	0	0	0
Greg Gagne, R OBP: 0.310, SLG: 0.342 (1, 6)	1-2 G1-6-3 1B		2-2 G6-3			1-2 G6-3		0-3 K		4	0	1	0	0	1	0
Kirby Puckett, R OBP: 0.366, SLG: 0.580 (1, 8)	2-0 G1-6-3		0-0 G6-3			1-0 G5-3 1B		0-1 3B		4	0	2	0	0	0	1
Kent Hrbek, L OBP: 0.420, SLG: 0.540 (1, 3)	1-0 G4-3			1-1 HR		2-0 G5-3		2-2 G1-3		4	1	1	1	0	0	3
Chili Davis, S OBP: 0.379, SLG: 0.408 (1, 10)		1-1 P6		0-3 K		4-0 IBB		2-2 P4		3	0	0	0	1	1	1
Scott Leius, R OBP: 0.338, SLG: 0.376 (1, 5)		2-3 K		1-3 K		2-2 G4-3				3	0	0	0	0	2	2
Pedro Munoz, R OBP: 0.303, SLG: 0.440 (1, 9)		4-0 BB		1-0 G6-3						2	1	1	1	1	0	0
J.T. Bruett, L OBP: 0.235, SLG: 0.071 (8, 9)										0	0	0	0	0	0	0
Lenny Webster, R OBP: 0.241, SLG: 0.273 (1, 2)		0-3 K				0-1 G5-3		2-2 F9		3	0	0	0	0	1	1
Jeff Reboulet, R OBP: 0.345, SLG: 0.313 (1, 4)			0-1 F9			3-1 L6		0-2 G6-3		3	0	0	0	0	0	0

Inning Stats	R: 0	H: 1	R: 0	H: 0	R: 1	H: 1	R: 0	H: 0	R: 0	H: 1	R: 1	H: 1	R: 0	H: 1	R: 0	H: 1
	E: 0	LOB: 1	E: 0	LOB: 1	E: 0	LOB: 0	E: 0	LOB: 0	E: 0	LOB: 2	E: 0	LOB: 0	E: 0	LOB: 0	E: 0	LOB: 1
	K: 0	BB: 0	K: 2	BB: 1	K: 0	BB: 0	K: 0	BB: 0	K: 0	BB: 1	K: 0	BB: 0	K: 0	BB: 0	K: 1	BB: 0
	S: 8	P: 13	S: 8	P: 15	S: 7	P: 9	S: 5	P: 9	S: 9	P: 19	S: 8	P: 10	S: 13	P: 17	S: 13	P: 17

PITCHER	IP	WLS	BF	H	R	ER	SO	BB	IBB	HBP	BLK	WP	HR	S	P	ERA	WHIP
Rick Reed, R ERA: 3.0 (1, 1)	6.0	L	25	5	3	3	4	1	1	0	0	0	3	47	78	4.50	1.000
Rusty Meacham, R ERA: 0.44 (7, 1)	1.1		5	1	0	0	1	0	0	0	0	0	0	14	16	0.00	0.750
Mark Davis, L ERA: 6.48 (8, 1)	0.2		2	0	0	0	0	0	0	0	0	0	0	6	10	0.00	0.000


**BOTTOM**

**Kansas City Royals @ Minnesota Twins**  
 Hubert H. Humphrey Metrodome, Minneapolis, MN

Thu Jun 18 1992, 4:33 AM EDT  
 Att: 23,315 - Dome - 70 F

livebaseballscorecards.com

<b>AB</b>	<b>30</b>
<b>R</b>	<b>3</b>
<b>H</b>	<b>6</b>
<b>RBI</b>	<b>3</b>
<b>BB</b>	<b>2</b>
<b>SO</b>	<b>5</b>
<b>LOB</b>	<b>8</b>



WP: 0	PA: 32
PB: 0	SB: 0
CS: 0	

Batter	1	2	3	4	5	6	7	8	9	AB R H RBI BB SO LOB	TOP											
<b>Devon White, S</b> (1, 8) OBP: 0.298, SLG: 0.383 <b>Rob Ducey, L</b> (6, 8) OBP: 0.067, SLG: 0.133	0-1 G3		2-1 F8	3-2 F8			0-0 F7		1-3 K	3 0 0 0 0 0 2 2 0 0 0 0 1 1												
<b>Alfredo Griffin, S</b> (1, 4) OBP: 0.182, SLG: 0.161 (6, 6)	1-2 G6-3		2-3 K		0-0 F8		2-2 G6-3		1-2 DI 1B	5 1 1 0 0 1 0												
<b>Joe Carter, R</b> (1, 9) OBP: 0.317, SLG: 0.519 <b>Derek Bell, R</b> (6, 9) OBP: 0.291, SLG: 0.280	2-1 HBP		1-0 1B		1-0 E 1B		2-3 K		1-3 K	2 0 2 0 0 0 0 2 0 0 0 0 2 2												
<b>Dave Winfield, R</b> (1, 10) OBP: 0.397, SLG: 0.516	1-0 F9		0-0 1B		3-3 K			2-0 L7	0-0 1B	5 0 2 2 0 1 2												
<b>John Olerud, L</b> (1, 3) OBP: 0.344, SLG: 0.365		2-2 G4-6-3 1B	3-2 L7		2-2 E3			2-1 2B G3 1B	1-2 F7	5 2 2 0 0 0 4												
<b>Candy Maldonado, R</b> (1, 7) OBP: 0.321, SLG: 0.388		0-2 G4-6-3 1B		0-1 F8		1-3 K		2-2 G3 2B		4 0 2 0 0 1 2												
<b>Greg Myers, L</b> (1, 2) OBP: 0.239, SLG: 0.341		3-1 G4-6-3		4-0 BB BB		0-0 G3-1		0-0 G3		3 0 0 1 1 0 3												
<b>Jeff Kent, R</b> (1, 5) OBP: 0.342, SLG: 0.492 (6, 4)		0-1 1B		1-1 L7		1-2 F9		1-2 K		4 0 1 1 0 1 2												
<b>Manuel Lee, S</b> (1, 6) OBP: 0.323, SLG: 0.332 <b>Pat Tabler, R</b> (6, 5) OBP: 0.261, SLG: 0.206		3-3 SAFE K		4-1 BB		0-0 G3			1-2 E6 1B	2 0 0 0 1 1 1 1 1 0 0 0 0 0												
<b>Inning Stats</b>	R: 0 E: 0 K: 0 S: 8	H: 0 LOB: 1 BB: 0 P: 12	R: 1 E: 0 K: 1 S: 15	H: 3 LOB: 1 BB: 0 P: 23	R: 0 E: 0 K: 1 S: 11	H: 2 LOB: 2 BB: 0 P: 19	R: 0 E: 0 K: 0 S: 8	H: 0 LOB: 2 BB: 2 P: 20	R: 0 E: 1 K: 2 S: 12	H: 1 LOB: 2 BB: 0 P: 19	R: 0 E: 0 K: 0 S: 5	H: 0 LOB: 0 BB: 0 P: 6	R: 0 E: 0 K: 1 S: 8	H: 0 LOB: 0 BB: 0 P: 12	R: 1 E: 0 K: 1 S: 10	H: 2 LOB: 1 BB: 0 P: 18	R: 2 E: 1 K: 2 S: 16	H: 2 LOB: 1 BB: 0 P: 21	1B: 9 2B: 1 3B: 0 HR: 0	SF: 0 SAC: 0 DP: 1 HBP: 1	WP: 0 PB: 0 SB: 0 CS: 0	PA: 41
<b>PITCHER</b>	IP WLS BF H R ER SO BB IBB HBP BLK WP HR S P ERA WHIP																					
<b>Mark Gubicza, R</b> (1, 1) ERA: 3.53 <b>Tom Gordon, R</b> (9, 1) ERA: 6.02	8.0 W 35 8 2 2 6 2 0 1 0 0 0 0 77 129 2.25 1.250																					
	1.0 6 2 2 0 2 0 0 0 0 0 0 0 16 21 0.00 2.000																					

Toronto Blue Jays @ Kansas City Royals  
 Royals Stadium, Kansas City, MO  
 Fri Jun 19 1992, 8:05 PM EDT  
 Att. 23,942 - Sunny - 84 F

livebaseballscorecards.com

AB	38
R	4
H	10
RBI	4
BB	2
SO	8
LOB	19



Batter	1	2	3	4	5	6	7	8	9
<b>Keith Miller, R</b> (1, 4) <small>OBP: 0.378, SLG: 0.424</small> <b>Curtis Wilkerson, S</b> (7, PH) <small>OBP: 0.292, SLG: 0.278</small> (8, 4)	1-3 	4-0 		2-2 	0-0 		4-2 		
<b>Gregg Jefferies, S</b> (1, 5) <small>OBP: 0.299, SLG: 0.385</small>	3-2 	0-2 		0-1 	0-1 		3-1 		
<b>Wally Joyner, L</b> (1, 3) <small>OBP: 0.336, SLG: 0.454</small>	2-1 	2-0 		1-1 	2-2 		1-3 		
<b>Kevin McReynolds, R</b> (1, 7) <small>OBP: 0.367, SLG: 0.435</small> <b>Harvey Pulliam, R</b> (6, 7) <small>OBP: 0.333, SLG: 0.400</small>		2-0 	1-0 		3-1 	2-2 	1-3 		
<b>George Brett, L</b> (1, 10) <small>OBP: 0.325, SLG: 0.373</small>		0-0 	1-2 		0-0 	0-0 	0-0 		
<b>Jim Eisenreich, L</b> (1, 9) <small>OBP: 0.335, SLG: 0.364</small>		2-0 	0-0 		0-2 	1-3 			
<b>Brent Mayne, L</b> (1, 2) <small>OBP: 0.317, SLG: 0.356</small>	3-2 			0-1 	2-1 		0-1 		
<b>Brian McRae, S</b> (1, 8) <small>OBP: 0.289, SLG: 0.322</small>		1-0 		0-0 	4-0 		1-0 		
<b>Rico Rossy, R</b> (1, 6) <small>OBP: 0.307, SLG: 0.306</small>		2-3 		2-2 	3-2 		0-1 		

AB	R	H	RBI	BB	SO	LOB
2	1	1	1	1	1	0
0	0	0	0	1	0	0
4	1	2	5	0	0	2
5	0	0	0	0	1	4
3	0	0	0	0	0	0
2	0	0	0	0	1	0
5	1	1	0	0	0	0
4	2	2	0	0	1	0
4	1	2	0	0	0	2
3	3	1	1	1	0	1
4	2	3	1	0	0	1

**BOTTOM**

**Toronto Blue Jays @ Kansas City Royals**  
 Royals Stadium, Kansas City, MO

livebaseballscorecards.com

<b>AB</b>	<b>36</b>
<b>R</b>	<b>11</b>
<b>H</b>	<b>12</b>
<b>RBI</b>	<b>8</b>
<b>BB</b>	<b>3</b>
<b>SO</b>	<b>4</b>
<b>LOB</b>	<b>10</b>



Inning Stats		R	H	E	LOB	K	S	R	H	E	LOB	K	S	R	H	E	LOB	K	S																																												
R: 0	H: 0	E: 0	LOB: 0	K: 1	BB: 0	S: 8	P: 14	R: 4	H: 5	E: 2	LOB: 2	K: 0	BB: 1	S: 13	P: 29	R: 0	H: 0	E: 0	LOB: 0	K: 0	BB: 0	S: 5	P: 7	R: 1	H: 2	E: 0	LOB: 2	K: 0	BB: 0	S: 17	P: 21	R: 6	H: 4	E: 1	LOB: 0	K: 0	BB: 1	S: 21	P: 35	R: 0	H: 0	E: 0	LOB: 0	K: 1	BB: 0	S: 9	P: 12	R: 0	H: 1	E: 0	LOB: 2	K: 0	BB: 1	S: 9	P: 17	R: 0	H: 0	E: 0	LOB: 0	K: 2	BB: 0	S: 7	P: 9

PITCHER	IP	WLS	BF	H	R	ER	SO	BB	IBB	HBP	BLK	WP	HR	S	P	ERA	WHIP
<b>Todd Stottlemire, R</b> (1, 1) <small>ERA: 5.32</small>	4.2	L	29	11	11	5	1	1	1	1	0	0	1	58	98	9.64	2.571
<b>Bob MacDonald, L</b> (5, 1) <small>ERA: 2.87</small>	2.1		9	1	0	0	1	1	0	0	0	0	0	24	37	0.00	0.857
<b>Tom Henke, R</b> (8, 1) <small>ERA: 2.14</small>	1.0		3	0	0	0	2	0	0	0	0	0	0	7	9	0.00	0.000

PITCHER	IP	WLS	BF	H	R	ER	SO	BB	IBB	HBP	BLK	WP	HR	S	P	ERA	WHIP
<b>WP: 0</b>	<b>PA: 41</b>	<b>PB: 0</b>	<b>SB: 2</b>	<b>CS: 0</b>	<b>WP: 0</b>	<b>HR</b>	<b>S</b>	<b>P</b>	<b>ERA</b>	<b>WHIP</b>							

Fri Jun 19 1992, 8:05 PM EDT  
 Att: 23,942 - Sunny - 84 F

Batter	1	2	3	4	5	6	7	8	9	AB R H RBI BB SO LOB	TOP	
Devon White, S (1, 8) OBP: 0.299, SLG: 0.381	0-0 F8			1-0 G5-3	1-1 S 1B		0-0 G1-3		4-1 1B BB	4 0 1 1 1 0 0		
Roberto Alomar, S (1, 4) OBP: 0.419, SLG: 0.474	1-1 F7			2-1 1B	4-2 FC5-4 BB			0-1 G6-3	0-2 1B	4 0 2 2 1 0 0		
Joe Carter, R (1, 9) OBP: 0.315, SLG: 0.513	1-3 K			0-0 F8	0-1 FC5-4			3-2 FC3-8 1B	1-3 K	5 0 1 0 0 2 5		
Dave Winfield, R (1, 10) OBP: 0.392, SLG: 0.508			3-1 G6-3	1-1 F9		0-1 E4 G4-3 SF9		1-1 FC3-6		4 1 0 0 0 0 2		
John Olerud, L (1, 3) OBP: 0.342, SLG: 0.363			1-1 G5-6-3		0-0 2B 1B	2-1 G4-3		1-0 G3-1		4 1 1 0 0 0 2		
Candy Maldonado, R (1, 7) OBP: 0.319, SLG: 0.393			3-3 K		2-1 1B 2B	1-0 SF9		1-1 G6-3		3 1 1 2 0 1 0		
Pat Borders, R (1, 2) OBP: 0.304, SLG: 0.384			3-1 L9		1-2 L3	0-1 F9		2-2 F8		4 0 0 0 0 0 1		
Jeff Kent, R (1, 5) OBP: 0.350, SLG: 0.485			2-2 G5-3		0-0 1B 1B		1-2 P4		3-1 BB 1B HBP	3 2 1 1 0 0 0		
Manuel Lee, S (1, 6) OBP: 0.321, SLG: 0.330			1-0 F8		0-0 G5-3		1-3 K		0-0 BB 1B 1B	4 1 1 0 0 1 1		
<b>Inning Stats</b>	R: 0 E: 0 K: 1 S: 6 H: 0 LOB: 0 BB: 0 P: 8	R: 0 E: 0 K: 1 S: 7 H: 0 LOB: 0 BB: 0 P: 14	R: 0 E: 0 K: 0 S: 7 H: 0 LOB: 0 BB: 0 P: 13	R: 0 E: 0 K: 0 S: 6 H: 1 LOB: 1 BB: 0 P: 10	R: 3 E: 0 K: 0 S: 17 H: 4 LOB: 2 BB: 1 P: 25	R: 1 E: 1 K: 0 S: 7 H: 0 LOB: 0 BB: 0 P: 10	R: 0 E: 0 K: 1 S: 8 H: 0 LOB: 0 BB: 0 P: 10	R: 0 E: 0 K: 0 S: 10 H: 1 LOB: 1 BB: 0 P: 15	R: 2 E: 0 K: 1 S: 14 H: 2 LOB: 2 BB: 1 P: 25	1B: 7 2B: 1 3B: 0 HR: 0 SF: 1 SAC: 0 DP: 0 HBP: 1	WP: 0 PB: 0 SB: 1 CS: 0 PA: 39	
<b>PITCHER</b>	IP WLS BF H R ER SO BB IBB HBP BLK WP HR S P ERA WHIP											
Mike Magnante, L (1, 1) ERA: 4.7	4.2 L 20 5 3 3 2 1 0 0 0 0 0 0 41 68 5.79 1.286											
Rusty Meacham, R (5, 1) ERA: 0.42	2.1 8 0 1 0 1 0 0 0 0 0 0 0 17 22 0.00 0.000											
Mike Boddicker, R (8, 1) ERA: 5.71	2.0 11 3 2 2 1 1 0 1 0 0 0 0 24 40 9.00 2.000											

Toronto Blue Jays @ Kansas City Royals  
Royals Stadium, Kansas City, MO  
Sat Jun 20 1992, 8:05 PM EDT  
Att. 29,194 - Sunny - 68 F

livebaseballscorecards.com

AB	35
R	6
H	8
RBI	6
BB	2
SO	4
LOB	11





Batter	1	2	3	4	5	6	7	8	9	AB R H RBI BB SO LOB	TOP											
Devon White, S (1, 8) OBP: 0.299, SLG: 0.379	2-2 G1-3		0-1 S 1B		2-2 G3-6 1-2f			3-3 K		4 0 1 0 0 1 1												
Roberto Alomar, S (1, 4) OBP: 0.420, SLG: 0.472	3-2 1B		1-3 K			2-0 F7		4-1 BB		3 0 1 0 1 1 1												
Joe Carter, R (1, 9) OBP: 0.314, SLG: 0.509	0-1 F7		3-3 K 1-2			0-0 BB 1B		1-2 P2		4 0 1 0 0 1 3												
Dave Winfield, R (1, 10) OBP: 0.393, SLG: 0.504	2-0 F7			4-2 BB		4-0 BB 1-2		1-2 P6		2 0 0 0 2 0 2												
John Olerud, L (1, 3) OBP: 0.341, SLG: 0.365		2-2 G6-3		3-3 SAFE K		0-1 F7		1-0 2B		4 0 1 0 0 1 3												
Candy Maldonado, R (1, 7) OBP: 0.313, SLG: 0.384		1-3 K		2-1 F2		0-3 K		0-0 G6-3		4 0 0 0 0 2 4												
Pat Borders, R (1, 2) OBP: 0.303, SLG: 0.382		0-0 1B		0-0 G4-3			1-2 G6-3		1-3 K	4 0 1 0 0 1 2												
Jeff Kent, R (1, 5) OBP: 0.333, SLG: 0.458		2-3 K			1-2 P9		0-0 F8		0-1 G5-3	4 0 0 0 0 1 2												
Manuel Lee, S (1, 6) OBP: 0.322, SLG: 0.330			2-2 P5		0-0 G3-6 1B		2-1 P6			3 0 1 0 0 0 0												
<b>Inning Stats</b>	R: 0 E: 0 K: 0 S: 10	H: 1 LOB: 1 BB: 0 P: 17	R: 0 E: 0 K: 2 S: 13	H: 1 LOB: 1 BB: 0 P: 18	R: 0 E: 0 K: 2 S: 11	H: 1 LOB: 1 BB: 0 P: 17	R: 0 E: 0 K: 1 S: 9	H: 0 LOB: 1 BB: 1 P: 18	R: 0 E: 0 K: 1 S: 7	H: 1 LOB: 0 BB: 0 P: 10	R: 0 E: 0 K: 1 S: 7	H: 1 LOB: 2 BB: 1 P: 13	R: 0 E: 0 K: 0 S: 7	H: 0 LOB: 0 BB: 0 P: 10	R: 0 E: 0 K: 1 S: 12	H: 0 LOB: 1 BB: 1 P: 21	R: 0 E: 0 K: 1 S: 7	H: 1 LOB: 1 BB: 0 P: 9	1B: 5 2B: 1 3B: 0 HR: 0	SF: 0 SAC: 0 DP: 1 HBP: 0	WP: 0 PB: 0 SB: 1 CS: 0	PA: 35
<b>PITCHER</b>	IP WLS BF H R ER SO BB IBB HBP BLK WP HR S P ERA WHIP																					
Kevin Appier, R (1, 1) ERA: 2.54	8.0 W 31 5 0 0 7 3 0 0 0 0 0 0 76 124 0.00 1.000																					
Jeff Montgomery, R (9, 1) ERA: 1.85	1.0 S 4 1 0 0 1 0 0 0 0 0 0 0 7 9 0.00 1.000																					

Toronto Blue Jays @ Kansas City Royals  
Royals Stadium, Kansas City, MO  
Sun Jun 21 1992, 4:33 AM EDT  
Att. 24,275 - Sunny - 72 F

livebaseballscorecards.com

AB	32
R	0
H	6
RBI	0
BB	3
SO	8
LOB	18



Batter	1	2	3	4	5	6	7	8	9	AB	R	H	RBI	BB	SO	LOB
Keith Miller, R OBP: 0.369, SLG: 0.411 (1, 4) C B B C X	2-2 G6-3 ①		1 SAFE 1-2 FC6-4 1B 1-2f ①	3-2 G5-3 ③			1-1 F7 ③			4	1	0	0	0	0	2
Gregg Jefferies, S OBP: 0.301, SLG: 0.382 (1, 5) C C S	0-3 K ②		1 SAFE 1-0 1B 1-2 1B ①			1-3 K ①		1-0 P3 ①		4	1	1	0	0	2	0
Wally Joyner, L OBP: 0.338, SLG: 0.448 (1, 3) B C X	1-1 F7 ③		1-0 1B 1-3 2-H 1B ①			0-1 G3 ②		3-2 G5-3 ②		4	0	1	1	0	0	0
Kevin McReynolds, R OBP: 0.363, SLG: 0.433 (1, 7) C B X		1-1 FC4-6 1B ①	0-1 P3 ②			1-1 F8 ③		1-2 P4 ③		4	0	1	0	0	0	2
George Brett, L OBP: 0.320, SLG: 0.365 (1, 10) B B X		1-1 FC4-6 FC5-4 1-2f ①	2-1 1-3 3-H 1B ①			0-0 G1-3 ①				3	0	1	1	0	0	1
Mike Macfarlane, R OBP: 0.293, SLG: 0.366 (1, 2) 1 SAFE B B X		1-1 FC5-4 1B 1-2f ②	1-1 F8 ③			3-1 CS 1B ②				3	0	1	0	0	0	3
Gary Thurman, R OBP: 0.268, SLG: 0.333 (1, 9) X		0-0 1-2 1B ①		0-1 G5-3 ①		B B S 1 F S SAFE	3-3 K 1-2 ② ③			3	0	1	0	0	1	1
Brian McRae, S OBP: 0.286, SLG: 0.327 (1, 8) C B X		1-3 K ③		3-2 3B ②			1-1 P9 ①			3	0	1	0	0	1	2
Curtis Wilkerson, S OBP: 0.254, SLG: 0.279 (1, 6) X			0-0 FC6-4 1B ①	0-3 K ②			1-2 F8 ②			3	0	1	0	0	1	1

Inning Stats	R: 0	H: 0	E: 0	K: 1	S: 8	H: 0	LOB: 0	BB: 0	P: 11	R: 0	H: 2	E: 0	K: 1	S: 10	H: 2	LOB: 2	BB: 0	P: 14	R: 2	H: 4	E: 0	K: 0	S: 13	H: 4	LOB: 2	BB: 0	P: 18	R: 0	H: 1	E: 0	K: 1	S: 14	H: 0	LOB: 0	BB: 0	P: 10	R: 0	H: 1	E: 0	K: 1	S: 6	H: 1	LOB: 1	BB: 0	P: 12	R: 0	H: 0	E: 0	K: 0	S: 7	H: 0	LOB: 0	BB: 0	P: 10	R: 0	H: 0	E: 0	K: 0	S: 7	H: 0	LOB: 0	BB: 0	P: 12
<b>PITCHER</b> Jimmy Key, L ERA: 3.05 (1, 1)	IP	WLS	BF	H	R	ER	SO	BB	IBB	HBP	BLK	WP	HR	S	P	ERA	WHIP																			<b>PITCHER</b>	IP	WLS	BF	H	R	ER	SO	BB	IBB	HBP	BLK	WP	HR	S	P	ERA	WHIP										

**BOTTOM**

**Toronto Blue Jays @ Kansas City Royals**  
**Royals Stadium, Kansas City, MO**  
 Sun Jun 21 1992, 4:33 AM EDT  
 Att: 24,275 - Sunny - 72 F

AB	31
R	2
H	8
RBI	2
BB	0
SO	5
LOB	12



WP: 0	PA: 31
PB: 0	SB: 0
CS: 1	

Batter	1	2	3	4	5	6	7	8	9	AB R H RBI BB SO LOB	TOP											
Andy Stankiewicz, R OBP: 0.380, SLG: 0.409 (1, 6) B C F B X	3-2 F9 ①		3-1 F9 ③			2-1 B1-3 ①		0-0 HBP 1B 1B		4 1 1 0 0 0 0												
Mel Hall, L OBP: 0.289, SLG: 0.474 (1, 7) C C X	0-2 1B			2-1 G6-3 ①		0-0 P5 ②		0-0 F8 ②		4 0 1 0 0 0 1												
Roberto Kelly, R OBP: 0.330, SLG: 0.442 (1, 8) B B S 1 SAFE F S	3-3 K ②			1-3 K ②		3-2 F8 ③		1-2 HBP 1B 1-2		3 0 0 0 0 2 1												
Don Mattingly, L OBP: 0.305, SLG: 0.408 (1, 3) C B F X	1-2 F9 ③			1-1 F7 ③			2-2 L7 ①	0-1 1-2 2-H 1B		4 0 1 1 0 0 1												
Kevin Maas, L OBP: 0.345, SLG: 0.470 (1, 10) B C T B B		2-3 K ①			2-0 F8 ①		1-2 BB 1B	0-3 K ③		4 0 1 0 0 2 2												
Dion James, L OBP: 0.287, SLG: 0.247 (1, 9) C B B X		2-1 G4-3 ②			0-0 G4-3 ②		4-2 1-2 BB	0-0 G6-3 ①		3 0 0 0 1 0 0												
Charlie Hayes, R OBP: 0.300, SLG: 0.411 (1, 5) C C T B X		1-2 G3 ③			3-2 1B 1B		2-3 K ②	0-0 G6-3 ②		4 0 1 0 0 1 2												
Mike Stanley, R OBP: 0.338, SLG: 0.278 (1, 2) Matt Nokes, L OBP: 0.288, SLG: 0.357 (7, PH) (7, 2) S F B F T F T S			3-3 K ①		0-0 FC4 1B		1-3 K ③	1-2 G3-1 ③		2 0 1 0 0 1 0 2 0 0 0 0 1 2												
Mike Gallego, R OBP: 0.363, SLG: 0.393 (1, 4) B F X			1-1 P8 ②		0-0 FC4 1-2f ③			0-0 F9 ①		3 0 0 0 0 0 2												
<b>Inning Stats</b>	R: 0 E: 0 K: 1 S: 12	H: 1 LOB: 1 BB: 0 P: 19	R: 0 E: 0 K: 1 S: 8	H: 0 LOB: 0 BB: 0 P: 13	R: 0 E: 0 K: 1 S: 9	H: 0 LOB: 0 BB: 0 P: 16	R: 0 E: 0 K: 1 S: 7	H: 0 LOB: 0 BB: 0 P: 11	R: 0 E: 0 K: 0 S: 8	H: 2 LOB: 2 BB: 0 P: 13	R: 0 E: 0 K: 0 S: 6	H: 0 LOB: 0 BB: 0 P: 11	R: 0 E: 0 K: 2 S: 16	H: 1 LOB: 2 BB: 1 P: 26	R: 1 E: 0 K: 1 S: 10	H: 2 LOB: 2 BB: 0 P: 11	R: 0 E: 0 K: 0 S: 5	H: 0 LOB: 0 BB: 0 P: 6	1B: 6 2B: 0 3B: 0 HR: 0	SF: 0 SAC: 0 DP: 0 HBP: 1	WP: 0 PB: 0 SB: 0 CS: 0	PA: 35
<b>PITCHER</b>	IP WLS BF H R ER SO BB IBB HBP BLK WP HR S P ERA WHIP																					
Hipolito Pichardo, R ERA: 3.61 (1, 1)	6.1 W 24 4 0 0 4 1 0 0 0 0 0 0 58 98 0.00 0.789																					
Rusty Meacham, R ERA: 0.6 (7, 1)	1.1 6 1 1 1 2 0 0 1 0 0 0 0 13 17 6.75 0.750																					
Jeff Montgomery, R ERA: 1.78 (8, 1)	1.1 S 5 1 0 0 1 0 0 0 0 0 0 0 10 11 0.00 0.750																					

**New York Yankees @ Kansas City Royals**  
 Royals Stadium, Kansas City, MO  
 Tue Jun 23 1992, 8:05 PM EDT  
 Att. 23,157 - Sunny - 86 F

AB	33
R	1
H	6
RBI	1
BB	1
SO	7
LOB	11



WP: 0	PA: 35
-------	--------

ERA	WHIP
-----	------

livebaseballscorecards.com



Batter	1	2	3	4	5	6	7	8	9	AB	R	H	RBI	BB	SO	LOB
<b>Keith Miller, R</b> OBP: 0.371, SLG: 0.421 (1, 4) B C B X	2-1 1B 3B	2-1 SAFE SAFE SAFE HBP				1-1 P7	1-0 F8			3	1	1	0	0	0	2
<b>Gregg Jefferies, S</b> OBP: 0.300, SLG: 0.380 (1, 5) C B B B X	3-1 S 1B 3-H	2-1 F9				0-0 B3			1-0 G4-3	4	0	1	1	0	0	2
<b>Wally Joyner, L</b> OBP: 0.336, SLG: 0.442 (1, 3) S X	0-1 F9 1-2				1-0 P5				3-2 F7	3	0	0	0	1	0	1
<b>Kevin McReynolds, R</b> OBP: 0.362, SLG: 0.427 (1, 7) B B C B	4-1 BB				1-1 F7				1-0 F7	3	0	0	0	1	0	1
<b>George Brett, L</b> OBP: 0.318, SLG: 0.368 (1, 10) F B B S	2-3 K				0-1 P5				0-2 F8 2B	4	1	1	0	0	1	2
<b>Jim Eisenreich, L</b> OBP: 0.325, SLG: 0.351 (1, 9) C C X	0-2 G4-3				0-0 P5				0-0 E4 SF8 BB	4	0	0	0	0	0	3
<b>Mike Macfarlane, R</b> OBP: 0.292, SLG: 0.360 (1, 2) B X					1-1 F7				4-0 BB	3	0	0	0	1	1	0
<b>Brian McRae, S</b> OBP: 0.287, SLG: 0.327 (1, 8) X					2-0 1B				2-3 K	3	0	1	0	0	1	3
<b>Rico Rossy, R</b> OBP: 0.305, SLG: 0.297 (1, 6) <b>Brent Mayne, L</b> OBP: 0.294, SLG: 0.333 (6, PH) <b>Curtis Wilkerson, S</b> OBP: 0.254, SLG: 0.279 (7, 6) C C B B B		4-2 HBP BB			1-2 P6				0-0 SF8 2-3 3-H	1	0	0	0	1	0	1

Inning Stats	R: 1	H: 2	E: 0	LOB: 2	K: 1	P: 24	R: 0	H: 0	E: 0	LOB: 2	K: 0	P: 16	R: 0	H: 0	E: 0	LOB: 0	K: 0	P: 7	R: 0	H: 1	E: 0	LOB: 1	K: 0	P: 11	R: 0	H: 0	E: 0	LOB: 1	K: 0	P: 16	R: 1	H: 1	E: 1	LOB: 2	K: 1	P: 20	R: 0	H: 0	E: 0	LOB: 0	K: 0	P: 10	R: 0	H: 0	E: 0	LOB: 0	K: 1	P: 10
	1	2	0	2	1	24	0	0	0	2	0	16	0	0	0	0	0	7	0	1	0	1	0	11	0	0	0	0	0	0	0	0	1	2	1	20	0	0	0	0	0	10	0	0	0	0	10	

PITCHER	IP	WLS	BF	H	R	ER	SO	BB	IBB	HBP	BLK	WP	HR	S	P	ERA	WHIP	PITCHER	IP	WLS	BF	H	R	ER	SO	BB	IBB	HBP	BLK	WP	HR	S	P	ERA	WHIP													
<b>Melido Perez, R</b> ERA: 2.85 (1, 1)	8.0	L	34	4	2	1	3	4	0	1	0	0	0	66	114	1.12	1.000																															

**BOTTOM**

**New York Yankees @ Kansas City Royals**  
Royals Stadium, Kansas City, MO

Tue Jun 23 1992, 8:05 PM EDT  
Att. 23,157 - Sunny - 86 F

livebaseballscorecards.com

<b>AB</b>	<b>28</b>
<b>R</b>	<b>2</b>
<b>H</b>	<b>4</b>
<b>RBI</b>	<b>2</b>
<b>BB</b>	<b>4</b>
<b>SO</b>	<b>3</b>
<b>LOB</b>	<b>15</b>



WP: 0	PA: 34
PB: 0	SB: 1
CS: 0	

Batter	1	2	3	4	5	6	7	8	9	AB R H RBI BB SO LOB	TOP										
Andy Stankiewicz, R OBP: 0.392, SLG: 0.422 (1, 6) C X	0-1 2B 1B	0-0 L1		0-2 1B 1B		0-1 G3 S 1B		1-2 SF7 G6-3 1-3 1B		5 1 4 0 0 0 0											
Dion James, L OBP: 0.304, SLG: 0.295 (1, 8) B X	1-0 1B SF8 1-H	2-2 G3 2B		2-2 1-3 1B		1-2 G3		1-0 G6-3 1-2		5 1 3 1 0 0 3											
Don Mattingly, L OBP: 0.307, SLG: 0.406 (1, 3) S B X	1-2 SF8 BB E 2-3 1B	1-2 G3		2-0 P4		2-2 G3		4-0 IBB		4 1 1 0 1 0 4											
Mel Hall, L OBP: 0.284, SLG: 0.467 (1, 7) X	0-0 P6	1-3 K		1-0 F9			1-0 F8	1-2 SF7 2-3 3-H		4 0 0 1 0 1 5											
Kevin Maas, L OBP: 0.347, SLG: 0.484 (1, 10) B B S C 1 SAFE 1 SAFE 1 B 1 B	4-2 E 1B BB 1-2		0-2 HR		2-2 F9		1-3 K	1-2 G1-3		4 2 1 1 1 1 2											
Jim Leyritz, R OBP: 0.448, SLG: 0.685 (1, 9) Randy Velarde, R OBP: 0.276, SLG: 0.322 (9, 9) B X	1-0 SF8 2-3 3-H		0-2 G4-3		2-0 1B		1-0 1B 1B	2-0 G3-6 1B		4 0 3 1 0 0 0 0 0 0 0 0 0 0											
Matt Nokes, L OBP: 0.286, SLG: 0.353 (1, 2) S X	0-1 E4 1B 1-3 3-H		0-0 F9		2-3 K		1-1 FC5-4 1B 1-3	1-2 G3-6 1-2f		5 0 1 0 0 1 3											
Charlie Hayes, R OBP: 0.302, SLG: 0.415 (1, 5) B B X	2-0 1B		2-3 K		1-2 F9		1-2 FC5-4 1-2f	0-1 2B		5 0 2 1 0 1 3											
Mike Gallego, R OBP: 0.357, SLG: 0.378 (1, 4) B F B X	2-1 P2			2-2 P2		0-3 K		4-1 1B WP SF7 BB	2-3 K	4 1 0 0 1 2 3											
Inning Stats	R: 4 E: 1 K: 0 S: 16	H: 4 LOB: 2 BB: 1 P: 27	R: 0 E: 0 K: 1 S: 11	H: 1 LOB: 1 BB: 0 P: 15	R: 1 E: 0 K: 1 S: 10	H: 1 LOB: 0 BB: 0 P: 12	R: 0 E: 0 K: 0 S: 13	H: 2 LOB: 2 BB: 0 P: 20	R: 0 E: 0 K: 1 S: 11	H: 1 LOB: 1 BB: 0 P: 18	R: 0 E: 0 K: 1 S: 11	H: 1 LOB: 1 BB: 0 P: 14	R: 0 E: 0 K: 1 S: 10	H: 2 LOB: 2 BB: 0 P: 15	R: 1 E: 0 K: 0 S: 11	H: 1 LOB: 2 BB: 2 P: 23	R: 0 E: 0 K: 1 S: 11	H: 2 LOB: 1 BB: 0 P: 16	1B: 11 2B: 3 3B: 0 HR: 1	SF: 2 SAC: 0 DP: 1 HBP: 0	WP: 1 PA: 45
PITCHER	IP WLS BF H R ER SO BB IBB HBP BLK WP HR S P ERA WHIP																				
Rick Reed, R ERA: 3.8 (1, 1)	3.1 L 19 7 5 3 2 1 0 0 0 0 1 43 62 8.10 2.400																				
Mark Davis, L ERA: 5.86 (4, 1)	2.2 11 3 0 0 2 0 0 0 0 0 0 29 44 0.00 1.125																				
Neal Heaton, L ERA: 4.37 (7, 1)	1.0 5 2 0 0 1 0 0 0 0 0 0 10 15 0.00 2.000																				
Tom Gordon, R ERA: 5.97 (8, 1)	2.0 10 3 1 1 1 1 1 0 0 1 0 22 39 4.50 2.000																				

**New York Yankees @ Kansas City Royals**  
**Royals Stadium, Kansas City, MO**  
 Wed Jun 24 1992, 8:05 PM EDT  
 Att. 23,277 - Cloudy - 74 F

AB	40
R	6
H	15
RBI	5
BB	3
SO	6
LOB	23



Batter	1	2	3	4	5	6	7	8	9	AB R H RBI BB SO LOB
Keith Miller, R (1, 4) OBP: 0.372, SLG: 0.430	1-2 G6-3		2-0 1B 2B		3-2 G6-3			0-0 1B 2B	0-3 K	5 2 2 0 0 1 1
Gregg Jefferies, S (1, 5) OBP: 0.303, SLG: 0.379	1-0 G6-3		1-0 G4-6-3 1B 2-H			1-1 P4		4-0 PB 1B G6-3 BB		3 1 1 1 1 0 0
Wally Joyner, L (1, 3) OBP: 0.335, SLG: 0.439	1-3 K		0-0 G4-6-3 1-2f			0-0 G6-3		0-1 G6-3 PB 1B 1-2 2-3		4 0 1 0 0 1 1
Kevin McReynolds, R (1, 7) OBP: 0.364, SLG: 0.429		1-2 G5-3		1-0 1B		2-1 1B		0-0 P2		4 0 2 0 0 0 3
George Brett, L (1, 10) OBP: 0.313, SLG: 0.361		1-2 P5		3-2 F8 1 SAFE		0-0 P6		1-0 G6-3 1-3 2-H 3-H		4 0 0 1 0 0 3
Mike Macfarlane, R (1, 2) OBP: 0.291, SLG: 0.357		0-1 1B 1B		2-0 L6		1-0 L5		1-1 G5-3		4 0 1 0 0 0 2
Gary Thurman, R (1, 9) OBP: 0.270, SLG: 0.333		0-0 1B		0-0 G3		1-1 G3			2-2 1B	3 0 1 0 0 0 1
Brent Mayne, L (9, PH) OBP: 0.304, SLG: 0.344		1-2 1B								1 0 1 0 0 0 0
Curtis Wilkerson, S (9, PR) OBP: 0.254, SLG: 0.279										0 0 0 0 0 0 0
Brian McRae, S (1, 8) OBP: 0.286, SLG: 0.323		0-2 G3			2-2 P3		4-2 BB		2-3 K	3 0 0 0 1 1 3
Rico Rossy, R (1, 6) OBP: 0.298, SLG: 0.288			1-1 F7			0-1 P4			0-0 F7	3 0 0 0 0 0 1
Jim Eisenreich, L (9, PH) OBP: 0.323, SLG: 0.349										1 0 0 0 0 0 1

Inning Stats	R: 0 E: 0 K: 1 S: 7	H: 0 LOB: 0 BB: 0 P: 10	R: 0 E: 0 K: 0 S: 14	H: 2 LOB: 2 BB: 0 P: 16	R: 1 E: 0 K: 0 S: 5	H: 2 LOB: 0 BB: 0 P: 9	R: 0 E: 0 K: 0 S: 6	H: 1 LOB: 1 BB: 0 P: 12	R: 0 E: 0 K: 0 S: 9	H: 0 LOB: 0 BB: 0 P: 14	R: 0 E: 0 K: 0 S: 6	H: 1 LOB: 1 BB: 0 P: 9	R: 0 E: 0 K: 0 S: 9	H: 0 LOB: 1 BB: 1 P: 16	R: 2 E: 0 K: 0 S: 7	H: 2 LOB: 1 BB: 1 P: 13	R: 0 E: 0 K: 2 S: 13	H: 1 LOB: 1 BB: 0 P: 17	1B: 7 2B: 2 3B: 0 HR: 0	SF: 0 SAC: 0 DP: 1 HBP: 0
--------------	------------------------------	----------------------------------	-------------------------------	----------------------------------	------------------------------	---------------------------------	------------------------------	----------------------------------	------------------------------	----------------------------------	------------------------------	---------------------------------	------------------------------	----------------------------------	------------------------------	----------------------------------	-------------------------------	----------------------------------	----------------------------------	------------------------------------

**BOTTOM**

**New York Yankees @ Kansas City Royals**  
**Royals Stadium, Kansas City, MO**  
 Wed Jun 24 1992, 8:05 PM EDT  
 Att. 23,277 - Cloudy - 74 F

AB	35
R	3
H	9
RBI	2
BB	2
SO	3
LOB	16



PITCHER	IP	WLS	BF	H	R	ER	SO	BB	IBB	HBP	BLK	WP	HR	S	P	ERA	WHIP
Jeff Johnson, L (1, 1) ERA: 5.72	7.0	W	30	8	3	2	1	2	0	0	0	0	0	59	93	2.57	1.429
John Habyan, R (8, 1) ERA: 1.63	1.0		3	0	0	0	0	0	0	0	0	0	0	4	6	0.00	0.000
Steve Farr, R (9, 1) ERA: 1.16	1.0	S	4	1	0	0	2	0	0	0	0	0	0	13	17	0.00	1.000

Batter	1	2	3	4	5	6	7	8	9	AB R H RBI BB SO LOB	TOP												
Andy Stankiewicz, R OBP: 0.398, SLG: 0.434 (1, 6) C X	0-1 F9 ①		1-1 1B 2B		1-1 G6-3 ①		1-1 1B HR 1B	1-0 1B		5 2 3 0 0 0 0													
Dion James, L OBP: 0.299, SLG: 0.301 (1, 8) C B B S X	2-3 K ②		1-1 G6-3 ②		2-0 E 2B		1-2 F7 ①	0-2 F7 ③		5 0 1 0 0 1 4													
Don Mattingly, L OBP: 0.312, SLG: 0.407 (1, 10) (9, 3) B B X	2-0 1B 1B		1-0 2-H 1B		4-0 E BB		2-1 L5 ②		2-2 P3 ①	4 0 2 1 1 0 1													
Mel Hall, L OBP: 0.286, SLG: 0.466 (1, 7) C F B X	1-2 1B ③		2-2 G3 ③		1-1 E5 ①		2-2 HR 1B		1-1 G3-1 ②	5 1 2 0 0 0 3													
Kevin Maas, L OBP: 0.348, SLG: 0.500 Steve Farr, R (1, 3) (9, 1) B X	1-0 G4-3 ③			3-3 K ①	1-3 K ②		3-2 HR ③		1-2 S 1B	5 1 2 3 0 2 5 0 0 0 0 0 0 0													
Jim Leyritz, R OBP: 0.431, SLG: 0.644 Randy Velarde, R OBP: 0.276, SLG: 0.322 (1, 9) (9, 9)		2-0 P5 ①		2-2 1B 1B	1-1 F9 ③		2-3 K ③		2-2 G5-3 ③	5 0 1 0 0 1 4 0 0 0 0 0 0 0													
Matt Nokes, L OBP: 0.281, SLG: 0.345 (1, 2) B X		1-0 P6 ②		1 SAFE F8 ②		2-2 P5 ①		1-0 P6 ①		4 0 0 0 0 0 1													
Charlie Hayes, R OBP: 0.305, SLG: 0.416 (1, 5) C C C S B X		1-3 K ③		0-0 K 1B		0-0 G6-3 ②		2-0 FC6-4 1B		4 0 2 0 0 1 0													
Pat Kelly, R OBP: 0.304, SLG: 0.350 (1, 4) F L S B X			1-3 K ①	1-1 F9 ③		2-2 F9 ③		1-0 FC6-4 1B ②		4 0 0 0 0 1 3													
<b>Inning Stats</b>	R: 0 E: 0 K: 1 S: 10	H: 2 LOB: 2 BB: 0 P: 16	R: 0 E: 0 K: 1 S: 5	H: 0 LOB: 0 BB: 0 P: 9	R: 1 E: 0 K: 1 S: 11	H: 2 LOB: 1 BB: 0 P: 17	R: 0 E: 0 K: 1 S: 10	H: 2 LOB: 2 BB: 0 P: 16	R: 0 E: 1 K: 1 S: 12	H: 1 LOB: 3 BB: 1 P: 22	R: 0 E: 0 K: 0 S: 7	H: 0 LOB: 0 BB: 0 P: 11	R: 3 E: 0 K: 1 S: 20	H: 3 LOB: 0 BB: 0 P: 31	R: 0 E: 0 K: 0 S: 7	H: 2 LOB: 2 BB: 0 P: 12	R: 0 E: 0 K: 0 S: 11	H: 1 LOB: 1 BB: 0 P: 17	1B: 10 2B: 2 3B: 0 HR: 1	SF: 0 SAC: 0 DP: 0 HBP: 0	WP: 0 PB: 0 SB: 1 CS: 0	PA: 42	
<b>PITCHER</b>	IP WLS BF H R ER SO BB IBB HBP BLK WP HR S P ERA WHIP	(1, 1) 7.0 L 33 10 4 4 6 1 0 0 0 0 1 75 122 5.14 1.571	(8, 1) 2.0 9 3 0 0 0 0 0 0 0 0 0 0 18 29 0.00 1.500	<b>PITCHER</b>	IP WLS BF H R ER SO BB IBB HBP BLK WP HR S P ERA WHIP																		

**New York Yankees @ Kansas City Royals**  
**Royals Stadium, Kansas City, MO**  
 Thu Jun 25 1992, 4:33 AM EDT  
 Att. 28,200 - Cloudy - 81 F

<b>AB</b>	41
<b>R</b>	4
<b>H</b>	13
<b>RBI</b>	4
<b>BB</b>	1
<b>SO</b>	6
<b>LOB</b>	21



livebaseballscorecards.com

Batter	1	2	3	4	5	6	7	8	9	AB	R	H	RBI	BB	SO	LOB
Keith Miller, R (1, 4) OBP: 0.368, SLG: 0.422	1-1 G4-3		4-2 BB	3-2 G6-3			1-3 K		1-3 K	4	0	0	0	1	2	1
Gregg Jefferies, S (1, 5) OBP: 0.303, SLG: 0.381	3-2 2B		1 SAFE 1-2 P4		1-0 G4-3			1-2 G5-3		4	0	1	0	0	0	1
Wally Joyner, L (1, 10) OBP: 0.333, SLG: 0.433	3-1 F9		4-0 BB		0-0 G4-3			1-1 G4-3		3	0	0	0	1	0	1
Kevin McReynolds, R (1, 7) OBP: 0.362, SLG: 0.423	0-3 K		2-2 L7		1-3 K			4-1 1B BB		3	0	0	0	1	2	3
George Brett, L (1, 3) OBP: 0.320, SLG: 0.372		1-0 G3 2B		0-0 1B 1B		1-1 G4-3		3-2 1B FC5		4	1	3	0	0	0	0
Jim Eisenreich, L (1, 9) OBP: 0.322, SLG: 0.346		0-0 P4		1-2 F7		0-1 1B CS		0-0 FC5		4	0	1	0	0	0	4
Brent Mayne, L (1, 2) OBP: 0.306, SLG: 0.333		0-1 G3		4-1 1B G3 BB		3-2 F7			2-2 G4-3 SF9 2B	2	1	0	0	1	0	2
Mike Macfarlane, R (9, PH) OBP: 0.295, SLG: 0.366		2-3		1-2 BB		1-2				1	1	1	0	0	0	0
Brian McRae, S (1, 8) OBP: 0.286, SLG: 0.322		2-0 P6		0-0 G3 1B		0-0 B3			2-1 G4-3	4	0	1	1	0	0	2
Curtis Wilkerson, S (1, 6) OBP: 0.248, SLG: 0.272			0-1 F7		0-1 G3		0-1 F9		0-0 SF9	3	0	0	1	0	0	1
Bob Melvin, R (9, PH) OBP: 0.333, SLG: 0.375				2-3 3-H					3-H	0	0	0	1	0	0	0

Inning Stats	R: 0	H: 1	E: 0	K: 1	S: 11	LOB: 1	BB: 0	P: 18	R: 0	H: 1	E: 0	K: 0	S: 5	LOB: 1	BB: 0	P: 8	R: 0	H: 0	E: 0	K: 0	S: 10	LOB: 2	BB: 2	P: 21	R: 2	H: 2	E: 0	K: 0	S: 13	LOB: 1	BB: 1	P: 21	R: 0	H: 0	E: 0	K: 1	S: 5	LOB: 0	BB: 0	P: 7	R: 0	H: 1	E: 0	K: 0	S: 8	LOB: 0	BB: 0	P: 11	R: 0	H: 0	E: 0	K: 1	S: 6	LOB: 0	BB: 0	P: 7	R: 0	H: 1	E: 0	K: 0	S: 10	LOB: 2	BB: 1	P: 19	R: 1	H: 1	E: 0	K: 1	S: 10	LOB: 0	BB: 0	P: 15	1B: 4	SF: 1	2B: 3	3B: 0	HR: 0	SAC: 0	DP: 0	HBP: 0	WP: 0	PB: 0	SB: 1	CS: 1	PA: 37
--------------	------	------	------	------	-------	--------	-------	-------	------	------	------	------	------	--------	-------	------	------	------	------	------	-------	--------	-------	-------	------	------	------	------	-------	--------	-------	-------	------	------	------	------	------	--------	-------	------	------	------	------	------	------	--------	-------	-------	------	------	------	------	------	--------	-------	------	------	------	------	------	-------	--------	-------	-------	------	------	------	------	-------	--------	-------	-------	-------	-------	-------	-------	-------	--------	-------	--------	-------	-------	-------	-------	--------

PITCHER	IP	WLS	BF	H	R	ER	SO	BB	IBB	HBP	BLK	WP	HR	S	P	ERA	WHIP
Scott Sanderson, R (1, 1) ERA: 4.92	6.0		25	5	2	2	2	3	0	0	0	0	0	52	86	3.00	1.333
Rich Monteleone, R (7, 1) ERA: 2.2	1.2		6	0	0	0	1	1	0	0	0	0	0	12	19	0.00	0.600
Greg Cadaret, L (8, 1) ERA: 4.7	0.1		2	1	0	0	0	0	0	0	0	0	0	4	7	0.00	3.000
Steve Farr, R (9, 1) ERA: 1.48	1.0	S	4	1	1	1	1	0	0	0	0	0	0	10	15	9.00	1.000

**BOTTOM**

**New York Yankees @ Kansas City Royals**  
**Royals Stadium, Kansas City, MO**  
 Thu Jun 25 1992, 4:33 AM EDT  
 Att. 28,200 - Cloudy - 81 F

AB	32
R	3
H	7
RBI	3
BB	4
SO	4
LOB	15



Batter	1	2	3	4	5	6	7	8	9	AB R H RBI BB SO LOB	TOP																									
Keith Miller, R (1, 4) OBP: 0.364, SLG: 0.416	2-1 F7		2-1 F8	2-3 K			2-3 K		2-2 1B	5 0 1 0 0 2 2																										
Gregg Jefferies, S (1, 5) OBP: 0.301, SLG: 0.381	1-2 G4-3		1-0 G3 1-H	2-2 F9			1-1 P4		0-2 G3	5 0 1 1 0 0 2																										
Wally Joyner, L (1, 3) OBP: 0.336, SLG: 0.432	1-3 K		0-0 G3		0-0 G5-4-3 1B			4-2 FC5-4 BB		3 0 1 0 1 1 1																										
Kevin McReynolds, R (1, 7)		2-0 P4	2-3 K		3-2 G5-4-3 1-2f			2-2 FC5-4 1-2f		4 0 0 0 0 1 3																										
George Brett, L (1, 10) OBP: 0.323, SLG: 0.387		0-0 1B		1-0 HR		3-2 F7		1-2 F7		4 1 2 1 0 0 1																										
Jim Eisenreich, L (1, 9) OBP: 0.320, SLG: 0.344		2-0 1B		1-0 G5-3		2-1 G4-3		3-2 F7		4 0 1 0 0 0 1																										
Mike Macfarlane, R (1, 2) OBP: 0.299, SLG: 0.385		1-3 K		0-0 1B 2B		0-1 G3			1-0 G4-3-6-4-6 3B	4 2 2 0 0 1 2																										
Brian McRae, S (1, 8) OBP: 0.289, SLG: 0.322		3-1 F8		3-1 S 2B 1B		2-0 G3			4-2 G4-3-6-4-6 BB	3 1 1 1 1 0 2																										
Rico Rossy, R (1, 6) OBP: 0.306, SLG: 0.302			4-0 2B BB		2-1 2B		1-3 K		1-2 G4-3-6-4-6 1-2f 3-H	2 1 1 1 1 1 0																										
Brent Mayne, L (9, PH) OBP: 0.301, SLG: 0.328										1 0 0 0 0 0 1																										
<b>Inning Stats</b>	R: 0 E: 0 K: 1 S: 9	H: 0 LOB: 0 BB: 0 P: 13	R: 0 E: 0 K: 1 S: 12	H: 2 LOB: 2 BB: 0 P: 20	R: 1 E: 0 K: 1 S: 7	H: 1 LOB: 1 BB: 1 P: 16	R: 3 E: 0 K: 1 S: 13	H: 4 LOB: 1 BB: 0 P: 24	R: 0 E: 0 K: 0 S: 5	H: 0 LOB: 0 BB: 0 P: 9	R: 0 E: 0 K: 2 S: 9	H: 0 LOB: 0 BB: 0 P: 13	R: 0 E: 0 K: 0 S: 12	H: 0 LOB: 1 BB: 1 P: 22	R: 1 E: 0 K: 0 S: 14	H: 2 LOB: 1 BB: 1 P: 22	1B: 5 2B: 3 3B: 1 HR: 1	SF: 0 SAC: 0 DP: 2 HBP: 0	WP: 0 PB: 0 SB: 1 CS: 0	PA: 38																
<b>PITCHER</b>	IP WLS BF H R ER SO BB IBB HBP BLK WP HR S P ERA WHIP																																			
Ben McDonald, R (1, 1) ERA: 4.76	3.1		18	7	4	4	3	1	0	0	0	0	1	35	63	10.80	2.400																			
Todd Frohwrth, R (4, 1) ERA: 2.14	3.2	W	11	1	0	0	3	0	0	0	0	0	0	32	50	0.00	0.273																			
Storm Davis, R (8, 1) ERA: 3.4	1.0		4	0	0	0	0	1	0	0	0	0	0	12	22	0.00	1.000																			
Gregg Olson, R (9, 1) ERA: 1.64	1.0	S	5	2	1	1	0	1	0	0	0	0	0	14	22	9.00	3.000																			

**Kansas City Royals @ Baltimore Orioles**  
**Oriole Park at Camden Yards, Baltimore, MD**

Fri Jun 26 1992, 7:05 PM EDT  
 Att. 45,710 - Cloudy - 84 F

livebaseballscorecards.com

**AB 35**  
**R 5**  
**H 10**  
**RBI 4**  
**BB 3**  
**SO 6**  
**LOB 15**



Batter	1	2	3	4	5	6	7	8	9
<b>Brady Anderson, L</b> (1, 7) OBP: 0.363, SLG: 0.500	0-0 G6-4-3 1B		1-0 G1-3			0-1 F8		4-0 1B IBB	
<b>Mike Devereaux, R</b> (1, 8) OBP: 0.338, SLG: 0.493	1-1 F9			1-2 1B BB BB 1B	2-1 1B	1-2 1B		2-0 G1-3	
<b>Cal Ripken Jr., R</b> (1, 6) OBP: 0.370, SLG: 0.452	0-2 G6-4-3 1-2f			3-2 F9	2-1 F7		0-1 SH1-3 2B		
<b>Randy Milligan, R</b> (1, 3) OBP: 0.397, SLG: 0.423		3-3 K		4-0 BB 1B 1B BB	0-0 FC6-4 1B		4-2 SH1-3 BB		
<b>David Segui, S</b> (8, 3) OBP: 0.318, SLG: 0.319				1-2 BB 1B 1B BB	1-3 1B				
<b>Glenn Davis, R</b> (1, 10) OBP: 0.279, SLG: 0.385		1-2 F8		1-2 BB 1B 1B	0-0 FC6-4 1-2f		0-0 SH1-3		
<b>Leo Gomez, R</b> (1, 5) OBP: 0.387, SLG: 0.438		2-1 2B		4-0 CS 1B 1-2 2-3 3-H BB		0-1 2B 1B 1B	1-0 G5-3		
<b>Joe Orsulak, L</b> (1, 9) OBP: 0.322, SLG: 0.344		0-3 K		0-1 CS 1-2 2-H 3-H 1B		2-0 F9	4-0 IBB		
<b>Billy Ripken, R</b> (1, 4) OBP: 0.247, SLG: 0.312			0-0 F8	1-1 G4-3		1-2 1B 2B	0-3 K		
<b>Mark McLemore, S</b> (7, PH) OBP: 0.323, SLG: 0.274				1-2 2-3 1B					
<b>Jeff Tackett, R</b> (1, 2) OBP: 0.326, SLG: 0.561			3-2 F8		1-2 HR	1-3 K		2-1 G4-6-3 1B	

AB	R	H	RBI	BB	SO	LOB
4	0	1	0	1	0	1
5	1	3	2	0	0	1
4	0	1	0	0	0	3
2	1	1	0	2	1	0
0	0	0	0	0	0	0
3	1	1	0	0	0	2
3	1	2	1	1	0	2
3	0	1	2	1	1	2
3	1	1	0	0	0	2
1	0	0	0	0	1	3
4	1	2	1	0	1	2

AB	R	H	RBI	BB	SO	LOB
32	6	13	6	5	4	18

Inning Stats	R: 0	H: 1	E: 0	LOB: 0	K: 0	BB: 0	S: 6	P: 7									
<b>Mike Magnante, L</b> (1, 1) ERA: 4.97	IP: 4.1	WLS: 0	BF: 20	H: 7	R: 4	ER: 4	SO: 2	BB: 2	IBB: 0	HBP: 0	BLK: 0	WP: 0	HR: 1	S: 43	P: 71	ERA: 8.31	WHIP: 2.077
<b>Rusty Meacham, R</b> (5, 1) ERA: 0.97	IP: 1.2	WLS: 1	BF: 9	H: 4	R: 2	ER: 2	SO: 1	BB: 0	IBB: 0	HBP: 0	BLK: 0	WP: 0	HR: 0	S: 18	P: 29	ERA: 10.80	WHIP: 2.400
<b>Mike Boddicker, R</b> (7, 1) ERA: 5.5	IP: 2.0	WLS: 0	BF: 9	H: 2	R: 0	ER: 0	SO: 1	BB: 1	IBB: 1	HBP: 0	BLK: 0	WP: 0	HR: 0	S: 14	P: 29	ERA: 0.00	WHIP: 1.500

**Kansas City Royals @ Baltimore Orioles**  
**Oriole Park at Camden Yards, Baltimore, MD**  
 Fri Jun 26 1992, 7:05 PM EDT  
 Att: 45,710 - Cloudy - 84 F

WP: 0 PA: 38  
 PB: 0  
 SB: 0  
 CS: 2



WP	HR	S	P	ERA	WHIP
0	1	0	1	8.31	2.077

Batter	1	2	3	4	5	6	7	8	9	AB R H RBI BB SO LOB	TOP	
Keith Miller, R (1, 4) OBP: 0.367, SLG: 0.415	0-0 CS 1B		1-0 HBP			1-0 P3		1-3 K		3 0 1 0 0 1 0		
Gregg Jefferies, S (1, 5) OBP: 0.300, SLG: 0.381	1-1 P5		0-1 SF8			1-2 F8 1B		0-1 F8		3 0 1 1 0 0 1		
Wally Joyner, L (1, 3) OBP: 0.335, SLG: 0.429	3-2 F7		1-2 P5			0-0 1B		0-0 F7		4 0 1 0 0 0 3		
Kevin McReynolds, R (1, 7) OBP: 0.352, SLG: 0.409		1-2 F9		0-3 K		0-0 F8		1-0 P6		4 0 0 0 0 1 2		
George Brett, L (1, 10) OBP: 0.318, SLG: 0.381		0-3 K		2-1 P5		2-0 P5		1-0 G4-3		4 0 0 0 0 1 2		
Jim Eisenreich, L (1, 9) OBP: 0.318, SLG: 0.348		1-0 P5		3-2 G6-3			0-2 SH1-4 1B 2B		1-2 G1-3	4 1 1 0 0 0 0		
Mike Macfarlane, R (1, 2) OBP: 0.296, SLG: 0.381			0-3 K		2-1 F8		0-0 SH1-4			2 0 0 0 0 1 0	AB 29 R 2 H 6 RBI 2 BB 1 SO 4 LOB 9	
Brian McRae, S (1, 8) OBP: 0.293, SLG: 0.326			0-0 HBP BB SF8 1B		2-1 P6		0-0 G5-4-3 1B			3 1 2 1 0 0 0		
Rico Rossy, R (1, 6) OBP: 0.307, SLG: 0.296			4-1 SF8 HBP 1-2 BB		2-0 G5-3		2-2 G5-4-3			2 0 0 0 1 0 1		
<b>Inning Stats</b>	R: 0 H: 1 E: 0 LOB: 0 K: 0 BB: 0 S: 6 P: 10	R: 0 H: 0 E: 0 LOB: 0 K: 1 BB: 0 S: 7 P: 9	R: 1 H: 1 E: 0 LOB: 2 K: 1 BB: 1 S: 10 P: 16	R: 0 H: 0 E: 0 LOB: 0 K: 1 BB: 0 S: 9 P: 14	R: 0 H: 0 E: 0 LOB: 0 K: 0 BB: 0 S: 5 P: 11	R: 0 H: 2 E: 0 LOB: 2 K: 0 BB: 0 S: 7 P: 11	R: 1 H: 2 E: 0 LOB: 0 K: 0 BB: 0 S: 11 P: 12	R: 0 H: 0 E: 0 LOB: 0 K: 1 BB: 0 S: 6 P: 7	R: 0 H: 0 E: 0 LOB: 0 K: 0 BB: 0 S: 5 P: 8	1B: 5 SF: 1 2B: 1 SAC: 1 3B: 0 DP: 1 HR: 0 HBP: 1	WP: 0 PA: 33 PB: 0 SB: 0 CS: 1	
<b>PITCHER</b> 35 Mike Mussina, R (1, 1) ERA: 2.41	IP WLS BF H R ER SO BB IBB HBP BLK WP HR S P ERA WHIP	9.0 L 33 6 2 2 4 1 0 1 0 0 0 0 66 98 2.00 0.778										

**Kansas City Royals @ Baltimore Orioles**  
**Oriole Park at Camden Yards, Baltimore, MD**

Sat Jun 27 1992, 7:05 PM EDT  
 Att. 45,994 - Cloudy - 86 F

livebaseballscorecards.com





Batter	1	2	3	4	5	6	7	8	9	AB	R	H	RBI	BB	SO	LOB
--------	---	---	---	---	---	---	---	---	---	----	---	---	-----	----	----	-----

<b>Brady Anderson, L</b> (1, 7) <small>OBP: 0.365, SLG: 0.498</small>	4-2 		0-1 <b>G6-3</b> <small>1-2f</small>			0-0 <b>SH5-4</b> <small>1-2</small>			4-1 	1	0	0	0	2	0	1
<b>Mike Devereaux, R</b> (1, 8) <small>OBP: 0.333, SLG: 0.486</small>	1-1 <b>FC6-4</b> <small>1-2f</small>		2-1 <b>G5-3</b>			2-0 <b>G6-3</b> <small>2-3</small>			2-2 <b>P4</b>	4	0	0	0	0	0	3
<b>Cal Ripken Jr., R</b> (1, 6) <small>OBP: 0.368, SLG: 0.452</small>	1-0 <b>FC5-4</b> <small>1-2f</small>			2-2 <b>L4</b>		1-0 <b>F9</b>			2-1 	4	0	1	0	0	0	2
<b>Randy Milligan, R</b> (1, 3) <small>OBP: 0.391, SLG: 0.415</small>	2-3 			0-0 <b>G4-3</b>		2-2 <b>G6-3</b>			2-2 <b>L4</b>	4	0	0	0	0	1	3
<b>Glenn Davis, R</b> (1, 10) <small>OBP: 0.278, SLG: 0.380</small>		0-1 		2-0 <b>F8</b>		1-0 <b>L5</b>			1-1 <b>G5-3</b>	4	0	1	0	0	0	2
<b>Joe Orsulak, L</b> (1, 9) <small>OBP: 0.316, SLG: 0.337</small>		1-2 <b>G4-1</b> <small>1-2</small>		0-1 <b>G4-3</b>		0-0 <b>G1-3</b>				3	0	0	0	0	0	1
<b>Leo Gomez, R</b> (1, 5) <small>OBP: 0.386, SLG: 0.436</small>		2-2 <b>F9</b>		2-3 				2-1 		3	0	1	0	0	1	1
<b>Mark McLemore, S</b> (1, 4) <small>OBP: 0.316, SLG: 0.267</small>		2-1 <b>G4-3</b>		0-0 <b>F8</b>				3-1 <b>G4-6-3</b> <small>1-2f</small>		3	0	0	0	0	0	2
<b>Jeff Tackett, R</b> (1, 2) <small>OBP: 0.333, SLG: 0.558</small> <b>Chito Martinez, L</b> (8, PH) <small>OBP: 0.351, SLG: 0.387</small> <b>Rick Dempsey, R</b> (9, 2)		3-2 				1-1 		2-0 <b>G4-3</b>		2	0	1	0	0	0	0
										1	0	0	0	0	0	0
										0	0	0	0	0	0	0

Inning Stats	R: 0	H: 0	E: 0	K: 1	S: 10	R: 0	H: 1	E: 0	K: 0	S: 12	R: 0	H: 0	E: 1	K: 0	S: 8	R: 0	H: 0	E: 0	K: 0	S: 7	R: 0	H: 0	E: 0	K: 1	S: 7	R: 0	H: 1	E: 0	K: 0	S: 5	R: 0	H: 0	E: 0	K: 0	S: 5	R: 0	H: 1	E: 0	K: 0	S: 5	R: 0	H: 1	E: 0	K: 0	S: 12	1B: 3	2B: 1	3B: 0	HR: 0	SF: 0	SAC: 1	DP: 2	HBP: 0	WP: 0	PB: 0	SB: 0	CS: 0	PA: 32
--------------	------	------	------	------	-------	------	------	------	------	-------	------	------	------	------	------	------	------	------	------	------	------	------	------	------	------	------	------	------	------	------	------	------	------	------	------	------	------	------	------	------	------	------	------	------	-------	-------	-------	-------	-------	-------	--------	-------	--------	-------	-------	-------	-------	--------

PITCHER	IP	WLS	BF	H	R	ER	SO	BB	IBB	HBP	BLK	WP	HR	S	P	ERA	WHIP
<b>Kevin Appier, R</b> (1, 1) <small>ERA: 2.35</small>	8.1	W	30	4	0	0	2	2	0	0	0	0	0	66	112	0.00	0.720
<b>Jeff Montgomery, R</b> (9, 1) <small>ERA: 1.75</small>	0.2	S	2	0	0	0	0	0	0	0	0	0	0	5	8	0.00	0.000

**BOTTOM**

**Kansas City Royals @ Baltimore Orioles**  
 Oriole Park at Camden Yards, Baltimore, MD

livebaseballscores.com

<b>AB</b>	<b>29</b>
<b>R</b>	<b>0</b>
<b>H</b>	<b>4</b>
<b>RBI</b>	<b>0</b>
<b>BB</b>	<b>2</b>
<b>SO</b>	<b>2</b>
<b>LOB</b>	<b>15</b>



Sat Jun 27 1992, 7:05 PM EDT  
 Att: 45,994 - Cloudy - 86 F

**Kansas City Royals @ Baltimore Orioles**  
**Oriole Park at Camden Yards, Baltimore, MD**

Sun Jun 28 1992, 3:33 AM EDT  
 Att. 45,862 - Sunny - 84 F



Batter	1	2	3	4	5	6	7	8	9	AB	R	H	RBI	BB	SO	LOB
<b>Kevin Koslofski, L</b> (1, 7) OBP: 0.600, SLG: 0.600	3-2 F7		1-2 FC1-6 1B	0-0 P6		0-1 1B		1-0 2B 1B		5	1	3	1	0	0	1
<b>Keith Miller, R</b> (1, 4) OBP: 0.367, SLG: 0.417	4-0 2B SF7 BB		2-1 FC1-6 1B 1-2f	1-1 P5		2-3 K		1-0 PB 2B		4	2	1	1	1	1	4
<b>Gregg Jefferies, S</b> (1, 5) OBP: 0.309, SLG: 0.396	0-0 SF7 2B		0-1 G3 1B 1-3		2-1 1B 2B		1-2 FC4-6 1B	1-2 F7		5	2	4	0	0	0	1
<b>Wally Joyner, L</b> (1, 3) OBP: 0.340, SLG: 0.434	1-0 SF7		1-2 G3 1B		0-1 G4-6-3 1B		3-1 FC4-6 1-2f		3-2 1B 1B	4	2	3	3	0	0	1
<b>George Brett, L</b> (1, 10) OBP: 0.316, SLG: 0.377	0-0 G3-1		2-1 G3		2-2 G4-6-3 1-2f		1-0 P5		1-2 1B 1B	5	1	1	0	0	0	5
<b>Jim Eisenreich, L</b> (1, 9) OBP: 0.326, SLG: 0.361		0-0 G4-3 2B	1-1 1B		2-0 G4-3		3-1 G4-3		0-0 G6-4-3 1B 1-2 3-H	5	0	3	3	0	0	1
<b>Brent Mayne, L</b> (1, 2) OBP: 0.286, SLG: 0.310		0-2 L6	1-2 G3			1-2 L4		1-1 G4-1	1-2 G6-4-3 1B 1-2 2-H	4	0	0	0	0	0	2
<b>Bob Melvin, R</b> (9, PH) OBP: 0.346, SLG: 0.388										1	0	1	1	0	0	0
<b>Brian McRae, S</b> (1, 8) OBP: 0.288, SLG: 0.320		1-0 G4-3		1-2 F7		1-0 G6-3		2-1 F8	0-2 G6-4-3 1-2f 2-3	5	0	0	0	0	0	3
<b>Curtis Wilkerson, S</b> (1, 6) OBP: 0.262, SLG: 0.286		0-0 B3		0-1 1B		0-0 1B		0-0 1B 1B	0-0 G4-3	5	1	3	0	0	0	2

Inning Stats	R: 1	H: 1	R: 0	H: 1	R: 3	H: 4	R: 0	H: 1	R: 1	H: 2	R: 0	H: 1	R: 2	H: 3	R: 2	H: 4	1B: 15	SF: 1	WP: 0	PA: 45
	E: 0	LOB: 1	E: 0	LOB: 1	E: 0	LOB: 1	E: 0	LOB: 1	E: 0	LOB: 0	E: 0	LOB: 2	E: 0	LOB: 1	E: 0	LOB: 1	2B: 4 <td>SAC: 0 <td>PB: 1 <td></td> </td></td>	SAC: 0 <td>PB: 1 <td></td> </td>	PB: 1 <td></td>	
	K: 0	BB: 1	K: 0	BB: 0	K: 0	BB: 0	K: 0	BB: 0	K: 0	BB: 0	K: 1	BB: 0	K: 0	BB: 0	K: 0	BB: 0	3B: 0 <td>DP: 2 <td>SB: 2 <td></td> </td></td>	DP: 2 <td>SB: 2 <td></td> </td>	SB: 2 <td></td>	
	S: 7	P: 15	S: 6	P: 7	S: 18	P: 26	S: 8	P: 10	S: 8	P: 14	S: 12	P: 16	S: 8	P: 16	S: 11	P: 17	HR: 0 <td>HBP: 0 <td>CS: 0</td> <td></td> </td>	HBP: 0 <td>CS: 0</td> <td></td>	CS: 0	

PITCHER	IP	WLS	BF	H	R	ER	SO	BB	IBB	HBP	BLK	WP	HR	S	P	ERA	WHIP
<b>Jose Mesa, R</b> (1, 1) ERA: 5.23	4.0	L	22	9	5	5	0	1	0	0	0	0	0	43	64	11.25	2.500
<b>Alan Mills, R</b> (5, 1) ERA: 1.52	4.0		17	6	2	2	1	0	0	0	0	0	0	35	57	4.50	1.500
<b>Mike Flanagan, L</b> (9, 1) ERA: 10.38	0.0		4	4	2	2	0	0	0	0	0	0	0	13	18	∞	∞
<b>Todd Frohwrth, R</b> (9, 1) ERA: 2.09	1.0		2	0	0	0	0	0	0	0	0	0	0	4	4	0.00	0.000

<b>AB</b>	43
<b>R</b>	9
<b>H</b>	19
<b>RBI</b>	9
<b>BB</b>	1
<b>SO</b>	1
<b>LOB</b>	20

PITCHER	IP	WLS	BF	H	R	ER	SO	BB	IBB	HBP	BLK	WP	HR	S	P	ERA	WHIP
---------	----	-----	----	---	---	----	----	----	-----	-----	-----	----	----	---	---	-----	------

Batter	1	2	3	4	5	6	7	8	9	AB R H RBI BB SO LOB
<b>Brady Anderson, L</b> (1, 7) OBP: 0.369, SLG: 0.502	3-2 L4 BBB	4-0 FC6-4 1-2 2-3 BB			1-1 CS 1B	1-2 P5			1-1 2B	4 0 2 0 1 0 1
<b>Mike Devereaux, R</b> (1, 8) OBP: 0.331, SLG: 0.481	1-0 G4-3 1B	1-0 FC6-4 1-2f			1-2 G5-3 1-2		1-1 G6-3		3-2 F9	5 0 1 0 0 0 5
<b>Cal Ripken Jr., R</b> (1, 6) OBP: 0.369, SLG: 0.449	3-2 G4-3 1-2		0-1 P4		1-2 FC5-4 1B		0-1 P6		2-1 L1-3 HBP	4 0 1 0 0 0 1
<b>Randy Milligan, R</b> (1, 3) OBP: 0.391, SLG: 0.409	4-2 FC6-4 BB		1-2 F9		1-0 FC5-4 1-2f		4-2 1B BB		1-1 L1-3 1-2	3 0 0 0 2 0 3
<b>Glenn Davis, R</b> (1, 10) OBP: 0.286, SLG: 0.385	3-1 FC6-4 1-2f		1-0 P4			1-2 PB BB 2B 1B	3-2 1B			4 1 2 0 0 0 2
<b>Chito Martinez, L</b> (1, 9) OBP: 0.347, SLG: 0.380		1-0 F8		2-0 G5-4-3 1B		1-2 P5	0-0 G3			4 0 1 0 0 0 3
<b>Leo Gomez, R</b> (1, 5) OBP: 0.388, SLG: 0.435		1-2 BB 1B 1B		0-0 G5-4-3 1-2f		4-2 PB 2B BB		2-3 K		3 1 1 0 1 1 1
<b>Billy Ripken, R</b> (1, 4) OBP: 0.250, SLG: 0.309		2-1 F7		4-2 BB		1-1 1-H 2-H 2B		1-0 G6-4-3 1B		1 0 0 0 1 0 1
<b>Sam Horn, L</b> (6, PH) OBP: 0.367, SLG: 0.475		1 SAFE								1 0 1 2 0 0 0
<b>Mark McLemore, S</b> (6, PR) OBP: 0.321, SLG: 0.273										1 0 1 0 0 0 0
<b>Jeff Tackett, R</b> (1, 2) OBP: 0.327, SLG: 0.532		1 SAFE		3-2 F9		0-3 K		3-2 G6-4-3 1-2f		4 0 1 0 0 1 3

<b>Inning Stats</b>	R: 0 E: 0 K: 13 S: 13	H: 1 LOB: 2 BB: 1 P: 27	R: 0 E: 0 K: 9 S: 9	H: 2 LOB: 3 BB: 1 P: 18	R: 0 E: 0 K: 6 S: 6	H: 0 LOB: 0 BB: 0 P: 8	R: 0 E: 0 K: 7 S: 7	H: 1 LOB: 1 BB: 1 P: 16	R: 0 E: 0 K: 10 S: 10	H: 2 LOB: 1 BB: 0 P: 14	R: 2 E: 0 K: 17 S: 17	H: 2 LOB: 1 BB: 1 P: 25	R: 0 E: 0 K: 10 S: 10	H: 1 LOB: 2 BB: 1 P: 18	R: 0 E: 0 K: 8 S: 8	H: 1 LOB: 0 BB: 0 P: 14	R: 0 E: 0 K: 8 S: 8	H: 1 LOB: 1 BB: 0 P: 15	1B: 9 2B: 3 3B: 0 HR: 0	SF: 0 SAC: 0 DP: 3 HBP: 1	WP: 0 PB: 1 SB: 0 CS: 1	PA: 40
---------------------	--------------------------------	----------------------------------	------------------------------	----------------------------------	------------------------------	---------------------------------	------------------------------	----------------------------------	--------------------------------	----------------------------------	--------------------------------	----------------------------------	--------------------------------	----------------------------------	------------------------------	----------------------------------	------------------------------	----------------------------------	----------------------------------	------------------------------------	----------------------------------	--------


PITCHER	IP	WLS	BF	H	R	ER	SO	BB	IBB	HBP	BLK	WP	HR	S	P	ERA	WHIP
<b>Hipolito Pichardo, R</b> (1, 1) ERA: 3.39	6.0	W	28	8	2	1	1	4	0	0	0	0	0	62	108	1.50	2.000
<b>Mike Boddicker, R</b> (7, 1) ERA: 5.21	3.0	S	12	3	0	0	1	1	0	1	0	0	0	26	47	0.00	1.333

**BOTTOM**

**Kansas City Royals @ Baltimore Orioles**  
Oriole Park at Camden Yards, Baltimore, MD

Sun Jun 28 1992, 3:33 AM EDT  
Att. 45,862 - Sunny - 84 F

<b>AB</b>	<b>34</b>
<b>R</b>	<b>2</b>
<b>H</b>	<b>11</b>
<b>RBI</b>	<b>2</b>
<b>BB</b>	<b>5</b>
<b>SO</b>	<b>2</b>
<b>LOB</b>	<b>20</b>



Batter	1	2	3	4	5	6	7	8	9	AB R H RBI BB SO LOB	TOP											
<b>Keith Miller, R</b> OBP: 0.372, SLG: 0.425 (1, 4) C B X	1-1 G6-3 2B 1B	1-1 SAFE G6-3 1-2 1B			0-0 F8 1B 1B	2-2 G5-3			2-1 E 1B 2B	5 3 3 0 0 0 2												
<b>Gregg Jefferies, S</b> OBP: 0.310, SLG: 0.396 (1, 5) X	0-0 G6-3 1-2	1-0 G6-3			0-1 F8 1-2		0-1 G3-6-3 1B	2-2 FC3-6 2-H 1B	5 0 2 1 0 0 2													
<b>Wally Joyner, L</b> OBP: 0.337, SLG: 0.434 (1, 3) B B B C X	3-2 S 2-H 1B 2B		0-3 K		2-2 F8 2-3		1-0 G3-6-3 1-2f	0-1 FC3-6 1-2f	5 1 1 1 0 1 3													
<b>Kevin McReynolds, R</b> OBP: 0.354, SLG: 0.411 (1, 7) C C F B F F X	2-2 2B 2B 1B		2-0 G6-3		1-0 1B		0-2 G5-3	0-0 4-1 1-2	4 1 2 2 0 0 0													
<b>George Brett, L</b> OBP: 0.319, SLG: 0.383 (1, 10) B SAFE X	1-0 2B 2B		0-1 G4-3		1-2 F8		2-2 G4-3 G6-3 1B		4 1 2 0 0 0 1													
<b>Mike Macfarlane, R</b> OBP: 0.300, SLG: 0.394 (1, 2) B X	1-0 2B			3-2 P3		2-1 SH1-3 1B 2B		1-1 G6-3 1-2	4 1 2 2 0 0 1													
<b>Brian McRae, S</b> OBP: 0.285, SLG: 0.316 (1, 8) F C S	0-3 K		0-0 G6-3		1-0 SH1-3 2-3		2-2 G4-3 2-3		3 0 0 0 0 1 2													
<b>Gary Thurman, R</b> OBP: 0.279, SLG: 0.340 (1, 9) B F B X	2-1 L8		0-0 1B		1-0 G4-3 S 1B		1-0 F8		4 0 2 1 0 0 2													
<b>Rico Rossy, R</b> OBP: 0.305, SLG: 0.288 (1, 6) F B B B		4-1 CS BB		1-1 L6		1-1 G4-3		3-2 F7	3 0 0 0 1 0 2													
<b>Inning Stats</b>	R: 4 E: 0 K: 1 S: 19	H: 5 LOB: 1 BB: 0 P: 29	R: 0 E: 0 K: 0 S: 4	H: 0 LOB: 0 BB: 1 P: 10	R: 0 E: 0 K: 1 S: 7	H: 0 LOB: 0 BB: 0 P: 9	R: 0 E: 0 K: 0 S: 7	H: 1 LOB: 1 BB: 0 P: 11	R: 1 E: 0 K: 0 S: 10	H: 2 LOB: 1 BB: 0 P: 14	R: 1 E: 0 K: 0 S: 9	H: 2 LOB: 1 BB: 0 P: 16	R: 0 E: 0 K: 0 S: 7	H: 1 LOB: 0 BB: 0 P: 8	R: 0 E: 0 K: 0 S: 9	H: 1 LOB: 1 BB: 0 P: 15	R: 1 E: 1 K: 0 S: 11	H: 2 LOB: 1 BB: 0 P: 18	1B: 9 2B: 5 3B: 0 HR: 0	SF: 0 SAC: 1 DP: 1 HBP: 0	WP: 0 PB: 0 SB: 2 CS: 1	PA: 39
<b>PITCHER</b>	IP WLS BF H R ER SO BB IBB HBP BLK WP HR S P ERA WHIP																					
<b>Jeff Johnson, L</b> ERA: 6.25 (1, 1)	5.1 L 26 10 6 6 2 1 0 0 0 0 0 0 51 81 10.12 2.062																					
<b>Tim Burke, R</b> ERA: 4.07 (6, 1)	2.2 9 2 0 0 0 0 0 0 0 0 0 0 21 31 0.00 0.750																					
<b>Steve Farr, R</b> ERA: 1.78 (9, 1)	1.0 5 2 1 1 0 0 0 0 0 0 0 0 11 18 9.00 2.000																					

**Kansas City Royals @ New York Yankees**  
**Yankee Stadium, Bronx, NY**  
 Mon Jun 29 1992, 7:05 PM EDT  
 Att. 16,860 - Cloudy - 73 F

AB	37
R	7
H	14
RBI	7
BB	1
SO	2
LOB	15



Batter	1	2	3	4	5	6	7	8	9	AB	R	H	RBI	BB	SO	LOB
Andy Stankiewicz, R (1, 6) OBP: 0.394, SLG: 0.439	4-2 1B SF7 BB		1-0 F8			4-1 G4-3 1B BB	1-2 G3			2	2	0	0	2	0	0
Mel Hall, L (1, 7) OBP: 0.277, SLG: 0.449	2-1 SAFE 1-3 1B		0-1 F9			1-2 G4-3 1-2		0-0 F9		4	0	1	0	0	0	1
Roberto Kelly, R (1, 8) OBP: 0.324, SLG: 0.429	1-1 SF7			0-0 P4		0-1 F7		1-3 K		3	0	0	1	0	1	1
Don Mattingly, L (1, 3) OBP: 0.314, SLG: 0.412	3-H 1-2 G4-3			0-0 G4-3		0-0 BB 1B		1-1 F7		4	0	1	1	0	0	0
Danny Tartabull, R (1, 9) OBP: 0.410, SLG: 0.397		3-2 G5-3		1-0 1B		4-2 1-2 BB		1-3 K		3	0	1	0	1	1	0
Jim Leyritz, R (1, 10) OBP: 0.403, SLG: 0.594		1-2 F7		1-0 F8		1-0 P2		1-2 F9		2	0	0	0	0	0	1
Kevin Maas, L (6, PH) OBP: 0.339, SLG: 0.494										2	0	0	0	0	0	2
Charlie Hayes, R (1, 5) OBP: 0.306, SLG: 0.419		0-0 2B			3-1 L5			2-1 SF8 3B		4	1	2	0	0	0	0
Mike Stanley, R (1, 2) OBP: 0.333, SLG: 0.317		3-1 L8			0-0 L7			1-3 K		3	0	0	0	0	1	2
Mike Gallego, R (1, 4) OBP: 0.338, SLG: 0.358			2-0 F7		2-3 K			1-2 SF8		2	0	0	1	0	1	0

Inning Stats	R: 1	H: 1	E: 0	K: 0	S: 10	R: 0	H: 1	E: 0	K: 0	S: 9	R: 0	H: 0	E: 0	K: 0	S: 4	R: 0	H: 1	E: 0	K: 0	S: 4	R: 0	H: 0	E: 0	K: 1	S: 6	R: 1	H: 1	E: 0	K: 0	S: 11	R: 1	H: 1	E: 0	K: 1	S: 13	R: 0	H: 0	E: 0	K: 1	S: 6	R: 0	H: 0	E: 0	K: 1	S: 10	R: 0	H: 0	E: 0	K: 1	S: 10	1B: 3	SF: 2	2B: 1	SAC: 0	3B: 1	DP: 0	HR: 0	HBP: 0	WP: 0	PA: 34
--------------	------	------	------	------	-------	------	------	------	------	------	------	------	------	------	------	------	------	------	------	------	------	------	------	------	------	------	------	------	------	-------	------	------	------	------	-------	------	------	------	------	------	------	------	------	------	-------	------	------	------	------	-------	-------	-------	-------	--------	-------	-------	-------	--------	-------	--------

PITCHER	IP	WLS	BF	H	R	ER	SO	BB	IBB	HBP	BLK	WP	HR	S	P	ERA	WHIP
Mark Davis, L (1, 1) ERA: 5.4	5.2	W	23	4	2	2	1	3	0	0	0	0	0	43	77	3.18	1.235
Rusty Meacham, R (6, 1) ERA: 1.13	1.1		5	1	1	1	1	0	0	0	0	0	0	14	20	6.75	0.750
Jeff Montgomery, R (8, 1) ERA: 1.66	2.0	S	6	0	0	0	2	0	0	0	0	0	0	16	22	0.00	0.000

BOTTOM

**Kansas City Royals @ New York Yankees**  
 Yankee Stadium, Bronx, NY  
 Mon Jun 29 1992, 7:05 PM EDT  
 Att: 16,860 - Cloudy - 73 F

livebaseballscorecards.com

AB	29
R	3
H	5
RBI	3
BB	3
SO	4
LOB	7



Batter	1	2	3	4	5	6	7	8	9	AB R H RBI BB SO LOB	TOP											
<b>Keith Miller, R</b> (1, 4) OBP: 0.366, SLG: 0.418	0-0 P2			1-3 K		0-1 L9		0-0 F8		4 0 0 0 0 1 1												
<b>Gregg Jefferies, S</b> (1, 5) OBP: 0.310, SLG: 0.394	2-2 P6			0-0 FC5-4 1B		1-2 G4-3		2-2 G5-3		4 0 1 0 0 0 0												
<b>Wally Joyner, L</b> (1, 3) OBP: 0.332, SLG: 0.427	0-3 K			0-0 FC5-4 FC5-4 1-2f		2-1 F8		1-0 P4		4 0 0 0 0 1 1												
<b>Kevin McReynolds, R</b> (1, 7) OBP: 0.349, SLG: 0.404		0-0 P3		2-2 FC5-4 1-2f		2-2 F9		1-0 F7		4 0 0 0 0 0 1												
<b>George Brett, L</b> (1, 10) OBP: 0.319, SLG: 0.386		0-1 G5-3			0-3 K		2-1 2B			3 0 1 0 0 1 0												
<b>Jim Eisenreich, L</b> (1, 9) OBP: 0.321, SLG: 0.355		1-0 L6			0-0 G4-3		1-1 L8			3 0 0 0 0 0 1												
<b>Mike Macfarlane, R</b> (1, 2) OBP: 0.300, SLG: 0.398			2-0 G5-3		0-0 2B		1-0 G5-3			3 0 1 0 0 0 0												
<b>Brian McRae, S</b> (1, 8) OBP: 0.282, SLG: 0.313			1-1 G3		1-0 G4-3		0-0 F7			3 0 0 0 0 0 1												
<b>Rico Rossy, R</b> (1, 6) OBP: 0.303, SLG: 0.286			1-1 P6			1-3 K		0-0 1B		1 0 0 0 0 0 0												
<b>Kevin Koslofski, L</b> (6, PH) OBP: 0.500, SLG: 0.500										1 0 0 0 0 1 0												
<b>Curtis Wilkerson, S</b> (6, 6) OBP: 0.267, SLG: 0.292										1 0 1 0 0 0 0												
<b>Inning Stats</b>	R: 0 E: 0 K: 1 S: 8	H: 0 LOB: 0 BB: 0 P: 10	R: 0 E: 0 K: 0 S: 4	H: 0 LOB: 0 BB: 0 P: 5	R: 0 E: 0 K: 0 S: 5	H: 0 LOB: 0 BB: 0 P: 9	R: 0 E: 0 K: 1 S: 9	H: 1 LOB: 1 BB: 0 P: 12	R: 0 E: 0 K: 1 S: 6	H: 1 LOB: 1 BB: 0 P: 7	R: 0 E: 0 K: 1 S: 10	H: 0 LOB: 0 BB: 0 P: 12	R: 0 E: 0 K: 0 S: 10	H: 1 LOB: 1 BB: 0 P: 17	R: 0 E: 0 K: 0 S: 4	H: 1 LOB: 1 BB: 0 P: 5	R: 0 E: 0 K: 0 S: 5	H: 0 LOB: 0 BB: 0 P: 9	1B: 2 2B: 2 3B: 0 HR: 0	SF: 0 SAC: 0 DP: 0 HBP: 0	WP: 0 PB: 0 SB: 0 CS: 0	PA: 31
<b>PITCHER</b> <b>Scott Sanderson, R</b> (1, 1) ERA: 4.49	IP: 9.0 WLS: W BF: 31 H: 4 R: 0 ER: 0 SO: 4 BB: 0 IBB: 0 HBP: 0 BLK: 0 WP: 0 HR: 0 S: 61 P: 86 ERA: 0.00 WHIP: 0.444											<b>PITCHER</b> IP: WLS: BF: H: R: ER: SO: BB: IBB: HBP: BLK: WP: HR: S: P: ERA: WHIP:										

**Kansas City Royals @ New York Yankees**  
**Yankee Stadium, Bronx, NY**  
 Tue Jun 30 1992, 7:05 PM EDT  
 Att. 17,318 - Cloudy - 77 F

<b>AB</b>	31
<b>R</b>	0
<b>H</b>	4
<b>RBI</b>	0
<b>BB</b>	0
<b>SO</b>	4
<b>LOB</b>	5



Batter	1	2	3	4	5	6	7	8	9
<b>Andy Stankiewicz, R</b> (1, 6) <small>OBP: 0.389, SLG: 0.433</small>	1-3 		1-0 		3-1 		3-3 	1-0 	
<b>Mel Hall, L</b> (1, 7) <small>OBP: 0.280, SLG: 0.460</small>	1-0 		1-0 		1-2 		0-0 		
<b>Roberto Kelly, R</b> (1, 8) <small>OBP: 0.327, SLG: 0.433</small>	3-2 		3-3 		0-0 		2-0 		
<b>Don Mattingly, L</b> (1, 3) <small>OBP: 0.322, SLG: 0.433</small>	1-0 			2-2 		0-0 	0-2 		
<b>Danny Tartabull, R</b> (1, 9) <small>OBP: 0.412, SLG: 0.392</small>	2-1 			4-1 		0-3 	4-2 		
<b>Kevin Maas, L</b> (1, 10) <small>OBP: 0.332, SLG: 0.483</small>		3-3 		2-3 		3-3 	2-1 		
<b>Matt Nokes, L</b> (1, 2) <small>OBP: 0.281, SLG: 0.355</small>		0-0 		0-0 		4-1 	0-0 		
<b>Charlie Hayes, R</b> (1, 5) <small>OBP: 0.305, SLG: 0.417</small>		3-3 		0-0 		2-3 	0-1 		
<b>Pat Kelly, R</b> (1, 4) <small>OBP: 0.308, SLG: 0.365</small>			0-0 		1-1 		0-0 	0-1 	

Inning Stats	R: 0	H: 2	E: 0	K: 1	S: 13	R: 0	H: 0	E: 0	K: 2	S: 8	R: 1	H: 1	E: 0	K: 1	S: 8	R: 1	H: 1	E: 0	K: 1	S: 12	R: 0	H: 2	E: 0	K: 3	S: 9	R: 1	H: 1	E: 0	K: 3	S: 12	R: 2	H: 3	E: 0	K: 1	S: 15	R: 1	H: 2	E: 0	K: 0	S: 6
	LOB: 2	BB: 0	P: 21	LOB: 0	BB: 0	LOB: 0	BB: 0	LOB: 1	BB: 1	P: 13	LOB: 1	BB: 0	LOB: 1	BB: 0	P: 14	LOB: 1	BB: 1	LOB: 2	BB: 1	P: 21	LOB: 2	BB: 1	LOB: 2	BB: 1	LOB: 0	BB: 0	LOB: 0	BB: 0	P: 7											

PITCHER	IP	WLS	BF	H	R	ER	SO	BB	IBB	HBP	BLK	WP	HR	S	P	ERA	WHIP
<b>Mark Gubicza, R</b> (1, 1) <small>ERA: 3.84</small>	6.2	L	30	9	5	5	9	2	0	0	0	1	3	68	114	6.75	1.650
<b>Neal Heaton, L</b> (7, 1) <small>ERA: 4.23</small>	1.1		7	3	1	1	0	1	0	0	0	0	1	15	22	6.75	3.000

**BOTTOM**

**Kansas City Royals @ New York Yankees**  
 Yankee Stadium, Bronx, NY

Tue Jun 30 1992, 7:05 PM EDT  
 Att: 17,318 - Cloudy - 77 F

livebaseballscorecards.com

<b>AB</b>	<b>33</b>
<b>R</b>	<b>6</b>
<b>H</b>	<b>12</b>
<b>RBI</b>	<b>6</b>
<b>BB</b>	<b>3</b>
<b>SO</b>	<b>9</b>
<b>LOB</b>	<b>11</b>

<b>1B:</b> 6	<b>SF:</b> 1	<b>WP:</b> 1	<b>PA:</b> 37
<b>2B:</b> 2	<b>SAC:</b> 0	<b>PB:</b> 0	
<b>3B:</b> 0	<b>DP:</b> 2	<b>SB:</b> 0	
<b>HR:</b> 4	<b>HBP:</b> 0	<b>CS:</b> 0	

# Kansas City Royals @ New York Yankees

## Yankee Stadium, Bronx, NY

Wed Jul 01 1992, 3:33 AM EDT  
Att. 21,492 - Cloudy - 86 F

AB	37
R	6
H	12
RBI	4
BB	5
SO	2
LOB	21



AB R H RBI BB SO LOB

2	1	0	0	1	0	1
0	0	0	0	0	0	0
1	0	1	0	0	0	0

5	2	4	0	0	0	1
---	---	---	---	---	---	---

5	0	1	0	0	0	6
---	---	---	---	---	---	---

4	1	1	3	1	0	4
---	---	---	---	---	---	---

4	1	0	0	1	1	3
---	---	---	---	---	---	---

4	0	1	0	1	0	0
---	---	---	---	---	---	---

5	0	1	1	0	0	1
---	---	---	---	---	---	---

3	0	1	0	0	1	2
---	---	---	---	---	---	---

0	0	0	0	1	0	0
---	---	---	---	---	---	---

4	1	2	0	0	0	3
---	---	---	---	---	---	---

1B:	9	SF:	0
2B:	2	SAC:	1
3B:	0	DP:	0
HR:	1	HBP:	0

WP:	2	PA:	43
PB:	0		
SB:	3		
CS:	0		

Batter	1	2	3	4	5	6	7	8	9
Kevin Koslofski, L (1, 8) OBP: 0.444, SLG: 0.375 Gary Thurman, R (8, PH) OBP: 0.279, SLG: 0.340 Brian McRae, S (8, PH) OBP: 0.284, SLG: 0.315	4-1 G3 1B WP BB	0-0 SH3-4	0-0 F7	2-2 G4-3		2-2 G4-3		1-2 1B 1B	
Keith Miller, R (1, 4) OBP: 0.375, SLG: 0.430	0-0 G3 WP 1B	1-0 HR 1B	1-2 FC6-5 1B	2-2 G4-3 2B		2-2 G4-3 2B		1-1 G4-3 1B	
Gregg Jefferies, S (1, 5) OBP: 0.308, SLG: 0.391	2-2 G3 1-2 2-3	0-0 L4	2-1 BB 1B	2-1 G4-3		2-1 G4-3		1-2 G4-3	
Wally Joyner, L (1, 3) OBP: 0.333, SLG: 0.436	3-0 P7	2-0 HR	4-0 BB	0-2 L4		0-2 L4		2-2 G3	
George Brett, L (1, 10) OBP: 0.317, SLG: 0.380	4-1 S 2B BB 2-H 3-H	2-3 K	0-1 F8					0-0 G3	
Kevin McReynolds, R (1, 7) OBP: 0.350, SLG: 0.402	4-2 2B BB 1-2		2-2 F8		2-0 P5			0-2 P6	
Jim Eisenreich, L (1, 9) OBP: 0.318, SLG: 0.356	0-0 2B 1-3 2-H		0-0 G4-3		1-0 G6-3			0-0 L6	
Brent Mayne, L (1, 2) OBP: 0.288, SLG: 0.311 Bob Melvin, R (7, PH) OBP: 0.358, SLG: 0.388	1-2 G4-3		3-3 K		0-0 1B				
Curtis Wilkerson, S (1, 6) OBP: 0.274, SLG: 0.288		2-1 SH3-4 HR 1B		0-1 FC6-5 S 1B		1-1 F8		2-2 G6-3	

Inning Stats	R: 3	H: 2	E: 0	K: 0	S: 14	LOB: 2	BB: 3	P: 32	R: 3	H: 3	E: 0	K: 1	S: 9	LOB: 0	BB: 0	P: 16	R: 0	H: 0	E: 0	K: 1	S: 10	LOB: 0	BB: 0	P: 15	R: 0	H: 2	E: 0	K: 0	S: 12	LOB: 3	BB: 1	P: 18	R: 0	H: 1	E: 0	K: 0	S: 5	LOB: 1	BB: 0	P: 9	R: 0	H: 1	E: 0	K: 0	S: 11	LOB: 1	BB: 0	P: 17	R: 0	H: 1	E: 0	K: 0	S: 13	LOB: 2	BB: 1	P: 23	R: 0	H: 2	E: 0	K: 0	S: 13	LOB: 1	BB: 0	P: 18	R: 0	H: 0	E: 0	K: 0	S: 5	LOB: 0	BB: 0	P: 5	1B: 9	SF: 0	2B: 2	SAC: 1	3B: 0	DP: 0	HR: 1	HBP: 0
--------------	------	------	------	------	-------	--------	-------	-------	------	------	------	------	------	--------	-------	-------	------	------	------	------	-------	--------	-------	-------	------	------	------	------	-------	--------	-------	-------	------	------	------	------	------	--------	-------	------	------	------	------	------	-------	--------	-------	-------	------	------	------	------	-------	--------	-------	-------	------	------	------	------	-------	--------	-------	-------	------	------	------	------	------	--------	-------	------	-------	-------	-------	--------	-------	-------	-------	--------

PITCHER	IP	WLS	BF	H	R	ER	SO	BB	IBB	HBP	BLK	WP	HR	S	P	ERA	WHIP
Tim Leary, R (1, 1) ERA: 4.78	1.2		13	5	6	6	0	3	0	0	0	1	1	20	43	32.40	4.800
Shawn Hillegas, R (2, 1) ERA: 4.71	4.0		17	4	0	0	2	1	0	0	0	0	0	38	61	0.00	1.250
Greg Cadaret, L (6, 1) ERA: 4.52	1.1	W	6	1	0	0	0	1	0	0	0	0	0	16	26	0.00	1.500
John Habyan, R (8, 1) ERA: 1.71	2.0	S	7	2	0	0	0	0	0	0	0	0	0	18	23	0.00	1.000



Batter	1	2	3	4	5	6	7	8	9
Andy Stankiewicz, R OBP: 0.385, SLG: 0.426 (1, 6)	0-1 B1-3 ①		2-0 1B SF9 1B	1-1 F8	1-3 K		1-2 CS	1-0 L7	
Mel Hall, L OBP: 0.282, SLG: 0.459 (1, 7)	1-1 1B 1B		0-0 1B SF9 1B	1-0 G4-3		1-1 G4-3		0-2 P6	
Roberto Kelly, R OBP: 0.328, SLG: 0.434 (1, 8)	0-0 BB 1B 1B		1-2 SF9	1-0 1B		2-3 K		0-2 F9	
Don Mattingly, L OBP: 0.324, SLG: 0.434 (1, 3)	0-0 BB 1B		1-1 HBP BB 1B	2-1 F7		1-2 P5			
Danny Tartabull, R OBP: 0.413, SLG: 0.399 (1, 9)	4-1 FC6-4 BB		1-2 SF9		1-1 G4-3 SF9 2B		3-3 K		
Jim Leyritz, R OBP: 0.407, SLG: 0.576 (1, 10)	1-1 FC6-4		4-2 HBP BB		0-1 G4-3		1-1 HR HBP		
Charlie Hayes, R OBP: 0.304, SLG: 0.414 (1, 5)		3-2 F7	1-1 HBP		2-1 SF9		2-3 K		
Mike Stanley, R OBP: 0.333, SLG: 0.306 Matt Nokes, L OBP: 0.284, SLG: 0.373 (7, PH) (8, 2)		0-0 F8	0-1 F9		4-0 3B BB		1-1 HR		
Mike Gallego, R OBP: 0.350, SLG: 0.387 (1, 4)		1-2 G5-3		1-0 G4-3 1B		0-2 3B	2-1 CS 1B		

Inning Stats		R: 0	H: 3	R: 0	H: 0	R: 0	H: 3	R: 1	H: 2	R: 2	H: 2	R: 0	H: 0	R: 2	H: 2	R: 0	H: 0
E: 0	LOB: 3	E: 0	LOB: 0	E: 0	LOB: 0	E: 0	LOB: 1	E: 0	LOB: 1	E: 0	LOB: 1	E: 0	LOB: 0	E: 0	LOB: 0	E: 0	LOB: 0
K: 0	BB: 1	K: 0	BB: 0	K: 0	BB: 0	K: 0	BB: 1	K: 1	BB: 0	K: 1	BB: 1	K: 1	BB: 0	K: 2	BB: 0	K: 0	BB: 0
S: 9	P: 15	S: 7	P: 11	S: 17	P: 27	S: 7	P: 13	S: 7	P: 21	S: 13	P: 23	S: 8	P: 12	S: 13	P: 23	S: 7	P: 8


**BOTTOM**

**Kansas City Royals @ New York Yankees**  
Yankee Stadium, Bronx, NY

Wed Jul 01 1992, 3:33 AM EDT  
Att. 21,492 - Cloudy - 86 F

AB	31
R	7
H	12
RBI	7
BB	3
SO	4
LOB	12

livebaseballscores.com



1B: 9	SF: 3	WP: 0	PA: 40
2B: 1	SAC: 0	PB: 0	
3B: 1	DP: 0	SB: 1	
HR: 1	HBP: 2	CS: 1	

PITCHER	IP	WLS	BF	H	R	ER	SO	BB	IBB	HBP	BLK	WP	HR	S	P	ERA	WHIP
Mike Magnante, L ERA: 5.31	(1, 1)	4.2	27	10	5	5	0	3	0	1	0	0	0	50	83	9.64	2.786
Tom Gordon, R ERA: 5.94	(5, 1)	3.1	12	2	2	2	4	0	0	1	0	0	1	31	47	5.40	0.600

Batter	1	2	3	4	5	6	7	8	9	AB R H RBI BB SO LOB	TOP																				
Pat Listach, S OBP: 0.342, SLG: 0.342 (1, 6) C F B X	1-2 E 3B	0-0 F8			0-3 K		4-1 BB			3 1 1 0 1 1 0	<b>Milwaukee Brewers @ Kansas City Royals</b> Royals Stadium, Kansas City, MO Thu Jul 02 1992, 8:05 PM EDT Att. 23,558 - Cloudy - 74 F <a href="http://livebaseballscorecards.com">livebaseballscorecards.com</a>																				
Kevin Seitzer, R OBP: 0.349, SLG: 0.399 (1, 5) B X	1-0 E3 HBP 1B		1-3 K		0-0 G6-3		1-1 G3			4 0 0 1 0 1 1																					
Paul Molitor, R OBP: 0.390, SLG: 0.502 (1, 10) 1 SAFE L X	0-1 3-H HBP 1B		2-2 G5-3		1-1 F9		1-1 1B			4 0 2 0 0 0 0																					
B.J. Surhoff, L OBP: 0.273, SLG: 0.305 (1, 3) C X	0-1 L4		0-1 G3-1		1-1 G6-3		1-3 K			4 0 0 0 0 1 3																					
Robin Yount, R OBP: 0.349, SLG: 0.419 (1, 8) X	0-0 P9			2-1 G5-3		1-1 2B 1B		2-2 F9		4 1 1 0 0 0 3																					
Greg Vaughn, R OBP: 0.285, SLG: 0.371 (1, 7) C S B H	2-2 1-2 2-3 HBP		0-0 G1-3 1B		1-2 1-H 2B		1-2 F8			3 0 2 1 0 0 1																					
Dante Bichette, R OBP: 0.345, SLG: 0.469 (1, 9) F F B X	1-2 F8		0-0 G1-3		2-3 K					4 0 0 0 0 1 5																					
Dave Nilsson, L OBP: 0.240, SLG: 0.333 (1, 2) B X		1-2 L4		2-2 P6			1-0 F9			4 0 0 0 0 0 1																					
Scott Fletcher, R OBP: 0.369, SLG: 0.401 (1, 4) C B X		3-2 G6-3			0-0 P5		0-1 G6-3			4 0 0 0 0 0 0																					
<b>Inning Stats</b>	R: 1 E: 1 K: 0 S: 14	H: 2 LOB: 3 BB: 0 P: 19	R: 0 E: 0 K: 0 S: 9	H: 0 LOB: 0 BB: 0 P: 13	R: 0 E: 0 K: 1 S: 8	H: 0 LOB: 0 BB: 0 P: 11	R: 0 E: 0 K: 0 S: 7	H: 1 LOB: 1 BB: 0 P: 11	R: 0 E: 0 K: 1 S: 5	H: 0 LOB: 0 BB: 0 P: 5	R: 1 E: 0 K: 1 S: 13	H: 2 LOB: 1 BB: 0 P: 19	R: 0 E: 0 K: 0 S: 7	H: 0 LOB: 1 BB: 1 P: 12	R: 0 E: 0 K: 1 S: 11	H: 1 LOB: 1 BB: 0 P: 16	R: 0 E: 0 K: 0 S: 5	H: 0 LOB: 0 BB: 0 P: 6	1B: 4 2B: 1 3B: 1 HR: 0	SF: 0 SAC: 0 DP: 0 HBP: 1	WP: 0 PB: 0 SB: 0 CS: 0	PA: 36									
<b>PITCHER</b> Kevin Appier, R ERA: 2.33 (1, 1)	IP 9.0	WLS W	BF 36	H 6	R 2	ER 2	SO 4	BB 1	IBB 0	HBP 1	BLK 0	WP 0	HR 0	S 79	P 112	ERA 2.00	WHIP 0.778														
											<b>PITCHER</b>	IP	WLS	BF	H	R	ER	SO	BB	IBB	HBP	BLK	WP	HR	S	P	ERA	WHIP			



Batter	1	2	3	4	5	6	7	8	9
<b>Keith Miller, R</b> OBP: 0.386, SLG: 0.438 (1, 4)	3-2 2B HBP	2-1 1B 1B		4-2 FC5-4 BB		1-1 1B		3-2 1B	
<b>Gregg Jefferies, S</b> OBP: 0.306, SLG: 0.387 (1, 5)	2-2 P6	1-0 P6		1-1 F7		1-0 P2		0-0 1B	
<b>Wally Joyner, L</b> OBP: 0.335, SLG: 0.439 (1, 3)	1-2 G4-3 1B 1-H	0-2 1B 1B		2-0 F8		1-0 F7		1-3 K	
<b>Jim Eisenreich, L</b> OBP: 0.316, SLG: 0.354 (1, 9)	2-1 G4-3	1-0 G4-6-3 1B		1-0 FC5-4		1-0 G4-3			
<b>George Brett, L</b> OBP: 0.316, SLG: 0.378 (1, 10)	1-2 E 1B 1B 3-H	0-0 G4-6-3		2-0 P2		2-3 K			
<b>Kevin McReynolds, R</b> OBP: 0.355, SLG: 0.416 (1, 7)	1-2 E6 1B 1-3		4-1 G6-3 BB		2-1 G5-3		1-0 HR		
<b>Brent Mayne, L</b> OBP: 0.286, SLG: 0.308 (1, 2)	0-1 1B		1-3 K		3-2 G3		1-2 F7		
<b>Brian McRae, S</b> OBP: 0.281, SLG: 0.310 (1, 8)	3-2 P5		3-1 G6-3		2-3 K		2-2 G4-3		
<b>Curtis Wilkerson, S</b> OBP: 0.281, SLG: 0.328 (1, 6)		2-2 HR	1-1 G4-3		1-1 L9		0-0 1B 1B		

AB	R	H	RBI	BB	SO	LOB
3	3	3	1	1	0	0
5	0	1	1	0	0	4
5	1	2	1	0	1	2
4	0	1	1	0	0	2
4	1	1	1	0	1	2
3	1	2	1	1	0	0
4	0	1	1	0	1	1
4	0	0	0	0	1	3
4	2	2	1	0	0	1

**BOTTOM**

**Milwaukee Brewers @ Kansas City Royals**  
**Royals Stadium, Kansas City, MO**  
 Thu Jul 02 1992, 8:05 PM EDT  
 Att. 23,558 - Cloudy - 74 F

AB	36
R	8
H	13
RBI	8
BB	2
SO	4
LOB	15



1B: 10	SF: 0
2B: 1	SAC: 0
3B: 0	DP: 1
HR: 2	HBP: 1

WP: 0	PA: 39
PB: 0	
SB: 1	
CS: 0	

Inning Stats		R	H	E	K	S	R	H	E	K	S	R	H	E	K	S	R	H	E	K	S																					
R: 3		3	4	1	0	22	R: 2	2	4	0	11	R: 0	0	0	1	8	R: 0	0	0	0	9	R: 0	0	0	0	0	7	R: 0	0	0	0	5	R: 0	0	0	0	8	R: 0	0	0	0	5
H: 4		4	4	0	0	35	H: 4	4	0	0	17	H: 0	0	0	1	17	H: 0	0	0	0	14	H: 1	1	13	H: 0	0	9	H: 0	0	0	0	5	H: 0	0	0	0	17	H: 0	0	0	0	17
LOB: 2		2	2	0	0		LOB: 1	1	0	1		LOB: 1	1	0	1		LOB: 0	0	0	0	14	LOB: 1	1		LOB: 0	0	13	LOB: 0	0	0	0	0	LOB: 0	0	0	0	1	LOB: 0	0	0	0	1
BB: 0		0	0	0	0		BB: 0	0	0	0		BB: 1	1	0	1		BB: 0	0	0	0	14	BB: 0	0		BB: 0	0	0	BB: 0	0	0	0	0	BB: 0	0	BB: 0	0	0	BB: 0	0	0	0	0
P: 35		35	35	0	0		P: 17	17	0	17		P: 17	17	0	17		P: 14	14	0	13	14	P: 13	13		P: 9	9	0	P: 25	25	P: 25	25	P: 25	25	P: 25	25	P: 25	25	P: 25	25	P: 25	25	

PITCHER		IP	WLS	BF	H	R	ER	SO	BB	IBB	HBP	BLK	WP	HR	S	P	ERA	WHIP
<b>Ron Robinson, R</b> ERA: 5.86 (1, 1)		1.1	L	13	8	5	5	0	0	0	1	0	0	1	32	51	33.75	6.000
<b>Bruce Ruffin, L</b> ERA: 6.0 (2, 1)		5.2		19	1	0	0	3	2	0	0	0	0	0	38	71	0.00	0.529
<b>Doug Henry, R</b> ERA: 3.15 (8, 1)		1.0		7	4	3	3	1	0	0	0	0	0	1	17	25	27.00	4.000

Batter	1	2	3	4	5	6	7	8	9	AB R H RBI BB SO LOB	TOP		
Darryl Hamilton, L OBP: 0.358, SLG: 0.395 (1, 9) (8, 8)	1-1 G6-4-3 1B		1-1 1B S 1B		1-1 G4-3		0-0 G5-3	2-2 SF7		4 1 2 1 0 0 2			
Kevin Seitzer, R OBP: 0.346, SLG: 0.395 (1, 5) (8, 8)	1-0 G6-4-3 1-2f		3-2 1B S 1B 3-H		3-1 F8		0-1 G4-3	1-2 G3-1		5 0 1 2 0 0 4			
Paul Molitor, R OBP: 0.387, SLG: 0.500 (1, 10) (8, 8)	3-2 G1-3		3-3 K			2-0 G5-3 2B	1-2 F8		0-3 K	5 0 1 0 0 2 3			
Greg Vaughn, R OBP: 0.279, SLG: 0.363 (1, 7) (8, 8)		1-1 P4	1-0 F9			2-2 G5-3		3-2 P8	2-2 P6	5 0 0 0 0 0 2			
Robin Yount, R OBP: 0.348, SLG: 0.420 Dante Bichette, R OBP: 0.344, SLG: 0.467 (1, 8) (8, 9)		1-1 G4-3		3-3 K		0-3 K		2-0 1B 2B	0-3 K	4 1 1 0 0 2 1 1 0 0 0 0 1 0			
Franklin Stubbs, L OBP: 0.305, SLG: 0.380 (1, 3) (8, 8)		1-1 1B		2-2 F8		0-0 G4-3		2-1 1B 1B	2-2 G3-1	5 1 2 1 0 0 2			
B.J. Surhoff, L OBP: 0.280, SLG: 0.316 (1, 2) (8, 8)		2-1 G6-3		1-1 1B			0-0 1B 2B	0-0 BB 1B		4 2 3 0 0 0 1			
Jim Gantner, L OBP: 0.274, SLG: 0.293 (1, 4) (8, 8)			0-0 G3-1		0-0 G4-3		0-2 G5-3 1B G4-3 1B	2-1 BB		4 1 2 1 0 0 1			
Pat Listach, S OBP: 0.345, SLG: 0.342 (1, 6) (8, 8)			3-2 E4 1B S 1B			2-3 K	1-1 G4-3 G5-3 1B	4-1 BB		3 1 1 1 1 1 0			
<b>Inning Stats</b>	R: 0 H: 1 E: 0 LOB: 0 K: 0 BB: 0 S: 6 P: 11	R: 0 H: 1 E: 0 LOB: 1 K: 0 BB: 0 S: 8 P: 13	R: 2 H: 2 E: 1 LOB: 1 K: 1 BB: 0 S: 20 P: 31	R: 0 H: 1 E: 0 LOB: 1 K: 1 BB: 0 S: 10 P: 16	R: 0 H: 0 E: 0 LOB: 0 K: 1 BB: 0 S: 7 P: 13	R: 0 H: 1 E: 0 LOB: 1 K: 1 BB: 0 S: 9 P: 13	R: 2 H: 3 E: 0 LOB: 1 K: 0 BB: 0 S: 12 P: 14	R: 3 H: 4 E: 0 LOB: 2 K: 2 BB: 1 S: 17 P: 32	R: 0 H: 0 E: 0 LOB: 1 K: 2 BB: 0 S: 15 P: 19	1B: 10 SF: 1 2B: 3 SAC: 0 3B: 0 DP: 1 HR: 0 HBP: 0	WP: 1 PA: 42 PB: 0 SB: 3 CS: 0		
<b>PITCHER</b>	IP WLS BF H R ER SO BB IBB HBP BLK WP HR S P ERA WHIP											<b>PITCHER</b>	IP WLS BF H R ER SO BB IBB HBP BLK WP HR S P ERA WHIP
Hipolito Pichardo, R ERA: 3.36 (1, 1)	6.0 L 27 9 4 2 4 0 0 0 0 0 0 0 66 104 3.00 1.500												
Rusty Meacham, R ERA: 1.64 (7, 1)	1.2 10 4 3 3 0 1 0 0 0 0 0 0 20 35 16.20 3.000												
Steve Shifflett, R ERA: (8, 1)	0.1 1 0 0 0 0 0 0 0 0 0 0 0 3 4 0.00 0.000												
Jeff Montgomery, R ERA: 1.62 (9, 1)	1.0 4 0 0 0 2 0 0 0 0 0 1 0 15 19 0.00 0.000												

Milwaukee Brewers @ Kansas City Royals  
 Royals Stadium, Kansas City, MO  
 Fri Jul 03 1992, 8:05 PM EDT  
 Att. 40,309 - Sunny - 80 F

AB	40
R	7
H	13
RBI	6
BB	1
SO	6
LOB	16



BOTTOM

Milwaukee Brewers @ Kansas City Royals  
Royals Stadium, Kansas City, MO

Fri Jul 03 1992, 8:05 PM EDT  
Att. 40,309 - Sunny - 80 F

livebaseballscorecards.com

AB	34
R	3
H	7
RBI	2
BB	2
SO	1
LOB	12



WP:	0	PA:	37
PB:	0		
SB:	1		
CS:	0		

AB R H RBI BB SO LOB

5	1	1	0	0	0	1
4	0	2	0	0	1	0
4	1	0	0	0	0	3
4	1	2	1	0	0	1
4	0	1	1	0	0	1
3	0	0	0	1	0	1
3	0	1	0	0	0	0
3	0	0	0	1	0	3
4	0	0	0	0	0	2

1B:	6	SF:	0
2B:	0	SAC:	0
3B:	1	DP:	0
HR:	0	HBP:	1

Batter	1	2	3	4	5	6	7	8	9
Keith Miller, R OBP: 0.383, SLG: 0.433 (1, 4)	2-2 P4		2-2 G6-3			0-2 G5-3		0-0 FC3-6 1B	2-2 G6-3
Gregg Jefferies, S OBP: 0.308, SLG: 0.389 (1, 5)	1-0 G3-1 S 1B			1-0 P5		2-3 K		1-0 FC3-6 1B	
Wally Joyner, L OBP: 0.330, SLG: 0.432 (1, 3)	1-1 G3-1			1-0 G1-3		1-1 G6-3		0-0 FC3-6 1B	
Jim Eisenreich, L OBP: 0.320, SLG: 0.368 (1, 9)	1-2 P5			2-1 3B			1-0 L3	2-1 1B BLK 1B	
George Brett, L OBP: 0.315, SLG: 0.376 (1, 10)		0-2 F9		2-1 F8			2-0 F8	2-1 1B BLK 1B	
Kevin McReynolds, R OBP: 0.354, SLG: 0.412 (1, 7)		3-2 F8			2-1 P2		4-1 1B BB	2-1 G5-3	
Mike Macfarlane, R OBP: 0.304, SLG: 0.397 (1, 2)		1-1 P3			2-1 L6		0-1 FC5-4 1B		2-1 FC4-6 HBP
Brian McRae, S OBP: 0.280, SLG: 0.307 (1, 8)			3-2 G6-3		4-2 BB		1-1 FC5-4		1-2 FC4-6 G5-3
Curtis Wilkerson, S OBP: 0.273, SLG: 0.318 (1, 6)			1-0 G4-3		1-0 G4-3			0-0 G6-3	0-0 G5-3

Inning Stats	R: 0	H: 1	E: 0	LOB: 1	K: 0	S: 10	R: 0	H: 0	E: 0	LOB: 0	K: 0	S: 8	R: 0	H: 0	E: 0	LOB: 0	K: 0	S: 7	R: 0	H: 1	E: 0	LOB: 1	K: 0	S: 6	R: 0	H: 0	E: 0	LOB: 0	K: 1	S: 8	R: 0	H: 1	E: 0	LOB: 2	K: 0	S: 7	R: 3	H: 4	E: 0	LOB: 1	K: 0	S: 10	R: 0	H: 0	E: 0	LOB: 1	K: 0	S: 8	1B: 6	SF: 0	2B: 0	SAC: 0	3B: 1	DP: 0	HR: 0	HBP: 1	WP: 0	PA: 37
--------------	------	------	------	--------	------	-------	------	------	------	--------	------	------	------	------	------	--------	------	------	------	------	------	--------	------	------	------	------	------	--------	------	------	------	------	------	--------	------	------	------	------	------	--------	------	-------	------	------	------	--------	------	------	-------	-------	-------	--------	-------	-------	-------	--------	-------	--------

PITCHER	IP	WLS	BF	H	R	ER	SO	BB	IBB	HBP	BLK	WP	HR	S	P	ERA	WHIP
Jaime Navarro, R ERA: 3.98 (1, 1)	7.2	W	32	7	3	3	1	2	0	0	0	0	0	61	107	3.52	1.174
Mike Fetters, R ERA: 0.32 (8, 1)	1.1		5	0	0	0	0	0	0	1	1	0	0	10	15	0.00	0.000

Batter	1	2	3	4	5	6	7	8	9	10	11	12	AB R H RBI BB SO LOB	TOP												
Darryl Hamilton, L OBP: 0.358, SLG: 0.390 (1, 9)	1-1 L9		2-3 K		3-2 G6-3 1B		4-1 BB			1-2 G1-3		1-0 G4-3	5 0 1 0 1 1 1	<b>Milwaukee Brewers @ Kansas City Royals</b> <b>Royals Stadium, Kansas City, MO</b> Sun Jul 05 1992, 4:33 AM EDT Cloudy - 74 F												
Kevin Seitzer, R OBP: 0.343, SLG: 0.388 (1, 5)	4-1 G6-4-3 BB		3-2 G6-3		1-0 G6-3 1-2f		0-1 G4-3			1-1 G5-3		3-2 G6-3 2-H	5 0 0 1 1 0 4													
Paul Molitor, R OBP: 0.386, SLG: 0.495 (1, 10)	0-1 G6-4-3 1-2f			2-0 F8		4-2 BB				3-2 L9		1-0 BB 1B	5 0 1 0 1 0 1													
Greg Vaughn, R OBP: 0.285, SLG: 0.368 (1, 7)		0-0 G6-3 2B 1B		0-2 1B 1B		0-3 K				2-2 G5-3		1-2 BB 1B	5 1 3 0 0 1 1													
Robin Yount, R OBP: 0.345, SLG: 0.416 (1, 8)		0-0 G6-3		1-2 1B		3-0 G6-3				0-1 G6-3		1-0 P1	5 0 1 0 0 0 4													
Franklin Stubbs, L OBP: 0.302, SLG: 0.380 (1, 3)		1-2 2B		1-1 F9		1-2 G3				1-0 F9		0-3 K	5 0 1 1 0 1 5													
Dave Nilsson, L OBP: 0.238, SLG: 0.320 (1, 2)		1-3 K		0-1 F7		1-2 F9				2-0 G4-3		4-0 FC4-6 BB	4 0 0 0 1 1 3													
Jim Gantner, L OBP: 0.266, SLG: 0.284 (1, 4)		0-2 G4-3			0-1 G4-3		0-0 G6-3			0-0 P4		1-2 FC4-6 1-2f	5 0 0 0 0 0 4													
Pat Listach, S OBP: 0.349, SLG: 0.339 (1, 6)			3-3 K		4-1 1B BB		4-2 BB			1-3 K		4-1 S G4-3 G6-3 BB	2 1 0 0 3 2 0													
<b>Inning Stats</b>	R: 0 E: 0 K: 0 S: 5	H: 0 LOB: 0 BB: 1 P: 10	R: 1 E: 0 K: 1 S: 11	H: 2 LOB: 1 BB: 0 P: 13	R: 0 E: 0 K: 2 S: 10	H: 2 LOB: 2 BB: 0 P: 18	R: 0 E: 0 K: 0 S: 12	H: 2 LOB: 2 BB: 0 P: 16	R: 0 E: 1 K: 1 S: 9	H: 0 LOB: 1 BB: 1 P: 17	R: 0 E: 0 K: 0 S: 11	H: 0 LOB: 2 BB: 2 P: 19	R: 0 E: 0 K: 0 S: 9	H: 0 LOB: 0 BB: 0 P: 14	R: 0 E: 0 K: 0 S: 3	H: 0 LOB: 0 BB: 0 P: 6	R: 0 E: 0 K: 1 S: 8	H: 2 LOB: 3 BB: 1 P: 11	R: 0 E: 0 K: 1 S: 14	H: 2 LOB: 3 BB: 1 P: 22	R: 1 E: 0 K: 0 S: 9	H: 0 LOB: 0 BB: 1 P: 18	1B: 6 2B: 1 3B: 0 HR: 0	SF: 0 SAC: 0 DP: 2 HBP: 0	WP: 0 PB: 0 SB: 3 CS: 0	PA: 48
<b>PITCHER</b>	IP WLS BF H R ER SO BB IBB HBP BLK WP HR S P ERA WHIP																									
Mark Gubicza, R ERA: 3.75 (1, 1)	5.0	20	5	1	1	3	2	0	0	0	0	0	0	0	1.80	1.400										
Mike Boddicker, R ERA: 4.87 (6, 1)	4.0	15	0	0	0	1	3	0	0	0	0	0	0	0.00	0.750											
Jeff Montgomery, R ERA: 1.71 (10, 1)	3.0	L 13	2	1	1	2	2	0	0	0	0	0	0	3.00	1.333											

livebaseballscorecards.com

AB	41
R	2
H	7
RBI	2
BB	7
SO	6
LOB	23



Batter	1	2	3	4	5	6	7	8	9	10	11	12
Kevin Koslofski, L (1, 8) OBP: 0.417, SLG: 0.364 Brian McRae, S (10, PH) OBP: 0.279, SLG: 0.306 (11, 8)	2-2 FC4-6 1B		0-1 P6		0-0 F7			0-0 SH3-4		1-2 G6-3		
Keith Miller, R (1, 4) OBP: 0.376, SLG: 0.424	1-0 FC4-6 G6-3 1-2f			0-2 L1		0-1 P6		2-3 K		1-3 K		
Gregg Jefferies, S (1, 5) OBP: 0.310, SLG: 0.389	1-1 SAFE SAFE G6-3			0-0 2B 1B		2-1 F7		2-1 F7		1-0 CS 1B		
Wally Joyner, L (1, 10) OBP: 0.324, SLG: 0.424	0-1 G4-3			0-1 F8		2-2 E6 2B		0-2 L7		3-2 F7 1-2		
George Brett, L (1, 3) OBP: 0.323, SLG: 0.396 Gary Thurman, R (12, PR) OBP: 0.279, SLG: 0.340		3-2 G6-4-3 1B		0-0 WP 1-H 2B		0-1 2B		1-2 F8		1-1 L5-4 2B		
Kevin McReynolds, R (1, 7) OBP: 0.355, SLG: 0.407		3-1 G6-4-3 1-2f		2-3 K		1-1 L5		4-0 1B BB		4-1 BB		
Jim Eisenreich, L (1, 9) OBP: 0.322, SLG: 0.369		2-2 P5			0-0 G3 S 1B		1-1 G6-3		2-1 SAFE SAFE 1-H 1B		3-1 F7	
Brent Mayne, L (1, 2) OBP: 0.287, SLG: 0.309 Mike MacFarlane, R (10, PH) OBP: 0.301, SLG: 0.393 (11, 2)			1-1 G1-6-3 1B		1-1 G3		0-0 F9			2-2 P4		2-0 L5-4 2-3
Curtis Wilkerson, S (1, 6) OBP: 0.272, SLG: 0.311			0-0 G1-6-3 1-2f		0-3 K			4-1 SH3-4 BB		0-3 K		

Inning Stats	R: 0	H: 1	E: 0	K: 8	LOB: 1	BB: 0	P: 12	R: 0	H: 1	E: 0	K: 11	LOB: 0	BB: 0	P: 19	R: 0	H: 1	E: 0	K: 5	LOB: 0	BB: 0	P: 6	R: 1	H: 2	E: 0	K: 11	LOB: 1	BB: 0	P: 13	R: 0	H: 1	E: 1	K: 9	LOB: 2	BB: 0	P: 13	R: 0	H: 0	E: 0	K: 5	LOB: 0	BB: 0	P: 7	R: 0	H: 0	E: 0	K: 7	LOB: 1	BB: 1	P: 15	R: 0	H: 1	E: 0	K: 8	LOB: 1	BB: 1	P: 15	R: 0	H: 0	E: 0	K: 10	LOB: 0	BB: 0	P: 13	R: 0	H: 1	E: 0	K: 8	LOB: 0	BB: 0	P: 13	R: 0	H: 1	E: 0	K: 6	LOB: 2	BB: 1	P: 16	1B: 7	2B: 4	3B: 0	HR: 0	SF: 0	DP: 3	HBP: 0
--------------	------	------	------	------	--------	-------	-------	------	------	------	-------	--------	-------	-------	------	------	------	------	--------	-------	------	------	------	------	-------	--------	-------	-------	------	------	------	------	--------	-------	-------	------	------	------	------	--------	-------	------	------	------	------	------	--------	-------	-------	------	------	------	------	--------	-------	-------	------	------	------	-------	--------	-------	-------	------	------	------	------	--------	-------	-------	------	------	------	------	--------	-------	-------	-------	-------	-------	-------	-------	-------	--------

PITCHER	IP	WLS	BF	H	R	ER	SO	BB	IBB	HBP	BLK	WP	HR	S	P	ERA	WHIP
Chris Bosio, R (1, 1) ERA: 4.27	7.0		26	7	1	1	2	0	0	0	0	1	0	57	79	1.29	1.000
Dan Plesac, L (8, 1) ERA: 4.2	2.2		10	1	0	0	2	2	0	0	0	0	0	22	39	0.00	1.125
Mike Fetters, R (10, 1) ERA: 0.3	1.1	W	4	1	0	0	1	0	0	0	0	0	0	11	17	0.00	0.750
Doug Henry, R (12, 1) ERA: 3.06	1.0	S	4	1	0	0	0	1	0	0	0	0	0	6	16	0.00	2.000

AB	R	H	RBI	BB	SO	LOB
3	0	1	0	0	0	1
1	0	0	0	0	0	0
5	0	0	0	0	2	2
5	1	2	0	0	0	2
5	0	0	0	0	0	3
5	0	4	1	0	0	0
0	0	0	0	0	0	0
3	0	0	0	2	1	2
5	0	2	0	0	0	2
3	0	1	0	0	0	1
2	0	0	0	0	0	2
3	0	0	0	1	2	2

AB	R	H	RBI	BB	SO	LOB
40	1	10	1	3	5	17

WP	PA
1	44

Milwaukee Brewers @ Kansas City Royals  
Royals Stadium, Kansas City, MO  
Sun Jul 05 1992, 4:33 AM EDT  
Cloudy - 74 F

livebaseballscorecards.com



Batter	1	2	3	4	5	6	7	8	9	AB R H RBI BB SO LOB	TOP											
Pat Listach, S OBP: 0.354, SLG: 0.353 (1, 6)	4-1 S 2B BB	0-0 HR 2B		1-0 1B 3B	3-3 K			1-3 K		4 3 2 0 1 2 1												
Kevin Seitzer, R OBP: 0.344, SLG: 0.386 (1, 5)	3-2 P4	4-1 HR BB		2-2 S 1B		1-2 F9		0-1 G4-3		4 2 1 1 1 0 1												
Paul Molitor, R OBP: 0.389, SLG: 0.498 (1, 3)	3-2 S E 2B	1-0 F7		0-1 F8 1B		2-1 G6-3		4-1 BB		4 1 2 2 1 0 2												
Greg Vaughn, R OBP: 0.287, SLG: 0.379 (1, 7)	4-2 2B SF9 BB	0-0 HR		0-0 F8 1B		2-3 K		1-2 F8		4 2 1 3 1 1 2												
Robin Yount, R OBP: 0.343, SLG: 0.416 (1, 10)	0-1 SF9 1B 2B	1-1 G6-3		2-0 G5-3		3-2 G6-3		2-2 F8		5 1 1 0 0 0 2												
B.J. Surhoff, L OBP: 0.276, SLG: 0.313 (1, 2)	2-0 SF9	0-2 L4		1-2 G4-3		3-2 G4-3				3 0 0 1 0 0 1												
Dante Bichette, R OBP: 0.346, SLG: 0.468 (1, 9)	1-0 S 1B		2-2 G3-6 1B		1-2 G5-3		1-1 P4			4 0 2 1 0 0 0												
Darryl Hamilton, L OBP: 0.356, SLG: 0.384 (1, 8)	4-0 BB		0-1 G3-6		1-2 G4-3		1-3 K			3 0 0 0 1 1 1												
Scott Fletcher, R OBP: 0.366, SLG: 0.394 (1, 4)	0-1 F9		2-1 G5-3		4-1 BB		1-2 G4-3			3 0 0 0 1 0 2												
<b>Inning Stats</b>	R: 4 E: 0 K: 0 S: 18	H: 3 LOB: 2 BB: 3 P: 39	R: 3 E: 0 K: 0 S: 9	H: 2 LOB: 0 BB: 1 P: 15	R: 0 E: 0 K: 0 S: 7	H: 1 LOB: 0 BB: 0 P: 11	R: 2 E: 0 K: 0 S: 11	H: 3 LOB: 1 BB: 0 P: 17	R: 0 E: 0 K: 1 S: 12	H: 0 LOB: 1 BB: 1 P: 21	R: 0 E: 0 K: 1 S: 10	H: 0 LOB: 0 BB: 0 P: 15	R: 0 E: 0 K: 0 S: 11	H: 0 LOB: 0 BB: 0 P: 18	R: 0 E: 0 K: 2 S: 9	H: 0 LOB: 0 BB: 0 P: 12	R: 0 E: 0 K: 0 S: 9	H: 0 LOB: 1 BB: 1 P: 16	1B: 4 2B: 3 3B: 1 HR: 1	SF: 1 SAC: 0 DP: 1 HBP: 0	WP: 0 PB: 0 SB: 4 CS: 0	PA: 41
<b>PITCHER</b>	IP WLS BF H R ER SO BB IBB HBP BLK WP HR S P ERA WHIP																					
Mark Davis, L ERA: 7.18 (1, 1)	3.0 L 21 9 9 9 0 4 0 0 0 0 0 1 40 74 27.00 4.333																					
Tom Gordon, R ERA: 5.59 (4, 1)	4.0 13 0 0 0 2 1 0 0 0 0 0 0 38 62 0.00 0.250																					
Steve Shifflett, R ERA: (8, 1)	2.0 7 0 0 0 2 1 0 0 0 0 0 0 18 28 0.00 0.500																					

Milwaukee Brewers @ Kansas City Royals  
 Royals Stadium, Kansas City, MO  
 Sun Jul 05 1992, 8:05 PM EDT  
 Att. 25,835 - Sunny - 79 F

AB	34
R	9
H	9
RBI	8
BB	6
SO	4
LOB	12



WP: 0	PA: 41
PB: 0	
SB: 4	
CS: 0	



Batter	1	2	3	4	5	6	7	8	9	AB	R	H	RBI	BB	SO	LOB
Kevin Koslowski, L OBP: 0.400, SLG: 0.357 Brian McRae, S OBP: 0.284, SLG: 0.309 (7, 8)	2-2 G4-3		0-0 1B G3-6-3 1B	1-0 F7		0-1 1B			2-2 DI 2B HBP	3	1	1	0	0	0	1
Curtis Wilkerson, S OBP: 0.280, SLG: 0.314 Keith Miller, R OBP: 0.373, SLG: 0.420 (7, 4)	4-1 BB		0-1 1B G3-6-3 1B		3-2 G4-3	1-0 P3			0-1 P4	2	0	1	1	1	0	0
Gregg Jefferies, S OBP: 0.305, SLG: 0.383 (1, 5)	0-1 F9		1-0 1 SAFE G3-6-3 1B		0-0 G6-3				2-1 G6-3	5	0	0	0	0	1	3
Wally Joyner, L OBP: 0.326, SLG: 0.425 (1, 3)	2-2 F8		0-1 P6		1-0 G4-1				0-0 2B	4	0	1	1	1	0	1
George Brett, L OBP: 0.321, SLG: 0.399 (1, 10)		1-1 G4-3		1-2 G1-4-3		1-2 SF9 3B			2-1 F8	5	1	1	0	0	0	2
Kevin McReynolds, R OBP: 0.353, SLG: 0.417 (1, 7)		1-0 F9		0-1 HR		2-0 SF9			1-3 K	3	1	1	2	0	1	1
Jim Eisenreich, L OBP: 0.321, SLG: 0.377 (1, 9)		1-0 G4-3		0-0 E 3B		0-1 G6-3			1-0 F8	4	1	1	0	0	0	0
Mike Macfarlane, R OBP: 0.304, SLG: 0.400 (1, 2)			1-0 1B 2B		2-0 E3	0-0 1B 1B			3-1 F9	4	1	2	1	0	0	0
Rico Rossy, R OBP: 0.309, SLG: 0.293 (1, 6)			0-1 1B 1B		0-0 L5	2-2 1B 1B			1-3 K	4	1	2	1	0	1	1

Inning Stats	R: 0	H: 0	E: 0	K: 0	S: 11	H: 0	LOB: 1	BB: 1	P: 19	R: 0	H: 0	E: 0	K: 0	S: 4	R: 3	H: 4	E: 0	K: 0	S: 9	R: 0	H: 0	E: 0	K: 0	S: 6	R: 1	H: 4	E: 0	K: 0	S: 14	R: 0	H: 0	E: 0	K: 2	S: 9	R: 0	H: 0	E: 0	K: 1	S: 6	R: 1	H: 1	E: 0	K: 0	S: 9	1B: 6	SF: 1	3B: 2	HR: 1
--------------	------	------	------	------	-------	------	--------	-------	-------	------	------	------	------	------	------	------	------	------	------	------	------	------	------	------	------	------	------	------	-------	------	------	------	------	------	------	------	------	------	------	------	------	------	------	------	-------	-------	-------	-------

PITCHER	IP	WLS	BF	H	R	ER	SO	BB	IBB	HBP	BLK	WP	HR	S	P	ERA	WHIP
Ricky Bones, R ERA: 5.0 (1, 1)	5.2	W	27	9	6	6	0	1	0	0	0	0	1	50	76	9.53	1.765
Jesse Orosco, L ERA: 3.38 (6, 1)	1.2		7	1	0	0	2	1	0	0	0	0	0	13	24	0.00	1.200
Jim Austin, R ERA: 2.6 (8, 1)	1.1		6	1	1	1	1	0	0	1	0	0	0	12	20	6.75	0.750
Darren Holmes, R ERA: 4.4 (9, 1)	0.1	S	1	0	0	0	0	0	0	0	0	0	0	2	4	0.00	0.000

BOTTOM

Milwaukee Brewers @ Kansas City Royals  
Royals Stadium, Kansas City, MO

Sun Jul 05 1992, 8:05 PM EDT  
Att. 25,835 - Sunny - 79 F

livebaseballscorecards.com

AB	37
R	7
H	11
RBI	6
BB	2
SO	3
LOB	13



WP: 0	PA: 41
PB: 0	
SB: 0	
CS: 0	

Batter	1	2	3	4	5	6	7	8	9	AB R H RBI BB SO LOB	TOP											
<b>Keith Miller, R</b> (1, 4) OBP: 0.374, SLG: 0.424	3-2 G5-3	0-0 BLK 1B		1-1 FC6-4			0-0 1B 2B	1-2 F8		5 1 2 3 0 0 1												
<b>Gregg Jefferies, S</b> (1, 5) OBP: 0.307, SLG: 0.383	1-1 FC4-6 1B	3-2 F9			1-2 G3-1		0-0 S BB 1B		0-3 K	5 0 2 1 0 1 2												
<b>Wally Joyner, L</b> (1, 3) OBP: 0.323, SLG: 0.421	0-0 FC4-6			0-2 G4-3		1-2 CS 1B	1-3 K		0-3 K	5 0 1 0 0 2 2												
<b>Kevin McReynolds, R</b> (1, 7) OBP: 0.357, SLG: 0.430	3-2 G5-3			2-0 HR		2-3 K	4-0 S BB		1-0 FC4-6 1B	4 1 2 1 1 1 2												
<b>George Brett, L</b> (1, 10) OBP: 0.319, SLG: 0.394				0-0 P5		1-2 G4-3	4-2 BB		0-0 FC4-6	4 0 0 0 1 0 1												
<b>Jim Eisenreich, L</b> (1, 9) OBP: 0.315, SLG: 0.369				0-0 G3-1		0-0 G3	2-3 K			4 0 0 0 0 1 3												
<b>Mike Macfarlane, R</b> (1, 2) OBP: 0.299, SLG: 0.392				0-1 G6-3		2-3 K	0-0 G3			4 1 0 0 0 1 3												
<b>Brian McRae, S</b> (1, 8) OBP: 0.287, SLG: 0.315				2-1 G3			0-0 1B 2B		2-2 G4-3	4 2 2 1 0 0 0												
<b>Rico Rossy, R</b> (1, 6) OBP: 0.321, SLG: 0.308				1-0 FC6-4 1B			0-1 2B 1B		2-2 G2-3	4 1 3 0 0 0 0												
<b>Inning Stats</b>	R: 0 E: 0 K: 0 S: 13	H: 1 LOB: 1 BB: 0 P: 20	R: 2 E: 1 K: 0 S: 15	H: 3 LOB: 2 BB: 0 P: 26	R: 1 E: 0 K: 0 S: 6	H: 1 LOB: 0 BB: 0 P: 8	R: 0 E: 0 K: 0 S: 8	H: 1 LOB: 1 BB: 0 P: 11	R: 0 E: 0 K: 1 S: 9	H: 0 LOB: 0 BB: 0 P: 13	R: 0 E: 0 K: 1 S: 11	H: 0 LOB: 0 BB: 0 P: 14	R: 3 E: 0 K: 2 S: 16	H: 4 LOB: 3 BB: 2 P: 27	R: 0 E: 0 K: 0 S: 9	H: 0 LOB: 0 BB: 0 P: 14	R: 0 E: 0 K: 2 S: 8	H: 1 LOB: 1 BB: 0 P: 9	1B: 9 2B: 3 3B: 0 HR: 1	SF: 0 SAC: 0 DP: 1 HBP: 0	WP: 0 PB: 0 SB: 2 CS: 1	PA: 41
<b>PITCHER</b>	IP WLS BF H R ER SO BB IBB HBP BLK WP HR S P ERA WHIP																					
<b>John Dopson, R</b> (1, 1) ERA: 3.38	6.0 L 29 11 6 4 2 0 0 0 0 1 0 1 67 97 6.00 1.833																					
<b>Tony Fossas, L</b> (7, 1) ERA: 4.38	0.2 4 0 0 0 2 2 0 0 0 0 0 0 10 21 0.00 3.000																					
<b>Daryl Irvine, R</b> (7, 1) ERA:	2.1 8 1 0 0 2 0 0 0 0 0 0 0 18 24 0.00 0.429																					

**Kansas City Royals @ Boston Red Sox**  
**Fenway Park, Boston, MA**  
 Mon Jul 06 1992, 7:05 PM EDT  
 Att. 28,495 - Sunny - 77 F

[livebaseballscorecards.com](http://livebaseballscorecards.com)

**AB 39**  
**R 6**  
**H 12**  
**RBI 6**  
**BB 2**  
**SO 6**  
**LOB 14**



Batter	1	2	3	4	5	6	7	8	9	AB	R	H	RBI	BB	SO	LOB
Jody Reed, R OBP: 0.320, SLG: 0.331 (1, 4)	1-1 G4-3		0-3 K			1-1 F9		0-1 G5-3		4	0	0	0	0	1	1
Bob Zupcic, R OBP: 0.372, SLG: 0.422 (1, 8) Herm Winningham, L OBP: 0.257, SLG: 0.291 (4, 8)	1-2 G5-3		1-2 1B			2-1 G3		1-0 G4-3		2	0	1	0	0	0	0
Wade Boggs, L OBP: 0.368, SLG: 0.398 (1, 5)	1-0 P6		2-0 L8			3-2 F7		1-1 G5-3		4	0	0	0	0	0	1
Tom Brunansky, R OBP: 0.340, SLG: 0.422 (1, 9)		2-1 3B		4-2 BB			2-1 F8		0-0 G1-3	3	0	1	0	1	0	0
Jack Clark, R OBP: 0.354, SLG: 0.303 (1, 10)		4-1 SF7 BB		1-1 G6-4-3			1-1 F9		4-2 BB	2	1	0	0	2	0	1
Phil Plantier, L OBP: 0.320, SLG: 0.370 (1, 7)		1-1 FC5-2-6-5		0-1 G3			0-1 HR 1B		0-3 K	4	1	1	0	0	1	3
Mo Vaughn, L OBP: 0.348, SLG: 0.336 (1, 3)		0-1 SF7		2-0 G3-1			3-2 HR 1B		1-3 K	3	1	1	3	0	1	1
Luis Rivera, R OBP: 0.326, SLG: 0.282 (1, 6)		0-1 G4-3		1-0 F8			1-1 1B			3	0	1	0	0	0	1
Tony Peña, R OBP: 0.261, SLG: 0.280 (1, 2)			1-1 CS 1B		0-0 P5		1-1 G4-3			3	0	1	0	0	0	1

Inning Stats	R: 0	H: 0	E: 0	K: 0	S: 6	R: 1	H: 1	E: 0	K: 0	S: 9	R: 0	H: 2	E: 0	K: 1	S: 10	R: 0	H: 0	E: 0	K: 0	S: 3	R: 0	H: 0	E: 0	K: 0	S: 7	R: 2	H: 3	E: 0	K: 0	S: 13	R: 0	H: 0	E: 0	K: 0	S: 5	R: 0	H: 0	E: 0	K: 2	S: 10	1B: 4	2B: 0	3B: 1	SF: 1	SAC: 0	DP: 1	HBP: 0	WP: 0	PB: 0	SB: 0	CS: 1	PA: 34
--------------	------	------	------	------	------	------	------	------	------	------	------	------	------	------	-------	------	------	------	------	------	------	------	------	------	------	------	------	------	------	-------	------	------	------	------	------	------	------	------	------	-------	-------	-------	-------	-------	--------	-------	--------	-------	-------	-------	-------	--------


PITCHER	IP	WLS	BF	H	R	ER	SO	BB	IBB	HBP	BLK	WP	HR	S	P	ERA	WHIP
Rick Reed, R ERA: 3.86 (1, 1)	6.2	W	25	5	3	3	1	2	0	0	0	0	1	50	84	4.05	1.050
Rusty Meacham, R ERA: 1.57 (7, 1)	2.1	S	9	1	0	0	2	1	0	0	0	0	0	19	28	0.00	0.857

**BOTTOM**

**Kansas City Royals @ Boston Red Sox**  
Fenway Park, Boston, MA

Mon Jul 06 1992, 7:05 PM EDT  
Att. 28,495 - Sunny - 77 F

AB	30
R	3
H	6
RBI	3
BB	3
SO	3
LOB	9



Batter	1	2	3	4	5	6	7	8	9	10	11	AB	R	H	RBI	BB	SO	LOB	TOP									
<b>Keith Miller, R</b> OBP: 0.367, SLG: 0.416 (1, 4) F B B B S X F X	3-2 F8 ①		X 0-0 P2 ②		B B F SAFE B X 3-1 FC5-4 ③ 1-2f			B C C X 1-2 L8 ①		B C B C 1-3 K ②		5	0	0	0	0	1	3										
<b>Gregg Jefferies, S</b> OBP: 0.308, SLG: 0.393 (1, 5) C X	0-1 G4-3 ②		B B C X 2-1 G1-3 ③		S X 0-1 HR		B X 1-0 1B G4-6-3		B X 0-1 G4-6-3 ② ③ 1-2f	C X 0-1 G5-3 ③		5	1	2	1	0	0	2										
<b>Wally Joyner, L</b> OBP: 0.318, SLG: 0.414 (1, 3) C X	0-1 F8 ③		B X 1-0 G6-3 ①		F X 0-1 G3		F X 0-1 G4-6-3 ② ③ 1-2f		C X 0-1 G4-6-3 ② ③ 1-2f	X 0-0 F7 ①		5	0	0	0	0	0	1										
<b>Kevin McReynolds, R</b> OBP: 0.358, SLG: 0.425 (1, 7)		C F F B B B 4-2 G6-3 BB		C B X 1-1 G5-3 ②		B C B X 2-1 G6-3 ②		B F X 1-1 F9 ①		B B B B 4-0 1B BB		3	0	0	0	2	0	0										
<b>George Brett, L</b> OBP: 0.324, SLG: 0.406 (1, 10) F SAFE F B X	1-2 G6-3 ① ② 1-2f		B B B B 4-0 K		C B S S 2-3 K		C B X 0-0 HR		X 0-0 HR	1 SAFE B SAFE F B X 3-2 F B X 1 SAFE F SAFE 1 SAFE F SAFE 1 SAFE F SAFE	3-2 F B X 1B BB	4	1	2	1	1	1	1										
<b>Jim Eisenreich, L</b> OBP: 0.307, SLG: 0.360 (1, 9) C X	0-1 F7 ③		C F X 0-2 F8 ③		C X 0-1 G6-3 ①		C X 0-0 P6 ②		X 0-0 P6 ②	F B SAFE S 2-3 K ②		5	0	0	0	0	1	3										
<b>Mike Macfarlane, R</b> OBP: 0.298, SLG: 0.390 (1, 2)			C B S S 2-3 K ①		C S S S 1-3 K ①		S B F B X 2-2 G4-3 ②		B B X 2-1 1B	B B S 0-3 K ③		4	0	1	0	0	2	0										
<b>Gary Thurman, R</b> OBP: 0.279, SLG: 0.340 (9, PR)												0	0	0	0	0	0	0										
<b>Brent Mayne, L</b> OBP: 0.287, SLG: 0.309 (9, 2)												0	0	0	0	0	0	0										
<b>Bob Melvin, R</b> OBP: 0.352, SLG: 0.380 (11, PH) (11, 2)												1	0	0	0	0	1	2										
<b>Brian McRae, S</b> OBP: 0.289, SLG: 0.315 (1, 8)			B B B B 4-2 BB BB		C B X 1-2 E1 FC6-4		C X 0-1 1B		B SAFE X 1-0 F9 ③			3	0	1	0	1	0	1										
<b>Rico Rossy, R</b> OBP: 0.322, SLG: 0.303 (1, 6)			P SAFE B B 4-0 BB		1 SAFE B SAFE X 1-0 FC6-4 FC5-4		1 SAFE B SAFE X 1-0 F7 ③		1 SAFE B SAFE X 1-0 F7 ③	B C C 0-3 K ①		2	0	0	0	1	0	2										
<b>Curtis Wilkerson, S</b> OBP: 0.278, SLG: 0.312 (10, PH) (10, 6)												1	0	0	0	0	1	0										
<b>Inning Stats</b>	R: 0 E: 0 K: 0 S: 8	H: 0 LOB: 0 BB: 0 P: 11	R: 0 E: 0 K: 0 S: 8	H: 0 LOB: 0 BB: 1 P: 13	R: 0 E: 0 K: 1 S: 10	H: 0 LOB: 2 BB: 2 P: 21	R: 0 E: 0 K: 0 S: 6	H: 0 LOB: 1 BB: 1 P: 12	R: 0 E: 1 K: 1 S: 9	H: 0 LOB: 1 BB: 0 P: 15	R: 1 E: 0 K: 1 S: 9	H: 1 LOB: 0 BB: 0 P: 13	R: 0 E: 0 K: 0 S: 8	H: 1 LOB: 1 BB: 0 P: 11	R: 0 E: 0 K: 0 S: 6	H: 1 LOB: 0 BB: 0 P: 8	R: 1 E: 0 K: 0 S: 7	H: 2 LOB: 1 BB: 0 P: 11	R: 0 E: 0 K: 2 S: 8	H: 0 LOB: 0 BB: 0 P: 9	R: 0 E: 0 K: 2 S: 13	H: 1 LOB: 2 BB: 1 P: 22	1B: 4 2B: 0 3B: 0 HR: 2	SF: 0 SAC: 0 DP: 2 HBP: 0	WP: 0 PA: 43			
<b>PITCHER</b>	IP	WLS	BF	H	R	ER	SO	BB	IBB	HBP	BLK	WP	HR	S	P	ERA	WHIP											
<b>Greg Harris, R</b> ERA: 1.6 (1, 1)	5.0		20	1	1	1	2	4	0	0	0	0	0	1	43	74	1.80	1.000										
<b>Tom Bolton, L</b> ERA: 3.41 (6, 1)	3.0		10	2	0	0	1	0	0	0	0	0	0	21	30	0.00	0.667											
<b>Jeff Reardon, R</b> ERA: 3.33 (9, 1)	2.0		8	2	1	1	2	0	0	0	0	0	1	15	20	4.50	1.000											
<b>Tony Fossas, L</b> ERA: 4.15 (11, 1)	0.2		4	1	0	0	1	1	0	0	0	0	0	7	16	0.00	3.000											
<b>Danny Darwin, R</b> ERA: 5.08 (11, 1)	0.1	W	1	0	0	0	1	0	0	0	0	0	0	6	6	0.00	0.000											

**Kansas City Royals @ Boston Red Sox**  
Fenway Park, Boston, MA  
Tue Jul 07 1992, 7:05 PM EDT  
Att: 30,078 - Sunny - 78 F

AB	38
R	2
H	6
RBI	2
BB	5
SO	7
LOB	15



Batter	1	2	3	4	5	6	7	8	9	10	11	AB R H RBI BB SO LOB	BOTTOM														
Jody Reed, R OBP: 0.327, SLG: 0.340 (1, 4)	4-0 G3 BB		1-1 1B		3-2 1B 2-H		1-1 SH3-4 1-2		1-1 G6-3		2-2 1B 1-3 2B	4 0 3 1 1 0 0	<b>Kansas City Royals @ Boston Red Sox</b> Fenway Park, Boston, MA Tue Jul 07 1992, 7:05 PM EDT Att. 30,078 - Sunny - 78 F														
Phil Plantier, L OBP: 0.320, SLG: 0.366 (1, 7)	1-1 G3 1-2		1-3 K		2-0 1B 1-3		0-0 G3-1 2-3		2-3 K		4-0 1B IBB	5 0 1 0 1 2 3															
Mo Vaughn, L OBP: 0.340, SLG: 0.327 Bob Zupic, R OBP: 0.377, SLG: 0.427 Tim Naehring, R OBP: 0.281, SLG: 0.291 Wade Boggs, L OBP: 0.367, SLG: 0.396 (1, 3) (7, PH) (8, 6) (11, PH)	2-3 K		0-1 P4		3-3 K 1-2		3-2 1B 3-H				2-1 P7	3 0 0 0 0 2 4 1 0 1 1 0 0 0 1 0 0 0 0 1 0 1 0 0 0 0 0 3															
Tom Brunansky, R OBP: 0.339, SLG: 0.419 (1, 9) (8, 3)	1-3 K		2-3 K		2-3 K		0-0 1B		1-0 F9		2-1 1B 1-2 2-3 3-H	6 0 2 1 0 3 4															
Jack Clark, R OBP: 0.355, SLG: 0.302 (1, 10)		0-3 K		2-1 G5-3		4-1 BB	3-2 G4-3		1-1 BB 1B			4 0 1 0 1 1 2															
Scott Cooper, L OBP: 0.308, SLG: 0.307 (1, 5)		4-2 FC6-4 BB		1-1 G3-1		2-1 F7		1-2 B2-6-3 1B		4-1 BB		3 0 1 0 2 0 1															
Herm Winningham, L OBP: 0.246, SLG: 0.278 (1, 8)		0-1 FC6-4 1B 1-2f		1-2 G3-1		1-3 K		0-0 B2-6-3 1-2f		3-3 K		5 0 0 0 0 2 5															
Tony Peña, R OBP: 0.268, SLG: 0.291 (1, 2)		1-0 1B		1-2 K2-3		1-3 K2-3		0-1 G4-3			1-1 2B 1B 1B	5 2 3 0 0 1 1															
Luis Rivera, R OBP: 0.324, SLG: 0.280 Steve Lyons, L OBP: 0.188, SLG: 0.226 (1, 6) (7, PH) (8, 9)	3-3 K 1-2		1-1 P2		1-1 P2		3-2 G3-1 SH3-4 1B 1B		1-1 F7		0-0 F8	2 0 0 0 0 1 3 3 1 1 0 0 0 1															
<b>Inning Stats</b>	R: 0 E: 0 K: 2 S: 8	H: 0 LOB: 1 BB: 1 P: 16	R: 0 E: 0 K: 2 S: 12	H: 1 LOB: 2 BB: 1 P: 20	R: 0 E: 0 K: 2 S: 10	H: 1 LOB: 1 BB: 0 P: 14	R: 0 E: 0 K: 0 S: 7	H: 0 LOB: 0 BB: 0 P: 11	R: 1 E: 0 K: 2 S: 15	H: 3 LOB: 2 BB: 0 P: 27	R: 0 E: 0 K: 0 S: 12	H: 0 LOB: 1 BB: 1 P: 20		R: 1 E: 0 K: 0 S: 16	H: 3 LOB: 2 BB: 0 P: 26	R: 0 E: 0 K: 0 S: 6	H: 1 LOB: 0 BB: 0 P: 7	R: 0 E: 0 K: 1 S: 7	H: 0 LOB: 0 BB: 0 P: 11	R: 0 E: 0 K: 2 S: 10	H: 1 LOB: 2 BB: 1 P: 20	R: 0 E: 0 K: 0 S: 12	H: 3 LOB: 3 BB: 1 P: 22	1B: 11 2B: 2 3B: 0 HR: 0	SF: 0 SAC: 1 DP: 1 HBP: 0	WP: 0 PB: 0 SB: 2 CS: 0	PA: 49
<b>PITCHER</b>	IP WLS BF H R ER SO BB IBB HBP BLK WP HR S P ERA WHIP													IP WLS BF H R ER SO BB IBB HBP BLK WP HR S P ERA WHIP													
Kevin Appier, R ERA: 2.35 (1, 1)	6.1	28	6	2	2	10	3	0	0	0	0	0	0	0	70	118	2.84	1.421									
Neal Heaton, L ERA: 4.19 (7, 1)	0.1	2	1	0	0	0	0	0	0	0	0	0	0	0	5	8	0.00	3.000									
Steve Shifflett, R ERA: (7, 1)	2.1	8	2	0	0	1	0	0	0	0	0	0	0	0	18	26	0.00	0.857									
Rusty Meacham, R ERA: 1.69 (10, 1)	1.2	L 11	4	1	1	2	1	1	0	0	0	0	0	0	22	42	5.40	3.000									

AB	43
R	3
H	13
RBI	3
BB	5
SO	13
LOB	27



livebaseballscores.com

Batter	1	2	3	4	5	6	7	8	9	AB R H RBI BB SO LOB	TOP						
Keith Miller, R OBP: 0.375, SLG: 0.427 (1, 4)	0-1 F9		0-0 2B		1-0 G4-3 1B		3-2 WP G6-3 1B	0-0 BB		5 1 4 0 0 0 0							
Gregg Jefferies, S OBP: 0.309, SLG: 0.391 (1, 5)	1-1 L9		3-3 K		3-2 G4-3		0-1 G6-3 1B	4-0 BB		4 1 1 0 1 1 2							
Wally Joyner, L OBP: 0.319, SLG: 0.410 (1, 3)	4-1 CS BB			4-2 1B BB SF9 BB	1-2 G3-1		2-2 G6-3	0-0 G3-1		3 1 0 1 2 0 5							
Kevin McReynolds, R OBP: 0.364, SLG: 0.428 (1, 7)	2-2 CS	1-2 G4-3		4-1 1B BB		4-1 E BB	1-1 G6-3	3-2 BB		3 0 2 1 2 0 0							
George Brett, L OBP: 0.325, SLG: 0.406 (1, 10)			0-0 BB 1B	1-0 1B	1-2 2-3 1B	2-1 E6	0-0 G1-3		1-0 F8	5 0 2 0 0 0 3							
Bob Melvin, R OBP: 0.351, SLG: 0.373 (1, 2)		4-1 BB		2-2 SF9		1-2 G4-3		0-1 FC1-6 1B	0-2 L9	1 0 0 1 1 0 2							
Jim Eisenreich, L OBP: 0.309, SLG: 0.361 (8, PH) (8, 9)		1-2 G1-6-3 BB		3-1 3-H		1-1 P4		1-1 FC1-6 FC5-4	3-2 P5	2 0 1 0 0 0 1							
Brian McRae, S OBP: 0.285, SLG: 0.310 (1, 8)		0-2 G1-6-3		2-1 P3		1-1 P4		1-1 FC1-6 FC5-4		5 1 0 0 0 0 8							
Gary Thurman, R OBP: 0.271, SLG: 0.330 (1, 9)			1-1 G4-3	1-0 G1-3		3-2 F9		2-2 FC		3 0 0 0 0 0 4							
Brent Mayne, L OBP: 0.284, SLG: 0.305 (8, PH)								1-3 FC5-4		1 0 0 0 0 0 1							
Curtis Wilkerson, S OBP: 0.278, SLG: 0.312 (8, 6)								3-2 BB 1B		0 0 0 0 0 0 0							
Rico Rossy, R OBP: 0.315, SLG: 0.296 (1, 6)			3-2 G4-3		0-0 G6-3		0-2 G6-3	2-0 FC5-4		3 0 0 0 0 0 0							
Mike Macfarlane, R OBP: 0.297, SLG: 0.388 (8, PH) (8, 2)								1-2 3-H		1 0 0 1 0 0 1							
Inning Stats	R: 0 E: 0 K: 0 S: 7 H: 0 LOB: 0 BB: 1 P: 14	R: 0 E: 0 K: 0 S: 9 H: 1 LOB: 1 BB: 1 P: 14	R: 0 E: 0 K: 1 S: 9 H: 1 LOB: 1 BB: 0 P: 16	R: 1 E: 0 K: 0 S: 10 H: 1 LOB: 2 BB: 2 P: 24	R: 0 E: 0 K: 0 S: 12 H: 1 LOB: 1 BB: 0 P: 17	R: 0 E: 1 K: 0 S: 11 H: 0 LOB: 2 BB: 1 P: 22	R: 2 E: 0 K: 0 S: 14 H: 3 LOB: 1 BB: 0 P: 20	R: 1 E: 1 K: 0 S: 11 H: 2 LOB: 3 BB: 1 P: 20	R: 0 E: 0 K: 0 S: 15 H: 1 LOB: 1 BB: 0 P: 22	1B: 9 2B: 1 3B: 0 HR: 0 SF: 1 SAC: 0 DP: 1 HBP: 0	WP: 1 PB: 0 SB: 0 CS: 1 PA: 44						
PITCHER	IP WLS BF H R ER SO BB IBB HBP BLK WP HR S P ERA WHIP																
Frank Viola, L ERA: 3.3 (1, 1)	6.2		30	6	3	3	1	5	0	0	0	1	0	69	123	4.05	1.650
Daryl Irvine, R ERA: (7, 1)	1.0		8	3	1	0	0	1	0	0	0	0	0	13	23	0.00	4.000
Tony Fossas, L ERA: 4.05 (8, 1)	0.1	W	1	0	0	0	0	0	0	0	0	0	0	1	1	0.00	0.000
Jeff Reardon, R ERA: 3.21 (9, 1)	1.0	S	4	1	0	0	0	0	0	0	0	0	0	15	22	0.00	1.000

**Kansas City Royals @ Boston Red Sox**  
**Fenway Park, Boston, MA**  
 Wed Jul 08 1992, 7:05 PM EDT  
 Att. 31,196 - Cloudy - 80 F

livebaseballscorecards.com

AB	36
R	4
H	10
RBI	4
BB	6
SO	1
LOB	27





Batter	1	2	3	4	5	6	7	8	9	AB R H RBI BB SO LOB	TOP												
Keith Miller, R (1, 4) OBP: 0.375, SLG: 0.426	1-2 S 1B		1-2 F7		0-2 P4		1-1 1B		1-3 K	5 0 2 0 0 1 1	<b>Kansas City Royals @ Milwaukee Brewers</b> <b>Milwaukee County Stadium, Milwaukee, WI</b> Thu Jul 09 1992, 8:05 PM EDT Att. 18,573 - Cloudy - 80 F  <b>AB 36</b> <b>R 3</b> <b>H 10</b> <b>RBI 3</b> <b>BB 1</b> <b>SO 5</b> <b>LOB 13</b>												
Gregg Jefferies, S (1, 5) OBP: 0.305, SLG: 0.385	2-3 SAFE K			0-0 B1-3	1-1 G3		0-0 L9		1-2 G3	5 0 0 0 0 1 5													
George Brett, L (1, 10) OBP: 0.324, SLG: 0.403	3-3 K			1-1 HR 1B		2-2 P5		1-0 L3		4 1 1 0 0 1 1													
Kevin McReynolds, R (1, 7) OBP: 0.366, SLG: 0.443	1-1 G5-3			0-0 HR		2-2 G6-3		1-0 2B		4 2 2 2 0 0 1													
Wally Joyner, L (1, 3) OBP: 0.319, SLG: 0.411		1-3 K		2-2 F9		2-0 F8		0-2 1B 2B		4 0 1 1 0 1 0													
Jim Eisenreich, L (1, 9) OBP: 0.313, SLG: 0.364		3-2 G4-3		2-0 FC6-4 1B		1-0 G3		1-1 S 1B		4 0 2 0 0 0 0													
Brent Mayne, L (1, 2) OBP: 0.275, SLG: 0.294		1-0 G1-3		0-0 FC6-4		0-1 G3		0-1 P3		3 0 0 0 0 0 1													
Mike Macfarlane, R (8, PH) OBP: 0.296, SLG: 0.386				1-2				1-2		1 0 0 0 0 0 2													
Brian McRae, S (1, 8) OBP: 0.287, SLG: 0.313			1-1 G3		0-2 SH3-4 2B		4-2 1B 1B BB	0-2 G5-3		3 0 1 0 1 0 2													
Curtis Wilkerson, S (1, 6) OBP: 0.279, SLG: 0.312			2-3 K		0-0 SH3-4		1-0 SAFE 1B 1B	0-0 G6-3		3 0 1 0 0 1 0													
<b>Inning Stats</b>	R: 0 E: 0 K: 2 S: 12	H: 1 LOB: 1 BB: 0 P: 19	R: 0 E: 0 K: 1 S: 7	H: 0 LOB: 0 BB: 0 P: 12	R: 0 E: 0 K: 1 S: 10	H: 0 LOB: 0 BB: 0 P: 14	R: 2 E: 0 K: 0 S: 9	H: 3 LOB: 1 BB: 0 P: 14	R: 0 E: 0 K: 0 S: 9	H: 1 LOB: 1 BB: 0 P: 10	R: 0 E: 0 K: 0 S: 7	H: 0 LOB: 0 BB: 0 P: 13	R: 0 E: 0 K: 0 S: 9	H: 2 LOB: 3 BB: 1 P: 16	R: 1 E: 0 K: 0 S: 12	H: 3 LOB: 2 BB: 0 P: 15	R: 0 E: 0 K: 1 S: 7	H: 0 LOB: 0 BB: 0 P: 9	1B: 6 2B: 3 3B: 0 HR: 1	SF: 0 SAC: 1 DP: 0 HBP: 0	WP: 0 PB: 0 SB: 2 CS: 0	PA: 38	
<b>PITCHER</b>	IP WLS BF H R ER SO BB IBB HBP BLK WP HR S P ERA WHIP																						
Chris Bosio, R (1, 1) ERA: 4.23	7.1 L 32 9 3 3 4 1 0 0 0 0 0 1 68 105 3.68 1.364																						
Jesse Orosco, L (8, 1) ERA: 3.38	0.0 1 1 0 0 0 0 0 0 0 0 0 0 2 3 ∞ ∞																						
Darren Holmes, R (8, 1) ERA: 3.71	1.2 5 0 0 0 0 1 0 0 0 0 0 0 12 14 0.00 0.000																						

livebaseballscores.com





Batter	1	2	3	4	5	6	7	8	9	AB	R	H	RBI	BB	SO	LOB
Pat Listach, S OBP: 0.358, SLG: 0.356 (1, 6)	1-0 SF8 1B		1-2 L5		0-1 P6	1-3 K		1 SAFE 2-2 FC3-2 1-3 1B		5	1	2	0	0	1	2
Darryl Hamilton, L OBP: 0.358, SLG: 0.393 (1, 9)	1 SAFE 2-1 S 1-3 2B		2-2 L8		3-1 S 1B		2-2 1B SF8 2B	1-1 FC3-2 1-2 3-H		5	1	3	0	0	0	2
Paul Molitor, R OBP: 0.389, SLG: 0.494 (1, 10)	0-0 SF8		2-1 CI 2B		1 SAFE 4-2 FC6-4 1-2 BB		3-2 1B HBP		0-1 G6-3	1	0	0	1	1	0	0
Greg Vaughn, R OBP: 0.298, SLG: 0.386 (1, 7)	3-H 3-2 G5-3 2-3		0-0 2B		0-1 P4		0-1 1-2 2-3 1B		2-3 K	5	0	2	0	0	1	3
Robin Yount, R OBP: 0.340, SLG: 0.410 (1, 8)	3-1 S HBP		1-2 G4-3		1-2 FC6-4 1-2f		0-0 SF8		0-0 F9	3	0	0	1	0	0	4
B.J. Surhoff, L OBP: 0.271, SLG: 0.309 (1, 2)	3-2 P4 1-2			0-1 F7		0-1 G4-3		1-0 F9		4	0	0	0	0	0	4
John Jaha, R Franklin Stubbs, L OBP: 0.298, SLG: 0.385 (1, 3) (7, PH) (8, 3)		3-3 K		1-0 F8		2-1 G5-3		0-1 F7		3	0	0	0	0	1	0
Jim Gantner, L OBP: 0.269, SLG: 0.282 (1, 5)		1-0 F8		0-0 S 1B		4-2 1B BB		0-1 G1-3		3	0	1	0	1	0	0
Scott Fletcher, R OBP: 0.360, SLG: 0.388 (1, 4)		0-0 G5-3		0-3 K		0-0 1B		4-1 1B FC3-2 BB		3	0	1	0	1	1	1

Inning Stats	R: 1	H: 2	E: 0	K: 0	S: 13	LOB: 2	BB: 0	P: 24	R: 0	H: 0	E: 0	K: 1	S: 6	LOB: 0	BB: 0	P: 10	R: 0	H: 1	E: 1	K: 0	S: 13	LOB: 2	BB: 0	P: 19	R: 0	H: 1	E: 0	K: 1	S: 7	LOB: 1	BB: 0	P: 8	R: 0	H: 1	E: 0	K: 0	S: 12	LOB: 2	BB: 1	P: 19	R: 0	H: 1	E: 0	K: 1	S: 10	LOB: 2	BB: 1	P: 17	R: 1	H: 2	E: 0	K: 0	S: 11	LOB: 2	BB: 0	P: 17	R: 0	H: 1	E: 0	K: 0	S: 9	LOB: 1	BB: 1	P: 16	R: 0	H: 0	E: 0	K: 1	S: 7	LOB: 0	BB: 0	P: 9	1B: 6	SF: 2	3B: 0	HR: 0	WP: 0	PA: 41
--------------	------	------	------	------	-------	--------	-------	-------	------	------	------	------	------	--------	-------	-------	------	------	------	------	-------	--------	-------	-------	------	------	------	------	------	--------	-------	------	------	------	------	------	-------	--------	-------	-------	------	------	------	------	-------	--------	-------	-------	------	------	------	------	-------	--------	-------	-------	------	------	------	------	------	--------	-------	-------	------	------	------	------	------	--------	-------	------	-------	-------	-------	-------	-------	--------

PITCHER	IP	WLS	BF	H	R	ER	SO	BB	IBB	HBP	BLK	WP	HR	S	P	ERA	WHIP
Mike Boddicker, R ERA: 4.64 (1, 1)	5.0		23	5	1	1	2	1	0	0	0	0	0	51	80	1.80	1.200
Neal Heaton, L ERA: 4.31 (6, 1)	1.0		6	2	1	1	1	1	0	0	0	0	0	13	22	9.00	3.000
Steve Shifflett, R ERA: (7, 1)	1.0	W	5	1	0	0	0	0	0	1	0	0	0	8	12	0.00	1.000
Jeff Montgomery, R ERA: 1.64 (8, 1)	2.0	S	7	1	0	0	1	1	0	0	0	0	0	16	25	0.00	1.000


**BOTTOM**

**Kansas City Royals @ Milwaukee Brewers**  
**Milwaukee County Stadium, Milwaukee, WI**

Thu Jul 09 1992, 8:05 PM EDT  
 Att. 18,573 - Cloudy - 80 F

livebaseballscorecards.com

<b>AB</b>	<b>33</b>
<b>R</b>	<b>2</b>
<b>H</b>	<b>9</b>
<b>RBI</b>	<b>2</b>
<b>BB</b>	<b>3</b>
<b>SO</b>	<b>4</b>
<b>LOB</b>	<b>18</b>



Batter	1	2	3	4	5	6	7	8	9	AB R H RBI BB SO LOB	TOP											
<b>Keith Miller, R</b> (1, 4) <small>OBP: 0.372, SLG: 0.426</small> <b>Curtis Wilkerson, S</b> (9, 4) <small>OBP: 0.279, SLG: 0.312</small>	0-0 P4		1-1 G5-3		1-2 G4-3 2B		2-1 F7	0-2 P3		5 1 1 0 0 0 1 0 0 0 0 0 0 0												
<b>Gregg Jefferies, S</b> (1, 5) <small>OBP: 0.309, SLG: 0.384</small>	4-2 FC2-5 1B BB		2-2 1B 1B		1-0 G4-3		4-1 1B BB 1B BB	1-1 G4-3		3 2 1 0 2 0 2												
<b>George Brett, L</b> (1, 10) <small>OBP: 0.325, SLG: 0.403</small>	3-2 FC2-5 1-2 1B		0-1 1B 1-2 1B 1B		0-1 G4-3		1-3 K		1-0 F8	5 0 2 1 0 1 1												
<b>Kevin McReynolds, R</b> (1, 7) <small>OBP: 0.370, SLG: 0.444</small> <b>Kevin Koslowski, L</b> (9, 7) <small>OBP: 0.400, SLG: 0.357</small>	2-2 FC2-5 FC6-4 1-2 2-3f		3-1 1B 1-2 2-H 1B		2-2 1B		4-2 1B 1B 1-2 BB		3-2 L9	4 0 2 1 1 0 2 0 0 0 0 0 0 0												
<b>Wally Joyner, L</b> (1, 3) <small>OBP: 0.320, SLG: 0.411</small>	3-1 FC6-4 1-2f		3-2 1B 1-2 2-H 1B		0-0 L3		2-1 1B 1-2 2-3 1B		3-3 K	5 0 2 0 0 1 3												
<b>Jim Eisenreich, L</b> (1, 9) <small>OBP: 0.320, SLG: 0.376</small>		1-0 CS 1B		0-0 G6-3 2B		0-1 G4-3		0-2 1-2 2-3 3-H 1B		4 0 3 1 0 0 0												
<b>Mike Macfarlane, R</b> (1, 2) <small>OBP: 0.295, SLG: 0.384</small>		1 SAFE 0-3 K		0-3 K		2-2 FC6-4 1B		0-2 P6		4 0 1 0 0 2 5												
<b>Brian McRae, S</b> (1, 8) <small>OBP: 0.287, SLG: 0.312</small>		1 SAFE 1 SAFE 2-3 B S K 1-2		0-1 G6-3		0-0 P4		1-1 SH3-4 1B		4 0 1 0 0 1 3												
<b>Rico Rossy, R</b> (1, 6) <small>OBP: 0.309, SLG: 0.289</small>			3-1 P6		0-1 G6-3		0-0 FC6-4 1-2f		1-0 SH3-4	3 0 0 0 0 0 2												
<b>Inning Stats</b>	R: 0 E: 0 K: 0 S: 11	H: 1 LOB: 2 BB: 1 P: 23	R: 0 E: 0 K: 2 S: 9	H: 1 LOB: 1 BB: 0 P: 12	R: 1 E: 0 K: 0 S: 14	H: 4 LOB: 2 BB: 0 P: 26	R: 0 E: 0 K: 1 S: 8	H: 1 LOB: 1 BB: 0 P: 8	R: 1 E: 0 K: 0 S: 15	H: 2 LOB: 1 BB: 0 P: 19	R: 0 E: 0 K: 0 S: 10	H: 1 LOB: 1 BB: 0 P: 12	R: 1 E: 0 K: 1 S: 16	H: 2 LOB: 3 BB: 2 P: 29	R: 0 E: 0 K: 0 S: 10	H: 1 LOB: 1 BB: 0 P: 13	R: 0 E: 0 K: 1 S: 11	H: 0 LOB: 0 BB: 0 P: 18	1B: 11 2B: 3 3B: 0 HR: 0	SF: 0 SAC: 1 DP: 1 HBP: 0	WP: 0 PB: 0 SB: 0 CS: 1	PA: 41
<b>PITCHER</b>	IP WLS BF H R ER SO BB IBB HBP BLK WP HR S P ERA WHIP																					
<b>Ricky Bones, R</b> (1, 1) <small>ERA: 4.95</small> <b>Dan Plesac, L</b> (7, 1) <small>ERA: 3.94</small>	6.1 L 29 10 3 0 2 1																					

Kansas City Royals @ Milwaukee Brewers  
Milwaukee County Stadium, Milwaukee, WI

Fri Jul 10 1992, 8:05 PM EDT  
Att. 22,594 - Sunny - 80 F

AB	37
R	3
H	13
RBI	3
BB	3
SO	5
LOB	19



Batter	1	2	3	4	5	6	7	8	9	AB	R	H	RBI	BB	SO	LOB
Pat Listach, S (1, 6) OBP: 0.360, SLG: 0.358 Franklin Stubbs, L (9, PH) OBP: 0.297, SLG: 0.383	0-3 K		3-3 K			0-0 FC5 BB 1B		1-0 G1-3 1B	0-1 P6	4	0	2	0	0	2	1
Darryl Hamilton, L (1, 8) OBP: 0.357, SLG: 0.387	1-1 F7			2-1 P1		4-2 FC5 BB		1-1 F7		3	0	0	0	1	0	1
Robin Yount, R (1, 10) OBP: 0.339, SLG: 0.407	1-0 P9			2-3 K		0-0 FC5 G6-4-3		0-0 G1-3 1B		4	0	1	0	0	1	2
Greg Vaughn, R (1, 7) OBP: 0.294, SLG: 0.380		0-0 P2		1-0 P5		0-1 G6-4-3		0-0 G1-3		4	0	0	0	0	0	4
Dante Bichette, R (1, 9) OBP: 0.345, SLG: 0.464		1-0 P5			3-3 K		1-1 1B G6-4-3 1B	1-2 G6-3		4	1	1	0	0	1	2
B.J. Surhoff, L (1, 2) OBP: 0.274, SLG: 0.309		3-2 G4-3			3-2 G5-3		2-2 G6-4-3 1B		4-1 FC1-5 BB	3	0	1	0	1	0	0
John Jaha, R (1, 3) OBP: 0.429, SLG: 0.429			1-0 G5-3		2-1 1B 1B		1-1 G6-4-3 1B		0-2 FC1-5 1B	4	0	3	0	0	0	0
Jim Gantner, L (1, 5) OBP: 0.269, SLG: 0.282			1-3 K		2-1 1B		1-2 G6-4-3		1-1 FC1-5	4	0	1	0	0	1	4
Scott Fletcher, R (1, 4) OBP: 0.360, SLG: 0.383 Paul Molitor, R (9, PH) OBP: 0.388, SLG: 0.492			4-0 BB		1-0 P5		1-2 G6-3		1-2 F9	2	0	0	0	1	0	3
										1	0	0	0	0	0	2

Inning Stats	R: 0	H: 0	E: 0	K: 1	S: 6	R: 0	H: 0	E: 0	K: 0	S: 5	R: 0	H: 0	E: 0	K: 2	S: 7	R: 0	H: 0	E: 0	K: 1	S: 7	R: 0	H: 2	E: 0	K: 1	S: 11	R: 1	H: 3	E: 0	K: 0	S: 15	R: 0	H: 2	E: 0	K: 0	S: 8	R: 0	H: 1	E: 0	K: 0	S: 11	1B: 9	2B: 0	3B: 0	HR: 0	SF: 0	SAC: 0	DP: 2	HBP: 0	WP: 0	PB: 0	SB: 0	CS: 0	PA: 37
	0	0	0	1	6	0	0	0	0	5	0	0	0	2	7	0	0	0	0	0	7	0	2	0	1	11	1	3	0	0	15	0	2	0	8	0	1	17	9	0	0	0	0	0	0	0	0	37					

PITCHER	IP	WLS	BF	H	R	ER	SO	BB	IBB	HBP	BLK	WP	HR	S	P	ERA	WHIP
Mark Gubicza, R (1, 1) ERA: 3.72	1.0		3	0	0	0	1	0	0	0	0	0	0	6	8	0.00	0.000
Tom Gordon, R (2, 1) ERA: 5.23	4.0	W	15	2	0	0	4	1	0	0	0	0	0	30	59	0.00	0.750
Neal Heaton, L (6, 1) ERA: 4.31	0.0		2	1	0	0	0	1	0	0	0	0	0	4	8	∞	∞
Rusty Meacham, R (6, 1) ERA: 1.79	2.0		7	3	1	1	0	0	0	0	0	0	0	18	24	4.50	1.500
Steve Shifflett, R (8, 1) ERA:	1.0		5	2	0	0	0	0	0	0	0	0	0	8	11	0.00	2.000


**BOTTOM**

**Kansas City Royals @ Milwaukee Brewers**  
Milwaukee County Stadium, Milwaukee, WI

Fri Jul 10 1992, 8:05 PM EDT  
Att. 22,594 - Sunny - 80 F

AB	34
R	1
H	9
RBI	0
BB	3
SO	5
LOB	21

livebaseballscorecards.com



Batter	1	2	3	4	5	6	7	8	9	AB R H RBI BB SO LOB	TOP
<b>Jim Eisenreich, L</b> (1, 9) OBP: 0.326, SLG: 0.381 C F B B X	2-2  G4-6-3 1B		2-0  1B		2-0  1-2 1B		0-0  G3		1-2  FC4-6 1B DI 1-2f 2-3	5 0 3 0 0 0 3	<b>Kansas City Royals @ Milwaukee Brewers</b> Milwaukee County Stadium, Milwaukee, WI Sat Jul 11 1992, 8:05 PM EDT Att. 30,838 - Cloudy - 67 F  <b>livebaseballscorecards.com</b>
<b>Gregg Jefferies, S</b> (1, 5) OBP: 0.307, SLG: 0.382 X	0-0  P5		3-2  F9		3-2  F7		2-2  G1-4-3		1-2  1B 1-3 3-H	5 0 1 1 0 0 5	
<b>George Brett, L</b> (1, 10) OBP: 0.320, SLG: 0.397 S 1 SAFE SAFE B B X	2-2  G4-6-3 1-2f			0-1  L7		3-2  G4-3		2-2  F9	0-0  P5	5 0 0 0 0 0 3	
<b>Kevin McReynolds, R</b> (1, 7) OBP: 0.365, SLG: 0.438 B B X		2-0  G1-3		2-1  G5-3		0-0  F7		1-0  G6-3		4 0 0 0 0 0 0	
<b>Wally Joyner, L</b> (1, 3) OBP: 0.328, SLG: 0.419 B C X		1-1  FC6 1B		3-2  FC4-6 1B		3-2  1B 1B		2-1  FC6-4 1B		4 0 4 0 0 0 0	
<b>Brent Mayne, L</b> (1, 2) OBP: 0.274, SLG: 0.292 1 SAFE F X		0-1  L8		2-2  FC4-6 1-2f		1-0  1B		0-1  FC6-4 1-2f		4 0 1 0 0 0 3	
<b>Brian McRae, S</b> (1, 8) OBP: 0.287, SLG: 0.311 B X		1-0  FC6 1-2f			0-0  S G3 FC5-2 1B		2-0  G4-3		0-1  G6-3	4 0 1 0 0 0 3	
<b>Curtis Wilkerson, S</b> (1, 4) OBP: 0.278, SLG: 0.310 F B X			1-1  G4-3		0-0  G3 1-2		0-2  F9		2-2  FC4-6 1B 1B	4 1 1 0 0 0 1	
<b>Rico Rossy, R</b> (1, 6) OBP: 0.314, SLG: 0.303 B X			1-0  F7		2-2  FC5-2 1B 2-H		1-1  G3 2B		0-0  FC4-6 1B	4 0 2 0 0 0 1	
<b>Inning Stats</b>	R: 0 H: 1 E: 0 LOB: 0 K: 0 BB: 0 S: 8 P: 12	R: 0 H: 1 E: 0 LOB: 1 K: 0 BB: 0 S: 6 P: 10	R: 0 H: 1 E: 0 LOB: 1 K: 0 BB: 0 S: 7 P: 14	R: 0 H: 1 E: 0 LOB: 1 K: 0 BB: 0 S: 11 P: 18	R: 0 H: 2 E: 0 LOB: 2 K: 0 BB: 0 S: 9 P: 16	R: 0 H: 2 E: 0 LOB: 2 K: 0 BB: 0 S: 10 P: 19	R: 0 H: 1 E: 0 LOB: 1 K: 0 BB: 0 S: 10 P: 13	R: 0 H: 1 E: 0 LOB: 1 K: 0 BB: 0 S: 8 P: 13	R: 1 H: 3 E: 0 LOB: 2 K: 0 BB: 0 S: 15 P: 19	1B: 12 SF: 0 2B: 1 SAC: 0 3B: 0 DP: 1 HR: 0 HBP: 0	WP: 0 PA: 39 PB: 0 SB: 1 CS: 0
<b>PITCHER</b> <b>Bill Wegman, R</b> (1, 1) ERA: 3.28	IP WLS BF H R ER SO BB IBB HBP BLK WP HR S P ERA WHIP 9.0 W 39 13 1 1 0 0 0 0 0 0 0 0 84 134 1.00 1.444										

**Kansas City Royals @ Milwaukee Brewers**  
 Milwaukee County Stadium, Milwaukee, WI

Sat Jul 11 1992, 8:05 PM EDT  
 Att. 30,838 - Cloudy - 67 F

AB	39
R	1
H	13
RBI	1
BB	0
SO	0
LOB	19



Batter	1	2	3	4	5	6	7	8	9	AB	R	H	RBI	BB	SO	LOB
Pat Listach, S OBP: 0.359, SLG: 0.360 (1, 6)	0-0 B1-3		1-3 K		1-2 L9		1-2 1B 2B			4	1	1	2	0	1	1
Darryl Hamilton, L OBP: 0.359, SLG: 0.394 (1, 9)	3-2 F8			2-2 G1-3		3-2 1B 2B G6-4-3	0-1 1B			4	1	2	1	0	0	0
Paul Molitor, R OBP: 0.394, SLG: 0.494 (1, 10)	4-2 BB			4-2 1B BB		0-0 1B 2B G6-4-3	4-0 1B IBB			1	0	1	0	3	0	0
Greg Vaughn, R OBP: 0.290, SLG: 0.375 (1, 7)	3-3 K			1-3 K		0-0 1B 2B G6-4-3	2-1 P3			4	0	0	0	0	2	5
Robin Yount, R OBP: 0.341, SLG: 0.412 (1, 8)		1-3 K		0-1 1B		2-1 1B 2B G1-3	1-0 1B 2B FC1-4-5			4	0	2	0	0	1	0
B.J. Surhoff, L OBP: 0.274, SLG: 0.308 (1, 2)		2-3 K		1-1 L8		1-1 1B 2B FC5-4	0-0 1B 2B FC1-4-5 SF7			4	2	1	0	0	1	3
John Jaha, R OBP: 0.455, SLG: 0.500 (1, 3)		1-2 G5-3			0-0 1B 2B G4-3	1-1 1B 2B FC5-4	1-1 1B 2B SF7			3	0	2	1	0	0	0
Jim Gantner, L OBP: 0.263, SLG: 0.275 (1, 5)			0-2 G4-3		0-1 G4-3	1-0 1B 2B P2	0-0 1B 2B P6			4	0	0	0	0	0	3
Scott Fletcher, R OBP: 0.355, SLG: 0.377 (1, 4)			2-1 G5-3		1-2 F7	1-2 1B 2B FC5-4				3	1	0	0	0	0	3

Inning Stats	R: 0	H: 0	E: 0	K: 1	S: 15	LOB: 1	BB: 1	P: 25			
R: 0 H: 0 E: 0 K: 2 S: 10	R: 0 H: 0 E: 0 K: 1 S: 8	R: 0 H: 1 E: 0 K: 1 S: 13	R: 0 H: 1 E: 0 K: 0 S: 11	R: 1 H: 2 E: 0 K: 0 S: 9	R: 3 H: 4 E: 0 K: 0 S: 17	R: 1 H: 1 E: 1 K: 0 S: 5	R: 1 H: 1 E: 1 K: 0 S: 7	1B: 6 2B: 3 3B: 0 HR: 0	SF: 1 SAC: 0 DP: 1 HBP: 0	WP: 0 PB: 0 SB: 2 CS: 0	PA: 35

PITCHER	IP	WLS	BF	H	R	ER	SO	BB	IBB	HBP	BLK	WP	HR	S	P	ERA	WHIP
Rick Reed, R ERA: 4.15 (1, 1)	6.2	L	28	7	4	4	5	2	0	0	0	0	0	79	114	5.40	1.350
Neal Heaton, L ERA: 4.17 (7, 1)	1.1		7	2	1	0	0	0	1	0	0	0	0	9	17	0.00	1.500

**BOTTOM**

**Kansas City Royals @ Milwaukee Brewers**  
 Milwaukee County Stadium, Milwaukee, WI

Sat Jul 11 1992, 8:05 PM EDT  
 Att: 30,838 - Cloudy - 67 F

livebaseballscorecards.com

AB	31
R	5
H	9
RBI	4
BB	3
SO	5
LOB	15



Batter	1	2	3	4	5	6	7	8	9	AB R H RBI BB SO LOB	TOP											
<b>Brian McRae, S</b> OBP: 0.289, SLG: 0.314 (1, 8) F X	0-1 1B 1B	0-1 1B G6-4-3 1B		1-0 G4-3			2-3 K			4 2 2 0 0 1 0	<b>Kansas City Royals @ Milwaukee Brewers</b> <b>Milwaukee County Stadium, Milwaukee, WI</b> Sun Jul 12 1992, 4:33 AM EDT Att. 31,080 - Cloudy - 74 F <a href="http://livebaseballscorecards.com">livebaseballscorecards.com</a>											
<b>Gregg Jefferies, S</b> OBP: 0.310, SLG: 0.383 (1, 5) B B C X	2-1 BB 1B	1 SAFE SAFE 3-1 SAFE G6-4-3 1B		1-1 F9			0-1 G4-3			4 1 2 0 0 0 0												
<b>George Brett, L</b> OBP: 0.322, SLG: 0.396 (1, 10) C S B B B	4-2 1B BB	1 SAFE SAFE 2-1 SAFE G6-4-3 1B		0-1 G4-3			0-0 G4-3 1B			3 1 1 0 1 0 1												
<b>Kevin McReynolds, R</b> OBP: 0.367, SLG: 0.442 (1, 7) X	0-0 BB 1B	1-1 P3		1-1 2B			2-3 K			4 1 2 2 0 1 1												
<b>Wally Joyner, L</b> OBP: 0.327, SLG: 0.414 (1, 3) B B B	4-0 FC4-6 BB 1-2 BB		0-0 G3				1-2 G4-3			3 0 0 0 1 1 2												
<b>Mike Macfarlane, R</b> OBP: 0.294, SLG: 0.378 (1, 2) B B F B	4-1 FC4-6 BB		2-0 P2				2-1 F8			3 0 0 1 1 1 1												
<b>Gary Thurman, R</b> OBP: 0.271, SLG: 0.330 (1, 9) <b>Jim Eisenreich, L</b> OBP: 0.321, SLG: 0.374 (1, PH) C B B X	2-3 K		0-2 F7				0-0 F7			0 0 0 0 0 0 0												
<b>Curtis Wilkerson, S</b> OBP: 0.272, SLG: 0.302 (1, 4) S B B X	1-2 FC4-6 S		0-0 G3-1				1-3 K			4 0 0 1 0 1 2												
<b>Rico Rossy, R</b> OBP: 0.306, SLG: 0.294 (1, 6) C X	0-1 G5-3		3-2 F8				0-0 P4			4 0 0 0 0 1 2												
<b>Inning Stats</b>	R: 4 E: 0 K: 1 S: 16	H: 3 LOB: 2 BB: 3 P: 33	R: 1 E: 0 K: 0 S: 8	H: 2 LOB: 0 BB: 0 P: 14	R: 0 E: 0 K: 0 S: 5	H: 0 LOB: 0 BB: 0 P: 7	R: 0 E: 0 K: 0 S: 5	H: 0 LOB: 0 BB: 0 P: 9	R: 0 E: 0 K: 1 S: 6	H: 1 LOB: 1 BB: 0 P: 14		R: 0 E: 0 K: 1 S: 6	H: 0 LOB: 0 BB: 0 P: 9	R: 0 E: 0 K: 1 S: 6	H: 0 LOB: 0 BB: 0 P: 8	R: 0 E: 0 K: 2 S: 15	H: 1 LOB: 1 BB: 0 P: 21	R: 0 E: 0 K: 1 S: 9	H: 0 LOB: 0 BB: 0 P: 15	1B: 6 2B: 1 3B: 0 HR: 0	SF: 0 SAC: 0 DP: 1 HBP: 0	WP: 0 PB: 0 SB: 1 CS: 0
<b>PITCHER</b>	IP WLS BF H R ER SO BB IBB HBP BLK WP HR S P ERA WHIP																					
<b>Bruce Ruffin, L</b> ERA: 6.65 (1, 1)	0.0 L 5 3 4 4 0 2 0 0 0 0 0 0 7 17 ∞ ∞																					
<b>Jim Austin, R</b> ERA: 2.41 (1, 1)	4.0 14 2 1 1 1 1 1 0 0 0 0 0 27 46 2.25 0.750																					
<b>Dan Plesac, L</b> ERA: 3.78 (5, 1)	2.0 7 1 0 0 2 0 0 0 0 0 0 0 16 23 0.00 0.500																					
<b>Darren Holmes, R</b> ERA: 3.32 (7, 1)	2.0 7 1 0 0 3 0 0 0 0 0 0 0 21 29 0.00 0.500																					
<b>Doug Henry, R</b> ERA: 2.82 (9, 1)	1.0 3 0 0 0 1 0 0 0 0 0 0 0 9 15 0.00 0.000																					

Batter	1	2	3	4	5	6	7	8	9
Pat Listach, S OBP: 0.356, SLG: 0.355	4-1 1B SF7 BB	1-3 K		1-2 L7		0-2 P5			2-1 G4-3
Darryl Hamilton, L OBP: 0.364, SLG: 0.398	2-2 BB BB BB 1B	3-3 K		0-0 1-2 2-3 1B			3-2 F9 S 1B		2-1 L4
Paul Molitor, R OBP: 0.393, SLG: 0.489	4-2 BB BB		1-0 G5-3	1-0 F8			3-2 G6-3		
Greg Vaughn, R OBP: 0.289, SLG: 0.373 Dante Bichette, R OBP: 0.345, SLG: 0.462	3-3 K		2-1 BB 1B	0-0 F8			1-0 F9		2-3 F8
Robin Yount, R OBP: 0.337, SLG: 0.408	0-0 SF7		0-0 F9		0-0 F8				0-0 F8
B.J. Surhoff, L OBP: 0.277, SLG: 0.306	4-2 1-2 2-3 BB		4-2 FC5-4 BB		0-0 L9			2-1 G3-1	
John Jaha, R OBP: 0.333, SLG: 0.357	2-2 F8		2-0 FC5-4		2-3 K			3-1 F9	
Jim Gantner, L OBP: 0.266, SLG: 0.280		1-0 G5-3 1B		0-0 1B 1B		0-1 G3-1		2-2 F7	
Scott Fletcher, R OBP: 0.353, SLG: 0.374		3-2 G5-3		0-1 1B		0-0 G6-3			1-3 K

AB	R	H	RBI	BB	SO	LOB
4	1	0	0	1	1	3
5	0	3	0	0	1	1
3	0	0	0	1	0	4
1	0	0	0	0	1	3
3	0	1	0	0	0	4
3	0	0	1	0	0	2
2	0	0	0	2	0	0
4	0	0	0	0	1	5
4	0	2	0	0	0	0
4	0	1	0	0	1	1

AB	R	H	RBI	BB	SO	LOB
33	1	7	1	4	5	23

BOTTOM

**Kansas City Royals @ Milwaukee Brewers**  
 Milwaukee County Stadium, Milwaukee, WI

livebaseballscorecards.com

AB	R	H	RBI	BB	SO	LOB
33	1	7	1	4	5	23



WP	PA	ERA	WHIP
0	38		

Inning Stats																			
R	H	E	K	S	R	H	E	K	S	R	H	E	K	S	R	H	E	K	S
1	1	0	19	38	0	1	0	2	18	0	1	0	9	11	0	0	0	5	7
1	3	0	13	21	0	1	1	2	18	0	1	0	9	11	0	0	0	5	7

PITCHER																	
IP	WLS	BF	H	R	ER	SO	BB	IBB	HBP	BLK	WP	HR	S	P	ERA	WHIP	
5.0	W	25	6	1	1	4	4	0	0	0	0	0	55	95	1.80	2.000	
4.0	S	13	1	0	0	1	0	0	0	0	0	0	32	51	0.00	0.250	

Sun Jul 12 1992, 4:33 AM EDT  
 Att: 31,080 - Cloudy - 74 F

Batter	1	2	3	4	5	6	7	8	9	AB R H RBI BB SO LOB	TOP											
Kenny Lofton, L (1, 8) OBP: 0.327, SLG: 0.328	4-2 G6-3 G1-3 BB	1-0 F7			0-0 B1-3		1-1 1-2 1B		3-3 K	4 0 1 0 1 1 2												
Felix Fermin, R (1, 6) OBP: 0.286, SLG: 0.309	0-1 G1-3	0-0 G5-3			1-1 G5-3		1-3 K			3 0 0 0 0 0 3												
Thomas Howard, S (7, PH) OBP: 0.313, SLG: 0.332	1-2									1 0 0 0 0 1 2												
Mark Lewis, R (7, 6) OBP: 0.297, SLG: 0.341										0 0 0 0 0 0 0												
Carlos Baerga, S (1, 4) OBP: 0.356, SLG: 0.463	0-1 G6-3				0-1 G1-6-3		1-1 G4-3		1-2 G4-3	4 0 0 0 0 0 3												
Albert Belle, R (1, 10) OBP: 0.326, SLG: 0.488	4-2 BB				1-2 F8		2-2 G5-3		2-2 G6-4-3 1B	3 0 1 0 1 0 0												
Paul Sorrento, L (1, 3) OBP: 0.336, SLG: 0.418	1-1 L8				3-2 F7		0-1 G4-3		2-2 G6-4-3 1-2f	4 0 0 0 0 0 3												
Mark Whiten, S (1, 9) OBP: 0.364, SLG: 0.417					2-3 K		4-2 BB		1-2 G6-3	3 1 1 0 1 1 0												
Glenallen Hill, R (1, 7) OBP: 0.306, SLG: 0.477					1-2 1B		2-1 G6-3		1-0 HR	4 1 3 1 0 0 1												
Jim Thome, L (1, 5) OBP: 0.295, SLG: 0.327					0-0 SF7		3-2 F7		3-2 G3-1	3 0 1 1 0 0 0												
Sandy Alomar Jr., R (1, 2) OBP: 0.288, SLG: 0.319					2-1 G6-4-3		0-2 1B		2-1 F7	4 0 2 0 0 0 2												
<b>Inning Stats</b>	R: 0 E: 0 K: 0 S: 11	H: 0 LOB: 2 BB: 2 P: 20	R: 1 E: 0 K: 0 S: 8	H: 3 LOB: 2 BB: 0 P: 13	R: 0 E: 0 K: 0 S: 10	H: 0 LOB: 0 BB: 0 P: 14	R: 0 E: 0 K: 1 S: 10	H: 2 LOB: 1 BB: 0 P: 15	R: 0 E: 0 K: 0 S: 5	H: 0 LOB: 0 BB: 0 P: 7	R: 0 E: 0 K: 0 S: 9	H: 0 LOB: 1 BB: 1 P: 17	R: 0 E: 0 K: 1 S: 14	H: 2 LOB: 2 BB: 0 P: 20	R: 0 E: 0 K: 0 S: 10	H: 1 LOB: 0 BB: 0 P: 15	R: 1 E: 0 K: 1 S: 9	H: 1 LOB: 0 BB: 0 P: 18	1B: 8 2B: 0 3B: 0 HR: 1	SF: 1 SAC: 0 DP: 2 HBP: 0	WP: 0 PB: 0 SB: 0 CS: 0	PA: 37
<b>PITCHER</b>	IP WLS BF H R ER SO BB IBB HBP BLK WP HR S P ERA WHIP																					
Hipolito Pichardo, R (1, 1) ERA: 3.43	6.0 W 25 5 1 1 1 3 0 0 0 0 0 0 53 86 1.50 1.333																					
Rusty Meacham, R (7, 1) ERA: 1.73	2.0 8 3 0 0 1 0 0 0 0 0 0 0 24 35 0.00 1.500																					
Jeff Montgomery, R (9, 1) ERA: 1.76	1.0 S 4 1 1 1 1 0 0 0 0 0 0 1 9 18 9.00 1.000																					

Cleveland Indians @ Kansas City Royals  
 Royals Stadium, Kansas City, MO  
 Thu Jul 16 1992, 8:05 PM EDT  
 Att. 25,080 - Sunny - 77 F

AB	33
R	2
H	9
RBI	2
BB	3
SO	3
LOB	16



WP: 0	PA: 37
PB: 0	
SB: 0	
CS: 0	



Batter	1	2	3	4	5	6	7	8	9	AB R H RBI BB SO LOB
<b>Brian McRae, S</b> OBP: 0.289, SLG: 0.313 (1, 8)	3-3 K		2-3 K		3-1 G4-3		2-0 WP BB 1-3 1B			4 0 1 0 0 2 0
<b>Gregg Jefferies, S</b> OBP: 0.312, SLG: 0.383 (1, 5)	1-1 G4-3			3-1 1B FC9-5 1B	0-0 B1-3		4-2 1-2 S BB			3 1 1 0 1 0 0
<b>George Brett, L</b> OBP: 0.324, SLG: 0.401 (1, 10)	0-0 2B			2-2 1-3 BB E 1B		2-2 F8	3-3 1-2 2-3 3-H K			4 1 2 0 0 1 2
<b>Kevin McReynolds, R</b> OBP: 0.368, SLG: 0.439 (1, 7)	0-1 F7			4-2 1-2 E BB		3-2 F9	4-0 FC4-6 IBB			2 0 0 0 2 0 1
<b>Wally Joyner, L</b> OBP: 0.326, SLG: 0.410 (1, 3)		0-2 F8		1-3 K		4-2 1B BB	1-2 FC4-6			3 0 0 0 1 1 6
<b>Chris Gwynn, L</b> OBP: 0.302, SLG: 0.393 (1, 9)		1-2 G3		0-1 FC9-5 1B		3-2 1-3 1B	2-3 K			3 0 1 1 0 0 1
<b>Gary Thurman, R</b> OBP: 0.269, SLG: 0.327 (8, PH) (9, 9)		2-0 P5		1-2 1-3 1B		1-1 L5	0-3 K			1 0 0 0 0 1 0
<b>Brent Mayne, L</b> OBP: 0.273, SLG: 0.290 (1, 2)										4 0 1 0 0 1 2
<b>Curtis Wilkerson, S</b> OBP: 0.271, SLG: 0.307 (1, 4)			2-3 K	1-0 G3			0-0 E4 1B WP	0-1 2B		4 1 1 0 0 1 2
<b>David Howard, S</b> OBP: 0.152, SLG: 0.067 (1, 6)			0-1 F8		2-1 G4-3		1-3 K	2-3 K		4 0 0 0 0 2 2

Inning Stats	R: 0	H: 1	E: 0	K: 1	S: 8	LOB: 1	BB: 0	P: 12	R: 0	H: 0	E: 0	K: 0	S: 8	LOB: 0	BB: 0	P: 11	R: 0	H: 0	E: 0	K: 2	S: 9	LOB: 0	BB: 0	P: 13	R: 2	H: 3	E: 1	K: 1	S: 18	LOB: 2	BB: 1	P: 29	R: 0	H: 0	E: 0	K: 0	S: 5	LOB: 0	BB: 0	P: 10	R: 0	H: 1	E: 0	K: 0	S: 20	LOB: 2	BB: 1	P: 33	R: 1	H: 1	E: 1	K: 2	S: 16	LOB: 3	BB: 2	P: 28	R: 0	H: 1	E: 0	K: 3	S: 12	LOB: 1	BB: 0	P: 16	1B: 5	2B: 2	3B: 0	HR: 0	SF: 0	SAC: 0	DP: 0	HBP: 0	WP: 1	PB: 0	SB: 1	CS: 0	PA: 36
--------------	------	------	------	------	------	--------	-------	-------	------	------	------	------	------	--------	-------	-------	------	------	------	------	------	--------	-------	-------	------	------	------	------	-------	--------	-------	-------	------	------	------	------	------	--------	-------	-------	------	------	------	------	-------	--------	-------	-------	------	------	------	------	-------	--------	-------	-------	------	------	------	------	-------	--------	-------	-------	-------	-------	-------	-------	-------	--------	-------	--------	-------	-------	-------	-------	--------

PITCHER	IP	WLS	BF	H	R	ER	SO	BB	IBB	HBP	BLK	WP	HR	S	P	ERA	WHIP
<b>Jose Mesa, R</b> ERA: 5.01 (1, 1)	6.0	L	25	5	2	2	4	2	0	0	0	0	0	68	108	3.00	1.167
<b>Ted Power, R</b> ERA: 2.39 (7, 1)	0.1		4	1	1	0	1	1	0	0	0	0	0	10	14	0.00	6.000
<b>Derek Lilliquist, L</b> ERA: 1.82 (7, 1)	1.2		7	1	0	0	4	0	1	0	0	1	0	18	30	0.00	0.600

**BOTTOM**

**Cleveland Indians @ Kansas City Royals**  
Royals Stadium, Kansas City, MO

Thu Jul 16 1992, 8:05 PM EDT  
Att. 25,080 - Sunny - 77 F

livebaseballscorecards.com

<b>AB</b>	<b>32</b>
<b>R</b>	<b>3</b>
<b>H</b>	<b>7</b>
<b>RBI</b>	<b>1</b>
<b>BB</b>	<b>4</b>
<b>SO</b>	<b>9</b>
<b>LOB</b>	<b>16</b>



Batter	1	2	3	4	5	6	7	8	9	AB R H RBI BB SO LOB
<b>Kenny Lofton, L</b> (1, 8) OBP: 0.327, SLG: 0.327	3-2 G4-3			2-2 G5-3		0-2 P5		0-0 HBP 1B		4 0 1 0 0 0 1
<b>Mark Lewis, R</b> (1, 6) OBP: 0.300, SLG: 0.341	0-1 G6-3			2-0 3B 1B		1-2 F9		2-1 HBP		3 1 1 0 0 0 1
<b>Carlos Baerga, S</b> (1, 4) OBP: 0.355, SLG: 0.466	2-1 F7			1-0 1-H G6-3 3B		2-1 G3-1		1-1 G4-3		4 1 1 1 0 0 3
<b>Albert Belle, R</b> (1, 10) OBP: 0.322, SLG: 0.482		0-0 L8		1-1 G6-3		1-0 P6		1-2 G4-3		4 0 0 1 0 0 0
<b>Paul Sorrento, L</b> (1, 3) OBP: 0.338, SLG: 0.429		1-3 K		0-1 G1-3		4-2 G4-3 BB		2-1 HR		3 1 1 1 1 1 0
<b>Mark Whiten, S</b> (1, 9) OBP: 0.363, SLG: 0.412		0-0 P5		2-2 G4-3		1-1 G4-3		4-2 FC5-4 BB		3 0 0 0 1 0 1
<b>Glenallen Hill, R</b> (1, 7) OBP: 0.300, SLG: 0.467			1-1 E6 L4-6 S		0-0 F8		1-3 K		0-0 FC5-4 S 1-2f	4 0 0 0 0 1 2
<b>Jim Thome, L</b> (1, 5) OBP: 0.292, SLG: 0.310			0-0 F8		0-3 K			1-3 K 1 SAFE	4-1 FC5-4 IBB	3 0 0 0 1 2 1
<b>Sandy Alomar Jr., R</b> (1, 2) OBP: 0.288, SLG: 0.323			2-1 L4-6 1-3			1-2 F9 2B		1-2 G6-3	1-1 FC5-4 1-2f	4 0 1 0 0 0 3

Inning Stats	R: 0 E: 0 K: 0 S: 8	H: 0 LOB: 0 BB: 0 P: 13	R: 0 E: 0 K: 1 S: 8	H: 0 LOB: 0 BB: 0 P: 9	R: 0 E: 1 K: 0 S: 6	H: 0 LOB: 0 BB: 0 P: 8	R: 2 E: 0 K: 0 S: 9	H: 2 LOB: 0 BB: 0 P: 15	R: 0 E: 0 K: 1 S: 8	H: 0 LOB: 0 BB: 0 P: 10	R: 0 E: 0 K: 0 S: 12	H: 1 LOB: 1 BB: 0 P: 16	R: 0 E: 0 K: 1 S: 8	H: 0 LOB: 1 BB: 1 P: 15	R: 0 E: 0 K: 1 S: 13	H: 1 LOB: 2 BB: 0 P: 18	R: 1 E: 0 K: 0 S: 11	H: 1 LOB: 2 BB: 2 P: 23	1B: 2 2B: 2 3B: 1 HR: 1	SF: 0 SAC: 0 DP: 1 HBP: 1
--------------	------------------------------	----------------------------------	------------------------------	---------------------------------	------------------------------	---------------------------------	------------------------------	----------------------------------	------------------------------	----------------------------------	-------------------------------	----------------------------------	------------------------------	----------------------------------	-------------------------------	----------------------------------	-------------------------------	----------------------------------	----------------------------------	------------------------------------

PITCHER	IP	WLS	BF	H	R	ER	SO	BB	IBB	HBP	BLK	WP	HR	S	P	ERA	WHIP
<b>Rick Reed, R</b> (1, 1) ERA: 4.08	5.0		17	2	2	2	2	0	0	0	0	0	0	39	55	3.60	0.400
<b>Tom Gordon, R</b> (6, 1) ERA: 5.05	2.2		12	2	0	0	2	1	0	1	0	0	0	31	46	0.00	1.125
<b>Jeff Montgomery, R</b> (8, 1) ERA: 1.9	1.1	W	7	1	1	1	0	1	1	0	0	0	1	13	26	6.75	1.500

**TOP**

**Cleveland Indians @ Kansas City Royals**  
Royals Stadium, Kansas City, MO

Fri Jul 17 1992, 8:05 PM EDT  
Att. 28,033 - Sunny - 81 F

<b>AB</b>	<b>32</b>
<b>R</b>	<b>3</b>
<b>H</b>	<b>5</b>
<b>RBI</b>	<b>3</b>
<b>BB</b>	<b>3</b>
<b>SO</b>	<b>4</b>
<b>LOB</b>	<b>12</b>

**C**

<b>WP: 0</b>	<b>PA: 36</b>
<b>PB: 0</b>	
<b>SB: 2</b>	
<b>CS: 0</b>	

livebaseballscorecards.com

Batter	1	2	3	4	5	6	7	8	9	AB	R	H	RBI	BB	SO	LOB	BOTTOM										
<b>Brian McRae, S</b> OBP: 0.288, SLG: 0.312 (1, 8) C S B S	1-3 K		1-1 FC5-4 CS 1-2f 3-H			0-0 1B		0-3 K		4	0	1	1	0	2	1	<b>Cleveland Indians @ Kansas City Royals</b> Royals Stadium, Kansas City, MO Fri Jul 17 1992, 8:05 PM EDT Att: 28,033 - Sunny - 81 F										
<b>Gregg Jefferies, S</b> OBP: 0.311, SLG: 0.379 (1, 5) B B C X	2-1 G6-3		1-0 CS 1-2	4-0 G4-6-3 BB		1-1 G3-1		1-1 G3		3	0	0	0	1	0	1											
<b>George Brett, L</b> OBP: 0.323, SLG: 0.399 (1, 10) C B S S	1-3 K			0-1 G4-6-3 1-2f			2-1 1B SF8 1B		0-3 K	4	1	1	0	0	2	1											
<b>Kevin McReynolds, R</b> OBP: 0.373, SLG: 0.444 (1, 7) S B B T F B		4-2 FC4-6 BB		1-3 K			0-1 SF8 1B 1-2 FC4-6 1B		1-2 FC5-4 1B 2B	3	2	2	0	1	1	0											
<b>Wally Joyner, L</b> OBP: 0.328, SLG: 0.410 (1, 3) X		0-0 FC4-6 CS 1-2f			1-3 K		2-1 1B FC4-6 1B 1-2 2-3		4-0 FC5-4 IBB	3	0	1	0	1	1	1											
<b>Chris Gwynn, L</b> OBP: 0.284, SLG: 0.375 (1, 9) X		0-0 L7			0-2 G6-3		2-2 SF8		1-2 FC5-4 1B DI 1-2f 2-3	3	0	0	1	0	0	3											
<b>Mike Macfarlane, R</b> OBP: 0.296, SLG: 0.379 (1, 2) <b>Jim Eisenreich, L</b> OBP: 0.319, SLG: 0.373 (7, PH) <b>Brent Mayne, L</b> OBP: 0.280, SLG: 0.298 (8, 2) B S C B		1-2 CS	2-2 FC6-4 1B		3-3 K		0-2 FC4-6 FC6 1-2f 3-H		2-2 FC5-4 1B	2	0	1	0	0	1	0											
<b>Curtis Wilkerson, S</b> OBP: 0.266, SLG: 0.301 (1, 4) X			0-0 FC6-4 1B S 1-2f FC5-4			0-0 F8		1-0 FC6		3	1	0	0	0	0	2											
<b>David Howard, S</b> OBP: 0.194, SLG: 0.094 (1, 6) C 1 SAFE S B B 1 SAFE F B X			3-2 FC5-4 1B			4-1 1B BB		0-0 G5-3		2	0	1	0	1	0	0											
<b>Inning Stats</b>	R: 0 E: 0 K: 2 S: 8	H: 0 LOB: 0 BB: 0 P: 12	R: 0 E: 0 K: 0 S: 6	H: 0 LOB: 0 BB: 1 P: 11	R: 1 E: 0 K: 0 S: 11	H: 2 LOB: 0 BB: 0 P: 17	R: 0 E: 0 K: 1 S: 5	H: 0 LOB: 0 BB: 1 P: 10	R: 0 E: 0 K: 2 S: 10	H: 0 LOB: 0 BB: 0 P: 14	R: 0 E: 0 K: 1 S: 5	H: 1 LOB: 1 BB: 1 P: 10	R: 2 E: 0 K: 0 S: 13	H: 3 LOB: 1 BB: 0 P: 20	R: 0 E: 0 K: 1 S: 6	H: 0 LOB: 0 BB: 0 P: 7		R: 1 E: 0 K: 1 S: 12	H: 2 LOB: 2 BB: 1 P: 20	1B: 7 2B: 1 3B: 0 HR: 0	SF: 1 SAC: 0 DP: 1 HBP: 0	WP: 0 PB: 0 SB: 1 CS: 2	PA: 36				
<b>PITCHER</b> <b>Charles Nagy, R</b> ERA: 2.45 (1, 1) <b>Eric Plunk, R</b> ERA: 4.18 (9, 1)	IP 8.0	WLS L	BF 29	H 6	R 3	ER 3	SO 6	BB 3	IBB 0	HBP 0	BLK 0	WP 0	HR 0	S 64	P 101	ERA 3.38	WHIP 1.125										

livebaseballscorecards.com

AB	29
R	4
H	8
RBI	4
BB	4
SO	7
LOB	10



Batter	1	2	3	4	5	6	7	8	9	AB R H RBI BB SO LOB	TOP
<b>Kenny Lofton, L</b> (1, 8) OBP: 0.326, SLG: 0.326	2-2 F7		1-0 P6			0-0 F8		3-2 2B 1B		4 1 1 0 0 0 2	<b>Cleveland Indians @ Kansas City Royals</b> Royals Stadium, Kansas City, MO Sat Jul 18 1992, 8:05 PM EDT Att. 29,000 - Sunny - 82 F
<b>Mark Lewis, R</b> (1, 6) OBP: 0.299, SLG: 0.339	2-2 F7		0-1 F8			0-1 F9 1B		1-3 K		4 0 1 0 0 1 2	
<b>Carlos Baerga, S</b> (1, 4) OBP: 0.354, SLG: 0.467	2-2 G5-3				0-3 K	0-0 F9		1-0 1-H 2B		4 0 1 1 0 1 2	
<b>Albert Belle, R</b> (1, 10) OBP: 0.319, SLG: 0.476		1-3 K		2-3 K		1-3 K		1-0 P4		4 0 0 0 0 3 3	
<b>Paul Sorrento, L</b> (1, 3) OBP: 0.337, SLG: 0.426		3-0 1B		0-0 F8			2-0 L7		2-3 K	4 0 1 0 0 1 0	
<b>Mark Whiten, S</b> (1, 9) OBP: 0.358, SLG: 0.406		0-0 F9			1-0 F9		1-0 G3-1		2-2 G6-3	4 0 0 0 0 0 1	
<b>Glenallen Hill, R</b> (1, 7) OBP: 0.299, SLG: 0.462		1-0 F7			3-2 G6-3		0-0 S 1B		0-1 F8	4 0 1 0 0 0 1	
<b>Brook Jacoby, R</b> (1, 5) OBP: 0.346, SLG: 0.357			0-0 1B		1-2 G6-3		1-1 F9			3 0 1 0 0 0 1	
<b>Sandy Alomar Jr., R</b> (1, 2) OBP: 0.288, SLG: 0.323			0-1 F8			0-1 F9 1B		0-1 F7		3 0 1 0 0 0 1	
<b>Inning Stats</b>	R: 0 H: 0 E: 0 LOB: 0 K: 0 BB: 0 S: 10 P: 16	R: 0 H: 1 E: 0 LOB: 1 K: 1 BB: 0 S: 6 P: 11	R: 0 H: 1 E: 0 LOB: 1 K: 0 BB: 0 S: 6 P: 7	R: 0 H: 0 E: 0 LOB: 0 K: 2 BB: 0 S: 8 P: 10	R: 0 H: 0 E: 0 LOB: 0 K: 0 BB: 0 S: 8 P: 13	R: 0 H: 2 E: 0 LOB: 2 K: 1 BB: 0 S: 9 P: 10	R: 0 H: 1 E: 0 LOB: 1 K: 0 BB: 0 S: 5 P: 9	R: 1 H: 2 E: 0 LOB: 1 K: 1 BB: 0 S: 11 P: 17	R: 0 H: 0 E: 0 LOB: 0 K: 1 BB: 0 S: 8 P: 12	1B: 6 SF: 0 2B: 1 SAC: 0 3B: 0 DP: 0 HR: 0 HBP: 0	WP: 0 PA: 34 PB: 0 SB: 1 CS: 0
<b>PITCHER</b>	IP WLS BF H R ER SO BB IBB HBP BLK WP HR S P ERA WHIP										
<b>Kevin Appier, R</b> (1, 1) ERA: 2.27	7.2 W 30 7 1 1 5 0 0 0 0 0 0 0 62 91 1.17 0.913										
<b>Rusty Meacham, R</b> (8, 1) ERA: 1.69	1.1 S 4 0 0 0 1 0 0 0 0 0 0 0 9 14 0.00 0.000										

<b>AB</b>	34
<b>R</b>	1
<b>H</b>	7
<b>RBI</b>	1
<b>BB</b>	0
<b>SO</b>	6
<b>LOB</b>	13



livebaseballscorecards.com

Batter	1	2	3	4	5	6	7	8	9	AB	R	H	RBI	BB	SO	LOB
<b>Brian McRae, S</b> OBP: 0.293, SLG: 0.318 (1, 8)	2-1 S SF8 1B	0-1 FC WP		1-2 1B			0-1 G6-3 1B			4	1	3	1	0	0	1
<b>Gregg Jefferies, S</b> OBP: 0.310, SLG: 0.377 (1, 5)	4-1 WP S 2B BB	2-1 SF8		2-2 P5			1-1 G6-3			2	1	0	1	1	0	2
<b>George Brett, L</b> OBP: 0.323, SLG: 0.395 (1, 10)	0-1 F7	1-0 F7					4-1 1B BB			3	0	0	0	1	0	3
<b>Kevin McReynolds, R</b> OBP: 0.371, SLG: 0.443 (1, 7)	2-2 SF8		0-0 P3				2-1 F8 1B			3	0	1	1	0	0	0
<b>Wally Joyner, L</b> OBP: 0.327, SLG: 0.411 (1, 3)	2-1 2B		1-1 F8				0-1 G5-3			4	0	1	1	0	0	2
<b>Chris Gwynn, L</b> OBP: 0.282, SLG: 0.368 (1, 9)	2-0 L4		2-1 1B				1-0 G6-3		0-0 G3	4	0	1	0	0	0	1
<b>Mike Macfarlane, R</b> OBP: 0.295, SLG: 0.377 (1, 2)		1-1 G5-3	3-0 F9				0-0 CS 1B		0-2 F9	4	0	1	0	0	0	1
<b>David Howard, S</b> OBP: 0.225, SLG: 0.114 (1, 6)		4-2 1B FC BB		2-2 F8			1-1 1B		1-0 G4-3	3	1	1	0	1	0	0
<b>Rico Rossy, R</b> OBP: 0.306, SLG: 0.295 (1, 4)		1-0 FC SF8 1B		0-0 P3			3-3 K			3	1	1	0	0	1	2

Inning Stats	R: 2	H: 2	E: 0	LOB: 1	K: 0	P: 23	R: 2	H: 1	E: 0	LOB: 1	K: 0	P: 25	R: 0	H: 1	E: 0	LOB: 1	K: 0	P: 12	R: 0	H: 0	E: 0	LOB: 0	K: 0	P: 9	R: 0	H: 2	E: 0	LOB: 2	K: 1	P: 13	R: 0	H: 2	E: 0	LOB: 2	K: 0	P: 16	R: 0	H: 0	E: 0	LOB: 0	K: 0	P: 6	
1B: 8	SF: 2	2B: 2	SAC: 0	3B: 0	DP: 2	HR: 0	HBP: 0	WP: 2	PA: 35	PB: 0	SB: 3	CS: 1																															

PITCHER	IP	WLS	BF	H	R	ER	SO	BB	IBB	HBP	BLK	WP	HR	S	P	ERA	WHIP
<b>Jack Armstrong, R</b> ERA: 5.43 (1, 1)	6.0	L	27	7	4	4	1	2	0	0	0	2	0	61	97	6.00	1.500
<b>Kevin Wickander, L</b> ERA: 3.58 (7, 1)	1.0		5	2	0	0	0	1	0	0	0	0	0	9	16	0.00	3.000
<b>Steve Olin, R</b> ERA: 2.15 (8, 1)	1.0		3	0	0	0	0	0	0	0	0	0	0	5	6	0.00	0.000

**BOTTOM**

**Cleveland Indians @ Kansas City Royals**  
**Royals Stadium, Kansas City, MO**  
 Sat Jul 18 1992, 8:05 PM EDT  
 Att. 29,000 - Sunny - 82 F

[livebaseballscores.com](http://livebaseballscores.com)

<b>AB</b>	<b>30</b>
<b>R</b>	<b>4</b>
<b>H</b>	<b>9</b>
<b>RBI</b>	<b>4</b>
<b>BB</b>	<b>3</b>
<b>SO</b>	<b>1</b>
<b>LOB</b>	<b>12</b>



Batter	1	2	3	4	5	6	7	8	9	AB R H RBI BB SO LOB	TOP
--------	---	---	---	---	---	---	---	---	---	----------------------	-----

<b>Kenny Lofton, L</b> (1, 8) <small>OBP: 0.327, SLG: 0.325</small>	0-1 B1-3		1-2 P2	2-0 1B			0-0 B5-3		4-1 E 1B BB	4 1 1 0 1 0 0	
<b>Thomas Howard, S</b> (1, 7) <small>OBP: 0.311, SLG: 0.329</small>	2-2 HR 1B		1-2 L5	0-2 F7			1-2 G4-3		1-2 F8	5 1 1 0 0 0 3	
<b>Carlos Baerga, S</b> (1, 4) <small>OBP: 0.359, SLG: 0.482</small>	1-0 1-H HR		2-2 1B 1B				0-2 L7		2-2 1B 1B	5 1 4 3 0 0 0	
<b>Paul Sorrento, L</b> (1, 3) <small>OBP: 0.342, SLG: 0.427</small>	2-2 G4-3		0-1 1B	1-2 1B			1-0 F7		4-0 1B IBB	4 0 2 0 1 0 0	
<b>Carlos Martinez, R</b> (1, 10) <small>OBP: 0.274, SLG: 0.343</small>	0-1 G5-3		2-2 G1-3				1-0 G6-3		1-3 K	5 0 0 0 0 1 6	

<b>Mark Whiten, S</b> (1, 9) <small>OBP: 0.360, SLG: 0.406</small>		2-1 F9		3-2 SH5-3 2B 1B			4-2 G5-3 BB		1-3 K	3 1 1 0 1 1 0	
---	--	-----------	--	--------------------------	--	--	-------------------	--	----------	---------------	--

<b>Brook Jacoby, R</b> (1, 5) <small>OBP: 0.341, SLG: 0.351</small>		1-0 F9		0-0 SH5-3			1-3 K		0-1 L4	3 0 0 0 0 1 1	
--	--	-----------	--	--------------	--	--	----------	--	-----------	---------------	--

<b>Felix Fermin, R</b> (1, 6) <small>OBP: 0.294, SLG: 0.309</small>		4-2 BB		1-0 G5-3			0-1 G5-3		2-2 1B	3 0 1 0 1 0 2	
--	--	-----------	--	-------------	--	--	-------------	--	-----------	---------------	--

<b>Junior Ortiz, R</b> (1, 2) <small>OBP: 0.291, SLG: 0.267</small>		2-2 G4-3		0-0 1B 2-H 2B			0-0 G1-3		1-3 K	4 0 1 1 0 1 3	
--	--	-------------	--	------------------------	--	--	-------------	--	----------	---------------	--

Inning Stats	R: 2 E: 0 K: 0 S: 14	H: 2 LOB: 0 BB: 0 P: 19	R: 0 E: 0 K: 0 S: 8	H: 0 LOB: 1 BB: 1 P: 17	R: 0 E: 0 K: 0 S: 17	H: 2 LOB: 2 BB: 0 P: 23	R: 1 E: 0 K: 0 S: 11	H: 3 LOB: 2 BB: 0 P: 17	R: 0 E: 0 K: 0 S: 5	H: 0 LOB: 0 BB: 0 P: 7	R: 0 E: 0 K: 1 S: 8	H: 0 LOB: 1 BB: 1 P: 13	R: 0 E: 0 K: 1 S: 11	H: 1 LOB: 2 BB: 1 P: 19	R: 0 E: 0 K: 2 S: 13	H: 1 LOB: 1 BB: 0 P: 16	R: 1 E: 1 K: 0 S: 11	H: 2 LOB: 1 BB: 1 P: 18	1B: 8 2B: 2 3B: 0 HR: 1	SF: 0 SAC: 1 DP: 1 HBP: 0	WP: 0 PB: 0 SB: 0 CS: 0	PA: 41
--------------	-------------------------------	----------------------------------	------------------------------	----------------------------------	-------------------------------	----------------------------------	-------------------------------	----------------------------------	------------------------------	---------------------------------	------------------------------	----------------------------------	-------------------------------	----------------------------------	-------------------------------	----------------------------------	-------------------------------	----------------------------------	----------------------------------	------------------------------------	----------------------------------	--------

PITCHER	IP	WLS	BF	H	R	ER	SO	BB	IBB	HBP	BLK	WP	HR	S	P	ERA	WHIP
<b>Luis Aquino, R</b> (1, 1) <small>ERA: 9.39</small>	4.0		20	7	3	3	0	1	0	0	0	0	1	50	76	6.75	2.000
<b>Tom Gordon, R</b> (5, 1) <small>ERA: 4.84</small>	3.1		13	1	0	0	3	1	1	0	0	0	0	27	43	0.00	0.600
<b>Steve Shifflett, R</b> (8, 1) <small>ERA: 1.17</small>	1.0	L	6	2	1	1	1	1	0	0	0	0	0	18	26	9.00	3.000
<b>Neal Heaton, L</b> (9, 1) <small>ERA: 4.17</small>	0.0		1	1	0	0	0	0	0	0	0	0	0	2	3	∞	∞
<b>Rusty Meacham, R</b> (9, 1) <small>ERA: 1.67</small>	0.2		1	0	0	0	0	0	0	0	0	0	0	1	1	0.00	0.000

**Cleveland Indians @ Kansas City Royals**  
 Royals Stadium, Kansas City, MO  
 Sun Jul 19 1992, 4:33 AM EDT  
 Att. 21,637 - Sunny - 86 F

AB	36
R	4
H	11
RBI	4
BB	4
SO	4
LOB	15



WP: 0	PA: 41
PB: 0	
SB: 0	
CS: 0	

Batter	1	2	3	4	5	6	7	8	9	AB	R	H	RBI	BB	SO	LOB
Brian McRae, S (1, 8) OBP: 0.299, SLG: 0.319	0-0 2B 1B	4-2 1B 1-2 BB		4-0 S BB			0-0 F8			2	1	1	0	2	0	1
Gregg Jefferies, S (1, 5) OBP: 0.313, SLG: 0.382 David Howard, S (5, 6) OBP: 0.220, SLG: 0.111	1-1 1-H 1B 2B	2-0 1-3 2-H 1B		3-2 F8 1-2			3-3 K 1-2			3	1	2	2	0	0	1
George Brett, L (1, 10) OBP: 0.325, SLG: 0.396 Gary Thurman, R (8, PR) OBP: 0.269, SLG: 0.327	1-1 F9 2-H 1B	1-1 F9			0-1 G4-1			1-2 S 1B		4	0	2	1	0	0	2
Kevin McReynolds, R (1, 7) OBP: 0.367, SLG: 0.438	3-2 F9 1-3		2-1 F8		2-3 K			2-2 P4		4	0	0	0	0	1	2
Wally Joyner, L (1, 3) OBP: 0.327, SLG: 0.409	3-1 F7		2-2 1B		2-1 L9			3-3 K		4	0	1	0	0	1	2
Jim Eisenreich, L (1, 9) OBP: 0.314, SLG: 0.366	1-0 L9		0-0 L9			2-2 F7		0-0 G6-3		4	0	0	0	0	0	4
Brent Mayne, L (1, 2) OBP: 0.272, SLG: 0.289 Mike Macfarlane, R (9, PH) OBP: 0.294, SLG: 0.376		1-0 F7	2-2 G4-3			2-2 G3-1			1-3 K	3	0	0	0	0	0	1
Curtis Wilkerson, S (1, 4) OBP: 0.260, SLG: 0.294		1-3 K		0-0 F9		0-0 G3			0-0 L5	4	0	0	0	0	1	0
Rico Rossy, R (1, 6) OBP: 0.313, SLG: 0.298 Chris Gwynn, L (9, PH) OBP: 0.278, SLG: 0.362		4-2 BB 1B BB		2-3 K			0-0 CS 1B		2-2 F8	2	1	1	0	1	1	0
										1	0	0	0	0	0	0

Inning Stats	R: 2	H: 3	E: 0	K: 0	S: 12	H: 3	LOB: 1	BB: 0	P: 21	R: 1	H: 1	E: 0	K: 1	S: 11	H: 1	LOB: 1	BB: 0	P: 15	R: 0	H: 0	E: 0	K: 1	S: 8	R: 0	H: 0	E: 0	K: 1	S: 7	R: 0	H: 0	E: 0	K: 0	S: 11	R: 0	H: 1	E: 0	K: 1	S: 6	R: 0	H: 1	E: 0	K: 1	S: 10	R: 0	H: 0	E: 0	K: 1	S: 9	R: 0	H: 0	E: 0	K: 1	S: 9	R: 0	H: 0	E: 0	K: 1	S: 12
--------------	------	------	------	------	-------	------	--------	-------	-------	------	------	------	------	-------	------	--------	-------	-------	------	------	------	------	------	------	------	------	------	------	------	------	------	------	-------	------	------	------	------	------	------	------	------	------	-------	------	------	------	------	------	------	------	------	------	------	------	------	------	------	-------


PITCHER	IP	WLS	BF	H	R	ER	SO	BB	IBB	HBP	BLK	WP	HR	S	P	ERA	WHIP
Scott Scudder, R (1, 1) ERA: 4.86	7.0		29	6	3	3	4	3	0	0	0	0	0	64	110	3.86	1.286
Kevin Wickander, L (8, 1) ERA: 3.58	0.0		1	1	0	0	0	0	0	0	0	0	0	3	4	∞	∞
Ted Power, R (8, 1) ERA: 2.37	0.1	W	1	0	0	0	0	0	0	0	0	0	0	3	5	0.00	0.000
Derek Lilliquist, L (8, 1) ERA: 1.99	0.2		2	0	0	0	1	0	0	0	0	0	0	4	7	0.00	0.000
Steve Olin, R (9, 1) ERA: 2.11	1.0	S	3	0	0	0	1	0	0	0	0	0	0	9	12	0.00	0.000

**BOTTOM**

**Cleveland Indians @ Kansas City Royals**  
 Royals Stadium, Kansas City, MO

Sun Jul 19 1992, 4:33 AM EDT  
 Att. 21,637 - Sunny - 86 F

AB	33
R	3
H	7
RBI	3
BB	3
SO	6
LOB	14



PITCHER	IP	WLS	BF	H	R	ER	SO	BB	IBB	HBP	BLK	WP	HR	S	P	ERA	WHIP
Scott Scudder, R (1, 1) ERA: 4.86	7.0		29	6	3	3	4	3	0	0	0	0	0	64	110	3.86	1.286
Kevin Wickander, L (8, 1) ERA: 3.58	0.0		1	1	0	0	0	0	0	0	0	0	0	3	4	∞	∞
Ted Power, R (8, 1) ERA: 2.37	0.1	W	1	0	0	0	0	0	0	0	0	0	0	3	5	0.00	0.000
Derek Lilliquist, L (8, 1) ERA: 1.99	0.2		2	0	0	0	1	0	0	0	0	0	0	4	7	0.00	0.000
Steve Olin, R (9, 1) ERA: 2.11	1.0	S	3	0	0	0	1	0	0	0	0	0	0	9	12	0.00	0.000

Batter	1	2	3	4	5	6	7	8	9	AB R H RBI BB SO LOB	TOP																									
<b>Billy Hatcher, R</b> (1, 8) OBP: 0.299, SLG: 0.370	1-3 K		0-2 P5		0-1 G6-3		0-2 3B 2B	0-1 G4-3		5 1 1 0 0 1 3	<b>Boston Red Sox @ Kansas City Royals</b> Royals Stadium, Kansas City, MO Mon Jul 20 1992, 8:05 PM EDT Att. 30,260 - Cloudy - 70 F																									
<b>Bob Zuppic, R</b> (1, 7) OBP: 0.379, SLG: 0.465	2-1 G4-3		0-1 P2			0-0 2B 1B	0-1 G6-3		1-0 G6-3	5 1 1 0 0 0 2																										
<b>Wade Boggs, L</b> (1, 10) OBP: 0.371, SLG: 0.393	0-1 G1-4-3		0-1 G6-3			0-1 F9	4-0 3B IBB		2-1 G1-3	4 1 0 0 1 0 2																										
<b>Tom Brunansky, R</b> (1, 9) OBP: 0.354, SLG: 0.478		2-2 G3-1		2-1 P3		1-0 1B 2B	2-1 3B		3-3 K	5 1 2 3 0 1 0																										
<b>Scott Cooper, L</b> (1, 5) OBP: 0.329, SLG: 0.318		3-1 BB 1B		1-1 G3-1		2-0 2B SH 1B	4-0 BB			3 1 2 0 1 0 0																										
<b>Tim Lincecum, R</b> (1, 4) OBP: 0.277, SLG: 0.280		1-2 P1		2-2 G6-3		0-0 SH 2B	2-1 P7			3 0 0 0 0 0 3																										
<b>Mo Vaughn, L</b> (1, 3) OBP: 0.347, SLG: 0.350		1 SAFE 1 SAFE 1B BB		4-0 BB		0-1 WP 1B	3-1 2B		1-1 F7	3 0 2 2 1 0 0																										
<b>Tony Peña, R</b> (1, 2) OBP: 0.267, SLG: 0.289		1 SAFE X		0-0 G6-3		0-1 F8	0-3 K		2-1 1B	4 0 1 0 0 1 4																										
<b>Luis Rivera, R</b> (1, 6) OBP: 0.307, SLG: 0.263			4-0 BB		3-2 P7		0-0 L9		1-2 F8	3 0 0 0 1 0 2																										
<b>Inning Stats</b>	R: 0 E: 0 K: 1 S: 7	H: 0 LOB: 0 BB: 0 P: 10	R: 0 E: 0 K: 0 S: 9	H: 1 LOB: 2 BB: 1 P: 19	R: 0 E: 0 K: 0 S: 7	H: 0 LOB: 1 BB: 1 P: 11	R: 0 E: 0 K: 0 S: 9	H: 1 LOB: 1 BB: 0 P: 12	R: 3 E: 1 K: 1 S: 12	H: 4 LOB: 1 BB: 0 P: 18	R: 2 E: 0 K: 0 S: 10	H: 2 LOB: 2 BB: 2 P: 22	R: 0 E: 0 K: 1 S: 10	H: 1 LOB: 1 BB: 0 P: 13	R: 0 E: 0 K: 1 S: 6	H: 0 LOB: 0 BB: 0 P: 12	1B: 5 2B: 3 3B: 1 HR: 0	SF: 0 SAC: 1 DP: 0 HBP: 0	WP: 1 PB: 0 SB: 0 CS: 0	PA: 40																
<b>PITCHER</b>	IP WLS BF H R ER SO BB IBB HBP BLK WP HR S P ERA WHIP																																			
<b>Mike Boddicker, R</b> (1, 1) ERA: 4.42	5.1		23	5	3	3	1	2	0	0	0	1	0	44	72	5.06	1.312																			
<b>Steve Shifflett, R</b> (6, 1) ERA: 3.0	1.1	L	8	3	2	2	1	0	1	0	0	0	0	15	24	13.50	2.250																			
<b>Mike Magnante, L</b> (7, 1) ERA: 5.12	2.1		9	1	0	0	1	1	0	0	0	0	0	18	33	0.00	0.857																			

livebaseballscorecards.com

<b>AB</b>	<b>35</b>
<b>R</b>	<b>5</b>
<b>H</b>	<b>9</b>
<b>RBI</b>	<b>5</b>
<b>BB</b>	<b>4</b>
<b>SO</b>	<b>3</b>
<b>LOB</b>	<b>16</b>





Batter	1	2	3	4	5	6	7	8	9	AB R H RBI BB SO LOB
<b>Brian McRae, S</b> OBP: 0.294, SLG: 0.314 (1, 8) X	0-0 P4	2-2 G5-3		2-2 F7		1-2 F7			1-1 G3	5 0 0 0 0 0 2
<b>Gregg Jefferies, S</b> OBP: 0.317, SLG: 0.388 (1, 5) B (9, 4) X	1-0 F7		3-2 1B 2B		1-1 E4 F8 1B		1-3 K		2-1 1B	5 1 3 0 0 1 0
<b>George Brett, L</b> OBP: 0.326, SLG: 0.394 (1, 10) B B B C X	3-1 F8		0-2 1B 1B 2-H		4-1 WP BB		2-3 K		1-0 F8	4 0 1 1 1 1 1
<b>Chris Cwynn, L</b> OBP: 0.289, SLG: 0.384 <b>Bob Melvin, R</b> OBP: 0.345, SLG: 0.365 (1, 9) (9, PH)		0-0 1B SF8 2B	0-0 1B	1-2 1B	0-0 F8		0-0 L5		2-1 F9	4 1 2 0 0 0 2 1 0 0 0 0 0 1
<b>Wally Joyner, L</b> OBP: 0.329, SLG: 0.408 (1, 3) B B B C X		4-1 1B 1B BB	0-3 K		0-0 F8			0-1 F9 1B 1B		3 1 1 0 1 1 4
<b>Jim Eisenreich, L</b> OBP: 0.317, SLG: 0.366 (1, 7) X		0-0 1B 1B 1-2 2-3	1-2 P4		4-0 1-2 IBB		1-1 P5			3 0 1 0 1 0 3
<b>Brent Mayne, L</b> OBP: 0.271, SLG: 0.287 (1, 2) (9, 5) B B B C X		2-3 K	1-2 P6		0-2 G4-3			0-0 1B		4 0 1 0 0 1 8
<b>Curtis Wilkerson, S</b> OBP: 0.256, SLG: 0.290 <b>Kevin McReynolds, R</b> OBP: 0.366, SLG: 0.436 <b>Rico Rossy, R</b> OBP: 0.313, SLG: 0.298 (1, 4) (8, PH) (9, 6) F X		0-1 SF8		0-1 G5-3		0-1 E3 CS		3-2 F9		2 0 0 1 0 0 0 1 0 0 0 0 0 2 0 0 0 0 0 0 0
<b>David Howard, S</b> OBP: 0.227, SLG: 0.128 <b>Mike Macfarlane, R</b> OBP: 0.293, SLG: 0.374 (1, 6) (8, PH) (9, 2) B B S X		1-1 1B		2-3 K		1 SAFE 2-3 K		1-2 G4-3		3 0 1 1 0 2 1 1 0 0 0 0 0 2

Inning Stats	R: 0 E: 0 K: 0 S: 4	H: 0 LOB: 0 BB: 0 P: 8	R: 2 E: 0 K: 1 S: 13	H: 3 LOB: 2 BB: 1 P: 22	R: 1 E: 0 K: 1 S: 17	H: 3 LOB: 2 BB: 0 P: 22	R: 0 E: 0 K: 1 S: 9	H: 0 LOB: 0 BB: 0 P: 13	R: 0 E: 1 K: 0 S: 9	H: 1 LOB: 3 BB: 2 P: 18	R: 0 E: 1 K: 1 S: 9	H: 0 LOB: 0 BB: 0 P: 12	R: 0 E: 0 K: 2 S: 8	H: 0 LOB: 0 BB: 0 P: 11	R: 0 E: 0 K: 0 S: 12	H: 2 LOB: 2 BB: 0 P: 17	R: 0 E: 0 K: 0 S: 7	H: 1 LOB: 1 BB: 0 P: 13	1B: 8 2B: 2 3B: 0 HR: 0	SF: 1 SAC: 0 DP: 0 HBP: 0
--------------	------------------------------	---------------------------------	-------------------------------	----------------------------------	-------------------------------	----------------------------------	------------------------------	----------------------------------	------------------------------	----------------------------------	------------------------------	----------------------------------	------------------------------	----------------------------------	-------------------------------	----------------------------------	------------------------------	----------------------------------	----------------------------------	------------------------------------

PITCHER	IP	WLS	BF	H	R	ER	SO	BB	IBB	HBP	BLK	WP	HR	S	P	ERA	WHIP
<b>Danny Darwin, R</b> ERA: 4.85 (1, 1)	5.0		25	7	3	3	3	2	1	0	0	1	0	52	83	5.40	1.800
<b>Paul Quantrill, R</b> ERA: (6, 1)	2.2	W	10	2	0	0	3	0	0	0	0	0	0	26	36	0.00	0.750
<b>Greg Harris, R</b> ERA: 1.61 (8, 1)	0.2		3	1	0	0	0	0	0	0	0	0	0	7	11	0.00	1.500
<b>Tony Fossas, L</b> ERA: 3.68 (9, 1)	0.1		1	0	0	0	0	0	0	0	0	0	0	1	2	0.00	0.000
<b>Jeff Reardon, R</b> ERA: 3.3 (9, 1)	0.1	S	1	0	0	0	0	0	0	0	0	0	0	2	4	0.00	0.000

**BOTTOM**

**Boston Red Sox @ Kansas City Royals**  
Royals Stadium, Kansas City, MO

Mon Jul 20 1992, 8:05 PM EDT  
Att: 30,260 - Cloudy - 70 F

livebaseballscorecards.com

<b>AB</b>	<b>36</b>
<b>R</b>	<b>3</b>
<b>H</b>	<b>10</b>
<b>RBI</b>	<b>3</b>
<b>BB</b>	<b>3</b>
<b>SO</b>	<b>6</b>
<b>LOB</b>	<b>26</b>

WP: 1 PA: 40  
PB: 0  
SB: 0  
CS: 1



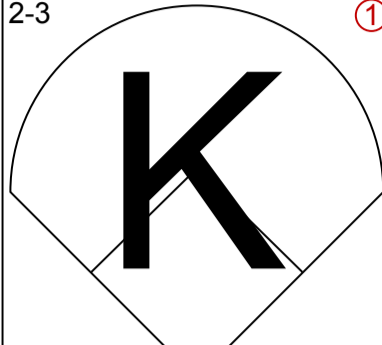
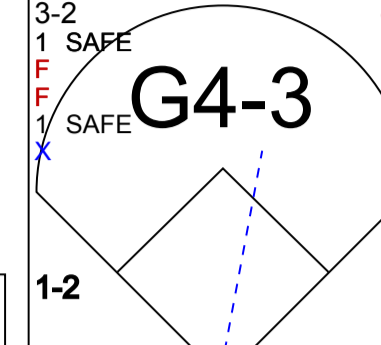
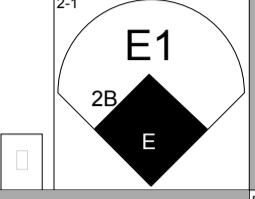
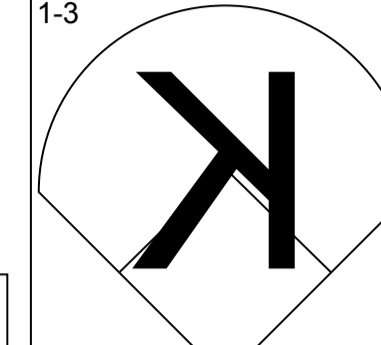
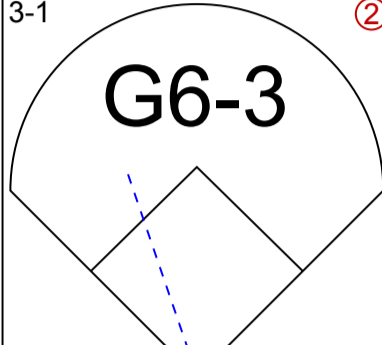
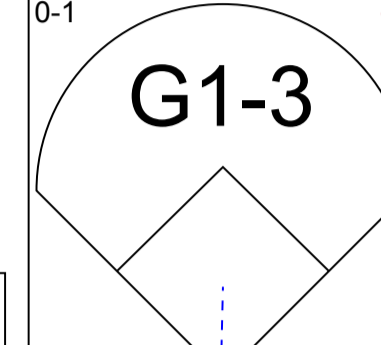
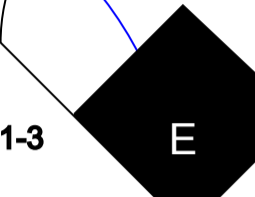
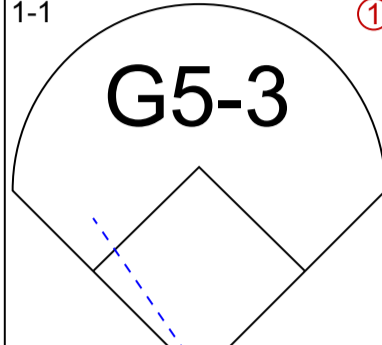
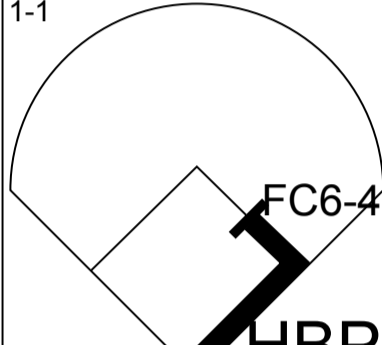
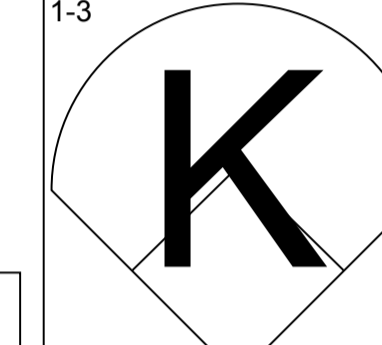
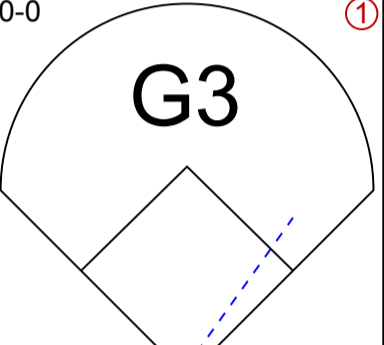
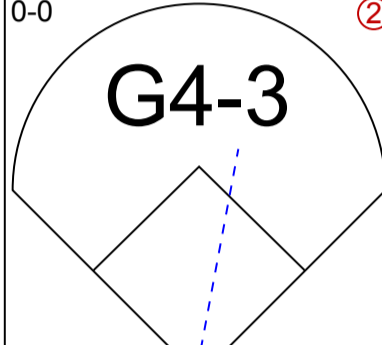
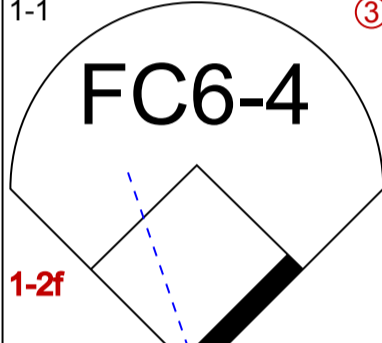
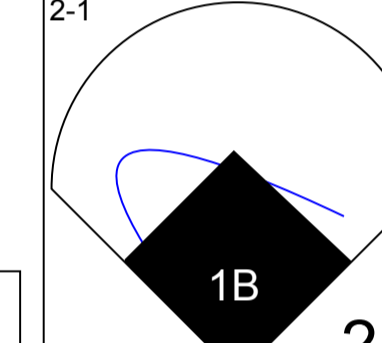
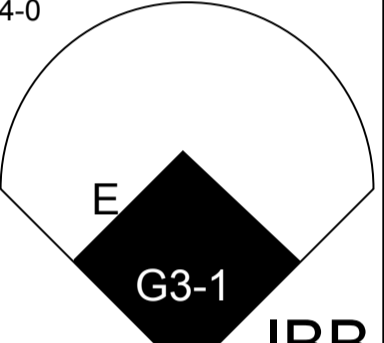
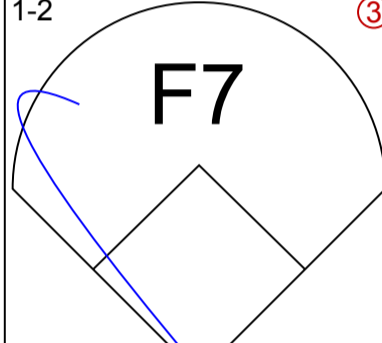
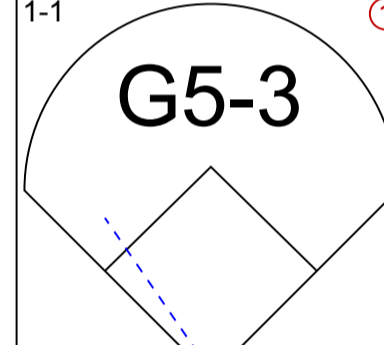
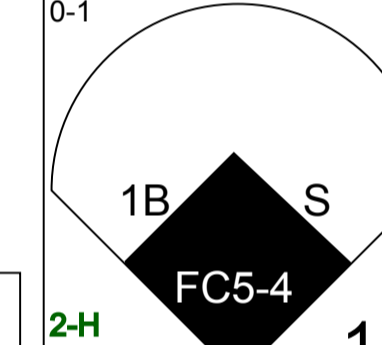
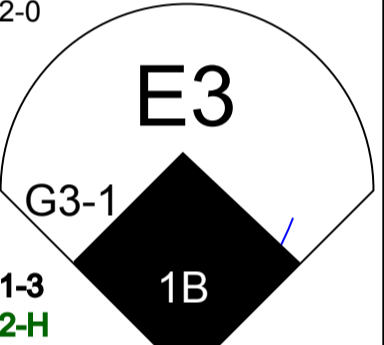
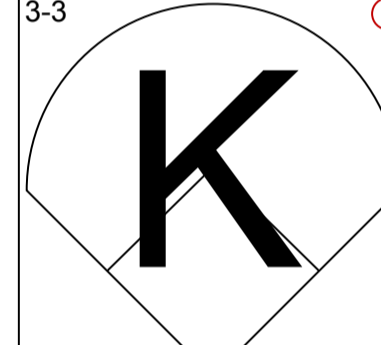
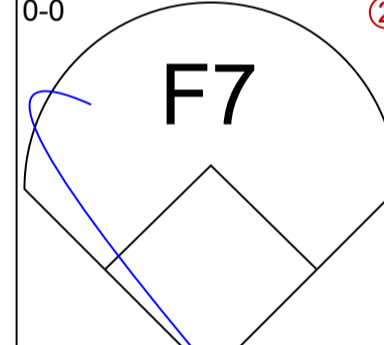
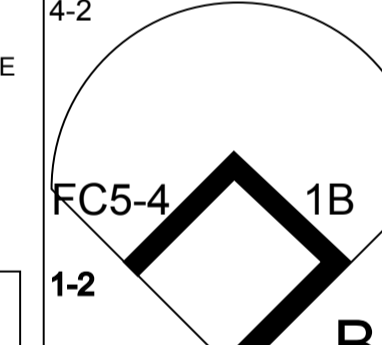
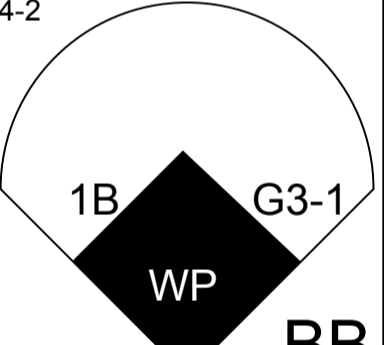
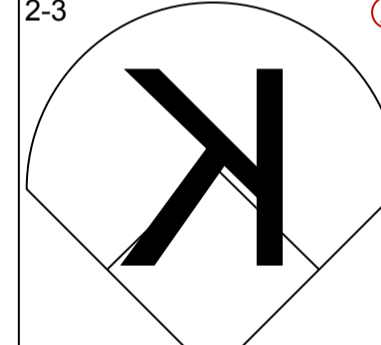
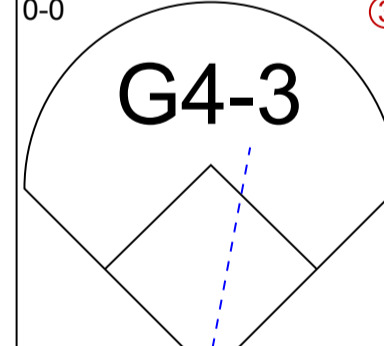
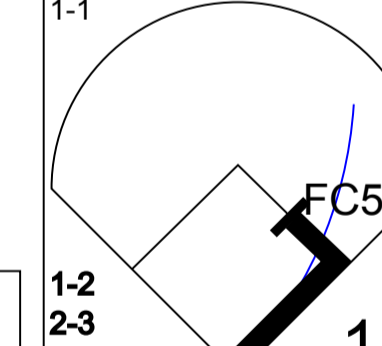
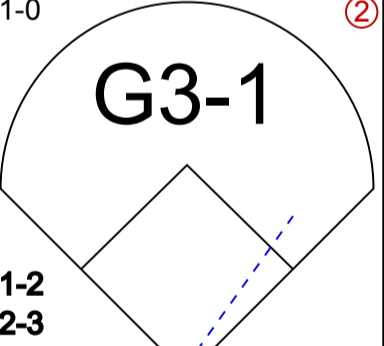
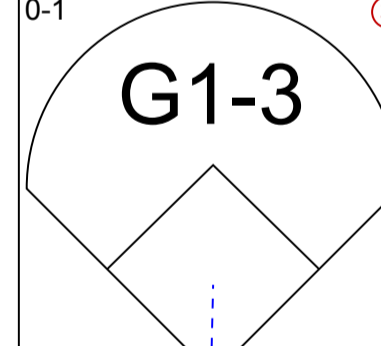
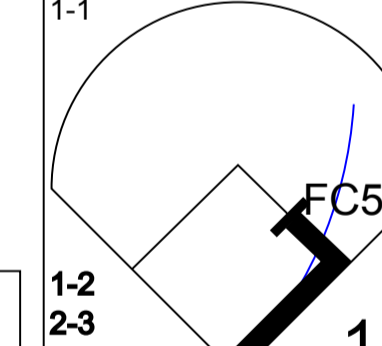
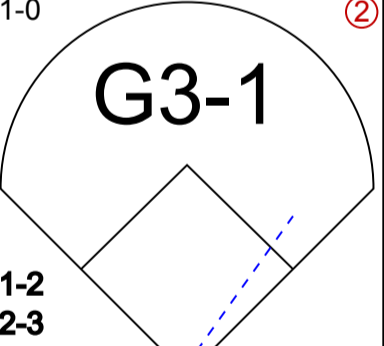
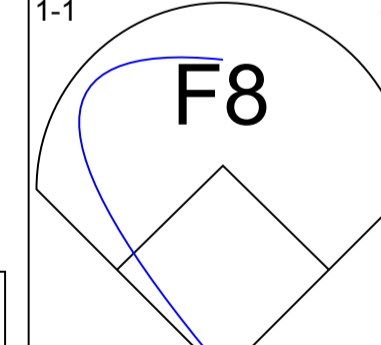
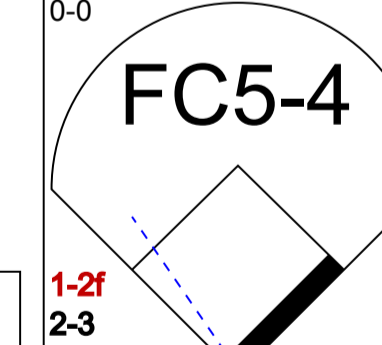
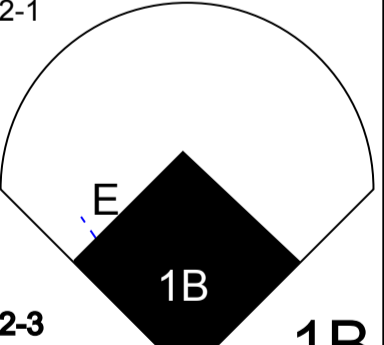
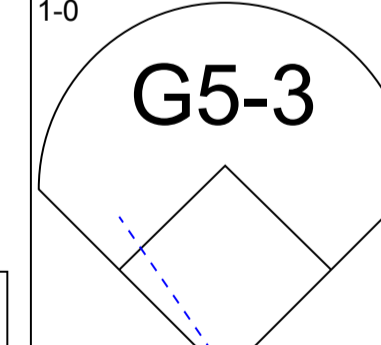
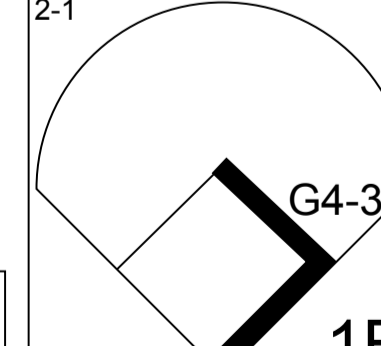
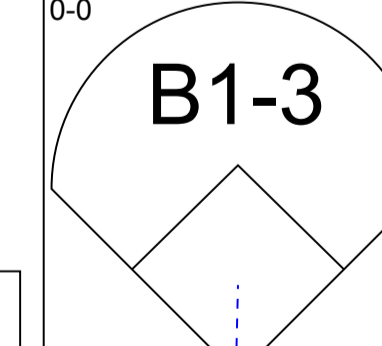
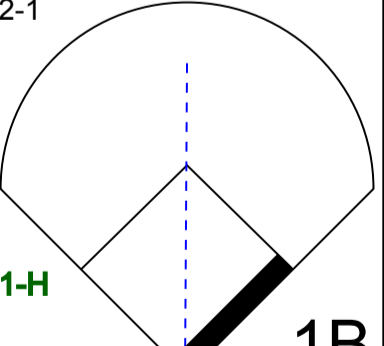
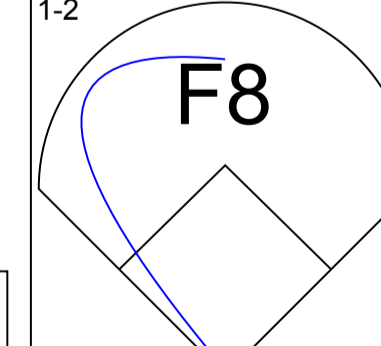
Batter	1	2	3	4	5	6	7	8	9	AB R H RBI BB SO LOB	TOP	
Herm Winningham, L (1, 8) OBP: 0.228, SLG: 0.258	0-0 G6-3			1-2 G6-3		2-2 G4-3			1-1 G3-1	4 0 0 0 0 0 1		
Phil Plantier, L (1, 10) OBP: 0.321, SLG: 0.367	2-3 K			2-0 F8				2-2 G3-1		3 0 0 0 0 1 0		
Wade Boggs, L (1, 5) OBP: 0.369, SLG: 0.390	1-1 G5-3			2-1 G1-3				1-2 G1-3		2 0 0 0 0 0 0		
Scott Cooper, L (6, 5) OBP: 0.328, SLG: 0.316										1 0 0 0 0 0 0		
Tom Brunansky, R (1, 9) OBP: 0.350, SLG: 0.472			2-3 K		1-2 G4-3			1-1 G4-3		3 0 0 0 0 1 0		
Bob Zupcic, R (1, 7) OBP: 0.373, SLG: 0.457			2-2 G6-3		0-0 F8			1-1 P3		3 0 0 0 0 0 0		
Mo Vaughn, L (1, 3) OBP: 0.341, SLG: 0.343			1-2 P4		0-0 G3-1			1-0 G3-1		3 0 0 0 0 0 0		
Tim Lincecum, R (1, 4) OBP: 0.271, SLG: 0.273			1-1 G6-3		1-3 K			1-0 G5-3		3 0 0 0 0 1 0		
Tony Peña, R (1, 2) OBP: 0.265, SLG: 0.287			3-3 K		1-2 G3				1-2 F8	2 0 0 0 0 1 0		
John Flaherty, R (6, 2) OBP: 0.200, SLG: 0.174										1 0 0 0 0 0 0		
Luis Rivera, R (1, 6) OBP: 0.307, SLG: 0.268			1-2 F8		3-2 2B			0-1 G5-3		3 0 1 0 0 0 0		
<b>Inning Stats</b>	R: 0 E: 0 K: 1 S: 7 H: 0 LOB: 0 BB: 0 P: 10	R: 0 E: 0 K: 1 S: 11 H: 0 LOB: 0 BB: 0 P: 16	R: 0 E: 0 K: 1 S: 8 H: 0 LOB: 0 BB: 0 P: 13	R: 0 E: 0 K: 0 S: 6 H: 0 LOB: 0 BB: 0 P: 11	R: 0 E: 0 K: 0 S: 5 H: 0 LOB: 0 BB: 0 P: 6	R: 0 E: 0 K: 1 S: 12 H: 1 LOB: 1 BB: 0 P: 19	R: 0 E: 0 K: 0 S: 9 H: 0 LOB: 0 BB: 0 P: 13	R: 0 E: 0 K: 0 S: 4 H: 0 LOB: 0 BB: 0 P: 7	R: 0 E: 0 K: 0 S: 7 H: 0 LOB: 0 BB: 0 P: 9	1B: 0 2B: 1 3B: 0 HR: 0 SF: 0 SAC: 0 DP: 0 HBP: 0	WP: 0 PB: 0 SB: 0 CS: 0 PA: 28	
<b>PITCHER</b> Hipolito Pichardo, R (1, 1) ERA: 3.07	IP WLS BF H R ER SO BB IBB HBP BLK WP HR S P ERA WHIP	9.0 W 28 1 0 0 4 0 0 0 0 0 0 0 69 104 0.00 0.111										

**Boston Red Sox @ Kansas City Royals**  
**Royals Stadium, Kansas City, MO**  
 Tue Jul 21 1992, 8:05 PM EDT  
 Att. 21,921 - Cloudy - 77 F

livebaseballscorecards.com

AB	28
R	0
H	1
RBI	0
BB	0
SO	4
LOB	1



Batter	1	2	3	4	5	6	7	8	9	AB	R	H	RBI	BB	SO	LOB
<b>Brian McRae, S</b> OBP: 0.290, SLG: 0.309 (1, 8)										5	1	0	0	0	2	2
<b>Gregg Jefferies, S</b> OBP: 0.316, SLG: 0.390 (1, 5)										4	1	1	0	0	0	1
<b>George Brett, L</b> OBP: 0.325, SLG: 0.391 (1, 10)										3	0	0	0	0	1	2
<b>Kevin McReynolds, R</b> OBP: 0.368, SLG: 0.438 (1, 7)										3	2	1	0	1	0	1
<b>Wally Joyner, L</b> OBP: 0.328, SLG: 0.406 (1, 3)										4	2	1	2	0	1	1
<b>Mike Macfarlane, R</b> OBP: 0.296, SLG: 0.371 (1, 2)										2	1	0	0	2	1	0
<b>Gary Thurman, R</b> OBP: 0.273, SLG: 0.330 (1, 9)										2	0	1	0	0	0	0
<b>Jim Eisenreich, L</b> OBP: 0.315, SLG: 0.362 (5, PH)										2	0	0	1	0	0	2
<b>Rico Rossy, R</b> OBP: 0.311, SLG: 0.297 (1, 4)										4	1	1	2	0	0	2
<b>David Howard, S</b> OBP: 0.250, SLG: 0.163 (1, 6)										4	0	2	1	0	0	2

Inning Stats	R: 0	H: 0	E: 0	K: 1	S: 9	R: 0	H: 0	E: 0	K: 0	S: 4	R: 0	H: 1	E: 0	K: 0	S: 12	R: 2	H: 3	E: 0	K: 1	S: 14	R: 6	H: 3	E: 2	K: 0	S: 14	R: 0	H: 0	E: 0	K: 2	S: 8	R: 0	H: 0	E: 0	K: 1	S: 7	R: 0	H: 0	E: 0	K: 1	S: 7
	LOB: 1	BB: 0	P: 16	LOB: 0	BB: 0	P: 5	LOB: 1	BB: 0	P: 18	LOB: 2	BB: 1	P: 21	LOB: 1	BB: 2	P: 32	LOB: 0	BB: 0	P: 8	LOB: 0	BB: 0	P: 13	LOB: 0	BB: 0	P: 10	LOB: 0	BB: 0	P: 10	1B: 5	SF: 0	2B: 2	SAC: 0	3B: 0	DP: 0	HR: 0	HBP: 1	WP: 1	PA: 37	PB: 0	SB: 1	CS: 0

PITCHER	IP	WLS	BF	H	R	ER	SO	BB	IBB	HBP	BLK	WP	HR	S	P	ERA	WHIP
<b>Joe Hesketh, L</b> ERA: 4.09 (1, 1)	4.1	L	23	5	6	4	2	1	1	1	0	0	0	44	73	8.31	1.385
<b>Daryl Irvine, R</b> ERA: 3.55 (5, 1)	0.2		5	2	2	0	0	1	0	0	0	1	0	9	19	0.00	4.500
<b>Matt Young, L</b> ERA: 4.76 (6, 1)	3.0		9	0	0	0	3	0	0	0	0	0	0	21	31	0.00	0.000

**BOTTOM**

**Boston Red Sox @ Kansas City Royals**  
Royals Stadium, Kansas City, MO

Tue Jul 21 1992, 8:05 PM EDT  
Att. 21,921 - Cloudy - 77 F

[livebaseballscorecards.com](http://livebaseballscorecards.com)

<b>AB</b>	<b>33</b>
<b>R</b>	<b>8</b>
<b>H</b>	<b>7</b>
<b>RBI</b>	<b>6</b>
<b>BB</b>	<b>3</b>
<b>SO</b>	<b>5</b>
<b>LOB</b>	<b>13</b>



Batter	1	2	3	4	5	6	7	8	9	AB R H RBI BB SO LOB	TOP														
<b>Billy Hatcher, R</b> OBP: 0.309, SLG: 0.379 (1, 8)	0-2 BB 1B SF7 1B	0-0 L5			0-1 E5 1B 1B		1-2 2B 1B		1-3 K 2-3	5 3 3 0 0 1 2															
<b>Phil Plantier, L</b> OBP: 0.322, SLG: 0.372 (1, 10)	2-2 BB 1-2 1B	1-0 P5			1-3 K		1-0 1-H 2B		1-3 K	5 0 2 1 0 2 3															
<b>Wade Boggs, L</b> OBP: 0.371, SLG: 0.389 (1, 5)	4-1 1-2 2-3 BB		3-2 L8		2-2 2-H 1B		3-1 G5-3			3 0 1 1 1 0 1															
<b>Tom Brunansky, R</b> OBP: 0.345, SLG: 0.464 (1, 9)	3-3 K		3-3 K		0-1 P4		1-1 F8			4 0 0 0 0 2 5															
<b>Bob Zupic, R</b> OBP: 0.370, SLG: 0.455 (1, 7)	1-2 SF7 3-H		0-0 P4		0-1 FC3-6 1B		0-0 F7			3 0 1 1 0 0 0															
<b>Mo Vaughn, L</b> OBP: 0.333, SLG: 0.333 (1, 3)	3-3 K		0-3 K		1-2 FC3-6 G1 1-2f		0-1 G4-3			4 0 0 0 0 2 3															
<b>Tim Lincecum, R</b> OBP: 0.264, SLG: 0.265 (1, 4)			0-3 K		1-0 G1 1-2		1-0 G5-3			4 0 0 0 0 2 1															
<b>Tony Peña, R</b> OBP: 0.266, SLG: 0.285 (1, 2)		2-3 K			0-0 G6-3			1-2 WP S 1B		2 1 0 0 1 0 1															
<b>Herm Winningham, L</b> OBP: 0.234, SLG: 0.264 (9, PH)		4-2 WP 1B BB		3-2 F9						1 0 1 0 0 0 0															
<b>Luis Rivera, R</b> OBP: 0.307, SLG: 0.269 (1, 6)		1-0 1-H 1B			2-2 P3		0-0 G6-3		3-3 K	3 0 1 1 0 0 0															
<b>Scott Cooper, L</b> OBP: 0.326, SLG: 0.314 (9, PH)									1-2 K	1 0 0 0 0 1 1															
<b>Inning Stats</b>	R: 1 E: 0 K: 2 S: 17	H: 2 LOB: 2 BB: 1 P: 30	R: 1 E: 0 K: 1 S: 10	H: 1 LOB: 1 BB: 1 P: 18	R: 0 E: 0 K: 1 S: 10	H: 0 LOB: 0 BB: 0 P: 16	R: 0 E: 0 K: 2 S: 9	H: 0 LOB: 0 BB: 0 P: 12	R: 1 E: 1 K: 1 S: 13	H: 2 LOB: 1 BB: 0 P: 18	R: 0 E: 0 K: 0 S: 7	H: 1 LOB: 1 BB: 0 P: 9	R: 1 E: 0 K: 0 S: 10	H: 2 LOB: 1 BB: 0 P: 16	R: 0 E: 0 K: 0 S: 4	H: 0 LOB: 0 BB: 0 P: 5	R: 0 E: 0 K: 3 S: 14	H: 1 LOB: 1 BB: 0 P: 20	1B: 8 2B: 1 3B: 0 HR: 0	SF: 1 SAC: 0 DP: 0 HBP: 0	WP: 2 PB: 0 SB: 1 CS: 0	PA: 38			
<b>PITCHER</b> Rick Reed, R (1, 1) ERA: 4.31	IP: 0.0	WLS: 0	BF: 2	H: 2	R: 1	ER: 1	SO: 0	BB: 0	IBB: 0	HBP: 0	BLK: 0	WP: 0	HR: 0	S: 6	P: 8	ERA: ∞	WHIP: ∞								
<b>PITCHER</b> Juan Berenguer, R (1, 1) ERA: 4.95	IP: 3.0	WLS: 0	BF: 12	H: 1	R: 1	ER: 1	SO: 4	BB: 2	IBB: 0	HBP: 0	BLK: 0	WP: 1	HR: 0	S: 31	P: 56	ERA: 3.00	WHIP: 1.000								
<b>PITCHER</b> Tom Gordon, R (4, 1) ERA: 4.66	IP: 3.0	WLS: W	BF: 12	H: 3	R: 1	ER: 0	SO: 3	BB: 0	IBB: 0	HBP: 0	BLK: 0	WP: 0	HR: 0	S: 29	P: 39	ERA: 0.00	WHIP: 1.000								
<b>PITCHER</b> Rusty Meacham, R (7, 1) ERA: 1.79	IP: 1.0	WLS: 0	BF: 5	H: 2	R: 1	ER: 1	SO: 0	BB: 0	IBB: 0	HBP: 0	BLK: 0	WP: 0	HR: 0	S: 10	P: 16	ERA: 9.00	WHIP: 2.000								
<b>PITCHER</b> Jeff Montgomery, R (8, 1) ERA: 1.82	IP: 2.0	WLS: S	BF: 7	H: 1	R: 0	ER: 0	SO: 3	BB: 0	IBB: 0	HBP: 0	BLK: 0	WP: 1	HR: 0	S: 18	P: 25	ERA: 0.00	WHIP: 0.500								

**Boston Red Sox @ Kansas City Royals**  
**Royals Stadium, Kansas City, MO**  
 Wed Jul 22 1992, 8:05 PM EDT  
 Att. 22,978 - Sunny - 80 F

[livebaseballscorecards.com](http://livebaseballscorecards.com)

<b>AB</b>	35
<b>R</b>	4
<b>H</b>	9
<b>RBI</b>	4
<b>BB</b>	2
<b>SO</b>	10
<b>LOB</b>	17



Batter	1	2	3	4	5	6	7	8	9	AB	R	H	RBI	BB	SO	LOB	BOTTOM			
<b>Brian McRae, S</b> OBP: 0.290, SLG: 0.307 (1, 8) X	0-0 G6-3			2-2 G4-3	1-1 G1-3 E HBP		1-0 P4			3	1	0	1	0	0	0	<b>Boston Red Sox @ Kansas City Royals</b> <b>Royals Stadium, Kansas City, MO</b> Wed Jul 22 1992, 8:05 PM EDT Att: 22,978 - Sunny - 80 F			
<b>Gregg Jefferies, S</b> OBP: 0.318, SLG: 0.389 (1, 5) C B B X	2-1 G5-3			4-1 FC4-6 BB	1-0 G1-3		3-2 E S 1B			3	1	1	1	1	0	2				
<b>George Brett, L</b> OBP: 0.324, SLG: 0.389 (1, 10) X	0-0 G4-3			1-1 FC4-6 1-2f	0-0 E5 E S		2-2 SAFE 1B			4	0	1	1	0	0	1				
<b>Kevin McReynolds, R</b> OBP: 0.364, SLG: 0.433 (1, 7) C C B B		1-3 K		2-0 F9	0-3 K		0-0 F8			4	0	0	0	0	2	3				
<b>Wally Joyner, L</b> OBP: 0.327, SLG: 0.407 (1, 3) B X		1-0 F7			1-2 1B 1B 2B		1-1 F8			4	1	1	0	0	0	0				
<b>Mike Macfarlane, R</b> OBP: 0.299, SLG: 0.374 (1, 2) B B F X		2-1 G6-3			1-2 L3		1-0 G4-3 HBP			3	0	1	0	0	0	1				
<b>Gary Thurman, R</b> OBP: 0.272, SLG: 0.321 (1, 9) B B C S X			2-2 G5-3		4-2 1B 1B HBP BB		1-2 G4-3			3	1	0	0	1	0	2				
<b>Curtis Wilkerson, S</b> OBP: 0.261, SLG: 0.295 (1, 4) X			0-0 G6-3 1B		1-0 HBP 1B G1-3 1B		0-0 P4			4	1	2	0	0	1	2				
<b>David Howard, S</b> OBP: 0.255, SLG: 0.174 (1, 6) F B 1 SAFE X			1-1 G6-3 1-2f		3-2 G1-3 E 1B					3	1	1	1	0	0	1				
<b>Inning Stats</b>	R: 0 E: 0 K: 0 S: 4	H: 0 LOB: 0 BB: 0 P: 6	R: 0 E: 0 K: 1 S: 6	H: 0 LOB: 0 BB: 0 P: 10	R: 0 E: 0 K: 0 S: 6	H: 1 LOB: 0 BB: 0 P: 9	R: 0 E: 0 K: 0 S: 7	H: 0 LOB: 1 BB: 1 P: 16	R: 5 E: 1 K: 1 S: 19	H: 3 LOB: 1 BB: 1 P: 31	R: 0 E: 0 K: 0 S: 6	H: 0 LOB: 1 BB: 0 P: 9	R: 1 E: 1 K: 0 S: 10	H: 2 LOB: 1 BB: 0 P: 17	R: 0 E: 0 K: 1 S: 10	H: 1 LOB: 1 BB: 0 P: 16	1B: 5 2B: 2 3B: 0 HR: 0	SF: 0 SAC: 0 DP: 1 HBP: 2	WP: 0 PB: 0 SB: 2 CS: 0	PA: 35
<b>PITCHER</b> Frank Viola, L ERA: 3.19 Greg Harris, R ERA: 1.57	IP 6.2 WLS L BF 30 H 6 R 6 ER 4 SO 2 BB 2 IBB 0 HBP 2 BLK 0 WP 0 HR 0 S 57 P 97 ERA 5.40 WHIP 1.200	IP 1.1 WLS L BF 5 H 1 R 0 ER 0 SO 1 BB 0 IBB 0 HBP 0 BLK 0 WP 0 HR 0 S 11 P 17 ERA 0.00 WHIP 0.750														IP WLS BF H R ER SO BB IBB HBP BLK WP HR S P ERA WHIP				

livebaseballscorecards.com

**AB 31**  
**R 6**  
**H 7**  
**RBI 4**  
**BB 2**  
**SO 3**  
**LOB 12**



Batter	1	2	3	4	5	6	7	8	9	10	11	12	13	14	AB R H RBI BB SO LOB	TOP															
Brian McRae, S OBP: 0.288, SLG: 0.302 (1, 8)	G6-3		G4-3			G4-3		P6			B1-3				5 0 0 0 1 0 2	<b>Kansas City Royals @ Cleveland Indians</b> <b>Cleveland Municipal Stadium, Cleveland, OH</b> Thu Jul 23 1992, 7:05 PM EDT Att: 8,788 - Overcast - 69 F															
Gregg Jefferies, S OBP: 0.316, SLG: 0.385 (1, 5)	G6-3			G3		P7					L8		F9		6 0 1 0 0 0 1																
George Brett, L OBP: 0.324, SLG: 0.386 (1, 10)	F8						E6				F8			K	5 0 1 0 1 1 0																
Kevin McReynolds, R OBP: 0.358, SLG: 0.425 (1, 7)															5 0 1 0 1 1 0																
Wally Joyner, L OBP: 0.327, SLG: 0.404 (1, 3)															6 0 0 0 0 2 4																
Chris Gwynn, L OBP: 0.280, SLG: 0.367 (1, 9)															5 0 1 0 1 0 2																
Brent Mayne, L OBP: 0.273, SLG: 0.288 (1, 2)															3 0 1 0 0 0 0																
Mike Macfarlane, R OBP: 0.302, SLG: 0.374 (10, PH)															0 0 0 0 1 0 0																
Gary Thurman, R OBP: 0.272, SLG: 0.321 (10, PR)															0 0 0 0 0 0 0																
Bob Melvin, R OBP: 0.339, SLG: 0.358 (10, 2)															1 0 0 0 0 0 1																
Curtis Wilkerson, S OBP: 0.254, SLG: 0.287 (1, 4)															5 0 0 0 0 1 2																
David Howard, S OBP: 0.255, SLG: 0.180 (1, 6)															4 0 1 0 0 2 2																
Jim Eisenreich, L OBP: 0.313, SLG: 0.361 (13, PH)															1 0 0 0 0 0 0																
Rico Rossy, R OBP: 0.311, SLG: 0.297 (13, 6)															0 0 0 0 0 0 0																
<b>Inning Stats</b>	R: 0 E: 0 K: 9 S: 9	H: 0 LOB: 0 BB: 0 P: 16	R: 0 E: 0 K: 10 S: 10	H: 0 LOB: 0 BB: 0 P: 13	R: 0 E: 0 K: 1 S: 12	H: 1 LOB: 1 BB: 20	R: 0 E: 0 K: 11 S: 11	H: 0 LOB: 1 BB: 1 P: 19	R: 0 E: 0 K: 1 S: 11	H: 0 LOB: 0 BB: 0 P: 17	R: 0 E: 0 K: 1 S: 8	H: 0 LOB: 0 BB: 0 P: 12	R: 0 E: 0 K: 1 S: 9	H: 2 LOB: 2 BB: 1 P: 19	R: 0 E: 0 K: 1 S: 10	H: 0 LOB: 1 BB: 1 P: 16	R: 0 E: 0 K: 0 S: 6	H: 1 LOB: 1 BB: 0 P: 12	R: 0 E: 0 K: 1 S: 9	H: 0 LOB: 1 BB: 1 P: 16	R: 0 E: 0 K: 1 S: 11	H: 1 LOB: 0 BB: 0 P: 18	1B: 6 2B: 1 3B: 0 HR: 0	SF: 0 SAC: 0 DP: 1 HBP: 0	WP: 0 PB: 0 SB: 1 CS: 0	PA: 51					
<b>PITCHER</b>	IP WLS BF H R ER SO BB IBB HBP BLK WP HR S P ERA WHIP																														
Rod Nichols, R ERA: 3.61 (1, 1)	8.0	28	2	0	0	4	1	0	0	0	0	0	0	78	119	0.00	0.375														
Derek Liliquist, L ERA: 1.51 (9, 1)	1.0	5	2	0	0	0	1	0	0	0	0	0	0	10	19	0.00	3.000														
Eric Plunk, R ERA: 3.54 (10, 1)	4.0	14	1	0	0	2	2	0	0	0	0	0	0	31	54	0.00	0.750														
Kevin Wickander, L ERA: 3.45 (14, 1)	1.0	W 4	1	0	0	1	0	0	0	1	0	0	0	11	18	0.00	1.000														

livebaseballscorecards.com

AB	47
R	0
H	6
RBI	0
BB	4
SO	7
LOB	19



Batter	1	2	3	4	5	6	7	8	9	10	11	12	13	14	AB	R	H	RBI	BB	SO	LOB
Kenny Lofton, L (1, 8) OBP: 0.322, SLG: 0.318	F8		F8			P6			B4-3			FC1-4 SH1-3 BB		SF8 1B	5	0	1	0	1	0	1
Mark Lewis, R (1, 6) OBP: 0.298, SLG: 0.332																					
Thomas Howard, S (12, PH) OBP: 0.311, SLG: 0.343	K					F9			P4			SH1-3		SF8 1B	4	0	0	0	0	1	0
Felix Fermin, R (13, 6) OBP: 0.309, SLG: 0.311																					
Carlos Baerga, S (1, 4) OBP: 0.355, SLG: 0.469	G3-1																				
Albert Belle, R (1, 10) OBP: 0.311, SLG: 0.459																					
Paul Sorrento, L (1, 3) OBP: 0.338, SLG: 0.425																					
Carlos Martinez, R (12, PH) OBP: 0.256, SLG: 0.320																					
Mark Whiten, S (1, 9) OBP: 0.355, SLG: 0.393																					
Glenallen Hill, R (1, 7) OBP: 0.296, SLG: 0.464																					
Jim Thome, L (1, 5) OBP: 0.294, SLG: 0.361																					
Brook Jacoby, R (3, 5) OBP: 0.336, SLG: 0.345																					
Sandy Alomar Jr., R (1, 2) OBP: 0.288, SLG: 0.318																					

R: 0	H: 0	R: 0	H: 0	R: 0	H: 1	R: 0	H: 0	R: 0	H: 0	R: 0	H: 0	R: 0	H: 0	R: 0	H: 1	R: 0	H: 0	R: 0	H: 0	R: 1	H: 3	1B: 5	SF: 1	WP: 0	PA: 49
E: 0	LOB: 0	E: 0	LOB: 0	E: 0	LOB: 1	E: 0	LOB: 0	E: 0	LOB: 0	E: 0	LOB: 0	E: 0	LOB: 0	E: 0	LOB: 1	E: 0	LOB: 2	E: 0	LOB: 0	E: 0	LOB: 2	2B: 1	SAC: 1	PB: 0	
K: 1	BB: 0	K: 1	BB: 1	K: 0	BB: 0	K: 0	BB: 0	K: 0	BB: 0	K: 1	BB: 0	K: 0	BB: 0	K: 0	BB: 0	K: 0	BB: 2	K: 0	BB: 0	K: 0	BB: 0	3B: 0	DP: 0	SB: 0	
S: 5	P: 7	S: 10	P: 18	S: 8	P: 12	S: 5	P: 8	S: 7	P: 8	S: 5	P: 7	S: 4	P: 6	S: 8	P: 12	S: 8	P: 10	S: 9	P: 23	S: 10	P: 12	HR: 0	HBP: 0	CS: 1	

PITCHER		IP	WLS	BF	H	R	ER	SO	BB	IBB	HBP	BLK	WP	HR	S	P	ERA	WHIP
Kevin Appier, R (1, 1)	10.0	32	2	0	0	0	4	1	0	0	0	0	0	0	65	95	0.00	0.300
Steve Shifflett, R (11, 1)	1.1	7	1	0	0	1	1	1	0	0	0	0	0	12	25	0.00	1.500	
Rusty Meacham, R (12, 1)	0.1	1	0	0	0	0	0	0	0	0	0	0	0	3	5	0.00	0.000	
Mike Magnante, L (12, 1)	1.2	8	3	1	1	0	0	0	0	0	0	0	0	19	25	5.40	1.800	

PITCHER		IP	WLS	BF	H	R	ER	SO	BB	IBB	HBP	BLK	WP	HR	S	P	ERA	WHIP
Kevin Appier, R (1, 1)	10.0	32	2	0	0	0	4	1	0	0	0	0	0	0	65	95	0.00	0.300
Steve Shifflett, R (11, 1)	1.1	7	1	0	0	1	1	1	0	0	0	0	0	12	25	0.00	1.500	
Rusty Meacham, R (12, 1)	0.1	1	0	0	0	0	0	0	0	0	0	0	0	3	5	0.00	0.000	
Mike Magnante, L (12, 1)	1.2	8	3	1	1	0	0	0	0	0	0	0	0	19	25	5.40	1.800	

**Kansas City Royals @ Cleveland Indians**  
**Cleveland Municipal Stadium, Cleveland, OH**

AB	43
R	1
H	6
RBI	1
BB	3
SO	5
LOB	8



WP: 0	PA: 49
PB: 0	
SB: 0	
CS: 1	

Thu Jul 23 1992, 7:05 PM EDT  
 Att: 8,788 - Overcast - 69 F

**Kansas City Royals @ Cleveland Indians**  
**Cleveland Municipal Stadium, Cleveland, OH**

Fri Jul 24 1992, 7:05 PM EDT  
 Att. 10,824 - Cloudy - 67 F

AB	40
R	8
H	16
RBI	8
BB	2
SO	2
LOB	16



WP:	0	PA:	43
PB:	0		
SB:	0		
CS:	0		

AB R H RBI BB SO LOB

5	2	3	2	0	0	0
4	0	1	2	0	0	2
5	1	4	0	0	0	1
4	1	2	2	1	0	2
5	1	1	0	0	0	4
4	1	1	2	1	1	1
5	1	2	0	0	1	0
4	0	1	0	0	0	3
4	1	1	0	0	0	3
1B:	11	SF:	1			
2B:	2	SAC:	0			
3B:	1	DP:	2			
HR:	2	HBP:	0			

Batter	1	2	3	4	5	6	7	8	9																		
<b>Brian McRae, S</b> (1, 8) OBP: 0.292, SLG: 0.312	0-1 P4		3-2 E 1B		1-0 G4-6-3 1B		2-1 SF8 3B		0-2 G4-3																		
<b>Gregg Jefferies, S</b> (1, 5) OBP: 0.315, SLG: 0.384	0-1 G1-3		3-1 F8 1B		2-1 G4-6-3		2-1 SF8		1-0 G6-3																		
<b>George Brett, L</b> (1, 10) OBP: 0.331, SLG: 0.392	3-2 BB 1B		1-2 F8		2-2 G6-4-3 1B		1-2 1B		0-2 HR 1B																		
<b>Kevin McReynolds, R</b> (1, 7) OBP: 0.361, SLG: 0.435	4-1 1B		3-2 P3		3-2 G6-4-3 1B		1-0 P4		2-2 HR																		
<b>Wally Joyner, L</b> (1, 3) OBP: 0.325, SLG: 0.404	2-2 G4-3			1-2 G1-3		1-0 G6-4-3		3-2 F9	1-1 HR 2B																		
<b>Chris Gwynn, L</b> (1, 9) OBP: 0.287, SLG: 0.398		3-1 F7		0-1 G1-3		1-3 K		4-1 1B BB	1-0 HR																		
<b>Brent Mayne, L</b> (1, 2) OBP: 0.278, SLG: 0.294		0-1 G4-1		1-3 K			2-1 2B 3B 1B	1-2 1B	1-1 F7																		
<b>Curtis Wilkerson, S</b> (1, 4) OBP: 0.254, SLG: 0.286		0-2 G4-3			1-2 1B 1B		2-1 F7	0-2 P7																			
<b>David Howard, S</b> (1, 6) OBP: 0.254, SLG: 0.204			2-2 F8		2-0 F7		3-1 3B 2B	3-2 F7																			
<b>Inning Stats</b>	R: 0 E: 0 K: 0 S: 12	H: 1 LOB: 2 BB: 1 P: 21	R: 0 E: 0 K: 0 S: 7	H: 0 LOB: 0 BB: 0 P: 10	R: 1 E: 1 K: 0 S: 16	H: 2 LOB: 1 BB: 0 P: 26	R: 0 E: 0 K: 1 S: 8	H: 0 LOB: 0 BB: 0 P: 10	R: 0 E: 0 K: 0 S: 8	H: 2 LOB: 1 BB: 0 P: 13	R: 0 E: 0 K: 1 S: 11	H: 2 LOB: 1 BB: 0 P: 18	R: 3 E: 0 K: 0 S: 16	H: 4 LOB: 1 BB: 0 P: 28	R: 0 E: 0 K: 0 S: 17	H: 1 LOB: 2 BB: 1 P: 29	R: 4 E: 0 K: 0 S: 16	H: 4 LOB: 0 BB: 0 P: 22									
<b>PITCHER</b>	IP	WLS	BF	H	R	ER	SO	BB	IBB	HBP	BLK	WP	HR	S	P	ERA	WHIP										
<b>Scott Scudder, R</b> (1, 1) ERA: 4.81	6.2	L	30	11	4	3	2	1	0	0	0	0	0	77	124	4.05	1.800										
<b>Ted Power, R</b> (7, 1) ERA: 2.75	2.0		11	4	3	3	0	1	0	0	0	0	1	31	48	13.50	2.500										
<b>Derek Lilliquist, L</b> (9, 1) ERA: 1.75	0.1		2	1	1	1	0	0	0	0	0	0	1	3	5	27.00	3.000										



Batter	1	2	3	4	5	6	7	8	9	AB	R	H	RBI	BB	SO	LOB
<b>Kenny Lofton, L</b> OBP: 0.326, SLG: 0.331 (1, 8) B F X	1-1 G1-6-3 1B		X 0-0 CS 1B		C B X 1-1 P6			B X 1-0 2-H HR		4	1	3	2	0	0	1
<b>Felix Fermin, R</b> OBP: 0.301, SLG: 0.302 (1, 6) <b>Thomas Howard, S</b> OBP: 0.310, SLG: 0.341 (8, PH) <b>Mark Lewis, R</b> OBP: 0.298, SLG: 0.332 (9, 6) C B P X	2-1 G1-6-3 1-2f		1 SAFE B 1 SAFE X 1-0 G1-6-3 1-2 3-H		X 0-0 F9			B X 1-0 F8		3	0	0	1	0	0	2
<b>Carlos Baerga, S</b> OBP: 0.354, SLG: 0.466 (1, 4) B X	1-0 1B		B C X 1-1 F8		B B X 2-0 G6-3			B F F F S 2-3 K2-3		4	0	1	0	0	1	0
<b>Albert Belle, R</b> OBP: 0.316, SLG: 0.463 (1, 10) B X	1-0 1-2 1B		X 0-0 G4-6-3 1B		C B F B X 3-2 G4-3			B X 1-0 1B		4	0	3	0	0	0	0
<b>Paul Sorrento, L</b> OBP: 0.337, SLG: 0.426 (1, 3) B X	1-0 L7		B X 1-0 G4-6-3 1-2f		B B B C X 3-2 2B			B F B X 2-1 L3		4	0	1	0	0	0	4
<b>Mark Whiten, S</b> OBP: 0.351, SLG: 0.388 (1, 9) B B C X		2-1 G1-3	X 0-0 L6		B B B C X 3-1 F7			B B C X 3-1 G1		4	0	0	0	0	0	1
<b>Glenallen Hill, R</b> OBP: 0.295, SLG: 0.457 (1, 7) B B B C X		3-2 L5	S X 0-1 G5-3		B B B C X 0-1 G5-3			B B C X 1-1 HBP		3	0	0	0	0	0	1
<b>Brook Jacoby, R</b> OBP: 0.330, SLG: 0.338 (1, 5) B B C X		0-1 G4-3	X 0-0 F8		B B B C X 1-2 L8			B B C X 1-2 F8		4	0	0	0	0	0	2
<b>Sandy Alomar Jr., R</b> OBP: 0.295, SLG: 0.333 (1, 2) C X		0-1 1B G1-6-3 2B	B X 1-2 1B		X 0-0 HR 2B			S B C X 1-1 G5-3		4	2	3	0	0	0	1

Inning Stats	R: 0	H: 3	E: 0	LOB: 2	K: 0	BB: 0	S: 8	P: 13	R: 0	H: 0	E: 0	LOB: 0	K: 0	BB: 0	S: 8	P: 13	R: 1	H: 2	E: 0	LOB: 0	K: 0	BB: 0	S: 6	P: 8	R: 0	H: 1	E: 0	LOB: 0	K: 0	BB: 0	S: 3	P: 4	R: 0	H: 1	E: 0	LOB: 1	K: 0	BB: 0	S: 9	P: 11	R: 0	H: 0	E: 0	LOB: 0	K: 0	BB: 0	S: 6	P: 11	R: 0	H: 1	E: 0	LOB: 1	K: 0	BB: 0	S: 12	P: 19	R: 2	H: 3	E: 0	LOB: 1	K: 1	BB: 0	S: 10	P: 17	R: 0	H: 0	E: 0	LOB: 1	K: 0	BB: 0	S: 8	P: 14	1B: 7	SF: 0	2B: 3	SAC: 0	3B: 0	DP: 2	HR: 1	HBP: 1	WP: 0	PA: 36
--------------	------	------	------	--------	------	-------	------	-------	------	------	------	--------	------	-------	------	-------	------	------	------	--------	------	-------	------	------	------	------	------	--------	------	-------	------	------	------	------	------	--------	------	-------	------	-------	------	------	------	--------	------	-------	------	-------	------	------	------	--------	------	-------	-------	-------	------	------	------	--------	------	-------	-------	-------	------	------	------	--------	------	-------	------	-------	-------	-------	-------	--------	-------	-------	-------	--------	-------	--------

PITCHER	IP	WLS	BF	H	R	ER	SO	BB	IBB	HBP	BLK	WP	HR	S	P	ERA	WHIP
<b>Luis Aquino, R</b> ERA: 5.93 (1, 1)	6.0	W	22	7	1	1	0	0	0	0	0	0	0	40	60	1.50	1.167
<b>Juan Berenguer, R</b> ERA: 5.3 (7, 1)	1.0		6	3	2	2	0	0	0	0	0	0	1	14	22	18.00	3.000
<b>Jeff Montgomery, R</b> ERA: 1.75 (8, 1)	2.0	S	8	1	0	0	1	0	0	1	0	0	0	16	28	0.00	0.500

**BOTTOM**

**Kansas City Royals @ Cleveland Indians**  
Cleveland Municipal Stadium, Cleveland, OH

livebaseballscorecards.com

<b>AB</b>	<b>35</b>
<b>R</b>	<b>3</b>
<b>H</b>	<b>11</b>
<b>RBI</b>	<b>3</b>
<b>BB</b>	<b>0</b>
<b>SO</b>	<b>1</b>
<b>LOB</b>	<b>12</b>



Fri Jul 24 1992, 7:05 PM EDT  
Att: 10,824 - Cloudy - 67 F

**Kansas City Royals @ Cleveland Indians**  
**Cleveland Municipal Stadium, Cleveland, OH**

Sat Jul 25 1992, 7:05 PM EDT  
 Att. 15,779 - Cloudy - 73 F

livebaseballscorecards.com

AB	39
R	5
H	10
RBI	5
BB	3
SO	5
LOB	23



WP:	0	PA:	42
PB:	1		
SB:	3		
CS:	0		

Batter	1	2	3	4	5	6	7	8	9	AB	R	H	RBI	BB	SO	LOB
Brian McRae, S (1, 8) OBP: 0.296, SLG: 0.314	FC6-4 1B	FC4-6			F8	BB		FC4 1B		4	1	2	1	1	0	2
Gregg Jefferies, S (1, 5) OBP: 0.313, SLG: 0.381	E5 FC6-4	L7			1B S 1B	L8		FC4		5	0	1	1	0	0	7
George Brett, L (1, 10) OBP: 0.329, SLG: 0.390	FC6-4		G4-3		1B		L7	K		5	0	1	1	0	1	3
Kevin McReynolds, R (1, 7) OBP: 0.356, SLG: 0.428	F8		F7		G6-3		F8		G6-3	5	0	0	0	0	0	3
Wally Joyner, L (1, 3) OBP: 0.326, SLG: 0.404	F7		L3			2B 1B			G6-3	5	1	2	0	0	0	1
Mike Macfarlane, R (1, 2) OBP: 0.300, SLG: 0.375		K		K		2B 1B			B1-3	5	1	1	1	0	3	1
Gary Thurman, R (1, 9) OBP: 0.274, SLG: 0.321			G4-3			K				3	1	1	0	0	1	1
Jim Eisenreich, L (8, PH) OBP: 0.316, SLG: 0.364		S PB FC4-6 1B						FC5-6 BB 1B		1	0	1	0	0	0	0
David Howard, S (1, 6) OBP: 0.258, SLG: 0.196										2	0	0	0	1	0	1
Chris Gwynn, L (8, PH) OBP: 0.295, SLG: 0.398		FC4-6 S BB			F8		G2-3	1B FC5-6 BB		0	1	0	0	1	0	0
Curtis Wilkerson, S (8, 4) OBP: 0.254, SLG: 0.286										0	0	0	0	0	0	0
Rico Rossy, R (1, 4) OBP: 0.310, SLG: 0.302		E8 FC4-6			G6-3			FC5-6 FC4 1B		4	0	1	1	0	0	4

Inning Stats	R: 1	H: 1	E: 1	K: 0	S: 11	P: 18	R: 1	H: 1	E: 1	K: 1	S: 13	P: 20	R: 0	H: 0	E: 0	K: 0	S: 7	P: 11	R: 0	H: 0	E: 0	K: 1	S: 7	P: 8	R: 0	H: 2	E: 0	K: 0	S: 11	P: 18	R: 2	H: 3	E: 0	K: 1	S: 19	P: 31	R: 0	H: 1	E: 0	K: 1	S: 12	P: 19	R: 1	H: 2	E: 0	K: 1	S: 16	P: 26	R: 0	H: 0	E: 0	K: 0	S: 3	P: 3	1B: 8	2B: 2	3B: 0	HR: 0	SF: 0	SAC: 0	DP: 0	HBP: 0	WP: 0	PA: 42
--------------	------	------	------	------	-------	-------	------	------	------	------	-------	-------	------	------	------	------	------	-------	------	------	------	------	------	------	------	------	------	------	-------	-------	------	------	------	------	-------	-------	------	------	------	------	-------	-------	------	------	------	------	-------	-------	------	------	------	------	------	------	-------	-------	-------	-------	-------	--------	-------	--------	-------	--------

PITCHER	IP	WLS	BF	H	R	ER	SO	BB	IBB	HBP	BLK	WP	HR	S	P	ERA	WHIP
Dennis Cook, L (1, 1) ERA: 3.92	5.2		28	7	4	2	3	2	0	0	0	0	0	66	102	3.18	1.588
Eric Plunk, R (6, 1) ERA: 3.68	1.1		7	2	1	1	1	1	0	0	0	0	0	19	33	6.75	2.250
Steve Olin, R (8, 1) ERA: 1.89	2.0	W	7	1	0	0	1	0	0	0	0	0	0	14	19	0.00	0.500

Batter	1	2	3	4	5	6	7	8	9	AB	R	H	RBI	BB	SO	LOB
<b>Kenny Lofton, L</b> OBP: 0.325, SLG: 0.328 (1, 8)	4-1 BB		3-2 G4-3		0-0 FC3-2-6-1 PB 1B		1-1 B1-3			3	1	0	0	1	0	2
<b>Thomas Howard, S</b> OBP: 0.313, SLG: 0.344 (1, 7)	0-2 F7			2-1 G3-6-3 1B	2-2 S 1B		2-3 K			4	0	2	1	0	1	1
<b>Carlos Baerga, S</b> OBP: 0.353, SLG: 0.464 (1, 4)	2-1 F8			0-1 G3-6-3 1-2f	3-3 K			0-1 FC3-6 1B		4	0	1	0	0	1	3
<b>Albert Belle, R</b> OBP: 0.315, SLG: 0.460 (1, 10)	1-3 K			2-2 G5-3		1-2 G6-4-3 BB 3B 1B		1-3 K		4	1	1	0	0	2	2
<b>Paul Sorrento, L</b> OBP: 0.336, SLG: 0.421 (1, 3)		1-0 P4			3-2 F8	4-2 BB BB SAFE SAFE		0-0 FC3-6 1-2f		3	0	0	0	1	0	1
<b>Glenallen Hill, R</b> OBP: 0.294, SLG: 0.450 (1, 9)		0-0 G5-3			4-2 BB 1B BB	0-0 G6-4-3 1-2f 2-3		0-3 K		3	1	0	0	1	1	3
<b>Jim Thome, L</b> OBP: 0.310, SLG: 0.406 (1, 5)		2-3 K			0-2 BB 1B	3-2 BB BB SAFE SAFE				3	1	2	1	0	1	0
<b>Brook Jacoby, R</b> OBP: 0.333, SLG: 0.341 (7, 5)					1-3 BB 1B					1	0	1	0	0	0	0
<b>Mark Whiten, S</b> OBP: 0.351, SLG: 0.388 (9, PR)					1-3 BB 1B					0	1	0	0	0	0	0
<b>Felix Fermin, R</b> OBP: 0.302, SLG: 0.303 (1, 6)			3-2 G6-3		0-1 BB 1B	1-0 G1-3				3	0	1	1	0	0	1
<b>Sandy Alomar Jr., R</b> OBP: 0.294, SLG: 0.332 (1, 2)			1-2 G1-3		1-2 FC3-2-6-1 BB 1B					1	0	0	0	0	0	0
<b>Junior Ortiz, R</b> OBP: 0.296, SLG: 0.274 (5, 2)					1-3 PB 1B					3	1	2	2	0	0	0

Inning Stats	R: 0	H: 0	E: 0	K: 1	S: 9	R: 0	H: 0	E: 0	K: 1	S: 5	R: 0	H: 0	E: 0	K: 0	S: 10	R: 4	H: 4	E: 0	K: 1	S: 23	R: 1	H: 2	E: 0	K: 0	S: 11	R: 0	H: 0	E: 0	K: 1	S: 9	R: 0	H: 1	E: 0	K: 2	S: 9	R: 1	H: 2	E: 0	K: 0	S: 6	1B: 9	2B: 0	3B: 1	HR: 0	SF: 0	SAC: 1	DP: 2	HBP: 0	WP: 0	PB: 1	SB: 2	CS: 0	PA: 36
--------------	------	------	------	------	------	------	------	------	------	------	------	------	------	------	-------	------	------	------	------	-------	------	------	------	------	-------	------	------	------	------	------	------	------	------	------	------	------	------	------	------	------	-------	-------	-------	-------	-------	--------	-------	--------	-------	-------	-------	-------	--------

PITCHER	IP	WLS	BF	H	R	ER	SO	BB	IBB	HBP	BLK	WP	HR	S	P	ERA	WHIP
<b>Mike Boddicker, R</b> ERA: 4.61 (1, 1)	4.2		20	5	4	4	2	2	0	0	0	0	0	51	83	7.71	1.500
<b>Tom Gordon, R</b> ERA: 4.64 (5, 1)	2.1		9	2	1	1	2	1	0	0	0	0	0	23	39	3.86	1.286
<b>Rusty Meacham, R</b> ERA: 1.89 (8, 1)	1.1	L	7	3	1	1	2	0	0	0	0	0	0	15	17	6.75	2.250

**BOTTOM**

**Kansas City Royals @ Cleveland Indians**  
Cleveland Municipal Stadium, Cleveland, OH

Sat Jul 25 1992, 7:05 PM EDT  
Att: 15,779 - Cloudy - 73 F

livebaseballscorecards.com

<b>AB</b>	<b>32</b>
<b>R</b>	<b>6</b>
<b>H</b>	<b>10</b>
<b>RBI</b>	<b>5</b>
<b>BB</b>	<b>3</b>
<b>SO</b>	<b>6</b>
<b>LOB</b>	<b>13</b>



Batter	1	2	3	4	5	6	7	8	9	10	11	12	13	AB R H RBI BB SO LOB	TOP																			
Brian McRae, S OBP: 0.294, SLG: 0.312 (1, 8)	G4-3 2-2		G4-6-3 0-0			G4-3 1-1		L4 2-0			B4-3 0-0		FC4-6 0-0	6 0 1 0 0 0 3																				
Gregg Jefferies, S OBP: 0.314, SLG: 0.390 (1, 5)	HR 1-0		G4-3 2-2			G4-3 1-1			F9 2-2		G4-3 1-1			5 1 2 1 0 0 1																				
George Brett, L OBP: 0.330, SLG: 0.390 (1, 10)	F8 0-1			G4-6-3 1-0			F9 2-2				1B 0-0		K 3-3	5 0 2 0 0 1 0																				
Jim Eisenreich, L OBP: 0.314, SLG: 0.360 (1, 7)	F8 3-2			F8 1-2							1B 0-3			5 0 1 0 0 1 2																				
Wally Joyner, L OBP: 0.322, SLG: 0.398 (1, 3)		F8 2-2		G4-6-3 0-0			F8 1-1					G6-3 1-2		5 0 0 0 0 1 3																				
Chris Gwynn, L OBP: 0.303, SLG: 0.405 (2, PR)														1 0 1 0 0 0 0																				
Gary Thurman, R OBP: 0.289, SLG: 0.316 (2, 9)														2 0 0 0 0 1 1																				
Kevin McReynolds, R OBP: 0.355, SLG: 0.426 (10, PH)														2 0 0 0 0 1 0																				
Brent Mayne, L OBP: 0.283, SLG: 0.298 (1, 2)														5 0 2 0 0 1 1																				
David Howard, S OBP: 0.242, SLG: 0.183 (1, 6)														4 0 0 0 0 0 2																				
Terry Shumpert, R OBP: 0.208, SLG: 0.314 (8, PH)														2 0 1 0 0 1 0																				
Mike MacFarlane, R OBP: 0.299, SLG: 0.373 (8, 4)														1 0 0 0 0 0 1																				
Curtis Wilkerson, S OBP: 0.257, SLG: 0.288 (8, 4)														2 0 1 0 0 1 1																				
<b>Inning Stats</b>	R: 1 E: 0 K: 0 S: 9	H: 1 LOB: 0 BB: 0 P: 15	R: 0 E: 0 K: 1 S: 14	H: 1 LOB: 1 BB: 0 P: 20	R: 0 E: 0 K: 0 S: 7	H: 2 LOB: 1 BB: 0 P: 9	R: 0 E: 0 K: 0 S: 5	H: 1 LOB: 0 BB: 0 P: 7	R: 0 E: 0 K: 1 S: 8	H: 1 LOB: 1 BB: 0 P: 10	R: 0 E: 0 K: 1 S: 10	H: 1 LOB: 1 BB: 0 P: 16	R: 0 E: 0 K: 2 S: 12	H: 1 LOB: 1 BB: 0 P: 15	R: 0 E: 0 K: 2 S: 13	H: 1 LOB: 1 BB: 0 P: 15	R: 0 E: 0 K: 1 S: 6	H: 0 LOB: 0 BB: 0 P: 10	R: 0 E: 0 K: 0 S: 7	H: 0 LOB: 0 BB: 0 P: 9	R: 0 E: 0 K: 0 S: 9	H: 1 LOB: 1 BB: 0 P: 12	1B: 10 2B: 0 3B: 0 HR: 1	SF: 0 SAC: 1 DP: 2 HBP: 0	WP: 0 PB: 0 SB: 1 CS: 0	PA: 46								
<b>PITCHER</b>	IP WLS BF H R ER SO BB IBB HBP BLK WP HR S P ERA WHIP																																	
Jose Mesa, R ERA: 4.38 (1, 1)	8.0		28	8	1	1	3	0	0	0	0	0	0	0	0	1	65	98	1.12	1.000														
Derek Lilliquist, L ERA: 1.87 (9, 1)	1.2		7	2	0	0	3	0	0	0	0	0	0	0	0	0	22	27	0.00	1.200														
Ted Power, R ERA: 2.63 (10, 1)	2.1		7	0	0	0	2	0	0	0	0	0	0	0	0	0	16	22	0.00	0.000														
Steve Olin, R ERA: 1.86 (13, 1)	1.0	W	4	1	0	0	0	0	0	0	0	0	0	0	0	0	9	12	0.00	1.000														

**Kansas City Royals @ Cleveland Indians**  
**Cleveland Municipal Stadium, Cleveland, OH**

Sun Jul 26 1992, 3:33 AM EDT  
 Att. 22,239 - Overcast - 73 F

livebaseballscorecards.com

AB	45
R	1
H	11
RBI	1
BB	0
SO	8
LOB	15



Batter	1	2	3	4	5	6	7	8	9	10	11	12	13	AB R H RBI BB SO LOB
<b>Kenny Lofton, L</b> OBP: 0.323, SLG: 0.326 (1, 8)	2-2 F8 S 1B		0-1 G6-3		0-0 B1-3			0-2 P1		1-0 G4-3			0-0 G4-3	6 0 1 0 0 0 1
<b>Glenallen Hill, R</b> OBP: 0.295, SLG: 0.447 (1, 7)	1-2 P1		2-1 1B			0-1 G4-3		1-2 F8		3-2 G4-3 SH1-3 1B			2-1 L6	6 0 2 0 0 0 2
<b>Carlos Baerga, S</b> OBP: 0.351, SLG: 0.468 (1, 4)	2-2 F8		0-1 F9			2-3 K		1-2 F9		1-1 SH1-3			0-1 HR	5 1 1 1 0 0 1 2
<b>Albert Belle, R</b> OBP: 0.315, SLG: 0.456 <b>Thomas Howard, S</b> OBP: 0.312, SLG: 0.342 (1, 10) (9, PR)	1-3 K			2-2 P2		2-3 K		4-1 1B CS BB		0-0 G4-3				3 0 0 0 1 2 1 1 0 0 0 0 0 1
<b>Paul Sorrento, L</b> OBP: 0.346, SLG: 0.444 (1, 3)		1-1 1B 2B		0-0 HR			1-0 G3-1 SH2-3 1B		1-0 CS 1B		4-0 FC4-6 IBB			4 1 4 1 1 0 0
<b>Mark Whiten, S</b> OBP: 0.350, SLG: 0.384 (1, 9)		3-1 P5		3-3 K			1-0 SH2-3		4-0 IBB		0-0 FC4-6			3 0 0 0 1 1 3
<b>Jim Thome, L</b> OBP: 0.297, SLG: 0.388 <b>Brook Jacoby, R</b> OBP: 0.330, SLG: 0.338 (1, 5) (9, PH) (10, 5)		1-2 F7		0-0 F7			0-1 G3-1		1-3 K					3 0 0 0 0 0 2 2 0 0 0 0 1 3
<b>Felix Fermin, R</b> OBP: 0.298, SLG: 0.298 (1, 6)		0-0 2-H 1B			2-2 G6-3		2-2 G5-3			2-3 K				5 0 1 0 0 1 1
<b>Sandy Alomar Jr., R</b> OBP: 0.292, SLG: 0.329 (1, 2)			2-2 F9			1-2 G6-3		1-0 CS 1B		1-1 G5-3				5 0 1 0 0 0 0

Inning Stats	R: 0	H: 1	E: 0	LOB: 1	K: 1	S: 12	P: 18	R: 0	H: 2	E: 0	LOB: 1	K: 0	S: 8	P: 13	R: 0	H: 1	E: 0	LOB: 1	K: 0	S: 9	P: 13	R: 1	H: 1	E: 0	LOB: 0	K: 1	S: 8	P: 13	R: 0	H: 0	E: 0	LOB: 0	K: 2	S: 8	P: 12	R: 0	H: 1	E: 0	LOB: 1	K: 0	S: 8	P: 12	R: 0	H: 1	E: 0	LOB: 0	K: 0	S: 7	P: 9	R: 0	H: 1	E: 0	LOB: 3	K: 1	S: 14	P: 23	R: 0	H: 0	E: 0	LOB: 0	K: 1	S: 6	P: 10	R: 0	H: 1	E: 0	LOB: 2	K: 0	S: 8	P: 16	R: 0	H: 0	E: 0	LOB: 0	K: 0	S: 6	P: 11	R: 1	H: 1	E: 0	LOB: 0	K: 0	S: 5	P: 7	1B: 7	2B: 1	3B: 0	HR: 2	SF: 0	SAC: 2	DP: 0	HBP: 0	WP: 0	PA: 48
--------------	------	------	------	--------	------	-------	-------	------	------	------	--------	------	------	-------	------	------	------	--------	------	------	-------	------	------	------	--------	------	------	-------	------	------	------	--------	------	------	-------	------	------	------	--------	------	------	-------	------	------	------	--------	------	------	------	------	------	------	--------	------	-------	-------	------	------	------	--------	------	------	-------	------	------	------	--------	------	------	-------	------	------	------	--------	------	------	-------	------	------	------	--------	------	------	------	-------	-------	-------	-------	-------	--------	-------	--------	-------	--------

PITCHER	IP	WLS	BF	H	R	ER	SO	BB	IBB	HBP	BLK	WP	HR	S	P	ERA	WHIP
<b>Hipolito Pichardo, R</b> ERA: 2.93 (1, 1)	7.0		26	6	1	1	4	0	0	0	0	0	1	61	92	1.29	0.857
<b>Mike Magnante, L</b> ERA: 5.0 (8, 1)	1.2		7	2	0	0	0	1	1	0	0	0	0	14	24	0.00	1.800
<b>Rusty Meacham, R</b> ERA: 1.85 (9, 1)	1.1		4	0	0	0	2	0	0	0	0	0	0	13	18	0.00	0.000
<b>Steve Shifflett, R</b> ERA: 2.77 (11, 1)	2.2	L	11	2	1	1	0	0	1	0	0	0	1	19	34	3.38	0.750


**BOTTOM**

**Kansas City Royals @ Cleveland Indians**  
Cleveland Municipal Stadium, Cleveland, OH

Sun Jul 26 1992, 3:33 AM EDT  
Att: 22,239 - Overcast - 73 F

livebaseballscorecards.com

AB	43
R	2
H	10
RBI	2
BB	3
SO	6
LOB	16



Batter	1	2	3	4	5	6	7	8	9	AB	R	H	RBI	BB	SO	LOB	TOP								
<b>Brian McRae, S</b> (1, 8) OBP: 0.295, SLG: 0.309	2-3 K	4-2 FC6-4 BB			0-0 G3		0-2 G4-3		4-1 DI 1B BB	3	1	0	0	2	1	0									
<b>Gregg Jefferies, S</b> (1, 5) OBP: 0.320, SLG: 0.396	1-0 2B FC5-2 1B	1-0 FC6-4			4-0 1B 2B BB		0-0 WP 2B		2-2 1-H 1B	4	1	3	1	1	0	1									
<b>George Brett, L</b> (1, 10) OBP: 0.333, SLG: 0.394	1-0 FC5-2 1-3 2B			1-2 G4-3	1-1 2B 1B		4-2 G6-3 2-3 BB		3-3 K	4	1	2	0	1	1	1									
<b>Kevin McReynolds, R</b> (1, 7) OBP: 0.354, SLG: 0.426	1-1 FC5-2 BB			2-0 P3	3-2 2B		2-1 G6-3			4	0	1	2	0	0	4									
<b>Wally Joyner, L</b> (1, 3) OBP: 0.321, SLG: 0.395	1 SAFE 4-2 1-2 BB			1-0 P5	0-0 G3-1			1-3 K		3	0	0	0	1	1	1									
<b>Mike Macfarlane, R</b> (1, 2) OBP: 0.296, SLG: 0.369	0-1 F9			2-2 P2			2-1 G5-3		1-3 K	3	0	0	0	0	0	3									
<b>Brent Mayne, L</b> (8, PH) OBP: 0.281, SLG: 0.296										1	0	0	0	0	1	0									
<b>Gary Thurman, R</b> (1, 9) OBP: 0.270, SLG: 0.316					0-2 G3-1		0-0 P3		2-1 P6	3	1	1	0	0	0	0									
<b>Kevin Koslowski, L</b> (8, PH) OBP: 0.375, SLG: 0.333										1	0	0	0	0	0	0									
<b>David Howard, S</b> (1, 6) OBP: 0.243, SLG: 0.188					0-0 L5		3-2 FC5-4 1B		0-0 F7	4	0	1	0	0	0	1									
<b>Terry Shumpert, R</b> (1, 4) OBP: 0.213, SLG: 0.329					1-0 F9		0-1 FC5-4		2-1 P6	3	0	1	1	0	0	1									
<b>Jim Eisenreich, L</b> (9, PH) OBP: 0.313, SLG: 0.359										1	0	0	0	0	0	0									
<b>Inning Stats</b>	R: 0 E: 0 K: 1 S: 12	H: 2 LOB: 3 BB: 1 P: 21	R: 1 E: 0 K: 0 S: 11	H: 2 LOB: 1 BB: 1 P: 20	R: 0 E: 0 K: 0 S: 5	H: 0 LOB: 0 BB: 0 P: 9	R: 0 E: 0 K: 0 S: 7	H: 0 LOB: 0 BB: 0 P: 9	R: 2 E: 0 K: 0 S: 9	H: 2 LOB: 1 BB: 1 P: 18	R: 0 E: 0 K: 0 S: 8	H: 1 LOB: 1 BB: 0 P: 13	R: 0 E: 0 K: 0 S: 9	H: 1 LOB: 1 BB: 1 P: 15	R: 0 E: 0 K: 2 S: 8	H: 0 LOB: 0 BB: 0 P: 12	R: 1 E: 0 K: 1 S: 10	H: 1 LOB: 1 BB: 1 P: 21	1B: 5 2B: 4 3B: 0 HR: 0	SF: 0 SAC: 0 DP: 1 HBP: 0	WP: 1 PB: 0 SB: 0 CS: 1	PA: 39			
<b>PITCHER</b>	IP	WLS	BF	H	R	ER	SO	BB	IBB	HBP	BLK	WP	HR	S	P	ERA	WHIP								
<b>Jimmy Key, L</b> (1, 1) ERA: 3.33	6.0	W	27	7	3	3	1	3	0	0	0	0	0	52	90	4.50	1.667								
<b>Duane Ward, R</b> (7, 1) ERA: 2.4	1.2		6	1	0	0	2	1	0	0	0	1	0	15	23	0.00	1.200								
<b>Tom Henke, R</b> (8, 1) ERA: 2.35	1.1	S	6	1	1	1	1	1	0	0	0	0	0	12	25	6.75	1.500								

**Kansas City Royals @ Toronto Blue Jays**  
**SkyDome, Toronto, ON**  
 Tue Jul 28 1992, 7:05 PM EDT  
 Att. 50,392 - Sunny - 72 F

[livebaseballscorecards.com](http://livebaseballscorecards.com)

<b>AB</b>	<b>34</b>
<b>R</b>	<b>4</b>
<b>H</b>	<b>9</b>
<b>RBI</b>	<b>4</b>
<b>BB</b>	<b>5</b>
<b>SO</b>	<b>4</b>
<b>LOB</b>	<b>12</b>



Batter	1	2	3	4	5	6	7	8	9	AB	R	H	RBI	BB	SO	LOB
Devon White, S OBP: 0.291, SLG: 0.369 (1, 8)	1-1 E9 G5-3	1-2 SF8			2-1 G1-3		0-0 FC2-5 2B			3	1	0	1	0	0	2
Roberto Alomar, S OBP: 0.414, SLG: 0.446 (1, 4)	1-2 G5-3	0-1 P9			4-2 BLK S BB		1-0 2B			3	0	1	2	1	0	1
Joe Carter, R OBP: 0.320, SLG: 0.486 (1, 3)	1-0 F7				1-0 P6		4-0 IBB			3	0	0	0	1	0	1
Dave Winfield, R OBP: 0.378, SLG: 0.500 (1, 10)	2-1 L7				2-0 P6		2-0 P5			4	0	0	0	0	0	4
Candy Maldonado, R OBP: 0.347, SLG: 0.446 (1, 7)					2-2 F9		1-3 K			4	1	1	1	0	1	3
Kelly Gruber, R OBP: 0.267, SLG: 0.392 (1, 5)					2-2 L8		1-2 F9			4	1	1	1	0	0	0
Derek Bell, R OBP: 0.306, SLG: 0.309 (1, 9)					4-1 WP BB		2-2 G5-3			3	2	2	0	1	0	0
Pat Borders, R OBP: 0.304, SLG: 0.389 (1, 2)					0-1 L7		0-0 E5 FC2-5 BB			4	0	1	0	0	0	2
Manuel Lee, S OBP: 0.339, SLG: 0.318 (1, 6)					2-2 L7		4-2 FC2-5 2B BB			2	1	1	1	1	0	1

Inning Stats	R: 1	H: 0	E: 1	LOB: 0	K: 0	BB: 0	S: 10	R: 3	H: 4	E: 0	LOB: 1	K: 0	BB: 0	S: 17	R: 0	H: 0	E: 0	LOB: 0	K: 0	BB: 0	S: 6	R: 0	H: 0	E: 0	LOB: 1	K: 0	BB: 1	S: 7	R: 0	H: 0	E: 0	LOB: 0	K: 0	BB: 0	S: 11	R: 1	H: 1	E: 1	LOB: 3	K: 1	BB: 2	S: 9	R: 1	H: 2	E: 0	LOB: 1	K: 0	BB: 0	S: 10	R: 1	H: 1	E: 0	LOB: 1	K: 0	BB: 0	S: 18	1B: 4	SF: 1	2B: 1	SAC: 1	3B: 0	DP: 0	HR: 2	HBP: 0
--------------	------	------	------	--------	------	-------	-------	------	------	------	--------	------	-------	-------	------	------	------	--------	------	-------	------	------	------	------	--------	------	-------	------	------	------	------	--------	------	-------	-------	------	------	------	--------	------	-------	------	------	------	------	--------	------	-------	-------	------	------	------	--------	------	-------	-------	-------	-------	-------	--------	-------	-------	-------	--------


PITCHER	IP	WLS	BF	H	R	ER	SO	BB	IBB	HBP	BLK	WP	HR	S	P	ERA	WHIP
Dennis Moeller, L ERA: 6.23 (1, 1)	4.1	L	20	4	4	3	0	2	0	0	0	1	2	47	76	6.23	1.385
Juan Berenguer, R ERA: 4.95 (5, 1)	2.2		12	1	1	0	1	1	1	0	1	0	0	23	43	0.00	0.750
Jeff Montgomery, R ERA: 1.89 (8, 1)	1.0		4	2	1	1	0	0	0	0	0	0	0	10	18	9.00	2.000

**BOTTOM**

**Kansas City Royals @ Toronto Blue Jays**  
 SkyDome, Toronto, ON  
 Tue Jul 28 1992, 7:05 PM EDT  
 Att: 50,392 - Sunny - 72 F

livebaseballscorecards.com

<b>AB</b>	<b>30</b>
<b>R</b>	<b>6</b>
<b>H</b>	<b>7</b>
<b>RBI</b>	<b>6</b>
<b>BB</b>	<b>4</b>
<b>SO</b>	<b>1</b>
<b>LOB</b>	<b>14</b>



WP: 1	PA: 36
PB: 0	
SB: 1	
CS: 0	

Batter	1	2	3	4	5	6	7	8	9	AB R H RBI BB SO LOB	TOP																
<b>Brian McRae, S</b> (1, 8) OBP: 0.294, SLG: 0.306	1-2 G5-3		3-2 G1-3		2-2 1B HBP		3-1 P4	0-1 G3		4 0 0 0 0 0 2																	
<b>Gregg Jefferies, S</b> (1, 5) OBP: 0.326, SLG: 0.407	0-1 G4-3 1B		1-0 2B		0-1 1B			1-1 BB PB 2B	1-0 P5	5 1 4 0 0 0 0																	
<b>George Brett, L</b> (1, 10) OBP: 0.332, SLG: 0.389	2-1 G4-3 1-2		3-2 G6-3		0-1 P2			4-0 PB BB IBB	0-3 K	4 1 0 0 1 1 4																	
<b>Kevin McReynolds, R</b> (1, 7) OBP: 0.354, SLG: 0.423		4-0 BB BB		3-2 G6-3		2-3 K		4-2 BB PB 1B BB	2-3 K	3 1 0 0 2 2 0																	
<b>Wally Joyner, L</b> (1, 3) OBP: 0.323, SLG: 0.397		4-1 BB 1-2		2-2 1B 2B		1-0 F7		2-1 G6-3 1-2 2-3 3-H		3 1 1 0 1 0 2																	
<b>Jim Eisenreich, L</b> (1, 9) OBP: 0.315, SLG: 0.358		1-1 F7		1-0 G6-3		1-1 FC6-4 1B		4-0 BB 1B IBB		3 1 1 0 1 0 3																	
<b>Brent Mayne, L</b> (1, 2) OBP: 0.288, SLG: 0.297		2-1 F7		2-2 CS 1B 2-H		2-0 FC6-4 1-2f		4-0 1B FC3-2-5 BB		3 0 1 2 1 0 3																	
<b>Curtis Wilkerson, S</b> (1, 4) OBP: 0.256, SLG: 0.287		1-2 F8		1-0 CS 1-2		1-0 F8		0-0 FC3-2-5 S 1B		4 0 1 2 0 0 2																	
<b>David Howard, S</b> (1, 6) OBP: 0.230, SLG: 0.176			0-3 K		2-0 F7		1-1 G3	0-1 FC3-2-5		4 0 0 0 0 1 2																	
<b>Inning Stats</b>	R: 0 E: 0 K: 0 S: 8	H: 1 LOB: 0 BB: 0 P: 10	R: 0 E: 0 K: 0 S: 8	H: 0 LOB: 2 BB: 2 P: 20	R: 0 E: 0 K: 1 S: 10	H: 1 LOB: 1 BB: 0 P: 17	R: 1 E: 0 K: 0 S: 10	H: 2 LOB: 0 BB: 0 P: 19	R: 0 E: 0 K: 0 S: 8	H: 1 LOB: 2 BB: 0 P: 13	R: 0 E: 0 K: 1 S: 7	H: 1 LOB: 1 BB: 0 P: 13	R: 0 E: 0 K: 0 S: 6	H: 0 LOB: 0 BB: 0 P: 11	R: 4 E: 0 K: 0 S: 15	H: 2 LOB: 2 BB: 4 P: 34	R: 0 E: 0 K: 2 S: 7	H: 0 LOB: 0 BB: 0 P: 10	1B: 5 2B: 3 3B: 0 HR: 0	SF: 0 SAC: 0 DP: 0 HBP: 1	WP: 0 PB: 1 SB: 1 CS: 1	PA: 41					
<b>PITCHER</b>	IP WLS BF H R ER SO BB IBB HBP BLK WP HR S P ERA WHIP																										
<b>Dave Stieb, R</b> (1, 1) ERA: 4.93	6.0		25	6	1	1	2	2	0	1	0	0	0	51	92	1.50	1.333										
<b>Mike Timlin, R</b> (7, 1) ERA: 3.91	2.0	L	12	2	4	4	0	2	2	0	0	0	0	21	45	18.00	2.000										
<b>Pat Hentgen, R</b> (9, 1) ERA: 4.79	1.0		3	0	0	0	2	0	0	0	0	0	0	7	10	0.00	0.000										

**Kansas City Royals @ Toronto Blue Jays**  
 SkyDome, Toronto, ON  
 Wed Jul 29 1992, 7:05 PM EDT  
 Att. 50,418 - Sunny - 68 F

AB	33
R	5
H	8
RBI	4
BB	6
SO	4
LOB	18





Batter	1	2	3	4	5	6	7	8	9	AB	R	H	RBI	BB	SO	LOB
Devon White, S (1, 8) OBP: 0.292, SLG: 0.370	3-1 F8		1-2 1B		0-2 P6			1-2 G1-6-3 1B	3-1 P5	5	0	2	0	0	0	2
Roberto Alomar, S (1, 4) OBP: 0.409, SLG: 0.441	1-2 F7		3-3 K			3-3 K		1-0 G1-6-3 1B		4	0	0	0	0	2	2
Joe Carter, R (1, 9) OBP: 0.319, SLG: 0.483	2-2 G4-3		0-1 F7			0-2 F7		0-1 1B		4	0	1	0	0	0	1
Dave Winfield, R (1, 10) OBP: 0.377, SLG: 0.496		4-2 FC5-6 1B BB	0-1 F8			3-1 E5 BB		1-3 K		3	1	0	0	1	1	2
John Olerud, L (1, 3) OBP: 0.383, SLG: 0.460		1-0 FC5-6 1B		0-0 G3-1		4-2 1B BB		2-2 1B FC5-4 1B		3	1	2	0	1	0	0
Candy Maldonado, R (1, 7) OBP: 0.346, SLG: 0.443		1-1 FC5-6 1B		1-1 G5-3		2-3 K		2-1 FC5-4 1B		4	0	1	0	0	1	4
Kelly Gruber, R (1, 5) OBP: 0.267, SLG: 0.390		0-0 1B		2-2 L5			0-1 F7		1-3 K	4	0	1	1	0	1	2
Greg Myers, L (1, 2) Rob Ducey, L (9, PR) OBP: 0.279, SLG: 0.377 OBP: 0.048, SLG: 0.095		3-2 P6		2-1 P7			1-0 G6-3		0-0 FC5-4 1B	4	0	1	0	0	0	2
Manuel Lee, S (1, 6) OBP: 0.335, SLG: 0.314		1-0 G3		2-3 K			0-0 L7		1-2 2-3 FC5-4 DI	0	0	0	0	0	0	0

Inning Stats	R: 0	H: 0	E: 0	K: 0	S: 8	R: 1	H: 2	E: 0	K: 0	S: 12	R: 0	H: 1	E: 0	K: 1	S: 12	R: 0	H: 0	E: 0	K: 0	S: 6	R: 0	H: 0	E: 0	K: 1	S: 8	R: 1	H: 0	E: 1	K: 2	S: 13	R: 0	H: 0	E: 0	K: 0	S: 4	R: 0	H: 2	E: 0	K: 1	S: 9	R: 1	H: 3	E: 0	K: 1	S: 12	1B: 8	2B: 0	3B: 0	HR: 0	SF: 0	SAC: 0	DP: 1	HBP: 0	WP: 0	PB: 0	SB: 1	CS: 0	PA: 37
--------------	------	------	------	------	------	------	------	------	------	-------	------	------	------	------	-------	------	------	------	------	------	------	------	------	------	------	------	------	------	------	-------	------	------	------	------	------	------	------	------	------	------	------	------	------	------	-------	-------	-------	-------	-------	-------	--------	-------	--------	-------	-------	-------	-------	--------

PITCHER	IP	WLS	BF	H	R	ER	SO	BB	IBB	HBP	BLK	WP	HR	S	P	ERA	WHIP
Kevin Appier, R (1, 1) ERA: 2.12	8.1	W	35	8	2	2	6	2	0	0	0	0	0	81	128	2.16	1.200
Jeff Montgomery, R (9, 1) ERA: 1.87	0.2	S	2	0	0	0	0	0	0	0	0	0	0	3	6	0.00	0.000

BOTTOM

Kansas City Royals @ Toronto Blue Jays  
 SkyDome, Toronto, ON  
 Wed Jul 29 1992, 7:05 PM EDT  
 Att: 50,418 - Sunny - 68 F

AB	35
R	2
H	8
RBI	2
BB	2
SO	6
LOB	19



WP	HR	S	P	ERA	WHIP
0	0	0	0	0.00	0.000

Batter	1	2	3	4	5	6	7	8	9	AB R H RBI BB SO LOB	TOP											
<b>Brian McRae, S</b> (1, 8) OBP: 0.291, SLG: 0.302	1-0 G6-3		2-2 F7			0-2 L7		0-2 F8		4 0 0 0 0 0 0												
<b>Gregg Jefferies, S</b> (1, 5) OBP: 0.323, SLG: 0.403	1-3 K			2-3 K		0-0 F7			1-0 F7	4 0 0 0 0 2 0												
<b>George Brett, L</b> (1, 10) OBP: 0.331, SLG: 0.388	1-3 K			0-0 1B		3-2 G3-1			0-3 K	4 0 1 0 0 2 0												
<b>Kevin McReynolds, R</b> (1, 7) OBP: 0.358, SLG: 0.426		1-1 F9 2B		3-2 SAFE L8			4-2 BB		4-2 BB	2 0 1 0 2 0 1												
<b>Wally Joyner, L</b> (1, 3) OBP: 0.320, SLG: 0.393		2-2 F9 2-3		0-2 G4-3			1-3 K		0-0 G4-3	4 0 0 0 0 1 4												
<b>Mike Macfarlane, R</b> (1, 2) OBP: 0.292, SLG: 0.364		0-3 K			0-0 F8		0-2 F8			3 0 0 0 0 1 2												
<b>Gary Thurman, R</b> (1, 9) OBP: 0.272, SLG: 0.317		2-3 K			1-2 FC6-4 1B		0-0 F8			3 0 1 0 0 1 2												
<b>David Howard, S</b> (1, 6) OBP: 0.221, SLG: 0.169			0-0 P3		1 SAFE 0-0 FC6-4 1-2f			2-3 K		3 0 0 0 0 1 1												
<b>Terry Shumpert, R</b> (1, 4) OBP: 0.208, SLG: 0.320			0-0 F9		0-1 P3			2-2 L8		2 0 0 0 0 0 1												
<b>Jim Eisenreich, L</b> (8, PH) OBP: 0.314, SLG: 0.357										1 0 0 0 0 0 0												
<b>Curtis Wilkerson, S</b> (8, 4) OBP: 0.256, SLG: 0.287										0 0 0 0 0 0 0												
<b>Inning Stats</b>	R: 0 E: 0 K: 2 S: 12	H: 0 LOB: 0 BB: 0 P: 15	R: 0 E: 0 K: 2 S: 12	H: 1 LOB: 1 BB: 0 P: 17	R: 0 E: 0 K: 0 S: 6	H: 0 LOB: 0 BB: 0 P: 8	R: 0 E: 0 K: 1 S: 12	H: 1 LOB: 1 BB: 0 P: 17	R: 0 E: 0 K: 0 S: 7	H: 1 LOB: 1 BB: 0 P: 8	R: 0 E: 0 K: 0 S: 10	H: 0 LOB: 0 BB: 0 P: 13	R: 0 E: 0 K: 1 S: 11	H: 0 LOB: 1 BB: 1 P: 16	R: 0 E: 0 K: 1 S: 13	H: 0 LOB: 0 BB: 0 P: 17	R: 0 E: 0 K: 1 S: 7	H: 0 LOB: 1 BB: 1 P: 12	1B: 2 2B: 1 3B: 0 HR: 0	SF: 0 SAC: 0 DP: 0 HBP: 0	WP: 0 PB: 0 SB: 0 CS: 0	PA: 32
<b>PITCHER</b>	IP WLS BF H R ER SO BB IBB HBP BLK WP HR S P ERA WHIP																					
<b>David Wells, L</b> (1, 1) ERA: 3.4	7.0 W 25 3 0 0 6 1 0 0 0 0 0 0 70 94 0.00 0.571																					
<b>Duane Ward, R</b> (8, 1) ERA: 2.37	1.0 3 0 0 0 1 0 0 0 0 0 0 0 13 17 0.00 0.000																					
<b>Tom Henke, R</b> (9, 1) ERA: 2.27	1.0 S 4 0 0 0 1 1 0 0 0 0 0 0 7 12 0.00 1.000																					

**Kansas City Royals @ Toronto Blue Jays**  
**SkyDome, Toronto, ON**  
 Thu Jul 30 1992, 7:05 PM EDT  
 Att: 50,417 - Dome - 70 F

[livebaseballscorecards.com](http://livebaseballscorecards.com)

<b>AB</b>	<b>30</b>
<b>R</b>	<b>0</b>
<b>H</b>	<b>3</b>
<b>RBI</b>	<b>0</b>
<b>BB</b>	<b>2</b>
<b>SO</b>	<b>8</b>
<b>LOB</b>	<b>11</b>



Batter	1	2	3	4	5	6	7	8	9	AB R H RBI BB SO LOB
<b>Devon White, S</b> OBP: 0.292, SLG: 0.369 (1, 8)	2-1 1B SF8 1B	0-2 G4-3			0-3 K		3-3 K			4 1 1 0 0 2 1
<b>Roberto Alomar, S</b> OBP: 0.410, SLG: 0.440 (1, 4)	3-2 1-3 1B		0-0 G4-3		0-1 G3-1		4-1 S BB			3 0 1 0 1 0 0
<b>Joe Carter, R</b> OBP: 0.321, SLG: 0.486 (1, 9)	1-0 SF8		0-2 G6-3		1-1 2B		4-1 BB			2 1 1 1 1 0 0
<b>Dave Winfield, R</b> OBP: 0.374, SLG: 0.491 (1, 10)	1-1 F8		1-1 G6-3		0-2 G5-3		0-1 P2			4 0 0 0 0 0 4
<b>John Olerud, L</b> OBP: 0.379, SLG: 0.454 (1, 3)	2-1 G6-3			2-1 G3		2-0 G1-3		0-1 G4-3		4 0 0 0 0 0 2
<b>Candy Maldonado, R</b> OBP: 0.351, SLG: 0.451 (1, 7)		1-0 1B WP FC2-5-2 1B		3-1 P4		1-0 2B		0-0 1B		4 0 3 1 0 0 0
<b>Kelly Gruber, R</b> OBP: 0.274, SLG: 0.393 (1, 5)		2-2 1-3 1B		1-0 1B		4-0 IBB		3-3 K		3 0 2 0 1 1 1
<b>Pat Borders, R</b> OBP: 0.301, SLG: 0.384 (1, 2)		0-0 FC2-5-2 BLK E 1-3 3-H		2-2 F8		2-1 F8		2-3 K		4 1 0 0 0 1 6
<b>Manuel Lee, S</b> OBP: 0.332, SLG: 0.311 (1, 6)		1-2 E6 1-H			1-2 F8		0-3 K			3 0 0 0 0 1 0

Inning Stats	R: 1 E: 0 K: 0 S: 11	H: 2 LOB: 1 BB: 0 P: 19	R: 1 E: 1 K: 0 S: 11	H: 2 LOB: 1 BB: 0 P: 15	R: 0 E: 0 K: 0 S: 6	H: 0 LOB: 0 BB: 0 P: 7	R: 0 E: 0 K: 0 S: 9	H: 1 LOB: 1 BB: 0 P: 17	R: 0 E: 0 K: 1 S: 9	H: 0 LOB: 0 BB: 0 P: 10	R: 1 E: 0 K: 0 S: 9	H: 2 LOB: 2 BB: 1 P: 19	R: 0 E: 0 K: 2 S: 11	H: 0 LOB: 2 BB: 2 P: 22	R: 0 E: 0 K: 2 S: 9	H: 1 LOB: 1 BB: 0 P: 14
1B: 6 2B: 3 3B: 0 HR: 0	SF: 1 SAC: 0 DP: 1 HBP: 0	WP: 1 PB: 0 SB: 1 CS: 0	PA: 35													

PITCHER	IP	WLS	BF	H	R	ER	SO	BB	IBB	HBP	BLK	WP	HR	S	P	ERA	WHIP
<b>Luis Aquino, R</b> ERA: 5.12 (1, 1)	5.2	L	24	7	3	2	1	0	0	0	1	1	0	53	79	3.18	1.235
<b>Tom Gordon, R</b> ERA: 4.52 (6, 1)	2.1		11	1	0	0	4	2	1	0	0	0	0	22	44	0.00	1.286

BOTTOM

Kansas City Royals @ Toronto Blue Jays  
 SkyDome, Toronto, ON  
 Thu Jul 30 1992, 7:05 PM EDT  
 Att: 50,417 - Dome - 70 F

livebaseballscores.com

AB	31
R	3
H	8
RBI	2
BB	3
SO	5
LOB	14



Batter	1	2	3	4	5	6	7	8	9	10	AB R H RBI BB SO LOB	TOP												
Rickey Henderson, R OBP: 0.417, SLG: 0.442 (1, 7)	1-2 F8		2-2 E5	2-1 G5-3		0-2 FC4-6 PO			1-2 F9		5 0 0 0 0 0 3	<b>Oakland Athletics @ Kansas City Royals</b> Royals Stadium, Kansas City, MO Fri Jul 31 1992, 8:05 PM EDT Att. 35,087 - Sunny - 73 F												
Carney Lansford, R OBP: 0.319, SLG: 0.352 (1, 5)	0-0 G5-3		1-2 F9		1-0 2B HBP	0-0 PO	2-0 P3		1-0 F8		4 0 0 0 0 0 1													
Harold Baines, L OBP: 0.331, SLG: 0.369 (1, 10)	3-2 F8		1-0 L3		1-2 P6		0-1 L6		1-0 G4-3		5 0 0 0 0 0 2													
Mark McGwire, R OBP: 0.395, SLG: 0.601 (1, 3)		3-2 2B	1-2 F9		2-1 F8		2-1 HR		3-2 G6-4-3 1B		5 2 3 1 0 0 2													
Jose Canseco, R OBP: 0.320, SLG: 0.470 (1, 9)		2-0 2B HBP		0-0 E6 1B 1B SF9	1-1 2B	2-2 G5-3		3-1 G6-4-3		4 2 1 0 0 0 1														
Terry Steinbach, R OBP: 0.364, SLG: 0.459 (1, 2)		2-1 1B G4-6-3 2B		0-0 SF9 1B	4-0 IBB		1-0 G6-3				3 1 2 2 1 0 0													
Mike Bordick, R OBP: 0.357, SLG: 0.384 (1, 4)		0-1 G4-6-3 1B		0-0 1B	1-1 G4-3		0-3 K				4 0 2 0 0 1 3													
Walt Weiss, S OBP: 0.317, SLG: 0.262 (1, 6)		3-2 G4-6-3		3-2 SF9		3-2 FC4-6 1B		0-0 G4-3			3 0 1 1 0 0 1													
Eric Fox, S OBP: 0.306, SLG: 0.466 (1, 8)		1-2 G5-3		2-3 K		0-0 F7		3-2 G3-1			4 0 0 0 0 1 3													
<b>Inning Stats</b>	R: 0 E: 0 K: 0 S: 9	H: 0 LOB: 0 BB: 0 P: 13	R: 3 E: 0 K: 0 S: 15	H: 3 LOB: 0 BB: 0 P: 26	R: 0 E: 1 K: 0 S: 11	H: 0 LOB: 1 BB: 0 P: 16	R: 1 E: 1 K: 1 S: 13	H: 2 LOB: 2 BB: 0 P: 19	R: 0 E: 0 K: 0 S: 7	H: 1 LOB: 0 BB: 0 P: 10	R: 1 E: 0 K: 0 S: 8		H: 1 LOB: 0 BB: 0 P: 14	R: 0 E: 0 K: 1 S: 5	H: 0 LOB: 0 BB: 0 P: 6	R: 0 E: 0 K: 0 S: 7	H: 1 LOB: 0 BB: 0 P: 14	R: 0 E: 0 K: 0 S: 7	H: 1 LOB: 0 BB: 0 P: 14	1B: 5 2B: 3 3B: 0 HR: 1	SF: 1 SAC: 0 DP: 2 HBP: 2	WP: 0 PB: 0 SB: 0 CS: 0	PA: 42	
<b>PITCHER</b>	IP WLS BF H R ER SO BB IBB HBP BLK WP HR S P ERA WHIP																							
Rick Reed, R ERA: 4.43 (1, 1)	5.0																							
Juan Berenguer, R ERA: 4.79 (6, 1)	1.1	4	1	0	0	0	0	0	0	0	0	0	0	0	0	0	0	0	0	0	0	0	0	0
Mike Magnante, L ERA: 4.98 (7, 1)	0.1	1	0	0	0	0	0	0	0	0	0	0	0	0	0	0	0	0	0	0	0	0	0	0
Rusty Meacham, R ERA: 1.89 (7, 1)	3.1	W 11	2	1	1	1	1	0	0	0	0	0	0	1	24	41	2.70	0.600						

livebaseballscorecards.com

AB	37
R	5
H	9
RBI	4
BB	1
SO	2
LOB	16



BOTTOM

Oakland Athletics @ Kansas City Royals  
Royals Stadium, Kansas City, MO

Fri Jul 31 1992, 8:05 PM EDT  
Att. 35,087 - Sunny - 73 F

livebaseballscorecards.com

AB	39
R	6
H	17
RBI	5
BB	5
SO	3
LOB	23



WP	1	PA	47
PB	0		
SB	2		
CS	4		

AB R H RBI BB SO LOB


6	2	4	3	0	0	1
4	1	3	1	1	0	1
4	0	1	0	1	1	3
3	0	0	0	2	0	6
5	1	2	1	0	1	4
4	0	1	0	0	0	1
5	0	1	0	0	1	3
4	1	4	0	1	0	0
4	1	1	0	0	0	4
1B: 12	SF: 0					
2B: 4	SAC: 2					
3B: 1	DP: 2					
HR: 1	HBP: 0					

Batter	1	2	3	4	5	6	7	8	9	10
<b>Gregg Jefferies, S</b> OBP: 0.328, SLG: 0.419 (1, 5)	1-0 HR	0-1 3B		1-2 FC4-6 2B		1-1 G6-3 1B		2-1 F8		0-1 1B
<b>Wally Joyner, L</b> OBP: 0.326, SLG: 0.399 (1, 3)	1-0 G5-4-3 1B	0-0 F9		2-2 1-H 2B		4-2 G6-3 BB		0-0 CS 1B		
<b>George Brett, L</b> OBP: 0.332, SLG: 0.386 (1, 10)	1-0 G5-4-3 1B		1-1 F7	4-0 IBB		2-0 P4		3-3 K		
<b>Kevin McReynolds, R</b> OBP: 0.359, SLG: 0.422 (1, 7)	2-2 G5-4-3 1-2f 2-3		4-1 2B BB	1-1 F9		3-2 G6-3 1-2 2-3			4-0 BB	
<b>Jim Eisenreich, L</b> OBP: 0.316, SLG: 0.358 (1, 9)	1-2 WP E 1B		1-1 F7		0-0 CS SH3-4 1B		1-0 F8		1-3 K	
<b>Brent Mayne, L</b> OBP: 0.287, SLG: 0.303 (1, 2)	2-2 E6 CS 1-H		2-1 SAFE SAFE 2B		0-1 SH3-4		1-0 G6-3		0-1 L7	
<b>Brian McRae, S</b> OBP: 0.290, SLG: 0.301 (1, 8)	1-0 CS 1-2	0-0 B1-3	3-2 G4-3		2-2 E 1B		1-0 G6-3		2-3 K	
<b>Curtis Wilkerson, S</b> OBP: 0.275, SLG: 0.303 (1, 4)		1-1 CS 1B		0-1 FC4-6 1B		4-1 1-2 IBB		0-0 1B		1-2 SH5-4 1B
<b>David Howard, S</b> OBP: 0.222, SLG: 0.187 (1, 6)		1 SAFE 2-2 3B 2B		0-0 P2		1-0 G5-3		2-1 F8		2-1 SH5-4

Inning Stats	R: 3	H: 4	E: 1	K: 0	S: 16	H: 4	LOB: 0	P: 23	R: 1	H: 3	E: 0	K: 0	S: 9	R: 0	H: 1	E: 0	K: 0	S: 10	R: 1	H: 2	E: 0	K: 0	S: 11	R: 0	H: 1	E: 1	K: 0	S: 8	R: 0	H: 1	E: 0	K: 0	S: 5	R: 0	H: 1	E: 0	K: 1	S: 6	R: 0	H: 0	E: 0	K: 2	S: 11	R: 1	H: 2	E: 0	K: 0	S: 7
--------------	------	------	------	------	-------	------	--------	-------	------	------	------	------	------	------	------	------	------	-------	------	------	------	------	-------	------	------	------	------	------	------	------	------	------	------	------	------	------	------	------	------	------	------	------	-------	------	------	------	------	------

PITCHER	IP	WLS	BF	H	R	ER	SO	BB	IBB	HBP	BLK	WP	HR	S	P	ERA	WHIP
<b>Ron Darling, R</b> ERA: 3.98 (1, 1)	4.0		22	10	5	4	0	1	1	0	0	1	1	46	75	9.00	2.750
<b>Vince Horsman, L</b> ERA: 2.53 (5, 1)	1.1		8	3	0	0	0	1	1	0	0	0	0	13	27	0.00	3.000
<b>Jim Corsi, R</b> ERA: 2.08 (6, 1)	1.2		6	1	0	0	0	0	0	0	0	0	0	9	17	0.00	0.600
<b>Rick Honeycutt, L</b> ERA: 3.03 (8, 1)	1.0		3	1	0	0	1	0	0	0	0	0	0	6	11	0.00	1.000
<b>Jeff Parrett, R</b> ERA: 2.75 (9, 1)	1.1	L	7	2	1	1	2	1	0	0	0	0	0	18	28	6.75	2.250

WP	1	PA	47
PB	0		
SB	2		
CS	4		

Batter	1	2	3	4	5	6	7	8	9	AB R H RBI BB SO LOB	TOP																												
Rickey Henderson, R OBP: 0.417, SLG: 0.436 (1, 7) B C B S H	3-2 1B 1B HBP	2-0 1B HBP	3-2 F7			1-2 G4-3			2-1 G1-3	3 1 0 0 0 0 3																													
Jerry Browne, S OBP: 0.351, SLG: 0.322 (1, 9) (7, 5) (8, 4) B X	1-0 G6-4-3 1B 1B	0-1 G6-4-3 1B		2-3 K		0-1 P4			2-1 F6	5 1 2 1 0 1 0																													
Harold Baines, L OBP: 0.330, SLG: 0.367 (1, 10) X	0-0 G6-4-3 1B	0-1 G6-4-3		0-0 F8				0-0 G4-3	1-3 K	5 0 1 1 0 1 3																													
Mark McGwire, R OBP: 0.394, SLG: 0.597 (1, 3) X	0-0 G6-4-3 1-2f 2-3		1-0 F8	1-1 1B				1-2 G4-3		4 0 1 0 0 0 2																													
Terry Steinbach, R OBP: 0.365, SLG: 0.458 (1, 2) B B S B F X	3-2 1B		4-0 1B 2B BB	1-0 F8				2-2 F8		3 1 1 1 1 0 1																													
Willie Wilson, S OBP: 0.333, SLG: 0.328 (1, 8) C B X	1-1 F8		2-2 2B 1B		3-3 K			1-0 F7		4 0 1 0 0 1 1																													
Randy Ready, R OBP: 0.361, SLG: 0.379 (1, 5) (7, 9) B B B B		4-1 G3 1B WP BB	1-1 2B	1-2 1B		1-2 G1-6-3 1B		1-3 K		3 1 2 1 1 1 0	AB 33 R 4 H 9 RBI 4 BB 3 SO 5 LOB 15																												
Walt Weiss, S OBP: 0.316, SLG: 0.262 (1, 6) B B B B		3-1 G3	2-3 K	2-1 G1-6-3		2-1 G1-6-3		3-2 DI 1B		4 0 1 0 0 1 4																													
Mike Bordick, R OBP: 0.359, SLG: 0.383 Jamie Quirk, L OBP: 0.292, SLG: 0.282 (8, PH) (8, 5) B B B B		4-0 1B HBP BB	1-1 HBP			2-2 F9		2-2 G6-3		1 0 0 0 1 0 0 1 0 0 0 0 0 1																													
Inning Stats	R: 2 E: 0 K: 0 S: 11	H: 3 LOB: 1 BB: 0 P: 19	R: 1 E: 0 K: 0 S: 7	H: 1 LOB: 2 BB: 2 P: 20	R: 1 E: 0 K: 1 S: 13	H: 2 LOB: 3 BB: 1 P: 27	R: 0 E: 0 K: 1 S: 7	H: 1 LOB: 1 BB: 0 P: 11	R: 0 E: 0 K: 1 S: 11	H: 1 LOB: 0 BB: 0 P: 17	R: 0 E: 0 K: 0 S: 8	H: 0 LOB: 0 BB: 0 P: 11	R: 0 E: 0 K: 0 S: 8	H: 0 LOB: 0 BB: 0 P: 11	R: 0 E: 0 K: 1 S: 12	H: 1 LOB: 1 BB: 0 P: 19	R: 0 E: 0 K: 1 S: 7	H: 0 LOB: 0 BB: 0 P: 12	1B: 8 2B: 1 3B: 0 HR: 0	SF: 0 SAC: 0 DP: 3 HBP: 3	WP: 1 PB: 0 SB: 0 CS: 0	PA: 39																	
PITCHER	IP	WLS	BF	H	R	ER	SO	BB	IBB	HBP	BLK	WP	HR	S	P	ERA	WHIP	PITCHER	IP	WLS	BF	H	R	ER	SO	BB	IBB	HBP	BLK	WP	HR	S	P	ERA	WHIP				
Hipolito Pichardo, R ERA: 3.19 (1, 1)	1.0		7	3	3	3	0	1	0	1	0	0	0	12	24	27.00	4.000																						
Steve Shifflett, R ERA: 2.7 (2, 1)	0.1		3	0	0	0	0	1	0	1	0	1	0	2	11	0.00	3.000																						
Tom Gordon, R ERA: 4.48 (2, 1)	2.2	W	13	4	1	1	2	1	0	1	0	0	0	24	42	3.38	1.875																						
Mike Magnante, L ERA: 4.77 (5, 1)	3.0		9	1	0	0	1	0	0	0	0	0	0	27	39	0.00	0.333																						
Jeff Montgomery, R ERA: 1.8 (8, 1)	2.0		7	1	0	0	2	0	0	0	0	0	0	19	31	0.00	0.500																						

Oakland Athletics @ Kansas City Royals  
Royals Stadium, Kansas City, MO  
Sat Aug 01 1992, 4:33 AM EDT  
Att. 30,892 - Sunny - 79 F

livebaseballscorecards.com

Batter	1	2	3	4	5	6	7	8	9
<b>Gregg Jefferies, S</b> OBP: 0.333, SLG: 0.424 (1, 5)	1-0 1B FC4-6 HBP	0-1 1-H 2B		3-2 2-H 1B		4-0 1B HBP IBB		2-1 F7	
<b>Wally Joyner, L</b> OBP: 0.327, SLG: 0.398 (1, 3)	1-1 1-3 1B FC4-6		2-1 F7	0-0 F9		2-2 1-2 2-3 3-H 1B HBP		1-1 SAFE P2	
<b>George Brett, L</b> OBP: 0.331, SLG: 0.385 (1, 10)	1-0 1-2f 3-H FC4-6 CS		1-0 L3		1-0 G3	0-0 1-2 2-3 3-H 1B			
<b>Kevin McReynolds, R</b> OBP: 0.357, SLG: 0.419 (1, 7)	4-2 1-2 WP BB		2-1 F8		1-2 G4-3	2-3 K			
<b>Jim Eisenreich, L</b> OBP: 0.315, SLG: 0.356 (1, 9)	1-1 1-2 P3			1-2 BB 1B	3-1 G1-3		3-2 F7		
<b>Brent Mayne, L</b> OBP: 0.293, SLG: 0.304 (1, 2)		2-0 F8		4-2 1-2 1B BB		1-0 SH1-4 HBP 1B	1-2 F8		
<b>Kevin Koslofski, L</b> OBP: 0.450, SLG: 0.526 (1, 8)		0-2 1B 3B		3-2 1-2 2-H 1B SF7 1B		1 SAFE 2-1 HBP 1B SH1-4 1B	0-1 F8		
<b>Curtis Wilkerson, S</b> OBP: 0.281, SLG: 0.309 (1, 4)		0-0 FC6-4 1B		0-0 1-3 2-H 1B SF7 1B		1-0 SH1-4	0-3 K		
<b>David Howard, S</b> OBP: 0.224, SLG: 0.192 (1, 6)		2-1 FC6-4 2B		2-0 1-2 3-H SF7		2-2 P5	2-1 1B		

Inning Stats	R: 1	H: 1	E: 0	K: 0	S: 7	R: 1	H: 3	E: 0	K: 0	S: 10	R: 0	H: 0	E: 0	K: 0	S: 5	R: 4	H: 4	E: 0	K: 0	S: 15	R: 0	H: 0	E: 0	K: 0	S: 7	R: 2	H: 3	E: 0	K: 1	S: 16	R: 0	H: 0	E: 0	K: 0	S: 12	R: 0	H: 1	E: 0	K: 1	S: 10		
	LOB: 1	BB: 1	P: 15			LOB: 2	BB: 0	P: 13			LOB: 0	BB: 0	P: 10			LOB: 0	BB: 1	P: 28			LOB: 3	BB: 1	P: 30			LOB: 0	BB: 0	P: 16			LOB: 1	BB: 0	P: 15									

PITCHER	IP	WLS	BF	H	R	ER	SO	BB	IBB	HBP	BLK	WP	HR	S	P	ERA	WHIP
<b>Kelly Downs, R</b> ERA: 4.0 (1, 1)	3.0	L	16	6	5	5	0	2	0	1	0	1	0	31	55	15.00	2.667
<b>Gene Nelson, R</b> ERA: 6.45 (4, 1)	2.2		12	4	3	3	0	0	1	0	0	0	0	21	41	10.12	1.500
<b>Rick Honeycutt, L</b> ERA: 2.81 (6, 1)	2.1		10	2	0	0	2	0	0	1	0	0	0	30	43	0.00	0.857

**BOTTOM**

**Oakland Athletics @ Kansas City Royals**  
Royals Stadium, Kansas City, MO

Sat Aug 01 1992, 4:33 AM EDT  
Att: 30,892 - Sunny - 79 F

AB	R	H	RBI	BB	SO	LOB
3	1	2	1	1	0	1
4	0	1	1	0	0	1
4	0	1	2	0	0	1
3	0	0	0	1	1	3
4	1	1	0	0	0	1
3	2	1	0	1	0	0
4	3	3	1	0	0	0
3	1	2	2	0	1	0
3	0	1	1	0	0	3

AB	31
R	8
H	12
RBI	8
BB	3
SO	2
LOB	10

1B: 10	SF: 1	WP: 1	PA: 38
2B: 1	SAC: 1	PB: 0	
3B: 1	DP: 0	SB: 0	
HR: 0	HBP: 2	CS: 1	

PITCHER	IP	WLS	BF	H	R	ER	SO	BB	IBB	HBP	BLK	WP	HR	S	P	ERA	WHIP
<b>Kelly Downs, R</b> ERA: 4.0 (1, 1)	3.0	L	16	6	5	5	0	2	0	1	0	1	0	31	55	15.00	2.667
<b>Gene Nelson, R</b> ERA: 6.45 (4, 1)	2.2		12	4	3	3	0	0	1	0	0	0	0	21	41	10.12	1.500
<b>Rick Honeycutt, L</b> ERA: 2.81 (6, 1)	2.1		10	2	0	0	2	0	0	1	0	0	0	30	43	0.00	0.857

Batter	1	2	3	4	5	6	7	8	9	AB R H RBI BB SO LOB	TOP										
Rickey Henderson, R OBP: 0.410, SLG: 0.429 (1, 10)	2-2 F7		1-3 K		0-1 G6-3	3-2 SF8		1-1 F8		4 0 0 1 0 1 1											
Carney Lansford, R OBP: 0.318, SLG: 0.358 (1, 5) (9, 3)	1-1 G5-3		0-0 F9		2-0 G4-3	1-1 HR		0-3 K		5 1 1 2 0 1 1											
Jose Canseco, R OBP: 0.324, SLG: 0.472 (1, 9)	4-1 FC5-4 BB		0-2 2B		3-3 K	3-1 G5-3		4-0 FC5-4 1B BB		3 1 1 0 2 1 0											
Mark McGwire, R OBP: 0.397, SLG: 0.597 Jerry Browne, S OBP: 0.353, SLG: 0.325 (1, 3) (9, PH) (9, 5)	1-0 FC5-4 1-2f		4-0 IBB		1-0 FC5-4 1B	0-1 G5-4-3 1B		3-2 FC5-4 1B		3 0 2 0 1 0 1 1 0 1 0 0 0 0											
Terry Steinbach, R OBP: 0.363, SLG: 0.453 (1, 2)		2-2 FC5-4 1B	2-2 F8		1-2 FC5-4 1B	0-0 G5-4-3		1-1 F9		5 1 1 0 0 0 6											
Randy Ready, R OBP: 0.376, SLG: 0.397 Harold Baines, L OBP: 0.331, SLG: 0.369 Eric Fox, S OBP: 0.313, SLG: 0.517 (1, 7) (6, PH) (6, 7)		1 SAFE 2-2 FC5-4 1B		2-1 G4-6-3 1B	3-1 BB 1B	1-1 HR		0-0 FC5-4 1B		2 0 2 0 0 0 0 1 1 1 0 0 0 0 2 1 1 1 0 0 2											
Willie Wilson, S OBP: 0.334, SLG: 0.329 (1, 8)		2-0 F9		0-0 G4-6-3	0-2 BB 1B	1-2 G4-3		0-0 1B		5 1 2 2 0 0 3											
Mike Bordick, R OBP: 0.360, SLG: 0.379 (1, 4)		0-1 FC5-4 1-2f 2-3		4-2 BB	4-2 1B SF8 BB		0-0 G5-3	1-1 FC5		3 1 0 0 2 0 4											
Walt Weiss, S OBP: 0.320, SLG: 0.263 (1, 6)		1-0 F8		2-1 L4	3-1 SF8 HR 1B		4-1 BB			3 1 1 2 1 0 3											
<b>Inning Stats</b>	R: 0 E: 0 K: 0 S: 8	H: 0 LOB: 1 BB: 1 P: 16	R: 0 E: 0 K: 0 S: 13	H: 2 LOB: 2 BB: 0 P: 20	R: 0 E: 0 K: 1 S: 10	H: 1 LOB: 1 BB: 1 P: 17	R: 0 E: 0 K: 0 S: 6	H: 0 LOB: 0 BB: 0 P: 11	R: 6 E: 0 K: 0 S: 21	H: 5 LOB: 0 BB: 1 P: 40	R: 1 E: 0 K: 0 S: 8	H: 2 LOB: 0 BB: 0 P: 10	R: 0 E: 0 K: 1 S: 8	H: 0 LOB: 1 BB: 1 P: 13	R: 1 E: 0 K: 0 S: 9	H: 2 LOB: 2 BB: 1 P: 18	1B: 10 2B: 1 3B: 0 HR: 2	SF: 1 SAC: 0 DP: 2 HBP: 0	WP: 0 PB: 0 SB: 0 CS: 0	PA: 44	
<b>PITCHER</b>	IP WLS BF H R ER SO BB IBB HBP BLK WP HR S P ERA WHIP																			<b>PITCHER</b>	IP WLS BF H R ER SO BB IBB HBP BLK WP HR S P ERA WHIP
Dennis Moeller, L ERA: 2.89 (1, 1)	5.0 L 21 4 0 0 2 2 1 0 0 0 0 44 79 0.00 1.200																				
Juan Berenguer, R ERA: 5.83 (6, 1)	0.1 L 6 4 5 5 0 1 0 0 0 0 0 14 26 135.00 15.000																				
Rusty Meacham, R ERA: 2.0 (6, 1)	0.2 L 3 1 1 1 0 0 0 0 0 0 1 7 14 13.50 1.500																				
Steve Shifflett, R ERA: 3.31 (7, 1)	3.0 L 14 4 2 2 1 2 0 0 0 0 1 25 41 6.00 2.000																				

Oakland Athletics @ Kansas City Royals  
 Royals Stadium, Kansas City, MO  
 Sun Aug 02 1992, 8:05 PM EDT  
 Att. 34,139 - Sunny - 80 F

AB	37
R	8
H	13
RBI	8
BB	6
SO	3
LOB	21





Batter	1	2	3	4	5	6	7	8	9	AB R H RBI BB SO LOB
Gregg Jefferies, S OBP: 0.334, SLG: 0.426 (1, 5) X	0-0 L8		2-0 G6-3	0-0 1B		2-2 G6-4-3			0-2 E9 G6-3 2B	5 1 2 1 0 0 1
Wally Joyner, L OBP: 0.328, SLG: 0.401 (1, 3) X	0-0 F8 2B		2-1 1B 1B	0-0 F7			1-0 P4		0-1 G6-3	5 1 2 1 0 0 2
George Brett, L OBP: 0.332, SLG: 0.385 (1, 10) F X	0-1 F8		1-0 1B 1B		1-0 1B 1B		1-0 G4-3		3-2 L9	5 0 2 0 0 0 1
Jim Eisenreich, L OBP: 0.313, SLG: 0.353 (1, 9) B X	1-0 G4-3		0-0 F8		2-1 F7		0-1 1B		2-1 G5-3	5 0 1 0 0 0 4
Brent Mayne, L OBP: 0.292, SLG: 0.302 (1, 2)		1-1 G6-3	0-0 1B		0-3 K		3-2 G3			4 0 1 1 0 1 2
Curtis Wilkerson, S OBP: 0.285, SLG: 0.318 (1, 4)		2-1 1B 2B	0-0 F9		1-2 S 1B			0-0 F7		4 1 2 0 0 0 2
Kevin Koslofski, L OBP: 0.417, SLG: 0.478 (1, 7)		2-0 2-H 1B		2-0 G4-3	1-3 K			0-1 F7		4 0 1 1 0 1 2
Brian McRae, S OBP: 0.290, SLG: 0.301 (1, 8)		0-3 K		2-2 G4-3		0-0 G6-4-3 1B		1-2 P2		4 0 1 0 0 1 1
David Howard, S OBP: 0.236, SLG: 0.198 (1, 6)		1-0 L8		4-2 1B BB		1-0 L8			1-1 E 1B	3 1 1 0 1 0 2

Inning Stats	R: 0	H: 1	E: 0	LOB: 1	K: 0	S: 5	P: 6	R: 1	H: 2	E: 0	LOB: 1	K: 1	S: 9	R: 1	H: 3	E: 0	LOB: 2	K: 0	S: 7	R: 0	H: 1	E: 0	LOB: 2	K: 2	S: 13	R: 0	H: 1	E: 0	LOB: 0	K: 0	S: 5	R: 0	H: 1	E: 0	LOB: 1	K: 0	S: 7	R: 0	H: 0	E: 1	LOB: 0	K: 0	S: 12	R: 2	H: 2	E: 1	LOB: 0	K: 0	S: 12	1B: 10	SF: 0	2B: 3	SAC: 0	3B: 0	DP: 1	HR: 0	HBP: 0	WP: 0	PA: 40
--------------	------	------	------	--------	------	------	------	------	------	------	--------	------	------	------	------	------	--------	------	------	------	------	------	--------	------	-------	------	------	------	--------	------	------	------	------	------	--------	------	------	------	------	------	--------	------	-------	------	------	------	--------	------	-------	--------	-------	-------	--------	-------	-------	-------	--------	-------	--------

PITCHER	IP	WLS	BF	H	R	ER	SO	BB	IBB	HBP	BLK	WP	HR	S	P	ERA	WHIP
Bob Welch, R ERA: 3.08	(1, 1)	8.0	35	11	2	2	3	1	0	0	0	0	0	62	95	2.25	1.500
Jim Corsi, R ERA: 2.45	(9, 1)	1.0	5	2	2	1	0	0	0	0	0	0	0	12	18	9.00	2.000

BOTTOM

Oakland Athletics @ Kansas City Royals  
Royals Stadium, Kansas City, MO

Sun Aug 02 1992, 8:05 PM EDT  
Att: 34,139 - Sunny - 80 F

livebaseballscorecards.com

AB	39
R	4
H	13
RBI	4
BB	1
SO	3
LOB	17



Batter	1	2	3	4	5	6	7	8	9	AB R H RBI BB SO LOB	TOP	
Luis Polonia, L (1, 10) OBP: 0.359, SLG: 0.356	3-1 P5	4-0 IBB		1-1 P8		2-1 F8			0-1 G1-3	4 0 0 0 1 0 1		
Luis Sojo, R (1, 4) OBP: 0.308, SLG: 0.429	2-1 G5-3	0-3 K		2-3 K						4 0 0 0 0 2 3		
Junior Felix, S (1, 8) OBP: 0.294, SLG: 0.368	2-0 S 1B			4-1 CS BB		1-0 F8				3 0 1 0 1 0 0		
Von Hayes, L (1, 9) OBP: 0.311, SLG: 0.336	2-3 K			1-3 K		1-1 G6-3				4 0 0 0 0 2 2		
Chad Curtis, R (1, 7) OBP: 0.340, SLG: 0.401				2-1 S 1B		0-0 G5-3				4 1 3 0 0 0 0		
Rene Gonzales, R (1, 5) OBP: 0.358, SLG: 0.395				1-3 K						4 1 1 0 0 2 2		
Lee Stevens, L (1, 3) OBP: 0.258, SLG: 0.324				3-2 SF8						3 1 1 1 0 0 0		
Ron Tingley, R (1, 2) OBP: 0.279, SLG: 0.372				1-2 F8						2 1 0 0 1 1 1		
Gary Disarcina, R (1, 6) OBP: 0.299, SLG: 0.319				1-1 1B						4 1 3 4 0 1 0		
<b>Inning Stats</b>	R: 0 H: 1 E: 0 LOB: 1 K: 1 BB: 0 S: 9 P: 18	R: 2 H: 3 E: 0 LOB: 2 K: 1 BB: 1 S: 21 P: 33	R: 0 H: 1 E: 0 LOB: 1 K: 2 BB: 1 S: 10 P: 17	R: 1 H: 2 E: 0 LOB: 1 K: 1 BB: 0 S: 8 P: 11	R: 0 H: 0 E: 0 LOB: 0 K: 0 BB: 0 S: 4 P: 6	R: 2 H: 1 E: 0 LOB: 0 K: 1 BB: 1 S: 14 P: 26	R: 0 H: 0 E: 0 LOB: 0 K: 0 BB: 0 S: 8 P: 13	R: 0 H: 1 E: 0 LOB: 0 K: 0 BB: 0 S: 11 P: 15	R: 0 H: 0 E: 0 LOB: 0 K: 2 BB: 0 S: 8 P: 9	1B: 7 SF: 1 2B: 1 SAC: 1 3B: 0 DP: 1 HR: 1 HBP: 0	WP: 0 PA: 37 PB: 0 SB: 2 CS: 1	
<b>PITCHER</b> Kevin Appier, R (1, 1) ERA: 2.3 Steve Shifflett, R (8, 1) ERA: 2.95	IP WLS BF H R ER SO BB IBB HBP BLK WP HR S P ERA WHIP	7.0 L 31 8 5 5 6 2 1 0 0 0 0 1 74 124 6.43 1.429	2.0 6 1 0 0 2 0 0 0 0 0 0 0 19 24 0.00 0.500	<b>PITCHER</b> IP WLS BF H R ER SO BB IBB HBP BLK WP HR S P ERA WHIP								

California Angels @ Kansas City Royals  
Royals Stadium, Kansas City, MO  
Tue Aug 04 1992, 8:05 PM EDT  
Cloudy - 79 F

[livebaseballscorecards.com](http://livebaseballscorecards.com)

AB	32
R	5
H	9
RBI	5
BB	3
SO	8
LOB	9



Batter	1	2	3	4	5	6	7	8	9	AB	R	H	RBI	BB	SO	LOB
Gregg Jefferies, S OBP: 0.338, SLG: 0.433 (1, 5)	0-0 F7			1-2 G3		4-0 1B		2-1 1B		3	1	2	0	1	0	0
Wally Joyner, L OBP: 0.332, SLG: 0.403 (1, 10)	4-0 BB			1-1 P7		0-1 1B		1-0 1B		3	0	2	0	1	0	1
George Brett, L OBP: 0.328, SLG: 0.381 (1, 3)	3-1 G3-6-3			0-0 G3		0-0 F8		1-0 F8		4	0	0	1	0	0	5
Kevin McReynolds, R OBP: 0.355, SLG: 0.415 Gary Thurman, R OBP: 0.270, SLG: 0.314 (1, 7) (9, 7)			2-2 F8	1-0 F8			2-2 E6		1-2 G4-3	3	0	0	0	0	0	0
Brent Mayne, L OBP: 0.291, SLG: 0.301 (1, 2)			3-2 G4-3		2-2 F8		0-1 FC4		0-0 FC3-6	4	0	1	0	0	0	1
Curtis Wilkerson, S OBP: 0.284, SLG: 0.316 (1, 4)			2-3 K		1-0 F7		0-0 G6-4-3		1-0 FC3-6	4	0	1	0	0	1	1
Kevin Koslowski, L OBP: 0.357, SLG: 0.407 (1, 9)			0-0 L7		1-0 F7		1-2 G6-4-3		0-0 FC4-6	4	0	0	0	0	0	3
Brian McRae, S OBP: 0.288, SLG: 0.298 (1, 8)			3-1 G3			1-2 G4-3		2-2 F7		3	0	0	0	0	0	0
David Howard, S OBP: 0.231, SLG: 0.193 Jim Eisenreich, L OBP: 0.312, SLG: 0.352 Terry Shumpert, R OBP: 0.206, SLG: 0.320 (1, 6) (8, PH) (9, 6)			3-2 G6-3			1-3 K		2-2 G5-3		2	0	0	0	0	1	0

Inning Stats	R: 0	H: 0	E: 0	K: 0	S: 3	R: 0	H: 0	E: 0	K: 1	S: 12	R: 0	H: 0	E: 0	K: 0	S: 6	R: 1	H: 1	E: 0	K: 0	S: 10	R: 0	H: 0	E: 0	K: 0	S: 5	R: 0	H: 1	E: 1	K: 0	S: 11	R: 0	H: 2	E: 0	K: 0	S: 10	R: 0	H: 1	E: 0	K: 0	S: 6	1B: 5	2B: 0	3B: 1	SF: 0	SAC: 0	DP: 2	HBP: 0	WP: 0	PB: 0	SB: 0	CS: 0	PA: 34
PITCHER	IP	WLS	BF	H	R	ER	SO	BB	IBB	HBP	BLK	WP	HR	S	P	ERA	WHIP																																			
Bert Blyleven, R ERA: 5.08 Chuck Crim, R ERA: 4.8	(1, 1)	6.0	W	21	2	1	2	2	0	0	0	0	0	46	79	1.50	0.667																																			
	(7, 1)	3.0	S	13	4	0	0	0	0	0	0	0	0	27	40	0.00	1.333																																			


**BOTTOM**

**California Angels @ Kansas City Royals**  
**Royals Stadium, Kansas City, MO**

Tue Aug 04 1992, 8:05 PM EDT  
 Cloudy - 79 F

livebaseballscorecards.com

AB	32
R	1
H	6
RBI	1
BB	2
SO	2
LOB	11



Batter	1	2	3	4	5	6	7	8	9	AB R H RBI BB SO LOB	TOP	
Luis Polonia, L (1, 10) OBP: 0.358, SLG: 0.353	1-2 G4-3		3-1 F7			4-0 G1-3 1B BB		1-2 G6-3		3 0 0 0 1 0 1		
Ken Oberkfell, L (1, 4) OBP: 0.259, SLG: 0.240 Luis Sojo, R (9, PH) OBP: 0.306, SLG: 0.427	2-2 CS 1B			2-2 G6-3		2-1 G1-3 1B		1-2 F9	1-2 F9	3 0 2 0 0 0 0 1 0 0 0 0 0 0		
Junior Felix, S (1, 8) OBP: 0.294, SLG: 0.366	1-3 K2-3 1-2			1-1 1B 1B		1-0 G1-3 1-2 2-3		0-2 G5-3	0-2 G5-3	4 0 1 0 0 1 3		
Gary Gaetti, R (1, 3) OBP: 0.283, SLG: 0.353		1-0 F9		1-1 G4-3 1B		1-0 F8		3-2 HR	3-2 HR	4 1 2 1 0 0 1		
Chad Curtis, R (1, 7) OBP: 0.342, SLG: 0.401		3-2 G4-3		1-1 G4-3 1-2f		1-1 G6-4-3 1B		4-2 BB	4-2 BB	3 0 1 0 1 0 2		
Rene Gonzales, R (1, 5) OBP: 0.353, SLG: 0.390		0-1 P6		2-1 L9		1-0 G6-4-3 1-2f		0-1 F8	0-1 F8	4 0 0 0 0 0 2		
John Morris, L (1, 9) OBP: 0.262, SLG: 0.268 Mike Fitzgerald, R (7, PH) OBP: 0.276, SLG: 0.312 (7, 9)			2-0 P7	3-3 K		0-0 F9				2 0 0 0 0 1 0 1 0 0 0 0 0 0		
Greg Myers, L (1, 2) OBP: 0.282, SLG: 0.380			0-0 2B	2-0 FC6-4 1B				2-3 K		3 0 2 0 0 1 0		
Gary Disarcina, R (1, 6) OBP: 0.297, SLG: 0.316			0-1 F7	1-1 FC6-4 1-2f				0-3 K		3 0 0 0 0 1 2		
<b>Inning Stats</b>	R: 0 H: 1 E: 0 LOB: 0 K: 1 BB: 0 S: 10 P: 14	R: 0 H: 0 E: 0 LOB: 0 K: 0 BB: 0 S: 6 P: 10	R: 0 H: 1 E: 0 LOB: 1 K: 0 BB: 0 S: 6 P: 11	R: 0 H: 2 E: 0 LOB: 1 K: 0 BB: 0 S: 9 P: 14	R: 0 H: 1 E: 0 LOB: 1 K: 1 BB: 0 S: 8 P: 16	R: 0 H: 1 E: 0 LOB: 1 K: 0 BB: 1 S: 4 P: 12	R: 0 H: 1 E: 0 LOB: 0 K: 0 BB: 0 S: 4 P: 6	R: 0 H: 0 E: 0 LOB: 0 K: 2 BB: 0 S: 9 P: 12	R: 1 H: 1 E: 0 LOB: 1 K: 0 BB: 1 S: 16 P: 24	1B: 6 SF: 0 2B: 1 SAC: 0 3B: 0 DP: 2 HR: 1 HBP: 0	WP: 0 PA: 33 PB: 0 SB: 0 CS: 1	
<b>PITCHER</b>	IP WLS BF H R ER SO BB IBB HBP BLK WP HR S P ERA WHIP											
Luis Aquino, R (1, 1) ERA: 3.81	6.2 W 24 7 0 0 2 1 0 0 0 0 0 0 46 82 0.00 1.200											
Mike Magnante, L (7, 1) ERA: 4.66	1.2 5 0 0 0 2 0 0 0 0 0 0 0 13 17 0.00 0.000											
Jeff Montgomery, R (9, 1) ERA: 1.94	0.2 4 1 1 1 0 1 0 0 0 0 0 1 13 20 13.50 3.000											

California Angels @ Kansas City Royals  
Royals Stadium, Kansas City, MO

Tue Aug 04 1992, 8:05 PM EDT  
Att. 25,576 - Cloudy - 74 F

livebaseballscorecards.com

AB	31
R	1
H	8
RBI	1
BB	2
SO	4
LOB	11



Batter	1	2	3	4	5	6	7	8	9	AB	R	H	RBI	BB	SO	LOB	BOTTOM			
<b>Gregg Jefferies, S</b> (1, 5) OBP: 0.339, SLG: 0.433	0-2 G4-3			1-2 SF9 BB 1B		2-1 P2		0-0 CS 1B		4	1	2	0	0	0	0	<b>California Angels @ Kansas City Royals</b> <b>Royals Stadium, Kansas City, MO</b> Tue Aug 04 1992, 8:05 PM EDT Att: 25,576 - Cloudy - 74 F			
<b>Wally Joyner, L</b> (1, 3) OBP: 0.333, SLG: 0.402	1-3 K			4-0 SF9 S 1-2 BB		0-0 1B 1B		2-0 G4-3 1-2		3	0	1	0	1	1	1				
<b>George Brett, L</b> (1, 10) OBP: 0.328, SLG: 0.381	0-3 K			3-2 SF9 1-3 2-H		1-1 1B 1-3		2-2 G5-3		3	0	1	1	0	1	0				
<b>Mike Macfarlane, R</b> (1, 2) OBP: 0.293, SLG: 0.361 <b>Brent Mayne, L</b> (7, PR) OBP: 0.291, SLG: 0.301 (8, 2)		0-1 P7		0-1 P4			4-2 IHR BB BB			2	0	0	0	1	0	1				
<b>Brian McRae, S</b> (1, 8) OBP: 0.286, SLG: 0.296		1-2 G1-3		1-0 F7			1-3 SAFE K			3	0	0	0	0	1	2				
<b>Gary Thurman, R</b> (1, 9) OBP: 0.266, SLG: 0.309 <b>Kevin Kostofski, L</b> (7, PH) OBP: 0.379, SLG: 0.407 (8, 9)		1-0 G5-3			3-1 F9		4-2 SAFE SAFE SAFE 1-2 IHR BB			2	0	0	0	0	0	0				
<b>Jim Eisenreich, L</b> (1, 7) OBP: 0.308, SLG: 0.347			2-3 K		1-1 F7		3-1 SAFE SAFE SAFE SAFE 1-2 IHR BB			3	0	0	0	0	1	2				
<b>David Howard, S</b> (1, 6) OBP: 0.234, SLG: 0.233			3-2 F9		2-3 K		1-0 SAFE SAFE SAFE 1-H 2-H IHR			3	1	1	3	0	1	0				
<b>Terry Shumpert, R</b> (1, 4) OBP: 0.200, SLG: 0.308			2-3 K			3-2 P3		1-0 P6		3	0	0	0	0	1	1				
<b>Inning Stats</b>	R: 0 E: 0 K: 2 S: 10	H: 0 LOB: 0 BB: 0 P: 11	R: 0 E: 0 K: 0 S: 8	H: 0 LOB: 0 BB: 0 P: 10	R: 0 E: 0 K: 2 S: 10	H: 0 LOB: 0 BB: 0 P: 17	R: 1 E: 0 K: 0 S: 9	H: 1 LOB: 1 BB: 1 P: 18	R: 0 E: 0 K: 1 S: 7	H: 0 LOB: 0 BB: 0 P: 13	R: 0 E: 0 K: 0 S: 8	H: 2 LOB: 2 BB: 0 P: 14	R: 3 E: 0 K: 1 S: 13	H: 1 LOB: 1 BB: 2 P: 26	R: 0 E: 0 K: 0 S: 6	H: 1 LOB: 0 BB: 0 P: 10		1B: 4 2B: 0 3B: 0 HR: 1	SF: 1 SAC: 0 DP: 0 HBP: 0	WP: 0 PB: 0 SB: 2 CS: 1
<b>PITCHER</b>	IP WLS BF H R ER SO				BB IBB HBP BLK	WP HR S P	ERA WHIP	<b>PITCHER</b>	IP WLS BF H R ER SO	BB IBB HBP BLK	WP HR S P	ERA WHIP								
<b>Tim Fortugno, L</b> (1, 1) ERA: 3.65	6.0 L	22	3	2	2	5	3.00	0.833												
<b>Mike Butcher, R</b> (7, 1) ERA: 1.69	1.0	5	1	2	2	1	18.00	2.000												
<b>Steve Frey, L</b> (8, 1) ERA: 2.78	1.0	3	1	0	0	0	0.00	1.000												

livebaseballscorecards.com

**AB 26**  
**R 4**  
**H 5**  
**RBI 4**  
**BB 3**  
**SO 6**  
**LOB 7**



Batter	1	2	3	4	5	6	7	8	9	AB R H RBI BB SO LOB	TOP																
Luis Polonia, L OBP: 0.357, SLG: 0.352 (1, 10)	0-2 F7		1-2 PO 1B		2-0 G6-3			1-3 K		4 0 1 0 0 1 0																	
Luis Sojo, R OBP: 0.311, SLG: 0.429 (1, 4)	1-2 2B 1B		1-0 P9			0-3 K		2-1 E 1B		4 1 2 0 0 1 1																	
Junior Felix, S OBP: 0.299, SLG: 0.374 (1, 8)	0-0 1-H 2B		0-0 PO 1-2	0-1 G6-3 1B 1B		1-1 1B		1-0 E4 1-2		4 1 3 1 0 0 1																	
Von Hayes, L OBP: 0.308, SLG: 0.332 (1, 9)	2-3 K			1-1 G6-3 1-2		1-3 K		1-1 F7		3 0 0 0 0 2 3 1 0 0 0 0 0 2																	
John Morris, L OBP: 0.258, SLG: 0.263 (6, 9)																											
Chad Curtis, R OBP: 0.341, SLG: 0.399 (1, 7)	0-0 L4			3-1 FC5-4 2-H 1B		2-3 K				4 0 1 1 0 2 2																	
Rene Gonzales, R OBP: 0.349, SLG: 0.385 (1, 5)		2-2 L5		1-0 FC5-4 E 1-2f S		2-1 G6-3		0-3 K		4 0 0 0 0 1 1																	
Gary Gaetti, R OBP: 0.280, SLG: 0.349 (1, 3)		0-1 F7		3-3 K 1-3		1-1 F9		0-2 G1-3		4 0 0 0 0 1 1																	
Greg Myers, L OBP: 0.272, SLG: 0.365 (1, 2)			1-3 K		1-1 G4-3		3-2 F9			3 0 0 0 0 1 0 0 0 0 0 0 0 0																	
Mike Fitzgerald, R OBP: 0.276, SLG: 0.312 (7, 2)																											
Gary Disarcina, R OBP: 0.294, SLG: 0.313 (1, 6)			1-1 G5-3		1-2 G1			1-1 G4-3		3 0 0 0 0 0 0																	
<b>Inning Stats</b>	R: 1 E: 0 K: 1 S: 11	H: 2 LOB: 1 BB: 0 P: 14	R: 0 E: 0 K: 1 S: 8	H: 0 LOB: 0 BB: 0 P: 11	R: 0 E: 0 K: 0 S: 7	H: 1 LOB: 0 BB: 0 P: 9	R: 1 E: 0 K: 1 S: 11	H: 2 LOB: 1 BB: 0 P: 19	R: 0 E: 0 K: 0 S: 7	H: 0 LOB: 0 BB: 0 P: 11	R: 0 E: 0 K: 3 S: 12	H: 1 LOB: 1 BB: 0 P: 16	R: 0 E: 0 K: 0 S: 9	H: 0 LOB: 0 BB: 0 P: 15	R: 0 E: 1 K: 1 S: 10	H: 1 LOB: 2 BB: 0 P: 16	R: 0 E: 0 K: 2 S: 9	H: 0 LOB: 0 BB: 0 P: 9	1B: 6 2B: 1 3B: 0 HR: 0	SF: 0 SAC: 0 DP: 0 HBP: 0	WP: 0 PB: 0 SB: 1 CS: 0	PA: 35					
<b>PITCHER</b>	IP WLS BF H R ER SO BB IBB HBP BLK WP HR S P ERA WHIP																										
Rick Reed, R ERA: 4.47 (1, 1)	3.2		15	5	2	2	2	0	0	0	0	0	0	33	46	4.91	1.364										
Tom Gordon, R ERA: 4.32 (4, 1)	3.1	W	11	1	0	0	4	0	0	0	0	0	0	32	49	0.00	0.300										
Rusty Meacham, R ERA: 1.98 (8, 1)	1.0		5	1	0	0	1	0	0	0	0	0	0	10	16	0.00	1.000										
Jeff Montgomery, R ERA: 1.91 (9, 1)	1.0	S	3	0	0	0	2	0	0	0	0	0	0	9	9	0.00	0.000										

California Angels @ Kansas City Royals  
Royals Stadium, Kansas City, MO  
Wed Aug 05 1992, 8:05 PM EDT  
Att. 24,300 - Cloudy - 73 F

livebaseballscorecards.com

AB	34
R	2
H	7
RBI	2
BB	0
SO	9
LOB	11





Batter	1	2	3	4	5	6	7	8	9	AB R H RBI BB SO LOB	TOP
Luis Polonia, L OBP: 0.359, SLG: 0.355 (1, 10)	0-0 G4-3 1B		2-3 K		0-0 2B	0-0 1B			0-0 G6-3	5 2 3 0 0 1 0	
Luis Sojo, R OBP: 0.319, SLG: 0.439 (1, 4)	2-2 G6-3 1B		2-1 L4		0-0 1B	1-0 P6			1-1 1B	5 1 3 2 0 0 1	
Junior Felix, S OBP: 0.297, SLG: 0.371 (1, 8)	1-2 G4-3		2-1 F8		0-2 3B				1-1 G3	5 1 1 2 0 0 2	
Gary Gaetti, R OBP: 0.279, SLG: 0.354 (1, 3)	1-0 G6-3			0-1 P7	1-0 SF8				1-2 P7	4 1 1 1 0 0 1	
Chad Curtis, R OBP: 0.340, SLG: 0.398 (1, 9) (8, 7)	0-1 G6-3			0-2 SH5-3 1B	0-1 SF8				0-1 F8	3 0 1 1 0 0 1	
Rene Gonzales, R OBP: 0.349, SLG: 0.385 (1, 5)		2-2 FC4-6 1B		0-0 SH5-3	1-0 F8				1-0 G4-3	3 0 1 0 0 0 0	
Rob Ducey, L OBP: 0.038, SLG: 0.077 (1, 7) Von Hayes, L OBP: 0.310, SLG: 0.335 (8, PH) (8, 9)		1-1 FC4-6		0-0 E4	0-1 F8				2-2 G3-6-1 1B	3 0 0 0 0 0 2 1 0 1 0 0 0 0	
Mike Fitzgerald, R OBP: 0.270, SLG: 0.306 (1, 2) Ken Oberkfell, L OBP: 0.250, SLG: 0.231 (8, PH) Ron Tingley, R OBP: 0.279, SLG: 0.372 (8, 2)		1-2 G5-3		2-2 FC4		0-0 G5-3			0-0 G3-6-1	3 0 0 0 0 0 3 1 0 0 0 0 0 1 0 0 0 0 0 0 0	
Gary Disarcina, R OBP: 0.294, SLG: 0.315 (1, 6)		0-1 G6-3			2-1 1B	1-0 F8			1-3 K	4 1 1 0 0 1 1	

Inning Stats	R: 1 E: 0 K: 0 S: 10	H: 2 LOB: 1 BB: 0 P: 14	R: 0 E: 0 K: 0 S: 15	H: 1 LOB: 1 BB: 0 P: 18	R: 0 E: 0 K: 1 S: 9	H: 0 LOB: 0 BB: 0 P: 15	R: 0 E: 1 K: 0 S: 10	H: 1 LOB: 2 BB: 0 P: 12	R: 5 E: 0 K: 0 S: 13	H: 5 LOB: 0 BB: 0 P: 17	R: 0 E: 0 K: 0 S: 4	H: 1 LOB: 1 BB: 0 P: 6	R: 0 E: 0 K: 0 S: 11	H: 0 LOB: 0 BB: 0 P: 15	R: 0 E: 0 K: 0 S: 5	H: 1 LOB: 0 BB: 0 P: 8	R: 0 E: 0 K: 1 S: 10	H: 1 LOB: 1 BB: 0 P: 13	1B: 9 2B: 2 3B: 1 HR: 0	SF: 1 SAC: 1 DP: 1 HBP: 0	WP: 0 PB: 0 SB: 2 CS: 0	PA: 39
--------------	-------------------------------	----------------------------------	-------------------------------	----------------------------------	------------------------------	----------------------------------	-------------------------------	----------------------------------	-------------------------------	----------------------------------	------------------------------	---------------------------------	-------------------------------	----------------------------------	------------------------------	---------------------------------	-------------------------------	----------------------------------	----------------------------------	------------------------------------	----------------------------------	--------

PITCHER	IP	WLS	BF	H	R	ER	SO	BB	IBB	HBP	BLK	WP	HR	S	P	ERA	WHIP
Hipolito Pichardo, R ERA: 3.62 (1, 1)	4.0		22	9	6	6	1	0	0	0	0	0	0	52	70	13.50	2.250
Juan Berenguer, R ERA: 5.32 (5, 1)	4.0	W	13	2	0	0	0	0	0	0	0	0	0	25	35	0.00	0.500
Jeff Montgomery, R ERA: 1.87 (9, 1)	1.0	S	4	1	0	0	1	0	0	0	0	0	0	10	13	0.00	1.000

California Angels @ Kansas City Royals  
Royals Stadium, Kansas City, MO  
Thu Aug 06 1992, 4:33 AM EDT  
Att. 22,553 - Cloudy - 82 F

livebaseballscorecards.com

AB	37
R	6
H	12
RBI	6
BB	0
SO	2
LOB	12







Batter	1	2	3	4	5	6	7	8	9	AB R H RBI BB SO LOB	TOP	
Gregg Jefferies, S OBP: 0.347, SLG: 0.439 (1, 5)	2-2 G3-6-3 1B		0-0 G4-3 1-2			0-1 G3 1B 2B	0-1 FC4-6 1-2f 3-H		1-2 DI 1B	5 1 3 2 0 0 2		
Wally Joyner, L OBP: 0.332, SLG: 0.396 (1, 3)	0-0 G3-6-3 1-2f		3-1 G3 2-H			3-1 G3 2-3	0-0 F7		3-H 2-2 G5-3 1-2	5 0 0 1 0 0 4		
George Brett, L OBP: 0.336, SLG: 0.398 (1, 10)	1-0 2B		2-2 P6			3-2 FC5-4 1B 3-H		2-3 K		4 0 2 1 0 1 0		
Jim Eisenreich, L OBP: 0.309, SLG: 0.342 (1, 9)	0-0 F8			0-0 CS 1B		3-2 FC5-4 HR 1-2f		1-2 G1-3		4 1 1 0 0 0 2		
Mike Macfarlane, R OBP: 0.299, SLG: 0.387 (1, 2)		1-0 P9		4-2 K2 BB 1-2		2-1 HR 1-H		1-0 1B		3 1 2 2 1 0 0		
Jeff Conine, R OBP: 0.333, SLG: 0.200 (1, 7)		1-3 K		3-3 K2 1-2f		3-3 K		1-1 G4-3		4 0 0 0 0 3 2		
Curtis Wilkerson, S OBP: 0.288, SLG: 0.320 (1, 4)		0-0 S 1B			3-1 F7		2-3 K		0-1 G3-1 1B 2B	4 1 2 0 0 1 0		
Brian McRae, S OBP: 0.289, SLG: 0.304 (1, 8)		0-1 G1-3 1-2			2-0 L4		4-0 1B FC4-6 BB		2-2 G3-1 2-3	3 1 0 0 1 0 2		
David Howard, S OBP: 0.257, SLG: 0.258 Brent Mayne, L OBP: 0.283, SLG: 0.292 (1, 6) (9, PH)		1-2 WP G3 G4-3 1B			3-2 P6		2-2 FC4-6 1B 1-3		3-3 K 2	3 1 2 0 0 0 0 1 0 0 0 0 1 1		
<b>Inning Stats</b>	R: 0 E: 0 K: 0 S: 6 H: 2 LOB: 1 BB: 0 P: 9	R: 0 E: 0 K: 1 S: 7 H: 1 LOB: 1 BB: 0 P: 9	R: 1 E: 0 K: 0 S: 9 H: 1 LOB: 0 BB: 0 P: 15	R: 0 E: 0 K: 1 S: 6 H: 1 LOB: 1 BB: 1 P: 13	R: 0 E: 0 K: 0 S: 8 H: 0 LOB: 0 BB: 0 P: 16	R: 3 E: 0 K: 1 S: 18 H: 3 LOB: 0 BB: 0 P: 32	R: 1 E: 0 K: 1 S: 13 H: 1 LOB: 1 BB: 1 P: 21	R: 0 E: 0 K: 1 S: 9 H: 1 LOB: 1 BB: 0 P: 14	R: 1 E: 0 K: 1 S: 17 H: 2 LOB: 1 BB: 0 P: 25	1B: 8 2B: 4 3B: 0 HR: 1 SF: 0 SAC: 0 DP: 2 HBP: 0	WP: 1 PB: 0 SB: 1 CS: 1 PA: 38	
<b>PITCHER</b>	IP WLS BF H R ER SO BB IBB HBP BLK WP HR S P ERA WHIP											
Bob Welch, R ERA: 3.02 (1, 1)	5.0 W 18 5 1 1 2 1 0 0 0 0 1 0 36 62 1.80 1.200											
Vince Horsman, L ERA: 3.03 (6, 1)	0.2 4 2 2 2 0 0 0 0 0 0 0 0 10 19 27.00 3.000											
Kevin Campbell, R ERA: 4.7 (6, 1)	0.2 5 2 2 2 2 1 0 0 0 0 0 1 18 31 27.00 4.500											
Rick Honeycutt, L ERA: 2.57 (7, 1)	1.2 6 1 0 0 1 0 0 0 0 0 0 0 12 17 0.00 0.600											
Dennis Eckersley, R ERA: 1.69 (9, 1)	1.0 S 5 2 1 1 1 0 0 0 0 0 0 0 17 25 9.00 2.000											

Kansas City Royals @ Oakland Athletics  
Oakland-Alameda County Coliseum, Oakland, CA

Fri Aug 07 1992, 7:05 PM PDT  
Att. 30,112 - Cloudy - 67 F

livebaseballscorecards.com

AB	36
R	6
H	12
RBI	6
BB	2
SO	6
LOB	13



Batter	1	2	3	4	5	6	7	8	9
Rickey Henderson, R OBP: 0.416, SLG: 0.443 (1, 7)	1-2 SH3 SF8 2B		3-2 S 1B		4-0 1B SAFE HR BB	0-2 1 SAFE G2-3 1-2		4-2 G4-3 S BB	
Carney Lansford, R OBP: 0.323, SLG: 0.375 (1, 5)	0-0 SH3 2-3		0-0 F8		0-2 1-H 2-H 3-H HR	1-3 K		2-2 G4-3 1-3	
Jose Canseco, R OBP: 0.330, SLG: 0.458 Randy Ready, R OBP: 0.367, SLG: 0.367 (1, 10) (5, PH)	2-2 SF8 3-H		2-3 K 1-2		1-2 HR 1B	0-2 P2		2-3 K	
Mark McGwire, R OBP: 0.397, SLG: 0.611 (1, 3)	0-0 HR			0-0 F8	3-2 1-H HR		0-0 F8		
Terry Steinbach, R OBP: 0.365, SLG: 0.455 (1, 2)	1-1 P4			0-0 G6-3	1-1 L6		0-0 G6-3		
Willie Wilson, S OBP: 0.338, SLG: 0.338 (1, 8)		1-1 G1-3		3-3 K	2-0 WP 1B 1B		2-1 S 1B		
Mike Bordick, R OBP: 0.366, SLG: 0.383 (1, 4)		0-1 G6-4-3 1B			SH1-3 G6-3		4-0 FC4 BB		
Walt Weiss, S OBP: 0.321, SLG: 0.253 (1, 6)		2-2 G6-4-3 1-2f					2-0 FC4 1-2f		
Eric Fox, S OBP: 0.291, SLG: 0.432 (1, 9)			0-2 G1-3		1-0 BB HR 1B	2-1 G2-3 1B		0-1 G6-3	

Inning Stats	R: 2 E: 0 K: 0 S: 11	H: 2 LOB: 0 BB: 0 P: 15	R: 0 E: 0 K: 0 S: 7	H: 1 LOB: 0 BB: 0 P: 10	R: 0 E: 0 K: 1 S: 10	H: 1 LOB: 1 BB: 0 P: 15	R: 0 E: 0 K: 1 S: 5	H: 0 LOB: 0 BB: 0 P: 8	R: 6 E: 0 K: 0 S: 24	H: 7 LOB: 2 BB: 1 P: 43	R: 0 E: 0 K: 1 S: 12	H: 1 LOB: 1 BB: 0 P: 15	R: 0 E: 0 K: 0 S: 7	H: 1 LOB: 2 BB: 1 P: 13	R: 0 E: 0 K: 1 S: 12	H: 0 LOB: 1 BB: 1 P: 20
--------------	-------------------------------	----------------------------------	------------------------------	----------------------------------	-------------------------------	----------------------------------	------------------------------	---------------------------------	-------------------------------	----------------------------------	-------------------------------	----------------------------------	------------------------------	----------------------------------	-------------------------------	----------------------------------

PITCHER										PITCHER																							
IP	WLS	BF	H	R	ER	SO	BB	IBB	HBP	BLK	WP	HR	S	P	ERA	WHIP	IP	WLS	BF	H	R	ER	SO	BB	IBB	HBP	BLK	WP	HR	S	P	ERA	WHIP
Dennis Moeller, L ERA: 6.59 (1, 1)	4.1	L	21	8	7	7	2	1	0	0	0	0	0	0	14.54	2.077																	
Steve Shifflett, R ERA: 3.0 (5, 1)	2.2		14	5	1	1	1	1	0	0	0	1	1	31	3.38	2.250																	
Mike Magnante, L ERA: 4.6 (8, 1)	1.0		4	0	0	0	1	1	0	0	0	0	0	12	0.00	1.000																	

AB R H RBI BB SO LOB

3	2	2	0	2	0	1
4	1	1	4	0	1	3
1	0	0	1	0	1	1
3	1	1	0	0	1	2
4	2	2	3	0	0	0
4	0	0	0	0	0	0
4	0	2	0	0	1	0
3	1	3	0	1	0	0
3	0	0	0	0	0	5
4	1	2	0	0	0	0

1B: 9	SF: 1	WP: 1	PA: 39
2B: 1	SAC: 2	PB: 0	
3B: 0	DP: 1	SB: 3	
HR: 3	HBP: 0	CS: 0	


**Kansas City Royals @ Oakland Athletics**  
Oakland-Alameda County Coliseum, Oakland, CA

livebaseballscorecards.com

AB	33
R	8
H	13
RBI	8
BB	3
SO	4
LOB	12



Fri Aug 07 1992, 7:05 PM PDT  
Att: 30,112 - Cloudy - 67 F

Batter	1	2	3	4	5	6	7	8	9	AB R H RBI BB SO LOB	TOP																
Gregg Jefferies, S (1, 5) OBP: 0.347, SLG: 0.441	1-1 F8		0-0 G4-3 E 2B	3-1 G5-4-3			1-1 F8		3-2 1B	5 1 2 2 0 0 1																	
Wally Joyner, L (1, 3) OBP: 0.328, SLG: 0.391	2-2 G3-1		1-1 G4-3		3-3 K		1-1 G4-3		1-0 F7	5 0 0 0 0 1 2																	
George Brett, L (1, 10) OBP: 0.338, SLG: 0.398	1-2 FC6-4 1B		4-0 1B E BB		2-0 G6-3			0-0 F8		3 0 1 0 1 0 0																	
Jim Eisenreich, L (1, 9) OBP: 0.308, SLG: 0.341	2-2 FC6-4		0-1 E1 1B		1-2			2-0 G4-3		4 0 1 1 0 0 2																	
Mike Macfarlane, R (1, 2) OBP: 0.300, SLG: 0.385 Brent Mayne, L (3, 2) OBP: 0.279, SLG: 0.288		2-2 FC6-4 1B HBP	0-0 P3		1-1 G3			2-2 F7		1 0 0 0 0 0 2 2 0 0 0 0 0 1																	
Jeff Conine, R (1, 7) OBP: 0.313, SLG: 0.214 Kevin Kostofski, L (9, 7) OBP: 0.367, SLG: 0.393		2-2 F8	1-2			3-1 F7			2-3 K	4 0 1 0 0 1 1 0 0 0 0 0 0 0																	
Curtis Wilkerson, S (1, 4) OBP: 0.296, SLG: 0.329		0-2 FC6-4 1B	1-3 K			2-2 G6-4-3 1B			1-2 2B 1B	4 1 3 0 0 1 3	AB 36 R 3 H 10 RBI 3 BB 1 SO 5 LOB 19																
Brian McRae, S (1, 8) OBP: 0.289, SLG: 0.306		3-2 FC6-4		0-1 G3		2-0 G6-4-3			0-0 1B 2B	4 1 1 0 0 0 3																	
David Howard, S (1, 6) OBP: 0.260, SLG: 0.260 Juan Samuel, R (9, PH) OBP: 0.301, SLG: 0.301		0-0 G4-3		1-2 G5-4-3 1B			1-3 K		1-3 K	3 0 1 0 0 1 2 1 0 0 0 0 1 2																	
<b>Inning Stats</b>	R: 0 E: 0 K: 0 S: 12	H: 1 LOB: 1 BB: 0 P: 18	R: 0 E: 0 K: 0 S: 14	H: 1 LOB: 2 BB: 0 P: 21	R: 1 E: 1 K: 1 S: 12	H: 2 LOB: 3 BB: 1 P: 19	R: 0 E: 0 K: 0 S: 8	H: 1 LOB: 0 BB: 0 P: 12	R: 0 E: 0 K: 0 S: 10	H: 1 LOB: 1 BB: 0 P: 17	R: 0 E: 0 K: 0 S: 7	H: 1 LOB: 0 BB: 0 P: 14	R: 0 E: 0 K: 1 S: 9	H: 0 LOB: 0 BB: 0 P: 12	R: 0 E: 0 K: 0 S: 5	H: 0 LOB: 0 BB: 0 P: 9	R: 2 E: 0 K: 2 S: 16	H: 3 LOB: 1 BB: 0 P: 24	1B: 8 2B: 2 3B: 0 HR: 0	SF: 0 SAC: 0 DP: 2 HBP: 1	WP: 0 PB: 0 SB: 0 CS: 0	PA: 38					
<b>PITCHER</b>	IP WLS BF H R ER SO BB IBB HBP BLK WP HR S P ERA WHIP																										
Mike Moore, R (1, 1) ERA: 4.48	8.0		32	7	1	1	3	1	0	1	0	0	0	77	122	1.12	1.000										
Dennis Eckersley, R (9, 1) ERA: 1.99	1.0	W	6	3	2	2	2	0	0	0	0	0	0	16	24	18.00	3.000										

Kansas City Royals @ Oakland Athletics  
Oakland-Alameda County Coliseum, Oakland, CA

Sat Aug 08 1992, 3:33 AM PDT  
Att. 30,783 - Sunny - 74 F

livebaseballscorecards.com



Batter	1	2	3	4	5	6	7	8	9	AB R H RBI BB SO LOB
Rickey Henderson, R (1, 7) OBP: 0.419, SLG: 0.440	4-1 BB G4-6-3		2-2 F9 2-3		3-3 SAFE K 1-2		4-2 BB BB		4-2 S HR BB	2 1 0 0 3 1 3
Carney Lansford, R (1, 5) OBP: 0.324, SLG: 0.372 Willie Wilson, S (9, PR) OBP: 0.338, SLG: 0.338	1-1 SAFE G4-6-3 1-2f		1-2 SAFE FC6-4 1-2f 3-H		0-0 G1-3		4-2 SAFE SAFE SAFE SAFE SAFE SAFE 1-2 BB		4-0 SAFE HR BB 1-2	3 0 0 1 2 0 2 0 1 0 0 0 0 0
Harold Baines, L (1, 10) OBP: 0.330, SLG: 0.372	1-3 K		2-3 K		2-0 F9		1-3 K		0-0 1-H 2-H HR	5 1 1 3 0 3 3
Mark McGwire, R (1, 3) OBP: 0.396, SLG: 0.606		4-1 BB G4-6-3		0-0 F9		2-3 K		2-3 K		3 0 0 0 1 2 0
Jose Canseco, R (1, 9) OBP: 0.335, SLG: 0.463		3-2 BB G4-6-3 1-2f		4-2 E BB		2-0 2B		2-2 1B 1B		3 1 2 0 1 0 1
Terry Steinbach, R (1, 2) OBP: 0.367, SLG: 0.454		1-2 1B		2-3 SAFE K		4-0 IBB		0-0 F9		3 0 1 0 1 1 2
Mike Bordick, R (1, 4) OBP: 0.365, SLG: 0.381		1-3 SAFE K2-3		2-2 1-H E5		1-3 K		0-0 1-2 FC6-4 1B		4 0 1 0 0 2 3
Walt Weiss, S (1, 6) OBP: 0.319, SLG: 0.249			4-1 BB F9 BB FC6-4 BB		2-3 K		1-0 G3-1		2-1 1-2f FC6-4	3 1 0 0 1 1 3
Eric Fox, S (1, 8) OBP: 0.300, SLG: 0.429			4-1 SAFE FC6-4 BB 1-2		0-0 CS 1B		0-1 G4-3		0-2 G3-1	3 0 1 0 1 0 0

Inning Stats	R: 0 E: 0 K: 1 S: 6	H: 0 LOB: 0 BB: 1 P: 12	R: 0 E: 0 K: 1 S: 10	H: 1 LOB: 1 BB: 1 P: 19	R: 1 E: 0 K: 1 S: 13	H: 0 LOB: 1 BB: 2 P: 26	R: 1 E: 1 K: 2 S: 17	H: 0 LOB: 1 BB: 1 P: 27	R: 0 E: 0 K: 1 S: 5	H: 1 LOB: 0 BB: 0 P: 8	R: 0 E: 0 K: 2 S: 9	H: 1 LOB: 2 BB: 1 P: 20	R: 0 E: 0 K: 1 S: 11	H: 0 LOB: 2 BB: 2 P: 21	R: 0 E: 0 K: 1 S: 10	H: 2 LOB: 2 BB: 0 P: 16	R: 3 E: 0 K: 0 S: 6	H: 1 LOB: 1 BB: 2 P: 14	1B: 4 2B: 2 3B: 0 HR: 1	SF: 0 SAC: 0 DP: 3 HBP: 0
--------------	------------------------------	----------------------------------	-------------------------------	----------------------------------	-------------------------------	----------------------------------	-------------------------------	----------------------------------	------------------------------	---------------------------------	------------------------------	----------------------------------	-------------------------------	----------------------------------	-------------------------------	----------------------------------	------------------------------	----------------------------------	----------------------------------	------------------------------------

**BOTTOM**

**Kansas City Royals @ Oakland Athletics**  
Oakland-Alameda County Coliseum, Oakland, CA

Sat Aug 08 1992, 3:33 AM PDT  
Att: 30,783 - Sunny - 74 F

livebaseballscorecards.com

AB	29
R	5
H	6
RBI	4
BB	10
SO	10
LOB	17



PITCHER	IP	WLS	BF	H	R	ER	SO	BB	IBB	HBP	BLK	WP	HR	S	P	ERA	WHIP
Tom Gordon, R (1, 1) ERA: 4.2	5.0		20	2	2	1	6	5	0	0	0	0	0	51	92	1.80	1.400
Rusty Meacham, R (6, 1) ERA: 1.89	3.0		15	3	0	0	4	2	1	0	0	0	0	30	57	0.00	1.667
Jeff Montgomery, R (9, 1) ERA: 2.33	0.1	L	4	1	3	3	0	2	0	0	0	0	1	6	14	81.00	9.000

Batter	1	2	3	4	5	6	7	8	9	AB R H RBI BB SO LOB	TOP													
<b>Gregg Jefferies, S</b> (1, 5) OBP: 0.350, SLG: 0.449	1-1 HR		2-2 F7		4-0 1B BB		2-0 1B		1-1 F9	4 1 2 1 1 0 1														
<b>Wally Joyner, L</b> (1, 3) OBP: 0.333, SLG: 0.393	2-2 G4-6-3 1B		4-2 2B BB		0-0 1-3 1B		0-1 F8		4-1 BB	3 1 2 0 2 0 1														
<b>George Brett, L</b> (1, 10) OBP: 0.339, SLG: 0.399	2-0 G4-6-3 1-2f		2-1 2B		0-3 K			4-1 1B 2B BB	1-0 G3-1	4 1 1 2 1 1 4														
<b>Jim Eisenreich, L</b> (1, 9) OBP: 0.307, SLG: 0.337	0-0 F9		0-0 G4-3			4-0 G4-3 WP BB		1-1 F7		3 0 0 0 1 0 2														
<b>Jeff Conine, R</b> (1, 7) OBP: 0.300, SLG: 0.222		1-3 K		0-2 P3		0-0 P5		0-0 2B 1-2 SF8-6-5 1B		4 1 1 0 0 1 1														
<b>Kevin Koslofski, L</b> (8, 7) OBP: 0.367, SLG: 0.393										0 0 0 0 0 0 0														
<b>Brent Mayne, L</b> (1, 2) OBP: 0.278, SLG: 0.294		1-1 F7		2-2 G3		2-2 G4-3 1-3		0-0 SF8-6-5 2B		4 0 1 1 0 0 1														
<b>Curtis Wilkerson, S</b> (1, 4) OBP: 0.295, SLG: 0.324		0-2 G4-3		0-1 G4-3		0-1 F8		4-0 IBB		3 0 0 0 1 0 1														
<b>Brian McRae, S</b> (1, 8) OBP: 0.289, SLG: 0.306			0-1 SH5-3 2B 1B		0-2 P5		1-0 G4-3	1-1 SF8-6-5		3 1 1 1 0 0 0														
<b>David Howard, S</b> (1, 6) OBP: 0.252, SLG: 0.253			0-0 SH5-3 1-2		1-3 K		2-3 K		0-1 F8	3 0 0 0 0 2 0														
<b>Inning Stats</b>	R: 1 E: 0 K: 0 S: 7	H: 2 LOB: 0 BB: 0 P: 12	R: 0 E: 0 K: 1 S: 9	H: 0 LOB: 0 BB: 0 P: 11	R: 2 E: 0 K: 0 S: 15	H: 2 LOB: 1 BB: 1 P: 23	R: 0 E: 0 K: 0 S: 8	H: 0 LOB: 0 BB: 0 P: 10	R: 0 E: 0 K: 2 S: 10	H: 1 LOB: 2 BB: 1 P: 15	R: 0 E: 0 K: 1 S: 7	H: 0 LOB: 1 BB: 1 P: 13	R: 0 E: 0 K: 1 S: 7	H: 1 LOB: 1 BB: 0 P: 12	R: 2 E: 0 K: 0 S: 7	H: 2 LOB: 1 BB: 2 P: 17	R: 0 E: 0 K: 0 S: 6	H: 0 LOB: 1 BB: 1 P: 12	1B: 5 2B: 3 3B: 0 HR: 1	SF: 1 SAC: 1 DP: 2 HBP: 0	WP: 1 PB: 0 SB: 0 CS: 0	PA: 39		
<b>PITCHER</b>	IP	WLS	BF	H	R	ER	SO	BB	IBB	HBP	BLK	WP	HR	S	P	ERA	WHIP							
<b>Dave Stewart, R</b> (1, 1) ERA: 3.98	8.0	L	35	8	5	5	4	4	1	0	0	1	1	70	113	5.62	1.500							
<b>Vince Horsman, L</b> (9, 1) ERA: 2.94	1.0		4	0	0	0	0	1	0	0	0	0	0	6	12	0.00	1.000							

**Kansas City Royals @ Oakland Athletics**  
**Oakland-Alameda County Coliseum, Oakland, CA**

Sun Aug 09 1992, 3:33 AM PDT  
Att. 30,477 - Sunny - 81 F

[livebaseballscorecards.com](http://livebaseballscorecards.com)

<b>AB</b>	31
<b>R</b>	5
<b>H</b>	8
<b>RBI</b>	5
<b>BB</b>	6
<b>SO</b>	4
<b>LOB</b>	11



Batter	1	2	3	4	5	6	7	8	9	AB	R	H	RBI	BB	SO	LOB
Eric Fox, S OBP: 0.305, SLG: 0.432 (1, 9)	1-2 G4-3		2-2 G3 2B	2-1 F8			4-1 SH2-4 BB	0-1 FC4-6		4	0	1	1	1	0	3
Jerry Browne, S OBP: 0.359, SLG: 0.330 (1, 5)	4-2 BB		4-1 G3 BB			1-1 P6	0-0 SH2-4	4-1 BB BB		1	0	0	0	3	0	0
Harold Baines, L OBP: 0.331, SLG: 0.380 (1, 10)	2-2 F7		1-1 G3			1-2 HR	1-1 P4	4-2 G6-4-3 BB		4	1	1	1	1	0	4
Mark McGwire, R OBP: 0.394, SLG: 0.599 (1, 3)	1-0 P6		1-3 K			2-1 G5-3	4-0 IBB	3-2 F7		4	0	0	0	1	1	5
Terry Steinbach, R OBP: 0.364, SLG: 0.448 (1, 2)		1-2 G6-3	4-2 BB			1-0 G6-3	0-0 P9	0-0 G6-4-3		4	0	0	0	1	0	4
Willie Wilson, S OBP: 0.340, SLG: 0.338 (1, 8)		4-1 BB	2-3 K			1-0 L3		1-0 CS 1B		3	0	1	0	1	1	3
Randy Ready, R OBP: 0.363, SLG: 0.354 (1, 7)		1-2 P6				4-0 BB	1-0 F7	2-2 G1-3		3	0	0	0	1	0	2
Mike Bordick, R OBP: 0.364, SLG: 0.378 (1, 4)		0-1 G1-3				0-3 K	1-2 E6 FC4-6	1-0 1B HBP		3	0	0	0	0	1	2
Walt Weiss, S OBP: 0.323, SLG: 0.265 (1, 6)			0-0 2B 3B			1-3 K	3-1 FC4-6	0-1 FC4-6 1B		4	1	2	0	0	1	2

Inning Stats	R: 0	H: 0	E: 0	K: 0	S: 12	LOB: 1	BB: 1	P: 20	R: 0	H: 0	E: 0	K: 0	S: 10	LOB: 1	BB: 1	P: 15	R: 1	H: 2	E: 0	K: 2	S: 16	LOB: 3	BB: 2	P: 30	R: 0	H: 0	E: 0	K: 2	S: 8	LOB: 1	BB: 1	P: 15	R: 1	H: 1	E: 0	K: 0	S: 8	LOB: 0	BB: 0	P: 13	R: 0	H: 0	E: 1	K: 0	S: 7	LOB: 1	BB: 0	P: 13	R: 0	H: 0	E: 0	K: 0	S: 5	LOB: 2	BB: 2	P: 14	R: 0	H: 2	E: 0	K: 0	S: 10	LOB: 2	BB: 0	P: 14	R: 0	H: 0	E: 0	K: 0	S: 8	LOB: 1	BB: 2	P: 19	1B: 2	SF: 0	2B: 1	SAC: 1	3B: 1	DP: 1	HR: 1	HBP: 1	WP: 0	PA: 41
--------------	------	------	------	------	-------	--------	-------	-------	------	------	------	------	-------	--------	-------	-------	------	------	------	------	-------	--------	-------	-------	------	------	------	------	------	--------	-------	-------	------	------	------	------	------	--------	-------	-------	------	------	------	------	------	--------	-------	-------	------	------	------	------	------	--------	-------	-------	------	------	------	------	-------	--------	-------	-------	------	------	------	------	------	--------	-------	-------	-------	-------	-------	--------	-------	-------	-------	--------	-------	--------

PITCHER	IP	WLS	BF	H	R	ER	SO	BB	IBB	HBP	BLK	WP	HR	S	P	ERA	WHIP
Kevin Appier, R ERA: 2.32 (1, 1)	6.1		29	3	2	2	4	6	0	0	0	0	1	63	112	2.84	1.421
Mike Magnante, L ERA: 4.58 (7, 1)	0.1		1	0	0	0	0	0	0	0	0	0	0	2	3	0.00	0.000
Juan Berenguer, R ERA: 5.13 (7, 1)	1.2		10	2	0	0	0	2	1	1	0	0	0	18	37	0.00	2.400
Jeff Montgomery, R ERA: 2.3 (9, 1)	0.2	S	1	0	0	0	0	0	0	0	0	0	0	1	1	0.00	0.000

BOTTOM

Kansas City Royals @ Oakland Athletics  
Oakland-Alameda County Coliseum, Oakland, CA

Sun Aug 09 1992, 3:33 AM PDT  
Att: 30,477 - Sunny - 81 F

livebaseballscorecards.com

AB	30
R	2
H	5
RBI	2
BB	9
SO	4
LOB	25



Batter	1	2	3	4	5	6	7	8	9	AB R H RBI BB SO LOB	TOP
<b>Gregg Jefferies, S</b> OBP: 0.351, SLG: 0.448 (1, 5) BB BB	4-0 CS BB		1-2 G6-3			1-1 S 1B		0-1 L4		3 0 1 0 1 0 1	
<b>Brian McRae, S</b> OBP: 0.286, SLG: 0.303 (1, 8) C F B 1 SAFE C	1-3 K		0-1 L3-6			1-3 SAFE S SAFE SAFE SAFE SAFE SAFE B		3-1 P4		4 0 0 0 0 2 3	
<b>Juan Samuel, R</b> OBP: 0.299, SLG: 0.294 (1, 4) S C C F X	0-2 G6-3					4-2 SAFE B B B B B B		0-2 G3		3 0 0 0 1 1 1	
<b>Mike Macfarlane, R</b> OBP: 0.296, SLG: 0.379 (1, 2) X		0-0 P4				2-3 B B B S S S S		2-3 K		4 0 0 0 0 2 2	
<b>Jeff Conine, R</b> OBP: 0.304, SLG: 0.200 (1, 7) <b>George Brett, L</b> OBP: 0.338, SLG: 0.398 (9, PH)		0-3 K				4-2 B B B S B B B B		0-3 K		2 0 0 0 1 2 2 1 0 0 0 0 0 0	
<b>Curtis Wilkerson, S</b> OBP: 0.296, SLG: 0.321 (1, 10) B B B B B B C C B C B		4-2 BB				2-0 B B X		0-1 G3		2 0 0 0 1 0 1	
<b>Gary Thurman, R</b> OBP: 0.267, SLG: 0.310 (1, 9) 1 SAFE B SAFE 1 SAFE C B C B C B X		2-2 F8				3-1 B B B X		1-3 K		3 0 0 0 0 1 1	
<b>Bob Melvin, R</b> OBP: 0.339, SLG: 0.357 (1, 3) X S C		0-2 2B 1B				3-2 B B B X		3-3 K		3 1 1 0 0 1 0	
<b>David Howard, S</b> OBP: 0.255, SLG: 0.265 (1, 6) C X		0-1 L3-6 2B				0-1 C X		2-3 K		3 0 1 1 0 1 0	
<b>Inning Stats</b>	R: 0 E: 0 K: 1 S: 7 H: 0 LOB: 0 BB: 1 P: 12	R: 0 E: 0 K: 1 S: 10 H: 0 LOB: 1 BB: 1 P: 16	R: 1 E: 0 K: 0 S: 11 H: 2 LOB: 0 BB: 0 P: 12	R: 0 E: 0 K: 2 S: 10 H: 0 LOB: 1 BB: 1 P: 19	R: 0 E: 0 K: 0 S: 7 H: 0 LOB: 0 BB: 0 P: 13	R: 0 E: 0 K: 2 S: 15 H: 1 LOB: 2 BB: 1 P: 21	R: 0 E: 0 K: 2 S: 10 H: 0 LOB: 0 BB: 0 P: 14	R: 0 E: 0 K: 1 S: 8 H: 0 LOB: 0 BB: 0 P: 13	R: 0 E: 0 K: 1 S: 9 H: 0 LOB: 0 BB: 0 P: 12	1B: 2 2B: 2 3B: 0 HR: 0 SF: 0 SAC: 0 DP: 1 HBP: 0	WP: 0 PB: 0 SB: 1 CS: 1 PA: 32
<b>PITCHER</b> <b>Randy Johnson, L</b> ERA: 4.29 (1, 1)	IP 9.0 WLS W BF 32 H 3 R 1 ER 1 SO 10 BB 4 IBB 0 HBP 0 BLK 0 WP 0 HR 0 S 87 P 132 ERA 1.00 WHIP 0.778					<b>PITCHER</b> IP WLS BF H R ER SO BB IBB HBP BLK WP HR S P ERA WHIP					

**Kansas City Royals @ Seattle Mariners**  
 The Kingdome, Seattle, WA  
 Mon Aug 10 1992, 10:05 PM EDT  
 Att: 24,889 - Dome - 70 F

[livebaseballscorecards.com](http://livebaseballscorecards.com)

<b>AB</b>	<b>28</b>
<b>R</b>	<b>1</b>
<b>H</b>	<b>3</b>
<b>RBI</b>	<b>1</b>
<b>BB</b>	<b>4</b>
<b>SO</b>	<b>10</b>
<b>LOB</b>	<b>11</b>





Batter	1	2	3	4	5	6	7	8	9
<b>Omar Vizquel, S</b> OBP: 0.354, SLG: 0.368 (1, 6)	1-2 F8		1-1 G4-3			2-2 F9		4-2 BB 1B SF8 BB	
<b>Edgar Martinez, R</b> OBP: 0.397, SLG: 0.540 (1, 10)	1-1 L7		1-0 3-H 1B			2-1 F9		1-2 SAFE F9	
<b>Ken Griffey Jr., L</b> OBP: 0.357, SLG: 0.541 (1, 8)	2-0 G4-3		1-0 G3			0-1 G3-1		0-2 SF8 BB 1-2 1B	
<b>Pete O'Brien, L</b> OBP: 0.275, SLG: 0.375 (1, 3)		3-2 G4-3		0-1 F9		3-2 G4-3		4-1 1-2 2-3 BB	
<b>Jay Buhner, R</b> OBP: 0.314, SLG: 0.391 (1, 9)		1-0 F8		3-2 G6-4-3 1B		0-0 F9		0-0 SF8	
<b>Shane Turner, L</b> OBP: 0.370, SLG: 0.438 (1, 5)		0-2 G4-3		0-1 G6-4-3		1-0 BB 2B		2-0 F7	
<b>Jeff Schaefer, R</b> OBP: 0.145, SLG: 0.213 (8, 5)									
<b>Lance Parrish, R</b> OBP: 0.306, SLG: 0.481 (8, PH)									
<b>Mike Blowers, R</b> OBP: 0.292, SLG: 0.190 (9, 5)									
<b>John Moses, S</b> (1, 7)			2-2 G3		0-0 G5-3		4-2 BB BB		
<b>Dave Valle, R</b> OBP: 0.294, SLG: 0.365 (1, 2)			2-2 2B 2B		2-1 G6-3		4-2 1-2 2-3 BB		
<b>Harold Reynolds, S</b> OBP: 0.317, SLG: 0.330 (1, 4)			2-0 G4-3 2-H 1B 2B		2-1 G4-3		2-0 F8		

AB	R	H	RBI	BB	SO	LOB
3	1	0	0	1	0	1
4	0	1	1	0	0	1
4	0	1	0	0	0	1
3	0	0	0	1	0	0
3	0	1	1	0	0	0
3	0	1	0	0	0	1
0	0	0	0	0	0	0
1	0	0	0	0	0	2
0	0	0	0	0	0	0
2	0	0	0	1	0	0
2	1	1	0	1	0	0
3	1	1	1	0	0	3

BOTTOM	
<b>AB</b>	<b>28</b>
<b>R</b>	<b>3</b>
<b>H</b>	<b>6</b>
<b>RBI</b>	<b>3</b>
<b>BB</b>	<b>4</b>
<b>SO</b>	<b>0</b>
<b>LOB</b>	<b>9</b>
<b>WP: 0</b>	<b>PA: 33</b>
<b>PB: 0</b>	
<b>SB: 0</b>	
<b>CS: 0</b>	

**Kansas City Royals @ Seattle Mariners**  
The Kingdom, Seattle, WA  
Mon Aug 10 1992, 10:05 PM EDT  
Att. 24,889 - Dome - 70 F



Inning Stats		R: 0	H: 0	E: 0	LOB: 0	K: 0	BB: 0	S: 6	P: 10								
<b>Luis Aquino, R</b> ERA: 3.55 (1, 1)	IP: 7.0	WLS: 0	BF: 27	H: 5	R: 2	ER: 2	SO: 0	BB: 2	IBB: 0	HBP: 0	BLK: 0	WP: 0	HR: 0	S: 56	P: 98	ERA: 2.57	WHIP: 1.000
<b>Steve Shifflett, R</b> ERA: 3.38 (8, 1)	0.1	2	0	1	1	0	1	0	0	0	0	0	0	5	10	27.00	3.000
<b>Mike Magnante, L</b> ERA: 4.58 (8, 1)	0.0	2	1	0	0	0	1	0	0	0	0	0	0	5	9	∞	∞
<b>Rusty Meacham, R</b> ERA: 1.88 (8, 1)	0.2	2	0	0	0	0	0	0	0	0	0	0	0	2	4	0.00	0.000

Batter	1	2	3	4	5	6	7	8	9	AB R H RBI BB SO LOB	TOP											
<b>Gregg Jefferies, S</b> (1, 5) <small>OBP: 0.353, SLG: 0.448</small> <b>Curtis Wilkerson, S</b> (4, 5) <small>OBP: 0.293, SLG: 0.318</small>	0-0 P6		2-1 1B 1B	4-1 HR BB		2-2 G4-3		1-1 G6-3		2 2 1 1 1 0 0 2 0 0 0 0 0 1												
<b>Wally Joyner, L</b> (1, 3) <small>OBP: 0.339, SLG: 0.404</small>	1-2 P5		3-2 1B 1B	2-1 HR BB		4-1 G1-3 BB		3-1 1B		4 1 3 5 1 0 0												
<b>George Brett, L</b> (1, 10) <small>OBP: 0.336, SLG: 0.396</small>	0-2 F8		0-1 G3-1	0-2 1B 1B		0-1 G1-3		2-1 F7		5 0 1 0 0 0 3												
<b>Jim Eisenreich, L</b> (1, 9) <small>OBP: 0.305, SLG: 0.335</small> <b>Kevin Koslowski, L</b> (4, PH) <small>OBP: 0.394, SLG: 0.419</small> (4, 9)			2-1 G1-3			3-2 F7			0-1 G6-4-3 1B	2 0 0 0 0 0 0 3 0 2 0 0 0 1												
<b>Mike Macfarlane, R</b> (1, 2) <small>OBP: 0.294, SLG: 0.374</small>		0-0 G6-3							0-0 G6-4-3 1-2f	4 1 0 0 1 1 3												
<b>Juan Samuel, R</b> (1, 4) <small>OBP: 0.303, SLG: 0.292</small>		2-2 G6-3		1-0 3B 1B	0-1 L1				4-0 BB	4 1 1 0 1 1 0												
<b>Jeff Conine, R</b> (1, 7) <small>OBP: 0.321, SLG: 0.360</small> <b>Gary Thurman, R</b> (9, 7) <small>OBP: 0.267, SLG: 0.310</small>			3-2 G4-3	1-1 WP 3B	0-0 G6-3 2B				1-2 G4-3	5 1 2 2 0 0 1 0 0 0 0 0 0 0												
<b>Brian McRae, S</b> (1, 8) <small>OBP: 0.288, SLG: 0.307</small>			0-0 G4-3 1B 1B	1-2 B2-3 HR 2B	1-0 G6-3				1-2 F8	4 2 2 0 0 0 1												
<b>David Howard, S</b> (1, 6) <small>OBP: 0.254, SLG: 0.274</small>			3-2 G4-3	0-0 B2-3	1-0 F7				1-0 G6-3 1B 2B	4 1 1 0 0 0 3												
<b>Inning Stats</b>	R: 0 E: 0 K: 0 S: 8	H: 0 LOB: 0 BB: 0 P: 9	R: 0 E: 0 K: 0 S: 7	H: 0 LOB: 0 BB: 0 P: 11	R: 2 E: 0 K: 0 S: 18	H: 3 LOB: 1 BB: 0 P: 28	R: 6 E: 0 K: 0 S: 21	H: 6 LOB: 2 BB: 2 P: 34	R: 0 E: 0 K: 0 S: 5	H: 1 LOB: 1 BB: 0 P: 7	R: 0 E: 0 K: 2 S: 11	H: 0 LOB: 1 BB: 1 P: 20	R: 0 E: 0 K: 2 S: 8	H: 0 LOB: 0 BB: 0 P: 12	R: 1 E: 0 K: 0 S: 12	H: 2 LOB: 1 BB: 0 P: 20	R: 0 E: 0 K: 0 S: 8	H: 1 LOB: 1 BB: 1 P: 13	1B: 8 2B: 3 3B: 1 HR: 1	SF: 0 SAC: 0 DP: 1 HBP: 0	WP: 1 PB: 0 SB: 1 CS: 0	PA: 43
<b>PITCHER</b>	IP WLS BF H R ER SO BB IBB HBP BLK WP HR S P ERA WHIP																					
<b>Erik Hanson, R</b> (1, 1) <small>ERA: 4.56</small> <b>Kerry Woodson, R</b> (4, 1) <small>ERA: 3.29</small> <b>Dennis Powell, L</b> (8, 1) <small>ERA: 5.6</small>	3.2 L 21 8 8 8 0 2 0 0 0 1 1 50 78 19.64 2.727																					

**Kansas City Royals @ Seattle Mariners**  
 The Kingdome, Seattle, WA  
 Tue Aug 11 1992, 10:05 PM EDT  
 Att. 12,691 - Dome - 70 F

livebaseballscorecards.com

AB	39
R	9
H	13
RBI	8
BB	4
SO	2
LOB	13



Batter	1	2	3	4	5	6	7	8	9	AB R H RBI BB SO LOB
<b>Omar Vizquel, S</b> OBP: 0.360, SLG: 0.373 (1, 6)	3-2 G6-3 1B	4-1 BB			0-1 BB 1B	2-2 F7 1-2 2-3			1-1 BB 2B 1B	4 3 3 0 1 0 2
<b>Edgar Martinez, R</b> OBP: 0.397, SLG: 0.536 (1, 5)	1-0 G6-3 1-2	0-1 G6-3			4-0 1B 1-2 BB		3-1 F8		4-1 2B 1-2 WP BB	3 1 0 0 2 0 4
<b>Ken Griffey Jr., L</b> OBP: 0.360, SLG: 0.543 (1, 8)	3-0 G4-6-3 2-H 1B				0-2 F7		1-0 G6-3		1-0 WP 1-3 2-H 1B 2B	4 1 2 2 1 0 2
<b>Tino Martinez, L</b> OBP: 0.297, SLG: 0.382 (1, 3)	0-0 G4-6-3 1-2f				0-1 1-3 2-H 1B		3-3 K		3-2 BB 2-H 3-H 1B	5 0 2 2 0 1 2
<b>Lance Parrish, R</b> OBP: 0.303, SLG: 0.472 (1, 10)		2-0 S 2B 1B			0-0 F9			2-3 K	0-2 F8	5 1 1 0 0 2 3
<b>Jay Buhner, R</b> OBP: 0.315, SLG: 0.391 (1, 9)		0-3 SAFE K			1-1 G6-3 1B		2-1 L6	2-0 1B 1B	1-3 K	5 0 2 0 0 2 2
<b>Shane Turner, L</b> OBP: 0.390, SLG: 0.431 (1, 7)		2-3 K			0-1 P5		4-0 PB BB BB	0-1 1B	4-1 1-2 BB	3 0 1 0 2 1 2
<b>Dave Valle, R</b> OBP: 0.296, SLG: 0.361 (1, 2)		4-2 2B 1-2 BB			2-2 G6-3 1-2f		4-1 PB BB BB	2-3 K	0-1 G1-3	3 0 0 0 2 1 5
<b>Harold Reynolds, S</b> OBP: 0.317, SLG: 0.332 (1, 4)		2-1 1-3 2-H 2B			0-2 G4-3		3-2 P6	0-0 G1-3		4 0 1 1 0 0 4

Inning Stats	R: 1	H: 2	E: 0	LOB: 0	K: 0	S: 8	R: 1	H: 2	E: 0	LOB: 3	K: 2	S: 15	R: 0	H: 0	E: 0	LOB: 0	K: 1	S: 9	R: 0	H: 1	E: 0	LOB: 0	K: 0	S: 9	R: 1	H: 2	E: 0	LOB: 2	K: 0	S: 13	R: 0	H: 0	E: 0	LOB: 0	K: 1	S: 7	R: 0	H: 2	E: 0	LOB: 2	K: 2	S: 11	R: 3	H: 3	E: 0	LOB: 2	K: 1	S: 17	1B: 10	SF: 0	2B: 2	SAC: 0	3B: 0	DP: 2	HR: 0	HBP: 0	WP: 1	PA: 44
--------------	------	------	------	--------	------	------	------	------	------	--------	------	-------	------	------	------	--------	------	------	------	------	------	--------	------	------	------	------	------	--------	------	-------	------	------	------	--------	------	------	------	------	------	--------	------	-------	------	------	------	--------	------	-------	--------	-------	-------	--------	-------	-------	-------	--------	-------	--------

PITCHER	IP	WLS	BF	H	R	ER	SO	BB	IBB	HBP	BLK	WP	HR	S	P	ERA	WHIP
<b>Hipolito Pichardo, R</b> ERA: 3.71 (1, 1)	5.0	W	23	7	3	3	3	4	0	0	0	0	0	54	91	5.40	2.200
<b>Tom Gordon, R</b> ERA: 4.34 (6, 1)	3.0		17	5	3	3	3	3	0	0	0	1	0	35	72	9.00	2.667
<b>Jeff Montgomery, R</b> ERA: 2.26 (9, 1)	1.0	S	4	0	0	0	1	1	0	0	0	0	0	9	14	0.00	1.000

**BOTTOM**

**Kansas City Royals @ Seattle Mariners**  
The Kingdom, Seattle, WA

Tue Aug 11 1992, 10:05 PM EDT  
Att. 12,691 - Dome - 70 F

livebaseballscorecards.com

<b>AB</b>	<b>36</b>
<b>R</b>	<b>6</b>
<b>H</b>	<b>12</b>
<b>RBI</b>	<b>5</b>
<b>BB</b>	<b>8</b>
<b>SO</b>	<b>7</b>
<b>LOB</b>	<b>26</b>



Batter	1	2	3	4	5	6	7	8	9	AB R H RBI BB SO LOB	TOP
<b>Brian McRae, S</b> (1, 8) OBP: 0.285, SLG: 0.304	2-2 G6-3		1-3 K			3-2 G5-3		3-2 G4-3		4 0 0 0 0 1 2	
<b>Wally Joyner, L</b> (1, 3) OBP: 0.336, SLG: 0.400	0-1 L3		3-3 K			1-1 F8		0-1 F8		4 0 0 0 0 1 1	
<b>George Brett, L</b> (1, 10) OBP: 0.336, SLG: 0.394	0-0 1B			0-0 G4-3			3-3 K		0-0 F7	4 0 1 0 0 1 0	
<b>Mike Macfarlane, R</b> (1, 2) OBP: 0.297, SLG: 0.390	3-3 K			0-0 G5-3			3-2 HR		0-0 1B FC3-6 2B	4 2 2 1 0 1 1	
<b>Juan Samuel, R</b> (1, 4) OBP: 0.308, SLG: 0.299				0-1 F9			0-0 1B E 1B		0-0 FC3-6 BB 1B	4 1 2 0 0 0 0	
<b>Jeff Conine, R</b> (1, 7) OBP: 0.344, SLG: 0.357				2-2 P3		1-3 K	3-2 FC5-4 1B		4-2 FC3-6 BB	3 0 1 0 1 1 0	
<b>Curtis Wilkerson, S</b> (1, 5) OBP: 0.288, SLG: 0.312				0-1 L6		1-3 K2-3	1-0 FC5-4 FC6-4		0-0 FC3-6	4 0 0 1 0 1 3	
<b>Gary Thurman, R</b> (1, 9) OBP: 0.261, SLG: 0.303 <b>Gregg Jefferies, S</b> (9, PH) OBP: 0.352, SLG: 0.447				0-1 G5-3		0-0 G4-3	2-1 FC6-4		3-1 F7	3 0 0 0 0 0 1 1 0 0 0 0 0 2	
<b>David Howard, S</b> (1, 6) OBP: 0.265, SLG: 0.284				1-2 1B			0-1 CS 1B		1-1 F7	3 0 2 0 0 0 0	
<b>Inning Stats</b>	R: 0 H: 1 E: 0 LOB: 1 K: 1 BB: 0 S: 14 P: 19	R: 0 H: 0 E: 0 LOB: 0 K: 0 BB: 0 S: 7 P: 10	R: 0 H: 1 E: 0 LOB: 1 K: 2 BB: 0 S: 14 P: 19	R: 0 H: 0 E: 0 LOB: 0 K: 0 BB: 0 S: 4 P: 4	R: 0 H: 0 E: 0 LOB: 0 K: 2 BB: 0 S: 8 P: 10	R: 0 H: 1 E: 0 LOB: 0 K: 0 BB: 0 S: 8 P: 12	R: 2 H: 3 E: 1 LOB: 1 K: 1 BB: 0 S: 15 P: 27	R: 0 H: 0 E: 0 LOB: 0 K: 0 BB: 0 S: 8 P: 12	R: 1 H: 2 E: 0 LOB: 2 K: 0 BB: 1 S: 9 P: 16	1B: 6 SF: 0 2B: 1 SAC: 0 3B: 0 DP: 0 HR: 1 HBP: 0	WP: 0 PA: 35 PB: 0 SB: 0 CS: 1
<b>PITCHER</b> <b>Dave Fleming, L</b> (1, 1) ERA: 3.27 <b>Jeff Nelson, R</b> (9, 1) ERA: 3.63	IP WLS BF H R ER SO BB IBB HBP BLK WP HR S P ERA WHIP	8.1 W 33 8 3 2 6 1 0 0 0 0 0 1 84 123 2.16 1.080	0.2 S 2 0 0 0 0 0 0 0 0 0 0 0 3 6 0.00 0.000								

**Kansas City Royals @ Seattle Mariners**  
The Kingdome, Seattle, WA  
Wed Aug 12 1992, 6:33 AM EDT  
Att: 15,983 - Dome - 70 F

livebaseballscorecards.com

AB	34
R	3
H	8
RBI	2
BB	1
SO	6
LOB	10



Batter	1	2	3	4	5	6	7	8	9
Henry Cotto, R OBP: 0.295, SLG: 0.354 (1, 7)	4-2 S BLK 1B BB	4-1 FC5-4 BB	0-0 F8		0-3 K		2-1 FC5-4 1-2f		
Edgar Martinez, R OBP: 0.397, SLG: 0.534 Omar Vizquel, S OBP: 0.360, SLG: 0.373 (1, 5) (9, 6)	2-1 FC4-6 1-H 1B	3-0 FC5-4 1-2f		0-2 E6 HR	1-2 L3			2-1 CS 1B	
Ken Griffey Jr., L OBP: 0.360, SLG: 0.548 (1, 8)	2-1 FC4-6 2B 1-2f SF8		0-1 P4	0-0 HR		4-0 BB		0-1 G4-3 1-2	
Lance Parrish, R OBP: 0.301, SLG: 0.470 (1, 10)	0-2 SF8 1-3 2B		1-0 F7	0-0 G5-3		0-3 K		0-2 P3	
Jay Buhner, R OBP: 0.319, SLG: 0.395 (1, 9)	4-0 IBB		1-2 1B 2B	1-1 BB 1B		3-2 P5			
Tino Martinez, L OBP: 0.299, SLG: 0.383 (1, 3)	1-0 SF8 2-3 3-H		0-1 1B E 1B	4-0 FC4-6 BB		1-1 P3			
Dave Valle, R OBP: 0.295, SLG: 0.359 (1, 2)	1-3 K		1-2 E BB 1B	1-3 K			0-0 G5-3		
Harold Reynolds, S OBP: 0.318, SLG: 0.332 (1, 4)		1-0 F8	4-1 E BB	2-2 FC4-6 1-2f			1-0 FC5-4 1B		
Jeff Schaefer, R OBP: 0.136, SLG: 0.200 (1, 6) (9, 5)		1-3 K	0-1 E5		0-0 F9		0-0 P2		

Inning Stats	R: 2 E: 0 K: 1 S: 15	H: 2 LOB: 2 BB: 2 P: 29	R: 0 E: 0 K: 1 S: 6	H: 0 LOB: 1 BB: 1 P: 15	R: 2 E: 1 K: 0 S: 17	H: 3 LOB: 3 BB: 1 P: 24	R: 2 E: 1 K: 1 S: 14	H: 2 LOB: 2 BB: 1 P: 22	R: 0 E: 0 K: 1 S: 7	H: 0 LOB: 0 BB: 0 P: 8	R: 0 E: 0 K: 1 S: 9	H: 0 LOB: 1 BB: 1 P: 17	R: 0 E: 0 K: 0 S: 5	H: 1 LOB: 1 BB: 0 P: 8	R: 0 E: 0 K: 0 S: 7	H: 1 LOB: 0 BB: 0 P: 9
1B: 6 2B: 2 3B: 0 HR: 1	SF: 1 SAC: 0 DP: 0 HBP: 0	WP: 0 PB: 0 SB: 1 CS: 1														

PITCHER	IP	WLS	BF	H	R	ER	SO	BB	IBB	HBP	BLK	WP	HR	S	P	ERA	WHIP
Dennis Moeller, L ERA: 7.41 (1, 1)	3.1	L	24	7	6	4	2	4	1	0	1	0	1	45	80	10.80	3.300
Juan Berenguer, R ERA: 4.76 (4, 1)	3.2		13	1	0	0	3	1	0	0	0	0	0	28	43	0.00	0.545
Steve Shifflett, R ERA: 3.22 (8, 1)	1.0		3	1	0	0	0	0	0	0	0	0	0	7	9	0.00	1.000

AB R H RBI BB SO LOB

3	1	0	0	2	1	4
5	1	2	1	0	0	1
0	0	0	0	0	0	0
4	2	1	2	1	0	2
5	0	1	0	0	1	1
3	1	2	0	1	0	1
2	1	1	2	1	0	1
4	0	1	0	0	2	4
3	0	1	0	1	0	2
4	0	0	0	0	1	3

AB	33
R	6
H	9
RBI	5
BB	6
SO	5
LOB	19



WP	HR	S	P	ERA	WHIP
0	0	0	0	0.00	1.000

**Kansas City Royals @ Seattle Mariners**  
 The Kingdom, Seattle, WA  
 Wed Aug 12 1992, 6:33 AM EDT  
 Att. 15,983 - Dome - 70 F

livebaseballscorecards.com

Batter	1	2	3	4	5	6	7	8	9	AB R H RBI BB SO LOB	TOP																			
Brady Anderson, L (1, 7) OBP: 0.367, SLG: 0.453	1-1 F8			1-1 CS 1B		4-2 FC6-4 BB		0-1 G5-3		3 0 1 0 1 0 0																				
Mike Devereaux, R (1, 8) OBP: 0.319, SLG: 0.458	1-1 F7			2-2 1B 1-2		0-1 F8		3-1 F7		4 0 0 0 0 0 2																				
Cal Ripken Jr., R (1, 6) OBP: 0.335, SLG: 0.373	2-3 K			2-2 G5-4-3 1B		0-0 FC6-4 1-2f			1-3 K	4 0 1 0 0 2 1																				
Glenn Davis, R (1, 10) OBP: 0.358, SLG: 0.467		1-1 G5-3		0-0 G5-4-3 1-2f			0-1 F9		1-0 F7	4 0 0 0 0 0 2																				
Randy Milligan, R (1, 3) OBP: 0.400, SLG: 0.368 Mark McLemore, S (9, PR) OBP: 0.333, SLG: 0.316 David Segui, S (9, 3) OBP: 0.310, SLG: 0.313		3-3 K			1-2 F8		4-2 HR BB		0-1 WP BB 2B	3 1 1 0 1 1 0 0 1 0 0 0 0 0 0 0 0 0 0 0 0																				
Joe Orsulak, L (1, 9) OBP: 0.368, SLG: 0.400		0-0 G1-3			1-2 F9		0-0 F7		4-0 BB WP IBB	3 0 0 0 1 0 1																				
Leo Gomez, R (1, 5) OBP: 0.367, SLG: 0.443			1-3 K		2-2 2B		0-1 1-H HR		4-2 BB BB	3 1 2 2 1 1 0																				
Billy Ripken, R (1, 4) OBP: 0.279, SLG: 0.342			0-0 G6-3		2-1 G6-3		1-3 K		4-1 BB	3 0 0 1 1 1 1																				
Jeff Tackett, R (1, 2) OBP: 0.293, SLG: 0.381			1-3 K			0-1 P2		1-2 L5	1-2 G4-3	4 0 0 0 0 1 3																				
<b>Inning Stats</b>	R: 0 E: 0 K: 1 S: 7	H: 0 LOB: 0 BB: 0 P: 11	R: 0 E: 0 K: 1 S: 6	H: 0 LOB: 0 BB: 0 P: 10	R: 0 E: 0 K: 2 S: 7	H: 0 LOB: 0 BB: 0 P: 9	R: 0 E: 1 K: 0 S: 11	H: 2 LOB: 1 BB: 0 P: 16	R: 0 E: 0 K: 0 S: 11	H: 1 LOB: 1 BB: 0 P: 17	R: 0 E: 0 K: 0 S: 7	H: 0 LOB: 1 BB: 1 P: 11	R: 2 E: 0 K: 1 S: 12	H: 1 LOB: 0 BB: 1 P: 17	R: 0 E: 0 K: 0 S: 7	H: 0 LOB: 0 BB: 0 P: 11	R: 1 E: 0 K: 1 S: 13	H: 1 LOB: 3 BB: 3 P: 28	1B: 2 2B: 2 3B: 0 HR: 1	SF: 0 SAC: 0 DP: 1 HBP: 0	WP: 1 PB: 0 SB: 0 CS: 1	PA: 36								
<b>PITCHER</b> Kevin Appier, R (1, 1) ERA: 2.36	IP 9.0	WLS L	BF 36	H 5	R 3	ER 3	SO 6	BB 4	IBB 1	HBP 0	BLK 0	WP 1	HR 1	S 81	P 130	ERA 3.00	WHIP 1.000													
											<b>PITCHER</b>	IP	WLS	BF	H	R	ER	SO	BB	IBB	HBP	BLK	WP	HR	S	P	ERA	WHIP		

Baltimore Orioles @ Kansas City Royals  
 Royals Stadium, Kansas City, MO  
 Fri Aug 14 1992, 8:05 PM EDT  
 Att. 35,034 - Sunny - 68 F

AB	31
R	3
H	5
RBI	3
BB	5
SO	6
LOB	10



BOTTOM

Baltimore Orioles @ Kansas City Royals  
Royals Stadium, Kansas City, MO

livebaseballscorecards.com

AB	34
R	1
H	10
RBI	1
BB	5
SO	5
LOB	23



WP	1	PA	39
PB	0		
SB	2		
CS	0		

Fri Aug 14 1992, 8:05 PM EDT  
Att. 35,034 - Sunny - 68 F

AB R H RBI BB SO LOB

5	0	1	1	0	0	3
4	0	1	0	1	0	2
5	0	0	0	0	0	3
3	0	3	0	1	0	0
0	0	0	0	0	0	0
4	0	1	0	0	1	4
3	0	1	0	1	1	4
3	0	0	0	0	1	3
0	0	0	0	1	0	0
0	0	0	0	0	0	0
3	0	1	0	0	1	1
1	0	0	0	0	0	3
3	1	2	0	1	1	0

Batter	1	2	3	4	5	6	7	8	9
Juan Samuel, R OBP: 0.305, SLG: 0.295 (1, 4)	2-1 G6-3 1B		1-0 L4		3-2 G4-3 1-2		2-0 2-H 1B		0-1 F8
Wally Joyner, L OBP: 0.336, SLG: 0.399 (1, 3)	2-1 L3 1B			2-1 G4-3		4-0 G3 1B BB	3-2 G4-3		3-1 F8
George Brett, L OBP: 0.332, SLG: 0.389 (1, 10)	1 SAFE L3 1-2			1-1 G4-3		2-1 SAFE F8		2-0 P5	0-0 G6-3
Mike Macfarlane, R OBP: 0.306, SLG: 0.397 Brent Mayne, L OBP: 0.278, SLG: 0.294 (8, PR) (9, 5)		1-0 BB 1B		4-2 BB 1B		0-0 G3 1-2 1B		1-2 WP 1B 1B	
Jeff Conine, R OBP: 0.333, SLG: 0.344 (1, 7)		1-3 K		3-1 SAFE F9		0-0 G3 1-2 2-3		3-1 WP 1B	
Curtis Wilkerson, S OBP: 0.292, SLG: 0.312 (9, 6)		4-2 SAFE SAFE F7-3 BB		1-2 G6-3 S 1B		3-2 G3-1		1-3 K	
Kevin Koslofski, L OBP: 0.361, SLG: 0.382 (8, 8)		3-2 F7-3 1-2		0-0 F8			1-3 K	4-1 FC6-4 IBB	
Gregg Jefferies, S OBP: 0.354, SLG: 0.447 Bob Melvin, R OBP: 0.339, SLG: 0.357 (8, PH) (9, 2)		3-2 F7-3 1-2		0-0 F8			2-1 K	1-2 2-3 IBB	
Brian McRae, S OBP: 0.286, SLG: 0.304 Gary Thurman, R OBP: 0.259, SLG: 0.301 (1, 8) (8, 9)			3-3 K		1 SAFE SAFE G6-3 1-3		2-1 2B 1B	0-0 FC6-4	
David Howard, S OBP: 0.281, SLG: 0.313 (1, 6) (9, 8)			1-3 K		4-2 S BB		3-2 SAFE 1-2 1B 2B		1-1 2B

Inning Stats	R: 0 E: 0 K: 0 S: 7	H: 1 LOB: 0 BB: 0 P: 12	R: 0 E: 0 K: 1 S: 9	H: 1 LOB: 1 BB: 1 P: 18	R: 0 E: 0 K: 2 S: 11	H: 0 LOB: 0 BB: 0 P: 16	R: 0 E: 0 K: 0 S: 9	H: 0 LOB: 1 BB: 1 P: 19	R: 0 E: 0 K: 0 S: 14	H: 1 LOB: 2 BB: 1 P: 25	R: 0 E: 0 K: 0 S: 7	H: 1 LOB: 2 BB: 1 P: 16	R: 1 E: 0 K: 1 S: 12	H: 3 LOB: 1 BB: 0 P: 23	R: 0 E: 0 K: 1 S: 12	H: 2 LOB: 3 BB: 1 P: 23	R: 0 E: 0 K: 0 S: 7	H: 1 LOB: 1 BB: 0 P: 11	1B: 8 2B: 4 3B: 0 HR: 0	SF: 0 SAC: 0 DP: 2 HBP: 0
--------------	------------------------------	----------------------------------	------------------------------	----------------------------------	-------------------------------	----------------------------------	------------------------------	----------------------------------	-------------------------------	----------------------------------	------------------------------	----------------------------------	-------------------------------	----------------------------------	-------------------------------	----------------------------------	------------------------------	----------------------------------	----------------------------------	------------------------------------

PITCHER	IP	WLS	BF	H	R	ER	SO	BB	IBB	HBP	BLK	WP	HR	S	P	ERA	WHIP
Rick Sutcliffe, R ERA: 4.34 (1, 1)	6.2	W	28	7	1	1	4	4	0	0	0	0	0	66	123	1.35	1.650
Pat Clements, L ERA: 2.0 (7, 1)	0.2		2	0	0	0	0	0	0	0	0	0	0	4	9	0.00	0.000
Storm Davis, R ERA: 2.85 (8, 1)	0.2		5	2	0	0	1	0	1	0	0	1	0	11	20	0.00	3.000
Gregg Olson, R ERA: 2.22 (9, 1)	1.0	S	4	1	0	0	0	0	0	0	0	0	0	7	11	0.00	1.000

PITCHER	IP	WLS	BF	H	R	ER	SO	BB	IBB	HBP	BLK	WP	HR	S	P	ERA	WHIP
---------	----	-----	----	---	---	----	----	----	-----	-----	-----	----	----	---	---	-----	------

Batter	1	2	3	4	5	6	7	8	9	AB R H RBI BB SO LOB	TOP																
<b>Brady Anderson, L</b> (1, 7) OBP: 0.368, SLG: 0.455	4-1 1B FC6-4 BB		1-1 2B		2-1 F7		0-2 G3		0-1 SH1-4	3 1 1 0 1 0 0																	
<b>Mike Devereaux, R</b> (1, 8) OBP: 0.320, SLG: 0.457	0-1 FC6-4 1-3 1B		3-0 P2		1-0 G6-3		2-2 1B		1-0 P5	5 0 2 0 0 0 2																	
<b>Cal Ripken Jr., R</b> (1, 6) OBP: 0.335, SLG: 0.372	1-0 FC6-4 BB 1-2f 3-H		4-1 BB			1-0 FC9-4 FC4-6 1B	0-0 F7		1-1 G5-3	4 1 1 1 1 0 3																	
<b>Glenn Davis, R</b> (1, 10) OBP: 0.364, SLG: 0.467	4-1 G4-6-3 1-2 BB		0-2 L5			4-2 FC9-4 1-2 BB	1-1 1B			2 0 1 0 2 0 2																	
<b>Randy Milligan, R</b> (1, 3) OBP: 0.399, SLG: 0.367	1-0 G4-6-3 1-2f			0-1 CS 1B		1-0 FC9-4 FC4-6 1-2f 2-3	1-1 F9			4 0 1 0 0 0 6																	
<b>David Segui, S</b> (9, 3) OBP: 0.310, SLG: 0.313										0 0 0 0 0 0 0																	
<b>Joe Orsulak, L</b> (1, 9) OBP: 0.394, SLG: 0.396		3-1 P4		0-0 L7		0-2 FC4-6 1B 1-2f 3-H		1-0 F8		3 1 0 1 0 0 2																	
<b>Chito Martinez, L</b> (6, 9) OBP: 0.354, SLG: 0.413										1 0 0 0 0 0 0																	
<b>Leo Gomez, R</b> (1, 5) OBP: 0.368, SLG: 0.442		1-0 P9		4-2 1-2 BB		2-2 1B 1-2 1B		0-0 F9		3 1 1 0 1 0 0																	
<b>Billy Ripken, R</b> (1, 4) OBP: 0.279, SLG: 0.340		2-1 P9		1-0 F8		0-1 1B 1-2 2-H		1-0 P4		4 0 1 1 0 0 1																	
<b>Jeff Tackett, R</b> (1, 2) OBP: 0.298, SLG: 0.384			3-2 F9		1-0 F8	2-1 1B 1-3 2-H		0-0 SH1-4 1B		4 0 2 1 0 0 0																	
<b>Inning Stats</b>	R: 1 E: 0 K: 0 S: 6	H: 1 LOB: 1 BB: 2 P: 16	R: 0 E: 0 K: 0 S: 5	H: 0 LOB: 0 BB: 0 P: 11	R: 0 E: 0 K: 0 S: 15	H: 1 LOB: 2 BB: 1 P: 26	R: 0 E: 0 K: 0 S: 6	H: 1 LOB: 1 BB: 1 P: 11	R: 0 E: 0 K: 0 S: 4	H: 0 LOB: 0 BB: 0 P: 8	R: 3 E: 0 K: 0 S: 17	H: 4 LOB: 2 BB: 1 P: 27	R: 0 E: 0 K: 0 S: 12	H: 2 LOB: 2 BB: 0 P: 16	R: 0 E: 0 K: 0 S: 3	H: 0 LOB: 0 BB: 0 P: 5	R: 0 E: 0 K: 0 S: 6	H: 1 LOB: 1 BB: 0 P: 8	1B: 9 2B: 1 3B: 0 HR: 0	SF: 0 SAC: 1 DP: 1 HBP: 0	WP: 0 PB: 0 SB: 0 CS: 1	PA: 39					
<b>PITCHER</b>	IP WLS BF H R ER SO BB IBB HBP BLK WP HR S P ERA WHIP																										
<b>Luis Aquino, R</b> (1, 1) ERA: 3.76	5.1		23	4	3	3	0	5	0	0	0	0	0	41	83	5.06	1.688										
<b>Mike Magnante, L</b> (6, 1) ERA: 4.56	0.1		1	0	0	0	0	0	0	0	0	0	0	3	3	0.00	0.000										
<b>Rusty Meacham, R</b> (6, 1) ERA: 1.91	3.1	W	15	6	1	1	0	0	0	0	0	0	0	30	42	2.70	1.800										

**Baltimore Orioles @ Kansas City Royals**  
**Royals Stadium, Kansas City, MO**  
 Sat Aug 15 1992, 8:05 PM EDT  
 Att. 40,249 - Cloudy - 70 F

livebaseballscorecards.com

<b>AB</b>	<b>33</b>
<b>R</b>	<b>4</b>
<b>H</b>	<b>10</b>
<b>RBI</b>	<b>4</b>
<b>BB</b>	<b>5</b>
<b>SO</b>	<b>0</b>
<b>LOB</b>	<b>16</b>





BOTTOM

Baltimore Orioles @ Kansas City Royals

Royals Stadium, Kansas City, MO

Sat Aug 15 1992, 8:05 PM EDT

Att. 40,249 - Cloudy - 70 F

livebaseballscores.com

AB	34
R	5
H	11
RBI	5
BB	4
SO	6
LOB	15



WP:	0	PA:	39
PB:	0	SB:	1
CS:	0	CS:	0

AB R H RBI BB SO LOB

5	2	3	0	0	0	2
5	1	3	2	0	0	1
4	0	1	2	0	0	3
3	1	1	1	1	1	1
4	0	2	0	0	1	2
2	0	0	0	1	2	1
0	0	0	0	1	0	0
0	0	0	0	0	0	0
0	0	0	0	0	0	0
3	0	0	0	0	0	2
1	0	0	0	0	1	2
4	0	1	0	0	1	1
3	1	0	0	1	0	0

Batter	1	2	3	4	5	6	7	8	9										
Gary Thurman, R OBP: 0.271, SLG: 0.312	1-0 G4-6-3 1B		1-0 E S 1B		0-1 3B 1B		3-1 F9		2-1 FC1-5 1B SF7										
Wally Joyner, L OBP: 0.339, SLG: 0.406	1-2 G4-6-3 1B		0-0 F8		2-0 1B 3B		2-2 G4-3		2-1 1B 1-3 2-H										
George Brett, L OBP: 0.330, SLG: 0.388	0-0 G4-6-3 1-2f 2-3		0-2 F7		1-0 1B 3-H		1-2 F8		1-0 SF7 3-H										
Mike Macfarlane, R OBP: 0.309, SLG: 0.407	4-2 BB			2-0 HR		1-3 K		3-2 G5-3											
Juan Samuel, R OBP: 0.310, SLG: 0.301	1-0 F9			0-3 K		1-2 FC6-4 1B		1-0 BB 1B											
Kevin Kostofski, L OBP: 0.359, SLG: 0.361		4-0 BB		1-3 K		0-3 K		4-0 BB											
Gregg Jefferies, S OBP: 0.355, SLG: 0.447								1-2 BB											
Bob Melvin, R OBP: 0.339, SLG: 0.357								0-3 K											
Keith Miller, R OBP: 0.372, SLG: 0.426																			
Jeff Conine, R OBP: 0.308, SLG: 0.314		0-0 G5-4-3 1-2f		0-1 F8		0-0 FC6-4 1-2f													
Brent Mayne, L OBP: 0.276, SLG: 0.292																			
Curtis Wilkerson, S OBP: 0.291, SLG: 0.311					1-2 G6-3		1-0 P6		0-0 FC1-5 BB 1B										
David Howard, S OBP: 0.280, SLG: 0.304					0-0 F7		0-0 L3		4-0 FC1-5 1B BB										
Inning Stats	R: 0 H: 2 E: 0 LOB: 2 K: 0 BB: 1 S: 12 P: 19	R: 0 H: 0 E: 0 LOB: 0 K: 1 BB: 1 S: 4 P: 9	R: 0 H: 1 E: 0 LOB: 1 K: 0 BB: 0 S: 9 P: 12	R: 1 H: 1 E: 0 LOB: 0 K: 2 BB: 0 S: 9 P: 12	R: 2 H: 3 E: 0 LOB: 1 K: 1 BB: 0 S: 12 P: 17	R: 0 H: 1 E: 0 LOB: 1 K: 1 BB: 0 S: 8 P: 10	R: 0 H: 0 E: 0 LOB: 0 K: 0 BB: 0 S: 6 P: 11	R: 0 H: 1 E: 0 LOB: 2 K: 1 BB: 1 S: 11 P: 20	R: 2 H: 2 E: 0 LOB: 1 K: 0 BB: 1 S: 6 P: 15										
PITCHER	IP WLS BF H R ER SO BB IBB HBP BLK WP HR S P ERA WHIP																		
35 Mike Mussina, R ERA: 2.82	(1, 1) 7.2 0 33 9 3 3 5 3 0 0 0 0 0 106 3.52 1.565																		
Todd Frohwrth, R ERA: 2.38	(8, 1) 0.1 1 0 0 0 1 0 0 0 0 0 0 4 4 0.00 0.000																		
Gregg Olson, R ERA: 2.58	(9, 1) 0.2 L 5 2 2 2 0 1 0 0 0 0 0 6 15 27.00 4.500																		

Batter	1	2	3	4	5	6	7	8	9	AB R H RBI BB SO LOB	TOP											
Brady Anderson, L (1, 7) OBP: 0.373, SLG: 0.463	1-2 G6-4-3 1B		1-2 G5-4-3 1B			2-2 G6-3 3B		4-2 G6-4-3 BB		3 1 3 0 1 0 0												
Mike Devereaux, R (1, 8) OBP: 0.318, SLG: 0.454	1-1 G6-4-3 1-2f		1-0 G5-4-3 1-2f			1-0 G6-3		0-3 K		4 0 0 1 0 1 4												
Cal Ripken Jr., R (1, 6) OBP: 0.333, SLG: 0.369 Tim Hulett, R (6, 6) OBP: 0.343, SLG: 0.384	3-3 K				1-0 F8	1-0 P3		1-0 G6-4-3 1-2f		3 0 0 0 0 1 0 1 0 0 0 0 0 1												
Glenn Davis, R (1, 10) OBP: 0.366, SLG: 0.467		2-1 F9			1-0 F8	1-0 FC5-4 1B		0-1 1B BB 1B		4 0 2 0 0 0 0												
Randy Milligan, R (1, 3) OBP: 0.400, SLG: 0.366		0-1 1B			0-1 G3-1	2-2 FC5-4 1-2f		4-1 1B BB		3 0 1 0 1 0 1												
Chito Martinez, L (1, 9) OBP: 0.351, SLG: 0.402		2-0 F8			2-1 F7		4-1 BB	1-0 F8		3 0 0 0 1 0 3												
Leo Gomez, R (1, 5) OBP: 0.369, SLG: 0.451		1-2 F8			0-1 HR		1-3 K	3-2 G4-6-3 1B 1-2 2-3		4 1 2 1 0 1 2												
Billy Ripken, R (1, 4) OBP: 0.275, SLG: 0.335			2-3 K		2-2 F8		0-1 F8	3-2 G4-6-3 1-2f		4 0 0 0 0 1 4												
Mark Parent, R (1, 2) OBP: 0.238, SLG: 0.278			4-2 1B HBP		0-1 G6-3		0-0 P8			2 0 0 0 0 0 1												
<b>Inning Stats</b>	R: 0 E: 0 K: 1 S: 8	H: 1 LOB: 0 BB: 0 P: 13	R: 0 E: 0 K: 0 S: 9	H: 1 LOB: 1 BB: 0 P: 14	R: 0 E: 0 K: 1 S: 11	H: 1 LOB: 1 BB: 0 P: 19	R: 0 E: 0 K: 0 S: 4	H: 0 LOB: 0 BB: 0 P: 6	R: 1 E: 0 K: 0 S: 9	H: 1 LOB: 0 BB: 0 P: 13	R: 1 E: 0 K: 0 S: 9	H: 2 LOB: 1 BB: 0 P: 16	R: 0 E: 0 K: 1 S: 7	H: 0 LOB: 1 BB: 1 P: 12	R: 0 E: 0 K: 1 S: 6	H: 0 LOB: 0 BB: 1 P: 11	R: 0 E: 0 K: 0 S: 10	H: 2 LOB: 2 BB: 1 P: 21	1B: 6 2B: 0 3B: 1 HR: 1	SF: 0 SAC: 0 DP: 4 HBP: 1	WP: 0 PB: 0 SB: 0 CS: 0	PA: 35
<b>PITCHER</b>	IP WLS BF H R ER SO BB IBB HBP BLK WP HR S P ERA WHIP																					
Hipolito Pichardo, R (1, 1) ERA: 3.63	7.0 W 27 6 2 2 3 1 0 1 0 0 1 57 93 2.57 1.000																					
Rich Sauveur, L (8, 1) ERA:	1.0 3 0 0 0 1 1 0 0 0 0 0 6 11 0.00 1.000																					
Steve Shifflett, R (9, 1) ERA: 3.09	1.0 5 2 0 0 0 1 0 0 0 0 0 10 21 0.00 3.000																					

**Baltimore Orioles @ Kansas City Royals**  
**Royals Stadium, Kansas City, MO**  
 Sun Aug 16 1992, 4:33 AM EDT  
 Att. 26,290 - Cloudy - 74 F

[livebaseballscorecards.com](http://livebaseballscorecards.com)

<b>AB</b>	<b>31</b>
<b>R</b>	<b>2</b>
<b>H</b>	<b>8</b>
<b>RBI</b>	<b>2</b>
<b>BB</b>	<b>3</b>
<b>SO</b>	<b>4</b>
<b>LOB</b>	<b>16</b>



Batter	1	2	3	4	5	6	7	8	9	AB	R	H	RBI	BB	SO	LOB
Gary Thurman, R OBP: 0.282, SLG: 0.322 (1, 9)	0-1 S 1B		1-1 SH1-3 1-2	1-2 E 1B 1-H 2-H 3-H	1-0 1B 1B	0-0 P6		3-2 P2		5	2	3	2	0	0	2
Wally Joyner, L OBP: 0.342, SLG: 0.416 (1, 3)	1-0 F7		3-1 HR 2-H	0-3 K 1 SAFE	0-1 HBP SF7 1B 3-H		0-2 G3-6-1 1B			5	2	3	3	0	1	2
George Brett, L OBP: 0.331, SLG: 0.388 (1, 10)	1-1 F7		1-0 F7	0-1 E8 2B 2-H	2-1 HBP 1B 1-2 2-H		2-1 G3-6-1 1-2f			5	1	2	2	0	0	2
Mike Macfarlane, R OBP: 0.313, SLG: 0.423 (1, 2)	2-3 K		3-2 HR	1-1 2B 2B 2-H	1-1 HBP		1-3 K			4	2	2	2	0	2	1
Juan Samuel, R OBP: 0.319, SLG: 0.318 (1, 4)		2-2 G4-3 S 1B	3-3 K	0-0 2B 2B 2-H	0-3 K			0-1 FC5-4 1B		5	1	3	1	0	2	3
Brent Mayne, L OBP: 0.274, SLG: 0.286 (1, 5)		2-2 G4-3		0-0 G6-3 2B BB	0-0 SF7			0-1 F8		3	1	0	1	1	0	2
Jeff Conine, R OBP: 0.318, SLG: 0.333 (1, 7)		0-0 P9		0-0 WP BB 2B	2-3 K			0-1 FC5-4 BB 1B 1-2f		4	2	1	2	1	1	4
Kevin Koslowski, L OBP: 0.364, SLG: 0.350 (1, 8)		1-0 F7		0-0 WP BB 1B K		0-2 F9		4-2 1B BB 1-2		4	1	1	0	1	1	2
David Howard, S OBP: 0.300, SLG: 0.314 (1, 6)			0-0 SH1-3 HR 1B	4-2 WP 1B BB 1-2 2-3	4-2 1B BB		0-3 K		0-0 1B 1-2 2-H	3	3	2	1	2	1	0

Inning Stats	R: 0	H: 1	E: 0	LOB: 1	K: 1	BB: 0	S: 8	R: 0	H: 1	E: 0	LOB: 1	K: 0	BB: 0	S: 9	R: 3	H: 3	E: 0	LOB: 0	K: 1	BB: 0	S: 14	R: 8	H: 6	E: 1	LOB: 1	K: 2	BB: 3	S: 25	R: 3	H: 3	E: 0	LOB: 2	K: 2	BB: 1	S: 17	R: 0	H: 0	E: 0	LOB: 0	K: 1	BB: 0	S: 7	R: 0	H: 1	E: 0	LOB: 0	K: 1	BB: 0	S: 9	R: 1	H: 2	E: 0	LOB: 2	K: 0	BB: 1	S: 15	R: 0	H: 2	E: 0	LOB: 0	K: 1	BB: 0	S: 12	R: 1	H: 2	E: 0	LOB: 2	K: 0	BB: 1	S: 22
--------------	------	------	------	--------	------	-------	------	------	------	------	--------	------	-------	------	------	------	------	--------	------	-------	-------	------	------	------	--------	------	-------	-------	------	------	------	--------	------	-------	-------	------	------	------	--------	------	-------	------	------	------	------	--------	------	-------	------	------	------	------	--------	------	-------	-------	------	------	------	--------	------	-------	-------	------	------	------	--------	------	-------	-------

PITCHER	IP	WLS	BF	H	R	ER	SO	BB	IBB	HBP	BLK	WP	HR	S	P	ERA	WHIP
Alan Mills, R ERA: 2.45 (1, 1)	3.1	L	18	6	6	6	2	2	0	0	0	0	2	39	70	16.20	2.400
Mike Flanagan, L ERA: 7.71 (4, 1)	0.1		7	5	5	5	1	1	0	0	0	1	0	14	20	135.00	18.000
Pat Clements, L ERA: 2.72 (4, 1)	0.1		6	3	3	3	1	1	0	1	0	0	0	11	21	81.00	12.000
Todd Frohwrth, R ERA: 2.38 (5, 1)	4.0		15	3	1	1	4	1	0	0	0	0	0	40	52	2.25	1.000


**BOTTOM**

**Baltimore Orioles @ Kansas City Royals**  
**Royals Stadium, Kansas City, MO**

Sun Aug 16 1992, 4:33 AM EDT  
 Att. 26,290 - Cloudy - 74 F

livebaseballscorecards.com

<b>AB</b>	<b>38</b>
<b>R</b>	<b>15</b>
<b>H</b>	<b>17</b>
<b>RBI</b>	<b>14</b>
<b>BB</b>	<b>5</b>
<b>SO</b>	<b>8</b>
<b>LOB</b>	<b>18</b>



WP: 1	PA: 46
PB: 0	
SB: 2	
CS: 0	

Batter	1	2	3	4	5	6	7	8	9	AB R H RBI BB SO LOB	TOP																
Tony Phillips, S OBP: 0.399, SLG: 0.412 (1, 9) X	0-0 F8		1-2 1B 1B		0-0 G5-3		1-2 2B		2-3 K	5 1 2 2 0 1 0																	
Lou Whitaker, L OBP: 0.403, SLG: 0.474 (1, 4) B C C C S	2-3 K		0-0 SF8		3-1 F9		4-2 FC4-6 BB		2-2 1B	3 0 1 1 1 1 0																	
Travis Fryman, R OBP: 0.325, SLG: 0.445 (1, 6) B C C C S	1-3 K		0-0 1B 1B		0-0 G5-3		3-1 FC4-6		1-2 G4-3	5 0 1 0 0 1 3																	
Cecil Fielder, R OBP: 0.316, SLG: 0.463 (1, 10) B F X		1-1 G5-3	0-0 1B		1-1 G6-3		3-3 K			4 0 1 1 0 1 0																	
Mickey Tettleton, S OBP: 0.381, SLG: 0.477 (1, 2) B C X		1-1 G3	2-1 F8		3-1 F8		0-1 1B 1B			4 0 1 0 0 0 2																	
Dan Gladden, R OBP: 0.324, SLG: 0.367 (1, 7) B X T C		1-2 HR		2-3 K		1-3 K	1-2 1B			4 1 2 1 0 2 0																	
Scott Livingstone, L OBP: 0.320, SLG: 0.339 (1, 5) C B B B T C X		3-2 F9		0-1 F8		1-0 2B 1B	0-1 F7			4 1 1 0 0 0 2																	
Rico Brogna, L OBP: 0.364, SLG: 0.474 (1, 3) B B B B T C X			3-1 G3	3-3 K		3-1 L7	2-3 K			2 0 0 0 0 1 0 1 0 0 0 0 0 1																	
Skeeter Barnes, R OBP: 0.298, SLG: 0.393 (7, 3) B C C C X										1 0 0 0 0 1 2																	
Dave Bergman, L OBP: 0.267, SLG: 0.240 (8, PH) (8, 3) B B B B T C X			4-2 1B SF8 BB		2-3 K		0-0 2B 2B		0-3 K	3 2 1 0 1 2 0																	
Gary Pettis, S OBP: 0.318, SLG: 0.300 (1, 8) B B B B T C C C S																											
<b>Inning Stats</b>	R: 0 E: 0 K: 2 S: 9	H: 0 LOB: 0 BB: 0 P: 12	R: 1 E: 0 K: 0 S: 10	H: 1 LOB: 0 BB: 0 P: 16	R: 2 E: 0 K: 0 S: 16	H: 3 LOB: 2 BB: 1 P: 26	R: 0 E: 0 K: 2 S: 8	H: 0 LOB: 0 BB: 0 P: 13	R: 0 E: 0 K: 1 S: 10	H: 0 LOB: 0 BB: 0 P: 15	R: 0 E: 0 K: 0 S: 5	H: 0 LOB: 0 BB: 0 P: 9	R: 2 E: 0 K: 1 S: 14	H: 3 LOB: 2 BB: 1 P: 27	R: 0 E: 0 K: 2 S: 15	H: 2 LOB: 2 BB: 0 P: 21	R: 0 E: 0 K: 2 S: 12	H: 1 LOB: 1 BB: 0 P: 17	1B: 7 2B: 2 3B: 0 HR: 1	SF: 1 SAC: 0 DP: 0 HBP: 0	WP: 0 PB: 0 SB: 1 CS: 0	PA: 39					
<b>PITCHER</b>	IP WLS BF H R ER SO BB IBB HBP BLK WP HR S P ERA WHIP																										
Rick Reed, R ERA: 4.56 (1, 1)	5.0		20	4	3	3	5	1	0	0	0	0	1	53	82	5.40	1.000										
Steve Shifflett, R ERA: 2.92 (6, 1)	1.1		4	0	0	0	1	0	0	0	0	0	0	8	13	0.00	0.000										
Mike Magnante, L ERA: 4.78 (7, 1)	0.1		5	3	2	2	0	1	0	0	0	0	0	9	18	54.00	12.000										
Rusty Meacham, R ERA: 1.88 (7, 1)	1.1	W	6	2	0	0	2	0	0	0	0	0	0	17	26	0.00	1.500										
Jeff Montgomery, R ERA: 2.23 (9, 1)	1.0	S	4	1	0	0	2	0	0	0	0	0	0	12	17	0.00	1.000										

**Detroit Tigers @ Kansas City Royals**  
 Royals Stadium, Kansas City, MO  
 Mon Aug 17 1992, 8:05 PM EDT  
 Att. 28,927 - Cloudy - 77 F

[livebaseballscorecards.com](http://livebaseballscorecards.com)

<b>AB</b>	36
<b>R</b>	5
<b>H</b>	10
<b>RBI</b>	5
<b>BB</b>	2
<b>SO</b>	10
<b>LOB</b>	10



Batter	1	2	3	4	5	6	7	8	9	AB R H RBI BB SO LOB
Gary Thurman, R (1, 9) OBP: 0.283, SLG: 0.317	3-1 L8		1-2 G6-3		0-1 SH1-4	2-2 CS	4-1 2B BB			2 1 0 0 1 0 1
Wally Joyner, L (1, 3) OBP: 0.341, SLG: 0.414	2-2 E4		1-0 1B		3-2 L6-4		2-1 P4			4 0 1 0 0 0 3
George Brett, L (1, 10) OBP: 0.330, SLG: 0.387	0-0 L3		0-0 F8			2-2 HR 1B	2-1 L7			4 1 1 0 0 0 3
Mike Macfarlane, R (1, 2) OBP: 0.319, SLG: 0.445		1-2 G3 1B 2B		0-0 P2		1-1 HR	1-2 2B			4 2 3 3 0 0 0
Juan Samuel, R (1, 4) OBP: 0.317, SLG: 0.316		0-1 G3		1-0 G1-3		0-0 2B 1B	0-3 K			4 1 1 0 0 1 2
Brent Mayne, L (1, 5) OBP: 0.281, SLG: 0.300 Curtis Wilkerson, S (8, 5) OBP: 0.294, SLG: 0.314		1-2 FC6-4 1B		1-0 2B		2-1 F8		2-2 G4-3 1B		3 0 2 1 0 0 1 1 0 1 0 0 0 0
Jeff Conine, R (1, 7) OBP: 0.313, SLG: 0.349		1-1 FC6-4		0-0 G4-3		1-0 WP 1B 2B		2-1 F9		4 1 1 1 0 0 3
Kevin Koslowski, L (1, 8) OBP: 0.354, SLG: 0.326		1-0 F8			4-0 SH1-4 1B BB	2-1 P6		1-1 G4-3		3 0 0 0 1 0 3
David Howard, S (1, 6) OBP: 0.313, SLG: 0.328			0-1 G6-3 1B		2-0 L6-4 SH1-4 1B	2-1 CS 1B		3-2 G6-3		4 0 3 1 0 0 1

Inning Stats	R: 0 E: 1 K: 0 S: 6	H: 0 LOB: 0 BB: 0 P: 11	R: 1 E: 0 K: 0 S: 11	H: 2 LOB: 1 BB: 0 P: 15	R: 0 E: 0 K: 0 S: 8	H: 2 LOB: 1 BB: 0 P: 10	R: 0 E: 0 K: 0 S: 4	H: 1 LOB: 1 BB: 0 P: 6	R: 0 E: 0 K: 0 S: 6	H: 1 LOB: 1 BB: 1 P: 15	R: 4 E: 0 K: 0 S: 21	H: 5 LOB: 0 BB: 0 P: 31	R: 1 E: 0 K: 1 S: 12	H: 1 LOB: 1 BB: 1 P: 20	R: 0 E: 0 K: 0 S: 13	H: 1 LOB: 1 BB: 0 P: 21	1B: 8 2B: 6 3B: 0 HR: 1	SF: 0 SAC: 1 DP: 3 HBP: 0
--------------	------------------------------	----------------------------------	-------------------------------	----------------------------------	------------------------------	----------------------------------	------------------------------	---------------------------------	------------------------------	----------------------------------	-------------------------------	----------------------------------	-------------------------------	----------------------------------	-------------------------------	----------------------------------	----------------------------------	------------------------------------

PITCHER	IP	WLS	BF	H	R	ER	SO	BB	IBB	HBP	BLK	WP	HR	S	P	ERA	WHIP
Bill Gullickson, R (1, 1) ERA: 3.85	5.1		25	10	5	5	0	1	0	0	0	0	1	49	76	8.44	2.062
Kurt Knudsen, R (6, 1) ERA: 3.74	1.2	L	7	2	1	1	1	1	0	0	0	1	0	19	32	5.40	1.800
Mike Munoz, L (8, 1) ERA: 3.08	1.0		4	1	0	0	0	0	0	0	0	0	0	13	21	0.00	1.000


**BOTTOM**

**Detroit Tigers @ Kansas City Royals**  
 Royals Stadium, Kansas City, MO

Mon Aug 17 1992, 8:05 PM EDT  
 Att: 28,927 - Cloudy - 77 F

AB	33
R	6
H	13
RBI	6
BB	2
SO	1
LOB	17

WP: 1 PA: 37  
 PB: 0  
 SB: 1  
 CS: 1



PITCHER	IP	WLS	BF	H	R	ER	SO	BB	IBB	HBP	BLK	WP	HR	S	P	ERA	WHIP
---------	----	-----	----	---	---	----	----	----	-----	-----	-----	----	----	---	---	-----	------

Batter	1	2	3	4	5	6	7	8	9	AB R H RBI BB SO LOB	TOP	
Tony Phillips, S OBP: 0.397, SLG: 0.412 (1, 9) X	0-0 G4-3		2-2 G6-3		2-2 P5		0-2 G6-3		1-0 2B	5 0 1 0 0 0 1		
Lou Whitaker, L OBP: 0.403, SLG: 0.471 (1, 4) C X	1-1 F7		1-1 1B			4-1 E BB	1-2 G1-3		1-0 L4	4 1 1 0 1 0 1		
Travis Fryman, R OBP: 0.323, SLG: 0.445 (1, 6) B F X	3-2 F8		1-1 F8			1-1 F9	0-0 1B 2B		3-1 G5-3	5 1 1 0 0 0 3		
Cecil Fielder, R OBP: 0.321, SLG: 0.470 (1, 10) X		0-0 L9 2B		1-3 K		0-0 E4 SF8 2B	2-0 1B		4-0 IBB	4 1 3 2 1 1 0		
Mickey Tettleton, S OBP: 0.379, SLG: 0.473 (1, 2) C X		0-1 L9 2-3		3-1 F9		4-2 1B E BB	2-1 G3-1		2-0 F9	4 1 0 0 1 0 4		
Dan Gladden, R OBP: 0.326, SLG: 0.380 (1, 7) B F X		3-2 1B		0-0 F8		1-2 SF8		2-1 HR		3 1 2 2 0 0 0		
Scott Livingstone, L OBP: 0.323, SLG: 0.341 (1, 5) X		0-0 F8			0-0 1B	2-0 E 1-2 1B		0-1 G4-3		4 0 2 0 0 0 2		
Rico Brogna, L OBP: 0.308, SLG: 0.391 (1, 3) B X		1-0 P5			0-1 P8	3-1 E6		0-2 G3		4 0 0 0 0 0 4		
Gary Pettis, S OBP: 0.308, SLG: 0.289 (1, 8) B X			1-0 F8		0-0 F8	2-0 F8		1-1 P4		4 0 0 0 0 0 3		
<b>Inning Stats</b>	R: 0 E: 0 K: 0 S: 6 H: 0 LOB: 0 BB: 0 P: 10	R: 0 E: 0 K: 0 S: 8 H: 2 LOB: 2 BB: 0 P: 12	R: 0 E: 0 K: 0 S: 8 H: 1 LOB: 1 BB: 0 P: 13	R: 0 E: 0 K: 1 S: 6 H: 0 LOB: 0 BB: 0 P: 10	R: 0 E: 0 K: 0 S: 8 H: 1 LOB: 1 BB: 0 P: 10	R: 3 E: 2 K: 0 S: 14 H: 2 LOB: 2 BB: 2 P: 31	R: 1 E: 0 K: 0 S: 11 H: 2 LOB: 1 BB: 0 P: 16	R: 1 E: 0 K: 0 S: 9 H: 1 LOB: 0 BB: 0 P: 12	R: 0 E: 0 K: 0 S: 5 H: 1 LOB: 2 BB: 1 P: 16	1B: 5 2B: 4 3B: 0 HR: 1 SF: 1 SAC: 0 DP: 0 HBP: 0	WP: 0 PB: 0 SB: 0 CS: 0 PA: 41	
<b>PITCHER</b>	IP WLS BF H R ER SO BB IBB HBP BLK WP HR S P ERA WHIP											
Juan Berenguer, R ERA: 4.47 (1, 1)	5.1 L 22 5 2 1 1 1 1 0 0 0 0 0 40 64 1.69 1.125											
Rusty Meacham, R ERA: 1.95 (6, 1)	1.2 10 3 2 1 0 1 0 0 0 0 0 0 21 38 5.40 2.400											
Rich Sauveur, L ERA: 3.0 (8, 1)	2.0 9 2 1 1 0 0 0 1 0 0 0 0 1 14 28 4.50 1.000											

**Detroit Tigers @ Kansas City Royals**  
 Royals Stadium, Kansas City, MO  
 Tue Aug 18 1992, 8:05 PM EDT  
 Att. 20,358 - Cloudy - 75 F

[livebaseballscorecards.com](http://livebaseballscorecards.com)

AB	37
R	5
H	10
RBI	4
BB	3
SO	1
LOB	18



Batter	1	2	3	4	5	6	7	8	9	AB	R	H	RBI	BB	SO	LOB
Gregg Jefferies, S OBP: 0.352, SLG: 0.443 (1, 5)	0-1 G3		1-1 L9		2-1 G4-3		2-0 P4			4	0	0	0	0	0	4
Wally Joyner, L OBP: 0.343, SLG: 0.415 (1, 3)	1-2 1B			0-1 1B		2-0 E5 FC6-5 1B		2-2 G4-3		4	0	2	0	0	0	0
George Brett, L OBP: 0.332, SLG: 0.388 (1, 10)	3-2 F7			3-1 F7		1-1 FC6-5 1B		1-0 G5-3 1B		4	0	2	0	0	0	1
Mike Macfarlane, R OBP: 0.315, SLG: 0.439 (1, 2)	0-1 G5-3			2-3 K		0-0 FC6-5 G6-3		0-0 G5-3		4	0	0	0	0	1	4
Juan Samuel, R OBP: 0.315, SLG: 0.310 (1, 4)		1-1 L9			2-2 1B HBP		2-0 G6-3		1-3 K	3	1	0	0	0	1	3
Kevin Koslowski, L OBP: 0.346, SLG: 0.319 (1, 8)		3-2 F7			0-0 1B		1-1 G4-3		0-0 F7	4	0	1	0	0	0	0
Jeff Conine, R OBP: 0.327, SLG: 0.383 (1, 7)		0-0 L9			1-2 1B		2-2 G4-3		0-0 F7	4	0	2	1	0	0	0
Gary Thurman, R OBP: 0.276, SLG: 0.309 (1, 9)			1-2 G1-3		0-3 K		2-2 G5-3		0-0 G1-3	4	0	0	0	0	1	3
David Howard, S OBP: 0.314, SLG: 0.323 (1, 6)			1-2 G6-3		2-3 K		4-2 BB			2	0	0	0	1	1	2

Inning Stats	R: 0	H: 1	E: 0	K: 0	S: 11	R: 0	H: 0	E: 0	K: 0	S: 8	R: 0	H: 0	E: 0	K: 0	S: 9	R: 0	H: 1	E: 0	K: 1	S: 9	R: 1	H: 2	E: 0	K: 2	S: 13	R: 0	H: 1	E: 1	K: 0	S: 5	R: 0	H: 1	E: 0	K: 0	S: 11	R: 0	H: 1	E: 0	K: 1	S: 9	R: 0	H: 0	E: 0	K: 0	S: 3	1B: 6	SF: 0	2B: 1	SAC: 0	3B: 0	DP: 1	HR: 0	HBP: 1	WP: 0	PA: 35
	0	1	0	0	15	0	0	0	0	8	0	0	0	0	9	0	1	0	1	9	1	2	0	2	13	0	1	1	0	5	0	1	0	11	0	1	0	9	0	0	1	0	3	6	0	1	0	0	0	1	0	35			

PITCHER	IP	WLS	BF	H	R	ER	SO	BB	IBB	HBP	BLK	WP	HR	S	P	ERA	WHIP
Eric King, R ERA: 6.7 (1, 1)	6.0		23	5	1	1	3	0	0	1	0	0	0	55	82	1.50	0.833
John Kiely, R ERA: 2.27 (7, 1)	0.2		4	1	0	0	0	1	0	0	0	0	0	10	19	0.00	3.000
Mike Munoz, L ERA: 3.03 (7, 1)	0.2		3	1	0	0	0	0	0	0	0	0	0	5	10	0.00	1.500
Mike Henneman, R ERA: 4.19 (8, 1)	1.2		5	0	0	0	1	0	0	0	0	0	0	8	9	0.00	0.000

**BOTTOM**

**Detroit Tigers @ Kansas City Royals**  
Royals Stadium, Kansas City, MO

Tue Aug 18 1992, 8:05 PM EDT  
Att. 20,358 - Cloudy - 75 F

livebaseballscorecards.com

**AB 33**  
**R 1**  
**H 7**  
**RBI 1**  
**BB 1**  
**SO 4**  
**LOB 17**



Batter	1	2	3	4	5	6	7	8	9	AB R H RBI BB SO LOB	TOP											
<b>Tony Phillips, S</b> (1, 9) OBP: 0.395, SLG: 0.408	3-3 		1-2 		3-1 			4-1 	2-2 	4 0 0 0 1 1 3												
<b>Lou Whitaker, L</b> (1, 4) OBP: 0.401, SLG: 0.468	1-2 		2-2 		0-0 			2-1 		4 1 1 0 0 0 1												
<b>Travis Fryman, R</b> (1, 6) OBP: 0.323, SLG: 0.445	0-1 			0-1 		1-3 		1-2 		4 1 1 0 0 1 0												
<b>Cecil Fielder, R</b> (1, 10) OBP: 0.319, SLG: 0.466		1-3 		1-1 		2-3 		0-3 		4 0 0 0 0 3 2												
<b>Mickey Tettleton, S</b> (1, 2) OBP: 0.380, SLG: 0.470		0-1 		2-2 			4-0 	4-1 		2 0 0 0 2 0 0												
<b>Dan Gladden, R</b> (1, 7) OBP: 0.331, SLG: 0.382		1-2 		4-0 		1-3 	1-1 			3 0 2 2 1 1 1												
<b>Scott Livingstone, L</b> (1, 5) OBP: 0.322, SLG: 0.340		1-1 		1-2 		2-2 	0-1 			4 0 1 0 0 0 4												
<b>Rico Brogna, L</b> (1, 3) OBP: 0.276, SLG: 0.346 <b>Rob Deer, R</b> (9, PH) OBP: 0.308, SLG: 0.547			3-2 		0-1 		1-3 		1-2 	3 0 0 0 0 1 4 1 0 0 0 0 0 0												
<b>Gary Pettis, S</b> (1, 8) OBP: 0.309, SLG: 0.284 <b>Skeeter Barnes, R</b> (9, PH) OBP: 0.295, SLG: 0.389			4-2 		3-1 		2-1 		1-2 	2 0 0 0 1 0 4 1 0 0 0 0 0 1												
<b>Inning Stats</b>	R: 0 E: 0 K: 1 S: 8	H: 0 LOB: 0 BB: 0 P: 12	R: 0 E: 0 K: 1 S: 10	H: 1 LOB: 1 BB: 0 P: 13	R: 0 E: 0 K: 0 S: 18	H: 0 LOB: 1 BB: 1 P: 26	R: 0 E: 0 K: 0 S: 8	H: 0 LOB: 0 BB: 0 P: 11	R: 0 E: 1 K: 0 S: 9	H: 0 LOB: 2 BB: 1 P: 20	R: 0 E: 0 K: 2 S: 7	H: 0 LOB: 0 BB: 0 P: 10	R: 0 E: 0 K: 2 S: 13	H: 1 LOB: 2 BB: 1 P: 23	R: 2 E: 0 K: 1 S: 14	H: 3 LOB: 2 BB: 2 P: 26	R: 0 E: 1 K: 0 S: 10	H: 0 LOB: 0 BB: 0 P: 14	1B: 4 2B: 1 3B: 0 HR: 0	SF: 0 SAC: 0 DP: 1 HBP: 0	WP: 0 PB: 0 SB: 1 CS: 0	PA: 37
<b>PITCHER</b>	IP WLS BF H R ER SO BB IBB HBP BLK WP HR S P ERA WHIP																					
<b>Kevin Appier, R</b> (1, 1) ERA: 2.27	7.0 W 27 2 0 0 6 3 0 0 0 0 0 0 73 115 0.00 0.714																					
<b>Mike Magnante, L</b> (8, 1) ERA: 4.89	2.0 10 3 2 2 1 2 0 0 0 0 0 0 24 40 9.00 2.500																					

**Detroit Tigers @ Kansas City Royals**  
 Royals Stadium, Kansas City, MO  
 Wed Aug 19 1992, 8:05 PM EDT  
 Att. 23,507 - Sunny - 75 F

[livebaseballscorecards.com](http://livebaseballscorecards.com)

AB	32
R	2
H	5
RBI	2
BB	5
SO	7
LOB	20






Batter	1	2	3	4	5	6	7	8	9	AB	R	H	RBI	BB	SO	LOB
Gregg Jefferies, S OBP: 0.351, SLG: 0.440 (1, 5)	F8			1B BB	G6-3	K				3	1	0	0	1	1	2
Wally Joyner, L OBP: 0.342, SLG: 0.413 (1, 3)	F8			1B 1B	G3-1			F7		4	1	1	0	0	0	0
George Brett, L OBP: 0.333, SLG: 0.389 (1, 10)	K			1B 1B		SF7 1B		F8		4	2	2	1	0	1	0
Brent Mayne, L OBP: 0.280, SLG: 0.305 (1, 2)		G6-3		P4		FC6-4 1B 2B		F7		4	1	1	0	0	0	2
Juan Samuel, R OBP: 0.320, SLG: 0.310 (1, 4)		F7		1B 1B		FC6-4 IBB		G5-3		3	1	1	2	1	0	0
Kevin Koslowski, L OBP: 0.321, SLG: 0.300 (1, 8)		L8		K		SF7		G1-3		3	0	0	1	0	1	1
Jeff Conine, R OBP: 0.321, SLG: 0.373 (1, 7)			F8	1B		FC6-4 1B		K		4	1	1	1	0	1	2
Gary Thurman, R OBP: 0.277, SLG: 0.309 (1, 9)			L9	P4		1B 1B				3	0	1	1	0	0	1
David Howard, S OBP: 0.314, SLG: 0.323 (1, 6)			F9		L7					3	0	1	1	0	0	0

Inning Stats	R: 0	H: 0	E: 0	K: 1	S: 6	LOB: 0	BB: 0	P: 8	R: 0	H: 0	E: 0	K: 0	S: 3	LOB: 0	BB: 0	P: 5	R: 0	H: 0	E: 0	K: 0	S: 4	LOB: 0	BB: 0	P: 6	R: 4	H: 4	E: 0	K: 1	S: 19	LOB: 1	BB: 1	P: 30	R: 0	H: 0	E: 0	K: 0	S: 6	LOB: 0	BB: 0	P: 13	R: 3	H: 4	E: 0	K: 1	S: 14	LOB: 2	BB: 1	P: 23	R: 0	H: 0	E: 0	K: 0	S: 3	LOB: 0	BB: 0	P: 4	R: 0	H: 0	E: 0	K: 1	S: 6	LOB: 0	BB: 0	P: 8					
<b>PITCHER</b>	IP	WLS	BF	H	R	ER	SO	BB	IBB	HBP	BLK	WP	HR	S	P	ERA	WHIP																			IP	WLS	BF	H	R	ER	SO	BB	IBB	HBP	BLK	WP	HR	S	P	ERA	WHIP																	
Dave Haas, R ERA: 3.5 (1, 1)	4.0	L	17	4	4	4	2	1	0	0	0	0	0	32	49	9.00	1.250																			4.0		17	4	3	3	2	0	1	0	0	0	29	48	6.75	1.000																		
Walt Terrell, R ERA: 5.55 (5, 1)	4.0		17	4	3	3	2	0	1	0	0	0	0	29	48	6.75	1.000																			4.0		17	4	3	3	2	0	1	0	0	29	48	6.75	1.000																			

**DETROIT TIGERS @ KANSAS CITY ROYALS**  
 Royals Stadium, Kansas City, MO

Wed Aug 19 1992, 8:05 PM EDT  
 Att. 23,507 - Sunny - 75 F

AB	31
R	7
H	8
RBI	7
BB	2
SO	4
LOB	8



# Kansas City Royals @ Chicago White Sox

## Comiskey Park, Chicago, IL

Fri Aug 21 1992, 8:05 PM EDT  
Att. 31,761 - Sunny - 75 F

[livebaseballscorecards.com](http://livebaseballscorecards.com)

<b>AB</b>	<b>35</b>
<b>R</b>	<b>4</b>
<b>H</b>	<b>8</b>
<b>RBI</b>	<b>4</b>
<b>BB</b>	<b>2</b>
<b>SO</b>	<b>3</b>
<b>LOB</b>	<b>15</b>



<b>WP:</b>	1	<b>PA:</b>	40
<b>PB:</b>	1		
<b>SB:</b>	0		
<b>CS:</b>	0		

Batter		1	2	3	4	5	6	7	8	9	AB	R	H	RBI	BB	SO	LOB
Gregg Jefferies, S (1, 5) OBP: 0.350, SLG: 0.438		1-0 G3-1		0-1 SF9		2-2 1B		1-2 F8	1-0 G4-3		4	0	1	1	0	0	2
Wally Joyner, L (1, 3) OBP: 0.344, SLG: 0.414		4-1 FC6-4 BB		2-2 1B		0-2 G4-3		2-1 1B		0-1 G4-3	4	0	2	0	1	0	2
George Brett, L (1, 10) OBP: 0.330, SLG: 0.385		1-1 FC6-4		2-2 L7				0-1 P4		2-1 F7	5	0	0	0	0	1	3
Mike Macfarlane, R (1, 2) OBP: 0.310, SLG: 0.432		2-1 FC6-4				1-3 K		0-2 F9	2-2 G6-3	1-1 P1	5	0	0	0	0	1	2
Juan Samuel, R (1, 9) OBP: 0.318, SLG: 0.309			2-2 G4-3		0-0 P3		0-1 E5 1B		1-0 F8 FC4-6 1B		4	2	1	0	0	0	0
Kevin Koslofski, L (8, 7) OBP: 0.321, SLG: 0.300											0	0	0	0	0	0	0
Keith Miller, R (1, 4) OBP: 0.374, SLG: 0.425			2-1 F8		2-2 G5-3		1-2 1B		3-2 FC4-6 BB HBP		3	1	1	0	0	0	0
Jeff Conine, R (1, 7) OBP: 0.317, SLG: 0.364											4	0	1	0	0	0	2
Gary Thurman, R (8, 9) OBP: 0.277, SLG: 0.309											0	0	0	0	0	0	0
Brian McRae, S (1, 8) OBP: 0.288, SLG: 0.305				0-2 E4 PB SH2-3 SF9		3-3 K		0-0 1B	4-2 FC4-6 BB		3	1	1	2	1	1	0
David Howard, S (1, 6) OBP: 0.315, SLG: 0.323				0-1 SH2-3		1-2 1B		0-2 L7	0-1 FC4-6		3	0	1	1	0	0	4

Inning Stats		R: 0 H: 0		R: 0 H: 0		R: 1 H: 1		R: 0 H: 0		R: 0 H: 2		R: 2 H: 3		R: 0 H: 1		R: 1 H: 1		R: 0 H: 0		1B: 8 SF: 1	
		E: 0 LOB: 1		E: 0 LOB: 0		E: 1 LOB: 1		E: 0 LOB: 0		E: 0 LOB: 2		E: 1 LOB: 2		E: 0 LOB: 1		E: 0 LOB: 2		E: 0 LOB: 0		2B: 0 SAC: 1	
		K: 0 BB: 1		K: 0 BB: 0		K: 0 BB: 0		K: 1 BB: 0		K: 1 BB: 0		K: 0 BB: 0		K: 0 BB: 0		K: 0 BB: 1		K: 0 BB: 0		3B: 0 DP: 0	
		S: 6 P: 14		S: 7 P: 11		S: 14 P: 18		S: 7 P: 10		S: 16 P: 21		S: 15 P: 17		S: 12 P: 17		S: 14 P: 25		S: 6 P: 9		HR: 0 HBP: 1	

PITCHER		IP	WLS	BF	H	R	ER	SO	BB	IBB	HBP	BLK	WP	HR	S	P	ERA	WHIP
Kirk McCaskill, R (1, 1) ERA: 4.18		7.0	L	33	8	4	1	3	1	0	1	0	1	0	82	117	1.29	1.286
Roberto Hernandez, R (8, 1) ERA: 1.67		2.0		7	0	0	0	0	1	0	0	0	0	0	15	25	0.00	0.500

PITCHER		IP	WLS	BF	H	R	ER	SO	BB	IBB	HBP	BLK	WP	HR	S	P	ERA	WHIP
Kirk McCaskill, R (1, 1) ERA: 4.18		7.0	L	33	8	4	1	3	1	0	1	0	1	0	82	117	1.29	1.286
Roberto Hernandez, R (8, 1) ERA: 1.67		2.0		7	0	0	0	0	1	0	0	0	0	0	15	25	0.00	0.500

Batter	1	2	3	4	5	6	7	8	9	AB	R	H	RBI	BB	SO	LOB
Steve Sax, R (1, 4) OBP: 0.294, SLG: 0.315	0-1 G5-3		3-1 G5-3		3-2 F7		1-2 G4-3		1-2 FC5-4	5	0	0	0	0	0	2
Tim Raines, S (1, 7) OBP: 0.374, SLG: 0.369	2-2 E4		4-0 1B BB		1-0 P5		2-1 G1-3		0-2 G6-3	4	1	0	0	1	0	2
Frank Thomas, R (1, 3) OBP: 0.447, SLG: 0.542	2-0 G4-3 1B		0-0 F8		1-1 HR			1-2 L8		4	1	2	1	0	0	1
George Bell, R (1, 10) OBP: 0.312, SLG: 0.451	0-1 G4-3		0-0 1B		3-1 HR			3-2 1B		4	1	3	1	0	0	2
Joey Cora, S (8, PR) OBP: 0.320, SLG: 0.280	1-2f		1-2 1B		1-1 HR			2-1 F8		0	0	0	0	0	0	0
Robin Ventura, L (1, 5) OBP: 0.367, SLG: 0.418		0-0 G4-3	1-2 1B		1-1 F8			2-1 F8		4	0	1	1	0	0	1
Dan Pasqua, L (1, 9) OBP: 0.307, SLG: 0.342		2-2 2B	2-1 G4-3		1-0 L9			2-3 K		4	0	1	0	0	1	3
Lance Johnson, L (1, 8) OBP: 0.325, SLG: 0.354		0-0 F8		0-1 G3		1-0 G6-3			4-0 FC5-4 BB	3	0	0	0	1	0	1
Carlton Fisk, R (1, 2) OBP: 0.307, SLG: 0.324		4-2 BB		0-0 G6-3		3-2 P6			4-1 FC5-4 BB	2	0	0	0	2	0	0
Ron Karkovics, R (9, PR) OBP: 0.293, SLG: 0.332									1-2 BB	0	0	0	0	0	0	0
Esteban Beltre, R (1, 6) OBP: 0.190, SLG: 0.258		0-0 G1-3		2-3 K			1-1 G6-3		2-3 K	3	0	0	0	0	1	2
Dale Sveum, S (9, PH) OBP: 0.249, SLG: 0.258										1	0	0	0	0	1	2

Inning Stats	R: 0	H: 1	E: 1	K: 0	S: 9	H: 1	LOB: 1	BB: 0	P: 13	R: 0	H: 1	E: 0	K: 0	S: 13	H: 1	LOB: 2	BB: 1	P: 19	R: 1	H: 2	E: 0	K: 0	S: 10	H: 2	LOB: 2	BB: 1	P: 20	R: 0	H: 0	E: 0	K: 1	S: 7	R: 2	H: 2	E: 0	K: 0	S: 15	H: 0	LOB: 0	BB: 0	P: 24	R: 0	H: 0	E: 0	K: 0	S: 5	H: 0	LOB: 0	BB: 0	P: 10	R: 0	H: 0	E: 0	K: 0	S: 7	H: 0	LOB: 0	BB: 0	P: 11	R: 0	H: 1	E: 0	K: 1	S: 13	H: 0	LOB: 2	BB: 2	P: 24	1B: 4	SF: 0	2B: 1	SAC: 0	3B: 0	DP: 1	HR: 2	HBP: 0	WP: 0	PA: 38
--------------	------	------	------	------	------	------	--------	-------	-------	------	------	------	------	-------	------	--------	-------	-------	------	------	------	------	-------	------	--------	-------	-------	------	------	------	------	------	------	------	------	------	-------	------	--------	-------	-------	------	------	------	------	------	------	--------	-------	-------	------	------	------	------	------	------	--------	-------	-------	------	------	------	------	-------	------	--------	-------	-------	-------	-------	-------	--------	-------	-------	-------	--------	-------	--------

PITCHER	IP	WLS	BF	H	R	ER	SO	BB	IBB	HBP	BLK	WP	HR	S	P	ERA	WHIP
Luis Aquino, R (1, 1) ERA: 3.95	5.0		23	6	3	3	1	2	0	0	0	0	2	54	85	5.40	1.600
Mike Magnante, L (6, 1) ERA: 4.83	1.0		3	0	0	0	0	0	0	0	0	0	0	5	10	0.00	0.000
Rusty Meacham, R (7, 1) ERA: 1.9	2.0	W	7	1	0	0	1	0	0	0	0	0	0	20	32	0.00	0.500
Jeff Montgomery, R (9, 1) ERA: 2.19	1.0	S	5	0	0	0	1	2	0	0	0	0	0	13	24	0.00	2.000

**BOTTOM**

**Kansas City Royals @ Chicago White Sox**  
Comiskey Park, Chicago, IL

Fri Aug 21 1992, 8:05 PM EDT  
Att: 31,761 - Sunny - 75 F

AB	34
R	3
H	7
RBI	3
BB	4
SO	3
LOB	16



PITCHER	IP	WLS	BF	H	R	ER	SO	BB	IBB	HBP	BLK	WP	HR	S	P	ERA	WHIP
---------	----	-----	----	---	---	----	----	----	-----	-----	-----	----	----	---	---	-----	------



Batter	1	2	3	4	5	6	7	8	9	AB	R	H	RBI	BB	SO	LOB
Steve Sax, R OBP: 0.293, SLG: 0.321 (1, 4)	0-1 G3		0-1 G1-3		0-0 HR	2-1 G4-3				4	1	1	2	0	0	2
Tim Raines, S OBP: 0.373, SLG: 0.370 (1, 7)	1-1 F9		0-3 K		2-1 1B			0-1 B3		4	1	1	0	0	1	0
Frank Thomas, R OBP: 0.449, SLG: 0.542 (1, 3)	4-1 BB		4-2 BB		1-2 FC4-6 1B			2-1 G6-3		2	0	1	1	2	0	0
George Bell, R OBP: 0.310, SLG: 0.448 (1, 10)	2-0 L8		2-2 F7		0-0 F8			0-2 G1-3		4	0	0	0	0	0	3
Robin Ventura, L OBP: 0.364, SLG: 0.414 (1, 5)		3-2 G1-3		1-1 G6-3	0-0 FC4-6			1-2 F8		4	0	0	0	0	0	1
Dan Pasqua, L OBP: 0.307, SLG: 0.342 (1, 9)		3-2 BB 1B		1-0 E9		1-2 G6-3		2-2 G1-6-3 1B		3	0	1	0	0	0	0
Shawn Abner, R OBP: 0.325, SLG: 0.369 (8, PH) (9, 9)										1	0	1	0	0	0	0
Lance Johnson, L OBP: 0.322, SLG: 0.351 (1, 8)		0-2 P6		1-0 G1-3		0-0 G4-3		1-1 G1-6-3 1 SAFE		4	0	0	0	0	0	2
Dale Sveum, S OBP: 0.261, SLG: 0.268 (1, 6)		4-0 1 SAFE BB			0-0 G5-3 HR 2B	4-2 BLK BB				1	1	1	0	2	0	0
Ron Karkovics, R OBP: 0.293, SLG: 0.329 (1, 2)		1-2 G1-3			1-2 G5-3	4-1 BB 1 SAFE BB		1-2 BB		2	0	0	0	1	0	3

Inning Stats	R: 0	H: 0	E: 0	K: 0	S: 6	R: 0	H: 1	E: 0	K: 0	S: 12	R: 0	H: 0	E: 0	K: 1	S: 10	R: 0	H: 0	E: 1	K: 0	S: 4	R: 3	H: 4	E: 0	K: 0	S: 12	R: 0	H: 0	E: 0	K: 0	S: 9	R: 0	H: 0	E: 0	K: 0	S: 7	R: 0	H: 1	E: 0	K: 0	S: 10	1B: 3	2B: 2	3B: 0	HR: 1	SF: 0	SAC: 0	DP: 1	HBP: 0	WP: 0	PB: 0	SB: 0	CS: 0	PA: 34
--------------	------	------	------	------	------	------	------	------	------	-------	------	------	------	------	-------	------	------	------	------	------	------	------	------	------	-------	------	------	------	------	------	------	------	------	------	------	------	------	------	------	-------	-------	-------	-------	-------	-------	--------	-------	--------	-------	-------	-------	-------	--------

PITCHER	IP	WLS	BF	H	R	ER	SO	BB	IBB	HBP	BLK	WP	HR	S	P	ERA	WHIP
Hipolito Pichardo, R ERA: 3.71 (1, 1)	5.0	L	23	5	3	3	1	3	0	0	0	0	1	44	75	5.40	1.600
Rich Sauveur, L ERA: 2.45 (6, 1)	0.2		4	0	0	0	0	2	0	0	1	0	0	7	16	0.00	3.000
Steve Shifflett, R ERA: 2.77 (6, 1)	1.1		4	0	0	0	0	0	0	0	0	0	0	9	13	0.00	0.000
Mike Magnante, L ERA: 4.76 (8, 1)	1.0		3	1	0	0	0	0	0	0	0	0	0	10	14	0.00	1.000


**BOTTOM**

**Kansas City Royals @ Chicago White Sox**  
Comiskey Park, Chicago, IL

Sat Aug 22 1992, 8:05 PM EDT  
Att: 41,344 - Sunny - 77 F

livebaseballscorecards.com

<b>AB</b>	<b>29</b>
<b>R</b>	<b>3</b>
<b>H</b>	<b>6</b>
<b>RBI</b>	<b>3</b>
<b>BB</b>	<b>5</b>
<b>SO</b>	<b>1</b>
<b>LOB</b>	<b>11</b>



Batter	1	2	3	4	5	6	7	8	9	AB R H RBI BB SO LOB	TOP																				
Gregg Jefferies, S OBP: 0.345, SLG: 0.432 (1, 5)	0-2 G4-3		2-1 G6-3			1-1 L3		2-0 L8		4 0 0 0 0 0 5																					
Keith Miller, R OBP: 0.371, SLG: 0.418 (1, 4)	0-1 G4-3			3-1 G1-6-3 1B		0-2 L8		1-1 FC5-4		4 0 1 0 0 0 4																					
George Brett, L OBP: 0.326, SLG: 0.386 (1, 10)	2-0 P7			1-1 G1-6-3 1-2f		1-3 K			2-1 HR	4 1 1 1 0 1 3																					
Mike Macfarlane, R OBP: 0.312, SLG: 0.438 (1, 2)		3-3 K		1-3 K			3-1 P4		0-0 F8	4 0 0 0 0 2 0																					
Wally Joyner, L OBP: 0.340, SLG: 0.407 (1, 3)		4-0 G1-6-3 BB			2-1 F9		2-2 F8		3-2 G4-3	3 0 0 0 1 0 0																					
Juan Samuel, R OBP: 0.321, SLG: 0.304 (1, 9)		0-1 G1-6-3 1-2f			4-1 CS BB		2-3 K		1-1 F8	3 0 0 0 1 1 1																					
Curtis Wilkerson, S OBP: 0.294, SLG: 0.314 (1, 6)			0-1 S 1B		3-1 F8 1-2			2-2 L8		3 0 1 0 0 0 1																					
Brian McRae, S OBP: 0.290, SLG: 0.303 (1, 8)		2-1 P8				4-2 1B BB		4-0 1B BB		1 0 0 0 2 0 1																					
Kevin Koslowski, L OBP: 0.339, SLG: 0.321 (1, 7)			3-1 F8			0-0 1B		0-1 FC5-4 1B		3 0 2 0 0 0 1																					
<b>Inning Stats</b>	R: 0 E: 0 K: 0 S: 6	H: 0 LOB: 0 BB: 0 P: 8	R: 0 E: 0 K: 1 S: 5	H: 0 LOB: 0 BB: 1 P: 12	R: 0 E: 0 K: 0 S: 9	H: 1 LOB: 1 BB: 0 P: 15	R: 0 E: 0 K: 1 S: 7	H: 1 LOB: 0 BB: 0 P: 12	R: 0 E: 0 K: 0 S: 6	H: 0 LOB: 0 BB: 1 P: 14	R: 0 E: 0 K: 1 S: 11	H: 1 LOB: 2 BB: 1 P: 17	R: 0 E: 0 K: 1 S: 10	H: 0 LOB: 0 BB: 0 P: 17	R: 0 E: 0 K: 0 S: 8	H: 1 LOB: 2 BB: 1 P: 17	R: 1 E: 0 K: 0 S: 9	H: 1 LOB: 0 BB: 0 P: 15	1B: 4 2B: 0 3B: 0 HR: 1	SF: 0 SAC: 0 DP: 2 HBP: 0	WP: 0 PB: 0 SB: 1 CS: 1	PA: 33									
<b>PITCHER</b> Jack McDowell, R ERA: 3.18 (1, 1)	IP 9.0	WLS W	BF 33	H 5	R 1	ER 1	SO 4	BB 4	IBB 0	HBP 0	BLK 0	WP 0	HR 1	S 71	P 127	ERA 1.00	WHIP 1.000														
											<b>PITCHER</b>	IP	WLS	BF	H	R	ER	SO	BB	IBB	HBP	BLK	WP	HR	S	P	ERA	WHIP			

**Kansas City Royals @ Chicago White Sox**  
 Comiskey Park, Chicago, IL  
 Sun Aug 23 1992, 4:33 AM EDT  
 Att. 37,112 - Sunny - 81 F

AB	29
R	1
H	5
RBI	1
BB	4
SO	4
LOB	16



Batter	1	2	3	4	5	6	7	8	9
Steve Sax, R OBP: 0.293, SLG: 0.323 (1, 4)	F7			G1-3		2B	K		
Tim Raines, S OBP: 0.374, SLG: 0.370 (1, 7)	G6-4-3 1B			F8		BB		G4-3	
Frank Thomas, R OBP: 0.448, SLG: 0.542 (1, 3)	G6-4-3 1-2f			G5-3		F9		FC8 2B	
George Bell, R OBP: 0.307, SLG: 0.444 (1, 10)			K		G5-3	K		FC8 2-3	
Robin Ventura, L OBP: 0.366, SLG: 0.425 (1, 5)			K		HR		F9 1B 2B		
Dan Pasqua, L OBP: 0.307, SLG: 0.339 (1, 9)			F8		P6		S 1B BB		
Lance Johnson, L OBP: 0.322, SLG: 0.351 (7, PR) (8, 8)									
Carlton Fisk, R OBP: 0.307, SLG: 0.319 (1, 2)			F7		BB		L7		
Shawn Abner, R OBP: 0.318, SLG: 0.361 (1, 8) (8, 9)			K		G4-3		F9 2-3		
Dale Sveum, S OBP: 0.262, SLG: 0.269 (1, 6)			G3			L9	1-H 3-H 1B		

Inning Stats	R: 0 E: 0 K: 0 S: 6	H: 1 LOB: 0 BB: 0 P: 10	R: 0 E: 0 K: 2 S: 9	H: 0 LOB: 0 BB: 0 P: 13	R: 0 E: 0 K: 1 S: 9	H: 0 LOB: 0 BB: 0 P: 11	R: 0 E: 0 K: 0 S: 6	H: 0 LOB: 0 BB: 0 P: 9	R: 1 E: 0 K: 0 S: 7	H: 1 LOB: 1 BB: 1 P: 13	R: 0 E: 0 K: 1 S: 11	H: 1 LOB: 2 BB: 1 P: 22	R: 2 E: 0 K: 1 S: 22	H: 2 LOB: 1 BB: 1 P: 35	R: 0 E: 0 K: 0 S: 11	H: 1 LOB: 0 BB: 0 P: 17
--------------	------------------------------	----------------------------------	------------------------------	----------------------------------	------------------------------	----------------------------------	------------------------------	---------------------------------	------------------------------	----------------------------------	-------------------------------	----------------------------------	-------------------------------	----------------------------------	-------------------------------	----------------------------------

PITCHER	IP	WLS	BF	H	R	ER	SO	BB	IBB	HBP	BLK	WP	HR	S	P	ERA	WHIP
Rick Reed, R ERA: 4.3 (1, 1)	5.1	L	20	3	1	1	3	2	0	0	0	0	1	42	68	1.69	0.938
Juan Berenguer, R ERA: 4.66 (6, 1)	1.2		8	2	2	2	2	1	0	0	0	0	0	28	45	10.80	1.800
Steve Shifflett, R ERA: 2.67 (8, 1)	1.0		3	1	0	0	0	0	0	0	0	0	0	11	17	0.00	1.000

**BOTTOM**


**Kansas City Royals @ Chicago White Sox**  
Comiskey Park, Chicago, IL

Sun Aug 23 1992, 4:33 AM EDT  
Att. 37,112 - Sunny - 81 F

AB	R	H	RBI	BB	SO	LOB
4	0	1	0	0	1	1
3	0	1	0	1	0	0
4	0	1	0	0	0	3
4	0	0	0	0	2	3
3	2	2	1	0	1	0
2	0	0	0	1	0	0
0	1	0	0	0	0	0
2	0	0	0	1	0	2
3	0	0	0	0	1	3
3	0	1	2	0	0	0

AB	28
R	3
H	6
RBI	3
BB	3
SO	5
LOB	12

WP: 0 PA: 31  
PB: 0  
SB: 1  
CS: 0



WP	HR	S	P	ERA	WHIP
0	0	0	0	0	0

**Kansas City Royals @ Texas Rangers**  
 Arlington Stadium, Arlington, TX

Tue Aug 25 1992, 8:05 PM EDT  
 Att. 26,586 - Sunny - 93 F

[livebaseballscorecards.com](http://livebaseballscorecards.com)

AB	33
R	2
H	8
RBI	2
BB	2
SO	7
LOB	11



WP:	0	PA:	35
PB:	0		
SB:	0		
CS:	0		

AB R H RBI BB SO LOB

4	0	0	0	0	0	4
3	1	1	1	1	0	0
4	1	2	1	0	1	1
4	0	1	0	0	2	1
4	0	0	0	0	0	2
4	0	0	0	0	2	0
4	0	2	0	0	1	0
3	0	1	0	1	1	1
3	0	1	0	0	0	2

Batter	1	2	3	4	5	6	7	8	9
<b>Gregg Jefferies, S</b> (1, 5) OBP: 0.343, SLG: 0.428	1-1 F8		0-1 P4		0-1 G6-4-3		1-0 F9		
<b>Keith Miller, R</b> (1, 4) OBP: 0.372, SLG: 0.428	1-0 HR		4-2 BB			2-1 F7		0-0 P3	
<b>George Brett, L</b> (1, 10) OBP: 0.327, SLG: 0.393	1-2 1B		1-3 K			1-1 HR		0-0 G3	
<b>Mike Macfarlane, R</b> (1, 2) OBP: 0.311, SLG: 0.436	2-3 K			1-2 L5		0-0 G4-6-3 1B		1-3 K	
<b>Wally Joyner, L</b> (1, 3) OBP: 0.337, SLG: 0.403	2-0 L8			0-0 G3		1-1 G4-6-3			1-2 F8
<b>Juan Samuel, R</b> (1, 9) OBP: 0.314, SLG: 0.297		2-2 G6-3		3-1 G4-3			3-3 K		0-3 K2-3
<b>Jeff Conine, R</b> (1, 7) OBP: 0.338, SLG: 0.413		3-1 L5			0-3 K		3-2 1B 1B		0-2 3B
<b>Brian McRae, S</b> (1, 8) OBP: 0.291, SLG: 0.304		0-3 K			4-2 1B BB		1-1 1B		3-2 L7
<b>David Howard, S</b> (1, 6) OBP: 0.327, SLG: 0.336			2-1 F8		0-0 G6-4-3 1B		2-2 F8		

Inning Stats	R: 1	H: 2	E: 0	K: 1	S: 11	P: 18	R: 0	H: 0	E: 0	K: 1	S: 8	P: 13	R: 0	H: 0	E: 0	K: 1	S: 9	P: 16	R: 0	H: 1	E: 0	K: 1	S: 10	P: 14	R: 1	H: 2	E: 0	K: 0	S: 7	P: 11	R: 0	H: 2	E: 0	K: 1	S: 14	P: 24	R: 0	H: 0	E: 0	K: 1	S: 5	P: 6	R: 0	H: 1	E: 0	K: 1	S: 12	P: 16	1B: 5	2B: 0	3B: 1	HR: 2	SF: 0	SAC: 0	DP: 2	HBP: 0	WP: 0	PA: 35
--------------	------	------	------	------	-------	-------	------	------	------	------	------	-------	------	------	------	------	------	-------	------	------	------	------	-------	-------	------	------	------	------	------	-------	------	------	------	------	-------	-------	------	------	------	------	------	------	------	------	------	------	-------	-------	-------	-------	-------	-------	-------	--------	-------	--------	-------	--------

PITCHER	IP	WLS	BF	H	R	ER	SO	BB	IBB	HBP	BLK	WP	HR	S	P	ERA	WHIP
<b>Jose Guzman, R</b> (1, 1) ERA: 3.63	7.0	W	28	7	2	2	5	2	0	0	0	0	2	67	108	2.57	1.286
<b>Ed Nunez, R</b> (8, 1) ERA: 3.67	2.0		7	1	0	0	2	0	0	0	0	0	0	17	22	0.00	0.500



Batter	1	2	3	4	5	6	7	8	9
<b>Brian Downing, R</b> OBP: 0.413, SLG: 0.440 (1, 10)	1-3 K		0-1 HR 1B	3-3 K			3-2 F8 1B		
<b>Kevin Reimer, L</b> OBP: 0.349, SLG: 0.474 <b>David Hulse, L</b> OBP: 0.313, SLG: 0.214 (1, 7) (9, 8)	3-3 K		3-2 HR 1B		0-1 G4-3		1-1 F8		
<b>Ruben Sierra, S</b> OBP: 0.323, SLG: 0.457 (1, 9)	2-1 2B		1-0 1B		3-0 HR		1-1 G4-3		
<b>Juan Gonzalez, R</b> OBP: 0.297, SLG: 0.519 (1, 8) (9, 7)	2-2 G5-3		1-0 L7		0-0 1B		1-3 K		
<b>Rafael Palmeiro, L</b> OBP: 0.336, SLG: 0.400 (1, 3)		3-3 K		0-2 G1-3	2-3 K		4-2 BB		
<b>Dean Palmer, R</b> OBP: 0.323, SLG: 0.448 (1, 5)		2-0 L8		0-1 1B 2B 1B		1-1 F9	0-3 K		
<b>Ivan Rodriguez, R</b> OBP: 0.317, SLG: 0.393 (1, 2)		1-2 G6-3		1-2 2B 1B		3-3 K	0-0 G6-4-3		
<b>Al Newman, S</b> OBP: 0.322, SLG: 0.255 (1, 4)			1-3 K	2-1 F9		2-1 G4-3			
<b>Jeff Huson, L</b> OBP: 0.345, SLG: 0.370 (1, 6)			1-2 F8	2-1 2B			4-0 1B BB		

Inning Stats	R: 0	H: 1	E: 0	K: 2	S: 16	LOB: 1	BB: 0	P: 24
	R: 0	H: 0	E: 0	K: 1	S: 13	LOB: 0	BB: 0	P: 19
	R: 2	H: 3	E: 0	K: 1	S: 17	LOB: 1	BB: 0	P: 24
	R: 2	H: 3	E: 0	K: 1	S: 15	LOB: 1	BB: 0	P: 23
	R: 1	H: 2	E: 0	K: 1	S: 7	LOB: 0	BB: 0	P: 12
	R: 0	H: 0	E: 0	K: 1	S: 7	LOB: 0	BB: 0	P: 13
	R: 1	H: 1	E: 0	K: 1	S: 10	LOB: 1	BB: 1	P: 20
	R: 0	H: 0	E: 0	K: 1	S: 8	LOB: 0	BB: 1	P: 12

PITCHER	IP	WLS	BF	H	R	ER	SO	BB	IBB	HBP	BLK	WP	HR	S	P	ERA	WHIP
<b>Kevin Appier, R</b> ERA: 2.44 (1, 1)	5.0	L	23	9	5	5	6	0	0	0	0	0	2	68	102	9.00	1.800
<b>Mike Boddicker, R</b> ERA: 4.61 (6, 1)	2.0		8	1	1	1	2	1	0	0	0	0	0	17	33	4.50	1.000
<b>Jeff Montgomery, R</b> ERA: 2.15 (8, 1)	1.0		3	0	0	0	1	1	0	0	0	0	0	8	12	0.00	1.000

AB R H RBI BB SO LOB

4	1	2	1	0	2	1
4	1	1	2	0	1	1
0	0	0	0	0	0	0
4	1	3	1	0	0	1
4	0	1	0	0	1	3
3	0	0	0	1	2	1
4	1	1	0	0	1	1
4	1	1	0	0	1	1
3	0	0	0	0	1	2
2	1	1	2	1	0	0

1B: 6	SF: 0	WP: 0	PA: 34
2B: 2	SAC: 0	PB: 0	
3B: 0	DP: 1	SB: 1	
HR: 2	HBP: 0	CS: 0	

**Kansas City Royals @ Texas Rangers**  
Arlington Stadium, Arlington, TX  
Tue Aug 25 1992, 8:05 PM EDT  
Att: 26,586 - Sunny - 93 F

livebaseballscores.com

AB	32
R	6
H	10
RBI	6
BB	2
SO	9
LOB	11



Batter	1	2	3	4	5	6	7	8	9	AB R H RBI BB SO LOB	TOP											
Gregg Jefferies, S (1, 5) OBP: 0.344, SLG: 0.429	0-1 G5-3		1-1 1B		0-0 G1-3			0-1 G4-3 PB 1B		4 0 2 0 0 0 1												
Keith Miller, R (1, 4) OBP: 0.368, SLG: 0.422	1-3 K		1-2 G5-3			1-1 P3		3-2 G4-3 1-3		4 0 0 0 0 1 2												
George Brett, L (1, 10) Gary Thurman, R (8, PR) OBP: 0.327, SLG: 0.391 OBP: 0.277, SLG: 0.309	1-0 G5-3			0-0 G4-3		2-1 F8		4-2 BB		3 0 0 0 1 0 0 0 0 0 0 0 0 0												
Mike Macfarlane, R (1, 2) OBP: 0.313, SLG: 0.436		2-2 1B		1-2 G4-3		1-2 FC3-6 1B		0-3 K		4 0 2 0 0 1 2												
Wally Joyner, L (1, 3) OBP: 0.335, SLG: 0.400		0-0 F7		2-1 F8		1-1 FC3-6 1-2f		2-1 P6		4 0 0 0 0 0 4												
Juan Samuel, R (1, 9) OBP: 0.318, SLG: 0.318		0-0 F7			1-1 S 3B		0-1 2B		2-2 F8	4 1 2 0 0 0 1												
Jeff Conine, R (1, 7) OBP: 0.319, SLG: 0.388		2-3 K			1-0 G5-3		1-1 G5-3		2-1 G5-3	4 0 0 0 0 1 3												
Brian McRae, S (1, 8) OBP: 0.289, SLG: 0.301			0-0 G6-3		0-3 K		1-3 K		1-1 G6-3	4 0 0 0 0 2 1												
David Howard, S (1, 6) OBP: 0.327, SLG: 0.331			0-1 F9		4-1 BB		1-2 G6-3			2 0 0 0 1 0 1												
<b>Inning Stats</b>	R: 0 E: 0 K: 1 S: 6	H: 0 LOB: 0 BB: 0 P: 8	R: 0 E: 0 K: 1 S: 8	H: 1 LOB: 1 BB: 0 P: 12	R: 0 E: 0 K: 0 S: 8	H: 1 LOB: 1 BB: 0 P: 10	R: 0 E: 0 K: 0 S: 6	H: 0 LOB: 0 BB: 0 P: 9	R: 1 E: 0 K: 1 S: 8	H: 1 LOB: 1 BB: 1 P: 14	R: 0 E: 0 K: 0 S: 9	H: 1 LOB: 1 BB: 0 P: 14	R: 0 E: 0 K: 1 S: 11	H: 1 LOB: 1 BB: 0 P: 14	R: 0 E: 0 K: 1 S: 14	H: 1 LOB: 2 BB: 1 P: 23	R: 0 E: 0 K: 0 S: 9	H: 0 LOB: 0 BB: 0 P: 14	1B: 4 2B: 1 3B: 1 HR: 0	SF: 0 SAC: 0 DP: 0 HBP: 0	WP: 0 PB: 1 SB: 1 CS: 0	PA: 35
<b>PITCHER</b>	IP WLS BF H R ER SO BB IBB HBP BLK WP HR S P ERA WHIP																					
Roger Pavlik, R (1, 1) ERA: 4.28	7.1 W 30 6 1 1 4 2 0 0 0 0 0 0 64 96 1.23 1.091																					
Jeff Russell, R (8, 1) ERA: 1.91	1.2 S 5 0 0 0 1 0 0 0 0 0 0 0 15 22 0.00 0.000																					

**Kansas City Royals @ Texas Rangers**  
Arlington Stadium, Arlington, TX  
Wed Aug 26 1992, 8:05 PM EDT  
Att. 20,054 - Cloudy - 86 F

[livebaseballscorecards.com](http://livebaseballscorecards.com)

AB	33
R	1
H	6
RBI	0
BB	2
SO	5
LOB	15



Batter	1	2	3	4	5	6	7	8	9	AB	R	H	RBI	BB	SO	LOB
Brian Downing, R OBP: 0.414, SLG: 0.436 (1, 10)	4-1 G4-6-3 BB		0-3 1 SAFE 1 SAFE C		4-2 SF8 HBP 1-2 2-3 BB		3-1 P6			2	0	0	0	2	1	1
Kevin Reimer, L OBP: 0.348, SLG: 0.471 David Hulse, L OBP: 0.313, SLG: 0.214 (1, 7) (8, 8)	2-0 G4-6-3 1-2f		1-3 1 SAFE 1 SAFE C		2-2 1-2 2-3 HBP		1-1 L3			3	0	0	1	0	1	2
Ruben Sierra, S OBP: 0.321, SLG: 0.454 (1, 9)	1-2 L3			0-1 F8	0-0 SF8			0-3 K		3	0	0	1	0	1	0
Juan Gonzalez, R OBP: 0.295, SLG: 0.515 (1, 8) (8, 7)		0-1 F9		0-1 G5-3	2-3 K			0-3 K		4	0	0	0	0	2	2
Rafael Palmeiro, L OBP: 0.334, SLG: 0.397 (1, 3)		1-0 P7		0-1 G4-3		0-0 F8		0-1 P7		4	0	0	0	0	0	0
Dean Palmer, R OBP: 0.327, SLG: 0.450 (1, 5)		1-2 1B			2-0 G5-3 1B	4-2 G4-3 BB				2	1	2	0	1	0	0
Ivan Rodriguez, R OBP: 0.314, SLG: 0.389 (1, 2)		3-1 L8			0-0 G5-3	1-1 G4-3				3	0	0	0	0	0	3
Jeff Huson, L OBP: 0.345, SLG: 0.370 (1, 6)			2-2 G6-3		1-2 BB HBP 1B	1-0 P7				3	1	1	1	0	0	1
Jeff Frye, R OBP: 0.312, SLG: 0.348 (1, 4)			1-0 1B		0-1 HBP BB SF8 1B		2-2 F7			3	1	2	0	0	0	0

Inning Stats	R: 0	H: 0	E: 0	K: 5	S: 5	H: 0	LOB: 0	BB: 1	P: 12	R: 0	H: 1	E: 0	K: 0	S: 8	R: 0	H: 1	E: 0	K: 2	S: 11	R: 0	H: 0	E: 0	K: 0	S: 6	R: 3	H: 3	E: 0	K: 1	S: 18	R: 0	H: 0	E: 0	K: 0	S: 7	R: 0	H: 0	E: 0	K: 0	S: 9	R: 0	H: 0	E: 0	K: 2	S: 8	R: 0	H: 0	E: 0	K: 2	S: 8	1B: 5	SF: 1	2B: 0	SAC: 0	3B: 0	DP: 1	HR: 0	HBP: 1	WP: 0	PA: 32
--------------	------	------	------	------	------	------	--------	-------	-------	------	------	------	------	------	------	------	------	------	-------	------	------	------	------	------	------	------	------	------	-------	------	------	------	------	------	------	------	------	------	------	------	------	------	------	------	------	------	------	------	------	-------	-------	-------	--------	-------	-------	-------	--------	-------	--------

PITCHER	IP	WLS	BF	H	R	ER	SO	BB	IBB	HBP	BLK	WP	HR	S	P	ERA	WHIP
Luis Aquino, R ERA: 3.74 (1, 1)	2.1		8	1	0	0	0	1	0	0	0	0	0	17	31	0.00	0.857
Rich Sauveur, L ERA: 6.35 (3, 1)	2.0	L	12	4	3	3	2	1	0	1	0	0	0	27	38	13.50	2.500
Rusty Meacham, R ERA: 1.84 (5, 1)	2.2		9	0	0	0	1	1	0	0	0	0	0	20	34	0.00	0.375
Steve Shifflett, R ERA: 2.57 (8, 1)	1.0		3	0	0	0	2	0	0	0	0	0	0	8	8	0.00	0.000

BOTTOM

Kansas City Royals @ Texas Rangers  
Arlington Stadium, Arlington, TX  
Wed Aug 26 1992, 8:05 PM EDT  
Att. 20,054 - Cloudy - 86 F

livebaseballscorecards.com

AB	27
R	3
H	5
RBI	3
BB	3
SO	5
LOB	9



**Kansas City Royals @ Texas Rangers**  
 Arlington Stadium, Arlington, TX

Thu Aug 27 1992, 8:05 PM EDT  
 Att. 18,993 - Sunny - 81 F

livebaseballscorecards.com

<b>AB</b>	<b>32</b>
<b>R</b>	<b>7</b>
<b>H</b>	<b>9</b>
<b>RBI</b>	<b>7</b>
<b>BB</b>	<b>4</b>
<b>SO</b>	<b>7</b>
<b>LOB</b>	<b>10</b>



WP:	1	PA:	39
PB:	0		
SB:	0		
CS:	3		

AB	R	H	RBI	BB	SO	LOB
4	1	1	0	1	0	2
3	2	1	2	0	0	1
4	1	3	2	0	0	0
3	1	0	0	1	0	2
2	0	0	0	0	2	1
2	0	1	1	0	0	0
4	0	1	1	0	0	2
4	0	0	0	0	2	0
3	1	2	1	1	1	0
3	1	0	0	1	2	2

Batter	1	2	3	4	5	6	7	8	9
Gregg Jefferies, S OBP: 0.344, SLG: 0.427 (1, 5)	F7		CS 1B		2B BB	F8			G5-4-3
Keith Miller, R OBP: 0.369, SLG: 0.424 (1, 4)	1B HBP		F8		1B 2B		L7		
George Brett, L OBP: 0.330, SLG: 0.394 (1, 10)	CS 1B		CS	FC3-6 1B	BB 1B		G3		
Wally Joyner, L OBP: 0.334, SLG: 0.397 (1, 3)	F8			FC3-6 1B	1B BB		F7		
Juan Samuel, R OBP: 0.314, SLG: 0.315 Gary Thurman, R OBP: 0.280, SLG: 0.312 (1, 9) (4, 9)		K		K				F9	
Brent Mayne, L OBP: 0.280, SLG: 0.304 (1, 2)		L7		CS 1B		F7		F8	
Jeff Conine, R OBP: 0.303, SLG: 0.366 (1, 7)			K	CS	F7	F8		K	
Kevin Kostofski, L OBP: 0.365, SLG: 0.393 (1, 8)					K			FC6-4 1B	
David Howard, S OBP: 0.325, SLG: 0.324 (1, 6)			K		BB 2B	K		FC6-4 G5-4-3	

Inning	1	2	3	4	5	6	7	8	9
R	1	0	1	1	4	0	0	0	0
H	1	0	2	2	3	0	0	0	1
E	0	0	0	0	0	1	0	0	0
K	0	2	1	1	1	1	0	1	0
S	8	13	9	9	17	8	4	9	11
LOB	0	0	0	0	2	1	0	0	0
BB	0	0	0	0	3	0	0	0	0
P	12	19	15	17	35	14	8	11	11

PITCHER	IP	WLS	BF	H	R	ER	SO	BB	IBB	HBP	BLK	WP	HR	S	P	ERA	WHIP
Nolan Ryan, R ERA: 4.29 (1, 1)	4.2	L	22	7	7	7	5	3	0	1	0	1	1	52	93	13.50	2.143
Brian Bohanon, L ERA: 6.35 (5, 1)	1.1		6	1	0	0	1	1	0	0	0	0	0	12	19	0.00	1.500
Matt Whiteside, R ERA: 2.89 (7, 1)	1.0		3	0	0	0	0	0	0	0	0	0	0	4	8	0.00	0.000
Todd Burns, R ERA: 3.65 (8, 1)	1.0		3	0	0	0	1	0	0	0	0	0	0	9	11	0.00	0.000
Kenny Rogers, L ERA: 2.9 (9, 1)	1.0		3	1	0	0	0	0	0	0	0	0	0	9	11	0.00	1.000

BOTTOM

Kansas City Royals @ Texas Rangers  
Arlington Stadium, Arlington, TX  
Thu Aug 27 1992, 8:05 PM EDT  
Att. 18,993 - Sunny - 81 F

livebaseballscorecards.com

AB 33  
R 2  
H 6  
RBI 2  
BB 1  
SO 3  
LOB 10



WP: 0 PA: 34  
PB: 0  
SB: 0  
CS: 0

AB R H RBI BB SO LOB

4 0 1 0 0 0 0

4 1 2 1 0 0 2

4 0 0 0 0 1 1

4 0 0 0 0 1 1

4 1 1 0 0 0 0

3 0 0 0 1 0 1

4 0 1 1 0 0 1

3 0 0 0 0 1 2

2 0 1 0 0 0 1

1 0 0 0 0 0 1

1B: 4 SF: 0  
2B: 1 SAC: 0  
3B: 0 DP: 0  
HR: 1 HBP: 0

Batter	1	2	3	4	5	6	7	8	9
Brian Downing, R OBP: 0.412, SLG: 0.433 (1, 10)	0-0 P6 1		2-2 1 SAFE 1 SAFE 1 SAFE 1-2 1B 1			2-1 P6 1		0-2 P9 1	
Kevin Reimer, L OBP: 0.349, SLG: 0.478 (1, 7)	0-0 G4-3 2		2-2 F8 3			2-1 HR 2		2-2 G4-3 1B 2	
Ruben Sierra, S OBP: 0.318, SLG: 0.450 (1, 9)	2-2 F7 3			1-1 P5 1		3-3 K 2		1-1 G4-3 1-2 2	
Juan Gonzalez, R OBP: 0.292, SLG: 0.511 (1, 8)		3-2 G5-3 1		0-0 F8 2		1-0 P3 3		1-3 K 3	
Rafael Palmeiro, L OBP: 0.333, SLG: 0.398 (1, 3)		1-1 G4-3 2		1-2 L6 3			1-2 G1-3 1B 2B 1	0-0 F7 1	
Dean Palmer, R OBP: 0.326, SLG: 0.447 (1, 5)		1-2 G6-3 3			4-2 FC6-4 BB 1		1-1 G1-3 2-3 1	1-2 G1-3 2	
Ivan Rodriguez, R OBP: 0.313, SLG: 0.387 (1, 2)			3-2 G5-3 1		1-0 F9 1		0-0 1B 1	1-2 G1-3 3	
Jeff Huson, L OBP: 0.342, SLG: 0.366 (1, 6)			2-3 K 2		0-0 F8 2		0-0 F8 2		
Jeff Frye, R OBP: 0.315, SLG: 0.351 Al Newman, S OBP: 0.320, SLG: 0.254 (7, PH) (8, 4)			2-1 1B 1B 1		2-2 FC6-4 1-2 1		1-0 G6-3 3		

Inning Stats	R: 0	H: 0	E: 0	K: 0	S: 5	LOB: 0	BB: 0	P: 7	R: 0	H: 0	E: 0	K: 0	S: 8	LOB: 0	BB: 0	P: 13	R: 0	H: 2	E: 0	K: 1	S: 16	LOB: 2	BB: 0	P: 27	R: 0	H: 0	E: 0	K: 0	S: 6	LOB: 0	BB: 0	P: 8	R: 0	H: 0	E: 0	K: 0	S: 8	LOB: 1	BB: 1	P: 15	R: 1	H: 1	E: 0	K: 1	S: 8	LOB: 0	BB: 0	P: 16	R: 1	H: 2	E: 0	K: 0	S: 8	LOB: 1	BB: 0	P: 11	R: 0	H: 1	E: 0	K: 1	S: 12	LOB: 1	BB: 0	P: 16	R: 0	H: 0	E: 0	K: 0	S: 9	LOB: 0	BB: 0	P: 11	1B: 4	SF: 0	2B: 1	SAC: 0	3B: 0	DP: 0	HR: 1	HBP: 0	WP: 0	PA: 34
--------------	------	------	------	------	------	--------	-------	------	------	------	------	------	------	--------	-------	-------	------	------	------	------	-------	--------	-------	-------	------	------	------	------	------	--------	-------	------	------	------	------	------	------	--------	-------	-------	------	------	------	------	------	--------	-------	-------	------	------	------	------	------	--------	-------	-------	------	------	------	------	-------	--------	-------	-------	------	------	------	------	------	--------	-------	-------	-------	-------	-------	--------	-------	-------	-------	--------	-------	--------

PITCHER	IP	WLS	BF	H	R	ER	SO	BB	IBB	HBP	BLK	WP	HR	S	P	ERA	WHIP
Hipolito Pichardo, R ERA: 3.64 (1, 1)	7.0	W	27	5	2	2	2	1	0	0	0	0	1	59	97	2.57	0.857
Steve Shifflett, R ERA: 2.48 (8, 1)	1.0		4	1	0	0	1	0	0	0	0	0	0	12	16	0.00	1.000
Jeff Montgomery, R ERA: 2.12 (9, 1)	1.0		3	0	0	0	0	0	0	0	0	0	0	9	11	0.00	0.000

Batter	1	2	3	4	5	6	7	8	9	AB R H RBI BB SO LOB	TOP																								
Gregg Jefferies, S OBP: 0.345, SLG: 0.429 (1, 5)	3-2 P8		2-1 FC5-4 2-H 1B		0-0 G6-3		1-0 L9		0-0 WP 2B	5 0 2 1 0 0 0																									
Keith Miller, R OBP: 0.367, SLG: 0.420 (1, 4)	0-0 S 1B		0-0 FC5-4 1-2f 1B		2-3 K		0-1 F9		1-0 G6-3 2-3	5 0 1 0 0 1 2																									
George Brett, L OBP: 0.331, SLG: 0.397 (1, 10)	2-3 K 1-2		0-0 1B			3-2 1B 2B		1-2 P5		4 1 2 0 0 1 1																									
Mike Macfarlane, R OBP: 0.309, SLG: 0.431 (1, 2)	3-2 F8 2-3		2-3 K			1-0 L7		1-2 G5-3		4 0 0 0 0 1 4																									
Wally Joyner, L OBP: 0.335, SLG: 0.398 (1, 3)		0-0 P6		3-2 G4-3		1-2 2B 2-H 1B		1-1 1B		4 0 2 1 0 0 0																									
Juan Samuel, R OBP: 0.313, SLG: 0.319 (1, 9)		3-2 G6-3		2-0 P6		0-0 1-3 2B		0-3 K		4 0 1 0 0 1 1																									
Jeff Conine, R OBP: 0.313, SLG: 0.365 (1, 7)		0-0 F9		1-0 1B		4-1 IBB		2-3 K		3 0 1 0 1 1 1																									
Brian McRae, S OBP: 0.289, SLG: 0.300 (1, 8)			1-0 WP SH5-4 1B 1B		1-1 F7		1-2 P3		2-3 K	4 1 1 0 0 1 4																									
David Howard, S OBP: 0.319, SLG: 0.317 (1, 6)			1-1 SH5-4 1-2		1-2 F7		0-1 L8		1-1 F8	3 0 0 0 0 0 3																									
<b>Inning Stats</b>	R: 0 E: 0 K: 1 S: 11	H: 1 LOB: 1 BB: 0 P: 19	R: 0 E: 0 K: 0 S: 6	H: 0 LOB: 0 BB: 0 P: 9	R: 1 E: 0 K: 1 S: 13	H: 3 LOB: 2 BB: 0 P: 19	R: 0 E: 0 K: 0 S: 7	H: 1 LOB: 1 BB: 0 P: 14	R: 0 E: 0 K: 1 S: 9	H: 0 LOB: 0 BB: 0 P: 12	R: 1 E: 0 K: 0 S: 16	H: 3 LOB: 3 BB: 1 P: 26	R: 0 E: 0 K: 0 S: 6	H: 0 LOB: 0 BB: 0 P: 8	R: 0 E: 0 K: 2 S: 11	H: 1 LOB: 1 BB: 0 P: 15	R: 0 E: 0 K: 1 S: 7	H: 1 LOB: 1 BB: 0 P: 11	1B: 7 2B: 3 3B: 0 HR: 0	SF: 0 SAC: 1 DP: 0 HBP: 0	WP: 2 PB: 0 SB: 2 CS: 0	PA: 38													
<b>PITCHER</b>	IP WLS BF H R ER SO BB IBB HBP BLK WP HR S P ERA WHIP																																		
Frank Tanana, L (1, 1) ERA: 4.23	6.0	27	8	2	2	3	0	1	0	0	1	0	62	99	3.00	1.333																			
Walt Terrell, R (7, 1) ERA: 5.45	2.0	W	7	1	0	0	2	0	0	0	0	0	17	23	0.00	0.500																			
Mike Henneman, R (9, 1) ERA: 3.9	1.0	S	4	1	0	0	1	0	0	0	1	0	7	11	0.00	1.000																			

Kansas City Royals @ Detroit Tigers  
Tiger Stadium, Detroit, MI  
Fri Aug 28 1992, 7:05 PM EDT  
Att. 24,715 - Cloudy - 58 F

[livebaseballscorecards.com](http://livebaseballscorecards.com)

AB 36  
R 2  
H 10  
RBI 2  
BB 1  
SO 6  
LOB 16



BOTTOM

Kansas City Royals @ Detroit Tigers  
Tiger Stadium, Detroit, MI  
Fri Aug 28 1992, 7:05 PM EDT  
Att. 24,715 - Cloudy - 58 F

livebaseballscorecards.com

AB	31
R	4
H	6
RBI	4
BB	3
SO	8
LOB	21



WP:	1	PA:	35
PB:	0		
SB:	1		
CS:	0		

AB	R	H	RBI	BB	SO	LOB	
3	0	0	1	1	1	2	
4	0	1	0	0	0	3	
4	0	2	0	0	1	4	
3	1	1	0	0	0	3	
4	0	0	0	0	2	4	
3	2	1	2	1	0	2	
4	1	1	0	0	3	2	
4	0	0	1	0	1	1	
2	0	0	0	0	0	0	
0	0	0	0	1	0	0	
0	0	0	0	0	0	0	
1B:	4	SF:	0	WP:	1	PA:	35
2B:	1	SAC:	0	PB:	0		
3B:	0	DP:	1	SB:	1		
HR:	1	HBP:	1	CS:	0		

Batter	1	2	3	4	5	6	7	8	9
Tony Phillips, S OBP: 0.390, SLG: 0.402 (1, 10)	4-2 1B BB		2-3 K 1-2		2-0 G4-3		1-1 E3 WP		
Lou Whitaker, L OBP: 0.392, SLG: 0.456 (1, 4)	1-2 G6-4-3 1B		0-0 G3-1			0-1 F8	1-2 F8		
Travis Fryman, R OBP: 0.325, SLG: 0.446 (1, 6)	1-3 K			1-2 FC5 HBP 1B		1-2 1B	2-2 F8		
Cecil Fielder, R OBP: 0.313, SLG: 0.457 (1, 3)	1-1 G6-4-3 1-2f			2-1 FC5 HBP		0-0 F7		2-0 HR 1B	
Mickey Tettleton, S OBP: 0.370, SLG: 0.459 (1, 2)		2-3 K		2-3 K		2-1 P2		3-2 F8	
Dan Gladden, R OBP: 0.322, SLG: 0.386 (1, 7)		1-1 G6-3		0-1 FC5 1-2 2-3f			4-1 2B G4-3 BB	0-1 1-H HR	
Rob Deer, R OBP: 0.304, SLG: 0.552 (1, 9)		2-3 K		1-3 K			2-2 G4-3 E 2B	1-3 K	
Scott Livingstone, L OBP: 0.307, SLG: 0.326 (1, 5)			1-2 P6		2-2 G4-3		1-2 G4-3	0-3 K	
Gary Pettis, S OBP: 0.293, SLG: 0.272 (1, 8)			2-2 E3		0-0 B1-3		2-3 3-H 4-0 WP E BB		
Dave Bergman, L OBP: 0.272, SLG: 0.240 (7, PH)									
Skeeter Barnes, R OBP: 0.302, SLG: 0.392 (7, PR)									

Inning	R	H	E	K	S	P	BB	SO
1	0	1	0	1	18	10	1	1
2	0	0	0	2	16	10	2	0
3	0	0	1	1	18	10	0	0
4	0	1	0	2	18	10	1	0
5	0	0	0	5	9	10	0	0
6	0	1	0	8	11	10	0	0
7	2	1	1	18	33	10	0	0
8	0	2	0	16	22	10	0	0

PITCHER	IP	WLS	BF	H	R	ER	SO	BB	IBB	HBP	BLK	WP	HR	S	P	ERA	WHIP
Rick Reed, R ERA: 3.9 (1, 1)	6.0		23	3	0	0	6	1	0	1	0	0	0	60	90	0.00	0.667
Rusty Meacham, R ERA: 2.03 (7, 1)	1.1	L	10	3	4	2	0	2	0	0	0	1	1	26	46	13.50	3.750
Mike Magnante, L ERA: 4.73 (8, 1)	0.2		2	0	0	0	2	0	0	0	0	0	0	8	9	0.00	0.000

Batter	1	2	3	4	5	6	7	8	9	AB R H RBI BB SO LOB	TOP
Gregg Jefferies, S (1, 5) OBP: 0.344, SLG: 0.427	0-1 G4-3			0-1 G4-3		2-0 L8			0-1 G6-4-3 1B	4 0 1 0 0 0 0	
Keith Miller, R (1, 4) OBP: 0.362, SLG: 0.415	3-1 F9			0-0 F8		1-1 P4			1-1 P6	4 0 0 0 0 0 1	
George Brett, L (1, 10) OBP: 0.329, SLG: 0.394	1-1 F8			0-0 G3-1		0-1 G6-3			2-1 G6-4-3 1-2f	4 0 0 0 0 0 1	
Mike Macfarlane, R (1, 2) OBP: 0.307, SLG: 0.427		0-0 L8			0-1 L9			0-0 G5-3		3 0 0 0 0 0 0	
Wally Joyner, L (1, 3) OBP: 0.333, SLG: 0.395		0-1 F7			2-0 G6-3			3-2 G4-3		3 0 0 0 0 0 0	
Juan Samuel, R (1, 9) OBP: 0.313, SLG: 0.319		2-1 G5-3			1-1 1B 1B			3-2 F9		3 1 1 0 0 0 0	
Jeff Conine, R (1, 7) OBP: 0.313, SLG: 0.364			2-1 F8		0-1 1B 1B			0-3 K		3 0 1 0 0 1 0	
Kevin Kostofski, L (1, 8) OBP: 0.364, SLG: 0.390			0-1 G1-3		0-1 1B 1B			1-1 F8		3 0 1 1 0 0 0	
David Howard, S (1, 6) OBP: 0.313, SLG: 0.311			0-0 G6-3		0-0 G6-3			2-3 K		3 0 0 0 0 1 2	
<b>Inning Stats</b>	R: 0 E: 0 K: 0 S: 6 H: 0 LOB: 0 BB: 0 P: 10	R: 0 E: 0 K: 0 S: 5 H: 0 LOB: 0 BB: 0 P: 7	R: 0 E: 0 K: 0 S: 5 H: 0 LOB: 0 BB: 0 P: 7	R: 0 E: 0 K: 0 S: 4 H: 0 LOB: 0 BB: 0 P: 4	R: 1 E: 0 K: 0 S: 10 H: 3 LOB: 2 BB: 0 P: 13	R: 0 E: 0 K: 0 S: 5 H: 0 LOB: 0 BB: 0 P: 8	R: 0 E: 0 K: 0 S: 7 H: 0 LOB: 0 BB: 0 P: 13	R: 0 E: 0 K: 2 S: 9 H: 0 LOB: 0 BB: 0 P: 12	R: 0 E: 0 K: 0 S: 6 H: 1 LOB: 0 BB: 0 P: 9	1B: 4 2B: 0 3B: 0 HR: 0 SF: 0 SAC: 0 DP: 1 HBP: 0	WP: 0 PB: 0 SB: 0 CS: 0 PA: 30
<b>PITCHER</b>	IP WLS BF H R ER SO BB IBB HBP BLK WP HR S P ERA WHIP										
Bill Gullickson, R (1, 1) ERA: 3.71	7.0 W 24 3 1 1 0 0 0 0 0 0 0 0 42 62 1.29 0.429										
Les Lancaster, R (8, 1) ERA: 5.9	2.0 6 1 0 0 2 0 0 0 0 0 0 0 15 21 0.00 0.500										

**Kansas City Royals @ Detroit Tigers**  
 Tiger Stadium, Detroit, MI  
 Sat Aug 29 1992, 3:33 AM EDT  
 Att. 41,605 - Sunny - 67 F

[livebaseballscorecards.com](http://livebaseballscorecards.com)

AB	30
R	1
H	4
RBI	1
BB	0
SO	2
LOB	4





BOTTOM

Kansas City Royals @ Detroit Tigers  
Tiger Stadium, Detroit, MI  
Sat Aug 29 1992, 3:33 AM EDT  
Att: 41,605 - Sunny - 67 F

livebaseballscorecards.com

AB 33  
R 12  
H 11  
RBI 12  
BB 7  
SO 6  
LOB 17



WP: 0 PA: 40  
PB: 0  
SB: 0  
CS: 0

AB R H RBI BB SO LOB

4 1 0 0 1 1 1  
3 2 3 4 1 0 0  
1 0 1 0 0 0 0

5 0 0 0 0 1 4

2 3 2 2 2 0 0  
1 0 0 0 0 0 1

3 1 1 0 1 2 2

4 1 0 0 0 1 6  
0 0 0 0 0 0 0

3 1 1 3 1 0 2

3 1 0 0 1 0 1

4 2 3 3 0 1 0

1B: 7 SF: 0  
2B: 0 SAC: 0  
3B: 0 DP: 2  
HR: 4 HBP: 0

Batter	1	2	3	4	5	6	7	8	9
Tony Phillips, S OBP: 0.389, SLG: 0.399 (1, 10)	G1-3 3-2		G6-3 2-1	HR BB 4-1	K 0-3		P3 3-1		
Lou Whitaker, L OBP: 0.398, SLG: 0.469 Skeeter Barnes, R OBP: 0.308, SLG: 0.397 (1, 4) (8, 4)	HR BB 4-0		1B HR 1-0	HR 1B 1-H 2-H 3-H		1B 1B 0-0		FC6-4 1B 1-2	
Travis Fryman, R OBP: 0.322, SLG: 0.442 (1, 6)	F9 0-0		F9 0-2	K 1-3		L4 1-2		FC6-4 G5-4-3 1-2f	
Cecil Fielder, R OBP: 0.318, SLG: 0.466 Chad Kreuter, S OBP: 0.308, SLG: 0.329 (1, 3) (7, 2)	HR 1-H 3-1		BB BB 1B BB 4-1	FC3-6 HR BB BB 4-2		1B 1-2		G5-4-3 1-2f	
Mickey Tettleton, S OBP: 0.371, SLG: 0.458 (1, 2) (7, 3)	K 2-3		BB BB 1B BB 4-0	FC3-6 1B 1-2		K 1-2			
Dan Gladden, R OBP: 0.319, SLG: 0.381 Mark Carreon, R OBP: 0.272, SLG: 0.358 (1, 7) (8, 7)			K 1-3	P2 0-0	FC3-6 HR 1-2f 2-3		G6-3 1-2		
Rob Deer, R OBP: 0.306, SLG: 0.560 (1, 9)			F7 0-2	L7 0-1	HR 1-H 3-H 1-2		G4-3 BB 4-0		
Scott Livingstone, L OBP: 0.306, SLG: 0.322 (1, 5)			G4-3 2-2	HR BB 1B 1-2 2-3	F7 1-0		G4-3 1-2f		
Gary Pettis, S OBP: 0.304, SLG: 0.307 (1, 8)			K 1-3	HR BB 1-2 2-H 3-H	HR 0-1		1B 0-1		

Inning Stats	R: 2	H: 1	E: 0	K: 1	S: 9	LOB: 0	BB: 1	P: 21	R: 0	H: 0	E: 0	K: 1	S: 9	LOB: 0	BB: 0	P: 12	R: 0	H: 1	E: 0	K: 1	S: 9	LOB: 1	BB: 0	P: 13	R: 6	H: 2	E: 0	K: 1	S: 13	LOB: 0	BB: 4	P: 33	R: 4	H: 3	E: 0	K: 1	S: 17	LOB: 0	BB: 1	P: 27	R: 0	H: 2	E: 0	K: 1	S: 12	LOB: 2	BB: 0	P: 15	R: 0	H: 1	E: 0	K: 0	S: 7	LOB: 1	BB: 1	P: 14	R: 0	H: 1	E: 0	K: 0	S: 7	LOB: 0	BB: 0	P: 10
--------------	------	------	------	------	------	--------	-------	-------	------	------	------	------	------	--------	-------	-------	------	------	------	------	------	--------	-------	-------	------	------	------	------	-------	--------	-------	-------	------	------	------	------	-------	--------	-------	-------	------	------	------	------	-------	--------	-------	-------	------	------	------	------	------	--------	-------	-------	------	------	------	------	------	--------	-------	-------

PITCHER	IP	WLS	BF	H	R	ER	SO	BB	IBB	HBP	BLK	WP	HR	S	P	ERA	WHIP
Juan Berenguer, R ERA: 5.55 (1, 1)	3.2	L	20	4	8	8	3	5	0	0	0	0	2	37	75	19.64	2.455
Mike Boddicker, R ERA: 4.91 (4, 1)	2.1		13	5	4	4	3	1	0	0	0	0	2	32	46	15.43	2.571
Rich Sauveur, L ERA: 4.7 (7, 1)	2.0		7	2	0	0	0	1	0	0	0	0	0	14	24	0.00	1.500

PITCHER	IP	WLS	BF	H	R	ER	SO	BB	IBB	HBP	BLK	WP	HR	S	P	ERA	WHIP
---------	----	-----	----	---	---	----	----	----	-----	-----	-----	----	----	---	---	-----	------

Batter	1	2	3	4	5	6	7	8	9	AB R H RBI BB SO LOB
<b>Gregg Jefferies, S</b> (1, 5) OBP: 0.344, SLG: 0.424	1-1 F7		4-2 BB	2-1 FC5-4		4-0 2B IBB	1-0 F7		3-1 G3-1	4 0 0 0 2 0 4
<b>Keith Miller, R</b> (1, 4) OBP: 0.360, SLG: 0.414	0-1 G5-3		0-0 F8		1-3 K	1-0 2B		1-0 G5-3		5 0 1 1 0 1 2
<b>George Brett, L</b> (1, 10) OBP: 0.327, SLG: 0.390 <b>Jeff Conine, R</b> (8, PR) OBP: 0.313, SLG: 0.364	1-0 G3			0-0 G6-3	1-2 P6	1-2 G4-3		4-1 BB BB		4 0 0 0 1 0 2 0 0 0 0 0 0 0
<b>Wally Joyner, L</b> (1, 3) OBP: 0.334, SLG: 0.393		0-0 G3-1		4-2 S 1B BB BB	1-2 F8		1-1 G3-1	4-1 BB BB		3 1 0 0 2 0 0
<b>Juan Samuel, R</b> (1, 9) OBP: 0.322, SLG: 0.335 <b>Brian McRae, S</b> (8, PH) OBP: 0.288, SLG: 0.300		3-1 F7		1 SAFE 4-2 P 1B BB 1 SAFE 1-2 1B BB		2-0 E S SH1-3 1B	2-1 FC 3B	3-3 K		3 3 2 0 1 0 0 1 0 0 0 0 1 2
<b>Brent Mayne, L</b> (1, 2) OBP: 0.263, SLG: 0.302		1-1 G4-3		3-2 1B 1B 1B 1B		4-2 SH1-3 2B BB	1-2 FC 1B	1-3 K		4 3 1 3 1 1 2
<b>Kevin Koslofski, L</b> (1, 8) OBP: 0.386, SLG: 0.413			0-0 WP S 1B	0-1 1B 1B		1 SAFE X SH1-3	0-0 1B G3 1B		X 0-0 G3-1	4 1 3 1 0 0 0
<b>Gary Thurman, R</b> (1, 7) OBP: 0.289, SLG: 0.327			0-3 K 1B	0-1 1B 1B		1 SAFE X SH1-3	0-2 2B 2B		S 0-2 L9	5 1 3 2 0 1 1
<b>Curtis Wilkerson, S</b> (1, 6) OBP: 0.296, SLG: 0.321			2-3 K 1B	0-0 FC5-4 1B		X P4	2-1 G3		BB 2-0 2B	5 0 2 2 0 1 3

Inning Stats	R: 0 E: 0 K: 0 S: 5	H: 0 LOB: 0 BB: 0 P: 7	R: 0 E: 0 K: 0 S: 5	H: 0 LOB: 0 BB: 0 P: 9	R: 0 E: 0 K: 2 S: 10	H: 1 LOB: 2 BB: 1 P: 16	R: 3 E: 0 K: 0 S: 19	H: 4 LOB: 2 BB: 2 P: 31	R: 0 E: 0 K: 1 S: 12	H: 0 LOB: 0 BB: 0 P: 15	R: 3 E: 0 K: 0 S: 16	H: 3 LOB: 2 BB: 2 P: 27	R: 3 E: 0 K: 0 S: 14	H: 3 LOB: 1 BB: 0 P: 23	R: 0 E: 0 K: 2 S: 12	H: 0 LOB: 2 BB: 2 P: 25	R: 0 E: 0 K: 0 S: 7	H: 1 LOB: 1 BB: 0 P: 13	1B: 8 2B: 3 3B: 1 HR: 0	SF: 0 SAC: 1 DP: 0 HBP: 0
--------------	------------------------------	---------------------------------	------------------------------	---------------------------------	-------------------------------	----------------------------------	-------------------------------	----------------------------------	-------------------------------	----------------------------------	-------------------------------	----------------------------------	-------------------------------	----------------------------------	-------------------------------	----------------------------------	------------------------------	----------------------------------	----------------------------------	------------------------------------

PITCHER	IP	WLS	BF	H	R	ER	SO	BB	IBB	HBP	BLK	WP	HR	S	P	ERA	WHIP
<b>Eric King, R</b> (1, 1) ERA: 6.02	4.0	L	19	5	3	3	2	3	0	0	0	1	0	39	63	6.75	2.000
<b>Kurt Knudsen, R</b> (5, 1) ERA: 4.08	1.2		10	3	3	3	1	1	1	0	0	0	0	25	38	16.20	2.400
<b>Mike Munoz, L</b> (6, 1) ERA: 3.57	0.2		5	2	3	3	0	0	0	0	0	0	0	11	16	40.50	3.000
<b>John Kiely, R</b> (7, 1) ERA: 2.66	2.2		12	2	0	0	2	2	0	0	0	0	0	25	49	0.00	1.500

**TOP**

**Kansas City Royals @ Detroit Tigers**  
Tiger Stadium, Detroit, MI  
Sun Aug 30 1992, 3:33 AM EDT  
Att. 24,667 - Sunny - 75 F

<b>AB</b>	<b>38</b>
<b>R</b>	<b>9</b>
<b>H</b>	<b>12</b>
<b>RBI</b>	<b>9</b>
<b>BB</b>	<b>7</b>
<b>SO</b>	<b>5</b>
<b>LOB</b>	<b>16</b>

[livebaseballscorecards.com](http://livebaseballscorecards.com)



Batter	1	2	3	4	5	6	7	8	9	AB R H RBI BB SO LOB
Tony Phillips, S (1, 7) Skeeter Barnes, R (8, 7) OBP: 0.388, SLG: 0.398 OBP: 0.313, SLG: 0.402	1-2 G4-3		0-0 F8		2-1 1B		1-2 F7		0-1 FC6-4 1B	4 0 1 0 0 0 0 1 0 1 0 0 0 0
Lou Whitaker, L (1, 4) OBP: 0.400, SLG: 0.478	4-1 FC5-4 BB		2-3 K		2-3 K		3-1 HR		1-1 FC6-4 1B	4 1 2 2 1 2 1
Travis Fryman, R (1, 6) OBP: 0.324, SLG: 0.443	1-2 FC5-4 E S 1-2f		2-2 CS 1B		2-2 1B		0-1 1B		2-3 K	5 0 3 0 0 1 3
Cecil Fielder, R (1, 3) Dave Bergman, L (7, PH) (8, 3) OBP: 0.318, SLG: 0.465 OBP: 0.268, SLG: 0.236	2-2 E5		2-2 CS		2-3 K		2-2 G4-3		2-2 FC6-4	3 1 1 0 0 1 3 2 0 0 0 0 0 3
Mickey Tettleton, S (1, 10) OBP: 0.371, SLG: 0.465	3-3 K				1-2 FC3-6 1B		1-0 F8		2-2 F8	5 1 2 1 0 1 6
Rob Deer, R (1, 9) OBP: 0.305, SLG: 0.556		0-0 S 1B			1-3 K		2-3 K		2-2 G6-3	4 0 1 0 0 2 2
Scott Livingstone, L (1, 5) OBP: 0.302, SLG: 0.318		1-1 L6			3-2 FC3-6 1B		1-2 G4-3		2-3 K	4 0 0 0 0 1 3
Chad Kreuter, S (1, 2) OBP: 0.306, SLG: 0.327		3-3 K			3-2 1B		2-3 K		3-3 K	4 0 1 1 0 3 1
Gary Pettis, S (1, 8) OBP: 0.303, SLG: 0.301		2-2 G3-1			0-1 G3		2-3 K		4-1 1B BB	3 1 0 0 1 1 3

Inning Stats	R: 0	H: 0	E: 1	K: 13	S: 13	LOB: 2	BB: 1	P: 24	R: 0	H: 1	E: 0	K: 10	S: 10	LOB: 1	BB: 1	P: 16	R: 0	H: 1	E: 0	K: 1	S: 9	LOB: 0	BB: 0	P: 15	R: 1	H: 3	E: 0	K: 17	S: 17	LOB: 2	BB: 0	P: 26	R: 0	H: 2	E: 0	K: 13	S: 13	LOB: 0	BB: 0	P: 22	R: 1	H: 2	E: 0	K: 13	S: 13	LOB: 1	BB: 0	P: 21	R: 1	H: 1	E: 0	K: 13	S: 13	LOB: 0	BB: 0	P: 22	R: 1	H: 2	E: 0	K: 15	S: 15	LOB: 2	BB: 1	P: 26	1B: 10	2B: 0	3B: 0	HR: 2	SF: 0	SAC: 0	DP: 0	HBP: 0	WP: 0	PB: 0	SB: 2	CS: 1	PA: 42
--------------	------	------	------	-------	-------	--------	-------	-------	------	------	------	-------	-------	--------	-------	-------	------	------	------	------	------	--------	-------	-------	------	------	------	-------	-------	--------	-------	-------	------	------	------	-------	-------	--------	-------	-------	------	------	------	-------	-------	--------	-------	-------	------	------	------	-------	-------	--------	-------	-------	------	------	------	-------	-------	--------	-------	-------	--------	-------	-------	-------	-------	--------	-------	--------	-------	-------	-------	-------	--------

PITCHER	IP	WLS	BF	H	R	ER	SO	BB	IBB	HBP	BLK	WP	HR	S	P	ERA	WHIP
Kevin Appier, R (1, 1) ERA: 2.41	6.0	W	26	7	1	1	8	1	0	0	0	0	0	72	118	1.50	1.333
Steve Shifflett, R (7, 1) ERA: 2.9	2.0		9	3	2	2	3	0	0	0	0	0	2	26	43	9.00	1.500
Jeff Montgomery, R (9, 1) ERA: 2.23	1.0		6	2	1	1	1	1	0	0	0	0	0	15	26	9.00	3.000

BOTTOM

Kansas City Royals @ Detroit Tigers  
Tiger Stadium, Detroit, MI  
Sun Aug 30 1992, 3:33 AM EDT  
Att. 24,667 - Sunny - 75 F

livebaseballscores.com

AB	39
R	4
H	12
RBI	4
BB	2
SO	12
LOB	25



Batter	1	2	3	4	5	6	7	8	9	AB R H RBI BB SO LOB	TOP
<b>Jeff Frye, R</b> (1, 4) OBP: 0.305, SLG: 0.339 <b>Kevin Reimer, L</b> (7, PH) OBP: 0.352, SLG: 0.479 (7, 7)	3-2 		1-0 		2-1 		2-3 			3 0 0 0 0 0 1 1 0 0 0 0 0 11	
<b>Monty Fariss, R</b> (1, 9) OBP: 0.310, SLG: 0.353 (7, 4)	1-1 		1-3 		1-2 			0-0 		4 0 0 0 0 1 1	
<b>Rafael Palmeiro, L</b> (1, 3) OBP: 0.341, SLG: 0.402 (7, 7)	2-1 		2-3 			0-1 		1-3 		4 1 2 0 0 2 0	
<b>Juan Gonzalez, R</b> (1, 7) OBP: 0.304, SLG: 0.541 (7, 9)	0-0 			4-1 		2-1 		1-3 		3 1 1 2 1 1 1	
<b>Brian Downing, R</b> (1, 10) OBP: 0.412, SLG: 0.434 (7, 7)	4-1 			2-2 		1-3 		0-2 		3 0 0 0 1 1 2	
<b>Dean Palmer, R</b> (1, 5) OBP: 0.319, SLG: 0.435 (7, 7)	1-0 			1-1 		3-3 		0-2 		4 0 0 0 0 1 3	
<b>Ivan Rodriguez, R</b> (1, 2) OBP: 0.306, SLG: 0.379 (7, 7)		2-2 		1-0 		2-1 		0-3 		4 0 1 0 0 1 1	
<b>Mario Diaz, R</b> (1, 6) OBP: 0.176, SLG: 0.176 <b>Jeff Huson, L</b> (7, PH) OBP: 0.346, SLG: 0.366 (7, 6)		1-2 		0-0 		3-2 				2 0 0 0 0 0 2 1 0 0 0 0 0 1	
<b>David Hulse, L</b> (1, 8) OBP: 0.292, SLG: 0.227 (7, 7)		1-1 		0-1 		1-3 				3 0 1 0 0 1 1	
<b>Inning Stats</b>	R: 2 H: 2 E: 0 LOB: 1 K: 0 BB: 1 S: 10 P: 21	R: 0 H: 0 E: 0 LOB: 0 K: 0 BB: 0 S: 10 P: 14	R: 0 H: 0 E: 1 LOB: 2 K: 2 BB: 1 S: 8 P: 16	R: 0 H: 1 E: 0 LOB: 0 K: 0 BB: 0 S: 7 P: 10	R: 0 H: 1 E: 0 LOB: 1 K: 2 BB: 0 S: 10 P: 16	R: 0 H: 1 E: 0 LOB: 1 K: 2 BB: 0 S: 12 P: 20	R: 0 H: 0 E: 0 LOB: 0 K: 1 BB: 0 S: 9 P: 9	1B: 2 SF: 0 2B: 2 SAC: 0 3B: 0 DP: 0 HR: 1 HBP: 0	WP: 0 PA: 34 PB: 0 SB: 0 CS: 1		
<b>PITCHER</b> <b>Chris Haney, L</b> (1, 1) ERA: 5.11 <b>Rusty Meacham, R</b> (7, 1) ERA: 1.98 <b>Jeff Montgomery, R</b> (9, 1) ERA: 2.19	IP WLS BF H R ER SO BB IBB HBP BLK WP HR S P ERA WHIP 6.0 W 24 4 2 2 4 2 0 0 0 0 0 1 52 88 3.00 1.000 2.0 7 1 0 0 4 0 0 0 0 0 0 0 20 30 0.00 0.500 1.0 S 3 0 0 0 1 0 0 0 0 0 0 0 9 9 0.00 0.000	<b>PITCHER</b> IP WLS BF H R ER SO BB IBB HBP BLK WP HR S P ERA WHIP									

Texas Rangers @ Kansas City Royals  
 Royals Stadium, Kansas City, MO  
 Mon Aug 31 1992, 8:05 PM EDT  
 Att. 21,991 - Cloudy - 73 F

livebaseballscorecards.com

AB	32
R	2
H	5
RBI	2
BB	2
SO	9
LOB	14



Batter	1	2	3	4	5	6	7	8	9	AB	R	H	RBI	BB	SO	LOB
Gregg Jefferies, S OBP: 0.345, SLG: 0.422	4-1 1B BB		1-3 K	1-0 CS 1-2	0-0 F7	0-0 FC4-6 BB 1-2f 3-H		1-2 FC6-4 1B		4	0	1	1	1	1	1
Keith Miller, R OBP: 0.363, SLG: 0.414	0-1 P6		4-1 HBP		0-1 1B	4-1 BB 1-2 BB		0-0 FC6-4 1-2f		3	0	1	0	1	0	2
George Brett, L OBP: 0.331, SLG: 0.392	1-1 1B		0-0 L8		3-2 1B 1B	4-1 1-2 2-3 BB				3	0	2	0	1	0	1
Wally Joyner, L OBP: 0.333, SLG: 0.391	0-3 K			2-1 G4-3	0-1 1B	0-1 F7				4	0	1	0	0	1	5
Juan Samuel, R OBP: 0.321, SLG: 0.344	3-3 K			2-2 1B 3B	2-2 G4-3		3-3 K2-3			4	1	1	0	0	2	4
Brent Mayne, L OBP: 0.288, SLG: 0.299		2-1 P6		4-2 1B WP BB		4-2 CS BB	1-0 G3-1			2	1	0	0	2	0	0
Kevin Koslofski, L OBP: 0.392, SLG: 0.418		1-0 CS 1B		1-1 1B 1B	1-H 3-H	FC 1B 1-2	0-3 G3-1			4	2	2	2	0	0	1
Brian McRae, S OBP: 0.288, SLG: 0.299		2-2 G6-3		0-0 L9		0-0 1B FC4-6 1B		0-0 F9		4	1	1	0	0	0	2
Curtis Wilkerson, S OBP: 0.300, SLG: 0.324			0-3 K	0-1 CS 1B		3-2 FC4-6 1B		3-2 F9		4	0	2	2	0	1	0

Inning Stats	R: 0	H: 1	E: 0	K: 2	S: 11	LOB: 2	BB: 1	P: 19	R: 0	H: 1	E: 0	K: 0	S: 6	LOB: 0	BB: 0	P: 11	R: 0	H: 0	E: 0	K: 2	S: 10	LOB: 1	BB: 0	P: 15	R: 3	H: 3	E: 0	K: 0	S: 13	LOB: 0	BB: 1	P: 23	R: 0	H: 3	E: 0	K: 0	S: 12	LOB: 2	BB: 0	P: 17	R: 2	H: 2	E: 0	K: 0	S: 14	LOB: 3	BB: 3	P: 29	R: 0	H: 0	E: 0	K: 1	S: 6	LOB: 0	BB: 0	P: 10	R: 0	H: 1	E: 0	K: 0	S: 9	LOB: 1	BB: 0	P: 13
--------------	------	------	------	------	-------	--------	-------	-------	------	------	------	------	------	--------	-------	-------	------	------	------	------	-------	--------	-------	-------	------	------	------	------	-------	--------	-------	-------	------	------	------	------	-------	--------	-------	-------	------	------	------	------	-------	--------	-------	-------	------	------	------	------	------	--------	-------	-------	------	------	------	------	------	--------	-------	-------

PITCHER	IP	WLS	BF	H	R	ER	SO	BB	IBB	HBP	BLK	WP	HR	S	P	ERA	WHIP
Roger Pavlik, R ERA: 4.96	(1, 1)	5.1	L	27	10	5	5	5	3	0	1	0	0	61	101	8.44	2.438
Matt Whiteside, R ERA: 2.38	(6, 1)	0.1		2	0	0	0	1	0	0	0	0	0	2	6	0.00	3.000
Brian Bohanon, L ERA: 5.89	(6, 1)	2.1		9	1	0	1	1	0	0	0	0	0	18	30	0.00	0.857

**BOTTOM**

**Texas Rangers @ Kansas City Royals**  
 Royals Stadium, Kansas City, MO  
 Mon Aug 31 1992, 8:05 PM EDT  
 Att. 21,991 - Cloudy - 73 F

[livebaseballscorecards.com](http://livebaseballscorecards.com)

<b>AB</b>	<b>32</b>
<b>R</b>	<b>5</b>
<b>H</b>	<b>11</b>
<b>RBI</b>	<b>5</b>
<b>BB</b>	<b>5</b>
<b>SO</b>	<b>5</b>
<b>LOB</b>	<b>16</b>



1B: 10	SF: 0	WP: 2	PA: 39
2B: 0	SAC: 0	PB: 0	
3B: 1	DP: 0	SB: 0	
HR: 0	HBP: 1	CS: 3	

PITCHER	IP	WLS	BF	H	R	ER	SO	BB	IBB	HBP	BLK	WP	HR	S	P	ERA	WHIP
---------	----	-----	----	---	---	----	----	----	-----	-----	-----	----	----	---	---	-----	------

Batter	1	2	3	4	5	6	7	8	9	AB R H RBI BB SO LOB	TOP																
<b>Brian Downing, R</b> (1, 10) OBP: 0.413, SLG: 0.435 <b>Geno Petralli, L</b> (9, PH) OBP: 0.281, SLG: 0.287	0-1 P9		1-1 FC4-6 2-H 1B		1-1 FC6-4 1-2 1B		2-1 F9		1-2 L9	4 0 2 0 0 0 0 1 0 0 0 0 0 1																	
<b>Jack Daugherty, S</b> (1, 9) OBP: 0.275, SLG: 0.261	1-1 G6-3		0-1 FC4-6 1-2f		1-2 FC6-4 2B 1-2f 2-3		2-2 1B		1-0 E5 1-2	5 0 1 0 0 0 4																	
<b>Rafael Palmeiro, L</b> (1, 3) OBP: 0.341, SLG: 0.402	1-0 G3-1				2-2 2B		2-2 L7		1-0 F8	4 1 1 0 0 0 3																	
<b>Juan Gonzalez, R</b> (1, 8) OBP: 0.303, SLG: 0.545		2-3 K		0-0 HR	1-1 P3			3-2 F9		4 1 1 2 0 1 2																	
<b>Kevin Reimer, L</b> (1, 7) OBP: 0.351, SLG: 0.479		3-2 G4-3 2B		2-1 F7		3-2 G5-3		2-3 K		4 0 1 0 0 1 0																	
<b>Dean Palmer, R</b> (1, 5) OBP: 0.320, SLG: 0.441		0-1 G4-3		1-3 K		4-2 BB		0-0 HR		3 1 1 1 1 1 1																	
<b>Ivan Rodriguez, R</b> (1, 2) OBP: 0.305, SLG: 0.378		0-0 G4-3		0-0 1B		1-2 L7		2-0 F9		4 0 1 0 0 0 2																	
<b>Al Newman, S</b> (1, 4) OBP: 0.325, SLG: 0.255		4-0 G3-1 1B BB		0-0 L9		3-2 G1-3		0-1 E 1B		3 0 1 0 1 0 2																	
<b>Jeff Huson, L</b> (1, 6) OBP: 0.344, SLG: 0.364			1-2 G3-1		2-2 FC6-4 1B		2-1 F9		1-2 F8	4 0 1 0 0 0 2																	
<b>Inning Stats</b>	R: 0 E: 0 K: 0 S: 5 H: 0 LOB: 0 BB: 0 P: 7	R: 0 E: 0 K: 1 S: 9 H: 1 LOB: 1 BB: 0 P: 14	R: 0 E: 0 K: 0 S: 8 H: 1 LOB: 1 BB: 1 P: 14	R: 2 E: 0 K: 1 S: 10 H: 2 LOB: 1 BB: 0 P: 14	R: 0 E: 0 K: 0 S: 14 H: 3 LOB: 2 BB: 0 P: 21	R: 0 E: 0 K: 0 S: 11 H: 0 LOB: 1 BB: 1 P: 22	R: 0 E: 0 K: 0 S: 12 H: 1 LOB: 1 BB: 0 P: 20	R: 1 E: 0 K: 1 S: 10 H: 1 LOB: 0 BB: 0 P: 17	R: 0 E: 1 K: 0 S: 10 H: 1 LOB: 2 BB: 0 P: 14	1B: 6 2B: 2 3B: 0 HR: 2 SF: 0 SAC: 0 DP: 0 HBP: 1	WP: 0 PB: 0 SB: 0 CS: 0 PA: 39																
<b>PITCHER</b>	IP WLS BF H R ER SO BB IBB HBP BLK WP HR S P ERA WHIP											<b>PITCHER</b>	IP WLS BF H R ER SO BB IBB HBP BLK WP HR S P ERA WHIP														
<b>Hipolito Pichardo, R</b> (1, 1) ERA: 3.61	6.0	26	7	2	2	2	2	2	0	1	0	0	1	57	92	3.00	1.500										
<b>Mike Boddicker, R</b> (7, 1) ERA: 4.9	2.0	W	8	2	1	1	1	0	0	0	0	0	1	22	37	4.50	1.000										
<b>Steve Shifflett, R</b> (9, 1) ERA: 2.81	1.0		5	1	0	0	0	0	0	0	0	0	0	10	14	0.00	1.000										

**Texas Rangers @ Kansas City Royals**  
**Royals Stadium, Kansas City, MO**  
 Tue Sep 01 1992, 8:05 PM EDT  
 Att. 21,374 - Cloudy - 76 F

[livebaseballscorecards.com](http://livebaseballscorecards.com)

AB	36
R	3
H	10
RBI	3
BB	2
SO	3
LOB	17



Batter	1	2	3	4	5	6	7	8	9
<b>Gregg Jefferies, S</b> OBP: 0.347, SLG: 0.426 (1, 5)	1-1 S 1B		3-3 K ②		0-0 FC3-6 HBP ②		0-1 1B 1B	1-2 G6-3 1B 2B	
<b>Keith Miller, R</b> OBP: 0.361, SLG: 0.410 (1, 4)	1-0 P6 ①		1-0 G6-3 ③		1-0 HBP ②		1-0 SF7 ①	0-0 G6-3 ②	
<b>George Brett, L</b> OBP: 0.331, SLG: 0.392 (1, 10)	3-1 F7 ②			0-3 K ①	0-0 F7 ③		1-2 FC6-4 1B ②	1-1 HBP 1B ①	
<b>Wally Joyner, L</b> OBP: 0.332, SLG: 0.389 (1, 3)	1-2 L8 ③			2-2 G4-3 ②		2-2 G6-3 ①	0-3 K ②	2-0 HBP 1B ②	
<b>Mike Macfarlane, R</b> OBP: 0.311, SLG: 0.429 (1, 2)				0-0 HBP ②		0-0 P6 ②	1-1 FC6-4 ③	1-2 FC3-6 HBP ②	
<b>Brent Mayne, L</b> OBP: 0.288, SLG: 0.299 (8, PR) (9, 2)									
<b>Kevin Koslowski, L</b> OBP: 0.380, SLG: 0.444 (1, 7)			1-3 K ①		2-1 G3 ③		2-0 L8 ③	0-1 HR ①	
<b>Brian McRae, S</b> OBP: 0.292, SLG: 0.304 (1, 8)			0-3 K ②		1-2 FC3-6 2B ②		2-2 1B HBP ②	0-2 2B 1B ②	
<b>Gary Thurman, R</b> OBP: 0.294, SLG: 0.331 (1, 9)			2-3 K ③		1-1 F9 ①		0-1 1B 1B ①	0-1 2B 1B ①	
<b>David Howard, S</b> OBP: 0.311, SLG: 0.309 (1, 6)			0-0 P8 ①		2-2 FC3-6 1B ①		1-0 E9 1B SF7 ①	0-3 K ①	

Inning Stats	R: 0	H: 1	E: 0	K: 0	S: 8	LOB: 1	BB: 0	P: 14	R: 0	H: 0	E: 0	K: 3	S: 9	LOB: 1	BB: 0	P: 14	R: 0	H: 0	E: 0	K: 1	S: 6	LOB: 0	BB: 0	P: 10	R: 0	H: 1	E: 0	K: 1	S: 9	LOB: 1	BB: 0	P: 13	R: 0	H: 2	E: 0	K: 0	S: 10	LOB: 3	BB: 0	P: 15	R: 0	H: 0	E: 0	K: 0	S: 6	LOB: 0	BB: 0	P: 10	R: 4	H: 3	E: 1	K: 1	S: 16	LOB: 1	BB: 0	P: 22	R: 4	H: 6	E: 0	K: 1	S: 21	LOB: 3	BB: 0	P: 28
--------------	------	------	------	------	------	--------	-------	-------	------	------	------	------	------	--------	-------	-------	------	------	------	------	------	--------	-------	-------	------	------	------	------	------	--------	-------	-------	------	------	------	------	-------	--------	-------	-------	------	------	------	------	------	--------	-------	-------	------	------	------	------	-------	--------	-------	-------	------	------	------	------	-------	--------	-------	-------

PITCHER	IP	WLS	BF	H	R	ER	SO	BB	IBB	HBP	BLK	WP	HR	S	P	ERA	WHIP
<b>Nolan Ryan, R</b> ERA: 4.1 (1, 1)	6.0		24	4	0	0	5	0	0	0	0	0	0	48	76	0.00	0.667
<b>Todd Burns, R</b> ERA: 3.81 (7, 1)	0.1	L	5	2	4	2	0	0	0	1	0	0	0	8	12	54.00	6.000
<b>Kenny Rogers, L</b> ERA: 3.09 (7, 1)	0.2		3	1	0	0	1	0	0	0	0	0	0	8	10	0.00	1.500
<b>Ed Nunez, R</b> ERA: 4.25 (8, 1)	1.0		10	6	4	4	1	0	0	1	0	0	1	21	28	36.00	6.000

**AB R H RBI BB SO LOB**


**BOTTOM**

**Texas Rangers @ Kansas City Royals**  
Royals Stadium, Kansas City, MO

Tue Sep 01 1992, 8:05 PM EDT  
Att. 21,374 - Cloudy - 76 F

livebaseballscorecards.com

**AB 37**  
**R 8**  
**H 13**  
**RBI 7**  
**BB 0**  
**SO 7**  
**LOB 22**



**WP: 0 PA: 42**  
**PB: 0**  
**SB: 1**  
**CS: 0**

Batter	1	2	3	4	5	6	7	8	9	AB R H RBI BB SO LOB	TOP
<b>Brian Downing, R</b> (1, 10) OBP: 0.410, SLG: 0.429	3-2 G5-3	3-2 L5		2-2 G3		4-0 2B BB		3-3 K		4 1 0 0 1 1 3	
<b>Monty Fariss, R</b> (1, 9) OBP: 0.321, SLG: 0.380	1-2 G6-3		1-0 2B 1B	0-1 2B		2-2 1H 2B		0-3 K		5 2 3 2 0 1 1	
<b>Rafael Palmeiro, L</b> (1, 3) OBP: 0.343, SLG: 0.407	1-2 1B 2B		1-1 F8	1-1 2B		4-1 BB			1-0 P4	4 1 2 1 1 0 1	
<b>Juan Gonzalez, R</b> (1, 8) OBP: 0.304, SLG: 0.545	2-2 2H 1B		0-1 1B 2B	2-0 P5		2-3 K			0-2 G5-3	5 0 2 1 0 1 3	
<b>Kevin Reimer, L</b> (1, 7) OBP: 0.350, SLG: 0.476 <b>David Hulse, L</b> (7, 8) OBP: 0.280, SLG: 0.217	0-0 F8		4-0 1B IBB		3-3 K		2-2 P4		1-3 K	3 0 0 0 1 1 1 1 0 0 0 0 1 0	
<b>Dean Palmer, R</b> (1, 5) OBP: 0.320, SLG: 0.439		1-2 F7	2-0 G4-3 1B	1-2 2-3 3-H		0-3 K		1-3 K		4 0 1 1 0 2 0	
<b>Ivan Rodriguez, R</b> (1, 2) OBP: 0.305, SLG: 0.376		0-0 1B SF9 1B	0-1 G4-3		0-2 F9		1-3 K			4 1 1 0 0 1 3	
<b>Jeff Frye, R</b> (1, 4) OBP: 0.303, SLG: 0.336		2-1 1B		2-1 G3		1-2 G4-3		3-2 E5 G4-3		4 0 1 0 0 0 0	
<b>Jeff Huson, L</b> (1, 6) OBP: 0.343, SLG: 0.364		0-0 SF9		2-0 G3 2B 1B		2-1 F7		0-0 G4-3		3 1 1 1 0 0 1	
<b>Inning Stats</b>	R: 1 H: 2 E: 0 LOB: 1 K: 0 BB: 0 S: 14 P: 21	R: 1 H: 2 E: 0 LOB: 1 K: 0 BB: 0 S: 10 P: 16	R: 1 H: 3 E: 0 LOB: 2 K: 0 BB: 1 S: 8 P: 16	R: 2 H: 3 E: 0 LOB: 1 K: 0 BB: 0 S: 13 P: 21	R: 0 H: 0 E: 0 LOB: 0 K: 2 BB: 0 S: 9 P: 12	R: 1 H: 1 E: 0 LOB: 2 K: 1 BB: 2 S: 13 P: 28	R: 0 H: 0 E: 0 LOB: 0 K: 2 BB: 0 S: 14 P: 18	R: 0 H: 0 E: 1 LOB: 1 K: 2 BB: 0 S: 11 P: 17	R: 0 H: 0 E: 0 LOB: 0 K: 1 BB: 0 S: 8 P: 10	1B: 6 SF: 1 2B: 5 SAC: 0 3B: 0 DP: 1 HR: 0 HBP: 0	WP: 0 PA: 41 PB: 0 SB: 0 CS: 0
<b>PITCHER</b>	IP WLS BF H R ER SO BB IBB HBP BLK WP HR S P ERA WHIP										
<b>Rick Reed, R</b> (1, 1) ERA: 4.35	3.2 L 21 10 5 5 0 0 0 1 0 0 0 0 0 44 71 12.27 2.727										
<b>Tom Gordon, R</b> (4, 1) ERA: 4.34	2.0 9 1 1 1 2 2 0 0 0 0 0 0 0 20 38 4.50 1.500										
<b>Juan Berenguer, R</b> (6, 1) ERA: 5.34	2.1 8 0 0 0 5 0 0 0 0 0 0 0 0 28 40 0.00 0.000										
<b>Mike Magnante, L</b> (9, 1) ERA: 4.67	1.0 3 0 0 0 1 0 0 0 0 0 0 0 0 8 10 0.00 0.000										

Texas Rangers @ Kansas City Royals  
Royals Stadium, Kansas City, MO  
Wed Sep 02 1992, 8:05 PM EDT  
Att. 15,784 - Cloudy - 80 F

livebaseballscorecards.com

AB 37  
R 6  
H 11  
RBI 6  
BB 3  
SO 8  
LOB 13





Batter	1	2	3	4	5	6	7	8	9	AB R H RBI BB SO LOB
Gregg Jefferies, S OBP: 0.345, SLG: 0.423 (1, 5) BB CC X	3-2 G4-3 ①			2-2 G6-3 ①		1-0 G4-3 ②		2-2 G4-3 ③		4 0 0 0 0 0 0
Keith Miller, R OBP: 0.357, SLG: 0.404 (1, 4) X	0-0 G4-3 ②			0-0 G4-3 ②		3-1 G6-3 ③			0-2 L7 ①	4 0 0 0 0 0 0
George Brett, L OBP: 0.333, SLG: 0.395 (1, 10) B S X	1-1 G4-3 ③			1-3 K			1-1 G6-4-3 1B 1B 1B		0-0	4 1 2 0 0 1 0
Wally Joyner, L OBP: 0.331, SLG: 0.388 (1, 3)		1-2 G3-1 ①			0-0 G3-1 ①		2-0 G6-4-3 1B 1-2		3-1 G4-3 ②	4 0 1 0 0 0 1
Mike Macfarlane, R OBP: 0.307, SLG: 0.424 (1, 2)		1-3 K ②			0-1 P2 ②		2-0 G6-4-3 ① ② 1-2 2-3		1-3 K ③	4 0 0 0 0 2 3
Kevin Koslowski, L OBP: 0.390, SLG: 0.446 (1, 7)		0-1 P4 ③			1-0 2B HBP		0-0 1B 3-H			2 1 1 1 0 0 0
Brian McRae, S OBP: 0.294, SLG: 0.309 (1, 8)			0-1 K 1B		0-1 2B		2-3 K SAFE			3 0 2 1 0 1 1
Gary Thurman, R OBP: 0.289, SLG: 0.325 (1, 9)			0-0 F9 ①		1-0 G6-3 ③			2-2 G4-3 ①		3 0 0 0 0 0 2
David Howard, S OBP: 0.306, SLG: 0.303 (1, 6) 1 SAFE B 1 SAFE S			2-3 K ② ③ 1-2			2-2 F9 ①		2-1 G6-3 ②		3 0 0 0 0 1 1

Inning Stats	R: 0 E: 0 K: 0 S: 6	H: 0 LOB: 0 BB: 0 P: 10	R: 0 E: 0 K: 1 S: 8	H: 0 LOB: 0 BB: 0 P: 10	R: 0 E: 0 K: 1 S: 6	H: 1 LOB: 0 BB: 0 P: 8	R: 0 E: 0 K: 1 S: 8	H: 0 LOB: 0 BB: 0 P: 11	R: 1 E: 0 K: 0 S: 6	H: 1 LOB: 1 BB: 0 P: 8	R: 0 E: 0 K: 0 S: 7	H: 0 LOB: 0 BB: 0 P: 13	R: 1 E: 0 K: 1 S: 8	H: 3 LOB: 1 BB: 0 P: 15	R: 0 E: 0 K: 0 S: 9	H: 0 LOB: 0 BB: 0 P: 15	R: 0 E: 0 K: 1 S: 10	H: 1 LOB: 1 BB: 0 P: 14	1B: 4 2B: 2 3B: 0 HR: 0	SF: 0 SAC: 0 DP: 1 HBP: 1	WP: 0 PB: 0 SB: 0 CS: 0	PA: 32												
PITCHER Kevin Brown, R ERA: 3.25 (1, 1)	IP 9.0	WLS W	BF 32	H 6	R 2	ER 2	SO 5	BB 0	IBB 0	HBP 1	BLK 0	WP 0	HR 0	S 68	P 104	ERA 2.00	WHIP 0.667	IP 9.0	WLS W	BF 32	H 6	R 2	ER 2	SO 5	BB 0	IBB 0	HBP 1	BLK 0	WP 0	HR 0	S 68	P 104	ERA 2.00	WHIP 0.667

Texas Rangers @ Kansas City Royals  
Royals Stadium, Kansas City, MO

Wed Sep 02 1992, 8:05 PM EDT  
Att. 15,784 - Cloudy - 80 F

AB	31
R	2
H	6
RBI	2
BB	0
SO	5
LOB	8



Batter	1	2	3	4	5	6	7	8	9	AB R H RBI BB SO LOB	TOP		
Steve Sax, R (1, 4) OBP: 0.290, SLG: 0.322	2-2 G3-1		2-1 G6-3		2-1 FC1-6 1B	0-1 G4-6-3		1-1 1B		5 1 2 2 0 0 2	<b>Chicago White Sox @ Kansas City Royals</b> Royals Stadium, Kansas City, MO Thu Sep 03 1992, 8:05 PM EDT Att. 18,867 - Sunny - 78 F		
Tim Raines, S (1, 7) OBP: 0.363, SLG: 0.354	1-2 G5-3		2-1 L9		0-0 FC1-6 1-2f		3-2 1B	0-1 1B	5 0 2 1 0 0 1				
Frank Thomas, R (1, 3) OBP: 0.443, SLG: 0.533	3-0 L9		0-0 G5-3		2-1 F7		2-0 G6-3	1-1 1B	5 0 1 0 0 0 2				
George Bell, R (1, 10) OBP: 0.299, SLG: 0.428		1-2 P5		0-2 L7		2-0 3B HBP	1-2 F8	1-2 P2	4 1 0 0 0 0 3				
Robin Ventura, L (1, 5) OBP: 0.368, SLG: 0.422		1-0 1B 2B 1B		0-1 2B 1B		4-1 3B BB	4-0 IBB	3-1 L3	3 2 2 0 2 0 0				
Dan Pasqua, L (1, 9) OBP: 0.301, SLG: 0.335		3-1 2B 1B		3-1 P6		1-1 P5	1-3 K	1-0 G5-3	3 0 1 0 0 0 3				
Shawn Abner, R (6, 9) OBP: 0.307, SLG: 0.355		1-3 1B		1-1 2B		1-0 1B 3B			2 0 0 0 0 1 2				
Lance Johnson, L (1, 8) OBP: 0.325, SLG: 0.368		1-2 2B		1-1 2B		1-0 1B 3B		1-2 F7	5 1 3 3 0 0 0				
Ron Karkovice, R (1, 2) OBP: 0.285, SLG: 0.344		1-3 K		1-1 L1		4-1 1B BB		4-0 1B BB	2 1 0 0 2 1 2				
Esteban Beltre, R (1, 6) OBP: 0.225, SLG: 0.269		2-3 K		0-0 E9 1B		1-1 G4-6-3 1B		1-1 G4-3	4 1 2 1 0 1 3				
<b>Inning Stats</b>	R: 0 E: 0 K: 0 S: 7 H: 0 LOB: 0 BB: 0 P: 13	R: 1 E: 0 K: 2 S: 17 H: 3 LOB: 2 BB: 0 P: 26	R: 0 E: 0 K: 0 S: 5 H: 0 LOB: 0 BB: 0 P: 9	R: 0 E: 0 K: 0 S: 9 H: 2 LOB: 2 BB: 0 P: 13	R: 1 E: 1 K: 0 S: 8 H: 2 LOB: 1 BB: 0 P: 13	R: 3 E: 0 K: 0 S: 11 H: 2 LOB: 1 BB: 2 P: 22	R: 0 E: 0 K: 1 S: 14 H: 1 LOB: 2 BB: 1 P: 25	R: 2 E: 0 K: 0 S: 14 H: 3 LOB: 2 BB: 1 P: 23	R: 0 E: 0 K: 0 S: 4 H: 0 LOB: 0 BB: 0 P: 8	1B: 10 2B: 2 3B: 1 HR: 0 SF: 0 SAC: 0 DP: 1 HBP: 1	WP: 0 PB: 0 SB: 2 CS: 0 PA: 43		
<b>PITCHER</b>	IP WLS BF H R ER SO BB IBB HBP BLK WP HR S P ERA WHIP											<b>PITCHER</b>	IP WLS BF H R ER SO BB IBB HBP BLK WP HR S P ERA WHIP
Luis Aquino, R (1, 1) ERA: 4.09	5.0 L 23 7 4 4 2 1 0 1 0 0 0 0 47 81 7.20 1.600												
Mike Boddicker, R (6, 1) ERA: 4.98	0.1 4 2 1 1 0 1 0 0 0 0 0 0 8 13 27.00 9.000												
Bill Sampen, R (6, 1) ERA: 3.27	2.2 13 4 2 2 1 1 1 0 0 0 0 0 30 50 6.75 1.875												
Steve Shifflett, R (9, 1) ERA: 2.73	1.0 3 0 0 0 0 0 0 0 0 0 0 0 4 8 0.00 0.000												

livebaseballscorecards.com



Batter	1	2	3	4	5	6	7	8	9	AB	R	H	RBI	BB	SO	LOB
Gregg Jefferies, S OBP: 0.343, SLG: 0.421 (1, 5)	3-2 1B 1B	1-2 F8 1-3			2-2 G4-6-3 1-2f		0-0 P5		1-0 G6-3	5	0	1	0	0	0	2
Keith Miller, R OBP: 0.361, SLG: 0.409 (1, 4)	0-1 1B 1-2		2-2 1B		2-2 1B			2-1 F9		4	0	3	0	0	0	0
George Brett, L OBP: 0.332, SLG: 0.394 (1, 10)	2-3 K		3-1 F8		0-2 L9			1-1 E G5-3 1B		4	1	1	0	0	1	4
Wally Joyner, L OBP: 0.329, SLG: 0.385 (1, 3)	2-2 F7		3-1 F8			3-2 P4		1-0 E8 1B		4	1	0	0	0	0	4
Mike Macfarlane, R OBP: 0.307, SLG: 0.425 (1, 2)	0-0 F8		1-2 F8			2-0 2B		0-0 G5-3		4	0	1	1	0	0	4
Juan Samuel, R OBP: 0.324, SLG: 0.347 (1, 9)		1-0 G3-1 1B		2-3 K		0-0 L8		2-2 2-H 1B		4	1	2	1	0	1	1
Kevin Koslowski, L OBP: 0.376, SLG: 0.429 Kevin McReynolds, R OBP: 0.354, SLG: 0.414 (8, PH) (9, 7)		0-0 L7		2-3 K		0-0 G3-1		0-2 P3		3	0	0	0	0	1	2
Brian McRae, S OBP: 0.291, SLG: 0.306 (1, 8)		2-1 G3-1		0-0 F8			3-2 G6-3		1-2 G5-3	4	0	0	0	0	0	1
David Howard, S OBP: 0.310, SLG: 0.308 (1, 6)		0-0 E S 2-H 1B			0-1 G4-6-3 1B		0-1 G6-3		1-2 P4	4	0	2	1	0	0	0

Inning Stats	R: 0	H: 2	E: 0	K: 1	S: 14	R: 1	H: 2	E: 0	K: 0	S: 11	R: 0	H: 1	E: 0	K: 0	S: 11	R: 0	H: 0	E: 0	K: 2	S: 9	R: 0	H: 2	E: 0	K: 0	S: 13	R: 0	H: 1	E: 0	K: 0	S: 6	R: 0	H: 0	E: 0	K: 0	S: 9	R: 2	H: 2	E: 1	K: 0	S: 14	R: 0	H: 0	E: 0	K: 0	S: 7	1B: 9	SF: 0	2B: 1	SAC: 0	3B: 0	DP: 1	HR: 0	HBP: 0	WP: 0	PA: 37
PITCHER	IP	WLS	BF	H	R	ER	SO	BB	IBB	HBP	BLK	WP	HR	S	P	ERA	WHIP																																						
Jack McDowell, R ERA: 3.14 Scott Radinsky, L ERA: 2.28	(1, 1) (8, 1)	7.2 1.1	33 4	10 0	3 0	1 0	3 0	0 0	0 0	0 0	0 0	0 0	0 0	83 11	123 14	1.17 0.00	1.304 0.000																																						

**BOTTOM**

**Chicago White Sox @ Kansas City Royals**  
**Royals Stadium, Kansas City, MO**

Thu Sep 03 1992, 8:05 PM EDT  
Att: 18,867 - Sunny - 78 F

livebaseballscorecards.com

AB	37
R	3
H	10
RBI	3
BB	0
SO	3
LOB	19



Batter	1	2	3	4	5	6	7	8	9	AB R H RBI BB SO LOB	TOP											
Steve Sax, R (1, 4) OBP: 0.295, SLG: 0.326	2-2 G4-3 1B	1 SAFE 3-1 1B		2-0 L8		4-0 IBB			0-2 WP 1B	4 2 3 0 1 0 0												
Tim Raines, S (1, 7) OBP: 0.367, SLG: 0.360	1-0 G4-3 2B	1-1 1B		4-1 S BB		1-1 FC5-6-5			0-1 1B WP 1B	4 1 3 2 1 0 2												
Frank Thomas, R (1, 3) OBP: 0.441, SLG: 0.530	1-1 G4-3	3-3 K		2-3 K		2-0 F8			2-1 F7 1B 2B 1B	5 1 1 2 0 2 6												
George Bell, R (1, 10) OBP: 0.298, SLG: 0.426 Joey Cora, S (9, PR) OBP: 0.336, SLG: 0.284	1-3 K2-3		0-0 F8		2-1 G5-3			0-1 F7	0-0 2B 1B	5 0 1 1 0 1 1 0 1 0 0 0 0 0												
Robin Ventura, L (1, 5) OBP: 0.366, SLG: 0.419	4-1 BB		1-1 F7		1-1 G6-3			1-0 F7	0-0 F7	4 0 0 0 1 0 2												
Carlton Fisk, R (1, 2) OBP: 0.307, SLG: 0.335	2-2 G5-3		2-2 1B 1B		1-2 F9			0-1 G5-3	3-2 2B	5 1 2 2 0 0 2												
Lance Johnson, L (1, 8) OBP: 0.325, SLG: 0.370		2-2 F7	0-0 1B		1-1 G4-3			2-1 G4-3	2-1 2B	5 0 2 1 0 0 0												
Shawn Abner, R (1, 9) OBP: 0.309, SLG: 0.353		4-1 1B 1B BB	1-2 F7		1-0 2B 1B			2-2 G1-3	2-0 P6	4 2 1 0 1 0 4												
Dale Sveum, S (1, 6) OBP: 0.258, SLG: 0.278		1 SAFE 3-2 F8		0-1 G3-1		1 SAFE 0-1 2B		1-3 K	1-1 G3	5 0 1 0 0 1 3												
<b>Inning Stats</b>	R: 1 E: 0 K: 1 S: 17	H: 2 LOB: 2 BB: 1 P: 28	R: 1 E: 0 K: 1 S: 16	H: 2 LOB: 2 BB: 1 P: 32	R: 0 E: 0 K: 0 S: 11	H: 2 LOB: 2 BB: 0 P: 15	R: 0 E: 0 K: 1 S: 8	H: 0 LOB: 1 BB: 1 P: 16	R: 0 E: 0 K: 0 S: 8	H: 0 LOB: 0 BB: 0 P: 12	R: 1 E: 0 K: 0 S: 8	H: 2 LOB: 2 BB: 1 P: 17	R: 0 E: 0 K: 0 S: 5	H: 0 LOB: 0 BB: 0 P: 6	R: 0 E: 0 K: 1 S: 8	H: 0 LOB: 0 BB: 0 P: 13	R: 5 E: 0 K: 0 S: 17	H: 6 LOB: 2 BB: 0 P: 27	1B: 10 2B: 4 3B: 0 HR: 0	SF: 0 SAC: 0 DP: 0 HBP: 0	WP: 1 PB: 0 SB: 1 CS: 0	PA: 45
<b>PITCHER</b>	IP WLS BF H R ER SO BB IBB HBP BLK WP HR S P ERA WHIP																					
Kevin Appier, R (1, 1) ERA: 2.44	5.0 L 24 6 2 2 3 3 0 0 0 0 0 0 60 103 3.60 1.800																					
Mike Magnante, L (6, 1) ERA: 4.74	0.2 5 2 1 1 0 0 1 0 0 0 0 7 14 13.50 3.000																					
Rusty Meacham, R (6, 1) ERA: 2.43	2.2 13 5 5 5 1 0 0 0 0 1 0 26 39 16.88 1.875																					
Tom Gordon, R (9, 1) ERA: 4.31	0.2 3 1 0 0 0 0 0 0 0 0 0 5 10 0.00 1.500																					

Chicago White Sox @ Kansas City Royals  
Royals Stadium, Kansas City, MO  
Fri Sep 04 1992, 8:05 PM EDT  
Att. 18,513 - Cloudy - 80 F

AB	41
R	8
H	14
RBI	8
BB	4
SO	4
LOB	20



livebaseballscorecards.com

Batter	1	2	3	4	5	6	7	8	9	AB	R	H	RBI	BB	SO	LOB
Gregg Jefferies, S (1, 5) OBP: 0.342, SLG: 0.419	0-0 F7 ①			1-3 K ①		1-2 1B 1B		1-0 F8 ②		4	0	1	0	0	1	0
Keith Miller, R (1, 4) OBP: 0.363, SLG: 0.410	1-0 F8 ②			1-0 WP 1B		2-1 FC5-4 1B		0-0 F8 ③		4	0	2	0	0	0	0
George Brett, L (1, 10) OBP: 0.331, SLG: 0.393 Kevin Koslowski, L (9, PR) OBP: 0.376, SLG: 0.429	1-0 L8 ③			2-3 K ②		1-2 P5		0-1 G4-6-3 1B		4	0	1	0	0	1	3
Wally Joyner, L (1, 3) OBP: 0.326, SLG: 0.382		0-0 F8 ①		0-1 G6-3 ③		0-2 FC5-4 ③		2-2 G4-6-3 ① ②		4	0	0	0	0	0	4
Mike MacFarlane, R (1, 2) OBP: 0.304, SLG: 0.419		0-0 P7 ②			0-1 F9 ①		1-1 F7 ①		0-0 F9 ③		4	0	0	0	0	1
Kevin McReynolds, R (1, 7) OBP: 0.354, SLG: 0.416		2-0 L7 ③			2-1 F8 ②		2-2 2B			3	0	1	0	0	0	0
Juan Samuel, R (1, 9) OBP: 0.324, SLG: 0.347			3-2 G4-3 ①		2-2 1B		3-3 K ②			3	0	1	0	0	1	1
Brian McRae, S (1, 8) OBP: 0.290, SLG: 0.304			3-2 L8 ②		1-0 G4-3 ③		1-1 G4-3 ③			3	0	0	0	0	0	2
David Howard, S (1, 6) OBP: 0.305, SLG: 0.302			0-0 F7 ③			2-2 P5 ①		2-2 G6-3 ①		3	0	0	0	0	0	0

Inning Stats	R: 0	H: 0	E: 0	LOB: 0	K: 0	BB: 0	S: 3	P: 5	R: 0	H: 0	E: 0	LOB: 0	K: 0	BB: 0	S: 3	P: 5	R: 0	H: 0	E: 0	LOB: 0	K: 0	BB: 0	S: 11	P: 17	R: 0	H: 1	E: 0	LOB: 1	K: 2	BB: 0	S: 9	P: 13	R: 0	H: 1	E: 0	LOB: 1	K: 0	BB: 0	S: 10	P: 14	R: 0	H: 2	E: 0	LOB: 2	K: 0	BB: 0	S: 14	P: 20	R: 0	H: 1	E: 0	LOB: 1	K: 1	BB: 0	S: 10	P: 17	R: 0	H: 0	E: 0	LOB: 0	K: 0	BB: 0	S: 5	P: 8	R: 0	H: 1	E: 0	LOB: 1	K: 0	BB: 0	S: 7	P: 9	1B: 5	SF: 0	2B: 1	SAC: 0	3B: 0	DP: 1	HR: 0	HBP: 0	WP: 1	PA: 32
--------------	------	------	------	--------	------	-------	------	------	------	------	------	--------	------	-------	------	------	------	------	------	--------	------	-------	-------	-------	------	------	------	--------	------	-------	------	-------	------	------	------	--------	------	-------	-------	-------	------	------	------	--------	------	-------	-------	-------	------	------	------	--------	------	-------	-------	-------	------	------	------	--------	------	-------	------	------	------	------	------	--------	------	-------	------	------	-------	-------	-------	--------	-------	-------	-------	--------	-------	--------

PITCHER	IP	WLS	BF	H	R	ER	SO	BB	IBB	HBP	BLK	WP	HR	S	P	ERA	WHIP
Alex Fernandez, R (1, 1) ERA: 4.1	9.0	W	32	6	0	0	3	0	0	0	0	1	0	72	108	0.00	0.667

**BOTTOM**

**Chicago White Sox @ Kansas City Royals**  
**Royals Stadium, Kansas City, MO**  
 Fri Sep 04 1992, 8:05 PM EDT  
 Att. 18,513 - Cloudy - 80 F

AB	32
R	0
H	6
RBI	0
BB	0
SO	3
LOB	11



PITCHER	IP	WLS	BF	H	R	ER	SO	BB	IBB	HBP	BLK	WP	HR	S	P	ERA	WHIP
---------	----	-----	----	---	---	----	----	----	-----	-----	-----	----	----	---	---	-----	------

Batter	1	2	3	4	5	6	7	8	9	AB R H RBI BB SO LOB	TOP		
<b>Steve Sax, R</b> (1, 4) OBP: 0.296, SLG: 0.328 <b>Joey Cora, S</b> (2, 4) OBP: 0.336, SLG: 0.286	1-1 P5	1-0 CS 1-H 2-H 2B		1-2 G1-3	0-0 L8		3-2 1B			2 0 1 2 0 0 0	<b>Chicago White Sox @ Kansas City Royals</b> Royals Stadium, Kansas City, MO Sat Sep 05 1992, 8:05 PM EDT Att. 26,845 - Cloudy - 82 F		
<b>Mike Huff, R</b> (1, 9) OBP: 0.297, SLG: 0.284	4-1 1B BB	1-3 K 2-3			0-2 L7	2-2 G5-3	1-0 G4-3			4 1 0 0 1 1 2			
<b>Frank Thomas, R</b> (1, 3) OBP: 0.446, SLG: 0.532 <b>Dale Sveum, S</b> (8, 3) OBP: 0.258, SLG: 0.278	1-1 FC3-6 1B 1-2 1B		4-0 2B G4-3 BB		4-1 1B BB	0-1 E9 2B 1B		4-1 G3-1 1B BB		2 4 2 0 3 0 0			
<b>George Bell, R</b> (1, 10) OBP: 0.302, SLG: 0.433	2-1 FC3-6 1B 1-2 2-H		1-0 G4-3 SF7 2B		1-1 1B 1B 1-2 2B 1B	1-2 2B 2-H	0-1 F8			5 2 4 2 0 0 1			
<b>Robin Ventura, L</b> (1, 5) OBP: 0.367, SLG: 0.418	2-2 FC3-6 1-2f 2-3		1-0 G4-3		1-1 1B 1B 1-2 2B 1B	4-0 IBB	0-0 G3-1			4 1 1 2 1 0 4			
<b>Shawn Abner, R</b> (1, 7) OBP: 0.312, SLG: 0.356	1-1 F7		0-0 SF7		3-2 2B 1B 1-2 2-3 1B	0-3 K	1-1 1B			4 1 2 2 0 1 4			
<b>Lance Johnson, L</b> (1, 8) OBP: 0.324, SLG: 0.371		1-2 G4-3	2-1 F8		0-1 1B 2B	1-0 G4-3		0-0 G6-3		5 1 1 2 0 0 3			
<b>Ron Karkovice, R</b> (1, 2) OBP: 0.298, SLG: 0.350		2-1 2B		1-0 F8	0-0 G6-3 1B		0-0 G6-3			4 1 2 2 0 0 0			
<b>Esteban Beltre, R</b> (1, 6) OBP: 0.226, SLG: 0.259		4-1 2B BB		3-3 K	0-1 G6-3		0-2 G6-3			3 1 0 0 1 1 1			
<b>Inning Stats</b>	R: 1 H: 2 E: 0 LOB: 2 K: 0 BB: 1 S: 12 P: 23	R: 2 H: 2 E: 0 LOB: 0 K: 1 BB: 1 S: 13 P: 22	R: 2 H: 1 E: 0 LOB: 0 K: 0 BB: 1 S: 5 P: 13	R: 0 H: 0 E: 0 LOB: 0 K: 1 BB: 0 S: 9 P: 14	R: 5 H: 5 E: 0 LOB: 1 K: 0 BB: 1 S: 18 P: 27	R: 1 H: 2 E: 1 LOB: 2 K: 1 BB: 1 S: 14 P: 22	R: 0 H: 1 E: 0 LOB: 1 K: 0 BB: 0 S: 10 P: 14	R: 1 H: 1 E: 0 LOB: 1 K: 0 BB: 1 S: 7 P: 12		1B: 9 SF: 1 2B: 5 SAC: 0 3B: 0 DP: 0 HR: 0 HBP: 0	WP: 0 PA: 43 PB: 0 SB: 0 CS: 1		
<b>PITCHER</b>	IP WLS BF H R ER SO BB IBB HBP BLK WP HR S P ERA WHIP											<b>PITCHER</b>	IP WLS BF H R ER SO BB IBB HBP BLK WP HR S P ERA WHIP
<b>Chris Haney, L</b> (1, 1) ERA: 5.74 <b>Juan Berenguer, R</b> (4, 1) ERA: 5.79 <b>Mike Magnante, L</b> (5, 1) ERA: 4.85 <b>Steve Shifflett, R</b> (5, 1) ERA: 2.78 <b>Bill Sampen, R</b> (8, 1) ERA: 3.36													

livebaseballscorecards.com

<b>AB</b>	36
<b>R</b>	12
<b>H</b>	14
<b>RBI</b>	12
<b>BB</b>	6
<b>SO</b>	3
<b>LOB</b>	16



Batter	1	2	3	4	5	6	7	8	9
Juan Samuel, R OBP: 0.330, SLG: 0.350 (1, 9)	2-1 G6-3 1B	2-2 SAFE 1-H 1B	X 0-0 F9			B X 1-0 F9		B B B B 4-0 BB	
Brent Mayne, L OBP: 0.286, SLG: 0.292 (1, 5)	1-2 G6-3 1-2	3-0 F8 1-2		4-1 G5-4-3 BB BB		B X 1-0 G4-3		F B B X 2-1 G6-3	
George Brett, L OBP: 0.335, SLG: 0.393 (1, 10)	0-0 S 3B 1B		S B B F F F F 4-2 F B HBP 1B BB	F B B B B B 4-1 G5-4-3 1-2 BB		B B B B X 3-1 P6			
Wally Joyner, L OBP: 0.326, SLG: 0.380 (1, 3)	4-1 3B 1-2 BB		B B X 2-0 F8	F B B B X 2-2 G5-4-3 1-2f 2-3		X 0-0 G1-3			
Mike Macfarlane, R OBP: 0.308, SLG: 0.426 (1, 2)	1-1 1-H 2-H 3B		B F B H 3-1 1B 1-2 1B HBP	X 0-0 G5-3		F B B B B B B 4-2 2B BB			
Kevin McReynolds, R OBP: 0.353, SLG: 0.417 (1, 7)	2-3 K		X 0-0 F9		C B C B B S 3-3 K		B B B B X 2-1 1-H 2B		
Curtis Wilkerson, S OBP: 0.303, SLG: 0.326 (1, 4)		F L C 0-3 K	F X 0-1 1B 1-3 2-H 1B		B F B C X 2-2 G5-4-3 1B		B B B B X 2-1 F7		
Brian McRae, S OBP: 0.291, SLG: 0.304 (1, 8)		B B B C X 3-1 S 1B	B B B B 4-1 1B 1-2 BB		B X 1-0 G5-4-3 1-2f		C B X 1-1 L7		
David Howard, S OBP: 0.304, SLG: 0.301 (1, 6)		X 0-0 F7	X 0-0 1B 1-2 2-3 3-H		F F S 0-3 K		X 0-0 P6		

AB R H RBI BB SO LOB

**BOTTOM**

4	0	2	1	1	0	3
4	0	0	0	1	0	3
2	2	1	0	2	0	0
3	1	0	0	1	0	3
2	2	1	2	1	0	1
4	0	1	1	0	2	3
4	0	2	1	0	1	1
3	1	1	0	1	0	1
4	0	1	1	0	1	1

<b>AB</b>	<b>30</b>
<b>R</b>	<b>6</b>
<b>H</b>	<b>9</b>
<b>RBI</b>	<b>6</b>
<b>BB</b>	<b>7</b>
<b>SO</b>	<b>4</b>
<b>LOB</b>	<b>16</b>



1B: 7	SF: 0	WP: 0	PA: 38
2B: 1	SAC: 0	PB: 0	
3B: 1	DP: 2	SB: 4	
HR: 0	HBP: 1	CS: 0	

livebaseballscores.com

**Chicago White Sox @ Kansas City Royals**  
Royals Stadium, Kansas City, MO

Sat Sep 05 1992, 8:05 PM EDT  
Att: 26,845 - Cloudy - 82 F

Inning Stats		R: 2	H: 3	E: 0	K: 1	S: 13	R: 1	H: 2	E: 0	K: 1	S: 11	R: 2	H: 2	E: 0	K: 0	S: 15	R: 0	H: 0	E: 0	K: 0	S: 7	R: 0	H: 1	E: 0	K: 1	S: 7	R: 1	H: 1	E: 0	K: 0	S: 9	R: 0	H: 0	E: 0	K: 1	S: 5	R: 0	H: 0	E: 0	K: 0	S: 5	R: 0	H: 0	E: 0	K: 0	S: 5
<b>PITCHER</b>	<b>IP</b>	<b>WLS</b>	<b>BF</b>	<b>H</b>	<b>R</b>	<b>ER</b>	<b>SO</b>	<b>BB</b>	<b>IBB</b>	<b>HBP</b>	<b>BLK</b>	<b>WP</b>	<b>HR</b>	<b>S</b>	<b>P</b>	<b>ERA</b>	<b>WHIP</b>																													
Charlie Hough, R ERA: 4.14 (1, 1)	2.1		13	5	4	4	2	2	0	0	0	0	0	32	55	15.43	3.000																													
Terry Leach, R ERA: 2.03 (3, 1)	0.2		6	2	1	1	0	1	0	1	0	0	0	7	14	13.50	4.500																													
Wilson Alvarez, L ERA: 4.7 (4, 1)	5.0	W	19	2	1	1	2	4	0	0	0	0	0	33	69	1.80	1.200																													

Batter	1	2	3	4	5	6	7	8	9	AB R H RBI BB SO LOB	TOP																	
Steve Sax, R (1, 4) OBP: 0.295, SLG: 0.327	2-1 G5-3	1-1 L7		2-2 BB 1B		2-0 G4-3			2-3 K	5 0 1 0 0 1 3																		
Tim Raines, S (1, 7) OBP: 0.368, SLG: 0.360	1-0 P3		0-2 1B	4-0 1B BB					2-3 K	3 0 1 0 1 1 0																		
Frank Thomas, R (1, 3) OBP: 0.446, SLG: 0.532	4-1 BB		0-0 1B 1B	0-1 SF7					2-3 K	2 0 1 1 1 1 0																		
George Bell, R (1, 10) OBP: 0.300, SLG: 0.430	1-1 P4		1-1 F7	3-3 K					1-3 K	4 0 0 0 0 2 4																		
Robin Ventura, L (1, 5) OBP: 0.366, SLG: 0.416			1-3 K	0-0 1B	1-0 F9				2-0 G3-1	4 0 1 0 0 1 0																		
Shawn Abner, R (1, 8) OBP: 0.311, SLG: 0.354			1-0 1B BB 1B	3-2 G6-3	1-3 K				2-3 K	4 0 1 0 0 2 2																		
Mike Huff, R (1, 9) OBP: 0.298, SLG: 0.277			4-0 1B BB	1-1 F8	3-3 K				2-1 P6	2 0 0 0 1 1 0																		
Lance Johnson, L (8, PH) OBP: 0.323, SLG: 0.370			1-2 BB							1 0 0 0 0 0 0																		
Ron Karkovics, R (1, 2) OBP: 0.298, SLG: 0.361			2-3 K	0-2 HR	2-3 K				1-3 K	3 1 1 1 0 2 2																		
Joey Cora, S (9, PH) OBP: 0.333, SLG: 0.283										1 0 0 0 0 1 0																		
Esteban Beltre, R (1, 6) OBP: 0.241, SLG: 0.274			0-0 1B	1-0 BB 1B SF7 1B	1-0 G4-3				1-3 K	3 1 2 0 0 0 0																		
Dale Sveum, S (9, PH) OBP: 0.257, SLG: 0.277			1-2 2-3 1B							1 0 0 0 0 1 0																		
<b>Inning Stats</b>	R: 0 E: 0 K: 0 S: 6	H: 0 LOB: 1 BB: 1 P: 14	R: 0 E: 0 K: 2 S: 10	H: 2 LOB: 3 BB: 1 P: 19	R: 0 E: 0 K: 0 S: 12	H: 3 LOB: 2 BB: 0 P: 16	R: 2 E: 0 K: 1 S: 15	H: 3 LOB: 2 BB: 1 P: 26	R: 0 E: 0 K: 1 S: 9	H: 0 LOB: 0 BB: 0 P: 14	R: 0 E: 0 K: 1 S: 6	H: 0 LOB: 0 BB: 0 P: 11	R: 0 E: 0 K: 3 S: 10	H: 0 LOB: 0 BB: 0 P: 15	R: 0 E: 0 K: 1 S: 7	H: 0 LOB: 0 BB: 0 P: 13	R: 0 E: 0 K: 3 S: 9	H: 0 LOB: 0 BB: 0 P: 13	1B: 7 2B: 0 3B: 0 HR: 1	SF: 1 SAC: 0 DP: 0 HBP: 0	WP: 0 PB: 0 SB: 0 CS: 0	PA: 37						
<b>PITCHER</b>	IP WLS BF H R ER SO BB IBB HBP BLK WP HR S P ERA WHIP																											
Ed Pierce, L (1, 1) ERA: 4.5	4.0	W	22	8	2	2	3	3	0	0	0	0	0	1	43	75	4.50	2.750										
Tom Gordon, R (5, 1) ERA: 4.19	3.0	W	9	0	0	0	6	0	0	0	0	0	0	0	25	40	0.00	0.000										
Jeff Montgomery, R (8, 1) ERA: 2.13	2.0	S	6	0	0	0	4	0	0	0	0	0	0	0	16	26	0.00	0.000										

Chicago White Sox @ Kansas City Royals  
Royals Stadium, Kansas City, MO  
Sun Sep 06 1992, 4:33 AM EDT  
Att. 25,166 - Cloudy - 81 F

AB	33
R	2
H	8
RBI	2
BB	3
SO	13
LOB	11





Batter	1	2	3	4	5	6	7	8	9
Juan Samuel, R OBP: 0.324, SLG: 0.343 Kevin Koslofski, L OBP: 0.376, SLG: 0.429	1-0 F9		2-0 FC6-4 1B		1-3 K		0-0 P3		
Curtis Wilkerson, S OBP: 0.309, SLG: 0.341	3-2 F7		1-0 S 1B		0-0 2B		1-0 IHR 2B		
George Brett, L OBP: 0.334, SLG: 0.398	0-0 G4-3		2-2 F8		2-0 P6		2-1 IHR		
Wally Joyner, L OBP: 0.327, SLG: 0.379		1-0 G3-1		1-0 E 1B	4-0 FC5-4 IBB		0-2 F7		
Mike Macfarlane, R OBP: 0.305, SLG: 0.421		3-1 E5		2-0 F7	2-0 FC5-4		0-3 K		
Kevin McReynolds, R OBP: 0.352, SLG: 0.413		0-0 F8		4-2 BB		0-0 P8		0-1 G6-3	
Brent Mayne, L OBP: 0.285, SLG: 0.297		3-2 F7		2-0 F8		0-1 2B		0-0 G6-3	
Brian McRae, S OBP: 0.289, SLG: 0.301			1-2 G6-3	3-1 F9		2-3 K		0-1 F7	
David Howard, S OBP: 0.304, SLG: 0.314			1-2 E4 FC6-4		2-1 2B 3B		0-0 L8		

Inning Stats	R: 0	H: 0	E: 0	LOB: 0	K: 0	S: 7	P: 11	R: 0	H: 0	E: 1	LOB: 1	K: 0	S: 7	P: 14	R: 0	H: 1	E: 1	LOB: 2	K: 0	S: 13	P: 19	R: 0	H: 1	E: 1	LOB: 2	K: 0	S: 7	P: 19	R: 1	H: 2	E: 0	LOB: 2	K: 1	S: 8	P: 19	R: 0	H: 1	E: 0	LOB: 1	K: 1	S: 8	P: 10	R: 2	H: 2	E: 0	LOB: 0	K: 1	S: 12	P: 15	R: 0	H: 0	E: 0	LOB: 0	K: 0	S: 5	P: 5
1B: 2	2B: 3	3B: 1	HR: 1	SF: 0	SAC: 0	DP: 0	HBP: 0	WP: 0	PA: 35																																															

PITCHER	IP	WLS	BF	H	R	ER	SO	BB	IBB	HBP	BLK	WP	HR	S	P	ERA	WHIP
Kirk McCaskill, R ERA: 4.01	(1, 1)	6.0	27	5	1	1	2	1	1	0	0	0	0	50	92	1.50	1.000
Roberto Hernandez, R ERA: 1.86	(7, 1)	2.0	8	2	2	2	1	0	0	0	0	0	0	17	20	9.00	1.000

BOTTOM

Chicago White Sox @ Kansas City Royals  
Royals Stadium, Kansas City, MO

Sun Sep 06 1992, 4:33 AM EDT  
Att. 25,166 - Cloudy - 81 F

livebaseballscores.com

AB	33
R	3
H	7
RBI	3
BB	2
SO	3
LOB	16



Batter	1	2	3	4	5	6	7	8	9	10	11	12	AB	R	H	RBI	BB	SO	LOB	TOP								
Devon White, S OBP: 0.293, SLG: 0.375	(1, 8) C F8		(1, 3) C K			(1, 2) C FC1-6 2B		(1, 2) C 1B SF8	(1, 3) C 1B		(1, 2) C G4-3		6	1	3	0	0	1	4	<p>Toronto Blue Jays @ Kansas City Royals</p> <p>Royals Stadium, Kansas City, MO</p> <p>Mon Sep 07 1992, 8:05 PM EDT</p> <p>Att. 21,015 - Cloudy - 77 F</p>								
Roberto Alomar, S OBP: 0.416, SLG: 0.441	(1, 4) B G4-3		(1, 2) C G6-3			(1, 1) C FC1-6-5 DI		(1, 3) C 1B S	(1, 3) C 1B		(1, 2) C P5		6	1	1	1	0	0	4									
Joe Carter, R OBP: 0.319, SLG: 0.513	(1, 9) F F7					(1, 0) C F8		(1, 0) C SF8					5	0	1	1	0	0	1									
Dave Winfield, R OBP: 0.378, SLG: 0.507	(1, 10) B 1B		(1, 3) C L8			(1, 0) C 2B		(1, 2) C 1B					6	1	3	1	0	0	1									
John Olerud, L OBP: 0.394, SLG: 0.464	(1, 3) C K		(1, 2) C P5			(1, 0) C F8		(1, 2) C 1B					5	0	1	0	0	1	2									
Candy Maldonado, R OBP: 0.352, SLG: 0.487	(1, 7) B F9					(1, 0) C G5-3		(1, 2) C 2B					5	0	2	1	0	1	2									
Kelly Gruber, R OBP: 0.277, SLG: 0.368	(1, 5) C SH5-4 1B		(1, 1) C 1B			(1, 2) C G4-3		(1, 3) C K					5	0	1	0	0	1	4									
Pat Borders, R OBP: 0.295, SLG: 0.396	(1, 2) X SH5-4 1B		(1, 0) C 1B			(1, 0) C F9		(1, 2) C G5-3					5	0	1	0	0	0	2									
Alfredo Griffin, S OBP: 0.218, SLG: 0.253	(1, 6) X SH5-4		(1, 0) C 1B			(1, 3) C K		(1, 2) C 1B BB					3	1	1	0	1	1	1									
<b>Inning Stats</b>	R: 0 E: 0 K: 0 S: 9	H: 0 LOB: 0 BB: 0 P: 14	R: 0 E: 0 K: 1 S: 7	H: 1 LOB: 0 BB: 0 P: 11	R: 0 E: 0 K: 1 S: 12	H: 2 LOB: 2 BB: 0 P: 15	R: 0 E: 0 K: 0 S: 12	H: 0 LOB: 0 BB: 0 P: 18	R: 0 E: 0 K: 0 S: 4	H: 0 LOB: 0 BB: 0 P: 6	R: 0 E: 0 K: 1 S: 11	H: 1 LOB: 1 BB: 0 P: 14	R: 1 E: 0 K: 1 S: 10	H: 2 LOB: 1 BB: 0 P: 17	R: 3 E: 0 K: 1 S: 21	H: 4 LOB: 2 BB: 1 P: 36	R: 0 E: 0 K: 0 S: 15	H: 2 LOB: 1 BB: 0 P: 21	R: 0 E: 0 K: 0 S: 9		H: 1 LOB: 0 BB: 0 P: 14	R: 0 E: 1 K: 0 S: 9	H: 1 LOB: 2 BB: 0 P: 13	R: 0 E: 0 K: 0 S: 8	H: 0 LOB: 0 BB: 0 P: 11	1B: 11 2B: 3 3B: 0 HR: 0	SF: 1 SAC: 1 DP: 1 HBP: 0	WP: 0 PB: 0 SB: 1 CS: 1
<b>PITCHER</b>	IP	WLS	BF	H	R	ER	SO	BB	IBB	HBP	BLK	WP	HR	S	P	ERA	WHIP											
Rick Reed, R ERA: 4.1	(1, 1)		24	6	1	1	3	0	0	0	0	0	0	60	85	1.42	0.947											
Rusty Meacham, R ERA: 2.71	(7, 1)		5	2	3	3	1	1	0	0	0	0	0	13	25	40.50	4.500											
Jeff Montgomery, R ERA: 2.07	(8, 1)		9	4	0	0	1	0	0	0	0	0	0	28	42	0.00	2.000											
Steve Shifflett, R ERA: 2.63	(10, 1)		8	2	0	0	0	0	0	0	0	0	0	18	27	0.00	1.000											
Mike Magnante, L ERA: 4.79	(12, 1)	W	3	0	0	0	0	0	0	0	0	0	0	8	11	0.00	0.000											

AB	46
R	4
H	14
RBI	4
BB	1
SO	5
LOB	21



livebaseballscorecards.com

Batter	1	2	3	4	5	6	7	8	9	10	11	12	AB R H RBI BB SO LOB
Gregg Jefferies, S OBP: 0.342, SLG: 0.417	1-1 G6-3		0-1 CS 1B		1-2 G4-3		1-2 G3-1			1-0 G5-3		4-0 1B IBB	5 0 1 0 1 0 0
Curtis Wilkerson, S OBP: 0.314, SLG: 0.343	2-2 1B 1B		2-3 K2-3		1-0 G6-3		1-3 K			4-1 BB		0-1 1-2 2-H 1B	5 1 2 1 1 2 1
George Brett, L OBP: 0.333, SLG: 0.396	2-0 1B 1-3 1B		0-0 F8		0-0 F7			0-1 F8		0-3 K			5 0 1 0 0 1 1
Wally Joyner, L OBP: 0.330, SLG: 0.384	0-0 1-3 3-H 1B			0-1 1B 2B 1B		2-0 1B 2B		0-2 L5		1-2 G4-3			5 2 3 1 0 0 0
Kevin McReynolds, R OBP: 0.353, SLG: 0.413	0-0 P3		0-0 1-3 2B 1B		1-1 1-3 2B 1B		1-0 2-H G4-3 1B		1-2 F9		1-2 G5-3		5 1 2 1 0 0 2
Brent Mayne, L OBP: 0.288, SLG: 0.305	1-2 F9			2-1 P1-6 1-H 3-H 2B		1-0 1-2 G4-3			3-1 G4-6-3 1B		1-3 K		5 0 2 2 0 1 3
Kevin Koslofski, L OBP: 0.360, SLG: 0.407		0-0 F8		1-1 P1-6 2-3f		2-3 K		1-0 K		1-0 G4-6-3		2-3 K	4 0 0 0 0 1 3 1 0 0 0 0 1 0
Gary Thurman, R OBP: 0.287, SLG: 0.323													
Brian McRae, S OBP: 0.290, SLG: 0.303		1-3 K		4-0 S BB		1-3 K			2-2 L3			3-2 1B 2B	4 1 1 0 1 2 1
David Howard, S OBP: 0.296, SLG: 0.305		0-0 G3		1-3 K			0-1 G4-3			0-3 K		0-2 G5-3	5 0 0 0 0 2 2

Inning Stats	R: 1	H: 3	E: 0	LOB: 2	K: 0	BB: 0	S: 13	R: 0	H: 0	E: 0	LOB: 0	K: 1	BB: 0	S: 5	R: 0	H: 1	E: 0	LOB: 0	K: 1	BB: 0	S: 8	R: 2	H: 3	E: 0	LOB: 1	K: 1	BB: 1	S: 11	R: 0	H: 0	E: 0	LOB: 0	K: 0	BB: 0	S: 5	R: 1	H: 2	E: 0	LOB: 1	K: 2	BB: 0	S: 11	R: 0	H: 0	E: 0	LOB: 0	K: 1	BB: 0	S: 8	R: 0	H: 0	E: 0	LOB: 0	K: 0	BB: 0	S: 8	R: 0	H: 1	E: 0	LOB: 0	K: 0	BB: 0	S: 7	R: 0	H: 0	E: 0	LOB: 1	K: 2	BB: 1	S: 8	R: 0	H: 0	E: 0	LOB: 0	K: 1	BB: 0	S: 12	R: 1	H: 2	E: 0	LOB: 2	K: 1	BB: 1	S: 12	1B: 9	2B: 4	3B: 0	HR: 0	SF: 0	SAC: 0	DP: 2	HBP: 0	WP: 0	PA: 47
--------------	------	------	------	--------	------	-------	-------	------	------	------	--------	------	-------	------	------	------	------	--------	------	-------	------	------	------	------	--------	------	-------	-------	------	------	------	--------	------	-------	------	------	------	------	--------	------	-------	-------	------	------	------	--------	------	-------	------	------	------	------	--------	------	-------	------	------	------	------	--------	------	-------	------	------	------	------	--------	------	-------	------	------	------	------	--------	------	-------	-------	------	------	------	--------	------	-------	-------	-------	-------	-------	-------	-------	--------	-------	--------	-------	--------

PITCHER	IP	WLS	BF	H	R	ER	SO	BB	IBB	HBP	BLK	WP	HR	S	P	ERA	WHIP
Jack Morris, R ERA: 4.18	(1, 1)	9.0	35	10	4	4	6	1	0	0	0	0	0	76	111	4.00	1.222
Duane Ward, R ERA: 2.11	(10, 1)	2.0	7	0	0	0	3	1	0	0	0	0	0	17	25	0.00	0.500
David Wells, L ERA: 5.59	(12, 1)	0.2	L	5	2	1	1	0	1	0	0	0	0	12	21	13.50	3.000

**Toronto Blue Jays @ Kansas City Royals**  
**Royals Stadium, Kansas City, MO**  
 Mon Sep 07 1992, 8:05 PM EDT  
 Att: 21,015 - Cloudy - 77 F

livebaseballscorecards.com

AB 44  
 R 5  
 H 12  
 RBI 5  
 BB 3  
 SO 10  
 LOB 13



Batter	1	2	3	4	5	6	7	8	9	AB R H RBI BB SO LOB	TOP											
<b>Devon White, S</b> (1, 8) OBP: 0.294, SLG: 0.376	1-0 G1-3 BB E 1B		3-2 G6-3		3-2 G3		1-2 BB 1B		3-3 K	5 2 2 0 0 1 0	<b>Toronto Blue Jays @ Kansas City Royals</b> Royals Stadium, Kansas City, MO Tue Sep 08 1992, 8:05 PM EDT Att. 15,454 - Cloudy - 68 F <a href="http://livebaseballscorecards.com">livebaseballscorecards.com</a>											
<b>Roberto Alomar, S</b> (1, 4) OBP: 0.420, SLG: 0.441	4-2 G1-3 E BB		4-1 BB			1-2 HR 1B	4-0 BB	3-1 L5	2 2 1 0 3 0 0													
<b>Joe Carter, R</b> (1, 9) OBP: 0.319, SLG: 0.517	2-3 K		2-1 P4			3-2 HR 1B	0-1 FC6-4 1B	1-3 K	5 1 2 3 0 2 3													
<b>Dave Winfield, R</b> (1, 10) OBP: 0.378, SLG: 0.505	0-1 G1-3 1-2 2-3		1-2 L8			2-1 G1-3 G3 1B	1-0 FC6-4 1-2f		4 0 1 0 0 0 5													
<b>John Olerud, L</b> (1, 3) OBP: 0.383, SLG: 0.462	2-2 E8 1B			0-0 P6		3-2 G3 1-2		1-2 L5	4 0 1 2 0 0 1													
<b>Candy Maldonado, R</b> (1, 7) OBP: 0.349, SLG: 0.482	3-2 G6-3		2-2 G4-3			0-0 G1-3 2-3		0-3 K	4 0 0 0 0 1 2													
<b>Kelly Gruber, R</b> (1, 5) OBP: 0.277, SLG: 0.367		1-3 K		1-0 P3		3-2 F9		1-1 1B 1B	4 0 1 0 0 1 1													
<b>Pat Borders, R</b> (1, 2) OBP: 0.294, SLG: 0.395		2-0 F8			0-1 F8		2-1 G1-3	1-2 1B 1B	4 0 1 0 0 0 0													
<b>Alfredo Griffin, S</b> (1, 6) OBP: 0.209, SLG: 0.241		1-2 F8			0-1 G4-3		1-2 G4-3	1-0 F8	4 0 0 0 0 0 2													
<b>Inning Stats</b>	R: 2 E: 1 K: 1 S: 15	H: 2 LOB: 1 BB: 1 P: 27	R: 0 E: 0 K: 1 S: 7	H: 0 LOB: 0 BB: 0 P: 11	R: 0 E: 0 K: 0 S: 10	H: 0 LOB: 1 BB: 1 P: 20	R: 0 E: 0 K: 0 S: 5	H: 0 LOB: 0 BB: 0 P: 8	R: 0 E: 0 K: 0 S: 11	H: 0 LOB: 0 BB: 0 P: 14	R: 2 E: 0 K: 0 S: 20	H: 3 LOB: 1 BB: 0 P: 31	R: 1 E: 0 K: 0 S: 11	H: 2 LOB: 2 BB: 1 P: 20	R: 0 E: 0 K: 1 S: 12	H: 2 LOB: 2 BB: 0 P: 16	R: 0 E: 0 K: 2 S: 13	H: 0 LOB: 0 BB: 0 P: 20	1B: 8 2B: 0 3B: 0 HR: 1	SF: 0 SAC: 0 DP: 0 HBP: 0	WP: 0 PB: 0 SB: 0 CS: 0	PA: 39
<b>PITCHER</b>	IP WLS BF H R ER SO BB IBB HBP BLK WP HR S P ERA WHIP												<b>PITCHER</b>	IP WLS BF H R ER SO BB IBB HBP BLK WP HR S P ERA WHIP								
<b>Luis Aquino, R</b> (1, 1) ERA: 4.37	5.0 L 22 5 4 4 2 2 0 0 0 0 0 1 58 95 7.20 1.400																					
<b>Tom Gordon, R</b> (6, 1) ERA: 4.2	2.0 9 2 1 1 0 1 0 0 0 0 0 0 21 36 4.50 1.500																					
<b>Bill Sampen, R</b> (8, 1) ERA: 3.26	2.0 8 2 0 0 3 0 0 0 0 0 0 0 25 36 0.00 1.000																					

**Toronto Blue Jays @ Kansas City Royals**  
 Royals Stadium, Kansas City, MO  
 Tue Sep 08 1992, 8:05 PM EDT  
 Att. 15,454 - Cloudy - 68 F

AB	36
R	5
H	9
RBI	5
BB	3
SO	5
LOB	14



Batter	1	2	3	4	5	6	7	8	9	AB	R	H	RBI	BB	SO	LOB
Gregg Jefferies, S OBP: 0.340, SLG: 0.414 (1, 5)	1-0 F7		1-2 G4-3		0-1 F7			0-1 G6-3		4	0	0	0	0	0	2
Curtis Wilkerson, S OBP: 0.309, SLG: 0.337 (1, 4)	2-2 G6-3		1-3 K		2-1 G6-3			0-3 K		4	0	0	0	0	2	2
George Brett, L OBP: 0.330, SLG: 0.393 (1, 10)	0-0 P5		1-1 G3			0-2 F8			0-1 G3	4	0	0	0	0	0	1
Mike Macfarlane, R OBP: 0.302, SLG: 0.416 (1, 2)		0-1 G5-3		0-0 F8		0-0 G5-3			2-0 P6	4	0	0	0	0	0	0
Kevin McReynolds, R OBP: 0.356, SLG: 0.417 (1, 7)		2-1 BB 1B		3-1 1B		1-0 F8			1-0 E7 1B	4	0	3	0	0	0	0
Juan Samuel, R OBP: 0.319, SLG: 0.336 (1, 9)		0-0 F9		0-3 K			0-0 G5-3		2-3 K	4	0	0	0	0	2	3
Jeff Conine, R OBP: 0.314, SLG: 0.354 (1, 3)		4-2 FC6-4 BB		1-3 K2-3			1-1 L7			2	0	0	0	1	1	1
Brian McRae, S OBP: 0.288, SLG: 0.301 (1, 8)		0-0 FC6-4			1-0 B1		2-1 G4-3			3	0	0	0	0	0	2
David Howard, S OBP: 0.297, SLG: 0.305 (1, 6)			2-2 G4-3 1B		2-2 E5			2-2 G6-3		3	0	1	0	0	0	0

Inning Stats	R: 0	H: 0	E: 0	K: 0	S: 5	R: 0	H: 1	E: 0	K: 0	S: 8	R: 0	H: 1	E: 0	K: 1	S: 12	R: 0	H: 1	E: 0	K: 2	S: 9	R: 0	H: 0	E: 1	K: 0	S: 9	R: 0	H: 0	E: 0	K: 0	S: 5	R: 0	H: 0	E: 0	K: 0	S: 5	R: 0	H: 0	E: 0	K: 1	S: 9	R: 0	H: 1	E: 1	K: 1	S: 8	1B: 4	2B: 0	3B: 0	HR: 0	SF: 0	SAC: 0	DP: 0	HBP: 0	WP: 0	PA: 33
	0	0	0	0	5	0	1	0	2	8	0	1	0	1	12	0	1	0	2	9	0	0	0	1	0	9	0	0	0	0	6	0	0	0	5	0	0	0	1	11	0	1	0	13	4	0	0	0	0	0	0	33			

PITCHER	IP	WLS	BF	H	R	ER	SO	BB	IBB	HBP	BLK	WP	HR	S	P	ERA	WHIP
Jimmy Key, L ERA: 3.67 (1, 1)	9.0	W	33	4	0	0	5	1	0	0	0	0	0	70	104	0.00	0.556

**BOTTOM**

**Toronto Blue Jays @ Kansas City Royals**  
**Royals Stadium, Kansas City, MO**  
 Tue Sep 08 1992, 8:05 PM EDT  
 Att: 15,454 - Cloudy - 68 F

[livebaseballscorecards.com](http://livebaseballscorecards.com)

<b>AB</b>	<b>32</b>
<b>R</b>	<b>0</b>
<b>H</b>	<b>4</b>
<b>RBI</b>	<b>0</b>
<b>BB</b>	<b>1</b>
<b>SO</b>	<b>5</b>
<b>LOB</b>	<b>11</b>



Batter	1	2	3	4	5	6	7	8	9	AB R H RBI BB SO LOB	TOP									
Devon White, S OBP: 0.293, SLG: 0.374 (1, 8)	4-2 BB	2-0 G4-3			2-2 P6		1-2 G4-3			3 0 0 0 1 0 2										
Roberto Alomar, S OBP: 0.420, SLG: 0.442 (1, 4)	2-3 K		3-1 G4-3		0-0 2B			4-2 G6-4-3 BB		3 0 1 0 1 1 1										
Joe Carter, R OBP: 0.319, SLG: 0.516 (1, 9)	0-1 F8		0-1 E 1B		1-2 F7			0-3 K		4 0 1 0 0 1 3										
Dave Winfield, R OBP: 0.377, SLG: 0.502 (1, 10)	0-2 G5-3		4-2 G4-6-3 BB		2-1 F7			2-2 G6-4-3 1-2f		3 0 0 0 1 0 2										
John Olerud, L OBP: 0.380, SLG: 0.457 (1, 3)		0-0 F8	1-0 G4-6-3 1-2f		1-3 K			1-0 G3-1		4 0 0 0 0 1 2										
Candy Maldonado, R OBP: 0.351, SLG: 0.485 (1, 7)		3-1 BB 1B		1-3 K		1-1 2B		2-2 G1-3		4 1 2 0 0 1 0										
Kelly Gruber, R OBP: 0.276, SLG: 0.364 (1, 5)		2-2 F9		1-1 P4		0-0 G5-3		4-1 BB		3 0 0 0 1 0 2										
Pat Borders, R OBP: 0.294, SLG: 0.392 (1, 2)		4-1 1B BB		2-2 F9			3-3 K	0-3 K		3 0 0 0 1 2 1										
Alfredo Griffin, S OBP: 0.213, SLG: 0.244 (1, 6)		0-0 1-2 2-H 1B		2-3 K			1-3 K			3 0 1 1 0 2 0										
<b>Inning Stats</b>	R: 0 E: 0 K: 1 S: 11	H: 0 LOB: 1 BB: 1 P: 17	R: 1 E: 0 K: 0 S: 10	H: 2 LOB: 2 BB: 1 P: 21	R: 0 E: 1 K: 0 S: 7	H: 1 LOB: 1 BB: 1 P: 15	R: 0 E: 0 K: 1 S: 8	H: 0 LOB: 0 BB: 0 P: 12	R: 0 E: 0 K: 1 S: 13	H: 1 LOB: 1 BB: 0 P: 18	R: 0 E: 0 K: 2 S: 10	H: 0 LOB: 0 BB: 0 P: 15	R: 0 E: 0 K: 1 S: 9	H: 0 LOB: 0 BB: 1 P: 15	R: 0 E: 0 K: 1 S: 9	H: 0 LOB: 1 BB: 1 P: 16	1B: 3 2B: 2 3B: 0 HR: 0	SF: 0 SAC: 0 DP: 2 HBP: 0	WP: 0 PB: 0 SB: 0 CS: 0	PA: 35
<b>PITCHER</b>	IP WLS BF H R ER SO BB IBB HBP BLK WP HR S P ERA WHIP																			
Kevin Appier, R ERA: 2.46 (1, 1)	2.0 L 10 2 1 1 1 2 0 0 0 0 0 0 21 38 4.50 2.000																			
Juan Berenguer, R ERA: 5.53 (3, 1)	3.0 11 2 0 0 2 1 0 0 0 0 0 0 28 45 0.00 1.000																			
Steve Shifflett, R ERA: 2.5 (6, 1)	2.0 7 1 0 0 3 0 0 0 0 0 0 0 19 28 0.00 0.500																			
Rusty Meacham, R ERA: 2.65 (8, 1)	2.0 7 0 0 0 2 2 0 0 0 0 0 0 18 31 0.00 1.000																			

Toronto Blue Jays @ Kansas City Royals  
 Royals Stadium, Kansas City, MO  
 Wed Sep 09 1992, 8:05 PM EDT  
 Att. 17,730 - Cloudy - 74 F

AB	30
R	1
H	5
RBI	1
BB	5
SO	8
LOB	13



Batter	1	2	3	4	5	6	7	8	9	AB	R	H	RBI	BB	SO	LOB
Gregg Jefferies, S OBP: 0.345, SLG: 0.416 (1, 5)	1-1 1B		4-2 BB			1-0 1B		4-0 BB		2	0	2	0	2	0	0
Curtis Wilkerson, S OBP: 0.308, SLG: 0.333 (1, 4)	1-0 P5		0-1 P5			2-2 G6-3		3-0 HBP		3	0	0	0	0	0	3
George Brett, L OBP: 0.328, SLG: 0.390 (1, 10)	2-3 K					1-1 F9		1-2 G3		4	0	0	0	0	1	3
Wally Joyner, L OBP: 0.331, SLG: 0.383 (1, 3)	2-1 F8					0-0 G4-3		4-0 2B		3	0	1	0	1	0	1
Kevin McReynolds, R OBP: 0.357, SLG: 0.419 (1, 7)						0-0 G5-3		2-2 2B		3	0	1	0	1	1	1
Brent Mayne, L OBP: 0.282, SLG: 0.298 (1, 2)						1-1 F8		1-2 F9		4	0	0	0	0	1	4
Kevin Koslofski, L OBP: 0.344, SLG: 0.388 (1, 9)						1-2 F7		0-0 L1		4	0	0	0	0	2	4
Brian McRae, S OBP: 0.289, SLG: 0.301 (1, 8)						2-3 K		0-2 G3		3	0	1	0	0	1	0
David Howard, S OBP: 0.292, SLG: 0.300 (1, 6)						0-0 F7		0-0 P6		3	0	0	0	0	0	0

<b>BOTTOM</b>	
<p align="center"><b>Toronto Blue Jays @ Kansas City Royals</b>          Royals Stadium, Kansas City, MO</p>	
<p align="right">Wed Sep 09 1992, 8:05 PM EDT          Att. 17,730 - Cloudy - 74 F</p>	
<b>AB</b> 29 <b>R</b> 0 <b>H</b> 5 <b>RBI</b> 0 <b>BB</b> 4 <b>SO</b> 6 <b>LOB</b> 16	

Inning Stats	R: 0	H: 1	E: 0	K: 1	S: 9	LOB: 1	BB: 0	P: 14	R: 0	H: 1	E: 0	K: 2	S: 7	LOB: 2	BB: 1	P: 16	R: 0	H: 0	E: 0	K: 0	S: 6	LOB: 0	BB: 1	P: 10	R: 0	H: 0	E: 0	K: 1	S: 8	LOB: 0	BB: 0	P: 12	R: 0	H: 1	E: 0	K: 0	S: 6	LOB: 0	BB: 0	P: 10	R: 0	H: 1	E: 0	K: 0	S: 12	LOB: 2	BB: 1	P: 20	R: 0	H: 0	E: 0	K: 0	S: 7	LOB: 2	BB: 1	P: 15	R: 0	H: 1	E: 0	K: 2	S: 10	LOB: 1	BB: 0	P: 15	1B: 4	2B: 1	3B: 0	HR: 0	SF: 0	SAC: 0	DP: 1	HBP: 1	WP: 0	PB: 0	SB: 3	CS: 1	PA: 34	ERA	WHIP
<b>PITCHER</b> David Cone, R (1, 1) ERA: 3.1 Tom Henke, R (9, 1) ERA: 2.15	<b>PITCHER</b> IP: 8.1, WLS: 1, BF: 32, H: 5, R: 0, ER: 0, SO: 5, BB: 4, IBB: 0, HBP: 1, BLK: 0, WP: 0, HR: 0, S: 64, P: 110, ERA: 0.00, WHIP: 1.080 IP: 0.2, WLS: 0, BF: 2, H: 0, R: 0, ER: 0, SO: 1, BB: 0, IBB: 0, HBP: 0, BLK: 0, WP: 0, HR: 0, S: 5, P: 7, ERA: 0.00, WHIP: 0.000																																																																														

Batter	1	2	3	4	5	6	7	8	9	AB R H RBI BB SO LOB	TOP															
Gregg Jefferies, S OBP: 0.342, SLG: 0.412 (1, 5)	2-1 G4-3		1-1 P4	1-1 P6			0-0 P2		1-1 G4-6-3	5 0 0 0 0 0 3																
Keith Miller, R OBP: 0.362, SLG: 0.408 (1, 4)	2-2 FC5-4 1B		2-2 F7			0-0 F7	2-3 K			4 0 1 0 0 0 1 0																
George Brett, L OBP: 0.327, SLG: 0.388 (1, 10)	1-2 FC5-4 1B		2-1 HBP			1-0 G3	3-2 L8			3 0 0 0 0 0 0 1																
Kevin McReynolds, R OBP: 0.357, SLG: 0.418 Kevin Koslofski, L OBP: 0.340, SLG: 0.384 (1, 7) (7, 7)	2-1 1B		2-2 F8			1-2 E5 BB	1-1 F9			3 0 1 0 0 0 0 1 1 0 0 0 0 0 0 0																
Wally Joyner, L OBP: 0.332, SLG: 0.385 (1, 3)	1-2 G4-3			0-1 1B 2B		4-2 1B BB	2-1 F8			3 1 1 0 0 1 0 2																
Juan Samuel, R OBP: 0.318, SLG: 0.340 (1, 9)		1-2 G4-3		1-1 G1-3		3-3 K	1-0 2B			4 0 1 0 0 0 1 3																
Mike Macfarlane, R OBP: 0.304, SLG: 0.417 (1, 2)		2-0 1B 1B		3-1 2B 1B			1-1 G6-3			4 0 2 1 0 0 0 1																
Brian McRae, S OBP: 0.289, SLG: 0.301 Jim Eisenreich, L OBP: 0.308, SLG: 0.337 (1, 8) (9, PH)		1-0 1B		2-1 F9			0-3 K		2-2 G4-6-3 1B	3 0 1 0 0 0 1 1 1 0 1 0 0 0 0 0																
David Howard, S OBP: 0.288, SLG: 0.295 Curtis Wilkerson, S OBP: 0.307, SLG: 0.332 (1, 6) (9, PH)		0-0 F9		1-0 E6			1-0 F7		2-3 K	3 0 0 0 0 0 0 2 1 0 0 0 0 0 1 1																
<b>Inning Stats</b>	R: 0 E: 0 K: 0 S: 17	H: 2 LOB: 2 BB: 0 P: 25	R: 0 E: 0 K: 0 S: 6	H: 2 LOB: 1 BB: 0 P: 10	R: 0 E: 0 K: 0 S: 14	H: 0 LOB: 1 BB: 0 P: 21	R: 1 E: 1 K: 0 S: 11	H: 2 LOB: 2 BB: 0 P: 19	R: 0 E: 1 K: 1 S: 11	H: 0 LOB: 2 BB: 1 P: 20	R: 0 E: 0 K: 1 S: 6	H: 0 LOB: 0 BB: 0 P: 8	R: 0 E: 0 K: 1 S: 10	H: 0 LOB: 0 BB: 0 P: 15	R: 0 E: 0 K: 0 S: 6	H: 1 LOB: 1 BB: 0 P: 11	R: 0 E: 0 K: 1 S: 9	H: 1 LOB: 0 BB: 0 P: 14	1B: 6 2B: 2 3B: 0 HR: 0	SF: 0 SAC: 0 DP: 1 HBP: 1	WP: 0 PB: 0 SB: 1 CS: 0	PA: 37				
<b>PITCHER</b>	IP WLS BF H R ER SO BB IBB HBP BLK WP HR S P ERA WHIP																									
Sterling Hitchcock, L ERA: 1.5 (1, 1)	6.0	27	6	1	1	2	1	0	1	0	0	0	65	103	1.50	1.167										
Rich Monteleone, R ERA: 2.95 (7, 1)	2.0	W	7	1	0	0	1	0	0	0	0	0	16	26	0.00	0.500										
Steve Farr, R ERA: 1.54 (9, 1)	1.0	S	3	1	0	0	1	0	0	0	0	0	9	14	0.00	1.000										

**Kansas City Royals @ New York Yankees**  
**Yankee Stadium, Bronx, NY**  
 Fri Sep 11 1992, 7:05 PM EDT  
 Att. 15,597 - Cloudy - 67 F

AB	35
R	1
H	8
RBI	1
BB	1
SO	4
LOB	15





Batter	1	2	3	4	5	6	7	8	9
<b>Bernie Williams, S</b> <small>OBP: 0.333, SLG: 0.370</small> (1, 8)	4-2 		1-1 		1-0 			1-1 	
<b>Randy Velarde, R</b> <small>OBP: 0.343, SLG: 0.401</small> (1, 5)	1-0 		1-0 			1-0 		1-0 	
<b>Don Mattingly, L</b> <small>OBP: 0.325, SLG: 0.423</small> (1, 3)	3-1 		2-2 			3-2 		1-0 	
<b>Danny Tartabull, R</b> <small>OBP: 0.413, SLG: 0.504</small> (1, 9)	4-0 			1-3 		0-0 		3-2 	
<b>Roberto Kelly, R</b> <small>OBP: 0.329, SLG: 0.400</small> (1, 7)	3-2 			0-1 			2-3 	0-3 	
<b>Jim Leyritz, R</b> <small>OBP: 0.340, SLG: 0.424</small> (1, 10)		1-0 		0-3 			1-0 		
<b>Mike Stanley, R</b> <small>OBP: 0.371, SLG: 0.408</small> (1, 2)			1-3 		2-3 		0-1 		
<b>Andy Stankiewicz, R</b> <small>OBP: 0.336, SLG: 0.343</small> (1, 6)		2-2 			1-1 		4-0 		
<b>Pat Kelly, R</b> <small>OBP: 0.314, SLG: 0.395</small> (1, 4)		2-2 			1-2 		1-0 		

AB	R	H	RBI	BB	SO	LOB	
3	0	1	0	1	0	0	
4	1	1	0	0	0	1	
4	0	0	0	0	0	2	
3	0	1	1	1	1	0	
4	0	0	0	0	2	3	
3	1	2	1	0	1	0	
3	0	0	0	0	2	1	
2	0	0	0	1	0	1	
3	0	1	0	0	0	2	
1B: 4	SF: 0	2B: 1	SAC: 0	3B: 0	DP: 0	HR: 1	HBP: 0

**BOTTOM**

**Kansas City Royals @ New York Yankees**  
 Yankee Stadium, Bronx, NY

livebaseballscorecards.com

<b>AB</b>	<b>29</b>
<b>R</b>	<b>2</b>
<b>H</b>	<b>6</b>
<b>RBI</b>	<b>2</b>
<b>BB</b>	<b>3</b>
<b>SO</b>	<b>6</b>
<b>LOB</b>	<b>10</b>



Inning Stats	R: 0	H: 0	E: 0	K: 8	S: 8	P: 23	R: 0	H: 1	E: 0	K: 11	S: 17	R: 0	H: 0	E: 0	K: 6	S: 10	R: 0	H: 2	E: 0	K: 9	S: 14	R: 0	H: 0	E: 0	K: 5	S: 9	R: 1	H: 1	E: 0	K: 8	S: 16	R: 1	H: 2	E: 0	K: 10	S: 16	
<b>PITCHER</b>	<b>IP</b>	<b>WLS</b>	<b>BF</b>	<b>H</b>	<b>R</b>	<b>ER</b>	<b>SO</b>	<b>BB</b>	<b>IBB</b>	<b>HBP</b>	<b>BLK</b>	<b>WP</b>	<b>HR</b>	<b>S</b>	<b>P</b>	<b>ERA</b>	<b>WHIP</b>	<b>PITCHER</b>	<b>IP</b>	<b>WLS</b>	<b>BF</b>	<b>H</b>	<b>R</b>	<b>ER</b>	<b>SO</b>	<b>BB</b>	<b>IBB</b>	<b>HBP</b>	<b>BLK</b>	<b>WP</b>	<b>HR</b>	<b>S</b>	<b>P</b>	<b>ERA</b>	<b>WHIP</b>		
<b>Chris Haney, L</b> <small>ERA: 5.17</small>	(1, 1)	7.0		27	4	1	5	2	1	0	0	0	1	56	99	1.29	0.857																				
<b>Mike Magnante, L</b> <small>ERA: 4.86</small>	(8, 1)	0.2	L	3	1	1	0	0	0	0	0	0	0	4	7	13.50	1.500																				
<b>Rusty Meacham, R</b> <small>ERA: 2.64</small>	(8, 1)	0.1		2	1	0	1	0	0	0	0	1	0	6	9	0.00	3.000																				

Fri Sep 11 1992, 7:05 PM EDT  
 Att: 15,597 - Cloudy - 67 F

Batter	1	2	3	4	5	6	7	8	9	AB R H RBI BB SO LOB	TOP																										
Gregg Jefferies, S OBP: 0.345, SLG: 0.414 (1, 5) B C F B X	3-2 1B F9-2 1B		0-2 G4-3	0-2 1B 1-H		0-0 1B G1-3	0-2 E4		4-1 1B 2-3 BB	5 1 3 1 1 0 1																											
Keith Miller, R OBP: 0.356, SLG: 0.401 (1, 4) 1 SAFE X	0-0 F8		1-1 P3	0-1 P3		0-1 G1-3	0-2 F8		2-2 P4	6 0 0 0 0 0 9																											
George Brett, L OBP: 0.331, SLG: 0.395 (1, 10) F 1 SAFE F 1 SAFE F X	0-2 BB 1-3 1B		2-3 K		1-0 G3 2B	1-0 2B 1B		2-1 2B	1-0 SF7	5 2 4 3 0 1 0																											
Wally Joyner, L OBP: 0.334, SLG: 0.386 (1, 3) B B B B	4-0 1-2 BB			4-2 1B 1B BB	3-2 G3	2-1 2B		1-3 K	1-1 F8	4 1 1 1 2 1 4																											
Mike Macfarlane, R OBP: 0.308, SLG: 0.416 (1, 2) C B F X	1-2 F9-2			0-0 1B 1-2 1B 1B	3-3 K	4-0 IBB		4-2 BB		3 1 1 0 2 1 4 0 0 0 0 0 0 0 0 0 0 0 0 0 0																											
Terry Shumpert, R OBP: 0.193, SLG: 0.282 (8, PR)																																					
Jeff Conine, R OBP: 0.314, SLG: 0.354 (8, 9)																																					
Jim Eisenreich, L OBP: 0.309, SLG: 0.342 (1, 7) (7, 9) (8, 7)		0-0 L5		1-0 FC4-6 1B 1-2 2-3 1B	0-1 2B	3-2 G4-3		3-3 K		5 1 2 1 0 1 4																											
Juan Samuel, R OBP: 0.321, SLG: 0.347 (1, 9)		1-1 G6-3 2B		1-1 FC4-6 1B	0-0 G5-3		0-1 G1-3	2-3 K		4 0 2 2 0 0 1 0 0 0 0 0 0 0 0 0 0 0 0 0 0 1 0 0 0 0 1 2																											
Kevin Kostofski, L OBP: 0.340, SLG: 0.384 (7, 7)																																					
Gary Thurman, R OBP: 0.287, SLG: 0.323 (8, PH)																																					
Brent Mayne, L OBP: 0.281, SLG: 0.297 (8, 2)																																					
Brian McRae, S OBP: 0.288, SLG: 0.299 (1, 8)		0-0 G6-3		3-2 FC4-6 BLK 1B 1-2 2-3		3-2 F8	2-3 K		3-2 BB BB SF7 HBP	4 2 0 0 0 1 3																											
David Howard, S OBP: 0.296, SLG: 0.301 (1, 6)		1-2 F8		0-0 SF9		1-0 G1-3 1B 1B	1-0 E 1B		4-2 BB 1-2 BB	3 1 2 1 1 0 1																											
Inning Stats	R: 0 E: 0 K: 0 S: 11	H: 2 LOB: 2 BB: 1 P: 19	R: 0 E: 0 K: 0 S: 7	H: 1 LOB: 1 BB: 0 P: 9	R: 0 E: 0 K: 1 S: 8	H: 0 LOB: 0 BB: 0 P: 11	R: 4 E: 0 K: 0 S: 16	H: 4 LOB: 1 BB: 1 P: 25	R: 1 E: 0 K: 1 S: 10	H: 2 LOB: 1 BB: 0 P: 17	R: 3 E: 0 K: 0 S: 16	H: 4 LOB: 2 BB: 1 P: 30	R: 0 E: 1 K: 1 S: 12	H: 1 LOB: 2 BB: 0 P: 15	R: 0 E: 0 K: 3 S: 16	H: 1 LOB: 2 BB: 1 P: 28	R: 1 E: 0 K: 0 S: 12	H: 0 LOB: 2 BB: 2 P: 27	1B: 10 2B: 6 3B: 0 HR: 0	SF: 2 SAC: 0 DP: 1 HBP: 1	WP: 0 PB: 0 SB: 0 CS: 0	PA: 49															
PITCHER	IP	WLS	BF	H	R	ER	SO	BB	IBB	HBP	BLK	WP	HR	S	P	ERA	WHIP	PITCHER	IP	WLS	BF	H	R	ER	SO	BB	IBB	HBP	BLK	WP	HR	S	P	ERA	WHIP		
Scott Kamieniecki, R ERA: 4.4 (1, 1)	5.0		25	9	5	5	2	2	0	0	1	0	0	52	81	9.00	2.200	Steve Farr, R ERA: 1.7 (9, 1)	1.0	S	6	0	1	1	0	2	0	1	0	0	12	27	9.00	2.000			
Curt Young, L ERA: 4.07 (6, 1)	1.0		8	4	3	3	0	0	1	0	0	0	0	16	30	27.00	4.000																				
John Habyan, R ERA: 4.13 (7, 1)	1.0	W	5	1	0	0	1	0	0	0	0	0	0	12	15	0.00	1.000																				
Greg Cadaret, L ERA: 4.5 (8, 1)	0.2		4	1	0	0	2	1	0	0	0	0	0	13	23	0.00	3.000																				
Russ Springer, R ERA: 8.44 (8, 1)	0.1		1	0	0	0	1	0	0	0	0	0	0	3	5	0.00	0.000																				

Kansas City Royals @ New York Yankees  
 Yankee Stadium, Bronx, NY  
 Sat Sep 12 1992, 3:33 AM EDT  
 Att. 18,566 - Sunny - 63 F

AB	40
R	9
H	15
RBI	9
BB	6
SO	6
LOB	29



WP: 0	PA: 49
PB: 0	
SB: 0	
CS: 0	

**Kansas City Royals @ New York Yankees**  
 Yankee Stadium, Bronx, NY

Sat Sep 12 1992, 3:33 AM EDT  
 Att. 18,566 - Sunny - 63 F

[livebaseballscorecards.com](http://livebaseballscorecards.com)

<b>AB</b>	<b>34</b>
<b>R</b>	<b>11</b>
<b>H</b>	<b>14</b>
<b>RBI</b>	<b>11</b>
<b>BB</b>	<b>4</b>
<b>SO</b>	<b>2</b>
<b>LOB</b>	<b>14</b>



WP: 0	PA: 41
PB: 0	
SB: 0	
CS: 1	

PITCHER	IP	WLS	BF	H	R	ER	SO	BB	IBB	HBP	BLK	WP	HR	S	P	ERA	WHIP
Hipolito Pichardo, R (1, 1)	1.2		11	5	4	4	0	2	0	0	0	0	0	14	32	21.60	4.200
Rich Sauveur, L (2, 1)	1.2		10	3	3	3	1	1	0	1	0	0	0	23	36	16.20	2.400
Bill Sampen, R (4, 1)	0.1		1	0	0	0	0	0	0	0	0	0	0	3	3	0.00	0.000
Ed Pierce, L (4, 1)	1.1		4	1	0	0	0	1	0	0	0	0	0	7	14	0.00	1.500
Mike Magnante, L (6, 1)	2.0	L	9	3	3	3	0	0	0	0	0	0	1	20	29	13.50	1.500
Steve Shifflett, R (8, 1)	1.0		5	2	1	1	1	0	0	0	1	0	0	10	14	9.00	2.000

Batter	1	2	3	4	5	6	7	8	9	AB	R	H	RBI	BB	SO	LOB			
<b>Bernie Williams, S</b> (1, 8) OBP: 0.345, SLG: 0.388	1-0 2B	3-2 1B		1-2 1B		1-2 F9		2-0 2B		5	3	4	2	0	0	0			
<b>Dion James, L</b> (1, 7) OBP: 0.363, SLG: 0.385	1-0 1B	0-0 SF8		1-0 1B		2-0 G4-3		1-1 P6		3	2	1	2	0	0	1			
<b>Don Mattingly, L</b> (1, 3) OBP: 0.329, SLG: 0.428	1-0 1B	2-2 L4		0-1 1B		0-0 HR		0-1 2B		5	1	4	3	0	0	1			
<b>Danny Tartabull, R</b> (1, 10) OBP: 0.411, SLG: 0.499	4-0 BB		1-1 F8	0-2 FC4-6		1-0 F8		1-3 K		4	0	0	1	1	1	3			
<b>Mel Hall, L</b> (1, 9) OBP: 0.313, SLG: 0.431	1-0 G4-6-3		1-2 L6	1-2 F9		0-0 HR				4	1	1	0	0	0	3			
<b>Roberto Kelly, R</b> (9, 7) OBP: 0.329, SLG: 0.400	1-2 2-3									0	0	0	0	0	0	0			
<b>Randy Velarde, R</b> (1, 5) OBP: 0.347, SLG: 0.410	2-1 G5-3		4-1 BB		4-1 BB		3-2 HR			2	1	1	3	2	0	1			
<b>Matt Nokes, L</b> (1, 2) OBP: 0.279, SLG: 0.399		4-0 2B	1-3 K		2-0 G3-6-3		0-1 P9			3	1	0	0	1	1	2			
<b>Andy Stankiewicz, R</b> (1, 6) OBP: 0.340, SLG: 0.350		1-1 1B		2-2 1B		0-1 CS		2-2 G5-3		4	2	3	0	0	0	0			
<b>Pat Kelly, R</b> (1, 4) OBP: 0.310, SLG: 0.389		0-1 G5-3		0-2 G1-3		0-0 CS		0-1 F7		4	0	0	0	0	0	3			
<b>Inning Stats</b>	R: 2 E: 0 K: 0 S: 6	H: 3 LOB: 1 BB: 1 P: 16	R: 2 E: 0 K: 0 S: 11	H: 2 LOB: 1 BB: 1 P: 21	R: 0 E: 0 K: 1 S: 9	H: 0 LOB: 1 BB: 1 P: 16	R: 3 E: 0 K: 0 S: 17	H: 3 LOB: 1 BB: 0 P: 22	R: 0 E: 0 K: 0 S: 4	H: 1 LOB: 0 BB: 1 P: 10	R: 0 E: 0 K: 0 S: 7	H: 0 LOB: 0 BB: 0 P: 10	R: 3 E: 0 K: 0 S: 13	H: 3 LOB: 0 BB: 0 P: 19	R: 1 E: 0 K: 1 S: 10	H: 2 LOB: 1 BB: 0 P: 14	1B: 9 2B: 4 3B: 0 HR: 1	SF: 1 SAC: 0 DP: 2 HBP: 1	WP: 0 PB: 0 SB: 0 CS: 1

**BOTTOM**



BOTTOM

Kansas City Royals @ New York Yankees  
Yankee Stadium, Bronx, NY

livebaseballscorecards.com

AB	30
R	0
H	6
RBI	0
BB	4
SO	5
LOB	20



WP:	0	PA:	37
PB:	0	SB:	0
CS:	1		

Sun Sep 13 1992, 3:33 AM EDT  
Att. 21,319 - Sunny - 70 F

AB R H RBI BB SO LOB

4 0 1 0 0 1 1

4 0 0 0 0 0 1

3 0 1 0 1 0 0

3 0 1 0 1 0 2

4 0 1 0 0 1 1

3 0 1 0 1 0 4

3 0 0 0 0 0 4  
0 0 0 0 0 0 0

2 0 1 0 1 0 1  
1 0 0 0 0 1 2

2 0 0 0 0 1 2  
1 0 0 0 0 1 2

1B:	6	SF:	0
2B:	0	SAC:	1
3B:	0	DP:	1
HR:	0	HBP:	1

Batter	1	2	3	4	5	6	7	8	9
<b>Bernie Williams, S</b> (1, 8) OBP: 0.343, SLG: 0.385	1-2 G5-3		0-0 FC6-4		0-0 1B			1-3 K	
<b>Roberto Kelly, R</b> (1, 7) OBP: 0.326, SLG: 0.397	1-0 F8			2-1 G1-3	2-1 F7			0-0 E5	
<b>Don Mattingly, L</b> (1, 3) OBP: 0.331, SLG: 0.428	2-1 P5			0-0 1B BB		0-1 G3		4-0 G4-6-3	
<b>Danny Tartabull, R</b> (1, 10) OBP: 0.412, SLG: 0.497		1-2 CS		4-1 1B		3-1 F9		1-2 G4-6-3	
<b>Mel Hall, L</b> (1, 9) OBP: 0.312, SLG: 0.429		1-0 F8		0-2 1B		2-2 G4-3			0-3 K2-3
<b>Randy Velarde, R</b> (1, 5) OBP: 0.349, SLG: 0.409		2-1 P4		0-0 P4			2-0 G5-3		4-0 HBP
<b>Mike Stanley, R</b> (1, 2) OBP: 0.365, SLG: 0.400		1-1 CS	0-1 P6	1-1 G5-3			1-2 F9		1-0 HBP
<b>Matt Nokes, L</b> (9, PH) OBP: 0.281, SLG: 0.399		1 SAFE							
<b>Andy Stankiewicz, R</b> (1, 6) OBP: 0.342, SLG: 0.351			2-1 FC6-4		4-2 SH1-3		0-1 G5-3		1-3 K
<b>Kevin Maas, L</b> (9, PH) OBP: 0.307, SLG: 0.414							1-2		
<b>Pat Kelly, R</b> (1, 4) OBP: 0.309, SLG: 0.387			0-0 F7		0-0 SH1-3		1-3 K2-3		1-3 K
<b>Dion James, L</b> (9, PH) OBP: 0.361, SLG: 0.382									

Inning Stats	R: 0	H: 0	R: 0	H: 1	R: 0	H: 1	R: 0	H: 2	R: 0	H: 0	R: 0	H: 1	R: 0	H: 0	R: 0	H: 0	R: 0	H: 0	R: 0	H: 0	R: 0	H: 0	1B: 6	SF: 0	WP: 0	PA: 37
E: 0	LOB: 0	E: 0	LOB: 0	E: 0	LOB: 1	E: 0	LOB: 3	E: 0	LOB: 0	E: 0	LOB: 0	E: 0	LOB: 1	E: 1	LOB: 1	E: 0	LOB: 2	E: 0	LOB: 1	E: 0	LOB: 1	2B: 0	SAC: 1	PB: 0		
K: 0	BB: 0	K: 0	BB: 0	K: 0	BB: 0	K: 0	BB: 1	K: 0	BB: 0	K: 1	BB: 0	K: 1	BB: 0	K: 1	BB: 1	K: 3	BB: 1	K: 0	BB: 1	K: 0	BB: 1	3B: 0	DP: 1	SB: 0		
S: 6	P: 10	S: 7	P: 12	S: 6	P: 8	S: 10	P: 17	S: 8	P: 15	S: 10	P: 14	S: 10	P: 13	S: 7	P: 13	S: 9	P: 16	S: 9	P: 16	S: 9	P: 16	HR: 0	HBP: 1	CS: 1		

PITCHER	IP	WLS	BF	H	R	ER	SO	BB	IBB	HBP	BLK	WP	HR	S	P	ERA	WHIP
<b>Dennis Rasmussen, L</b> (1, 1) ERA: 4.5	7.0	W	27	6	0	0	1	2	0	0	0	0	0	57	90	0.00	1.143
<b>Jeff Montgomery, R</b> (8, 1) ERA: 2.01	2.0	S	9	0	0	0	4	2	0	1	0	0	0	16	29	0.00	1.000

Batter	1	2	3	4	5	6	7	8	9	AB R H RBI BB SO LOB	TOP
<b>Gregg Jefferies, S</b> (1, 5) OBP: 0.340, SLG: 0.407	3-2 G4-3			3-2 F8		1 SAFE 1-0 1 SAFE G6-4-3		1-0 1 SAFE G4-6-3		4 0 0 0 0 0 3	<b>Kansas City Royals @ Baltimore Orioles</b> <b>Oriole Park at Camden Yards, Baltimore, MD</b> Mon Sep 14 1992, 7:05 PM EDT Att. 45,073 - Sunny - 75 F
<b>Keith Miller, R</b> (1, 4) OBP: 0.350, SLG: 0.393	2-1 F8			0-0 P3		3-1 G5-3		1-1 G4-3	4 0 0 0 0 0 0		
<b>George Brett, L</b> (1, 10) OBP: 0.326, SLG: 0.389	3-1 G4-3			1-1 G4-3			2-0 G3	0-3 K	4 0 0 0 0 1 0		
<b>Jim Eisenreich, L</b> (1, 7) OBP: 0.317, SLG: 0.347		3-1 F7			2-3 K		2-1 P3	4-2 1B BB	3 0 0 0 1 1 0		
<b>Brent Mayne, L</b> (1, 2) OBP: 0.275, SLG: 0.289		2-2 G4-3			1-2 G5-3		1-0 G3	1-1 1-3 1B	4 0 1 0 0 0 0		
<b>Kevin Koslowski, L</b> (1, 8) OBP: 0.343, SLG: 0.409 (8, 9)		2-1 G3-1			1-1 1B		1-3 K	1-0 L6	4 0 1 0 0 1 2		
<b>Jeff Conine, R</b> (1, 3) OBP: 0.323, SLG: 0.365			2-3 K		1 SAFE 1 SAFE 4-2 FC5-4 1-2 BB		2-1 1B BB 1B		2 1 1 0 1 1 0		
<b>Curtis Wilkerson, S</b> (1, 6) OBP: 0.307, SLG: 0.328			1-0 G6-3		3-1 FC5-4 1-2f		4-1 1B BB		2 0 0 0 1 0 2		
<b>Gary Thurman, R</b> (1, 9) OBP: 0.294, SLG: 0.322			0-0 F8			4-2 G6-4-3 BB	0-1 1-3 2-H 1B		1 0 0 0 1 0 0		
<b>Mike Macfarlane, R</b> (8, PH) OBP: 0.309, SLG: 0.418									1 0 1 1 0 0 0		
<b>Brian McRae, S</b> (8, PR) OBP: 0.288, SLG: 0.299 (8, 8)									0 0 0 0 0 0 0		
<b>Inning Stats</b>	R: 0 E: 0 K: 0 S: 8 H: 0 LOB: 0 BB: 0 P: 16	R: 0 E: 0 K: 0 S: 7 H: 0 LOB: 0 BB: 0 P: 14	R: 0 E: 0 K: 1 S: 5 H: 0 LOB: 0 BB: 0 P: 8	R: 0 E: 0 K: 0 S: 6 H: 0 LOB: 0 BB: 0 P: 10	R: 0 E: 0 K: 1 S: 12 H: 1 LOB: 2 BB: 1 P: 23	R: 0 E: 0 K: 0 S: 6 H: 0 LOB: 0 BB: 1 P: 14	R: 0 E: 0 K: 0 S: 4 H: 0 LOB: 0 BB: 0 P: 9	R: 1 E: 0 K: 1 S: 9 H: 2 LOB: 2 BB: 1 P: 17	R: 0 E: 0 K: 1 S: 10 H: 1 LOB: 2 BB: 1 P: 17	1B: 4 2B: 0 3B: 0 HR: 0 SF: 0 SAC: 0 DP: 2 HBP: 0	WP: 0 PB: 0 SB: 1 CS: 0 PA: 33
<b>PITCHER</b>	IP WLS BF H R ER SO BB IBB HBP BLK WP HR S P ERA WHIP										
<b>Rick Sutcliffe, R</b> (1, 1) ERA: 4.05	7.1 W 26 2 1 1 3 3 0 0 0 0 0 0 54 107 1.23 0.682										
<b>Todd Frohwrth, R</b> (8, 1) ERA: 2.13	0.2 2 1 0 0 0 0 0 0 0 0 0 0 3 4 0.00 1.500										
<b>Gregg Olson, R</b> (9, 1) ERA: 2.13	1.0 S 5 1 0 0 1 1 0 0 0 0 0 0 10 17 0.00 2.000										

livebaseballscorecards.com

<b>AB</b>	29
<b>R</b>	1
<b>H</b>	4
<b>RBI</b>	1
<b>BB</b>	4
<b>SO</b>	4
<b>LOB</b>	7



Batter	1	2	3	4	5	6	7	8	9
<b>Brady Anderson, L</b> OBP: 0.380, SLG: 0.458 (1, 7) C X	0-1 F7		2-2 HR		2-2 F8		3-3 K		
<b>Randy Milligan, R</b> OBP: 0.394, SLG: 0.376 (1, 3) B F <b>Mark Parent, R</b> OBP: 0.227, SLG: 0.263 (9, 2) B B	4-1 G5-3 BB		1-1 G3 1B		1-2 G4-3			2-3 K	
<b>Mike Devereaux, R</b> OBP: 0.326, SLG: 0.473 (1, 8) C X	0-1 G5-3		0-0 G3			3-1 1B		3-3 K	
<b>Glenn Davis, R</b> OBP: 0.332, SLG: 0.405 (1, 10) C X	0-1 L7		2-3 K			1-3 K 1-2		3-3 K	
<b>Cal Ripken Jr., R</b> OBP: 0.321, SLG: 0.351 (1, 6) B X		1-0 G5-3 1B		1-0 G3-1 2B		3-2 HR			
<b>Joe Orsulak, L</b> OBP: 0.357, SLG: 0.391 (1, 9) B X		1-0 G5-3		0-1 G3-1		0-0 F7			
<b>Chris Hoiles, R</b> OBP: 0.396, SLG: 0.533 (1, 2) <b>David Segui, S</b> OBP: 0.303, SLG: 0.300 (9, 3) C F B B B B		3-2 G6-3		1-2 G6-3			4-1 BB		
<b>Leo Gomez, R</b> OBP: 0.363, SLG: 0.436 (1, 5) B B C C C X		2-2 F8		1-1 F9			2-0 P4		
<b>Billy Ripken, R</b> OBP: 0.268, SLG: 0.317 (1, 4) C F B B X			1-2 F9		1-2 G5-3		1-1 L7		

AB	R	H	RBI	BB	SO	LOB
4	1	1	1	0	1	1
3	0	1	0	1	1	0
0	0	0	0	0	0	0
4	0	1	0	0	1	2
4	0	0	0	0	3	3
3	1	3	1	0	0	0
3	0	0	0	0	0	2
2	0	0	0	1	0	2
0	0	0	0	0	0	0
3	0	0	0	0	0	3
3	0	0	0	0	0	1

BOTTOM	
<b>AB</b>	<b>29</b>
<b>R</b>	<b>2</b>
<b>H</b>	<b>6</b>
<b>RBI</b>	<b>2</b>
<b>BB</b>	<b>2</b>
<b>SO</b>	<b>6</b>
<b>LOB</b>	<b>14</b>
	
WP: 0 PA: 31	
PB: 0	
SB: 0	
CS: 0	

Inning Stats		R	H	E	K	S	IP	WLS	BF	H	R	ER	SO	BB	IBB	HBP	BLK	WP	HR	S	P	ERA	WHIP
<b>Rick Reed, R</b> ERA: 4.02 (1, 1)		0	0	0	0	7	6.0	L	24	6	2	2	2	1	0	0	0	0	0	58	89	3.00	1.167
<b>Tom Gordon, R</b> ERA: 4.12 (7, 1)		0	0	0	0	11	2.0		7	0	0	0	4	1	0	0	0	0	17	34	0.00	0.500	

**Kansas City Royals @ Baltimore Orioles**  
**Oriole Park at Camden Yards, Baltimore, MD**  
 Mon Sep 14 1992, 7:05 PM EDT  
 Att: 45,073 - Sunny - 75 F

[livebaseballscores.com](http://livebaseballscores.com)

Batter	1	2	3	4	5	6	7	8	9	10	11	12	13	14	AB R H RBI BB SO LOB	TOP														
Keith Miller, R OBP: 0.347, SLG: 0.389 (1, 4) C B X	1-2 CS CI 1B		2-3 K			2-0 FC1-5-2-4 3-H		0-0 G5-3			2-2 F8		1 SAFE 0-2 G4-3		6 0 1 0 0 1 3															
Juan Samuel, R OBP: 0.320, SLG: 0.345 Kevin Koslofski, L OBP: 0.337, SLG: 0.400 (8, 9) S S S	0-3 K			1-3 K		1-1 1B		1-3 K			2-2 F8			1-3 K	4 0 1 0 0 3 2 2 0 0 0 0 1 0															
George Brett, L OBP: 0.326, SLG: 0.389 Terry Shumpert, R OBP: 0.189, SLG: 0.276 (1, 10) F X (9, PR)	0-1 CI CS 1-2			2-2 G4-3		0-1 L4		1-1 G1-6-3 1B			2-2 P4			2-3 K	3 0 1 0 0 0 1 2 0 0 0 0 1 0															
Gregg Jefferies, S OBP: 0.338, SLG: 0.404 (1, 5) C S C S	1-3 K 1-2 2-3			0-0 G4-3				0-0 F8		1 SAFE 1 SAFE 1 SAFE G1-6-3 1-2f		1-1 1B		3-3 K WP	6 0 1 0 0 2 3															
Bob Melvin, R OBP: 0.338, SLG: 0.345 Wally Joyner, L OBP: 0.334, SLG: 0.384 (1, 2) (9, PH) (9, 3)		1-2 G1-3			4-1 SH1-4 L5 1B BB			2-0 G1-3		2-2 F9		2-2 F8		4-0 FC6-4 1B IBB	2 0 0 0 1 0 0 2 0 0 0 1 0 2															
Jeff Conine, R OBP: 0.323, SLG: 0.364 Brent Mayne, L OBP: 0.271, SLG: 0.285 (1, 3) (9, 2)		2-3 K		1-2 SH1-4 1B				0-0 F9			2-2 P6		1 SAFE 2-3 K	2-2 FC6-4 1-2f	3 0 1 0 0 1 0 3 0 0 0 0 1 3															
Brian McRae, S OBP: 0.286, SLG: 0.296 (1, 8)		0-0 F9		0-0 SH1-4				0-3 K			1-2 F9			0-0 P3	4 0 0 0 0 1 0															
Gary Thurman, R OBP: 0.297, SLG: 0.324 (1, 7)			0-1 G1-3		2-2 L5			0-1 3B 1B			0-1 F9			1-2 FC4-6 1B	5 1 2 0 0 0 2															
David Howard, S OBP: 0.298, SLG: 0.314 Mike MacLariane, R OBP: 0.311, SLG: 0.425 Curtis Wilkerson, S OBP: 0.304, SLG: 0.326 (1, 6) (8, PH) (8, PR) (8, 6)			0-0 F7		3-2 FC1-5-2-4 3B			1 SAFE 1-2 3B			1-0 F7			0-0 FC4-6 1-2f	2 0 1 0 0 0 0 1 0 1 1 0 0 0 2 0 0 0 0 0 1															
<b>Inning Stats</b>	R: 0 E: 1 K: 2 S: 12	H: 1 LOB: 1 BB: 0 P: 14	R: 0 E: 0 K: 1 S: 7	H: 0 LOB: 0 BB: 0 P: 10	R: 0 E: 0 K: 1 S: 6	H: 0 LOB: 0 BB: 0 P: 8	R: 0 E: 0 K: 1 S: 8	H: 1 LOB: 1 BB: 0 P: 15	R: 0 E: 0 K: 0 S: 8	H: 2 LOB: 1 BB: 0 P: 14	R: 0 E: 0 K: 0 S: 3	H: 0 LOB: 0 BB: 0 P: 5	R: 1 E: 0 K: 2 S: 12	H: 2 LOB: 1 BB: 0 P: 14	R: 0 E: 0 K: 0 S: 6	H: 1 LOB: 1 BB: 0 P: 9	R: 0 E: 0 K: 0 S: 10	H: 0 LOB: 0 BB: 0 P: 13	R: 0 E: 0 K: 0 S: 7	H: 0 LOB: 0 BB: 0 P: 12	R: 0 E: 0 K: 1 S: 11	H: 1 LOB: 1 BB: 0 P: 18	R: 0 E: 0 K: 3 S: 8	H: 1 LOB: 1 BB: 0 P: 9	R: 0 E: 0 K: 3 S: 13	H: 0 LOB: 2 BB: 1 P: 25	1B: 7 2B: 2 3B: 2 HR: 0	SF: 0 SAC: 1 DP: 3 HBP: 0	WP: 1 PB: 1 SB: 0 CS: 2	PA: 51
<b>PITCHER</b>	IP WLS BF H R ER SO BB IBB HBP BLK WP HR S P ERA WHIP															IP WLS BF H R ER SO BB IBB HBP BLK WP HR S P ERA WHIP														
Arthur Rhodes, L ERA: 4.05 (1, 1)	7.1 4.0 27 6 1 1 6 1 0 0 0 0 0 0 60 86 1.23 0.955																													
Todd Frohwrth, R ERA: 2.05 (8, 1)	4.0 2 13 2 0 0 1 0 0 0 0 0 0 0 32 47 0.00 0.500																													
Jim Poole, L ERA: (12, 1)	0.2 0 2 0 0 0 1 0 0 0 0 0 0 0 6 10 0.00 0.000																													
Storm Davis, R ERA: 3.46 (13, 1)	2.0 W 9 1 0 0 3 0 1 0 0 1 0 0 21 34 0.00 0.500																													

**Kansas City Royals @ Baltimore Orioles**  
**Oriole Park at Camden Yards, Baltimore, MD**  
 Tue Sep 15 1992, 7:05 PM EDT  
 Att. 41,146 - Sunny - 79 F

AB	47
R	1
H	9
RBI	1
BB	2
SO	11
LOB	17





Batter	1	2	3	4	5	6	7	8	9	10	11	12	13	14	AB	R	H	RBI	BB	SO	LOB	BOTTOM
Brady Anderson, L (1, 7) OBP: 0.376, SLG: 0.453	G3	F7			F9	K			F8			F7		SF9	6	0	0	1	0	1	4	
Randy Milligan, R (1, 3) OBP: 0.381, SLG: 0.373	G6-3		P3		L8		E5			F8		F7			4	0	0	0	0	0	0	
Mark McLemore, S (7, PR) OBP: 0.325, SLG: 0.311															0	0	0	0	0	0	0	
David Segui, S (8, 3) OBP: 0.299, SLG: 0.296															2	0	0	0	0	0	0	
Mike Devereaux, R (1, 8) OBP: 0.328, SLG: 0.473	1B		F8		1B		K			1B		L9			6	0	3	0	0	1	1	
Glenn Davis, R (1, 10) OBP: 0.332, SLG: 0.404	G6-3		1B		1B		F7			F9				K	6	0	2	0	0	1	3	
Cal Ripken Jr., R (1, 6) OBP: 0.324, SLG: 0.355		F8	SF9		1B		G1-3		P6					G6-3	5	1	3	0	1	0	2	
Joe Orsulak, L (1, 9) OBP: 0.354, SLG: 0.386		F8							P6					1B	4	0	0	0	0	0	3	
Luis Mercedes, R (10, PH) OBP: 0.250, SLG: 0.130			F9						F9					G6-3	2	0	0	0	0	0	3	
Chris Hoiles, R (1, 2) OBP: 0.389, SLG: 0.523		SF9					F8		G4-3					G1-3	5	0	0	1	0	2	0	
Leo Gomez, R (1, 5) OBP: 0.365, SLG: 0.437															6	0	3	0	0	0	0	
Steve Scarsone, R (14, PR) OBP: 0.200, SLG: 0.143		1B			F7				1B			F8		1B	0	1	0	0	0	0	0	
Billy Ripken, R (1, 4) OBP: 0.272, SLG: 0.321														SF9	3	0	2	0	0	0	0	
Chito Martinez, L (9, PH) OBP: 0.338, SLG: 0.391					G1-3										1	0	0	0	0	0	0	
Tim Hulett, R (10, 4) OBP: 0.352, SLG: 0.396									L8						2	0	1	0	0	1	0	

Inning Stats	R: 0	H: 1	E: 0	LOB: 1	K: 0	BB: 0	S: 11	P: 16	R: 1	H: 3	E: 0	LOB: 2	K: 0	BB: 0	S: 15	P: 23	R: 0	H: 2	E: 0	LOB: 2	K: 0	BB: 0	S: 11	P: 13	R: 0	H: 0	E: 0	LOB: 0	K: 0	BB: 0	S: 3	P: 5	R: 0	H: 2	E: 0	LOB: 2	K: 0	BB: 0	S: 14	P: 22	R: 0	H: 2	E: 1	LOB: 1	K: 1	BB: 0	S: 8	P: 16	R: 0	H: 0	E: 0	LOB: 0	K: 1	BB: 0	S: 9	P: 16	R: 0	H: 0	E: 0	LOB: 0	K: 0	BB: 0	S: 5	P: 10	R: 0	H: 1	E: 0	LOB: 2	K: 0	BB: 1	S: 11	P: 24	R: 0	H: 0	E: 0	LOB: 0	K: 2	BB: 0	S: 10	P: 14	R: 0	H: 0	E: 0	LOB: 0	K: 0	BB: 0	S: 7	P: 12	R: 0	H: 1	E: 0	LOB: 0	K: 1	BB: 0	S: 8	P: 12	R: 1	H: 2	E: 0	LOB: 1	K: 0	BB: 0	S: 9	P: 12	1B: 13	SF: 2	2B: 2	SAC: 0	3B: 0	DP: 2	HR: 0	HBP: 0	WP: 0	PA: 55
PITCHER	IP	WLS	BF	H	R	ER	SO	BB	IBB	HBP	BLK	WP	HR	S	P	ERA	WHIP																																																																																																	
Luis Aquino, R (1, 1) ERA: 4.15	5.0		23	8	1	1	0	0	0	0	0	0	0	15	19	1.80	2.000																																																																																																	
Juan Berenguer, R (6, 1) ERA: 5.45	1.0		5	2	0	0	1	0	0	0	0	0	0	0	0	0.00	2.000																																																																																																	
Rusty Meacham, R (7, 1) ERA: 2.56	3.0		9	0	0	0	2	0	0	0	0	0	0	22	42	0.00	0.000																																																																																																	
Steve Shifflett, R (10, 1) ERA: 2.61	0.2		4	1	0	0	0	0	1	0	0	0	0	9	20	0.00	1.500																																																																																																	
Mike Magnante, L (10, 1) ERA: 5.04	0.1		1	0	0	0	0	0	0	0	0	0	0	2	4	0.00	0.000																																																																																																	
PITCHER	IP	WLS	BF	H	R	ER	SO	BB	IBB	HBP	BLK	WP	HR	S	P	ERA	WHIP																																																																																																	
Bill Sampen, R (11, 1) ERA: 3.21	3.2		13	3	1	1	3	0	0	0	0	0	0	34	50	2.46	0.818																																																																																																	

**Kansas City Royals @ Baltimore Orioles**  
 Oriole Park at Camden Yards, Baltimore, MD  
 Tue Sep 15 1992, 7:05 PM EDT  
 Att. 41,146 - Sunny - 79 F

AB	52
R	2
H	14
RBI	2
BB	1
SO	6
LOB	16



Batter	1	2	3	4	5	6	7	8	9	AB R H RBI BB SO LOB	TOP
<b>Jim Eisenreich, L</b> (1, 9) OBP: 0.313, SLG: 0.342 C S B F S	1-3 		2-2 			0-2 		2-2 		4 0 0 0 0 1 1	<b>Kansas City Royals @ Baltimore Orioles</b> Oriole Park at Camden Yards, Baltimore, MD Wed Sep 16 1992, 7:05 PM EDT Att. 44,050 - Sunny - 83 F <a href="http://livebaseballscorecards.com">livebaseballscorecards.com</a>
<b>Keith Miller, R</b> (1, 4) OBP: 0.346, SLG: 0.387 C C B F X	1-2 			0-1 		1-0 		0-2 	4 0 1 0 0 0 1		
<b>George Brett, L</b> (1, 10) OBP: 0.326, SLG: 0.388 B B X	2-0 			0-1 		0-3 		2-2 	4 0 1 0 0 1 1		
<b>Gregg Jefferies, S</b> (1, 5) OBP: 0.336, SLG: 0.401 B B C X		2-1 		1-2 			0-1 	3-1 	4 0 0 0 0 0 1		
<b>Wally Joyner, L</b> (1, 3) OBP: 0.337, SLG: 0.385 C B X		1-1 			4-2 		4-1 	1-2 	2 0 1 0 2 0 1		
<b>Mike Macfarlane, R</b> (1, 2) OBP: 0.309, SLG: 0.422 C X		0-1 			0-0 		0-1 		3 0 0 0 0 0 3		
<b>Kevin Koslofski, L</b> (1, 8) OBP: 0.327, SLG: 0.388 X		0-0 			3-2 		0-0 		3 0 0 0 0 0 3		
<b>Jeff Conine, R</b> (1, 7) OBP: 0.313, SLG: 0.352 C B S F			1-3 		2-3 			0-0 	3 0 0 0 0 2 1		
<b>David Howard, S</b> (1, 6) OBP: 0.298, SLG: 0.314 B B C X		2-1 				0-2 		1-1 	3 0 1 0 0 0 0		
<b>Inning Stats</b>	R: 0 H: 1 E: 0 LOB: 0 K: 1 BB: 0 S: 9 P: 13	R: 0 H: 1 E: 0 LOB: 1 K: 0 BB: 0 S: 7 P: 10	R: 0 H: 0 E: 0 LOB: 0 K: 1 BB: 0 S: 8 P: 13	R: 0 H: 0 E: 0 LOB: 0 K: 0 BB: 0 S: 7 P: 8	R: 0 H: 0 E: 0 LOB: 1 K: 1 BB: 1 S: 9 P: 18	R: 0 H: 1 E: 0 LOB: 1 K: 1 BB: 0 S: 11 P: 11	R: 0 H: 0 E: 0 LOB: 1 K: 0 BB: 1 S: 6 P: 10	R: 0 H: 0 E: 0 LOB: 0 K: 0 BB: 0 S: 6 P: 9	R: 0 H: 1 E: 0 LOB: 1 K: 0 BB: 0 S: 12 P: 18	1B: 4 SF: 0 2B: 0 SAC: 0 3B: 0 DP: 0 HR: 0 HBP: 0	WP: 0 PA: 32 PB: 0 SB: 0 CS: 0
<b>PITCHER</b> <b>35 Mike Mussina, R</b> (1, 1) ERA: 2.6	IP WLS BF H R ER SO BB IBB HBP BLK WP HR S P ERA WHIP 9.0 W 32 4 0 0 4 2 0 0 0 0 0 0 75 110 0.00 0.667										

Batter	1	2	3	4	5	6	7	8	9
Brady Anderson, L (1, 7) OBP: 0.374, SLG: 0.449	2-3 K		0-2 F8		0-0 F7		3-1 P5		
Luis Mercedes, R (1, 9) Joe Orsulak, L (7, PH) OBP: 0.258, SLG: 0.192 OBP: 0.353, SLG: 0.385	1-0 G3			1-1 G6-3		0-1 1B SF8 2B	0-0 F7		
Mike Devereaux, R (1, 8) OBP: 0.329, SLG: 0.475	3-1 F8			2-1 G4-3 2B		0-1 1B 1B	1-2 F8		
Glenn Davis, R (1, 10) OBP: 0.333, SLG: 0.415		1-2 1B 1B		0-0 G4-3		1 SAFE 1 SAFE 2-0 SF8		2-2 HR	
Cal Ripken Jr., R (1, 6) OBP: 0.327, SLG: 0.357		1-1 CS 1B 1-2		2-2 F9		0-0 1B 1B	0-0 CS 1B		
Randy Milligan, R (1, 3) David Segui, S (9, 3) OBP: 0.388, SLG: 0.369 OBP: 0.299, SLG: 0.296		3-3 K 1-2			0-1 G6-3	1 SAFE 1-3 K	3-3 K 1-2		
Chris Hoiles, R (1, 2) OBP: 0.393, SLG: 0.527		2-1 F8			1-1 E 1B 1B	1-0 FC6-4 1B	1-1 1B		
Leo Gomez, R (1, 5) OBP: 0.362, SLG: 0.433			3-1 F9		0-0 F9	2-2 FC6-4	2-0 G5-3		
Billy Ripken, R (1, 4) OBP: 0.276, SLG: 0.324			0-1 G5-3		1-2 E8 1B		0-0 1B		

Inning Stats	R: 0 E: 0 K: 1 S: 8	H: 0 LOB: 0 BB: 0 P: 14	R: 0 E: 0 K: 1 S: 11	H: 2 LOB: 1 BB: 0 P: 18	R: 0 E: 0 K: 0 S: 7	H: 0 LOB: 0 BB: 0 P: 10	R: 0 E: 0 K: 0 S: 10	H: 1 LOB: 1 BB: 0 P: 15	R: 0 E: 1 K: 0 S: 9	H: 2 LOB: 2 BB: 0 P: 11	R: 2 E: 0 K: 1 S: 13	H: 4 LOB: 2 BB: 0 P: 19	R: 0 E: 0 K: 0 S: 8	H: 1 LOB: 1 BB: 0 P: 11	R: 1 E: 0 K: 1 S: 10	H: 3 LOB: 1 BB: 0 P: 20
--------------	------------------------------	----------------------------------	-------------------------------	----------------------------------	------------------------------	----------------------------------	-------------------------------	----------------------------------	------------------------------	----------------------------------	-------------------------------	----------------------------------	------------------------------	----------------------------------	-------------------------------	----------------------------------

PITCHER	IP	WLS	BF	H	R	ER	SO	BB	IBB	HBP	BLK	WP	HR	S	P	ERA	WHIP
Chris Haney, L (1, 1) ERA: 5.01	5.1	L	23	8	2	2	2	0	0	0	0	0	0	51	76	3.38	1.500
Tom Gordon, R (6, 1) ERA: 4.11	2.2		12	5	1	1	2	0	0	0	0	0	1	25	42	3.38	1.875

**BOTTOM**

**Kansas City Royals @ Baltimore Orioles**  
**Oriole Park at Camden Yards, Baltimore, MD**

Wed Sep 16 1992, 7:05 PM EDT  
 Att: 44,050 - Sunny - 83 F

AB	R	H	RBI	BB	SO	LOB
4	0	0	0	0	1	3
3	1	1	0	0	0	0
1	0	0	0	0	0	1
4	1	2	0	0	0	1
3	1	2	2	0	0	1
4	0	3	0	0	0	1
4	0	0	0	0	3	5
0	0	0	0	0	0	0
4	0	3	1	0	0	1
4	0	0	0	0	0	4
3	0	2	0	0	0	0

AB	34
R	3
H	13
RBI	3
BB	0
SO	4
LOB	17

livebaseballscorecards.com

1B:	10	SF:	1	WP:	0	PA:	35
2B:	4	SAC:	0	PB:	0		
3B:	0	DP:	2	SB:	0		
HR:	1	HBP:	0	CS:	2		



Batter	1	2	3	4	5	6	7	8	9	AB R H RBI BB SO LOB	TOP											
<b>Bernie Williams, S</b> (1, 8) OBP: 0.347, SLG: 0.404	1-2 G4-3		1-0 SF8 2B		1-0 L4			0-3 K		4 0 1 0 0 1 2	<b>New York Yankees @ Kansas City Royals</b> <b>Royals Stadium, Kansas City, MO</b> Fri Sep 18 1992, 8:05 PM EDT Att. 20,310 - Cloudy - 64 F											
<b>Randy Velarde, R</b> (1, 5) OBP: 0.344, SLG: 0.406	1-1 2B		2-2 SF8		1-1 G5-3			2-3 K		3 0 1 1 0 1 2												
<b>Don Mattingly, L</b> (1, 3) OBP: 0.333, SLG: 0.433	1-2 F8		0-1 P5			0-1 F9		0-1 F9		4 0 0 0 0 0 3												
<b>Danny Tartabull, R</b> (1, 10) OBP: 0.407, SLG: 0.489	0-1 G6-3		2-3 K			3-2 G6-3			1-2 G4-6-3 1B	4 0 1 0 0 1 2												
<b>Mel Hall, L</b> (1, 7) OBP: 0.308, SLG: 0.423		1-3 K		0-1 F9		0-0 F7			0-0 G4-6-3 1-2f	4 0 0 0 0 1 1												
<b>Gerald Williams, R</b> (1, 9) OBP: 0.429, SLG: 0.571		3-3 K		1-2 G6-3			0-0 P6		1-1 1B 1B	4 1 1 0 0 1 0												
<b>Matt Nokes, L</b> (1, 2) OBP: 0.283, SLG: 0.399		1-0 1B		1-0 G3-1			1-1 G1		1-1 1B 1B	4 0 2 0 0 0 0 0 0 0 0 0 0 0												
<b>Dion James, L</b> (9, PR) OBP: 0.361, SLG: 0.382									1-3 1B													
<b>Andy Stankiewicz, R</b> (1, 6) OBP: 0.339, SLG: 0.351		0-1 F8			3-2 1B		1-2 G5-3		1-1 1B 1B	3 0 1 0 0 0 1 1 0 1 1 0 0 0 0 0 0 0 0 0 0												
<b>Kevin Maas, L</b> (9, PH) OBP: 0.305, SLG: 0.409									1-2 1B													
<b>Mike Gallego, R</b> (9, PR) OBP: 0.349, SLG: 0.374									3-H 1B													
<b>Pat Kelly, R</b> (1, 4) OBP: 0.301, SLG: 0.378			0-0 E1 2B SF8			0-0 P6		1-1 1B	0-0 P4	3 1 1 0 0 0 1 1 0 0 0 0 0 2												
<b>Roberto Kelly, R</b> (9, PH) OBP: 0.323, SLG: 0.391																						
<b>Inning Stats</b>	R: 0 E: 0 K: 0 S: 10	H: 1 LOB: 1 BB: 0 P: 13	R: 0 E: 0 K: 2 S: 10	H: 1 LOB: 1 BB: 0 P: 15	R: 1 E: 1 K: 1 S: 10	H: 1 LOB: 1 BB: 0 P: 15	R: 0 E: 0 K: 0 S: 6	H: 0 LOB: 0 BB: 0 P: 8	R: 0 E: 0 K: 0 S: 7	H: 1 LOB: 1 BB: 0 P: 12	R: 0 E: 0 K: 0 S: 7	H: 0 LOB: 0 BB: 0 P: 10	R: 0 E: 0 K: 0 S: 6	H: 0 LOB: 0 BB: 0 P: 8	R: 0 E: 0 K: 2 S: 10	H: 1 LOB: 1 BB: 0 P: 13	R: 1 E: 0 K: 0 S: 11	H: 4 LOB: 2 BB: 0 P: 15	1B: 7 2B: 2 3B: 0 HR: 0	SF: 1 SAC: 0 DP: 1 HBP: 0	WP: 0 PB: 0 SB: 0 CS: 0	PA: 36
<b>PITCHER</b>	IP WLS BF H R ER SO BB IBB HBP BLK WP HR S P ERA WHIP																					
<b>Hipolito Pichardo, R</b> (1, 1) ERA: 3.65	7.0 W 26 4 1 0 3 0 0 0 0 0 0 0 56 81 0.00 0.571																					
<b>Jeff Montgomery, R</b> (8, 1) ERA: 2.08	2.0 S 10 5 1 1 2 0 0 0 0 0 0 0 21 28 4.50 2.500																					

**New York Yankees @ Kansas City Royals**  
**Royals Stadium, Kansas City, MO**  
 Fri Sep 18 1992, 8:05 PM EDT  
 Att. 20,310 - Cloudy - 64 F

AB	35
R	2
H	9
RBI	2
BB	0
SO	5
LOB	14





Batter	1	2	3	4	5	6	7	8	9	AB R H RBI BB SO LOB	TOP											
<b>Bernie Williams, S</b> (1, 8) OBP: 0.350, SLG: 0.411	2-2 CS 1B		1-1 P3			0-0 F8		1-0 1B 2B		4 1 2 0 0 0 0												
<b>Randy Velarde, R</b> (1, 6) OBP: 0.346, SLG: 0.407	1-2 SAFE G4-3		0-0 F8			0-1 1B		3-1 1B 1B		4 1 2 1 0 0 1												
<b>Don Mattingly, L</b> (1, 3) OBP: 0.332, SLG: 0.431	3-1 F8		3-2 F9			2-1 F9		1-2 1B 1B		4 0 1 0 0 0 1												
<b>Danny Tartabull, R</b> (1, 10) OBP: 0.408, SLG: 0.489		2-2 WP BB 1B		2-1 G5-3		3-2 G2-3		2-2 1B 1B		4 1 2 1 0 0 1												
<b>Roberto Kelly, R</b> (1, 7) OBP: 0.320, SLG: 0.388		2-3 K		3-2 P3		0-3 K		0-1 L3		4 0 0 0 0 2 3												
<b>Mike Stanley, R</b> (1, 2) OBP: 0.378, SLG: 0.453		4-0 1B WP BB		3-3 K		2-0 L8		1-1 G4-3		1 1 0 0 1 1 0												
<b>Jim Leyritz, R</b> (7, PH) OBP: 0.337, SLG: 0.441		1-2 WP BB								1 0 0 0 0 0 0												
<b>Matt Nokes, L</b> (9, PH) OBP: 0.282, SLG: 0.398		1-1 WP 1B								1 0 0 0 0 0 0												
<b>Gerald Williams, R</b> (1, 9) OBP: 0.400, SLG: 0.500		1-1 WP 1B				2-0 G5-3		1-0 F8		3 0 1 1 0 0 0												
<b>Mel Hall, L</b> (9, PH) OBP: 0.307, SLG: 0.422		1-3 2-H 1B								1 0 0 0 0 0 0												
<b>Charlie Hayes, R</b> (1, 5) OBP: 0.290, SLG: 0.390		4-2 SAFE G6-4-3 BB				0-0 F9		0-0 F9		3 0 0 0 1 1 0												
<b>Mike Gallego, R</b> (1, 4) OBP: 0.342, SLG: 0.366		0-1 G6-4-3				2-0 F7		1-2 G6-3		3 0 0 0 0 0 2												
<b>Inning Stats</b>	R: 0 E: 0 K: 0 S: 8	H: 1 LOB: 0 BB: 0 P: 14	R: 2 E: 0 K: 1 S: 12	H: 2 LOB: 1 BB: 2 P: 25	R: 0 E: 0 K: 0 S: 7	H: 0 LOB: 0 BB: 0 P: 11	R: 0 E: 0 K: 1 S: 8	H: 0 LOB: 0 BB: 0 P: 16	R: 0 E: 0 K: 0 S: 3	H: 0 LOB: 0 BB: 0 P: 7	R: 0 E: 0 K: 0 S: 9	H: 1 LOB: 1 BB: 0 P: 14	R: 0 E: 0 K: 1 S: 5	H: 0 LOB: 0 BB: 0 P: 8	R: 2 E: 0 K: 0 S: 16	H: 4 LOB: 2 BB: 0 P: 24	R: 0 E: 0 K: 1 S: 9	H: 0 LOB: 0 BB: 0 P: 14	1B: 7 2B: 1 3B: 0 HR: 0	SF: 0 SAC: 0 DP: 1 HBP: 0	WP: 2 PB: 0 SB: 0 CS: 1	PA: 35
<b>PITCHER</b>	IP WLS BF H R ER SO BB IBB HBP BLK WP HR S P ERA WHIP																					
<b>Dennis Rasmussen, L</b> (1, 1) ERA: 4.58	7.2 W 29 6 4 4 3 2 0 0 0 2 0 59 107 4.70 1.043																					
<b>Mike Magnante, L</b> (8, 1) ERA: 5.04	0.0 1 1 0 0 0 0 0 0 0 0 0 3 4 ∞ ∞																					
<b>Rusty Meacham, R</b> (8, 1) ERA: 2.55	0.1 2 1 0 0 0 0 0 0 0 0 0 6 8 0.00 3.000																					
<b>Jeff Montgomery, R</b> (9, 1) ERA: 2.05	1.0 S 3 0 0 0 1 0 0 0 0 0 0 9 14 0.00 0.000																					

**New York Yankees @ Kansas City Royals**  
**Royals Stadium, Kansas City, MO**  
 Sat Sep 19 1992, 8:05 PM EDT  
 Att. 23,903 - Cloudy - 66 F

livebaseballscorecards.com

<b>AB</b>	<b>33</b>
<b>R</b>	<b>4</b>
<b>H</b>	<b>8</b>
<b>RBI</b>	<b>3</b>
<b>BB</b>	<b>2</b>
<b>SO</b>	<b>4</b>
<b>LOB</b>	<b>8</b>



Batter	1	2	3	4	5	6	7	8	9
<b>Jim Eisenreich, L</b> OBP: 0.315, SLG: 0.344 (1, 7)	4-1 3B BB		0-0 1B G6-4-3		1-3 K2-3		2-1 FC3-2 1B WP		
<b>Keith Miller, R</b> OBP: 0.352, SLG: 0.391 (1, 4)	1-2 P6		1-0 G6-4-3 1-2f		3-0 2B 1B 3-H		1-1 WP 1B 1-H		
<b>George Brett, L</b> OBP: 0.327, SLG: 0.393 (1, 10)	1-2 SF8 3B 1-H			0-1 F8	1-0 2B		2-3 K2-3 1-2		
<b>Gregg Jefferies, S</b> OBP: 0.335, SLG: 0.400 (1, 5)	1-1 SF8			3-1 FC6-4 1B	0-2 G3-1			0-1 CS 1B	
<b>Wally Joyner, L</b> OBP: 0.334, SLG: 0.382 (1, 3)	2-0 L3			1-0 F9		0-0 P4		2-1 G6-3 1-2	
<b>Mike Macfarlane, R</b> OBP: 0.311, SLG: 0.427 (1, 2)				1-0 FC6-4 1-2f		1-3 K		3-1 1B 3B 1B	
<b>Kevin Koslofski, L</b> OBP: 0.325, SLG: 0.381 (1, 9)					0-1 E 1B	1-3 K		2-1 3B 1B 1-2	
<b>Brian McRae, S</b> OBP: 0.290, SLG: 0.307 (1, 8)					0-1 E9 1B 2B 1-H		0-0 E1 SH2-3 FC3-2 1B	0-2 3B 1-H 2-H	
<b>David Howard, S</b> OBP: 0.290, SLG: 0.305 (1, 6)					1-3 K		0-1 SH2-3	2-2 G4-3	

AB R H RBI BB SO LOB

3	2	1	0	1	1	2
4	0	2	2	0	0	2
4	1	2	1	0	1	1
3	0	2	1	0	0	2
4	0	0	0	0	0	2
4	1	1	0	0	2	1
4	2	2	0	0	1	0
4	1	3	3	0	0	0
3	0	0	0	0	2	2

1B: 9	SF: 1	WP: 2	PA: 36
2B: 2	SAC: 1	PB: 0	
3B: 2	DP: 1	SB: 0	
HR: 0	HBP: 0	CS: 1	

AB	R	H	RBI	BB	SO	LOB
33	7	13	7	1	7	12

**New York Yankees @ Kansas City Royals**  
Royals Stadium, Kansas City, MO  
Sat Sep 19 1992, 8:05 PM EDT  
Att: 23,903 - Cloudy - 66 F

livebaseballscorecards.com



Inning Stats	R: 2	H: 1	E: 0	K: 0	S: 12	R: 0	H: 0	E: 0	K: 1	S: 7	R: 0	H: 1	E: 0	K: 1	S: 5	R: 0	H: 1	E: 0	K: 0	S: 7	R: 2	H: 4	E: 1	K: 2	S: 15	R: 0	H: 0	E: 0	K: 2	S: 7	R: 1	H: 2	E: 1	K: 1	S: 10	R: 2	H: 4	E: 0	K: 0	S: 14
<b>Melido Perez, R</b> ERA: 2.89 (1, 1)	IP: 7.0	WLS: L	BF: 30	H: 9	R: 5	ER: 5	SO: 7	BB: 1	IBB: 0	HBP: 0	BLK: 0	WP: 2	HR: 0	S: 63	P: 96	ERA: 6.43	WHIP: 1.429																							
<b>Jerry Nielsen, L</b> ERA: 3.6 (8, 1)	0.2		4	3	2	2	0	0	0	0	0	0	0	8	15	27.00	4.500																							
<b>Russ Springer, R</b> ERA: 7.5 (8, 1)	0.1		2	1	0	0	0	0	0	0	0	0	0	6	8	0.00	3.000																							

PITCHER	IP	WLS	BF	H	R	ER	SO	BB	IBB	HBP	BLK	WP	HR	S	P	ERA	WHIP
<b>Melido Perez, R</b>	7.0	L	30	9	5	5	7	1	0	0	0	2	0	63	96	6.43	1.429
<b>Jerry Nielsen, L</b>	0.2		4	3	2	2	0	0	0	0	0	0	0	8	15	27.00	4.500
<b>Russ Springer, R</b>	0.1		2	1	0	0	0	0	0	0	0	0	0	6	8	0.00	3.000

**New York Yankees @ Kansas City Royals**  
 Royals Stadium, Kansas City, MO

Sun Sep 20 1992, 4:33 AM EDT  
 Att. 23,982 - Cloudy - 71 F

AB	41
R	10
H	16
RBI	10
BB	3
SO	5
LOB	20



WP:	0	PA:	45
PB:	0		
SB:	0		
CS:	0		

AB R H RBI BB SO LOB

5	2	2	1	0	0	5
3	1	1	0	1	0	3
4	2	1	2	1	0	1
5	1	1	1	0	1	5
0	0	0	0	0	0	0
4	1	2	1	0	1	0
1	0	1	3	0	0	0
5	0	0	0	0	1	3
5	1	3	1	0	0	0
4	1	3	1	1	0	0
5	1	2	0	0	2	3

Batter	1	2	3	4	5	6	7	8	9
<b>Bernie Williams, S</b> (1, 8) OBP: 0.351, SLG: 0.415	1-2 BB 1B	3-2 FC1 FC5-4 1-2 2-3 3-H		1-2 G4-3			2-1 2B 2B	0-1 FC SH1-4 2B	
<b>Randy Velarde, R</b> (1, 6) OBP: 0.347, SLG: 0.407	4-2 SAFE SAFE SAFE 1-2 BB G1-3	1-1 FC5-4		0-0 G5-3			2-2 2B 1B	1-0 SH1-4	
<b>Don Mattingly, L</b> (1, 10) OBP: 0.333, SLG: 0.432	1-0 G1-3		0-1 P4		1-2 F7		1-2 G3 1-H 2-H 3B 2B	4-0 2B IBB	
<b>Danny Tartabull, R</b> (1, 9) OBP: 0.406, SLG: 0.493	0-0 G3-1		1-0 HR		0-0 G4-3		0-1 G3	2-3 K	
<b>Gerald Williams, R</b> (8, 9) OBP: 0.400, SLG: 0.500							2-3		
<b>Mel Hall, L</b> (1, 7) OBP: 0.309, SLG: 0.428		0-0 1B 2B	0-1 G3		3-3 K		2-0 L3-5 3B	2-0 2B	
<b>Roberto Kelly, R</b> (7, PR) OBP: 0.322, SLG: 0.391							3-H	1-H 2-H 3-H 2B	
<b>J.T. Snow, L</b> (1, 3)		2-1 F7	1-0 F7		1-1 G5-3		1-1 L3-5	1-3 K	
<b>Matt Nokes, L</b> (1, 2) OBP: 0.286, SLG: 0.403		0-1 1B FC1 1B 2-H		0-0 F8		2-2 BB 1B		0-0 2B 2B	0-0 P5
<b>Charlie Hayes, R</b> (1, 5) OBP: 0.285, SLG: 0.397		1-2 FC1 1B 1-2		0-1 2B		4-0 BB		0-0 1B FC 2B 2-H	1-2 P6
<b>Mike Gallego, R</b> (1, 4) OBP: 0.344, SLG: 0.367		2-1 FC1 1B 1-2 2-3		0-3 K		2-3 K		0-2 SH1-4 FC 2B 2-3	1-0 F9

Inning Stats	R: 0	H: 1	E: 0	K: 0	S: 8	P: 14	R: 1	H: 4	E: 0	K: 0	S: 15	P: 24	R: 1	H: 1	E: 0	K: 0	S: 6	P: 8	R: 0	H: 1	E: 0	K: 1	S: 9	P: 10	R: 0	H: 0	E: 0	K: 0	S: 5	P: 6	R: 0	H: 1	E: 0	K: 2	S: 12	P: 24	R: 3	H: 4	E: 0	K: 0	S: 14	P: 22	R: 5	H: 4	E: 0	K: 2	S: 18	P: 28	R: 0	H: 0	E: 0	K: 0	S: 5	P: 7	1B: 7	2B: 8	3B: 1	HR: 1	SF: 0	SAC: 1	DP: 1	HBP: 0	WP: 0	PA: 45
--------------	------	------	------	------	------	-------	------	------	------	------	-------	-------	------	------	------	------	------	------	------	------	------	------	------	-------	------	------	------	------	------	------	------	------	------	------	-------	-------	------	------	------	------	-------	-------	------	------	------	------	-------	-------	------	------	------	------	------	------	-------	-------	-------	-------	-------	--------	-------	--------	-------	--------

PITCHER	IP	WLS	BF	H	R	ER	SO	BB	IBB	HBP	BLK	WP	HR	S	P	ERA	WHIP
<b>Rick Reed, R</b> (1, 1) ERA: 3.99	5.0		22	7	2	2	1	1	0	0	0	0	1	43	62	3.60	1.600
<b>Rich Sauveur, L</b> (6, 1) ERA: 6.3	0.2		3	1	0	0	1	0	0	0	0	0	0	9	15	0.00	1.500
<b>Tom Gordon, R</b> (6, 1) ERA: 4.32	0.2	L	6	3	3	3	1	1	0	0	0	0	0	14	25	40.50	6.000
<b>Mike Magnante, L</b> (7, 1) ERA: 5.11	0.2		3	2	1	1	0	0	0	0	0	0	0	4	7	13.50	3.000
<b>Rusty Meacham, R</b> (8, 1) ERA: 2.9	1.0		8	3	4	4	2	0	1	0	0	0	0	17	27	36.00	3.000

PITCHER	IP	WLS	BF	H	R	ER	SO	BB	IBB	HBP	BLK	WP	HR	S	P	ERA	WHIP
<b>Juan Berenguer, R</b> (9, 1) ERA: 5.37	1.0		3	0	0	0	0	0	0	0	0	0	0	5	7	0.00	0.000





Batter	1	2	3	4	5	6	7	8	9	AB R H RBI BB SO LOB	TOP									
<b>Omar Vizquel, S</b> (1, 6) OBP: 0.342, SLG: 0.348	2-2 G6-3 1B		0-1 G6-3			4-2 FC1-6 BB		2-1 G5-4-3 1-2f		3 0 1 0 1 0 1										
<b>Bret Boone, R</b> (1, 4) OBP: 0.216, SLG: 0.276	1-2 F9			0-0 F8		0-0 FC1-6 FC4-6 1-2f			0-0 F7	4 0 0 0 0 0 2										
<b>Ken Griffey Jr., L</b> (1, 8) OBP: 0.374, SLG: 0.549	1-2 G6-3			2-0 L7		1-1 FC4-6 1-2f			1-2 F8	4 0 0 0 0 0 2										
<b>Tino Martinez, L</b> (1, 10) OBP: 0.316, SLG: 0.401	3-1 P6			3-2 F9		2-1 L7			1-1 F7	4 0 0 0 0 0 2										
<b>Jay Buhner, R</b> (1, 9) OBP: 0.331, SLG: 0.421		1-2 P4			2-3 K				0-3 K	3 0 0 0 0 2 0										
<b>Pete O'Brien, L</b> (1, 3) OBP: 0.286, SLG: 0.371		3-2 G4-3			2-0 FC5-4 1B				1-0 F8	3 0 1 0 0 0 0										
<b>Henry Cotto, R</b> (1, 7) OBP: 0.293, SLG: 0.342		0-0 G4-3			0-0 FC5-4 1B 1-2f				1-2 G5-3	3 0 0 0 0 0 1										
<b>Dave Valle, R</b> (1, 2) OBP: 0.307, SLG: 0.366			1-2 G6-3		0-1 FC5-4 1B				0-1 G4-3	2 0 1 0 0 0 0										
<b>Harold Reynolds, S</b> (8, PH) OBP: 0.321, SLG: 0.333					1-3 FC5-4 1B					1 0 0 0 0 0 0										
<b>Mike Blowers, R</b> (1, 5) OBP: 0.263, SLG: 0.286			0-1 F9		0-3 K				0-1 G5-4-3 1B	2 0 0 0 0 1 2										
<b>Greg Briley, L</b> (8, PH) OBP: 0.275, SLG: 0.392										1 0 1 0 0 0 0										
<b>Lance Parrish, R</b> (8, 2) OBP: 0.305, SLG: 0.441										0 0 0 0 0 0 0										
<b>Inning Stats</b>	R: 0 E: 0 K: 0 S: 11	H: 1 LOB: 1 BB: 0 P: 18	R: 0 E: 0 K: 0 S: 7	H: 0 LOB: 0 BB: 0 P: 11	R: 0 E: 0 K: 0 S: 7	H: 0 LOB: 0 BB: 0 P: 8	R: 0 E: 0 K: 0 S: 5	H: 0 LOB: 0 BB: 0 P: 10	R: 0 E: 0 K: 2 S: 11	H: 2 LOB: 2 BB: 0 P: 15	R: 0 E: 0 K: 1 S: 7	H: 0 LOB: 0 BB: 0 P: 9	R: 0 E: 0 K: 0 S: 6	H: 1 LOB: 0 BB: 0 P: 8	R: 0 E: 0 K: 0 S: 8	H: 0 LOB: 0 BB: 0 P: 10	1B: 4 2B: 0 3B: 0 HR: 0	SF: 0 SAC: 0 DP: 1 HBP: 0	WP: 0 PB: 0 SB: 0 CS: 0	PA: 31
<b>PITCHER</b>	IP WLS BF H R ER SO BB IBB HBP BLK WP HR S P ERA WHIP																			
<b>Luis Aquino, R</b> (1, 1) ERA: 3.82	5.1 W 20 3 0 0 2 1 0 0 0 0 0 0 48 73 0.00 0.750																			
<b>Bill Sampen, R</b> (6, 1) ERA: 3.09	2.2 8 1 0 0 1 0 0 0 0 0 0 0 17 24 0.00 0.375																			
<b>Jeff Montgomery, R</b> (9, 1) ERA: 2.02	1.0 S 3 0 0 0 0 0 0 0 0 0 0 0 8 10 0.00 0.000																			

Seattle Mariners @ Kansas City Royals  
 Royals Stadium, Kansas City, MO  
 Mon Sep 21 1992, 8:05 PM EDT  
 Att. 17,105 - Cloudy - 70 F

livebaseballscorecards.com

AB	30
R	0
H	4
RBI	0
BB	1
SO	3
LOB	10



Batter	1	2	3	4	5	6	7	8	9	AB	R	H	RBI	BB	SO	LOB
Keith Miller, R OBP: 0.351, SLG: 0.395 (1, 4)	0-1 P2		3-2 F8			1-2 G6-3		0-0 1B 3B		4	1	1	0	0	0	0
Gary Thurman, R OBP: 0.295, SLG: 0.320 (1, 9)	0-3 K		1-2 G4-3			0-0 L8		1-0 1B		4	0	1	1	0	1	0
George Brett, L OBP: 0.325, SLG: 0.391 (1, 10)	0-1 G6-3			2-0 G4-3			1-1 G6-3	2-2 G6-3		4	0	0	0	0	0	1
Gregg Jefferies, S OBP: 0.336, SLG: 0.406 (1, 5)		1-1 1B 2B		0-0 G5-3			0-1 1B WP			3	2	2	0	0	0	0
Wally Joyner, L OBP: 0.334, SLG: 0.380 (1, 3)		1-2 F7		1-2 L9			0-1 1B WP			3	0	1	0	0	0	1
Mike Macfarlane, R OBP: 0.311, SLG: 0.429 (1, 2)		2-1 G5-3			0-0 FC1-6-5 2B		3-2 G6-3			3	0	1	0	0	0	2
Jim Eisenreich, L OBP: 0.310, SLG: 0.339 (1, 7)		3-1 2-H 1B			0-1 FC1-6-5-4		1-2 G4-3			3	0	1	1	0	0	2
Brian McRae, S OBP: 0.292, SLG: 0.307 (1, 8)		2-2 F8			1-0 L6			1-2 CS 1B		3	0	1	0	0	0	1
David Howard, S OBP: 0.286, SLG: 0.300 (1, 6)			0-1 F8			2-1 F9		2-3 K		3	0	0	0	0	1	1

Inning Stats	R: 0	H: 0	E: 0	K: 1	S: 7	R: 1	H: 2	E: 0	K: 0	S: 12	R: 0	H: 0	E: 0	K: 0	S: 9	R: 0	H: 1	E: 0	K: 0	S: 4	R: 0	H: 0	E: 0	K: 0	S: 6	R: 1	H: 2	E: 0	K: 0	S: 11	R: 1	H: 3	E: 0	K: 1	S: 13
	0	0	0	7		2	21	0	0		0	0	0	0	13	0	1	0	0	0	5	0	0	0	0	9	2	1	0	16	3	1	0	18	


**BOTTOM**

**Seattle Mariners @ Kansas City Royals**  
 Royals Stadium, Kansas City, MO

Mon Sep 21 1992, 8:05 PM EDT  
 Att: 17,105 - Cloudy - 70 F

livebaseballscorecards.com

AB	30
R	3
H	8
RBI	2
BB	0
SO	2
LOB	8



1B: 5	SF: 0	WP: 1	PA: 30
2B: 3	SAC: 0	PB: 0	
3B: 1	DP: 1	SB: 0	
HR: 0	HBP: 0	CS: 1	

PITCHER	IP	WLS	BF	H	R	ER	SO	BB	IBB	HBP	BLK	WP	HR	S	P	ERA	WHIP
Dave Fleming, L ERA: 3.49 (1, 1)	8.0	L	30	8	3	3	2	0	0	0	0	1	0	69	99	3.38	1.000

Batter	1	2	3	4	5	6	7	8	9	AB R H RBI BB SO LOB	TOP
Henry Cotto, R OBP: 0.293, SLG: 0.341 (1, 7)	2-2 G5-3 ①		0-1 F9 ②			3-3 K ②			1-0 FC4 1B ②	4 0 1 0 0 1 1	
Rich Amaral, R OBP: 0.246, SLG: 0.302 (1, 5)	2-2 G3-1 ②		0-0 G4-3 ③			1-2 G5-3 ③			3-2 FC4 1-2f ②	4 0 0 0 0 0 2	
Ken Griffey Jr., L OBP: 0.372, SLG: 0.545 (1, 8)	1-0 F8 ③				0-0 G6-3 ①			1-0 G4-3 ①	1-3 K ③	4 0 0 0 0 1 1	
Lance Parrish, R OBP: 0.302, SLG: 0.435 (1, 10)		2-0 F9 ①			0-1 P4 ②			1-1 F7 ②		3 0 0 0 0 0 0	
Jay Buhner, R OBP: 0.329, SLG: 0.418 (1, 9)		2-3 K ②			1-0 G4-3 ③			1-3 K ③		3 0 0 0 0 2 0	
Tino Martinez, L OBP: 0.316, SLG: 0.399 (1, 3)		4-1 BB ③			1-3 K ①			2-2 F9 ①		2 0 0 0 1 1 0	
Bret Boone, R OBP: 0.210, SLG: 0.267 (1, 4)		0-3 K ③			0-0 G4-3 ②			1-1 F8 ②		3 0 0 0 0 1 1	
Dave Valle, R OBP: 0.307, SLG: 0.366 (1, 2)					0-0 F7 ③			1-0 F8 ③		3 0 1 0 0 0 0	
Omar Vizquel, S OBP: 0.340, SLG: 0.346 Harold Reynolds, S (9, PH) OBP: 0.320, SLG: 0.333			0-2 F7 ①			1-2 F8 ①			2-1 F9 ①	2 0 0 0 0 0 1 1 0 0 0 0 0 0	
<b>Inning Stats</b>	R: 0 E: 0 K: 0 S: 9 H: 0 LOB: 0 BB: 0 P: 14	R: 0 E: 0 K: 2 S: 8 H: 0 LOB: 1 BB: 1 P: 16	R: 0 E: 0 K: 0 S: 7 H: 1 LOB: 1 BB: 0 P: 9	R: 0 E: 0 K: 0 S: 4 H: 0 LOB: 0 BB: 0 P: 5	R: 0 E: 0 K: 1 S: 5 H: 0 LOB: 0 BB: 0 P: 6	R: 0 E: 0 K: 1 S: 11 H: 0 LOB: 0 BB: 0 P: 16	R: 0 E: 0 K: 1 S: 6 H: 0 LOB: 0 BB: 0 P: 9	R: 0 E: 0 K: 0 S: 7 H: 0 LOB: 0 BB: 0 P: 11	R: 0 E: 0 K: 1 S: 10 H: 1 LOB: 1 BB: 0 P: 17	1B: 2 2B: 0 3B: 0 HR: 0 SF: 0 SAC: 0 DP: 0 HBP: 0	WP: 0 PB: 0 SB: 0 CS: 0 PA: 30
<b>PITCHER</b> Chris Haney, L (1, 1) ERA: 4.35	IP: 9.0 WLS: W BF: 30 H: 2 R: 0 ER: 0 SO: 6 BB: 1 IBB: 0 HBP: 0 BLK: 0 WP: 0 HR: 0 S: 67 P: 103 ERA: 0.00 WHIP: 0.333	<b>PITCHER</b> IP WLS BF H R ER SO BB IBB HBP BLK WP HR S P ERA WHIP									

Seattle Mariners @ Kansas City Royals  
 Royals Stadium, Kansas City, MO  
 Tue Sep 22 1992, 8:05 PM EDT  
 Att. 16,172 - Cloudy - 63 F

livebaseballscorecards.com

AB	29
R	0
H	2
RBI	0
BB	1
SO	6
LOB	6



Batter	1	2	3	4	5	6	7	8	9	AB	R	H	RBI	BB	SO	LOB
Keith Miller, R OBP: 0.353, SLG: 0.395 (1, 4)	1-1 2B 1B	2-2 G5-3			4-1 BB		0-3 SAFE 1-2			3	0	1	0	1	1	1
Gary Thurman, R OBP: 0.299, SLG: 0.326 (1, 9)	0-0 2B		4-0 FC1-6 BB		0-3 SAFE K			2-2 G5-3		3	0	1	0	1	1	1
George Brett, L OBP: 0.323, SLG: 0.388 (1, 10)	0-2 P5		0-0 FC1-6 2B SF9 1-2f		2-3 K			1-2 G4-3		4	1	0	0	0	1	4
Gregg Jefferies, S OBP: 0.336, SLG: 0.407 (1, 5)	2-3 K		1-1 SF9 2B		2-1 SAFE P4			1-0 F7		4	0	1	0	0	1	3
Mike Macfarlane, R OBP: 0.309, SLG: 0.427 (1, 2)	2-3 K		0-0 SF9		1-3 SAFE K					2	0	0	1	0	2	2
Bob Melvin, R OBP: 0.338, SLG: 0.344 (1, 3)		2-2 FC6-4 1B	1-1 P4		1-3 SAFE K					3	0	1	0	0	1	1
Wally Joyner, L OBP: 0.334, SLG: 0.380 (7, 3)										0	0	0	0	0	0	0
Jim Eisenreich, L OBP: 0.307, SLG: 0.335 (1, 7)		1-1 FC6-4 IHR		1-3 SAFE K						3	1	0	0	0	2	1
Brian McRae, S OBP: 0.292, SLG: 0.313 (1, 8)		0-1 SAFE IHR		1-3 SAFE K				0-2 G4-3		3	1	1	2	0	1	0
David Howard, S OBP: 0.286, SLG: 0.300 (1, 6)		0-3 K2-3		1-3 SAFE K				3-1 CS 1B		3	0	1	0	0	2	0

Inning Stats	R: 0	H: 2	E: 0	LOB: 2	K: 2	S: 15	R: 2	H: 2	E: 0	LOB: 0	K: 1	S: 13	R: 1	H: 1	E: 0	LOB: 1	K: 0	S: 6	R: 0	H: 0	E: 0	LOB: 0	K: 3	S: 9	R: 0	H: 0	E: 0	LOB: 1	K: 2	S: 9	R: 0	H: 0	E: 0	LOB: 0	K: 3	S: 9	R: 0	H: 1	E: 0	LOB: 0	K: 1	S: 10	R: 0	H: 0	E: 0	LOB: 0	K: 0	S: 8		

PITCHER	IP	WLS	BF	H	R	ER	SO	BB	IBB	HBP	BLK	WP	HR	S	P	ERA	WHIP
Randy Johnson, L ERA: 3.87 (1, 1)	8.0	L	31	6	3	3	12	2	0	0	0	0	0	79	116	3.38	1.000


**BOTTOM**

**Seattle Mariners @ Kansas City Royals**  
**Royals Stadium, Kansas City, MO**

Tue Sep 22 1992, 8:05 PM EDT  
 Att. 16,172 - Cloudy - 63 F

livebaseballscorecards.com

AB	28
R	3
H	6
RBI	3
BB	2
SO	12
LOB	13



WP	PA	ERA	WHIP
0	31		

Batter	1	2	3	4	5	6	7	8	9	AB	R	H	RBI	BB	SO	LOB	TOP										
<b>Omar Vizquel, S</b> OBP: 0.341, SLG: 0.347 (1, 6)	1-2 L6	0-0 G4-3		3-1 SF9 1B	0-2 F7			3-2 G4-6-3 1B		5	0	2	0	0	0	4											
<b>Rich Amaral, R</b> OBP: 0.243, SLG: 0.294 (1, 5)	0-0 F9	1-0 F9		1-0 1B	1-0 F8			2-2 G4-6-3 1-2f		5	0	1	0	0	0	5											
<b>Ken Griffey Jr., L</b> OBP: 0.368, SLG: 0.540 (1, 10)	2-0 G3		2-1 G3	2-3 K		0-0 F7		3-1 F8		5	0	0	0	0	1	3											
<b>Pete O'Brien, L</b> OBP: 0.289, SLG: 0.374 (1, 3)		4-1 2B PB BB	0-0 1B SF7 1B	2-1 SF9		1-0 G6-3		0-1 G6-4-3 1B		3	2	2	1	1	0	0											
<b>Lance Parrish, R</b> OBP: 0.307, SLG: 0.443 (1, 2)		0-0 PB WP 2B	1-0 1B 1B	1-0 F7		2-0 1B		0-1 F8		5	1	3	0	0	0	3											
<b>Dann Howitt, L</b> OBP: 0.190, SLG: 0.161 (1, 9)		4-1 1B BLK BB	0-1 SF7		1-1 G3	1-2 F7		3-1 G6-4-3 1-2f		3	1	0	1	1	0	2											
<b>Henry Cotto, R</b> OBP: 0.295, SLG: 0.346 (1, 8)		2-3 K	1-0 FC6-4 1B		0-2 1B 2B		2-0 G5-3			4	1	2	0	0	1	1											
<b>Bret Boone, R</b> OBP: 0.220, SLG: 0.276 (1, 4)		2-1 G4-3 E 1B	2-2 FC6-4		1-1 1B 1B		1-3 K			4	0	2	2	0	1	2											
<b>Shane Turner, L</b> OBP: 0.349, SLG: 0.347 <b>John Moses, S</b> OBP: 0.280, SLG: 0.150 (1, 7) (7, 7)		1-2 E4 G4-3 1B		3-2 1B SF9 1B		1-1 1B		2-2 G3		4	1	2	0	0	0	1											
<b>Inning Stats</b>	R: 0 E: 0 K: 0 S: 6	H: 0 LOB: 0 BB: 0 P: 9	R: 3 E: 1 K: 1 S: 14	H: 2 LOB: 2 BB: 2 P: 28	R: 1 E: 0 K: 0 S: 11	H: 3 LOB: 2 BB: 0 P: 17	R: 1 E: 0 K: 1 S: 17	H: 3 LOB: 2 BB: 0 P: 29	R: 1 E: 0 K: 0 S: 13	H: 3 LOB: 2 BB: 0 P: 17	R: 0 E: 0 K: 0 S: 7	H: 1 LOB: 1 BB: 0 P: 11	R: 0 E: 0 K: 1 S: 8	H: 0 LOB: 0 BB: 0 P: 13	R: 0 E: 0 K: 0 S: 9	H: 1 LOB: 0 BB: 0 P: 17	R: 0 E: 0 K: 0 S: 6	H: 1 LOB: 0 BB: 0 P: 9	1B: 12 2B: 2 3B: 0 HR: 0	SF: 2 SAC: 0 DP: 2 HBP: 0	WP: 1 PB: 1 SB: 0 CS: 0	PA: 42					
<b>PITCHER</b>	IP	WLS	BF	H	R	ER	SO	BB	IBB	HBP	BLK	WP	HR	S	P	ERA	WHIP										
<b>Hipolito Pichardo, R</b> ERA: 3.89 (1, 1)	3.0	L	20	8	5	5	1	2	0	0	1	1	0	37	67	15.00	3.333										
<b>Juan Berenguer, R</b> ERA: 5.35 (4, 1)	2.0		9	3	1	1	1	0	0	0	0	0	0	24	33	4.50	1.500										
<b>Steve Shifflett, R</b> ERA: 2.44 (6, 1)	3.0		10	2	0	0	1	0	0	0	0	0	0	24	41	0.00	0.667										
<b>Dennis Moeller, L</b> ERA: 7.0 (9, 1)	1.0		3	1	0	0	0	0	0	0	0	0	0	6	9	0.00	1.000										

Seattle Mariners @ Kansas City Royals  
Royals Stadium, Kansas City, MO  
Wed Sep 23 1992, 8:05 PM EDT  
Att. 15,338 - Cloudy - 64 F

AB	38
R	6
H	14
RBI	4
BB	2
SO	3
LOB	21



1B	12	SF	2
2B	2	SAC	0
3B	0	DP	2
HR	0	HBP	0

Batter	1	2	3	4	5	6	7	8	9	AB R H RBI BB SO LOB
Keith Miller, R OBP: 0.349, SLG: 0.390 (1, 4)	0-2 P3		1-0 F7		0-2 L5			1-0 P3		4 0 0 0 0 0 0
Jim Eisenreich, L OBP: 0.310, SLG: 0.338 (1, 7)	0-0 B1-3		2-2 FC6-4 1B			2-1 G3 1B		1-2 G5-3		4 1 2 0 0 0 0
George Brett, L OBP: 0.324, SLG: 0.389 (1, 10)	1-0 S 1B		2-1 F9			0-1 G3 1B		2-2 F8		4 0 2 0 0 0 1
Gregg Jefferies, S OBP: 0.335, SLG: 0.405 (1, 5)	4-1 1-2 BB		0-2 FC6-4 1-2f			0-1 G3		1-2 G5-3		3 0 0 0 1 0 3
Wally Joyner, L OBP: 0.333, SLG: 0.378 (1, 3)	3-2 G6-3			1-0 F9		0-0 G3		4-2 HBP BB		3 0 0 1 1 0 3
Mike Macfarlane, R OBP: 0.311, SLG: 0.429 (1, 2)		0-0 2B		2-2 F8		0-0 F8		1-0 1-2 HBP		3 0 1 0 0 0 1
Kevin Koslofski, L OBP: 0.317, SLG: 0.364 (1, 9)		1-0 P4		0-1 G6-3			0-0 F7		2-3 K	3 0 0 0 0 0 1
Gary Thurman, R OBP: 0.297, SLG: 0.324 (9, PH)									1-0 K	1 0 0 0 0 1 2
Brian McRae, S OBP: 0.290, SLG: 0.311 (1, 8)		2-0 F7			1-0 L4		2-2 G1-3		2-3 K	4 0 0 0 0 1 3
David Howard, S OBP: 0.283, SLG: 0.296 (1, 6)		0-0 F9			1-3 K		3-2 F8			3 0 0 0 0 1 1

Inning Stats	R: 0 E: 0 K: 10 S: 10	H: 1 LOB: 2 BB: 1 P: 18	R: 0 E: 0 K: 4 S: 4	H: 1 LOB: 1 BB: 0 P: 7	R: 0 E: 0 K: 9 S: 9	H: 1 LOB: 1 BB: 0 P: 14	R: 0 E: 0 K: 6 S: 6	H: 0 LOB: 0 BB: 0 P: 9	R: 0 E: 0 K: 7 S: 7	H: 0 LOB: 0 BB: 0 P: 9	R: 1 E: 0 K: 8 S: 8	H: 2 LOB: 1 BB: 0 P: 10	R: 0 E: 0 K: 9 S: 9	H: 0 LOB: 0 BB: 0 P: 14	R: 0 E: 0 K: 7 S: 7	H: 0 LOB: 0 BB: 0 P: 11	R: 0 E: 0 K: 15 S: 15	H: 0 LOB: 2 BB: 1 P: 25	1B: 4 2B: 1 3B: 0 HR: 0	SF: 0 SAC: 0 DP: 0 HBP: 1
--------------	--------------------------------	----------------------------------	------------------------------	---------------------------------	------------------------------	----------------------------------	------------------------------	---------------------------------	------------------------------	---------------------------------	------------------------------	----------------------------------	------------------------------	----------------------------------	------------------------------	----------------------------------	--------------------------------	----------------------------------	----------------------------------	------------------------------------

**BOTTOM**

**Seattle Mariners @ Kansas City Royals**  
**Royals Stadium, Kansas City, MO**

Wed Sep 23 1992, 8:05 PM EDT  
 Att. 15,338 - Cloudy - 64 F

livebaseballscorecards.com

<b>AB</b>	<b>32</b>
<b>R</b>	<b>1</b>
<b>H</b>	<b>5</b>
<b>RBI</b>	<b>1</b>
<b>BB</b>	<b>2</b>
<b>SO</b>	<b>3</b>
<b>LOB</b>	<b>15</b>



PITCHER	IP	WLS	BF	H	R	ER	SO	BB	IBB	HBP	BLK	WP	HR	S	P	ERA	WHIP
Brian Fisher, R ERA: 4.24 (1, 1)	8.0		30	5	1	1	1	1	1	0	0	0	0	60	92	1.12	0.750
Russ Swan, L ERA: 4.84 (9, 1)	0.1		3	0	0	0	0	1	0	1	0	0	0	7	13	0.00	3.000
Jeff Nelson, R ERA: 3.26 (9, 1)	0.2		2	0	0	0	2	0	0	0	0	0	0	8	12	0.00	0.000

Batter	1	2	3	4	5	6	7	8	9	AB	R	H	RBI	BB	SO	LOB	TOP			
Henry Cotto, R (1, 8) OBP: 0.292, SLG: 0.343 Pete O'Brien, L (8, PH) OBP: 0.289, SLG: 0.373 Dave Valle, R (8, 2) OBP: 0.307, SLG: 0.366	0-1 G1-4-3			0-2 P2		1-0 F7		2-2 F7		3	0	0	0	0	0	0				
Rich Amaral, R (1, 7) OBP: 0.247, SLG: 0.286 Shane Turner, L (9, PH) OBP: 0.345, SLG: 0.342	4-1 CS BB			1-0 F7		0-0 G3		1-2 G2-3		2	0	0	0	1	0	0				
Tino Martinez, L (1, 3) OBP: 0.316, SLG: 0.398 John Moses, S (9, PR) OBP: 0.280, SLG: 0.150	1-3 SAFE			0-0 G3		2-1 P3		0-0 E 1B		4	0	1	0	0	1	1				
Lance Parrish, R (1, 10) OBP: 0.303, SLG: 0.436	0-2 CS 1-2	1-3 K		0-0 G5-3		3-3 K		3-3 K		4	0	0	0	0	3	1				
Jay Buhner, R (1, 9) OBP: 0.331, SLG: 0.419				1-2 G5-3		1-2 1B 1B 1B		3-2 1B		4	0	2	0	0	0	1				
Bret Boone, R (1, 4) OBP: 0.221, SLG: 0.275				1-2 G4-3		1-2 1B 1B		2-3 K		4	0	1	0	0	2	3				
Bill Haselman, R (1, 2) OBP: 0.250, SLG: 0.250 Harold Reynolds, S (8, PH) OBP: 0.320, SLG: 0.332				1-1 G6-3		1-0 G6-4-3 1B		0-3 K		2	0	1	0	0	0	0				
Mike Blowers, R (1, 5) OBP: 0.256, SLG: 0.278 Greg Briley, L (8, PH) OBP: 0.279, SLG: 0.395 Omar Vizquel, S (8, 6) OBP: 0.341, SLG: 0.347				3-2 P3		2-2 G6-4-3		2-1 1B		2	0	0	0	0	0	3				
Jeff Schaefer, R (1, 6) OBP: 0.139, SLG: 0.186 Ken Griffey Jr., L (8, PH) OBP: 0.368, SLG: 0.539				3-2 F8		1-0 F8		1-1 F7		2	0	0	0	0	0	0				
<b>Inning Stats</b>	R: 0 E: 0 K: 1 S: 10	H: 0 LOB: 0 BB: 1 P: 15	R: 0 E: 0 K: 1 S: 10	H: 0 LOB: 0 BB: 0 P: 13	R: 0 E: 0 K: 0 S: 11	H: 0 LOB: 0 BB: 0 P: 18	R: 0 E: 0 K: 0 S: 5	H: 0 LOB: 0 BB: 0 P: 6	R: 0 E: 0 K: 0 S: 11	H: 3 LOB: 2 BB: 0 P: 16	R: 0 E: 0 K: 2 S: 14	H: 1 LOB: 1 BB: 0 P: 24	R: 0 E: 0 K: 1 S: 13	H: 1 LOB: 1 BB: 0 P: 18	R: 0 E: 1 K: 2 S: 13	H: 1 LOB: 2 BB: 0 P: 18	1B: 6 2B: 0 3B: 0 HR: 0	SF: 0 SAC: 0 DP: 1 HBP: 0	WP: 0 PB: 0 SB: 0 CS: 1	PA: 34
<b>PITCHER</b>	IP WLS BF H R ER SO BB IBB HBP BLK WP HR S P ERA WHIP	IP WLS BF H R ER SO BB IBB HBP BLK WP HR S P ERA WHIP	IP WLS BF H R ER SO BB IBB HBP BLK WP HR S P ERA WHIP	IP WLS BF H R ER SO BB IBB HBP BLK WP HR S P ERA WHIP	IP WLS BF H R ER SO BB IBB HBP BLK WP HR S P ERA WHIP	IP WLS BF H R ER SO BB IBB HBP BLK WP HR S P ERA WHIP	IP WLS BF H R ER SO BB IBB HBP BLK WP HR S P ERA WHIP	IP WLS BF H R ER SO BB IBB HBP BLK WP HR S P ERA WHIP	IP WLS BF H R ER SO BB IBB HBP BLK WP HR S P ERA WHIP	IP WLS BF H R ER SO BB IBB HBP BLK WP HR S P ERA WHIP	IP WLS BF H R ER SO BB IBB HBP BLK WP HR S P ERA WHIP	IP WLS BF H R ER SO BB IBB HBP BLK WP HR S P ERA WHIP	IP WLS BF H R ER SO BB IBB HBP BLK WP HR S P ERA WHIP	IP WLS BF H R ER SO BB IBB HBP BLK WP HR S P ERA WHIP	IP WLS BF H R ER SO BB IBB HBP BLK WP HR S P ERA WHIP	IP WLS BF H R ER SO BB IBB HBP BLK WP HR S P ERA WHIP	ERA WHIP	ERA WHIP		
Dennis Rasmussen, L (1, 1) ERA: 3.38	7.0 W 24 4 0 0 4 1 0 0 0 0 0 64 97 0.00 0.714																			
Jeff Montgomery, R (8, 1) ERA: 1.97	2.0 S 9 2 0 0 3 0 0 0 0 0 0 26 36 0.00 1.000																			

Seattle Mariners @ Kansas City Royals  
Royals Stadium, Kansas City, MO  
Thu Sep 24 1992, 8:05 PM EDT  
Att. 17,915 - Cloudy - 64 F

AB	32
R	0
H	6
RBI	0
BB	1
SO	7
LOB	11





Batter	1	2	3	4	5	6	7	8	9
Keith Miller, R OBP: 0.351, SLG: 0.390 (1, 4)	1-0 G6-3		3-1 G6-3			4-1 1B	1-0 1B		
Jim Eisenreich, L OBP: 0.306, SLG: 0.333 (1, 7)	2-2 L5		1-1 P6			0-0 F9	0-1 G4-3		
George Brett, L OBP: 0.325, SLG: 0.389 (1, 10)	2-2 1B			1-0 G1-3		2-2 FC6-4 1B		1-0 L1	
Gregg Jefferies, S OBP: 0.333, SLG: 0.402 (1, 5)	0-0 F9			1-0 G1-3		2-1 FC6-4		3-1 L5	
Wally Joyner, L OBP: 0.333, SLG: 0.376 (1, 3)				0-0 F8			4-0 E SF7 BB	2-1 G1-3	
Brent Mayne, L OBP: 0.266, SLG: 0.280 (1, 2)					2-1 F8		0-0 P2		
Curtis Wilkerson, S OBP: 0.307, SLG: 0.326 (1, 6)					1-2 F8		2-0 E4 1B		
Kevin Koslowski, L OBP: 0.309, SLG: 0.354 (1, 9)					0-1 G4-3		0-0 E6 1B		
Brian McRae, S OBP: 0.288, SLG: 0.309 (1, 8)					1-3 K		0-0 F7	0-0 SF7	

Inning Stats	R: 0	H: 1	E: 0	LOB: 1	K: 0	S: 9	R: 0	H: 1	E: 0	LOB: 1	K: 0	S: 7	R: 0	H: 0	E: 0	LOB: 0	K: 1	S: 7	R: 0	H: 0	E: 0	LOB: 0	K: 0	S: 3	R: 0	H: 0	E: 0	LOB: 0	K: 0	S: 7	R: 0	H: 1	E: 2	LOB: 2	K: 0	S: 8	R: 2	H: 1	E: 2	LOB: 2	K: 0	S: 8	R: 0	H: 0	E: 0	LOB: 0	K: 0	S: 5		

PITCHER	IP	WLS	BF	H	R	ER	SO	BB	IBB	HBP	BLK	WP	HR	S	P	ERA	WHIP
Tim Leary, R ERA: 5.39 (1, 1)	6.2	L	28	4	2	0	1	2	0	0	0	0	0	47	79	0.00	0.900
Russ Swan, L ERA: 4.77 (7, 1)	1.1		4	0	0	0	0	0	0	0	0	0	0	7	13	0.00	0.000

AB R H RBI BB SO LOB

**BOTTOM**

3	0	1	1	1	0	0
4	0	0	0	0	0	3
4	0	2	0	0	0	0
4	0	0	0	0	0	3
3	1	0	0	1	0	0
3	0	0	0	0	0	1
3	1	1	0	0	0	1
3	0	0	0	0	0	3
2	0	0	1	0	1	0

AB	29
R	2
H	4
RBI	2
BB	2
SO	1
LOB	11



WP: 0	PA: 32
PB: 0	SB: 1
CS: 0	

**Seattle Mariners @ Kansas City Royals**  
 Royals Stadium, Kansas City, MO  
 Thu Sep 24 1992, 8:05 PM EDT  
 Att: 17,915 - Cloudy - 64 F

livebaseballscorecards.com

Batter	1	2	3	4	5	6	7	8	9	AB R H RBI BB SO LOB	TOP													
Keith Miller, R OBP: 0.355, SLG: 0.397 (1, 4) X	0-0 1B 3B		0-0 2-H 1B G6-4-3		H 1-0 HBP		1 SAFE 3-3 K 1-2			3 1 2 1 0 1 1														
Wally Joyner, L OBP: 0.332, SLG: 0.375 (1, 3) B X	1-0 G5-4-3 1B		3-1 G6-4-3 1-2f		B 1 SAFE 3-1 G4-3			2-2 G3		4 0 1 1 0 0 2														
George Brett, L OBP: 0.325, SLG: 0.388 (1, 10) X	0-0 G5-4-3 1-2f		0-0 G4-3		B X 1-0 F7			1-0 2B 1B		4 1 1 0 0 0 1														
Gregg Jefferies, S OBP: 0.335, SLG: 0.405 (1, 5) B B B B	4-1 S BB			2-1 G4-3 G5-3 1B		B B B C X 3-1 G6-3		3-0 1-H 2B		3 0 2 1 1 0 0														
Mike Macfarlane, R OBP: 0.308, SLG: 0.424 (1, 2) C 1 SAFE B B S X	1-2 G6-3 1-2			1-2 G5-3 1-2		S S X 0-2 G6-3		0-0 G5-3		4 0 0 0 0 0 2														
Jim Eisenreich, L OBP: 0.303, SLG: 0.329 (1, 7) S B B F B B X		3-2 P6		2-0 G4-3 2-3		C X 0-1 G3		X 0-0 F8		4 0 0 0 0 0 1														
Curtis Wilkerson, S OBP: 0.303, SLG: 0.321 (1, 6) C X		0-1 G3-1		1-1 G6-3		C S B X 0-2 G6-3		X 0-0 G5-3		4 0 0 0 0 0 1														
Kevin Kostofski, L OBP: 0.307, SLG: 0.368 (1, 9) B X		1-0 G1-3			C X 0-1 G5-3		S B B B X 2-1 1B 3B		S C C 0-3 K	4 1 1 0 0 1 0														
Brian McRae, S OBP: 0.290, SLG: 0.313 (1, 8) X			0-0 1B 2B		B F F F S 1-3 K		B F F F X 1-2 S 1B			3 1 2 1 0 1 0														
<b>Inning Stats</b>	R: 1 E: 0 K: 0 S: 7	H: 2 LOB: 1 BB: 1 P: 13	R: 0 E: 0 K: 0 S: 7	H: 0 LOB: 0 BB: 0 P: 11	R: 1 E: 0 K: 0 S: 5	H: 2 LOB: 0 BB: 0 P: 8	R: 0 E: 0 K: 0 S: 8	H: 1 LOB: 1 BB: 0 P: 14	R: 0 E: 0 K: 1 S: 8	H: 0 LOB: 1 BB: 0 P: 13	R: 0 E: 0 K: 0 S: 6	H: 0 LOB: 0 BB: 0 P: 10	R: 1 E: 0 K: 1 S: 14	H: 2 LOB: 1 BB: 0 P: 20	R: 1 E: 0 K: 0 S: 7	H: 2 LOB: 0 BB: 0 P: 13	R: 0 E: 0 K: 1 S: 5	H: 0 LOB: 0 BB: 0 P: 5	1B: 5 2B: 2 3B: 2 HR: 0	SF: 0 SAC: 0 DP: 2 HBP: 1	WP: 0 PB: 0 SB: 2 CS: 0	PA: 35		
<b>PITCHER</b> Scott Erickson, R ERA: 3.35 Mark Guthrie, L ERA: 2.69	IP 8.0 WLS L BF 32 H 9 R 4 ER 4 SO 2 BB 1 IBB 0 HBP 1 BLK 0 WP 0 HR 0 S 62 P 102 ERA 4.50 WHIP 1.250																							
<b>PITCHER</b>	IP 1.0 WLS 3 BF 0 H 0 R 0 ER 0 SO 1 BB 0 IBB 0 HBP 0 BLK 0 WP 0 HR 0 S 5 P 5 ERA 0.00 WHIP 0.000																							

Kansas City Royals @ Minnesota Twins  
 Hubert H. Humphrey Metrodome, Minneapolis, MN

Fri Sep 25 1992, 8:05 PM EDT  
 Att: 22,699 - Dome - 70 F

livebaseballscorecards.com

AB	33
R	4
H	9
RBI	4
BB	1
SO	3
LOB	8



Batter	1	2	3	4	5	6	7	8	9	AB R H RBI BB SO LOB
<b>Chuck Knoblauch, R</b> (1, 4) <small>OBP: 0.384, SLG: 0.360</small>	0-1 G1-3 1B		0-1 G5-3			4-2 2B 1B BB	0-2 G1 1-2 2-3			3 1 1 0 1 0 2
<b>J.T. Bruett, L</b> (1, 8) <small>OBP: 0.304, SLG: 0.288</small>	1-2 L7			3-3 K		1-1 1B 2B	0-0 B1-3			4 1 1 0 0 1 3
<b>Shane Mack, R</b> (1, 7) <small>OBP: 0.397, SLG: 0.472</small>	0-0 G1-3 1-2			4-1 G6-3 BB		1-3 K		0-3 K		3 0 0 0 1 2 3
<b>Kirby Puckett, R</b> (1, 10) <small>OBP: 0.371, SLG: 0.491</small>	0-3 K			1-0 G6-3 1-2f		0-0 2B 1B		1-2 G6-3		4 1 1 2 0 1 2
<b>Pedro Munoz, R</b> (1, 9) <small>OBP: 0.297, SLG: 0.406</small>		2-1 G5-4-3 1B			0-0 G6-3	0-0 2B		2-3 K		4 0 2 1 0 1 0
<b>Gene Larkin, S</b> (1, 3) <small>OBP: 0.307, SLG: 0.351</small>		0-1 F7			4-1 FC5-4 BB	2-0 F9		1-0 F7		3 0 0 0 1 0 2
<b>Terry Jorgensen, R</b> (1, 5) <small>OBP: 0.333, SLG: 0.324</small> <b>Greg Gagne, R</b> (7, PR) <small>OBP: 0.286, SLG: 0.354</small> <b>Randy Bush, L</b> (9, PH) <small>OBP: 0.259, SLG: 0.282</small>		0-1 G5-4-3 1-2f			0-1 FC5-4 1-2f		0-2 FC1-5 1B 1B		2-2 G4-3	3 0 1 0 0 0 2 0 0 0 0 0 0 0 1 0 0 0 0 0 0
<b>Lenny Webster, R</b> (1, 2) <small>OBP: 0.314, SLG: 0.387</small> <b>Chili Davis, S</b> (9, PH) <small>OBP: 0.379, SLG: 0.415</small>			1-2 CS 1B		1-0 G6-3		2-1 G1 FC1-5 1B 1B		0-0 G4-3	3 0 2 0 0 0 1 1 0 0 0 0 0 0
<b>Jeff Reboulet, R</b> (1, 6) <small>OBP: 0.293, SLG: 0.252</small>			2-2 L6 1-2			2-3 K	0-1 FC1-5 G1 1-2 2-3f			3 0 0 0 0 1 3

**BOTTOM**

**Kansas City Royals @ Minnesota Twins**  
**Hubert H. Humphrey Metrodome, Minneapolis, MN**

Fri Sep 25 1992, 8:05 PM EDT  
 Att. 22,699 - Dome - 70 F

livebaseballscorecards.com

<b>AB</b>	<b>32</b>
<b>R</b>	<b>3</b>
<b>H</b>	<b>8</b>
<b>RBI</b>	<b>3</b>
<b>BB</b>	<b>3</b>
<b>SO</b>	<b>6</b>
<b>LOB</b>	<b>18</b>



Inning Stats	R: 0	H: 1	E: 0	LOB: 1	K: 1	P: 10	R: 0	H: 1	E: 0	LOB: 0	K: 0	P: 8	R: 0	H: 1	E: 0	LOB: 0	K: 0	P: 11	R: 0	H: 0	E: 0	LOB: 0	K: 1	P: 13	R: 0	H: 0	E: 0	LOB: 1	K: 0	P: 10	R: 3	H: 3	E: 0	LOB: 1	K: 2	P: 23	R: 0	H: 2	E: 0	LOB: 2	K: 0	P: 15	R: 0	H: 0	E: 0	LOB: 0	K: 2	P: 19	R: 0	H: 0	E: 0	LOB: 0	K: 0	P: 9	1B: 6	SF: 0	2B: 2	SAC: 0	3B: 0	DP: 2	HR: 0	HBP: 0	WP: 0	PA: 35
--------------	------	------	------	--------	------	-------	------	------	------	--------	------	------	------	------	------	--------	------	-------	------	------	------	--------	------	-------	------	------	------	--------	------	-------	------	------	------	--------	------	-------	------	------	------	--------	------	-------	------	------	------	--------	------	-------	------	------	------	--------	------	------	-------	-------	-------	--------	-------	-------	-------	--------	-------	--------

PITCHER	IP	WLS	BF	H	R	ER	SO	BB	IBB	HBP	BLK	WP	HR	S	P	ERA	WHIP
<b>Rick Reed, R</b> (1, 1) <small>ERA: 4.04</small>	5.2		23	6	3	3	4	3	0	0	0	0	0	45	72	4.76	1.588
<b>Rusty Meacham, R</b> (6, 1) <small>ERA: 2.83</small>	2.1	W	9	2	0	0	2	0	0	0	0	0	0	30	37	0.00	0.857
<b>Jeff Montgomery, R</b> (9, 1) <small>ERA: 1.94</small>	1.0	S	3	0	0	0	0	0	0	0	0	0	0	6	9	0.00	0.000

Batter	1	2	3	4	5	6	7	8	9	AB R H RBI BB SO LOB	TOP									
Keith Miller, R (1, 4) OBP: 0.352, SLG: 0.394 Terry Shumpert, R (5, 4) OBP: 0.187, SLG: 0.273	3-2 G6-3		1-2 F7		1-1 F8			2-1 P6		3 0 0 0 0 0 0 1 0 0 0 0 0 0	<b>Kansas City Royals @ Minnesota Twins</b> Hubert H. Humphrey Metrodome, Minneapolis, MN Sat Sep 26 1992, 8:05 PM EDT Att. 33,502 - Dome - 70 F <a href="http://livebaseballscorecards.com">livebaseballscorecards.com</a>									
Wally Joyner, L (1, 3) OBP: 0.333, SLG: 0.375	1-0 F8		4-0 1B BB		2-3 K			2-2 1B SF9 1B		3 1 1 0 1 1 0										
George Brett, L (1, 10) OBP: 0.326, SLG: 0.389	3-2 WP E 1B		1-0 F7		1-2 L8			0-0 1B 1-3 1B		4 1 2 0 0 0 1										
Gregg Jefferies, S (1, 5) OBP: 0.335, SLG: 0.405	3-1 E1 1-H		3-2 1-3 1B		1-0 G3			2-2 SF9 3-H		3 0 1 1 0 0 0										
Jim Eisenreich, L (1, 7) OBP: 0.302, SLG: 0.328	SAFE SAFE K		0-0 F8		1-2 G4-6-3 1B			1-0 G4-3		4 0 1 0 0 1 4										
Curtis Wilkerson, S (1, 6) OBP: 0.299, SLG: 0.317					1-1 G3			1-2 G6-3		4 0 0 0 0 1 1										
Brent Mayne, L (1, 2) OBP: 0.263, SLG: 0.276 Bob Melvin, R (9, PH) OBP: 0.348, SLG: 0.371					1-3 K			0-0 G6-3		3 0 0 0 0 2 0 1 0 1 0 0 0 0										
Brian McRae, S (1, 8) OBP: 0.292, SLG: 0.314					1-2 K HBP			1-3 K		3 0 1 0 0 1 1										
Kevin Koslofski, L (1, 9) OBP: 0.302, SLG: 0.361 Gary Thurman, R (7, PH) OBP: 0.294, SLG: 0.321 (7, 9)					2-2 G4-3			1-1 G1-5-3		2 0 0 0 0 0 2 2 0 0 0 0 0 1										
<b>Inning Stats</b>	R: 1 E: 1 K: 1 S: 17	H: 1 LOB: 1 BB: 0 P: 29	R: 0 E: 0 K: 2 S: 17	H: 1 LOB: 1 BB: 0 P: 21	R: 0 E: 0 K: 1 S: 9	H: 1 LOB: 2 BB: 1 P: 18	R: 0 E: 0 K: 1 S: 11	H: 0 LOB: 1 BB: 0 P: 16	R: 0 E: 0 K: 1 S: 8	H: 1 LOB: 0 BB: 0 P: 12		R: 0 E: 0 K: 1 S: 6	H: 0 LOB: 0 BB: 0 P: 8	R: 1 E: 0 K: 0 S: 11	H: 2 LOB: 1 BB: 0 P: 18	R: 0 E: 0 K: 0 S: 10	H: 1 LOB: 1 BB: 0 P: 16	1B: 6 2B: 1 3B: 0 HR: 0	SF: 1 SAC: 0 DP: 1 HBP: 1	WP: 1 PB: 0 SB: 0 CS: 0
<b>PITCHER</b>	IP WLS BF H R ER SO BB IBB HBP BLK WP HR S P ERA WHIP																			
Kevin Tapani, R (1, 1) ERA: 3.95	6.0 W 24 4 1 0 5 1 0 1 0 1 0 1 0 69 108 0.00 0.833																			
Gary Wayne, L (7, 1) ERA: 2.06	2.0 8 2 1 1 1 0 0 0 0 0 0 0 17 26 4.50 1.000																			
Larry Casian, L (9, 1) ERA: 6.75	1.0 4 1 0 0 0 0 0 0 0 0 0 0 10 16 0.00 1.000																			

Batter	1	2	3	4	5	6	7	8	9
<b>Chuck Knoblauch, R</b> (1, 4) <small>OBP: 0.384, SLG: 0.361</small> <b>Darren Reed, R</b> (7, 7) <small>OBP: 0.217, SLG: 0.330</small>	1-0 G6-3	0-0 SH1-3 1B		2-1 FC6-4 1B	0-1 F8			1-0 G4-3	
<b>Shane Mack, R</b> (1, 7) <small>OBP: 0.397, SLG: 0.470</small> <b>Jeff Reboulet, R</b> (7, 4) <small>OBP: 0.298, SLG: 0.252</small>	4-1 1B BB	0-0 SH1-3		1-3 K	3-3 K			4-2 2B BB	
<b>Kirby Puckett, R</b> (1, 8) <small>OBP: 0.374, SLG: 0.492</small> <b>J.T. Bruett, L</b> (6, PR) <small>OBP: 0.313, SLG: 0.311</small> (7, 8)	0-0 1B 1B	4-0 1B IBB		1-0 FC6-4 2B		0-0 G4-6-3 1B		2-0 2B	
<b>Chili Davis, S</b> (1, 10) <small>OBP: 0.377, SLG: 0.414</small>	0-0 1B	1-2 SF8		1-2 E5 2B		2-2 F7		0-0 G4-3	
<b>Pedro Munoz, R</b> (1, 9) <small>OBP: 0.302, SLG: 0.412</small>	2-0 1B	3-1 1B		0-2 WP 2B		2-2 G4-6-3			
<b>Brian Harper, R</b> (1, 2) <small>OBP: 0.338, SLG: 0.404</small> <b>Derek Parks, R</b> (7, PR) <small>OBP: 0.750, SLG: 0.500</small> (8, 2)	2-2 F7	1-0 1B		2-2 HBP		0-2 G3-6-3 1B			
<b>Gene Larkin, S</b> (1, 3) <small>OBP: 0.304, SLG: 0.347</small>	0-0 F8		2-0 G4-3	1-1 F7		1-0 G3-6-3			
<b>Scott Leius, R</b> (1, 5) <small>OBP: 0.312, SLG: 0.326</small> <b>Mike Pagliarulo, L</b> (7, PH) <small>OBP: 0.208, SLG: 0.223</small> (8, 5)		1-0 1B 1B	2-0 G4-3		1-1 HBP		2-2 G4-3		
<b>Greg Gagne, R</b> (1, 6) <small>OBP: 0.286, SLG: 0.354</small> <b>Bernardo Brito, R</b> (8, PH) <b>Terry Jorgensen, R</b> (9, 6) <small>OBP: 0.333, SLG: 0.324</small>		1-1 SH1-3 1B SF8 1B	0-0 G1-3		0-3 K		0-1 G6-3		

AB	R	H	RBI	BB	SO	LOB
4	1	2	1	0	0	1
1	0	0	0	0	0	0
2	1	0	0	1	2	2
0	1	0	0	1	0	0
3	3	2	0	1	0	1
1	0	1	1	0	0	0
4	1	1	2	0	0	3
4	0	3	4	0	0	1
3	0	2	1	0	0	2
0	0	0	0	0	0	0
4	0	0	0	0	0	5
2	1	1	0	0	0	0
1	0	0	0	0	0	1
3	1	1	0	0	1	1
1	0	0	0	0	0	0
0	0	0	0	0	0	0

AB	R	H	RBI	BB	SO	LOB
33	9	13	9	3	3	17


Inning	1	2	3	4	5	6	7	8	9
R	2	4	0	2	0	0	0	1	0
H	3	5	0	2	0	1	1	1	1
E	0	0	0	1	0	0	0	0	0
K	0	0	0	1	0	2	0	0	0
S	9	11	3	16	10	7	8	7	14
LOB	2	2	0	2	1	1	1	1	1
BB	1	1	0	0	0	0	0	0	1
P	18	22	7	24	14	11	11	14	

PITCHER	IP	WLS	BF	H	R	ER	SO	BB	IBB	HBP	BLK	WP	HR	S	P	ERA	WHIP
<b>Luis Aquino, R</b> (1, 1) <small>ERA: 4.52</small>	1.2	L	14	7	6	6	6	1	1	0	0	0	0	19	38	32.40	4.800
<b>Bill Sampen, R</b> (2, 1) <small>ERA: 2.96</small>	3.1		15	3	2	0	3	0	0	2	0	1	0	30	47	0.00	0.900
<b>Steve Shifflett, R</b> (6, 1) <small>ERA: 2.47</small>	3.0		11	3	1	1	0	1	0	0	0	0	0	22	36	3.00	1.333

**Kansas City Royals @ Minnesota Twins**  
Hubert H. Humphrey Metrodome, Minneapolis, MN

Sat Sep 26 1992, 8:05 PM EDT  
Att: 33,502 - Dome - 70 F

[livebaseballscorecards.com](http://livebaseballscorecards.com)



Batter	1	2	3	4	5	6	7	8	9	AB R H RBI BB SO LOB	TOP									
Keith Miller, R OBP: 0.349, SLG: 0.390 (1, 4)	1-1 L5		0-1 F9		0-3 K			1-0 F8		4 0 0 0 0 1 1										
Wally Joyner, L OBP: 0.333, SLG: 0.376 (1, 3)	1-2 2B		1-1 P3			1-1 G5-3			0-1 L3	4 0 1 0 0 0 1										
George Brett, L OBP: 0.324, SLG: 0.386 (1, 10)	1-2 G6-3		0-3 K			0-0 L9			2-2 G4-3	4 0 0 0 0 1 2										
Gregg Jefferies, S OBP: 0.333, SLG: 0.402 (1, 5)	3-1 G6-3			2-1 F7		1-2 G5-3			1-3 K	4 0 0 0 0 1 1										
Mike Macfarlane, R OBP: 0.308, SLG: 0.424 (1, 2)		0-2 F7		0-0 P6			0-0 G6-4-3 1B			3 0 1 0 0 0 0										
Jim Eisenreich, L OBP: 0.305, SLG: 0.331 (1, 7)		0-0 FC6-4 1B		2-1 WP 1B			2-1 G6-4-3 1-2f			3 0 2 0 0 0 1										
Gary Thurman, R OBP: 0.290, SLG: 0.316 (1, 9)		1-2 FC6-4 1-2f		2-1 G6-3 1-2			3-3 K			3 0 0 0 0 1 2										
Brian McRae, S OBP: 0.290, SLG: 0.312 (1, 8)		0-2 G5-3			0-2 G6-3			1-0 P3		3 0 0 0 0 0 1										
David Howard, S OBP: 0.283, SLG: 0.297 (1, 6)			1-1 1B		0-3 K			0-0 F9		3 0 1 0 0 1 0										
<b>Inning Stats</b>	R: 0 E: 0 K: 0 S: 14	H: 1 LOB: 1 BB: 0 P: 20	R: 0 E: 0 K: 0 S: 10	H: 1 LOB: 1 BB: 0 P: 11	R: 0 E: 0 K: 1 S: 9	H: 1 LOB: 1 BB: 0 P: 11	R: 0 E: 0 K: 0 S: 7	H: 1 LOB: 1 BB: 0 P: 13	R: 0 E: 0 K: 2 S: 10	H: 0 LOB: 0 BB: 0 P: 10	R: 0 E: 0 K: 1 S: 8	H: 1 LOB: 0 BB: 0 P: 13	R: 0 E: 0 K: 0 S: 3	H: 0 LOB: 0 BB: 0 P: 5	R: 0 E: 0 K: 1 S: 9	H: 0 LOB: 0 BB: 0 P: 12	1B: 4 2B: 1 3B: 0 HR: 0	SF: 0 SAC: 0 DP: 1 HBP: 0	WP: 1 PB: 0 SB: 0 CS: 0	PA: 31
<b>PITCHER</b> John Smiley, L ERA: 3.3 (1, 1)	IP: 9.0 WLS: W BF: 31 H: 5 R: 0 ER: 0 SO: 5 BB: 0 IBB: 0 HBP: 0 BLK: 0 WP: 1 HR: 0 S: 76 P: 103 ERA: 0.00 WHIP: 0.556																			

Kansas City Royals @ Minnesota Twins  
 Hubert H. Humphrey Metrodome, Minneapolis, MN

Sun Sep 27 1992, 4:33 AM EDT  
 Att. 22,388 - Dome - 70 F

AB	31
R	0
H	5
RBI	0
BB	0
SO	5
LOB	9



Batter	1	2	3	4	5	6	7	8	9	AB	R	H	RBI	BB	SO	LOB
<b>Chuck Knoblauch, R</b> <small>(1, 4)</small> <small>OBP: 0.385, SLG: 0.360</small>	2-2 <b>G6-3</b> 	0-0 <b>F9</b> 				4-1 <b>BB</b> 	4-0 <b>IBB</b> 			2	0	0	0	2	0	2
<b>Scott Leius, R</b> <small>(1, 5)</small> <small>OBP: 0.311, SLG: 0.324</small>	4-2 <b>HR</b> <b>BB</b> 		0-0 <b>P6</b> 		0-1 <b>G6-3</b> 	1-2 <b>G1-3</b> 				3	1	0	0	1	0	3
<b>Shane Mack, R</b> <small>(1, 8)</small> <small>OBP: 0.399, SLG: 0.476</small>	0-1 <b>HR</b> 		0-1 <b>G4-3</b> 		4-1 <b>BB</b> 		4-2 <b>G6-4-3</b> <b>BB</b> 			2	1	1	2	2	0	0
<b>Kirby Puckett, R</b> <small>(1, 10)</small> <small>OBP: 0.371, SLG: 0.489</small>	1-3 <b>K</b> 		0-2 <b>F9</b> 		1-3 <b>K</b> 		0-0 <b>G6-4-3</b> 			4	0	0	0	0	2	3
<b>Pedro Munoz, R</b> <small>(1, 9)</small> <small>OBP: 0.301, SLG: 0.409</small>	2-2 <b>F8</b> 			4-0 <b>2B</b> <b>SF8</b> <b>BB</b> 	2-3 <b>K</b> 		1-2 <b>G4-3</b> 			3	1	0	0	1	1	2
<b>Brian Harper, R</b> <small>(1, 2)</small> <small>OBP: 0.338, SLG: 0.409</small>		0-1 <b>G6-3</b> 		3-2 <b>P3</b> 		0-0 <b>HR</b> 		0-0 <b>P2</b> 		4	1	1	1	0	0	1
<b>Darren Reed, R</b> <small>(1, 7)</small> <small>OBP: 0.235, SLG: 0.349</small>		4-1 <b>BB</b> <b>BB</b> 		1-0 	1-3 <b>2B</b> 	1-2 <b>G5-4-3</b> <b>1B</b> 		3-3 <b>K</b> 		3	0	2	0	1	1	0
<b>Terry Jorgensen, R</b> <small>(1, 3)</small> <small>OBP: 0.300, SLG: 0.297</small>		0-0 <b>F8</b> 		1-1 <b>SF8</b> 		3-1 <b>G5-4-3</b> 		1-3 <b>K</b> 		3	0	0	1	0	1	2
<b>Jeff Reboulet, R</b> <small>(1, 6)</small> <small>OBP: 0.306, SLG: 0.256</small>		4-0 		0-3 <b>K</b> 		1-2 <b>S</b> <b>1B</b> 				2	0	1	0	1	1	1

Inning Stats	R: 2	H: 1	E: 0	LOB: 0	K: 1	S: 16	R: 0	H: 0	E: 0	LOB: 2	K: 0	S: 5	R: 0	H: 0	E: 0	LOB: 0	K: 0	S: 6	R: 1	H: 1	E: 0	LOB: 1	K: 1	S: 9	R: 0	H: 0	E: 0	LOB: 2	K: 2	S: 11	R: 1	H: 3	E: 0	LOB: 2	K: 0	S: 13	R: 0	H: 0	E: 0	LOB: 0	K: 0	S: 6	R: 0	H: 0	E: 0	LOB: 0	K: 2	S: 8	R: 0	H: 0	E: 0	LOB: 0	K: 2	S: 12
	1B: 2	2B: 1	3B: 0	HR: 2	SF: 1	SAC: 0	DP: 2	HBP: 0	WP: 0	PA: 35																																												

PITCHER	IP	WLS	BF	H	R	ER	SO	BB	IBB	HBP	BLK	WP	HR	S	P	ERA	WHIP
<b>Chris Haney, L</b> <small>(1, 1)</small> <small>ERA: 4.5</small>	5.2	L	28	5	4	4	4	6	1	0	0	0	2	57	103	6.35	1.941
<b>Tom Gordon, R</b> <small>(6, 1)</small> <small>ERA: 4.23</small>	2.1		7	0	0	0	2	1	0	0	0	0	0	17	27	0.00	0.429

**BOTTOM**

**Kansas City Royals @ Minnesota Twins**  
 Hubert H. Humphrey Metrodome, Minneapolis, MN

Sun Sep 27 1992, 4:33 AM EDT  
 Att. 22,388 - Dome - 70 F

livebaseballscorecards.com

<b>AB</b>	<b>26</b>
<b>R</b>	<b>4</b>
<b>H</b>	<b>5</b>
<b>RBI</b>	<b>4</b>
<b>BB</b>	<b>8</b>
<b>SO</b>	<b>6</b>
<b>LOB</b>	<b>14</b>

Batter	1	2	3	4	5	6	7	8	9	10	11	AB R H RBI BB SO LOB	TOP																								
Keith Miller, R OBP: 0.353, SLG: 0.396 (1, 4)	0-0 G6-3		4-1 2B BB		2-1 G3-1 HR 2B		4-2 BB		1-0 2B		2-3 K	4 2 2 0 2 1 2																									
Wally Joyner, L OBP: 0.332, SLG: 0.376 (1, 3)	1-1 G4-3		1-1 2B		2-1 G3-1		3-2 G6-3			2-0 E3 1B		5 0 1 2 0 0 2																									
Gregg Jefferies, S OBP: 0.332, SLG: 0.405 (1, 5)	2-2 F7		0-2 G6-3		1-1 HR			0-0 F7		1-0 F8		5 1 1 2 0 0 2																									
Mike Macfarlane, R OBP: 0.309, SLG: 0.430 (1, 10)		1-1 P6	4-0 FC4-6 IBB		2-3 K			0-0 HR		2-0 F9		4 1 1 1 1 1 1																									
Bob Melvin, R OBP: 0.356, SLG: 0.394 Brent Mayne, L OBP: 0.266, SLG: 0.279 (10, PH) (10, 2)		3-2 1B	0-1 FC4-6		1-2 G5-3		1-2 G6-3 2B		1-1 1B			4 0 2 0 0 0 2 1 0 1 0 0 0 0																									
Gary Thurman, R OBP: 0.284, SLG: 0.309 Kevin Koslofski, L OBP: 0.300, SLG: 0.358 (10, 9) (10, 9)		1-1 F7		3-1 G6-3		3-2 F7		0-0 G6-3		0-1 G1-3		4 0 0 0 0 0 2 1 0 0 0 0 0 2																									
Jim Eisenreich, L OBP: 0.306, SLG: 0.330 (1, 7)		2-2 G1-3		1-0 F7		1-2 G5-3			4-0 FC5-4 BB		3-1 FC2-5 1B	4 0 1 0 1 0 1	AB 41 R 5 H 11 RBI 5 BB 4 SO 3 LOB 18																								
Brian McRae, S OBP: 0.291, SLG: 0.313 (1, 8)			0-0 E5 SH1-3 2B 1B		3-3 K		1-1 F9		2-2 FC5-4 FC6-4		0-0 CS FC2-5 1B	5 1 2 0 0 1 1																									
David Howard, S OBP: 0.278, SLG: 0.291 (1, 6)			0-0 SH1-3		1-0 G4-3		0-2 G5-3		1 SAFE FC6-4		0-0 FC2-5	4 0 0 0 0 0 3																									
<b>Inning Stats</b>	R: 0 E: 0 K: 0 S: 6	H: 0 LOB: 0 BB: 0 P: 9	R: 0 E: 0 K: 0 S: 11	H: 1 LOB: 1 BB: 0 P: 18	R: 2 E: 1 K: 0 S: 11	H: 2 LOB: 2 BB: 2 P: 19	R: 0 E: 0 K: 1 S: 6	H: 0 LOB: 0 BB: 0 P: 13	R: 2 E: 0 K: 1 S: 11	H: 2 LOB: 0 BB: 0 P: 19	R: 0 E: 0 K: 0 S: 11	H: 0 LOB: 1 BB: 1 P: 19	R: 1 E: 0 K: 0 S: 6	H: 2 LOB: 0 BB: 0 P: 7	R: 0 E: 0 K: 0 S: 7	H: 1 LOB: 2 BB: 1 P: 14	R: 0 E: 1 K: 0 S: 7	H: 1 LOB: 2 BB: 0 P: 13	R: 0 E: 0 K: 1 S: 7	H: 2 LOB: 1 BB: 0 P: 12	1B: 5 2B: 4 3B: 0 HR: 2	SF: 0 SAC: 1 DP: 0 HBP: 0	WP: 0 PB: 0 SB: 0 CS: 2	PA: 46													
<b>PITCHER</b>	IP WLS BF H R ER SO BB IBB HBP BLK WP HR S P ERA WHIP																				IP WLS BF H R ER SO BB IBB HBP BLK WP HR S P ERA WHIP																
Jim Abbott, L ERA: 2.77 (1, 1)	8.0		33	7	5	5	2	2	1	0	0	0	0	2	73	120	5.62	1.125																			
Steve Frey, L ERA: 3.68 (9, 1)	1.1		6	1	0	0	0	1	0	0	0	0	0	9	19	0.00	1.500																				
Scott Lewis, R ERA: 4.33 (10, 1)	1.2	W	7	3	0	0	1	0	0	0	0	0	0	12	20	0.00	1.800																				

Kansas City Royals @ California Angels  
Anaheim Stadium, Anaheim, CA  
Mon Sep 28 1992, 10:05 PM EDT  
Att: 19,916 - Sunny - 80 F

livebaseballscorecards.com







Batter	1	2	3	4	5	6	7	8	9	AB R H RBI BB SO LOB	TOP											
Keith Miller, R (1, 4) OBP: 0.357, SLG: 0.400	0-1 G6-3			0-1 G1-6-3 1B		0-0 S 1B			0-0 1B 1B	4 1 3 0 0 0 0	<b>Kansas City Royals @ California Angels</b> Anaheim Stadium, Anaheim, CA Tue Sep 29 1992, 10:05 PM EDT Att. 17,440 - Sunny - 81 F											
Wally Joyner, L (1, 3) OBP: 0.333, SLG: 0.376	0-0 G5-3			2-1 G1-6-3 1-2f		4-1 1-2 BB		3-1 SAFE 1B 1B	3 0 1 0 1 0 1													
Gregg Jefferies, S (1, 5) OBP: 0.330, SLG: 0.402	1-2 F8			0-2 F9		1-1 L4		0-1 F7	4 0 0 0 0 0 4													
Mike Macfarlane, R (1, 10) OBP: 0.311, SLG: 0.438		2-1 G6-3			1-1 HR		0-0 G6-3	1-0 1-2 2-H 1B	4 1 2 2 0 0 0													
Jim Eisenreich, L (1, 7) OBP: 0.306, SLG: 0.329		0-0 G4-3			2-2 G6-4-3 1B		2-2 F8	0-1 L9	4 0 1 0 0 0 2													
Brent Mayne, L (1, 2) OBP: 0.261, SLG: 0.274		3-3 K			2-0 G6-4-3 1-2f		1-2 G1-3	1-2 L3	4 0 0 0 0 1 3													
Brian McRae, S (1, 8) OBP: 0.289, SLG: 0.311			1-0 P6		0-1 L3		0-1 G6-3		3 0 0 0 0 0 0													
Kevin Kostofski, L (1, 9) OBP: 0.293, SLG: 0.350			0-2 G5-3			2-1 F8		1-2 G4-3	3 0 0 0 0 0 0													
Curtis Wilkerson, S (1, 6) OBP: 0.296, SLG: 0.313			1-0 G5-3			0-2 F8		0-3 K	3 0 0 0 0 1 0													
<b>Inning Stats</b>	R: 0 E: 0 K: 0 S: 7	H: 0 LOB: 0 BB: 0 P: 8	R: 0 E: 0 K: 1 S: 6	H: 0 LOB: 0 BB: 0 P: 11	R: 0 E: 0 K: 0 S: 5	H: 0 LOB: 0 BB: 0 P: 7	R: 0 E: 0 K: 0 S: 7	H: 1 LOB: 0 BB: 0 P: 9	R: 1 E: 0 K: 0 S: 9	H: 2 LOB: 0 BB: 0 P: 13	R: 0 E: 0 K: 0 S: 10	H: 1 LOB: 2 BB: 1 P: 16	R: 0 E: 0 K: 0 S: 7	H: 0 LOB: 0 BB: 0 P: 10	R: 0 E: 0 K: 1 S: 8	H: 0 LOB: 0 BB: 0 P: 9	R: 1 E: 0 K: 0 S: 12	H: 3 LOB: 2 BB: 0 P: 17	1B: 6 2B: 0 3B: 0 HR: 1	SF: 0 SAC: 0 DP: 2 HBP: 0	WP: 0 PB: 0 SB: 1 CS: 0	PA: 33
<b>PITCHER</b> Bert Blyleven, R (1, 1) ERA: 4.49	IP: 9.0 WLS: L BF: 33 H: 7 R: 2 ER: 2 SO: 2 BB: 1 IBB: 0 HBP: 0 BLK: 0 WP: 0 HR: 1 S: 71 P: 100 ERA: 2.00 WHIP: 0.889											<b>PITCHER</b>	IP: WLS: BF: H: R: ER: SO: BB: IBB: HBP: BLK: WP: HR: S: P: ERA: WHIP:									

AB	32
R	2
H	7
RBI	2
BB	1
SO	2
LOB	10



livebaseballscorecards.com

Batter	1	2	3	4	5	6	7	8	9	AB	R	H	RBI	BB	SO	LOB			
<b>Damion Easley, R</b> (1, 5) OBP: 0.305, SLG: 0.314	1-2 G4-3			0-0 CS 1B			2-1 L6			3	0	1	0	0	0	0			
<b>Chad Curtis, R</b> (1, 7) OBP: 0.341, SLG: 0.374	2-1 P6			2-2 G5-3			2-2 G5-3			3	0	0	0	0	0	1			
<b>Gary Gaetti, R</b> (1, 3) OBP: 0.261, SLG: 0.333	2-2 P4			2-0 P4			2-1 G4-3			3	0	0	0	0	0	0			
<b>Hubie Brooks, R</b> (1, 10) OBP: 0.245, SLG: 0.338			0-2 F9		1-2 G6-3			3-2 G6-3		3	0	0	0	0	0	0			
<b>Tim Salmon, R</b> (1, 9) OBP: 0.283, SLG: 0.266			1-0 F9		0-3 K			3-2 F8		3	0	0	0	0	1	0			
<b>Luis Sojo, R</b> (1, 4) OBP: 0.293, SLG: 0.376			0-1 G5-3		1-1 F9			0-0 F7		3	0	0	0	0	0	0			
<b>Gary Disarcina, R</b> (1, 6) OBP: 0.284, SLG: 0.301			1-2 G5-3		2-2 G6-3			0-0 F8		3	0	0	0	0	0	0			
<b>Ron Tingley, R</b> (1, 2) OBP: 0.286, SLG: 0.304			0-3 K		0-0 G4-3			0-0 F9		2	0	0	0	0	1	0			
<b>Junior Felix, S</b> (9, PH) OBP: 0.289, SLG: 0.359										1	0	0	0	0	0	0			
<b>Reggie Williams, S</b> (1, 8) OBP: 0.133, SLG: 0.200			1-0 G6-3		3-1 P3			1-3 K		2	0	0	0	0	0	0			
<b>Mike Fitzgerald, R</b> (9, PH) OBP: 0.293, SLG: 0.301										1	0	0	0	0	1	0			
<b>Inning Stats</b>	R: 0 E: 0 K: 0 S: 9	H: 0 LOB: 0 BB: 0 P: 14	R: 0 E: 0 K: 0 S: 6	H: 0 LOB: 0 BB: 0 P: 7	R: 0 E: 0 K: 1 S: 7	H: 0 LOB: 0 BB: 0 P: 9	R: 0 E: 0 K: 1 S: 10	H: 0 LOB: 0 BB: 0 P: 12	R: 0 E: 0 K: 0 S: 6	H: 0 LOB: 0 BB: 0 P: 11	R: 0 E: 0 K: 0 S: 7	H: 0 LOB: 0 BB: 0 P: 13	R: 0 E: 0 K: 0 S: 8	H: 0 LOB: 0 BB: 0 P: 14	R: 0 E: 0 K: 1 S: 6	H: 0 LOB: 0 BB: 0 P: 7	1B: 1 2B: 0 3B: 0 HR: 0	SF: 0 SAC: 0 DP: 0 HBP: 0	
<b>PITCHER</b> <b>Dennis Rasmussen, L</b> (1, 1) ERA: 2.52	IP: 9.0 WLS: W BF: 27 H: 1 R: 0 ER: 0 SO: 3 BB: 0 IBB: 0 HBP: 0 BLK: 0 WP: 0 HR: 0 S: 64 P: 96 ERA: 0.00 WHIP: 0.111																		

**BOTTOM**

**Kansas City Royals @ California Angels**  
Anaheim Stadium, Anaheim, CA

Tue Sep 29 1992, 10:05 PM EDT  
Att. 17,440 - Sunny - 81 F

[livebaseballscorecards.com](http://livebaseballscorecards.com)

<b>AB</b>	<b>27</b>
<b>R</b>	<b>0</b>
<b>H</b>	<b>1</b>
<b>RBI</b>	<b>0</b>
<b>BB</b>	<b>0</b>
<b>SO</b>	<b>3</b>
<b>LOB</b>	<b>1</b>



WP: 0	PA: 27
PB: 0	
SB: 0	
CS: 1	

Batter	1	2	3	4	5	6	7	8	9	AB R H RBI BB SO LOB	TOP											
<b>Keith Miller, R</b> (1, 4) OBP: 0.353, SLG: 0.395	2-2 F9	2-0 G6-3		2-1 G6-3		0-0 FC6-4			0-0 F7	5 0 0 0 0 0 3												
<b>Wally Joyner, L</b> (1, 3) OBP: 0.335, SLG: 0.383	2-2 G6-3		3-1 1B		0-0 HR	1-1 CS	1-2 P6		1-2 1B	5 2 3 1 0 0 0												
<b>George Brett, L</b> (1, 10) OBP: 0.327, SLG: 0.392 <b>Gary Thurman, R</b> (9, PR) OBP: 0.284, SLG: 0.309	1-1 1B		1-1 G5-4-3		1-0 G6-3		0-0 PO		2-0 E4	5 1 4 0 0 0 1 0 0 0 0 0 0 0												
<b>Gregg Jefferies, S</b> (1, 5) OBP: 0.332, SLG: 0.404	0-1 1B		2-1 G5-4-3		2-1 G6-3		0-1 F9		1-2 FC6-4	5 0 3 2 0 0 2												
<b>Mike Macfarlane, R</b> (1, 2) OBP: 0.314, SLG: 0.448	0-1 1B		2-2 G5-4-3		1-2 1B		0-1 PO		1-2 FC6-4	5 1 3 1 0 0 5												
<b>Jim Eisenreich, L</b> (1, 7) OBP: 0.308, SLG: 0.331	1-2 1B		0-1 G6-3		0-0 1B		1-3 K			4 0 2 0 0 1 1												
<b>Brian McRae, S</b> (1, 8) OBP: 0.287, SLG: 0.308			1-3 K		0-3 K		0-0 G6-3			4 0 0 0 0 3 2												
<b>Kevin Kostofski, L</b> (1, 9) OBP: 0.299, SLG: 0.344			3-2 G4-3		4-2 G4-3		4-2 FC6-4		2-1 P2	2 0 0 0 2 0 0												
<b>Curtis Wilkerson, S</b> (1, 6) OBP: 0.296, SLG: 0.316			0-1 2B		0-2 G4-3		0-0 F9		0-0 P3	4 0 1 0 0 0 2												
<b>Inning Stats</b>	R: 1 E: 0 K: 0 S: 15	H: 4 LOB: 2 BB: 0 P: 21	R: 0 E: 0 K: 1 S: 9	H: 1 LOB: 1 BB: 0 P: 15	R: 1 E: 0 K: 0 S: 12	H: 3 LOB: 1 BB: 0 P: 20	R: 0 E: 0 K: 1 S: 13	H: 0 LOB: 1 BB: 1 P: 21	R: 1 E: 0 K: 1 S: 11	H: 4 LOB: 2 BB: 0 P: 15	R: 0 E: 0 K: 0 S: 5	H: 0 LOB: 0 BB: 1 P: 10	R: 0 E: 0 K: 0 S: 8	H: 1 LOB: 0 BB: 0 P: 9	R: 1 E: 0 K: 1 S: 7	H: 1 LOB: 0 BB: 0 P: 11	R: 0 E: 1 K: 0 S: 12	H: 2 LOB: 3 BB: 0 P: 17	1B: 12 2B: 2 3B: 0 HR: 2	SF: 0 SAC: 0 DP: 2 HBP: 0	WP: 0 PB: 0 SB: 0 CS: 1	PA: 43
<b>PITCHER</b>	IP WLS BF H R ER SO BB IBB HBP BLK WP HR S P ERA WHIP												<b>PITCHER</b>	IP WLS BF H R ER SO BB IBB HBP BLK WP HR S P ERA WHIP								
<b>Julio Valera, R</b> (1, 1) ERA: 3.73	5.0 L 25 12 3 3 3 1 0 0 0 0 1 60 92 5.40 2.600																					
<b>Tim Fortugno, L</b> (6, 1) ERA: 5.03	4.0 16 4 1 1 1 1 0 0 0 0 1 32 47 2.25 1.250																					

**Kansas City Royals @ California Angels**  
**Anaheim Stadium, Anaheim, CA**

Wed Sep 30 1992, 10:05 PM EDT  
 Att. 17,336 - Sunny - 82 F

AB	39
R	4
H	16
RBI	4
BB	2
SO	4
LOB	16



Batter	1	2	3	4	5	6	7	8	9	AB	R	H	RBI	BB	SO	LOB
<b>Damion Easley, R</b> OBP: 0.310, SLG: 0.319 (1, 5)	3-2 G6-3 ①		2-0 HBP 1B		1-0 G4-3 ②			0-0 G6-4-3 1B		4	0	2	0	0	0	0
<b>Chad Curtis, R</b> OBP: 0.344, SLG: 0.376 (1, 9)	0-1 CS 1B		1-0 1-2 HBP		2-2 S 1B			0-0 G6-4-3 1-2f ① ②		3	0	2	0	0	0	1
<b>Junior Felix, S</b> OBP: 0.287, SLG: 0.356 (1, 8)	1 SAFE 1 SAFE 3-3 B C K 1-2 ② ③		0-3 K ③		2-0 G4-3 ③ 1-2			1-2 F7 ③		4	0	0	0	0	2	4
<b>Hubie Brooks, R</b> OBP: 0.245, SLG: 0.337 (1, 10)		0-0 1B		0-1 F8 ①		3-1 F9 ①		1-0 P4 ①		4	0	1	0	0	0	0
<b>Ken Oberkfell, L</b> OBP: 0.297, SLG: 0.265 (1, 4)		3-2 F8 ①		0-0 E 1B 1B		0-3 K ②		2-2 L3 ②		4	0	1	0	0	1	1
<b>Lee Stevens, L</b> OBP: 0.286, SLG: 0.351 <b>Gary Gaetti, R</b> OBP: 0.260, SLG: 0.332 (1, 3) (5, 3)		2-3 SAFE K ②		1-3 K ②		2-0 F7 ③		1-2 F9 ③		2	0	0	0	0	2	2
<b>Gary Disarcina, R</b> OBP: 0.284, SLG: 0.301 (1, 6)		1-0 G1-3 ③		0-0 E4 1-3 1B			0-1 G5-3 ①			3	0	1	0	0	0	1
<b>Rob Ducey, L</b> OBP: 0.208, SLG: 0.211 (1, 7)			3-2 F9 ①	2-2 G3 ③			2-0 F9 ②			3	0	0	0	0	0	2
<b>John Orton, R</b> OBP: 0.284, SLG: 0.299 (1, 2)			1-3 K ②		0-1 F8 ①		0-0 F8 ③			3	0	0	0	0	1	0

Inning Stats	R: 0	H: 1	E: 0	LOB: 0	K: 1	S: 11	P: 17	R: 0	H: 1	E: 0	LOB: 1	K: 1	S: 8	P: 14	R: 0	H: 1	E: 0	LOB: 2	K: 2	S: 12	P: 19	R: 0	H: 2	E: 1	LOB: 2	K: 1	S: 11	P: 14	R: 0	H: 1	E: 0	LOB: 1	K: 0	S: 7	P: 12	R: 0	H: 0	E: 0	LOB: 0	K: 1	S: 6	P: 11	R: 0	H: 0	E: 0	LOB: 0	K: 0	S: 4	P: 6	R: 0	H: 1	E: 0	LOB: 0	K: 0	S: 5	P: 6	R: 0	H: 0	E: 0	LOB: 0	K: 0	S: 7	P: 11	R: 0	H: 0	E: 0	LOB: 0	K: 0	S: 7	P: 11
<b>PITCHER</b> <b>Rick Reed, R</b> ERA: 3.68 (1, 1)	IP	WLS	BF	H	R	ER	SO	BB	IBB	HBP	BLK	WP	HR	S	P	ERA	WHIP																																																					
	9.0	W	33	7	0	0	6	0	0	1	0	0	0	71	110	0.00	0.778																																																					


**BOTTOM**

**Kansas City Royals @ California Angels**  
Anaheim Stadium, Anaheim, CA

Wed Sep 30 1992, 10:05 PM EDT  
Att. 17,336 - Sunny - 82 F

livebaseballscorecards.com

<b>AB</b>	<b>32</b>
<b>R</b>	<b>0</b>
<b>H</b>	<b>7</b>
<b>RBI</b>	<b>0</b>
<b>BB</b>	<b>0</b>
<b>SO</b>	<b>6</b>
<b>LOB</b>	<b>11</b>



<b>WP: 0</b>	<b>PA: 33</b>
<b>PB: 0</b>	
<b>SB: 1</b>	
<b>CS: 1</b>	

Batter	1	2	3	4	5	6	7	8	9	AB R H RBI BB SO LOB	TOP											
<b>Keith Miller, R</b> (1, 7) OBP: 0.353, SLG: 0.395	1-0 F8		0-3 K		2-2 G4-3		1-0 L6-4 1B		2-2 FC6-4 1B	5 0 2 0 0 1 0												
<b>Wally Joyner, L</b> (1, 3) OBP: 0.337, SLG: 0.384	4-2 FC5 E BB		0-1 1B		1-1 G4-3		2-1 1-2 1B		1-1 F8	4 0 2 0 1 0 3												
<b>Gregg Jefferies, S</b> (1, 5) OBP: 0.331, SLG: 0.407	1-2 E6 FC5		1-1 P6		0-0 HR		0-1 L6-4		2-2 FC6-4	5 1 1 1 0 0 7												
<b>Mike Macfarlane, R</b> (1, 10) OBP: 0.314, SLG: 0.446	2-2 FC5			2-0 1B 1B	2-2 G6-3			1-2 G6-3		4 1 1 0 0 0 2												
<b>Bob Melvin, R</b> (1, 2) OBP: 0.351, SLG: 0.386	1-2 G4-3			0-1 F9 1B 1B		2-3 K		1-1 G6-3		4 0 1 0 0 1 2												
<b>Gary Thurman, R</b> (1, 9) OBP: 0.284, SLG: 0.308		1-2 P8		0-0 F9 1B		3-3 K		1-2 F7		4 0 1 1 0 1 0												
<b>Brian McRae, S</b> (1, 8) OBP: 0.288, SLG: 0.309			0-0 G1-3		0-0 F9		2-2 S 1B		0-0 1B 1B 1B	3 0 1 0 0 0 2												
<b>Kevin Kosofski, L</b> (9, PH) OBP: 0.304, SLG: 0.349					1-2 2-3					1 0 1 0 0 0 0												
<b>David Howard, S</b> (1, 6) OBP: 0.275, SLG: 0.287		0-0 G5-3		2-3 K		1 SAFE 2-1 SAFE L8			1-2 F7	3 0 0 0 0 1 3												
<b>Brent Mayne, L</b> (9, PH) OBP: 0.260, SLG: 0.273										1 0 0 0 0 0 1												
<b>Terry Shumpert, R</b> (1, 4) OBP: 0.181, SLG: 0.264			2-2 F9		0-0 G6-3				3-2 1B	3 0 0 0 0 0 2												
<b>Jim Eisenreich, L</b> (9, PH) OBP: 0.310, SLG: 0.333							1-1 G5-3		1-2 1B	1 0 1 0 0 0 0												
<b>Inning Stats</b>	R: 0 E: 1 K: 0 S: 13	H: 0 LOB: 2 BB: 1 P: 22	R: 0 E: 0 K: 0 S: 5	H: 0 LOB: 0 BB: 0 P: 6	R: 0 E: 0 K: 1 S: 10	H: 1 LOB: 1 BB: 0 P: 13	R: 1 E: 0 K: 1 S: 9	H: 3 LOB: 2 BB: 0 P: 13	R: 1 E: 0 K: 0 S: 10	H: 1 LOB: 0 BB: 0 P: 15	R: 0 E: 0 K: 2 S: 12	H: 1 LOB: 1 BB: 0 P: 21	R: 0 E: 0 K: 0 S: 7	H: 2 LOB: 1 BB: 0 P: 11	R: 0 E: 0 K: 0 S: 8	H: 0 LOB: 0 BB: 0 P: 11	R: 0 E: 0 K: 0 S: 18	H: 3 LOB: 3 BB: 0 P: 27	1B: 10 2B: 1 3B: 0 HR: 1	SF: 0 SAC: 0 DP: 1 HBP: 0	WP: 0 PB: 0 SB: 1 CS: 0	PA: 39
<b>PITCHER</b>	IP WLS BF H R ER SO BB IBB HBP BLK WP HR S P ERA WHIP																					
<b>Chuck Finley, L</b> (1, 1) ERA: 3.96	7.0 W 30 8 2 2 4 1 0 0 0 0 0 1 66 101 2.57 1.286																					
<b>Scott Lewis, R</b> (8, 1) ERA: 4.17	1.1 7 3 0 0 0 0 0 0 0 0 0 0 21 30 0.00 2.250																					
<b>Steve Frey, L</b> (9, 1) ERA: 3.63	0.2 S 2 0 0 0 0 0 0 0 0 0 0 0 5 8 0.00 0.000																					

**Kansas City Royals @ California Angels**  
**Anaheim Stadium, Anaheim, CA**

Thu Oct 01 1992, 6:33 AM EDT  
 Att. 16,867 - Sunny - 84 F

livebaseballscorecards.com

<b>AB</b>	<b>38</b>
<b>R</b>	<b>2</b>
<b>H</b>	<b>11</b>
<b>RBI</b>	<b>2</b>
<b>BB</b>	<b>1</b>
<b>SO</b>	<b>4</b>
<b>LOB</b>	<b>22</b>



Batter	1	2	3	4	5	6	7	8	9	AB	R	H	RBI	BB	SO	LOB
Reggie Williams, S OBP: 0.105, SLG: 0.158 (1, 8)										4	0	0	0	0	2	1
Chad Curtis, R OBP: 0.343, SLG: 0.375 (1, 9)										4	0	1	0	0	1	0
Ken Oberkfell, L OBP: 0.305, SLG: 0.276 (1, 4)										4	0	2	0	0	0	1
Gary Gaetti, R OBP: 0.259, SLG: 0.331 (1, 3)										4	1	1	0	0	0	2
Damion Easley, R OBP: 0.318, SLG: 0.324 (1, 6)										1	2	1	0	0	0	0
Gary Disarcina, R OBP: 0.284, SLG: 0.300 (5, 6)										1	0	0	0	0	0	0
Junior Felix, S OBP: 0.289, SLG: 0.361 (1, 10)										4	1	2	2	0	0	1
Luis Sojo, R OBP: 0.293, SLG: 0.377 (1, 5)										2	1	1	2	0	0	1
Rob Ducey, L OBP: 0.225, SLG: 0.230 (1, 7)										3	0	2	0	0	0	1
John Orton, R OBP: 0.280, SLG: 0.294 (1, 2)										2	0	0	1	0	1	1


Inning Stats	R: 0	H: 1	E: 0	LOB: 1	K: 2	BB: 0	S: 11	R: 2	H: 3	E: 0	LOB: 1	K: 0	BB: 0	S: 13	R: 0	H: 1	E: 0	LOB: 0	K: 0	BB: 0	S: 9	R: 2	H: 2	E: 0	LOB: 0	K: 1	BB: 0	S: 12	R: 0	H: 0	E: 0	LOB: 0	K: 1	BB: 0	S: 10	R: 1	H: 2	E: 0	LOB: 1	K: 0	BB: 0	S: 9	R: 0	H: 1	E: 0	LOB: 1	K: 0	BB: 0	S: 5	R: 0	H: 0	E: 0	LOB: 0	K: 0	BB: 0	S: 10	R: 0	H: 0	E: 0	LOB: 0	K: 0	BB: 0	S: 12
<b>PITCHER</b>	IP	WLS	BF	H	R	ER	SO	BB	IBB	HBP	BLK	WP	HR	S	P	ERA	WHIP																																														
Bill Sampen, R ERA: 3.25 (1, 1)	4.0	L	18	7	4	4	3	0	0	1	0	0	0	45	73	9.00	1.750																																														
Juan Berenguer, R ERA: 5.19 (5, 1)	4.0		15	3	1	1	1	0	0	0	0	0	0	34	48	2.25	0.750																																														

**BOTTOM**

**Kansas City Royals @ California Angels**  
**Anaheim Stadium, Anaheim, CA**

Thu Oct 01 1992, 6:33 AM EDT  
 Att. 16,867 - Sunny - 84 F

AB	29
R	5
H	10
RBI	5
BB	0
SO	4
LOB	8



1B:	9	SF:	1	WP:	0	PA:	34
2B:	0	SAC:	2	PB:	0		
3B:	1	DP:	1	SB:	3		
HR:	0	HBP:	1	CS:	1		

WP	HR	S	P	ERA	WHIP
0	0	1	1	2.25	0.750

Batter	1	2	3	4	5	6	7	8	9	AB R H RBI BB SO LOB	TOP
<b>Chuck Knoblauch, R</b> (1, 4) OBP: 0.383, SLG: 0.359 C F B F X	1-2 F9 1		1-2 F8 2		1-0 F8 3		1-2 S 1B		2-3 K 2	5 0 1 0 0 1 1	
<b>Shane Mack, R</b> (1, 7) OBP: 0.393, SLG: 0.468 F X	0-1 2B G6-3 1B		1-2 G4-3 3			0-0 F8 1 SAFE SAFE	1-2 G6-3 2		2-3 K 3	5 1 1 0 0 1 2	
<b>Kirby Puckett, R</b> (1, 8) OBP: 0.371, SLG: 0.488 F 1 SAFE SAFE X	0-1 1-3 2B			1-3 K 1		2-2 HR 1B	0-1 G4-3 3			4 1 2 0 0 1 1	
<b>Chili Davis, S</b> (1, 10) OBP: 0.382, SLG: 0.439 B X	1-0 G6-3 3-H			0-1 E FC FC6-2 1B		1-2 HR 1-H		1-1 HR		4 2 3 4 0 0 1	
<b>Pedro Munoz, R</b> (1, 9) OBP: 0.300, SLG: 0.412 F B F B S	3-3 K 3			0-0 FC 1-3		2-2 1B 3B		3-1 G5-4-3 1B		4 1 2 0 0 1 2	
<b>Brian Harper, R</b> (1, 2) OBP: 0.344, SLG: 0.410 C F X		0-2 F8 1		1-1 FC6-2 2		0-1 L3 2		2-2 G5-4-3 1-2f		4 0 0 0 0 0 4	
<b>Terry Jorgensen, R</b> (1, 3) OBP: 0.339, SLG: 0.314 C B B B X		3-3 K 2		1-0 L9 3-H 3		0-1 1B 3-H		0-2 G5-3 3		4 0 1 1 0 1 2	
<b>Scott Leius, R</b> (1, 5) OBP: 0.311, SLG: 0.323 B B X		2-0 G4-3 3			1-2 F8 1 SAFE SAFE	0-3 K 3			0-1 G6-3 2B	4 0 1 0 0 1 1	
<b>Jeff Reboulet, R</b> (1, 6) OBP: 0.308, SLG: 0.265 C F B X			2-3 K 1		2-2 G6-3 2		1-1 G3-1 1		1-1 G6-3 2-3 1	4 0 0 0 0 1 1	
<b>Inning Stats</b>	R: 1 H: 2 E: 0 LOB: 1 K: 1 BB: 0 S: 12 P: 17	R: 0 H: 0 E: 0 LOB: 0 K: 1 BB: 0 S: 7 P: 12	R: 0 H: 0 E: 0 LOB: 0 K: 1 BB: 0 S: 9 P: 13	R: 0 H: 1 E: 1 LOB: 2 K: 1 BB: 0 S: 9 P: 12	R: 0 H: 0 E: 0 LOB: 0 K: 0 BB: 0 S: 7 P: 11	R: 3 H: 4 E: 0 LOB: 1 K: 1 BB: 0 S: 17 P: 22	R: 0 H: 1 E: 0 LOB: 1 K: 0 BB: 0 S: 11 P: 13	R: 1 H: 2 E: 0 LOB: 0 K: 0 BB: 0 S: 10 P: 16	R: 0 H: 1 E: 0 LOB: 1 K: 2 BB: 0 S: 12 P: 17	1B: 6 SF: 0 2B: 2 SAC: 0 3B: 1 DP: 1 HR: 2 HBP: 0	WP: 0 PA: 38 PB: 0 SB: 1 CS: 0
<b>PITCHER</b> <b>Chris Haney, L</b> (1, 1) ERA: 4.61 <b>Steve Shifflett, R</b> (7, 1) ERA: 2.61	IP WLS BF H R ER SO BB IBB HBP BLK WP HR S P ERA WHIP 6.0 L 26 7 4 4 5 0 0 0 0 0 1 61 87 6.00 1.167 3.0 12 4 1 1 2 0 0 0 0 0 1 33 46 3.00 1.333	<b>PITCHER</b> IP WLS BF H R ER SO BB IBB HBP BLK WP HR S P ERA WHIP									

Minnesota Twins @ Kansas City Royals  
 Royals Stadium, Kansas City, MO

Fri Oct 02 1992, 8:05 PM EDT  
 Att. 24,590 - Sunny - 73 F

livebaseballscorecards.com

AB	38
R	5
H	11
RBI	5
BB	0
SO	7
LOB	15





Batter	1	2	3	4	5	6	7	8	9	AB	R	H	RBI	BB	SO	LOB
Keith Miller, R OBP: 0.350, SLG: 0.391 (1, 4) BBFC (9, 7)	3-2 F7 ①			X 0-0 P4 ①		B X 1-0 F8 ③		X 0-0 F9 ①	4 0 0 0 0 0 0							
Wally Joyner, L OBP: 0.337, SLG: 0.385 (1, 3) SCS	0-3 K ②			C B B B X 3-1 F7 ②		B X 1-0 1B G6-4-3 2B		X 0-0 F8 ②	4 1 1 0 0 1 0							
George Brett, L OBP: 0.327, SLG: 0.391 (1, 10) B F F X	1-2 P6 ③			B F X 1-1 G5-3 ③		X 0-0 2-3 G6-4-3 1B		C X 0-1 F7 ③	4 0 1 0 0 0 0							
Gregg Jefferies, S OBP: 0.329, SLG: 0.405 (1, 5)		X 0-0 G6-3 ①		B F C B X 2-2 L7 ①		X F C X 0-2 G6-4-3 ① ②			3 0 0 0 0 0 1							
Mike Macfarlane, R OBP: 0.314, SLG: 0.445 (1, 2) G F C		0-3 K ②		X 0-0 1B		X 0-0 L5 ③			3 0 1 0 0 1 0							
Jim Eisenreich, L OBP: 0.310, SLG: 0.333 (1, 7) B B C X		1-1 G4-3 ③		X 0-0 P6 ②		S X 0-1 FC6-4 1B			3 0 1 0 0 0 1							
Gary Thurman, R OBP: 0.281, SLG: 0.305 Kevin Koslowski, L OBP: 0.304, SLG: 0.349 Juan Samuel, R OBP: 0.318, SLG: 0.344 Terry Shumpert, R OBP: 0.181, SLG: 0.264 (1, 9) (7, 9) (8, PH) (9, 4)			C X 0-1 G5-3 ①		B C B X 1-1 G5-3 ③		B X 1-0 P9 ①		2 0 0 0 0 0 1 0 0 0 0 0 0 0 1 0 0 0 0 0 1 0 0 0 0 0 0 0							
Brian McRae, S OBP: 0.286, SLG: 0.307 (1, 8)		X 0-0 B1-3 ②		B B C S S 2-3 K ①		C F C B X 1-2 F8 ②			3 0 0 0 0 1 1							
David Howard, S OBP: 0.271, SLG: 0.283 (1, 6) C F F C B B F F X			2-2 F9 ③		F C B B C 1-3 K ②		X 0-0 FC6-4 ③		3 0 0 0 0 1 1							

<b>Inning Stats</b>	R: 0 E: 0 K: 1 S: 9	H: 0 LOB: 0 BB: 0 P: 13	R: 0 E: 0 K: 1 S: 6	H: 0 LOB: 0 BB: 0 P: 7	R: 0 E: 0 K: 0 S: 7	H: 0 LOB: 0 BB: 0 P: 9	R: 0 E: 0 K: 0 S: 5	H: 0 LOB: 0 BB: 0 P: 9	R: 0 E: 0 K: 0 S: 7	H: 1 LOB: 1 BB: 0 P: 10	R: 0 E: 0 K: 2 S: 8	H: 0 LOB: 0 BB: 0 P: 12	R: 1 E: 0 K: 0 S: 6	H: 2 LOB: 0 BB: 0 P: 7	R: 0 E: 0 K: 0 S: 7	H: 1 LOB: 1 BB: 0 P: 9	R: 0 E: 0 K: 0 S: 4	H: 0 LOB: 0 BB: 0 P: 4	1B: 3 2B: 1 3B: 0 HR: 0	SF: 0 SAC: 0 DP: 1 HBP: 0	WP: 0 PB: 0 SB: 0 CS: 0	PA: 30												
<b>PITCHER</b> John Smiley, L ERA: 3.21 (1, 1)	IP 9.0	WLS W	BF 30	H 4	R 1	ER 1	SO 4	BB 0	IBB 0	HBP 0	BLK 0	WP 0	HR 0	S 59	P 80	ERA 1.00	WHIP 0.444																	
																	<b>PITCHER</b>	IP	WLS	BF	H	R	ER	SO	BB	IBB	HBP	BLK	WP	HR	S	P	ERA	WHIP

**BOTTOM**

**Minnesota Twins @ Kansas City Royals**  
Royals Stadium, Kansas City, MO

Fri Oct 02 1992, 8:05 PM EDT  
Att. 24,590 - Sunny - 73 F

[livebaseballscorecards.com](http://livebaseballscorecards.com)

<b>AB</b>	<b>30</b>
<b>R</b>	<b>1</b>
<b>H</b>	<b>4</b>
<b>RBI</b>	<b>0</b>
<b>BB</b>	<b>0</b>
<b>SO</b>	<b>4</b>
<b>LOB</b>	<b>6</b>



Batter	1	2	3	4	5	6	7	8	9	10	11	AB R H RBI BB SO LOB	TOP					
<b>Chuck Knoblauch, R</b> (1, 4) OBP: 0.383, SLG: 0.357												4 1 0 1 2 0 0						
<b>Greg Gagne, R</b> (1, 6) OBP: 0.280, SLG: 0.346 <b>Randy Bush, L</b> (9, PH) OBP: 0.259, SLG: 0.287 (9, 3)												4 0 0 0 0 0 4 2 0 0 0 0 0 0						
<b>Shane Mack, R</b> (1, 9) OBP: 0.393, SLG: 0.467 (8, 7)												5 2 2 0 1 1 0						
<b>Kirby Puckett, R</b> (1, 8) OBP: 0.372, SLG: 0.491												5 1 3 1 0 0 1						
<b>Chili Davis, S</b> (1, 10) OBP: 0.386, SLG: 0.439												2 1 1 1 3 0 1						
<b>Terry Jorgensen, R</b> (1, 3) OBP: 0.333, SLG: 0.309 <b>Gene Larkin, S</b> (9, PH) OBP: 0.309, SLG: 0.360 <b>Jeff Reboulet, R</b> (9, 6) OBP: 0.308, SLG: 0.265												4 1 1 2 0 1 3 1 0 0 0 0 0 2 0 0 0 0 0 0 0						
<b>Bernardo Brito, R</b> (1, 7) OBP: 0.133, SLG: 0.214 <b>Pedro Munoz, R</b> (8, PR) OBP: 0.299, SLG: 0.411 (8, 9)												4 0 1 0 0 0 4 1 0 0 0 0 1 0						
<b>Lenny Webster, R</b> (1, 2) OBP: 0.331, SLG: 0.407												4 0 2 1 1 0 1						
<b>Scott Leius, R</b> (1, 5) OBP: 0.311, SLG: 0.320 <b>Mike Pagliarulo, L</b> (10, PH) OBP: 0.206, SLG: 0.221 (10, 5)												3 0 0 0 1 0 2 1 0 0 0 0 1 1						
<b>Inning Stats</b>	R: 5 H: 3 E: 0 LOB: 3 K: 0 BB: 5 S: 20 P: 49	R: 0 H: 2 E: 0 LOB: 2 K: 2 BB: 0 S: 13 P: 17	R: 0 H: 0 E: 0 LOB: 0 K: 0 BB: 0 S: 8 P: 11	R: 0 H: 1 E: 0 LOB: 1 K: 0 BB: 0 S: 6 P: 9	R: 0 H: 0 E: 0 LOB: 1 K: 0 BB: 1 S: 6 P: 15	R: 0 H: 0 E: 0 LOB: 0 K: 0 BB: 0 S: 3 P: 3	R: 0 H: 0 E: 0 LOB: 0 K: 0 BB: 1 S: 5 P: 11	R: 0 H: 1 E: 0 LOB: 1 K: 0 BB: 0 S: 4 P: 4	R: 1 H: 2 E: 0 LOB: 2 K: 0 BB: 1 S: 10 P: 19	R: 0 H: 1 E: 0 LOB: 1 K: 2 BB: 0 S: 12 P: 18	R: 0 H: 0 E: 0 LOB: 0 K: 0 BB: 0 S: 5 P: 6	1B: 8 SF: 0 2B: 3 SAC: 0 3B: 0 DP: 3 HR: 0 HBP: 0	WP: 0 PA: 48 PB: 0 SB: 0 CS: 1					
<b>PITCHER</b>	IP WLS BF H R ER SO BB IBB HBP BLK WP HR S P ERA WHIP																	
<b>Tom Gordon, R</b> (1, 1) ERA: 4.59	0.2		10	3	5	5	0	5	0	0	0	0	0	0	17	44	67.50	12.000
<b>Rich Sauveur, L</b> (1, 1) ERA: 4.4	4.1		17	3	0	0	2	1	0	0	0	0	0	0	36	57	0.00	0.923
<b>Mike Magnante, L</b> (6, 1) ERA: 4.94	3.0		9	1	0	0	0	1	0	0	0	0	0	0	12	18	0.00	0.667
<b>Jeff Montgomery, R</b> (9, 1) ERA: 2.18	2.0		9	3	1	1	2	0	1	0	0	0	0	0	22	37	4.50	1.500
<b>Rusty Meacham, R</b> (11, 1) ERA: 2.74	1.0	W	3	0	0	0	0	0	0	0	0	0	0	0	5	6	0.00	0.000

Minnesota Twins @ Kansas City Royals  
 Royals Stadium, Kansas City, MO  
 Sat Oct 03 1992, 8:05 PM EDT  
 Att: 36,958 - Sunny - 75 F

AB	40
R	6
H	10
RBI	6
BB	8
SO	4
LOB	19



WP: 0	PA: 48
PB: 0	
SB: 0	
CS: 1	

Batter	1	2	3	4	5	6	7	8	9	10	11	AB R H RBI BB SO LOB	BOTTOM																
<b>Keith Miller, R</b> OBP: 0.351, SLG: 0.390 (1, 4)	2-2 P3		1-2 F8			4-1 G4-3 2B BB	1-1 1B		0-0 P3			4 1 1 1 1 0 0	<b>Minnesota Twins @ Kansas City Royals</b> Royals Stadium, Kansas City, MO Sat Oct 03 1992, 8:05 PM EDT Att: 36,958 - Sunny - 75 F																
<b>Wally Joyner, L</b> OBP: 0.337, SLG: 0.388 (1, 3)	0-0 1B FC5-4 1B			0-0 SF7 3B		1-2 G4-3	0-0 P8		1-2 F7			5 2 2 0 0 0 3																	
<b>George Brett, L</b> OBP: 0.328, SLG: 0.393 (1, 10)	0-2 FC5-4 1B			0-1 SF7		1-2 2B	2-2 P6		0-1 F8			4 0 2 2 0 0 2																	
<b>Gregg Jefferies, S</b> OBP: 0.328, SLG: 0.404 (1, 5)	1-2 FC5-4 CS			1-1 L9		0-1 L9		0-0 G6-3		0-1 G6-4-3 1B		5 0 1 1 0 0 2																	
<b>Mike Macfarlane, R</b> OBP: 0.312, SLG: 0.450 (1, 2)	1-1 CS	0-2 F9		1-2 G6-3		1-0 G5-3		0-0 HR		0-0 G6-4-3		5 1 1 1 0 0 2																	
<b>Jim Eisenreich, L</b> OBP: 0.314, SLG: 0.343 (1, 7)		0-0 F8			3-2 G3-1 S 1B		0-0 1B 3B	1-2 G3 1B		0-3 K		5 1 3 0 0 1 0																	
<b>Brian McRae, S</b> OBP: 0.285, SLG: 0.308 (1, 8)		2-1 G3			1-3 K		1-3 K	0-0 G3			3-1 BLK 1B 2B	5 1 1 0 0 2 3																	
<b>Kevin Koslofski, L</b> OBP: 0.315, SLG: 0.349 (1, 9)			3-2 G6-3		3-2 G3-1		4-2 1B BB	4-2 BB			1-0 1B	3 1 1 1 2 0 1																	
<b>Curtis Wilkerson, S</b> OBP: 0.295, SLG: 0.315 (1, 6)			0-1 P6		1-2 F8		1-2 1B 1B	0-0 F9				4 0 1 1 0 0 3																	
<b>Inning Stats</b>	R: 1 E: 1 K: 0 S: 13	H: 2 LOB: 0 BB: 0 P: 17	R: 0 E: 0 K: 0 S: 6	H: 0 LOB: 0 BB: 0 P: 8	R: 0 E: 0 K: 0 S: 8	H: 0 LOB: 0 BB: 0 P: 12	R: 1 E: 0 K: 1 S: 8	H: 1 LOB: 1 BB: 0 P: 10	R: 0 E: 0 K: 1 S: 16	H: 1 LOB: 1 BB: 0 P: 24	R: 1 E: 0 K: 1 S: 12	H: 1 LOB: 1 BB: 1 P: 19		R: 2 E: 0 K: 1 S: 15	H: 3 LOB: 2 BB: 1 P: 24	R: 1 E: 0 K: 0 S: 9	H: 2 LOB: 2 BB: 1 P: 14	R: 0 E: 0 K: 0 S: 6	H: 0 LOB: 0 BB: 0 P: 7	R: 0 E: 0 K: 1 S: 6	H: 1 LOB: 0 BB: 0 P: 6	R: 1 E: 0 K: 0 S: 3	H: 2 LOB: 1 BB: 0 P: 7	1B: 8 2B: 2 3B: 2 HR: 1	SF: 1 SAC: 0 DP: 1 HBP: 0	WP: 0 PB: 0 SB: 1 CS: 1	PA: 45		
<b>PITCHER</b>	IP WLS BF H R ER SO BB IBB HBP BLK WP HR S P ERA WHIP														IP WLS BF H R ER SO BB IBB HBP BLK WP HR S P ERA WHIP														
<b>Pat Mahomes, R</b> ERA: 5.04 (1, 1)	5.1	21	5	3	3	1	1	0	0	0	0	0	60	86	5.06	1.125													
<b>Mark Guthrie, L</b> ERA: 2.89 (6, 1)	1.0	6	2	2	2	1	1	0	0	0	0	0	12	19	18.00	3.000													
<b>Gary Wayne, L</b> ERA: 2.63 (7, 1)	3.2	L 17	6	2	2	1	1	0	0	1	0	1	30	43	4.91	1.909													

livebaseballscores.com

AB	40
R	7
H	13
RBI	7
BB	3
SO	3
LOB	16



Batter	1	2	3	4	5	6	7	8	9	AB R H RBI BB SO LOB	TOP
<b>Chuck Knoblauch, R</b> (1, 4) OBP: 0.384, SLG: 0.358 B C B F X	2-2 		0-1 			0-2 		4-0 	4-0 	3 2 1 0 2 0 0	
<b>Jeff Reboulet, R</b> (1, 6) OBP: 0.311, SLG: 0.277 B F B C S	2-3 			3-2 		2-2 		0-1 	2-2 	5 1 2 1 0 1 3	
<b>Shane Mack, R</b> (1, 7) OBP: 0.394, SLG: 0.467 B X	1-0 			0-0 		0-1 		1-0 	1-1 	5 0 2 2 0 0 2	
<b>Kirby Puckett, R</b> (1, 8) OBP: 0.374, SLG: 0.490 B B X		2-0 		0-2 	1 SAFE 1 SAFE 1 SAFE 1 SAFE 1 SAFE 1 SAFE	4-2 		4-0 	2-0 	3 0 1 1 2 0 2	
<b>Pedro Munoz, R</b> (1, 9) OBP: 0.298, SLG: 0.409 X C		0-1 		2-2 	1 SAFE 1 SAFE 1 SAFE 1 SAFE 1 SAFE 1 SAFE	1-2 		2-3 		4 0 1 0 0 1 5	
<b>Brian Harper, R</b> (1, 10) OBP: 0.343, SLG: 0.410 B B B F X		3-1 			C B B F F X	2-2 		0-1 	2-2 	4 1 1 0 0 0 3	
<b>Terry Jorgensen, R</b> (1, 3) OBP: 0.349, SLG: 0.328 <b>Randy Bush, L</b> (9, PH) OBP: 0.263, SLG: 0.302 (9, 3)		0-1 		0-1 	C X	0-1 			0-0 	3 0 2 0 0 0 1	
<b>Scott Leius, R</b> (1, 5) OBP: 0.308, SLG: 0.318 <b>Mike Pagliarulo, L</b> (9, PH) OBP: 0.213, SLG: 0.238 (9, 5)			0-1 		X C	0-0 		1-2 	1-0 	3 0 0 0 0 0 2	
<b>Derek Parks, R</b> (1, 2) OBP: 0.500, SLG: 0.333 <b>Gene Larkin, S</b> (9, PH) OBP: 0.308, SLG: 0.359 <b>Lenny Webster, R</b> (9, 2) OBP: 0.331, SLG: 0.407			1-0 		B X	0-2 		0-1 	0-1 	3 0 0 0 0 0 2	
<b>Inning Stats</b>	R: 0 H: 0 E: 0 LOB: 0 K: 1 BB: 0 S: 7 P: 12	R: 0 H: 1 E: 0 LOB: 1 K: 0 BB: 0 S: 7 P: 12	R: 0 H: 0 E: 0 LOB: 0 K: 0 BB: 0 S: 5 P: 6	R: 1 H: 2 E: 0 LOB: 0 K: 0 BB: 0 S: 11 P: 16	R: 1 H: 2 E: 1 LOB: 0 K: 0 BB: 0 S: 10 P: 12	R: 1 H: 2 E: 0 LOB: 1 K: 0 BB: 1 S: 16 P: 23	R: 0 H: 1 E: 0 LOB: 1 K: 0 BB: 0 S: 9 P: 12	R: 1 H: 1 E: 0 LOB: 2 K: 1 BB: 2 S: 11 P: 24	R: 2 H: 3 E: 0 LOB: 2 K: 0 BB: 1 S: 10 P: 20	1B: 7 SF: 0 2B: 5 SAC: 0 3B: 1 DP: 1 HR: 0 HBP: 0	WP: 2 PA: 40 PB: 0 SB: 1 CS: 3
<b>PITCHER</b> <b>Dennis Rasmussen, L</b> (1, 1) ERA: 2.53 <b>Juan Berenguer, R</b> (8, 1) ERA: 5.42 <b>Steve Shifflett, R</b> (9, 1) ERA: 2.6	IP WLS BF H R ER SO BB IBB HBP BLK WP HR S P ERA WHIP 7.0 L 27 8 3 2 1 1 0 0 0 1 0 65 93 2.57 1.286 1.2 11 3 3 3 1 2 1 0 0 1 0 18 38 16.20 3.000 0.1 2 1 0 0 0 0 0 0 0 0 0 3 6 0.00 3.000	<b>PITCHER</b> IP WLS BF H R ER SO BB IBB HBP BLK WP HR S P ERA WHIP									

**Minnesota Twins @ Kansas City Royals**  
 Royals Stadium, Kansas City, MO  
 Sun Oct.04 1992, 4:33 AM EDT  
 Att. 23,053 - Sunny - 75 F

[livebaseballscorecards.com](http://livebaseballscorecards.com)

<b>AB</b>	36
<b>R</b>	6
<b>H</b>	12
<b>RBI</b>	5
<b>BB</b>	4
<b>SO</b>	2
<b>LOB</b>	21



Batter	1	2	3	4	5	6	7	8	9	AB	R	H	RBI	BB	SO	LOB
Keith Miller, R OBP: 0.352, SLG: 0.389 (1, 7)	3-2 L7		3-1 F8		0-0 1B		4-0 BB			3	0	1	0	1	0	0
Wally Joyner, L OBP: 0.336, SLG: 0.386 (1, 3)	1-3 K		4-2 2B BB		0-3 K		0-2 F7			3	0	0	0	1	2	3
George Brett, L OBP: 0.330, SLG: 0.397 (1, 10)	1-0 1B		1-0 2B			1-0 1B		2-1 P5		2	0	2	0	0	0	0
Gregg Jefferies, S OBP: 0.329, SLG: 0.404 (3, PR)			1-3 2B							2	0	1	0	0	0	0
Mike Macfarlane, R OBP: 0.310, SLG: 0.445 (1, 2)	2-3 K		0-1 L7			1 SAFE 1B C X	1-1 P6		0-1 F9	4	0	0	0	0	1	4
Jim Eisenreich, L OBP: 0.313, SLG: 0.340 (1, 9)		4-0 CS BB		0-0 F8		1-2 L7		0-0 G6-3		3	0	0	0	1	0	1
Brent Mayne, L OBP: 0.260, SLG: 0.272 (1, 5)		0-1 1B		0-0 L9		0-2 G4-3			1-3 K	4	0	1	0	0	1	1
Curtis Wilkerson, S OBP: 0.292, SLG: 0.311 (1, 6)		0-0 L7		0-0 F7			2-2 G6-3		1-0 L4	4	0	0	0	0	0	1
Kevin Koslowski, L OBP: 0.313, SLG: 0.346 (1, 8)		1-3 K			0-0 G4-3		0-0 BB 1B		3-1 L9	4	0	1	0	0	1	1
Terry Shumpert, R OBP: 0.175, SLG: 0.255 (1, 4)			0-0 F9		0-1 G6-3		1-2 F9			3	0	0	0	0	0	1

Inning Stats	R: 0	H: 1	E: 0	K: 2	S: 11	LOB: 1	BB: 0	P: 18	R: 0	H: 1	E: 0	K: 1	S: 6	LOB: 1	BB: 1	P: 11	R: 0	H: 1	E: 0	K: 0	S: 8	LOB: 2	BB: 1	P: 16	R: 0	H: 0	E: 0	K: 0	S: 3	LOB: 0	BB: 0	P: 3	R: 0	H: 1	E: 0	K: 1	S: 7	LOB: 1	BB: 0	P: 7	R: 0	H: 1	E: 0	K: 0	S: 10	LOB: 1	BB: 0	P: 13	R: 0	H: 1	E: 0	K: 0	S: 14	LOB: 2	BB: 1	P: 21	R: 0	H: 0	E: 0	K: 0	S: 5	LOB: 0	BB: 0	P: 7	R: 0	H: 0	E: 0	K: 1	S: 6	LOB: 0	BB: 0	P: 11	1B: 5	SF: 0	2B: 1	SAC: 0	3B: 0	DP: 0	HR: 0	HBP: 0
--------------	------	------	------	------	-------	--------	-------	-------	------	------	------	------	------	--------	-------	-------	------	------	------	------	------	--------	-------	-------	------	------	------	------	------	--------	-------	------	------	------	------	------	------	--------	-------	------	------	------	------	------	-------	--------	-------	-------	------	------	------	------	-------	--------	-------	-------	------	------	------	------	------	--------	-------	------	------	------	------	------	------	--------	-------	-------	-------	-------	-------	--------	-------	-------	-------	--------

PITCHER	IP	WLS	BF	H	R	ER	SO	BB	IBB	HBP	BLK	WP	HR	S	P	ERA	WHIP
Mike Trombley, R ERA: 3.3 (1, 1)	5.0		20	4	0	0	4	2	0	0	0	0	0	35	55	0.00	1.200
Larry Casian, L ERA: 2.7 (6, 1)	2.0		9	2	0	0	0	1	0	0	0	0	0	24	34	0.00	1.500
Tom Edens, R ERA: 2.83 (8, 1)	0.2		2	0	0	0	0	0	0	0	0	0	0	4	6	0.00	0.000
Mark Guthrie, L ERA: 2.88 (8, 1)	0.1		1	0	0	0	0	0	0	0	0	0	0	1	1	0.00	0.000
Rick Aguilera, R ERA: 2.84 (9, 1)	1.0		3	0	0	0	1	0	0	0	0	0	0	6	11	0.00	0.000

**MINNESOTA TWINS @ KANSAS CITY ROYALS**  
**ROYALS STADIUM, KANSAS CITY, MO**  
 Sun Oct 04 1992, 4:33 AM EDT  
 Att. 23,053 - Sunny - 75 F

AB	32
R	0
H	6
RBI	0
BB	3
SO	5
LOB	12

