

Kansas City Royals - 1993

Batter	1	2	3	4	5	6	7	8	9	AB R H RBI BB SO LOB	TOP		
Scott Fletcher, R (1, 4) X	0-0 G5-3 ①		1-2 G5-3 ②		4-0 BB BB BB 1B BB	1-2 FC6 ③		X 0-0 SH1-4 ①	3 1 0 0 1 0 3				
Billy Hatcher, R (1, 8) C X	0-1 F7 ②		1-2 F7 ③		0-0 BB BB BB 3B 1B		4-1 BB BB	2-2 L6 ②	4 1 1 0 1 0 1				
Mike Greenwell, L (1, 7) B F X	1-2 F8 ③			0-0 F9 ①	1-0 BB BB BB 3B 1B		4-1 BB BB BB G4-6-3 BB	4-0 IBB	3 0 1 3 2 0 0 0 0 0 0 0 0 0				
Bob Zupcic, R (9, 7) X													
Andre Dawson, R (1, 9)		2-2 F7 ①		2-2 G6-3 ②	1-3 K ③		1-0 F8 ①	2-1 F7 ③	5 0 0 0 0 1 5				
Mo Vaughn, L (1, 3) C B X		1-1 G4-3 ②		0-0 BB BB BB 1B		0-1 L3 ①	3-0 G4-6-3 ② ③		4 0 1 0 0 0 2				
Ivan Calderon, R (1, 10) B BB BB BB		4-0 BB BB BB		1-3 K ③		0-0 WP 1B 1B		1-0 CS 1B	3 0 2 0 1 1 1				
Scott Cooper, L (1, 5) B BB BB BB		4-0 BB BB BB		1-2 G6-3 ①	1-2 F8 ②	1-0 F8 ②		2-0 F7 ①	3 0 0 0 1 0 2				
Tony Peña, R (1, 2) B BB BB BB		2-2 G4-3 ③		1-1 G6-3 ②	0-0 WP 1B	1-2 WP 1B		2-3 K ②	4 0 1 0 0 1 3				
Luis Rivera, R (1, 6) B S X			1-1 B1-3 ①		0-1 BB BB BB 1B 2B	4-1 FC6 BB		0-1 CS ③	4-2 SH1-4 BB	2 1 1 0 2 0 0			
Inning Stats	R: 0 H: 0 E: 0 LOB: 0 K: 0 BB: 0 S: 6 P: 7	R: 0 H: 0 E: 0 LOB: 2 K: 0 BB: 2 S: 11 P: 24	R: 0 H: 0 E: 0 LOB: 0 K: 0 BB: 0 S: 8 P: 11	R: 0 H: 1 E: 0 LOB: 1 K: 1 BB: 0 S: 8 P: 11	R: 3 H: 3 E: 0 LOB: 1 K: 1 BB: 1 S: 16 P: 24	R: 0 H: 2 E: 0 LOB: 3 K: 0 BB: 1 S: 9 P: 15	R: 0 H: 0 E: 0 LOB: 1 K: 0 BB: 2 S: 4 P: 16	R: 0 H: 1 E: 0 LOB: 0 K: 1 BB: 0 S: 6 P: 11	R: 0 H: 0 E: 0 LOB: 2 K: 0 BB: 2 S: 9 P: 21	1B: 5 SF: 0 2B: 1 SAC: 1 3B: 1 DP: 1 HR: 0 HBP: 0	WP: 1 PA: 41 PB: 0 SB: 0 CS: 1		
PITCHER	IP WLS BF H R ER SO BB IBB HBP BLK WP HR S P ERA WHIP											PITCHER	IP WLS BF H R ER SO BB IBB HBP BLK WP HR S P ERA WHIP
Kevin Appier, R (1, 1) ERA: 4.5	6.0 L 28 6 3 3 2 4 0 0 0 1 0 58 92 4.50 1.667												
Tom Gordon, R (7, 1) ERA:	3.0 12 1 0 0 1 3 1 0 0 0 0 19 48 0.00 1.333												


Boston Red Sox @ Kansas City Royals
Kauffman Stadium, Kansas City, MO

Mon Apr 05 1993, 3:33 AM CDT
 Att. 39,532 - Sunny - 55 F

AB	31
R	3
H	7
RBI	3
BB	8
SO	3
LOB	17



livebaseballscorecards.com

Batter	1	2	3	4	5	6	7	8	9	AB	R	H	RBI	BB	SO	LOB	BOTTOM					
Keith Miller, R (1, 5) OBP: 0.500, SLG: 0.500 Rico Rossy, R (4, 5)	2-2 FC4-6 1B		2-0 F8		2-3 K		0-1 G4-3			2	0	1	0	0	0	0	<p>Boston Red Sox @ Kansas City Royals Kauffman Stadium, Kansas City, MO</p> <p>Mon Apr 05 1993, 3:33 AM CDT Att: 39,532 - Sunny - 55 F</p> <p>livebaseballscorecards.com</p> <p>AB 32 R 1 H 6 RBI 1 BB 3 SO 5 LOB 11</p> 					
Wally Joyner, L (1, 3) OBP: 0.250, SLG: 0.500	1-3 SAFE SAFE		2-2 2B		0-0 F7			0-0 G3-1		4	1	1	0	0	1	1						
George Brett, L (1, 10) OBP: 0.500, SLG: 0.667	1-0 SAFE		1-2 2B		4-0 BB			3-2 G6-3		3	0	1	1	1	0	1						
Felix Jose, S (1, 9) OBP: 0.500, SLG: 0.333	4-2 1-2 BB		1-1 G3		0-0 G4-3			0-1 1B		3	0	1	0	1	0	2						
Brent Mayne, L (1, 2) OBP: 0.250, SLG: 0.250	1-3 K			0-0 2B 1B				3-2 G6-3		4	0	1	0	0	2	3						
Kevin McReynolds, R (1, 7) OBP: 0.250, SLG: 0.500		2-1 F9		1-2 2B				0-1 F9		4	0	1	0	0	0	0						
Brian McRae, S (1, 8)		1-1 G4-3		4-2 BB				2-0 G3		3	0	0	0	1	0	0						
Jose Lind, R (1, 4)		1-3 K		0-1 FC6-4 BB				0-0 L9		4	0	0	0	0	1	2						
Greg Gagne, R (1, 6)			0-0 G3		0-0 G4-3			0-0 G6-3		3	0	0	0	0	0	2						
Inning Stats	R: 0 E: 0 K: 2 S: 14	H: 1 LOB: 2 BB: 1 P: 23	R: 0 E: 0 K: 1 S: 7	H: 0 LOB: 0 BB: 0 P: 11	R: 1 E: 0 K: 0 S: 13	H: 2 LOB: 1 BB: 0 P: 19	R: 0 E: 0 K: 0 S: 11	H: 2 LOB: 2 BB: 1 P: 16	R: 0 E: 0 K: 1 S: 5	H: 0 LOB: 1 BB: 1 P: 11	R: 0 E: 0 K: 0 S: 7	H: 0 LOB: 0 BB: 0 P: 12	R: 0 E: 0 K: 0 S: 4	H: 1 LOB: 1 BB: 0 P: 12	R: 0 E: 0 K: 0 S: 4	H: 0 LOB: 0 BB: 0 P: 4	1B: 3 2B: 3 3B: 0 HR: 0	SF: 0 SAC: 0 DP: 0 HBP: 0	WP: 0 PB: 0 SB: 1 CS: 0	PA: 35		
PITCHER Roger Clemens, R (1, 1) ERA: 1.13 Jeff Russell, R (9, 1) ERA:	IP 8.0	WLS W	BF 32	H 6	R 1	ER 1	SO 5	BB 3	IBB 0	HBP 0	BLK 0	WP 0	HR 0	S 70	P 108	ERA 1.12	WHIP 1.125					
	IP 1.0	WLS S	BF 3	H 0	R 0	ER 0	SO 0	BB 0	IBB 0	HBP 0	BLK 0	WP 0	HR 0	S 4	P 4	ERA 0.00	WHIP 0.000					

Batter	1	2	3	4	5	6	7	8	9	AB R H RBI BB SO LOB	TOP											
Scott Fletcher, R (1, 4) OBP: 0.444, SLG: 0.571 	2-2 F8 		2-3 K 			1-0 G6-3 	3-2 2-3 1B		1-2 1-2 HBP	4 1 2 0 0 1 0												
Billy Hatcher, R (1, 8) OBP: 0.300, SLG: 0.125 	1-1 G6-3 		3-3 K 			4-0 WP G6-3 BB		2-2 G6-3 	1-0 G1-3 	4 0 0 0 1 1 3												
Mike Greenwell, L (1, 7) Bob Zupcic, R (9, 7)	0-0 F7 			1-1 E8 1B 2B		1-0 G6-3 		0-2 F9 		4 1 1 1 0 0 1 0 0 0 0 0 0 0												
Andre Dawson, R (1, 9) OBP: 0.222, SLG: 0.333		0-1 2B		2-1 G1-6-3 1B 3-H		2-1 P5 		1-0 F9 		4 0 2 1 0 0 1												
Mo Vaughn, L (1, 3) OBP: 0.500, SLG: 0.571		0-2 2B		1-0 G1-6-3 1-2f		4-2 		0-1 E S 2B 1B		3 1 2 0 1 0 1												
Ivan Calderon, R (1, 10) OBP: 0.375, SLG: 0.286		0-3 K 		1-2 G6-3 		3-2 F8 		0-1 B1 		4 0 0 0 0 1 5												
Scott Cooper, L (1, 5) OBP: 0.250, SLG: 0.286		2-3 K 		1-1 G3-1 		3-2 G4-3 		1-2 E 1-H		4 0 1 1 0 1 2												
Tony Peña, R (1, 2) OBP: 0.375, SLG: 0.375		0-0 F9 		0-1 CS 1B		1-1 E9 1B		2-1 G5-3 		4 0 2 0 0 0 3												
Luis Rivera, R (1, 6) OBP: 0.375, SLG: 0.333			1-0 P6 		3-3 1-2		0-1 P6 		1-0 E5 2-3		4 0 0 0 0 1 3											
Inning Stats	R: 0 E: 0 K: 0 S: 6	H: 0 LOB: 0 BB: 0 P: 9	R: 0 E: 0 K: 2 S: 13	H: 2 LOB: 2 BB: 0 P: 15	R: 0 E: 0 K: 2 S: 9	H: 0 LOB: 0 BB: 0 P: 15	R: 1 E: 1 K: 0 S: 8	H: 2 LOB: 0 BB: 0 P: 13	R: 0 E: 0 K: 1 S: 8	H: 1 LOB: 1 BB: 0 P: 12	R: 1 E: 0 K: 0 S: 9	H: 1 LOB: 2 BB: 2 P: 24	R: 0 E: 1 K: 0 S: 10	H: 2 LOB: 2 BB: 0 P: 17	R: 0 E: 0 K: 0 S: 7	H: 0 LOB: 0 BB: 0 P: 10	R: 1 E: 1 K: 0 S: 13	H: 2 LOB: 3 BB: 0 P: 19	1B: 5 2B: 5 3B: 1 HR: 0	SF: 0 SAC: 0 DP: 2 HBP: 1	WP: 1 PB: 0 SB: 1 CS: 1	PA: 38
PITCHER	IP WLS BF H R ER SO BB IBB HBP BLK WP HR S P ERA WHIP																					
David Cone, R (1, 1) ERA: 2.25 Rusty Meacham, R (9, 1) ERA: 9.0	8.0 L 31 8 2 2 5 2 0 0 0 1 0 70 115 2.25 1.250																					
	1.0 7 2 1 1 0 0 0 0 1 0 0 0 13 19 9.00 2.000																					

Boston Red Sox @ Kansas City Royals
 Kauffman Stadium, Kansas City, MO
 Wed Apr 07 1993, 7:05 PM CDT
 Att. 14,911 - Unknown - 57 F

AB	35
R	3
H	10
RBI	3
BB	2
SO	5
LOB	19



WP: 1	PA: 38
PB: 0	
SB: 1	
CS: 1	

ERA	WHIP

1B: 5	SF: 0
2B: 5	SAC: 0
3B: 1	DP: 2
HR: 0	HBP: 1

BOTTOM

Boston Red Sox @ Kansas City Royals
Kauffman Stadium, Kansas City, MO

Wed Apr 07 1993, 7:05 PM CDT
Att. 14,911 - Unknown - 57 F

livebaseballscorecards.com

AB	29
R	2
H	5
RBI	2
BB	1
SO	5
LOB	8



WP: 1	PA: 31
PB: 0	
SB: 1	
CS: 1	

Batter	1	2	3	4	5	6	7	8	9	AB R H RBI BB SO LOB
Brian McRae, S (1, 8) OBP: 0.375, SLG: 0.429	1-2 		0-3 			2-1 			1-2 	4 2 2 0 0 1 0
Jose Lind, R (1, 4) OBP: 0.125, SLG: 0.250	0-1 		1-0 			2-0 			3-2 	4 0 1 1 0 0 1
George Brett, L (1, 10) OBP: 0.375, SLG: 0.500	1-2 			0-0 			0-0 		0-0 	3 0 1 1 0 0 1
Felix Jose, S (1, 9) OBP: 0.250, SLG: 0.143	1-1 			0-0 			0-0 		1-3 	4 0 0 0 0 1 2
Wally Joyner, L (1, 3) OBP: 0.143, SLG: 0.286	2-2 			1-1 			0-0 			3 0 0 0 0 0 2
Kevin McReynolds, R (1, 7) OBP: 0.143, SLG: 0.286		3-2 			0-0 			3-2 		3 0 0 0 0 0 0
Mike Macfarlane, R (1, 2) OBP: 0.333, SLG: 0.333		0-0 			1-2 			0-1 		3 0 1 0 0 0 0
Phil Hiatt, R (1, 5)		1-3 			0-3 			4-0 		2 0 0 0 1 2 1
Greg Gagne, R (1, 6)			1-3 			1-2 		0-1 		3 0 0 0 0 1 1

Inning Stats	R: 1	H: 2	E: 0	K: 0	S: 14	LOB: 1	BB: 0	P: 19	R: 0	H: 1	E: 0	K: 1	S: 7	LOB: 0	BB: 0	P: 11	R: 0	H: 0	E: 0	K: 2	S: 10	LOB: 0	BB: 0	P: 12	R: 0	H: 0	E: 0	K: 1	S: 7	LOB: 0	BB: 0	P: 8	R: 0	H: 0	E: 0	K: 0	S: 6	LOB: 0	BB: 0	P: 11	R: 0	H: 1	E: 0	K: 0	S: 3	LOB: 0	BB: 0	P: 3	R: 0	H: 0	E: 0	K: 0	S: 8	LOB: 1	BB: 1	P: 15	R: 1	H: 1	E: 0	K: 1	S: 10	LOB: 0	BB: 0	P: 15	1B: 3	SF: 1	2B: 2	SAC: 0	3B: 0	DP: 1	HR: 0	HBP: 0	WP: 1	PA: 31
--------------	------	------	------	------	-------	--------	-------	-------	------	------	------	------	------	--------	-------	-------	------	------	------	------	-------	--------	-------	-------	------	------	------	------	------	--------	-------	------	------	------	------	------	------	--------	-------	-------	------	------	------	------	------	--------	-------	------	------	------	------	------	------	--------	-------	-------	------	------	------	------	-------	--------	-------	-------	-------	-------	-------	--------	-------	-------	-------	--------	-------	--------

PITCHER	IP	WLS	BF	H	R	ER	SO	BB	IBB	HBP	BLK	WP	HR	S	P	ERA	WHIP
Frank Viola, L (1, 1) ERA: 1.13	8.0	W	27	4	1	1	4	1	0	0	0	0	0	59	84	1.12	0.625
Jeff Russell, R (9, 1) ERA: 4.5	1.0	S	4	1	1	1	1	0	0	0	0	1	0	10	15	9.00	1.000

Batter	1	2	3	4	5	6	7	8	9	AB R H RBI BB SO LOB	TOP											
Scott Fletcher, R (1, 4) OBP: 0.429, SLG: 0.455 F C B B B B	4-2 	1-0 	1-1 G6-3 		0-1 L8 		1-0 G4-3 			4 2 1 0 1 0 2												
Carlos Quintana, R (1, 3) OBP: 0.600, SLG: 0.600 1 SAFE 1 SAFE 1 SAFE	1-1 	1-3 K 	1-1 		0-0 G6-4-3 			1-0 		5 1 3 0 0 1 2												
Mike Greenwell, L (1, 7) OBP: 0.357, SLG: 0.583 B C C X	1-1 	1-3 K 	3-1 G4-3 		0-0 G6-3 			0-0 L9 		5 1 1 2 0 1 3												
Andre Dawson, R (1, 9) OBP: 0.214, SLG: 0.286 Billy Hatcher, R (8, 9) OBP: 0.300, SLG: 0.125 F X	0-1 G5-3 	2-2 		2-2 G4-3 		0-0 G5-3 		1-2 P6 		5 1 1 0 0 0 2 0 0 0 0 0 0 0												
Mo Vaughn, L (1, 10) OBP: 0.500, SLG: 0.545 Ivan Calderon, R (8, PH) OBP: 0.333, SLG: 0.250 C S B F B F X	2-2 G6-3 	1-0 		0-1 G3-1 		3-2 		0-0 P6 		4 1 2 1 0 0 1 1 0 0 0 0 0 1												
Bob Zupcic, R (1, 8) OBP: 0.600, SLG: 0.800 B C C B C X	3-2 	1-2 		2-2 		1-0 G3 		0-1 P5 		5 3 3 2 0 0 1												
Scott Cooper, L (1, 5) OBP: 0.385, SLG: 0.500 B 1 SAFE F C B B B B X	3-2 	1-0 		1-0 			0-1 F7 		0-1 G1-3 	5 0 3 4 0 0 0												
Bob Melvin, R (1, 2) OBP: 0.400, SLG: 0.250 X	0-0 	FC4-6 		1-1 G6-3 			4-1 		2-3 K 	4 0 1 0 1 1 2												
Luis Rivera, R (1, 6) OBP: 0.333, SLG: 0.222 F B B X	1-1 F9 		1-2 F8 		4-0 		2-2 F7 			3 0 0 0 1 0 3												
Inning Stats	R: 4 E: 0 K: 0 S: 25	H: 5 LOB: 2 BB: 1 P: 40	R: 4 E: 0 K: 2 S: 19	H: 5 LOB: 1 BB: 0 P: 28	R: 0 E: 0 K: 0 S: 10	H: 1 LOB: 1 BB: 0 P: 16	R: 1 E: 0 K: 0 S: 12	H: 2 LOB: 1 BB: 0 P: 18	R: 0 E: 0 K: 0 S: 3	H: 0 LOB: 0 BB: 1 P: 7	R: 0 E: 0 K: 0 S: 6	H: 1 LOB: 1 BB: 0 P: 10	R: 0 E: 0 K: 0 S: 7	H: 0 LOB: 1 BB: 1 P: 14	R: 0 E: 0 K: 0 S: 6	H: 1 LOB: 1 BB: 0 P: 8	R: 0 E: 0 K: 1 S: 7	H: 0 LOB: 0 BB: 0 P: 9	1B: 12 2B: 3 3B: 0 HR: 0	SF: 0 SAC: 0 DP: 1 HBP: 0	WP: 0 PB: 0 SB: 1 CS: 0	PA: 44
PITCHER	IP WLS BF H R ER SO BB IBB HBP BLK WP HR S P ERA WHIP																					
Mark Gubicza, R (1, 1) ERA: 37.8	1.2 L 14 8 7 7 2 1 0 0 0 0 0 0 37 58 37.80 5.400																					
Hipolito Pichardo, R (2, 1) ERA: 7.71	2.1 12 5 2 2 0 0 0 0 0 0 0 0 29 44 7.71 2.143																					
Frank DiPino, L (5, 1) ERA:	3.0 11 1 0 0 0 2 0 0 0 0 0 0 16 31 0.00 1.000																					
Billy Brewer, L (8, 1) ERA:	1.0 4 1 0 0 0 0 0 0 0 0 0 0 6 8 0.00 1.000																					
Jeff Montgomery, R (9, 1) ERA:	1.0 3 0 0 0 0 1 0 0 0 0 0 0 7 9 0.00 0.000																					

Boston Red Sox @ Kansas City Royals
 Kauffman Stadium, Kansas City, MO

AB 41
R 9
H 15
RBI 9
BB 3
SO 3
LOB 17



Thu Apr 08 1993, 7:05 PM CDT
 Att. 15,777 - Unknown - 51 F

livebaseballscorecards.com

Batter	1	2	3	4	5	6	7	8	9	AB R H RBI BB SO LOB
Brian McRae, S OBP: 0.250, SLG: 0.273 (1, 8)	2-1 G3-1	3-2 G3-1			2-3 K			2-1 F8		4 0 0 1 0 1 1
Greg Gagne, R (1, 6)	1-1 L9	1-1 G5-3			1-0 G6-3			1-0 G4-3		4 0 0 0 0 0 1
George Brett, L OBP: 0.250, SLG: 0.300 (1, 10)	0-0 G4-3					1-0 F7			1-1 G6-3	4 0 0 0 0 0 0
Felix Jose, S OBP: 0.167, SLG: 0.091 (1, 9)		3-3 K	2-3 K		2-3 K				0-1 G4-3	4 0 0 0 0 3 0
Wally Joyner, L OBP: 0.273, SLG: 0.400 (1, 3)		3-1 BLK 1B	0-3 K			1-0 F8			4-2 BB BB	3 1 1 0 1 1 0
Kevin McReynolds, R OBP: 0.273, SLG: 0.222 (1, 7)		4-2 BLK 1B			1-0 F8		0-0 F9		4-1 BB	2 1 0 0 2 0 0
Mike Macfarlane, R OBP: 0.429, SLG: 0.333 (1, 2)		4-2 1B 2B			1-2 G5-3		3-2 G6-3 1B		3-2 G4-3	3 1 1 0 1 0 2
Phil Hiatt, R OBP: 0.333, SLG: 0.200 (1, 5)		1-2 2B G3-1 1B			3-2 P4		0-0 G6-3			3 1 1 2 0 0 1
Jose Lind, R OBP: 0.182, SLG: 0.364 (1, 4)		1-0 G3-1 2B			0-0 G4-3			1-0 G4-3		3 0 1 1 0 0 0

Inning Stats	R: 0	H: 0	E: 0	K: 0	S: 5	H: 0	LOB: 0	BB: 0	P: 8	R: 4	H: 3	E: 0	K: 1	S: 22	R: 0	H: 0	E: 0	K: 2	S: 7	R: 0	H: 0	E: 0	K: 0	S: 9	R: 0	H: 0	E: 0	K: 1	S: 6	R: 0	H: 0	E: 0	K: 1	S: 5	R: 0	H: 1	E: 0	K: 0	S: 6	R: 0	H: 0	E: 0	K: 0	S: 4	R: 0	H: 0	E: 0	K: 0	S: 10	1B: 2	2B: 2	3B: 0	HR: 0	SF: 0	SAC: 0	DP: 1	HBP: 0	WP: 0	PB: 0	SB: 0	CS: 0	PA: 34
--------------	------	------	------	------	------	------	--------	-------	------	------	------	------	------	-------	------	------	------	------	------	------	------	------	------	------	------	------	------	------	------	------	------	------	------	------	------	------	------	------	------	------	------	------	------	------	------	------	------	------	-------	-------	-------	-------	-------	-------	--------	-------	--------	-------	-------	-------	-------	--------

PITCHER	IP	WLS	BF	H	R	ER	SO	BB	IBB	HBP	BLK	WP	HR	S	P	ERA	WHIP
Joe Hesketh, L ERA: 27.0 (1, 1)	1.1		9	3	4	4	1	2	0	0	1	0	0	22	41	27.00	3.750
Scott Bankhead, R ERA: (2, 1)	3.2	W	11	0	0	0	3	0	0	0	0	0	0	27	41	0.00	0.000
Tony Fossas, L ERA: (6, 1)	1.0		3	0	0	0	1	0	0	0	0	0	0	5	9	0.00	0.000
Paul Quantrill, R ERA: (7, 1)	2.0		6	1	0	0	0	0	0	0	0	0	0	10	17	0.00	0.500
Ken Ryan, R ERA: (9, 1)	1.0		5	0	0	0	0	2	0	0	0	0	0	10	22	0.00	2.000

BOTTOM

Boston Red Sox @ Kansas City Royals
Kauffman Stadium, Kansas City, MO

Thu Apr 08 1993, 7:05 PM CDT
Att: 15,777 - Unknown - 51 F

livebaseballscorecards.com

AB	30
R	4
H	4
RBI	4
BB	4
SO	5
LOB	5



Batter	1	2	3	4	5	6	7	8	9	AB R H RBI BB SO LOB	TOP		
Shane Mack, R (1, 7) OBP: 0.316, SLG: 0.389	1-1 G5-3		2-1 F8		1-1 F9		1-0 F8		1-0 1B E	5 1 1 0 0 0 0			
Chuck Knoblauch, R (1, 4) OBP: 0.500, SLG: 0.357	3-3 K		3-2 F9		2-1 HR 1B		4-1 CS BB		1-1 E 1B	4 1 2 0 1 1 0			
Kirby Puckett, R (1, 8) OBP: 0.444, SLG: 1.000	0-0 F8		1-0 HR 2B		0-0 HR 1H		1-3 FC 1-2		0-0 E5 1-3 3-H	5 2 2 2 0 0 2			
Kent Hrbek, L (1, 3) OBP: 0.444, SLG: 0.429		4-1 2B 1B BB	4-2 HR BB		1-0 G3		1-0 G4-3		1-3 K	3 2 0 0 2 1 3			
Dave Winfield, R (1, 10) OBP: 0.375, SLG: 0.938		0-2 1B 2B	3-2 HR 1-H 2-H		2-0 2B			1-3 K		4 2 3 3 0 1 0			
Brian Harper, R (1, 2) OBP: 0.308, SLG: 0.308		0-2 1B 2-H 3-H	1-0 F7		0-2 G6-3			1-0 P3		4 0 1 2 0 0 1			
Pedro Munoz, R (1, 9) J.T. Bruett, L (8, PH) (8, 9)		0-2 F9		1-3 K		1-3 K		1-0 G6-3		3 0 0 0 0 2 1 1 0 0 0 0 0 0	AB 37 R 8 H 9 RBI 7 BB 3 SO 7 LOB 9		
Mike Pagliarulo, L (1, 5) OBP: 0.364, SLG: 0.500		1-2 F8		1-1 F8		3-2 G3-1		0-0 F7		4 0 0 0 0 0 1			
Scott Leius, R (1, 6) OBP: 0.182, SLG: 0.111		1-1 P2		0-1 P4		1-3 K2-3		1-3 K		4 0 0 0 0 2 1			
Inning Stats	R: 0 E: 0 K: 1 S: 6 H: 0 LOB: 0 BB: 0 P: 10	R: 2 E: 0 K: 0 S: 15 H: 2 LOB: 1 BB: 1 P: 21	R: 3 E: 0 K: 0 S: 18 H: 2 LOB: 0 BB: 1 P: 32	R: 0 E: 0 K: 1 S: 7 H: 0 LOB: 0 BB: 0 P: 9	R: 2 E: 0 K: 0 S: 10 H: 3 LOB: 1 BB: 0 P: 16	R: 0 E: 0 K: 2 S: 10 H: 0 LOB: 0 BB: 0 P: 15	R: 0 E: 0 K: 0 S: 6 H: 0 LOB: 1 BB: 1 P: 13	R: 0 E: 0 K: 1 S: 5 H: 0 LOB: 0 BB: 0 P: 8	R: 1 E: 1 K: 2 S: 11 H: 2 LOB: 2 BB: 0 P: 15	1B: 4 2B: 3 3B: 0 HR: 2 SF: 0 SAC: 0 DP: 0 HBP: 0	WP: 1 PB: 0 SB: 0 CS: 1 PA: 40		
PITCHER	IP WLS BF H R ER SO BB IBB HBP BLK WP HR S P ERA WHIP											PITCHER	IP WLS BF H R ER SO BB IBB HBP BLK WP HR S P ERA WHIP
Mark Gardner, R (1, 1) ERA: 12.6	5.0 L 24 7 7 7 2 2 0 0 0 0 0 2 56 88 12.60 1.800												
Tom Gordon, R (6, 1) ERA:	2.0 7 0 0 0 3 1 0 0 0 1 0 16 28 0.00 0.500												
Rusty Meacham, R (8, 1) ERA: 3.0	2.0 9 2 1 0 3 0 0 0 0 0 0 16 23 0.00 1.000												

Minnesota Twins @ Kansas City Royals
Kauffman Stadium, Kansas City, MO

livebaseballscorecards.com



Fri Apr 09 1993, 7:05 PM CDT
Att. 19,758 - Unknown - 68 F

BOTTOM

Minnesota Twins @ Kansas City Royals
Kauffman Stadium, Kansas City, MO

Fri Apr 09 1993, 7:05 PM CDT
Att: 19,758 - Unknown - 68 F

livebaseballscorecards.com

AB	35
R	7
H	14
RBI	7
BB	4
SO	2
LOB	14



WP:	0	PA:	41
PB:	0	SB:	0
CS:	0		

AB R H RBI BB SO LOB

4 0 1 0 1 0 1

4 2 3 1 1 0 0

5 0 2 0 0 0 3

2 0 2 1 1 0 0

1 1 1 0 0 0 0

1 0 1 1 0 0 0

3 1 0 0 0 1 5

1 1 0 0 1 0 2

3 0 1 0 0 0 1

0 0 0 1 0 0 0

3 1 1 2 0 1 1

4 0 1 1 0 0 0

4 1 1 0 0 0 1

1B: 10 SF: 2

2B: 3 SAC: 0

3B: 1 DP: 3

HR: 0 HBP: 0

Batter	1	2	3	4	5	6	7	8	9
Brian McRae, S OBP: 0.294, SLG: 0.267 (1, 8)	0-0 1B 1B		2-1 G1-3 1-2		4-1 BB BB		1-2 G6-3		1-2 G4-3
Wally Joyner, L OBP: 0.438, SLG: 0.571 (1, 3)	0-0 E 1-2 1B 1B		1-2 2B 2-H		4-1 BB G6-4-3		3-1 F8		0-1 1B 1B
George Brett, L OBP: 0.294, SLG: 0.333 (1, 10)	0-1 E8 1-3 1B 1B		2-0 F7		1-2 G6-4-3 1-2f		0-1 G5-3		1-2 1B 1B
Felix Jose, S OBP: 0.333, SLG: 0.231 Harvey Pulliam, R OBP: 1.000, SLG: 2.000 (8, PH) (9, 9) Hubie Brooks, R OBP: 1.000, SLG: 1.000 (9, PH)	1-0 G6-3 1-2 1B		4-1 BB		2-2 FC5-4 1B		1-2 BLK SF8 2B		1-1 1B
Chris Gwynn, L Kevin McReynolds, R OBP: 0.308, SLG: 0.200 (8, PH) (9, 7)	2-0 G6-3 1-2f		3-3 K		1-0 FC5-4 1-2f 2B		4-1 SF8 BLK SF9 BB		2-2 F7
Brent Mayne, L Mike Macfarlane, R OBP: 0.286, SLG: 0.286 (8, PH) (9, 2)		2-2 G6-3 1B		1-0 F8		1-2 L5		1-0 SF8 1-3 2-H	
Phil Hiatt, R OBP: 0.300, SLG: 0.375 (1, 5)		0-1 G6-3 1-2f		1-3 K		1-0 3B 2B		0-0 SF9	
Jose Lind, R OBP: 0.200, SLG: 0.467 (1, 4)		0-2 G4-3		0-1 G6-3		2-1 3B		2-0 G5-3	
Greg Gagne, R OBP: 0.071, SLG: 0.071 (1, 6)			0-1 G1-3 2B 1B		0-1 G5-3		2-2 G5-3		1-0 G5-3

Inning Stats	R: 1	H: 4	R: 0	H: 1	R: 1	H: 2	R: 0	H: 0	R: 2	H: 3	R: 0	H: 0	R: 2	H: 1	R: 1	H: 3	R: 0	H: 0	R: 0	H: 0	R: 1	H: 3	1B: 10	SF: 2
	E: 1	LOB: 1	E: 0	LOB: 0	E: 0	LOB: 2	E: 0	LOB: 0	E: 0	LOB: 1	E: 0	LOB: 0	E: 0	LOB: 0	E: 0	LOB: 2	E: 0	LOB: 0	E: 0	LOB: 1	E: 0	LOB: 2	2B: 3	SAC: 0
	K: 0	BB: 0	K: 0	BB: 0	K: 1	BB: 1	K: 1	BB: 0	K: 0	BB: 0	K: 0	BB: 0	K: 0	BB: 0	K: 0	BB: 0	K: 0	BB: 0	K: 0	BB: 0	K: 0	BB: 0	3B: 1	DP: 3
	S: 6	P: 9	S: 8	P: 10	S: 12	P: 24	S: 6	P: 8	S: 7	P: 16	S: 16	P: 25	S: 7	P: 11	S: 15	P: 21	S: 7	P: 11	S: 7	P: 15	S: 15	P: 21	HR: 0	HBP: 0

PITCHER	IP	WLS	BF	H	R	ER	SO	BB	IBB	HBP	BLK	WP	HR	S	P	ERA	WHIP
Mike Trombley, R ERA: 6.35 (1, 1)	5.2	W	26	10	4	4	2	3	0	0	0	0	0	52	87	6.35	2.294
Mark Guthrie, L ERA: 7.71 (6, 1)	1.2		7	1	2	2	0	1	0	0	1	0	0	15	27	10.80	1.200
Rick Aguilera, R ERA: 2.45 (8, 1)	1.2	S	8	3	1	1	0	0	0	0	0	0	0	17	25	5.40	1.800

Batter	1	2	3	4	5	6	7	8	9	AB R H RBI BB SO LOB	TOP											
Shane Mack, R (1, 7) OBP: 0.304, SLG: 0.364	1-3 K2-3			0-0 G5-3		0-1 G5-3		0-0 BB 1B 1B		4 1 1 0 0 1 0												
Chuck Knoblauch, R (1, 4) OBP: 0.500, SLG: 0.412	0-1 P4			1-2 1B 2B		1-0 G4-3		4-1 1B BB		3 1 1 0 1 0 0												
Kirby Puckett, R (1, 8) OBP: 0.409, SLG: 0.842	0-1 P2			3-2 L4		3-2 G6-3		0-1 1-2 2-H 1B		4 0 1 1 0 0 1												
Kent Hrbek, L (1, 3) OBP: 0.455, SLG: 0.500		2-2 L9		3-2 2-H 1B		1-2 G4-3 2B		3-2 L9		4 1 2 1 0 0 2												
Dave Winfield, R (1, 10) OBP: 0.300, SLG: 0.750		0-1 G6-3		3-3 K		1-2 G4-3		1-3 K		4 0 0 0 0 2 4												
Brian Harper, R (1, 2) OBP: 0.294, SLG: 0.294		2-0 F9			1-2 1B 1B		1-1 F7		0-1 G5-3	4 0 1 0 0 0 1												
Gene Larkin, S (1, 9) OBP: 0.571, SLG: 0.667			2-2 G3-1		2-0 G6-4-3 1B		1-2 3-H 2B		2-0 F7	3 0 2 1 0 0 0 1 0 0 0 0 0 0												
J.T. Bruett, L (9, PH) OBP: 0.200, SLG: 0.400					1-2 1B																	
Mike Pagliarulo, L (1, 5) OBP: 0.267, SLG: 0.357			0-0 G3-1		2-3 K		0-1 F8		0-0 F7	4 0 0 0 0 1 3												
Scott Leius, R (1, 6) OBP: 0.143, SLG: 0.083			2-1 P6		0-0 G6-4-3			0-0 F8		3 0 0 0 0 0 2												
Inning Stats	R: 0 E: 0 K: 1 S: 7	H: 0 LOB: 0 BB: 0 P: 8	R: 0 E: 0 K: 0 S: 6	H: 0 LOB: 0 BB: 0 P: 10	R: 0 E: 0 K: 0 S: 6	H: 0 LOB: 0 BB: 0 P: 10	R: 1 E: 0 K: 1 S: 17	H: 2 LOB: 1 BB: 0 P: 27	R: 0 E: 0 K: 1 S: 9	H: 2 LOB: 1 BB: 0 P: 14	R: 0 E: 0 K: 0 S: 6	H: 0 LOB: 0 BB: 0 P: 10	R: 1 E: 0 K: 0 S: 13	H: 2 LOB: 1 BB: 0 P: 17	R: 1 E: 0 K: 1 S: 12	H: 2 LOB: 2 BB: 1 P: 20	R: 0 E: 0 K: 0 S: 4	H: 0 LOB: 0 BB: 0 P: 6	1B: 5 2B: 3 3B: 0 HR: 0	SF: 0 SAC: 0 DP: 1 HBP: 0	WP: 0 PB: 0 SB: 0 CS: 0	PA: 35
PITCHER	IP WLS BF H R ER SO BB IBB HBP BLK WP HR S P ERA WHIP																					
Kevin Appier, R (1, 1) ERA: 4.05	7.1 L 30 8 3 3 3 1 0 0 0 0 0 0 69 105 3.68 1.227																					
Billy Brewer, L (8, 1) ERA:	0.1 1 0 0 0 0 0 0 0 0 0 0 0 3 6 0.00 0.000																					
Rusty Meacham, R (8, 1) ERA: 2.08	1.1 4 0 0 0 1 0 0 0 0 0 0 0 8 11 0.00 0.000																					

Minnesota Twins @ Kansas City Royals
Kauffman Stadium, Kansas City, MO
Sat Apr 10 1993, 3:33 AM CDT
Att. 25,604 - Sunny - 75 F

livebaseballscorecards.com

AB 34
R 3
H 8
RBI 3
BB 1
SO 4
LOB 13



Batter	1	2	3	4	5	6	7	8	9	AB R H RBI BB SO LOB
Brian McRae, S OBP: 0.333, SLG: 0.316 (1, 8)	2-2 L6-3 1B		3-3 SAFE K 1-2			2-1 G6-3		0-0 WP BB 1B		4 1 2 0 0 1 1
Wally Joyner, L OBP: 0.500, SLG: 0.563 (1, 3)	0-0 L6-3 1-2			4-2 WP BB		2-1 1B 1B		4-1 1B BB 1-2		2 0 1 0 2 0 1
George Brett, L OBP: 0.286, SLG: 0.316 (1, 10)	0-3 K			1-3 K		0-0 1-2 1B		0-0 F7		4 0 1 0 0 2 3
Felix Jose, S OBP: 0.333, SLG: 0.200 (1, 9)		4-2 CS BB		2-2 SAFE P6		0-0 G1-3		2-2 1-3 2-H 1B		2 0 0 0 1 0 3
Hubie Brooks, R OBP: 1.000, SLG: 1.000 (8, PH)		0-1 F9		2-3 K 1-2			1-0 2B G3-2 1B			1 0 1 1 0 0 0
Harvey Pulliam, R OBP: 1.000, SLG: 2.000 (9, 9)		1-2								0 0 0 0 0 0 0
Brent Mayne, L OBP: 0.300, SLG: 0.300 (1, 2)		2-2 HR		2-2 F9						3 0 1 0 0 1 2
Mike Macfarlane, R OBP: 0.333, SLG: 0.286 (8, PH) (9, 2)		2-0 G6-3		1-3 K						1 0 0 0 0 1 2
Kevin McReynolds, R OBP: 0.353, SLG: 0.571 (1, 7)			2-2 G4-3		2-2 F9					4 1 2 1 0 0 0
Phil Hiatt, R OBP: 0.214, SLG: 0.250 (1, 5)			0-0 G3		1-3 K					4 0 0 0 0 3 2
Curtis Wilkerson, S (1, 4)			0-0 G3		0-0 G3					4 0 0 0 0 0 2
Greg Gagne, R OBP: 0.118, SLG: 0.118 (1, 6)			0-1 CS 1B		1-0 G5-3					3 0 1 0 0 0 0

BOTTOM

Minnesota Twins @ Kansas City Royals
Kauffman Stadium, Kansas City, MO

Sat Apr 10 1993, 3:33 AM CDT
Att. 25,604 - Sunny - 75 F

AB	32
R	2
H	9
RBI	2
BB	3
SO	8
LOB	16



Inning Stats		R: 0	H: 1	E: 0	K: 1	S: 8	R: 1	H: 1	E: 0	K: 0	S: 9	R: 0	H: 1	E: 0	K: 1	S: 8	R: 0	H: 0	E: 0	K: 2	S: 11	R: 0	H: 2	E: 0	K: 1	S: 7	R: 0	H: 2	E: 0	K: 1	S: 16	R: 1	H: 2	E: 0	K: 1	S: 12	R: 0	H: 0	E: 0	K: 1	S: 9	1B: 7	SF: 0	2B: 4	SAC: 0	3B: 0	DP: 3	HR: 1	HBP: 0	WP: 2	PA: 35
Willie Banks, R ERA: 1.29 (1, 1)	IP	7.0	WLS	W	BF	26	H	7	R	1	ER	1	SO	6	BB	2	IBB	0	HBP	0	BLK	0	WP	1	HR	1	S	66	P	104	ERA	1.29	WHIP	1.286																	
Larry Casian, L ERA: 3.86 (8, 1)	IP	0.2	WLS	W	BF	5	H	2	R	1	ER	1	SO	0	BB	1	IBB	0	HBP	0	BLK	0	WP	1	HR	0	S	8	P	15	ERA	13.50	WHIP	4.500																	
Rick Aguilera, R ERA: 1.8 (8, 1)	IP	1.1	WLS	S	BF	4	H	0	R	0	ER	0	SO	2	BB	0	IBB	0	HBP	0	BLK	0	WP	0	HR	0	S	13	P	17	ERA	0.00	WHIP	0.000																	

Batter	1	2	3	4	5	6	7	8	9	AB R H RBI BB SO LOB
Chuck Knoblauch, R (1, 4) OBP: 0.500, SLG: 0.400	1-1 FC5-4 G4-3 1B	1-0 P3			4-0 BB		2-0 G4-3			3 0 1 0 1 0 2
Randy Bush, L (1, 10)	1-1 G4-3 1-2		2-3 K		1-1 G4-3		1-2 F8			4 0 0 0 0 1 2
Kirby Puckett, R (1, 8) OBP: 0.385, SLG: 0.727	4-1 FC5-4 BB		3-2 G6-3		0-3 K2-3		1-3 K			3 0 0 0 1 2 0
Kent Hrbek, L (1, 3) OBP: 0.385, SLG: 0.409	1-2 FC5-4 1-2f 2-3		3-3 K		1-1 G5-3		2-2 G4-3			4 0 0 0 0 1 2
Brian Harper, R (1, 2) OBP: 0.286, SLG: 0.286	3-1 G1-3			1-0 F7		1-1 1B		0-2 G5-3		4 0 1 0 0 0 2
Shane Mack, R (1, 7) OBP: 0.259, SLG: 0.308		1-2 G6-3		0-0 G5-3		0-2 F9 1B		2-1 G5-3		4 0 0 0 0 0 1
Gene Larkin, S (1, 9) OBP: 0.545, SLG: 0.700		3-2 2B 1B		1-0 F9		0-1 2B		0-3 K		4 1 2 0 0 1 0
Terry Jorgensen, R (1, 5) OBP: 0.167, SLG: 0.333		2-2 1-H 2B			0-0 G6-3		1-3 K			3 0 1 1 0 1 1
Jeff Reboulet, R (1, 6) OBP: 0.167, SLG: 0.167		2-3 K			1-2 G6-3		3-2 P6			3 0 0 0 0 1 2

Minnesota Twins @ Kansas City Royals
Kauffman Stadium, Kansas City, MO
 Sun Apr 11 1993, 3:33 AM CDT
 Att. 16,954 - Sunny - 58 F

AB	32
R	1
H	5
RBI	1
BB	2
SO	7
LOB	12



Inning Stats	R: 0	H: 1	E: 0	K: 0	S: 10	P: 20	R: 1	H: 2	E: 0	K: 1	S: 17	P: 26	R: 0	H: 0	E: 0	K: 2	S: 16	P: 24	R: 0	H: 0	E: 0	K: 0	S: 3	P: 5	R: 0	H: 0	E: 0	K: 0	S: 7	P: 13	R: 0	H: 1	E: 0	K: 1	S: 10	P: 12	R: 0	H: 1	E: 0	K: 1	S: 11	P: 17	R: 0	H: 0	E: 0	K: 1	S: 10	P: 14	R: 0	H: 0	E: 0	K: 1	S: 8	P: 10	1B: 3	2B: 2	3B: 0	HR: 0	SF: 0	SAC: 0	DP: 0	HBP: 0	WP: 0	PB: 0	SB: 0	CS: 0	PA: 34
--------------	------	------	------	------	-------	-------	------	------	------	------	-------	-------	------	------	------	------	-------	-------	------	------	------	------	------	------	------	------	------	------	------	-------	------	------	------	------	-------	-------	------	------	------	------	-------	-------	------	------	------	------	-------	-------	------	------	------	------	------	-------	-------	-------	-------	-------	-------	--------	-------	--------	-------	-------	-------	-------	--------

PITCHER	IP	WLS	BF	H	R	ER	SO	BB	IBB	HBP	BLK	WP	HR	S	P	ERA	WHIP
Hipolito Pichardo, R (1, 1) ERA: 3.88	5.0		20	3	1	1	3	2	0	0	0	0	0	53	88	1.80	1.000
Tom Gordon, R (6, 1) ERA:	2.0	W	8	2	0	0	2	0	0	0	0	0	0	21	29	0.00	1.000
Jeff Montgomery, R (8, 1) ERA:	2.0	S	6	0	0	0	2	0	0	0	0	0	0	18	24	0.00	0.000

PITCHER	IP	WLS	BF	H	R	ER	SO	BB	IBB	HBP	BLK	WP	HR	S	P	ERA	WHIP
---------	----	-----	----	---	---	----	----	----	-----	-----	-----	----	----	---	---	-----	------

Batter	1	2	3	4	5	6	7	8	9	AB	R	H	RBI	BB	SO	LOB	BOTTOM				
Brian McRae, S OBP: 0.360, SLG: 0.348 (1, 8) B X	1-0 G6-3 ①		1-1 E7 FC3-2 G2-3 1-2 1B		0-1 1B			0-0 1B		4	0	2	0	0	0	1	Minnesota Twins @ Kansas City Royals Kauffman Stadium, Kansas City, MO Sun Apr 11 1993, 3:33 AM CDT Att. 16,954 - Sunny - 58 F				
Wally Joyner, L OBP: 0.417, SLG: 0.450 (1, 3) C B X	1-1 L3 ②		1-2 G2-3 ① 1-2 2-3		0-0 F7 ③			3-1 F7 ① 1-2		4	0	0	0	0	0	4					
George Brett, L OBP: 0.240, SLG: 0.261 (1, 10) F S S	0-3 K ③		2-1 FC3-2 ② 2-3 3-H				1-1 F8 ①	2-2 F7 ②		4	0	0	0	0	1	3					
Felix Jose, S OBP: 0.286, SLG: 0.167 Harvey Pulliam, R OBP: 1.000, SLG: 2.000 (8, PH) (9, 9)		0-3 K ①	0-0 G4-3 ③				0-2 G3 ②	4-2 BB		3	0	0	0	0	1	2					
Kevin McReynolds, R OBP: 0.333, SLG: 0.611 (1, 7) X B S		1-2 3B FC6-2-5-2		0-0 P6 ①		2-1 G4-3 ③		1-2 F9 ③		4	0	1	0	0	0	2					
Brent Mayne, L OBP: 0.231, SLG: 0.231 (1, 2) X S		0-1 1B FC6-2-5-2 3-H		1-2 G5-3 ②			1-3 K ①			3	1	0	0	0	1	1					
Phil Hiatt, R OBP: 0.353, SLG: 0.600 Rico Rossy, R (9, 5) X		0-0 1B 2-H		2-2 1B CS			0-0 HR			3	1	3	2	0	0	0					
Jose Lind, R OBP: 0.235, SLG: 0.438 Greg Gagne, R OBP: 0.111, SLG: 0.111 (7, PH) (8, 6) B SAFE		2-1 G1-3 ③		1-0 CS ③ 1-2	2-2 HBP G4-6-3		0-2 F9 ②			1	0	0	0	0	0	1					
Curtis Wilkerson, S (8, 4) B C B B F X			4-2 BB G2-3 FC3-2 S		1-0 G4-6-3 ① ② 1-2F		3-3 K ③			2	0	0	0	1	1	1					
Inning Stats	R: 0 E: 0 K: 1 S: 6	H: 0 LOB: 0 BB: 0 P: 8	R: 1 E: 0 K: 1 S: 11	H: 2 LOB: 1 BB: 0 P: 14	R: 0 E: 1 K: 0 S: 10	H: 0 LOB: 2 BB: 1 P: 18	R: 0 E: 0 K: 0 S: 7	H: 1 LOB: 0 BB: 0 P: 11	R: 0 E: 0 K: 0 S: 6	H: 1 LOB: 1 BB: 0 P: 9	R: 0 E: 0 K: 0 S: 7	H: 0 LOB: 0 BB: 0 P: 10	R: 1 E: 0 K: 2 S: 11	H: 1 LOB: 0 BB: 0 P: 15	R: 0 E: 0 K: 0 S: 11	H: 1 LOB: 2 BB: 1 P: 21		1B: 4 2B: 0 3B: 1 HR: 1	SF: 0 SAC: 0 DP: 1 HBP: 1	WP: 0 PB: 0 SB: 2 CS: 1	PA: 33 ERA WHIP
PITCHER Kevin Tapani, R ERA: 8.44 Mark Guthrie, L ERA: 6.75 Mike Hartley, R ERA:	IP 7.1 (8, 1) (8, 1)	WLS L 0.1 0.1	BF 29 1 2	H 6 0 0	R 2 0 0	ER 2 0 0	SO 4 0 0	BB 2 0 0	IBB 0 0 0	HBP 1 0 0	BLK 0 0 0	WP 0 0 0	HR 1 0 0	S 61 3 5	P 91 5 10	ERA 2.46 0.00 0.00	WHIP 0.955 0.000 3.000				

livebaseballscorecards.com

AB	29
R	2
H	6
RBI	2
BB	2
SO	4
LOB	15



Batter	1	2	3	4	5	6	7	8	9	AB R H RBI BB SO LOB	TOP
Brian McRae, S OBP: 0.345, SLG: 0.333 (1, 8) B X	1-0 P4 ①		3-2 E5 ③			0-1 1B 1B		1-1 F7 ②		4 1 1 0 0 0 0	Kansas City Royals @ New York Yankees Yankee Stadium, Bronx, NY Mon Apr 12 1993, 3:33 AM EDT Att. 56,704 - Unknown - 53 F
Hubie Brooks, R OBP: 0.667, SLG: 0.667 (1, 3) B X	2-0 G5-3 ②			1-1 F8 ①		1-1 1B 1B		1-1 1B ③		4 0 2 0 0 0 0	
George Brett, L OBP: 0.276, SLG: 0.296 (1, 10) S C B X	1-2 FC6-4 1B			0-1 F8 ②		0-0 1B		0-0 F8 ③		4 0 2 1 0 0 1	
Mike Macfarlane, R OBP: 0.308, SLG: 0.273 (1, 2) B X	1-0 FC6-4 1-2f ③			1-1 G5-3 ③		0-1 F8 ②			1-0 G5-4-3 1B	4 0 1 0 0 0 3	
Kevin McReynolds, R OBP: 0.280, SLG: 0.500 (1, 7)			1-1 P4 ①		0-0 F7 ①	1-3 K ③			0-1 G5-4-3 1-2f ②	4 0 0 0 0 1 3	
Harvey Pulliam, R OBP: 0.667, SLG: 0.800 (1, 9)			0-3 K ②		1-0 1B		0-0 G5-4-3 1B		0-1 L8 ③	4 0 2 0 0 1 0	
Phil Hiatt, R OBP: 0.300, SLG: 0.500 (1, 5)			0-0 F9 ③		0-0 F7 ②		0-1 G5-4-3 1-2f ②			3 0 0 0 0 0 2	
Greg Gagne, R OBP: 0.095, SLG: 0.095 (1, 6)			0-1 G5-3 ①		1 SAFE 2-1 F7 ③		2-3 K ③			3 0 0 0 0 1 1	
Curtis Wilkerson, S (1, 4)			1-3 K ②			1-1 G5-3 ①		0-1 G4-3 ①		3 0 0 0 0 1 0	
Inning Stats	R: 0 E: 0 K: 0 S: 6 H: 1 LOB: 1 BB: 0 P: 11	R: 0 E: 0 K: 1 S: 6 H: 0 LOB: 0 BB: 0 P: 7	R: 0 E: 1 K: 1 S: 9 H: 0 LOB: 1 BB: 0 P: 13	R: 0 E: 0 K: 0 S: 6 H: 0 LOB: 0 BB: 0 P: 8	R: 0 E: 0 K: 0 S: 5 H: 1 LOB: 1 BB: 0 P: 8	R: 1 E: 0 K: 1 S: 12 H: 3 LOB: 2 BB: 0 P: 15	R: 0 E: 0 K: 1 S: 6 H: 1 LOB: 0 BB: 0 P: 8	R: 0 E: 0 K: 0 S: 7 H: 1 LOB: 1 BB: 0 P: 9	R: 0 E: 0 K: 0 S: 5 H: 1 LOB: 0 BB: 0 P: 6	1B: 8 2B: 0 3B: 0 HR: 0 SF: 0 SAC: 0 DP: 2 HBP: 0	
PITCHER Jim Abbott, L ERA: 2.25 (1, 1)	IP: 9.0 WLS: W BF: 33 H: 8 R: 1 ER: 1 SO: 4 BB: 0 IBB: 0 HBP: 0 BLK: 0 WP: 0 HR: 0 S: 62 P: 85 ERA: 1.00 WHIP: 0.889	PITCHER IP WLS BF H R ER SO BB IBB HBP BLK WP HR S P ERA WHIP									

AB	33
R	1
H	8
RBI	1
BB	0
SO	4
LOB	10



livebaseballscorecards.com

Batter	1	2	3	4	5	6	7	8	9	AB	R	H	RBI	BB	SO	LOB	BOTTOM
Bernie Williams, S (1, 8) OBP: 0.306, SLG: 0.471 	0-2 F7 ① 		0-0 FC3-2 ② 		2-2 G4-3 ② 		1-0 FC1-6-5 ② 		4 0 0 0 0 0 3	Kansas City Royals @ New York Yankees Yankee Stadium, Bronx, NY Mon Apr 12 1993, 3:33 AM EDT Att: 56,704 - Unknown - 53 F							
Wade Boggs, L (1, 5) OBP: 0.286, SLG: 0.233 	1-1 G4-3 ② 		3-1 F9 ③ 		3-2 L5 ③ 		3-2 F9 ③ 	4 0 1 1 0 0 1									
Don Mattingly, L (1, 3) OBP: 0.343, SLG: 0.353 	1-2 L7 ③ 		1-2 F9 ③ 		0-0 G3-1 ① 		1-3 K ① 	4 0 0 0 0 1 2									
Danny Tartabull, R (1, 9) OBP: 0.412, SLG: 0.667 		2-3 K ① 		2-0 F8 ① 		3-2 E6 ① 		4-0 E BB 	3 2 0 0 1 1 0								
Paul O'Neill, L (1, 7) OBP: 0.456, SLG: 0.739 		0-0 CS ① 		1-0 G2-3 ① 		3-2 E9 ① 		2-1 E9 ① 	4 1 4 2 0 0 0								
Matt Nokes, L (1, 2) OBP: 0.150, SLG: 0.300 		0-1 F9 ② 		2-1 G2-3 ② 		1-2 P2 ② 		3-0 P6 ② 	4 0 0 0 0 0 4								
Kevin Maas, L (1, 10) OBP: 0.429, SLG: 0.389 		3-2 CS ③ 	3-1 F7 ① 	1-2 G2-3 ② 		3-0 F8 ③ 		1-1 F9 ③ 	4 0 1 1 0 0 2								
Spike Owen, S (1, 6) OBP: 0.567, SLG: 0.577 			1-0 E ① 	2-1 F7 ③ 		1-3 K ① 		3 0 1 0 0 1 1									
Pat Kelly, R (1, 4) OBP: 0.360, SLG: 0.565 			3-2 E5 ① 		1-1 G5-3 ① 		0-0 FC1-6-5 ① 	3 1 1 0 0 0 1									
Inning Stats	R: 0 H: 0 E: 0 LOB: 0 K: 0 BB: 0 S: 8 P: 10	R: 0 H: 1 E: 0 LOB: 0 K: 1 BB: 0 S: 8 P: 13	R: 1 H: 2 E: 1 LOB: 2 K: 0 BB: 0 S: 14 P: 25	R: 1 H: 2 E: 0 LOB: 1 K: 0 BB: 0 S: 9 P: 17	R: 0 H: 0 E: 0 LOB: 0 K: 0 BB: 0 S: 12 P: 18	R: 1 H: 1 E: 1 LOB: 1 K: 0 BB: 0 S: 13 P: 23	R: 0 H: 1 E: 0 LOB: 1 K: 1 BB: 0 S: 8 P: 13	R: 1 H: 1 E: 1 LOB: 1 K: 1 BB: 1 S: 8 P: 19	1B: 6 SF: 0 2B: 1 SAC: 0 3B: 1 DP: 0 HR: 0 HBP: 0	WP: 0 PA: 35 PB: 0 SB: 1 CS: 1							
PITCHER David Cone, R (1, 1) ERA: 1.8 Frank DiPino, L (8, 1) ERA: 2.25	IP WLS BF H R ER SO BB IBB HBP BLK WP HR S P ERA WHIP 7.0 L 29 7 3 1 2 0 0 0 0 0 0 0 72 119 1.29 1.000 1.0 5 1 1 1 1 1 0 0 0 0 0 0 8 19 9.00 2.000	PITCHER IP WLS BF H R ER SO BB IBB HBP BLK WP HR S P ERA WHIP															

livebaseballscores.com

AB	33
R	4
H	8
RBI	4
BB	1
SO	3
LOB	14



Kansas City Royals @ New York Yankees
 Yankee Stadium, Bronx, NY
 Wed Apr 14 1993, 3:33 AM EDT
 Att: 21,810 - Unknown

AB	34
R	5
H	6
RBI	5
BB	1
SO	4
LOB	8



AB R H RBI BB SO LOB

3	0	0	0	1	0	1
4	1	0	0	0	1	1
4	1	1	0	0	1	1
4	0	1	0	0	0	1
4	1	0	1	0	0	2
4	1	2	1	0	1	0
4	1	1	3	0	0	1
3	0	1	0	0	0	0
1	0	0	0	0	0	0
3	0	0	0	0	1	1

WP: 0 PA: 35
 PB: 0
 SB: 0
 CS: 0

Batter	1	2	3	4	5	6	7	8	9										
Brian McRae, S (1, 8) OBP: 0.333, SLG: 0.300	0-0 B3		1-1 G1-4-3			4-2 BB		0-1 G4-3											
Wally Joyner, L (1, 3) OBP: 0.357, SLG: 0.375	3-3 K			0-0 G4-3		2-2 G3			3-1 E3 FC3-6 1B										
George Brett, L (1, 10) OBP: 0.273, SLG: 0.323	2-3 K			0-0 F8			1-0 G4-3 G6-3 2B		0-0 L8										
Felix Jose, S (1, 9) OBP: 0.280, SLG: 0.182		0-0 G5-3		1-1 G3-1			0-0 G4-3		2-2 FC3-6 1B										
Brent Mayne, L (1, 2) OBP: 0.176, SLG: 0.176		0-2 G4-3			2-1 L6		0-0 G6-3		1-0 FC3-6 HR										
Kevin McReynolds, R (1, 7) OBP: 0.310, SLG: 0.500		2-3 K			2-1 F8		0-0 F8 1B		0-2 HR 1B										
Phil Hiatt, R (1, 5) OBP: 0.292, SLG: 0.591			0-0 P6		0-0 F8		1-2 P9		0-1 HR										
Jose Lind, R (1, 4) OBP: 0.250, SLG: 0.421 Chris Gwynn, L (9, PH)			1-0 G6-3 1B			0-0 F7		0-0 G6-3	1-2 G1-3										
Greg Gagne, R (1, 6) OBP: 0.083, SLG: 0.083			1-0 G6-3			1-1 F7		1-3 K											
Inning Stats	R: 0 H: 0 E: 0 LOB: 0 K: 2 BB: 0 S: 7 P: 12	R: 0 H: 0 E: 0 LOB: 0 K: 1 BB: 0 S: 7 P: 9	R: 0 H: 1 E: 0 LOB: 1 K: 0 BB: 0 S: 5 P: 8	R: 0 H: 0 E: 0 LOB: 0 K: 0 BB: 0 S: 4 P: 5	R: 0 H: 0 E: 0 LOB: 0 K: 0 BB: 0 S: 5 P: 9	R: 0 H: 0 E: 0 LOB: 1 K: 0 BB: 1 S: 8 P: 15	R: 1 H: 2 E: 0 LOB: 1 K: 0 BB: 0 S: 7 P: 9	R: 0 H: 0 E: 0 LOB: 0 K: 1 BB: 0 S: 6 P: 7	R: 4 H: 3 E: 1 LOB: 0 K: 0 BB: 0 S: 17 P: 24										
PITCHER Bob Wickman, R (1, 1) ERA: 3.29 Steve Farr, R (9, 1) ERA: 13.5	IP WLS BF H R ER SO BB IBB HBP BLK WP HR S P ERA WHIP																		

Batter	1	2	3	4	5	6	7	8	9	AB R H RBI BB SO LOB	BOTTOM
Bernie Williams, S <small>(1, 8)</small> <small>OBP: 0.317, SLG: 0.447</small>										4 1 1 0 1 1 2	<div style="text-align: center;"> <h3>Kansas City Royals @ New York Yankees</h3> <p>Yankee Stadium, Bronx, NY</p> <p>Wed Apr 14 1993, 3:33 AM EDT Att. 21,810 - Unknown</p> </div>
Wade Boggs, L <small>(1, 5)</small> <small>OBP: 0.359, SLG: 0.324</small>									4 1 4 2 0 0 0		
Don Mattingly, L <small>(1, 3)</small> <small>OBP: 0.333, SLG: 0.342</small>									4 1 1 0 0 1 4		
Danny Tartabull, R <small>(1, 9)</small> <small>OBP: 0.395, SLG: 0.600</small>									3 0 0 1 1 0 4		
Paul O'Neill, L <small>(1, 7)</small> <small>OBP: 0.464, SLG: 0.704</small>									4 1 2 1 0 1 3		
Matt Nokes, L <small>(1, 2)</small> <small>OBP: 0.167, SLG: 0.292</small>									4 0 1 0 0 0 2		
Kevin Maas, L <small>(1, 10)</small> <small>OBP: 0.400, SLG: 0.500</small>									4 1 1 1 0 0 2		
Spike Owen, S <small>(1, 6)</small> <small>OBP: 0.529, SLG: 0.567</small>									4 0 1 1 0 0 1		
Pat Kelly, R <small>(1, 4)</small> <small>OBP: 0.345, SLG: 0.519</small>									4 1 1 0 0 0 2		
Inning Stats	R: 0 H: 2 E: 0 LOB: 2 K: 2 BB: 0 S: 13 P: 22	R: 0 H: 0 E: 0 LOB: 0 K: 0 BB: 0 S: 6 P: 10	R: 1 H: 2 E: 0 LOB: 1 K: 0 BB: 0 S: 6 P: 9	R: 1 H: 2 E: 0 LOB: 1 K: 0 BB: 0 S: 8 P: 14	R: 2 H: 3 E: 1 LOB: 1 K: 0 BB: 0 S: 12 P: 22	R: 0 H: 0 E: 0 LOB: 0 K: 0 BB: 0 S: 4 P: 8	R: 1 H: 1 E: 1 LOB: 1 K: 0 BB: 2 S: 11 P: 23	R: 1 H: 2 E: 0 LOB: 1 K: 1 BB: 0 S: 10 P: 14	1B: 10 SF: 0 2B: 2 SAC: 0 3B: 0 DP: 2 HR: 1 HBP: 0	WP: 0 PA: 37 PB: 0 SB: 0 CS: 0	
PITCHER Mark Gubicza, R <small>(1, 1)</small> <small>ERA: 16.5</small>	IP: 4.1 WLS: L BF: 23 H: 9 R: 4 ER: 4 SO: 2										
Billy Brewer, L <small>(5, 1)</small> <small>ERA:</small>	2.1 7 1 1 0 0										
Tom Gordon, R <small>(7, 1)</small> <small>ERA:</small>	0.1 2 0 0 0 0										
Jeff Montgomery, R <small>(8, 1)</small> <small>ERA: 2.25</small>	1.0 5 2 1 1 1										

livebaseballscorecards.com

AB 35
R 6
H 12
RBI 6
BB 2
SO 3
LOB 20



Batter	1	2	3	4	5	6	7	8	9	AB R H RBI BB SO LOB	TOP																
Brian McRae, S (1, 8) OBP: 0.316, SLG: 0.286	2-1 G5-3		1-1 G6-3			1-3 K		0-0 G1-3	2-2 BB	5 0 1 1 0 1 3																	
Wally Joyner, L (1, 3) OBP: 0.364, SLG: 0.357	2-0 F8			2-1 F9		1-0 G4-3			1-2 1B	4 1 1 0 1 0 1																	
Hubie Brooks, R (1, 10) OBP: 0.545, SLG: 0.727	3-2 E6			0-0 G3			1-1 F9		2B	5 1 2 0 0 0 3																	
Felix Jose, S (1, 9) OBP: 0.250, SLG: 0.160 Kevin McReynolds, R (9, PH) OBP: 0.333, SLG: 0.556	2-2 G4-3			0-3 K			0-2 G1-3		1-1 HR	3 0 0 0 0 1 2 1 1 1 2 0 0 0																	
Mike Macfarlane, R (1, 2) OBP: 0.294, SLG: 0.467			2-3 K		1-3 K		1-0 F9		1-0 HR	4 1 1 2 0 2 1																	
Harvey Pulliam, R (1, 7) OBP: 0.444, SLG: 0.500 George Brett, L (9, PH) OBP: 0.265, SLG: 0.313 Curtis Wilkerson, S (9, 4)			1-2 P5		0-0 G4-3		2-0 P6		2-2 P2	3 0 0 0 0 0 1 1 0 0 0 0 0 0 0 0 0 0 0 0 0																	
Phil Hiatt, R (1, 5) OBP: 0.286, SLG: 0.538			2-2 F8		0-2 F7			0-0 P5	2-0 F8	4 1 1 0 0 0 0																	
Jose Lind, R (1, 4) OBP: 0.261, SLG: 0.409 Chris Gwynn, L (9, PH) OBP: 0.200, SLG: 0.200			1-0 G6-3			3-2 G3-1		1-2 F8	3-2 BB	3 0 1 0 0 0 0 1 0 1 0 0 0 0																	
Greg Gagne, R (1, 6) OBP: 0.143, SLG: 0.111			0-0 F9			4-2 BB		1-1 1B	2-2 F8	3 0 1 0 1 0 3																	
Inning Stats	R: 0 E: 1 K: 0 S: 10	H: 0 LOB: 1 BB: 0 P: 19	R: 0 E: 0 K: 1 S: 13	H: 0 LOB: 0 BB: 0 P: 18	R: 0 E: 0 K: 0 S: 4	H: 1 LOB: 0 BB: 0 P: 6	R: 0 E: 0 K: 1 S: 6	H: 0 LOB: 0 BB: 0 P: 8	R: 0 E: 0 K: 1 S: 9	H: 0 LOB: 0 BB: 0 P: 10	R: 0 E: 0 K: 1 S: 10	H: 0 LOB: 1 BB: 1 P: 19	R: 0 E: 0 K: 0 S: 7	H: 1 LOB: 1 BB: 0 P: 11	R: 0 E: 0 K: 0 S: 7	H: 1 LOB: 1 BB: 0 P: 9	R: 5 E: 0 K: 0 S: 29	H: 7 LOB: 3 BB: 1 P: 49	1B: 6 2B: 3 3B: 0 HR: 1	SF: 0 SAC: 0 DP: 1 HBP: 0	WP: 0 PB: 0 SB: 1 CS: 0	PA: 39					
PITCHER	IP	WLS	BF	H	R	ER	SO	BB	IBB	HBP	BLK	WP	HR	S	P	ERA	WHIP										
Jimmy Key, L (1, 1) ERA: 0.39	8.0		28	3	0	0	4	1	0	0	0	0	0	66	100	0.00	0.500										
Steve Howe, L (9, 1) ERA: 81.0	0.0		3	3	3	3	0	0	0	0	0	0	0	6	8	∞	∞										
Steve Farr, R (9, 1) ERA: 16.88	0.2	L	7	4	2	2	0	1	0	0	0	0	1	20	36	27.00	7.500										
John Habyan, R (9, 1) ERA: 1.5	0.0		0	0	0	0	0	0	0	0	0	0	0	0	0	∞	∞										

Kansas City Royals @ New York Yankees
Yankee Stadium, Bronx, NY
 Thu Apr 15 1993, 7:05 PM EDT
 Att. 14,091 - Unknown - 52 F

AB	37
R	5
H	10
RBI	5
BB	2
SO	4
LOB	14



Batter	1	2	3	4	5	6	7	8	9	AB R H RBI BB SO LOB
Bernie Williams, S OBP: 0.283, SLG: 0.395 (1, 8)	F7		FC6-4 E 1B		G4-3		G5-3		F9	5 0 0 1 0 0 2
Wade Boggs, L OBP: 0.409, SLG: 0.351 (1, 5)	G1-6-3 BB		E7 1B			BB SF8 BB	L4		G4-3 PB 1B	3 1 2 0 2 0 0
Don Mattingly, L OBP: 0.341, SLG: 0.372 (1, 3)	G1-6-3		F9			SF8 BB G4-3 1B		1B HBP 2B	G4-3	5 2 2 0 0 0 4
Danny Tartabull, R OBP: 0.395, SLG: 0.559 (1, 9)		K		K2-3		G4-3 BB		HBP BB FC5-2 1B	G6-3	4 0 1 0 1 2 1
Paul O'Neill, L OBP: 0.438, SLG: 0.655 (1, 7)		F9		G3-1		SF8		FC5-2 HBP BB		2 0 0 1 1 0 0
Matt Nokes, L OBP: 0.179, SLG: 0.259 (1, 2)		G4-3		K		G4-3		FC5-2 HBP		3 0 0 2 0 1 1
Kevin Maas, L OBP: 0.414, SLG: 0.458 (1, 10)			1B BB		K	IBB		P6		2 0 0 0 2 1 3
Spike Owen, S OBP: 0.526, SLG: 0.545 (1, 6)			1B FC6-4 1B		B5-3 BB	F8		FC5-2		3 1 1 0 1 0 5
Pat Kelly, R OBP: 0.333, SLG: 0.484 (1, 4)			FC6-4 1B		B5-3		G1-3	F8		4 0 1 0 0 0 4

Inning Stats	R: 0 E: 0 K: 0 S: 8	H: 0 LOB: 0 BB: 1 P: 14	R: 0 E: 0 K: 1 S: 8	H: 0 LOB: 0 BB: 0 P: 15	R: 1 E: 1 K: 0 S: 10	H: 3 LOB: 2 BB: 1 P: 20	R: 0 E: 0 K: 2 S: 8	H: 0 LOB: 0 BB: 0 P: 13	R: 0 E: 0 K: 1 S: 8	H: 0 LOB: 1 BB: 1 P: 17	R: 2 E: 0 K: 0 S: 16	H: 1 LOB: 2 BB: 3 P: 35	R: 0 E: 0 K: 0 S: 7	H: 0 LOB: 0 BB: 0 P: 10	R: 1 E: 0 K: 0 S: 18	H: 2 LOB: 3 BB: 1 P: 26	R: 0 E: 0 K: 0 S: 8	H: 1 LOB: 1 BB: 0 P: 14	1B: 6 2B: 1 3B: 0 HR: 0	SF: 1 SAC: 0 DP: 1 HBP: 1
--------------	------------------------------	----------------------------------	------------------------------	----------------------------------	-------------------------------	----------------------------------	------------------------------	----------------------------------	------------------------------	----------------------------------	-------------------------------	----------------------------------	------------------------------	----------------------------------	-------------------------------	----------------------------------	------------------------------	----------------------------------	----------------------------------	------------------------------------

PITCHER	IP	WLS	BF	H	R	ER	SO	BB	IBB	HBP	BLK	WP	HR	S	P	ERA	WHIP
Kevin Appier, R ERA: 4.19 (1, 1)	6.0		26	4	3	3	4	5	1	0	0	0	0	58	114	4.50	1.500
Frank DiPino, L ERA: 3.0 (7, 1)	2.0	W	10	2	1	1	0	1	0	1	0	0	0	25	36	4.50	1.500
Jeff Montgomery, R ERA: 1.8 (9, 1)	1.0	S	4	1	0	0	0	0	0	0	0	0	0	8	14	0.00	1.000

BOTTOM

Kansas City Royals @ New York Yankees
Yankee Stadium, Bronx, NY

Thu Apr 15 1993, 7:05 PM EDT
Att. 14,091 - Unknown - 52 F

AB	31
R	4
H	7
RBI	4
BB	7
SO	4
LOB	20

WP: 0 PA: 40
PB: 1 SB: 0
CS: 0



PITCHER	IP	WLS	BF	H	R	ER	SO	BB	IBB	HBP	BLK	WP	HR	S	P	ERA	WHIP
---------	----	-----	----	---	---	----	----	----	-----	-----	-----	----	----	---	---	-----	------

Batter	1	2	3	4	5	6	7	8	9	10	AB R H RBI BB SO LOB	TOP																					
Brian McRae, S OBP: 0.310, SLG: 0.308 (1, 8)	2-3 K		0-0 SH3		1-1 G6-3			0-2 2B		1-3 K	4 0 1 0 0 2 0	Kansas City Royals @ Minnesota Twins Hubert H. Humphrey Metrodome, Minneapolis, MN Fri Apr 16 1993, 8:05 PM EDT Att. 30,537 - Dome																					
Wally Joyner, L OBP: 0.342, SLG: 0.313 (1, 3)	0-1 L4		3-3 K		1-0 F7			4-2 BB		0-0 G4-3	4 0 0 0 1 1 1																						
George Brett, L OBP: 0.289, SLG: 0.314 (1, 10)	2-2 P5		4-2 1B BB		2-2 G6-4-3 1B			0-0 F7			3 0 1 0 1 0 2																						
Felix Jose, S OBP: 0.250, SLG: 0.172 (1, 9)		0-1 G6-3	0-1 1-3 2-H 1B		1-1 F8			0-1 G4-3			4 0 1 1 0 0 3																						
Chris Gwynn, L OBP: 0.125, SLG: 0.125 Kevin McReynolds, R OBP: 0.323, SLG: 0.536 (9, PH) (9, 7)		1-3 K	0-2 G4-3		0-1 G6-4-3 1-2f			0-2 G5-3			3 0 0 0 0 1 3 1 0 0 0 0 0 0																						
Brent Mayne, L OBP: 0.200, SLG: 0.158 Mike Macfarlane, R OBP: 0.278, SLG: 0.438 (9, PH) (9, 2)		4-1 HR BB		1-3 K2-3			1-0 L7		0-0 G1-3		2 1 0 0 1 1 0 1 0 0 0 0 0 0																						
Phil Hiatt, R OBP: 0.313, SLG: 0.621 (1, 5)		1-0 1-H HR		2-2 G5-3			2-3 K		4-1 BB		3 1 1 2 1 1 0																						
Jose Lind, R OBP: 0.231, SLG: 0.360 Hubie Brooks, R OBP: 0.500, SLG: 0.667 Curtis Wilkerson, S (9, 4)		1-1 P3		3-2 F9			0-0 F9		1 SAFE L9		3 0 0 0 0 0 0 1 0 0 0 0 0 1 0 0 0 0 0 0 0																						
Greg Gagne, R OBP: 0.156, SLG: 0.100 (1, 6)			4-2 SH3 1B BB		0-0 G1-6-3			2-2 G6-3		2-3 K	3 1 0 0 1 1 0																						
Inning Stats	R: 0 E: 0 K: 1 S: 9	H: 0 LOB: 0 BB: 0 P: 13	R: 2 E: 0 K: 1 S: 9	H: 1 LOB: 0 BB: 1 P: 16	R: 1 E: 0 K: 1 S: 13	H: 1 LOB: 2 BB: 2 P: 24	R: 0 E: 0 K: 1 S: 9	H: 0 LOB: 0 BB: 0 P: 15	R: 0 E: 0 K: 0 S: 4	H: 1 LOB: 0 BB: 0 P: 6	R: 0 E: 0 K: 1 S: 5		H: 0 LOB: 0 BB: 0 P: 8	R: 0 E: 0 K: 0 S: 11	H: 1 LOB: 2 BB: 1 P: 17	R: 0 E: 0 K: 0 S: 6	H: 0 LOB: 1 BB: 1 P: 10	R: 0 E: 0 K: 2 S: 7	H: 0 LOB: 0 BB: 0 P: 10	1B: 2 2B: 1 3B: 0 HR: 1	SF: 0 SAC: 1 DP: 1 HBP: 0	WP: 0 PB: 0 SB: 0 CS: 0	PA: 38										
PITCHER Kevin Tapani, R ERA: 6.27 Mark Guthrie, L ERA: 3.86	IP 8.0	WLS 7	BF 31	H 4	R 3	ER 3	SO 5	BB 4	IBB 0	HBP 0	BLK 0	WP 0	HR 1	S 67	P 109	ERA 3.38	WHIP 1.000																
												PITCHER	IP 2.0	WLS W	BF 7	H 0	R 0	ER 0	SO 2	BB 1	IBB 0	HBP 0	BLK 0	WP 0	HR 0	S 13	P 20	ERA 0.00	WHIP 0.500				

livebaseballscorecards.com

AB	32
R	3
H	4
RBI	3
BB	5
SO	7
LOB	10



BOTTOM

Kansas City Royals @ Minnesota Twins
Hubert H. Humphrey Metrodome, Minneapolis, MN
Fri Apr 16 1993, 8:05 PM EDT
Att. 30,537 - Dome

livebaseballscores.com

AB 34
R 4
H 7
RBI 4
BB 3
SO 7
LOB 11



WP: 0 PA: 38
PB: 1
SB: 1
CS: 1

AB R H RBI BB SO LOB

5 0 1 0 0 1 2

4 1 2 1 0 2 2

3 1 0 0 1 2 3

4 1 2 3 0 0 1

3 0 0 0 1 1 1

4 0 0 0 0 0 2

4 0 0 0 0 1 0

4 1 1 0 0 0 0

3 0 1 0 0 0 0

0 0 0 0 1 0 0

0 0 0 0 0 0 0

1B: 4 SF: 0
2B: 1 SAC: 0
3B: 1 DP: 1
HR: 1 HBP: 1

Batter	1	2	3	4	5	6	7	8	9	10
Chuck Knoblauch, R (1, 4) OBP: 0.410, SLG: 0.323	1-3 K		2-2 G4-3		2-0 F8			1 SAFE 0-0 1B		0-0 P3
Shane Mack, R (1, 7) OBP: 0.282, SLG: 0.324	1-0 PB S 3B HBP		2-3 K			3-2 G4-6-3 1B		3-3 K		1-0 1B
Kirby Puckett, R (1, 8) OBP: 0.368, SLG: 0.594	4-2 SAFE 1B 3B BB		1-3 K			0-2 K		0-0 P4		
Kent Hrbek, L (1, 3) OBP: 0.342, SLG: 0.485	2-2 SAFE 1B 1-H 3-H 3B			3-1 HR		1-1 G4-6-3 1-2f		1-0 F7		
Dave Winfield, R (1, 10) OBP: 0.290, SLG: 0.552	2-2 K			1-2 P2			4-1 CS BB	0-0 F7		
Brian Harper, R (1, 2) OBP: 0.219, SLG: 0.219	2-0 P4			2-2 P4			1-2 F8 1-2	2-2 G6-3		
Pedro Munoz, R (1, 9)		1-2 L6		0-0 F9			3-3 K			2-2 G6-3
Mike Pagliarulo, L (1, 5) OBP: 0.269, SLG: 0.360		1-1 L8			0-1 F7			1-0 F7		0-0 1B 2B
Jeff Reboulet, R (1, 6) OBP: 0.182, SLG: 0.182 Randy Bush, L (10, PH) OBP: 0.250, SLG: 0.143 Scott Leius, R (10, PR) OBP: 0.125, SLG: 0.071		2-2 F9			1-0 P5			2-1 1B 1B		4-1 1B BB

Inning Stats	R: 2	H: 1	E: 0	K: 2	S: 14	H: 1	LOB: 1	BB: 1	P: 26	R: 0	H: 0	E: 0	K: 2	S: 13	R: 0	H: 0	E: 0	K: 2	S: 13	R: 1	H: 1	E: 0	K: 0	S: 9	R: 0	H: 0	E: 0	K: 0	S: 4	R: 0	H: 1	E: 0	K: 1	S: 10	R: 0	H: 0	E: 0	K: 1	S: 9	R: 0	H: 2	E: 0	K: 1	S: 8	R: 0	H: 0	E: 0	K: 0	S: 6	R: 1	H: 2	E: 0	K: 0	S: 11
--------------	------	------	------	------	-------	------	--------	-------	-------	------	------	------	------	-------	------	------	------	------	-------	------	------	------	------	------	------	------	------	------	------	------	------	------	------	-------	------	------	------	------	------	------	------	------	------	------	------	------	------	------	------	------	------	------	------	-------

PITCHER	IP	WLS	BF	H	R	ER	SO	BB	IBB	HBP	BLK	WP	HR	S	P	ERA	WHIP
Mark Gardner, R (1, 1) ERA: 7.5	7.0		25	3	3	3	6	2	0	1	0	0	1	68	110	3.86	0.714
Rusty Meacham, R (8, 1) ERA: 2.57	2.2	L	13	4	1	1	1	1	0	0	0	0	0	25	41	3.38	1.875

PITCHER	IP	WLS	BF	H	R	ER	SO	BB	IBB	HBP	BLK	WP	HR	S	P	ERA	WHIP
---------	----	-----	----	---	---	----	----	----	-----	-----	-----	----	----	---	---	-----	------

Batter	1	2	3	4	5	6	7	8	9	AB R H RBI BB SO LOB	TOP
Brian McRae, S OBP: 0.304, SLG: 0.302 (1, 8)	1-2 G4-3 1B		1-3 K			0-0 B4-3		2-3 K		4 0 1 0 0 2 2	Kansas City Royals @ Minnesota Twins Hubert H. Humphrey Metrodome, Minneapolis, MN Sat Apr 17 1993, 4:33 AM EDT Att. 24,389 - Dome
Hubie Brooks, R OBP: 0.438, SLG: 0.533 David Howard, S (8, 6)	3-1 SAFE P4		1-2 SAFE P5			4-2 B G4-6-3 BB		3-3 K		3 0 0 0 1 1 3 0 0 0 0 0 0 0	
George Brett, L OBP: 0.286, SLG: 0.333 (1, 10)	2-2 G4-3			0-0 G3-1		2-0 G4-6-3		0-0 2B		4 0 1 1 0 0 2	
Mike Macfarlane, R OBP: 0.227, SLG: 0.350 (1, 2)	1-3 K			3-2 P3			1-3 K	2-3 K		4 0 0 0 0 3 2	
Wally Joyner, L OBP: 0.310, SLG: 0.278 (1, 3)		1-0 F8		3-1 P6			0-0 G3-1		1-0 F8	4 0 0 0 0 0 0	
Harvey Pulliam, R OBP: 0.385, SLG: 0.417 (1, 7)		3-1 F9			1-2 P3		2-1 1B		1-0 P5	4 0 1 0 0 0 0	
Phil Hiatt, R OBP: 0.306, SLG: 0.576 (1, 5)		3-3 K			2-1 P4		2-0 1B		1-2 F7	4 0 1 0 0 1 0	
Jose Lind, R OBP: 0.286, SLG: 0.444 Chris Gwynn, L OBP: 0.111, SLG: 0.111 Curtis Wilkerson, S (7, 4)			1-1 1B 2B		3-2 1B		1-0 FC6-4			2 1 2 0 0 0 0 1 0 0 0 0 0 2 0 0 0 0 0 0 0	
Greg Gagne, R OBP: 0.176, SLG: 0.125 Felix Jose, S OBP: 0.273, SLG: 0.172 (8, 9)			1-2 CS 1B		1-2 P3			4-1 WP 2B BB		2 0 1 1 0 0 1 0 1 0 0 1 0 0	
Inning Stats	R: 0 H: 1 E: 0 LOB: 1 K: 1 BB: 0 S: 13 P: 20	R: 0 H: 0 E: 0 LOB: 0 K: 1 BB: 0 S: 6 P: 13	R: 1 H: 2 E: 0 LOB: 0 K: 1 BB: 0 S: 12 P: 16	R: 0 H: 0 E: 0 LOB: 0 K: 0 BB: 0 S: 9 P: 15	R: 0 H: 1 E: 0 LOB: 1 K: 0 BB: 0 S: 12 P: 19	R: 0 H: 0 E: 0 LOB: 0 K: 0 BB: 1 S: 8 P: 14	R: 0 H: 2 E: 0 LOB: 2 K: 1 BB: 0 S: 8 P: 14	R: 1 H: 1 E: 0 LOB: 1 K: 3 BB: 1 S: 11 P: 22	R: 0 H: 0 E: 0 LOB: 0 K: 0 BB: 0 S: 5 P: 8	1B: 5 SF: 0 2B: 2 SAC: 0 3B: 0 DP: 1 HR: 0 HBP: 0	WP: 2 PA: 34 PB: 0 SB: 1 CS: 1
PITCHER Jim Deshaies, L ERA: 1.74 Mike Hartley, R ERA: 1.29	IP WLS BF H R ER SO BB IBB HBP BLK WP HR S P ERA WHIP	6.2 W 25 6 1 1 4 1 0 0 0 0 0 67 109 1.35 1.050	2.1 S 9 1 1 1 3 1 0 0 0 2 0 17 32 3.86 0.857	PITCHER IP WLS BF H R ER SO BB IBB HBP BLK WP HR S P ERA WHIP							

livebaseballscorecards.com

AB	32
R	2
H	7
RBI	2
BB	2
SO	7
LOB	12



Batter	1	2	3	4	5	6	7	8	9	AB R H RBI BB SO LOB	TOP											
Felix Jose, S OBP: 0.237, SLG: 0.147 (1, 9)	0-1 G6-3		1-3 K	2-1 FC4-6			0-2 K		1-3 K	5 0 0 0 0 3 2												
Brian McRae, S OBP: 0.340, SLG: 0.404 (1, 8)	0-2 S 2B 1B		2-0 G3 2B			1-0 F8	3-1 2-H 3B			4 1 3 1 0 0 0												
George Brett, L OBP: 0.283, SLG: 0.349 (1, 10)	2-2 F8 1-H 2B		0-0 G3 2-3			2-3 K	1-0 G4-3			4 0 1 1 0 1 2												
Chris Gwynn, L OBP: 0.083, SLG: 0.083 Kevin McReynolds, R OBP: 0.344, SLG: 0.536 (1, 7) (8, PH) (8, 7)	0-2 F8 2-3		0-1 G5-3			2-3 K		4-2 BB		3 0 0 0 0 1 2 0 0 0 0 1 0 0												
Wally Joyner, L OBP: 0.304, SLG: 0.300 (1, 3)	1-2 F7			3-2 2B 2B		1-0 F7		2-1 F8		4 1 1 0 0 0 2												
Brent Mayne, L OBP: 0.250, SLG: 0.304 (1, 2)		1-1 1B 2B		1-2 2-H 1B 2B		2-2 G4-3		1-3 K		4 2 2 1 0 1 1												
Phil Hiatt, R OBP: 0.275, SLG: 0.514 David Howard, S (1, 5) (9, 5)		1-2 L6		1-3 K		0-3 K		0-0 G5-3		4 0 0 0 0 2 3 0 0 0 0 0 0 0												
Jose Lind, R OBP: 0.344, SLG: 0.484 (1, 4)		1-0 CS 1B		0-1 FC4-6 2-H 1B			2-1 SH1-4 3B 1B		2-1 F8	4 1 3 2 0 0 0												
Greg Gagne, R OBP: 0.162, SLG: 0.114 (1, 6)		1-3 K		1-0 P4			0-0 SH1-4		1-3 K	3 0 0 0 0 2 2												
Inning Stats	R: 1 E: 0 K: 0 S: 15	H: 2 LOB: 1 BB: 0 P: 18	R: 1 E: 0 K: 1 S: 10	H: 2 LOB: 0 BB: 0 P: 14	R: 0 E: 0 K: 1 S: 7	H: 1 LOB: 1 BB: 0 P: 10	R: 2 E: 0 K: 1 S: 16	H: 3 LOB: 1 BB: 0 P: 24	R: 0 E: 0 K: 1 S: 8	H: 0 LOB: 0 BB: 0 P: 13	R: 0 E: 0 K: 1 S: 7	H: 0 LOB: 0 BB: 0 P: 10	R: 1 E: 0 K: 1 S: 9	H: 2 LOB: 1 BB: 0 P: 15	R: 0 E: 0 K: 1 S: 9	H: 0 LOB: 1 BB: 1 P: 16	R: 0 E: 0 K: 2 S: 10	H: 0 LOB: 0 BB: 0 P: 14	1B: 4 2B: 5 3B: 1 HR: 0	SF: 0 SAC: 1 DP: 0 HBP: 0	WP: 0 PB: 0 SB: 1 CS: 1	PA: 37
PITCHER	IP WLS BF H R ER SO BB IBB HBP BLK WP HR S P ERA WHIP																					
Scott Erickson, R ERA: 9.0 (1, 1)	4.0 L 19 8 4 4 3 0 0 0 0 0 0 0 48 66 9.00 2.000																					
Mike Trombley, R ERA: 5.4 (5, 1)	2.2 10 2 1 1 4 0 0 0 0 0 0 0 23 36 3.38 0.750																					
Mark Guthrie, L ERA: 3.0 (7, 1)	1.1 5 0 0 0 1 1 0 0 0 0 0 0 10 18 0.00 0.750																					
Rick Aguilera, R ERA: 1.29 (9, 1)	1.0 3 0 0 0 2 0 0 0 0 0 0 0 10 14 0.00 0.000																					

Kansas City Royals @ Minnesota Twins
Hubert H. Humphrey Metrodome, Minneapolis, MN
 Sun Apr 18 1993, 4:33 AM EDT
 Att. 21,986 - Dome

AB	35
R	5
H	10
RBI	5
BB	1
SO	10
LOB	14



Batter	1	2	3	4	5	6	7	8	9	AB	R	H	RBI	BB	SO	LOB
--------	---	---	---	---	---	---	---	---	---	----	---	---	-----	----	----	-----

Chuck Knoblauch, R <small>(1, 4)</small> <small>OBP: 0.408, SLG: 0.333</small>										4	2	1	1	1	1	1
Terry Jorgensen, R <small>(1, 5)</small> <small>OBP: 0.300, SLG: 0.400</small>										4	1	2	0	0	0	1
Kirby Puckett, R <small>(1, 8)</small> <small>OBP: 0.426, SLG: 0.595</small>										2	0	1	1	1	0	2
Kent Hrbek, L <small>(1, 3)</small> <small>OBP: 0.383, SLG: 0.585</small>										4	0	3	2	0	0	0
Shane Mack, R <small>(1, 7)</small> <small>OBP: 0.271, SLG: 0.273</small>										4	0	0	0	0	1	5
Pedro Munoz, R <small>(1, 9)</small> Brian Harper, R <small>(8, PH)</small> Rick Aguilera, R <small>(9, 1)</small>										3	0	0	0	0	2	2
Randy Bush, L <small>(1, 10)</small> <small>(9, 9)</small> <small>OBP: 0.250, SLG: 0.100</small>										3	0	0	0	1	2	0
Lenny Webster, R <small>(1, 2)</small> <small>OBP: 0.143, SLG: 0.286</small>										4	1	1	0	0	0	1
Jeff Reboulet, R <small>(1, 6)</small> <small>OBP: 0.176, SLG: 0.125</small> Gene Larkin, S <small>(7, PH)</small> <small>OBP: 0.316, SLG: 0.389</small> Scott Leius, R <small>(8, 6)</small> <small>OBP: 0.125, SLG: 0.071</small> Dave Winfield, R <small>(9, PH)</small> <small>OBP: 0.324, SLG: 0.515</small> J.T. Bruett, L <small>(9, PR)</small> <small>OBP: 0.200, SLG: 0.222</small>										2	0	0	0	0	0	1

Inning Stats	R: 1	H: 2	E: 1	LOB: 2	K: 3	BB: 1	S: 16	R: 0	H: 0	E: 0	LOB: 0	K: 0	BB: 0	S: 6	R: 1	H: 2	E: 0	LOB: 1	K: 0	BB: 1	S: 11	R: 0	H: 0	E: 0	LOB: 1	K: 0	BB: 1	S: 5	R: 1	H: 1	E: 0	LOB: 0	K: 0	BB: 0	S: 10	R: 0	H: 0	E: 0	LOB: 0	K: 2	BB: 0	S: 9	R: 1	H: 1	E: 0	LOB: 0	K: 0	BB: 0	S: 6	R: 0	H: 2	E: 0	LOB: 1	K: 1	BB: 0	S: 18	R: 0	H: 1	E: 0	LOB: 1	K: 1	BB: 0	S: 12	1B: 6	SF: 1	2B: 3	SAC: 0	3B: 0	DP: 2	HR: 0	HBP: 0	WP: 0	PA: 37
--------------	------	------	------	--------	------	-------	-------	------	------	------	--------	------	-------	------	------	------	------	--------	------	-------	-------	------	------	------	--------	------	-------	------	------	------	------	--------	------	-------	-------	------	------	------	--------	------	-------	------	------	------	------	--------	------	-------	------	------	------	------	--------	------	-------	-------	------	------	------	--------	------	-------	-------	-------	-------	-------	--------	-------	-------	-------	--------	-------	--------

PITCHER	IP	WLS	BF	H	R	ER	SO	BB	IBB	HBP	BLK	WP	HR	S	P	ERA	WHIP
Hipolito Pichardo, R <small>(1, 1)</small> <small>ERA: 4.4</small>	7.0	W	29	6	4	4	5	3	0	0	0	0	0	63	105	5.14	1.286
Jeff Montgomery, R <small>(8, 1)</small> <small>ERA: 1.29</small>	2.0	S	8	3	0	0	2	0	0	0	0	0	0	30	39	0.00	1.500

BOTTOM

Kansas City Royals @ Minnesota Twins
Hubert H. Humphrey Metrodome, Minneapolis, MN
 Sun Apr 18 1993, 4:33 AM EDT
 Att. 21,986 - Dome

livebaseballscorecards.com

AB	33
R	4
H	9
RBI	4
BB	3
SO	7
LOB	15



Batter	1	2	3	4	5	6	7	8	9	AB R H RBI BB SO LOB	TOP
Roberto Alomar, S (1, 4) OBP: 0.316, SLG: 0.327	3-3 			4-2 B 		1-1 		3-3 		3 1 0 0 1 2 0	Toronto Blue Jays @ Kansas City Royals Kauffman Stadium, Kansas City, MO Tue Apr 20 1993, 7:05 PM CDT Att. 14,985 - Unknown - 52 F livebaseballscorecards.com
Turner Ward, S (1, 9) OBP: 0.207, SLG: 0.269	0-0 			1-1 SAFE 		1-0 		1-0 	4 1 1 1 0 0 0		
Paul Molitor, R (1, 10) OBP: 0.351, SLG: 0.380	1-1 			2-2 		0-3 		1-1 	4 0 0 0 0 1 1		
Joe Carter, R (1, 7) OBP: 0.367, SLG: 0.744		1-2 		1-2 		0-1 		1-1 	4 0 1 1 0 0 0		
John Olerud, L (1, 3) OBP: 0.451, SLG: 0.565		0-0 		2-1 		3-2 			3 0 1 0 0 0 1		
Darrin Jackson, R (1, 8) OBP: 0.295, SLG: 0.293		1-3 		1-1 		2-3 			3 0 0 0 0 2 2		
Ed Sprague, R (1, 5) OBP: 0.313, SLG: 0.532					0-3 		2-2 		3 0 0 0 0 1 1		
Randy Knorr, R (1, 2) OBP: 0.295, SLG: 0.293					1-0 			1-3 	3 0 0 0 0 1 0		
Dick Schofield, R (1, 6) OBP: 0.318, SLG: 0.308					1-3 			2-3 	3 0 0 0 0 2 0		
Inning Stats	R: 0 E: 0 K: 1 S: 6 H: 0 LOB: 0 BB: 0 P: 10	R: 0 E: 0 K: 1 S: 7 H: 0 LOB: 0 BB: 0 P: 9	R: 0 E: 0 K: 0 S: 5 H: 0 LOB: 0 BB: 0 P: 6	R: 2 E: 0 K: 0 S: 19 H: 2 LOB: 1 BB: 1 P: 30	R: 0 E: 0 K: 2 S: 7 H: 0 LOB: 0 BB: 0 P: 9	R: 0 E: 0 K: 1 S: 6 H: 0 LOB: 0 BB: 0 P: 8	R: 0 E: 0 K: 1 S: 13 H: 1 LOB: 1 BB: 0 P: 20	R: 0 E: 0 K: 3 S: 10 H: 0 LOB: 0 BB: 0 P: 16	R: 0 E: 0 K: 0 S: 5 H: 0 LOB: 0 BB: 0 P: 8	1B: 2 SF: 0 2B: 1 SAC: 0 3B: 0 DP: 0 HR: 0 HBP: 0	
PITCHER Kevin Appier, R (1, 1) ERA: 3.49	IP 9.0 WLS W BF 31 H 3 R 2 ER 2 SO 9 BB 1 IBB 0 HBP 0 BLK 0 WP 0 HR 0 S 78 P 116 ERA 2.00 WHIP 0.444										

Toronto Blue Jays @ Kansas City Royals
 Kauffman Stadium, Kansas City, MO
 Tue Apr 20 1993, 7:05 PM CDT
 Att. 14,985 - Unknown - 52 F

AB	30
R	2
H	3
RBI	2
BB	1
SO	9
LOB	5



Batter	1	2	3	4	5	6	7	8	9
Felix Jose, S OBP: 0.279, SLG: 0.256 (1, 9)	1-0 1B 2B	0-0 SF9 1B 2B		1-0 L7		2-2 G4-3		0-0 G4-6-3 1B	
Brian McRae, S OBP: 0.309, SLG: 0.365 (1, 8)	2-3 K	3-2 G3		1-0 F9		1-1 G5-3		2-1 G4-6-3 1-2f	
George Brett, L OBP: 0.275, SLG: 0.340 (1, 10)	0-0 1B	0-0 SF9			1-1 G5-3	2-2 F7		2-0 G1-3	
Chris Cwynn, L OBP: 0.250, SLG: 0.250 (1, 7)	0-1 1B	1-2 CS 1B			0-1 2B 1B		0-0 G6-3		
Wally Joyner, L OBP: 0.320, SLG: 0.341 (1, 3)	3-2 P7	1-2 CS	0-1 L7		1-2 2B		2-0 1B 2B 1B		
Brent Mayne, L OBP: 0.286, SLG: 0.308 (1, 2)	0-0 G4-3		1-1 G6-3		4-0 IBB		2-1 2B 1B		
Phil Hiatt, R OBP: 0.273, SLG: 0.488 (1, 5)		2-2 1B 1B	2-3 K		1-3 K		2-3 K		
Jose Lind, R OBP: 0.389, SLG: 0.543 (1, 4)		1-0 1B 2B 1B		1-2 1B	2-0 G4-3		1-0 FC5 2B		
Greg Gagne, R OBP: 0.195, SLG: 0.205 (1, 6)		0-2 2B SF9 1B		1-0 F7		2-1 G5-3 3B	1-0 FC5		

Inning Stats	R: 1	H: 3	E: 0	LOB: 2	K: 1	S: 15	R: 4	H: 5	E: 0	LOB: 0	K: 0	S: 21	R: 0	H: 0	E: 0	LOB: 0	K: 1	S: 7	R: 0	H: 1	E: 0	LOB: 1	K: 0	S: 6	R: 0	H: 2	E: 0	LOB: 3	K: 1	S: 11	R: 1	H: 1	E: 0	LOB: 0	K: 0	S: 10	R: 2	H: 3	E: 0	LOB: 1	K: 1	S: 9	R: 0	H: 1	E: 0	LOB: 0	K: 0	S: 4
	15	21	29	10	20	17	8	17	8																																							

PITCHER	IP	WLS	BF	H	R	ER	SO	BB	IBB	HBP	BLK	WP	HR	S	P	ERA	WHIP
Todd Stottliemyre, R ERA: 4.5 (1, 1)	6.0	L	30	12	6	6	3	0	0	0	0	0	0	70	107	9.00	2.000
Mark Eichhorn, R ERA: 5.79 (7, 1)	2.0		9	4	2	2	1	0	0	0	0	0	0	13	25	9.00	2.000

AB R H RBI BB SO LOB

5	2	3	1	0	0	2
5	0	0	1	0	1	5
4	0	1	1	0	0	0
4	0	3	2	0	0	0
4	1	2	0	0	0	2
3	1	1	0	1	0	2
4	1	1	0	0	3	5
4	1	3	2	0	0	3
4	2	2	1	0	0	2

1B: 11	SF: 1	WP: 0	PA: 40
2B: 4	SAC: 0	PB: 0	
3B: 1	DP: 1	SB: 1	
HR: 0	HBP: 0	CS: 1	

Toronto Blue Jays @ Kansas City Royals
Kauffman Stadium, Kansas City, MO

AB	37
R	8
H	16
RBI	8
BB	1
SO	4
LOB	21



Tue Apr 20 1993, 7:05 PM CDT
Att: 14,985 - Unknown - 52 F

livebaseballscorecards.com

Batter	1	2	3	4	5	6	7	8	9	AB R H RBI BB SO LOB	TOP																
Roberto Alomar, S (1, 4) OBP: 0.339, SLG: 0.327	0-3 K		4-1 SH2-4 BB	2-2 S 1B		4-0 IBB			2-1 G4-3	3 0 1 2 2 1 0																	
Turner Ward, S (1, 9) OBP: 0.182, SLG: 0.233	0-0 G4-3		1-1 SH2-4	1-1 G6-3		1-2 G4-3			1-0 G3-1	4 0 0 0 0 0 3																	
Paul Molitor, R (1, 10) OBP: 0.339, SLG: 0.352	0-0 G5-3		2-2 G6-3		0-0 G5-3				2-0 G6-3	4 0 0 1 1 0 1																	
Joe Carter, R (1, 7)		2-2 G4-3	1-2 L7		1-1 L7				0-1 FC6-4 1B	5 0 1 0 0 0 2																	
John Olerud, L (1, 3) OBP: 0.455, SLG: 0.580		3-1 WP 2B		2-0 1B SF7 1B		1-0 G3			0-2 FC6-4	4 1 2 0 0 0 1																	
Darrin Jackson, R (1, 8) OBP: 0.292, SLG: 0.273		4-2 BB		0-0 FC1 G5-3 1B		2-2 F8			1-1 P6	3 1 0 0 1 0 2																	
Ed Sprague, R (1, 5) OBP: 0.308, SLG: 0.510		1-3 SAFE K		3-2 G5-3 1B 1B		1-0 F8			0-3 K	4 1 1 0 0 2 2																	
Pat Borders, R (1, 2) OBP: 0.188, SLG: 0.217		0-3 SAFE K		0-0 SF7		1-2 WP 2B 1B			1-2 G4-3	3 1 1 1 0 1 2																	
Luis Sojo, R (1, 6) OBP: 0.400, SLG: 0.600			2-1 SH2-4 BB G6-3 1B	0-0 G5-3		2-0 1-H 2B			2-2 F7	4 1 2 1 0 0 2																	
Inning Stats	R: 0 E: 0 K: 1 S: 5	H: 0 LOB: 0 BB: 0 P: 5	R: 0 E: 0 K: 2 S: 17	H: 1 LOB: 2 BB: 1 P: 27	R: 1 E: 0 K: 0 S: 12	H: 1 LOB: 1 BB: 1 P: 22	R: 3 E: 1 K: 0 S: 13	H: 3 LOB: 1 BB: 0 P: 21	R: 0 E: 0 K: 0 S: 4	H: 0 LOB: 0 BB: 0 P: 6	R: 1 E: 0 K: 0 S: 11	H: 2 LOB: 2 BB: 1 P: 22	R: 0 E: 0 K: 0 S: 8	H: 1 LOB: 1 BB: 0 P: 11	R: 0 E: 0 K: 1 S: 10	H: 0 LOB: 0 BB: 0 P: 13	R: 0 E: 0 K: 0 S: 7	H: 0 LOB: 1 BB: 1 P: 15	1B: 6 2B: 2 3B: 0 HR: 0	SF: 1 SAC: 1 DP: 0 HBP: 0	WP: 2 PB: 0 SB: 1 CS: 0	PA: 40					
PITCHER	IP WLS BF H R ER SO BB IBB HBP BLK WP HR S P ERA WHIP																										
Mark Gubicza, R (1, 1) ERA: 9.75	6.0		29	7	5	2	3	2	1	0	0	2	0	62	103	3.00	1.500										
Rusty Meacham, R (7, 1) ERA: 2.0	2.0		7	1	0	0	1	0	0	0	0	0	0	18	24	0.00	0.500										
Jeff Montgomery, R (9, 1) ERA: 1.13	1.0	W	4	0	0	0	0	1	0	0	0	0	0	7	15	0.00	1.000										

Toronto Blue Jays @ Kansas City Royals
Kauffman Stadium, Kansas City, MO

Wed Apr 21 1993, 7:05 PM CDT
Att. 15,693 - Unknown - 59 F

livebaseballscorecards.com

AB	34
R	5
H	8
RBI	5
BB	4
SO	4
LOB	15



Batter	1	2	3	4	5	6	7	8	9	AB R H RBI BB SO LOB
Felix Jose, S OBP: 0.271, SLG: 0.273 (1, 9)	1-3 K		0-0 SH2-3 1-H 2B		0-1 G5-3	0-0 F7			0-0 B1	5 1 1 1 0 1 1
Brian McRae, S OBP: 0.305, SLG: 0.357 (1, 8)	2-2 F7		2-1 SH2-3		0-0 1B FC6-4 1B		1-1 G3	1 SAFE 0-3 1-2 K	4 1 1 0 0 1 1	
George Brett, L OBP: 0.304, SLG: 0.353 (1, 10)	0-1 1B		3-3 K		0-1 1B FC6-4 1B		2-2 F8	4-0 1B IBB	4 0 2 0 1 1 1	
Chris Gwynn, L OBP: 0.263, SLG: 0.316 Kevin McReynolds, R OBP: 0.353, SLG: 0.533 (7, PH) (8, 7)	0-1 F7		0-2 2B		2-1 1B FC6-4 1B		3-0 G1-3	1-2 1B	3 1 1 2 0 0 2 2 0 1 1 0 0 0	
Wally Joyner, L OBP: 0.352, SLG: 0.370 (1, 3)		1-0 G4-3	4-0 IBB		4-0 1B WP BB		2-0 1B SH5-4 2B		2 1 1 0 2 0 0	
Brent Mayne, L OBP: 0.290, SLG: 0.310 (1, 2)		1-2 G6-3	0-3 K		0-2 1B WP		0-1 SH5-4		3 0 1 1 0 1 2	
Keith Miller, R OBP: 0.500, SLG: 0.500 (1, 5)		1-2 1B		1-0 G6-3	1-3 K		1-0 1B G4-6-3		4 0 2 1 0 1 2	
Jose Lind, R OBP: 0.375, SLG: 0.513 (1, 4)		0-3 K		0-0 1B G5-4-3		2-2 G4-3	1 SAFE 1-0 G4-6-3		4 0 1 0 0 1 2	
Greg Gagne, R OBP: 0.222, SLG: 0.214 (1, 6)			4-1 2B BB	0-2 G5-4-3		3-2 G6-3	2-2 1B S		3 2 1 0 1 0 1	

Inning Stats	R: 0 E: 0 K: 1 S: 11	H: 1 LOB: 1 BB: 0 P: 14	R: 0 E: 0 K: 1 S: 10	H: 1 LOB: 1 BB: 0 P: 13	R: 2 E: 0 K: 2 S: 13	H: 2 LOB: 2 BB: 2 P: 26	R: 0 E: 0 K: 0 S: 6	H: 1 LOB: 0 BB: 0 P: 7	R: 2 E: 0 K: 1 S: 13	H: 3 LOB: 2 BB: 1 P: 20	R: 0 E: 0 K: 0 S: 10	H: 0 LOB: 0 BB: 0 P: 15	R: 0 E: 0 K: 0 S: 8	H: 0 LOB: 0 BB: 0 P: 14	R: 1 E: 0 K: 0 S: 5	H: 2 LOB: 0 BB: 0 P: 9	R: 1 E: 0 K: 1 S: 12	H: 2 LOB: 2 BB: 1 P: 19	1B: 9 2B: 3 3B: 0 HR: 0	SF: 0 SAC: 2 DP: 2 HBP: 0
--------------	-------------------------------	----------------------------------	-------------------------------	----------------------------------	-------------------------------	----------------------------------	------------------------------	---------------------------------	-------------------------------	----------------------------------	-------------------------------	----------------------------------	------------------------------	----------------------------------	------------------------------	---------------------------------	-------------------------------	----------------------------------	----------------------------------	------------------------------------

PITCHER	IP	WLS	BF	H	R	ER	SO	BB	IBB	HBP	BLK	WP	HR	S	P	ERA	WHIP
Jack Morris, R ERA: 13.24 (1, 1)	6.0		28	8	4	4	5	2	1	0	0	1	0	63	95	6.00	1.667
Tony Castillo, L ERA: 4.15 (7, 1)	1.1		5	1	1	1	0	0	0	0	0	0	0	11	19	6.75	0.750
Mike Timlin, R ERA: 4.5 (8, 1)	1.1	L	7	3	1	1	1	0	1	0	0	0	0	14	23	6.75	2.250

BOTTOM

Toronto Blue Jays @ Kansas City Royals
Kauffman Stadium, Kansas City, MO

livebaseballscorecards.com

AB	34
R	6
H	12
RBI	6
BB	4
SO	6
LOB	12



WP	PA	ERA	WHIP
1	40		

Wed Apr 21 1993, 7:05 PM CDT
Att: 15,693 - Unknown - 59 F

Batter	1	2	3	4	5	6	7	8	9	AB R H RBI BB SO LOB	TOP											
Roberto Alomar, S (1, 4) OBP: 0.343, SLG: 0.310	1-0 F7	0-1 G3			1-3 K		4-0 1B BB IBB		4-2 BB S 1B BB	3 2 0 0 2 1 2												
Darnell Coles, R (1, 9) OBP: 0.400, SLG: 0.368	1-2 F7		1-0 F9			0-1 P2	4-2 1B BB		4-1 BB BB	3 0 0 0 1 0 0 0 1 0 0 1 0 0												
Devon White, S (8, 8) OBP: 0.556, SLG: 0.708							1-2 2-3 BB		1-2 BB BB													
Paul Molitor, R (1, 10) OBP: 0.358, SLG: 0.351	3-2 P3		1-1 G5-3			4-0 S BB	3-1 S 1B		4-0 1B BB	3 0 1 2 2 0 0												
Joe Carter, R (1, 7) OBP: 0.356, SLG: 0.654			1-3 K			2-3 1 SAFE 1 SAFE 1 SAFE 1 SAFE 1-2 K	2-2 SAFE P4		2-1 1B	4 1 1 2 1 2 3												
John Olerud, L (1, 3) OBP: 0.450, SLG: 0.611					2-2 F9	4-0 IBB		1-3 K	2-3 K	4 1 1 2 1 2 2												
Darrin Jackson, R (1, 8) OBP: 0.288, SLG: 0.271					0-1 CS 1B	2-3 K		2-3 K		4 0 1 0 0 3 2												
Ed Sprague, R (1, 5) OBP: 0.286, SLG: 0.473					2-2 F8		0-1 F9	2-2 G6-3		4 0 0 0 0 1 1												
Pat Borders, R (1, 2) OBP: 0.212, SLG: 0.260		0-2 1B 1B			1-0 CS	2-1 E3	3-1 BB 1B 2B		1-3 K	4 1 2 0 0 1 0												
Dick Schofield, R (1, 6) OBP: 0.313, SLG: 0.302		0-0 1B			1-1 G4-6-3		1-2 F8		1-2 G1-3	4 0 1 0 0 0 2												
Inning Stats	R: 0 E: 0 K: 0 S: 8	H: 0 LOB: 0 BB: 0 P: 13	R: 2 E: 0 K: 2 S: 18	H: 3 LOB: 2 BB: 1 P: 30	R: 0 E: 0 K: 1 S: 6	H: 0 LOB: 0 BB: 0 P: 9	R: 0 E: 0 K: 0 S: 10	H: 1 LOB: 0 BB: 0 P: 15	R: 0 E: 1 K: 1 S: 8	H: 0 LOB: 0 BB: 0 P: 12	R: 0 E: 0 K: 2 S: 9	H: 0 LOB: 2 BB: 2 P: 21	R: 2 E: 0 K: 0 S: 16	H: 2 LOB: 2 BB: 2 P: 33	R: 0 E: 0 K: 2 S: 9	H: 0 LOB: 0 BB: 0 P: 14	R: 2 E: 0 K: 2 S: 16	H: 1 LOB: 2 BB: 3 P: 34	1B: 5 2B: 1 3B: 0 HR: 1	SF: 0 SAC: 0 DP: 1 HBP: 0	WP: 0 PB: 0 SB: 4 CS: 1	PA: 42
PITCHER	IP WLS BF H R ER SO BB IBB HBP BLK WP HR S P ERA WHIP												PITCHER	IP WLS BF H R ER SO BB IBB HBP BLK WP HR S P ERA WHIP								
David Cone, R (1, 1) ERA: 3.9	7.0 L 31 6 4 4 6 3 2 0 0 0 1 75 133 5.14 1.286																					
Tom Gordon, R (8, 1) ERA: 3.86	2.0 10 1 2 2 4 3 0 0 0 0 0 25 48 9.00 2.000																					

Toronto Blue Jays @ Kansas City Royals
Kauffman Stadium, Kansas City, MO
Thu Apr 22 1993, 7:05 PM CDT
Att. 19,369 - Unknown - 71 F

livebaseballscorecards.com

AB	33
R	6
H	7
RBI	6
BB	8
SO	10
LOB	12



Batter	1	2	3	4	5	6	7	8	9	AB	R	H	RBI	BB	SO	LOB
Felix Jose, S OBP: 0.250, SLG: 0.250 (1, 9)	2-2 G3-1		0-0 G6-4-3			0-1 G1-3		1-1 G1-3		4	0	0	0	0	0	1
Brian McRae, S OBP: 0.302, SLG: 0.367 (1, 8)	1-1 1B 2B		0-0 G1-3			1-3 K		2-2 F8		4	1	1	0	0	1	0
George Brett, L OBP: 0.283, SLG: 0.327 (1, 10)	1-1 F8				1-2 G6-3		0-0 F7	0-0 P5		4	0	0	0	0	0	1
Chris Cwynn, L OBP: 0.304, SLG: 0.348 (1, 7)	3-1 1B				0-1 F8		1-2 FC5 1B		0-3 K 1B 1B WP	4	1	2	1	0	1	0
Wally Joyner, L OBP: 0.362, SLG: 0.367 (1, 3)	1-3 K				4-2 CS BB		0-0 P5		1-0 WP 1B 1B	3	0	1	0	1	1	2
Brent Mayne, L OBP: 0.314, SLG: 0.333 (1, 2)			1-1 F8		1-0 CS	0-1 G6-3		1-1 FC5 1B	2-1 WP 1B	4	0	2	0	0	0	0
Keith Miller, R OBP: 0.300, SLG: 0.300 (1, 5)			2-2 P4			0-2 G4-3		2-0 FC5	2-1 P3	4	0	0	0	0	0	5
Jose Lind, R OBP: 0.341, SLG: 0.465 (1, 4)			0-2 G4-3			0-1 F8		1-0 F8	1-2 P4	4	0	0	0	0	0	6
Greg Gagne, R OBP: 0.250, SLG: 0.295 (1, 6)			4-2 G6-4-3 BB			1-3 K2-3		3-2 HR	1-3 K2-3	2	1	1	1	1	1	0
Hubie Brooks, R OBP: 0.412, SLG: 0.500 (9, PH)									1-2 2-3 3-H	1	0	0	0	0	1	2

Inning Stats	R: 1	H: 2	E: 0	K: 1	S: 13	LOB: 1	BB: 0	P: 21	R: 0	H: 0	E: 0	K: 0	S: 8	LOB: 0	BB: 0	P: 11	R: 0	H: 0	E: 0	K: 0	S: 4	LOB: 0	BB: 1	P: 8	R: 0	H: 0	E: 0	K: 0	S: 7	LOB: 0	BB: 1	P: 13	R: 0	H: 0	E: 0	K: 0	S: 7	LOB: 0	BB: 0	P: 7	R: 0	H: 2	E: 0	K: 0	S: 9	LOB: 3	BB: 0	P: 14	R: 1	H: 1	E: 0	K: 0	S: 11	LOB: 0	BB: 0	P: 17	R: 1	H: 2	E: 0	K: 2	S: 15	LOB: 2	BB: 0	P: 22	1B: 5	SF: 0	2B: 1	SAC: 0	3B: 0	DP: 1	HR: 1	HBP: 0	WP: 2	PA: 37
--------------	------	------	------	------	-------	--------	-------	-------	------	------	------	------	------	--------	-------	-------	------	------	------	------	------	--------	-------	------	------	------	------	------	------	--------	-------	-------	------	------	------	------	------	--------	-------	------	------	------	------	------	------	--------	-------	-------	------	------	------	------	-------	--------	-------	-------	------	------	------	------	-------	--------	-------	-------	-------	-------	-------	--------	-------	-------	-------	--------	-------	--------


PITCHER	IP	WLS	BF	H	R	ER	SO	BB	IBB	HBP	BLK	WP	HR	S	P	ERA	WHIP
Pat Hentgen, R ERA: 2.18 (1, 1)	8.0	W	30	5	2	2	3	2	0	0	0	0	1	69	103	2.25	0.875
Duane Ward, R ERA: 1.42 (9, 1)	1.0		6	2	1	1	2	0	0	0	0	2	0	15	22	9.00	2.000

BOTTOM

Toronto Blue Jays @ Kansas City Royals
Kauffman Stadium, Kansas City, MO

Thu Apr 22 1993, 7:05 PM CDT
Att: 19,369 - Unknown - 71 F

AB	34
R	3
H	7
RBI	2
BB	2
SO	5
LOB	17



Batter	1	2	3	4	5	6	7	8	9	AB R H RBI BB SO LOB	TOP	
Brady Anderson, L (1, 7) OBP: 0.456, SLG: 0.561	3-2 P4		2-2 F9		1-1 P5			1-2 L9	1-2 E	5 1 1 2 0 0 1		
Mike Devereaux, R (1, 8) OBP: 0.206, SLG: 0.273	1-3 K		0-2 F8		1-2 G6-3			3-2 G5-3 1B	1-0 E5	5 1 1 0 0 1 1		
Cal Ripken Jr., R (1, 6) OBP: 0.313, SLG: 0.377	2-1 3B				3-2 G3-1			3-1 G5-3	2-0 F9	5 0 1 0 0 0 2		
Harold Baines, L (1, 10) OBP: 0.300, SLG: 0.278	1-2 F7				3-3 K			0-0 FC6-4 1B		4 0 1 1 0 2 1		
Glenn Davis, R (1, 3) OBP: 0.232, SLG: 0.226					1-0 F7			1-0 FC6-4		4 0 0 0 0 0 1		
Chris Hoiles, R (1, 2) OBP: 0.351, SLG: 0.429					2-2 1B WP 1B			3-2 F8	0-3 K	4 1 1 0 0 2 0		
Leo Gomez, R (1, 5) OBP: 0.462, SLG: 0.469					4-2 WP 1B SF8 BB			4-2 BB	3-2 L4	1 1 0 0 3 0 0		
Mark McLemore, S (1, 9) OBP: 0.261, SLG: 0.273					0-0 WP 1B			0-1 F7	0-0 HBP 3B 1B	4 1 2 0 0 0 2		
Harold Reynolds, S (1, 4) OBP: 0.227, SLG: 0.179					2-1 SF8			0-1 F7	1-1 3B HBP	2 1 0 1 0 0 1		
Inning Stats	R: 0 H: 1 E: 0 LOB: 1 K: 1 BB: 0 S: 13 P: 20	R: 0 H: 0 E: 0 LOB: 1 K: 1 BB: 1 S: 9 P: 16	R: 0 H: 0 E: 0 LOB: 0 K: 0 BB: 0 S: 8 P: 12	R: 0 H: 0 E: 0 LOB: 0 K: 1 BB: 0 S: 7 P: 14	R: 2 H: 2 E: 0 LOB: 1 K: 0 BB: 1 S: 16 P: 26	R: 0 H: 0 E: 0 LOB: 0 K: 1 BB: 0 S: 6 P: 10	R: 0 H: 0 E: 0 LOB: 1 K: 0 BB: 1 S: 11 P: 18	R: 1 H: 2 E: 0 LOB: 1 K: 0 BB: 0 S: 12 P: 20	R: 3 H: 2 E: 1 LOB: 1 K: 1 BB: 0 S: 13 P: 21	1B: 5 SF: 1 2B: 0 SAC: 0 3B: 2 DP: 0 HR: 0 HBP: 1	WP: 1 PA: 39 PB: 0 SB: 0 CS: 0	
PITCHER	IP WLS BF H R ER SO BB IBB HBP BLK WP HR S P ERA WHIP											
Mark Gardner, R (1, 1) ERA: 5.68	7.0 W 27 3 2 2 4 3 0 0 0 1 0 70 116 2.57 0.857											
Rusty Meacham, R (8, 1) ERA: 4.22	1.2 11 4 4 3 1 0 0 1 0 0 0 24 38 16.20 2.400											
Jeff Montgomery, R (9, 1) ERA: 1.08	0.1 S 1 0 0 0 0 0 0 0 0 0 0 0 1 3 0.00 0.000											

Baltimore Orioles @ Kansas City Royals
Kauffman Stadium, Kansas City, MO

Fri Apr 23 1993, 7:05 PM CDT
Att. 18,651 - Unknown - 73 F

livebaseballscorecards.com

AB	34
R	6
H	7
RBI	4
BB	3
SO	5
LOB	9



Batter	1	2	3	4	5	6	7	8	9
Keith Miller, R OBP: 0.286, SLG: 0.231 (1, 10)	2-0 G5-3	4-1 SAFE HR		2-2 FC5-4		1-1 E5			
Brian McRae, S OBP: 0.299, SLG: 0.406 (1, 8)	3-2 L5	3-2 HR		1-3 K		0-1 G3			
Wally Joyner, L OBP: 0.339, SLG: 0.340 (1, 3)	2-1 F8	2-2 G3-1			2-2 G4-3		2-2 F9		
Mike Macfarlane, R OBP: 0.192, SLG: 0.292 (1, 2)		P2			1-0 F7		1-3 K		
Kevin McReynolds, R OBP: 0.368, SLG: 0.606 (1, 7)		1-1 HR		1-2 F8	4-1 1B BB		3-2 P4		
Harvey Pulliam, R OBP: 0.412, SLG: 0.500 (1, 9)		2-2 2B 2B		1-2 G6-3	0-0 1B		0-2 G5-3		
Phil Hiatt, R OBP: 0.271, SLG: 0.489 (1, 5)		0-2 WP 2B 2B		3-2 F9	2-3 K		1-0 L8		
Jose Lind, R OBP: 0.354, SLG: 0.457 (1, 4)		4-1 2B BB		1-2 G5-3		1-2 F9	2-1 1B		
Greg Gagne, R OBP: 0.269, SLG: 0.333 (1, 6)		2-1 HR 2B		3-1 FC5-4 1B		1-3 K	3-0 L5		

Inning Stats	R: 0	H: 0	E: 0	K: 0	S: 6	LOB: 0	BB: 0	P: 13	R: 7	H: 5	E: 0	K: 0	S: 29	LOB: 0	BB: 2	P: 51	R: 0	H: 0	E: 0	K: 0	S: 11	LOB: 0	BB: 0	P: 16	R: 0	H: 1	E: 0	K: 1	S: 14	LOB: 1	BB: 0	P: 21	R: 0	H: 0	E: 1	K: 1	S: 10	LOB: 1	BB: 0	P: 13	R: 0	H: 0	E: 0	K: 1	S: 9	LOB: 0	BB: 0	P: 15	R: 0	H: 1	E: 0	K: 0	S: 7	LOB: 1	BB: 0	P: 13
1B: 3	SF: 0	2B: 3	SAC: 0	3B: 0	DP: 0	HR: 2	HBP: 0	WP: 1	PA: 36																																															

PITCHER	IP	WLS	BF	H	R	ER	SO	BB	IBB	HBP	BLK	WP	HR	S	P	ERA	WHIP
Arthur Rhodes, L ERA: 13.97 (1, 1)	1.1	L	10	4	6	6	0	2	0	0	0	1	1	23	46	40.50	4.500
Mark Williamson, R ERA: 2.81 (2, 1)	4.2		19	3	1	1	3	1	0	0	0	0	1	56	86	1.93	0.857
Brad Pennington, L ERA: 3.86 (7, 1)	1.0		3	0	0	0	1	0	0	0	0	0	0	9	15	0.00	0.000
Gregg Olson, R ERA: 2.79 (8, 1)	1.0		4	1	0	0	0	0	0	0	0	0	0	7	13	0.00	1.000

AB R H RBI BB SO LOB

3	1	0	0	1	0	1
4	1	1	3	0	1	2
4	0	0	0	0	0	0
4	0	0	0	0	1	0
3	1	1	1	1	0	0
4	1	2	0	0	0	0
4	1	1	1	0	1	2
3	1	1	0	1	0	0
4	1	2	2	0	1	1

AB	33
R	7
H	8
RBI	7
BB	3
SO	4
LOB	6



Baltimore Orioles @ Kansas City Royals
Kauffman Stadium, Kansas City, MO
 Fri Apr 23 1993, 7:05 PM CDT
 Att: 18,651 - Unknown - 73 F

livebaseballscorecards.com

Batter	1	2	3	4	5	6	7	8	9	AB R H RBI BB SO LOB	TOP																									
Brady Anderson, L (1, 7) OBP: 0.452, SLG: 0.597	1-1 F7		2-1 L9			3-2 HR		1-2 P6	1-0 1B	5 1 2 1 0 0 1																										
Mike Devereaux, R (1, 8) OBP: 0.233, SLG: 0.296	1-0 FC6-4 1B		0-0 L5-3			2-2 G4-3 G6-3 1B		1-0 2B 1B	3-2 P6	5 1 3 0 0 0 3																										
Cal Ripken Jr., R (1, 6) OBP: 0.319, SLG: 0.394	1-1 FC6-4 1-2f			0-1 G3-1		3-1 G6-3 1-2		1-2 1B 2B	1-2 1B	5 1 2 2 0 0 2																										
Harold Baines, L (1, 10) OBP: 0.311, SLG: 0.275	2-0 G6-3			0-1 2B 1B		0-0 G4-3 2-3		4-0 1B IBB	0-1 L8	4 1 1 0 1 0 4																										
Glenn Davis, R (1, 3) OBP: 0.233, SLG: 0.228		1-0 G5-3		0-1 P5		3-3 K		1-2 1B		4 0 1 1 0 1 2																										
David Segui, S (8, 3) OBP: 0.476, SLG: 0.375								1-3 2-H 1B		0 0 0 0 0 0 0																										
Leo Gomez, R (1, 5) OBP: 0.442, SLG: 0.472		0-0 E5 FC3-6		3-1 1-H 2B			3-2 K	2-2 G5-3		4 0 1 1 0 1 2																										
Mark McLemore, S (1, 4) OBP: 0.296, SLG: 0.423		0-0 FC3-6 1-2f			0-0 G6-3		1-0 P3-1 1B		2-0 HR	4 1 2 1 0 0 1																										
Sherman Obando, R (1, 9) OBP: 0.286, SLG: 0.286		2-2 P6		2-3 K		2-2 P3-1 1-1f			1-3 K	4 0 0 0 0 2 2																										
Jeff Tackett, R (1, 2) OBP: 0.231, SLG: 0.091			1-1 L5-3 1B		1-1 G6-3			3-2 F8	4-2 1B BB	3 1 1 0 1 0 0																										
Inning Stats	R: 0 E: 0 K: 0 S: 6	H: 1 LOB: 1 BB: 0 P: 11	R: 0 E: 1 K: 0 S: 6	H: 0 LOB: 1 BB: 0 P: 9	R: 0 E: 0 K: 0 S: 5	H: 1 LOB: 0 BB: 0 P: 8	R: 1 E: 0 K: 0 S: 8	H: 2 LOB: 1 BB: 0 P: 11	R: 0 E: 0 K: 1 S: 6	H: 0 LOB: 0 BB: 0 P: 9	R: 1 E: 0 K: 1 S: 14	H: 2 LOB: 1 BB: 0 P: 25	R: 0 E: 0 K: 1 S: 8	H: 1 LOB: 0 BB: 0 P: 14	R: 2 E: 0 K: 0 S: 17	H: 3 LOB: 2 BB: 1 P: 30	R: 2 E: 0 K: 1 S: 15	H: 3 LOB: 2 BB: 1 P: 27	1B: 9 2B: 4 3B: 0 HR: 2	SF: 0 SAC: 0 DP: 2 HBP: 0	WP: 0 PB: 0 SB: 0 CS: 0	PA: 40														
PITCHER	IP WLS BF H R ER SO BB IBB HBP BLK WP HR S P ERA WHIP																																			
Hipolito Pichardo, R (1, 1) ERA: 3.8	7.0		26	7	2	2	3	0	0	0	0	0	1	53	87	2.57	1.000																			
Jeff Montgomery, R (8, 1) ERA: 2.89	1.0	L	7	3	2	2	0	0	1	0	0	0	0	17	30	18.00	3.000																			
Rusty Meacham, R (9, 1) ERA: 5.56	0.2		6	3	2	2	1	1	0	0	0	0	1	13	25	27.00	6.000																			
Frank DiPino, L (9, 1) ERA: 2.84	0.1		1	0	0	0	0	0	0	0	0	0	0	2	2	0.00	0.000																			

Baltimore Orioles @ Kansas City Royals
Kauffman Stadium, Kansas City, MO

Sat Apr 24 1993, 3:33 AM CDT
Att. 21,457 - Overcast

livebaseballscorecards.com

AB	38
R	6
H	13
RBI	6
BB	2
SO	4
LOB	17



BOTTOM

Baltimore Orioles @ Kansas City Royals
Kauffman Stadium, Kansas City, MO

Sat Apr 24 1993, 3:33 AM CDT
 Att. 21,457 - Overcast

livebaseballscorecards.com

AB	34
R	5
H	9
RBI	5
BB	2
SO	0
LOB	12



AB R H RBI BB SO LOB

4 0 0 0 0 0 1

3 1 1 0 1 0 0

4 0 1 0 0 0 2

4 2 2 2 0 0 1

3 1 0 0 1 0 1

4 1 2 1 0 0 1

4 0 1 1 0 0 2

3 0 2 1 0 0 0

0 0 0 0 0 0 0

1 0 0 0 0 0 1

1B

2B

2B

2B

2B

2B

1B

1B

1B

1B

1B

2B

1B

1B

2B

2B

2B

1B

1B

1B

1B

1B

2B

1B

1B

2B

2B

2B

1B

1B

1B

1B

1B

2B

1B

1B

2B

2B

2B

1B

1B

1B

1B

1B

2B

1B

1B

2B

2B

2B

1B

1B

1B

1B

1B

2B

1B

1B

2B

2B

2B

1B

1B

1B

1B

1B

2B

1B

1B

2B

2B

2B

1B

1B

1B

1B

1B

2B

1B

1B

2B

2B

2B

1B

1B

1B

1B

1B

2B

1B

1B

2B

2B

2B

1B

1B

1B

1B

1B

2B

1B

1B

2B

2B

2B

1B

1B

1B

1B

1B

2B

1B

1B

2B

2B

2B

1B

1B

1B

1B

1B

2B

1B

1B

2B

2B

2B

1B

1B

1B

1B

1B

2B

1B

1B

2B

2B

2B

1B

1B

1B

1B

1B

2B

1B

1B

2B

2B

2B

1B

1B

1B

1B

1B

2B

1B

1B

2B

2B

2B

1B

1B

1B

1B

1B

2B

1B

1B

2B

2B

2B

1B

1B

1B

1B

1B

2B

1B

1B

2B

2B

2B

1B

1B

1B

1B

1B

2B

1B

1B

2B

2B

2B

1B

1B

1B

1B

1B

2B

1B

1B

2B

2B

2B

1B

1B

1B

1B

1B

2B

1B

1B

2B

2B

2B

1B

1B

1B

1B

1B

2B

1B

1B

2B

2B

2B

1B

1B

1B

1B

1B

2B

1B

1B

2B

2B

2B

1B

1B

1B

1B

1B

2B

1B

1B

2B

2B

2B

1B

1B

1B

1B

1B

2B

1B

1B

2B

2B

2B

1B

1B

1B

1B

1B

2B

1B

1B

2B

2B

2B

1B

1B

1B

1B

1B

2B

1B

1B

2B

2B

2B

1B

1B

1B

1B

1B

2B

1B

1B

2B

Batter	1	2	3	4	5	6	7	8	9	AB R H RBI BB SO LOB	TOP										
Brady Anderson, L (1, 7) OBP: 0.423, SLG: 0.552	2-0 F9	2-2 P8			3-1 P6		0-1 L3		3-2 G3-6	5 0 0 0 0 0 3											
Mike Devereaux, R (1, 8) OBP: 0.260, SLG: 0.360	1-2 3B				1-0 G4-3			2-1 1B		4 1 3 0 0 0 0											
Cal Ripken Jr., R (1, 6) OBP: 0.316, SLG: 0.414	3-2 3B				0-0 F7			2-2 1B		4 1 1 1 0 0 2											
Harold Baines, L (1, 10) OBP: 0.306, SLG: 0.273 Harold Reynolds, S (8, PR) OBP: 0.227, SLG: 0.179	2-3 K				0-3 K		3-3 K	0-0 1B		4 0 1 0 0 3 2 0 0 0 0 0 0 0											
Chris Hoiles, R (1, 2) OBP: 0.344, SLG: 0.404	4-2 BB				3-3 K		0-3 K	3-1 P7		3 0 0 0 1 2 3											
Leo Gomez, R (1, 5) OBP: 0.426, SLG: 0.450	0-2 F9				2-1 F9		1-1 1B	0-2 E5		4 0 1 0 0 0 3											
Mark McLemore, S (1, 4) OBP: 0.290, SLG: 0.400					0-0 1B		3-3 K	2-1 F8		4 0 1 0 0 1 3											
David Segui, S (1, 3) OBP: 0.440, SLG: 0.316					0-0 F8		4-1 BB			3 0 0 0 1 1 1											
Luis Mercedes, R (1, 9) OBP: 0.400, SLG: 0.381					0-3 K		0-1 FC5-4			3 0 1 0 1 1 2											
Inning Stats	R: 1 E: 0 K: 1 S: 20	H: 2 LOB: 2 BB: 1 P: 32	R: 0 E: 0 K: 0 S: 11	H: 1 LOB: 1 BB: 0 P: 18	R: 0 E: 0 K: 2 S: 10	H: 1 LOB: 1 BB: 0 P: 17	R: 0 E: 0 K: 1 S: 7	H: 1 LOB: 1 BB: 0 P: 9	R: 0 E: 0 K: 3 S: 14	H: 1 LOB: 1 BB: 0 P: 21	R: 0 E: 0 K: 0 S: 5	H: 0 LOB: 0 BB: 1 P: 9	R: 1 E: 1 K: 0 S: 13	H: 2 LOB: 2 BB: 0 P: 22	R: 0 E: 0 K: 1 S: 7	H: 0 LOB: 0 BB: 1 P: 15	1B: 5 2B: 2 3B: 2 HR: 0	SF: 0 SAC: 0 DP: 2 HBP: 0	WP: 1 PB: 0 SB: 0 CS: 0	PA: 37	
PITCHER Kevin Appier, R (1, 1) ERA: 3.03 Jeff Montgomery, R (8, 1) ERA: 2.45	IP	WLS	BF	H	R	ER	SO	BB	IBB	HBP	BLK	WP	HR	S	P	ERA	WHIP				
	7.1	W	31	8	2	1	7	2	0	0	0	1	0	77	124	1.23	1.364				
	1.2	S	6	0	0	0	1	1	0	0	0	0	0	14	27	0.00	0.600				

Baltimore Orioles @ Kansas City Royals
Kauffman Stadium, Kansas City, MO

Sun Apr 25 1993, 3:33 AM CDT
Att. 21,248 - Sunny - 69 F

AB	34
R	2
H	8
RBI	1
BB	3
SO	8
LOB	19



Batter	1	2	3	4	5	6	7	8	9	AB R H RBI BB SO LOB	TOP											
Tony Phillips, S OBP: 0.511, SLG: 0.514 (1, 7) F X	0-1 1B HBP E 1B	2-3 K		1-2 F8		2-2 F9			1-1 F8	5 1 1 0 0 1 0												
Lou Whitaker, L OBP: 0.475, SLG: 0.587 (1, 4) L H	1-2 E 2B HBP 2B	2-2 2B		4-2 BB			4-2 G5-4-3 BB			1 1 1 0 2 0 0												
Travis Fryman, R OBP: 0.415, SLG: 0.603 (1, 6) C F B F B X	2-2 E8 2B 1-3 2-H 1B	3-3 K		0-0 F9			1 SAFE P4			4 1 1 0 0 1 3												
Cecil Fielder, R OBP: 0.405, SLG: 0.441 (1, 3) B S B F B C	3-3 K		2-0 E 1B SF8-3-4 1B		1-1 1B		0-1 G5-4-3 1-2f			4 1 2 0 0 1 3												
Kirk Gibson, L OBP: 0.508, SLG: 0.638 (1, 10) X	0-0 S WP 2B 2-H 3-H		1-0 E 1B SF8-3-4		0-1 L5			4-1 CS BB		3 1 2 2 1 0 1												
Rob Deer, R OBP: 0.305, SLG: 0.541 (1, 9) B B X	2-0 G3-1 2-H		2-1 E5 1B SF8-3-4		3-3 K		3-2 P4			4 0 0 0 0 1 4												
Mickey Tettleton, S OBP: 0.423, SLG: 0.540 (1, 2) C F B B B	4-2 BB		0-0 SF8-3-4		0-1 G3		1 SAFE 1 SAFE F8			2 0 0 1 1 0 2												
Alan Trammell, R OBP: 0.370, SLG: 0.409 (1, 5) B X	1-0 G5-3		3-2 G5-3		1-1 L7			2-1 F9		4 0 0 0 0 0 2												
Milt Cuyler, S OBP: 0.317, SLG: 0.345 (1, 8) B X		1-0 2B		3-2 G3-1		1-0 G4-3		1-3 K		4 0 1 0 0 1 0												
Inning Stats	R: 4 E: 1 K: 1 S: 16	H: 3 LOB: 1 BB: 1 P: 29	R: 0 E: 0 K: 2 S: 10	H: 2 LOB: 1 BB: 0 P: 18	R: 1 E: 1 K: 0 S: 9	H: 2 LOB: 1 BB: 0 P: 17	R: 0 E: 0 K: 0 S: 9	H: 0 LOB: 1 BB: 1 P: 17	R: 0 E: 0 K: 1 S: 9	H: 1 LOB: 1 BB: 0 P: 13	R: 0 E: 0 K: 0 S: 6	H: 0 LOB: 0 BB: 0 P: 10	R: 0 E: 0 K: 0 S: 6	H: 0 LOB: 0 BB: 1 P: 10	R: 0 E: 0 K: 0 S: 6	H: 0 LOB: 0 BB: 1 P: 13	R: 0 E: 0 K: 1 S: 7	H: 0 LOB: 0 BB: 0 P: 11	1B: 5 2B: 4 3B: 0 HR: 0	SF: 1 SAC: 0 DP: 2 HBP: 1	WP: 1 PB: 0 SB: 1 CS: 1	PA: 37
PITCHER	IP WLS BF H R ER SO BB IBB HBP BLK WP HR S P ERA WHIP																					
Mark Gubicza, R ERA: 8.05 (1, 1)	7.0 L 31 8 5 4 4 3 0 1 0 0 1 0 65 114 5.14 1.571																					
Tom Gordon, R ERA: 3.29 (8, 1)	2.0 6 0 0 0 1 1 0 0 0 0 0 0 13 24 0.00 0.500																					

Detroit Tigers @ Kansas City Royals
Kauffman Stadium, Kansas City, MO
 Mon Apr 26 1993, 7:05 PM CDT
 Att. 20,090 - Unknown - 72 F

AB	31
R	5
H	8
RBI	3
BB	4
SO	5
LOB	15



Batter	1	2	3	4	5	6	7	8	9	AB	R	H	RBI	BB	SO	LOB
Keith Miller, R OBP: 0.217, SLG: 0.143 (1, 10)	G6-3		G5-3			G6-3	P5		D1 1B 1-2 HBP	4	0	0	0	0	0	4
Brian McRae, S OBP: 0.358, SLG: 0.453 (1, 8)	G5-3			1B SF8 1B		G4-3 1B		2B BB	L4-6 2-3	4	1	2	0	1	0	2
Wally Joyner, L OBP: 0.355, SLG: 0.328 (1, 3)	G3			1B FC6-4		G4-3		F9	1B	5	0	2	0	0	0	2
Mike Macfarlane, R OBP: 0.194, SLG: 0.286 (1, 2)			G6-4-3 1B		SF8	F9		K	G6-3	4	0	1	1	0	1	4
Kevin McReynolds, R OBP: 0.349, SLG: 0.579 (1, 7)		F9			F9					4	0	1	0	0	0	2
Harvey Pulliam, R OBP: 0.368, SLG: 0.444 Felix Jose, S OBP: 0.300, SLG: 0.352 (7, PH) (8, 9) Hubie Brooks, R OBP: 0.368, SLG: 0.444 (8, PH) (9, 9)		G6-4-3			FC6-4		L8	P2		2	0	0	0	0	0	2
Phil Hiatt, R OBP: 0.339, SLG: 0.509 (1, 5)										1	0	0	0	0	0	0
Jose Lind, R OBP: 0.327, SLG: 0.415 George Brett, L OBP: 0.271, SLG: 0.323 (9, PH)										3	0	1	0	0	0	1
Greg Gagne, R OBP: 0.254, SLG: 0.296 Chris Gwynn, L OBP: 0.313, SLG: 0.375 (9, PH)										1	1	1	0	0	0	0
										2	0	0	0	1	0	1
										1	0	1	2	0	0	0

Inning Stats	R: 0	H: 0	E: 0	K: 0	S: 9	R: 0	H: 1	E: 0	K: 0	S: 5	R: 0	H: 1	E: 0	K: 0	S: 8	R: 1	H: 2	E: 0	K: 0	S: 12	R: 0	H: 0	E: 0	K: 1	S: 7	R: 0	H: 1	E: 0	K: 0	S: 9	R: 0	H: 2	E: 0	K: 0	S: 11	R: 0	H: 1	E: 0	K: 1	S: 10	R: 2	H: 4	E: 0	K: 0	S: 14	1B: 10	2B: 3	3B: 0	HR: 0	SF: 1	SAC: 0	DP: 2	HBP: 1	WP: 0	PA: 40
PITCHER	IP	WLS	BF	H	R	ER	SO	BB	IBB	HBP	BLK	WP	HR	S	P	ERA	WHIP																																						
Tom Bolton, L ERA: 2.0 (1, 1)	5.0		18	4	1	1	1	0	0	0	0	0	0	41	66	1.80	0.800																																						
Dave Haas, R ERA: (6, 1)	2.0		10	3	0	0	0	1	0	0	0	0	0	20	36	0.00	2.000																																						
Bob MacDonald, L ERA: 1.17 (8, 1)	1.0		5	1	0	0	1	1	0	0	0	0	0	10	19	0.00	2.000																																						
Mike Henneman, R ERA: 2.0 (9, 1)	1.0		7	4	2	2	0	0	0	1	0	0	0	14	23	18.00	4.000																																						

BOTTOM

Detroit Tigers @ Kansas City Royals
Kauffman Stadium, Kansas City, MO

Mon Apr 26 1993, 7:05 PM CDT
Att: 20,090 - Unknown - 72 F

livebaseballscores.com

AB	36
R	3
H	12
RBI	3
BB	2
SO	2
LOB	20



Batter	1	2	3	4	5	6	7	8	9	10	AB R H RBI BB SO LOB	TOP										
Tony Phillips, S OBP: 0.505, SLG: 0.506 (1, 7) B X (7, 4)	1-0 F7		2-0 F7		2-2 G4-3			2-1 1B 1B		1-1 G3-6 1B	5 0 2 0 0 0 2	Detroit Tigers @ Kansas City Royals Kauffman Stadium, Kansas City, MO Tue Apr 27 1993, 7:05 PM CDT Att. 16,003 - Unknown - 75 F										
Lou Whitaker, L OBP: 0.484, SLG: 0.574 Rob Deer, R OBP: 0.310, SLG: 0.539 (1, 4) C (7, 9) B F C F B	4-2 2B BB		0-3 K			4-2 CS BB		1-2 1B 1B		2-2 G3-6 1-2f	1 1 0 0 2 1 1 2 0 1 0 0 0 1											
Travis Fryman, R OBP: 0.419, SLG: 0.610 (1, 6) C X	0-1 CS 2B 1-H		2-1 CS	0-2 S 1B		1-0 P2 1-2		1-2 P4			4 0 2 1 0 0 3											
Cecil Fielder, R OBP: 0.386, SLG: 0.417 (1, 3) B B SAFE C T B S F S	3-3 K 2-3			1-3 K 1-2		2-3 K		2-3 K			4 0 0 0 0 4 4											
Kirk Gibson, L OBP: 0.508, SLG: 0.686 (1, 10) X		0-0 HR		2-2 P4			0-0 P6	0-0 1B 1-2 2-H			4 1 2 1 0 0 1											
Mickey Tettleton, S OBP: 0.400, SLG: 0.500 (1, 9) B B F S (7, 7)		2-3 K		2-0 F8			1-1 F9		3-2 F7		4 0 0 0 0 1 1 0 0 0 0 0 0 0											
Gary Thurman, R OBP: 0.316, SLG: 0.313 (9, 7)																						
Chad Kreuter, S OBP: 0.500, SLG: 0.737 (1, 2) C B B B X		3-1 G4-3			2-1 3B		4-0 2B BB		2-2 L4		3 1 1 0 1 0 0											
Alan Trammell, R OBP: 0.355, SLG: 0.423 (1, 5) C S X		0-2 G6-3			0-0 F8		1 SAFE 2-0 1-H 2B		2-0 G4-3		4 0 1 1 0 0 1											
Milt Cuyler, S OBP: 0.313, SLG: 0.339 (1, 8) C B X			1-1 CS 1B		0-1 G3		2-3 K			3-1 F7	4 0 1 0 0 1 2											
Inning Stats	R: 1 E: 0 K: 1 S: 11	H: 1 LOB: 0 BB: 1 P: 19	R: 1 E: 0 K: 1 S: 9	H: 1 LOB: 0 BB: 0 P: 14	R: 0 E: 0 K: 1 S: 8	H: 1 LOB: 1 BB: 0 P: 13	R: 0 E: 0 K: 1 S: 11	H: 1 LOB: 1 BB: 0 P: 16	R: 0 E: 0 K: 1 S: 6	H: 0 LOB: 0 BB: 1 P: 13	R: 1 E: 0 K: 1 S: 7	H: 1 LOB: 1 BB: 1 P: 16	R: 0 E: 0 K: 1 S: 14	H: 3 LOB: 2 BB: 0 P: 19	R: 0 E: 0 K: 0 S: 8	H: 0 LOB: 0 BB: 0 P: 15	R: 0 E: 0 K: 0 S: 7	H: 1 LOB: 0 BB: 0 P: 13	1B: 6 2B: 2 3B: 1 HR: 1	SF: 0 SAC: 0 DP: 1 HBP: 0	WP: 0 PB: 0 SB: 1 CS: 3	PA: 39
PITCHER	IP WLS BF H R ER SO BB IBB HBP BLK WP HR S P ERA WHIP																					
David Cone, R ERA: 3.79 Rusty Meacham, R ERA: 4.73	(1, 1) 8.0	(9, 1) 2.0	W 6	1 0 0 0	0 0 0 0	0 0 0 0	0 0 0 0	0 0 0 0	0 0 1 15	28 0.00 0.500												

livebaseballscorecards.com

AB	35
R	3
H	10
RBI	3
BB	3
SO	7
LOB	16



Batter	1	2	3	4	5	6	7	8	9	10	AB	R	H	RBI	BB	SO	LOB
Keith Miller, R OBP: 0.179, SLG: 0.115 (1, 5) C X	0-1 L8		0-0 L5		2-1 G6-3			0-0 F8	0-0 E1 2B		5	0	0	0	0	0	3
Brian McRae, S OBP: 0.349, SLG: 0.450 (1, 8) B B X	2-0 P4		1-3 K			1-2 G5-3		2-2 F8	2-1 2B		5	0	1	0	0	1	2
George Brett, L OBP: 0.280, SLG: 0.319 (1, 10) B F B X	2-2 F7			1-1 F8		1-3 K		0-0 1B	4-0 IBB		4	1	1	0	1	1	0
Felix Jose, S OBP: 0.302, SLG: 0.351 (1, 9) Hubie Brooks, R OBP: 0.381, SLG: 0.450 (8, PH) (9, 9)		0-0 F7		2-2 G3-1 S 1B		3-2 G4-3		1-1 1B	2-1 P3		3	0	1	0	0	0	0
Wally Joyner, L OBP: 0.358, SLG: 0.324 (1, 3) B B B X		3-2 F7		2-1 G3-1			0-0 F9	3-1 1B		4-1 SH2-4 1B BB	4	1	1	1	1	0	1
Chris Gwynn, L OBP: 0.324, SLG: 0.382 (1, 7) Kevin McReynolds, R OBP: 0.348, SLG: 0.561 (7, PH) (8, 7)		1-1 1B		2-1 G6-3			1-3 K	1-1 F8		1-0 1B SH2-4 1B	2	0	1	0	0	0	1
Brent Mayne, L OBP: 0.311, SLG: 0.326 (1, 2) Mike MacFarlane, R OBP: 0.242, SLG: 0.333 (7, PH) (8, 2)		1-2 G3-1			0-0 F7		1-0 1B		0-2 SH3 E 1B	1-1 SH2-4	2	0	0	0	0	0	1
Jose Lind, R OBP: 0.322, SLG: 0.404 (1, 4) F X			0-1 E5		1-1 F9		1-1 F8		0-1 SH3	3-2 1B	4	0	1	1	0	0	1
Greg Gagne, R OBP: 0.270, SLG: 0.310 (1, 6) C 1 SAFE 1 SAFE B 1 SAFE X			1-1 F8		3-2 1B			1-2 1B	2-3 K		4	1	2	0	0	1	2

BOTTOM	
AB	40
R	4
H	12
RBI	3
BB	2
SO	4
LOB	16
WP	0
PA	44

PITCHER	
IP	6.0
WLS	22
BF	3
H	0
R	0
ER	0
SO	2
BB	0
IBB	0
HBP	0
BLK	0
WP	0
HR	0
S	53
P	82
ERA	0.00
WHIP	0.500



Detroit Tigers @ Kansas City Royals
 Kauffman Stadium, Kansas City, MO
 Tue Apr 27 1993, 7:05 PM CDT
 Att. 16,003 - Unknown - 75 F

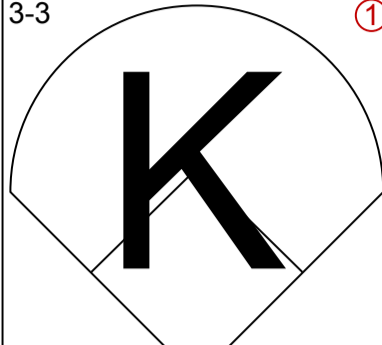
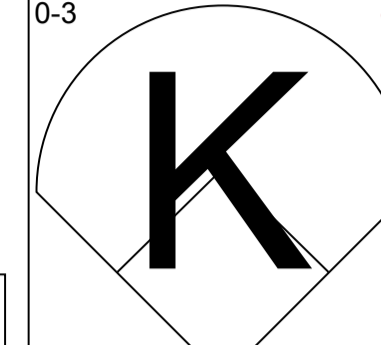
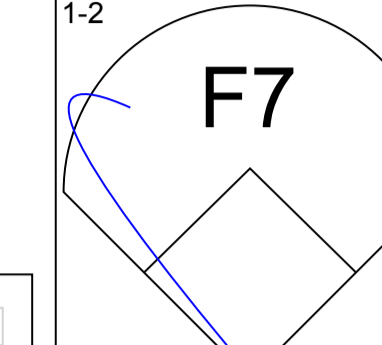
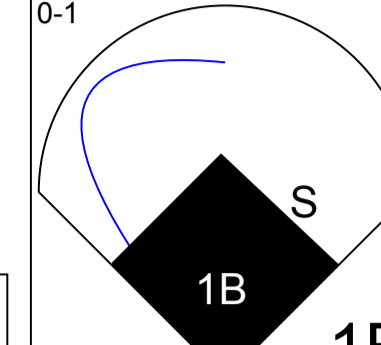
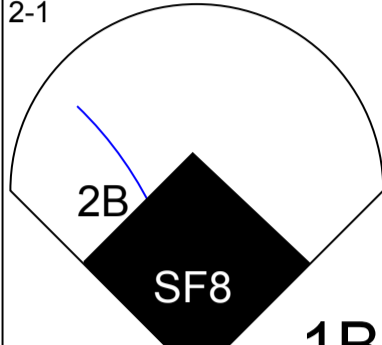
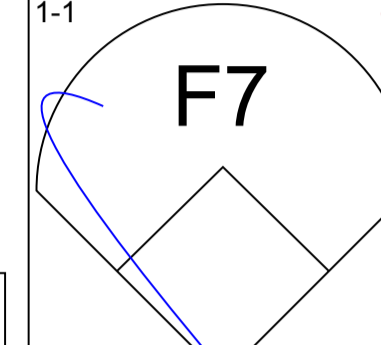
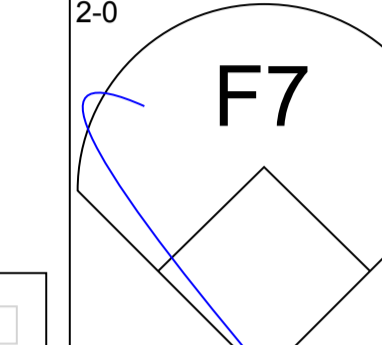
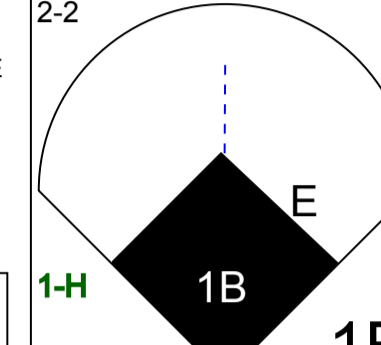
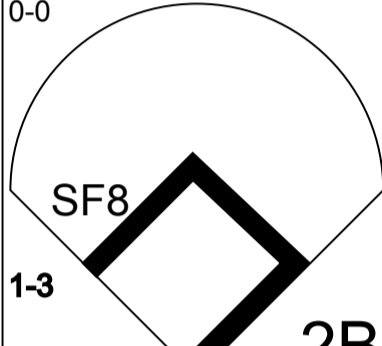
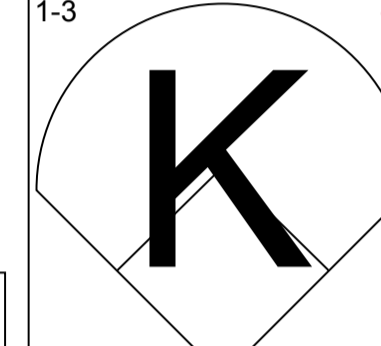
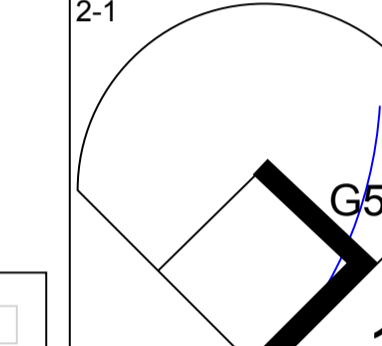
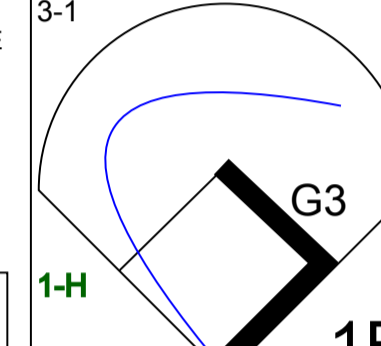
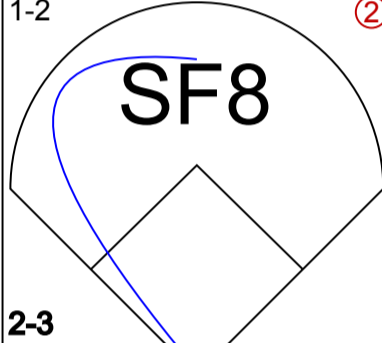
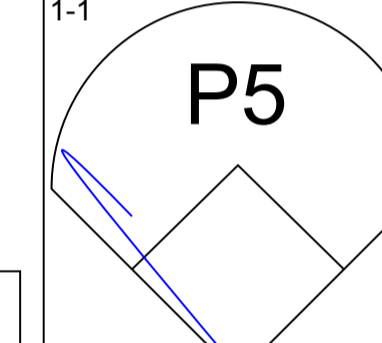
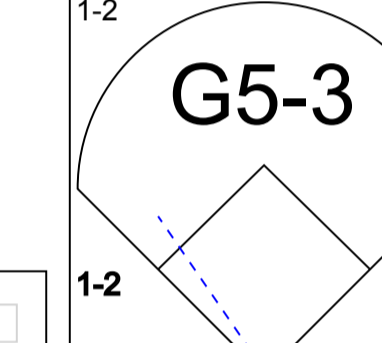
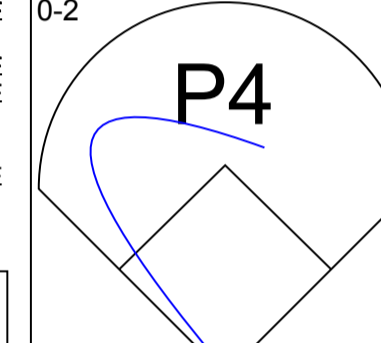
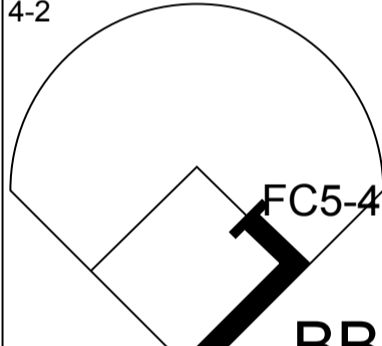
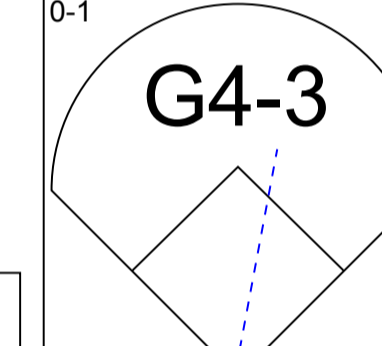
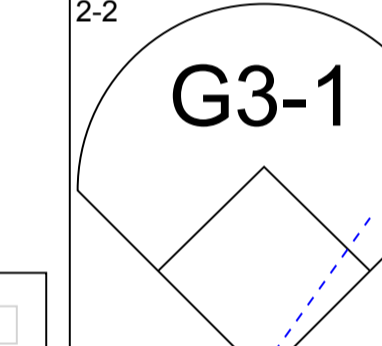
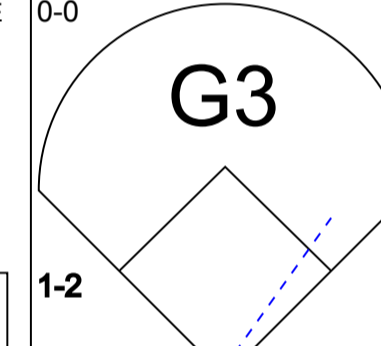
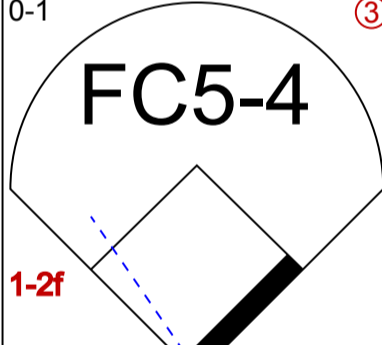
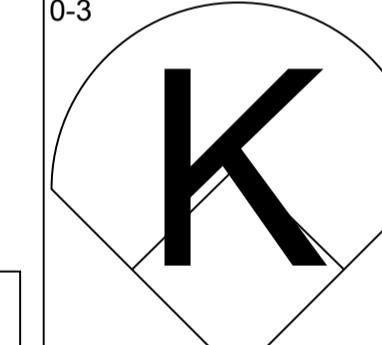
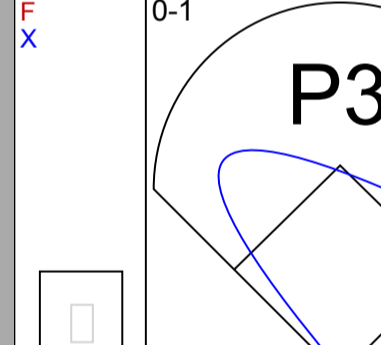
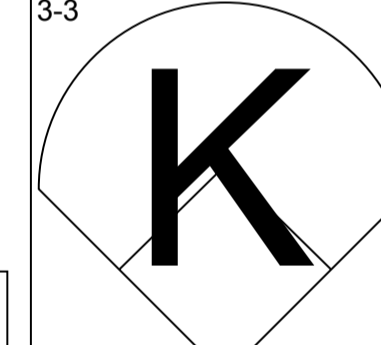
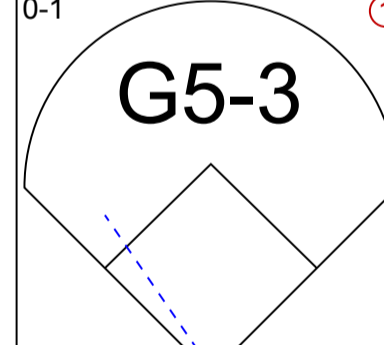
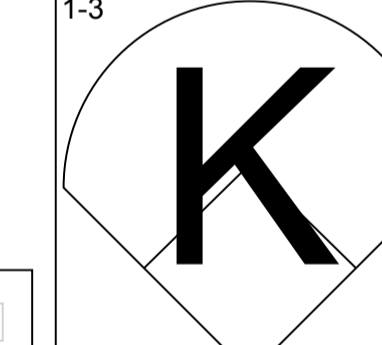
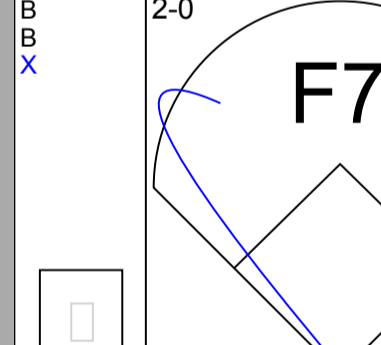
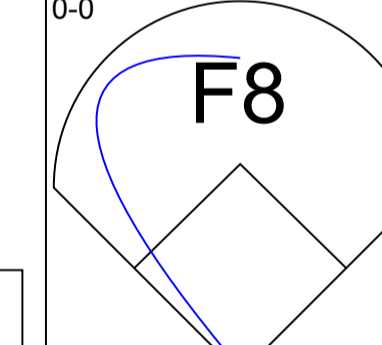
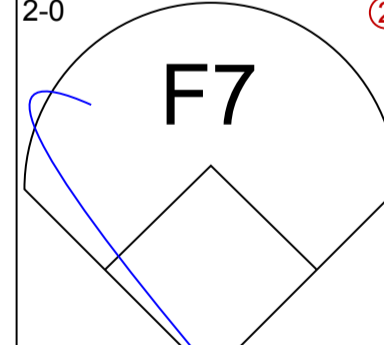
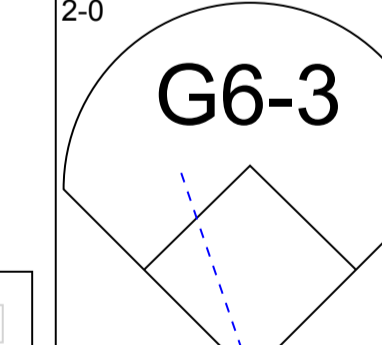
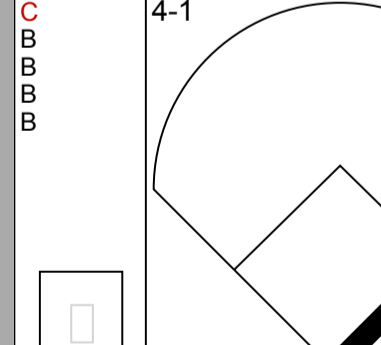
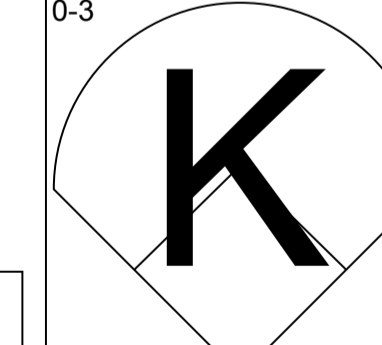
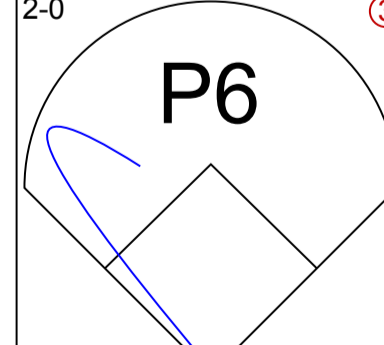
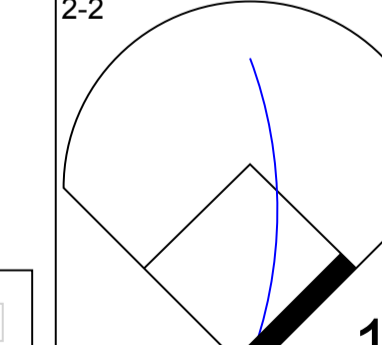
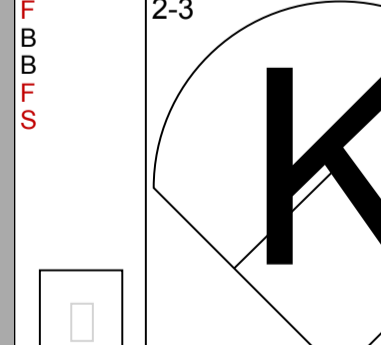
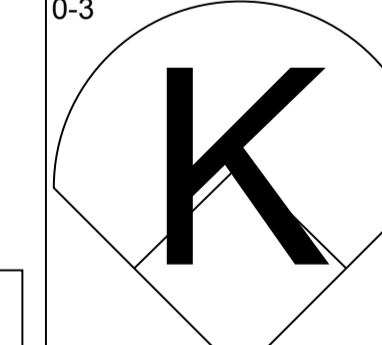
livebaseballscorecards.com

Batter	1	2	3	4	5	6	7	8	9	AB R H RBI BB SO LOB	TOP																												
Brian McRae, S (1, 8) OBP: 0.344, SLG: 0.440	2-1 G4-3			1-3 K	2-0 2B 1B		1-2 G4-3		0-0 SH1-3	4 1 1 1 0 1 0																													
Wally Joyner, L (1, 3) OBP: 0.372, SLG: 0.347	3-2 G4-3			4-1 BB	0-1 2B			1-1 S BB 1B	2-2 P5	4 1 2 1 1 0 1																													
George Brett, L (1, 10) OBP: 0.263, SLG: 0.297	0-0 G1-3			0-0 F7	1-0 G3-1			0-0 F7	0-1 G4-3	5 0 0 0 0 0 4																													
Felix Jose, S (1, 9) OBP: 0.299, SLG: 0.344		2-1 F8		2-2 G1-3		1-1 G4-3		0-0 BB S 1B		4 0 1 0 0 0 1																													
Chris Gwynn, L (1, 7) OBP: 0.316, SLG: 0.368		3-2 G4-3			0-2 FC4-6 1B	3-3 K		3-3 K		4 0 1 0 0 2 2																													
Brent Mayne, L (1, 2) OBP: 0.327, SLG: 0.311		2-0 F7			2-1 FC4-6 G1-3 1B	4-0 BB		4-0 BB IBB		2 1 0 0 2 0 1																													
Phil Hiatt, R (1, 5) OBP: 0.333, SLG: 0.483			1-2 G1-3		2-2 G1-3	1-2 G5-3		4-0 BB		3 0 0 1 1 0 2																													
Jose Lind, R (1, 4) OBP: 0.317, SLG: 0.393			1-1 P6		2-1 1B 1B		1-0 G4-3	0-1 G1-3		4 1 1 1 0 0 3																													
Greg Gagne, R (1, 6) OBP: 0.284, SLG: 0.311			3-2 P3		1-1 1B 1B		0-0 P3		4-1 WP SH1-3 BB	3 1 1 0 1 0 0																													
Inning Stats	R: 0 E: 0 K: 0 S: 7	H: 0 LOB: 0 BB: 0 P: 12	R: 0 E: 0 K: 0 S: 7	H: 0 LOB: 0 BB: 0 P: 14	R: 0 E: 0 K: 0 S: 9	H: 0 LOB: 0 BB: 0 P: 14	R: 0 E: 0 K: 1 S: 11	H: 0 LOB: 1 BB: 1 P: 18	R: 4 E: 0 K: 0 S: 16	H: 5 LOB: 1 BB: 0 P: 26	R: 0 E: 0 K: 1 S: 8	H: 0 LOB: 1 BB: 1 P: 17	R: 0 E: 0 K: 0 S: 6	H: 0 LOB: 0 BB: 0 P: 8	R: 1 E: 0 K: 1 S: 9	H: 2 LOB: 3 BB: 2 P: 21	R: 0 E: 0 K: 0 S: 9	H: 0 LOB: 1 BB: 1 P: 15	1B: 6 2B: 1 3B: 0 HR: 0	SF: 0 SAC: 1 DP: 0 HBP: 0	WP: 1 PB: 0 SB: 2 CS: 0	PA: 39																	
PITCHER	IP	WLS	BF	H	R	ER	SO	BB	IBB	HBP	BLK	WP	HR	S	P	ERA	WHIP						IP	WLS	BF	H	R	ER	SO	BB	IBB	HBP	BLK	WP	HR	S	P	ERA	WHIP
Scott Brow, R (1, 1) ERA: 6.0	6.0	L	25	5	4	4	2	2	0	0	0	0	0	58	101	6.00	1.167																						
Mark Eichhorn, R (7, 1) ERA: 4.6	2.0		10	2	1	1	1	1	1	0	0	0	0	15	29	4.50	1.500																						
Tony Castillo, L (9, 1) ERA: 3.38	1.0		4	0	0	0	0	1	0	0	0	1	0	9	15	0.00	1.000																						

Kansas City Royals @ Toronto Blue Jays
 SkyDome, Toronto, ON
 Wed Apr 28 1993, 7:05 PM EDT
 Att. 49,073 - Dome

AB	33
R	5
H	7
RBI	4
BB	5
SO	3
LOB	14



Batter	1	2	3	4	5	6	7	8	9	AB	R	H	RBI	BB	SO	LOB
Devon White, S OBP: 0.469, SLG: 0.545 (1, 8)	3-3 		0-3 		1-2 			0-1 		4	1	1	0	0	2	1
Roberto Alomar, S OBP: 0.394, SLG: 0.383 (1, 4)	2-1 		1-1 			2-0 		2-2 		4	2	2	1	0	0	0
Paul Molitor, R OBP: 0.394, SLG: 0.446 (1, 3)	0-0 		1-3 			2-1 		3-1 		4	0	3	1	0	1	0
Joe Carter, R OBP: 0.321, SLG: 0.640 (1, 7)	1-2 			1-1 		1-2 		0-2 		3	0	0	1	0	0	2
John Olerud, L OBP: 0.500, SLG: 0.611 (1, 10)	4-2 			0-1 		2-2 		0-0 		3	0	0	0	1	0	2
Darrin Jackson, R OBP: 0.307, SLG: 0.423 (1, 9)	0-1 			0-3 			0-1 	3-3 		4	0	0	0	0	2	3
Ed Sprague, R OBP: 0.266, SLG: 0.405 (1, 5)		0-1 			1-3 		2-0 		0-0 	4	0	0	0	0	1	0
Pat Borders, R OBP: 0.216, SLG: 0.243 (1, 2)		2-0 			2-0 		4-1 		0-3 	3	0	0	0	1	1	0
Dick Schofield, R OBP: 0.314, SLG: 0.274 (1, 6)		2-0 			2-2 		2-3 		0-3 	4	0	1	0	0	2	1

Inning Stats	R: 1	H: 2	E: 0	K: 1	S: 14	H: 2	LOB: 2	BB: 1	P: 24	R: 0	H: 0	E: 0	K: 0	S: 4	R: 0	H: 0	E: 0	K: 2	S: 8	R: 0	H: 0	E: 0	K: 1	S: 7	R: 0	H: 1	E: 0	K: 1	S: 13	R: 0	H: 1	E: 0	K: 0	S: 10	R: 0	H: 0	E: 1	K: 1	S: 7	R: 2	H: 3	E: 1	K: 1	S: 17	R: 0	H: 0	E: 0	K: 2	S: 8	R: 0	H: 0	E: 0	K: 2	S: 8	1B: 6	SF: 1	2B: 1	SAC: 0	3B: 0	DP: 0	HR: 0	HBP: 0	WP: 0	PA: 36
--------------	------	------	------	------	-------	------	--------	-------	-------	------	------	------	------	------	------	------	------	------	------	------	------	------	------	------	------	------	------	------	-------	------	------	------	------	-------	------	------	------	------	------	------	------	------	------	-------	------	------	------	------	------	------	------	------	------	------	-------	-------	-------	--------	-------	-------	-------	--------	-------	--------


PITCHER	IP	WLS	BF	H	R	ER	SO	BB	IBB	HBP	BLK	WP	HR	S	P	ERA	WHIP
Mark Gardner, R ERA: 5.19 (1, 1)	7.0	W	29	6	3	3	6	2	0	0	0	0	0	68	108	3.86	1.143
Jeff Montgomery, R ERA: 2.08 (8, 1)	2.0	S	7	1	0	0	3	0	0	0	0	0	0	20	26	0.00	0.500

BOTTOM

Kansas City Royals @ Toronto Blue Jays
SkyDome, Toronto, ON
Wed Apr 28 1993, 7:05 PM EDT
Att. 49,073 - Dome

livebaseballscorecards.com

AB	33
R	3
H	7
RBI	3
BB	2
SO	9
LOB	9



Batter	1	2	3	4	5	6	7	8	9	AB R H RBI BB SO LOB	TOP													
Brian McRae, S OBP: 0.340, SLG: 0.425 (1, 8) S B B B B B B B	4-2 S BB		0-0 G4-3 1-2f			1-3 K		1-0 G5-3		3 0 0 0 1 1 1														
Curtis Wilkerson, S OBP: 0.167, SLG: 0.118 (1, 4) F 1 SAFE B 1 SAFE B S	2-3 K 1-2			2-3 K		0-1 1B		0-3 K		4 0 1 0 0 3 1														
George Brett, L OBP: 0.250, SLG: 0.282 (1, 10) B C X	1-1 F7			1-1 F8		2-2 G1-3		1-1 G6-3		4 0 0 0 0 0 2														
Felix Jose, S OBP: 0.310, SLG: 0.344 (1, 9) C B B B X	3-2 G4-3			0-0 F7			2-1 1B 1B		4-2 FC4-6 1B BB	3 0 1 0 1 0 1														
Wally Joyner, L OBP: 0.378, SLG: 0.355 (1, 3) B B X		2-2 L3			2-2 G5-3 1B		0-3 K		0-0 FC4-6 1B	4 0 2 0 0 1 1														
Chris Gwynn, L OBP: 0.310, SLG: 0.357 (1, 7) S X		0-1 G4-3			3-2 G5-3 1-2		1-2 BB 1B		0-1 FC4-6	4 0 1 0 0 0 3														
Brent Mayne, L OBP: 0.302, SLG: 0.286 (1, 2) X		0-0 F8			3-1 L8		1-3 K		2-3 K	4 0 0 0 0 2 5														
Phil Hiatt, R OBP: 0.328, SLG: 0.459 (1, 5) C S B B X			1-2 F8			0-3 K		4-0 BB	3-3 K	3 0 0 0 1 2 3														
Greg Gagne, R OBP: 0.286, SLG: 0.302 (1, 6) B C B B B			4-2 G4-3 BB			1-1 F8		0-2 G6-3		2 0 0 0 1 0 3														
Inning Stats	R: 0 E: 0 K: 1 S: 13	H: 0 LOB: 1 BB: 1 P: 23	R: 0 E: 0 K: 0 S: 6	H: 0 LOB: 0 BB: 0 P: 8	R: 0 E: 0 K: 0 S: 6	H: 0 LOB: 0 BB: 1 P: 11	R: 0 E: 0 K: 1 S: 6	H: 0 LOB: 0 BB: 0 P: 9	R: 0 E: 0 K: 1 S: 11	H: 1 LOB: 1 BB: 0 P: 19	R: 0 E: 0 K: 1 S: 11	H: 1 LOB: 1 BB: 0 P: 15	R: 0 E: 0 K: 2 S: 14	H: 2 LOB: 3 BB: 1 P: 22	R: 0 E: 0 K: 1 S: 6	H: 0 LOB: 0 BB: 0 P: 8	R: 0 E: 0 K: 2 S: 14	H: 1 LOB: 2 BB: 1 P: 23	1B: 5 2B: 0 3B: 0 HR: 0	SF: 0 SAC: 0 DP: 1 HBP: 0	WP: 0 PB: 0 SB: 1 CS: 0	PA: 35		
PITCHER Juan Guzman, R ERA: 4.6 (1, 1)	IP: 9.0 WLS: W BF: 35 H: 5 R: 0 ER: 0 SO: 9 BB: 4 IBB: 0 HBP: 0 BLK: 0 WP: 0 HR: 0 S: 87 P: 138 ERA: 0.00 WHIP: 1.000																							

Kansas City Royals @ Toronto Blue Jays
 SkyDome, Toronto, ON
 Thu Apr 29 1993, 3:33 AM EDT
 Att. 49,114 - Dome

livebaseballscorecards.com

AB	31
R	0
H	5
RBI	0
BB	4
SO	9
LOB	20



Batter	1	2	3	4	5	6	7	8	9
Devon White, S OBP: 0.444, SLG: 0.510 (1, 8)	F7		B1-3	P4		K		1B	
Roberto Alomar, S OBP: 0.406, SLG: 0.402 (1, 4)			WP 1B PB HBP	K		1B		P4	
Luis Sojo, R OBP: 0.375, SLG: 0.500 (4, 4)	2B					1B			
Paul Molitor, R OBP: 0.394, SLG: 0.430 (1, 10)	L7		1B BB		L6	L7		1B BB	
Joe Carter, R OBP: 0.315, SLG: 0.613 (1, 7)	L5		K		K		F9	1B	
John Olerud, L OBP: 0.528, SLG: 0.662 (1, 3)		G4-3 1B 2B	1B	1B	1B		1B 2B	1B	
Ed Sprague, R OBP: 0.274, SLG: 0.405 (1, 5)		G4-3	1B	1B	F9		HR 1B	H	
Turner Ward, S OBP: 0.211, SLG: 0.343 (1, 9)		G4-3 1B	H			G4-3	HR	F9	
Pat Borders, R OBP: 0.231, SLG: 0.270 (1, 2)		G4-3		FC1-6 1B		1B 2B	H		
Dick Schofield, R OBP: 0.311, SLG: 0.262 (1, 6)		L6		FC1-6		1B BB	L8		

Inning Stats	R: 0	H: 1	E: 0	LOB: 1	K: 0	BB: 0	S: 9	P: 15
	R: 1	H: 2	E: 0	LOB: 1	K: 0	BB: 0	S: 7	P: 12
	R: 2	H: 2	E: 0	LOB: 2	K: 2	BB: 1	S: 13	P: 22
	R: 0	H: 1	E: 0	LOB: 1	K: 1	BB: 0	S: 12	P: 21
	R: 0	H: 1	E: 0	LOB: 1	K: 1	BB: 0	S: 8	P: 14
	R: 1	H: 2	E: 0	LOB: 2	K: 1	BB: 1	S: 15	P: 25
	R: 3	H: 3	E: 0	LOB: 0	K: 1	BB: 0	S: 14	P: 25
	R: 1	H: 3	E: 0	LOB: 3	K: 1	BB: 1	S: 13	P: 25

PITCHER	IP	WLS	BF	H	R	ER	SO	BB	IBB	HBP	BLK	WP	HR	S	P	ERA	WHIP
Hipolito Pichardo, R ERA: 4.28 (1, 1)	6.0	L	30	9	4	4	5	2	0	1	0	1	0	64	109	6.00	1.833
Dennis Rasmussen, L ERA: 18.0 (7, 1)	2.0		13	6	4	4	2	1	0	0	0	0	1	27	50	18.00	3.500

AB R H RBI BB SO LOB

5	1	1	0	0	1	3
1	1	1	0	0	0	0
3	0	1	1	0	1	2
3	1	0	0	2	0	3
5	0	1	1	0	2	3
5	2	5	1	0	0	0
5	1	2	2	0	1	5
5	1	2	3	0	1	5
4	1	2	0	0	1	1
3	0	0	0	1	0	2

1B: 10	SF: 0	WP: 1	PA: 43
2B: 4	SAC: 0	PB: 2	
3B: 0	DP: 0	SB: 0	
HR: 1	HBP: 1	CS: 0	

AB	R	H	RBI	BB	SO	LOB
39	8	15	8	3	7	24

Kansas City Royals @ Toronto Blue Jays
SkyDome, Toronto, ON
 Thu Apr 29 1993, 3:33 AM EDT
 Att. 49,114 - Dome

livebaseballscorecards.com



Kansas City Royals @ Baltimore Orioles
 Oriole Park at Camden Yards, Baltimore, MD

Fri Apr 30 1993, 7:05 PM EDT
 Att. 45,915 - Unknown - 70 F

livebaseballscorecards.com



Batter	1	2	3	4	5	6	7	8	9	AB R H RBI BB SO LOB
Brian McRae, S (1, 8) OBP: 0.333, SLG: 0.413	1-2 G2-3		3-3 K			0-2 G4-3		2-1 BB 1B	0-3 K	5 1 1 0 0 2 2
Wally Joyner, L (1, 3) OBP: 0.389, SLG: 0.354	4-1 CS BB			0-0 G4-3		0-0 HR 1B		4-1 E 1B BB	2-0 G3	3 1 1 0 2 0 2
George Brett, L (1, 10) OBP: 0.250, SLG: 0.317	2-1 F8			2-0 P6		1-1 HR		0-3 K		4 1 1 2 0 1 3
Felix Jose, S (1, 9) Hubie Brooks, R (8, PH) OBP: 0.297, SLG: 0.328 OBP: 0.409, SLG: 0.476		1-3 K		2-3 K		0-0 B1-3		0-0 E9 1B		3 0 0 0 0 2 0 1 0 1 1 0 0 0
Chris Gwynn, L (1, 7) Kevin McReynolds, R (8, PH) OBP: 0.311, SLG: 0.356 OBP: 0.340, SLG: 0.548		2-3 K			1-1 PB FC6 1B	2-1 G6-3		2-3 K		3 1 1 0 0 1 0 1 0 0 0 0 1 2
Brent Mayne, L (1, 2) OBP: 0.333, SLG: 0.377		2-2 CS 1B			0-1 FC6 PB 1B		0-0 HR	1-3 K		4 1 3 1 0 1 2
Phil Hiatt, R (1, 5) OBP: 0.310, SLG: 0.431		2-2 CS SAFE	1-2 G4-3		2-1 P6		0-1 G6-3		1-0 L7	4 0 0 0 0 0 2
Jose Lind, R (1, 4) OBP: 0.328, SLG: 0.391			0-1 G5-3 1B		0-0 FC6		3-2 F7		4-2 WP BB	3 0 1 1 1 0 1
Greg Gagne, R (1, 6) OBP: 0.270, SLG: 0.284			1-0 G5-3		1 SAFE 2-2 G1-3		2-1 F9		1-3 K	4 0 0 0 0 1 3

Inning Stats	R: 0 E: 0 K: 0 S: 6	H: 0 LOB: 0 BB: 1 P: 13	R: 0 E: 0 K: 2 S: 14	H: 1 LOB: 0 BB: 0 P: 21	R: 0 E: 0 K: 1 S: 9	H: 1 LOB: 1 BB: 0 P: 14	R: 0 E: 0 K: 1 S: 5	H: 0 LOB: 0 BB: 0 P: 9	R: 1 E: 0 K: 0 S: 10	H: 2 LOB: 1 BB: 0 P: 15	R: 2 E: 0 K: 0 S: 9	H: 2 LOB: 0 BB: 0 P: 12	R: 1 E: 0 K: 0 S: 13	H: 1 LOB: 0 BB: 0 P: 18	R: 1 E: 1 K: 3 S: 14	H: 2 LOB: 2 BB: 1 P: 23	R: 0 E: 0 K: 2 S: 12	H: 0 LOB: 2 BB: 1 P: 20	1B: 7 2B: 0 3B: 0 HR: 2	SF: 0 SAC: 0 DP: 0 HBP: 0	WP: 1 PB: 1 SB: 0 CS: 2	PA: 39
--------------	------------------------------	----------------------------------	-------------------------------	----------------------------------	------------------------------	----------------------------------	------------------------------	---------------------------------	-------------------------------	----------------------------------	------------------------------	----------------------------------	-------------------------------	----------------------------------	-------------------------------	----------------------------------	-------------------------------	----------------------------------	----------------------------------	------------------------------------	----------------------------------	--------

PITCHER	IP	WLS	BF	H	R	ER	SO	BB	IBB	HBP	BLK	WP	HR	S	P	ERA	WHIP
Ben McDonald, R (1, 1) ERA: 4.44	6.0	W	24	7	4	3	4	1	0	0	0	0	2	54	85	4.50	1.333
Alan Mills, R (7, 1) ERA: 3.45	1.0		4	1	1	1	0	0	0	0	0	0	0	14	21	9.00	1.000
Brad Pennington, L (8, 1) ERA: 2.7	0.1		3	1	0	0	1	1	0	0	0	0	0	5	9	0.00	6.000
Gregg Olson, R (8, 1) ERA: 2.19	1.2	S	7	0	0	0	4	1	0	0	0	1	0	19	30	0.00	0.600

AB	35
R	5
H	9
RBI	5
BB	3
SO	9
LOB	17

Batter	1	2	3	4	5	6	7	8	9	AB	R	H	RBI	BB	SO	LOB
Brady Anderson, L (1, 7) OBP: 0.376, SLG: 0.460			G3-1			G4-3		F8								
Mike Devereaux, R (1, 8) OBP: 0.245, SLG: 0.365	G5-3															
Cal Ripken Jr., R (1, 6) OBP: 0.316, SLG: 0.420																
Harold Baines, L (1, 10) OBP: 0.349, SLG: 0.351 Jack Voigt, R (7, PR)																
Glenn Davis, R (1, 3) OBP: 0.278, SLG: 0.301 David Segui, S (7, PR) (8, 3)																
Leo Gomez, R (1, 5) OBP: 0.415, SLG: 0.500																
Mark McLemore, S (1, 9) OBP: 0.367, SLG: 0.444																
Harold Reynolds, S (1, 4) OBP: 0.297, SLG: 0.298																
Jeff Tackett, R (1, 2) OBP: 0.385, SLG: 0.350																

Inning Stats	R: 0	H: 0	E: 0	K: 2	S: 8	LOB: 0	BB: 0	P: 11
	R: 0	H: 0	E: 0	K: 2	S: 8	LOB: 0	BB: 0	P: 9
	R: 0	H: 1	E: 0	K: 1	S: 11	LOB: 1	BB: 0	P: 19
	R: 1	H: 1	E: 1	K: 2	S: 11	LOB: 1	BB: 1	P: 19
	R: 2	H: 2	E: 0	K: 1	S: 14	LOB: 1	BB: 1	P: 22
	R: 3	H: 4	E: 0	K: 1	S: 16	LOB: 1	BB: 0	P: 25
	R: 0	H: 1	E: 0	K: 1	S: 13	LOB: 2	BB: 1	P: 22
	R: 6	H: 4	E: 0	K: 0	S: 13	LOB: 2	BB: 4	P: 34

PITCHER	IP	WLS	BF	H	R	ER	SO	BB	IBB	HBP	BLK	WP	HR	S	P	ERA	WHIP
Kevin Appier, R (1, 1) ERA: 3.7	5.2	L	27	8	6	5	9	2	0	0	0	0	1	66	100	7.94	1.765
Tom Gordon, R (6, 1) ERA: 5.87	1.2		12	3	5	5	1	3	1	0	0	0	0	22	48	27.00	3.600
Rusty Meacham, R (8, 1) ERA: 5.14	0.2		5	2	1	1	0	1	0	0	0	0	0	6	13	13.50	4.500

BOTTOM

5	1	1	2	0	1	4
4	0	1	2	0	1	0
3	2	0	0	2	1	1
4	1	3	0	0	0	0
1	0	0	0	0	0	3
3	0	0	0	1	3	2
1	1	1	2	0	0	0
5	1	2	4	0	2	3
3	3	2	0	2	1	0
5	1	2	0	0	1	4
2	2	1	1	2	0	1

AB	36
R	12
H	13
RBI	11
BB	7
SO	10
LOB	18



WP	PA	ERA	WHIP
0	44		
0			
2			
0			

livebaseballscorecards.com

Kansas City Royals @ Baltimore Orioles
 Oriole Park at Camden Yards, Baltimore, MD

Fri Apr 30 1993, 7:05 PM EDT
 Att: 45,915 - Unknown - 70 F

Batter	1	2	3	4	5	6	7	8	9	AB R H RBI BB SO LOB
--------	---	---	---	---	---	---	---	---	---	----------------------

Brian McRae, S (1, 8) <small>OBP: 0.346, SLG: 0.443</small>	2-2 	2-2 			1-1 			3-1 	0-1 	5 1 3 1 0 0 1
---	---------	---------	--	--	---------	--	--	---------	---------	---------------

Hubie Brooks, R (1, 9) <small>OBP: 0.333, SLG: 0.385</small> Felix Jose, S (9, 9) <small>OBP: 0.297, SLG: 0.328</small>	2-1 	2-0 			2-2 			2-3 	1-2 	5 0 0 0 0 1 3 0 0 0 0 0 0 0
--	---------	---------	--	--	---------	--	--	---------	---------	--------------------------------

George Brett, L (1, 10) <small>OBP: 0.261, SLG: 0.326</small>	1-0 			3-2 			2-3 	2-1 		
---	---------	--	--	---------	--	--	---------	---------	--	--

Kevin McReynolds, R (1, 7) <small>OBP: 0.333, SLG: 0.511</small>	4-2 			1-2 			1-1 	2-0 		
--	---------	--	--	---------	--	--	---------	---------	--	--

Wally Joyner, L (1, 3) <small>OBP: 0.384, SLG: 0.341</small>	0-0 			0-3 			4-2 	1-1 		
--	---------	--	--	---------	--	--	---------	---------	--	--

Mike Macfarlane, R (1, 2) <small>OBP: 0.270, SLG: 0.471</small>	0-0 			2-1 			1-0 	1-2 		
---	---------	--	--	---------	--	--	---------	---------	--	--

Phil Hiatt, R (1, 5) <small>OBP: 0.307, SLG: 0.412</small>	2-1 			1-3 			4-2 	3-3 		
--	---------	--	--	---------	--	--	---------	---------	--	--

Jose Lind, R (1, 4) <small>OBP: 0.310, SLG: 0.368</small>			1-1 			0-0 			3-2 	1-0
---	--	--	---------	--	--	---------	--	--	---------	---------

Greg Gagne, R (1, 6) <small>OBP: 0.269, SLG: 0.310</small>			0-0 			1-0 			2-1 	3-1
--	--	--	---------	--	--	---------	--	--	---------	---------

Inning Stats	R: 3	H: 3	R: 0	H: 1	R: 0	H: 0	R: 0	H: 0	R: 0	H: 0	R: 0	H: 0	R: 0	H: 1	R: 2	H: 3	1B: 4	SF: 0	WP: 0	PA: 38
	E: 0	LOB: 1	E: 0	LOB: 1	E: 0	LOB: 0	E: 0	LOB: 0	E: 0	LOB: 1	E: 0	LOB: 1	E: 0	LOB: 1	E: 0	LOB: 1	2B: 1	SAC: 0	PB: 0	
	K: 0	BB: 1	K: 0	BB: 0	K: 1	BB: 0	K: 1	BB: 1	K: 0	BB: 1	K: 0	BB: 1	K: 1	BB: 0	K: 1	BB: 0	3B: 2	DP: 0	SB: 1	
	S: 16	P: 27	S: 7	P: 12	S: 11	P: 15	S: 6	P: 9	S: 6	P: 10	S: 8	P: 16	S: 9	P: 21	S: 16	P: 25	HR: 1	HBP: 0	CS: 0	

PITCHER	IP	WLS	BF	H	R	ER	SO	BB	IBB	HBP	BLK	WP	HR	S	P	ERA	WHIP
Fernando Valenzuela, L (1, 1) <small>ERA: 7.53</small>	7.0		28	4	3	3	3	3	0	0	0	0	0	63	110	3.86	1.000
Alan Mills, R (8, 1) <small>ERA: 4.15</small>	1.2	L	8	3	2	2	2	0	0	0	0	0	1	18	33	10.80	1.800
Brad Pennington, L (9, 1) <small>ERA: 2.45</small>	0.1		2	1	0	0	0	0	0	0	0	0	0	6	7	0.00	3.000

TOP

Kansas City Royals @ Baltimore Orioles

Oriole Park at Camden Yards, Baltimore, MD

Sat May 01 1993, 7:05 PM EDT
Att. 46,415 - Sunny - 81 F

AB	35
R	5
H	8
RBI	5
BB	3
SO	5
LOB	12

Batter	1	2	3	4	5	6	7	8	9	AB R H RBI BB SO LOB
Brady Anderson, L (1, 7) OBP: 0.377, SLG: 0.467	3-2 G3		1-1 F9-2 1B		2-1 L3		3-1 G4-3		2-1 1-H 2B	5 0 2 1 0 0 0
Mike Devereaux, R (1, 8) OBP: 0.262, SLG: 0.380	4-2 1B 2B BB		1-2 F9-2 1-2		2-1 2B		1-1 CS 1B		0-1 G5-3	4 1 2 0 1 0 2
Cal Ripken Jr., R (1, 6) OBP: 0.330, SLG: 0.424	0-1 2B 1-3 WP 1B		0-1 1B 1B		0-0 P4		2-1 CS 1-2	0-1 G5-3	4-0 IBB	4 1 2 0 1 0 1
Harold Baines, L (1, 10) OBP: 0.388, SLG: 0.390 Jack Voigt, R (8, PR) David Segui, S (9, PH) OBP: 0.419, SLG: 0.320	1-0 WP 1-3 SF7 2B		0-0 1-2 1B		4-0 IBB			4-0 HBP BB	0-1 G4-3	2 1 2 1 2 0 0 0 0 0 0 0 0 0 1 0 0 0 0 0 2
Glenn Davis, R (1, 3) OBP: 0.265, SLG: 0.289	2-0 SF7		3-3 K		2-2 G6-3			1-1 P3		3 0 0 1 0 1 5
Leo Gomez, R (1, 5) OBP: 0.406, SLG: 0.475	2-H 3-H 1-3 K			0-0 G5-3		2-2 G5-3		4-2 HBP		3 0 0 0 0 1 0
Mark McLemore, S (1, 9) OBP: 0.340, SLG: 0.408		1-0 G4-3		2-3 K		3-1 G3		1-1 F8		4 0 0 0 0 1 2
Harold Reynolds, S (1, 4) OBP: 0.309, SLG: 0.311		1-0 G3		1-0 S 1B		2-2 G3-1			1-2 2B 1B	4 1 2 0 0 0 0
Jeff Tackett, R (1, 2) OBP: 0.345, SLG: 0.304 Tim Hulett, R (9, PH) OBP: 0.400, SLG: 0.500		2-3 K		2-3 K		1-0 G4-3			0-3 K	3 0 0 0 0 2 1 1 0 0 0 0 1 1

Inning Stats	R: 3 E: 0 K: 1 S: 12	H: 2 LOB: 0 BB: 1 P: 23	R: 0 E: 0 K: 1 S: 5	H: 0 LOB: 0 BB: 0 P: 9	R: 0 E: 0 K: 1 S: 14	H: 3 LOB: 2 BB: 0 P: 18	R: 0 E: 0 K: 2 S: 8	H: 1 LOB: 1 BB: 0 P: 13	R: 0 E: 0 K: 0 S: 9	H: 1 LOB: 2 BB: 1 P: 19	R: 0 E: 0 K: 0 S: 9	H: 0 LOB: 0 BB: 0 P: 16	R: 0 E: 0 K: 0 S: 6	H: 1 LOB: 0 BB: 0 P: 13	R: 0 E: 0 K: 0 S: 9	H: 0 LOB: 2 BB: 1 P: 18	R: 1 E: 0 K: 1 S: 12	H: 2 LOB: 2 BB: 1 P: 19	1B: 7 2B: 4 3B: 0 HR: 0	SF: 1 SAC: 0 DP: 1 HBP: 1
--------------	-------------------------------	----------------------------------	------------------------------	---------------------------------	-------------------------------	----------------------------------	------------------------------	----------------------------------	------------------------------	----------------------------------	------------------------------	----------------------------------	------------------------------	----------------------------------	------------------------------	----------------------------------	-------------------------------	----------------------------------	----------------------------------	------------------------------------

BOTTOM

Kansas City Royals @ Baltimore Orioles
Oriole Park at Camden Yards, Baltimore, MD

Sat May 01 1993, 7:05 PM EDT
Att. 46,415 - Sunny - 81 F

AB	34
R	4
H	10
RBI	3
BB	4
SO	6
LOB	14

WP: 1 PA: 41
PB: 0
SB: 1
CS: 1



PITCHER	IP	WLS	BF	H	R	ER	SO	BB	IBB	HBP	BLK	WP	HR	S	P	ERA	WHIP
Mark Gubicza, R (1, 1) ERA: 7.01	6.2		29	8	3	3	5	1	1	0	0	1	0	62	108	4.05	1.350
Bill Sampen, R (7, 1) ERA:	1.1	W	5	0	0	0	0	1	0	1	0	0	0	10	21	0.00	0.750
Jeff Montgomery, R (9, 1) ERA: 2.57	1.0	S	6	2	1	1	1	0	1	0	0	0	0	12	19	9.00	2.000

Kansas City Royals @ Baltimore Orioles
 Oriole Park at Camden Yards, Baltimore, MD

Sun May 02 1993, 3:33 AM EDT
 Att: 43,844 - Sunny

AB	35
R	3
H	11
RBI	3
BB	1
SO	3
LOB	16



WP:	0	PA:	38
PB:	0		
SB:	1		
CS:	2		

AB R H RBI BB SO LOB

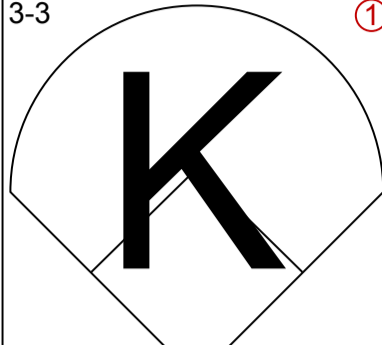
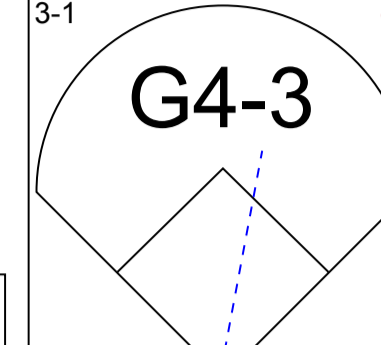
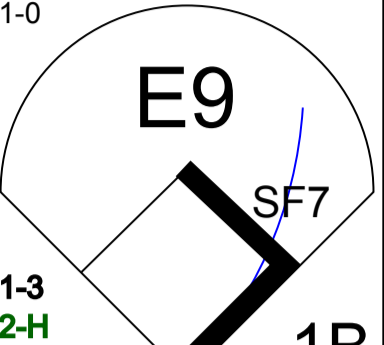
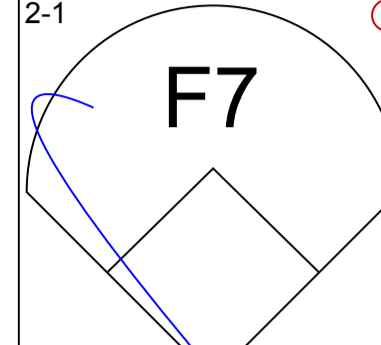
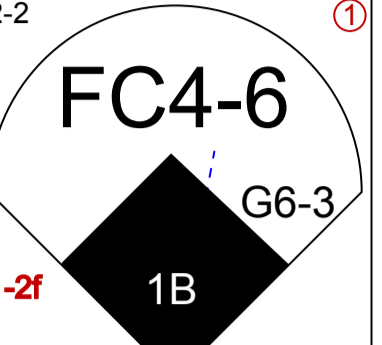
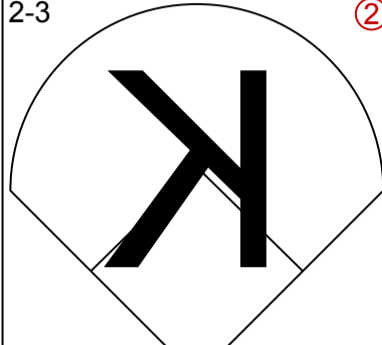
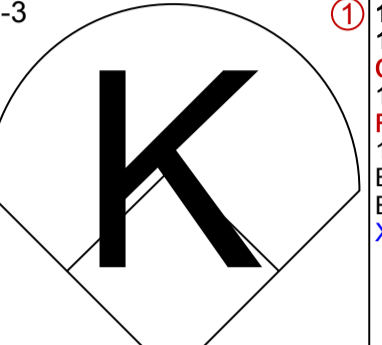
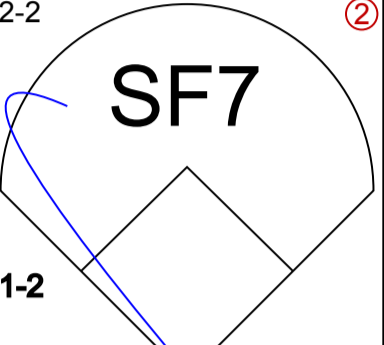
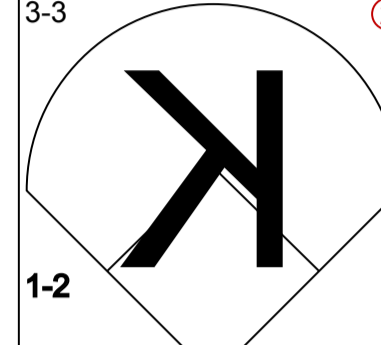
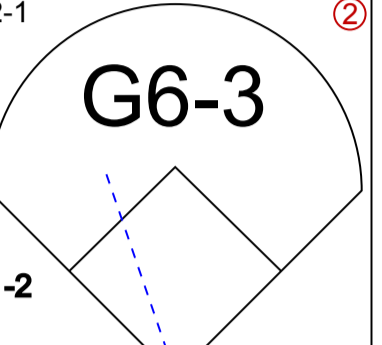
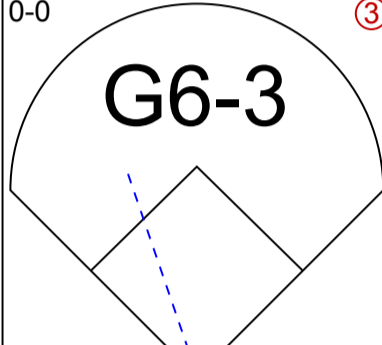
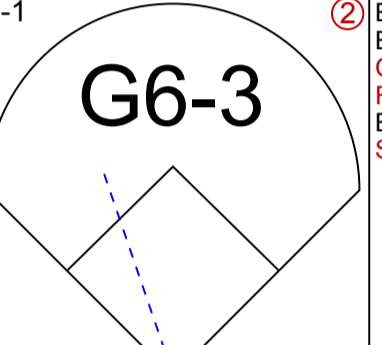
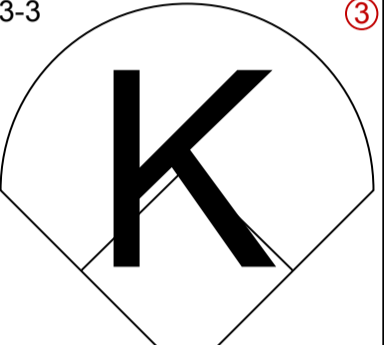
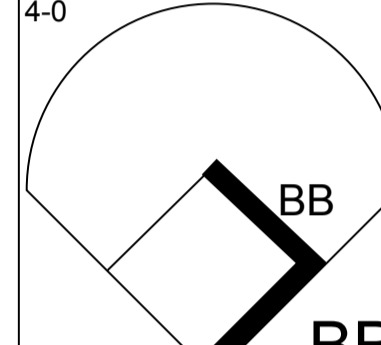
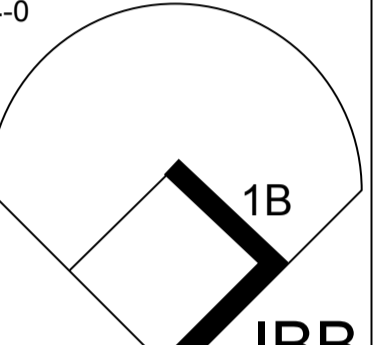
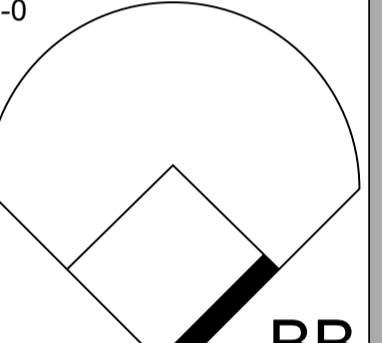
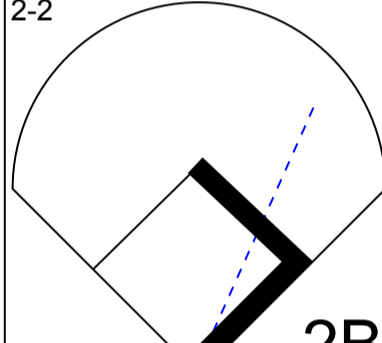
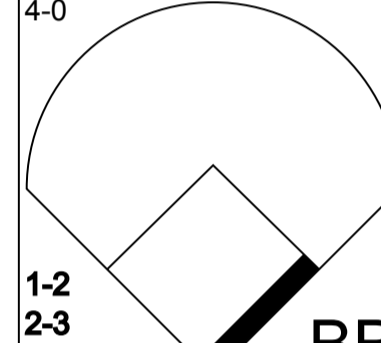
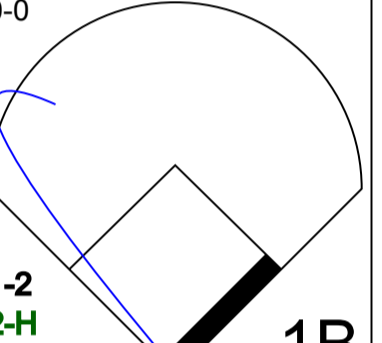
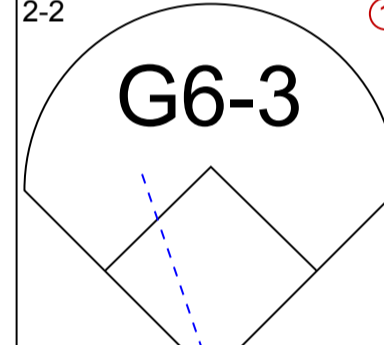
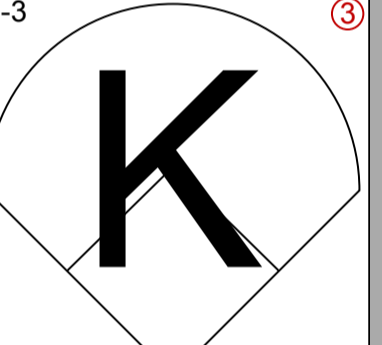
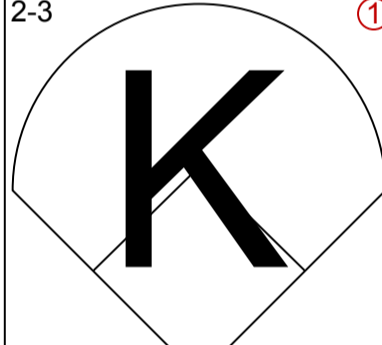
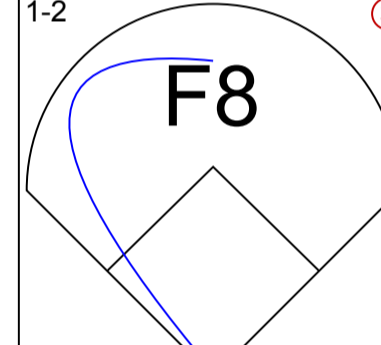
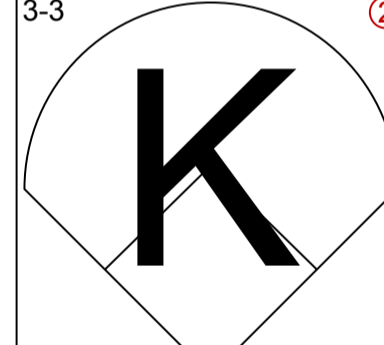
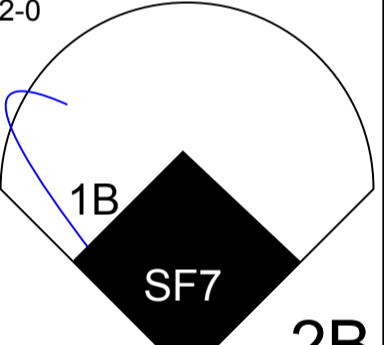
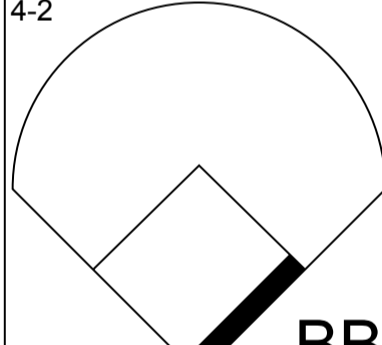
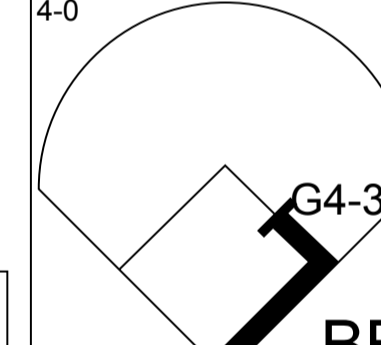
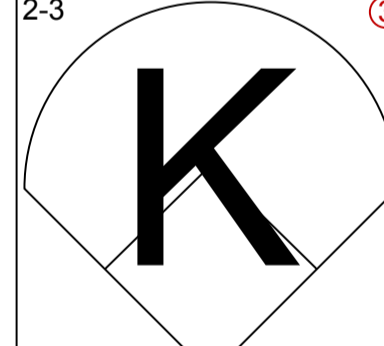
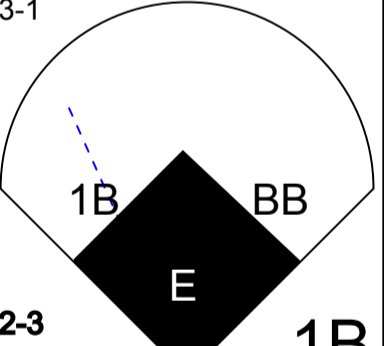
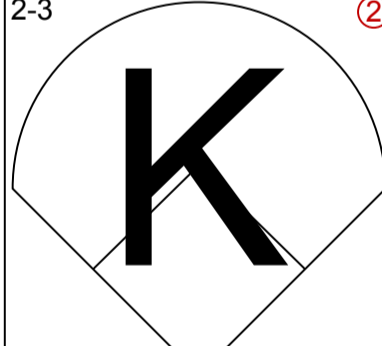
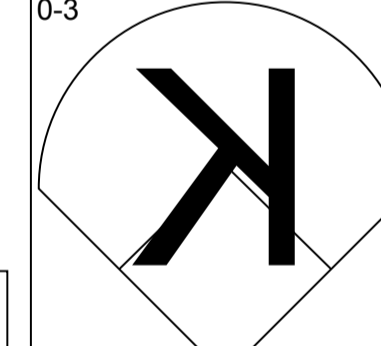
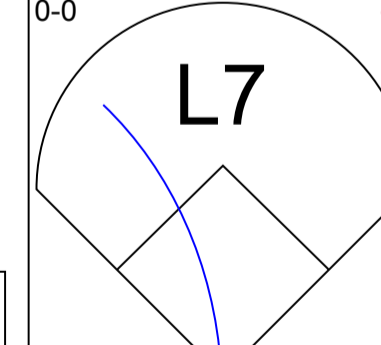
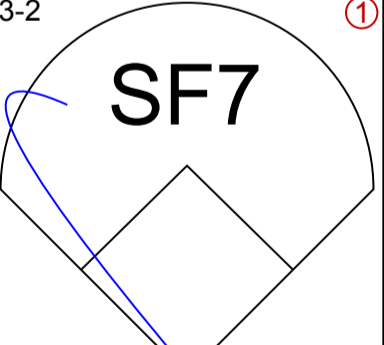
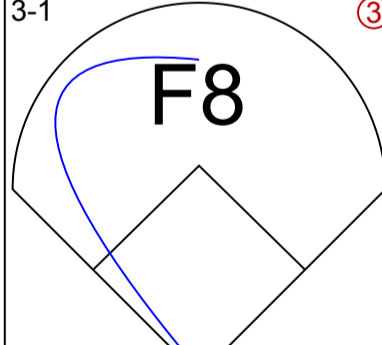
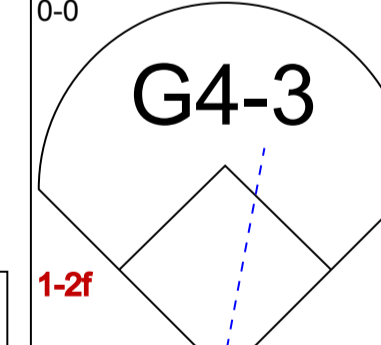
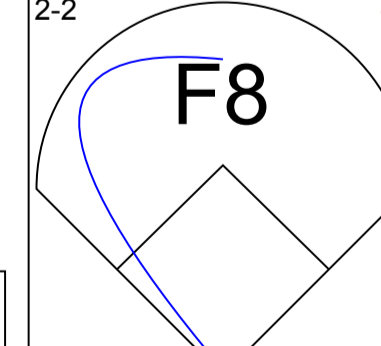
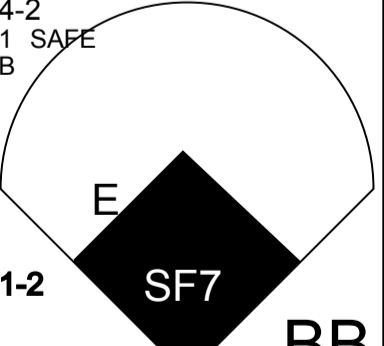
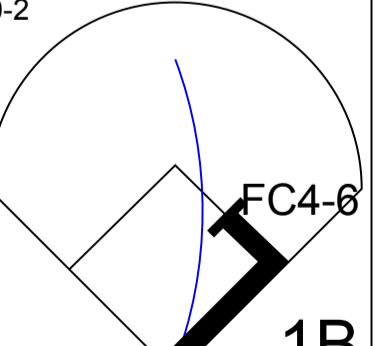
5	1	3	0	0	0	0
4	0	1	0	0	1	3
4	0	0	0	0	1	3
4	1	2	1	0	0	1
2	1	1	0	0	0	1
1	0	1	0	1	0	0
2	0	0	0	0	0	1
1	0	0	0	0	0	1
4	0	2	2	0	0	2
3	0	0	0	0	0	3
1	0	0	0	0	1	0
0	0	0	0	0	0	0
4	0	1	0	0	0	1

Batter	1	2	3	4	5	6	7	8	9
Brian McRae, S (1, 8) OBP: 0.358, SLG: 0.461	2-1 G4-3 S 1B	2-2 CS 1 SAFE	3-2 CS 2B		1-1 1B		2-2 F8		3-2 F9
Wally Joyner, L (1, 3) OBP: 0.379, SLG: 0.337	1-3 K 1-2		3-2 F9 2-3		0-0 F9		0-0 1B		
George Brett, L (1, 10) OBP: 0.250, SLG: 0.311	2-1 G4-3 2-3		1-2 G5-3		1-3 K		1-0 G3		
Felix Jose, S (1, 9) OBP: 0.308, SLG: 0.338	1-1 1B 3-H			3-2 SH5-3 1B 2B 1B	0-2 P8			0-1 F7	
Chris Gwynn, L (1, 7) OBP: 0.319, SLG: 0.362 Kevin McReynolds, R (6, PH) OBP: 0.358, SLG: 0.543	0-0 F8			2-2 SH5-3 2B 1B		4-1 FC5-4 BB		2-2 2B	
Brent Mayne, L (1, 2) OBP: 0.322, SLG: 0.364 Mike Macfarlane, R (8, PH) OBP: 0.263, SLG: 0.457		0-1 L9		0-1 SH5-3 1-2 2-3		0-0 B1		0-0 G5-3	
Phil Hiatt, R (1, 5) OBP: 0.316, SLG: 0.444		3-1 1B CS 2B		1-1 F8 2B 2-H 3-H		0-1 FC5-4 FC5-4 1-2f		2-2 G5-3	
Jose Lind, R (1, 4) OBP: 0.297, SLG: 0.352 Hubie Brooks, R (9, PH) OBP: 0.321, SLG: 0.370 Greg Gagne, R (9, 6) OBP: 0.269, SLG: 0.310		1-0 F8		3-1 F8 2-3		0-0 FC5-4 1-2f		2-3 K	
Curtis Wilkerson, S (1, 6) OBP: 0.182, SLG: 0.143		0-0 1B 2-3		3-1 L8		0-0 P4		0-0 F8	

Inning Stats	R: 1	H: 2	E: 0	LOB: 1	K: 1	BB: 0	S: 10	P: 16	R: 0	H: 2	E: 0	LOB: 1	K: 0	BB: 0	S: 8	P: 14	R: 0	H: 1	E: 0	LOB: 0	K: 0	BB: 0	S: 12	P: 19	R: 2	H: 3	E: 0	LOB: 1	K: 0	BB: 0	S: 14	P: 26	R: 0	H: 1	E: 0	LOB: 1	K: 1	BB: 0	S: 9	P: 11	R: 0	H: 0	E: 0	LOB: 1	K: 0	BB: 1	S: 5	P: 9	R: 0	H: 1	E: 0	LOB: 1	K: 0	BB: 0	S: 8	P: 11	R: 0	H: 1	E: 0	LOB: 1	K: 0	BB: 0	S: 10	P: 14	R: 0	H: 0	E: 0	LOB: 0	K: 1	BB: 0	S: 7	P: 12	1B: 7	SF: 0	2B: 4	SAC: 1	3B: 0	DP: 0	HR: 0	HBP: 0	WP: 0	PA: 38
--------------	------	------	------	--------	------	-------	-------	-------	------	------	------	--------	------	-------	------	-------	------	------	------	--------	------	-------	-------	-------	------	------	------	--------	------	-------	-------	-------	------	------	------	--------	------	-------	------	-------	------	------	------	--------	------	-------	------	------	------	------	------	--------	------	-------	------	-------	------	------	------	--------	------	-------	-------	-------	------	------	------	--------	------	-------	------	-------	-------	-------	-------	--------	-------	-------	-------	--------	-------	--------

PITCHER	IP	WLS	BF	H	R	ER	SO	BB	IBB	HBP	BLK	WP	HR	S	P	ERA	WHIP
Rick Sutcliffe, R (1, 1) ERA: 5.3	4.0		18	8	3	3	1	0	0	0	0	0	0	44	75	6.75	2.000
Jim Poole, L (5, 1) ERA:	3.1		14	3	0	0	1	1	0	0	0	0	0	28	39	0.00	1.200
Todd Frohwrth, R (8, 1) ERA: 1.15	1.2	W	5	0	0	0	1	0	0	0	0	0	0	11	18	0.00	0.000

PITCHER	IP	WLS	BF	H	R	ER	SO	BB	IBB	HBP	BLK	WP	HR	S	P	ERA	WHIP
---------	----	-----	----	---	---	----	----	----	-----	-----	-----	----	----	---	---	-----	------

Batter	1	2	3	4	5	6	7	8	9	AB R H RBI BB SO LOB
Brady Anderson, L OBP: 0.369, SLG: 0.454 (1, 7) (2, 8)	3-3 		3-1 		1-0  1B		2-1 		2-2  1B	5 1 1 0 0 1 2
Mark McLemore, S OBP: 0.310, SLG: 0.377 (1, 9)	2-3 			1-3 	2-2 		3-3 		2-1 	4 0 0 1 0 3 2
Cal Ripken Jr., R OBP: 0.333, SLG: 0.411 (1, 6)	0-0 			1-1 	3-3 		4-0 		4-0 	3 0 0 0 2 1 1
Harold Baines, L OBP: 0.431, SLG: 0.452 (1, 10)				4-0 		2-2 	4-0 		0-0 	3 0 3 1 2 0 0
Mike Devereaux, R OBP: 0.262, SLG: 0.380 Jack Voigt, R (2, 7)		2-2 		1-3 		2-3 	1-2 			0 0 0 0 0 0 0 4 0 0 0 0 2 6
Chris Hoiles, R OBP: 0.356, SLG: 0.393 (1, 2)			3-3 		2-0  2B	4-2 		4-0  BB		2 1 1 0 2 1 1
Tim Hulett, R OBP: 0.379, SLG: 0.464 (1, 5)			2-3 		3-1  1B	2-3 		0-3 		4 1 1 0 0 3 4
David Segui, S OBP: 0.371, SLG: 0.286 (1, 3)				0-0 	3-2 	3-1 		0-0 		3 0 0 1 0 0 3
Harold Reynolds, S OBP: 0.333, SLG: 0.317 (1, 4)					2-2 		4-2  BB		0-2  1B	2 1 1 0 2 0 0

Inning Stats	R: 0 E: 0 K: 2 S: 8	H: 0 LOB: 0 BB: 0 P: 13	R: 0 E: 0 K: 2 S: 13	H: 1 LOB: 1 BB: 0 P: 21	R: 0 E: 0 K: 0 S: 6	H: 0 LOB: 0 BB: 0 P: 11	R: 0 E: 0 K: 2 S: 10	H: 0 LOB: 1 BB: 1 P: 17	R: 3 E: 1 K: 1 S: 16	H: 3 LOB: 1 BB: 1 P: 34	R: 0 E: 0 K: 2 S: 17	H: 1 LOB: 2 BB: 1 P: 30	R: 0 E: 0 K: 1 S: 12	H: 0 LOB: 3 BB: 3 P: 30	R: 0 E: 0 K: 1 S: 6	H: 0 LOB: 0 BB: 1 P: 10	R: 1 E: 0 K: 0 S: 10	H: 2 LOB: 2 BB: 1 P: 18	1B: 4 2B: 3 3B: 0 HR: 0	SF: 2 SAC: 0 DP: 1 HBP: 0	WP: 0 PB: 0 SB: 1 CS: 0	PA: 40
--------------	------------------------------	----------------------------------	-------------------------------	----------------------------------	------------------------------	----------------------------------	-------------------------------	----------------------------------	-------------------------------	----------------------------------	-------------------------------	----------------------------------	-------------------------------	----------------------------------	------------------------------	----------------------------------	-------------------------------	----------------------------------	----------------------------------	------------------------------------	----------------------------------	--------


PITCHER	IP	WLS	BF	H	R	ER	SO	BB	IBB	HBP	BLK	WP	HR	S	P	ERA	WHIP	PITCHER	IP	WLS	BF	H	R	ER	SO	BB	IBB	HBP	BLK	WP	HR	S	P	ERA	WHIP		
David Cone, R ERA: 3.67 (1, 1)	6.0		26	5	3	2	9	3	0	0	0	0	0	70	126	3.00	1.333																				
Tom Gordon, R ERA: 5.63 (7, 1)	0.2		4	0	0	0	1	2	0	0	0	0	0	8	21	0.00	3.000																				
Dennis Rasmussen, L ERA: 11.25 (7, 1)	2.0	L	10	2	1	1	1	2	1	0	0	0	0	20	37	4.50	2.000																				

BOTTOM

Kansas City Royals @ Baltimore Orioles
Oriole Park at Camden Yards, Baltimore, MD

Sun May 02 1993, 3:33 AM EDT
Att. 43,844 - Sunny

AB	30
R	4
H	7
RBI	3
BB	8
SO	11
LOB	19



livebaseballscores.com

Batter	1	2	3	4	5	6	7	8	9	AB R H RBI BB SO LOB	TOP			
Brian McRae, S OBP: 0.351, SLG: 0.453 (1, 8)	0-0 L7-6-3 1B		2-1 G1-3		1-2 SF8		0-0 G6-3		0-1 G3	4 0 1 1 0 0 1				
Wally Joyner, L OBP: 0.389, SLG: 0.337 (1, 3)	3-2 L7-6-3 1-2		4-2 WP BB		3-2 1B 1-H		4-0 BB BB		3-2 F7	3 0 1 1 2 0 1				
George Brett, L OBP: 0.260, SLG: 0.312 (1, 10)	2-3 K		0-0 L5		0-1 1B		4-2 1-2 BB			3 0 1 0 1 1 2				
Felix Jose, S OBP: 0.293, SLG: 0.320 (1, 9)		0-2 E5 1B G4-6-3	2-1 L4		2-3 K		1-2 P4			4 1 0 0 0 1 6				
Chris Gwynn, L OBP: 0.340, SLG: 0.380 (1, 7) Kevin McReynolds, R OBP: 0.352, SLG: 0.532 (7, PH) (7, 7)		2-2 G4-6-3 1-3 1B		0-1 G6-4-3 1B	3-3 K		2-3 K			3 0 2 0 0 1 2 1 0 0 0 0 1 2				
Brent Mayne, L OBP: 0.317, SLG: 0.345 (1, 2)		1-2 G4-6-3 1-2f 3-H		2-0 F8		2-2 G4-3		4-0 G5-4-3 BB		3 0 0 0 1 0 2				
Phil Hiatt, R OBP: 0.325, SLG: 0.440 (1, 5)		1-1 HBP		1-2 G6-4-3 1-2f		0-1 1B 1B		0-1 G5-4-3 1-2f		3 0 1 0 0 0 2				
Jose Lind, R OBP: 0.308, SLG: 0.360 (1, 4)		2-0 G4-3		2-1 1B SF8 1B		2-1 1-2 1B		0-3 K		4 1 2 0 0 1 1				
Greg Gagne, R OBP: 0.284, SLG: 0.324 (1, 6) Hubie Brooks, R OBP: 0.310, SLG: 0.357 (9, PH)			1-1 WP G1-3 1B		3-2 1B S 1B		1-3 K		1-1 G5-3	3 1 2 0 0 1 1 1 0 0 0 0 0 0				
Inning Stats	R: 0 E: 0 K: 1 S: 8 H: 1 LOB: 0 BB: 0 P: 13	R: 1 E: 1 K: 0 S: 12 H: 1 LOB: 1 BB: 0 P: 18	R: 0 E: 0 K: 0 S: 9 H: 1 LOB: 2 BB: 1 P: 18	R: 0 E: 0 K: 0 S: 6 H: 1 LOB: 0 BB: 0 P: 9	R: 2 E: 0 K: 2 S: 22 H: 4 LOB: 2 BB: 0 P: 36	R: 0 E: 0 K: 1 S: 12 H: 2 LOB: 1 BB: 0 P: 16	R: 0 E: 0 K: 1 S: 9 H: 0 LOB: 2 BB: 2 P: 20	R: 0 E: 0 K: 1 S: 5 H: 0 LOB: 0 BB: 1 P: 9	R: 0 E: 0 K: 0 S: 7 H: 0 LOB: 0 BB: 0 P: 11	1B: 10 2B: 1 3B: 0 HR: 0 SF: 1 SAC: 0 DP: 4 HBP: 1	WP: 1 PB: 0 SB: 1 CS: 0 PA: 38			
PITCHER	IP WLS BF H R ER SO BB IBB HBP BLK WP HR S P ERA WHIP													
John Doherty, R ERA: 2.31 (1, 1)	4.1		7 3 2 1 1 0 1 0 1 0 1 0 46 78 4.15 1.846											
Mark Leiter, R ERA: 4.22 (5, 1)	1.2		7 3 0 0 3 0 0 0 0 0 0 0 23 32 0.00 1.800											
Bob MacDonald, L ERA: 3.38 (7, 1)	0.2		4 0 0 0 0 2 0 0 0 0 0 0 6 15 0.00 3.000											
Dave Johnson, R ERA: (7, 1)	1.1	W	4 0 0 0 2 1 0 0 0 0 0 0 8 14 0.00 0.750											
Mike Henneman, R ERA: 1.54 (9, 1)	1.0	S	3 0 0 0 0 0 0 0 0 0 0 0 7 11 0.00 0.000											

Kansas City Royals @ Detroit Tigers

Tiger Stadium, Detroit, MI

Tue May 04 1993, 7:05 PM EDT
Att. 10,889 - Unknown - 64 F

livebaseballscorecards.com

AB	32
R	3
H	10
RBI	2
BB	4
SO	6
LOB	20



Batter	1	2	3	4	5	6	7	8	9	AB	R	H	RBI	BB	SO	LOB	BOTTOM				
Tony Phillips, S OBP: 0.468, SLG: 0.434 (1, 8) (8, 7)	1-3 		4-1 1-2 		2-2 G1-4-3 		4-0 1-2 	2-3 		3	1	0	0	2	2	1	Kansas City Royals @ Detroit Tigers Tiger Stadium, Detroit, MI Tue May 04 1993, 7:05 PM EDT Att: 10,889 - Unknown - 64 F				
Lou Whitaker, L OBP: 0.467, SLG: 0.542 (1, 4) (8, 7)	1-2 		1-2 F8 		0-3 		2-3 			4	0	1	0	0	2	4					
Travis Fryman, R OBP: 0.404, SLG: 0.535 (1, 6) (8, 8)	2-0 G6-4-3 		1-3 		4-0 		1-1 1-3 2-H 			3	0	1	1	1	1	3					
Cecil Fielder, R OBP: 0.373, SLG: 0.400 Milt Cuyler, S OBP: 0.329, SLG: 0.344 (1, 3) (7, PR) (8, 8)		0-0 	4-0 1-2 2-3 		2-1 G5-3 		2-0 			3	1	2	2	1	0	1					
Kirk Gibson, L OBP: 0.512, SLG: 0.652 (1, 10) (8, 8)		4-1 	0-3 		4-2 		1-3 			2	0	0	0	2	2	5					
Mickey Tettleton, S OBP: 0.340, SLG: 0.416 (1, 7) (8, 3)		3-3 SAFE SAFE SAFE 		2-3 		2-1 SAFE SAFE 		0-3 		4	0	0	0	0	3	2					
Rob Deer, R OBP: 0.282, SLG: 0.465 (1, 9) (8, 3)		1-3 		1-3 		2-1 		3-2 		4	1	1	1	0	2	1					
Scott Livingstone, L OBP: 0.349, SLG: 0.379 (1, 5) (8, 3)		0-1 		2-2 P6 		1-0 		0-0 		4	0	1	0	0	0	1					
Chad Kreuter, S OBP: 0.507, SLG: 0.790 (1, 2) (8, 3)			3-2 		3-2 		0-1 		1-3 		4	2	3	1	0	1					
Inning Stats	R: 0 E: 0 K: 1 S: 10	H: 1 LOB: 0 BB: 0 P: 14	R: 1 E: 1 K: 2 S: 10	H: 1 LOB: 1 BB: 1 P: 18	R: 0 E: 0 K: 2 S: 15	H: 1 LOB: 3 BB: 2 P: 28	R: 0 E: 0 K: 2 S: 11	H: 0 LOB: 0 BB: 0 P: 16	R: 1 E: 0 K: 1 S: 13	H: 1 LOB: 1 BB: 1 P: 24	R: 0 E: 0 K: 0 S: 7	H: 0 LOB: 0 BB: 1 P: 15	R: 2 E: 0 K: 2 S: 13	H: 3 LOB: 3 BB: 1 P: 24	R: 1 E: 0 K: 3 S: 15	H: 2 LOB: 1 BB: 0 P: 21	1B: 6 2B: 0 3B: 0 HR: 3	SF: 0 SAC: 0 DP: 2 HBP: 0	WP: 0 PB: 0 SB: 1 CS: 0	PA: 37	
PITCHER Mark Gardner, R ERA: 5.04 Bill Sampen, R ERA: Tom Gordon, R ERA: 6.16	IP 4.1 0.2 3.0	WLS L	BF 19 4 14	H 4 0 5	R 2 0 3	ER 2 0 3	SO 7 1 5	BB 3 0 1	IBB 0 0 0	HBP 0 0 0	BLK 0 0 0	WP 0 0 0	HR 2 0 1	S 54 8 32	P 89 18 53	ERA 4.15 0.00 9.00	WHIP 1.615 3.000 2.000				

livebaseballscorecards.com

AB	31
R	5
H	9
RBI	5
BB	6
SO	13
LOB	19



Batter	1	2	3	4	5	6	7	8	9	AB R H RBI BB SO LOB	TOP											
Brian McRae, S (1, 8) OBP: 0.356, SLG: 0.455	0-1 CS 1B		1-2 F7			1-3 K		1-1 E HR 1B		4 1 2 0 0 1 0												
Harvey Pulliam, R (1, 9) OBP: 0.348, SLG: 0.545	1-1 G4-3		0-1 G1-3			0-3 K		0-2 1-H HR		4 1 1 2 0 1 1												
Felix Jose, S (8, 9) OBP: 0.293, SLG: 0.320	SAFE SAFE SAFE							SAFE SAFE SAFE		0 0 0 0 0 0 0												
George Brett, L (1, 10) OBP: 0.250, SLG: 0.299	1-0 L8					1-0 F7		2-1 G4-3		4 0 0 0 0 0 0												
Kevin McReynolds, R (1, 7) OBP: 0.345, SLG: 0.529		3-2 1B 2B				3-2 F8		1-1 E G6-4-3		4 2 1 0 0 0 0												
Wally Joyner, L (1, 3) OBP: 0.384, SLG: 0.326		0-0 B1				3-2 HBP		3-1 E6 G6-4-3		3 0 0 0 0 0 2												
Mike Macfarlane, R (1, 2) OBP: 0.286, SLG: 0.462		1-0 2-H 1B				2-1 L9		1-2 G6-4-3 1-2f 3-H		4 0 2 1 0 0 2												
Phil Hiatt, R (1, 5) OBP: 0.322, SLG: 0.423		3-3 K				1-3 K		1-3 K		3 0 0 0 1 3 1												
Jose Lind, R (1, 4) OBP: 0.283, SLG: 0.342		1-0 G6-3				0-2 L5		1-2 L9		4 0 0 0 0 0 3												
Greg Gagne, R (1, 6) OBP: 0.274, SLG: 0.312			2-3 K			0-1 G5-3		1-2 G6-3		3 0 0 0 0 1 0												
Inning Stats	R: 0 E: 0 K: 0 S: 5	H: 1 LOB: 0 BB: 0 P: 7	R: 1 E: 0 K: 1 S: 10	H: 2 LOB: 1 BB: 0 P: 18	R: 0 E: 0 K: 1 S: 17	H: 0 LOB: 0 BB: 0 P: 20	R: 0 E: 0 K: 1 S: 8	H: 0 LOB: 1 BB: 0 P: 18	R: 0 E: 0 K: 1 S: 8	H: 0 LOB: 0 BB: 0 P: 9	R: 0 E: 0 K: 2 S: 8	H: 0 LOB: 0 BB: 0 P: 10	R: 1 E: 2 K: 1 S: 11	H: 0 LOB: 0 BB: 0 P: 17	R: 2 E: 1 K: 0 S: 15	H: 2 LOB: 0 BB: 0 P: 20	R: 0 E: 0 K: 0 S: 11	H: 1 LOB: 2 BB: 1 P: 17	1B: 4 2B: 1 3B: 0 HR: 1	SF: 0 SAC: 0 DP: 1 HBP: 1	WP: 0 PB: 0 SB: 0 CS: 1	PA: 35
PITCHER	IP WLS BF H R ER SO BB IBB HBP BLK WP HR S P ERA WHIP																					
David Wells, L (1, 1) ERA: 1.86	8.0 L 30 5 4 3 6 0 0 1 0 0 0 1 82 119 3.38 0.625																					
Mike Henneman, R (9, 1) ERA: 1.42	1.0 5 1 0 0 0 1 0 0 0 0 0 0 11 17 0.00 2.000																					

Kansas City Royals @ Detroit Tigers
Tiger Stadium, Detroit, MI
 Wed May 05 1993, 3:33 AM EDT
 Att. 15,653 - Cloudy - 69 F

livebaseballscorecards.com

AB	33
R	4
H	6
RBI	3
BB	1
SO	6
LOB	9



Batter	1	2	3	4	5	6	7	8	9	AB	R	H	RBI	BB	SO	LOB
Tony Phillips, S OBP: 0.465, SLG: 0.427 (1, 8) BB F B B F S (8, 7)	3-3 K		1-3 K	1-3 K		4-1 BB		3-2 1B 1B		4	0	1	0	1	3	4
Lou Whitaker, L OBP: 0.450, SLG: 0.516 (1, 4) C F B F X	1-2 P6		1-2 1B		0-0 P3	0-0 P4		3-2 SAFE F7		5	0	1	0	0	0	3
Travis Fryman, R OBP: 0.412, SLG: 0.533 (1, 6) B F B F S C T P S F S	2-3 K		1-3 K		0-1 BB 1B		4-2 HBP 1B BB	0-1 1B		4	1	2	0	1	2	2
Cecil Fielder, R OBP: 0.374, SLG: 0.388 (1, 3)		3-3 K	3-2 F8		4-2 SAFE BB	1-2 BB	2-1 FC5-4 1B 2B HBP	2-2 F7		3	1	0	0	1	1	4
Kirk Gibson, L OBP: 0.506, SLG: 0.634 (1, 10) C X		0-1 2B 1B		0-0 1B 1B	3-3 K		1-3 K	0-0 G1-3		5	0	2	0	0	2	6
Mickey Tettleton, S OBP: 0.337, SLG: 0.407 Milt Cuyler, S OBP: 0.324, SLG: 0.339 (1, 7) (7, PR) (8, 8)	1-1 F8		0-0 P5		2-3 K		3-1 FC5-4 1B		2-3 K	4	0	1	1	0	1	4
Rob Deer, R OBP: 0.278, SLG: 0.462 (1, 9) 1 SAFE X	0-0 2B		1-2 F7		0-0 P2		2-2 FC5-4 2B		1-3 K	5	1	1	0	0	1	3
Scott Livingstone, L OBP: 0.368, SLG: 0.403 Skeeter Barnes, R OBP: 0.333, SLG: 0.400 (1, 5) (9, PR)	2-3 K		2-2 S 1B		1-0 L4		2-2 1-H 3-H 2B		4-0 CS BB	4	0	2	2	1	1	2
Chad Kreuter, S OBP: 0.520, SLG: 0.785 (1, 2) B C B B C X		3-2 1B 1B		4-2 BB 1B		1-0 BB 1B	2-1 G4-3		3-2 CS	3	0	2	0	1	0	2

Inning Stats	R: 0	H: 0	E: 0	K: 2	S: 12	H: 0	LOB: 0	BB: 0	P: 18	R: 0	H: 2	E: 0	K: 2	S: 14	H: 2	LOB: 2	BB: 0	P: 20	R: 0	H: 2	E: 0	K: 2	S: 17	H: 2	LOB: 2	BB: 0	P: 25	R: 0	H: 2	E: 0	K: 1	S: 13	H: 2	LOB: 3	BB: 1	P: 21	R: 0	H: 1	E: 0	K: 2	S: 11	H: 1	LOB: 2	BB: 1	P: 20	R: 0	H: 1	E: 0	K: 0	S: 5	H: 1	LOB: 2	BB: 1	P: 11	R: 3	H: 2	E: 0	K: 1	S: 16	H: 2	LOB: 2	BB: 1	P: 32	R: 0	H: 2	E: 0	K: 0	S: 14	H: 2	LOB: 2	BB: 0	P: 22	R: 0	H: 0	E: 0	K: 2	S: 9	H: 0	LOB: 1	BB: 1	P: 19	1B: 10	SF: 0	2B: 2	SAC: 0	3B: 0	DP: 0	HR: 0	HBP: 1
--------------	------	------	------	------	-------	------	--------	-------	-------	------	------	------	------	-------	------	--------	-------	-------	------	------	------	------	-------	------	--------	-------	-------	------	------	------	------	-------	------	--------	-------	-------	------	------	------	------	-------	------	--------	-------	-------	------	------	------	------	------	------	--------	-------	-------	------	------	------	------	-------	------	--------	-------	-------	------	------	------	------	-------	------	--------	-------	-------	------	------	------	------	------	------	--------	-------	-------	--------	-------	-------	--------	-------	-------	-------	--------

PITCHER	IP	WLS	BF	H	R	ER	SO	BB	IBB	HBP	BLK	WP	HR	S	P	ERA	WHIP
Kevin Appier, R ERA: 3.61 (1, 1)	6.0		31	8	2	2	9	4	0	0	0	0	0	75	124	3.00	2.000
Dennis Rasmussen, L ERA: 10.38 (7, 1)	0.1		1	0	0	0	1	0	0	0	0	0	0	3	4	0.00	0.000
Bill Sampen, R ERA: 3.86 (7, 1)	0.1		2	1	0	0	0	0	0	0	0	0	0	5	10	0.00	3.000
Jeff Montgomery, R ERA: 2.2 (7, 1)	2.1	W	10	3	1	1	2	1	0	0	0	0	0	28	50	3.86	1.714

BOTTOM

Kansas City Royals @ Detroit Tigers
Tiger Stadium, Detroit, MI
Wed May 05 1993, 3:33 AM EDT
Att: 15,653 - Cloudy - 69 F

AB	38
R	3
H	12
RBI	3
BB	5
SO	12
LOB	30



WP: 0	PA: 45
PB: 0	
SB: 1	
CS: 1	

livebaseballscorecards.com

Batter	1	2	3	4	5	6	7	8	9	AB R H RBI BB SO LOB	TOP											
David Hulse, L (1, 8) OBP: 0.329, SLG: 0.333	0-3 		0-0 PB 2B 1B		0-0 G5-3		0-0 CS 1B		1-2 K	5 1 2 0 0 2 0												
Julio Franco, R (1, 10) OBP: 0.355, SLG: 0.466	1-1 G6-3		3-3 K		1-3 K		4-2 BB			3 0 0 0 1 2 2												
Jose Canseco, R (1, 9) OBP: 0.353, SLG: 0.579	2-2 G5-3		2-1 HR 2B		0-1 G6-3		2-2 G1-3			4 1 1 2 0 0 1												
Juan Gonzalez, R (1, 7) OBP: 0.431, SLG: 0.673		2-0 F8	0-0 HR		1-1 1B 2B		0-0 G4-3 2B			4 1 3 2 0 0 0												
Rafael Palmeiro, L (1, 3) OBP: 0.274, SLG: 0.352		1-1 1B	0-1 P4		0-0 F7		3-2 G4-3			4 0 1 0 0 0 2												
Dean Palmer, R (1, 5) OBP: 0.345, SLG: 0.589		3-3 1 SAFE K		1-0 G6-3		4-0 1B BB		1-0 P8		3 0 0 0 1 1 2												
Ivan Rodriguez, R (1, 2) OBP: 0.394, SLG: 0.477		3-2 G6-3		1-1 L7		2-0 1B		1-0 F7		4 0 1 0 0 0 2												
Manuel Lee, S (1, 6) OBP: 0.300, SLG: 0.196			2-2 F7		1-1 L7		1-0 L8		0-0 G6-3	2 0 0 0 0 0 0												
Doug Strange, S (6, PH) OBP: 0.348, SLG: 0.500									2 0 0 0 0 0 3													
Billy Ripken, R (1, 4) OBP: 0.292, SLG: 0.241			3-2 PB 1B 2B 1B		0-1 G6-3		2-1 G5-3		1-2 G6-3	4 1 1 0 0 0 0												
Inning Stats	R: 0 E: 0 K: 1 S: 9	H: 0 LOB: 0 BB: 0 P: 12	R: 0 E: 0 K: 1 S: 12	H: 1 LOB: 1 BB: 0 P: 21	R: 4 E: 0 K: 1 S: 17	H: 4 LOB: 0 BB: 0 P: 27	R: 0 E: 0 K: 0 S: 5	H: 0 LOB: 0 BB: 0 P: 8	R: 0 E: 0 K: 1 S: 6	H: 0 LOB: 0 BB: 0 P: 7	R: 0 E: 0 K: 0 S: 7	H: 2 LOB: 3 BB: 1 P: 15	R: 0 E: 0 K: 0 S: 9	H: 1 LOB: 1 BB: 1 P: 17	R: 0 E: 0 K: 0 S: 6	H: 1 LOB: 1 BB: 0 P: 11	R: 0 E: 0 K: 1 S: 7	H: 0 LOB: 0 BB: 0 P: 9	1B: 5 2B: 3 3B: 0 HR: 1	SF: 0 SAC: 0 DP: 0 HBP: 0	WP: 0 PB: 1 SB: 0 CS: 1	PA: 37
PITCHER	IP WLS BF H R ER SO BB IBB HBP BLK WP HR S P ERA WHIP												IP WLS BF H R ER SO BB IBB HBP BLK WP HR S P ERA WHIP									
Hipolito Pichardo, R (1, 1) ERA: 4.33	8.0 W 34 9 4 4 4 2 0 0 0 0 0 1 71 118 4.50 1.375																					
Tom Gordon, R (9, 1) ERA: 5.85	1.0 3 0 0 0 1 0 0 0 0 0 0 0 7 9 0.00 0.000																					

Texas Rangers @ Kansas City Royals
Kauffman Stadium, Kansas City, MO
Fri May 07 1993, 7:05 PM CDT
Att. 33,550 - Unknown - 78 F

livebaseballscorecards.com

AB	35
R	4
H	9
RBI	4
BB	2
SO	5
LOB	12



Batter	1	2	3	4	5	6	7	8	9	AB	R	H	RBI	BB	SO	LOB	BOTTOM										
Keith Miller, R OBP: 0.152, SLG: 0.097 (1, 5)				FC5-4 E 1B 1-2f	F8		K			5	1	0	0	0	1	3											
Brian McRae, S OBP: 0.374, SLG: 0.478 (1, 8)	BB BB 1B 0-2	F7		E5 E 1B 1-3		G4-3 1B 2B 0-1		1B 1B 1-1		5	3	4	0	0	0	0											
George Brett, L OBP: 0.257, SLG: 0.314 (1, 10)	E4 BB BB 1B 2-1	G6-3 2B 1-0		FC1 G4-3 1-3		G4-3 2-3 1-0		1B 1-2 0-2		5	1	2	0	0	0	3											
Felix Jose, S OBP: 0.287, SLG: 0.304 (1, 9)	BB BB 1B 4-2	G6-3 2-3 0-2		G4-3 2-3 3-H 3-2		FC1 S 1B 2-1		K 1-3 1-3		4	1	0	1	1	1	5											
Wally Joyner, L OBP: 0.393, SLG: 0.326 (1, 3)	1B 3B BB 4-2	P6 2-3 3-H 0-0		FC6-4 BB 4-2		1B 3-H 1-1		P2 0-0 1-2		3	1	1	2	2	0	3											
Chris Gwynn, L OBP: 0.340, SLG: 0.377 Kevin McReynolds, R OBP: 0.333, SLG: 0.509 (1, 7) (6, PH) (7, 7)	3B 1B 1-3 2-H 3-H 0-0		G1-3 1-1	FC6-4 1-2f 2-2		K 2-3 3-3		P4 0-0 3-3		3	1	1	2	0	0	2											
Brent Mayne, L OBP: 0.313, SLG: 0.371 (1, 2)	2B 3B 1-H 3-H 2-2		F9 1-2		G5-3 0-0	F9 3-1				4	1	1	2	0	0	2											
Jose Lind, R OBP: 0.279, SLG: 0.325 (1, 4)	K 1-2		L9 0-0		G6-3 2-2		G1-3 1-2			4	0	0	0	0	1	1											
Greg Gagne, R OBP: 0.295, SLG: 0.358 (1, 6)	2B 3-H 2-2			FC5-4 1B 1-1		2B 3-2		P4 2-2		4	0	3	1	0	0	0											
Inning Stats	R: 6 E: 1 K: 1 S: 28	H: 4 LOB: 1 BB: 2 P: 44	R: 0 E: 0 K: 0 S: 6	H: 1 LOB: 1 BB: 0 P: 7	R: 0 E: 0 K: 0 S: 8	H: 0 LOB: 0 BB: 0 P: 10	R: 2 E: 2 K: 0 S: 17	H: 2 LOB: 2 BB: 1 P: 29	R: 0 E: 0 K: 0 S: 9	H: 1 LOB: 1 BB: 0 P: 15	R: 1 E: 0 K: 1 S: 14	H: 2 LOB: 2 BB: 0 P: 24	R: 0 E: 0 K: 1 S: 9	H: 0 LOB: 0 BB: 0 P: 12	R: 0 E: 0 K: 1 S: 10	H: 2 LOB: 2 BB: 0 P: 12	1B: 7 2B: 4 3B: 1 HR: 0	SF: 0 SAC: 0 DP: 0 HBP: 0	WP: 0 PB: 0 SB: 1 CS: 0	PA: 42 ERA WHIP							
PITCHER	IP	WLS	BF	H	R	ER	SO	BB	IBB	HBP	BLK	WP	HR	S	P	ERA	WHIP										
Nolan Ryan, R ERA: 4.5 (1, 1)	4.0	L	24	7	8	4	1	3	0	0	0	0	0	59	90	9.00	2.500										
Brian Bohanon, L ERA: 2.51 (5, 1)	1.1		8	3	1	1	0	0	0	0	0	0	0	16	26	6.75	2.250										
Matt Whiteside, R ERA: 2.08 (6, 1)	0.1		1	0	0	0	1	0	0	0	0	0	0	5	8	0.00	0.000										
Craig Lefferts, L ERA: 7.09 (6, 1)	2.0		8	2	0	0	2	0	0	0	0	0	0	20	28	0.00	1.000										
Robb Nen, R ERA: 5.25 (8, 1)	0.1		1	0	0	0	0	0	0	0	0	0	0	1	1	0.00	0.000										

Texas Rangers @ Kansas City Royals
 Kauffman Stadium, Kansas City, MO
 Fri May 07 1993, 7:05 PM CDT
 Att: 33,550 - Unknown - 78 F

AB	39
R	9
H	12
RBI	8
BB	3
SO	4
LOB	23



WP: 0	PA: 42
ERA	WHIP

livebaseballscores.com

Batter	1	2	3	4	5	6	7	8	9	AB R H RBI BB SO LOB
David Hulse, L (1, 8) OBP: 0.312, SLG: 0.314	1-1 F9		1-0 G4-3		0-0 F7			0-0 G4-3		4 0 0 0 0 0 0
Julio Franco, R (1, 10) OBP: 0.351, SLG: 0.458	2-2 G4-3			1-1 HR 1B		1-2 K		2-2 F9		4 1 1 0 0 1 0
Jose Canseco, R (1, 9) OBP: 0.341, SLG: 0.559	2-2 P6			2-3 SAFE SAFE		2-1 P6		2-3 K		4 0 0 0 0 2 1
Juan Gonzalez, R (1, 7) OBP: 0.433, SLG: 0.692		2-2 T B H		1-0 SAFE SAFE		3-2 F7		2-0 F7		3 1 1 2 0 0 0
Rafael Palmeiro, L (1, 3) OBP: 0.275, SLG: 0.346		0-1 G3-6 1-2f		4-1 SAFE SAFE			0-1 G4-3			2 0 0 0 1 0 1
Dean Palmer, R (1, 5) OBP: 0.354, SLG: 0.583		4-2 C SAFE SAFE SAFE		1-3 SAFE SAFE			4-2 SAFE SAFE	G6-4-3 BB		1 0 0 0 2 1 1
Ivan Rodriguez, R (1, 2) OBP: 0.382, SLG: 0.462		0-0 P9		1-1 SAFE SAFE			1-2 SAFE SAFE SAFE	G6-4-3 1-2f		3 0 0 0 0 0 3
Doug Strange, S (1, 4) OBP: 0.327, SLG: 0.467			2-2 G1-3		1-1 L4			1-0 F7		3 0 0 0 0 0 0
Billy Ripken, R (9, 4) OBP: 0.292, SLG: 0.241										0 0 0 0 0 0 0
Manuel Lee, S (1, 6) OBP: 0.286, SLG: 0.185			1-1 F8		1-3 K			0-1 L9		3 0 0 0 0 1 0

Inning Stats	R: 0	H: 0	R: 0	H: 0	R: 0	H: 0	R: 2	H: 2	R: 0	H: 0	R: 0	H: 0	R: 0	H: 0	R: 0	H: 0	R: 0	H: 0	R: 0	H: 0	1B: 1	SF: 0	WP: 0	PA: 31
E: 0 LOB: 0 K: 0 BB: 0 S: 8 P: 13	E: 0 LOB: 1 K: 0 BB: 1 P: 13	E: 0 LOB: 0 K: 0 BB: 0 P: 10	E: 0 LOB: 1 K: 2 BB: 1 P: 22	E: 0 LOB: 0 K: 1 BB: 0 P: 8	E: 0 LOB: 0 K: 1 BB: 0 P: 14	E: 0 LOB: 0 K: 0 BB: 1 P: 13	E: 0 LOB: 0 K: 1 BB: 0 P: 13	E: 0 LOB: 0 K: 0 BB: 0 P: 5	E: 0 LOB: 0 K: 1 BB: 0 P: 13	E: 0 LOB: 0 K: 1 BB: 0 P: 13	2B: 0 3B: 0 HR: 1	SAC: 0 DP: 2 HBP: 1	PB: 0 SB: 1 CS: 0											

PITCHER	IP	WLS	BF	H	R	ER	SO	BB	IBB	HBP	BLK	WP	HR	S	P	ERA	WHIP
David Cone, R (1, 1) ERA: 3.38	9.0	L	31	2	2	2	5	3	0	1	0	0	1	67	111	2.00	0.556

PITCHER	IP	WLS	BF	H	R	ER	SO	BB	IBB	HBP	BLK	WP	HR	S	P	ERA	WHIP

Texas Rangers @ Kansas City Royals
Kauffman Stadium, Kansas City, MO
Sun May 09 1993, 3:33 AM CDT
Att. 17,967 - Overcast - 63 F

livebaseballscorecards.com

AB	27
R	2
H	2
RBI	2
BB	3
SO	5
LOB	6



Batter	1	2	3	4	5	6	7	8	9	AB	R	H	RBI	BB	SO	LOB
--------	---	---	---	---	---	---	---	---	---	----	---	---	-----	----	----	-----

Keith Miller, R OBP: 0.189, SLG: 0.143 (1, 5)	0-0 HBP 1B		2-0 1-3 1B		1-1 2-3 E5			1-1 P7		4	0	2	0	0	0	1
Brian McRae, S OBP: 0.370, SLG: 0.466 (1, 8)	2-1 G6-4-3 HBP		1-1 L6		3-1 L3			1-2 L3		3	0	0	0	0	0	4
George Brett, L OBP: 0.257, SLG: 0.321 (1, 10)	0-0 G6-4-3			0-0 1B SF9 2B			0-0 E9 F9	2-2 G4-3		4	1	1	0	0	0	1
Felix Jose, S OBP: 0.286, SLG: 0.301 (1, 9)		0-0 G5-3		1-0 CS 1B			1-3 K	2-2 F9		4	0	1	0	0	1	1
Wally Joyner, L OBP: 0.380, SLG: 0.316 (1, 3)		0-1 G3-1		0-0 SF9			1-2 F9	0-2 F9		3	0	0	1	0	0	1
Chris Gwynn, L OBP: 0.316, SLG: 0.351 (1, 7)		1-2 G6-3		3-2 G3			1-2 F7	1-0 F8		4	0	0	0	0	0	2
Brent Mayne, L OBP: 0.314, SLG: 0.385 (1, 2)			0-1 P7		2-1 G3 FC1-5-2 2B			2-2 G5-3		3	0	1	0	0	0	0
Jose Lind, R OBP: 0.270, SLG: 0.314 (1, 4)			1-2 G3		0-0 G3			0-2 G4-3		3	0	0	0	0	0	1
Greg Gagne, R OBP: 0.297, SLG: 0.357 (1, 6)			1-2 1B		2-1 FC1-5-2 E			0-0 F9		3	0	1	0	0	0	1

Inning Stats	R: 0 E: 0 K: 0 S: 3	H: 1 LOB: 0 BB: 0 P: 5	R: 0 E: 0 K: 0 S: 6	H: 0 LOB: 0 BB: 0 P: 7	R: 0 E: 0 K: 0 S: 12	H: 2 LOB: 2 BB: 0 P: 17	R: 1 E: 0 K: 0 S: 6	H: 2 LOB: 0 BB: 0 P: 10	R: 0 E: 1 K: 0 S: 9	H: 1 LOB: 2 BB: 0 P: 17	R: 0 E: 1 K: 1 S: 10	H: 0 LOB: 1 BB: 0 P: 13	R: 0 E: 0 K: 0 S: 7	H: 0 LOB: 0 BB: 0 P: 9	R: 0 E: 0 K: 0 S: 8	H: 0 LOB: 0 BB: 0 P: 12	R: 0 E: 0 K: 0 S: 8	H: 0 LOB: 0 BB: 0 P: 11	1B: 4 2B: 2 3B: 0 HR: 0	SF: 1 SAC: 0 DP: 1 HBP: 1	WP: 0 PB: 0 SB: 0 CS: 1	PA: 33
---------------------	------------------------------	---------------------------------	------------------------------	---------------------------------	-------------------------------	----------------------------------	------------------------------	----------------------------------	------------------------------	----------------------------------	-------------------------------	----------------------------------	------------------------------	---------------------------------	------------------------------	----------------------------------	------------------------------	----------------------------------	----------------------------------	------------------------------------	----------------------------------	--------

PITCHER Kevin Brown, R ERA: 1.27 (1, 1)	IP 9.0	WLS W	BF 33	H 6	R 1	ER 1	SO 1	BB 0	IBB 0	HBP 1	BLK 0	WP 0	HR 0	S 69	P 101	ERA 1.00	WHIP 0.667	PITCHER	IP 9.0	WLS W	BF 33	H 6	R 1	ER 1	SO 1	BB 0	IBB 0	HBP 1	BLK 0	WP 0	HR 0	S 69	P 101	ERA 1.00	WHIP 0.667
--	-----------	----------	----------	--------	--------	---------	---------	---------	----------	----------	----------	---------	---------	---------	----------	-------------	---------------	----------------	-----------	----------	----------	--------	--------	---------	---------	---------	----------	----------	----------	---------	---------	---------	----------	-------------	---------------

BOTTOM

Texas Rangers @ Kansas City Royals
Kauffman Stadium, Kansas City, MO

AB	31
R	1
H	6
RBI	1
BB	0
SO	1
LOB	12



Sun May 09 1993, 3:33 AM CDT
Att. 17,967 - Overcast - 63 F

livebaseballscorecards.com

Batter	1	2	3	4	5	6	7	8	9	AB R H RBI BB SO LOB	TOP			
Keith Miller, R (1, 5) OBP: 0.214, SLG: 0.225 Phil Hiatt, R (8, 5) OBP: 0.322, SLG: 0.423	1-3 K		3-1 G5-3		0-0 1B FC1-5-2 2B	1-3 K		0-1 1B 2B		5 1 2 0 0 2 1 0 0 0 0 0 0 0	Kansas City Royals @ Cleveland Indians Cleveland Municipal Stadium, Cleveland, OH Tue May 11 1993, 7:05 PM EDT Att. 12,800 - Unknown - 67 F			
Brian McRae, S (1, 8) OBP: 0.379, SLG: 0.472	1-2 F9		3-2 1B 1B		0-0 FC1-5-2 SF9 1B	3-2 P6		1-1 FC4-6 1B		5 1 3 1 0 0 1				
George Brett, L (1, 10) OBP: 0.254, SLG: 0.315	2-2 G5-3		2-0 1B 1B		0-0 FC1-5-2 SF9 1-3 3-H		1-2 L9	0-1 FC4-6 1-2f		5 0 1 0 0 0 3				
Wally Joyner, L (1, 3) OBP: 0.389, SLG: 0.333		2-1 G1 1B 2B	3-3 K		4-0 IBB		1-1 CS 1B	2-0 P6 1-2		4 1 2 0 1 1 3				
Chris Gwynn, L (1, 7) OBP: 0.300, SLG: 0.339 Kevin McReynolds, R (7, PH) OBP: 0.339, SLG: 0.509 (7, 7)		1-2 G1 2-3	0-0 F7		0-0 SF9 2-3 3-H		3-2 E 1B 1-2	2-3 K		2 0 0 1 0 0 3 2 1 1 0 0 1 0				
Felix Jose, S (1, 9) OBP: 0.287, SLG: 0.302 Hubie Brooks, R (7, PH) OBP: 0.333, SLG: 0.379 Harvey Pulliam, R (7, 9) OBP: 0.333, SLG: 0.522		2-2 S WP 1B 3-H		1-2 G5-3	3-2 G4-3		0-0 E1 2B 1B 1-H	2-1 G6-3		3 1 1 1 0 0 2 1 1 1 0 0 0 0 1 0 0 0 0 0 0				
Brent Mayne, L (1, 2) OBP: 0.315, SLG: 0.397 Mike Macfarlane, R (7, PH) OBP: 0.295, SLG: 0.488 (7, 2)		1-3 K 1-3		1-1 F9		0-2 G3 1B 2B	1-1 2B 3-H	0-1 F8		3 1 1 0 0 1 1 2 0 1 1 0 0 0				
Jose Lind, R (1, 4) OBP: 0.280, SLG: 0.322		2-0 1B 3-H		0-0 FC6-4 1B		1-2 G3 2-3	3-2 G6-3			4 0 2 1 0 0 2				
Greg Gagne, R (1, 6) OBP: 0.295, SLG: 0.352		2-1 F9		0-0 FC6-4 1-2f		2-1 S 1B 3-H		2-2 G4-3		4 0 1 1 0 0 2				
Inning Stats	R: 0 E: 0 K: 1 S: 10 H: 0 LOB: 0 BB: 0 P: 14	R: 2 E: 0 K: 1 S: 17 H: 3 LOB: 1 BB: 0 P: 27	R: 0 E: 0 K: 1 S: 13 H: 2 LOB: 2 BB: 0 P: 24	R: 0 E: 0 K: 0 S: 7 H: 1 LOB: 1 BB: 0 P: 9	R: 1 E: 0 K: 0 S: 7 H: 2 LOB: 2 BB: 1 P: 14	R: 1 E: 0 K: 1 S: 22 H: 2 LOB: 1 BB: 0 P: 29	R: 2 E: 1 K: 0 S: 15 H: 4 LOB: 1 BB: 0 P: 24	R: 1 E: 0 K: 0 S: 12 H: 2 LOB: 1 BB: 0 P: 17	R: 0 E: 0 K: 1 S: 7 H: 0 LOB: 0 BB: 0 P: 11	1B: 11 2B: 5 3B: 0 HR: 0 SF: 1 SAC: 0 DP: 0 HBP: 0		WP: 1 PB: 0 SB: 3 CS: 1 PA: 43		
PITCHER	IP WLS BF H R ER SO BB IBB HBP BLK WP HR S P ERA WHIP											PITCHER	IP WLS BF H R ER SO BB IBB HBP BLK WP HR S P ERA WHIP	
Mike Bielecki, R (1, 1) ERA: 5.63	5.0		9 4 4 3 0 0 0 1 0 0 0 1 0 60 94 7.20 1.800											
Tom Kramer, R (6, 1) ERA: 3.74	1.0		4 1 0 0 1 0 0 0 0 0 0 0 0 16 23 0.00 1.000											
Dennis Cook, L (7, 1) ERA: 6.35	0.2	L	4 3 2 1 0 0 0 0 0 0 0 0 0 10 15 13.50 4.500											
Jerry Dipoto, R (7, 1) ERA: 13.5	0.2		5 3 1 1 0 0 0 0 0 0 0 0 0 14 21 13.50 4.500											
Cliff Young, L (8, 1) ERA: 8.1	1.2		5 0 0 0 1 0 0 0 0 0 0 0 0 10 16 0.00 0.000											

livebaseballscorecards.com

AB	41
R	7
H	16
RBI	6
BB	1
SO	5
LOB	18



Batter	1	2	3	4	5	6	7	8	9	AB	R	H	RBI	BB	SO	LOB	BOTTOM							
Kenny Lofton, L (1, 8) OBP: 0.433, SLG: 0.443 C B X	2-1 G4-6-3 1B		1-0 G4-3		1-0 E 1B	2-0 G1-3		3-2 F7		5	1	2	0	0	0	1	Kansas City Royals @ Cleveland Indians Cleveland Municipal Stadium, Cleveland, OH Tue May 11 1993, 7:05 PM EDT Att: 12,800 - Unknown - 67 F livebaseballscorecards.com							
Wayne Kirby, L (1, 9) OBP: 0.370, SLG: 0.346 C 1 SAFE S X	1-2 F8		0-0 G4-3		1-2 E8 1-H 2B 1B		0-0 FC4-6 1B		3-2 WP 1B 1B	5	2	3	1	0	0	1								
Carlos Baerga, S (1, 4) OBP: 0.294, SLG: 0.441 C 1 SAFE S X	0-2 G4-6-3 1-2f			1-0 G4-3	4-0 2B BB		0-0 FC4-6 1-2f 2B		1-2 G1-3 1-2	4	0	0	0	1	0	3								
Albert Belle, R (1, 7) OBP: 0.367, SLG: 0.629 X		0-0 F8		2-2 G6-3	2-0 2B		3-2 F8		0-0 2-H 1B	5	0	2	2	0	0	1								
Paul Sorrento, L (1, 3) OBP: 0.391, SLG: 0.614 C B X		1-2 L9		1-0 1B 1B	4-0 1B IBB		3-1 2B		0-3 SAFE K	4	1	2	0	1	1	1								
Carlos Martinez, R (1, 10) OBP: 0.357, SLG: 0.431 Reggie Jefferson, S (5, PH) OBP: 0.321, SLG: 0.417 B X		1-0 P3		0-0 1B 1B	2-3 K		1-2 G1-3		1-2 G4-3	2	0	1	0	0	0	0								
Jeff Treadway, L (1, 5) OBP: 0.386, SLG: 0.390 C F X		0-2 P3		1-1 1-3 2-H 1B	0-1 G3			1-1 P5		4	0	1	1	0	0	3								
Felix Fermin, R (1, 6) OBP: 0.324, SLG: 0.307 F B X		1-1 HR 1B		0-1 G4-3		0-1 G6-4-3 1B		2-2 1B		4	1	3	0	0	0	2								
Lance Parrish, R (1, 2) OBP: 0.222, SLG: 0.556 Thomas Howard, S (8, PH) OBP: 0.295, SLG: 0.384 Junior Ortiz, R (9, 2) OBP: 0.235, SLG: 0.250 C 1 SAFE S X		3-2 1-H HR			0-1 F9	1-1 G6-4-3 1-2f		1-1 SAFE F8		3	1	1	2	0	0	1								
										1	0	0	0	0	0	1								
										0	0	0	0	0	0	0								
Inning Stats	R: 0 E: 0 K: 0 S: 8	H: 1 LOB: 0 BB: 0 P: 11	R: 0 E: 0 K: 0 S: 5	H: 0 LOB: 0 BB: 0 P: 7	R: 2 E: 0 K: 0 S: 10	H: 2 LOB: 0 BB: 0 P: 15	R: 1 E: 0 K: 0 S: 10	H: 3 LOB: 2 BB: 0 P: 15	R: 2 E: 1 K: 1 S: 15	H: 3 LOB: 3 BB: 2 P: 29	R: 0 E: 0 K: 0 S: 5	H: 1 LOB: 0 BB: 0 P: 8	R: 0 E: 0 K: 0 S: 12	H: 2 LOB: 2 BB: 0 P: 19	R: 0 E: 0 K: 0 S: 11	H: 1 LOB: 1 BB: 0 P: 18	R: 1 E: 0 K: 1 S: 14	H: 2 LOB: 1 BB: 0 P: 19	1B: 12 2B: 2 3B: 0 HR: 1	SF: 0 SAC: 0 DP: 2 HBP: 0	WP: 1 PB: 0 SB: 1 CS: 0	PA: 42		
PITCHER	IP WLS BF H R ER SO	WLS W BF H R ER SO	WLS S BF H R ER SO	WLS S BF H R ER SO	WLS S BF H R ER SO	WLS S BF H R ER SO	WLS S BF H R ER SO	WLS S BF H R ER SO	WLS S BF H R ER SO	IP WLS BF H R ER SO	IP WLS BF H R ER SO	IP WLS BF H R ER SO	IP WLS BF H R ER SO	IP WLS BF H R ER SO	IP WLS BF H R ER SO	IP WLS BF H R ER SO	IP WLS BF H R ER SO	IP WLS BF H R ER SO	IP WLS BF H R ER SO	IP WLS BF H R ER SO	IP WLS BF H R ER SO	IP WLS BF H R ER SO	IP WLS BF H R ER SO	
Kevin Appier, R (1, 1) ERA: 3.95	7.1	7	7	13	5	5	1	1	1	1	1	1	1	1	1	1	1	1	1	1	1	1	1	1
Jeff Montgomery, R (8, 1) ERA: 2.5	1.2	S	7	2	1	1	1	0	0	0	0	0	0	0	0	0	0	0	0	0	0	0	0	0

Kansas City Royals @ Cleveland Indians
 Cleveland Municipal Stadium, Cleveland, OH
 Tue May 11 1993, 7:05 PM EDT
 Att: 12,800 - Unknown - 67 F

AB 40
 R 6
 H 15
 RBI 6
 BB 2
 SO 2
 LOB 20



Batter	1	2	3	4	5	6	7	8	9	AB R H RBI BB SO LOB	TOP		
Felix Jose, S (1, 9) OBP: 0.273, SLG: 0.286	0-3 K		0-0 G6-3		0-1 FC5-4 FC1-5 S 1-2f		0-0 F7		0-0 FC4-6 DI 1-2f	5 0 0 0 0 1 3	Kansas City Royals @ Cleveland Indians Cleveland Municipal Stadium, Cleveland, OH Wed May 12 1993, 7:05 PM EDT Att. 12,081 - Unknown - 60 F livebaseballscorecards.com		
Brian McRae, S (1, 8) OBP: 0.380, SLG: 0.465	0-0 B1-3		1-3 K S		2-2 FC1-5 1-3		0-0 FC6-4 1B	4-2 BB	4 0 1 0 1 1 1				
George Brett, L (1, 10) OBP: 0.252, SLG: 0.310	1-2 1B		2-0 F8		0-0 G4-3		0-0 FC6-4 1-2f	1-1 P4	5 0 1 0 0 0 6				
Wally Joyner, L (1, 3) OBP: 0.385, SLG: 0.358	2-2 G4-3		2-1 G4-3		2-2 F7		3-2 HR		4 1 1 1 0 0 2				
Chris Gwynn, L (1, 7) OBP: 0.328, SLG: 0.381		2-2 F7		3-2 2B		0-0 1B	1-1 G6-4-3 1B		4 0 3 0 0 0 0				
Brent Mayne, L (1, 2) OBP: 0.299, SLG: 0.375		1-0 F9		0-2 F8		2-0 F7	1-0 F7		4 0 0 0 0 0 3				
Phil Hiatt, R (1, 5) OBP: 0.319, SLG: 0.415		1-0 1B E 1B		1-1 F7		2-3 K	0-2 G6-4-3 1-2f		4 1 1 0 0 1 3				
Jose Lind, R (1, 4) OBP: 0.281, SLG: 0.323 Kevin McReynolds, R (9, PH) OBP: 0.333, SLG: 0.500		3-1 E8 1-H 1B		0-0 G6-3		0-1 F8	1-3 K		3 0 1 0 0 0 1 1 0 0 0 0 1 0				
Greg Gagne, R (1, 6) OBP: 0.296, SLG: 0.352 Hubie Brooks, R (9, PH) OBP: 0.355, SLG: 0.400		1-1 G3		1-2 FC5-4 1B		1-2 E4 1B	1-1 FC4-6 1B		3 0 1 0 0 0 1 1 0 1 0 0 0 0				
Inning Stats	R: 0 H: 1 E: 0 LOB: 1 K: 1 BB: 0 S: 10 P: 13	R: 1 H: 2 E: 1 LOB: 1 K: 0 BB: 0 S: 10 P: 18	R: 0 H: 0 E: 0 LOB: 1 K: 1 BB: 0 S: 8 P: 13	R: 0 H: 1 E: 0 LOB: 1 K: 0 BB: 0 S: 11 P: 15	R: 0 H: 1 E: 0 LOB: 1 K: 0 BB: 0 S: 9 P: 12	R: 0 H: 1 E: 0 LOB: 1 K: 1 BB: 0 S: 9 P: 15	R: 0 H: 1 E: 1 LOB: 2 K: 0 BB: 0 S: 9 P: 10	R: 1 H: 2 E: 0 LOB: 0 K: 0 BB: 0 S: 9 P: 14	R: 0 H: 1 E: 0 LOB: 2 K: 1 BB: 1 S: 10 P: 17	1B: 8 SF: 0 2B: 1 SAC: 0 3B: 0 DP: 1 HR: 1 HBP: 0		WP: 1 PA: 39 PB: 0 SB: 2 CS: 0	
PITCHER Jose Mesa, R (1, 1) ERA: 3.21	IP WLS BF H R ER SO BB IBB HBP BLK WP HR S P ERA WHIP	9.0 W 39 10 2 1 4 1 0 0 0 1 1 85 127 1.00 1.222											

Kansas City Royals @ Cleveland Indians
Cleveland Municipal Stadium, Cleveland, OH
 Wed May 12 1993, 7:05 PM EDT
 Att. 12,081 - Unknown - 60 F

AB	38
R	2
H	10
RBI	1
BB	1
SO	4
LOB	20



Batter	1	2	3	4	5	6	7	8	9	AB	R	H	RBI	BB	SO	LOB	BOTTOM			
Kenny Lofton, L OBP: 0.435, SLG: 0.441 (1, 8)	2-2 L7	4-2 S 1B BB		2-0 S 1B			2-1 F7			3	1	1	0	1	0	0	Kansas City Royals @ Cleveland Indians Cleveland Municipal Stadium, Cleveland, OH Wed May 12 1993, 7:05 PM EDT Att: 12,081 - Unknown - 60 F			
Wayne Kirby, L OBP: 0.355, SLG: 0.379 (1, 9)	2-1 F7 CS 2B	0-0 SF8		1-1 P2			1-0 F8			3	1	1	1	0	0	1				
Carlos Baerga, S OBP: 0.293, SLG: 0.435 (1, 4)	1-2 F7	SAFE SAFE 1B		1-3 K			1-0 F7			4	0	1	2	0	1	2				
Albert Belle, R OBP: 0.364, SLG: 0.614 (1, 7)	4-2 CS BB	SAFE SAFE G1-3				1-1 G1-3		1-0 G5-3		3	0	0	0	1	0	1				
Paul Sorrento, L OBP: 0.387, SLG: 0.610 (1, 3)	2-2 CS 1-2 3-H	SAFE SAFE 1B 2B		3-3 K		1-0 P6		1-1 G4-3		4	1	1	0	0	1	0				
Carlos Martinez, R OBP: 0.353, SLG: 0.420 (1, 10)		SAFE SAFE P4		4-1 FC4 BB		2-3 K		1-1 L8		3	0	0	0	1	1	1				
Jeff Treadway, L OBP: 0.383, SLG: 0.386 (1, 5)		SAFE SAFE 1B 2B 1B		1-3 K		0-1 P6				3	1	1	0	0	1	1				
Felix Fermin, R OBP: 0.324, SLG: 0.308 (1, 6)		SAFE SAFE 2B SF8 1B		1-1 FC4		0-1 G6-3				3	1	1	1	0	0	1				
Junior Ortiz, R OBP: 0.243, SLG: 0.286 (1, 2)		SAFE SAFE SF8 1B 2B		1-2f		2-1 P4				3	1	1	1	0	0	0				
Inning Stats	R: 1 E: 0 K: 0 S: 13	H: 1 LOB: 0 BB: 1 P: 24	R: 5 E: 0 K: 0 S: 16	H: 5 LOB: 1 BB: 1 P: 28	R: 0 E: 0 K: 2 S: 9	H: 0 LOB: 1 BB: 1 P: 18	R: 0 E: 0 K: 1 S: 7	H: 1 LOB: 1 BB: 0 P: 11	R: 0 E: 0 K: 1 S: 6	H: 0 LOB: 0 BB: 0 P: 10	R: 0 E: 0 K: 0 S: 6	H: 0 LOB: 0 BB: 0 P: 8	R: 0 E: 0 K: 0 S: 5	H: 0 LOB: 0 BB: 0 P: 8	R: 0 E: 0 K: 0 S: 5	H: 0 LOB: 0 BB: 0 P: 8	1B: 4 2B: 3 3B: 0 HR: 0	SF: 1 SAC: 0 DP: 0 HBP: 0	WP: 0 PB: 0 SB: 2 CS: 2	PA: 34 ERA WHIP
PITCHER	IP WLS BF H R ER SO BB IBB HBP BLK WP HR S P ERA WHIP																			
Mark Gardner, R ERA: 6.47 (1, 1)	1.2 L	12 6	6 6	6 6	0 0	3 1	2 0	0 0	0 0	0 0	0 0	0 0	0 0	0 0	0 0	0 0	32.40 4.800			
Mark Gubicza, R ERA: 6.43 (2, 1)	2.1	9	1	0	0	0	1	0	0	0	0	0	0	0	0	0	0.00 0.857			
Billy Brewer, L ERA: (5, 1)	1.0	3	0	0	0	0	1	0	0	0	0	0	0	0	0	0	0.00 0.000			
Tom Gordon, R ERA: 5.32 (6, 1)	2.0	6	0	0	0	0	0	0	0	0	0	0	0	0	0	0	0.00 0.000			
Dennis Rasmussen, L ERA: 8.44 (8, 1)	1.0	3	0	0	0	0	0	0	0	0	0	0	0	0	0	0	0.00 0.000			

AB	29
R	6
H	7
RBI	5
BB	3
SO	4
LOB	7



WP	0	PA	34
PB	0	ERA	
SB	2	WHIP	
CS	2		

livebaseballscorecards.com

TOP

Kansas City Royals @ Cleveland Indians
Cleveland Municipal Stadium, Cleveland, OH

Thu May 13 1993, 3:33 AM EDT
Att. 12,781 - Sunny - 50 F

livebaseballscores.com

AB 37
R 7
H 12
RBI 7
BB 4
SO 6
LOB 12



WP: 1 PA: 44
PB: 0
SB: 1
CS: 1

AB R H RBI BB SO LOB

5	0	0	0	0	0	1
2	0	0	0	0	1	0
2	0	0	0	0	2	0
4	2	3	2	1	0	0
4	1	1	0	1	1	2
3	0	0	0	1	1	0
5	2	3	2	0	0	2
5	1	2	1	0	1	2
3	1	3	2	1	0	0
4	0	0	0	0	0	5
0	0	0	0	0	0	0

Batter	1	2	3	4	5	6	7	8	9
Brian McRae, S (1, 8) OBP: 0.366, SLG: 0.447	1-0 G5-3		1-2 G5-3	3-2 L6		2-2 G4-3		0-0 L8	
Harvey Pulliam, R (1, 9) Felix Jose, S (6, PH) OBP: 0.333, SLG: 0.480 OBP: 0.267, SLG: 0.280	1-3 K		1-0 F8	1-0 1B HBP		1-3 K		1-3 K	
George Brett, L (1, 10) OBP: 0.273, SLG: 0.350	4-0 CS BB		3-1 WP BB 1B	0-1 1B 1-2 1B 3-H		0-1 HR		1-0 F8	
Kevin McReynolds, R (1, 7) OBP: 0.338, SLG: 0.500	2-2 CS 1-2	3-2 SH1-3 2B	4-1 WP 1B BB	1-3 K		2-2 G5-3		1-2 G5-3	
Wally Joyner, L (1, 3) OBP: 0.381, SLG: 0.349		0-0 SH1-3 2B	4-0 1B 2-3 BB		3-3 K		0-1 L8	2-1 E3	
Mike Macfarlane, R (1, 2) OBP: 0.327, SLG: 0.565		1-0 F4	1-0 1B 2-H 3-H		3-2 1B		2-1 HR	0-2 P3	
Phil Hiatt, R (1, 5) OBP: 0.323, SLG: 0.425		1-1 2B 3-H		0-1 S 2B 1B		0-0 E5 1B	1-2 F7	0-3 K2-3	
Greg Gagne, R (1, 6) OBP: 0.324, SLG: 0.383		4-2 BB		1-2 G1-3 1-H 2B		0-1 1B 2-3 3-H	1-1 1B		
Curtis Wilkerson, S (1, 4) Jose Lind, R (7, 4) OBP: 0.154, SLG: 0.120 OBP: 0.281, SLG: 0.323		1-1 G4-3		1-2 G1-3 2-3		3-2 F7	1-0 G4-3		

Inning Stats	R: 0	H: 0	E: 0	K: 1	S: 6	R: 1	H: 2	E: 0	K: 0	S: 12	R: 1	H: 2	E: 0	K: 0	S: 10	R: 2	H: 3	E: 0	K: 1	S: 18	R: 1	H: 2	E: 1	K: 1	S: 15	R: 1	H: 1	E: 0	K: 1	S: 13	R: 1	H: 2	E: 0	K: 0	S: 10	R: 0	H: 0	E: 0	K: 1	S: 7	R: 0	H: 0	E: 1	K: 1	S: 14	1B: 7	2B: 3	3B: 0	HR: 2	SF: 0	SAC: 1	DP: 0	HBP: 1	WP: 1	PA: 44
	LOB: 0	BB: 1	P: 14	LOB: 2	BB: 1	P: 22	LOB: 2	BB: 2	P: 24	LOB: 0	BB: 0	P: 25	LOB: 1	BB: 0	P: 24	LOB: 0	BB: 0	P: 18	LOB: 1	BB: 0	P: 15	LOB: 0	BB: 0	P: 9	LOB: 1	BB: 0	P: 17																												

PITCHER	IP	WLS	BF	H	R	ER	SO	BB	IBB	HBP	BLK	WP	HR	S	P	ERA	WHIP
Matt Young, L (1, 1) ERA: 6.88	3.2	L	21	7	4	4	1	4	0	1	0	1	0	43	81	9.82	3.000
Mark Clark, R (4, 1) ERA: 6.43	3.1		15	5	3	2	3	0	0	0	0	0	2	41	61	5.40	1.500
Eric Plunk, R (8, 1) ERA: 2.76	1.0		3	0	0	0	1	0	0	0	0	0	0	7	9	0.00	0.000
Derek Lilliquist, L (9, 1) ERA: 1.84	1.0		4	0	0	0	1	0	0	0	0	0	0	14	17	0.00	0.000

Batter	1	2	3	4	5	6	7	8	9	AB	R	H	RBI	BB	SO	LOB
Kenny Lofton, L OBP: 0.430, SLG: 0.434 (1, 8)	3-2 1B 2B 1B	1-0 G6-3			2-2 G4-3			2-0 F7		4	1	1	0	0	0	0
Wayne Kirby, L OBP: 0.371, SLG: 0.394 (1, 9)	SAFE SAFE SAFE SAFE SAFE SAFE SAFE SAFE SAFE SAFE SAFE SAFE	2-1 2B 1B	0-0 P6		1-1 L9			2-1 HBP 1B		4	1	2	0	0	0	0
Carlos Baerga, S OBP: 0.299, SLG: 0.440 (1, 4)	1-0 1B 2B		2-1 G4-3		4-0 FC3-6 BB			1-1 P5		3	1	1	2	1	0	1
Albert Belle, R OBP: 0.387, SLG: 0.605 (1, 7)	2-3 K		4-2 G4-6-3 BB		1-1 F7			3-1 HBP		2	0	0	0	1	1	2
Glenallen Hill, R OBP: 0.290, SLG: 0.415 (8, PR) (9, 7)								1-2 HBP		0	0	0	0	0	0	0
Paul Sorrento, L OBP: 0.382, SLG: 0.593 (1, 3)	4-2 1B BB		0-0 G4-6-3		2-0 FC3-6			2-3 K		3	0	0	0	1	1	4
Carlos Martinez, R OBP: 0.341, SLG: 0.405 (1, 10)	1-3 K				3-2 L8			3-1 P3		4	0	0	0	0	1	3
Jeff Treadway, L OBP: 0.373, SLG: 0.375 (1, 5)	0-0 1B				2-0 P3			0-1 F8		4	0	1	1	0	0	0
Felix Fermin, R OBP: 0.319, SLG: 0.302 (1, 6)	1-0 G1-3				0-1 F9			2-1 L6		2	0	0	0	0	0	2
Thomas Howard, S OBP: 0.291, SLG: 0.378 (7, PH)										1	0	0	0	0	0	0
Alvaro Espinoza, R OBP: 0.375, SLG: 0.739 (8, 6)										1	0	0	0	0	1	0
Junior Ortiz, R OBP: 0.231, SLG: 0.270 (1, 2)										2	0	0	0	0	0	0
Reggie Jefferson, S OBP: 0.319, SLG: 0.413 (7, PH)										1	0	0	0	0	1	0
Lance Parrish, R OBP: 0.222, SLG: 0.556 (8, 2)										0	0	0	0	0	0	0

Inning Stats	R: 3	H: 4	E: 0	LOB: 2	K: 2	S: 18	R: 0	H: 0	E: 0	LOB: 0	K: 0	S: 5	R: 0	H: 0	E: 0	LOB: 0	K: 0	S: 7	R: 0	H: 0	E: 0	LOB: 0	K: 0	S: 8	R: 0	H: 0	E: 0	LOB: 1	K: 0	S: 7	R: 0	H: 0	E: 0	LOB: 0	K: 1	S: 7	R: 0	H: 1	E: 0	LOB: 2	K: 1	S: 10	R: 0	H: 0	E: 0	LOB: 0	K: 1	S: 8	1B: 4	SF: 0	2B: 1	SAC: 0	3B: 0	DP: 1	HR: 0	HBP: 1	WP: 0	PA: 35
--------------	------	------	------	--------	------	-------	------	------	------	--------	------	------	------	------	------	--------	------	------	------	------	------	--------	------	------	------	------	------	--------	------	------	------	------	------	--------	------	------	------	------	------	--------	------	-------	------	------	------	--------	------	------	-------	-------	-------	--------	-------	-------	-------	--------	-------	--------


PITCHER	IP	WLS	BF	H	R	ER	SO	BB	IBB	HBP	BLK	WP	HR	S	P	ERA	WHIP
Hipolito Pichardo, R ERA: 4.19 (1, 1)	7.2	W	31	5	3	3	3	3	3	0	0	0	0	66	122	3.52	1.043
Bill Sampen, R ERA: 3.38 (8, 1)	0.1		1	0	0	0	1	0	0	0	0	0	0	4	6	0.00	0.000
Jeff Montgomery, R ERA: 2.37 (9, 1)	1.0		3	0	0	0	1	0	0	0	0	0	0	8	13	0.00	0.000

BOTTOM

Kansas City Royals @ Cleveland Indians
Cleveland Municipal Stadium, Cleveland, OH

Thu May 13 1993, 3:33 AM EDT
Att. 12,781 - Sunny - 50 F

AB	31
R	3
H	5
RBI	3
BB	3
SO	5
LOB	12



PITCHER	IP	WLS	BF	H	R	ER	SO	BB	IBB	HBP	BLK	WP	HR	S	P	ERA	WHIP
---------	----	-----	----	---	---	----	----	----	-----	-----	-----	----	----	---	---	-----	------

Batter	1	2	3	4	5	6	7	8	9	10	AB R H RBI BB SO LOB	TOP
Brian McRae, S (1, 8) OBP: 0.356, SLG: 0.434	0-3 K		1-3 K		2-1 G3-1			0-0 B1-3		0-2 SH FC1-2 BB FC5-2	4 0 0 0 0 2 1	
Harvey Pulliam, R (1, 9) OBP: 0.323, SLG: 0.448	1-1			3-2 F9	2-3 K			0-3 K		4-2 FC5-2 FC1-2 BB	4 0 1 0 0 2 1	
Wally Joyner, L (10, PH) OBP: 0.385, SLG: 0.349	FC3-6 1B							2-1 P5		1-2 2-3 3-H BB	0 0 0 1 1 0 0	
George Brett, L (1, 10) OBP: 0.263, SLG: 0.336	0-2 FC3-6			1-0 L4		0-0 F7				1-0 FC1-2 FC5-2	5 0 0 0 0 0 4	
Kevin McReynolds, R (1, 7) OBP: 0.343, SLG: 0.500	1 SAFE 3-2 G5-3			2-1 1B 1B		1-3 K			4-1 S BB	0-0 FC5-2	2 1 1 0 0 0 1	
Felix Jose, S (6, PH) OBP: 0.269, SLG: 0.274	1 SAFE 3-2 G5-3			1-2 1B 1B		0-0 K			1-3 S BB	1-2 2-3 3-H	2 0 0 0 1 1 3	
Hubie Brooks, R (1, 3) OBP: 0.361, SLG: 0.400			1-3 K		2-2 1B 1B				0-0 F7	1-3 K	5 0 2 0 0 2 4	
Curtis Wilkerson, S (10, 4) OBP: 0.154, SLG: 0.120				1-2 1B 1B		1-3 K			0-1 L5		0 0 0 0 0 0 0	
Mike Macfarlane, R (1, 2) OBP: 0.321, SLG: 0.540			3-2 P4		1-2 1B				1-3 K		4 0 1 1 0 1 2	
Phil Hiatt, R (1, 5) OBP: 0.310, SLG: 0.407			1-3 K		1-0 G1-3			2-1 P3		1-3 K	4 0 0 0 0 2 3	
Jose Lind, R (1, 4) OBP: 0.273, SLG: 0.313					0-0 F9			2-3 K2-3		0-0 SH BB 1B	3 0 0 0 0 2 0	
Chris Gwynn, L (10, PH) OBP: 0.338, SLG: 0.391								0-3 K2-3			1 1 1 0 0 0 0	
Greg Gagne, R (1, 6) OBP: 0.330, SLG: 0.398			1-3 K		2-2 G3-1 2B			0-2 G1-3		0-1 BB SH FC1-2 1B	4 0 2 0 0 1 0	

Inning Stats	R: 0	H: 1	R: 0	H: 0	R: 0	H: 0	R: 1	H: 3	R: 0	H: 1	R: 0	H: 0	R: 0	H: 0	R: 0	H: 0	R: 0	H: 2	R: 1	H: 2	1B: 7	SF: 0	WP: 0	PA: 41
	E: 0	LOB: 1	E: 0	LOB: 0	E: 0	LOB: 0	E: 0	LOB: 2	E: 0	LOB: 1	E: 0	LOB: 0	E: 0	LOB: 0	E: 0	LOB: 1	E: 0	LOB: 1	E: 1	LOB: 3	2B: 1 <td>SAC: 1 <td>PB: 0 <td></td> </td></td>	SAC: 1 <td>PB: 0 <td></td> </td>	PB: 0 <td></td>	
	K: 1	BB: 0	K: 2	BB: 0	K: 2	BB: 0	K: 0	BB: 0	K: 2	BB: 0	K: 1	BB: 0	K: 1	BB: 0	K: 1	BB: 1	K: 1	BB: 1	K: 1	BB: 1	3B: 0	DP: 0	SB: 1	
	S: 11	P: 15	S: 9	P: 14	S: 8	P: 10	S: 15	P: 25	S: 11	P: 17	S: 8	P: 12	S: 6	P: 8	S: 7	P: 12	S: 13	P: 19	S: 13	P: 19	HR: 0	HBP: 0	CS: 0	

PITCHER	IP	WLS	BF	H	R	ER	SO	BB	IBB	HBP	BLK	WP	HR	S	P	ERA	WHIP
Mark Langston, L (1, 1) ERA: 2.5	9.0		34	6	1	1	12	1	0	0	0	0	0	83	123	1.00	0.778
Julio Valera, R (10, 1) ERA: 6.41	0.0	L	3	2	1	0	0	0	0	0	0	0	0	6	6	∞	∞
Steve Frey, L (10, 1) ERA: 4.15	0.2		3	0	0	0	0	1	0	0	0	0	0	4	9	0.00	1.500
Gene Nelson, R (10, 1) ERA: 0.9	0.1		1	0	0	0	1	0	0	0	0	0	0	3	4	0.00	0.000

Kansas City Royals @ California Angels
Anaheim Stadium, Anaheim, CA
 Fri May 14 1993, 10:05 PM EDT
 Att. 30,912 - Unknown

livebaseballscorecards.com

AB	38
R	2
H	8
RBI	2
BB	2
SO	13
LOB	19



Batter	1	2	3	4	5	6	7	8	9	10	AB	R	H	RBI	BB	SO	LOB	BOTTOM							
Luis Polonia, L OBP: 0.333, SLG: 0.363 (1, 7) C B B X	2-1 F7 1			2-2 F8 1		0-1 G6-3 1		0-1 G3 2		1-1 G4-3 3	5	0	0	0	0	0	0								
Stan Javier, S OBP: 0.250, SLG: 0.263 (1, 8) X	0-0 P3 2			2-2 BB 1B		1-3 K 2		2-1 F9 3			4	0	1	0	0	1	0								
J.T. Snow, L OBP: 0.289, SLG: 0.514 (1, 3) B B X	2-0 F9 3			2-3 SAFE SAFE SAFE SAFE SAFE SAFE		1-0 G3 3			1-3 K 1		4	0	0	0	0	2	1								
Chili Davis, S OBP: 0.282, SLG: 0.323 (1, 10) X		0-0 F8 1		4-0 BB 1-2			0-1 P5 1		3-3 K 2		3	0	0	0	1	1	0								
Tim Salmon, R OBP: 0.377, SLG: 0.464 (1, 9) B C C C B B X		2-2 F9 2		1-0 F7 3			2-1 HR 2		4-0 BB BB 2		3	1	1	1	1	0	2								
Rene Gonzales, R OBP: 0.373, SLG: 0.297 (1, 5) C B B C C					2-3 K 1		4-2 BB 2		1 SAFE C B B 1 SAFE B B 1 SAFE F F B B 1 SAFE F B	4-2 B B 1-2 BB 2		2	0	0	0	2	2	0							
Damion Easley, R OBP: 0.368, SLG: 0.460 (1, 4) C S B S X			1-2 L5-3 1B 1		1-2 WP S 1B 2		0-0 F8 2		0-3 K 3		4	0	2	0	0	1	3	AB 33							
Gary Disarcina, R OBP: 0.245, SLG: 0.330 (1, 6) 1 SAFE X			0-0 P6 1		1-2 G6-3 2		1-1 F8 3			1-2 L7 1		3	0	0	0	0	0	3							
Chad Curtis, R OBP: 0.373, SLG: 0.343 (10, PH)						1-2 K 3					1	0	0	0	0	0	0	BB 4							
John Orton, R OBP: 0.226, SLG: 0.358 (1, 2) 1 SAFE X			0-0 L5-3 2 3		2-3 K 3					0-0 G6-3 2		2	0	0	0	0	1	2							
Greg Myers, L OBP: 0.328, SLG: 0.444 (8, PH) (9, 2) X								1-1 L8 1			2	0	0	0	0	1	2	SO 8							
											2	0	0	0	0	0	0	LOB 11							
Inning Stats	R: 0 E: 0 K: 0 S: 4	H: 0 LOB: 0 BB: 0 P: 8	R: 0 E: 0 K: 1 S: 7	H: 0 LOB: 0 BB: 0 P: 12	R: 0 E: 0 K: 0 S: 5	H: 1 LOB: 0 BB: 0 P: 6	R: 0 E: 0 K: 1 S: 10	H: 1 LOB: 2 BB: 1 P: 21	R: 0 E: 0 K: 2 S: 15	H: 1 LOB: 1 BB: 0 P: 20	R: 0 E: 0 K: 1 S: 6	H: 0 LOB: 0 BB: 0 P: 8	R: 1 E: 0 K: 0 S: 10	H: 1 LOB: 1 BB: 1 P: 17	R: 0 E: 0 K: 0 S: 6	H: 0 LOB: 0 BB: 0 P: 9	R: 0 E: 0 K: 3 S: 12	H: 0 LOB: 2 BB: 2 P: 24	R: 0 E: 0 K: 0 S: 8	H: 0 LOB: 0 BB: 0 P: 10	1B: 3 2B: 1 3B: 0 HR: 1	SF: 0 SAC: 0 DP: 1 HBP: 0	WP: 1 PB: 0 SB: 1 CS: 0	PA: 37	
PITCHER David Cone, R ERA: 3.02 (1, 1)	IP: 9.0 WLS: W BF: 34	H: 4 R: 1 ER: 1	SO: 8 BB: 4	IBB: 0 HBP: 0 BLK: 0	WP: 1 HR: 1	S: 75 P: 125	ERA: 1.00 WHIP: 0.889		PITCHER Jeff Montgomery, R ERA: 2.25 (10, 1)	IP: 1.0 WLS: S BF: 3	H: 0 R: 0 ER: 0	SO: 0 BB: 0	IBB: 0 HBP: 0 BLK: 0	WP: 0 HR: 0	S: 8 P: 10	ERA: 0.00 WHIP: 0.000									

Kansas City Royals @ California Angels
 Anaheim Stadium, Anaheim, CA
 Fri May 14 1993, 10:05 PM EDT
 Att: 30,912 - Unknown



livebaseballscores.com

Batter	1	2	3	4	5	6	7	8	9	AB R H RBI BB SO LOB	TOP											
Felix Jose, S (1, 9) OBP: 0.271, SLG: 0.276 Harvey Pulliam, R (7, PH) OBP: 0.313, SLG: 0.433 (7, 9)	0-2 G5-3		0-0 1B		2-2 F7		0-0 F9			3 0 1 0 0 0 0 1 0 0 0 0 0 0	Kansas City Royals @ California Angels Anaheim Stadium, Anaheim, CA Sat May 15 1993, 10:05 PM EDT Att. 28,197 - Unknown - 79 F											
Brian McRae, S (1, 8) OBP: 0.360, SLG: 0.436	3-2 P4		0-1 1B		0-0 1B		0-1 F8			4 0 2 0 0 0 0												
George Brett, L (1, 10) OBP: 0.263, SLG: 0.333	1-1 F7		0-1 G4-6-3		0-0 1B			1-0 L8		4 0 1 0 0 0 2												
Wally Joyner, L (1, 3) OBP: 0.388, SLG: 0.375		2-2 G6-3		1-1 HR		0-1 F7		4-2 PB WP BB		3 1 1 1 1 0 2												
Mike Macfarlane, R (1, 2) OBP: 0.333, SLG: 0.547		1-1 1B		1-0 FC4-6 HBP		0-0 G6-3		1-3 K		3 1 1 0 0 1 1												
Chris Gwynn, L (1, 7) OBP: 0.348, SLG: 0.388		1-1 WP 1B		0-0 FC4-6 BB		2-2 2B HBP		2-2 P5		3 1 1 1 0 0 2												
Phil Hiatt, R (1, 5) OBP: 0.317, SLG: 0.415		2-1 F7		4-2 G6-3 BB		1-2 2B		0-0 G6-3		3 0 1 1 1 0 1												
Jose Lind, R (1, 4) OBP: 0.265, SLG: 0.303 Brent Mayne, L (9, PH) OBP: 0.295, SLG: 0.370		1-0 F8		0-0 G6-3		1-2 P3		0-0 G6-3		3 0 0 0 0 0 3 1 0 0 0 0 0 0												
Greg Gagne, R (1, 6) OBP: 0.318, SLG: 0.382			1-1 F9		2-2 F8		0-1 G1-3		2-1 G6-3	4 0 0 0 0 0 0												
Inning Stats	R: 0 E: 0 K: 0 S: 9	H: 0 LOB: 0 BB: 0 P: 13	R: 1 E: 0 K: 0 S: 10	H: 2 LOB: 1 BB: 0 P: 17	R: 0 E: 0 K: 0 S: 7	H: 2 LOB: 1 BB: 0 P: 8	R: 1 E: 0 K: 0 S: 6	H: 1 LOB: 1 BB: 1 P: 12	R: 0 E: 0 K: 0 S: 10	H: 2 LOB: 2 BB: 0 P: 14	R: 1 E: 0 K: 0 S: 9	H: 1 LOB: 0 BB: 0 P: 13	R: 0 E: 0 K: 0 S: 5	H: 0 LOB: 0 BB: 0 P: 5	R: 0 E: 0 K: 1 S: 10	H: 0 LOB: 1 BB: 1 P: 18	R: 0 E: 0 K: 0 S: 4	H: 0 LOB: 0 BB: 0 P: 6	1B: 5 2B: 2 3B: 0 HR: 1	SF: 0 SAC: 0 DP: 2 HBP: 2	WP: 2 PB: 1 SB: 0 CS: 0	PA: 36
PITCHER	IP WLS BF H R ER SO BB IBB HBP BLK WP HR S P ERA WHIP																					
Scott Lewis, R (1, 1) ERA: 4.71	5.0 W 22 7 2 2 0 1 0 1 0 1 1 42 64 3.60 1.600																					
Chuck Crim, R (6, 1) ERA: 6.3	1.0 4 1 1 1 0 0 0 0 1 0 0 0 9 13 9.00 1.000																					
Steve Frey, L (7, 1) ERA: 3.6	1.1 5 0 0 0 0 1 0 0 0 0 0 0 8 13 0.00 0.750																					
Joe Grahe, R (8, 1) ERA: 2.7	1.2 S 5 0 0 0 1 0 0 0 0 0 1 0 11 16 0.00 0.000																					

livebaseballscorecards.com



Batter	1	2	3	4	5	6	7	8	9	AB	R	H	RBI	BB	SO	LOB
Luis Polonia, L (1,7) OBP: 0.331, SLG: 0.359	0-3 K		2-2 HR 1B		1-2 G4-3		1-1 F9			4	1	1	0	0	1	0
Chad Curtis, R (1,8) OBP: 0.392, SLG: 0.369	2-1 2B		1-1 HR HBP		1-2 G3 1B		1-2 WP 1B			3	2	3	0	0	0	0
J.T. Snow, L (1,3) OBP: 0.268, SLG: 0.530	1-0 L7		3-1 HR		3-2 G3		1-3 K			4	1	1	3	0	1	3
Chili Davis, S (1,10) OBP: 0.289, SLG: 0.317	3-2 L7		4-1 2B BB		1-0 F8		4-2 1B BB			2	1	0	0	2	0	2
Tim Salmon, R (1,9) OBP: 0.389, SLG: 0.485			1-0 1B		0-0 G5-3		2-2 1B			4	0	3	2	0	0	0
Greg Myers, L (1,2) OBP: 0.306, SLG: 0.414			3-3 K		0-0 G3		2-3 K			4	0	0	0	0	2	3
Rene Gonzales, R (1,5) OBP: 0.377, SLG: 0.290					4-2 G4-3 BB					2	0	0	0	2	1	0
Damion Easley, R (1,4) OBP: 0.364, SLG: 0.444					2-3 K					3	0	0	0	1	1	2
Gary Disarcina, R (1,6) OBP: 0.237, SLG: 0.318					1-0 G6-3					4	0	0	0	0	0	3

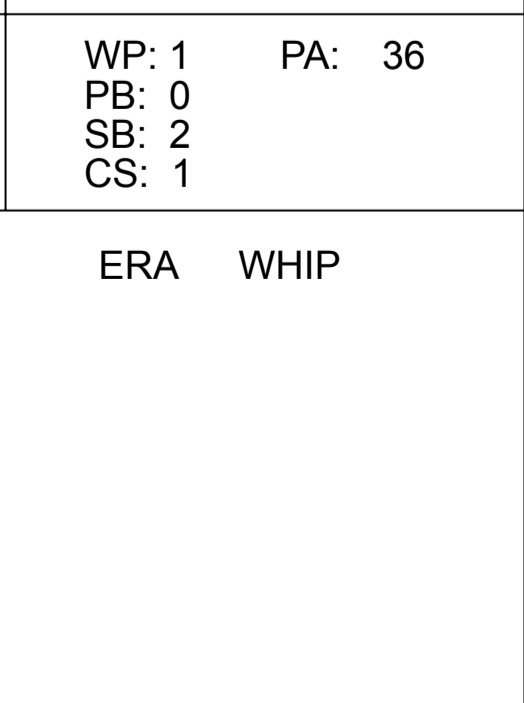
Inning Stats	R: 0 E: 0 K: 1 S: 10	H: 1 LOB: 1 BB: 0 P: 16	R: 0 E: 0 K: 0 S: 5	H: 1 LOB: 1 BB: 1 P: 13	R: 4 E: 0 K: 1 S: 13	H: 3 LOB: 0 BB: 1 P: 29	R: 0 E: 0 K: 1 S: 6	H: 0 LOB: 0 BB: 0 P: 11	R: 0 E: 0 K: 0 S: 12	H: 1 LOB: 1 BB: 0 P: 18	R: 0 E: 1 K: 0 S: 9	H: 0 LOB: 2 BB: 1 P: 13	R: 1 E: 0 K: 2 S: 18	H: 2 LOB: 2 BB: 1 P: 28	R: 0 E: 0 K: 1 S: 6	H: 0 LOB: 0 BB: 1 P: 13	1B: 5 2B: 2 3B: 0 HR: 1	SF: 0 SAC: 0 DP: 1 HBP: 1	
PITCHER	IP	WLS	BF	H	R	ER	SO	BB	IBB	HBP	BLK	WP	HR	S	P	ERA	WHIP	WP: 1 PB: 0 SB: 2 CS: 1	PA: 36
Mark Gubicza, R (1,1) ERA: 6.55	6.1	L	29	7	5	5	3	3	0	1	0	0	0	60	107	7.11	1.579		
Tom Gordon, R (7,1) ERA: 4.94	1.2		7	1	0	0	3	2	0	0	0	1	0	19	34	0.00	1.800		

BOTTOM

Kansas City Royals @ California Angels
Anaheim Stadium, Anaheim, CA
 Sat May 15 1993, 10:05 PM EDT
 Att: 28,197 - Unknown - 79 F

livebaseballscorecards.com

AB	30
R	5
H	8
RBI	5
BB	5
SO	6
LOB	13



Kansas City Royals @ California Angels
 Anaheim Stadium, Anaheim, CA

Sun May 16 1993, 6:33 AM EDT
 Att. 33,549 - Sunny - 77 F

AB	30
R	4
H	8
RBI	4
BB	2
SO	4
LOB	12



Batter	1	2	3	4	5	6	7	8	9	AB R H RBI BB SO LOB												
Felix Jose, S (1, 9) OBP: 0.261, SLG: 0.267 B C F F C	1-3 		0-1 SAFE FC1-6 E F7-2		1-0 SAFE SF7 1-H		0-0 F9			3 0 0 1 0 1 1												
Brian McRae, S (1, 8) OBP: 0.364, SLG: 0.438 M B X	1-1 G3-1		0-0 SAFE E4 1-3		2-0 CS 1B			2-2 FC1-4 1B		4 0 2 0 0 0 1												
George Brett, L (1, 10) OBP: 0.270, SLG: 0.356 C B X	1-1 HR		4-0 IBB		1-2 SAFE CS 1-2	2-3 K		1-0 SAFE FC1-4 CS 1-2f		3 1 1 1 1 1 1												
Wally Joyner, L (1, 3) OBP: 0.385, SLG: 0.371 S S X	0-2 F8		1-2 F7-2 3-H		3-2 HR 1B			1-3 K 1-2		4 1 1 0 0 1 4												
Mike Macfarlane, R (1, 2) OBP: 0.361, SLG: 0.607 S L B B T X		3-2 L6-4 G6-3 1B		0-1 L5		1-2 SAFE HR 1-H		4-2 G3-6 BB		3 1 2 2 1 0 0												
Chris Gwynn, L (1, 7) OBP: 0.329, SLG: 0.366 X		0-0 G6-3 1-2		1-2 G4-3		0-2 G3		0-0 G3-6 1-2f		4 0 0 0 0 0 2												
Phil Hiatt, R (1, 5) OBP: 0.315, SLG: 0.402 C H		1-1 HBP		3-2 F9		3-2 G5-3		3-3 K		3 0 0 0 0 1 0												
Curtis Wilkerson, S (1, 6) OBP: 0.172, SLG: 0.143 Greg Gagne, R (7, 6) OBP: 0.318, SLG: 0.382 X		0-0 L6-4 2-3		0-1 SAFE E S SF7 1B		0-1 G3-1				3 1 1 0 0 0 2 0 0 0 0 0 0 0												
Jose Lind, R (1, 4) OBP: 0.267, SLG: 0.304 C B F F X			1-2 FC1-6 1B		2-0 SAFE F9		2-2 G5-3			3 0 1 0 0 0 1												
Inning Stats	R: 1 E: 0 K: 1 S: 11	H: 1 LOB: 0 BB: 0 P: 14	R: 0 E: 0 K: 0 S: 6	H: 1 LOB: 1 BB: 0 P: 10	R: 0 E: 1 K: 0 S: 11	H: 1 LOB: 2 BB: 1 P: 17	R: 0 E: 0 K: 0 S: 9	H: 0 LOB: 0 BB: 0 P: 13	R: 1 E: 0 K: 0 S: 10	H: 2 LOB: 0 BB: 0 P: 13	R: 2 E: 0 K: 1 S: 17	H: 2 LOB: 0 BB: 0 P: 26	R: 0 E: 0 K: 0 S: 6	H: 0 LOB: 0 BB: 0 P: 8	R: 0 E: 0 K: 1 S: 8	H: 1 LOB: 0 BB: 0 P: 12	R: 0 E: 0 K: 1 S: 9	H: 0 LOB: 0 BB: 1 P: 16	1B: 6 2B: 2 3B: 0 HR: 2	SF: 1 SAC: 0 DP: 3 HBP: 1	WP: 0 PB: 0 SB: 1 CS: 2	PA: 35
PITCHER	IP WLS BF H R ER SO BB IBB HBP BLK WP HR S P ERA WHIP																					
John Farrell, R (1, 1) ERA: 6.63	6.0 L 25 7 4 4 2 0 0 1 1 0 0 2 64 93 6.00 1.167																					
Julio Valera, R (7, 1) ERA: 5.56	3.0 9 1 0 0 2 1 0 0 0 0 0 0 23 36 0.00 0.667																					

Batter	1	2	3	4	5	6	7	8	9	AB R H RBI BB SO LOB
--------	---	---	---	---	---	---	---	---	---	----------------------

Luis Polonia, L OBP: 0.333, SLG: 0.356 (1, 7)	0-1 L7		0-0 1B			1-3 K		0-1 F7	4-2 BB	4 0 1 0 1 1 0
Chad Curtis, R OBP: 0.378, SLG: 0.353 (1, 8)	1-0 P4		1-3 K			3-3 K2-3		2-2 F8	1-3 K	5 0 0 0 0 3 4
J.T. Snow, L OBP: 0.302, SLG: 0.526 (1, 3)	4-1 BB		2-2 G1-3			4-1 BB		4-2 1B BB		1 0 0 0 3 0 2
Chili Davis, S OBP: 0.288, SLG: 0.314 (1, 10)	2-2 F9			3-3 K		1-3 K		3-2 1B		4 0 1 0 0 2 2
Tim Salmon, R OBP: 0.377, SLG: 0.467 (1, 9)		2-2 G5-3		1-3 K			2-1 P6	0-3 K		4 0 0 0 0 2 2
Greg Myers, L OBP: 0.318, SLG: 0.426 (1, 2)		4-2 CS BB		1-2 G5-3			0-2 P6		1-0 1B 2B	3 1 1 0 1 0 0
Torey Lovullo, S OBP: 0.347, SLG: 0.467 (1, 5)		3-3 K			2-2 F7		1-2 1B 2B		2-1 P5	4 1 1 0 0 1 2
Damion Easley, R OBP: 0.359, SLG: 0.436 (1, 4)			0-2 G5-3		0-0 G6-3		1-2 2-H 1B		1-3 K	4 0 1 1 0 1 1
Gary Disarcina, R OBP: 0.239, SLG: 0.319 (1, 6)			1-2 1B		2-3 K		1-2 F8		1-0 BB	3 0 1 0 0 1 1
Stan Javier, S OBP: 0.286, SLG: 0.300 (9, PH)									2-H 1B	1 0 1 1 0 0 0

Inning Stats	R: 0 E: 0 K: 7	H: 0 LOB: 1 BB: 1 P: 14	R: 0 E: 0 K: 1 S: 11	H: 0 LOB: 1 BB: 1 P: 20	R: 0 E: 0 K: 1 S: 17	H: 2 LOB: 2 BB: 0 P: 21	R: 0 E: 0 K: 2 S: 9	H: 0 LOB: 0 BB: 0 P: 14	R: 0 E: 0 K: 1 S: 9	H: 0 LOB: 0 BB: 0 P: 13	R: 0 E: 0 K: 3 S: 11	H: 0 LOB: 1 BB: 1 P: 20	R: 1 E: 0 K: 0 S: 15	H: 2 LOB: 1 BB: 0 P: 20	R: 0 E: 0 K: 1 S: 14	H: 1 LOB: 2 BB: 1 P: 23	R: 1 E: 0 K: 2 S: 14	H: 2 LOB: 2 BB: 1 P: 24	1B: 5 2B: 3 3B: 0 HR: 0	SF: 0 SAC: 0 DP: 1 HBP: 0
--------------	----------------------	----------------------------------	-------------------------------	----------------------------------	-------------------------------	----------------------------------	------------------------------	----------------------------------	------------------------------	----------------------------------	-------------------------------	----------------------------------	-------------------------------	----------------------------------	-------------------------------	----------------------------------	-------------------------------	----------------------------------	----------------------------------	------------------------------------

PITCHER	IP	WLS	BF	H	R	ER	SO	BB	IBB	HBP	BLK	WP	HR	S	P	ERA	WHIP
Kevin Appier, R ERA: 3.65 (1, 1)	7.0	W	27	4	1	1	8	3	0	0	0	0	0	79	122	1.29	1.000
Jeff Montgomery, R ERA: 2.45 (8, 1)	2.0	S	11	3	1	1	3	2	0	0	0	0	0	28	47	4.50	2.500

BOTTOM

Kansas City Royals @ California Angels
Anaheim Stadium, Anaheim, CA
 Sun May 16 1993, 6:33 AM EDT
 Att. 33,549 - Sunny - 77 F

AB	33
R	2
H	7
RBI	2
BB	5
SO	11
LOB	14



WP	PA	ERA	WHIP
0	38		

Batter	1	2	3	4	5	6	7	8	9	AB R H RBI BB SO LOB	TOP											
Rickey Henderson, R OBP: 0.448, SLG: 0.427 (1, 10)	0-3 K		0-0 F7			4-0 BB		0-0 P6		3 0 0 0 1 1 1												
Lance Blankenship, R OBP: 0.377, SLG: 0.298 (1, 7)	0-0 F7			0-0 F9		0-0 P4			0-3 K	4 0 0 0 0 1 3												
Ruben Sierra, S OBP: 0.278, SLG: 0.454 (1, 9)	0-0 F7			0-0 F9		0-0 G1-2-3			0-0 G5-3	4 0 0 0 0 0 3												
Troy Neel, L OBP: 0.267, SLG: 0.380 (1, 3)		0-0 G4-3		0-0 G4-3			0-0 HR		0-0 F8	4 1 1 1 0 0 0												
Terry Steinbach, R OBP: 0.312, SLG: 0.381 (1, 2)		0-0 F7			0-0 P4		0-0 1B			3 0 1 0 0 0 0												
Kevin Seitzer, R OBP: 0.304, SLG: 0.381 (1, 5)		0-0 G6-3			4-0 CS BB		0-3 K			2 0 0 0 1 1 0												
Scott Lydy, R (1, 8)			0-0 F8		0-0 F8		0-3 K			3 0 0 0 0 1 1												
Brent Gates, S OBP: 0.296, SLG: 0.292 (1, 4)			0-0 G4-3			4-0 2B G1-2-3 BB		0-0 F8		2 0 0 0 1 0 0												
Mike Bordick, R OBP: 0.339, SLG: 0.320 (1, 6)			0-0 1B			0-0 2B		0-3 K		3 0 2 0 0 1 0												
Inning Stats	R: 0 E: 0 K: 1 S: 5	H: 0 LOB: 0 BB: 0 P: 5	R: 0 E: 0 K: 0 S: 3	H: 0 LOB: 0 BB: 0 P: 3	R: 0 E: 0 K: 0 S: 4	H: 1 LOB: 1 BB: 0 P: 4	R: 0 E: 0 K: 0 S: 3	H: 0 LOB: 0 BB: 0 P: 3	R: 0 E: 0 K: 0 S: 2	H: 0 LOB: 0 BB: 1 P: 6	R: 0 E: 0 K: 2 S: 8	H: 1 LOB: 2 BB: 2 P: 11	R: 1 E: 0 K: 2 S: 8	H: 2 LOB: 0 BB: 0 P: 8	R: 0 E: 0 K: 1 S: 5	H: 0 LOB: 0 BB: 0 P: 5	R: 0 E: 0 K: 1 S: 5	H: 0 LOB: 0 BB: 0 P: 5	1B: 2 2B: 1 3B: 0 HR: 1	SF: 0 SAC: 0 DP: 1 HBP: 0	WP: 0 PB: 0 SB: 0 CS: 1	PA: 31
PITCHER	IP WLS BF H R ER SO BB IBB HBP BLK WP HR S P ERA WHIP																					
Mark Gardner, R ERA: 5.45 (1, 1)	7.2 W 27 4 1 1 4 3 0 0 0 0 1 32 44 1.17 0.913																					
Bill Sampen, R ERA: 2.25 (8, 1)	1.1 4 0 0 0 1 0 0 0 0 0 0 6 6 0.00 0.000																					

Oakland Athletics @ Kansas City Royals
Kauffman Stadium, Kansas City, MO

Tue May 18 1993, 7:05 PM CDT
Att. 19,153 - Unknown - 65 F

AB	28
R	1
H	4
RBI	1
BB	3
SO	5
LOB	8



Batter	1	2	3	4	5	6	7	8	9
Felix Jose, S OBP: 0.261, SLG: 0.267 (1, 9) X	0-0 F8 ①		0-0 G4-3 ①		0-0 F7 ② X	0-0 1B 1-2 3-H			
Brian McRae, S OBP: 0.354, SLG: 0.426 (1, 8) X	0-0 G1 ②		0-0 G6-3 ②		0-0 P5 ③ X	0-0 P6 ③			
George Brett, L OBP: 0.278, SLG: 0.366 Hubie Brooks, R OBP: 0.351, SLG: 0.389 (1, 10) X (7, PH)	0-0 G4-3 ③		4-0 BB BB BB			0-0 E 2B 9.5	0-3 K ①		
Wally Joyner, L OBP: 0.381, SLG: 0.367 (1, 3) X		0-0 G6-3 ① X	0-0 G3 ③			0-0 E8 F8 1B 2-H	0-3 K ②		
Mike Macfarlane, R OBP: 0.369, SLG: 0.633 (1, 2) X		0-0 F8 ②		0-0 1B G6-4-3 2B		0-0 P4 ① X	0-0 WP 2B		
Chris Gwynn, L OBP: 0.351, SLG: 0.392 (1, 7) X		0-0 2B 2B		0-0 G6-4-3 1B 2-3		4-0 1B 1B IBB	0-0 F8 ③ 2-3		
Phil Hiatt, R OBP: 0.313, SLG: 0.406 (1, 5) X		0-0 S 2-H 2B		0-0 G6-4-3 ① ② 1-2f 3-H		0-0 F8 ② 2-3	0-0 F7 ①		
Greg Gagne, R OBP: 0.325, SLG: 0.381 (1, 6) X		4-0 BB BB BB		0-0 F9 ③		0-0 1B 1B 1-2 3-H	0-3 K ②		
Jose Lind, R OBP: 0.266, SLG: 0.302 (1, 4) X		0-0 G1-3 ③ 2-3			0-0 G1-3 ① X	0-0 1B 1B 1-3 2-H	0-0 G4-3 ③		

AB	R	H	RBI	BB	SO	LOB
4	0	1	1	0	0	0
4	0	0	0	0	0	2
2	1	1	0	1	0	0
1	0	0	0	0	1	0
4	1	1	1	0	1	1
4	1	2	0	0	0	1
3	2	2	0	1	0	1
4	0	1	1	0	0	3
3	1	1	1	1	1	0
4	0	1	1	0	0	2

AB	33
R	6
H	10
RBI	5
BB	3
SO	3
LOB	10



1B	2B	3B	HR	SF	SAC	DP	HBP	WP	PA
5	5	0	0	0	0	1	0	1	36

Inning	1	2	3	4	5	6	7	8	9
R: 0 E: 0 K: 0 S: 3	H: 0 LOB: 0 BB: 0 P: 3	R: 1 E: 0 K: 0 S: 5	H: 2 LOB: 2 BB: 1 P: 9	R: 0 E: 0 K: 0 S: 3	H: 0 LOB: 1 BB: 1 P: 7	R: 1 E: 0 K: 0 S: 4	H: 2 LOB: 0 BB: 0 P: 4	R: 0 E: 0 K: 0 S: 3	H: 0 LOB: 0 BB: 0 P: 3
R: 0 E: 0 K: 2 S: 8	H: 1 LOB: 1 BB: 0 P: 8	R: 0 E: 0 K: 1 S: 5	H: 0 LOB: 0 BB: 0 P: 5	R: 0 E: 0 K: 2 S: 8	H: 1 LOB: 1 BB: 0 P: 8	R: 4 E: 1 K: 0 S: 8	H: 5 LOB: 2 BB: 1 P: 12	R: 0 E: 0 K: 1 S: 5	H: 0 LOB: 0 BB: 0 P: 5
PITCHER Bob Welch, R ERA: 5.15 Kelly Downs, R ERA: 7.66	IP 5.2 WLS L BF 27 H 8 R 6 ER 6 SO 0 BB 2 IBB 1 HBP 0 BLK 0 WP 0 HR 0 S 24 P 36 ERA 9.53 WHIP 1.765	IP 2.1 WLS L BF 9 H 2 R 0 ER 0 SO 3 BB 0 IBB 0 HBP 0 BLK 0 WP 1 HR 0 S 15 P 15 ERA 0.00 WHIP 0.857							

Oakland Athletics @ Kansas City Royals
Kauffman Stadium, Kansas City, MO
 Tue May 18 1993, 7:05 PM CDT
 Att: 19,153 - Unknown - 65 F

livebaseballscorecards.com

Batter	1	2	3	4	5	6	7	8	9	AB	R	H	RBI	BB	SO	LOB
Lance Blankenship, R OBP: 0.369, SLG: 0.292 (1, 7)	0-0 G5-3	0-0 G4-6-3 1B		0-0 G5-3	0-0 F8			0-0 G6-3		5	0	1	0	0	0	3
Brent Gates, S OBP: 0.305, SLG: 0.358 (1, 4)	0-0 2B 1B	0-0 G4-6-3		0-0 P5				0-0 HR		5	2	2	1	0	0	3
Ruben Sierra, S OBP: 0.276, SLG: 0.452 (1, 9)	0-0 1B 2B		0-0 G3-1		0-0 G6-3	0-0 G5-3		0-0 F9		5	1	1	0	0	0	0
Troy Neel, L OBP: 0.274, SLG: 0.392 (1, 10)	0-0 1B 1B		0-0 WP 2B		0-0 G4-3	0-3 K			0-0 F7	5	0	2	2	0	1	0
Terry Steinbach, R OBP: 0.308, SLG: 0.374 (1, 2)	0-0 1B		0-3 K		0-0 E5 2B		0-0 F3		0-0 F9	5	1	1	0	0	1	1
Dale Sveum, S OBP: 0.314, SLG: 0.227 (1, 3)	0-3 K		4-0 FC6-4 BB		0-0 2B		0-3 K		0-3 K	4	1	1	1	1	3	2
Kevin Seitzer, R OBP: 0.302, SLG: 0.371 (1, 5)	0-3 K		0-0 FC6-4		4-0 2B 1B		0-3 K			3	1	0	0	1	2	4
Scott Lydy, R OBP: 0.429, SLG: 0.667 (1, 8)		0-3 K		4-0 G5-3 BB	0-0 1B 2B			0-0 1B 2B		3	2	2	1	1	1	0
Mike Bordick, R OBP: 0.352, SLG: 0.336 (1, 6)		0-0 1B 1B		0-0 G5-3	0-0 1B			0-0 G6-3 1B		4	0	3	3	0	0	1

Inning Stats	R: 2	H: 4	E: 0	K: 2	S: 11	P: 11	R: 0	H: 2	E: 0	K: 1	S: 6	P: 6	R: 0	H: 1	E: 0	K: 1	S: 6	P: 10	R: 0	H: 0	E: 0	K: 0	S: 3	P: 7	R: 4	H: 3	E: 1	K: 0	S: 7	P: 11	R: 0	H: 0	E: 0	K: 1	S: 5	P: 5	R: 0	H: 0	E: 0	K: 2	S: 7	P: 7	R: 2	H: 3	E: 0	K: 0	S: 5	P: 5	R: 0	H: 0	E: 0	K: 1	S: 5	P: 5	1B: 7	2B: 5	3B: 0	HR: 1	SF: 0	SAC: 0	DP: 2	HBP: 0	WP: 2	PB: 0	SB: 0	CS: 0	PA: 42
--------------	------	------	------	------	-------	-------	------	------	------	------	------	------	------	------	------	------	------	-------	------	------	------	------	------	------	------	------	------	------	------	-------	------	------	------	------	------	------	------	------	------	------	------	------	------	------	------	------	------	------	------	------	------	------	------	------	-------	-------	-------	-------	-------	--------	-------	--------	-------	-------	-------	-------	--------

PITCHER	IP	WLS	BF	H	R	ER	SO	BB	IBB	HBP	BLK	WP	HR	S	P	ERA	WHIP
Hipolito Pichardo, R ERA: 4.15 (1, 1)	4.2		27	10	6	2	4	3	0	0	0	2	0	32	44	3.86	2.786
Tom Gordon, R ERA: 5.06 (5, 1)	3.0	W	11	3	2	2	3	0	0	0	0	0	1	17	17	6.00	1.000
Jeff Montgomery, R ERA: 2.31 (8, 1)	1.1	S	4	0	0	0	1	0	0	0	0	0	0	6	6	0.00	0.000


TOP

Oakland Athletics @ Kansas City Royals

Kauffman Stadium, Kansas City, MO

Wed May 19 1993, 7:05 PM CDT
Att. 17,747 - Unknown - 54 F

AB	39
R	8
H	13
RBI	8
BB	3
SO	8
LOB	14



Batter	1	2	3	4	5	6	7	8	9
Felix Jose, S OBP: 0.275, SLG: 0.291 (1, 9)	G4-3		G4-3					G3	
Brian McRae, S OBP: 0.350, SLG: 0.418 (1, 8)	P4		F5		F9			G3	
George Brett, L OBP: 0.282, SLG: 0.362 (1, 10)				G3-1	F7			G3	
Wally Joyner, L OBP: 0.395, SLG: 0.387 (1, 3)				HBP		G3		3B	
Mike MacFarlane, R OBP: 0.371, SLG: 0.609 (1, 2)				HBP		P4		F7	
Chris Gwynn, L OBP: 0.354, SLG: 0.418 (1, 7)			G1-3		F8	G4-3		3B	
Phil Hiatt, R OBP: 0.308, SLG: 0.390 (1, 5)			K		K		G5-3	K	
Greg Gagne, R OBP: 0.322, SLG: 0.376 (1, 6)			K			G5-3		F9	
Jose Lind, R OBP: 0.274, SLG: 0.318 (1, 4)			G6-3				G4-3		

BOTTOM

AB	R	H	RBI	BB	SO	LOB
5	2	3	2	0	0	0
5	2	1	0	0	0	3
4	1	1	2	1	0	2
4	2	3	2	1	0	0
4	1	1	2	0	0	4
5	1	2	2	0	0	2
4	1	0	0	1	3	3
4	1	1	2	0	1	0
4	2	2	1	0	0	0

AB	39
R	13
H	14
RBI	13
BB	3
SO	4
LOB	14



1B	2B	3B	HR	SF	SAC	DP	HBP	WP	HR	S	P	ERA	WHIP
10	3	1	0	0	0	0	1	0	0	8	12	27.00	3.000

PA: 43

Oakland Athletics @ Kansas City Royals
Kauffman Stadium, Kansas City, MO
 Wed May 19 1993, 7:05 PM CDT
 Att: 17,747 - Unknown - 54 F

livebaseballscorecards.com

Inning Stats	R	E	K	S	H	LOB	BB	P
1	9	0	12	20	8	2	2	20
2	0	0	7	1	0	0	7	1
3	0	0	3	0	0	0	3	0
4	0	0	6	0	1	0	6	0
5	1	0	5	5	2	1	5	0
6	0	0	3	0	0	0	3	0
7	0	0	3	0	0	0	3	0
8	3	0	8	3	3	1	8	12
9	0	0	1	0	0	0	1	0

PITCHER	IP	WLS	BF	H	R	ER	SO	BB	IBB	HBP	BLK	WP	HR	S	P	ERA	WHIP
Shawn Hillegas, R ERA: 7.26	0.2		9	6	7	0	0	0	1	0	0	0	0	8	12	94.50	10.500
Mike Mohler, L ERA: 6.06	0.1		5	2	2	0	0	1	0	0	0	0	0	4	8	54.00	9.000
Joe Boever, R ERA: 3.29	3.1		14	3	1	1	3	0	0	1	0	0	0	19	20	2.70	0.900
Rick Honeycutt, L ERA: 2.63	1.2		5	0	0	0	0	0	0	0	0	0	0	5	5	0.00	0.000
Ed Nunez, R ERA: 4.42	1.0		3	0	0	0	0	0	0	0	0	0	0	3	3	0.00	0.000
Dennis Eckersley, R ERA: 6.14	1.0		7	3	3	3	1	0	1	0	0	0	0	8	12	27.00	3.000

Batter	1	2	3	4	5	6	7	8	9	10	11	12	AB	R	H	RBI	BB	SO	LOB	
Lance Blankenship, R OBP: 0.368, SLG: 0.298 (1, 7)	1-1 P4	0-1 L5			0-1 F9			2-0 2B		4-0 FC4-6 1B BB		1-3 K		5	0	1	0	1	1	2
Brent Gates, S OBP: 0.354, SLG: 0.375 (1, 4)	4-2 1B BB		2-1 G3-1 G4-3 1B		4-1 BB BB			4-1 BB BB		1 SAFE 0-1 1 SAFE FC4-6 1B		2-2 G6-3		3	0	2	0	3	0	0
Ruben Sierra, S OBP: 0.265, SLG: 0.434 (1, 9)	1-2 P2		2-0 G4-3		3-2 G6-3			3-3 K		2-2 FC4-6			1-0 F9	6	0	0	0	0	1	8
Troy Neel, L OBP: 0.282, SLG: 0.390 Scott Hemond, R OBP: 0.208, SLG: 0.217 Rickey Henderson, R OBP: 0.449, SLG: 0.423 (1, 10) (8, PR) (9, PH)	2-2 1B		2-1 G3-1			3-3 K		4-1 1B FC3-6 BB		2-2 F7		4-2 BB BB 3B BB	3	0	1	0	1	1	1	1
Terry Steinbach, R OBP: 0.316, SLG: 0.375 (1, 2)	0-1 F7		2-3 K			1-1 L5		1-2 FC3-6 1B		2-1 F9 SH3-4 1B		4-0 BB BB 3B BB	5	1	2	0	1	1	3	
Dale Sveum, S OBP: 0.304, SLG: 0.265 (1, 3)		1-3 K		1-1 F8		2-3 K		1-2 P5		1-0 SH3-4		0-1 BB BB 3B	5	1	1	2	0	2	2	
Kevin Seitzer, R OBP: 0.296, SLG: 0.361 (1, 5)		2-3 K		1-2 G5-3			2-2 F9	2-0 FC3-6		1-2 F9		1-0 BB BB 1B	6	0	1	2	0	1	2	
Scott Lydy, R OBP: 0.308, SLG: 0.364 (1, 8)		4-2 2B BB		3-3 K			1-3 K	2-1 G5-3		0-2 G1-3		0-3 BB BB K	5	0	0	0	1	3	3	
Mike Bordick, R OBP: 0.351, SLG: 0.339 (1, 6)	1-0 2B			0-2 G5-3			4-2 2B BB		1-1 G3-1		1-0 G4-3	0-0 F9	5	0	1	0	1	0	1	

Inning Stats	R: 0	H: 1	E: 0	LOB: 2	K: 0	P: 21	R: 0	H: 1	E: 0	LOB: 2	K: 2	P: 20	R: 0	H: 1	E: 0	LOB: 1	K: 1	P: 16	R: 0	H: 0	E: 0	LOB: 0	K: 1	P: 13	R: 0	H: 0	E: 0	LOB: 1	K: 2	P: 15	R: 0	H: 1	E: 0	LOB: 3	K: 2	P: 31	R: 1	H: 1	E: 0	LOB: 1	K: 0	P: 21	R: 0	H: 1	E: 0	LOB: 2	K: 0	P: 22	R: 0	H: 1	E: 0	LOB: 1	K: 0	P: 13	R: 0	H: 0	E: 0	LOB: 0	K: 1	P: 11	R: 3	H: 2	E: 0	LOB: 1	K: 1	P: 20	1B: 6	SF: 0	2B: 2	SAC: 1	3B: 1	DP: 0	HR: 0	HBP: 0	WP: 0	PA: 54
PITCHER	IP	WLS	BF	H	R	ER	SO	BB	IBB	HBP	BLK	WP	HR	S	P	ERA	WHIP																																																											
David Cone, R ERA: 2.7 (1, 1)	7.0		30	4	0	0	8	5	0	0	0	0	0	7	135	0.00	1.286																																																											
Bill Sampen, R ERA: 3.38 (8, 1)	1.1		8	2	1	1	0	2	0	0	0	0	0	15	30	6.75	3.000																																																											
Jeff Montgomery, R ERA: 2.16 (9, 1)	1.2		6	1	0	0	0	0	0	0	0	0	0	18	26	0.00	0.600																																																											
Mark Gubicza, R ERA: 6.94 (11, 1)	2.0	L	10	2	3	3	2	2	0	0	0	0	0	17	31	13.50	2.000																																																											

Oakland Athletics @ Kansas City Royals
Kauffman Stadium, Kansas City, MO
Thu May 20 1993, 7:05 PM CDT
Att. 21,212 - Unknown - 64 F

AB	44
R	4
H	9
RBI	4
BB	9
SO	10
LOB	24




Batter	1	2	3	4	5	6	7	8	9	10	11	12	AB	R	H	RBI	BB	SO	LOB
Felix Jose, S OBP: 0.294, SLG: 0.304 (1, 9)	0-0 F7	3-1 1B			0-2 G5-3 1B		1-0 L6		3-2 SH1-3 1B		4-0 1B		5	0	3	1	1	0	0
Brian McRae, S OBP: 0.351, SLG: 0.410 (1, 8)	4-2 BB	2-3 K			2-0 E4 1-2		4-2 BB		0-0 SH1-3 1-2		0-0 G6-3		3	0	0	0	2	1	5
George Brett, L OBP: 0.277, SLG: 0.354 (1, 10)	0-0 F9				2-0 G5-3 2-3f		0-0 G5-3		0-1 F9			0-0 1B	6	0	1	0	0	0	5
Wally Joyner, L OBP: 0.386, SLG: 0.372 (1, 3)	4-2 BB					1-1 E3 SH5-3		1-0 L4		2-2 F8		1-0 E3 1-2	5	0	0	0	1	0	1
Mike Macfarlane, R OBP: 0.378, SLG: 0.612 David Howard, S (8, PR) Brent Mayne, L OBP: 0.300, SLG: 0.373 (9, 2)	3-3 K				0-1 F7		4-2 SH5-3 BB		2-1 2B		0-1 G6-4-3 1B		3	0	1	0	1	1	2
Chris Gwynn, L OBP: 0.365, SLG: 0.420 Harvey Pulliam, R OBP: 0.303, SLG: 0.419 (10, PH) Hubie Brooks, R OBP: 0.342, SLG: 0.378 (12, PH)		0-0 HBP 1B			1-1 G4-3		2-1 SH5-3 1-2 2-3		4-0 IBB		0-1 G6-4-3 1-2f		2	0	1	0	1	0	0
Phil Hiatt, R OBP: 0.311, SLG: 0.387 Keith Miller, R OBP: 0.196, SLG: 0.205 (6, PH) (7, 5)	1 SAFE H	1-0 1B HBP			1-3 K		1-3 K		3-3 K		1-0 F7		1	1	0	0	0	1	0
Greg Gagne, R OBP: 0.317, SLG: 0.368 (1, 6)		0-3 K			3-2 G6-3		3-2 P3		1-2 F9		1-2 S 1B		5	0	1	0	0	1	6
Jose Lind, R OBP: 0.271, SLG: 0.313 (1, 4)		1-0 1B			2-2 G4-3		0-0 P3		2-1 G5-3		0-2 F9		5	0	1	0	0	0	1

Inning Stats	R: 0 E: 0 K: 1 S: 10	H: 0 LOB: 2 BB: 2 P: 21	R: 1 E: 0 K: 2 S: 13	H: 3 LOB: 2 BB: 0 P: 20	R: 0 E: 0 K: 0 S: 10	H: 0 LOB: 0 BB: 0 P: 13	R: 0 E: 0 K: 1 S: 8	H: 0 LOB: 0 BB: 0 P: 13	R: 0 E: 1 K: 0 S: 9	H: 1 LOB: 1 BB: 0 P: 15	R: 0 E: 1 K: 1 S: 13	H: 0 LOB: 2 BB: 1 P: 24	R: 0 E: 0 K: 0 S: 5	H: 0 LOB: 1 BB: 1 P: 10	R: 0 E: 0 K: 1 S: 9	H: 1 LOB: 2 BB: 1 P: 20	R: 0 E: 0 K: 0 S: 9	H: 1 LOB: 0 BB: 0 P: 14	R: 0 E: 0 K: 0 S: 7	H: 1 LOB: 0 BB: 0 P: 9	R: 0 E: 0 K: 0 S: 9	H: 1 LOB: 2 BB: 1 P: 15	R: 0 E: 1 K: 0 S: 6	H: 1 LOB: 2 BB: 0 P: 9	1B: 8 2B: 1 3B: 0 HR: 0	SF: 0 SAC: 2 DP: 2 HBP: 1	WP: 0 PB: 0 SB: 1 CS: 0	PA: 52				
PITCHER	IP WLS BF H R ER SO BB IBB HBP BLK WP HR S P ERA WHIP	Storm Davis, R (1, 1) ERA: 5.4	Mike Mohler, L (6, 1) ERA: 5.94	Rich Gossage, R (6, 1) ERA: 0.55	Rick Honeycutt, L (9, 1) ERA: 2.45	Ed Nunez, R (10, 1) ERA: 4.05	Dennis Eckerlesley, R (12, 1) ERA: 5.74																									

Oakland Athletics @ Kansas City Royals
Kauffman Stadium, Kansas City, MO
Thu May 20 1993, 7:05 PM CDT
Att: 21,212 - Unknown - 64 F

livebaseballscorecards.com

AB	43
R	1
H	9
RBI	1
BB	6
SO	6
LOB	31



Batter	1	2	3	4	5	6	7	8	9	AB R H RBI BB SO LOB	TOP									
Rich Amaral, R (1, 4) OBP: 0.384, SLG: 0.439	0-1 G2-3			1-0 L9	0-0 2B			1-1 G5-3 2B		4 0 2 1 0 0 0	Seattle Mariners @ Kansas City Royals Kauffman Stadium, Kansas City, MO Fri May 21 1993, 7:05 PM CDT Att. 27,785 - Unknown - 70 F									
Henry Cotto, R (1, 9) OBP: 0.182, SLG: 0.224	1-3 K			1-2 G1-3	1-2 L6			2-0 G5-3 2-3		4 0 0 0 0 1 3										
Ken Griffey Jr., L (1, 8) OBP: 0.383, SLG: 0.544	1-1 P5			3-1 1B		1-0 L5		2-2 G4-3		4 0 1 0 0 0 1										
Jay Buhner, R (1, 10) OBP: 0.399, SLG: 0.561		2-1 G6-3		4-0 1B		2-0 F7		0-2 P4		3 0 0 0 1 0 0										
Mike Blowers, R (1, 5) OBP: 0.333, SLG: 0.467 Pete O'Brien, L (9, PH) OBP: 0.333, SLG: 0.475		3-1 F9		0-0 FC6-4		1-3 K		1-0 F7		3 0 0 0 0 1 2 1 0 0 0 0 0 0										
Tino Martinez, L (1, 3) OBP: 0.330, SLG: 0.436		1-2 G4-3			1-2 1B		2-0 L7		2-2 F9	4 0 1 0 0 0 0										
Dave Valle, R (1, 2) OBP: 0.390, SLG: 0.409			1-2 F9		2-2 F9		2-0 G4-3			3 0 0 0 0 0 1										
Mike Felder, S (1, 7) OBP: 0.325, SLG: 0.342			1-2 F8		1-0 1B		0-1 F8			3 1 1 0 0 0 0										
Omar Vizquel, S (1, 6) OBP: 0.339, SLG: 0.302			0-0 F8		2-2 1B		2-1 P2			3 0 1 0 0 0 0										
Inning Stats	R: 0 E: 0 K: 1 S: 7	H: 0 LOB: 0 BB: 0 P: 9	R: 0 E: 0 K: 0 S: 7	H: 0 LOB: 0 BB: 0 P: 13	R: 0 E: 0 K: 0 S: 8	H: 1 LOB: 2 BB: 1 P: 10	R: 1 E: 0 K: 0 S: 18	H: 4 LOB: 2 BB: 0 P: 25	R: 0 E: 0 K: 1 S: 6	H: 0 LOB: 0 BB: 0 P: 10		R: 0 E: 0 K: 0 S: 4	H: 0 LOB: 0 BB: 0 P: 8	R: 0 E: 0 K: 0 S: 8	H: 1 LOB: 1 BB: 0 P: 15	R: 0 E: 0 K: 0 S: 7	H: 0 LOB: 0 BB: 0 P: 10	1B: 4 2B: 2 3B: 0 HR: 0	SF: 0 SAC: 0 DP: 0 HBP: 0	WP: 0 PB: 0 SB: 0 CS: 0
PITCHER	IP WLS BF H R ER SO BB IBB HBP BLK WP HR S P ERA WHIP																			
Chris Haney, L (1, 1) ERA: 1.17	7.2 W 29 6 1 1 2 1 0 0 0 0 0 62 101 1.17 0.913																			
Billy Brewer, L (8, 1) ERA:	0.1 1 0 0 0 0 0 0 0 0 0 0 3 5 0.00 0.000																			
Tom Gordon, R (9, 1) ERA: 4.88	1.0 S 3 0 0 0 0 0 0 0 0 0 0 7 10 0.00 0.000																			

AB	32
R	1
H	6
RBI	1
BB	1
SO	2
LOB	7



Batter	1	2	3	4	5	6	7	8	9	AB	R	H	RBI	BB	SO	LOB
Keith Miller, R OBP: 0.180, SLG: 0.188 (1, 10)	3-2 G5-3 ①	1-0 F9 ③			0-0 F8 ②		0-3 K ③			4	0	0	0	0	1	3
Brian McRae, S OBP: 0.343, SLG: 0.400 (1, 8)	3-2 G1-3 ②		3-2 G1-3 ①		0-1 F9 ③			1-3 K ①		4	0	0	0	0	1	0
Wally Joyner, L OBP: 0.363, SLG: 0.368 (1, 3)	2-1 1B ③		1-3 K ②			0-0 G1-3 ①		2-3 K ②		4	0	1	0	0	2	0
Mike Macfarlane, R OBP: 0.372, SLG: 0.586 (1, 2)	1-0 P4 ③		1-1 F9 ③			4-2 G5-4-3 BB ②		2-1 F8 ③		3	0	0	0	1	0	1
Hubie Brooks, R OBP: 0.341, SLG: 0.375 Felix Jose, S OBP: 0.294, SLG: 0.304 (1, 9) (8, 9)		1-1 G6-3 ①		1-2 1B ③		1-0 G5-4-3 ②				3	0	1	0	0	0	1
Harvey Pulliam, R OBP: 0.306, SLG: 0.412 (1, 7)		1-0 1B 1B 1B ①		0-3 K ①			1-1 E5 HR ②			3	1	1	0	0	1	1
Phil Hiatt, R OBP: 0.320, SLG: 0.422 (1, 5)		1-2 SAFE 1B 1B 1B ②		1-3 K ②			0-0 1-H HR ①			3	1	2	2	0	1	1
Greg Gagne, R OBP: 0.317, SLG: 0.368 (1, 6)		0-2 SAFE 1B 1B ③		1-2 SAFE F9 ③			1-3 K ①			3	0	1	0	0	1	1
Jose Lind, R OBP: 0.264, SLG: 0.305 (1, 4)		1-3 K ②			1-0 F9 ①		1-0 G6-3 ②			3	0	0	0	0	1	3

Inning Stats	R: 0 E: 0 K: 0 S: 10	H: 1 LOB: 1 BB: 0 P: 19	R: 0 E: 0 K: 1 S: 19	H: 3 LOB: 3 BB: 0 P: 24	R: 0 E: 0 K: 1 S: 8	H: 0 LOB: 0 BB: 0 P: 13	R: 0 E: 0 K: 2 S: 16	H: 1 LOB: 1 BB: 0 P: 18	R: 0 E: 0 K: 0 S: 4	H: 0 LOB: 0 BB: 0 P: 5	R: 0 E: 0 K: 0 S: 4	H: 0 LOB: 0 BB: 1 P: 9	R: 2 E: 1 K: 2 S: 10	H: 1 LOB: 0 BB: 0 P: 13	R: 0 E: 0 K: 2 S: 8	H: 0 LOB: 0 BB: 0 P: 13	1B: 5 2B: 0 3B: 0 HR: 1	SF: 0 SAC: 0 DP: 1 HBP: 0	WP: 0 PB: 0 SB: 0 CS: 0	PA: 31
---------------------	-------------------------------	----------------------------------	-------------------------------	----------------------------------	------------------------------	----------------------------------	-------------------------------	----------------------------------	------------------------------	---------------------------------	------------------------------	---------------------------------	-------------------------------	----------------------------------	------------------------------	----------------------------------	----------------------------------	------------------------------------	----------------------------------	--------

PITCHER Randy Johnson, L ERA: 2.91 (1, 1)	IP 8.0	WLS L	BF 31	H 6	R 2	ER 1	SO 8	BB 1	IBB 0	HBP 0	BLK 0	WP 0	HR 1	S 79	P 114	ERA 1.12	WHIP 0.875
---	-----------	----------	----------	--------	--------	---------	---------	---------	----------	----------	----------	---------	---------	---------	----------	-------------	---------------

BOTTOM

Seattle Mariners @ Kansas City Royals

Kauffman Stadium, Kansas City, MO

Fri May 21 1993, 7:05 PM CDT
Att: 27,785 - Unknown - 70 F

livebaseballscorecards.com

AB	30
R	2
H	6
RBI	2
BB	1
SO	8
LOB	11



Batter	1	2	3	4	5	6	7	8	9	AB	R	H	RBI	BB	SO	LOB	TOP																						
Mike Felder, S OBP: 0.323, SLG: 0.340 (1, 7)	2-2 P6			1-1 B1-3		1-1 1B		2-2 P5		4	0	1	1	0	0	1																							
Rich Amaral, R OBP: 0.381, SLG: 0.434 (1, 4)	1-1 G6-3			1-2 G4-3		1-1 L4		0-0 1B		4	0	1	0	0	0	2																							
Ken Griffey Jr., L OBP: 0.374, SLG: 0.529 (1, 8)	2-3 K			1-1 G4-3		0-0 F7		0-1 P4		4	0	0	0	0	1	4																							
Edgar Martinez, R OBP: 0.444, SLG: 0.857 Mike Blowers, R OBP: 0.333, SLG: 0.467 (8, PR) (8, 5)		2-3 K		3-2 G6-3			1-0 F9	4-2 BB		3	0	0	0	1	1	0																							
Pete O'Brien, L OBP: 0.322, SLG: 0.456 (1, 3)		2-0 F7		0-1 F8			1-0 G3-1	2-1 F7		4	0	0	0	0	0	3																							
Tino Martinez, L OBP: 0.328, SLG: 0.428 (1, 10)		3-3 K		0-0 F9			4-1 BB		2-3 K	3	0	0	0	1	2	0																							
Mackey Sasser, L OBP: 0.240, SLG: 0.250 (1, 9)			0-0 G3-1		2-0 P6		0-1 1B		0-0 FC5-4	4	0	2	0	0	0	0																							
Bill Haselman, R OBP: 0.349, SLG: 0.371 (1, 2)			0-3 K		4-2 BB		0-2 FC6-4		1-2 FC5-4	3	1	0	0	1	1	3																							
Omar Vizquel, S OBP: 0.343, SLG: 0.302 (1, 6)			2-2 P6		1-0 1B			4-0 BB	0-1 F8	3	0	1	0	1	0	1																							
Inning Stats	R: 0 E: 0 K: 1 S: 8	H: 0 LOB: 0 BB: 0 P: 13	R: 0 E: 0 K: 2 S: 8	H: 0 LOB: 0 BB: 0 P: 15	R: 0 E: 0 K: 1 S: 7	H: 0 LOB: 0 BB: 0 P: 9	R: 0 E: 0 K: 0 S: 7	H: 0 LOB: 0 BB: 0 P: 10	R: 0 E: 0 K: 0 S: 6	H: 0 LOB: 0 BB: 0 P: 9	R: 1 E: 0 K: 0 S: 9	H: 2 LOB: 2 BB: 1 P: 18	R: 0 E: 0 K: 0 S: 8	H: 1 LOB: 2 BB: 1 P: 14	R: 0 E: 0 K: 0 S: 10	H: 1 LOB: 3 BB: 2 P: 22	R: 0 E: 0 K: 1 S: 11	H: 1 LOB: 1 BB: 0 P: 14	1B: 5 2B: 0 3B: 0 HR: 0	SF: 0 SAC: 0 DP: 0 HBP: 0	WP: 0 PB: 0 SB: 0 CS: 0	PA: 36																	
PITCHER Kevin Appier, R ERA: 3.31 (1, 1)	IP 9.0	WLS W	BF 36	H 5	R 1	ER 1	SO 5	BB 4	IBB 0	HBP 0	BLK 0	WP 0	HR 0	S 74	P 124	ERA 1.00	WHIP 1.000																						
																		PITCHER					IP	WLS	BF	H	R	ER	SO	BB	IBB	HBP	BLK	WP	HR	S	P	ERA	WHIP

Seattle Mariners @ Kansas City Royals

Kauffman Stadium, Kansas City, MO

Sat May 22 1993, 7:05 PM CDT
Att. 27,233 - Unknown - 68 F

livebaseballscores.com

AB	32
R	1
H	5
RBI	1
BB	4
SO	5
LOB	14



Batter	1	2	3	4	5	6	7	8	9	AB	R	H	RBI	BB	SO	LOB
Felix Jose, S OBP: 0.292, SLG: 0.303 (1, 9) X	0-0 F8			1-2 G4-3		0-3 K		0-0 1B		4	1	1	0	0	1	0
Brian McRae, S OBP: 0.347, SLG: 0.402 (1, 8) B B C B X	3-1 G6-3			0-0 G1-3		1-2 2B 1B		2-2 G4-3 1B 1B		4	2	2	1	0	0	0
George Brett, L OBP: 0.277, SLG: 0.358 (1, 10) B F F S X	1-3 K			1-1 G4-3		0-0 2B		1-1 G4-3		4	0	1	1	0	1	1
Wally Joyner, L OBP: 0.386, SLG: 0.372 (1, 3) B X		1-0 G4-3			1-2 1B	2-3 K		1-1 G4-3 1B 1B		4	0	2	1	0	1	1
Chris Gwynn, L OBP: 0.360, SLG: 0.412 (1, 7) C T C X		0-2 F7			3-1 F7		2-3 K	0-1 G4-3 1B		4	0	1	0	0	1	1
Brent Mayne, L OBP: 0.298, SLG: 0.359 (1, 2) X		0-0 G6-3			4-0 IBB		2-0 G4-3	0-0 G4-3		3	0	0	0	1	0	2
Phil Hiatt, R OBP: 0.317, SLG: 0.416 (1, 5) F B B S			1-3 K		3-3 K		3-1 1B 1B	1-2 G1-3		4	1	1	0	0	2	4
Greg Gagne, R OBP: 0.318, SLG: 0.367 (1, 6) B C C X			1-1 F8		2-2 G4-3		0-0 1B 1B			3	0	1	0	0	0	2
David Howard, S OBP: 0.333, SLG: 0.333 (1, 4) B F C B X			2-2 G6-3			2-3 K	0-1 1B			3	0	1	1	0	1	0

Inning Stats	R: 0	H: 0	E: 0	K: 1	S: 6	R: 0	H: 0	E: 0	K: 0	S: 5	R: 0	H: 0	E: 0	K: 1	S: 8	R: 0	H: 0	E: 0	K: 0	S: 6	R: 0	H: 1	E: 0	K: 1	S: 12	R: 1	H: 2	E: 0	K: 3	S: 14	R: 1	H: 3	E: 0	K: 1	S: 9	R: 2	H: 4	E: 0	K: 0	S: 15
	LOB: 0	BB: 0	P: 10	LOB: 0	BB: 0	P: 6	LOB: 0	BB: 0	P: 12	LOB: 0	BB: 0	P: 8	LOB: 2	BB: 1	P: 24	LOB: 1	BB: 0	P: 19	LOB: 2	BB: 0	P: 16	LOB: 2	BB: 0	P: 19	LOB: 0	BB: 0	P: 19	LOB: 0	BB: 0	P: 19	LOB: 0	BB: 0	P: 19	LOB: 0	BB: 0	P: 19	LOB: 0	BB: 0	P: 19	

PITCHER	IP	WLS	BF	H	R	ER	SO	BB	IBB	HBP	BLK	WP	HR	S	P	ERA	WHIP
Jim Converse, R ERA: 2.57 (1, 1)	7.0	L	27	6	2	2	7	0	0	0	0	0	0	60	95	2.57	0.857
John Cummings, L ERA: 5.61 (8, 1)	0.2		6	4	2	2	0	0	0	0	0	0	0	12	15	27.00	6.000
Jeff Nelson, R ERA: 2.65 (8, 1)	0.1		1	0	0	0	0	0	0	0	0	0	0	3	4	0.00	0.000


BOTTOM

Seattle Mariners @ Kansas City Royals
Kauffman Stadium, Kansas City, MO

Sat May 22 1993, 7:05 PM CDT
Att: 27,233 - Unknown - 68 F

AB	33
R	4
H	10
RBI	4
BB	1
SO	7
LOB	11

WP: 0 PA: 34
PB: 1
SB: 1
CS: 0



1B	2B	3B	HR	SF	SAC	DP	HBP	WP	HR	S	P	ERA	WHIP
9	1	0	0	0	0	0	0	0	0	0	0	2.57	0.857

Batter	1	2	3	4	5	6	7	8	9	AB R H RBI BB SO LOB	TOP					
Mike Felder, S (1, 7) OBP: 0.318, SLG: 0.333	2-2 L9	1-0 SAFE F7		1-1 G4-3	1-2 1B			2-2 G4-3	0-0 L4	6 0 1 1 0 0 4						
Ken Griffey Jr., L (1, 8) OBP: 0.384, SLG: 0.551	0-1 CS 1B		2-0 2B	0-1 P6	0-0 G5-3			4-1 1B BB	2-2 3B	5 2 3 2 1 0 2						
Edgar Martinez, R (1, 5) OBP: 0.500, SLG: 0.833	1-3 1B		1-0 1B 2B	3-2 1B			1-3 K	1-0 1B	0-1 P6	5 1 3 1 0 2 1						
Henry Cotto, R (8, PR) OBP: 0.179, SLG: 0.221								1-3 1B		1 1 0 0 0 0 2						
Tino Martinez, L (1, 3) OBP: 0.341, SLG: 0.439		2-0 2B 1B	2-3 K	2-2 1B			1-0 1B	2-0 L3-6 1B		5 0 4 2 0 1 1						
Mackey Sasser, L (1, 9) OBP: 0.267, SLG: 0.310		0-0 FC5-2 1B 2B	1-1 FC3-6 1B	1-2 G4-3			0-0 F9	1-0 L3-6		5 1 2 1 0 0 5						
Mike Blowers, R (8, 5) OBP: 0.333, SLG: 0.467										0 0 0 0 0 0 0						
Pete O'Brien, L (1, 10) OBP: 0.333, SLG: 0.467		4-0 FC5-2 1B BB	2-2 FC3-6 BB HBP		1-1 1B 2B		1-1 G4-3		3-1 SH1-4 1B	4 2 2 0 1 0 2						
Omar Vizquel, S (9, PR) OBP: 0.343, SLG: 0.302										0 1 0 0 0 0 0						
Dave Valle, R (1, 2) OBP: 0.386, SLG: 0.398	1-0 FC5-2 1B	1-0 FC5-2 1B	2-2 BB HBP		2-3 K		1-0 G5-3	1-0 SH1-4		3 0 0 0 0 1 4						
Rich Amaral, R (1, 4) OBP: 0.381, SLG: 0.429	0-1 P4		4-2 BB		0-0 L4			1-1 K	1-1 SH1-4 3B 1B	4 1 1 1 1 1 4						
Fernando Vina, L (1, 6) OBP: 0.306, SLG: 0.226	0-0 1B		0-0 F7		1-0 1B HBP			0-1 G4-3	1-2 3B HBP	3 1 1 2 0 0 3						
Inning Stats	R: 0 H: 1 E: 0 LOB: 0 K: 1 BB: 0 S: 8 P: 11	R: 2 H: 3 E: 0 LOB: 2 K: 0 BB: 1 S: 7 P: 15	R: 2 H: 3 E: 0 LOB: 3 K: 1 BB: 1 S: 15 P: 29	R: 0 H: 2 E: 0 LOB: 2 K: 0 BB: 0 S: 15 P: 22	R: 1 H: 2 E: 0 LOB: 2 K: 1 BB: 0 S: 10 P: 15	R: 0 H: 1 E: 0 LOB: 1 K: 1 BB: 0 S: 8 P: 13	R: 0 H: 0 E: 0 LOB: 0 K: 1 BB: 0 S: 6 P: 8	R: 2 H: 2 E: 0 LOB: 1 K: 0 BB: 1 S: 7 P: 17	R: 3 H: 3 E: 0 LOB: 2 K: 0 BB: 0 S: 14 P: 22	1B: 12 SF: 0 2B: 5 SAC: 1 3B: 1 DP: 1 HR: 0 HBP: 3	WP: 0 PA: 48 PB: 0 SB: 2 CS: 1					
PITCHER	IP WLS BF H R ER SO BB IBB HBP BLK WP HR S P ERA WHIP															
Mark Gardner, R (1, 1) ERA: 5.89	4.2		28	11	5	5	3	2	0	2	0	0	54	91	9.64	2.786
Mark Gubicza, R (5, 1) ERA: 6.92	2.2		11	2	2	2	2	1	0	0	0	0	20	34	6.75	1.125
Jeff Montgomery, R (8, 1) ERA: 3.08	1.1	L	8	4	3	3	0	0	0	1	0	0	14	25	20.25	3.000
Tom Gordon, R (9, 1) ERA: 4.82	0.1		1	0	0	0	0	0	0	0	0	0	2	2	0.00	0.000

Seattle Mariners @ Kansas City Royals
Kauffman Stadium, Kansas City, MO
Sun May 23 1993, 7:05 PM CDT
Att. 17,935 - Overcast - 80 F

AB	41
R	10
H	17
RBI	10
BB	3
SO	5
LOB	28



Batter	1	2	3	4	5	6	7	8	9	AB	R	H	RBI	BB	SO	LOB
Keith Miller, R OBP: 0.185, SLG: 0.192 Felix Jose, S OBP: 0.292, SLG: 0.303	1-0 G5-3		0-3 K		0-0 E S 1B		0-0 B1-3			4	1	1	0	0	1	2
Brian McRae, S OBP: 0.350, SLG: 0.405	1-2 F8		1-1 CS 1B		2-2 1B 1B		2-2 P3			4	0	2	3	0	0	0
George Brett, L OBP: 0.276, SLG: 0.355	0-0 L8		2-0 CS 1-2		1-0 G4-3		1-2 G5-4-3 1B		2-3 K	4	0	1	0	0	1	0
Mike Macfarlane, R OBP: 0.378, SLG: 0.616		3-1 G1-3		2-2 HR HBP		1-2 G5-4-3		0-0 HR		3	2	1	1	0	0	2
Wally Joyner, L OBP: 0.382, SLG: 0.390		2-3 K		1-1 HR		1-2 G6-3		1-0 P5		4	1	1	2	0	1	0
Harvey Pulliam, R OBP: 0.275, SLG: 0.368		2-1 L9		1-1 F9		1-0 P6		1-3 K2-3		4	0	0	0	0	1	0
Phil Hiatt, R OBP: 0.323, SLG: 0.422			2-0 P3		3-2 1B 2B		4-2 BB		0-3 K	3	1	1	0	1	1	0
Greg Gagne, R OBP: 0.323, SLG: 0.371			1-1 WP 1B 1B		1-0 CS 1B		2-0 G1-3		3-2 G4-3	4	1	2	1	0	0	1
Jose Lind, R OBP: 0.264, SLG: 0.303			1-2 WP 1B 1B		0-0 CS 1-2		1-1 F7		2-3 K	4	1	1	0	0	1	0

Inning Stats	R: 0	H: 0	E: 0	K: 0	S: 5	R: 0	H: 0	E: 0	K: 1	S: 7	R: 2	H: 3	E: 0	K: 1	S: 12	R: 3	H: 3	E: 0	K: 0	S: 11	R: 1	H: 3	E: 0	K: 0	S: 15	R: 0	H: 0	E: 0	K: 0	S: 7	R: 0	H: 0	E: 0	K: 0	S: 5	R: 1	H: 1	E: 0	K: 2	S: 8	R: 0	H: 0	E: 0	K: 2	S: 13	1B: 7	2B: 1	3B: 0	HR: 2	SF: 0	SAC: 0	DP: 1	HBP: 1
--------------	------	------	------	------	------	------	------	------	------	------	------	------	------	------	-------	------	------	------	------	-------	------	------	------	------	-------	------	------	------	------	------	------	------	------	------	------	------	------	------	------	------	------	------	------	------	-------	-------	-------	-------	-------	-------	--------	-------	--------

PITCHER	IP	WLS	BF	H	R	ER	SO	BB	IBB	HBP	BLK	WP	HR	S	P	ERA	WHIP
Dave Fleming, L ERA: 12.46	(1, 1)	4.1	20	8	6	6	2	0	0	1	0	1	1	41	68	12.46	1.846
Russ Swan, L ERA: 11.45	(5, 1)	3.2	13	2	1	1	2	1	0	0	0	0	1	29	46	2.46	0.818
Norm Charlton, L ERA: 3.38	(9, 1)	1.0	3	0	0	0	2	0	0	0	0	0	0	13	18	0.00	0.000

BOTTOM

Seattle Mariners @ Kansas City Royals
Kauffman Stadium, Kansas City, MO

livebaseballscorecards.com

AB	34
R	7
H	10
RBI	7
BB	1
SO	6
LOB	5



WP: 1	PA: 38
PB: 0	
SB: 1	
CS: 2	

Sun May 23 1993, 7:05 PM CDT
Att: 17,935 - Overcast - 80 F

Batter	1	2	3	4	5	6	7	8	9	AB R H RBI BB SO LOB	TOP												
Felix Jose, S (1, 9) OBP: 0.299, SLG: 0.309	0-3 			1-2 G4-3 		0-0 G4-3 1B 			0-2 SH3 2B 1B 	4 1 2 0 0 1 0	Kansas City Royals @ Chicago White Sox Comiskey Park, Chicago, IL Tue May 25 1993, 8:05 PM EDT Att. 28,143 - Unknown - 58 F livebaseballscorecards.com												
Brian McRae, S (1, 8) OBP: 0.350, SLG: 0.404	1-1 G4-6-3 1B 			2-0 B2-3 		1-2 G4-3 1-2 			0-0 SH3 1-2 	3 0 1 0 0 0 1													
George Brett, L (1, 10) OBP: 0.275, SLG: 0.348	0-0 G4-6-3 1-2f 			1-3 K 			0-0 G3-1 		4-0 2B IBB 	3 0 0 0 1 1 1													
Wally Joyner, L (1, 3) OBP: 0.391, SLG: 0.424		0-0 F8 			3-2 HR 		4-2 BB 		2-0 2B 1-3 2-H 	3 1 2 2 1 0 0													
Mike Macfarlane, R (1, 2) OBP: 0.360, SLG: 0.584		1-3 K 			2-2 P3 		1-0 F7 		0-0 G6-3 	4 0 0 0 0 1 3													
Chris Gwynn, L (1, 7) OBP: 0.344, SLG: 0.393		0-2 G4-3 			1-2 G5-3 		2-1 G3 		2-2 F7 	4 0 0 0 0 0 3													
Keith Miller, R (1, 5) OBP: 0.175, SLG: 0.182			2-1 G6-3 		0-0 G5-3 			2-2 G5-3 		3 0 0 0 0 0 0													
Greg Gagne, R (1, 6) OBP: 0.324, SLG: 0.394			2-0 F9 			0-0 HR 		2-2 G6-3 		3 1 1 1 0 0 0													
Jose Lind, R (1, 4) OBP: 0.258, SLG: 0.296			0-2 G4-3 			1-1 G5-3 		1-1 G6-3 		3 0 0 0 0 0 0													
Inning Stats	R: 0 E: 0 K: 1 S: 7	H: 1 LOB: 0 BB: 0 P: 8	R: 0 E: 0 K: 1 S: 7	H: 0 LOB: 0 BB: 0 P: 8	R: 0 E: 0 K: 1 S: 6	H: 0 LOB: 0 BB: 0 P: 10	R: 0 E: 0 K: 1 S: 7	H: 0 LOB: 0 BB: 0 P: 11	R: 1 E: 0 K: 0 S: 11	H: 1 LOB: 0 BB: 0 P: 17		R: 1 E: 0 K: 0 S: 7	H: 2 LOB: 0 BB: 0 P: 9	R: 0 E: 0 K: 0 S: 7	H: 0 LOB: 1 BB: 1 P: 14	R: 0 E: 0 K: 0 S: 8	H: 0 LOB: 0 BB: 0 P: 13	R: 1 E: 0 K: 0 S: 9	H: 2 LOB: 2 BB: 1 P: 17	1B: 3 2B: 1 3B: 0 HR: 2	SF: 0 SAC: 1 DP: 1 HBP: 0	WP: 0 PB: 0 SB: 0 CS: 0	PA: 33
PITCHER Jack McDowell, R (1, 1) ERA: 3.96	IP 9.0	WLS L	BF 33	H 6	R 3	ER 3	SO 3	BB 1	IBB 1	HBP 0	BLK 0	WP 0	HR 2	S 69	P 107	ERA 3.00	WHIP 0.778						PITCHER IP WLS BF H R ER SO BB IBB HBP BLK WP HR S P ERA WHIP

AB	30
R	3
H	6
RBI	3
BB	2
SO	3
LOB	8



Batter	1	2	3	4	5	6	7	8	9	AB	R	H	RBI	BB	SO	LOB
Tim Raines, S OBP: 0.400, SLG: 0.560 (1, 7)	0-0 G4-3		1-1 G1-3		4-0 SH5-3 BB		1-0 SH1-4 E 1B	3-2 G6-3		4	1	1	0	1	0	2
Joey Cora, S OBP: 0.372, SLG: 0.377 (1, 4)	1-2 1B		0-0 G1-3		1-1 SH5-3		0-0 SH1-4		2-2 F7	3	0	1	0	0	0	0
Frank Thomas, R OBP: 0.370, SLG: 0.516 (1, 3)	3-1 F9		2-2 FC6-4 1B		3-2 L6		2-2 E9 WP 1B		1-0 P2	5	0	2	1	0	0	2
George Bell, R OBP: 0.276, SLG: 0.361 (1, 10)	0-0 F9		0-2 FC6-4			1-2 P4	3-2 HBP		0-0 G3	3	0	0	0	0	0	2
Steve Sax, R OBP: 0.276, SLG: 0.321 (7, PR)										0	0	0	0	0	0	0
Dan Pasqua, L OBP: 0.323, SLG: 0.358 (9, PH)										1	0	0	0	0	0	0
Robin Ventura, L OBP: 0.431, SLG: 0.535 (1, 5)		1-0 G3-1		4-2 L9-5 E BB		1-1 1B 1B	2-0 F8			3	1	1	0	1	0	2
Ellis Burks, R OBP: 0.366, SLG: 0.526 (1, 9)		1-3 K		0-0 E5		2-2 F7 1B	0-1 P2			4	0	1	0	0	1	3
Lance Johnson, L OBP: 0.369, SLG: 0.407 (1, 8)		1-0 S 1B		1-0 L9-5		1-0 1B	1-2 3-H 1B		2-3 K	4	0	2	1	0	1	2
Carlton Fisk, R OBP: 0.206, SLG: 0.250 (1, 2)		4-2 FC4-6 BB		0-1 L1		0-0 F7	2-3 BB	4-1 WP WP BB		2	0	0	0	2	0	3
Ron Karkovice, R OBP: 0.285, SLG: 0.390 (8, PR)										0	0	0	0	0	0	0
Ozzie Guillen, L OBP: 0.263, SLG: 0.318 (1, 6)		0-0 FC4-6			1-2 G3-1	1-2 G4-3	0-0 K	0-3 K		4	0	0	0	0	1	5

Inning Stats	R: 0	H: 1	E: 0	LOB: 1	K: 0	BB: 0	S: 7	P: 11	R: 0	H: 1	E: 0	LOB: 2	K: 1	BB: 1	S: 8	P: 15	R: 0	H: 1	E: 0	LOB: 1	K: 0	BB: 0	S: 9	P: 12	R: 0	H: 0	E: 1	LOB: 1	K: 0	BB: 1	S: 6	P: 11	R: 0	H: 0	E: 0	LOB: 1	K: 0	BB: 1	S: 8	P: 17	R: 1	H: 3	E: 0	LOB: 2	K: 0	BB: 0	S: 14	P: 19	R: 1	H: 2	E: 1	LOB: 2	K: 0	BB: 0	S: 10	P: 18	R: 0	H: 0	E: 0	LOB: 2	K: 2	BB: 1	S: 10	P: 19	R: 0	H: 0	E: 0	LOB: 0	K: 0	BB: 0	S: 6	P: 9	1B: 8	SF: 0	2B: 1	SAC: 2	3B: 0	DP: 1	HR: 0	HBP: 1	WP: 3	PA: 40
--------------	------	------	------	--------	------	-------	------	-------	------	------	------	--------	------	-------	------	-------	------	------	------	--------	------	-------	------	-------	------	------	------	--------	------	-------	------	-------	------	------	------	--------	------	-------	------	-------	------	------	------	--------	------	-------	-------	-------	------	------	------	--------	------	-------	-------	-------	------	------	------	--------	------	-------	-------	-------	------	------	------	--------	------	-------	------	------	-------	-------	-------	--------	-------	-------	-------	--------	-------	--------

PITCHER	IP	WLS	BF	H	R	ER	SO	BB	IBB	HBP	BLK	WP	HR	S	P	ERA	WHIP
Hipolito Pichardo, R ERA: 3.86 (1, 1)	6.0		27	6	1	1	1	3	0	0	0	0	0	52	85	1.50	1.500
Bill Sampen, R ERA: 4.76 (7, 1)	0.1		4	2	1	1	0	0	0	1	0	1	0	7	13	27.00	6.000
Billy Brewer, L ERA: (7, 1)	0.1		1	0	0	0	0	0	0	0	0	0	0	1	3	0.00	0.000
Tom Gordon, R ERA: 4.6 (7, 1)	1.1	W	5	0	0	0	2	1	0	0	0	2	0	12	21	0.00	0.750
Jeff Montgomery, R ERA: 2.96 (9, 1)	1.0	S	3	0	0	0	0	0	0	0	0	0	0	6	9	0.00	0.000

BOTTOM

Kansas City Royals @ Chicago White Sox
 Comiskey Park, Chicago, IL
 Tue May 25 1993, 8:05 PM EDT
 Att: 28,143 - Unknown - 58 F

livebaseballscorecards.com

AB	33
R	2
H	8
RBI	2
BB	4
SO	3
LOB	21



Batter	1	2	3	4	5	6	7	8	9	AB R H RBI BB SO LOB
Felix Jose, S (1, 9) OBP: 0.295, SLG: 0.313	1-2 G4-3 SF7 2B		0-0 F8	2-3 K			3-2 P6		0-0 B1-3	5 1 1 0 0 1 0
Brian McRae, S (1, 8) OBP: 0.356, SLG: 0.420	2-2 G4-3		1-2 HR 1B		0-1 F8 FC9-6 2B		3-2 K 2B		0-3 K	5 2 3 0 0 1 1
George Brett, L (1, 10) OBP: 0.279, SLG: 0.367	0-0 SF7		1-0 HR 1-H		4-1 FC9-6 BB		2-3 K		2-3 K	3 1 1 3 1 2 1
Wally Joyner, L (1, 3) OBP: 0.382, SLG: 0.412	3-3 K		3-2 G3		2-1 F8		2-0 F7			4 0 0 0 0 1 3
Mike Macfarlane, R (1, 2) OBP: 0.356, SLG: 0.563		2-2 F7	4-0 1B BB		0-0 FC9-6			2-2 G5-3		3 0 0 1 1 0 1
Chris Gwynn, L (1, 7) OBP: 0.340, SLG: 0.387		0-1 G1-3	1-0 1B		0-1 P2			1-1 G6-3		4 0 1 0 0 0 1
Keith Miller, R (1, 5) OBP: 0.197, SLG: 0.203		2-2 1B 1B	2-3 K		0-0 G1-3			0-1 1B 1B		4 0 2 0 0 1 2
Greg Gagne, R (1, 6) OBP: 0.329, SLG: 0.397		0-2 1B		0-0 G5-3		0-0 F8		0-2 1B		4 0 2 0 0 0 0
Jose Lind, R (1, 4) OBP: 0.250, SLG: 0.287		1-2 L8		0-2 G6-3		1-2 F8		2-0 G6-3		4 0 0 0 0 0 4

Inning Stats	R: 1 E: 0 K: 1 S: 10	H: 1 LOB: 0 BB: 0 P: 16	R: 0 E: 0 K: 0 S: 15	H: 2 LOB: 2 BB: 0 P: 20	R: 2 E: 0 K: 1 S: 15	H: 3 LOB: 2 BB: 1 P: 27	R: 0 E: 0 K: 1 S: 7	H: 0 LOB: 0 BB: 0 P: 9	R: 1 E: 0 K: 0 S: 8	H: 1 LOB: 1 BB: 1 P: 14	R: 0 E: 0 K: 0 S: 5	H: 0 LOB: 0 BB: 0 P: 6	R: 0 E: 0 K: 1 S: 11	H: 1 LOB: 1 BB: 0 P: 21	R: 0 E: 0 K: 0 S: 12	H: 2 LOB: 2 BB: 0 P: 17	R: 0 E: 0 K: 2 S: 7	H: 0 LOB: 0 BB: 0 P: 9	1B: 6 2B: 3 3B: 0 HR: 1	SF: 1 SAC: 0 DP: 0 HBP: 0	WP: 0 PB: 0 SB: 0 CS: 0	PA: 39
--------------	-------------------------------	----------------------------------	-------------------------------	----------------------------------	-------------------------------	----------------------------------	------------------------------	---------------------------------	------------------------------	----------------------------------	------------------------------	---------------------------------	-------------------------------	----------------------------------	-------------------------------	----------------------------------	------------------------------	---------------------------------	----------------------------------	------------------------------------	----------------------------------	--------

PITCHER	IP	WLS	BF	H	R	ER	SO	BB	IBB	HBP	BLK	WP	HR	S	P	ERA	WHIP
Alex Fernandez, R (1, 1) ERA: 3.01	6.1	L	29	8	4	4	3	2	0	0	0	0	1	66	104	5.68	1.579
Scott Radinsky, L (7, 1) ERA: 6.0	1.1		4	0	0	0	1	0	0	0	0	0	0	10	17	0.00	0.000
Terry Leach, R (8, 1) ERA: 2.35	0.1		3	2	0	0	0	0	0	0	0	0	0	7	9	0.00	6.000
Jeff Schwarz, R (9, 1) ERA: 2.77	1.0		3	0	0	0	2	0	0	0	0	0	0	7	9	0.00	0.000

TOP

Kansas City Royals @ Chicago White Sox
Comiskey Park, Chicago, IL
Wed May 26 1993, 8:05 PM EDT
Att. 25,451 - Unknown - 76 F

AB	36
R	4
H	10
RBI	4
BB	2
SO	6
LOB	13



Batter	1	2	3	4	5	6	7	8	9	AB	R	H	RBI	BB	SO	LOB
Tim Raines, S OBP: 0.457, SLG: 0.679 (1, 7)	3-2 HR	3-2 FC6-4 1B		4-1 BB BB		2-0 L9			4-2 G3 SH3 BB	3	1	2	1	2	0	0
Joey Cora, S OBP: 0.375, SLG: 0.373 (1, 4)	4-2 2B SF8 BB	2-2 FC6-4 1-2f		4-2 BB 1-2 BB		1-3 K			1-0 SH3 1-2	2	1	0	0	2	1	1
Frank Thomas, R OBP: 0.370, SLG: 0.516 (1, 3)	0-0 SF8 1-3 SF9 2B		2-3 K	0-0 P8				2-0 F9	4-0 G3 IBB	4	1	1	0	1	1	2
George Bell, R OBP: 0.269, SLG: 0.353 (1, 10)	2-1 SF8 2-3 3-H		0-0 F9		2-1 G6-3		3-2 P6	0-1 G3 1-2 2-3	0-1 G3 1-2 2-3	4	0	0	1	0	0	2
Robin Ventura, L OBP: 0.435, SLG: 0.527 (1, 5)	4-0 BB		4-1 HBP BB		4-1 FC4-6 BB BB		2-1 E4	2-1 G3		2	0	0	0	3	0	2
Ellis Burks, R OBP: 0.369, SLG: 0.522 (1, 9)	2-1 SF9 3-H		1-1 HBP		4-1 FC4-6 BB 1-2 BB		0-1 P4			1	0	0	1	1	0	1
Lance Johnson, L OBP: 0.361, SLG: 0.398 (1, 8)	1-0 G1		1-0 L6		0-1 FC4-6 1-2f 2-3			0-1 F7		4	0	0	0	0	0	5
Ron Karkovics, R OBP: 0.277, SLG: 0.378 (1, 2)			0-0 F8		0-1 P4		0-0 P5	0-1 F8		4	0	0	0	0	0	2
Ozzie Guillen, L OBP: 0.254, SLG: 0.307 (1, 6)			2-1 G6-3		2-1 F7		0-2 F9	1-1 L8		4	0	0	0	0	0	0

Inning Stats	R: 3	H: 2	E: 0	K: 13	LOB: 1	BB: 2	P: 29	R: 0	H: 1	E: 0	K: 9	LOB: 1	BB: 0	P: 16	R: 0	H: 0	E: 0	K: 1	S: 7	R: 0	H: 0	E: 0	K: 1	S: 15	R: 0	H: 0	E: 0	K: 0	S: 8	R: 0	H: 0	E: 0	K: 1	S: 8	R: 0	H: 0	E: 1	K: 0	S: 10	R: 0	H: 0	E: 0	K: 0	S: 6	R: 0	H: 0	E: 0	K: 0	S: 8	1B: 1	SF: 2	2B: 1	SAC: 1	3B: 0	DP: 0	HR: 1	HBP: 1	WP: 0	PA: 41
--------------	------	------	------	-------	--------	-------	-------	------	------	------	------	--------	-------	-------	------	------	------	------	------	------	------	------	------	-------	------	------	------	------	------	------	------	------	------	------	------	------	------	------	-------	------	------	------	------	------	------	------	------	------	------	-------	-------	-------	--------	-------	-------	-------	--------	-------	--------

PITCHER	IP	WLS	BF	H	R	ER	SO	BB	IBB	HBP	BLK	WP	HR	S	P	ERA	WHIP	PITCHER	IP	WLS	BF	H	R	ER	SO	BB	IBB	HBP	BLK	WP	HR	S	P	ERA	WHIP																	
David Cone, R ERA: 2.77 (1, 1)	8.0	W	36	3	3	3	2	7	0	1	0	0	1	67	129	3.38	1.250																																			
Jeff Montgomery, R ERA: 2.86 (9, 1)	1.0	S	5	0	0	0	0	1	1	0	0	0	0	8	19	0.00	1.000																																			

BOTTOM

Kansas City Royals @ Chicago White Sox
Comiskey Park, Chicago, IL

Wed May 26 1993, 8:05 PM EDT
Att: 25,451 - Unknown - 76 F

AB	28
R	3
H	3
RBI	3
BB	9
SO	2
LOB	15

Kansas City Royals @ Chicago White Sox
 Comiskey Park, Chicago, IL

Thu May 27 1993, 4:33 AM EDT
 Att. 26,530 - Sunny - 61 F

AB	32
R	6
H	8
RBI	6
BB	5
SO	5
LOB	13



WP:	1	PA:	39
PB:	0		
SB:	2		
CS:	1		

AB	R	H	RBI	BB	SO	LOB
5	0	1	0	0	0	0
3	2	1	0	2	0	1
4	0	0	0	0	0	3
3	2	3	1	1	0	0
2	1	1	3	1	0	0
4	1	1	0	0	1	4
3	0	1	2	1	1	0
4	0	0	0	0	1	4
4	0	0	0	0	2	1

Batter	1	2	3	4	5	6	7	8	9
Felix Jose, S (1, 9) OBP: 0.292, SLG: 0.308	1-1 L5		1-2 P5		0-0 G4-3		3-2 G4-3		1-1 CS 1B
Brian McRae, S (1, 8) OBP: 0.363, SLG: 0.419	4-1 WP S HR BB		4-2 FC5-4 BB		3-2 G5-3		2-1 S 1B BB 1B		0-0 L8
George Brett, L (1, 10) OBP: 0.273, SLG: 0.358	1-0 F7		1-1 FC5-4 1B 1-2f		0-0 G4-3		1-0 F9		2-2 CS 1-2
Wally Joyner, L (1, 3) OBP: 0.396, SLG: 0.444	1 SAFE 4-0 1B BB BB BB		1-0 1B 1-3		0-1 HR		1-2 BB HBP 1B 1-2		
Mike Macfarlane, R (1, 2) OBP: 0.372, SLG: 0.598	3-2 1-H 2-H HR				0-0 F9		4-2 G6-4-3 BB		2-0 BB HBP 1-2 2-3
Chris Gwynn, L (1, 7) OBP: 0.337, SLG: 0.381	0-0 G3-1				1-1 3B 1B		2-2 G6-4-3 1-2f		1-3 K 2
Phil Hiatt, R (1, 5) OBP: 0.328, SLG: 0.437					0-0 1-H 3B		0-0 F8		4-0 FC6-4 BB 1-2 2-3 3-H
Greg Gagne, R (1, 6) OBP: 0.319, SLG: 0.385					1-3 K		0-1 G5-3		0-0 FC6-4 1-2f
Jose Lind, R (1, 4) OBP: 0.243, SLG: 0.278					3-3 F S K		0-2 G6-3		1-1 F8

Batter	1	2	3	4	5	6	7	8	9

Batter	1	2	3	4	5	6	7	8	9

Inning	1	2	3	4	5	6	7	8	9
R	3	0	0	1	0	1	0	1	0
H	1	0	1	2	0	1	0	2	1
E	0	0	0	0	0	0	0	0	0
K	0	2	0	2	0	0	0	1	0
S	9	13	10	15	7	10	9	12	11
LOB	0	0	1	1	0	0	0	3	0
BB	2	0	0	0	0	0	0	1	0
P	22	17	17	20	10	16	12	23	11

PITCHER	IP	WLS	BF	H	R	ER	SO	BB	IBB	HBP	BLK	WP	HR	S	P	ERA	WHIP
Jason Bere, R (1, 1) ERA: 7.5	6.0	L	25	5	5	5	4	4	0	0	0	1	2	64	102	7.50	1.500
Bobby Thigpen, R (7, 1) ERA: 5.56	1.0		3	0	0	0	0	0	0	0	0	0	0	9	12	0.00	0.000
Scott Radinsky, L (8, 1) ERA: 6.38	0.1		3	2	1	1	0	0	0	0	0	0	0	7	11	27.00	6.000
Jeff Schwarz, R (8, 1) ERA: 2.63	0.2		4	0	0	0	1	1	0	1	0	0	0	5	12	0.00	1.500
Roberto Hernandez, R (9, 1) ERA: 2.49	1.0		3	1	0	0	0	0	0	0	0	0	0	7	11	0.00	1.000

Batter	1	2	3	4	5	6	7	8	9	AB R H RBI BB SO LOB
Tim Raines, S OBP: 0.450, SLG: 0.636 (1, 7)	2-2 FC3-6 1B		2-2 F8		2-2 G6-3		0-2 1B 2B 1B		1-0 G6-3	5 1 2 1 0 0 2
Joey Cora, S OBP: 0.370, SLG: 0.367 (1, 4)	2-2 FC3-6 1-2f		2-1 G4-3 1-2f			0-2 G1-3	0-1 2B 1B		0-0 G6-3	5 0 1 0 0 0 3
Frank Thomas, R OBP: 0.381, SLG: 0.525 (1, 3)	0-0 P4			0-0 1B 1B		4-2 BB	2-2 2B		4-0 1B BB	3 0 2 2 2 0 1
George Bell, R OBP: 0.287, SLG: 0.348 (1, 10)	1-2 G4-3			1-0 P4		0-0 F7	1-0 P6		1-2 1B	5 0 1 0 0 0 5
Steve Sax, R OBP: 0.276, SLG: 0.321 (9, PR)	1-2 G4-3			1-2 P4		3-3 K	2-2 G3		1-2 1B	0 0 0 0 0 0 0
Robin Ventura, L OBP: 0.435, SLG: 0.520 (1, 5)		4-1 FC6-4 BB		2-1 FC4-6 1B					1-3 K	4 0 1 0 1 2 5
Bo Jackson, R OBP: 0.398, SLG: 0.507 (1, 9)		1-3 K		0-1 F9			1-0 G4-3	1-3 K		4 0 0 0 0 2 3
Lance Johnson, L OBP: 0.364, SLG: 0.402 (1, 8)		0-1 FC6-4 CS		0-0 FC4-6			4-2 BB 1B BB	3-2 WP 2B		3 1 1 0 1 0 3
Ron Karkovics, R OBP: 0.283, SLG: 0.377 (1, 2)		2-1 CS	1-2 1B 1B		2-2 G5-3		4-2 1B BB	3-3 K		3 1 1 0 1 1 1
Ozzie Guillen, L OBP: 0.262, SLG: 0.314 (1, 6)			1-1 G4-3 1B		1-1 G6-3		1-2 1B 2B 1B	1-2 G6-3		4 1 2 1 0 0 1

Inning Stats	R: 0	H: 1	E: 0	K: 0	S: 12	LOB: 1	BB: 0	P: 17	R: 0	H: 0	E: 0	K: 1	S: 7	LOB: 0	BB: 1	P: 14	R: 0	H: 2	E: 0	K: 0	S: 11	LOB: 2	BB: 0	P: 10	R: 0	H: 0	E: 0	K: 1	S: 10	LOB: 1	BB: 1	P: 17	R: 4	H: 4	E: 0	K: 0	S: 20	LOB: 2	BB: 2	P: 35	R: 0	H: 1	E: 0	K: 2	S: 12	LOB: 1	BB: 0	P: 20	R: 0	H: 1	E: 0	K: 1	S: 8	LOB: 2	BB: 1	P: 15	1B: 9	SF: 0	2B: 2	SAC: 0	3B: 0	DP: 1	HR: 0	HBP: 0
--------------	------	------	------	------	-------	--------	-------	-------	------	------	------	------	------	--------	-------	-------	------	------	------	------	-------	--------	-------	-------	------	------	------	------	-------	--------	-------	-------	------	------	------	------	-------	--------	-------	-------	------	------	------	------	-------	--------	-------	-------	------	------	------	------	------	--------	-------	-------	-------	-------	-------	--------	-------	-------	-------	--------

PITCHER	IP	WLS	BF	H	R	ER	SO	BB	IBB	HBP	BLK	WP	HR	S	P	ERA	WHIP
Chris Haney, L ERA: 3.21 (1, 1)	6.1	W	28	7	4	4	2	4	0	0	0	0	0	68	111	5.68	1.737
Mark Gubicza, R ERA: 6.64 (7, 1)	1.2		8	3	0	0	2	0	0	0	0	1	0	21	34	0.00	1.800
Jeff Montgomery, R ERA: 2.76 (9, 1)	1.0	S	5	1	0	0	1	1	0	0	0	0	0	8	15	0.00	2.000


BOTTOM

Kansas City Royals @ Chicago White Sox
Comiskey Park, Chicago, IL

Thu May 27 1993, 4:33 AM EDT
Att. 26,530 - Sunny - 61 F

AB	R	H	RBI	BB	SO	LOB
36	4	11	4	5	5	24

WP: 1 PA: 42
PB: 0
SB: 1
CS: 1



PITCHER	IP	WLS	BF	H	R	ER	SO	BB	IBB	HBP	BLK	WP	HR	S	P	ERA	WHIP
---------	----	-----	----	---	---	----	----	----	-----	-----	-----	----	----	---	---	-----	------

Batter	1	2	3	4	5	6	7	8	9	AB R H RBI BB SO LOB	TOP	
Felix Jose, S (1, 9) OBP: 0.291, SLG: 0.307	1-2 P5			1-2 G6-3 WP S 1B		0-3 K			2-2 G6-3	4 1 1 0 0 1 0	Kansas City Royals @ Milwaukee Brewers Milwaukee County Stadium, Milwaukee, WI Fri May 28 1993, 8:05 PM EDT Att. 19,201 - Unknown - 49 F livebaseballscorecards.com	
Brian McRae, S (1, 8) OBP: 0.365, SLG: 0.418	2-2 CS 1B			0-0 B1				4-2 S BB	1-2 P3	3 0 1 0 1 0 1		
George Brett, L (1, 10) OBP: 0.268, SLG: 0.352	2-2 F8			1-1 G6-3 1-H				0-1 SAFE SAFE F7		3 0 0 1 0 0 2		
Wally Joyner, L (1, 3) OBP: 0.395, SLG: 0.442	3-1 CS 1-2	2-1 CS 1B		3-2 F8				1-3 K		3 0 1 0 0 1 1		
Mike Macfarlane, R (1, 2) OBP: 0.371, SLG: 0.588				2-1 F8				3-3 K		3 0 1 0 0 1 2		
Chris Gwynn, L (1, 7) OBP: 0.327, SLG: 0.370				1-3 K 1-2				2-2 G4-3		3 0 0 0 0 1 2		
Phil Hiatt, R (1, 5) OBP: 0.321, SLG: 0.426				1-3 K				0-0 L4		3 0 0 0 0 2 0		
Greg Gagne, R (1, 6) OBP: 0.313, SLG: 0.377				0-3 K				0-0 P2		3 0 0 0 0 2 0		
Jose Lind, R (1, 4) OBP: 0.239, SLG: 0.274 Keith Miller, R (9, PH) OBP: 0.194, SLG: 0.200				0-0 L8				2-2 G6-3	0-1 F9	2 0 0 0 0 0 0 1 0 0 0 0 0 0		
Inning Stats	R: 0 H: 1 E: 0 LOB: 0 K: 0 BB: 0 S: 15 P: 21	R: 0 H: 1 E: 0 LOB: 0 K: 1 BB: 0 S: 7 P: 12	R: 0 H: 0 E: 0 LOB: 0 K: 2 BB: 0 S: 8 P: 9	R: 1 H: 1 E: 0 LOB: 0 K: 0 BB: 0 S: 10 P: 15	R: 0 H: 1 E: 0 LOB: 0 K: 1 BB: 0 S: 7 P: 8	R: 0 H: 0 E: 0 LOB: 0 K: 2 BB: 0 S: 9 P: 13	R: 0 H: 0 E: 0 LOB: 1 K: 2 BB: 1 S: 12 P: 20	R: 0 H: 0 E: 0 LOB: 0 K: 0 BB: 0 S: 5 P: 7	R: 0 H: 0 E: 0 LOB: 0 K: 0 BB: 0 S: 8 P: 11	1B: 4 SF: 0 2B: 0 SAC: 0 3B: 0 DP: 1 HR: 0 HBP: 0	WP: 1 PA: 30 PB: 0 SB: 2 CS: 2	
PITCHER 21 Cal Eldred, R (1, 1) ERA: 3.7	IP WLS BF H R ER SO BB IBB HBP BLK WP HR S P ERA WHIP	9.0 W 29 4 1 1 8 1 0 0 0 1 0 81 116 1.00 0.556										



Batter	1	2	3	4	5	6	7	8	9
Darryl Hamilton, L OBP: 0.399, SLG: 0.384 (1, 9) B C M B F F F F F B X (9, 7)	3-2 1B 1B	1-2 P6			3-1 G6-3 1B		4-0 FC6-4 1B IBB	4-0 BB	
Bill Spiers, L OBP: 0.309, SLG: 0.293 (1, 4) B B 1 B C 1 C C X SAFE	3-2 BB 1B 1B	1-2 P6			2-2 G6-3 1-2f		2-2 FC6-4 1B	1-3 K	
Robin Yount, R OBP: 0.336, SLG: 0.381 (1, 8) S C C X	0-3 K		1-1 P6			0-0 1B	0-0 FC6-4 FC6-4 1-2f 2-3		
Greg Vaughn, R OBP: 0.418, SLG: 0.558 (1, 10) B B B C F F F F F B X SAFE	4-2 1B 1-2 BB		1-3 K			1-3 K	1-1 FC6-4		
Kevin Reimer, L OBP: 0.292, SLG: 0.469 Tom Brunansky, R OBP: 0.200, SLG: 0.224 (1, 7) F B B X (9, 9)	2-1 1B		1-0 G3-1			1 SAFE F B F S B B F F F 1 SAFE 3-2 1 SAFE X F8		2-2 HR	
B.J. Surhoff, L OBP: 0.245, SLG: 0.200 (1, 5) B S X	1-1 F9			0-0 G3-1		1-3 K		1-1 S BB 1B	
John Jaha, R OBP: 0.321, SLG: 0.343 (1, 3) F B B 2 B B X SAFE	3-1 P4		3-3 K				0-1 1B 1B	4-1 S BB	
Tom Lampkin, L OBP: 0.182, SLG: 0.300 (1, 2) C B B X		2-1 L9		1-2 F7			1 SAFE C B B S B B X 1-2 S 1B	0-1 P4	
Pat Listach, S OBP: 0.291, SLG: 0.283 (1, 6) L B B B B B		4-2 S BB			1-0 F7		2-2 G6-3 1-2	2-3 K	

Inning Stats	R: 2	H: 3	E: 0	K: 1	S: 23	LOB: 2	BB: 1	P: 39	R: 0	H: 0	E: 0	K: 0	S: 13	LOB: 1	BB: 1	P: 20	R: 0	H: 0	E: 0	K: 1	S: 9	LOB: 0	BB: 0	P: 9	R: 0	H: 0	E: 0	K: 0	S: 7	LOB: 0	BB: 0	P: 13	R: 0	H: 1	E: 0	K: 2	S: 12	LOB: 1	BB: 0	P: 17	R: 2	H: 3	E: 0	K: 0	S: 16	LOB: 2	BB: 1	P: 26	R: 1	H: 2	E: 0	K: 2	S: 15	LOB: 3	BB: 2	P: 29
--------------	------	------	------	------	-------	--------	-------	-------	------	------	------	------	-------	--------	-------	-------	------	------	------	------	------	--------	-------	------	------	------	------	------	------	--------	-------	-------	------	------	------	------	-------	--------	-------	-------	------	------	------	------	-------	--------	-------	-------	------	------	------	------	-------	--------	-------	-------


PITCHER	IP	WLS	BF	H	R	ER	SO	BB	IBB	HBP	BLK	WP	HR	S	P	ERA	WHIP
Kevin Appier, R ERA: 3.51 (1, 1)	6.1	L	29	8	4	4	5	2	1	0	0	0	0	83	133	5.68	1.579
Bill Sampen, R ERA: 5.68 (7, 1)	0.2		5	2	1	1	0	1	0	0	0	0	1	9	17	13.50	4.500
Billy Brewer, L ERA: (8, 1)	1.0		4	0	0	0	2	1	0	0	0	0	0	9	16	0.00	1.000

AB R H RBI BB SO LOB

BOTTOM

3	1	2	0	2	0	1
5	1	2	2	0	1	5
4	0	1	0	0	1	4
3	0	0	0	1	2	3
4	1	2	3	0	0	1
0	0	0	0	0	0	0
4	0	1	0	0	1	3
3	1	1	0	1	1	2
4	1	1	0	0	0	2
3	0	0	0	1	1	4

AB	33
R	5
H	10
RBI	5
BB	5
SO	7
LOB	25



WP	PA	ERA	WHIP
0	38		

Kansas City Royals @ Milwaukee Brewers
Milwaukee County Stadium, Milwaukee, WI
Fri May 28 1993, 8:05 PM EDT
Att: 19,201 - Unknown - 49 F

livebaseballscorecards.com

Batter	1	2	3	4	5	6	7	8	9	10	11	12	13	AB R H RBI BB SO LOB	TOP																				
Felix Jose, S OBP: 0.303, SLG: 0.315 (1, 9)	4-0 FC6-4 BB		2-1 SH1-4 1B	0-0 CS 1B		2-3 K		1-2 F7			1-3 K		2-2 WP 1B	6 1 3 0 1 2 1																					
Brian McRae, S OBP: 0.355, SLG: 0.404 (1, 8)	1-1 FC6-4 G1 1-2f		0-0 SH1-4 1B	3-2 G3-1		2-3 K			0-0 G6-3		1-3 K		1-3 K 1-2 3-H	6 0 0 0 0 3 5																					
George Brett, L OBP: 0.270, SLG: 0.357 (1, 10)	0-1 G1 1-2		2-0 1B 1B		3-1 HR 2B	1-1 G4-3			1-2 G4-3			2-0 L7		6 2 2 2 0 0 1																					
Wally Joyner, L OBP: 0.398, SLG: 0.459 (1, 3)	4-0 FC6-4 BB		0-0 1B 1B		0-0 HR		3-3 K		1-3 K			3-3 K		5 1 2 2 1 3 0																					
Hubie Brooks, R OBP: 0.356, SLG: 0.386 (1, 7)	0-1 FC6-4		1-1 1B		0-3 K	1-1 FC5-4 1B				1-3 K		4-2 FC5-4 BB		4 0 2 1 0 1 2																					
Harvey Pulliam, R OBP: 0.268, SLG: 0.359 (7, PR)														1 0 0 0 0 1 0																					
Chris Gwynn, L OBP: 0.333, SLG: 0.370 (12, PH)	1-2f		1-2 1B											0 0 0 0 1 0 0																					
Brent Mayne, L OBP: 0.284, SLG: 0.341 (1, 2)		0-0 G3-1	0-3 K		0-0 P6	1-1 L4			1-3 K		1-3 K		2-1 FC5-4	4 0 0 0 0 1 3																					
Mike Macfarlane, R OBP: 0.364, SLG: 0.575 (10, PH)													1-2f	2 0 0 0 0 1 1																					
Keith Miller, R OBP: 0.191, SLG: 0.185 (1, 5)		1-0 P4	1-0 F8		4-1 S 1B BB	3-1 FC5-4			0-0 F9				3-2 P3	5 0 0 0 1 0 3																					
Greg Gagne, R OBP: 0.320, SLG: 0.382 (1, 6)		0-2 L7			0-3 K	2-1 S 1B		1-1 CS 1B				0-1 WP SH3-4 1B		6 0 3 0 0 1 0																					
David Howard, S OBP: 0.500, SLG: 0.500 (1, 4)			2-2 SH1-4 1B	0-2 1B	1-1 G1-4-3	1-3 K					0-1 SH3-4		3-1 1B WP 1B	5 2 3 0 0 1 3																					
Inning Stats	R: 0 E: 0 K: 0 S: 6	H: 0 LOB: 2 BB: 2 P: 15	R: 0 E: 0 K: 0 S: 5	H: 0 LOB: 0 BB: 0 P: 6	R: 3 E: 0 K: 1 S: 14	H: 5 LOB: 2 BB: 0 P: 22	R: 0 E: 0 K: 1 S: 10	H: 2 LOB: 1 BB: 0 P: 13	R: 2 E: 0 K: 1 S: 13	H: 3 LOB: 2 BB: 1 P: 22	R: 0 E: 0 K: 2 S: 10	H: 0 LOB: 0 BB: 0 P: 15	R: 0 E: 0 K: 1 S: 8	H: 1 LOB: 1 BB: 0 P: 11	R: 0 E: 0 K: 1 S: 8	H: 0 LOB: 0 BB: 0 P: 10	R: 0 E: 0 K: 2 S: 8	H: 0 LOB: 0 BB: 0 P: 10	R: 0 E: 0 K: 1 S: 11	H: 1 LOB: 1 BB: 0 P: 13	R: 0 E: 0 K: 1 S: 13	H: 0 LOB: 1 BB: 1 P: 24	R: 1 E: 0 K: 1 S: 14	H: 2 LOB: 1 BB: 0 P: 26	1B: 13 2B: 2 3B: 0 HR: 1	SF: 0 SAC: 2 DP: 1 HBP: 0	WP: 2 PB: 0 SB: 2 CS: 2	PA: 56							
PITCHER Mike Boddicker, R ERA: 4.89 (1, 1)	IP: 5.0 WLS: 27 BF: 10 H: 5 R: 3 ER: 5 SO: 3 BB: 3 IBB: 0 HBP: 0 BLK: 0 WP: 0 HR: 1 S: 48 P: 78 ERA: 9.00 WHIP: 2.600																																		
Graeme Lloyd, L ERA: 1.59 (6, 1)	IP: 2.0 WLS: 7 BF: 1 H: 0 R: 0 ER: 0 SO: 3 BB: 0 IBB: 0 HBP: 0 BLK: 0 WP: 0 HR: 18 S: 30 ERA: 0.00 WHIP: 0.500																																		
Mike Fetters, R ERA: 3.0 (8, 1)	IP: 1.0 WLS: 3 BF: 1 H: 0 R: 0 ER: 0 SO: 1 BB: 0 IBB: 0 HBP: 0 BLK: 0 WP: 0 HR: 8 S: 11 ERA: 0.00 WHIP: 1.000																																		
Jesse Orosco, L ERA: 4.5 (9, 1)	IP: 2.0 WLS: 6 BF: 0 H: 0 R: 0 ER: 0 SO: 3 BB: 0 IBB: 0 HBP: 0 BLK: 0 WP: 0 HR: 16 S: 20 ERA: 0.00 WHIP: 0.000																																		
Doug Henry, R ERA: 5.14 (11, 1)	IP: 2.0 WLS: 8 BF: 1 H: 0 R: 0 ER: 0 SO: 3 BB: 1 IBB: 0 HBP: 0 BLK: 0 WP: 1 HR: 24 S: 37 ERA: 0.00 WHIP: 1.000																																		
PITCHER Jim Austin, R ERA: 5.11 (13, 1)	IP: 1.0 WLS: L BF: 5 H: 2 R: 1 ER: 1 SO: 1 BB: 0 IBB: 0 HBP: 0 BLK: 0 WP: 1 HR: 0 S: 14 P: 26 ERA: 9.00 WHIP: 2.000																																		

Kansas City Royals @ Milwaukee Brewers
 Milwaukee County Stadium, Milwaukee, WI

Sat May 29 1993, 8:05 PM EDT
 Att: 26,308 - Unknown - 60 F

AB	50
R	6
H	15
RBI	5
BB	4
SO	14
LOB	19



Batter	1	2	3	4	5	6	7	8	9	10	11	12	13	AB R H RBI BB SO LOB
Darryl Hamilton, L (1, 9) OBP: 0.396, SLG: 0.377	0-1 B4			1-1 G5-3		4-0 E 2B BB	1-2 F8			3-2 G4-3		2-2 CS 1B		5 1 1 0 1 0 1
Bill Spiers, L (1, 4) OBP: 0.310, SLG: 0.291	0-2 G4-3 1B			1-1 G6-3		2-1 SF8		4-1 SH1-4 BB		2-3 K		2-1 G3-1		4 0 1 1 1 1 1
Robin Yount, R (1, 8) OBP: 0.339, SLG: 0.386	0-1 G4-3			1-1 L7		1-2 2B		1-0 SH1-4		4-2 BB			1-3 K	4 0 1 1 1 1 1
Greg Vaughn, R (1, 10) OBP: 0.410, SLG: 0.562		1-2 F8			2-0 HR		3-3 K		3-3 K		2-1 P6		1-1 G5-3	6 1 1 1 0 2 3
Kevin Reimer, L (1, 7) OBP: 0.294, SLG: 0.461		1-1 L7			0-1 L7		2-0 1B		4-0 IBB		2-1 G4-3		1-1 G1-3	5 1 1 0 1 0 0
B.J. Surhoff, L (1, 5) OBP: 0.243, SLG: 0.207		1-1 G3			1-2 P6		2-1 L6		1-2 G3		1-1 G6-3 2B			5 0 1 0 0 0 3
John Jaha, R (1, 3) OBP: 0.317, SLG: 0.338			1-3 K		2-3 K		3-2 1B		2-2 G1-3		0-2 G6-3			5 1 1 1 0 2 1
Tom Lampkin, L (1, 2) OBP: 0.125, SLG: 0.200			1-1 G3-1			2-2 F8		2-3 K		0-1 G4-3		3-2 L6		5 0 0 0 0 1 2
Pat Listach, S (1, 6) OBP: 0.294, SLG: 0.282			0-0 B1-3			4-2 E SF8 BB		2-2 1B		3-2 F7		2-3 K		4 1 1 1 1 1 0

Inning Stats	R: 0	H: 1	E: 0	LOB: 0	K: 0	BB: 0	S: 8	P: 8	R: 0	H: 0	E: 0	LOB: 0	K: 1	BB: 0	S: 7	P: 9	R: 0	H: 0	E: 0	LOB: 0	K: 0	BB: 0	S: 6	P: 9	R: 1	H: 1	E: 0	LOB: 0	K: 1	BB: 0	S: 9	P: 14	R: 2	H: 1	E: 1	LOB: 1	K: 1	BB: 2	S: 16	P: 32	R: 2	H: 3	E: 0	LOB: 1	K: 1	BB: 0	S: 19	P: 30	R: 0	H: 0	E: 0	LOB: 2	K: 1	BB: 2	S: 8	P: 21	R: 0	H: 0	E: 0	LOB: 0	K: 0	BB: 0	S: 9	P: 14	R: 0	H: 0	E: 0	LOB: 1	K: 1	BB: 1	S: 10	P: 16	R: 0	H: 1	E: 0	LOB: 0	K: 1	BB: 0	S: 9	P: 15	R: 0	H: 0	E: 0	LOB: 0	K: 1	BB: 0	S: 7	P: 10	R: 0	H: 0	E: 0	LOB: 0	K: 1	BB: 0	S: 7	P: 10	R: 0	H: 0	E: 0	LOB: 0	K: 1	BB: 0	S: 7	P: 10	R: 0	H: 0	E: 0	LOB: 0	K: 1	BB: 0	S: 7	P: 10	R: 0	H: 0	E: 0	LOB: 0	K: 1	BB: 0	S: 7	P: 10
PITCHER	IP	WLS	BF	H	R	ER	SO	BB	IBB	HBP	BLK	WP	HR	S	P	ERA	WHIP	PITCHER	IP	WLS	BF	H	R	ER	SO	BB	IBB	HBP	BLK	WP	HR	S	P	ERA	WHIP	PITCHER	IP	WLS	BF	H	R	ER	SO	BB	IBB	HBP	BLK	WP	HR	S	P	ERA	WHIP	PITCHER	IP	WLS	BF	H	R	ER	SO	BB	IBB	HBP	BLK	WP	HR	S	P	ERA	WHIP	PITCHER	IP	WLS	BF	H	R	ER	SO	BB	IBB	HBP	BLK	WP	HR	S	P	ERA	WHIP																															
Mark Gardner, R (1, 1) ERA: 5.58	5.2		21	3	3	2	2	2	0	0	0	0	0	53	79	3.18	0.882	Jeff Montgomery, R (13, 1) ERA: 2.67	1.0	S	3	0	0	0	1	0	0	0	0	0	7	10	0.00	0.000	Mark Gardner, R (6, 1) ERA: 5.04	1.0		6	3	2	2	2	0	0	0	0	0	0	0	0	18	32	18.00	3.000	Tom Gordon, R (7, 1) ERA: 5.04	0.1		2	0	0	0	0	1	0	0	0	0	0	0	0	0	0	5	9	0.00	3.000	Billy Brewer, L (8, 1) ERA: 6.18	3.0		11	0	0	0	2	1	1	0	0	0	0	0	0	0	27	52	0.00	0.333	Mark Gubicza, R (11, 1) ERA: 4.32	2.0	W	7	2	0	0	1	0	0	0	0	0	0	0	0	0	19	31	0.00	1.000		

BOTTOM

Kansas City Royals @ Milwaukee Brewers
Milwaukee County Stadium, Milwaukee, WI

Sat May 29 1993, 8:05 PM EDT
Att: 26,308 - Unknown - 60 F

AB	43
R	5
H	8
RBI	5
BB	5
SO	8
LOB	12

livebaseballscorecards.com



Batter	1	2	3	4	5	6	7	8	9	AB R H RBI BB SO LOB	TOP	
Felix Jose, S OBP: 0.319, SLG: 0.327 (1, 8) ^C H	1-1 G6-3 HBP		1-1 G6-3		0-1 1B		1-0 G6-4-3 1B		0-1 1B	4 0 3 0 0 0 0	Kansas City Royals @ Milwaukee Brewers Milwaukee County Stadium, Milwaukee, WI Sun May 30 1993, 4:33 AM EDT Att. 16,678 - Overcast - 52 F livebaseballscorecards.com	
Keith Miller, R OBP: 0.178, SLG: 0.171 (1, 7) ^X	0-0 G6-3 1-2			3-2 F9	0-0 F9		0-0 G6-4-3 1-2f		1-2 L4	5 0 0 0 0 0 4		
Wally Joyner, L OBP: 0.405, SLG: 0.472 (1, 3) ^B X	1-0 F7			0-0 1B FC5-2 2B		2-1 HR 1B		1-0 1B		4 1 3 0 0 0 1		
Mike Macfarlane, R OBP: 0.359, SLG: 0.593 (1, 2) ² SAFE ^B ^F ^B ^X	2-1 G6-3			1-0 E5 FC5-2 1B		0-0 HR 1-H		2-2 F8		4 1 1 2 0 0 3		
Chris Gwynn, L OBP: 0.349, SLG: 0.385 (1, 9) ^X		0-0 G6-3		1-0 FC5-2 FC5-2 1B		1-1 1B		0-0 1B		4 0 3 0 0 0 0		
Hubie Brooks, R OBP: 0.347, SLG: 0.362 (1, 10) ^X		0-0 F7		1-0 FC5-2 1-2 2-3 3-Hf		4-0 BB		0-0 P3		3 0 0 0 1 0 5		
Phil Hiatt, R OBP: 0.312, SLG: 0.413 (1, 5) ^B ^F ^B ^X		1-3 K2-3		1-0 FC5 2-3f		2-3 K		2-3 K2-3		4 0 0 0 0 3 6		
Greg Gagne, R OBP: 0.312, SLG: 0.372 (1, 6) ⁹ TTC ^B ^F ^B ^X			2-3 K		1-0 G6-3	1 SAFE 2-2 G1-3			1-0 G6-3	4 0 0 0 0 1 1		
David Howard, S OBP: 0.333, SLG: 0.333 (1, 4) ^B ^F ^B ^X			2-2 G6-3		0-0 G1-3		2-1 G6-3		1-3 K	4 0 0 0 0 1 0		
Inning Stats	R: 0 E: 0 K: 0 S: 5 H: 0 LOB: 1 BB: 0 P: 9	R: 0 E: 0 K: 1 S: 5 H: 0 LOB: 0 BB: 0 P: 6	R: 0 E: 0 K: 1 S: 10 H: 0 LOB: 0 BB: 0 P: 15	R: 0 E: 1 K: 0 S: 8 H: 2 LOB: 3 BB: 0 P: 15	R: 0 E: 0 K: 0 S: 5 H: 1 LOB: 1 BB: 0 P: 6	R: 2 E: 0 K: 1 S: 11 H: 3 LOB: 1 BB: 1 P: 22	R: 0 E: 0 K: 0 S: 4 H: 1 LOB: 0 BB: 0 P: 7	R: 0 E: 0 K: 1 S: 10 H: 2 LOB: 2 BB: 0 P: 15	R: 0 E: 0 K: 1 S: 9 H: 1 LOB: 1 BB: 0 P: 12	1B: 8 2B: 1 3B: 0 HR: 1 SF: 0 SAC: 0 DP: 1 HBP: 1	WP: 0 PB: 0 SB: 0 CS: 0 PA: 38	
PITCHER Bill Wegman, R ERA: 3.31 (1, 1)	IP: 9.0 WLS: W BF: 38 H: 10 R: 2 ER: 2 SO: 5 BB: 1 IBB: 0 HBP: 1 BLK: 0 WP: 0 HR: 1 S: 67 P: 107 ERA: 2.00 WHIP: 1.222											PITCHER IP: WLS: BF: H: R: ER: SO: BB: IBB: HBP: BLK: WP: HR: S: P: ERA: WHIP

Batter	1	2	3	4	5	6	7	8	9	AB R H RBI BB SO LOB
Felix Jose, S (1, 9) OBP: 0.315, SLG: 0.329	0-1 SH 1B 2B		3-1 G6-3	2-0 G4-3			1-0 F7		2-2 F9	5 1 1 0 0 0 2
Brian McRae, S (1, 8) OBP: 0.353, SLG: 0.406	0-0 SH 1B 1B		2-1 G6-3		0-1 G6-3 1B 2B		2-0 G4-3		0-1 F8	4 1 1 0 0 0 0
George Brett, L (1, 10) OBP: 0.274, SLG: 0.358	0-0 1B 1B		2-3 K		0-2 G6-3		0-1 1B		3-2 F7	5 0 2 1 0 1 1
Wally Joyner, L (1, 3) OBP: 0.407, SLG: 0.470	0-1 G4-6-3 1B			2-1 G3	4-0 1B IBB		0-0 F7			3 1 1 0 1 0 1
Mike Macfarlane, R (1, 2) OBP: 0.364, SLG: 0.589	0-3 K			2-3 K	1-2 1B			0-0 BB 1B		4 0 2 1 0 2 3
Chris Gwynn, L (1, 7) OBP: 0.345, SLG: 0.383	0-0 G4-6-3			0-1 1B 1B	1-3 3-H SF7-2-4-3 1B			2-1 L7		3 1 1 1 0 0 4
Phil Hiatt, R (1, 5) OBP: 0.317, SLG: 0.411		0-0 G5-3		1-0 BB 1B 1B		0-0 P4		4-2 BB		3 1 1 0 1 0 0
Greg Gagne, R (1, 6) OBP: 0.311, SLG: 0.364		3-2 F9		4-2 1B BB		1-3 K		3-0 F8		3 0 0 0 1 1 2
Jose Lind, R (1, 4) OBP: 0.239, SLG: 0.273		1-2 G6-3		2-2 1B		1-1 G4-3		3-2 G6-3		4 0 1 2 0 0 2

Inning Stats	R: 1 E: 1 K: 1 S: 10	H: 3 LOB: 2 BB: 0 P: 10	R: 0 E: 0 K: 0 S: 7	H: 0 LOB: 0 BB: 0 P: 11	R: 0 E: 0 K: 1 S: 8	H: 0 LOB: 0 BB: 0 P: 15	R: 2 E: 0 K: 1 S: 14	H: 3 LOB: 2 BB: 1 P: 27	R: 2 E: 0 K: 0 S: 12	H: 2 LOB: 0 BB: 1 P: 17	R: 0 E: 0 K: 1 S: 6	H: 0 LOB: 0 BB: 0 P: 8	R: 0 E: 0 K: 0 S: 5	H: 1 LOB: 1 BB: 0 P: 8	R: 0 E: 0 K: 0 S: 9	H: 1 LOB: 2 BB: 1 P: 21	R: 0 E: 0 K: 0 S: 10	H: 0 LOB: 0 BB: 0 P: 15	1B: 8 2B: 3 3B: 0 HR: 0	SF: 1 SAC: 1 DP: 2 HBP: 0	WP: 0 PB: 0 SB: 0 CS: 0	PA: 39
--------------	-------------------------------	----------------------------------	------------------------------	----------------------------------	------------------------------	----------------------------------	-------------------------------	----------------------------------	-------------------------------	----------------------------------	------------------------------	---------------------------------	------------------------------	---------------------------------	------------------------------	----------------------------------	-------------------------------	----------------------------------	----------------------------------	------------------------------------	----------------------------------	--------


PITCHER	IP	WLS	BF	H	R	ER	SO	BB	IBB	HBP	BLK	WP	HR	S	P	ERA	WHIP
John Dopson, R (1, 1) ERA: 3.55	5.0	L	24	8	5	5	3	1	1	0	0	0	0	51	80	9.00	1.800
Scott Bankhead, R (6, 1) ERA: 3.86	3.0		12	2	0	0	1	1	0	0	0	0	0	20	37	0.00	1.000
Tony Fossas, L (9, 1) ERA: 2.16	1.0		3	0	0	0	0	0	0	0	0	0	0	10	15	0.00	0.000

TOP

Kansas City Royals @ Boston Red Sox
Fenway Park, Boston, MA

Mon May 31 1993, 7:05 PM EDT
Att. 21,487 - Unknown - 63 F

AB	34
R	5
H	10
RBI	5
BB	3
SO	4
LOB	15



Batter	1	2	3	4	5	6	7	8	9	AB R H RBI BB SO LOB
Scott Fletcher, R OBP: 0.366, SLG: 0.458 (1, 4)	0-0 SH1-4 FC6-4 2B		2-3 K		1-0 2B			4-1 1B WP BB	1-0 F7	4 2 2 0 1 1 1
Billy Hatcher, R OBP: 0.361, SLG: 0.410 (1, 8)	1-0 SH1-4 2-3		2-3 K		0-1 P6			2-2 1B WP 1B	0-0 F8	4 1 1 0 0 1 2
Mo Vaughn, L OBP: 0.419, SLG: 0.547 (1, 3)	4-2 FC6-4 BB		3-1 G4-3				2-2 G6-4-3 1B	2-1 WP 1B		3 0 2 0 1 0 1
Andre Dawson, R OBP: 0.271, SLG: 0.303 (1, 10)	0-0 FC6-4			1-0 P4		1-2 G6-4-3		1-0 WP 1B		4 0 1 2 0 0 2
Jim Byrd, R (8, PR)	1-2f 3-H					1-2f		1-2 1B		0 0 0 0 0 0 0
Ivan Calderon, R OBP: 0.268, SLG: 0.307 (1, 9) (9, 7)	0-3 K			3-3 K		4-2 S BB		2-1 L9		3 0 0 0 1 2 3
Ernest Riles, L OBP: 0.278, SLG: 0.375 (1, 5)		1-1 G3-1		2-2 2B		3-2 K		3-3 K		4 0 1 0 0 2 3
Carlos Quintana, R OBP: 0.361, SLG: 0.305 (9, 9)						1-2		1-2 2-3		0 0 0 0 0 0 0
Bob Zupcic, R OBP: 0.321, SLG: 0.347 (1, 7)		2-3 K		0-1 P3			2-3 K	4-2 BB		3 0 0 0 0 2 1
Scott Cooper, L OBP: 0.380, SLG: 0.407 (8, PH) (9, 5)										0 0 0 0 1 0 0
Tony Peña, R OBP: 0.227, SLG: 0.209 (1, 2)		2-2 G3-1			0-0 F9		2-2 P4	3-3 K		3 0 0 0 0 0 0
Bob Melvin, R OBP: 0.322, SLG: 0.340 (8, PH) (9, 2)										1 0 0 0 0 1 3
John Valentin, R OBP: 0.288, SLG: 0.364 (1, 6)			0-1 2B		2-0 P4		3-2 G4-3		3-3 K	4 0 1 0 0 1 0

Inning Stats	R: 1 E: 0 K: 10 S: 10	H: 1 LOB: 1 BB: 1 P: 15	R: 0 E: 0 K: 1 S: 8	H: 0 LOB: 0 BB: 0 P: 13	R: 0 E: 0 K: 2 S: 13	H: 1 LOB: 1 BB: 0 P: 20	R: 0 E: 0 K: 1 S: 9	H: 1 LOB: 1 BB: 0 P: 15	R: 0 E: 0 K: 0 S: 5	H: 1 LOB: 1 BB: 0 P: 8	R: 0 E: 0 K: 1 S: 13	H: 0 LOB: 0 BB: 0 P: 19	R: 2 E: 0 K: 2 S: 22	H: 3 LOB: 3 BB: 2 P: 43	R: 0 E: 0 K: 1 S: 7	H: 0 LOB: 0 BB: 0 P: 11	1B: 4 2B: 4 3B: 0 HR: 0	SF: 0 SAC: 1 DP: 1 HBP: 0
--------------	--------------------------------	----------------------------------	------------------------------	----------------------------------	-------------------------------	----------------------------------	------------------------------	----------------------------------	------------------------------	---------------------------------	-------------------------------	----------------------------------	-------------------------------	----------------------------------	------------------------------	----------------------------------	----------------------------------	------------------------------------


PITCHER	IP	WLS	BF	H	R	ER	SO	BB	IBB	HBP	BLK	WP	HR	S	P	ERA	WHIP
David Cone, R ERA: 2.87 (1, 1)	7.0	W	30	7	3	3	7	3	0	0	0	1	0	76	127	3.86	1.429
Mark Gubicza, R ERA: 6.04 (8, 1)	1.0		5	1	0	0	2	1	0	0	0	1	0	16	29	0.00	2.000
Jeff Montgomery, R ERA: 2.59 (9, 1)	1.0	S	3	0	0	0	1	0	0	0	0	0	0	7	11	0.00	0.000

BOTTOM

Kansas City Royals @ Boston Red Sox
Fenway Park, Boston, MA

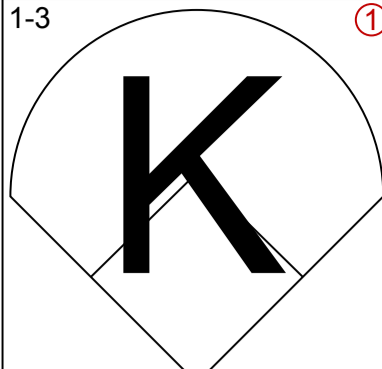
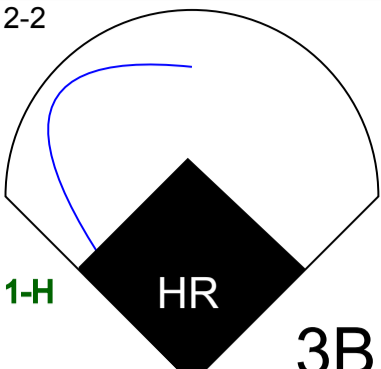
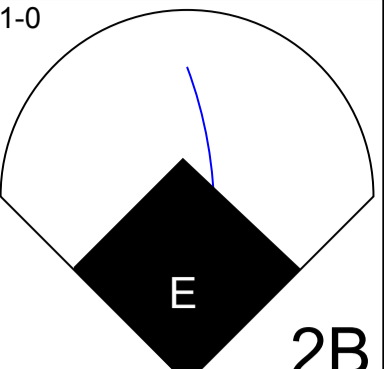
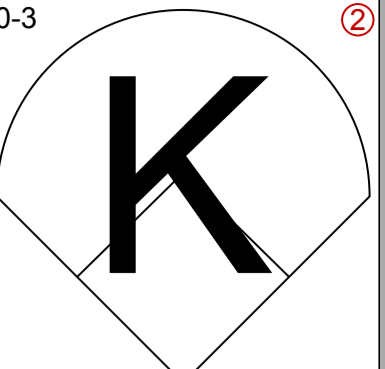
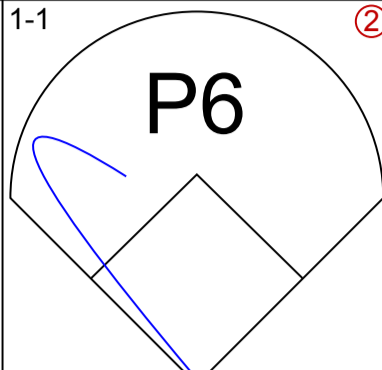
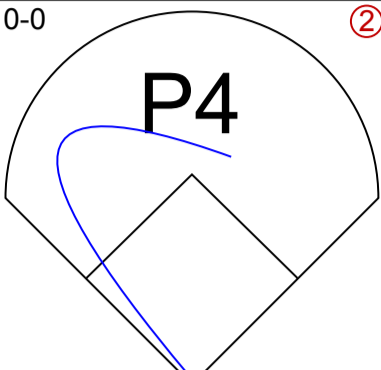
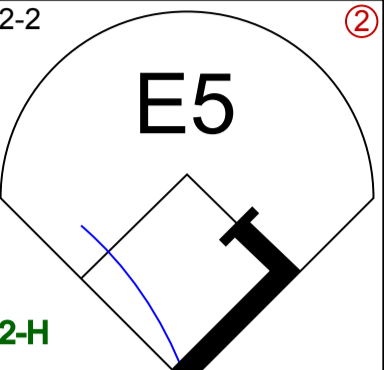
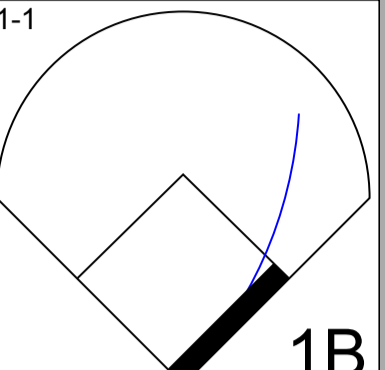
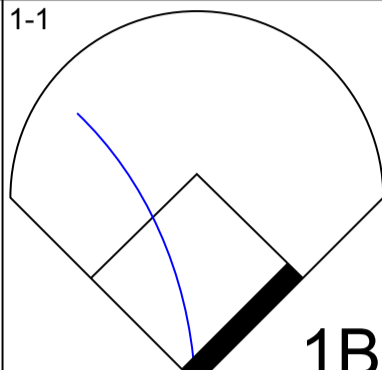
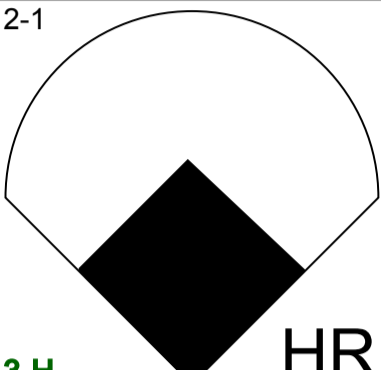
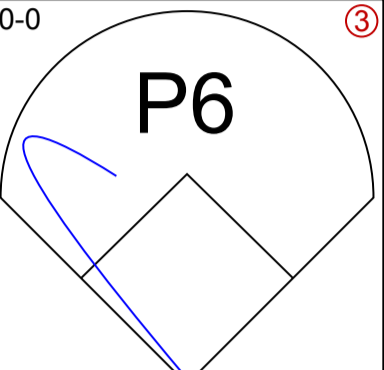
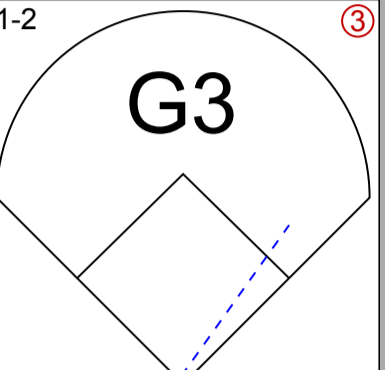
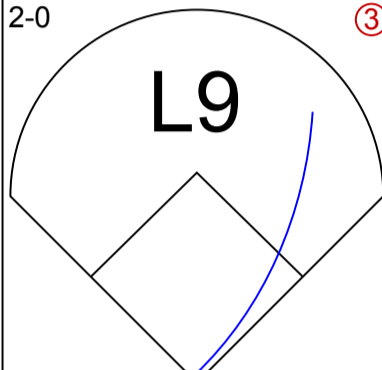
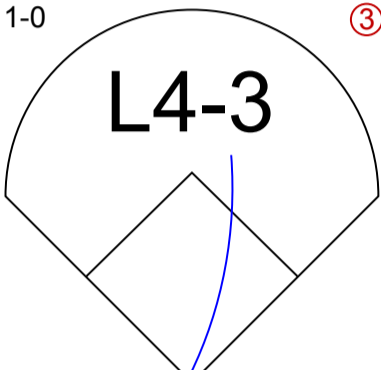
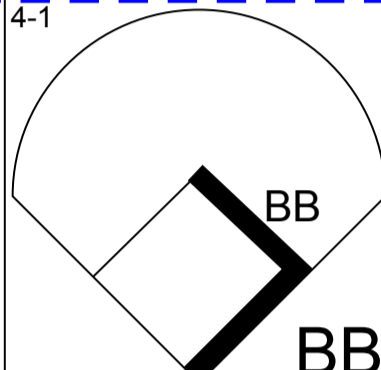
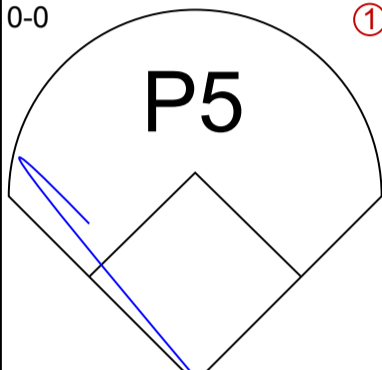
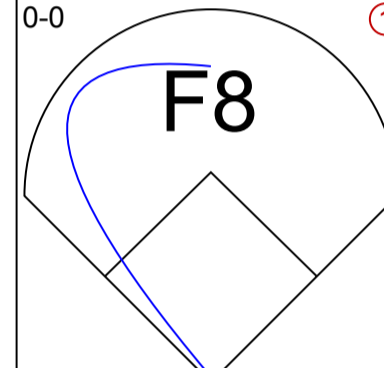
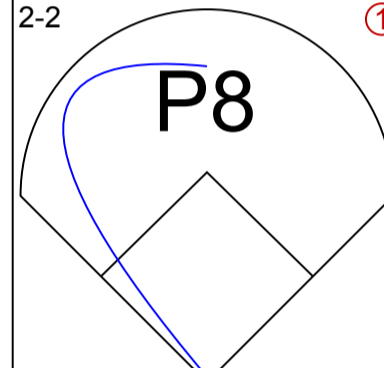
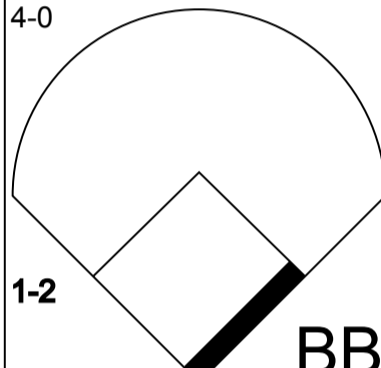
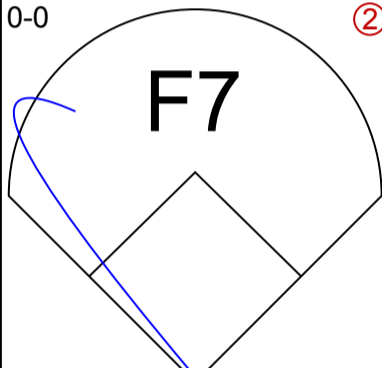
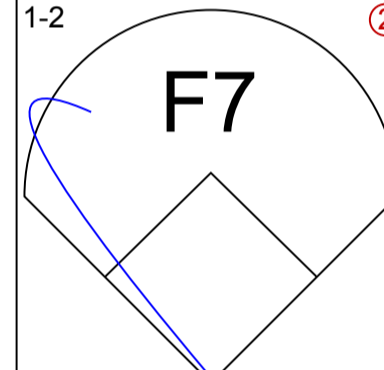
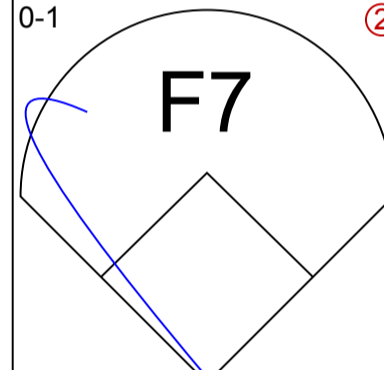
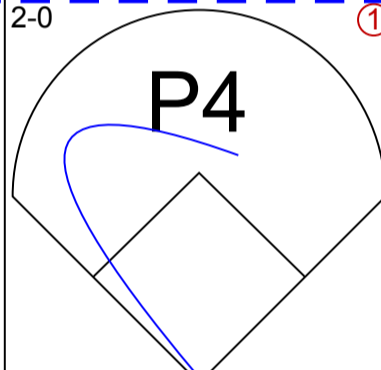
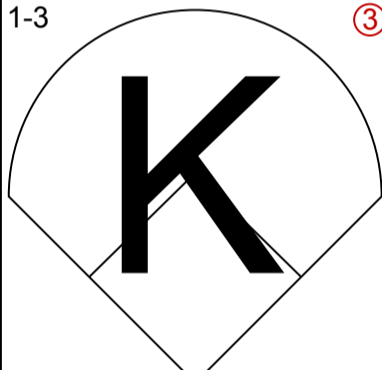
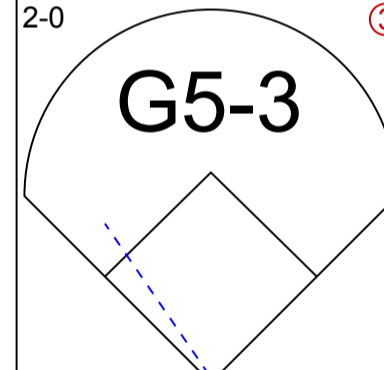
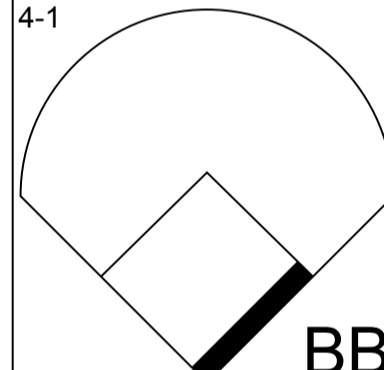
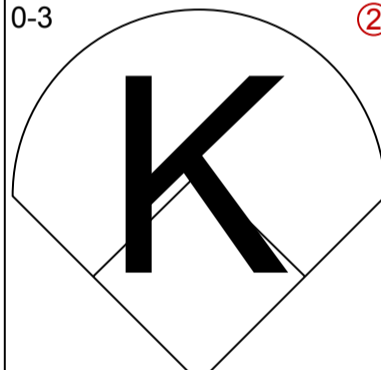
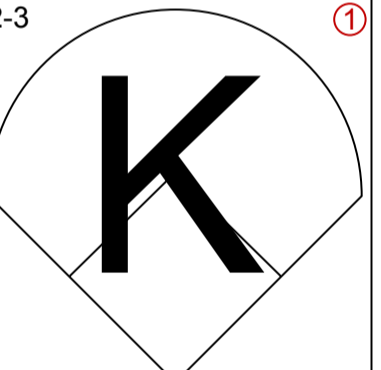
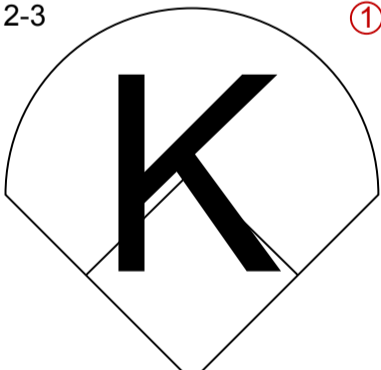
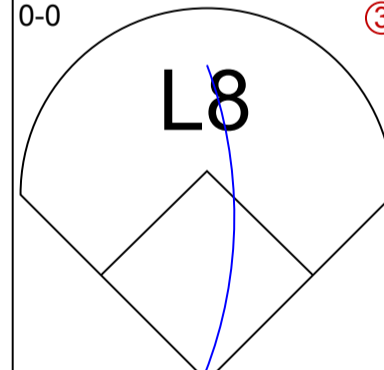
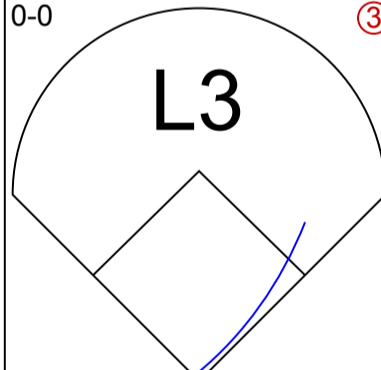
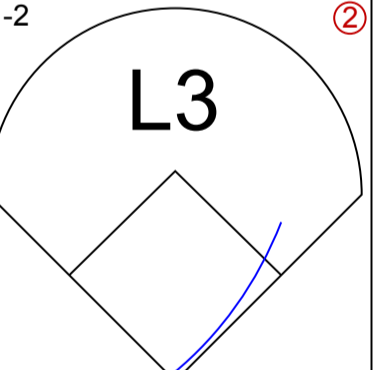
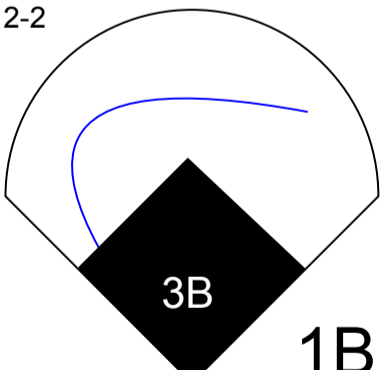
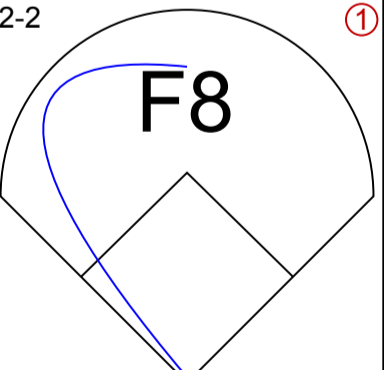
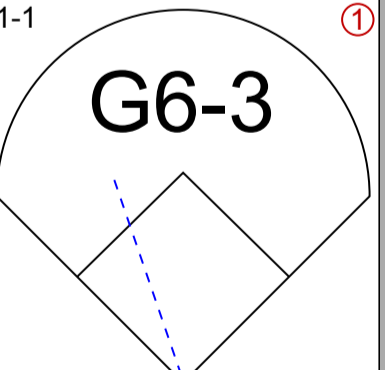
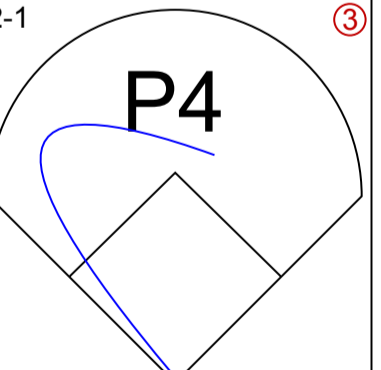
Mon May 31 1993, 7:05 PM EDT
Att: 21,487 - Unknown - 63 F

AB	33
R	3
H	8
RBI	2
BB	4
SO	10
LOB	16



WP: 2	PA: 38
PB: 0	
SB: 1	
CS: 0	

livebaseballscorecards.com

Batter	1	2	3	4	5	6	7	8	9	AB R H RBI BB SO LOB	TOP											
Felix Jose, S (1, 9) OBP: 0.320, SLG: 0.353	1-3 		2-2 1 SAFE 1 SAFE 1 SAFE 1 SAFE B S X  1-H 3B		1-0 B X  2B		0-3 O C C 			4 2 2 1 0 2 0	Kansas City Royals @ Boston Red Sox Fenway Park, Boston, MA Tue Jun 01 1993, 7:05 PM EDT Att. 23,418 - Unknown - 64 F											
Brian McRae, S (1, 8) OBP: 0.351, SLG: 0.403	1-1 C B X 		0-0 X 		2-2 B C SAFE F F X  2-H		1-1 B C X  1B			4 0 1 0 0 0 1												
George Brett, L (1, 10) OBP: 0.278, SLG: 0.378	1-1 F B X 		2-1 B C X  3-H		0-0 X 		1-2 M T SAFE P X  G3			4 1 2 2 0 0 1												
Wally Joyner, L (1, 3) OBP: 0.404, SLG: 0.462	2-0 B B X 		1-0 B X  L4-3		4-1 B B C B  BB BB		0-0 X 			3 0 0 0 1 0 1												
Mike Macfarlane, R (1, 2) OBP: 0.360, SLG: 0.571		0-0 X 		2-2 C B SAFE F F X 		4-0 B B B B  1-2 BB		0-0 X 		3 0 0 0 1 0 0												
Chris Gwynn, L (1, 7) OBP: 0.339, SLG: 0.376		1-2 C T B T T T X 		0-1 S X 		2-0 B B X 		1-3 B O C C 		2 0 0 0 0 0 0												
Harvey Pulliam, R (6, PH) OBP: 0.256, SLG: 0.341										2 0 0 0 0 1 2												
Phil Hiatt, R (1, 5) OBP: 0.315, SLG: 0.402		2-0 X B B 		4-1 B B SAFE F B B  BB		0-3 C S S 		2-3 F B SAFE S B S 		3 0 0 0 1 2 2												
Greg Gagne, R (1, 6) OBP: 0.303, SLG: 0.355			2-3 B C SAFE S S X 	0-0 1 SAFE X  L8		0-0 X  L3		1-2 C B SAFE T F F X  L3		4 0 0 0 0 1 3												
Jose Lind, R (1, 4) OBP: 0.240, SLG: 0.273			2-2 C T B T C L X  3B 1B		2-2 C B SAFE F B X 		1-1 C B X  G6-3		2-1 B F SAFE B X 			4 1 1 0 0 0 0										
Inning Stats	R: 0 E: 0 K: 1 S: 8	H: 1 LOB: 1 BB: 0 P: 13	R: 0 E: 0 K: 0 S: 8	H: 0 LOB: 0 BB: 0 P: 11	R: 3 E: 0 K: 1 S: 15	H: 3 LOB: 0 BB: 0 P: 24	R: 0 E: 0 K: 0 S: 7	H: 0 LOB: 1 BB: 1 P: 13	R: 1 E: 1 K: 0 S: 10	H: 1 LOB: 0 BB: 0 P: 15	R: 0 E: 0 K: 1 S: 6	H: 0 LOB: 2 BB: 2 P: 16	R: 0 E: 0 K: 1 S: 11	H: 1 LOB: 1 BB: 0 P: 13	R: 0 E: 0 K: 1 S: 5	H: 0 LOB: 0 BB: 0 P: 6	R: 0 E: 0 K: 1 S: 10	H: 0 LOB: 0 BB: 0 P: 15	1B: 3 2B: 1 3B: 1 HR: 1	SF: 0 SAC: 0 DP: 0 HBP: 0	WP: 0 PB: 0 SB: 0 CS: 0	PA: 36
PITCHER	IP WLS BF H R ER SO BB IBB HBP BLK WP HR S P ERA WHIP																					
Paul Quantrill, R (1, 1) ERA: 2.42	5.0 L 21 5 4 3 2 1 0 0 0 0 0 1 48 76 5.40 1.200																					
Joe Hesketh, L (6, 1) ERA: 6.44	0.0 2 0 0 0 0 2 0 0 0 0 0 0 1 9 ∞ ∞																					
Jose Melendez, R (6, 1) ERA:	4.0 13 1 0 0 4 0 0 0 0 0 0 0 31 41 0.00 0.250																					

AB	33
R	4
H	6
RBI	3
BB	3
SO	6
LOB	10



livebaseballscorecards.com

Batter	1	2	3	4	5	6	7	8	9	AB R H RBI BB SO LOB
--------	---	---	---	---	---	---	---	---	---	----------------------

Scott Fletcher, R <small>(1, 4) OBP: 0.361, SLG: 0.449</small>	L9 <small>1-1</small>	G5-3 <small>2-0</small>			FC6-4 1B <small>2-1</small>		G6-3 <small>2-1</small>		P6 <small>1-2</small>	5 0 1 0 0 0 2
Billy Hatcher, R <small>(1, 8) OBP: 0.359, SLG: 0.402</small>	HBP G4-3 BB <small>4-2</small>		G6-3 <small>1-0</small>		F8 <small>1-0</small>		G3 <small>2-1</small>			3 0 0 0 1 0 1
Carlos Quintana, R <small>(1, 9) OBP: 0.358, SLG: 0.303</small>	G4-3 <small>3-2</small>		L9 <small>1-0</small>		FC6-4 <small>2-2</small>		WP HR 1B <small>3-1</small>			4 1 1 0 0 0 2
Andre Dawson, R <small>(1, 10) OBP: 0.279, SLG: 0.330</small>	HBP BB <small>4-0</small>		L8 <small>1-0</small>		P4 <small>0-1</small>		HR <small>0-2</small>			3 1 1 2 1 0 0
Mo Vaughn, L <small>(1, 3) OBP: 0.416, SLG: 0.537</small>	HBP <small>1-2</small> <small>2-3</small>			G4-3 <small>2-1</small>		G3-1 <small>0-1</small>		F7 <small>1-2</small>		3 0 0 0 0 0 0
Bob Zupcic, R <small>(1, 7) OBP: 0.318, SLG: 0.333</small>	G4-3 <small>3-1</small>			L3 <small>0-1</small>		BB <small>4-2</small>		P3 <small>0-1</small>		3 0 0 0 1 0 3
Scott Cooper, L <small>(1, 5) OBP: 0.372, SLG: 0.398</small>		P5 <small>3-1</small>		K <small>2-3</small>		K <small>2-3</small>			G4-3 <small>1-2</small>	4 0 0 0 0 2 1
Bob Melvin, R <small>(1, 2) OBP: 0.317, SLG: 0.386</small>		L9 <small>2-2</small>			HR <small>0-1</small>		G6-3 <small>1-1</small>		K <small>1-3</small>	4 1 1 1 0 1 0
John Valentin, R <small>(1, 6) OBP: 0.289, SLG: 0.371</small> Ernest Riles, L <small>(9, PH) OBP: 0.288, SLG: 0.385</small> Jim Byrd, R <small>(9, PR)</small>		2B <small>2-2</small>			F8 <small>2-1</small>		F8 <small>1-0</small>		1B <small>0-2</small>	3 0 1 0 0 0 0 1 0 1 0 0 0 0 0 0 0 0 0 0 0

Inning Stats	R: 0 H: 0 E: 0 K: 11 S: 11	R: 0 H: 1 E: 0 K: 10 S: 10	R: 0 H: 0 E: 0 K: 3 S: 3	R: 0 H: 0 E: 0 K: 1 S: 7	R: 1 H: 2 E: 0 K: 10 S: 10	R: 0 H: 0 E: 0 K: 1 S: 9	R: 0 H: 0 E: 0 K: 5 S: 5	R: 2 H: 2 E: 0 K: 12 S: 12	R: 0 H: 1 E: 0 K: 11 S: 12	1B: 3 2B: 1 3B: 0 HR: 2 SF: 0 SAC: 0 DP: 0 HBP: 1
--------------	----------------------------	----------------------------	--------------------------	--------------------------	----------------------------	--------------------------	--------------------------	----------------------------	----------------------------	---

PITCHER	IP	WLS	BF	H	R	ER	SO	BB	IBB	HBP	BLK	WP	HR	S	P	ERA	WHIP
Chris Haney, L <small>(1, 1) ERA: 3.38</small>	7.1		31	5	3	3	2	3	0	1	0	1	2	62	116	3.68	1.091
Billy Brewer, L <small>(8, 1) ERA:</small>	0.1		1	0	0	0	0	0	0	0	0	0	0	3	4	0.00	0.000
Bill Sampen, R <small>(8, 1) ERA: 4.15</small>	0.1		1	0	0	0	0	0	0	0	0	0	0	2	2	0.00	0.000
Jeff Montgomery, R <small>(9, 1) ERA: 2.51</small>	1.0	S	4	1	0	0	1	0	0	0	0	0	0	12	15	0.00	1.000

BOTTOM

Kansas City Royals @ Boston Red Sox
 Fenway Park, Boston, MA
 Tue Jun 01 1993, 7:05 PM EDT
 Att: 23,418 - Unknown - 64 F

livebaseballscorecards.com

AB	33
R	3
H	6
RBI	3
BB	3
SO	3
LOB	9



WP: 1	PA: 37
PB: 0	
SB: 0	
CS: 0	

Batter	1	2	3	4	5	6	7	8	9	AB R H RBI BB SO LOB	TOP																
Felix Jose, S (1, 9) OBP: 0.322, SLG: 0.346	1-3 K	4-2 BB		1-1 G4-3		3-3 K		4-1 1B BB		3 0 0 0 2 2 1																	
Brian McRae, S (1, 8) OBP: 0.361, SLG: 0.438	3-2 SF7 3B	1-1 G3		0-0 FC4-6 1B		3-2 HR		0-0 1B G4-6-3		5 2 4 4 0 0 3																	
George Brett, L (1, 10) OBP: 0.276, SLG: 0.375	1-0 SF7		1-1 1B 1B	0-0 FC4-6		2-0 G4-3		0-2 1B G4-6-3		4 1 1 1 0 0 3																	
Wally Joyner, L (1, 3) OBP: 0.409, SLG: 0.471	0-0 1B		1-1 1B BB SF9 1B	2-1 G3-1		1-2 G4-3		2-1 G4-3 2B		5 1 3 0 0 0 0																	
Chris Gwynn, L (1, 7) OBP: 0.342, SLG: 0.373	1-1 G4-3		4-2 1B BB	3-2 L8		3-3 K		1-3 K		1 0 0 0 1 0 1																	
Harvey Pulliam, R (4, 7) OBP: 0.239, SLG: 0.318			1-2 BB	2-2 1B		0-1 P2		1-0 G4-3		3 0 0 0 0 2 1																	
Brent Mayne, L (1, 2) OBP: 0.301, SLG: 0.356		3-2 SH2-4 1B	1-1 G6-4-3 1B	2-2 1B				2-3 G4-3		5 0 3 1 0 0 1																	
Keith Miller, R (1, 5) OBP: 0.179, SLG: 0.176		2-1 SH2-4 1B	0-0 SF9	0-0 L3				3-1 F9		4 0 1 1 0 1 2																	
Jose Lind, R (1, 4) OBP: 0.248, SLG: 0.276		1-0 SH2-4	0-0 G6-4-3	1-0 HR SH1-4 1B				4-2 BB BB BB		2 2 1 0 1 0 2																	
David Howard, S (1, 6) OBP: 0.333, SLG: 0.286		3-2 K		1-1 G1-3		0-0 SH1-4		4-2 BB BB		2 1 0 0 1 1 2																	
Inning Stats	R: 1 E: 0 K: 1 S: 10	H: 2 LOB: 1 BB: 0 P: 16	R: 0 E: 0 K: 1 S: 15	H: 2 LOB: 3 BB: 1 P: 29	R: 2 E: 0 K: 0 S: 10	H: 3 LOB: 1 BB: 1 P: 17	R: 0 E: 0 K: 0 S: 6	H: 1 LOB: 1 BB: 0 P: 8	R: 0 E: 0 K: 1 S: 13	H: 1 LOB: 1 BB: 0 P: 20	R: 2 E: 0 K: 1 S: 10	H: 2 LOB: 0 BB: 0 P: 19	R: 0 E: 0 K: 1 S: 8	H: 0 LOB: 0 BB: 0 P: 12	R: 2 E: 0 K: 0 S: 12	H: 1 LOB: 1 BB: 3 P: 26	R: 0 E: 0 K: 2 S: 9	H: 1 LOB: 1 BB: 0 P: 13	1B: 10 2B: 1 3B: 1 HR: 1	SF: 2 SAC: 2 DP: 2 HBP: 0	WP: 0 PB: 0 SB: 1 CS: 0	PA: 43					
PITCHER	IP	WLS	BF	H	R	ER	SO	BB	IBB	HBP	BLK	WP	HR	S	P	ERA	WHIP										
Roger Clemens, R (1, 1) ERA: 3.1	6.0	L	30	11	5	5	3	2	0	0	0	0	1	64	109	7.50	2.167										
Greg Harris, R (7, 1) ERA: 2.6	1.1		6	0	2	2	1	2	0	0	0	0	0	15	29	13.50	1.500										
Tony Fossas, L (8, 1) ERA: 2.0	0.2		3	1	0	0	0	1	0	0	0	0	0	5	9	0.00	3.000										
Jeff Russell, R (9, 1) ERA: 1.59	1.0		4	1	0	0	2	0	0	0	0	0	0	9	13	0.00	1.000										

Kansas City Royals @ Boston Red Sox
Fenway Park, Boston, MA
 Wed Jun 02 1993, 7:05 PM EDT
 Att. 29,541 - Unknown - 70 F

livebaseballscorecards.com

AB	34
R	7
H	13
RBI	7
BB	5
SO	6
LOB	16



Batter	1	2	3	4	5	6	7	8	9	AB R H RBI BB SO LOB	TOP											
Darryl Hamilton, L (1, 9) OBP: 0.387, SLG: 0.385	1-1 FC4-6 1B		1-1 CS 1B		3-2 L7		3-2 L9			4 0 2 0 0 0 1												
Bill Spiers, L (1, 4) OBP: 0.294, SLG: 0.273	1-1 FC4-6 1B 1-2f 2B		0-0 SAFE F7		2-1 L4		1-2 G4-3			4 1 0 0 0 0 3												
Greg Vaughn, R (1, 10) OBP: 0.408, SLG: 0.557	1-0 SAFE F7		1-0 CS 1-2	0-0 P2		3-1 HR		1-0 G6-3		4 1 1 1 0 0 1												
Kevin Reimer, L (1, 7) OBP: 0.293, SLG: 0.463	0-1 F7		0-1 F8	0-1 F8		0-0 B1-3		4-2 FC4-6 BB		3 0 1 0 1 0 0 0 0 0 0 0 0 0												
Juan Bell, R (8, PR) OBP: 0.268, SLG: 0.323	1-3 2B 1B																					
Robin Yount, R (1, 8) OBP: 0.354, SLG: 0.405	0-1 1-H 3-H 2B			3-3 K		0-1 1B 2B		0-1 SAFE L8		4 1 2 1 0 1 1												
B.J. Surhoff, L (1, 5) OBP: 0.255, SLG: 0.230		2-2 G6-3			0-0 G4-3	0-1 G5-3 1B		0-0 SAFE FC4-6		4 0 1 1 0 0 1												
Dickie Thon, R (1, 6) OBP: 0.345, SLG: 0.389		1-1 L9			0-1 2B 2B	1-0 SAFE G5-3		0-3 K		4 1 1 0 0 1 1												
John Jaha, R (1, 3) OBP: 0.322, SLG: 0.354		1-0 G6-3			1-0 2B 2B	3-3 K		1-1 G5-3		4 1 1 1 0 1 1												
Tom Lampkin, L (1, 2) OBP: 0.259, SLG: 0.227			1-2 G4-3		0-0 2B 2B		0-0 G4-3		1-1 G4-3	4 0 1 1 0 0 0												
Inning Stats	R: 1 E: 0 K: 0 S: 9	H: 3 LOB: 2 BB: 0 P: 12	R: 0 E: 0 K: 0 S: 6	H: 0 LOB: 0 BB: 0 P: 10	R: 0 E: 0 K: 0 S: 7	H: 1 LOB: 0 BB: 0 P: 9	R: 0 E: 0 K: 1 S: 6	H: 0 LOB: 0 BB: 0 P: 9	R: 2 E: 0 K: 0 S: 12	H: 3 LOB: 1 BB: 0 P: 18	R: 2 E: 0 K: 1 S: 11	H: 3 LOB: 1 BB: 0 P: 18	R: 0 E: 0 K: 0 S: 8	H: 0 LOB: 0 BB: 0 P: 12	R: 0 E: 0 K: 0 S: 6	H: 0 LOB: 1 BB: 1 P: 11	R: 0 E: 0 K: 1 S: 7	H: 0 LOB: 0 BB: 0 P: 9	1B: 4 2B: 5 3B: 0 HR: 1	SF: 0 SAC: 0 DP: 0 HBP: 0	WP: 0 PB: 0 SB: 0 CS: 1	PA: 37
PITCHER	IP WLS BF H R ER SO BB IBB HBP BLK WP HR S P ERA WHIP																					
Mark Gardner, R (1, 1) ERA: 5.86	5.1 W 23 9 5 5 1 0 0 0 0 0 0 1 45 66 8.44 1.688																					
Mark Gubicza, R (6, 1) ERA: 5.7	2.2 10 1 0 0 1 1 0 0 0 0 0 0 20 33 0.00 0.750																					
Jeff Montgomery, R (9, 1) ERA: 2.43	1.0 S 3 0 0 0 1 0 0 0 0 0 0 0 7 9 0.00 0.000																					

Milwaukee Brewers @ Kansas City Royals
Kauffman Stadium, Kansas City, MO

Thu Jun 03 1993, 7:05 PM CDT
Att. 22,673 - Unknown - 64 F

AB	35
R	5
H	10
RBI	5
BB	1
SO	3
LOB	9



WP: 0	PA: 37
-------	--------

ERA	WHIP
-----	------

Batter	1	2	3	4	5	6	7	8	9	AB R H RBI BB SO LOB	TOP													
Darryl Hamilton, L OBP: 0.387, SLG: 0.386 (1, 9) (8, 8)	0-2 G6-3		2-2 F9		3-2 G3-1 CS 1-2 1B		1-2 SH5-4 1B		2-1 F8	5 0 2 0 0 0 1														
Bill Spiers, L OBP: 0.287, SLG: 0.265 (1, 4) (8, 8)	2-3 K		3-1 F9		1-1 G3-1 1-3 2-3		0-1 SH5-4 1-2		3-2 G3-1 1-2	4 0 0 0 0 1 3														
Greg Vaughn, R OBP: 0.401, SLG: 0.544 (1, 10)	0-1 L5			1-0 G1-3	0-0 F9		2-3 K			4 0 0 0 0 1 2														
Kevin Reimer, L OBP: 0.298, SLG: 0.464 (1, 7)		0-1 FC4-6 1B		0-2 G1-3		1-1 G6-4-3 1B	1-2 G6-3			4 0 2 0 0 0 1														
Robin Yount, R OBP: 0.359, SLG: 0.409 Juan Bell, R OBP: 0.268, SLG: 0.323 Tom Brunansky, R OBP: 0.228, SLG: 0.239 (1, 8) (8, PR) (8, 9)		3-2 P4		2-2 1B 1B		0-0 G6-4-3 1-2f		2-2 B1-3 1B		4 0 2 0 0 0 2 0 0 0 0 0 0 0 0 0 0 0 0 0 0														
B.J. Surhoff, L OBP: 0.260, SLG: 0.244 (1, 5)		1 SAFE 2-2 FC4-6 1-2f E		1-0 1-3 1B		1-1 E 2B		0-0 B1-3 1-2f		4 1 2 0 0 0 2														
Dickie Thon, R OBP: 0.341, SLG: 0.384 (1, 6)		1-0 E5 1-2		1-0 G1-3		2-2 E7 2-H 1B		1-0 G6-3		4 0 1 1 0 0 4														
John Jaha, R OBP: 0.326, SLG: 0.360 (1, 3)		2-2 L8			1-1 1B 2B		4-2 BB			3 1 1 0 1 1 2														
Tom Lampkin, L OBP: 0.290, SLG: 0.240 (1, 2)			1-0 B4-3		2-1 CS 1B 2-H 1B		2-1 F8		4-1 S BB	3 0 1 1 1 0 2														
Inning Stats	R: 0 E: 0 K: 1 S: 8	H: 0 LOB: 0 BB: 0 P: 10	R: 0 E: 1 K: 0 S: 12	H: 1 LOB: 2 BB: 0 P: 20	R: 0 E: 0 K: 0 S: 6	H: 0 LOB: 0 BB: 0 P: 12	R: 0 E: 0 K: 0 S: 10	H: 2 LOB: 2 BB: 0 P: 15	R: 1 E: 0 K: 0 S: 10	H: 3 LOB: 1 BB: 0 P: 17	R: 1 E: 1 K: 0 S: 12	H: 3 LOB: 2 BB: 1 P: 22	R: 0 E: 0 K: 1 S: 11	H: 1 LOB: 1 BB: 0 P: 15	R: 0 E: 0 K: 0 S: 7	H: 1 LOB: 1 BB: 0 P: 10	R: 0 E: 0 K: 1 S: 11	H: 0 LOB: 1 BB: 1 P: 22	1B: 9 2B: 3 3B: 0 HR: 0	SF: 0 SAC: 1 DP: 2 HBP: 0	WP: 0 PB: 0 SB: 1 CS: 2	PA: 38		
PITCHER	IP WLS BF H R ER SO BB IBB HBP BLK WP HR S P ERA WHIP																							
Hipolito Pichardo, R ERA: 4.15 Bill Sampen, R ERA: 3.86 Billy Brewer, L ERA: Rusty Meacham, R ERA: 4.8 Jeff Montgomery, R ERA: 2.36 (1, 1) (7, 1) (7, 1) (8, 1) (9, 1)	6.0 0.2 0.1 1.0 1.0	WLS 3 W 3 S	BF 27 3 1 4	H 9 1 0 0	R 2 0 0 0	ER 2 0 0 0	SO 1 1 0 1	BB 1 0 0 1	IBB 0 0 0 0	HBP 0 0 0 0	BLK 0 0 0 0	WP 0 0 0 0	HR 0 0 0 0	S 58 8 3 7 11	P 96 11 4 10 22	ERA 3.00 0.00 0.00 0.00 0.00	WHIP 1.667 1.500 0.000 1.000 1.000							

Milwaukee Brewers @ Kansas City Royals
Kauffman Stadium, Kansas City, MO
 Fri Jun 04 1993, 7:05 PM CDT
 Att. 25,427 - Unknown - 58 F

AB	35
R	2
H	11
RBI	2
BB	2
SO	3
LOB	19



BOTTOM

Milwaukee Brewers @ Kansas City Royals
Kauffman Stadium, Kansas City, MO

AB 28
R 3
H 7
RBI 3
BB 3
SO 0
LOB 16



WP: 0 PA: 33
PB: 0
SB: 0
CS: 0

Fri Jun 04 1993, 7:05 PM CDT
Att: 25,427 - Unknown - 58 F

AB R H RBI BB SO LOB

4	1	1	0	0	0	1
4	1	1	0	0	0	2
4	0	2	1	0	0	1
3	0	2	0	1	0	1
2	0	0	1	1	0	3
3	0	0	0	0	0	5
1	0	0	0	0	0	2
2	1	0	0	1	0	1
3	0	1	0	0	0	0
2	0	0	1	0	0	0

Batter	1	2	3	4	5	6	7	8	9
Felix Jose, S OBP: 0.313, SLG: 0.335 (1, 9) B C X	1-1 E 1B		1-1 G6-3 ①		0-0 G3-1 ③		2-1 FC3-2-5 FC5 ②		
Brian McRae, S OBP: 0.357, SLG: 0.431 (1, 8) X	0-0 E1 1B 1B SF4 1-2		1-2 G5-3 ②			0-0 FC3-6 1B	1-2 FC5 ③		
George Brett, L OBP: 0.280, SLG: 0.396 (1, 10) B C F X	1-2 1B 1-2 2-H		0-1 G6-3 ③			0-0 FC3-6 1-2f		0-1 G4-3 2B	
Wally Joyner, L OBP: 0.417, SLG: 0.481 (1, 3) X	0-0 1B 1-2 2-3			2-0 G3-1 FC5-2 2B		4-0 IBB		2-1 G4-3 ① 2-3	
Mike Macfarlane, R OBP: 0.345, SLG: 0.538 (1, 2) C B X	2-2 SF4 ① 3-H			1-1 G3-1 ① 2-3		1-1 F9 ②		4-0 G6-4-3 IBB	
Hubie Brooks, R OBP: 0.345, SLG: 0.346 (1, 7) Harvey Pulliam, R OBP: 0.229, SLG: 0.304 (8, 7) X	0-0 G6-4-3 ② ③ 1-2f			1-0 FC5-2 ②		2-0 F8 ③		1-1 G6-4-3 ② ③ 1-2f	
Keith Miller, R OBP: 0.200, SLG: 0.200 (1, 5) B X		1-0 G6-3 ①		2-1 F7 ③			4-1 E 1B SF8 BB		
Greg Gagne, R OBP: 0.302, SLG: 0.358 (1, 6) C B X		3-2 G5-3 ②			0-1 P2 ①		0-0 E6 SF8 FC3-2-5 1B		
David Howard, S OBP: 0.333, SLG: 0.316 (1, 4) X		0-0 L6 ③			0-0 F7 ②		0-2 SF8 ① 2-3 3-H		

Inning Stats	R: 2 E: 1 K: 0 S: 11	H: 3 LOB: 1 BB: 0 P: 15	R: 0 E: 0 K: 0 S: 7	H: 0 LOB: 0 BB: 0 P: 11	R: 0 E: 0 K: 0 S: 7	H: 0 LOB: 0 BB: 0 P: 9	R: 0 E: 0 K: 0 S: 6	H: 1 LOB: 1 BB: 0 P: 12	R: 0 E: 0 K: 0 S: 4	H: 0 LOB: 0 BB: 0 P: 4	R: 0 E: 1 K: 0 S: 5	H: 1 LOB: 2 BB: 1 P: 12	R: 1 E: 1 K: 0 S: 10	H: 1 LOB: 1 BB: 1 P: 17	R: 0 E: 0 K: 0 S: 6	H: 1 LOB: 1 BB: 1 P: 13
--------------	-------------------------------	----------------------------------	------------------------------	----------------------------------	------------------------------	---------------------------------	------------------------------	----------------------------------	------------------------------	---------------------------------	------------------------------	----------------------------------	-------------------------------	----------------------------------	------------------------------	----------------------------------

PITCHER	IP	WLS	BF	H	R	ER	SO	BB	IBB	HBP	BLK	WP	HR	S	P	ERA	WHIP
Bill Wegman, R ERA: 3.17 (1, 1)	6.1	L	27	6	3	1	0	1	1	0	0	0	0	45	72	1.42	1.105
Graeme Lloyd, L ERA: 1.47 (7, 1)	1.0		4	1	0	0	0	0	0	0	0	0	0	9	14	0.00	1.000
Mike Fetters, R ERA: 2.76 (8, 1)	0.2		2	0	0	0	0	0	1	0	0	0	0	2	7	0.00	0.000

1B: 5	SF: 2
2B: 2	SAC: 0
3B: 0	DP: 2
HR: 0	HBP: 0

WP	HR	S	P	ERA	WHIP
0	0	0	0	0.00	1.000

Batter	1	2	3	4	5	6	7	8	9	AB	R	H	RBI	BB	SO	LOB
Felix Jose, S OBP: 0.312, SLG: 0.333 (1, 9) X	0-0 F8 S 1B		2-1 F8			1-1 G4-3		0-0 G1-3		4	0	1	0	0	0	1
Brian McRae, S OBP: 0.351, SLG: 0.425 (1, 8) X	0-0 F9			1-1 G3		2-1 F8		2-1 SF9		3	0	0	1	0	0	1
George Brett, L OBP: 0.275, SLG: 0.388 (1, 10) B C B X	2-1 F8 1-3			2-1 G3-1		3-1 G4-3		1-0 G3		4	0	0	0	0	0	1
Wally Joyner, L OBP: 0.414, SLG: 0.481 (1, 3) B C F F X	2-2 G4-3			2-1 2B			0-0 G1		0-0 G4-3	4	0	1	0	0	0	1
Mike Macfarlane, R OBP: 0.341, SLG: 0.523 (1, 2)		2-3 K		1-3 K			2-2 WP G5-3 1B HBP		0-0 G5-3	3	1	0	0	0	2	1
Chris Gwynn, L OBP: 0.333, SLG: 0.363 (1, 7) X Harvey Pulliam, R OBP: 0.224, SLG: 0.298 (9, PH)		0-2 F7			1-2 P2		1-1 G5-3 1-2		1-1 G6-3	3 1	0 0	0 0	0 0	0 0	0 0	1 0
Phil Hiatt, R OBP: 0.311, SLG: 0.396 (1, 5) X Craig Wilson, R OBP: 1.000, SLG: 1.000 (7, PH) (8, 5)		3-2 G6-3			3-2 F7		2-1 2-H 1B			2 1	0 0	0 1	0 1	0 0	0 0	0 0
Greg Gagne, R OBP: 0.303, SLG: 0.358 (1, 6) C B X			1-1 F8		0-0 FC6 1B		0-0 F9			3	0	1	0	0	0	1
David Howard, S OBP: 0.333, SLG: 0.409 (1, 4) X			0-0 G4-3		0-0 FC6 1-2			0-0 SF9 3B		3	1	1	0	0	0	1

BOTTOM	
Milwaukee Brewers @ Kansas City Royals	KAUFFMAN STADIUM, KANSAS CITY, MO
Sat Jun 05 1993, 7:05 PM CDT	Att: 27,437 - Unknown - 69 F
AB	31
R	2
H	5
RBI	2
BB	0
SO	2
LOB	8
WP: 1	PA: 33
PB: 0	SB: 1
CS: 0	
	

Inning Stats																1B	SF	WP	PA															
R: 0		H: 1		R: 0		H: 0		R: 0		H: 0		R: 0		H: 1		R: 0		H: 0		1B: 3		SF: 1		WP: 1		PA: 33								
E: 0		LOB: 1		E: 0		LOB: 0		E: 0		LOB: 1		E: 0		LOB: 0		E: 0		LOB: 0		2B: 1		SAC: 0		PB: 0										
K: 0		BB: 0		K: 1		BB: 0		K: 0		BB: 0		K: 0		BB: 0		K: 0		BB: 0		3B: 1		DP: 0		SB: 1										
S: 8		P: 12		S: 10		P: 15		S: 5		P: 8		S: 9		P: 13		S: 6		P: 12		S: 9		P: 14		S: 5		P: 8								
PITCHER		IP	WLS	BF	H	R	ER	SO	BB	IBB	HBP	BLK	WP	HR	S	P	ERA	WHIP																
Ricky Bones, R ERA: 5.24 (1, 1)	8.0	W	30	5	2	2	2	2	0	0	0	0	1	0	62	98	2.25	0.625																
Angel Miranda, L ERA (9, 1)	0.2		2	0	0	0	0	0	0	0	0	0	0	0	2	2	0.00	0.000																
Carlos Maldonado, R ERA: 6.0 (9, 1)	0.1		1	0	0	0	0	0	0	0	0	0	0	0	2	3	0.00	0.000																

Darryl Hamilton, L OBP: 0.371, SLG: 0.368 (1, 8) C X	0-1 L5 ①		2-2 G6-3 ①		2-2 G4-3 ②	1-1 E4 1-3	1-3 K ③		5 0 0 0 0 1 1
Dickie Thon, R OBP: 0.328, SLG: 0.371 (1, 6) B X	1-0 F8 ②		1-0 P4 ②		3-2 F7 ③	0-0 SF7 ②		1-1 G5-3 ①	4 0 0 1 0 0 0
Greg Vaughn, R OBP: 0.396, SLG: 0.537 (1, 10) C S B X	1-2 FC6-4 1B ③		0-0 G1-3 ③			1-2 K ③		1-3 K ②	5 1 2 0 0 2 1
Kevin Reimer, L OBP: 0.305, SLG: 0.457 (1, 7) C B B X	2-1 FC6-4 1-2f ③			4-2 1B BB		2-2 2B 1B 2-H	0-0 G4-3 ①	2-2 F7 ③	4 1 1 1 1 0 1
Tom Brunansky, R OBP: 0.244, SLG: 0.252 (1, 9) B C C C C		1-3 K ①		0-0 P6 ①		2-1 1B 3B 2B 1-3	4-1 G5-3 BB ②		3 1 1 0 1 1 1
B.J. Surhoff, L OBP: 0.266, SLG: 0.256 (1, 5) B C C C C		1-2 L6 ②		1-0 1B 1-2		0-0 P6 ①	1-0 G5-3 ②		4 0 1 0 0 0 3
John Jaha, R OBP: 0.328, SLG: 0.361 (1, 3) B C X C		1-1 1B E 1B		0-0 F8 ②		0-1 3B 1B 2-3 3-H	2-2 L8 ③		4 2 2 1 0 0 3
William Suero, R (1, 4) X		0-0 E9 1B		3-2 F9 ③		3-1 1B 3B 1-H 3-H		1-1 F7 ①	2 0 0 0 0 0 3
Bill Spiers, L OBP: 0.294, SLG: 0.283 (6, PH) (6, 4)		1-2 1B							2 1 1 2 0 0 0
Joe Kmak, R OBP: 0.304, SLG: 0.280 (1, 2) Tom Lampkin, L OBP: 0.289, SLG: 0.250 (6, PH) (6, 2)		2-0 1B 1-3 2-H		1-1 G1-3 ①		2-1 E SF7 1B 3-H		2-2 G4-3 ②	2 0 1 1 0 0 0 2 1 1 1 0 0 0

Inning Stats	R: 0 E: 0 K: 0 S: 8	H: 1 LOB: 1 BB: 0 P: 12	R: 1 E: 1 K: 1 S: 11	H: 2 LOB: 2 BB: 0 P: 16	R: 0 E: 0 K: 0 S: 5	H: 0 LOB: 0 BB: 0 P: 8	R: 0 E: 0 K: 0 S: 10	H: 1 LOB: 2 BB: 1 P: 18	R: 0 E: 0 K: 0 S: 8	H: 0 LOB: 0 BB: 0 P: 14	R: 6 E: 1 K: 1 S: 22	H: 6 LOB: 1 BB: 0 P: 35	R: 0 E: 0 K: 0 S: 6	H: 0 LOB: 1 BB: 1 P: 13	R: 0 E: 0 K: 1 S: 9	H: 0 LOB: 0 BB: 0 P: 13	R: 0 E: 0 K: 1 S: 8	H: 0 LOB: 0 BB: 0 P: 12	1B: 7 2B: 2 3B: 1 HR: 0	SF: 1 SAC: 0 DP: 0 HBP: 0	WP: 0 PB: 0 SB: 0 CS: 0	PA: 40
---------------------	------------------------------	----------------------------------	-------------------------------	----------------------------------	------------------------------	---------------------------------	-------------------------------	----------------------------------	------------------------------	----------------------------------	-------------------------------	----------------------------------	------------------------------	----------------------------------	------------------------------	----------------------------------	------------------------------	----------------------------------	----------------------------------	------------------------------------	----------------------------------	--------

PITCHER	IP	WLS	BF	H	R	ER	SO	BB	IBB	HBP	BLK	WP	HR	S	P	ERA	WHIP										
Chris Haney, L ERA: 4.05 (1, 1)	5.1		25	8	5	4	1	1	0	0	0	0	0	53	84	6.75	1.688										
Mark Gubicza, R ERA: 5.69 (6, 1)	1.2		9	2	2	1	1	1	0	0	0	0	0	17	32	5.40	1.800										
Billy Brewer, L ERA: (8, 1)	1.0		3	0	0	0	1	0	0	0	0	0	0	9	13	0.00	0.000										
Rusty Meacham, R ERA: 4.5 (9, 1)	1.0	W	3	0	0	0	1	0	0	0	0	0	0	8	12	0.00	0.000										

Milwaukee Brewers @ Kansas City Royals
Kauffman Stadium, Kansas City, MO

AB	37
R	7
H	10
RBI	7
BB	2
SO	4
LOB	13



Batter	1	2	3	4	5	6	7	8	9	AB	R	H	RBI	BB	SO	LOB	TOP																						
Bernie Williams, S OBP: 0.344, SLG: 0.394 (1, 8)	1-0 G3-1		0-0 HR		0-3 K		1-2 1B		0-2 F8	5	1	2	1	0	1	1																							
Dion James, L OBP: 0.374, SLG: 0.458 (1, 7)	1-1 G5-3		4-2 FC6-4 BB			1-1 1B 1B	1-0 P6		1-3 K	4	0	1	0	1	1	3																							
Wade Boggs, L OBP: 0.394, SLG: 0.374 (1, 5)	2-1 F7		1-2 FC6-4 1-2f			2-2 G3-6-1 1B 1-2		0-0 F7		4	0	1	0	0	0	1																							
Jim Leyritz, R OBP: 0.452, SLG: 0.590 (1, 10)		4-0 L8-6 1B BB		4-2 FC6-4 BB		2-3 K		2-3 K		2	0	0	0	2	2	2																							
Paul O'Neill, L OBP: 0.366, SLG: 0.508 (1, 9)		2-2 1-2 1B		1-2 FC6-4 1-2f		0-0 G3-6-1 1-2f		3-2 HR		4	1	2	1	0	0	3																							
Matt Nokes, L OBP: 0.276, SLG: 0.432 (1, 2)		0-3 K		1-3 K		1-2 F8		0-1 1B		4	0	1	0	0	2	3																							
Mike Gallego, R OBP: 0.417, SLG: 0.505 (1, 4)		1-2 L8-6 2-3		1-3 K		0-0 HR		1-3 K		4	1	1	1	0	2	4																							
Kevin Maas, L OBP: 0.324, SLG: 0.436 (1, 3)			3-2 G5-3		2-3 K		4-2 FC3-6 BB		2-0 P6	3	0	0	0	1	1	0																							
Spike Owen, S OBP: 0.328, SLG: 0.333 (1, 6)			1-2 F9		0-0 L9		0-1 FC3-6 1B 1-2f		1-0 1B	4	0	1	0	0	0	1																							
Inning Stats	R: 0 E: 0 K: 0 S: 5	H: 0 LOB: 0 BB: 0 P: 9	R: 0 E: 0 K: 1 S: 11	H: 1 LOB: 1 BB: 1 P: 18	R: 1 E: 0 K: 0 S: 13	H: 1 LOB: 1 BB: 1 P: 22	R: 0 E: 0 K: 2 S: 12	H: 0 LOB: 1 BB: 1 P: 19	R: 0 E: 0 K: 1 S: 9	H: 2 LOB: 1 BB: 0 P: 14	R: 1 E: 0 K: 0 S: 14	H: 2 LOB: 2 BB: 1 P: 21	R: 1 E: 0 K: 2 S: 13	H: 2 LOB: 1 BB: 0 P: 19	R: 0 E: 0 K: 1 S: 9	H: 1 LOB: 1 BB: 0 P: 13	1B: 6 2B: 1 3B: 0 HR: 3	SF: 0 SAC: 0 DP: 2 HBP: 0	WP: 0 PB: 0 SB: 0 CS: 0	PA: 38																			
PITCHER	IP	WLS	BF	H	R	ER	SO	BB	IBB	HBP	BLK	WP	HR	S	P	ERA	WHIP	PITCHER				IP	WLS	BF	H	R	ER	SO	BB	IBB	HBP	BLK	WP	HR	S	P	ERA	WHIP	
Kevin Appier, R ERA: 3.39 (1, 1)	8.0	W	34	8	3	3	8	4	0	0	0	0	3	84	131	3.38	1.500																						
Tom Gordon, R ERA: 4.58 (9, 1)	1.0		4	1	0	0	1	0	0	0	0	0	0	9	13	0.00	1.000																						

New York Yankees @ Kansas City Royals

Kauffman Stadium, Kansas City, MO

AB	34
R	3
H	9
RBI	3
BB	4
SO	9
LOB	18



Mon Jun 07 1993, 7:05 PM CDT
Att. 29,442 - Unknown - 81 F

Batter	1	2	3	4	5	6	7	8	9	AB R H RBI BB SO LOB	TOP																	
Bernie Williams, S (1, 8) OBP: 0.345, SLG: 0.390	1-1 G4-3		2-0 G4-3		4-2 CS BB		1-0 G4-3		1-0 2B 1B	4 1 1 1 1 0 3																		
Mike Gallego, R (1, 6) OBP: 0.407, SLG: 0.500	0-0 F9			2-2 F8	2-0 CS	0-0 G6-3	1-0 G4-3		3-1 1B 2B	5 1 1 2 0 0 2																		
Wade Boggs, L (1, 5) OBP: 0.394, SLG: 0.374	2-0 F7			3-1 1B		1-1 G6-3		1-0 G4-6-3 1B	2-0 F7	5 0 2 0 0 0 2																		
Jim Leyritz, R (1, 3) OBP: 0.444, SLG: 0.575		1-3 K		2-0 F9		0-0 G6-3		1-1 G4-6-3 1B	1-0 E 1B	5 0 1 1 0 1 2																		
Paul O'Neill, L (1, 9) OBP: 0.362, SLG: 0.516		1-1 F8		3-2 G3			2-1 HR	3-3 K	1-2 E5 1B	5 1 1 1 0 1 3																		
Dion James, L (1, 7) OBP: 0.372, SLG: 0.453		0-1 G3-1			2-3 K		0-0 FC1-6 1B		FC1-6 BB G1-3	3 0 1 0 0 1 0																		
Spike Owen, S (9, PH) OBP: 0.332, SLG: 0.333										0 0 0 0 1 0 0																		
Mike Humphreys, R (9, PR) OBP: 0.250, SLG: 0.429										1 0 0 0 0 0 3																		
Mike Stanley, R (1, 2) OBP: 0.384, SLG: 0.485				0-1 F9		0-0 G4-3		1 SAFE 1 SAFE FC1-6 BB 2B	0-0 FC1-6 1B	4 2 0 0 0 0 2																		
Matt Nokes, L (1, 10) OBP: 0.291, SLG: 0.463				3-2 L9		0-0 HR		4-0 2B BB	1-0 1B 1B	3 1 2 1 1 0 0																		
Andy Stankiewicz, R (9, PR)								1-2 2B	1-2 1B 1B	0 1 0 0 0 0 0																		
Pat Kelly, R (1, 4) OBP: 0.303, SLG: 0.418				2-2 2B		0-0 HR		3-1 1-3 2-H 2B	1-0 1B 2B 1B	4 2 4 3 0 0 0																		
Inning Stats	R: 0 E: 0 K: 0 S: 4	H: 0 LOB: 0 BB: 0 P: 7	R: 0 E: 0 K: 1 S: 7	H: 0 LOB: 0 BB: 0 P: 9	R: 0 E: 0 K: 0 S: 9	H: 1 LOB: 1 BB: 0 P: 16	R: 0 E: 0 K: 0 S: 10	H: 1 LOB: 1 BB: 0 P: 20	R: 2 E: 0 K: 1 S: 9	H: 2 LOB: 0 BB: 1 P: 17	R: 0 E: 0 K: 0 S: 4	H: 0 LOB: 0 BB: 0 P: 5	R: 2 E: 0 K: 0 S: 8	H: 3 LOB: 2 BB: 1 P: 21	R: 0 E: 0 K: 1 S: 6	H: 1 LOB: 0 BB: 0 P: 11	R: 5 E: 1 K: 0 S: 13	H: 5 LOB: 3 BB: 1 P: 28	1B: 7 2B: 3 3B: 0 HR: 3	SF: 0 SAC: 0 DP: 1 HBP: 0	WP: 0 PB: 0 SB: 0 CS: 1	PA: 43						
PITCHER	IP WLS BF H R ER SO BB IBB HBP BLK WP HR S P ERA WHIP																											
Mark Gardner, R (1, 1) ERA: 5.84	6.1		25	6	4	4	2	1	0	0	0	0	3	47	82	5.68	1.105											
Mark Gubicza, R (7, 1) ERA: 5.54	1.1		6	2	0	0	0	1	0	0	0	0	0	7	18	0.00	2.250											
Billy Brewer, L (8, 1) ERA: 1.04	0.1	L	2	0	1	1	1	1	0	0	0	0	0	4	11	27.00	3.000											
Rusty Meacham, R (9, 1) ERA: 6.35	1.0		9	5	4	4	0	0	0	0	0	0	0	12	23	36.00	5.000											

New York Yankees @ Kansas City Royals
Kauffman Stadium, Kansas City, MO
Tue Jun 08 1993, 7:05 PM CDT
Att. 21,155 - Unknown - 78 F

AB	39
R	9
H	13
RBI	9
BB	3
SO	3
LOB	17



WP: 0	PA: 43
PB: 0	
SB: 0	
CS: 1	

Batter	1	2	3	4	5	6	7	8	9	AB	R	H	RBI	BB	SO	LOB
Brian McRae, S OBP: 0.358, SLG: 0.454 (1, 8)	F9		K 2B		G1-3	K		F9		5	0	1	0	0	1	4
Kevin McReynolds, R OBP: 0.342, SLG: 0.507 (1, 7)	G6-3		K		F9		E5 1B G6-4-3	F9		5	1	0	0	0	1	2
Wally Joyner, L OBP: 0.413, SLG: 0.485 (1, 3)	F7		F7			K	G6-4-3 1B	K		5	0	1	0	0	2	1
Mike Macfarlane, R OBP: 0.358, SLG: 0.556 (1, 2)		SF9 1B 1B	G6-3			1B 1B 1B	G6-4-3	K FC6-4 HBP		4	2	2	0	0	0	2
Hubie Brooks, R OBP: 0.358, SLG: 0.375 (1, 10)		SF9 1B 1B		G3-1		1B 1B 1B		FC6-4		5	0	3	0	0	0	1
Greg Gagne, R OBP: 0.299, SLG: 0.350 (1, 6)		K		F8		1B 1B	FC6-4 1B			4	1	2	0	0	1	2
Harvey Pulliam, R OBP: 0.246, SLG: 0.309 (1, 9)				F9		BB 1B 1B	FC6-4			3	0	2	1	0	0	0
Chris Gwynn, L (7, PH) OBP: 0.539, SLG: 0.376 (7, PH)										0	0	0	0	0	0	0
Craig Wilson, R (7, PH) OBP: 0.600, SLG: 0.600 (7, PH)										1	0	0	0	0	0	2
Felix Jose, S (8, 9) OBP: 0.309, SLG: 0.330 (8, 9)										0	0	0	0	0	0	0
Phil Hiatt, R OBP: 0.307, SLG: 0.382 (1, 5)		SF9			S 1B	BB 1B		K		3	0	2	2	0	1	0
Rico Rossy, R OBP: 0.300, SLG: 0.500 (1, 4)					K			G6-3		3	0	0	0	1	1	3

Inning Stats	R: 0	H: 0	E: 0	K: 0	S: 6	P: 11	R: 1	H: 3	E: 0	K: 1	S: 14	R: 0	H: 1	E: 0	K: 1	S: 9	R: 0	H: 0	E: 0	K: 0	S: 8	R: 0	H: 1	E: 0	K: 1	S: 10	R: 2	H: 5	E: 0	K: 2	S: 18	R: 1	H: 3	E: 1	K: 0	S: 10	R: 0	H: 0	E: 0	K: 1	S: 7	R: 0	H: 0	E: 0	K: 1	S: 8	R: 0	H: 0	E: 0	K: 1	S: 8	1B: 12	SF: 1	2B: 1	SAC: 0	3B: 0	DP: 1	HR: 0	HBP: 1	WP: 0	PA: 41
--------------	------	------	------	------	------	-------	------	------	------	------	-------	------	------	------	------	------	------	------	------	------	------	------	------	------	------	-------	------	------	------	------	-------	------	------	------	------	-------	------	------	------	------	------	------	------	------	------	------	------	------	------	------	------	--------	-------	-------	--------	-------	-------	-------	--------	-------	--------

PITCHER	IP	WLS	BF	H	R	ER	SO	BB	IBB	HBP	BLK	WP	HR	S	P	ERA	WHIP
Jimmy Key, L ERA: 2.14 (1, 1)	5.2		25	9	3	3	4	0	0	0	0	0	0	59	104	4.76	1.588
John Habyan, R ERA: 3.48 (6, 1)	1.0		8	4	1	0	1	1	0	0	0	0	0	14	22	0.00	5.000
Steve Howe, L ERA: 12.96 (7, 1)	1.1	W	4	0	0	0	1	0	0	0	0	0	0	9	14	0.00	0.000
Steve Farr, R ERA: 3.54 (9, 1)	1.0		4	0	0	0	1	0	0	1	0	0	0	8	13	0.00	0.000

BOTTOM

New York Yankees @ Kansas City Royals
Kauffman Stadium, Kansas City, MO

Tue Jun 08 1993, 7:05 PM CDT
Att: 21,155 - Unknown - 78 F

livebaseballscorecards.com

AB	38
R	4
H	13
RBI	3
BB	1
SO	7
LOB	17



Batter	1	2	3	4	5	6	7	8	9	AB R H RBI BB SO LOB	TOP																	
Bernie Williams, S (1, 8) <small>OBP: 0.341, SLG: 0.384</small>	1-3 K		3-2 G4-3	1-1 1B		1-3 K			1-2 L6	5 0 1 1 0 2 0																		
Dion James, L (1, 7) <small>OBP: 0.364, SLG: 0.451</small>	3-2 F9		2-1 G3	1-1 G3		3-2 G4-3			0-2 2B	5 0 1 0 0 0 2																		
Wade Boggs, L (1, 5) <small>OBP: 0.396, SLG: 0.374</small> Hensley Meulens, R (8, 9) <small>OBP: 0.300, SLG: 0.526</small>	2-2 G4-3		2-1 1B		1-0 G4-3		4-1 FC4-6 BB		1-3 K	3 0 1 0 1 0 0 1 0 0 0 0 1 1																		
Matt Nokes, L (1, 10) <small>OBP: 0.295, SLG: 0.456</small>		1-0 1B 2B 1B	1-2 G4-3		4-2 BB 1B BB		2-2 FC4-6		0-3 K	4 1 1 0 1 1 3																		
Paul O'Neill, L (1, 9) <small>OBP: 0.360, SLG: 0.511</small> Andy Stankiewicz, R (8, 5)		2-2 F7		0-1 G1-3	2-2 BB 1B		1-2 L4			4 0 1 0 0 0 2 0 0 0 0 0 0 0																		
Kevin Maas, L (1, 3) <small>OBP: 0.336, SLG: 0.442</small>		3-1 2B 1B		3-1 FC3-6 1B 1B	4-0 BB		2-1 P5			3 1 2 0 1 0 1																		
Mike Stanley, R (1, 2) <small>OBP: 0.387, SLG: 0.493</small> Jim Leyritz, R (8, 2) <small>OBP: 0.444, SLG: 0.575</small>		1-1 2B		0-1 FC3-6 1B	2-1 P3			1-3 K	4 0 2 1 0 1 3 0 0 0 0 0 0 0		AB 37																	
Spike Owen, S (1, 6) <small>OBP: 0.325, SLG: 0.326</small>		2-1 P5		0-1 FC3-6 1B	1-1 F8			1-3 K	4 1 0 0 0 1 7		RBI 3																	
Pat Kelly, R (1, 4) <small>OBP: 0.302, SLG: 0.414</small>		3-2 P6		0-0 1B 1B		3-2 F9		0-0 F9	4 0 1 1 0 0 2		BB 3																	
Inning Stats	R: 0 E: 0 K: 1 S: 13	H: 0 LOB: 0 BB: 0 P: 19	R: 1 E: 0 K: 0 S: 14	H: 3 LOB: 2 BB: 0 P: 26	R: 0 E: 0 K: 0 S: 10	H: 1 LOB: 1 BB: 0 P: 18	R: 2 E: 0 K: 0 S: 13	H: 4 LOB: 2 BB: 0 P: 18	R: 0 E: 0 K: 0 S: 11	H: 1 LOB: 3 BB: 2 P: 25	R: 0 E: 0 K: 1 S: 9	H: 0 LOB: 0 BB: 0 P: 16	R: 0 E: 0 K: 0 S: 9	H: 0 LOB: 1 BB: 1 P: 18	R: 0 E: 0 K: 2 S: 7	H: 0 LOB: 0 BB: 0 P: 9	R: 0 E: 0 K: 2 S: 13	H: 1 LOB: 1 BB: 0 P: 15	1B: 8 2B: 2 3B: 0 HR: 0	SF: 0 SAC: 0 DP: 0 HBP: 0	WP: 0 PB: 0 SB: 0 CS: 0	PA: 40						
PITCHER	IP	WLS	BF	H	R	ER	SO	BB	IBB	HBP	BLK	WP	HR	S	P	ERA	WHIP											
Hipolito Pichardo, R (1, 1) <small>ERA: 4.24</small>	5.0	W	26	9	3	3	1	2	0	0	0	0	0	61	106	5.40	2.200											
Tom Gordon, R (6, 1) <small>ERA: 4.35</small>	2.0		7	0	0	0	1	1	0	0	0	0	0	18	34	0.00	0.500											
Jeff Montgomery, R (8, 1) <small>ERA: 2.29</small>	1.0		3	0	0	0	2	0	0	0	0	0	0	7	9	0.00	0.000											
Rusty Meacham, R (9, 1) <small>ERA: 6.0</small>	1.0		4	1	0	0	2	0	0	0	0	0	0	13	15	0.00	1.000											

New York Yankees @ Kansas City Royals
Kauffman Stadium, Kansas City, MO

Wed Jun 09 1993, 7:05 PM CDT
Att. 21,582 - Unknown - 81 F

AB	37
R	3
H	10
RBI	3
BB	3
SO	6
LOB	21



livebaseballscorecards.com

Batter	1	2	3	4	5	6	7	8	9	AB	R	H	RBI	BB	SO	LOB
Brian McRae, S OBP: 0.351, SLG: 0.444 (1, 8)	3-3 K	0-2 G4-3		3-2 G4-3		2-0 G6-3	2-2 G1-3			5	0	0	0	0	1	2
Kevin McReynolds, R OBP: 0.333, SLG: 0.480 (1, 7)	4-0 BB 1B BB		1-0 G5-3	1-1 L7		3-3 K		2-1 F7		4	0	0	0	1	1	0
George Brett, L OBP: 0.275, SLG: 0.386 (1, 10)	0-0 BB 1-2 1B		1-2 1B BB 1B	0-1 G5-3			1-0 G3	1-3 K		5	1	2	0	0	1	0
Mike Macfarlane, R OBP: 0.360, SLG: 0.554 (1, 2)	0-3 K		4-0 1B 1B 1-2 1B BB		2-2 G5-3		3-2 BB FC6-4 2B	1-1 P4		4	2	1	0	1	1	2
Hubie Brooks, R OBP: 0.371, SLG: 0.379 (1, 3)	4-0 FC5-4 BB		0-0 1B 1B 1-2 2B 1B		1-2 F8		4-0 FC6-4 BB 1B 1BB			2	1	1	0	1	0	0
Wally Joyner, L OBP: 0.415, SLG: 0.485 (7, 3)	1-2 2-3 BB		1-2 2-3 1B		0-0 L4		4-2 1-2 2-3 FC6-4 BB			0	1	0	0	1	0	0
Greg Gagne, R OBP: 0.304, SLG: 0.350 (1, 6)	3-1 FC5-4		0-0 1B		0-0 L4		4-2 1-2 2-3 FC6-4 BB			3	0	1	1	1	0	3
Harvey Pulliam, R OBP: 0.283, SLG: 0.351 (1, 9)		4-2 FC5-4 BB	0-2 2B 1B		1-1 HR 2B		3-2 1-2f 2-3 3-H FC6-4 1B 2B			2	2	2	1	1	0	0
Chris Gwynn, L OBP: 0.336, SLG: 0.373 (7, PH)		0-0 FC5-4 S	2-2 2B		1-1 HR		1-2 2B 1B			1	1	0	1	0	0	2
Phil Hiatt, R OBP: 0.317, SLG: 0.419 (1, 5)		0-0 FC5-4 S	2-2 2B		1-1 HR		1-2 2B 1B			4	2	3	5	0	0	1
Rico Rossy, R OBP: 0.286, SLG: 0.500 (1, 4)		3-2 G6-3	0-0 L4		1-1 G4-3		0-0 1-1 2-H 2B			4	0	1	2	0	0	2

Inning Stats	R: 0	H: 1	E: 0	K: 2	S: 15	LOB: 3	BB: 2	P: 29	R: 0	H: 0	E: 0	K: 0	S: 9	LOB: 1	BB: 1	P: 16	R: 4	H: 5	E: 0	K: 0	S: 13	LOB: 1	BB: 1	P: 21	R: 0	H: 0	E: 0	K: 0	S: 7	LOB: 0	BB: 0	P: 11	R: 0	H: 0	E: 0	K: 0	S: 7	LOB: 0	BB: 0	P: 10	R: 2	H: 2	E: 0	K: 1	S: 10	LOB: 0	BB: 0	P: 18	R: 4	H: 3	E: 0	K: 0	S: 19	LOB: 1	BB: 2	P: 37	R: 0	H: 0	E: 0	K: 1	S: 7	LOB: 0	BB: 0	P: 11
--------------	------	------	------	------	-------	--------	-------	-------	------	------	------	------	------	--------	-------	-------	------	------	------	------	-------	--------	-------	-------	------	------	------	------	------	--------	-------	-------	------	------	------	------	------	--------	-------	-------	------	------	------	------	-------	--------	-------	-------	------	------	------	------	-------	--------	-------	-------	------	------	------	------	------	--------	-------	-------


PITCHER	IP	WLS	BF	H	R	ER	SO	BB	IBB	HBP	BLK	WP	HR	S	P	ERA	WHIP
Jim Abbott, L ERA: 4.66 (1, 1)	5.0	L	26	8	6	6	2	4	0	0	0	0	1	55	93	10.80	2.400
Bobby Munoz, R ERA: 4.76 (6, 1)	1.1		7	1	3	3	1	1	1	0	0	0	0	12	30	20.25	1.500
Neal Heaton, L ERA: 6.75 (7, 1)	1.2		7	2	1	1	1	0	0	0	0	0	0	20	30	5.40	1.200

BOTTOM

New York Yankees @ Kansas City Royals
Kauffman Stadium, Kansas City, MO

Wed Jun 09 1993, 7:05 PM CDT
Att: 21,582 - Unknown - 81 F

AB	34
R	10
H	11
RBI	10
BB	6
SO	4
LOB	12



1B	2B	3B	HR	SF	SAC	DP	HBP	WP	PA
6	4	0	1	0	0	0	0	0	40

Batter	1	2	3	4	5	6	7	8	9	AB R H RBI BB SO LOB	TOP											
Tim Raines, S OBP: 0.466, SLG: 0.629 (1, 7) ^B ^X	1-0 F8	4-0 BB		4-0 BB		1-0 G3-1		2-0 2-H 1B		3 0 1 1 2 0 0												
Joey Cora, S OBP: 0.363, SLG: 0.362 (1, 4) ^X	0-0 G3	1-0 L6		1-0 L9		0-0 S 1B		3-2 P6		5 0 1 0 0 0 5												
Frank Thomas, R OBP: 0.396, SLG: 0.536 (1, 3) ^B ^B ^F ^B ^B	4-1 2B BB		0-0 HR	1-0 P4		3-3 K 1-2		G5-4-3 1B		4 2 2 1 1 1 3												
Robin Ventura, L OBP: 0.397, SLG: 0.484 (1, 5) ^B ^B ^S ^{SAFE} ^X	2-2 1-H 2B		2-1 L7		1-1 HR		2-3 K		1 SAFE 1-3 K	5 1 2 2 0 2 1												
George Bell, R OBP: 0.247, SLG: 0.328 (1, 10) ^B ^S ^F ^X	1-2 G5-3		1-1 F9		2-3 K		0-1 P3		1-1 G5-4-3 1-2f	5 0 0 0 0 1 2												
Dan Pasqua, L OBP: 0.317, SLG: 0.377 (1, 9) ^C ^T ^C ^B ^B ^B ^B			3-3 K		1-3 K		2-3 K			4 0 0 0 0 3 0												
Ellis Burks, R OBP: 0.352, SLG: 0.477 (7, 9) ^C ^T ^C ^B ^B ^B ^B			F9		K		K			0 0 0 0 0 0 0												
Lance Johnson, L OBP: 0.339, SLG: 0.373 (1, 8) ^C ^X		0-1 F8		0-0 1B SF9 1B		4-1 S BB		0-1 E3 SH3-4 1B		3 2 1 0 1 0 0	AB 35											
Ron Karkovics, R OBP: 0.306, SLG: 0.479 (1, 2) ^B ^T ^X		1-1 1B 2B		1-1 S 1B		1-3 K 1-2		1 SAFE 1 SAFE 1 SAFE 1 SAFE SH3-4		3 1 2 0 0 1 1	R 6											
Ozzie Guillen, L OBP: 0.264, SLG: 0.331 (1, 6) ^B ^X		1-0 2-H 1B		0-1 SF9 3-H		G6-3		1-3 K		3 0 1 2 0 1 1	H 10											
											RBI 6											
											BB 4											
											SO 9											
											LOB 13											
Inning Stats	R: 1 E: 0 K: 0 S: 9	H: 1 LOB: 1 BB: 1 P: 17	R: 1 E: 0 K: 1 S: 10	H: 2 LOB: 2 BB: 1 P: 20	R: 1 E: 0 K: 0 S: 9	H: 1 LOB: 0 BB: 0 P: 14	R: 1 E: 0 K: 0 S: 7	H: 2 LOB: 2 BB: 1 P: 14	R: 1 E: 0 K: 3 S: 13	H: 1 LOB: 1 BB: 1 P: 21	R: 0 E: 0 K: 1 S: 8	H: 1 LOB: 1 BB: 0 P: 13	R: 0 E: 0 K: 2 S: 9	H: 0 LOB: 0 BB: 0 P: 13	R: 1 E: 1 K: 1 S: 12	H: 1 LOB: 1 BB: 0 P: 19	R: 0 E: 0 K: 1 S: 6	H: 1 LOB: 0 BB: 0 P: 11	1B: 6 2B: 2 3B: 0 HR: 2	SF: 1 SAC: 1 DP: 1 HBP: 0	WP: 0 PB: 0 SB: 3 CS: 0	PA: 41
PITCHER	IP WLS BF H R ER SO BB IBB HBP BLK WP HR S P ERA WHIP																					
David Cone, R ERA: 3.76 (1, 1)	5.0 L 26 7 5 5 4 4 0 0 0 0 0 2 48 86 9.00 2.200																					
Mark Gubicza, R ERA: 5.23 (6, 1)	3.0 12 2 1 0 4 0 0 0 0 0 0 0 29 45 0.00 0.667																					
Billy Brewer, L ERA: 0.93 (9, 1)	1.0 3 1 0 0 1 0 0 0 0 0 0 0 6 11 0.00 1.000																					

Chicago White Sox @ Kansas City Royals
Kauffman Stadium, Kansas City, MO

Fri Jun 11 1993, 7:05 PM CDT
Att. 28,216 - Unknown - 82 F

AB	35
R	6
H	10
RBI	6
BB	4
SO	9
LOB	13



livebaseballscorecards.com

Batter	1	2	3	4	5	6	7	8	9	AB	R	H	RBI	BB	SO	LOB
Felix Jose, S OBP: 0.313, SLG: 0.344 (1, 9)	0-0 E9 K 2B		0-1 F8			0-0 G4-3 G3 2B	0-2 G4-3			4	1	2	0	0	0	2
Brian McRae, S OBP: 0.349, SLG: 0.438 (1, 8)	2-3 K 3-H		4-2 PO BB			0-1 G4-3		1-1 G3		3	0	0	0	1	1	2
George Brett, L OBP: 0.270, SLG: 0.379 (1, 10)	2-0 F9		1-0 PO 1-2	3-2 L8		1-1 G3		1-1 F8		4	0	0	1	0	0	0
Wally Joyner, L OBP: 0.417, SLG: 0.485 (1, 3)		1-3 K		0-0 L8		2-1 1B		0-1 1B		4	0	2	0	0	1	0
Chris Gwynn, L OBP: 0.336, SLG: 0.372 (1, 7)		1-2 FC5 1B		3-3 K		0-0 F8		1-3 K		3	0	1	0	0	1	1
Harvey Pulliam, R OBP: 0.279, SLG: 0.345 (8, PH) (9, 7)										1	0	0	0	0	1	1
Brent Mayne, L OBP: 0.320, SLG: 0.383 (1, 2)		2-1 SAFE 1-2 1B		1-2 P6		1-2 1B 1B		0-3 K		4	0	2	0	0	1	0
Craig Wilson, R OBP: 0.444, SLG: 0.375 (1, 5)		1-2 F7		1-1 G3-1		4-1 1B BB		1-2 G3		3	0	0	0	1	0	2
Greg Gagne, R OBP: 0.313, SLG: 0.359 (1, 6)		2-1 FC5 2-3f		2-2 1B		2-1 1B 2-H		0-1 1B		4	0	3	0	0	0	2
Jose Lind, R OBP: 0.245, SLG: 0.272 (1, 4)			0-1 F8		2-1 F8		1-2 F7		1-2 G4-3	2	0	0	0	0	0	1
Kevin McReynolds, R OBP: 0.329, SLG: 0.474 (7, PH)										1	0	0	0	0	0	2
Rico Rossy, R OBP: 0.267, SLG: 0.462 (8, 4)										1	0	0	0	0	0	1

Inning Stats	R: 0	H: 1	R: 0	H: 2	R: 0	H: 0	R: 0	H: 1	R: 1	H: 2	R: 0	H: 2	R: 0	H: 1	R: 0	H: 1	1B: 8	SF: 0	WP: 0	PA: 37
	E: 1	LOB: 0	E: 0	LOB: 2	E: 0	LOB: 0	E: 0	LOB: 1	E: 0	LOB: 1	E: 0	LOB: 2	E: 0	LOB: 1	E: 0	LOB: 1	2B: 2	SAC: 0	PB: 0	
	K: 1	BB: 0	K: 1	BB: 0	K: 0	BB: 1	K: 0	BB: 0	K: 0	BB: 0	K: 0	BB: 1	K: 1	BB: 0	K: 1	BB: 0	3B: 0	DP: 0	SB: 0	
	S: 5	P: 9	S: 13	P: 20	S: 7	P: 12	S: 8	P: 14	S: 8	P: 11	S: 10	P: 18	S: 10	P: 13	S: 14	P: 16	HR: 0	HBP: 0	CS: 0	

PITCHER	IP	WLS	BF	H	R	ER	SO	BB	IBB	HBP	BLK	WP	HR	S	P	ERA	WHIP
Jack McDowell, R ERA: 3.9 (1, 1)	7.0	W	28	8	1	1	3	2	0	0	0	0	0	63	102	1.29	1.429
Scott Radinsky, L ERA: 5.4 (8, 1)	0.2		3	1	0	0	0	0	0	0	0	0	0	6	8	0.00	1.500
Roberto Hernandez, R ERA: 2.22 (8, 1)	1.1		5	1	0	0	2	0	0	0	0	0	0	18	21	0.00	0.750


BOTTOM

Chicago White Sox @ Kansas City Royals
Kauffman Stadium, Kansas City, MO

Fri Jun 11 1993, 7:05 PM CDT
Att: 28,216 - Unknown - 82 F

livebaseballscorecards.com

AB	34
R	1
H	10
RBI	1
BB	2
SO	5
LOB	14



Batter	1	2	3	4	5	6	7	8	9	10	11	12	13	14	15	AB	R	H	RBI	BB	SO	LOB	BOTTOM								
Felix Jose, S OBP: 0.302, SLG: 0.332 (1, 9)	0-0 G4-3		3-2 G3		1-2 G3		0-0 F8			1-3 K			0-0 B1		1-0 F7	7	0	0	0	0	1	4	<p>Chicago White Sox @ Kansas City Royals Kauffman Stadium, Kansas City, MO</p> <p>Sat Jun 12 1993, 7:05 PM CDT Att. 38,918 - Unknown - 86 F</p>								
Brian McRae, S OBP: 0.347, SLG: 0.438 (1, 8)	3-2 G4-3 2B		2-2 F7			2-1 P4		0-1 B1-3			3-2 L8-3 1B		1-0 FC4-6		3-3 K	7	0	2	0	0	1	2									
George Brett, L OBP: 0.272, SLG: 0.374 (1, 10)	2-2 G4-3		0-2 G6-3			4-1 BB		1-2 G3-6 1B			1 SAFE L9		2-3 K			5	0	1	0	1	1	4									
Wally Joyner, L OBP: 0.407, SLG: 0.471 (1, 3)	0-1 F8			1-2 F9		1-1 P5		3-1 G3-6			0-1 L8-3			1-1 G3-1			6	0	0	0	0	4									
Mike Macfarlane, R OBP: 0.366, SLG: 0.540 (1, 2)		4-2 G4-6-3 1B BB		1-0 G4-6-3 HBP		0-3 K		0-0 F8				1-0 P9		4-1 BB			3	0	0	0	2	1		1							
Brent Mayne, L OBP: 0.320, SLG: 0.383 (14, PR) (15, 2)																															
Chris Gwynn, L OBP: 0.351, SLG: 0.389 (1, 7)		2-1 G4-6-3 1B		0-0 G4-6-3 1B			3-2 SH1-3 1B 2B		2-1 P5			3-2 WP 1B		4-0 IBB			5	1	3	0	1	0		1							
Greg Gagne, R OBP: 0.305, SLG: 0.349 (1, 6)		1-1 G4-6-3		0-2 P4		0-1 SH1-3		0-1 F9				3-2 G5-3		1-3 K			5	0	0	0	0	1		5							
Phil Hiatt, R OBP: 0.310, SLG: 0.408 (1, 5)		1-3 K		1-3 K		1-3 K		1-3 K			1-3 K		1-0 G6-3		0-3 K																
Craig Wilson, R OBP: 0.364, SLG: 0.300 (12, PH) (13, 5)																															
Jose Lind, R OBP: 0.263, SLG: 0.285 (1, 4)			1-2 G3 1B		0-0 1B		1-1 1B		1-0 P9				4-2 FC4-6 BB																		
Hubie Brooks, R OBP: 0.366, SLG: 0.373 (15, PH)																															
Inning Stats	R: 0 E: 0 K: 0 S: 10	H: 1 LOB: 1 BB: 0 P: 15	R: 0 E: 0 K: 1 S: 9	H: 1 LOB: 1 BB: 1 P: 17	R: 0 E: 0 K: 0 S: 5	H: 0 LOB: 0 BB: 0 P: 7	R: 0 E: 0 K: 1 S: 12	H: 1 LOB: 1 BB: 0 P: 13	R: 0 E: 0 K: 1 S: 8	H: 0 LOB: 1 BB: 1 P: 15	R: 1 E: 0 K: 1 S: 14	H: 2 LOB: 1 BB: 0 P: 19	R: 0 E: 0 K: 0 S: 7	H: 1 LOB: 0 BB: 0 P: 11	R: 0 E: 0 K: 0 S: 5	H: 0 LOB: 0 BB: 0 P: 7	R: 0 E: 0 K: 2 S: 7	H: 0 LOB: 0 BB: 0 P: 10	R: 0 E: 0 K: 0 S: 7	H: 1 LOB: 0 BB: 0 P: 10	R: 0 E: 0 K: 0 S: 8	H: 1 LOB: 1 BB: 0 P: 16		R: 0 E: 0 K: 1 S: 8	H: 0 LOB: 1 BB: 1 P: 15	R: 0 E: 0 K: 1 S: 5	H: 0 LOB: 0 BB: 0 P: 9	1B: 7 2B: 3 3B: 0 HR: 0	SF: 0 SAC: 1 DP: 4 HBP: 1	WP: 2 PB: 0 SB: 1 CS: 0	PA: 56
PITCHER	IP WLS BF H R ER SO BB IBB HBP BLK WP HR S P ERA WHIP																														
Alex Fernandez, R ERA: 2.8 (1, 1)	10.0																														
Scott Radinsky, L ERA: 5.19 (11, 1)	1.0	3	1	0	0	0	0	0	0	7	10	0.00	1.000																		
Jeff Schwarz, R ERA: 1.96 (12, 1)	3.0	W 13	1	0	0	3	2	1	0	0	2	0	26	51	0.00	1.000															
Roberto Hernandez, R ERA: 2.15 (15, 1)	1.0	S 3	0	0	0	1	0	0	0	0	0	0	5	9	0.00	0.000															

AB	49
R	1
H	9
RBI	1
BB	5
SO	10
LOB	26



Batter	1	2	3	4	5	6	7	8	9	10	AB R H RBI BB SO LOB	TOP												
Tim Raines, S OBP: 0.440, SLG: 0.617 (1, 7) X	0-0 B3-1			1-0 F9			4-2 2B 1B BB	1-1 F7		1-2 F9	4 1 0 0 1 0 2	Chicago White Sox @ Kansas City Royals Kauffman Stadium, Kansas City, MO Sun Jun 13 1993, 3:33 AM CDT Att. 31,949 - Sunny												
Joey Cora, S OBP: 0.357, SLG: 0.361 (1, 4) B C X	2-1 F7			3-2 G4-3			1-2 E 2B	2-2 P6		1-1 E 1B	5 1 2 0 0 0 2													
Frank Thomas, R OBP: 0.397, SLG: 0.525 (1, 10) B C F B X	3-2 F9			3-2 P3			2-0 E7 1B 1B	4-1 BB		1-3 K	4 1 1 1 1 1 1													
Robin Ventura, L OBP: 0.400, SLG: 0.480 (1, 5) C X		0-1 CS 1B				4-2 L4-3 BB	2-0 L4-3 1B	1-0 G4-3		2-3 K	4 0 2 0 1 1 4													
Dan Pasqua, L OBP: 0.292, SLG: 0.342 (1, 3) F B 1 SAFE B S B 1 S		3-3 K 1-2				2-2 L4-3 1-2	3-2 L4-3 1-2	1-0 G4-3			4 0 0 0 0 1 4													
Ellis Burks, R OBP: 0.353, SLG: 0.476 (1, 9) C X		0-1 G3-1				2-3 K	2-1 1B	0-3 K			4 0 1 1 0 2 0													
Lance Johnson, L OBP: 0.329, SLG: 0.357 (1, 8) B F X				1-1 F7			1-0 P7	4-1 L5		4-1 3B BB	3 1 0 0 1 0 1													
Ron Karkovice, R OBP: 0.316, SLG: 0.509 (1, 2) B F B 1 S				3-3 K			1-2 G4-3		0-0 BB 1B	0-1 1B 3B	4 0 2 1 0 1 0													
Ozzie Guillen, L OBP: 0.263, SLG: 0.327 (1, 6) F B X				1-1 L9			2-1 P6		0-1 BB 1B	3-1 F8	4 0 1 0 0 0 1													
Inning Stats	R: 0 E: 0 K: 0 S: 6	H: 0 LOB: 0 BB: 0 P: 11	R: 0 E: 0 K: 1 S: 7	H: 1 LOB: 0 BB: 0 P: 10	R: 0 E: 0 K: 1 S: 7	H: 0 LOB: 0 BB: 0 P: 12	R: 0 E: 0 K: 0 S: 8	H: 0 LOB: 0 BB: 0 P: 15	R: 0 E: 0 K: 1 S: 12	H: 0 LOB: 1 BB: 1 P: 20	R: 0 E: 0 K: 0 S: 7		H: 0 LOB: 0 BB: 0 P: 11	R: 3 E: 1 K: 0 S: 14	H: 4 LOB: 1 BB: 1 P: 29	R: 0 E: 0 K: 0 S: 10	H: 2 LOB: 3 BB: 1 P: 18	R: 1 E: 0 K: 1 S: 9	H: 1 LOB: 1 BB: 1 P: 17	R: 0 E: 0 K: 2 S: 13	H: 1 LOB: 1 BB: 0 P: 18	1B: 7 2B: 4 3B: 1 HR: 0	SF: 0 SAC: 0 DP: 3 HBP: 0	WP: 0 PB: 0 SB: 0 CS: 1
PITCHER	IP WLS BF H R ER SO BB IBB HBP BLK WP HR S P ERA WHIP																							
Kevin Appier, R ERA: 3.43 (1, 1)	6.2		4	3	3	3	2	0	0	0	0	0	0	0	58	102	4.05	0.900						
Mark Gubicza, R ERA: 5.13 (7, 1)	1.0	W	6	3	0	0	0	0	0	0	0	0	0	11	17	0.00	3.000							
Tom Gordon, R ERA: 4.15 (8, 1)	2.1		11	2	1	1	3	2	0	0	0	0	0	24	42	3.86	1.714							

livebaseballscores.com

AB	36
R	4
H	9
RBI	3
BB	4
SO	6
LOB	15



Batter	1	2	3	4	5	6	7	8	9	AB R H RBI BB SO LOB	TOP
Brian McRae, S OBP: 0.343, SLG: 0.438 (1, 8) C B X	1-1 2B 2B		3-1 G6-3			0-1 F8		0-1 2B		4 2 2 0 0 0 1	
Harvey Pulliam, R OBP: 0.292, SLG: 0.387 (1, 9) C L X	0-2 SH1 2B 2-H		1-3 K			1-2 G6-3		0-1 2B 2-H		4 0 2 2 0 1 1	
Wally Joyner, L OBP: 0.402, SLG: 0.458 (1, 3) B T X	1-1 SH1 2-3			1-0 CS HBP		2-3 K		0-3 K		2 0 0 0 0 2 2	
Mike Macfarlane, R OBP: 0.370, SLG: 0.573 (1, 2) H	1-0 G6-4-3 HBP			1-3 K 1-2			2-2 HR		2-3 K2-3	3 1 1 1 0 2 1	
Hubie Brooks, R OBP: 0.355, SLG: 0.361 (1, 10) C S F B X	1-2 G6-4-3 1-2f			1-2 G5-3			2-3 K		2-2 G6-3	4 0 0 0 0 1 2	
Kevin McReynolds, R OBP: 0.309, SLG: 0.435 (1, 7) S B B S					1-3 K				2-3 K	4 0 0 0 0 4 0	
Phil Hiatt, R OBP: 0.299, SLG: 0.392 (1, 5) C C C					0-3 K					3 0 0 0 0 3 0	
Greg Gagne, R OBP: 0.285, SLG: 0.337 (1, 6) C B C C					1-3 K				2-3 K	3 0 0 0 0 3 0	
Jose Lind, R OBP: 0.264, SLG: 0.285 (1, 4) B S F B X					2-3 K				1-1 G1-3 1B	3 0 1 0 0 1 0	
Inning Stats	R: 1 H: 2 E: 0 LOB: 1 K: 0 BB: 0 S: 12 P: 16	R: 0 H: 0 E: 0 LOB: 0 K: 3 BB: 0 S: 9 P: 11	R: 0 H: 0 E: 0 LOB: 0 K: 2 BB: 0 S: 9 P: 15	R: 0 H: 0 E: 0 LOB: 0 K: 1 BB: 0 S: 6 P: 9	R: 0 H: 0 E: 0 LOB: 0 K: 3 BB: 0 S: 9 P: 11	R: 0 H: 1 E: 0 LOB: 1 K: 1 BB: 0 S: 12 P: 17	R: 1 H: 1 E: 0 LOB: 0 K: 3 BB: 0 S: 12 P: 16	R: 1 H: 2 E: 0 LOB: 1 K: 2 BB: 0 S: 12 P: 15	R: 0 H: 0 E: 0 LOB: 0 K: 2 BB: 0 S: 9 P: 15	1B: 1 SF: 0 2B: 4 SAC: 1 3B: 0 DP: 1 HR: 1 HBP: 2	WP: 0 PA: 33 PB: 0 SB: 0 CS: 1
PITCHER Randy Johnson, L ERA: 2.71 (1, 1)	IP WLS BF H R ER SO BB IBB HBP BLK WP HR S P ERA WHIP										
Norm Charlton, L ERA: 2.74 (9, 1)	1.0 S 3 0 0 0 2 0 0 0 0 0 0 0 9 15 0.00 0.000										

Kansas City Royals @ Seattle Mariners
 The Kingdom, Seattle, WA
 Mon Jun 14 1993, 10:05 PM EDT
 Att. 29,399 - Dome

livebaseballscorecards.com

AB 30
R 3
H 6
RBI 3
BB 0
SO 17
LOB 7



Batter	1	2	3	4	5	6	7	8	9
Omar Vizquel, S OBP: 0.343, SLG: 0.303 (1, 6)	L6		G4-6-3 1B	G4-3			CS 1B	F7	
Mackey Sasser, L Henry Cotto, R OBP: 0.281, SLG: 0.317 OBP: 0.196, SLG: 0.245 (1, 7) (9, 7)	BB BB		G4-6-3 1-2f		G6-3		K 1-2		
Ken Griffey Jr., L OBP: 0.389, SLG: 0.532 (1, 8)	1-2 BB			HR 2B		CS 1B		1B SF8 BB	
Pete O'Brien, L OBP: 0.355, SLG: 0.453 (1, 10)	K			K		F9 1-2		SF8 1B 1B	
Jay Buhner, R OBP: 0.373, SLG: 0.502 (1, 9)	F9			HR BB		HR		1B BB	
Tino Martinez, L OBP: 0.353, SLG: 0.470 (1, 3)		G4-3		HR		F7		SF8	
Edgar Martinez, R Mike Blowers, R Mike Felder, S Rich Amaral, R OBP: 0.329, SLG: 0.311 OBP: 0.331, SLG: 0.476 OBP: 0.297, SLG: 0.313 OBP: 0.358, SLG: 0.395 (1, 5) (3, 5) (8, PH) (9, 4)	K	K		G5-3 HBP BB		P6		HBP 1B	
Dave Valle, R OBP: 0.376, SLG: 0.407 (1, 2)	K			G5-3 HBP		F9		HBP	
Greg Litton, R OBP: 0.381, SLG: 0.316 (1, 4) (9, 5)			P3	G5-3		G5-3		P5	

Inning Stats	R: 0 E: 0 K: 1 S: 10	H: 0 LOB: 2 BB: 2 P: 22	R: 0 E: 0 K: 2 S: 10	H: 0 LOB: 0 BB: 0 P: 12	R: 0 E: 0 K: 0 S: 4	H: 1 LOB: 0 BB: 0 P: 4	R: 3 E: 0 K: 1 S: 15	H: 2 LOB: 2 BB: 2 P: 29	R: 0 E: 0 K: 0 S: 9	H: 1 LOB: 0 BB: 0 P: 14	R: 1 E: 0 K: 0 S: 7	H: 1 LOB: 0 BB: 0 P: 7	R: 0 E: 0 K: 1 S: 8	H: 1 LOB: 0 BB: 0 P: 11	R: 2 E: 0 K: 0 S: 15	H: 2 LOB: 3 BB: 2 P: 33
--------------	-------------------------------	----------------------------------	-------------------------------	----------------------------------	------------------------------	---------------------------------	-------------------------------	----------------------------------	------------------------------	----------------------------------	------------------------------	---------------------------------	------------------------------	----------------------------------	-------------------------------	----------------------------------

PITCHER	IP	WLS	BF	H	R	ER	SO	BB	IBB	HBP	BLK	WP	HR	S	P	ERA	WHIP
Mark Gardner, R ERA: 6.03 (1, 1)	7.0	L	31	7	6	6	5	5	0	1	0	0	2	66	106	7.71	1.714
Rusty Meacham, R ERA: 5.57 (8, 1)	1.0		6	1	0	0	0	1	0	1	0	0	0	12	26	0.00	2.000

BOTTOM

Kansas City Royals @ Seattle Mariners
The Kingdom, Seattle, WA

Mon Jun 14 1993, 10:05 PM EDT
Att. 29,399 - Dome

AB	R	H	RBI	BB	SO	LOB
5	0	2	0	0	0	5
3	0	0	0	1	1	2
0	0	0	0	0	0	0
2	2	2	0	2	0	0
4	1	1	0	0	2	4
2	2	1	1	2	0	2
3	1	1	4	0	0	0
1	0	0	0	0	1	0
1	0	0	0	1	0	0
1	0	1	1	0	0	0
0	0	0	0	0	0	0
2	0	0	0	0	1	0
4	0	0	0	0	0	5

1B: 5	SF: 1	WP: 0	PA: 37
2B: 1	SAC: 0	PB: 0	
3B: 0	DP: 1	SB: 0	
HR: 2	HBP: 2	CS: 2	



AB	R	H	RBI	BB	SO	LOB
28	6	8	6	6	5	18

PITCHER	IP	WLS	BF	H	R	ER	SO	BB	IBB	HBP	BLK	WP	HR	S	P	ERA	WHIP
---------	----	-----	----	---	---	----	----	----	-----	-----	-----	----	----	---	---	-----	------

Batter	1	2	3	4	5	6	7	8	9	AB R H RBI BB SO LOB	TOP																
Felix Jose, S (1, 9) OBP: 0.313, SLG: 0.337	2-2 CS 1B	4-1 BB BB		1-2 G1-3			0-0 P7			3 0 1 0 1 0 1																	
Brian McRae, S (1, 8) OBP: 0.349, SLG: 0.437	4-2 1B BB 1-2	4-2 BB 1-2 2-3 3-H			4-1 BB G4-6-3 BB		2-1 G3			1 0 0 1 3 0 1																	
George Brett, L (1, 10) OBP: 0.283, SLG: 0.386	2-2 1B 1-2	0-0 G4-3			2-1 G4-6-3 1-2f		1-2 G6-3			4 0 1 0 0 0 4																	
Mike Macfarlane, R (1, 2) OBP: 0.361, SLG: 0.556	0-0 L8		2-1 F7		2-2 G6-3		1-3 K			4 0 0 0 0 1 2																	
Wally Joyner, L (1, 3) OBP: 0.395, SLG: 0.450	1-1 G3		3-2 F8		1-2 G3-1		2-1 F7			4 0 0 0 0 0 2																	
Chris Gwynn, L (1, 7) OBP: 0.358, SLG: 0.391		1-1 G4-3 BB BB 1B	4-1 BB BB		2-0 L8		1-3 K			2 1 1 0 1 0 0																	
Kevin McReynolds, R (9, PH) OBP: 0.305, SLG: 0.430										1 0 0 0 0 1 0																	
Craig Wilson, R (1, 5) OBP: 0.267, SLG: 0.214		1-1 F9	2-1 G1-3		2-1 G6-3		2-3 K			4 0 0 0 0 1 2																	
Greg Gagne, R (1, 6) OBP: 0.294, SLG: 0.332		4-1 BB G4-3 BB 1-2 BB		1-0 F8		1-2 G6-3		2-1 B2		3 0 0 0 1 0 0																	
Jose Lind, R (1, 4) OBP: 0.265, SLG: 0.286		3-2 G4-3		0-0 F9		0-1 1B				3 0 1 0 0 0 2																	
Inning Stats	R: 0 E: 0 K: 0 S: 11	H: 2 LOB: 2 BB: 1 P: 20	R: 1 E: 0 K: 0 S: 15	H: 1 LOB: 3 BB: 3 P: 31	R: 0 E: 0 K: 0 S: 12	H: 0 LOB: 1 BB: 1 P: 23	R: 0 E: 0 K: 0 S: 5	H: 0 LOB: 0 BB: 0 P: 7	R: 0 E: 0 K: 0 S: 8	H: 0 LOB: 0 BB: 1 P: 16	R: 0 E: 0 K: 0 S: 6	H: 0 LOB: 0 BB: 0 P: 11	R: 0 E: 0 K: 0 S: 8	H: 1 LOB: 1 BB: 0 P: 11	R: 0 E: 0 K: 1 S: 9	H: 0 LOB: 0 BB: 0 P: 13	R: 0 E: 0 K: 2 S: 8	H: 0 LOB: 0 BB: 0 P: 13	R: 0 E: 0 K: 2 S: 8	H: 0 LOB: 0 BB: 0 P: 13	1B: 4 2B: 0 3B: 0 HR: 0	SF: 0 SAC: 0 DP: 1 HBP: 0	WP: 0 PB: 0 SB: 0 CS: 1	PA: 35			
PITCHER	IP	WLS	BF	H	R	ER	SO	BB	IBB	HBP	BLK	WP	HR	S	P	ERA	WHIP										
Jim Converse, R (1, 1) ERA: 4.0	7.0	W	29	4	1	1	0	6	0	0	0	0	0	65	119	1.29	1.429										
Dennis Powell, L (8, 1) ERA: 3.71	1.0		3	0	0	0	1	0	0	0	0	0	0	9	13	0.00	0.000										
Jeff Nelson, R (9, 1) ERA: 2.74	1.0		3	0	0	0	2	0	0	0	0	0	0	8	13	0.00	0.000										

Kansas City Royals @ Seattle Mariners
The Kingdom, Seattle, WA
Tue Jun 15 1993, 10:05 PM EDT
Att. 13,474 - Dome

livebaseballscorecards.com

AB	29
R	1
H	4
RBI	1
BB	6
SO	3
LOB	14



Batter	1	2	3	4	5	6	7	8	9	AB	R	H	RBI	BB	SO	LOB
Omar Vizquel, S OBP: 0.346, SLG: 0.303 (1, 6)	0-0 BB 1B SF8 1B	2-1 G1-3		1-0 G4-3 1-2			4-2 G6-4-3 BB			3	1	1	0	1	0	3
Mackey Sasser, L OBP: 0.279, SLG: 0.313 (1, 7)	0-1 SF8 BB 1-2 1B		0-0 F8		0-1 G4-3		1-2 G6-4-3 1-2f			4	0	1	0	0	0	1
Henry Cotto, R OBP: 0.196, SLG: 0.245 (8, 7)										0	0	0	0	0	0	0
Ken Griffey Jr., L OBP: 0.394, SLG: 0.547 (1, 8)	4-1 G5-4-3 1-2 2-3 BB		3-1 G4-3 2B 1B		1-2 F8			3-2 HR		3	2	2	1	1	0	0
Pete O'Brien, L OBP: 0.353, SLG: 0.451 (1, 10)	0-2 SF8 2-3 3-H		0-1 G4-3 1-2		2-3 K			2-2 HR 1B		3	1	1	1	0	1	1
Jay Buhner, R OBP: 0.375, SLG: 0.520 (1, 9)	0-0 G5-4-3 1-2f		2-1 2-H 2B		0-2 HR			2-0 F9		4	1	2	2	0	0	3
Tino Martinez, L OBP: 0.359, SLG: 0.483 (1, 3)		4-1 BB BB	1-3 K		3-2 FC1-6 HBP			1-1 HR		2	1	1	2	1	1	1
Mike Blowers, R OBP: 0.321, SLG: 0.461 (1, 5)		1-3 K		1-1 G6-3		1-2 FC1-6 1-2f G5-4-3		3-3 K		4	0	0	0	0	2	2
Dave Valle, R OBP: 0.373, SLG: 0.403 (1, 2)		2-1 F7		1-2 FC6-4 1B		1-1 G5-4-3 1-2f		2-1 L7		4	0	1	0	0	0	2
Rich Amaral, R OBP: 0.357, SLG: 0.391 (1, 4)		4-2 BB		1-0 FC6-4 WP 1-2f			1-2 G4-3			2	0	0	0	1	0	1

Inning Stats	R: 1	H: 2	E: 0	K: 0	S: 8	R: 0	H: 0	E: 0	K: 1	S: 11	R: 0	H: 2	E: 0	K: 1	S: 10	R: 0	H: 0	E: 0	K: 1	S: 8	R: 1	H: 1	E: 0	K: 0	S: 10	R: 0	H: 0	E: 0	K: 1	S: 8	R: 0	H: 1	E: 0	K: 0	S: 9	R: 3	H: 3	E: 0	K: 1	S: 15
	LOB: 1	BB: 1	P: 12			LOB: 2	BB: 2	P: 24			LOB: 1	BB: 0	P: 16			LOB: 0	BB: 0	P: 11			LOB: 0	BB: 0	P: 15			LOB: 0	BB: 1	P: 28			LOB: 0	BB: 0	P: 28			LOB: 0	BB: 0	P: 28		

PITCHER	IP	WLS	BF	H	R	ER	SO	BB	IBB	HBP	BLK	WP	HR	S	P	ERA	WHIP
Hipolito Pichardo, R ERA: 4.21 (1, 1)	7.0	L	29	6	3	3	3	4	0	1	0	1	1	64	105	3.86	1.429
Billy Brewer, L ERA: 3.09 (8, 1)	1.0		6	3	3	3	1	0	0	0	0	0	2	15	28	27.00	3.000

BOTTOM

Kansas City Royals @ Seattle Mariners
The Kingdom, Seattle, WA

Tue Jun 15 1993, 10:05 PM EDT
Att. 13,474 - Dome

AB	29
R	6
H	9
RBI	6
BB	4
SO	4
LOB	14



1B: 5	SF: 1	WP: 1	PA: 35
2B: 1	SAC: 0	PB: 0	
3B: 0	DP: 3	SB: 0	
HR: 3	HBP: 1	CS: 0	

Batter	1	2	3	4	5	6	7	8	9	AB R H RBI BB SO LOB	TOP											
Felix Jose, S (1, 9) OBP: 0.319, SLG: 0.348	1-0 SH1 1B		3-2 2B	3-3 K 2-3			2-2 F8		3-2 FC4-2 2B 1B 1-3 2-H	5 1 3 1 0 1 2												
Brian McRae, S (1, 8) OBP: 0.348, SLG: 0.431	1-1 SH1 1-2		1-3 K		4-1 FC3-6 1B FC3-2 BB		3-3 K		FC4-2 2B 1-2 3-H	3 1 0 0 1 2 3												
George Brett, L (1, 10) OBP: 0.285, SLG: 0.391	2-3 K		1-3 K		0-1 1 SAFE 1 SAFE 1B FC3-6		2-2 F9		0-1 1-H 2-H 2B	5 0 2 2 0 2 2												
Wally Joyner, L (1, 3) OBP: 0.392, SLG: 0.442	4-0 IBB		1-0 G6-3		0-0 FC3-6 1B FC3-2 1-2 2-3			2-3 K	0-2 G6-3	4 0 0 0 1 1 4												
Chris Gwynn, L (1, 7) OBP: 0.355, SLG: 0.394	1-0 L8			0-0 G2-3 1B 2B	1-2 FC3-2 1B			2-2 G3-1		4 1 1 0 0 0 4												
Craig Wilson, R (1, 5) OBP: 0.368, SLG: 0.333		1-1 1B		1-1 G2-3	1-2 1B 2-2			0-0 CS 1B		4 0 3 0 0 0 1												
Brent Mayne, L (1, 2) OBP: 0.327, SLG: 0.398		2-3 K 1-2		2-0 1B 1B	2-2 1B	0-1 G4-3		3-2 CS 1-2	1-1 1B FC5-2 2B	4 1 2 1 0 1 1												
Greg Gagne, R (1, 6) OBP: 0.307, SLG: 0.345		3-2 1B		2-2 CS 1B 1B	2-1 CS 1B	2-1 CS			1-2 1B 1B	4 1 4 0 0 0 0												
Jose Lind, R (1, 4) OBP: 0.265, SLG: 0.285		0-0 F8		2-1 1B	2-0 G5-3	2-0 G5-3		0-2 FC5-2 1B FC4-2 3-H		4 0 1 1 0 0 4												
Inning Stats	R: 0 E: 0 K: 1 S: 8	H: 1 LOB: 2 BB: 1 P: 17	R: 0 E: 0 K: 1 S: 9	H: 2 LOB: 1 BB: 0 P: 15	R: 0 E: 0 K: 2 S: 11	H: 1 LOB: 1 BB: 0 P: 17	R: 2 E: 0 K: 1 S: 15	H: 4 LOB: 2 BB: 0 P: 25	R: 0 E: 0 K: 0 S: 11	H: 2 LOB: 2 BB: 1 P: 18	R: 0 E: 0 K: 0 S: 6	H: 1 LOB: 0 BB: 0 P: 9	R: 0 E: 0 K: 1 S: 12	H: 0 LOB: 0 BB: 0 P: 19	R: 0 E: 0 K: 1 S: 10	H: 1 LOB: 0 BB: 0 P: 17	R: 3 E: 0 K: 0 S: 17	H: 4 LOB: 1 BB: 0 P: 24	1B: 12 2B: 5 3B: 0 HR: 0	SF: 0 SAC: 1 DP: 1 HBP: 0	WP: 0 PB: 0 SB: 0 CS: 3	PA: 41
PITCHER	IP WLS BF H R ER SO BB IBB HBP BLK WP HR S P ERA WHIP																					
Erik Hanson, R (1, 1) ERA: 2.81	8.0 L 33 12 2 2 7 1 1 0 0 0 0 82 137 2.25 1.625																					
Rich DeLucia, R (9, 1) ERA: 3.51	0.1 4 3 3 3 0 0 0 0 0 0 0 11 16 81.00 9.000																					
Dennis Powell, L (9, 1) ERA: 3.62	0.2 3 1 0 0 0 0 0 0 0 0 0 6 8 0.00 1.500																					

Kansas City Royals @ Seattle Mariners
The Kingdome, Seattle, WA
Wed Jun 16 1993, 10:05 PM EDT
Att. 14,924 - Dome

livebaseballscorecards.com

AB	37
R	5
H	16
RBI	5
BB	2
SO	7
LOB	21



Batter	1	2	3	4	5	6	7	8	9	AB	R	H	RBI	BB	SO	LOB
Omar Vizquel, S OBP: 0.350, SLG: 0.306 (1, 6)	4-1 FC4-6 BB		1-2 G6-3			2-2 1B		1-2 1B	2-2 G4-3	4	0	2	0	1	0	3
Mike Felder, S OBP: 0.291, SLG: 0.307 (1, 7)	1-1 P9		3-1 P2			3-2 F8		2-0 P7		4	0	0	0	0	0	4
Ken Griffey Jr., L OBP: 0.392, SLG: 0.542 (1, 8)	0-2 FC4-6			0-1 F7		2-3 K		2-2 1B		4	0	1	0	0	1	2
Pete O'Brien, L OBP: 0.345, SLG: 0.439 (1, 10)	3-2 F7			3-1 F8		1-1 F7		1-3 K		4	0	0	0	0	1	4
Tino Martinez, L OBP: 0.358, SLG: 0.479 (1, 3)		2-2 G6-3		1-2 G4-3			0-1 G4-3		1-1 FC3-6 1B	4	0	1	0	0	0	0
Mackey Sasser, L OBP: 0.292, SLG: 0.313 (1, 9)		1-0 G4-3			3-2 1B		4-0 G5-3 BB		0-1 FC3-6 2B FC5-4	3	1	1	0	1	0	1
Bret Boone, R OBP: 0.324, SLG: 0.438 (1, 4)		1-3 K			1-2 P5		3-1 G5-3		2-1 FC5-4 2B	4	0	1	0	0	1	2
Dave Valle, R OBP: 0.376, SLG: 0.399 (1, 2)			4-2 WP G5-3 BB		1-1 F8		2-2 P3		2-2 FC5-4 HBP	2	0	0	0	1	0	2
Henry Cotto, R OBP: 0.196, SLG: 0.245 (9, PR)										0	0	0	0	0	0	0
Rich Amaral, R OBP: 0.351, SLG: 0.383 (1, 5)			1-2 G5-3		1-3 K			0-1 P2	1-0 FC5-4	4	0	0	1	0	1	4

Inning Stats	R: 0	H: 0	E: 0	K: 0	S: 9	R: 0	H: 0	E: 0	K: 1	S: 8	R: 0	H: 0	E: 0	K: 0	S: 11	R: 0	H: 0	E: 0	K: 0	S: 7	R: 0	H: 1	E: 0	K: 1	S: 13	R: 0	H: 1	E: 0	K: 1	S: 12	R: 0	H: 0	E: 0	K: 0	S: 7	R: 0	H: 2	E: 0	K: 1	S: 13	R: 1	H: 2	E: 0	K: 0	S: 12	1B: 5	SF: 0	2B: 1	SAC: 0	3B: 0	DP: 0	HR: 0	HBP: 1	WP: 1	PA: 37
	0	0	0	0	9	0	0	0	1	8	0	0	0	0	11	0	1	0	0	0	7	0	1	0	1	13	0	1	0	1	12	0	0	0	7	0	2	0	1	13	1	2	0	0	12	5	0	1	0	0	0	0	1	37	

PITCHER	IP	WLS	BF	H	R	ER	SO	BB	IBB	HBP	BLK	WP	HR	S	P	ERA	WHIP
David Cone, R ERA: 3.46 (1, 1)	8.0	W	31	4	0	0	4	3	0	0	0	1	0	80	134	0.00	0.875
Jeff Montgomery, R ERA: 2.29 (9, 1)	1.0		6	2	1	1	0	0	0	1	0	0	0	12	20	9.00	2.000

BOTTOM

Kansas City Royals @ Seattle Mariners
The Kingdom, Seattle, WA
Wed Jun 16 1993, 10:05 PM EDT
Att. 14,924 - Dome

livebaseballscorecards.com

AB	33
R	1
H	6
RBI	1
BB	3
SO	4
LOB	22



Batter	1	2	3	4	5	6	7	8	9	AB R H RBI BB SO LOB	TOP																									
Felix Jose, S (1, 9) OBP: 0.330, SLG: 0.365	0-0 G3	0-0 S 1B	0-0 1B		0-0 1B		0-0 E 1B			5 2 4 2 0 0 0	Kansas City Royals @ Oakland Athletics Oakland-Alameda County Coliseum, Oakland, CA Fri Jun 18 1993, 3:33 AM PDT Att. 27,903 - Sunny - 87 F																									
Brian McRae, S (1, 8) OBP: 0.352, SLG: 0.435	0-0 1B SF7	0-0 2B 1B	0-0 FC4 1B		0-3 K		0-0 G5-3			5 2 3 2 0 1 2																										
George Brett, L (1, 10) OBP: 0.291, SLG: 0.404	0-0 BB 1B	0-0 1B 2B	0-0 FC4 1B			0-0 E 2B		0-0 L9		5 1 3 1 0 0 1																										
Mike Macfarlane, R (1, 2) OBP: 0.368, SLG: 0.551 Brent Mayne, L (8, PR) OBP: 0.327, SLG: 0.398	4-0 FC6-4 BB	4-0 1B 2B BB	0-0 G5-3			0-3 K		0-0 1B 1B		3 1 1 0 2 1 2 0 0 0 0 0 0 0																										
Wally Joyner, L (1, 3) OBP: 0.396, SLG: 0.445	0-0 SF7	0-0 2B 1B		0-0 G3		4-0 E IBB		0-0 1B		3 1 2 2 1 0 0																										
Chris Gwynn, L (1, 7) OBP: 0.354, SLG: 0.400 Kevin McReynolds, R (6, PH) OBP: 0.299, SLG: 0.420	0-0 FC6-4	0-0 1B 2B		0-3 K		0-0 P4		0-0 F8		3 0 1 2 0 1 2 2 0 0 0 0 0 3																										
Craig Wilson, R (1, 5) OBP: 0.375, SLG: 0.318		4-0 SH5-4 BB		0-0 G6-3		0-3 K		0-0 F3		4 1 1 0 1 1 2																										
Greg Gagne, R (1, 6) OBP: 0.305, SLG: 0.338		4-0 SH5-4 BB			0-0 G5-3		0-0 B3		0-3 K	4 1 0 0 1 1 2																										
Jose Lind, R (1, 4) OBP: 0.260, SLG: 0.280 Hubie Brooks, R (9, PH) OBP: 0.351, SLG: 0.356		0-0 SH5-4	0-3 K		0-0 G4-3		0-0 G6-3		0-3 K	3 0 0 0 0 1 0 1 0 0 0 0 1 0																										
Inning Stats	R: 1 E: 0 K: 0 S: 5	H: 2 LOB: 2 BB: 1 P: 9	R: 7 E: 0 K: 0 S: 8	H: 6 LOB: 1 BB: 3 P: 20	R: 1 E: 0 K: 1 S: 7	H: 2 LOB: 1 BB: 0 P: 7	R: 0 E: 0 K: 1 S: 5	H: 0 LOB: 0 BB: 0 P: 5	R: 0 E: 0 K: 1 S: 6	H: 1 LOB: 1 BB: 0 P: 6	R: 0 E: 1 K: 2 S: 8	H: 1 LOB: 2 BB: 1 P: 12	R: 0 E: 1 K: 0 S: 4	H: 1 LOB: 1 BB: 0 P: 4	R: 0 E: 0 K: 0 S: 4	H: 2 LOB: 1 BB: 0 P: 4	R: 0 E: 0 K: 2 S: 7	H: 0 LOB: 0 BB: 0 P: 7	1B: 11 2B: 4 3B: 0 HR: 0	SF: 1 SAC: 1 DP: 1 HBP: 0	WP: 0 PB: 0 SB: 1 CS: 0	PA: 45														
PITCHER	IP WLS BF H R ER SO BB IBB HBP BLK WP HR S P ERA WHIP																			IP WLS BF H R ER SO BB IBB HBP BLK WP HR S P ERA WHIP																
Shawn Hillegas, R (1, 1) ERA: 7.8	1.1		12	5	6	6	0	3	0	0	0	0	0	9	21	40.50	6.000																			Ed Nunez, R (8, 1) ERA: 3.48
Storm Davis, R (2, 1) ERA: 6.39	4.0		20	7	3	3	4	1	1	0	0	0	0	26	34	6.75	2.000																			Dennis Eckersley, R (8, 1) ERA: 5.11
Mike Mohler, L (6, 1) ERA: 5.49	0.1		1	0	0	0	0	0	0	0	0	0	0	1	1	0.00	0.000																			
Rich Gossage, R (6, 1) ERA: 2.49	1.1	W	5	1	0	0	1	0	0	0	0	0	0	7	7	0.00	0.750																			
Vince Horsman, L (8, 1) ERA:	0.1		1	0	0	0	0	0	0	0	0	0	0	1	1	0.00	0.000																			

livebaseballscorecards.com

AB	38
R	9
H	15
RBI	9
BB	5
SO	7
LOB	14



Batter	1	2	3	4	5	6	7	8	9
Rickey Henderson, R (1, 7) OBP: 0.455, SLG: 0.452	0-0 L7		0-0 F8		4-0 SF8	0-0 FC4-6		0-0 G4-3	
Kevin Seitzer, R (1, 3) OBP: 0.309, SLG: 0.357	0-0 G6-3		0-3 K		0-0 1B	0-0 FC4-6		0-0 F8	
Brent Gates, S (1, 4) OBP: 0.337, SLG: 0.340	4-0 BB		0-0 F7		0-0 SF8	0-0 G1-3			
Ruben Sierra, S (1, 10) OBP: 0.274, SLG: 0.402	0-0 P4			0-0 F8	0-0 3B				
Terry Steinbach, R (1, 2) OBP: 0.348, SLG: 0.435		0-0 F8		0-0 L9	0-0 1B			0-3 K	
Scott Brosius, R (1, 9) OBP: 0.261, SLG: 0.286		0-0 HR		4-0 FC6-4	0-3 K			4-0 HR	
Craig Paquette, R (1, 5) OBP: 0.268, SLG: 0.509		0-3 K		0-0 FC6-4	0-0 FC6-4			0-0 HR	
Mike Bordick, R (1, 6) OBP: 0.348, SLG: 0.342		0-0 HR			0-0 1B			0-0 F3	
Lance Blankenship, R (1, 8) OBP: 0.404, SLG: 0.316		0-0 F8			0-0 1B	0-3 K		0-3 K	

Inning Stats	R: 0	H: 0	E: 0	K: 0	S: 3	R: 2	H: 2	E: 0	K: 1	S: 7	R: 0	H: 0	E: 0	K: 1	S: 5	R: 0	H: 0	E: 0	K: 0	S: 3	R: 6	H: 6	E: 0	K: 1	S: 11	R: 0	H: 1	E: 0	K: 1	S: 6	R: 2	H: 1	E: 0	K: 1	S: 6	R: 0	H: 0	E: 0	K: 1	S: 5
	LOB: 1	BB: 1				LOB: 0	BB: 0				LOB: 1	BB: 1				LOB: 1	BB: 1				LOB: 1	BB: 1				LOB: 1	BB: 0				LOB: 0	BB: 1				LOB: 0	BB: 0			

PITCHER	IP	WLS	BF	H	R	ER	SO	BB	IBB	HBP	BLK	WP	HR	S	P	ERA	WHIP
Chris Haney, L (1, 1) ERA: 4.7	4.1		22	6	7	7	2	3	0	0	0	0	1	23	35	14.54	2.077
Mark Gubicza, R (5, 1) ERA: 5.14	1.2		8	3	1	1	2	0	0	0	0	0	0	12	12	5.40	1.800
Tom Gordon, R (7, 1) ERA: 4.37	2.0	L	8	1	2	2	2	1	0	0	0	0	1	11	15	9.00	1.000

AB R H RBI BB SO LOB

4	1	1	0	1	0	0
5	1	1	2	0	1	1
2	0	0	1	1	0	1
4	1	1	0	0	0	1
4	1	1	2	0	1	0
2	2	1	0	2	1	1
4	1	2	3	0	1	2
4	2	2	2	0	0	1
4	1	1	0	0	2	0

1B: 7	SF: 1	WP: 0	PA: 38
2B: 0	SAC: 0	PB: 0	
3B: 1	DP: 0	SB: 0	
HR: 2	HBP: 0	CS: 0	

AB	R	H	RBI	BB	SO	LOB	ERA	WHIP
33	10	10	10	4	6	7		



Kansas City Royals @ Oakland Athletics
Oakland-Alameda County Coliseum, Oakland, CA
Fri Jun 18 1993, 3:33 AM PDT
Att: 27,903 - Sunny - 87 F

livebaseballscorecards.com

Batter	1	2	3	4	5	6	7	8	9	AB R H RBI BB SO LOB	TOP
Felix Jose, S (1, 9) OBP: 0.341, SLG: 0.380	1-1 E7 1B		2-1 F9 ②		0-1 1B		2-0 1-3 3-H 2B		0-0 1B	5 0 4 1 0 0 0	
Brian McRae, S (1, 8) OBP: 0.346, SLG: 0.426	0-0 B2 ①		2-1 G6-3 ③		0-1 P6 ③		1-2 L7 ③		2-3 SAFE SAFE K ②	5 0 0 0 0 1 5	
George Brett, L (1, 10) OBP: 0.294, SLG: 0.402	4-1 BB			0-0 G4-6-3 1B		3-2 G4-3 ①		2-2 L7 ①	3-2 P5 ③	4 0 1 0 1 0 1	
Mike Macfarlane, R (1, 2) OBP: 0.371, SLG: 0.549	1-2 P3 ②			1-2 G4-6-3 1B		1-3 K ②		0-0 G4-3 BB 2B 1B		4 1 2 0 0 1 2	
Wally Joyner, L (1, 3) OBP: 0.393, SLG: 0.439	1-2 F8 ③			0-1 G4-6-3 ① ②		2-1 G3 ③		4-2 SAFE 2B G4-3 BB ②		3 1 0 0 1 0 4	
Chris Gwynn, L (1, 7) OBP: 0.358, SLG: 0.399		0-1 G4-3 ①		4-0 IBB			2-2 FC1-6 1B	0-0 G4-3 ②		3 0 1 0 1 0 2	
Greg Gagne, R (1, 6) OBP: 0.304, SLG: 0.341		0-3 K ②		0-0 F8 ③			0-1 FC1-6 F9 HBP 2B ①	1-2 2-3 2B		4 1 1 2 0 1 3	
Phil Hiatt, R (1, 5) OBP: 0.298, SLG: 0.385		2-2 F8 ③			2-1 G5-3 ①		2-2 2B HBP	0-1 P4 ③		3 0 0 0 0 0 1	
Rico Rossy, R (8, 5) OBP: 0.267, SLG: 0.462										0 0 0 0 0 0 0	
Jose Lind, R (1, 4) OBP: 0.254, SLG: 0.273			0-0 F9 ①		2-3 K ②		2-2 F9 ②		3-3 K ①	4 0 0 0 0 2 2	

Inning Stats	R: 0 E: 1 K: 0 S: 10	H: 1 LOB: 2 BB: 1 P: 17	R: 0 E: 0 K: 1 S: 9	H: 0 LOB: 0 BB: 0 P: 11	R: 0 E: 0 K: 0 S: 5	H: 0 LOB: 0 BB: 0 P: 9	R: 0 E: 0 K: 0 S: 7	H: 2 LOB: 2 BB: 1 P: 12	R: 0 E: 0 K: 1 S: 9	H: 1 LOB: 1 BB: 0 P: 13	R: 0 E: 0 K: 1 S: 8	H: 0 LOB: 0 BB: 0 P: 14	R: 1 E: 0 K: 0 S: 19	H: 2 LOB: 2 BB: 0 P: 28	R: 2 E: 0 K: 0 S: 16	H: 2 LOB: 1 BB: 1 P: 23	R: 0 E: 0 K: 2 S: 14	H: 1 LOB: 1 BB: 0 P: 22	1B: 7 2B: 2 3B: 0 HR: 0	SF: 0 SAC: 0 DP: 1 HBP: 1	WP: 0 PB: 0 SB: 0 CS: 0	PA: 39
--------------	-------------------------------	----------------------------------	------------------------------	----------------------------------	------------------------------	---------------------------------	------------------------------	----------------------------------	------------------------------	----------------------------------	------------------------------	----------------------------------	-------------------------------	----------------------------------	-------------------------------	----------------------------------	-------------------------------	----------------------------------	----------------------------------	------------------------------------	----------------------------------	--------

PITCHER	IP	WLS	BF	H	R	ER	SO	BB	IBB	HBP	BLK	WP	HR	S	P	ERA	WHIP
Kelly Downs, R (1, 1) ERA: 5.61	6.0		23	4	0	0	3	1	1	0	0	0	0	48	76	0.00	0.833
Joe Boever, R (7, 1) ERA: 3.11	0.2	L	5	2	1	1	0	0	0	1	0	0	0	15	23	13.50	3.000
Vince Horsman, L (7, 1) ERA: 13.5	1.0		5	1	2	2	0	1	0	0	0	0	0	12	19	18.00	2.000
Ed Nunez, R (8, 1) ERA: 3.34	1.1		6	2	0	0	2	0	0	0	0	0	0	22	31	0.00	1.500

Kansas City Royals @ Oakland Athletics
Oakland-Alameda County Coliseum, Oakland, CA
Sat Jun 19 1993, 3:33 AM PDT
Att. 34,486 - Sunny - 77 F

AB	35
R	3
H	9
RBI	3
BB	3
SO	5
LOB	20



Batter	1	2	3	4	5	6	7	8	9	AB	R	H	RBI	BB	SO	LOB	TOP							
Felix Jose, S OBP: 0.338, SLG: 0.376 (1, 9)	F7		F8		F8		FC6-4 1B		G1-3	5	0	1	1	0	0	2								
Brian McRae, S OBP: 0.345, SLG: 0.424 (1, 8)	L8		F8		G4-3					4	0	1	0	0	0	2								
George Brett, L OBP: 0.297, SLG: 0.401 (1, 10)			K				1B		G3	3	0	1	0	1	1	4								
Wally Joyner, L OBP: 0.388, SLG: 0.432 (1, 3)	K		G6-3				F7		F8	4	0	0	0	0	1	4								
Chris Gwynn, L OBP: 0.349, SLG: 0.387 (1, 7)			F7		G6-3		F7		P5	4	0	0	0	0	0	1								
Brent Mayne, L OBP: 0.324, SLG: 0.392 (1, 2)			G6-3		F8		1B		G6-3	4	0	1	0	0	0	0								
Greg Gagne, R OBP: 0.307, SLG: 0.349 (1, 6)			F7				F9			4	0	2	0	0	0	2								
Phil Hiatt, R OBP: 0.297, SLG: 0.382 (1, 5)			1B		K				F9	4	1	1	0	0	2	2								
Jose Lind, R OBP: 0.261, SLG: 0.280 (1, 4)			1B						K	3	0	2	0	0	1	0								
Hubie Brooks, R OBP: 0.346, SLG: 0.351 (9, PH)			1B		K				K	1	0	0	0	0	1	1								
Inning Stats	R: 0 E: 0 K: 1 S: 10	H: 0 LOB: 1 BB: 1 P: 17	R: 0 E: 0 K: 0 S: 11	H: 0 LOB: 0 BB: 0 P: 17	R: 1 E: 0 K: 1 S: 16	H: 3 LOB: 2 BB: 0 P: 21	R: 0 E: 0 K: 1 S: 8	H: 1 LOB: 1 BB: 0 P: 13	R: 0 E: 0 K: 1 S: 8	H: 0 LOB: 0 BB: 0 P: 13	R: 0 E: 0 K: 0 S: 11	H: 2 LOB: 2 BB: 0 P: 18	R: 0 E: 0 K: 0 S: 9	H: 2 LOB: 2 BB: 0 P: 15	R: 0 E: 0 K: 0 S: 8	H: 0 LOB: 0 BB: 0 P: 10	R: 0 E: 0 K: 2 S: 11	H: 1 LOB: 1 BB: 0 P: 13	1B: 8 2B: 1 3B: 0 HR: 0	SF: 0 SAC: 0 DP: 0 HBP: 0	WP: 0 PB: 0 SB: 0 CS: 0	PA: 37		
PITCHER Bob Welch, R ERA: 4.3 Dennis Eckerley, R ERA: 4.91	IP: 8.0 WLS: W BF: 33 H: 8 R: 1 ER: 1 SO: 4 BB: 1	WLS: S BF: 4 H: 1 R: 0 ER: 0 SO: 2 BB: 0	H: 1 R: 0 ER: 0 SO: 2 BB: 0	H: 3 R: 0 ER: 0 SO: 2 BB: 0	H: 3 R: 0 ER: 0 SO: 2 BB: 0	H: 0 R: 0 ER: 0 SO: 11 BB: 0	H: 2 R: 0 ER: 0 SO: 13 BB: 0	H: 0 R: 0 ER: 0 SO: 13 BB: 0	H: 0 R: 0 ER: 0 SO: 13 BB: 0	H: 0 R: 0 ER: 0 SO: 15 BB: 0	H: 2 R: 0 ER: 0 SO: 13 BB: 0	H: 2 R: 0 ER: 0 SO: 13 BB: 0	H: 2 R: 0 ER: 0 SO: 13 BB: 0	H: 2 R: 0 ER: 0 SO: 13 BB: 0	H: 2 R: 0 ER: 0 SO: 13 BB: 0	H: 0 R: 0 ER: 0 SO: 13 BB: 0	H: 1 R: 0 ER: 0 SO: 13 BB: 0	IP: 1.0 WLS: S BF: 4 H: 1 R: 0 ER: 0 SO: 2 BB: 0	ERA: 1.12 WHIP: 1.125	ERA: 0.00 WHIP: 1.000				

Kansas City Royals @ Oakland Athletics
Oakland-Alameda County Coliseum, Oakland, CA
Sun Jun 20 1993, 3:33 AM PDT
Att. 32,843 - Sunny - 62 F

livebaseballscorecards.com

AB 36
R 1
H 9
RBI 1
BB 1
SO 6
LOB 18



Batter	1	2	3	4	5	6	7	8	9	AB R H RBI BB SO LOB
--------	---	---	---	---	---	---	---	---	---	----------------------

Rickey Henderson, R OBP: 0.449, SLG: 0.456 (1, 7)	2-0 HR	3-2 F7			4-1 BB			0-1 G5-3		3 1 1 1 1 0 0
Brent Gates, S OBP: 0.328, SLG: 0.329 (1, 4)	0-1 L8		1-2 L3 1B		3-2 G4-3			0-3 K		4 0 1 0 0 1 1
Mike Aldrete, L OBP: 0.321, SLG: 0.392 (1, 3)	0-2 G6-3		1-1 L3				1-1 G3			3 0 0 0 0 0 1
Ruben Sierra, S OBP: 0.270, SLG: 0.395 (1, 9)	0-1 G4-3		1-0 CS 1B				3-1 L9			3 0 1 0 0 0 0
Terry Steinbach, R OBP: 0.339, SLG: 0.423 (1, 2)		1-3 K	2-2 CS	0-1 P9			0-0 G5-3			3 0 0 0 0 1 0
Troy Neel, L OBP: 0.266, SLG: 0.362 (1, 10)		1-1 HR BB 1B		3-3 K			1-1 F7			3 1 1 0 0 1 0
Craig Paquette, R OBP: 0.258, SLG: 0.475 (1, 5)		1-2 K		3-2 P3			2-2 G6-3			3 0 0 0 0 1 1
Mike Bordick, R OBP: 0.343, SLG: 0.333 (1, 6)		4-2 HR BB		3-2 F8			3-2 G5-3			2 1 0 0 1 0 0
Lance Blankenship, R OBP: 0.403, SLG: 0.335 (1, 8)		1-0 HR		0-2 G6-3			0-0 L4			3 1 1 3 0 0 0

Inning Stats	R: 1 E: 0 K: 0 S: 8	H: 1 LOB: 0 BB: 0 P: 10	R: 3 E: 0 K: 2 S: 15	H: 2 LOB: 0 BB: 1 P: 26	R: 0 E: 0 K: 0 S: 8	H: 2 LOB: 0 BB: 0 P: 13	R: 0 E: 0 K: 1 S: 12	H: 0 LOB: 0 BB: 0 P: 18	R: 0 E: 0 K: 0 S: 12	H: 0 LOB: 1 BB: 1 P: 22	R: 0 E: 0 K: 0 S: 5	H: 0 LOB: 0 BB: 0 P: 9	R: 0 E: 0 K: 0 S: 7	H: 0 LOB: 0 BB: 0 P: 7	1B: 3 2B: 1 3B: 0 HR: 2	SF: 0 SAC: 0 DP: 1 HBP: 0	WP: 0 PB: 0 SB: 0 CS: 1	PA: 30
--------------	------------------------------	----------------------------------	-------------------------------	----------------------------------	------------------------------	----------------------------------	-------------------------------	----------------------------------	-------------------------------	----------------------------------	------------------------------	---------------------------------	------------------------------	---------------------------------	----------------------------------	------------------------------------	----------------------------------	--------

PITCHER	IP	WLS	BF	H	R	ER	SO	BB	IBB	HBP	BLK	WP	HR	S	P	ERA	WHIP
Mark Gardner, R ERA: 6.11 (1, 1)	5.0	L	20	5	4	4	3	2	0	0	0	0	2	55	89	7.20	1.400
Mark Gubicza, R ERA: 4.88 (6, 1)	3.0		9	0	0	0	1	0	0	0	0	0	0	20	30	0.00	0.000

BOTTOM

Kansas City Royals @ Oakland Athletics
Oakland-Alameda County Coliseum, Oakland, CA
Sun Jun 20 1993, 3:33 AM PDT
Att. 32,843 - Sunny - 62 F

AB	27
R	4
H	5
RBI	4
BB	2
SO	4
LOB	3

livebaseballscores.com



Batter	1	2	3	4	5	6	7	8	9	AB R H RBI BB SO LOB	TOP									
Luis Polonia, L OBP: 0.304, SLG: 0.314 (1, 7)	1-2 G3	4-1 CS BB			3-2 G3		4-0 BB BB BB BB			2 0 0 0 2 0 0										
Chad Curtis, R OBP: 0.421, SLG: 0.409 (1, 8)	4-2 S 2B BB	2-0 CS	1-3 K			1-3 K	0-1 G1-3			3 1 0 0 1 2 3										
Tim Salmon, R OBP: 0.388, SLG: 0.511 (1, 9)	4-2 SAFE 2B BB		2-3 K			2-1 L8		2-2 F8		3 1 0 0 1 1 0										
Chili Davis, S OBP: 0.319, SLG: 0.421 (1, 10)	0-1 G1-3 1-H 2-H 2B		1-3 K			2-2 F9		0-2 F8		4 0 1 2 0 1 0										
Torey Lovullo, S OBP: 0.367, SLG: 0.464 (1, 4)	0-1 G1-3 2-3			2-1 G4-3			4-2 G1 SH5-3 1B BB	0-0 F7		3 1 0 0 1 0 1										
Kelly Gruber, R OBP: 0.283, SLG: 0.372 (1, 5)	1-3 K			2-2 F7			0-0 SH5-3 1-2	0-0 F8		3 0 0 0 0 1 1										
J.T. Snow, L OBP: 0.324, SLG: 0.429 (1, 3)		X	0-0 G3		2-2 G3		2-0 G1 2-3	3-1 F9		4 0 0 0 0 0 1										
Greg Myers, L OBP: 0.306, SLG: 0.391 Ron Tingley, R OBP: 0.344, SLG: 0.308 (1, 2) (8, 2)			1-0 HR			4-2 CS BB	4-0 BB 1B IBB	1-3 K		1 1 1 1 2 0 0 1 0 0 0 0 1 0										
Gary Disarcina, R OBP: 0.277, SLG: 0.361 (1, 6)			2-2 L4			3-2 G3	0-1 SAFE BB	1-2 3-H 1B		3 0 1 1 0 0 1										
Inning Stats	R: 2 E: 0 K: 1 S: 16	H: 1 LOB: 1 BB: 2 P: 26	R: 1 E: 0 K: 0 S: 6	H: 1 LOB: 0 BB: 1 P: 15	R: 0 E: 0 K: 3 S: 9	H: 0 LOB: 0 BB: 0 P: 13	R: 0 E: 0 K: 0 S: 8	H: 0 LOB: 0 BB: 0 P: 14	R: 0 E: 0 K: 1 S: 9	H: 0 LOB: 0 BB: 0 P: 14	R: 1 E: 0 K: 0 S: 8	H: 1 LOB: 3 BB: 3 P: 22	R: 0 E: 0 K: 0 S: 7	H: 0 LOB: 0 BB: 0 P: 9	R: 0 E: 0 K: 1 S: 6	H: 0 LOB: 0 BB: 0 P: 10	1B: 1 2B: 1 3B: 0 HR: 1	SF: 0 SAC: 1 DP: 0 HBP: 0	WP: 0 PB: 0 SB: 1 CS: 2	PA: 36
PITCHER	IP WLS BF H R ER SO BB IBB HBP BLK WP HR S P ERA WHIP																			
Hipolito Pichardo, R ERA: 4.3 Bill Sampen, R ERA: 3.09 (1, 1) (7, 1)	6.2 L 28 3 4 4 5 6 1 0 0 0 1 65 122 5.40 1.350																			
	2.1 7 0 0 0 1 0 0 0 0 0 0 15 21 0.00 0.000																			

California Angels @ Kansas City Royals
Kauffman Stadium, Kansas City, MO
Mon Jun 21 1993, 7:05 PM CDT
Att. 27,757 - Unknown - 88 F

livebaseballscores.com

AB	27
R	4
H	3
RBI	4
BB	7
SO	6
LOB	7



Batter	1	2	3	4	5	6	7	8	9	AB	R	H	RBI	BB	SO	LOB
--------	---	---	---	---	---	---	---	---	---	----	---	---	-----	----	----	-----

Brian McRae, S OBP: 0.349, SLG: 0.427 (1, 8)	2-2 G3		1-0 1-2 1B		1-0 1-2 CS 1B		1-0 G4-3		0-1 1B	5	0	3	0	0	0	0
Kevin McReynolds, R OBP: 0.304, SLG: 0.413 (1, 7)	4-2 1B BB		3-2 1-2 2-3 1B		2-2 1-2 2-3		1-2 P4		2-2 SAFE P4	4	0	1	0	1	0	2
Wally Joyner, L OBP: 0.388, SLG: 0.431 (1, 3)	0-1 BB 1-3 1B		0-3 K		1-1 F8		1-2 P5		0-2 1-2 1B	5	0	2	0	0	1	3
Mike Macfarlane, R OBP: 0.372, SLG: 0.552 (1, 2)	4-2 1-2 BB G5-4-3		0-0 SF7		1-2 G6-3 1B 2B		3-2 G5-3		3-2 G5-3	3	1	1	1	1	0	2
Hubie Brooks, R OBP: 0.333, SLG: 0.338 (1, 9)	0-0 G5-4-3		2-0 G3		2-1 G6-3		0-0 F7			3	0	0	0	0	0	6
Felix Jose, S OBP: 0.336, SLG: 0.374 (8, PH) (9, 9)	1-2 G5-4-3				2-2 G6-3		2-0 F7			1	0	0	0	0	0	0
Gary Gaetti, R OBP: 0.267, SLG: 0.259 (1, 5)		0-0 F9		1-3 K		2-2 1B		2-0 2B		4	0	2	1	0	1	0
Greg Gagne, R OBP: 0.309, SLG: 0.347 (1, 6)		1-3 K2-3		4-2 2B BB		0-0 FC5-4 1B		0-0 1B		1	0	0	0	1	1	0
Rico Rossy, R OBP: 0.353, SLG: 0.533 (5, 6)				1-0 BB BB		1-3 1B		2-H 1B		2	0	2	1	0	0	0
Phil Hiatt, R OBP: 0.298, SLG: 0.387 (1, 10)		2-3 K		1-0 1-H 2B		3-3 K		1-0 P6		3	0	1	0	0	2	2
George Brett, L OBP: 0.296, SLG: 0.399 (8, PH)										1	0	0	0	0	0	1
Jose Lind, R OBP: 0.261, SLG: 0.279 (1, 4)			1-1 1B 1B SF7 1B		2-1 G4-3		1-0 FC5-4		0-1 G1-3	4	1	1	0	0	0	3

Inning Stats	R: 0	H: 1	E: 0	LOB: 2	K: 0	BB: 2	S: 15	R: 0	H: 0	E: 0	LOB: 0	K: 2	BB: 0	S: 11	R: 1	H: 3	E: 0	LOB: 2	K: 1	BB: 0	S: 11	R: 0	H: 1	E: 0	LOB: 1	K: 1	BB: 1	S: 8	R: 0	H: 1	E: 0	LOB: 0	K: 0	BB: 0	S: 6	R: 1	H: 3	E: 0	LOB: 2	K: 1	BB: 0	S: 13	R: 0	H: 0	E: 0	LOB: 0	K: 0	BB: 0	S: 8	R: 1	H: 2	E: 0	LOB: 1	K: 0	BB: 0	S: 8	R: 0	H: 2	E: 0	LOB: 2	K: 0	BB: 0	S: 20	1B: 10	SF: 1	2B: 3	SAC: 0	3B: 0	DP: 1	HR: 0	HBP: 0	WP: 0	PA: 40	PB: 0	SB: 0	CS: 1
PITCHER	IP	WLS	BF	H	R	ER	SO	BB	IBB	HBP	BLK	WP	HR	S	P	ERA	WHIP																																																											
Chuck Finley, L ERA: 2.92 (1, 1)	6.0	W	27	9	2	2	5	3	0	0	0	0	0	64	105	3.00	2.000																																																											
Julio Valera, R ERA: 6.23 (7, 1)	1.2		7	2	1	1	0	0	0	0	0	0	0	15	23	5.40	1.200																																																											
Steve Frey, L ERA: 2.05 (8, 1)	1.1	S	6	2	0	0	0	0	0	0	0	0	0	21	27	0.00	1.500																																																											


BOTTOM

California Angels @ Kansas City Royals
Kauffman Stadium, Kansas City, MO

Mon Jun 21 1993, 7:05 PM CDT
Att: 27,757 - Unknown - 88 F

livebaseballscorecards.com

AB	36
R	2
H	13
RBI	3
BB	3
SO	5
LOB	19



Batter	1	2	3	4	5	6	7	8	9	AB R H RBI BB SO LOB	
Luis Polonia, L (1, 7) OBP: 0.306, SLG: 0.316	1-1 E 1B		0-1 G4-3 SF8 2-3 1B	1-0 G1-3			2-1 F8		2-2 G6-3	5 1 2 0 0 0 2	
Chad Curtis, R (1, 8) OBP: 0.415, SLG: 0.402	0-2 F9		2-2 G4-3 1-3 3-H		0-0 F8		1-2 F9			4 0 0 1 0 0 2	
Tim Salmon, R (1, 9) OBP: 0.390, SLG: 0.516	2-3 K 1-2		1-1 SF8 3-H		4-1 S BB		1-1 2B			2 0 1 1 1 1 1	
Chili Davis, S (1, 10) OBP: 0.318, SLG: 0.416	4-0 BB		0-0 G3		2-3 K 1-2		3-2 F9			3 0 0 0 1 1 2	
Torey Lovullo, S (1, 4) OBP: 0.364, SLG: 0.453	0-1 P6			0-0 L3		1-2 P6		4-0 G5-4-3 BB		3 0 0 0 1 0 3	
Kelly Gruber, R (1, 5) OBP: 0.280, SLG: 0.383		3-3 K		0-0 G4-3 1B 2B		2-1 F8		0-1 G5-4-3 1-2f		4 1 1 0 0 1 1	
J.T. Snow, L (1, 3) OBP: 0.323, SLG: 0.423		1-1 P2		0-1 G4-3 2-3		4-1 1B BB		0-3 K		3 0 0 0 1 1 1	
Gary Disarcina, R (1, 6) OBP: 0.285, SLG: 0.368		0-0 P3		2-2 1B 1B 3-H		2-2 1B 1B 1-3		1-2 L3 1B		4 0 3 1 0 0 0	
John Orton, R (1, 2) OBP: 0.270, SLG: 0.313 Greg Myers, L (9, PH) OBP: 0.303, SLG: 0.387			3-2 1B G4-3 2B	2-0 1B		1-0 G1-3		1-0 L3		3 1 2 0 0 0 1 1 0 0 0 0 0 1	
Inning Stats	R: 0 H: 1 E: 1 LOB: 2 K: 1 BB: 1 S: 10 P: 17	R: 0 H: 0 E: 0 LOB: 0 K: 0 BB: 0 S: 6 P: 10	R: 2 H: 2 E: 0 LOB: 0 K: 0 BB: 0 S: 12 P: 18	R: 1 H: 3 E: 0 LOB: 2 K: 0 BB: 0 S: 9 P: 14	R: 0 H: 0 E: 0 LOB: 1 K: 1 BB: 1 S: 8 P: 15	R: 0 H: 1 E: 0 LOB: 1 K: 0 BB: 1 S: 8 P: 17	R: 0 H: 1 E: 0 LOB: 1 K: 0 BB: 0 S: 10 P: 17	R: 0 H: 0 E: 0 LOB: 0 K: 1 BB: 1 S: 5 P: 9	R: 0 H: 1 E: 0 LOB: 0 K: 0 BB: 0 S: 8 P: 12	1B: 6 SF: 1 2B: 4 SAC: 0 3B: 0 DP: 2 HR: 0 HBP: 0	
PITCHER David Cone, R (1, 1) ERA: 3.46 Jeff Montgomery, R (9, 1) ERA: 2.2	IP WLS BF H R ER SO BB IBB HBP BLK WP HR S P ERA WHIP	8.0 W 34 8 3 3 4 4 0 0 0 0 0 0 68 117 3.38 1.500	1.0 S 3 1 0 0 0 0 0 0 0 0 0 0 8 12 0.00 1.000								

California Angels @ Kansas City Royals
Kauffman Stadium, Kansas City, MO

AB	32
R	3
H	9
RBI	3
BB	4
SO	4
LOB	14



WP: 0	PA: 37
PB: 0	
SB: 2	
CS: 0	

Tue Jun 22 1993, 7:05 PM CDT
Att. 20,713 - Unknown - 87 F

livebaseballscorecards.com

Batter	1	2	3	4	5	6	7	8	9
Felix Jose, S OBP: 0.342, SLG: 0.376 (1, 8) (8, 9)	1-0 2B 1B	0-1 G4-6-3 1-2f		1-0 1B 2-H 3-H		4-1 BB		0-0 G4-3 2-3	
Kevin McReynolds, R OBP: 0.308, SLG: 0.406 (1, 7)	0-1 F9		0-0 1B 1B	4-2 1B BB		2-2 F8 1 SAFE 1 SAFE 1 SAFE 1 SAFE 1 SAFE		2-2 F9	
George Brett, L OBP: 0.295, SLG: 0.401 (1, 10)	0-0 1B 2B		0-1 F9	2-1 L8		1-2 F7			
Wally Joyner, L OBP: 0.389, SLG: 0.432 (1, 3)	1-1 1B CS		0-0 F9	0-0 1B 1-2 2-H		0-1 F8			
Chris Gwynn, L OBP: 0.355, SLG: 0.400 Brian McRae, S OBP: 0.348, SLG: 0.425 (7, PH) (8, 8)	2-1 2B 1-2		0-1 1B 1-2		1-2 L5		0-0 P2		
Gary Gaetti, R OBP: 0.266, SLG: 0.310 (1, 5)	0-0 G5-3		1-0 F8		1-0 HR		0-3 K		
Brent Mayne, L OBP: 0.339, SLG: 0.400 (1, 2)		0-1 1B 1B		1-1 SH1-4 1B 1B	4-1 FC3-6 BB		2-0 G3-1		
Greg Gagne, R OBP: 0.312, SLG: 0.350 (1, 6)		3-0 F9		2-0 SH1-4 1B 1-2	2-1 FC3-6 1-2f		0-0 G4-3 SH5-4 1B		
Jose Lind, R OBP: 0.263, SLG: 0.282 (1, 4)		0-1 G4-6-3 1B 1-2		0-1 SH1-4 1-2 2-3	0-1 G6-3		1-0 SH5-4 1-2		

Inning Stats	R: 2 E: 0 K: 0 S: 9	H: 4 LOB: 1 BB: 0 P: 13	R: 0 E: 0 K: 0 S: 8	H: 2 LOB: 1 BB: 0 P: 10	R: 0 E: 0 K: 0 S: 7	H: 2 LOB: 2 BB: 0 P: 8	R: 2 E: 0 K: 0 S: 12	H: 4 LOB: 2 BB: 1 P: 22	R: 1 E: 0 K: 0 S: 9	H: 1 LOB: 1 BB: 1 P: 17	R: 0 E: 0 K: 1 S: 9	H: 0 LOB: 0 BB: 0 P: 8	R: 0 E: 0 K: 1 S: 6	H: 1 LOB: 1 BB: 0 P: 9	1B: 11 2B: 2 3B: 0 HR: 1	SF: 0 SAC: 2 DP: 1 HBP: 0
--------------	------------------------------	----------------------------------	------------------------------	----------------------------------	------------------------------	---------------------------------	-------------------------------	----------------------------------	------------------------------	----------------------------------	------------------------------	---------------------------------	------------------------------	---------------------------------	-----------------------------------	------------------------------------

PITCHER	IP	WLS	BF	H	R	ER	SO	BB	IBB	HBP	BLK	WP	HR	S	P	ERA	WHIP
Scott Sanderson, R ERA: 4.13 (1, 1)	3.1	L	20	11	4	4	0	1	0	0	0	0	0	33	48	10.80	3.600
Ken Patterson, L ERA: 6.92 (4, 1)	1.0		5	2	1	1	0	1	0	0	0	0	1	8	16	9.00	3.000
Doug Linton, R ERA: 6.08 (5, 1)	1.0		4	0	0	0	0	1	0	0	0	0	0	8	16	0.00	1.000
Jerry Nielsen, L ERA: 6.23 (6, 1)	2.2		9	1	0	0	1	0	0	0	0	0	0	17	23	0.00	0.375

AB R H RBI BB SO LOB

4	1	2	2	1	0	3
4	0	1	0	1	0	3
4	1	1	1	0	0	4
4	0	2	1	0	0	2
3	0	2	0	0	0	0
1	0	0	0	0	0	0
4	0	1	1	0	1	3
3	1	2	0	1	0	0
4	1	2	0	0	0	2
2	0	1	0	0	0	1

AB	33
R	4
H	14
RBI	5
BB	3
SO	1
LOB	18



WP	PA	ERA	WHIP
0	38		

California Angels @ Kansas City Royals
Kauffman Stadium, Kansas City, MO
Tue Jun 22 1993, 7:05 PM CDT
Att: 20,713 - Unknown - 87 F

livebaseballscorecards.com

Batter	1	2	3	4	5	6	7	8	9	AB R H RBI BB SO LOB	TOP
Stan Javier, S (1, 7) OBP: 0.289, SLG: 0.284 (8, 9)	3-2 1B 2B	0-1 B1 B1		3-2 2B		1-2 G3-1 G3-1		2-1 G5-3 G5-3		5 1 2 0 0 0 2	
Chad Curtis, R (1, 8) OBP: 0.418, SLG: 0.405	4-1 1B WP BB		2-0 HR 2B	4-0 BB		0-3 K K		2-1 G6-3 G6-3		3 2 1 0 2 1 0	
Tim Salmon, R (1, 9) OBP: 0.391, SLG: 0.513 Luis Polonia, L (8, 7) OBP: 0.305, SLG: 0.315	2-2 WP BB 1B		1-2 HR HBP	2-3 K K		2-0 G5-3 G5-3		1-0 G6-3 G6-3		3 2 1 1 0 1 2 1 0 0 0 0 0 0	
Chili Davis, S (1, 10) OBP: 0.319, SLG: 0.413	4-2 1B WP G6-3 BB		1-3 K K		2-0 G1-3 1B		2-2 L5 L5	2-1 G4-3 G4-3		4 2 1 0 1 1 2	
Kelly Gruber, R (1, 5) OBP: 0.315, SLG: 0.490	2-1 G6-3 1B		1-1 HR		2-2 G1-3 G1-3		0-0 2B			4 1 3 4 0 0 1	
Torey Lovullo, S (1, 4) OBP: 0.361, SLG: 0.447	2-2 G6-3		1-2 G6-3 G6-3		2-0 1B		0-1 G6-3 G6-3			4 0 1 1 0 0 2	
Rene Gonzales, R (1, 3) OBP: 0.357, SLG: 0.292 J.T. Snow, L (8, 3) OBP: 0.323, SLG: 0.423	1-3 K K		3-2 L8 L8		0-1 P6 P6		1-0 1B 2B			4 0 1 0 0 1 1 0 0 0 0 0 0 0	AB 36 R 8 H 11 RBI 6 BB 3 SO 6 LOB 13
Gary Disarcina, R (1, 6) OBP: 0.285, SLG: 0.366		2-1 G5-3 G5-3		1-0 P4 P4	0-2 G4-3 G4-3		0-0 G5-3 1B			4 0 1 0 0 0 1	
Ron Tingley, R (1, 2) OBP: 0.306, SLG: 0.267		1-3 K K		2-1 G5-3 G5-3		2-3 K		3-2 FC6-2-5 FC6-2-5		4 0 0 0 0 2 2	
Inning Stats	R: 4 H: 3 E: 0 LOB: 0 K: 1 BB: 2 S: 20 P: 38	R: 0 H: 0 E: 0 LOB: 0 K: 1 BB: 0 S: 7 P: 10	R: 3 H: 2 E: 0 LOB: 0 K: 1 BB: 0 S: 18 P: 27	R: 0 H: 1 E: 0 LOB: 2 K: 1 BB: 1 S: 9 P: 21	R: 1 H: 2 E: 0 LOB: 1 K: 0 BB: 0 S: 10 P: 16	R: 0 H: 0 E: 0 LOB: 0 K: 2 BB: 0 S: 12 P: 15	R: 0 H: 1 E: 0 LOB: 1 K: 0 BB: 0 S: 7 P: 11	R: 0 H: 2 E: 0 LOB: 1 K: 0 BB: 0 S: 9 P: 15	R: 0 H: 0 E: 0 LOB: 0 K: 0 BB: 0 S: 5 P: 10	1B: 5 SF: 0 2B: 5 SAC: 0 3B: 0 DP: 2 HR: 1 HBP: 1	WP: 1 PA: 40 PB: 0 SB: 1 CS: 0
PITCHER	Chris Haney, L (1, 1) ERA: 5.88 Tom Gordon, R (4, 1) ERA: 4.28 Billy Brewer, L (7, 1) ERA: 2.84 Frank DiPino, L (8, 1) ERA: 2.45 Mark Gubicza, R (9, 1) ERA: 4.8	IP WLS BF H R ER SO BB IBB HBP BLK WP HR S P ERA WHIP	PITCHER	IP WLS BF H R ER SO BB IBB HBP BLK WP HR S P ERA WHIP							

California Angels @ Kansas City Royals
 Kauffman Stadium, Kansas City, MO
 Wed Jun 23 1993, 7:05 PM CDT
 Att. 23,459 - Unknown - 77 F

livebaseballscorecards.com



BOTTOM

California Angels @ Kansas City Royals
Kauffman Stadium, Kansas City, MO

livebaseballscorecards.com

AB 36
R 7
H 13
RBI 7
BB 2
SO 3
LOB 18



WP: 2 PA: 40
PB: 0
SB: 0
CS: 0

Wed Jun 23 1993, 7:05 PM CDT
Att: 23,459 - Unknown - 77 F

AB R H RBI BB SO LOB

5 0 2 1 0 0 2

4 1 3 0 0 0 1

5 1 1 0 0 0 3

5 1 1 1 0 2 2

4 2 3 1 0 0 0

4 0 2 2 0 0 2

2 0 0 1 1 0 2

2 1 0 0 1 0 2

1 0 0 0 0 1 1

0 0 0 0 0 0 0

4 1 1 1 0 0 3

1B: 9 SF: 1
2B: 5 SAC: 1
3B: 0 DP: 2
HR: 0 HBP: 0

Batter	1	2	3	4	5	6	7	8	9
Brian McRae, S OBP: 0.349, SLG: 0.429 (1, 8)	1-2 G6-3 ①		1-2 P5 ③		2-1 2B ③		1-1 G4-3 ③		1-2 FC1-6 SH1-3 1B
Felix Jose, S OBP: 0.349, SLG: 0.383 (1, 9)	0-0 WP G3 1B			1-1 G1-6-3 1B	1-1 G6-3 ③			2-2 1B 1B	0-1 SH1-3 ①
George Brett, L OBP: 0.293, SLG: 0.397 (1, 10)	1-2 G3 ②			1-1 G1-6-3 ① ②		3-1 G3-1 ①		0-2 1B 2B 1B	1-0 FC1-6 ②
Mike Macfarlane, R OBP: 0.367, SLG: 0.540 (1, 2)	1-3 K ③			0-0 G4-3 ③		1-3 K ②		1-2 2B 1B 1B	1-1 F8 ③
Wally Joyner, L OBP: 0.394, SLG: 0.445 (1, 3)		2-0 F9-3 1B			1-2 F8 SF8 2B	2-2 G4-3 ③		0-0 1B 2B	
Kevin McReynolds, R OBP: 0.315, SLG: 0.410 (1, 7)		1-1 F9 ①			0-0 F8 ①		0-1 FC6-4 WP 1B	0-1 FC1-6 1B	
Greg Gagne, R OBP: 0.311, SLG: 0.347 (1, 6)		1-0 F9-3 ② ③			1-0 SF8 ②		4-1 FC6-4 BB	2-1 FC1-6 ①	
Phil Hiatt, R OBP: 0.298, SLG: 0.382 (1, 5)			2-2 G5-3 ①		4-2 2B BB		1-2 F8 ①	2-3 K ②	
Chris Gwynn, L OBP: 0.353, SLG: 0.397 (8, PH)									
Rico Rossy, R OBP: 0.353, SLG: 0.533 (9, 5)									
Jose Lind, R OBP: 0.263, SLG: 0.286 (1, 4)			0-1 G5-3 ②		2-0 2B 2B		2-1 FC6-4 ②	1-0 F9 ③	

Inning Stats	R: 0	H: 1	E: 0	LOB: 1	K: 1	P: 14	R: 0	H: 1	E: 0	LOB: 0	K: 0	P: 8	R: 0	H: 0	E: 0	LOB: 0	K: 0	P: 12	R: 3	H: 3	E: 0	LOB: 1	K: 0	P: 24	R: 0	H: 0	E: 0	LOB: 0	K: 1	P: 14	R: 0	H: 1	E: 0	LOB: 2	K: 0	P: 18	R: 4	H: 5	E: 0	LOB: 1	K: 1	P: 31	R: 0	H: 1	E: 0	LOB: 1	K: 0	P: 13	1B: 9	SF: 1	2B: 5	SAC: 1	3B: 0	DP: 2	HR: 0	HBP: 0
--------------	------	------	------	--------	------	-------	------	------	------	--------	------	------	------	------	------	--------	------	-------	------	------	------	--------	------	-------	------	------	------	--------	------	-------	------	------	------	--------	------	-------	------	------	------	--------	------	-------	------	------	------	--------	------	-------	-------	-------	-------	--------	-------	-------	-------	--------

PITCHER	IP	WLS	BF	H	R	ER	SO	BB	IBB	HBP	BLK	WP	HR	S	P	ERA	WHIP
Hilly Hathaway, L ERA: 7.36 (1, 1)	6.0	W	25	7	3	3	2	2	0	0	0	2	0	53	86	4.50	1.500
Julio Valera, R ERA: 6.62 (7, 1)	1.0		6	3	3	3	0	0	0	0	0	0	0	19	26	27.00	3.000
Jerry Nielsen, L ERA: 7.27 (8, 1)	0.0		1	1	0	0	0	0	0	0	0	0	0	1	1	∞	∞
Gene Nelson, R ERA: 1.4 (8, 1)	1.0		4	1	1	1	1	0	0	0	0	0	0	10	15	9.00	1.000
Steve Frey, L ERA: 1.96 (9, 1)	1.0	S	4	1	0	0	0	0	0	0	0	0	0	10	13	0.00	1.000

California Angels @ Kansas City Royals
 Kauffman Stadium, Kansas City, MO

Thu Jun 24 1993, 3:33 AM CDT
 Att. 26,409 - Unknown - 84 F

AB	33
R	1
H	7
RBI	1
BB	2
SO	4
LOB	12



WP:	0	PA:	35
PB:	0		
SB:	1		
CS:	0		

AB R H RBI BB SO LOB

4	1	2	0	0	1	0
4	0	0	0	0	0	2
4	0	2	1	0	0	1
0	0	0	0	0	0	0
4	0	0	0	0	1	3
4	0	0	0	0	1	0
3	0	1	0	1	1	0
3	0	2	0	0	0	0
1	0	0	0	0	0	1
3	0	0	0	1	0	3
2	0	0	0	0	0	2
1	0	0	0	0	0	0

Batter	1	2	3	4	5	6	7	8	9
Luis Polonia, L (1, 7) OBP: 0.308, SLG: 0.317	1-3 K		2-2 FC6-4 1B		0-1 F8			0-0 S 2B 1B	
Chad Curtis, R (1, 8) OBP: 0.412, SLG: 0.398	0-1 P3		2-1 F8		1-0 G5-3			1-1 SAFE G5-3	
Tim Salmon, R (1, 9) OBP: 0.393, SLG: 0.522	1-2 K		1-0 FC6-4		3-2 P3			0-0 2B	
Ron Tingley, R (8, 2) OBP: 0.306, SLG: 0.267			1-2f					2-H	
Chili Davis, S (1, 10) OBP: 0.315, SLG: 0.406	2-2 F8		0-0 G4-3		0-3 K			3-2 G4-3	
Torey Lovullo, S (1, 4) OBP: 0.351, SLG: 0.434		1-0 F8		0-1 P6		2-2 P5		3-3 K	
J.T. Snow, L (1, 3) OBP: 0.325, SLG: 0.422		2-1 F8		4-2 1B BB		3-3 K		2-0 1B	
Rene Gonzales, R (1, 5) OBP: 0.362, SLG: 0.299		2-2 BB 1B		1-2 SAFE G6-4-3 1B		1-2 G5-3		2-1 L8	
Greg Myers, L (9, PH) OBP: 0.301, SLG: 0.384				1-3					
Gary Disarcina, R (1, 6) OBP: 0.284, SLG: 0.361		4-2 FC6-4 BB		0-2 G6-4-3		2-1 G5-3		0-1 G6-3	
John Orton, R (1, 2) OBP: 0.264, SLG: 0.306		2-2 FC6-4		1-2f		1-0 G6-3		2-2 L7	
Stan Javier, S (8, PH) OBP: 0.286, SLG: 0.280									

Inning Stats	R: 0	H: 1	E: 0	LOB: 1	K: 1	BB: 0	S: 12	P: 16	R: 0	H: 1	E: 0	LOB: 2	K: 0	BB: 1	S: 11	P: 22	R: 0	H: 1	E: 0	LOB: 1	K: 0	BB: 1	S: 8	P: 13	R: 0	H: 1	E: 0	LOB: 1	K: 0	BB: 0	S: 12	P: 17	R: 0	H: 0	E: 0	LOB: 0	K: 0	BB: 0	S: 4	P: 6	R: 0	H: 0	E: 0	LOB: 0	K: 1	BB: 0	S: 9	P: 14	R: 0	H: 0	E: 0	LOB: 0	K: 1	BB: 0	S: 11	P: 17	R: 1	H: 2	E: 0	LOB: 1	K: 0	BB: 0	S: 12	P: 18	R: 0	H: 1	E: 0	LOB: 1	K: 1	BB: 0	S: 8	P: 15	1B: 5	SF: 0	2B: 2	SAC: 0	3B: 0	DP: 1	HR: 0	HBP: 0	WP: 0	PA: 35
--------------	------	------	------	--------	------	-------	-------	-------	------	------	------	--------	------	-------	-------	-------	------	------	------	--------	------	-------	------	-------	------	------	------	--------	------	-------	-------	-------	------	------	------	--------	------	-------	------	------	------	------	------	--------	------	-------	------	-------	------	------	------	--------	------	-------	-------	-------	------	------	------	--------	------	-------	-------	-------	------	------	------	--------	------	-------	------	-------	-------	-------	-------	--------	-------	-------	-------	--------	-------	--------

PITCHER	IP	WLS	BF	H	R	ER	SO	BB	IBB	HBP	BLK	WP	HR	S	P	ERA	WHIP
Kevin Appier, R (1, 1) ERA: 3.0	6.0	W	23	4	0	0	2	2	0	0	0	0	0	56	88	0.00	1.000
Bill Sampen, R (7, 1) ERA: 3.38	1.2		7	2	1	1	1	0	0	0	0	0	0	18	27	5.40	1.200
Jeff Montgomery, R (8, 1) ERA: 2.13	1.1	S	5	1	0	0	1	0	0	0	0	0	0	13	23	0.00	0.750

PITCHER	IP	WLS	BF	H	R	ER	SO	BB	IBB	HBP	BLK	WP	HR	S	P	ERA	WHIP
---------	----	-----	----	---	---	----	----	----	-----	-----	-----	----	----	---	---	-----	------

Batter	1	2	3	4	5	6	7	8	9
Brian McRae, S OBP: 0.353, SLG: 0.432 (1, 8)	3-2 S 2B 1B	2-3 K		1-0 G6-4-3 1-2f			0-0 FC5-4 1B	2-2 G4-3 1-3 2-H 1B	
Felix Jose, S OBP: 0.341, SLG: 0.374 (1, 9)	2-3 K 1-2	1-0 G4-3 1-2			2-3 K2-3		0-0 FC5-4 CS 1-2f	0-0 G4-3 1-2 3-H	
George Brett, L OBP: 0.292, SLG: 0.390 (1, 10)	2-3 K	0-0 G4-3			1-1 G6-3		4-2 SAFE SAFE 1B BB 1-2	2-2 G3	
Mike Macfarlane, R OBP: 0.372, SLG: 0.549 Brent Mayne, L OBP: 0.345, SLG: 0.406 (1, 2) (5, PR) (6, 2)	0-0 2-H 2B		3-1 F8		1-0 1B		0-0 1-2 1B		
Kevin McReynolds, R OBP: 0.304, SLG: 0.394 (1, 7)	1-2 G5-3		0-1 G6-3		2-2 G4-3		1-2 F9		
Gary Gaetti, R OBP: 0.284, SLG: 0.333 Wally Joyner, L OBP: 0.397, SLG: 0.460 (1, 3) (8, 3)		4-0 BB	0-3 K			0-0 2B		1-1 IHR	
Phil Hiatt, R OBP: 0.299, SLG: 0.382 Greg Gagne, R OBP: 0.310, SLG: 0.345 (1, 5) (8, 6)		1-2 E 1B 1B		0-0 G5-3		0-0 G6-3		1-3 K	
Jose Lind, R OBP: 0.273, SLG: 0.293 (1, 4)		1-0 E1 1B 1B		1-2 1B 1B		2-2 G5-3		4-1 1B BB	
Rico Rossy, R OBP: 0.429, SLG: 0.579 (1, 6) (8, 5)		2-1 G4-3 1B		1-0 SAFE SAFE 1-2 G6-4-3 1B		0-0 L5		2-1 1B G4-3 1B	

AB	R	H	RBI	BB	SO	LOB
5	1	3	1	0	1	3
5	0	0	1	0	2	4
4	0	0	0	1	1	3
3	0	2	1	0	0	0
1	0	1	0	0	0	0
4	0	0	0	0	0	4
2	0	1	0	1	1	0
1	1	1	1	0	0	0
3	1	1	0	0	0	1
1	0	0	0	0	1	0
3	2	2	0	1	0	1
4	1	3	2	0	0	1

WP	PA
0	39

Inning Stats	R	H	E	K	S	R	H	E	K	S	R	H	E	K	S	R	H	E	K	S	R	H	E	K	S
	1	2	0	2	14	3	3	0	1	11	0	0	0	0	6	0	1	0	0	9	0	1	0	0	15
	3	3	1	1	11	0	0	0	1	11	0	0	0	0	9	0	1	0	0	12	0	1	0	0	8
	0	0	0	1	7	0	0	0	1	7	0	0	0	6	0	0	1	0	0	4	0	0	0	0	15
	0	2	0	0	9	0	1	0	0	10	0	1	0	0	9	0	1	0	0	12	0	1	0	0	8
	0	2	0	0	14	0	2	0	0	14	0	2	0	0	14	0	2	0	0	14	0	2	0	0	14
	3	3	1	1	11	0	1	0	1	11	0	1	0	0	11	0	1	0	0	12	0	1	0	0	8
	0	0	0	0	6	0	0	0	0	6	0	0	0	6	0	0	0	0	0	4	0	0	0	0	8

1B	2B	3B	HR	SF	SAC	DP	HBP	WP	PA
11	2	0	1	0	0	1	0	0	39

California Angels @ Kansas City Royals
Kauffman Stadium, Kansas City, MO
 Thu Jun 24 1993, 3:33 AM CDT
 Att: 26,409 - Unknown - 84 F

AB	36
R	6
H	14
RBI	6
BB	3
SO	6
LOB	17



Batter	1	2	3	4	5	6	7	8	9	AB R H RBI BB SO LOB	TOP																		
Felix Jose, S (1, 9) OBP: 0.340, SLG: 0.381	2-1 FC4-6 3B		2-3 K		2-1 G3-1			0-1 G3		4 1 1 0 0 1 1																			
Brian McRae, S (1, 8) OBP: 0.352, SLG: 0.427	4-2 FC4-6 BB BB		3-2 G3			3-2 G6-3		1-1 G4-3		3 0 0 0 1 0 0																			
George Brett, L (1, 10) OBP: 0.298, SLG: 0.398	4-1 FC4-6 1-2 BB		2-2 G1-3			2-2 FC5 2B			2-2 FC4-6 1B	3 0 2 0 1 0 0																			
Wally Joyner, L (1, 3) OBP: 0.391, SLG: 0.452	1-3 K			1-1 G4-3		1-0 F9			0-2 F7	4 0 0 0 0 1 5																			
Chris Gwynn, L (1, 7) OBP: 0.348, SLG: 0.392 Hubie Brooks, R (6, PH) OBP: 0.325, SLG: 0.329	0-1 FC4-6 1-2f 2-3 3-H			3-0 F7		1-0 FC5 2-3			2-2 FC4-6 1-2f	2 0 0 1 0 0 2 2 0 0 0 0 0 2																			
Greg Gagne, R (1, 6) OBP: 0.305, SLG: 0.339	0-2 P7			1-0 G6-3			2-2 F8		0-1 P3	4 0 0 0 0 0 3																			
Brent Mayne, L (1, 2) OBP: 0.336, SLG: 0.394			2-2 F7			2-1 G1-3				3 0 0 0 0 1 0																			
Phil Hiatt, R (1, 5) OBP: 0.294, SLG: 0.375			1-3 K			2-2 K				3 0 0 0 0 3 0																			
Rico Rossy, R (1, 4) OBP: 0.417, SLG: 0.591			1-2 G3			1-0 2B			1-0 G6-3	3 0 1 0 0 0 0																			
Inning Stats	R: 1 E: 0 K: 1 S: 15	H: 1 LOB: 2 BB: 2 P: 26	R: 0 E: 0 K: 1 S: 11	H: 0 LOB: 0 BB: 0 P: 15	R: 0 E: 0 K: 1 S: 10	H: 0 LOB: 0 BB: 0 P: 17	R: 0 E: 0 K: 1 S: 9	H: 1 LOB: 1 BB: 0 P: 16	R: 0 E: 0 K: 0 S: 12	H: 1 LOB: 1 BB: 0 P: 19	R: 0 E: 0 K: 2 S: 17	H: 0 LOB: 0 BB: 0 P: 22	R: 0 E: 0 K: 0 S: 5	H: 0 LOB: 0 BB: 0 P: 7	R: 0 E: 0 K: 0 S: 13	H: 1 LOB: 1 BB: 0 P: 17	1B: 1 2B: 2 3B: 1 HR: 0	SF: 0 SAC: 0 DP: 0 HBP: 0	WP: 0 PB: 0 SB: 0 CS: 0	PA: 33									
PITCHER	IP WLS BF H R ER SO BB IBB HBP BLK WP HR S P ERA WHIP																												
Paul Abbott, R (1, 1) ERA: 5.68	5.0		19	2	1	1	4	2	0	0	0	0	0	0	49	83	1.80	0.800											
Dennis Cook, L (6, 1) ERA: 5.96	2.0	W	7	1	0	0	2	0	0	0	0	0	0	0	29	41	0.00	0.500											
Jeremy Hernandez, R (8, 1) ERA: 3.23	1.0		3	0	0	0	0	0	0	0	0	0	0	5	7	0.00	0.000												
Derek Lilliquist, L (9, 1) ERA: 1.32	1.0		4	1	0	0	0	0	0	0	0	0	0	13	17	0.00	1.000												

Kansas City Royals @ Cleveland Indians
Cleveland Municipal Stadium, Cleveland, OH
 Fri Jun 25 1993, 7:05 PM EDT
 Att. 17,207 - Unknown

AB	31
R	1
H	4
RBI	1
BB	2
SO	6
LOB	13




WP: 0	PA: 33
-------	--------

ERA	WHIP
-----	------

livebaseballscorecards.com

Batter	1	2	3	4	5	6	7	8	9
Kenny Lofton, L OBP: 0.403, SLG: 0.414 (1, 8)	1-3 K			2-3 K		1-2 PB S 1B		1-2 S HR 1B	
Wayne Kirby, L OBP: 0.349, SLG: 0.429 (1, 9)	1-1 P2			2-1 WP SF8 2B		1-2 G4-3		3-3 K	
Carlos Baerga, S OBP: 0.324, SLG: 0.519 (1, 4)	1-2 G6-3			4-1 BB		3-2 P6		4-0 HR IBB	
Albert Belle, R OBP: 0.377, SLG: 0.603 (1, 7)		0-0 B2		1-0 SF8		3-2 SH5-4 CS 1B		4-1 HR BB	
Paul Sorrento, L OBP: 0.344, SLG: 0.498 (1, 3)		0-1 G3		2-3 K		1-1 CS SH5-4 1B		2-0 HR	
Reggie Jefferson, S OBP: 0.314, SLG: 0.391 (1, 10)		2-1 G3-1		1-0 G3-1		0-0 SH5-4		1-3 K	
Alvaro Espinoza, R OBP: 0.312, SLG: 0.467 (1, 5)		1-1 G4-3		2-3 K		1-2 2-H 3-H 1B			
Felix Fermin, R OBP: 0.295, SLG: 0.281 (1, 6)		0-1 G5-3		2-0 F9		1-2 F8			
Junior Ortiz, R OBP: 0.200, SLG: 0.248 (1, 2)		1-1 G6-3		3-2 G6-3				2-3 K	

AB	R	H	RBI	BB	SO	LOB
4	1	2	0	0	2	0
4	1	1	0	0	1	2
2	1	0	0	2	0	1
2	1	1	1	1	0	0
4	2	2	4	0	1	1
3	0	0	0	0	1	0
3	0	1	1	0	1	0
3	0	0	0	0	0	1
3	0	0	0	0	1	0

BOTTOM	
AB	28
R	6
H	7
RBI	6
BB	3
SO	7
LOB	5
	
WP	1
PB	1
SB	3
CS	2
PA	33

Inning Stats		R	H	E	K	S	I	BB	IBB	HBP	BLK	WP	HR	S	P	ERA	WHIP
R: 0	H: 0	R: 0	H: 0	R: 0	H: 0	R: 0	H: 0	R: 1	H: 1	R: 0	H: 0	R: 0	H: 1	R: 1	H: 3	R: 4	H: 2
E: 0	LOB: 0	E: 0	LOB: 0	E: 0	LOB: 0	E: 0	LOB: 0	E: 0	LOB: 1	E: 0	LOB: 0	E: 0	LOB: 1	E: 0	LOB: 1	E: 0	LOB: 0
K: 1	BB: 0	K: 0	BB: 0	K: 0	BB: 0	K: 1	BB: 0	K: 2	BB: 1	K: 0	BB: 0	K: 0	BB: 0	K: 0	BB: 0	K: 3	BB: 2
S: 10	P: 13	S: 5	P: 7	S: 6	P: 8	S: 10	P: 21	S: 6	P: 11	S: 13	P: 19	S: 15	P: 32	S: 13	P: 19	S: 15	P: 32

PITCHER		IP	WLS	BF	H	R	ER	SO	BB	IBB	HBP	BLK	WP	HR	S	P	ERA	WHIP
Mark Gardner, R	(1, 1)	6.0		21	2	1	1	4	1	0	0	0	1	0	50	81	1.50	0.500
Mark Gubicza, R	(7, 1)	1.2	L	10	4	4	4	2	1	1	0	0	0	0	24	44	21.60	3.000
Tom Gordon, R	(8, 1)	0.1		2	1	1	1	1	0	0	0	0	0	1	4	7	27.00	3.000

Kansas City Royals @ Cleveland Indians
Cleveland Municipal Stadium, Cleveland, OH
Fri Jun 25 1993, 7:05 PM EDT
Att. 17,207 - Unknown

livebaseballscorecards.com

Kansas City Royals @ Cleveland Indians
Cleveland Municipal Stadium, Cleveland, OH

Sat Jun 26 1993, 7:05 PM EDT
 Att: 25,475 - Unknown

AB	34
R	4
H	8
RBI	4
BB	2
SO	6
LOB	12



WP:	0	PA:	36
PB:	0		
SB:	1		
CS:	0		

AB	R	H	RBI	BB	SO	LOB
4	1	1	2	0	1	1
4	0	1	0	0	1	1
4	1	2	1	0	0	1
4	0	0	0	0	1	1
3	1	1	1	1	0	0
4	0	1	0	0	0	1
3	0	0	0	1	1	1
4	1	2	0	0	1	2
4	0	0	0	0	1	4

1B	SF	2B	SAC	3B	DP	HR	HBP
5	0	0	0	0	1	3	0
0	0	0	0	0	0	0	0
0	0	0	0	0	0	0	0
0	0	0	0	0	0	0	0
0	0	0	0	0	0	0	0
0	0	0	0	0	0	0	0
0	0	0	0	0	0	0	0
0	0	0	0	0	0	0	0
0	0	0	0	0	0	0	0

Batter	1	2	3	4	5	6	7	8	9																		
Felix Jose, S (1, 9) OBP: 0.339, SLG: 0.391	1-3 K		1-2 L3		1-0 F8		2-2 HR																				
Brian McRae, S (1, 8) OBP: 0.350, SLG: 0.425	2-3 K		2-2 G4-6-3 1B		1-0 P5		3-2 G3																				
George Brett, L (1, 10) OBP: 0.301, SLG: 0.411	0-1 S 1B		2-1 G4-6-3 1-2f		0-0 G3		0-0 HR																				
Wally Joyner, L (1, 3) OBP: 0.386, SLG: 0.445	3-1 G3-1 1-2		0-1 L7		1-3 K		0-0 G4-3																				
Chris Gwynn, L (1, 7) OBP: 0.352, SLG: 0.411		4-2 BB BB	3-2 G3-1		0-1 HR		0-2 L9																				
Gary Gaetti, R (1, 5) OBP: 0.262, SLG: 0.328		1-0 L8	0-0 1B		0-1 G4-3		0-0 F7																				
Brent Mayne, L (1, 2) OBP: 0.333, SLG: 0.384		1 SAFE 4-1 1-2 BB	0-0 F8		1-1 G1-3		2-3 K																				
Greg Gagne, R (1, 6) OBP: 0.308, SLG: 0.342		2-3 K	2-1 F8 1B		1-1 HR 1B		2-2 L7																				
Rico Rossy, R (1, 4) OBP: 0.357, SLG: 0.500		2-3 K	0-0 L7		1-1 F8		2-1 L8																				
Inning Stats	R: 0 E: 0 K: 2 S: 10	H: 1 LOB: 1 BB: 0 P: 16	R: 0 E: 0 K: 2 S: 10	H: 0 LOB: 2 BB: 2 P: 23	R: 0 E: 0 K: 0 S: 8	H: 1 LOB: 0 BB: 0 P: 13	R: 0 E: 0 K: 0 S: 5	H: 1 LOB: 1 BB: 0 P: 9	R: 1 E: 0 K: 1 S: 8	H: 1 LOB: 0 BB: 0 P: 9	R: 2 E: 0 K: 0 S: 12	H: 2 LOB: 0 BB: 0 P: 20	R: 1 E: 0 K: 0 S: 6	H: 1 LOB: 0 BB: 0 P: 6	R: 0 E: 0 K: 1 S: 10	H: 0 LOB: 0 BB: 0 P: 16	1B: 5 2B: 0 3B: 0 HR: 3	SF: 0 SAC: 0 DP: 1 HBP: 0	WP: 0 PB: 0 SB: 1 CS: 0	PA: 36							
PITCHER	IP	WLS	BF	H	R	ER	SO	BB	IBB	HBP	BLK	WP	HR	S	P	ERA	WHIP										
Tom Kramer, R (1, 1) ERA: 3.79	6.2		28	7	3	3	5	2	0	0	0	0	2	59	96	4.05	1.350										
Jeremy Hernandez, R (7, 1) ERA: 3.32	1.1	W	5	1	1	1	0	0	0	0	0	0	1	9	12	6.75	0.750										
Eric Plunk, R (9, 1) ERA: 2.9	1.0	S	3	0	0	0	1	0	0	0	0	0	0	10	16	0.00	0.000										

Batter	1	2	3	4	5	6	7	8	9	AB R H RBI BB SO LOB	TOP											
Felix Jose, S (1, 9) OBP: 0.333, SLG: 0.385	0-2 P4		0-0 G1-6-3		2-2 G5-3			1-1 F7		4 0 0 0 0 0 1												
Brian McRae, S (1, 8) OBP: 0.349, SLG: 0.422	1-3 K			0-2 1B		1-1 G5-3		1-0 G4-3		4 1 1 0 0 1 0												
George Brett, L (1, 10) OBP: 0.300, SLG: 0.408	1-3 K			0-1 1B		2-1 L4		0-0 G6-3		4 1 1 0 0 1 0												
Mike Macfarlane, R (1, 2) OBP: 0.370, SLG: 0.541		1-0 P5		2-2 1B		1-3 K		2-3 K		4 0 1 1 0 2 0												
Wally Joyner, L (1, 3) OBP: 0.385, SLG: 0.444		0-0 G4-3		2-2 1B		0-0 G3-1				3 0 1 1 0 0 0												
Kevin McReynolds, R (1, 7) OBP: 0.305, SLG: 0.387		4-2 BB		2-2 1B		0-1 F9				2 0 0 0 1 0 2												
Gary Gaetti, R (1, 5) OBP: 0.270, SLG: 0.313		1-1 FC5-4		2-1 G4-3		0-0 F8				3 0 0 0 0 0 2												
Greg Gagne, R (1, 6) OBP: 0.304, SLG: 0.338			0-1 F7		1-2 G5-3		1-2 F9			3 0 0 0 0 0 0												
Jose Lind, R (1, 4) OBP: 0.274, SLG: 0.293			1-0 1B		3-1 F9		3-2 G4-3			3 0 1 0 0 0 0												
Inning Stats	R: 0 E: 0 K: 2 S: 9	H: 0 LOB: 0 BB: 0 P: 11	R: 0 E: 0 K: 0 S: 6	H: 0 LOB: 1 BB: 1 P: 12	R: 0 E: 0 K: 0 S: 4	H: 1 LOB: 0 BB: 0 P: 5	R: 2 E: 0 K: 0 S: 18	H: 4 LOB: 1 BB: 0 P: 26	R: 0 E: 0 K: 0 S: 9	H: 0 LOB: 0 BB: 0 P: 15	R: 0 E: 0 K: 1 S: 7	H: 0 LOB: 0 BB: 0 P: 11	R: 0 E: 0 K: 0 S: 4	H: 0 LOB: 0 BB: 0 P: 4	R: 0 E: 0 K: 0 S: 8	H: 0 LOB: 0 BB: 0 P: 13	R: 0 E: 0 K: 1 S: 5	H: 0 LOB: 0 BB: 0 P: 8	1B: 5 2B: 0 3B: 0 HR: 0	SF: 0 SAC: 0 DP: 2 HBP: 0	WP: 0 PB: 0 SB: 0 CS: 0	PA: 31
PITCHER	IP WLS BF H R ER SO BB IBB HBP BLK WP HR S P ERA WHIP																					
Cliff Young, L (1, 1) ERA: 3.89	7.0	25	5	2	2	3	1	0	0	0	0	0	0	57	84	2.57	0.857					
Eric Plunk, R (8, 1) ERA: 2.73	2.0	6	0	0	0	1	0	0	0	0	0	0	0	13	21	0.00	0.000					

Kansas City Royals @ Cleveland Indians
Cleveland Municipal Stadium, Cleveland, OH

Sun Jun 27 1993, 7:05 PM EDT
Att. 36,210 - Unknown - 77 F

AB	30
R	2
H	5
RBI	2
BB	1
SO	4
LOB	5



Batter	1	2	3	4	5	6	7	8	9	AB	R	H	RBI	BB	SO	LOB
--------	---	---	---	---	---	---	---	---	---	----	---	---	-----	----	----	-----

BOTTOM

<p>Kenny Lofton, L (1, 8) OBP: 0.402, SLG: 0.410</p>			<p>L7 (1, 8) OBP: 0.402, SLG: 0.410</p>				<p>G6-3 (1, 8) OBP: 0.402, SLG: 0.410</p>			4	0	1	0	0	1	2	
---	--	--	--	--	--	--	--	--	--	---	---	---	---	---	---	---	--

<p>Wayne Kirby, L (1, 9) OBP: 0.347, SLG: 0.419</p>			<p>P3 (1, 9) OBP: 0.347, SLG: 0.419</p>					<p>G6-3 (1, 9) OBP: 0.347, SLG: 0.419</p>		4	0	0	0	0	0	2	
--	--	--	--	--	--	--	--	--	--	---	---	---	---	---	---	---	--

<p>Carlos Baerga, S (1, 4) OBP: 0.316, SLG: 0.512</p>										4	0	0	0	0	1	0	
--	--	--	--	--	--	--	--	--	--	---	---	---	---	---	---	---	--

		<p>F8 (1, 7) OBP: 0.380, SLG: 0.608</p>		<p>G5-3 (1, 7) OBP: 0.380, SLG: 0.608</p>			<p>F9 (1, 7) OBP: 0.380, SLG: 0.608</p>			3	0	0	0	1	0	0	
--	--	--	--	--	--	--	--	--	--	---	---	---	---	---	---	---	--

		<p>G4-3 (1, 3) OBP: 0.341, SLG: 0.486</p>					<p>SH5-4 1B (1, 3) OBP: 0.341, SLG: 0.486</p>		<p>CS (1, 3) OBP: 0.341, SLG: 0.486</p>		3	1	1	0	1	1	0
--	--	--	--	--	--	--	--	--	--	--	---	---	---	---	---	---	---

<p>Reggie Jefferson, S (1, 10) OBP: 0.316, SLG: 0.402</p>				<p>G3 (1, 10) OBP: 0.316, SLG: 0.402</p>			<p>SH5-4 1B (1, 10) OBP: 0.316, SLG: 0.402</p>			4	2	2	1	0	1	1	
--	--	--	--	---	--	--	---	--	--	---	---	---	---	---	---	---	--

			<p>K (1, 5) OBP: 0.313, SLG: 0.464</p>				<p>SH5-4 (1, 5) OBP: 0.313, SLG: 0.464</p>			1	0	0	0	0	1	0	
--	--	--	---	--	--	--	---	--	--	---	---	---	---	---	---	---	--

<p>Felix Fermin, R (1, 6) OBP: 0.292, SLG: 0.275</p>			<p>P3 (1, 6) OBP: 0.292, SLG: 0.275</p>				<p>K (1, 6) OBP: 0.292, SLG: 0.275</p>			2	0	0	0	0	0	1	
---	--	--	--	--	--	--	---	--	--	---	---	---	---	---	---	---	--

<p>Jeff Treadway, L (7, PH) OBP: 0.352, SLG: 0.362</p>							<p>G3-1 (7, PH) OBP: 0.352, SLG: 0.362</p>			1	0	0	0	0	1	2	
---	--	--	--	--	--	--	---	--	--	---	---	---	---	---	---	---	--

<p>Junior Ortiz, R (1, 2) OBP: 0.205, SLG: 0.252</p>			<p>1B (1, 2) OBP: 0.205, SLG: 0.252</p>				<p>F8 (1, 2) OBP: 0.205, SLG: 0.252</p>			2	0	1	0	0	0	1	
---	--	--	--	--	--	--	--	--	--	---	---	---	---	---	---	---	--

<p>Thomas Howard, S (7, PH) OBP: 0.270, SLG: 0.321</p>							<p>2B (7, PH) OBP: 0.270, SLG: 0.321</p>			1	0	1	2	0	0	0	
---	--	--	--	--	--	--	---	--	--	---	---	---	---	---	---	---	--

<p>Jesse Levis, L (8, 2) OBP: 0.140, SLG: 0.146</p>			<p>1B (8, 2) OBP: 0.140, SLG: 0.146</p>				<p>2B (8, 2) OBP: 0.140, SLG: 0.146</p>			0	0	0	0	0	0	0	
--	--	--	--	--	--	--	--	--	--	---	---	---	---	---	---	---	--

Inning Stats	R: 0	H: 0	E: 0	K: 1	S: 5	R: 0	H: 0	E: 0	K: 1	S: 6	R: 0	H: 2	E: 0	K: 1	S: 12	R: 0	H: 0	E: 0	K: 0	S: 8	R: 0	H: 0	E: 0	K: 0	S: 12	R: 0	H: 0	E: 0	K: 1	S: 8	R: 2	H: 3	E: 0	K: 1	S: 11	R: 0	H: 0	E: 0	K: 0	S: 9	R: 1	H: 1	E: 0	K: 1	S: 4	1B: 4	SF: 0	2B: 1	SAC: 1	3B: 0	DP: 0	HR: 1	HBP: 1	WP: 0	PA: 34
--------------	------	------	------	------	------	------	------	------	------	------	------	------	------	------	-------	------	------	------	------	------	------	------	------	------	-------	------	------	------	------	------	------	------	------	------	-------	------	------	------	------	------	------	------	------	------	------	-------	-------	-------	--------	-------	-------	-------	--------	-------	--------

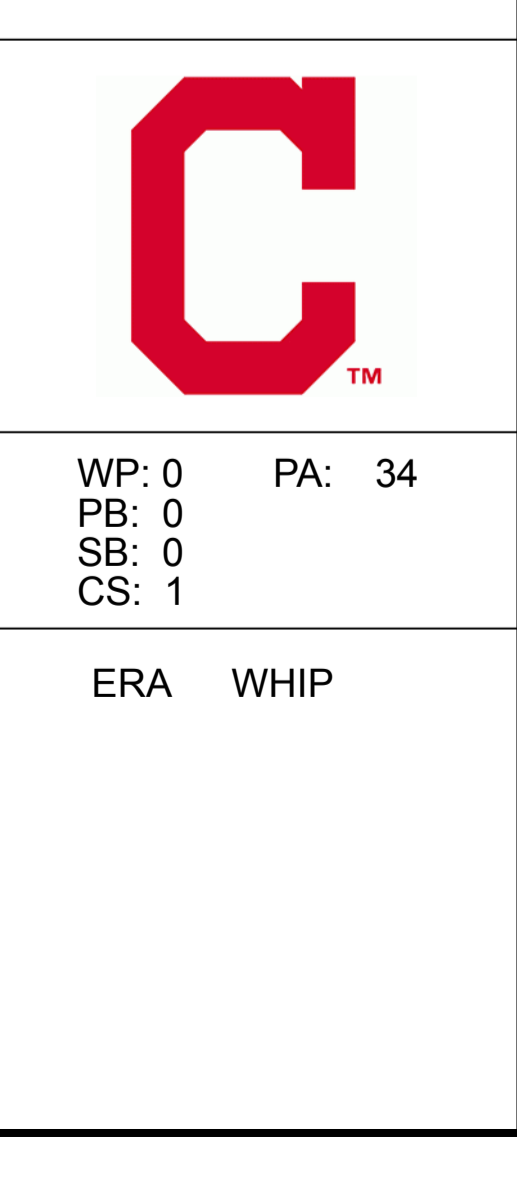
PITCHER	IP	WLS	BF	H	R	ER	SO	BB	IBB	HBP	BLK	WP	HR	S	P	ERA	WHIP
---------	----	-----	----	---	---	----	----	----	-----	-----	-----	----	----	---	---	-----	------

Kansas City Royals @ Cleveland Indians
Cleveland Municipal Stadium, Cleveland, OH

Sun Jun 27 1993, 7:05 PM EDT
Att: 36,210 - Unknown - 77 F

livebaseballscorecards.com

AB	29
R	3
H	6
RBI	3
BB	2
SO	6
LOB	9



Batter	1	2	3	4	5	6	7	8	9	AB R H RBI BB SO LOB	TOP												
Brian McRae, S (1, 8) OBP: 0.348, SLG: 0.420	2-3 K		0-0 SH5-4	3-2 BB 1B		1-3 K			3-3 K	4 0 1 2 0 3 2													
Greg Gagne, R (1, 6) OBP: 0.310, SLG: 0.335	4-0 G3 BB		4-2 WP BB	4-2 SAFE SAFE SAFE SAFE SAFE SAFE SAFE SAFE	1-2 BB	1-0 F8			0-3 K	2 0 0 0 3 1 2													
George Brett, L (1, 10) OBP: 0.299, SLG: 0.404	0-2 G3 1-2		1-3 K	0-2 F7			1-2 L6-3 1B		2-3 K	5 0 1 0 0 2 6													
Mike Macfarlane, R (1, 2) OBP: 0.367, SLG: 0.531	2-3 K		3-1 HBP	1-0 G5-3		0-0 L6-3			0-0 L6-3	3 0 0 0 0 1 2													
Wally Joyner, L (1, 3) OBP: 0.380, SLG: 0.437		2-2 G4-3	0-0 G3-1		1-2 G3-1		1-1 G6-3			4 0 0 0 0 0 3													
Hubie Brooks, R (1, 9) OBP: 0.314, SLG: 0.317		1-2 G1-3		0-0 G3-1		2-3 K		0-0 B2-3		3 0 0 0 0 1 0													
Felix Jose, S (8, PH) OBP: 0.332, SLG: 0.383										1 0 0 0 0 0 0													
Kevin McReynolds, R (1, 7) OBP: 0.311, SLG: 0.418		2-1 G5-3		3-3 K		0-1 G2-3 1B		1-0 HR		4 1 2 1 0 1 0													
Gary Gaetti, R (1, 5) OBP: 0.282, SLG: 0.314			0-0 SH5-4 WP 1B	1-2 2B 1B HBP		0-1 G2-3		0-0 P6		3 2 1 0 0 0 1													
Jose Lind, R (1, 4) OBP: 0.284, SLG: 0.308			2-1 WP SH5-4 1B	2-1 1B 2B		3-1 1B		1-1 G1-3		4 1 3 0 0 0 0													
Inning Stats	R: 0 E: 0 K: 2 S: 10	H: 0 LOB: 1 BB: 1 P: 18	R: 0 E: 0 K: 0 S: 8	H: 0 LOB: 0 BB: 0 P: 13	R: 1 E: 0 K: 1 S: 11	H: 2 LOB: 3 BB: 1 P: 21	R: 2 E: 0 K: 1 S: 16	H: 2 LOB: 2 BB: 1 P: 29	R: 0 E: 0 K: 1 S: 8	H: 0 LOB: 0 BB: 0 P: 12	R: 0 E: 0 K: 1 S: 11	H: 2 LOB: 2 BB: 0 P: 16	R: 0 E: 0 K: 0 S: 6	H: 1 LOB: 0 BB: 0 P: 8	R: 1 E: 0 K: 0 S: 5	H: 1 LOB: 0 BB: 0 P: 7	R: 0 E: 0 K: 3 S: 13	H: 0 LOB: 0 BB: 0 P: 18	1B: 6 2B: 2 3B: 0 HR: 1	SF: 0 SAC: 1 DP: 1 HBP: 2	WP: 1 PB: 0 SB: 0 CS: 0	PA: 39	
PITCHER	IP WLS BF H R ER SO BB IBB HBP BLK WP HR S P ERA WHIP																						
Kenny Rogers, L (1, 1) ERA: 5.55	6.0 L 29 6 3 3 6 3 0 2 0 1 0 64 109 4.50 1.500																						
Craig Lefferts, L (7, 1) ERA: 7.52	1.1 4 1 0 0 0 0 0 0 0 0 0 7 9 0.00 0.750																						
Jeff Bronkey, R (8, 1) ERA: 3.57	1.1 5 1 1 1 2 0 0 0 0 0 1 13 18 6.75 0.750																						
Bob Patterson, L (9, 1) ERA: 4.56	0.1 1 0 0 0 1 0 0 0 0 0 0 4 6 0.00 0.000																						

Kansas City Royals @ Texas Rangers
 Arlington Stadium, Arlington, TX
 Mon Jun 28 1993, 8:05 PM EDT
 Att. 21,505 - Unknown - 92 F

AB	33
R	4
H	8
RBI	3
BB	3
SO	9
LOB	16



WP: 1	PA: 39
PB: 0	
SB: 0	
CS: 0	

Batter	1	2	3	4	5	6	7	8	9	AB	R	H	RBI	BB	SO	LOB
Gary Redus, R OBP: 0.303, SLG: 0.391 David Hulse, L OBP: 0.325, SLG: 0.375	1-1 E6 G4-6-3 1B		3-3 K		0-3 K			1-2 F9 S 1B		3	0	0	0	0	2	0
Julio Franco, R OBP: 0.307, SLG: 0.431	0-2 G4-6-3 1B			3-2 HR		4-2 1B SH5-3 BB		2-2 F9 1-3		3	1	2	1	1	0	1
Rafael Palmeiro, L OBP: 0.328, SLG: 0.472	0-0 G4-6-3 1-2f 2-3			1-3 K		0-0 SH5-3		1-2 P5		3	0	0	0	0	1	3
Juan Gonzalez, R OBP: 0.393, SLG: 0.648	2-3 K			0-0 2B 2B		3-2 FC6-4 1B		0-2 G6-3		4	1	2	0	0	1	2
Ivan Rodriguez, R OBP: 0.333, SLG: 0.434		0-1 G5-3		0-1 2B		0-3 K		1-1 E S 1B		4	0	2	1	0	1	2
Dean Palmer, R OBP: 0.320, SLG: 0.510 Jon Shave, R OBP: 0.214, SLG: 0.250 Geno Petrali, L OBP: 0.365, SLG: 0.370		1-3 K		0-3 K		0-0 FC6-4		3-3 K		2	0	0	0	0	2	1
Butch Davis, R OBP: 0.263, SLG: 0.418		1-3 K		0-0 F7			1-0 G6-4-3 1B		0-1 F7	4	0	1	0	0	1	2
Doug Strange, S OBP: 0.324, SLG: 0.397			1-3 K		0-0 F8		1-1 B3		0-0 E3	4	0	0	0	0	1	2
Mario Diaz, R OBP: 0.257, SLG: 0.371 Dan Peltier, L OBP: 0.463, SLG: 0.529			3-3 K		1-0 F9		0-0 G6-4-3		1-0 L9	3	0	0	0	0	1	1

Inning Stats	R: 0	H: 1	E: 1	K: 1	S: 9	R: 0	H: 0	E: 0	K: 2	S: 10	R: 0	H: 0	E: 0	K: 3	S: 12	R: 2	H: 3	E: 0	K: 2	S: 14	R: 0	H: 0	E: 0	K: 1	S: 5	R: 0	H: 1	E: 0	K: 1	S: 11	R: 0	H: 1	E: 0	K: 0	S: 5	R: 0	H: 1	E: 0	K: 0	S: 13	R: 0	H: 1	E: 1	K: 1	S: 9	1B: 5	2B: 2	3B: 0	HR: 1	SF: 0	SAC: 1	DP: 2	HBP: 0	WP: 0	PB: 0	SB: 2	CS: 0	PA: 36
--------------	------	------	------	------	------	------	------	------	------	-------	------	------	------	------	-------	------	------	------	------	-------	------	------	------	------	------	------	------	------	------	-------	------	------	------	------	------	------	------	------	------	-------	------	------	------	------	------	-------	-------	-------	-------	-------	--------	-------	--------	-------	-------	-------	-------	--------

PITCHER	IP	WLS	BF	H	R	ER	SO	BB	IBB	HBP	BLK	WP	HR	S	P	ERA	WHIP
Chris Haney, L ERA: 5.59	(1, 1)	5.1	21	4	2	2	9	1	0	0	0	0	0	53	74	3.38	0.938
Mark Gubicza, R ERA: 5.12	(6, 1)	1.2	6	2	0	0	1	0	0	0	0	0	0	13	17	0.00	1.200
Jeff Montgomery, R ERA: 2.03	(8, 1)	2.0	9	2	0	0	1	0	0	0	0	0	0	22	31	0.00	1.000

BOTTOM

Kansas City Royals @ Texas Rangers
Arlington Stadium, Arlington, TX
Mon Jun 28 1993, 8:05 PM EDT
Att: 21,505 - Unknown - 92 F

livebaseballscorecards.com

AB	34
R	2
H	8
RBI	2
BB	1
SO	11
LOB	19



Batter	1	2	3	4	5	6	7	8	9	AB R H RBI BB SO LOB	TOP																	
Felix Jose, S (1, 9) OBP: 0.326, SLG: 0.376	2-3 K		2-1 F7		3-2 G4-3		0-3 K		1-3 K	5 0 0 0 0 3 1																		
Brian McRae, S (1, 8) OBP: 0.347, SLG: 0.418	0-0 1B		3-2 F8		1-1 P6		1-1 G5-3			4 0 1 0 0 0 1																		
George Brett, L (1, 10) OBP: 0.305, SLG: 0.403	4-1 BB			4-2 FC4-6 BB 1B	4-2 BB		1-2 G6-3			1 1 0 0 3 0 1																		
Wally Joyner, L (1, 3) OBP: 0.382, SLG: 0.436	1-3 K			4-2 FC4-6 BB	0-3 K			3-2 1B		3 0 1 0 1 2 3																		
Chris Gwynn, L (1, 7) OBP: 0.349, SLG: 0.413	2-3 K			1-2 FC4-6 G1-3 1B		0-0 FC6-5 2B		0-0 B2		4 1 1 0 0 1 5																		
Gary Gaetti, R (1, 5) OBP: 0.268, SLG: 0.297		1-3 K		1-2 SAFE G1-3		2-0 FC6-5		2-3 K		4 0 0 0 0 2 4																		
Brent Mayne, L (1, 2) OBP: 0.331, SLG: 0.379		0-0 G1-3		2-0 BB SAFE 2-H 3-H 1B		1-3 K		2-3 K		4 1 1 2 0 2 2																		
Greg Gagne, R (1, 6) OBP: 0.309, SLG: 0.333		1-1 G6-3		1-1 SAFE X 1-H 1B		0-1 P6			3-3 K	4 0 1 1 0 1 1																		
Jose Lind, R (1, 4) OBP: 0.284, SLG: 0.313			0-0 G6-3		0-1 L7		2-1 2B		3-3 K	3 0 1 0 0 0 1																		
Kevin McReynolds, R (9, PH) OBP: 0.309, SLG: 0.414										1 0 0 0 0 1 0																		
Inning Stats	R: 0 E: 0 K: 3 S: 12	H: 1 LOB: 2 BB: 1 P: 20	R: 0 E: 0 K: 1 S: 6	H: 0 LOB: 0 BB: 0 P: 8	R: 0 E: 0 K: 0 S: 6	H: 0 LOB: 0 BB: 0 P: 11	R: 3 E: 0 K: 0 S: 17	H: 2 LOB: 1 BB: 2 P: 30	R: 0 E: 0 K: 1 S: 16	H: 0 LOB: 1 BB: 1 P: 24	R: 0 E: 0 K: 1 S: 7	H: 1 LOB: 1 BB: 0 P: 10	R: 0 E: 0 K: 1 S: 10	H: 1 LOB: 1 BB: 0 P: 14	R: 0 E: 0 K: 2 S: 11	H: 1 LOB: 1 BB: 0 P: 18	R: 0 E: 0 K: 3 S: 12	H: 0 LOB: 0 BB: 0 P: 19	1B: 4 2B: 2 3B: 0 HR: 0	SF: 0 SAC: 0 DP: 0 HBP: 0	WP: 0 PB: 0 SB: 2 CS: 0	PA: 37						
PITCHER	IP WLS BF H R ER SO BB IBB HBP BLK WP HR S P ERA WHIP																											
Roger Pavlik, R (1, 1) ERA: 4.18	6.0		27	5	3	3	6	4	0	0	0	0	0	0	66	107	4.50	1.500										
Bob Patterson, L (7, 1) ERA: 4.21	2.0	W	7	1	0	0	3	0	0	0	0	0	0	0	19	28	0.00	0.500										
Tom Henke, R (9, 1) ERA: 2.65	1.0	S	3	0	0	0	3	0	0	0	0	0	0	0	12	19	0.00	0.000										

Kansas City Royals @ Texas Rangers
Arlington Stadium, Arlington, TX

Tue Jun 29 1993, 8:05 PM EDT
Att. 24,855 - Unknown - 91 F

livebaseballscorecards.com

AB	33
R	3
H	6
RBI	3
BB	4
SO	12
LOB	19



Batter	1	2	3	4	5	6	7	8	9
David Hulse, L (1, 8) OBP: 0.323, SLG: 0.373	1-1 B3		1-2 G4-3			0-2 F7		2-2 1B	
Julio Franco, R (1, 10) OBP: 0.310, SLG: 0.427	4-0 BB		0-2 G4-3			2-3 K		4-0 1B	
Rafael Palmeiro, L (1, 3) OBP: 0.327, SLG: 0.469	3-2 F8			2-2 F7			2-3 K	0-1 1B	
Juan Gonzalez, R (1, 7) OBP: 0.391, SLG: 0.640	2-3 K			0-1 F9			1-3 K	4-0 1B	
Dan Peltier, L (1, 9) OBP: 0.467, SLG: 0.526		2-0 L9		1-3 K			2-2 1B	1-2 1B	
Doug Descenzo, S (9, 9) OBP: 0.216, SLG: 0.284								G6-4-3 1B	
Ivan Rodriguez, R (1, 2) OBP: 0.332, SLG: 0.431		1-1 FC3-6 1B			1-1 G4-3		1-3 K	2-2 G6-4-3	
Doug Strange, S (1, 5) OBP: 0.324, SLG: 0.396		0-1 FC3-6 1-2f			3-2 G4-3			1-2 G1-3 1B	
Mario Diaz, R (1, 6) OBP: 0.243, SLG: 0.351		1-1 FC6-4 1-2f			0-1 G6-3			4-0 1B	
Geno Petralli, L (8, PH) OBP: 0.377, SLG: 0.370								1-2 1B	
Dean Palmer, R (9, 5) OBP: 0.320, SLG: 0.510								G1-3 BB	
Jon Shave, R (1, 4) OBP: 0.188, SLG: 0.214			2-2 G6-3			1-2 G5-3		0-2 G1-3	
Gary Redus, R (8, PH) OBP: 0.299, SLG: 0.386								1-2 2-3	

Inning Stats	R: 0 E: 0 K: 1 S: 11	H: 0 LOB: 1 BB: 1 P: 21	R: 0 E: 0 K: 0 S: 7	H: 1 LOB: 1 BB: 0 P: 11	R: 0 E: 0 K: 0 S: 12	H: 0 LOB: 0 BB: 0 P: 15	R: 0 E: 0 K: 1 S: 9	H: 0 LOB: 0 BB: 0 P: 12	R: 0 E: 0 K: 0 S: 8	H: 0 LOB: 0 BB: 0 P: 12	R: 0 E: 0 K: 1 S: 12	H: 0 LOB: 0 BB: 0 P: 15	R: 0 E: 0 K: 3 S: 13	H: 1 LOB: 1 BB: 0 P: 19	R: 4 E: 0 K: 0 S: 18	H: 4 LOB: 2 BB: 3 P: 36
--------------	-------------------------------	----------------------------------	------------------------------	----------------------------------	-------------------------------	----------------------------------	------------------------------	----------------------------------	------------------------------	----------------------------------	-------------------------------	----------------------------------	-------------------------------	----------------------------------	-------------------------------	----------------------------------

PITCHER	IP	WLS	BF	H	R	ER	SO	BB	IBB	HBP	BLK	WP	HR	S	P	ERA	WHIP
Kevin Appier, R (1, 1) ERA: 3.04	7.1		28	4	3	3	6	2	0	0	0	0	0	81	121	3.68	0.818
Bill Sampen, R (8, 1) ERA: 4.73	0.0	L	2	1	0	0	0	1	0	0	0	0	0	2	6	∞	∞
Billy Brewer, L (8, 1) ERA: 2.51	0.2		3	1	1	1	0	0	1	0	0	0	0	7	14	13.50	1.500

AB R H RBI BB SO LOB

4	1	1	1	0	0	0
2	1	0	0	2	1	0
4	0	1	2	0	1	1
3	0	0	0	1	2	1
4	0	2	1	0	1	0
0	0	0	0	0	0	0
4	0	1	0	0	1	4
3	1	1	0	0	0	1
2	0	0	0	0	0	1
0	1	0	0	1	0	0
0	0	0	0	0	0	0
2	0	0	0	0	0	0
1	0	0	0	0	0	2

1B: 6	SF: 0	WP: 0	PA: 33
2B: 0	SAC: 0	PB: 0	
3B: 0	DP: 1	SB: 0	
HR: 0	HBP: 0	CS: 0	

Kansas City Royals @ Texas Rangers
Arlington Stadium, Arlington, TX
Tue Jun 29 1993, 8:05 PM EDT
Att: 24,855 - Unknown - 91 F

AB	29
R	4
H	6
RBI	4
BB	4
SO	6
LOB	10



WP	PA	ERA	WHIP
0	33		

Kansas City Royals @ Texas Rangers
 Arlington Stadium, Arlington, TX

Wed Jun 30 1993, 8:05 PM EDT
 Att. 36,901 - Unknown - 93 F

livebaseballscorecards.com



AB	35
R	4
H	8
RBI	4
BB	4
SO	7
LOB	18

WP:	1	PA:	39
PB:	0		
SB:	0		
CS:	0		

AB R H RBI BB SO LOB

TOP

Batter	1	2	3	4	5	6	7	8	9
Brian McRae, S (1, 8) OBP: 0.350, SLG: 0.422	1-2 FC5-4 1B		3-2 G4-3 2B		3-2 G6-3		1-2 F7		4-2 FC3-6 BB
Greg Gagne, R (1, 6) OBP: 0.314, SLG: 0.351	0-1 FC5-4 1B		0-3 K		2-2 1B		3-1 HR		1-3 K
George Brett, L (1, 10) OBP: 0.300, SLG: 0.396	1-0 FC5-4 1-2f 3-H		3-2 G4-3 2-3		0-0 F8		1-3 K		2-2 FC3-6 1-2f
Mike Macfarlane, R (1, 2) OBP: 0.365, SLG: 0.543	1-1 F9		1-0 G3-1		0-1 F8		1-2 HR		
Wally Joyner, L (1, 3) OBP: 0.383, SLG: 0.435	1-1 F7		3-2 WP 1B		4-2 BB		0-3 K		
Kevin McReynolds, R (1, 7) OBP: 0.307, SLG: 0.404		2-2 F8	2-3 K 1-2		2-0 P2		4-2 BB		
Hubie Brooks, R (1, 9) OBP: 0.315, SLG: 0.310		4-2 BB	0-2 G1-3		1-2 F7		2-3 K		
Felix Jose, S (8, PH) OBP: 0.325, SLG: 0.374		1-3 K	2-1 G4-3		0-1 HR		2-2 F8		
Phil Hiatt, R (1, 5) OBP: 0.294, SLG: 0.389		1-1 FC6-4 1-2f	0-0 G4-3		0-2 G3		1-1 F8		

Inning Stats	R: 1	H: 2	E: 0	K: 0	S: 10	P: 14	R: 0	H: 0	E: 0	K: 1	S: 16	P: 24	R: 0	H: 1	E: 0	K: 1	S: 10	P: 17	R: 0	H: 1	E: 0	K: 1	S: 12	P: 19	R: 0	H: 1	E: 0	K: 0	S: 9	P: 14	R: 0	H: 0	E: 0	K: 0	S: 9	P: 16	R: 2	H: 2	E: 0	K: 1	S: 13	P: 18	R: 1	H: 1	E: 0	K: 2	S: 16	P: 25	R: 0	H: 0	E: 0	K: 1	S: 12	P: 20	1B: 4	2B: 1	3B: 0	HR: 3	SF: 0	SAC: 0	DP: 0	HBP: 0	WP: 1	PA: 39
--------------	------	------	------	------	-------	-------	------	------	------	------	-------	-------	------	------	------	------	-------	-------	------	------	------	------	-------	-------	------	------	------	------	------	-------	------	------	------	------	------	-------	------	------	------	------	-------	-------	------	------	------	------	-------	-------	------	------	------	------	-------	-------	-------	-------	-------	-------	-------	--------	-------	--------	-------	--------

PITCHER	IP	WLS	BF	H	R	ER	SO	BB	IBB	HBP	BLK	WP	HR	S	P	ERA	WHIP
Brian Bohanon, L (1, 1) ERA: 3.47	5.0	W	21	5	1	1	3	1	0	0	0	1	0	57	88	1.80	1.200
Todd Burns, R (6, 1) ERA: 5.09	1.2		8	2	2	2	0	1	0	0	0	0	2	19	30	10.80	1.800
Craig Lefferts, L (7, 1) ERA: 7.47	0.1		1	0	0	0	1	0	0	0	0	0	0	3	4	0.00	0.000
Matt Whiteside, R (8, 1) ERA: 3.33	1.0		5	1	1	1	2	1	0	0	0	0	1	16	25	9.00	2.000
Tom Henke, R (9, 1) ERA: 2.57	1.0	S	4	0	0	0	1	1	0	0	0	0	0	12	20	0.00	1.000

PITCHER	IP	WLS	BF	H	R	ER	SO	BB	IBB	HBP	BLK	WP	HR	S	P	ERA	WHIP
---------	----	-----	----	---	---	----	----	----	-----	-----	-----	----	----	---	---	-----	------

Batter	1	2	3	4	5	6	7	8	9	AB	R	H	RBI	BB	SO	LOB	BOTTOM			
David Hulse, L (1, 8) OBP: 0.331, SLG: 0.374	4-1 SAFE 1B BB	1-1 SAFE FC6-4 CS 1-2f					4-1 WP BB FC3-2			2	1	1	0	2	0	1				
Julio Franco, R (1, 10) OBP: 0.309, SLG: 0.424	3-2 SAFE 1B 1-H	3-0 SAFE CS 1-2	2-1 G6-3				2-1 WP BB FC3-2 1-3 2-H			4	0	1	1	0	0	3				
Rafael Palmeiro, L (1, 3) OBP: 0.329, SLG: 0.480	1-3 SAFE K		0-0 FC6-4 1B				3-2 1-2 P6			4	1	2	1	0	1	3				
Juan Gonzalez, R (1, 7) OBP: 0.389, SLG: 0.646	0-1 F9		1-1 SAFE F8				2-2 HR		3-0 F8	4	1	1	1	0	0	2				
Ivan Rodriguez, R (1, 2) OBP: 0.327, SLG: 0.424	3-1 F7		1-2 SAFE FC6-4 1-2f				0-0 F8		1-1 G6-3	4	0	0	0	0	0	2				
Dan Peltier, L (1, 9) OBP: 0.458, SLG: 0.512		0-1 2B 1B					0-2 G4-3		3-2 G5-3	3	1	1	0	0	1	0				
Doug Dasenczo, S (8, PH) (9, 9) OBP: 0.214, SLG: 0.282										1	0	0	0	0	0	0				
Dean Palmer, R (1, 5) OBP: 0.321, SLG: 0.512		2-2 1B 2B 1-H					1-2 F7			3	1	1	1	0	0	0				
Doug Strange, S (1, 4) OBP: 0.324, SLG: 0.395		1-1 P5					2-2 G4-3		1-1 WP SH1-4 FC3-2 1B	3	0	1	0	0	0	1				
Mario Diaz, R (1, 6) OBP: 0.256, SLG: 0.359		2-0 FC6-4 1B 2-H					0-0 G6-3		0-0 SH1-4	2	0	1	1	0	0	0				
Inning Stats	R: 1 E: 0 K: 1 S: 11	H: 1 LOB: 1 BB: 1 P: 22	R: 2 E: 0 K: 0 S: 11	H: 3 LOB: 0 BB: 0 P: 19	R: 0 E: 0 K: 0 S: 9	H: 1 LOB: 1 BB: 0 P: 13	R: 0 E: 0 K: 1 S: 11	H: 0 LOB: 0 BB: 0 P: 17	R: 0 E: 0 K: 0 S: 8	H: 1 LOB: 0 BB: 0 P: 10	R: 2 E: 0 K: 0 S: 13	H: 2 LOB: 0 BB: 0 P: 19	R: 0 E: 0 K: 0 S: 9	H: 0 LOB: 0 BB: 0 P: 13	R: 0 E: 0 K: 0 S: 6	H: 0 LOB: 0 BB: 0 P: 13	1B: 6 2B: 1 3B: 0 HR: 2	SF: 0 SAC: 1 DP: 0 HBP: 0	WP: 2 PB: 0 SB: 1 CS: 2	PA: 35
PITCHER	IP WLS BF H R ER SO BB IBB HBP BLK WP HR S P ERA WHIP																	ERA WHIP		
Mark Gardner, R (1, 1) ERA: 5.88	6.0 L 25 8 5 5 2 1 0 0 0 0 2 63 100 7.50 1.500																			
Tom Gordon, R (7, 1) ERA: 4.26	2.0 8 1 0 0 0 1 0 0 0 2 0 15 32 0.00 1.000																			

Kansas City Royals @ Texas Rangers
Arlington Stadium, Arlington, TX

Wed Jun 30 1993, 8:05 PM EDT
Att: 36,901 - Unknown - 93 F

livebaseballscores.com

AB	30
R	5
H	9
RBI	5
BB	2
SO	2
LOB	12



Batter	1	2	3	4	5	6	7	8	9	AB	R	H	RBI	BB	SO	LOB	TOP	
Devon White, S (1, 8) OBP: 0.351, SLG: 0.498	1-0 F8	1-1 G1-3			0-0 FC4-6 1B		1-1 G6-3			4	0	1	0	0	0	1		
Roberto Alomar, S (1, 4) OBP: 0.388, SLG: 0.452	0-2 FC3-4 1B		2-1 G4-3		1-2 FC4-6 1-2f		1-1 B4-3			4	0	1	0	0	0	1		
Paul Molitor, R (1, 10) OBP: 0.394, SLG: 0.457	3-2 FC3-4 1-2f		1-0 P2		3-3 K		1-2 F7			4	0	0	0	0	1	2		
Joe Carter, R (1, 9) OBP: 0.327, SLG: 0.561	1-0 F9		1-1 F9		0-1 F7			2-2 F9		4	0	0	0	0	0	2		
John Olerud, L (1, 3) OBP: 0.506, SLG: 0.690				0-0 L7		1-1 1B 2B		2-1 G3		3	1	1	0	1	0	0		
Tony Fernandez, S (1, 6) OBP: 0.348, SLG: 0.393				2-1 FC5-4 1B		2-3 S 1B		3-2 G4-3		4	0	3	0	0	0	0		
Ed Sprague, R (1, 5) OBP: 0.309, SLG: 0.415				1-1 FC5-4		3-1 G5-3			2-2 G4-6-3 1B	4	1	1	0	0	0	5	AB 34	
Alfredo Griffin, S (9, PR) OBP: 0.283, SLG: 0.294				1-2f 2-3 SF8		1-2 G5-3				0	0	0	0	0	0	0	R 2	
Luis Sojo, R (9, 5) OBP: 0.231, SLG: 0.213										0	0	0	0	0	0	0	H 8	
Pat Borders, R (1, 2) OBP: 0.268, SLG: 0.367				0-0 E2		0-0 P3			0-3 K	4	0	1	0	0	1	4	RBI 1	
Turner Ward, S (1, 7) OBP: 0.312, SLG: 0.366				1-3 2B		2-0 G3-1											SO 2	
				0-1 SF8					3-2 G4-6-3 1-2f	3	0	0	1	0	0	5	LOB 20	
Inning Stats	R: 0 H: 1 E: 0 LOB: 1 K: 0 BB: 0 S: 8 P: 13	R: 2 H: 1 E: 1 LOB: 1 K: 0 BB: 1 S: 16 P: 28	R: 0 H: 0 E: 0 LOB: 0 K: 0 BB: 0 S: 5 P: 9	R: 0 H: 2 E: 0 LOB: 2 K: 0 BB: 0 S: 7 P: 10	R: 0 H: 1 E: 0 LOB: 1 K: 1 BB: 0 S: 9 P: 13	R: 0 H: 2 E: 0 LOB: 2 K: 0 BB: 0 S: 7 P: 14	R: 0 H: 0 E: 0 LOB: 0 K: 0 BB: 0 S: 8 P: 11	R: 0 H: 0 E: 0 LOB: 0 K: 0 BB: 0 S: 8 P: 15	R: 0 H: 1 E: 0 LOB: 1 K: 1 BB: 0 S: 9 P: 14	1B: 6 SF: 1 2B: 2 SAC: 0 3B: 0 DP: 1 HR: 0 HBP: 0	WP: 0 PA: 36 PB: 0 SB: 1 CS: 0							
PITCHER	IP WLS BF H R ER SO BB IBB HBP BLK WP HR S P ERA WHIP																	
Hipolito Pichardo, R (1, 1) ERA: 4.05	7.0		30	7	2	0	1	1	0	0	0	0	0	60	98	0.00	1.143	
Mark Gubicza, R (8, 1) ERA: 4.96	2.0	W	6	1	0	0	1	0	0	0	0	0	0	17	29	0.00	0.500	

Toronto Blue Jays @ Kansas City Royals
Kauffman Stadium, Kansas City, MO

Fri Jul 02 1993, 7:05 PM CDT
Att. 23,832 - Unknown - 80 F

livebaseballscorecards.com



Batter	1	2	3	4	5	6	7	8	9	AB	R	H	RBI	BB	SO	LOB
Felix Jose, S OBP: 0.326, SLG: 0.376 (1, 9)	0-1 G3	1-2 2B		1-2 G4-3		4-1 BB		3-2 F7		4	0	1	0	1	0	1
Brian McRae, S OBP: 0.348, SLG: 0.419 (1, 8)	0-3 K	0-2 G4-3			3-2 F9	0-3 K			0-1 1B BB E	5	1	1	0	0	2	4
George Brett, L OBP: 0.308, SLG: 0.399 (1, 10)	4-2 3B BB		1-1 L6-4 BB 1B		0-0 S 1B		1-1 F9		4-0 1B SAFE E 1B SAFE BB	3	1	2	0	2	0	0
Wally Joyner, L OBP: 0.387, SLG: 0.444 (1, 3) Gary Gaetti, R OBP: 0.271, SLG: 0.299 (5, 3)	0-1 1B 3B		4-1 S 1B	1-2 BB	1-3 K	1-2 K	1-1 F7		0-1 E5 1B	1	1	1	1	1	0	0
Mike Macfarlane, R OBP: 0.367, SLG: 0.542 (1, 2)	0-1 WP S 1B		0-1 L6-4 2-3		2-0 F7		1-2 1B			4	0	2	1	0	0	3
Chris Gwynn, L OBP: 0.357, SLG: 0.411 (1, 7)	4-1 FC4-6 BB		4-2 FC6-4 BB			0-1 BB BB 1B	1-0 L3			2	0	1	0	2	0	1
Greg Gagne, R OBP: 0.310, SLG: 0.345 (1, 6)	0-1 FC4-6 1-2f		1-1 FC6-4 1-2f			1-1 F9		2-3 K2-3		4	0	0	0	0	1	5
Phil Hiatt, R OBP: 0.293, SLG: 0.386 (1, 5)		2-3 K		0-0 F9		0-0 L9		1-2 E S 1B		4	0	1	0	0	1	1
Rico Rossy, R OBP: 0.333, SLG: 0.433 (1, 4)		1-0 G4-3		1-0 F8		4-1 BB BB 1B		3-2 G5-3 1-3		3	0	0	0	1	0	1

Inning Stats	R: 2	H: 2	E: 0	K: 1	S: 14	LOB: 2	BB: 2	P: 22	R: 0	H: 1	E: 0	K: 1	S: 10	LOB: 1	BB: 0	P: 14	R: 0	H: 1	E: 0	K: 0	S: 11	LOB: 2	BB: 2	P: 21	R: 0	H: 0	E: 0	K: 0	S: 5	LOB: 0	BB: 0	P: 7	R: 0	H: 1	E: 0	K: 1	S: 12	LOB: 1	BB: 0	P: 18	R: 0	H: 1	E: 0	K: 1	S: 11	LOB: 3	BB: 2	P: 19	R: 0	H: 1	E: 0	K: 0	S: 8	LOB: 1	BB: 0	P: 12	R: 0	H: 1	E: 1	K: 1	S: 13	LOB: 1	BB: 0	P: 22	R: 1	H: 2	E: 1	K: 0	S: 4	LOB: 2	BB: 1	P: 8	1B: 8	SF: 0	2B: 2	SAC: 0	3B: 1	DP: 1	HR: 0	HBP: 0	WP: 1	PA: 40	PB: 0	SB: 4	CS: 0
--------------	------	------	------	------	-------	--------	-------	-------	------	------	------	------	-------	--------	-------	-------	------	------	------	------	-------	--------	-------	-------	------	------	------	------	------	--------	-------	------	------	------	------	------	-------	--------	-------	-------	------	------	------	------	-------	--------	-------	-------	------	------	------	------	------	--------	-------	-------	------	------	------	------	-------	--------	-------	-------	------	------	------	------	------	--------	-------	------	-------	-------	-------	--------	-------	-------	-------	--------	-------	--------	-------	-------	-------

PITCHER	IP	WLS	BF	H	R	ER	SO	BB	IBB	HBP	BLK	WP	HR	S	P	ERA	WHIP
Juan Guzman, R ERA: 4.56 (1, 1)	7.0		33	7	2	2	4	6	0	0	0	1	0	71	113	2.57	1.857
Danny Cox, R ERA: 2.42 (8, 1)	1.0	L	7	3	1	0	1	1	0	0	0	0	0	17	30	0.00	4.000

BOTTOM

Toronto Blue Jays @ Kansas City Royals
Kauffman Stadium, Kansas City, MO

AB	33
R	3
H	10
RBI	2
BB	7
SO	5
LOB	17



PITCHER	IP	WLS	BF	H	R	ER	SO	BB	IBB	HBP	BLK	WP	HR	S	P	ERA	WHIP
---------	----	-----	----	---	---	----	----	----	-----	-----	-----	----	----	---	---	-----	------

Fri Jul 02 1993, 7:05 PM CDT
Att: 23,832 - Unknown - 80 F

livebaseballscores.com

Batter	1	2	3	4	5	6	7	8	9	AB R H RBI BB SO LOB	TOP
Devon White, S (1, 8) <small>OBP: 0.353, SLG: 0.495</small>	2-0 		1-0 HBP		4-0 BB		0-0 		2 0 0 0 1 0 1		
Roberto Alomar, S (1, 4) <small>OBP: 0.390, SLG: 0.449</small>	1-0 		4-2 BB		0-0 1-2	4-2 BB		1-1 	2 0 0 0 2 0 0		
Paul Molitor, R (1, 10) <small>OBP: 0.393, SLG: 0.453</small>	1-1 		4-0 BB		0-2 1-2f		2-0 	2-0 	3 0 0 0 1 0 1		
Joe Carter, R (1, 9) <small>OBP: 0.323, SLG: 0.553</small>		0-1 	1-3 		1-3 		2-2 		4 0 0 0 0 2 3		
John Olerud, L (1, 3) <small>OBP: 0.506, SLG: 0.691</small>		3-3 		2-1 		0-1 1B		0-0 2B	4 1 2 0 0 1 0		
Tony Fernandez, S (1, 6) <small>OBP: 0.350, SLG: 0.392</small>		4-2 BB		3-2 		2-1 1B		2-2 2-3	3 1 1 0 1 0 1		
Ed Sprague, R (1, 5) <small>OBP: 0.305, SLG: 0.409</small>		1-3 		3-2 		1-3 		1-2 	4 0 0 0 0 2 4		
Pat Borders, R (1, 2) <small>OBP: 0.268, SLG: 0.369</small>		0-2 		2-2 		0-1 1-H 2-H		0-2 	4 0 1 2 0 0 1		
Turner Ward, S (1, 7) <small>OBP: 0.304, SLG: 0.354</small>		3-2 		1-3 		3-2 			3 0 0 0 0 1 1		
Inning Stats	R: 0 E: 0 K: 0 S: 4 H: 0 LOB: 0 BB: 0 P: 8	R: 0 E: 0 K: 2 S: 14 H: 0 LOB: 1 BB: 1 P: 22	R: 0 E: 0 K: 1 S: 13 H: 0 LOB: 3 BB: 2 P: 26	R: 0 E: 0 K: 0 S: 9 H: 0 LOB: 0 BB: 0 P: 17	R: 0 E: 0 K: 1 S: 6 H: 0 LOB: 0 BB: 1 P: 13	R: 0 E: 0 K: 1 S: 9 H: 0 LOB: 0 BB: 1 P: 14	R: 2 E: 0 K: 1 S: 15 H: 3 LOB: 1 BB: 0 P: 21	R: 0 E: 0 K: 0 S: 8 H: 0 LOB: 0 BB: 0 P: 13	R: 0 E: 0 K: 0 S: 11 H: 1 LOB: 1 BB: 0 P: 14	1B: 2 2B: 2 3B: 0 HR: 0 SF: 0 SAC: 0 DP: 1 HBP: 1	WP: 0 PB: 0 SB: 2 CS: 0 PA: 36
PITCHER David Cone, R (1, 1) <small>ERA: 3.37</small> Jeff Montgomery, R (9, 1) <small>ERA: 1.99</small>	IP: 8.0 WLS: W BF: 31 H: 3 R: 2 ER: 2 SO: 6 BB: 5 IBB: 0 HBP: 1 BLK: 0 WP: 0 HR: 0 S: 78 P: 134 ERA: 2.25 WHIP: 1.000						PITCHER IP: 1.0 WLS: S BF: 4 H: 1 R: 0 ER: 0 SO: 0 BB: 0 IBB: 0 HBP: 0 BLK: 0 WP: 0 HR: 0 S: 11 P: 14 ERA: 0.00 WHIP: 1.000				

Toronto Blue Jays @ Kansas City Royals
 Kauffman Stadium, Kansas City, MO

AB	29
R	2
H	4
RBI	2
BB	5
SO	6
LOB	12



Sat Jul 03 1993, 7:05 PM CDT
 Att. 28,060 - Unknown - 88 F

livebaseballscorecards.com

Batter	1	2	3	4	5	6	7	8	9	AB R H RBI BB SO LOB	BOTTOM
--------	---	---	---	---	---	---	---	---	---	----------------------	--------

Felix Jose, S OBP: 0.321, SLG: 0.370 (1, 9) X	0-0 G4-3 ①		0-2 G4-3 ①		1 SAFE 0-0 G4-3 ①		X 0-0 F7 ①			4 0 0 0 0 0 1	Toronto Blue Jays @ Kansas City Royals Kauffman Stadium, Kansas City, MO Sat Jul 03 1993, 7:05 PM CDT Att: 28,060 - Unknown - 88 F
Brian McRae, S OBP: 0.350, SLG: 0.418 (1, 8) C F S	0-3 K ②		2-2 CS 1B ②		0-1 G6-3 ②		4-1 CS BB ②			3 0 1 0 1 1 1	
George Brett, L OBP: 0.304, SLG: 0.393 (1, 10) C X	0-1 G4-3 ③		1-1 F7 ② ③		2-2 P5 ③		1 SAFE 0-0 F7 ②			4 0 0 0 0 0 3	
Mike Macfarlane, R OBP: 0.370, SLG: 0.535 (1, 2) C B F S		0-3 K ①		4-2 1B BB		1-0 1B FC5-2 HBP		3-2 CS ③	1-3 K ①	2 0 0 0 1 2 0	
Chris Gwynn, L OBP: 0.366, SLG: 0.432 (1, 7) C B F S		1-2 E 3B		0-2 1B SF7 1B		1 SAFE 3-2 FC5-2 1B 1-2 1B			0-1 F7 ②	4 2 3 0 0 0 0	
Gary Gaetti, R OBP: 0.281, SLG: 0.346 (1, 3) (9, 5) C B F S		1-1 E5 1B		1-0 FC5 1B		0-3 K ①		2-1 HR		4 1 2 2 0 1 2	
Greg Gagne, R OBP: 0.313, SLG: 0.349 (1, 6) C X		0-1 S 1B		1-2 SF7 ②		1-1 FC5-2 1B		1-2 F8 ③		3 0 2 1 0 0 0	
Phil Hiatt, R OBP: 0.288, SLG: 0.380 (1, 5) Wally Joyner, L OBP: 0.387, SLG: 0.444 (9, 3) B SAFE		1-3 K ②		2-1 FC5 ③		1-1 FC5-2 FC6-4 ②				3 0 0 0 0 1 6 0 0 0 0 0 0 0	
Rico Rossy, R OBP: 0.333, SLG: 0.424 (1, 4) C B F S		0-3 K ③				0-0 G6-3 G4-3 1B				3 0 1 0 0 1 5	

Inning Stats	R: 0 H: 0 E: 0 LOB: 0 K: 1 BB: 0 S: 6 P: 6	R: 1 H: 2 E: 1 LOB: 2 K: 3 BB: 0 S: 18 P: 21	R: 0 H: 1 E: 0 LOB: 0 K: 0 BB: 0 S: 8 P: 11	R: 1 H: 2 E: 0 LOB: 1 K: 0 BB: 1 S: 12 P: 20	R: 0 H: 1 E: 0 LOB: 1 K: 0 BB: 0 S: 7 P: 9	R: 0 H: 2 E: 0 LOB: 3 K: 1 BB: 0 S: 12 P: 18	R: 0 H: 0 E: 0 LOB: 0 K: 0 BB: 1 S: 6 P: 12	R: 1 H: 1 E: 0 LOB: 0 K: 1 BB: 0 S: 13 P: 17		1B: 7 SF: 1 2B: 0 SAC: 0 3B: 1 DP: 0 HR: 1 HBP: 1	WP: 0 PA: 35 PB: 0 SB: 1 CS: 2
---------------------	---	---	--	---	---	---	--	---	--	--	---

PITCHER Jack Morris, R ERA: 7.27 (1, 1)	IP WLS BF H R ER SO BB IBB HBP BLK WP HR S P ERA WHIP	8.0 L 34 9 3 3 6 2 0 1 0 0 1 82 114 3.38 1.375	PITCHER	IP WLS BF H R ER SO BB IBB HBP BLK WP HR S P ERA WHIP
---	---	--	----------------	---

livebaseballscorecards.com

AB	30
R	3
H	9
RBI	3
BB	2
SO	6
LOB	18



Batter	1	2	3	4	5	6	7	8	9	AB	R	H	RBI	BB	SO	LOB	TOP	
Devon White, S OBP: 0.355, SLG: 0.492 (1, 8)	4-0 P4 S BB		1-3 K		H 1-0 HBP			2-2 G6-3		2	0	0	0	1	1	0		
Roberto Alomar, S OBP: 0.388, SLG: 0.446 (1, 4)	3-3 K		2-3 K		2-1 F8			1-0 1B		4	0	1	0	0	2	3		
Paul Molitor, R OBP: 0.391, SLG: 0.454 (1, 10)	2-2 P4		2-1 F8		2-0 F7 G4-3 2B			1-0 F7		4	1	1	0	0	0	2		
Joe Carter, R OBP: 0.322, SLG: 0.549 (1, 9)	2-2 G4-3			1-2 F7 G6-4-3 1B				0-0 F8		4	0	1	0	0	0	3		
John Olerud, L OBP: 0.500, SLG: 0.681 (1, 3)		1-2 F7		0-0 G6-4-3 1-2f				1-2 G4-3		4	0	0	1	0	1	1		
Tony Fernandez, S OBP: 0.352, SLG: 0.394 (1, 6)		3-1 G1-3 1B		2-2 G3-1				1-1 L9		4	0	2	0	0	0	0		
Ed Sprague, R OBP: 0.304, SLG: 0.410 (1, 5)		3-2 G1-3 1-2			0-0 2B			0-0 L9		4	0	1	0	0	1	2		
Darnell Coles, R OBP: 0.327, SLG: 0.354 (1, 7) Turner Ward, S OBP: 0.301, SLG: 0.351 (7, PR) (7, 7)		4-1 BB			0-2 G5-3			3-1 F7 CS 1B		2	0	1	0	1	0	1		
Pat Borders, R OBP: 0.265, SLG: 0.365 (1, 2)		2-3 K			0-1 F9			3-2 G5-3		3	0	0	0	0	1	4		
Inning Stats	R: 0 E: 0 K: 1 S: 12 H: 0 LOB: 1 BB: 1 P: 23	R: 0 E: 0 K: 1 S: 14 H: 1 LOB: 2 BB: 1 P: 27	R: 0 E: 0 K: 2 S: 8 H: 0 LOB: 0 BB: 0 P: 13	R: 0 E: 0 K: 0 S: 7 H: 1 LOB: 0 BB: 0 P: 10	R: 0 E: 0 K: 0 S: 9 H: 1 LOB: 2 BB: 0 P: 12	R: 1 E: 0 K: 0 S: 12 H: 1 LOB: 0 BB: 0 P: 17	R: 0 E: 0 K: 0 S: 6 H: 1 LOB: 1 BB: 0 P: 12	R: 0 E: 0 K: 0 S: 8 H: 1 LOB: 1 BB: 0 P: 12	R: 0 E: 0 K: 2 S: 8 H: 1 LOB: 1 BB: 0 P: 12	1B: 5 2B: 2 3B: 0 HR: 0 SF: 0 SAC: 0 DP: 1 HBP: 1	WP: 0 PB: 0 SB: 1 CS: 1 PA: 35							
PITCHER	IP WLS BF H R ER SO BB IBB HBP BLK WP HR S P ERA WHIP	PITCHER IP WLS BF H R ER SO BB IBB HBP BLK WP HR S P ERA WHIP																
Chris Haney, L (1, 1) ERA: 5.09	6.1	W	26	5	1	1	4	2	0	1	0	0	0	65	108	1.42	1.105	
Tom Gordon, R (7, 1) ERA: 4.21	0.2		1	0	0	0	0	0	0	0	0	0	0	3	6	0.00	0.000	
Billy Brewer, L (8, 1) ERA: 2.45	0.1		2	1	0	0	0	0	0	0	0	0	0	4	7	0.00	3.000	
Jeff Montgomery, R (8, 1) ERA: 1.91	1.2	S	6	1	0	0	2	0	0	0	0	0	0	10	15	0.00	0.600	

Toronto Blue Jays @ Kansas City Royals
Kauffman Stadium, Kansas City, MO

Sun Jul 04 1993, 7:05 PM CDT
Att. 40,329 - Unknown - 85 F


livebaseballscorecards.com

AB	32
R	1
H	7
RBI	1
BB	2
SO	6
LOB	17



Batter	1	2	3	4	5	6	7	8	9	AB	R	H	RBI	BB	SO	LOB	BOTTOM	
--------	---	---	---	---	---	---	---	---	---	----	---	---	-----	----	----	-----	--------	--

Felix Jose, S (1, 9) <small>OBP: 0.317, SLG: 0.364</small>	1-0 G3		2-3 K		0-1 L4		0-0 L9			4	0	0	0	0	1	1	<p style="text-align: center;">Toronto Blue Jays @ Kansas City Royals Kauffman Stadium, Kansas City, MO</p> <p style="text-align: center; font-size: small;">Sun Jul 04 1993, 7:05 PM CDT Att: 40,329 - Unknown - 85 F</p>	
--	-----------	--	----------	--	-----------	--	-----------	--	--	---	---	---	---	---	---	---	---	--

Brian McRae, S (1, 8) <small>OBP: 0.349, SLG: 0.416</small>	0-0 P4			0-3 K	0-0 F8			2-2 G4-6-3 1B		4	0	1	0	0	1	0	<table border="0"> <tr><td>AB</td><td>30</td></tr> <tr><td>R</td><td>3</td></tr> <tr><td>H</td><td>7</td></tr> <tr><td>RBI</td><td>3</td></tr> <tr><td>BB</td><td>1</td></tr> <tr><td>SO</td><td>5</td></tr> <tr><td>LOB</td><td>8</td></tr> </table> 		AB	30	R	3	H	7	RBI	3	BB	1	SO	5	LOB	8
	AB	30																														
R	3																															
H	7																															
RBI	3																															
BB	1																															
SO	5																															
LOB	8																															

George Brett, L (1, 10) <small>OBP: 0.303, SLG: 0.394</small>	3-3 K			0-2 2B		1-1 L7		1-1 G4-6-3		4	1	1	0	0	1	1	<table border="0"> <tr><td>WP</td><td>0</td><td>PA</td><td>31</td></tr> <tr><td>PB</td><td>0</td><td>SB</td><td>0</td></tr> <tr><td>CS</td><td>0</td><td>CS</td><td>0</td></tr> </table>		WP	0	PA	31	PB	0	SB	0	CS	0	CS	0
	WP	0	PA	31																										
PB	0	SB	0																											
CS	0	CS	0																											

Chris Cwynn, L (1, 7) <small>OBP: 0.363, SLG: 0.428</small>		0-0 1B		3-3 K		0-1 G5-3		1-0 G6-3		4	0	1	0	0	1	1	<table border="0"> <tr><td>1B</td><td>5</td><td>SF</td><td>0</td></tr> <tr><td>2B</td><td>2</td><td>SAC</td><td>0</td></tr> <tr><td>3B</td><td>0</td><td>DP</td><td>1</td></tr> <tr><td>HR</td><td>0</td><td>HBP</td><td>0</td></tr> </table>		1B	5	SF	0	2B	2	SAC	0	3B	0	DP	1	HR	0	HBP	0
	1B	5	SF	0																														
2B	2	SAC	0																															
3B	0	DP	1																															
HR	0	HBP	0																															

Gary Gaetti, R (1, 3) <small>OBP: 0.283, SLG: 0.357</small> (8, 5)		3-3 K		2-1 1B		3-1 F8				3	1	1	1	0	1	1	<table border="0"> <tr><td>1B</td><td>5</td><td>SF</td><td>0</td></tr> <tr><td>2B</td><td>2</td><td>SAC</td><td>0</td></tr> <tr><td>3B</td><td>0</td><td>DP</td><td>1</td></tr> <tr><td>HR</td><td>0</td><td>HBP</td><td>0</td></tr> </table>		1B	5	SF	0	2B	2	SAC	0	3B	0	DP	1	HR	0	HBP	0
	1B	5	SF	0																														
2B	2	SAC	0																															
3B	0	DP	1																															
HR	0	HBP	0																															

Greg Gagne, R (1, 6) <small>OBP: 0.313, SLG: 0.349</small>		1-2 F9		0-2 1B			0-0 F8			3	0	1	1	0	0	1	<table border="0"> <tr><td>2B</td><td>2</td><td>SAC</td><td>0</td></tr> <tr><td>3B</td><td>0</td><td>DP</td><td>1</td></tr> <tr><td>HR</td><td>0</td><td>HBP</td><td>0</td></tr> </table>		2B	2	SAC	0	3B	0	DP	1	HR	0	HBP	0
	2B	2	SAC	0																										
3B	0	DP	1																											
HR	0	HBP	0																											

Brent Mayne, L (1, 2) <small>OBP: 0.331, SLG: 0.373</small>		0-1 P5		4-0 IBB			2-1 F7			2	0	0	0	1	0	1	<table border="0"> <tr><td>3B</td><td>0</td><td>DP</td><td>1</td></tr> <tr><td>HR</td><td>0</td><td>HBP</td><td>0</td></tr> </table>		3B	0	DP	1	HR	0	HBP	0
	3B	0	DP	1																						
HR	0	HBP	0																							

Phil Hiatt, R (1, 5) <small>OBP: 0.289, SLG: 0.379</small>	Wally Joyner, L (8, 3) <small>OBP: 0.387, SLG: 0.444</small>	1-0 G6-3		3-1 F8			0-1 1B			3	1	1	0	0	0	2	<table border="0"> <tr><td>3B</td><td>0</td><td>DP</td><td>1</td></tr> <tr><td>HR</td><td>0</td><td>HBP</td><td>0</td></tr> </table>		3B	0	DP	1	HR	0	HBP	0
		3B	0	DP	1																					
HR	0	HBP	0																							

Rico Rossy, R (1, 4) <small>OBP: 0.333, SLG: 0.417</small>		1-0 G5-3				2-2 F8		3-2 1B		3	0	1	1	0	0	0	<table border="0"> <tr><td>3B</td><td>0</td><td>DP</td><td>1</td></tr> <tr><td>HR</td><td>0</td><td>HBP</td><td>0</td></tr> </table>		3B	0	DP	1	HR	0	HBP	0
	3B	0	DP	1																						
HR	0	HBP	0																							

Inning Stats														PITCHER														PITCHER																																																													
R: 0	H: 0	E: 0	K: 1	S: 5	H: 0	LOB: 0	BB: 0	P: 9	R: 0	H: 1	E: 0	K: 1	S: 13	H: 1	LOB: 1	BB: 0	P: 17	R: 0	H: 0	E: 0	K: 1	S: 5	H: 0	LOB: 0	BB: 0	P: 9	R: 2	H: 3	E: 0	K: 2	S: 20	H: 3	LOB: 2	BB: 1	P: 32	R: 0	H: 0	E: 0	K: 0	S: 6	H: 0	LOB: 0	BB: 0	P: 8	R: 0	H: 0	E: 0	K: 0	S: 6	H: 0	LOB: 0	BB: 0	P: 10	R: 1	H: 2	E: 0	K: 0	S: 11	H: 2	LOB: 1	BB: 0	P: 15	R: 0	H: 1	E: 0	K: 0	S: 8	H: 1	LOB: 0	BB: 0	P: 12	1B: 5	SF: 0	2B: 2	SAC: 0	3B: 0	DP: 1	HR: 0	HBP: 0	WP: 0	PA: 31	ERA: 3.86	WHIP: 0.857	ERA: 0.00	WHIP: 1.000	ERA: 3.86	WHIP: 0.857	ERA: 0.00	WHIP: 1.000

Batter	1	2	3	4	5	6	7	8	9	AB R H RBI BB SO LOB	TOP		
Harold Reynolds, S (1, 4) OBP: 0.348, SLG: 0.320	4-1 L1-5-3 E WP BB		0-1 1B		1-0 1B HBP		1-0 1B G3-6-3		1-1 G3	3 1 2 0 1 0 1			
Mark McLemore, S (1, 9) OBP: 0.347, SLG: 0.371	2-1 F7		1-0 1B G6-4-3		2-1 1B G6-4-3		1-1 1B G3-6-3		1-1 G3-6-3	4 0 2 0 0 0 2			
Cal Ripken Jr., R (1, 6) OBP: 0.309, SLG: 0.372	1-2 E4 WP L1-5-3		2-1 1B G6-4-3		0-0 1B G6-4-3		1-2 1B G3-1			4 0 0 0 0 0 6			
Harold Baines, L (1, 10) OBP: 0.386, SLG: 0.436	3-2 L1-5-3			1-2 1B		0-0 1B 2B		1-3 K		4 0 2 0 0 1 2			
Mike Devereaux, R (1, 8) OBP: 0.298, SLG: 0.412	1-2 P4			1-0 P4		3-2 2B		2-3 K		4 0 1 0 0 1 2			
Chris Hoiles, R (1, 2) OBP: 0.385, SLG: 0.528										3 0 0 0 1 2 3			
David Segui, S (1, 3) OBP: 0.397, SLG: 0.453										4 0 1 0 0 1 4			
Leo Gomez, R (1, 5) OBP: 0.301, SLG: 0.359										3 0 0 0 1 0 1			
Jeffrey Hammonds, R (1, 7) OBP: 0.357, SLG: 0.561										4 0 1 0 0 0 4			
Inning Stats	R: 1 H: 0 E: 1 LOB: 1 K: 0 BB: 1 S: 12 P: 23	R: 0 H: 0 E: 0 LOB: 0 K: 0 BB: 1 S: 12 P: 18	R: 0 H: 2 E: 0 LOB: 1 K: 0 BB: 0 S: 6 P: 9	R: 0 H: 1 E: 0 LOB: 1 K: 1 BB: 0 S: 11 P: 16	R: 0 H: 2 E: 0 LOB: 2 K: 0 BB: 0 S: 9 P: 14	R: 0 H: 2 E: 0 LOB: 3 K: 2 BB: 1 S: 16 P: 27	R: 0 H: 1 E: 0 LOB: 0 K: 0 BB: 0 S: 6 P: 9	R: 0 H: 0 E: 0 LOB: 0 K: 2 BB: 0 S: 7 P: 12	R: 0 H: 1 E: 0 LOB: 1 K: 0 BB: 0 S: 6 P: 11	1B: 8 SF: 0 2B: 1 SAC: 0 3B: 0 DP: 4 HR: 0 HBP: 1	WP: 1 PA: 37 PB: 0 SB: 0 CS: 0		
PITCHER	IP WLS BF H R ER SO BB IBB HBP BLK WP HR S P ERA WHIP												
Kevin Appier, R (1, 1) ERA: 3.02	0.2												
Bill Sampen, R (1, 1) ERA: 3.71	3.2												
Frank DiPino, L (5, 1) ERA: 4.91	0.0												
Mark Gubicza, R (5, 1) ERA: 4.7	3.2	W											
Billy Brewer, L (9, 1) ERA: 2.3	1.0												

Baltimore Orioles @ Kansas City Royals
 Kauffman Stadium, Kansas City, MO
 Mon Jul 05 1993, 7:05 PM CDT
 Att. 24,737 - Unknown - 79 F

AB	33
R	1
H	9
RBI	0
BB	3
SO	5
LOB	25



Batter	1	2	3	4	5	6	7	8	9	AB	R	H	RBI	BB	SO	LOB	BOTTOM																					
Brian McRae, S (1, 8) OBP: 0.348, SLG: 0.423	2-3 K		3-3 K			3-2 P3		1-0 HR		4	1	1	1	0	2	1																						
Greg Gagne, R (1, 6) OBP: 0.315, SLG: 0.355	1-2 G6-3			0-1 F8		1-2 CS 1B		0-0 1B 2B		4	1	2	0	0	0	0																						
Wally Joyner, L (1, 3) OBP: 0.389, SLG: 0.443	3-2 G3			4-2 CS BB		1-2 CS 1-2	1-0 F7	0-0 E 2B 1B		3	1	1	1	1	0	0																						
Mike Macfarlane, R (1, 2) OBP: 0.363, SLG: 0.523		0-3 K		0-0 F8		1-1 F9	1-1 E7 2B 2B			4	1	0	0	0	1	2																						
Gary Gaetti, R (1, 5) OBP: 0.302, SLG: 0.372		4-2 G5-4-3 BB		1-1 CS 1-2	1-0 P3	4-1 BB BB	2-1 2B 2B			2	1	1	1	2	0	0																						
Kevin McReynolds, R (1, 7) OBP: 0.321, SLG: 0.414		2-2 G5-4-3 1-2f		1-0 2B	4-0 BB	4-0 BB IBB				2	1	1	0	2	0	1																						
Hubie Brooks, R (1, 9) Felix Jose, S (9, 9) OBP: 0.312, SLG: 0.318 OBP: 0.317, SLG: 0.364		1-2 G6-3		1-2 G5-3	1-2 G5-3	2-3 K	2-0 2B			4	0	1	3	0	1	3																						
Phil Hiatt, R (1, 10) OBP: 0.284, SLG: 0.371		2-0 P4		1-0 P3		1-1 F8	K			4	0	0	0	0	1	1																						
Rico Rossy, R (1, 4) OBP: 0.357, SLG: 0.538		3-2 2B		0-0 G6-3		1-0 HR				3	1	2	1	0	0	0																						
Inning Stats	R: 0 E: 0 K: 1 S: 9	H: 0 LOB: 0 BB: 0 P: 15	R: 0 E: 0 K: 1 S: 10	H: 0 LOB: 0 BB: 1 P: 16	R: 0 E: 0 K: 1 S: 13	H: 1 LOB: 1 BB: 0 P: 22	R: 0 E: 0 K: 0 S: 7	H: 0 LOB: 0 BB: 1 P: 12	R: 0 E: 0 K: 0 S: 7	H: 1 LOB: 1 BB: 0 P: 11	R: 0 E: 0 K: 1 S: 10	H: 0 LOB: 2 BB: 2 P: 19	R: 7 E: 1 K: 1 S: 13	H: 6 LOB: 0 BB: 1 P: 24	1B: 2 2B: 5 3B: 0 HR: 2	SF: 0 SAC: 0 DP: 1 HBP: 0	WP: 0 PB: 0 SB: 0 CS: 2	PA: 37																				
PITCHER	IP	WLS	BF	H	R	ER	SO	BB	IBB	HBP	BLK	WP	HR	S	P	ERA	WHIP	PITCHER	IP	WLS	BF	H	R	ER	SO	BB	IBB	HBP	BLK	WP	HR	S	P	ERA	WHIP			
Fernando Valenzuela, L (1, 1) ERA: 3.98	6.2		24	3	0	0	3	4	0	0	0	0	0	60	105	0.00	1.050																					
Brad Pennington, L (7, 1) ERA: 3.52	0.2	L	4	2	2	2	1	0	0	0	0	0	0	2	6	27.00	3.000																					
Mark Williamson, R (8, 1) ERA: 3.96	0.2		7	4	5	4	1	0	1	0	0	0	0	0	10	54.00	6.000																					

Baltimore Orioles @ Kansas City Royals

Kauffman Stadium, Kansas City, MO

Mon Jul 05 1993, 7:05 PM CDT
Att: 24,737 - Unknown - 79 F

livebaseballscorecards.com

AB	30
R	7
H	9
RBI	7
BB	5
SO	5
LOB	8



TOP

Baltimore Orioles @ Kansas City Royals
Kauffman Stadium, Kansas City, MO

AB	34
R	8
H	11
RBI	8
BB	3
SO	4
LOB	15



WP	0	PA	41
PB	0		
SB	1		
CS	0		

Tue Jul 06 1993, 7:05 PM CDT
Att. 17,892 - Unknown - 73 F

AB R H RBI BB SO LOB

4	2	2	0	1	0	3
4	0	2	2	0	0	1
5	0	2	2	0	0	1
4	0	0	0	0	1	4
1	0	0	0	0	0	0
5	0	0	0	0	1	3
4	2	2	0	0	0	0
3	2	2	0	1	0	0
2	2	1	3	1	1	1
2	0	0	1	0	1	2

Batter 1 2 3 4 5 6 7 8 9

Harold Reynolds, S (1, 4) OBP: 0.352, SLG: 0.326	0-1 SH5-4 1B 2B		4-2 1B 1B BB	2-2 FC4-6 2B		1-1 FC4-6		2-0 FC5-4 1B	
Mark McLemore, S (1, 9) OBP: 0.349, SLG: 0.376	2-1 SH5-4		3-2 1B	1-0 1B 2B		0-0 G1-3		1-0 FC5-4	
Mike Devereaux, R (1, 8) OBP: 0.300, SLG: 0.412	3-2 G6-3 1B		0-2 1B	2-2 F8		1-2 F9		1-2 G4-3	
Harold Baines, L (1, 10) OBP: 0.379, SLG: 0.427 Jack Voigt, R (9, PH) OBP: 0.346, SLG: 0.311	0-0 G6-3		2-3 K		3-1 G4-3		3-2 G3-1	1-1 G5-3	
Cal Ripken Jr., R (1, 6) OBP: 0.305, SLG: 0.367		1-1 G6-3	2-0 F7		2-1 G5-3		2-3 K	0-0 F8	
Chris Hoiles, R (1, 2) OBP: 0.386, SLG: 0.532		3-2 F8		2-2 1B SF8 2B		0-1 F9	0-2 1B 2B 1B		
David Segui, S (1, 3) OBP: 0.404, SLG: 0.456		2-0 G4-3		0-0 FC4-6 2B 1B		4-2 FC4-6 BB	1-1 2B 1B		
Jeffrey Hammonds, R (1, 7) OBP: 0.370, SLG: 0.581		4-1 1B S 1B BB		0-0 SF8		2-3 K	2-2 SF9 2B		
Leo Gomez, R (1, 5) OBP: 0.298, SLG: 0.356		0-3 K		0-0 CI FC4-6		0-0 L8	0-2 SF9		

Inning Stats	R: 1 E: 0 K: 0 S: 8	H: 2 LOB: 0 BB: 0 P: 13	R: 0 E: 0 K: 0 S: 7	H: 0 LOB: 0 BB: 0 P: 13	R: 1 E: 0 K: 2 S: 22	H: 2 LOB: 3 BB: 2 P: 37	R: 3 E: 1 K: 0 S: 13	H: 3 LOB: 1 BB: 0 P: 20	R: 0 E: 0 K: 0 S: 6	H: 0 LOB: 0 BB: 0 P: 11	R: 0 E: 0 K: 1 S: 8	H: 0 LOB: 1 BB: 1 P: 15	R: 0 E: 0 K: 0 S: 7	H: 0 LOB: 0 BB: 0 P: 11	R: 3 E: 0 K: 1 S: 19	H: 4 LOB: 1 BB: 0 P: 27	R: 0 E: 0 K: 0 S: 6	H: 0 LOB: 0 BB: 0 P: 8	1B: 7 2B: 4 3B: 0 HR: 0	SF: 2 SAC: 1 DP: 1 HBP: 0	WP: 0 PB: 0 SB: 1 CS: 0	PA: 41
---------------------	------------------------------	----------------------------------	------------------------------	----------------------------------	-------------------------------	----------------------------------	-------------------------------	----------------------------------	------------------------------	----------------------------------	------------------------------	----------------------------------	------------------------------	----------------------------------	-------------------------------	----------------------------------	------------------------------	---------------------------------	----------------------------------	------------------------------------	----------------------------------	--------

PITCHER	IP	WLS	BF	H	R	ER	SO	BB	IBB	HBP	BLK	WP	HR	S	P	ERA	WHIP
Mark Gardner, R (1, 1) ERA: 6.02	4.0	L	21	7	5	4	2	2	0	0	0	0	0	50	83	9.00	2.250
Tom Gordon, R (5, 1) ERA: 3.98	3.0		10	0	0	0	1	1	0	0	0	0	0	21	37	0.00	0.333
Frank DiPino, L (8, 1) ERA: 6.75	2.0		10	4	3	3	1	0	0	0	0	0	0	25	35	13.50	2.000

Batter	1	2	3	4	5	6	7	8	9	AB R H RBI BB SO LOB
Brian McRae, S OBP: 0.347, SLG: 0.421 (1, 8) B X	1-0 F7		0-1 G1-3			1-1 G2-3			1-1 FC6-4 1B	4 0 1 0 0 0 2
Greg Gagne, R OBP: 0.311, SLG: 0.350 (1, 6) F F C S	1-3 K2-3		0-0 F9			0-0 G6-3			0-1 F8	4 0 0 0 0 1 3
George Brett, L OBP: 0.299, SLG: 0.389 (1, 10) B B C X	3-1 G4-3				1-1 L6				3-2 FC6-4 1-2f	4 0 0 0 0 0 1
Mike Macfarlane, R OBP: 0.356, SLG: 0.511 (1, 2) S F T B F		1-3 K		0-3 K					0-0 P4	4 0 0 0 0 2 1
Gary Gaetti, R OBP: 0.293, SLG: 0.360 (1, 5) S		0-1 G5-3		2-1 G1-3						3 0 0 0 0 1 0
Wally Joyner, L OBP: 0.385, SLG: 0.438 (1, 3) B B X		2-0 G3-1			0-1 G3-1				1-0 P5	3 0 0 0 0 0 0
Kevin McReynolds, R OBP: 0.321, SLG: 0.412 (1, 7) F C X			0-2 G1-3 1B		1-2 P3				2-0 F7	3 0 1 0 0 0 0
Hubie Brooks, R OBP: 0.323, SLG: 0.330 (1, 9) F C X			0-2 G1-3 1B		0-0 F7				2-0 F7 1B	3 0 2 0 0 0 0
Rico Rossy, R OBP: 0.333, SLG: 0.500 (1, 4) L X			0-1 P2			2-2 G5-3			0-0 F8	3 0 0 0 0 0 3

Inning Stats	R: 0 E: 0 K: 1 S: 7	H: 0 LOB: 0 BB: 0 P: 12	R: 0 E: 0 K: 1 S: 7	H: 0 LOB: 0 BB: 0 P: 10	R: 0 E: 0 K: 0 S: 11	H: 2 LOB: 2 BB: 0 P: 11	R: 0 E: 0 K: 1 S: 7	H: 0 LOB: 0 BB: 0 P: 10	R: 0 E: 0 K: 0 S: 7	H: 0 LOB: 0 BB: 0 P: 8	R: 0 E: 0 K: 0 S: 9	H: 0 LOB: 0 BB: 0 P: 12	R: 0 E: 0 K: 1 S: 9	H: 0 LOB: 0 BB: 0 P: 12	R: 0 E: 0 K: 0 S: 4	H: 1 LOB: 1 BB: 0 P: 9	R: 0 E: 0 K: 0 S: 8	H: 1 LOB: 1 BB: 0 P: 12	1B: 4 2B: 0 3B: 0 HR: 0	SF: 0 SAC: 0 DP: 0 HBP: 0
--------------	------------------------------	----------------------------------	------------------------------	----------------------------------	-------------------------------	----------------------------------	------------------------------	----------------------------------	------------------------------	---------------------------------	------------------------------	----------------------------------	------------------------------	----------------------------------	------------------------------	---------------------------------	------------------------------	----------------------------------	----------------------------------	------------------------------------

PITCHER	IP	WLS	BF	H	R	ER	SO	BB	IBB	HBP	BLK	WP	HR	S	P	ERA	WHIP	PITCHER	IP	WLS	BF	H	R	ER	SO	BB	IBB	HBP	BLK	WP	HR	S	P	ERA	WHIP	
Jamie Moyer, L ERA: 3.13 (1, 1)	9.0	W	31	4	0	0	4	0	0	0	0	0	0	69	96	0.00	0.444																			

BOTTOM

Baltimore Orioles @ Kansas City Royals
Kauffman Stadium, Kansas City, MO

Tue Jul 06 1993, 7:05 PM CDT
Att: 17,892 - Unknown - 73 F

livebaseballscorecards.com

AB	31
R	0
H	4
RBI	0
BB	0
SO	4
LOB	10



Batter	1	2	3	4	5	6	7	8	9	AB R H RBI BB SO LOB	TOP											
Harold Reynolds, S (1, 4) OBP: 0.353, SLG: 0.325	1-2 F9		0-0 FC4-6		4-2 PB 2B BB		1-1 G5-3		0-1 1B 1B	4 1 1 1 1 0 1												
Mark McLemore, S (1, 9) OBP: 0.353, SLG: 0.384	0-0 F8			1-2 G5-3	2-2 2B			0-1 S BLK G4-6-3 1B	2-1 1B	5 1 3 2 0 0 0												
Mike Devereaux, R (1, 8) OBP: 0.298, SLG: 0.406	2-1 G5-3			2-2 G5-3	1-1 F8			4-2 G4-6-3 BB	1-3 K	4 0 0 0 1 1 3												
Harold Baines, L (1, 10) OBP: 0.377, SLG: 0.423		0-0 L7		3-2 2B HR 1B		3-2 G5-3		0-1 G4-6-3		4 1 1 0 0 0 1												
Cal Ripken Jr., R (1, 6) OBP: 0.304, SLG: 0.368		1-1 L9		1-0 HR 2B		2-1 G6-3		2-0 L5		4 1 1 0 0 0 0												
Chris Hoiles, R (1, 2) OBP: 0.388, SLG: 0.556		3-2 G5-3		2-1 HR		1-0 HR			0-0 F8	4 2 2 4 0 0 0												
David Segui, S (1, 3) OBP: 0.401, SLG: 0.452			0-0 G3	1-0 G4-3		2-0 L4			2-1 FC6-4 1B	4 0 1 0 0 0 0												
Jeffrey Hammonds, R (1, 7) OBP: 0.340, SLG: 0.532			2-3 K		1-1 P3		1-2 P2		0-1 FC6-4 1B	4 1 0 0 0 1 1												
Leo Gomez, R (1, 5) OBP: 0.301, SLG: 0.356			1-2 FC4-6 1B		1-2 P6		2-2 F7		4-2 1B BB	3 1 1 0 1 0 0												
Inning Stats	R: 0 E: 0 K: 0 S: 6	H: 0 LOB: 0 BB: 0 P: 9	R: 0 E: 0 K: 0 S: 6	H: 0 LOB: 0 BB: 0 P: 10	R: 0 E: 0 K: 1 S: 8	H: 1 LOB: 1 BB: 0 P: 11	R: 3 E: 0 K: 0 S: 14	H: 3 LOB: 0 BB: 0 P: 24	R: 1 E: 0 K: 0 S: 14	H: 1 LOB: 1 BB: 1 P: 23	R: 1 E: 0 K: 0 S: 8	H: 1 LOB: 0 BB: 0 P: 16	R: 0 E: 0 K: 0 S: 8	H: 0 LOB: 0 BB: 0 P: 12	R: 1 E: 0 K: 0 S: 7	H: 1 LOB: 0 BB: 1 P: 13	R: 2 E: 0 K: 1 S: 15	H: 3 LOB: 2 BB: 1 P: 23	1B: 6 2B: 2 3B: 0 HR: 2	SF: 0 SAC: 0 DP: 1 HBP: 0	WP: 0 PB: 1 SB: 3 CS: 0	PA: 39
PITCHER	IP WLS BF H R ER SO BB IBB HBP BLK WP HR S P ERA WHIP																				IP WLS BF H R ER SO BB IBB HBP BLK WP HR S P ERA WHIP	
Hipolito Pichardo, R (1, 1) ERA: 4.17	6.0 L 25 6 5 4 1 1 0 0 0 0 2 56 93 6.00 1.167																					
Billy Brewer, L (7, 1) ERA: 2.55	2.0 7 1 1 1 0 1 0 0 1 0 0 15 25 4.50 1.000																					
Bill Sampen, R (9, 1) ERA: 4.5	1.0 7 3 2 2 1 1 0 0 0 0 0 15 23 18.00 4.000																					

Baltimore Orioles @ Kansas City Royals
Kauffman Stadium, Kansas City, MO
Wed Jul 07 1993, 7:05 PM CDT
Att. 20,910 - Unknown - 82 F

AB	36
R	8
H	10
RBI	7
BB	3
SO	2
LOB	6



Batter	1	2	3	4	5	6	7	8	9	AB	R	H	RBI	BB	SO	LOB
Felix Jose, S OBP: 0.312, SLG: 0.359 (1, 8) C X	0-1 L6		3-3 K		0-2 F7			0-1 F7		4	0	0	0	0	1	1
Kevin McReynolds, R OBP: 0.319, SLG: 0.415 (1, 7) B C B F X	2-2 F9		1-2 F9			1-0 F8 SF9 2B		0-2 FC5-4 HR		4	2	1	0	0	0	1
Wally Joyner, L OBP: 0.387, SLG: 0.450 (1, 3) C S B X	1-2 F8			1-2 G4-3 FC5-2-5 1B		3-2 F8		1-1 HR		4	1	2	2	0	0	1
Mike Macfarlane, R OBP: 0.358, SLG: 0.519 (1, 2) B X		1-0 G3-1 2B		1-0 G4-3 1B		3-2 SF9		1-3 K		3	0	2	1	0	1	0
Chris Gwynn, L OBP: 0.355, SLG: 0.418 (1, 9) B B C B X		2-2 G3-1		0-1 G4-3		3-2 L6			0-1 G4-3	4	0	0	0	0	0	3
Gary Gaetti, R OBP: 0.291, SLG: 0.348 (1, 5) B B B B X		2-3	4-0 BB	3-2 FC5-2-5			1-2 F7		2-2 G6-3	3	0	0	0	1	0	2
Hubie Brooks, R OBP: 0.310, SLG: 0.316 (1, 10) B B C B X		2-3 K		3-2 K			1-1 G5-3		1-1 G3-1	4	0	0	0	0	2	4
Greg Gagne, R OBP: 0.308, SLG: 0.346 (1, 6) S B T F X		0-3 K		1-3 K			2-2 P2			3	0	0	0	0	2	2
Jose Lind, R OBP: 0.282, SLG: 0.310 (1, 4) F B B T F X			0-2 F8		2-2 G6-3			0-1 FC5-4 1B		3	0	1	0	0	0	0

Inning Stats	R: 0	H: 0	E: 0	K: 0	S: 8	R: 0	H: 1	E: 0	K: 2	S: 11	R: 0	H: 0	E: 0	K: 1	S: 10	R: 0	H: 2	E: 0	K: 1	S: 13	R: 0	H: 0	E: 0	K: 1	S: 11	R: 1	H: 1	E: 0	K: 0	S: 15	R: 0	H: 0	E: 0	K: 0	S: 11	R: 2	H: 2	E: 0	K: 1	S: 15	R: 0	H: 0	E: 0	K: 0	S: 7	
	0	0	0	0	11	0	1	0	2	11	0	0	0	1	10	0	2	0	0	13	0	0	0	0	1	11	0	1	0	0	15	0	0	0	0	11	0	2	0	0	15	0	0	0	0	7
	0	0	0	0	11	0	1	0	2	11	0	0	0	1	10	0	2	0	0	13	0	0	0	0	1	11	0	1	0	0	15	0	0	0	0	11	0	2	0	0	15	0	0	0	0	7

BOTTOM

Baltimore Orioles @ Kansas City Royals
Kauffman Stadium, Kansas City, MO

Wed Jul 07 1993, 7:05 PM CDT
Att: 20,910 - Unknown - 82 F

AB	32
R	3
H	6
RBI	3
BB	1
SO	6
LOB	14

WP: 0 PA: 34
PB: 0
SB: 0
CS: 0



livebaseballscorecards.com

PITCHER	IP	WLS	BF	H	R	ER	SO	BB	IBB	HBP	BLK	WP	HR	S	P	ERA	WHIP
35 Mike Mussina, R ERA: 4.1	7.0		26	4	1	1	5	1	0	0	0	0	0	79	118	1.29	0.714
Todd Frohwrth, R ERA: 2.89	1.0		5	2	2	1	0	0	0	0	0	0	1	15	17	18.00	2.000
Gregg Olson, R ERA: 1.27	1.0		3	0	0	0	0	0	0	0	0	0	0	7	10	0.00	0.000

Batter	1	2	3	4	5	6	7	8	9	10	11	AB R H RBI BB SO LOB	TOP																		
Tony Phillips, S OBP: 0.447, SLG: 0.406 (1, 4)	0-0 L8 2B		2-0 P6		2-2 1B	0-1 FC6-4			3-2 F7		0-1 G1-3	6 1 2 0 0 0 2																			
Scott Livingstone, L OBP: 0.313, SLG: 0.326 (1, 5)	1-0 L8		1-1 F8		3-1 F7		1-0 F7		1-0 F7			5 0 0 0 0 0 2																			
Alan Trammell, R OBP: 0.382, SLG: 0.459 (1, 6)	0-2 G3-1 2B			4-2 S BB	1-1 P3		1-2 S 1B		1-1 S 1B			4 1 3 1 1 0 1																			
Cecil Fielder, R OBP: 0.390, SLG: 0.533 (1, 3)	2-2 G3-1		2-2 G6-3		2-2 G6-3		2-2 HR 1B		1-0 L8			5 1 1 0 0 1 4																			
Mickey Tettleton, S OBP: 0.355, SLG: 0.565 (1, 7)	2-3 K		2-3 K		1-0 HR 1B		3-2 S 1B		1-1 P6			5 1 2 3 0 2 2																			
Kirk Gibson, L OBP: 0.337, SLG: 0.424 (1, 10)		2-0 G4-6-3 1B		4-0 BB		2-2 FC5-4 1B		3-2 G3		0-1 L8		4 0 2 0 1 0 1																			
Rob Deer, R OBP: 0.309, SLG: 0.407 (1, 9)		0-0 L8		2-3 K		0-1 FC5-4 BB		0-0 F9		1-3 K		5 0 0 0 0 2 4																			
Chad Kreuter, S OBP: 0.373, SLG: 0.498 (1, 2)		1-0 G4-6-3		3-1 HR		2-3 K		3-3 K		2-3 K		5 1 1 1 0 3 2																			
Milt Cuyler, S OBP: 0.265, SLG: 0.318 (1, 8)			1-1 G4-3		0-0 F9		4-2 FC6-4 BB		2-3 K		1-0 G4-3	4 0 0 0 1 1 0																			
Inning Stats	R: 1 E: 0 K: 1 S: 13	H: 2 LOB: 1 BB: 0 P: 18	R: 0 E: 0 K: 0 S: 3	H: 1 LOB: 0 BB: 0 P: 6	R: 0 E: 0 K: 0 S: 5	H: 0 LOB: 0 BB: 0 P: 9	R: 0 E: 0 K: 2 S: 12	H: 0 LOB: 2 BB: 2 P: 26	R: 1 E: 0 K: 1 S: 11	H: 2 LOB: 1 BB: 0 P: 19	R: 2 E: 0 K: 1 S: 16	H: 3 LOB: 2 BB: 1 P: 27	R: 1 E: 0 K: 1 S: 15	H: 2 LOB: 1 BB: 0 P: 23	R: 0 E: 0 K: 2 S: 10	H: 0 LOB: 0 BB: 0 P: 15	R: 0 E: 0 K: 0 S: 8	H: 1 LOB: 1 BB: 0 P: 14	R: 0 E: 0 K: 1 S: 7	H: 0 LOB: 0 BB: 0 P: 9	R: 0 E: 0 K: 1 S: 6	H: 0 LOB: 0 BB: 0 P: 9	1B: 7 2B: 2 3B: 0 HR: 2	SF: 0 SAC: 0 DP: 1 HBP: 0	WP: 0 PB: 0 SB: 2 CS: 0	PA: 46					
PITCHER	IP WLS BF H R ER SO BB IBB HBP BLK WP HR S P ERA WHIP																														
David Cone, R ERA: 3.53 (1, 1)	7.0	33	10	5	5	5	3	0	0	0	0	0	2	75	128	6.43	1.857														
Mark Gubicza, R ERA: 4.56 (8, 1)	2.0	7	1	0	0	2	0	0	0	0	0	0	0	18	29	0.00	0.500														
Jeff Montgomery, R ERA: 1.84 (10, 1)	2.0	W 6	0	0	0	2	0	0	0	0	0	0	0	13	18	0.00	0.000														

Detroit Tigers @ Kansas City Royals
 Kauffman Stadium, Kansas City, MO
 Thu Jul 08 1993, 7:05 PM CDT
 Att: 29,799 - Unknown - 87 F

livebaseballscorecards.com

AB	43
R	5
H	11
RBI	5
BB	3
SO	9
LOB	18



Batter	1	2	3	4	5	6	7	8	9	10	11	AB R H RBI BB SO LOB	BOTTOM												
Felix Jose, S OBP: 0.316, SLG: 0.360 (1, 9)	2-2 E FC4-6 1B	0-0 1-2 1B		3-1 G1-3		0-0 FC6-2-5 1B		2-1 B5-3		4-0 IBB		5 2 2 0 1 0 2	Detroit Tigers @ Kansas City Royals Kauffman Stadium, Kansas City, MO Thu Jul 08 1993, 7:05 PM CDT Att: 29,799 - Unknown - 87 F livebaseballscorecards.com												
Brian McRae, S OBP: 0.349, SLG: 0.422 (1, 8)	0-0 E1 FC4-6 1B	1-1 F9			2-3 K	3-2 3-H 2-H 1B		2-2 1B		1-3 K		6 0 3 1 0 2 4													
Wally Joyner, L OBP: 0.389, SLG: 0.453 (1, 3)	3-0 FC4-6 1B		4-1 FC6-4 BB		0-0 G6-3 1B	0-0 G3-1			3-2 1B		1-1 G6-3	5 2 2 1 1 0 2													
Chris Gwynn, L OBP: 0.346, SLG: 0.406 Hubie Brooks, R OBP: 0.317, SLG: 0.333 (1, 10)	2-2 G4-3		0-0 F8		2-2 G6-3		1-2 G1-3		1-3 K		0-1 2B	5 0 0 0 0 1 4 1 1 1 0 0 0 0													
Kevin McReynolds, R OBP: 0.333, SLG: 0.438 (1, 7)	1-0 2-H 1B		1-2 FC6-4		2-1 1B		1-1 3B		1-2 F9		4-0 2B	5 0 3 2 1 0 2													
Brent Mayne, L OBP: 0.323, SLG: 0.364 Mike Macfarlane, R OBP: 0.363, SLG: 0.527 (1, 2)	3-1 L9		3-1 F8		2-1 P6		0-1 1B		2-3 K		1-2 2B	3 0 0 0 0 0 3 3 0 2 1 0 1 1													
Greg Gagne, R OBP: 0.316, SLG: 0.358 (1, 6)		0-1 FC6-5 F8 1B		1-0 F9 2B		1-2 2B E 1B		0-1 F8		0-0 SH5-3 1B		5 1 4 0 0 0 2													
Phil Hiatt, R OBP: 0.284, SLG: 0.376 George Brett, L OBP: 0.298, SLG: 0.388 Gary Gaetti, R OBP: 0.291, SLG: 0.348 (1, 5)		1-0 F8		2-2 G6-3		2-1 E2 1-H FC6-5 2B		0-1 G4-3		0-0 SH5-3		3 0 1 0 0 0 2 1 0 0 0 0 0 2 0 0 0 0 0 0 0													
Jose Lind, R OBP: 0.276, SLG: 0.303 (1, 4)		0-1 FC6-5 1B		1-1 F9		2-0 G5-3		0-2 P4		0-0 G6-3		5 0 0 0 0 0 4													
Inning Stats	R: 2 E: 1 K: 0 S: 11	H: 3 LOB: 1 BB: 0 P: 22	R: 0 E: 0 K: 0 S: 8	H: 2 LOB: 2 BB: 0 P: 10	R: 0 E: 0 K: 0 S: 7	H: 0 LOB: 1 BB: 1 P: 15	R: 0 E: 0 K: 1 S: 12	H: 2 LOB: 1 BB: 0 P: 19	R: 2 E: 1 K: 0 S: 11	H: 3 LOB: 1 BB: 0 P: 19	R: 0 E: 0 K: 0 S: 12	H: 2 LOB: 2 BB: 0 P: 14		R: 0 E: 0 K: 2 S: 8	H: 1 LOB: 1 BB: 0 P: 12	R: 0 E: 0 K: 1 S: 15	H: 1 LOB: 1 BB: 0 P: 22	R: 0 E: 0 K: 1 S: 7	H: 1 LOB: 2 BB: 1 P: 13	R: 1 E: 0 K: 0 S: 7	H: 2 LOB: 2 BB: 1 P: 13	1B: 12 2B: 5 3B: 1 HR: 0	SF: 0 SAC: 1 DP: 0 HBP: 0	WP: 0 PB: 0 SB: 0 CS: 0	PA: 51
PITCHER	IP WLS BF H R ER SO BB IBB HBP BLK WP HR S P ERA WHIP																								
Mike Moore, R ERA: 6.53 (1, 1)	5.2 29 11 5 3 1 1 0 0 0 0 0 0 56 99 4.76 2.118																								
Tom Bolton, L ERA: 5.36 (6, 1)	0.2 3 1 0 0 0 0 0 0 0 0 0 0 7 9 0.00 1.500																								
Kurt Knudsen, R ERA: 3.98 (7, 1)	1.0 4 1 0 0 0 0 0 0 0 0 0 0 9 9 0.00 1.000																								
Bob MacDonald, L ERA: 4.79 (8, 1)	1.0 4 2 0 0 1 0 0 0 0 0 0 0 11 19 0.00 2.000																								
Mike Henneman, R ERA: 1.54 (9, 1)	1.2 7 1 0 0 2 0 1 0 0 0 0 0 16 24 0.00 0.600																								
Buddy Groom, L ERA: 4.56 (11, 1)	0.1 L 4 2 1 1 0 0 0 0 0 0 0 0 7 13 27.00 6.000																								



Batter	1	2	3	4	5	6	7	8	9	AB R H RBI BB SO LOB	TOP											
Tony Phillips, S OBP: 0.445, SLG: 0.401 (1, 4)		G1-3			L8			F8	G6-3	4 1 0 0 2 0 5												
Dan Gladden, R OBP: 0.296, SLG: 0.440 (1, 7)			K			F8		HR		5 2 2 0 0 2 3												
Travis Fryman, R OBP: 0.343, SLG: 0.443 (1, 6)			K			G1-4-3		HR		5 2 2 3 0 1 1												
Cecil Fielder, R OBP: 0.390, SLG: 0.532 (1, 3)			K			G4-3		2B		4 1 1 0 1 1 2												
Alan Trammell, R OBP: 0.383, SLG: 0.463 (1, 10)		2B			F9		K	F8		5 1 2 1 0 1 1												
Mickey Tettleton, S OBP: 0.359, SLG: 0.563 (1, 2)		BB			K		G6-3		BB	3 1 1 1 2 1 0												
Rob Deer, R OBP: 0.307, SLG: 0.400 (1, 9)	K	K			G6-3		HBP		P6	4 0 0 0 0 2 6												
Skeeter Barnes, R OBP: 0.289, SLG: 0.338 (1, 5)		K			K2-3		G4-3		L9	5 1 1 2 0 2 4												
Gary Thurman, R OBP: 0.339, SLG: 0.286 (1, 8)					G6-3			G5-3	1B	4 1 2 1 1 0 0												
Inning Stats	R: 8 E: 1 K: 2 S: 31	H: 6 LOB: 2 BB: 3 P: 56	R: 0 E: 0 K: 2 S: 12	H: 1 LOB: 3 BB: 2 P: 26	R: 0 E: 0 K: 3 S: 9	H: 0 LOB: 0 BB: 0 P: 12	R: 0 E: 0 K: 1 S: 10	H: 0 LOB: 0 BB: 0 P: 14	R: 0 E: 0 K: 1 S: 6	H: 0 LOB: 0 BB: 0 P: 9	R: 0 E: 0 K: 0 S: 6	H: 0 LOB: 0 BB: 0 P: 10	R: 0 E: 0 K: 1 S: 8	H: 0 LOB: 1 BB: 0 P: 14	R: 2 E: 0 K: 0 S: 10	H: 3 LOB: 1 BB: 0 P: 16	R: 0 E: 0 K: 0 S: 16	H: 1 LOB: 2 BB: 1 P: 23	1B: 7 2B: 3 3B: 0 HR: 1	SF: 0 SAC: 0 DP: 0 HBP: 1	WP: 0 PB: 0 SB: 0 CS: 0	PA: 46
PITCHER	IP WLS BF H R ER SO BB IBB HBP BLK WP HR S P ERA WHIP																					
Chris Haney, L ERA: 6.08 (1, 1)	0.1 L 8 5 7 6 1 2 0 0 0 0 0 0 21 37 162.00 21.000																					
Tom Gordon, R ERA: 3.66 (1, 1)	4.2 20 2 1 0 8 3 0 0 0 0 0 0 47 80 0.00 1.071																					
Frank DiPino, L ERA: 6.08 (6, 1)	4.0 18 4 2 2 1 1 0 1 0 0 1 40 63 4.50 1.250																					

Detroit Tigers @ Kansas City Royals
Kauffman Stadium, Kansas City, MO
Fri Jul 09 1993, 7:05 PM CDT
Att: 25,702 - Unknown

livebaseballscorecards.com

AB	39
R	10
H	11
RBI	8
BB	6
SO	10
LOB	22



Batter	1	2	3	4	5	6	7	8	9	AB	R	H	RBI	BB	SO	LOB
Felix Jose, S OBP: 0.317, SLG: 0.361 (1, 9) Hubie Brooks, R OBP: 0.317, SLG: 0.327 (4, PH) (5, 9)	3-2 L7 1B	2-0 1B		4-1 1B FC5-2 1-2 2-3 BB		0-0 G4-3		1-1 L7		2	0	1	0	0	0	0
Brian McRae, S OBP: 0.350, SLG: 0.422 (1, 8)	0-0 E3 2B	1-1 L3		0-0 FC5-2 1B 1-2 2-3 3-Hf		3-1 1B		0-1 BB 1B		5	2	2	0	0	0	5
Wally Joyner, L OBP: 0.386, SLG: 0.452 (1, 3)	1-1 2B 1-H		1-2 G4-3	0-0 P5		1 SAFE 1-2 F8		1-2 F8		5	0	1	1	0	0	5
Chris Cwynn, L OBP: 0.347, SLG: 0.407 (1, 10) Gary Gaetti, R OBP: 0.311, SLG: 0.355 (4, PH)	2-0 G4-3		1-1 1B	0-2 1B 1-2 2-3 3-H		4-1 G1-6-3 BB		4-0 E BB		2	0	1	0	0	0	1
Kevin McReynolds, R OBP: 0.322, SLG: 0.421 (1, 7)	1-1 G5-3		0-0 P3	0-1 P6		1-3 BB		1-2 E5 G4-6-3		5	0	0	0	0	1	7
Brent Mayne, L OBP: 0.311, SLG: 0.349 (1, 2)		2-0 F7	0-0 F7		2-1 G5-3		0-1 G1-6-3 1-2f		1-1 G4-6-3 1-2f		5	0	0	0	0	4
Greg Gagne, R OBP: 0.322, SLG: 0.367 (1, 6)		0-2 2B 1B		2-2 1B 2B 1B		3-2 G6-4-3 1B		3-2 F8		4	2	3	0	0	0	0
Phil Hiatt, R OBP: 0.288, SLG: 0.383 (1, 5)		0-1 2B 1-H		1-2 BB 1B FC5-2 1B 2-3		2-2 G6-4-3		0-3 BB		4	0	2	1	0	1	1
Jose Lind, R OBP: 0.284, SLG: 0.311 (1, 4)		2-1 1B 1B		0-2 FC5-2 BB 1B 1-2 3-H		0-3 BB		1-1 1B		4	1	3	1	0	1	0

Inning Stats	R: 1	H: 1	E: 1	K: 0	S: 10	LOB: 1	BB: 0	P: 17	R: 1	H: 4	E: 0	K: 0	S: 13	LOB: 2	BB: 0	P: 20	R: 0	H: 1	E: 0	K: 0	S: 7	LOB: 1	BB: 0	P: 9	R: 2	H: 4	E: 0	K: 0	S: 17	LOB: 3	BB: 1	P: 24	R: 0	H: 1	E: 0	K: 0	S: 9	LOB: 0	BB: 0	P: 16	R: 0	H: 1	E: 0	K: 1	S: 9	LOB: 1	BB: 0	P: 13	R: 0	H: 0	E: 0	K: 1	S: 6	LOB: 0	BB: 1	P: 11	R: 0	H: 1	E: 0	K: 1	S: 11	LOB: 1	BB: 0	P: 16	R: 1	H: 1	E: 1	K: 0	S: 12	LOB: 1	BB: 1	P: 19	1B: 11	SF: 0	2B: 3	SAC: 0	3B: 0	DP: 3	HR: 0	HBP: 0	WP: 0	PA: 42
PITCHER	IP	WLS	BF	H	R	ER	SO	BB	IBB	HBP	BLK	WP	HR	S	P	ERA	WHIP																																																																	
Mark Leiter, R ERA: 4.53 (1, 1)	3.0		18	9	4	3	0	0	0	0	0	0	0	39	58	9.00	3.000																																																																	
Tom Bolton, L ERA: 5.28 (4, 1)	0.2		3	0	0	0	0	1	0	0	0	0	0	3	7	0.00	1.500																																																																	
Sean Bergman, R ERA: 1.35 (4, 1)	4.2	W	20	5	1	0	3	2	0	0	0	0	0	50	77	0.00	1.500																																																																	
Mike Henneman, R ERA: 1.51 (9, 1)	0.2		1	0	0	0	0	0	0	0	0	0	0	2	3	0.00	0.000																																																																	

DETROIT TIGERS @ KANSAS CITY ROYALS
Kauffman Stadium, Kansas City, MO
 Fri Jul 09 1993, 7:05 PM CDT
 Att. 25,702 - Unknown

AB	39
R	5
H	14
RBI	4
BB	3
SO	3
LOB	24



WP : 0	PA : 42
PB : 0	
SB : 0	
CS : 0	

PITCHER	IP	WLS	BF	H	R	ER	SO	BB	IBB	HBP	BLK	WP	HR	S	P	ERA	WHIP
Mark Leiter, R ERA: 4.53 (1, 1)	3.0		18	9	4	3	0	0	0	0	0	0	0	39	58	9.00	3.000
Tom Bolton, L ERA: 5.28 (4, 1)	0.2		3	0	0	0	0	1	0	0	0	0	0	3	7	0.00	1.500
Sean Bergman, R ERA: 1.35 (4, 1)	4.2	W	20	5	1	0	3	2	0	0	0	0	0	50	77	0.00	1.500
Mike Henneman, R ERA: 1.51 (9, 1)	0.2		1	0	0	0	0	0	0	0	0	0	0	2	3	0.00	0.000

Batter	1	2	3	4	5	6	7	8	9	AB R H RBI BB SO LOB	TOP																																			
Tony Phillips, S OBP: 0.447, SLG: 0.401 (1, 4)	3-2 G4-3		1-2 G5-3	4-2 HR BB		4-1 1B 2B BB	1-0 G5-3 1B			3 2 1 2 2 0 0																																				
Dan Gladden, R OBP: 0.306, SLG: 0.464 (1, 7)	1-2 2B HBP		2-0 P4	2-0 HR		1-2 2B G5-3-2 1B	0-1 G5-3			4 2 2 4 0 0 2																																				
Travis Fryman, R OBP: 0.344, SLG: 0.443 (1, 6)	1-3 K		4-2 WP BB	0-1 G6-3		1-1 2B	0-3 K			4 0 1 1 1 2 3																																				
Cecil Fielder, R OBP: 0.390, SLG: 0.532 (1, 10)	0-0 2B		4-2 BB		1-0 L7	1-2 G5-3-2	0-3 K			4 0 1 1 1 1 2																																				
Mickey Tettleton, S OBP: 0.357, SLG: 0.555 (1, 3)	4-1 BB		3-1 F9		1-1 G6-3		2-2 F8	2-3 K		4 0 0 0 1 1 2																																				
Rob Deer, R OBP: 0.309, SLG: 0.400 (1, 9)	3-2 F8			3-3 K	0-0 1B		0-0 1B 2B 1B	2-0 F8		5 1 2 0 0 1 2																																				
Skeeter Barnes, R OBP: 0.304, SLG: 0.352 Scott Livingstone, L OBP: 0.319, SLG: 0.333 (7, PH) (7, 5)		3-2 P3		2-2 CS 1B	2-2 1B		1-2 2B 1B 1B	0-0 G3-6-3 1B		3 0 2 0 0 0 0 2 1 2 0 0 0 0	AB 37																																			
Chad Kreuter, S OBP: 0.374, SLG: 0.498 (1, 2)		2-3 K		4-2 BB HR BB	2-0 L9		1-1 1B 2B	0-0 G3-6-3		4 2 1 1 1 1 3	RBI 9																																			
Gary Thurman, R OBP: 0.339, SLG: 0.288 Kirk Gibson, L OBP: 0.340, SLG: 0.424 Milt Cuyler, S OBP: 0.264, SLG: 0.316 (1, 8) (7, PH) (7, 8)		2-2 G1-3		2-2 BB HR 1B		1-0 G6-3	2-2 G5-3 1B HBP	1-3 K		3 1 1 0 0 0 0 0 0 0 0 0 0 0 1 0 0 0 0 1 0	SO 7																																			
Inning Stats	R: 1 E: 0 K: 1 S: 14	H: 1 LOB: 2 BB: 1 P: 26	R: 0 E: 0 K: 1 S: 9	H: 0 LOB: 0 BB: 0 P: 16	R: 0 E: 0 K: 0 S: 10	H: 0 LOB: 2 BB: 2 P: 24	R: 4 E: 0 K: 1 S: 17	H: 3 LOB: 0 BB: 2 P: 34	R: 0 E: 0 K: 0 S: 8	H: 2 LOB: 2 BB: 0 P: 14	R: 1 E: 0 K: 0 S: 10	H: 2 LOB: 1 BB: 1 P: 18	R: 3 E: 0 K: 1 S: 19	H: 4 LOB: 2 BB: 0 P: 26	R: 0 E: 0 K: 2 S: 7	H: 0 LOB: 0 BB: 0 P: 11	R: 0 E: 0 K: 1 S: 5	H: 1 LOB: 0 BB: 0 P: 6	1B: 9 2B: 4 3B: 0 HR: 1	SF: 0 SAC: 0 DP: 2 HBP: 2	WP: 1 PB: 0 SB: 1 CS: 1	PA: 45																								
PITCHER	IP	WLS	BF	H	R	ER	SO	BB	IBB	HBP	BLK	WP	HR	S	P	ERA	WHIP	PITCHER											IP	WLS	BF	H	R	ER	SO	BB	IBB	HBP	BLK	WP	HR	S	P	ERA	WHIP	
Dennis Rasmussen, L ERA: 9.0 (1, 1)	4.2		25	6	5	5	3	5	0	1	0	1	1	57	111	9.64	2.357																													
Billy Brewer, L ERA: 2.84 (5, 1)	1.1		6	2	1	1	0	1	0	0	0	0	0	11	21	6.75	2.250																													
Bill Sampen, R ERA: 5.89 (7, 1)	0.1	L	6	4	3	3	0	0	0	1	0	0	0	14	21	81.00	12.000																													
Hipolito Pichardo, R ERA: 4.06 (7, 1)	2.2		8	1	0	0	4	0	0	0	0	0	0	17	22	0.00	0.375																													

Detroit Tigers @ Kansas City Royals
Kauffman Stadium, Kansas City, MO
 Sat Jul 10 1993, 3:33 AM CDT
 Att: 31,180 - Sunny

AB 37
R 9
H 13
RBI 9
BB 6
SO 7
LOB 14



WP: 1 PA: 45
 PB: 0
 SB: 1
 CS: 1

livebaseballscorecards.com

Batter	1	2	3	4	5	6	7	8	9	AB R H RBI BB SO LOB
Brian McRae, S OBP: 0.348, SLG: 0.422 (1, 8)	2-2 P2		1-2 FC3-6 1-3 2B		2-3 K	0-1 G4-3			0-1 G4-6-3	5 0 1 0 0 1 1
Kevin McReynolds, R OBP: 0.331, SLG: 0.445 (1, 7)	2-0 HR		4-0 FC3-6 IBB		0-1 G5-3		2-1 P4		0-1 1B	4 1 2 1 1 0 0
Wally Joyner, L OBP: 0.386, SLG: 0.464 (1, 3)	3-2 F8		1-1 FC3-6 BB			3-2 1B HR 2B	0-0 HR		2-1 P2	5 2 2 2 0 0 3
Mike Macfarlane, R OBP: 0.365, SLG: 0.524 (1, 2)	2-1 F7		4-2 FC5-4 BB			2-2 HR 1B	2-2 P4			3 1 1 0 1 0 0
Gary Gaetti, R OBP: 0.309, SLG: 0.381 (1, 5)		1-2 L8	0-0 FC5-4			0-1 HR	0-3 K			4 1 1 3 0 1 3
Hubie Brooks, R OBP: 0.315, SLG: 0.324 (1, 9)		1-0 F8		3-2 F8		1-0 HR 1B		1-2 G3-1		4 1 1 0 0 0 0
Phil Hiatt, R OBP: 0.288, SLG: 0.395 (1, 10)		1-3 K		2-2 G6-3		3-2 HR		0-0 G3-1		4 1 1 2 0 1 0
Rico Rossy, R OBP: 0.313, SLG: 0.467 (1, 6)			0-0 P4	1-2 P6		1-2 G5-3		1-3 K		3 0 0 0 0 0 0
George Brett, L OBP: 0.297, SLG: 0.386 (8, PH)										1 0 0 0 0 1 0
Greg Gagne, R OBP: 0.322, SLG: 0.367 (9, 6)										0 0 0 0 0 0 0
Jose Lind, R OBP: 0.285, SLG: 0.312 (1, 4)			1-0 2B FC3-6 1B		2-1 G3	1-3 K			1-1 G4-6-3 1B	3 1 1 0 0 1 0
Felix Jose, S OBP: 0.320, SLG: 0.363 (9, PH)										1 0 1 0 0 0 0

Inning Stats	R: 1 E: 0 K: 10 S: 10	H: 1 LOB: 0 BB: 0 P: 19	R: 0 E: 0 K: 7 S: 7	H: 0 LOB: 0 BB: 0 P: 10	R: 1 E: 0 K: 10 S: 10	H: 2 LOB: 3 BB: 2 P: 21	R: 0 E: 0 K: 0 S: 11	H: 0 LOB: 0 BB: 0 P: 17	R: 0 E: 0 K: 1 S: 12	H: 0 LOB: 0 BB: 0 P: 16	R: 5 E: 0 K: 1 S: 26	H: 5 LOB: 0 BB: 0 P: 37	R: 1 E: 0 K: 1 S: 11	H: 1 LOB: 0 BB: 0 P: 15	R: 0 E: 0 K: 1 S: 7	H: 0 LOB: 0 BB: 0 P: 9	R: 0 E: 0 K: 0 S: 8	H: 2 LOB: 1 BB: 0 P: 11	1B: 5 2B: 2 3B: 0 HR: 4	SF: 0 SAC: 0 DP: 1 HBP: 0
--------------	--------------------------------	----------------------------------	------------------------------	----------------------------------	--------------------------------	----------------------------------	-------------------------------	----------------------------------	-------------------------------	----------------------------------	-------------------------------	----------------------------------	-------------------------------	----------------------------------	------------------------------	---------------------------------	------------------------------	----------------------------------	----------------------------------	------------------------------------


BOTTOM

Detroit Tigers @ Kansas City Royals
Kauffman Stadium, Kansas City, MO

Sat Jul 10 1993, 3:33 AM CDT
Att. 31,180 - Sunny

AB	37
R	8
H	11
RBI	8
BB	2
SO	5
LOB	7

livebaseballscores.com



PITCHER	IP	WLS	BF	H	R	ER	SO	BB	IBB	HBP	BLK	WP	HR	S	P	ERA	WHIP
David Wells, L ERA: 3.98 (1, 1)	5.0		24	7	6	6	2	1	1	0	0	0	2	61	100	10.80	1.600
Kurt Knudsen, R ERA: 4.3 (6, 1)	2.2	W	10	2	2	2	2	0	0	0	0	0	2	30	40	6.75	0.750
Bob MacDonald, L ERA: 4.75 (8, 1)	0.1		1	0	0	0	1	0	0	0	0	0	0	3	4	0.00	0.000
Mike Henneman, R ERA: 1.48 (9, 1)	1.0	S	4	2	0	0	0	0	0	0	0	0	0	8	11	0.00	2.000

Batter	1	2	3	4	5	6	7	8	9	AB R H RBI BB SO LOB	TOP	
Tony Phillips, S OBP: 0.450, SLG: 0.404 (1, 4)	2-2 G4-3		4-2 BB		1-0 2B			4-1 1B BB		2 0 1 2 2 0 0		
Dan Gladden, R OBP: 0.298, SLG: 0.451 (1, 7)	0-1 G6-3		0-1 F9		0-1 P3			2-3 K		4 0 0 0 0 1 3		
Travis Fryman, R OBP: 0.343, SLG: 0.441 (1, 6)	3-3 K			1-2 L6	0-0 F8			2-2 1B FC6-4		4 0 1 0 0 1 1		
Mickey Tettleton, S OBP: 0.355, SLG: 0.551 (1, 3)		1-3 K		0-1 1B		1-1 F9		2-3 K		4 0 1 0 0 2 2		
Kirk Gibson, L OBP: 0.335, SLG: 0.417 (1, 10)		0-0 P6		3-0 F8		3-2 F7		1-0 FC6-4		4 0 0 0 0 0 3		
Chad Kreuter, S OBP: 0.372, SLG: 0.494 (1, 2)		1-1 1B		2-3 K		1-3 K			1-3 K	4 0 1 0 0 3 1		
Rob Deer, R OBP: 0.308, SLG: 0.395 (1, 9)		1-3 K			4-2 2B BB		2-3 K		2-2 F8	3 1 0 0 1 2 1	AB 32 R 2 H 5 RBI 2 BB 3 SO 13 LOB 13	
Scott Livingstone, L OBP: 0.318, SLG: 0.337 (1, 5)			1-3 K		0-0 2B		2-2 F8		0-2 G3	4 1 1 0 0 1 0		
Gary Thurman, R OBP: 0.323, SLG: 0.273 (1, 8)			0-3 K		2-3 K		0-3 K			3 0 0 0 0 3 2		
Inning Stats	R: 0 E: 0 K: 1 S: 12 H: 0 LOB: 0 BB: 0 P: 17	R: 0 E: 0 K: 2 S: 10 H: 1 LOB: 1 BB: 0 P: 13	R: 0 E: 0 K: 2 S: 10 H: 0 LOB: 1 BB: 1 P: 15	R: 0 E: 0 K: 1 S: 11 H: 1 LOB: 1 BB: 0 P: 17	R: 2 E: 0 K: 1 S: 11 H: 2 LOB: 1 BB: 1 P: 18	R: 0 E: 0 K: 1 S: 10 H: 0 LOB: 0 BB: 0 P: 15	R: 0 E: 0 K: 2 S: 9 H: 0 LOB: 0 BB: 0 P: 13	R: 0 E: 0 K: 2 S: 11 H: 1 LOB: 2 BB: 1 P: 22	R: 0 E: 0 K: 1 S: 9 H: 0 LOB: 0 BB: 0 P: 12	1B: 3 2B: 2 3B: 0 HR: 0 SF: 0 SAC: 0 DP: 0 HBP: 0	WP: 0 PB: 0 SB: 0 CS: 0 PA: 35	
PITCHER	IP WLS BF H R ER SO BB IBB HBP BLK WP HR S P ERA WHIP											
Kevin Appier, R ERA: 3.0 (1, 1)	7.0 W 27 4 2 2 10 2 0 0 0 0 0 0 73 108 2.57 0.857											
Mark Gubicza, R ERA: 4.5 (8, 1)	1.0 5 1 0 0 2 1 0 0 0 0 0 0 11 22 0.00 2.000											
Jeff Montgomery, R ERA: 1.8 (9, 1)	1.0 3 0 0 0 1 0 0 0 0 0 0 0 9 12 0.00 0.000											

Detroit Tigers @ Kansas City Royals
Kauffman Stadium, Kansas City, MO
Sun Jul 11 1993, 3:33 AM CDT
Att: 29,158 - Cloudy

livebaseballscorecards.com



Batter	1	2	3	4	5	6	7	8	9
Felix Jose, S OBP: 0.319, SLG: 0.361 (1, 10) C C B B F B X	2-2 CS 1B		1-0 F7 2-3			1-1 G3 1-3	1-3 K		
Brian McRae, S OBP: 0.355, SLG: 0.440 (1, 8) 1 SAFE L P B T F X	2-2 1-2 2B		0-0 CS 1B 3-H			2-2 HR 3-H	1-0 1B		
Wally Joyner, L OBP: 0.384, SLG: 0.462 (1, 3) B C F B B X	3-2 L9		1-0 CS 1-2	0-2 G4-3		1-0 1B S	1-2 F9		
Mike Macfarlane, R OBP: 0.363, SLG: 0.518 (1, 2) F B B C B X	3-2 G6-3			0-0 G5-3		1 SAFE 2-2 1B 1-2 1B 1B		0-3 K	
Chris Gwynn, L OBP: 0.340, SLG: 0.398 (1, 9)		0-0 G4-3		1-0 G4-3		2-3 K	2-1 G4-3		
Gary Gaetti, R OBP: 0.316, SLG: 0.396 (1, 5)		0-0 F9			0-1 F9	1-0 1B 1B	1-0 2B		
Kevin McReynolds, R OBP: 0.329, SLG: 0.440 (1, 7)		1-0 G5-3			1-1 G6-3	1-0 1B 2-H 3-H	3-2 K		
Greg Gagne, R OBP: 0.319, SLG: 0.363 (1, 6)			0-0 E6 F7 G6-3 1B		2-2 P3	1-3 K			
Jose Lind, R OBP: 0.286, SLG: 0.312 (1, 4) 1 SAFE 1 SAFE B B X			1-0 G6-3 1-2			0-0 G3 HR 1B	2-1 P3		

AB	R	H	RBI	BB	SO	LOB
4	0	1	0	0	1	2
4	1	4	3	0	0	0
4	1	1	0	0	0	2
4	1	1	0	0	1	1
4	0	0	0	0	1	2
4	1	2	1	0	0	0
4	0	1	2	0	1	1
3	1	0	0	0	1	1
3	1	1	0	0	0	1

BOTTOM	
AB	34
R	6
H	11
RBI	6
BB	0
SO	5
LOB	10
WP: 0	PA: 35
PB: 0	
SB: 2	
CS: 2	

Detroit Tigers @ Kansas City Royals
Kauffman Stadium, Kansas City, MO
 Sun Jul 11 1993, 3:33 AM CDT
 Att. 29,158 - Cloudy

Inning Stats		R	H	E	K	S	Pitcher											
1	R: 0 E: 0 K: 0 S: 15	H: 2 LOB: 1 BB: 0 P: 24																
2	R: 0 E: 0 K: 0 S: 3	H: 0 LOB: 0 BB: 0 P: 4																
3	R: 1 E: 1 K: 0 S: 5	H: 1 LOB: 0 BB: 0 P: 7																
4	R: 0 E: 0 K: 0 S: 5	H: 0 LOB: 0 BB: 0 P: 6																
5	R: 0 E: 0 K: 0 S: 7	H: 0 LOB: 0 BB: 0 P: 10																
6	R: 5 E: 0 K: 2 S: 22	H: 6 LOB: 1 BB: 0 P: 32																
7	R: 0 E: 0 K: 1 S: 9	H: 1 LOB: 1 BB: 0 P: 14																
8	R: 0 E: 0 K: 2 S: 9	H: 1 LOB: 1 BB: 0 P: 15																
9																		
PITCHER		IP	WLS	BF	H	R	ER	SO	BB	IBB	HBP	BLK	WP	HR	S	P	ERA	WHIP
John Doherty, R ERA: 3.8 (1, 1)		5.2	L	25	9	6	5	1	0	0	0	0	0	1	54	79	7.94	1.588
Tom Bolton, L ERA: 5.13 (6, 1)		1.1		5	1	0	0	2	0	0	0	0	0	0	12	18	0.00	0.750
Bob MacDonald, L ERA: 4.62 (8, 1)		1.0		4	1	0	0	2	0	0	0	0	0	0	9	15	0.00	1.000

livebaseballscorecards.com

Batter	1	2	3	4	5	6	7	8	9	AB	R	H	RBI	BB	SO	LOB	TOP
Felix Jose, S (1, 9) OBP: 0.319, SLG: 0.359 Hubie Brooks, R (8, PH) OBP: 0.312, SLG: 0.320	0-0 G3		4-2 G4-6-3 BB		1-3 K			2-1 L8		2	0	0	0	1	1	1	Kansas City Royals @ Toronto Blue Jays SkyDome, Toronto, ON Thu Jul 15 1993, 7:05 PM EDT Att. 50,503 - Dome
Brian McRae, S (1, 8) OBP: 0.351, SLG: 0.435	2-2 F9		1-1 G4-6-3		2-2 P4			2-1 G4-3		4	0	0	0	0	0	3	
Wally Joyner, L (1, 3) OBP: 0.386, SLG: 0.472	3-2 G3-1			3-2 HR		0-2 P6		2-1 1B		4	1	2	1	0	0	0	
Mike Macfarlane, R (1, 2) OBP: 0.361, SLG: 0.513		2-2 CS BB 1B		0-3 K		1-2 G6-3		3-0 F8		4	0	1	0	0	1	1	
Chris Gwynn, L (1, 10) OBP: 0.340, SLG: 0.393 Phil Hiatt, R (9, PH) OBP: 0.286, SLG: 0.393		4-1 1-2 BB		0-0 G4-3		1-1 F7		3-2 G6-3		2	0	0	0	1	0	0	
Gary Gaetti, R (1, 5) OBP: 0.305, SLG: 0.381		1-3 K		0-0 F8			3-2 G5-3		3-2 G5-3	4	0	0	0	0	1	2	
Kevin McReynolds, R (1, 7) OBP: 0.327, SLG: 0.431		3-3 SAFE K		1-1 G4-3		4-2 WP BB		3-2 P3		3	0	0	0	1	1	2	
Greg Gagne, R (1, 6) OBP: 0.319, SLG: 0.367		2-3 K		1-1 E 2B		2-3 SAFE K		1-2 K		3	1	1	0	0	2	1	
Jose Lind, R (1, 4) OBP: 0.291, SLG: 0.317		0-1 BB 1B		2-2 E4 S 1B		1-3 SAFE K				3	0	2	0	0	1	1	
Inning Stats	R: 0 E: 0 K: 0 S: 8 H: 0 LOB: 0 BB: 0 P: 13	R: 0 E: 0 K: 2 S: 12 H: 1 LOB: 2 BB: 1 P: 22	R: 0 E: 0 K: 1 S: 10 H: 1 LOB: 1 BB: 1 P: 17	R: 1 E: 0 K: 1 S: 9 H: 1 LOB: 0 BB: 0 P: 12	R: 1 E: 1 K: 1 S: 14 H: 2 LOB: 1 BB: 0 P: 21	R: 0 E: 0 K: 0 S: 9 H: 0 LOB: 0 BB: 0 P: 11	R: 0 E: 0 K: 2 S: 16 H: 0 LOB: 1 BB: 1 P: 26	R: 0 E: 0 K: 0 S: 7 H: 1 LOB: 1 BB: 0 P: 16	R: 0 E: 0 K: 0 S: 13 H: 0 LOB: 0 BB: 0 P: 22	1B: 4 2B: 2 3B: 0 HR: 1 SF: 0 SAC: 0 DP: 2 HBP: 0	WP: 1 PB: 0 SB: 1 CS: 1 PA: 34						
PITCHER	IP WLS BF H R ER SO BB IBB HBP BLK WP HR S P ERA WHIP																ERA WHIP
Juan Guzman, R (1, 1) ERA: 4.54 Al Leiter, L (8, 1) ERA: 4.79	7.0 W 7 1 0 0 0 0 0 0 0 0 0 20 38 0.00 0.500																

AB	31
R	2
H	6
RBI	1
BB	3
SO	7
LOB	11



Batter	1	2	3	4	5	6	7	8	9
Devon White, S OBP: 0.353, SLG: 0.483 (1, 8) C C B B X	2-2 G4-3			0-1 P3		1 SAFE B 1 SAFE F B B B	2-3 K	2-3 K	
Roberto Alomar, S OBP: 0.392, SLG: 0.459 (1, 4) C B S B X	2-2 CS 1B			2-1 G3-1		B X	1-0 P6	2-1 WP S BB 1B	
Paul Molitor, R OBP: 0.392, SLG: 0.456 (1, 10) F 1 SAFE S 1 SAFE B B X	2-2 L8 1-2			2-0 P3		B B F X	2-2 HR	3-2 F H 1 SAFE F 1 SAFE F 1 SAFE B 1-2 BB BB 2B HBP	
Joe Carter, R OBP: 0.316, SLG: 0.517 (1, 9)			3-2 P5		1-3 K	C X	0-1 P1	4-2 2B BB	
John Olerud, L OBP: 0.495, SLG: 0.681 (1, 3)			1-1 G1-6-3 1B		0-1 F7	B B C B X	3-1 HR	4-0 2B G6-3 BB	
Tony Fernandez, S OBP: 0.349, SLG: 0.384 (1, 6)			3-2 G1-6-3 1-2f		1-2 P5	X	0-0 F9	1-0 G6-3 WP 2B	
Ed Sprague, R OBP: 0.315, SLG: 0.428 (1, 5)			3-2 F7		4-2 BB BB	B B F B S B	1-1 WP 1B 1B	3-3 K	
Pat Borders, R OBP: 0.258, SLG: 0.349 (1, 2)			0-0 P6		0-0 F7	1 SAFE X	0-1 WP 1B	0-0 G6-3	
Turner Ward, S OBP: 0.297, SLG: 0.355 (1, 7)			1-1 G3-1		0-0 F8	X	4-2 BB	4-1 BB	

Inning Stats	R: 0 E: 0 K: 0 S: 9	H: 1 LOB: 0 BB: 0 P: 15	R: 0 E: 0 K: 0 S: 9	H: 1 LOB: 0 BB: 0 P: 16	R: 0 E: 0 K: 0 S: 6	H: 0 LOB: 0 BB: 0 P: 10	R: 0 E: 0 K: 0 S: 5	H: 0 LOB: 0 BB: 0 P: 9	R: 0 E: 0 K: 1 S: 10	H: 0 LOB: 0 BB: 0 P: 12	R: 0 E: 0 K: 0 S: 6	H: 0 LOB: 2 BB: 2 P: 15	R: 2 E: 0 K: 1 S: 17	H: 4 LOB: 3 BB: 1 P: 29	R: 5 E: 0 K: 2 S: 18	H: 2 LOB: 1 BB: 3 P: 41
--------------	------------------------------	----------------------------------	------------------------------	----------------------------------	------------------------------	----------------------------------	------------------------------	---------------------------------	-------------------------------	----------------------------------	------------------------------	----------------------------------	-------------------------------	----------------------------------	-------------------------------	----------------------------------

PITCHER	IP	WLS	BF	H	R	ER	SO	BB	IBB	HBP	BLK	WP	HR	S	P	ERA	WHIP
David Cone, R ERA: 3.48 (1, 1)	7.0		28	6	2	2	2	3	0	0	0	1	2	62	106	2.57	1.286
Enrique Burgos, L ERA: (8, 1)	0.0	L	2	1	2	2	0	0	0	1	0	0	0	7	12	∞	∞
Mark Gubicza, R ERA: 4.63 (8, 1)	0.0		1	0	0	0	0	1	0	0	0	1	0	2	6	∞	∞
Billy Brewer, L ERA: 3.32 (8, 1)	0.0		1	0	0	0	0	1	0	0	0	0	0	0	4	∞	∞
Tom Gordon, R ERA: 3.75 (8, 1)	1.0		5	1	3	3	2	1	0	0	0	1	0	9	19	27.00	2.000


BOTTOM

Kansas City Royals @ Toronto Blue Jays
SkyDome, Toronto, ON
Thu Jul 15 1993, 7:05 PM EDT
Att. 50,503 - Dome

AB	R	H	RBI	BB	SO	LOB
4	0	0	0	1	2	4
4	1	2	0	0	0	2
3	2	1	1	0	0	1
3	1	0	0	1	1	0
3	2	2	2	1	0	0
4	1	1	2	0	0	1
3	0	1	0	1	1	2
4	0	1	1	0	0	2
2	0	0	0	2	0	1

AB	30
R	7
H	8
RBI	6
BB	6
SO	4
LOB	13

livebaseballscorecards.com



1B	5	SF	0	WP	3	PA	37
2B	1	SAC	0	PB	0		
3B	0	DP	1	SB	1		
HR	2	HBP	1	CS	1		

Batter	1	2	3	4	5	6	7	8	9	AB R H RBI BB SO LOB	TOP											
Felix Jose, S (1, 9) OBP: 0.314, SLG: 0.352	0-1 L6	0-3 K		0-1 FC6		2-3 K			3-2 G3	5 0 0 0 0 2 2												
Brian McRae, S (1, 8) OBP: 0.352, SLG: 0.448	1-3 K		1-3 K		0-0 1B 3B	0-3 K			2-2 HR	5 2 2 1 0 3 1												
Wally Joyner, L (1, 3) OBP: 0.392, SLG: 0.484	4-0 HR BB		4-0 1B BB		2-0 1B E 1B			2-2 HR	3-2 F9	3 4 2 2 2 0 0												
Mike Macfarlane, R (1, 2) OBP: 0.362, SLG: 0.525	1-1 HR		1-3 K		0-0 F8-6-4 E 1B			0-3 K	1-1 F9	5 1 2 2 0 2 1												
Chris Gwynn, L (1, 10) OBP: 0.343, SLG: 0.396	3-0 1B 1B		1-1 1B		0-1 E3 F8-6-4			1-1 L6		4 0 2 1 0 0 1												
Gary Gaetti, R (1, 5) OBP: 0.303, SLG: 0.376	1-1 1B		1-1 L7		1-1 F8-6-4			1-3 K		4 0 1 0 0 1 3												
Kevin McReynolds, R (1, 7) OBP: 0.319, SLG: 0.419	2-0 F9			1-1 E6 FC6-4		2-2 G6-3			0-1 G5-3	4 0 0 0 0 0 3												
Greg Gagne, R (1, 6) OBP: 0.318, SLG: 0.365		3-3 K		1-2 FC6-4 CS				0-1 SH1-3 1B	0-1 P6	4 0 1 0 0 1 1												
Jose Lind, R (1, 4) OBP: 0.291, SLG: 0.317		0-2 F8		1-2 FC6 1B		0-0 SH1-3		0-0 P4		3 0 1 0 0 0 0												
Inning Stats	R: 2 E: 0 K: 1 S: 11	H: 3 LOB: 2 BB: 1 P: 23	R: 0 E: 0 K: 2 S: 11	H: 0 LOB: 0 BB: 0 P: 14	R: 1 E: 0 K: 2 S: 10	H: 1 LOB: 1 BB: 1 P: 18	R: 0 E: 1 K: 0 S: 11	H: 1 LOB: 1 BB: 0 P: 14	R: 2 E: 1 K: 0 S: 12	H: 3 LOB: 1 BB: 0 P: 17	R: 0 E: 0 K: 2 S: 10	H: 1 LOB: 1 BB: 0 P: 12	R: 1 E: 0 K: 2 S: 13	H: 1 LOB: 0 BB: 0 P: 17	R: 0 E: 0 K: 0 S: 5	H: 0 LOB: 0 BB: 0 P: 5	R: 1 E: 0 K: 0 S: 15	H: 1 LOB: 0 BB: 0 P: 24	1B: 7 2B: 1 3B: 1 HR: 3	SF: 0 SAC: 1 DP: 1 HBP: 0	WP: 0 PB: 0 SB: 1 CS: 1	PA: 40
PITCHER	IP WLS BF H R ER SO BB IBB HBP BLK WP HR S P ERA WHIP																					
Jack Morris, R (1, 1) ERA: 7.34	7.0 L 33 10 6 5 9 2 0 0 0 0 0 2 78 115 6.43 1.714																					
Mark Eichhorn, R (8, 1) ERA: 2.89	1.0 3 0 0 0 0 0 0 0 0 0 0 0 5 5 0.00 0.000																					
Tony Castillo, L (9, 1) ERA: 2.45	1.0 4 1 1 1 0 0 0 0 0 0 0 1 15 24 9.00 1.000																					

Kansas City Royals @ Toronto Blue Jays
SkyDome, Toronto, ON

Fri Jul 16 1993, 7:05 PM EDT
Att. 50,531 - Unknown - 73 F

AB	37
R	7
H	11
RBI	6
BB	2
SO	9
LOB	12



Batter	1	2	3	4	5	6	7	8	9	AB	R	H	RBI	BB	SO	LOB
Devon White, S OBP: 0.348, SLG: 0.476 (1, 8)	0-3 K		2-3 K		2-1 FC5-4			1-3 K	0-0 G3-1	5	0	0	1	0	3	2
Roberto Alomar, S OBP: 0.390, SLG: 0.459 (1, 4)	1-3 K		0-0 F9		0-1 B2-3			1-0 S 1B 2B		4	1	1	0	0	1	1
Paul Molitor, R OBP: 0.390, SLG: 0.452 (1, 3)	4-0 BB BB			0-0 G5-3			1-3 K	3-1 P3		3	0	0	0	1	1	1
Joe Carter, R OBP: 0.318, SLG: 0.514 (1, 9)	4-0 1-2 BB			1-3 K			1-2 G1-3	4-1 1B BB		2	0	0	0	2	1	0
John Olerud, L OBP: 0.492, SLG: 0.675 (1, 10)	2-0 P5			2-1 G4-3			3-2 P5	3-2 1-3 2-H 1B		4	0	1	1	0	0	2
Tony Fernandez, S OBP: 0.345, SLG: 0.378 (1, 6)		0-1 P5			1-0 G4-3			2-1 G4-3	2-2 G3	4	0	0	0	0	0	2
Ed Sprague, R OBP: 0.317, SLG: 0.432 (1, 5)		1-2 G1-3			1-1 1B 1B			1-1 2B	2-2 G5-3	4	1	2	0	0	0	0
Darnell Coles, R OBP: 0.325, SLG: 0.343 (1, 7)		1-1 F9			0-0 1B FC5-4 1B			1-0 G5-3	1-3 K	4	1	1	0	0	1	1
Pat Borders, R OBP: 0.261, SLG: 0.355 (1, 2)			2-0 G6-3		1-2 1B FC5-4 1B			2-2 G6-3	1-2 2B	4	0	2	1	0	0	1


Inning Stats	R: 0	H: 0	E: 0	K: 2	S: 8	LOB: 2	BB: 2	P: 19	R: 0	H: 0	E: 0	K: 0	S: 7	LOB: 0	BB: 0	P: 9	R: 0	H: 0	E: 0	K: 1	S: 5	LOB: 0	BB: 0	P: 9	R: 0	H: 0	E: 0	K: 1	S: 9	LOB: 0	BB: 0	P: 12	R: 2	H: 3	E: 0	K: 0	S: 11	LOB: 1	BB: 0	P: 16	R: 0	H: 0	E: 0	K: 1	S: 9	LOB: 0	BB: 0	P: 14	R: 0	H: 1	E: 0	K: 0	S: 11	LOB: 1	BB: 0	P: 17	R: 1	H: 2	E: 0	K: 1	S: 14	LOB: 2	BB: 1	P: 28	R: 0	H: 1	E: 0	K: 1	S: 11	LOB: 1	BB: 0	P: 15	1B: 4	2B: 3	3B: 0	HR: 0	SF: 0	SAC: 0	DP: 0	HBP: 0	WP: 0	PA: 37
Chris Haney, L ERA: 5.75 (1, 1)	7.2	WLS	W	32	6	3	ER	3	SO	6	BB	3	IBB	0	HBP	0	BLK	0	WP	0	HR	0	S	71	P	119	ERA	3.52	WHIP	1.174																																																				
Jeff Montgomery, R ERA: 1.75 (8, 1)	1.1	S	5	1	0	0	ER	0	SO	1	BB	0	IBB	0	HBP	0	BLK	0	WP	0	HR	0	S	14	P	20	ERA	0.00	WHIP	0.750																																																				

BOTTOM

Kansas City Royals @ Toronto Blue Jays
 SkyDome, Toronto, ON
 Fri Jul 16 1993, 7:05 PM EDT
 Att: 50,531 - Unknown - 73 F

livebaseballscorecards.com

AB	34
R	3
H	7
RBI	3
BB	3
SO	7
LOB	10



Batter	1		2		3		4		5		6		7		8		9		AB R H RBI BB SO LOB	TOP		
Felix Jose, S OBP: 0.312, SLG: 0.350 (1, 9) C B B B X	2-2 S S 1B				0-0 L7				0-0 B5				2-2 G3-1				1-2 FC6-4 F8 S 1-2f IHR	5 2 1 0 0 0 2				
Greg Gagne, R OBP: 0.316, SLG: 0.362 (1, 6) C B B B X	3-2 G5-3 1-2				3-1 P5				0-0 F9				0-0 G4-3 1B				3-2 F8 1-3	5 0 1 0 0 0 3				
Brian McRae, S OBP: 0.358, SLG: 0.461 (1, 8) C S B F B B B	4-2 1B BB				3-2 2B				4-1 S BB				3-2 1 SAFE X G4-3 1-2				1-0 IHR 3-H	3 1 2 2 2 0 1				
Wally Joyner, L OBP: 0.392, SLG: 0.481 (1, 3) C B B SAFE 1 B SAFE 1 SAFE	3-2 X BB BB 1B 1-3 2-H				1-0 F8				3-3 K 1-2				4-0 IBB				2-3 K	4 0 1 1 1 2 3				
Chris Gwynn, L OBP: 0.346, SLG: 0.395 (1, 7) B B B F B	4-1 G6-3 1-2 BB							0-1 L8					0-0 G5-3 2B 1B						3 1 1 0 1 0 2			
Kevin McReynolds, R OBP: 0.312, SLG: 0.408 (1, 10) F X	0-1 G6-3 1-2f							2-1 P4					0-0 G5-3 1-2				3-2 G5-3	4 0 0 0 0 0 4				
Brent Mayne, L OBP: 0.309, SLG: 0.354 (1, 2) X								1-1 G3					0-0 G3-1 2B 2-H				G3	4 0 1 1 0 0 0				
Phil Hiatt, R OBP: 0.286, SLG: 0.388 (1, 5) Gary Gaetti, R OBP: 0.303, SLG: 0.376 (9, 5) C B B B X									1-1 HBP 2B				0-0 P6				1-3 K	3 1 0 0 0 1 1 0 0 0 0 0 0 0				
Jose Lind, R OBP: 0.295, SLG: 0.325 (1, 4) B F B B X									1-1 F9 1-H 2B				1-3 K				2-1 FC6-4 1B	4 0 2 1 0 1 1				
Inning Stats	R: 1 E: 0 K: 0 S: 17	H: 2 LOB: 2 BB: 2 P: 33	R: 0 E: 0 K: 0 S: 7	H: 0 LOB: 0 BB: 0 P: 13	R: 0 E: 0 K: 0 S: 10	H: 1 LOB: 1 BB: 0 P: 17	R: 0 E: 0 K: 0 S: 6	H: 0 LOB: 0 BB: 0 P: 9	R: 1 E: 0 K: 1 S: 9	H: 1 LOB: 2 BB: 1 P: 18	R: 1 E: 0 K: 1 S: 7	H: 2 LOB: 1 BB: 0 P: 8	R: 0 E: 0 K: 0 S: 11	H: 1 LOB: 2 BB: 1 P: 19	R: 0 E: 0 K: 1 S: 9	H: 0 LOB: 0 BB: 0 P: 15	R: 2 E: 0 K: 1 S: 12	H: 2 LOB: 0 BB: 0 P: 21	1B: 5 2B: 3 3B: 0 HR: 1	SF: 0 SAC: 0 DP: 1 HBP: 1	WP: 0 PB: 0 SB: 4 CS: 0	PA: 40
PITCHER	IP WLS BF H R ER SO BB IBB HBP BLK WP HR S P ERA WHIP																					
Todd Stottlemire, R ERA: 4.4 (1, 1)	7.0 32 7 3 3 2 3 1 1 0 0 0 67 117 3.86 1.429																					
Danny Cox, R ERA: 2.7 (8, 1)	2.0 L 8 2 2 2 2 0 0 0 0 0 0 21 36 9.00 1.000																					

Kansas City Royals @ Toronto Blue Jays
 SkyDome, Toronto, ON
 Sat Jul 17 1993, 3:33 AM EDT
 Att. 50,512 - Sunny - 73 F

AB	35
R	5
H	9
RBI	5
BB	4
SO	4
LOB	17



Batter	1	2	3	4	5	6	7	8	9	AB R H RBI BB SO LOB
Devon White, S (1, 8) OBP: 0.349, SLG: 0.476	2-3 K		0-1 L8		3-2 G4-3		1-2 S 2B		4-2 WP 1B BB	4 1 1 1 1 1 0
Roberto Alomar, S (1, 4) OBP: 0.390, SLG: 0.457	3-2 G6-3		3-2 L9			4-2 G4-3 S BB	1-3 K		3-2 S 1B	4 1 1 1 1 1 1
Paul Molitor, R (1, 10) OBP: 0.388, SLG: 0.448	2-1 1B 1B		1-1 F7			1-3 G4-3	0-1 G6-3		2-3 K	5 1 1 0 0 1 3
Joe Carter, R (1, 9) OBP: 0.319, SLG: 0.515	1-2 1B 1B			2-1 F7		1-1 G4-3		1-0 SH5-3 FC5-2 2B	2-2 F9	5 0 2 1 0 0 1
John Olerud, L (1, 3) OBP: 0.495, SLG: 0.674	1-2 1B			1-0 F7		4-0 1B BB		4-1 FC5-2 SH5-3 BB		2 0 1 1 2 0 0
Tony Fernandez, S (1, 6) OBP: 0.348, SLG: 0.381	2-2 F7			0-0 E S 1B		1-2 1B		0-0 SH5-3		3 0 2 0 0 0 2
Ed Sprague, R (1, 5) OBP: 0.313, SLG: 0.426				1-1 F7		1-1 F8		2-2 FC5-2		4 0 0 0 0 1 5
Turner Ward, S (1, 7) OBP: 0.303, SLG: 0.354				0-0 G3-1		4-2 G5-4-3 BB		0-0 SH1-4 2B 1B		3 1 1 0 1 0 2
Pat Borders, R (1, 2) OBP: 0.259, SLG: 0.351				1-3 K		1-0 G5-4-3		1-1 SH1-4		3 0 0 0 0 1 1

BOTTOM	
<p>Kansas City Royals @ Toronto Blue Jays</p> <p>SkyDome, Toronto, ON</p> <p>Sat Jul 17 1993, 3:33 AM EDT</p> <p>Att: 50,512 - Sunny - 73 F</p>	
<p>AB 33</p> <p>R 4</p> <p>H 9</p> <p>RBI 4</p> <p>BB 5</p> <p>SO 5</p> <p>LOB 15</p>	

Inning Stats	R: 1	H: 3	E: 0	K: 1	S: 23	LOB: 2	BB: 0	P: 34	R: 0	H: 0	E: 0	K: 1	S: 6	LOB: 0	BB: 0	P: 8	R: 0	H: 0	E: 0	K: 0	S: 7	LOB: 0	BB: 0	P: 11	R: 0	H: 1	E: 0	K: 0	S: 6	LOB: 1	BB: 0	P: 10	R: 0	H: 0	E: 0	K: 0	S: 11	LOB: 0	BB: 1	P: 19	R: 1	H: 1	E: 0	K: 1	S: 10	LOB: 2	BB: 2	P: 21	R: 1	H: 2	E: 0	K: 1	S: 12	LOB: 1	BB: 0	P: 15	R: 0	H: 1	E: 0	K: 0	S: 8	LOB: 2	BB: 1	P: 17	R: 1	H: 1	E: 0	K: 1	S: 17	LOB: 1	BB: 1	P: 28	1B: 7	2B: 2	3B: 0	HR: 0	SF: 0	SAC: 2	DP: 1	HBP: 0	WP: 1	PB: 0	SB: 4	CS: 0	PA: 40	ERA	WHIP
<p>PITCHER</p> <p>Kevin Appier, R (1, 1) ERA: 3.04</p> <p>Mark Gubicza, R (8, 1) ERA: 4.56</p> <p>Jeff Montgomery, R (9, 1) ERA: 1.89</p>	IP	WLS	BF	H	R	ER	SO	BB	IBB	HBP	BLK	WP	HR	S	P	ERA	WHIP																																																																						
	7.0		30	7	3	3	4	3	0	0	0	0	0	75	118	3.86	1.429																																																																						
	1.0	W	5	1	0	0	0	1	0	0	0	0	0	8	17	0.00	2.000																																																																						
	1.0	S	5	1	1	1	1	1	0	0	0	1	0	17	28	9.00	2.000																																																																						

Batter	1	2	3	4	5	6	7	8	9	AB R H RBI BB SO LOB	TOP	
Felix Jose, S OBP: 0.308, SLG: 0.345 (1, 9) F X	0-1 G3 X	0-0 G4-3 ③			0-2 G4-3 ③ F X			2-0 G4-3 ③ B B X		4 0 0 0 0 0 1		
Brian McRae, S OBP: 0.356, SLG: 0.459 (1, 8) B B B F X	3-2 G4-3 S HR 1B		2-2 G3 ① F F F X			3-1 G4-3 ① B B C B X		2-3 K ① C B B C B		4 1 1 0 0 1 0		
Wally Joyner, L OBP: 0.390, SLG: 0.476 (1, 3) 1 SAFE F B 1 C SAFE SAFE B B X	3-2 G4-3 ② 1-3		2-3 K ② C C C C C			0-0 G4-3 ② X		4-2 G1-4-3 BB ② F B B B C C B		3 0 0 0 1 1 1		
Mike Macfarlane, R OBP: 0.360, SLG: 0.534 (1, 2) B B F F X	3-2 HR ③ 3-H		2-3 K ③ C B B B C			2-2 P6 ③ B B S F X		1-0 G1-4-3 ② ③ 1-2f B X		4 1 1 2 0 1 1		
Chris Gwynn, L OBP: 0.346, SLG: 0.394 (1, 10) C F X	0-2 P6 ③			0-0 F8 ① X			1-2 G5-4-3 1B ① F S B X			3 0 1 0 0 0 0		
Gary Gaetti, R OBP: 0.304, SLG: 0.393 (1, 5) X		0-0 SF9 3B		0-2 F9 ② X T O C			0-0 G5-4-3 ② ① 1-2f 1 SAFE X			3 1 1 0 0 0 1		
Kevin McReynolds, R OBP: 0.306, SLG: 0.403 (1, 7) C B B X		2-1 SF9 ① 3-H		2-0 F7 ③ B B X			2-0 P5 ③ B B X			2 0 0 1 0 0 0		
Greg Gagne, R OBP: 0.313, SLG: 0.358 (1, 6) F X		0-1 F8 ②			1-1 L8 ① C B X		2-1 P4 ① B C C X			3 0 0 0 0 0 0		
Jose Lind, R OBP: 0.295, SLG: 0.329 (1, 4) B B F X		2-2 2B			1-2 G6-3 ② F C B X		0-1 F8 ② C X			3 0 1 0 0 0 0		
Inning Stats	R: 2 E: 0 K: 0 S: 14 H: 2 LOB: 0 BB: 0 P: 23	R: 1 E: 0 K: 0 S: 9 H: 2 LOB: 1 BB: 0 P: 13	R: 0 E: 0 K: 2 S: 10 H: 0 LOB: 0 BB: 0 P: 16	R: 0 E: 0 K: 0 S: 6 H: 0 LOB: 0 BB: 0 P: 8	R: 0 E: 0 K: 0 S: 8 H: 0 LOB: 0 BB: 0 P: 10	R: 0 E: 0 K: 0 S: 6 H: 0 LOB: 0 BB: 0 P: 11	R: 0 E: 0 K: 0 S: 5 H: 1 LOB: 0 BB: 0 P: 8	R: 0 E: 0 K: 0 S: 5 H: 0 LOB: 0 BB: 0 P: 9	R: 0 E: 0 K: 1 S: 6 H: 0 LOB: 0 BB: 1 P: 13	1B: 2 2B: 1 3B: 1 HR: 1 SF: 1 SAC: 0 DP: 2 HBP: 0	WP: 0 PB: 0 SB: 1 CS: 0	PA: 31
PITCHER Pat Hentgen, R ERA: 3.5 (1, 1)	IP 9.0 WLS W BF 31 H 5 R 3 ER 3 SO 3 BB 1 IBB 0 HBP 0 BLK 0 WP 0 HR 1 S 69 P 111 ERA 3.00 WHIP 0.667							PITCHER IP WLS BF H R ER SO BB IBB HBP BLK WP HR S P ERA WHIP				

Kansas City Royals @ Toronto Blue Jays
 SkyDome, Toronto, ON
 Sun Jul 18 1993, 3:33 AM EDT
 Att. 50,524 - Cloudy - 75 F

AB	29
R	3
H	5
RBI	3
BB	1
SO	3
LOB	4



Batter 1 2 3 4 5 6 7 8 9 AB R H RBI BB SO LOB

Main table containing batter statistics, pitch counts, and play diagrams for each batter across 9 innings. Batter names include Roberto Alomar, Paul Molitor, Joe Carter, John Olerud, Tony Fernandez, Ed Sprague, Turner Ward, Willie Canate, and Randy Knorr. Play diagrams show field positions (e.g., 1B, F8, CS, G1-3, P4, SF7, G6-3, G5-3, G4-3, P6, G3-1, G3, L4, K) and outcomes.

BOTTOM

Kansas City Royals @ Toronto Blue Jays
SkyDome, Toronto, ON
Sun Jul 18 1993, 3:33 AM EDT
Att: 50,524 - Cloudy - 75 F

AB 32
R 4
H 10
RBI 3
BB 2
SO 2
LOB 18



Inning Stats

Inning	1	2	3	4	5	6	7	8	9
R:	0	0	1	2	0	0	0	0	1
E:	1	0	0	0	0	0	0	0	0
K:	1	0	0	0	1	0	0	0	0
S:	8	5	9	18	6	9	5	4	1
H:	1	0	2	3	1	1	1	1	1
LOB:	1	0	1	1	2	1	0	0	0
BB:	0	1	0	0	0	0	0	0	0
P:	14	10	14	24	14	13	5	2	3

PITCHER Hipolito Pichardo, R (1, 1)
IP: 8.0 WLS: L BF: 35 H: 10 R: 4 ER: 4 SO: 2 BB: 1 IBB: 1 HBP: 0 BLK: 2 WP: 0 HR: 1 S: 65 P: 103 ERA: 4.09 WHIP: 1.375

WP: 0 PA: 36
PB: 0
SB: 0
CS: 1

Batter	1	2	3	4	5	6	7	8	9	AB R H RBI BB SO LOB	TOP	
Brian McRae, S OBP: 0.357, SLG: 0.457 (1, 8) C X	0-1 G6-3 1		0-0 F8 3			1-1 L6 1		4-0 FC4-6 BB 1-2	1-0 1B 1B	4 0 1 1 1 0 0		
Greg Gagne, R OBP: 0.312, SLG: 0.355 (1, 6) C X Chris Gwynn, L (9, PH) OBP: 0.349, SLG: 0.397	1-1 G5-3 2			4-1 2B BB		1-3 K 2		1-2 FC4-6 FC5-4 1-2f 2-3	1-1 1B 1B	3 1 0 0 1 1 2 1 0 1 1 0 0 0		
Wally Joyner, L OBP: 0.388, SLG: 0.476 (1, 3) S B X	1-1 2B			1-1 F8 1		0-2 G4-3 3		0-1 SAFE SF7 3-H	1-3 K 3	4 0 1 1 0 1 3		
Mike Macfarlane, R OBP: 0.354, SLG: 0.524 (1, 2) B F S F F S	2-3 K 3			0-3 K 2			1-1 G5-3 1	2-0 FC5-4 1-2f		4 0 0 0 0 2 3		
Gary Gaetti, R OBP: 0.310, SLG: 0.405 (1, 5) B B B B B B				1-1 K 1-H 2B			1-1 2B 1B		1-2 G5-3 1	4 0 2 1 0 1 0		
Kevin McReynolds, R OBP: 0.305, SLG: 0.405 (1, 7) C X				0-1 F8 2		0-1 P4 3		1-0 2B	0-1 G6-3 2	4 0 1 0 0 0 1		
Hubie Brooks, R OBP: 0.310, SLG: 0.318 (1, 9) F B F B F X				1-2 F9 3			1-2 G6-3 1	1-2 F7 2	2-2 1B 2B 1B	4 1 1 0 0 0 2		
Phil Hiatt, R OBP: 0.285, SLG: 0.385 (1, 10) F X				0-1 G6-3 1			1-3 K 2		0-0 2B 1B 1B	4 1 1 0 0 2 2		
Jose Lind, R OBP: 0.296, SLG: 0.329 (1, 4) B F B X George Brett, L (9, PH) OBP: 0.300, SLG: 0.392 Rico Rossy, R (9, PR) OBP: 0.313, SLG: 0.467				2-1 G4-3 2		0-1 P4 3		0-1 FC4-6 BB SF7 1B	0-0 1B 1B 2B	3 1 1 0 0 0 0 1 0 1 1 0 0 0 0 1 0 0 0 0 0		
Inning Stats	R: 0 H: 1 E: 0 LOB: 1 K: 1 BB: 0 S: 11 P: 15	R: 0 H: 0 E: 0 LOB: 0 K: 1 BB: 0 S: 8 P: 12	R: 0 H: 0 E: 0 LOB: 0 K: 0 BB: 0 S: 5 P: 7	R: 1 H: 1 E: 0 LOB: 1 K: 1 BB: 1 S: 10 P: 16	R: 0 H: 0 E: 0 LOB: 0 K: 1 BB: 0 S: 10 P: 12	R: 0 H: 0 E: 0 LOB: 0 K: 1 BB: 0 S: 9 P: 11	R: 0 H: 2 E: 0 LOB: 2 K: 1 BB: 0 S: 11 P: 15	R: 1 H: 1 E: 0 LOB: 1 K: 0 BB: 1 S: 8 P: 15	R: 3 H: 5 E: 0 LOB: 2 K: 1 BB: 0 S: 17 P: 23	1B: 6 SF: 1 2B: 4 SAC: 0 3B: 0 DP: 0 HR: 0 HBP: 0	WP: 0 PA: 39 PB: 0 SB: 0 CS: 0	
PITCHER	IP WLS BF H R ER SO BB IBB HBP BLK WP HR S P ERA WHIP											
Jamie Moyer, L (1, 1) ERA: 3.42	6.0 W 21 2 1 1 5 1 0 0 0 0 0 0 53 73 1.50 0.500											
Todd Frohwrth, R (7, 1) ERA: 3.86	1.1 8 3 1 1 1 1 0 0 0 0 0 0 16 25 6.75 3.000											
Jim Poole, L (8, 1) ERA: 1.99	0.2 2 0 0 0 0 0 0 0 0 0 0 0 3 5 0.00 0.000											
Mark Williamson, R (9, 1) ERA: 4.02	0.2 4 2 2 2 0 0 0 0 0 0 0 0 10 13 27.00 3.000											
Gregg Olson, R (9, 1) ERA: 1.4	0.1 S 4 3 1 1 1 0 0 0 0 0 0 0 7 10 27.00 9.000											

Kansas City Royals @ Baltimore Orioles
 Oriole Park at Camden Yards, Baltimore, MD

Mon Jul 19 1993, 7:05 PM EDT
 Att. 46,056 - Unknown - 87 F

livebaseballscorecards.com

AB	36
R	5
H	10
RBI	5
BB	2
SO	7
LOB	13



Batter	1	2	3	4	5	6	7	8	9	AB	R	H	RBI	BB	SO	LOB
Brady Anderson, L OBP: 0.337, SLG: 0.401 (1, 7)	2-2 G6-3	1-3 K		1-1 F8		1-2 2B		4-1 BB		4	0	1	1	1	1	1
Mark McLemore, S OBP: 0.358, SLG: 0.393 (1, 9)	2-1 1B		1-1 L6		0-2 P4	1-2 G2-3		3-2 F9		5	1	1	0	0	0	3
Mike Devereaux, R OBP: 0.316, SLG: 0.438 (1, 8)	1-0 1B		4-2 BB		2-1 1B		1-2 G6-3			3	1	2	1	1	0	0
Cal Ripken Jr., R OBP: 0.321, SLG: 0.401 (1, 6)	2-3 K		1 SAFE 4-1 2-3 1 SAFE 1 SAFE 1 SAFE		0-0 F8		0-1 1B			3	1	1	0	1	1	2
Chris Hoiles, R OBP: 0.409, SLG: 0.580 (1, 2)	2-0 1B		1-1 HR		0-1 F9		1-3 K			4	1	2	3	0	1	2
Jeffrey Hammonds, R OBP: 0.293, SLG: 0.479 (1, 10)	1-1 F9		0-0 F9		0-0 HR		2-0 G5-3			4	1	1	1	0	0	3
David Segui, S OBP: 0.390, SLG: 0.453 (1, 3)		1-2 G3	0-1 P3		0-1 G6-3		1-1 G1-3			4	0	0	0	0	0	0
Tim Hulett, R OBP: 0.365, SLG: 0.411 (1, 5)		2-2 2B		0-0 G4-3		2-2 2B		2-1 BB		4	1	3	0	0	0	0
Harold Reynolds, S OBP: 0.349, SLG: 0.330 (1, 4)		0-1 F8		0-1 G4-3		1-3 K		1-3 K		4	0	0	0	0	2	3

Inning Stats	R: 1	H: 3	E: 0	LOB: 2	K: 1	S: 13	R: 0	H: 1	E: 0	LOB: 1	K: 1	S: 12	R: 3	H: 1	E: 0	LOB: 0	K: 0	S: 10	R: 0	H: 0	E: 0	LOB: 0	K: 0	S: 5	R: 0	H: 1	E: 0	LOB: 1	K: 0	S: 8	R: 2	H: 3	E: 0	LOB: 1	K: 1	S: 16	R: 0	H: 1	E: 0	LOB: 1	K: 1	S: 9	R: 0	H: 1	E: 0	LOB: 2	K: 1	S: 13

PITCHER	IP	WLS	BF	H	R	ER	SO	BB	IBB	HBP	BLK	WP	HR	S	P	ERA	WHIP
Dennis Rasmussen, L ERA: 8.4 (1, 1)	5.0	L	23	6	4	4	2	2	0	0	0	0	1	48	75	7.20	1.600
Frank DiPino, L ERA: 7.07 (6, 1)	0.2		5	3	2	2	1	0	0	0	0	0	1	13	17	27.00	4.500
Enrique Burgos, L ERA: 7.71 (6, 1)	2.1		10	2	0	0	2	1	0	0	0	0	0	25	41	0.00	1.286

BOTTOM

Kansas City Royals @ Baltimore Orioles
Oriole Park at Camden Yards, Baltimore, MD

Mon Jul 19 1993, 7:05 PM EDT
Att: 46,056 - Unknown - 87 F

AB	35
R	6
H	11
RBI	6
BB	3
SO	5
LOB	14

livebaseballscorecards.com

1B:	5	SF:	0	WP:	0	PA:	38
2B:	3	SAC:	0	PB:	0	SB:	0
3B:	1	DP:	0	CS:	0	HR:	2
HR:	2	HBP:	0				


Batter	1	2	3	4	5	6	7	8	9	AB R H RBI BB SO LOB	
Felix Jose, S (1, 9) OBP: 0.307, SLG: 0.341	2-3 K		3-3 K			2-3 K			4-2 G4-6-3 BB	3 0 0 0 1 3 0	
Brian McRae, S (1, 8) OBP: 0.353, SLG: 0.452	0-0 P6		1-3 K			0-3 K			0-3 K	4 0 0 0 0 3 1	
George Brett, L (1, 10) OBP: 0.296, SLG: 0.386	3-3 K			0-0 G4-3		0-0 G5-3			1-1 G4-6-3 1-2f	4 0 0 0 0 1 1	
Wally Joyner, L (1, 3) OBP: 0.384, SLG: 0.472		3-2 G4-3		3-1 G4-3		2-2 G3				3 0 0 0 0 0 0	
Gary Gaetti, R (1, 5) OBP: 0.311, SLG: 0.403		2-2 P4		0-1 1B		1-0 G6-3				3 0 1 0 0 0 0	
Brent Mayne, L (1, 2) OBP: 0.310, SLG: 0.348		4-2 E BB		1-3 K		0-1 F7				2 0 0 0 1 1 1	
Kevin McReynolds, R (1, 7) OBP: 0.306, SLG: 0.400		2-2 SAFE E6			4-2 L5-3 BB			3-2 G5-3		2 0 0 0 1 0 1	
Greg Gagne, R (1, 6) OBP: 0.309, SLG: 0.351		2-1 F8			0-0 L5-3 1-2			0-3 K		3 0 0 0 0 1 3	
Jose Lind, R (1, 4) OBP: 0.293, SLG: 0.326			0-1 G6-3			2-2 P4		2-0 L7		2 0 0 0 0 0 0	
Mike Macfarlane, R (8, PH) OBP: 0.353, SLG: 0.522										1 0 0 0 0 0 0	
Rico Rossy, R (8, 4) OBP: 0.313, SLG: 0.467										0 0 0 0 0 0 0	
Inning Stats	R: 0 E: 0 K: 2 S: 9 H: 0 LOB: 0 BB: 0 P: 14	R: 0 E: 1 K: 0 S: 15 H: 0 LOB: 2 BB: 1 P: 28	R: 0 E: 0 K: 2 S: 8 H: 0 LOB: 0 BB: 0 P: 12	R: 0 E: 0 K: 1 S: 8 H: 1 LOB: 1 BB: 0 P: 12	R: 0 E: 0 K: 0 S: 6 H: 0 LOB: 0 BB: 1 P: 12	R: 0 E: 0 K: 2 S: 7 H: 0 LOB: 0 BB: 0 P: 9	R: 0 E: 0 K: 0 S: 6 H: 0 LOB: 0 BB: 0 P: 9	R: 0 E: 0 K: 1 S: 7 H: 0 LOB: 0 BB: 0 P: 12	R: 0 E: 0 K: 1 S: 10 H: 0 LOB: 0 BB: 1 P: 15	1B: 1 2B: 1 3B: 0 HR: 0 SF: 0 SAC: 0 DP: 2 HBP: 0	WP: 0 PB: 0 SB: 0 CS: 0 PA: 30

TOP

Kansas City Royals @ Baltimore Orioles
Oriole Park at Camden Yards, Baltimore, MD

Tue Jul 20 1993, 7:05 PM EDT
Att. 45,983 - Unknown - 93 F

AB	27
R	0
H	1
RBI	0
BB	3
SO	9
LOB	7



PITCHER Ben McDonald, R (1, 1) ERA: 3.24	IP 9.0 WLS W BF 30 H 1 R 0 ER 0 SO 9 BB 3 IBB 0 HBP 0 BLK 0 WP 0 HR 0 S 76 P 123 ERA 0.00 WHIP 0.444	PITCHER	IP WLS BF H R ER SO BB IBB HBP BLK WP HR S P ERA WHIP
--	--	----------------	---

Batter	1	2	3	4	5	6	7	8	9	AB R H RBI BB SO LOB
Brady Anderson, L (1, 7) OBP: 0.336, SLG: 0.399	3-2 CS 1B		1-1 G3		2-3 K			0-0 E3 1B		4 1 1 0 0 1 1
Mark McLemore, S (1, 9) OBP: 0.359, SLG: 0.394	0-1 P3		2-1 WP 1B			1-0 G3		3-2 BB 1B		4 1 2 1 0 0 1
Mike Devereaux, R (1, 8) OBP: 0.319, SLG: 0.435	0-0 F8		2-2 F7			4-2 1B BB		4-1 1B BB		2 1 0 0 2 0 2
Harold Baines, L (1, 10) OBP: 0.387, SLG: 0.461 Damon Buford, R (8, PR) OBP: 0.333, SLG: 0.383	0-0 CS	3-2 HR		0-2 F8		1-1 G6-4-3 1B		2-2 1B SF7 G6-3		4 1 3 3 0 0 0 0 1 0 0 0 0 0
Cal Ripken Jr., R (1, 6) OBP: 0.318, SLG: 0.397		0-3 K		1-1 F7		2-2 G6-4-3		2-2 G6-3		4 0 0 0 0 1 4
Chris Hoiles, R (1, 2) OBP: 0.416, SLG: 0.583		3-1 HBP		4-1 WP BB			1-1 L3 1B	0-0 SF7 E 1B		2 1 2 1 1 0 0
David Segui, S (1, 3) OBP: 0.385, SLG: 0.447		1-3 K		0-3 K			0-0 F7	2-2 SF7		3 0 0 1 0 2 3
Harold Reynolds, S (1, 4) OBP: 0.348, SLG: 0.329		2-3 K			1-1 P6		1-0 L3	3-2 E6 WP 1B		4 0 1 0 0 1 2
Tim Hulett, R (1, 5) OBP: 0.361, SLG: 0.405			1-3 K		1-2 F9			1-1 1B 1B		4 1 1 0 0 1 2

Inning Stats	R: 0	H: 1	E: 0	LOB: 0	K: 0	S: 6	R: 1	H: 1	E: 0	LOB: 1	K: 3	S: 13	R: 0	H: 1	E: 0	LOB: 1	K: 1	S: 10	R: 0	H: 0	E: 0	LOB: 1	K: 1	S: 10	R: 0	H: 1	E: 0	LOB: 1	K: 0	S: 9	R: 0	H: 1	E: 0	LOB: 0	K: 0	S: 4	R: 6	H: 5	E: 2	LOB: 2	K: 0	S: 24	1B: 9	SF: 1	2B: 1	SAC: 0	3B: 0	DP: 2	HR: 1	HBP: 1
	0	1	0	0	0	6	1	1	0	1	3	13	0	1	0	1	1	10	0	0	0	1	1	10	10	0	1	0	0	1	2	0	1	0	0	6	2	5	2	2	0	42	9	1	1	0	0	2	1	1

PITCHER	IP	WLS	BF	H	R	ER	SO	BB	IBB	HBP	BLK	WP	HR	S	P	ERA	WHIP
David Cone, R (1, 1) ERA: 3.56	7.0	L	31	8	6	4	6	3	0	1	0	2	1	70	117	5.14	1.571
Mark Gubicza, R (8, 1) ERA: 4.5	1.0		5	2	1	0	0	0	0	0	0	1	0	14	22	0.00	2.000

BOTTOM

Kansas City Royals @ Baltimore Orioles
 Oriole Park at Camden Yards, Baltimore, MD
 Tue Jul 20 1993, 7:05 PM EDT
 Att: 45,983 - Unknown - 93 F

AB	31
R	7
H	10
RBI	6
BB	3
SO	6
LOB	15



WP	PA	ERA	WHIP
3	37		

Batter	1	2	3	4	5	6	7	8	9	AB R H RBI BB SO LOB	TOP														
Brian McRae, S (1, 8) OBP: 0.354, SLG: 0.451	1-2 G1-6-3 1B	1-3 K		0-1 FC6-4 1-2f			X 0-0 G3 1-2 1B	0-3 K		5 0 2 0 0 2 5															
Chris Gwynn, L (1, 7) OBP: 0.354, SLG: 0.411 Kevin McReynolds, R (7, PH) OBP: 0.308, SLG: 0.401	0-3 K		1-0 1B		X 0-0 SF7 3B		1-2 F9	3-2 G3 1B 1B	3 1 2 0 0 1 1 2 1 1 0 0 0 2																
George Brett, L (1, 10) OBP: 0.294, SLG: 0.385	1 SAFE X 0-0 G1-6-3 1-2f		1-3 K		3-2 SF7		1-1 G3	2-1 G3 1B 1B	4 1 1 1 0 1 4																
Wally Joyner, L (1, 3) OBP: 0.382, SLG: 0.466		4-2 1B 2B BB	3-1 P6		1-0 F9		1-3 K	0-3 K	4 1 0 0 1 2 5																
Mike Macfarlane, R (1, 2) OBP: 0.351, SLG: 0.516 Brent Mayne, L (8, PR) OBP: 0.308, SLG: 0.346		0-1 F9	3-2 F9		2-3 K		0-1 WP 1B 1B	1-2 G3	4 0 1 0 0 1 2 1 1 0 0 0 0 2																
Felix Jose, S (1, 9) OBP: 0.308, SLG: 0.342		0-0 2B 1B 1B		0-2 G5-3		C X 0-2 G3-1	F X 0-1 F9	1-0 E 1B	5 1 2 2 0 0 1																
Greg Gagne, R (1, 6) OBP: 0.317, SLG: 0.360		0-0 1B 2B	1-3 2-H	0-2 1B 1B		B X 1-0 G1-3	B F X 1-1 WP 1B 1B	4-0 E BB	4 2 3 1 1 0 0																
Phil Hiatt, R (1, 5) OBP: 0.286, SLG: 0.384 Gary Gaetti, R (6, 5) OBP: 0.306, SLG: 0.397		2-1 PB 1B	2-3 K		2-3 K	F B S B S 3-3 K	X 0-0 L7	2-2 E6	3 0 1 2 0 2 1 2 0 0 0 0 0 4																
Jose Lind, R (1, 4) OBP: 0.298, SLG: 0.328 Hubie Brooks, R (8, PH) OBP: 0.316, SLG: 0.324 Rico Rossy, R (8, 4) OBP: 0.306, SLG: 0.457		2-3 K		0-0 FC6-4 1-2		B B B B B 4-2 G3 1B BB	1-2 G3 1B 1B	0-1 G5-3	2 0 1 0 1 1 1 1 0 1 2 0 0 0 1 0 0 0 0 0 3																
Inning Stats	R: 0 E: 0 K: 1 S: 9	H: 1 LOB: 0 BB: 0 P: 10	R: 3 E: 0 K: 2 S: 16	H: 3 LOB: 1 BB: 1 P: 25	R: 0 E: 0 K: 1 S: 9	H: 1 LOB: 1 BB: 0 P: 17	R: 0 E: 0 K: 1 S: 13	H: 2 LOB: 2 BB: 0 P: 15	R: 1 E: 0 K: 1 S: 10	H: 1 LOB: 0 BB: 0 P: 16	R: 0 E: 0 K: 1 S: 7	H: 0 LOB: 0 BB: 0 P: 11	R: 0 E: 0 K: 1 S: 18	H: 1 LOB: 2 BB: 1 P: 25	R: 2 E: 0 K: 1 S: 14	H: 3 LOB: 2 BB: 0 P: 16	R: 2 E: 1 K: 1 S: 20	H: 3 LOB: 3 BB: 1 P: 33	1B: 13 2B: 1 3B: 1 HR: 0	SF: 1 SAC: 0 DP: 1 HBP: 0	WP: 1 PB: 1 SB: 0 CS: 0	PA: 45			
PITCHER	IP	WLS	BF	H	R	ER	SO	BB	IBB	HBP	BLK	WP	HR	S	P	ERA	WHIP								
35 Mike Mussina, R (1, 1) ERA: 4.45	5.0		23	8	4	4	6	1	0	0	0	0	0	57	83	7.20	1.800								
Alan Mills, R (6, 1) ERA: 4.25	1.0		5	1	0	0	1	1	0	0	0	0	0	16	24	0.00	2.000								
Alan Mills, R (7, 1) ERA: 4.25	1.0		5	1	0	0	1	1	0	0	0	0	0	16	24	0.00	2.000								
Jim Poole, L (7, 1) ERA: 1.93	1.0		3	0	0	0	1	0	0	0	0	0	0	9	12	0.00	0.000								
Todd Frohwrth, R (8, 1) ERA: 4.14	0.2		4	2	2	2	0	0	0	0	0	0	0	7	8	27.00	3.000								
PITCHER	IP	WLS	BF	H	R	ER	SO	BB	IBB	HBP	BLK	WP	HR	S	P	ERA	WHIP								
Gregg Olson, R (8, 1) ERA: 1.8	1.1	L	10	4	2	2	2	1	0	0	0	0	0	27	41	13.50	3.750								

Kansas City Royals @ Baltimore Orioles
Oriole Park at Camden Yards, Baltimore, MD
 Wed Jul 21 1993, 3:33 AM EDT
 Att. 46,216 - Cloudy - 80 F

AB	41
R	8
H	15
RBI	8
BB	3
SO	10
LOB	31



Batter	1	2	3	4	5	6	7	8	9	AB	R	H	RBI	BB	SO	LOB
Harold Reynolds, S OBP: 0.347, SLG: 0.326 Alan Mills, R Jim Poole, L Todd Frohwirth, R Gregg Olson, R	2-2 E5 WP BB SF7		1-1 G4-3	2-2 P6		4-2 1B BB		1-3 K		3	1	0	0	1	0	3
Mark McLemore, S OBP: 0.360, SLG: 0.392	4-2 WP 1-2 BB		2-1 F7		2-0 E5 F9 G4-3	0-2 FC4 1B 1-3 2-H 3-H		3-3 K		4	1	1	2	1	1	0
Mike Devereaux, R OBP: 0.314, SLG: 0.428	1-3 K		1-2 G6-3		0-1 F9	1-2 FC4 1-2f			1-1 G5-3	5	0	0	0	0	1	5
Cal Ripken Jr., R OBP: 0.317, SLG: 0.403	1-2 SF7 1-2 2-H			3-1 HR	1-1 G4-3		2-1 G5-3		2-2 L7	4	1	1	3	0	0	0
Chris Hoiles, R OBP: 0.416, SLG: 0.577	4-0 IBB			4-2 1B 1B BB	3-2 G6-3		3-2 G6-3		1-1 L9	3	0	0	0	2	0	0
Jeffrey Hammonds, R OBP: 0.304, SLG: 0.493	2-3 K			0-1 1B 1-2 1B		2-1 P3	0-1 2B			4	0	2	0	0	1	2
Tim Hulett, R OBP: 0.366, SLG: 0.409		1-3 K		0-1 1B 1-2 2-3 1B		1-2 2B 1B	1-3 K			4	1	2	0	0	2	1
David Segui, S OBP: 0.386, SLG: 0.464		0-0 G5-3		1-3 K		3-2 1B 2B		0-1 HR		4	2	2	1	0	1	3
Jeff Tackett, R OBP: 0.303, SLG: 0.250 Brady Anderson, L OBP: 0.334, SLG: 0.397		2-3 K		1-3 K		1-1 L1		1-3 K		2	0	0	0	0	2	3
										2	0	0	0	0	1	2

Inning Stats	R: 1	H: 0	E: 1	LOB: 2	K: 2	BB: 2	S: 18	R: 0	H: 0	E: 0	LOB: 0	K: 2	BB: 0	S: 7	R: 0	H: 0	E: 0	LOB: 0	K: 0	BB: 0	S: 7	R: 1	H: 3	E: 0	LOB: 3	K: 2	BB: 1	S: 18	R: 1	H: 0	E: 1	LOB: 0	K: 0	BB: 0	S: 8	R: 2	H: 3	E: 0	LOB: 2	K: 0	BB: 1	S: 20	R: 0	H: 1	E: 0	LOB: 1	K: 1	BB: 0	S: 12	R: 1	H: 1	E: 0	LOB: 0	K: 3	BB: 0	S: 13	R: 0	H: 0	E: 0	LOB: 0	K: 0	BB: 0	S: 8	1B: 4	SF: 1	2B: 2	SAC: 0	3B: 0	DP: 0	HR: 2	HBP: 0
--------------	------	------	------	--------	------	-------	-------	------	------	------	--------	------	-------	------	------	------	------	--------	------	-------	------	------	------	------	--------	------	-------	-------	------	------	------	--------	------	-------	------	------	------	------	--------	------	-------	-------	------	------	------	--------	------	-------	-------	------	------	------	--------	------	-------	-------	------	------	------	--------	------	-------	------	-------	-------	-------	--------	-------	-------	-------	--------

PITCHER	IP	WLS	BF	H	R	ER	SO	BB	IBB	HBP	BLK	WP	HR	S	P	ERA	WHIP
Chris Haney, L ERA: 5.45	(1, 1)	5.0		23	3	3	1	6	2	1	0	0	0	1	96	1.80	1.000
Tom Gordon, R ERA: 3.92	(6, 1)	2.0		11	4	2	1	1	0	0	0	0	0	32	50	9.00	2.500
Billy Brewer, L ERA: 3.6	(8, 1)	1.0	W	4	1	1	1	3	0	0	0	0	0	13	18	9.00	1.000
Jeff Montgomery, R ERA: 1.86	(9, 1)	1.0	S	3	0	0	0	0	0	0	0	0	0	8	12	0.00	0.000

BOTTOM

Kansas City Royals @ Baltimore Orioles
Oriole Park at Camden Yards, Baltimore, MD

Wed Jul 21 1993, 3:33 AM EDT
Att. 46,216 - Cloudy - 80 F

livebaseballscorecards.com

AB	36
R	6
H	8
RBI	6
BB	4
SO	10
LOB	19



WP: 1	PA: 41
PB: 0	
SB: 0	
CS: 0	

Batter	1	2	3	4	5	6	7	8	9	AB R H RBI BB SO LOB	TOP											
Brian McRae, S (1, 8) OBP: 0.351, SLG: 0.449	2-2 F7		0-0 1B 2B	2-3 K		2-0 L9	2-2 G6-3		0-0 G4-3	6 1 1 0 0 1 2												
Wally Joyner, L (1, 3) OBP: 0.385, SLG: 0.471	1-2 1B		1-0 2B 1B		0-0 E9 WP 1B	3-2 1B 2B	3-3 K			5 3 3 1 0 1 1												
George Brett, L (1, 10) OBP: 0.299, SLG: 0.391	1-1 G3		1-2 FC4-6 1-H 2B		0-1 1B WP SF9 1B	1-1 BB WP 1B		1-2 G3		5 2 3 2 0 0 0												
Mike Macfarlane, R (1, 2) OBP: 0.356, SLG: 0.530		0-0 HR	1-0 FC4-6 HBP		1-3 K	2-2 WP BB 1B		0-3 K		4 1 2 1 0 2 2												
Felix Jose, S (1, 9) OBP: 0.310, SLG: 0.341		0-1 G5-4-3 1B	2-1 FC4-6 1-2f 2-3		4-0 WP 1B IBB	2-3 K		1-3 K		4 1 1 0 1 2 4												
Gary Gaetti, R (1, 5) OBP: 0.309, SLG: 0.392		0-0 G5-4-3 1-2f	1-0 L7		1-1 WP 1B	4-0 WP BB		1-0 P4		4 1 1 1 1 0 3												
Kevin McReynolds, R (1, 7) OBP: 0.316, SLG: 0.428		0-2 HR		1-1 1B	0-0 SF9	2-2 G3		1-2 HR 1B		4 2 3 2 0 0 2												
Greg Gagne, R (1, 6) OBP: 0.318, SLG: 0.370		1-3 K		0-3 K	2-0 1-H 2-H 1B			2-0 HR		5 1 2 4 0 2 1												
Jose Lind, R (1, 4) OBP: 0.292, SLG: 0.321			0-1 G6-3	0-0 P8	0-1 F8		0-2 FC6-4 G6-3	0-1 G6-3		5 0 0 0 0 0 3												
Inning Stats	R: 0 E: 0 K: 0 S: 10	H: 1 LOB: 0 BB: 0 P: 14	R: 2 E: 0 K: 1 S: 10	H: 3 LOB: 0 BB: 0 P: 11	R: 2 E: 0 K: 0 S: 11	H: 3 LOB: 2 BB: 0 P: 16	R: 0 E: 0 K: 2 S: 10	H: 1 LOB: 1 BB: 0 P: 13	R: 4 E: 1 K: 1 S: 12	H: 3 LOB: 1 BB: 1 P: 20	R: 2 E: 0 K: 1 S: 17	H: 3 LOB: 2 BB: 1 P: 33	R: 0 E: 1 K: 1 S: 10	H: 0 LOB: 1 BB: 0 P: 15	R: 0 E: 0 K: 2 S: 9	H: 0 LOB: 0 BB: 0 P: 11	R: 2 E: 0 K: 0 S: 8	H: 2 LOB: 0 BB: 0 P: 12	1B: 10 2B: 3 3B: 0 HR: 3	SF: 1 SAC: 0 DP: 1 HBP: 1	WP: 3 PB: 0 SB: 0 CS: 0	PA: 46
PITCHER	IP WLS BF H R ER SO BB IBB HBP BLK WP HR S P ERA WHIP																					
Bill Gullickson, R (1, 1) ERA: 5.49	4.1 L 24 10 8 4 4 0 0 1 1 0 1 2 49 68 8.31 2.308																					
Tom Bolton, L (5, 1) ERA: 4.89	1.1 9 4 2 2 1 1 0 0 0 1 0 17 33 13.50 3.750																					
Mark Leiter, R (6, 1) ERA: 4.7	3.1 13 2 2 2 3 0 0 0 0 1 1 31 44 5.40 0.600																					

Kansas City Royals @ Detroit Tigers
Tiger Stadium, Detroit, MI
Thu Jul 22 1993, 7:05 PM EDT
Att. 25,334 - Unknown - 77 F

livebaseballscorecards.com

AB	42
R	12
H	16
RBI	11
BB	2
SO	8
LOB	18



BOTTOM

Kansas City Royals @ Detroit Tigers
Tiger Stadium, Detroit, MI

livebaseballscorecards.com

AB	32
R	6
H	7
RBI	5
BB	6
SO	7
LOB	10



WP	3	PA	40
PB	0		
SB	0		
CS	0		

Thu Jul 22 1993, 7:05 PM EDT
Att: 25,334 - Unknown - 77 F

AB	3	R	1	H	1	RBI	1	BB	0	SO	2	LOB	2
	1	0	0	0	1	0	0	0	0	0	0	0	0

	2	0	0	0	0	1	1	0					
	2	0	0	0	0	0	0	0	1				

	4	1	3	0	0	1	0	0					
--	---	---	---	---	---	---	---	---	--	--	--	--	--

	5	0	0	0	0	0	2	6					
--	---	---	---	---	---	---	---	---	--	--	--	--	--

	3	1	0	0	0	1	1	1					
--	---	---	---	---	---	---	---	---	--	--	--	--	--

	3	0	0	0	0	0	0	0					
	0	1	0	0	1	0	0	0					

	3	1	1	0	0	0	0	0					
	1	1	1	2	0	0	0	0					





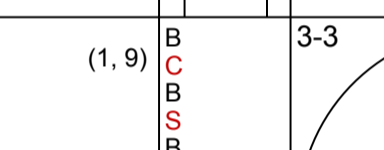
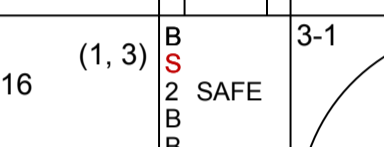
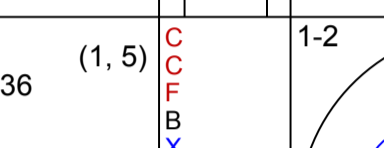
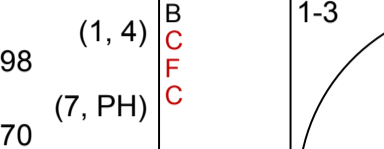
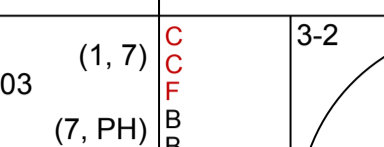
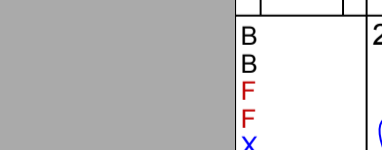
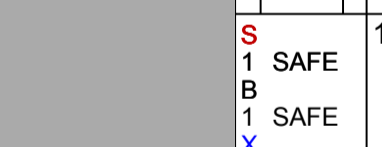
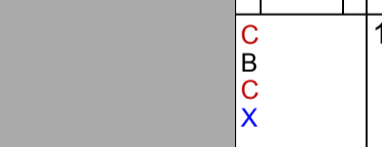
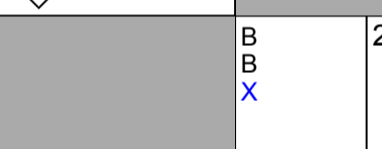
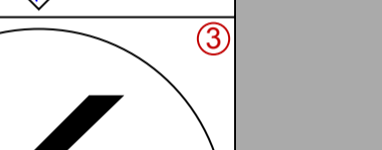
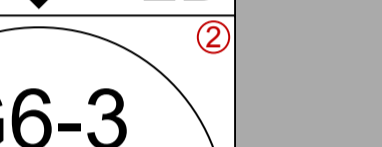
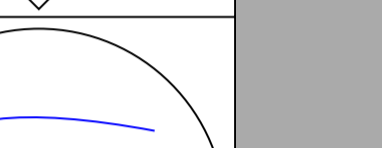
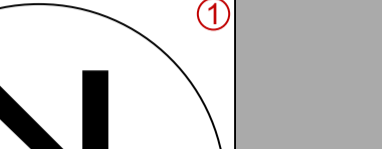
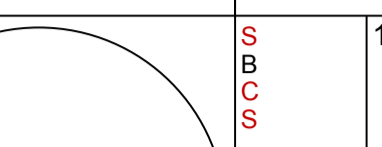
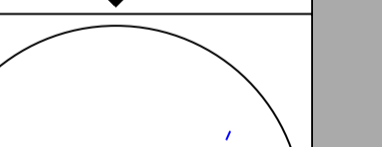
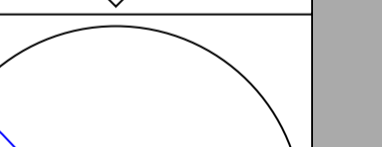
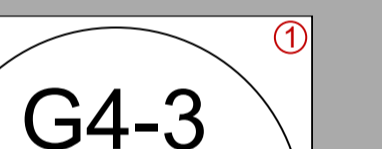
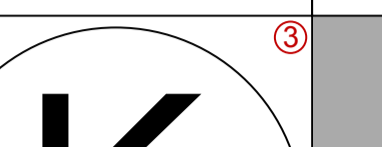
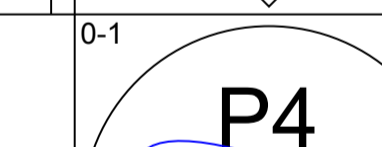
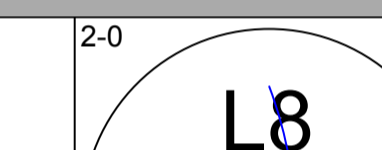
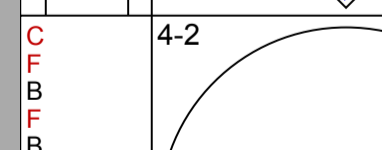
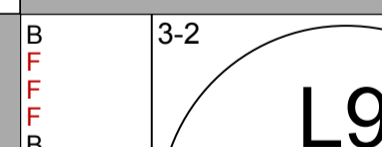

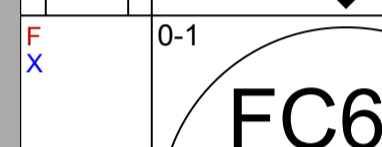
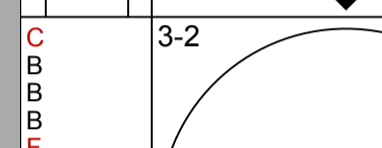
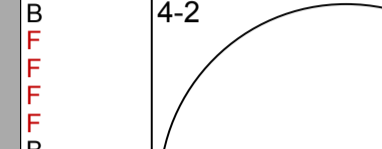
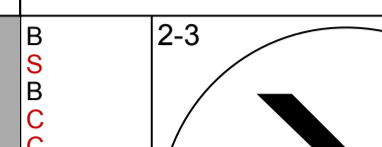

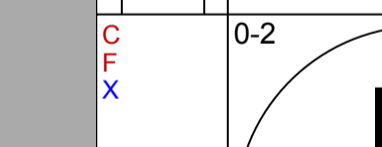
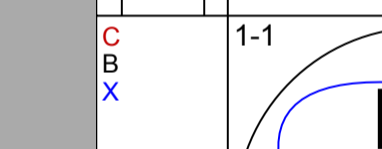
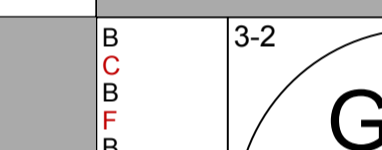
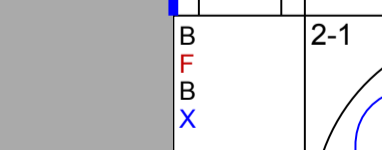
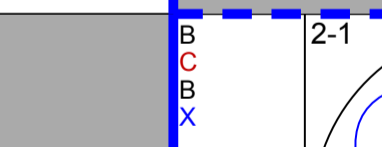
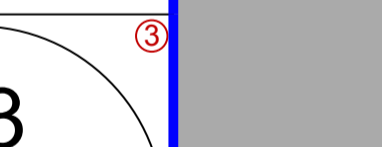
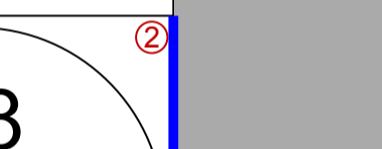
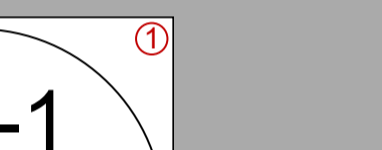
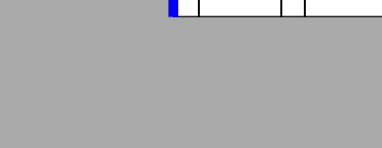
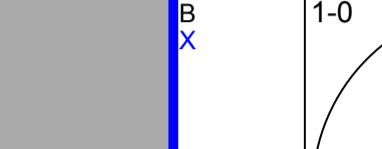
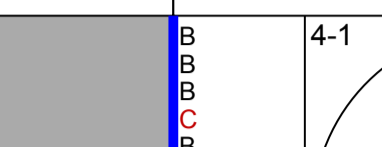
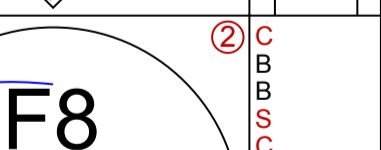
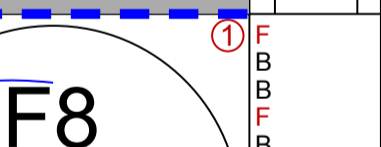






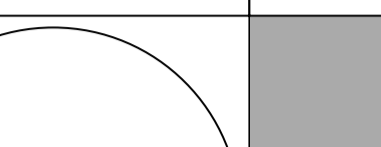
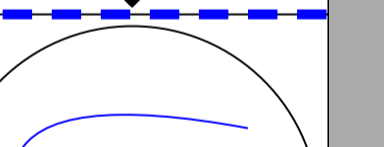
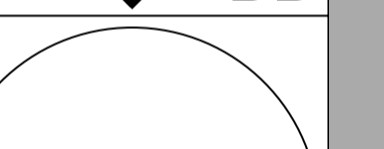
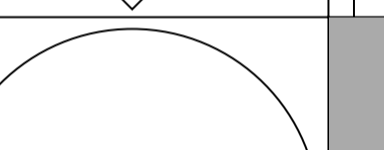
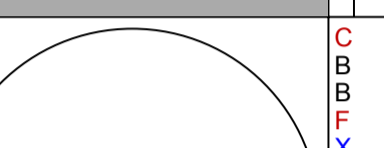
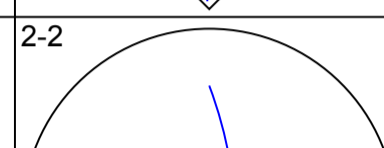
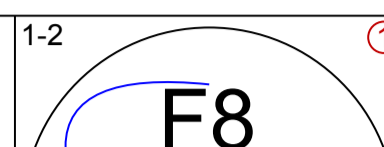
	2	0	1	0	0	0	0	0					
	1	0	0	1	0	0	0	0					

	2	0	0	1	1	1	0						
--	---	---	---	---	---	---	---	--	--	--	--	--	--

1B	4	SF	2
2B	1	SAC	0
3B	1	DP	0
HR	1	HBP	0

WP	3	PA	40
PB	0		
SB	0		
CS	0		

IP	WLS	BF	H	R	ER	SO	BB	IBB	HBP	BLK	WP	HR	S	P	ERA	WHIP
----	-----	----	---	---	----	----	----	-----	-----	-----	----	----	---	---	-----	------



Tony Phillips, S (1, 7)
OBP: 0.445, SLG: 0.403
Dan Gladden, R (7, PH)
OBP: 0.299, SLG: 0.442
(8, 7)

Lou Whitaker, L (1, 4)
OBP: 0.420, SLG: 0.498
Skeeter Barnes, R (7, PH)
OBP: 0.315, SLG: 0.370
(8, 4)

Travis Fryman, R (1, 5)
OBP: 0.349, SLG: 0.436

Cecil Fielder, R (1, 3)
OBP: 0.379, SLG: 0.516

Mickey Tettleton, S (1, 9)
OBP: 0.354, SLG: 0.537

Kirk Gibson, L (1, 8)
OBP: 0.340, SLG: 0.438
Milt Cuyler, S (7, 8)
OBP: 0.264, SLG: 0.313

Alan Trammell, R (1, 6)
OBP: 0.371, SLG: 0.443
Chris Gomez, R (7, 6)
OBP: 0.200, SLG: 0.600

Scott Livingstone, L (1, 10)
OBP: 0.317, SLG: 0.332
Rob Deer, R (7, PH)
OBP: 0.311, SLG: 0.403

Chad Kreuter, S (1, 2)
OBP: 0.368, SLG: 0.474

R	1	H	2
E	0	LOB	1
K	2	BB	0
S	16	P	27

R	1	H	2
E	0	LOB	1
K	1	BB	0
S	12	P	19

R	0	H	0
E	0	LOB	0
K	1	BB	0
S	11	P	19

R	0	H	0
E	0	LOB	0
K	0	BB	0
S	5	P	7

R	0	H	1
E	0	LOB	3
K	1	BB	2
S	21	P	37

R	0	H	0
E	0	LOB	0
K	0	BB	0
S	8	P	12

R	0	H	0
E	0	LOB	1
K	0	BB	1
S	6	P	15

R	4	H	1
E	0	LOB	0
K	2	BB	3
S	20	P	41

R	0	H	1
E	0	LOB	1
K	0	BB	0
S	18	P	25

PITCHER	IP	WLS	BF	H	R	ER	SO	BB	IBB	HBP	BLK	WP	HR	S	P	ERA	WHIP
Kevin Appier, R (1, 1)	6.0	W	25	5	2	2	5	2	0	0	0	0	1	73	121	3.00	1.167
Enrique Burgos, L (7, 1)	1.1		8	0	3	3	1	4	0	0	0	1	0	16	38	20.25	3.000
Frank DiPino, L (8, 1)	1.2		7	2	1	1	1	0	0	0	0	1	0	28	43	5.40	1.200

Batter	1	2	3	4	5	6	7	8	9	AB R H RBI BB SO LOB	TOP																		
Brian McRae, S (1, 8) OBP: 0.352, SLG: 0.448	3-2 G2-3		0-1 1B		1-3 K		1-0 1B HR 1B		2-2 F8	5 1 2 0 0 1 0																			
Greg Gagne, R (1, 6) OBP: 0.319, SLG: 0.371	1-1 E1 G3-1		3-2 1 SAFE 1 SAFE 1 SAFE 1-3 CS 1B		0-0 E1 1B 1B		0-0 1-2 HR 1B		1-2 G6-3	5 2 2 0 0 0 0																			
George Brett, L (1, 10) OBP: 0.301, SLG: 0.392	2-2 G3-1		2-1 F7		0-1 1B		2-1 1-2 HR 1B		1-3 K	5 1 2 0 0 1 2																			
Wally Joyner, L (1, 3) OBP: 0.389, SLG: 0.492	3-2 L3		2-1 CS		2-0 HR		2-1 1-2 FC5-4 1B		2-0 1-H 2-H 3-H HR	4 2 3 6 0 0 1																			
Gary Gaetti, R (1, 5) OBP: 0.308, SLG: 0.383		1-0 1B G4-3 HBP		0-1 L4		1-2 FC5-4		3-1 L7		3 1 0 0 0 0 2																			
Felix Jose, S (1, 9) OBP: 0.312, SLG: 0.343		2-1 1B		3-2 F7		0-0 E3 G5-4-3		0-2 CS 1B		4 0 2 0 0 0 0																			
Kevin McReynolds, R (1, 7) OBP: 0.319, SLG: 0.426		4-0 G4-3 BB		1-2 1B		1-0 L7		1-1 CS		3 0 1 0 1 0 1																			
Brent Mayne, L (1, 2) OBP: 0.299, SLG: 0.336		1-2 G4-3		0-2 P6		1-0 G5-4-3		0-0 F9		4 0 0 1 0 0 3																			
Jose Lind, R (1, 4) OBP: 0.287, SLG: 0.316		1-0 P4		1-2 G6-3		1-2 G6-3		0-1 L4		4 0 0 0 0 0 1																			
Inning Stats	R: 0 E: 1 K: 0 S: 13	H: 0 LOB: 1 BB: 0 P: 22	R: 1 E: 0 K: 0 S: 7	H: 1 LOB: 1 BB: 1 P: 16	R: 0 E: 0 K: 0 S: 11	H: 2 LOB: 0 BB: 0 P: 17	R: 1 E: 0 K: 0 S: 13	H: 2 LOB: 1 BB: 0 P: 19	R: 1 E: 1 K: 1 S: 16	H: 2 LOB: 2 BB: 0 P: 21	R: 0 E: 1 K: 0 S: 3	H: 0 LOB: 0 BB: 0 P: 5	R: 4 E: 0 K: 0 S: 13	H: 5 LOB: 0 BB: 0 P: 22	R: 0 E: 0 K: 0 S: 3	H: 0 LOB: 0 BB: 0 P: 4	R: 0 E: 0 K: 1 S: 9	H: 0 LOB: 0 BB: 0 P: 13	1B: 10 2B: 0 3B: 0 HR: 2	SF: 0 SAC: 0 DP: 1 HBP: 1	WP: 0 PB: 0 SB: 0 CS: 2	PA: 41							
PITCHER	IP WLS BF H R ER SO BB IBB HBP BLK WP HR S P ERA WHIP																												
John Doherty, R (1, 1) ERA: 3.61	6.1		29	9	5	4	1	1	0	1	0	0	0	1	67	105	5.68	1.579											
Bob MacDonald, L (7, 1) ERA: 5.09	0.0	L	2	2	2	2	0	0	0	0	0	0	1	3	7	∞	∞												
Kurt Knudsen, R (7, 1) ERA: 4.7	1.2		5	1	0	0	0	0	0	0	0	0	0	9	14	0.00	0.600												
Mike Henneman, R (9, 1) ERA: 1.74	1.0		3	0	0	0	1	0	0	0	0	0	0	9	13	0.00	0.000												

Kansas City Royals @ Detroit Tigers
Tiger Stadium, Detroit, MI
Fri Jul 23 1993, 7:05 PM EDT
Att. 34,123 - Unknown - 77 F

livebaseballscorecards.com

AB	37
R	7
H	12
RBI	7
BB	1
SO	2
LOB	10



Batter	1	2	3	4	5	6	7	8	9	AB R H RBI BB SO LOB
Tony Phillips, S OBP: 0.447, SLG: 0.409 (1, 7)	1-1 1B 1B		0-0 HR 1B	3-2 E 1B 2B		3-2 G6-3			2-3 K	5 3 3 0 0 1 0
Lou Whitaker, L OBP: 0.423, SLG: 0.513 (1, 4) Gary Thurman, R OBP: 0.304, SLG: 0.262 (9, PR)	0-1 1B 1-2 1B		1-0 HR 1B	1-0 E 1B		2-1 L8			3-2 1B L5-3	5 2 3 2 0 0 1 0 0 0 0 0 0 0
Travis Fryman, R OBP: 0.349, SLG: 0.439 (1, 5)	1-3 K		1-2 G4-3 2B	1-3 K			1-2 G4-6-3 1B		0-0 L5-3	5 1 2 0 0 2 5
Cecil Fielder, R OBP: 0.380, SLG: 0.516 (1, 3)	2-1 G4-6-3 1B		3-2 G4-3	1-0 E8 1B			2-2 G4-6-3			4 0 2 2 0 0 2
Mickey Tettleton, S OBP: 0.353, SLG: 0.532 (1, 9)	0-0 G4-6-3		3-2 P5	3-3 K			4-1 FC4-6 BB			3 0 0 0 1 1 4
Kirk Gibson, L OBP: 0.342, SLG: 0.442 (1, 8)		1-0 FC5-4 1B	0-1 1B 2B		0-1 F8		0-0 FC4-6			4 0 2 1 0 0 1
Alan Trammell, R OBP: 0.369, SLG: 0.439 (1, 6)		1-1 FC5-4 G4-3 1-2f	0-0 G4-3 2B		2-0 G4-3			3-3 K		4 0 1 0 0 1 1
Scott Livingstone, L OBP: 0.311, SLG: 0.325 (1, 10)		3-2 G4-3	2-0 G3		1-0 L7			2-2 G3-1		4 0 0 0 0 0 3
Chad Kreuter, S OBP: 0.363, SLG: 0.466 (1, 2)		1-1 G6-3		2-1 G4-3		0-0 G4-3		2-3 K		4 0 0 0 0 1 1

Inning Stats	R: 1	H: 3	E: 0	K: 12	S: 16	LOB: 1	BB: 0	P: 16	R: 0	H: 1	E: 1	K: 0	S: 8	LOB: 1	BB: 0	P: 14	R: 3	H: 5	E: 0	K: 0	S: 15	LOB: 2	BB: 0	P: 25	R: 2	H: 2	E: 2	K: 2	S: 15	LOB: 1	BB: 0	P: 26	R: 0	H: 0	E: 0	K: 0	S: 4	LOB: 0	BB: 0	P: 7	R: 0	H: 0	E: 0	K: 0	S: 7	LOB: 0	BB: 0	P: 12	R: 0	H: 1	E: 0	K: 0	S: 8	LOB: 1	BB: 1	P: 15	R: 0	H: 0	E: 0	K: 2	S: 9	LOB: 0	BB: 0	P: 16	R: 0	H: 1	E: 0	K: 1	S: 11	LOB: 1	BB: 0	P: 16	1B: 9	SF: 0	2B: 4	SAC: 0	3B: 0	DP: 3	HR: 1	HBP: 0	WP: 0	PA: 39
--------------	------	------	------	-------	-------	--------	-------	-------	------	------	------	------	------	--------	-------	-------	------	------	------	------	-------	--------	-------	-------	------	------	------	------	-------	--------	-------	-------	------	------	------	------	------	--------	-------	------	------	------	------	------	------	--------	-------	-------	------	------	------	------	------	--------	-------	-------	------	------	------	------	------	--------	-------	-------	------	------	------	------	-------	--------	-------	-------	-------	-------	-------	--------	-------	-------	-------	--------	-------	--------

PITCHER	IP	WLS	BF	H	R	ER	SO	BB	IBB	HBP	BLK	WP	HR	S	P	ERA	WHIP
Hipolito Pichardo, R ERA: 4.19 (1, 1)	6.0	W	29	11	6	4	3	0	0	0	0	0	1	61	100	6.00	1.833
Mark Gubicza, R ERA: 4.38 (7, 1)	2.0		7	1	0	0	2	1	0	0	0	0	0	17	31	0.00	1.000
Jeff Montgomery, R ERA: 1.82 (9, 1)	1.0	S	3	1	0	0	1	0	0	0	0	0	0	11	16	0.00	1.000

BOTTOM

Kansas City Royals @ Detroit Tigers
Tiger Stadium, Detroit, MI
Fri Jul 23 1993, 7:05 PM EDT
Att: 34,123 - Unknown - 77 F

livebaseballscores.com

AB	38
R	6
H	13
RBI	5
BB	1
SO	6
LOB	18



Batter	1	2	3	4	5	6	7	8	9	AB R H RBI BB SO LOB	TOP														
Brian McRae, S (1, 8) OBP: 0.351, SLG: 0.445	1-3 K		1-0 G4-3		2-3 K		0-0 SH5-3	4-0 1B IBB		3 0 0 0 1 2 0															
Chris Gwynn, L (1, 9) OBP: 0.347, SLG: 0.403	0-1 G3-1		1-2 G6-3		1-2 G6-3		1-1 E4 HR	0-0 1B		4 1 0 0 0 0 0															
Hubie Brooks, R (8, PH) OBP: 0.322, SLG: 0.330							2-H	1-2 2-H		1 0 1 1 0 0 0															
Felix Jose, S (8, 9) OBP: 0.312, SLG: 0.343							1-H			0 0 0 0 0 0 0															
George Brett, L (1, 10) OBP: 0.305, SLG: 0.412	0-0 G1-3			2-0 HR	4-0 WP BB		1 SAFE	0-1 HR	2-0 F8	4 2 2 3 1 0 2															
Mike Macfarlane, R (1, 2) OBP: 0.357, SLG: 0.525		1-3 K		1-1 2B 1B	1-3 K		0-0 G5-3		4-2 BB BB	4 0 1 0 1 2 1															
Wally Joyner, L (1, 3) OBP: 0.389, SLG: 0.490		4-1 1B FC6-4 BB		0-3 K		0-0 F8	0-1 1B		2-2 F7	4 1 1 0 1 1 2															
Gary Gaetti, R (1, 5) OBP: 0.318, SLG: 0.394		1-0 FC6-4 1B		0-0 2B		3-3 K	1-3 K		4-1 SAFE BB	4 0 2 0 1 2 1															
Kevin McReynolds, R (1, 7) OBP: 0.327, SLG: 0.421		2-1 FC6-4		4-0 IBB		4-2 BB		4-1 SH1-3 1B BB	1-3 K	2 1 0 1 3 1 3															
Jose Lind, R (1, 4) OBP: 0.283, SLG: 0.311	0-1 G1-3		0-1 G4-3		0-0 G4-3		1 SAFE	0-0 SH1-3	1-2 P2	4 0 0 0 0 1 7															
Rico Rossy, R (1, 6) OBP: 0.302, SLG: 0.429			1-0 F9		0-0 G4-3		4-2 SH5-3 E BB	0-1 P4		3 1 0 0 1 0 4															
Greg Gagne, R (8, 6) OBP: 0.319, SLG: 0.371										0 0 0 0 0 0 0															
Inning Stats	R: 0 E: 0 K: 1 S: 7	H: 0 LOB: 0 BB: 0 P: 8	R: 1 E: 0 K: 1 S: 9	H: 1 LOB: 1 BB: 1 P: 17	R: 0 E: 0 K: 0 S: 5	H: 0 LOB: 0 BB: 0 P: 8	R: 1 E: 0 K: 2 S: 11	H: 3 LOB: 3 BB: 1 P: 20	R: 0 E: 0 K: 2 S: 10	H: 0 LOB: 1 BB: 1 P: 18	R: 0 E: 0 K: 1 S: 10	H: 0 LOB: 1 BB: 1 P: 20	R: 3 E: 1 K: 1 S: 13	H: 2 LOB: 1 BB: 1 P: 19	R: 1 E: 0 K: 0 S: 6	H: 1 LOB: 2 BB: 2 P: 16	R: 0 E: 0 K: 1 S: 12	H: 0 LOB: 2 BB: 2 P: 24	1B: 4 2B: 1 3B: 0 HR: 2	SF: 0 SAC: 2 DP: 0 HBP: 0	WP: 1 PB: 0 SB: 0 CS: 0	PA: 44			
PITCHER	IP	WLS	BF	H	R	ER	SO	BB	IBB	HBP	BLK	WP	HR	S	P	ERA	WHIP								
Sean Bergman, R (1, 1) ERA: 3.75	6.1	L	30	5	5	4	7	4	1	0	0	1	2	59	103	5.68	1.421								
Storm Davis, R (7, 1) ERA: 6.11	0.2		3	1	0	0	1	0	0	0	0	0	0	6	7	0.00	1.500								
Bob MacDonald, L (8, 1) ERA: 5.14	1.1		9	1	1	1	0	3	1	0	0	0	0	12	32	6.75	3.000								
Mark Leiter, R (9, 1) ERA: 4.66	0.2		2	0	0	0	1	0	0	0	0	0	0	6	8	0.00	0.000								

Kansas City Royals @ Detroit Tigers
Tiger Stadium, Detroit, MI
Sat Jul 24 1993, 3:33 AM EDT
Att. 39,132 - Cloudy - 80 F

livebaseballscorecards.com

AB	33
R	6
H	7
RBI	5
BB	9
SO	9
LOB	20



Batter	1	2	3	4	5	6	7	8	9	AB R H RBI BB SO LOB
Tony Phillips, S OBP: 0.449, SLG: 0.413 (1, 7)	1-1 G3 2B		0-2 BB 1B		4-2 2B BB		3-3 K		1-1 G1-3	4 1 2 0 1 1 2
Lou Whitaker, L OBP: 0.428, SLG: 0.519 (1, 4)	2-0 G3		4-1 G6-4-3 BB		1-1 1-H 2B		0-0 1-2 2-H 1B			3 0 2 1 1 0 1
Travis Fryman, R OBP: 0.348, SLG: 0.439 (1, 5)	0-1 2B		1-3 K		3-2 G5-3		2-2 F7			4 0 1 1 0 1 5
Cecil Fielder, R OBP: 0.377, SLG: 0.510 (1, 3)	3-2 G6-3		1-0 G6-4-3		3-2 F8		1-1 F7			4 0 0 0 0 0 5
Mickey Tettleton, S OBP: 0.355, SLG: 0.533 (1, 2)	3-3 K			2-1 G3-1 SF7 2B		3-3 K		4-2 G5-4-3 BB		3 1 1 0 1 2 1
Kirk Gibson, L OBP: 0.341, SLG: 0.439 (1, 10)		0-1 F9		0-0 G3-1		2-1 PB S 1B		1-3 K		4 0 1 0 0 1 2
Rob Deer, R OBP: 0.307, SLG: 0.398 (1, 9)		2-2 G5-3		0-0 SF7		2-3 K		0-2 G5-4-3		3 0 0 1 0 1 2
Milt Cuyler, S OBP: 0.268, SLG: 0.311 (1, 8)		4-1 FC5-4 BB		3-H 0-0 B3		4-1 BB 1B BB		2-2 L5		1 1 0 0 2 0 0 1 0 0 0 0 0 0
Scott Livingstone, L OBP: 0.310, SLG: 0.324 (9, PH)		1-0 FC5-4		3-2 G4-3		4-1 1B BB		2-3 K		2 0 0 0 1 0 1 1 0 0 0 0 1 0

Inning Stats	R: 1 E: 0 K: 1 S: 11	H: 2 LOB: 1 BB: 0 P: 20	R: 0 E: 0 K: 0 S: 7	H: 0 LOB: 1 BB: 1 P: 14	R: 0 E: 0 K: 1 S: 8	H: 1 LOB: 1 BB: 1 P: 14	R: 1 E: 0 K: 0 S: 5	H: 1 LOB: 0 BB: 0 P: 7	R: 0 E: 0 K: 0 S: 11	H: 1 LOB: 1 BB: 1 P: 22	R: 0 E: 0 K: 2 S: 13	H: 1 LOB: 1 BB: 0 P: 23	R: 1 E: 0 K: 1 S: 12	H: 1 LOB: 2 BB: 2 P: 26	R: 0 E: 0 K: 1 S: 8	H: 0 LOB: 0 BB: 1 P: 13	R: 0 E: 0 K: 1 S: 8	H: 0 LOB: 0 BB: 0 P: 13	1B: 3 2B: 4 3B: 0 HR: 0	SF: 1 SAC: 0 DP: 2 HBP: 0	WP: 0 PB: 1 SB: 1 CS: 0	PA: 37
--------------	-------------------------------	----------------------------------	------------------------------	----------------------------------	------------------------------	----------------------------------	------------------------------	---------------------------------	-------------------------------	----------------------------------	-------------------------------	----------------------------------	-------------------------------	----------------------------------	------------------------------	----------------------------------	------------------------------	----------------------------------	----------------------------------	------------------------------------	----------------------------------	--------

PITCHER	IP	WLS	BF	H	R	ER	SO	BB	IBB	HBP	BLK	WP	HR	S	P	ERA	WHIP
Tom Gordon, R ERA: 3.84 (1, 1)	6.0	W	25	6	2	2	4	3	0	0	0	0	0	55	100	3.00	1.500
Billy Brewer, L ERA: 3.8 (7, 1)	1.1		8	1	1	1	2	3	0	0	0	0	0	17	36	6.75	3.000
Jeff Montgomery, R ERA: 1.77 (8, 1)	1.2	S	4	0	0	0	1	0	0	0	0	0	0	11	16	0.00	0.000


BOTTOM

Kansas City Royals @ Detroit Tigers
Tiger Stadium, Detroit, MI

Sat Jul 24 1993, 3:33 AM EDT
Att: 39,132 - Cloudy - 80 F

livebaseballscorecards.com

AB	30
R	3
H	7
RBI	3
BB	6
SO	7
LOB	19



Batter	1	2	3	4	5	6	7	8	9	AB R H RBI BB SO LOB	TOP											
Brian McRae, S (1, 8) OBP: 0.350, SLG: 0.442	1-1 B4-3			4-0 BB		1-1 G4-3			3-3 K	3 0 0 0 1 1 1												
Chris Gwynn, L (1, 9) OBP: 0.345, SLG: 0.397	0-2 F9			2-0 F8			0-1 F9		4-1 FC6-4 BB	3 0 0 0 1 0 1												
George Brett, L (1, 10) OBP: 0.301, SLG: 0.407	2-1 F8			0-3 K			1-0 F7		2-2 FC6-4 1-2f	4 0 0 0 0 1 3												
Mike Macfarlane, R (1, 2) OBP: 0.353, SLG: 0.518		2-2 G5-3		0-0 P4			0-2 F8			3 0 0 0 0 0 1												
Wally Joyner, L (1, 3) OBP: 0.388, SLG: 0.488		1-0 FC6-4 1B			0-0 G5-3			2-3 K		3 0 1 0 0 1 0												
Gary Gaetti, R (1, 5) OBP: 0.311, SLG: 0.385		0-0 FC6-4 CS 1-2f			0-0 G5-3			2-3 K		3 0 0 0 0 1 1												
Kevin McReynolds, R (1, 7) OBP: 0.322, SLG: 0.414		2-2 CS 1-2	1-3 K		2-2 P3			0-0 G6-3		3 0 0 0 0 1 0												
Greg Gagne, R (1, 6) OBP: 0.317, SLG: 0.367			2-3 K			2-2 G4-3			2-2 F9	3 0 0 0 0 1 0												
Rico Rossy, R (1, 4) OBP: 0.291, SLG: 0.412			1-1 G6-3			1-1 F8			2-1 E8	2 0 0 0 0 0 0												
Felix Jose, S (9, PH) OBP: 0.311, SLG: 0.342										1 0 0 0 0 0 0												
Inning Stats	R: 0 E: 0 K: 0 S: 7	H: 0 LOB: 0 BB: 0 P: 10	R: 0 E: 0 K: 0 S: 7	H: 1 LOB: 0 BB: 0 P: 12	R: 0 E: 0 K: 2 S: 8	H: 0 LOB: 0 BB: 0 P: 12	R: 0 E: 0 K: 1 S: 5	H: 0 LOB: 1 BB: 1 P: 11	R: 0 E: 0 K: 0 S: 5	H: 0 LOB: 0 BB: 0 P: 7	R: 0 E: 0 K: 0 S: 7	H: 0 LOB: 0 BB: 0 P: 11	R: 0 E: 0 K: 0 S: 6	H: 0 LOB: 0 BB: 0 P: 7	R: 0 E: 0 K: 2 S: 9	H: 0 LOB: 0 BB: 0 P: 13	R: 0 E: 1 K: 1 S: 15	H: 0 LOB: 2 BB: 1 P: 28	1B: 1 2B: 0 3B: 0 HR: 0	SF: 0 SAC: 0 DP: 0 HBP: 0	WP: 0 PB: 0 SB: 0 CS: 1	PA: 31
PITCHER Mike Moore, R (1, 1) ERA: 6.16	IP: 9.0 WLS: W BF: 30 H: 1 R: 0 ER: 0 SO: 6 BB: 2 IBB: 0 HBP: 0 BLK: 0 WP: 0 HR: 0 S: 69 P: 111 ERA: 0.00 WHIP: 0.333											PITCHER IP: WLS: BF: H: R: ER: SO: BB: IBB: HBP: BLK: WP: HR: S: P: ERA: WHIP:										

Kansas City Royals @ Detroit Tigers
Tiger Stadium, Detroit, MI
Sun Jul 25 1993, 3:33 AM EDT
Att. 32,970 - Overcast - 71 F

livebaseballscorecards.com

AB	28
R	0
H	1
RBI	0
BB	2
SO	6
LOB	7



Batter	1	2	3	4	5	6	7	8	9
Tony Phillips, S OBP: 0.447, SLG: 0.409 (1, 7)	3-3 K		2-2 P6		2-2 G6-3			4-2 WP G3 1B BB	
Lou Whitaker, L OBP: 0.425, SLG: 0.513 (1, 4)	1-0 F9		1-1 G4-3		4-0 FC6-4 BB			2-2 G3	
Travis Fryman, R OBP: 0.348, SLG: 0.437 (1, 10)	1-0 F9			2-2 BB BB FC4-6 1B	1-2 FC6-4			2-3 K	
Cecil Fielder, R OBP: 0.380, SLG: 0.510 (1, 3)		4-2 2B 1B BB		1 SAFE 4-2 FC4-6 BB 1-2 BB		2-3 K		2-2 2-H 1B	
Mickey Tettleton, S OBP: 0.356, SLG: 0.535 (1, 9)		1-0 1B 2B		4-0 FC4-6 BB	1-2 2-3 BB	3-1 G3		1-3 K	
Alan Trammell, R OBP: 0.371, SLG: 0.438 (1, 6)		2-2 CS 1B		0-3 K		4-2 PO BB			
Scott Livingstone, L OBP: 0.306, SLG: 0.319 (1, 5)		0-0 L4		2-2 FC4-6	1-2f 2-3 3-H BB	0-2 PO	1-1 F9		
Chad Kreuter, S OBP: 0.359, SLG: 0.461 (1, 2)		0-1 F7		2-1 P6			2-3 K		
Milt Cuyler, S OBP: 0.269, SLG: 0.309 (1, 8)		1-0 CS	1-2 P6 HBP		1-1 G4-3		2-3 K		

Inning Stats	R: 0	H: 0	E: 0	K: 1	S: 6	P: 11	R: 1	H: 2	E: 0	K: 0	S: 12	R: 0	H: 0	E: 0	K: 0	S: 7	R: 1	H: 1	E: 0	K: 1	S: 14	R: 0	H: 0	E: 0	K: 0	S: 8	R: 0	H: 0	E: 0	K: 1	S: 13	R: 0	H: 1	E: 0	K: 2	S: 16	R: 1	H: 1	E: 0	K: 2	S: 27
	0	0	0	1	6	11	1	2	0	0	12	0	0	0	0	7	1	1	0	1	14	0	0	0	0	8	0	0	0	1	13	0	1	0	2	16	1	1	0	2	27

PITCHER	IP	WLS	BF	H	R	ER	SO	BB	IBB	HBP	BLK	WP	HR	S	P	ERA	WHIP
David Cone, R ERA: 3.56 (1, 1)	7.2	L	31	4	3	3	6	6	0	1	0	1	0	81	143	3.52	1.304
Billy Brewer, L ERA: 3.74 (8, 1)	0.1		1	0	0	0	1	0	0	0	0	0	0	3	4	0.00	0.000

BOTTOM

Kansas City Royals @ Detroit Tigers
Tiger Stadium, Detroit, MI


Sun Jul 25 1993, 3:33 AM EDT
Att. 32,970 - Overcast - 71 F

AB	R	H	RBI	BB	SO	LOB
3	1	0	0	1	1	1
3	0	0	0	1	0	1
4	1	1	0	0	1	2
2	1	1	1	2	1	0
3	0	1	0	1	1	1
2	0	1	1	1	1	3
3	0	0	1	0	0	4
3	0	0	0	0	1	4
2	0	0	0	0	1	0

AB	25
R	3
H	4
RBI	3
BB	6
SO	7
LOB	16

WP	PA
1	34

livebaseballscorecards.com



Batter	1	2	3	4	5	6	7	8	9	AB R H RBI BB SO LOB	TOP		
Gary Redus, R (1, 9) OBP: 0.309, SLG: 0.429	1-0 F8		0-0 1B 1B		1-1 1B 2B		1-1 F9			4 1 2 0 0 0 0			
Julio Franco, R (1, 10) OBP: 0.341, SLG: 0.450	1-1 G5-3		2-3 K		1-2 1B			1-1 G3 1B		4 0 2 1 0 1 2			
Rafael Palmeiro, L (1, 3) OBP: 0.364, SLG: 0.548 Dan Peltier, L (6, 3) OBP: 0.346, SLG: 0.383	1-1 G3-1		0-1 1B		2-3 K			2-1 G3		3 0 1 1 0 1 1 1 0 0 0 0 0 1			
Juan Gonzalez, R (1, 7) OBP: 0.390, SLG: 0.653		2-1 G6-3	1-2 P3			0-1 HR		0-1 F9		4 1 1 1 0 0 3			
Dean Palmer, R (1, 5) OBP: 0.330, SLG: 0.524		2-3 K		2-0 G1-3		1-0 G6-4-3 1B		1-1 G5-3		4 0 1 0 0 1 1			
Ivan Rodriguez, R (1, 2) OBP: 0.372, SLG: 0.400 Geno Petralli, L (6, 2) OBP: 0.423, SLG: 0.385		1-0 1B		0-0 F8		1-2 L9			0-1 2B	3 0 1 0 0 0 1 1 0 1 0 0 0 0			
Doug Strange, S (1, 4) OBP: 0.321, SLG: 0.357		0-0 G5-3		1-1 G5-3		1-1 G6-4-3			1-1 P6	4 0 0 0 0 0 3			
Donald Harris, R (1, 8)			4-2 1B BB		1-2 F9		1-1 F8		3-3 K	3 1 0 0 1 1 1			
Manuel Lee, S (1, 6) OBP: 0.230, SLG: 0.154			1-3 K		1-2 F8		1-2 F8		0-3 K	4 0 0 0 0 2 2			
Inning Stats	R: 0 E: 0 K: 0 S: 5 H: 0 LOB: 0 BB: 0 P: 8	R: 0 E: 0 K: 1 S: 8 H: 1 LOB: 1 BB: 0 P: 13	R: 1 E: 0 K: 2 S: 15 H: 2 LOB: 2 BB: 1 P: 23	R: 0 E: 0 K: 0 S: 4 H: 0 LOB: 0 BB: 0 P: 7	R: 1 E: 0 K: 1 S: 16 H: 2 LOB: 1 BB: 0 P: 22	R: 1 E: 0 K: 0 S: 9 H: 2 LOB: 0 BB: 0 P: 12	R: 0 E: 0 K: 0 S: 8 H: 0 LOB: 0 BB: 0 P: 11	R: 0 E: 0 K: 0 S: 8 H: 1 LOB: 1 BB: 0 P: 12	R: 0 E: 0 K: 2 S: 10 H: 1 LOB: 1 BB: 0 P: 14	1B: 6 2B: 2 3B: 0 HR: 1 SF: 0 SAC: 0 DP: 1 HBP: 0	WP: 0 PB: 0 SB: 0 CS: 0 PA: 36		
PITCHER	IP WLS BF H R ER SO BB IBB HBP BLK WP HR S P ERA WHIP											PITCHER	IP WLS BF H R ER SO BB IBB HBP BLK WP HR S P ERA WHIP
Chris Haney, L (1, 1) ERA: 5.23	8.0 W 32 8 3 3 4 1 0 0 0 0 1 73 108 3.38 1.125												
Enrique Burgos, L (9, 1) ERA: 9.64	1.0 4 1 0 0 2 0 0 0 0 0 0 10 14 0.00 1.000												

Texas Rangers @ Kansas City Royals
Kauffman Stadium, Kansas City, MO
Mon Jul 26 1993, 7:05 PM CDT
Sunny - 82 F

livebaseballscorecards.com

AB	35
R	3
H	9
RBI	3
BB	1
SO	6
LOB	15



Batter	1	2	3	4	5	6	7	8	9
Felix Jose, S (1, 9) OBP: 0.312, SLG: 0.346	1-2 L1	0-0 G4-3		4-1 1B BB	0-0 1B 3B	1-2 G3		0-1 FC4-6	
Brian McRae, S (1, 8) OBP: 0.352, SLG: 0.444	0-0 2B	1-3 K		1-0 PB 1B 1B	4-2 1B BB		2-2 P3	2-2 L9	
George Brett, L (1, 10) OBP: 0.309, SLG: 0.427 Phil Hiatt, R (7, PH) OBP: 0.285, SLG: 0.382	2-1 HR		3-2 3B 2B	1-1 PB 1B 1B	3-2 1B		1-1 L4		
Wally Joyner, L (1, 3) OBP: 0.392, SLG: 0.499 Rico Rossy, R (7, PH) OBP: 0.304, SLG: 0.442	3-1 1B 2B		1-2 1B 3B	4-0 1B 1B IBB	0-2 P5		1-0 1B 2B		
Gary Gaetti, R (1, 5) OBP: 0.321, SLG: 0.388	2-2 1B HBP		2-2 CS 1B 1B	2-3 K	0-3 K		1-1 1B		
Brent Mayne, L (1, 2) OBP: 0.309, SLG: 0.345	1-1 1B		0-1 CS 1B	3-1 1B 2B 1B	0-1 F7		2-1 F9		
Kevin McReynolds, R (1, 7) OBP: 0.324, SLG: 0.419	3-3 K		2-1 P3	1-1 2B 1B		2-2 F9 2B		1-1 G4-3	
Greg Gagne, R (1, 6) OBP: 0.318, SLG: 0.371		1-3 K	1-1 F8	2-1 1B 2B		0-1 F9		1-0 FC4-6 1B 1B	
Jose Lind, R (1, 4) OBP: 0.285, SLG: 0.313		1-2 E8 G4-3 1B		G6-3 K		0-0 G5-3		1-1 FC4-6 1B	

Inning Stats	R: 2 E: 0 K: 1 S: 15	H: 4 LOB: 2 BB: 0 P: 27	R: 0 E: 1 K: 2 S: 10	H: 1 LOB: 1 BB: 0 P: 13	R: 2 E: 0 K: 0 S: 17	H: 4 LOB: 1 BB: 0 P: 26	R: 6 E: 0 K: 2 S: 18	H: 5 LOB: 1 BB: 2 P: 39	R: 1 E: 0 K: 1 S: 19	H: 2 LOB: 2 BB: 1 P: 26	R: 0 E: 0 K: 0 S: 11	H: 1 LOB: 1 BB: 0 P: 14	R: 1 E: 0 K: 0 S: 12	H: 2 LOB: 1 BB: 0 P: 19	R: 0 E: 0 K: 0 S: 12	H: 2 LOB: 2 BB: 0 P: 17
--------------	-------------------------------	----------------------------------	-------------------------------	----------------------------------	-------------------------------	----------------------------------	-------------------------------	----------------------------------	-------------------------------	----------------------------------	-------------------------------	----------------------------------	-------------------------------	----------------------------------	-------------------------------	----------------------------------

PITCHER	IP	WLS	BF	H	R	ER	SO	BB	IBB	HBP	BLK	WP	HR	S	P	ERA	WHIP
Kevin Brown, R (1, 1) ERA: 3.85	3.1	L	22	11	8	8	3	1	1	1	0	0	1	48	84	21.60	3.600
Mike Schooler, R (4, 1) ERA: 4.71	2.2		15	6	3	3	3	1	0	0	0	0	0	42	61	10.12	2.625
Bob Patterson, L (7, 1) ERA: 4.81	2.0		10	4	1	1	0	0	0	0	0	0	0	24	36	4.50	2.000

AB R H RBI BB SO LOB

5	2	1	0	1	0	4
5	1	2	0	1	1	3
4	3	4	3	0	0	0
1	0	0	0	0	0	0
3	3	2	1	1	0	2
1	1	1	0	0	0	0
4	0	2	2	0	2	5
5	1	3	3	0	0	3
5	1	2	1	0	1	4
5	0	2	2	0	1	2
5	0	2	0	0	1	2

AB	43
R	12
H	21
RBI	12
BB	3
SO	6
LOB	25



WP	PA	ERA	WHIP
0	47		
1			
0			
2			

Texas Rangers @ Kansas City Royals
 Kauffman Stadium, Kansas City, MO
 Mon Jul 26 1993, 7:05 PM CDT
 Sunny - 82 F

livebaseballscores.com

Batter	1	2	3	4	5	6	7	8	9	AB R H RBI BB SO LOB	TOP
Gary Redus, R (1, 9) OBP: 0.313, SLG: 0.436	1-1 G4-3 SF9 2B		3-1 F9	1-0 F8			1-1 BB 2B 1B	1-2 P4		5 2 2 0 0 0 3	
Julio Franco, R (1, 10) OBP: 0.342, SLG: 0.446	3-2 G4-3 2-3		4-2 1B BB			1-0 F9	4-2 BB 2B BB		1-0 G6-3	3 1 0 0 2 0 1	
Rafael Palmeiro, L (1, 3) OBP: 0.364, SLG: 0.546	0-0 SF9		0-0 F8			1-0 CS 1B	4-2 2B BB		1-3 K	3 0 1 1 1 1 1	
Juan Gonzalez, R (1, 7) OBP: 0.395, SLG: 0.668	1-2 HR		2-2 1B			0-1 F8	1-0 2B		1-0 1B	5 1 4 3 0 0 1	
Dean Palmer, R (1, 5) OBP: 0.325, SLG: 0.515 (8, 6)	1-2 P4		0-0 G5-3			2-2 CS 1-2	0-0 L8		3-3 K	5 0 0 0 0 2 5	
Ivan Rodriguez, R (1, 2) OBP: 0.320, SLG: 0.411		0-0 1B		2-2 1B 2B		0-1 CS 1B		1-2 SH1-4 G3-1 1B		4 1 4 0 0 0 0	
Doug Strange, S (1, 4) OBP: 0.320, SLG: 0.355		1-2 P6		0-0 F9		0-1 L8		0-1 G3-1 SH1-4 1B		4 0 1 0 0 0 3	
Donald Harris, R (1, 8)		1 SAFE 0-3 K		0-1 F8		2-2 CS 1-2	2-3 K	0-0 SH1-4		3 0 0 0 0 2 2	
Manuel Lee, S (1, 6) OBP: 0.233, SLG: 0.160 Geno Petrali, L (8, PH) OBP: 0.418, SLG: 0.379 (8, 5)		1-1 G5-3		0-0 1B		1-0 G1		1-1 G3-1		3 0 1 0 0 0 1 1 0 0 1 0 0 1	
Inning Stats	R: 2 H: 2 E: 0 LOB: 0 K: 0 BB: 0 S: 14 P: 20	R: 0 H: 1 E: 0 LOB: 1 K: 1 BB: 0 S: 9 P: 11	R: 0 H: 1 E: 0 LOB: 2 K: 0 BB: 1 S: 10 P: 19	R: 0 H: 2 E: 0 LOB: 2 K: 0 BB: 0 S: 8 P: 11	R: 0 H: 1 E: 0 LOB: 0 K: 0 BB: 0 S: 9 P: 13	R: 0 H: 1 E: 0 LOB: 0 K: 0 BB: 0 S: 8 P: 10	R: 2 H: 2 E: 0 LOB: 2 K: 2 BB: 2 S: 15 P: 31	R: 1 H: 2 E: 0 LOB: 1 K: 0 BB: 0 S: 11 P: 14	R: 0 H: 1 E: 0 LOB: 1 K: 2 BB: 0 S: 8 P: 13	1B: 9 SF: 1 2B: 3 SAC: 1 3B: 0 DP: 0 HR: 1 HBP: 0	WP: 0 PA: 43 PB: 0 SB: 0 CS: 2
PITCHER	IP WLS BF H R ER SO BB IBB HBP BLK WP HR S P ERA WHIP										
Dennis Rasmussen, L (1, 1) ERA: 6.86	6.0 W 25 8 2 2 1 1 0 0 0 0 1 58 84 3.00 1.500										
Mark Gubicza, R (7, 1) ERA: 4.68	1.0 8 3 3 3 2 2 0 0 0 0 0 0 18 35 27.00 5.000										
Jeff Montgomery, R (8, 1) ERA: 1.71	2.0 S 8 2 0 0 2 0 0 0 0 0 0 0 16 23 0.00 1.000										

Texas Rangers @ Kansas City Royals
Kauffman Stadium, Kansas City, MO
Mon Jul 26 1993, 7:05 PM CDT
Att. 35,882 - Unknown - 80 F

livebaseballscorecards.com

AB 36
R 5
H 13
RBI 5
BB 3
SO 5
LOB 18



Batter	1	2	3	4	5	6	7	8	9	AB	R	H	RBI	BB	SO	LOB
--------	---	---	---	---	---	---	---	---	---	----	---	---	-----	----	----	-----

Brian McRae, S <small>(1, 8)</small> <small>OBP: 0.356, SLG: 0.452</small>	1-2 FC6-4 1B	0-0 SF8 3B		2-2 CS 1B			2-1 G4-3			4	1	3	1	0	0	0
Greg Gagne, R <small>(1, 6)</small> <small>OBP: 0.314, SLG: 0.367</small>	1-1 FC6-4 2B	0-0 SF8 3B		2-2 P6 1-2			0-0 G6-3			3	1	0	1	0	0	2
George Brett, L <small>(1, 10)</small> <small>OBP: 0.312, SLG: 0.429</small>	0-0 F7 1B	1-0 BB 1B HBP		2-1 F7			2-1 G3			3	2	1	1	0	0	0
Mike Macfarlane, R <small>(1, 2)</small> <small>OBP: 0.355, SLG: 0.513</small>	1-0 F7 2-3	4-0 1B BB		4-2 G5-4-3 BB			0-1 P2			2	0	0	0	2	0	1
Wally Joyner, L <small>(1, 3)</small> <small>OBP: 0.396, SLG: 0.501</small>	1-2 2B 1B	1-1 1-2 2-H 1B		0-0 L9			2-2 1B 1B			4	1	3	2	0	0	1
Hubie Brooks, R <small>(1, 9)</small> <small>OBP: 0.322, SLG: 0.339</small> Gary Gaetti, R <small>(8, PH)</small> <small>OBP: 0.325, SLG: 0.393</small> <small>(9, 5)</small>	1-1 1-H 2B	1-3 K		1-1 G5-4-3 1-2f			0-1 1-2 1B			3	0	1	1	0	1	3
Kevin McReynolds, R <small>(1, 7)</small> <small>OBP: 0.317, SLG: 0.410</small>	1-2 G6-3		2-2 P4		2-2 F9		2-2 F9			4	0	0	0	0	0	3
Phil Hiatt, R <small>(1, 5)</small> <small>OBP: 0.285, SLG: 0.382</small> Felix Jose, S <small>(8, PH)</small> <small>OBP: 0.311, SLG: 0.345</small> <small>(9, 9)</small>		1-1 G4-3 3B 1B	1-0 L5		3-2 F8		0-0 P6			3	1	1	0	0	0	0
Jose Lind, R <small>(1, 4)</small> <small>OBP: 0.282, SLG: 0.309</small>		0-0 G4-3 1-2	2-2 P3		0-1 G4-3					3	0	0	0	0	0	1

Inning Stats	R: 3	H: 4	E: 0	LOB: 1	K: 0	S: 16	P: 22	R: 3	H: 3	E: 0	LOB: 2	K: 1	S: 10	P: 18	R: 0	H: 0	E: 0	LOB: 0	K: 0	S: 9	R: 0	H: 1	E: 0	LOB: 0	K: 0	S: 9	R: 0	H: 0	E: 0	LOB: 0	K: 0	S: 6	R: 0	H: 0	E: 0	LOB: 0	K: 0	S: 6	R: 0	H: 0	E: 0	LOB: 0	K: 0	S: 10	R: 0	H: 2	E: 0	LOB: 2	K: 0	S: 13	R: 0	H: 0	E: 0	LOB: 0	K: 0	S: 5	R: 0	H: 2	E: 0	LOB: 2	K: 0	S: 17
--------------	------	------	------	--------	------	-------	-------	------	------	------	--------	------	-------	-------	------	------	------	--------	------	------	------	------	------	--------	------	------	------	------	------	--------	------	------	------	------	------	--------	------	------	------	------	------	--------	------	-------	------	------	------	--------	------	-------	------	------	------	--------	------	------	------	------	------	--------	------	-------

PITCHER	IP	WLS	BF	H	R	ER	SO	BB	IBB	HBP	BLK	WP	HR	S	P	ERA	WHIP
Brian Bohanon, L <small>ERA: 4.19</small>	(1, 1)	6.0	L	27	8	6	6	1	2	0	0	0	0	60	95	9.00	1.667
Craig Lefferts, L <small>ERA: 6.07</small>	(7, 1)	2.0		8	2	0	0	0	0	0	0	0	0	18	26	0.00	1.000

BOTTOM

Texas Rangers @ Kansas City Royals
 Kauffman Stadium, Kansas City, MO
 Mon Jul 26 1993, 7:05 PM CDT
 Att: 35,882 - Unknown - 80 F

AB	31
R	6
H	10
RBI	6
BB	2
SO	1
LOB	13

livebaseballscorecards.com

WP: 0	PA: 35
PB: 0	
SB: 0	
CS: 1	

Batter	1	2	3	4	5	6	7	8	9	AB R H RBI BB SO LOB	TOP																			
Butch Davis, R OBP: 0.266, SLG: 0.408 (1, 8) (8, 9)	0-2 G5-3 ①			1-3 K ①			0-1 G3 ①		0-0 L9 ③	4 0 0 0 0 1 0																				
Julio Franco, R OBP: 0.339, SLG: 0.442 (1, 10)	1-3 K ②			1-1 G4-3 ②			2-2 G6-3 ②			3 0 0 0 0 1 0																				
Rafael Palmeiro, L OBP: 0.364, SLG: 0.552 (1, 3)	0-3 K ③			0-0 G4-3 ③			1-0 HR ③			3 1 1 1 0 1 0																				
Juan Gonzalez, R OBP: 0.392, SLG: 0.662 (1, 7)			3-3 K ①		0-1 G5-3 ①		3-3 K ③			3 0 0 0 0 2 0																				
Dean Palmer, R OBP: 0.323, SLG: 0.511 (1, 5)			0-1 L5 ②		2-3 K ②			0-0 G6-3 ①		3 0 0 0 0 1 0																				
Geno Petralli, L OBP: 0.402, SLG: 0.362 (1, 2)			3-3 K ③		1-2 F8 ③			0-0 F7 ②		3 0 0 0 0 1 0																				
Doug Strange, S OBP: 0.317, SLG: 0.351 (1, 4)			1-3 K ①		1-3 K ①			1-0 F9 ③		3 0 0 0 0 2 0																				
Dan Peltier, L OBP: 0.349, SLG: 0.379 Donald Harris, R (8, 8)			0-1 G6-3 ②		4-1 CS BB ②			2-2 G5-3 ①		1 0 0 0 1 0 0 1 0 0 0 0 0 0																				
Mario Diaz, R OBP: 0.324, SLG: 0.429 Manuel Lee, S OBP: 0.231, SLG: 0.159 (8, 6)			0-3 K ③		1-2 F9 ③			2-3 K ②		2 0 0 0 0 1 1 1 0 0 0 0 1 0																				
Inning Stats	R: 0 E: 0 K: 2 S: 11	H: 0 LOB: 0 BB: 0 P: 12	R: 0 E: 0 K: 2 S: 8	H: 0 LOB: 0 BB: 0 P: 14	R: 0 E: 0 K: 2 S: 10	H: 0 LOB: 0 BB: 0 P: 11	R: 0 E: 0 K: 1 S: 6	H: 0 LOB: 0 BB: 0 P: 8	R: 0 E: 0 K: 1 S: 9	H: 0 LOB: 0 BB: 0 P: 12	R: 1 E: 0 K: 1 S: 11	H: 1 LOB: 0 BB: 0 P: 17	R: 0 E: 0 K: 0 S: 3	H: 0 LOB: 0 BB: 0 P: 4	R: 0 E: 0 K: 1 S: 8	H: 0 LOB: 0 BB: 0 P: 12	1B: 0 2B: 0 3B: 0 HR: 1	SF: 0 SAC: 0 DP: 0 HBP: 0	WP: 0 PB: 0 SB: 0 CS: 1	PA: 28										
PITCHER Kevin Appier, R ERA: 2.92 (1, 1)	IP 9.0	WLS L	BF 28	H 1	R 1	ER 1	SO 11	BB 1	IBB 0	HBP 0	BLK 0	WP 0	HR 1	S 76	P 106	ERA 1.00	WHIP 0.222													
											PITCHER	IP	WLS	BF	H	R	ER	SO	BB	IBB	HBP	BLK	WP	HR	S	P	ERA	WHIP		

Texas Rangers @ Kansas City Royals
Kauffman Stadium, Kansas City, MO

Tue Jul 27 1993, 7:05 PM CDT
Att. 22,415 - Unknown - 88 F

livebaseballscorecards.com

AB 27
R 1
H 1
RBI 1
BB 1
SO 11
LOB 1



Batter	1	2	3	4	5	6	7	8	9	AB R H RBI BB SO LOB	TOP																								
Butch Davis, R OBP: 0.278, SLG: 0.413 (1, 8) (6, 9)	1-0 G6-3		1-2 G4-6-3 1B		0-0 E6 1B	0-0 1B		0-0 G3-1	2-3 K	6 1 3 0 0 1 4																									
Julio Franco, R OBP: 0.337, SLG: 0.438 (1, 10)	0-1 G4-3		2-1 G4-6-3 1-2f		2-0 HR 1B	1-3 K			2-3 K	5 1 1 1 0 2 3																									
Rafael Palmeiro, L OBP: 0.369, SLG: 0.570 Mario Diaz, R OBP: 0.324, SLG: 0.429 (1, 3) (9, 3)	1-1 1B			1-1 HR	0-2 HR		1-1 G4-3		2-0 2B HBP	4 3 3 3 0 0 0 0 0 0 0 0 0 0																									
Juan Gonzalez, R OBP: 0.392, SLG: 0.661 (1, 7)	1-3 K			0-0 G6-3	0-0 FC4-6 1B		0-1 F8		2-0 2B	5 1 2 0 0 1 1																									
Dean Palmer, R OBP: 0.321, SLG: 0.505 (1, 5)		1-1 G1-3		1-1 G4-6-3 HBP	0-0 FC4-6		1-0 G6-3		0-2 P4	4 0 0 0 0 0 3																									
Doug Strange, S OBP: 0.315, SLG: 0.352 (1, 4)		3-2 G3-1		2-1 G4-6-3 1-2f	1-1 F7			2-2 G6-3	0-0 1B 2B	5 1 1 2 0 0 2																									
Ivan Rodriguez, R OBP: 0.330, SLG: 0.422 (1, 2)		0-1 2B			0-0 FC1-5 1B	0-0 1B	0-0 1B	0-1 2B 1B	4-0 E 1B IBB	4 1 4 0 1 0 0																									
Dan Peltier, L OBP: 0.358, SLG: 0.375 Donald Harris, R OBP: 0.300, SLG: 0.333 (1, 9) (6, PR) (6, 8)		0-1 F8			4-1 1B FC1-5 E BB	4-2 1B BB		0-1 G3-1 1H 2B	2-0 E 1B	1 1 0 0 2 0 1 2 0 2 2 0 0 0																									
Manuel Lee, S OBP: 0.219, SLG: 0.149 (1, 6)			3-2 G4-3		0-0 FC1-5 E	0-3 K		1-1 G3-1	1-2 E5	5 1 0 0 0 1 6																									
Inning Stats	R: 0 E: 0 K: 1 S: 8	H: 1 LOB: 1 BB: 0 P: 11	R: 0 E: 0 K: 0 S: 9	H: 1 LOB: 1 BB: 0 P: 13	R: 0 E: 0 K: 0 S: 8	H: 1 LOB: 0 BB: 0 P: 14	R: 1 E: 0 K: 0 S: 7	H: 1 LOB: 0 BB: 0 P: 10	R: 5 E: 1 K: 0 S: 12	H: 5 LOB: 1 BB: 1 P: 19	R: 0 E: 0 K: 2 S: 10	H: 2 LOB: 2 BB: 1 P: 15	R: 0 E: 0 K: 0 S: 5	H: 0 LOB: 0 BB: 0 P: 7	R: 1 E: 0 K: 0 S: 11	H: 2 LOB: 1 BB: 0 P: 14	R: 3 E: 1 K: 2 S: 15	H: 3 LOB: 3 BB: 1 P: 30	1B: 10 2B: 4 3B: 0 HR: 2	SF: 0 SAC: 0 DP: 2 HBP: 2	WP: 0 PB: 0 SB: 0 CS: 0	PA: 46													
PITCHER	IP WLS BF H R ER SO BB IBB HBP BLK WP HR S P ERA WHIP																																		
Hipolito Pichardo, R ERA: 4.45 Rick Reed, R ERA: 9.82 Enrique Burgos, L ERA: 9.0	(1, 1) (6, 1) (9, 1)	5.0 3.2 0.1	L	24 18 4	9 6 1	6 4 0	6 4 0	1 3 1	1 1 0	0 1 0	0 0 0	2 0 0	44 34 7	67 50 16	10.80 9.82 0.00	2.000 1.909 3.000																			

Texas Rangers @ Kansas City Royals
Kauffman Stadium, Kansas City, MO
Wed Jul 28 1993, 7:05 PM CDT
Att. 23,503 - Unknown - 84 F

AB	41
R	10
H	16
RBI	8
BB	3
SO	5
LOB	20



Batter	1	2	3	4	5	6	7	8	9	AB	R	H	RBI	BB	SO	LOB
Felix Jose, S OBP: 0.310, SLG: 0.344 (1, 8)	0-3 K	1-1 S 1B		1-2 L6			0-0 G5-3			4	0	1	1	0	1	1
Chris Gwynn, L OBP: 0.348, SLG: 0.399 (1, 9)	1-1 1B BB 1B	0-3 K				0-0 G5-3	3-2 1B			4	0	2	0	0	1	1
George Brett, L OBP: 0.307, SLG: 0.422 (1, 10)	1-3 K		0-3 K			1-0 2B 1B	1-1 G4-3			4	1	1	0	0	2	2
Wally Joyner, L OBP: 0.393, SLG: 0.496 (1, 3)	4-2 1B 1-2 BB		3-2 G1-3			2-3 K		1-2 F7		3	0	0	0	1	1	1
Gary Gaetti, R OBP: 0.345, SLG: 0.426 (1, 5)	2-2 1-2 2-3 1B		2-3 K			0-0 1-H 2B		2-2 CS 1B		4	0	3	1	0	1	0
Brent Mayne, L OBP: 0.303, SLG: 0.338 (1, 2)	2-3 K			2-1 F7			2-3 K		0-3 K	3	0	0	0	0	2	3
Mike Macfarlane, R OBP: 0.348, SLG: 0.502 (8, PH) (9, 2)										1	0	0	0	0	1	1
Kevin McReynolds, R OBP: 0.321, SLG: 0.416 (1, 7)			1-1 F7		0-0 1B SH1-3 2B		0-0 F9		0-1 CS	4	1	1	0	0	0	0
Greg Gagne, R OBP: 0.318, SLG: 0.373 (1, 6)		3-2 1B 2B		1-0 SH1-3 1B			0-2 P6		3-1 F7	4	1	2	0	0	0	0
Jose Lind, R OBP: 0.276, SLG: 0.302 (1, 4)		0-2 P5		2-0 SH1-3			1-0 F8		3-1 G6-3	3	0	0	1	0	0	1

Inning Stats	R: 0	H: 2	E: 0	K: 3	S: 17	H: 2	LOB: 3	BB: 1	P: 27	R: 1	H: 2	E: 0	K: 1	S: 13	H: 2	LOB: 1	BB: 0	P: 18	R: 0	H: 0	E: 0	K: 2	S: 10	H: 0	LOB: 0	BB: 0	P: 15	R: 1	H: 2	E: 0	K: 1	S: 7	H: 2	LOB: 1	BB: 0	P: 10	R: 0	H: 0	E: 0	K: 1	S: 8	H: 0	LOB: 0	BB: 0	P: 10	R: 0	H: 1	E: 0	K: 0	S: 7	H: 1	LOB: 1	BB: 0	P: 12	R: 0	H: 1	E: 0	K: 1	S: 12	H: 1	LOB: 0	BB: 0	P: 15	R: 0	H: 0	E: 0	K: 0	S: 11	H: 0	LOB: 0	BB: 0	P: 20	1B: 7	SF: 0	2B: 3	SAC: 1	3B: 0	DP: 0	HR: 0	HBP: 0
--------------	------	------	------	------	-------	------	--------	-------	-------	------	------	------	------	-------	------	--------	-------	-------	------	------	------	------	-------	------	--------	-------	-------	------	------	------	------	------	------	--------	-------	-------	------	------	------	------	------	------	--------	-------	-------	------	------	------	------	------	------	--------	-------	-------	------	------	------	------	-------	------	--------	-------	-------	------	------	------	------	-------	------	--------	-------	-------	-------	-------	-------	--------	-------	-------	-------	--------

PITCHER	IP	WLS	BF	H	R	ER	SO	BB	IBB	HBP	BLK	WP	HR	S	P	ERA	WHIP
Roger Pavlik, R ERA: 4.48 (1, 1)	6.2		29	9	3	3	8	1	0	0	0	0	0	70	105	4.05	1.500
Craig Lefferts, L ERA: 6.01 (7, 1)	0.2		3	1	0	0	0	0	0	0	0	0	0	9	13	0.00	1.500
Cris Carpenter, R ERA: 2.82 (8, 1)	1.2		4	0	0	0	1	0	0	0	0	0	0	16	25	0.00	0.000


BOTTOM

Texas Rangers @ Kansas City Royals
Kauffman Stadium, Kansas City, MO

Wed Jul 28 1993, 7:05 PM CDT
Att: 23,503 - Unknown - 84 F

livebaseballscorecards.com

AB	34
R	3
H	10
RBI	3
BB	1
SO	9
LOB	10



WP	PA	ERA	WHIP
0	37		
0			
1			
1			

Batter	1	2	3	4	5	6	7	8	9	AB R H RBI BB SO LOB	TOP									
Kenny Lofton, L (1, 8) OBP: 0.391, SLG: 0.406	2-3 K		1-1 FC4-6 1B 1-2f		2-2 G4-3			1-0 L7		4 0 0 0 0 1 1										
Wayne Kirby, L (1, 9) OBP: 0.338, SLG: 0.402	2-1 P6		0-1 1B			3-2 F8		1-0 G4-3		4 0 1 0 0 0 0										
Carlos Baerga, S (1, 4) OBP: 0.341, SLG: 0.500	2-2 1B		1-0 L8			3-3 K			0-0 G3	4 0 1 0 0 1 2										
Albert Belle, R (1, 7) OBP: 0.392, SLG: 0.620	2-3 K			4-2 S BB		3-3 K			1-2 2B	3 0 1 0 0 1 2 1										
Paul Sorrento, L (1, 3) OBP: 0.315, SLG: 0.431		1-1 G4-3		1-1 L7			3-3 K		3-2 F7	4 0 0 0 0 1 2										
Reggie Jefferson, S (1, 10) OBP: 0.290, SLG: 0.362		2-1 G3-1		0-0 F8			1-1 2B		0-0 F8	4 0 1 0 0 0 2										
Alvaro Espinoza, R (1, 5) OBP: 0.313, SLG: 0.389		0-0 F9		3-1 F9			0-1 G6-3			3 0 0 0 0 0 2										
Felix Fermin, R (1, 6) OBP: 0.310, SLG: 0.304			0-1 G6-3		0-0 G4-3		1-1 F9			3 0 0 0 0 0 1										
Junior Ortiz, R (1, 2) OBP: 0.270, SLG: 0.290			0-0 FC4-6 1B		2-2 G3-1			0-1 P6		2 0 1 0 0 0 0										
Thomas Howard, S (8, PH) OBP: 0.282, SLG: 0.313										1 0 0 0 0 0 0										
Jesse Levis, L (8, 2) OBP: 0.167, SLG: 0.190										0 0 0 0 0 0 0										
Inning Stats	R: 0 E: 0 K: 2 S: 11	H: 1 LOB: 1 BB: 0 P: 19	R: 0 E: 0 K: 0 S: 5	H: 0 LOB: 0 BB: 0 P: 8	R: 0 E: 0 K: 0 S: 8	H: 2 LOB: 2 BB: 0 P: 10	R: 0 E: 0 K: 0 S: 7	H: 0 LOB: 1 BB: 1 P: 15	R: 0 E: 0 K: 0 S: 8	H: 0 LOB: 0 BB: 0 P: 12	R: 0 E: 0 K: 1 S: 10	H: 1 LOB: 1 BB: 0 P: 15	R: 0 E: 0 K: 0 S: 4	H: 0 LOB: 0 BB: 0 P: 6	R: 0 E: 0 K: 0 S: 9	H: 1 LOB: 1 BB: 0 P: 13	1B: 3 2B: 2 3B: 0 HR: 0	SF: 0 SAC: 0 DP: 0 HBP: 0	WP: 0 PB: 0 SB: 1 CS: 0	PA: 33
PITCHER David Cone, R (1, 1) ERA: 3.36	IP: 9.0 WLS: W BF: 33 H: 5 R: 0 ER: 0 SO: 5 BB: 1 IBB: 0 HBP: 0 BLK: 0 WP: 0 HR: 0 S: 73 P: 118 ERA: 0.00 WHIP: 0.667																			
PITCHER	IP	WLS	BF	H	R	ER	SO	BB	IBB	HBP	BLK	WP	HR	S	P	ERA	WHIP			

Cleveland Indians @ Kansas City Royals
Kauffman Stadium, Kansas City, MO

Fri Jul 30 1993, 7:05 PM CDT
Att: 31,769 - Unknown

AB	32
R	0
H	5
RBI	0
BB	1
SO	5
LOB	11



Batter	1	2	3	4	5	6	7	8	9	AB	R	H	RBI	BB	SO	LOB
--------	---	---	---	---	---	---	---	---	---	----	---	---	-----	----	----	-----

Brian McRae, S <small>OBP: 0.354, SLG: 0.444</small> (1, 8)	1-0 		1-1 			0-3 	1-1 			4	0	0	0	0	1	2
Greg Gagne, R <small>OBP: 0.319, SLG: 0.383</small> (1, 6)	3-1 			0-0 		1-2 		2-0 		4	1	1	0	0	0	0
George Brett, L <small>OBP: 0.309, SLG: 0.435</small> (1, 10)	1-2 			1-1 		3-2 		2-1 		4	1	2	1	0	0	1
Wally Joyner, L <small>OBP: 0.398, SLG: 0.506</small> (1, 3)	2-3 			1-2 		0-0 		2-2 		4	0	3	1	0	1	0
Mike Macfarlane, R <small>OBP: 0.345, SLG: 0.496</small> (1, 2)		2-2 		1-0 		1-2 		1-0 		4	0	0	0	0	0	4
Felix Jose, S <small>OBP: 0.306, SLG: 0.340</small> (1, 9)		2-3 		1-0 		0-0 				3	0	0	0	0	1	2
Kevin McReynolds, R <small>OBP: 0.323, SLG: 0.411</small> (1, 7)		1-1 		2-2 		1-0 				3	1	1	0	0	0	0
Phil Hiatt, R <small>OBP: 0.275, SLG: 0.367</small> Jose Lind, R <small>OBP: 0.279, SLG: 0.312</small> (8, 4)			2-3 	1-3 		0-3 				3	0	0	0	0	3	1
Rico Rossy, R <small>OBP: 0.333, SLG: 0.439</small> (8, 5)			4-2 	0-0 		0-0 				2	0	1	1	1	0	0

Inning Stats	R: 1	H: 1	E: 0	K: 1	S: 10	R: 0	H: 0	E: 0	K: 1	S: 8	R: 0	H: 0	E: 0	K: 1	S: 8	R: 0	H: 2	E: 0	K: 0	S: 9	R: 0	H: 0	E: 0	K: 1	S: 7	R: 1	H: 2	E: 0	K: 1	S: 13	R: 1	H: 2	E: 0	K: 1	S: 8	R: 0	H: 1	E: 0	K: 0	S: 7
	LOB: 0	BB: 0	LOB: 0	BB: 0	LOB: 0	LOB: 0	BB: 1	LOB: 0	BB: 1	LOB: 0	LOB: 2	BB: 0	LOB: 0	BB: 0	LOB: 0	LOB: 1	BB: 0	LOB: 1	BB: 0	LOB: 1	BB: 0	LOB: 1	BB: 0	LOB: 1	BB: 0	LOB: 1	BB: 0	LOB: 1	BB: 0	LOB: 1	BB: 0	LOB: 1	BB: 0	LOB: 1	BB: 0	LOB: 1	BB: 0	LOB: 1	BB: 0	LOB: 1

PITCHER	IP	WLS	BF	H	R	ER	SO	BB	IBB	HBP	BLK	WP	HR	S	P	ERA	WHIP
Jose Mesa, R <small>ERA: 4.08</small>	8.0	L	32	8	3	3	6	1	0	0	0	1	1	70	110	3.38	1.125

BOTTOM

Cleveland Indians @ Kansas City Royals
 Kauffman Stadium, Kansas City, MO

livebaseballscorecards.com

AB	31
R	3
H	8
RBI	3
BB	1
SO	6
LOB	10



WP	PA
1	32

Fri Jul 30 1993, 7:05 PM CDT
 Att. 31,769 - Unknown

Batter	1	2	3	4	5	6	7	8	9	AB R H RBI BB SO LOB	TOP		
Kenny Lofton, L (1, 8) OBP: 0.391, SLG: 0.406	2-1 G6-3			2-2 1B SF9	2-1 G6-3		3-1 2B 1B	0-3 K		5 2 2 1 0 1 2			
Wayne Kirby, L (1, 9) OBP: 0.336, SLG: 0.402	2-2 G5-3			1-1 P4	1-1 F8		3-H 1-H 2B		0-2 G4-3	5 0 1 1 0 0 1			
Carlos Baerga, S (1, 4) OBP: 0.339, SLG: 0.496	0-0 G5-3			3-2 1B 1B	2-2 F9		2-1 G6-3		2-1 G5-3	5 1 1 0 0 0 1			
Albert Belle, R (1, 10) OBP: 0.389, SLG: 0.615			1-1 L7	0-2 SF9		3-2 G6-3	4-0 FC6-4 IBB		0-0 F9	3 0 0 1 1 0 0			
Carlos Martinez, R (1, 3) OBP: 0.307, SLG: 0.355		3-2 G4-3		0-0 1B 2B		1-0 G4-3	1-0 FC6-4			4 1 1 0 0 0 2			
Paul Sorrento, L (7, 3) OBP: 0.315, SLG: 0.431				1-3 2B 1B			1-2f			0 0 0 0 0 0 0			
Glenallen Hill, R (1, 7) OBP: 0.271, SLG: 0.399			2-1 G6-3	0-0 2B		4-0 BB		0-0 G6-3		3 1 1 1 1 0 0			
Thomas Howard, S (8, 7) OBP: 0.282, SLG: 0.313				1-2 3-H 2B						0 0 0 0 0 0 0			
Alvaro Espinoza, R (1, 5) OBP: 0.317, SLG: 0.397			1-0 F8	1-1 1B 2B		0-0 G1-3		1-0 G5-3 1B		4 0 2 2 0 0 1			
Felix Fermin, R (1, 6) OBP: 0.315, SLG: 0.313			1-0 F8	0-0 2B 1B			1-0 G4-3 1B 2B	1-2 G5-3 1B		4 1 3 0 0 0 0			
Junior Ortiz, R (1, 2) OBP: 0.264, SLG: 0.284			3-1 G5-3	2-2 F8			2-0 G4-3	3-2 G5-3		4 0 0 0 0 0 5			
Inning Stats	R: 0 E: 0 K: 0 S: 6 H: 0 LOB: 0 BB: 0 P: 10	R: 0 E: 0 K: 0 S: 7 H: 0 LOB: 0 BB: 0 P: 13	R: 0 E: 0 K: 0 S: 4 H: 0 LOB: 0 BB: 0 P: 9	R: 4 E: 0 K: 0 S: 22 H: 6 LOB: 2 BB: 0 P: 31	R: 0 E: 0 K: 0 S: 7 H: 0 LOB: 0 BB: 0 P: 12	R: 0 E: 0 K: 0 S: 5 H: 0 LOB: 1 BB: 1 P: 13	R: 2 E: 0 K: 0 S: 10 H: 3 LOB: 2 BB: 1 P: 26	R: 0 E: 0 K: 1 S: 12 H: 2 LOB: 2 BB: 0 P: 17	R: 0 E: 0 K: 0 S: 6 H: 0 LOB: 0 BB: 0 P: 8	1B: 8 2B: 3 3B: 0 HR: 0 SF: 1 SAC: 0 DP: 0 HBP: 0	WP: 0 PB: 0 SB: 0 CS: 0 PA: 40		
PITCHER	IP WLS BF H R ER SO BB IBB HBP BLK WP HR S P ERA WHIP											PITCHER	IP WLS BF H R ER SO BB IBB HBP BLK WP HR S P ERA WHIP
Chris Haney, L (1, 1) ERA: 5.49	6.1 L 28 8 6 6 0 1 0 0 0 0 0 0 55 98 8.53 1.421												
Greg Cadaret, L (7, 1) ERA: 4.91	0.1 2 1 0 0 0 0 0 0 0 0 0 0 5 10 0.00 3.000												
John Habyan, R (7, 1) ERA: 3.95	1.0 6 2 0 0 0 0 0 1 0 0 0 0 10 20 0.00 2.000												
Billy Brewer, L (8, 1) ERA: 3.52	1.1 4 0 0 0 0 1 0 0 0 0 0 0 9 11 0.00 0.000												

Cleveland Indians @ Kansas City Royals
Kauffman Stadium, Kansas City, MO

Sat Jul 31 1993, 7:05 PM CDT
Att. 31,712 - Unknown - 76 F

livebaseballscorecards.com

AB	37
R	6
H	11
RBI	6
BB	2
SO	1
LOB	12



Batter	1	2	3	4	5	6	7	8	9	AB	R	H	RBI	BB	SO	LOB
Felix Jose, S OBP: 0.306, SLG: 0.338 (1, 9)	0-2 F7		1-0 SAFE F8			1-3 K		2-1 G6-3 1B		4	1	1	0	0	1	1
Brian McRae, S OBP: 0.353, SLG: 0.443 (1, 8)	2-3 K		0-1 G4-3			2-1 1B		1-1 G6-3 1-2		4	0	1	0	0	1	2
George Brett, L OBP: 0.308, SLG: 0.442 (1, 10)	2-0 F8				0-0 F8		2-1 HR	0-1 G6-3 2-3		4	1	1	1	0	0	1
Wally Joyner, L OBP: 0.399, SLG: 0.506 (1, 3)		2-2 L8-3 1B		2-2 F8		2-2 L7		1-1 1B		4	0	2	1	0	0	0
Gary Gaetti, R OBP: 0.343, SLG: 0.428 (1, 5)		0-2 L8-3 1-2		2-0 F8			1-0 F9 1B 2B	1-3 K		4	1	1	0	0	1	2
Chris Gwynn, L OBP: 0.344, SLG: 0.393 (1, 7)		3-1 F8			0-1 G4-3		1-0 F9		1-0 P4	3	0	0	0	0	0	1
Kevin McReynolds, R OBP: 0.321, SLG: 0.409 (9, PH)							2-3			1	0	0	0	0	0	0
Greg Gagne, R OBP: 0.324, SLG: 0.393 (1, 6)			3-1 SH1-3 1B 2B		2-2 G3 2B		2-1 1B		0-2 L6	4	1	3	1	0	0	0
Brent Mayne, L OBP: 0.299, SLG: 0.333 (1, 2)			0-0 SH1-3		1-2 G3		1-3 K		0-1 WP 1B	2	0	0	0	0	1	2
Mike Macfarlane, R OBP: 0.348, SLG: 0.498 (9, PH)			2-3		2-3					1	0	1	0	0	0	0
Jose Lind, R OBP: 0.280, SLG: 0.313 (1, 4)			2-0 1B		2-0 F8		0-2 G4-3		3-3 K	3	0	1	1	0	0	2
Hubie Brooks, R OBP: 0.320, SLG: 0.345 (9, PH)			3-H 1B						1-2 K	1	0	0	0	0	1	1

Inning Stats		R: 0	H: 0	E: 0	K: 1	S: 7	H: 1	LOB: 0	BB: 0	P: 11	R: 0	H: 1	E: 0	K: 0	S: 9	R: 1	H: 2	E: 0	K: 0	S: 7	R: 0	H: 0	E: 0	K: 0	S: 6	R: 0	H: 1	E: 0	K: 0	S: 10	R: 1	H: 2	E: 0	K: 1	S: 12	R: 1	H: 2	E: 0	K: 1	S: 10	R: 1	H: 2	E: 0	K: 1	S: 11	R: 0	H: 1	E: 0	K: 1	S: 9	1B: 7	SF: 0	2B: 4	SAC: 1	3B: 0	DP: 1	HR: 1	HBP: 0	WP: 1	PA: 36
PITCHER	IP	WLS	BF	H	R	ER	SO	BB	IBB	HBP	BLK	WP	HR	S	P	ERA	WHIP																																											
Tom Kramer, R ERA: 3.62 (1, 1)	6.1	W	25	8	3	3	2	0	0	0	0	0	1	55	90	4.26	1.263																																											
Jerry Dipoto, R ERA: 4.42 (7, 1)	1.2		7	2	1	1	2	0	0	0	0	0	0	17	23	5.40	1.200																																											
Derek Lilliquist, L ERA: 1.22 (9, 1)	0.2		3	1	0	0	0	0	0	0	0	0	0	6	7	0.00	1.500																																											
Eric Plunk, R ERA: 2.79 (9, 1)	0.1	S	1	0	0	0	1	0	0	0	0	1	0	3	6	0.00	0.000																																											

BOTTOM

Cleveland Indians @ Kansas City Royals
Kauffman Stadium, Kansas City, MO
 Sat Jul 31 1993, 7:05 PM CDT
 Att: 31,712 - Unknown - 76 F

AB	35
R	4
H	11
RBI	4
BB	0
SO	5
LOB	12



PITCHER	IP	WLS	BF	H	R	ER	SO	BB	IBB	HBP	BLK	WP	HR	S	P	ERA	WHIP
Tom Kramer, R ERA: 3.62 (1, 1)	6.1	W	25	8	3	3	2	0	0	0	0	0	1	55	90	4.26	1.263
Jerry Dipoto, R ERA: 4.42 (7, 1)	1.2		7	2	1	1	2	0	0	0	0	0	0	17	23	5.40	1.200
Derek Lilliquist, L ERA: 1.22 (9, 1)	0.2		3	1	0	0	0	0	0	0	0	0	0	6	7	0.00	1.500
Eric Plunk, R ERA: 2.79 (9, 1)	0.1	S	1	0	0	0	1	0	0	0	0	1	0	3	6	0.00	0.000

Cleveland Indians @ Kansas City Royals

Kauffman Stadium, Kansas City, MO

Sun Aug 01 1993, 3:33 AM CDT
Att. 22,818 - Sunny - 86 F

AB	36
R	9
H	11
RBI	8
BB	3
SO	3
LOB	7



WP	0	PA	40
PB	0		
SB	2		
CS	0		

Batter	1	2	3	4	5	6	7	8	9	AB R H RBI BB SO LOB
Kenny Lofton, L OBP: 0.391, SLG: 0.406 (1, 8)	G6-3	E 1B 1-3 2-H		L6-3 1B			K		FC3-5 3B 2-3	5 2 2 1 0 1 1
Wayne Kirby, L OBP: 0.337, SLG: 0.402 (1, 9)	G6-3	E5 SF8 1B 1-H 3-H		L6-3 1-2			S 1B		F3 1-2	5 2 2 1 0 0 2
Carlos Baerga, S OBP: 0.340, SLG: 0.500 (1, 10)	F9	SF8 3-H			G6-3		1B BB 1-2		1-2 3B 2-H	3 0 1 2 1 0 0
Albert Belle, R OBP: 0.387, SLG: 0.609 (1, 7)		G4-3 G6-3			G4-3		1-3 2-H 1B		G6-3	5 0 1 1 0 0 1
Paul Sorrento, L OBP: 0.315, SLG: 0.432 (1, 3)		3-2 1B 2B	F7		F7		K			4 1 1 0 0 1 2
Jeff Treadway, L OBP: 0.351, SLG: 0.401 (1, 4)		0-2 2B 2B 1B 2-H	F9			F6		F9		4 1 1 1 0 0 0
Alvaro Espinoza, R OBP: 0.321, SLG: 0.401 (1, 5)		1-0 2B 2B 1-3		4-0 BB		G1-6-3		K		3 1 1 0 1 1 0
Felix Fermin, R OBP: 0.314, SLG: 0.315 (1, 6)		0-1 1B 2B 2-H 3-H	G3			F9		G4-3		4 1 1 2 0 0 1
Junior Ortiz, R OBP: 0.269, SLG: 0.290 (1, 2)		4-2 1B 1B BB		2-0 P6			G4-3		FC3-5 2B	3 1 1 0 1 0 0

Inning Stats	R: 0	H: 0	E: 0	K: 0	S: 7	P: 13	R: 7	H: 6	E: 1	K: 0	S: 27	P: 41	R: 0	H: 0	E: 0	K: 0	S: 4	P: 10	R: 0	H: 1	E: 0	K: 0	S: 3	P: 7	R: 0	H: 0	E: 0	K: 0	S: 5	P: 9	R: 0	H: 0	E: 0	K: 0	S: 6	P: 9	R: 1	H: 2	E: 0	K: 2	S: 16	P: 29	R: 0	H: 0	E: 0	K: 1	S: 9	P: 11	R: 1	H: 2	E: 0	K: 0	S: 15	P: 25	1B: 6	2B: 5	3B: 1	HR: 0	SF: 1	SAC: 0	DP: 1	HBP: 0	WP: 0	HR: 0	S: 15	P: 25	ERA: 9.00	WHIP: 2.000
--------------	------	------	------	------	------	-------	------	------	------	------	-------	-------	------	------	------	------	------	-------	------	------	------	------	------	------	------	------	------	------	------	------	------	------	------	------	------	------	------	------	------	------	-------	-------	------	------	------	------	------	-------	------	------	------	------	-------	-------	-------	-------	-------	-------	-------	--------	-------	--------	-------	-------	-------	-------	-----------	-------------

PITCHER	IP	WLS	BF	H	R	ER	SO	BB	IBB	HBP	BLK	WP	HR	S	P	ERA	WHIP
Kevin Appier, R ERA: 3.18 (1, 1)	2.0	L	13	6	7	5	0	1	0	0	0	0	0	34	54	22.50	3.500
Greg Cadaret, L ERA: 4.46 (3, 1)	3.1		11	1	0	0	0	1	0	0	0	0	0	13	28	0.00	0.600
Mark Gubicza, R ERA: 4.76 (6, 1)	1.1		7	2	1	1	1	1	0	0	0	0	0	17	29	6.75	2.250
Billy Brewer, L ERA: 3.47 (7, 1)	0.1		1	0	0	0	1	0	0	0	0	0	0	4	7	0.00	0.000
Stan Belinda, R ERA: 3.53 (8, 1)	1.0		3	0	0	0	1	0	0	0	0	0	0	9	11	0.00	0.000
Jeff Montgomery, R ERA: 1.83 (9, 1)	1.0		5	2	1	1	0	0	0	0	0	0	0	15	25	9.00	2.000

Batter	1	2	3	4	5	6	7	8	9	AB R H RBI BB SO LOB	BOTTOM
--------	---	---	---	---	---	---	---	---	---	----------------------	--------

Brian McRae, S <small>OBP: 0.352, SLG: 0.440</small> (1, 8)	1-1 ①		0-0 ①		2-1 1B BB	0-3 ①		0-3 ②		5 1 1 0 0 2 2	Cleveland Indians @ Kansas City Royals Kauffman Stadium, Kansas City, MO Sun Aug 01 1993, 3:33 AM CDT Att. 22,818 - Sunny - 86 F
Kevin McReynolds, R <small>OBP: 0.323, SLG: 0.411</small> (1, 7)	0-0 ②		0-1 2B		4-1 BB 1-2	2-2 ②		0-3 ③		4 1 1 0 1 1 2	
George Brett, L <small>OBP: 0.307, SLG: 0.447</small> (1, 10)	1-0 ③		3-1 ②		0-0 HR 1-H 2-H	2-1 ③		3-1 ①		5 1 1 3 0 0 2	
Mike Macfarlane, R <small>OBP: 0.352, SLG: 0.506</small> (1, 2)		1-0 2B	1-0 HBP		1-2 2B 2B		2-0 ①		2-1 2B	4 2 2 0 0 0 0	
Wally Joyner, L <small>OBP: 0.396, SLG: 0.501</small> (1, 3)		0-0 ①	0-0 ③		2-2 ①		1-2 1B		1-2 ②	5 0 1 0 0 0 5	
Gary Gaetti, R <small>OBP: 0.339, SLG: 0.427</small> (1, 5)		1-1 1-H 2B		0-0 ①	2-3 ②		0-1 ②		1-3 ③	5 0 1 1 0 2 3	
Hubie Brooks, R <small>OBP: 0.318, SLG: 0.350</small> (1, 9)		1-0 ②		0-1 ②	1-2 2B 3-H		2-1 ③			4 0 1 1 0 0 2	
Greg Gagne, R <small>OBP: 0.323, SLG: 0.390</small> (1, 6)		0-3 ②		4-1 BB	0-1 ③			1-2 ①		3 0 0 0 1 1 3	
Jose Lind, R <small>OBP: 0.279, SLG: 0.309</small> (1, 4)		1-1 ③		0-0 ③		3-2 BB		4-0 BB		3 0 0 0 1 0 3	

Inning Stats	R: 0	H: 0	E: 0	K: 0	S: 4	P: 6	R: 1	H: 1	E: 2	K: 1	S: 10	R: 0	H: 1	E: 0	K: 0	S: 6	R: 0	H: 0	E: 0	K: 0	S: 5	R: 4	H: 4	E: 0	K: 1	S: 19	R: 0	H: 0	E: 1	K: 1	S: 14	R: 0	H: 1	E: 0	K: 0	S: 9	R: 0	H: 0	E: 0	K: 2	S: 9	R: 0	H: 1	E: 0	K: 1	S: 10	R: 0	H: 1	E: 0	K: 1	S: 17	1B: 2	2B: 5	3B: 0	HR: 1	SF: 0	SAC: 0	DP: 0	HBP: 1	WP: 0	PB: 0	SB: 0	CS: 0	PA: 42	ERA	WHIP
--------------	------	------	------	------	------	------	------	------	------	------	-------	------	------	------	------	------	------	------	------	------	------	------	------	------	------	-------	------	------	------	------	-------	------	------	------	------	------	------	------	------	------	------	------	------	------	------	-------	------	------	------	------	-------	-------	-------	-------	-------	-------	--------	-------	--------	-------	-------	-------	-------	--------	-----	------

PITCHER	IP	WLS	BF	H	R	ER	SO	BB	IBB	HBP	BLK	WP	HR	S	P	ERA	WHIP
Jeff Mutis, L <small>ERA: 4.86</small>	(1, 1)	4.0	21	4	4	3	1	2	0	0	0	0	0	29	49	6.75	1.500
Bill Wertz, R <small>ERA: 4.58</small>	(5, 1)	2.0	9	2	1	1	2	0	0	0	0	0	0	29	42	4.50	1.000
Jerry Dipoto, R <small>ERA: 4.12</small>	(7, 1)	1.1	6	1	0	0	0	1	0	0	0	0	0	12	22	0.00	1.500
Eric Plunk, R <small>ERA: 2.68</small>	(8, 1)	1.2	6	1	0	0	3	0	0	0	0	0	0	16	23	0.00	0.600

livebaseballscorecards.com

AB	38
R	5
H	8
RBI	5
BB	3
SO	6
LOB	22



Batter	1	2	3	4	5	6	7	8	9	AB R H RBI BB SO LOB	TOP
Greg Gagne, R (1, 6) <small>OBP: 0.325, SLG: 0.401</small>										5 2 4 3 0 1 1	
Phil Hiatt, R (1, 5) <small>OBP: 0.282, SLG: 0.371</small> Chris Gwynn, L (8, PH) <small>OBP: 0.352, SLG: 0.398</small> Rico Rossy, R (8, 5) <small>OBP: 0.333, SLG: 0.439</small>										3 0 2 0 1 1 1 0 0 0 0 1 0 0 0 0 0 0 0 0 0	
George Brett, L (1, 10) <small>OBP: 0.304, SLG: 0.440</small>										4 0 0 0 1 0 6	
Mike Macfarlane, R (1, 2) <small>OBP: 0.355, SLG: 0.502</small>										3 0 0 0 1 0 4	
Wally Joyner, L (1, 3) <small>OBP: 0.398, SLG: 0.497</small>										4 0 0 0 1 1 5	
Hubie Brooks, R (1, 9) <small>OBP: 0.314, SLG: 0.338</small>										4 0 0 1 1 1 4	
Kevin McReynolds, R (1, 7) <small>OBP: 0.318, SLG: 0.394</small>										4 1 0 0 1 1 3	AB 35 R 4 H 9 RBI 4 BB 7 SO 5 LOB 27
Jose Lind, R (1, 4) <small>OBP: 0.281, SLG: 0.314</small>										4 0 2 0 0 0 1	
Felix Jose, S (1, 8) <small>OBP: 0.303, SLG: 0.332</small>										4 1 1 0 0 0 2	
Inning Stats	R: 1 H: 1 E: 0 LOB: 3 K: 0 BB: 3 S: 12 P: 26	R: 0 H: 2 E: 0 LOB: 2 K: 0 BB: 0 S: 7 P: 11	R: 0 H: 0 E: 0 LOB: 0 K: 0 BB: 1 S: 5 P: 10	R: 0 H: 1 E: 0 LOB: 1 K: 1 BB: 0 S: 12 P: 12	R: 0 H: 1 E: 0 LOB: 1 K: 0 BB: 0 S: 5 P: 11	R: 0 H: 1 E: 0 LOB: 1 K: 0 BB: 0 S: 6 P: 8	R: 0 H: 1 E: 0 LOB: 3 K: 2 BB: 1 S: 16 P: 24	R: 3 H: 2 E: 0 LOB: 1 K: 0 BB: 2 S: 15 P: 30	R: 0 H: 0 E: 0 LOB: 0 K: 2 BB: 0 S: 9 P: 13	1B: 8 SF: 0 2B: 1 SAC: 0 3B: 0 DP: 1 HR: 1 HBP: 1	WP: 0 PA: 43 PB: 0 SB: 2 CS: 0
PITCHER Hilly Hathaway, L (1, 1) <small>ERA: 4.57</small> Joe Grahe, R (7, 1) <small>ERA: 3.56</small> Ken Patterson, L (7, 1) <small>ERA: 4.75</small> Mike Butcher, R (7, 1) <small>ERA: 3.32</small> Steve Frey, L (8, 1) <small>ERA: 1.45</small>	IP WLS BF H R ER SO BB IBB HBP BLK WP HR S P ERA WHIP 6.1 W 30 7 1 1 2 5 0 0 0 0 0 0 58 95 1.42 1.895	IP WLS BF H R ER SO BB IBB HBP BLK WP HR S P ERA WHIP 0.0 1 0 0 0 0 0 0 0 1 0 0 0 0 1 ∞ ∞	IP WLS BF H R ER SO BB IBB HBP BLK WP HR S P ERA WHIP 0.1 1 0 0 0 0 1 0 0 0 0 0 0 4 5 0.00 0.000	IP WLS BF H R ER SO BB IBB HBP BLK WP HR S P ERA WHIP 0.2 6 2 3 3 0 2 0 0 0 0 0 1 12 24 40.50 6.000	IP WLS BF H R ER SO BB IBB HBP BLK WP HR S P ERA WHIP 1.2 S 5 0 0 0 2 0 0 0 0 0 0 0 13 20 0.00 0.000	PITCHER IP WLS BF H R ER SO BB IBB HBP BLK WP HR S P ERA WHIP	IP WLS BF H R ER SO BB IBB HBP BLK WP HR S P ERA WHIP	IP WLS BF H R ER SO BB IBB HBP BLK WP HR S P ERA WHIP	IP WLS BF H R ER SO BB IBB HBP BLK WP HR S P ERA WHIP	WP: 0 PA: 43 PB: 0 SB: 2 CS: 0	

Kansas City Royals @ California Angels
Anaheim Stadium, Anaheim, CA

Thu Aug 05 1993, 6:33 AM EDT
Att. 23,585 - Sunny - 83 F

livebaseballscorecards.com

Batter	1	2	3	4	5	6	7	8	9	AB R H RBI BB SO LOB	BOTTOM
--------	---	---	---	---	---	---	---	---	---	----------------------	--------

Luis Polonia, L <small>(1, 7) OBP: 0.300, SLG: 0.310</small>	1-3 <small>1</small>		2-1 <small>1B</small>	1-1 <small>1-2</small>	2-1 <small>1</small>	0-0 <small>3</small>				4 1 1 0 0 1 2	
Chad Curtis, R <small>(1, 8) OBP: 0.388, SLG: 0.390</small>	1-3 <small>2</small>		1 SAFE 2-2 <small>1B</small>		4-1 <small>2</small>		4-2 <small>1</small>			2 2 1 1 2 1 0	
Tim Salmon, R <small>(1, 9) OBP: 0.379, SLG: 0.520</small>	2-2 <small>1</small>		1-3 <small>1</small>		1-3 <small>2</small>		1-3 <small>1</small>			4 0 1 0 0 3 4	
Chili Davis, S <small>(1, 10) OBP: 0.333, SLG: 0.436</small>	2-0 <small>3</small>		1-1 <small>1-H</small>		4-0 <small>3</small>		2-2 <small>1-H</small>			3 1 2 4 1 0 1	
Eduardo Perez, R <small>(1, 5) OBP: 0.278, SLG: 0.441</small>		1-2 <small>2</small>	0-3 <small>2</small>		1-1 <small>3</small>		1-1 <small>2</small>			4 0 0 0 0 1 3	
Greg Myers, L <small>(1, 2) OBP: 0.298, SLG: 0.388</small>	1-1 <small>1</small>		3-3 <small>3</small>		0-1 <small>1</small>		2-2 <small>3</small>			4 0 0 0 0 1 2	
Ty Van Burkleo, L <small>(1, 3) OBP: 0.278, SLG: 0.143</small> Rene Gonzales, R <small>(6, PH) OBP: 0.361, SLG: 0.320</small> <small>(7, 3)</small>		4-2 <small>2</small>		0-3 <small>1</small>		4-1 <small>2</small>		0-1 <small>1</small>		1 0 0 0 1 1 0 1 0 0 0 1 0 0	
Kurt Stillwell, S <small>(1, 4) OBP: 0.289, SLG: 0.279</small>	3-3 <small>3</small>			2-2 <small>2</small>		0-1 <small>2</small>		0-3 <small>2</small>		4 0 2 0 0 2 2	
Gary Disarcina, R <small>(1, 6) OBP: 0.280, SLG: 0.325</small>			0-1 <small>2</small>	0-1 <small>2</small>		0-0 <small>2</small>		1-0 <small>3</small>		4 1 1 0 0 0 3	

Inning Stats	R: 0 E: 0 K: 2 S: 10	H: 1 LOB: 1 BB: 0 P: 16	R: 0 E: 1 K: 1 S: 11	H: 0 LOB: 2 BB: 1 P: 20	R: 4 E: 0 K: 3 S: 20	H: 4 LOB: 0 BB: 0 P: 28	R: 0 E: 0 K: 1 S: 9	H: 1 LOB: 0 BB: 0 P: 12	R: 0 E: 0 K: 1 S: 8	H: 0 LOB: 2 BB: 2 P: 20	R: 0 E: 0 K: 0 S: 7	H: 1 LOB: 2 BB: 1 P: 11	R: 1 E: 0 K: 1 S: 15	H: 1 LOB: 1 BB: 1 P: 24	R: 0 E: 0 K: 1 S: 7	H: 0 LOB: 0 BB: 0 P: 8	1B: 6 2B: 2 3B: 0 HR: 1	SF: 0 SAC: 0 DP: 1 HBP: 0	WP: 0 PB: 1 SB: 3 CS: 2	PA: 37
--------------	-------------------------------	----------------------------------	-------------------------------	----------------------------------	-------------------------------	----------------------------------	------------------------------	----------------------------------	------------------------------	----------------------------------	------------------------------	----------------------------------	-------------------------------	----------------------------------	------------------------------	---------------------------------	----------------------------------	------------------------------------	----------------------------------	--------

PITCHER	IP	WLS	BF	H	R	ER	SO	BB	IBB	HBP	BLK	WP	HR	S	P	ERA	WHIP
Tom Gordon, R <small>ERA: 3.99</small>	(1, 1)	5.0	L	23	6	4	4	8	2	1	0	0	0	58	96	7.20	1.600
Greg Cadaret, L <small>ERA: 4.34</small>	(6, 1)	1.0		5	1	0	0	1	0	0	0	0	0	7	11	0.00	2.000
John Habyan, R <small>ERA: 4.09</small>	(7, 1)	0.2		4	1	1	1	1	0	0	0	0	0	12	19	13.50	3.000
Billy Brewer, L <small>ERA: 3.28</small>	(7, 1)	1.1		4	0	0	0	1	0	0	0	0	0	10	13	0.00	0.000

Kansas City Royals @ California Angels
 Anaheim Stadium, Anaheim, CA
 Thu Aug 05 1993, 6:33 AM EDT
 Att. 23,585 - Sunny - 83 F

livebaseballscores.com

AB	31
R	5
H	8
RBI	5
BB	5
SO	10
LOB	17



Batter	1	2	3	4	5	6	7	8	9	AB R H RBI BB SO LOB	TOP		
Lance Blankenship, R OBP: 0.378, SLG: 0.268 (1, 4) 	1-3 		2-0 1-2 B1 			1-2 	2-2 CS 1B 			4 0 1 0 0 1 1	Oakland Athletics @ Kansas City Royals Kauffman Stadium, Kansas City, MO Fri Aug 06 1993, 7:05 PM CDT Att. 30,326 - Unknown - 74 F livebaseballscorecards.com		
Mike Bordick, R OBP: 0.340, SLG: 0.326 (1, 6) 	0-0 G4-3 		3-1 G5-4-3 2-H 1B 			3-1 SAFE SAFE L8 	3-3 SAFE SAFE K 			4 0 1 1 0 1 1			
Ruben Sierra, S OBP: 0.318, SLG: 0.453 (1, 9) 	3-2 G5-3 		1-2 SAFE G5-4-3 1-2f 			1-1 BB 3B 2B 		2-1 G4-6-3 1B 		4 1 2 0 0 0 1			
Terry Steinbach, R OBP: 0.332, SLG: 0.416 (1, 3) 		0-0 BLK 1B 		0-1 F7 		4-1 BB 3B BB 		1-0 SAFE G4-6-3 1-2f 1B 		3 2 1 0 1 0 1			
Dave Henderson, R OBP: 0.267, SLG: 0.418 (1, 10) 		3-2 SAFE 1-H 1B 		3-1 F9 		4-0 1-2 2-3 3B BB 		0-0 2B 		3 1 2 1 1 0 0			
Craig Paquette, R OBP: 0.278, SLG: 0.441 (1, 5) 		2-3 SAFE K 		2-1 F9 		0-1 1-H 2-H 3-H 3B 		1-3 K 		4 0 1 3 0 2 2			
Jerry Browne, S OBP: 0.307, SLG: 0.300 (1, 8) 		2-2 F9 			1-0 G6-3 	4-1 BB 		0-1 P5 		3 0 0 0 1 0 1			
Scott Lydy, R OBP: 0.300, SLG: 0.385 (1, 7) 		1-3 K 			2-2 G5-3 	3-3 K 		0-0 G6-3 		4 0 0 0 0 2 3			
Scott Hemond, R OBP: 0.331, SLG: 0.375 (1, 2) 			0-0 S 1B 		1-2 G6-3 		1-0 L7 		0-3 K 			4 1 1 0 0 1 0	
Inning Stats	R: 0 E: 0 K: 1 S: 7 H: 0 LOB: 0 BB: 0 P: 11	R: 1 E: 0 K: 2 S: 21 H: 2 LOB: 1 BB: 0 P: 29	R: 1 E: 0 K: 0 S: 7 H: 2 LOB: 0 BB: 0 P: 13	R: 0 E: 0 K: 0 S: 6 H: 0 LOB: 0 BB: 0 P: 11	R: 0 E: 0 K: 0 S: 9 H: 0 LOB: 0 BB: 0 P: 13	R: 3 E: 0 K: 1 S: 14 H: 2 LOB: 2 BB: 3 P: 34	R: 0 E: 0 K: 1 S: 8 H: 1 LOB: 0 BB: 0 P: 14	R: 0 E: 0 K: 1 S: 7 H: 2 LOB: 1 BB: 0 P: 11	R: 0 E: 0 K: 1 S: 7 H: 0 LOB: 0 BB: 0 P: 7	1B: 6 2B: 2 3B: 1 HR: 0 SF: 0 SAC: 0 DP: 2 HBP: 0	WP: 0 PB: 0 SB: 1 CS: 1 PA: 36		
PITCHER	IP WLS BF H R ER SO BB IBB HBP BLK WP HR S P ERA WHIP											PITCHER	IP WLS BF H R ER SO BB IBB HBP BLK WP HR S P ERA WHIP
Chris Haney, L ERA: 5.65 (1, 1)	5.2 L 25 6 5 5 3 3 0 0 0 1 0 0 61 105 7.94 1.588												
Mark Gubicza, R ERA: 4.63 (6, 1)	2.1 8 3 0 0 3 0 0 0 0 0 0 18 31 0.00 1.286												
Stan Belinda, R ERA: 3.74 (9, 1)	1.0 3 0 0 0 1 0 0 0 0 0 0 7 7 0.00 0.000												

Oakland Athletics @ Kansas City Royals
 Kauffman Stadium, Kansas City, MO
 Fri Aug 06 1993, 7:05 PM CDT
 Att. 30,326 - Unknown - 74 F



Batter	1	2	3	4	5	6	7	8	9	AB	R	H	RBI	BB	SO	LOB
Greg Gagne, R (1, 6) OBP: 0.325, SLG: 0.397	2-3 		4-2 		1-3 			0-1 		3	0	0	0	1	2	1
Brian McRae, S (1, 8) OBP: 0.351, SLG: 0.444	1-1 		1-2 			2-2 		3-2 		4	0	0	0	0	0	2
George Brett, L (1, 10) OBP: 0.306, SLG: 0.444	1-0 			0-1 		2-1 		1-0 		4	1	2	0	0	0	1
Wally Joyner, L (1, 3) OBP: 0.395, SLG: 0.492	3-3 			0-1 		3-2 		1-0 		4	0	0	0	0	1	2
Mike Macfarlane, R (1, 2) OBP: 0.357, SLG: 0.504		2-1 		1-1 		1-1 		0-2 		3	1	1	1	0	0	0
Felix Jose, S (1, 9) OBP: 0.305, SLG: 0.337		2-1 		1-1 		2-3 		0-2 		4	0	2	1	0	1	1
Kevin McReynolds, R (1, 7) OBP: 0.317, SLG: 0.392		0-0 		1-1 		2-2 		0-2 		4	0	1	0	0	0	2
Phil Hiatt, R (1, 5) OBP: 0.279, SLG: 0.366			0-0 		3-2 		0-3 		0-3 	3	0	0	0	0	1	1
Hubie Brooks, R (9, PH) OBP: 0.312, SLG: 0.336										1	0	0	0	0	1	2
Jose Lind, R (1, 4) OBP: 0.279, SLG: 0.311			1-3 		0-0 			2-2 		2	0	0	0	0	1	0
Chris Gwynn, L (8, PH) OBP: 0.355, SLG: 0.406										1	0	1	0	0	0	0
Rico Rossey, R (9, 4) OBP: 0.333, SLG: 0.439										0	0	0	0	0	0	0

BOTTOM

Oakland Athletics @ Kansas City Royals
Kauffman Stadium, Kansas City, MO

AB	33
R	2
H	7
RBI	2
BB	1
SO	7
LOB	12



WP:	0	PA:	35
PB:	0		
SB:	1		
CS:	1		

livebaseballscorecards.com

Inning	1	2	3	4	5	6	7	8	9	1B	SF	2B	SAC	3B	DP	HR	HBP
R:	0	0	2	0	0	0	0	0	0	0	0	0	0	0	0	0	0
E:	0	0	0	0	0	0	0	0	0	0	0	0	0	0	0	0	0
K:	2	0	0	0	0	0	0	0	0	0	0	0	0	0	0	0	0
S:	10	5	10	10	10	8	10	10	9	13	9	14	15	15	15	13	14

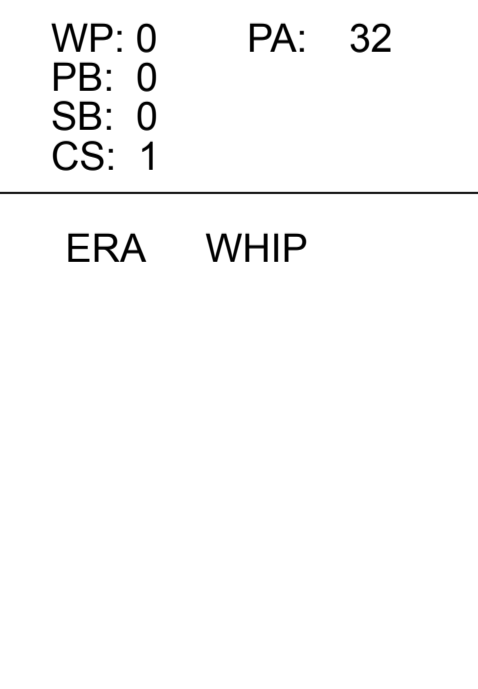
PITCHER					IP	WLS	BF	H	R	ER	SO	BB	IBB	HBP	BLK	WP	HR	S	P	ERA	WHIP
Todd Van Poppel, R (1, 1) ERA: 6.08					6.0		22	4	2	2	4	1	0	0	0	0	0	51	82	3.00	0.833
Ed Nunez, R (7, 1) ERA: 2.91					1.2		7	1	0	0	2	0	0	1	0	0	0	18	28	0.00	0.600
Rick Honeycutt, L (8, 1) ERA: 3.16					0.1		1	0	0	0	0	0	0	0	0	0	0	1	2	0.00	0.000
Dennis Eckerlesley, R (9, 1) ERA: 3.8					1.0	S	5	2	0	0	1	0	0	0	0	0	0	13	14	0.00	2.000

Fri Aug 06 1993, 7:05 PM CDT
Att: 30,326 - Unknown - 74 F

Batter	1	2	3	4	5	6	7	8	9	AB R H RBI BB SO LOB
Jerry Browne, S (1, 8) OBP: 0.305, SLG: 0.290	3-3 K		0-1 L7			2-1 G4-3		4-2 BB		3 0 0 0 1 1 1
Brent Gates, S (1, 4) OBP: 0.343, SLG: 0.340	3-2 P6		1-1 G5-4-3			0-1 F8		1-3 K		4 0 0 0 0 1 3
Ruben Sierra, S (1, 9) OBP: 0.316, SLG: 0.449	1-3 K									4 0 0 0 0 2 0
Troy Neel, L (1, 10) OBP: 0.335, SLG: 0.450		0-0 P3								4 0 0 0 0 1 1
Terry Steinbach, R (1, 2) OBP: 0.331, SLG: 0.414		1-1 2B G5-3 1B								4 1 1 0 0 2 1
Mike Aldrete, L (1, 3) OBP: 0.354, SLG: 0.445		1-0 G5-3 2B								3 1 2 0 0 0 0
Craig Paquette, R (1, 5) OBP: 0.274, SLG: 0.435		2-2 G5-3								3 0 0 1 0 0 2
Scott Lydy, R (1, 7) OBP: 0.273, SLG: 0.345		0-3 K								3 0 0 0 0 2 2
Mike Bordick, R (1, 6) OBP: 0.343, SLG: 0.327			4-0 G5-4-3 BB							2 0 1 1 1 0 0

TOP													
Oakland Athletics @ Kansas City Royals Kauffman Stadium, Kansas City, MO Sat Aug 07 1993, 7:05 PM CDT Att. 33,282 - Unknown - 78 F													
AB	30	R	2	H	4	RBI	2	BB	2	SO	9	LOB	10
WP	0	PA	32	PB	0	SB	0	CS	1				

Inning Stats	R: 0	H: 0	E: 0	K: 2	S: 10	P: 17	R: 1	H: 2	E: 0	K: 1	S: 11	P: 15	R: 0	H: 0	E: 0	K: 0	S: 4	P: 9	R: 0	H: 0	E: 1	K: 2	S: 9	P: 13	R: 0	H: 0	E: 0	K: 1	S: 8	P: 12	R: 0	H: 0	E: 0	K: 2	S: 9	P: 14	R: 0	H: 0	E: 0	K: 2	S: 8	P: 9	R: 1	H: 2	E: 0	K: 1	S: 13	P: 22	R: 0	H: 0	E: 0	K: 0	S: 7	P: 7	1B: 2	2B: 2	3B: 0	HR: 0	SF: 0	SAC: 0	DP: 1	HBP: 0	WP: 0 <td>PA: 32</td>	PA: 32
PITCHER	IP	WLS	BF	H	R	ER	SO	BB	IBB	HBP	BLK	WP	HR	S	P	ERA	WHIP																																															
Kevin Appier, R (1, 1) ERA: 3.14	7.2	W	28	4	2	2	8	2	0	0	0	0	0	68	106	2.35	0.783																																															
Jeff Montgomery, R (8, 1) ERA: 1.75	1.1	S	4	0	0	0	1	0	0	0	0	0	0	11	12	0.00	0.000																																															



Batter	1	2	3	4	5	6	7	8	9	AB	R	H	RBI	BB	SO	LOB
Felix Jose, S OBP: 0.304, SLG: 0.336 (1, 9) F B B F X	2-2 G1-3 E 1B		1-3 K 1 SAFE 1 SAFE 1 SAFE S X	0-1 G3 1-2 3-H			0-0 F9			4	1	1	1	0	1	1
Brian McRae, S OBP: 0.350, SLG: 0.449 (1, 8) F B F X SAFE	1-2 G1-3 1-H		0-1 F8	0-3 K 3			0-0 HR			4	1	1	1	0	1	1
George Brett, L OBP: 0.306, SLG: 0.442 (1, 10) X	0-0 F8		2-0 S 1B			1-2 F7	2-1 E1 BB			4	0	1	0	0	0	0
Mike Macfarlane, R OBP: 0.359, SLG: 0.500 (1, 2) F C B B B B	4-2 BB		2-2 L5 1-2			3-1 F9	4-0 BB			2	0	0	0	2	0	1
Wally Joyner, L OBP: 0.393, SLG: 0.490 (1, 3) B C F X SAFE	1-2 G4-3			0-0 HR 1B		1-1 G4-3	3-3 K			4	1	1	0	0	1	3
Gary Gaetti, R OBP: 0.333, SLG: 0.429 (1, 5) X		0-0 G3		0-1 HR		1-2 P2	0-1 1B			4	1	2	2	0	0	0
Kevin McReynolds, R OBP: 0.312, SLG: 0.385 (1, 7) B B B B X		3-0 G5-3		1-1 G6-3		1-2 F8	1-1 P4			4	0	0	0	0	0	1
Greg Gagne, R OBP: 0.326, SLG: 0.397 (1, 6) F B B F B B		4-2 BB		0-1 1B G3 1B		1-0 F9	0-3 K			3	1	1	0	1	1	1
Jose Lind, R OBP: 0.279, SLG: 0.311 (1, 4) B X		1-0 F8		0-1 G3 1B		3-1 G5-3	2-1 F9			4	0	1	0	0	0	2

Inning Stats	R: 1	H: 1	E: 1	K: 0	S: 12	H: 1	LOB: 1	BB: 1	P: 20	R: 0	H: 0	E: 0	K: 0	S: 5	R: 0	H: 1	E: 0	K: 1	S: 11	R: 3	H: 4	E: 0	K: 1	S: 14	R: 0	H: 0	E: 0	K: 0	S: 7	R: 0	H: 0	E: 0	K: 0	S: 8	R: 1	H: 1	E: 1	K: 1	S: 11	R: 0	H: 1	E: 0	K: 1	S: 9	R: 0	H: 1	E: 0	K: 1	S: 9	1B: 6	SF: 0	2B: 0	SAC: 0	3B: 0	DP: 0	HR: 2	HBP: 0	WP: 0	PA: 36
--------------	------	------	------	------	-------	------	--------	-------	-------	------	------	------	------	------	------	------	------	------	-------	------	------	------	------	-------	------	------	------	------	------	------	------	------	------	------	------	------	------	------	-------	------	------	------	------	------	------	------	------	------	------	-------	-------	-------	--------	-------	-------	-------	--------	-------	--------

PITCHER	IP	WLS	BF	H	R	ER	SO	BB	IBB	HBP	BLK	WP	HR	S	P	ERA	WHIP
Bob Welch, R ERA: 4.76 (1, 1)	2.2		12	2	1	1	1	2	0	0	0	0	0	24	43	3.38	1.500
Kelly Downs, R ERA: 6.15 (3, 1)	0.2	L	6	4	3	3	0	0	0	0	0	0	1	13	16	40.50	6.000
Mike Mohler, L ERA: 4.57 (4, 1)	3.1		12	1	1	1	1	0	0	0	0	0	1	26	39	2.70	0.300
Joe Boever, R ERA: 3.72 (7, 1)	1.1		6	1	0	0	2	1	0	0	0	0	0	14	24	0.00	1.500

BOTTOM

Oakland Athletics @ Kansas City Royals
Kauffman Stadium, Kansas City, MO

Sat Aug 07 1993, 7:05 PM CDT
Att: 33,282 - Unknown - 78 F

livebaseballscorecards.com

AB	33
R	5
H	8
RBI	4
BB	3
SO	4
LOB	10



Batter	1	2	3	4	5	6	7	8	9	AB R H RBI BB SO LOB	TOP																
Jerry Browne, S OBP: 0.309, SLG: 0.316 (1, 5) C X	0-1 1B 1B 2B		0-1 1B G4-3 2B		2-2 G5-3		2-2 F7		0-2 G1-3	5 2 2 0 0 0 1																	
Brent Gates, S OBP: 0.348, SLG: 0.348 (1, 4) C B X	2-1 1B 2B 1B		1-0 G4-3 BB 1B		0-2 2B		1-0 L6			4 0 3 0 0 0 1																	
Ruben Sierra, S OBP: 0.317, SLG: 0.448 (1, 10) S B 1 SAFE SAFE B F S	3-3 K		4-2 G4-3 BB 1B		1-0 F7		1-2 1B		1-2 S 1B	3 1 1 0 1 1 3																	
Troy Neel, L OBP: 0.337, SLG: 0.451 Scott Hemond, R OBP: 0.331, SLG: 0.375 (8, PR) (8, 2) 1 SAFE SAFE B F X	2-2 G6-4-3 1B		0-0 G4-3		0-0 G4-3		3-2 CS 1B			4 0 2 3 0 0 3 0 0 0 0 0 0 0																	
Terry Steinbach, R OBP: 0.330, SLG: 0.412 (1, 2) (8, 3) F S B SAFE X	2-2 G6-4-3		2-1 F7		0-1 L5-3 1B		2-2 F8		2-2 F8	4 0 1 0 0 0 5																	
Mike Aldrete, L OBP: 0.351, SLG: 0.447 (1, 7)		3-2 G5-3		3-2 F7		0-0 L5-3		2-1 2B		4 0 1 0 0 0 1																	
Dave Henderson, R OBP: 0.271, SLG: 0.415 (1, 9)		4-2 G5-4-3 BB		4-2 FC5-4 BB		2-3 K		1-3 K		2 0 0 0 2 2 2																	
Mike Bordick, R OBP: 0.342, SLG: 0.324 (1, 6)		1 SAFE SAFE C B X	3-1 G5-4-3		0-0 L8		4-2 G5-3 BB		1-0 F8	3 0 0 0 1 0 2																	
Lance Blankenship, R OBP: 0.373, SLG: 0.264 (1, 8)			3-3 K		2-2 FC5-4		0-0 G5-3		2-3 K	4 0 0 0 0 2 2																	
Inning Stats	R: 1 E: 0 K: 1 S: 13	H: 3 LOB: 1 BB: 0 P: 22	R: 0 E: 0 K: 0 S: 7	H: 0 LOB: 0 BB: 1 P: 17	R: 1 E: 0 K: 1 S: 11	H: 2 LOB: 2 BB: 1 P: 21	R: 0 E: 0 K: 0 S: 9	H: 0 LOB: 1 BB: 1 P: 18	R: 0 E: 0 K: 1 S: 6	H: 1 LOB: 0 BB: 0 P: 8	R: 0 E: 0 K: 0 S: 7	H: 0 LOB: 1 BB: 1 P: 14	R: 1 E: 0 K: 1 S: 18	H: 3 LOB: 2 BB: 0 P: 26	R: 0 E: 0 K: 1 S: 9	H: 0 LOB: 0 BB: 0 P: 12	1B: 6 2B: 5 3B: 0 HR: 0	SF: 0 SAC: 0 DP: 3 HBP: 0	WP: 0 PB: 0 SB: 1 CS: 1	PA: 37							
PITCHER	IP	WLS	BF	H	R	ER	SO	BB	IBB	HBP	BLK	WP	HR	S	P	ERA	WHIP										
Hipolito Pichardo, R ERA: 4.27 (1, 1)	5.0	W	22	6	2	2	2	3	0	0	0	0	0	49	90	3.60	1.800										
Mark Gubicza, R ERA: 4.52 (6, 1)	2.0		7	1	0	0	1	1	0	0	0	0	0	13	22	0.00	1.000										
Stan Belinda, R ERA: 3.88 (8, 1)	0.2		4	3	1	1	0	0	0	0	0	0	0	12	19	13.50	4.500										
Jeff Montgomery, R ERA: 1.71 (8, 1)	1.1	S	4	0	0	0	2	0	0	0	0	0	0	15	19	0.00	0.000										

Oakland Athletics @ Kansas City Royals
Kauffman Stadium, Kansas City, MO
Sun Aug 08 1993, 3:33 AM CDT
Att: 25,717 - Cloudy

livebaseballscorecards.com

AB	33
R	3
H	10
RBI	3
BB	4
SO	5
LOB	20



Batter	1	2	3	4	5	6	7	8	9	AB	R	H	RBI	BB	SO	LOB
Felix Jose, S OBP: 0.304, SLG: 0.333 (1, 9) BBB	4-0 1B S SF7 BB	3-3 K		3-1 G3-1 1-3			2-1 L8			3	1	0	0	1	1	3
Brian McRae, S OBP: 0.349, SLG: 0.447 (1, 8) CF1 SAFE	0-3 K 1-2		1-2 G3-1	1-2 1B			1-0 F8			4	0	1	1	0	1	1
George Brett, L OBP: 0.308, SLG: 0.442 (1, 10) CBX	1-1 SF7 2-3 1B		1-3 K	0-0 G4-3			0-0 1B			4	0	2	0	0	1	1
Wally Joyner, L OBP: 0.392, SLG: 0.488 (1, 3) X	0-0 SF7 1-2 3-H		0-1 1B		1-1 L7		0-0 F8			3	0	1	1	0	0	1
Gary Gaetti, R OBP: 0.326, SLG: 0.419 (1, 5) X	0-0 P6		3-1 F8		2-0 F8			2-1 E5 L3		4	0	0	0	0	0	2
Chris Gwynn, L OBP: 0.357, SLG: 0.407 (1, 7) BBB		3-1 1B 1B		0-1 SH1-4 1B 1B	0-0 G4-3			2-1 L3 1-2		4	1	2	0	0	0	1
Brent Mayne, L OBP: 0.303, SLG: 0.327 (1, 2) 1 SAFE		0-1 F8		4-1 SH1-4 1B BB		1-0 F7		1-1 1B		3	1	1	0	1	0	1
Jose Lind, R OBP: 0.280, SLG: 0.311 (1, 4) C1 SAFE		1-2 1B		0-0 SH1-4 1-2 2-3		2-2 L8		2-2 F9		3	0	1	0	0	0	1
Rico Rossy, R OBP: 0.333, SLG: 0.433 (1, 6) Greg Gagne, R OBP: 0.326, SLG: 0.397 (9, 6) S		0-0 F4		0-1 G3-1 1B WP 1B		0-0 G6-3				3	1	1	2	0	0	2
				2-H 3-H						0	0	0	0	0	0	0

Inning Stats	R: 1 E: 0 K: 1 S: 8	H: 1 LOB: 1 BB: 1 P: 13	R: 0 E: 0 K: 1 S: 11	H: 2 LOB: 2 BB: 0 P: 18	R: 0 E: 0 K: 1 S: 11	H: 1 LOB: 1 BB: 0 P: 16	R: 3 E: 0 K: 0 S: 12	H: 3 LOB: 1 BB: 1 P: 20	R: 0 E: 0 K: 0 S: 4	H: 0 LOB: 0 BB: 0 P: 7	R: 0 E: 0 K: 0 S: 5	H: 0 LOB: 0 BB: 0 P: 8	R: 0 E: 0 K: 0 S: 5	H: 1 LOB: 1 BB: 0 P: 8	R: 0 E: 1 K: 0 S: 10	H: 1 LOB: 1 BB: 0 P: 17	1B: 9 2B: 1 3B: 0 HR: 0	SF: 1 SAC: 1 DP: 1 HBP: 0	WP: 1 PB: 1 SB: 1 CS: 0	PA: 35	
PITCHER Ron Darling, R ERA: 5.53 (1, 1)	IP 8.0	WLS L	BF 35	H 9	R 4	ER 4	SO 3	BB 2	IBB 0	HBP 0	BLK 0	WP 1	HR 0	S 66	P 107	ERA 4.50	WHIP 1.375				
	PITCHER	IP	WLS	BF	H	R	ER	SO	BB	IBB	HBP	BLK	WP	HR	S	P	ERA	WHIP			


BOTTOM

Oakland Athletics @ Kansas City Royals
Kauffman Stadium, Kansas City, MO

Sun Aug 08 1993, 3:33 AM CDT
Att: 25,717 - Cloudy

livebaseballscorecards.com

AB	31
R	4
H	9
RBI	4
BB	2
SO	3
LOB	13



Batter	1	2	3	4	5	6	7	8	9	AB R H RBI BB SO LOB	TOP						
Mike Felder, S OBP: 0.273, SLG: 0.280 (1, 8)	0-0 P6	1-0 G3-1		0-1 G4-3			0-1 G5-6-3 1B		1-2 FC5-4 1-2f 2-3	5 0 1 0 0 0 3							
Dave Magadan, L OBP: 0.397, SLG: 0.379 (1, 5) (5, 3)	1-2 1B		2-2 G3		2-0 2B		0-0 G5-6-3 1-2f		2-3	5 1 2 0 0 1 3							
Ken Griffey Jr., L OBP: 0.397, SLG: 0.610 (1, 10)	1-1 1B		4-2 E S WP BB		4-2 2B SF8-5 BB		2-2 L3			2 2 1 0 2 0 0							
Tino Martinez, L OBP: 0.343, SLG: 0.456 (1, 3) Mike Blowers, R OBP: 0.367, SLG: 0.477 (5, 5)	1-0 P3		2-2 P6 1-H		0-2 SF8-5 1-3 2-H 2B		1-1 CS 1B			3 0 1 1 0 0 2 1 0 1 0 0 0 0							
Mackey Sasser, L OBP: 0.293, SLG: 0.375 (1, 7) Jay Buhner, R OBP: 0.383, SLG: 0.490 (8, PH) (8, 9)	1-0 G4-3		0-0 HR 1B		3-2 SF8-5 2-3 3-H		3-3 1-2			2 1 1 1 0 0 2 1 0 0 0 0 1 1							
Dann Howitt, L OBP: 0.421, SLG: 0.706 (1, 9) (8, 7)		1-1 SH1-3 G6-3 1B	1-0 HR		1-3 K		0-0 F7			4 2 2 2 0 1 0							
Bret Boone, R OBP: 0.333, SLG: 0.537 (1, 4)		1-1 G6-3 SH1-3 1-2 1B	2-0 F9		0-0 G5-3				0-1 FC6-4 1B	4 0 2 0 0 0 0							
Dave Valle, R OBP: 0.348, SLG: 0.386 (1, 2) Bill Haselman, R OBP: 0.350, SLG: 0.500 (9, PR)		0-0 SH1-3		0-0 F8		1-2 P3			1-1 FC6-4 FC5-4 BB 1-2f	3 0 0 0 0 0 1 0 0 0 0 0 0 0							
Omar Vizquel, S OBP: 0.335, SLG: 0.313 (1, 6) Edgar Martinez, R OBP: 0.355, SLG: 0.368 (9, PH) Greg Litton, R OBP: 0.321, SLG: 0.390 (9, PR)		2-0 G6-3 2-3 3-H		2-2 G3-1		2-1 G3-1			4-1 FC5-4 1-2 BB	3 0 0 1 0 0 1 0 0 0 0 1 0 0 0 0 0 0 0 0 0							
Inning Stats	R: 0 H: 2 E: 0 LOB: 2 K: 0 BB: 0 S: 8 P: 12	R: 1 H: 2 E: 0 LOB: 1 K: 0 BB: 0 S: 7 P: 12	R: 3 H: 2 E: 0 LOB: 0 K: 0 BB: 1 S: 12 P: 23	R: 0 H: 0 E: 0 LOB: 0 K: 0 BB: 0 S: 7 P: 9	R: 2 H: 2 E: 0 LOB: 0 K: 1 BB: 1 S: 15 P: 25	R: 0 H: 0 E: 0 LOB: 0 K: 0 BB: 0 S: 9 P: 12	R: 0 H: 1 E: 0 LOB: 0 K: 0 BB: 0 S: 6 P: 8	R: 0 H: 1 E: 0 LOB: 0 K: 1 BB: 0 S: 7 P: 11	R: 0 H: 1 E: 0 LOB: 2 K: 1 BB: 1 S: 11 P: 19	1B: 8 SF: 1 2B: 4 SAC: 1 3B: 0 DP: 3 HR: 1 HBP: 0	WP: 1 PA: 38 PB: 0 SB: 1 CS: 1						
PITCHER	IP WLS BF H R ER SO BB IBB HBP BLK WP HR S P ERA WHIP																
David Cone, R ERA: 3.53 (1, 1)	5.0		24	8	6	6	1	2	0	0	0	1	1	49	81	10.80	2.000
John Habyan, R ERA: 4.0 (6, 1)	1.0		3	0	0	0	0	0	0	0	0	0	0	9	12	0.00	0.000
Billy Brewer, L ERA: 3.16 (7, 1)	1.0		4	2	0	0	0	0	0	0	0	0	0	8	11	0.00	2.000
Stan Belinda, R ERA: 3.8 (8, 1)	1.0	W	2	0	0	0	1	0	0	0	0	0	0	5	8	0.00	0.000
Jeff Montgomery, R ERA: 1.69 (9, 1)	1.0	S	5	1	0	0	1	1	0	0	0	0	0	11	19	0.00	2.000

Seattle Mariners @ Kansas City Royals
Kauffman Stadium, Kansas City, MO
Mon Aug 09 1993, 7:05 PM CDT
Att: 32,633 - Unknown

livebaseballscorecards.com

AB 33
R 6
H 11
RBI 5
BB 3
SO 3
LOB 13



Batter	1	2	3	4	5	6	7	8	9	AB	R	H	RBI	BB	SO	LOB
Felix Jose, S OBP: 0.307, SLG: 0.337 Hubie Brooks, R OBP: 0.309, SLG: 0.333 Chris Gwynn, L OBP: 0.356, SLG: 0.405	0-1 P6	0-0 2B			4-0 WP 1B		2-2 L9	0-3		2	1	1	1	1	0	0
Brian McRae, S OBP: 0.349, SLG: 0.447	1-0 L4	0-0 G3			3-2 1B		0-2 L1-3	0-0 G1-3		5	0	2	1	0	0	3
George Brett, L OBP: 0.307, SLG: 0.443	0-0 WP HR 2B		0-0 G4-3		2-2 G6-4-3 1B		1-2 L1-3			4	1	1	0	0	0	3
Mike Macfarlane, R OBP: 0.368, SLG: 0.518	3-2 HR		1-0 1B		4-2 BB			1-1 BB 2B 1B		3	2	3	2	1	0	0
Wally Joyner, L OBP: 0.393, SLG: 0.487	0-0 1B		2-3 K		0-0 F7			4-2 2B 1B BB		3	1	1	0	1	1	2
Gary Gaetti, R OBP: 0.325, SLG: 0.420	0-1 F9		2-3 K			2-2 L6		3-1 1B 2B		4	1	1	1	0	1	2
Kevin McReynolds, R OBP: 0.307, SLG: 0.378		2-1 P4		1-0 F7		0-1 F7		1-3 1B 2B		4	0	0	0	0	1	2
Greg Gagne, R OBP: 0.326, SLG: 0.393		1-1 F7		1-1 F7		0-0 F9		4-0 1B IBB		3	0	0	0	1	0	0
Rico Rossy, R OBP: 0.348, SLG: 0.435 Jose Lind, R OBP: 0.282, SLG: 0.313		0-2 2B 1B		0-0 G6-3			4-2 1B BB	0-1 1B		2	1	1	0	1	0	0
								1-2 2-H 3-H		1	0	1	2	0	0	0

Inning Stats	R: 2	H: 3	E: 0	LOB: 1	K: 0	P: 15	R: 1	H: 2	E: 0	LOB: 1	K: 0	P: 13	R: 0	H: 1	E: 0	LOB: 1	K: 2	P: 13	R: 0	H: 0	E: 0	LOB: 0	K: 0	P: 6	R: 1	H: 1	E: 0	LOB: 1	K: 0	P: 23	R: 0	H: 0	E: 0	LOB: 0	K: 0	P: 8	R: 0	H: 1	E: 0	LOB: 1	K: 0	P: 21	R: 3	H: 3	E: 0	LOB: 2	K: 2	P: 28
--------------	------	------	------	--------	------	-------	------	------	------	--------	------	-------	------	------	------	--------	------	-------	------	------	------	--------	------	------	------	------	------	--------	------	-------	------	------	------	--------	------	------	------	------	------	--------	------	-------	------	------	------	--------	------	-------

PITCHER	IP	WLS	BF	H	R	ER	SO	BB	IBB	HBP	BLK	WP	HR	S	P	ERA	WHIP
Tim Leary, R ERA: 4.61	(1, 1)	6.0		7	4	4	2	3	0	0	0	2	1	51	84	6.00	1.667
Erik Plantenberg, L ERA: 12.0	(7, 1)	1.0		5	2	2	0	1	0	0	0	0	0	16	24	18.00	3.000
Ted Power, R ERA: 5.81	(8, 1)	1.0	L	6	2	1	2	0	1	0	0	0	0	11	19	9.00	2.000


BOTTOM

Seattle Mariners @ Kansas City Royals
Kauffman Stadium, Kansas City, MO

Mon Aug 09 1993, 7:05 PM CDT
Att. 32,633 - Unknown

AB	33
R	7
H	11
RBI	7
BB	5
SO	4
LOB	15

livebaseballscores.com



WP	PA	3B	SF	SAC	DP	HBP	CS
2	38	0	0	0	2	0	1

Batter	1	2	3	4	5	6	7	8	9	AB R H RBI BB SO LOB	TOP									
Dann Howitt, L (1, 7) OBP: 0.417, SLG: 0.727	1-3 K		1-1 G6-4-3 1B		2-2 3B		1-3 K		2-3 K2-3	5 0 2 0 0 3 2	Seattle Mariners @ Kansas City Royals Kauffman Stadium, Kansas City, MO Tue Aug 10 1993, 7:05 PM CDT Att. 22,187 - Unknown - 86 F									
Bret Boone, R (1, 4) OBP: 0.319, SLG: 0.512	0-1 G4-3		2-1 G6-4-3 1-2f		3-3 K			0-1 G3-1		4 0 0 0 0 1 2										
Ken Griffey Jr., L (1, 8) OBP: 0.398, SLG: 0.616	1-0 HR		4-2 BB BB		1-1 G3			3-2 G4-3		3 1 1 1 1 0 1										
Jay Buhner, R (1, 9) OBP: 0.384, SLG: 0.488	0-0 G3		4-2 BB		2-1 F7			3-2 1B		3 0 1 0 1 0 1										
Mackey Sasser, L (1, 10) OBP: 0.285, SLG: 0.364		0-3 K	0-1 P6			3-2 G1-6-3		2-3 K		4 0 0 0 0 2 3										
Edgar Martinez, R (1, 5) OBP: 0.359, SLG: 0.367		4-1 1B BB		3-1 G4-3 G2-3 1B		3-1 G6-3		1-3 K		3 0 1 0 1 1 0										
Dave Magadan, L (1, 3) OBP: 0.396, SLG: 0.377		3-2 SAFE 1-3 1B		0-1 G2-3 1-2		3-3 K		3-2 F9		4 0 1 0 0 1 1										
Bill Haselman, R (1, 2) OBP: 0.347, SLG: 0.491		1-3 K		1-2 G4-3 2-3			2-3 K	0-0 1B 1B		4 0 1 0 0 2 3										
Omar Vizquel, S (1, 6) OBP: 0.335, SLG: 0.312		3-3 K		0-0 F7			2-2 P6	2-1 1B		4 0 1 0 0 1 3										
Inning Stats	R: 1 E: 0 K: 1 S: 7	H: 1 LOB: 0 BB: 0 P: 9	R: 0 E: 0 K: 3 S: 15	H: 1 LOB: 2 BB: 1 P: 26	R: 0 E: 0 K: 0 S: 10	H: 1 LOB: 1 BB: 0 P: 21	R: 0 E: 0 K: 0 S: 8	H: 1 LOB: 1 BB: 0 P: 12	R: 0 E: 0 K: 1 S: 10	H: 0 LOB: 0 BB: 0 P: 19		R: 0 E: 0 K: 2 S: 11	H: 0 LOB: 0 BB: 0 P: 16	R: 0 E: 0 K: 1 S: 13	H: 1 LOB: 1 BB: 0 P: 21	R: 0 E: 0 K: 2 S: 14	H: 2 LOB: 2 BB: 0 P: 22	1B: 6 2B: 0 3B: 1 HR: 1	SF: 0 SAC: 0 DP: 1 HBP: 0	WP: 0 PB: 0 SB: 0 CS: 0
PITCHER	IP WLS BF H R ER SO BB IBB HBP BLK WP HR S P ERA WHIP																			
Tom Gordon, R (1, 1) ERA: 3.77	7.0 W 28 5 1 1 8 3 0 0 0 0 0 1 71 121 1.29 1.143																			
Mark Gubicza, R (8, 1) ERA: 4.41	2.0 S 9 3 0 0 3 0 0 0 0 0 0 0 27 43 0.00 1.500																			

livebaseballscorecards.com

AB	34
R	1
H	8
RBI	1
BB	3
SO	11
LOB	16



Batter	1	2	3	4	5	6	7	8	9	AB	R	H	RBI	BB	SO	LOB
Greg Gagne, R OBP: 0.329, SLG: 0.400 (1, 6)	1-1 G3 2B	4-1 HBP BB		1-0 G6-3		1-1 F8		0-0 2B		4	0	2	0	1	0	0
Brian McRae, S OBP: 0.352, SLG: 0.447 (1, 8)	0-0 G3 2-3	3-2 HBP		3-2 1B		0-0 1B		2-3 K		4	0	2	1	0	1	2
George Brett, L OBP: 0.303, SLG: 0.437 (1, 10)	1-0 G3	0-0 G4-3		2-1 G4-3		1-0 G6-3		1-3 K		5	0	0	0	0	1	7
Mike Macfarlane, R OBP: 0.373, SLG: 0.535 (1, 2)	4-2 BB		0-1 HR		2-3 K		1-1 1B 2B			3	2	2	1	1	1	0
Wally Joyner, L OBP: 0.392, SLG: 0.487 (1, 3)	1-2 F9		1-0 G5-3		3-1 2B		3-3 K			4	1	1	0	0	1	3
Hubie Brooks, R OBP: 0.317, SLG: 0.343 (1, 9) Felix Jose, S OBP: 0.306, SLG: 0.336 (7, 9)		4-1 G6-3 HBP 1B BB	2-2 P4		0-2 G5-3 2B		3-0 F8			2	1	1	1	1	0	0
Kevin McReynolds, R OBP: 0.310, SLG: 0.377 (1, 7)		0-0 F8	4-2 BB		2-0 G5-3		2-2 1B			3	0	1	1	1	0	2
Phil Hiatt, R OBP: 0.280, SLG: 0.366 (1, 5) Rico Rossy, R OBP: 0.343, SLG: 0.429 (7, 5)		1-0 HBP G6-3 1B	1-2 F7		2-3 K		0-2 F8			3	0	1	0	0	1	2
Jose Lind, R OBP: 0.278, SLG: 0.309 (1, 4)		1-0 G6-3		1-1 P6		1-2 G6-3		0-1 G4-3		4	0	0	0	0	0	2

Inning Stats	R: 0	H: 1	E: 0	K: 0	S: 9	LOB: 2	BB: 1	P: 16
Inning Stats	R: 1	H: 1	E: 0	K: 0	S: 8	LOB: 3	BB: 2	P: 21
	R: 1	H: 1	E: 0	K: 0	S: 11	LOB: 1	BB: 1	P: 19
	R: 0	H: 1	E: 0	K: 0	S: 9	LOB: 1	BB: 0	P: 16
	R: 1	H: 2	E: 0	K: 2	S: 15	LOB: 1	BB: 0	P: 24
	R: 0	H: 1	E: 0	K: 0	S: 7	LOB: 1	BB: 0	P: 10
	R: 1	H: 2	E: 0	K: 1	S: 12	LOB: 1	BB: 0	P: 21
	R: 0	H: 1	E: 0	K: 2	S: 9	LOB: 1	BB: 0	P: 12

BOTTOM


Seattle Mariners @ Kansas City Royals
Kauffman Stadium, Kansas City, MO

Tue Aug 10 1993, 7:05 PM CDT
Att: 22,187 - Unknown - 86 F

AB	34
R	4
H	10
RBI	4
BB	4
SO	5
LOB	20

livebaseballscores.com

1B: 4	SF: 0	WP: 0	PA: 39
2B: 5	SAC: 0	PB: 0	
3B: 0	DP: 0	SB: 0	
HR: 1	HBP: 1	CS: 0	



Batter	1	2	3	4	5	6	7	8	9	AB R H RBI BB SO LOB	TOP													
Greg Litton, R (1, 6) OBP: 0.319, SLG: 0.385 Omar Vizquel, S (9, 6) OBP: 0.335, SLG: 0.312	1-2 L8		2-0 F7			0-2 G6-3	1-1 FC6-4 1B			4 0 1 0 0 0 1 0 0 0 0 0 0 0														
Bret Boone, R (1, 4) OBP: 0.316, SLG: 0.500	2-3 K		2-2 FC6-4			0-0 1B HR	1-0 FC6-4			4 1 1 0 0 1 2														
Ken Griffey Jr., L (1, 8) OBP: 0.402, SLG: 0.621	4-2 BB			3-2 G4-3 2B		3-2 1B HR		2-0 G5-4-3 1B		3 1 3 0 1 0 0														
Jay Buhner, R (1, 9) OBP: 0.382, SLG: 0.485	1-3 K			1-3 K		4-0 1B HR		1-1 F9		3 1 0 0 1 2 3														
Edgar Martinez, R (1, 10) OBP: 0.349, SLG: 0.355		2-1 P9		1-1 G4-3		3-2 P3		2-2 G5-4-3		4 0 0 0 0 0 5														
Mike Blowers, R (1, 5) OBP: 0.370, SLG: 0.498		0-1 F8		1-2 G4-3		2-2 HR		0-1 2B		4 1 2 4 0 0 1														
Dave Magadan, L (1, 3) OBP: 0.392, SLG: 0.373		3-2 P6				0-1 F7	1-2 G6-3			4 0 0 0 0 1 1														
Dave Valle, R (1, 2) OBP: 0.343, SLG: 0.380			1-0 G6-3			2-0 G1-3		1-2 G3-1		4 0 0 0 0 0 1														
Mike Felder, S (1, 7) OBP: 0.275, SLG: 0.282 Dann Howitt, L (6, 7) OBP: 0.385, SLG: 0.667			3-2 FC6-4 1B			0-0 G5-3		2-3 K		2 0 1 0 0 0 0 2 0 0 0 0 2 1														
Inning Stats	R: 0 E: 0 K: 2 S: 14	H: 0 LOB: 1 BB: 1 P: 22	R: 0 E: 0 K: 0 S: 7	H: 0 LOB: 0 BB: 0 P: 12	R: 0 E: 0 K: 0 S: 8	H: 1 LOB: 1 BB: 0 P: 16	R: 0 E: 0 K: 1 S: 11	H: 1 LOB: 1 BB: 0 P: 17	R: 0 E: 0 K: 0 S: 4	H: 0 LOB: 0 BB: 0 P: 6	R: 4 E: 0 K: 0 S: 23	H: 3 LOB: 0 BB: 1 P: 36	R: 0 E: 0 K: 1 S: 11	H: 1 LOB: 1 BB: 0 P: 16	R: 0 E: 0 K: 0 S: 8	H: 1 LOB: 0 BB: 0 P: 11	R: 0 E: 0 K: 2 S: 11	H: 1 LOB: 1 BB: 0 P: 15	1B: 5 2B: 2 3B: 0 HR: 1	SF: 0 SAC: 0 DP: 1 HBP: 0	WP: 0 PB: 0 SB: 0 CS: 0	PA: 36		
PITCHER	IP WLS BF H R ER SO BB IBB HBP BLK WP HR S P ERA WHIP																							
Chris Haney, L (1, 1) ERA: 5.67 Greg Cadaret, L (7, 1) ERA: 4.23 John Habyan, R (8, 1) ERA: 3.86 Billy Brewer, L (9, 1) ERA: 3.12	6.0 L 25 5 4 4 3 2 0 0 0 0 0 0 1 67 109 6.00 1.167	1.0 5 2 0 0 1 0 0 0 0 0 0 0 12 19 0.00 2.000	1.2 5 1 0 0 1 0 0 0 0 0 0 0 15 20 0.00 0.600	0.1 1 0 0 0 1 0 0 0 0 0 0 0 3 3 0.00 0.000																				

Seattle Mariners @ Kansas City Royals
 Kauffman Stadium, Kansas City, MO
 Wed Aug 11 1993, 7:05 PM CDT
 Att: 23,990 - Unknown

livebaseballscorecards.com

AB 34
 R 4
 H 8
 RBI 4
 BB 2
 SO 6
 LOB 15



Batter	1	2	3	4	5	6	7	8	9	AB	R	H	RBI	BB	SO	LOB
Felix Jose, S OBP: 0.305, SLG: 0.338 (1, 9) X	0-0 G4-3			1-1 B1-3		0-2 FCB-2-5 2B		0-3 K		4	0	1	0	0	1	2
Brian McRae, S OBP: 0.353, SLG: 0.448 (1, 8) B B C C C C S	2-3 K			0-0 CS 1B		3-2 FC6-2-5 2-H		0-1 1-2 2-H 1B		4	0	2	1	0	1	1
George Brett, L OBP: 0.300, SLG: 0.433 (1, 10) C F F F B B S	2-3 K			1-0 G3 1-2		3-1 G1-3		2-2 P2		4	0	0	0	0	1	4
Mike Macfarlane, R OBP: 0.368, SLG: 0.527 (1, 2) B C C C S		1-3 K			1-3 K		1-0 G6-3	3-1 G6-3		4	0	0	0	0	2	2
Wally Joyner, L OBP: 0.388, SLG: 0.483 (1, 3) C B C C B B S		3-3 K			1-1 G3-1		2-2 F9		0-0 G6-3	4	0	0	0	0	1	0
Gary Gaetti, R OBP: 0.328, SLG: 0.428 (1, 5) X		0-0 P5			3-1 2B 2B		0-0 F9		3-2 1B	4	1	2	0	0	0	0
Kevin McReynolds, R OBP: 0.313, SLG: 0.397 (1, 7) C F F B X			1-2 F9		1-0 2-H 2B			0-0 HR	1-1 P9	4	1	2	2	0	0	1
Greg Gagne, R OBP: 0.328, SLG: 0.398 (1, 6) B F X			1-1 F8		0-0 P9			0-0 WP 1B 1B	0-1 G6-3	4	1	1	0	0	0	2
Jose Lind, R OBP: 0.277, SLG: 0.307 (1, 4) B X			1-0 G5-3					4-1 1B BB		2	0	0	0	0	0	0
Chris Gwynn, L OBP: 0.356, SLG: 0.405 (8, PH)										0	0	0	0	0	0	0
Phil Hiatt, R OBP: 0.282, SLG: 0.366 (8, PH)										0	0	0	0	1	0	0
Rico Rossy, R OBP: 0.343, SLG: 0.429 (9, 4)										0	0	0	0	0	0	0

Inning Stats	R: 0	H: 0	E: 0	K: 2	S: 11	H: 0	LOB: 0	BB: 0	P: 15	R: 0	H: 0	E: 0	K: 2	S: 8	H: 0	LOB: 0	BB: 0	P: 12	R: 0	H: 0	E: 0	K: 0	S: 6	R: 1	H: 2	E: 0	K: 1	S: 9	R: 0	H: 1	E: 0	K: 0	S: 10	R: 0	H: 0	E: 0	K: 0	S: 5	R: 2	H: 3	E: 0	K: 1	S: 14	R: 0	H: 1	E: 0	K: 0	S: 10	1B: 4	2B: 3	3B: 0	HR: 1	SF: 0	SAC: 0	DP: 0	HBP: 0	WP: 1	PB: 0	SB: 1	CS: 1	PA: 35
--------------	------	------	------	------	-------	------	--------	-------	-------	------	------	------	------	------	------	--------	-------	-------	------	------	------	------	------	------	------	------	------	------	------	------	------	------	-------	------	------	------	------	------	------	------	------	------	-------	------	------	------	------	-------	-------	-------	-------	-------	-------	--------	-------	--------	-------	-------	-------	-------	--------

PITCHER	IP	WLS	BF	H	R	ER	SO	BB	IBB	HBP	BLK	WP	HR	S	P	ERA	WHIP
Chris Bosio, R ERA: 4.23 (1, 1)	7.0	W	26	6	3	3	5	0	0	0	0	0	1	55	83	3.86	0.857
Dennis Powell, L ERA: 4.15 (8, 1)	0.2		4	1	0	0	1	1	0	0	0	1	0	10	16	0.00	3.000
Jeff Nelson, R ERA: 3.27 (8, 1)	0.1		1	0	0	0	0	0	0	0	0	0	0	2	5	0.00	0.000
Erik Plantenberg, L ERA: 10.8 (9, 1)	0.1		1	0	0	0	0	0	0	0	0	0	0	1	1	0.00	0.000
Steve Ontiveros, R ERA: (9, 1)	0.0		1	1	0	0	0	0	0	0	0	0	0	5	8	∞	∞

BOTTOM

Seattle Mariners @ Kansas City Royals
Kauffman Stadium, Kansas City, MO

Wed Aug 11 1993, 7:05 PM CDT
Att. 23,990 - Unknown

AB	34
R	3
H	8
RBI	3
BB	1
SO	6
LOB	12

livebaseballscorecards.com



Batter	1	2	3	4	5	6	7	8	9	AB R H RBI BB SO LOB	TOP
Felix Jose, S OBP: 0.309, SLG: 0.342 (1, 9) B F X	1-1 WP S 1B		1-0 FC4-6 1B 1-2f SF7		1-1 E 1B		0-0 1-2 1B		1-3 K	5 2 3 0 0 1 1	
Brian McRae, S OBP: 0.352, SLG: 0.445 (1, 8) F X	0-1 F9		2-1 SF7 1-3 1B		3-2 E8 1-H		1-3 K		1-3 K	5 0 1 0 0 2 3	
George Brett, L OBP: 0.302, SLG: 0.433 (1, 10) B B B	4-0 G5-4-3 1-2 BB		0-1 SF7 1-2 3-H		0-0 G4-3			2-1 F8 BB 1B		2 1 1 1 1 0 1	
Mike Macfarlane, R OBP: 0.363, SLG: 0.519 (1, 2) S B C B F X	2-2 G5-4-3 1-2f 2-3		1-3 K				0-1 L6		1-2 F8	4 0 0 0 0 1 4	
Wally Joyner, L OBP: 0.389, SLG: 0.481 (1, 3) C B X		1-1 1B G5-4-3 1B		1-1 L7		1-3 K		1-2 1B BB		3 1 1 0 1 1 0	
Gary Gaetti, R OBP: 0.327, SLG: 0.424 (1, 5) B F X		1-1 G5-4-3 1-3 1B		0-0 P2		0-1 G6-3		0-1 F8		4 0 1 0 0 0 2	
Kevin McReynolds, R OBP: 0.316, SLG: 0.398 (1, 7) C B B X		1-2 G5-4-3 1-2f 3-H		3-2 F9			1-2 1B 1B	3-2 1-3 3-H 1B		4 0 2 1 0 0 1	
Greg Gagne, R OBP: 0.325, SLG: 0.394 (1, 6) B F X		1-2 G6-3		0-1 F7			1-3 K	0-3 K		4 0 0 0 0 2 3	
Jose Lind, R OBP: 0.276, SLG: 0.306 (1, 4) C B F X			2-2 FC4-6 1B		2-2 P4		0-0 F7		0-0 G1-3	4 0 1 0 0 0 1	
Inning Stats	R: 0 E: 0 K: 0 S: 8 H: 1 LOB: 1 BB: 1 P: 15	R: 1 E: 0 K: 0 S: 10 H: 2 LOB: 0 BB: 0 P: 14	R: 1 E: 0 K: 1 S: 12 H: 2 LOB: 1 BB: 0 P: 18	R: 0 E: 0 K: 0 S: 6 H: 0 LOB: 0 BB: 0 P: 10	R: 1 E: 1 K: 0 S: 13 H: 1 LOB: 1 BB: 0 P: 18	R: 0 E: 0 K: 1 S: 7 H: 0 LOB: 0 BB: 0 P: 8	R: 0 E: 0 K: 2 S: 12 H: 2 LOB: 2 BB: 0 P: 14	R: 1 E: 0 K: 1 S: 16 H: 2 LOB: 2 BB: 1 P: 26	R: 0 E: 0 K: 2 S: 7 H: 0 LOB: 0 BB: 0 P: 9	1B: 10 2B: 0 3B: 0 HR: 0 SF: 1 SAC: 0 DP: 2 HBP: 0	WP: 1 PB: 0 SB: 1 CS: 0 PA: 38
PITCHER Jack McDowell, R ERA: 3.61 (1, 1)	IP: 8.0 WLS: L BF: 35 H: 10 R: 4 ER: 3 SO: 5 BB: 2 IBB: 0 HBP: 0 BLK: 0 WP: 1 HR: 0 S: 84 P: 123 ERA: 3.38 WHIP: 1.500					PITCHER Chuck Cary, L ERA: 9.64 (9, 1)	IP: 1.0 WLS: 3 BF: 0 H: 0 R: 0 ER: 0 SO: 2 BB: 0 IBB: 0 HBP: 0 BLK: 0 WP: 0 HR: 0 S: 7 P: 9 ERA: 0.00 WHIP: 0.000				

Kansas City Royals @ Chicago White Sox
Comiskey Park, Chicago, IL
Thu Aug 12 1993, 8:05 PM EDT
Att. 38,954 - Unknown - 74 F

AB	35
R	4
H	10
RBI	2
BB	2
SO	7
LOB	16



Batter	1	2	3	4	5	6	7	8	9	AB R H RBI BB SO LOB
Tim Raines, S OBP: 0.404, SLG: 0.518 (1, 7) FX	0-1 HR		1-1 F7		0-0 G3			2-2 FC4-8 1B		4 1 2 1 0 0 1
Joey Cora, S OBP: 0.374, SLG: 0.370 (1, 4) CFCFX	0-2 G3		3-1 FC6-4 1B			1-2 G6-4-3 1B		0-1 FC4-6 1-2f		4 0 2 0 0 0 1
Frank Thomas, R OBP: 0.432, SLG: 0.598 (1, 3) CBBFX	2-2 G6-3		0-0 FC6-4 1-2f			2-2 G6-4-3 1-2f		1-0 G4-3 SF7 2B		4 1 1 0 0 0 2
Robin Ventura, L OBP: 0.367, SLG: 0.419 (1, 5) BX	1-0 G3-1			3-1 G4-6-3 1B		3-1 F8		1-1 G4-3 2-3		4 0 1 0 0 0 1
Ellis Burks, R OBP: 0.352, SLG: 0.471 (1, 9) BFCFX		2-2 G4-3 FC4-2 2B		1-2 P4			0-3 K	1-0 SF7		3 0 1 1 0 1 1
Matt Merullo, L OBP: 0.050, SLG: 0.050 (1, 10) X		0-0 G4-3		1-1 G4-6-3 1-2f			2-2 P6	3-H 1-1 F8		4 0 0 0 0 0 2
Lance Johnson, L OBP: 0.351, SLG: 0.396 (1, 8) X		0-0 FC4-2 3-H			4-1 WP BB		2-1 L5			2 0 0 0 1 0 1
Ron Karkovics, R OBP: 0.292, SLG: 0.445 (1, 2) PCX		1-1 F7			4-0 L3 BB			0-0 G6-3		2 0 0 0 1 0 1
Craig Grebeck, R OBP: 0.306, SLG: 0.252 (1, 6) CX			0-1 F9		2-2 L3 1-1			1-2 F9		3 0 0 0 0 0 2

Inning Stats	R: 1 E: 0 K: 0 S: 11	H: 1 LOB: 0 BB: 0 P: 14	R: 0 E: 0 K: 0 S: 8	H: 1 LOB: 1 BB: 0 P: 10	R: 0 E: 0 K: 0 S: 7	H: 1 LOB: 0 BB: 0 P: 12	R: 0 E: 0 K: 0 S: 5	H: 0 LOB: 1 BB: 2 P: 15	R: 0 E: 0 K: 0 S: 8	H: 1 LOB: 0 BB: 0 P: 14	R: 0 E: 0 K: 1 S: 8	H: 0 LOB: 0 BB: 0 P: 12	R: 0 E: 0 K: 10 S: 10	H: 1 LOB: 1 BB: 0 P: 13	R: 1 E: 0 K: 0 S: 6	H: 1 LOB: 0 BB: 0 P: 10	1B: 4 2B: 3 3B: 0 HR: 1	SF: 1 SAC: 0 DP: 3 HBP: 0
--------------	-------------------------------	----------------------------------	------------------------------	----------------------------------	------------------------------	----------------------------------	------------------------------	----------------------------------	------------------------------	----------------------------------	------------------------------	----------------------------------	--------------------------------	----------------------------------	------------------------------	----------------------------------	----------------------------------	------------------------------------

PITCHER	IP	WLS	BF	H	R	ER	SO	BB	IBB	HBP	BLK	WP	HR	S	P	ERA	WHIP
Kevin Appier, R ERA: 3.08 (1, 1)	9.0	W	33	7	2	2	1	2	0	0	0	1	1	70	111	2.00	1.000

BOTTOM

Kansas City Royals @ Chicago White Sox
Comiskey Park, Chicago, IL
Thu Aug 12 1993, 8:05 PM EDT
Att: 38,954 - Unknown - 74 F

AB	30
R	2
H	7
RBI	2
BB	2
SO	1
LOB	12



WP	PA	33
PB	0	
SB	0	
CS	0	

Batter	1	2	3	4	5	6	7	8	9	AB R H RBI BB SO LOB	TOP																	
Felix Jose, S (1, 9) OBP: 0.308, SLG: 0.349	1-2 F8		0-0 HR		2-1 F8		1-1 B1-3			4 1 1 2 0 0 2																		
Brian McRae, S (1, 8) OBP: 0.351, SLG: 0.443	2-3 K		1-2 1B			2-2 P4		2-1 G4-3		4 0 1 0 0 1 0																		
George Brett, L (1, 10) OBP: 0.300, SLG: 0.429	2-3 K		3-2 F7			0-0 G1-3		1-0 G4-3		4 0 0 0 0 1 1																		
Mike Macfarlane, R (1, 2) OBP: 0.368, SLG: 0.530		0-1 G6-3		4-0 BB		3-1 HR		4-0 BB		2 1 1 1 2 0 0																		
Wally Joyner, L (1, 3) OBP: 0.386, SLG: 0.477		0-1 G3		2-0 G4-6-3		2-2 F7		1-1 G4-3		4 0 0 0 0 0 2																		
Gary Gaetti, R (1, 5) OBP: 0.325, SLG: 0.420		3-3 K		1-3 K			2-0 2B		0-3 K	4 1 1 0 0 3 0																		
Kevin McReynolds, R (1, 7) OBP: 0.315, SLG: 0.393			1-3 K		4-1 BB		0-0 F9		1-2 K	3 0 0 0 1 2 1																		
Greg Gagne, R (1, 6) OBP: 0.325, SLG: 0.396 Chris Gwynn, L (9, PH) OBP: 0.354, SLG: 0.404			2-0 E3		1-3 K		0-1 F9		2-2 P8	3 0 1 1 0 1 1 1 0 0 0 0 0 0																		
Jose Lind, R (1, 4) OBP: 0.274, SLG: 0.303			2-1 FC6-4		1-0 F9		2-1 F9			3 1 0 0 0 0 3																		
Inning Stats	R: 0 E: 0 K: 2 S: 9	H: 0 LOB: 0 BB: 0 P: 14	R: 0 E: 0 K: 1 S: 7	H: 0 LOB: 0 BB: 0 P: 10	R: 2 E: 1 K: 1 S: 18	H: 2 LOB: 1 BB: 0 P: 27	R: 0 E: 0 K: 1 S: 4	H: 0 LOB: 0 BB: 1 P: 11	R: 0 E: 0 K: 1 S: 7	H: 0 LOB: 1 BB: 1 P: 15	R: 1 E: 0 K: 0 S: 15	H: 1 LOB: 0 BB: 0 P: 22	R: 1 E: 0 K: 0 S: 8	H: 2 LOB: 1 BB: 0 P: 13	R: 0 E: 0 K: 2 S: 5	H: 0 LOB: 1 BB: 1 P: 13	R: 0 E: 0 K: 2 S: 12	H: 0 LOB: 0 BB: 0 P: 15	1B: 2 2B: 1 3B: 0 HR: 2	SF: 0 SAC: 0 DP: 1 HBP: 0	WP: 0 PB: 0 SB: 0 CS: 0	PA: 35						
PITCHER	IP WLS BF H R ER SO BB IBB HBP BLK WP HR S P ERA WHIP																											
Jason Bere, R (1, 1) ERA: 4.6	6.2		27	5	4	2	6	2	0	0	0	0	0	2	66	109	2.70	1.050										
Chuck Cary, L (7, 1) ERA: 7.5	1.1	W	5	0	0	0	0	1	0	0	0	0	0	7	16	0.00	0.750											
Roberto Hernandez, R (9, 1) ERA: 2.21	1.0	S	3	0	0	0	2	0	0	0	0	0	0	12	15	0.00	0.000											

Kansas City Royals @ Chicago White Sox
Comiskey Park, Chicago, IL
 Fri Aug 13 1993, 8:05 PM EDT
 Att. 34,272 - Unknown - 83 F

AB	32
R	4
H	5
RBI	4
BB	3
SO	8
LOB	10



Batter	1	2	3	4	5	6	7	8	9
Tim Raines, S OBP: 0.405, SLG: 0.514 (1, 7) C F B B B B	4-2 S BB		0-0 F7	4-2 1-2 2-3 BB		2-1 G3-1		1-0 SH5-4	
Joey Cora, S OBP: 0.374, SLG: 0.371 (1, 4) (8, 5) (9, 4) C S 1 SAFE X	0-2 P5		2-0 FC6-4 1B	3-1 SF9		1-0 E S 1B		2-2 F8	
Frank Thomas, R OBP: 0.430, SLG: 0.600 (1, 10) (9, 3) C 1 SAFE S	0-3 K		0-0 FC6-4 HBP 1B 1-2f 3-H	1-3 K		1 SAFE C 1 SAFE F B F B F B 1-3 K		1-0 HR	
Robin Ventura, L OBP: 0.370, SLG: 0.421 (1, 5) (8, 3) (9, 5) F 1 SAFE X	1-2 P6		2-1 HBP 1B		1-0 G3		3-1 FC5-4 1B	1-1 BB 1B	
Ellis Burks, R OBP: 0.355, SLG: 0.469 (1, 9) C T O B B B X		2-2 G6-3	1-1 HBP 1B		3-2 FC4-6 1B		3-2 L7	4-2 FC6-4 BB	
Dan Pasqua, L OBP: 0.309, SLG: 0.296 (1, 3) Steve Sax, R OBP: 0.312, SLG: 0.345 (7, PH) (8, 4) Roberto Hernandez, R (9, 1) C B B X		1-1 PB 2B	2-1 G4-3		1-2 FC4-6 BB 1-2f		2-1 FC5-4 1-2f	2-2 FC6-4 1-2f	
Lance Johnson, L OBP: 0.353, SLG: 0.396 (1, 8) S C B B B X		3-2 G4-3		1-1 BB S SF9 1B	4-2 1B		0-1 F8		
Ron Karkovice, R OBP: 0.292, SLG: 0.446 (1, 2) X		0-0 F8		1 SAFE B B X	2-0 P4	0-3 K		1-2 1B 2B	
Craig Grebeck, R OBP: 0.313, SLG: 0.264 (1, 6) Warren Newson, L OBP: 1.000, SLG: 1.000 (8, PH) Ozzie Guillen, L OBP: 0.285, SLG: 0.376 (9, 6) X			0-0 1B FC6-4 2B	4-2 SF9 BB 1-2 BB		0-3 K		1-1 SH5-4 HR 1B	

AB	R	H	RBI	BB	SO	LOB
2	0	0	0	2	0	1
4	0	2	1	0	0	2
5	1	1	3	0	3	5
5	0	3	0	0	0	1
3	0	1	0	1	0	1
3	0	1	0	0	0	4
2	0	0	0	0	0	3
0	0	0	0	0	0	0
3	1	1	0	1	0	2
4	1	1	0	0	1	4
2	1	1	0	1	1	0
1	1	1	1	0	0	0
0	0	0	0	0	0	0

BOTTOM

Kansas City Royals @ Chicago White Sox
Comiskey Park, Chicago, IL

Fri Aug 13 1993, 8:05 PM EDT
Att: 34,272 - Unknown - 83 F

AB	34
R	5
H	12
RBI	5
BB	5
SO	5
LOB	23



Inning Stats	R: 0	H: 0	E: 0	K: 1	S: 11	H: 0	LOB: 1	BB: 1	P: 16	R: 0	H: 1	E: 0	K: 0	S: 10	R: 0	H: 1	E: 0	K: 0	S: 9	R: 1	H: 3	E: 0	K: 0	S: 9	R: 0	H: 1	E: 0	K: 1	S: 13	R: 0	H: 1	E: 0	K: 2	S: 11	R: 0	H: 1	E: 0	K: 0	S: 9	R: 3	H: 4	E: 0	K: 0	S: 20				

PITCHER	IP	WLS	BF	H	R	ER	SO	BB	IBB	HBP	BLK	WP	HR	S	P	ERA	WHIP
Hipolito Pichardo, R ERA: 4.25	(1, 1)		5.0	26	6	2	2	3	4	0	0	0	0	58	100	3.60	2.000
John Habyan, R ERA: 3.78	(6, 1)		1.0	4	1	0	0	2	0	0	0	0	0	11	17	0.00	1.000
Greg Cadaret, L ERA: 4.19	(7, 1)		0.1	2	1	0	0	0	0	0	0	0	0	5	11	0.00	3.000
Stan Belinda, R ERA: 3.75	(7, 1)		0.2	2	0	0	0	0	0	0	0	0	0	4	6	0.00	0.000
Jeff Montgomery, R ERA: 2.08	(8, 1)	L	1.0	8	4	3	3	0	1	0	0	0	1	20	33	27.00	5.000

Batter	1	2	3	4	5	6	7	8	9
Tim Raines, S OBP: 0.403, SLG: 0.508 (1, 7)	2-1 G3	4-1 G3-1 BB		1-1 P6			0-3 K		
Joey Cora, S OBP: 0.371, SLG: 0.368 (1, 4)	2-2 F8	2-2 G3-1		2-0 F7			2-1 F7		
Frank Thomas, R OBP: 0.430, SLG: 0.599 (1, 3)	2-2 1B	2-1 F8			1-1 1B		0-2 F8		
Robin Ventura, L OBP: 0.371, SLG: 0.428 (1, 5)	2-2 P2		0-2 HR		2-2 P5			4-0 FC4-6 1B BB	
Ellis Burks, R OBP: 0.354, SLG: 0.470 (1, 9)		3-1 1B 2B	2-3 K		1-2 F8			0-0 B2	
Dan Pasqua, L OBP: 0.308, SLG: 0.294 (1, 10) Steve Sax, R OBP: 0.312, SLG: 0.345 (8, PR)		0-2 E4 SH5-4 1B	2-3 K		2-0 G3			0-0 FC4-6 1B	
Lance Johnson, L OBP: 0.352, SLG: 0.394 (1, 8)		0-0 1B SH5-4 G3-1 1B	1-2 G3-1			2-1 G3		1-1 FC4-6 1-2f 2-3	
Ron Karkovice, R OBP: 0.289, SLG: 0.441 (1, 2)		1-0 SH5-4		1-3 K		2-3 K		0-3 K	
Ozzie Guillen, L OBP: 0.286, SLG: 0.376 (1, 6)		0-1 G3-1 BB 1B		1-3 K		2-2 G4-3			

AB	R	H	RBI	BB	SO	LOB
3	0	0	0	1	1	1
4	0	0	1	0	0	3
4	0	2	0	0	0	2
3	1	1	1	1	0	2
4	1	1	0	0	1	2
4	1	1	0	0	1	2
0	0	0	0	0	0	0
4	1	1	1	0	0	2
3	0	0	0	0	3	2
3	0	1	1	0	1	0

BOTTOM

Kansas City Royals @ Chicago White Sox
Comiskey Park, Chicago, IL

Sat Aug 14 1993, 8:05 PM EDT
Att: 42,417 - Unknown - 83 F

AB	32
R	4
H	7
RBI	4
BB	2
SO	7
LOB	16



Inning Stats	R: 0	H: 1	E: 0	LOB: 1	K: 0	BB: 0	S: 11	R: 3	H: 3	E: 1	LOB: 2	K: 0	BB: 1	S: 16	R: 1	H: 1	E: 0	LOB: 0	K: 2	BB: 0	S: 13	R: 0	H: 0	E: 0	LOB: 1	K: 2	BB: 0	S: 12	R: 0	H: 1	E: 0	LOB: 1	K: 0	BB: 0	S: 9	R: 0	H: 0	E: 0	LOB: 0	K: 1	BB: 0	S: 9	R: 0	H: 0	E: 0	LOB: 0	K: 1	BB: 0	S: 8	R: 0	H: 1	E: 0	LOB: 2	K: 1	BB: 1	S: 7	R: 0	H: 1	E: 0	LOB: 0	K: 1	BB: 0	S: 10
PITCHER David Cone, R ERA: 3.47 (1, 1)	IP	WLS	BF	H	R	ER	SO	BB	IBB	HBP	BLK	WP	HR	S	P	ERA	WHIP																																														
	8.0	L	35	7	4	2	7	2	0	0	0	1	1	85	133	2.25	1.125																																														
																			PITCHER	IP	WLS	BF	H	R	ER	SO	BB	IBB	HBP	BLK	WP	HR	S	P	ERA	WHIP																											

Batter	1	2	3	4	5	6	7	8	9	AB R H RBI BB SO LOB	TOP		
Felix Jose, S (1, 8) OBP: 0.307, SLG: 0.344	1-1 L7		0-2 CS 1B	0-0 FC5-4		0-0 G5-3		4-0 BB 1B IBB		4 0 1 0 1 0 2			
Greg Gagne, R (1, 6) OBP: 0.324, SLG: 0.401	1-2 P3		2-2 1 SAFE 1 SAFE 1-2 HR		0-0 P2	0-0 CS 1B		1-1 F7		5 1 2 1 0 0 2			
Wally Joyner, L (1, 3) OBP: 0.386, SLG: 0.476	2-1 F7		0-1 G1-3		3-0 E 2B	4-2 1-2 BB		1-1 BB 1B		4 1 2 1 1 0 0			
Mike Macfarlane, R (1, 2) OBP: 0.372, SLG: 0.529		3-3 K	2-0 1B		1-0 E6 1B	2-1 G5-3		4-2 1-2 2-3 BB		4 1 2 0 1 1 1			
Chris Gwynn, L (1, 9) OBP: 0.355, SLG: 0.401		4-0 HR BB	2-1 G4-3		1-1 E 1B		1-0 G5-3	0-3 K		4 2 1 1 1 1 4			
Kevin McReynolds, R (1, 7) OBP: 0.317, SLG: 0.402		0-2 HR		4-2 1B BB	0-2 E9 G3 1B		0-2 L9	0-3 K		4 1 2 3 1 1 0			
Brent Mayne, L (1, 10) OBP: 0.301, SLG: 0.338		2-2 G4-3		2-2 L8	4-0 G3 IBB		2-3 K2-3	1-0 L6		4 0 0 0 1 1 1			
Jose Lind, R (1, 4) OBP: 0.273, SLG: 0.302		2-2 1B		3-1 F8	0-0 G3		1-1 SH3-4 1B	0-1 G6-3		5 1 2 0 0 0 3			
Rico Rossy, R (1, 5) OBP: 0.342, SLG: 0.424		1-1 F9		1-2 FC5-4 1B	0-3 K		0-0 SH3-4			3 0 1 0 0 1 3			
Inning Stats	R: 0 E: 0 K: 0 S: 9 H: 0 LOB: 0 P: 13	R: 2 E: 0 K: 1 S: 18 H: 2 LOB: 1 BB: 1 P: 30	R: 1 E: 0 K: 0 S: 12 H: 3 LOB: 1 BB: 0 P: 17	R: 0 E: 0 K: 0 S: 14 H: 1 LOB: 2 BB: 1 P: 23	R: 3 E: 2 K: 1 S: 12 H: 4 LOB: 2 BB: 1 P: 21	R: 0 E: 0 K: 0 S: 7 H: 1 LOB: 1 BB: 1 P: 13	R: 0 E: 0 K: 1 S: 8 H: 0 LOB: 0 BB: 0 P: 11	R: 1 E: 0 K: 1 S: 13 H: 2 LOB: 3 BB: 2 P: 24	R: 0 E: 0 K: 1 S: 6 H: 0 LOB: 0 BB: 0 P: 7	1B: 10 2B: 1 3B: 0 HR: 2 SF: 0 SAC: 1 DP: 0 HBP: 0	WP: 0 PB: 0 SB: 0 CS: 2 PA: 44		
PITCHER	IP WLS BF H R ER SO BB IBB HBP BLK WP HR S P ERA WHIP											PITCHER	IP WLS BF H R ER SO BB IBB HBP BLK WP HR S P ERA WHIP
Tim Belcher, R (1, 1) ERA: 4.4	4.1 L 23 9 6 5 1 2 0 0 0 0 0 2 58 93 10.38 2.538											Roberto Hernandez, R (9, 1) ERA: 2.17	1.0 3 0 0 0 1 0 0 0 0 0 0 6 7 0.00 0.000
Kirk McCaskill, R (5, 1) ERA: 6.33	0.2 4 1 0 0 1 0 1 0 0 0 0 0 7 11 0.00 1.500												
Chuck Cary, L (6, 1) ERA: 5.63	2.0 7 1 0 0 1 1 0 0 0 0 0 0 15 24 0.00 1.000												
Donn Pall, R (8, 1) ERA: 2.86	0.2 4 1 1 1 0 0 1 0 0 0 0 0 5 11 13.50 1.500												
Scott Radinsky, L (8, 1) ERA: 3.69	0.1 3 1 0 0 1 1 0 0 0 0 0 0 8 13 0.00 6.000												

Kansas City Royals @ Chicago White Sox
Comiskey Park, Chicago, IL
Sun Aug 15 1993, 4:33 AM EDT
Att. 38,395 - Overcast - 73 F

livebaseballscorecards.com

AB	37
R	7
H	13
RBI	6
BB	6
SO	5
LOB	16



BOTTOM

Kansas City Royals @ Chicago White Sox
Comiskey Park, Chicago, IL
Sun Aug 15 1993, 4:33 AM EDT
Att. 38,395 - Overcast - 73 F

livebaseballscorecards.com

AB 34
R 5
H 9
RBI 5
BB 4
SO 7
LOB 12



WP: 2 PA: 38
PB: 0
SB: 1
CS: 0

AB R H RBI BB SO LOB

4 1 2 1 1 1 0

5 1 2 1 0 1 4

4 1 1 2 0 0 3

2 0 0 0 2 0 0

4 0 0 0 0 2 2

4 0 1 0 0 2 0

3 1 1 0 1 0 1

3 0 1 0 0 0 0

1 1 0 0 0 1 1

4 0 1 1 0 0 1

1B: 8 SF: 0
2B: 0 SAC: 0
3B: 0 DP: 1
HR: 1 HBP: 0

Batter	1	2	3	4	5	6	7	8	9
Tim Raines, S OBP: 0.406, SLG: 0.508 (1, 7)	3-2 1B S		2-1 G4-3		3-3 K		3-2 1B FC6-4 1-2 2-H		4-1 BB
Joey Cora, S OBP: 0.371, SLG: 0.368 (1, 4)	2-2 1B WP 1-H		1-2 HR			3-3 K	0-1 P5		0-1 G3-1
Frank Thomas, R OBP: 0.429, SLG: 0.603 (1, 3)	2-0 F9		1-0 HR			0-0 F7	1-2 FC6-4		
Robin Ventura, L OBP: 0.372, SLG: 0.425 (1, 5)	4-0 BB FC6-4 1-2		3-0 G3-1			4-2 BB FC6-4		2-0 F9	
Ellis Burks, R OBP: 0.351, SLG: 0.465 (1, 9)	1-0 FC6-4 1-2f			2-3 K		1-0 FC6-4 1-2f		1-3 K	
Warren Newson, L OBP: 0.400, SLG: 0.400 (1, 10)			3-3 K		3-2 1B G4-6-3		2-3 K2-3	1-0 G6-3	
Lance Johnson, L OBP: 0.353, SLG: 0.394 (1, 8)			1-1 G4-3		0-0 G4-6-3 1-2f		3-2 1B WP 1B	4-0 BB BB	
Michael LaValliere, L OBP: 0.338, SLG: 0.328 Ron Karkovics, R OBP: 0.288, SLG: 0.439 (7, PR) (8, 2)			3-2 G3			0-1 G4-3	2-1 1B 1B	1-3 K	
Ozzie Guillen, L OBP: 0.285, SLG: 0.374 (1, 6)			0-1 G4-3			0-0 L8	1-2 1B 1B 3-H	1-1 L6	

Inning Stats	R	H	E	K	S	H	LOB	BB	P	R	H	E	K	S	H	LOB	BB	P
	1	2	0	10	22	0	0	8	15	0	0	0	1	7	1	0	15	16
	0	0	0	0	0	2	0	9	16	0	0	0	1	0	0	0	12	9
	0	0	0	0	0	0	0	6	9	0	0	0	1	0	0	0	16	9
	2	4	0	23	35	0	2	8	35	0	0	0	1	0	0	0	18	9

PITCHER	IP	WLS	BF	H	R	ER	SO	BB	IBB	HBP	BLK	WP	HR	S	P	ERA	WHIP
Tom Gordon, R ERA: 4.0 (1, 1)	6.1		26	7	5	5	5	2	0	0	0	2	1	57	106	7.11	1.421
Mark Gubicza, R ERA: 4.41 (7, 1)	0.0		2	2	0	0	0	0	0	0	0	0	0	9	13	∞	∞
Stan Belinda, R ERA: 3.62 (7, 1)	1.2		5	0	0	0	1	0	0	0	0	0	0	10	15	0.00	0.000
Jeff Montgomery, R ERA: 2.05 (9, 1)	1.0	S	5	0	0	0	1	2	0	0	0	0	0	8	18	0.00	2.000

Batter	1	2	3	4	5	6	7	8	9	AB R H RBI BB SO LOB	TOP		
Greg Gagne, R (1, 6) OBP: 0.321, SLG: 0.397	0-2 P6	0-3 K			2-1 P3		2-2 F7			4 0 0 0 0 1 3			
Brian McRae, S (1, 8) OBP: 0.351, SLG: 0.441	1-1 F9		1-2 G4-6-3 1B			0-0 G6-3		0-0 G3		4 0 1 0 0 0 0			
George Brett, L (1, 10) OBP: 0.296, SLG: 0.423	1-1 F8		1-2 G4-6-3 1-2f			1-0 1B		1-3 K		4 0 1 0 0 1 1			
Mike Macfarlane, R (1, 2) OBP: 0.367, SLG: 0.522		1-3 K	2-2 P8			1-3 K		0-2 G6-3		4 0 0 0 0 2 1			
Wally Joyner, L (1, 3) OBP: 0.387, SLG: 0.478		2-2 HR 1B		1-0 F7		1-0 F8		0-0 E 2B		4 1 2 0 0 0 1			
Gary Gaetti, R (1, 5) OBP: 0.319, SLG: 0.426		0-1 HR		2-0 G5-3		2-1 F7		2-3 K		4 1 1 2 0 1 1			
Kevin McReynolds, R (1, 7) OBP: 0.316, SLG: 0.398		4-1 2B SF9 BB		2-2 F8		2-0 P3		0-1 F8		3 1 0 0 1 0 1			
Hubie Brooks, R (1, 9) OBP: 0.331, SLG: 0.365 Felix Jose, S (7, PR) OBP: 0.306, SLG: 0.343 (7, 9)		1-0 SF9 2B		2-0 G6-4-3 1B		1-0 HBP 1B		3-2 E5		3 0 3 0 0 0 0 1 0 0 0 0 0 1			
Jose Lind, R (1, 4) OBP: 0.273, SLG: 0.300		1-0 SF9		2-1 G6-4-3 1-2f		1-0 HBP		1-0 F8		2 0 0 1 0 0 3			
Inning Stats	R: 0 E: 0 K: 0 S: 7 H: 0 LOB: 0 BB: 0 P: 9	R: 3 E: 0 K: 2 S: 15 H: 3 LOB: 1 BB: 1 P: 24	R: 0 E: 0 K: 0 S: 9 H: 1 LOB: 0 BB: 0 P: 13	R: 0 E: 0 K: 0 S: 5 H: 0 LOB: 0 BB: 0 P: 10	R: 0 E: 0 K: 0 S: 5 H: 1 LOB: 0 BB: 0 P: 11	R: 0 E: 0 K: 1 S: 6 H: 1 LOB: 1 BB: 0 P: 9	R: 0 E: 0 K: 0 S: 7 H: 1 LOB: 2 BB: 0 P: 15	R: 0 E: 0 K: 1 S: 9 H: 0 LOB: 0 BB: 0 P: 10	R: 0 E: 1 K: 1 S: 10 H: 1 LOB: 2 BB: 0 P: 16	1B: 5 2B: 2 3B: 0 HR: 1 SF: 1 SAC: 0 DP: 2 HBP: 1	WP: 0 PB: 0 SB: 0 CS: 0 PA: 36		
PITCHER	IP WLS BF H R ER SO BB IBB HBP BLK WP HR S P ERA WHIP											PITCHER	IP WLS BF H R ER SO BB IBB HBP BLK WP HR S P ERA WHIP
Jim Deshaies, L (1, 1) ERA: 4.38	7.0 L 28 7 3 3 3 1 0 1 0 0 0 1 54 91 3.86 1.143												
Carl Willis, R (8, 1) ERA: 4.58	1.2 6 1 0 0 2 0 0 0 0 0 0 0 15 18 0.00 0.600												
Larry Casian, L (9, 1) ERA: 0.75	0.0 1 0 0 0 0 0 0 0 0 0 0 0 3 6 ∞ ∞												
Rick Aguilera, R (9, 1) ERA: 2.88	0.1 1 0 0 0 0 0 0 0 0 0 0 0 1 2 0.00 0.000												

Kansas City Royals @ Minnesota Twins
 Hubert H. Humphrey Metrodome, Minneapolis, MN
 Tue Aug 17 1993, 8:05 PM EDT
 Att. 33,042 - Dome

AB	33
R	3
H	8
RBI	3
BB	1
SO	5
LOB	12



BOTTOM

Kansas City Royals @ Minnesota Twins
Hubert H. Humphrey Metrodome, Minneapolis, MN

livebaseballscores.com

AB 36
R 2
H 12
RBI 2
BB 3
SO 5
LOB 19



WP: 1 PA: 41
PB: 0
SB: 0
CS: 1

Tue Aug 17 1993, 8:05 PM EDT
Att. 33,042 - Dome

AB R H RBI BB SO LOB

5 0 3 0 0 0 3

4 0 1 0 1 0 3

4 0 1 1 0 1 3

5 0 1 0 0 2 3

4 1 1 0 0 0 2

4 0 1 0 0 0 1

3 0 0 0 0 2 1

0 0 0 0 1 0 0

0 0 0 0 0 0 0

4 1 4 1 0 0 0

2 0 0 0 0 0 2

1 0 0 0 1 0 1

1B: 12 SF: 1
2B: 0 SAC: 0
3B: 0 DP: 1
HR: 0 HBP: 0

Batter	1	2	3	4	5	6	7	8	9
Chuck Knoblauch, R OBP: 0.369, SLG: 0.368 (1, 4)	2-2 G4-6-3 1B		0-1 F7		0-0 BB 1B		1 SAFE 1 SAFE 0-1 G4-3 1B	0-0 G1-3	
Dave McCarty, R OBP: 0.280, SLG: 0.306 (1, 3) (9, 7)	2-2 G4-6-3 1-2f 1B		1-0 1B		4-0 1B BB		3-2 G4-3	0-0 F9	
Kirby Puckett, R OBP: 0.354, SLG: 0.478 (1, 9)	1-2 1B 1B		2-2 P4		1-1 SF8		1-0 P4	0-3 K	
Dave Winfield, R OBP: 0.331, SLG: 0.465 (1, 10)	2-2 1-2 1B		2-2 G6-3		2-3 K			1-3 K	2-2 G6-3
Brian Harper, R OBP: 0.361, SLG: 0.466 (1, 2)	2-2 F8			1-2 F9		0-0 F9		3-2 BB 1B	
Shane Mack, R OBP: 0.337, SLG: 0.427 (1, 8)		3-2 P3		1-1 CS 1B		2-1 F8		2-2 F9	
Bernardo Brito, R OBP: 0.250, SLG: 0.594 (8, PH)		1-3 K		2-2 F8		3-3 K		4-2 WP 1B BB	
Kent Hrbek, L OBP: 0.342, SLG: 0.436 (8, PR)									
Jeff Reboulet, R OBP: 0.324, SLG: 0.284 (9, 6)									
Terry Jorgensen, R OBP: 0.292, SLG: 0.294 (1, 5) (8, 6) (9, 3)		0-0 1B		1-1 CS	2-0 BB SF8 1B		0-0 FC6-4 1B	1-2 BB 1B	
Pat Meares, R OBP: 0.294, SLG: 0.348 (7, PH)		0-2 G3					3-2 FC6-4 G4-3 1B	4-2 BB	
Chip Hale, L OBP: 0.369, SLG: 0.374 (8, 5)								1-2 2-3 BB	

Inning Stats	R: 0 E: 0 K: 15	H: 3 LOB: 2 BB: 0 P: 24	R: 0 E: 0 K: 13	H: 1 LOB: 1 BB: 0 P: 17	R: 0 E: 0 K: 9	H: 1 LOB: 0 BB: 0 P: 14	R: 1 E: 0 K: 12	H: 2 LOB: 2 BB: 1 P: 22	R: 0 E: 0 K: 6	H: 0 LOB: 0 BB: 0 P: 11	R: 0 E: 0 K: 11	H: 2 LOB: 2 BB: 0 P: 18	R: 1 E: 0 K: 18	H: 2 LOB: 3 BB: 2 P: 33	R: 0 E: 0 K: 7	H: 0 LOB: 0 BB: 0 P: 9
--------------	-----------------------	----------------------------------	-----------------------	----------------------------------	----------------------	----------------------------------	-----------------------	----------------------------------	----------------------	----------------------------------	-----------------------	----------------------------------	-----------------------	----------------------------------	----------------------	---------------------------------

PITCHER	IP	WLS	BF	H	R	ER	SO	BB	IBB	HBP	BLK	WP	HR	S	P	ERA	WHIP
Chris Haney, L ERA: 5.47 (1, 1)	5.0		22	8	1	1	2	1	0	0	0	0	0	61	94	1.80	1.800
Mark Gubicza, R ERA: 4.33 (6, 1)	1.2		7	2	0	0	1	0	0	0	0	0	0	16	27	0.00	1.200
Stan Belinda, R ERA: 3.73 (7, 1)	1.0		6	2	1	1	1	1	0	0	0	0	0	15	27	9.00	3.000
Jeff Montgomery, R ERA: 2.0 (8, 1)	1.1	S	5	0	0	0	1	1	0	0	0	1	0	11	17	0.00	0.750

Batter	1	2	3	4	5	6	7	8	9	AB R H RBI BB SO LOB	TOP										
Felix Jose, S (1, 9) OBP: 0.307, SLG: 0.345	2-2 F8		4-1 1B BB		1-3 SAFE K		1-3 K		3-0 2B	4 0 1 0 1 2 2											
Brian McRae, S (1, 8) OBP: 0.352, SLG: 0.443	1-2 G4-3		0-0 1B			1-3 K	0-0 2B		1-3 K	5 0 2 2 0 2 1											
George Brett, L (1, 10) OBP: 0.296, SLG: 0.419	1-2 G4-3		0-1 L4			4-0 F8 1B 2B BB	2-2 F8			3 1 0 0 1 0 3											
Wally Joyner, L (1, 3) OBP: 0.386, SLG: 0.476		0-0 F7		0-1 P6		2-1 2B PB 1B		0-0 G4-3		4 1 1 0 0 0 0											
Gary Gaetti, R (1, 5) OBP: 0.318, SLG: 0.437		0-0 F8		0-0 G5-3		0-1 F8		2-2 HR		4 1 1 1 0 0 2											
Brent Mayne, L (1, 2) OBP: 0.299, SLG: 0.341		3-1 G6-3		1-2 G1-3		2-1 PB 1B 2B		2-3 K		4 0 1 1 0 1 0											
Kevin McReynolds, R (1, 7) OBP: 0.315, SLG: 0.395			1-2 G1-4-3 1B 1B		0-0 F8	1-0 G5-3		3-1 F8		4 1 1 0 0 0 1											
Greg Gagne, R (1, 6) OBP: 0.322, SLG: 0.398			1-2 G1-4-3 1B		0-1 G5-3		0-0 SH1 2B 1B		0-3 K	4 1 2 0 0 1 0											
Jose Lind, R (1, 4) OBP: 0.273, SLG: 0.300			2-2 G1-4-3		1-1 1B		0-1 SAFE SH1		1-3 K	3 0 1 0 0 1 2											
Inning Stats	R: 0 E: 0 K: 0 S: 9	H: 0 LOB: 0 BB: 0 P: 13	R: 0 E: 0 K: 0 S: 4	H: 0 LOB: 0 BB: 0 P: 7	R: 1 E: 0 K: 0 S: 13	H: 3 LOB: 2 BB: 1 P: 21	R: 0 E: 0 K: 0 S: 8	H: 0 LOB: 0 BB: 0 P: 9	R: 0 E: 0 K: 1 S: 9	H: 1 LOB: 1 BB: 0 P: 10	R: 2 E: 0 K: 1 S: 10	H: 2 LOB: 1 BB: 1 P: 20	R: 1 E: 0 K: 1 S: 10	H: 2 LOB: 1 BB: 0 P: 13	R: 1 E: 0 K: 1 S: 10	H: 1 LOB: 0 BB: 0 P: 17	R: 0 E: 0 K: 3 S: 12	H: 1 LOB: 1 BB: 0 P: 17	1B: 6 2B: 3 3B: 0 HR: 1	SF: 0 SAC: 1 DP: 1 HBP: 0	WP: 0 PA: 38 PB: 1 SB: 0 CS: 0
PITCHER	IP WLS BF H R ER SO BB IBB HBP BLK WP HR S P ERA WHIP																				
Kevin Tapani, R (1, 1) ERA: 5.24	6.2 L 29 8 4 3 3 2 0 0 0 0 0 0 60 88 4.05 1.500																				
Larry Casian, L (7, 1) ERA: 0.74	0.1 1 0 0 0 0 0 0 0 0 0 0 0 3 5 0.00 0.000																				
George Tsamis, L (8, 1) ERA: 5.8	1.0 4 1 1 1 1 0 0 0 0 0 0 1 10 17 9.00 1.000																				
Mike Hartley, R (9, 1) ERA: 4.28	1.0 4 1 0 0 3 0 0 0 0 0 0 0 12 17 0.00 1.000																				

Kansas City Royals @ Minnesota Twins
 Hubert H. Humphrey Metrodome, Minneapolis, MN
 Wed Aug 18 1993, 8:05 PM EDT
 Att. 23,500 - Dome

AB	35
R	5
H	10
RBI	4
BB	2
SO	7
LOB	11



Batter	1	2	3	4	5	6	7	8	9	AB R H RBI BB SO LOB
Shane Mack, R OBP: 0.334, SLG: 0.423 (1, 8) C B X	1-1 F7		0-1 G5-3			1-2 G3-1		1-3 K		4 0 0 0 0 1 0
Chuck Knoblauch, R OBP: 0.370, SLG: 0.369 (1, 4) B C F C X	1-2 L7		1-3 K			1-2 G5-4-3 1B		1-1 2B 1B		4 1 2 0 0 1 0
Kirby Puckett, R OBP: 0.353, SLG: 0.479 (1, 9) X	0-0 G6-3				1-1 G4-3	1-2 G5-4-3 1-2f		2-1 1B 2B		4 1 1 1 0 0 1
Kent Hrbek, L OBP: 0.341, SLG: 0.433 (1, 3) B B B X		3-1 G6-3		0-0 F8			0-1 P5	1-1 2-H 1B		4 0 1 1 0 0 0
Dave Winfield, R OBP: 0.333, SLG: 0.462 (1, 10) B B B B B B X		4-2 F8 E BB		2-3 K			4-2 1B BB	1-1 G3		2 0 0 0 2 1 1
Brian Harper, R OBP: 0.360, SLG: 0.464 (1, 2) X C		0-1 E1			1-3 K		0-1 1-3 1B		0-2 F8	4 0 1 0 0 1 1
Dave McCarty, R OBP: 0.275, SLG: 0.300 (1, 7) X C		0-1 F8			1-3 K		2-3 SAFE K		1-3 K2-3	4 0 0 0 0 3 4
Terry Jorgensen, R OBP: 0.289, SLG: 0.282 (1, 5) C B F T T T T T T B 1 SAFE X		2-2 P4			4-2 BB		2-0 G5-3		0-0 F9	3 0 0 0 1 0 4
Pat Meares, R OBP: 0.291, SLG: 0.344 (1, 6) B X			1-0 F9		0-2 G4-3			0-0 P3		3 0 0 0 0 0 1

BOTTOM

Kansas City Royals @ Minnesota Twins
 Hubert H. Humphrey Metrodome, Minneapolis, MN
 Wed Aug 18 1993, 8:05 PM EDT
 Att. 23,500 - Dome

livebaseballscorecards.com

AB	32
R	2
H	5
RBI	2
BB	3
SO	7
LOB	12



Inning Stats	R: 0	H: 0	E: 0	K: 0	S: 7	R: 0	H: 0	E: 1	K: 0	S: 14	R: 0	H: 0	E: 0	K: 1	S: 6	R: 0	H: 0	E: 0	K: 1	S: 6	R: 0	H: 0	E: 0	K: 2	S: 15	R: 0	H: 1	E: 0	K: 0	S: 8	R: 0	H: 1	E: 0	K: 1	S: 10	R: 2	H: 3	E: 0	K: 1	S: 12	R: 0	H: 0	E: 0	K: 1	S: 8	1B: 4	2B: 1	3B: 0	HR: 0	SF: 0	SAC: 0	DP: 1	HBP: 0	WP: 0	PB: 0	SB: 0	CS: 0	PA: 35
--------------	------	------	------	------	------	------	------	------	------	-------	------	------	------	------	------	------	------	------	------	------	------	------	------	------	-------	------	------	------	------	------	------	------	------	------	-------	------	------	------	------	-------	------	------	------	------	------	-------	-------	-------	-------	-------	--------	-------	--------	-------	-------	-------	-------	--------

PITCHER	IP	WLS	BF	H	R	ER	SO	BB	IBB	HBP	BLK	WP	HR	S	P	ERA	WHIP
Kevin Appier, R ERA: 3.04 (1, 1)	8.0	W	32	5	2	2	6	3	0	0	0	0	0	78	118	2.25	1.000
Jeff Montgomery, R ERA: 1.98 (9, 1)	1.0	S	3	0	0	0	1	0	0	0	0	0	0	8	9	0.00	0.000

Batter	1	2	3	4	5	6	7	8	9	AB R H RBI BB SO LOB	TOP										
Greg Gagne, R (1, 6) OBP: 0.321, SLG: 0.398	1-0 F8		3-2 F8		0-0 1B 2B		1-0 P3		0-1 G5-3	5 1 1 0 0 0 0											
Brian McRae, S (1, 8) OBP: 0.354, SLG: 0.451	1-2 F7		2-2 HR		1-0 2-H 1B		0-0 1B 1B		1-1 F8	5 2 3 2 0 0 0											
George Brett, L (1, 10) OBP: 0.298, SLG: 0.428	2-1 HR		0-0 G3-1		1-0 G4-3		2-2 1-2 1B			4 1 2 1 0 0 0											
Mike Macfarlane, R (1, 2) OBP: 0.369, SLG: 0.525	0-2 2B		0-0 1B		1-0 F7		0-1 E5			4 0 2 0 0 0 1											
Wally Joyner, L (1, 3) OBP: 0.387, SLG: 0.475	0-3 K		4-2 1B		2-2 1B		1-3 K			3 0 1 0 1 2 3											
Gary Gaetti, R (1, 5) OBP: 0.317, SLG: 0.433			3-2 1B		2-3 K		0-0 F7			4 0 1 0 0 1 3											
Hubie Brooks, R (1, 7) OBP: 0.329, SLG: 0.369			2-0 L8		3-2 SH2-3 CS 2B		1-1 F7		0-0 G6-3	4 0 1 0 0 0 2											
Chris Gwynn, L (8, 7) OBP: 0.355, SLG: 0.401										0 0 0 0 0 0 0											
Jose Lind, R (1, 4) OBP: 0.271, SLG: 0.298			0-0 F7		0-0 SH2-3		0-3 K		0-1 G6-3	3 0 0 0 0 1 2											
Felix Jose, S (1, 9) OBP: 0.304, SLG: 0.341			1-2 G4-3		3-2 G4-3 3-H		1-2 F9		0-0 F9	4 0 0 0 0 0 2											
Inning Stats	R: 1 E: 0 K: 1 S: 14	H: 2 LOB: 1 BB: 0 P: 18	R: 0 E: 0 K: 0 S: 9	H: 1 LOB: 1 BB: 0 P: 15	R: 1 E: 0 K: 0 S: 13	H: 2 LOB: 2 BB: 1 P: 23	R: 0 E: 0 K: 0 S: 7	H: 1 LOB: 0 BB: 0 P: 13	R: 1 E: 0 K: 0 S: 4	H: 2 LOB: 0 BB: 0 P: 7	R: 0 E: 0 K: 2 S: 12	H: 1 LOB: 1 BB: 0 P: 17	R: 1 E: 1 K: 1 S: 14	H: 2 LOB: 2 BB: 0 P: 18	R: 0 E: 0 K: 0 S: 4	H: 0 LOB: 0 BB: 0 P: 4	R: 0 E: 0 K: 0 S: 5	H: 0 LOB: 0 BB: 0 P: 6	1B: 6 2B: 3 3B: 0 HR: 2	SF: 0 SAC: 1 DP: 0 HBP: 0	WP: 0 PA: 38 PB: 0 SB: 0 CS: 1
PITCHER	IP WLS BF H R ER SO BB IBB HBP BLK WP HR S P ERA WHIP																				
Eddie Guardado, L (1, 1) ERA: 5.48	6.2 L 30 11 4 3 3 1 0 0 0 0 0 2 68 105 4.05 1.800																				
Mike Trombley, R (7, 1) ERA: 4.7	1.1 5 0 0 0 1 0 0 0 0 0 0 0 9 10 0.00 0.000																				
George Tsamis, L (9, 1) ERA: 5.67	1.0 3 0 0 0 0 0 0 0 0 0 0 0 5 6 0.00 0.000																				

Kansas City Royals @ Minnesota Twins
 Hubert H. Humphrey Metrodome, Minneapolis, MN
 Thu Aug 19 1993, 4:33 AM EDT
 Att. 21,544 - Dome

livebaseballscorecards.com

AB 36
R 4
H 11
RBI 3
BB 1
SO 4
LOB 13



Batter	1	2	3	4	5	6	7	8	9	AB	R	H	RBI	BB	SO	LOB
Chuck Knoblauch, R (1, 4) OBP: 0.369, SLG: 0.367	1-3 K		2-1 BB HBP		0-1 G5-4-3			1-1 F9		3	0	0	0	0	1	3
Jeff Reboulet, R (1, 6) OBP: 0.323, SLG: 0.279	1-3 K		4-2 BB			0-3 K		1-1 G4-3		3	0	0	0	1	2	1
Kirby Puckett, R (1, 9) OBP: 0.350, SLG: 0.474	3-3 K		3-3 K			3-3 K			0-3 K	4	0	0	0	0	4	3
Kent Hrbek, L (1, 3) OBP: 0.340, SLG: 0.431		2-0 F8		2-3 K		2-1 G3-1			2-2 1B 1B	4	1	1	0	0	1	0
Brian Harper, R (1, 2) OBP: 0.358, SLG: 0.462		3-2 G5-3		1-2 P3			1-2 FC6-4 1B		0-1 P4	4	0	1	0	0	0	1
Shane Mack, R (1, 8) OBP: 0.333, SLG: 0.421		2-3 K		2-3 K			0-0 FC6-4 F9-3 1B		3-1 1B DI 1B	4	1	1	0	0	2	1
Chip Hale, L (1, 10) OBP: 0.373, SLG: 0.378			0-0 BB WP 1B		3-1 P2		1-1 F9-3		2-1 1B	4	0	2	2	0	0	1
Dave McCarty, R (1, 7) OBP: 0.276, SLG: 0.297			2-3 K		4-2 1B BB			2-3 K	1-1 G5-3	2	0	0	0	1	2	1
Dave Winfield, R (9, PH) OBP: 0.332, SLG: 0.461										1	0	0	0	0	0	1
Terry Jorgensen, R (1, 5) OBP: 0.304, SLG: 0.297			3-3 K		3-2 G5-4-3 1B			0-2 1B		3	0	2	0	0	1	1

Inning Stats	R: 0	H: 0	E: 0	K: 3	S: 10	R: 0	H: 0	E: 0	K: 1	S: 7	R: 0	H: 1	E: 0	K: 3	S: 16	R: 0	H: 0	E: 0	K: 2	S: 10	R: 0	H: 1	E: 0	K: 0	S: 10	R: 0	H: 0	E: 0	K: 2	S: 8	R: 0	H: 1	E: 0	K: 0	S: 6	R: 0	H: 1	E: 0	K: 1	S: 10	R: 2	H: 3	E: 0	K: 1	S: 14	1B: 7	2B: 1	3B: 0	SF: 0	SAC: 0	DP: 2	HBP: 1	WP: 1	PA: 35
PITCHER	IP	WLS	BF	H	R	ER	SO	BB	IBB	HBP	BLK	WP	HR	S	P	ERA	WHIP																																					
David Cone, R (1, 1) ERA: 3.35	7.0	W	25	3	0	0	11	2	0	1	0	1	0	67	115	0.00	0.714																																					
Stan Belinda, R (8, 1) ERA: 3.93	2.0		10	4	2	2	2	0	0	0	0	0	0	24	36	9.00	2.000																																					


BOTTOM

Kansas City Royals @ Minnesota Twins
Hubert H. Humphrey Metrodome, Minneapolis, MN

Thu Aug 19 1993, 4:33 AM EDT
 Att. 21,544 - Dome

livebaseballscorecards.com

AB	32
R	2
H	7
RBI	2
BB	2
SO	13
LOB	13



Batter	1	2	3	4	5	6	7	8	9	AB R H RBI BB SO LOB	TOP		
Felix Jose, S (1, 9) OBP: 0.304, SLG: 0.349 Hubie Brooks, R (8, PH) OBP: 0.327, SLG: 0.366 (8, 9)	0-3 K		0-1 G4-3			0-0 HR		0-1 F9		3 1 1 1 0 1 0 1 0 0 0 0 0 1	Kansas City Royals @ New York Yankees Yankee Stadium, Bronx, NY Fri Aug 20 1993, 7:05 PM EDT Att. 29,758 - Unknown - 79 F AB 31 R 2 H 5 RBI 2 BB 1 SO 5 LOB 5		
Brian McRae, S (1, 8) OBP: 0.351, SLG: 0.447	2-0 G3		3-1 G4-3			1-1 F8		0-2 G5-4-3		4 0 0 0 0 0 1			
George Brett, L (1, 10) OBP: 0.297, SLG: 0.426	1-2 FC6-4 1B				3-2 L9		0-3 K		2-3 K	4 0 1 0 0 2 0			
Mike Macfarlane, R (1, 2) OBP: 0.364, SLG: 0.517	0-0 FC6-4 1-2f				2-2 G5-3		0-3 K		1-3 K	4 0 0 0 0 2 1			
Wally Joyner, L (1, 3) OBP: 0.383, SLG: 0.471					1-0 G4-3		3-1 G3		0-1 G4-3	4 0 0 0 0 0 0			
Gary Gaetti, R (1, 5) OBP: 0.321, SLG: 0.451					0-0 G5-3		3-2 1B 1B			3 1 2 1 0 0 0			
Chris Gwynn, L (1, 7) OBP: 0.355, SLG: 0.400					0-1 G4-3		1-2 G3 1-3 1B			3 0 1 0 0 0 0			
Greg Gagne, R (1, 6) OBP: 0.319, SLG: 0.395					0-2 G5-3		1-1 G5-3			3 0 0 0 0 0 2			
Jose Lind, R (1, 4) OBP: 0.271, SLG: 0.296					0-1 G6-3		3-1 G1-3		4-1 G5-4-3 BB	2 0 0 0 1 0 0			
Inning Stats	R: 0 H: 1 E: 0 LOB: 1 K: 1 BB: 0 S: 9 P: 12	R: 1 H: 1 E: 0 LOB: 0 K: 0 BB: 0 S: 8 P: 8	R: 0 H: 0 E: 0 LOB: 0 K: 0 BB: 0 S: 6 P: 9	R: 0 H: 0 E: 0 LOB: 0 K: 0 BB: 0 S: 7 P: 13	R: 0 H: 0 E: 0 LOB: 0 K: 0 BB: 0 S: 5 P: 6	R: 1 H: 1 E: 0 LOB: 0 K: 1 BB: 0 S: 8 P: 12	R: 0 H: 2 E: 0 LOB: 2 K: 1 BB: 0 S: 12 P: 19	R: 0 H: 0 E: 0 LOB: 0 K: 2 BB: 1 S: 8 P: 10	R: 0 H: 0 E: 0 LOB: 0 K: 2 BB: 0 S: 8 P: 11	1B: 3 SF: 0 2B: 0 SAC: 0 3B: 0 DP: 1 HR: 2 HBP: 0	WP: 0 PA: 32 PB: 0 SB: 0 CS: 0		
PITCHER	IP WLS BF H R ER SO BB IBB HBP BLK WP HR S P ERA WHIP											PITCHER	IP WLS BF H R ER SO BB IBB HBP BLK WP HR S P ERA WHIP
Domingo Jean, R (1, 1) ERA: 3.86 Paul Assenmacher, L (8, 1) ERA: 3.25	7.0 W 27 5 2 2 3 1 0 0 0 0 2 56 84 2.57 0.857												

Kansas City Royals @ New York Yankees
 Yankee Stadium, Bronx, NY
 Fri Aug 20 1993, 7:05 PM EDT
 Att. 29,758 - Unknown - 79 F

AB	31
R	2
H	5
RBI	2
BB	1
SO	5
LOB	5



Batter	1	2	3	4	5	6	7	8	9	AB R H RBI BB SO LOB	BOTTOM
--------	---	---	---	---	---	---	---	---	---	----------------------	--------

Wade Boggs, L (1, 5) <small>OBP: 0.388, SLG: 0.382</small>										3 1 2 0 2 0 0	Kansas City Royals @ New York Yankees Yankee Stadium, Bronx, NY Fri Aug 20 1993, 7:05 PM EDT Att: 29,758 - Unknown - 79 F
Dion James, L (1, 7) <small>OBP: 0.401, SLG: 0.494</small> Randy Velarde, R (7, PH) <small>OBP: 0.355, SLG: 0.426</small> (8, 7)										3 0 0 0 0 0 2 2 0 1 0 0 0 2	
Don Mattingly, L (1, 3) <small>OBP: 0.361, SLG: 0.494</small>										4 2 1 2 1 0 3	
Danny Tartabull, R (1, 10) <small>OBP: 0.367, SLG: 0.533</small>										3 2 2 2 1 1 1	
Paul O'Neill, L (1, 9) <small>OBP: 0.367, SLG: 0.506</small>										4 1 1 0 0 2 1	
Bernie Williams, S (1, 8) <small>OBP: 0.340, SLG: 0.428</small>										2 0 1 1 1 1 0	
Matt Nokes, L (1, 2) <small>OBP: 0.274, SLG: 0.418</small>										4 0 0 0 0 0 5	
Mike Gallego, R (1, 6) <small>OBP: 0.357, SLG: 0.418</small>										4 0 2 2 0 0 2	
Pat Kelly, R (1, 4) <small>OBP: 0.318, SLG: 0.384</small>										4 1 1 0 0 1 2	

Inning Stats	R: 0 E: 0 K: 1 S: 11	H: 0 LOB: 1 BB: 1 P: 21	R: 0 E: 0 K: 1 S: 6	H: 0 LOB: 0 BB: 0 P: 9	R: 0 E: 0 K: 0 S: 8	H: 1 LOB: 1 BB: 0 P: 15	R: 3 E: 0 K: 1 S: 18	H: 2 LOB: 1 BB: 2 P: 34	R: 0 E: 0 K: 0 S: 7	H: 0 LOB: 0 BB: 0 P: 11	R: 0 E: 0 K: 1 S: 11	H: 1 LOB: 2 BB: 1 P: 19	R: 4 E: 0 K: 1 S: 13	H: 6 LOB: 1 BB: 0 P: 23	R: 0 E: 0 K: 0 S: 8	H: 1 LOB: 2 BB: 1 P: 15	1B: 7 2B: 3 3B: 0 HR: 1	SF: 1 SAC: 0 DP: 0 HBP: 0	WP: 0 PB: 1 SB: 0 CS: 0	PA: 39
---------------------	-------------------------------	----------------------------------	------------------------------	---------------------------------	------------------------------	----------------------------------	-------------------------------	----------------------------------	------------------------------	----------------------------------	-------------------------------	----------------------------------	-------------------------------	----------------------------------	------------------------------	----------------------------------	----------------------------------	------------------------------------	----------------------------------	--------

PITCHER	IP	WLS	BF	H	R	ER	SO	BB	IBB	HBP	BLK	WP	HR	S	P	ERA	WHIP
Tom Gordon, R (1, 1) <small>ERA: 4.07</small>	5.0	L	22	4	3	3	3	3	3	0	0	0	0	53	95	5.40	1.400
Greg Cadaret, L (6, 1) <small>ERA: 4.73</small>	1.1		8	4	3	3	1	1	0	0	0	0	0	13	25	20.25	3.750
John Habyan, R (7, 1) <small>ERA: 3.97</small>	0.0		1	1	1	1	0	0	0	0	0	0	1	3	5	∞	∞
Billy Brewer, L (7, 1) <small>ERA: 2.93</small>	1.2		8	2	0	0	1	1	0	0	0	0	0	13	22	0.00	1.800

AB	33
R	7
H	11
RBI	7
BB	5
SO	5
LOB	18



WP	0
PB	1
SB	0
CS	0

PITCHER	IP	WLS	BF	H	R	ER	SO	BB	IBB	HBP	BLK	WP	HR	S	P	ERA	WHIP
---------	----	-----	----	---	---	----	----	----	-----	-----	-----	----	----	---	---	-----	------

Batter	1	2	3	4	5	6	7	8	9	AB R H RBI BB SO LOB	TOP											
Felix Jose, S (1, 9) OBP: 0.301, SLG: 0.345	2-3 		2-1 G4-3 		1-1 G3 			1-3 K 		4 0 0 0 0 2 1	Kansas City Royals @ New York Yankees Yankee Stadium, Bronx, NY Sat Aug 21 1993, 3:33 AM EDT Att. 41,543 - Sunny - 79 F											
Brian McRae, S (1, 8) OBP: 0.351, SLG: 0.444	0-0 B1-3 		1-0 G4-3 			4-0 1B SF9 BB 		0-1 G4-3 		3 1 0 0 1 0 1												
George Brett, L (1, 10) OBP: 0.297, SLG: 0.424	3-3 K 			0-1 F7 		1 SAFE 1 SAFE 1 SAFE 1-2 1-3 1B 		1-1 G6-3 		4 0 1 0 0 1 0												
Wally Joyner, L (1, 3) OBP: 0.380, SLG: 0.468		2-2 P6 		1-2 F7 		1 SAFE 3 1-2 SF9 		1-0 L9 		3 0 0 1 0 0 0												
Mike Macfarlane, R (1, 2) OBP: 0.366, SLG: 0.521		3-2 	1B	1-0 	2B	1 SAFE 1-0 P3 		1-0 G6-3 		4 0 2 0 0 0 1												
Chris Gwynn, L (1, 7) OBP: 0.349, SLG: 0.393		0-3 K 	1-2	1-2 G6-3 		1-0 F7 		2-2 G1-3 		4 0 0 0 0 1 3												
Greg Gagne, R (1, 6) OBP: 0.319, SLG: 0.402		3-1 F9 			0-0 HR 		2-2 G5-3 			3 1 1 1 0 0 1												
Jose Lind, R (1, 4) OBP: 0.272, SLG: 0.296			2-2 G4-3 G6-4-3 1B 		0-1 L8 		2-2 G6-3 			3 0 1 0 0 0 0												
Rico Rossy, R (1, 5) OBP: 0.329, SLG: 0.406			2-2 G6-4-3 		2-1 F9 		2-3 K 			3 0 0 0 0 1 1												
Inning Stats	R: 0 E: 0 K: 2 S: 9	H: 0 LOB: 0 BB: 0 P: 14	R: 0 E: 0 K: 1 S: 13	H: 1 LOB: 1 BB: 0 P: 21	R: 0 E: 0 K: 0 S: 11	H: 1 LOB: 1 BB: 0 P: 18	R: 0 E: 0 K: 0 S: 9	H: 1 LOB: 1 BB: 0 P: 12	R: 1 E: 0 K: 0 S: 7	H: 1 LOB: 0 BB: 0 P: 10	R: 1 E: 0 K: 0 S: 8	H: 1 LOB: 1 BB: 1 P: 15	R: 0 E: 0 K: 1 S: 10	H: 0 LOB: 0 BB: 0 P: 16	R: 0 E: 0 K: 1 S: 8	H: 0 LOB: 0 BB: 0 P: 10	R: 0 E: 0 K: 0 S: 7	H: 0 LOB: 0 BB: 0 P: 11	1B: 3 2B: 1 3B: 0 HR: 1	SF: 1 SAC: 0 DP: 0 HBP: 0	WP: 0 PB: 0 SB: 1 CS: 0	PA: 33
PITCHER	IP WLS BF H R ER SO BB IBB HBP BLK WP HR S P ERA WHIP																					
Scott Kamieniecki, R (1, 1) ERA: 3.75	8.0 W 30 5 2 2 5 1 0 0 0 0 1 75 116 2.25 0.750																					
Paul Assenmacher, L (9, 1) ERA: 3.22	0.1 1 0 0 0 0 0 0 0 0 0 0 1 2 0.00 0.000																					
Steve Farr, R (9, 1) ERA: 3.24	0.2 S 2 0 0 0 0 0 0 0 0 0 0 6 9 0.00 0.000																					

AB	31
R	2
H	5
RBI	2
BB	1
SO	5
LOB	8



WP: 0	PA: 33
-------	--------

Batter	1	2	3	4	5	6	7	8	9	AB R H RBI BB SO LOB
Wade Boggs, L <small>OBP: 0.386, SLG: 0.381</small> (1, 5)	2-1 F8	3-2 G3			1-1 G6-4-3 1B		1-0 F7			4 0 1 0 0 0 2
Randy Velarde, R <small>OBP: 0.352, SLG: 0.421</small> (1, 7)	0-0 G5-3		0-3 K		1-0 G6-4-3 1-2F		1-1 1B			4 0 1 0 0 1 1
Don Mattingly, L <small>OBP: 0.380, SLG: 0.490</small> (1, 3)	0-1 G3-1		3-1 G4-3		4-1 BB		2-3 K			3 0 0 0 1 1 1
Danny Tartabull, R <small>OBP: 0.364, SLG: 0.527</small> (1, 10)		2-2 F8	2-3 K		2-3 K		3-3 K			4 0 0 0 0 3 2
Mike Stanley, R <small>OBP: 0.394, SLG: 0.547</small> (1, 2)		2-0 HR		3-2 BB 1B HBP		2-2 F7		0-2 L7		3 1 1 1 0 0 0
Bernie Williams, S <small>OBP: 0.341, SLG: 0.430</small> (1, 8)		0-0 G3-1		0-0 F8		1-1 G3 1B 2B		4-2 S BB		3 1 1 0 1 0 1
Jim Leyritz, R <small>OBP: 0.426, SLG: 0.508</small> (1, 9)		4-1 1B BB		4-1 1B BB		2-2 G3		2-3 K		1 1 0 0 2 0 1
Paul O'Neill, L <small>OBP: 0.367, SLG: 0.505</small> (8, 9)								1-2 K		1 0 0 0 0 1 1
Mike Gallego, R <small>OBP: 0.362, SLG: 0.422</small> (1, 6)		1-0 1B 1B		0-0 1B 2-H		3-2 1B 3-H		1-3 K		4 0 3 1 0 1 1
Pat Kelly, R <small>OBP: 0.321, SLG: 0.387</small> (1, 4)		2-1 1B 1B		3-3 K		1-1 1B				3 0 2 1 0 1 2

Inning Stats	R: 0	H: 0	E: 0	K: 5	S: 5	R: 2	H: 3	E: 0	K: 0	S: 16	R: 0	H: 0	E: 0	K: 2	S: 9	R: 0	H: 1	E: 0	K: 1	S: 10	R: 0	H: 1	E: 0	K: 1	S: 7	R: 1	H: 3	E: 0	K: 0	S: 13	R: 0	H: 1	E: 0	K: 2	S: 10	R: 0	H: 0	E: 0	K: 2	S: 11				
	0	0	0	5	5	2	3	0	0	16	0	0	0	2	9	0	1	0	1	10	0	1	0	7	1	3	0	0	10	1	3	0	0	13	0	0	0	2	11	0	0	0	2	11

BOTTOM

Kansas City Royals @ New York Yankees
Yankee Stadium, Bronx, NY

Sat Aug 21 1993, 3:33 AM EDT
Att: 41,543 - Sunny - 79 F

livebaseballscores.com

AB	30
R	3
H	9
RBI	3
BB	4
SO	8
LOB	12



PITCHER	IP	WLS	BF	H	R	ER	SO	BB	IBB	HBP	BLK	WP	HR	S	P	ERA	WHIP
Mike Magnante, L <small>ERA: 4.5</small> (1, 1)	6.0	L	27	8	3	3	4	3	0	1	0	0	1	60	108	4.50	1.833
Mark Gubicza, R <small>ERA: 4.27</small> (7, 1)	1.1		6	1	0	0	2	1	0	0	0	0	0	15	26	0.00	1.500
Billy Brewer, L <small>ERA: 2.89</small> (8, 1)	0.1		1	0	0	0	1	0	0	0	0	0	0	3	5	0.00	0.000
Stan Belinda, R <small>ERA: 3.91</small> (8, 1)	0.1		1	0	0	0	1	0	0	0	0	0	0	3	4	0.00	0.000

WP: 0	PA: 35
PB: 0	
SB: 1	
CS: 0	

Batter	1	2	3	4	5	6	7	8	9	AB R H RBI BB SO LOB	TOP		
Felix Jose, S (1, 9) OBP: 0.300, SLG: 0.344	1-1 B1-3		3-3 K		2-2 1B 1B	1-3 K		1-1 G3-1		5 1 1 0 0 2 3			
Brian McRae, S (1, 8) OBP: 0.349, SLG: 0.442	1-2 L8		1-2 G3		2-1 1B E 1B	0-0 L9			0-0 L8	5 1 1 1 0 0 1			
George Brett, L (1, 10) OBP: 0.300, SLG: 0.426	2-0 G6-3			0-1 E4 1B	2-2 E7 1B			1-2 G4-3	1-1 1B	5 0 3 1 0 0 0			
Mike Macfarlane, R (1, 2) OBP: 0.363, SLG: 0.525		0-0 HR		0-0 L6	1-2 P3			1-3 K	2-0 F8	5 1 1 1 0 1 3			
Wally Joyner, L (1, 3) OBP: 0.378, SLG: 0.465	1-0 L7		3-3 K			0-0 3B 1B		3-3 K	1-0 L7	5 1 1 0 0 2 2			
Gary Gaetti, R (1, 5) OBP: 0.316, SLG: 0.443			2-3 K		1-3 K				0-0 G5-3	4 0 0 0 0 3 2			
Chris Gwynn, L (1, 7) OBP: 0.352, SLG: 0.390		4-0 BB			1-0 G6-3	4-2 3B BB		1-0 L9		2 1 0 0 2 0 0			
Greg Gagne, R (1, 6) OBP: 0.320, SLG: 0.408		1-0 P4			1-1 P6	0-0 1B 3B		1-0 1B 1B		4 1 2 2 0 0 1			
Jose Lind, R (1, 4) OBP: 0.277, SLG: 0.301			0-0 G5-3		3-2 1B 1B	0-1 1B		1-1 1B		4 1 3 1 0 0 0			
Inning Stats	R: 0 E: 0 K: 0 S: 6 H: 0 LOB: 0 BB: 0 P: 10	R: 1 E: 0 K: 1 S: 8 H: 1 LOB: 1 BB: 1 P: 16	R: 0 E: 0 K: 1 S: 7 H: 0 LOB: 0 BB: 0 P: 11	R: 0 E: 1 K: 2 S: 9 H: 1 LOB: 1 BB: 0 P: 13	R: 3 E: 1 K: 0 S: 19 H: 4 LOB: 1 BB: 0 P: 31	R: 3 E: 0 K: 2 S: 13 H: 3 LOB: 1 BB: 1 P: 18	R: 0 E: 0 K: 2 S: 9 H: 0 LOB: 0 BB: 0 P: 14	R: 0 E: 0 K: 0 S: 7 H: 2 LOB: 2 BB: 0 P: 11	R: 0 E: 0 K: 0 S: 5 H: 1 LOB: 1 BB: 0 P: 9	1B: 10 2B: 0 3B: 1 HR: 1 SF: 0 SAC: 0 DP: 0 HBP: 0	WP: 0 PB: 0 SB: 0 CS: 0 PA: 41		
PITCHER	IP WLS BF H R ER SO BB IBB HBP BLK WP HR S P ERA WHIP											PITCHER	IP WLS BF H R ER SO BB IBB HBP BLK WP HR S P ERA WHIP
Melido Perez, R (1, 1) ERA: 4.95	5.1 L 27 9 7 6 5 2 0 0 0 0 0 1 58 94 10.12 2.062												
Paul Gibson, L (6, 1) ERA: 3.49	1.2 5 0 0 0 3 0 0 0 0 0 0 0 13 19 0.00 0.000												
Rich Monteleone, R (8, 1) ERA: 4.32	1.0 5 2 0 0 0 0 0 0 0 0 0 0 7 11 0.00 2.000												
Steve Howe, L (9, 1) ERA: 5.4	1.0 4 1 0 0 0 0 0 0 0 0 0 0 5 9 0.00 1.000												

Kansas City Royals @ New York Yankees
Yankee Stadium, Bronx, NY
 Sun Aug 22 1993, 3:33 AM EDT
 Att. 43,606 - Sunny - 77 F

livebaseballscorecards.com

AB	39
R	7
H	12
RBI	6
BB	2
SO	8
LOB	12



Batter	1	2	3	4	5	6	7	8	9	AB	R	H	RBI	BB	SO	LOB
Wade Boggs, L OBP: 0.389, SLG: 0.383 (1, 5)	4-2 G5-4-3 BB		2-2 G1-3 1B		2-1 1B			0-1 G5-3		3	0	2	0	1	0	0
Randy Velarde, R OBP: 0.342, SLG: 0.408 (1, 7)	0-1 G5-4-3 1-2f		2-1 G1-3 1-2		1-2 F7			0-0 F8		4	0	0	0	0	0	3
Don Mattingly, L OBP: 0.377, SLG: 0.485 (1, 3)	1-2 L8		1-0 P6					0-2 G3		4	0	0	0	0	0	1
Danny Tartabull, R OBP: 0.363, SLG: 0.523 (1, 10)		0-1 F7		1-2 K		4-0 G6-4-3 BB		3-2 K		3	0	0	0	1	2	0
Mike Stanley, R OBP: 0.392, SLG: 0.542 (1, 2)		2-1 L7		4-2 BB		0-1 G6-4-3 1-2f		1-0 F7		3	0	0	0	1	0	1
Bernie Williams, S OBP: 0.345, SLG: 0.434 (1, 8)		4-1 BB BB		1-0 F8			1-1 WP 2B	1-2 1B		3	0	2	0	1	0	1
Jim Leyritz, R OBP: 0.423, SLG: 0.500 (1, 9)		4-0 SAFE BB BB		2-2 G1-3			3-2 P3	3-2 G6-3		3	0	0	0	1	0	3
Mike Gallego, R OBP: 0.359, SLG: 0.418 (1, 6)		1-0 L8			1-3 K		1-3 K			3	0	0	0	0	2	3
Pat Kelly, R OBP: 0.318, SLG: 0.383 (1, 4)			1-0 F8		2-2 P3		0-3 K			3	0	0	0	0	1	1

Inning Stats	R: 0	H: 0	E: 0	K: 0	S: 8	R: 0	H: 0	E: 0	K: 0	S: 6	R: 0	H: 1	E: 0	K: 0	S: 7	R: 0	H: 0	E: 0	K: 1	S: 10	R: 0	H: 1	E: 0	K: 1	S: 13	R: 0	H: 0	E: 0	K: 0	S: 6	R: 0	H: 1	E: 0	K: 2	S: 12	R: 0	H: 0	E: 0	K: 0	S: 5	R: 0	H: 1	E: 0	K: 1	S: 13	1B: 3	SF: 0	2B: 1	SAC: 0	3B: 0	DP: 2	HR: 0	HBP: 0	WP: 1	PA: 34
PITCHER Chris Haney, L ERA: 5.01 (1, 1)	IP	WLS	BF	H	R	ER	SO	BB	IBB	HBP	BLK	WP	HR	S	P	ERA	WHIP	IP	WLS	BF	H	R	ER	SO	BB	IBB	HBP	BLK	WP	HR	S	P	ERA	WHIP	IP	WLS	BF	H	R	ER	SO	BB	IBB	HBP	BLK	WP	HR	S	P	ERA	WHIP				

BOTTOM

Kansas City Royals @ New York Yankees
Yankee Stadium, Bronx, NY
Sun Aug 22 1993, 3:33 AM EDT
Att. 43,606 - Sunny - 77 F

livebaseballscorecards.com

AB	29
R	0
H	4
RBI	0
BB	5
SO	5
LOB	13



Batter	1	2	3	4	5	6	7	8	9	10	AB R H RBI BB SO LOB
Shane Mack, R (1, 8) OBP: 0.336, SLG: 0.422	1-3 K		3-1 1B		4-1 WP CS 1-2 2B BB			0-0 G5-3		1-3 K	4 1 1 1 1 2 1
Chuck Knoblauch, R (1, 4) OBP: 0.367, SLG: 0.365	1-0 G5-3		3-2 P8		3-2 1-H 2-3 2B			2-2 P4		1-0 BB 1-3 1B	5 0 2 1 0 0 1
Kirby Puckett, R (1, 9) OBP: 0.350, SLG: 0.475	0-0 G6-3		0-2 G5-3		0-1 G5-3			1-0 1B		0-0 SF8	4 0 1 1 0 0 2
Kent Hrbek, L (1, 3) OBP: 0.336, SLG: 0.425		4-2 G6-4-3 1B BB		3-2 G6-3		2-1 G4-3		2-1 F9		4-2 1-2 BB	3 0 0 0 2 0 1
Dave Winfield, R (1, 10) OBP: 0.326, SLG: 0.450		1-1 G6-4-3 1-2 1B		0-2 L5		0-1 G6-3			1-0 F7	0-0 F9	5 0 1 0 0 0 2
Brian Harper, R (1, 2) OBP: 0.356, SLG: 0.457		1-0 G6-4-3 1-2 2-3 1B		1-1 2B		3-1 F9			0-0 E5 G6-3		4 0 1 0 0 0 2
Terry Jorgensen, R (1, 5) OBP: 0.267, SLG: 0.259		1-3 K		2-1 L8		0-1 L9			2-2 G6-3		4 0 0 0 0 1 3
Dave McCarty, R (1, 7) OBP: 0.275, SLG: 0.297			1-0 G4-3 1B 2B		2-1 G6-3		0-3 K		1-2 G4-3		4 1 1 0 0 1 1
Pat Meares, R (1, 6) OBP: 0.291, SLG: 0.346			0-1 G4-3		0-0 CS BB 1B		1-3 K			0-1 1B SF8 1B	4 1 2 0 0 1 1

Inning Stats	R: 0	H: 0	E: 0	K: 1	S: 5	LOB: 0	BB: 0	P: 7	R: 0	H: 1	E: 0	K: 1	S: 8	LOB: 1	BB: 1	P: 15	R: 1	H: 2	E: 0	K: 0	S: 11	LOB: 1	BB: 0	P: 18	R: 0	H: 1	E: 0	K: 0	S: 10	LOB: 1	BB: 0	P: 16	R: 1	H: 2	E: 0	K: 0	S: 13	LOB: 1	BB: 1	P: 21	R: 0	H: 0	E: 0	K: 0	S: 6	LOB: 0	BB: 0	P: 11	R: 0	H: 0	E: 0	K: 2	S: 8	LOB: 0	BB: 0	P: 9	R: 0	H: 1	E: 0	K: 0	S: 8	LOB: 1	BB: 0	P: 12	R: 0	H: 0	E: 1	K: 0	S: 8	LOB: 1	BB: 0	P: 12	R: 1	H: 2	E: 0	K: 1	S: 10	LOB: 2	BB: 1	P: 16	1B: 6	2B: 3	3B: 0	HR: 0	SF: 1	SAC: 0	DP: 1	HBP: 0	WP: 1	PA: 41
--------------	------	------	------	------	------	--------	-------	------	------	------	------	------	------	--------	-------	-------	------	------	------	------	-------	--------	-------	-------	------	------	------	------	-------	--------	-------	-------	------	------	------	------	-------	--------	-------	-------	------	------	------	------	------	--------	-------	-------	------	------	------	------	------	--------	-------	------	------	------	------	------	------	--------	-------	-------	------	------	------	------	------	--------	-------	-------	------	------	------	------	-------	--------	-------	-------	-------	-------	-------	-------	-------	--------	-------	--------	-------	--------

PITCHER	IP	WLS	BF	H	R	ER	SO	BB	IBB	HBP	BLK	WP	HR	S	P	ERA	WHIP
Kevin Appier, R (1, 1) ERA: 2.99	9.0		35	7	2	2	4	2	0	0	0	1	0	77	121	2.00	1.000
Jeff Montgomery, R (10, 1) ERA: 2.08	1.0	L	6	2	1	1	1	1	0	0	0	0	0	10	16	9.00	3.000

TOP

Minnesota Twins @ Kansas City Royals
Kauffman Stadium, Kansas City, MO

Mon Aug 23 1993, 7:05 PM CDT
Att. 26,040 - Unknown

livebaseballscorecards.com

AB	37
R	3
H	9
RBI	3
BB	3
SO	5
LOB	14



Batter	1	2	3	4	5	6	7	8	9	10	AB R H RBI BB SO LOB	BOTTOM																	
Felix Jose, S OBP: 0.304, SLG: 0.348 Keith Miller, R OBP: 0.198, SLG: 0.198	0-1 S 1B		1-2 1B		1 SAFE 2-2 1-3 1B		0-1 FC1-6 FC6			1-1 G4-3	4 0 3 0 0 0 2 1 0 0 0 0 0 0	Minnesota Twins @ Kansas City Royals Kauffman Stadium, Kansas City, MO Mon Aug 23 1993, 7:05 PM CDT Att: 26,040 - Unknown livebaseballscorecards.com																	
Brian McRae, S OBP: 0.348, SLG: 0.441	2-3 K		1-2 F8			2-2 2B	0-2 FC6			2-1 G6-3	5 1 1 1 0 1 3																		
George Brett, L OBP: 0.301, SLG: 0.425	4-2 G4-6-3 BB		0-1 G1-3			0-1 G1-3		0-1 F8		0-0 1B	4 0 1 0 1 0 2																		
Wally Joyner, L OBP: 0.379, SLG: 0.466	0-0 G4-6-3			0-0 F8		0-0 2B		0-0 F8		0-1 1B	5 0 2 1 0 0 2																		
Gary Gaetti, R OBP: 0.309, SLG: 0.433		2-2 P4		0-0 G5-3		0-0 F7		1-2 P4		2-3 K	5 0 0 0 0 1 3																		
Chris Gwynn, L OBP: 0.347, SLG: 0.385 Hubie Brooks, R OBP: 0.325, SLG: 0.364		1-0 F7		0-1 F7		0-0 F8			3-3 K		3 0 0 0 0 0 1 1 0 0 0 0 1 0																		
Greg Gagne, R OBP: 0.324, SLG: 0.413		1-1 2B			0-0 1B		0-0 FC1-6 FC6 1B		1-1 L9		4 1 3 0 0 0 0																		
Brent Mayne, L OBP: 0.300, SLG: 0.341 Mike Macfarlane, R OBP: 0.365, SLG: 0.525		0-1 G4-3			0-0 F9		1-0 FC1-6 1B		4-0 BB		3 0 1 0 0 0 2 0 0 0 0 1 0 0																		
Jose Lind, R OBP: 0.274, SLG: 0.298			0-0 F8		1-1 P5		2-2 F7		0-3 K		4 0 0 0 0 1 4																		
Inning Stats	R: 0 E: 0 K: 1 S: 12	H: 1 LOB: 1 BB: 1 P: 17	R: 0 E: 0 K: 0 S: 8	H: 1 LOB: 1 BB: 0 P: 12	R: 0 E: 0 K: 0 S: 9	H: 1 LOB: 1 BB: 0 P: 11	R: 0 E: 0 K: 0 S: 4	H: 0 LOB: 0 BB: 0 P: 4	R: 0 E: 0 K: 0 S: 7	H: 2 LOB: 2 BB: 0 P: 10	R: 1 E: 0 K: 0 S: 8		H: 2 LOB: 1 BB: 0 P: 10	R: 1 E: 0 K: 0 S: 11	H: 2 LOB: 2 BB: 0 P: 14	R: 0 E: 0 K: 0 S: 8	H: 0 LOB: 0 BB: 0 P: 9	R: 0 E: 0 K: 2 S: 9	H: 0 LOB: 1 BB: 1 P: 17	R: 0 E: 0 K: 1 S: 11	H: 2 LOB: 2 BB: 0 P: 16	1B: 8 2B: 3 3B: 0 HR: 0	SF: 0 SAC: 0 DP: 1 HBP: 0	WP: 0 PB: 0 SB: 1 CS: 0	PA: 41				
PITCHER	IP WLS BF H R ER SO BB IBB HBP BLK WP HR S P ERA WHIP												PITCHER	IP WLS BF H R ER SO BB IBB HBP BLK WP HR S P ERA WHIP															
Kevin Tapani, R ERA: 5.13	(1, 1)	7.0		29	9	2	2	1	0	0	0	0	0	0	59	78	2.57	1.429											
Larry Casian, L ERA: 0.69	(8, 1)	2.2	W	11	2	0	0	2	1	0	0	0	0	0	24	36	0.00	1.125											
Carl Willis, R ERA: 4.46	(10, 1)	0.1	S	1	0	0	0	1	0	0	0	0	0	0	4	6	0.00	0.000											

Batter	1	2	3	4	5	6	7	8	9	AB R H RBI BB SO LOB	TOP
Shane Mack, R OBP: 0.339, SLG: 0.422 (1, 8)	1-2 F8 S FC6-2 1B		4-2 S BB		1-2 BB 1B		0-0 F8		1-2 G5-3	4 1 2 0 1 0 0	Minnesota Twins @ Kansas City Royals Kauffman Stadium, Kansas City, MO Tue Aug 24 1993, 7:05 PM CDT Att. 20,566 - Unknown - 84 F livebaseballscorecards.com
Chuck Knoblauch, R OBP: 0.367, SLG: 0.364 (1, 4)	2-2 F8		2-2 G6-3		1-2 1B BB		1-2 FC6-4 1B		3-1 F9	4 1 1 0 1 0 2	
Kirby Puckett, R OBP: 0.348, SLG: 0.471 (1, 9)	0-0 FC6-2 CS				1-3 K		0-0 FC6-4			4 0 0 0 0 1 4	
Kent Hrbek, L OBP: 0.338, SLG: 0.426 (1, 3)	1-0 CS 1-2				1-1 BB 1B		0-0 1B			4 0 2 1 0 1 1	
Brian Harper, R OBP: 0.355, SLG: 0.455 (1, 2)					0-1 P4		1-2 1B		2-1 G5-3	4 0 1 1 0 0 1	
Chip Hale, L OBP: 0.383, SLG: 0.408 (1, 10)					4-0 BB 1-2 BB		0-0 P8		2-1 HR	3 1 2 1 1 0 2	
Terry Jorgensen, R OBP: 0.266, SLG: 0.250 (1, 5)					4-2 BB 1-2 2-3		0-2 P4		1-3 K	3 0 0 0 1 1 1	
Dave McCarty, R OBP: 0.270, SLG: 0.291 (1, 7)					2-2 G5-3		2-3 K		0-1 F8	4 0 0 0 0 1 3	
Pat Meares, R OBP: 0.287, SLG: 0.341 (1, 6)					0-2 F8		0-3 K		2-2 G6-3	4 0 0 0 0 1 0	
Inning Stats	R: 0 H: 1 E: 0 LOB: 0 K: 0 BB: 0 S: 9 P: 13	R: 0 H: 1 E: 0 LOB: 1 K: 1 BB: 0 S: 9 P: 15	R: 0 H: 0 E: 0 LOB: 1 K: 0 BB: 1 S: 11 P: 18	R: 0 H: 1 E: 0 LOB: 3 K: 0 BB: 2 S: 16 P: 28	R: 2 H: 3 E: 0 LOB: 2 K: 2 BB: 1 S: 20 P: 26	R: 0 H: 0 E: 0 LOB: 0 K: 1 BB: 0 S: 9 P: 12	R: 0 H: 1 E: 0 LOB: 1 K: 0 BB: 0 S: 7 P: 8	R: 1 H: 1 E: 0 LOB: 0 K: 1 BB: 0 S: 11 P: 16	R: 0 H: 0 E: 0 LOB: 0 K: 0 BB: 0 S: 9 P: 15	1B: 7 SF: 0 2B: 0 SAC: 0 3B: 0 DP: 0 HR: 1 HBP: 0	
PITCHER David Cone, R ERA: 3.36 Jeff Montgomery, R ERA: 2.03	IP WLS BF H R ER SO BB IBB HBP BLK WP HR S P ERA WHIP										
	(1, 1) 7.1 W 33 8 3 3 4 4 0 0 0 0 0 1 85 128 3.68 1.636										
	(8, 1) 1.2 S 5 0 0 0 1 0 0 0 0 0 0 0 16 23 0.00 0.000										

Minnesota Twins @ Kansas City Royals
 Kauffman Stadium, Kansas City, MO
 Tue Aug 24 1993, 7:05 PM CDT
 Att. 20,566 - Unknown - 84 F

AB	34
R	3
H	8
RBI	3
BB	4
SO	5
LOB	14



Batter	1	2	3	4	5	6	7	8	9
Greg Gagne, R OBP: 0.328, SLG: 0.421 (1, 6)	0-1 P4		1-1 2B			0-0 E7 G6-3 2B	0-0 3B 1B		
Brian McRae, S OBP: 0.347, SLG: 0.444 (1, 8)	1-2 P1		0-1 F9			2-2 G6-3	0-2 3B 1B		
George Brett, L OBP: 0.301, SLG: 0.428 (1, 10)	0-1 G4-3				2-1 G4-3	0-1 1B 3B	1-3 K		
Mike Macfarlane, R OBP: 0.364, SLG: 0.522 (1, 2)		1-1 F8		1-1 F9		0-0 FC4-6 1B	1-3 K		
Wally Joyner, L OBP: 0.378, SLG: 0.464 (1, 3)		1-0 F9		0-0 G4-3		2-0 FC4-6	2-0 CS 1B		
Gary Gaetti, R OBP: 0.308, SLG: 0.434 (1, 5)		2-0 2B			2-3 K		2-3 K	1-2 F8	
Hubie Brooks, R OBP: 0.325, SLG: 0.363 (1, 9)		0-2 F7			1-0 G6-3		1-0 1B 1B		
Felix Jose, S OBP: 0.304, SLG: 0.348 (8, 9)									
Keith Miller, R OBP: 0.202, SLG: 0.193 (1, 7)			4-2 CS BB		3-1 G6-3		0-3 SAFE SAFE K		
Kevin McReynolds, R OBP: 0.315, SLG: 0.395 (8, 7)									
Jose Lind, R OBP: 0.275, SLG: 0.298 (1, 4)			2-2 G6-3			0-1 G1-3	3-2 1B 3B 1B		

AB	R	H	RBI	BB	SO	LOB
4	2	3	1	0	0	0
4	0	1	3	0	0	1
4	1	1	0	0	1	1
4	0	1	1	0	1	0
4	0	1	0	0	0	1
4	0	1	0	0	2	1
3	1	1	0	0	0	1
0	0	0	0	0	0	0
2	0	0	0	1	1	1
0	0	0	0	0	0	0
3	1	1	0	0	0	1

AB	R	H	RBI	BB	SO	LOB
32	5	10	5	1	5	7

Inning Stats		R: 0	H: 0	E: 0	K: 0	S: 8	R: 0	H: 1	E: 0	K: 0	S: 7	R: 0	H: 1	E: 0	K: 0	S: 12	R: 0	H: 0	E: 0	K: 0	S: 5	R: 0	H: 0	E: 0	K: 1	S: 7	R: 2	H: 3	E: 1	K: 0	S: 10	R: 3	H: 4	E: 0	K: 3	S: 22	R: 0	H: 1	E: 0	K: 1	S: 7	1B: 5	2B: 3	3B: 2	HR: 0	SF: 0	SAC: 0	DP: 0	HBP: 0	WP: 0	PA: 33
Eddie Guardado, L ERA: 5.57 (1, 1)	IP	7.0	WLS	L	BF	30	H	9	R	5	ER	5	SO	4	BB	1	IBB	0	HBP	0	BLK	0	WP	0	HR	0	S	71	P	103	ERA	6.43	WHIP	1.429																	
Mike Hartley, R ERA: 4.24 (8, 1)	IP	1.0	WLS		BF	3	H	1	R	0	ER	0	SO	1	BB	0	IBB	0	HBP	0	BLK	0	WP	0	HR	0	S	7	P	11	ERA	0.00	WHIP	1.000																	

BOTTOM

Minnesota Twins @ Kansas City Royals
Kauffman Stadium, Kansas City, MO
Tue Aug 24 1993, 7:05 PM CDT
Att: 20,566 - Unknown - 84 F

livebaseballscorecards.com



Batter	1	2	3	4	5	6	7	8	9	AB R H RBI BB SO LOB	TOP		
Shane Mack, R (1, 8) OBP: 0.338, SLG: 0.419	1-2 G4-3	3-3 K			1 SAFE 1 SAFE 1 SAFE 1 SAFE 1 P 1 F 1 B	4-2 B PB F9 BB		0-0 G4-3		3 0 0 0 1 1 1			
Chuck Knoblauch, R (1, 4) OBP: 0.366, SLG: 0.363	2-2 F8		2-2 G3-1		1-1 F9			2-2 WP 1B		4 0 1 0 0 0 2			
Kent Hrbek, L (1, 3) OBP: 0.337, SLG: 0.422	3-3 K		0-1 G5-3		3-2 F8			4-0 1 SAFE 1 SAFE 1 SAFE 1 B 1 B		3 0 0 0 1 1 1			
Dave Winfield, R (1, 9) OBP: 0.323, SLG: 0.446 Dave McCarty, R (8, 9) OBP: 0.270, SLG: 0.291		1-0 F7	0-0 G6-3			1-1 F7		2-2 P5		4 0 0 0 0 0 2 0 0 0 0 0 0 0			
Brian Harper, R (1, 2) OBP: 0.356, SLG: 0.454		1-1 1B 1B		4-2 CS BB		0-2 G4-3		2-2 P6		3 1 1 0 1 0 2			
Chip Hale, L (1, 10) OBP: 0.379, SLG: 0.403		1-2 1B 1B		0-3 K		0-1 G3-1		1-0 P5		4 1 1 0 0 1 1			
Pedro Munoz, R (1, 7) OBP: 0.284, SLG: 0.373		1-1 1B FC4 1B		3-3 K 1-2		1-0 G5-3		1-3 K		4 1 1 1 0 2 1			
Terry Jorgensen, R (1, 5) OBP: 0.265, SLG: 0.250		1-0 FC4 1B		0-0 G5-3		1-2 G6-3		3-3 K		4 0 1 1 0 1 0			
Jeff Reboulet, R (1, 6) OBP: 0.327, SLG: 0.285		2-1 FC4		1-1 F9 BB PB 1B		3-2 G4-3				3 1 1 1 0 0 1			
Inning Stats	R: 0 E: 0 K: 1 S: 12 H: 0 LOB: 0 BB: 0 P: 18	R: 3 E: 1 K: 1 S: 20 H: 4 LOB: 1 BB: 0 P: 30	R: 0 E: 0 K: 0 S: 6 H: 0 LOB: 0 BB: 0 P: 8	R: 0 E: 0 K: 2 S: 8 H: 0 LOB: 1 BB: 1 P: 15	R: 1 E: 0 K: 0 S: 13 H: 1 LOB: 1 BB: 1 P: 21	R: 0 E: 0 K: 0 S: 7 H: 0 LOB: 0 BB: 0 P: 8	R: 0 E: 0 K: 0 S: 10 H: 0 LOB: 0 BB: 0 P: 15	R: 0 E: 0 K: 0 S: 11 H: 1 LOB: 2 BB: 1 P: 21	R: 0 E: 0 K: 2 S: 8 H: 0 LOB: 0 BB: 0 P: 13	1B: 6 2B: 1 3B: 0 HR: 0 SF: 0 SAC: 0 DP: 1 HBP: 0	WP: 1 PB: 1 SB: 0 CS: 1 PA: 35		
PITCHER	IP WLS BF H R ER SO BB IBB HBP BLK WP HR S P ERA WHIP											PITCHER	IP WLS BF H R ER SO BB IBB HBP BLK WP HR S P ERA WHIP
Tom Gordon, R (1, 1) ERA: 4.05	7.0 L 27 5 4 3 4 2 0 0 0 0 0 0 76 115 3.86 1.000												
Mark Gubicza, R (8, 1) ERA: 4.22	1.0 5 1 0 0 0 1 0 0 0 1 0 11 21 0.00 2.000												
Stan Belinda, R (9, 1) ERA: 3.83	1.0 3 0 0 0 0 2 0 0 0 0 0 0 8 13 0.00 0.000												

Minnesota Twins @ Kansas City Royals
Kauffman Stadium, Kansas City, MO
Wed Aug 25 1993, 7:05 PM CDT
Att. 17,725 - Unknown - 86 F

livebaseballscorecards.com

AB	32
R	4
H	6
RBI	3
BB	3
SO	6
LOB	11



BOTTOM

Minnesota Twins @ Kansas City Royals
 Kauffman Stadium, Kansas City, MO
 Wed Aug 25 1993, 7:05 PM CDT
 Att: 17,725 - Unknown - 86 F

livebaseballscorecards.com

AB	33
R	2
H	9
RBI	2
BB	2
SO	5
LOB	22



WP: 0	PA: 36
PB: 0	SB: 1
CS: 0	CS: 0

AB R H RBI BB SO LOB

3 1 2 0 1 0 0

4 1 1 1 0 0 2

4 0 2 0 0 1 3

4 0 1 1 0 0 4

3 0 0 0 0 0 4

4 0 0 0 0 3 3

3 0 3 0 1 0 0

4 0 0 0 0 0 4

4 0 0 0 0 1 2

1B: 5 SF: 0
 2B: 5 SAC: 0
 3B: 1 DP: 4
 HR: 0 HBP: 1

Batter	1	2	3	4	5	6	7	8	9
Felix Jose, S OBP: 0.308, SLG: 0.353 (1, 9) BB C B B	4-1 E BB		1-1 S 1B		1-1 G6-3 2B		1-2 P4		
Brian McRae, S OBP: 0.346, SLG: 0.442 (1, 8) L X	0-1 FC1 FC6-4 1-2		2-2 1B 2B 1B 1-H		0-0 G6-3 2-3		2-2 G6-3		
George Brett, L OBP: 0.303, SLG: 0.431 (1, 10) S F B C	1-3 K		2-0 2B 1B 1-3 F7-2		0-0 G1-3		2-1 F8 2B		
Mike Macfarlane, R OBP: 0.363, SLG: 0.521 (1, 2) S X	0-1 F8		3-2 1-3 2B		1-0 P2		1-0 F8 2-3		
Wally Joyner, L OBP: 0.377, SLG: 0.461 (1, 3) X	0-0 FC6-4 1-2f		0-0 F7-2 3-H		0-0 G3-1		4-1 F7-5-4 HBP		
Gary Gaetti, R OBP: 0.303, SLG: 0.426 (1, 5) G F C		0-3 K	1-3 K		1-2 K		0-1 F7-5-4 1-2		
Chris Gwynn, L OBP: 0.357, SLG: 0.401 (1, 7) F X		0-1 1B		4-2 G4-6-3 BB		1-0 3B		1-1 FC5-4 1B	
Greg Gagne, R OBP: 0.325, SLG: 0.417 (1, 6) B B C F X		1-2 F8		3-1 G4-6-3 1-2f		0-1 F7		2-2 FC5-4 G4-6-3 1-2f	
Keith Miller, R OBP: 0.194, SLG: 0.184 (1, 4) C B B T C B B X		2-3 K		1-1 G6-3			1-2 G6-3		1-0 G4-6-3 1-2f

Inning Stats	R: 0	H: 0	E: 1	K: 1	S: 9	R: 0	H: 1	E: 0	K: 2	S: 11	R: 2	H: 4	E: 0	K: 1	S: 19	R: 0	H: 0	E: 0	K: 0	S: 6	R: 0	H: 1	E: 0	K: 1	S: 7	R: 0	H: 0	E: 0	K: 0	S: 10	R: 0	H: 1	E: 0	K: 0	S: 6	R: 0	H: 1	E: 0	K: 0	S: 6	R: 0	H: 1	E: 0	K: 0	S: 6	1B: 5	SF: 0	2B: 5	SAC: 0	3B: 1	DP: 4	HR: 0	HBP: 1	WP: 0	PA: 36
--------------	------	------	------	------	------	------	------	------	------	-------	------	------	------	------	-------	------	------	------	------	------	------	------	------	------	------	------	------	------	------	-------	------	------	------	------	------	------	------	------	------	------	------	------	------	------	------	-------	-------	-------	--------	-------	-------	-------	--------	-------	--------

PITCHER	IP	WLS	BF	H	R	ER	SO	BB	IBB	HBP	BLK	WP	HR	S	P	ERA	WHIP
Scott Erickson, R ERA: 5.39 (1, 1)	7.1	W	31	8	2	2	5	2	0	0	0	0	0	70	105	2.46	1.364
Larry Casian, L ERA: 0.69 (8, 1)	0.0		1	0	0	0	0	0	0	1	0	0	0	1	5	∞	∞
Carl Willis, R ERA: 4.26 (8, 1)	1.2	S	4	1	0	0	0	0	0	0	0	0	0	8	12	0.00	0.600

PITCHER	IP	WLS	BF	H	R	ER	SO	BB	IBB	HBP	BLK	WP	HR	S	P	ERA	WHIP
Scott Erickson, R ERA: 5.39 (1, 1)	7.1	W	31	8	2	2	5	2	0	0	0	0	0	70	105	2.46	1.364
Larry Casian, L ERA: 0.69 (8, 1)	0.0		1	0	0	0	0	0	0	1	0	0	0	1	5	∞	∞
Carl Willis, R ERA: 4.26 (8, 1)	1.2	S	4	1	0	0	0	0	0	0	0	0	0	8	12	0.00	0.600

Batter	1	2	3	4	5	6	7	8	9	AB R H RBI BB SO LOB	TOP											
Shane Mack, R OBP: 0.335, SLG: 0.415 (1, 8) C X	0-1 G6-3 ①		1-0 G5-3 ②		1-1 FC6-4 ③ 1-2f			0-0 G5-3 ①		4 0 0 0 0 0 1												
Chuck Knoblauch, R OBP: 0.363, SLG: 0.359 (1, 4) F B X	1-1 F8 ②		0-0 F8 ③			1-0 F8 ①		2-2 G3 ②		4 0 0 0 0 0 0												
Kirby Puckett, R OBP: 0.347, SLG: 0.471 (1, 9) X	0-0 2B ③			1-1 L4 ①		0-0 G4-3 ②		0-0 F8 ③		4 0 1 0 0 0 0												
Dave Winfield, R OBP: 0.323, SLG: 0.444 (1, 10) S B X	1-2 G6-3 ③			1-2 P4 ②		0-2 FC5-4 1B ③			0-1 P6 ①	4 0 1 0 0 0 1												
Brian Harper, R OBP: 0.357, SLG: 0.455 (1, 2) X		0-0 G5-3 ①		2-1 1B ③		1-1 FC5-4 ③ 1-2f			0-0 1B ②	4 0 2 0 0 0 1												
Pedro Munoz, R OBP: 0.284, SLG: 0.370 (1, 7) F B X		1-1 F8 ②		0-0 F9 ③			2-0 1B ③		0-1 F9 ②	4 0 1 0 0 0 2												
Terry Jorgensen, R OBP: 0.265, SLG: 0.250 (1, 5) C X		0-1 1B ③			1-0 P4 ①		0-0 F9 ①		3-2 F7 ③	4 0 1 0 0 0 2												
Dave McCarty, R OBP: 0.266, SLG: 0.287 (1, 3) X		0-0 F8 ③			1-2 K ②		1-1 F8 ②			3 0 0 0 0 1 2												
Pat Meares, R OBP: 0.287, SLG: 0.341 (1, 6) L B X			1-1 F7 ①		0-2 FC6-4 1B ③		0-3 K ③			3 0 1 0 0 1 1												
Inning Stats	R: 0 E: 0 K: 0 S: 8	H: 1 LOB: 1 BB: 0 P: 10	R: 0 E: 0 K: 0 S: 6	H: 1 LOB: 1 BB: 0 P: 7	R: 0 E: 0 K: 0 S: 4	H: 0 LOB: 0 BB: 0 P: 6	R: 0 E: 0 K: 0 S: 9	H: 1 LOB: 1 BB: 0 P: 13	R: 0 E: 0 K: 1 S: 11	H: 1 LOB: 1 BB: 0 P: 14	R: 0 E: 0 K: 0 S: 7	H: 1 LOB: 1 BB: 0 P: 9	R: 0 E: 0 K: 1 S: 7	H: 1 LOB: 1 BB: 0 P: 10	R: 0 E: 0 K: 0 S: 5	H: 0 LOB: 0 BB: 0 P: 7	R: 0 E: 0 K: 0 S: 8	H: 1 LOB: 1 BB: 0 P: 11	1B: 6 2B: 1 3B: 0 HR: 0	SF: 0 SAC: 0 DP: 0 HBP: 0	WP: 0 PB: 0 SB: 0 CS: 0	PA: 34
PITCHER	IP WLS BF H R ER SO BB IBB HBP BLK WP HR S P ERA WHIP																					
Mike Magnante, L ERA: 2.08 (1, 1)	7.0 W 27 6 0 0 2 0 0 0 0 0 0 0 52 69 0.00 0.857																					
Stan Belinda, R ERA: 3.76 (8, 1)	1.0 3 0 0 0 0 0 0 0 0 0 0 0 5 7 0.00 0.000																					
Jeff Montgomery, R ERA: 2.0 (9, 1)	1.0 S 4 1 0 0 0 0 0 0 0 0 0 0 8 11 0.00 1.000																					

Minnesota Twins @ Kansas City Royals
Kauffman Stadium, Kansas City, MO
Thu Aug 26 1993, 7:05 PM CDT
Att. 24,946 - Unknown - 90 F

livebaseballscorecards.com

AB	34
R	0
H	7
RBI	0
BB	0
SO	2
LOB	10



Batter	1	2	3	4	5	6	7	8	9	AB	R	H	RBI	BB	SO	LOB	TOP				
Scott Fletcher, R (1, 4) <small>OBP: 0.349, SLG: 0.420</small>	0-1 G6-3	1-2 2B		1-2 F7			0-2 F9	0-0 2B		5	0	2	3	0	0	0					
Billy Hatcher, R (1, 8) <small>OBP: 0.349, SLG: 0.426</small>	1-1 F7	0-0 F7			1-0 G4-3		0-0 L7	1-0 P6		5	0	0	0	0	0	2					
Andre Dawson, R (1, 10) <small>OBP: 0.316, SLG: 0.427</small> Bob Zuppic, R (8, PR) <small>OBP: 0.323, SLG: 0.376</small>	2-1 1B			2-1 1B		1-1 L6	2-2 1B	2-2 E5		5	0	3	0	0	0	1					
Mo Vaughn, L (1, 3) <small>OBP: 0.400, SLG: 0.526</small>	4-2 1B			1-0 1B		0-0 F8	0-0 G4-3	1-3 K		4	0	1	0	1	1	3					
Rob Deer, R (1, 9) <small>OBP: 0.300, SLG: 0.378</small>	4-0 1B			3-0 P6		0-0 G1-3		1-2 P4	2-3 K	4	0	0	0	1	1	2					
Mike Greenwell, L (1, 7) <small>OBP: 0.359, SLG: 0.443</small>	3-2 G3-1			0-0 F8		2-2 L9		0-0 2B	0-1 F8	5	1	1	0	0	0	5					
Tim Lincecum, R (1, 5) <small>OBP: 0.250, SLG: 0.211</small> Scott Cooper, L (8, PH) <small>OBP: 0.350, SLG: 0.394</small> (8, 5)				0-1 FC5-4		4-1 E		1-2 2B	3-1 G1	2	0	0	0	1	0	2					
Tony Peña, R (1, 2) <small>OBP: 0.243, SLG: 0.234</small> Ernest Riles, L (8, PH) <small>OBP: 0.310, SLG: 0.405</small> Bob Melvin, R (8, 2) <small>OBP: 0.246, SLG: 0.277</small>				0-0 G4-3		2-0 E5		4-0 2B		3	1	1	0	0	0	1					
John Valentin, R (1, 6) <small>OBP: 0.333, SLG: 0.430</small>	1-2 1B			2-2 G1-3		0-1 FC6-4		0-0 2B		4	1	2	2	0	0	2					
Inning Stats	R: 0 E: 0 K: 0 S: 12	H: 1 LOB: 3 BB: 2 P: 26	R: 1 E: 0 K: 0 S: 15	H: 3 LOB: 1 BB: 0 P: 20	R: 0 E: 0 K: 0 S: 7	H: 2 LOB: 2 BB: 0 P: 13	R: 0 E: 0 K: 0 S: 7	H: 0 LOB: 0 BB: 0 P: 10	R: 0 E: 1 K: 0 S: 8	H: 0 LOB: 2 BB: 1 P: 16	R: 0 E: 0 K: 0 S: 9	H: 1 LOB: 1 BB: 0 P: 11	R: 4 E: 1 K: 1 S: 16	H: 4 LOB: 2 BB: 1 P: 26	R: 0 E: 0 K: 1 S: 9	H: 0 LOB: 0 BB: 0 P: 14	1B: 7 2B: 4 3B: 0 HR: 0	SF: 0 SAC: 0 DP: 0 HBP: 0	WP: 0 PB: 0 SB: 0 CS: 0	PA: 43	
PITCHER	IP	WLS	BF	H	R	ER	SO	BB	IBB	HBP	BLK	WP	HR	S	P	ERA	WHIP				
Chris Haney, L (1, 1) <small>ERA: 4.78</small>	7.0	L	31	7	1	1	0	3	0	0	0	0	0	62	102	1.29	1.429				
Mark Gubicza, R (8, 1) <small>ERA: 4.58</small>	0.2		8	4	4	4	0	0	1	0	0	0	0	13	22	54.00	6.000				
Billy Brewer, L (8, 1) <small>ERA: 2.86</small>	0.1		1	0	0	0	1	0	0	0	0	0	0	3	4	0.00	0.000				
John Habyan, R (9, 1) <small>ERA: 3.88</small>	1.0		3	0	0	0	1	0	0	0	0	0	0	9	14	0.00	0.000				

Boston Red Sox @ Kansas City Royals
Kauffman Stadium, Kansas City, MO

Fri Aug 27 1993, 7:05 PM CDT
 Att. 24,928 - Unknown - 84 F

AB	39
R	5
H	11
RBI	5
BB	4
SO	2
LOB	18



WP: 0	PA: 43
-------	--------

ERA	WHIP
-----	------

Batter	1	2	3	4	5	6	7	8	9	AB	R	H	RBI	BB	SO	LOB
Felix Jose, S OBP: 0.305, SLG: 0.348 (1, 9) S X	0-1 F7		2-0 F7		3-3 K			3-2 WP 1B		4	0	1	0	0	1	2
Brian McRae, S OBP: 0.343, SLG: 0.437 (1, 8) B B F F X	2-2 G3		2-2 FC4-6 1B			3-2 L5		1-0 F8		4	0	1	0	0	0	1
George Brett, L OBP: 0.297, SLG: 0.423 (1, 10) B B X	2-0 G6-3		0-0 FC4-6 1-2f			0-0 G4-3		2-3 K		4	0	0	0	0	1	3
Wally Joyner, L OBP: 0.375, SLG: 0.463 (1, 3) B B F B X		2-1 G3		3-2 G3		3-1 G4-3		0-0 2B		4	0	1	0	0	0	0
Kevin McReynolds, R OBP: 0.317, SLG: 0.405 (1, 7) C X T B B B T C		3-2 G6-3		0-1 F9			3-2 G5-3	4-1 BB		3	0	0	0	1	0	0
Brent Mayne, L OBP: 0.304, SLG: 0.337 (1, 2) C H		1-1 HBP		1-0 G3			4-2 FC6-4 BB	0-1 F8		2	0	0	0	1	0	2
Greg Gagne, R OBP: 0.325, SLG: 0.418 (1, 6) X		0-0 G1-3			2-1 F7		0-1 FC6-4 1-2f	1-0 L9		4	0	0	0	0	0	4
Jose Lind, R OBP: 0.272, SLG: 0.294 (1, 4) C X			0-1 G5-3		0-2 G6-3		0-0 L9	2-1 F9		4	0	0	0	0	0	3
Keith Miller, R OBP: 0.212, SLG: 0.196 (1, 5) F B B X			2-1 1B 1B		1-1 1B			2-1 G4-3		3	0	2	0	0	0	0

Inning Stats	R: 0	H: 0	E: 0	K: 0	S: 6	R: 0	H: 0	E: 0	K: 0	S: 9	R: 0	H: 2	E: 0	K: 0	S: 9	R: 0	H: 0	E: 0	K: 0	S: 6	R: 0	H: 1	E: 0	K: 1	S: 11	R: 0	H: 0	E: 0	K: 0	S: 6	R: 0	H: 0	E: 0	K: 0	S: 11	R: 0	H: 1	E: 0	K: 1	S: 10	R: 0	H: 1	E: 0	K: 0	S: 7	1B: 4	SF: 0	2B: 1	SAC: 0	3B: 0	DP: 0	HR: 0	HBP: 1	WP: 1	PA: 35	
	0	0	0	0	6	0	0	0	0	9	0	0	0	0	9	0	0	0	0	0	6	0	1	0	11	0	0	0	0	0	0	0	6	0	0	0	10	0	1	0	0	7	0	1	0	0	10	4	0	1	0	0	0	0	1	35

PITCHER	IP	WLS	BF	H	R	ER	SO	BB	IBB	HBP	BLK	WP	HR	S	P	ERA	WHIP
Roger Clemens, R ERA: 3.89 (1, 1)	7.0	W	26	3	0	0	1	1	0	1	0	0	0	58	96	0.00	0.571
Greg Harris, R ERA: 2.82 (8, 1)	1.0		4	1	0	0	1	0	0	0	0	1	0	10	18	0.00	1.000
Scott Bankhead, R ERA: 3.35 (9, 1)	1.0		5	1	0	0	0	1	0	0	0	0	0	7	14	0.00	2.000

BOTTOM

Boston Red Sox @ Kansas City Royals
Kauffman Stadium, Kansas City, MO

AB	32
R	0
H	5
RBI	0
BB	2
SO	2
LOB	15



Fri Aug 27 1993, 7:05 PM CDT
Att: 24,928 - Unknown - 84 F

PITCHER	IP	WLS	BF	H	R	ER	SO	BB	IBB	HBP	BLK	WP	HR	S	P	ERA	WHIP
---------	----	-----	----	---	---	----	----	----	-----	-----	-----	----	----	---	---	-----	------

Batter	1	2	3	4	5	6	7	8	9	10	11	AB R H RBI BB SO LOB	TOP
Scott Fletcher, R (1, 4) <small>OBP: 0.347, SLG: 0.417</small>												5 0 1 0 0 0 0	Boston Red Sox @ Kansas City Royals Kauffman Stadium, Kansas City, MO Sat Aug 28 1993, 3:33 AM CDT Att. 25,638 - Overcast - 82 F
Mike Greenwell, L (1, 7) <small>OBP: 0.359, SLG: 0.445</small>												5 1 2 0 0 0 1	
Andre Dawson, R (1, 10) <small>OBP: 0.317, SLG: 0.425</small>									<small>1 SAFE</small>			4 0 1 0 1 0 2	
Mo Vaughn, L (1, 3) <small>OBP: 0.399, SLG: 0.523</small> Billy Hatcher, R (9, PR) <small>OBP: 0.349, SLG: 0.426</small> Carlos Quintana, R (9, 3) <small>OBP: 0.314, SLG: 0.275</small>									<small>1 SAFE</small>			4 0 1 0 0 2 2	
Rob Deer, R (1, 9) <small>OBP: 0.299, SLG: 0.378</small>									<small>1 SAFE</small>			5 0 1 1 0 1 2	
Scott Cooper, L (1, 5) <small>OBP: 0.350, SLG: 0.393</small>									<small>1 SAFE</small>			4 1 1 0 1 1 1	
John Valentin, R (1, 6) <small>OBP: 0.328, SLG: 0.424</small>									<small>1 SAFE</small>			5 0 0 0 0 2 5	
Bob Melvin, R (1, 2) <small>OBP: 0.255, SLG: 0.293</small> Ernest Riles, L (10, PH) <small>OBP: 0.308, SLG: 0.402</small> Tony Peña, R (10, 2) <small>OBP: 0.243, SLG: 0.234</small>									<small>1 SAFE</small>			3 0 2 1 0 0 0	
Bob Zupcic, R (1, 8) <small>OBP: 0.317, SLG: 0.369</small>									<small>1 SAFE</small>			1 0 0 0 0 1 0	
												0 0 0 0 0 0 0	
Inning Stats	R: 0 H: 1 E: 0 LOB: 1 K: 1 BB: 1 S: 8 P: 18	R: 1 H: 2 E: 0 LOB: 1 K: 1 BB: 0 S: 12 P: 17	R: 0 H: 1 E: 0 LOB: 1 K: 1 BB: 0 S: 11 P: 18	R: 0 H: 0 E: 0 LOB: 0 K: 1 BB: 0 S: 7 P: 11	R: 0 H: 1 E: 0 LOB: 0 K: 0 BB: 0 S: 7 P: 10	R: 0 H: 1 E: 0 LOB: 1 K: 0 BB: 0 S: 8 P: 15	R: 0 H: 0 E: 0 LOB: 0 K: 1 BB: 0 S: 10 P: 14	R: 0 H: 1 E: 0 LOB: 1 K: 1 BB: 0 S: 10 P: 12	R: 0 H: 0 E: 1 LOB: 2 K: 1 BB: 0 S: 7 P: 13	R: 0 H: 0 E: 0 LOB: 0 K: 1 BB: 0 S: 8 P: 9	R: 1 H: 2 E: 0 LOB: 2 K: 1 BB: 1 S: 11 P: 18	1B: 6 SF: 0 2B: 3 SAC: 0 3B: 0 DP: 0 HR: 0 HBP: 0	
PITCHER Kevin Appier, R (1, 1) <small>ERA: 2.91</small> Stan Belinda, R (9, 1) <small>ERA: 3.63</small> Jeff Montgomery, R (11, 1) <small>ERA: 2.1</small>	IP WLS BF H R ER SO BB IBB HBP BLK WP HR S P ERA WHIP 8.0 0 30 7 1 1 6 1 0 0 0 1 0 73 115 1.12 1.000 2.0 0 7 0 0 0 2 0 0 0 0 0 0 15 22 0.00 0.000 1.0 L 6 2 1 1 1 0 1 0 0 0 0 0 11 18 9.00 2.000	PITCHER IP WLS BF H R ER SO BB IBB HBP BLK WP HR S P ERA WHIP											

livebaseballscorecards.com

AB	41
R	2
H	9
RBI	2
BB	2
SO	9
LOB	16



Batter	1	2	3	4	5	6	7	8	9	10	11	AB R H RBI BB SO LOB	BOTTOM														
Felix Jose S OBP: 0.304, SLG: 0.346 (1, 9)	1-3 K			3-2 L5		0-0 G6-3		0-0 SH5-4 1B		1-3 K		5 0 1 0 0 2 0	Boston Red Sox @ Kansas City Royals Kauffman Stadium, Kansas City, MO Sat Aug 28 1993, 3:33 AM CDT Att. 25,638 - Overcast - 82 F														
Brian McRae S OBP: 0.344, SLG: 0.436 (1, 8)	0-0 G4-3			4-2 G4-6-3 BB		3-3 K		1-1 SH5-4		4-2 S BB		2 0 0 0 2 1 0															
George Brett L OBP: 0.301, SLG: 0.421 (1, 10)	2-2 G6-3			0-0 G4-6-3				4-0 1B BB		4-0 1-2 IBB		2 1 0 0 3 0 1															
Mike MacFarlane R OBP: 0.356, SLG: 0.510 (1, 2)		1-3 K				2-3 K		0-0 FC5-4 1B		1-0 F8		5 0 1 0 0 3 5															
Wally Joyner L OBP: 0.376, SLG: 0.461 (1, 3)		2-2 G4-3				4-2 FC6-4 BB		0-0 FC5-4 1B		2-2 G3-1		4 0 1 1 1 1 5															
Gary Gaetti R OBP: 0.301, SLG: 0.421 (1, 5)		1-3 K				0-0 FC6-4 HBP		0-0 B3		1-0 SH1-4 1B		5 0 1 0 0 1 3															
Kevin McReynolds R OBP: 0.316, SLG: 0.401 (1, 7)						1-2 HBP		0-1 FC5-4		0-0 SH1-4		3 0 0 0 0 1 2															
Greg Gagne R OBP: 0.321, SLG: 0.413 (1, 6)						1-2 HBP		1-3 K		1-3 K		5 0 0 0 0 5 5															
Jose Lind R OBP: 0.272, SLG: 0.293 (1, 4)						1-3 K		2-2 SH5-4 1B		0-0 P2		4 0 1 0 0 1 1															
Inning Stats	R: 0 E: 0 K: 1 S: 8	H: 0 LOB: 0 BB: 0 P: 11	R: 0 E: 0 K: 2 S: 9	H: 0 LOB: 0 BB: 0 P: 13	R: 0 E: 0 K: 2 S: 8	H: 0 LOB: 0 BB: 0 P: 11	R: 0 E: 0 K: 0 S: 7	H: 0 LOB: 0 BB: 1 P: 14	R: 0 E: 0 K: 2 S: 14	H: 0 LOB: 2 BB: 1 P: 23	R: 0 E: 0 K: 2 S: 7	H: 0 LOB: 0 BB: 0 P: 11		R: 1 E: 0 K: 1 S: 15	H: 2 LOB: 2 BB: 1 P: 20	R: 0 E: 0 K: 2 S: 16	H: 2 LOB: 3 BB: 1 P: 24	R: 0 E: 0 K: 1 S: 7	H: 1 LOB: 1 BB: 0 P: 9	R: 0 E: 0 K: 1 S: 11	H: 0 LOB: 2 BB: 2 P: 23	R: 0 E: 0 K: 1 S: 12	H: 0 LOB: 0 BB: 0 P: 15	1B: 5 2B: 0 3B: 0 HR: 0	SF: 0 SAC: 2 DP: 1 HBP: 1	WP: 0 PB: 0 SB: 2 CS: 0	PA: 44

PITCHER	IP	WLS	BF	H	R	ER	SO	BB	IBB	HBP	BLK	WP	HR	S	P	ERA	WHIP
Aaron Sele R ERA: 2.55 (1, 1)	7.0		28	4	1	1	10	3	0	1	0	0	0	74	111	1.29	1.000
Greg Harris R ERA: 2.8 (8, 1)	0.2		3	0	0	0	1	0	1	0	0	0	0	5	10	0.00	0.000
Tony Fossas L ERA: 4.78 (8, 1)	0.1		1	0	0	0	1	0	0	0	0	0	0	5	6	0.00	0.000
Ken Ryan R ERA: 3.2 (9, 1)	1.1		7	1	0	0	2	1	1	0	0	0	0	14	25	0.00	1.500
Jeff Russell R ERA: 2.58 (10, 1)	1.2	W	5	0	0	0	1	0	0	0	0	0	0	16	22	0.00	0.000

livebaseballscorecards.com

AB	35
R	1
H	5
RBI	1
BB	6
SO	15
LOB	22



Batter	1	2	3	4	5	6	7	8	9	10	11	12	AB R H RBI BB SO LOB	TOP										
Scott Fletcher, R OBP: 0.344, SLG: 0.413 (1, 4)	 1-3		 0-2 1B		 3-1		 2-0		 0-1			 1-0	6 0 1 0 0 1 2											
Mike Greenwell, L OBP: 0.361, SLG: 0.446 (1, 7)	 1-0		 2-1 1 SAFE SAFE SAFE			 2-2 1B 1B	 0-1		 0-0			 0-0 1B	6 1 3 0 0 0 2											
Andre Dawson, R OBP: 0.313, SLG: 0.419 (1, 10)	 2-2		 0-0 2-Hf			 1-3 1 SAFE 1 SAFE S	 2-3			 0-1		 0-0 1-2f	6 0 0 0 0 2 4											
Mo Vaughn, L OBP: 0.399, SLG: 0.529 (1, 3)		 0-0		 2-2		 0-0 1-2 1B 1B		 1-0		 1-3			5 2 2 1 0 1 0											
Rob Deer, R OBP: 0.295, SLG: 0.373 (1, 9)		 1-1		 1-0		 2-2		 2-1		 0-3			5 0 0 0 0 1 2											
Scott Cooper, L OBP: 0.353, SLG: 0.392 (1, 5)		 4-1 WP BB		 0-0		 1-0 1-3 2-H 1B		 4-2		 3-2			3 1 1 1 2 0 0											
Billy Hatcher, R OBP: 0.352, SLG: 0.430 (1, 8)		 1-1 1-3 2B		 2-1		 0-2 1-2 3-H 1B		 0-3		 0-1 1B			5 0 3 1 0 1 1											
Tony Peña, R OBP: 0.244, SLG: 0.236 (1, 2)		 2-3		 1-0		 1-3		 1-2		 1-3			3 0 1 0 0 2 3											
Ernest Riles, L OBP: 0.306, SLG: 0.396 (9, PH)		 2-3 3-H		 1-1					 1-2		 1-3		1 0 0 0 0 0 0											
Bob Melvin, R OBP: 0.254, SLG: 0.291 (9, 2)		 2-3		 1-1					 1-2		 1-3		1 0 0 0 0 1 1											
Tim Lincecum, R OBP: 0.217, SLG: 0.182 (1, 6)		 1-2		 1-1			 1-2		 1-2		 0-0 1-2f		3 0 0 0 0 0 2											
John Valentin, R OBP: 0.329, SLG: 0.427 (8, 6)													2 0 1 0 0 0 1											
Inning Stats	R: 0 E: 0 K: 1 S: 7	H: 0 LOB: 0 BB: 0 P: 11	R: 2 E: 0 K: 1 S: 12	H: 2 LOB: 1 BB: 1 P: 21	R: 0 E: 0 K: 0 S: 6	H: 1 LOB: 0 BB: 0 P: 8	R: 0 E: 0 K: 0 S: 7	H: 0 LOB: 0 BB: 0 P: 10	R: 0 E: 0 K: 2 S: 18	H: 1 LOB: 1 BB: 0 P: 14	R: 0 E: 0 K: 1 S: 9	H: 0 LOB: 1 BB: 1 P: 16	R: 0 E: 0 K: 2 S: 8	H: 0 LOB: 0 BB: 0 P: 9	R: 0 E: 0 K: 1 S: 10	H: 1 LOB: 1 BB: 0 P: 13	R: 0 E: 0 K: 0 S: 3	H: 1 LOB: 0 BB: 0 P: 4	1B: 9 2B: 3 3B: 0 HR: 1	SF: 0 SAC: 0 DP: 2 HBP: 0	WP: 1 PB: 0 SB: 1 CS: 0	PA: 48		
PITCHER	IP WLS BF H R ER SO BB IBB HBP BLK WP HR S P ERA WHIP																							
David Cone, R ERA: 3.39 (1, 1)	8.2																							
Billy Brewer, L ERA: 2.53 (9, 1)	0.1	1	0	0	0	0	0	0	0	0	0	0	0	0	0	0	0	0	0	0	0	0	0	0
Stan Belinda, R ERA: 3.57 (10, 1)	1.0	3	0	0	0	2	0	0	0	0	0	0	0	0	0	0	0	0	0	0	0	0	0	0
Mark Gubicza, R ERA: 4.48 (11, 1)	2.0	W 7	2	0	0	1	0	0	0	0	0	0	0	0	0	0	0	0	0	0	0	0	0	0

Boston Red Sox @ Kansas City Royals
Kauffman Stadium, Kansas City, MO
Sun Aug 29 1993, 3:33 AM CDT
Att. 23,396 - Cloudy - 73 F

AB	46
R	4
H	12
RBI	3
BB	2
SO	9
LOB	18



Batter	1	2	3	4	5	6	7	8	9	10	11	12	AB	R	H	RBI	BB	SO	LOB	
Chris Gwynn, L OBP: 0.357, SLG: 0.403 (1, 9)	0-0 G3-1		0-0 F8 WP 2B		0-2 L9		2-2 G4-3	SAFE 0-3 K			0-0 1B 1B		6	1	2	0	0	1	3	
Brian McRae, S OBP: 0.341, SLG: 0.431 (1, 8)	1-1 B1-3		1-1 F8		2-3 K		0-0 F8		1-1 G3		SAFE 0-1 SAFE L7		6	0	0	0	0	1	2	
George Brett, L OBP: 0.307, SLG: 0.427 (1, 10)	2-1 1B		4-0 S BB		0-1 1B 2B		1-1 1B		2-3 K		SAFE 2-2 1-2 1B		5	1	4	0	1	1	0	
Mike Macfarlane, R OBP: 0.356, SLG: 0.505 (1, 2)	1-1 F9		3-H F7		3-0 1B		2-3 K		4-2 BB		3-3 K		5	0	1	1	1	2	5	
Wally Joyner, L OBP: 0.377, SLG: 0.465 (1, 3)		0-0 SF7 3B	4-0 IBB		0-1 F9		2-3 K		0-1 G4-3		2-1 1B SH1-4		5	2	2	0	1	1	2	
Gary Gaetti, R OBP: 0.299, SLG: 0.418 (1, 5)		0-0 SF7	2-3 K			0-3 K		3-2 BB 1B		1-3 K		1-0 SH1-4		4	0	1	1	0	3	2
Kevin McReynolds, R OBP: 0.320, SLG: 0.412 (1, 7)		0-0 1B		1-2 P4		3-2 HR		2-3 K		3-1 F8		4-0 1B IBB		5	1	2	1	1	1	1
Jose Lind, R OBP: 0.270, SLG: 0.291 Hubie Brooks, R OBP: 0.329, SLG: 0.363 Greg Gagne, R OBP: 0.322, SLG: 0.413 (1, 4) (8, PH) (8, PR)	2-2 F9	SAFE F9	1-0 F9		1-1 G6-3		4-2 BB BB		0-0 F7		2-2 1B		3	0	0	0	0	0	1	
Rico Rossy, R OBP: 0.321, SLG: 0.384 (1, 6) (9, 4)	0-0 F8		1-3 K		0-3 K		4-2 BB		1-2 2-3 BB		2-1 L8		4	0	0	0	1	2	1	

Inning Stats	R: 0	H: 1	E: 0	K: 0	S: 7	H: 2	LOB: 1	BB: 0	P: 11	R: 1	H: 1	E: 0	K: 1	S: 11	H: 0	LOB: 0	BB: 0	P: 13	R: 0	H: 1	E: 0	K: 2	S: 13	H: 1	LOB: 0	BB: 0	P: 17	R: 0	H: 1	E: 0	K: 3	S: 19	H: 0	LOB: 1	BB: 1	P: 16	R: 0	H: 0	E: 0	K: 1	S: 9	H: 0	LOB: 0	BB: 0	P: 10	R: 0	H: 2	E: 0	K: 0	S: 14	H: 2	LOB: 2	BB: 0	P: 21	R: 1	H: 2	E: 0	K: 0	S: 6	H: 2	LOB: 2	BB: 1	P: 15	1B: 9	SF: 1	2B: 2	3B: 1	HR: 1
--------------	------	------	------	------	------	------	--------	-------	-------	------	------	------	------	-------	------	--------	-------	-------	------	------	------	------	-------	------	--------	-------	-------	------	------	------	------	-------	------	--------	-------	-------	------	------	------	------	------	------	--------	-------	-------	------	------	------	------	-------	------	--------	-------	-------	------	------	------	------	------	------	--------	-------	-------	-------	-------	-------	-------	-------

PITCHER	IP	WLS	BF	H	R	ER	SO	BB	IBB	HBP	BLK	WP	HR	S	P	ERA	WHIP
Danny Darwin, R ERA: 2.99	7.0		31	8	4	4	6	1	1	0	0	1	1	72	108	5.14	1.286
Tony Fossas, L ERA: 4.73	0.1		1	0	0	0	1	0	0	0	0	0	0	3	5	0.00	0.000
Paul Quantrill, R ERA: 3.65	0.1		4	1	0	0	1	2	0	0	0	0	0	13	26	0.00	9.000
Greg Harris, R ERA: 2.76	1.1		5	0	0	0	2	1	0	0	0	0	0	12	19	0.00	0.750
Scott Bankhead, R ERA: 3.23	2.0		8	2	0	0	2	0	0	0	0	0	0	20	31	0.00	1.000

BOTTOM

Boston Red Sox @ Kansas City Royals
Kauffman Stadium, Kansas City, MO

Sun Aug 29 1993, 3:33 AM CDT
Att: 23,396 - Cloudy - 73 F

livebaseballscorecards.com

AB	45
R	5
H	13
RBI	4
BB	6
SO	12
LOB	17

WP: 1 PA: 53
PB: 0
SB: 1
CS: 0



Batter	1	2	3	4	5	6	7	8	9	AB R H RBI BB SO LOB	TOP									
Felix Jose, S (1, 9) OBP: 0.303, SLG: 0.344	4-2 S BB	3-3 SAFE K			0-1 B1			3-2 G4-3		3 0 0 0 1 1 2	Kansas City Royals @ Milwaukee Brewers Milwaukee County Stadium, Milwaukee, WI Mon Aug 30 1993, 8:05 PM EDT Att. 10,981 - Unknown - 71 F livebaseballscorecards.com									
Brian McRae, S (1, 8) OBP: 0.338, SLG: 0.427	0-3 K 1-2		0-0 G4-3		2-2 G1-3			1-1 G1-3		4 0 0 0 0 1 1										
George Brett, L (1, 10) OBP: 0.307, SLG: 0.424	4-2 BB		3-2 F8		0-3 K			1-2 F8		3 0 0 0 1 1 0										
Mike Macfarlane, R (1, 2) OBP: 0.352, SLG: 0.498	2-2 P3		0-2 G5-3		0-0 P6			0-0 P3		4 0 0 0 0 0 2										
Wally Joyner, L (1, 3) OBP: 0.376, SLG: 0.469	1-0 F8			1-3 K		1-2 P5		1-1 HR		4 1 1 1 0 1 2										
Kevin McReynolds, R (1, 7) OBP: 0.319, SLG: 0.413		3-2 E5		2-2 F9		2-3 K		3-2 2B		4 0 1 0 0 1 0										
Gary Gaetti, R (1, 5) OBP: 0.298, SLG: 0.415		1-2 F8		2-2 1B			0-2 G6-3		3-3 K	4 0 1 0 0 1 2										
Jose Lind, R (1, 4) OBP: 0.270, SLG: 0.291		1-3 K		0-0 1B			2-1 G4-3		3-1 F7	3 0 1 0 0 1 1										
Hubie Brooks, R (9, PH) OBP: 0.327, SLG: 0.361		SAFE		1-3 1B						1 0 0 0 0 0 1										
Greg Gagne, R (9, 6) OBP: 0.322, SLG: 0.413		SAFE								0 0 0 0 0 0 0										
Rico Rossy, R (1, 6) OBP: 0.310, SLG: 0.368		2-2 E5		3-1 F9			1-2 G4-3			3 0 0 0 0 0 3										
Inning Stats	R: 0 E: 0 K: 1 S: 13	H: 0 LOB: 2 BB: 2 P: 24	R: 0 E: 2 K: 2 S: 18	H: 0 LOB: 2 BB: 0 P: 28	R: 0 E: 0 K: 0 S: 7	H: 0 LOB: 0 BB: 0 P: 10	R: 0 E: 0 K: 1 S: 13	H: 2 LOB: 2 BB: 0 P: 21	R: 0 E: 0 K: 1 S: 8	H: 0 LOB: 0 BB: 0 P: 10	R: 0 E: 0 K: 0 S: 8	H: 0 LOB: 0 BB: 0 P: 11	R: 0 E: 0 K: 0 S: 9	H: 0 LOB: 0 BB: 0 P: 14	R: 1 E: 0 K: 1 S: 16	H: 2 LOB: 1 BB: 0 P: 26	1B: 2 2B: 1 3B: 0 HR: 1	SF: 0 SAC: 0 DP: 0 HBP: 0	WP: 0 PB: 0 SB: 1 CS: 0	PA: 35
PITCHER 21 Cal Eldred, R (1, 1) ERA: 3.99	IP: 9.0 WLS: W BF: 35 H: 4 R: 1 ER: 1 SO: 7 BB: 2 IBB: 0 HBP: 0 BLK: 0 WP: 0 HR: 1 S: 99 P: 154 ERA: 1.00 WHIP: 0.667																			

Kansas City Royals @ Milwaukee Brewers
Milwaukee County Stadium, Milwaukee, WI

Mon Aug 30 1993, 8:05 PM EDT
 Att. 10,981 - Unknown - 71 F

AB	33
R	1
H	4
RBI	1
BB	2
SO	7
LOB	14



Batter	1	2	3	4	5	6	7	8	9	AB R H RBI BB SO LOB
Pat Listach, S OBP: 0.307, SLG: 0.302 (1, 6)	1-1 L4		2-2 F8		3-3 K			0-0 G6-3		4 0 0 0 0 1 1
Robin Yount, R OBP: 0.321, SLG: 0.375 (1, 8)	3-3 K		0-0 G5-3			1-0 1B SF9 2B		2-3 K		4 1 1 0 0 2 0
Kevin Seitzer, R OBP: 0.341, SLG: 0.393 (1, 5)	3-1 BB 1B		4-0 BB			2-3 1B		2-1 G4-3		3 0 2 0 1 0 0
Greg Vaughn, R OBP: 0.375, SLG: 0.512 (1, 7)	4-2 BB		3-3 K			0-2 SF9		3-3 K		2 0 0 1 1 2 1
Kevin Reimer, L OBP: 0.303, SLG: 0.411 (1, 10)	2-1 G3-1			3-2 F7		2-1 G4-6-3		0-0 2B 1B		4 0 1 0 0 0 3
Darryl Hamilton, L OBP: 0.371, SLG: 0.416 (9, PR)				1-2 F9		1-2		0-1 2B		0 1 0 0 0 0 0
John Jaha, R OBP: 0.321, SLG: 0.385 (1, 3)		2-3 K		1-2 F9			0-0 G1-3	0-1 2B		4 0 1 1 0 1 0
Dave Nilsson, L OBP: 0.318, SLG: 0.356 (1, 2)		4-1 G6-3 BB		0-3 K			1-1 2B			2 0 1 0 1 1 0
Alex Diaz, S OBP: 0.118, SLG: 0.176 (1, 9)		2-1 G6-3			0-1 F7		0-3 K			3 0 0 0 0 1 2
Bill Spiers, L OBP: 0.308, SLG: 0.321 (1, 4)		0-1 E3			1-1 CS 1B		3-2 G4-3			3 0 1 0 0 0 2

Inning Stats	R: 0	H: 1	E: 0	K: 1	S: 11	LOB: 2	BB: 1	P: 24	R: 0	H: 0	E: 1	K: 1	S: 10	LOB: 2	BB: 1	P: 18	R: 0	H: 0	E: 0	K: 1	S: 9	LOB: 0	BB: 0	P: 13	R: 0	H: 1	E: 0	K: 1	S: 7	LOB: 0	BB: 0	P: 11	R: 1	H: 2	E: 0	K: 0	S: 7	LOB: 0	BB: 0	P: 11	R: 0	H: 1	E: 0	K: 1	S: 10	LOB: 1	BB: 0	P: 14	R: 0	H: 0	E: 0	K: 1	S: 6	LOB: 0	BB: 0	P: 10	R: 1	H: 2	E: 0	K: 1	S: 6	LOB: 2	BB: 0	P: 9
PITCHER Tom Gordon, R ERA: 3.91 (1, 1)	IP	WLS	BF	H	R	ER	SO	BB	IBB	HBP	BLK	WP	HR	S	P	ERA	WHIP	IP	WLS	BF	H	R	ER	SO	BB	IBB	HBP	BLK	WP	HR	S	P	ERA	WHIP	IP	WLS	BF	H	R	ER	SO	BB	IBB	HBP	BLK	WP	HR	S	P	ERA	WHIP													

BOTTOM

Kansas City Royals @ Milwaukee Brewers
Milwaukee County Stadium, Milwaukee, WI

Mon Aug 30 1993, 8:05 PM EDT
Att: 10,981 - Unknown - 71 F

livebaseballscorecards.com

AB	29
R	2
H	7
RBI	2
BB	3
SO	8
LOB	9



WP: 0	PA: 33
PB: 0	
SB: 0	
CS: 1	

Batter	1	2	3	4	5	6	7	8	9	AB R H RBI BB SO LOB	TOP	
Greg Gagne, R OBP: 0.323, SLG: 0.415 (1, 6) 	2-1 		1-0 		1-0 		1-1 		0-0 	5 1 2 0 0 0 1		
Brian McRae, S OBP: 0.339, SLG: 0.428 (1, 8) 	0-0 		1-0 		2-2 		2-2 		1-1 	4 0 2 1 0 0 1		
George Brett, L OBP: 0.308, SLG: 0.424 (1, 10) 	1-0 		2-3 		1-1 		1-2 		4-0 	3 0 1 1 1 1 1		
Mike Macfarlane, R OBP: 0.353, SLG: 0.495 (1, 2) 	2-0 		2-0 		4-1 		0-3 		1-0 	4 0 1 0 1 1 3		
Wally Joyner, L OBP: 0.375, SLG: 0.469 (1, 3) 	2-2 			2-1 		2-0 		0-0 		4 0 1 0 0 0 3		
Kevin McReynolds, R OBP: 0.322, SLG: 0.415 (1, 7) 	1-3 			0-0 		0-2 		0-0 		4 2 2 0 0 1 3		
Gary Gaetti, R OBP: 0.297, SLG: 0.425 (1, 5) 			1-3 		0-1 		3-3 			4 1 1 2 0 3 2		
Hubie Brooks, R OBP: 0.331, SLG: 0.380 (8, PR) Felix Jose, S OBP: 0.303, SLG: 0.344 (8, 9) 			0-0 		2-2 		2-2 		4-0 	3 1 1 2 1 0 0 0 0 0 0 0 0 0		
Jose Lind, R OBP: 0.270, SLG: 0.289 (1, 4) 			0-1 		0-0 		4-1 		1-0 	3 1 0 0 1 0 2		
Inning Stats	R: 1 H: 3 E: 1 LOB: 2 K: 1 BB: 0 S: 12 P: 20	R: 0 H: 0 E: 0 LOB: 0 K: 1 BB: 0 S: 6 P: 7	R: 0 H: 1 E: 0 LOB: 1 K: 1 BB: 0 S: 6 P: 12	R: 2 H: 2 E: 0 LOB: 0 K: 1 BB: 0 S: 12 P: 17	R: 0 H: 1 E: 0 LOB: 0 K: 0 BB: 0 S: 6 P: 10	R: 2 H: 2 E: 0 LOB: 0 K: 0 BB: 1 S: 10 P: 18	R: 1 H: 1 E: 0 LOB: 1 K: 1 BB: 1 S: 12 P: 20	R: 0 H: 1 E: 0 LOB: 2 K: 1 BB: 1 S: 6 P: 14	R: 0 H: 0 E: 0 LOB: 1 K: 0 BB: 1 S: 4 P: 10	1B: 7 SF: 2 2B: 3 SAC: 0 3B: 0 DP: 2 HR: 2 HBP: 0	WP: 1 PA: 40 PB: 0 SB: 0 CS: 0	
PITCHER Angel Miranda, L ERA: 3.03 (1, 1) Mike Fetters, R ERA: 3.38 (8, 1) 	IP WLS BF H R ER SO BB IBB HBP BLK WP HR S P ERA WHIP											PITCHER IP WLS BF H R ER SO BB IBB HBP BLK WP HR S P ERA WHIP

Kansas City Royals @ Milwaukee Brewers
Milwaukee County Stadium, Milwaukee, WI

Tue Aug 31 1993, 8:05 PM EDT
Att. 14,723 - Unknown - 69 F

AB	34
R	6
H	11
RBI	6
BB	4
SO	6
LOB	16



Batter	1	2	3	4	5	6	7	8	9	AB	R	H	RBI	BB	SO	LOB
Pat Listach, S OBP: 0.310, SLG: 0.301 (1, 6)	4-0 F9 G1 1B BB		1-2 G6-3		4-1 CS BB			0-1 SH3-4		1	1	0	0	2	0	0
Robin Yount, R OBP: 0.320, SLG: 0.373 (1, 8)	1-1 G1 BB 1B		0-0 P4		3-2 L6			1-3 K		4	1	1	0	0	1	2
Kevin Seitzer, R OBP: 0.338, SLG: 0.388 (1, 5)	1-2 F9		1-1 F9			1-0 G6-3		2-2 G5-3		4	0	0	0	0	0	3
Greg Vaughn, R OBP: 0.376, SLG: 0.510 (1, 7)	4-2 G1 1B BB			2-2 G3 HR 1B		0-1 F8		2-2 P6		3	2	1	0	1	0	0
Kevin Reimer, L OBP: 0.300, SLG: 0.407 (1, 10)	0-1 G1			0-1 G3		3-2 G4-3		1-3 K		4	0	0	1	0	1	3
John Jaha, R OBP: 0.323, SLG: 0.393 (1, 3)	1-2 CS 1B			1-2 HR			0-0 G5-3		0-2 P3	4	1	2	4	0	0	0
Dave Nilsson, L OBP: 0.319, SLG: 0.356 (1, 2)	0-0 CS		3-2 G6-4-3 1B		1-2 F7		1-2 L6			3	0	1	0	0	0	0
Juan Bell, R OBP: 0.334, SLG: 0.365 (1, 4)			2-2 G6-4-3		1-2 CS 1B		2-0 G6-3			3	0	1	0	0	0	1
Alex Diaz, S OBP: 0.150, SLG: 0.200 (1, 9)			1-0 G1-3		1-1 CS		0-0 G4-3		1-0 SH3-4 1B	3	0	1	0	0	0	0

Inning Stats	R: 3	H: 2	E: 0	K: 0	S: 12	LOB: 0	BB: 2	P: 23	R: 0	H: 1	E: 0	K: 0	S: 8	LOB: 0	BB: 0	P: 14	R: 0	H: 0	E: 0	K: 0	S: 6	LOB: 0	BB: 0	P: 8	R: 2	H: 3	E: 0	K: 0	S: 19	R: 0	H: 0	E: 0	K: 0	S: 5	R: 0	H: 0	E: 0	K: 0	S: 7	R: 0	H: 0	E: 0	K: 0	S: 5	R: 0	H: 1	E: 0	K: 1	S: 9	R: 0	H: 0	E: 0	K: 1	S: 10	1B: 6	2B: 0	3B: 0	HR: 1	SF: 0	SAC: 1	DP: 1	HBP: 0	WP: 0	PB: 0	SB: 0	CS: 3	PA: 35
--------------	------	------	------	------	-------	--------	-------	-------	------	------	------	------	------	--------	-------	-------	------	------	------	------	------	--------	-------	------	------	------	------	------	-------	------	------	------	------	------	------	------	------	------	------	------	------	------	------	------	------	------	------	------	------	------	------	------	------	-------	-------	-------	-------	-------	-------	--------	-------	--------	-------	-------	-------	-------	--------

PITCHER	IP	WLS	BF	H	R	ER	SO	BB	IBB	HBP	BLK	WP	HR	S	P	ERA	WHIP
Mike Magnante, L ERA: 4.24 (1, 1)	4.0		17	6	5	5	0	2	0	0	0	0	1	45	69	11.25	2.000
Greg Cadaret, L ERA: 4.4 (5, 1)	3.0	W	9	0	0	0	0	1	0	0	0	0	0	17	31	0.00	0.333
Stan Belinda, R ERA: 3.51 (8, 1)	1.0		4	1	0	0	1	0	0	0	0	0	0	9	13	0.00	1.000
Jeff Montgomery, R ERA: 2.07 (9, 1)	1.0	S	3	0	0	0	1	0	0	0	0	0	0	10	13	0.00	0.000


BOTTOM

Kansas City Royals @ Milwaukee Brewers
Milwaukee County Stadium, Milwaukee, WI

Tue Aug 31 1993, 8:05 PM EDT
Att: 14,723 - Unknown - 69 F

livebaseballscorecards.com

AB	29
R	5
H	7
RBI	5
BB	3
SO	2
LOB	9



Batter	1	2	3	4	5	6	7	8	9	AB R H RBI BB SO LOB	TOP
Felix Jose, S (1, 9) OBP: 0.303, SLG: 0.343	0-1 SH1-3 1B		1-3 K		1-0 G5-3			1-2 F8		4 0 1 0 0 1 2	Kansas City Royals @ Milwaukee Brewers Milwaukee County Stadium, Milwaukee, WI Wed Sep 01 1993, 4:33 AM EDT Att. 10,015 - Sunny - 72 F
Brian McRae, S (1, 8) OBP: 0.339, SLG: 0.427	0-0 SH1-3		2-1 P5		0-0 WP 1B			1-0 G5-3		3 0 1 0 0 0 2	
George Brett, L (1, 10) OBP: 0.305, SLG: 0.420	3-2 K		0-1 P5		1-3 K			1-0 G4-3		4 0 0 0 0 2 4	
Wally Joyner, L (1, 3) OBP: 0.372, SLG: 0.465	1-2 F7			2-2 F8		0-1 G4-3		3-2 F7		4 0 0 0 0 0 1	
Kevin McReynolds, R (1, 7) OBP: 0.321, SLG: 0.413 Chris Gwynn, L (4, PH) OBP: 0.357, SLG: 0.402		0-1 G6-3		0-0 1B SF7 1B		3-2 G4-3		2-3 K		1 0 0 0 0 0 0 3 1 1 0 0 1 0	
Brent Mayne, L (1, 2) OBP: 0.303, SLG: 0.335		1-2 P6		0-0 FC6-4 1B		0-3 K		0-3 K		4 0 1 0 0 2 0	
Greg Gagne, R (1, 6) OBP: 0.323, SLG: 0.416		0-1 G5-3		2-1 SF7			1-1 G6-4-3 1B			2 0 1 1 0 0 0	
Jose Lind, R (1, 4) OBP: 0.271, SLG: 0.289			1-1 1B 1B	2-2 FC6-4			1-1 G6-4-3			3 0 1 0 0 0 2	
Keith Miller, R (1, 5) OBP: 0.216, SLG: 0.200			3-1 1B		3-2 G5-3		0-1 F7			3 0 1 0 0 0 0	
Inning Stats	R: 0 H: 1 E: 0 LOB: 1 K: 1 BB: 0 S: 10 P: 14	R: 0 H: 0 E: 0 LOB: 0 K: 0 BB: 0 S: 7 P: 8	R: 0 H: 2 E: 0 LOB: 2 K: 1 BB: 0 S: 11 P: 18	R: 1 H: 2 E: 0 LOB: 1 K: 0 BB: 0 S: 10 P: 16	R: 0 H: 1 E: 0 LOB: 1 K: 1 BB: 0 S: 10 P: 15	R: 0 H: 0 E: 0 LOB: 0 K: 1 BB: 0 S: 8 P: 11	R: 0 H: 1 E: 0 LOB: 0 K: 0 BB: 0 S: 6 P: 8	R: 0 H: 0 E: 0 LOB: 0 K: 2 BB: 0 S: 9 P: 14	R: 0 H: 0 E: 0 LOB: 0 K: 2 BB: 0 S: 9 P: 14	1B: 7 SF: 1 2B: 0 SAC: 1 3B: 0 DP: 1 HR: 0 HBP: 0	
PITCHER Jaime Navarro, R (1, 1) ERA: 5.23	IP WLS BF H R ER SO BB IBB HBP BLK WP HR S P ERA WHIP										

AB	31
R	1
H	7
RBI	1
BB	0
SO	6
LOB	11



livebaseballscorecards.com

Batter	1	2	3	4	5	6	7	8	9	AB R H RBI BB SO LOB	TOP											
Chris Gwynn, L (1, 7) OBP: 0.357, SLG: 0.406	1-1 G4-6-3 1B		0-1 G6-3			3-2 1B 2B	0-1 L7		1-0 P5	5 1 2 0 0 0 2	Kansas City Royals @ Boston Red Sox Fenway Park, Boston, MA Fri Sep 03 1993, 7:05 PM EDT Att. 28,323 - Unknown - 85 F											
Brian McRae, S (1, 8) OBP: 0.341, SLG: 0.433	2-0 G4-6-3 1-2f			1-0 HR		0-1 P5		1-1 BB SF8 1B	4-2 FC4-6 BB	4 2 2 1 1 0 2												
George Brett, L (1, 10) OBP: 0.306, SLG: 0.425	2-0 G3-1			2-1 HR		4-0 1B IBB		1-2 G4-3	1-0 FC4-6 1-2f	4 1 1 1 1 0 3												
Mike Macfarlane, R (1, 2) OBP: 0.354, SLG: 0.494		0-1 F9		0-0 P4		0-0 FC5 1-3 2-H 1B		4-0 SF8 BB IBB		3 0 1 1 1 0 0												
Wally Joyner, L (1, 3) OBP: 0.373, SLG: 0.471		0-0		1-2 F7		1-0 FC3-2-5-2-6 1-2 3-H		4-2 FC6-4 BB		3 1 1 1 1 0 2												
Rico Rossy, R (8, PR) OBP: 0.310, SLG: 0.368				HR				1-2 2-3 BB		0 0 0 0 0 0 0												
Gary Gaetti, R (1, 5) OBP: 0.293, SLG: 0.420		1-3 K		1-0 P6		0-0 FC5 2-3f		3-2 SF8		3 0 0 1 0 1 2												
Felix Jose, S (1, 9) OBP: 0.300, SLG: 0.340		1-3 K			2-3 K		0-0 G3-1	0-1 FC6-4 1-2f		4 0 0 0 0 2 2												
Greg Gagne, R (1, 6) OBP: 0.324, SLG: 0.415			0-3 K		2-2 P3		4-1 BLK BB		0-0 G6-3 S 1B	3 0 1 0 1 1 0												
Jose Lind, R (1, 4) OBP: 0.268, SLG: 0.286			0-0 F9		2-2 G6-3		0-0 F9		0-2 G6-3	4 0 0 0 0 0 2												
Inning Stats	R: 0 E: 0 K: 0 S: 4	H: 1 LOB: 0 BB: 0 P: 9	R: 1 E: 0 K: 2 S: 10	H: 1 LOB: 0 BB: 0 P: 12	R: 0 E: 0 K: 1 S: 6	H: 0 LOB: 0 BB: 0 P: 6	R: 2 E: 0 K: 0 S: 8	H: 2 LOB: 0 BB: 0 P: 13	R: 0 E: 0 K: 1 S: 12	H: 0 LOB: 0 BB: 0 P: 18	R: 1 E: 0 K: 0 S: 11	H: 2 LOB: 2 BB: 1 P: 19	R: 0 E: 0 K: 0 S: 5	H: 0 LOB: 1 BB: 1 P: 9	R: 1 E: 0 K: 0 S: 16	H: 1 LOB: 2 BB: 2 P: 29	R: 0 E: 0 K: 0 S: 9	H: 1 LOB: 2 BB: 1 P: 15	1B: 4 2B: 1 3B: 0 HR: 3	SF: 1 SAC: 0 DP: 1 HBP: 0	WP: 0 PB: 0 SB: 1 CS: 0	PA: 39
PITCHER	IP WLS BF H R ER SO BB IBB HBP BLK WP HR S P ERA WHIP											PITCHER	IP WLS BF H R ER SO BB IBB HBP BLK WP HR S P ERA WHIP									
Danny Darwin, R (1, 1) ERA: 3.1	5.1 L 22 6 4 4 4 0 1 0 0 0 3 49 74 6.75 1.125																					
John Dopson, R (6, 1) ERA: 4.66	1.2 7 1 1 1 0 1 0 0 0 1 0 0 9 15 5.40 1.200																					
Scott Taylor, L (8, 1) ERA:	0.1 3 0 0 0 0 1 1 0 0 0 0 0 7 16 0.00 3.000																					
Paul Quantrill, R (8, 1) ERA: 3.65	1.1 6 1 0 0 0 1 0 0 0 0 0 0 15 23 0.00 1.500																					
Tony Fossas, L (9, 1) ERA: 5.33	0.1 1 0 0 0 0 0 0 0 0 0 0 0 1 2 0.00 0.000																					

livebaseballscorecards.com

AB	33
R	5
H	8
RBI	5
BB	5
SO	4
LOB	15



Batter	1	2	3	4	5	6	7	8	9	AB	R	H	RBI	BB	SO	LOB
Billy Hatcher, R OBP: 0.348, SLG: 0.422 (1, 8)	0-2 L9		0-1 G5-3			0-0 G4-6-3 1B		2-2 L8		4	0	1	0	0	0	1
Mike Greenwell, L OBP: 0.365, SLG: 0.457 (1, 7)	1-2 G4-3			0-2 FC4-6 1B		0-0 G4-6-3 1-2f		0-0 2B		4	0	2	0	0	0	1
Andre Dawson, R OBP: 0.316, SLG: 0.423 (1, 10)	3-3 K			0-1 FC4-6 BB 1-2f		2-3 K		2-2 L8		4	0	0	0	0	2	2
Mo Vaughn, L OBP: 0.403, SLG: 0.536 (1, 3)		0-1 F7		1-3 K		0-0 HR			2-2 F8	4	1	1	1	0	1	1
Scott Cooper, L OBP: 0.360, SLG: 0.404 (1, 5)		1-3 K		4-1 FC5-4 BB 1-2		1-1 G4-3			2-1 BB 1B	3	0	1	0	1	1	0
Rob Deer, R OBP: 0.298, SLG: 0.361 (1, 9)		2-3 K		0-0 FC5-4 1-2f		4-2 1B BB			4-2 1-2 BB	2	0	0	0	2	1	2
John Valentin, R OBP: 0.326, SLG: 0.419 (1, 6)			4-2 FC4-6 BB		0-1 G4-3		3-2 G1-6-3 1B		1-3 K	3	0	1	0	1	1	2
Bob Melvin, R OBP: 0.242, SLG: 0.279 (1, 2)			1-2 FC4-6 1-2f		0-2 G5-3		0-0 G1-6-3 1-2f		0-3 K	2	0	0	0	0	0	1
Ernest Riles, L OBP: 0.301, SLG: 0.392 (7, PH)										1	0	0	0	0	0	2
Tony Peña, R OBP: 0.241, SLG: 0.244 (8, 2)										1	0	0	0	0	1	2
Tim Lincecum, R OBP: 0.179, SLG: 0.135 (1, 4)			1-1 F8		1-3 K			3-2 P6		3	0	0	0	0	1	1

Inning Stats	R: 0	H: 0	E: 0	K: 1	S: 12	R: 0	H: 0	E: 0	K: 2	S: 9	R: 0	H: 0	E: 0	K: 0	S: 9	R: 0	H: 1	E: 0	K: 1	S: 10	R: 0	H: 0	E: 0	K: 1	S: 8	R: 1	H: 2	E: 0	K: 0	S: 10	R: 0	H: 1	E: 0	K: 0	S: 15	R: 0	H: 1	E: 0	K: 2	S: 16	1B: 4	2B: 1	3B: 0	HR: 1	SF: 0	SAC: 0	DP: 2	HBP: 0	WP: 0	PB: 0	SB: 0	CS: 0	PA: 35
--------------	------	------	------	------	-------	------	------	------	------	------	------	------	------	------	------	------	------	------	------	-------	------	------	------	------	------	------	------	------	------	-------	------	------	------	------	-------	------	------	------	------	-------	-------	-------	-------	-------	-------	--------	-------	--------	-------	-------	-------	-------	--------


PITCHER	IP	WLS	BF	H	R	ER	SO	BB	IBB	HBP	BLK	WP	HR	S	P	ERA	WHIP
Kevin Appier, R ERA: 2.83 (1, 1)	6.0		21	2	0	0	6	2	0	0	0	0	0	53	74	0.00	0.667
Billy Brewer, L ERA: 2.93 (7, 1)	0.1		2	1	1	1	0	0	0	0	0	0	1	3	4	27.00	3.000
Stan Belinda, R ERA: 3.43 (7, 1)	1.1		6	2	0	0	0	1	0	0	0	0	0	14	26	0.00	2.250
Jeff Montgomery, R ERA: 2.03 (8, 1)	1.1		6	1	0	0	2	1	0	0	0	0	0	24	35	0.00	1.500

BOTTOM

Kansas City Royals @ Boston Red Sox
Fenway Park, Boston, MA

Fri Sep 03 1993, 7:05 PM EDT
Att: 28,323 - Unknown - 85 F

AB	31
R	1
H	6
RBI	1
BB	4
SO	8
LOB	15



Batter	1	2	3	4	5	6	7	8	9	AB R H RBI BB SO LOB	TOP																
Greg Gagne, R (1, 6) OBP: 0.324, SLG: 0.416	1-3 K		0-0 SH3-4		1-1 E5		2-3 K		0-1 HR	4 1 1 0 0 2 1																	
Brian McRae, S (1, 8) OBP: 0.340, SLG: 0.437	1-3 K		0-0 G5-3		1-0 FC6-4		2-1 E1		2-2 HR	5 1 1 2 0 1 2																	
George Brett, L (1, 10) OBP: 0.307, SLG: 0.427	1-2 2B		1-2 F7		3-2 SAFE 1B		1-0 G1-3		2-2 G4-3	5 0 2 0 0 0 2																	
Mike Macfarlane, R (1, 2) Felix Jose, S (9, PR) Brent Mayne, L (9, 2) OBP: 0.352, SLG: 0.488 OBP: 0.300, SLG: 0.340 OBP: 0.303, SLG: 0.335	0-1 G5-3			1-3 K	1-1 F8			2-3 K	4-2 3B	4 0 0 0 1 2 3 0 1 0 0 0 0 0 0 0 0 0 0 0 0																	
Kevin McReynolds, R (1, 7) OBP: 0.319, SLG: 0.416		2-1 F7		0-0 E6		3-2 G4-3		1-2 F7	0-0 SF8	5 1 1 1 0 0 0																	
Gary Gaetti, R (1, 3) OBP: 0.295, SLG: 0.419		0-0 1B		2-2 SAFE SAFE F7		3-2 G6-3		4-2 BB	1-0 SF8	3 0 1 1 1 0 1																	
Hubie Brooks, R (1, 9) Kevin Koslowski, L (8, PR) (8, 9)		3-1 F7		2-0 1B		1-2 1B		4-2 BB	1-3 K	3 0 2 0 1 0 1 1 0 0 0 0 1 1																	
Jose Lind, R (1, 4) Chris Gwynn, L (8, PH) Rico Rossy, R (8, 4) OBP: 0.266, SLG: 0.284 OBP: 0.360, SLG: 0.406 OBP: 0.310, SLG: 0.368		2-0 F9		1-2 G5-3		2-2 F9		4-1 BB		3 0 0 0 0 0 4 0 0 0 0 1 0 0 0 0 0 0 0 0 0																	
Keith Miller, R (1, 5) OBP: 0.226, SLG: 0.196			4-2 SH3-4 BB		4-2 E5 S BB		3-3 K	0-3 K		2 0 0 0 2 2 3																	
Inning Stats	R: 0 E: 0 K: 2 S: 11	H: 1 LOB: 1 BB: 0 P: 14	R: 0 E: 0 K: 0 S: 6	H: 1 LOB: 1 BB: 0 P: 13	R: 0 E: 0 K: 0 S: 11	H: 0 LOB: 1 BB: 1 P: 16	R: 0 E: 1 K: 1 S: 13	H: 1 LOB: 2 BB: 0 P: 19	R: 0 E: 1 K: 0 S: 12	H: 1 LOB: 2 BB: 1 P: 22	R: 0 E: 0 K: 0 S: 12	H: 1 LOB: 1 BB: 0 P: 21	R: 0 E: 1 K: 2 S: 11	H: 0 LOB: 1 BB: 0 P: 19	R: 0 E: 0 K: 2 S: 14	H: 0 LOB: 3 BB: 3 P: 29	R: 4 E: 0 K: 1 S: 15	H: 3 LOB: 1 BB: 1 P: 25	1B: 4 2B: 2 3B: 1 HR: 1	SF: 1 SAC: 1 DP: 0 HBP: 0	WP: 0 PB: 0 SB: 1 CS: 0	PA: 43					
PITCHER	IP WLS BF H R ER SO BB IBB HBP BLK WP HR S P ERA WHIP																										
Frank Viola, L (1, 1) ERA: 3.15	6.2		29	5	0	0	5	2	0	0	0	0	0	75	122	0.00	1.050										
Tony Fossas, L (7, 1) ERA: 5.27	0.1		1	0	0	0	0	0	0	0	0	0	0	1	2	0.00	0.000										
Greg Harris, R (8, 1) ERA: 2.83	1.0		8	2	2	2	2	3	0	0	0	0	1	19	36	18.00	5.000										
Scott Taylor, L (9, 1) ERA:	0.1		1	0	0	0	0	0	0	0	0	0	0	3	5	0.00	0.000										
Ken Ryan, R (9, 1) ERA: 3.43	0.2	L	4	1	2	2	1	1	0	0	0	0	0	7	13	27.00	3.000										

Kansas City Royals @ Boston Red Sox
Fenway Park, Boston, MA

AB	35
R	4
H	8
RBI	4
BB	6
SO	8
LOB	18



Sat Sep 04 1993, 3:33 AM EDT
Att. 31,223 - Overcast - 68 F

WP: 0	PA: 43
-------	--------

Batter	1	2	3	4	5	6	7	8	9
Ernest Riles, L (1, 4) OBP: 0.309, SLG: 0.394 Tim Naehring, R (7, 4) OBP: 0.200, SLG: 0.158	0-2 SH5-3 HR 1B		2-2 G1-3			4-2 SH2-3 HBP		2-1 1B	
Billy Hatcher, R (1, 8) OBP: 0.348, SLG: 0.421 Bob Zupcic, R (8, 8) OBP: 0.315, SLG: 0.365	0-1 SH5-3 1-2		2-2 G5-3			0-0 SH2-3 1-2		1-3 K	
Mike Greenwell, L (1, 7) OBP: 0.362, SLG: 0.452	3-3 K		2-1 P2			3-3 K		2-1 G4-3	
Andre Dawson, R (1, 10) OBP: 0.318, SLG: 0.431 Luis Ortiz, R (9, PR) OBP: 0.400, SLG: 0.400	0-0 HR 2-H			1-3 K		0-2 P3		0-1 BB 1B	
Mo Vaughn, L (1, 3) OBP: 0.402, SLG: 0.536	3-2 2B			1-1 F7		2-3 K		2-1 L7	
Scott Cooper, L (1, 5) OBP: 0.357, SLG: 0.400	2-1 F8			2-1 F8		0-1 G3		1-1 F8	
Rob Deer, R (1, 9) OBP: 0.300, SLG: 0.359		3-3 K			0-2 F9	4-2 FC6-4 BB		4-2 BB	
Tony Peña, R (1, 2) OBP: 0.239, SLG: 0.242 Carlos Quintana, R (9, PH) OBP: 0.313, SLG: 0.274		2-3 K			2-2 F9	0-0 FC6-4 1-2f		0-0 P4	
John Valentin, R (1, 6) OBP: 0.324, SLG: 0.416		3-2 G4-3			1-2 L7		3-3 K		


AB	R	H	RBI	BB	SO	LOB
2	1	1	0	0	0	0
1	0	1	0	0	0	0
1	0	0	0	0	0	0
1	0	0	0	0	1	1
4	0	0	0	0	2	3
4	1	2	2	0	1	1
0	0	0	0	0	0	0
4	0	1	0	0	1	1
4	0	0	0	0	0	2
2	0	0	0	2	1	0
3	0	0	0	0	1	1
1	0	0	0	0	0	2
3	0	0	0	0	1	0

BOTTOM

Kansas City Royals @ Boston Red Sox
Fenway Park, Boston, MA

Sat Sep 04 1993, 3:33 AM EDT
Att: 31,223 - Overcast - 68 F

AB	30
R	2
H	5
RBI	2
BB	2
SO	8
LOB	11



Inning Stats	R: 2	H: 3	E: 0	K: 1	S: 15	LOB: 1	BB: 0	P: 23
R: 0	H: 0	E: 0	K: 2	S: 11	LOB: 0	BB: 0	P: 19	
R: 0	H: 0	E: 0	K: 0	S: 9	LOB: 0	BB: 0	P: 15	
R: 0	H: 0	E: 0	K: 1	S: 8	LOB: 0	BB: 0	P: 12	
R: 0	H: 0	E: 0	K: 0	S: 9	LOB: 0	BB: 0	P: 12	
R: 0	H: 0	E: 0	K: 1	S: 9	LOB: 1	BB: 0	P: 16	
R: 0	H: 0	E: 0	K: 1	S: 8	LOB: 1	BB: 1	P: 14	
R: 0	H: 1	E: 0	K: 2	S: 10	LOB: 1	BB: 0	P: 18	
R: 0	H: 1	E: 0	K: 0	S: 11	LOB: 2	BB: 1	P: 18	

PITCHER	IP	WLS	BF	H	R	ER	SO	BB	IBB	HBP	BLK	WP	HR	S	P	ERA	WHIP
David Cone, R (1, 1) ERA: 3.35	8.0	W	30	4	2	2	8	1	0	1	0	0	1	79	129	2.25	0.625
Jeff Montgomery, R (9, 1) ERA: 2.0	1.0	S	5	1	0	0	0	1	0	0	0	0	0	11	18	0.00	2.000

WP	PA	ERA	WHIP
0	35		
0			
0			
0			

Batter	1	2	3	4	5	6	7	8	9	AB R H RBI BB SO LOB	TOP		
Felix Jose, S (1, 9) OBP: 0.303, SLG: 0.343	2-3 		3-2 FC6-4 1B 			0-0 BB 1B 	3-3 		0-0 1B 	5 1 3 0 0 2 0			
Brian McRae, S (1, 8) OBP: 0.338, SLG: 0.434	3-2 G4-3 		1-1 FC6-4 1-2f 			4-2 BB G3-1 1-2 HR BB 	2-3 		2-2 F9 	4 1 0 0 1 1 4			
George Brett, L (1, 10) OBP: 0.306, SLG: 0.427	0-0 L7 			1-0 L6 		0-0 G3-1 1-2 2-3 		1-2 G6-4-3 2B 	0-0 G4-3 	5 0 1 0 0 0 4			
Wally Joyner, L (1, 3) OBP: 0.376, SLG: 0.470		4-2 G4-6-3 BB 		1-1 F7 		4-0 BB HR IBB 		4-2 G6-4-3 BB 		1 1 0 0 3 0 0			
Kevin McReynolds, R (1, 7) OBP: 0.315, SLG: 0.411		1-3 K 		3-2 L8 		2-3 K 		0-0 G6-4-3 1-2f 2-3 		4 0 0 0 0 2 6			
Brent Mayne, L (1, 2) OBP: 0.313, SLG: 0.337		0-0 G4-6-3 1-2f 			1-1 FC6-4 1B 		4-1 HR BB 		4-0 IBB 	2 1 1 1 2 0 1			
Gary Gaetti, R (1, 5) OBP: 0.294, SLG: 0.428			1-2 G4-3 		1-1 F7 		0-0 HR 		1-1 L8 	4 1 1 4 0 0 3			
Greg Gagne, R (1, 6) OBP: 0.323, SLG: 0.413			2-3 K 		1-2 K 		1-1 G4-3 		4-0 CS BB 	3 0 0 0 1 2 1			
Jose Lind, R (1, 4) OBP: 0.268, SLG: 0.284			0-0 1B 1B 		1-1 FC6-4 1-2f 		1-1 G6-3 		4-2 1B BB 	3 0 1 0 1 0 1			
Inning Stats	R: 0 E: 0 K: 1 S: 9 H: 0 LOB: 0 BB: 0 P: 14	R: 0 E: 0 K: 1 S: 7 H: 0 LOB: 0 BB: 1 P: 12	R: 0 E: 0 K: 1 S: 16 H: 2 LOB: 2 BB: 0 P: 23	R: 0 E: 0 K: 0 S: 6 H: 0 LOB: 0 BB: 0 P: 11	R: 0 E: 0 K: 1 S: 9 H: 1 LOB: 1 BB: 0 P: 13	R: 5 E: 0 K: 1 S: 11 H: 2 LOB: 0 BB: 3 P: 26	R: 0 E: 0 K: 2 S: 12 H: 0 LOB: 0 BB: 0 P: 18	R: 0 E: 0 K: 0 S: 8 H: 1 LOB: 2 BB: 2 P: 18	R: 0 E: 0 K: 0 S: 12 H: 1 LOB: 2 BB: 2 P: 21	1B: 5 2B: 1 3B: 0 HR: 1 SF: 0 SAC: 0 DP: 2 HBP: 0	WP: 0 PB: 0 SB: 1 CS: 1 PA: 39		
PITCHER	IP WLS BF H R ER SO BB IBB HBP BLK WP HR S P ERA WHIP											PITCHER	IP WLS BF H R ER SO BB IBB HBP BLK WP HR S P ERA WHIP
Roger Clemens, R (1, 1) ERA: 4.15	7.0 L 29 5 5 5 7 3 1 0 0 0 0 1 70 117 6.43 1.143												
Scott Taylor, L (8, 1) ERA:	0.0 2 1 0 0 0 1 0 0 0 0 0 0 5 10 ∞ ∞												
Paul Quantrill, R (8, 1) ERA: 3.62	1.0 3 0 0 0 0 0 1 0 0 0 0 0 3 8 0.00 0.000												
Cory Bailey, R (9, 1) ERA:	0.2 4 1 0 0 0 2 0 0 0 0 0 0 11 20 0.00 4.500												
Tony Fossas, L (9, 1) ERA: 5.2	0.1 1 0 0 0 0 0 0 0 0 0 0 0 1 1 0.00 0.000												

Kansas City Royals @ Boston Red Sox
Fenway Park, Boston, MA
 Sun Sep 05 1993, 3:33 AM EDT
 Att. 32,012 - Sunny - 78 F

livebaseballscorecards.com

AB	31
R	5
H	7
RBI	5
BB	8
SO	7
LOB	20



Batter	1	2	3	4	5	6	7	8	9	AB	R	H	RBI	BB	SO	LOB
Scott Fletcher, R (1, 4) <small>OBP: 0.342, SLG: 0.410</small> Steve Lyons, L (9, 4) <small>OBP: 0.235, SLG: 0.200</small>	1-1 		1 SAFE 3-3 		1-0 			1-1 		4	0	1	0	0	1	1
Billy Hatcher, R (1, 8) <small>OBP: 0.347, SLG: 0.418</small> Bob Zupcic, R (9, 8) <small>OBP: 0.315, SLG: 0.365</small>	3-2 		1 SAFE 0-2 		3-2 			1-1 		3	0	0	0	0	0	2
Mike Greenwell, L (1, 7) <small>OBP: 0.359, SLG: 0.448</small>	0-1 		1-2 		0-1 			1-3 		4	0	0	0	0	1	3
Andre Dawson, R (1, 10) <small>OBP: 0.317, SLG: 0.428</small> Jeff McNeely, R (9, PR)	0-1 			1-2 			1-2 		4-2 	3	0	0	0	0	0	1
Mo Vaughn, L (1, 3)		1-2 		0-1 			2-1 		3-2 	4	0	1	1	0	0	0
Scott Cooper, L (1, 5)		1-0 		4-1 			2-1 		1-0 	3	1	1	0	1	0	1
Rob Deer, R (1, 9)		2-2 		2-1 			1-1 		0-3 	4	0	1	0	0	1	2
Tony Peña, R (1, 2) <small>OBP: 0.237, SLG: 0.240</small> Greg Blosser, L (7, PH) Bob Melvin, R (8, 2) <small>OBP: 0.242, SLG: 0.279</small>		3-2 		2-2 			1-2 			2	0	0	0	0	0	2
John Valentin, R (1, 6) <small>OBP: 0.324, SLG: 0.415</small>			0-1 		1-2 			3-2 		3	0	1	0	0	0	0

Inning Stats	R: 0	H: 1	E: 0	LOB: 1	K: 0	BB: 0	S: 9	R: 0	H: 1	E: 0	LOB: 1	K: 0	BB: 0	S: 11	R: 0	H: 1	E: 0	LOB: 1	K: 1	BB: 0	S: 12	R: 1	H: 2	E: 0	LOB: 1	K: 0	BB: 1	S: 13	R: 0	H: 0	E: 0	LOB: 1	K: 0	BB: 0	S: 9	R: 0	H: 0	E: 0	LOB: 0	K: 0	BB: 0	S: 7	R: 0	H: 0	E: 0	LOB: 0	K: 1	BB: 0	S: 7	R: 0	H: 0	E: 0	LOB: 0	K: 0	BB: 0	S: 8	R: 0	H: 0	E: 0	LOB: 0	K: 1	BB: 0	S: 7	R: 1	H: 0	E: 0	LOB: 1	K: 1	BB: 0	S: 11	1B: 5	SF: 0	2B: 0	SAC: 0	3B: 0	DP: 0	HR: 0	HBP: 2	WP: 3	PA: 34
--------------	------	------	------	--------	------	-------	------	------	------	------	--------	------	-------	-------	------	------	------	--------	------	-------	-------	------	------	------	--------	------	-------	-------	------	------	------	--------	------	-------	------	------	------	------	--------	------	-------	------	------	------	------	--------	------	-------	------	------	------	------	--------	------	-------	------	------	------	------	--------	------	-------	------	------	------	------	--------	------	-------	-------	-------	-------	-------	--------	-------	-------	-------	--------	-------	--------

PITCHER	IP	WLS	BF	H	R	ER	SO	BB	IBB	HBP	BLK	WP	HR	S	P	ERA	WHIP
Tom Gordon, R (1, 1) <small>ERA: 3.76</small>	7.0	W	27	5	1	1	1	1	0	1	0	2	0	69	108	1.29	0.857
Stan Belinda, R (8, 1) <small>ERA: 3.47</small>	2.0		7	0	1	1	2	0	0	1	0	1	0	18	29	4.50	0.000

BOTTOM

Kansas City Royals @ Boston Red Sox
 Fenway Park, Boston, MA

Sun Sep 05 1993, 3:33 AM EDT
 Att: 32,012 - Sunny - 78 F

AB	31
R	2
H	5
RBI	1
BB	1
SO	3
LOB	12

Batter	1	2	3	4	5	6	7	8	9	AB R H RBI BB SO LOB	TOP																	
Darryl Hamilton, L (1, 7) OBP: 0.373, SLG: 0.422	1-1 G3		1-0 1B			2-2 E8 HR	1-0 G4-3			4 1 2 0 0 0 1	Milwaukee Brewers @ Kansas City Royals Kauffman Stadium, Kansas City, MO Mon Sep 06 1993, 3:33 AM CDT Att. 21,451 - Cloudy - 66 F																	
Kevin Seitzer, R (1, 5) OBP: 0.339, SLG: 0.386	2-1 F8		2-1 G4-3			0-2 L4		1-0 F9		4 0 0 0 0 0 3																		
Pat Listach, S (1, 6) OBP: 0.316, SLG: 0.315	0-0 F9			1-0 P5		2-0 HR		1-0 L7		4 1 1 2 0 0 0																		
Greg Vaughn, R (1, 10) OBP: 0.375, SLG: 0.496		4-1 CS BB		0-0 L9		3-2 P2		4-0 WP BB		2 0 0 0 2 0 0																		
Robin Yount, R (1, 8) OBP: 0.316, SLG: 0.365		2-3 SAFE SAFE 1-2		2-3 K		2-0 F8		2-3 K		4 0 0 0 0 3 2																		
John Jaha, R (1, 3) OBP: 0.327, SLG: 0.398		1-1 G5-3			2-2 F8		1-0 SH5-4 1B HBP		0-0 G4-3 S 1B	3 1 1 0 0 0 0																		
Dave Nilsson, L (1, 2) OBP: 0.318, SLG: 0.348			1-0 G3-1		1-2 G4-3		0-0 SH5-4		1 SAFE 3-2 G4-3	3 0 0 0 0 0 1																		
Matt Mieske, R (1, 9) OBP: 0.242, SLG: 0.387			4-2 1B BB		3-2 E5 FC6-4		3-1 1B		3-1 F9	2 0 1 1 1 0 0 1 0 0 0 0 0 1 0 0 0 0 0 0 0																		
B.J. Surhoff, L (9, PH) OBP: 0.312, SLG: 0.366																												
Alex Diaz, S (9, 9) OBP: 0.241, SLG: 0.276																												
Juan Bell, R (1, 4) OBP: 0.313, SLG: 0.339			1-0 F7		1 SAFE 1 SAFE 2-2 FC6-4		2-2 F9		3-3 K	4 0 0 0 0 1 4																		
Inning Stats	R: 0 E: 0 K: 0 S: 5	H: 0 LOB: 0 BB: 0 P: 8	R: 0 E: 0 K: 1 S: 7	H: 0 LOB: 0 BB: 1 P: 14	R: 0 E: 0 K: 0 S: 8	H: 1 LOB: 2 BB: 1 P: 17	R: 0 E: 0 K: 1 S: 5	H: 0 LOB: 0 BB: 0 P: 8	R: 0 E: 1 K: 0 S: 15	H: 0 LOB: 1 BB: 0 P: 23	R: 2 E: 1 K: 0 S: 11	H: 2 LOB: 0 BB: 0 P: 20	R: 1 E: 0 K: 0 S: 7	H: 1 LOB: 1 BB: 0 P: 14	R: 0 E: 0 K: 1 S: 5	H: 0 LOB: 1 BB: 1 P: 13	R: 0 E: 0 K: 1 S: 12	H: 1 LOB: 1 BB: 0 P: 20	1B: 4 2B: 0 3B: 0 HR: 1	SF: 0 SAC: 1 DP: 0 HBP: 1	WP: 2 PB: 0 SB: 1 CS: 1	PA: 36						
PITCHER	IP WLS BF H R ER SO BB IBB HBP BLK WP HR S P ERA WHIP																											
Mike Magnante, L (1, 1) ERA: 3.91	6.0		23	3	2	2	2	2	2	0	0	0	0	1	51	90	3.00	0.833										
Greg Cadaret, L (7, 1) ERA: 4.5	1.0	L	5	1	1	1	0	0	0	1	0	0	0	7	14	9.00	1.000											
Mark Gubicza, R (8, 1) ERA: 4.42	1.1		6	1	0	0	1	1	0	0	0	1	0	11	22	0.00	1.500											
Billy Brewer, L (9, 1) ERA: 2.87	0.2		2	0	0	0	1	0	0	0	0	0	0	6	11	0.00	0.000											

livebaseballscores.com

AB	31
R	3
H	5
RBI	3
BB	3
SO	4
LOB	12



Batter	1	2	3	4	5	6	7	8	9	AB R H RBI BB SO LOB
Felix Jose, S OBP: 0.300, SLG: 0.339 (1, 9)	0-0 G3		2-1 G4-1			0-0 G6-3			2-3 K	4 0 0 0 0 1 1
Brian McRae, S OBP: 0.337, SLG: 0.431 (1, 8)	2-2 G6-3		0-0 G3			2-2 G5-3			0-0 L8	4 0 0 0 0 0 1
George Brett, L OBP: 0.308, SLG: 0.426 (1, 10)	1-2 G6-3				2-1 G4-3			0-0 P6		3 0 0 0 0 0 0
Mike Macfarlane, R OBP: 0.349, SLG: 0.485 (1, 2)		1-1 F9		1-2 F7		0-0 G6-3				3 0 0 0 0 0 0
Chris Gwynn, L OBP: 0.356, SLG: 0.402 (1, 3)		1-3 K		2-1 G3-1		1-1 G1				3 0 0 0 0 1 0
Kevin McReynolds, R OBP: 0.314, SLG: 0.421 (1, 7)		0-0 HR			2-2 G3-1			3-2 F9		3 1 1 1 0 0 0
Gary Gaetti, R OBP: 0.287, SLG: 0.416 (1, 5)		3-2 G6-3			2-1 F9			1-2 G5-3		3 0 0 0 0 0 0
Greg Gagne, R OBP: 0.323, SLG: 0.410 (1, 6)			2-1 G4-1 SH1 1B		0-1 G6-3			2-2 P2		3 0 1 0 0 0 0
Jose Lind, R OBP: 0.265, SLG: 0.281 (1, 4)			0-0 SH1			3-3 K			2-3 K	1 0 0 0 0 1 0
Hubie Brooks, R OBP: 0.339, SLG: 0.383 (9, PH)			1-2							1 0 0 0 0 1 0

Inning Stats	R: 0 E: 0 K: 0 S: 7	H: 0 LOB: 0 BB: 0 P: 10	R: 1 E: 0 K: 1 S: 11	H: 1 LOB: 0 BB: 0 P: 16	R: 0 E: 0 K: 0 S: 6	H: 1 LOB: 1 BB: 0 P: 10	R: 0 E: 0 K: 0 S: 8	H: 0 LOB: 0 BB: 0 P: 13	R: 0 E: 0 K: 0 S: 7	H: 0 LOB: 0 BB: 0 P: 11	R: 0 E: 0 K: 1 S: 7	H: 0 LOB: 0 BB: 0 P: 12	R: 0 E: 0 K: 0 S: 4	H: 0 LOB: 0 BB: 0 P: 5	R: 0 E: 0 K: 0 S: 12	H: 0 LOB: 0 BB: 0 P: 18	R: 0 E: 0 K: 2 S: 7	H: 0 LOB: 0 BB: 0 P: 11	1B: 1 2B: 0 3B: 0 HR: 1	SF: 0 SAC: 1 DP: 0 HBP: 0	WP: 0 PB: 0 SB: 0 CS: 0	PA: 29
PITCHER Ricky Bones, R ERA: 4.39 (1, 1)	IP 9.0 WLS W BF 29 H 2 R 1 ER 1 SO 4 BB 0 IBB 0 HBP 0 BLK 0 WP 0 HR 1 S 69 P 106 ERA 1.00 WHIP 0.222																					

BOTTOM

Milwaukee Brewers @ Kansas City Royals
Kauffman Stadium, Kansas City, MO

Wed Sep 08 1993, 7:05 PM CDT
Att: 16,735 - Unknown - 74 F

livebaseballscorecards.com

AB	28
R	1
H	2
RBI	1
BB	0
SO	4
LOB	2



Batter	1	2	3	4	5	6	7	8	9	AB	R	H	RBI	BB	SO	LOB	TOP										
Wade Boggs, L (1, 5) OBP: 0.384, SLG: 0.372	1-0 F7	2-2 FC6-4			1-1 1B	0-2 1B		3-1 1B		5	1	3	1	0	0	3											
Dion James, L (1, 7) OBP: 0.392, SLG: 0.474 Gerald Williams, R (8, 7) OBP: 0.208, SLG: 0.340	3-2 G3-6 1B		1-1 G4-3		3-1 BB 1B	0-0 F8		2-0 1B 2B 1B		5	1	3	0	0	0	2											
Don Mattingly, L (1, 3) OBP: 0.365, SLG: 0.449	1-2 G3-6		1-0 G4-3		1-1 P5		1-2 G6-3	1-2 BB 2B 1B		5	1	1	1	0	0	3											
Danny Tartabull, R (1, 10) OBP: 0.355, SLG: 0.517		0-0 L7	3-0 G6-3		4-1 BB		4-2 G4-3 BB	4-1 2B BB		2	0	0	0	3	0	0											
Paul O'Neill, L (1, 9) OBP: 0.375, SLG: 0.504		4-0 1B BB BB		4-2 BB BB	0-0 F7		1-2 G4-3	1-2 BB 2B		3	1	1	2	2	0	4											
Bernie Williams, S (1, 8) OBP: 0.345, SLG: 0.426		1-1 BB BB 1B		4-0 BB BB	1-1 F7		1-0 L9	2-1 F8		4	0	1	0	1	0	6											
Matt Nokes, L (1, 2) OBP: 0.294, SLG: 0.438		4-0 FC5-2 BB BB		0-3 K		0-0 F7		1-0 P6	3-2 F8	4	0	0	0	1	1	2											
Mike Gallego, R (1, 6) OBP: 0.371, SLG: 0.423		4-1 FC5-2 BB		2-3 K		1-3 K		1-1 BB 1B BLK 1B	0-1 F7	4	1	1	1	1	2	2											
Pat Kelly, R (1, 4) OBP: 0.317, SLG: 0.386 Spike Owen, S (7, 6) OBP: 0.298, SLG: 0.316 Kevin Maas, L (9, PH) OBP: 0.316, SLG: 0.405		0-1 FC5-2 FC6-4		1-3 K		0-0 1B		3-2 L3	2-0 F8	3	0	1	0	0	1	5											
Inning Stats	R: 0 E: 0 K: 0 S: 8	H: 1 LOB: 0 BB: 0 P: 13	R: 1 E: 0 K: 0 S: 10	H: 1 LOB: 3 BB: 3 P: 25	R: 0 E: 0 K: 0 S: 4	H: 0 LOB: 0 BB: 0 P: 9	R: 0 E: 0 K: 3 S: 11	H: 0 LOB: 2 BB: 2 P: 22	R: 0 E: 0 K: 0 S: 10	H: 2 LOB: 3 BB: 1 P: 20	R: 0 E: 0 K: 1 S: 12	H: 2 LOB: 2 BB: 0 P: 13	R: 0 E: 0 K: 0 S: 10	H: 0 LOB: 1 BB: 1 P: 17	R: 4 E: 0 K: 0 S: 18	H: 5 LOB: 2 BB: 1 P: 36	R: 0 E: 0 K: 0 S: 7	H: 0 LOB: 0 BB: 0 P: 12	1B: 10 2B: 1 3B: 0 HR: 0	SF: 0 SAC: 0 DP: 1 HBP: 0	WP: 0 PB: 0 SB: 0 CS: 0	PA: 45					
PITCHER	IP	WLS	BF	H	R	ER	SO	BB	IBB	HBP	BLK	WP	HR	S	P	ERA	WHIP										
David Cone, R (1, 1) ERA: 3.31	7.2		36	7	2	2	4	7	0	0	1	0	0	71	130	2.35	1.826										
Jeff Montgomery, R (8, 1) ERA: 2.29	1.1	W	9	4	3	3	0	1	0	0	0	0	0	19	37	20.25	3.750										

New York Yankees @ Kansas City Royals
Kauffman Stadium, Kansas City, MO

Fri Sep 10 1993, 7:05 PM CDT
Att. 21,371 - Unknown - 79 F

AB	37
R	5
H	11
RBI	5
BB	8
SO	4
LOB	28



WP: 0	PA: 45
-------	--------

ERA	WHIP
-----	------

ERA	WHIP
-----	------

Batter	1	2	3	4	5	6	7	8	9
Greg Gagne, R OBP: 0.325, SLG: 0.414 (1, 6)	2-2 SH1-4 1B 2B		0-1 S FC1-5 1B 1-2	1-2 FC5-4 1-2f			0-1 G6-3 1B	2-3 K	
Brian McRae, S OBP: 0.336, SLG: 0.429 (1, 8)	1-1 SH1-4 2-3		0-0 FC1-5 S 1B 1-2 2-3f		1-0 G3-1		1-1 SAFE G6-3 1-2		
George Brett, L OBP: 0.309, SLG: 0.426 (1, 10)	3-2 CS 1B 3-H		3-3 K 1-2 2-3		3-1 F8		4-2 BB		
Kevin McReynolds, R OBP: 0.313, SLG: 0.419 (1, 7)	SAFE G4-3 1-2		2-2 2-H 3-H 1B		0-2 F9		0-1 F9		
Mike Macfarlane, R OBP: 0.348, SLG: 0.491 (1, 2)		0-2 G5-3	SAFE P4		0-0 G6-3		1-0 HR		
Hubie Brooks, R OBP: 0.339, SLG: 0.389 (1, 9)		1-1 G6-3		1-1 G3		0-1 2B	1-3 K		
Wally Joyner, L OBP: 0.373, SLG: 0.466 (8, 3)									
Gary Gaetti, R OBP: 0.290, SLG: 0.427 (1, 3) (8, 5)		0-0 HR		0-2 F9		3-1 F7	1-2 2B SF8 HBP		
Craig Wilson, R OBP: 0.370, SLG: 0.320 (1, 5)		1-0 G1-3		0-1 1B		0-2 F8	0-0 SF8 2B		
Kevin Koslofski, L OBP: 0.224, SLG: 0.194 (8, 9)									
Keith Miller, R OBP: 0.224, SLG: 0.194 (8, PH)									
Felix Jose, S OBP: 0.302, SLG: 0.343 (9, 9)									
Jose Lind, R OBP: 0.268, SLG: 0.284 (1, 4)			0-1 FC1-5 1B	1-1 SAFE FC5-4 1B			1-1 G4-3	2-1 SF8	

Inning Stats	R: 1 E: 0 K: 0 S: 10	H: 2 LOB: 0 BB: 0 P: 18	R: 1 E: 0 K: 0 S: 8	H: 1 LOB: 0 BB: 0 P: 10	R: 2 E: 0 K: 1 S: 14	H: 3 LOB: 1 BB: 0 P: 21	R: 0 E: 0 K: 0 S: 12	H: 2 LOB: 2 BB: 0 P: 15	R: 0 E: 0 K: 0 S: 6	H: 0 LOB: 0 BB: 0 P: 10	R: 0 E: 0 K: 0 S: 8	H: 1 LOB: 1 BB: 0 P: 11	R: 0 E: 0 K: 0 S: 10	H: 1 LOB: 2 BB: 1 P: 16	R: 2 E: 0 K: 2 S: 14	H: 2 LOB: 1 BB: 0 P: 21
1B: 7 2B: 3 3B: 0 HR: 2	SF: 1 SAC: 1 DP: 0 HBP: 1	WP: 0 PA: 37														

PITCHER	IP	WLS	BF	H	R	ER	SO	BB	IBB	HBP	BLK	WP	HR	S	P	ERA	WHIP
Jim Abbott, L ERA: 4.14 (1, 1)	7.0		31	10	4	4	1	1	0	0	0	0	1	68	101	5.14	1.571
Steve Howe, L ERA: 5.4 (8, 1)	0.1	L	3	1	2	2	1	0	0	1	0	0	1	8	11	54.00	3.000
Steve Farr, R ERA: 3.53 (8, 1)	0.2		3	1	0	0	1	0	0	0	0	0	0	6	10	0.00	1.500

BOTTOM

New York Yankees @ Kansas City Royals
Kauffman Stadium, Kansas City, MO

livebaseballscores.com

AB	33
R	6
H	12
RBI	6
BB	1
SO	3
LOB	14



WP	PA	ERA	WHIP
0	37		

Fri Sep 10 1993, 7:05 PM CDT
Att: 21,371 - Unknown - 79 F

New York Yankees @ Kansas City Royals
Kauffman Stadium, Kansas City, MO

Sat Sep 11 1993, 7:05 PM CDT
 Att. 35,191 - Unknown - 83 F

livebaseballscorecards.com



WP: 0 PA: 47
 PB: 0
 SB: 0
 CS: 1

AB 41
 R 12
 H 17
 RBI 11
 BB 6
 SO 3
 LOB 18

AB R H RBI BB SO LOB

5	1	1	1	1	0	3
0	0	0	0	0	0	0
3	1	1	1	0	1	3
2	1	1	0	0	0	0
1	0	0	0	0	1	0
4	3	3	3	1	0	0
3	0	1	2	2	1	0
5	1	2	2	0	0	5
5	0	2	1	0	0	2
4	0	0	0	1	0	3
4	3	2	0	1	0	2
5	2	4	1	0	0	0

1B: 10 SF: 0
 2B: 3 SAC: 0
 3B: 1 DP: 2
 HR: 3 HBP: 0

Batter	1	2	3	4	5	6	7	8	9
Wade Boggs, L (1, 5) OBP: 0.384, SLG: 0.370 Andy Stankiewicz, R (9, 4)	0-1 G6-3	4-1 1B 1-2 2-3 BB		1-2 G5-3		2-2 BB 1B 1B	3-1 G6-4-3		1-1 G4-6-3
Jim Leyritz, R (1, 7) OBP: 0.416, SLG: 0.505 Dion James, L (6, PH) OBP: 0.393, SLG: 0.474 Gerald Williams, R (8, 7) OBP: 0.204, SLG: 0.333	1-1 HR	2-3 K		1-1 P4		0-0 BB 1B		1-2 G6-3	0-3 K
Don Mattingly, L (1, 3) OBP: 0.369, SLG: 0.460	2-0 HR	1-1 BB 1B			1-0 L6	4-0 1B 1B BB		2-1 FC6-4 1B 2B	
Danny Tartabull, R (1, 10) OBP: 0.357, SLG: 0.516	3-3 K	4-2 BB			2-0 L6	1-1 1B 1B		4-0 FC6-4 IBB	
Mike Stanley, R (1, 2) OBP: 0.391, SLG: 0.559	1-2 HR	1-0 L5			1-2 F8	1-0 1B		1-0 FC6-4 1B	
Bernie Williams, S (1, 8) OBP: 0.346, SLG: 0.426	2-1 G6-3					1-2 F9		0-0 1B	
Paul O'Neill, L (1, 9) OBP: 0.373, SLG: 0.500		1-1 G6-3		2-0 F8		3-2 F7	4-0 1B BB	0-0 L7	
Mike Gallego, R (1, 4) OBP: 0.374, SLG: 0.430		4-1 BB 1B BB		3-2 P5		0-0 3B 2B	1 SAFE 0-1 F9	2-1 1B G4-6-3 2B	
Randy Velarde, R (1, 6) OBP: 0.359, SLG: 0.477		1-2 SAFE SAFE 1B BB		0-1 G6-3		1-0 1B 3B	2-2 G6-4-3 1B	0-1 G4-6-3 1B	

Inning Stats	R: 3	H: 3	E: 0	LOB: 0	K: 1	BB: 0	S: 14	P: 23
	R: 2	H: 2	E: 0	LOB: 3	K: 1	BB: 3	S: 18	P: 36
	R: 0	H: 1	E: 0	LOB: 0	K: 0	BB: 0	S: 5	P: 11
	R: 0	H: 0	E: 0	LOB: 0	K: 0	BB: 0	S: 7	P: 9
	R: 0	H: 0	E: 0	LOB: 0	K: 0	BB: 0	S: 5	P: 9
	R: 5	H: 6	E: 0	LOB: 2	K: 0	BB: 1	S: 19	P: 34
	R: 0	H: 1	E: 0	LOB: 1	K: 0	BB: 1	S: 7	P: 16
	R: 1	H: 2	E: 0	LOB: 2	K: 0	BB: 1	S: 8	P: 16
	R: 1	H: 2	E: 0	LOB: 0	K: 1	BB: 0	S: 11	P: 14

PITCHER	IP	WLS	BF	H	R	ER	SO	BB	IBB	HBP	BLK	WP	HR	S	P	ERA	WHIP
Chris Haney, L (1, 1) ERA: 5.52	1.2	L	12	5	5	5	2	2	0	0	0	0	3	29	51	27.00	4.200
Dennis Rasmussen, L (2, 1) ERA: 6.84	4.0		16	4	3	3	0	1	0	0	0	0	0	31	56	6.75	1.250
Stan Belinda, R (6, 1) ERA: 3.75	0.0		4	3	2	2	0	1	0	0	0	0	0	4	10	∞	∞
Billy Brewer, L (6, 1) ERA: 2.86	0.1		2	0	0	0	0	1	0	0	0	0	0	4	9	0.00	3.000
Mark Gubicza, R (7, 1) ERA: 4.44	1.2		8	3	1	1	0	0	1	0	0	0	0	14	27	5.40	1.800

PITCHER	IP	WLS	BF	H	R	ER	SO	BB	IBB	HBP	BLK	WP	HR	S	P	ERA	WHIP
Greg Cadaret, L (8, 1) ERA: 4.47	0.1		1	0	0	0	0	0	0	0	0	0	0	1	1	0.00	0.000
John Habyan, R (9, 1) ERA: 3.74	1.0		4	2	1	1	1	0	0	0	0	0	0	11	14	9.00	2.000

Batter	1	2	3	4	5	6	7	8	9	AB	R	H	RBI	BB	SO	LOB
Greg Gagne, R OBP: 0.326, SLG: 0.420 (1, 6)	2-2 F7		0-0 HR		0-0 2B 1B		3-2 L4-3		1-2 F8	5	2	2	2	0	0	1
Brian McRae, S OBP: 0.337, SLG: 0.431 (1, 8)	1-1 F9		2-1 L1		1-0 2B		1-0 1B			4	0	2	1	0	0	0
George Brett, L OBP: 0.311, SLG: 0.425 (1, 10)	1-1 G6-3			0-0 1B 1B	4-0 IBB		0-0 F8			3	0	1	0	1	0	1
Kevin McReynolds, R OBP: 0.315, SLG: 0.423 (1, 7)		1-3 K		0-1 1B	0-0 F9			1-2 2B		4	0	2	0	0	1	2
Mike Macfarlane, R OBP: 0.347, SLG: 0.491 (1, 2)		1-1 F7		1-2 1B		1-0 2B		0-0 P4		4	1	1	0	0	0	3
Hubie Brooks, R OBP: 0.335, SLG: 0.384 Felix Jose, S OBP: 0.301, SLG: 0.342 (6, PH) (7, 9)		1-3 K		2-1 G6-3		2-2 G3-1		2-0 F9		2	0	0	0	0	1	1
Keith Miller, R OBP: 0.222, SLG: 0.192 Kevin Koslofski, L (8, PH) (9, 9)						2-3				1	0	0	0	0	0	1
Gary Gaetti, R OBP: 0.289, SLG: 0.428 (1, 3)			1-2 F7		1-1 2B	2-0 G5-3		0-1 P5		4	1	1	1	0	0	1
Craig Wilson, R OBP: 0.323, SLG: 0.276 (1, 5)			1-0 F7		0-0 2B	0-0 G4-3			1-1 G3	4	0	0	0	0	0	1
Jose Lind, R OBP: 0.270, SLG: 0.287 (1, 4)			2-2 HR		0-0 1B		1-1 L4-3		0-1 G6-3	3	1	2	1	0	0	0

Inning Stats	R: 0	H: 0	E: 0	K: 0	S: 8	R: 0	H: 0	E: 0	K: 2	S: 8	R: 2	H: 2	E: 0	K: 0	S: 10	R: 0	H: 2	E: 0	K: 0	S: 8	R: 2	H: 3	E: 0	K: 0	S: 7	R: 1	H: 1	E: 0	K: 0	S: 6	R: 0	H: 2	E: 0	K: 0	S: 11	R: 0	H: 1	E: 0	K: 0	S: 8	R: 0	H: 0	E: 0	K: 0	S: 7	R: 0	H: 0	E: 0	K: 0	S: 9	1B: 6	SF: 1	2B: 5	SAC: 0	3B: 0	DP: 2	HR: 1	HBP: 0	WP: 0	PA: 37
--------------	------	------	------	------	------	------	------	------	------	------	------	------	------	------	-------	------	------	------	------	------	------	------	------	------	------	------	------	------	------	------	------	------	------	------	-------	------	------	------	------	------	------	------	------	------	------	------	------	------	------	------	-------	-------	-------	--------	-------	-------	-------	--------	-------	--------

PITCHER	IP	WLS	BF	H	R	ER	SO	BB	IBB	HBP	BLK	WP	HR	S	P	ERA	WHIP
Sterling Hitchcock, L ERA: 4.3 (1, 1)	4.2		19	6	4	4	2	0	0	0	0	0	1	39	56	7.71	1.286
Bob Wickman, R ERA: 4.26 (5, 1)	2.0	W	10	4	1	1	0	0	1	0	0	0	0	18	33	4.50	2.000
Paul Assenmacher, L ERA: 3.51 (7, 1)	2.1		8	1	0	0	0	0	0	0	0	0	0	16	21	0.00	0.429

BOTTOM

New York Yankees @ Kansas City Royals
Kauffman Stadium, Kansas City, MO

Sat Sep 11 1993, 7:05 PM CDT
Att: 35,191 - Unknown - 83 F

livebaseballscorecards.com

AB	35
R	5
H	11
RBI	5
BB	1
SO	2
LOB	12



Batter	1	2	3	4	5	6	7	8	9	AB R H RBI BB SO LOB	TOP	
Wade Boggs, L (1, 5) OBP: 0.384, SLG: 0.371 Randy Velarde, R (8, PR) OBP: 0.359, SLG: 0.477 (8, 5)	1-1 G4-3		1-2 G4-3			0-2 F8 G4-3 1B		1-0 1B		4 0 2 0 0 0 1 0 0 0 0 0 0 0		
Dion James, L (1, 7) OBP: 0.391, SLG: 0.471	1-1 G3-1			3-2 F7		2-2 G4-3		2-0 BB 1B		4 0 1 0 0 0 1		
Don Mattingly, L (1, 3) OBP: 0.368, SLG: 0.457 Andy Stankiewicz, R (8, PR) (8, 4)	1-3 K			0-1 F7		0-0 F8		4-1 BB 1B		3 0 0 0 1 1 1 0 0 0 0 0 0 0		
Danny Tartabull, R (1, 10) OBP: 0.357, SLG: 0.513		2-3 K		0-1 1B 1B		0-1 G6-3		2-1 F9		4 0 1 0 0 1 4		
Paul O'Neill, L (1, 9) OBP: 0.374, SLG: 0.507		1-0 G2-3		1-1 FC6-4 1B		2-1 F7		2-1 HR		4 1 2 1 0 0 0		
Bernie Williams, S (1, 8) OBP: 0.343, SLG: 0.423		2-0 G4-3		0-0 FC6-4 1-2f		0-3 K		0-3 K		4 0 0 0 0 2 2		
Matt Nokes, L (1, 2) OBP: 0.290, SLG: 0.431 Kevin Maas, L (8, 3) OBP: 0.314, SLG: 0.403			1-0 F9		1-1 G3		0-3 K		1-1 P5	3 0 0 0 0 1 0 1 0 0 0 0 0 0	AB 34 R 2 H 8 RBI 2 BB 2 SO 5 LOB 11	
Mike Gallego, R (1, 4) OBP: 0.377, SLG: 0.430 Jim Leyritz, R (8, 2) OBP: 0.418, SLG: 0.520			0-1 1B		4-1 G4-6-3 BB		2-2 L9		1-0 HR	2 0 1 0 1 0 0 1 1 1 1 0 0 0		
Spike Owen, S (1, 6) OBP: 0.295, SLG: 0.312			0-0 L8		0-0 G4-6-3 1-2f		3-1 F8		1-1 G4-3	4 0 0 0 0 0 2		
Inning Stats	R: 0 H: 0 E: 0 LOB: 0 K: 1 BB: 0 S: 7 P: 10	R: 0 H: 0 E: 0 LOB: 0 K: 1 BB: 0 S: 5 P: 10	R: 0 H: 1 E: 0 LOB: 1 K: 0 BB: 0 S: 7 P: 9	R: 0 H: 2 E: 0 LOB: 2 K: 0 BB: 0 S: 10 P: 14	R: 0 H: 0 E: 0 LOB: 0 K: 0 BB: 1 S: 4 P: 9	R: 0 H: 1 E: 0 LOB: 1 K: 2 BB: 0 S: 11 P: 13	R: 0 H: 0 E: 0 LOB: 0 K: 2 BB: 0 S: 8 P: 10	R: 0 H: 2 E: 0 LOB: 3 K: 0 BB: 1 S: 10 P: 24	R: 2 H: 2 E: 0 LOB: 0 K: 1 BB: 0 S: 10 P: 15	1B: 6 SF: 0 2B: 0 SAC: 0 3B: 0 DP: 1 HR: 2 HBP: 0	WP: 0 PA: 36 PB: 0 SB: 0 CS: 0	
PITCHER Tom Gordon, R (1, 1) ERA: 3.64	IP WLS BF H R ER SO BB IBB HBP BLK WP HR S P ERA WHIP											PITCHER IP WLS BF H R ER SO BB IBB HBP BLK WP HR S P ERA WHIP

New York Yankees @ Kansas City Royals
Kauffman Stadium, Kansas City, MO
 Sun Sep 12 1993, 3:33 AM CDT
 Att. 21,899 - Sunny - 91 F

livebaseballscorecards.com



Batter	1	2	3	4	5	6	7	8	9
Felix Jose, S OBP: 0.302, SLG: 0.345 (1, 9)	3-2 G4-3		1-1 G3		0-0 2B 1B		1-1 3B 2B	1-1 G4-3	
Brian McRae, S OBP: 0.338, SLG: 0.437 (1, 8)	0-1 G4-3		0-3 K		3-2 G4-3 1-H 2B		2-1 SF7 3B		
George Brett, L OBP: 0.308, SLG: 0.423 (1, 10)	0-1 E4 2B			1-2 G4-3	2-0 G4-3		0-2 SF7		
Wally Joyner, L OBP: 0.374, SLG: 0.470 (1, 3)	0-0 1-H 2B			2-1 G1-3	2-3 K		2-0 HR 2B		
Kevin McReynolds, R OBP: 0.315, SLG: 0.431 (1, 7)	3-2 G6-3			2-3 K		1-3 K	1-2 HR		
Brent Mayne, L OBP: 0.311, SLG: 0.335 (1, 2)		2-1 G3-1			2-1 SH G6-3 1B	1-0 G1-3	0-3 K		
Gary Gaetti, R OBP: 0.289, SLG: 0.425 (1, 5)		2-2 F8			1-2 G6-3 SH 1B	3-3 K		0-0 P3	
Jose Lind, R OBP: 0.269, SLG: 0.286 (1, 4)		1-2 F8			0-0 SH 1B G6-3 2B		1-3 K	3-3 K	
Bob Hamelin, L (8, PH)					1-2 2-3				
Terry Shumpert, R (9, 4)					0-0 G6-3		1-0 E8 2B	4-2 BB	
Rico Rossy, R OBP: 0.299, SLG: 0.354 (1, 6)			1-2 G4-3						
David Howard, S OBP: 0.385, SLG: 0.435 (8, PH)									
David Howard, S (9, 6)									

Inning Stats	R: 1	H: 1	E: 1	K: 0	S: 13	LOB: 1	BB: 0	P: 19	R: 0	H: 0	E: 0	K: 0	S: 8	LOB: 0	BB: 0	P: 13	R: 0	H: 0	E: 0	K: 1	S: 10	LOB: 0	BB: 0	P: 12	R: 4	H: 4	E: 1	K: 1	S: 17	LOB: 1	BB: 0	P: 27	R: 0	H: 0	E: 0	K: 2	S: 7	LOB: 0	BB: 0	P: 12	R: 5	H: 4	E: 1	K: 2	S: 19	LOB: 0	BB: 0	P: 27	R: 0	H: 0	E: 0	K: 1	S: 11	LOB: 1	BB: 1	P: 19
--------------	------	------	------	------	-------	--------	-------	-------	------	------	------	------	------	--------	-------	-------	------	------	------	------	-------	--------	-------	-------	------	------	------	------	-------	--------	-------	-------	------	------	------	------	------	--------	-------	-------	------	------	------	------	-------	--------	-------	-------	------	------	------	------	-------	--------	-------	-------

PITCHER	IP	WLS	BF	H	R	ER	SO	BB	IBB	HBP	BLK	WP	HR	S	P	ERA	WHIP
Mark Hutton, R ERA: 4.71 (1, 1)	4.1	L	20	5	5	3	2	0	0	0	0	0	0	52	76	6.23	1.154
Paul Gibson, L ERA: 4.04 (5, 1)	2.1		11	3	4	2	4	0	0	0	0	0	0	23	39	7.71	1.286
Rich Monteleone, R ERA: 4.77 (7, 1)	0.1		2	1	1	0	1	0	0	0	0	0	1	7	8	0.00	3.000
Lee Smith, R ERA: 4.27 (8, 1)	1.0		4	0	0	0	1	1	0	0	0	0	0	11	19	0.00	1.000

BOTTOM


New York Yankees @ Kansas City Royals
Kauffman Stadium, Kansas City, MO

Sun Sep 12 1993, 3:33 AM CDT
Att: 21,899 - Sunny - 91 F

AB	R	H	RBI	BB	SO	LOB
5	2	2	2	0	0	1
4	1	2	3	0	1	0
3	1	0	1	0	0	1
4	1	2	1	0	1	1
4	1	1	2	0	2	1
4	1	1	0	0	1	0
4	1	1	0	0	1	0
2	1	0	0	0	1	0
1	0	0	0	0	1	0
0	0	0	0	0	0	0
3	1	0	1	0	0	2
0	0	0	0	1	0	0

AB	34
R	10
H	9
RBI	10
BB	1
SO	8
LOB	6

WP: 0 PA: 37
PB: 0
SB: 1
CS: 0



PITCHER	IP	WLS	BF	H	R	ER	SO	BB	IBB	HBP	BLK	WP	HR	S	P	ERA	WHIP
---------	----	-----	----	---	---	----	----	----	-----	-----	-----	----	----	---	---	-----	------

Batter	1	2	3	4	5	6	7	8	9	AB R H RBI BB SO LOB	TOP											
Tim Raines, S (1, 7) OBP: 0.393, SLG: 0.482	1-0 F7	3-2 CS	4-0 BB		1-3 K		2-2 G6-3		4-2 FC4 BB	3 0 0 0 2 1 1												
Joey Cora, S (1, 4) OBP: 0.353, SLG: 0.357	2-3 K		0-3 K		1-0 G6-3		0-0 L4		1-2 FC4 BB	5 0 0 0 0 2 5												
Frank Thomas, R (1, 3) OBP: 0.429, SLG: 0.629	4-0 BB		4-1 BB		2-2 2B		2-1 F9			2 0 1 0 2 0 0												
Robin Ventura, L (1, 5) OBP: 0.377, SLG: 0.431	2-0 P5		3-2 F8		0-1 L8		0-1 G3-1			4 0 0 0 0 0 5												
George Bell, R (1, 10) OBP: 0.253, SLG: 0.377	1-2 F9		2-3 K		3-2 F7		1-3 K			4 0 0 0 0 2 5												
Ellis Burks, R (1, 9) OBP: 0.348, SLG: 0.457		2-2 F7		1-3 K		4-2 BB		1-3 K		3 0 0 0 1 2 0												
Lance Johnson, L (1, 8) OBP: 0.357, SLG: 0.401		1-1 FC4-6 CS 2B		1-2 P5		0-0 G4-3		3-1 BB 1B 1B		4 0 2 0 0 0 2												
Ron Karkovice, R (1, 2) OBP: 0.287, SLG: 0.430 Warren Newson, L (9, PH) OBP: 0.375, SLG: 0.346		4-2 FC4-6 BB		1-0 G3-1		0-0 P4		2-3 K		2 0 0 0 1 0 0 1 0 0 0 0 1 1												
Ozzie Guillen, L (1, 6) OBP: 0.287, SLG: 0.371		2-2 FC4-6		1-3 K		1-3 K		0-1 BB 1B		4 0 1 0 0 2 2												
Inning Stats	R: 0 E: 1 K: 1 S: 9	H: 0 LOB: 2 BB: 1 P: 19	R: 0 E: 0 K: 0 S: 15	H: 1 LOB: 1 BB: 1 P: 27	R: 0 E: 0 K: 2 S: 11	H: 0 LOB: 2 BB: 2 P: 23	R: 0 E: 0 K: 1 S: 8	H: 0 LOB: 0 BB: 0 P: 11	R: 0 E: 0 K: 2 S: 10	H: 0 LOB: 0 BB: 0 P: 13	R: 0 E: 0 K: 0 S: 12	H: 1 LOB: 2 BB: 1 P: 21	R: 0 E: 1 K: 1 S: 8	H: 0 LOB: 1 BB: 0 P: 11	R: 0 E: 0 K: 1 S: 8	H: 0 LOB: 0 BB: 0 P: 11	R: 0 E: 0 K: 2 S: 15	H: 2 LOB: 3 BB: 1 P: 26	1B: 2 2B: 2 3B: 0 HR: 0	SF: 0 SAC: 0 DP: 0 HBP: 0	WP: 0 PB: 0 SB: 0 CS: 1	PA: 39
PITCHER	IP WLS BF H R ER SO BB IBB HBP BLK WP HR S P ERA WHIP																					
Kevin Appier, R (1, 1) ERA: 2.73 Mark Gubicza, R (8, 1) ERA: 4.35	7.0 W 29 2 0 0 7 5 0 0 0 0 0 0 73 125 0.00 1.000																					

Chicago White Sox @ Kansas City Royals
Kauffman Stadium, Kansas City, MO

Mon Sep 13 1993, 7:05 PM CDT
Att. 22,083 - Unknown - 68 F

AB	32
R	0
H	4
RBI	0
BB	6
SO	10
LOB	21



Batter	1	2	3	4	5	6	7	8	9
Felix Jose, S OBP: 0.303, SLG: 0.351 (1, 9) B F X	1-1 G4-3 ①		2-2 G3-1 ②		0-0 HR 1-H 2-H	4-2 BB 1-2		2-2 G3 ①	
Brian McRae, S OBP: 0.335, SLG: 0.433 (1, 8) L F B X	1-2 G5-3 ②		1-0 G1-3 ③		1-3 K ②	1-2 F7 ③		2-2 G3-1 ②	
George Brett, L OBP: 0.309, SLG: 0.425 (1, 10) F F F B F X	1-2 G6-3 ③			1-2 G4-3 ①	1-3 K ③		1-1 1B HBP 1B	2-1 BLK 3B	
Mike Macfarlane, R OBP: 0.348, SLG: 0.500 (1, 2) Brent Mayne, L OBP: 0.310, SLG: 0.333 (8, PH) (9, 2)			0-1 G5-3 ①	1-0 HR		1-0 F9 ①	0-0 1B SF9 1B	2-0 P5 ③	
Wally Joyner, L OBP: 0.375, SLG: 0.470 (1, 3) B B F B F X		2-1 F7 ②		0-0 P5 ②		4-1 1B BB 1B	1-2 SF9 1B 1-2 2-H 1B		
Kevin McReynolds, R OBP: 0.320, SLG: 0.442 (1, 7) B B B X		2-0 3B		1-1 G5-3 ③		1-0 1B 1B	1-1 1B 1-2 2-3 1B		
Gary Gaetti, R OBP: 0.292, SLG: 0.428 (1, 5) X		0-0 F9 ③			2-1 1B HR 1B	1-2 1B 1B 1-2 3-H 1B	2-0 SF9 ①		
Greg Gagne, R OBP: 0.325, SLG: 0.418 (1, 6) B B B B B			4-1 G3-1 G6-3 BB		0-3 K ①	1-3 K ②	1-3 K ②		
Jose Lind, R OBP: 0.271, SLG: 0.288 (1, 4) B C 1 SAFE B F B F B F X			3-2 G6-3 ①		0-1 HR 1B	0-0 BB 1B 1-3 2-H 1B	1-0 G6-3 ③		

Inning Stats	R: 0	H: 0	E: 0	K: 0	S: 10	H: 0	LOB: 0	BB: 0	P: 13	R: 0	H: 1	E: 0	K: 0	S: 6	H: 1	LOB: 1	BB: 0	P: 10	R: 0	H: 0	E: 0	K: 0	S: 11	H: 0	LOB: 1	BB: 1	P: 21	R: 1	H: 1	E: 0	K: 0	S: 8	H: 1	LOB: 0	BB: 0	P: 11	R: 3	H: 3	E: 0	K: 3	S: 14	H: 3	LOB: 0	BB: 0	P: 18	R: 2	H: 3	E: 0	K: 1	S: 17	H: 3	LOB: 3	BB: 2	P: 30	R: 2	H: 3	E: 0	K: 1	S: 14	H: 3	LOB: 2	BB: 0	P: 21	R: 1	H: 1	E: 0	K: 0	S: 9	H: 1	LOB: 0	BB: 0	P: 17
--------------	------	------	------	------	-------	------	--------	-------	-------	------	------	------	------	------	------	--------	-------	-------	------	------	------	------	-------	------	--------	-------	-------	------	------	------	------	------	------	--------	-------	-------	------	------	------	------	-------	------	--------	-------	-------	------	------	------	------	-------	------	--------	-------	-------	------	------	------	------	-------	------	--------	-------	-------	------	------	------	------	------	------	--------	-------	-------

PITCHER	IP	WLS	BF	H	R	ER	SO	BB	IBB	HBP	BLK	WP	HR	S	P	ERA	WHIP
Tim Belcher, R ERA: 4.78 (1, 1)	5.1	L	25	7	6	6	3	2	0	0	0	0	2	55	86	10.12	1.688
Brian Drahman, R ERA: (6, 1)	0.1		2	1	0	0	1	0	0	0	0	0	0	5	6	0.00	3.000
Chuck Cary, L ERA: 6.0 (6, 1)	1.1		9	3	2	2	1	1	0	1	0	0	0	20	32	13.50	3.000
Jeff Schwarz, R ERA: 4.02 (8, 1)	1.0		4	1	1	1	0	0	0	0	1	0	0	9	17	9.00	1.000

BOTTOM


AB	R	H	RBI	BB	SO	LOB
4	1	1	3	1	0	1
5	0	0	0	0	1	4
4	2	1	0	0	1	0
4	2	2	1	0	0	0
1	0	0	0	0	0	0
3	1	1	1	1	0	0
4	1	3	0	0	0	0
3	1	2	2	0	0	1
3	0	0	0	1	3	5
4	1	2	1	0	0	3

Chicago White Sox @ Kansas City Royals
Kauffman Stadium, Kansas City, MO

Mon Sep 13 1993, 7:05 PM CDT
Att: 22,083 - Unknown - 68 F

AB	35
R	9
H	12
RBI	8
BB	3
SO	5
LOB	14

livebaseballscorecards.com



WP	PA
0	40
PB	0
SB	0
CS	0

Batter	1	2	3	4	5	6	7	8	9	AB R H RBI BB SO LOB	TOP																
Tim Raines, S OBP: 0.393, SLG: 0.482 (1, 7) X	0-0 SH1-4 1B 2B	2-3 K		4-1 G4-6-3 1-2 BB		1-1 G4-3 1 SAFE 1 SAFE 1 B X		2-0 F9		4 1 1 0 1 1 2																	
Craig Grebeck, R OBP: 0.322, SLG: 0.292 Joey Cora, S OBP: 0.353, SLG: 0.362 (7, PH) (7, 4)	0-0 SH1-4 2-3	4-2 BB		0-1 G4-6-3 1-2f			2-1 G4-3	0-0 1B 3B		1 0 0 0 1 0 2 2 1 1 0 0 0 0																	
Frank Thomas, R OBP: 0.432, SLG: 0.632 (1, 3)	4-0 1B IBB	1-3 K			0-1 WP 1B		1-0 1B BB 2B	3-2 FC4-6 1B		4 1 3 1 1 1 2																	
Ellis Burks, R OBP: 0.346, SLG: 0.453 (1, 8) (7, 9) X	2-1 P3		2-2 F8		2-2 L7		4-1 BB 1B BB 2B	1-2 FC4-6 1-2f		4 1 0 0 1 0 4																	
Bo Jackson, R OBP: 0.285, SLG: 0.402 Warren Newson, L OBP: 0.394, SLG: 0.370 Lance Johnson, L OBP: 0.356, SLG: 0.400 (1, 9) (7, PH) X (7, 8)	2-1 1-2 3-H 1B		1-3 K		1-1 P4		1-0 BB 2B 1B	0-0 F7		3 0 1 1 0 1 1 1 1 1 0 0 0 0 1 0 0 0 0 0 1																	
Robin Ventura, L OBP: 0.377, SLG: 0.430 (1, 5)	1-2 G3		2-1 1B		1-3 K		4-2 2B BB		3-1 G3-1	4 1 1 1 1 1 3																	
Ivan Calderon, R OBP: 0.285, SLG: 0.293 (1, 10)		2-2 3B 2B	0-0 F8			2-2 G6	0-0 K 2B	0-0 L6		5 1 2 3 0 0 1																	
Ron Karkovice, R OBP: 0.286, SLG: 0.425 (1, 2)		2-3 K		0-0 F8		0-0 G6-3	0-3 K 2B	4-2 2B BB		4 1 0 0 1 2 2																	
Ozzie Guillen, L OBP: 0.293, SLG: 0.383 (1, 6)		0-2 2-H 3B		0-2 BB 1B		1-0 1B	2-3 K	1-0 1-H 2B		5 0 4 2 0 1 1																	
Inning Stats	R: 1 E: 0 K: 0 S: 9	H: 2 LOB: 2 BB: 1 P: 18	R: 1 E: 0 K: 3 S: 19	H: 2 LOB: 2 BB: 1 P: 30	R: 0 E: 0 K: 1 S: 11	H: 1 LOB: 1 BB: 0 P: 16	R: 0 E: 0 K: 0 S: 9	H: 1 LOB: 1 BB: 1 P: 13	R: 0 E: 0 K: 1 S: 11	H: 1 LOB: 1 BB: 0 P: 15	R: 0 E: 0 K: 0 S: 8	H: 1 LOB: 1 BB: 0 P: 12	R: 4 E: 0 K: 2 S: 15	H: 3 LOB: 1 BB: 2 P: 29	R: 1 E: 0 K: 0 S: 13	H: 2 LOB: 1 BB: 0 P: 19	R: 1 E: 0 K: 0 S: 8	H: 1 LOB: 1 BB: 1 P: 16	1B: 7 2B: 5 3B: 2 HR: 0	SF: 0 SAC: 1 DP: 1 HBP: 0	WP: 1 PB: 0 SB: 0 CS: 0	PA: 45					
PITCHER	IP WLS BF H R ER SO BB IBB HBP BLK WP HR S P ERA WHIP																										
Mike Magnante, L ERA: 3.86 (1, 1)	5.0		24	7	2	2	5	2	1	0	0	1	0	59	92	3.60	1.800										
Hipolito Pichardo, R ERA: 4.3 (6, 1)	1.1	L	8	3	3	3	0	1	0	0	0	0	0	13	25	20.25	3.000										
Billy Brewer, L ERA: 3.12 (7, 1)	0.0		1	0	0	0	0	1	0	0	0	0	0	2	6	∞	∞										
Stan Belinda, R ERA: 3.8 (7, 1)	1.2		8	3	2	2	2	0	0	0	0	0	0	21	29	10.80	1.800										
Greg Cadaret, L ERA: 4.57 (9, 1)	1.0		4	1	1	1	0	1	0	0	0	0	0	8	16	9.00	2.000										

Chicago White Sox @ Kansas City Royals
Kauffman Stadium, Kansas City, MO
Tue Sep 14 1993, 7:05 PM CDT
Att. 16,990 - Unknown - 54 F

AB	38
R	8
H	14
RBI	8
BB	6
SO	7
LOB	19



WP: 1	PA: 45
PB: 0	
SB: 0	
CS: 0	

ERA	WHIP

livebaseballscorecards.com

Batter	1	2	3	4	5	6	7	8	9	AB	R	H	RBI	BB	SO	LOB
Felix Jose, S OBP: 0.303, SLG: 0.348 (1, 9)	0-1 G4-3		4-2 BB		1-2 G5-3		1-1 F7			3	0	0	0	1	0	1
Brian McRae, S OBP: 0.333, SLG: 0.430 (1, 8)	3-2 G3		0-0 P6		1-2 L4		1-1 F8			4	0	0	0	0	0	2
George Brett, L OBP: 0.312, SLG: 0.428 (1, 10)	1-0 1B			1-2 BB 1B	2-1 P6			3-2 FC5-4 1B		4	1	3	0	0	0	0
Mike Macfarlane, R OBP: 0.350, SLG: 0.499 (1, 2)	0-3 K			4-0 F9 1B 1-2 2B BB		0-0 CS 1B		2-1 P5		3	1	1	0	1	1	2
Wally Joyner, L OBP: 0.376, SLG: 0.469 (1, 3)		0-0 L7		1-2 2B 1B		4-1 BB		3-1 F8		3	0	1	1	1	0	1
Kevin McReynolds, R OBP: 0.316, SLG: 0.436 (1, 7)		3-3 K		0-0 F9		0-0 F8		1-1 FC5-4		4	0	0	0	0	1	4
Gary Gaetti, R OBP: 0.291, SLG: 0.429 (1, 5)		1-3 K		2-1 1B 2B		0-0 G5-3				4	1	1	1	0	1	1
Greg Gagne, R OBP: 0.327, SLG: 0.417 (1, 6)			2-3 K	0-2 1B			4-2 BB		3-2 P4	3	0	1	1	1	1	0
Jose Lind, R OBP: 0.268, SLG: 0.285 (1, 4)			0-3 K	1-2 G5-3			1-1 P3		1-1 G3-1	4	0	0	0	0	1	2

Inning Stats	R: 0	H: 1	E: 0	K: 1	S: 9	LOB: 1	BB: 0	P: 13	R: 0	H: 0	E: 0	K: 2	S: 7	LOB: 0	BB: 0	P: 11	R: 0	H: 0	E: 0	K: 2	S: 11	LOB: 1	BB: 1	P: 17	R: 3	H: 4	E: 0	K: 0	S: 15	LOB: 1	BB: 1	P: 24	R: 0	H: 0	E: 0	K: 0	S: 8	LOB: 0	BB: 0	P: 12	R: 0	H: 1	E: 0	K: 0	S: 4	LOB: 1	BB: 1	P: 8	R: 0	H: 0	E: 0	K: 0	S: 9	LOB: 1	BB: 1	P: 16	R: 0	H: 1	E: 0	K: 0	S: 9	LOB: 1	BB: 0	P: 18	R: 0	H: 0	E: 0	K: 0	S: 8	LOB: 0	BB: 0	P: 15	1B: 6	SF: 0	2B: 1	SAC: 0	3B: 0	DP: 0	HR: 0	HBP: 0	WP: 0	PA: 36
--------------	------	------	------	------	------	--------	-------	-------	------	------	------	------	------	--------	-------	-------	------	------	------	------	-------	--------	-------	-------	------	------	------	------	-------	--------	-------	-------	------	------	------	------	------	--------	-------	-------	------	------	------	------	------	--------	-------	------	------	------	------	------	------	--------	-------	-------	------	------	------	------	------	--------	-------	-------	------	------	------	------	------	--------	-------	-------	-------	-------	-------	--------	-------	-------	-------	--------	-------	--------

PITCHER	IP	WLS	BF	H	R	ER	SO	BB	IBB	HBP	BLK	WP	HR	S	P	ERA	WHIP
Jason Bere, R ERA: 3.8 (1, 1)	6.0	W	26	6	3	3	5	4	0	0	0	0	0	57	92	4.50	1.667
Jose DeLeon, R ERA: 2.95 (7, 1)	1.0		3	0	0	0	0	0	0	0	0	0	0	6	9	0.00	0.000
Scott Radinsky, L ERA: 4.29 (8, 1)	0.2		3	1	0	0	0	0	0	0	0	0	0	7	15	0.00	1.500
Roberto Hernandez, R ERA: 2.38 (8, 1)	1.1		4	0	0	0	0	0	0	0	0	0	0	10	18	0.00	0.000


BOTTOM

Chicago White Sox @ Kansas City Royals
Kauffman Stadium, Kansas City, MO

Tue Sep 14 1993, 7:05 PM CDT
Att: 16,990 - Unknown - 54 F

livebaseballscorecards.com

AB	32
R	3
H	7
RBI	3
BB	4
SO	5
LOB	13



Batter	1	2	3	4	5	6	7	8	9	10	11	AB R H RBI BB SO LOB	TOP
Tim Raines, S (1, 7) OBP: 0.400, SLG: 0.489												5 1 4 2 2 0 1	
Joey Cora, S (1, 4) OBP: 0.352, SLG: 0.359												6 3 1 1 1 0 8	
Frank Thomas, R (1, 3) OBP: 0.431, SLG: 0.631												4 1 1 2 1 1 1	
Robin Ventura, L (1, 5) OBP: 0.378, SLG: 0.433												6 2 3 0 0 2 2	
George Bell, R (1, 10) OBP: 0.253, SLG: 0.375 Steve Sax, R (7, PR) OBP: 0.299, SLG: 0.321												4 0 1 0 0 2 2 1 0 0 0 0 0 1	
Ellis Burks, R (1, 9) OBP: 0.348, SLG: 0.451												4 1 1 1 2 0 3	
Lance Johnson, L (1, 8) OBP: 0.356, SLG: 0.398												5 1 1 2 1 0 3	
Michael LaValliere, L (1, 2) OBP: 0.271, SLG: 0.264 Warren Newson, L (8, PH) OBP: 0.362, SLG: 0.357 Ron Karkovics, R (8, 2) OBP: 0.287, SLG: 0.424												3 0 0 0 0 0 4 1 0 0 0 0 0 0 1 0 0 0 1 0 0	
Ozzie Guillen, L (1, 6) OBP: 0.293, SLG: 0.383												6 1 2 0 0 1 4	
Inning Stats	R: 2 H: 2 E: 0 LOB: 0 K: 2 BB: 0 S: 14 P: 22	R: 0 H: 0 E: 0 LOB: 0 K: 0 BB: 0 S: 8 P: 13	R: 2 H: 2 E: 1 LOB: 2 K: 0 BB: 1 S: 13 P: 21	R: 0 H: 0 E: 0 LOB: 1 K: 0 BB: 1 S: 7 P: 16	R: 1 H: 1 E: 1 LOB: 3 K: 2 BB: 2 S: 17 P: 31	R: 0 H: 1 E: 0 LOB: 0 K: 0 BB: 0 S: 8 P: 13	R: 0 H: 1 E: 0 LOB: 1 K: 1 BB: 0 S: 9 P: 12	R: 0 H: 1 E: 0 LOB: 2 K: 0 BB: 1 S: 13 P: 18	R: 1 H: 2 E: 0 LOB: 1 K: 0 BB: 0 S: 17 P: 20	R: 0 H: 1 E: 0 LOB: 1 K: 0 BB: 0 S: 13 P: 21	R: 4 H: 3 E: 0 LOB: 2 K: 1 BB: 3 S: 18 P: 40	1B: 11 SF: 1 2B: 3 SAC: 1 3B: 0 DP: 0 HR: 0 HBP: 0	WP: 0 PA: 57 PB: 0 SB: 2 CS: 1
PITCHER David Cone, R (1, 1) ERA: 3.36 Jeff Montgomery, R (8, 1) ERA: 2.33 Mark Gubicza, R (11, 1) ERA: 4.66	IP WLS BF H R ER SO BB IBB HBP BLK WP HR S P ERA WHIP 7.2 0 37 8 5 4 5 5 0 0 1 0 0 86 143 4.70 1.696 2.1 0 10 3 1 1 0 0 0 0 0 0 0 33 44 3.86 1.286 1.0 L 9 3 4 4 1 2 1 0 0 0 0 0 18 40 36.00 5.000	PITCHER IP WLS BF H R ER SO BB IBB HBP BLK WP HR S P ERA WHIP											

Chicago White Sox @ Kansas City Royals
 Kauffman Stadium, Kansas City, MO
 Wed Sep 15 1993, 7:05 PM CDT
 Att: 18,158 - Unknown - 62 F

AB	46
R	10
H	14
RBI	8
BB	8
SO	6
LOB	29

Batter	1	2	3	4	5	6	7	8	9	10	11	AB R H RBI BB SO LOB	BOTTOM	
Felix Jose, S OBP: 0.303, SLG: 0.348 (1, 9)	0-1 B1-3	2-0 F9		1-3 K		1-0 1B CS 1B		1-0 G6-3			1-2 1B 1B	6 1 2 0 0 1 4	Chicago White Sox @ Kansas City Royals Kauffman Stadium, Kansas City, MO Wed Sep 15 1993, 7:05 PM CDT Att. 18,158 - Unknown - 62 F	
Brian McRae, S OBP: 0.334, SLG: 0.432 (1, 8)	2-0 2B 2B		1-1 F8 1B 1B	1-1 P5		1-2 CS 1B			0-0 B1-3		2-3 K	6 2 3 1 0 1 4		
George Brett, L OBP: 0.311, SLG: 0.426 Keith Miller, R OBP: 0.220, SLG: 0.190 (1, 10) (9, PR)	2-2 F7		0-0 F8	1-0 G3-1		3-3 K			1-1 2B SF9 1B		0-3 K	5 0 1 0 0 0 1 6 1 1 0 0 0 0 1 1		
Mike MacFarlane, R OBP: 0.353, SLG: 0.506 Phil Hiatt, R OBP: 0.282, SLG: 0.366 Brent Mayne, L OBP: 0.313, SLG: 0.337 (1, 2) (9, PR) (10, 2)	0-1 2H 2B		1-1 2H 1B		1-2 G6-3			0-1 G6-3		1-0 SF9 2B		0-2 1B		5 0 3 2 0 0 0 0 0 0 0 0 0 0 0 0 1 0 1 0 0 0 0 0
Wally Joyner, L OBP: 0.375, SLG: 0.467 Craig Wilson, R OBP: 0.303, SLG: 0.258 Hubie Brooks, R OBP: 0.333, SLG: 0.384 David Howard, S OBP: 0.370, SLG: 0.417 (1, 3) (5, 5) (9, PH) (10, 5)	3-3 K		0-3 K		3-1 P6			1-0 F8		3-2 SF9		1-3 K		2 0 0 0 0 0 2 2 2 0 0 0 0 0 0 0 0 0 0 1 0 0 0 0 1 0 0 0 0 0 1 2
Kevin McReynolds, R OBP: 0.317, SLG: 0.438 (1, 7)		2-2 SH1-3 G3 2B		2-3 K		2-3 K		3-2 1B		1-2 F8				5 1 2 0 0 2 4
Gary Gaetti, R OBP: 0.293, SLG: 0.427 (1, 5) (5, 3)		4-0 G3 SH1-3 BB		1-2 1B		0-0 P6	SAFE SAFE SAFE SAFE SAFE SAFE	1-3 K			2-1 F9	4 0 1 0 1 1 1		AB 46 R 6 H 15 RBI 5 BB 2 SO 12 LOB 25
Greg Gagne, R OBP: 0.326, SLG: 0.416 (1, 6)		0-0 SH1-3		1-1 BB 1B		0-0 L9		0-0 F8			0-0 G6-3	4 0 1 0 0 0 0		
Jose Lind, R OBP: 0.269, SLG: 0.284 Rico Rossy, R OBP: 0.307, SLG: 0.363 Chris Gwynn, L OBP: 0.355, SLG: 0.400 Terry Shumpert, R (1, 4) (6, 4) (8, PH) (9, 4)	0-1 G3		0-1 G3		4-0 1B 1B		2-1 1B 1B		0-3 K		1-3 K	1 0 0 1 1 0 1 1 1 1 0 0 0 0 1 0 0 0 0 1 0 1 0 0 0 0 1 0		
Inning Stats	R: 1 H: 2 E: 0 LOB: 1 K: 1 BB: 0 S: 12 P: 19	R: 1 H: 1 E: 0 LOB: 1 K: 0 BB: 1 S: 8 P: 16	R: 1 H: 2 E: 0 LOB: 1 K: 2 BB: 0 S: 11 P: 15	R: 0 H: 2 E: 0 LOB: 3 K: 1 BB: 1 S: 15 P: 24	R: 0 H: 0 E: 0 LOB: 0 K: 1 BB: 0 S: 8 P: 14	R: 2 H: 3 E: 0 LOB: 1 K: 1 BB: 0 S: 14 P: 21	R: 0 H: 1 E: 0 LOB: 1 K: 1 BB: 0 S: 9 P: 14	R: 0 H: 0 E: 0 LOB: 0 K: 1 BB: 0 S: 7 P: 9	R: 1 H: 2 E: 0 LOB: 3 K: 0 BB: 0 S: 10 P: 16	R: 0 H: 0 E: 0 LOB: 0 K: 1 BB: 0 S: 6 P: 9	R: 0 H: 2 E: 0 LOB: 2 K: 3 BB: 0 S: 21 P: 25	1B: 11 SF: 1 2B: 4 SAC: 1 3B: 0 DP: 0 HR: 0 HBP: 0		WP: 0 PA: 50 PB: 0 SB: 0 CS: 2
PITCHER	IP WLS BF H R ER SO BB IBB HBP BLK WP HR S P ERA WHIP													PITCHER
Alex Fernandez, R ERA: 3.15 (1, 1)	6.0 30 10 5 4 6 2 0 0 0 0 0 0 68 109 6.00 2.000													
Kirk McCaskill, R ERA: 5.5 (7, 1)	2.1 8 1 0 0 2 0 0 0 0 0 0 0 17 24 0.00 0.429													
Scott Radinsky, L ERA: 4.47 (8, 1)	0.0 1 1 0 0 0 0 0 0 0 0 0 2 3 ∞ ∞													
Roberto Hernandez, R ERA: 2.29 (9, 1)	2.2 W 11 3 1 1 4 0 0 0 0 0 0 0 34 46 3.38 1.125													



Batter	1	2	3	4	5	6	7	8	9	AB R H RBI BB SO LOB	TOP									
Greg Gagne, R (1, 6) OBP: 0.326, SLG: 0.413 Terry Shumpert, R (8, 4)	1-3 ① K		4-2 BB			2-3 ① K		0-3 ① K		3 0 0 0 1 3 1 0 0 0 0 0 0 0	Kansas City Royals @ Seattle Mariners The Kingdom, Seattle, WA Thu Sep 16 1993, 10:05 PM EDT Att. 14,125 - Dome									
Brian McRae, S (1, 8) OBP: 0.334, SLG: 0.433 David Howard, S (8, PR) OBP: 0.370, SLG: 0.417 (8, 8)	3-2 ② G5-3		1-3 ③ K			0-3 ② K		3-2 DI 1-H 2B		4 0 1 1 0 2 2 0 0 0 0 0 0 0										
Kevin McReynolds, R (1, 7) OBP: 0.351, SLG: 0.434 Phil Hiatt, R (8, PR) OBP: 0.282, SLG: 0.366 (8, 5)	1-2 ③ K			1-0 ① L8		2-2 ③ P3		4-0 CS 2-3 BB		3 0 0 0 1 1 0 0 0 0 0 0 0 0										
Mike Macfarlane, R (1, 2) OBP: 0.351, SLG: 0.503 Nelson Santovenia, R (5, 2)		3-3 ① K		1-1 ② F7			4-2 DI BB	1-1 ③ P6 1-2		2 0 0 0 0 1 0 1 0 0 0 1 0 3										
Gary Gaetti, R (1, 3) OBP: 0.290, SLG: 0.422 Bob Hamelin, L (8, 3)		2-3 ② K		1-3 ③ K			1-3 ① K		3-2 ① P5	3 0 0 0 0 3 1 1 0 0 0 0 0 0										
Hubie Brooks, R (1, 9) OBP: 0.328, SLG: 0.377 Kevin Koslowski, L (9, PH)		1-3 ③ K			1-2 ① G4-3		0-3 ② K		2-2 ② P6	3 0 0 0 0 2 1 1 0 0 0 0 0 0										
Craig Wilson, R (1, 5) OBP: 0.324, SLG: 0.294 (8, 7)			0-3 ① K		3-2 ② G3-1		4-2 1-2 BB	3-1 2B		3 0 1 0 1 1 0										
Rico Rossy, R (1, 4) OBP: 0.315, SLG: 0.354 (8, 6)			4-1 BB BB		1-1 HBP		1-3 ③ K		0-0 ③ F9	2 0 0 0 1 1 3										
Keith Miller, R (1, 10) OBP: 0.223, SLG: 0.186			1-1 ② F7		2-3 ③ K			4-2 DI 2B BB		2 1 0 0 1 1 2										
Inning Stats	R: 0 E: 0 K: 2 S: 11	H: 0 LOB: 0 BB: 0 P: 16	R: 0 E: 0 K: 3 S: 11	H: 0 LOB: 0 BB: 0 P: 17	R: 0 E: 0 K: 2 S: 13	H: 0 LOB: 2 BB: 2 P: 23	R: 0 E: 0 K: 1 S: 6	H: 0 LOB: 0 BB: 0 P: 9	R: 0 E: 0 K: 1 S: 10	H: 0 LOB: 1 BB: 0 P: 17		R: 0 E: 0 K: 3 S: 15	H: 0 LOB: 2 BB: 2 P: 25	R: 1 E: 0 K: 1 S: 11	H: 1 LOB: 3 BB: 2 P: 23	R: 0 E: 0 K: 0 S: 10	H: 1 LOB: 1 BB: 0 P: 18	1B: 0 2B: 2 3B: 0 HR: 0	SF: 0 SAC: 0 DP: 0 HBP: 1	WP: 0 PB: 0 SB: 0 CS: 1
PITCHER	IP WLS BF H R ER SO BB IBB HBP BLK WP HR S P ERA WHIP																			
Randy Johnson, L (1, 1) ERA: 3.48	7.1 W 30 1 1 1 15 6 0 1 0 0 0 85 141 1.23 0.955																			
Jeff Nelson, R (8, 1) ERA: 4.33	0.2 1 0 0 0 0 0 0 0 0 0 0 2 3 0.00 0.000																			
Steve Ontiveros, R (9, 1) ERA: 1.2	1.0 4 1 0 0 0 0 0 0 0 0 0 10 18 0.00 1.000																			

livebaseballscorecards.com

AB	28
R	1
H	2
RBI	1
BB	6
SO	15
LOB	13



Batter	1	2	3	4	5	6	7	8	9	AB	R	H	RBI	BB	SO	LOB
Rich Amaral, R OBP: 0.352, SLG: 0.368 (1, 10)	2-1 L4-3 1B	2-1 3B	1-0 F9		4-0 BB	2-3 K		0-0 G6-3		5	0	2	3	1	1	2
Brian Turang, R OBP: 0.372, SLG: 0.400 (1, 7) (9, 8)	2-1 L4-3 1-2	4-2 BB BB		1-3 K	0-1 P3		4-0 1B BB	4-2 FC5-4 BB		3	1	0	0	3	1	2
Ken Griffey Jr., L OBP: 0.400, SLG: 0.610 Marc Newfield, R OBP: 0.254, SLG: 0.317 (1, 8) (8, PH) (9, 7)	4-2 BB	4-0 1-2 BB		4-0 S SF7 BB	1-1 G1-3		2-1 BB 1B 1B	2-2 FC5-4 1-2f		2	2	1	0	3	0	1
Jay Buhner, R OBP: 0.383, SLG: 0.481 Dann Howitt, L OBP: 0.254, SLG: 0.357 (1, 9) (9, 9)	1-3 K	0-0 F8		4-1 SAFE S 2B BB		0-0 G6-3	1-2 1B BB	0-1 F9		5	2	1	1	1	1	5
Mike Blowers, R OBP: 0.369, SLG: 0.509 (1, 5)		4-2 1B BB 3B BB	0-0 2B 1B	4-2 1-2 2-3 2B BB		0-1 E 1B 1B	4-2 PB 1B 1-2 2-3 BB			2	4	2	0	3	0	0
Bret Boone, R OBP: 0.325, SLG: 0.495 (1, 4)		3-2 F9	0-0 2B 2B	0-1 SF7		1-1 1B 1B	0-2 PB 1B			4	2	3	3	0	0	1
Greg Litton, R OBP: 0.368, SLG: 0.462 (1, 3)		4-0 1B 3B BB	0-0 1B 2B	0-2 3-H 2B		4-0 1B IBB	3-2 P3			3	2	2	4	2	0	2
Dave Valle, R OBP: 0.360, SLG: 0.404 Bill Haselman, R OBP: 0.314, SLG: 0.437 (1, 2) (9, 2)		0-1 P3	1-2 G5-4-3 1B	2-0 L7		1-0 1B	1-3 K			5	0	2	3	0	1	5
Omar Vizquel, S OBP: 0.317, SLG: 0.295 (1, 6)		1-0 3B 1B	0-1 G5-4-3		1-0 G4-3	1-1 F7	0-1 G5-3			0	0	0	0	0	0	5

Inning Stats	R: 0	H: 1	E: 0	LOB: 1	K: 1	P: 18	R: 3	H: 2	E: 0	LOB: 3	K: 0	P: 37	R: 3	H: 4	E: 0	LOB: 0	K: 0	P: 11	R: 3	H: 1	E: 0	LOB: 1	K: 1	P: 27	R: 0	H: 0	E: 0	LOB: 1	K: 0	P: 11	R: 2	H: 3	E: 1	LOB: 2	K: 1	P: 20	R: 3	H: 3	E: 0	LOB: 2	K: 1	P: 35	R: 0	H: 0	E: 0	LOB: 1	K: 0	P: 15
	S: 9	BB: 1	S: 15	BB: 4	S: 9	BB: 0	S: 12	BB: 3	S: 11	BB: 2	S: 20	BB: 2	S: 9	BB: 1	S: 10	BB: 4	SF: 1	SAC: 0	DP: 2	HBP: 0	WP: 0	HR: 0	S: 0	P: 49	ERA: 27.00	WHIP: 6.000	ERA: 13.50	WHIP: 2.000	ERA: 9.00	WHIP: 2.000	ERA: 27.00	WHIP: 5.000	ERA: 0.00	WHIP: 1.000	ERA: 27.00	WHIP: 6.000	ERA: 13.50	WHIP: 2.000	ERA: 9.00	WHIP: 2.000	ERA: 27.00	WHIP: 5.000	ERA: 0.00	WHIP: 1.000				

PITCHER	IP	WLS	BF	H	R	ER	SO	BB	IBB	HBP	BLK	WP	HR	S	P	ERA	WHIP
Chris Haney, L ERA: 5.88 (1, 1)	2.0	L	17	7	6	6	1	5	0	0	0	0	0	30	62	27.00	6.000
Mark Gardner, R ERA: 6.19 (3, 1)	2.0		9	1	3	3	1	3	0	0	0	0	0	15	31	13.50	2.000
John Habyan, R ERA: 3.93 (5, 1)	2.0		11	3	2	2	1	1	1	0	0	0	0	16	31	9.00	2.000
Jeff Granger, L ERA: 27.0 (7, 1)	1.0		8	3	3	3	1	2	0	0	0	0	0	20	35	27.00	5.000
Greg Cadaret, L ERA: 4.47 (8, 1)	1.0		4	0	0	0	0	1	0	0	0	0	0	9	15	0.00	1.000

BOTTOM


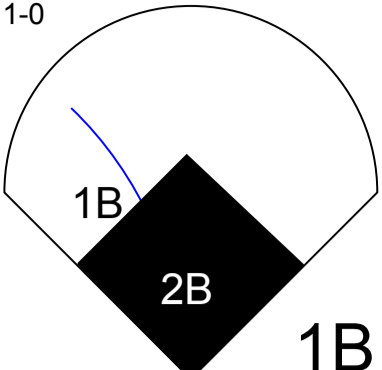
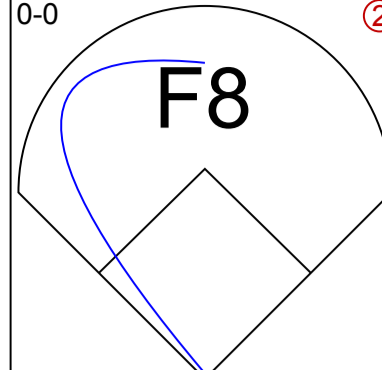
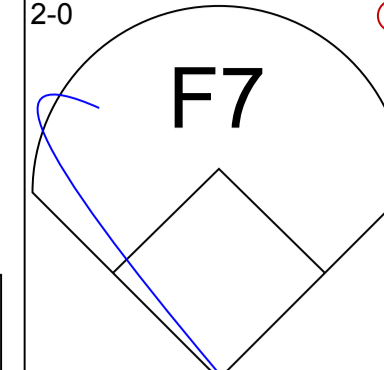
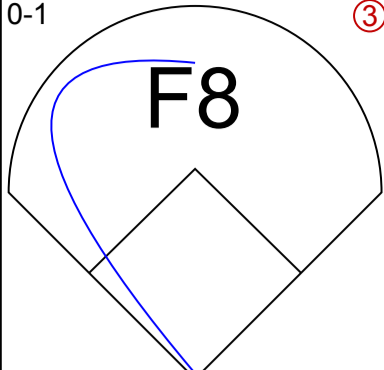
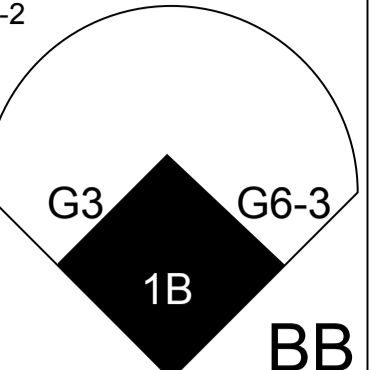

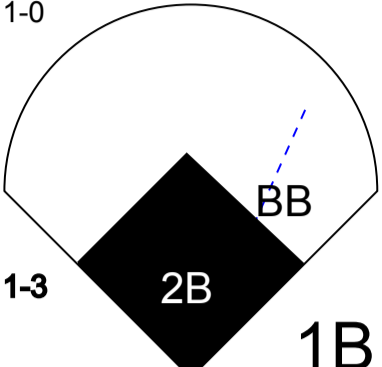
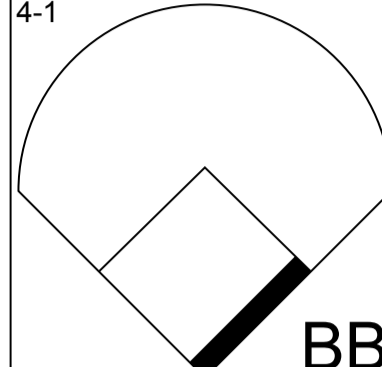
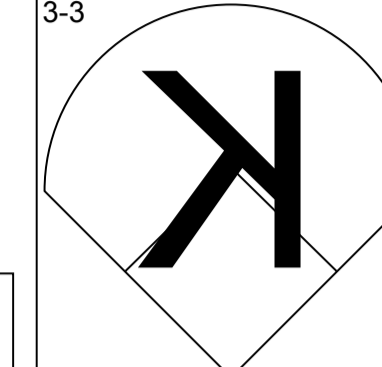
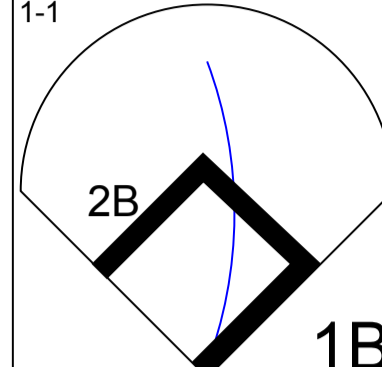
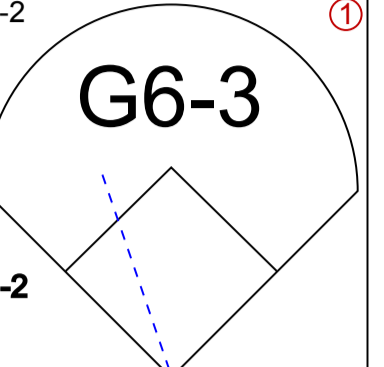

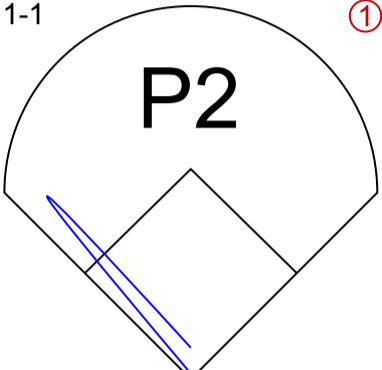
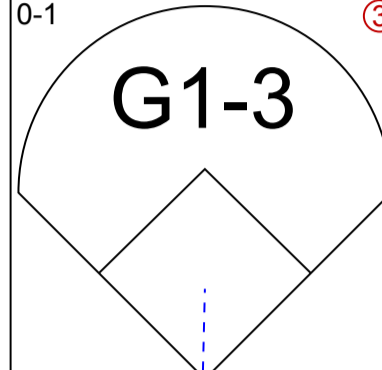
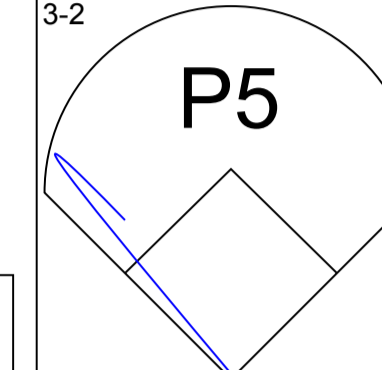
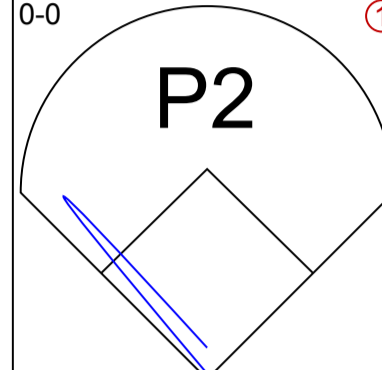
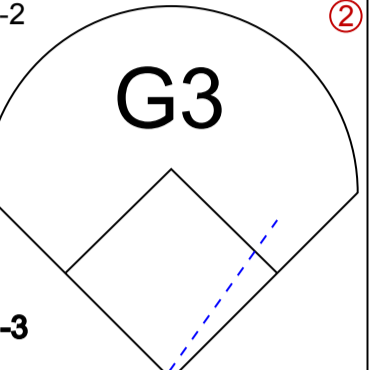



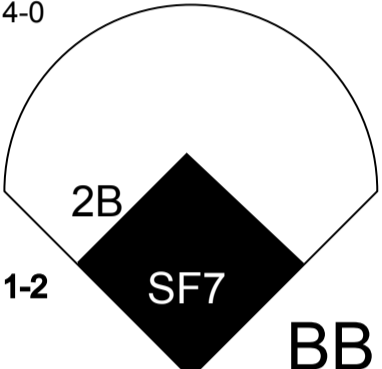
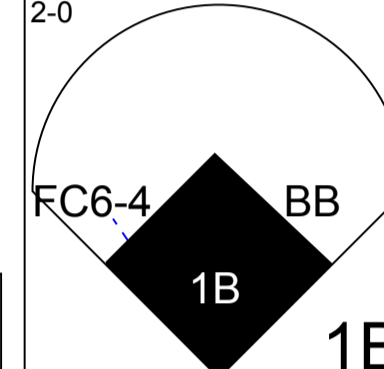
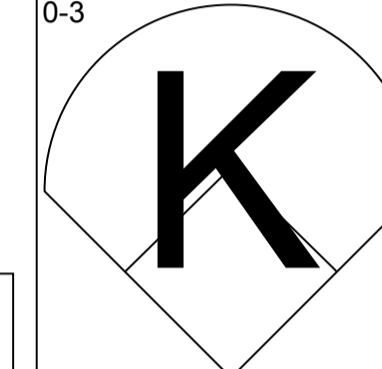
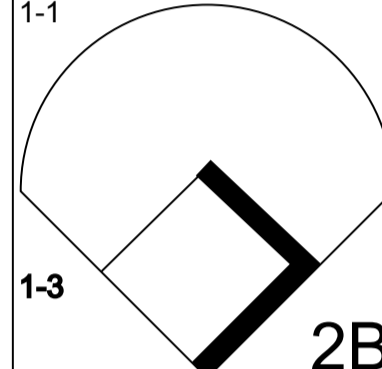
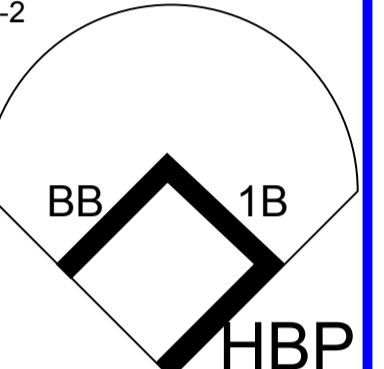

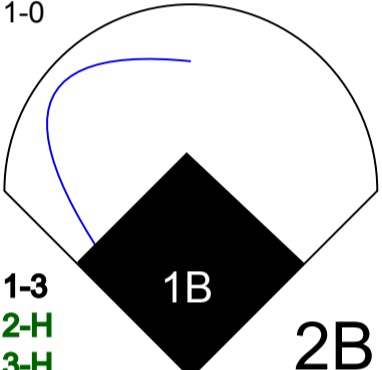
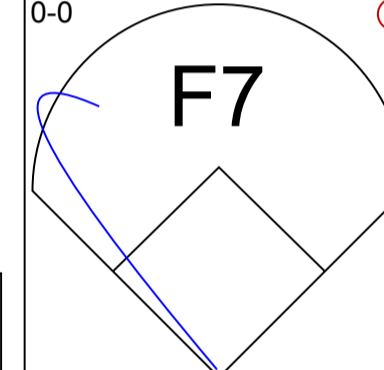
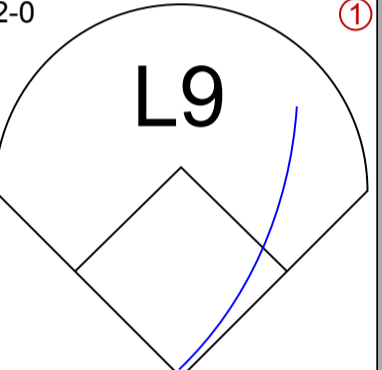
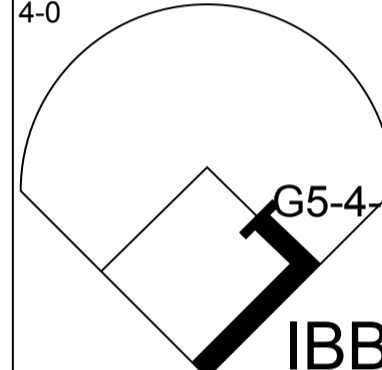
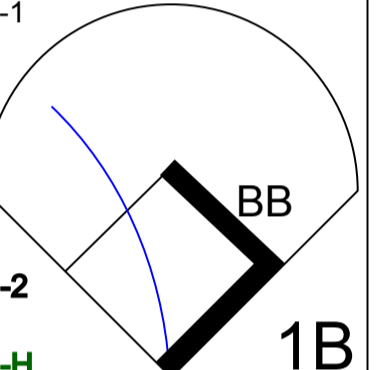

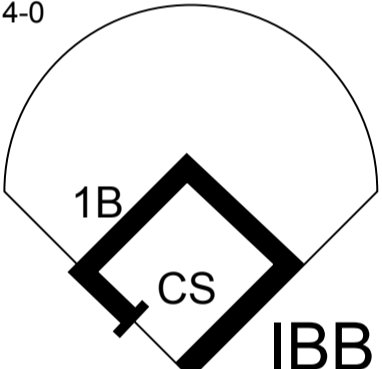
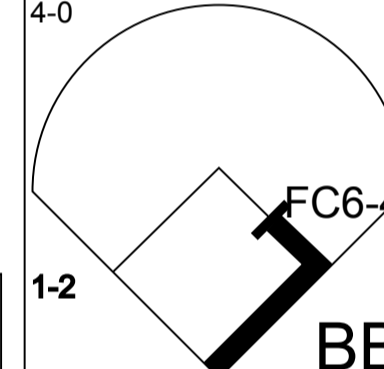
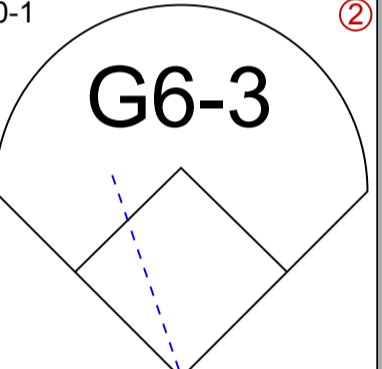
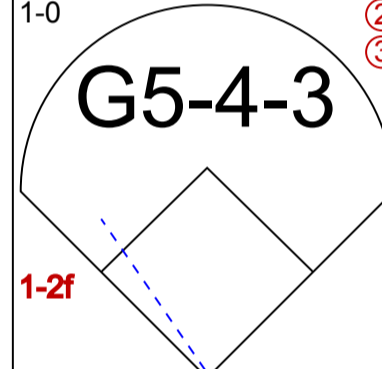
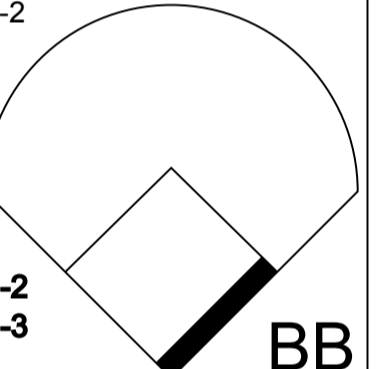

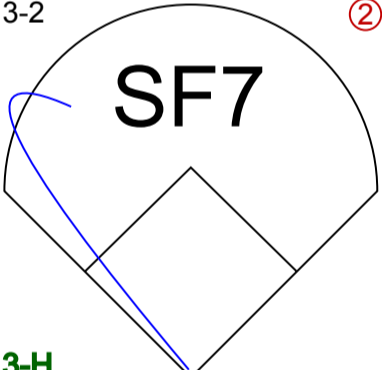
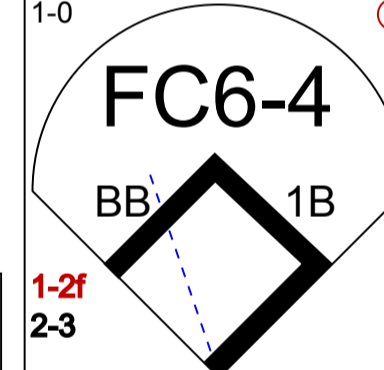
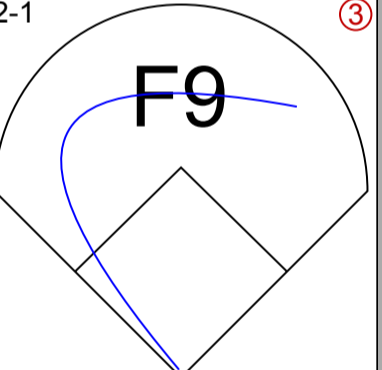
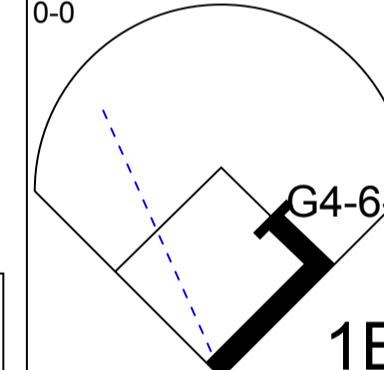


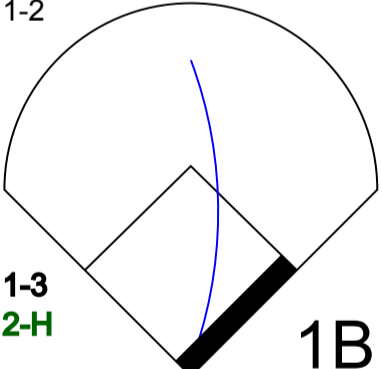
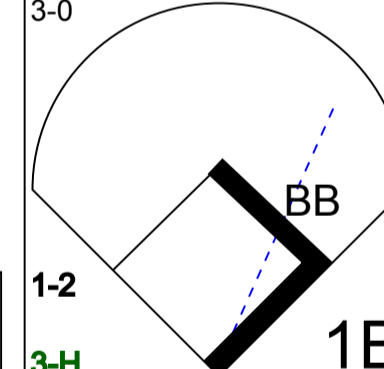
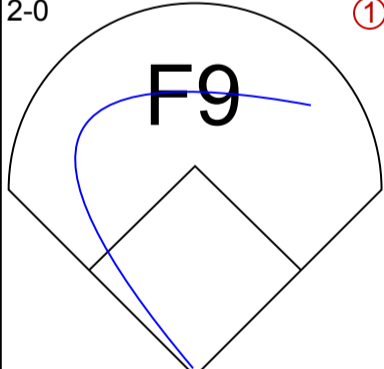
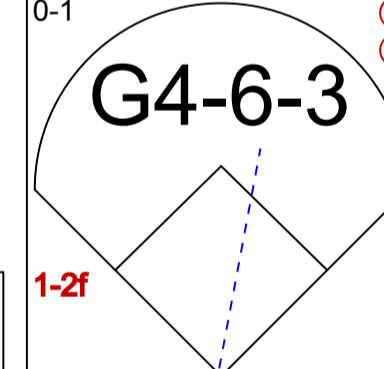

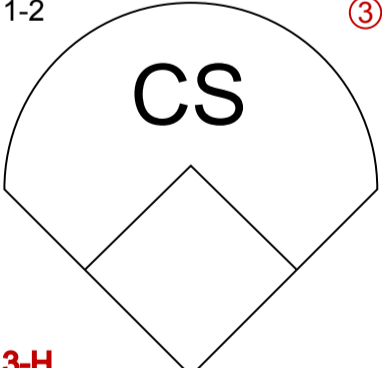
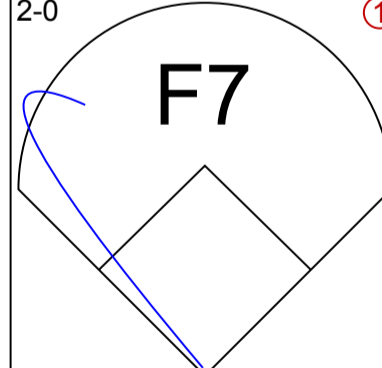
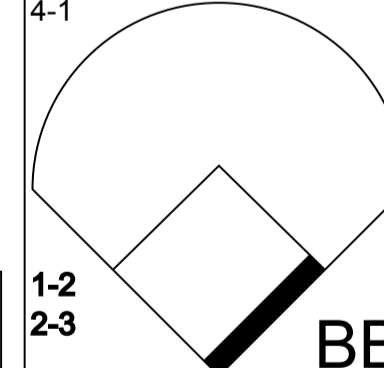
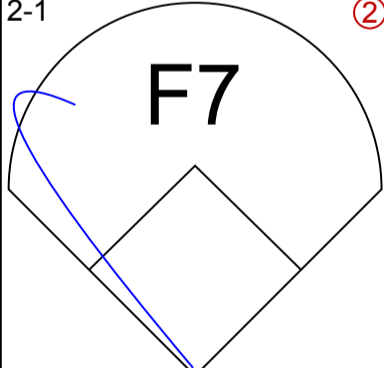
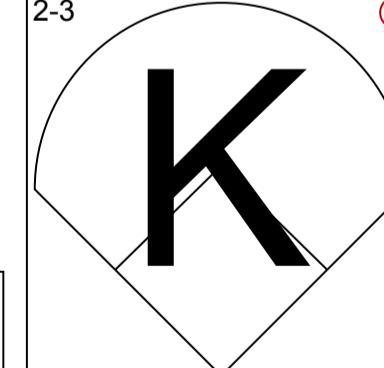
Kansas City Royals @ Seattle Mariners
The Kingdom, Seattle, WA
Thu Sep 16 1993, 10:05 PM EDT
Att. 14,125 - Dome

livebaseballscorecards.com

AB	35
R	14
H	14
RBI	14
BB	13
SO	4
LOB	24



WP	PA	ERA	WHIP
0	49		

Batter	1	2	3	4	5	6	7	8	9	AB R H RBI BB SO LOB	TOP											
Greg Gagne, R OBP: 0.326, SLG: 0.412 (1, 6) 	1-0 	0-0 	2-0 			0-1 			4-2 	4 2 1 0 1 0 3												
Craig Wilson, R OBP: 0.357, SLG: 0.316 (1, 5) 	1-0 	4-1 		3-3 		1-1 		2-2 	4 1 2 0 1 1 1													
Brian McRae, S OBP: 0.331, SLG: 0.429 (1, 8) 	1-1 	0-1 		3-2 		0-0 		1-2 	5 0 0 0 0 0 5													
Mike Macfarlane, R OBP: 0.356, SLG: 0.507 Brent Mayne, L OBP: 0.313, SLG: 0.337 (1, 2)  (9, PR)  (9, 2) 	4-0 		2-0 	0-3 		1-1 		2-2 	3 2 2 0 1 1 0 0 0 0 0 0 0 0													
George Brett, L OBP: 0.314, SLG: 0.428 (1, 10) 	1-0 		0-0 		2-0 		4-0 	1-1 	4 1 2 3 1 0 1													
Kevin McReynolds, R OBP: 0.320, SLG: 0.432 (1, 7) 	4-0 		4-0 		0-1 		1-0 	4-2 	2 0 0 0 3 0 3													
Gary Gaetti, R OBP: 0.288, SLG: 0.420 (1, 3) 	3-2 		1-0 		2-1 			1-3 	4 0 1 1 0 1 5													
Hubie Brooks, R OBP: 0.333, SLG: 0.382 Kevin Koslofski, L (1, 9)  (6, 9) 	1-2 		3-0 		2-0 		0-1 	3 0 2 2 0 0 0 1 0 0 0 0 0 1														
Terry Shumpert, R (1, 4) 	1-2 	2-0 	4-1 		2-1 		2-3 	3 0 0 0 1 1 0														
Inning Stats	R: 4 E: 0 K: 0 S: 13	H: 4 LOB: 1 BB: 2 P: 30	R: 0 E: 0 K: 0 S: 5	H: 0 LOB: 1 BB: 1 P: 11	R: 1 E: 0 K: 0 S: 6	H: 2 LOB: 3 BB: 2 P: 22	R: 0 E: 0 K: 2 S: 10	H: 0 LOB: 0 BB: 0 P: 16	R: 0 E: 0 K: 0 S: 5	H: 0 LOB: 0 BB: 0 P: 9	R: 0 E: 0 K: 0 S: 5	H: 0 LOB: 0 BB: 0 P: 9	R: 0 E: 0 K: 1 S: 6	H: 2 LOB: 2 BB: 1 P: 13	R: 0 E: 0 K: 1 S: 6	H: 1 LOB: 0 BB: 0 P: 8	R: 1 E: 0 K: 1 S: 18	H: 1 LOB: 3 BB: 2 P: 33	1B: 8 2B: 2 3B: 0 HR: 0	SF: 1 SAC: 0 DP: 2 HBP: 1	WP: 0 PB: 0 SB: 0 CS: 1	PA: 44
PITCHER	IP WLS BF H R ER SO BB IBB HBP BLK WP HR S P ERA WHIP																					
Dave Fleming, L ERA: 4.47 (1, 1)	2.2 L 17 6 5 5 0 3 1 0 0 0 0 0 22 55 16.88 3.375																					
Brad Holman, R ERA: 3.64 (3, 1)	3.2 15 2 0 0 2 1 1 0 0 0 0 0 27 53 0.00 0.818																					
Jeff Nelson, R ERA: 4.31 (7, 1)	2.1 8 1 1 1 1 1 0 1 0 0 0 0 18 30 3.86 0.857																					
Erik Plantenberg, L ERA: 6.75 (9, 1)	0.0 2 1 0 0 0 0 1 0 0 0 0 0 4 9 ∞ ∞																					
Ted Power, R ERA: 4.91 (9, 1)	0.1 1 0 0 0 0 1 0 0 0 0 0 0 3 4 0.00 0.000																					

Kansas City Royals @ Seattle Mariners
The Kingdome, Seattle, WA
Fri Sep 17 1993, 10:05 PM EDT
Att. 17,151 - Dome

livebaseballscorecards.com

AB	33
R	6
H	10
RBI	6
BB	8
SO	4
LOB	19



Batter	1	2	3	4	5	6	7	8	9	AB	R	H	RBI	BB	SO	LOB
Mike Felder, S OBP: 0.271, SLG: 0.285 (1, 7)	3-1 G3-1	SAFE 3-2 SAFE 1-H 3B		4-1 BB BB	2-0 G4-3			0-2 1B		4	0	2	1	1	0	3
Bret Boone, R OBP: 0.322, SLG: 0.486 (1, 4)	2-2 G4-3	0-0 G4-3		0-0 P4		4-2 1B BB		1-1 SAFE F8		4	0	0	0	1	0	5
Ken Griffey Jr., L OBP: 0.400, SLG: 0.608 (1, 8)	4-1 S E BB		3-1 F7	1-0 G3-1		2-0 G6-3 1B		2-3 K		4	1	1	0	1	1	4
Jay Buhner, R OBP: 0.382, SLG: 0.480 (1, 9)	2-1 E9 1-H		1-3 K		0-0 2B 2B	1-3 K		1-1 G6-3		5	1	1	0	0	2	2
Dave Magadan, L OBP: 0.387, SLG: 0.360 (1, 3)	4-1 BB		4-2 BB		2-0 1B 2B	1-1 G6-3		2-1 P4		0	0	0	0	1	0	0
Greg Litton, R OBP: 0.371, SLG: 0.466 (3, 3)										3	0	1	1	1	0	2
Mike Blowers, R OBP: 0.364, SLG: 0.502 (1, 5)	SAFE 1-2 K		2-3 K		0-0 G1-3		2-1 G5-3		2-3 K	5	0	0	0	0	3	4
Mackey Sasser, L OBP: 0.274, SLG: 0.325 (1, 10)		3-1 P4		4-1 SH1-4 1B BB	0-0 F7		3-2 F8			3	0	0	0	1	0	1
Dave Valle, R OBP: 0.361, SLG: 0.404 (1, 2)		1-1 G5-3		1-1 SH1-4 1B	4-0 1B BB		0-3 K			3	0	1	0	1	1	0
Omar Vizquel, S OBP: 0.319, SLG: 0.297 (1, 6)		1-1 S 3B 1B		0-1 SH1-4 1-2 2-3 1B	1-1 1-2 2-3 1B		1-1 F7			3	1	2	0	0	0	0

Inning Stats	R: 1	H: 0	E: 1	K: 1	S: 12	LOB: 2	BB: 2	P: 28	R: 1	H: 2	E: 0	K: 0	S: 10	LOB: 1	BB: 0	P: 18	R: 0	H: 0	E: 0	K: 2	S: 10	LOB: 1	BB: 1	P: 20	R: 0	H: 1	E: 0	K: 0	S: 9	LOB: 3	BB: 2	P: 18	R: 1	H: 3	E: 0	K: 0	S: 7	LOB: 3	BB: 1	P: 16	R: 0	H: 1	E: 0	K: 1	S: 11	LOB: 1	BB: 1	P: 19	R: 0	H: 0	E: 0	K: 1	S: 8	LOB: 0	BB: 0	P: 13	R: 0	H: 1	E: 0	K: 1	S: 10	LOB: 1	BB: 0	P: 14	R: 0	H: 0	E: 0	K: 1	S: 7	LOB: 0	BB: 0	P: 12	1B: 5	2B: 2	3B: 1	HR: 0	SF: 0	SAC: 1	DP: 1	HBP: 0	WP: 0	PB: 0	SB: 2	CS: 0	PA: 42
PITCHER	IP	WLS	BF	H	R	ER	SO	BB	IBB	HBP	BLK	WP	HR	S	P	ERA	WHIP																																																																				
Tom Gordon, R ERA: 3.64 (1, 1)	5.0		28	6	3	2	3	6	0	0	0	0	0	48	100	3.60	2.400																																																																				
Stan Belinda, R ERA: 3.68 (6, 1)	2.0		7	1	0	0	2	1	0	0	0	0	0	19	32	0.00	1.000																																																																				
Billy Brewer, L ERA: 3.03 (8, 1)	1.0		4	1	0	0	1	0	0	0	0	0	0	10	14	0.00	1.000																																																																				
Jeff Montgomery, R ERA: 2.3 (9, 1)	1.0	S	3	0	0	0	1	0	0	0	0	0	0	7	12	0.00	0.000																																																																				

BOTTOM

Kansas City Royals @ Seattle Mariners
The Kingdom, Seattle, WA
Fri Sep 17 1993, 10:05 PM EDT
Att. 17,151 - Dome

livebaseballscores.com

AB	34
R	3
H	8
RBI	2
BB	7
SO	7
LOB	21



Batter	1	2	3	4	5	6	7	8	9	AB R H RBI BB SO LOB	TOP																			
Felix Jose, S OBP: 0.305, SLG: 0.356 (1, 9) B B F C F X	3-2 G4-3 ①		1-1 HR ②		1-0 SAFE 1 SAFE X 1-2 1B		0-0 L4 ③			4 1 2 1 0 0 0																				
Brian McRae, S OBP: 0.331, SLG: 0.427 (1, 8) B B B	4-0 FC4-6 BB		1-3 ②		0-0 F7 ②			0-1 G4-3 ①		3 0 0 0 1 1 2																				
George Brett, L OBP: 0.314, SLG: 0.427 (1, 10) B SAFE B B X	3-0 FC4-6 1-2f ②		2-3 K2-3 ③		0-1 L8 ③			0-0 G6-4-3 1B		4 0 1 0 0 1 3																				
Kevin McReynolds, R OBP: 0.317, SLG: 0.426 (1, 7) C B B F X	2-2 F8 ③			3-3 K ①		2-3 K ①		0-0 G6-4-3 1-2f ② ③		4 0 0 0 0 2 2																				
Brent Mayne, L OBP: 0.312, SLG: 0.335 (1, 2) C B X		2-1 G6-3 ①		1-1 G1-3 ②		0-2 P2 ②		0-0 1B ①		4 0 1 0 0 0 0																				
Bob Hamelin, L OBP: 0.333, SLG: 0.200 (1, 3) B B B X		3-1 F7 ②		0-1 1B ②		4-2 FC6 BB		3-1 F8 ②		3 0 1 0 1 0 0																				
Craig Wilson, R OBP: 0.348, SLG: 0.310 (1, 5) C X		0-1 1B ③		1-3 K ③		0-0 FC6 1-2f ③		2-0 G5-3 ③		4 0 1 0 0 1 2																				
Greg Gagne, R OBP: 0.324, SLG: 0.409 (1, 6) C B F SAFE X		1-2 G3 ③			0-0 G5-3 ①		0-0 L8 ①			3 0 0 0 0 0 1																				
Terry Shumpert, R (1, 4) C X			0-2 G5-3 ①		4-0 1B BB		1-1 L4 ②			2 0 0 0 1 0 0																				
Inning Stats	R: 0 E: 0 K: 0 S: 9	H: 0 LOB: 1 BB: 1 P: 21	R: 0 E: 0 K: 0 S: 9	H: 1 LOB: 1 BB: 0 P: 15	R: 1 E: 0 K: 2 S: 11	H: 1 LOB: 0 BB: 0 P: 15	R: 0 E: 0 K: 2 S: 11	H: 1 LOB: 1 BB: 0 P: 16	R: 0 E: 0 K: 1 S: 10	H: 0 LOB: 1 BB: 1 P: 16	R: 0 E: 0 K: 0 S: 4	H: 0 LOB: 0 BB: 0 P: 5	R: 0 E: 0 K: 0 S: 4	H: 1 LOB: 0 BB: 0 P: 4	R: 0 E: 0 K: 0 S: 4	H: 1 LOB: 0 BB: 0 P: 9	1B: 5 2B: 0 3B: 0 HR: 1	SF: 0 SAC: 0 DP: 1 HBP: 0	WP: 0 PB: 0 SB: 0 CS: 0	PA: 34										
PITCHER Chris Bosio, R ERA: 3.42 (1, 1)	IP 9.0	WLS L	BF 34	H 6	R 1	ER 1	SO 5	BB 3	IBB 0	HBP 0	BLK 0	WP 0	HR 1	S 67	P 111	ERA 1.00	WHIP 1.000													
											PITCHER	IP	WLS	BF	H	R	ER	SO	BB	IBB	HBP	BLK	WP	HR	S	P	ERA	WHIP		

Kansas City Royals @ Seattle Mariners
The Kingdom, Seattle, WA
Sat Sep 18 1993, 10:05 PM EDT
Att. 33,597 - Dome

livebaseballscorecards.com

AB	31
R	1
H	6
RBI	1
BB	3
SO	5
LOB	10



Batter	1	2	3	4	5	6	7	8	9	AB R H RBI BB SO LOB
Mike Felder, S OBP: 0.268, SLG: 0.281 (1, 7) C F B X	1-2 F7 ①		3-1 F9 ③			1-2 G6-3 ②			3-2 F9 ①	4 0 0 0 0 0 1
Dave Magadan, L OBP: 0.384, SLG: 0.357 (1, 3) C B B X	2-1 F8 ②			1-2 F8 ①		1-0 G3 ③			1-0 F8 ②	4 0 0 0 0 0 1
Ken Griffey Jr., L OBP: 0.399, SLG: 0.605 (1, 8) B C X	1-1 P5 ③			2-1 G6-4-3 1B			1-2 P5 ①		2-1 F7 ③	4 0 1 0 0 0 0
Jay Buhner, R OBP: 0.380, SLG: 0.477 (1, 9)		3-2 G6-3 ①		3-1 G6-4-3 ② ③ 1-2f			2-3 K ②			3 0 0 0 0 1 1
Mackey Sasser, L OBP: 0.275, SLG: 0.326 (1, 10)		1-2 1B			1-0 F9 ①		0-0 G3 ③			3 0 1 0 0 0 0
Bret Boone, R OBP: 0.322, SLG: 0.484 (1, 4)		1-3 K ②			1-1 F7 ②			0-0 SH1-4 1B		3 0 1 0 0 1 1
Mike Blowers, R OBP: 0.362, SLG: 0.498 (1, 5)		2-2 G3 ③			1-1 G5-3 ③			1 SAFE 2-1 SH1-4 ①		2 0 0 0 0 0 1
Bill Haselman, R OBP: 0.317, SLG: 0.433 (1, 2)			0-2 P6 ①			4-2 G6-3 SH1-4 BB		1-3 K ②		1 0 0 0 1 0 0
Larry Sheets, L OBP: 0.143, SLG: 0.077 (8, PH)										1 0 0 0 0 1 1
Chris Howard, R (9, 2)										0 0 0 0 0 0 0
Omar Vizquel, S OBP: 0.318, SLG: 0.296 (1, 6)			0-2 P5 ②			0-0 SH1-4 ①		3-1 G6-3 ③		2 0 0 0 0 0 1

Inning Stats	R: 0 E: 0 K: 0 S: 7	H: 0 LOB: 0 BB: 0 P: 11	R: 0 E: 0 K: 1 S: 12	H: 1 LOB: 1 BB: 0 P: 19	R: 0 E: 0 K: 0 S: 8	H: 0 LOB: 0 BB: 0 P: 11	R: 0 E: 0 K: 0 S: 8	H: 1 LOB: 0 BB: 0 P: 14	R: 0 E: 0 K: 0 S: 5	H: 0 LOB: 0 BB: 0 P: 8	R: 0 E: 0 K: 0 S: 7	H: 0 LOB: 1 BB: 1 P: 13	R: 0 E: 0 K: 1 S: 7	H: 0 LOB: 0 BB: 0 P: 10	R: 0 E: 0 K: 1 S: 9	H: 1 LOB: 1 BB: 0 P: 15	R: 0 E: 0 K: 0 S: 6	H: 0 LOB: 0 BB: 0 P: 12	1B: 3 2B: 0 3B: 0 HR: 0	SF: 0 SAC: 2 DP: 1 HBP: 0	WP: 0 PB: 0 SB: 0 CS: 0	PA: 30
---------------------	------------------------------	----------------------------------	-------------------------------	----------------------------------	------------------------------	----------------------------------	------------------------------	----------------------------------	------------------------------	---------------------------------	------------------------------	----------------------------------	------------------------------	----------------------------------	------------------------------	----------------------------------	------------------------------	----------------------------------	----------------------------------	------------------------------------	----------------------------------	--------

PITCHER Kevin Appier, R ERA: 2.62 (1, 1)	IP 9.0	WLS W	BF 30	H 3	R 0	ER 0	SO 3	BB 1	IBB 0	HBP 0	BLK 0	WP 0	HR 0	S 69	P 113	ERA 0.00	WHIP 0.444	PITCHER	IP 9.0	WLS W	BF 30	H 3	R 0	ER 0	SO 3	BB 1	IBB 0	HBP 0	BLK 0	WP 0	HR 0	S 69	P 113	ERA 0.00	WHIP 0.444
---	-----------	----------	----------	--------	--------	---------	---------	---------	----------	----------	----------	---------	---------	---------	----------	-------------	---------------	----------------	-----------	----------	----------	--------	--------	---------	---------	---------	----------	----------	----------	---------	---------	---------	----------	-------------	---------------


BOTTOM

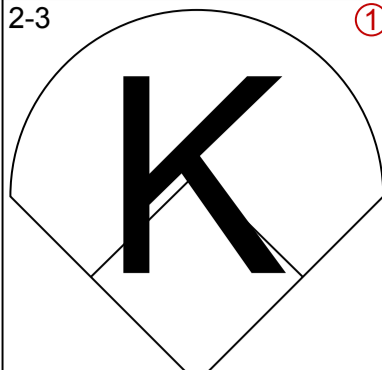
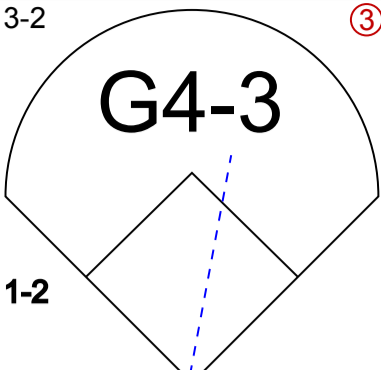
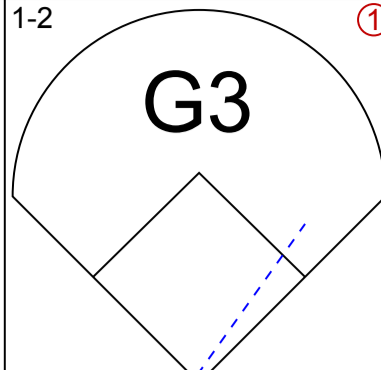
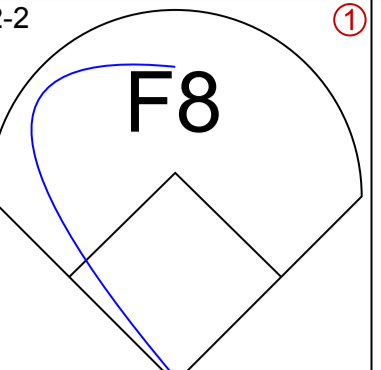
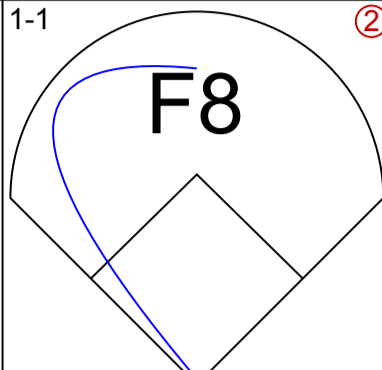
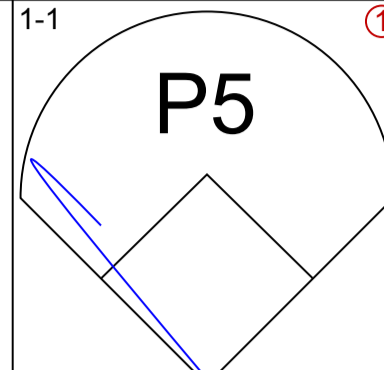
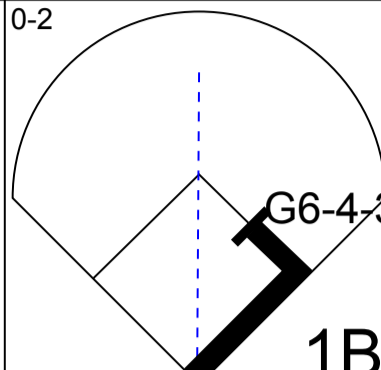
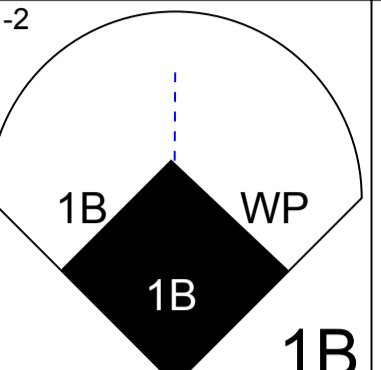
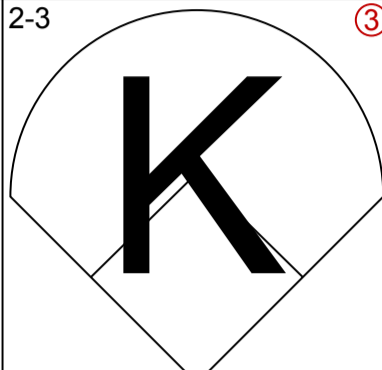
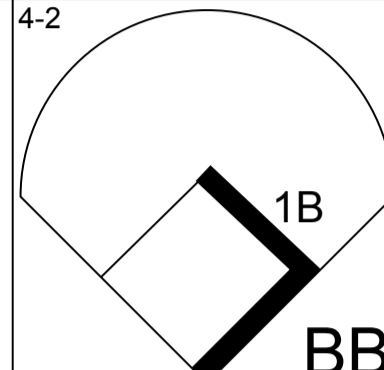
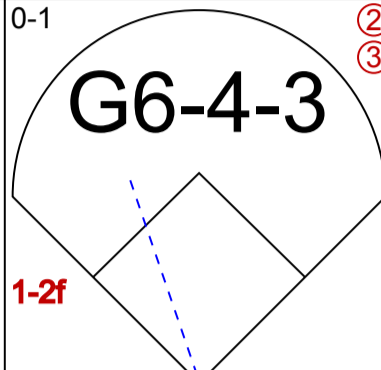
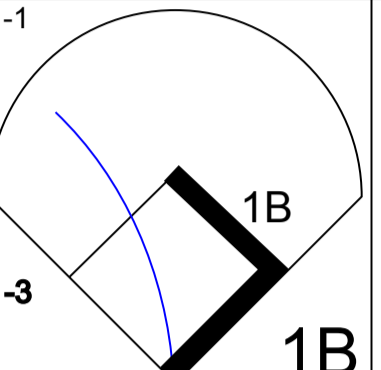
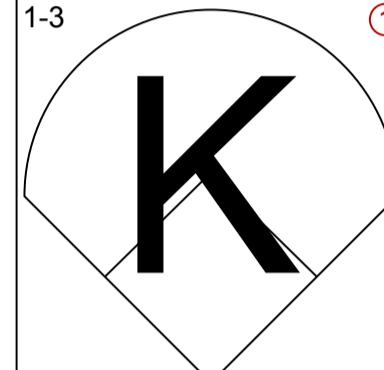
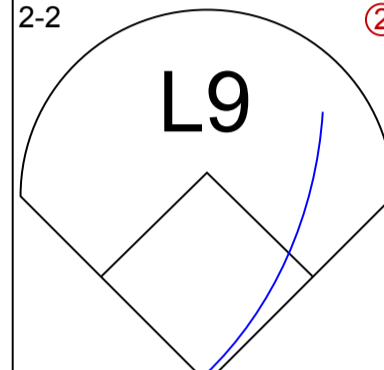
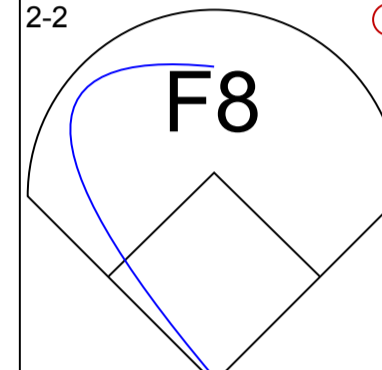
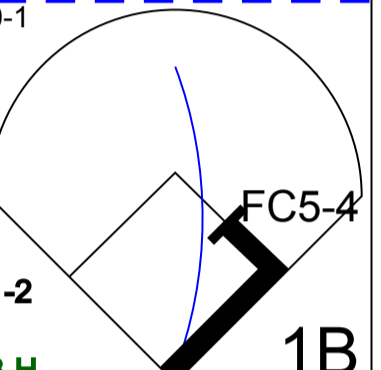
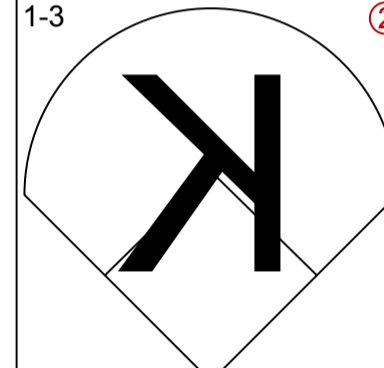
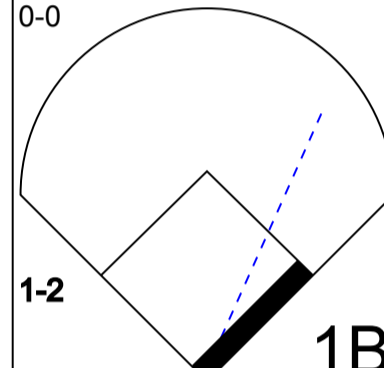
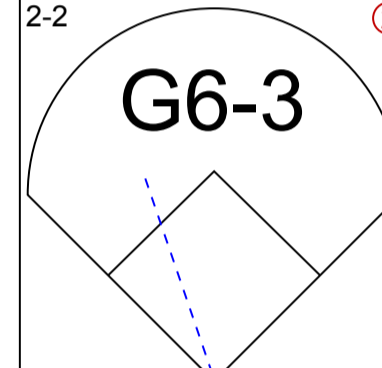
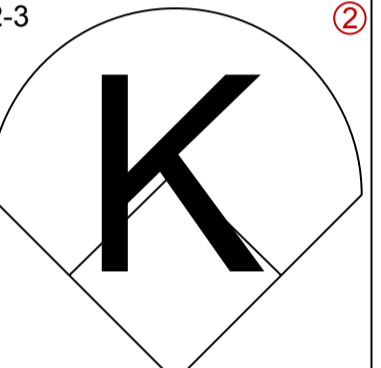
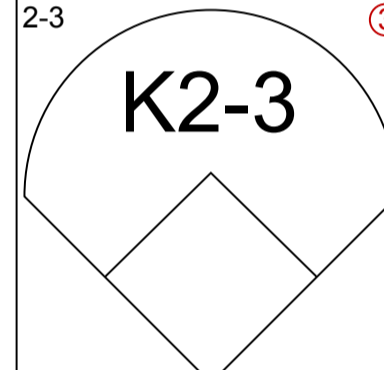
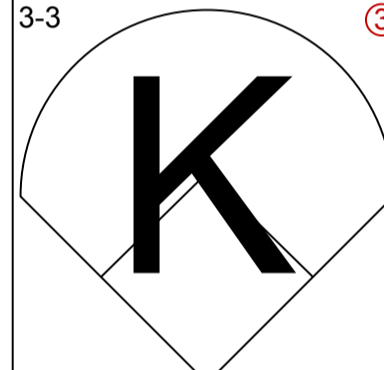
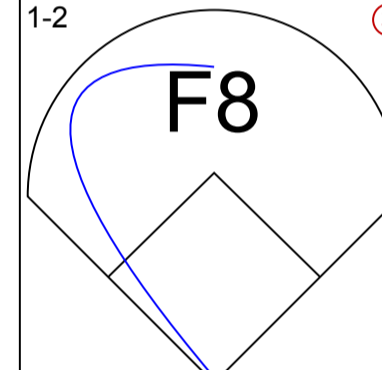
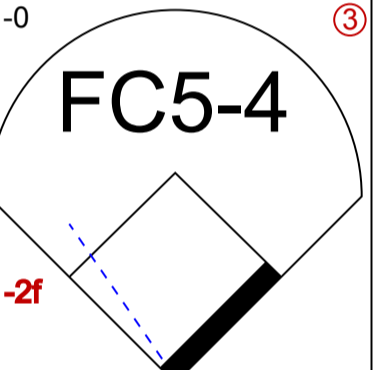
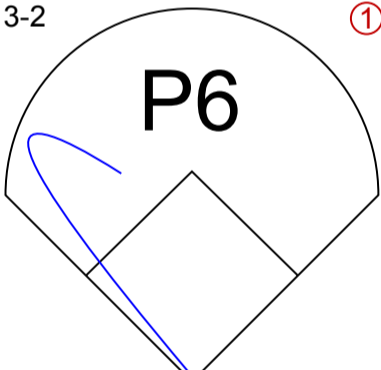
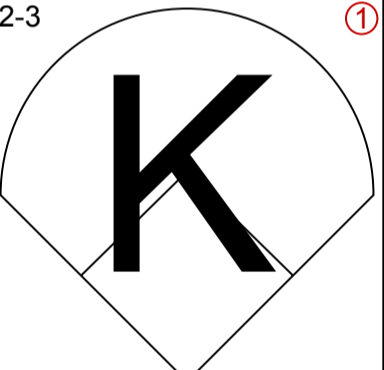
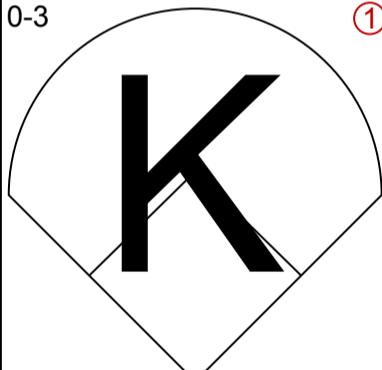
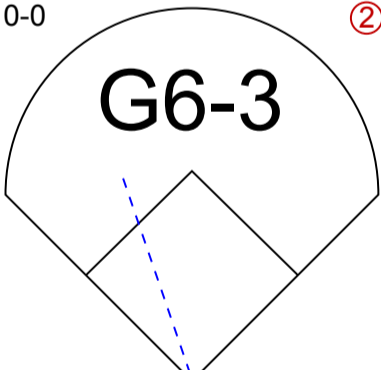
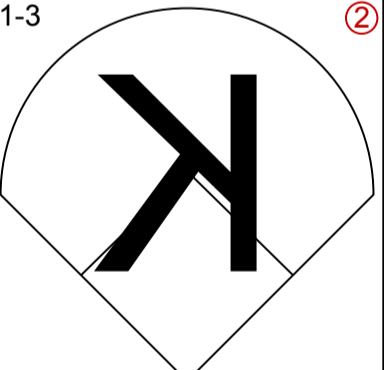
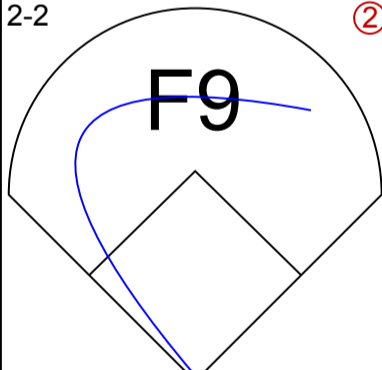
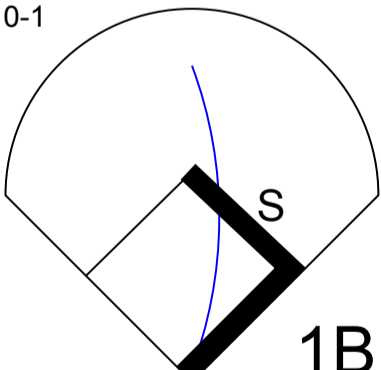
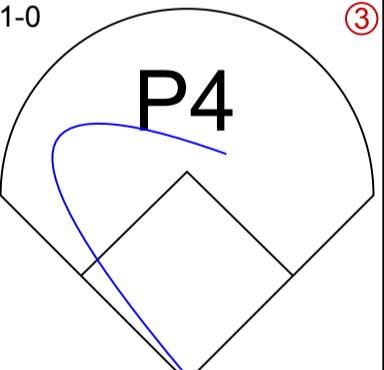
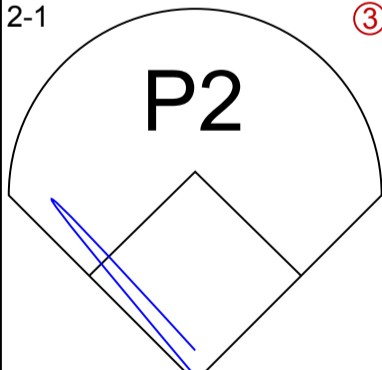
Kansas City Royals @ Seattle Mariners
The Kingdom, Seattle, WA

Sat Sep 18 1993, 10:05 PM EDT
Att. 33,597 - Dome

livebaseballscorecards.com

AB	27
R	0
H	3
RBI	0
BB	1
SO	3
LOB	7



Batter	1	2	3	4	5	6	7	8	9	AB R H RBI BB SO LOB	TOP														
Felix Jose, S (1, 8) OBP: 0.302, SLG: 0.353	2-3 		3-2 1 SAFE 1 SAFE 1-2 			1-2 			2-2 	4 0 0 0 0 1 1															
Greg Gagne, R (1, 6) OBP: 0.326, SLG: 0.410	1-1 			1-1 		0-2 			1-2 	4 1 2 0 0 0 0															
George Brett, L (1, 10) OBP: 0.315, SLG: 0.426	2-3 			4-2 		0-1 			1-1 	3 0 1 0 1 1 1															
Kevin McReynolds, R (1, 7) OBP: 0.316, SLG: 0.424		1-3 		2-2 SAFE 		2-2 			0-1 	4 0 1 1 0 1 1															
Chris Gwynn, L (1, 9) OBP: 0.353, SLG: 0.398		1-3 		0-0 		2-2 			2-3 	4 0 1 0 0 2 2															
Gary Gaetti, R (1, 5) OBP: 0.265, SLG: 0.414		2-3 		3-3 		1-2 			1-0 	4 0 0 0 0 2 4															
Bob Hamelin, L (1, 3) OBP: 0.222, SLG: 0.125			3-2 		2-3 				0-3 	3 0 0 0 0 2 0															
Brent Mayne, L (1, 2) OBP: 0.307, SLG: 0.330			0-0 		1-3 				2-2 	3 0 0 0 0 1 0															
Terry Shumpert, R (1, 4) OBP: 0.273, SLG: 0.111			0-1 		1-0 				2-1 	3 0 1 0 0 0 0															
Inning Stats	R: 0 E: 0 K: 2 S: 8	H: 0 LOB: 0 BB: 0 P: 13	R: 0 E: 0 K: 3 S: 10	H: 0 LOB: 0 BB: 0 P: 14	R: 0 E: 0 K: 0 S: 10	H: 1 LOB: 1 BB: 0 P: 15	R: 0 E: 0 K: 1 S: 14	H: 1 LOB: 2 BB: 1 P: 24	R: 0 E: 0 K: 2 S: 7	H: 0 LOB: 0 BB: 0 P: 11	R: 0 E: 0 K: 0 S: 8	H: 1 LOB: 0 BB: 0 P: 9	R: 0 E: 0 K: 0 S: 10	H: 0 LOB: 0 BB: 0 P: 15	R: 0 E: 0 K: 1 S: 8	H: 0 LOB: 0 BB: 0 P: 12	R: 1 E: 0 K: 1 S: 15	H: 3 LOB: 2 BB: 0 P: 22	1B: 6 2B: 0 3B: 0 HR: 0	SF: 0 SAC: 0 DP: 1 HBP: 0	WP: 1 PB: 0 SB: 1 CS: 0	PA: 33			
PITCHER	IP	WLS	BF	H	R	ER	SO	BB	IBB	HBP	BLK	WP	HR	S	P	ERA	WHIP								
Erik Hanson, R (1, 1) ERA: 3.53	8.1	W	30	5	1	1	9	1	0	0	0	1	0	84	126	1.08	0.720								
Ted Power, R (9, 1) ERA: 4.82	0.2	S	3	1	0	0	1	0	0	0	0	0	0	6	9	0.00	1.500								

Kansas City Royals @ Seattle Mariners
The Kingdom, Seattle, WA
Sun Sep 19 1993, 6:33 AM EDT
Att. 17,686 - Dome

livebaseballscorecards.com

AB	32
R	1
H	6
RBI	1
BB	1
SO	10
LOB	9



Batter	1	2	3	4	5	6	7	8	9
Rich Amaral, R OBP: 0.349, SLG: 0.363 (1, 6) BFBX	2-1 F9		1-1 G3		2-1 P3			1-3 K	
Brian Turang, R OBP: 0.368, SLG: 0.394 (1, 7) CFBX	1-2 L9			0-0 2B 1B		1-1 L8		1-2 P3	
Ken Griffey Jr., L OBP: 0.398, SLG: 0.604 (1, 8) CCS	0-3 K			0-1 G6-3 3B 2B 1-H		0-1 G6-3		1-0 G3-1	
Jay Buhner, R OBP: 0.379, SLG: 0.477 (1, 9) X		0-0 G5-3		3-1 G6-3 2-3		2-1 2B 1B			
Mike Blowers, R OBP: 0.365, SLG: 0.509 (1, 5) CFCB		2-3 K		3-2 SF9 3B 3-H		2-2 2B			
Bret Boone, R OBP: 0.318, SLG: 0.479 (1, 4) BBX		1-0 G6-3		2-2 SF9 3-H		0-0 G1-3			
Greg Litton, R OBP: 0.370, SLG: 0.463 (1, 3) CX			0-1 1B G4-6-3 1B		1-0 P4		3-3 K2-3		
Marc Newfield, R OBP: 0.257, SLG: 0.318 (1, 10) BFCB 1 SAFE FFB 1 SAFE X			3-2 G4-6-3 1B 1-3		1-3 K		1-2 G3		
Bill Haselman, R OBP: 0.310, SLG: 0.423 (1, 2) SX			0-1 G4-6-3 1-2f 3-H		0-1 G6-3		2-2 G4-3		

AB	R	H	RBI	BB	SO	LOB
4	0	0	0	0	1	0
4	1	1	0	0	0	0
4	1	1	1	0	1	0
3	0	1	0	0	0	1
3	1	2	1	0	1	0
2	0	0	1	0	0	2
3	1	1	0	0	1	0
3	0	1	0	0	1	0
3	0	0	0	0	0	1

BOTTOM

Kansas City Royals @ Seattle Mariners
The Kingdom, Seattle, WA

Sun Sep 19 1993, 6:33 AM EDT
Att. 17,686 - Dome

livebaseballscorecards.com

AB	29
R	4
H	7
RBI	3
BB	0
SO	5
LOB	4



Inning Stats		R: 0	H: 0	R: 0	H: 0	R: 1	H: 2	R: 3	H: 3	R: 0	H: 0	R: 0	H: 2	R: 0	H: 0	R: 0	H: 0
		E: 0	LOB: 0	E: 0	LOB: 0	E: 0	LOB: 0	E: 0	LOB: 0	E: 0	LOB: 0	E: 0	LOB: 2	E: 0	LOB: 0	E: 0	LOB: 0
		K: 1	BB: 0	K: 1	BB: 0	K: 0	BB: 0	K: 0	BB: 0	K: 1	BB: 0	K: 1	BB: 0	K: 1	BB: 0	K: 1	BB: 0
		S: 8	P: 11	S: 6	P: 9	S: 10	P: 14	S: 14	P: 23	S: 7	P: 10	S: 11	P: 15	S: 9	P: 15	S: 7	P: 10

PITCHER		IP	WLS	BF	H	R	ER	SO	BB	IBB	HBP	BLK	WP	HR	S	P	ERA	WHIP
Mike Magnante, L ERA: 4.36 (1, 1)		5.0	L	19	5	4	4	3	0	0	0	0	0	0	45	67	7.20	1.000
Hipolito Pichardo, R ERA: 4.21 (6, 1)		3.0		11	2	0	0	2	0	0	0	0	0	0	27	40	0.00	0.667

WP	PA	3B	DP	HR	HBP	CS
0	30	0	1	0	0	0

Batter	1	2	3	4	5	6	7	8	9	AB R H RBI BB SO LOB	TOP																
Felix Jose, S (1, 9) OBP: 0.302, SLG: 0.352	1-3 		1-3 		0-0 			1-1 		4 0 1 0 0 2 1																	
Brian McRae, S (1, 8) OBP: 0.330, SLG: 0.426	2-2 		1-1 			2-3 		2-2 		4 0 1 0 0 1 1																	
George Brett, L (1, 10) OBP: 0.314, SLG: 0.425	1-0 			1-0 		0-0 			2-2 	4 1 1 0 0 0 1																	
Mike Macfarlane, R (1, 2) OBP: 0.358, SLG: 0.505 David Howard, S (9, PR) OBP: 0.370, SLG: 0.417		2-1 		0-0 		2-2 			4-1 	3 0 1 0 1 0 0 0 0 0 0 0 0 0																	
Bob Hamelin, L (1, 3) OBP: 0.231, SLG: 0.091		4-1 		3-3 			0-1 		1-2 	3 0 0 0 1 1 3																	
Kevin McReynolds, R (1, 7) OBP: 0.313, SLG: 0.419		1-2 		0-0 			2-1 		1-0 	4 0 0 1 0 0 3																	
Gary Gaetti, R (1, 5) OBP: 0.291, SLG: 0.420		0-2 		0-1 			0-0 		1-1 	3 0 2 0 0 0 0																	
Greg Gagne, R (1, 6) OBP: 0.323, SLG: 0.407		3-3 		2-3 			3-2 		1-2 	4 0 0 0 0 2 5																	
Jose Lind, R (1, 4) OBP: 0.270, SLG: 0.285			1-1 		1-0 			1-1 		3 0 1 0 0 0 0																	
Inning Stats	R: 0 E: 0 K: 1 S: 8	H: 1 LOB: 0 BB: 0 P: 12	R: 0 E: 0 K: 1 S: 14	H: 1 LOB: 2 BB: 1 P: 24	R: 0 E: 0 K: 1 S: 7	H: 0 LOB: 0 BB: 0 P: 10	R: 0 E: 0 K: 1 S: 6	H: 1 LOB: 1 BB: 0 P: 10	R: 0 E: 0 K: 1 S: 7	H: 0 LOB: 0 BB: 0 P: 11	R: 0 E: 0 K: 0 S: 9	H: 1 LOB: 1 BB: 0 P: 14	R: 0 E: 0 K: 0 S: 9	H: 1 LOB: 0 BB: 0 P: 13	R: 1 E: 0 K: 0 S: 18	H: 1 LOB: 2 BB: 1 P: 28	1B: 6 2B: 2 3B: 0 HR: 0	SF: 0 SAC: 0 DP: 1 HBP: 1	WP: 0 PB: 0 SB: 0 CS: 2	PA: 35							
PITCHER	IP	WLS	BF	H	R	ER	SO	BB	IBB	HBP	BLK	WP	HR	S	P	ERA	WHIP										
Todd Van Poppel, R (1, 1) ERA: 4.92	8.0	W	30	7	1	1	6	1	0	0	0	0	0	72	111	1.12	1.000										
Roger Smithberg, R (9, 1) ERA: 1.5	1.0	S	5	0	0	0	0	1	0	1	0	0	0	13	21	0.00	1.000										

Kansas City Royals @ Oakland Athletics
Oakland-Alameda County Coliseum, Oakland, CA

AB	32
R	1
H	7
RBI	1
BB	2
SO	6
LOB	14



Mon Sep 20 1993, 7:05 PM PDT
Att. 15,039 - Unknown - 66 F

livebaseballscorecards.com

Batter	1	2	3	4	5	6	7	8	9
Mike Bordick, R OBP: 0.341, SLG: 0.321 (1, 6)	0-0 G3 1B 2B	1-3 K			0-1 F9			0-2 F8	
Jerry Browne, S OBP: 0.289, SLG: 0.289 (1, 8)	3-2 G3 2-3		0-0 P6		1-2 G1-3			0-0 L7	
Ruben Sierra, S OBP: 0.292, SLG: 0.390 (1, 10)	1-1 G1-3		0-1 G6-3		1-3 K			3-3 K	
Troy Neel, L OBP: 0.360, SLG: 0.476 (1, 3)	1-2 1B 1B		1-1 HBP		3-2 CS 1B				
Brent Gates, S OBP: 0.346, SLG: 0.370 (1, 4)	0-1 1B 1-2 1B		0-1 F8		3-3 SAFE K 1-2				
Mike Aldrete, L OBP: 0.364, SLG: 0.470 (1, 7)	0-1 FC6-4 1-3 2-H 1B		1-2 L9		0-0 L4				
Craig Paquette, R OBP: 0.258, SLG: 0.403 (1, 5)	1-2 FC6-4 1-2f		1-3 K		1-1 F8				
Scott Brosius, R OBP: 0.268, SLG: 0.369 (1, 9)		3-3 K		4-1 BB			0-2 G5-3		
Henry Mercedes, R OBP: 0.190, SLG: 0.200 (1, 2)		3-2 G5-3		1-3 K			0-3 K		

Inning Stats	R: 2	H: 4	E: 0	LOB: 2	K: 0	S: 18	R: 0	H: 0	E: 0	LOB: 0	K: 2	S: 11	R: 0	H: 0	E: 0	LOB: 1	K: 0	S: 6	R: 0	H: 0	E: 0	LOB: 1	K: 2	S: 10	R: 0	H: 0	E: 0	LOB: 0	K: 1	S: 8	R: 0	H: 1	E: 0	LOB: 0	K: 1	S: 8	R: 0	H: 0	E: 0	LOB: 0	K: 1	S: 8	R: 0	H: 0	E: 0	LOB: 0	K: 1	S: 7	R: 0	H: 0	E: 0	LOB: 0	K: 1	S: 10
	1B: 4	2B: 1	3B: 0	HR: 0	SF: 0	SAC: 0	DP: 0	HBP: 1	WP: 0	PA: 30																																												

PITCHER	IP	WLS	BF	H	R	ER	SO	BB	IBB	HBP	BLK	WP	HR	S	P	ERA	WHIP
David Cone, R ERA: 3.32 (1, 1)	8.0	L	30	5	2	2	8	1	0	1	0	0	0	76	110	2.25	0.750

BOTTOM

Kansas City Royals @ Oakland Athletics
Oakland-Alameda County Coliseum, Oakland, CA

Mon Sep 20 1993, 7:05 PM PDT
Att: 15,039 - Unknown - 66 F

livebaseballscorecards.com

AB	28
R	2
H	5
RBI	2
BB	1
SO	8
LOB	7



Batter	1	2	3	4	5	6	7	8	9	AB R H RBI BB SO LOB	TOP						
Chris Gwynn, L (1, 7) OBP: 0.354, SLG: 0.398	2-2 BB 1B		0-3 K		0-0 1B 2B 1B		2-0 G3		1-0 G6-3	5 1 2 0 0 1 0	Kansas City Royals @ Oakland Athletics Oakland-Alameda County Coliseum, Oakland, CA Tue Sep 21 1993, 7:05 PM PDT Att. 20,656 - Unknown - 60 F livebaseballscorecards.com						
Brian McRae, S (1, 8) OBP: 0.333, SLG: 0.427	4-2 SAFE G5-4-3 BB		3-2 HR 1B		0-0 1-3 2B 1B		2-1 G4-3			3 1 2 0 1 0 0							
George Brett, L (1, 10) OBP: 0.314, SLG: 0.429	2-2 L8		1-0 1-H HR		0-0 F7		0-2 G3			4 1 1 2 0 0 4							
Mike Macfarlane, R (1, 2) OBP: 0.357, SLG: 0.505	1-0 G5-4-3 1-2f		1-1 P3		0-2 1-H 3-H 1B 2B		1-2 G5-3			4 1 1 1 0 0 2							
Felix Jose, S (1, 9) OBP: 0.304, SLG: 0.353		1-1 G4-3	1-1 F8		2-1 2-H 1B		1-2 1B			4 0 2 1 0 0 0							
Gary Gaetti, R (1, 5) OBP: 0.293, SLG: 0.429		3-2 HR		4-1 G4-6-3 BB		0-0 P4		1-3 K		3 1 1 1 1 1 1							
Bob Hamelin, L (1, 3) OBP: 0.294, SLG: 0.400		3-0 1B		0-2 G4-6-3 1-2f		3-2 HR		3-1 F8		4 1 2 1 0 0 2							
Jose Lind, R (1, 4) OBP: 0.270, SLG: 0.285 Brent Mayne, L (9, PH) OBP: 0.306, SLG: 0.328		0-2 L4		1-0 K 1B		0-1 P3		1-2 G1-3		3 0 1 0 0 0 1 1 0 0 0 0 0 0							
Rico Rossy, R (1, 6) OBP: 0.305, SLG: 0.341 Hubie Brooks, R (9, PH) OBP: 0.331, SLG: 0.380		3-3 K		0-2 G5-3		0-1 G6-3		2-3 K		3 0 0 0 0 1 2 1 0 0 0 0 1 0							
Inning Stats	R: 0 H: 1 E: 0 LOB: 1 K: 0 BB: 1 S: 11 P: 20	R: 1 H: 2 E: 0 LOB: 1 K: 1 BB: 0 S: 12 P: 22	R: 2 H: 2 E: 0 LOB: 0 K: 1 BB: 0 S: 12 P: 18	R: 0 H: 1 E: 0 LOB: 1 K: 0 BB: 1 S: 8 P: 13	R: 2 H: 4 E: 0 LOB: 1 K: 0 BB: 0 S: 8 P: 10	R: 1 H: 1 E: 0 LOB: 0 K: 0 BB: 0 S: 10 P: 13	R: 0 H: 0 E: 0 LOB: 0 K: 0 BB: 0 S: 6 P: 10	R: 0 H: 1 E: 0 LOB: 1 K: 1 BB: 0 S: 11 P: 17	R: 0 H: 0 E: 0 LOB: 0 K: 1 BB: 0 S: 13 P: 17	1B: 8 SF: 0 2B: 1 SAC: 0 3B: 0 DP: 2 HR: 3 HBP: 0		WP: 0 PA: 37 PB: 0 SB: 0 CS: 0					
PITCHER	IP WLS BF H R ER SO BB IBB HBP BLK WP HR S P ERA WHIP																
Miguel Jimenez, R (1, 1) ERA: 5.79	5.0	23	10	5	5	2	2	0	0	0	0	0	2	51	83	9.00	2.400
Kelly Downs, R (6, 1) ERA: 5.2	4.0	W	14	2	1	1	2	0	0	0	0	0	1	40	57	2.25	0.500

Kansas City Royals @ Oakland Athletics
Oakland-Alameda County Coliseum, Oakland, CA

Tue Sep 21 1993, 7:05 PM PDT
 Att. 20,656 - Unknown - 60 F

AB	35
R	6
H	12
RBI	6
BB	2
SO	4
LOB	12



Batter	1	2	3	4	5	6	7	8	9	AB	R	H	RBI	BB	SO	LOB
Kurt Abbott, R OBP: 0.359, SLG: 0.583 (1, 7) B B X	2-0 F9		1-3 K		4-2 1 SAFE 1 SAFE 1 SAFE 1 SAFE 1 SAFE 1-2 1B BB	0-0 G5-3	0-0 1-2 3-H 1B			4	1	1	1	1	1	2
Mike Bordick, R OBP: 0.343, SLG: 0.326 (1, 6) B B C X	3-1 F9		1-1 1B 2-H 1B		0-2 1B 1-3 2-H 2B WP	3-2 SF8 1B	1-0 G5-3			5	1	3	2	0	0	2
Ruben Sierra, S OBP: 0.295, SLG: 0.397 (1, 10) C C B B F X	3-2 P6		1-1 1-2 1B		0-0 WP 2B 1B	3-1 SF8		2-0 HR		4	2	3	3	0	0	0
Troy Neel, L OBP: 0.363, SLG: 0.476 (1, 3) C X		0-1 E 1B G4-3 1B	1-0 F7		1-2 FC1 2B FC5-2		4-0 IBB	0-0 CS 1B		4	1	2	0	1	0	3
Brent Gates, S OBP: 0.345, SLG: 0.371 (1, 4) B B X	2-0 P4		1-0 G5-3		1-2 FC5-2 1-3 2-H 2B	2-2 G3		1-3 K		5	0	1	1	0	1	6
Craig Paquette, R OBP: 0.257, SLG: 0.400 (1, 5) B X	1-0 E8 G4-3 1-3 1B			0-3 K	0-3 K		0-0 G4-3	3-3 K 1-2		5	0	1	0	0	3	3
Scott Brosius, R OBP: 0.262, SLG: 0.360 (1, 8) 1 SAFE C B X	1-1 G4-3			0-2 F9	2-0 FC5-2		1-1 F9			4	0	0	1	0	0	3
Scott Lydy, R OBP: 0.272, SLG: 0.294 (1, 9) B C C X	1-2 F9			0-2 P6	1-2 F9		1-1 1B 1B			4	1	1	0	0	0	3
Scott Hemond, R OBP: 0.343, SLG: 0.411 (1, 2) C C B X			1-2 S 1B 1B		1-1 BB 2B 1B	1-2 1B G5-3 SF8 1B	1-1 1B 1B			4	3	4	0	0	0	0

Inning Stats	R: 0	H: 0	E: 0	K: 0	S: 7	R: 1	H: 2	E: 1	K: 0	S: 9	R: 1	H: 3	E: 0	K: 1	S: 12	R: 0	H: 0	E: 0	K: 1	S: 12	R: 4	H: 4	E: 0	K: 1	S: 25	R: 1	H: 2	E: 0	K: 0	S: 14	R: 1	H: 3	E: 0	K: 2	S: 10	R: 1	H: 2	E: 0	K: 2	S: 15	1B: 13	SF: 1	2B: 3	SAC: 0	3B: 0	DP: 1	HR: 1	HBP: 0	WP: 1	PA: 42
--------------	------	------	------	------	------	------	------	------	------	------	------	------	------	------	-------	------	------	------	------	-------	------	------	------	------	-------	------	------	------	------	-------	------	------	------	------	-------	------	------	------	------	-------	--------	-------	-------	--------	-------	-------	-------	--------	-------	--------

PITCHER	IP	WLS	BF	H	R	ER	SO	BB	IBB	HBP	BLK	WP	HR	S	P	ERA	WHIP
Dennis Rasmussen, L ERA: 7.45 (1, 1)	4.0		22	8	6	5	2	1	0	0	0	1	0	53	78	11.25	2.250
Mark Gubicza, R ERA: 4.7 (5, 1)	3.0	L	16	6	2	2	1	0	1	0	0	0	0	35	56	6.00	2.000
Billy Brewer, L ERA: 3.19 (8, 1)	1.0		4	2	1	1	2	0	0	0	0	0	1	10	15	9.00	2.000

BOTTOM

Kansas City Royals @ Oakland Athletics
Oakland-Alameda County Coliseum, Oakland, CA

Tue Sep 21 1993, 7:05 PM PDT
Att: 20,656 - Unknown - 60 F

livebaseballscorecards.com

AB	39
R	9
H	16
RBI	8
BB	2
SO	5
LOB	22



Batter	1	2	3	4	5	6	7	8	9	10	AB	R	H	RBI	BB	SO	LOB	TOP				
Chris Gwynn, L OBP: 0.349, SLG: 0.392 Rico Rosy, R OBP: 0.302, SLG: 0.337	(1, 7) X 0-0 L7		(1, 3) ② K			(1, 0) ① G1-3			(1, 3) ① F9	(1, 0) ③ G5-3	4	0	0	0	0	1	1					
Brian McRae, S OBP: 0.334, SLG: 0.426	(1, 8) C 4-2 BB		(2, 3) ③ K			(0, 0) ② G3			(0, 0) ① 1B		3	1	1	0	1	1	1					
George Brett, L OBP: 0.315, SLG: 0.430 Phil Hiatt, R OBP: 0.282, SLG: 0.366	(1, 10) ① SAFE (9, PR) F G6-4-3	(2, 2) ② ③ 1-2f		(2, 2) ① 1B		(1, 2) ③ G4-3			(0, 0) ① 1B	(1, H) ① 1B	4	0	2	0	0	0	2					
Mike Macfarlane, R OBP: 0.358, SLG: 0.505	(1, 2)	(1, 2) B 1-2 1B		(3, 2) ① F7				(2, 3) ① K	(0, 0) ① 1B	(2, H) ① 1B	4	0	2	1	0	1	1					
Felix Jose, S OBP: 0.301, SLG: 0.350	(1, 9)	(2, 2) ① E3		(3, 3) ② ③ K				(0, 0) ② L5	(1, 2) ② P6		4	0	0	0	0	1	4					
Gary Gaetti, R OBP: 0.296, SLG: 0.428	(1, 5) S (9, 3) ① SAFE H	(2, 2) ① HBP		(0, 2) ① 1B				(1, 1) ③ G5-3	(0, 3) ③ K		3	0	1	0	0	1	2					
Bob Hamelin, L OBP: 0.250, SLG: 0.333 Kevin Koslofski, L OBP: 0.250, SLG: 1.000	(1, 3) S (9, 7) ① S	(1, 3) ② K		(2, 3) ① K				(1, 3) ① K		(0, 1) ① HR	3	0	0	0	0	3	3	AB 35				
Greg Gagne, R OBP: 0.321, SLG: 0.404	(1, 6) C X F7	(1, 1) ③ F7		(1, 2) ② ③ G5-4-3				(2, 1) ② F7		(2, 2) ① G1-3	4	0	0	0	0	0	3	R 3				
Jose Lind, R OBP: 0.270, SLG: 0.287	(1, 4) C X P3	(1, 2) ① P3		(0, 1) ① 2B				(3, 2) ③ F9		(0, 0) ② G6-3	4	0	1	0	0	0	0	H 8				
Inning Stats	R: 0 E: 0 K: 0 S: 7	H: 0 LOB: 0 BB: 1 P: 13	R: 0 E: 1 K: 1 S: 14	H: 1 LOB: 2 BB: 0 P: 21	R: 0 E: 0 K: 2 S: 9	H: 1 LOB: 0 BB: 0 P: 13	R: 0 E: 0 K: 1 S: 13	H: 1 LOB: 0 BB: 0 P: 21	R: 0 E: 0 K: 1 S: 13	H: 1 LOB: 1 BB: 0 P: 16	R: 0 E: 0 K: 0 S: 7	H: 0 LOB: 0 BB: 0 P: 10	R: 0 E: 0 K: 1 S: 10	H: 0 LOB: 0 BB: 0 P: 16	R: 2 E: 1 K: 1 S: 13	H: 3 LOB: 2 BB: 0 P: 17	R: 1 E: 0 K: 0 S: 9	H: 1 LOB: 0 BB: 0 P: 12	1B: 6 2B: 1 3B: 0 HR: 1	SF: 0 SAC: 0 DP: 2 HBP: 1	WP: 0 PB: 0 SB: 1 CS: 2	PA: 37
PITCHER	IP WLS BF H R ER SO BB IBB HBP BLK WP HR S P ERA WHIP	IP WLS BF H R ER SO BB IBB HBP BLK WP HR S P ERA WHIP	IP WLS BF H R ER SO BB IBB HBP BLK WP HR S P ERA WHIP	IP WLS BF H R ER SO BB IBB HBP BLK WP HR S P ERA WHIP	IP WLS BF H R ER SO BB IBB HBP BLK WP HR S P ERA WHIP	IP WLS BF H R ER SO BB IBB HBP BLK WP HR S P ERA WHIP	IP WLS BF H R ER SO BB IBB HBP BLK WP HR S P ERA WHIP	IP WLS BF H R ER SO BB IBB HBP BLK WP HR S P ERA WHIP	IP WLS BF H R ER SO BB IBB HBP BLK WP HR S P ERA WHIP	IP WLS BF H R ER SO BB IBB HBP BLK WP HR S P ERA WHIP	IP WLS BF H R ER SO BB IBB HBP BLK WP HR S P ERA WHIP	IP WLS BF H R ER SO BB IBB HBP BLK WP HR S P ERA WHIP	IP WLS BF H R ER SO BB IBB HBP BLK WP HR S P ERA WHIP	IP WLS BF H R ER SO BB IBB HBP BLK WP HR S P ERA WHIP	IP WLS BF H R ER SO BB IBB HBP BLK WP HR S P ERA WHIP	IP WLS BF H R ER SO BB IBB HBP BLK WP HR S P ERA WHIP	IP WLS BF H R ER SO BB IBB HBP BLK WP HR S P ERA WHIP	IP WLS BF H R ER SO BB IBB HBP BLK WP HR S P ERA WHIP	IP WLS BF H R ER SO BB IBB HBP BLK WP HR S P ERA WHIP			
Ron Darling, R ERA: 5.29	(1, 1) 8.0																					
Dennis Eckersley, R ERA: 4.2	(9, 1) 1.0																					
Roger Smithberg, R ERA: 2.08	(10, 1) 1.0	L																				

Kansas City Royals @ Oakland Athletics
Oakland-Alameda County Coliseum, Oakland, CA

Wed Sep 22 1993, 7:05 PM PDT
Att: 18,370 - Unknown - 60 F

livebaseballscorecards.com



Batter	1	2	3	4	5	6	7	8	9	10	AB R H RBI BB SO LOB
Mike Bordick, R (1, 6) OBP: 0.342, SLG: 0.325	0-2 G6-3		2-0 P4		1-1 1B		3-3 K			1-3 K	5 0 1 1 0 2 3
Jerry Browne, S (1, 8) OBP: 0.291, SLG: 0.296	3-2 G3			2-3 K		0-0 2B		1-1 F8		1-0 BB 1-2 1B	5 0 2 0 0 1 0
Ruben Sierra, S (1, 10) OBP: 0.294, SLG: 0.394	1-3 K			1-0 G4-3		2-3 K		3-3 K		4-2 BB 1-2 2-3 BB	4 0 0 0 1 3 1
Troy Neel, L (1, 3) OBP: 0.364, SLG: 0.475		4-2 BB G1-3		2-1 1B		3-3 K		1-3 K		0-3 K	3 0 1 0 1 2 1
Scott Lydy, R (9, 7) OBP: 0.272, SLG: 0.294											0 0 0 0 0 0 0
Dave Henderson, R (10, PH) OBP: 0.262, SLG: 0.384											1 0 0 0 0 1 3
Brent Gates, S (1, 4) OBP: 0.342, SLG: 0.367		0-3 K		1-0 F8		3-0 G4-3			3-2 G3	1-1 G1-3	5 0 0 0 0 1 6
Mike Aldrete, L (1, 7) OBP: 0.359, SLG: 0.462		3-2 G1-3			0-0 G4-3		2-3 K		0-1 G4-3		4 0 0 0 0 1 1
Craig Paquette, R (1, 5) OBP: 0.267, SLG: 0.407		2-3 K			0-0 G6-3		3-3 K		0-1 HR		4 1 1 1 0 2 1
Scott Brosius, R (1, 9) OBP: 0.267, SLG: 0.369			0-1 G6-3		3-2 1B 2B		3-2 BB 1B		0-3 K		4 1 2 0 0 1 0
Scott Hemond, R (1, 2) OBP: 0.350, SLG: 0.412			1-1 L9		4-0 1B BB		4-1 BB 1-2 BB			2-0 BB 1B 1B	2 0 1 0 2 0 0

Inning Stats	R: 0	H: 0	E: 0	K: 1	S: 9	R: 0	H: 0	E: 0	K: 2	S: 11	R: 0	H: 0	E: 0	K: 0	S: 5	R: 0	H: 1	E: 0	K: 1	S: 8	R: 1	H: 2	E: 0	K: 0	S: 7	R: 0	H: 1	E: 0	K: 2	S: 9	R: 0	H: 1	E: 0	K: 3	S: 14	R: 0	H: 0	E: 0	K: 2	S: 9	R: 1	H: 1	E: 0	K: 1	S: 10	R: 0	H: 2	E: 0	K: 2	S: 12	1B: 5	SF: 0	2B: 2	SAC: 0	3B: 0	DP: 0	HR: 1	HBP: 0	WP: 0	PA: 41
--------------	------	------	------	------	------	------	------	------	------	-------	------	------	------	------	------	------	------	------	------	------	------	------	------	------	------	------	------	------	------	------	------	------	------	------	-------	------	------	------	------	------	------	------	------	------	-------	------	------	------	------	-------	-------	-------	-------	--------	-------	-------	-------	--------	-------	--------

PITCHER	IP	WLS	BF	H	R	ER	SO	BB	IBB	HBP	BLK	WP	HR	S	P	ERA	WHIP
Tom Gordon, R (1, 1) ERA: 3.49	8.0		31	5	1	1	11	3	0	0	0	0	0	72	129	1.12	1.000
Jeff Montgomery, R (9, 1) ERA: 2.36	2.0	W	10	3	1	1	3	1	0	0	0	0	1	22	34	4.50	2.000

BOTTOM

Kansas City Royals @ Oakland Athletics
Oakland-Alameda County Coliseum, Oakland, CA

livebaseballscorecards.com

AB	37
R	2
H	8
RBI	2
BB	4
SO	14
LOB	16



Wed Sep 22 1993, 7:05 PM PDT
Att. 18,370 - Unknown - 60 F

Batter	1	2	3	4	5	6	7	8	9	AB R H RBI BB SO LOB	TOP											
Greg Gagne, R (1, 6) OBP: 0.319, SLG: 0.400	0-0 F9		2-3 K			0-2 F7		0-0 P4		4 0 0 0 0 1 1	Kansas City Royals @ Oakland Athletics Oakland-Alameda County Coliseum, Oakland, CA Thu Sep 23 1993, 3:33 AM PDT Att. 21,360 - Sunny - 65 F livebaseballscorecards.com											
Brian McRae, S (1, 8) OBP: 0.333, SLG: 0.427	1-3 K		1-1 G3-1			2-3 K		0-1 S	4 0 1 0 0 2 1													
George Brett, L (1, 10) OBP: 0.317, SLG: 0.436	0-1 1B			3-3 K		1-1 HR		2-2 F8	4 1 2 1 0 1 1													
Felix Jose, S (1, 9) Mike Macfarlane, R (9, PH) OBP: 0.299, SLG: 0.348 OBP: 0.357, SLG: 0.504	0-0 G5-3		1-3 K		3-3 K	3-3 K		0-3 K	3 0 0 0 0 2 1 1 0 0 0 0 1 1													
Gary Gaetti, R (1, 5) OBP: 0.295, SLG: 0.426		1-2 G5-4-3 1B		1-1 G6-3		1-3 K		0-1 F7	4 0 1 0 0 1 1													
Bob Hamelin, L (1, 3) OBP: 0.261, SLG: 0.381		0-2 G5-4-3 1-2f			2-2 2B	1-3 K			3 0 1 0 0 1 1													
Kevin McReynolds, R (1, 7) OBP: 0.310, SLG: 0.415		1-3 K			1-3 K	3-1 P4			3 0 0 0 0 2 1													
Brent Mayne, L (1, 2) OBP: 0.306, SLG: 0.325			4-2 CS BB		0-1 F7			0-2 G1-3	2 0 0 0 1 0 1													
Jose Lind, R (1, 4) Chris Gwynn, L (8, PH) Terry Shumpert, R (8, 4) OBP: 0.271, SLG: 0.286 OBP: 0.348, SLG: 0.391 OBP: 0.273, SLG: 0.111			4-0 BB		0-1 G6-3			1-3 K	1 0 0 0 1 0 1 1 0 0 0 0 1 0 0 0 0 0 0 0 0													
Inning Stats	R: 0 E: 0 K: 1 S: 8	H: 1 LOB: 1 BB: 0 P: 9	R: 0 E: 0 K: 1 S: 10	H: 1 LOB: 0 BB: 0 P: 12	R: 0 E: 0 K: 1 S: 10	H: 0 LOB: 1 BB: 2 P: 19	R: 0 E: 0 K: 2 S: 10	H: 0 LOB: 0 BB: 0 P: 15	R: 0 E: 0 K: 1 S: 12	H: 1 LOB: 1 BB: 0 P: 15		R: 1 E: 0 K: 2 S: 12	H: 1 LOB: 0 BB: 0 P: 18	R: 0 E: 0 K: 2 S: 8	H: 0 LOB: 0 BB: 0 P: 13	R: 0 E: 0 K: 1 S: 13	H: 0 LOB: 0 BB: 0 P: 14	R: 0 E: 0 K: 1 S: 10	H: 1 LOB: 1 BB: 0 P: 12	1B: 2 2B: 2 3B: 0 HR: 1	SF: 0 SAC: 0 DP: 1 HBP: 0	WP: 0 PB: 0 SB: 1 CS: 1
PITCHER	IP WLS BF H R ER SO BB IBB HBP BLK WP HR S P ERA WHIP												PITCHER	IP WLS BF H R ER SO BB IBB HBP BLK WP HR S P ERA WHIP								
Bobby Witt, R (1, 1) ERA: 4.07	8.0 W 29 5 1 1 11 2 0 0 0 0 1 85 117 1.12 0.875																					
Rick Honeycutt, L (9, 1) ERA: 3.0	0.1 1 0 0 0 0 0 0 0 0 0 0 3 5 0.00 0.000																					
Dennis Eckersley, R (9, 1) ERA: 4.15	0.2 S 2 0 0 0 1 0 0 0 0 0 0 5 5 0.00 0.000																					

Kansas City Royals @ Oakland Athletics
Oakland-Alameda County Coliseum, Oakland, CA

Thu Sep 23 1993, 3:33 AM PDT
 Att. 21,360 - Sunny - 65 F

AB 30
R 1
H 5
RBI 1
BB 2
SO 12
LOB 10



Batter	1	2	3	4	5	6	7	8	9
Kurt Abbott, R OBP: 0.349, SLG: 0.550 (1, 7)	1-0 G6-3		1-2 P4		2-3 K		1 SAFE 1 SAFE 1 B 1 B X	2-1 1B 1B	
Jerry Browne, S OBP: 0.299, SLG: 0.309 (1, 8)	0-2 BB 1B		0-1 G4-3			1-0 1B 2B	3-2 SAFE X	1-2 2-H 1B	
Ruben Sierra, S OBP: 0.292, SLG: 0.392 (1, 10)	3-3 K		0-1 G3			3-2 F8	2-2 G3-6-1 1-2f		
Mike Aldrete, L OBP: 0.361, SLG: 0.458 (1, 3)	4-1 FC6-4 BB			1-3 K		4-2 1B BB		1-0 G6-3	
Brent Gates, S OBP: 0.341, SLG: 0.366 (1, 4)	1-0 FC6-4 1-2f			2-3 K		1-2 FC6-4 1B		0-0 F8	
Craig Paquette, R OBP: 0.257, SLG: 0.405 (1, 5)		0-1 G3-6-1 1B		3-2 F9		2-3 K		1-3 K	
Mike Bordick, R OBP: 0.340, SLG: 0.323 (1, 6)		1-0 G3-6-1 1-2f			1-0 L3	0-0 FC6-4 1-2f			
Scott Brosius, R OBP: 0.268, SLG: 0.369 (1, 9)		2-2 1B			1-2 G6-3		1-0 P2		
Scott Hemond, R OBP: 0.354, SLG: 0.410 (1, 2)		1-2 P3			4-1 S BB		4-2 1B BB		

Inning Stats	R: 0 E: 0 K: 1 S: 9	H: 1 LOB: 2 BB: 1 P: 18	R: 0 E: 0 K: 0 S: 10	H: 2 LOB: 1 BB: 0 P: 14	R: 0 E: 0 K: 0 S: 8	H: 0 LOB: 0 BB: 0 P: 9	R: 0 E: 0 K: 2 S: 12	H: 0 LOB: 0 BB: 0 P: 18	R: 0 E: 0 K: 1 S: 10	H: 0 LOB: 1 BB: 1 P: 17	R: 1 E: 0 K: 1 S: 18	H: 2 LOB: 2 BB: 1 P: 29	R: 1 E: 0 K: 0 S: 17	H: 2 LOB: 1 BB: 1 P: 29	R: 0 E: 0 K: 1 S: 5	H: 0 LOB: 0 BB: 0 P: 7
--------------	------------------------------	----------------------------------	-------------------------------	----------------------------------	------------------------------	---------------------------------	-------------------------------	----------------------------------	-------------------------------	----------------------------------	-------------------------------	----------------------------------	-------------------------------	----------------------------------	------------------------------	---------------------------------

PITCHER	IP	WLS	BF	H	R	ER	SO	BB	IBB	HBP	BLK	WP	HR	S	P	ERA	WHIP
Kevin Appier, R ERA: 2.62 (1, 1)	7.0	L	30	7	2	2	5	4	0	0	0	0	0	84	134	2.57	1.571
Billy Brewer, L ERA: 3.13 (8, 1)	0.2		2	0	0	0	0	0	0	0	0	0	0	2	3	0.00	0.000
Stan Belinda, R ERA: 3.66 (8, 1)	0.1		1	0	0	0	1	0	0	0	0	0	0	3	4	0.00	0.000

BOTTOM

Kansas City Royals @ Oakland Athletics
Oakland-Alameda County Coliseum, Oakland, CA

Thu Sep 23 1993, 3:33 AM PDT
Att. 21,360 - Sunny - 65 F

AB	29
R	2
H	7
RBI	2
BB	4
SO	6
LOB	13

livebaseballscorecards.com



1B: 6	SF: 0	WP: 0	PA: 33
2B: 1	SAC: 0	PB: 0	
3B: 0	DP: 2	SB: 1	
HR: 0	HBP: 0	CS: 0	

Batter	1	2	3	4	5	6	7	8	9	AB R H RBI BB SO LOB	TOP	
Luis Polonia, L OBP: 0.325, SLG: 0.326 (1, 7)	4-0 G4-6-3 1B BB		1-1 G6-3		0-1 G6-3					2 1 0 0 1 0 0	California Angels @ Kansas City Royals Kauffman Stadium, Kansas City, MO Fri Sep 24 1993, 7:05 PM CDT Att. 17,336 - Unknown - 62 F	
Chad Curtis, R OBP: 0.367, SLG: 0.374 (1, 8)	0-1 G4-6-3 1B		3-1 F7		0-0 WP 1B 2B					3 1 2 0 0 0 0		
Jim Edmonds, L OBP: 0.273, SLG: 0.372 (1, 9)	0-0 G4-6-3 1-2f 2-3		0-2 1B 2B		2-3 K 2-3					3 0 1 0 0 1 3		
Greg Myers, L OBP: 0.302, SLG: 0.374 (1, 10)	2-1 1B 1B 3-H		2-2 1B 2-3		0-0 1B 3-H					3 0 3 2 0 0 0		
Eduardo Perez, R OBP: 0.285, SLG: 0.369 (1, 5)	2-2 1B 1-2 SAFE		0-3 K		1-0 G5-3					3 0 1 0 0 1 3		
J.T. Snow, L OBP: 0.314, SLG: 0.376 (1, 3)	1-0 G3-1		1-3 K		0-0 L8					3 0 0 0 0 1 2		
Chris Turner, R OBP: 0.394, SLG: 0.439 (1, 2)		2-1 F7		1-0 G3-1 HBP		1-1 1B 2B				2 0 1 0 0 0 0		
Torey Lovullo, S OBP: 0.318, SLG: 0.347 (1, 4)		1-1 G6-3		1-1 SAFE G3-1 1-2						2 0 0 0 0 0 1		
Rod Correia, R OBP: 0.333, SLG: 0.336 (1, 6)		0-3 K		2-0 G5-3						2 0 0 0 0 1 1		
Inning Stats	R: 1 H: 3 E: 0 LOB: 2 K: 0 BB: 1 S: 10 P: 19	R: 0 H: 0 E: 0 LOB: 0 K: 1 BB: 0 S: 8 P: 11	R: 0 H: 2 E: 0 LOB: 2 K: 1 BB: 0 S: 15 P: 21	R: 0 H: 0 E: 0 LOB: 1 K: 1 BB: 0 S: 7 P: 12	R: 1 H: 2 E: 0 LOB: 1 K: 1 BB: 0 S: 8 P: 11	R: 0 H: 1 E: 0 LOB: 1 K: 0 BB: 0 S: 3 P: 4				1B: 5 SF: 0 2B: 3 SAC: 0 3B: 0 DP: 1 HR: 0 HBP: 1	WP: 1 PA: 25 PB: 0 SB: 0 CS: 0	
PITCHER Hipolito Pichardo, R ERA: 4.18 (1, 1)	IP WLS BF H R ER SO BB IBB HBP BLK WP HR S P ERA WHIP											PITCHER IP WLS BF H R ER SO BB IBB HBP BLK WP HR S P ERA WHIP

livebaseballscorecards.com

AB	23
R	2
H	8
RBI	2
BB	1
SO	4
LOB	10



Batter	1	2	3	4	5	6	7	8	9	AB	R	H	RBI	BB	SO	LOB
Greg Gagne, R OBP: 0.321, SLG: 0.404 (1, 6)	0-2 FC4-6 1B		3-1 E9 SH1-3 E	0-0 HR 2B						3	2	2	2	0	0	0
Craig Wilson, R OBP: 0.354, SLG: 0.386 (1, 5)	2-1 FC4-6 1-2f		0-0 SH1-3 2-3	2-2 HR 2B						2	1	1	2	0	0	1
Brian McRae, S OBP: 0.332, SLG: 0.425 (1, 8)	1-2 F8		1-1 E6 3-H	3-2 G6-3						3	0	0	1	0	0	1
Mike Macfarlane, R OBP: 0.355, SLG: 0.500 (1, 2)	2-2 P5 1-2		2-3 K 1-3	0-0 F9						3	0	0	0	0	1	2
Gary Gaetti, R OBP: 0.299, SLG: 0.430 (1, 3)		4-2 BB	1-3 K		2-2 2B					2	0	1	0	1	1	1
Hubie Brooks, R OBP: 0.333, SLG: 0.377 (1, 9)		4-2 WP 1-2 BB		1-2 E7 1B	1-3 K					1	1	0	0	1	0	0
Kevin Kostofski, L OBP: 0.200, SLG: 0.800 (5, 9)										1	0	0	0	0	1	1
Kevin McReynolds, R OBP: 0.308, SLG: 0.413 (1, 7)		3-2 SF7 1-2 2-H		1-2 P4	1-1 P2					2	0	0	1	0	0	2
Jose Lind, R OBP: 0.272, SLG: 0.287 (1, 4)		0-0 F8		0-1 1B 2B 1B	0-1 G1-4-3					3	1	1	1	0	0	2
Keith Miller, R OBP: 0.228, SLG: 0.192 (1, 10)		3-2 L6		1 SAFE 2-1 2B 1B						2	1	1	0	0	0	1

Inning Stats	R: 0	H: 1	E: 0	LOB: 1	K: 0	BB: 0	S: 11	R: 1	H: 0	E: 0	LOB: 1	K: 0	BB: 2	S: 16	R: 1	H: 0	E: 2	LOB: 1	K: 2	BB: 0	S: 11	R: 5	H: 4	E: 1	LOB: 0	K: 0	BB: 0	S: 20	R: 0	H: 1	E: 0	LOB: 1	K: 1	BB: 0	S: 10

PITCHER	IP	WLS	BF	H	R	ER	SO	BB	IBB	HBP	BLK	WP	HR	S	P	ERA	WHIP
Joe Magrane, L ERA: 4.79 (1, 1)	3.1	L	20	5	7	5	2	2	0	0	0	2	1	53	85	13.50	2.100
Paul Swingle, R ERA: 7.0 (4, 1)	1.2		6	1	0	0	1	0	0	0	0	0	0	15	22	0.00	0.600


BOTTOM

California Angels @ Kansas City Royals
Kauffman Stadium, Kansas City, MO

Fri Sep 24 1993, 7:05 PM CDT
Att: 17,336 - Unknown - 62 F

livebaseballscorecards.com

AB	22
R	6
H	6
RBI	7
BB	2
SO	3
LOB	11



WP: 2	PA: 26
PB: 0	
SB: 2	
CS: 0	

Batter	1	2	3	4	5	6	7	8	9	AB R H RBI BB SO LOB	TOP												
Luis Polonia, L OBP: 0.325, SLG: 0.330 (1, 7)	2-2 G6-3 BB		4-2 G4-6-3 BB		0-0 F7			0-1 F9-2 3B	0-0 SF7	3 0 1 2 1 0 2													
Stan Javier, S OBP: 0.339, SLG: 0.354 (1, 8) (8, 9)	1-0 B2-3		1-1 G4-6-3 1-2f		1-3 K			3-2 F9-2 3B	1-0 1B 1B	5 1 1 0 0 1 4													
J.T. Snow, L OBP: 0.316, SLG: 0.379 Jim Walewander, S OBP: 0.571, SLG: 0.333 (1, 3) (8, PR) (8, 6)	0-0 2B		0-1 G6-3		2-3 K			4-0 2B BB	2-2 F9 1-2	3 0 1 0 1 1 0 1 1 0 0 0 0 1													
Chili Davis, S OBP: 0.327, SLG: 0.436 (1, 10)	4-1 BB		1-2 G4-3		0-1 F7			4-2 2B HBP BB	4-0 1B IBB	2 1 0 0 3 0 0													
Greg Myers, L OBP: 0.304, SLG: 0.372 (1, 2)	1-2 G4-3		3-3 K		2-3 K			2-2 2B HBP	2-1 1B	4 1 1 1 0 2 2													
Eduardo Perez, R OBP: 0.288, SLG: 0.372 (1, 5)			1-2 G5-3		0-1 F9			2-0 2B	0-3 K	4 0 1 3 1 1 2													
Jim Edmonds, L OBP: 0.277, SLG: 0.370 Rene Gonzales, R OBP: 0.350, SLG: 0.331 (1, 9) (8, PH) (8, 3)			1-2 F9		1-1 SH3 1B			2-2 F7	4-0 IBB	3 0 1 0 0 0 1 0 0 0 0 1 0 0													
Torey Lovullo, S OBP: 0.316, SLG: 0.344 (1, 4)			1-3 K		0-0 SH3			3-1 FC5-4		3 0 0 0 0 1 3													
Rod Correia, R OBP: 0.336, SLG: 0.333 Chad Curtis, R OBP: 0.369, SLG: 0.380 (1, 6) (8, PH) (8, 8)			1-0 P2		4-0 BB			1-1 3B 1B	1-0 SF7 3B	1 0 0 0 1 0 1 2 2 2 0 0 0 0													
Inning Stats	R: 0 E: 0 K: 0 S: 10	H: 1 LOB: 2 BB: 1 P: 18	R: 0 E: 0 K: 1 S: 8	H: 0 LOB: 1 BB: 1 P: 15	R: 0 E: 0 K: 0 S: 10	H: 0 LOB: 0 BB: 0 P: 15	R: 0 E: 0 K: 1 S: 7	H: 1 LOB: 2 BB: 1 P: 13	R: 0 E: 0 K: 2 S: 9	H: 0 LOB: 0 BB: 0 P: 13	R: 0 E: 0 K: 0 S: 6	H: 0 LOB: 0 BB: 0 P: 9	R: 4 E: 0 K: 0 S: 18	H: 3 LOB: 2 BB: 3 P: 41	R: 2 E: 1 K: 1 S: 11	H: 3 LOB: 2 BB: 1 P: 21	1B: 4 2B: 3 3B: 2 HR: 0	SF: 1 SAC: 1 DP: 2 HBP: 1	WP: 0 PB: 0 SB: 2 CS: 0	PA: 42			
PITCHER	IP WLS BF H R ER SO BB IBB HBP BLK WP HR S P ERA WHIP	IP WLS BF H R ER SO BB IBB HBP BLK WP HR S P ERA WHIP	IP WLS BF H R ER SO BB IBB HBP BLK WP HR S P ERA WHIP	IP WLS BF H R ER SO BB IBB HBP BLK WP HR S P ERA WHIP	IP WLS BF H R ER SO BB IBB HBP BLK WP HR S P ERA WHIP	IP WLS BF H R ER SO BB IBB HBP BLK WP HR S P ERA WHIP	IP WLS BF H R ER SO BB IBB HBP BLK WP HR S P ERA WHIP	IP WLS BF H R ER SO BB IBB HBP BLK WP HR S P ERA WHIP	IP WLS BF H R ER SO BB IBB HBP BLK WP HR S P ERA WHIP	IP WLS BF H R ER SO BB IBB HBP BLK WP HR S P ERA WHIP	IP WLS BF H R ER SO BB IBB HBP BLK WP HR S P ERA WHIP	IP WLS BF H R ER SO BB IBB HBP BLK WP HR S P ERA WHIP	IP WLS BF H R ER SO BB IBB HBP BLK WP HR S P ERA WHIP	IP WLS BF H R ER SO BB IBB HBP BLK WP HR S P ERA WHIP	IP WLS BF H R ER SO BB IBB HBP BLK WP HR S P ERA WHIP	IP WLS BF H R ER SO BB IBB HBP BLK WP HR S P ERA WHIP	IP WLS BF H R ER SO BB IBB HBP BLK WP HR S P ERA WHIP	IP WLS BF H R ER SO BB IBB HBP BLK WP HR S P ERA WHIP	IP WLS BF H R ER SO BB IBB HBP BLK WP HR S P ERA WHIP	IP WLS BF H R ER SO BB IBB HBP BLK WP HR S P ERA WHIP	IP WLS BF H R ER SO BB IBB HBP BLK WP HR S P ERA WHIP		
David Cone, R ERA: 3.37 (1, 1)	7.2 L 33 5 4 4 5 6 0 1 0 0 0 76 130 4.70 1.435																						
Billy Brewer, L ERA: 3.52 (8, 1)	1.0 8 3 2 2 0 0 0 2 0 0 0 0 10 27 18.00 3.000																						
Mark Gubicza, R ERA: 4.69 (9, 1)	0.1 1 0 0 0 0 1 0 0 0 0 0 0 3 3 0.00 0.000																						

California Angels @ Kansas City Royals
Kauffman Stadium, Kansas City, MO

Sat Sep 25 1993, 7:05 PM CDT
Att. 24,907 - Unknown - 69 F

livebaseballscorecards.com

AB	31
R	6
H	8
RBI	6
BB	8
SO	6
LOB	16



Batter	1	2	3	4	5	6	7	8	9	AB R H RBI BB SO LOB
Chris Gwynn, L (1, 9) OBP: 0.350, SLG: 0.394 Kevin Koslofski, L (8, 9) OBP: 0.167, SLG: 0.667	1-2 G4-3 ①		4-2 CS BB		0-2 1B 2B		1-0 G4-3 ①		1-2 F7 ①	3 1 1 0 1 0 0 1 0 0 0 0 0 2
Brian McRae, S (1, 8) OBP: 0.332, SLG: 0.424	1-2 F8 ②		4-2 BB ②		1-0 1B ②		1-0 F7 ②		2-3 K ②	4 0 1 1 1 1 2
George Brett, L (1, 10) OBP: 0.316, SLG: 0.434	1-0 G4-3 ③		0-1 G4-3 ③		1-0 F7 ③		0-0 F9 ③		0-2 1B ③	5 0 1 1 0 0 3
Mike Macfarlane, R (1, 2) OBP: 0.353, SLG: 0.496		1-0 FC6-4 1B		1-0 G5-3 ①		2-3 K ①		2-2 G1-3 ①	1-3 K ③	5 0 1 0 0 2 2
Bob Hamelin, L (1, 3) OBP: 0.231, SLG: 0.333 Gary Gaetti, R (8, 3) OBP: 0.298, SLG: 0.428		1-2 P5 ①		0-0 P6 ②		0-0 G4-3 ②		2-1 G6-3 ②		3 0 0 0 0 0 1 1 0 0 0 0 0 0
Kevin McReynolds, R (1, 7) OBP: 0.313, SLG: 0.420		1-0 F9 ②		3-2 1B ③		0-1 BB 2B		3-1 FC5-4 1B ③		4 0 3 0 0 0 1
Greg Gagne, R (1, 6) OBP: 0.320, SLG: 0.403		1-2 FC6-4 ③		0-0 P6 ③		0-0 BB 1B		0-1 FC5-4 ③		4 0 1 0 0 0 3
Craig Wilson, R (1, 5) OBP: 0.365, SLG: 0.370			3-2 L8 ①		0-0 G4-3 ①		4-1 BB ①		4-0 BB 1B BB ①	2 1 0 0 2 0 0
Jose Lind, R (1, 4) OBP: 0.272, SLG: 0.290 Felix Jose, S (9, PH) OBP: 0.301, SLG: 0.348			3-2 CS 2B		3-1 P3 ②		0-0 F9 ③		4-1 BB 1B BB ③	3 0 1 0 0 0 3 0 0 0 0 1 0 0

Inning Stats	R: 0	H: 0	E: 0	K: 0	S: 8	H: 0	LOB: 0	BB: 0	P: 11	R: 0	H: 1	E: 0	K: 0	S: 11	H: 1	LOB: 1	BB: 0	P: 14	R: 0	H: 1	E: 0	K: 0	S: 13	H: 1	LOB: 2	BB: 2	P: 27	R: 0	H: 1	E: 0	K: 0	S: 6	H: 2	LOB: 1	BB: 0	P: 10	R: 1	H: 2	E: 0	K: 0	S: 8	H: 2	LOB: 1	BB: 0	P: 13	R: 0	H: 2	E: 0	K: 1	S: 9	H: 1	LOB: 3	BB: 1	P: 15	R: 0	H: 0	E: 0	K: 0	S: 3	H: 1	LOB: 0	BB: 0	P: 5	R: 0	H: 1	E: 0	K: 0	S: 9	H: 1	LOB: 1	BB: 0	P: 16	R: 1	H: 1	E: 0	K: 2	S: 16	H: 1	LOB: 2	BB: 2	P: 28	1B: 6	SF: 0	2B: 3	SAC: 0	3B: 0	DP: 0	HR: 0	HBP: 0
--------------	------	------	------	------	------	------	--------	-------	-------	------	------	------	------	-------	------	--------	-------	-------	------	------	------	------	-------	------	--------	-------	-------	------	------	------	------	------	------	--------	-------	-------	------	------	------	------	------	------	--------	-------	-------	------	------	------	------	------	------	--------	-------	-------	------	------	------	------	------	------	--------	-------	------	------	------	------	------	------	------	--------	-------	-------	------	------	------	------	-------	------	--------	-------	-------	-------	-------	-------	--------	-------	-------	-------	--------

PITCHER	IP	WLS	BF	H	R	ER	SO	BB	IBB	HBP	BLK	WP	HR	S	P	ERA	WHIP
Phil Leftwich, R (1, 1) ERA: 3.79	7.0	W	30	7	1	1	1	3	0	0	0	0	0	58	95	1.29	1.429
Joe Grahe, R (8, 1) ERA: 2.89	2.0	S	10	2	1	1	2	2	0	0	0	0	0	25	44	4.50	2.000

BOTTOM

California Angels @ Kansas City Royals
Kauffman Stadium, Kansas City, MO
 Sat Sep 25 1993, 7:05 PM CDT
 Att: 24,907 - Unknown - 69 F

livebaseballscorecards.com

AB	35
R	2
H	9
RBI	2
BB	5
SO	3
LOB	17



WP: 0	PA: 40
PB: 0	ERA
SB: 0	WHIP
CS: 2	

Batter	1	2	3	4	5	6	7	8	9	10	AB R H RBI BB SO LOB	TOP													
Luis Polonia, L OBP: 0.326, SLG: 0.332 (1, 7)	L5		G6-3			FC5-4 1B	FC4-6 S 1B 2B		G4-3 S 1-2f		6 1 2 1 0 0 3	California Angels @ Kansas City Royals Kauffman Stadium, Kansas City, MO Sun Sep 26 1993, 3:33 AM CDT Att: 19,391 - Overcast - 69 F													
Chad Curtis, R OBP: 0.367, SLG: 0.377 (1, 8)	L8		1B		FC5-4 S 1B 1-2f	P6 2-3	K 1-2		F8		6 1 1 0 0 1 4														
Rene Gonzales, R OBP: 0.351, SLG: 0.330 J.T. Snow, L OBP: 0.315, SLG: 0.378 (10, PH) (10, 3)	G5-3		G6-4-3 S 1B 1-3		F8	1B BB			G4-3		4 1 1 0 1 0 1 1 0 0 0 0 0 0														
Chili Davis, S OBP: 0.327, SLG: 0.434 (1, 10)			G6-4-3 S 1B 1-2f		F8	1B BB			F8		5 1 1 1 1 2 2														
Eduardo Perez, R OBP: 0.296, SLG: 0.379 (1, 5)			G6-3		K	1B 1B			1B		5 0 3 2 0 1 0														
Chris Turner, R OBP: 0.400, SLG: 0.443 Greg Myers, L OBP: 0.306, SLG: 0.375 (1, 2) (6, 2)			2B 1B		F9	1B 1B			1B		4 1 2 1 0 0 2 1 0 1 0 0 0 0														
Stan Javier, S OBP: 0.344, SLG: 0.379 (1, 9)			WP 1B 2B		HR	K			G4-3		5 2 3 2 0 1 4														
Torey Lovullo, S OBP: 0.322, SLG: 0.352 (1, 4)			FC5-4 S 1B 2-H		1B	2B 2B			G5-3		4 1 3 1 1 0 0														
Rod Correia, R OBP: 0.331, SLG: 0.322 (1, 6)			FC5-4 S 1B 1-2f		F8	F9			G4-3 BB		4 0 0 0 1 1 5														
Inning Stats	R: 0 E: 0 K: 0 S: 7	H: 0 LOB: 0 BB: 0 P: 13	R: 2 E: 0 K: 1 S: 19	H: 3 LOB: 1 BB: 0 P: 29	R: 0 E: 0 K: 0 S: 7	H: 2 LOB: 1 BB: 0 P: 9	R: 1 E: 0 K: 1 S: 12	H: 2 LOB: 1 BB: 0 P: 22	R: 2 E: 0 K: 1 S: 14	H: 3 LOB: 2 BB: 1 P: 23	R: 3 E: 0 K: 0 S: 15		H: 4 LOB: 2 BB: 1 P: 25	R: 0 E: 0 K: 2 S: 11	H: 1 LOB: 2 BB: 1 P: 18	R: 0 E: 0 K: 0 S: 13	H: 2 LOB: 2 BB: 0 P: 22	R: 0 E: 0 K: 0 S: 7	H: 0 LOB: 0 BB: 1 P: 16	R: 0 E: 0 K: 1 S: 8	H: 0 LOB: 0 BB: 0 P: 10	1B: 13 2B: 3 3B: 0 HR: 1	SF: 0 SAC: 0 DP: 2 HBP: 0	WP: 1 PB: 0 SB: 4 CS: 0	PA: 49
PITCHER	IP WLS BF H R ER SO BB IBB HBP BLK WP HR S P ERA WHIP																								
Chris Haney, L ERA: 6.02 (1, 1)	4.2		24	10	5	5	2	1	0	0	0	0	0	0	0	0	0	0	0	0	0	0	0	0	9.64 2.357
John Habyan, R ERA: 4.2 (5, 1)	0.2		4	2	2	2	1	0	0	0	0	0	0	0	0	0	0	0	0	0	0	0	0	0	27.00 3.000
Stan Belinda, R ERA: 3.65 (6, 1)	2.2		15	5	1	1	2	2	0	0	0	0	0	0	0	0	0	0	0	0	0	0	0	0	3.38 2.625
Greg Cadaret, L ERA: 4.37 (9, 1)	1.0		3	0	0	0	0	1	0	0	0	0	0	0	0	0	0	0	0	0	0	0	0	0	0.00 1.000
Jeff Montgomery, R ERA: 2.33 (10, 1)	1.0	W	3	0	0	0	1	0	0	0	0	0	0	0	0	0	0	0	0	0	0	0	0	0	0.00 0.000

AB	45
R	8
H	17
RBI	8
BB	4
SO	6
LOB	21



California Angels @ Kansas City Royals
 Kauffman Stadium, Kansas City, MO

Sun Sep 26 1993, 3:33 AM CDT
 Att. 19,391 - Overcast - 69 F

livebaseballscorecards.com



Batter	1	2	3	4	5	6	7	8	9	10	AB	R	H	RBI	BB	SO	LOB
Kevin Koslowski, L (1, 8) OBP: 0.222, SLG: 0.500 Brian McRae, S (6, PH) OBP: 0.331, SLG: 0.422	F8		L7	HR BB		K		FC5		K	2	1	0	0	1	0	0
Felix Jose, S (1, 9) OBP: 0.303, SLG: 0.349 Keith Miller, R (6, PH) OBP: 0.222, SLG: 0.187	S 2B BB		1B	SF7		G1-3			K	P6	1	1	1	1	1	0	0
George Brett, L (1, 10) OBP: 0.319, SLG: 0.449	1-H 2B		F8	HR		G3			BB BB HBP	HR	5	3	3	5	0	0	1
Chris Gwynn, L (1, 7) OBP: 0.352, SLG: 0.393 Hubie Brooks, R (9, PH) OBP: 0.331, SLG: 0.375	BB		BB	G6-3		G4-3			F8		3	0	1	0	1	0	0
Gary Gaetti, R (1, 5) OBP: 0.299, SLG: 0.424	K		BB			F8				BB	3	0	0	0	2	1	2
Bob Hamelin, L (1, 3) OBP: 0.233, SLG: 0.357 Phil Hiatt, R (9, PH) OBP: 0.285, SLG: 0.366	L7		G3-1			G3		FC5 2B	BB BB	BB BB	4	0	1	0	0	0	5
Greg Gagne, R (1, 6) OBP: 0.319, SLG: 0.400			F9			F9		P4		1B BB	4	0	0	1	1	0	1
Brent Mayne, L (1, 2) OBP: 0.313, SLG: 0.332 Mike Macfarlane, R (6, PH) OBP: 0.357, SLG: 0.497	L5-3 1B		BB 1B	SF7 1B		FC6-4 BB		BB		1B	2	1	2	0	0	0	0
Jose Lind, R (1, 4) OBP: 0.273, SLG: 0.290 Craig Wilson, R (8, PH) OBP: 0.358, SLG: 0.362 Terry Shumpert, R (9, 4) OBP: 0.250, SLG: 0.100	L5-3		1 SAFE 1B	HR BB 1B		FC6-4		P3		L4	3	1	1	0	0	0	2

Inning Stats	R: 1	H: 1	E: 0	K: 1	S: 19	R: 0	H: 0	E: 0	K: 0	S: 8	R: 0	H: 2	E: 0	K: 0	S: 8	R: 4	H: 3	E: 0	K: 0	S: 10	R: 0	H: 0	E: 0	K: 0	S: 7	R: 0	H: 0	E: 0	K: 0	S: 5	R: 0	H: 1	E: 0	K: 0	S: 10	R: 3	H: 1	E: 0	K: 1	S: 13	R: 1	H: 1	E: 0	K: 1	S: 7	R: 0	H: 1	E: 0	K: 1	S: 9	1B: 6	2B: 3	3B: 0	HR: 2	SF: 1	SAC: 0	DP: 1	HBP: 1	WP: 0	PA: 48
--------------	------	------	------	------	-------	------	------	------	------	------	------	------	------	------	------	------	------	------	------	-------	------	------	------	------	------	------	------	------	------	------	------	------	------	------	-------	------	------	------	------	-------	------	------	------	------	------	------	------	------	------	------	-------	-------	-------	-------	-------	--------	-------	--------	-------	--------

PITCHER	IP	WLS	BF	H	R	ER	SO	BB	IBB	HBP	BLK	WP	HR	S	P	ERA	WHIP
John Farrell, R (1, 1) ERA: 7.41	3.2		21	7	5	5	1	4	0	0	0	0	1	42	84	12.27	3.000
Ken Patterson, L (4, 1) ERA: 4.71	2.1		8	0	0	0	1	1	0	0	0	0	0	22	34	0.00	0.429
Darryl Scott, R (7, 1) ERA: 6.06	1.2		7	1	0	0	0	1	0	0	0	0	0	12	21	0.00	1.200
Steve Frey, L (8, 1) ERA: 2.98	1.0		5	0	2	2	1	1	0	1	0	0	0	11	18	18.00	1.000
Joe Grahe, R (9, 1) ERA: 3.04	0.1		4	1	1	1	0	2	0	0	0	0	0	5	15	27.00	9.000

PITCHER	IP	WLS	BF	H	R	ER	SO	BB	IBB	HBP	BLK	WP	HR	S	P	ERA	WHIP
Paul Swingle, R (10, 1) ERA: 7.45	0.2		3	1	1	1	1	0	0	0	0	0	1	7	9	13.50	1.500

Batter	1	2	3	4	5	6	7	8	9	AB R H RBI BB SO LOB	TOP																
Kenny Lofton, L (1, 8) OBP: 0.403, SLG: 0.406	2-2 F8		0-3 K			0-1 B5-3	4-1 L8-3 BB			3 0 0 0 1 1 1																	
Wayne Kirby, L (1, 9) OBP: 0.322, SLG: 0.370	1-2 G3			1-0 G3-1		4-2 E HR BB	2-2 L8-3			3 1 0 0 1 0 1																	
Jim Thome, L (1, 5) OBP: 0.404, SLG: 0.519 Alvaro Espinoza, R (9, 5) OBP: 0.300, SLG: 0.383	3-2 G4-3			1-3 K		2-3 K		0-0 F7		4 0 0 0 0 2 1 0 0 0 0 0 0 0																	
Albert Belle, R (1, 7) OBP: 0.373, SLG: 0.557		0-1 G5-3		0-1 G1-3		2-1 HR		0-0 CS 1B		4 1 2 2 0 0 0																	
Paul Sorrento, L (1, 3) OBP: 0.337, SLG: 0.435		4-2 G4-6-3 BB			0-0 G4-3 SF9 2B	4-1 1B 2B BB		3-1 P6		2 2 1 0 2 0 1																	
Sam Horn, L (1, 10) OBP: 0.500, SLG: 1.091 Manny Ramirez, R (9, PH) OBP: 0.208, SLG: 0.314		2-2 G4-6-3			3-1 G4-3	0-0 2B 1B		0-0 CS	1-1 G6-3	3 1 1 0 0 0 2 1 0 0 0 0 0 0																	
Jeff Treadway, L (1, 4) OBP: 0.360, SLG: 0.427			2-2 G6-3 1B		2-2 SF9	0-0 2B			0-2 G6-4-3 1B	3 0 3 3 0 0 0																	
Mark Lewis, R (1, 6) OBP: 0.237, SLG: 0.368			3-1 F9		2-2 1B	3-3 K			2-2 G6-4-3	4 0 1 0 0 1 3																	
Sandy Alomar Jr., R (1, 2) OBP: 0.318, SLG: 0.395 Junior Ortiz, R (9, 2) OBP: 0.281, SLG: 0.289			3-1 G6-3		1-2 G1-4-3		1-1 G5-3			3 0 0 0 0 0 2 0 0 0 0 0 0 0																	
Inning Stats	R: 0 E: 0 K: 0 S: 12	H: 0 LOB: 0 BB: 0 P: 18	R: 0 E: 0 K: 0 S: 8	H: 0 LOB: 0 BB: 1 P: 14	R: 0 E: 0 K: 1 S: 12	H: 1 LOB: 1 BB: 0 P: 20	R: 0 E: 0 K: 1 S: 6	H: 0 LOB: 0 BB: 0 P: 8	R: 1 E: 0 K: 0 S: 14	H: 2 LOB: 1 BB: 0 P: 22	R: 4 E: 1 K: 2 S: 18	H: 3 LOB: 1 BB: 2 P: 33	R: 0 E: 0 K: 0 S: 6	H: 0 LOB: 0 BB: 1 P: 13	R: 0 E: 0 K: 0 S: 4	H: 1 LOB: 0 BB: 0 P: 7	R: 0 E: 0 K: 0 S: 8	H: 1 LOB: 0 BB: 0 P: 11	1B: 5 2B: 3 3B: 0 HR: 1	SF: 1 SAC: 0 DP: 3 HBP: 0	WP: 0 PB: 0 SB: 0 CS: 1	PA: 36					
PITCHER	IP WLS BF H R ER SO BB IBB HBP BLK WP HR S P ERA WHIP																										
Tom Gordon, R (1, 1) ERA: 3.66	6.0		26	6	5	5	4	3	0	0	0	0	1	70	115	7.50	1.500										
Mike Magnante, L (7, 1) ERA: 4.08	2.1		8	2	0	0	0	1	0	0	0	0	0	15	26	0.00	1.286										
Mark Gubicza, R (9, 1) ERA: 4.66	0.2	W	1	0	0	0	0	0	0	0	0	0	0	3	5	0.00	0.000										

Cleveland Indians @ Kansas City Royals
Kauffman Stadium, Kansas City, MO

Mon Sep 27 1993, 7:05 PM CDT
Att. 18,244 - Unknown - 70 F

AB	30
R	5
H	8
RBI	5
BB	4
SO	4
LOB	11



Batter	1	2	3	4	5	6	7	8	9	AB	R	H	RBI	BB	SO	LOB
Kevin Koslofski, L OBP: 0.286, SLG: 0.364 (1, 8)	1-1 G4-3		2-2 CS HBP	2-1 F7			4-2 G4-6-3 BB		2-2 F7	3	0	0	0	1	0	3
Felix Jose, S OBP: 0.304, SLG: 0.352 (1, 9)	1-0 WP 2B		2-3 1-2		0-0 CS G4-3 1B		2-2 G4-6-3 1-2f		0-0 1B HBP	5	1	2	0	0	1	3
George Brett, L OBP: 0.316, SLG: 0.444 (1, 10)	2-3 K		2-2 G4-3		0-0 G4-3 1-2		0-0 G4-3		1-1 F8	5	0	0	0	0	1	4
Mike Macfarlane, R OBP: 0.360, SLG: 0.497 (1, 2)	4-1 2-3 BB			0-1 1B G4-1 1B	2-2 F7 2-3			2-1 F8	1-2 HBP IBB 1B	4	1	2	1	1	0	1
Chris Gwynn, L OBP: 0.353, SLG: 0.389 (1, 7)	0-2 G3			3-2 G4-1 1-2		0-0 F7		4-0 FC5 BB BB	4-0 HBP IBB	3	0	0	0	2	0	3
Gary Gaetti, R OBP: 0.303, SLG: 0.435 (1, 5)		3-3 K		0-0 FC6-4 1B 2-3 1B		1-1 HR		0-0 L4	1-2 HBP	4	2	2	2	0	1	1
Bob Hamelin, L OBP: 0.294, SLG: 0.484 (1, 3)		1-0 F8		1-1 FC6-4 1B 1-2 1B		2-1 HR		4-2 BB		3	1	2	2	1	0	0
Greg Gagne, R OBP: 0.318, SLG: 0.400 (1, 6)		2-2 2B		0-1 FC6-4 1B 1-2f 2-3		0-1 B1-3		2-2 FC5 2-3f		4	0	1	0	0	0	4
Jose Lind, R OBP: 0.273, SLG: 0.290 Craig Wilson, R OBP: 0.370, SLG: 0.362 (9, PH)		0-2 L9		1-0 1B 1-2 3-H		1-1 G5-3		4-1 1B BB		3	0	1	1	0	0	1
										0	1	0	0	1	0	0

Inning Stats	R: 0	H: 1	E: 0	LOB: 2	K: 1	BB: 1	S: 10	R: 0	H: 1	E: 0	LOB: 1	K: 1	BB: 0	S: 11	R: 0	H: 0	E: 0	LOB: 0	K: 1	BB: 0	S: 8	R: 2	H: 4	E: 0	LOB: 2	K: 0	BB: 0	S: 15	R: 0	H: 1	E: 0	LOB: 0	K: 0	BB: 0	S: 6	R: 2	H: 2	E: 0	LOB: 0	K: 0	BB: 0	S: 9	R: 0	H: 0	E: 0	LOB: 0	K: 0	BB: 1	S: 6	R: 0	H: 0	E: 0	LOB: 2	K: 0	BB: 2	S: 8	R: 2	H: 1	E: 1	LOB: 3	K: 0	BB: 2	S: 12	1B: 6	SF: 0	2B: 2	SAC: 0	3B: 0	DP: 1	HR: 2	HBP: 2	WP: 1	PA: 42
--------------	------	------	------	--------	------	-------	-------	------	------	------	--------	------	-------	-------	------	------	------	--------	------	-------	------	------	------	------	--------	------	-------	-------	------	------	------	--------	------	-------	------	------	------	------	--------	------	-------	------	------	------	------	--------	------	-------	------	------	------	------	--------	------	-------	------	------	------	------	--------	------	-------	-------	-------	-------	-------	--------	-------	-------	-------	--------	-------	--------

PITCHER	IP	WLS	BF	H	R	ER	SO	BB	IBB	HBP	BLK	WP	HR	S	P	ERA	WHIP
Julian Tavarez, R ERA: 6.57 (1, 1)	5.1		24	8	3	3	3	1	0	1	0	1	1	53	83	5.06	1.688
Jeremy Hernandez, R ERA: 3.58 (6, 1)	0.2		3	1	1	1	0	0	0	0	0	0	1	6	9	13.50	1.500
Eric Plunk, R ERA: 2.87 (7, 1)	2.0		8	0	0	0	0	3	0	0	0	0	0	14	32	0.00	1.500
Jerry Dipoto, R ERA: 2.48 (9, 1)	0.2	L	7	1	2	0	0	1	1	1	0	0	0	12	25	0.00	3.000

BOTTOM

Cleveland Indians @ Kansas City Royals
Kauffman Stadium, Kansas City, MO

Mon Sep 27 1993, 7:05 PM CDT
Att: 18,244 - Unknown - 70 F

livebaseballscores.com

AB	34
R	6
H	10
RBI	6
BB	6
SO	3
LOB	20



Batter	1	2	3	4	5	6	7	8	9	AB R H RBI BB SO LOB	TOP											
Kenny Lofton, L (1, 8) OBP: 0.407, SLG: 0.408	2-2 E 2B 1B		2-2 L5 BB		4-2 G3 S BB		4-2 E 1B BB		0-2 CS S 1B	3 2 2 0 2 0 0												
Wayne Kirby, L (1, 9) OBP: 0.327, SLG: 0.376	3-2 L5-4 1-H 2B		4-0 1B SF7 BB		1-3 K BB		0-1 E7 G2-3 1B		2-2 1-3 1B	4 1 3 1 1 1 1												
Jim Thome, L (1, 5) OBP: 0.403, SLG: 0.511 Alvaro Espinoza, R (9, 5) OBP: 0.300, SLG: 0.383	3-3 K BB		1-2 1-3 1B		4-2 G3 BB		1-2 G2-3 BB		1-2 G6-3	4 0 1 0 1 1 3 0 0 0 0 0 0 0												
Albert Belle, R (1, 7) OBP: 0.370, SLG: 0.554	2-1 L5-4 2-3		1-1 SF7 3-H		1-1 G3 1-2 2-3		2-2 F8			3 0 0 1 0 0 4												
Paul Sorrento, L (1, 3) OBP: 0.337, SLG: 0.434		2-3 K BB	2-2 P5		0-0 P6		2-2 G6-3 G1-3 1B			4 0 1 0 0 1 3												
Sam Horn, L (1, 10) OBP: 0.482, SLG: 0.962		0-0 1B 1B		0-0 F8		1-3 K		2-2 G1-3 1-2		4 0 1 0 0 1 1												
Jeff Treadway, L (1, 4) OBP: 0.354, SLG: 0.419		1-2 L6		1-0 F7		1-1 F9		2-1 G6-3 2-3		4 0 0 0 0 0 2												
Mark Lewis, R (1, 6) OBP: 0.262, SLG: 0.381		1-0 1-2 1B		2-1 1B		2-0 G5-3		2-1 F8		4 0 2 0 0 0 1												
Junior Ortiz, R (1, 2) OBP: 0.277, SLG: 0.284		0-2 G3-1		3-3 K		2-2 G1-3		1-2 L8		4 0 0 0 0 1 3												
Inning Stats	R: 1 E: 1 K: 1 S: 13	H: 2 LOB: 0 BB: 0 P: 23	R: 0 E: 0 K: 1 S: 15	H: 2 LOB: 2 BB: 0 P: 19	R: 1 E: 0 K: 0 S: 12	H: 1 LOB: 1 BB: 1 P: 22	R: 0 E: 0 K: 1 S: 7	H: 1 LOB: 1 BB: 0 P: 13	R: 0 E: 0 K: 1 S: 10	H: 0 LOB: 2 BB: 2 P: 20	R: 0 E: 1 K: 0 S: 8	H: 0 LOB: 0 BB: 0 P: 12	R: 1 E: 1 K: 0 S: 15	H: 1 LOB: 1 BB: 1 P: 24	R: 0 E: 0 K: 0 S: 11	H: 1 LOB: 1 BB: 0 P: 19	R: 0 E: 0 K: 0 S: 12	H: 2 LOB: 1 BB: 0 P: 16	1B: 9 2B: 2 3B: 0 HR: 0	SF: 1 SAC: 0 DP: 1 HBP: 0	WP: 0 PB: 0 SB: 2 CS: 1	PA: 39
PITCHER	IP WLS BF H R ER SO BB IBB HBP BLK WP HR S P ERA WHIP																					
Kevin Appier, R (1, 1) ERA: 2.61	7.0 L 31 7 3 2 5 4 0 0 0 0 0 0 80 133 2.57 1.571																					
Billy Brewer, L (8, 1) ERA: 3.48	0.2 3 1 0 0 0 0 0 0 0 0 0 0 9 15 0.00 1.500																					
John Habyan, R (8, 1) ERA: 4.15	0.2 2 0 0 0 0 0 0 0 0 0 0 0 5 8 0.00 0.000																					
Greg Cadaret, L (9, 1) ERA: 4.31	0.2 3 2 0 0 0 0 0 0 0 0 0 0 9 12 0.00 3.000																					

Cleveland Indians @ Kansas City Royals
Kauffman Stadium, Kansas City, MO

Tue Sep 28 1993, 7:05 PM CDT
Att. 19,468 - Unknown - 68 F

livebaseballscorecards.com

AB	34
R	3
H	10
RBI	2
BB	4
SO	5
LOB	18



Batter	1	2	3	4	5	6	7	8	9	AB R H RBI BB SO LOB
Kevin Koslowski, L (1, 8) OBP: 0.368, SLG: 0.438	1-2 G4-3		2-2 WP BB 1B		2-1 G4-6-3 1B		1-1 FC6 1-2f		2-2 1B	5 0 3 0 0 0 2
Felix Jose, S (1, 9) OBP: 0.303, SLG: 0.350	1-1 G4-3		2-3 K		0-0 G4-6-3 1-2f			0-0 1B SF9 1B	1-3 K	5 1 1 0 0 2 3
George Brett, L (1, 10) Phil Hiatt, R (8, PR) OBP: 0.316, SLG: 0.443 OBP: 0.285, SLG: 0.366	0-3 K		1-0 F8			2-0 G4-3		2-2 BB 1B		4 0 1 0 0 1 1 0 0 0 0 0 0 0
Chris Cwynn, L (1, 7) OBP: 0.355, SLG: 0.388		2-0 FC4-6 HBP 1B	4-2 WP BB			0-3 K2-3		2-3 K		3 1 1 0 1 2 2
Gary Gaetti, R (1, 5) OBP: 0.303, SLG: 0.432		1-0 FC4-6 HBP	1-3 K			1-3 K		0-0 SF9		2 0 0 1 0 2 2
Bob Hamelin, L (1, 3) OBP: 0.316, SLG: 0.471		0-0 FC4-6 1B 1-2f 2-3		2-2 F7			0-1 G5-4-3 1B	4-0 BB		3 0 1 0 1 0 2
Greg Gagne, R (1, 6) OBP: 0.316, SLG: 0.397		0-1 L6		2-1 G5-3			1-1 G5-4-3 1-2f	1-3 K		4 0 0 0 0 1 5
Brent Mayne, L (1, 2) OBP: 0.312, SLG: 0.330		0-1 FC5-4 1B 1-2 3-H		1-0 F8			2-0 E4 1B		1-2 G4-3	4 0 1 1 0 0 0
Jose Lind, R (1, 4) Craig Wilson, R (9, PH) OBP: 0.273, SLG: 0.290 OBP: 0.364, SLG: 0.354		2-2 FC5-4 1-2f			2-2 F9		3-1 FC6 1B 1-3		3-2 F8	3 0 1 0 0 0 2 1 0 0 0 0 0 0

Inning Stats	R: 0 E: 0 K: 1 S: 8	H: 0 LOB: 0 BB: 0 P: 10	R: 1 E: 0 K: 0 S: 9	H: 2 LOB: 2 BB: 0 P: 14	R: 0 E: 0 K: 2 S: 14	H: 1 LOB: 2 BB: 1 P: 23	R: 0 E: 0 K: 0 S: 6	H: 0 LOB: 0 BB: 0 P: 11	R: 0 E: 0 K: 0 S: 6	H: 1 LOB: 0 BB: 0 P: 10	R: 0 E: 0 K: 2 S: 7	H: 0 LOB: 0 BB: 0 P: 10	R: 0 E: 1 K: 0 S: 9	H: 2 LOB: 2 BB: 0 P: 16	R: 1 E: 0 K: 2 S: 11	H: 2 LOB: 2 BB: 1 P: 20	R: 0 E: 0 K: 1 S: 16	H: 1 LOB: 1 BB: 0 P: 23	1B: 9 2B: 0 3B: 0 HR: 0	SF: 1 SAC: 0 DP: 2 HBP: 1
--------------	------------------------------	----------------------------------	------------------------------	----------------------------------	-------------------------------	----------------------------------	------------------------------	----------------------------------	------------------------------	----------------------------------	------------------------------	----------------------------------	------------------------------	----------------------------------	-------------------------------	----------------------------------	-------------------------------	----------------------------------	----------------------------------	------------------------------------

PITCHER	IP	WLS	BF	H	R	ER	SO	BB	IBB	HBP	BLK	WP	HR	S	P	ERA	WHIP
Jason Grimsley, R (1, 1) ERA: 5.31	7.0	W	30	8	2	2	5	1	0	1	0	1	0	63	100	2.57	1.286
Bill Wertz, R (8, 1) ERA: 3.88	1.0		4	0	0	0	2	1	0	0	0	0	0	7	14	0.00	1.000
Eric Plunk, R (9, 1) ERA: 2.83	1.0	S	4	1	0	0	1	0	0	0	0	0	0	16	23	0.00	1.000

BOTTOM

Cleveland Indians @ Kansas City Royals
Kauffman Stadium, Kansas City, MO
 Tue Sep 28 1993, 7:05 PM CDT
 Att: 19,468 - Unknown - 68 F

livebaseballscorecards.com

AB	34
R	2
H	9
RBI	2
BB	2
SO	8
LOB	19



WP: 1	PA: 38
PB: 0	
SB: 0	
CS: 0	

Batter	1	2	3	4	5	6	7	8	9	AB R H RBI BB SO LOB	TOP											
Kenny Lofton, L (1, 8) OBP: 0.404, SLG: 0.405	0-1 G6-3		2-2 G6-3		2-1 G6-3			2-2 G5-3		4 0 0 0 0 0 0	Cleveland Indians @ Kansas City Royals Kauffman Stadium, Kansas City, MO Wed Sep 29 1993, 7:05 PM CDT Att. 36,999 - Unknown - 63 F livebaseballscorecards.com											
Wayne Kirby, L (1, 9) OBP: 0.325, SLG: 0.373	2-1 E3		1-0 B1-3			3-2 G4-3		0-1 G6-3		4 0 0 0 0 0 0												
Jim Thome, L (1, 5) OBP: 0.406, SLG: 0.510 Alvaro Espinoza, R (9, 5) OBP: 0.300, SLG: 0.383	2-3 K			3-0 E 1B G5-3 1B		3-2 1B		2-2 G6-3		4 1 2 0 0 1 1 0 0 0 0 0 0 0												
Albert Belle, R (1, 7) OBP: 0.370, SLG: 0.552	1-1 G5-3			0-0 E9 G5-3 SF9 1B		1-0 F9		0-0 F7		4 1 1 0 0 0 2												
Paul Sorrento, L (1, 3) OBP: 0.334, SLG: 0.430		0-0 F7		2-1 G5-3		3-2 G4-3		3-3 K		4 0 0 1 0 1 2												
Sam Horn, L (1, 10) OBP: 0.433, SLG: 0.897 Manny Ramirez, R (9, PR) OBP: 0.208, SLG: 0.314		0-0 G4-3		3-2 SF9			3-2 L3	2-1 1B		3 0 1 1 0 0 0 0 0 0 0 0 0 0												
Jeff Treadway, L (1, 4) OBP: 0.352, SLG: 0.413		4-1 BB		0-1 G5-3			0-0 P5	1-1 G4-3		3 0 0 0 1 0 1												
Mark Lewis, R (1, 6) OBP: 0.267, SLG: 0.378		3-3 K			2-1 G4-3		3-2 1B			3 0 1 0 0 1 1												
Junior Ortiz, R (1, 2) OBP: 0.273, SLG: 0.280			2-1 L4		0-1 F8		3-3 K			3 0 0 0 0 1 1												
Inning Stats	R: 0 E: 1 K: 1 S: 9	H: 0 LOB: 1 BB: 0 P: 14	R: 0 E: 0 K: 1 S: 6	H: 0 LOB: 1 BB: 1 P: 13	R: 0 E: 0 K: 0 S: 6	H: 0 LOB: 0 BB: 0 P: 11	R: 2 E: 1 K: 0 S: 9	H: 2 LOB: 0 BB: 0 P: 17	R: 0 E: 0 K: 0 S: 6	H: 0 LOB: 0 BB: 0 P: 10	R: 0 E: 0 K: 0 S: 11	H: 1 LOB: 1 BB: 0 P: 21	R: 0 E: 0 K: 1 S: 14	H: 1 LOB: 1 BB: 0 P: 23	R: 0 E: 0 K: 0 S: 8	H: 0 LOB: 0 BB: 0 P: 12	R: 0 E: 0 K: 1 S: 8	H: 1 LOB: 1 BB: 0 P: 14	1B: 5 2B: 0 3B: 0 HR: 0	SF: 1 SAC: 0 DP: 0 HBP: 0	WP: 0 PB: 0 SB: 0 CS: 0	PA: 34
PITCHER	IP WLS BF H R ER SO BB IBB HBP BLK WP HR S P ERA WHIP																					
Hipolito Pichardo, R (1, 1) ERA: 4.04	8.0		30	4	2	1	3	1	0	0	0	0	0	0	69	121	1.12	0.625				
Jeff Montgomery, R (9, 1) ERA: 2.3	1.0	W	4	1	0	0	1	0	0	0	0	0	0	8	14	0.00	1.000					



Batter	1	2	3	4	5	6	7	8	9	AB R H RBI BB SO LOB
Kevin Koslofski, L (1, 7) OBP: 0.417, SLG: 0.450	4-1 G4-3 BB		1-2 F8		2-1 L7			2-2 E9 1B	1-0 1B	4 1 2 1 1 0 1
Brian McRae, S (1, 8) OBP: 0.330, SLG: 0.420	0-2 G4-3		0-1 E4			2-2 G4-6-3 1B		0-3 K		4 0 1 0 0 1 2
George Brett, L (1, 10) Phil Hiatt, R (8, PR) OBP: 0.316, SLG: 0.442 OBP: 0.285, SLG: 0.366	1-2 F7		2-2 F8			1-0 G4-6-3 1-2f		0-0 BB 1B		4 0 1 1 0 0 3 0 0 0 0 0 0 0
Bob Hamelin, L (1, 3) OBP: 0.310, SLG: 0.432	2-1 F9				2-3 K		0-3 K	4-2 BB	1-2 BB	3 0 0 0 1 2 1
Gary Gaetti, R (1, 5) OBP: 0.299, SLG: 0.426		1-1 F7			1-3 K		0-1 P3	1-0 G3		4 0 0 0 0 1 2
Felix Jose, S (1, 9) OBP: 0.304, SLG: 0.350		1-2 S 1B			1-2 G5-3		0-0 G4-3		4-0 1B 1B BB	3 1 1 0 1 0 0
Greg Gagne, R (1, 6) OBP: 0.316, SLG: 0.396		2-1 SAFE L6				0-0 G3-1 1B	1-2 F8		1-0 L8	4 0 1 0 0 0 2
Jose Lind, R (1, 4) Craig Wilson, R (8, PH) Keith Miller, R (9, 4) OBP: 0.272, SLG: 0.289 OBP: 0.357, SLG: 0.347 OBP: 0.229, SLG: 0.194		2-1 G6-3				1-0 G3-1		1-1 G1-3	0-0 1B 1BB 1B	2 0 0 0 0 0 2 1 0 0 0 0 0 0 1 0 1 0 0 0 0
Nelson Santovenia, R (1, 2) Brent Mayne, L (8, PH) (9, 2) OBP: 0.318, SLG: 0.338					0-0 P4		1-2 G5-3	2-1 E 2B	4-0 1B 1BB	2 0 0 0 0 0 1 1 1 1 0 1 0 0

Inning Stats	R: 0	H: 0	E: 0	K: 10	S: 10	R: 0	H: 1	E: 0	K: 11	S: 11	R: 0	H: 0	E: 1	K: 10	S: 10	R: 0	H: 1	E: 0	K: 8	S: 8	R: 0	H: 1	E: 0	K: 10	S: 10	R: 0	H: 0	E: 0	K: 6	S: 6	R: 2	H: 3	E: 1	K: 14	S: 14	R: 1	H: 2	E: 0	K: 3	S: 3	1B: 7	2B: 1	3B: 0	HR: 0	SF: 0	SAC: 0	DP: 1	HBP: 0	WP: 0	PA: 37									
PITCHER	IP	WLS	BF	H	R	ER	SO	BB	IBB	HBP	BLK	WP	HR	S	P	ERA	WHIP															PITCHER	IP	WLS	BF	H	R	ER	SO	BB	IBB	HBP	BLK	WP	HR	S	P	ERA	WHIP										
Jose Mesa, R (1, 1) ERA: 4.92	7.1		28	5	2	1	3	1	0	0	0	0	0	72	105	1.23	0.818																																										
Jeremy Hernandez, R (8, 1) ERA: 3.63	1.0	L	9	3	1	1	1	2	1	0	0	0	0	10	25	9.00	5.000																																										

BOTTOM

Cleveland Indians @ Kansas City Royals
Kauffman Stadium, Kansas City, MO

livebaseballscorecards.com

AB	33
R	3
H	8
RBI	2
BB	4
SO	4
LOB	14



Wed Sep 29 1993, 7:05 PM CDT
Att: 36,999 - Unknown - 63 F

Batter	1	2	3	4	5	6	7	8	9	AB R H RBI BB SO LOB	TOP	
Kevin Koslofski, L (1, 7) OBP: 0.385, SLG: 0.409 Chris Gwynn, L (8, PH) OBP: 0.354, SLG: 0.387 (8, 7)	0-0 F7			0-3 K		0-0 SH3-4 1-2 2-3		0-0 F8		2 0 0 0 0 1 0 1 0 0 0 0 0 1		
Brian McRae, S (1, 8) OBP: 0.328, SLG: 0.418	0-0 F5			0-0 F9		0-0 FC5-2 3-H			0-3 K	4 0 0 0 0 1 2		
George Brett, L (1, 10) OBP: 0.313, SLG: 0.438	0-0 L9			0-3 K		0-0 F8			0-0 G4-3	4 0 0 0 0 1 2		
Bob Hamelin, L (1, 3) OBP: 0.304, SLG: 0.439		0-0 F7			0-0 F8		0-3 K		0-0 2B	4 0 1 0 0 1 0		
Gary Gaetti, R (1, 5) OBP: 0.296, SLG: 0.421		0-3 K			0-3 K		0-0 P4		0-3 K	4 0 0 0 0 3 1		
Felix Jose, S (1, 9) OBP: 0.305, SLG: 0.349		0-0 G6-3			4-0 E S BB		0-3 K			2 0 0 0 1 1 0		
Greg Gagne, R (1, 6) OBP: 0.316, SLG: 0.396			0-0 F9		0-3 K 1-3			0-0 1B		3 0 1 0 0 1 1		
Jose Lind, R (1, 4) OBP: 0.273, SLG: 0.289			0-0 P4			0-0 SH3-4 1B FC5-2 1B		0-0 F7		3 0 1 0 0 0 1		
Nelson Santovenia, R (1, 2) OBP: 0.286, SLG: 0.167			0-3 K			0-0 SH3-4 1B 1-2		0-3 K		3 0 1 0 0 2 1		
Inning Stats	R: 0 E: 0 K: 0 S: 3 H: 0 LOB: 0 BB: 0 P: 3	R: 0 E: 0 K: 1 S: 5 H: 0 LOB: 0 BB: 0 P: 5	R: 0 E: 0 K: 1 S: 5 H: 0 LOB: 0 BB: 0 P: 5	R: 0 E: 0 K: 2 S: 7 H: 0 LOB: 0 BB: 0 P: 7	R: 0 E: 0 K: 2 S: 7 H: 0 LOB: 1 BB: 1 P: 11	R: 0 E: 0 K: 0 S: 5 H: 2 LOB: 2 BB: 0 P: 5	R: 0 E: 0 K: 2 S: 7 H: 0 LOB: 0 BB: 0 P: 7	R: 0 E: 0 K: 1 S: 6 H: 1 LOB: 1 BB: 0 P: 6	R: 0 E: 0 K: 2 S: 8 H: 1 LOB: 1 BB: 0 P: 8	1B: 3 2B: 1 3B: 0 HR: 0 SF: 0 SAC: 1 DP: 0 HBP: 0	WP: 0 PB: 0 SB: 1 CS: 0 PA: 32	
PITCHER Roger Pavlik, R (1, 1) ERA: 3.41 Tom Henke, R (9, 1) ERA: 2.7	IP WLS BF H R ER SO BB IBB HBP BLK WP HR S P ERA WHIP	8.0 W 28 3 0 0 9 1 0 0 0 0 0 0 45 49 0.00 0.500	1.0 S 4 1 0 0 2 0 0 0 0 0 0 0 8 8 0.00 1.000	PITCHER IP WLS BF H R ER SO BB IBB HBP BLK WP HR S P ERA WHIP								

Kansas City Royals @ Texas Rangers
Arlington Stadium, Arlington, TX
Fri Oct 01 1993, 8:05 PM EDT
Att. 40,735 - Unknown - 88 F

livebaseballscorecards.com

AB 30
R 0
H 4
RBI 0
BB 1
SO 11
LOB 9



Batter	1	2	3	4	5	6	7	8	9
David Hulse, L (1, 8) OBP: 0.333, SLG: 0.369	0-0 F7		0-0 L5			0-0 2B 1B		0-3 K	
Doug Strange, S (1, 4) OBP: 0.319, SLG: 0.358	0-0 G3-1			0-0 G3		0-0 F7		0-0 G3	
Rafael Palmeiro, L (1, 3) OBP: 0.376, SLG: 0.562	0-3 K			0-0 F7		0-0 PB 1-H 2B			
Juan Gonzalez, R (1, 7) OBP: 0.370, SLG: 0.637		0-0 G6-3		0-0 HR		4-0 BB			
Julio Franco, R (1, 10) OBP: 0.361, SLG: 0.437		0-0 2B		0-0 G6-3		0-3 K			
Ivan Rodriguez, R (1, 2) OBP: 0.317, SLG: 0.415		0-0 F3			0-0 F5		0-0 F7		
Dean Palmer, R (1, 5) OBP: 0.323, SLG: 0.506		0-0 G6-3			0-3 K		0-3 K		
Rob Ducey, L (1, 9) OBP: 0.356, SLG: 0.481			0-3 K		0-0 G3		0-0 F8		
Manuel Lee, S (1, 6) OBP: 0.291, SLG: 0.251			0-0 G6-3			0-0 G4-3		0-0 G3	

Inning Stats	R: 0	H: 0	E: 0	K: 1	S: 5	R: 0	H: 1	E: 0	K: 0	S: 4	R: 0	H: 0	E: 0	K: 1	S: 5	R: 1	H: 1	E: 0	K: 0	S: 4	R: 0	H: 0	E: 0	K: 1	S: 5	R: 1	H: 2	E: 0	K: 1	S: 7	R: 0	H: 0	E: 0	K: 1	S: 5	R: 0	H: 0	E: 0	K: 1	S: 5
	LOB: 0	BB: 0	P: 5	LOB: 1	BB: 0	P: 4	LOB: 0	BB: 0	P: 5	LOB: 0	BB: 0	P: 5	LOB: 2	BB: 1	P: 11	LOB: 0	BB: 0	P: 5	LOB: 0	BB: 0	P: 5	LOB: 0	BB: 0	P: 5	LOB: 0	BB: 0	P: 5	LOB: 0	BB: 0	P: 5	LOB: 0	BB: 0	P: 5	LOB: 0	BB: 0	P: 5	LOB: 0	BB: 0	P: 5	

PITCHER	IP	WLS	BF	H	R	ER	SO	BB	IBB	HBP	BLK	WP	HR	S	P	ERA	WHIP
David Cone, R (1, 1) ERA: 3.33	8.0	L	29	4	2	2	6	1	0	0	0	0	1	40	44	2.25	0.625

BOTTOM

AB	R	H	RBI	BB	SO	LOB
4	1	1	0	0	1	0
4	0	0	0	0	0	1
3	0	1	1	0	1	0
2	1	1	1	1	0	0
3	0	1	0	0	1	2
3	0	0	0	0	0	1
3	0	0	0	0	2	1
3	0	0	0	0	1	0
3	0	0	0	0	0	0

AB	28
R	2
H	4
RBI	2
BB	1
SO	6
LOB	5



WP	PA
0	29

Kansas City Royals @ Texas Rangers
Arlington Stadium, Arlington, TX
 Fri Oct 01 1993, 8:05 PM EDT
 Att: 40,735 - Unknown - 88 F

livebaseballscorecards.com

Batter	1	2	3	4	5	6	7	8	9	AB R H RBI BB SO LOB
David Hulse, L (1, 8) OBP: 0.336, SLG: 0.372	0-1 S 1B		1-3 K		1-3 K			1-1 G4-3 S 2B 1B	2-2 1B	5 1 3 1 0 2 0
Billy Ripken, R (1, 4) OBP: 0.270, SLG: 0.220	1-1 F7		0-2 G4-3			0-0 P4		2-3 K	2-2 1B	5 0 1 0 0 1 3
Rafael Palmeiro, L (1, 3) OBP: 0.374, SLG: 0.558	1-2 P5		1-0 G3-1			2-3 K		2-2 G4-3	1-3 K	4 0 0 1 0 1 2
John Russell, R (9, 5) OBP: 0.292, SLG: 0.409										1 0 0 0 0 1 2
Juan Gonzalez, R (1, 7) OBP: 0.370, SLG: 0.637	4-1 1-2 IBB			1-0 G6-3		1-3 K		0-1 2B		3 0 1 1 1 1 0
Dean Palmer, R (1, 5) OBP: 0.321, SLG: 0.503	2-3 K			1-1 G4-3			1-3 K	0-2 G4-3		3 0 0 0 0 2 2
Dan Peltier, L (8, PH) OBP: 0.352, SLG: 0.344										1 0 0 0 0 0 1
Rob Ducey, L (1, 9) OBP: 0.362, SLG: 0.512		1-0 L3		4-1 BB		1-3 K			2-0 HR	3 1 1 1 1 1 0
Steve Balboni, R (1, 10) OBP: 0.600, SLG: 0.600			3-1 1B		1-3 K		0-0 1B		0-0 WP 1B 1B	4 0 3 0 0 1 1
Donald Harris, R (9, PR) OBP: 0.253, SLG: 0.263										0 1 0 0 0 0 0
Geno Petralli, L (1, 2) OBP: 0.348, SLG: 0.301		2-0 L7			1-2 G3-1		0-0 L7		1-0 F9	4 0 0 0 0 0 3
Jeff Huson, L (1, 6) OBP: 0.143, SLG: 0.214		0-1 L8			3-3 K			0-0 1B G4-3 1B	1-1 F9	4 1 1 0 0 1 2

Inning Stats	R: 0 E: 0 K: 1 S: 13	H: 1 LOB: 2 BB: 1 P: 21	R: 0 E: 0 K: 0 S: 6	H: 1 LOB: 1 BB: 0 P: 12	R: 0 E: 0 K: 1 S: 7	H: 0 LOB: 0 BB: 0 P: 9	R: 0 E: 0 K: 1 S: 9	H: 0 LOB: 1 BB: 1 P: 16	R: 0 E: 0 K: 2 S: 9	H: 0 LOB: 0 BB: 0 P: 14	R: 0 E: 0 K: 2 S: 8	H: 0 LOB: 0 BB: 0 P: 11	R: 0 E: 0 K: 2 S: 8	H: 1 LOB: 1 BB: 0 P: 10	R: 2 E: 0 K: 1 S: 16	H: 3 LOB: 1 BB: 0 P: 21	R: 2 E: 0 K: 1 S: 14	H: 4 LOB: 2 BB: 0 P: 23	1B: 8 2B: 1 3B: 0 HR: 1	SF: 0 SAC: 0 DP: 0 HBP: 0
--------------	-------------------------------	----------------------------------	------------------------------	----------------------------------	------------------------------	---------------------------------	------------------------------	----------------------------------	------------------------------	----------------------------------	------------------------------	----------------------------------	------------------------------	----------------------------------	-------------------------------	----------------------------------	-------------------------------	----------------------------------	----------------------------------	------------------------------------

PITCHER	IP	WLS	BF	H	R	ER	SO	BB	IBB	HBP	BLK	WP	HR	S	P	ERA	WHIP
Tom Gordon, R (1, 1) ERA: 3.58	8.0	W	32	6	2	2	10	1	1	0	0	0	0	76	114	2.25	0.875
Stan Belinda, R (9, 1) ERA: 3.88	0.2		6	4	2	2	0	0	0	0	0	1	1	11	19	27.00	6.000
Jeff Montgomery, R (9, 1) ERA: 2.29	0.1	S	1	0	0	0	1	0	0	0	0	0	0	3	4	0.00	0.000

BOTTOM

Kansas City Royals @ Texas Rangers
Arlington Stadium, Arlington, TX
Sat Oct 02 1993, 4:33 AM EDT
Att: 41,074 - Sunny - 93 F

livebaseballscores.com

AB	37
R	4
H	10
RBI	4
BB	2
SO	11
LOB	16



WP: 2	PA: 39
PB: 0	
SB: 2	
CS: 0	

Batter	1	2	3	4	5	6	7	8	9	AB R H RBI BB SO LOB	TOP									
Felix Jose, S (1, 9) OBP: 0.303, SLG: 0.349	0-3 K		3-2 G6-3			1-1 G1-6-3		0-0 2B		4 0 1 0 0 1 0										
Brian McRae, S (1, 8) OBP: 0.325, SLG: 0.413	3-2 G4-3			0-0 L8		1-3 K		0-1 G4-3		4 0 0 0 0 1 1										
George Brett, L (1, 10) OBP: 0.312, SLG: 0.434	0-1 L7			1-1 F7			0-0 G4-3		1-2 HR	4 1 1 0 0 0 0										
Bob Hamelin, L (1, 3) OBP: 0.309, SLG: 0.408		1-3 K		4-2 FC6-4 BB		2-0 G4-3		3-3 K		3 0 0 0 1 2 1										
Gary Gaetti, R (1, 5) OBP: 0.300, SLG: 0.438		0-0 1B		0-2 FC6-4 1-2f		0-1 F7		0-2 HR		4 1 2 2 0 0 1										
Brent Mayne, L (1, 2) OBP: 0.317, SLG: 0.337		2-0 L7		1-2 G1-3			0-0 P5	2-1 G4-3		4 0 0 0 0 0 1										
Kevin McReynolds, R (1, 7) OBP: 0.316, SLG: 0.425		0-1 G5-3		0-0 FC5-4 1B			1-2 HR	1-2 G6-3		4 1 2 0 0 0 1										
Greg Gagne, R (1, 6) OBP: 0.319, SLG: 0.406			1-0 G3		0-1 FC5-4 CS		0-0 HR			3 1 1 2 0 0 1										
Jose Lind, R (1, 4) OBP: 0.271, SLG: 0.288			0-0 G4-3		1-1 CS	1-3 K		0-0 G4-3		3 0 0 0 0 1 0										
Inning Stats	R: 0 E: 0 K: 1 S: 11	H: 0 LOB: 0 BB: 0 P: 14	R: 0 E: 0 K: 1 S: 7	H: 1 LOB: 1 BB: 0 P: 10	R: 0 E: 0 K: 0 S: 5	H: 0 LOB: 0 BB: 0 P: 9	R: 0 E: 0 K: 0 S: 7	H: 1 LOB: 0 BB: 0 P: 9	R: 0 E: 0 K: 2 S: 9	H: 0 LOB: 0 BB: 0 P: 12	R: 0 E: 0 K: 0 S: 4	H: 0 LOB: 0 BB: 0 P: 6	R: 2 E: 0 K: 0 S: 9	H: 3 LOB: 1 BB: 0 P: 10	R: 2 E: 0 K: 1 S: 14	H: 2 LOB: 0 BB: 0 P: 21	1B: 3 2B: 2 3B: 0 HR: 2	SF: 0 SAC: 0 DP: 0 HBP: 0	WP: 0 PB: 0 SB: 0 CS: 1	PA: 35
PITCHER	IP WLS BF H R ER SO BB IBB HBP BLK WP HR S P ERA WHIP																			
Steve Dreyer, R (1, 1) ERA: 5.71	8.0 L 29 5 2 2 4 1 0 0 0 0 0 1 64 87 2.25 0.750																			
Tom Henke, R (9, 1) ERA: 2.91	1.0 5 2 2 2 1 0 0 0 0 0 0 1 14 21 18.00 2.000																			

Kansas City Royals @ Texas Rangers
Arlington Stadium, Arlington, TX
Sun Oct 03 1993, 4:33 AM EDT
Att. 41,039 - Cloudy - 71 F

livebaseballscorecards.com

AB	33
R	4
H	7
RBI	4
BB	1
SO	5
LOB	6



Batter	1	2	3	4	5	6	7	8	9	AB R H RBI BB SO LOB
David Hulse, L (1, 8) OBP: 0.333, SLG: 0.369	0-1 L8		3-3 K			2-2 F8		0-0 L6		4 0 0 0 0 1 3
Doug Strange, S (1, 4) OBP: 0.318, SLG: 0.360	2-2 G3			1-2 P3		2-2 2B		0-1 F8		4 0 1 1 0 0 0
Rafael Palmeiro, L (1, 3) OBP: 0.371, SLG: 0.554	1-2 G3-1			0-3 K		0-1 F7		1-3 K		4 0 0 0 0 2 1
Juan Gonzalez, R (1, 7) OBP: 0.368, SLG: 0.632		2-3 K		2-3 K		1-3 K		0-0 G6-3		4 0 0 0 0 3 0
Julio Franco, R (1, 10) OBP: 0.360, SLG: 0.438		2-2 2B		1-0 G6-3		2-3 K				3 0 1 0 0 1 0
Ivan Rodriguez, R (1, 2) OBP: 0.315, SLG: 0.412		1-3 K2-3		0-0 G5-3		1-3 K				3 0 0 0 0 2 1
Rob Ducey, L (1, 9) OBP: 0.351, SLG: 0.494		1-1 G4-3		1-3 K			2-1 F7			3 0 0 0 0 1 1
Jeff Huson, L (1, 5) OBP: 0.133, SLG: 0.200			1-2 G3			3-3 K		0-0 B5-3		3 0 0 0 0 1 0
Manuel Lee, S (1, 6) OBP: 0.300, SLG: 0.259			1-2 CS 1B			4-2 2B BB		1-0 1B		2 1 2 0 1 0 0

Inning Stats	R: 0 E: 0 K: 0 S: 9	H: 0 LOB: 0 BB: 0 P: 12	R: 0 E: 0 K: 2 S: 12	H: 1 LOB: 1 BB: 0 P: 18	R: 0 E: 0 K: 1 S: 10	H: 1 LOB: 0 BB: 0 P: 15	R: 0 E: 0 K: 2 S: 9	H: 0 LOB: 0 BB: 0 P: 12	R: 0 E: 0 K: 1 S: 5	H: 0 LOB: 0 BB: 0 P: 7	R: 1 E: 0 K: 1 S: 15	H: 1 LOB: 1 BB: 1 P: 26	R: 0 E: 0 K: 3 S: 10	H: 0 LOB: 0 BB: 0 P: 14	R: 0 E: 0 K: 0 S: 5	H: 1 LOB: 1 BB: 0 P: 8	R: 0 E: 0 K: 1 S: 6	H: 0 LOB: 0 BB: 0 P: 7	1B: 2 2B: 2 3B: 0 HR: 0	SF: 0 SAC: 0 DP: 0 HBP: 0	WP: 0 PB: 0 SB: 0 CS: 1	PA: 31
--------------	------------------------------	----------------------------------	-------------------------------	----------------------------------	-------------------------------	----------------------------------	------------------------------	----------------------------------	------------------------------	---------------------------------	-------------------------------	----------------------------------	-------------------------------	----------------------------------	------------------------------	---------------------------------	------------------------------	---------------------------------	----------------------------------	------------------------------------	----------------------------------	--------

PITCHER	IP	WLS	BF	H	R	ER	SO	BB	IBB	HBP	BLK	WP	HR	S	P	ERA	WHIP
Kevin Appier, R (1, 1) ERA: 2.56	8.0	W	28	4	1	1	10	1	0	0	0	0	0	75	112	1.12	0.625
Jeff Montgomery, R (9, 1) ERA: 2.27	1.0	S	3	0	0	0	1	0	0	0	0	0	0	6	7	0.00	0.000

BOTTOM

Kansas City Royals @ Texas Rangers
Arlington Stadium, Arlington, TX
Sun Oct 03 1993, 4:33 AM EDT
Att. 41,039 - Cloudy - 71 F

livebaseballscorecards.com

AB	30
R	1
H	4
RBI	1
BB	1
SO	11
LOB	6

