

# Kansas City Royals - 1993

Batter	1	2	3	4	5	6	7	8	9	AB	R	H	RBI	BB	SO	LOB	TOP			
Scott Fletcher, R (1, 4)	G5-3		G5-3			FC6			SH1-4	3	1	0	0	1	0	3				
Billy Hatcher, R (1, 8) OBP: 0.400, SLG: 0.250	F7		F7						L6	4	1	1	0	1	0	1				
Mike Greenwell, L (1, 7) Bob Zupic, R (9, 7)	F8				F9					3	0	1	3	2	0	0				
André Dawson, R (1, 9)		F7		G6-3	K				F7	5	0	0	0	0	1	5				
Mo Vaughn, L (1, 3) OBP: 0.250, SLG: 0.250		G4-3								4	0	1	0	0	0	2				
Ivan Calderon, R (1, 10) OBP: 0.750, SLG: 0.667				K						3	0	2	0	1	1	1				
Scott Cooper, L (1, 5)						G6-3	F8		F7	3	0	0	0	1	0	2				
Tony Peña, R (1, 2) OBP: 0.250, SLG: 0.250		G4-3				G6-3			K	4	0	1	0	0	1	3				
Luis Rivera, R (1, 6) OBP: 0.750, SLG: 1.000			B1-3						CS	2	1	1	0	2	0	0				
<b>Inning Stats</b>	R: 0 E: 0 K: 0 S: 6	H: 0 LOB: 0 BB: 0 P: 7	R: 0 E: 0 K: 0 S: 11	H: 0 LOB: 2 BB: 2 P: 24	R: 0 E: 0 K: 1 S: 8	H: 1 LOB: 1 BB: 0 P: 11	R: 3 E: 0 K: 1 S: 16	H: 3 LOB: 1 BB: 1 P: 24	R: 0 E: 0 K: 0 S: 9	H: 2 LOB: 3 BB: 1 P: 15	R: 0 E: 0 K: 0 S: 4	H: 0 LOB: 1 BB: 2 P: 16	R: 0 E: 0 K: 1 S: 6	H: 1 LOB: 0 BB: 0 P: 11	R: 0 E: 0 K: 0 S: 9	H: 0 LOB: 2 BB: 2 P: 21	1B: 5 2B: 1 3B: 1 HR: 0	SF: 0 SAC: 1 DP: 1 HBP: 0	WP: 1 PB: 0 CS: 1	PA: 41
<b>PITCHER</b>	IP	WLS	BF	H	R	ER	SO	BB	IBB	HBP	BLK	WP	HR	S	P	ERA	WHIP			
Kevin Appier, R (1, 1) ERA: 4.5	6.0	L	28	6	3	3	2	4	0	0	0	1	0	58	92	4.50	1.667			
Tom Gordon, R (7, 1) ERA:	3.0		12	1	0	0	1	3	1	0	0	0	0	19	48	0.00	1.333			

Boston Red Sox @ Kansas City Royals  
Kauffman Stadium, Kansas City, MO  
Mon Apr 05 1993, 3:33 AM CDT  
Att: 39,532 - Sunny - 55 F

AB 31  
R 3  
H 7  
RBI 3  
BB 8  
SO 3  
LOB 17



Batter	1	2	3	4	5	6	7	8	9	AB	R	H	RBI	BB	SO	LOB	BOTTOM					
Keith Miller, R (1, 5) Rico Rossy, R (4, 5) OBP: 0.500, SLG: 0.500	FC4-6		F8		K				G4-3	2	0	1	0	0	0	0						
Wally Joyner, L (1, 3) OBP: 0.250, SLG: 0.500	K				F7				G3-1	4	1	1	0	0	1	1						
George Brett, L (1, 10) OBP: 0.500, SLG: 0.667	FC4-6								G6-3	3	0	1	1	1	0	1						
Felix Jose, S (1, 9) OBP: 0.500, SLG: 0.333			G3		G4-3					3	0	1	0	1	0	2						
Brent Mayne, L (1, 2) OBP: 0.250, SLG: 0.250	K					G6-3			K	4	0	1	0	0	2	3						
Kevin McReynolds, R (1, 7) OBP: 0.250, SLG: 0.500		F9							F9	4	0	1	0	0	0	0						
Brian McRae, S (1, 8)		G4-3							G1-3	3	0	0	0	1	0	0						
Jose Lind, R (1, 4)		K							G4-3	4	0	0	0	0	1	2						
Greg Gagne, R (1, 6)			G3		G4-3					3	0	0	0	0	0	2						
<b>Inning Stats</b>	R: 0 E: 0 K: 2 S: 14	H: 1 LOB: 2 BB: 1 P: 23	R: 0 E: 0 K: 1 S: 7	H: 0 LOB: 0 BB: 0 P: 11	R: 1 E: 0 K: 0 S: 13	H: 2 LOB: 1 BB: 0 P: 19	R: 0 E: 0 K: 0 S: 11	H: 2 LOB: 2 BB: 1 P: 16	R: 0 E: 0 K: 0 S: 5	H: 0 LOB: 0 BB: 0 P: 11	R: 0 E: 0 K: 0 S: 7	H: 0 LOB: 0 BB: 0 P: 12	R: 0 E: 0 K: 1 S: 9	H: 1 LOB: 1 BB: 0 P: 12	R: 0 E: 0 K: 0 S: 4	H: 0 LOB: 0 BB: 0 P: 4	R: 0 E: 0 K: 0 S: 4	H: 0 LOB: 0 BB: 0 P: 4	1B: 3 2B: 3 3B: 0 HR: 0	SF: 0 SAC: 0 DP: 0 HBP: 0	WP: 0 PB: 0 SB: 1 CS: 0	PA: 35
<b>PITCHER</b>	IP	WLS	BF	H	R	ER	SO	BB	IBB	HBP	BLK	WP	HR	S	P	ERA	WHIP					
Roger Clemens, R (1, 1) ERA: 1.13	8.0	W	32	6	1	1	5	3	0	0	0	0	0	70	108	1.12	1.125					
Jeff Russell, R (9, 1) ERA:	1.0	S	3	0	0	0	0	0	0	0	0	0	0	4	4	0.00	0.000					

Boston Red Sox @ Kansas City Royals  
Kauffman Stadium, Kansas City, MO  
Mon Apr 05 1993, 3:33 AM CDT  
Att: 39,532 - Sunny - 55 F

AB 32  
R 1  
H 6  
RBI 1  
BB 3  
SO 5  
LOB 11





Batter	1	2	3	4	5	6	7	8	9	AB	R	H	RBI	BB	SO	LOB	TOP					
Scott Fletcher, R OBP: 0.444, SLG: 0.571	F8		K			G6-3			HBP	4	1	2	0	0	1	0						
Billy Hatcher, R OBP: 0.300, SLG: 0.125	G6-3		K			WP G6-3 BB		G6-3	G1-3	4	0	0	0	1	1	3						
Mike Greenwell, L Bob Zupcic, R	F7				E8 1B 2B	G6-3		F9		4	1	1	1	1	0	0						
Andre Dawson, R OBP: 0.222, SLG: 0.333		2B			G1-6-3 1B	P5		F9		4	0	2	1	0	0	1						
Mo Vaughn, L OBP: 0.500, SLG: 0.571		2B			G1-6-3 1B				E 2B 1B	3	1	2	0	1	0	1						
Ivan Calderon, R OBP: 0.375, SLG: 0.286	K				G6-3			F8	B1	4	0	0	0	0	1	5						
Scott Cooper, L OBP: 0.250, SLG: 0.286	K					G3-1		G4-3	E 2B	4	0	1	1	0	1	2						
Tony Peña, R OBP: 0.375, SLG: 0.375	F9							E9 1B	G5-3	4	0	2	0	0	0	3						
Luis Rivera, R OBP: 0.375, SLG: 0.333					P6			P6	E5 HBP	4	0	0	0	0	1	3						
<b>Inning Stats</b>	R: 0 E: 0 K: 0 S: 6	H: 0 LOB: 0 BB: 0 P: 9	R: 0 E: 0 K: 2 S: 13	H: 2 LOB: 2 BB: 0 P: 15	R: 0 E: 0 K: 2 S: 9	H: 0 LOB: 0 BB: 0 P: 15	R: 1 E: 1 K: 0 S: 8	H: 2 LOB: 0 BB: 0 P: 13	R: 0 E: 0 K: 1 S: 8	H: 1 LOB: 1 BB: 0 P: 12	R: 1 E: 0 K: 0 S: 9	H: 1 LOB: 2 BB: 2 P: 24	R: 0 E: 1 K: 0 S: 10	H: 2 LOB: 2 BB: 0 P: 17	R: 0 E: 0 K: 0 S: 7	H: 0 LOB: 0 BB: 0 P: 10	R: 1 E: 1 K: 0 S: 13	H: 2 LOB: 3 BB: 0 P: 19	1B: 5 2B: 5 3B: 1 HR: 0	SF: 0 SAC: 0 DP: 2 HBP: 1	WP: 1 PB: 0 SB: 1 CS: 1	PA: 38
<b>PITCHER</b>	IP	WLS	BF	H	R	ER	SO	BB	IBB	HBP	BLK	WP	HR	S	P	ERA	WHIP					
David Cone, R ERA: 2.25	8.0	L	31	8	2	2	5	2	0	0	0	1	0	70	115	2.25	1.250					
Rusty Meacham, R ERA: 9.0	1.0		7	2	1	1	0	0	0	1	0	0	0	13	19	9.00	2.000					

Boston Red Sox @ Kansas City Royals  
Kauffman Stadium, Kansas City, MO

AB 35  
R 3  
H 10  
RBI 3  
BB 2  
SO 5  
LOB 19



Wed Apr 07 1993, 7:05 PM CDT  
Att: 14,911 - Unknown - 57 F

Batter	1	2	3	4	5	6	7	8	9	AB	R	H	RBI	BB	SO	LOB	BOTTOM					
Brian McRae, S OBP: 0.375, SLG: 0.429	2B 1B		K			G4-3			WP SF8 2B	4	2	2	0	0	1	0						
Jose Lind, R OBP: 0.125, SLG: 0.250	G4-3 FC6-2 2B		G6-3			G6-3			G6-3	4	0	1	1	0	0	1						
George Brett, L OBP: 0.375, SLG: 0.500	G4-3				L7			G6-4-3 1B	SF8	3	0	1	1	0	0	1						
Felix Jose, S OBP: 0.250, SLG: 0.143	FC6-2 S		G6-3		G6-3			F9	K	4	0	0	0	0	1	2						
Wally Joyner, L OBP: 0.143, SLG: 0.286	F7				P6			G6-4-3		3	0	0	0	0	0	2						
Kevin McReynolds, R OBP: 0.143, SLG: 0.286			G1-3		P4			F8		3	0	0	0	0	0	0						
Mike Macfarlane, R OBP: 0.333, SLG: 0.333					G5-3			L5		3	0	1	0	0	0	0						
Phil Hiatt, R			K		K			FC4-8 BB		2	0	0	0	1	2	1						
Greg Gagne, R			K					F8	FC4-6	3	0	0	0	0	1	1						
<b>Inning Stats</b>	R: 1 E: 0 K: 0 S: 14	H: 2 LOB: 1 BB: 0 P: 19	R: 0 E: 0 K: 1 S: 7	H: 1 LOB: 0 BB: 0 P: 11	R: 0 E: 0 K: 2 S: 10	H: 0 LOB: 0 BB: 0 P: 12	R: 0 E: 0 K: 0 S: 4	H: 0 LOB: 0 BB: 0 P: 5	R: 0 E: 0 K: 1 S: 7	H: 0 LOB: 0 BB: 0 P: 8	R: 0 E: 0 K: 0 S: 6	H: 0 LOB: 0 BB: 0 P: 11	R: 0 E: 0 K: 0 S: 3	H: 1 LOB: 0 BB: 0 P: 3	R: 0 E: 0 K: 0 S: 8	H: 0 LOB: 1 BB: 1 P: 15	R: 1 E: 0 K: 1 S: 10	H: 1 LOB: 0 BB: 0 P: 15	1B: 3 2B: 2 3B: 0 HR: 0	SF: 1 SAC: 0 DP: 1 HBP: 0	WP: 1 PB: 0 SB: 1 CS: 1	PA: 31
<b>PITCHER</b>	IP	WLS	BF	H	R	ER	SO	BB	IBB	HBP	BLK	WP	HR	S	P	ERA	WHIP					
Frank Viola, L ERA: 1.13	8.0	W	27	4	1	1	4	1	0	0	0	1	0	59	84	1.12	0.625					
Jeff Russell, R ERA: 4.5	1.0	S	4	1	1	1	1	0	0	0	0	1	0	10	15	9.00	1.000					

Boston Red Sox @ Kansas City Royals  
Kauffman Stadium, Kansas City, MO

AB 29  
R 2  
H 5  
RBI 2  
BB 1  
SO 5  
LOB 8



Wed Apr 07 1993, 7:05 PM CDT  
Att: 14,911 - Unknown - 57 F



Batter	1	2	3	4	5	6	7	8	9	AB	R	H	RBI	BB	SO	LOB	TOP					
Scott Fletcher, R (1,4) OBP: 0.429, SLG: 0.455										4	2	1	0	1	0	2	<b>Boston Red Sox @ Kansas City Royals</b> Kauffman Stadium, Kansas City, MO Thu Apr 08 1993, 7:05 PM CDT Att: 15,777 - Unknown - 51 F					
Carlos Quintana, R (1,3) OBP: 0.600, SLG: 0.600										5	1	3	0	0	1	2						
Mike Greenwell, L (1,7) OBP: 0.357, SLG: 0.583										5	1	1	2	0	1	3						
Andre Dawson, R (1,9) OBP: 0.214, SLG: 0.286										5	1	1	0	0	0	2						
Billy Hatcher, R (8,9) OBP: 0.300, SLG: 0.125										0	0	0	0	0	0	0						
Mo Vaughn, L (1,10) OBP: 0.500, SLG: 0.545										4	1	2	1	0	0	1						
Ivan Calderon, R (8,PH) OBP: 0.333, SLG: 0.250										1	0	0	0	0	0	1						
Bob Zupic, R (1,8) OBP: 0.600, SLG: 0.800										5	3	3	2	0	0	1						
Scott Cooper, L (1,5) OBP: 0.385, SLG: 0.500										5	0	3	4	0	0	0						
Bob Melvin, R (1,2) OBP: 0.400, SLG: 0.250										4	0	1	0	1	1	2						
Luis Rivera, R (1,6) OBP: 0.333, SLG: 0.222										3	0	0	0	1	0	3						
<b>Inning Stats</b>	R: 4 E: 0 K: 0 S: 25	H: 5 LOB: 2 BB: 1 P: 40	R: 4 E: 0 K: 2 S: 19	H: 5 LOB: 1 BB: 0 P: 28	R: 0 E: 0 K: 0 S: 10	H: 1 LOB: 1 BB: 0 P: 16	R: 1 E: 0 K: 0 S: 12	H: 2 LOB: 1 BB: 0 P: 18	R: 0 E: 0 K: 0 S: 3	H: 0 LOB: 0 BB: 1 P: 7	R: 0 E: 0 K: 0 S: 6	H: 1 LOB: 1 BB: 0 P: 10	R: 0 E: 0 K: 0 S: 7	H: 0 LOB: 1 BB: 1 P: 14	R: 0 E: 0 K: 0 S: 6	H: 1 LOB: 0 BB: 0 P: 8	R: 0 E: 0 K: 1 S: 7	H: 0 LOB: 0 BB: 0 P: 9	1B: 12 2B: 3 3B: 0 HR: 0	SF: 0 SAC: 0 DP: 1 HBP: 0	WP: 0 PB: 0 SB: 1 CS: 0	PA: 44
<b>PITCHER</b>	IP WLS BF H R ER SO BB IBB HBP BLK WP HR S P ERA WHIP																					
Mark Gubicza, R (1,1) ERA: 37.8	1.2 L 14 8 7 7 2 1 0 0 0 0 0 0 37 58 37.80 5.400																					
Hipolito Pichardo, R (2,1) ERA: 7.71	2.1 12 5 2 2 0 0 0 0 0 0 0 0 29 44 7.71 2.143																					
Frank DiPino, L (5,1) ERA:	3.0 11 1 0 0 0 2 0 0 0 0 0 0 16 31 0.00 1.000																					
Billy Brewer, L (8,1) ERA:	1.0 4 1 0 0 0 0 0 0 0 0 0 0 6 8 0.00 1.000																					
Jeff Montgomery, R (9,1) ERA:	1.0 3 0 0 0 0 1 0 0 0 0 0 0 7 9 0.00 0.000																					
<b>Batter</b>	<b>1</b>	<b>2</b>	<b>3</b>	<b>4</b>	<b>5</b>	<b>6</b>	<b>7</b>	<b>8</b>	<b>9</b>	<b>AB</b>	<b>R</b>	<b>H</b>	<b>RBI</b>	<b>BB</b>	<b>SO</b>	<b>LOB</b>	<b>BOTTOM</b>					
Brian McRae, S (1,8) OBP: 0.250, SLG: 0.273										4	0	0	1	0	1	1	<b>Boston Red Sox @ Kansas City Royals</b> Kauffman Stadium, Kansas City, MO Thu Apr 08 1993, 7:05 PM CDT Att: 15,777 - Unknown - 51 F					
Greg Gagne, R (1,6)										4	0	0	0	0	0	1						
George Brett, L (1,10) OBP: 0.250, SLG: 0.300										4	0	0	0	0	0	0						
Felix Jose, S (1,9) OBP: 0.167, SLG: 0.091										4	0	0	0	0	3	0						
Wally Joyner, L (1,3) OBP: 0.273, SLG: 0.400										3	1	1	0	1	1	0						
Kevin McReynolds, R (1,7) OBP: 0.273, SLG: 0.222										2	1	0	0	2	0	0						
Mike Macfarlane, R (1,2) OBP: 0.429, SLG: 0.333										3	1	1	0	1	0	2						
Phil Hiatt, R (1,5) OBP: 0.333, SLG: 0.200										3	1	1	2	0	0	1						
Jose Lind, R (1,4) OBP: 0.182, SLG: 0.364										3	0	1	1	0	0	0						
<b>Inning Stats</b>	R: 0 E: 0 K: 0 S: 5	H: 0 LOB: 0 BB: 0 P: 8	R: 4 E: 0 K: 1 S: 22	H: 3 LOB: 1 BB: 2 P: 42	R: 0 E: 0 K: 2 S: 7	H: 0 LOB: 0 BB: 0 P: 9	R: 0 E: 0 K: 0 S: 9	H: 0 LOB: 0 BB: 0 P: 14	R: 0 E: 0 K: 1 S: 6	H: 0 LOB: 0 BB: 0 P: 9	R: 0 E: 0 K: 1 S: 5	H: 0 LOB: 0 BB: 0 P: 9	R: 0 E: 0 K: 0 S: 6	H: 1 LOB: 0 BB: 0 P: 9	R: 0 E: 0 K: 0 S: 4	H: 0 LOB: 0 BB: 0 P: 8		R: 0 E: 0 K: 0 S: 10	H: 0 LOB: 2 BB: 2 P: 22	1B: 2 2B: 2 3B: 0 HR: 0	SF: 0 SAC: 0 DP: 1 HBP: 0	WP: 0 PB: 0 SB: 0 CS: 0
<b>PITCHER</b>	IP WLS BF H R ER SO BB IBB HBP BLK WP HR S P ERA WHIP																					
Joe Hesketh, L (1,1) ERA: 27.0	1.1 9 3 4 4 1 2 0 0 0 0 0 0 22 41 27.00 3.750																					
Scott Bankhead, R (2,1) ERA:	3.2 W 11 0 0 0 3 0 0 0 0 0 0 0 27 41 0.00 0.000																					
Tony Fossas, L (6,1) ERA:	1.0 3 0 0 0 0 1 0 0 0 0 0 0 5 9 0.00 0.000																					
Paul Quantrill, R (7,1) ERA:	2.0 6 1 0 0 0 0 0 0 0 0 0 0 10 17 0.00 0.500																					
Ken Ryan, R (9,1) ERA:	1.0 5 0 0 0 0 1 2 0 0 0 0 0 10 22 0.00 2.000																					



Batter	1	2	3	4	5	6	7	8	9	AB R H RBI BB SO LOB	TOP											
Shane Mack, R (1,7) OBP: 0.316, SLG: 0.389	1-1 G5-3		2-1 F8		1-1 F9		1-0 F8		1-0 1B E	5 1 1 0 0 0 0	<b>Minnesota Twins @ Kansas City Royals</b> Kauffman Stadium, Kansas City, MO Fri Apr 09 1993, 7:05 PM CDT Att: 19,758 - Unknown - 68 F <a href="http://livebaseballscorecards.com">livebaseballscorecards.com</a>											
Chuck Knoblauch, R (1,4) OBP: 0.500, SLG: 0.357	3-3 K		3-2 F9		2-1 HR 1B		4-1 CS BB		1-1 E 1B	4 1 2 0 1 1 0												
Kirby Puckett, R (1,8) OBP: 0.444, SLG: 1.000	0-0 F8		1-0 HR 2B		0-0 HR HR		1-3 FC		0-0 E5	5 2 2 2 0 0 2												
Kent Hrbek, L (1,3) OBP: 0.444, SLG: 0.429		4-1 2B 1B BB	4-2 HR BB		1-0 G3		1-0 G4-3		1-3 3-H K	3 2 0 0 2 1 3												
Dave Winfield, R (1,10) OBP: 0.375, SLG: 0.938		0-2 1B 2B	3-2 HR		2-0 2B				1-3 K	4 2 3 3 0 1 0												
Brian Harper, R (1,2) OBP: 0.308, SLG: 0.308		0-2 1B	1-0 F7		0-2 G6-3				1-0 P3	4 0 1 2 0 0 1												
Pedro Munoz, R (1,9) J.T. Bruett, L (8,PH) OBP: 0.250, SLG: 0.500		0-2 F9		1-3 K		1-3 K		1-0 G6-3		3 0 0 0 0 2 1 1 0 0 0 0 0 0												
Mike Pagliarulo, L (1,5) OBP: 0.364, SLG: 0.500		1-2 F8		1-1 F8		3-2 G3-1			0-0 F7	4 0 0 0 0 0 1												
Scott Leius, R (1,6) OBP: 0.182, SLG: 0.111		1-1 P2		0-1 P4		1-3 K2-3			1-3 K	4 0 0 0 0 2 1												
<b>Inning Stats</b>	R: 0 E: 0 K: 1 S: 6	H: 0 LOB: 0 BB: 0 P: 10	R: 2 E: 0 K: 0 S: 15	H: 2 LOB: 1 BB: 1 P: 21	R: 3 E: 0 K: 0 S: 18	H: 2 LOB: 0 BB: 1 P: 32	R: 0 E: 0 K: 1 S: 7	H: 0 LOB: 0 BB: 0 P: 9	R: 2 E: 0 K: 0 S: 10	H: 3 LOB: 1 BB: 0 P: 16		R: 0 E: 0 K: 0 S: 10	H: 0 LOB: 0 BB: 1 P: 15	R: 0 E: 0 K: 0 S: 6	H: 0 LOB: 1 BB: 1 P: 13	R: 0 E: 0 K: 1 S: 5	H: 0 LOB: 0 BB: 0 P: 8	R: 1 E: 1 K: 2 S: 11	H: 2 LOB: 2 BB: 0 P: 15	1B: 4 2B: 3 3B: 0 HR: 2	SF: 0 SAC: 0 DP: 0 HBP: 0	WP: 1 PB: 0 CS: 1
<b>PITCHER</b>	IP WLS BF H R ER SO BB IBB HBP BLK WP HR S P ERA WHIP											IP WLS BF H R ER SO BB IBB HBP BLK WP HR S P ERA WHIP										
Mark Gardner, R (1,1) ERA: 12.6	5.0 L 24 7 7 7 2 2 0 0 0 0 0 2 56 88 12.60 1.800																					
Tom Gordon, R (6,1) ERA:	2.0 7 0 0 0 3 1 0 0 0 0 1 0 16 28 0.00 0.500																					
Rusty Meacham, R (8,1) ERA: 3.0	2.0 9 2 1 0 3 0 0 0 0 0 0 0 16 23 0.00 1.000																					

Batter	1	2	3	4	5	6	7	8	9	AB R H RBI BB SO LOB	BOTTOM											
Brian McRae, S (1,8) OBP: 0.294, SLG: 0.267	0-0 1B		2-1 G1-3		4-1 BB BB		1-2 G6-3		1-2 G4-3	4 0 1 0 1 0 1	<b>Minnesota Twins @ Kansas City Royals</b> Kauffman Stadium, Kansas City, MO Fri Apr 09 1993, 7:05 PM CDT Att: 19,758 - Unknown - 68 F <a href="http://livebaseballscorecards.com">livebaseballscorecards.com</a>											
Wally Joyner, L (1,3) OBP: 0.438, SLG: 0.571	0-0 1B		1-2 2B		4-1 BB BB		3-1 F8		0-1 1B 1B	4 2 3 1 1 0 0												
George Brett, L (1,10) OBP: 0.294, SLG: 0.333	0-1 E8 1B		2-0 F7		1-2 G6-4-3 BB		0-1 G5-3		1-2 1B 1B	5 0 2 0 0 0 3												
Felix Jose, S (1,9) Harvey Pulliam, R (8,PH) OBP: 0.333, SLG: 0.231 OBP: 1.000, SLG: 2.000	1-0 G6-3		4-1 BB		2-2 FC5-4 1B		1-2 BLK SF8 2B		1-1 1B	2 0 2 1 1 0 0 1 1 1 0 0 0 0												
Hubie Brooks, R (9,PH) OBP: 1.000, SLG: 1.000	1-2 3-H 1B				1-2 G6-4-3 BB		0-1 G5-3		1-2 3-H 1B	1 0 1 1 0 0 0												
Chris Gwynn, L (1,7) Kevin McReynolds, R (8,PH) OBP: 0.360, SLG: 0.200	2-0 G6-3		3-3 K		1-2 FC5-4 2B		4-1 SF8 BLK SF9 BB		2-2 F7	3 1 0 0 0 1 5 1 1 0 0 1 0 2												
Brent Mayne, L (1,2) Mike Macfarlane, R (8,PH) OBP: 0.286, SLG: 0.286 OBP: 0.375, SLG: 0.333		2-2 G6-3 1B		1-0 F8		1-2 L5		1-0 SF8		3 0 1 0 0 0 1 0 0 0 1 0 0 0												
Phil Hiatt, R (1,5) OBP: 0.300, SLG: 0.375		0-1 G6-3		1-3 K		1-0 1-H 3B 2B		0-0 SF9		3 1 1 2 0 1 1												
Jose Lind, R (1,4) OBP: 0.200, SLG: 0.467		0-2 G4-3		0-1 G6-3		2-1 2-H 3B		3-H 2-0 G5-3		4 0 1 1 0 0 0												
Greg Gagne, R (1,6) OBP: 0.071, SLG: 0.071			0-1 G1-3 2B 1B		0-1 G5-3		2-2 G5-3		1-0 G5-3	4 1 1 0 0 0 1												
<b>Inning Stats</b>	R: 1 E: 1 K: 0 S: 6	H: 4 LOB: 1 BB: 0 P: 9	R: 0 E: 0 K: 0 S: 8	H: 1 LOB: 0 BB: 0 P: 10	R: 1 E: 0 K: 1 S: 12	H: 2 LOB: 1 BB: 1 P: 24	R: 0 E: 0 K: 1 S: 6	H: 0 LOB: 0 BB: 0 P: 8	R: 0 E: 0 K: 0 S: 7	H: 0 LOB: 2 BB: 2 P: 16	R: 2 E: 0 K: 0 S: 16	H: 3 LOB: 1 BB: 0 P: 25	R: 0 E: 0 K: 0 S: 7	H: 0 LOB: 0 BB: 0 P: 11	R: 2 E: 0 K: 0 S: 7	H: 1 LOB: 0 BB: 1 P: 15	R: 1 E: 0 K: 0 S: 15	H: 3 LOB: 2 BB: 0 P: 21	1B: 10 2B: 3 3B: 1 HR: 0	SF: 2 SAC: 0 DP: 3 HBP: 0	WP: 0 PB: 0 CS: 0	PA: 41
<b>PITCHER</b>	IP WLS BF H R ER SO BB IBB HBP BLK WP HR S P ERA WHIP											IP WLS BF H R ER SO BB IBB HBP BLK WP HR S P ERA WHIP										
Mike Trombley, R (1,1) ERA: 6.35	5.2 W 26 10 4 4 2 3 0 0 0 0 0 0 52 87 6.35 2.294																					
Mark Guttrrie, L (6,1) ERA: 7.71	1.2 7 1 2 2 0 1 0 0 1 0 0 0 15 27 10.80 1.200																					
Rick Aguilera, R (8,1) ERA: 2.45	1.2 S 8 3 1 1 0 0 0 0 0 0 0 0 17 25 5.40 1.800																					







Batter	1	2	3	4	5	6	7	8	9	AB	R	H	RBI	BB	SO	LOB	TOP								
Chuck Knoblauch, R OBP: 0.500, SLG: 0.400	1-1 FC5-4 G4-3 1B	1-0 P3			4-0 BB		2-0 G4-3			3	0	1	0	1	0	2									
Randy Bush, L (1, 10)	1-1 G4-3		2-3 K		1-1 G4-3			1-2 F8		4	0	0	0	0	1	2									
Kirby Puckett, R OBP: 0.385, SLG: 0.727	4-1 FC5-4 BB		3-2 G6-3			0-3 K2-3		1-3 K		3	0	0	0	1	2	0									
Kent Hrbek, L OBP: 0.385, SLG: 0.409	1-2 FC5-4		3-3 K		1-1 G5-3			2-2 G4-3		4	0	0	0	0	1	2									
Brian Harper, R OBP: 0.286, SLG: 0.286	3-1 G1-3			1-0 F7		1-1 1B			0-2 G5-3	4	0	1	0	0	0	2									
Shane Mack, R OBP: 0.259, SLG: 0.308		1-2 G6-3		0-0 G5-3		0-2 F9			2-1 G5-3	4	0	0	0	0	0	1									
Gene Larkin, S OBP: 0.545, SLG: 0.700		3-2 2B		1-0 F9			0-1 2B		0-3 K	4	1	2	0	0	1	0									
Terry Jorgensen, R OBP: 0.167, SLG: 0.333		2-2 1-H		0-0 G6-3			1-3 K			3	0	1	1	0	1	1									
Jeff Reboulet, R OBP: 0.167, SLG: 0.167		2-3 K		1-2 G6-3			3-2 P6			3	0	0	0	0	1	2									
<b>Inning Stats</b>	R: 0 E: 0 K: 0 S: 10	H: 1 LOB: 2 BB: 1 P: 20	R: 1 E: 0 K: 1 S: 17	H: 2 LOB: 1 BB: 0 P: 26	R: 0 E: 0 K: 2 S: 16	H: 0 LOB: 0 BB: 0 P: 24	R: 0 E: 0 K: 0 S: 3	H: 0 LOB: 0 BB: 0 P: 5	R: 0 E: 0 K: 0 S: 7	H: 0 LOB: 1 BB: 1 P: 13	R: 0 E: 0 K: 1 S: 10	H: 1 LOB: 1 BB: 0 P: 12	R: 0 E: 0 K: 1 S: 11	H: 1 LOB: 1 BB: 0 P: 17	R: 0 E: 0 K: 1 S: 10	H: 0 LOB: 0 BB: 0 P: 14	R: 0 E: 0 K: 1 S: 8	H: 0 LOB: 0 BB: 0 P: 10	1B: 3 2B: 2 3B: 0 HR: 0	SF: 0 SAC: 0 DP: 0 HBP: 0	WP: 0 PB: 0 SB: 0 CS: 0	PA: 34			
<b>PITCHER</b>	IP	WLS	BF	H	R	ER	SO	BB	IBB	HBP	BLK	WP	HR	S	P	ERA	WHIP								
Hipolito Pichardo, R ERA: 3.68	(1, 1)	5.0	20	3	1	1	3	2	0	0	0	0	0	53	88	1.80	1.000								
Tom Gordon, R ERA:	(6, 1)	2.0	W	8	2	0	2	0	0	0	0	0	0	21	29	0.00	1.000								
Jeff Montgomery, R ERA:	(8, 1)	2.0	S	6	0	0	2	0	0	0	0	0	0	18	24	0.00	0.000								

Minnesota Twins @ Kansas City Royals  
Kauffman Stadium, Kansas City, MO  
Sun Apr 11 1993, 3:33 AM CDT  
Att: 16,954 - Sunny - 58 F

AB 32  
R 1  
H 5  
RBI 1  
BB 2  
SO 7  
LOB 12



Batter	1	2	3	4	5	6	7	8	9	AB	R	H	RBI	BB	SO	LOB	BOTTOM								
Brian McRae, S OBP: 0.360, SLG: 0.348	1-0 G6-3		1-1 E7 FC3-2 G2-3		0-1 1B			0-0 S		4	0	2	0	0	0	1									
Wally Joyner, L OBP: 0.417, SLG: 0.450	1-1 L3		1-2 G2-3		0-0 F7			3-1 F7		4	0	0	0	0	0	4									
George Brett, L OBP: 0.240, SLG: 0.261	0-3 K		2-1 FC3-2		1-1 F8			2-2 F7		4	0	0	0	0	1	3									
Felix Jose, S OBP: 0.286, SLG: 0.167		0-3 K	0-0 G4-3		0-2 G3			4-2 BB		3	0	0	0	0	1	2									
Harvey Pulliam, R OBP: 1.000, SLG: 2.000										0	0	0	0	1	0	0									
Kevin McReynolds, R OBP: 0.333, SLG: 0.611		1-2 3B		0-0 P6		2-1 G4-3		1-2 F9		4	0	1	0	0	0	2									
Brent Mayne, L OBP: 0.231, SLG: 0.231		0-1 FC6-2-5-2		1-2 G5-3						3	1	0	0	0	1	1									
Phil Hiatt, R OBP: 0.353, SLG: 0.600		3-H		2-2 CS						3	1	3	2	0	0	0									
Rico Rossy, R		2-H		0-0 1B						0	0	0	0	0	0	0									
Jose Lind, R OBP: 0.235, SLG: 0.438		2-1 G1-3		1-0 CS		2-2 HBP		0-2 F9		1	0	0	0	0	0	1									
Greg Gagne, R OBP: 0.111, SLG: 0.111				1-2						1	0	0	0	0	0	0									
Curtis Wilkerson, S			4-2 G2-3 FC3-2		1-0 G4-6-3			3-3 K		2	0	0	0	1	1	1									
<b>Inning Stats</b>	R: 0 E: 0 K: 1 S: 6	H: 0 LOB: 0 BB: 0 P: 8	R: 1 E: 0 K: 1 S: 11	H: 2 LOB: 1 BB: 0 P: 14	R: 0 E: 1 K: 0 S: 10	H: 0 LOB: 2 BB: 1 P: 18	R: 0 E: 0 K: 0 S: 7	H: 1 LOB: 0 BB: 0 P: 11	R: 0 E: 0 K: 0 S: 6	H: 1 LOB: 1 BB: 0 P: 9	R: 0 E: 0 K: 0 S: 7	H: 0 LOB: 0 BB: 0 P: 10	R: 1 E: 0 K: 2 S: 11	H: 1 LOB: 0 BB: 0 P: 15	R: 0 E: 0 K: 0 S: 11	H: 1 LOB: 2 BB: 1 P: 21	1B: 4 2B: 0 3B: 1 HR: 1	SF: 0 SAC: 0 DP: 1 HBP: 1	WP: 0 PB: 0 SB: 0 CS: 1	PA: 33					
<b>PITCHER</b>	IP	WLS	BF	H	R	ER	SO	BB	IBB	HBP	BLK	WP	HR	S	P	ERA	WHIP								
Kevin Tapani, R ERA: 8.44	(1, 1)	7.1	L	29	6	2	2	4	1	0	0	0	0	61	91	2.46	0.955								
Mark Guthrie, L ERA: 6.75	(8, 1)	0.1		1	0	0	0	0	0	0	0	0	0	3	5	0.00	0.000								
Mike Hartley, R ERA:	(8, 1)	0.1		2	0	0	0	1	0	0	0	0	0	5	10	0.00	3.000								

Minnesota Twins @ Kansas City Royals  
Kauffman Stadium, Kansas City, MO  
Sun Apr 11 1993, 3:33 AM CDT  
Att: 16,954 - Sunny - 58 F

AB 29  
R 2  
H 6  
RBI 2  
BB 2  
SO 4  
LOB 15





Batter	1	2	3	4	5	6	7	8	9	AB	R	H	RBI	BB	SO	LOB	TOP						
Brian McRae, S (1, 8) OBP: 0.345, SLG: 0.333	P4		E5			1B		F7		4	1	1	0	0	0	0							
Hubie Brooks, R (1, 3) OBP: 0.667, SLG: 0.667	G5-3				F8	1B		F7		4	0	2	0	0	0	0							
George Brett, L (1, 10) OBP: 0.276, SLG: 0.296	FC6-4				F8	1B		F8		4	0	2	1	0	0	1							
Mike MacFarlane, R (1, 2) OBP: 0.308, SLG: 0.273	FC6-4				G5-3			F8		4	0	1	0	0	0	3							
Kevin McReynolds, R (1, 7)		P4			F7	K		G5-4-3		4	0	0	0	0	1	3							
Harvey Pulliam, R (1, 9) OBP: 0.667, SLG: 0.800	K				1B			L8		4	0	2	0	0	1	0							
Phil Hiatt, R (1, 5) OBP: 0.300, SLG: 0.500					F7			G5-4-3		3	0	0	0	0	0	2							
Greg Gagne, R (1, 6) OBP: 0.095, SLG: 0.095			G5-3		F7			K		3	0	0	0	0	1	1							
Curtis Wilkerson, S (1, 4)			K			G5-3		G4-3		3	0	0	0	0	1	0							
<b>Inning Stats</b>	R: 0 E: 0 K: 0 S: 6	H: 1 LOB: 1 BB: 0 P: 11	R: 0 E: 0 K: 1 S: 6	H: 0 LOB: 0 BB: 0 P: 7	R: 0 E: 1 K: 1 S: 9	H: 0 LOB: 1 BB: 0 P: 13	R: 0 E: 0 K: 0 S: 6	H: 0 LOB: 0 BB: 0 P: 8	R: 0 E: 0 K: 1 S: 5	H: 1 LOB: 1 BB: 0 P: 8	R: 1 E: 0 K: 1 S: 12	H: 3 LOB: 2 BB: 0 P: 15	R: 0 E: 0 K: 1 S: 6	H: 1 LOB: 0 BB: 0 P: 8	R: 0 E: 0 K: 0 S: 7	H: 1 LOB: 1 BB: 0 P: 9	R: 0 E: 0 K: 0 S: 5	H: 1 LOB: 0 BB: 0 P: 6	1B: 8 2B: 0 3B: 0 HR: 0	SF: 0 SAC: 0 DP: 2 HBP: 0	WP: 0 PB: 0 SB: 0 CS: 0	PA: 33	
<b>PITCHER</b> Jim Abbott, L (1, 1) ERA: 2.25	IP: 9.0 WLS: W BF: 33 H: 8 R: 1 ER: 1 SO: 4 BB: 0 IBB: 0 HBP: 0 BLK: 0 WP: 0 HR: 0 S: 62 P: 85 ERA: 1.00 WHIP: 0.889											<b>PITCHER</b>	IP: 9.0 WLS: W BF: 33 H: 8 R: 1 ER: 1 SO: 4 BB: 0 IBB: 0 HBP: 0 BLK: 0 WP: 0 HR: 0 S: 62 P: 85 ERA: 1.00 WHIP: 0.889										

**Kansas City Royals @ New York Yankees**  
Yankee Stadium, Bronx, NY  
Mon Apr 12 1993, 3:33 AM EDT  
Att: 56,704 - Unknown - 53 F


AB 33  
R 1  
H 8  
RBI 1  
BB 0  
SO 4  
LOB 10



Batter	1	2	3	4	5	6	7	8	9	AB	R	H	RBI	BB	SO	LOB	BOTTOM						
Bernie Williams, S (1, 8) OBP: 0.306, SLG: 0.471	F7		FC3-2		G4-3		FC1-6-5			4	0	0	0	0	0	3							
Wade Boggs, L (1, 5) OBP: 0.286, SLG: 0.233	G4-3		2-3 3-H		L5		F9			4	0	1	1	0	0	1							
Don Mattingly, L (1, 3) OBP: 0.343, SLG: 0.353	L7		F9			G3-1		K		4	0	0	0	0	1	2							
Danny Tartabull, R (1, 9) OBP: 0.412, SLG: 0.667		K			F8	E6		E		3	2	0	0	1	1	0							
Paul O'Neill, L (1, 7) OBP: 0.458, SLG: 0.739		CS			G2-3	1B		E9		4	1	4	2	0	0	0							
Matt Nokes, L (1, 2) OBP: 0.150, SLG: 0.300	F9				G2-3	P2		P6		4	0	0	0	0	0	4							
Kevin Maas, L (1, 10) OBP: 0.429, SLG: 0.389	CS		F7		1B	F8		F9		4	0	1	1	0	0	2							
Spike Owen, S (1, 6) OBP: 0.567, SLG: 0.577			E		F7			K		3	0	1	0	0	1	1							
Pat Kelly, R (1, 4) OBP: 0.360, SLG: 0.565			FC3-2		E5			FC1-4		3	1	1	0	0	0	1							
<b>Inning Stats</b>	R: 0 E: 0 K: 0 S: 8	H: 0 LOB: 0 BB: 0 P: 10	R: 0 E: 0 K: 1 S: 8	H: 1 LOB: 0 BB: 0 P: 13	R: 1 E: 1 K: 0 S: 14	H: 2 LOB: 2 BB: 0 P: 25	R: 1 E: 0 K: 0 S: 9	H: 2 LOB: 1 BB: 0 P: 17	R: 0 E: 0 K: 0 S: 12	H: 0 LOB: 0 BB: 0 P: 18	R: 1 E: 1 K: 0 S: 13	H: 1 LOB: 1 BB: 0 P: 23	R: 0 E: 0 K: 1 S: 8	H: 1 LOB: 0 BB: 0 P: 13	R: 1 E: 1 K: 1 S: 8	H: 1 LOB: 1 BB: 1 P: 19	R: 0 E: 0 K: 1 S: 5	H: 1 LOB: 1 BB: 0 P: 6	1B: 6 2B: 1 3B: 1 HR: 0	SF: 0 SAC: 0 DP: 0 HBP: 0	WP: 0 PB: 0 SB: 1 CS: 1	PA: 35	
<b>PITCHER</b> David Cone, R (1, 1) ERA: 1.8 Frank DiPino, L (8, 1) ERA: 2.25	IP: 7.0 WLS: L BF: 29 H: 7 R: 3 ER: 1 SO: 2 BB: 0 IBB: 0 HBP: 0 BLK: 0 WP: 0 HR: 0 S: 72 P: 119 ERA: 1.29 WHIP: 1.000											<b>PITCHER</b>	IP: 7.0 WLS: L BF: 29 H: 7 R: 3 ER: 1 SO: 2 BB: 0 IBB: 0 HBP: 0 BLK: 0 WP: 0 HR: 0 S: 72 P: 119 ERA: 1.29 WHIP: 1.000										

**Kansas City Royals @ New York Yankees**  
Yankee Stadium, Bronx, NY  
Mon Apr 12 1993, 3:33 AM EDT  
Att: 56,704 - Unknown - 53 F

AB 33  
R 4  
H 8  
RBI 4  
BB 1  
SO 3  
LOB 14









Batter	1	2	3	4	5	6	7	8	9	AB R H RBI BB SO LOB	TOP																	
<b>Brian McRae, S</b> OBP: 0.316, SLG: 0.286 (1, 8)	G5-3		G6-3			K		G1-3	BB	5 0 1 1 0 1 3	<b>Kansas City Royals @ New York Yankees</b> Yankee Stadium, Bronx, NY Thu Apr 15 1993, 7:05 PM EDT Att: 14,091 - Unknown - 52 F																	
<b>Wally Joyner, L</b> OBP: 0.394, SLG: 0.357 (1, 3)	F8			F9		G4-3			BB	4 1 1 0 1 0 1																		
<b>Hubie Brooks, R</b> OBP: 0.545, SLG: 0.727 (1, 10)	E6			G3			F9		BB	5 1 2 0 0 0 3																		
<b>Felix Jose, S</b> OBP: 0.250, SLG: 0.160 <b>Kevin McReynolds, R</b> OBP: 0.333, SLG: 0.556 (9, PH) (9, 7)	G4-3			K			G1-3		HR	3 0 0 0 0 1 2 1 1 1 2 0 0 0																		
<b>Mike Macfarlane, R</b> OBP: 0.294, SLG: 0.467 (1, 2)		K			K		F9		HR	4 1 1 2 0 2 1																		
<b>Harvey Pulliam, R</b> OBP: 0.444, SLG: 0.500 <b>George Brett, L</b> OBP: 0.283, SLG: 0.313 <b>Curtis Wilkerson, S</b> (9, 4)	P5			G4-3			P6			3 0 0 0 0 0 1 1 0 0 0 0 0 0 0 0 0 0 0 0 0																		
<b>Phil Hiatt, R</b> OBP: 0.286, SLG: 0.538 (1, 5)	F8			F7				P5	BB	4 1 1 0 0 0 0																		
<b>Jose Lind, R</b> OBP: 0.261, SLG: 0.409 <b>Chris Gwynn, L</b> OBP: 0.200, SLG: 0.200 (9, PH) (9, 9)			S6-3			G3-1		F8	BB	3 0 1 0 0 0 0 1 0 1 0 0 0 0																		
<b>Greg Gagne, R</b> OBP: 0.143, SLG: 0.111 (1, 6)			F9				S		BB	3 0 1 0 1 0 3																		
<b>Inning Stats</b>	R: 0 E: 1 K: 0 S: 10	H: 0 LOB: 1 BB: 0 P: 19	R: 0 E: 0 K: 1 S: 13	H: 0 LOB: 0 BB: 0 P: 18	R: 0 E: 0 K: 1 S: 4	H: 1 LOB: 0 BB: 0 P: 6	R: 0 E: 0 K: 1 S: 6	H: 0 LOB: 0 BB: 0 P: 8	R: 0 E: 0 K: 1 S: 9	H: 0 LOB: 0 BB: 0 P: 10		R: 0 E: 0 K: 0 S: 10	H: 0 LOB: 1 BB: 1 P: 19	R: 0 E: 0 K: 0 S: 7	H: 1 LOB: 1 BB: 0 P: 11	R: 0 E: 0 K: 0 S: 7	H: 1 LOB: 1 BB: 0 P: 9	R: 5 E: 0 K: 0 S: 29	H: 7 LOB: 3 BB: 1 P: 49	1B: 6 2B: 3 3B: 0 HR: 1	SF: 0 SAC: 0 DP: 1 HBP: 0	WP: 0 PB: 0 CS: 1	PA: 39					
<b>PITCHER</b>	IP WLS BF H R ER SO BB IBB HBP BLK WP HR S P ERA WHIP											<b>PITCHER</b>	IP WLS BF H R ER SO BB IBB HBP BLK WP HR S P ERA WHIP															
<b>Jimmy Key, L</b> ERA: 0.39 (1, 1)	8.0		28	3	0	0	4	1	0	0		0	0	0	0	66	100	0.00	0.500									
<b>Steve Howe, L</b> ERA: 81.0 (9, 1)	0.0	3	3	3	3	0	0	0	0	0	0	0	0	0	6	8	∞	∞										
<b>Steve Farr, R</b> ERA: 16.88 (9, 1)	0.2	L	7	4	2	2	0	1	0	0	0	0	0	1	20	36	27.00	7.500										
<b>John Habyan, R</b> ERA: 1.5 (9, 1)	0.0		0	0	0	0	0	0	0	0	0	0	0	0	0	0	∞	∞										

Batter	1	2	3	4	5	6	7	8	9	AB R H RBI BB SO LOB	BOTTOM																	
<b>Bernie Williams, S</b> OBP: 0.283, SLG: 0.395 (1, 8)	F7		FC6-4		G4-3		G5-3		F9	5 0 0 1 0 0 2	<b>Kansas City Royals @ New York Yankees</b> Yankee Stadium, Bronx, NY Thu Apr 15 1993, 7:05 PM EDT Att: 14,091 - Unknown - 52 F																	
<b>Wade Boggs, L</b> OBP: 0.409, SLG: 0.351 (1, 5)	G1-6-3		E7			BB	L4		PB	3 1 2 0 2 0 0																		
<b>Don Mattingly, L</b> OBP: 0.341, SLG: 0.372 (1, 3)	G1-6-3		F9			SF8		1B	BB	5 2 2 0 0 0 4																		
<b>Danny Tartabull, R</b> OBP: 0.395, SLG: 0.559 (1, 9)		K		K2-3		G4-3		HBP	BB	4 0 1 0 1 2 1																		
<b>Paul O'Neill, L</b> OBP: 0.438, SLG: 0.655 (1, 7)	F9			G3-1		SF8		FC5-2	HBP	2 0 0 1 1 0 0																		
<b>Matt Nokes, L</b> OBP: 0.179, SLG: 0.259 (1, 2)	G4-3			K		G4-3		FC5-2	HBP	3 0 0 2 0 1 1																		
<b>Kevin Maas, L</b> OBP: 0.414, SLG: 0.458 (1, 10)			1B		K			P6		2 0 0 0 2 1 3																		
<b>Spike Owen, S</b> OBP: 0.526, SLG: 0.545 (1, 6)			1B		B5-3		F8		FC5-2	3 1 1 0 1 0 5																		
<b>Pat Kelly, R</b> OBP: 0.333, SLG: 0.484 (1, 4)			FC6-4		B5-3		G1-3		F8	4 0 1 0 0 0 4																		
<b>Inning Stats</b>	R: 0 E: 0 K: 0 S: 8	H: 0 LOB: 1 BB: 1 P: 14	R: 0 E: 0 K: 1 S: 8	H: 0 LOB: 0 BB: 0 P: 15	R: 1 E: 1 K: 0 S: 10	H: 3 LOB: 2 BB: 1 P: 20	R: 0 E: 0 K: 2 S: 8	H: 0 LOB: 0 BB: 0 P: 13	R: 0 E: 0 K: 1 S: 8	H: 0 LOB: 1 BB: 1 P: 17		R: 2 E: 0 K: 0 S: 16	H: 1 LOB: 2 BB: 3 P: 35	R: 0 E: 0 K: 0 S: 7	H: 0 LOB: 0 BB: 0 P: 10	R: 1 E: 0 K: 0 S: 18	H: 2 LOB: 3 BB: 1 P: 26	R: 0 E: 0 K: 0 S: 8	H: 1 LOB: 1 BB: 0 P: 14	1B: 6 2B: 1 3B: 0 HR: 0	SF: 1 SAC: 0 DP: 1 HBP: 1	WP: 0 PB: 1 CS: 0	PA: 40					
<b>PITCHER</b>	IP WLS BF H R ER SO BB IBB HBP BLK WP HR S P ERA WHIP											<b>PITCHER</b>	IP WLS BF H R ER SO BB IBB HBP BLK WP HR S P ERA WHIP															
<b>Kevin Appier, R</b> ERA: 4.19 (7, 1)	6.0	W	10	2	1	1	0	1	0	1		0	0	0	0	25	36	4.50	1.500									
<b>Frank DiPino, L</b> ERA: 3.0 (9, 1)	2.0																											
<b>Jeff Montgomery, R</b> ERA: 1.8 (9, 1)	1.0	S	4	1	0	0	0	0	0	0	0	0	0	0	8	14	0.00	1.000										



Batter	1	2	3	4	5	6	7	8	9	10	AB	R	H	RBI	BB	SO	LOB	TOP									
<b>Brian McRae, S</b> OBP: 0.310, SLG: 0.308 (1, 8)			SH3		G6-3						4	0	1	0	0	2	0	<b>Kansas City Royals @ Minnesota Twins</b> Hubert H. Humphrey Metrodome, Minneapolis, MN Fri Apr 16 1993, 8:05 PM EDT Att: 30,537 - Dome <a href="http://livebaseballscorecards.com">livebaseballscorecards.com</a>									
<b>Wally Joyner, L</b> OBP: 0.342, SLG: 0.313 (1, 3)											4	0	0	0	1	1	1										
<b>George Brett, L</b> OBP: 0.289, SLG: 0.314 (1, 10)											3	0	1	0	1	0	2										
<b>Felix Jose, S</b> OBP: 0.250, SLG: 0.172 (1, 9)		G6-3									4	0	1	1	0	0	3										
<b>Chris Gwynn, L</b> OBP: 0.325, SLG: 0.125 (1, 7)											3	0	0	0	0	1	3										
<b>Kevin McReynolds, R</b> OBP: 0.323, SLG: 0.536 (9, PH)			G4-3		G6-4-3						1	0	0	0	0	0	0										
<b>Brent Mayne, L</b> OBP: 0.200, SLG: 0.158 (1, 2)											2	1	0	0	1	1	0										
<b>Mike MacFarlane, R</b> OBP: 0.278, SLG: 0.438 (9, PH)											1	0	0	0	0	0	0										
<b>Phil Hiatt, R</b> OBP: 0.313, SLG: 0.621 (1, 5)											3	1	1	2	1	1	0										
<b>Jose Lind, R</b> OBP: 0.231, SLG: 0.360 (1, 4)											3	0	0	0	0	0	0										
<b>Hubie Brooks, R</b> OBP: 0.250, SLG: 0.667 (9, PH)											1	0	0	0	0	0	1										
<b>Curtis Wilkerson, S</b> (9, 4)											0	0	0	0	0	0	0										
<b>Greg Gagne, R</b> OBP: 0.156, SLG: 0.100 (1, 6)											3	1	0	0	1	1	0										
<b>Inning Stats</b>	R: 0 E: 0 K: 1 S: 9	H: 0 LOB: 0 BB: 0 P: 13	R: 2 E: 0 K: 1 S: 9	H: 1 LOB: 0 BB: 1 P: 16	R: 1 E: 0 K: 1 S: 13	H: 1 LOB: 2 BB: 2 P: 24	R: 0 E: 0 K: 0 S: 9	H: 0 LOB: 0 BB: 0 P: 15	R: 0 E: 0 K: 0 S: 4	H: 0 LOB: 0 BB: 0 P: 6	R: 0 E: 0 K: 0 S: 7	H: 1 LOB: 0 BB: 0 P: 10	R: 0 E: 0 K: 1 S: 5	H: 0 LOB: 0 BB: 0 P: 8	R: 0 E: 0 K: 0 S: 11	H: 1 LOB: 2 BB: 1 P: 17	R: 0 E: 0 K: 0 S: 6	H: 0 LOB: 1 BB: 0 P: 10	R: 0 E: 0 K: 2 S: 7	H: 0 LOB: 0 BB: 0 P: 10	1B: 2 2B: 1 3B: 0 HR: 1	SF: 0 SAC: 1 DP: 1 HBP: 0	WP: 0 PB: 0 SB: 0 CS: 0	PA: 38			
<b>PITCHER</b>	IP 8.0	WLS 31	BF 4	H 3	R 3	ER 3	SO 5	BB 4	IBB 0	HBP 0	BLK 0	WP 0	HR 1	S 67	P 109	ERA 3.38	WHIP 1.000										
<b>Kevin Tapani, R</b> ERA: 6.27 (1, 1)																											
<b>Mark Guthrie, L</b> ERA: 3.86 (9, 1)	IP 2.0	WLS 7	BF 0	H 0	R 0	ER 0	SO 2	BB 1	IBB 0	HBP 0	BLK 0	WP 0	HR 0	S 13	P 20	ERA 0.00	WHIP 0.500										

Batter	1	2	3	4	5	6	7	8	9	10	AB	R	H	RBI	BB	SO	LOB	BOTTOM									
<b>Chuck Knoblauch, R</b> OBP: 0.410, SLG: 0.323 (1, 4)			G4-3								5	0	1	0	0	1	2	<b>Kansas City Royals @ Minnesota Twins</b> Hubert H. Humphrey Metrodome, Minneapolis, MN Fri Apr 16 1993, 8:05 PM EDT Att: 30,537 - Dome <a href="http://livebaseballscorecards.com">livebaseballscorecards.com</a>									
<b>Shane Mack, R</b> OBP: 0.282, SLG: 0.324 (1, 7)											4	1	2	1	0	2	2										
<b>Kirby Puckett, R</b> OBP: 0.368, SLG: 0.594 (1, 8)											3	1	0	0	1	2	3										
<b>Kent Hrbek, L</b> OBP: 0.342, SLG: 0.485 (1, 3)											4	1	2	3	0	0	1										
<b>Dave Winfield, R</b> OBP: 0.290, SLG: 0.552 (1, 10)											3	0	0	0	1	1	1										
<b>Brian Harper, R</b> OBP: 0.219, SLG: 0.219 (1, 2)											4	0	0	0	0	0	2										
<b>Pedro Munoz, R</b> (1, 9)		L6									4	0	0	0	0	1	0										
<b>Mike Pagliarulo, L</b> OBP: 0.269, SLG: 0.360 (1, 5)		L8									4	1	1	0	0	0	0										
<b>Jeff Reboulet, R</b> OBP: 0.182, SLG: 0.182 (1, 6)											3	0	1	0	0	0	0										
<b>Randy Bush, L</b> OBP: 0.250, SLG: 0.143 (10, PH)											0	0	0	0	1	0	0										
<b>Scott Leius, R</b> OBP: 0.125, SLG: 0.071 (10, PR)											0	0	0	0	0	0	0										
<b>Inning Stats</b>	R: 2 E: 0 K: 2 S: 14	H: 1 LOB: 1 BB: 1 P: 26	R: 0 E: 0 K: 0 S: 9	H: 0 LOB: 0 BB: 0 P: 13	R: 0 E: 0 K: 2 S: 13	H: 0 LOB: 0 BB: 0 P: 18	R: 1 E: 0 K: 0 S: 9	H: 1 LOB: 0 BB: 0 P: 15	R: 0 E: 0 K: 0 S: 4	H: 0 LOB: 0 BB: 0 P: 7	R: 0 E: 0 K: 1 S: 10	H: 1 LOB: 0 BB: 0 P: 14	R: 0 E: 0 K: 1 S: 9	H: 0 LOB: 0 BB: 0 P: 17	R: 0 E: 0 K: 1 S: 8	H: 2 LOB: 2 BB: 0 P: 14	R: 0 E: 0 K: 0 S: 6	H: 0 LOB: 0 BB: 0 P: 9	R: 1 E: 0 K: 0 S: 11	H: 2 LOB: 2 BB: 1 P: 18	1B: 4 2B: 1 3B: 1 HR: 1	SF: 0 SAC: 0 DP: 1 HBP: 1	WP: 0 PB: 1 SB: 1 CS: 1	PA: 38			
<b>PITCHER</b>	IP 7.0	WLS 25	BF 3	H 3	R 3	ER 3	SO 6	BB 2	IBB 0	HBP 1	BLK 0	WP 0	HR 1	S 68	P 110	ERA 3.86	WHIP 0.714										
<b>Mark Gardner, R</b> ERA: 7.5 (1, 1)																											
<b>Rusty Meacham, R</b> ERA: 2.57 (8, 1)	IP 2.2	WLS L	BF 13	H 4	R 1	ER 1	SO 1	BB 1	IBB 0	HBP 0	BLK 0	WP 0	HR 0	S 25	P 41	ERA 3.38	WHIP 1.875										





Batter	1	2	3	4	5	6	7	8	9	AB	R	H	RBI	BB	SO	LOB	TOP										
<b>Brian McRae, S</b> OBP: 0.304, SLG: 0.302 (1, 8)	G4-3 1B		K			B4-3		K		4	0	1	0	0	2	2	<b>Kansas City Royals @ Minnesota Twins</b> Hubert H. Humphrey Metrodome, Minneapolis, MN Sat Apr 17 1993, 4:33 AM EDT Att: 24,389 - Dome <a href="http://livebaseballscorecards.com">livebaseballscorecards.com</a>										
<b>Hubie Brooks, R</b> OBP: 0.438, SLG: 0.533 <b>David Howard, S</b> (8, 6)	P4		P5			G4-6-3 BB		K		3	0	0	0	1	1	3											
<b>George Brett, L</b> OBP: 0.286, SLG: 0.333 (1, 10)	G4-3				G3-1			G4-6-3		4	0	1	1	0	0	2											
<b>Mike Macfarlane, R</b> OBP: 0.227, SLG: 0.350 (1, 2)	K				P3			K		4	0	0	0	0	3	2											
<b>Wally Joyner, L</b> OBP: 0.310, SLG: 0.278 (1, 3)		F8			P6			G3-1		4	0	0	0	0	0	0											
<b>Harvey Pulliam, R</b> OBP: 0.385, SLG: 0.417 (1, 7)		F9			P3			1B		4	0	1	0	0	0	0											
<b>Phil Hiatt, R</b> OBP: 0.306, SLG: 0.576 (1, 5)					P4			1B		4	0	1	0	0	1	0											
<b>Jose Lind, R</b> OBP: 0.286, SLG: 0.444 <b>Chris Gwynn, L</b> OBP: 0.111, SLG: 0.111 (7, PH) <b>Curtis Wilkerson, S</b> (7, 4)					1B			FC6-4		2	1	2	0	0	0	0											
<b>Greg Gagne, R</b> OBP: 0.176, SLG: 0.125 <b>Felix Jose, S</b> OBP: 0.273, SLG: 0.172 (8, PH) (8, 9)					P3			WP		2	0	1	1	0	0	1											
<b>Inning Stats</b>	R: 0 E: 0 K: 1 S: 13	H: 1 LOB: 1 BB: 0 P: 20	R: 0 E: 0 K: 1 S: 6	H: 0 LOB: 0 BB: 0 P: 13	R: 1 E: 0 K: 1 S: 12	H: 2 LOB: 0 BB: 0 P: 16	R: 0 E: 0 K: 0 S: 9	H: 0 LOB: 0 BB: 0 P: 15	R: 0 E: 0 K: 0 S: 12	H: 1 LOB: 1 BB: 0 P: 19	R: 0 E: 0 K: 0 S: 8	H: 0 LOB: 0 BB: 0 P: 14	R: 0 E: 0 K: 1 S: 8	H: 2 LOB: 2 BB: 0 P: 14	R: 1 E: 0 K: 3 S: 11	H: 1 LOB: 1 BB: 2 P: 22		R: 0 E: 0 K: 0 S: 5	H: 0 LOB: 0 BB: 0 P: 8	1B: 5 2B: 2 3B: 0 HR: 0	SF: 0 SAC: 0 DP: 1 HBP: 0	WP: 2 PB: 2 SB: 1 CS: 1	PA: 34				
<b>PITCHER</b>	IP	WLS	BF	H	R	ER	SO	BB	IBB	HBP	BLK	WP	HR	S	P	ERA	WHIP										
<b>Jim Deshaies, L</b> ERA: 1.74 <b>Mike Hartley, R</b> ERA: 1.29	(1, 1)	6.2	W	25	6	1	1	4	1	0	0	0	0	67	109	1.35	1.050										
(7, 1)	2.1	S	9	1	1	1	3	1	0	0	0	2	0	17	32	3.86	0.857										

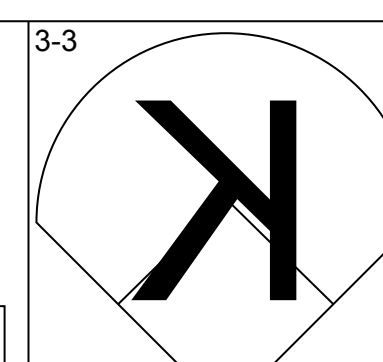
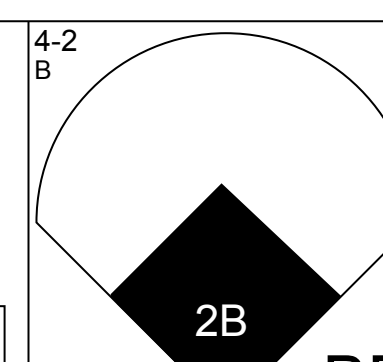
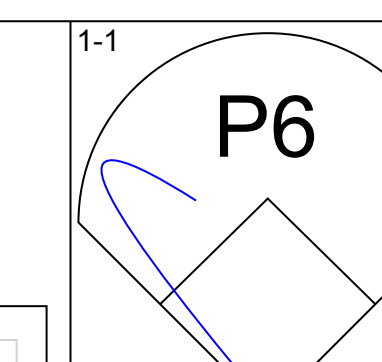
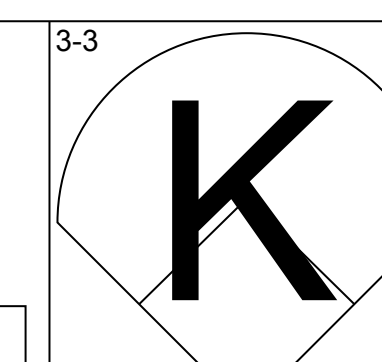
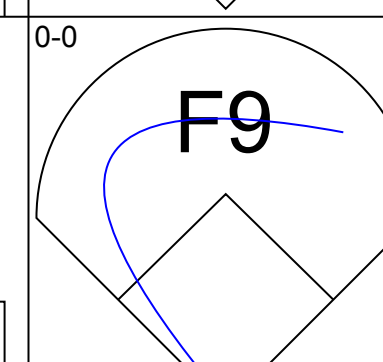
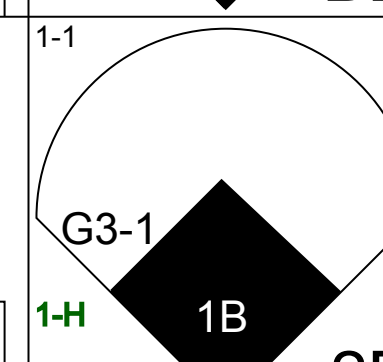
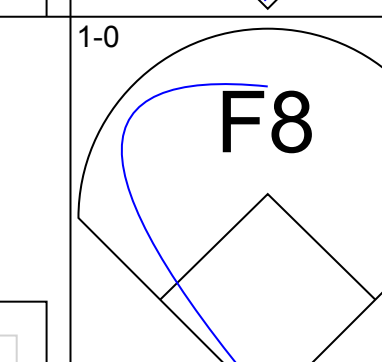

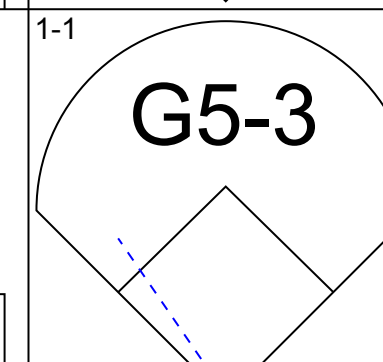
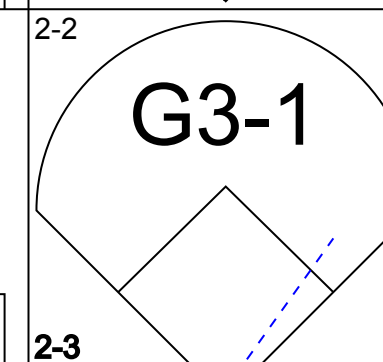
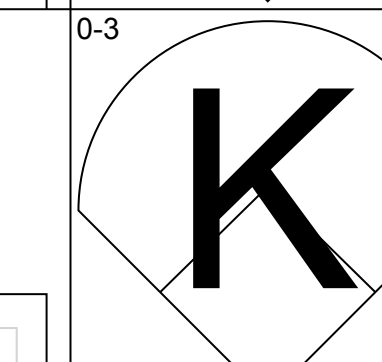

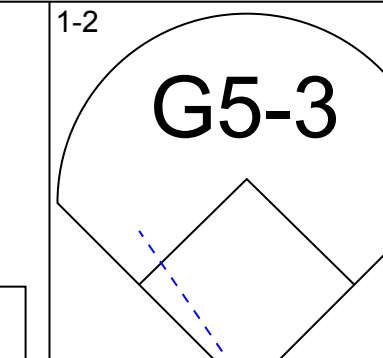
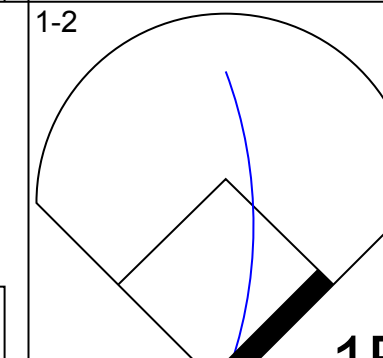



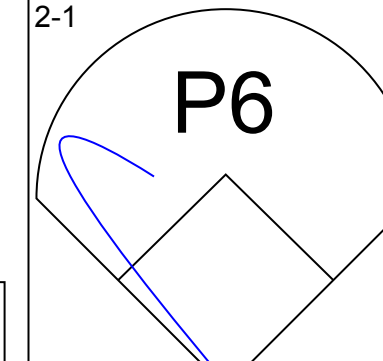


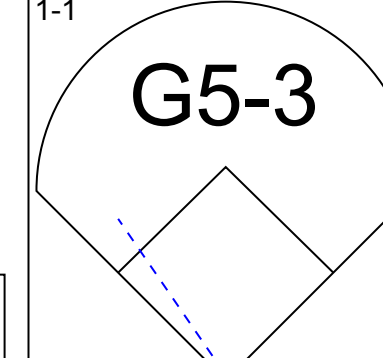

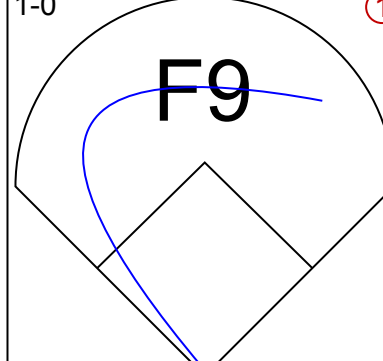
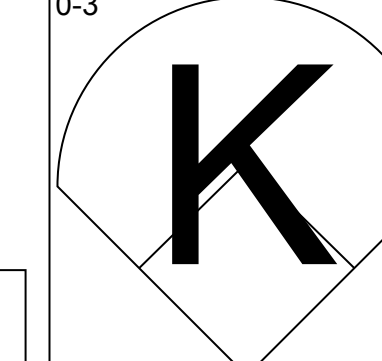
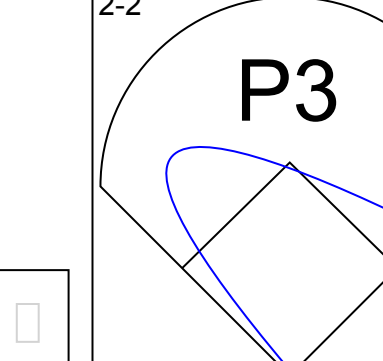
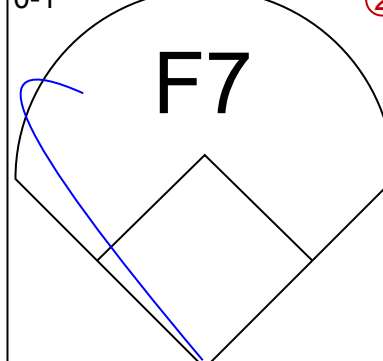
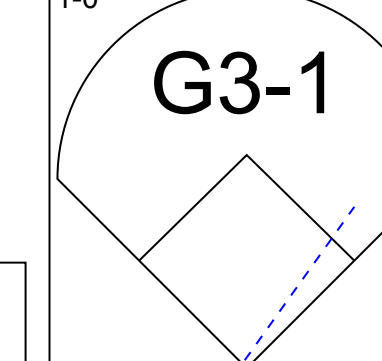
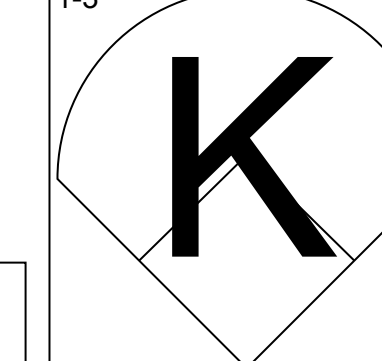
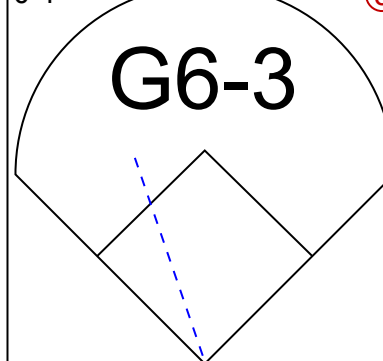
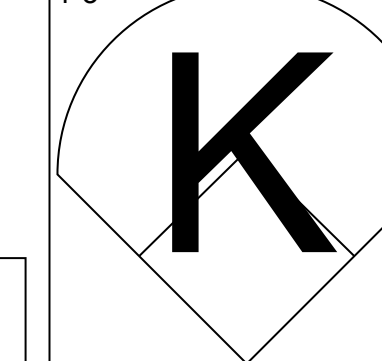
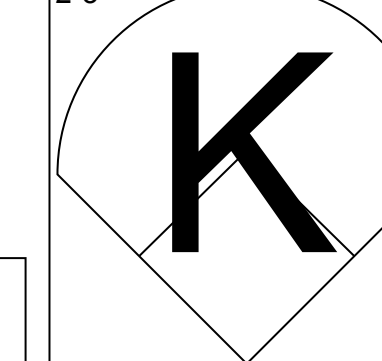
Batter	1	2	3	4	5	6	7	8	9	AB	R	H	RBI	BB	SO	LOB	BOTTOM										
<b>Chuck Knoblauch, R</b> OBP: 0.409, SLG: 0.314 (1, 4)	G4-3	P6			G6-3	1B		WP		4	1	1	0	1	0	0	<b>Kansas City Royals @ Minnesota Twins</b> Hubert H. Humphrey Metrodome, Minneapolis, MN Sat Apr 17 1993, 4:33 AM EDT Att: 24,389 - Dome <a href="http://livebaseballscorecards.com">livebaseballscorecards.com</a>										
<b>Shane Mack, R</b> OBP: 0.295, SLG: 0.300 (1, 7)	WP		F8		L4	K		1B		3	1	0	0	2	1	2											
<b>Kirby Puckett, R</b> OBP: 0.419, SLG: 0.600 (1, 8)	K		E		HR			1B		3	2	2	2	2	1	1											
<b>Kent Hrbek, L</b> OBP: 0.349, SLG: 0.541 (1, 3)	WP		P6		P6			K		4	2	1	2	1	1	4											
<b>Dave Winfield, R</b> OBP: 0.306, SLG: 0.500 (1, 10)	2B		F8		K			K		3	1	0	0	2	2	3											
<b>Brian Harper, R</b> OBP: 0.276, SLG: 0.333 (1, 2)					G1-3			1B		4	0	3	3	0	0	1											
<b>Gene Larkin, S</b> OBP: 0.333, SLG: 0.412 <b>J.T. Bruett, L</b> OBP: 0.200, SLG: 0.222 (7, 9)					P3			K		3	0	0	0	0	2	2											
<b>Mike Pagliarulo, L</b> OBP: 0.267, SLG: 0.345 (1, 5)		P4			F8			G3		4	0	1	0	0	0	1											
<b>Jeff Reboulet, R</b> OBP: 0.200, SLG: 0.143 (1, 6)					K			1B		3	1	0	0	1	2	2											
<b>Inning Stats</b>	R: 3 E: 0 K: 2 S: 24	H: 1 LOB: 1 BB: 3 P: 41	R: 0 E: 0 K: 1 S: 7	H: 0 LOB: 0 BB: 0 P: 11	R: 0 E: 0 K: 0 S: 10	H: 1 LOB: 1 BB: 0 P: 15	R: 0 E: 0 K: 1 S: 7	H: 1 LOB: 1 BB: 0 P: 8	R: 2 E: 0 K: 1 S: 15	H: 1 LOB: 1 BB: 1 P: 25	R: 0 E: 0 K: 2 S: 13	H: 1 LOB: 2 BB: 1 P: 22	R: 1 E: 0 K: 0 S: 9	H: 1 LOB: 1 BB: 2 P: 20	R: 2 E: 0 K: 2 S: 16	H: 2 LOB: 2 BB: 2 P: 29		R: 0 E: 0 K: 2 S: 11	H: 0 LOB: 0 BB: 0 P: 8	1B: 5 2B: 2 3B: 0 HR: 1	SF: 0 SAC: 0 DP: 1 HBP: 0	WP: 5 PB: 2 SB: 0 CS: 0	PA: 41				
<b>PITCHER</b>	IP	WLS	BF	H	R	ER	SO	BB	IBB	HBP	BLK	WP	HR	S	P	ERA	WHIP										
<b>David Cone, R</b> ERA: 3.48 <b>Tom Gordon, R</b> ERA: 2.79	(1, 1)	5.2	L	27	4	5	5	6	5	0	0	0	1	70	115	7.94	1.588										
(6, 1)	2.1		14	4	3	3	3	4	0	0	0	2	0	31	56	11.57	3.429										

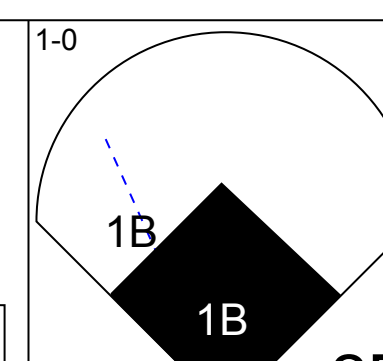
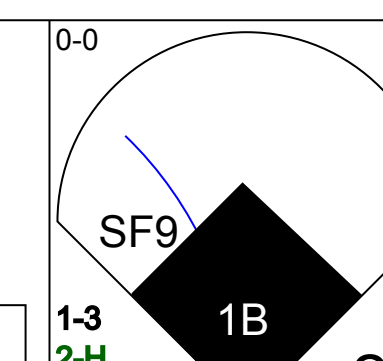
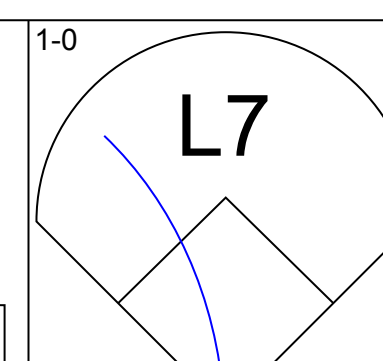
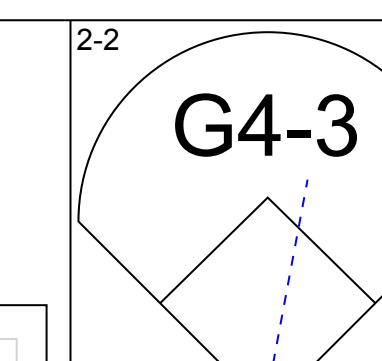
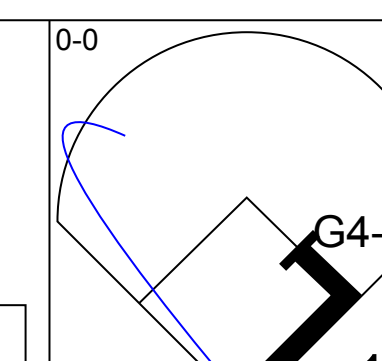
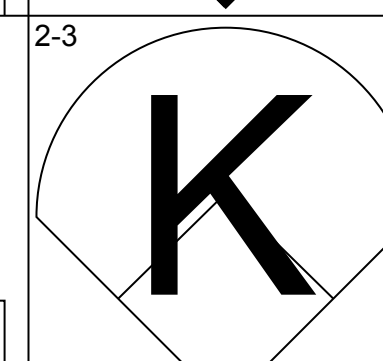
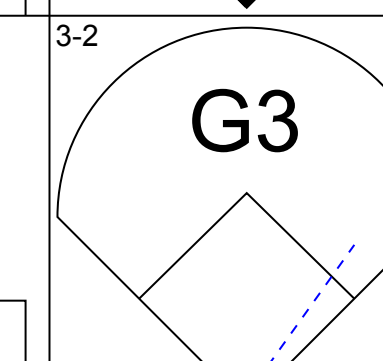
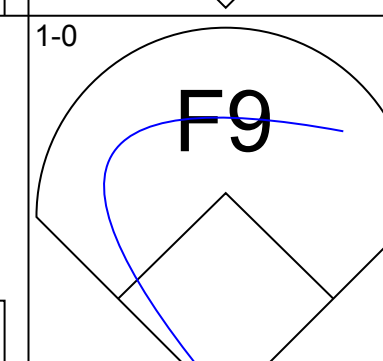
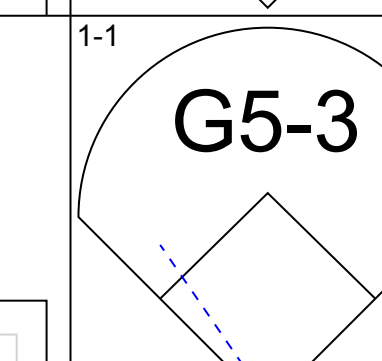
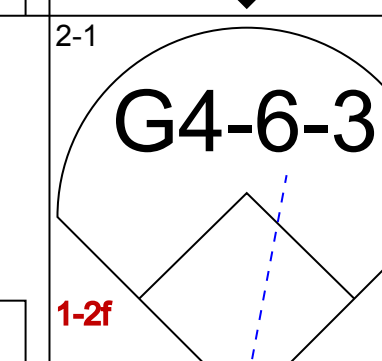
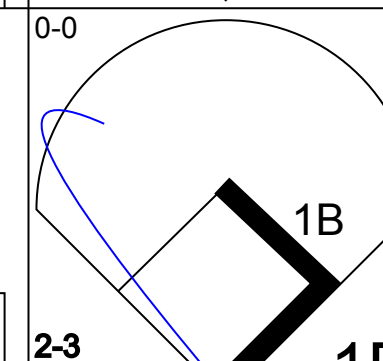
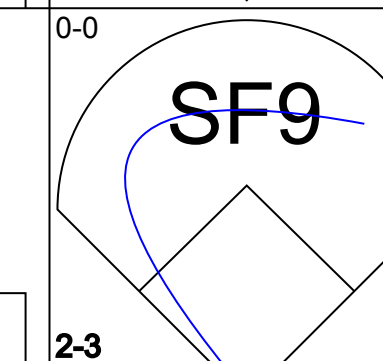
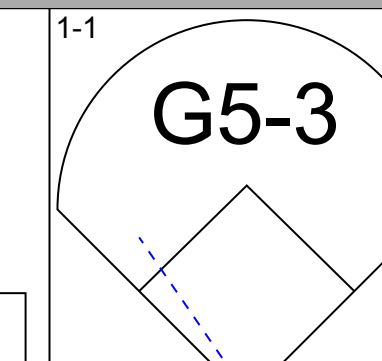
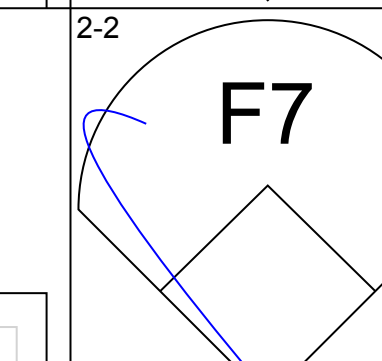
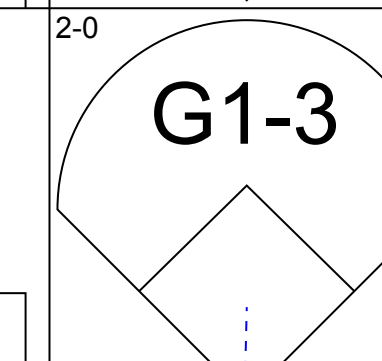
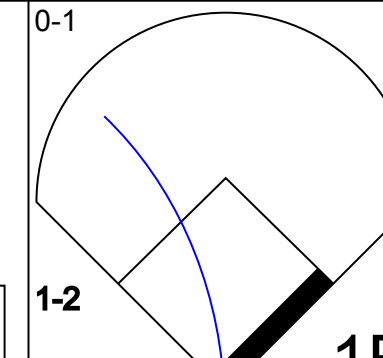
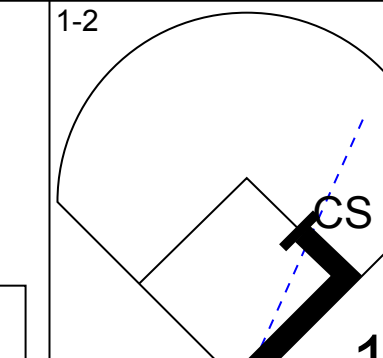
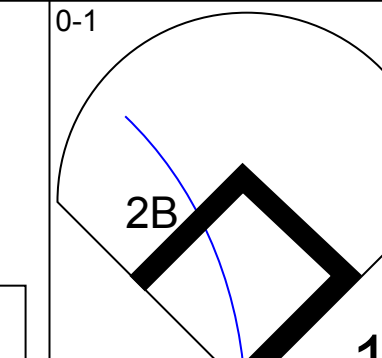


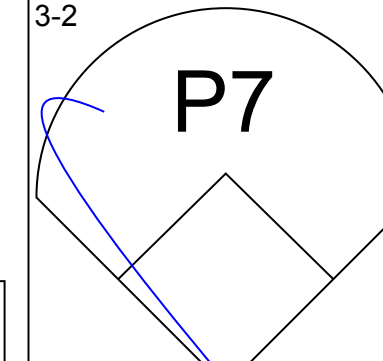
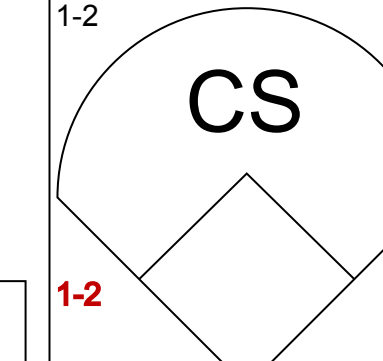
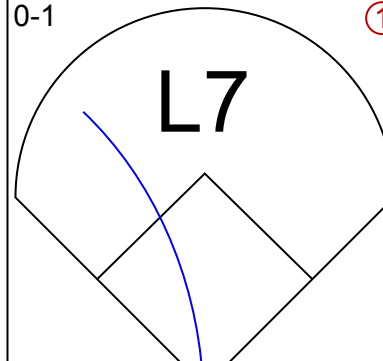
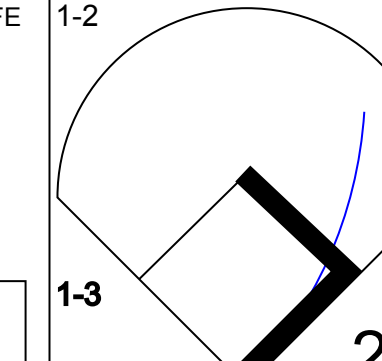
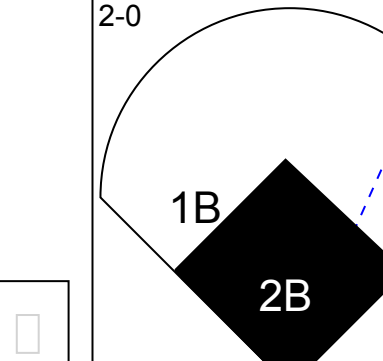
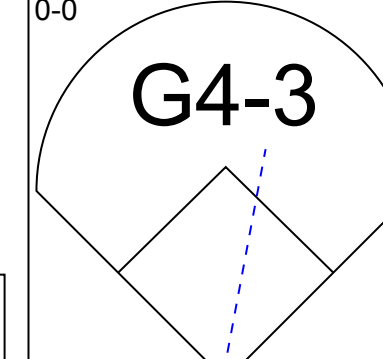
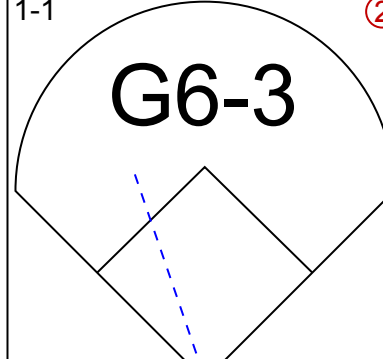
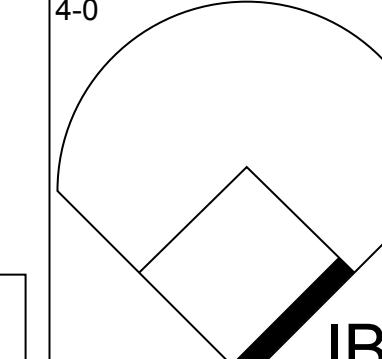
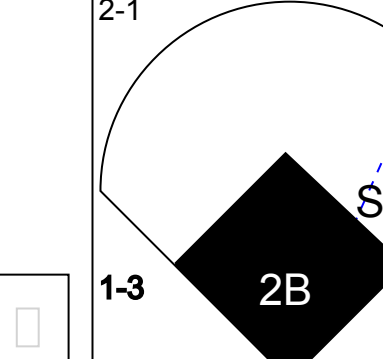
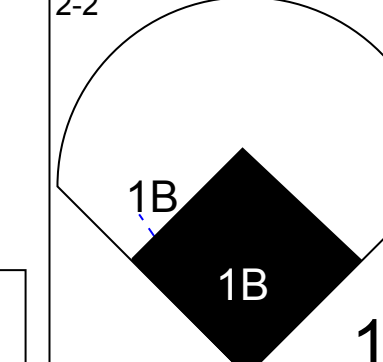
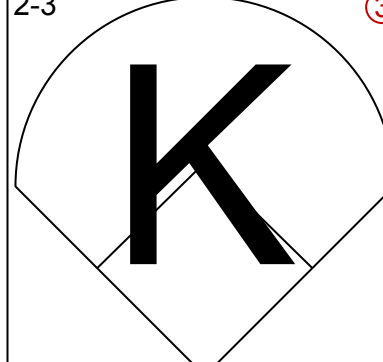
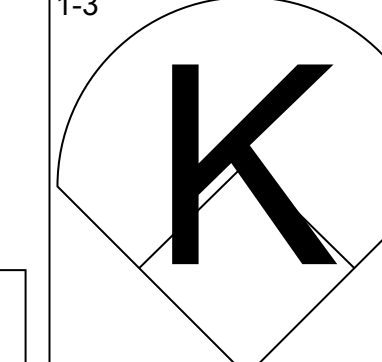
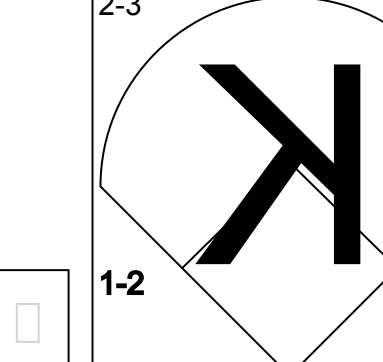
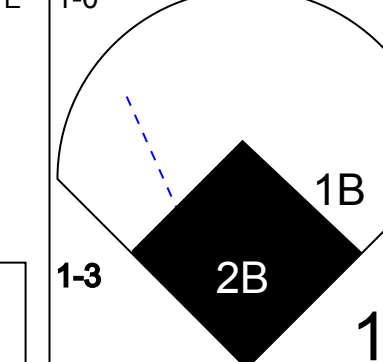
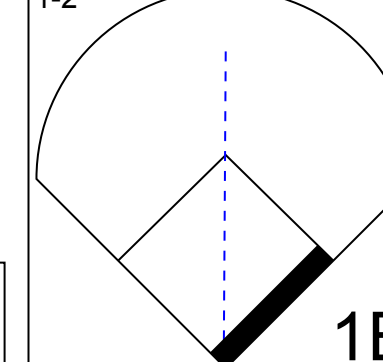

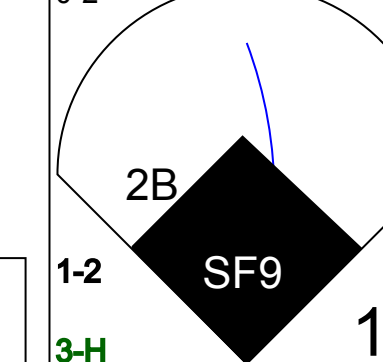
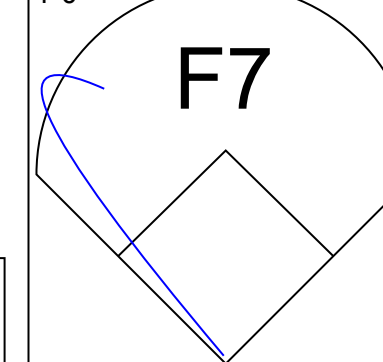
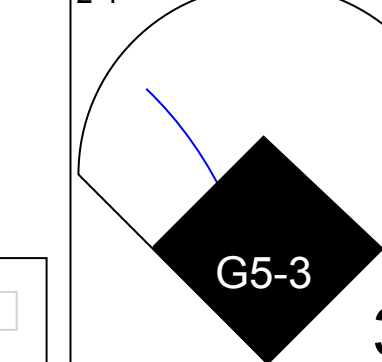
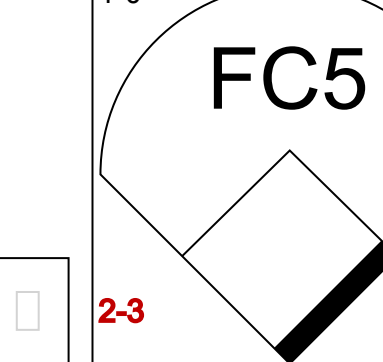


Batter	1	2	3	4	5	6	7	8	9	AB R H RBI BB SO LOB	TOP									
Felix Jose, S OBP: 0.237, SLG: 0.147	0-1 G6-3		1-3 K	2-1 FC4-6		0-2 K		1-3 K		5 0 0 0 0 3 2	<b>Kansas City Royals @ Minnesota Twins</b> Hubert H. Humphrey Metrodome, Minneapolis, MN Sun Apr 18 1993, 4:33 AM EDT Att: 21,986 - Dome									
Brian McRae, S OBP: 0.340, SLG: 0.404	0-2 2B 1B		2-0 G3 2B		1-0 F8		3-1 3B		4 1 3 1 0 0 0											
George Brett, L OBP: 0.283, SLG: 0.349	1 SAFE F8 1-H 2B		0-0 G3		2-3 K		1-0 G4-3		4 0 1 1 0 1 2											
Chris Gwynn, L OBP: 0.083, SLG: 0.083 Kevin McReynolds, R OBP: 0.344, SLG: 0.536	0-2 F8 2-3		0-1 G5-3		2-3 K		4-2 BB		3 0 0 0 0 1 2 0 0 0 0 1 0 0											
Wally Joyner, L OBP: 0.304, SLG: 0.300	1-2 F7			3-2 2B 2B		1-0 F7		1 SAFE 2-1 F8	4 1 1 0 0 0 2											
Brent Mayne, L OBP: 0.250, SLG: 0.304		1-1 1B 2B		1-2 1B 2B		2-2 G4-3		1 SAFE 1-3 K	4 2 2 1 0 1 1											
Phil Hiatt, R OBP: 0.275, SLG: 0.514 David Howard, S		1-2 L6		1-3 K		0-3 K		0-0 G5-3	4 0 0 0 0 2 3 0 0 0 0 0 0 0											
Jose Lind, R OBP: 0.344, SLG: 0.484		1-0 CS 1B		0-1 FC4-6 1B		2-1 SH1-4 3B 1B		2-1 F8	4 1 3 2 0 0 0											
Greg Gagne, R OBP: 0.162, SLG: 0.114		1-3 K		1-0 P4		1 SAFE 0-0 SH1-4		1-3 K	3 0 0 0 0 2 2											
<b>Inning Stats</b>	R: 1 E: 0 K: 0 S: 15	H: 2 LOB: 1 BB: 0 P: 18	R: 1 E: 0 K: 1 S: 10	H: 2 LOB: 0 BB: 0 P: 14	R: 0 E: 0 K: 1 S: 7	H: 1 LOB: 1 BB: 0 P: 10	R: 2 E: 0 K: 1 S: 16	H: 3 LOB: 1 BB: 0 P: 24	R: 0 E: 0 K: 1 S: 7	H: 0 LOB: 0 BB: 0 P: 10		R: 1 E: 0 K: 1 S: 9	H: 2 LOB: 1 BB: 0 P: 15	R: 0 E: 0 K: 1 S: 9	H: 0 LOB: 1 BB: 0 P: 16	R: 0 E: 0 K: 1 S: 10	H: 0 LOB: 0 BB: 0 P: 14	1B: 4 2B: 5 3B: 1 HR: 0	SF: 0 SAC: 1 DP: 0 HBP: 0	WP: 0 PB: 0 SB: 1 CS: 1
<b>PITCHER</b>	IP WLS BF H R ER SO BB IBB HBP BLK WP HR S P ERA WHIP											IP WLS BF H R ER SO BB IBB HBP BLK WP HR S P ERA WHIP								
Scott Erickson, R ERA: 9.0	(1, 1) 4.0 L 19 8 4 4 3 0 0 0 0 0 0 0 0 48 66 9.00 2.000																			
Mike Trombley, R ERA: 5.4	(5, 1) 2.2 10 2 1 1 4 0 0 0 0 0 0 0 23 36 3.38 0.750																			
Mark Guthrie, L ERA: 3.0	(7, 1) 1.1 5 0 0 0 1 1 0 0 0 0 0 0 10 18 0.00 0.750																			
Rick Aguilera, R ERA: 1.29	(9, 1) 1.0 3 0 0 0 2 0 0 0 0 0 0 0 10 14 0.00 0.000																			

Batter	1	2	3	4	5	6	7	8	9	AB R H RBI BB SO LOB	BOTTOM											
Chuck Knoblauch, R OBP: 0.408, SLG: 0.333	2-3 K		4-2 G6-4-3 1B 2B BB		1-1 G4-3 2B		1-1 G6-3		0-2 G4-3	4 2 1 1 1 1 1	<b>Kansas City Royals @ Minnesota Twins</b> Hubert H. Humphrey Metrodome, Minneapolis, MN Sun Apr 18 1993, 4:33 AM EDT Att: 21,986 - Dome											
Terry Jorgensen, R OBP: 0.300, SLG: 0.400	1-1 E9 1B		0-0 G6-4-3 1B		1-1 G4-3		3-H G6-3		4 1 2 0 0 0 1													
Kirby Puckett, R OBP: 0.426, SLG: 0.595	4-1 1B BB		1-0 G6-4-3		0-1 SF9		1-2 G6-3 1B		2 0 1 1 1 0 2													
Kent Hrbek, L OBP: 0.383, SLG: 0.585	3-2 1B		2-2 2B		3-H F7		1 SAFE 1-2 G6-3 1B		4 0 3 2 0 0 0													
Shane Mack, R OBP: 0.271, SLG: 0.273	2-3 K		1-2 L9		2-2 G1-3		2-2 G6-3		4 0 0 0 0 1 5													
Pedro Munoz, R	3-3 K				0-0 F9		0-3 K		3 0 0 0 0 2 2													
Brian Harper, R OBP: 0.270, SLG: 0.324 Rick Aguilera, R					4-0 FC6-4 BB		2-3 K		1 0 0 0 0 1 1 0 0 0 0 0 0 0													
Randy Bush, L OBP: 0.250, SLG: 0.100		0-1 G4-3				2-3 K		0-3 K	3 0 0 0 1 2 0													
Lenny Webster, R OBP: 0.143, SLG: 0.286		2-2 G6-3			2-0 F8		0-1 G6-3 2B		4 1 1 0 0 0 1													
Jeff Reboulet, R OBP: 0.176, SLG: 0.125 Gene Larkin, S OBP: 0.316, SLG: 0.389 Scott Leius, R OBP: 0.125, SLG: 0.071 Dave Winfield, R OBP: 0.324, SLG: 0.515 J.T. Bruett, L OBP: 0.200, SLG: 0.222		0-0 F8		1-2 FC6-4		0-0 G6-3		1-1 1B	2 0 0 0 0 0 1 1 0 0 0 0 0 1 0 0 0 0 0 0 0 1 0 1 0 0 0 0 0 0 0 0 0 0 0													
<b>Inning Stats</b>	R: 1 E: 1 K: 3 S: 16	H: 2 LOB: 2 BB: 1 P: 31	R: 0 E: 0 K: 0 S: 6	H: 0 LOB: 0 BB: 0 P: 8	R: 1 E: 0 K: 0 S: 11	H: 2 LOB: 1 BB: 1 P: 19	R: 0 E: 0 K: 0 S: 5	H: 0 LOB: 1 BB: 1 P: 12	R: 1 E: 0 K: 0 S: 10	H: 1 LOB: 0 BB: 0 P: 15	R: 0 E: 0 K: 2 S: 9	H: 0 LOB: 0 BB: 0 P: 13	R: 1 E: 0 K: 0 S: 6	H: 1 LOB: 0 BB: 0 P: 7	R: 0 E: 0 K: 1 S: 18	H: 2 LOB: 1 BB: 0 P: 25	R: 0 E: 0 K: 1 S: 12	H: 1 LOB: 1 BB: 0 P: 14	1B: 6 2B: 3 3B: 0 HR: 0	SF: 1 SAC: 0 DP: 2 HBP: 0	WP: 0 PB: 0 SB: 0 CS: 0	PA: 37
<b>PITCHER</b>	IP WLS BF H R ER SO BB IBB HBP BLK WP HR S P ERA WHIP											IP WLS BF H R ER SO BB IBB HBP BLK WP HR S P ERA WHIP										
Hipolito Pichardo, R ERA: 4.4	(1, 1) 7.0 W 29 6 4 4 5 3 0 0 0 0 0 0 0 30 39 0.00 1.286																					
Jeff Montgomery, R ERA: 1.29	(8, 1) 2.0 S 8 3 0 0 2 0 0 0 0 0 0 0 0 30 39 0.00 1.500																					



Batter	1	2	3	4	5	6	7	8	9	AB	R	H	RBI	BB	SO	LOB	TOP					
<b>Roberto Alomar, S</b> OBP: 0.316, SLG: 0.327 (1, 4)										3	1	0	0	1	2	0	<b>Toronto Blue Jays @ Kansas City Royals</b> Kauffman Stadium, Kansas City, MO Tue Apr 20 1993, 7:05 PM CDT Att: 14,985 - Unknown - 52 F <a href="http://livebaseballscorecards.com">livebaseballscorecards.com</a>					
<b>Turner Ward, S</b> OBP: 0.207, SLG: 0.269 (1, 9)										4	1	1	1	0	0	0						
<b>Paul Molitor, R</b> OBP: 0.351, SLG: 0.380 (1, 10)										4	0	0	0	0	1	1						
<b>Joe Carter, R</b> OBP: 0.367, SLG: 0.744 (1, 7)										4	0	1	1	0	0	0						
<b>John Olerud, L</b> OBP: 0.451, SLG: 0.565 (1, 3)										3	0	1	0	0	0	1						
<b>Darin Jackson, R</b> OBP: 0.295, SLG: 0.293 (1, 8)										3	0	0	0	0	2	2						
<b>Ed Sprague, R</b> OBP: 0.313, SLG: 0.532 (1, 5)										3	0	0	0	0	1	1						
<b>Randy Knorr, R</b> (1, 2)										3	0	0	0	0	1	0						
<b>Dick Schofield, R</b> OBP: 0.318, SLG: 0.308 (1, 6)										3	0	0	0	0	2	0						
<b>Inning Stats</b>	R: 0 E: 0 K: 1 S: 6	H: 0 LOB: 0 BB: 0 P: 10	R: 0 E: 0 K: 1 S: 7	H: 0 LOB: 0 BB: 0 P: 9	R: 0 E: 0 K: 0 S: 5	H: 0 LOB: 0 BB: 1 P: 6	R: 2 E: 0 K: 0 S: 19	H: 2 LOB: 1 BB: 1 P: 30	R: 0 E: 0 K: 2 S: 7	H: 0 LOB: 0 BB: 0 P: 9	R: 0 E: 0 K: 1 S: 6	H: 1 LOB: 1 BB: 0 P: 8	R: 0 E: 0 K: 1 S: 13	H: 1 LOB: 1 BB: 0 P: 20	R: 0 E: 0 K: 3 S: 10	H: 0 LOB: 0 BB: 0 P: 16	R: 0 E: 0 K: 0 S: 5	H: 0 LOB: 0 BB: 0 P: 8	1B: 2 2B: 1 3B: 0 HR: 0	SF: 0 SAC: 0 DP: 0 HBP: 0	WP: 0 PB: 0 SB: 0 CS: 0	PA: 31
<b>PITCHER</b> <b>Kevin Appier, R</b> ERA: 3.49 (1, 1)	IP: 9.0 WLS: W BF: 31 H: 3 R: 2 ER: 2 SO: 9 BB: 1 IBB: 0 HBP: 0 BLK: 0 WP: 0 HR: 0 S: 78 P: 116 ERA: 2.00 WHIP: 0.444															<b>PITCHER</b>						

Batter	1	2	3	4	5	6	7	8	9	AB	R	H	RBI	BB	SO	LOB	BOTTOM			
<b>Felix Jose, S</b> OBP: 0.279, SLG: 0.256 (1, 9)										5	2	3	1	0	0	2	<b>Toronto Blue Jays @ Kansas City Royals</b> Kauffman Stadium, Kansas City, MO Tue Apr 20 1993, 7:05 PM CDT Att: 14,985 - Unknown - 52 F <a href="http://livebaseballscorecards.com">livebaseballscorecards.com</a>			
<b>Brian McRae, S</b> OBP: 0.309, SLG: 0.365 (1, 8)										5	0	0	1	0	1	5				
<b>George Brett, L</b> OBP: 0.275, SLG: 0.340 (1, 10)										4	0	1	1	0	0	0				
<b>Chris Gwynn, L</b> OBP: 0.250, SLG: 0.250 (1, 7)										4	0	3	2	0	0	0				
<b>Wally Joyner, L</b> OBP: 0.320, SLG: 0.341 (1, 3)										4	1	2	0	0	0	2				
<b>Brent Mayne, L</b> OBP: 0.286, SLG: 0.308 (1, 2)										3	1	1	0	1	0	2				
<b>Phil Hiatt, R</b> OBP: 0.273, SLG: 0.488 (1, 5)										4	1	1	0	0	3	5				
<b>Jose Lind, R</b> OBP: 0.389, SLG: 0.543 (1, 4)										4	1	3	2	0	0	3				
<b>Greg Gagne, R</b> OBP: 0.195, SLG: 0.205 (1, 6)										4	2	2	1	0	0	2				
<b>Inning Stats</b>	R: 1 E: 0 K: 1 S: 15	H: 3 LOB: 2 BB: 0 P: 21	R: 4 E: 0 K: 0 S: 21	H: 5 LOB: 0 BB: 0 P: 29	R: 0 E: 0 K: 1 S: 7	H: 0 LOB: 0 BB: 0 P: 10	R: 0 E: 0 K: 0 S: 6	H: 1 LOB: 1 BB: 0 P: 10	R: 0 E: 0 K: 1 S: 11	H: 2 LOB: 3 BB: 1 P: 20	R: 1 E: 0 K: 0 S: 10	H: 1 LOB: 0 BB: 0 P: 17	R: 2 E: 0 K: 1 S: 9	H: 3 LOB: 1 BB: 0 P: 17	R: 0 E: 0 K: 0 S: 4	H: 1 LOB: 0 BB: 0 P: 8	1B: 11 2B: 4 3B: 1 HR: 0	SF: 1 SAC: 0 DP: 1 HBP: 0	WP: 0 PB: 0 SB: 1 CS: 1	PA: 40
<b>PITCHER</b> <b>Todd Stottlemyre, R</b> ERA: 4.5 <b>Mark Eichhorn, R</b> ERA: 5.79 (7, 1)	IP: 6.0 WLS: L BF: 30 H: 12 R: 6 ER: 6 SO: 3 BB: 0 IBB: 0 HBP: 0 BLK: 0 WP: 0 HR: 0 S: 70 P: 107 ERA: 9.00 WHIP: 2.000															<b>PITCHER</b>				



Batter	1	2	3	4	5	6	7	8	9	AB	R	H	RBI	BB	SO	LOB	TOP																					
<b>Roberto Alomar, S</b> OBP: 0.339, SLG: 0.327 (1, 4)	K		SH2-4 BB	S 1B		IBB			G4-3	3	0	1	2	2	1	0	<b>Toronto Blue Jays @ Kansas City Royals</b> Kauffman Stadium, Kansas City, MO Wed Apr 21 1993, 7:05 PM CDT Att: 15,693 - Unknown - 59 F																					
<b>Turner Ward, S</b> OBP: 0.182, SLG: 0.233 (1, 9)	G4-3		SH2-4	G6-3		G4-3			G3-1	4	0	0	0	0	0	3																						
<b>Paul Molitor, R</b> OBP: 0.339, SLG: 0.352 (1, 10)	G5-3		G6-3		G5-3				G6-3	4	0	0	1	1	0	1																						
<b>Joe Carter, R</b> OBP: 0.352, SLG: 0.688 (1, 7)		G4-3	L7		L7				L7	5	0	1	0	0	0	2																						
<b>John Olerud, L</b> OBP: 0.455, SLG: 0.580 (1, 3)		WP 2B		1B SF7 1B	G3				FC6-4	4	1	2	0	0	0	1																						
<b>Darin Jackson, R</b> OBP: 0.292, SLG: 0.273 (1, 8)				FC1 G5-3 1B		F8			P6	3	1	0	0	1	0	2																						
<b>Ed Sprague, R</b> OBP: 0.308, SLG: 0.510 (1, 5)						F8			K	4	1	1	0	0	2	2																						
<b>Pat Borders, R</b> OBP: 0.188, SLG: 0.217 (1, 2)				SF7		WP 2B 1B			G4-3	3	1	1	1	0	1	2																						
<b>Luis Sojo, R</b> OBP: 0.400, SLG: 0.600 (1, 6)			SH2-4 BB G6-3 1B		G5-3				F7	4	1	2	1	0	0	2																						
<b>Inning Stats</b>	R: 0 E: 0 K: 1 S: 5	H: 0 LOB: 0 BB: 0 P: 5	R: 0 E: 0 K: 2 S: 17	H: 1 LOB: 2 BB: 1 P: 27	R: 1 E: 0 K: 0 S: 12	H: 1 LOB: 1 BB: 1 P: 22	R: 3 E: 1 K: 0 S: 13	H: 3 LOB: 1 BB: 0 P: 21	R: 0 E: 0 K: 0 S: 4	H: 0 LOB: 0 BB: 0 P: 6	R: 1 E: 0 K: 0 S: 11	H: 2 LOB: 2 BB: 1 P: 22	R: 0 E: 0 K: 0 S: 8	H: 1 LOB: 1 BB: 0 P: 11	R: 0 E: 0 K: 1 S: 10	H: 0 LOB: 0 BB: 0 P: 13	R: 0 E: 0 K: 0 S: 7	H: 0 LOB: 1 BB: 1 P: 15	1B: 6 2B: 2 3B: 0 HR: 0	SF: 1 SAC: 1 DP: 0 HBP: 0	WP: 2 PB: 0 SB: 1 CS: 0	PA: 40																
<b>PITCHER</b>	IP	WLS	BF	H	R	ER	SO	BB	IBB	HBP	BLK	WP	HR	S	P	ERA	WHIP	<b>PITCHER</b>				IP	WLS	BF	H	R	ER	SO	BB	IBB	HBP	BLK	WP	HR	S	P	ERA	WHIP
<b>Mark Gubicza, R</b> ERA: 9.75 (1, 1)	6.0		29	7	5	2	3	2	1	0	0	2	0	62	103	3.00	1.500																					
<b>Rusty Meacham, R</b> ERA: 2.0 (7, 1)	2.0		7	1	0	0	1	0	0	0	0	0	0	18	24	0.00	0.500																					
<b>Jeff Montgomery, R</b> ERA: 1.13 (9, 1)	1.0	W	4	0	0	0	0	1	0	0	0	0	0	7	15	0.00	1.000																					

AB	34
R	5
H	8
RBI	5
BB	4
SO	4
LOB	15



Batter	1	2	3	4	5	6	7	8	9	AB	R	H	RBI	BB	SO	LOB	BOTTOM																					
<b>Felix Jose, S</b> OBP: 0.271, SLG: 0.273 (1, 9)	K		SH2-3 1H 2B		G5-3	F7			B1	5	1	1	1	0	1	1	<b>Toronto Blue Jays @ Kansas City Royals</b> Kauffman Stadium, Kansas City, MO Wed Apr 21 1993, 7:05 PM CDT Att: 15,693 - Unknown - 59 F																					
<b>Brian McRae, S</b> OBP: 0.305, SLG: 0.357 (1, 8)	F7		SH2-3		1B FC6-4 1B				K	4	1	1	0	0	1	1																						
<b>George Brett, L</b> OBP: 0.304, SLG: 0.353 (1, 10)						FC6-4 1B			1B IBB	4	0	2	0	1	1	1																						
<b>Chris Gwynn, L</b> OBP: 0.283, SLG: 0.316 (1, 7)						FC6-4 1B				3	1	1	2	0	0	2																						
<b>Kevin Reynolds, R</b> OBP: 0.353, SLG: 0.533 (7, PH)	F7					1B				2	0	1	1	0	0	0																						
<b>Wally Joyner, L</b> OBP: 0.352, SLG: 0.370 (1, 3)		G4-3				WP 1B BB			SH5-4 1B 2B	2	1	1	0	2	0	0																						
<b>Brent Mayne, L</b> OBP: 0.290, SLG: 0.310 (1, 2)		G6-3				WP 1B			SH5-4	3	0	1	1	0	1	2																						
<b>Keith Miller, R</b> OBP: 0.500, SLG: 0.500 (1, 5)					G6-3				G4-6-3 1B	4	0	2	1	0	1	2																						
<b>Jose Lind, R</b> OBP: 0.375, SLG: 0.513 (1, 4)									G4-6-3	4	0	1	0	0	1	2																						
<b>Greg Gagne, R</b> OBP: 0.222, SLG: 0.214 (1, 6)					G5-4-3				G6-3	3	2	1	0	1	0	1																						
<b>Inning Stats</b>	R: 0 E: 0 K: 1 S: 11	H: 1 LOB: 1 BB: 0 P: 14	R: 0 E: 0 K: 1 S: 10	H: 1 LOB: 0 BB: 0 P: 13	R: 2 E: 0 K: 2 S: 13	H: 2 LOB: 2 BB: 2 P: 26	R: 0 E: 0 K: 0 S: 6	H: 1 LOB: 0 BB: 0 P: 7	R: 2 E: 0 K: 1 S: 13	H: 3 LOB: 2 BB: 1 P: 20	R: 0 E: 0 K: 0 S: 10	H: 0 LOB: 0 BB: 0 P: 15	R: 0 E: 0 K: 0 S: 8	H: 0 LOB: 0 BB: 0 P: 14	R: 1 E: 0 K: 0 S: 5	H: 2 LOB: 2 BB: 0 P: 9	R: 1 E: 0 K: 1 S: 12	H: 2 LOB: 2 BB: 1 P: 19	1B: 9 2B: 3 3B: 0 HR: 0	SF: 0 SAC: 2 DP: 2 HBP: 0	WP: 1 PB: 0 SB: 1 CS: 0	PA: 40																
<b>PITCHER</b>	IP	WLS	BF	H	R	ER	SO	BB	IBB	HBP	BLK	WP	HR	S	P	ERA	WHIP	<b>PITCHER</b>				IP	WLS	BF	H	R	ER	SO	BB	IBB	HBP	BLK	WP	HR	S	P	ERA	WHIP
<b>Jack Morris, R</b> ERA: 13.24 (1, 1)	6.0		28	8	4	4	5	2	1	0	0	2	0	63	95	6.00	1.667																					
<b>Tony Castillo, L</b> ERA: 4.15 (7, 1)	1.1		5	1	1	1	0	0	0	0	0	0	0	11	19	6.75	0.750																					
<b>Mike Timlin, R</b> ERA: 4.5 (8, 1)	1.1	L	7	3	1	1	1	0	1	0	0	0	0	14	23	6.75	2.250																					

AB	34
R	6
H	12
RBI	6
BB	4
SO	6
LOB	12









Batter	1	2	3	4	5	6	7	8	9	AB	R	H	RBI	BB	SO	LOB	TOP					
<b>Brady Anderson, L</b> (1, 7) OBP: 0.456, SLG: 0.561	P4		F9		P5			L9	E	5	1	1	2	0	0	1						
<b>Mike Devereaux, R</b> (1, 8) OBP: 0.206, SLG: 0.273	K		F8		G6-3			G5-3	E5	5	1	1	0	0	1	1						
<b>Cal Ripken Jr., R</b> (1, 6) OBP: 0.313, SLG: 0.377	3B			G3-1		F8		G5-3	F9	5	0	1	0	0	0	2						
<b>Harold Baines, L</b> (1, 10) OBP: 0.300, SLG: 0.278	F7			K		K		FC6-4		4	0	1	1	0	2	1						
<b>Glenn Davis, R</b> (1, 3) OBP: 0.232, SLG: 0.226		F8		F7		F8		FC6-4		4	0	0	0	0	0	1						
<b>Chris Hoiles, R</b> (1, 2) OBP: 0.351, SLG: 0.429	K				1B WP		F8		K	4	1	1	0	0	2	0						
<b>Leo Gomez, R</b> (1, 5) OBP: 0.462, SLG: 0.469					1B WP SF8				L4	1	1	0	0	3	0	0						
<b>Mark McLemore, S</b> (1, 9) OBP: 0.261, SLG: 0.273	F7				1B WP		F7		HBP	4	1	2	0	0	0	2						
<b>Harold Reynolds, S</b> (1, 4) OBP: 0.227, SLG: 0.179			P7		SF8		F7		3B	2	1	0	1	0	0	1						
<b>Inning Stats</b>	R: 0 E: 0 K: 1 S: 13	H: 1 LOB: 1 BB: 0 P: 20	R: 0 E: 0 K: 1 S: 9	H: 0 LOB: 1 BB: 1 P: 16	R: 0 E: 0 K: 0 S: 8	H: 0 LOB: 0 BB: 0 P: 12	R: 0 E: 0 K: 1 S: 7	H: 0 LOB: 0 BB: 0 P: 14	R: 2 E: 0 K: 0 S: 16	H: 2 LOB: 1 BB: 1 P: 26	R: 0 E: 0 K: 0 S: 6	H: 0 LOB: 1 BB: 1 P: 10	R: 0 E: 0 K: 0 S: 11	H: 0 LOB: 1 BB: 1 P: 18	R: 1 E: 0 K: 0 S: 12	H: 2 LOB: 1 BB: 0 P: 20	R: 3 E: 1 K: 1 S: 13	H: 2 LOB: 1 BB: 0 P: 21	1B: 5 2B: 0 3B: 2 HR: 0	SF: 1 SAC: 0 DP: 0 HBP: 1	WP: 1 PB: 0 SB: 0 CS: 0	PA: 39
<b>PITCHER</b>	IP	WLS	BF	H	R	ER	SO	BB	IBB	HBP	BLK	WP	HR	S	P	ERA	WHIP					
<b>Mark Gardner, R</b> (1, 1) ERA: 5.68	7.0	W	27	3	2	2	4	3	0	0	0	1	0	70	116	2.57	0.857					
<b>Rusty Mescham, R</b> (8, 1) ERA: 4.22	1.2		11	4	4	3	1	0	0	1	0	0	0	24	38	16.20	2.400					
<b>Jeff Montgomery, R</b> (9, 1) ERA: 1.08	0.1	S	1	0	0	0	0	0	0	0	0	0	0	1	3	0.00	0.000					

**Baltimore Orioles @ Kansas City Royals**  
Kauffman Stadium, Kansas City, MO  
Fri Apr 23 1993, 7:05 PM CDT  
Att: 18,651 - Unknown - 73 F

AB 34  
R 6  
H 7  
RBI 4  
BB 3  
SO 5  
LOB 9



Batter	1	2	3	4	5	6	7	8	9	AB	R	H	RBI	BB	SO	LOB	BOTTOM					
<b>Keith Miller, R</b> (1, 10) OBP: 0.286, SLG: 0.231	G5-3	HR		FC5-4		E5				3	1	0	0	1	0	1						
<b>Brian McRae, S</b> (1, 8) OBP: 0.299, SLG: 0.406	L5	HR		K		G3				4	1	1	3	0	1	2						
<b>Wally Joyner, L</b> (1, 3) OBP: 0.339, SLG: 0.340	F8	G3-1			G4-3		F9			4	0	0	0	0	0	0						
<b>Mike Macfarlane, R</b> (1, 2) OBP: 0.192, SLG: 0.292		P2			F7		K			4	0	0	0	0	1	0						
<b>Kevin McReynolds, R</b> (1, 7) OBP: 0.368, SLG: 0.606		HR	F8		1B		P4			3	1	1	1	1	0	0						
<b>Harvey Pulliam, R</b> (1, 9) OBP: 0.412, SLG: 0.500		2B	G6-3		1B		G5-3			4	1	2	0	0	0	0						
<b>Phil Hiatt, R</b> (1, 5) OBP: 0.271, SLG: 0.489		2B	F9		K		L8			4	1	1	1	0	1	2						
<b>Jose Lind, R</b> (1, 4) OBP: 0.354, SLG: 0.457		2B	G5-3		F9					3	1	1	0	1	0	0						
<b>Greg Gagne, R</b> (1, 6) OBP: 0.269, SLG: 0.333		HR		FC5-4		K		L5		4	1	2	2	0	1	1						
<b>Inning Stats</b>	R: 0 E: 0 K: 0 S: 6	H: 0 LOB: 0 BB: 0 P: 13	R: 7 E: 0 K: 0 S: 29	H: 5 LOB: 2 BB: 2 P: 51	R: 0 E: 0 K: 0 S: 11	H: 0 LOB: 0 BB: 0 P: 16	R: 0 E: 0 K: 1 S: 14	H: 1 LOB: 1 BB: 0 P: 21	R: 0 E: 0 K: 1 S: 9	H: 0 LOB: 0 BB: 0 P: 15	R: 0 E: 0 K: 0 S: 7	H: 1 LOB: 1 BB: 0 P: 13	R: 0 E: 0 K: 0 S: 7	H: 1 LOB: 1 BB: 0 P: 13	1B: 3 2B: 3 3B: 0 HR: 2	SF: 0 SAC: 0 DP: 0 HBP: 0	WP: 1 PB: 0 SB: 0 CS: 0	PA: 36				
<b>PITCHER</b>	IP	WLS	BF	H	R	ER	SO	BB	IBB	HBP	BLK	WP	HR	S	P	ERA	WHIP					
<b>Arthur Rhodes, L</b> (1, 1) ERA: 13.97	1.1	L	10	4	6	6	0	2	0	0	0	0	0	23	46	40.50	4.500					
<b>Mark Williamson, R</b> (2, 1) ERA: 2.51	4.2		19	3	1	1	3	1	0	0	0	0	1	56	86	1.93	0.857					
<b>Brad Pennington, L</b> (7, 1) ERA: 3.86	1.0		3	0	0	0	1	0	0	0	0	0	0	9	15	0.00	0.000					
<b>Gregg Olson, R</b> (8, 1) ERA: 2.79	1.0		4	1	0	0	0	0	0	0	0	0	0	7	13	0.00	1.000					

**Baltimore Orioles @ Kansas City Royals**  
Kauffman Stadium, Kansas City, MO  
Fri Apr 23 1993, 7:05 PM CDT  
Att: 18,651 - Unknown - 73 F

AB 33  
R 7  
H 8  
RBI 7  
BB 3  
SO 4  
LOB 6





Batter	1	2	3	4	5	6	7	8	9	AB	R	H	RBI	BB	SO	LOB	TOP								
<b>Brady Anderson, L</b> (1, 7) OBP: 0.452, SLG: 0.597	F7		L9			HR		P6		5	1	2	1	0	0	1	<b>Baltimore Orioles @ Kansas City Royals</b> Kauffman Stadium, Kansas City, MO Sat Apr 24 1993, 3:33 AM CDT Att: 21,457 - Overcast <a href="http://livebaseballscorecards.com">livebaseballscorecards.com</a>								
<b>Mike Devereaux, R</b> (1, 8) OBP: 0.233, SLG: 0.296	FC6-4 1B		L5-3			G4-3 G6-3 1B		P6 2B 1B		5	1	3	0	0	0	3									
<b>Cal Ripken Jr., R</b> (1, 6) OBP: 0.319, SLG: 0.394	FC6-4 1-2			G3-1		G6-3		G6-3 1B 2B		5	1	2	2	0	0	2									
<b>Harold Baines, L</b> (1, 10) OBP: 0.311, SLG: 0.275	G6-3			G6-3 2B 1B		G4-3		G4-3 1B IBB		4	1	1	0	1	0	4									
<b>Glenn Davis, R</b> (1, 3) OBP: 0.233, SLG: 0.228 <b>David Segui, S</b> (8, 3) OBP: 0.476, SLG: 0.375		G5-3		P5		K		K 1-3 2-H 1B		4	0	1	1	0	1	2									
<b>Leo Gomez, R</b> (1, 5) OBP: 0.442, SLG: 0.472	E5 FC3-6			P5		K		G5-3		4	0	1	1	0	1	2									
<b>Mark McLemore, S</b> (1, 4) OBP: 0.296, SLG: 0.423	FC3-6 1-2			G6-3		G6-3		G6-3 P3-1 1B		4	1	2	1	0	0	1									
<b>Sherman Obando, R</b> (1, 9) OBP: 0.286, SLG: 0.286	P6			K		K		P3-1 1-1		4	0	0	0	0	2	2									
<b>Jeff Tackett, R</b> (1, 2) OBP: 0.231, SLG: 0.091			L5-3 1B	G6-3		G6-3		F8		3	1	1	0	1	0	0									
<b>Inning Stats</b>	R: 0 E: 0 K: 0 S: 6	H: 1 LOB: 1 BB: 0 P: 11	R: 0 E: 1 K: 0 S: 6	H: 0 LOB: 1 BB: 0 P: 9	R: 0 E: 0 K: 0 S: 5	H: 1 LOB: 0 BB: 0 P: 8	R: 1 E: 0 K: 0 S: 8	H: 2 LOB: 1 BB: 0 P: 11	R: 0 E: 0 K: 1 S: 6	H: 0 LOB: 0 BB: 0 P: 9	R: 1 E: 0 K: 1 S: 14	H: 2 LOB: 1 BB: 0 P: 25	R: 0 E: 0 K: 1 S: 8	H: 1 LOB: 0 BB: 1 P: 14	R: 2 E: 0 K: 0 S: 17	H: 3 LOB: 2 BB: 1 P: 30		R: 2 E: 0 K: 1 S: 15	H: 3 LOB: 2 BB: 1 P: 27	1B: 9 2B: 4 3B: 0 HR: 2	SF: 0 SAC: 0 DP: 2 HBP: 0	WP: 0 PB: 0 SB: 0 CS: 0	PA: 40		
<b>PITCHER</b>	IP	WLS	BF	H	R	ER	SO	BB	IBB	HBP	BLK	WP	HR	S	P	ERA	WHIP								
<b>Hipolito Pichardo, R</b> (1, 1) ERA: 3.8	7.0		26	7	2	2	3	0	0	0	0	0	1	53	87	2.57	1.000								
<b>Jeff Montgomery, R</b> (8, 1) ERA: 2.89	1.0	L	7	3	2	2	0	0	1	0	0	0	0	17	30	18.00	3.000								
<b>Rusty Meacham, R</b> (9, 1) ERA: 5.56	0.2		6	3	2	2	1	1	0	0	0	0	1	13	25	27.00	6.000								
<b>Frank DiPino, L</b> (9, 1) ERA: 2.84	0.1		1	0	0	0	0	0	0	0	0	0	0	2	2	0.00	0.000								

Batter	1	2	3	4	5	6	7	8	9	AB	R	H	RBI	BB	SO	LOB	BOTTOM								
<b>Keith Miller, R</b> (1, 4) OBP: 0.222, SLG: 0.176	L9		G6-3		G5-4-3			G4-3		4	0	0	0	0	0	1	<b>Baltimore Orioles @ Kansas City Royals</b> Kauffman Stadium, Kansas City, MO Sat Apr 24 1993, 3:33 AM CDT Att: 21,457 - Overcast <a href="http://livebaseballscorecards.com">livebaseballscorecards.com</a>								
<b>Brian McRae, S</b> (1, 8) OBP: 0.310, SLG: 0.403	B1-3			G4-3 HR BB		G6-3		G6-3 CS 1B		3	1	1	0	1	0	0									
<b>George Brett, L</b> (1, 10) OBP: 0.281, SLG: 0.322	G4-3 1B			G4-3		G1-3		G6-3		4	0	1	0	0	0	2									
<b>Felix Jose, S</b> (1, 9) OBP: 0.268, SLG: 0.346	G5-3			G4-3 HR		P7		P7		4	2	2	2	0	0	1									
<b>Wally Joyner, L</b> (1, 3) OBP: 0.333, SLG: 0.321		L7		L9		L9		G6-3 1B BB		3	1	0	0	1	0	1									
<b>Chris Gwynn, L</b> (1, 7) OBP: 0.333, SLG: 0.407	G6-3			G6-3		P5		P5		4	1	2	1	0	0	1									
<b>Brent Mayne, L</b> (1, 2) OBP: 0.308, SLG: 0.324	G3			G6-3		G6-3		G6-3		4	0	1	1	0	0	2									
<b>Phil Hiatt, R</b> (1, 5) OBP: 0.294, SLG: 0.500 <b>Jose Lind, R</b> (8, 4) OBP: 0.354, SLG: 0.457 <b>Hubie Brooks, R</b> (9, PH) OBP: 0.389, SLG: 0.471			L9			G5-4-3 1B		F8 FC5-4 1B		3	0	2	1	0	0	0									
<b>Greg Gagne, R</b> (1, 6) OBP: 0.250, SLG: 0.308	F9			F9		F9		FC5-4		4	0	0	0	0	0	3									
<b>Inning Stats</b>	R: 0 E: 0 K: 0 S: 9	H: 1 LOB: 1 BB: 0 P: 11	R: 0 E: 0 K: 0 S: 9	H: 0 LOB: 0 BB: 0 P: 13	R: 0 E: 0 K: 0 S: 7	H: 0 LOB: 0 BB: 0 P: 10	R: 2 E: 0 K: 0 S: 19	H: 2 LOB: 1 BB: 1 P: 28	R: 0 E: 0 K: 0 S: 6	H: 1 LOB: 0 BB: 0 P: 9	R: 1 E: 0 K: 0 S: 7	H: 1 LOB: 1 BB: 1 P: 9	R: 0 E: 0 K: 0 S: 14	H: 1 LOB: 0 BB: 1 P: 24	R: 0 E: 0 K: 0 S: 8	H: 1 LOB: 0 BB: 0 P: 11		R: 2 E: 0 K: 0 S: 20	H: 3 LOB: 1 BB: 0 P: 31	1B: 6 2B: 2 3B: 0 HR: 1	SF: 0 SAC: 0 DP: 1 HBP: 0	WP: 0 PB: 0 SB: 1 CS: 1	PA: 36		
<b>PITCHER</b>	IP	WLS	BF	H	R	ER	SO	BB	IBB	HBP	BLK	WP	HR	S	P	ERA	WHIP								
<b>35 Mike Mussina, R</b> (1, 1) ERA: 4.02	8.1	W	33	8	5	5	0	2	0	0	0	0	0	91	132	5.40	1.200								
<b>Todd Frohwrith, R</b> (9, 1) ERA: 1.54	0.2	S	3	1	0	0	0	0	0	0	0	0	0	8	14	0.00	1.500								



Batter	1	2	3	4	5	6	7	8	9	AB	R	H	RBI	BB	SO	LOB	TOP				
<b>Brady Anderson, L</b> (1, 7) OBP: 0.423, SLG: 0.552	2-0 F9	2-2 P8			3-1 P6		0-1 L3		3-2 G3-6	5	0	0	0	0	0	3					
<b>Mike Devereaux, R</b> (1, 8) OBP: 0.260, SLG: 0.360	1-2 3B		3-1 2B		1-0 G4-3			2-1 1B		4	1	3	0	0	0	0					
<b>Cal Ripken Jr., R</b> (1, 6) OBP: 0.316, SLG: 0.414	3-2 3B		1-1 G5-3		0-0 F7			2-2 FC6-4		4	1	1	1	0	0	2					
<b>Harold Baines, L</b> (1, 10) OBP: 0.306, SLG: 0.273 <b>Harold Reynolds, S</b> (8, PR) OBP: 0.227, SLG: 0.179	2-3 K		0-3 K		3-3 K			0-0 1B		4	0	1	0	0	3	2					
<b>Chris Hoiles, R</b> (1, 2) OBP: 0.344, SLG: 0.404	4-2 BB		3-3 K		0-3 K			3-1 P7		3	0	0	0	1	2	3					
<b>Leo Gomez, R</b> (1, 5) OBP: 0.426, SLG: 0.450	0-2 F9			2-1 F9		1-1 1B		0-2 E5		4	0	1	0	0	0	3					
<b>Mark McLemore, S</b> (1, 4) OBP: 0.290, SLG: 0.400		3-1 F8		0-0 1B		3-3 K		2-1 F8		4	0	1	0	0	1	3					
<b>David Segui, S</b> (1, 3) OBP: 0.240, SLG: 0.316		0-1 G5-3		0-0 F8			4-1 BB		1-3 K	3	0	0	0	1	1	1					
<b>Luis Mercedes, R</b> (1, 9) OBP: 0.400, SLG: 0.381		2-2 1B		0-3 K			0-1 FC5-4		4-1 BB	3	0	1	0	1	1	2					
<b>Inning Stats</b>	R: 1 H: 2 E: 0 K: 1 S: 20	H: 2 R: 2 ER: 1 LOB: 2 BB: 1 P: 32	R: 0 H: 1 E: 0 K: 0 S: 11	H: 1 R: 2 ER: 0 LOB: 1 BB: 0 P: 18	R: 0 H: 1 E: 0 K: 1 S: 10	H: 1 R: 0 ER: 0 LOB: 1 BB: 0 P: 17	R: 0 H: 1 E: 0 K: 0 S: 4	H: 0 R: 0 ER: 0 LOB: 0 BB: 0 P: 8	R: 0 H: 1 E: 0 K: 3 S: 14	H: 1 R: 0 ER: 0 LOB: 1 BB: 1 P: 21	R: 0 H: 0 E: 0 K: 0 S: 5	H: 0 R: 0 ER: 0 LOB: 0 BB: 1 P: 9	R: 1 H: 2 E: 1 K: 0 S: 13	H: 2 R: 2 ER: 1 LOB: 2 BB: 0 P: 22	R: 0 H: 0 E: 0 K: 1 S: 7	H: 0 R: 0 ER: 0 LOB: 0 BB: 1 P: 15	1B: 5 2B: 2 3B: 2 HR: 0	SF: 0 SAC: 0 DP: 2 HBP: 0	WP: 1 PB: 0 SB: 0 CS: 0	PA: 37	
<b>PITCHER</b>	IP	WLS	BF	H	R	ER	SO	BB	IBB	HBP	BLK	WP	HR	S	P	ERA	WHIP				
<b>Kevin Appier, R</b> (1, 1) ERA: 3.03	7.1	W	31	8	2	1	7	2	0	0	0	1	0	77	124	1.23	1.364				
<b>Jeff Montgomery, R</b> (8, 1) ERA: 2.45	1.2	S	6	0	0	0	1	1	0	0	0	0	0	14	27	0.00	0.600				

**Baltimore Orioles @ Kansas City Royals**  
Kauffman Stadium, Kansas City, MO  
Sun Apr 25 1993, 3:33 AM CDT  
Att: 21,248 - Sunny - 69 F

**AB 34**  
**R 2**  
**H 8**  
**RBI 1**  
**BB 3**  
**SO 8**  
**LOB 19**



Batter	1	2	3	4	5	6	7	8	9	AB	R	H	RBI	BB	SO	LOB	BOTTOM				
<b>Brian McRae, S</b> (1, 8) OBP: 0.342, SLG: 0.451	2-1 E	2-1 G2-3		3-2 1B		2-2 1B		4-1 BB		4	1	3	0	1	0	0					
<b>Wally Joyner, L</b> (1, 3) OBP: 0.352, SLG: 0.322	4-0 1B	4-1 BB		1-0 1B		2-0 L9		1-0 L7		3	1	1	0	2	0	3					
<b>George Brett, L</b> (1, 10) OBP: 0.261, SLG: 0.297	1-1 FC3	2-3 K		0-0 L7		1-0 P6		3-1 G4-3		5	1	0	0	0	1	7					
<b>Felix Jose, S</b> (1, 9) OBP: 0.305, SLG: 0.358 <b>Kevin McReynolds, R</b> (6, PH) OBP: 0.359, SLG: 0.588	1-0 P5		4-2 G4-3		4-2 G5-3		1-0 L7			1	0	1	1	2	0	0					
<b>Chris Gwynn, L</b> (1, 7) OBP: 0.290, SLG: 0.355	2-3 1B		3-2 G4-3		1-1 L7		1-2 G3-1			4	0	0	0	0	0	4					
<b>Brent Mayne, L</b> (1, 2) OBP: 0.326, SLG: 0.341	3-1 HBP		1-3 K		0-1 G5-3		0-3 K			4	0	2	1	0	2	1					
<b>Phil Hiatt, R</b> (1, 5) OBP: 0.143, SLG: 0.077 <b>Keith Miller, R</b> (8, 5) OBP: 0.222, SLG: 0.176	1-1 HBP		0-0 F8		0-0 G5-3		0-0 1B			3	0	1	0	0	0	3					
<b>Jose Lind, R</b> (1, 4) OBP: 0.327, SLG: 0.420	1-2 P4		2-3 K		3-1 P7		1-0 G1-3			4	0	0	0	0	1	5					
<b>Curtis Wilkerson, S</b> (1, 6) OBP: 0.143, SLG: 0.077 <b>Greg Gagne, R</b> (9, 6) OBP: 0.250, SLG: 0.308		3-2 G4-3		2-3 K		1-0 L9		1-1 F8		4	0	1	0	0	1	0					
<b>Inning Stats</b>	R: 3 H: 3 E: 1 K: 0 S: 12	H: 3 R: 3 ER: 1 LOB: 2 BB: 1 P: 27	R: 0 H: 0 E: 0 K: 1 S: 10	H: 0 R: 3 ER: 0 LOB: 1 BB: 1 P: 21	R: 0 H: 2 E: 0 K: 2 S: 12	H: 2 R: 0 ER: 0 LOB: 2 BB: 0 P: 19	R: 0 H: 1 E: 0 K: 0 S: 10	H: 1 R: 0 ER: 0 LOB: 1 BB: 0 P: 12	R: 0 H: 0 E: 0 K: 0 S: 6	H: 0 R: 1 ER: 0 LOB: 1 BB: 1 P: 15	1B: 8 2B: 0 3B: 1 HR: 0	SF: 0 SAC: 0 DP: 0 HBP: 1	WP: 0 PB: 0 SB: 1 CS: 0	PA: 39							
<b>PITCHER</b>	IP	WLS	BF	H	R	ER	SO	BB	IBB	HBP	BLK	WP	HR	S	P	ERA	WHIP				
<b>Ben McDonald, R</b> (1, 1) ERA: 4.43	5.0	L	28	8	3	1	4	4	0	1	0	0	0	59	110	1.80	2.400				
<b>Jim Poole, L</b> (6, 1) ERA:	3.0		11	1	0	0	1	1	0	0	0	0	0	20	34	0.00	0.667				

**Baltimore Orioles @ Kansas City Royals**  
Kauffman Stadium, Kansas City, MO  
Sun Apr 25 1993, 3:33 AM CDT  
Att: 21,248 - Sunny - 69 F

**AB 33**  
**R 3**  
**H 9**  
**RBI 2**  
**BB 5**  
**SO 5**  
**LOB 25**









Batter	1	2	3	4	5	6	7	8	9	10	AB	R	H	RBI	BB	SO	LOB	TOP	
Tony Phillips, S OBP: 0.505, SLG: 0.506 (1, 7) (7, 4)	F7		F7		G4-3			1B		G3-6	5	0	2	0	0	0	2	Detroit Tigers @ Kansas City Royals Kauffman Stadium, Kansas City, MO Tue Apr 27 1993, 7:05 PM CDT Att: 16,003 - Unknown - 75 F	
Lou Whitaker, L OBP: 0.484, SLG: 0.574 Rob Deer, R OBP: 0.310, SLG: 0.539 (1, 4) (7, 9)	2B		K					1B		G3-6	1	1	0	0	2	1	1		
Travis Fryman, R OBP: 0.419, SLG: 0.610 (1, 6)	CS		CS					1B			4	0	2	1	0	0	3		
Cecil Fielder, R OBP: 0.386, SLG: 0.417 (1, 3)	K		K					K			4	0	0	0	0	4	4		
Kirk Gibson, L OBP: 0.508, SLG: 0.686 (1, 10)											4	1	2	1	0	0	1		
Mickey Tettleton, S OBP: 0.490, SLG: 0.500 Gary Thurman, R OBP: 0.316, SLG: 0.313 (1, 9) (7, 7) (9, 7)											4	0	0	0	0	1	1		
Chad Kreuter, S OBP: 0.500, SLG: 0.737 (1, 2)											0	0	0	0	0	0	0		
Alan Trammell, R OBP: 0.355, SLG: 0.423 (1, 5)											3	1	1	0	1	0	0		
Mitt Cuyler, S OBP: 0.313, SLG: 0.339 (1, 8)											4	0	1	0	0	1	2		
<b>Inning Stats</b>	R: 1 E: 0 K: 1 S: 11	H: 1 LOB: 0 BB: 1 P: 19	R: 1 E: 0 K: 1 S: 9	H: 1 LOB: 0 BB: 0 P: 14	R: 0 E: 0 K: 1 S: 8	H: 1 LOB: 0 BB: 0 P: 13	R: 0 E: 0 K: 1 S: 6	H: 0 LOB: 1 BB: 1 P: 13	R: 1 E: 0 K: 1 S: 7	H: 1 LOB: 1 BB: 1 P: 16	R: 0 E: 0 K: 1 S: 14	H: 3 LOB: 2 BB: 0 P: 19	R: 0 E: 0 K: 0 S: 8	H: 0 LOB: 0 BB: 0 P: 15	R: 0 E: 0 K: 0 S: 7	H: 1 LOB: 0 BB: 0 P: 13	1B: 6 2B: 2 3B: 1 HR: 1		SF: 0 SAC: 0 DP: 1 HBP: 0
<b>PITCHER</b>	IP 8.0	WLS 6	BF 32	H 9	R 3	ER 3	SO 7	BB 3	IBB 0	HBP 0	BLK 0	WP 0	HR 1	S 74	P 122	ERA 3.38	WHIP 1.500		
David Cone, R ERA: 3.79 Rusty Meacham, R ERA: 4.73 (1, 1) (9, 1)	IP 2.0	WLS 0	BF 6	H 1	R 0	ER 0	SO 0	BB 0	IBB 0	HBP 0	BLK 0	WP 0	HR 0	S 15	P 28	ERA 0.00	WHIP 0.500		

Batter	1	2	3	4	5	6	7	8	9	10	AB	R	H	RBI	BB	SO	LOB	BOTTOM	
Keith Miller, R OBP: 0.179, SLG: 0.115 (1, 5)	L8		L5		G6-3			F8		E1	5	0	0	0	0	0	3	Detroit Tigers @ Kansas City Royals Kauffman Stadium, Kansas City, MO Tue Apr 27 1993, 7:05 PM CDT Att: 16,003 - Unknown - 75 F	
Brian McRae, S OBP: 0.349, SLG: 0.450 (1, 8)	P4		K					F8		2B	5	0	1	0	0	1	2		
George Brett, L OBP: 0.280, SLG: 0.319 (1, 10)	F7							K			4	1	1	0	1	1	0		
Felix Jose, S Hubie Brooks, R OBP: 0.381, SLG: 0.450 (1, 9) (8, PH) (9, 9)								1B		1B	3	0	1	0	0	0	0		
Wally Joyner, L OBP: 0.338, SLG: 0.324 (1, 3)								G4-3		P3	2	0	1	1	0	0	3		
Chris Gwynn, L Kevin McReynolds, R OBP: 0.304, SLG: 0.382 OBP: 0.348, SLG: 0.581 (1, 7) (7, PH) (8, 7)								1B			4	1	1	1	1	0	1		
Brent Mayne, L Mike MacFarlane, R OBP: 0.311, SLG: 0.326 OBP: 0.242, SLG: 0.333 (1, 2) (7, PH) (8, 2)								1B			2	0	1	0	0	0	1		
Jose Lind, R OBP: 0.322, SLG: 0.404 (1, 4)								F8		SH2-4	2	0	1	0	0	0	1		
Greg Gagne, R OBP: 0.270, SLG: 0.310 (1, 6)								1B			4	0	1	1	0	0	1		
<b>Inning Stats</b>	R: 0 E: 0 K: 0 S: 7	H: 0 LOB: 0 BB: 0 P: 11	R: 0 E: 0 K: 0 S: 12	H: 1 LOB: 1 BB: 0 P: 17	R: 0 E: 1 K: 1 S: 8	H: 0 LOB: 1 BB: 0 P: 10	R: 0 E: 0 K: 0 S: 9	H: 1 LOB: 1 BB: 0 P: 16	R: 0 E: 0 K: 0 S: 8	H: 0 LOB: 0 BB: 0 P: 14	R: 2 E: 1 K: 1 S: 15	H: 4 LOB: 2 BB: 0 P: 23	R: 1 E: 1 K: 0 S: 14	H: 2 LOB: 3 BB: 1 P: 23	R: 1 E: 0 K: 0 S: 8	H: 2 LOB: 2 BB: 1 P: 16	1B: 11 2B: 1 3B: 0 HR: 0		SF: 0 SAC: 2 DP: 0 HBP: 0
<b>PITCHER</b>	IP 6.0	WLS 3	BF 22	H 3	R 0	ER 0	SO 2	BB 0	IBB 0	HBP 0	BLK 0	WP 0	HR 0	S 53	P 82	ERA 0.00	WHIP 0.500		
Mark Leiter, R ERA: 6.0 Bob MacDonald, L ERA: 2.89 Mike Henneman, R ERA: 1.74 John Kiely, R ERA: 9.64 (1, 1) (7, 1) (8, 1) (10, 1)	IP 1.2	WLS 0	BF 8	H 3	R 2	ER 2	SO 1	BB 0	IBB 0	HBP 0	BLK 0	WP 0	HR 0	S 16	P 22	ERA 10.80	WHIP 1.800		
IP 1.1	WLS 10	BF 4	H 1	R 0	ER 1	SO 1	BB 0	IBB 1	HBP 0	BLK 0	WP 0	HR 0	S 20	P 34	ERA 0.00	WHIP 3.000			
IP 0.1	WLS L	BF 4	H 2	R 1	ER 1	SO 0	BB 1	IBB 0	HBP 0	BLK 0	WP 0	HR 0	S 8	P 16	ERA 27.00	WHIP 9.000			

AB	35
R	3
H	10
RBI	3
BB	3
SO	7
LOB	16



AB	40
R	4
H	12
RBI	3
BB	2
SO	4
LOB	16





Batter	1	2	3	4	5	6	7	8	9	AB	R	H	RBI	BB	SO	LOB	TOP
<b>Brian McRae, S</b> (1, 8) OBP: 0.344, SLG: 0.440	G4-3			K	2B		G4-3		SH1-3	4	1	1	1	0	1	0	
<b>Wally Joyner, L</b> (1, 3) OBP: 0.372, SLG: 0.347	G4-3			BB	2B			BB	P5	4	1	2	1	1	0	1	
<b>George Brett, L</b> (1, 10) OBP: 0.283, SLG: 0.297	G1-3			F7	G3-1			F7	G4-3	5	0	0	0	0	0	4	
<b>Felix Jose, S</b> (1, 9) OBP: 0.299, SLG: 0.344		F8		G1-3			G4-3			4	0	1	0	0	0	1	
<b>Chris Gwynn, L</b> (1, 7) OBP: 0.316, SLG: 0.368	G4-3				FC4-6		K		K	4	0	1	0	0	2	2	
<b>Brent Mayne, L</b> (1, 2) OBP: 0.327, SLG: 0.311	F7				FC4-6				BB	2	1	0	0	2	0	1	
<b>Phil Hiatt, R</b> (1, 5) OBP: 0.333, SLG: 0.483				G1-3	G1-3		G5-3			3	0	0	1	1	0	2	
<b>Jose Lind, R</b> (1, 4) OBP: 0.317, SLG: 0.393				P6			G4-3		G1-3	4	1	1	1	0	0	3	
<b>Greg Gagne, R</b> (1, 6) OBP: 0.284, SLG: 0.311				P3			P3			3	1	1	0	1	0	0	
<b>Inning Stats</b>	R: 0 H: 0 E: 0 K: 0 S: 7	H: 0 R: 0 ER: 0 LOB: 0 P: 12	H: 0 R: 0 ER: 0 LOB: 0 P: 14	H: 0 R: 0 ER: 0 LOB: 0 P: 14	H: 0 R: 0 ER: 0 LOB: 1 P: 18	H: 5 R: 4 ER: 0 LOB: 1 P: 26	H: 0 R: 0 ER: 0 LOB: 1 P: 17	H: 0 R: 0 ER: 0 LOB: 0 P: 8	H: 2 R: 1 ER: 0 LOB: 2 P: 21	H: 0 R: 0 ER: 0 LOB: 1 P: 15	1B: 6 2B: 1 3B: 0 HR: 0	SF: 0 2B: 1 3B: 0 HBP: 0	WP: 1 PB: 0 SB: 2 CS: 0	PA: 39			
<b>PITCHER</b>	IP	WLS	BF	H	R	ER	SO	BB	IBB	HBP	BLK	WP	HR	S	P	ERA	WHIP
<b>Scott Brow, R</b> (1, 1) ERA: 6.0	6.0	L	25	5	4	4	2	2	0	0	0	0	0	58	101	6.00	1.167
<b>Mark Eichhorn, R</b> (7, 1) ERA: 4.5	2.0		10	2	1	1	1	1	1	0	0	0	0	15	29	4.50	1.500
<b>Tony Castillo, L</b> (9, 1) ERA: 3.38	1.0		4	0	0	0	0	1	0	0	0	1	0	9	15	0.00	1.000

**Kansas City Royals @ Toronto Blue Jays**  
**SkyDome, Toronto, ON**  
 Wed Apr 28 1993, 7:05 PM EDT  
 Att: 49,073 - Dome

AB 33  
 R 5  
 H 7  
 RBI 4  
 BB 5  
 SO 3  
 LOB 14



Batter	1	2	3	4	5	6	7	8	9	AB	R	H	RBI	BB	SO	LOB	BOTTOM
<b>Devon White, S</b> (1, 8) OBP: 0.469, SLG: 0.545	K		K		F7			S		4	1	1	0	0	2	1	
<b>Roberto Alomar, S</b> (1, 4) OBP: 0.394, SLG: 0.383	2B		F7				F7	E		4	2	2	1	0	0	0	
<b>Paul Molitor, R</b> (1, 3) OBP: 0.394, SLG: 0.446	SF8		K				G5-3	G3		4	0	3	1	0	1	0	
<b>Joe Carter, R</b> (1, 7) OBP: 0.321, SLG: 0.640	SF8				P5		G5-3	P4		3	0	0	1	0	0	2	
<b>John Olerud, L</b> (1, 10) OBP: 0.500, SLG: 0.611	FC5-4		G4-3		G4-3		G3-1	G3		3	0	0	0	1	0	2	
<b>Darin Jackson, R</b> (1, 9) OBP: 0.307, SLG: 0.423	FC5-4		K				P3	K		4	0	0	0	0	2	3	
<b>Ed Sprague, R</b> (1, 5) OBP: 0.266, SLG: 0.495		G5-3			K		F7		F8	4	0	0	0	0	1	0	
<b>Pat Borders, R</b> (1, 2) OBP: 0.216, SLG: 0.243	F7				G6-3			K		3	0	0	0	1	1	0	
<b>Dick Schofield, R</b> (1, 6) OBP: 0.314, SLG: 0.274	P6						K		K	4	0	1	0	0	2	1	
<b>Inning Stats</b>	R: 1 H: 2 E: 0 K: 1 S: 14	H: 2 R: 0 ER: 0 LOB: 2 P: 24	H: 0 R: 0 ER: 0 LOB: 0 P: 8	H: 0 R: 0 ER: 0 LOB: 0 P: 10	H: 0 R: 0 ER: 0 LOB: 0 P: 8	H: 1 R: 0 ER: 0 LOB: 1 P: 19	H: 1 R: 0 ER: 0 LOB: 1 P: 17	H: 0 R: 0 ER: 0 LOB: 1 P: 15	H: 3 R: 2 ER: 1 LOB: 1 P: 25	H: 0 R: 0 ER: 0 LOB: 0 P: 8	1B: 6 2B: 1 3B: 0 HR: 0	SF: 1 2B: 1 3B: 0 HBP: 0	WP: 0 PB: 0 SB: 1 CS: 0	PA: 36			
<b>PITCHER</b>	IP	WLS	BF	H	R	ER	SO	BB	IBB	HBP	BLK	WP	HR	S	P	ERA	WHIP
<b>Mark Gardner, R</b> (1, 1) ERA: 5.19	7.0	W	29	6	3	3	6	2	0	0	0	0	0	68	108	3.86	1.143
<b>Jeff Montgomery, R</b> (8, 1) ERA: 2.06	2.0	S	7	1	0	0	3	0	0	0	0	0	0	20	26	0.00	0.500

**Kansas City Royals @ Toronto Blue Jays**  
**SkyDome, Toronto, ON**  
 Wed Apr 28 1993, 7:05 PM EDT  
 Att: 49,073 - Dome


AB 33  
 R 3  
 H 7  
 RBI 3  
 BB 2  
 SO 9  
 LOB 9










Batter	1	2	3	4	5	6	7	8	9	AB	R	H	RBI	BB	SO	LOB	TOP								
<b>Brian McRae, S</b> OBP: 0.333, SLG: 0.413 (1, 8)	1-2 G2-3		3-3 K			0-2 G4-3		2-1 BB 1B	0-3 K	5	1	1	0	0	2	2	<b>Kansas City Royals @ Baltimore Orioles</b> Oriole Park at Camden Yards, Baltimore, MD Fri Apr 30 1993, 7:05 PM EDT Att: 45,915 - Unknown - 70 F  AB 35 R 5 H 9 RBI 5 BB 3 SO 9 LOB 17  								
<b>Wally Joyner, L</b> OBP: 0.388, SLG: 0.354 (1, 3)	4-1 CS BB			0-0 G4-3		0-0 HR 1B		4-1 E 1B BB	2-0 G3	3	1	1	0	2	0	2									
<b>George Brett, L</b> OBP: 0.250, SLG: 0.317 (1, 10)	2-1 F8			2-0 P6		1-1 HR		0-3 K		4	1	1	2	0	1	3									
<b>Felix Jose, S</b> OBP: 0.297, SLG: 0.328 (8, PH)		1-3 K		2-3 K		0-0 B1-3		0-0 E9 1B		3	0	0	0	0	2	0									
<b>Hubie Brooks, R</b> OBP: 0.409, SLG: 0.476 (8, 9)								1-3 2-H 1B		1	0	1	1	0	0	0									
<b>Chris Gwynn, L</b> OBP: 0.311, SLG: 0.356 (8, PH)		2-3 K			1-1 PB FC6 1B	2-1 G6-3		2-3 K		3	1	1	0	0	1	0									
<b>Kevin McReynolds, R</b> OBP: 0.340, SLG: 0.549 (8, 7)										1	0	0	0	0	1	2									
<b>Brent Mayne, L</b> OBP: 0.333, SLG: 0.377 (1, 2)	2-2 CS 1B				0-1 FC6 PB 1B			1-3 K		4	1	3	1	0	1	2									
<b>Phil Hiatt, R</b> OBP: 0.310, SLG: 0.431 (1, 5)	2-2 CS 1B		1-2 G4-3		2-1 P6		0-1 G6-3		1-0 L7	4	0	0	0	0	0	2									
<b>Jose Lind, R</b> OBP: 0.328, SLG: 0.391 (1, 4)			0-1 G5-3 1B		0-0 FC6		3-2 F7		4-2 WP BB	3	0	1	1	1	0	1									
<b>Greg Gagne, R</b> OBP: 0.270, SLG: 0.284 (1, 6)			1-0 G5-3		2-3 3-H G1-3		2-1 F9		1-3 K	4	0	0	0	0	1	3									
<b>Inning Stats</b>	R: 0 E: 0 K: 0 S: 6	H: 0 LOB: 0 BB: 1 P: 13	R: 0 E: 0 K: 2 S: 14	H: 1 LOB: 0 BB: 0 P: 21	R: 0 E: 0 K: 1 S: 9	H: 1 LOB: 1 BB: 0 P: 14	R: 0 E: 0 K: 1 S: 5	H: 0 LOB: 0 BB: 0 P: 9	R: 1 E: 0 K: 0 S: 10	H: 2 LOB: 1 BB: 0 P: 15	R: 2 E: 0 K: 0 S: 9	H: 2 LOB: 0 BB: 0 P: 12	R: 1 E: 0 K: 0 S: 13	H: 1 LOB: 0 BB: 0 P: 18	R: 1 E: 1 K: 3 S: 14	H: 2 LOB: 2 BB: 1 P: 23	R: 0 E: 0 K: 2 S: 12	H: 0 LOB: 2 BB: 1 P: 20	1B: 7 2B: 0 3B: 0 HR: 2	SF: 0 SAC: 0 DP: 0 HBP: 0	WP: 1 PB: 1 SB: 0 CS: 2	PA: 39			
<b>PITCHER</b>	IP	WLS	BF	H	R	ER	SO	BB	IBB	HBP	BLK	WP	HR	S	P	ERA	WHIP								
<b>Ben McDonald, R</b> ERA: 4.44 (1, 1)	6.0	W	24	7	4	3	4	1	0	0	0	0	2	54	85	4.50	1.333								
<b>Alan Mills, R</b> ERA: 3.45 (7, 1)	1.0		4	1	1	1	0	0	0	0	0	0	0	14	21	9.00	1.000								
<b>Brad Pennington, L</b> ERA: 2.7 (8, 1)	0.1		3	1	0	0	1	1	0	0	0	0	0	5	9	0.00	6.000								
<b>Gregg Olson, R</b> ERA: 2.19 (8, 1)	1.2	S	7	0	0	0	4	1	0	0	0	1	0	19	30	0.00	0.600								

Batter	1	2	3	4	5	6	7	8	9	AB	R	H	RBI	BB	SO	LOB	BOTTOM								
<b>Brady Anderson, L</b> OBP: 0.376, SLG: 0.460 (1, 7)	1-3 K		1-2 G3-1			1-1 G4-3		3-1 F8		5	1	1	2	0	1	4	<b>Kansas City Royals @ Baltimore Orioles</b> Oriole Park at Camden Yards, Baltimore, MD Fri Apr 30 1993, 7:05 PM EDT Att: 45,915 - Unknown - 70 F  AB 36 R 12 H 13 RBI 11 SO 10 LOB 18  								
<b>Mike Deversaux, R</b> OBP: 0.245, SLG: 0.365 (1, 8)	1-1 G5-3			1-3 K	0-1 2B		1-0 G6-3		0-0 SH5-3	4	0	1	2	0	1	0									
<b>Cal Ripken Jr., R</b> OBP: 0.316, SLG: 0.420 (1, 6)	1-3 K			4-1 1B BB	0-1 G6-3		1-2 F8		4-0 1B IBB	3	2	0	0	2	1	1									
<b>Harold Baines, L</b> OBP: 0.349, SLG: 0.351 (7, PR)		1-1 P6		1-0 E9 1B		1-0 HR 1B		0-1 BB 1B	0-1 P6	4	1	3	0	0	0	0									
<b>Jack Voigt, R</b> (7, PR)				1-H 1B						1	0	0	0	0	0	3									
<b>Glenn Davis, R</b> OBP: 0.278, SLG: 0.301 (7, PR)		0-3 K		1-3 K		1-3 K		4-2 BB	2-1 2B 1B	3	0	0	0	1	3	2									
<b>David Segui, S</b> OBP: 0.433, SLG: 0.333 (8, 3)								1-2 BB	1-2 2B 1B	1	1	1	2	0	0	0									
<b>Leo Gomez, R</b> OBP: 0.415, SLG: 0.500 (1, 5)		0-3 K		1-0 G5-3		0-1 HR		3-3 K	0-0 2B	5	1	2	4	0	2	3									
<b>Mark McLemore, S</b> OBP: 0.367, SLG: 0.444 (1, 9)			3-3 K		0-0 G4-3 2B 1B	2-0 G6-4-3 1B 1B				3	3	2	0	2	1	0									
<b>Harold Reynolds, S</b> OBP: 0.297, SLG: 0.298 (1, 4)			1-1 2B		3-3 K	1-2 K		3-1 G6-4-3		5	1	2	0	0	1	4									
<b>Jeff Tackett, R</b> OBP: 0.385, SLG: 0.350 (1, 2)			3-1 L6		2-2 G4-3 2B BB	0-0 2B 1B		4-2 SH5-3 1B BB		2	2	1	1	2	0	1									
<b>Inning Stats</b>	R: 0 E: 0 K: 2 S: 8	H: 0 LOB: 0 BB: 0 P: 11	R: 0 E: 0 K: 2 S: 8	H: 0 LOB: 0 BB: 0 P: 9	R: 0 E: 0 K: 1 S: 11	H: 1 LOB: 1 BB: 0 P: 19	R: 1 E: 1 K: 2 S: 11	H: 1 LOB: 1 BB: 1 P: 19	R: 2 E: 0 K: 1 S: 14	H: 2 LOB: 1 BB: 1 P: 22	R: 3 E: 0 K: 1 S: 16	H: 4 LOB: 1 BB: 0 P: 25	R: 0 E: 0 K: 1 S: 13	H: 1 LOB: 2 BB: 1 P: 22	R: 6 E: 0 K: 0 S: 13	H: 4 LOB: 2 BB: 4 P: 34	1B: 9 2B: 3 3B: 0 HR: 1	SF: 0 SAC: 1 DP: 0 HBP: 0	WP: 0 PB: 0 SB: 2 CS: 0	PA: 44					
<b>PITCHER</b>	IP	WLS	BF	H	R	ER	SO	BB	IBB	HBP	BLK	WP	HR	S	P	ERA	WHIP								
<b>Kevin Appier, R</b> ERA: 3.7 (1, 1)	5.2	L	27	8	6	5	9	2	0	0	0	0	0	66	100	7.94	1.765								
<b>Tom Gordon, R</b> ERA: 5.87 (6, 1)	1.2		12	3	5	5	1	3	1	0	0	0	0	22	48	27.00	3.600								
<b>Rusty Meacham, R</b> ERA: 5.14 (8, 1)	0.2		5	2	1	1	0	1	0	0	0	0	0	6	13	13.50	4.500								



Batter	1	2	3	4	5	6	7	8	9	AB	R	H	RBI	BB	SO	LOB	TOP			
<b>Brian McRae, S</b> OBP: 0.346, SLG: 0.443 (1, 8)	2-2 1B	2-2 3B	FC6-4 1B		1-1 B1-3		3-1 P4		0-1 1B	5	1	3	1	0	0	1				
<b>Hubie Brooks, R</b> OBP: 0.333, SLG: 0.385 <b>Felix Jose, S</b> OBP: 0.297, SLG: 0.328 (9, 9)	2-1 P6	2-0 FC6-4			2-2 G3			2-3 K	1-2 G6-3	5	0	0	0	0	1	3				
<b>George Brett, L</b> OBP: 0.261, SLG: 0.326 (1, 10)	1-0 2B				3-2 P6			2-1 1B		4	1	2	1	0	1	0				
<b>Kevin McReynolds, R</b> OBP: 0.333, SLG: 0.511 (1, 7)	4-2 2B				1-2 F8			2-0 F9		3	1	0	0	1	0	1				
<b>Wally Joyner, L</b> OBP: 0.384, SLG: 0.341 (1, 3)	0-0 F7				0-3 K			4-2 G3		3	0	0	0	1	1	3				
<b>Mike Macfarlane, R</b> OBP: 0.270, SLG: 0.471 (1, 2)	0-0 2B				2-1 P6			1-0 FC6-4		4	1	2	3	0	0	1				
<b>Phil Hiatt, R</b> OBP: 0.307, SLG: 0.412 (1, 5)	2-1 P9				1-3 K			4-2 G5-3		3	0	0	0	1	2	1				
<b>Jose Lind, R</b> OBP: 0.310, SLG: 0.368 (1, 4)					0-0 G1-3			3-2 G5-3		4	0	0	0	0	0	1				
<b>Greg Gagne, R</b> OBP: 0.269, SLG: 0.310 (1, 6)					0-0 G1-3			1-2 G6-3		4	1	1	0	0	0	1				
<b>Inning Stats</b>	R: 3 E: 0 K: 0 S: 16	H: 3 LOB: 1 BB: 1 P: 27	R: 0 E: 0 K: 0 S: 7	H: 1 LOB: 1 BB: 0 P: 12	R: 0 E: 0 K: 1 S: 11	H: 0 LOB: 0 BB: 0 P: 15	R: 0 E: 0 K: 1 S: 6	H: 0 LOB: 0 BB: 0 P: 9	R: 0 E: 0 K: 0 S: 6	H: 0 LOB: 1 BB: 1 P: 16	R: 0 E: 0 K: 0 S: 9	H: 0 LOB: 1 BB: 1 P: 21	R: 0 E: 0 K: 1 S: 8	H: 1 LOB: 1 BB: 0 P: 15	R: 2 E: 0 K: 1 S: 16	H: 3 LOB: 0 BB: 0 P: 25	1B: 4 2B: 1 3B: 2 HR: 1	SF: 0 SAC: 0 DP: 0 HBP: 0	WP: 0 PA: 38 CS: 1	
<b>PITCHER</b>	IP	WLS	BF	H	R	ER	SO	BB	IBB	HBP	BLK	WP	HR	S	P	ERA	WHIP			
<b>Fernando Valenzuela, L</b> ERA: 7.53	(1, 1)	7.0	28	4	3	3	3	3	0	0	0	0	0	63	110	3.86	1.000			
<b>Alan Mills, R</b> ERA: 4.15	(8, 1)	1.2	L 8	3	2	2	2	0	0	0	0	0	1	18	33	10.80	1.800			
<b>Brad Pennington, L</b> ERA: 2.45	(9, 1)	0.1	2	1	0	0	0	0	0	0	0	0	0	6	7	0.00	3.000			

**Kansas City Royals @ Baltimore Orioles**  
 Oriole Park at Camden Yards, Baltimore, MD  
 Sat May 01 1993, 7:05 PM EDT  
 Att: 46,415 - Sunny - 81 F

AB	35
R	5
H	8
RBI	5
BB	3
SO	5
LOB	12



Batter	1	2	3	4	5	6	7	8	9	AB	R	H	RBI	BB	SO	LOB	BOTTOM			
<b>Brady Anderson, L</b> OBP: 0.377, SLG: 0.467 (1, 7)	3-2 G3				2-1 L3				2-1 2B	5	0	2	1	0	0	0				
<b>Mike Deversaux, R</b> OBP: 0.262, SLG: 0.380 (1, 8)	4-2 1B				2-1 2B				0-1 G5-3	4	1	2	0	1	0	2				
<b>Cal Ripken Jr., R</b> OBP: 0.330, SLG: 0.424 (1, 6)	0-1 2B				0-0 P4				4-0 IBB	4	1	2	0	1	0	1				
<b>Harold Baines, L</b> OBP: 0.388, SLG: 0.390 <b>Jack Voigt, R</b> (8, PR)	1-0 2B				4-0 IBB				0-1 G4-3	2	1	2	1	2	0	0				
<b>David Segui, S</b> OBP: 0.319, SLG: 0.320 (9, PH)	1-3 2B				1-2 1B					1	0	0	0	0	0	2				
<b>Glenn Davis, R</b> OBP: 0.265, SLG: 0.289 (1, 3)	2-0 SF7				3-3 K				1-1 P3	3	0	0	1	0	1	5				
<b>Leo Gomez, R</b> OBP: 0.406, SLG: 0.475 (1, 5)	1-3 K				0-0 G5-3				4-2 HBP	3	0	0	0	0	1	0				
<b>Mark McLemore, S</b> OBP: 0.340, SLG: 0.498 (1, 9)					2-3 K				1-1 F8	4	0	0	0	0	1	2				
<b>Harold Reynolds, S</b> OBP: 0.309, SLG: 0.311 (1, 4)					1-0 1B				1-2 2B	4	1	2	0	0	0	0				
<b>Jeff Tackett, R</b> OBP: 0.345, SLG: 0.304 <b>Tim Hulett, R</b> OBP: 0.400, SLG: 0.500 (9, PH)					2-3 K				0-3 K	3	0	0	0	0	2	1				
<b>Inning Stats</b>	R: 3 E: 0 K: 1 S: 12	H: 2 LOB: 0 BB: 1 P: 23	R: 0 E: 0 K: 1 S: 5	H: 0 LOB: 0 BB: 0 P: 9	R: 0 E: 0 K: 1 S: 14	H: 3 LOB: 2 BB: 0 P: 18	R: 0 E: 0 K: 2 S: 8	H: 1 LOB: 1 BB: 0 P: 13	R: 0 E: 0 K: 0 S: 9	H: 0 LOB: 0 BB: 0 P: 16	R: 0 E: 0 K: 0 S: 6	H: 1 LOB: 0 BB: 0 P: 13	R: 0 E: 0 K: 0 S: 9	H: 0 LOB: 2 BB: 1 P: 18	R: 1 E: 0 K: 1 S: 12	H: 2 LOB: 2 BB: 1 P: 19	1B: 7 2B: 4 3B: 0 HR: 0	SF: 1 SAC: 0 DP: 1 HBP: 1	WP: 1 PA: 41 CS: 1	
<b>PITCHER</b>	IP	WLS	BF	H	R	ER	SO	BB	IBB	HBP	BLK	WP	HR	S	P	ERA	WHIP			
<b>Mark Gubicza, R</b> ERA: 7.01	(1, 1)	6.2	29	8	3	3	5	1	1	0	0	0	0	10	21	4.05	1.350			
<b>Bill Sampen, R</b> ERA:	(7, 1)	1.1	W 5	0	0	0	0	1	0	1	0	0	0	10	21	0.00	0.750			
<b>Jeff Montgomery, R</b> ERA: 2.57	(9, 1)	1.0	S 6	2	1	1	1	0	1	0	0	0	0	12	19	9.00	2.000			

**Kansas City Royals @ Baltimore Orioles**  
 Oriole Park at Camden Yards, Baltimore, MD  
 Sat May 01 1993, 7:05 PM EDT  
 Att: 46,415 - Sunny - 81 F

AB	34
R	4
H	10
RBI	3
BB	4
SO	6
LOB	14





Batter	1	2	3	4	5	6	7	8	9	AB	R	H	RBI	BB	SO	LOB	TOP										
<b>Brian McRae, S</b> OBP: 0.358, SLG: 0.461 (1, 8)	2-1 G4-3 1B	2-2 CS	3-2 CS 2B		1-1 1B		2-2 F8		3-2 F9	5	1	3	0	0	0	0	<b>Kansas City Royals @ Baltimore Orioles</b> Oriole Park at Camden Yards, Baltimore, MD Sun May 02, 1993, 3:33 AM EDT Att: 43,844 - Sunny <a href="http://livebaseballscorecards.com">livebaseballscorecards.com</a>										
<b>Wally Joyner, L</b> OBP: 0.379, SLG: 0.337 (1, 3)	1-3 K		3-2 F9		0-0 F9		0-0 1B			4	0	1	0	0	1	3											
<b>George Brett, L</b> OBP: 0.250, SLG: 0.311 (1, 10)	2-1 G4-3		1-2 G5-3		1-3 K		1-0 G3			4	0	0	0	0	1	3											
<b>Felix Jose, S</b> OBP: 0.308, SLG: 0.338 (1, 9)	1-1 1B			3-2 SH5-3 1B	0-2 P8			0-1 F7		4	1	2	1	0	0	1											
<b>Chris Gwynn, L</b> OBP: 0.319, SLG: 0.362 <b>Kevin McReynolds, R</b> OBP: 0.359, SLG: 0.543 (1, 7) (6, PH) (6, 7)	0-0 F8			2-2 SH5-3 1B	4-1 FC5-4 BB		2-2 2B			2	1	1	0	0	0	1											
<b>Brent Mayne, L</b> OBP: 0.322, SLG: 0.364 <b>Mike Macfarlane, R</b> OBP: 0.263, SLG: 0.457 (1, 2) (8, PH) (8, 2)		0-1 L9		0-1 SH5-3	0-0 B1		0-0 G5-3			2	0	0	0	0	0	1											
<b>Phil Hiatt, R</b> OBP: 0.316, SLG: 0.444 (1, 5)		3-1 1B CS 2B		1-1 F8 2B	0-1 FC5-4 FC5-4		2-2 G5-3			4	0	2	2	0	0	2											
<b>Jose Lind, R</b> OBP: 0.297, SLG: 0.352 <b>Hubie Brooks, R</b> OBP: 0.321, SLG: 0.370 <b>Greg Gagne, R</b> OBP: 0.269, SLG: 0.310 (1, 4) (9, PH) (9, 6)		1-0 F8		3-1 F8	0-0 FC5-4			2-3 K		3	0	0	0	0	0	3											
<b>Curtis Wilkerson, S</b> OBP: 0.182, SLG: 0.143 (1, 6) (9, 4)	0-0 1B			3-1 L8			0-0 P4		0-0 F8	4	0	1	0	0	0	1											
<b>Inning Stats</b>	R: 1 E: 0 K: 1 S: 10	H: 2 LOB: 1 BB: 0 P: 16	R: 0 E: 0 K: 0 S: 8	H: 2 LOB: 1 BB: 0 P: 14	R: 0 E: 0 K: 0 S: 12	H: 1 LOB: 0 BB: 0 P: 19	R: 2 E: 0 K: 0 S: 14	H: 3 LOB: 1 BB: 0 P: 26	R: 0 E: 0 K: 1 S: 9	H: 1 LOB: 1 BB: 1 P: 11	R: 0 E: 0 K: 0 S: 5	H: 0 LOB: 1 BB: 1 P: 9	R: 0 E: 0 K: 0 S: 8	H: 1 LOB: 0 BB: 0 P: 11	R: 0 E: 0 K: 0 S: 10	H: 1 LOB: 1 BB: 0 P: 14		R: 0 E: 0 K: 1 S: 7	H: 0 LOB: 0 BB: 0 P: 12	1B: 7 2B: 4 3B: 0 HR: 0	SF: 0 SAC: 1 DP: 0 HBP: 0	WP: 0 PB: 0 SB: 1 CS: 2	PA: 38				
<b>PITCHER</b>	IP	WLS	BF	H	R	ER	SO	BB	IBB	HBP	BLK	WP	HR	S	P	ERA	WHIP										
<b>Rick Sutcliffe, R</b> ERA: 5.3 (1, 1)	4.0		18	8	3	3	1	0	0	0	0	0	0	44	75	6.75	2.000										
<b>Jim Poole, L</b> ERA (5, 1)	3.1		14	3	0	0	1	1	0	0	0	0	0	28	39	0.00	1.200										
<b>Todd Frohwrth, R</b> ERA: 1.15 (8, 1)	1.2	W	5	0	0	0	1	0	0	0	0	0	0	11	18	0.00	0.000										

Batter	1	2	3	4	5	6	7	8	9	AB	R	H	RBI	BB	SO	LOB	BOTTOM										
<b>Brady Anderson, L</b> OBP: 0.369, SLG: 0.454 (1, 7) (2, 8)	3-3 K		3-1 G4-3		1-0 E9 SF7 1B		2-1 F7		2-2 FC4-6 1B G6-3	5	1	1	0	0	1	2	<b>Kansas City Royals @ Baltimore Orioles</b> Oriole Park at Camden Yards, Baltimore, MD Sun May 02, 1993, 3:33 AM EDT Att: 43,844 - Sunny <a href="http://livebaseballscorecards.com">livebaseballscorecards.com</a>										
<b>Mark McLemore, S</b> OBP: 0.310, SLG: 0.377 (1, 9)	2-3 K			1-3 K	2-2 SF7		3-3 K		2-1 G6-3	4	0	0	1	0	3	2											
<b>Cal Ripken Jr., R</b> OBP: 0.333, SLG: 0.411 (1, 6)	0-0 G6-3			1-1 G6-3	3-3 K		4-0 BB BB		4-0 1B IBB	3	0	0	0	2	1	1											
<b>Harold Baines, L</b> OBP: 0.431, SLG: 0.452 (1, 10)		1-2 2B		4-0 BB	2-2 2B		4-0 2B		0-0 1B	3	0	3	1	2	0	0											
<b>Mike Devereaux, R</b> OBP: 0.262, SLG: 0.380 <b>Jack Voigt, R</b> (2, 7)		2-2 G6-3		1-3 K	2-3 K		2-3 K		1-2 F8	0	0	0	0	0	0	0											
<b>Chris Hoiles, R</b> OBP: 0.356, SLG: 0.393 (1, 2)		3-3 K			2-0 1B SF7 2B		4-2 BB		4-0 G4-3 BB	2	1	1	0	2	1	1											
<b>Tim Lincecum, R</b> OBP: 0.379, SLG: 0.464 (1, 5)		2-3 K			3-1 1B BB E 1B		2-3 K		0-3 K	4	1	1	0	0	3	4											
<b>David Segui, S</b> OBP: 0.371, SLG: 0.286 (1, 3)				0-0 L7	3-2 SF7		3-1 F8		0-0 G4-3	3	0	0	1	0	0	3											
<b>Harold Reynolds, S</b> OBP: 0.333, SLG: 0.317 (1, 4)			2-2 F8		3-H E SF7 BB		4-2 BB S BB		0-2 FC4-6 1B	2	1	1	0	2	0	0											
<b>Inning Stats</b>	R: 0 E: 0 K: 2 S: 8	H: 0 LOB: 0 BB: 0 P: 13	R: 0 E: 0 K: 2 S: 13	H: 1 LOB: 0 BB: 0 P: 21	R: 0 E: 0 K: 0 S: 6	H: 0 LOB: 0 BB: 0 P: 11	R: 0 E: 0 K: 2 S: 10	H: 0 LOB: 1 BB: 1 P: 17	R: 3 E: 1 K: 1 S: 16	H: 3 LOB: 1 BB: 1 P: 34	R: 0 E: 0 K: 2 S: 17	H: 1 LOB: 2 BB: 1 P: 30	R: 0 E: 0 K: 1 S: 12	H: 0 LOB: 3 BB: 3 P: 30	R: 0 E: 0 K: 1 S: 6	H: 0 LOB: 0 BB: 1 P: 10		R: 1 E: 0 K: 0 S: 10	H: 2 LOB: 2 BB: 1 P: 18	1B: 4 2B: 3 3B: 0 HR: 0	SF: 2 SAC: 0 DP: 1 HBP: 0	WP: 0 PB: 0 SB: 1 CS: 0	PA: 40				
<b>PITCHER</b>	IP	WLS	BF	H	R	ER	SO	BB	IBB	HBP	BLK	WP	HR	S	P	ERA	WHIP										
<b>David Cone, R</b> ERA: 3.83 (1, 1)	6.0		26	5	3	2	9	3	0	0	0	0	0	70	126	3.00	1.333										
<b>Tom Gordon, R</b> ERA: 5.63 (7, 1)	0.2		4	0	0	0	1	2	0	0	0	0	0	8	21	0.00	3.000										
<b>Dennis Rasmussen, L</b> ERA: 11.25 (7, 1)	2.0	L	10	2	1	1	1	2	1	0	0	0	0	20	37	4.50	2.000										







Batter	1	2	3	4	5	6	7	8	9	AB	R	H	RBI	BB	SO	LOB	TOP				
<b>Brian McRae, S</b> (1, 8) OBP: 0.356, SLG: 0.455	0-1 CS 1B		1-2 F7			1-3 K		1-1 E HR 1B		4	1	2	0	0	1	0					
<b>Harvey Pulliam, R</b> (1, 9) OBP: 0.348, SLG: 0.545	1-1 G4-3		0-1 G1-3			0-3 K		0-2 1-H HR		4	1	1	2	0	1	1					
<b>Felix Jose, S</b> (8, 9) OBP: 0.293, SLG: 0.320	1-2									0	0	0	0	0	0	0					
<b>George Brett, L</b> (1, 10) OBP: 0.250, SLG: 0.299	1-0 L8			2-0 G4-3		1-0 F7		2-1 G4-3		4	0	0	0	0	0	0					
<b>Kevin McReynolds, R</b> (1, 7) OBP: 0.345, SLG: 0.529		3-2 1B 2B		3-2 F8			1-1 E G6-4-3		0-1 G6-3	4	2	1	0	0	0	0					
<b>Wally Joyner, L</b> (1, 3) OBP: 0.384, SLG: 0.326		0-0 B1		3-2 HBP			3-1 E6 G6-4-3		0-1 F8	3	0	0	0	0	0	2					
<b>Mike Macfarlane, R</b> (1, 2) OBP: 0.286, SLG: 0.462		1-0 2-H 1B		2-1 L9			1-2 G6-4-3		1-1 BB 1B	4	0	2	1	0	0	2					
<b>Phil Hiatt, R</b> (1, 5) OBP: 0.322, SLG: 0.423		3-3 K			1-3 K		1-2 K		4-2 1-2 BB	3	0	0	0	1	3	1					
<b>Jose Lind, R</b> (1, 4) OBP: 0.293, SLG: 0.342		1-0 G6-3			0-2 L5			1-2 L9	1-1 P6	4	0	0	0	0	0	3					
<b>Greg Gagne, R</b> (1, 6) OBP: 0.274, SLG: 0.312			2-3 K		0-1 G5-3			1-2 G6-3		3	0	0	0	0	1	0					
<b>Inning Stats</b>	R: 0 E: 0 K: 0 S: 5	H: 1 LOB: 0 BB: 0 P: 7	R: 1 E: 0 K: 1 S: 10	H: 2 LOB: 1 BB: 0 P: 18	R: 0 E: 0 K: 1 S: 17	H: 0 LOB: 0 BB: 0 P: 20	R: 0 E: 0 K: 0 S: 8	H: 0 LOB: 1 BB: 0 P: 18	R: 0 E: 0 K: 1 S: 8	H: 0 LOB: 0 BB: 0 P: 10	R: 1 E: 2 K: 1 S: 11	H: 0 LOB: 0 BB: 0 P: 17	R: 2 E: 1 K: 0 S: 15	H: 2 LOB: 0 BB: 0 P: 20	R: 0 E: 0 K: 0 S: 11	H: 1 LOB: 2 BB: 1 P: 17	1B: 4 2B: 1 3B: 0 HR: 1	SF: 0 SAC: 0 DP: 1 HBP: 1	WP: 0 PB: 0 SB: 0 CS: 1	PA: 35	
<b>PITCHER</b>	IP	WLS	BF	H	R	ER	SO	BB	IBB	HBP	BLK	WP	HR	S	P	ERA	WHIP				
<b>David Wells, L</b> (1, 1) ERA: 1.86	8.0	L	30	5	4	3	6	0	0	1	0	0	1	82	119	3.38	0.625				
<b>Mike Henneman, R</b> (9, 1) ERA: 1.42	1.0		5	1	0	0	0	1	0	0	0	0	0	11	17	0.00	2.000				

**Kansas City Royals @ Detroit Tigers**  
**Tiger Stadium, Detroit, MI**  
 Wed May 05 1993, 3:33 AM EDT  
 Att: 15,653 - Cloudy - 69 F

AB	33
R	4
H	6
RBI	3
BB	1
SO	6
LOB	9



Batter	1	2	3	4	5	6	7	8	9	AB	R	H	RBI	BB	SO	LOB	BOTTOM				
<b>Tony Phillips, S</b> (1, 8) OBP: 0.465, SLG: 0.427	3-3 K		1-3 K	1-3 K		4-1 BB		3-2 1B 1B		4	0	1	0	1	3	4					
<b>Lou Whitaker, L</b> (1, 4) OBP: 0.450, SLG: 0.516	1-2 P6		1-2 1B		0-0 P3	0-0 P4		3-2 F7		5	0	1	0	0	0	3					
<b>Travis Fryman, R</b> (1, 6) OBP: 0.412, SLG: 0.533	2-3 K		1-3 K		0-1 BB 1B		4-2 HBP BB	0-1 1-2 1B		4	1	2	0	1	2	2					
<b>Cecil Fielder, R</b> (1, 3) OBP: 0.374, SLG: 0.388		3-3 K	3-2 F8		4-2 BB	1-2 BB	2-1 FC5-4 2B HBP	2-2 F7		3	1	0	0	1	1	4					
<b>Kirk Gibson, L</b> (1, 10) OBP: 0.506, SLG: 0.634		0-1 2B 1B		0-0 1B 1B	3-3 K		1-3 K	0-0 G1-3		5	0	2	0	0	2	6					
<b>Mickey Tettleton, S</b> (1, 7) OBP: 0.337, SLG: 0.407		1-1 F8		0-0 P5	2-3 K		3-1 FC5-4		2-3 K	4	0	1	1	0	1	4					
<b>Milt Cuyler, S</b> (7, PR) OBP: 0.324, SLG: 0.339							1-2 2-H 1B			1	0	0	0	0	1	0					
<b>Rob Deer, R</b> (1, 9) OBP: 0.278, SLG: 0.462	1 SAFE X	0-0 2B		1-2 F7		0-0 P2	2-2 FC5-4 2B		1-3 K	5	1	1	0	0	1	3					
<b>Scott Livingstone, L</b> (1, 5) OBP: 0.388, SLG: 0.403		2-3 K		2-2 1B		1-0 L4	2-2 1-H 3-H 2B		4-0 CS BB	4	0	2	2	1	1	2					
<b>Skeeter Barnes, R</b> (9, PR) OBP: 0.333, SLG: 0.400										0	0	0	0	0	0	0					
<b>Chad Kreuter, S</b> (1, 2) OBP: 0.520, SLG: 0.785			3-2 1B	4-2 1B	1-2 BB		1-0 BB	G4-3		3	0	2	0	1	0	2					
<b>Inning Stats</b>	R: 0 E: 0 K: 2 S: 12	H: 0 LOB: 0 BB: 0 P: 18	R: 0 E: 0 K: 2 S: 14	H: 2 LOB: 2 BB: 0 P: 20	R: 0 E: 0 K: 2 S: 17	H: 2 LOB: 2 BB: 0 P: 25	R: 0 E: 0 K: 1 S: 13	H: 2 LOB: 3 BB: 1 P: 21	R: 0 E: 0 K: 0 S: 11	H: 1 LOB: 2 BB: 1 P: 20	R: 3 E: 0 K: 1 S: 16	H: 2 LOB: 2 BB: 1 P: 32	R: 0 E: 0 K: 0 S: 14	H: 2 LOB: 0 BB: 0 P: 22	R: 0 E: 0 K: 2 S: 9	H: 0 LOB: 1 BB: 1 P: 19	1B: 10 2B: 2 3B: 0 HR: 0	SF: 0 SAC: 0 DP: 0 HBP: 1	WP: 0 PB: 0 SB: 1 CS: 1	PA: 45	
<b>PITCHER</b>	IP	WLS	BF	H	R	ER	SO	BB	IBB	HBP	BLK	WP	HR	S	P	ERA	WHIP				
<b>Kevin Appier, R</b> (1, 1) ERA: 3.91	6.0		31	8	2	2	9	4	0	1	0	0	0	75	124	3.00	2.000				
<b>Dennis Rasmussen, L</b> (7, 1) ERA: 10.38	0.1		1	0	0	0	1	0	0	0	0	0	0	3	4	0.00	0.000				
<b>Bill Sampen, R</b> (7, 1) ERA: 0.96	0.1		2	1	0	0	0	0	0	0	0	0	0	5	10	0.00	3.000				
<b>Jeff Montgomery, R</b> (7, 1) ERA: 2.2	2.1	W	10	3	1	1	2	1	0	0	0	0	0	28	50	3.86	1.714				

**Kansas City Royals @ Detroit Tigers**  
**Tiger Stadium, Detroit, MI**  
 Wed May 05 1993, 3:33 AM EDT  
 Att: 15,653 - Cloudy - 69 F

AB	38
R	3
H	12
RBI	3
BB	5
SO	12
LOB	30





Batter	1	2	3	4	5	6	7	8	9	AB	R	H	RBI	BB	SO	LOB	TOP			
David Hulse, L (1, 8) OBP: 0.329, SLG: 0.333										5	1	2	0	0	2	0	<p><b>Texas Rangers @ Kansas City Royals</b> Kauffman Stadium, Kansas City, MO</p> <p>Fri May 07 1993, 7:05 PM CDT Att: 33,550 - Unknown - 78 F</p> <p>livebaseballscorecards.com</p> <p>AB 35 R 4 H 9 RBI 4 BB 2 SO 5 LOB 12</p>			
Julio Franco, R (1, 10) OBP: 0.355, SLG: 0.466										3	0	0	0	1	2	2				
Jose Canseco, R (1, 9) OBP: 0.353, SLG: 0.579										4	1	1	2	0	0	1				
Juan Gonzalez, R (1, 7) OBP: 0.431, SLG: 0.673										4	1	3	2	0	0	0				
Rafael Palmeiro, L (1, 3) OBP: 0.274, SLG: 0.352										4	0	1	0	0	0	2				
Dean Palmer, R (1, 5) OBP: 0.345, SLG: 0.589										3	0	0	0	1	1	2				
Ivan Rodriguez, R (1, 2) OBP: 0.394, SLG: 0.477										4	0	1	0	0	0	2				
Manuel Lee, S (1, 6) OBP: 0.300, SLG: 0.196										2	0	0	0	0	0	0				
Doug Strange, S (6, PH) OBP: 0.345, SLG: 0.500										2	0	0	0	0	0	3				
Billy Ripken, R (1, 4) OBP: 0.292, SLG: 0.241										4	1	1	0	0	0	0				
<b>Inning Stats</b>	R: 0 E: 0 K: 1 S: 9	H: 0 LOB: 0 BB: 0 P: 12	R: 0 E: 0 K: 1 S: 12	H: 1 LOB: 1 BB: 0 P: 21	R: 4 E: 0 K: 1 S: 17	H: 4 LOB: 0 BB: 0 P: 27	R: 0 E: 0 K: 0 S: 5	H: 0 LOB: 2 BB: 0 P: 8	R: 0 E: 0 K: 0 S: 6	H: 2 LOB: 3 BB: 1 P: 15	R: 0 E: 0 K: 0 S: 9	H: 1 LOB: 1 BB: 1 P: 17	R: 0 E: 0 K: 0 S: 6	H: 1 LOB: 0 BB: 0 P: 11	R: 0 E: 0 K: 1 S: 7	H: 0 LOB: 0 BB: 0 P: 9	1B: 5 2B: 3 3B: 0 HR: 1	SF: 0 SAC: 0 DP: 0 HBP: 0	WP: 0 PB: 1 SB: 0 CS: 1	PA: 37
<b>PITCHER</b>	IP WLS BF H R ER SO BB IBB HBP BLK WP HR S P ERA WHIP																			
Hipolito Pichardo, R (1, 1) ERA: 4.33	8.0	W	34	9	4	4	4	2	0	0	0	0	0	0	1	71	118	4.50	1.375	
Tom Gordon, R (9, 1) ERA: 5.85	1.0		3	0	0	0	1	0	0	0	0	0	0	0	0	7	9	0.00	0.000	

Batter	1	2	3	4	5	6	7	8	9	AB	R	H	RBI	BB	SO	LOB	BOTTOM			
Keith Miller, R (1, 5) OBP: 0.152, SLG: 0.097										5	1	0	0	0	1	3	<p><b>Texas Rangers @ Kansas City Royals</b> Kauffman Stadium, Kansas City, MO</p> <p>Fri May 07 1993, 7:05 PM CDT Att: 33,550 - Unknown - 78 F</p> <p>livebaseballscorecards.com</p> <p>AB 39 R 9 H 12 RBI 8 BB 3 SO 4 LOB 23</p>			
Brian McRae, S (1, 8) OBP: 0.374, SLG: 0.478										5	3	4	0	0	0	0				
George Brett, L (1, 10) OBP: 0.257, SLG: 0.314										5	1	2	0	0	0	3				
Felix Jose, S (1, 9) OBP: 0.287, SLG: 0.304										4	1	0	1	1	1	5				
Wally Joyner, L (1, 3) OBP: 0.393, SLG: 0.326										3	1	1	2	2	0	3				
Chris Gwynn, L (1, 7) OBP: 0.340, SLG: 0.377										3	1	1	2	0	0	2				
Kevin McReynolds, R (6, PH) OBP: 0.333, SLG: 0.509										2	0	0	0	0	1	4				
Brent Mayne, L (1, 2) OBP: 0.313, SLG: 0.371										4	1	1	2	0	0	2				
Jose Lind, R (1, 4) OBP: 0.279, SLG: 0.325										4	0	0	0	0	1	1				
Greg Gagne, R (1, 6) OBP: 0.295, SLG: 0.358										4	0	3	1	0	0	0				
<b>Inning Stats</b>	R: 6 E: 1 K: 1 S: 28	H: 4 LOB: 1 BB: 2 P: 44	R: 0 E: 0 K: 0 S: 6	H: 1 LOB: 1 BB: 0 P: 7	R: 0 E: 0 K: 0 S: 8	H: 0 LOB: 0 BB: 0 P: 10	R: 2 E: 2 K: 0 S: 17	H: 2 LOB: 2 BB: 1 P: 29	R: 0 E: 0 K: 0 S: 9	H: 1 LOB: 1 BB: 0 P: 15	R: 1 E: 0 K: 1 S: 14	H: 2 LOB: 2 BB: 0 P: 24	R: 0 E: 0 K: 1 S: 9	H: 0 LOB: 0 BB: 0 P: 12	R: 0 E: 0 K: 1 S: 10	H: 2 LOB: 2 BB: 0 P: 12	1B: 7 2B: 4 3B: 1 HR: 0	SF: 0 SAC: 0 DP: 0 HBP: 0	WP: 0 PB: 0 SB: 1 CS: 0	PA: 42
<b>PITCHER</b>	IP WLS BF H R ER SO BB IBB HBP BLK WP HR S P ERA WHIP																			
Nolan Ryan, R (1, 1) ERA: 4.5	4.0	L	24	7	8	4	1	0	0	0	0	0	0	0	16	26	6.75	2.250		
Brian Bohanon, L (5, 1) ERA: 2.51	1.1		8	3	1	1	0	0	0	0	0	0	0	0	5	8	0.00	0.000		
Matt Whiteside, R (6, 1) ERA: 2.08	0.1		1	0	0	0	1	0	0	0	0	0	0	0	20	28	0.00	1.000		
Craig Lefferts, L (6, 1) ERA: 7.09	2.0		8	2	0	0	2	0	0	0	0	0	0	0	1	1	0.00	0.000		
Robb Nen, R (8, 1) ERA: 5.25	0.1		1	0	0	0	0	0	0	0	0	0	0	0	1	1	0.00	0.000		



Batter	1	2	3	4	5	6	7	8	9	AB	R	H	RBI	BB	SO	LOB	TOP			
David Hulse, L OBP: 0.312, SLG: 0.314 (1, 8)	F9		G4-3		F7			G4-3		4	0	0	0	0	0	0				
Julio Franco, R OBP: 0.351, SLG: 0.458 (1, 10)	G4-3			HR		K			F9	4	1	1	0	0	1	0				
Jose Canseco, R OBP: 0.341, SLG: 0.559 (1, 9)	P6			K		P6			K	4	0	0	0	0	2	1				
Juan Gonzalez, R OBP: 0.433, SLG: 0.692 (1, 7)				HR					F7	3	1	1	2	0	0	0				
Rafael Palmeiro, L OBP: 0.275, SLG: 0.346 (1, 3)	G3-6			BB						2	0	0	0	1	0	1				
Dean Palmer, R OBP: 0.354, SLG: 0.583 (1, 5)				K						1	0	0	0	2	1	1				
Ivan Rodriguez, R OBP: 0.382, SLG: 0.462 (1, 2)	P9			G1-4-3						3	0	0	0	0	0	3				
Doug Strange, S OBP: 0.327, SLG: 0.467 (1, 4)										3	0	0	0	0	0	0				
Billy Ripken, R OBP: 0.292, SLG: 0.241 (9, 4)										0	0	0	0	0	0	0				
Manuel Lee, S OBP: 0.286, SLG: 0.185 (1, 6)										3	0	0	0	0	1	0				
<b>Inning Stats</b>	R: 0 E: 0 K: 0 S: 8	H: 0 LOB: 0 BB: 0 P: 13	R: 0 E: 0 K: 0 S: 7	H: 0 LOB: 1 BB: 1 P: 13	R: 0 E: 0 K: 0 S: 6	H: 0 LOB: 0 BB: 0 P: 10	R: 2 E: 0 K: 2 S: 12	H: 2 LOB: 1 BB: 1 P: 22	R: 0 E: 0 K: 1 S: 6	H: 0 LOB: 0 BB: 0 P: 8	R: 0 E: 0 K: 0 S: 9	H: 0 LOB: 0 BB: 1 P: 13	R: 0 E: 0 K: 0 S: 4	H: 0 LOB: 0 BB: 0 P: 5	R: 0 E: 0 K: 1 S: 7	H: 0 LOB: 0 BB: 0 P: 13	1B: 1 2B: 0 3B: 0 HR: 1	SF: 0 SAC: 0 DP: 2 HBP: 1	WP: 0 PB: 0 SB: 1 CS: 0	PA: 31
<b>PITCHER</b> David Cone, R ERA: 3.38 (1, 1)	IP: 9.0 WLS: L BF: 31	H: 2 R: 2 ER: 2 SO: 5	BB: 3 IBB: 0 HBP: 1 BLK: 0	WP: 0 HR: 1 S: 67 P: 111	ERA: 2.00 WHIP: 0.556	<b>PITCHER</b> IP: WLS: BF: H: R: ER: SO: BB: IBB: HBP: BLK: WP: HR: S: P: ERA: WHIP														

Texas Rangers @ Kansas City Royals  
Kauffman Stadium, Kansas City, MO

Sun May 09, 1993, 3:33 AM CDT  
Att: 17,967 - Overcast - 63 F



AB	27
R	2
H	2
RBI	2
BB	3
SO	5
LOB	6

Batter	1	2	3	4	5	6	7	8	9	AB	R	H	RBI	BB	SO	LOB	BOTTOM			
Keith Miller, R OBP: 0.189, SLG: 0.143 (1, 5)	HBP				E5			P7		4	0	2	0	0	0	1				
Brian McRae, S OBP: 0.370, SLG: 0.466 (1, 8)	G6-4-3		L6		L3			L3		3	0	0	0	0	0	4				
George Brett, L OBP: 0.257, SLG: 0.321 (1, 10)	G6-4-3							G4-3		4	1	1	0	0	0	1				
Felix Jose, S OBP: 0.286, SLG: 0.301 (1, 9)		G5-3							F9	4	0	1	0	0	1	1				
Wally Joyner, L OBP: 0.380, SLG: 0.316 (1, 3)		G3-1			SF9			F9		3	0	0	1	0	0	1				
Chris Gwynn, L OBP: 0.316, SLG: 0.351 (1, 7)		G6-3			G3			F7		4	0	0	0	0	0	2				
Brent Mayne, L OBP: 0.314, SLG: 0.385 (1, 2)			P7					G5-3		3	0	1	0	0	0	0				
Jose Lind, R OBP: 0.270, SLG: 0.314 (1, 4)			G3		G3			G4-3		3	0	0	0	0	0	1				
Greg Gagne, R OBP: 0.297, SLG: 0.357 (1, 6)					FC1-5-2			F9		3	0	1	0	0	0	1				
<b>Inning Stats</b>	R: 0 E: 0 K: 0 S: 3	H: 1 LOB: 0 BB: 0 P: 5	R: 0 E: 0 K: 0 S: 6	H: 0 LOB: 0 BB: 0 P: 7	R: 0 E: 0 K: 0 S: 12	H: 2 LOB: 2 BB: 0 P: 17	R: 1 E: 0 K: 0 S: 6	H: 2 LOB: 0 BB: 0 P: 10	R: 0 E: 1 K: 1 S: 10	H: 1 LOB: 2 BB: 0 P: 17	R: 0 E: 1 K: 0 S: 7	H: 0 LOB: 0 BB: 0 P: 9	R: 0 E: 0 K: 0 S: 8	H: 0 LOB: 0 BB: 0 P: 12	R: 0 E: 0 K: 0 S: 8	H: 0 LOB: 0 BB: 0 P: 11	1B: 4 2B: 2 3B: 0 HR: 0	SF: 1 SAC: 0 DP: 1 HBP: 1	WP: 0 PB: 0 SB: 0 CS: 1	PA: 33
<b>PITCHER</b> Kevin Brown, R ERA: 1.27 (1, 1)	IP: 9.0 WLS: W BF: 33	H: 6 R: 1 ER: 1 SO: 1	BB: 0 IBB: 0 HBP: 1 BLK: 0	WP: 0 HR: 0 S: 69 P: 101	ERA: 1.00 WHIP: 0.667	<b>PITCHER</b> IP: WLS: BF: H: R: ER: SO: BB: IBB: HBP: BLK: WP: HR: S: P: ERA: WHIP														

Texas Rangers @ Kansas City Royals  
Kauffman Stadium, Kansas City, MO

Sun May 09, 1993, 3:33 AM CDT  
Att: 17,967 - Overcast - 63 F



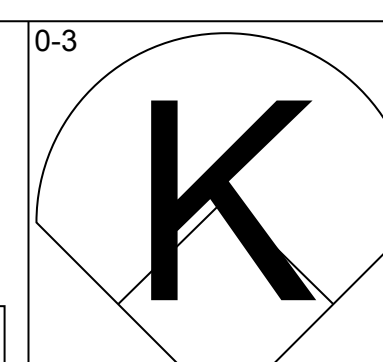
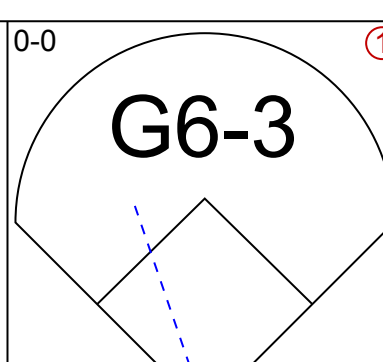
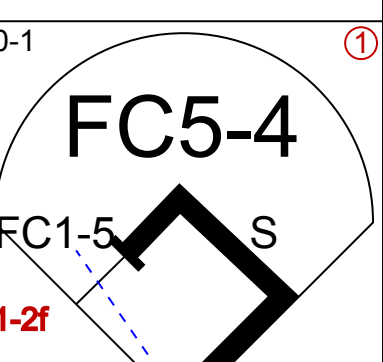
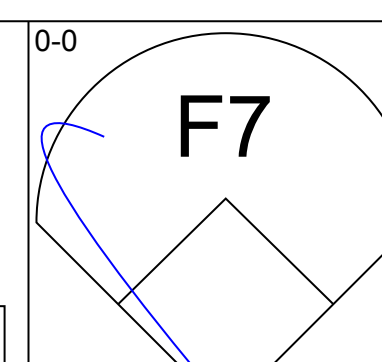
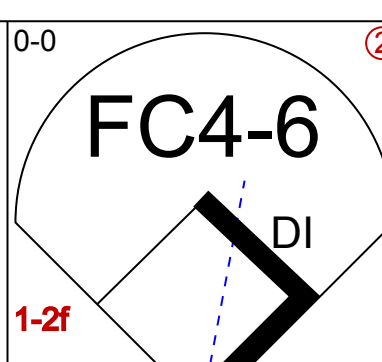
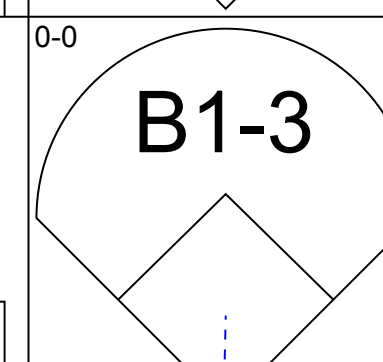
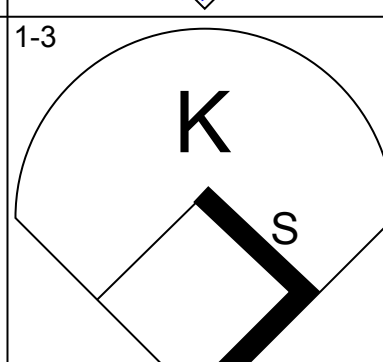
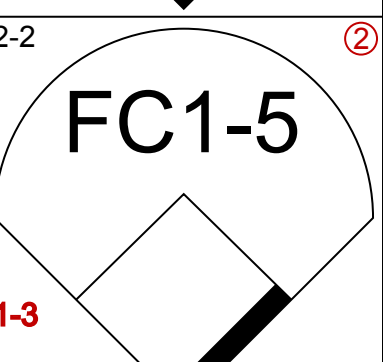
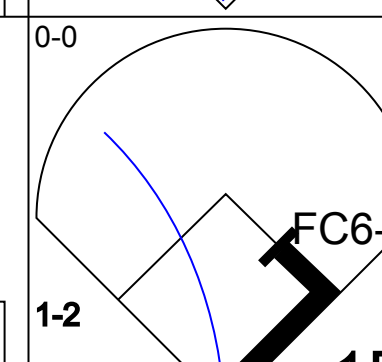
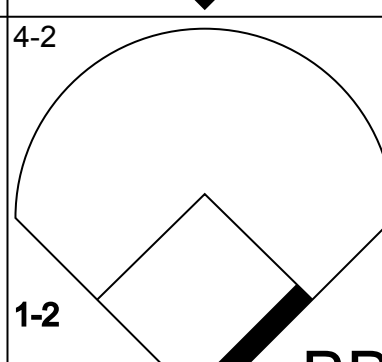
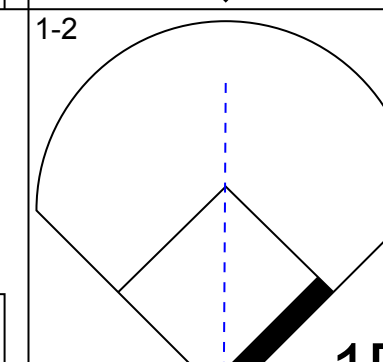
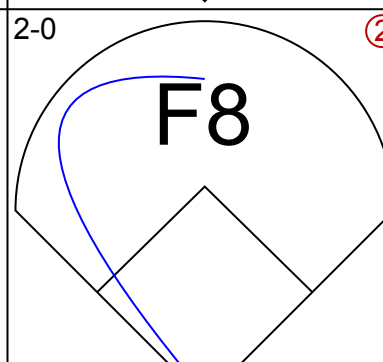
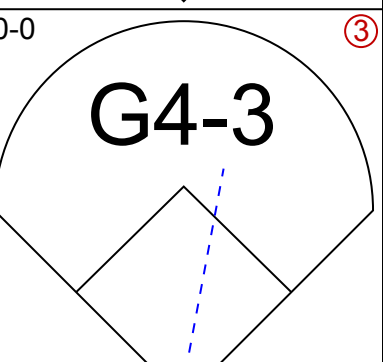
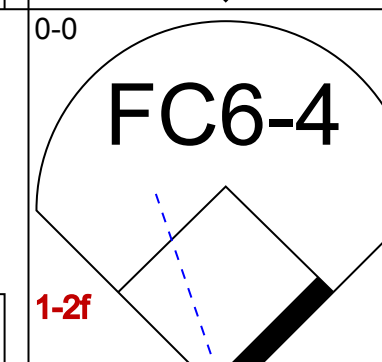
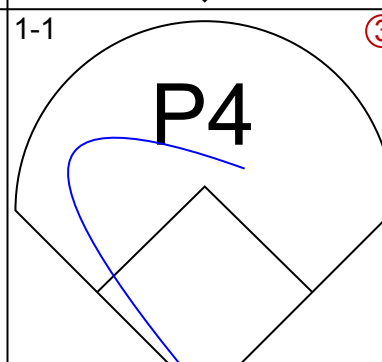
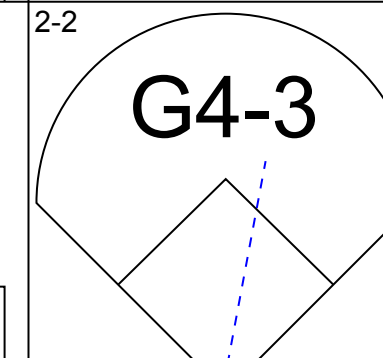
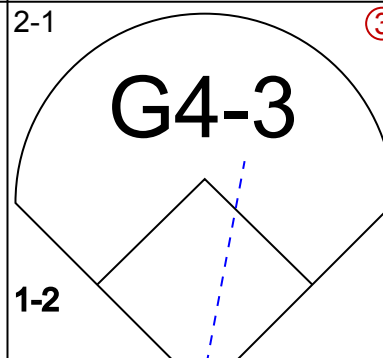
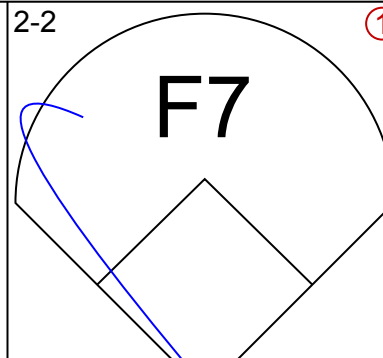
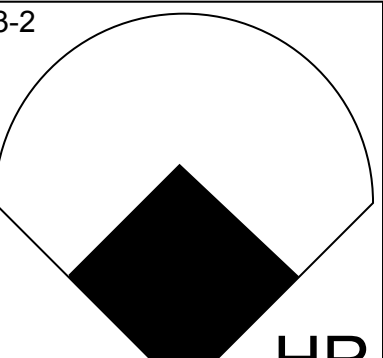
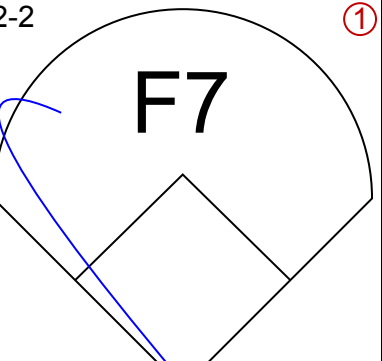
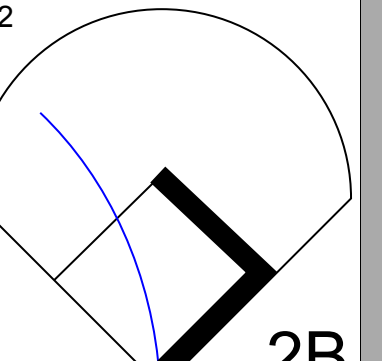
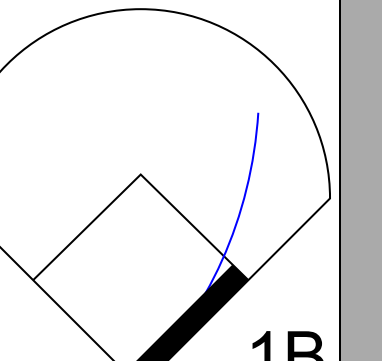
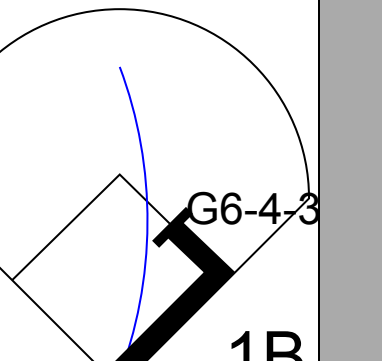
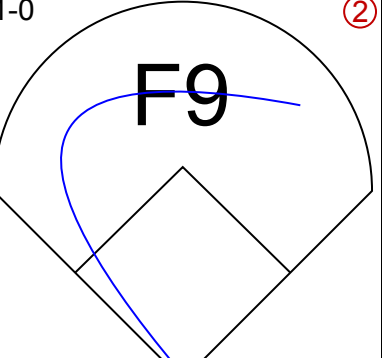
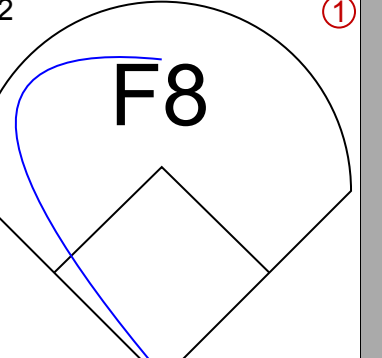
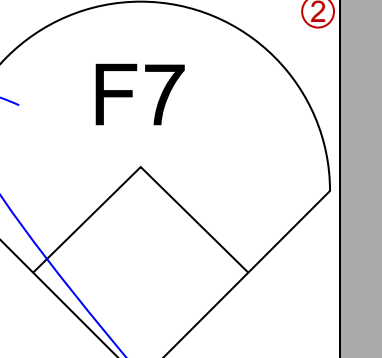
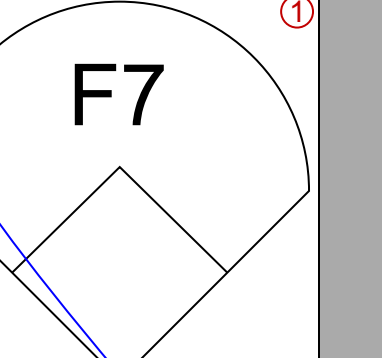
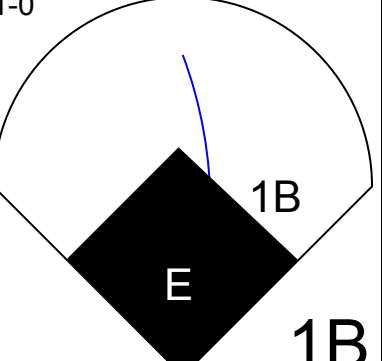
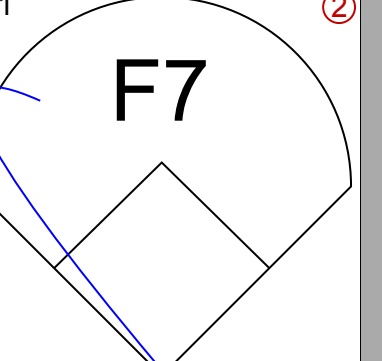
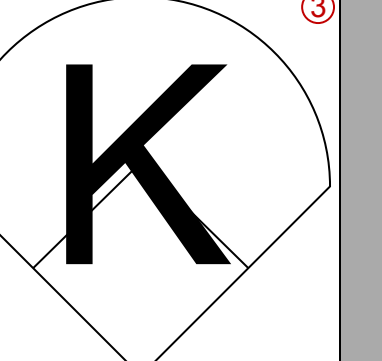
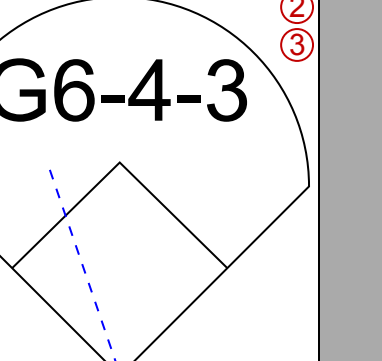
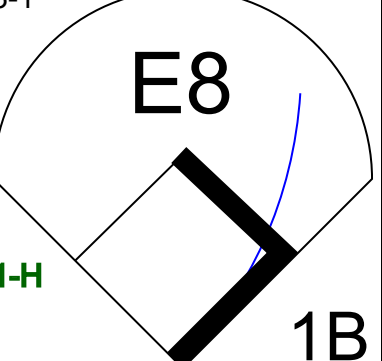
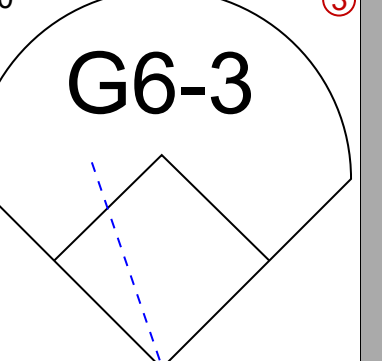
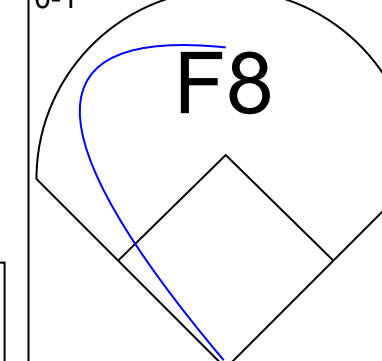
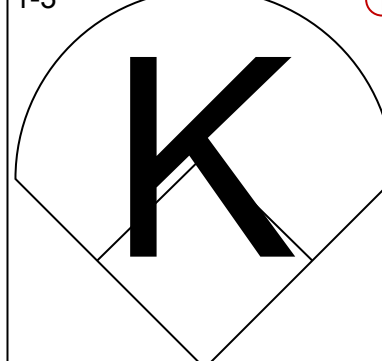
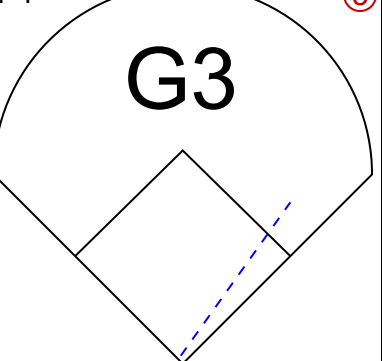
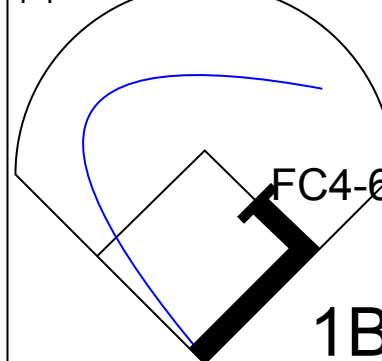
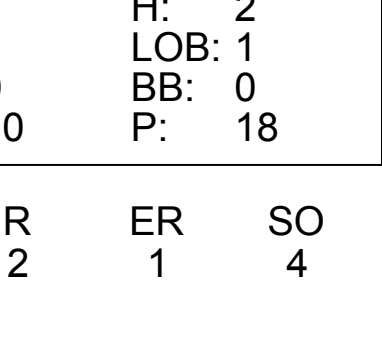
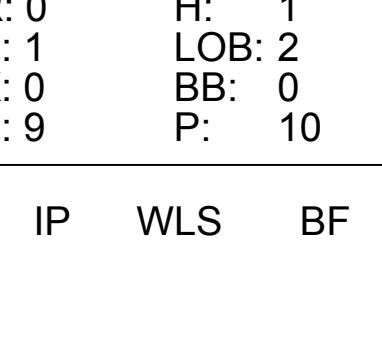
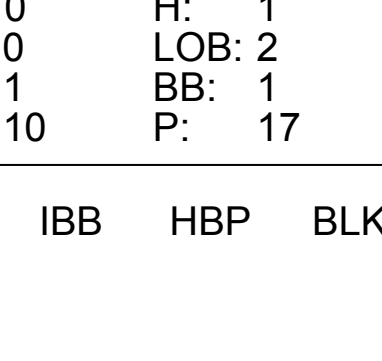


AB	31
R	1
H	6
RBI	1
BB	0
SO	1
LOB	12

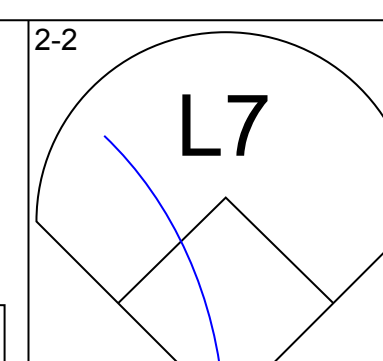
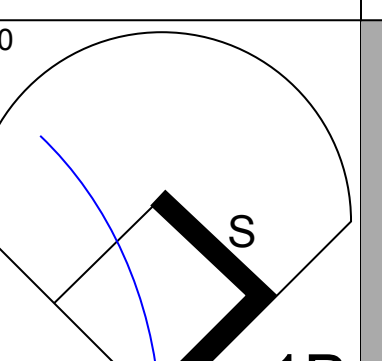
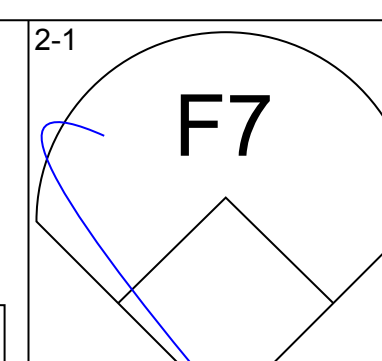
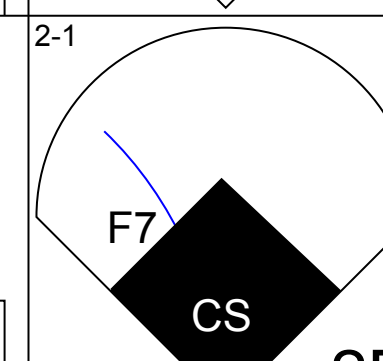
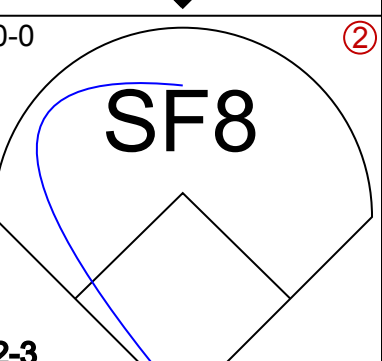
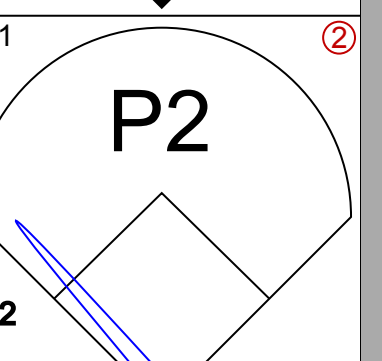
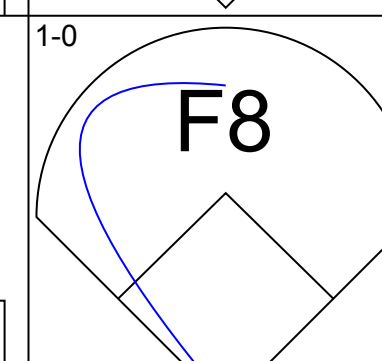
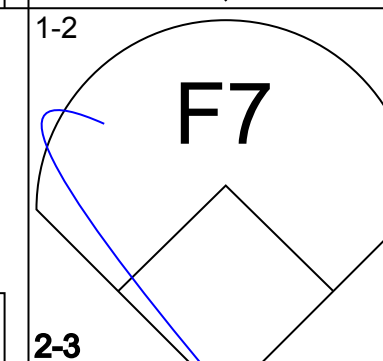
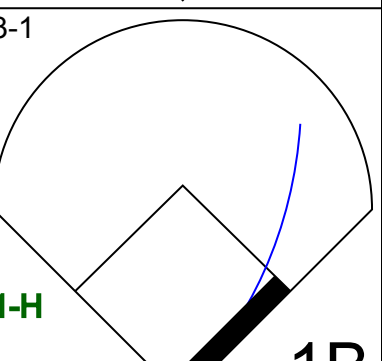
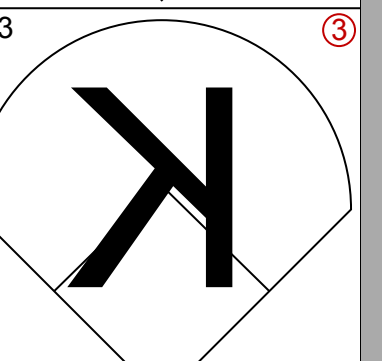
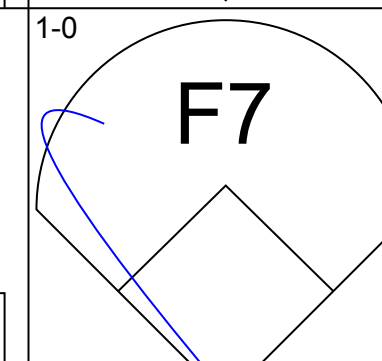
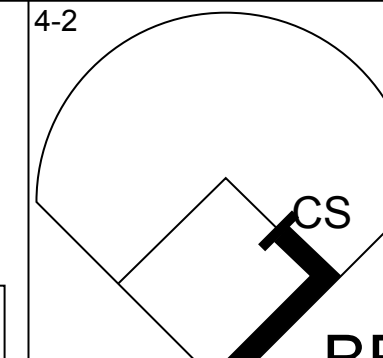
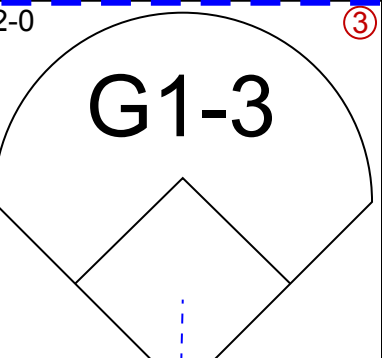
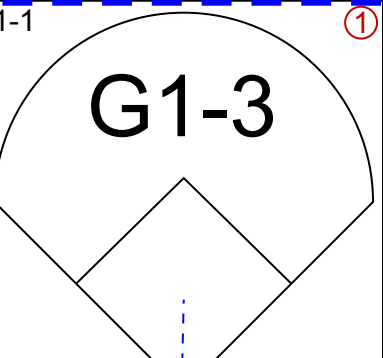
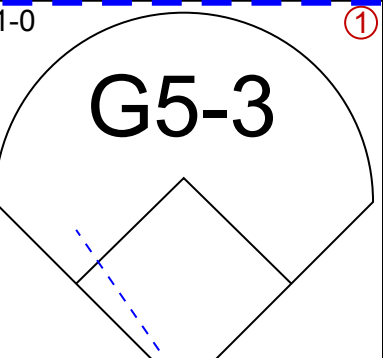
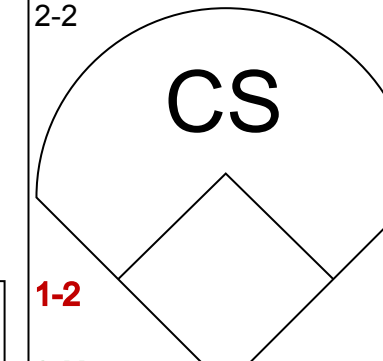
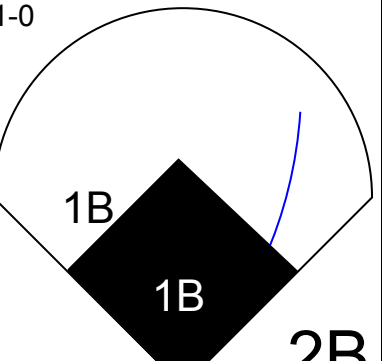
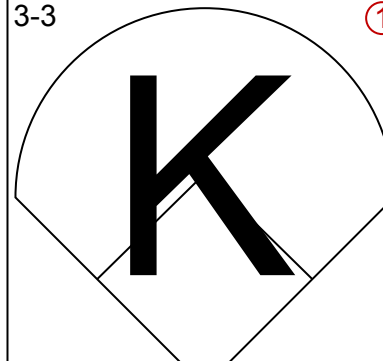
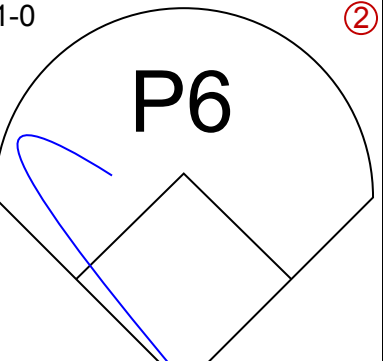
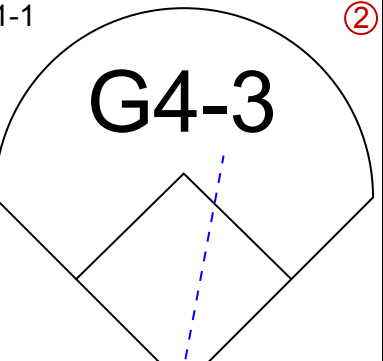
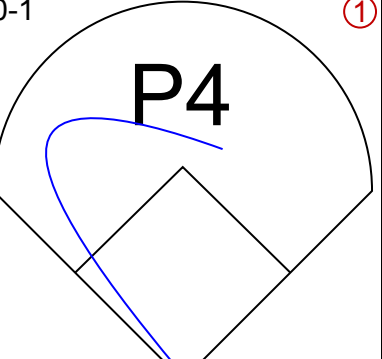
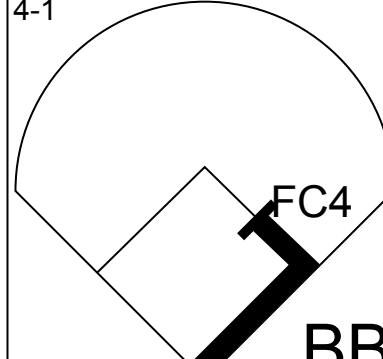
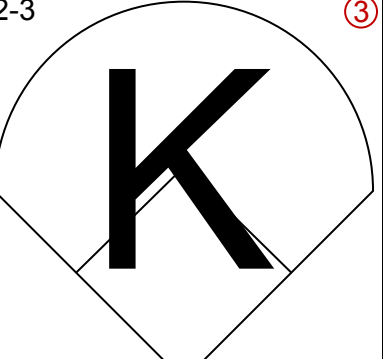
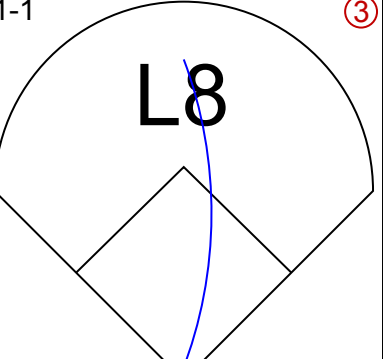
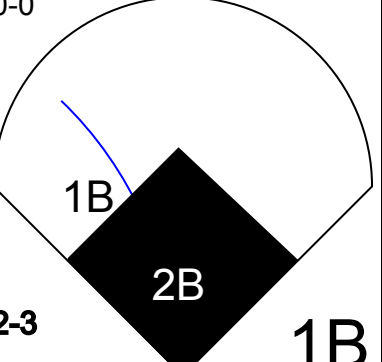
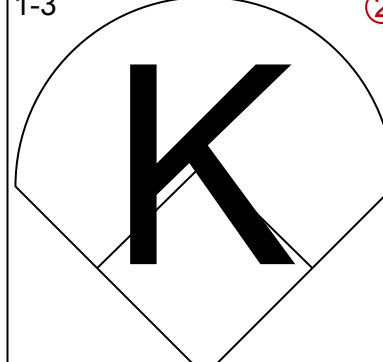
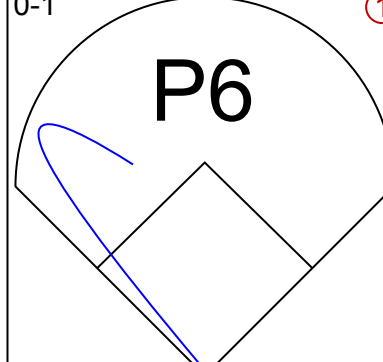
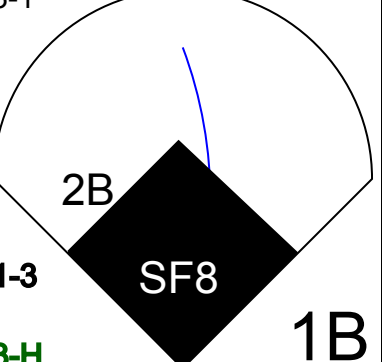
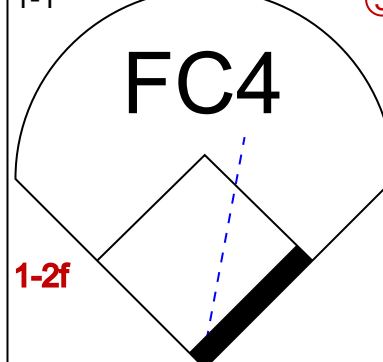
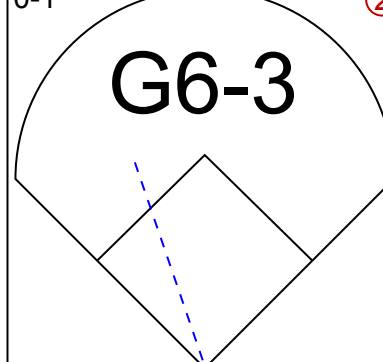
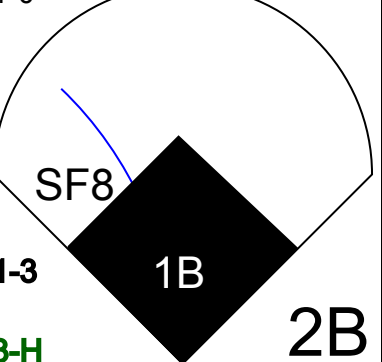
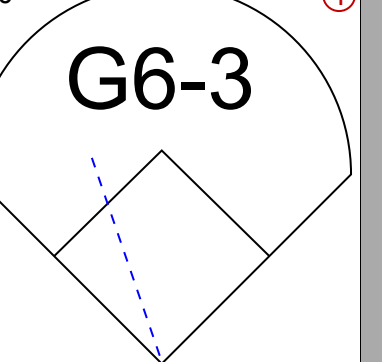
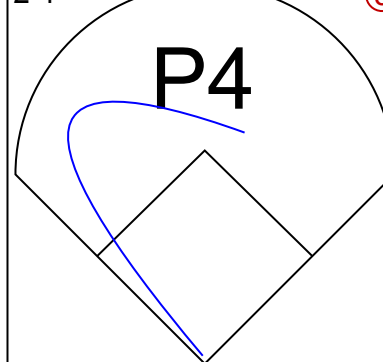


Batter	1	2	3	4	5	6	7	8	9	AB	R	H	RBI	BB	SO	LOB	TOP										
Keith Miller, R (1, 5) Phil Hiatt, R (8, 5) OBP: 0.214, SLG: 0.225 OBP: 0.322, SLG: 0.423			G5-3			1B		1B		5	1	2	0	0	2	1	<b>Kansas City Royals @ Cleveland Indians</b> Cleveland Municipal Stadium, Cleveland, OH Tue May 11 1993, 7:05 PM EDT Att: 12,800 - Unknown - 67 F										
Brian McRae, S (1, 8) OBP: 0.379, SLG: 0.472	F9		1B			SF9		1B		5	1	3	1	0	0	1											
George Brett, L (1, 10) OBP: 0.254, SLG: 0.315	G5-3		1B			FC1-5-2		FC4-6		5	0	1	0	0	0	3											
Wally Joyner, L (1, 3) OBP: 0.389, SLG: 0.333		G1				IBB		P6		4	1	2	0	1	1	3											
Chris Gwynn, L (1, 7) Kevin McReynolds, R (7, PH) OBP: 0.339, SLG: 0.339 OBP: 0.339, SLG: 0.509	G1		F7			SF9		1B		2	0	0	1	0	0	3											
Felix Jose, S (1, 9) Hubie Brooks, R (7, PH) Harvey Pulliam, R (7, 9) OBP: 0.287, SLG: 0.302 OBP: 0.333, SLG: 0.379 OBP: 0.333, SLG: 0.522	S				G5-3	G4-3		E1		3	1	1	1	0	0	2											
Brent Mayne, L (1, 2) Mike Macfarlane, R (7, PH) OBP: 0.295, SLG: 0.488	K				F9			F8		3	1	1	0	0	1	1											
Jose Lind, R (1, 4) OBP: 0.280, SLG: 0.322						G3		G6-3		4	0	2	1	0	0	2											
Greg Gagne, R (1, 6) OBP: 0.295, SLG: 0.352	F9				FC6-4			G4-3		4	0	1	1	0	0	2											
<b>Inning Stats</b>	R: 0 E: 0 K: 1 S: 10	H: 0 LOB: 0 BB: 0 P: 14	R: 2 E: 0 K: 1 S: 17	H: 3 LOB: 1 BB: 0 P: 27	R: 0 E: 0 K: 1 S: 13	H: 2 LOB: 2 BB: 0 P: 24	R: 0 E: 0 K: 0 S: 7	H: 1 LOB: 1 BB: 0 P: 9	R: 1 E: 0 K: 0 S: 7	H: 2 LOB: 2 BB: 1 P: 14	R: 1 E: 0 K: 1 S: 22	H: 2 LOB: 1 BB: 0 P: 29	R: 2 E: 1 K: 0 S: 15	H: 4 LOB: 1 BB: 0 P: 24	R: 1 E: 0 K: 0 S: 12	H: 2 LOB: 1 BB: 0 P: 17		R: 0 E: 0 K: 1 S: 7	H: 0 LOB: 0 BB: 0 P: 11	1B: 11 2B: 5 3B: 0 HR: 0	SF: 1 SAC: 0 DP: 0 HBP: 0	WP: 1 PB: 0 SB: 3 CS: 1	PA: 43				
<b>PITCHER</b>	IP	WLS	BF	H	R	ER	SO	BB	IBB	HBP	BLK	WP	HR	S	P	ERA	WHIP										
Mike Bielecki, R (1, 1) ERA: 5.63	5.0		25	9	4	4	3	0	1	0	0	1	0	60	94	7.20	1.800										
Tom Kramer, R (6, 1) ERA: 3.74	1.0		4	1	0	0	1	0	0	0	0	0	0	16	23	0.00	1.000										
Dennis Cook, L (7, 1) ERA: 6.35	0.2	L	4	3	2	1	0	0	0	0	0	0	0	15	15	13.50	4.500										
Jerry Dipoto, R (7, 1) ERA: 13.5	0.2		5	3	1	1	0	0	0	0	0	0	0	14	21	13.50	4.500										
Cliff Young, L (8, 1) ERA: 8.1	1.2		5	0	0	0	1	0	0	0	0	0	0	10	16	0.00	0.000										

Batter	1	2	3	4	5	6	7	8	9	AB	R	H	RBI	BB	SO	LOB	BOTTOM										
Kenny Lofton, L (1, 8) OBP: 0.433, SLG: 0.443	G4-6-3		G4-3			G1-3		F7		5	1	2	0	0	0	1	<b>Kansas City Royals @ Cleveland Indians</b> Cleveland Municipal Stadium, Cleveland, OH Tue May 11 1993, 7:05 PM EDT Att: 12,800 - Unknown - 67 F										
Wayne Kirby, L (1, 9) OBP: 0.370, SLG: 0.346	F8		G4-3			E8		FC4-6		5	2	3	1	0	0	1											
Carlos Baerga, S (1, 4) OBP: 0.294, SLG: 0.441	G4-6-3					FC4-6		G1-3		4	0	0	0	1	0	3											
Albert Belle, R (1, 7) OBP: 0.367, SLG: 0.629	F8					F8		1B		5	0	2	2	0	0	1											
Paul Sorrento, L (1, 3) OBP: 0.391, SLG: 0.614	L9					F8		1B		4	1	2	0	1	1	1											
Carlos Martinez, R (1, 10) Reggie Jefferson, S (5, PH) OBP: 0.357, SLG: 0.431 OBP: 0.321, SLG: 0.417	P3					G1-3		G4-3		2	0	1	0	0	0	0											
Jeff Treadway, L (1, 5) OBP: 0.386, SLG: 0.390			P3			G3		P5		4	0	1	1	0	0	3											
Felix Fermin, R (1, 6) OBP: 0.324, SLG: 0.307			G4-3			G6-4-3		1B		4	1	3	0	0	0	2											
Lance Parrish, R (1, 2) Thomas Howard, S (8, PH) Junior Ortiz, R (9, 2) OBP: 0.222, SLG: 0.556 OBP: 0.295, SLG: 0.384 OBP: 0.235, SLG: 0.250			HR			F9		F8		3	1	1	2	0	0	1											
			HR							1	0	0	0	0	0	0											
<b>Inning Stats</b>	R: 0 E: 0 K: 0 S: 8	H: 1 LOB: 0 BB: 0 P: 11	R: 0 E: 0 K: 0 S: 5	H: 0 LOB: 0 BB: 0 P: 7	R: 2 E: 0 K: 0 S: 10	H: 2 LOB: 0 BB: 0 P: 15	R: 1 E: 0 K: 0 S: 10	H: 3 LOB: 2 BB: 0 P: 15	R: 2 E: 0 K: 1 S: 15	H: 3 LOB: 3 BB: 2 P: 29	R: 0 E: 0 K: 0 S: 5	H: 1 LOB: 0 BB: 0 P: 8	R: 0 E: 0 K: 0 S: 12	H: 2 LOB: 2 BB: 0 P: 19	R: 0 E: 0 K: 0 S: 11	H: 1 LOB: 1 BB: 0 P: 18	R: 1 E: 0 K: 1 S: 14	H: 2 LOB: 1 BB: 0 P: 19	1B: 12 2B: 2 3B: 0 HR: 1	SF: 0 SAC: 0 DP: 2 HBP: 0	WP: 1 PB: 0 SB: 1 CS: 0	PA: 42					
<b>PITCHER</b>	IP	WLS	BF	H	R	ER	SO	BB	IBB	HBP	BLK	WP	HR	S	P	ERA	WHIP										
Kevin Appier, R (1, 1) ERA: 3.95	7.1		35	13	5	5	1	1	0	0	0	1	0	71	113	6.14	1.909										
Jeff Montgomery, R (8, 1) ERA: 2.5	1.2	S	7	2	1	1	1	0	0	0	0	1	0	19	28	5.40	1.200										



Batter	1	2	3	4	5	6	7	8	9	AB	R	H	RBI	BB	SO	LOB	TOP			
<b>Felix Jose, S</b> OBP: 0.273, SLG: 0.286 (1, 9)										5	0	0	0	0	1	3	<b>Kansas City Royals @ Cleveland Indians</b> Cleveland Municipal Stadium, Cleveland, OH Wed May 12 1993, 7:05 PM EDT Att: 12,081 - Unknown - 60 F <a href="http://livebaseballscorecards.com">livebaseballscorecards.com</a>			
<b>Brian McRae, S</b> OBP: 0.380, SLG: 0.465 (1, 8)										4	0	1	0	1	1	1				
<b>George Brett, L</b> OBP: 0.252, SLG: 0.310 (1, 10)										5	0	1	0	0	0	6				
<b>Wally Joyner, L</b> OBP: 0.385, SLG: 0.358 (1, 3)										4	1	1	1	0	0	2				
<b>Chris Gwynn, L</b> OBP: 0.328, SLG: 0.381 (1, 7)										4	0	3	0	0	0	0				
<b>Brent Mayne, L</b> OBP: 0.295, SLG: 0.375 (1, 2)										4	0	0	0	0	0	3				
<b>Phil Hiatt, R</b> OBP: 0.319, SLG: 0.415 (1, 5)										4	1	1	0	0	1	3				
<b>Jose Lind, R</b> OBP: 0.281, SLG: 0.323 (1, 4)										3	0	1	0	0	0	1				
<b>Kevin McReynolds, R</b> OBP: 0.333, SLG: 0.500 (9, PH)										1	0	0	0	0	1	0				
<b>Greg Gagne, R</b> OBP: 0.296, SLG: 0.352 (1, 6)										3	0	1	0	0	0	1				
<b>Hubie Brooks, R</b> OBP: 0.355, SLG: 0.400 (9, PH)										1	0	1	0	0	0	0				
<b>Inning Stats</b>	R: 0 E: 0 K: 1 S: 10	H: 1 LOB: 1 BB: 0 P: 13	R: 1 E: 1 K: 0 S: 10	H: 2 LOB: 1 BB: 0 P: 18	R: 0 E: 0 K: 1 S: 8	H: 0 LOB: 1 BB: 0 P: 13	R: 0 E: 0 K: 0 S: 11	H: 1 LOB: 1 BB: 0 P: 15	R: 0 E: 0 K: 1 S: 9	H: 1 LOB: 1 BB: 0 P: 15	R: 0 E: 1 K: 0 S: 9	H: 1 LOB: 2 BB: 0 P: 10	R: 1 E: 0 K: 0 S: 9	H: 2 LOB: 0 BB: 0 P: 14	R: 0 E: 0 K: 1 S: 10	H: 1 LOB: 2 BB: 1 P: 17	1B: 8 2B: 1 3B: 0 HR: 1	SF: 0 SAC: 0 DP: 1 HBP: 0	WP: 1 PB: 0 SB: 2 CS: 0	PA: 39
<b>PITCHER</b> <b>Jose Mesa, R</b> ERA: 3.21 (1, 1)	IP: 9.0 WLS: W BF: 39	H: 10 R: 2 ER: 1 SO: 4	BB: 1 IBB: 0 HBP: 0 BLK: 0	WP: 1 HR: 1 S: 85 P: 127	ERA: 1.00 WHIP: 1.222											ERA: 1.00 WHIP: 1.222				

Batter	1	2	3	4	5	6	7	8	9	AB	R	H	RBI	BB	SO	LOB	BOTTOM			
<b>Kenny Lofton, L</b> OBP: 0.435, SLG: 0.441 (1, 8)										3	1	1	0	1	0	0	<b>Kansas City Royals @ Cleveland Indians</b> Cleveland Municipal Stadium, Cleveland, OH Wed May 12 1993, 7:05 PM EDT Att: 12,081 - Unknown - 60 F <a href="http://livebaseballscorecards.com">livebaseballscorecards.com</a>			
<b>Wayne Kirby, L</b> OBP: 0.355, SLG: 0.379 (1, 9)										3	1	1	1	0	0	1				
<b>Carlos Baerga, S</b> OBP: 0.293, SLG: 0.435 (1, 4)										4	0	1	2	0	1	2				
<b>Albert Belle, R</b> OBP: 0.364, SLG: 0.614 (1, 7)										3	0	0	0	1	0	1				
<b>Paul Sorrento, L</b> OBP: 0.387, SLG: 0.610 (1, 3)										4	1	1	0	0	1	0				
<b>Carlos Martinez, R</b> OBP: 0.353, SLG: 0.420 (1, 10)										3	0	0	0	1	1	1				
<b>Jeff Treadway, L</b> OBP: 0.383, SLG: 0.386 (1, 5)										3	1	1	0	0	1	1				
<b>Felix Fermin, R</b> OBP: 0.324, SLG: 0.308 (1, 6)										3	1	1	1	0	0	1				
<b>Junior Ortiz, R</b> OBP: 0.243, SLG: 0.286 (1, 2)										3	1	1	1	0	0	0				
<b>Inning Stats</b>	R: 1 E: 0 K: 0 S: 13	H: 1 LOB: 0 BB: 1 P: 24	R: 5 E: 0 K: 0 S: 16	H: 5 LOB: 1 BB: 1 P: 28	R: 0 E: 0 K: 2 S: 9	H: 0 LOB: 1 BB: 1 P: 18	R: 0 E: 0 K: 1 S: 7	H: 1 LOB: 1 BB: 0 P: 11	R: 0 E: 0 K: 1 S: 6	H: 0 LOB: 0 BB: 0 P: 10	R: 0 E: 0 K: 0 S: 6	H: 0 LOB: 0 BB: 0 P: 8	R: 0 E: 0 K: 0 S: 4	H: 0 LOB: 0 BB: 0 P: 8	R: 0 E: 0 K: 0 S: 5	H: 0 LOB: 0 BB: 0 P: 8		1B: 4 2B: 3 3B: 0 HR: 0	SF: 1 SAC: 0 DP: 0 HBP: 0	WP: 0 PB: 0 SB: 2 CS: 2
<b>PITCHER</b> <b>Mark Gardner, R</b> ERA: 6.47 (1, 1)	IP: 1.2 WLS: L BF: 12	H: 6 R: 6 ER: 6 SO: 6	BB: 2 IBB: 0 HBP: 0 BLK: 0	WP: 0 HR: 0 S: 28 P: 49	ERA: 32.40 WHIP: 4.800											ERA: 32.40 WHIP: 4.800				
<b>Mark Gubicza, R</b> ERA: 6.43 (2, 1)	IP: 2.1 WLS: 0 BF: 9	H: 1 R: 0 ER: 0 SO: 3	BB: 1 IBB: 0 HBP: 0 BLK: 0	WP: 0 HR: 0 S: 17 P: 32	ERA: 0.00 WHIP: 0.857											ERA: 0.00 WHIP: 0.857				
<b>Billy Brewer, L</b> ERA: 6.43 (5, 1)	IP: 1.0 WLS: 0 BF: 3	H: 0 R: 0 ER: 0 SO: 1	BB: 0 IBB: 0 HBP: 0 BLK: 0	WP: 0 HR: 0 S: 6 P: 10	ERA: 0.00 WHIP: 0.000											ERA: 0.00 WHIP: 0.000				
<b>Tom Gordon, R</b> ERA: 5.32 (6, 1)	IP: 2.0 WLS: 0 BF: 6	H: 0 R: 0 ER: 0 SO: 0	BB: 0 IBB: 0 HBP: 0 BLK: 0	WP: 0 HR: 0 S: 10 P: 16	ERA: 0.00 WHIP: 0.000											ERA: 0.00 WHIP: 0.000				
<b>Dennis Rasmussen, L</b> ERA: 6.44 (8, 1)	IP: 1.0 WLS: 0 BF: 3	H: 0 R: 0 ER: 0 SO: 0	BB: 0 IBB: 0 HBP: 0 BLK: 0	WP: 0 HR: 0 S: 5 P: 8	ERA: 0.00 WHIP: 0.000											ERA: 0.00 WHIP: 0.000				



Batter	1	2	3	4	5	6	7	8	9	AB	R	H	RBI	BB	SO	LOB	TOP										
<b>Brian McRae, S</b> OBP: 0.366, SLG: 0.447 (1, 8)	G5-3		G5-3	L6		G4-3		L8		5	0	0	0	0	0	1	<b>Kansas City Royals @ Cleveland Indians</b> Cleveland Municipal Stadium, Cleveland, OH Thu May 13 1993, 3:33 AM EDT Att. 12,781 - Sunny - 50 F										
<b>Harvey Pulliam, R</b> OBP: 0.333, SLG: 0.480 <b>Felix Jose, S</b> OBP: 0.267, SLG: 0.280 (6, PH) (6, 9)	K		F8	HBP		K		K		2	0	0	0	0	1	0											
<b>George Brett, L</b> OBP: 0.273, SLG: 0.350 (1, 10)			WP BB 1B					F8		4	2	3	2	1	0	0											
<b>Kevin McReynolds, R</b> OBP: 0.338, SLG: 0.500 (1, 7)	CS	SH1-3 2B	WP 1B			G5-3			G5-3	4	1	1	0	1	1	2											
<b>Wally Joyner, L</b> OBP: 0.381, SLG: 0.349 (1, 3)		SH1-3						L8	E3	3	0	0	0	1	1	0											
<b>Mike Macfarlane, R</b> OBP: 0.327, SLG: 0.565 (1, 2)		F4							P3	5	2	3	2	0	0	2											
<b>Phil Hiatt, R</b> OBP: 0.323, SLG: 0.425 (1, 5)									K2-3	5	1	2	1	0	1	2											
<b>Greg Gagne, R</b> OBP: 0.324, SLG: 0.383 (1, 6)										3	1	3	2	1	0	0											
<b>Curtis Wilkerson, S</b> OBP: 0.154, SLG: 0.120 <b>Jose Lind, R</b> OBP: 0.251, SLG: 0.323 (7, 4)	G4-3									4	0	0	0	0	0	5											
<b>Inning Stats</b>	R: 0 E: 0 K: 1 S: 6	H: 0 LOB: 0 BB: 1 P: 14	R: 1 E: 0 K: 0 S: 12	H: 2 LOB: 2 BB: 1 P: 22	R: 1 E: 0 K: 0 S: 10	H: 2 LOB: 2 BB: 2 P: 24	R: 2 E: 0 K: 1 S: 18	H: 3 LOB: 2 BB: 0 P: 25	R: 1 E: 0 K: 1 S: 15	H: 2 LOB: 1 BB: 0 P: 24	R: 1 E: 0 K: 0 S: 13	H: 2 LOB: 1 BB: 0 P: 15	R: 0 E: 0 K: 1 S: 7	H: 0 LOB: 0 BB: 0 P: 9	R: 0 E: 1 K: 1 S: 14	H: 0 LOB: 1 BB: 0 P: 17	1B: 7 2B: 3 3B: 0 HR: 2	SF: 0 SAC: 1 DP: 0 HBP: 1	WP: 1 PB: 0 SB: 1 CS: 1	PA: 44							
<b>PITCHER</b>	IP	WLS	BF	H	R	ER	SO	BB	IBB	HBP	BLK	WP	HR	S	P	ERA	WHIP										
<b>Matt Young, L</b> ERA: 6.88 (1, 1)	3.2	L	21	7	4	4	1	4	0	1	0	1	0	43	81	9.82	3.000										
<b>Mark Clark, R</b> ERA: 6.43 (4, 1)	3.1		15	5	3	2	3	0	0	0	0	0	2	41	61	5.40	1.500										
<b>Eric Plunk, R</b> ERA: 2.75 (8, 1)	1.0		3	0	0	0	1	0	0	0	0	0	0	7	9	0.00	0.000										
<b>Derek Lilliquist, L</b> ERA: 1.84 (9, 1)	1.0		4	0	0	0	1	0	0	0	0	0	0	14	17	0.00	0.000										

Batter	1	2	3	4	5	6	7	8	9	AB	R	H	RBI	BB	SO	LOB	BOTTOM										
<b>Kenny Lofton, L</b> OBP: 0.430, SLG: 0.434 (1, 8)	1B 2B	G6-3				G4-3		F7		4	1	1	0	0	0	0	<b>Kansas City Royals @ Cleveland Indians</b> Cleveland Municipal Stadium, Cleveland, OH Thu May 13 1993, 3:33 AM EDT Att. 12,781 - Sunny - 50 F										
<b>Wayne Kirby, L</b> OBP: 0.371, SLG: 0.394 (1, 9)	SAFE SAFE SAFE SAFE SAFE SAFE SAFE SAFE SAFE SAFE	P6				L9		HBP 1B		4	1	2	0	0	0	0											
<b>Carlos Baerga, S</b> OBP: 0.299, SLG: 0.440 (1, 4)	1B 2B							P5		3	1	1	2	1	0	1											
<b>Albert Belle, R</b> OBP: 0.367, SLG: 0.605 <b>Glenallen Hill, R</b> OBP: 0.290, SLG: 0.415 (8, PR) (9, 7)	K							F7		2	0	0	0	1	1	2											
<b>Paul Sorrento, L</b> OBP: 0.382, SLG: 0.593 (1, 3)	1B BB							HBP		0	0	0	0	0	0	0											
<b>Carlos Martinez, R</b> OBP: 0.341, SLG: 0.405 (1, 10)	K							K		3	0	0	0	1	1	4											
<b>Jeff Treadway, L</b> OBP: 0.373, SLG: 0.375 (1, 5)									P3	4	0	1	1	0	0	0											
<b>Felix Fermin, R</b> OBP: 0.319, SLG: 0.302 <b>Thomas Howard, S</b> OBP: 0.291, SLG: 0.378 <b>Alvaro Espinoza, R</b> OBP: 0.375, SLG: 0.739 (7, PH) (8, 6)	G1-3									2	0	0	0	0	0	2											
<b>Junior Ortiz, R</b> OBP: 0.231, SLG: 0.270 <b>Reggie Jefferson, S</b> OBP: 0.319, SLG: 0.413 <b>Lance Parrish, R</b> OBP: 0.222, SLG: 0.556 (7, PH) (8, 2)		G5-3								1	0	0	0	0	0	0											
<b>Inning Stats</b>	R: 3 E: 0 K: 2 S: 18	H: 4 LOB: 2 BB: 1 P: 32	R: 0 E: 0 K: 0 S: 5	H: 0 LOB: 0 BB: 0 P: 8	R: 0 E: 0 K: 0 S: 7	H: 0 LOB: 0 BB: 1 P: 13	R: 0 E: 0 K: 0 S: 8	H: 0 LOB: 0 BB: 0 P: 13	R: 0 E: 0 K: 0 S: 7	H: 0 LOB: 1 BB: 1 P: 17	R: 0 E: 0 K: 1 S: 7	H: 0 LOB: 0 BB: 0 P: 11	R: 0 E: 0 K: 1 S: 10	H: 1 LOB: 2 BB: 0 P: 20	R: 0 E: 0 K: 1 S: 8	H: 0 LOB: 0 BB: 0 P: 13	1B: 4 2B: 1 3B: 0 HR: 0	SF: 0 SAC: 0 DP: 1 HBP: 1	WP: 0 PB: 0 SB: 0 CS: 0	PA: 35							
<b>PITCHER</b>	IP	WLS	BF	H	R	ER	SO	BB	IBB	HBP	BLK	WP	HR	S	P	ERA	WHIP										
<b>Hipolito Pichardo, R</b> ERA: 4.19 (1, 1)	7.2	W	31	5	3	3	3	3	0	1	0	0	0	66	122	3.52	1.043										
<b>Bill Sampen, R</b> ERA: 3.38 (8, 1)	0.1		1	0	0	0	1	0	0	0	0	0	0	4	6	0.00	0.000										
<b>Jeff Montgomery, R</b> ERA: 2.37 (9, 1)	1.0		3	0	0	0	1	0	0	0	0	0	0	8	13	0.00	0.000										





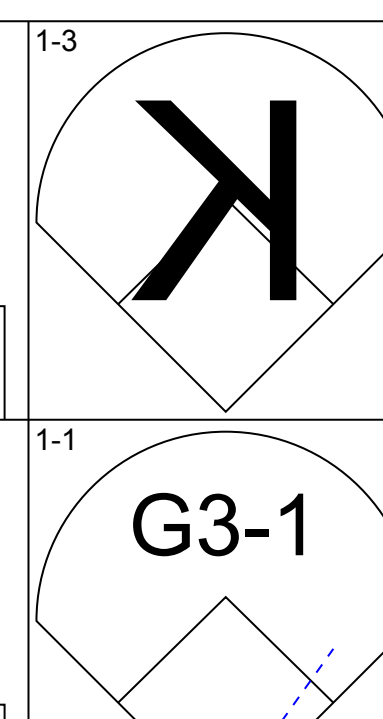
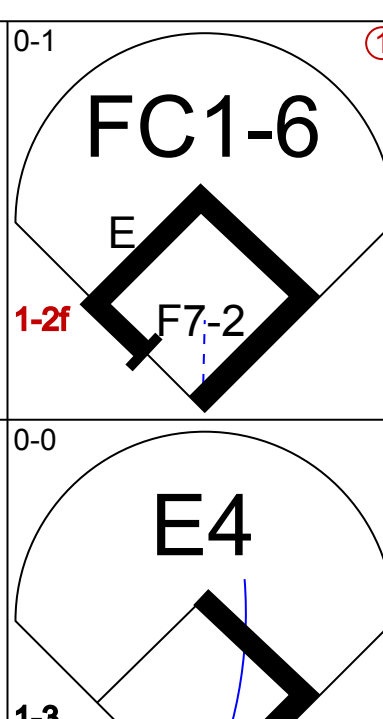
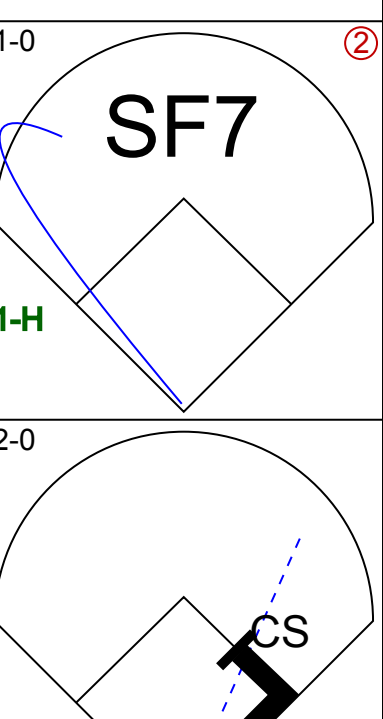
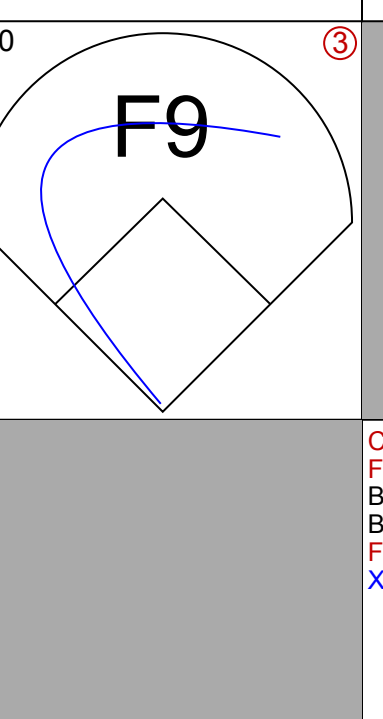
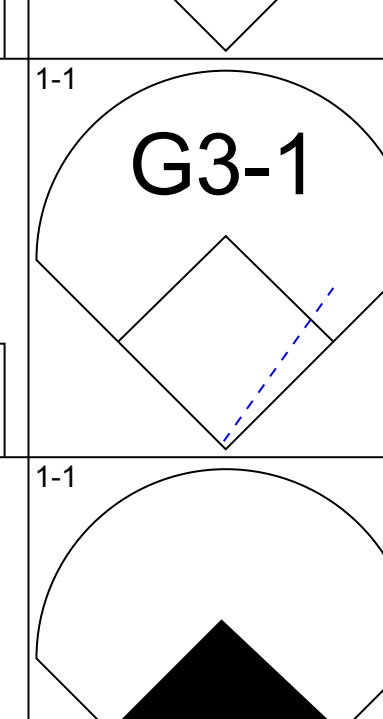
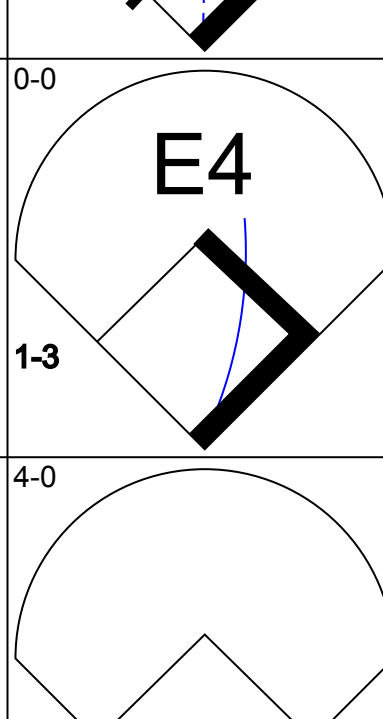
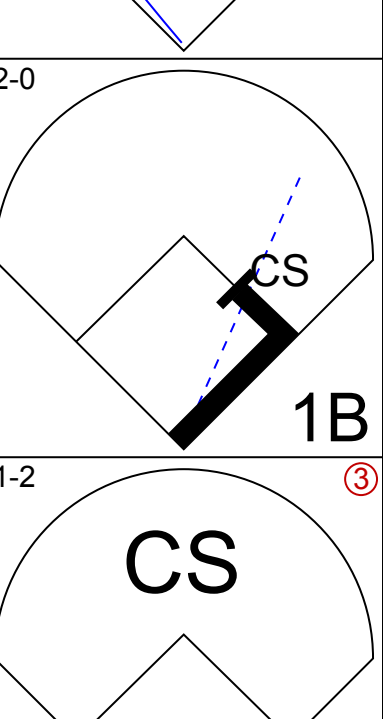
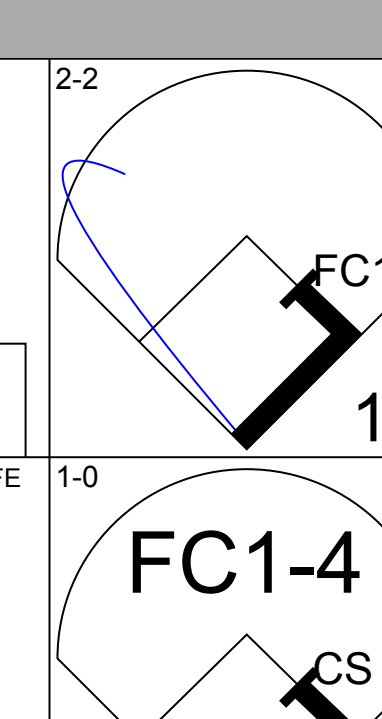
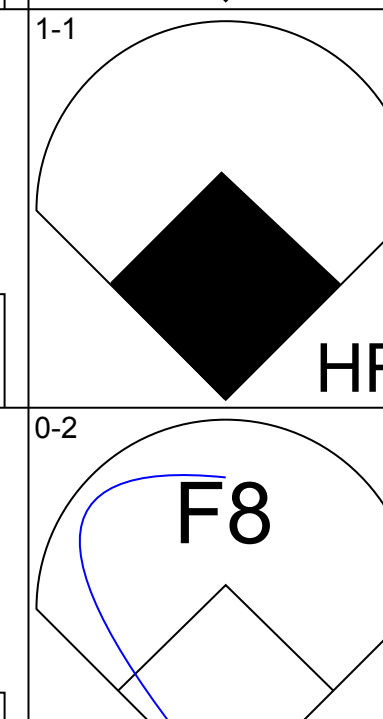
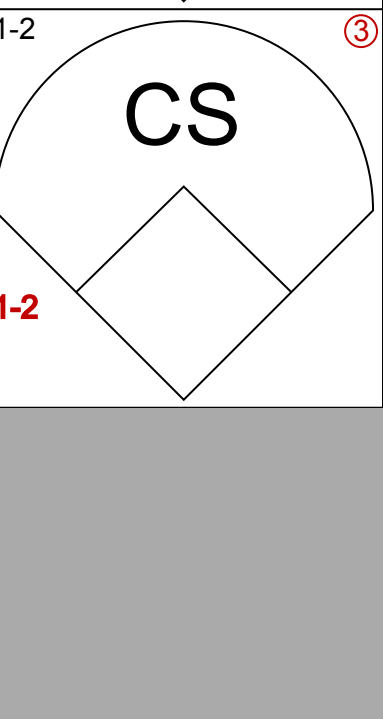
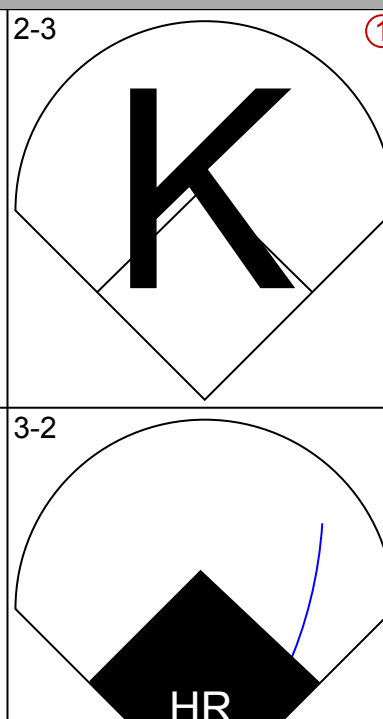
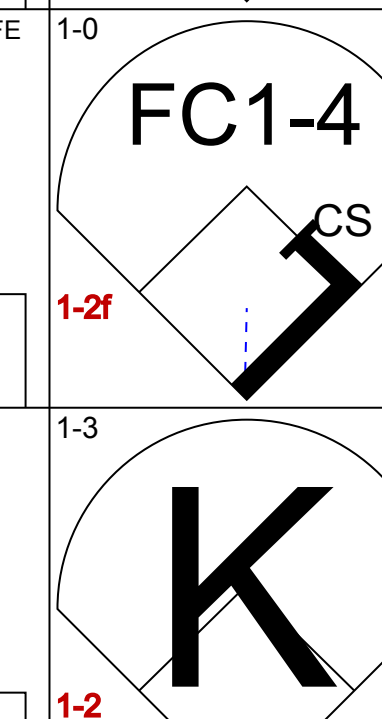
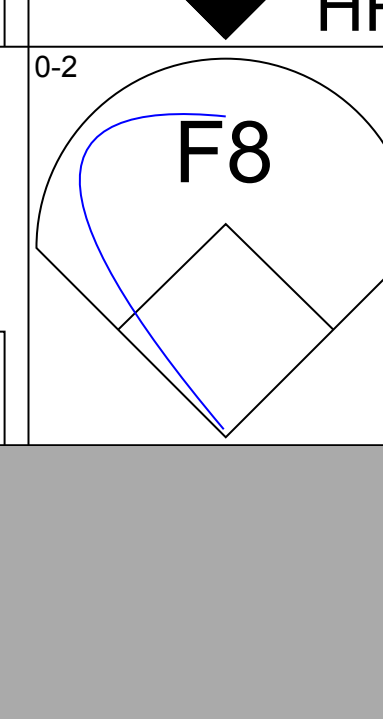
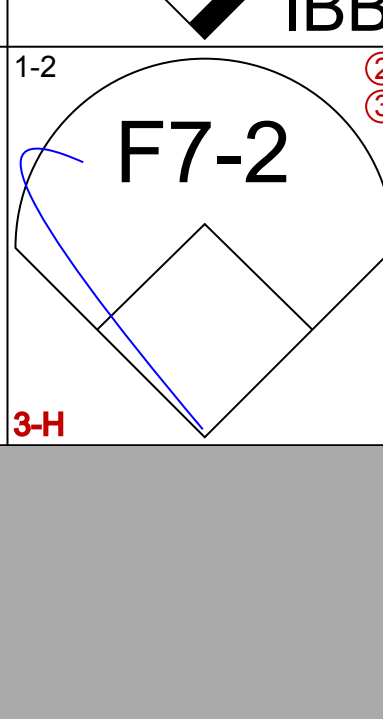
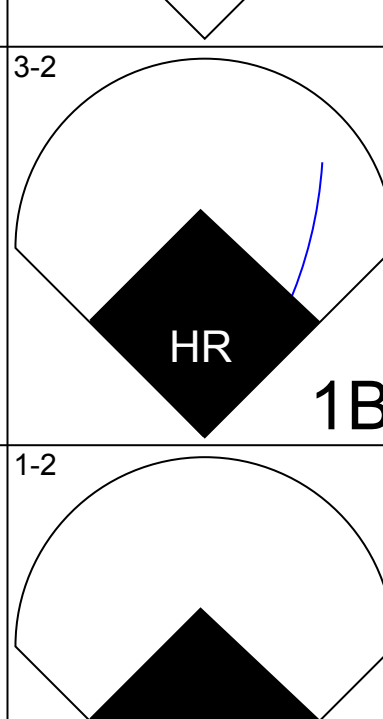
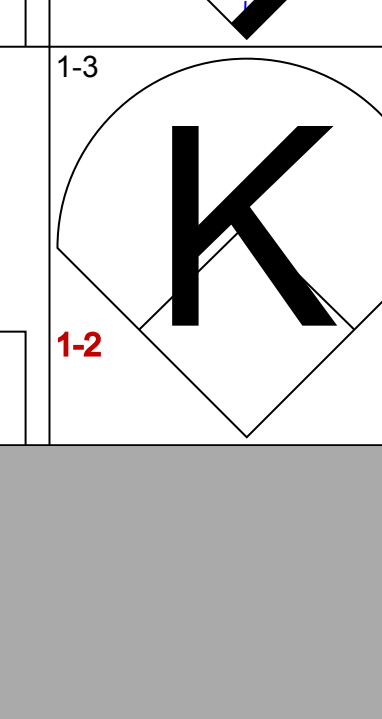
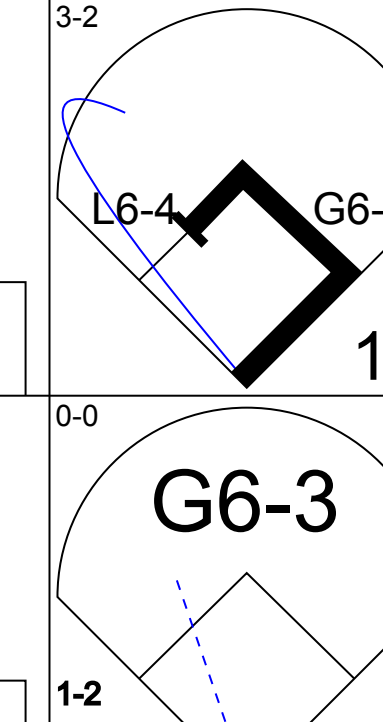
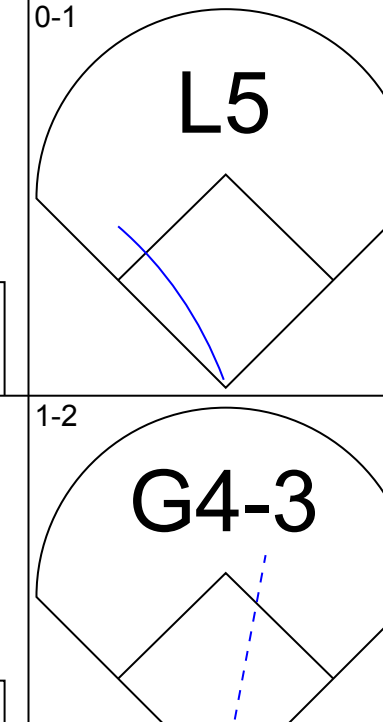
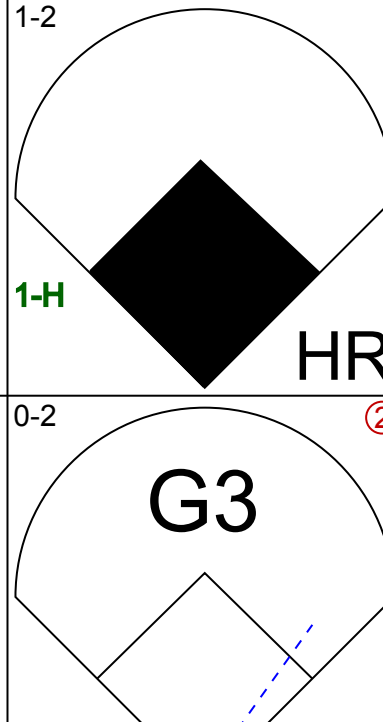
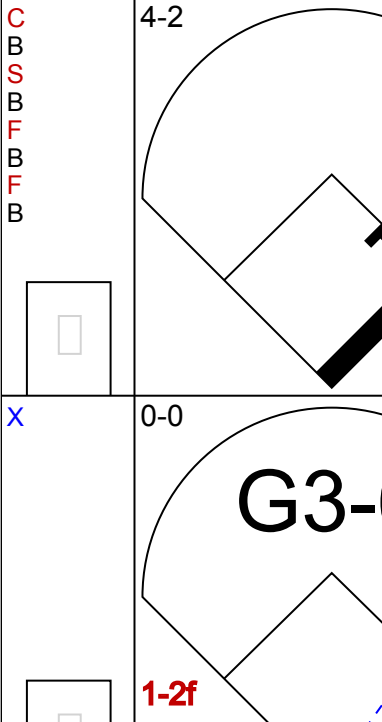
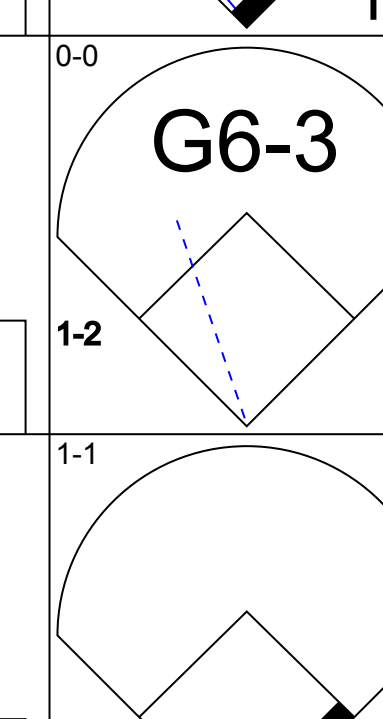
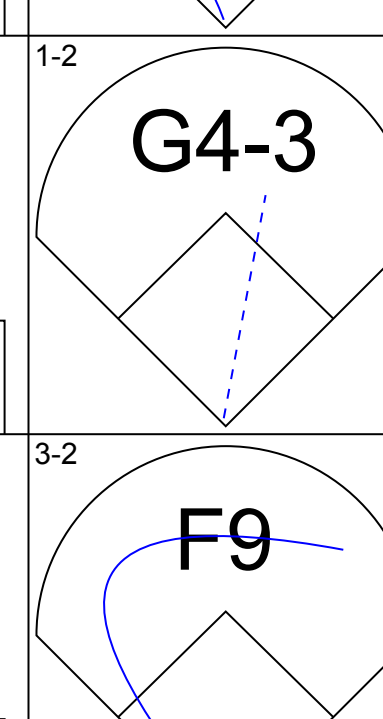
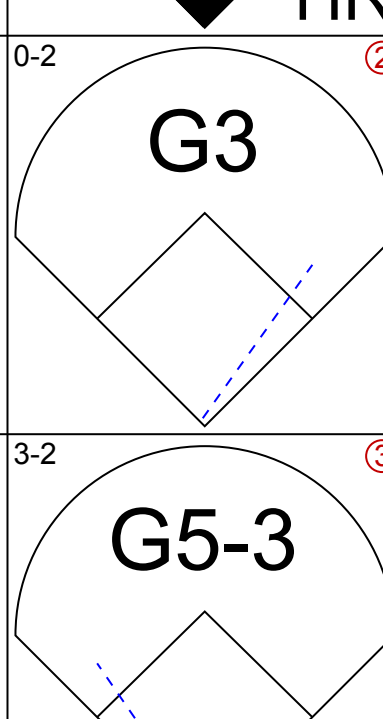
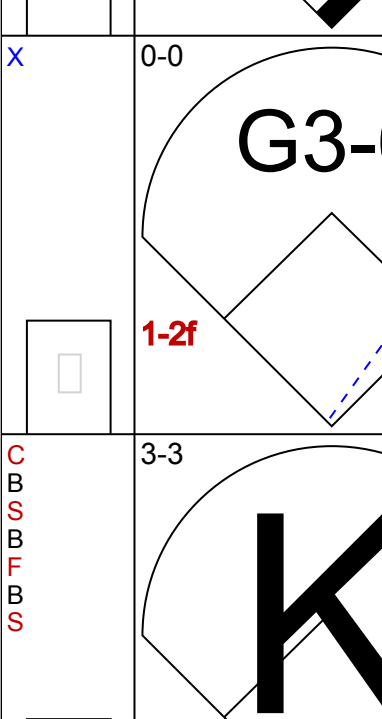
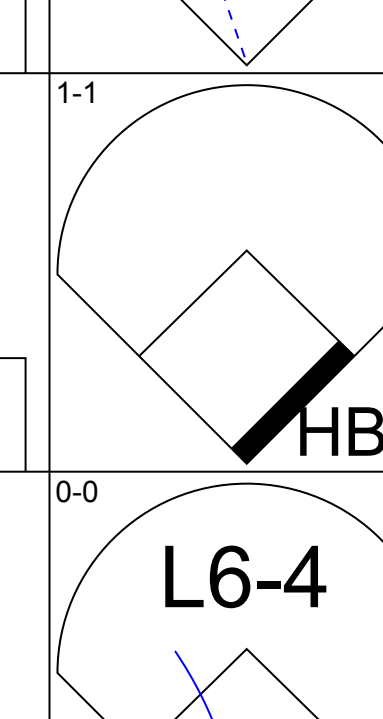
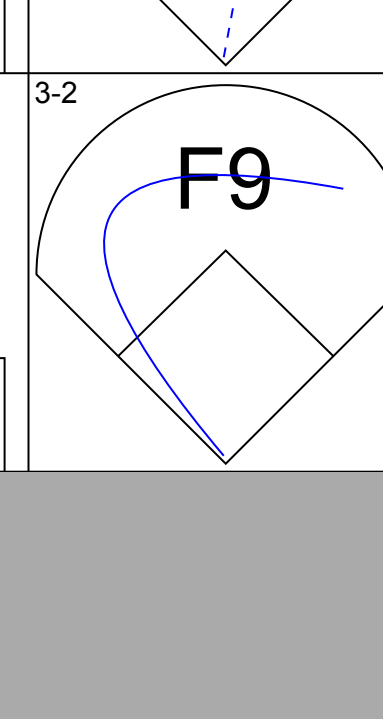
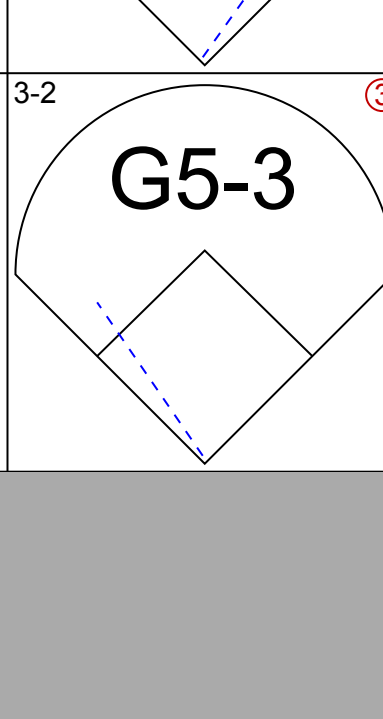
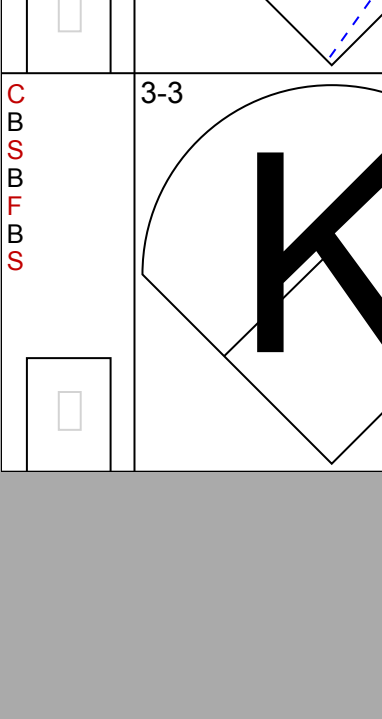
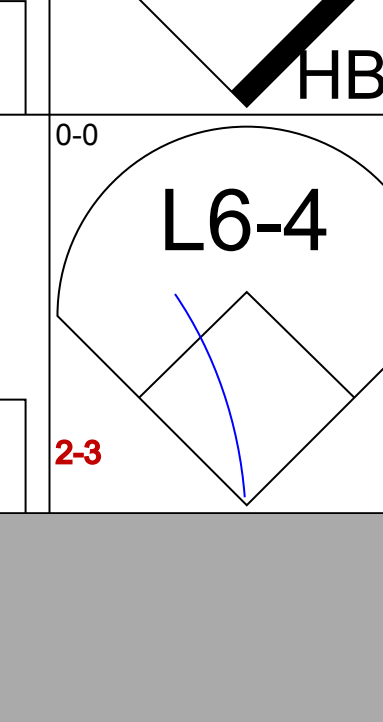
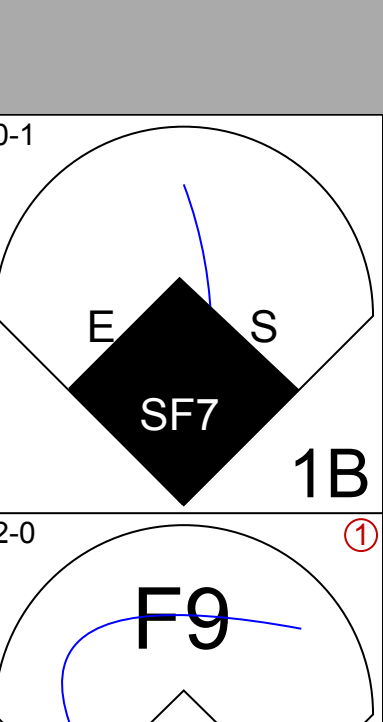
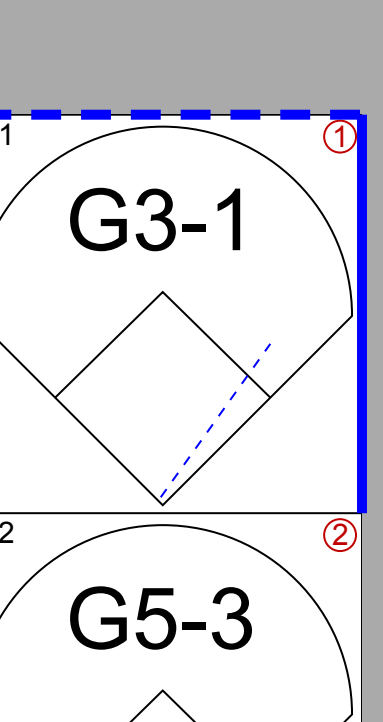
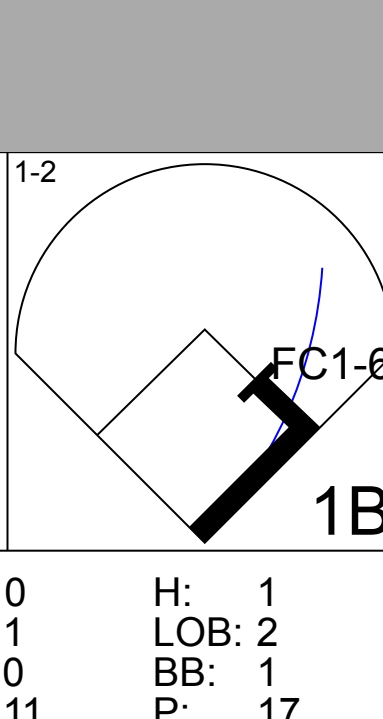
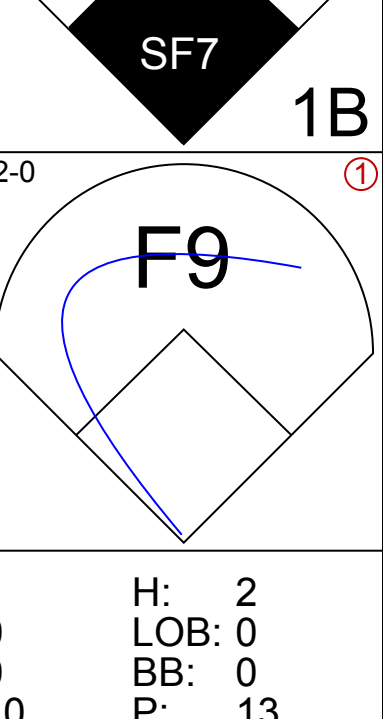
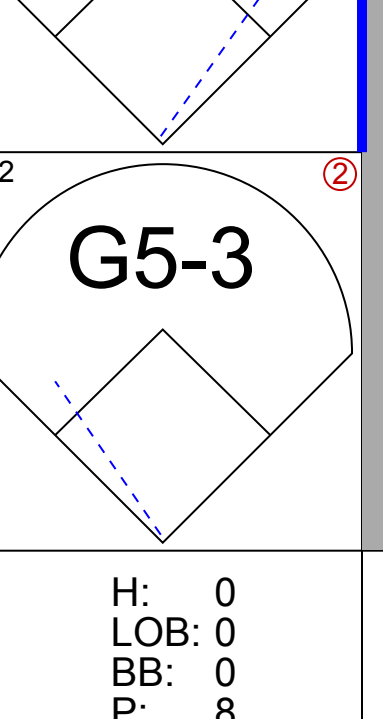


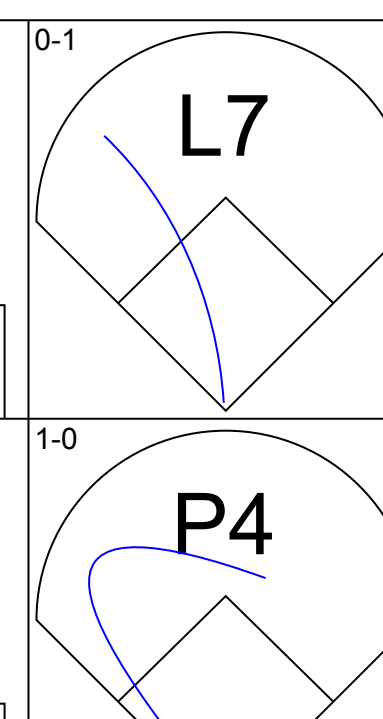
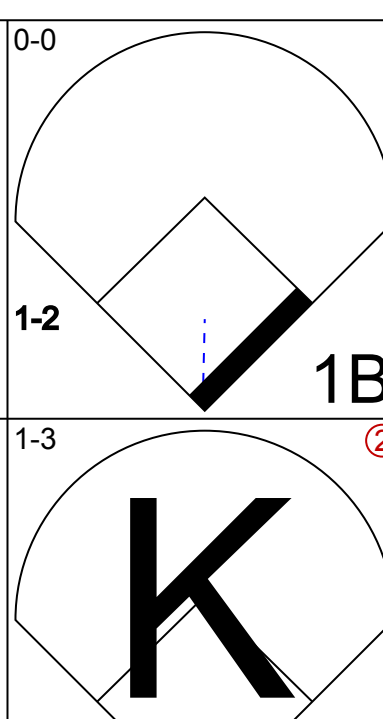
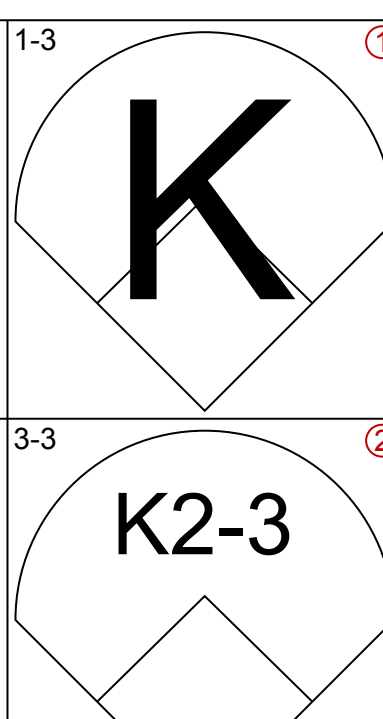
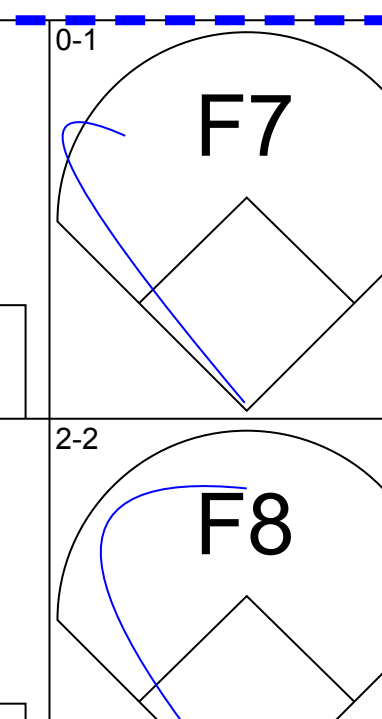
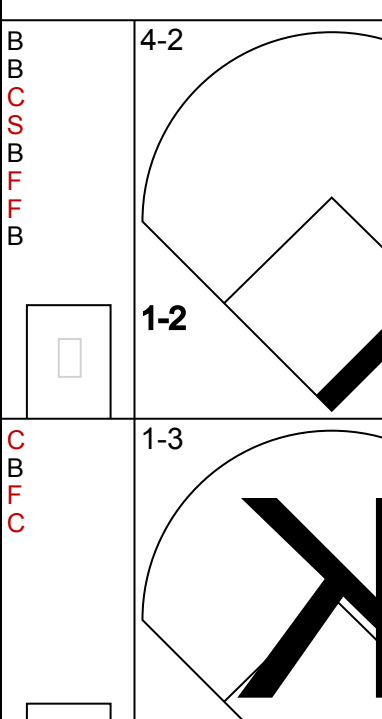
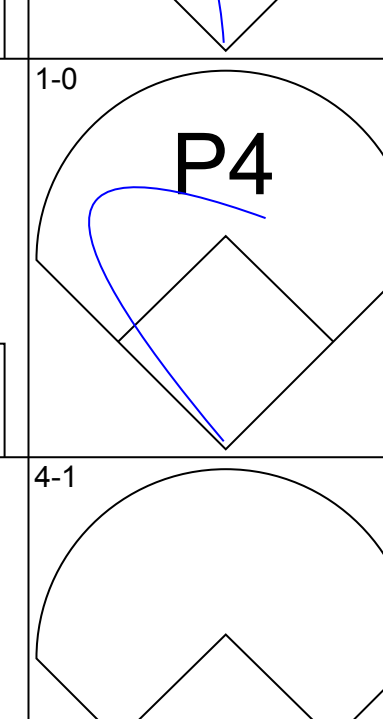
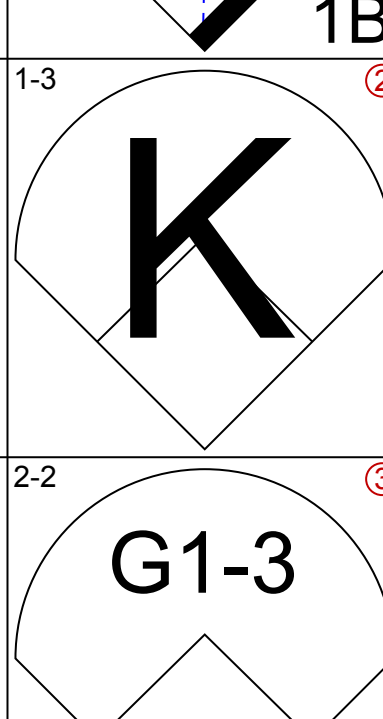
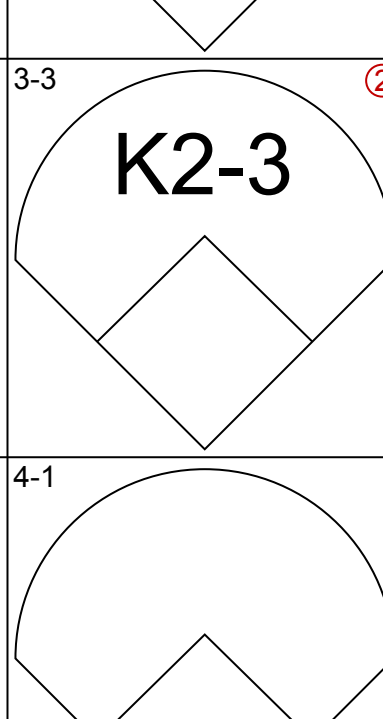
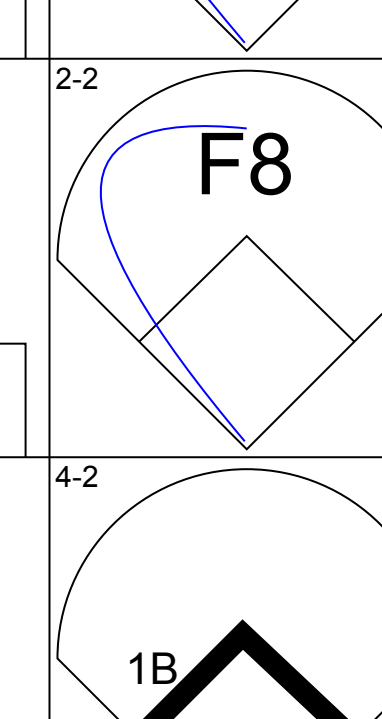
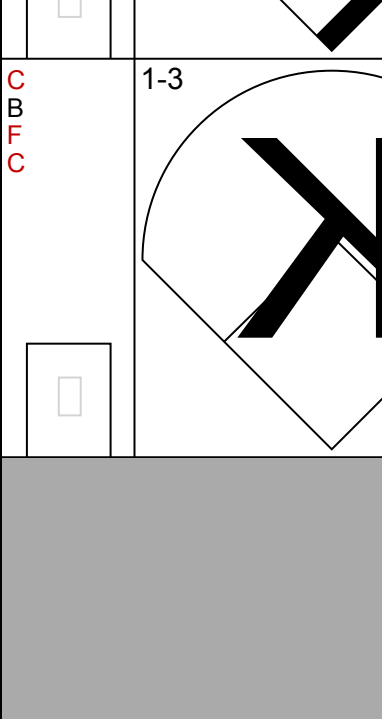
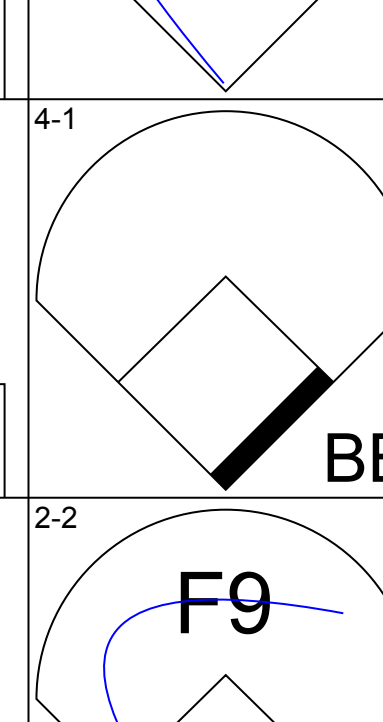
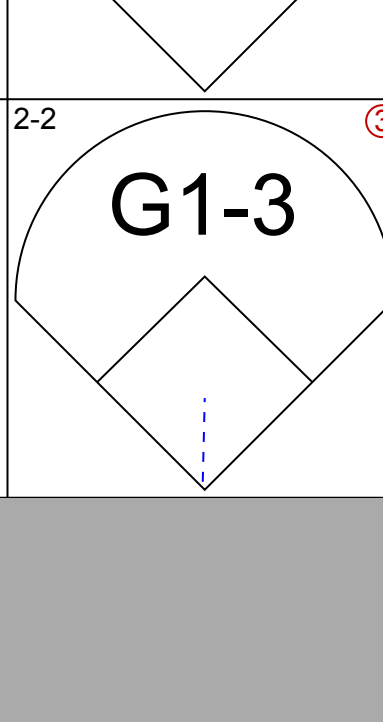
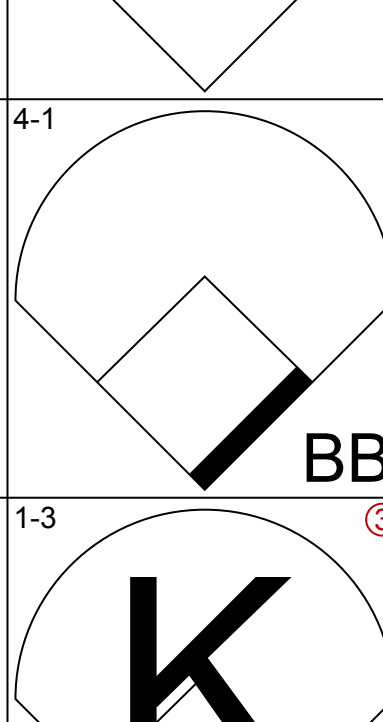
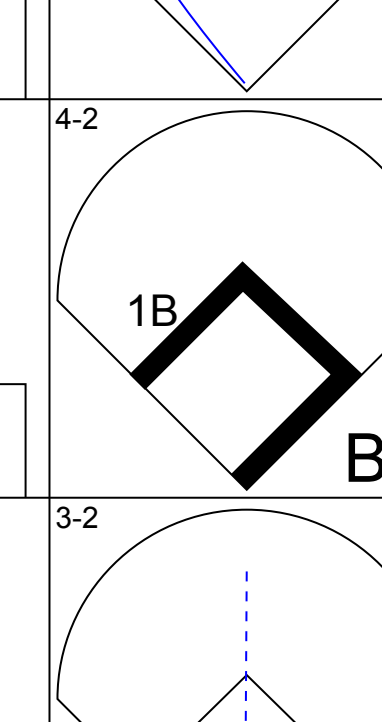

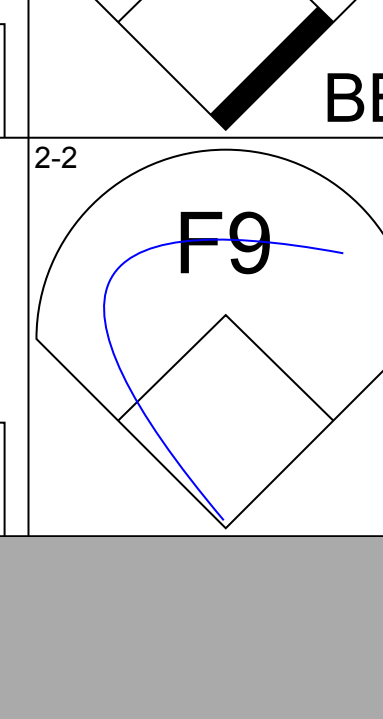
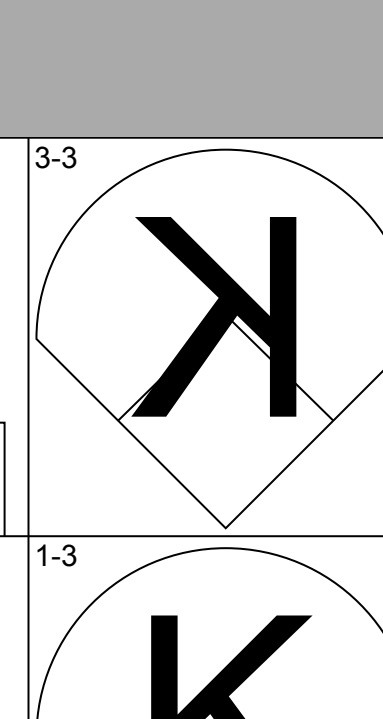
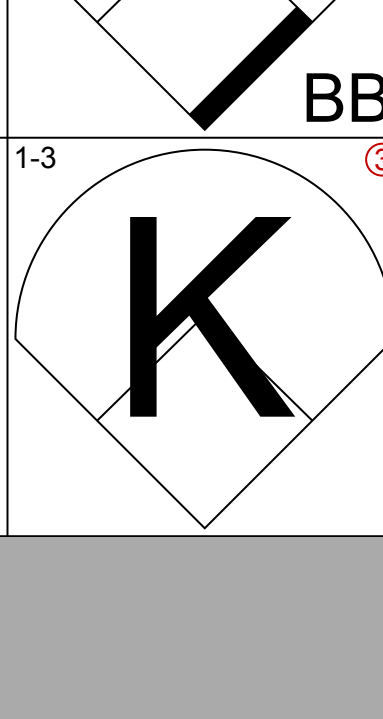
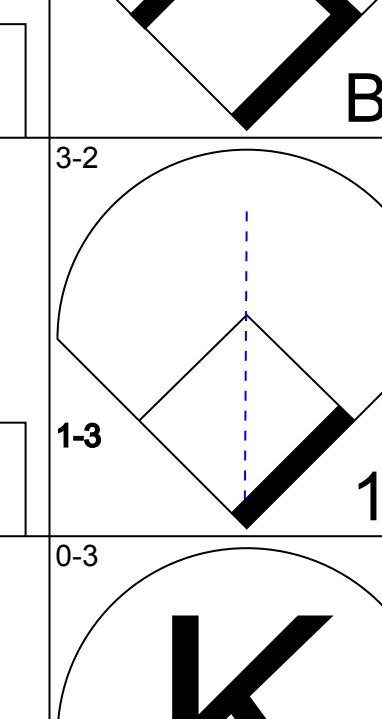

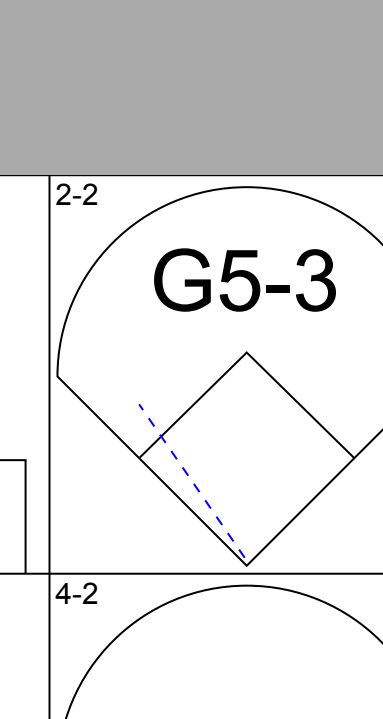
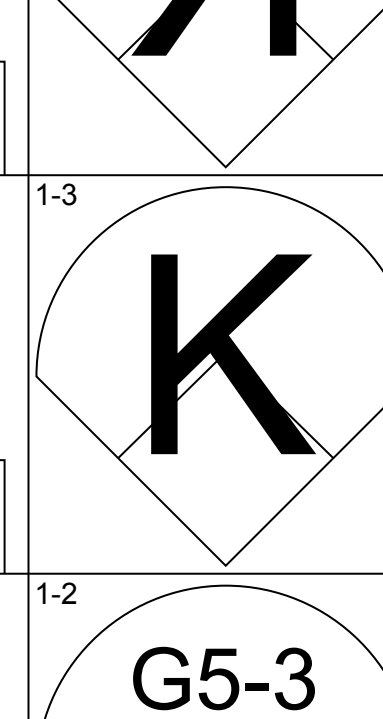
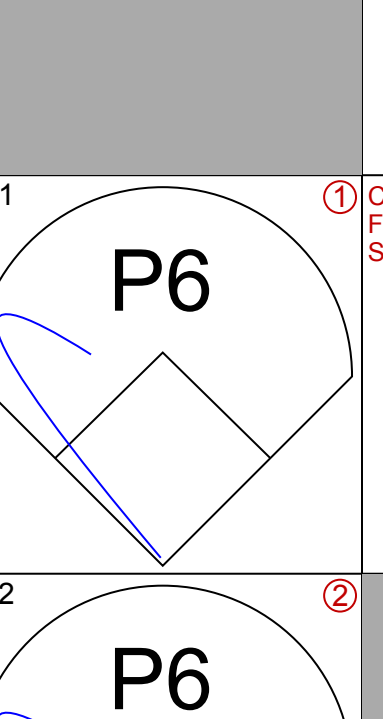
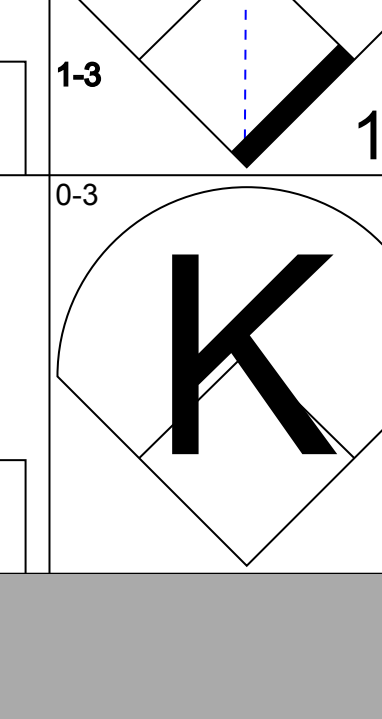
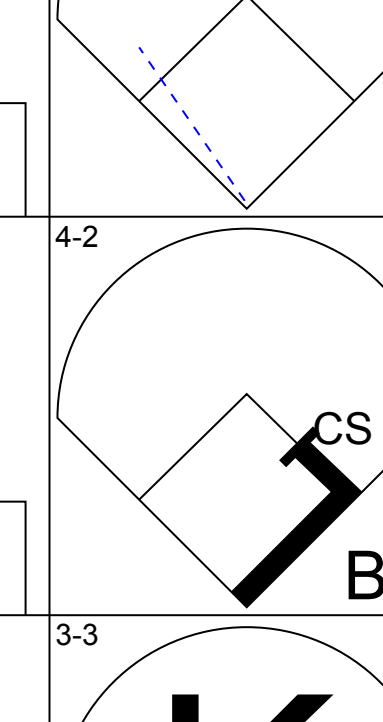
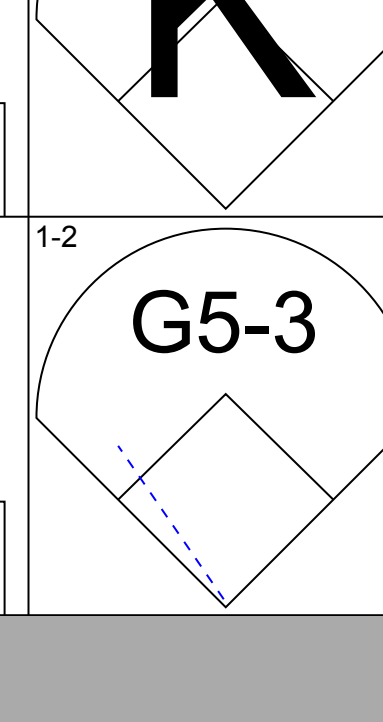
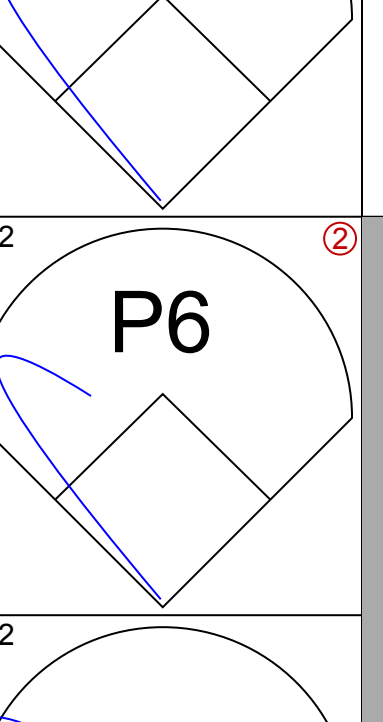
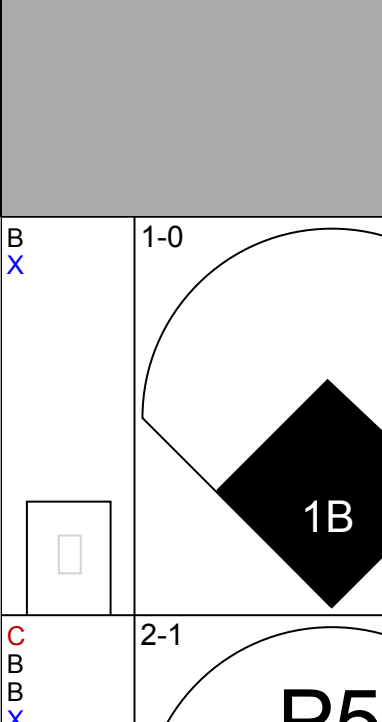

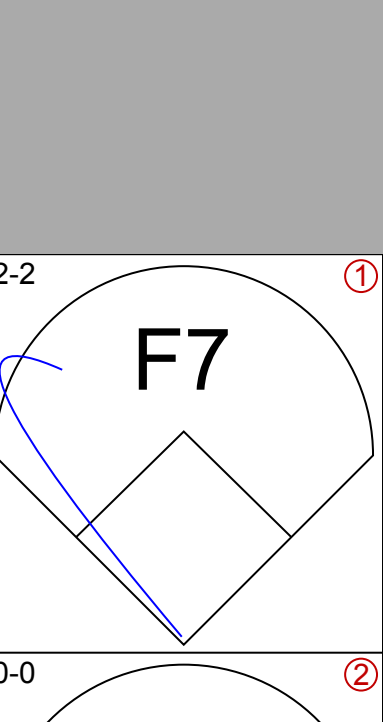
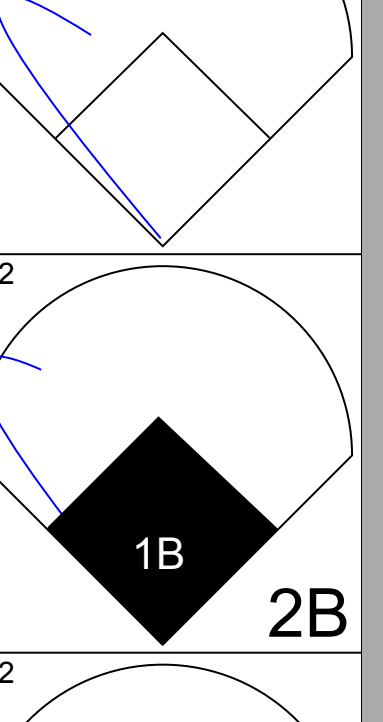
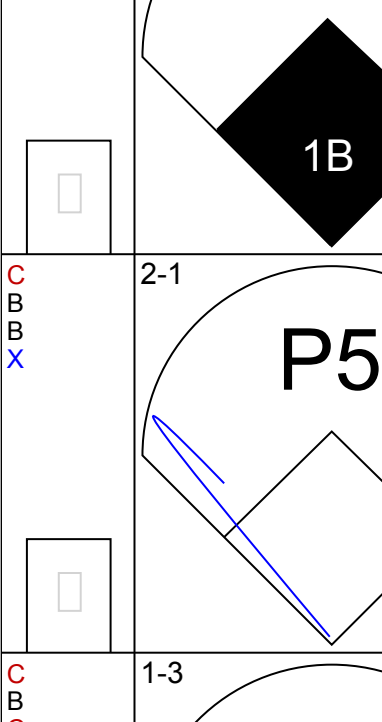
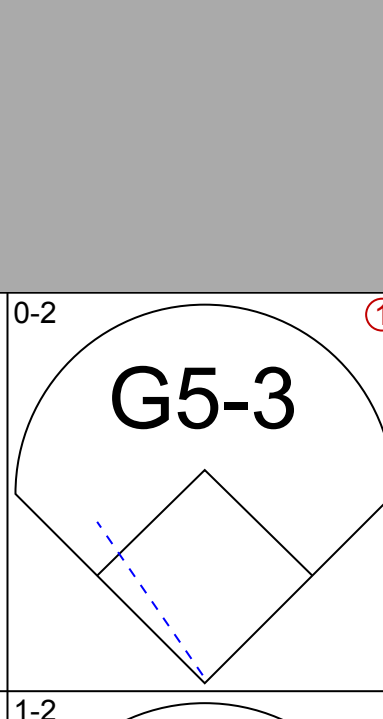
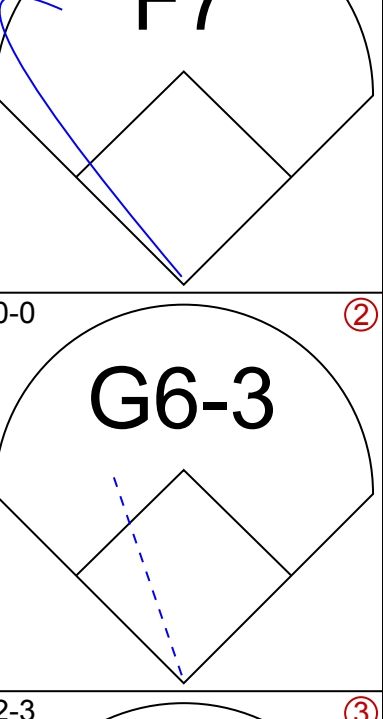
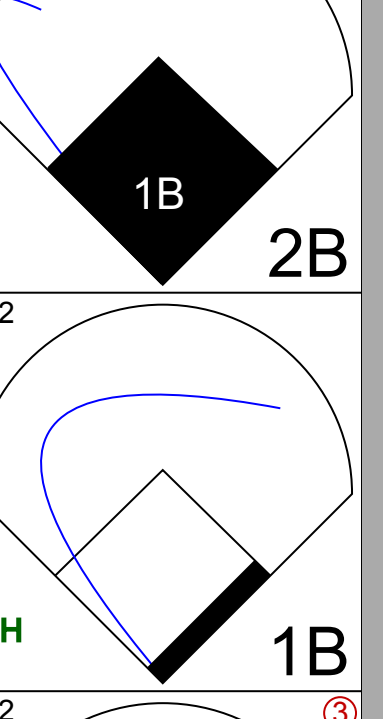
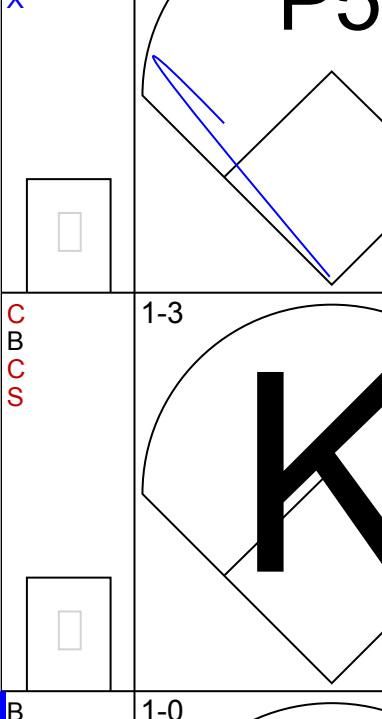
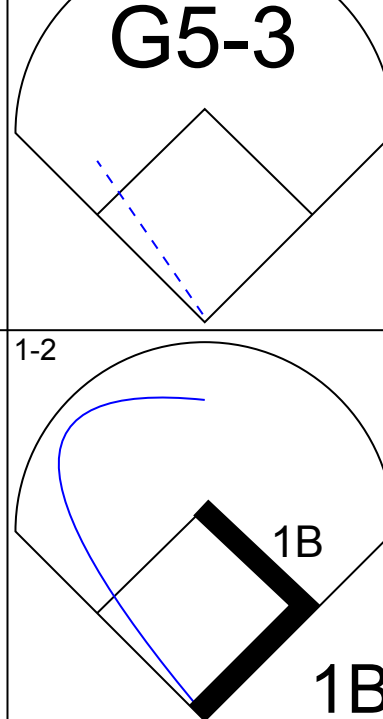
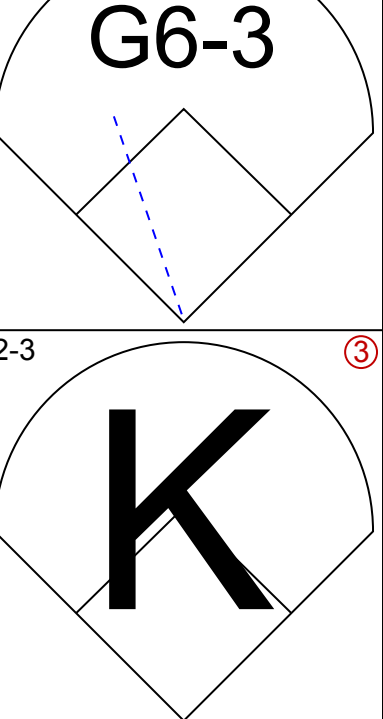
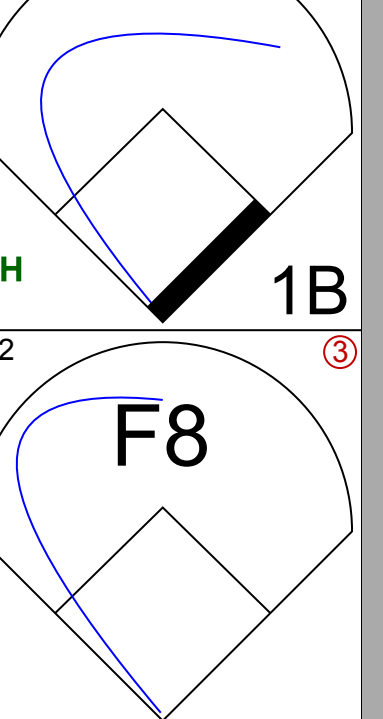
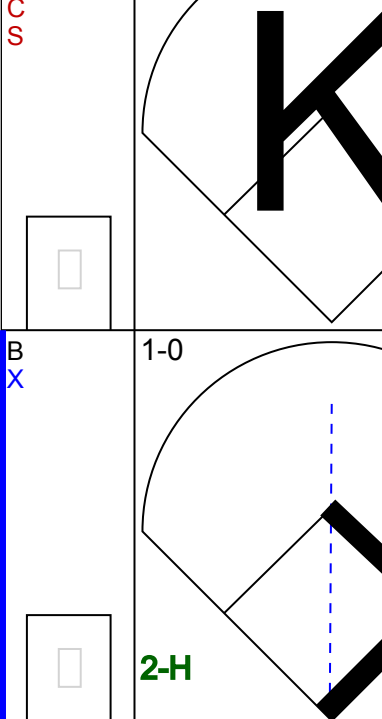
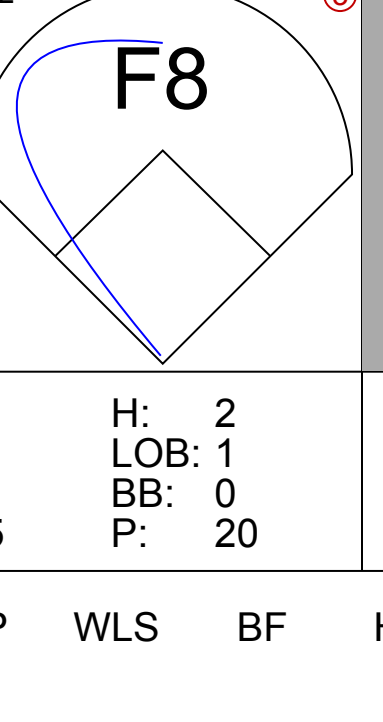
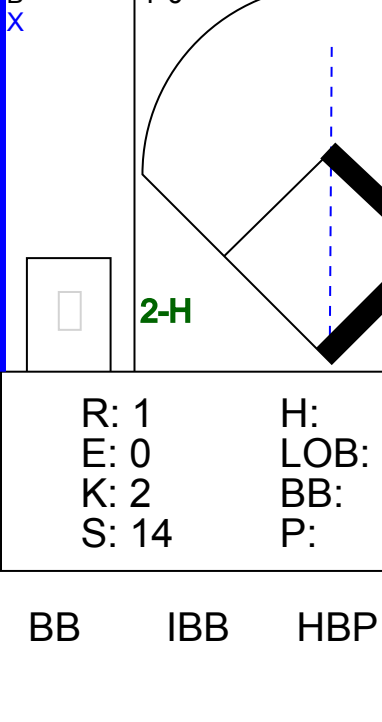


Batter	1	2	3	4	5	6	7	8	9	AB	R	H	RBI	BB	SO	LOB	TOP								
<b>Felix Jose, S</b> OBP: 0.271, SLG: 0.276 <b>Harvey Pulliam, R</b> OBP: 0.313, SLG: 0.433 (7, PH)	G5-3		1B		F7		F9			3	0	1	0	0	0	0	<b>Kansas City Royals @ California Angels</b> Anaheim Stadium, Anaheim, CA Sat May 15 1993, 10:05 PM EDT Att: 28,197 - Unknown - 79 F <a href="http://livebaseballscorecards.com">livebaseballscorecards.com</a>								
<b>Brian McRae, S</b> OBP: 0.360, SLG: 0.436	P4		1B		1B		F8			4	0	2	0	0	0										
<b>George Brett, L</b> OBP: 0.263, SLG: 0.333	F7		G4-6-3		1B			L8		4	0	1	0	0	2										
<b>Wally Joyner, L</b> OBP: 0.388, SLG: 0.375		G6-3		HR	F7			PB WP BB		3	1	1	1	1	0										
<b>Mike Macfarlane, R</b> OBP: 0.333, SLG: 0.547		1B		FC4-6 HBP		G6-3		K		3	1	1	0	0	1										
<b>Chris Gwynn, L</b> OBP: 0.348, SLG: 0.388		1B		FC4-6 BB		2B		P5		3	1	1	1	0	2										
<b>Phil Hiatt, R</b> OBP: 0.317, SLG: 0.415		F7		G6-3 BB		2B				3	0	1	1	1	0										
<b>Jose Lind, R</b> OBP: 0.265, SLG: 0.303 <b>Brent Mayne, L</b> OBP: 0.235, SLG: 0.370 (9, PH)		F8		G6-3		P3		G6-3		3	0	0	0	0	3										
<b>Greg Gagne, R</b> OBP: 0.318, SLG: 0.382			F9		F8		G1-3		G6-3	4	0	0	0	0	0										
<b>Inning Stats</b>	R: 0 E: 0 K: 0 S: 9	H: 0 LOB: 0 BB: 0 P: 13	R: 1 E: 0 K: 0 S: 10	H: 2 LOB: 1 BB: 0 P: 17	R: 0 E: 0 K: 0 S: 7	H: 2 LOB: 1 BB: 0 P: 8	R: 1 E: 0 K: 0 S: 6	H: 1 LOB: 1 BB: 1 P: 12	R: 0 E: 0 K: 0 S: 10	H: 2 LOB: 2 BB: 0 P: 14	R: 1 E: 0 K: 0 S: 9	H: 1 LOB: 0 BB: 0 P: 13	R: 0 E: 0 K: 0 S: 5	H: 0 LOB: 0 BB: 0 P: 5	R: 0 E: 0 K: 1 S: 10	H: 0 LOB: 1 BB: 1 P: 18		R: 0 E: 0 K: 0 S: 4	H: 0 LOB: 0 BB: 0 P: 6	1B: 5 2B: 2 3B: 0 HR: 1	SF: 0 SAC: 0 DP: 2 HBP: 2	WP: 2 PB: 1 CS: 0	PA: 36		
<b>PITCHER</b>	IP	WLS	BF	H	R	ER	SO	BB	IBB	HBP	BLK	WP	HR	S	P	ERA	WHIP								
<b>Scott Lewis, R</b> ERA: 4.71	5.0	W	22	7	2	2	0	1	0	1	0	1	1	42	64	3.60	1.600								
<b>Chuck Crim, R</b> ERA: 6.3	1.0		4	1	1	1	0	0	0	1	0	0	0	9	13	9.00	1.000								
<b>Steve Frey, L</b> ERA: 3.6	1.1		5	0	0	0	0	1	0	0	0	0	0	8	13	0.00	0.750								
<b>Joe Grahe, R</b> ERA: 2.7	1.2	S	5	0	0	0	1	0	0	0	0	1	0	11	16	0.00	0.000								

Batter	1	2	3	4	5	6	7	8	9	AB	R	H	RBI	BB	SO	LOB	BOTTOM								
<b>Luis Polonia, L</b> OBP: 0.331, SLG: 0.359	K		HBP		G4-3		F9			4	1	1	0	0	1	0	<b>Kansas City Royals @ California Angels</b> Anaheim Stadium, Anaheim, CA Sat May 15 1993, 10:05 PM EDT Att: 28,197 - Unknown - 79 F <a href="http://livebaseballscorecards.com">livebaseballscorecards.com</a>								
<b>Chad Curtis, R</b> OBP: 0.392, SLG: 0.369	2B		HR		G3		WP		3	2	3	0	0	0	0										
<b>J.T. Snow, L</b> OBP: 0.288, SLG: 0.530	L7		HR		G3		K		4	1	1	3	0	1	3										
<b>Chili Davis, S</b> OBP: 0.289, SLG: 0.317	L7		2B		F8		1B		2	1	0	0	2	0	2										
<b>Tim Salmon, R</b> OBP: 0.389, SLG: 0.485		G4-6-3		1B		G5-3		1B		4	0	3	2	0	0										
<b>Greg Myers, L</b> OBP: 0.306, SLG: 0.414		G4-6-3		K		G3		K		4	0	0	0	0	2										
<b>Rene Gonzales, R</b> OBP: 0.377, SLG: 0.290		BB		G4-3		E		K		2	0	0	0	2	1										
<b>Damon Easley, R</b> OBP: 0.364, SLG: 0.444		P4		K		E5		CS		3	0	0	0	1	2										
<b>Gary Disarcina, R</b> OBP: 0.237, SLG: 0.318			G1-4-3		G6-3		P2		P3	4	0	0	0	0	3										
<b>Inning Stats</b>	R: 0 E: 0 K: 1 S: 10	H: 1 LOB: 1 BB: 0 P: 16	R: 0 E: 0 K: 0 S: 5	H: 1 LOB: 1 BB: 1 P: 13	R: 4 E: 0 K: 1 S: 13	H: 3 LOB: 0 BB: 1 P: 29	R: 0 E: 0 K: 1 S: 6	H: 0 LOB: 0 BB: 0 P: 11	R: 0 E: 1 K: 0 S: 9	H: 0 LOB: 2 BB: 1 P: 13	R: 1 E: 0 K: 2 S: 18	H: 2 LOB: 1 BB: 1 P: 28	R: 0 E: 0 K: 1 S: 6	H: 0 LOB: 0 BB: 1 P: 13	1B: 5 2B: 2 3B: 0 HR: 1	SF: 0 SAC: 0 DP: 1 HBP: 1		WP: 1 PB: 0 SB: 2 CS: 1	PA: 36						
<b>PITCHER</b>	IP	WLS	BF	H	R	ER	SO	BB	IBB	HBP	BLK	WP	HR	S	P	ERA	WHIP								
<b>Mark Gubicza, R</b> ERA: 6.55	6.1	L	29	7	5	5	3	3	0	1	0	1	0	60	107	7.11	1.579								
<b>Tom Gordon, R</b> ERA: 4.94	1.2		7	1	0	0	3	2	0	0	0	1	0	19	34	0.00	1.800								



Batter	1	2	3	4	5	6	7	8	9	AB	R	H	RBI	BB	SO	LOB	TOP					
<b>Felix Jose, S</b> OBP: 0.261, SLG: 0.267 (1, 9)			 E F7-2		 1-H					3	0	0	1	0	1	1	<b>Kansas City Royals @ California Angels</b> Anaheim Stadium, Anaheim, CA Sun May 16 1993, 6:33 AM EDT Att: 33,549 - Sunny - 77 F					
<b>Brian McRae, S</b> OBP: 0.394, SLG: 0.438 (1, 8)			 1-3		 1B			 1B		4	0	2	0	0	0	1						
<b>George Brett, L</b> OBP: 0.270, SLG: 0.356 (1, 10)					 1-2	 2-3		 1-2		3	1	1	1	1	1	1						
<b>Wally Joyner, L</b> OBP: 0.385, SLG: 0.371 (1, 3)			 3-H			 1B		 1-2		4	1	1	0	0	1	4						
<b>Mike Macfarlane, R</b> OBP: 0.361, SLG: 0.697 (1, 2)		 G6-3 1B		 0-1		 1-H		 BB		3	1	2	2	1	0	0						
<b>Chris Cwynn, L</b> OBP: 0.329, SLG: 0.366 (1, 7)	 1-2			 1-2		 0-2		 1-2		4	0	0	0	0	0	2						
<b>Phil Hiatt, R</b> OBP: 0.315, SLG: 0.402 (1, 5)		 1-1		 3-2		 3-2		 3-3		3	0	0	0	0	1	0						
<b>Curtis Wilkerson, S</b> OBP: 0.172, SLG: 0.143 (1, 6)		 2-3			 E S 1B		 0-1			3	1	1	0	0	0	2						
<b>Greg Gagne, R</b> OBP: 0.318, SLG: 0.382 (7, 6)										0	0	0	0	0	0	0						
<b>Jose Lind, R</b> OBP: 0.267, SLG: 0.304 (1, 4)			 1B		 2-0		 2-2			3	0	1	0	0	0	1						
<b>Inning Stats</b>	R: 1 E: 0 K: 1 S: 11	H: 1 LOB: 0 BB: 0 P: 14	R: 0 E: 0 K: 0 S: 6	H: 1 LOB: 1 BB: 0 P: 10	R: 0 E: 1 K: 0 S: 11	H: 1 LOB: 2 BB: 1 P: 17	R: 0 E: 0 K: 0 S: 9	H: 0 LOB: 0 BB: 0 P: 13	R: 1 E: 0 K: 1 S: 10	H: 2 LOB: 0 BB: 0 P: 13	R: 2 E: 0 K: 1 S: 17	H: 2 LOB: 0 BB: 0 P: 26	R: 0 E: 0 K: 0 S: 6	H: 0 LOB: 0 BB: 0 P: 8	R: 0 E: 0 K: 1 S: 8	H: 1 LOB: 0 BB: 1 P: 12	R: 0 E: 0 K: 1 S: 9	H: 0 LOB: 0 BB: 1 P: 16	1B: 6 2B: 2 3B: 0 HR: 2	SF: 1 SAC: 0 DP: 3 HBP: 1	WP: 0 PB: 0 SB: 1 CS: 2	PA: 35
<b>PITCHER</b>	IP	WLS	BF	H	R	ER	SO	BB	IBB	HBP	BLK	WP	HR	S	P	ERA	WHIP					
<b>John Farrell, R</b> ERA: 6.63 (1, 1)	6.0	L	25	7	4	4	2	0	1	1	0	0	2	64	93	6.00	1.167					
<b>Julio Valera, R</b> ERA: 5.96 (7, 1)	3.0		9	1	0	0	2	1	0	0	0	0	0	23	36	0.00	0.667					

Batter	1	2	3	4	5	6	7	8	9	AB	R	H	RBI	BB	SO	LOB	BOTTOM				
<b>Luis Polonia, L</b> OBP: 0.333, SLG: 0.356 (1, 7)	 0-1		 1-2			 1-3		 0-1	 4-2	4	0	1	0	1	1	0	<b>Kansas City Royals @ California Angels</b> Anaheim Stadium, Anaheim, CA Sun May 16 1993, 6:33 AM EDT Att: 33,549 - Sunny - 77 F				
<b>Chad Curtis, R</b> OBP: 0.378, SLG: 0.353 (1, 8)	 1-0		 1-3			 3-3		 2-2	 1-3	5	0	0	0	0	3	4					
<b>J.T. Snow, L</b> OBP: 0.302, SLG: 0.526 (1, 3)	 4-1		 2-2			 4-1		 4-2	 3-2	1	0	0	0	3	0	2					
<b>Chili Davis, S</b> OBP: 0.288, SLG: 0.314 (1, 10)	 2-2			 3-3		 1-3		 1-3	 3-2	4	0	1	0	0	2	2					
<b>Tim Salmon, R</b> OBP: 0.377, SLG: 0.467 (1, 9)		 2-2		 1-3			 2-1	 0-3		4	0	0	0	0	2	2					
<b>Greg Myers, L</b> OBP: 0.318, SLG: 0.426 (1, 2)		 BB		 1-2			 0-2		 1-0	3	1	1	0	1	0	0					
<b>Torey Lovullo, S</b> OBP: 0.347, SLG: 0.467 (1, 5)			 1-2			 2-2	 2B		 2-1	4	1	1	0	0	1	2					
<b>Damon Easley, R</b> OBP: 0.359, SLG: 0.436 (1, 4)			 0-2			 0-0	 2B		 1-3	4	0	1	1	0	1	1					
<b>Gary Disarcina, R</b> OBP: 0.239, SLG: 0.319 (1, 6)			 1-2			 2-3	 1B		 1-0	3	0	1	0	0	1	1					
<b>Stan Javier, S</b> OBP: 0.286, SLG: 0.300 (8, PH)							 1-2		 2H	1	0	1	1	0	0	0					
<b>Inning Stats</b>	R: 0 E: 0 K: 0 S: 7	H: 0 LOB: 1 BB: 1 P: 14	R: 0 E: 0 K: 1 S: 11	H: 0 LOB: 1 BB: 1 P: 20	R: 0 E: 0 K: 1 S: 17	H: 2 LOB: 0 BB: 0 P: 21	R: 0 E: 0 K: 2 S: 9	H: 0 LOB: 0 BB: 0 P: 14	R: 0 E: 0 K: 3 S: 11	H: 0 LOB: 1 BB: 1 P: 20	R: 1 E: 0 K: 0 S: 15	H: 2 LOB: 1 BB: 0 P: 20	R: 0 E: 0 K: 1 S: 14	H: 1 LOB: 2 BB: 1 P: 23	R: 1 E: 0 K: 2 S: 14	H: 2 LOB: 2 BB: 1 P: 24	1B: 5 2B: 3 3B: 0 HR: 0	SF: 0 SAC: 0 DP: 1 HBP: 0	WP: 0 PB: 0 SB: 0 CS: 1	PA: 38	
<b>PITCHER</b>	IP	WLS	BF	H	R	ER	SO	BB	IBB	HBP	BLK	WP	HR	S	P	ERA	WHIP				
<b>Kevin Appier, R</b> ERA: 3.85 (1, 1)	7.0	W	27	4	1	1	8	3	0	0	0	0	0	79	122	1.29	1.000				
<b>Jeff Montgomery, R</b> ERA: 2.45 (8, 1)	2.0	S	11	3	1	1	3	2	0	0	0	0	0	28	47	4.50	2.500				

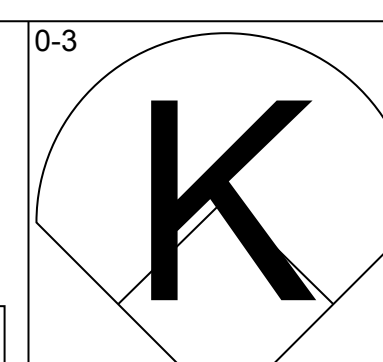
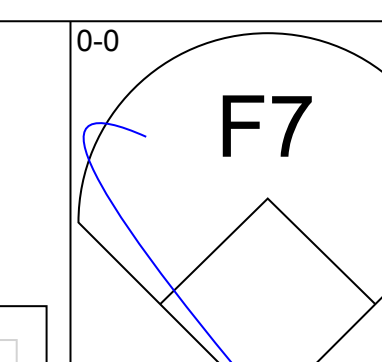
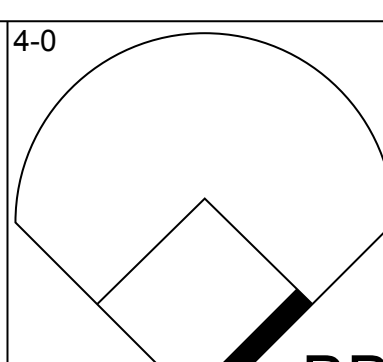
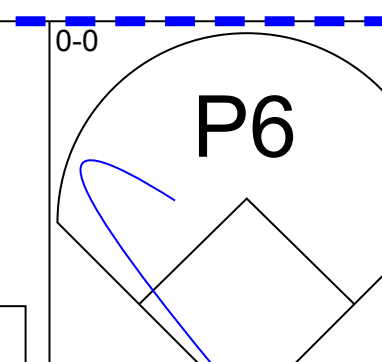
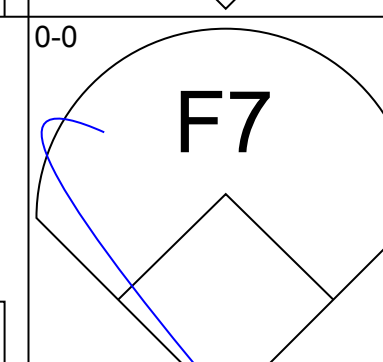
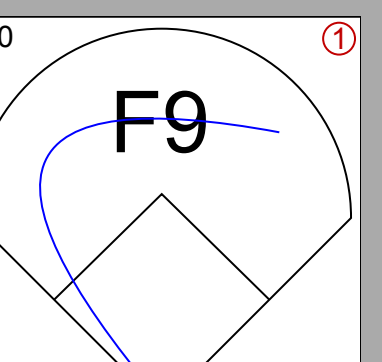
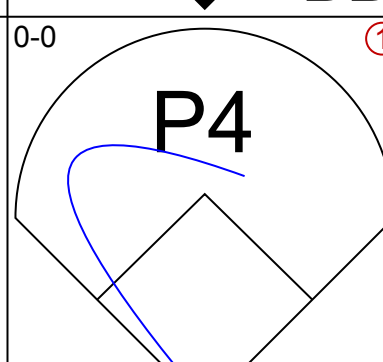
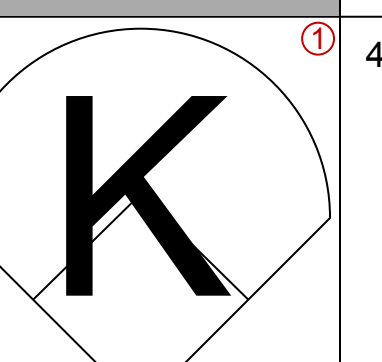
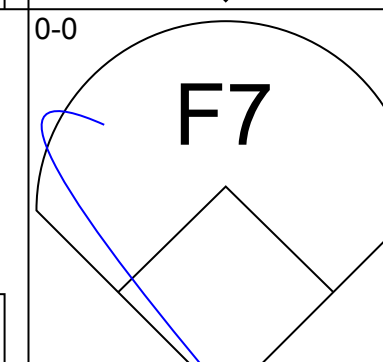
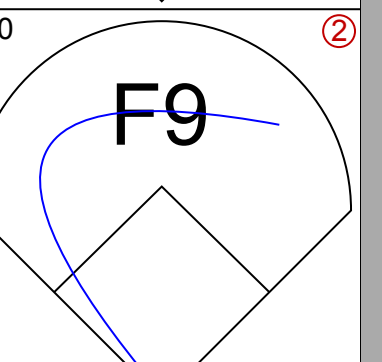
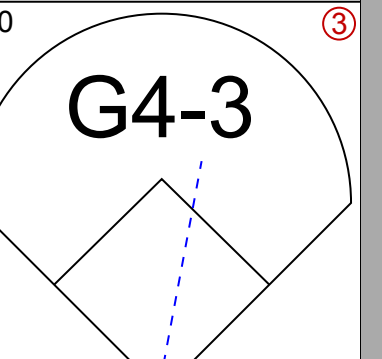
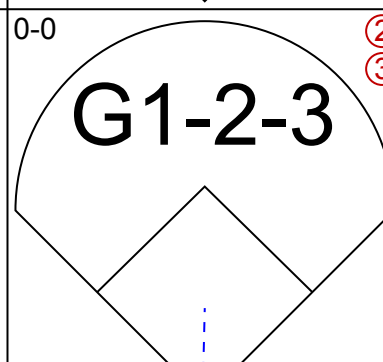
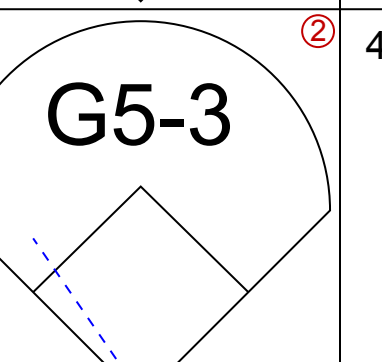
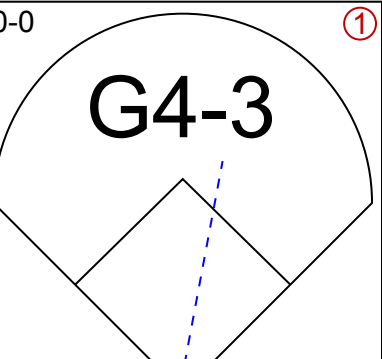
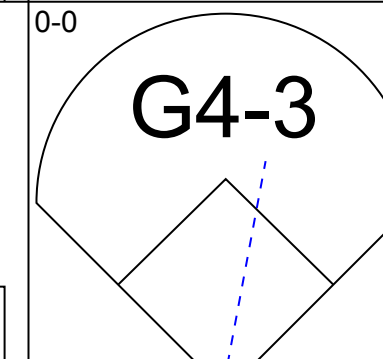
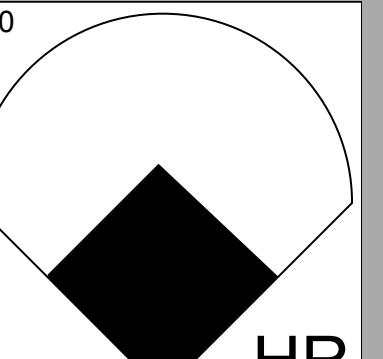
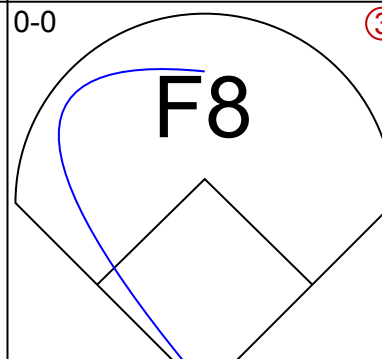

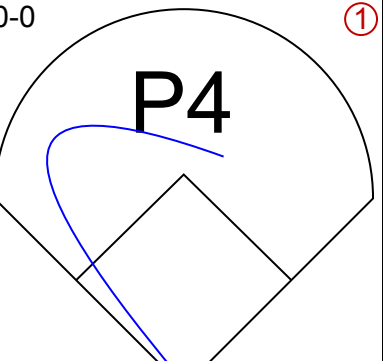
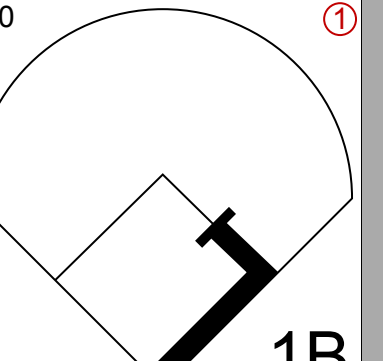

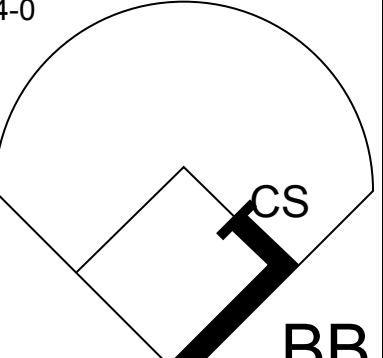

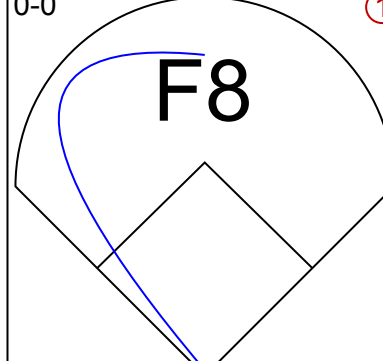
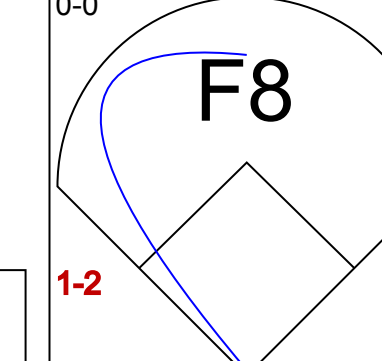

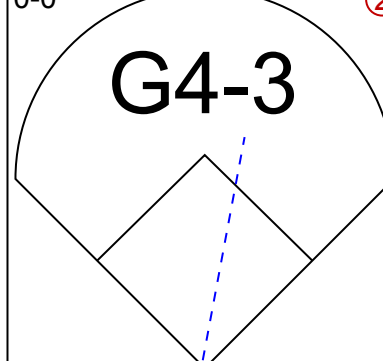
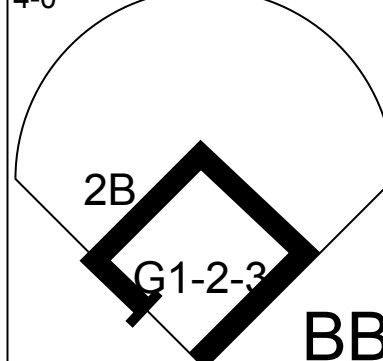
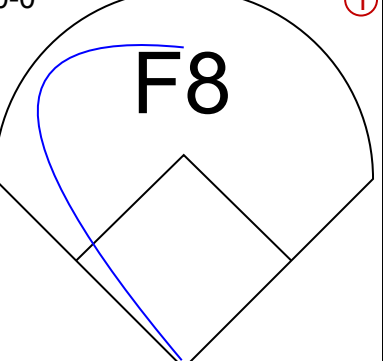
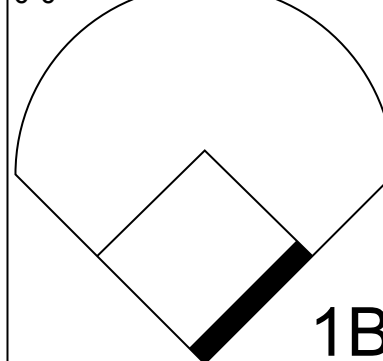
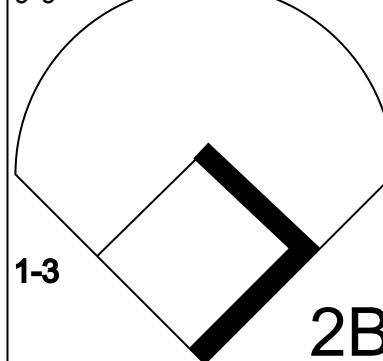
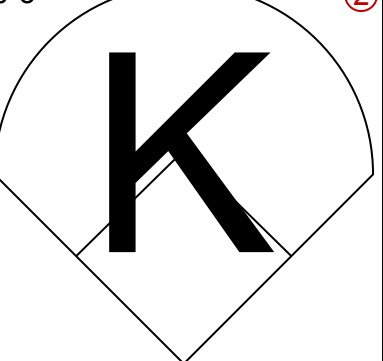

AB 30  
R 4  
H 8  
RBI 4  
BB 2  
SO 4  
LOB 12



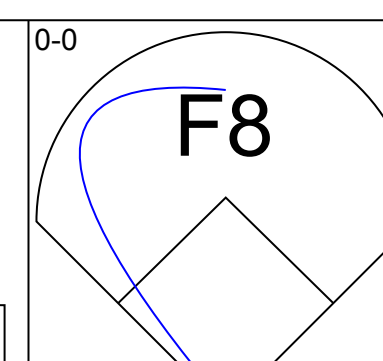
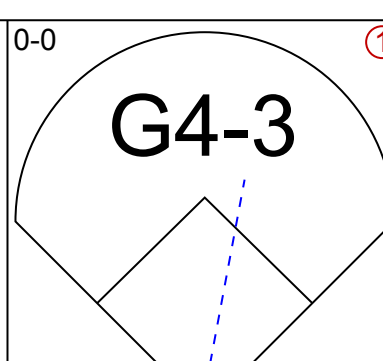
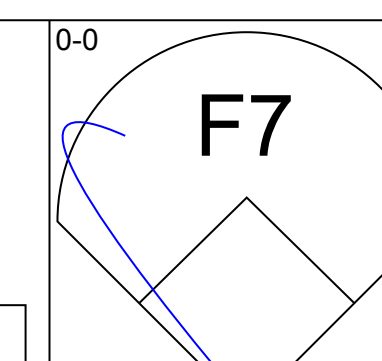
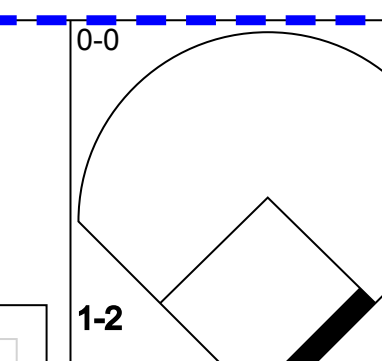
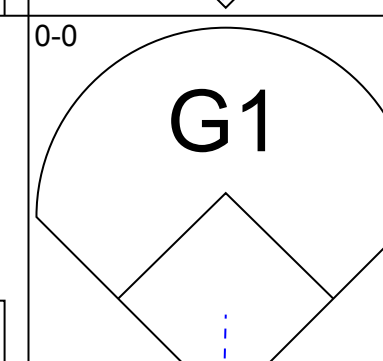
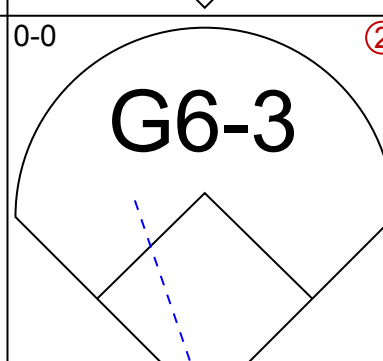
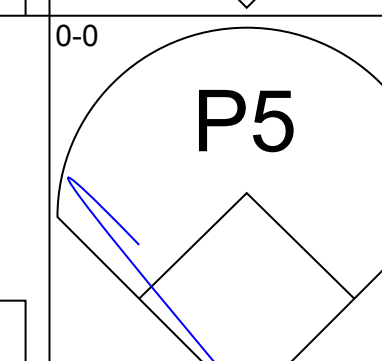
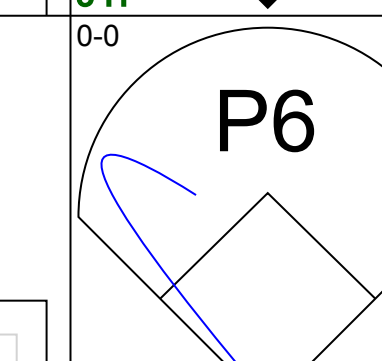
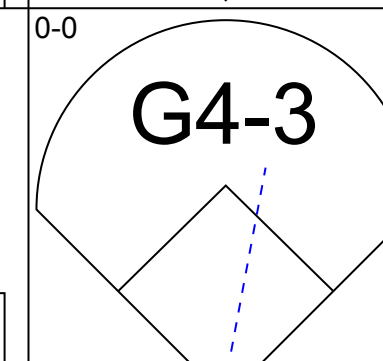
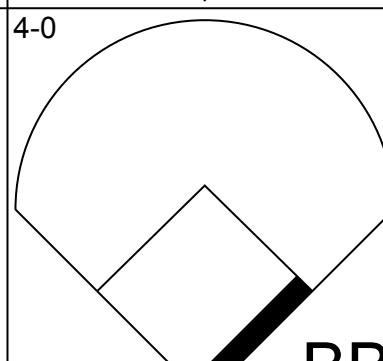
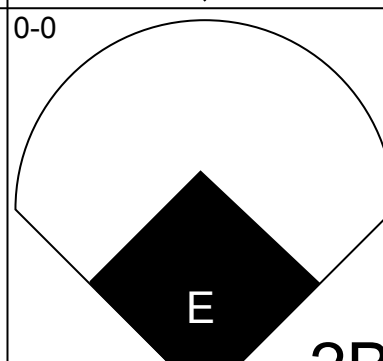

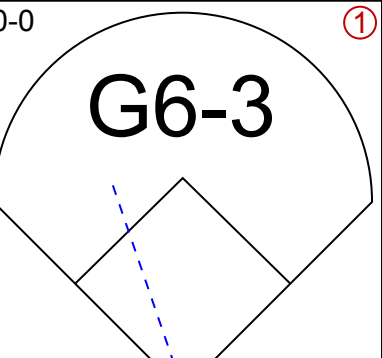
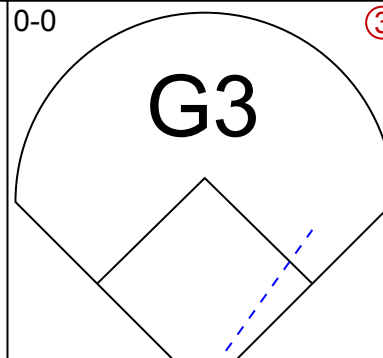
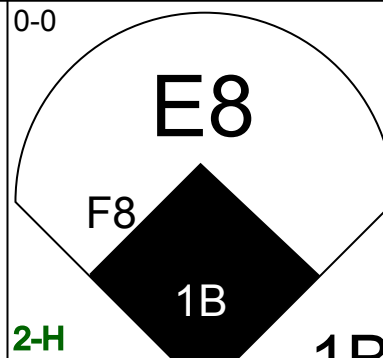
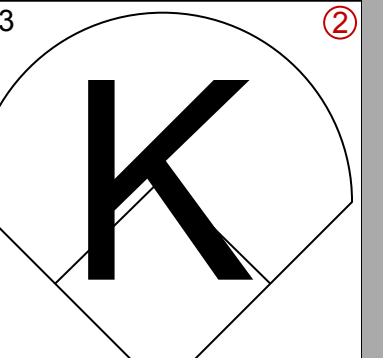

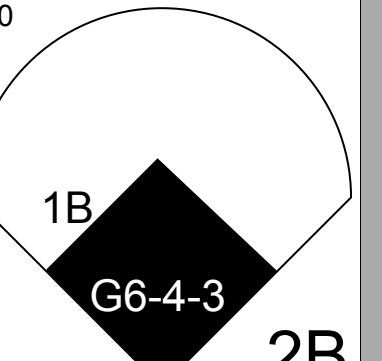
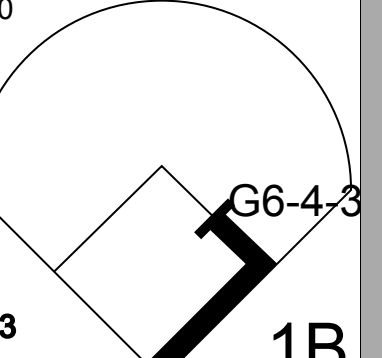
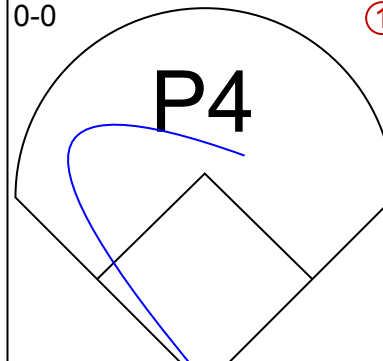
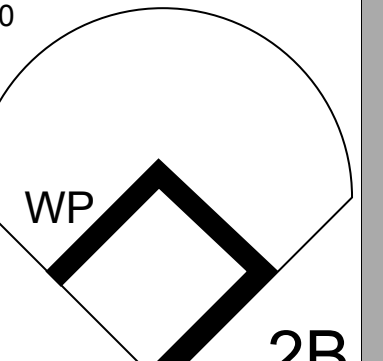

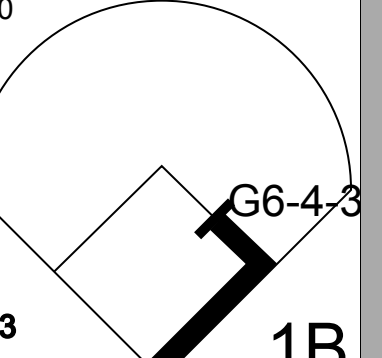
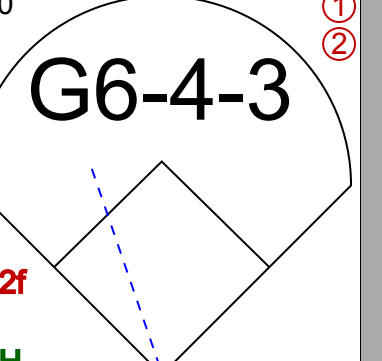
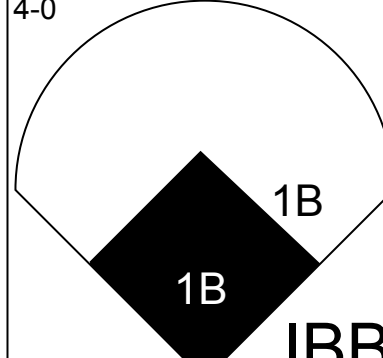
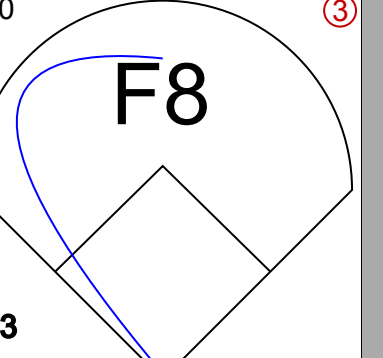

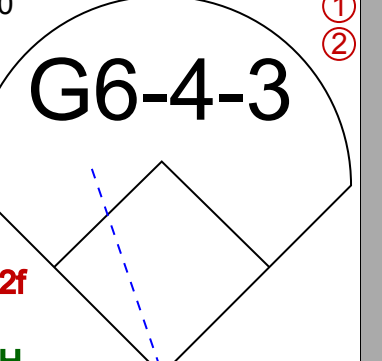
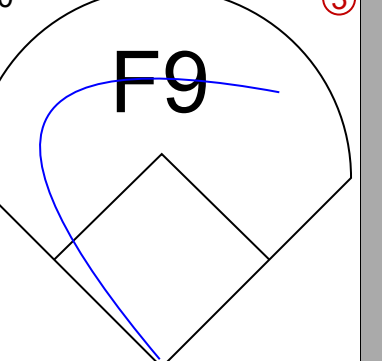
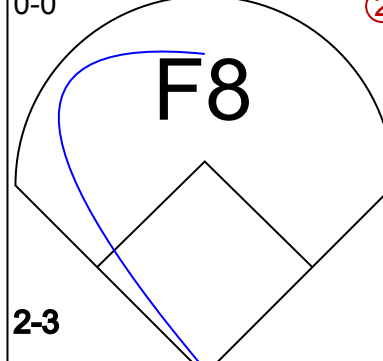
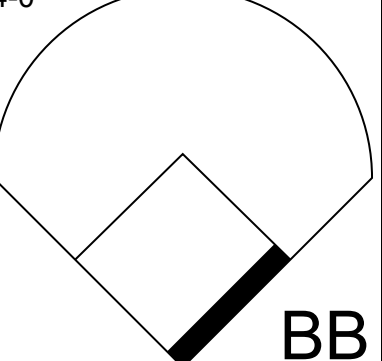
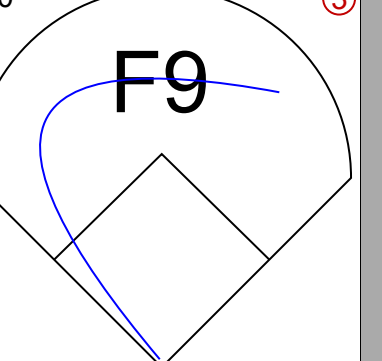
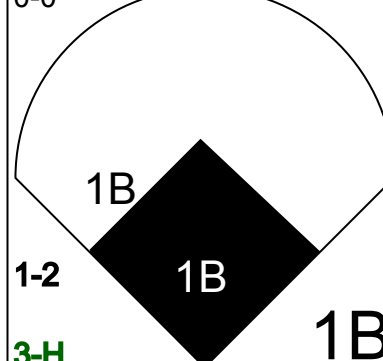
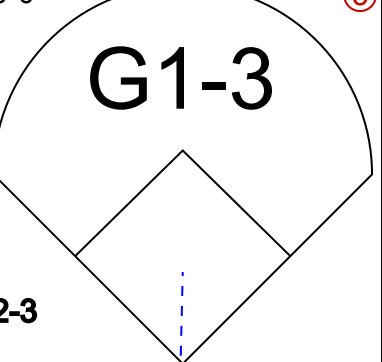
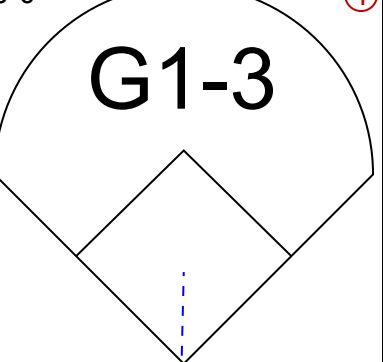
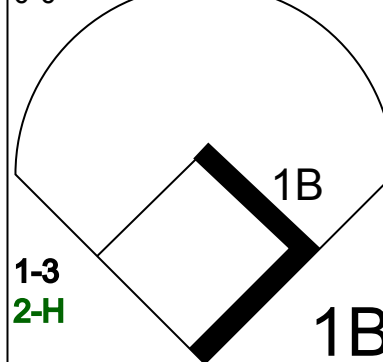
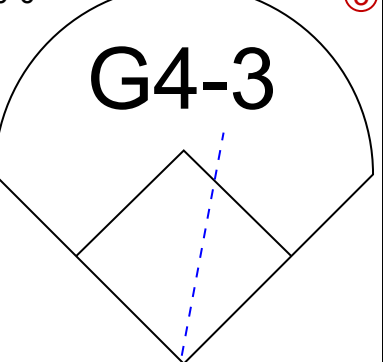
AB 33  
R 2  
H 7  
RBI 2  
BB 5  
SO 11  
LOB 14





Batter	1	2	3	4	5	6	7	8	9	AB	R	H	RBI	BB	SO	LOB	TOP					
Rickey Henderson, R OBP: 0.448, SLG: 0.427 (1, 10)										3	0	0	0	1	1	1						
Lance Blankenship, R OBP: 0.377, SLG: 0.299 (1, 7)										4	0	0	0	0	1	3						
Ruben Sierra, S OBP: 0.278, SLG: 0.454 (1, 9)										4	0	0	0	0	0	3						
Troy Neel, L OBP: 0.267, SLG: 0.380 (1, 3)										4	1	1	1	0	0	0						
Terry Steinbach, R OBP: 0.312, SLG: 0.381 (1, 2)										3	0	1	0	0	0	0						
Kevin Seitzer, R OBP: 0.304, SLG: 0.381 (1, 5)										2	0	0	0	1	1	0						
Scott Lydy, R (1, 8)										3	0	0	0	0	1	1	AB 28 R 1 H 4 RBI 1 BB 3 SO 5 LOB 8					
Brent Gates, S OBP: 0.296, SLG: 0.292 (1, 4)										2	0	0	0	1	0	0						
Mike Bordick, R OBP: 0.339, SLG: 0.320 (1, 6)										3	0	2	0	0	1	0						
<b>Inning Stats</b>	R: 0 E: 0 K: 1 S: 5	H: 0 LOB: 0 BB: 0 P: 5	R: 0 E: 0 K: 0 S: 3	H: 0 LOB: 0 BB: 0 P: 3	R: 0 E: 0 K: 0 S: 4	H: 1 LOB: 1 BB: 0 P: 4	R: 0 E: 0 K: 0 S: 3	H: 0 LOB: 0 BB: 0 P: 3	R: 0 E: 0 K: 0 S: 2	H: 0 LOB: 0 BB: 1 P: 6	R: 0 E: 0 K: 0 S: 3	H: 1 LOB: 2 BB: 2 P: 11	R: 1 E: 0 K: 2 S: 8	H: 2 LOB: 0 BB: 0 P: 8	R: 0 E: 0 K: 1 S: 5	H: 0 LOB: 0 BB: 0 P: 5	R: 0 E: 0 K: 1 S: 5	H: 0 LOB: 0 BB: 0 P: 5	1B: 2 2B: 1 3B: 0 HR: 1	SF: 0 SAC: 0 DP: 1 HBP: 0	WP: 0 PB: 0 SB: 0 CS: 1	PA: 31
<b>PITCHER</b>	IP WLS BF H R ER SO BB IBB HBP BLK WP HR S P ERA WHIP																					
Mark Gardner, R ERA: 5.45 (1, 1)	7.2 W 27 4 1 1 4 3 0 0 0 0 0 1 32 44 1.17 0.913																					
Bill Sampen, R ERA: 2.25 (8, 1)	1.1 4 0 0 0 1 0 0 0 0 0 0 0 6 6 0.00 0.000																					

Oakland Athletics @ Kansas City Royals  
Kauffman Stadium, Kansas City, MO  
Tue May 18 1993, 7:05 PM CDT  
Att: 19,153 - Unknown - 65 F

Batter	1	2	3	4	5	6	7	8	9	AB	R	H	RBI	BB	SO	LOB	BOTTOM					
Felix Jose, S OBP: 0.261, SLG: 0.267 (1, 9)										4	0	1	1	0	0	0						
Brian McRae, S OBP: 0.354, SLG: 0.426 (1, 8)										4	0	0	0	0	0	2						
George Brett, L OBP: 0.278, SLG: 0.366 Hubie Brooks, R OBP: 0.351, SLG: 0.389 (7, PH) (1, 10)										2	1	1	0	1	0	0						
Wally Joyner, L OBP: 0.381, SLG: 0.367 (1, 3)										4	1	1	1	0	1	1						
Mike MacFarlane, R OBP: 0.369, SLG: 0.633 (1, 2)										4	1	2	0	0	0	1						
Chris Gwynn, L OBP: 0.351, SLG: 0.392 (1, 7)										3	2	2	0	1	0	1						
Phil Hilt, R OBP: 0.313, SLG: 0.406 (1, 5)										4	0	1	1	0	0	3	AB 33 R 6 H 10 RBI 5 BB 3 SO 3 LOB 10					
Greg Gagne, R OBP: 0.325, SLG: 0.381 (1, 6)										3	1	1	1	1	1	0						
Jose Lind, R OBP: 0.266, SLG: 0.302 (1, 4)										4	0	1	1	0	0	2						
<b>Inning Stats</b>	R: 0 E: 0 K: 0 S: 3	H: 0 LOB: 0 BB: 0 P: 3	R: 1 E: 0 K: 0 S: 5	H: 2 LOB: 2 BB: 1 P: 9	R: 0 E: 0 K: 0 S: 3	H: 0 LOB: 1 BB: 1 P: 7	R: 1 E: 0 K: 0 S: 4	H: 2 LOB: 0 BB: 0 P: 4	R: 0 E: 0 K: 0 S: 3	H: 0 LOB: 0 BB: 0 P: 3	R: 4 E: 1 K: 0 S: 8	H: 5 LOB: 2 BB: 1 P: 12	R: 0 E: 0 K: 2 S: 8	H: 1 LOB: 1 BB: 0 P: 8	R: 0 E: 0 K: 1 S: 5	H: 0 LOB: 0 BB: 0 P: 5	R: 0 E: 0 K: 1 S: 5	H: 0 LOB: 0 BB: 0 P: 5	1B: 5 2B: 5 3B: 0 HR: 0	SF: 0 SAC: 0 DP: 1 HBP: 0	WP: 1 PB: 0 SB: 1 CS: 0	PA: 36
<b>PITCHER</b>	IP WLS BF H R ER SO BB IBB HBP BLK WP HR S P ERA WHIP																					
Bob Welch, R ERA: 5.15 (1, 1)	5.2 L 27 8 6 6 0 2 1 0 0 0 1 0 15 15 9.53 1.765																					
Kelly Downs, R ERA: 7.66 (6, 1)	2.1 9 2 0 0 3 0 0 0 0 0 1 0 15 15 0.00 0.857																					

Oakland Athletics @ Kansas City Royals  
Kauffman Stadium, Kansas City, MO  
Tue May 18 1993, 7:05 PM CDT  
Att: 19,153 - Unknown - 65 F





Batter	1	2	3	4	5	6	7	8	9	AB	R	H	RBI	BB	SO	LOB	TOP	
Lance Blankenship, R OBP: 0.369, SLG: 0.292	G5-3	G4-6-3 1B		G5-3	F8			G6-3		5	0	1	0	0	0	3	<b>Oakland Athletics @ Kansas City Royals</b> Kauffman Stadium, Kansas City, MO Wed May 19 1993, 7:05 PM CDT Att: 17,747 - Unknown - 54 F	
Brent Gates, S OBP: 0.305, SLG: 0.358	2B 1B	G4-6-3		P5			G3-1	HR		5	2	2	1	0	0	3		
Ruben Sierra, S OBP: 0.276, SLG: 0.452	1B 2B			G3-1			G6-3	G5-3		5	1	1	0	0	0	0		
Troy Neel, L OBP: 0.274, SLG: 0.392	1B			WP 2B			G4-3	K		5	0	2	2	0	1	0		
Terry Steinbach, R OBP: 0.308, SLG: 0.374	1B			K			E5 WP 2B	F3		5	1	1	0	0	1	1		
Dale Sveum, S OBP: 0.314, SLG: 0.227	K			FC6-4 BB			2B	K		4	1	1	1	1	3	2		
Kevin Seitzer, R OBP: 0.302, SLG: 0.371	K			FC6-4			2B 1B BB	K		3	1	0	0	1	2	4		
Scott Lydy, R OBP: 0.429, SLG: 0.667				G5-3 BB			1B 2B	1B 2B		3	2	2	1	1	1	0		
Mike Bordick, R OBP: 0.352, SLG: 0.336	1B			G5-3			1B	G6-3 1B		4	0	3	3	0	0	1		
<b>Inning Stats</b>	R: 2 H: 4 E: 0 K: 2 S: 11	H: 4 R: 2 ER: 2 LOB: 0 BB: 0 P: 11	R: 0 H: 2 E: 0 K: 1 S: 6	H: 2 R: 1 ER: 1 LOB: 2 BB: 0 P: 6	R: 0 H: 1 E: 0 K: 1 S: 6	H: 0 R: 0 ER: 0 LOB: 1 BB: 1 P: 7	R: 0 H: 0 E: 0 K: 0 S: 3	H: 3 R: 1 ER: 1 LOB: 1 BB: 1 P: 11	R: 0 H: 0 E: 0 K: 2 S: 7	H: 0 R: 0 ER: 0 LOB: 0 BB: 0 P: 7	R: 2 H: 3 E: 0 K: 0 S: 5	H: 3 R: 0 ER: 0 LOB: 0 BB: 0 P: 5	R: 0 H: 0 E: 0 K: 1 S: 5	H: 0 R: 0 ER: 0 LOB: 0 BB: 0 P: 5	1B: 7 2B: 5 3B: 0 HR: 1	SF: 0 SAC: 0 DP: 2 HBP: 0		WP: 2 PA: 42 PB: 0 SB: 0 CS: 0
<b>PITCHER</b>	IP	WLS	BF	H	R	ER	SO	BB	IBB	HBP	BLK	WP	HR	S	P	ERA	WHIP	
Hipolito Pichardo, R ERA: 4.15	4.2		27	10	6	2	4	3	0	0	0	2	0	32	44	3.86	2.786	
Tom Gordon, R ERA: 5.06	3.0	W	11	3	2	2	3	0	0	0	0	0	1	17	17	6.00	1.000	
Jeff Montgomery, R ERA: 2.31	1.1	S	4	0	0	0	1	0	0	0	0	0	0	6	6	0.00	0.000	

Batter	1	2	3	4	5	6	7	8	9	AB	R	H	RBI	BB	SO	LOB	BOTTOM	
Felix Jose, S OBP: 0.275, SLG: 0.291	G4-3			G4-3				1B G3 1B		5	2	3	2	0	0	0	<b>Oakland Athletics @ Kansas City Royals</b> Kauffman Stadium, Kansas City, MO Wed May 19 1993, 7:05 PM CDT Att: 17,747 - Unknown - 54 F	
Brian McRae, S OBP: 0.350, SLG: 0.418	P4			F5			2B	G3 3B 1B		5	2	1	0	0	0	3		
George Brett, L OBP: 0.282, SLG: 0.362	1B			G3-1			F7	G3		4	1	1	2	1	0	2		
Wally Joyner, L OBP: 0.395, SLG: 0.387	2B			HBP 1B			G3	3B IBB		4	2	3	2	1	0	0		
Mike MacFarlane, R OBP: 0.371, SLG: 0.609	1B			HBP 1B			P4	F7		4	1	1	2	0	0	4		
Chris Gwynn, L OBP: 0.354, SLG: 0.418	1B BB			F8			G4-3	1B 3B		5	1	2	2	0	0	2		
Phil Hiatt, R OBP: 0.308, SLG: 0.390	1B BB			K			G5-3	K		4	1	0	0	1	3	3		
Greg Gagne, R OBP: 0.322, SLG: 0.376	1B 1B			K			G5-3	F9		4	1	1	2	0	1	0		
Jose Lind, R OBP: 0.274, SLG: 0.318	1B BB			G6-3			2B 2B	G4-3		4	2	2	1	0	0	0		
<b>Inning Stats</b>	R: 9 H: 8 E: 0 K: 0 S: 12	H: 8 R: 7 ER: 7 LOB: 2 BB: 2 P: 20	R: 0 H: 0 E: 0 K: 2 S: 7	H: 0 R: 0 ER: 0 LOB: 0 BB: 0 P: 7	R: 0 H: 0 E: 0 K: 1 S: 6	H: 1 R: 0 ER: 0 LOB: 2 BB: 0 P: 7	R: 0 H: 0 E: 0 K: 0 S: 3	H: 2 R: 0 ER: 0 LOB: 1 BB: 0 P: 5	R: 0 H: 0 E: 0 K: 0 S: 3	H: 0 R: 0 ER: 0 LOB: 0 BB: 0 P: 3	R: 3 H: 3 E: 0 K: 1 S: 8	H: 3 R: 0 ER: 0 LOB: 1 BB: 1 P: 12	R: 0 H: 0 E: 0 K: 1 S: 8	H: 0 R: 0 ER: 0 LOB: 0 BB: 0 P: 12	1B: 10 2B: 3 3B: 1 HR: 0	SF: 0 SAC: 0 DP: 0 HBP: 1		WP: 0 PA: 43 PB: 0 SB: 0 CS: 0
<b>PITCHER</b>	IP	WLS	BF	H	R	ER	SO	BB	IBB	HBP	BLK	WP	HR	S	P	ERA	WHIP	
Shawn Hillegas, R ERA: 7.26	0.2	L	9	6	7	7	0	1	0	0	0	0	0	4	8	94.50	10.500	
Mike Mohler, L ERA: 6.95	0.1		5	2	2	2	0	1	0	0	0	0	0	4	8	54.00	9.000	
Joe Boever, R ERA: 3.29	3.1		14	3	1	1	3	0	0	1	0	0	0	19	20	2.70	0.900	
Rick Honeycutt, L ERA: 2.63	1.2		5	0	0	0	0	0	0	0	0	0	0	5	5	0.00	0.000	
Ed Nunez, R ERA: 4.42	1.0		3	0	0	0	0	0	0	0	0	0	0	3	3	0.00	0.000	
<b>PITCHER</b>	IP	WLS	BF	H	R	ER	SO	BB	IBB	HBP	BLK	WP	HR	S	P	ERA	WHIP	
Dennis Eckersley, R ERA: 6.14	1.0		7	3	3	3	1	0	1	0	0	0	0	8	12	27.00	3.000	

AB	39
R	8
H	13
RBI	8
BB	3
SO	8
LOB	14



AB	39
R	13
H	14
RBI	13
BB	3
SO	4
LOB	14





Batter	1	2	3	4	5	6	7	8	9	10	11	12	AB	R	H	RBI	BB	SO	LOB	
Lance Blankenship, R OBP: 0.369, SLG: 0.299	1-1 P4	0-1 L5			0-1 F9		2-0 SAFE 2B		4-0 FC4-6 1B BB		1-3 K		5	0	1	0	1	1	2	
Brent Gates, S OBP: 0.354, SLG: 0.375	4-2 1B BB		2-1 G3-1 G4-3 1B		4-1 BB BB		4-1 BB BB		1-2 FC4-6 1B		2-2 G6-3		3	0	2	0	3	0	0	
Ruben Sierra, S OBP: 0.265, SLG: 0.434	1-2 P2		2-0 G4-3		3-2 SAFE G6-3		3-3 K		2-3 FC4-6			1-0 F9		6	0	0	0	0	1	8
Troy Neel, L OBP: 0.262, SLG: 0.390 Scott Hermond, R OBP: 0.208, SLG: 0.217 Rickey Henderson, R OBP: 0.449, SLG: 0.423	2-2 1B		2-1 G3-1			3-3 K		4-1 1B FC3-6 BB		2-2 F7		4-2 BB BB		3	0	1	0	1	1	1
Terry Steinbach, R OBP: 0.316, SLG: 0.375	0-1 F7		2-3 K			1-1 L5		1-2 FC3-6 1B		2-1 F9 SH3-4 1B		4-0 BB BB		5	1	2	0	1	1	3
Dale Sveum, S OBP: 0.304, SLG: 0.265			1-3 K		1-1 F8		2-3 K		1-2 P5		1-0 SH3-4		5	1	1	2	0	2	2	
Kevin Seitzer, R OBP: 0.296, SLG: 0.361			2-3 K		1-2 G5-3			2-2 F9	2-0 FC3-6		1-2 F9		6	0	1	2	0	1	2	
Scott Lydy, R OBP: 0.308, SLG: 0.364			4-2 2B BB		3-3 K			1-3 K	2-1 G5-3		0-2 G1-3		5	0	0	0	1	3	3	
Mike Bordick, R OBP: 0.351, SLG: 0.339			1-0 2B		0-2 G5-3			4-2 2B BB		1-1 G3-1		1-0 G4-3		5	0	1	0	1	0	1
<b>Inning Stats</b>	R: 0 E: 0 K: 13	H: 1 LOB: 2 BB: 1 P: 21	R: 0 E: 0 K: 12	H: 1 LOB: 2 BB: 1 P: 20	R: 0 E: 0 K: 1	H: 1 LOB: 1 BB: 0 P: 16	R: 0 E: 0 K: 1	H: 0 LOB: 0 BB: 0 P: 13	R: 0 E: 0 K: 2	H: 0 LOB: 0 BB: 0 P: 15	R: 1 E: 0 K: 0	H: 1 LOB: 1 BB: 1 P: 21	R: 0 E: 0 K: 1	H: 0 LOB: 0 BB: 0 P: 11	R: 3 E: 1 K: 10	H: 2 LOB: 1 BB: 2 P: 20	1B: 6 2B: 2 3B: 1 HR: 0	SF: 0 SAC: 1 DP: 0 HBP: 0	WP: 0 PB: 0 SB: 0 CS: 0	PA: 54
<b>PITCHER</b>	IP WLS BF H R ER SO BB IBB HBP BLK WP HR S P ERA WHIP	IP WLS BF H R ER SO BB IBB HBP BLK WP HR S P ERA WHIP	IP WLS BF H R ER SO BB IBB HBP BLK WP HR S P ERA WHIP	IP WLS BF H R ER SO BB IBB HBP BLK WP HR S P ERA WHIP	IP WLS BF H R ER SO BB IBB HBP BLK WP HR S P ERA WHIP	IP WLS BF H R ER SO BB IBB HBP BLK WP HR S P ERA WHIP	IP WLS BF H R ER SO BB IBB HBP BLK WP HR S P ERA WHIP	IP WLS BF H R ER SO BB IBB HBP BLK WP HR S P ERA WHIP	IP WLS BF H R ER SO BB IBB HBP BLK WP HR S P ERA WHIP	IP WLS BF H R ER SO BB IBB HBP BLK WP HR S P ERA WHIP	IP WLS BF H R ER SO BB IBB HBP BLK WP HR S P ERA WHIP	IP WLS BF H R ER SO BB IBB HBP BLK WP HR S P ERA WHIP	IP WLS BF H R ER SO BB IBB HBP BLK WP HR S P ERA WHIP	IP WLS BF H R ER SO BB IBB HBP BLK WP HR S P ERA WHIP	IP WLS BF H R ER SO BB IBB HBP BLK WP HR S P ERA WHIP	IP WLS BF H R ER SO BB IBB HBP BLK WP HR S P ERA WHIP	IP WLS BF H R ER SO BB IBB HBP BLK WP HR S P ERA WHIP	IP WLS BF H R ER SO BB IBB HBP BLK WP HR S P ERA WHIP	IP WLS BF H R ER SO BB IBB HBP BLK WP HR S P ERA WHIP	IP WLS BF H R ER SO BB IBB HBP BLK WP HR S P ERA WHIP
David Cone, R ERA: 2.7	1.1	8	2	1	1	0	2	0	0	0	0	0	0	15	30	6.75	3.000			
Bill Sampen, R ERA: 3.38	1.2	6	1	0	0	0	0	0	0	0	0	0	0	18	26	0.00	0.600			
Jeff Montgomery, R ERA: 2.16	2.0	10	2	3	3	2	2	0	0	0	0	0	0	17	31	13.50	2.000			
Mark Gubicza, R ERA: 6.94																				

**TOP**

Oakland Athletics @ Kansas City Royals  
Kauffman Stadium, Kansas City, MO

Thu May 20 1993, 7:05 PM CDT  
Att. 21,212 - Unknown - 64 F

AB 44  
R 4  
H 9  
RBI 4  
BB 9  
SO 10  
LOB 24



Batter	1	2	3	4	5	6	7	8	9	10	11	12	AB	R	H	RBI	BB	SO	LOB	
Felix Jose, S OBP: 0.294, SLG: 0.304	0-0 F7	3-1 1B			0-2 G5-3 1B		1-0 L6		3-2 SH1-3 1B		4-0 1B		5	0	3	1	1	0	0	
Brian McRae, S OBP: 0.351, SLG: 0.410	4-2 BB BB	1-2 K			2-0 E4		4-2 BB		0-0 SH1-3		0-0 G6-3		3	0	0	0	2	1	5	
George Brett, L OBP: 0.277, SLG: 0.354	0-0 F9		1-0 G2-3		2-0 G5-3				0-1 F9			0-0 1B		6	0	1	0	0	5	
Wally Joyner, L OBP: 0.386, SLG: 0.372	4-2 BB		2-2 F8		2-3 F8		1-1 E3 SH5-3		1-0 L4		2-2 F8		5	0	0	0	1	0	1	
Mike Macfarlane, R OBP: 0.378, SLG: 0.612 David Howard, S (8, PR) Brent Mayne, L OBP: 0.300, SLG: 0.373	3-3 K		0-1 F7			4-2 SH5-3 BB		2-1 2B		0-1 G6-4-3 1B		1-0 E3		3	0	1	0	1	1	
Chris Owan, L OBP: 0.365, SLG: 0.420 Harvey Pulliam, R OBP: 0.303, SLG: 0.419 (10, PH) Hubie Brooks, R OBP: 0.342, SLG: 0.376 (12, PH)		0-0 HBP 1B 1B		1-1 G4-3		2-1 SH5-3		4-0 IBB		0-1 G6-4-3		1-0 F7		2	0	1	0	1	0	
Phil Hiatt, R OBP: 0.311, SLG: 0.387 Keith Miller, R OBP: 0.196, SLG: 0.205 (7, 5)		1-0 1B HBP 1B		1-3 K		1-3 K		3-3 K		1-0 F7		0-1 F8		1	1	0	0	0	1	
Greg Gagne, R OBP: 0.317, SLG: 0.368		0-3 K		3-2 G6-3		3-2 P3		1-2 F9			1-2 1B		5	0	1	0	0	1	6	
Jose Lind, R OBP: 0.271, SLG: 0.313		1-0 1B			2-2 G4-3			0-0 P3		2-1 G5-3		0-2 F9		5	0	1	0	0	1	
<b>Inning Stats</b>	R: 0 E: 0 K: 10	H: 0 LOB: 2 BB: 2 P: 21	R: 1 E: 0 K: 13	H: 3 LOB: 2 BB: 0 P: 20	R: 0 E: 0 K: 10	H: 0 LOB: 0 BB: 0 P: 13	R: 0 E: 0 K: 8	H: 0 LOB: 0 BB: 0 P: 13	R: 0 E: 1 K: 1	H: 0 LOB: 1 BB: 1 P: 15	R: 0 E: 0 K: 13	H: 1 LOB: 1 BB: 0 P: 20	R: 0 E: 0 K: 9	H: 1 LOB: 0 BB: 0 P: 9	R: 0 E: 0 K: 9	H: 1 LOB: 2 BB: 0 P: 15	1B: 8 2B: 1 3B: 0 HR: 0	SF: 0 SAC: 2 DP: 2 HBP: 1	WP: 0 PB: 0 SB: 1 CS: 0	PA: 52
<b>PITCHER</b>	IP WLS BF H R ER SO BB IBB HBP BLK WP HR S P ERA WHIP	IP WLS BF H R ER SO BB IBB HBP BLK WP HR S P ERA WHIP	IP WLS BF H R ER SO BB IBB HBP BLK WP HR S P ERA WHIP	IP WLS BF H R ER SO BB IBB HBP BLK WP HR S P ERA WHIP	IP WLS BF H R ER SO BB IBB HBP BLK WP HR S P ERA WHIP	IP WLS BF H R ER SO BB IBB HBP BLK WP HR S P ERA WHIP	IP WLS BF H R ER SO BB IBB HBP BLK WP HR S P ERA WHIP	IP WLS BF H R ER SO BB IBB HBP BLK WP HR S P ERA WHIP	IP WLS BF H R ER SO BB IBB HBP BLK WP HR S P ERA WHIP	IP WLS BF H R ER SO BB IBB HBP BLK WP HR S P ERA WHIP	IP WLS BF H R ER SO BB IBB HBP BLK WP HR S P ERA WHIP	IP WLS BF H R ER SO BB IBB HBP BLK WP HR S P ERA WHIP	IP WLS BF H R ER SO BB IBB HBP BLK WP HR S P ERA WHIP	IP WLS BF H R ER SO BB IBB HBP BLK WP HR S P ERA WHIP	IP WLS BF H R ER SO BB IBB HBP BLK WP HR S P ERA WHIP	IP WLS BF H R ER SO BB IBB HBP BLK WP HR S P ERA WHIP	IP WLS BF H R ER SO BB IBB HBP BLK WP HR S P ERA WHIP	IP WLS BF H R ER SO BB IBB HBP BLK WP HR S P ERA WHIP	IP WLS BF H R ER SO BB IBB HBP BLK WP HR S P ERA WHIP	IP WLS BF H R ER SO BB IBB HBP BLK WP HR S P ERA WHIP
Storm Davis, R ERA: 5.4	5.0	21	4	1	1	4	2	0	0	0	0	0	82	1.80	1.200					
Mike Mohler, L ERA: 5.94	3.1	12	1	0	0	2	1	1	0	0	0	0	6	13	0.00	3.000				
Rich Gossage, R ERA: 2.45	1.0	5	2	0	0	0	0	0	0	0	0	0	12	17	0.00	2.000				
Ed Nunez, R ERA: 4.05	1.2	W	6	1	0	0	0	1	0	0	0	0	11	17	0.00	0.600				

**BOTTOM**

Oakland Athletics @ Kansas City Royals  
Kauffman Stadium, Kansas City, MO

Thu May 20 1993, 7:05 PM CDT  
Att. 21,212 - Unknown - 64 F

AB 43  
R 1  
H 9  
RBI 1  
BB 6  
SO 6  
LOB 31





Batter	1	2	3	4	5	6	7	8	9	AB	R	H	RBI	BB	SO	LOB	TOP										
<b>Rich Amaral, R</b> OBP: 0.384, SLG: 0.439	G2-3			L9				G5-3		4	0	2	1	0	0	0	<b>Seattle Mariners @ Kansas City Royals</b> Kauffman Stadium, Kansas City, MO Fri May 21 1993, 7:05 PM CDT Att: 27,786 - Unknown - 70 F										
<b>Henry Cotto, R</b> OBP: 0.192, SLG: 0.224	K			G1-3				G5-3		4	0	0	0	0	1	3											
<b>Ken Griffey Jr., L</b> OBP: 0.383, SLG: 0.544	P5							G4-3		4	0	1	0	0	0	1											
<b>Jay Buhner, R</b> OBP: 0.399, SLG: 0.561		G6-3							P4	3	0	0	0	1	0	0											
<b>Mike Blowers, R</b> OBP: 0.333, SLG: 0.467 <b>Pete O'Brien, L</b> (9, PH) OBP: 0.333, SLG: 0.475	F9			FC6-4				F7	3	0	0	0	0	1	2	1											
<b>Tino Martinez, L</b> OBP: 0.330, SLG: 0.436	G4-3								F7	1	0	0	0	0	0	0											
<b>Dave Valle, R</b> OBP: 0.390, SLG: 0.409				F9				G4-3	3	0	0	0	0	0	1	0											
<b>Mike Felder, S</b> OBP: 0.325, SLG: 0.342				F8				F8	3	1	1	0	0	0	0	0											
<b>Omar Vizquel, S</b> OBP: 0.339, SLG: 0.302				F8				P2	3	0	1	0	0	0	0	0											
<b>Inning Stats</b>	R: 0 E: 0 K: 1 S: 7	H: 0 LOB: 0 BB: 0 P: 9	R: 0 E: 0 K: 0 S: 7	H: 0 LOB: 0 BB: 0 P: 13	R: 0 E: 0 K: 0 S: 8	H: 0 LOB: 0 BB: 0 P: 10	R: 0 E: 0 K: 0 S: 7	H: 1 LOB: 2 BB: 1 P: 16	R: 1 E: 0 K: 0 S: 18	H: 4 LOB: 2 BB: 0 P: 25	R: 0 E: 0 K: 0 S: 6	H: 0 LOB: 0 BB: 0 P: 10	R: 0 E: 0 K: 0 S: 4	H: 0 LOB: 0 BB: 0 P: 8	R: 0 E: 0 K: 0 S: 8	H: 1 LOB: 1 BB: 0 P: 15	R: 0 E: 0 K: 0 S: 7	H: 0 LOB: 0 BB: 0 P: 10	1B: 4 2B: 2 3B: 0 HR: 0	SF: 0 SAC: 0 DP: 0 HBP: 0	WP: 0 PB: 0 SB: 0 CS: 0	PA: 33					
<b>PITCHER</b>	IP	WLS	BF	H	R	ER	SO	BB	IBB	HBP	BLK	WP	HR	S	P	ERA	WHIP										
<b>Chris Haney, L</b> ERA: 1.17	(1, 1)	7.2	W	29	6	1	1	2	1	0	0	0	0	62	101	1.17	0.913										
<b>Billy Brewer, L</b> ERA:	(8, 1)	0.1		1	0	0	0	0	0	0	0	0	0	3	5	0.00	0.000										
<b>Tom Gordon, R</b> ERA: 4.88	(9, 1)	1.0	S	3	0	0	0	0	0	0	0	0	0	7	10	0.00	0.000										

Batter	1	2	3	4	5	6	7	8	9	AB	R	H	RBI	BB	SO	LOB	BOTTOM										
<b>Keith Miller, R</b> OBP: 0.180, SLG: 0.188	G5-3							K		4	0	0	0	0	1	3	<b>Seattle Mariners @ Kansas City Royals</b> Kauffman Stadium, Kansas City, MO Fri May 21 1993, 7:05 PM CDT Att: 27,786 - Unknown - 70 F										
<b>Brian McRae, S</b> OBP: 0.343, SLG: 0.400	G1-3			G1-3				K		4	0	0	0	0	1	0											
<b>Wally Joyner, L</b> OBP: 0.383, SLG: 0.368	1B			K				K		4	0	1	0	0	2	0											
<b>Mike Macfarlane, R</b> OBP: 0.372, SLG: 0.586	P4			F9				F8		3	0	0	0	1	0	1											
<b>Hubie Brooks, R</b> OBP: 0.341, SLG: 0.375 <b>Felix Jose, S</b> OBP: 0.294, SLG: 0.304	G6-3									3	0	1	0	0	0	1											
<b>Harvey Pulliam, R</b> OBP: 0.306, SLG: 0.412	1B			1B				G5-4-3		0	0	0	0	0	0	0											
<b>Phil Hiett, R</b> OBP: 0.320, SLG: 0.422	1B			K				E5		3	1	1	0	0	1	1											
<b>Greg Gagne, R</b> OBP: 0.317, SLG: 0.368	1B			K				HR		3	1	2	2	0	1	1											
<b>Jose Lind, R</b> OBP: 0.264, SLG: 0.305	K							K		3	0	1	0	0	1	1											
<b>Inning Stats</b>	R: 0 E: 0 K: 0 S: 10	H: 1 LOB: 1 BB: 0 P: 19	R: 0 E: 0 K: 1 S: 19	H: 3 LOB: 3 BB: 0 P: 24	R: 0 E: 0 K: 1 S: 8	H: 0 LOB: 0 BB: 0 P: 13	R: 0 E: 0 K: 2 S: 16	H: 1 LOB: 1 BB: 0 P: 18	R: 0 E: 0 K: 0 S: 4	H: 0 LOB: 0 BB: 0 P: 5	R: 0 E: 0 K: 0 S: 4	H: 0 LOB: 1 BB: 1 P: 9	R: 2 E: 1 K: 2 S: 10	H: 1 LOB: 0 BB: 0 P: 13	R: 0 E: 0 K: 2 S: 8	H: 0 LOB: 0 BB: 0 P: 13	1B: 5 2B: 0 3B: 0 HR: 1	SF: 0 SAC: 0 DP: 1 HBP: 0	WP: 0 PB: 0 SB: 0 CS: 0	PA: 31							
<b>PITCHER</b>	IP	WLS	BF	H	R	ER	SO	BB	IBB	HBP	BLK	WP	HR	S	P	ERA	WHIP										
<b>Randy Johnson, L</b> ERA: 2.91	(1, 1)	8.0	L	31	6	2	1	8	1	0	0	0	1	79	114	1.12	0.875										





Batter	1	2	3	4	5	6	7	8	9	AB	R	H	RBI	BB	SO	LOB	TOP				
Mike Felder, S OBP: 0.323, SLG: 0.340 (1, 7)	P6			B1-3				P5		4	0	1	1	0	0	1	<b>Seattle Mariners @ Kansas City Royals</b> Kauffman Stadium, Kansas City, MO Sat May 22 1993, 7:05 PM CDT Att: 27,233 - Unknown - 68 F <a href="http://livebaseballscorecards.com">livebaseballscorecards.com</a>				
Rich Amaral, R OBP: 0.381, SLG: 0.434 (1, 4)	G6-3			G4-3		L4		BB 1B		4	0	1	0	0	0	2					
Ken Griffey Jr., L OBP: 0.374, SLG: 0.529 (1, 8)	K			G4-3		F7		P4		4	0	0	0	0	1	4					
Edgar Martinez, R OBP: 0.444, SLG: 0.857 Mike Blowers, R OBP: 0.333, SLG: 0.467 (8, PR) (8, 5)		K			G6-3			F9	BB	3	0	0	0	1	1	0					
Pete O'Brien, L OBP: 0.322, SLG: 0.456 (1, 3)		F7			F8			G3-1	F7	4	0	0	0	0	0	3					
Tino Martinez, L OBP: 0.328, SLG: 0.428 (1, 10)		K			F9			BB		3	0	0	0	1	2	0					
Mackey Sasser, L OBP: 0.240, SLG: 0.250 (1, 9)				G3-1		P6		FC6-4 1B	FC5-4 1B	4	0	2	0	0	0	0					
Bill Haselman, R OBP: 0.349, SLG: 0.371 (1, 2)		K				BB		FC6-4 1B	FC5-4	3	1	0	0	1	1	3					
Omar Vizquel, S OBP: 0.343, SLG: 0.302 (1, 6)	P6					BB		BB	F8	3	0	1	0	1	0	1					
<b>Inning Stats</b>	R: 0 H: 0 E: 0 K: 1 S: 8	H: 0 LOB: 0 BB: 0 P: 13	R: 0 H: 0 E: 0 K: 2 S: 8	H: 0 LOB: 0 BB: 0 P: 15	R: 0 H: 0 E: 0 K: 1 S: 7	H: 0 LOB: 0 BB: 0 P: 9	R: 0 H: 0 E: 0 K: 0 S: 7	H: 0 LOB: 0 BB: 0 P: 10	R: 0 H: 0 E: 0 K: 0 S: 6	H: 0 LOB: 0 BB: 0 P: 9	R: 1 H: 2 E: 0 K: 0 S: 9	H: 2 LOB: 2 BB: 1 P: 18	R: 0 H: 1 E: 0 K: 0 S: 8	H: 1 LOB: 2 BB: 1 P: 14	R: 0 H: 1 E: 0 K: 1 S: 10	H: 1 LOB: 3 BB: 2 P: 22	R: 0 H: 1 E: 0 K: 1 S: 11	H: 1 LOB: 1 BB: 0 P: 14	1B: 5 2B: 0 3B: 0 HR: 0	SF: 0 SAC: 0 DP: 0 HBP: 0	WP: 0 PA: 36 SB: 0 CS: 0
<b>PITCHER</b> Kevin Appier, R ERA: 3.31 (1, 1)	IP: 9.0 WLS: W BF: 36 H: 5 R: 1 ER: 1 SO: 5 BB: 4 IBB: 0 HBP: 0 BLK: 0 WP: 0 HR: 0 S: 74 P: 124 ERA: 1.00 WHIP: 1.000															<b>PITCHER</b> IP: 9.0 WLS: W BF: 36 H: 5 R: 1 ER: 1 SO: 5 BB: 4 IBB: 0 HBP: 0 BLK: 0 WP: 0 HR: 0 S: 74 P: 124 ERA: 1.00 WHIP: 1.000					

Batter	1	2	3	4	5	6	7	8	9	AB	R	H	RBI	BB	SO	LOB	BOTTOM		
Felix Jose, S OBP: 0.292, SLG: 0.303 (1, 9)	F8			G4-3		K		BB 1B		4	1	1	0	0	1	0	<b>Seattle Mariners @ Kansas City Royals</b> Kauffman Stadium, Kansas City, MO Sat May 22 1993, 7:05 PM CDT Att: 27,233 - Unknown - 68 F <a href="http://livebaseballscorecards.com">livebaseballscorecards.com</a>		
Brian McRae, S OBP: 0.347, SLG: 0.402 (1, 8)	G6-3			G1-3		BB 1B		BB 1B		4	2	2	1	0	0	0			
George Brett, L OBP: 0.277, SLG: 0.358 (1, 10)	K			G4-3		BB 1B		G4-3		4	0	1	1	0	1	1			
Wally Joyner, L OBP: 0.386, SLG: 0.372 (1, 3)		G4-3			BB 1B	K		G4-3 1B		4	0	2	1	0	1	1			
Chris Gwynn, L OBP: 0.360, SLG: 0.412 (1, 7)		F7			F7			G4-3 1B		4	0	1	0	0	1	1			
Brent Mayne, L OBP: 0.298, SLG: 0.359 (1, 2)		G6-3			IBB			G4-3		3	0	0	0	1	0	2			
Phil Hilt, R OBP: 0.317, SLG: 0.416 (1, 5)			K		K			G1-3		4	1	1	0	0	2	4			
Greg Gagne, R OBP: 0.318, SLG: 0.367 (1, 6)			F8		G4-3			BB 1B		3	0	1	0	0	0	2			
David Howard, S OBP: 0.333, SLG: 0.333 (1, 4)			G6-3			K		BB 1B		3	0	1	1	0	1	0			
<b>Inning Stats</b>	R: 0 H: 0 E: 0 K: 1 S: 6	H: 0 LOB: 0 BB: 0 P: 10	R: 0 H: 0 E: 0 K: 0 S: 5	H: 0 LOB: 0 BB: 0 P: 6	R: 0 H: 0 E: 0 K: 1 S: 8	H: 0 LOB: 0 BB: 0 P: 12	R: 0 H: 0 E: 0 K: 0 S: 6	H: 0 LOB: 0 BB: 0 P: 8	R: 0 H: 1 E: 0 K: 1 S: 12	H: 1 LOB: 2 BB: 1 P: 24	R: 1 H: 2 E: 0 K: 3 S: 14	H: 2 LOB: 1 BB: 0 P: 19	R: 1 H: 3 E: 0 K: 1 S: 9	H: 3 LOB: 2 BB: 0 P: 16	R: 2 H: 4 E: 0 K: 0 S: 15	H: 4 LOB: 2 BB: 0 P: 19	1B: 9 2B: 1 3B: 0 HR: 0	SF: 0 SAC: 0 DP: 0 HBP: 0	WP: 0 PA: 34 SB: 1 CS: 0
<b>PITCHER</b> Jim Converse, R ERA: 2.57 John Cummings, L ERA: 5.61 Jeff Nelson, R ERA: 2.65 (1, 1) (8, 1) (8, 1)	IP: 7.0 WLS: L BF: 27 H: 6 R: 2 ER: 2 SO: 7 BB: 6 IBB: 0 HBP: 0 BLK: 0 WP: 0 HR: 0 S: 60 P: 95 ERA: 2.57 WHIP: 0.857															<b>PITCHER</b> IP: 7.0 WLS: L BF: 27 H: 6 R: 2 ER: 2 SO: 7 BB: 6 IBB: 0 HBP: 0 BLK: 0 WP: 0 HR: 0 S: 60 P: 95 ERA: 2.57 WHIP: 0.857			





Batter	1	2	3	4	5	6	7	8	9	AB	R	H	RBI	BB	SO	LOB	TOP				
<b>Mike Felder, S</b> OBP: 0.318, SLG: 0.333 (1, 7)	L9	F7		G4-3				G4-3	L4	6	0	1	1	0	0	4	<b>Seattle Mariners @ Kansas City Royals</b> Kauffman Stadium, Kansas City, MO Sun May 23 1993, 7:05 PM CDT Att: 17,935 - Overcast - 80 F				
<b>Ken Griffey Jr., L</b> OBP: 0.384, SLG: 0.551 (1, 8)				P6				1B	G5-3	5	2	3	2	1	0	2					
<b>Edgar Martinez, R</b> OBP: 0.500, SLG: 0.833 <b>Henry Cotto, R</b> OBP: 0.179, SLG: 0.221 (6, PR) (8, 9)																					
<b>Tino Martinez, L</b> OBP: 0.341, SLG: 0.439 (1, 3)																					
<b>Mackey Sasser, L</b> OBP: 0.267, SLG: 0.310 <b>Mike Blowers, R</b> OBP: 0.333, SLG: 0.467 (8, 5)																					
<b>Pete O'Brien, L</b> OBP: 0.333, SLG: 0.467 <b>Omar Vizquel, S</b> OBP: 0.343, SLG: 0.302 (9, PR) (1, 10)																					
<b>Dave Valle, R</b> OBP: 0.386, SLG: 0.398 (1, 2)																					
<b>Rich Amaral, R</b> OBP: 0.381, SLG: 0.429 (1, 4)																					
<b>Fernando Vina, L</b> OBP: 0.306, SLG: 0.226 (1, 6)																					
<b>Inning Stats</b>	R: 0 E: 0 K: 1 S: 8	H: 1 LOB: 0 BB: 0 P: 11	R: 2 E: 0 K: 0 S: 7	H: 3 LOB: 2 BB: 1 P: 15	R: 2 E: 0 K: 1 S: 15	H: 3 LOB: 3 BB: 1 P: 29	R: 0 E: 0 K: 0 S: 15	H: 2 LOB: 2 BB: 0 P: 22	R: 1 E: 0 K: 1 S: 10	H: 2 LOB: 1 BB: 0 P: 15	R: 0 E: 0 K: 1 S: 6	H: 0 LOB: 0 BB: 0 P: 8	R: 2 E: 0 K: 0 S: 7	H: 2 LOB: 1 BB: 1 P: 17	R: 3 E: 0 K: 0 S: 14	H: 3 LOB: 2 BB: 0 P: 22		1B: 12 2B: 5 3B: 1 HR: 0	SF: 0 SAC: 1 DP: 1 HBP: 3	WP: 0 PB: 0 SB: 2 CS: 1	PA: 48
<b>PITCHER</b>	IP	WLS	BF	H	R	ER	SO	BB	IBB	HBP	BLK	WP	HR	S	P	ERA	WHIP				
<b>Mark Gardner, R</b> ERA: 5.89 (1, 1)	4.2		28	11	5	5	3	2	0	2	0	0	0	54	91	9.64	2.786				
<b>Mark Gubicza, R</b> ERA: 6.92 (5, 1)	2.2		11	2	2	2	2	1	0	0	0	0	0	20	34	6.75	1.125				
<b>Jeff Montgomery, R</b> ERA: 3.08 (8, 1)	1.1	L	8	4	3	3	0	0	0	1	0	0	0	14	25	20.25	3.000				
<b>Tom Gordon, R</b> ERA: 4.82 (9, 1)	0.1		1	0	0	0	0	0	0	0	0	0	0	2	2	0.00	0.000				

AB	41
R	10
H	17
RBI	10
BB	3
SO	5
LOB	28



Batter	1	2	3	4	5	6	7	8	9	AB	R	H	RBI	BB	SO	LOB	BOTTOM					
<b>Keith Miller, R</b> OBP: 0.185, SLG: 0.192 <b>Felix Jose, S</b> OBP: 0.292, SLG: 0.303 (8, 9)	G5-3									4	1	1	0	0	1	2	<b>Seattle Mariners @ Kansas City Royals</b> Kauffman Stadium, Kansas City, MO Sun May 23 1993, 7:05 PM CDT Att: 17,935 - Overcast - 80 F					
<b>Brian McRae, S</b> OBP: 0.350, SLG: 0.405 (1, 8)										4	0	2	3	0	0	0						
<b>George Brett, L</b> OBP: 0.276, SLG: 0.355 (1, 10)										4	0	1	0	0	1	0						
<b>Mike Macfarlane, R</b> OBP: 0.378, SLG: 0.616 (1, 2)										3	2	1	1	0	0	2						
<b>Wally Joyner, L</b> OBP: 0.382, SLG: 0.390 (1, 3)										4	1	1	2	0	1	0						
<b>Harvey Pulliam, R</b> OBP: 0.275, SLG: 0.368 (8, 7)										4	0	0	0	0	1	0						
<b>Phil Hiatt, R</b> OBP: 0.323, SLG: 0.422 (1, 5)										3	1	1	0	1	1	0						
<b>Greg Gagne, R</b> OBP: 0.323, SLG: 0.371 (1, 6)										4	1	2	1	0	0	1						
<b>Jose Lind, R</b> OBP: 0.264, SLG: 0.303 (1, 4)										4	1	1	0	0	1	0						
<b>Inning Stats</b>	R: 0 E: 0 K: 0 S: 5	H: 0 LOB: 0 BB: 0 P: 7	R: 0 E: 0 K: 1 S: 7	H: 0 LOB: 0 BB: 0 P: 14	R: 2 E: 0 K: 1 S: 12	H: 3 LOB: 0 BB: 0 P: 18	R: 3 E: 0 K: 0 S: 11	H: 3 LOB: 0 BB: 0 P: 20	R: 1 E: 0 K: 0 S: 15	H: 3 LOB: 1 BB: 1 P: 15	R: 0 E: 0 K: 0 S: 5	H: 0 LOB: 0 BB: 0 P: 8	R: 1 E: 0 K: 2 S: 8	H: 1 LOB: 0 BB: 0 P: 12	R: 0 E: 0 K: 2 S: 13	H: 0 LOB: 0 BB: 0 P: 18		1B: 7 2B: 1 3B: 0 HR: 2	SF: 0 SAC: 0 DP: 1 HBP: 1	WP: 1 PB: 0 SB: 1 CS: 2	PA: 38	
<b>PITCHER</b>	IP	WLS	BF	H	R	ER	SO	BB	IBB	HBP	BLK	WP	HR	S	P	ERA	WHIP					
<b>Dave Fleming, L</b> ERA: 12.46 (1, 1)	4.1		20	8	6	6	2	0	0	1	0	0	1	29	46	2.46	0.818					
<b>Russ Swan, L</b> ERA: 11.45 (5, 1)	3.2	W	13	2	1	1	2	1	0	0	0	0	0	1	29	46	2.46	0.818				
<b>Norm Charlton, L</b> ERA: 3.38 (9, 1)	1.0	S	3	0	0	0	2	0	0	0	0	0	0	13	18	0.00	0.000					

AB	34
R	7
H	10
RBI	7
BB	1
SO	6
LOB	5









Batter	1	2	3	4	5	6	7	8	9	AB	R	H	RBI	BB	SO	LOB	TOP											
<b>Felix Jose, S</b> OBP: 0.295, SLG: 0.313 (1, 9)	1-2 G4-3 SF7 2B		0-0 F8	2-3 K			3-2 P6		0-0 B1-3	5	1	1	0	0	1	0												
<b>Brian McRae, S</b> OBP: 0.356, SLG: 0.420 (1, 8)	2-2 G4-3 2-3		1-2 HR		0-1 F8 FC9-6 2B		3-2 K		0-3 K	5	2	3	0	0	1	1												
<b>George Brett, L</b> OBP: 0.279, SLG: 0.367 (1, 10)	0-0 SF7		1-0 HR		4-1 FC9-6 BB		2-3 K		2-3 K	3	1	1	3	1	2	1												
<b>Wally Joyner, L</b> OBP: 0.382, SLG: 0.412 (1, 3)	3-3 K		3-2 G3		2-1 F8		2-0 F7			4	0	0	0	0	1	3												
<b>Mike Macfarlane, R</b> OBP: 0.329, SLG: 0.563 (1, 2)		2-2 F7	4-0 1B BB		0-0 FC9-6			2-2 G5-3		3	0	0	1	1	0	1												
<b>Chris Cwynn, L</b> OBP: 0.340, SLG: 0.387 (1, 7)		0-1 G1-3	1-0 1B		0-1 P2			1-1 G6-3		4	0	1	0	0	0	1												
<b>Keith Miller, R</b> OBP: 0.197, SLG: 0.203 (1, 5)		2-2 1B 1B	2-3 K		0-0 G1-3			0-1 1B 1B		4	0	2	0	0	1	2												
<b>Greg Gagne, R</b> OBP: 0.329, SLG: 0.397 (1, 6)		0-2 1B		0-0 G5-3		0-0 F8		0-2 1B		4	0	2	0	0	0	0												
<b>Jose Lind, R</b> OBP: 0.250, SLG: 0.287 (1, 4)		1-2 L8		0-2 G6-3		1-2 F8		2-0 G6-3		4	0	0	0	0	0	4												
<b>Inning Stats</b>	R: 1 E: 0 K: 1 S: 10	H: 1 LOB: 0 BB: 0 P: 16	R: 0 E: 0 K: 0 S: 15	H: 2 LOB: 2 BB: 0 P: 20	R: 2 E: 0 K: 1 S: 15	H: 3 LOB: 2 BB: 1 P: 27	R: 0 E: 0 K: 1 S: 7	H: 0 LOB: 0 BB: 0 P: 9	R: 1 E: 0 K: 0 S: 8	H: 1 LOB: 1 BB: 1 P: 14	R: 0 E: 0 K: 0 S: 11	H: 1 LOB: 1 BB: 0 P: 21	R: 0 E: 0 K: 0 S: 12	H: 2 LOB: 2 BB: 0 P: 17	R: 0 E: 0 K: 2 S: 7	H: 0 LOB: 0 BB: 0 P: 9	1B: 6 2B: 3 3B: 0 HR: 1	SF: 1 SAC: 0 DP: 0 HBP: 0	WP: 0 PB: 0 CS: 0	PA: 39								
<b>PITCHER</b>	IP	WLS	BF	H	R	ER	SO	BB	IBB	HBP	BLK	WP	HR	S	P	ERA	WHIP											
<b>Alex Fernandez, R</b> ERA: 3.01 (1, 1)	6.1	L	29	8	4	4	3	2	0	0	0	0	0	1	66	104	5.68	1.579										
<b>Scott Radinsky, L</b> ERA: 8.0 (7, 1)	1.1		4	0	0	0	1	0	0	0	0	0	0	0	10	17	0.00	0.000										
<b>Terry Leach, R</b> ERA: 2.35 (8, 1)	0.1		3	2	0	0	0	0	0	0	0	0	0	0	7	9	0.00	6.000										
<b>Jeff Schwarz, R</b> ERA: 2.77 (9, 1)	1.0		3	0	0	0	2	0	0	0	0	0	0	7	9	0.00	0.000											

**Kansas City Royals @ Chicago White Sox**  
Comiskey Park, Chicago, IL  
Wed May 26 1993, 8:05 PM EDT  
Att: 25,451 - Unknown - 76 F

AB 36  
R 4  
H 10  
RBI 4  
BB 2  
SO 6  
LOB 13



Batter	1	2	3	4	5	6	7	8	9	AB	R	H	RBI	BB	SO	LOB	BOTTOM											
<b>Tim Raines, S</b> OBP: 0.457, SLG: 0.679 (1, 7)	3-2 HR	3-2 FC6-4 1B		4-1 BB BB		2-0 L9			4-2 G3 SH3 BB	3	1	2	1	2	0	0												
<b>Joey Coxa, S</b> OBP: 0.375, SLG: 0.373 (1, 4)	4-2 2B SF8 BB	2-2 FC6-4		4-2 1-2 BB		1-3 K			1-0 SH3	2	1	0	0	2	1	1												
<b>Frank Thomas, R</b> OBP: 0.370, SLG: 0.516 (1, 3)	0-0 SF8 SF9 2B		2-3 K	0-0 P8			2-0 F9		4-0 G3 IBB	4	1	1	0	1	1	2												
<b>George Bell, R</b> OBP: 0.269, SLG: 0.353 (1, 10)	2-1 SF8		0-0 F9		2-1 G6-3		3-2 P6		0-1 G3	4	0	0	1	0	0	2												
<b>Robin Ventura, L</b> OBP: 0.435, SLG: 0.527 (1, 5)	2-3 3-H BB	4-0 BB	4-1 HBP BB	4-1 FC4-6 BB BB		2-1 E4			2-1 G3	2	0	0	0	3	0	2												
<b>Ellis Burks, R</b> OBP: 0.369, SLG: 0.522 (1, 9)	2-1 SF9		1-1 HBP	4-1 FC4-6 BB		0-1 P4				1	0	0	1	1	0	1												
<b>Lance Johnson, L</b> OBP: 0.361, SLG: 0.398 (1, 8)	3-H G1		1-0 L6		0-1 FC4-6			0-1 F7		4	0	0	0	0	0	5												
<b>Ron Karkovics, R</b> OBP: 0.277, SLG: 0.378 (1, 2)		0-0 F8		0-1 P4	0-0 P5			0-1 F8		4	0	0	0	0	0	2												
<b>Ozzie Guillen, L</b> OBP: 0.254, SLG: 0.307 (1, 6)		2-1 G6-3		2-1 F7		0-2 F9			1-1 L8	4	0	0	0	0	0	0												
<b>Inning Stats</b>	R: 3 E: 0 K: 0 S: 13	H: 2 LOB: 1 BB: 2 P: 29	R: 0 E: 0 K: 0 S: 9	H: 1 LOB: 1 BB: 0 P: 16	R: 0 E: 0 K: 1 S: 7	H: 0 LOB: 2 BB: 1 P: 15	R: 0 E: 0 K: 0 S: 8	H: 0 LOB: 2 BB: 2 P: 18	R: 0 E: 0 K: 1 S: 7	H: 0 LOB: 0 BB: 0 P: 10	R: 0 E: 1 K: 0 S: 10	H: 0 LOB: 1 BB: 0 P: 17	R: 0 E: 0 K: 0 S: 6	H: 0 LOB: 0 BB: 0 P: 7	R: 0 E: 0 K: 0 S: 8	H: 0 LOB: 2 BB: 2 P: 19	1B: 1 2B: 1 3B: 0 HR: 1	SF: 2 SAC: 1 DP: 0 HBP: 1	WP: 0 PB: 0 CS: 0	PA: 41								
<b>PITCHER</b>	IP	WLS	BF	H	R	ER	SO	BB	IBB	HBP	BLK	WP	HR	S	P	ERA	WHIP											
<b>David Cone, R</b> ERA: 2.77 (1, 1)	8.0	W	36	3	3	3	2	7	0	1	0	0	0	1	67	129	3.38	1.250										
<b>Jeff Montgomery, R</b> ERA: 2.86 (9, 1)	1.0	S	5	0	0	0	0	1	1	0	0	0	0	8	19	0.00	1.000											

**Kansas City Royals @ Chicago White Sox**  
Comiskey Park, Chicago, IL  
Wed May 26 1993, 8:05 PM EDT  
Att: 25,451 - Unknown - 76 F

AB 28  
R 3  
H 3  
RBI 3  
BB 9  
SO 2  
LOB 15









Batter	1	2	3	4	5	6	7	8	9	AB	R	H	RBI	BB	SO	LOB	TOP					
<b>Felix Jose, S</b> OBP: 0.291, SLG: 0.307	1-2 P5			1-2 WP G6-3 1B		0-3 K			2-2 G6-3	4	1	1	0	0	1	0	<b>Kansas City Royals @ Milwaukee Brewers</b> Milwaukee County Stadium, Milwaukee, WI Fri May 28 1993, 8:05 PM EDT Att: 19,201 - Unknown - 49 F <a href="http://livebaseballscores.com">livebaseballscores.com</a>					
<b>Brian McRae, S</b> OBP: 0.365, SLG: 0.418	2-2 CS 1B			0-0 B1			4-2 S BB		1-2 P3	3	0	1	0	1	0	1						
<b>George Brett, L</b> OBP: 0.288, SLG: 0.352	2-2 SAFE F8			1-1 G6-3 1-H			0-1 SAFE F7			3	0	0	1	0	0	2						
<b>Wally Joyner, L</b> OBP: 0.395, SLG: 0.442	SAFE CS 1-2	2-1 CS 1B		3-2 F8			1-3 K		1-2 K	3	0	1	0	0	1	1						
<b>Mike MacFarlane, R</b> OBP: 0.371, SLG: 0.588		2-1 F8		0-0 G4-6-3 1B			3-3 K			3	0	1	0	0	1	2						
<b>Chris Cwynn, L</b> OBP: 0.327, SLG: 0.370		1-3 K		1-2 G4-6-3 1-2				2-2 G4-3		3	0	0	0	0	1	2						
<b>Phil Hiatt, R</b> OBP: 0.321, SLG: 0.426			1-3 K	0-3 K				0-0 L4		3	0	0	0	0	2	0						
<b>Greg Gagne, R</b> OBP: 0.313, SLG: 0.377			0-3 K			2-3 K		0-0 P2		3	0	0	0	0	2	0						
<b>Jose Lind, R</b> OBP: 0.239, SLG: 0.274			0-0 L8			2-2 G6-3			0-1 F9	2	0	0	0	0	0	0						
<b>Keith Miller, R</b> OBP: 0.194, SLG: 0.200										1	0	0	0	0	0	0						
<b>Inning Stats</b>	R: 0 E: 0 K: 0 S: 15	H: 1 LOB: 0 BB: 0 P: 21	R: 0 E: 0 K: 1 S: 7	H: 1 LOB: 0 BB: 0 P: 12	R: 0 E: 0 K: 2 S: 8	H: 0 LOB: 0 BB: 0 P: 9	R: 1 E: 0 K: 0 S: 10	H: 1 LOB: 0 BB: 0 P: 15	R: 0 E: 0 K: 1 S: 7	H: 1 LOB: 0 BB: 0 P: 8	R: 0 E: 0 K: 2 S: 9	H: 0 LOB: 0 BB: 0 P: 13	R: 0 E: 0 K: 2 S: 12	H: 0 LOB: 1 BB: 1 P: 20	R: 0 E: 0 K: 0 S: 5	H: 0 LOB: 0 BB: 0 P: 7	R: 0 E: 0 K: 0 S: 8	H: 0 LOB: 0 BB: 0 P: 11	1B: 4 2B: 0 3B: 0 HR: 0	SF: 0 SAC: 0 DP: 1 HBP: 0	WP: 1 PB: 0 SB: 2 CS: 2	PA: 30
<b>PITCHER</b> <b>21 Cal Eldred, R</b> ERA: 3.7	IP: 9.0 WLS: W BF: 29 H: 4 R: 1 ER: 1 SO: 8 BB: 1 IBB: 0 HBP: 0 BLK: 0 WP: 1 HR: 0 S: 81 P: 116 ERA: 1.00 WHIP: 0.556															<b>PITCHER</b>						

Batter	1	2	3	4	5	6	7	8	9	AB	R	H	RBI	BB	SO	LOB	BOTTOM	
<b>Darryl Hamilton, L</b> OBP: 0.399, SLG: 0.384	3-2 1B 1B	1-2 SAFE P6			3-1 G6-3 1B		4-0 FC6-4 1B	4-0 BB		3	1	2	0	2	0	1	<b>Kansas City Royals @ Milwaukee Brewers</b> Milwaukee County Stadium, Milwaukee, WI Fri May 28 1993, 8:05 PM EDT Att: 19,201 - Unknown - 49 F <a href="http://livebaseballscores.com">livebaseballscores.com</a>	
<b>Bill Sielers, L</b> OBP: 0.309, SLG: 0.293	3-2 SAFE 1B	1-2 SAFE P6			2-2 G6-3 1-2		2-2 FC6-4 1B	1-3 K		5	1	2	2	0	1	5		
<b>Robin Yount, R</b> OBP: 0.336, SLG: 0.381	0-3 K		1-1 P6		0-0 1B		0-0 FC6-4 FC6-4	1-2 2-H 2-3 1B		4	0	1	0	0	1	4		
<b>Greg Vaughn, R</b> OBP: 0.418, SLG: 0.558	4-2 SAFE 1B	1-2 BB	1-3 K		1-3 K		1-1 SAFE FC6-4	1-2 1B		3	0	0	0	1	2	3		
<b>Kevin Reimer, L</b> OBP: 0.292, SLG: 0.469	2-1 SAFE BB		1-0 G3-1		3-2 SAFE F8		2-2 SAFE F8	2-2 HR		4	1	2	3	0	0	1		
<b>Tom Brunansky, R</b> OBP: 0.200, SLG: 0.224	1-2 2-H 3-H 1B				1-1 SAFE F9		1-3 K	1-1 SAFE S BB 1B		0	0	0	0	0	0	0		
<b>B.J. Surhoff, L</b> OBP: 0.245, SLG: 0.200	1-1 SAFE F9			0-0 G3-1		1-3 K		1-1 SAFE S BB 1B		4	0	1	0	0	1	3		
<b>John Jaha, R</b> OBP: 0.321, SLG: 0.343	3-1 SAFE P4			3-3 K			0-1 SAFE 1B	4-1 SAFE S BB 1B		3	1	1	0	1	1	2		
<b>Tom Lampkin, L</b> OBP: 0.182, SLG: 0.300		2-1 L9		1-2 F7			1-2 SAFE 1B	0-1 SAFE P4		4	1	1	0	0	0	2		
<b>Pat Listach, S</b> OBP: 0.291, SLG: 0.283		4-2 S BB			1-0 F7		2-2 SAFE G6-3	2-3 SAFE K		3	0	0	0	1	1	4		
<b>Inning Stats</b>	R: 2 E: 0 K: 1 S: 23	H: 3 LOB: 2 BB: 1 P: 39	R: 0 E: 0 K: 0 S: 13	H: 0 LOB: 1 BB: 1 P: 20	R: 0 E: 0 K: 1 S: 6	H: 0 LOB: 0 BB: 0 P: 9	R: 0 E: 0 K: 1 S: 9	H: 0 LOB: 0 BB: 0 P: 13	R: 0 E: 0 K: 2 S: 12	H: 1 LOB: 1 BB: 0 P: 17	R: 2 E: 0 K: 0 S: 16	H: 3 LOB: 2 BB: 1 P: 26	R: 1 E: 0 K: 2 S: 15	H: 2 LOB: 3 BB: 2 P: 29	1B: 9 2B: 0 3B: 0 HR: 1	SF: 0 SAC: 0 DP: 1 HBP: 0	WP: 0 PB: 0 SB: 4 CS: 0	PA: 38
<b>PITCHER</b> <b>Kevin Appier, R</b> ERA: 3.51	IP: 6.1 WLS: L BF: 29 H: 8 R: 4 ER: 4 SO: 5 BB: 2 IBB: 1 HBP: 0 BLK: 0 WP: 0 HR: 0 S: 83 P: 133 ERA: 5.68 WHIP: 1.579															<b>PITCHER</b>		
<b>Bill Sampen, R</b> ERA: 5.68	IP: 0.2 WLS: L BF: 5 H: 2 R: 1 ER: 1 SO: 0 BB: 1 IBB: 0 HBP: 0 BLK: 0 WP: 0 HR: 1 S: 9 P: 17 ERA: 13.50 WHIP: 4.500															<b>PITCHER</b>		
<b>Billy Brewer, L</b> ERA:	IP: 1.0 WLS: L BF: 4 H: 0 R: 0 ER: 0 SO: 2 BB: 1 IBB: 0 HBP: 0 BLK: 0 WP: 0 HR: 0 S: 9 P: 16 ERA: 0.00 WHIP: 1.000															<b>PITCHER</b>		








Batter	1	2	3	4	5	6	7	8	9	AB	R	H	RBI	BB	SO	LOB	TOP			
<b>Felix Jose, S</b> OBP: 0.319, SLG: 0.327 (1, 8) C H	1-1 G6-3 HBP		1-1 G6-3		0-1 1B		1-0 G6-4-3 1B		0-1 1B	4	0	3	0	0	0	0	<b>Kansas City Royals @ Milwaukee Brewers</b> Milwaukee County Stadium, Milwaukee, WI Sun May 30, 1993, 4:33 AM EDT Att: 16,678 - Overcast - 52 F			
<b>Keith Miller, R</b> OBP: 0.178, SLG: 0.171 (1, 7) X	0-0 G6-3			3-2 F9	0-0 F9		0-0 G6-4-3		1-2 L4	5	0	0	0	0	0	4				
<b>Wally Joyner, L</b> OBP: 0.405, SLG: 0.472 (1, 3) B X	1-0 F7			0-0 1B FC5-2 2B		2-1 HR 1B		1-0 1B		4	1	3	0	0	0	1				
<b>Mike Macfarlane, R</b> OBP: 0.359, SLG: 0.593 (1, 2) 2 SAFE P F X	2-1 G6-3			1-0 E5 FC5-2 1B		0-0 HR 1H		2-2 F8		4	1	1	2	0	0	3				
<b>Chris Gwynn, L</b> OBP: 0.349, SLG: 0.385 (1, 9) X		0-0 G6-3		1-0 FC5 FC5-2 1B		1-1 1B		0-0 1B		4	0	3	0	0	0	0				
<b>Hubie Brooks, R</b> OBP: 0.347, SLG: 0.362 (1, 10) X	0-0 F7			1-0 FC5-2		4-0 BB		0-0 P3		3	0	0	0	1	0	5				
<b>Phil Hiatt, R</b> OBP: 0.312, SLG: 0.413 (1, 5) F S B	1-3 K2-3			1-0 FC5		2-3 K		2-3 K2-3		4	0	0	0	0	3	6				
<b>Greg Gagne, R</b> OBP: 0.312, SLG: 0.372 (1, 6) C F B			2-3 K		1-0 G6-3	2-2 G1-3			1-0 G6-3	4	0	0	0	0	1	1				
<b>David Howard, S</b> OBP: 0.333, SLG: 0.333 (1, 4) C F B			2-2 G6-3		0-0 G1-3		2-1 G6-3		1-3 K	4	0	0	0	0	1	0				
<b>Inning Stats</b>	R: 0 E: 0 K: 0 S: 5	H: 0 LOB: 1 BB: 0 P: 9	R: 0 E: 0 K: 1 S: 5	H: 0 LOB: 0 BB: 0 P: 6	R: 0 E: 0 K: 1 S: 10	H: 2 LOB: 3 BB: 0 P: 15	R: 0 E: 1 K: 0 S: 8	H: 1 LOB: 1 BB: 0 P: 6	R: 2 E: 0 K: 1 S: 11	H: 3 LOB: 1 BB: 1 P: 22	R: 0 E: 0 K: 0 S: 4	H: 1 LOB: 0 BB: 0 P: 7	R: 0 E: 0 K: 1 S: 10	H: 2 LOB: 2 BB: 0 P: 15	R: 0 E: 0 K: 1 S: 9	H: 1 LOB: 1 BB: 0 P: 12	1B: 8 2B: 1 3B: 0 HR: 1	SF: 0 SAC: 0 DP: 1 HBP: 1	WP: 0 PB: 0 SB: 0 CS: 0	PA: 38
<b>PITCHER</b> <b>Bill Wegman, R</b> ERA: 3.31 (1, 1)	IP: 9.0 WLS: W BF: 38 H: 10 R: 2 ER: 2 SO: 5 BB: 1 IBB: 0 HBP: 1 BLK: 0 WP: 0 HR: 1 S: 67 P: 107 ERA: 2.00 WHIP: 1.222															<b>PITCHER</b>				

Batter	1	2	3	4	5	6	7	8	9	AB	R	H	RBI	BB	SO	LOB	BOTTOM	
<b>Darryl Hamilton, L</b> OBP: 0.389, SLG: 0.381 (1, 8) C X	0-1 B1-3	2-2 G4-3			1-1 2B	1-0 SF9		2-0 F8		4	0	1	1	0	0	1	<b>Kansas City Royals @ Milwaukee Brewers</b> Milwaukee County Stadium, Milwaukee, WI Sun May 30, 1993, 4:33 AM EDT Att: 16,678 - Overcast - 52 F	
<b>Bill Spiers, L</b> OBP: 0.313, SLG: 0.290 (1, 4) B F B	4-0 BB E BB		1-2 FC4-6 1B		1-1 G3	2-3 K		1-2 G3-1		4	1	1	0	1	1	3		
<b>Greg Vaughn, R</b> OBP: 0.410, SLG: 0.552 (1, 10) C B F B	4-2 E 2B BB		1-0 P5		2-1 P4		4-1 HR BB	1-3 K		3	2	0	0	2	1	3		
<b>Kevin Reimer, L</b> OBP: 0.293, SLG: 0.474 (1, 7) B X	1-0 E4 2B		0-0 F8		2-2 G4-3		1-0 HR			4	2	1	2	0	0	3		
<b>B.J. Surhoff, L</b> OBP: 0.250, SLG: 0.223 (7, 3) B X	1-0 E CS 2B		2-2 FC4-6		2-2 G6-4-3 1B		1-0 F7			4	1	2	2	0	0	1		
<b>Tom Brunansky, R</b> OBP: 0.202, SLG: 0.225 (1, 9) C X	0-1 G1-3			2-2 1B		2-2 G6-4-3	2-3 K			4	0	1	0	0	1	2		
<b>Dickie Thon, R</b> OBP: 0.364, SLG: 0.412 (7, 5) X	0-0 E6			1-1 F7		4-2 1B BB	1-1 WP 1B			3	1	1	0	1	0	2		
<b>John Jaha, R</b> OBP: 0.317, SLG: 0.338 ERA: 4.27 <b>Pat Listach, S</b> OBP: 0.293, SLG: 0.280 (7, 6) B X	1-0 CS	1-1 G3		0-1 F9		0-0 1B SF9 1B	3-2 L3			3	1	1	1	0	0	1		
<b>Joe Krnak, R</b> OBP: 0.307, SLG: 0.282 (1, 2) C F B		3-2 G4-3		3-1 F9		3-2 1B SAFE SF9 1B		1-0 G3-1 2B		4	0	2	1	0	0	1		
<b>Inning Stats</b>	R: 3 E: 2 K: 0 S: 9	H: 1 LOB: 1 BB: 2 P: 20	R: 0 E: 0 K: 0 S: 12	H: 0 LOB: 0 BB: 0 P: 18	R: 0 E: 0 K: 0 S: 9	H: 1 LOB: 1 BB: 0 P: 13	R: 0 E: 0 K: 0 S: 9	H: 1 LOB: 1 BB: 0 P: 15	R: 0 E: 0 K: 1 S: 26	H: 3 LOB: 1 BB: 1 P: 39	R: 2 E: 0 K: 1 S: 12	H: 2 LOB: 1 BB: 1 P: 24	R: 0 E: 0 K: 1 S: 8	H: 1 LOB: 1 BB: 0 P: 13	1B: 6 2B: 3 3B: 0 HR: 1	SF: 1 SAC: 0 DP: 0 HBP: 0	WP: 1 PB: 0 SB: 0 CS: 1	PA: 40
<b>PITCHER</b> <b>Hipolito Pichardo, R</b> ERA: 5.18 (1, 1)	IP: 5.1 WLS: L BF: 27 H: 7 R: 6 ER: 5 SO: 0 BB: 3 IBB: 0 HBP: 0 BLK: 0 WP: 1 HR: 1 S: 70 P: 113 ERA: 8.44 WHIP: 1.875															<b>PITCHER</b>		
<b>Tom Gordon, R</b> ERA: 5.18 (6, 1)	IP: 2.2 WLS: L BF: 12 H: 3 R: 2 ER: 2 SO: 3 BB: 1 IBB: 0 HBP: 0 BLK: 0 WP: 1 HR: 1 S: 24 P: 44 ERA: 6.75 WHIP: 1.500															<b>PITCHER</b>		

**AB 36**  
**R 2**  
**H 10**  
**RBI 2**  
**BB 1**  
**SO 5**  
**LOB 20**



**AB 34**  
**R 8**  
**H 10**  
**RBI 7**  
**BB 4**  
**SO 3**  
**LOB 18**






Batter	1	2	3	4	5	6	7	8	9	AB	R	H	RBI	BB	SO	LOB	TOP																										
<b>Felix Jose, S</b> OBP: 0.315, SLG: 0.329 (1, 9) C X	0-1 SH 1B 2B		3-1 G6-3	2-0 G4-3			1-0 F7		2-2 F9	5	1	1	0	0	0	2																											
<b>Brian McRae, S</b> OBP: 0.353, SLG: 0.406 (1, 8) X	0-0 SH 1B 1B 2-3		2-1 G6-3		0-1 G6-3 1B 2B		2-0 G4-3		0-1 F8	4	1	1	0	0	0	0																											
<b>George Brett, L</b> OBP: 0.274, SLG: 0.358 (1, 10) X	0-0 1B 1-2 3-H		2-3 K		0-2 G6-3 2-3		0-1 1B		3-2 F7	5	0	2	1	0	1	1																											
<b>Wally Joyner, L</b> OBP: 0.407, SLG: 0.470 (1, 3) C X	0-1 1B 1-2 2-3			2-1 G3	4-0 1B IBB		0-0 F7			3	1	1	0	1	0	1																											
<b>Mike MacFarlane, R</b> OBP: 0.364, SLG: 0.589 (1, 2) S	0-3 K			2-3 K	1-2 1B			0-0 BB 1B		4	0	2	1	0	2	3																											
<b>Chris Cwynn, L</b> OBP: 0.345, SLG: 0.383 (1, 7) X	0-0 G4-6-3 1-2			0-1 1B 1B	0-0 SF7-2-4-3 1-2 3-H			2-1 L7		3	1	1	1	0	0	4																											
<b>Phil Hiatt, R</b> OBP: 0.317, SLG: 0.411 (1, 5) X		0-0 G5-3		1-0 BB 1B		0-0 P4		4-2 BB		3	1	1	0	1	0	0																											
<b>Greg Gagne, R</b> OBP: 0.311, SLG: 0.364 (1, 6) X		3-2 F9		4-2 1B BB		1-3 K		3-0 F8		3	0	0	0	1	1	2																											
<b>Jose Lind, R</b> OBP: 0.239, SLG: 0.273 (1, 4) X		1-2 G6-3		2-2 1B		1-1 G4-3		3-2 G6-3		4	0	1	2	0	0	2																											
<b>Inning Stats</b>	R: 1 E: 1 K: 1 S: 10	H: 3 LOB: 2 BB: 0 P: 10	R: 0 E: 0 K: 0 S: 7	H: 0 LOB: 0 BB: 0 P: 11	R: 0 E: 0 K: 1 S: 8	H: 0 LOB: 0 BB: 0 P: 15	R: 2 E: 0 K: 1 S: 14	H: 3 LOB: 2 BB: 1 P: 27	R: 2 E: 0 K: 0 S: 12	H: 2 LOB: 0 BB: 1 P: 17	R: 0 E: 0 K: 1 S: 6	H: 0 LOB: 0 BB: 0 P: 8	R: 0 E: 0 K: 0 S: 5	H: 1 LOB: 1 BB: 0 P: 8	R: 0 E: 0 K: 0 S: 9	H: 1 LOB: 2 BB: 1 P: 21	R: 0 E: 0 K: 1 S: 10	H: 0 LOB: 0 BB: 0 P: 15	1B: 8 2B: 3 3B: 0 HR: 0	SF: 1 SAC: 1 DP: 2 HBP: 0	WP: 0 PB: 0 SB: 0 CS: 0	PA: 39																					
<b>PITCHER</b>	IP	WLS	BF	H	R	ER	SO	BB	IBB	HBP	BLK	WP	HR	S	P	ERA	WHIP	<b>PITCHER</b>								IP	WLS	BF	H	R	ER	SO	BB	IBB	HBP	BLK	WP	HR	S	P	ERA	WHIP	
<b>John Dopson, R</b> ERA: 3.55 (1, 1)	5.0	L	24	8	5	5	3	1	1	0	0	0	0	51	80	9.00	1.800																										
<b>Scott Bankhead, R</b> ERA: 3.95 (6, 1)	3.0		12	2	0	0	1	1	0	0	0	0	0	20	37	0.00	1.000																										
<b>Tony Fossas, L</b> ERA: 2.16 (9, 1)	1.0	S	3	0	0	0	0	0	0	0	0	0	0	10	15	0.00	0.000																										

**Kansas City Royals @ Boston Red Sox**  
Fenway Park, Boston, MA  
Mon May 31 1993, 7:05 PM EDT  
Att: 21,487 - Unknown - 63 F


AB 34  
R 5  
H 10  
RBI 5  
BB 3  
SO 4  
LOB 15



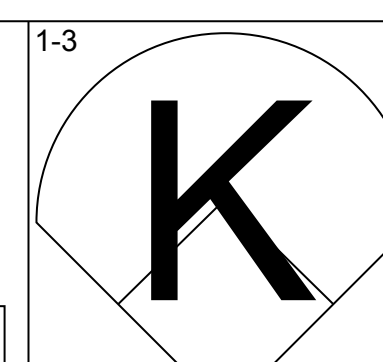
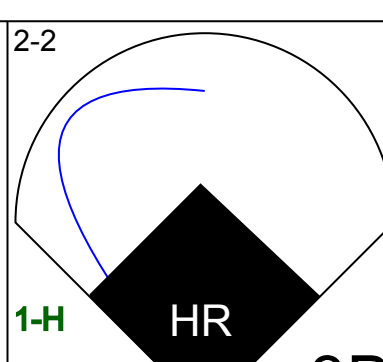
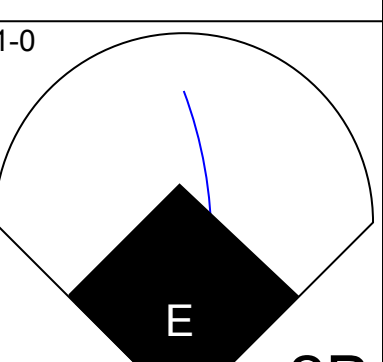
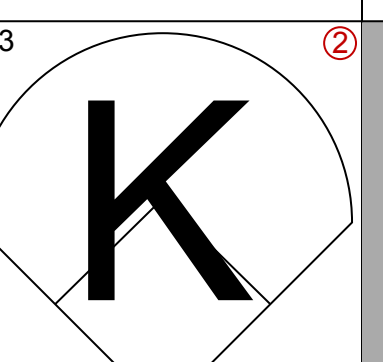
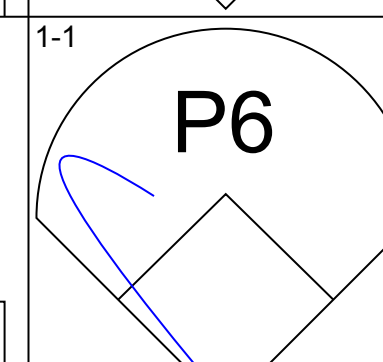
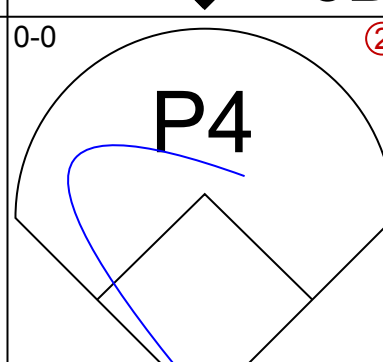
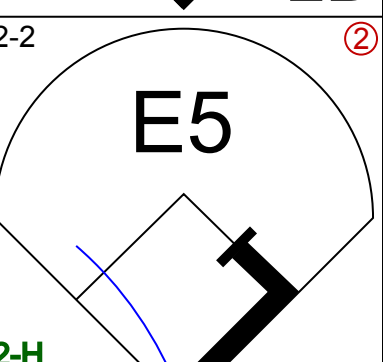
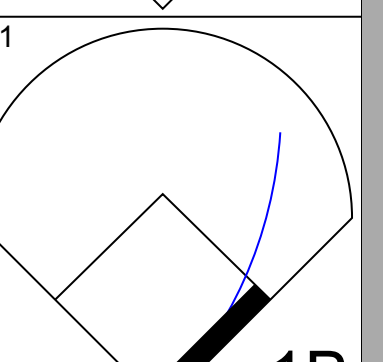
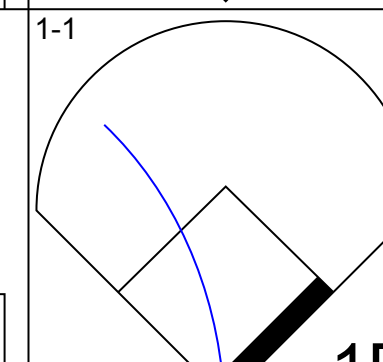
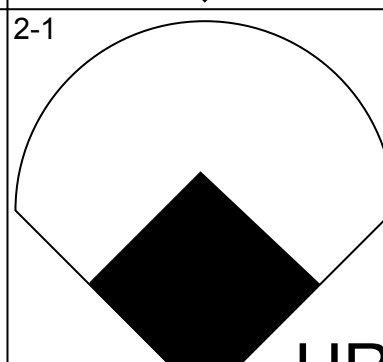
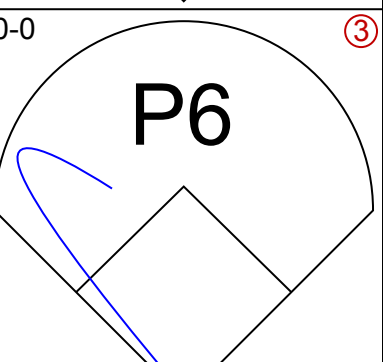
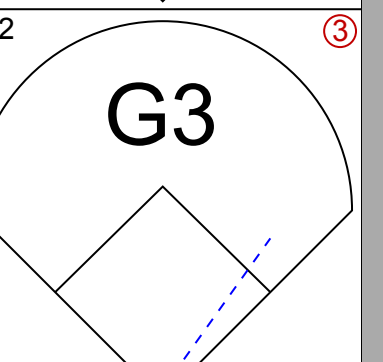
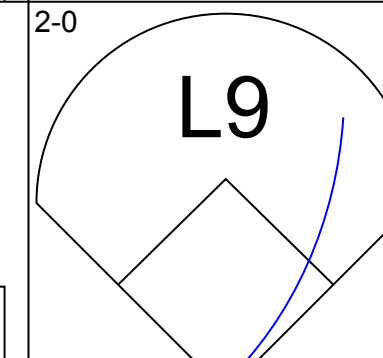
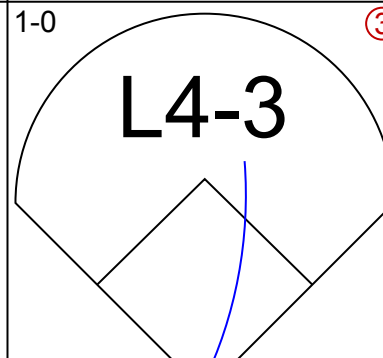


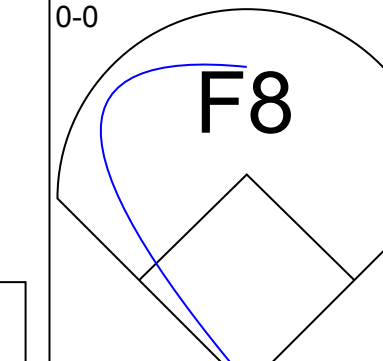
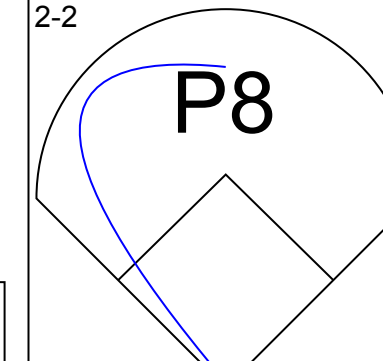
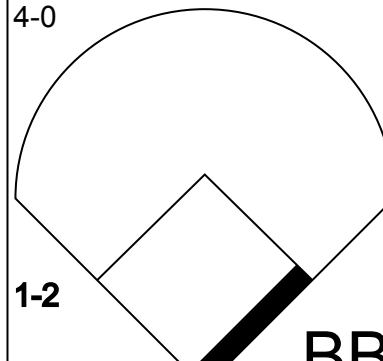
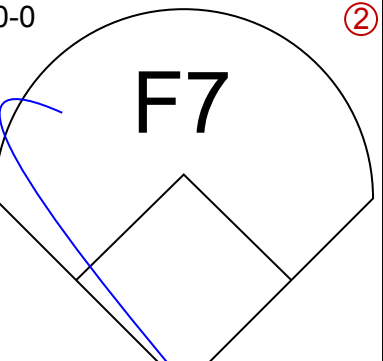
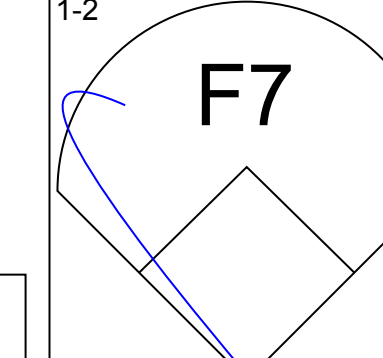
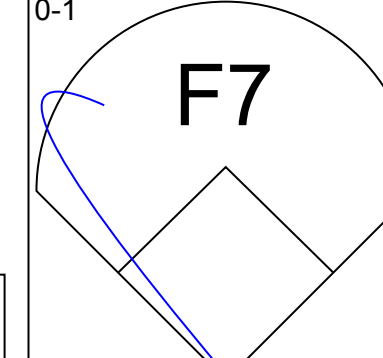
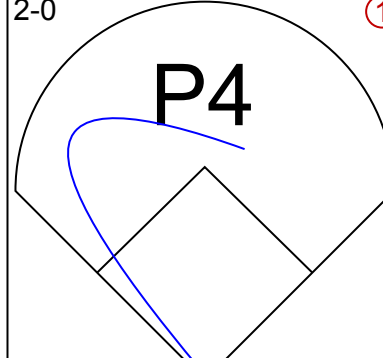
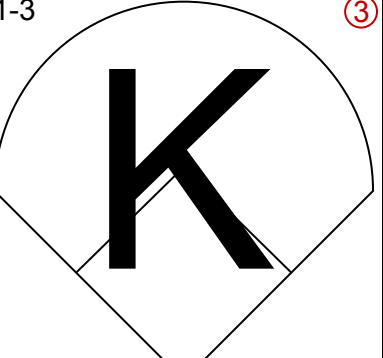
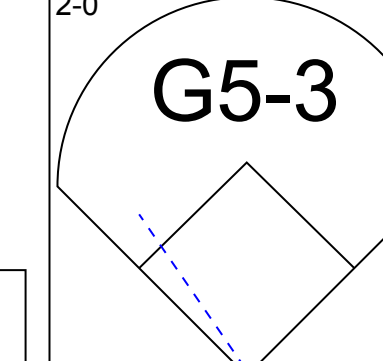
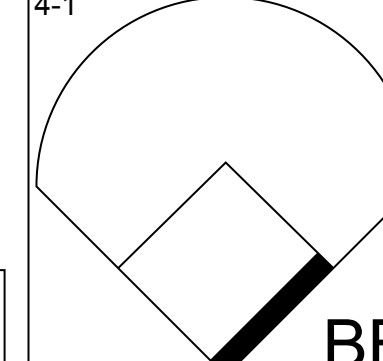
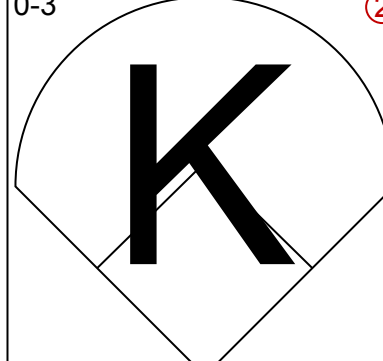

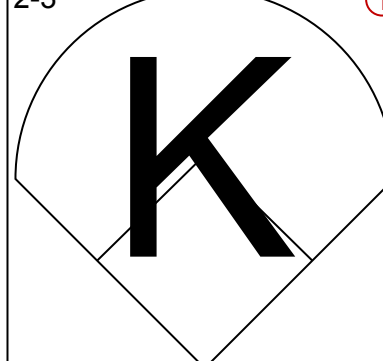
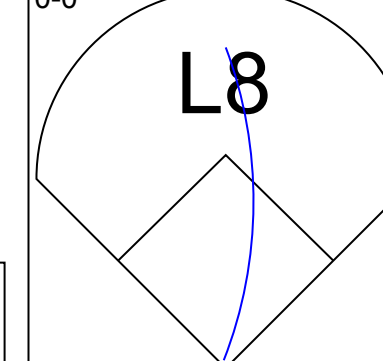
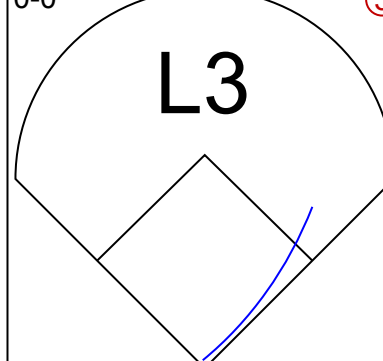

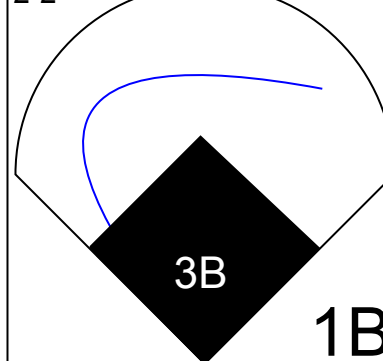
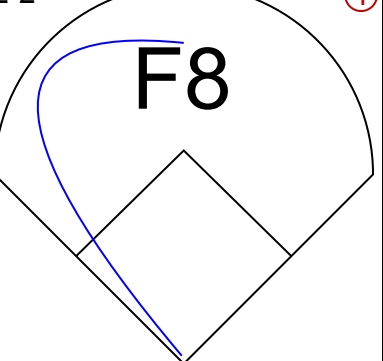
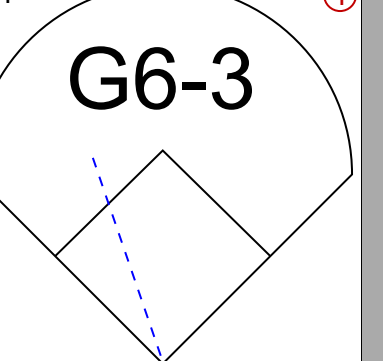

Batter	1	2	3	4	5	6	7	8	9	AB	R	H	RBI	BB	SO	LOB	BOTTOM																												
<b>Scott Fletcher, R</b> OBP: 0.366, SLG: 0.458 (1, 4) X	0-0 SH1-4 FC6-4 2B		2-3 K		1-0 2B			4-1 1B WP BB	1-0 F7	4	2	2	0	1	1	1																													
<b>Billy Hatcher, R</b> OBP: 0.361, SLG: 0.410 (1, 8) X	1-0 SH1-4 2-3		2-3 K		0-1 P6			2-2 1B WP 1B	0-0 F8	4	1	1	0	0	1	2																													
<b>Mo Vaughn, L</b> OBP: 0.419, SLG: 0.547 (1, 3) C X	4-2 FC6-4 BB		3-1 G4-3			2-2 G6-4-3 1B		2-1 WP 1B 3-H		3	0	2	0	1	0	1																													
<b>Andre Dawson, R</b> OBP: 0.271, SLG: 0.303 <b>Jim Byrd, R</b> (8, PR)	0-0 FC6-4 1-2 3-H			1-0 P4		1-2 G6-4-3 1-2		1-0 WP 1B		4	0	1	2	0	0	2																													
<b>Ivan Calderon, R</b> OBP: 0.268, SLG: 0.307 (1, 9) C X	0-3 K		3-3 K		4-2 S BB			2-1 L9		3	0	0	0	1	2	3																													
<b>Ernest Riles, L</b> OBP: 0.278, SLG: 0.375 <b>Carlos Quintana, R</b> OBP: 0.361, SLG: 0.305 (9, 9)		1-1 G3-1		2-2 2B		3-2 K		3-3 K		4	0	1	0	0	2	3																													
<b>Bob Zupic, R</b> OBP: 0.347 <b>Scott Cooper, L</b> OBP: 0.380, SLG: 0.407 (6, PH) (9, 5)		2-3 K		0-1 P3			2-3 K	4-2 BB		3	0	0	0	0	2	1																													
<b>Tony Peña, R</b> OBP: 0.227, SLG: 0.209 <b>Bob Melvin, R</b> OBP: 0.322, SLG: 0.340 (8, PH) (9, 2)		2-2 G3-1			0-0 F9		2-2 P4	3-3 K		3	0	0	0	0	0	0																													
<b>John Valentin, R</b> OBP: 0.288, SLG: 0.364 (1, 6) X			0-1 2B		2-0 P4		3-2 G4-3		3-3 K	4	0	1	0	0	1	0																													
<b>Inning Stats</b>	R: 1 E: 0 K: 1 S: 10	H: 1 LOB: 1 BB: 1 P: 15	R: 0 E: 0 K: 1 S: 8	H: 0 LOB: 0 BB: 0 P: 13	R: 0 E: 0 K: 2 S: 13	H: 1 LOB: 1 BB: 0 P: 20	R: 0 E: 0 K: 1 S: 9	H: 1 LOB: 1 BB: 0 P: 15	R: 0 E: 0 K: 1 S: 13	H: 1 LOB: 1 BB: 1 P: 23	R: 0 E: 0 K: 1 S: 12	H: 0 LOB: 0 BB: 0 P: 19	R: 2 E: 0 K: 2 S: 22	H: 3 LOB: 3 BB: 2 P: 43	R: 0 E: 0 K: 1 S: 7	H: 0 LOB: 0 BB: 0 P: 11	1B: 4 2B: 4 3B: 0 HR: 0	SF: 0 SAC: 1 DP: 1 HBP: 0	WP: 2 PB: 0 SB: 1 CS: 0	PA: 38																									
<b>PITCHER</b>	IP	WLS	BF	H	R	ER	SO	BB	IBB	HBP	BLK	WP	HR	S	P	ERA	WHIP	<b>PITCHER</b>								IP	WLS	BF	H	R	ER	SO	BB	IBB	HBP	BLK	WP	HR	S	P	ERA	WHIP			
<b>David Cone, R</b> ERA: 2.87 (1, 1)	7.0	W	30	7	3	3	7	3	0	0	0	1	0	76	127	3.86	1.429																												
<b>Mark Gubicza, R</b> ERA: 6.04 (8, 1)	1.0		5	1	0	0	2	1	0	0	0	1	0	16	29	0.00	2.000																												
<b>Jeff Montgomery, R</b> ERA: 2.59 (9, 1)	1.0	S	3	0	0	0	1	0	0	0	0	0	0	7	11	0.00	0.000																												

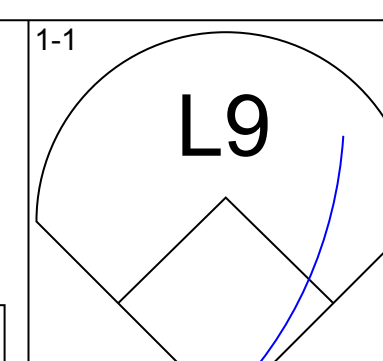
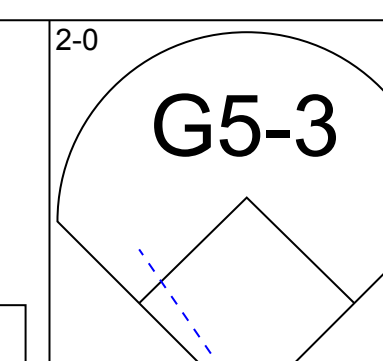
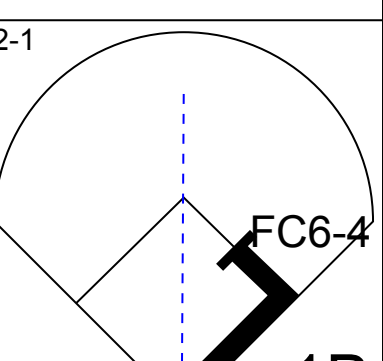
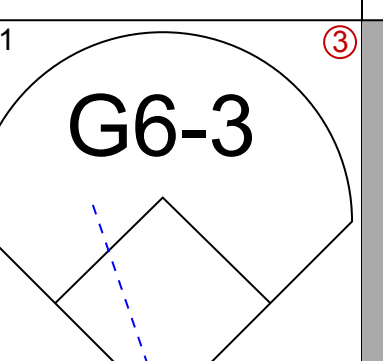

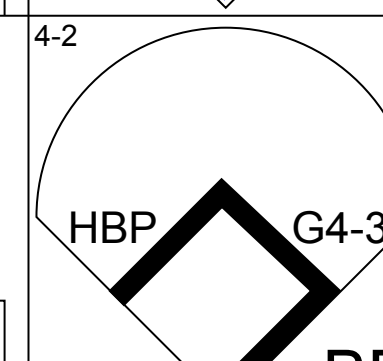
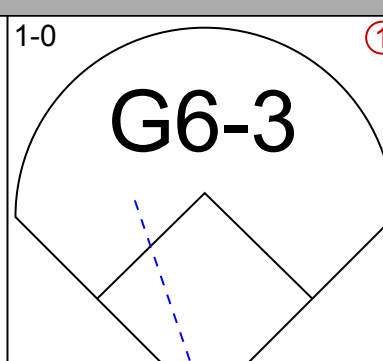
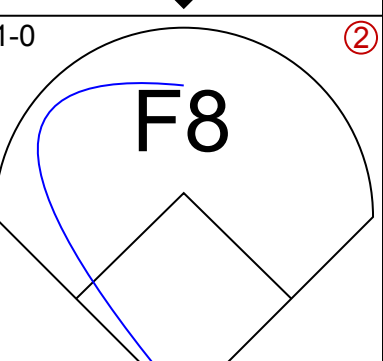

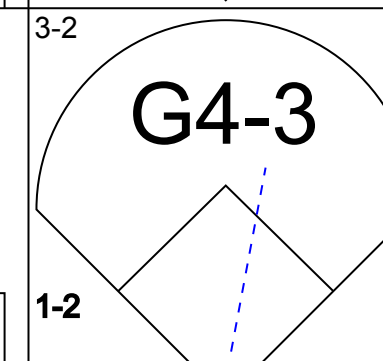
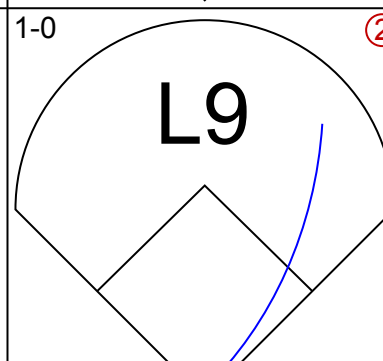
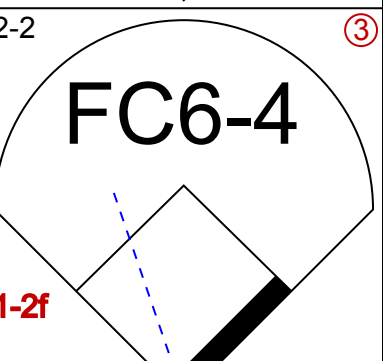

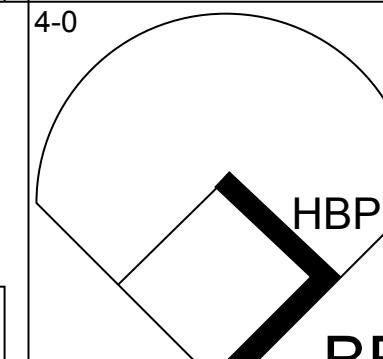
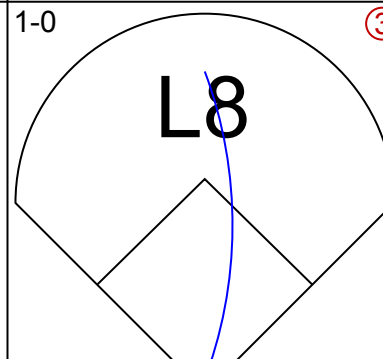


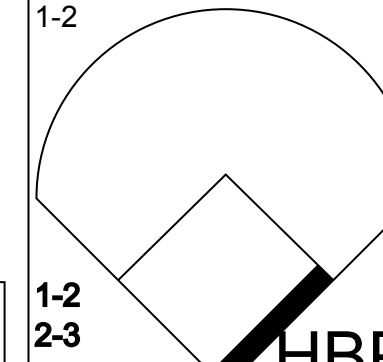



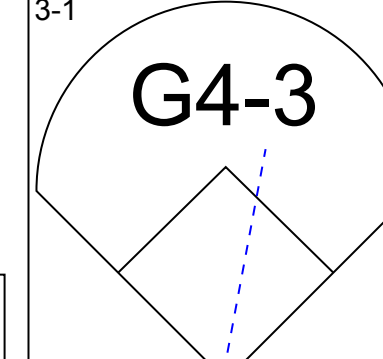



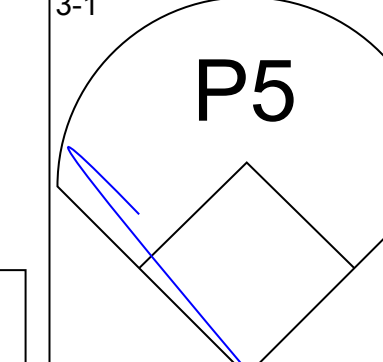
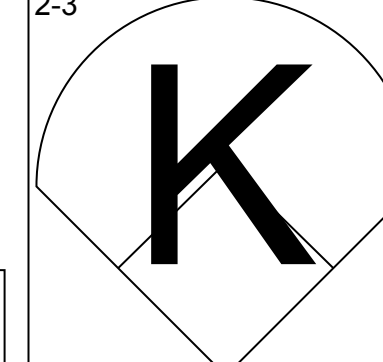
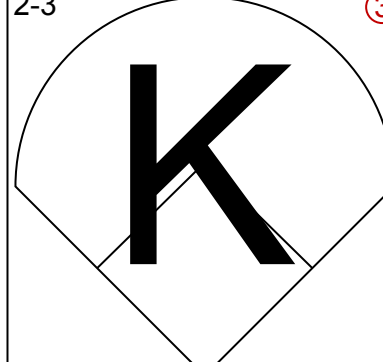

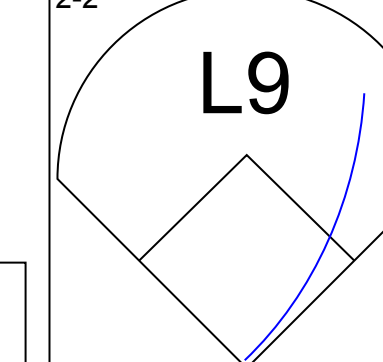
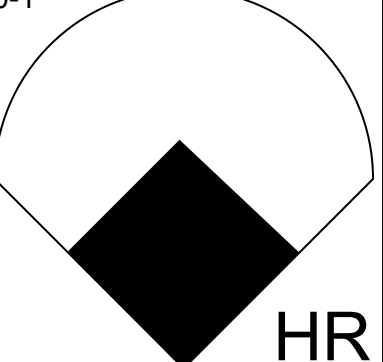
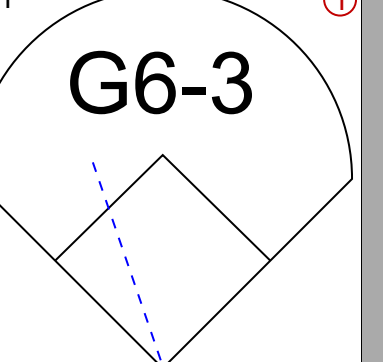

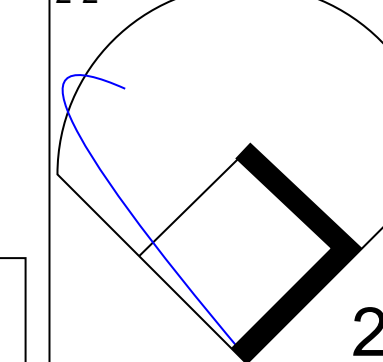
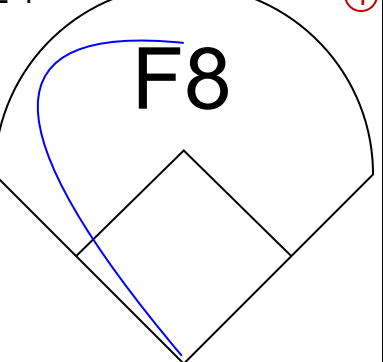
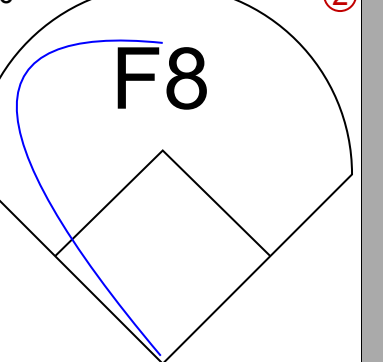

**Kansas City Royals @ Boston Red Sox**  
Fenway Park, Boston, MA  
Mon May 31 1993, 7:05 PM EDT  
Att: 21,487 - Unknown - 63 F

AB 33  
R 3  
H 8  
RBI 2  
BB 4  
SO 10  
LOB 16





Batter	1	2	3	4	5	6	7	8	9	AB	R	H	RBI	BB	SO	LOB	TOP					
<b>Felix Jose, S</b> OBP: 0.320, SLG: 0.353 (1, 9)			 3B		 2B					4	2	2	1	0	2	0	<b>Kansas City Royals @ Boston Red Sox</b> Fenway Park, Boston, MA Tue Jun 01 1993, 7:05 PM EDT Att: 23,418 - Unknown - 64 F					
<b>Brian McRae, S</b> OBP: 0.351, SLG: 0.403 (1, 8)					 2H					4	0	1	0	0	0	1						
<b>George Brett, L</b> OBP: 0.278, SLG: 0.378 (1, 10)			 3H							4	1	2	2	0	0	1						
<b>Wally Joyner, L</b> OBP: 0.404, SLG: 0.462 (1, 3)										3	0	0	0	1	0	1						
<b>Mike Macfarlane, R</b> OBP: 0.360, SLG: 0.571 (1, 2)										3	0	0	0	1	0	0						
<b>Chris Cwynn, L</b> OBP: 0.338, SLG: 0.376 (6, PH)										2	0	0	0	0	0	0						
<b>Harvey Pulliam, R</b> OBP: 0.256, SLG: 0.341 (6, 7)										2	0	0	0	0	1	2						
<b>Phil Hiatt, R</b> OBP: 0.315, SLG: 0.402 (1, 5)										3	0	0	0	1	2	2						
<b>Greg Gagne, R</b> OBP: 0.303, SLG: 0.355 (1, 6)										4	0	0	0	0	1	3						
<b>Jose Lind, R</b> OBP: 0.240, SLG: 0.273 (1, 4)			 1B							4	1	1	0	0	0	0						
<b>Inning Stats</b>	R: 0 E: 0 K: 1 S: 8	H: 1 LOB: 1 BB: 0 P: 13	R: 0 E: 0 K: 0 S: 8	H: 0 LOB: 0 BB: 11	R: 3 E: 0 K: 1 S: 15	H: 3 LOB: 0 BB: 0 P: 24	R: 0 E: 0 K: 0 S: 7	H: 0 LOB: 1 BB: 1 P: 13	R: 1 E: 1 K: 0 S: 10	H: 1 LOB: 0 BB: 0 P: 15	R: 0 E: 0 K: 1 S: 6	H: 0 LOB: 2 BB: 2 P: 16	R: 0 E: 0 K: 1 S: 11	H: 1 LOB: 1 BB: 0 P: 13	R: 0 E: 0 K: 1 S: 5	H: 0 LOB: 0 BB: 0 P: 6	R: 0 E: 0 K: 1 S: 10	H: 0 LOB: 0 BB: 0 P: 15	1B: 3 2B: 1 3B: 1 HR: 1	SF: 0 SAC: 0 DP: 0 HBP: 0	WP: 0 PB: 0 SB: 0 CS: 0	PA: 36
<b>PITCHER</b>	IP	WLS	BF	H	R	ER	SO	BB	IBB	HBP	BLK	WP	HR	S	P	ERA	WHIP					
<b>Paul Quantrill, R</b> ERA: 2.42 (1, 1)	5.0	L	21	5	4	3	2	1	0	0	0	0	1	48	76	5.40	1.200					
<b>Joe Hesketh, L</b> ERA: 8.44 (6, 1)	0.0		2	0	0	0	0	2	0	0	0	0	0	1	9	∞	∞					
<b>Jose Melendez, R</b> ERA: (6, 1)	4.0		13	1	0	0	4	0	0	0	0	0	0	31	41	0.00	0.250					

Batter	1	2	3	4	5	6	7	8	9	AB	R	H	RBI	BB	SO	LOB	BOTTOM					
<b>Scott Fletcher, R</b> OBP: 0.361, SLG: 0.449 (1, 4)					 1B					5	0	1	0	0	0	2	<b>Kansas City Royals @ Boston Red Sox</b> Fenway Park, Boston, MA Tue Jun 01 1993, 7:05 PM EDT Att: 23,418 - Unknown - 64 F					
<b>Billy Hatcher, R</b> OBP: 0.359, SLG: 0.402 (1, 8)	 4-3 BB									3	0	0	0	1	0	1						
<b>Carlos Quintana, R</b> OBP: 0.358, SLG: 0.303 (1, 9)					 1-2		 1B			4	1	1	0	0	0	2						
<b>Andre Dawson, R</b> OBP: 0.279, SLG: 0.330 (1, 10)	 BB						 1H			3	1	1	2	1	0	0						
<b>Mo Vaughn, L</b> OBP: 0.416, SLG: 0.537 (1, 3)	 1-2 2-3									3	0	0	0	0	0	0						
<b>Bob Zupcic, R</b> OBP: 0.318, SLG: 0.333 (1, 7)										3	0	0	0	1	0	3						
<b>Scott Cooper, L</b> OBP: 0.372, SLG: 0.398 (1, 5)										4	0	0	0	0	2	1						
<b>Bob Melvin, R</b> OBP: 0.317, SLG: 0.386 (1, 2)										4	1	1	1	0	1	0						
<b>John Valentin, R</b> OBP: 0.289, SLG: 0.371 (1, 6)										3	0	1	0	0	0	0						
<b>Ernest Riles, L</b> OBP: 0.288, SLG: 0.385 (9, PH)										1	0	1	0	0	0	0						
<b>Jim Byrd, R</b> ERA: (9, PR)										0	0	0	0	0	0	0						
<b>Inning Stats</b>	R: 0 E: 0 K: 0 S: 11	H: 0 LOB: 3 BB: 2 P: 27	R: 0 E: 0 K: 0 S: 10	H: 1 LOB: 1 BB: 0 P: 19	R: 0 E: 0 K: 0 S: 3	H: 0 LOB: 0 BB: 0 P: 6	R: 0 E: 0 K: 1 S: 7	H: 0 LOB: 0 BB: 0 P: 11	R: 1 E: 0 K: 0 S: 10	H: 2 LOB: 1 BB: 0 P: 17	R: 0 E: 0 K: 1 S: 9	H: 0 LOB: 1 BB: 1 P: 15	R: 0 E: 0 K: 0 S: 5	H: 0 LOB: 0 BB: 0 P: 9	R: 2 E: 0 K: 0 S: 12	H: 2 LOB: 0 BB: 0 P: 18	R: 0 E: 0 K: 1 S: 12	H: 1 LOB: 1 BB: 0 P: 15	1B: 3 2B: 1 3B: 0 HR: 2	SF: 0 SAC: 0 DP: 0 HBP: 1	WP: 1 PB: 0 SB: 0 CS: 0	PA: 37
<b>PITCHER</b>	IP	WLS	BF	H	R	ER	SO	BB	IBB	HBP	BLK	WP	HR	S	P	ERA	WHIP					
<b>Chris Haney, L</b> ERA: 3.38 (1, 1)	7.1	W	31	5	3	3	2	3	0	1	0	0	2	62	116	3.68	1.091					
<b>Billy Brewer, L</b> ERA: (8, 1)	0.1		1	0	0	0	0	0	0	0	0	0	0	3	4	0.00	0.000					
<b>Bill Sampen, R</b> ERA: 4.15 (8, 1)	0.1		1	0	0	0	0	0	0	0	0	0	0	2	2	0.00	0.000					
<b>Jeff Montgomery, R</b> ERA: 2.51 (9, 1)	1.0	S	4	1	0	0	1	0	0	0	0	0	0	12	15	0.00	1.000					













Batter	1	2	3	4	5	6	7	8	9	AB	R	H	RBI	BB	SO	LOB	TOP										
Darryl Hamilton, L (1, 9) OBP: 0.387, SLG: 0.386	G6-3		F9				SH5-4		F8	5	0	2	0	0	0	1	<b>Milwaukee Brewers @ Kansas City Royals</b> Kauffman Stadium, Kansas City, MO Fri Jun 04 1993, 7:05 PM CDT Att: 25,427 - Unknown - 58 F										
Bill Spillers, L (1, 4) OBP: 0.287, SLG: 0.265	K		F9		G3-1		SH5-4		G3-1	4	0	0	0	0	1	3											
Greg Vaughn, R (1, 10) OBP: 0.401, SLG: 0.544	L5			G1-3	F9		K			4	0	0	0	0	1	2											
Kevin Reimer, L (1, 7)				G1-3			G6-3			4	0	2	0	0	0	1											
Robin Yount, R (1, 8) OBP: 0.359, SLG: 0.409		P4					G6-4-3			4	0	2	0	0	0	2											
Juan Bell, R (8, PR) OBP: 0.268, SLG: 0.323				1B						0	0	0	0	0	0	0											
Tom Brunansky, R (8, 9) OBP: 0.228, SLG: 0.239				1B						0	0	0	0	0	0	0											
B.J. Surhoff, L (1, 5) OBP: 0.260, SLG: 0.244		FC4-6							B1-3	4	1	2	0	0	0	2											
Dickie Thon, R (1, 6) OBP: 0.341, SLG: 0.384					1B					4	0	1	1	0	0	4											
John Jaha, R (1, 3) OBP: 0.326, SLG: 0.360										3	1	1	0	1	1	2											
Tom Lampkin, L (1, 2) OBP: 0.290, SLG: 0.240				B4-3						3	0	1	1	1	0	2											
<b>Inning Stats</b>	R: 0 E: 0 K: 1 S: 8	H: 0 LOB: 0 BB: 0 P: 10	R: 0 E: 1 K: 0 S: 12	H: 1 LOB: 2 BB: 0 P: 20	R: 0 E: 0 K: 0 S: 6	H: 0 LOB: 0 BB: 0 P: 12	R: 0 E: 0 K: 0 S: 10	H: 2 LOB: 2 BB: 0 P: 15	R: 1 E: 0 K: 0 S: 10	H: 3 LOB: 1 BB: 0 P: 17	R: 1 E: 0 K: 0 S: 12	H: 3 LOB: 2 BB: 1 P: 22	R: 0 E: 0 K: 1 S: 11	H: 1 LOB: 1 BB: 0 P: 15	R: 0 E: 0 K: 0 S: 7	H: 1 LOB: 1 BB: 0 P: 10	R: 0 E: 0 K: 1 S: 11	H: 0 LOB: 1 BB: 1 P: 22	1B: 9 2B: 3 3B: 0 HR: 0	SF: 0 SAC: 1 DP: 2 HBP: 0	WP: 0 PB: 0 SB: 1 CS: 2	PA: 38					
<b>PITCHER</b>	IP	WLS	BF	H	R	ER	SO	BB	IBB	HBP	BLK	WP	HR	S	P	ERA	WHIP										
Hipolito Pichardo, R (1, 1) ERA: 4.15	6.0		27	9	2	2	1	1	0	0	0	0	0	58	96	3.00	1.667										
Bill Sampen, R (7, 1) ERA: 3.86	0.2		3	1	0	0	1	0	0	0	0	0	0	8	11	0.00	1.500										
Billy Brewer, L (7, 1) ERA: 3.86	0.1	W	1	0	0	0	0	0	0	0	0	0	0	3	4	0.00	0.000										
Rusty Meacham, R (8, 1) ERA: 4.8	1.0		3	1	0	0	0	0	0	0	0	0	0	7	10	0.00	1.000										
Jeff Montgomery, R (9, 1) ERA: 2.36	1.0	S	4	0	0	0	1	1	0	0	0	0	0	11	22	0.00	1.000										

Batter	1	2	3	4	5	6	7	8	9	AB	R	H	RBI	BB	SO	LOB	BOTTOM										
Felix Jose, S (1, 9) OBP: 0.313, SLG: 0.335	E		G6-3		G3-1		FC3-2-5			4	1	1	0	0	0	1	<b>Milwaukee Brewers @ Kansas City Royals</b> Kauffman Stadium, Kansas City, MO Fri Jun 04 1993, 7:05 PM CDT Att: 25,427 - Unknown - 58 F										
Brian McRae, S (1, 8) OBP: 0.357, SLG: 0.431	E1		G5-3				FC5			4	1	1	0	0	0	2											
George Brett, L (1, 10) OBP: 0.280, SLG: 0.396			G6-3							4	0	2	1	0	0	1											
Wally Joyner, L (1, 3) OBP: 0.417, SLG: 0.481										3	0	2	0	1	0	1											
Mike Macfarlane, R (1, 2) OBP: 0.345, SLG: 0.538	SF4				G3-1					2	0	0	1	1	0	3											
Hubie Brooks, R (1, 7) OBP: 0.345, SLG: 0.346										3	0	0	0	0	0	5											
Harvey Pulliam, R (8, 7) OBP: 0.229, SLG: 0.304	G6-4-3				FC5-2					1	0	0	0	0	0	2											
Keith Miller, R (1, 5) OBP: 0.200, SLG: 0.200			G6-3							2	1	0	0	1	0	1											
Greg Gagne, R (1, 6) OBP: 0.302, SLG: 0.358										3	0	1	0	0	0	0											
David Howard, S (1, 4) OBP: 0.333, SLG: 0.316			L6							2	0	0	1	0	0	0											
<b>Inning Stats</b>	R: 2 E: 1 K: 0 S: 11	H: 3 LOB: 1 BB: 0 P: 15	R: 0 E: 0 K: 0 S: 7	H: 0 LOB: 0 BB: 0 P: 11	R: 0 E: 0 K: 0 S: 7	H: 0 LOB: 0 BB: 0 P: 9	R: 0 E: 0 K: 0 S: 6	H: 1 LOB: 1 BB: 0 P: 12	R: 0 E: 0 K: 0 S: 4	H: 0 LOB: 0 BB: 0 P: 4	R: 0 E: 1 K: 0 S: 5	H: 1 LOB: 2 BB: 1 P: 12	R: 1 E: 1 K: 0 S: 10	H: 1 LOB: 1 BB: 1 P: 17	R: 0 E: 0 K: 0 S: 6	H: 1 LOB: 1 BB: 1 P: 13	1B: 5 2B: 2 3B: 0 HR: 0	SF: 2 SAC: 0 DP: 2 HBP: 0	WP: 0 PB: 0 SB: 0 CS: 0	PA: 33							
<b>PITCHER</b>	IP	WLS	BF	H	R	ER	SO	BB	IBB	HBP	BLK	WP	HR	S	P	ERA	WHIP										
Bill Wegman, R (1, 1) ERA: 3.17	6.1	L	27	6	3	1	0	1	1	0	0	0	0	45	72	1.42	1.105										
Graeme Lloyd, L (7, 1) ERA: 1.47	1.0		4	1	0	0	0	0	0	0	0	0	0	9	14	0.00	1.000										
Mike Fetters, R (8, 1) ERA: 2.76	0.2		2	0	0	0	0	0	1	0	0	0	0	2	7	0.00	0.000										









Batter	1	2	3	4	5	6	7	8	9	AB	R	H	RBI	BB	SO	LOB	TOP					
Darryl Hamilton, L OBP: 0.371, SLG: 0.368	L5		G6-3		G4-3	E4		K		5	0	0	0	0	1	1	<b>Milwaukee Brewers @ Kansas City Royals</b> Kauffman Stadium, Kansas City, MO Sun Jun 06 1993, 3:33 AM CDT Att: 23,996 - Overcast - 61 F					
Dickie Thon, R OBP: 0.328, SLG: 0.371	F8		P4		F7	SF7		G5-3		4	0	0	1	0	0	0						
Greg Vaughn, R OBP: 0.396, SLG: 0.537	FC6-4 1B		G1-3					K		5	1	2	0	0	2	1						
Kevin Reimer, L OBP: 0.305, SLG: 0.457	FC6-4 1-2									4	1	1	1	1	0	1						
Tom Brunansky, R OBP: 0.244, SLG: 0.252		K			P6					3	1	1	0	1	1	1						
B.J. Surhoff, L OBP: 0.286, SLG: 0.256	L6									4	0	1	0	0	0	3						
John Jaha, R OBP: 0.328, SLG: 0.361										4	2	2	1	0	0	3						
William Suero, R OBP: 0.294, SLG: 0.283	E9 1B									2	0	0	0	0	0	3						
Bill Splers, L OBP: 0.286, SLG: 0.256										2	1	1	2	0	0	0						
Joe Krnak, R OBP: 0.304, SLG: 0.280										2	0	1	1	0	0	0						
Tom Lampkin, L OBP: 0.289, SLG: 0.250										2	1	1	1	0	0	0						
<b>Inning Stats</b>	R: 0 E: 0 K: 0 S: 8	H: 1 LOB: 1 BB: 0 P: 12	R: 1 E: 1 K: 1 S: 11	H: 2 LOB: 2 BB: 0 P: 16	R: 0 E: 0 K: 0 S: 5	H: 0 LOB: 0 BB: 0 P: 8	R: 0 E: 0 K: 0 S: 10	H: 1 LOB: 2 BB: 0 P: 18	R: 0 E: 0 K: 0 S: 8	H: 0 LOB: 0 BB: 0 P: 14	R: 6 E: 1 K: 1 S: 22	H: 6 LOB: 1 BB: 0 P: 35	R: 0 E: 0 K: 0 S: 6	H: 0 LOB: 1 BB: 1 P: 13	R: 0 E: 0 K: 1 S: 9	H: 0 LOB: 0 BB: 0 P: 13	R: 0 E: 0 K: 1 S: 8	H: 0 LOB: 0 BB: 0 P: 12	1B: 7 2B: 2 3B: 1 HR: 0	SF: 1 SAC: 0 DP: 0 HBP: 0	WP: 0 PB: 0 CS: 0	PA: 40
<b>PITCHER</b>	IP	WLS	BF	H	R	ER	SO	BB	IBB	HBP	BLK	WP	HR	S	P	ERA	WHIP					
Chris Haney, L ERA: 4.05	5.1		25	8	5	4	1	1	0	0	0	0	0	53	84	6.75	1.688					
Mark Gubicza, R ERA: 5.69	1.2		9	2	2	1	1	1	0	0	0	0	0	17	32	5.40	1.800					
Billy Brewer, L ERA: 4.5	1.0	W	3	0	0	0	1	0	0	0	0	0	0	9	13	0.00	0.000					
Rusty Meacham, R ERA: 4.5	1.0		3	0	0	0	1	0	0	0	0	0	0	8	12	0.00	0.000					

Batter	1	2	3	4	5	6	7	8	9	AB	R	H	RBI	BB	SO	LOB	BOTTOM					
Felix Jose, S OBP: 0.309, SLG: 0.330	E SF7 1B	F7		FC6-4 HR		FC1-6 G4-3		L7		5	2	1	0	0	0	3	<b>Milwaukee Brewers @ Kansas City Royals</b> Kauffman Stadium, Kansas City, MO Sun Jun 06 1993, 3:33 AM CDT Att: 23,996 - Overcast - 61 F					
Brian McRae, S OBP: 0.356, SLG: 0.452	E4 2B					G4-3		P5		5	2	3	3	0	0	1						
George Brett, L OBP: 0.272, SLG: 0.386	SF7	G4-3								1	0	0	1	0	0	2						
Hubie Brooks, R OBP: 0.345, SLG: 0.345										3	1	1	0	0	1	1						
Wally Joyner, L OBP: 0.413, SLG: 0.484		L8								5	2	2	1	0	0	3						
Chris Gwynn, L OBP: 0.339, SLG: 0.376	L8 2B									4	0	2	2	0	0	0						
Brent Mayne, L OBP: 0.313, SLG: 0.378										3	0	2	0	0	0	0						
Mike Macfarlane, R OBP: 0.347, SLG: 0.537										1	0	1	1	0	0	0						
Phil Hiatt, R OBP: 0.310, SLG: 0.387	L8									3	0	0	0	0	1	4						
Greg Gagne, R OBP: 0.296, SLG: 0.349										4	0	0	0	0	1	5						
David Howard, S OBP: 0.360, SLG: 0.435										1	0	1	0	0	0	0						
Craig Wilson, R OBP: 0.750, SLG: 0.750										3	1	2	0	0	0	0						
<b>Inning Stats</b>	R: 3 E: 1 K: 1 S: 19	H: 5 LOB: 2 BB: 0 P: 29	R: 1 E: 0 K: 0 S: 20	H: 2 LOB: 2 BB: 0 P: 28	R: 0 E: 0 K: 1 S: 9	H: 1 LOB: 1 BB: 0 P: 11	R: 2 E: 0 K: 0 S: 6	H: 2 LOB: 0 BB: 0 P: 9	R: 0 E: 0 K: 0 S: 7	H: 0 LOB: 1 BB: 0 P: 9	R: 0 E: 0 K: 1 S: 8	H: 1 LOB: 1 BB: 0 P: 11	R: 1 E: 0 K: 0 S: 10	H: 2 LOB: 1 BB: 0 P: 12	R: 0 E: 0 K: 0 S: 8	H: 0 LOB: 0 BB: 0 P: 13	R: 1 E: 0 K: 0 S: 6	H: 2 LOB: 1 BB: 0 P: 9	1B: 9 2B: 4 3B: 1 HR: 1	SF: 1 SAC: 1 DP: 0 HBP: 1	WP: 0 PB: 0 CS: 0	PA: 41
<b>PITCHER</b>	IP	WLS	BF	H	R	ER	SO	BB	IBB	HBP	BLK	WP	HR	S	P	ERA	WHIP					
Jaime Navarro, R ERA: 4.38	5.0		27	11	6	6	2	1	0	0	0	0	0	63	89	10.80	2.200					
Graeme Lloyd, L ERA: 1.69	1.1		6	2	1	1	1	0	0	0	0	0	0	10	13	6.75	1.500					
Jim Austin, R ERA: 5.4	1.2	L	6	1	1	1	0	0	0	0	0	0	0	18	26	5.40	0.600					
Jesse Orosco, L ERA: 4.8	0.1		2	1	0	0	0	0	0	0	0	0	0	2	3	0.00	3.000					

AB	37
R	7
H	10
RBI	7
BB	2
SO	4
LOB	13



AB	38
R	8
H	15
RBI	8
BB	0
SO	3
LOB	19





Batter	1	2	3	4	5	6	7	8	9	AB	R	H	RBI	BB	SO	LOB	TOP				
<b>Bernie Williams, S</b> OBP: 0.344, SLG: 0.394 (1, 8)	G3-1		HR		K		1B		F8	5	1	2	1	0	1	1					
<b>Dion James, L</b> OBP: 0.374, SLG: 0.458 (1, 7)	G5-3		FC6-4 BB			1B	P6		K	4	0	1	0	1	1	3					
<b>Wade Boggs, L</b> OBP: 0.394, SLG: 0.374 (1, 5)	F7		FC6-4			G3-6-1 1B		F7		4	0	1	0	0	0	1					
<b>Jim Leyritz, R</b> OBP: 0.452, SLG: 0.590 (1, 10)		L8-6 BB		FC6-4 BB		K		K		2	0	0	0	2	2	2					
<b>Paul O'Neill, L</b> OBP: 0.366, SLG: 0.508 (1, 9)		1B	FC6-4		G3-6-1			HR		4	1	2	1	0	0	3					
<b>Matt Nokes, L</b> OBP: 0.276, SLG: 0.432 (1, 2)	K			K			F8			4	0	1	0	0	2	3					
<b>Mike Gallego, R</b> OBP: 0.417, SLG: 0.505 (1, 4)	L8-6			K			HR	K		4	1	1	1	0	2	4					
<b>Kevin Maas, L</b> OBP: 0.324, SLG: 0.436 (1, 3)			G5-3		K				P6	3	0	0	0	1	1	0					
<b>Spike Owen, S</b> OBP: 0.328, SLG: 0.333 (1, 6)	F9				L9		FC3-6 1B			4	0	1	0	0	0	1					
<b>Inning Stats</b>	R: 0 E: 0 K: 0 S: 5	H: 0 LOB: 0 BB: 0 P: 9	R: 0 E: 0 K: 1 S: 11	H: 1 LOB: 1 BB: 1 P: 18	R: 1 E: 0 K: 0 S: 13	H: 1 LOB: 1 BB: 1 P: 22	R: 0 E: 0 K: 2 S: 12	H: 0 LOB: 1 BB: 1 P: 19	R: 0 E: 0 K: 1 S: 7	H: 2 LOB: 1 BB: 0 P: 14	R: 1 E: 0 K: 0 S: 14	H: 2 LOB: 2 BB: 1 P: 21	R: 1 E: 0 K: 2 S: 13	H: 2 LOB: 1 BB: 0 P: 19	R: 0 E: 0 K: 1 S: 9	H: 1 LOB: 1 BB: 0 P: 13	1B: 6 2B: 1 3B: 0 HR: 3	SF: 0 SAC: 0 DP: 2 HBP: 0	WP: 0 PB: 0 SB: 0 CS: 0	PA: 38	
<b>PITCHER</b>	IP	WLS	BF	H	R	ER	SO	BB	IBB	HBP	BLK	WP	HR	S	P	ERA	WHIP				
<b>Kevin Appier, R</b> ERA: 3.39 (1, 1)	8.0	W	34	8	3	3	8	4	0	0	0	0	3	84	131	3.38	1.500				
<b>Tom Gordon, R</b> ERA: 4.98 (9, 1)	1.0		4	1	0	0	1	0	0	0	0	0	0	9	13	0.00	1.000				

**New York Yankees @ Kansas City Royals**  
Kauffman Stadium, Kansas City, MO  
Mon Jun 07 1993, 7:05 PM CDT  
Att: 29,442 - Unknown - 81 F

AB 34  
R 3  
H 9  
RBI 3  
BB 4  
SO 9  
LOB 18



Batter	1	2	3	4	5	6	7	8	9	AB	R	H	RBI	BB	SO	LOB	BOTTOM				
<b>Brian McRae, S</b> OBP: 0.361, SLG: 0.455 (1, 8)	2B 1B	1B		G6-3	L8			1B		5	1	3	0	0	0	2					
<b>Harvey Pulliam, R</b> OBP: 0.222, SLG: 0.288 (1, 9)	L4			E5 HR		G5-3		FC6-4 1B		5	1	1	0	0	1	2					
<b>Wally Joyner, L</b> OBP: 0.417, SLG: 0.492 (1, 3)	1B 2B	1B		HR		F8		P4		5	2	3	0	0	0	2					
<b>Mike Macfarlane, R</b> OBP: 0.349, SLG: 0.558 (1, 2)	2B 1B	L7		HR		K		FC6-4		5	2	2	4	0	1	4					
<b>Hubie Brooks, R</b> OBP: 0.339, SLG: 0.356 (1, 10)	1B 2B		G6-3	F9			F9			4	1	1	2	0	0	0					
<b>Kevin McReynolds, R</b> OBP: 0.365, SLG: 0.545 (1, 7)	CS 1B		G3		F7		G4-3			4	0	3	1	0	0	0					
<b>Greg Gagne, R</b> OBP: 0.295, SLG: 0.347 (1, 6)	F8		G3		F7			1B		4	0	1	0	0	0	3					
<b>Phil Hiatt, R</b> OBP: 0.302, SLG: 0.376 (1, 5)		F8	G6-3		G5-3		K			4	0	0	0	0	1	3					
<b>Rico Rossy, R</b> OBP: 0.333, SLG: 0.800 (1, 4)	HR		G4-3					F7		3	1	1	1	1	0	0					
<b>Inning Stats</b>	R: 4 E: 0 K: 0 S: 16	H: 5 LOB: 0 BB: 0 P: 26	R: 1 E: 0 K: 1 S: 14	H: 3 LOB: 2 BB: 0 P: 20	R: 0 E: 0 K: 0 S: 8	H: 1 LOB: 1 BB: 0 P: 12	R: 3 E: 1 K: 0 S: 11	H: 2 LOB: 0 BB: 0 P: 16	R: 0 E: 0 K: 0 S: 8	H: 0 LOB: 0 BB: 0 P: 11	R: 0 E: 0 K: 1 S: 7	H: 1 LOB: 1 BB: 0 P: 11	R: 0 E: 0 K: 0 S: 14	H: 2 LOB: 2 BB: 0 P: 21	R: 0 E: 0 K: 1 S: 9	H: 1 LOB: 1 BB: 0 P: 13	1B: 9 2B: 4 3B: 0 HR: 2	SF: 0 SAC: 0 DP: 0 HBP: 0	WP: 0 PB: 0 SB: 1 CS: 1	PA: 40	
<b>PITCHER</b>	IP	WLS	BF	H	R	ER	SO	BB	IBB	HBP	BLK	WP	HR	S	P	ERA	WHIP				
<b>Jeff Johnson, L</b> ERA: 33.75 (1, 1)	1.1	L	10	7	5	5	0	0	0	0	0	0	1	22	37	33.75	5.250				
<b>Rich Monteleone, R</b> ERA: 3.79 (2, 1)	3.1		17	5	3	0	1	1	0	0	0	0	1	37	56	0.00	1.800				
<b>Bobby Munoz, R</b> ERA: (5, 1)	1.1		4	0	0	0	1	0	0	0	0	0	0	9	12	0.00	0.000				
<b>Neal Heaton, L</b> ERA: 6.88 (7, 1)	2.0		9	3	0	0	1	0	0	0	0	0	0	21	32	0.00	1.500				

**New York Yankees @ Kansas City Royals**  
Kauffman Stadium, Kansas City, MO  
Mon Jun 07 1993, 7:05 PM CDT  
Att: 29,442 - Unknown - 81 F

AB 39  
R 8  
H 15  
RBI 8  
BB 1  
SO 3  
LOB 16

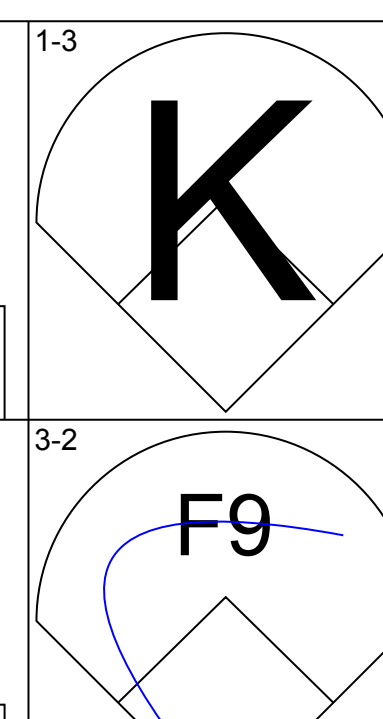
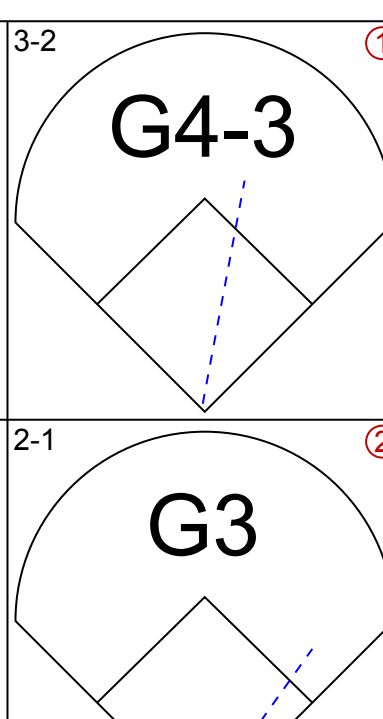
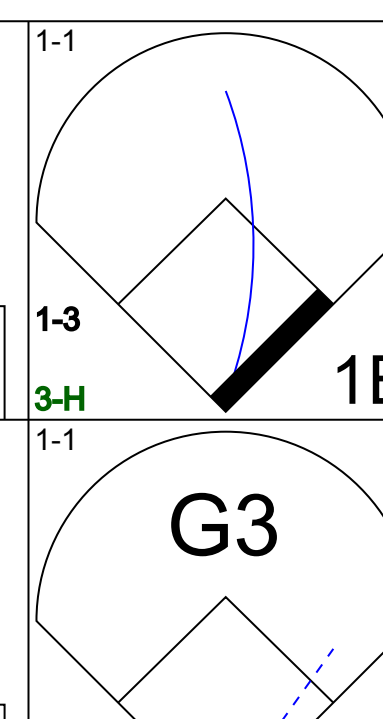
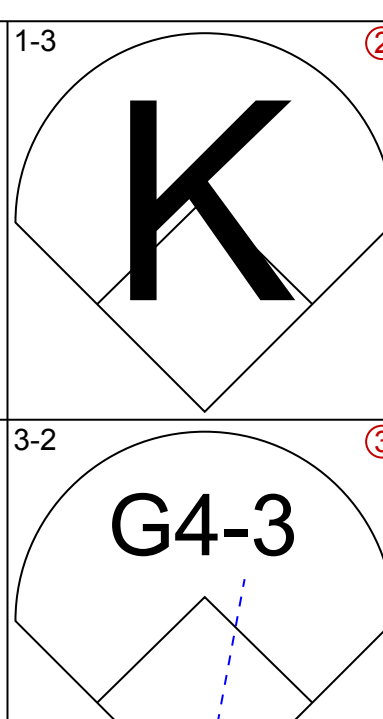
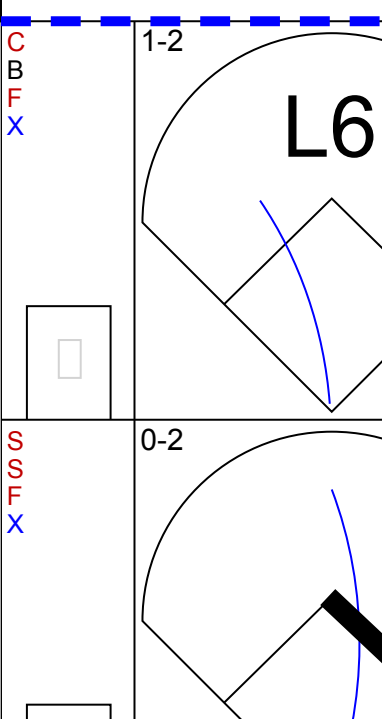
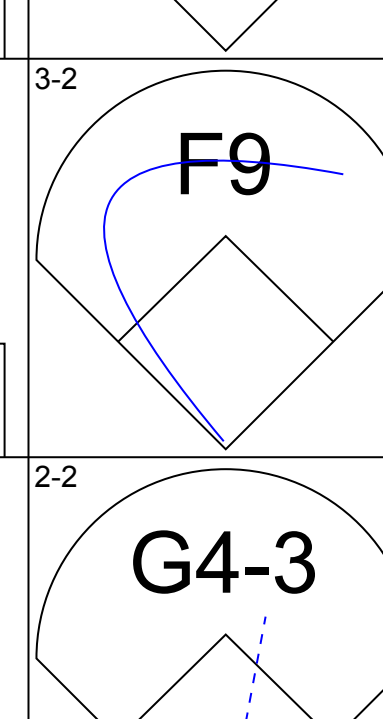
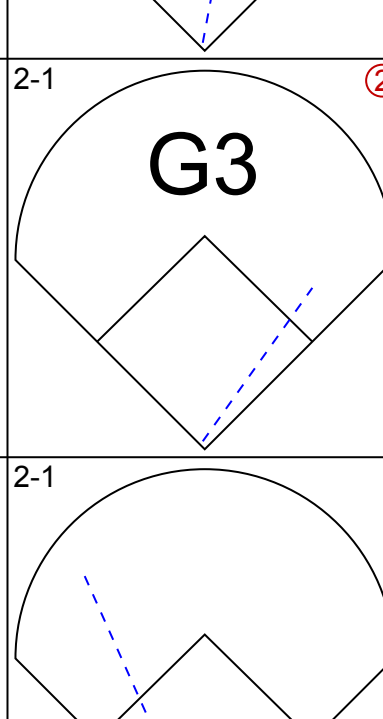
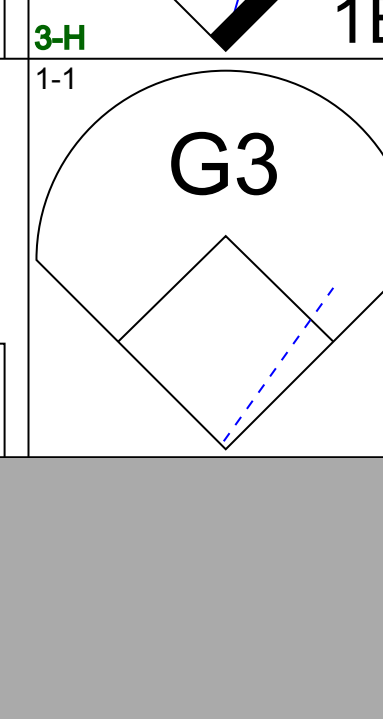
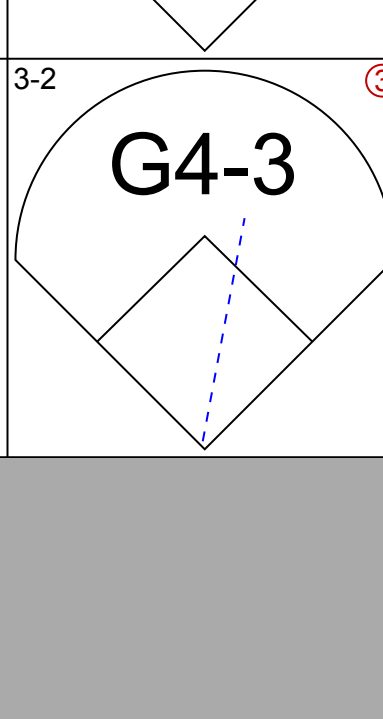
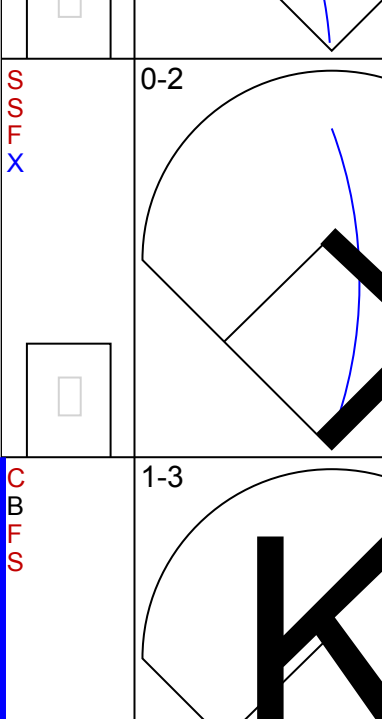
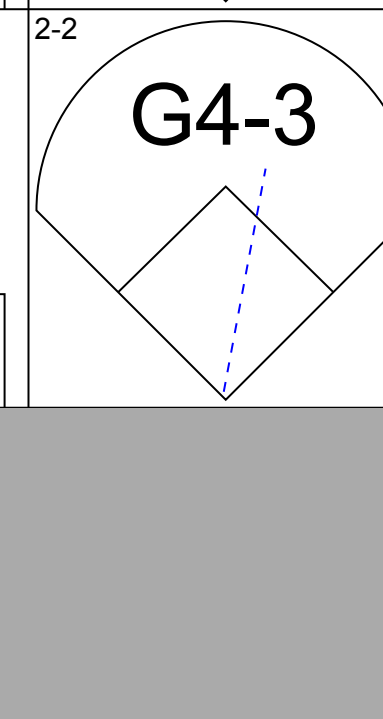
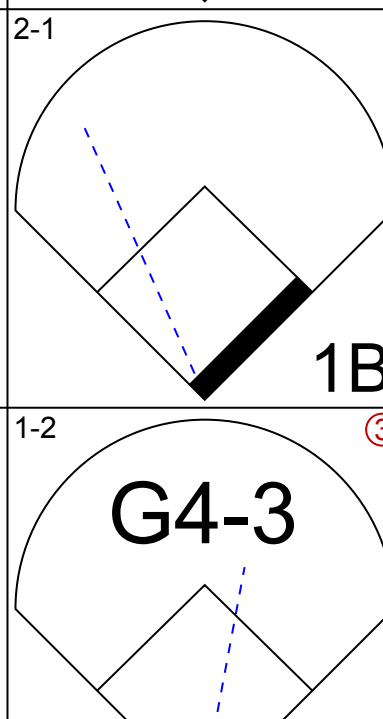
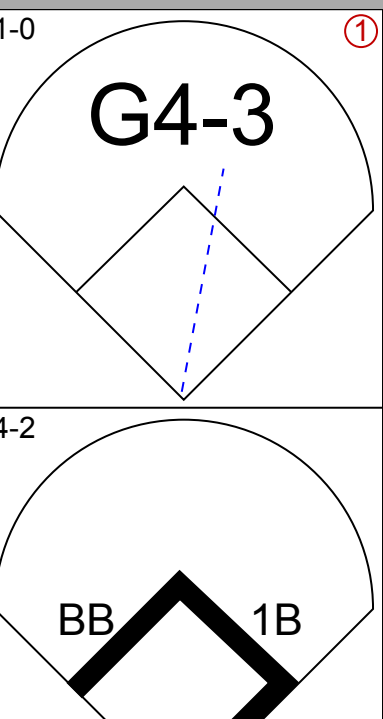
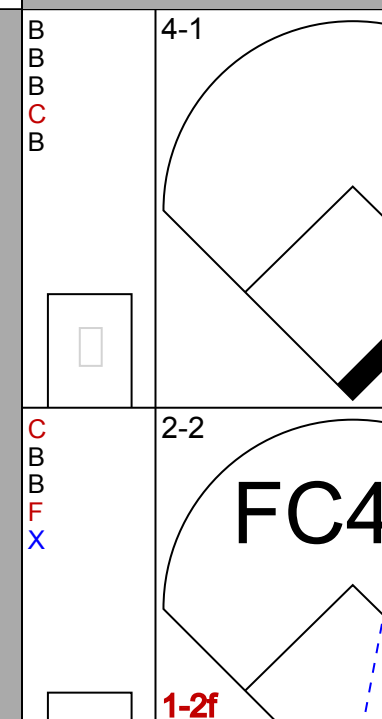
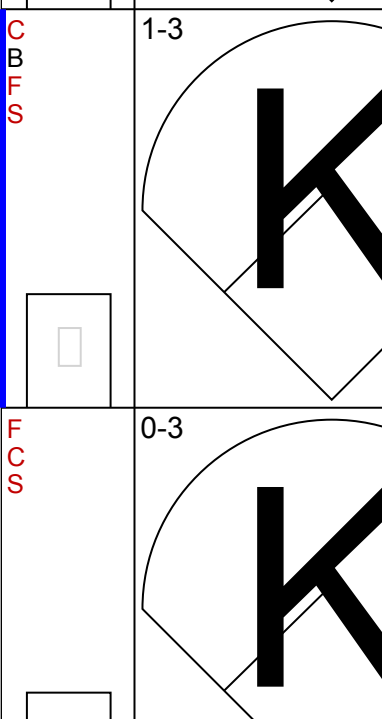
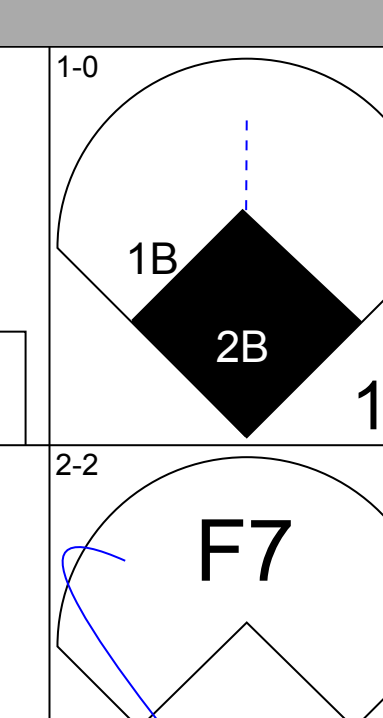
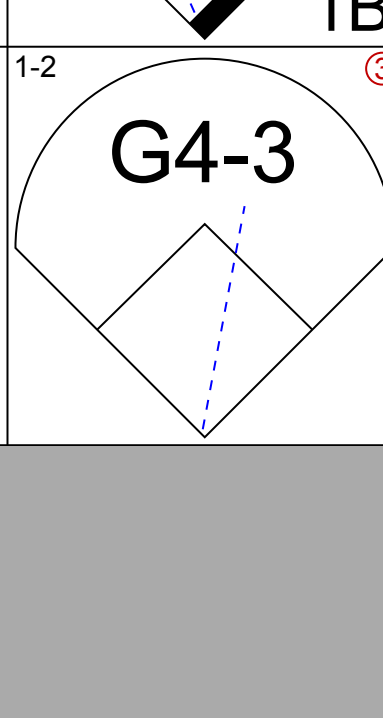
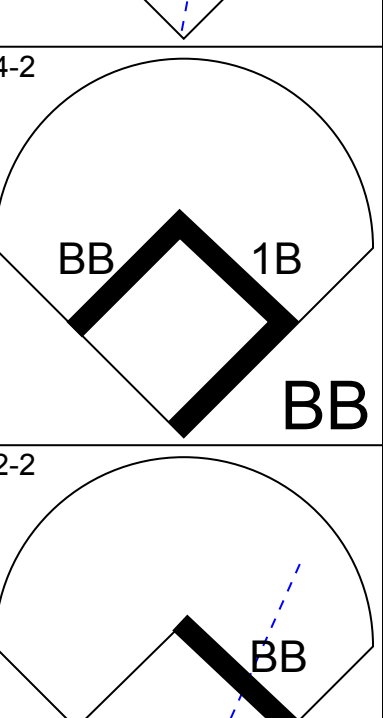
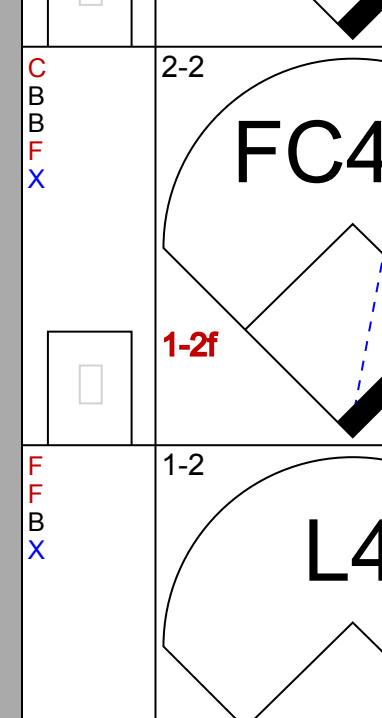
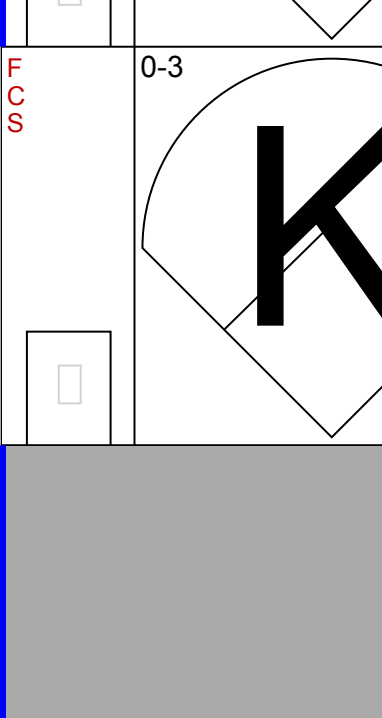
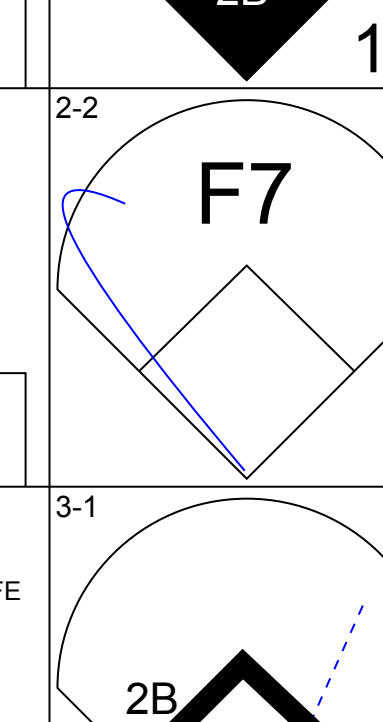
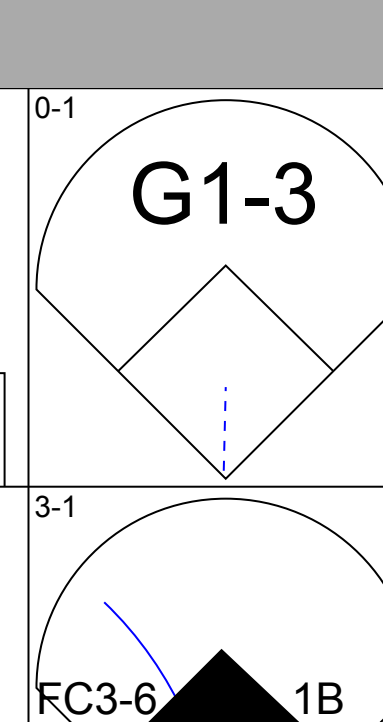
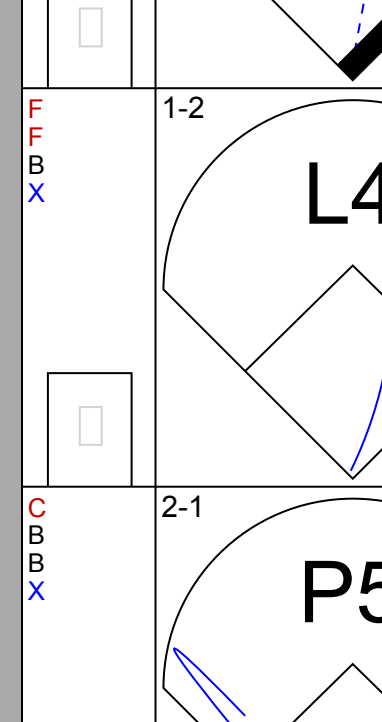
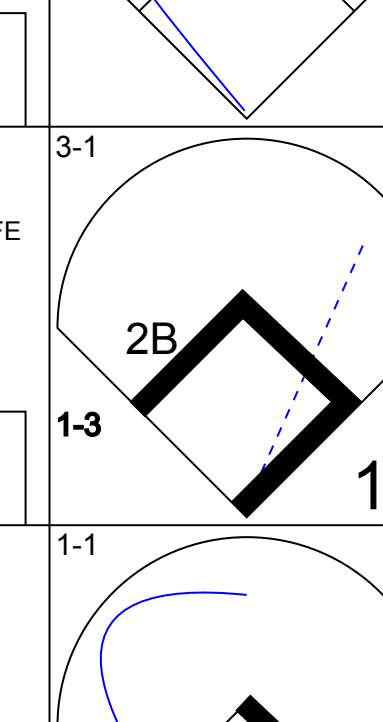
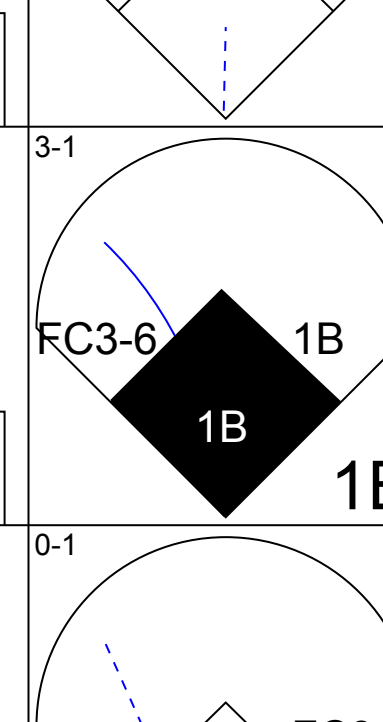
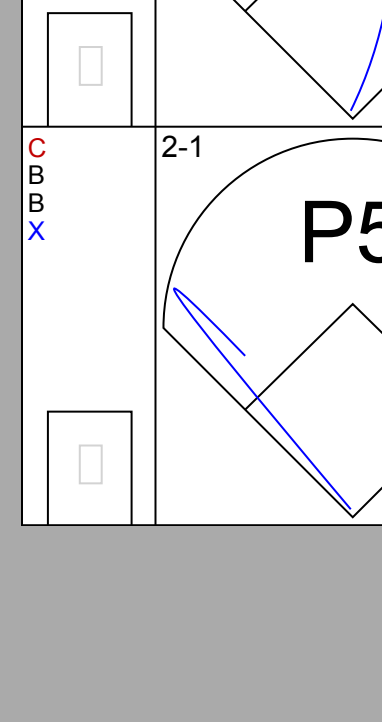
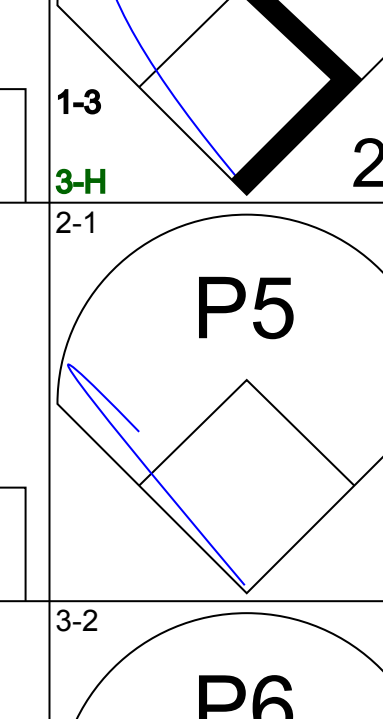
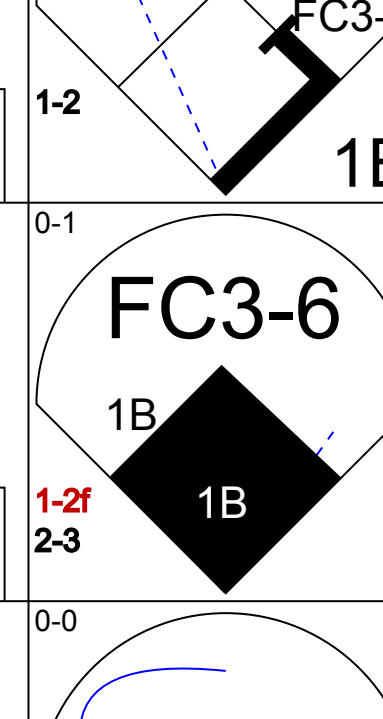
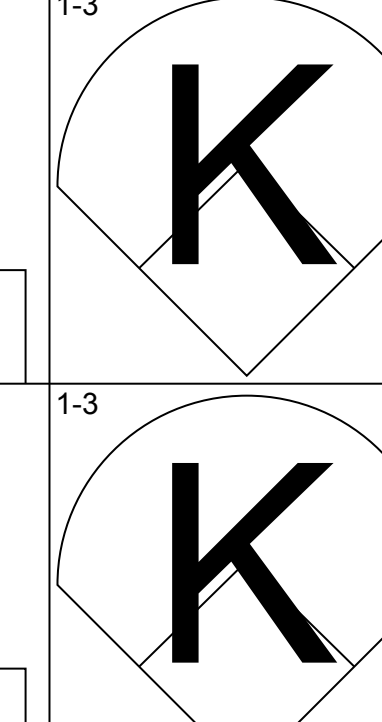
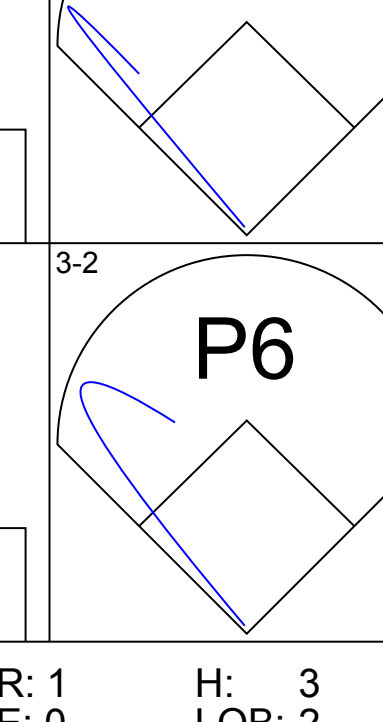
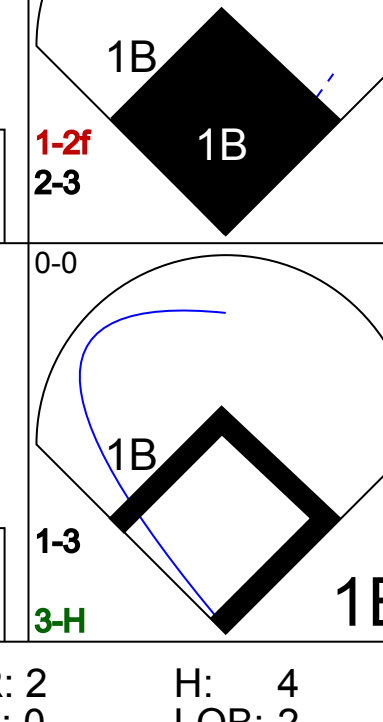
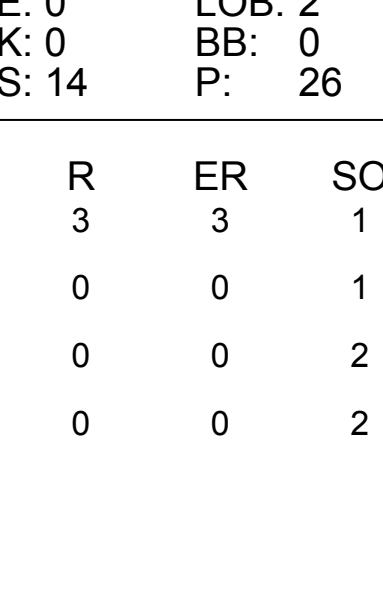
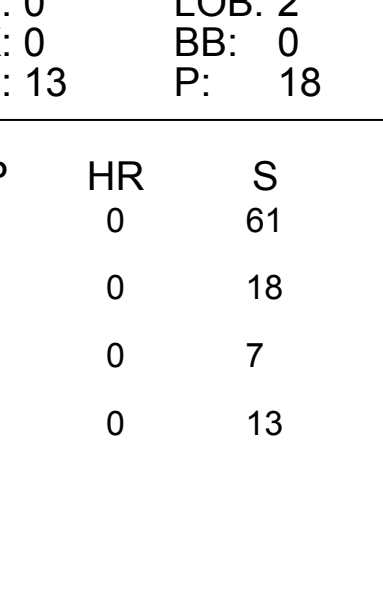
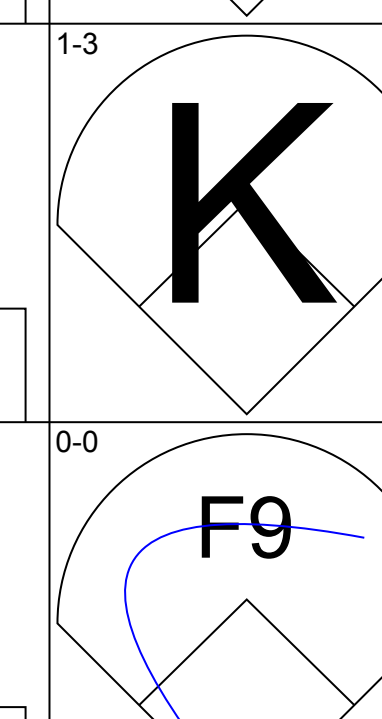
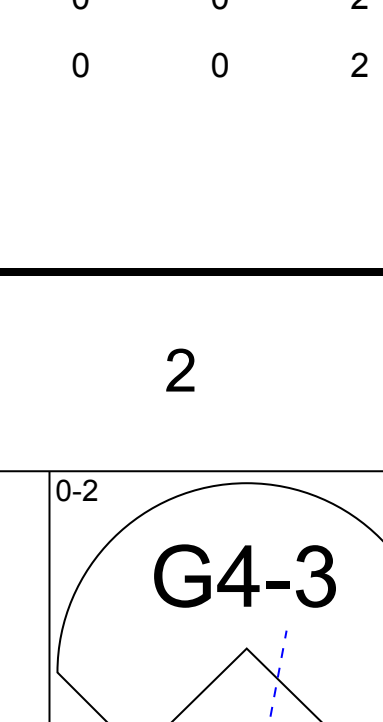
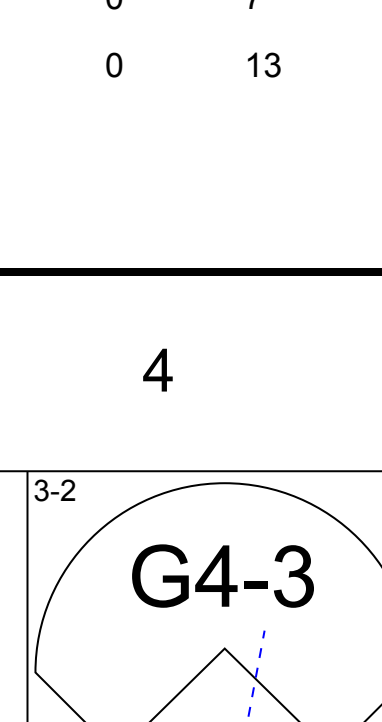
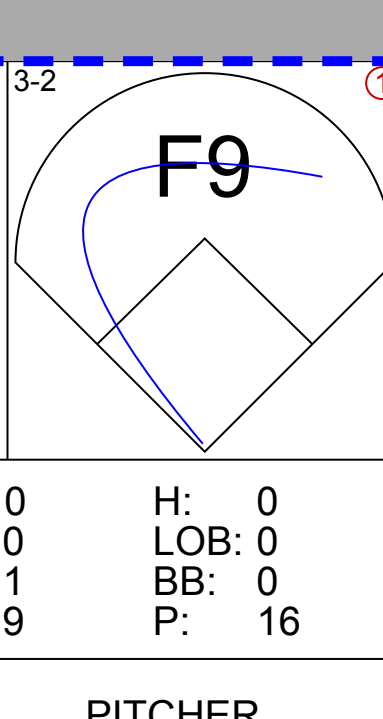
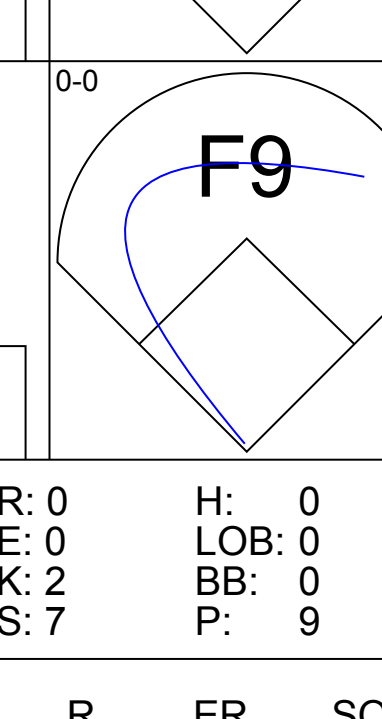


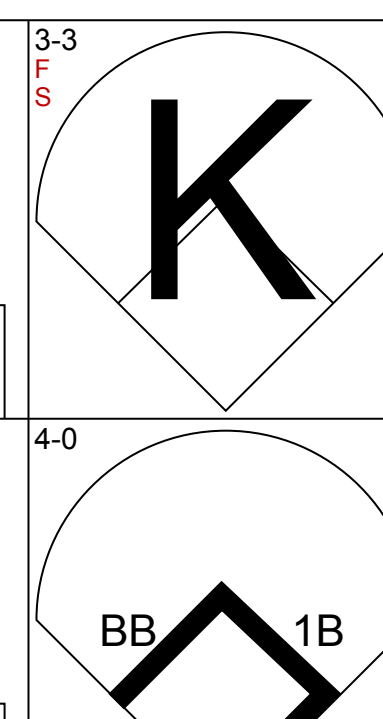
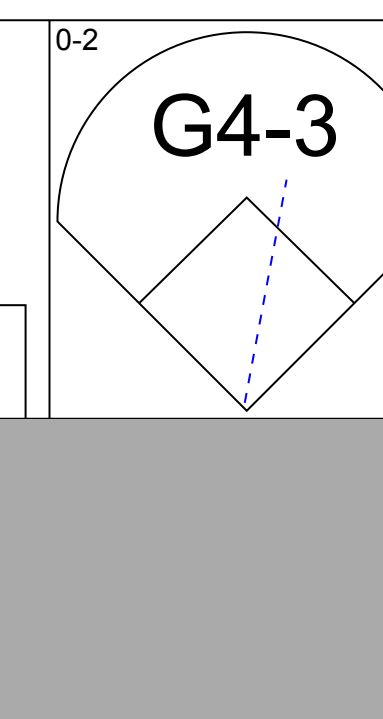
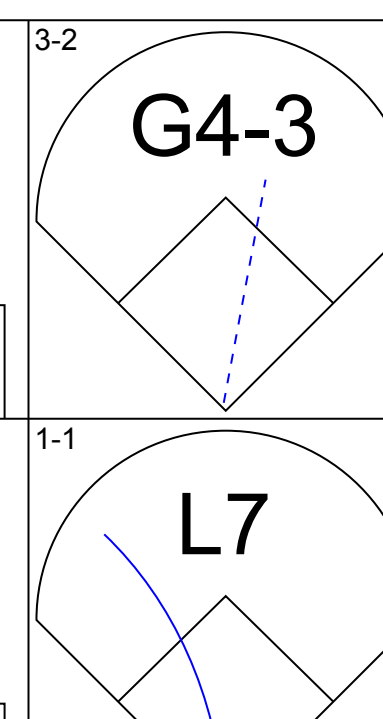
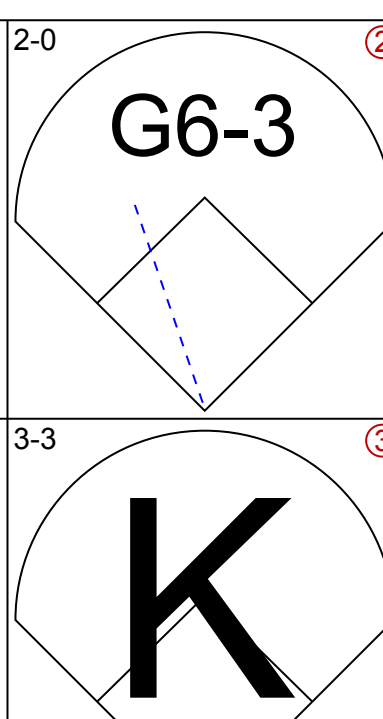
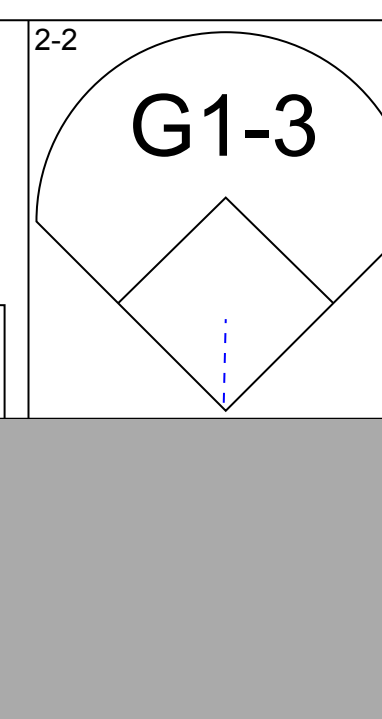
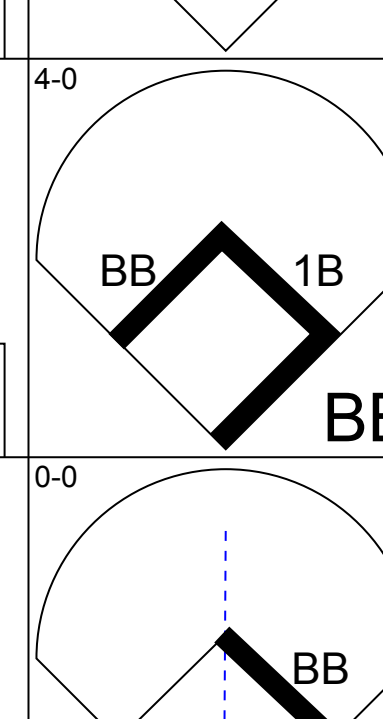
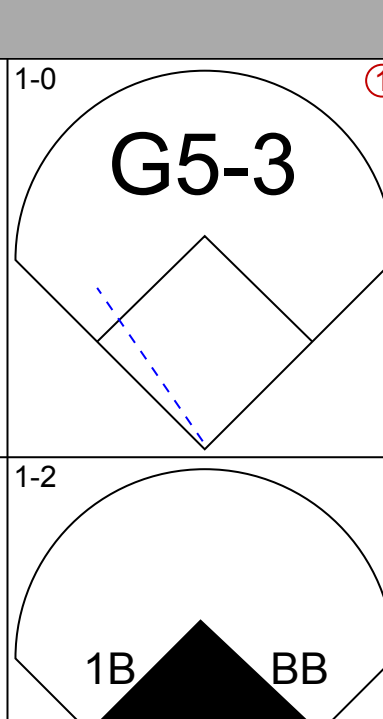
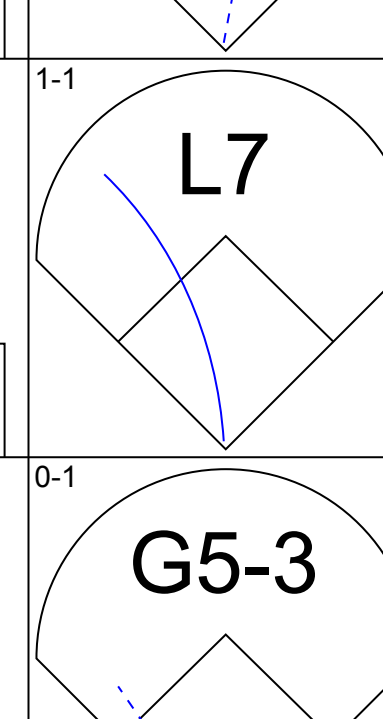

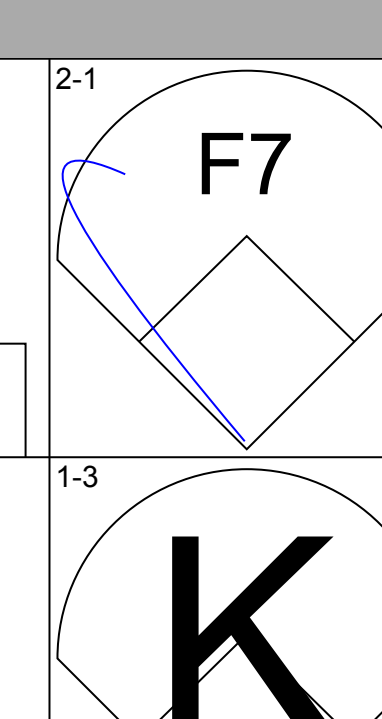
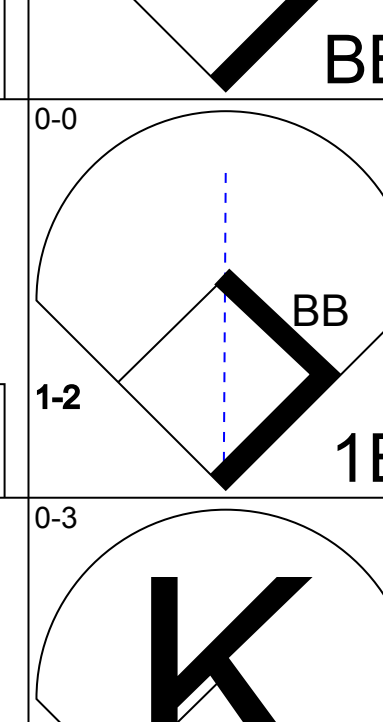
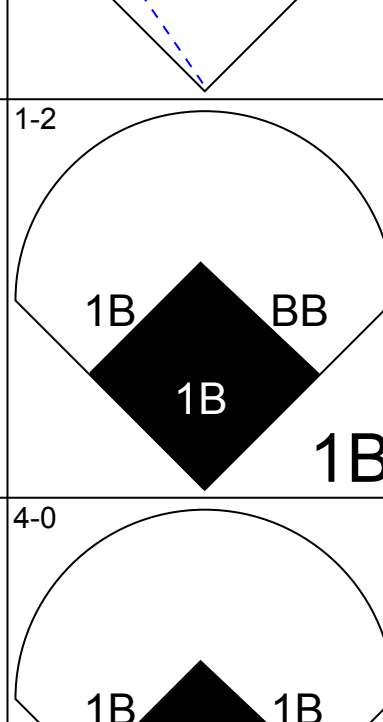
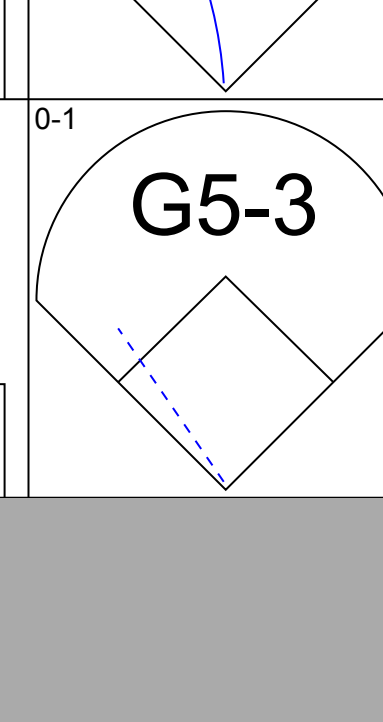
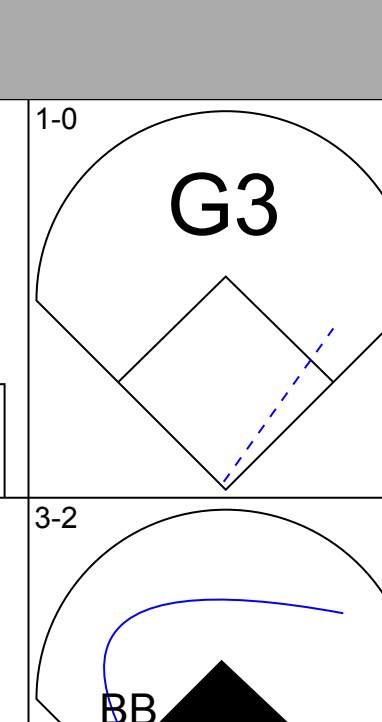
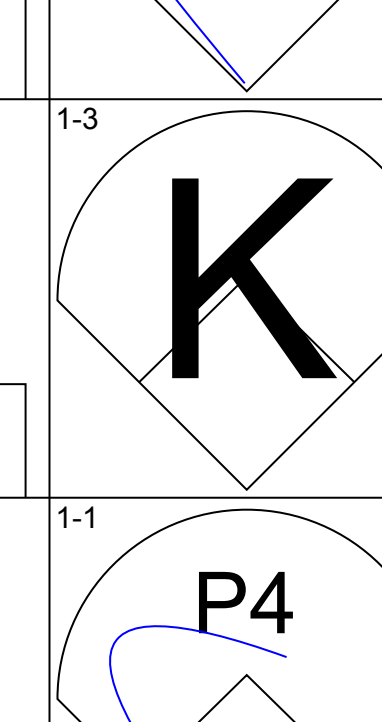
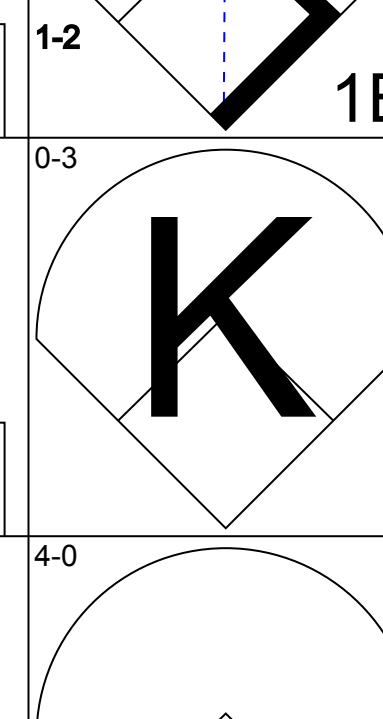
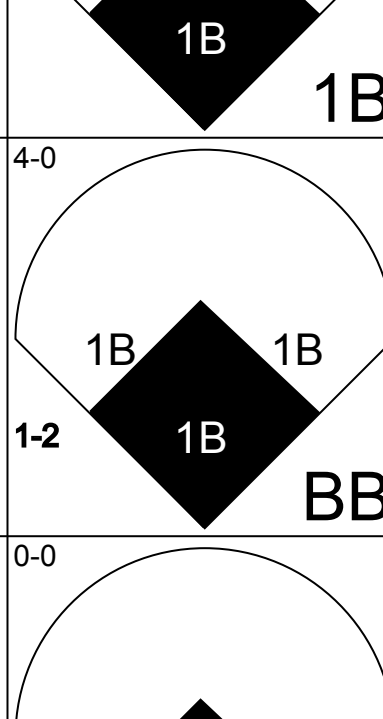
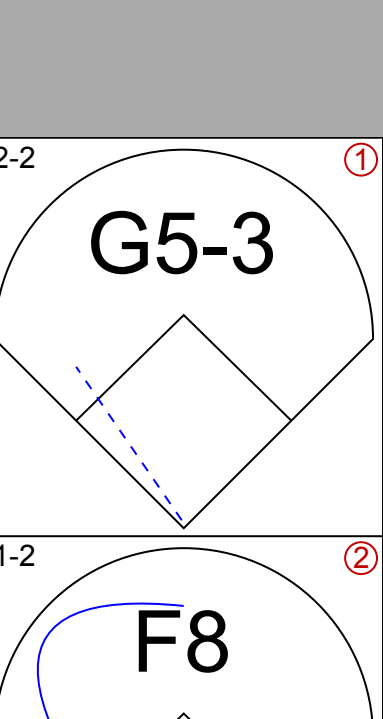
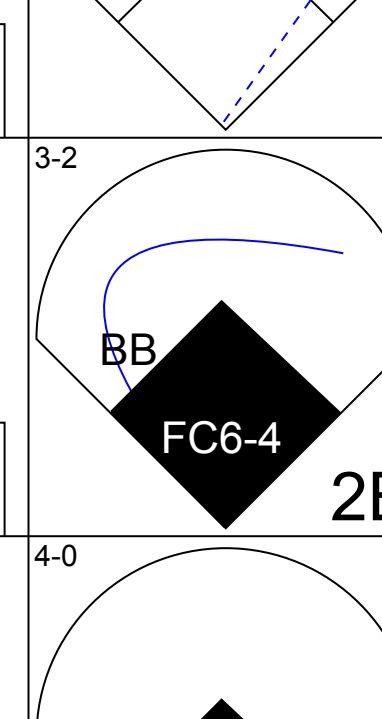
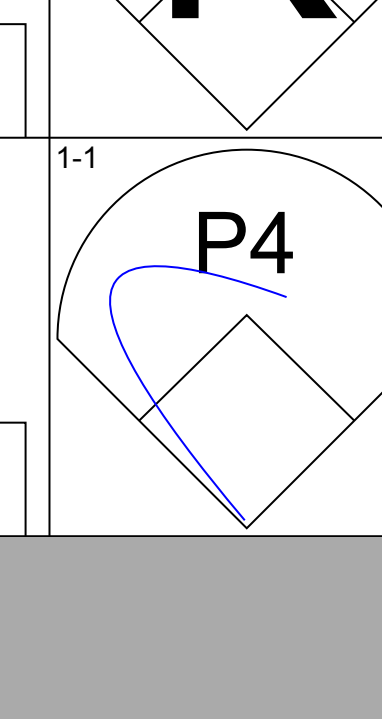
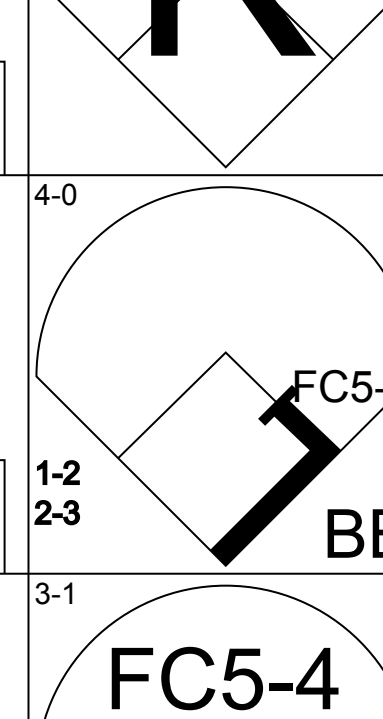
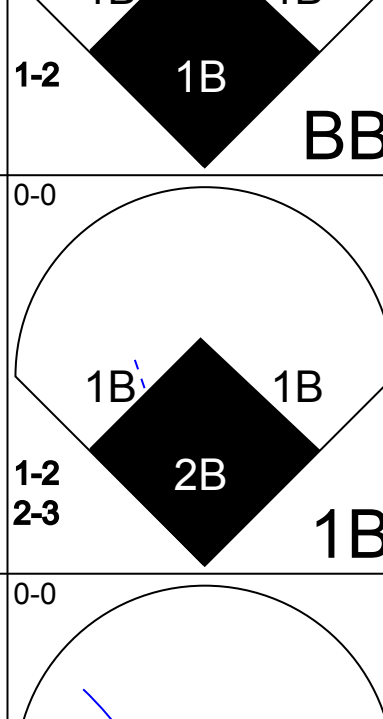

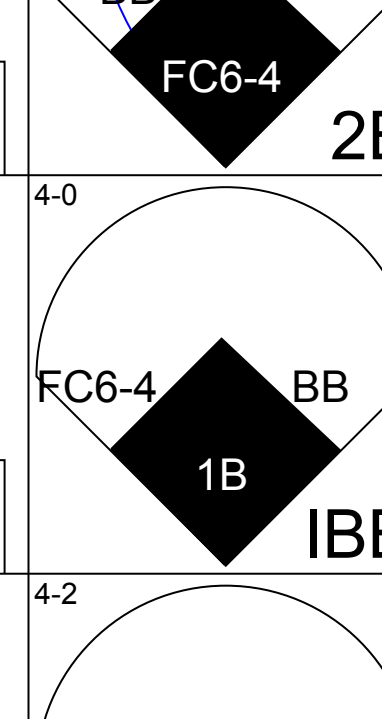
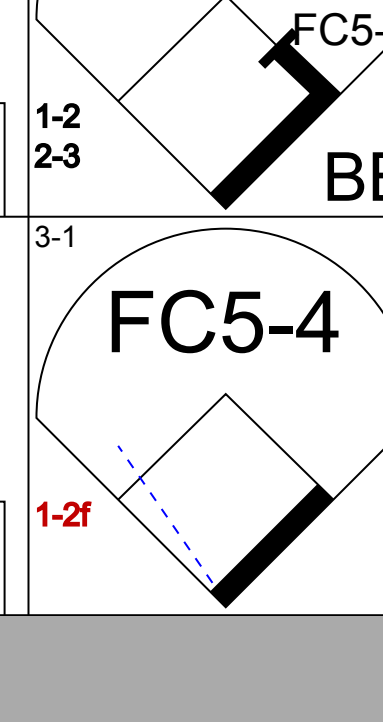
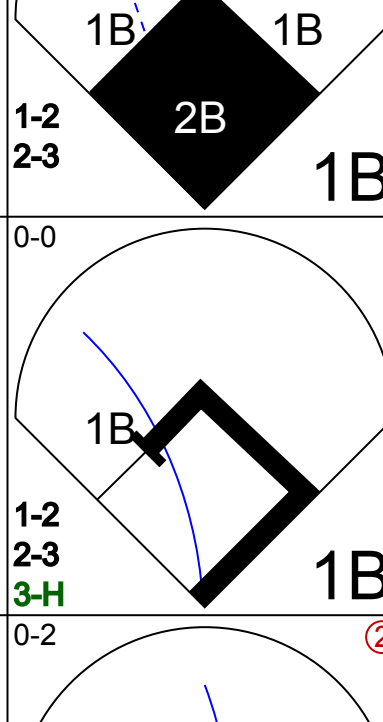
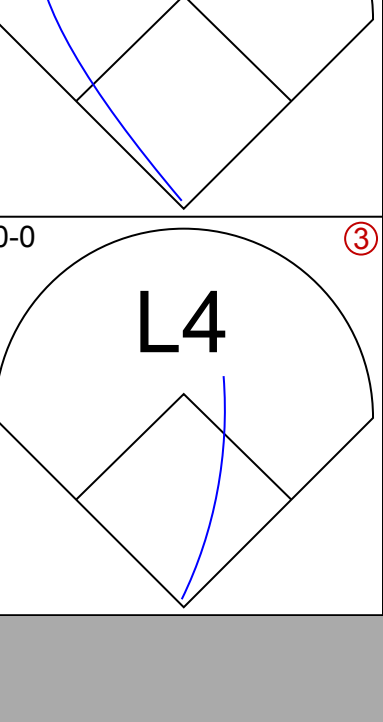
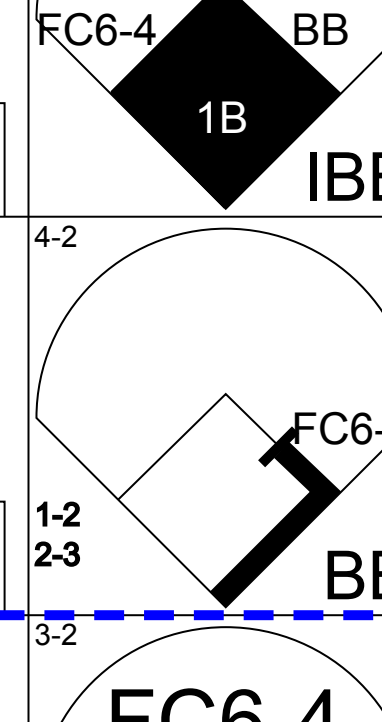
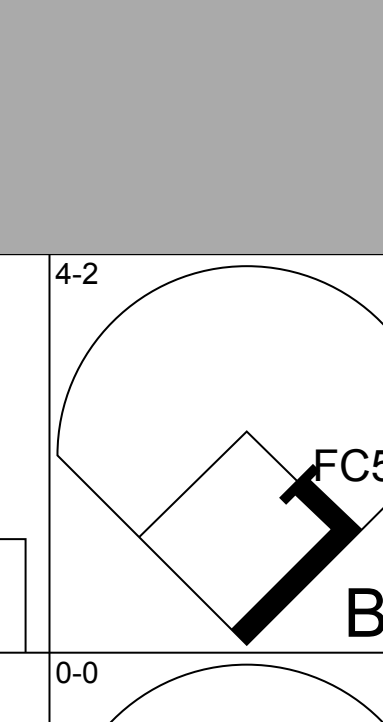
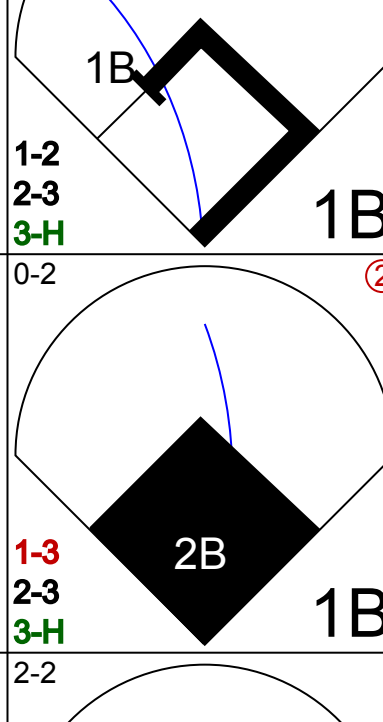
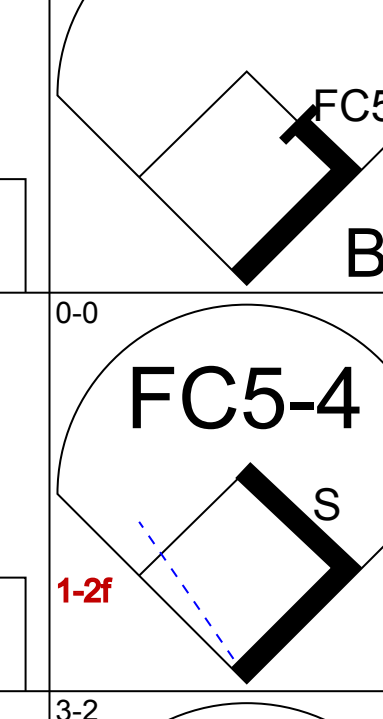
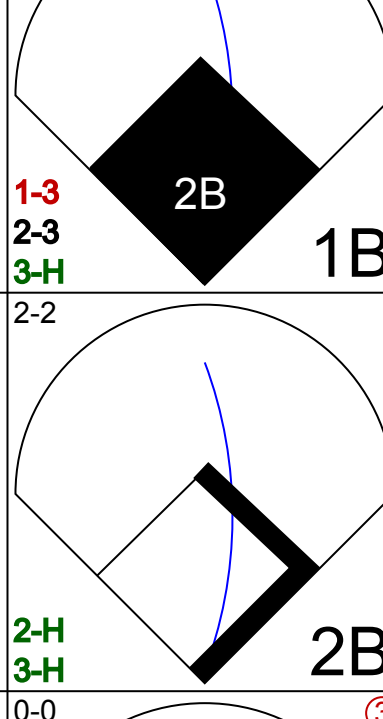
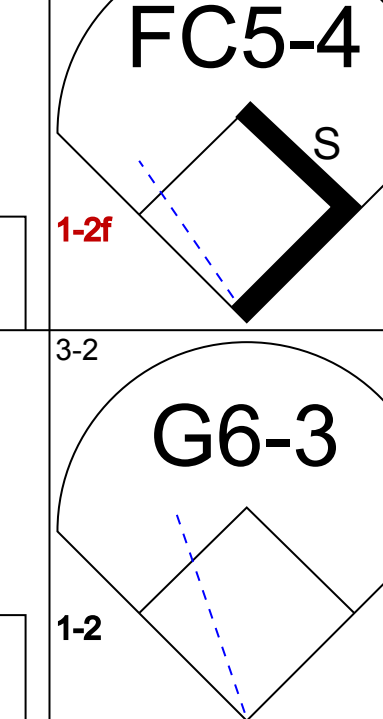
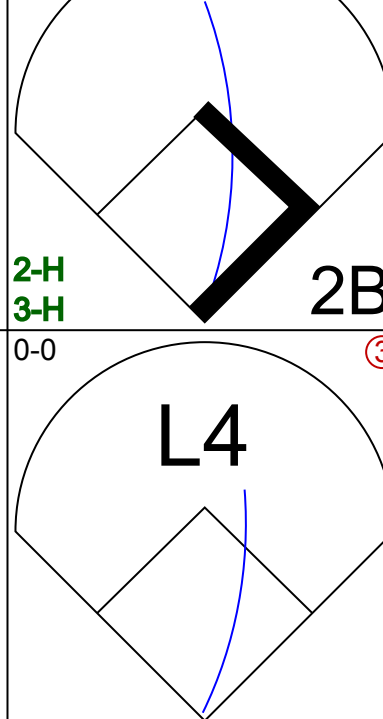
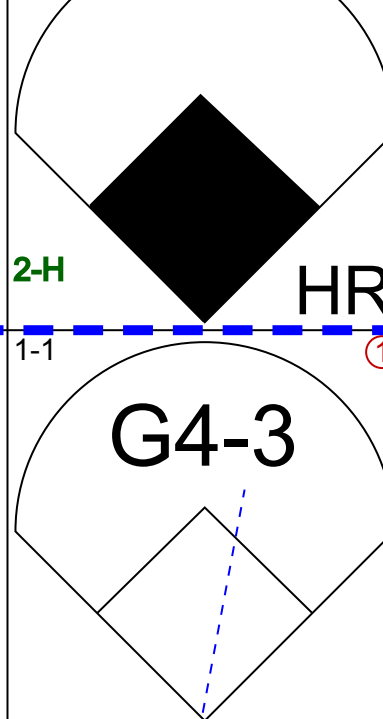
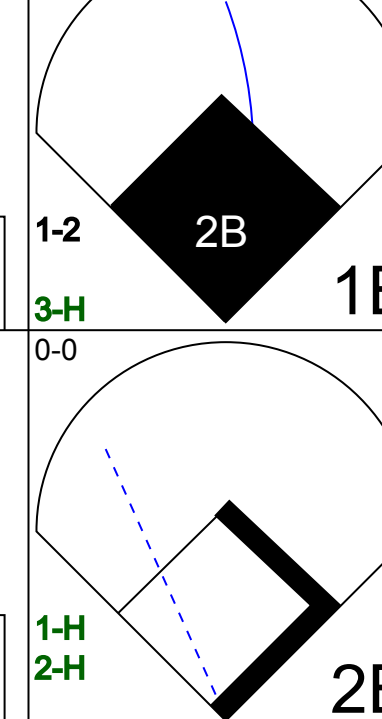


Batter	1	2	3	4	5	6	7	8	9	AB	R	H	RBI	BB	SO	LOB	TOP										
<b>Bernie Williams, S</b> (1, 8) OBP: 0.345, SLG: 0.390	G4-3		G4-3				G4-3			4	1	1	1	1	0	3	<b>New York Yankees @ Kansas City Royals</b> Kauffman Stadium, Kansas City, MO Tue Jun 08 1993, 7:05 PM CDT Att: 21,155 - Unknown - 78 F <a href="http://livebaseballscorecards.com">livebaseballscorecards.com</a>										
<b>Mike Gallego, R</b> (1, 6) OBP: 0.407, SLG: 0.500	F9			F8	CS	G6-3	G4-3			5	1	1	2	0	0	2											
<b>Wade Boggs, L</b> (1, 5) OBP: 0.394, SLG: 0.374	F7					G6-3				5	0	2	0	0	0	2											
<b>Jim Leyritz, R</b> (1, 3) OBP: 0.444, SLG: 0.575		K		F9		G6-3				5	0	1	1	0	1	2											
<b>Paul O'Neill, L</b> (1, 9) OBP: 0.362, SLG: 0.516	F8			G3						5	1	1	1	0	1	3											
<b>Dion James, L</b> (1, 7) OBP: 0.372, SLG: 0.453										3	0	1	0	0	1	0											
<b>Spike Owen, S</b> (9, PH) OBP: 0.332, SLG: 0.333										0	0	0	0	1	0	0											
<b>Mike Humphreys, R</b> (9, PR) OBP: 0.250, SLG: 0.429										1	0	0	0	0	0	3											
<b>Mike Stanley, R</b> (1, 2) OBP: 0.384, SLG: 0.485				F9		G4-3				4	2	0	0	0	0	2											
<b>Matt Nokes, L</b> (1, 10) OBP: 0.291, SLG: 0.463				L9						3	1	2	1	1	0	0											
<b>Andy Stankiewicz, R</b> (9, PR)										0	1	0	0	0	0	0											
<b>Pat Kelly, R</b> (1, 4) OBP: 0.303, SLG: 0.418										4	2	4	3	0	0	0											
<b>Inning Stats</b>	R: 0 E: 0 K: 0 S: 4	H: 0 LOB: 0 BB: 0 P: 7	R: 0 E: 0 K: 1 S: 7	H: 0 LOB: 0 BB: 0 P: 9	R: 0 E: 0 K: 0 S: 9	H: 1 LOB: 1 BB: 0 P: 16	R: 0 E: 0 K: 0 S: 10	H: 1 LOB: 1 BB: 0 P: 20	R: 2 E: 0 K: 1 S: 9	H: 2 LOB: 0 BB: 1 P: 17	R: 0 E: 0 K: 0 S: 4	H: 0 LOB: 0 BB: 0 P: 5	R: 2 E: 0 K: 0 S: 8	H: 3 LOB: 2 BB: 1 P: 21	R: 0 E: 0 K: 1 S: 6	H: 1 LOB: 0 BB: 0 P: 11	R: 5 E: 1 K: 0 S: 13	H: 5 LOB: 3 BB: 1 P: 28	1B: 7 2B: 3 3B: 0 HR: 3	SF: 0 SAC: 0 DP: 1 HBP: 0	WP: 0 PB: 0 SB: 0 CS: 1	PA: 43					
<b>PITCHER</b>	IP	WLS	BF	H	R	ER	SO	BB	IBB	HBP	BLK	WP	HR	S	P	ERA	WHIP										
<b>Mark Gardner, R</b> (1, 1) ERA: 5.84	6.1		25	6	4	4	2	1	0	0	0	0	3	47	82	5.68	1.105										
<b>Mark Gubicza, R</b> (7, 1) ERA: 5.54	1.1		6	2	0	0	0	1	0	0	0	0	0	7	18	0.00	2.250										
<b>Billy Brewer, L</b> (8, 1) ERA: 1.04	0.1	L	2	0	1	1	1	1	0	0	0	0	0	4	11	27.00	3.000										
<b>Rusty Meacham, R</b> (9, 1) ERA: 6.35	1.0		9	5	4	4	0	0	0	0	0	0	0	12	23	36.00	5.000										

Batter	1	2	3	4	5	6	7	8	9	AB	R	H	RBI	BB	SO	LOB	BOTTOM										
<b>Brian McRae, S</b> (1, 8) OBP: 0.358, SLG: 0.454	F9									5	0	1	0	0	1	4	<b>New York Yankees @ Kansas City Royals</b> Kauffman Stadium, Kansas City, MO Tue Jun 08 1993, 7:05 PM CDT Att: 21,155 - Unknown - 78 F <a href="http://livebaseballscorecards.com">livebaseballscorecards.com</a>										
<b>Kevin McReynolds, R</b> (1, 7) OBP: 0.342, SLG: 0.507	G6-3									5	1	0	0	0	1	2											
<b>Wally Joyner, L</b> (1, 3) OBP: 0.413, SLG: 0.485	F7									5	0	1	0	0	2	1											
<b>Mike Macfarlane, R</b> (1, 2) OBP: 0.358, SLG: 0.556										4	2	2	0	0	0	2											
<b>Hubie Brooks, R</b> (1, 10) OBP: 0.358, SLG: 0.375										5	0	3	0	0	0	1											
<b>Greg Gagne, R</b> (1, 6) OBP: 0.299, SLG: 0.350										4	1	2	0	0	1	2											
<b>Harvey Pulliam, R</b> (1, 9) OBP: 0.246, SLG: 0.309										3	0	2	1	0	0	0											
<b>Chris Gwynn, L</b> (7, PH) OBP: 0.339, SLG: 0.376										0	0	0	0	0	0	0											
<b>Craig Wilson, R</b> (7, PH) OBP: 0.600, SLG: 0.600										1	0	0	0	0	0	2											
<b>Felix Jose, S</b> (8, 9) OBP: 0.309, SLG: 0.330										0	0	0	0	0	0	0											
<b>Phil Hiatt, R</b> (1, 5) OBP: 0.307, SLG: 0.382										3	0	2	2	0	1	0											
<b>Rico Rossy, R</b> (1, 4) OBP: 0.300, SLG: 0.500										3	0	0	0	1	1	3											
<b>Inning Stats</b>	R: 0 E: 0 K: 0 S: 6	H: 0 LOB: 0 BB: 0 P: 11	R: 1 E: 0 K: 1 S: 14	H: 3 LOB: 2 BB: 0 P: 26	R: 0 E: 0 K: 1 S: 9	H: 1 LOB: 1 BB: 0 P: 16	R: 0 E: 0 K: 0 S: 8	H: 0 LOB: 0 BB: 0 P: 14	R: 0 E: 0 K: 1 S: 10	H: 1 LOB: 1 BB: 0 P: 18	R: 2 E: 0 K: 2 S: 18	H: 5 LOB: 3 BB: 1 P: 30	R: 1 E: 1 K: 0 S: 10	H: 3 LOB: 2 BB: 0 P: 15	R: 0 E: 0 K: 1 S: 7	H: 0 LOB: 0 BB: 0 P: 10	R: 0 E: 0 K: 1 S: 8	H: 0 LOB: 1 BB: 0 P: 13	1B: 12 2B: 1 3B: 0 HR: 0	SF: 1 SAC: 0 DP: 1 HBP: 1	WP: 0 PB: 0 SB: 1 CS: 0	PA: 41					
<b>PITCHER</b>	IP	WLS	BF	H	R	ER	SO	BB	IBB	HBP	BLK	WP	HR	S	P	ERA	WHIP										
<b>Jimmy Key, L</b> (1, 1) ERA: 2.14	5.2		25	9	3	3	4	0	0	0	0	0	0	59	104	4.76	1.588										
<b>John Habyan, R</b> (6, 1) ERA: 3.49	1.0		8	4	1	0	1	1	0	0	0	0	0	14	22	0.00	5.000										
<b>Steve Howe, L</b> (7, 1) ERA: 12.96	1.1	W	4	0	0	0	1	0	0	0	0	0	0	9	14	0.00	0.000										
<b>Steve Farr, R</b> (9, 1) ERA: 3.54	1.0		4	0	0	0	1	0	0	1	0	0	0	8	13	0.00	0.000										



Batter	1	2	3	4	5	6	7	8	9	AB	R	H	RBI	BB	SO	LOB	TOP				
<b>Bernie Williams, S</b> OBP: 0.341, SLG: 0.384 (1.8)										5	0	1	1	0	2	0	<b>New York Yankees @ Kansas City Royals</b> Kauffman Stadium, Kansas City, MO Wed Jun 09 1993, 7:05 PM CDT Att: 21,582 - Unknown - 81 F <a href="http://livebaseballscorecards.com">livebaseballscorecards.com</a>				
<b>Dion James, L</b> OBP: 0.394, SLG: 0.451 (1.7)										5	0	1	0	0	0	2					
<b>Wade Boggs, L</b> OBP: 0.396, SLG: 0.374 (1.5)																					
<b>Hensley Meulens, R</b> OBP: 0.300, SLG: 0.526 (8.9)										3	0	1	0	1	0	0					
<b>Matt Nokes, L</b> OBP: 0.295, SLG: 0.456 (1.10)										4	1	1	0	1	1	3					
<b>Paul O'Neill, L</b> OBP: 0.360, SLG: 0.511 (1.9)										4	0	1	0	0	0	2					
<b>Andy Stankiewicz, R</b> (8.5)										0	0	0	0	0	0	0					
<b>Kevin Maas, L</b> OBP: 0.336, SLG: 0.442 (1.3)										3	1	2	0	1	0	1					
<b>Mike Stanley, R</b> OBP: 0.360, SLG: 0.493 (1.2)										4	0	2	1	0	1	3					
<b>Jim Leyritz, R</b> OBP: 0.444, SLG: 0.575 (8.2)										0	0	0	0	0	0	0					
<b>Spike Owen, S</b> OBP: 0.325, SLG: 0.326 (1.6)										4	1	0	0	0	1	7					
<b>Pat Kelly, R</b> OBP: 0.302, SLG: 0.414 (1.4)										4	0	1	1	0	0	2					
<b>Inning Stats</b>	R: 0 E: 0 K: 1 S: 13	H: 0 LOB: 0 BB: 0 P: 19	R: 1 E: 0 K: 0 S: 14	H: 3 LOB: 2 BB: 0 P: 26	R: 0 E: 0 K: 0 S: 10	H: 1 LOB: 1 BB: 0 P: 18	R: 2 E: 0 K: 0 S: 13	H: 4 LOB: 2 BB: 0 P: 18	R: 0 E: 0 K: 1 S: 9	H: 0 LOB: 1 BB: 0 P: 16	R: 0 E: 0 K: 0 S: 9	H: 0 LOB: 1 BB: 1 P: 18	R: 0 E: 0 K: 2 S: 7	H: 0 LOB: 0 BB: 0 P: 9	R: 0 E: 0 K: 2 S: 13	H: 1 LOB: 1 BB: 0 P: 15	1B: 8 2B: 2 3B: 0 HR: 0	SF: 0 SAC: 0 DP: 0 HBP: 0	WP: 0 PB: 0 SB: 0 CS: 0	PA: 40	
<b>PITCHER</b>	IP	WLS	BF	H	R	ER	SO	BB	IBB	HBP	BLK	WP	HR	S	P	ERA	WHIP				
<b>Hipolito Pichardo, R</b> ERA: 4.24 (1.1)	5.0	W	26	9	3	3	1	2	0	0	0	0	0	61	106	5.40	2.200				
<b>Tom Gordon, R</b> ERA: 4.35 (6.1)	2.0		7	0	0	0	1	1	0	0	0	0	0	18	34	0.00	0.500				
<b>Jeff Montgomery, R</b> ERA: 2.29 (8.1)	1.0		3	0	0	0	2	0	0	0	0	0	0	7	9	0.00	0.000				
<b>Rusty Meacham, R</b> ERA: 6.0 (9.1)	1.0		4	1	0	0	2	0	0	0	0	0	0	13	15	0.00	1.000				


Batter	1	2	3	4	5	6	7	8	9	AB	R	H	RBI	BB	SO	LOB	BOTTOM				
<b>Brian McRae, S</b> OBP: 0.351, SLG: 0.444 (1.8)										5	0	0	0	0	1	2	<b>New York Yankees @ Kansas City Royals</b> Kauffman Stadium, Kansas City, MO Wed Jun 09 1993, 7:05 PM CDT Att: 21,582 - Unknown - 81 F <a href="http://livebaseballscorecards.com">livebaseballscorecards.com</a>				
<b>Kevin McReynolds, R</b> OBP: 0.333, SLG: 0.480 (1.7)										4	0	0	0	1	1	0					
<b>George Brett, L</b> OBP: 0.275, SLG: 0.386 (1.10)										5	1	2	0	0	1	0					
<b>Mike MacFarlane, R</b> OBP: 0.360, SLG: 0.554 (1.2)										4	2	1	0	1	1	2					
<b>Hubie Brooks, R</b> OBP: 0.371, SLG: 0.379 (1.3)										2	1	1	0	1	0	0					
<b>Wally Joyner, L</b> OBP: 0.415, SLG: 0.485 (7.3)										0	1	0	0	1	0	0					
<b>Greg Gagne, R</b> OBP: 0.304, SLG: 0.350 (1.6)										3	0	1	1	1	0	3					
<b>Harvey Pulliam, R</b> OBP: 0.283, SLG: 0.351 (1.9)										2	2	2	1	1	0	0					
<b>Chris Gwynn, L</b> OBP: 0.336, SLG: 0.373 (7. PH) (8.9)										1	1	0	1	0	0	2					
<b>Phil Hiatt, R</b> OBP: 0.317, SLG: 0.419 (1.5)										4	2	3	5	0	0	1					
<b>Rico Rossy, R</b> OBP: 0.286, SLG: 0.500 (1.4)										4	0	1	2	0	0	2					
<b>Inning Stats</b>	R: 0 E: 0 K: 2 S: 15	H: 1 LOB: 3 BB: 2 P: 29	R: 0 E: 0 K: 0 S: 9	H: 0 LOB: 1 BB: 1 P: 16	R: 4 E: 0 K: 0 S: 13	H: 5 LOB: 1 BB: 1 P: 21	R: 0 E: 0 K: 0 S: 7	H: 0 LOB: 0 BB: 0 P: 11	R: 2 E: 0 K: 1 S: 10	H: 2 LOB: 0 BB: 0 P: 18	R: 4 E: 0 K: 0 S: 19	H: 3 LOB: 1 BB: 2 P: 37	R: 0 E: 0 K: 1 S: 7	H: 0 LOB: 0 BB: 0 P: 11	1B: 6 2B: 4 3B: 0 HR: 1	SF: 0 SAC: 0 DP: 0 HBP: 0	WP: 0 PB: 0 SB: 1 CS: 0	PA: 40			
<b>PITCHER</b>	IP	WLS	BF	H	R	ER	SO	BB	IBB	HBP	BLK	WP	HR	S	P	ERA	WHIP				
<b>Jim Abbott, L</b> ERA: 4.66 (1.1)	5.0	L	26	8	6	6	2	4	0	0	0	0	0	12	30	20.25	1.500				
<b>Bobby Munoz, R</b> ERA: 4.79 (6.1)	1.1		7	1	3	3	1	1	1	0	0	0	0	20	30	5.40	1.200				
<b>Neal Heaton, L</b> ERA: 6.75 (7.1)	1.2		7	2	1	1	1	0	0	0	0	0	0	20	30	5.40	1.200				



Batter	1	2	3	4	5	6	7	8	9	AB	R	H	RBI	BB	SO	LOB	TOP										
<b>Tim Raines, S</b> OBP: 0.466, SLG: 0.629 (1, 7)	F8					G3-1											3	0	1	1	2	0	0				
<b>Joey Coza, S</b> OBP: 0.363, SLG: 0.362 (1, 4)	G3	L6						P6										5	0	1	0	0	0	5			
<b>Frank Thomas, R</b> OBP: 0.396, SLG: 0.536 (1, 3)																		4	2	2	1	1	1	3			
<b>Robin Ventura, L</b> OBP: 0.397, SLG: 0.484 (1, 5)																		5	1	2	2	0	2	1			
<b>George Bell, R</b> OBP: 0.247, SLG: 0.328 (1, 10)																		5	0	0	0	0	1	2			
<b>Dan Paskua, L</b> OBP: 0.317, SLG: 0.377 (1, 9)																		4	0	0	0	0	3	0			
<b>Ellis Burks, R</b> OBP: 0.352, SLG: 0.477 (7, 9)																		0	0	0	0	0	0	0			
<b>Lance Johnson, L</b> OBP: 0.339, SLG: 0.373 (1, 8)																		3	2	1	0	1	0	0			
<b>Ron Karkovics, R</b> OBP: 0.306, SLG: 0.479 (1, 2)																		3	1	2	0	0	1	1			
<b>Ozzie Guillen, L</b> OBP: 0.264, SLG: 0.331 (1, 6)																		3	0	1	2	0	1	1			
<b>Inning Stats</b>	R: 1 E: 0 K: 0 S: 9	H: 1 LOB: 1 BB: 1 P: 17	R: 1 E: 0 K: 1 S: 10	H: 2 LOB: 2 BB: 1 P: 20	R: 1 E: 0 K: 0 S: 9	H: 1 LOB: 0 BB: 0 P: 14	R: 1 E: 0 K: 0 S: 7	H: 2 LOB: 2 BB: 1 P: 14	R: 1 E: 0 K: 3 S: 13	H: 1 LOB: 1 BB: 0 P: 21	R: 0 E: 0 K: 2 S: 9	H: 0 LOB: 0 BB: 0 P: 13	R: 1 E: 1 K: 1 S: 12	H: 1 LOB: 1 BB: 0 P: 19	R: 0 E: 0 K: 1 S: 6	H: 1 LOB: 0 BB: 0 P: 11	1B: 6 2B: 2 3B: 0 HR: 2	SF: 1 SAC: 1 DP: 1 HBP: 0	WP: 0 PB: 0 SB: 3 CS: 0	PA: 41							
<b>PITCHER</b>	IP	WLS	BF	H	R	ER	SO	BB	IBB	HBP	BLK	WP	HR	S	P	ERA	WHIP										
<b>David Cone, R</b> ERA: 3.76 (1, 1)	5.0	L	26	7	5	5	4	4	0	0	0	0	2	48	86	9.00	2.200										
<b>Mark Gubicza, R</b> ERA: 5.23 (6, 1)	3.0		12	2	1	0	4	0	0	0	0	0	0	29	45	0.00	0.667										
<b>Billy Brewer, L</b> ERA: 0.93 (9, 1)	1.0		3	1	0	0	1	0	0	0	0	0	0	6	11	0.00	1.000										

Chicago White Sox @ Kansas City Royals  
Kauffman Stadium, Kansas City, MO  
Fri Jun 11 1993, 7:05 PM CDT  
Att: 28,216 - Unknown - 82 F


AB 35  
R 6  
H 10  
RBI 6  
BB 4  
SO 9  
LOB 13



Batter	1	2	3	4	5	6	7	8	9	AB	R	H	RBI	BB	SO	LOB	BOTTOM										
<b>Felix Jose, S</b> OBP: 0.313, SLG: 0.344 (1, 9)	E9		F8			G4-3	G4-3										4	1	2	0	0	0	2				
<b>Brian McRae, S</b> OBP: 0.349, SLG: 0.438 (1, 8)																		3	0	0	0	1	1	2			
<b>George Brett, L</b> OBP: 0.270, SLG: 0.379 (1, 10)																		4	0	0	1	0	0	0			
<b>Wally Joyner, L</b> OBP: 0.417, SLG: 0.485 (1, 3)																		4	0	2	0	0	1	0			
<b>Chris Gwynn, L</b> OBP: 0.336, SLG: 0.372 (1, 7)																		3	0	1	0	0	1	1			
<b>Harvey Pulliam, R</b> OBP: 0.279, SLG: 0.345 (8, PH) (9, 7)																		1	0	0	0	0	1	1			
<b>Brent Mayne, L</b> OBP: 0.320, SLG: 0.383 (1, 2)																		4	0	2	0	0	1	0			
<b>Craig Wilson, R</b> OBP: 0.444, SLG: 0.375 (1, 5)																		3	0	0	0	1	0	2			
<b>Greg Gagne, R</b> OBP: 0.313, SLG: 0.359 (1, 6)																		4	0	3	0	0	0	2			
<b>Jose Lind, R</b> OBP: 0.245, SLG: 0.272 (1, 4)																		2	0	0	0	0	0	1			
<b>Kevin McReynolds, R</b> OBP: 0.339, SLG: 0.474 (7, PH)																		1	0	0	0	0	0	2			
<b>Rico Rossy, R</b> OBP: 0.287, SLG: 0.462 (8, 4)																		1	0	0	0	0	0	1			
<b>Inning Stats</b>	R: 0 E: 1 K: 1 S: 5	H: 1 LOB: 0 BB: 0 P: 9	R: 0 E: 0 K: 1 S: 13	H: 2 LOB: 2 BB: 0 P: 20	R: 0 E: 0 K: 1 S: 7	H: 0 LOB: 0 BB: 1 P: 12	R: 0 E: 0 K: 1 S: 8	H: 0 LOB: 0 BB: 0 P: 14	R: 0 E: 0 K: 0 S: 12	H: 1 LOB: 1 BB: 0 P: 18	R: 1 E: 0 K: 0 S: 8	H: 2 LOB: 1 BB: 0 P: 11	R: 0 E: 0 K: 0 S: 10	H: 2 LOB: 2 BB: 1 P: 18	R: 0 E: 0 K: 1 S: 10	H: 1 LOB: 1 BB: 0 P: 13	R: 0 E: 0 K: 1 S: 14	H: 1 LOB: 1 BB: 0 P: 16	1B: 8 2B: 2 3B: 0 HR: 0	SF: 0 SAC: 0 DP: 0 HBP: 0	WP: 0 PB: 0 SB: 0 CS: 0	PA: 37					
<b>PITCHER</b>	IP	WLS	BF	H	R	ER	SO	BB	IBB	HBP	BLK	WP	HR	S	P	ERA	WHIP										
<b>Jack McDowell, R</b> ERA: 3.9 (1, 1)	7.0	W	28	8	1	1	3	2	0	0	0	0	0	63	102	1.29	1.429										
<b>Scott Radinsky, L</b> ERA: 5.4 (8, 1)	0.2		3	1	0	0	0	0	0	0	0	0	0	6	8	0.00	1.500										
<b>Roberto Hernandez, R</b> ERA: 2.22 (8, 1)	1.1		5	1	0	0	2	0	0	0	0	0	0	18	21	0.00	0.750										

Chicago White Sox @ Kansas City Royals  
Kauffman Stadium, Kansas City, MO  
Fri Jun 11 1993, 7:05 PM CDT  
Att: 28,216 - Unknown - 82 F

AB 34  
R 1  
H 10  
RBI 1  
BB 2  
SO 5  
LOB 14





Batter	1	2	3	4	5	6	7	8	9	10	11	12	13	14	15	AB	R	H	RBI	BB	SO	LOB	TOP			
Tim Raines, S OBP: 0.453, SLG: 0.649 (1, 7)			FC6-5-4 1B		G4-3			G6-3		L8			G6-4-3 1-2F			7	1	2	1	0	0	3				
Craig Grebeck, R Joe Coors, S OBP: 0.333, SLG: 0.288 (8, PH) OBP: 0.357, SLG: 0.355 (8, 4)					G6-3			K2-3		G4-3			L9		F8	3	0	1	0	0	1	1				
Frank Thomas, R OBP: 0.397, SLG: 0.531 (1, 3)			F8					G1-6-3					K			6	0	2	0	1	1	2				
Ellie Burks, R OBP: 0.355, SLG: 0.481 (1, 9)	K				G3-1 PB 1B			G4-3					K			7	0	3	0	0	3	3				
Robin Ventura, L OBP: 0.396, SLG: 0.480 (1, 5)	CS		F7		G3-1					F8			K			6	0	2	0	0	1	3				
Bo Jackson, R Dan Paskaus, L OBP: 0.340, SLG: 0.420 (8, PH) OBP: 0.365, SLG: 0.361		P2			K			K		G3-1			F9		K	3	0	0	0	0	2	2				
Lance Johnson, L OBP: 0.330, SLG: 0.362 (1, 8)		G5-3			P6			L8		G6-3			G4-3		G5-3	6	0	0	0	0	0	3				
Ron Karkovics, R OBP: 0.312, SLG: 0.497 (1, 2)			SH1-3 1B		G4-3 SH1-4 1B			K		G5-3			F7			6	1	3	1	0	1	0				
Ozzie Guillen, L OBP: 0.263, SLG: 0.329 (1, 6)			SH1-3 1-2		SH1-4 1-2			G3		G1-3			G6-4-3 1B		G6-3	4	0	1	0	0	0	0				
<b>Inning Stats</b>	R: 1 E: 0 K: 2 S: 14	H: 2 LOB: 0 BB: 0 P: 23	R: 0 E: 0 K: 0 S: 8	H: 0 LOB: 0 BB: 0 P: 14	R: 0 E: 0 K: 1 S: 9	H: 2 LOB: 2 BB: 0 P: 16	R: 0 E: 0 K: 1 S: 9	H: 1 LOB: 1 BB: 0 P: 16	R: 0 E: 0 K: 0 S: 10	H: 1 LOB: 1 BB: 0 P: 17	R: 0 E: 0 K: 1 S: 12	H: 1 LOB: 1 BB: 0 P: 20	R: 0 E: 0 K: 3 S: 13	H: 0 LOB: 0 BB: 0 P: 13	R: 0 E: 0 K: 3 S: 12	H: 0 LOB: 0 BB: 0 P: 13	R: 0 E: 0 K: 0 S: 4	H: 0 LOB: 0 BB: 0 P: 7	R: 0 E: 0 K: 1 S: 11	H: 2 LOB: 2 BB: 0 P: 15	R: 1 E: 0 K: 1 S: 13	H: 2 LOB: 2 BB: 1 P: 24	1B: 10 2B: 2 3B: 0 HR: 2	SF: 0 SAC: 2 DP: 1 HBP: 0	WP: 0 PB: 1 SB: 0 CS: 1	PA: 59
<b>PITCHER</b>	IP: 7.1 WLS: 3.44 BF: 28 H: 7 R: 1 ER: 1 SO: 5 BB: 0 IBB: 0 HBP: 0 BLK: 0 WP: 0 HR: 1 S: 78 P: 124 ERA: 1.23 WHIP: 0.955	IP: 1.2 WLS: 4.17 BF: 7 H: 2 R: 0 ER: 0 SO: 1 BB: 0 IBB: 0 HBP: 0 BLK: 0 WP: 0 HR: 0 S: 15 P: 24 ERA: 0.00 WHIP: 1.200	IP: 3.0 WLS: 4.17 BF: 9 H: 0 R: 0 ER: 0 SO: 3 BB: 0 IBB: 0 HBP: 0 BLK: 0 WP: 0 HR: 0 S: 20 P: 25 ERA: 0.00 WHIP: 0.000	IP: 1.0 WLS: 2.11 BF: 3 H: 1 R: 0 ER: 0 SO: 0 BB: 0 IBB: 0 HBP: 0 BLK: 0 WP: 0 HR: 0 S: 8 P: 11 ERA: 0.00 WHIP: 1.000	IP: 2.0 WLS: 0.84 BF: 11 H: 4 R: 1 ER: 2 SO: 2 BB: 1 IBB: 0 HBP: 0 BLK: 0 WP: 1 HR: 24 S: 39 P: 45 ERA: 4.50 WHIP: 2.000	<b>PITCHER</b>	IP: 7.1 WLS: 3.44 BF: 28 H: 7 R: 1 ER: 1 SO: 5 BB: 0 IBB: 0 HBP: 0 BLK: 0 WP: 0 HR: 1 S: 78 P: 124 ERA: 1.23 WHIP: 0.955	IP: 1.2 WLS: 4.17 BF: 7 H: 2 R: 0 ER: 0 SO: 1 BB: 0 IBB: 0 HBP: 0 BLK: 0 WP: 0 HR: 0 S: 15 P: 24 ERA: 0.00 WHIP: 1.200	IP: 3.0 WLS: 4.17 BF: 9 H: 0 R: 0 ER: 0 SO: 3 BB: 0 IBB: 0 HBP: 0 BLK: 0 WP: 0 HR: 0 S: 20 P: 25 ERA: 0.00 WHIP: 0.000	IP: 1.0 WLS: 2.11 BF: 3 H: 1 R: 0 ER: 0 SO: 0 BB: 0 IBB: 0 HBP: 0 BLK: 0 WP: 0 HR: 0 S: 8 P: 11 ERA: 0.00 WHIP: 1.000	IP: 2.0 WLS: 0.84 BF: 11 H: 4 R: 1 ER: 2 SO: 2 BB: 1 IBB: 0 HBP: 0 BLK: 0 WP: 1 HR: 24 S: 39 P: 45 ERA: 4.50 WHIP: 2.000	<b>PITCHER</b>	IP: 7.1 WLS: 3.44 BF: 28 H: 7 R: 1 ER: 1 SO: 5 BB: 0 IBB: 0 HBP: 0 BLK: 0 WP: 0 HR: 1 S: 78 P: 124 ERA: 1.23 WHIP: 0.955	IP: 1.2 WLS: 4.17 BF: 7 H: 2 R: 0 ER: 0 SO: 1 BB: 0 IBB: 0 HBP: 0 BLK: 0 WP: 0 HR: 0 S: 15 P: 24 ERA: 0.00 WHIP: 1.200	IP: 3.0 WLS: 4.17 BF: 9 H: 0 R: 0 ER: 0 SO: 3 BB: 0 IBB: 0 HBP: 0 BLK: 0 WP: 0 HR: 0 S: 20 P: 25 ERA: 0.00 WHIP: 0.000	IP: 1.0 WLS: 2.11 BF: 3 H: 1 R: 0 ER: 0 SO: 0 BB: 0 IBB: 0 HBP: 0 BLK: 0 WP: 0 HR: 0 S: 8 P: 11 ERA: 0.00 WHIP: 1.000	IP: 2.0 WLS: 0.84 BF: 11 H: 4 R: 1 ER: 2 SO: 2 BB: 1 IBB: 0 HBP: 0 BLK: 0 WP: 1 HR: 24 S: 39 P: 45 ERA: 4.50 WHIP: 2.000									

Chicago White Sox @ Kansas City Royals  
Kauffman Stadium, Kansas City, MO  
Sat Jun 12 1993, 7:05 PM CDT  
Att: 38,918 - Unknown - 86 F

livebaseballscorecards.com

AB: 55  
R: 2  
H: 14  
RBI: 2  
BB: 11  
SO: 11  
LOB: 20

Batter	1	2	3	4	5	6	7	8	9	10	11	12	13	14	15	AB	R	H	RBI	BB	SO	LOB	BOTTOM			
Felix Jose, S OBP: 0.302, SLG: 0.332 (1, 9)	G4-3		G3		G3		F8			K			B1		F7	7	0	0	0	1	4					
Brian McRae, S OBP: 0.347, SLG: 0.438 (1, 8)	G4-3 2B		F7		F7		P4			B1-3			L8-3 1B		K	7	0	2	0	0	1	2				
George Brett, L OBP: 0.272, SLG: 0.374 (1, 10)	G4-3		G6-3		G6-3		BB			G3-6 1B			L9		K	5	0	1	0	1	1	4				
Wally Joyner, L OBP: 0.407, SLG: 0.471 (1, 3)	F8		F8		F9		P5			G3-6			L8-3		G3-1	6	0	0	0	0	0	4				
Mike MacFarlane, R Brent Mayne, L OBP: 0.366, SLG: 0.540 (14, PH) OBP: 0.320, SLG: 0.383 (15, 2)		G4-6-3 BB			G4-6-3 HBP		K			F8			P9			3	0	0	0	2	1	1				
Chris Gwynn, L OBP: 0.351, SLG: 0.389 (1, 7)		G4-6-3 1B			G4-6-3		SH1-3 1B 2B			P5			WP 1B			5	1	3	0	1	0	1				
Greg Gagne, R OBP: 0.305, SLG: 0.349 (1, 6)		G4-6-3			P4		SH1-3 2B			F9			G5-3		K	5	0	0	0	0	1	5				
Phil Hitt, R Craig Wilson, R OBP: 0.310, SLG: 0.408 (12, PH) OBP: 0.394, SLG: 0.300 (13, 5)		K			K		K			K			G6-3		K	4	0	0	0	0	4	2				
Jose Lind, R Hubie Brooks, R OBP: 0.283, SLG: 0.285 (1, 4) OBP: 0.366, SLG: 0.373 (15, PH)					G3 1B		G3 1B			P9			FC4-6 BB		F8	4	0	3	1	1	0	0				
<b>Inning Stats</b>	R: 0 E: 0 K: 0 S: 10	H: 1 LOB: 1 BB: 0 P: 15	R: 0 E: 0 K: 1 S: 9	H: 1 LOB: 1 BB: 1 P: 17	R: 0 E: 0 K: 0 S: 14	H: 1 LOB: 1 BB: 0 P: 20	R: 0 E: 0 K: 0 S: 5	H: 0 LOB: 0 BB: 0 P: 7	R: 0 E: 0 K: 1 S: 12	H: 1 LOB: 1 BB: 0 P: 13	R: 0 E: 0 K: 1 S: 14	H: 2 LOB: 1 BB: 0 P: 19	R: 0 E: 0 K: 0 S: 7	H: 1 LOB: 1 BB: 0 P: 10	R: 0 E: 0 K: 0 S: 8	H: 0 LOB: 0 BB: 0 P: 16	R: 0 E: 0 K: 1 S: 8	H: 0 LOB: 1 BB: 1 P: 15	R: 0 E: 0 K: 2 S: 10	H: 0 LOB: 2 BB: 0 P: 20	R: 0 E: 0 K: 1 S: 5	H: 0 LOB: 0 BB: 0 P: 9	1B: 7 2B: 3 3B: 0 HR: 0	SF: 0 SAC: 1 DP: 4 HBP: 1	WP: 2 PB: 0 SB: 0 CS: 0	PA: 56
<b>PITCHER</b>	IP: 10.0 WLS: 2.3 BF: 37 H: 7 R: 1 ER: 0 SO: 6 BB: 0 IBB: 0 HBP: 0 BLK: 0 WP: 0 HR: 0 S: 91 P: 134 ERA: 0.90 WHIP: 0.900	IP: 3.0 WLS: 4.17 BF: 13 H: 1 R: 0 ER: 0 SO: 3 BB: 2 IBB: 1 HBP: 0 BLK: 0 WP: 0 HR: 26 S: 51 P: 51 ERA: 0.00 WHIP: 1.000	IP: 1.0 WLS: 2.11 BF: 3 H: 0 R: 0 ER: 0 SO: 0 BB: 0 IBB: 0 HBP: 0 BLK: 0 WP: 0 HR: 0 S: 8 P: 11 ERA: 0.00 WHIP: 1.000	IP: 1.0 WLS: 2.11 BF: 3 H: 0 R: 0 ER: 0 SO: 0 BB: 0 IBB: 0 HBP: 0 BLK: 0 WP: 0 HR: 0 S: 8 P: 11 ERA: 0.00 WHIP: 1.000	IP: 1.0 WLS: 2.11 BF: 3 H: 0 R: 0 ER: 0 SO: 0 BB: 0 IBB: 0 HBP: 0 BLK: 0 WP: 0 HR: 0 S: 8 P: 11 ERA: 0.00 WHIP: 1.000	IP: 1.0 WLS: 2.11 BF: 3 H: 0 R: 0 ER: 0 SO: 0 BB: 0 IBB: 0 HBP: 0 BLK: 0 WP: 0 HR: 0 S: 8 P: 11 ERA: 0.00 WHIP: 1.000	IP: 1.0 WLS: 2.11 BF: 3 H: 0 R: 0 ER: 0 SO: 0 BB: 0 IBB: 0 HBP: 0 BLK: 0 WP: 0 HR: 0 S: 8 P: 11 ERA: 0.00 WHIP: 1.000	IP: 1.0 WLS: 2.11 BF: 3 H: 0 R: 0 ER: 0 SO: 0 BB: 0 IBB: 0 HBP: 0 BLK: 0 WP: 0 HR: 0 S: 8 P: 11 ERA: 0.00 WHIP: 1.000	IP: 1.0 WLS: 2.11 BF: 3 H: 0 R: 0 ER: 0 SO: 0 BB: 0 IBB: 0 HBP: 0 BLK: 0 WP: 0 HR: 0 S: 8 P: 11 ERA: 0.00 WHIP: 1.000	IP: 1.0 WLS: 2.11 BF: 3 H: 0 R: 0 ER: 0 SO: 0 BB: 0 IBB: 0 HBP: 0 BLK: 0 WP: 0 HR: 0 S: 8 P: 11 ERA: 0.00 WHIP: 1.000	IP: 1.0 WLS: 2.11 BF: 3 H: 0 R: 0 ER: 0 SO: 0 BB: 0 IBB: 0 HBP: 0 BLK: 0 WP: 0 HR: 0 S: 8 P: 11 ERA: 0.00 WHIP: 1.000	IP: 1.0 WLS: 2.11 BF: 3 H: 0 R: 0 ER: 0 SO: 0 BB: 0 IBB: 0 HBP: 0 BLK: 0 WP: 0 HR: 0 S: 8 P: 11 ERA: 0.00 WHIP: 1.000	IP: 1.0 WLS: 2.11 BF: 3 H: 0 R: 0 ER: 0 SO: 0 BB: 0 IBB: 0 HBP: 0 BLK: 0 WP: 0 HR: 0 S: 8 P: 11 ERA: 0.00 WHIP: 1.000	IP: 1.0 WLS: 2.11 BF: 3 H: 0 R: 0 ER: 0 SO: 0 BB: 0 IBB: 0 HBP: 0 BLK: 0 WP: 0 HR: 0 S: 8 P: 11 ERA: 0.00 WHIP: 1.000	IP: 1.0 WLS: 2.11 BF: 3 H: 0 R: 0 ER: 0 SO: 0 BB: 0 IBB: 0 HBP: 0 BLK: 0 WP: 0 HR: 0 S: 8 P: 11 ERA: 0.00 WHIP: 1.000	IP: 1.0 WLS: 2.11 BF: 3 H: 0 R: 0 ER: 0 SO: 0 BB: 0 IBB: 0 HBP: 0 BLK: 0 WP: 0 HR: 0 S: 8 P: 11 ERA: 0.00 WHIP: 1.000										

Chicago White Sox @ Kansas City Royals  
Kauffman Stadium, Kansas City, MO  
Sat Jun 12 1993, 7:05 PM CDT  
Att: 38,918 - Unknown - 86 F

livebaseballscorecards.com

AB: 49  
R: 1  
H: 9  
RBI: 1  
BB: 5  
SO: 10  
LOB: 26








Batter	1	2	3	4	5	6	7	8	9	AB	R	H	RBI	BB	SO	LOB	TOP										
<b>Brian McRae, S</b> (1, 8) OBP: 0.343, SLG: 0.438	1-1 2B		3-1 G6-3			0-1 F8		0-1 2B		4	2	2	0	0	0	1											
<b>Harvey Pulliam, R</b> (1, 9) OBP: 0.292, SLG: 0.387	0-2 SH1 2B		1-3 K			1-2 G6-3		0-1 2B		4	0	2	2	0	1	1											
<b>Wally Joyner, L</b> (1, 3) OBP: 0.402, SLG: 0.458	1-1 SH1			1-0 HBP		2-3 K		0-3 K		2	0	0	0	0	2	2											
<b>Mike Macfarlane, R</b> (1, 2) OBP: 0.370, SLG: 0.573	1-0 HBP			1-3 K			2-2 HR		2-3 K2-3	3	1	1	1	0	2	1											
<b>Hubie Brooks, R</b> (1, 10) OBP: 0.355, SLG: 0.361	1-2 G6-4-3			1-2 G5-3			2-3 K		2-2 G6-3	4	0	0	0	0	1	2											
<b>Kevin McReynolds, R</b> (1, 7) OBP: 0.369, SLG: 0.435		1-3 K			1-3 K		0-3 K		2-3 K	4	0	0	0	0	4	0											
<b>Phil Hiatt, R</b> (1, 5) OBP: 0.299, SLG: 0.392		0-3 K			0-3 K		0-3 K			3	0	0	0	0	3	0											
<b>Greg Gagne, R</b> (1, 6) OBP: 0.295, SLG: 0.337		1-3 K			1-3 K			2-3 K		3	0	0	0	0	3	0											
<b>Jose Lind, R</b> (1, 4) OBP: 0.264, SLG: 0.285			2-3 K			2-1 G6-3 1B		1-1 G1-3		3	0	1	0	0	1	0											
<b>Inning Stats</b>	R: 1 E: 0 K: 0 S: 12	H: 2 LOB: 1 BB: 0 P: 16	R: 0 E: 0 K: 3 S: 9	H: 0 LOB: 0 BB: 0 P: 11	R: 0 E: 0 K: 2 S: 9	H: 0 LOB: 0 BB: 0 P: 15	R: 0 E: 0 K: 1 S: 6	H: 0 LOB: 0 BB: 0 P: 9	R: 0 E: 0 K: 3 S: 9	H: 0 LOB: 0 BB: 0 P: 11	R: 0 E: 0 K: 1 S: 12	H: 1 LOB: 1 BB: 0 P: 17	R: 1 E: 0 K: 3 S: 12	H: 1 LOB: 1 BB: 0 P: 16	R: 1 E: 0 K: 2 S: 12	H: 2 LOB: 1 BB: 0 P: 15	R: 0 E: 0 K: 2 S: 9	H: 0 LOB: 0 BB: 0 P: 15	1B: 1 2B: 4 3B: 0 HR: 1	SF: 0 SAC: 1 DP: 1 HBP: 2	WP: 0 PB: 0 SB: 0 CS: 1	PA: 33					
<b>PITCHER</b>	IP	WLS	BF	H	R	ER	SO	BB	IBB	HBP	BLK	WP	HR	S	P	ERA	WHIP										
<b>Randy Johnson, L</b> (1, 1) ERA: 2.71	8.0	W	30	6	3	3	15	0	0	2	0	0	1	81	110	3.38	0.750										
<b>Norm Charlton, L</b> (9, 1) ERA: 2.74	1.0	S	3	0	0	0	2	0	0	0	0	0	0	9	15	0.00	0.000										

**Kansas City Royals @ Seattle Mariners**  
The Kingdome, Seattle, WA  
Mon Jun 14 1993, 10:05 PM EDT  
Att: 29,399 - Dome


AB 30  
R 3  
H 6  
RBI 3  
BB 0  
SO 17  
LOB 7



Batter	1	2	3	4	5	6	7	8	9	AB	R	H	RBI	BB	SO	LOB	BOTTOM										
<b>Omar Vizquel, S</b> (1, 6) OBP: 0.343, SLG: 0.303	1-1 L6		0-1 G4-6-3 1B	0-0 G4-3			0-0 CS 1B	1-0 F7		5	0	2	0	0	0	5											
<b>Mackey Sasser, L</b> (1, 7) OBP: 0.281, SLG: 0.317	4-0 BB		0-0 G4-6-3 1-2		0-0 G6-3		3-3 K			3	0	0	0	1	1	2											
<b>Henry Cotto, R</b> (9, 7) OBP: 0.196, SLG: 0.245							1-2 K			0	0	0	0	0	0	0											
<b>Ken Griffey Jr., L</b> (1, 8) OBP: 0.389, SLG: 0.532	4-2 1-2 BB			0-0 HR 2B	2-1 CS 1B			4-0 1B SF8 BB		2	2	2	0	2	0	0											
<b>Pete O'Brien, L</b> (1, 10) OBP: 0.355, SLG: 0.453	2-3 K			1-3 K	3-2 F9			0-2 SF8 1B	1-3 1B	4	1	1	0	0	2	4											
<b>Jay Buhner, R</b> (1, 9) OBP: 0.373, SLG: 0.502	1-2 F9			4-2 HR BB		0-0 HR		4-1 1B BB		2	2	1	1	2	0	2											
<b>Tino Martinez, L</b> (1, 3) OBP: 0.353, SLG: 0.470		0-1 G4-3		0-2 HR		0-2 F7		2-2 SF8		3	1	1	4	0	0	0											
<b>Edgar Martinez, R</b> (1, 5) OBP: 0.329, SLG: 0.311		1-2 K		4-0 G5-3 HBP		0-0 P6		3-1 HBP		1	0	0	0	0	1	0											
<b>Mike Blowers, R</b> (3, 5) OBP: 0.331, SLG: 0.476								1-3 1B		1	0	0	0	1	0	0											
<b>Mike Felder, S</b> (8, PH) OBP: 0.297, SLG: 0.313										1	0	1	1	0	0	0											
<b>Rich Amaral, R</b> (9, 4) OBP: 0.358, SLG: 0.395										0	0	0	0	0	0	0											
<b>Dave Valle, R</b> (1, 2) OBP: 0.376, SLG: 0.407		1-3 K		2-1 G5-3 HBP		0-1 F9		3-2 HBP		2	0	0	0	0	1	0											
<b>Greg Litton, R</b> (1, 4) OBP: 0.381, SLG: 0.316			0-0 P3	3-2 G5-3			1-1 G5-3	2-1 P5		4	0	0	0	0	0	5											
<b>Inning Stats</b>	R: 0 E: 0 K: 1 S: 10	H: 0 LOB: 2 BB: 2 P: 22	R: 0 E: 0 K: 2 S: 10	H: 0 LOB: 0 BB: 0 P: 12	R: 0 E: 0 K: 0 S: 4	H: 1 LOB: 0 BB: 0 P: 4	R: 3 E: 0 K: 1 S: 15	H: 2 LOB: 2 BB: 2 P: 29	R: 0 E: 0 K: 0 S: 7	H: 1 LOB: 0 BB: 0 P: 7	R: 0 E: 0 K: 1 S: 8	H: 1 LOB: 0 BB: 0 P: 11	R: 2 E: 0 K: 0 S: 15	H: 2 LOB: 3 BB: 2 P: 33	R: 0 E: 0 K: 2 S: 9	H: 0 LOB: 0 BB: 0 P: 15	1B: 5 2B: 1 3B: 0 HR: 2	SF: 1 SAC: 0 DP: 1 HBP: 2	WP: 0 PB: 0 SB: 0 CS: 2	PA: 37							
<b>PITCHER</b>	IP	WLS	BF	H	R	ER	SO	BB	IBB	HBP	BLK	WP	HR	S	P	ERA	WHIP										
<b>Mark Gardner, R</b> (1, 1) ERA: 6.03	7.0	L	31	7	6	6	5	5	0	1	0	0	2	66	106	7.71	1.714										
<b>Rusty Meacham, R</b> (8, 1) ERA: 5.57	1.0		6	1	0	0	0	1	0	1	0	0	0	12	26	0.00	2.000										

**Kansas City Royals @ Seattle Mariners**  
The Kingdome, Seattle, WA  
Mon Jun 14 1993, 10:05 PM EDT  
Att: 29,399 - Dome

AB 28  
R 6  
H 8  
RBI 6  
BB 6  
SO 5  
LOB 18



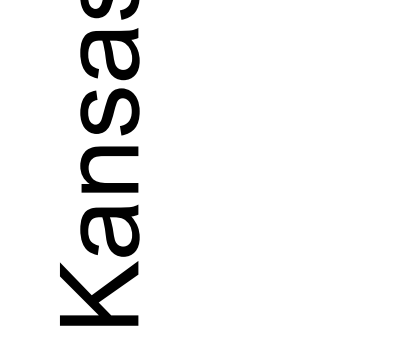


Batter	1	2	3	4	5	6	7	8	9	AB	R	H	RBI	BB	SO	LOB	TOP											
<b>Felix Jose, S</b> OBP: 0.313, SLG: 0.337	2-2 CS 1B	4-1 BB BB		1-2 G1-3			0-0 P7			3	0	1	0	1	0	1	<b>Kansas City Royals @ Seattle Mariners</b> The Kingdome, Seattle, WA Tue Jun 15 1993, 10:05 PM EDT Att: 13,474 - Dome											
<b>Brian McRae, S</b> OBP: 0.349, SLG: 0.437	4-2 1B 1-2	4-2 BB 1-2 2-3 3-H		4-1 BB G4-6-3			2-1 G3			1	0	0	1	3	0	1												
<b>George Brett, L</b> OBP: 0.283, SLG: 0.386	2-2 1B 1-2	2-2 G4-3		2-1 G4-6-3 1-2			1-2 G6-3			4	0	1	0	0	0	4												
<b>Mike MacFarlane, R</b> OBP: 0.361, SLG: 0.556	0-0 L8		2-1 F7		2-2 G6-3			1-3 K		4	0	0	0	0	1	2												
<b>Wally Joyner, L</b> OBP: 0.395, SLG: 0.450	1-1 G3		3-2 F8			1-2 G3-1		2-1 F7		4	0	0	0	0	0	2												
<b>Chris Gwynn, L</b> OBP: 0.558, SLG: 0.391 <b>Kevin McReynolds, R</b> OBP: 0.305, SLG: 0.430		1-1 G4-3 BB BB	4-1 BB			2-0 L8		1-3 K		2	1	1	0	1	0	0												
<b>Craig Wilson, R</b> OBP: 0.267, SLG: 0.214		1-1 F9 BB	2-1 G1-3			2-1 G6-3		2-3 K		4	0	0	0	0	1	2												
<b>Greg Gagne, R</b> OBP: 0.294, SLG: 0.332		4-1 BB G4-3 BB		1-0 F8			1-2 G6-3		2-1 B2	3	0	0	0	1	0	0												
<b>Jose Lind, R</b> OBP: 0.265, SLG: 0.286		3-2 G4-3		0-0 F9			0-1 1B			3	0	1	0	0	0	2												
<b>Inning Stats</b>	R: 0 E: 0 K: 0 S: 11	H: 2 LOB: 2 BB: 1 P: 20	R: 1 E: 0 K: 0 S: 15	H: 1 LOB: 3 BB: 3 P: 31	R: 0 E: 0 K: 0 S: 12	H: 0 LOB: 1 BB: 1 P: 23	R: 0 E: 0 K: 0 S: 5	H: 0 LOB: 0 BB: 0 P: 7	R: 0 E: 0 K: 0 S: 8	H: 0 LOB: 0 BB: 0 P: 16	R: 0 E: 0 K: 0 S: 6	H: 0 LOB: 0 BB: 0 P: 11	R: 0 E: 0 K: 0 S: 8	H: 1 LOB: 1 BB: 0 P: 11	R: 0 E: 0 K: 2 S: 9	H: 0 LOB: 0 BB: 0 P: 13		1B: 4 2B: 0 3B: 0 HR: 0	SF: 0 SAC: 0 DP: 1 HBP: 0	WP: 0 PB: 0 SB: 0 CS: 1	PA: 35							
<b>PITCHER</b>	IP	WLS	BF	H	R	ER	SO	BB	IBB	HBP	BLK	WP	HR	S	P	ERA	WHIP											
<b>Jim Converse, R</b> ERA: 4.0	(1, 1)	7.0	W	29	4	1	1	0	6	0	0	0	0	0	65	119	1.29	1.429										
<b>Dennis Powell, L</b> ERA: 3.71	(8, 1)	1.0		3	0	0	0	1	0	0	0	0	0	0	9	13	0.00	0.000										
<b>Jeff Nelson, R</b> ERA: 2.74	(9, 1)	1.0		3	0	0	0	2	0	0	0	0	0	0	8	13	0.00	0.000										
Batter	1	2	3	4	5	6	7	8	9	AB	R	H	RBI	BB	SO	LOB	BOTTOM											
<b>Omar Vizquel, S</b> OBP: 0.346, SLG: 0.303	0-0 BB SF8 1B	2-1 G1-3		1-0 G4-3			4-2 BB G6-4-3			3	1	1	0	1	0	3	<b>Kansas City Royals @ Seattle Mariners</b> The Kingdome, Seattle, WA Tue Jun 15 1993, 10:05 PM EDT Att: 13,474 - Dome											
<b>Mackey Sasser, L</b> OBP: 0.278, SLG: 0.313 <b>Henry Cotto, R</b> OBP: 0.196, SLG: 0.245	0-1 SF8 BB 1B		0-0 F8		0-1 G4-3		1-2 G6-4-3			4	0	1	0	0	0	1												
<b>Ken Griffey Jr., L</b> OBP: 0.394, SLG: 0.547	4-1 BB G5-4-3 1B		3-1 F8		1-2 F8			3-2 HR		3	2	2	1	1	0	0												
<b>Pete O'Brien, L</b> OBP: 0.353, SLG: 0.451	0-2 SF8		0-1 G4-3		2-3 K			2-2 HR		3	1	1	1	0	1	1												
<b>Jay Buhner, R</b> OBP: 0.375, SLG: 0.520	2-3 3-H G5-4-3		1-2 2B		0-2 HR			2-0 F9		4	1	2	2	0	0	3												
<b>Tino Martinez, L</b> OBP: 0.359, SLG: 0.483		4-1 BB BB	1-3 K		3-2 HR			1-1 HR		2	1	1	2	1	1	1												
<b>Mike Blowers, R</b> OBP: 0.321, SLG: 0.461		1-3 K		1-1 G6-3		1-2 FC1-6		3-3 K		4	0	0	0	0	2	2												
<b>Dave Valle, R</b> OBP: 0.373, SLG: 0.403		2-1 F7		1-2 FC6-4		1-1 G5-4-3		2-1 L7		4	0	1	0	0	0	2												
<b>Rich Amaral, R</b> OBP: 0.357, SLG: 0.391		4-2 BB		1-0 FC6-4		1-2 G4-3				2	0	0	0	1	0	1												
<b>Inning Stats</b>	R: 1 E: 0 K: 0 S: 8	H: 2 LOB: 1 BB: 1 P: 12	R: 0 E: 0 K: 1 S: 11	H: 0 LOB: 2 BB: 2 P: 24	R: 1 E: 0 K: 1 S: 10	H: 2 LOB: 1 BB: 0 P: 16	R: 0 E: 0 K: 0 S: 8	H: 1 LOB: 1 BB: 0 P: 12	R: 0 E: 0 K: 0 S: 10	H: 0 LOB: 0 BB: 0 P: 11	R: 1 E: 0 K: 0 S: 10	H: 1 LOB: 0 BB: 0 P: 15	R: 0 E: 0 K: 0 S: 9	H: 0 LOB: 0 BB: 1 P: 15	R: 3 E: 0 K: 1 S: 15	H: 3 LOB: 0 BB: 0 P: 28		1B: 5 2B: 1 3B: 0 HR: 3	SF: 1 SAC: 0 DP: 3 HBP: 1	WP: 1 PB: 0 SB: 0 CS: 0	PA: 35							
<b>PITCHER</b>	IP	WLS	BF	H	R	ER	SO	BB	IBB	HBP	BLK	WP	HR	S	P	ERA	WHIP											
<b>Hipolito Pichardo, R</b> ERA: 4.21	(1, 1)	7.0	L	29	6	3	3	3	4	0	1	0	0	0	64	105	3.86	1.429										
<b>Billy Brewer, L</b> ERA: 3.09	(8, 1)	1.0		6	3	3	3	1	0	0	0	0	0	2	15	28	27.00	3.000										

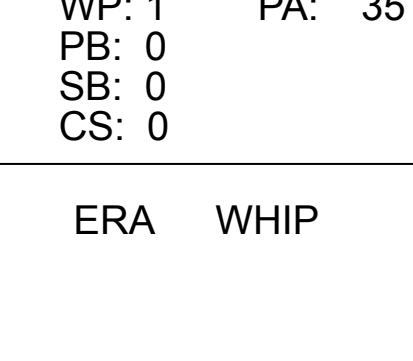
AB 29  
R 1  
H 4  
RBI 1  
BB 6  
SO 3  
LOB 14



AB 29  
R 6  
H 9  
RBI 6  
SO 4  
LOB 14



AB 29  
R 6  
H 9  
RBI 6  
SO 4  
LOB 14





Batter	1	2	3	4	5	6	7	8	9	AB	R	H	RBI	BB	SO	LOB	TOP				
<b>Felix Jose, S</b> OBP: 0.319, SLG: 0.348 (1, 9)	1-0 SH1 1B		3-2 2B	3-3 K			2-2 F8		3-2 FC4-2 2B 1B	5	1	3	1	0	1	2					
<b>Brian McRae, S</b> OBP: 0.348, SLG: 0.431 (1, 8)	1-1 SH1 1-2		1-3 K		4-1 FC3-6 FC3-2 1B BB		3-3 K		2-0 FC4-2 2B	3	1	0	0	1	2	3					
<b>George Brett, L</b> OBP: 0.285, SLG: 0.391 (1, 10)	2-3 K		1-3 K		0-1 FC3-6 1-2 1B		2-2 F9		0-1 1-2 3-H 2B	5	0	2	2	0	2	2					
<b>Wally Joyner, L</b> OBP: 0.392, SLG: 0.442 (1, 3)	4-0 IBB		1-0 G6-3		0-0 FC3-6 FC3-2 1B			2-3 K	0-2 G6-3	4	0	0	0	1	1	4					
<b>Chris Gwynn, L</b> OBP: 0.355, SLG: 0.394 (1, 7)	1-0 L8			0-0 G2-3 1B 2B	1-2 FC3-2 1B			2-2 G3-1		4	1	1	0	0	0	4					
<b>Craig Wilson, R</b> OBP: 0.368, SLG: 0.333 (1, 5)		1-1 1B		1-1 G2-3 1B	2-2 1B			0-0 CS 1B		4	0	3	0	0	0	1					
<b>Brent Mayne, L</b> OBP: 0.327, SLG: 0.398 (1, 2)		2-3 K 1-2		2-0 1B 1B		0-1 G4-3		3-2 CS 1-2	1-1 1B FC5-2 2B	4	1	2	1	0	1	1	AB 37				
<b>Greg Gagne, R</b> OBP: 0.307, SLG: 0.345 (1, 6)		3-2 1B		3-H CS 1B 1-2 1B		2-1 CS 1B		1-2 FC5-2 1B 1B		4	1	4	0	0	0	0	R 5				
<b>Jose Lind, R</b> OBP: 0.265, SLG: 0.285 (1, 4)		0-0 F8		2-1 1-2 2-H 1B		2-0 G5-3 1-2		0-2 FC5-2 1B FC4-2 1-2 3-H		4	0	1	1	0	0	4	H 16				
<b>Inning Stats</b>	R: 0 E: 0 K: 1 S: 8	H: 1 LOB: 2 BB: 1 P: 17	R: 0 E: 0 K: 1 S: 9	H: 2 LOB: 1 BB: 0 P: 15	R: 0 E: 0 K: 2 S: 11	H: 1 LOB: 1 BB: 0 P: 17	R: 2 E: 0 K: 1 S: 15	H: 4 LOB: 2 BB: 0 P: 25	R: 0 E: 0 K: 0 S: 6	H: 1 LOB: 0 BB: 0 P: 9	R: 0 E: 0 K: 1 S: 12	H: 0 LOB: 0 BB: 0 P: 19	R: 0 E: 0 K: 1 S: 10	H: 1 LOB: 0 BB: 0 P: 17	R: 3 E: 0 K: 0 S: 17	H: 4 LOB: 1 BB: 0 P: 24	1B: 12 2B: 5 HR: 0	SF: 0 SAC: 1 DP: 1 HBP: 0	WP: 0 PB: 0 CS: 3	PA: 41	
<b>PITCHER</b>	IP	WLS	BF	H	R	ER	SO	BB	IBB	HBP	BLK	WP	HR	S	P	ERA	WHIP				
<b>Erik Hanson, R</b> ERA: 2.81 (1, 1)	8.0	L	33	12	2	2	7	1	1	0	0	0	0	82	137	2.25	1.625				
<b>Rich DeLucia, R</b> ERA: 3.51 (9, 1)	0.1		4	3	3	3	0	0	0	0	0	0	0	11	16	81.00	9.000				
<b>Dennis Powell, L</b> ERA: 3.62 (9, 1)	0.2		3	1	0	0	0	0	0	0	0	0	0	6	8	0.00	1.500				

**Kansas City Royals @ Seattle Mariners**  
The Kingdome, Seattle, WA  
Wed Jun 16 1993, 10:05 PM EDT  
Att: 14,924 - Dome

AB 37  
R 5  
H 16  
RBI 5  
BB 2  
SO 7  
LOB 21



Batter	1	2	3	4	5	6	7	8	9	AB	R	H	RBI	BB	SO	LOB	BOTTOM					
<b>Omar Vizquel, S</b> OBP: 0.350, SLG: 0.306 (1, 6)	4-1 FC4-6 BB		1-2 G6-3			2-2 S 1B		1-2 1B 1B	2-2 G4-3	4	0	2	0	1	0	3						
<b>Mike Felder, S</b> OBP: 0.291, SLG: 0.307 (1, 7)	1-1 P9		3-1 P2			3-2 F8		1 SAFE 2-0 P7		4	0	0	0	0	0	4						
<b>Ken Griffey Jr., L</b> OBP: 0.392, SLG: 0.542 (1, 8)	0-2 FC4-6 1-2			0-1 F7		2-3 K		2-2 1-2 1B		4	0	1	0	0	1	2						
<b>Pete O'Brien, L</b> OBP: 0.345, SLG: 0.439 (1, 10)	3-2 F7			3-1 F8		1-1 F7		1-3 K		4	0	0	0	0	1	4						
<b>Tino Martinez, L</b> OBP: 0.358, SLG: 0.479 (1, 3)		2-2 G6-3		1-2 G4-3			0-1 G4-3		1-1 FC3-6 1B	4	0	1	0	0	0	0						
<b>Mackey Sasser, L</b> OBP: 0.292, SLG: 0.313 (1, 9)		1-0 G4-3			3-2 1B		4-0 G5-3 BB		0-1 FC3-6 2B FC5-4	3	1	1	0	1	0	1						
<b>Bret Boone, R</b> OBP: 0.324, SLG: 0.438 (1, 4)		1-3 K			1-2 P5		3-1 G5-3		2-1 FC5-4 2B	4	0	1	0	0	1	2	AB 33					
<b>Dave Valle, R</b> OBP: 0.376, SLG: 0.399 (1, 2)			4-2 WP G5-3 BB			1-1 F8		2-2 P3	2-2 FC5-4 HBP	2	0	0	0	1	0	2	R 1					
<b>Henry Cotto, R</b> OBP: 0.196, SLG: 0.245 (9, PR)										0	0	0	0	0	0	0	H 6					
<b>Rich Amaral, R</b> OBP: 0.351, SLG: 0.383 (1, 5)			1-2 G5-3		1-3 K		0-1 P2		1-0 FC5-4	4	0	0	1	0	1	4	RBI 1					
<b>Inning Stats</b>	R: 0 E: 0 K: 0 S: 9	H: 0 LOB: 1 BB: 1 P: 17	R: 0 E: 0 K: 1 S: 8	H: 0 LOB: 0 BB: 0 P: 12	R: 0 E: 0 K: 0 S: 11	H: 0 LOB: 0 BB: 1 P: 20	R: 0 E: 0 K: 0 S: 7	H: 0 LOB: 0 BB: 0 P: 11	R: 0 E: 0 K: 1 S: 13	H: 1 LOB: 1 BB: 0 P: 19	R: 0 E: 0 K: 1 S: 12	H: 1 LOB: 1 BB: 0 P: 20	R: 0 E: 0 K: 0 S: 7	H: 0 LOB: 1 BB: 1 P: 16	R: 0 E: 0 K: 1 S: 13	H: 2 LOB: 0 BB: 0 P: 19	R: 0 E: 0 K: 0 S: 12	H: 2 LOB: 2 BB: 0 P: 20	1B: 5 2B: 1 HR: 0	SF: 0 SAC: 0 DP: 0 HBP: 1	WP: 1 PB: 0 CS: 0	PA: 37
<b>PITCHER</b>	IP	WLS	BF	H	R	ER	SO	BB	IBB	HBP	BLK	WP	HR	S	P	ERA	WHIP					
<b>David Cone, R</b> ERA: 3.46 (1, 1)	8.0	W	31	4	0	0	4	3	0	0	0	1	0	80	134	0.00	0.875					
<b>Jeff Montgomery, R</b> ERA: 2.29 (9, 1)	1.0		6	2	1	1	0	0	0	1	0	0	0	12	20	9.00	2.000					

**Kansas City Royals @ Seattle Mariners**  
The Kingdome, Seattle, WA  
Wed Jun 16 1993, 10:05 PM EDT  
Att: 14,924 - Dome

AB 33  
R 1  
H 6  
RBI 1  
BB 3  
SO 4  
LOB 22





Batter	1	2	3	4	5	6	7	8	9	AB	R	H	RBI	BB	SO	LOB	TOP										
<b>Felix Jose, S</b> OBP: 0.330, SLG: 0.365 (1, 9)	G3	S 1B 2H 3H	1B 2B	1B 2B		1B	E 1B			5	2	4	2	0	0	0	<b>Kansas City Royals @ Oakland Athletics</b> Oakland-Alameda County Coliseum, Oakland, CA Fri Jun 18 1993, 3:33 AM PDT Att: 27,903 - Sunny - 87 F										
<b>Brian McRae, S</b> OBP: 0.352, SLG: 0.435 (1, 8)	1B SF7	2B 1B	FC4 1B		K		G5-3			5	2	3	2	0	1	2											
<b>George Brett, L</b> OBP: 0.291, SLG: 0.404 (1, 10)	BB 1B	1B 2B	FC4 1B			E 2B		L9		5	1	3	1	0	0	1											
<b>Mike MacFarlane, R</b> OBP: 0.368, SLG: 0.551 (8, PR)	FC6-4 BB	1B 2B	G5-3			K		1B		3	1	1	0	2	1	2											
<b>Brent Mayne, L</b> OBP: 0.327, SLG: 0.398 (8, 2)	1B BB	BB				K		1B		0	0	0	0	0	0	0											
<b>Wally Joyner, L</b> OBP: 0.396, SLG: 0.445 (1, 3)	SF7	2B 1B			G3	E 1B		1B		3	1	2	2	1	0	0											
<b>Chris Gwynn, L</b> OBP: 0.354, SLG: 0.400 (6, PH)	FC6-4	1B 2B			K	P4		F8		3	0	1	2	0	1	2											
<b>Kevin McReynolds, R</b> OBP: 0.299, SLG: 0.420 (6, 7)	1B 2B				K	1-2 2-3				2	0	0	0	0	0	3											
<b>Craig Wilson, R</b> OBP: 0.375, SLG: 0.318 (1, 5)		1B BB			G6-3	K				4	1	1	0	1	1	2											
<b>Greg Gagne, R</b> OBP: 0.305, SLG: 0.338 (1, 6)		1B BB	G5-4-3		G5-3		B3			4	1	0	0	1	1	2											
<b>Jose Lind, R</b> OBP: 0.260, SLG: 0.280 (9, PH)		SH5-4	K		G4-3		G6-3			3	0	0	0	0	1	0											
<b>Hubie Brooks, R</b> OBP: 0.351, SLG: 0.356 (9, PH)		1-2 2-3						K		1	0	0	0	0	1	0											
<b>Inning Stats</b>	R: 1 E: 0 K: 0 S: 5	H: 2 LOB: 2 BB: 1 P: 9	R: 7 E: 0 K: 0 S: 8	H: 6 LOB: 1 BB: 3 P: 20	R: 1 E: 0 K: 1 S: 7	H: 2 LOB: 0 BB: 0 P: 7	R: 0 E: 0 K: 1 S: 5	H: 0 LOB: 0 BB: 0 P: 5	R: 0 E: 1 K: 1 S: 6	H: 1 LOB: 2 BB: 1 P: 6	R: 0 E: 0 K: 1 S: 4	H: 1 LOB: 1 BB: 0 P: 4	R: 0 E: 0 K: 0 S: 4	H: 2 LOB: 1 BB: 0 P: 4	R: 0 E: 0 K: 2 S: 7	H: 0 LOB: 0 BB: 0 P: 7	1B: 11 2B: 4 3B: 0 HR: 0	SF: 1 SAC: 1 DP: 1 HBP: 0	WP: 0 PB: 0 SB: 1 CS: 0	PA: 45							
<b>PITCHER</b>	IP	WLS	BF	H	R	ER	SO	BB	IBB	HBP	BLK	WP	HR	S	P	ERA	WHIP										
<b>Shawn Hillegas, R</b> ERA: 7.8	(1, 1)	1.1	12	5	6	6	0	3	0	0	0	0	0	9	21	40.50	6.000										
<b>Storm Davis, R</b> ERA: 6.39	(2, 1)	4.0	20	7	3	3	4	1	1	0	0	0	0	26	34	6.75	2.000										
<b>Mike Mohler, L</b> ERA: 5.49	(6, 1)	0.1	1	0	0	0	0	0	0	0	0	0	0	1	1	0.00	0.000										
<b>Rich Gossage, R</b> ERA: 2.49	(6, 1)	1.1	W	5	1	0	0	1	0	0	0	0	0	7	7	0.00	0.750										
<b>Vince Horsman, L</b> ERA:	(8, 1)	0.1		1	0	0	0	0	0	0	0	0	0	1	1	0.00	0.000										

Batter	1	2	3	4	5	6	7	8	9	AB	R	H	RBI	BB	SO	LOB	BOTTOM										
<b>Rickey Henderson, R</b> OBP: 0.455, SLG: 0.452 (1, 7)	L7		F8		1B SF8 BB	FC4-6 1B		G4-3		4	1	1	0	1	0	0	<b>Kansas City Royals @ Oakland Athletics</b> Oakland-Alameda County Coliseum, Oakland, CA Fri Jun 18 1993, 3:33 AM PDT Att: 27,903 - Sunny - 87 F										
<b>Kevin Seitzer, R</b> OBP: 0.309, SLG: 0.357 (1, 3)	G6-3		K		1B 3B	FC4-6		F8		5	1	1	2	0	1	1											
<b>Brent Gates, S</b> OBP: 0.337, SLG: 0.340 (1, 4)	BB		F7		SF8	G1-3				2	0	0	1	1	0	1											
<b>Ruben Sierra, S</b> OBP: 0.274, SLG: 0.402 (1, 10)	P4				F8	3B 1B		F8		4	1	1	0	0	0	1											
<b>Terry Steinbach, R</b> OBP: 0.348, SLG: 0.435 (1, 2)		F8			L9	1B 3B		K		4	1	1	2	0	1	0											
<b>Scott Brosius, R</b> OBP: 0.261, SLG: 0.286 (1, 9)			HR 1B		FC6-4 BB	K		HR BB		2	2	1	0	2	1	1											
<b>Craig Paquette, R</b> OBP: 0.268, SLG: 0.509 (1, 5)			K		FC6-4	1B		HR		4	1	2	3	0	1	2											
<b>Mike Bordick, R</b> OBP: 0.348, SLG: 0.342 (1, 6)			HR		1B	FC6-4		F3		4	2	2	2	0	0	1											
<b>Lance Blankenship, R</b> OBP: 0.404, SLG: 0.316 (1, 8)		F8			1B BB	K		K		4	1	1	0	0	2	0											
<b>Inning Stats</b>	R: 0 E: 0 K: 0 S: 3	H: 0 LOB: 1 BB: 1 P: 7	R: 2 E: 0 K: 1 S: 7	H: 2 LOB: 0 BB: 0 P: 7	R: 0 E: 0 K: 1 S: 5	H: 0 LOB: 0 BB: 0 P: 5	R: 0 E: 0 K: 0 S: 3	H: 0 LOB: 1 BB: 1 P: 7	R: 6 E: 0 K: 1 S: 11	H: 6 LOB: 1 BB: 1 P: 15	R: 0 E: 0 K: 1 S: 6	H: 1 LOB: 0 BB: 0 P: 6	R: 2 E: 0 K: 1 S: 6	H: 1 LOB: 0 BB: 1 P: 10	R: 0 E: 0 K: 1 S: 5	H: 0 LOB: 0 BB: 0 P: 5		1B: 7 2B: 0 3B: 1 HR: 2	SF: 1 SAC: 0 DP: 0 HBP: 0	WP: 0 PB: 0 SB: 0 CS: 0	PA: 38						
<b>PITCHER</b>	IP	WLS	BF	H	R	ER	SO	BB	IBB	HBP	BLK	WP	HR	S	P	ERA	WHIP										
<b>Chris Haney, L</b> ERA: 4.7	(1, 1)	4.1	22	6	7	7	2	3	0	0	0	0	0	23	35	14.54	2.077										
<b>Mark Gubicza, R</b> ERA: 5.14	(5, 1)	1.2	8	3	1	1	2	0	0	0	0	0	0	12	12	5.40	1.800										
<b>Tom Gordon, R</b> ERA: 4.37	(7, 1)	2.0	L	8	1	2	2	1	0	0	0	0	1	11	15	9.00	1.000										





Batter	1	2	3	4	5	6	7	8	9	AB	R	H	RBI	BB	SO	LOB	TOP																				
<b>Felix Jose, S</b> OBP: 0.341, SLG: 0.380 (1, 9)										5	0	4	1	0	0	0	<b>Kansas City Royals @ Oakland Athletics</b> <b>Oakland-Alameda County Coliseum, Oakland, CA</b> Sat Jun 19 1993, 3:33 AM PDT Att: 34,486 - Sunny - 77 F <a href="http://livebaseballscorecards.com">livebaseballscorecards.com</a>																				
<b>Brian McRae, S</b> OBP: 0.346, SLG: 0.426 (1, 8)										5	0	0	0	0	1	5																					
<b>George Brett, L</b> OBP: 0.294, SLG: 0.402 (1, 10)										4	0	1	0	1	0	1																					
<b>Mike Macfarlane, R</b> OBP: 0.371, SLG: 0.549 (1, 2)										4	1	2	0	0	1	2																					
<b>Wally Joyner, L</b> OBP: 0.393, SLG: 0.439 (1, 3)										3	1	0	0	1	0	4																					
<b>Chris Cwynn, L</b> OBP: 0.358, SLG: 0.399 (1, 7)										3	0	1	0	1	0	2																					
<b>Greg Gagne, R</b> OBP: 0.304, SLG: 0.341 (1, 6)										4	1	1	2	0	1	3																					
<b>Phil Hiatt, R</b> OBP: 0.298, SLG: 0.385 (1, 5)										3	0	0	0	0	0	1																					
<b>Rico Rossy, R</b> OBP: 0.287, SLG: 0.462 (8, 5)										0	0	0	0	0	0	0																					
<b>Jose Lind, R</b> OBP: 0.254, SLG: 0.273 (1, 4)											4	0	0	0	2	2																					
<b>Inning Stats</b>	R: 0 E: 1 K: 0 S: 10	H: 1 LOB: 2 BB: 1 P: 17	R: 0 E: 0 K: 1 S: 9	H: 0 LOB: 0 BB: 0 P: 11	R: 0 E: 0 K: 0 S: 5	H: 0 LOB: 0 BB: 0 P: 9	R: 0 E: 0 K: 0 S: 7	H: 2 LOB: 2 BB: 1 P: 12	R: 0 E: 0 K: 1 S: 9	H: 1 LOB: 1 BB: 0 P: 13	R: 0 E: 0 K: 1 S: 8	H: 0 LOB: 0 BB: 0 P: 14	R: 1 E: 0 K: 0 S: 19	H: 2 LOB: 2 BB: 0 P: 28	R: 2 E: 0 K: 0 S: 16	H: 2 LOB: 1 BB: 1 P: 23	R: 0 E: 0 K: 2 S: 14	H: 1 LOB: 1 BB: 0 P: 22	1B: 7 2B: 2 3B: 0 HR: 0	SF: 0 SAC: 0 DP: 1 HBP: 1	WP: 0 PB: 0 SB: 0 CS: 0	PA: 39															
<b>PITCHER</b>	IP WLS BF H R ER SO BB IBB HBP BLK WP HR S P ERA WHIP																																				
<b>Kelly Downs, R</b> ERA: 5.61 (1, 1)	6.0	23	4	0	0	3	1	1	0	0	0	0	0	0	48	76	0.00	0.833																			
<b>Joe Boever, R</b> ERA: 3.11 (7, 1)	0.2	L	5	2	1	1	0	0	0	1	0	0	0	0	15	23	13.50	3.000																			
<b>Vince Horsman, L</b> ERA: 13.5 (7, 1)	1.0		5	1	2	2	0	1	0	0	0	0	0	0	12	19	18.00	2.000																			
<b>Ed Nunez, R</b> ERA: 3.34 (8, 1)	1.1		6	2	0	0	2	0	0	0	0	0	0	0	22	31	0.00	1.500																			

Batter	1	2	3	4	5	6	7	8	9	AB	R	H	RBI	BB	SO	LOB	BOTTOM																				
<b>Rickey Henderson, R</b> OBP: 0.448, SLG: 0.443 (1, 7)										4	0	0	0	0	0	1	<b>Kansas City Royals @ Oakland Athletics</b> <b>Oakland-Alameda County Coliseum, Oakland, CA</b> Sat Jun 19 1993, 3:33 AM PDT Att: 34,486 - Sunny - 77 F <a href="http://livebaseballscorecards.com">livebaseballscorecards.com</a>																				
<b>Mike Aldrete, L</b> OBP: 0.340, SLG: 0.417 (1, 3)										3	0	2	0	1	1	0																					
<b>Brent Gates, S</b> OBP: 0.330, SLG: 0.331 (1, 4)										4	0	0	0	0	2	3																					
<b>Ruben Sierra, S</b> OBP: 0.270, SLG: 0.395 (1, 9)										4	0	0	0	0	1	2																					
<b>Terry Steinbach, R</b> OBP: 0.343, SLG: 0.429 (1, 2)										3	0	0	0	0	2	1																					
<b>Troy Neel, L</b> OBP: 0.265, SLG: 0.363 (1, 10)										3	0	0	0	0	1	0																					
<b>Craig Paquette, R</b> OBP: 0.271, SLG: 0.500 (1, 5)										3	0	1	0	0	0	0																					
<b>Scott Brosius, R</b> OBP: 0.265, SLG: 0.311 (1, 8)										3	0	1	0	0	1	1																					
<b>Mike Bordick, R</b> OBP: 0.343, SLG: 0.337 (1, 6)										3	0	0	0	0	0	2																					
<b>Inning Stats</b>	R: 0 E: 0 K: 1 S: 10	H: 0 LOB: 0 BB: 0 P: 15	R: 0 E: 0 K: 3 S: 9	H: 0 LOB: 0 BB: 0 P: 13	R: 0 E: 0 K: 0 S: 9	H: 1 LOB: 1 BB: 0 P: 14	R: 0 E: 0 K: 1 S: 10	H: 1 LOB: 1 BB: 0 P: 15	R: 0 E: 0 K: 0 S: 6	H: 0 LOB: 0 BB: 0 P: 10	R: 0 E: 0 K: 1 S: 14	H: 1 LOB: 1 BB: 0 P: 21	R: 0 E: 0 K: 0 S: 5	H: 0 LOB: 0 BB: 0 P: 9	R: 0 E: 0 K: 1 S: 5	H: 1 LOB: 0 BB: 0 P: 7		R: 0 E: 0 K: 1 S: 7	H: 0 LOB: 1 BB: 1 P: 12	1B: 3 2B: 1 3B: 0 HR: 0	SF: 0 SAC: 0 DP: 1 HBP: 0	WP: 0 PB: 0 SB: 0 CS: 0	PA: 31														
<b>PITCHER</b>	IP WLS BF H R ER SO BB IBB HBP BLK WP HR S P ERA WHIP																																				
<b>Kevin Appier, R</b> ERA: 3.17 (1, 1)	8.1	W	29	4	0	0	7	1	0	0	0	0	0	0	70	110	0.00	0.600																			
<b>Jeff Montgomery, R</b> ERA: 2.25 (9, 1)	0.2	S	2	0	0	0	1	0	0	0	0	0	0	5	6	0.00	0.000																				





Batter	1	2	3	4	5	6	7	8	9	AB	R	H	RBI	BB	SO	LOB	TOP		
<b>Felix Jose, S</b> OBP: 0.338, SLG: 0.376 (1, 9)	F7		F8		F8		FC6-4 1B		G1-3	5	0	1	1	0	0	2			
<b>Brian McRae, S</b> OBP: 0.345, SLG: 0.424 (1, 8)	L8		F8		G4-3					4	0	1	0	0	0	2			
<b>George Brett, L</b> OBP: 0.297, SLG: 0.401 (1, 10)			K							3	0	1	0	1	1	4			
<b>Wally Joyner, L</b> OBP: 0.388, SLG: 0.432 (1, 3)	K		G6-3							4	0	0	0	0	1	4			
<b>Chris Gwynn, L</b> OBP: 0.349, SLG: 0.387 (1, 7)		F7			G6-3					4	0	0	0	0	0	1			
<b>Brent Mayne, L</b> OBP: 0.324, SLG: 0.392 (1, 2)		G6-3			F8					4	0	1	0	0	0	0			
<b>Greg Gagne, R</b> OBP: 0.307, SLG: 0.349 (1, 6)		F7								4	0	2	0	0	0	2			
<b>Phil Hiatt, R</b> OBP: 0.297, SLG: 0.382 (1, 5)			1B		K					4	1	1	0	0	2	2			
<b>Jose Lind, R</b> OBP: 0.261, SLG: 0.280 (1, 4)										3	0	2	0	0	1	0			
<b>Hubie Brooks, R</b> OBP: 0.346, SLG: 0.351 (9, PH)										1	0	0	0	0	1	1			
<b>Inning Stats</b>	R: 0 E: 0 K: 1 S: 10	H: 0 LOB: 1 BB: 1 P: 17	R: 0 E: 0 K: 0 S: 11	H: 0 LOB: 0 BB: 0 P: 17	R: 1 E: 0 K: 1 S: 16	H: 3 LOB: 2 BB: 0 P: 21	R: 0 E: 0 K: 1 S: 8	H: 1 LOB: 1 BB: 0 P: 13	R: 0 E: 0 K: 0 S: 8	H: 2 LOB: 2 BB: 0 P: 18	R: 0 E: 0 K: 0 S: 9	H: 2 LOB: 2 BB: 0 P: 15	R: 0 E: 0 K: 0 S: 8	H: 0 LOB: 0 BB: 0 P: 10	R: 0 E: 0 K: 2 S: 11	H: 1 LOB: 1 BB: 0 P: 13	1B: 8 2B: 1 3B: 0 HR: 0	SF: 0 SAC: 0 DP: 0 HBP: 0	WP: 0 PA: 37 CS: 0
<b>PITCHER</b>	IP	WLS	BF	H	R	ER	SO	BB	IBB	HBP	BLK	WP	HR	S	P	ERA	WHIP		
<b>Bob Welch, R</b> ERA: 4.3 (1, 1)	8.0	W	33	8	1	1	4	1	0	0	0	0	0	81	124	1.12	1.125		
<b>Dennis Eckersley, R</b> ERA: 4.91 (9, 1)	1.0	S	4	1	0	0	2	0	0	0	0	0	0	11	13	0.00	1.000		

**Kansas City Royals @ Oakland Athletics**  
Oakland-Alameda County Coliseum, Oakland, CA  
Sun Jun 20 1993, 3:33 AM PDT  
Att: 32,843 - Sunny - 62 F

AB	36
R	1
H	9
RBI	1
BB	1
SO	6
LOB	18



Batter	1	2	3	4	5	6	7	8	9	AB	R	H	RBI	BB	SO	LOB	BOTTOM		
<b>Rickey Henderson, R</b> OBP: 0.449, SLG: 0.456 (1, 7)	HR									3	1	1	1	1	0	0			
<b>Brent Gates, S</b> OBP: 0.328, SLG: 0.329 (1, 4)	L8		L3		G4-3					4	0	1	0	0	1	1			
<b>Mike Aldrete, L</b> OBP: 0.321, SLG: 0.392 (1, 3)	G6-3		L3							3	0	0	0	0	0	1			
<b>Ruben Sierra, S</b> OBP: 0.270, SLG: 0.395 (1, 9)	G4-3		CS							3	0	1	0	0	0	0			
<b>Terry Steinbach, R</b> OBP: 0.339, SLG: 0.423 (1, 2)		K	CS		P9					3	0	0	0	0	1	0			
<b>Troy Neel, L</b> OBP: 0.266, SLG: 0.362 (1, 10)		BB			K					3	1	1	0	0	1	0			
<b>Craig Paquette, R</b> OBP: 0.258, SLG: 0.475 (1, 5)		K			P3					3	0	0	0	0	1	1			
<b>Mike Bordick, R</b> OBP: 0.343, SLG: 0.333 (1, 6)		HR			F8					2	1	0	0	1	0	0			
<b>Lance Blankenship, R</b> OBP: 0.403, SLG: 0.335 (1, 8)		HR			G6-3					3	1	1	3	0	0	0			
<b>Inning Stats</b>	R: 1 E: 0 K: 0 S: 8	H: 1 LOB: 0 BB: 0 P: 10	R: 3 E: 0 K: 2 S: 15	H: 2 LOB: 0 BB: 1 P: 26	R: 0 E: 0 K: 0 S: 8	H: 2 LOB: 0 BB: 0 P: 13	R: 0 E: 0 K: 1 S: 12	H: 0 LOB: 0 BB: 0 P: 18	R: 0 E: 0 K: 0 S: 12	H: 0 LOB: 1 BB: 1 P: 22	R: 0 E: 0 K: 0 S: 5	H: 0 LOB: 0 BB: 0 P: 9	R: 0 E: 0 K: 0 S: 8	H: 0 LOB: 0 BB: 0 P: 14	R: 0 E: 0 K: 1 S: 7	H: 0 LOB: 0 BB: 0 P: 7	1B: 3 2B: 1 3B: 0 HR: 2	SF: 0 SAC: 0 DP: 1 HBP: 0	WP: 0 PA: 30 CS: 1
<b>PITCHER</b>	IP	WLS	BF	H	R	ER	SO	BB	IBB	HBP	BLK	WP	HR	S	P	ERA	WHIP		
<b>Mark Gardner, R</b> ERA: 6.11 (1, 1)	5.0	L	20	5	4	4	3	2	0	0	0	0	0	2	55	7.20	1.400		
<b>Mark Gubicza, R</b> ERA: 4.89 (6, 1)	3.0		9	0	0	0	1	0	0	0	0	0	0	20	30	0.00	0.000		

**Kansas City Royals @ Oakland Athletics**  
Oakland-Alameda County Coliseum, Oakland, CA  
Sun Jun 20 1993, 3:33 AM PDT  
Att: 32,843 - Sunny - 62 F

AB	27
R	4
H	5
RBI	4
BB	2
SO	4
LOB	3





Batter	1	2	3	4	5	6	7	8	9	AB	R	H	RBI	BB	SO	LOB	TOP			
<b>Luis Polonia, L</b> OBP: 0.304, SLG: 0.314 (1, 7)	G3	CS BB			G3					2	0	0	0	2	0	0	<b>California Angels @ Kansas City Royals</b> Kauffman Stadium, Kansas City, MO Mon Jun 21 1993, 7:05 PM CDT Att: 27,757 - Unknown - 88 F			
<b>Chad Curtis, R</b> OBP: 0.421, SLG: 0.409 (1, 8)	2B BB	CS	K			K	G1-3			3	1	0	0	1	2	3				
<b>Tim Salmon, R</b> OBP: 0.388, SLG: 0.511 (1, 9)	2B BB		K			L8		F8		3	1	0	0	1	1	0				
<b>Chili Davis, S</b> OBP: 0.319, SLG: 0.421 (1, 10)	G1-3 2B		K			F9		F8		4	0	1	2	0	1	0				
<b>Torey Lovullo, S</b> OBP: 0.367, SLG: 0.464 (1, 4)	G1-3				G4-3			F7		3	1	0	0	1	0	1				
<b>Kelly Gruber, R</b> OBP: 0.283, SLG: 0.372 (1, 5)	K				F7			SH5-3		3	0	0	0	0	1	1				
<b>J.T. Snow, L</b> OBP: 0.324, SLG: 0.429 (1, 3)					G3			G1		4	0	0	0	0	0	1				
<b>Greg Myers, L</b> OBP: 0.306, SLG: 0.391 (1, 2)																				
<b>Ron Tingley, R</b> OBP: 0.344, SLG: 0.308 (8, 2)		HR								1	1	1	1	2	0	0				
<b>Gary Disarcina, R</b> OBP: 0.277, SLG: 0.361 (1, 6)		L4								1	0	0	0	0	1	0				
<b>Inning Stats</b>	R: 2 E: 0 K: 1 S: 16	H: 1 LOB: 1 BB: 2 P: 26	R: 1 E: 0 K: 0 S: 6	H: 1 LOB: 0 BB: 1 P: 15	R: 0 E: 0 K: 3 S: 9	H: 0 LOB: 0 BB: 0 P: 13	R: 0 E: 0 K: 0 S: 8	H: 0 LOB: 0 BB: 1 P: 14	R: 0 E: 0 K: 1 S: 9	H: 0 LOB: 0 BB: 0 P: 14	R: 1 E: 0 K: 0 S: 8	H: 1 LOB: 3 BB: 3 P: 22	R: 0 E: 0 K: 0 S: 7	H: 0 LOB: 0 BB: 0 P: 9	R: 0 E: 0 K: 1 S: 6	H: 0 LOB: 0 BB: 0 P: 10	1B: 1 2B: 1 3B: 0 HR: 1	SF: 0 SAC: 1 DP: 0 HBP: 0	WP: 0 PB: 0 SB: 1 CS: 2	PA: 36
<b>PITCHER</b>	IP WLS BF H R ER SO BB IBB HBP BLK WP HR S P ERA WHIP	IP WLS BF H R ER SO BB IBB HBP BLK WP HR S P ERA WHIP																		
<b>Hipolito Pichardo, R</b> ERA: 4.3 (1, 1)	6.2 L 28 3 4 4 5 6 1 0 0 0 1 65 122 5.40 1.350																			
<b>Bill Sampen, R</b> ERA: 3.09 (7, 1)	2.1 7 0 0 0 1 0 0 0 0 0 0 0 0 15 21 0.00 0.000																			

AB	27
R	4
H	3
RBI	4
BB	7
SO	6
LOB	7



Batter	1	2	3	4	5	6	7	8	9	AB	R	H	RBI	BB	SO	LOB	BOTTOM					
<b>Brian McRae, S</b> OBP: 0.349, SLG: 0.427 (1, 8)	G3		1B				G4-3			5	0	3	0	0	0	0	<b>California Angels @ Kansas City Royals</b> Kauffman Stadium, Kansas City, MO Mon Jun 21 1993, 7:05 PM CDT Att: 27,757 - Unknown - 88 F					
<b>Kevin McReynolds, R</b> OBP: 0.304, SLG: 0.413 (1, 7)	1B BB		1B			F8	P4			4	0	1	0	1	0	2						
<b>Wally Joyner, L</b> OBP: 0.388, SLG: 0.431 (1, 3)	BB 1B		K			F8	P5			5	0	2	0	0	1	3						
<b>Mike Macfarlane, R</b> OBP: 0.372, SLG: 0.552 (1, 2)	G5-4-3 BB		SF7			G6-3 2B		G5-3	G5-3	3	1	1	1	1	0	2						
<b>Hubie Brooks, R</b> OBP: 0.333, SLG: 0.338 (1, 9)	G5-4-3		G3			G6-3		F7		3	0	0	0	0	0	6						
<b>Felix Jose, S</b> OBP: 0.336, SLG: 0.374 (8, PH) (9, 9)										1	0	0	0	0	0	0						
<b>Gary Gaetti, R</b> OBP: 0.267, SLG: 0.259 (1, 5)			F9							4	0	2	1	0	1	0						
<b>Greg Gagne, R</b> OBP: 0.309, SLG: 0.347 (1, 6)										1	0	0	0	1	1	0						
<b>Rico Rossy, R</b> OBP: 0.353, SLG: 0.533 (5, 6)			K2-3							2	0	2	1	0	0	0						
<b>Phil Hiatt, R</b> OBP: 0.298, SLG: 0.387 (1, 10)										3	0	1	0	0	2	2						
<b>George Brett, L</b> OBP: 0.296, SLG: 0.399 (8, PH)			K							1	0	0	0	0	0	1						
<b>Jose Lind, R</b> OBP: 0.261, SLG: 0.279 (1, 4)										4	1	1	0	0	0	3						
<b>Inning Stats</b>	R: 0 E: 0 K: 0 S: 15	H: 1 LOB: 2 BB: 2 P: 25	R: 0 E: 0 K: 2 S: 11	H: 0 LOB: 0 BB: 0 P: 14	R: 1 E: 0 K: 1 S: 11	H: 3 LOB: 2 BB: 0 P: 18	R: 0 E: 0 K: 1 S: 8	H: 1 LOB: 1 BB: 1 P: 16	R: 0 E: 0 K: 0 S: 6	H: 1 LOB: 0 BB: 0 P: 10	R: 1 E: 0 K: 1 S: 13	H: 3 LOB: 2 BB: 0 P: 22	R: 0 E: 0 K: 0 S: 8	H: 0 LOB: 0 BB: 0 P: 11	R: 1 E: 0 K: 0 S: 8	H: 2 LOB: 1 BB: 0 P: 14	R: 0 E: 0 K: 0 S: 20	H: 2 LOB: 2 BB: 0 P: 25	1B: 10 2B: 3 3B: 0 HR: 0	SF: 1 SAC: 0 DP: 1 HBP: 0	WP: 0 PB: 0 SB: 0 CS: 1	PA: 40
<b>PITCHER</b>	IP WLS BF H R ER SO BB IBB HBP BLK WP HR S P ERA WHIP	IP WLS BF H R ER SO BB IBB HBP BLK WP HR S P ERA WHIP																				
<b>Chuck Finley, L</b> ERA: 2.92 (1, 1)	6.0 W 27 2 1 1 0 0 0 0 0 0 0 0 15 23 5.40 1.200																					
<b>Julio Valera, R</b> ERA: 6.23 (7, 1)	1.2 7 2 1 1 0 0 0 0 0 0 0 0 0 15 23 5.40 1.200																					
<b>Steve Frey, L</b> ERA: 2.05 (8, 1)	1.1 S 6 2 0 0 0 0 0 0 0 0 0 0 21 27 0.00 1.500																					

AB	36
R	2
H	13
RBI	3
BB	3
SO	5
LOB	19





Batter	1	2	3	4	5	6	7	8	9	AB	R	H	RBI	BB	SO	LOB	TOP			
Luis Polonia, L OBP: 0.306, SLG: 0.316 (1, 7)	1-1 E 1B		0-1 G4-3 SF8 1B	1-0 G1-3			2-1 F8		2-2 G6-3	5	1	2	0	0	0	2				
Chad Curtis, R OBP: 0.415, SLG: 0.402 (1, 8)	0-2 F9		2-2 G4-3		0-0 F8		1-2 F9			4	0	0	1	0	0	2				
Tim Salmon, R OBP: 0.390, SLG: 0.516 (1, 9)	2-3 K		1-3 3-H SF8		4-1 S BB		1-1 2B			2	0	1	1	1	1	1				
Chili Davis, S OBP: 0.318, SLG: 0.416 (1, 10)	4-0 BB		0-0 G3		2-3 K		3-2 F9			3	0	0	0	1	1	2				
Torey Lovullo, S OBP: 0.364, SLG: 0.453 (1, 4)	0-1 P6			0-0 L3	1-2 P6			4-0 G5-4-3 BB		3	0	0	0	1	0	3				
Kelly Gruber, R OBP: 0.280, SLG: 0.383 (1, 5)		3-3 K		0-0 G4-3 1B		2-1 F8		0-1 G5-4-3		4	1	1	0	0	1	1				
J.T. Snow, L OBP: 0.323, SLG: 0.423 (1, 3)		1-1 P2		0-1 G4-3		4-1 1B BB		0-3 K		3	0	0	0	1	1	1				
Gary Disarcina, R OBP: 0.285, SLG: 0.368 (1, 6)		0-0 P3		2-2 1B		2-2 1B		1-2 L3		4	0	3	1	0	0	0				
John Orton, R OBP: 0.270, SLG: 0.313 (1, 2)			3-2 1B G4-3		2-0 1B		1-0 G1-3		1-1 L3	3	1	2	0	0	0	1				
Greg Myers, L OBP: 0.303, SLG: 0.387 (9, PH)				1-3 1B						1	0	0	0	0	0	1				
<b>Inning Stats</b>	R: 0 E: 1 K: 1 S: 10	H: 1 LOB: 2 BB: 1 P: 17	R: 0 E: 0 K: 1 S: 6	H: 0 LOB: 0 BB: 0 P: 10	R: 2 E: 0 K: 0 S: 12	H: 2 LOB: 0 BB: 0 P: 18	R: 1 E: 0 K: 0 S: 9	H: 3 LOB: 2 BB: 0 P: 14	R: 0 E: 0 K: 1 S: 8	H: 1 LOB: 1 BB: 1 P: 15	R: 0 E: 0 K: 0 S: 10	H: 1 LOB: 1 BB: 0 P: 17	R: 0 E: 0 K: 1 S: 5	H: 0 LOB: 0 BB: 1 P: 9	R: 0 E: 0 K: 0 S: 8	H: 1 LOB: 0 BB: 0 P: 12	1B: 6 2B: 4 3B: 0 HR: 0	SF: 1 SAC: 0 DP: 2 HBP: 0	WP: 0 PB: 0 SB: 2 CS: 0	PA: 37
<b>PITCHER</b>	IP WLS BF H R ER SO BB IBB HBP BLK WP HR S P ERA WHIP	IP WLS BF H R ER SO BB IBB HBP BLK WP HR S P ERA WHIP																		
David Cone, R ERA: 3.46 (1, 1)	8.0 W 34 8 3 3 4	1.0 S 3 1 0 0 0																		
Jeff Montgomery, R ERA: 2.2 (9, 1)	1.0 S 3 1 0 0 0																			

California Angels @ Kansas City Royals  
Kauffman Stadium, Kansas City, MO  
Tue Jun 22 1993, 7:05 PM CDT  
Att: 20,773 - Unknown - 87 F

AB	32
R	3
H	9
RBI	3
BB	4
SO	4
LOB	14



Batter	1	2	3	4	5	6	7	8	9	AB	R	H	RBI	BB	SO	LOB	BOTTOM			
Felix Jose, S OBP: 0.342, SLG: 0.376 (1, 8) (8, 9)	1-0 2B 1B	0-1 G4-6-3		1-0 1B		4-1 BB		0-0 G4-3		4	1	2	2	1	0	3				
Kevin McReynolds, R OBP: 0.330, SLG: 0.406 (1, 7)	0-1 F9		0-0 1B	4-2 1B		2-2 F8		2-2 F9		4	0	1	0	1	0	3				
George Brett, L OBP: 0.295, SLG: 0.401 (1, 10)	0-0 1B 2B		0-1 F9	2-1 L8		1-2 F7				4	1	1	1	0	0	4				
Wally Joyner, L OBP: 0.389, SLG: 0.432 (1, 3)	1-1 CS 1B		0-0 F9	0-0 1B		0-1 F8				4	0	2	1	0	0	2				
Chris Gwynn, L OBP: 0.355, SLG: 0.400 (1, 9)	2-1 2B		0-1 1B		1-2 L5		0-0 P2			3	0	2	0	0	0	0				
Brian McRae, S OBP: 0.348, SLG: 0.425 (7, PH) (8, 8)	1-2 2B		1-2 1B							1	0	0	0	0	0	0				
Gary Gaetti, R OBP: 0.286, SLG: 0.310 (1, 5)	0-0 G5-3		1-0 F8		1-0 HR		0-3 K			4	0	1	1	0	1	3				
Brent Mayne, L OBP: 0.339, SLG: 0.400 (1, 2)		0-1 1B 1B		1-1 SH1-4 1B 1B		4-1 FC3-6 BB		2-0 G3-1		3	1	2	0	1	0	0				
Greg Gagne, R OBP: 0.312, SLG: 0.350 (1, 6)		3-0 F9		2-0 SH1-4 1B 1B		2-1 FC3-6		0-0 G4-3 SH5-4 1B		4	1	2	0	0	0	2				
Jose Lind, R OBP: 0.263, SLG: 0.282 (1, 4)		0-1 G4-6-3 1B		0-1 SH1-4		0-1 G6-3		1-0 SH5-4		2	0	1	0	0	0	1				
<b>Inning Stats</b>	R: 2 E: 0 K: 0 S: 9	H: 4 LOB: 1 BB: 0 P: 13	R: 0 E: 0 K: 0 S: 8	H: 2 LOB: 1 BB: 0 P: 10	R: 0 E: 0 K: 0 S: 7	H: 2 LOB: 2 BB: 0 P: 8	R: 2 E: 0 K: 0 S: 12	H: 4 LOB: 2 BB: 1 P: 22	R: 1 E: 0 K: 0 S: 9	H: 1 LOB: 1 BB: 1 P: 17	R: 0 E: 0 K: 0 S: 9	H: 0 LOB: 1 BB: 1 P: 16	R: 0 E: 0 K: 1 S: 6	H: 0 LOB: 0 BB: 0 P: 8	R: 0 E: 0 K: 0 S: 6	H: 1 LOB: 1 BB: 0 P: 9	1B: 11 2B: 2 3B: 0 HR: 1	SF: 0 SAC: 2 DP: 1 HBP: 0	WP: 0 PB: 0 SB: 0 CS: 1	PA: 38
<b>PITCHER</b>	IP WLS BF H R ER SO BB IBB HBP BLK WP HR S P ERA WHIP	IP WLS BF H R ER SO BB IBB HBP BLK WP HR S P ERA WHIP																		
Scott Sanderson, R ERA: 4.13 (1, 1)	3.1 L 20 11 4 4 0	1.0 5 2 1 1 0																		
Ken Patterson, L ERA: 6.92 (4, 1)	1.0 5 2 1 1 0																			
Doug Linton, R ERA: 6.08 (5, 1)	1.0 4 0 0 0 0																			
Jerry Nielsen, L ERA: 6.23 (6, 1)	2.2 9 1 0 0 1																			

California Angels @ Kansas City Royals  
Kauffman Stadium, Kansas City, MO  
Tue Jun 22 1993, 7:05 PM CDT  
Att: 20,773 - Unknown - 87 F

AB	33
R	4
H	14
RBI	5
BB	3
SO	1
LOB	18





Batter	1	2	3	4	5	6	7	8	9	AB	R	H	RBI	BB	SO	LOB	TOP										
<b>Stan Javier, S</b> OBP: 0.289, SLG: 0.284 (1, 7)										5	1	2	0	0	0	2											
<b>Chad Curtis, R</b> OBP: 0.418, SLG: 0.405 (1, 8)										3	2	1	0	2	1	0											
<b>Tim Salmon, R</b> OBP: 0.391, SLG: 0.513 <b>Luis Polonia, L</b> OBP: 0.305, SLG: 0.315 (1, 9) (8, 7)										3	2	1	1	0	1	2											
<b>Chili Davis, S</b> OBP: 0.319, SLG: 0.413 (1, 10)										4	2	1	0	1	1	2											
<b>Kelly Gruber, R</b> OBP: 0.315, SLG: 0.490 (1, 5)										4	1	3	4	0	0	1											
<b>Torey Lovullo, S</b> OBP: 0.361, SLG: 0.447 (1, 4)										4	0	1	1	0	0	2											
<b>Rene Gonzales, R</b> <b>J.T. Snow, L</b> OBP: 0.323, SLG: 0.423 (1, 3) (8, 3)										4	0	1	0	0	1	1											
<b>Gary Disarcina, R</b> OBP: 0.285, SLG: 0.366 (1, 6)										4	0	1	0	0	0	1											
<b>Ron Tingley, R</b> OBP: 0.306, SLG: 0.267 (1, 2)										4	0	0	0	0	2	2											
<b>Inning Stats</b>	R: 4 E: 0 K: 1 S: 20	H: 3 LOB: 0 BB: 2 P: 38	R: 0 E: 0 K: 1 S: 7	H: 0 LOB: 0 BB: 0 P: 10	R: 3 E: 0 K: 1 S: 18	H: 2 LOB: 0 BB: 0 P: 27	R: 0 E: 0 K: 1 S: 9	H: 1 LOB: 2 BB: 1 P: 21	R: 1 E: 0 K: 0 S: 10	H: 2 LOB: 1 BB: 0 P: 16	R: 0 E: 0 K: 2 S: 12	H: 0 LOB: 0 BB: 0 P: 15	R: 0 E: 0 K: 0 S: 7	H: 1 LOB: 1 BB: 0 P: 11	R: 0 E: 0 K: 0 S: 9	H: 2 LOB: 1 BB: 0 P: 15	R: 0 E: 0 K: 0 S: 5	H: 0 LOB: 0 BB: 0 P: 10	1B: 5 2B: 5 3B: 0 HR: 1	SF: 0 SAC: 0 DP: 2 HBP: 1	WP: 1 PB: 0 SB: 1 CS: 0	PA: 40					
<b>PITCHER</b>	IP	WLS	BF	H	R	ER	SO	BB	IBB	HBP	BLK	WP	HR	S	P	ERA	WHIP										
<b>Chris Haney, L</b> ERA: 5.88 (1, 1)	3.0	L	16	5	7	7	3	2	0	1	0	1	1	45	75	21.00	2.333										
<b>Tom Gordon, R</b> ERA: 4.23 (4, 1)	3.0		13	3	1	1	3	1	0	0	0	0	0	31	52	3.00	1.333										
<b>Billy Brewer, L</b> ERA: 2.84 (7, 1)	1.0		4	1	0	0	0	0	0	0	0	0	0	7	11	0.00	1.000										
<b>Frank DiPino, L</b> ERA: 2.45 (8, 1)	1.0		4	2	0	0	0	0	0	0	0	0	0	9	15	0.00	2.000										
<b>Mark Gubicza, R</b> ERA: 4.6 (9, 1)	1.0		3	0	0	0	0	0	0	0	0	0	0	5	10	0.00	0.000										

California Angels @ Kansas City Royals  
Kauffman Stadium, Kansas City, MO

AB 36  
R 8  
H 11  
RBI 6  
BB 3  
SO 6  
LOB 13



Wed Jun 23 1993, 7:05 PM CDT  
Att: 23,459 - Unknown - 77 F

Batter	1	2	3	4	5	6	7	8	9	AB	R	H	RBI	BB	SO	LOB	BOTTOM										
<b>Brian McRae, S</b> OBP: 0.349, SLG: 0.429 (1, 8)										5	0	2	1	0	0	2											
<b>Felix Jose, S</b> OBP: 0.349, SLG: 0.383 (1, 9)										4	1	3	0	0	0	1											
<b>George Brett, L</b> OBP: 0.293, SLG: 0.397 (1, 10)										5	1	1	0	0	0	3											
<b>Mike Macfarlane, R</b> OBP: 0.367, SLG: 0.540 (1, 2)										5	1	1	1	0	2	2											
<b>Wally Joyner, L</b> OBP: 0.394, SLG: 0.445 (1, 3)										4	2	3	1	0	0	0											
<b>Kevin McReynolds, R</b> OBP: 0.315, SLG: 0.410 (1, 7)										4	0	2	2	0	0	2											
<b>Greg Gagne, R</b> OBP: 0.311, SLG: 0.347 (1, 6)										2	0	0	1	1	0	2											
<b>Phil Hiatt, R</b> OBP: 0.298, SLG: 0.382 <b>Chris Cwynn, L</b> OBP: 0.353, SLG: 0.397 <b>Rico Rossy, R</b> OBP: 0.353, SLG: 0.533 (1, 5) (8, PH) (9, 5)										2	1	0	0	1	0	2											
<b>Jose Lind, R</b> OBP: 0.263, SLG: 0.286 (1, 4)										4	1	1	1	0	0	3											
<b>Inning Stats</b>	R: 0 E: 0 K: 1 S: 11	H: 1 LOB: 1 BB: 0 P: 14	R: 0 E: 0 K: 0 S: 4	H: 1 LOB: 0 BB: 0 P: 8	R: 0 E: 0 K: 0 S: 9	H: 0 LOB: 0 BB: 0 P: 12	R: 0 E: 0 K: 0 S: 5	H: 1 LOB: 0 BB: 0 P: 7	R: 3 E: 0 K: 0 S: 13	H: 3 LOB: 1 BB: 1 P: 24	R: 0 E: 0 K: 1 S: 8	H: 0 LOB: 0 BB: 0 P: 14	R: 0 E: 0 K: 0 S: 10	H: 1 LOB: 2 BB: 1 P: 18	R: 4 E: 0 K: 1 S: 23	H: 5 LOB: 1 BB: 0 P: 31	R: 0 E: 0 K: 0 S: 10	H: 1 LOB: 1 BB: 0 P: 13	1B: 9 2B: 5 3B: 0 HR: 0	SF: 1 SAC: 1 DP: 2 HBP: 0	WP: 2 PB: 0 SB: 0 CS: 0	PA: 40					
<b>PITCHER</b>	IP	WLS	BF	H	R	ER	SO	BB	IBB	HBP	BLK	WP	HR	S	P	ERA	WHIP										
<b>Hilly Hathaway, L</b> ERA: 7.36 (1, 1)	6.0	W	25	7	3	3	2	2	0	0	0	2	0	53	86	4.50	1.500										
<b>Julio Valera, R</b> ERA: 6.62 (7, 1)	1.0		6	3	3	3	0	0	0	0	0	0	0	19	26	27.00	3.000										
<b>Jerry Nielsen, L</b> ERA: 7.27 (8, 1)	0.0		1	1	0	0	0	0	0	0	0	0	0	1	1	∞	∞										
<b>Gene Nelson, R</b> ERA: 1.4 (8, 1)	1.0		4	1	1	1	1	0	0	0	0	0	0	10	15	9.00	1.000										
<b>Steve Frey, L</b> ERA: 1.96 (9, 1)	1.0	S	4	1	0	0	0	0	0	0	0	0	0	10	13	0.00	1.000										

California Angels @ Kansas City Royals  
Kauffman Stadium, Kansas City, MO

AB 36  
R 7  
H 13  
RBI 7  
BB 2  
SO 3  
LOB 18




Wed Jun 23 1993, 7:05 PM CDT  
Att: 23,459 - Unknown - 77 F



Batter	1	2	3	4	5	6	7	8	9	AB	R	H	RBI	BB	SO	LOB	TOP			
Luis Polonia, L (1,7) OBP: 0.308, SLG: 0.317										4	1	2	0	0	1	0	<b>California Angels @ Kansas City Royals</b> Kauffman Stadium, Kansas City, MO Thu Jun 24 1993, 3:33 AM CDT Att: 26,409 - Unknown - 84 F			
Chad Curtis, R (1,8) OBP: 0.412, SLG: 0.398										4	0	0	0	0	0	2				
Tim Salmon, R (1,9) OBP: 0.393, SLG: 0.522										4	0	2	1	0	0	1				
Ron Tingley, R (8,2) OBP: 0.306, SLG: 0.267										4	0	0	0	0	1	3				
Chili Davis, S (1,10) OBP: 0.315, SLG: 0.406											4	0	0	0	1	0				
Torey Lovullo, S (1,4) OBP: 0.351, SLG: 0.434												3	0	1	0	1		1		
J.T. Snow, L (1,3) OBP: 0.325, SLG: 0.422																				
Rene Gonzales, R (1,5) OBP: 0.362, SLG: 0.299												3	0	2	0	0		0		
Greg Myers, L (8, PH) OBP: 0.301, SLG: 0.384												1	0	0	0	0		1		
Gary Disarcina, R (1,6) OBP: 0.284, SLG: 0.361												3	0	0	0	1		0	3	
John Orton, R (1,2) OBP: 0.264, SLG: 0.306												2	0	0	0	0	0	2		
Stan Javier, S (8, PH) OBP: 0.286, SLG: 0.280												1	0	0	0	0	0	0		
<b>Inning Stats</b>	R: 0 E: 0 K: 1 S: 12	H: 1 LOB: 1 BB: 0 P: 16	R: 0 E: 0 K: 0 S: 11	H: 1 LOB: 2 BB: 1 P: 22	R: 0 E: 0 K: 0 S: 8	H: 1 LOB: 1 BB: 0 P: 13	R: 0 E: 0 K: 0 S: 12	H: 1 LOB: 1 BB: 1 P: 17	R: 0 E: 0 K: 1 S: 9	H: 0 LOB: 0 BB: 0 P: 14	R: 0 E: 0 K: 1 S: 11	H: 0 LOB: 0 BB: 0 P: 17	R: 1 E: 0 K: 0 S: 12	H: 2 LOB: 1 BB: 0 P: 18	R: 0 E: 0 K: 1 S: 8	H: 1 LOB: 1 BB: 0 P: 15	1B: 5 2B: 2 3B: 0 HR: 0	SF: 0 SAC: 0 DP: 1 HBP: 0	WP: 0 PB: 0 SB: 1 CS: 0	PA: 35
<b>PITCHER</b>	IP	WLS	BF	H	R	ER	SO	BB	IBB	HBP	BLK	WP	HR	S	P	ERA	WHIP			
Kevin Appier, R (1,1) ERA: 3.0	6.0	W	23	4	0	0	2	2	0	0	0	0	0	56	88	0.00	1.000			
Bill Sampen, R (7,1) ERA: 3.39	1.2		7	2	1	1	1	0	0	0	0	0	0	18	27	5.40	1.200			
Jeff Montgomery, R (8,1) ERA: 2.13	1.1	S	5	1	0	0	1	0	0	0	0	0	0	13	23	0.00	0.750			

Batter	1	2	3	4	5	6	7	8	9	AB	R	H	RBI	BB	SO	LOB	BOTTOM			
Brian McRae, S (1,8) OBP: 0.353, SLG: 0.432											5	1	3	1	0	1	3			
Felix Jose, S (1,9) OBP: 0.341, SLG: 0.374										5	0	0	1	0	2	4				
George Brett, L (1,10) OBP: 0.292, SLG: 0.390										4	0	0	0	1	1	3				
Mike Macfarlane, R (1,2) OBP: 0.372, SLG: 0.549									3	0	2	1	0	0	0	0				
Brent Mayne, L (6, PR) OBP: 0.345, SLG: 0.406									1	0	1	0	0	0	0	0				
Kevin McReynolds, R (1,7) OBP: 0.304, SLG: 0.394									4	0	0	0	0	0	4					
Gary Gaetti, R (1,3) OBP: 0.284, SLG: 0.333										2	0	1	0	1	1	0				
Wally Joyner, L (8,3) OBP: 0.397, SLG: 0.460										1	1	1	1	0	0	0				
Phil Hiatt, R (1,5) OBP: 0.299, SLG: 0.382											3	1	1	0	0	0	1			
Greg Gagne, R (8,6) OBP: 0.310, SLG: 0.345											1	0	0	0	0	1	0			
Jose Lind, R (1,4) OBP: 0.273, SLG: 0.293											3	2	2	0	1	0	1			
Rico Rossy, R (1,6) OBP: 0.429, SLG: 0.579											4	1	3	2	0	0	1			
<b>Inning Stats</b>	R: 1 E: 0 K: 2 S: 14	H: 2 LOB: 1 BB: 0 P: 22	R: 3 E: 1 K: 1 S: 11	H: 3 LOB: 1 BB: 1 P: 22	R: 0 E: 0 K: 1 S: 7	H: 0 LOB: 0 BB: 0 P: 10	R: 0 E: 0 K: 0 S: 6	H: 2 LOB: 1 BB: 0 P: 9	R: 0 E: 0 K: 1 S: 9	H: 1 LOB: 1 BB: 0 P: 15	R: 0 E: 0 K: 0 S: 6	H: 1 LOB: 1 BB: 0 P: 8	R: 0 E: 0 K: 0 S: 9	H: 2 LOB: 2 BB: 1 P: 14	R: 3 E: 0 K: 1 S: 16	H: 3 LOB: 1 BB: 1 P: 28	1B: 11 2B: 2 3B: 0 HR: 1	SF: 0 SAC: 0 DP: 1 HBP: 0	WP: 0 PB: 0 SB: 1 CS: 1	PA: 39
<b>PITCHER</b>	IP	WLS	BF	H	R	ER	SO	BB	IBB	HBP	BLK	WP	HR	S	P	ERA	WHIP			
Mark Langston, L (1,1) ERA: 2.5	7.0	L	32	11	4	3	5	2	0	0	0	0	0	62	100	3.86	1.857			
Doug Linton, R (8,1) ERA: 7.5	0.1		5	3	3	3	1	1	0	0	0	0	0	12	22	81.00	12.000			
Ken Patterson, L (8,1) ERA: 6.75	0.2		2	0	0	0	0	0	0	0	0	0	0	4	6	0.00	0.000			

AB	33
R	1
H	7
RBI	1
BB	2
SO	4
LOB	12



AB	36
R	6
H	14
RBI	6
BB	3
SO	6
LOB	17

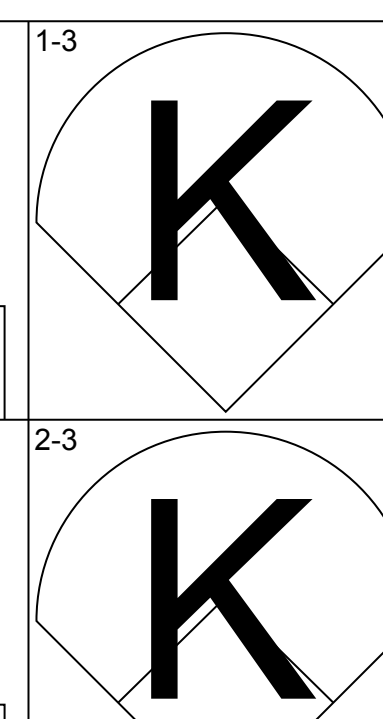
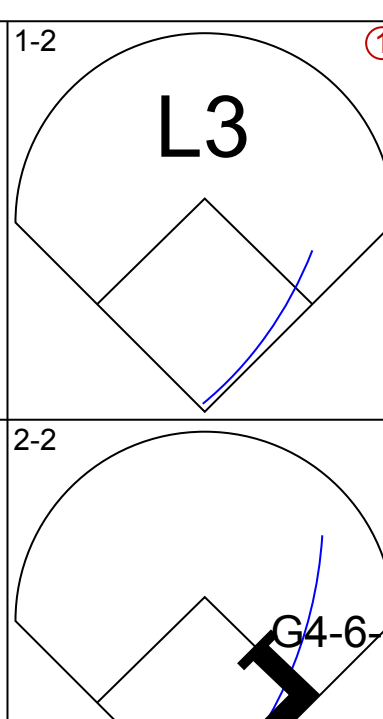
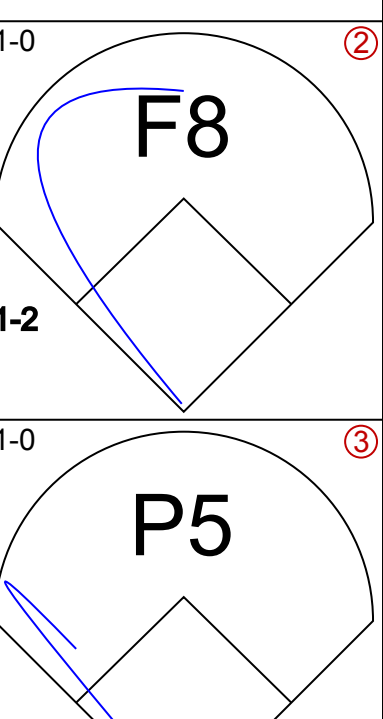
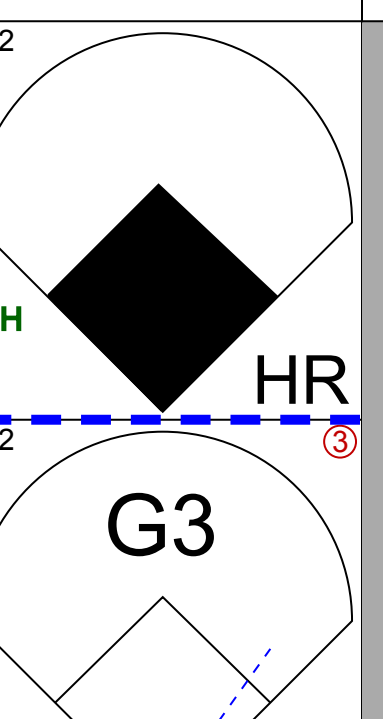
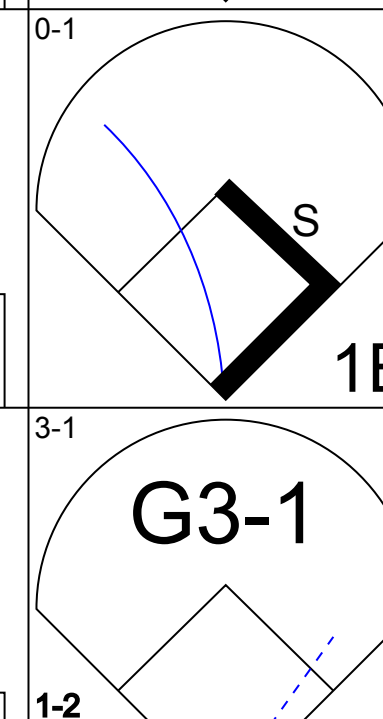
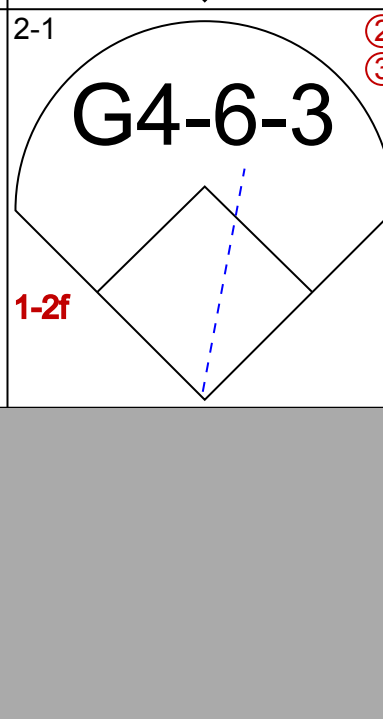







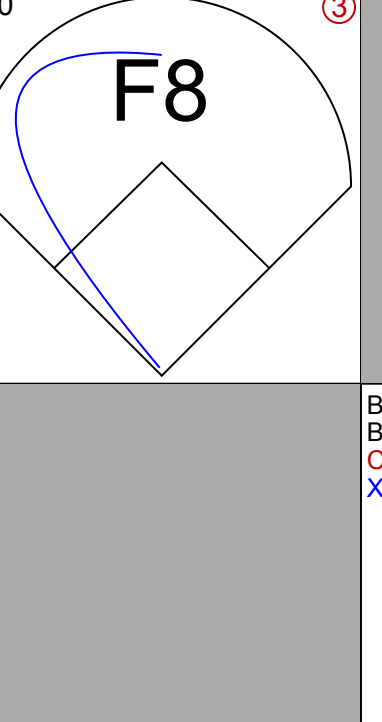
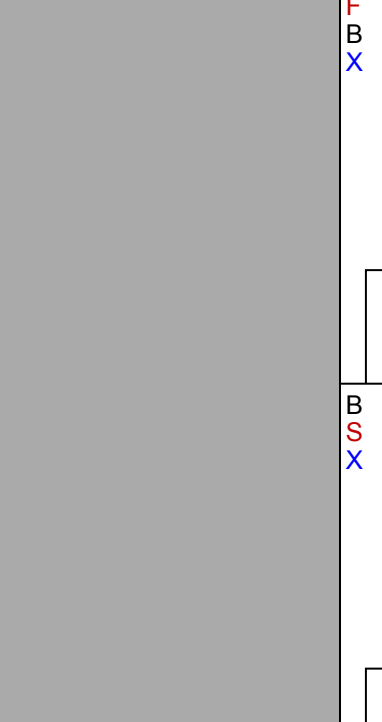
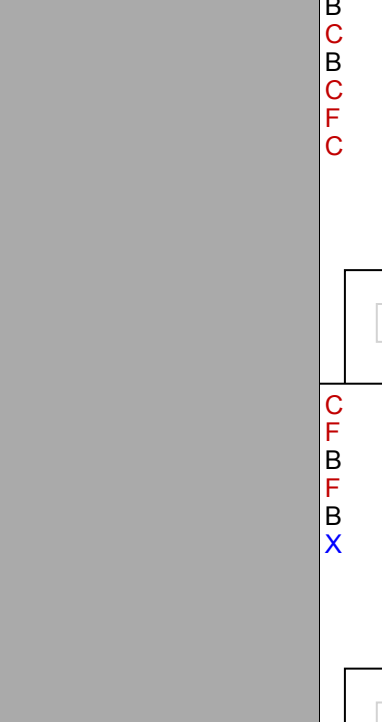
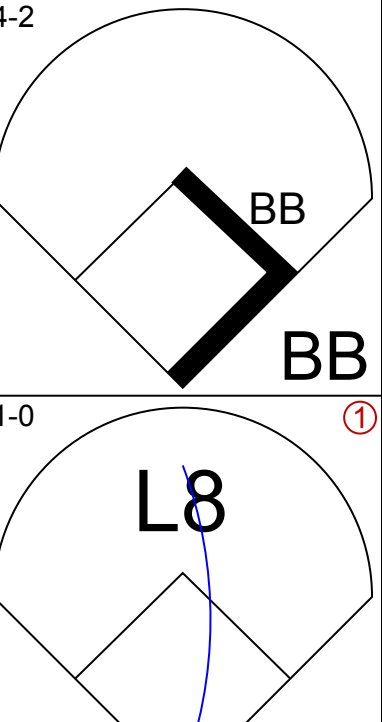
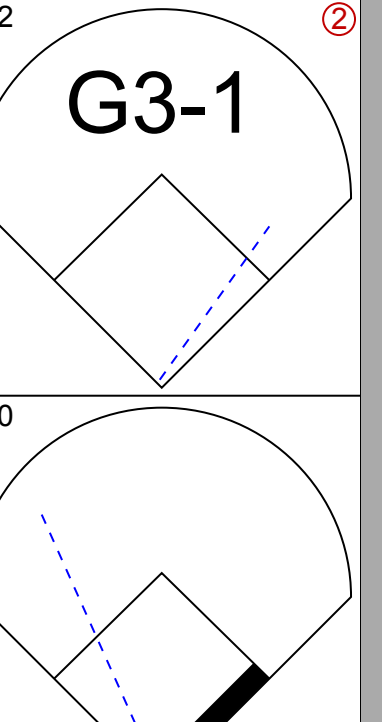
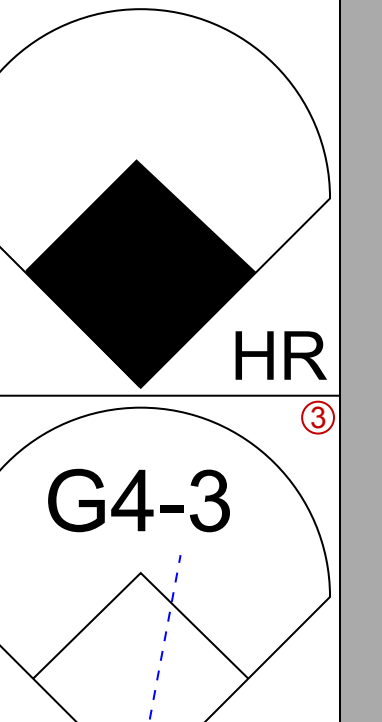
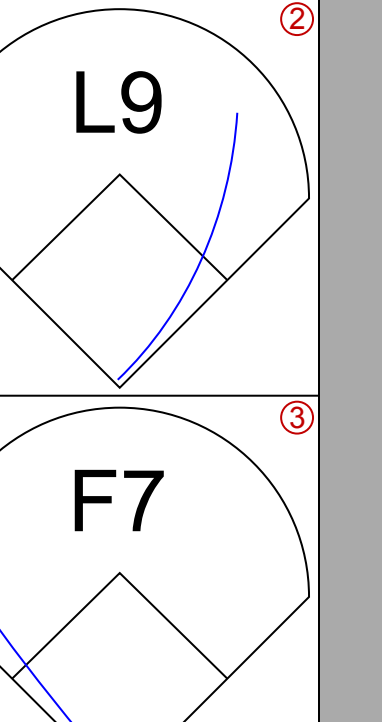
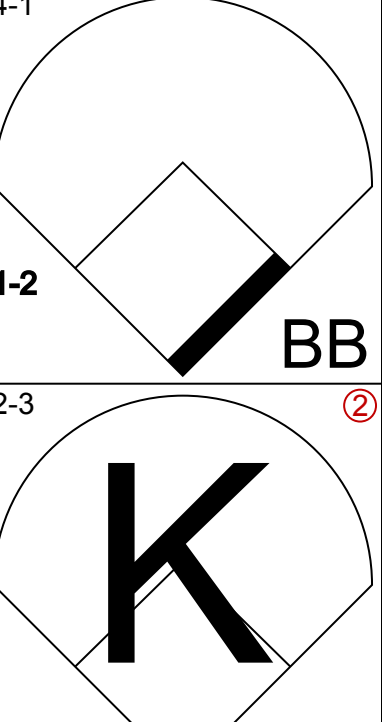
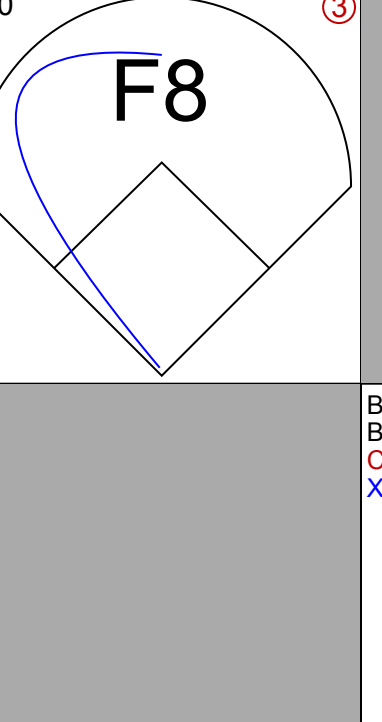
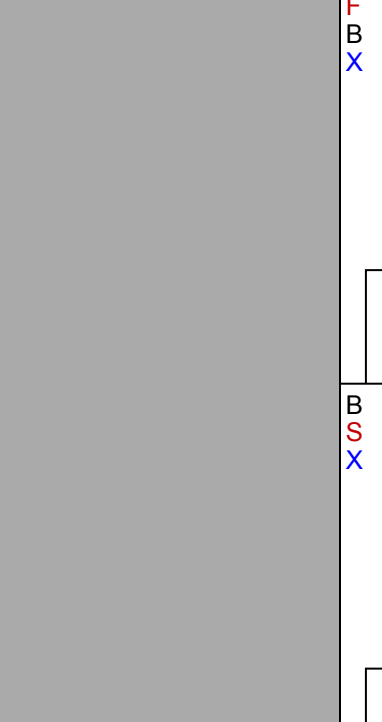
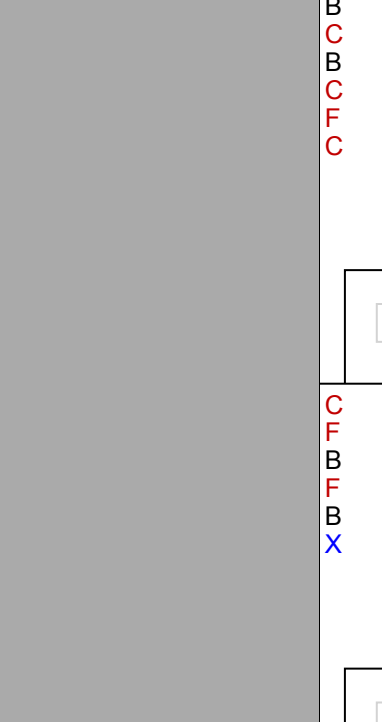
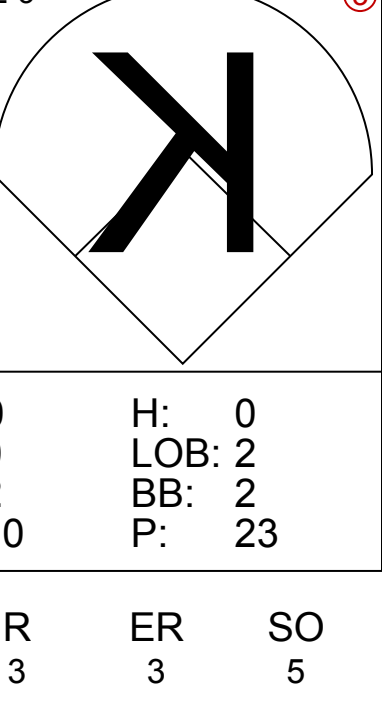
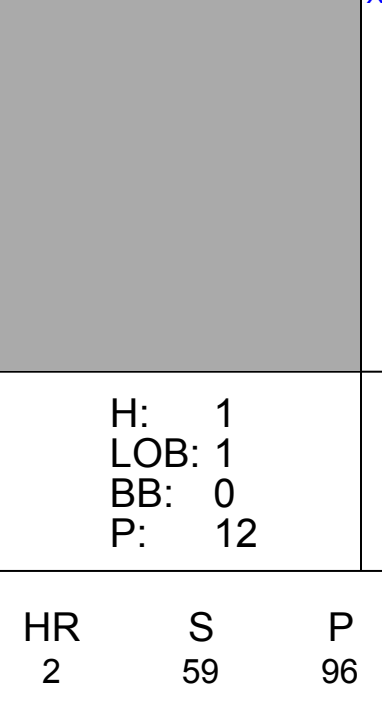
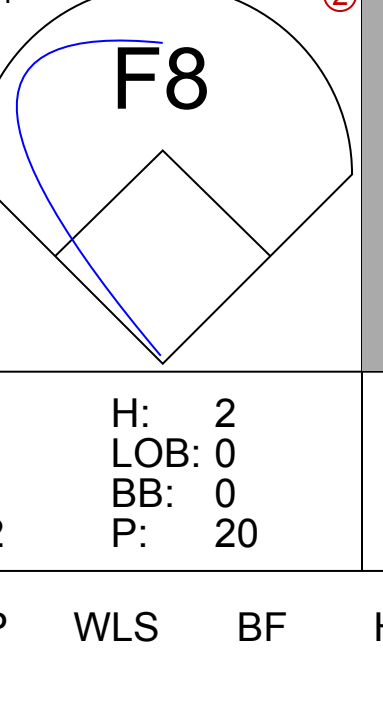
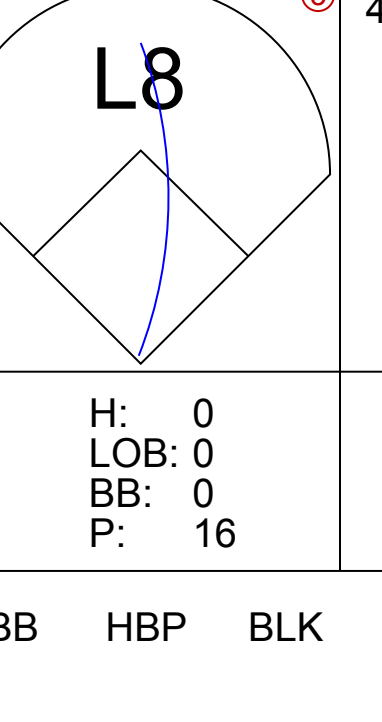
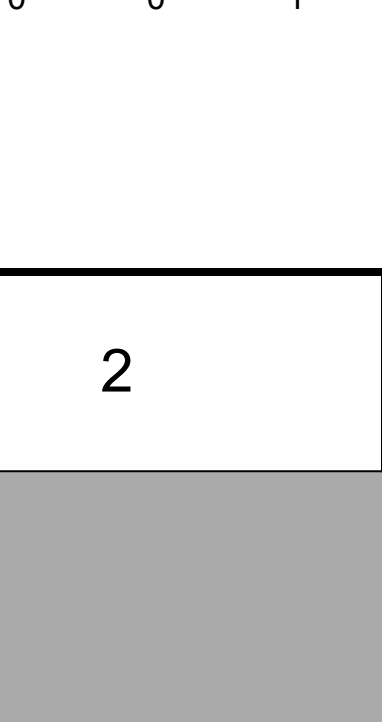

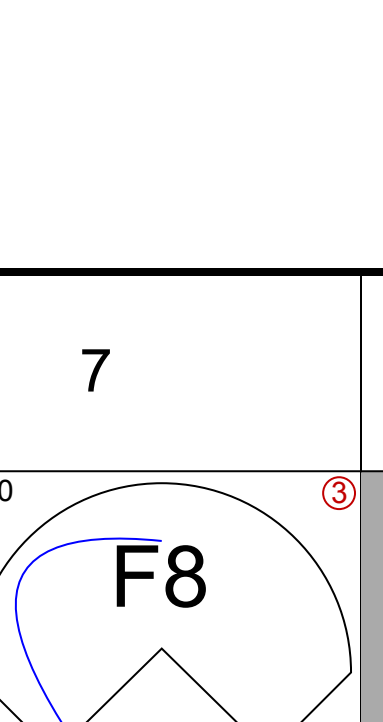
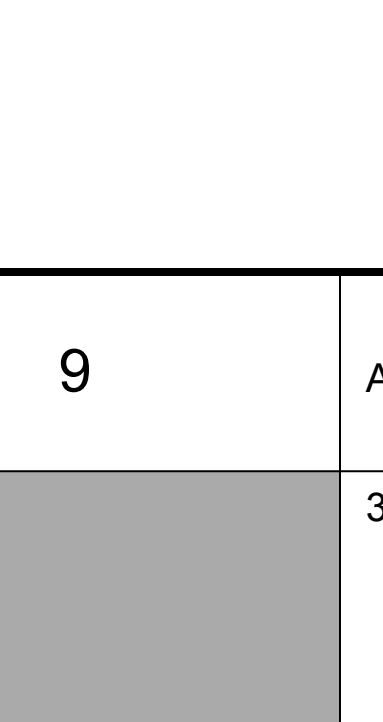

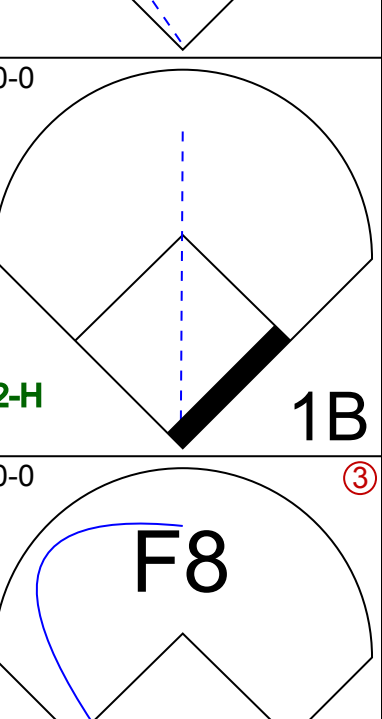




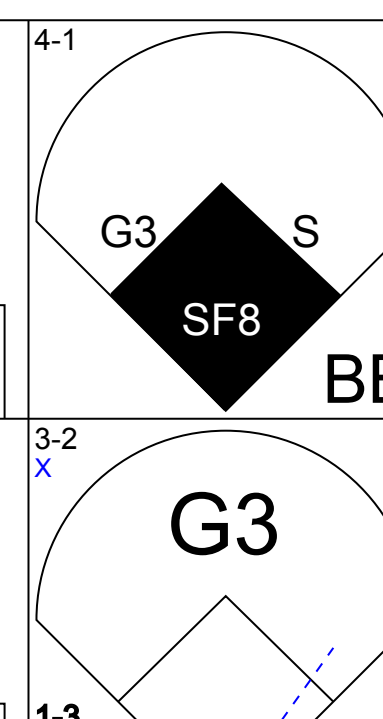
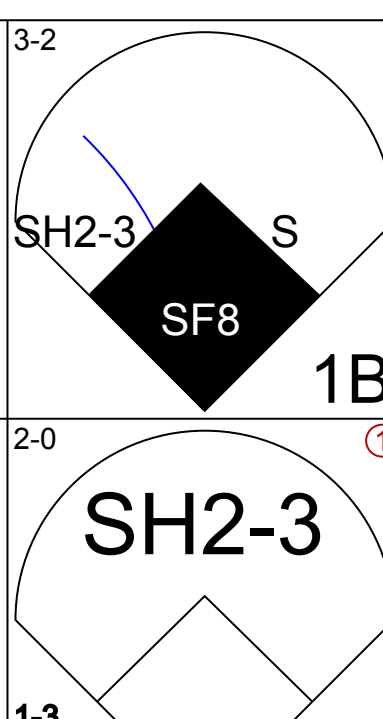
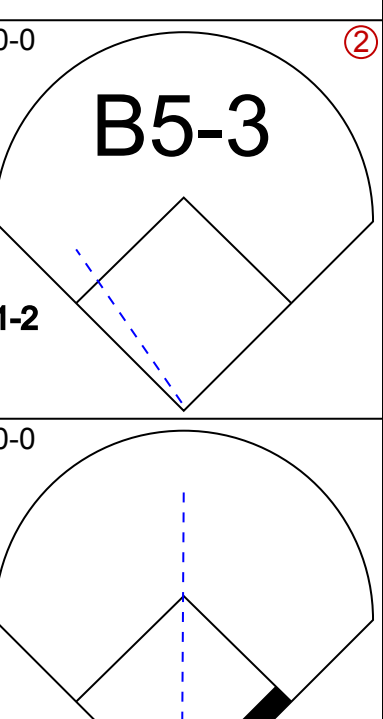
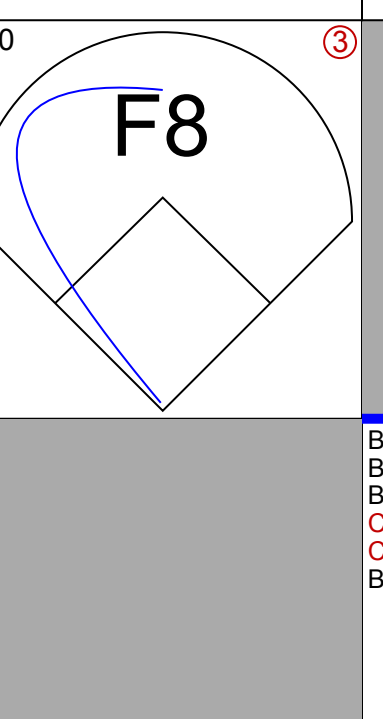
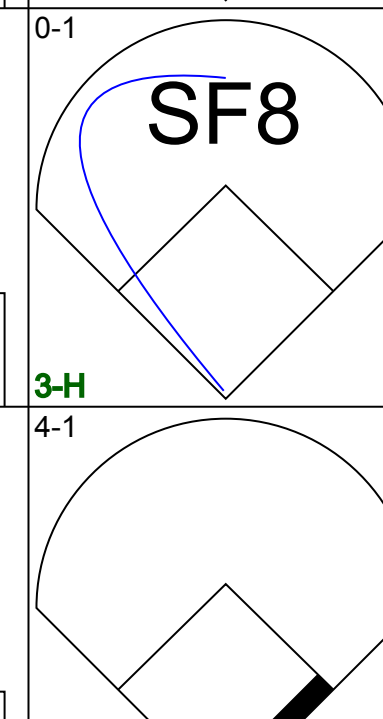
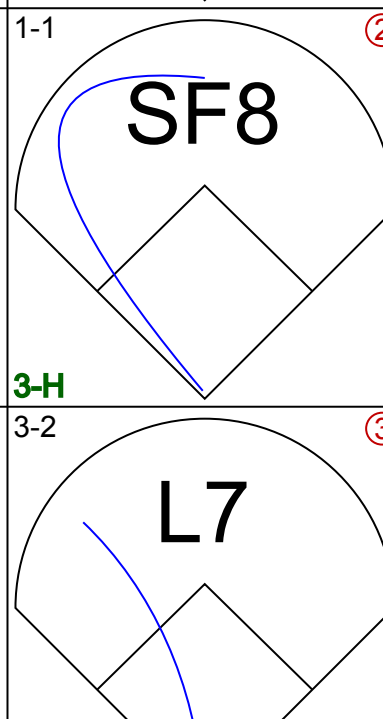
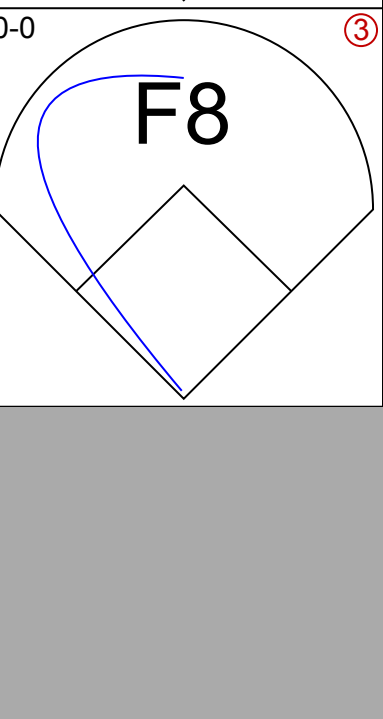
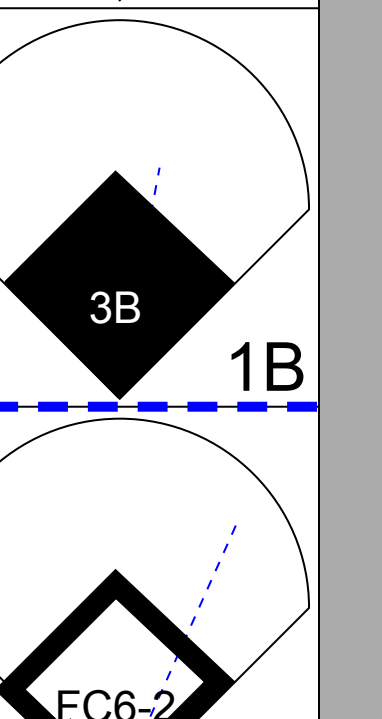
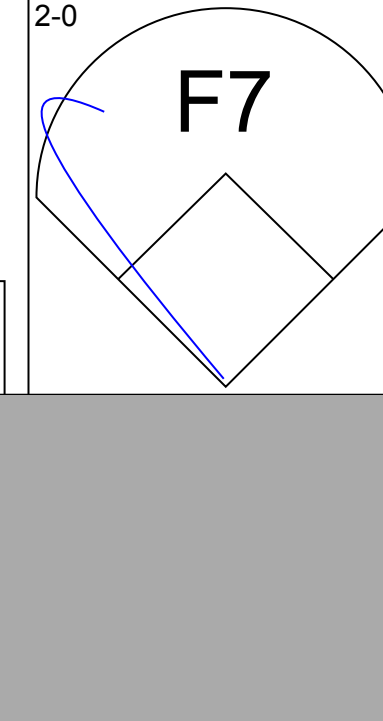


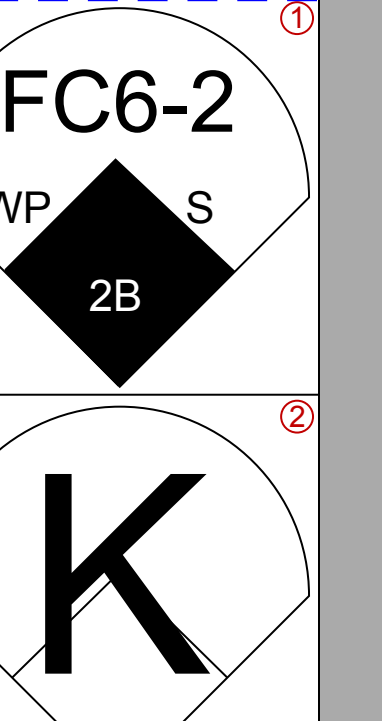


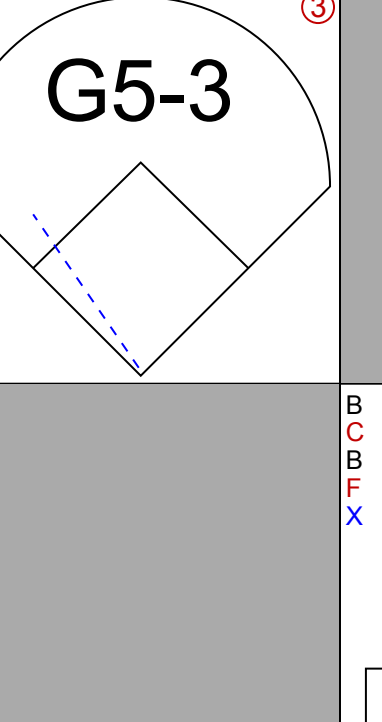
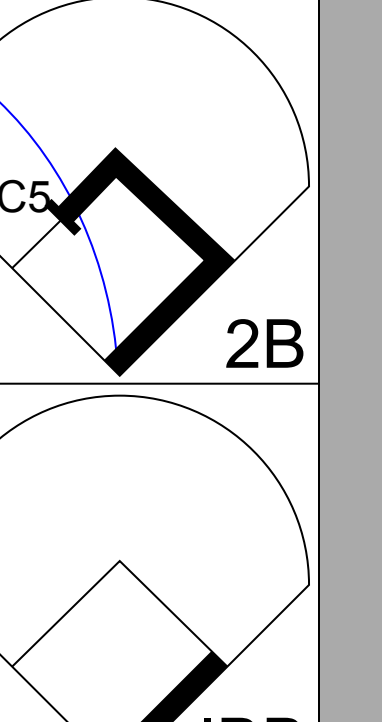

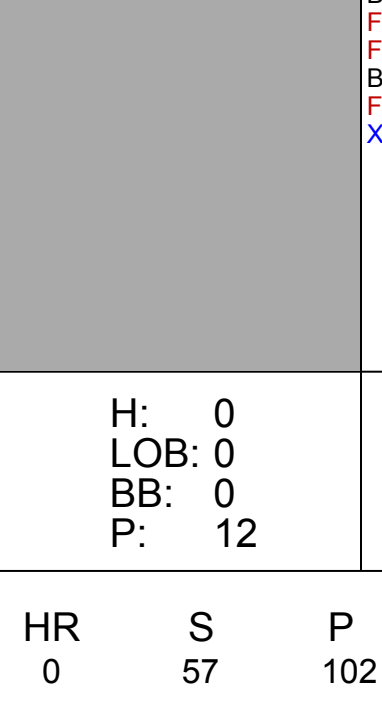
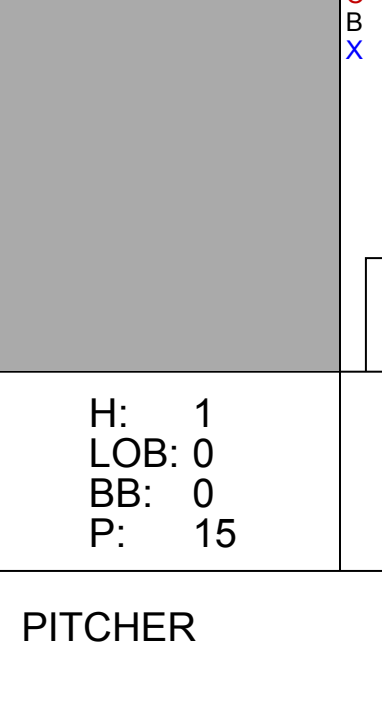
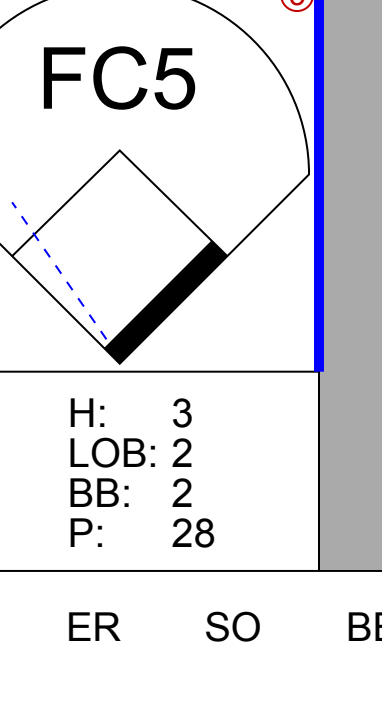
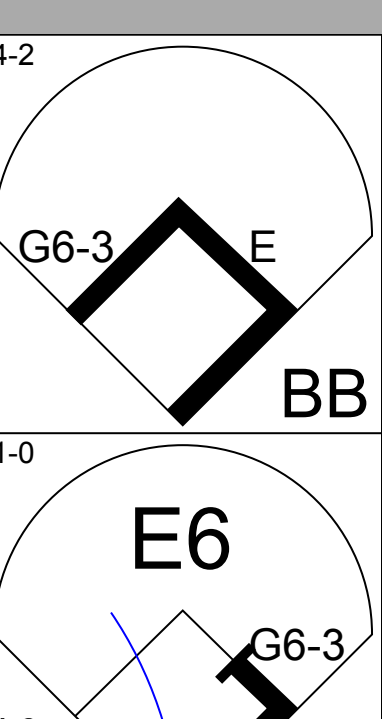
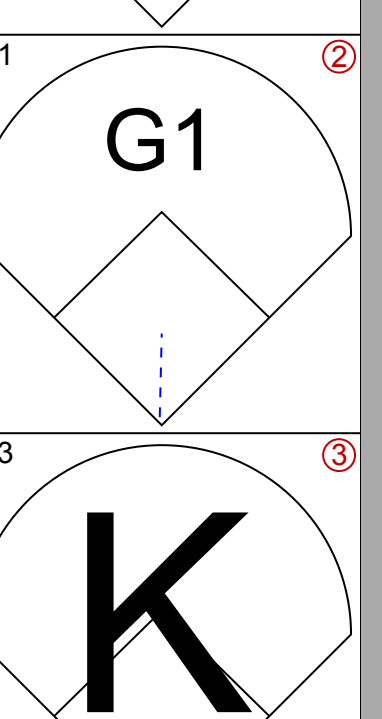

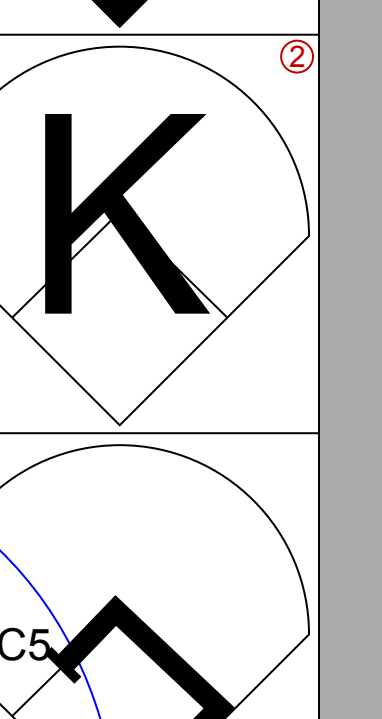
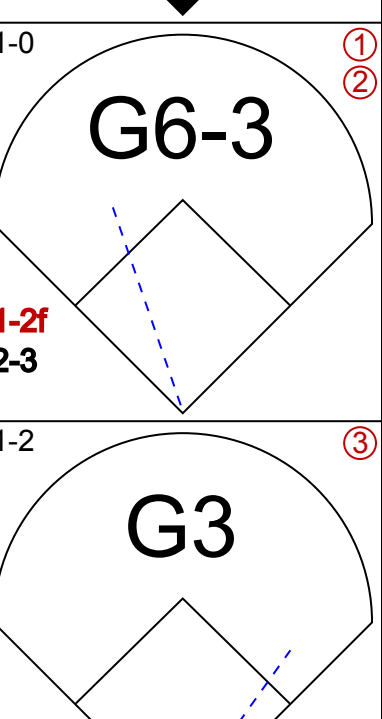

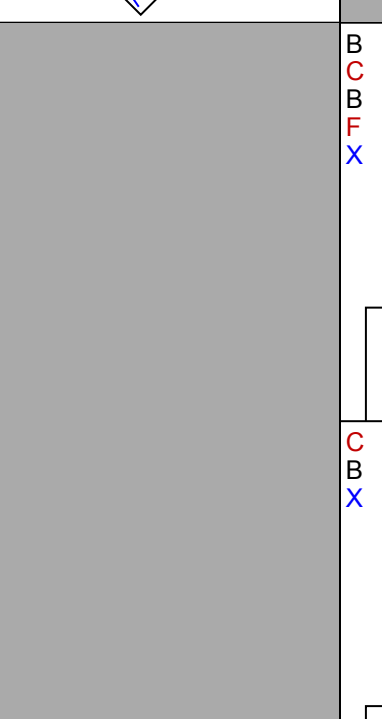
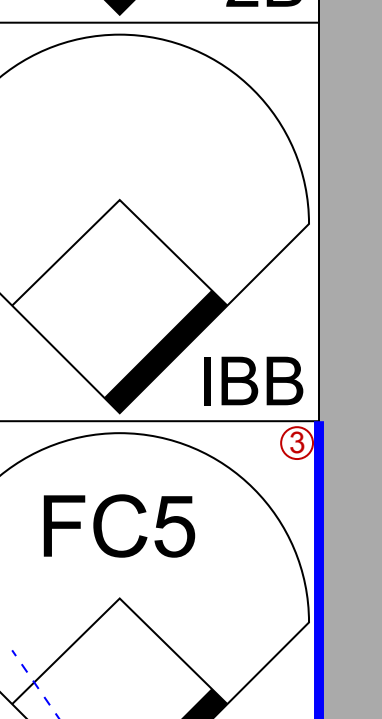
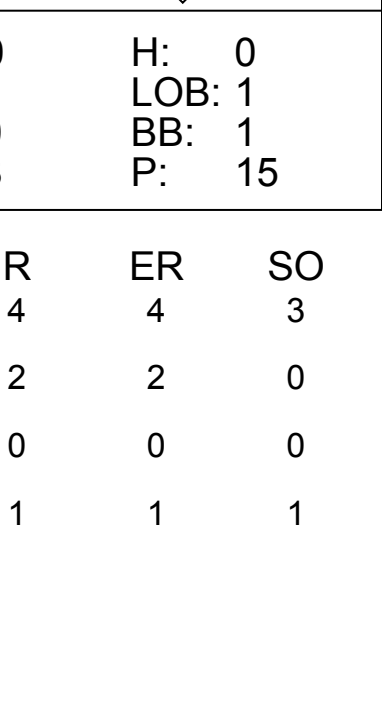
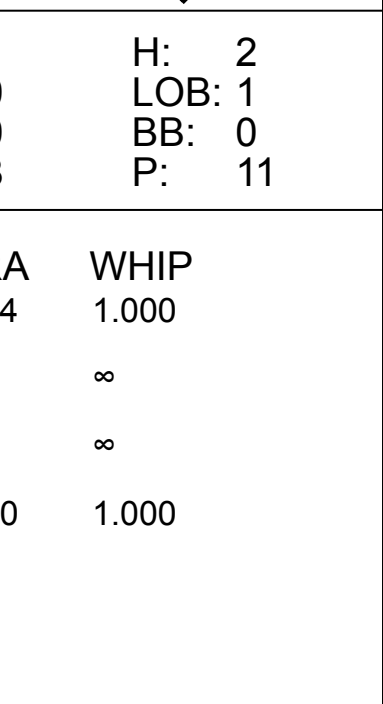
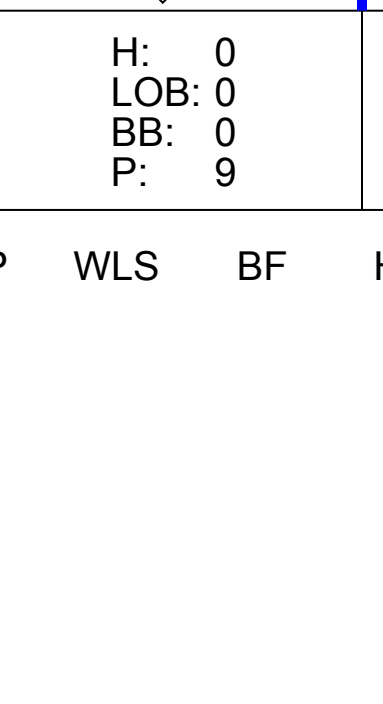
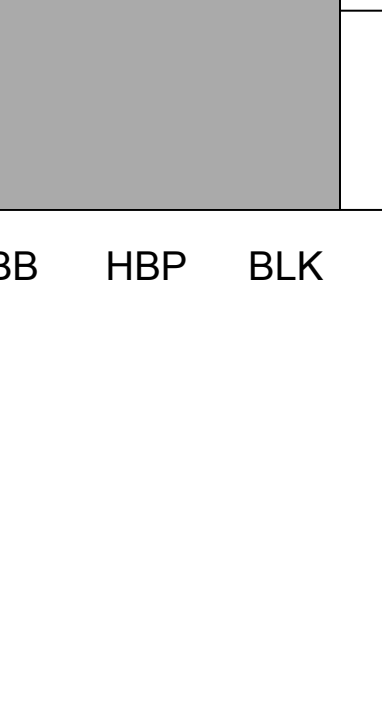


Batter	1	2	3	4	5	6	7	8	9	AB	R	H	RBI	BB	SO	LOB	TOP								
<b>Felix Jose, S</b> OBP: 0.340, SLG: 0.381 (1, 9)										4	1	1	0	0	1	1	<b>Kansas City Royals @ Cleveland Indians</b> Cleveland Municipal Stadium, Cleveland, OH Fri Jun 25 1993, 7:05 PM EDT Att: 17,207 - Unknown <a href="http://livebaseballscorecards.com">livebaseballscorecards.com</a>								
<b>Brian McRae, S</b> OBP: 0.352, SLG: 0.427 (1, 8)										3	0	0	0	1	0	0									
<b>George Brett, L</b> OBP: 0.298, SLG: 0.398 (1, 10)										3	0	2	0	1	0	0									
<b>Wally Joyner, L</b> OBP: 0.391, SLG: 0.452 (1, 3)										4	0	0	0	0	1	5									
<b>Chris Gwynn, L</b> OBP: 0.348, SLG: 0.392 <b>Hubie Brooks, R</b> (6, PH) OBP: 0.325, SLG: 0.329 (6, 7)										2	0	0	1	0	0	2									
<b>Greg Gagne, R</b> OBP: 0.305, SLG: 0.339 (1, 6)										4	0	0	0	0	0	3									
<b>Brent Mayne, L</b> OBP: 0.336, SLG: 0.394 (1, 2)										3	0	0	0	0	1	0									
<b>Phil Hiatt, R</b> OBP: 0.294, SLG: 0.375 (1, 5)										3	0	0	0	0	3	0									
<b>Rico Rossy, R</b> OBP: 0.417, SLG: 0.591 (1, 4)										3	0	1	0	0	0	0									
<b>Inning Stats</b>	R: 1 E: 0 K: 1 S: 15	H: 1 LOB: 2 BB: 2 P: 26	R: 0 E: 0 K: 1 S: 11	H: 0 LOB: 0 BB: 0 P: 15	R: 0 E: 0 K: 1 S: 10	H: 0 LOB: 0 BB: 0 P: 17	R: 0 E: 0 K: 0 S: 4	H: 0 LOB: 0 BB: 0 P: 9	R: 0 E: 0 K: 1 S: 9	H: 1 LOB: 1 BB: 0 P: 16	R: 0 E: 0 K: 0 S: 12	H: 1 LOB: 0 BB: 0 P: 19	R: 0 E: 0 K: 2 S: 17	H: 0 LOB: 0 BB: 0 P: 22	R: 0 E: 0 K: 0 S: 5	H: 0 LOB: 0 BB: 0 P: 7	R: 0 E: 0 K: 0 S: 13	H: 1 LOB: 1 BB: 0 P: 17	1B: 1 2B: 2 3B: 1 HR: 0	SF: 0 SAC: 0 DP: 0 HBP: 0	WP: 0 PB: 0 SB: 0 CS: 0	PA: 33			
<b>PITCHER</b>	IP	WLS	BF	H	R	ER	SO	BB	IBB	HBP	BLK	WP	HR	S	P	ERA	WHIP								
<b>Paul Abbott, R</b> ERA: 5.88 (1, 1)	5.0		19	2	1	1	4	2	0	0	0	0	0	49	83	1.80	0.800								
<b>Dennis Cook, L</b> ERA: 5.96 (6, 1)	2.0	W	7	1	0	0	2	0	0	0	0	0	0	29	41	0.00	0.500								
<b>Jeremy Hernandez, R</b> ERA: 3.23 (8, 1)	1.0		3	0	0	0	0	0	0	0	0	0	0	5	7	0.00	0.000								
<b>Derek Liliquist, L</b> ERA: 1.32 (9, 1)	1.0		4	1	0	0	0	0	0	0	0	0	0	13	17	0.00	1.000								

Batter	1	2	3	4	5	6	7	8	9	AB	R	H	RBI	BB	SO	LOB	BOTTOM								
<b>Kenny Lofton, L</b> OBP: 0.403, SLG: 0.414 (1, 8)										4	1	2	0	0	2	0	<b>Kansas City Royals @ Cleveland Indians</b> Cleveland Municipal Stadium, Cleveland, OH Fri Jun 25 1993, 7:05 PM EDT Att: 17,207 - Unknown <a href="http://livebaseballscorecards.com">livebaseballscorecards.com</a>								
<b>Wayne Kirby, L</b> OBP: 0.345, SLG: 0.429 (1, 9)										4	1	1	0	0	1	2									
<b>Carlos Baerga, S</b> OBP: 0.324, SLG: 0.519 (1, 4)										2	1	0	0	2	0	1									
<b>Albert Belle, R</b> OBP: 0.377, SLG: 0.603 (1, 7)										2	1	1	1	1	0	0									
<b>Paul Sorrento, L</b> OBP: 0.344, SLG: 0.498 (1, 3)										4	2	2	4	0	1	1									
<b>Reggie Jefferson, S</b> OBP: 0.314, SLG: 0.391 (1, 10)										3	0	0	0	0	1	0									
<b>Alvaro Espinoza, R</b> OBP: 0.312, SLG: 0.467 (1, 5)										3	0	1	1	0	1	0									
<b>Felix Fermin, R</b> OBP: 0.295, SLG: 0.281 (1, 6)										3	0	0	0	0	0	1									
<b>Junior Ortiz, R</b> OBP: 0.200, SLG: 0.248 (1, 2)										3	0	0	0	0	1	0									
<b>Inning Stats</b>	R: 0 E: 0 K: 1 S: 10	H: 0 LOB: 0 BB: 0 P: 13	R: 0 E: 0 K: 0 S: 5	H: 0 LOB: 0 BB: 0 P: 7	R: 0 E: 0 K: 0 S: 6	H: 0 LOB: 0 BB: 0 P: 8	R: 1 E: 0 K: 2 S: 10	H: 1 LOB: 1 BB: 1 P: 21	R: 0 E: 0 K: 1 S: 6	H: 0 LOB: 0 BB: 0 P: 11	R: 0 E: 0 K: 0 S: 13	H: 1 LOB: 1 BB: 0 P: 21	R: 1 E: 0 K: 0 S: 13	H: 3 LOB: 1 BB: 0 P: 19	R: 4 E: 0 K: 3 S: 15	H: 2 LOB: 0 BB: 2 P: 32	1B: 5 2B: 1 3B: 0 HR: 1	SF: 1 SAC: 1 DP: 0 HBP: 0	WP: 1 PB: 1 SB: 3 CS: 2	PA: 33					
<b>PITCHER</b>	IP	WLS	BF	H	R	ER	SO	BB	IBB	HBP	BLK	WP	HR	S	P	ERA	WHIP								
<b>Mark Gardner, R</b> ERA: 5.76 (1, 1)	6.0		21	2	1	1	4	1	0	0	0	0	0	50	81	1.50	0.500								
<b>Mark Gubicza, R</b> ERA: 5.25 (7, 1)	1.2	L	10	4	4	4	2	1	1	0	0	0	0	24	44	21.60	3.000								
<b>Tom Gordon, R</b> ERA: 4.44 (8, 1)	0.1		2	1	1	1	1	0	0	0	0	0	1	4	7	27.00	3.000								



Batter	1	2	3	4	5	6	7	8	9	AB	R	H	RBI	BB	SO	LOB	TOP				
<b>Felix Jose, S</b> OBP: 0.339, SLG: 0.391 (1, 9)										4	1	1	2	0	1	1	<b>Kansas City Royals @ Cleveland Indians</b> Cleveland Municipal Stadium, Cleveland, OH Sat Jun 26 1993, 7:05 PM EDT Att: 25,475 - Unknown				
<b>Brian McRae, S</b> OBP: 0.350, SLG: 0.425 (1, 8)										4	0	1	0	0	1	1					
<b>George Brett, L</b> OBP: 0.301, SLG: 0.411 (1, 10)										4	1	2	1	0	0	1					
<b>Wally Joyner, L</b> OBP: 0.386, SLG: 0.445 (1, 3)										4	0	0	0	0	1	1					
<b>Chris Gwynn, L</b> OBP: 0.352, SLG: 0.411 (1, 7)										3	1	1	1	1	0	0					
<b>Gary Gaetti, R</b> OBP: 0.282, SLG: 0.328 (1, 5)										4	0	1	0	0	0	1					
<b>Brent Mayne, L</b> OBP: 0.333, SLG: 0.384 (1, 2)										3	0	0	0	1	1	1					
<b>Greg Gagne, R</b> OBP: 0.308, SLG: 0.342 (1, 6)										4	1	2	0	0	1	2					
<b>Rico Rossy, R</b> OBP: 0.357, SLG: 0.500 (1, 4)										4	0	0	0	0	1	4					
<b>Inning Stats</b>	R: 0 E: 0 K: 2 S: 10	H: 1 LOB: 1 BB: 0 P: 16	R: 0 E: 0 K: 2 S: 10	H: 0 LOB: 2 BB: 2 P: 23	R: 0 E: 0 K: 0 S: 8	H: 1 LOB: 0 BB: 0 P: 13	R: 0 E: 0 K: 0 S: 9	H: 1 LOB: 1 BB: 0 P: 12	R: 0 E: 0 K: 0 S: 5	H: 1 LOB: 0 BB: 0 P: 9	R: 1 E: 0 K: 1 S: 8	H: 1 LOB: 0 BB: 0 P: 9	R: 2 E: 0 K: 0 S: 12	H: 2 LOB: 0 BB: 0 P: 20	R: 1 E: 0 K: 0 S: 6	H: 1 LOB: 0 BB: 0 P: 6	R: 0 E: 0 K: 1 S: 10	H: 0 LOB: 0 BB: 0 P: 16	1B: 5 2B: 0 3B: 0 HR: 3	SF: 0 SAC: 0 DP: 1 HBP: 0	WP: 0 PA: 36 PB: 0 SB: 1 CS: 0
<b>PITCHER</b>	IP WLS BF H R ER SO BB IBB HBP BLK WP HR S P ERA WHIP																				
<b>Tom Kramer, R</b> ERA: 3.79 (1, 1)	6.2 28 7 3 3 5 2 0 0 0 0 2 59 96 4.05 1.350																				
<b>Jeremy Hernandez, R</b> ERA: 3.32 (7, 1)	1.1 W 5 1 1 1 0 0 0 0 0 0 0 1 9 12 6.75 0.750																				
<b>Eric Plunk, R</b> ERA: 2.9 (9, 1)	1.0 S 3 0 0 0 1 0 0 0 0 0 0 0 10 16 0.00 0.000																				

Batter	1	2	3	4	5	6	7	8	9	AB	R	H	RBI	BB	SO	LOB	BOTTOM				
<b>Kenny Lofton, L</b> OBP: 0.404, SLG: 0.413 (1, 8)										3	2	1	0	1	0	1	<b>Kansas City Royals @ Cleveland Indians</b> Cleveland Municipal Stadium, Cleveland, OH Sat Jun 26 1993, 7:05 PM EDT Att: 25,475 - Unknown				
<b>Wayne Kirby, L</b> OBP: 0.355, SLG: 0.429 (1, 9)										2	1	1	1	1	0	1					
<b>Carlos Baerga, S</b> OBP: 0.323, SLG: 0.519 (1, 4)										2	1	1	2	0	0	1					
<b>Albert Belle, R</b> OBP: 0.382, SLG: 0.615 (1, 7)										3	1	2	2	1	0	0					
<b>Paul Sorrento, L</b> OBP: 0.339, SLG: 0.489 (1, 3)										4	1	0	0	0	1	3					
<b>Reggie Jefferson, S</b> OBP: 0.313, SLG: 0.385 (1, 10)										3	0	0	0	1	2	2					
<b>Alvaro Espinoza, R</b> OBP: 0.309, SLG: 0.489 (1, 5)										4	0	1	1	0	1	1					
<b>Felix Fermin, R</b> OBP: 0.295, SLG: 0.278 (1, 6)										3	0	0	0	1	0	2					
<b>Jesse Levis, L</b> OBP: 0.140, SLG: 0.146 (1, 2)										3	1	1	0	0	0	1					
<b>Carlos Martinez, R</b> OBP: 0.292, SLG: 0.348 (8, PH)										1	0	0	0	0	0	2					
<b>Junior Ortiz, R</b> OBP: 0.200, SLG: 0.248 (9, 2)										0	0	0	0	0	0	0					
<b>Inning Stats</b>	R: 1 E: 0 K: 0 S: 9	H: 0 LOB: 1 BB: 2 P: 22	R: 0 E: 1 K: 0 S: 8	H: 0 LOB: 1 BB: 1 P: 15	R: 0 E: 0 K: 0 S: 10	H: 1 LOB: 0 BB: 0 P: 18	R: 0 E: 0 K: 2 S: 8	H: 0 LOB: 0 BB: 0 P: 12	R: 0 E: 0 K: 0 S: 8	H: 2 LOB: 1 BB: 0 P: 11	R: 1 E: 0 K: 1 S: 8	H: 1 LOB: 0 BB: 0 P: 15	R: 0 E: 0 K: 0 S: 6	H: 0 LOB: 0 BB: 0 P: 9	R: 3 E: 0 K: 1 S: 15	H: 3 LOB: 2 BB: 2 P: 28	R: 0 E: 0 K: 1 S: 10	H: 0 LOB: 0 BB: 0 P: 16	1B: 4 2B: 2 3B: 1 HR: 0	SF: 2 SAC: 1 DP: 1 HBP: 0	WP: 1 PA: 36 PB: 0 SB: 3 CS: 0
<b>PITCHER</b>	IP WLS BF H R ER SO BB IBB HBP BLK WP HR S P ERA WHIP																				
<b>Hipolito Pichardo, R</b> ERA: 4.37 (1, 1)	7.0 28 4 4 4 3 3 0 0 0 0 0 0 57 102 5.14 1.000																				
<b>Frank DiPino, L</b> ERA: 4.91 (8, 1)	0.0 L 2 1 2 2 0 1 0 0 0 0 0 0 5 9 * *																				
<b>Bill Sampen, R</b> ERA: 4.08 (8, 1)	0.0 1 1 0 0 0 0 0 0 0 0 0 0 1 1 * *																				
<b>Billy Brewer, L</b> ERA: 2.53 (8, 1)	1.0 5 1 1 1 1 0 1 0 0 0 1 0 9 18 9.00 1.000																				



Batter	1	2	3	4	5	6	7	8	9	AB	R	H	RBI	BB	SO	LOB	TOP										
<b>Felix Jose, S</b> OBP: 0.333, SLG: 0.385 (1, 9)										4	0	0	0	0	0	1											
<b>Brian McRae, S</b> OBP: 0.349, SLG: 0.422 (1, 8)										4	1	1	0	0	1	0											
<b>George Brett, L</b> OBP: 0.300, SLG: 0.408 (1, 10)										4	1	1	0	0	1	0											
<b>Mike Macfarlane, R</b> OBP: 0.370, SLG: 0.541 (1, 2)										4	0	1	1	0	2	0											
<b>Wally Joyner, L</b> OBP: 0.385, SLG: 0.444 (1, 3)										3	0	1	1	0	0	0											
<b>Kevin McReynolds, R</b> OBP: 0.366, SLG: 0.387 (1, 7)										2	0	0	0	1	0	2											
<b>Gary Gaetti, R</b> OBP: 0.270, SLG: 0.313 (1, 5)										3	0	0	0	0	0	2											
<b>Greg Gagne, R</b> OBP: 0.304, SLG: 0.338 (1, 6)										3	0	0	0	0	0	0											
<b>Jose Lind, R</b> OBP: 0.274, SLG: 0.293 (1, 4)										3	0	1	0	0	0	0											
<b>Inning Stats</b>	R: 0 E: 0 K: 2 S: 9	H: 0 LOB: 0 BB: 0 P: 11	R: 0 E: 0 K: 0 S: 6	H: 0 LOB: 1 BB: 1 P: 12	R: 0 E: 0 K: 0 S: 4	H: 1 LOB: 0 BB: 0 P: 5	R: 2 E: 0 K: 0 S: 18	H: 4 LOB: 1 BB: 0 P: 26	R: 0 E: 0 K: 1 S: 7	H: 0 LOB: 0 BB: 0 P: 11	R: 0 E: 0 K: 0 S: 4	H: 0 LOB: 0 BB: 0 P: 4	R: 0 E: 0 K: 0 S: 8	H: 0 LOB: 0 BB: 0 P: 13	R: 0 E: 0 K: 1 S: 5	H: 0 LOB: 0 BB: 0 P: 8	1B: 5 2B: 0 3B: 0 HR: 0	SF: 0 SAC: 0 DP: 2 HBP: 0	WP: 0 PA: 31 PB: 0 SB: 0 CS: 0								
<b>PITCHER</b>	IP	WLS	BF	H	R	ER	SO	BB	IBB	HBP	BLK	WP	HR	S	P	ERA	WHIP										
<b>Cliff Young, L</b> ERA: 3.89 (1, 1)	7.0		25	5	2	2	3	1	0	0	0	0	0	57	84	2.57	0.857										
<b>Eric Plunk, R</b> ERA: 2.73 (8, 1)	2.0	W	6	0	0	0	1	0	0	0	0	0	0	13	21	0.00	0.000										

**Kansas City Royals @ Cleveland Indians**  
Cleveland Municipal Stadium, Cleveland, OH

Sun Jun 27 1993, 7:05 PM EDT  
Att: 36,210 - Unknown - 77 F

livebaseballscores.com

AB	30
R	2
H	5
RBI	2
BB	1
SO	4
LOB	5

Batter	1	2	3	4	5	6	7	8	9	AB	R	H	RBI	BB	SO	LOB	BOTTOM										
<b>Kenny Lofton, L</b> OBP: 0.402, SLG: 0.410 (1, 8)										4	0	1	0	0	1	2											
<b>Wayne Kirby, L</b> OBP: 0.347, SLG: 0.419 (1, 9)										4	0	0	0	0	0	2											
<b>Carlos Baerga, S</b> OBP: 0.318, SLG: 0.512 (1, 4)										4	0	0	0	0	1	0											
<b>Albert Belle, R</b> OBP: 0.380, SLG: 0.608 (1, 7)										3	0	0	0	1	0	0											
<b>Paul Sorrento, L</b> OBP: 0.341, SLG: 0.486 (1, 3)										3	1	1	0	1	1	0											
<b>Reggie Jefferson, S</b> OBP: 0.318, SLG: 0.402 (1, 10)										4	2	2	1	0	1	1											
<b>Alvaro Espinoza, R</b> OBP: 0.313, SLG: 0.464 (1, 5)										1	0	0	0	0	1	0											
<b>Felix Fermin, R</b> OBP: 0.292, SLG: 0.275 (1, 6)										2	0	0	0	0	0	1											
<b>Jeff Treadway, L</b> OBP: 0.352, SLG: 0.362 (7, PH) (8, 5)										1	0	0	0	0	1	2											
<b>Junior Ortiz, R</b> OBP: 0.205, SLG: 0.252 (1, 2)										2	0	1	0	0	0	1											
<b>Thomas Howard, S</b> OBP: 0.270, SLG: 0.321 (7, PH)										1	0	1	2	0	0	0											
<b>Jesse Lewis, L</b> OBP: 0.140, SLG: 0.146 (8, 2)										0	0	0	0	0	0	0											
<b>Inning Stats</b>	R: 0 E: 0 K: 1 S: 5	H: 0 LOB: 0 BB: 0 P: 7	R: 0 E: 0 K: 1 S: 6	H: 0 LOB: 0 BB: 0 P: 9	R: 0 E: 0 K: 1 S: 12	H: 2 LOB: 2 BB: 0 P: 17	R: 0 E: 0 K: 1 S: 8	H: 0 LOB: 1 BB: 1 P: 14	R: 0 E: 0 K: 0 S: 12	H: 0 LOB: 0 BB: 0 P: 18	R: 0 E: 0 K: 0 S: 8	H: 0 LOB: 0 BB: 0 P: 12	R: 2 E: 0 K: 1 S: 11	H: 3 LOB: 1 BB: 0 P: 14	R: 0 E: 0 K: 0 S: 9	H: 0 LOB: 0 BB: 1 P: 16	R: 1 E: 0 K: 1 S: 4	H: 1 LOB: 0 BB: 0 P: 7	1B: 4 2B: 1 3B: 0 HR: 1	SF: 0 SAC: 1 DP: 0 HBP: 1	WP: 0 PA: 34 PB: 0 SB: 0 CS: 1						
<b>PITCHER</b>	IP	WLS	BF	H	R	ER	SO	BB	IBB	HBP	BLK	WP	HR	S	P	ERA	WHIP										
<b>David Cone, R</b> ERA: 3.44 (1, 1)	8.1	L	33	6	3	3	6	2	0	1	0	0	1	75	114	3.24	0.960										

**Kansas City Royals @ Cleveland Indians**  
Cleveland Municipal Stadium, Cleveland, OH

Sun Jun 27 1993, 7:05 PM EDT  
Att: 36,210 - Unknown - 77 F

livebaseballscores.com

AB	29
R	3
H	6
RBI	3
BB	2
SO	6
LOB	9







Batter	1	2	3	4	5	6	7	8	9	AB	R	H	RBI	BB	SO	LOB	TOP								
<b>Felix Jose, S</b> OBP: 0.326, SLG: 0.376 (1, 9)										5	0	0	0	0	3	1	<b>Kansas City Royals @ Texas Rangers</b> Arlington Stadium, Arlington, TX Tue Jun 29 1993, 8:05 PM EDT Att: 24,855 - Unknown - 91 F  <b>livebaseballscorecards.com</b>								
<b>Brian McRae, S</b> OBP: 0.347, SLG: 0.418 (1, 8)										4	0	1	0	0	0	1									
<b>George Brett, L</b> OBP: 0.305, SLG: 0.403 (1, 10)										1	1	0	0	3	0	1									
<b>Wally Joyner, L</b> OBP: 0.382, SLG: 0.436 (1, 3)										3	0	1	0	1	2	3									
<b>Chris Gwynn, L</b> OBP: 0.349, SLG: 0.413 (1, 7)										4	1	1	0	0	1	5									
<b>Gary Gaetti, R</b> OBP: 0.286, SLG: 0.297 (1, 5)										4	0	0	0	0	2	4									
<b>Brent Mayne, L</b> OBP: 0.331, SLG: 0.379 (1, 2)										4	1	1	2	0	2	2									
<b>Greg Gagne, R</b> OBP: 0.309, SLG: 0.333 (1, 6)										4	0	1	1	0	1	1									
<b>Jose Lind, R</b> OBP: 0.284, SLG: 0.313 (1, 4)										3	0	1	0	0	0	1									
<b>Kevin McReynolds, R</b> OBP: 0.350, SLG: 0.414 (9, PH)										1	0	0	0	0	1	0									
<b>Inning Stats</b>	R: 0 E: 0 K: 3 S: 12	H: 1 LOB: 2 BB: 1 P: 20	R: 0 E: 0 K: 1 S: 6	H: 0 LOB: 0 BB: 0 P: 8	R: 0 E: 0 K: 0 S: 6	H: 0 LOB: 0 BB: 0 P: 11	R: 3 E: 0 K: 0 S: 17	H: 2 LOB: 1 BB: 2 P: 30	R: 0 E: 0 K: 1 S: 16	H: 0 LOB: 1 BB: 1 P: 24	R: 0 E: 0 K: 1 S: 7	H: 1 LOB: 1 BB: 0 P: 10	R: 0 E: 0 K: 1 S: 10	H: 1 LOB: 1 BB: 0 P: 14	R: 0 E: 0 K: 2 S: 11	H: 1 LOB: 1 BB: 0 P: 18	R: 0 E: 0 K: 3 S: 12	H: 0 LOB: 0 BB: 0 P: 19	1B: 4 2B: 2 3B: 0 HR: 0	SF: 0 SAC: 0 DP: 0 HBP: 0	WP: 0 PB: 0 SB: 2 CS: 0	PA: 37			
<b>PITCHER</b>	IP	WLS	BF	H	R	ER	SO	BB	IBB	HBP	BLK	WP	HR	S	P	ERA	WHIP								
<b>Roger Pavlik, R</b> ERA: 4.18 (1, 1)	6.0		27	5	3	3	6	4	0	0	0	0	0	66	107	4.50	1.500								
<b>Bob Patterson, L</b> ERA: 4.21 (7, 1)	2.0	W	7	1	0	0	3	0	0	0	0	0	0	19	28	0.00	0.500								
<b>Tom Henke, R</b> ERA: 2.65 (9, 1)	1.0	S	3	0	0	0	3	0	0	0	0	0	0	12	19	0.00	0.000								

Batter	1	2	3	4	5	6	7	8	9	AB	R	H	RBI	BB	SO	LOB	BOTTOM								
<b>David Hulse, L</b> OBP: 0.323, SLG: 0.373 (1, 8)										4	1	1	1	0	0	0	<b>Kansas City Royals @ Texas Rangers</b> Arlington Stadium, Arlington, TX Tue Jun 29 1993, 8:05 PM EDT Att: 24,855 - Unknown - 91 F  <b>livebaseballscorecards.com</b>								
<b>Julio Franco, R</b> OBP: 0.310, SLG: 0.427 (1, 10)										2	1	0	0	2	1	0									
<b>Rafael Palmeiro, L</b> OBP: 0.327, SLG: 0.469 (1, 3)										4	0	1	2	0	1	1									
<b>Juan Gonzalez, R</b> OBP: 0.391, SLG: 0.640 (1, 7)										3	0	0	0	1	2	1									
<b>Dan Peltier, L</b> OBP: 0.467, SLG: 0.526 (1, 9)										4	0	2	1	0	1	0									
<b>Doug Dascenzo, S</b> OBP: 0.216, SLG: 0.284 (9, 9)										0	0	0	0	0	0	0									
<b>Ivan Rodriguez, R</b> OBP: 0.332, SLG: 0.431 (1, 2)										4	0	1	0	0	1	4									
<b>Doug Strange, S</b> OBP: 0.324, SLG: 0.396 (9, 6)										3	1	1	0	0	0	1									
<b>Mario Diaz, R</b> OBP: 0.243, SLG: 0.351 (1, 6)										2	0	0	0	0	0	1									
<b>Geno Petralli, L</b> OBP: 0.377, SLG: 0.370 (9, PH)										0	1	0	0	1	0	0									
<b>Dean Palmer, R</b> OBP: 0.320, SLG: 0.510 (9, 5)										0	0	0	0	0	0	0									
<b>Jon Shave, R</b> OBP: 0.188, SLG: 0.214 (1, 4)										2	0	0	0	0	0	0									
<b>Gary Redus, R</b> OBP: 0.299, SLG: 0.386 (9, 4)										1	0	0	0	0	0	2									
<b>Inning Stats</b>	R: 0 E: 0 K: 1 S: 11	H: 0 LOB: 1 BB: 1 P: 21	R: 0 E: 0 K: 0 S: 7	H: 1 LOB: 0 BB: 0 P: 11	R: 0 E: 0 K: 0 S: 12	H: 0 LOB: 0 BB: 0 P: 15	R: 0 E: 0 K: 1 S: 9	H: 0 LOB: 0 BB: 0 P: 12	R: 0 E: 0 K: 0 S: 8	H: 0 LOB: 0 BB: 0 P: 12	R: 0 E: 0 K: 1 S: 12	H: 0 LOB: 0 BB: 0 P: 15	R: 0 E: 0 K: 3 S: 13	H: 1 LOB: 1 BB: 0 P: 19	R: 4 E: 0 K: 0 S: 18	H: 4 LOB: 2 BB: 3 P: 36	R: 0 E: 0 K: 3 S: 12	H: 0 LOB: 0 BB: 0 P: 19	1B: 6 2B: 0 3B: 0 HR: 0	SF: 0 SAC: 0 DP: 1 HBP: 0	WP: 0 PB: 0 SB: 0 CS: 0	PA: 33			
<b>PITCHER</b>	IP	WLS	BF	H	R	ER	SO	BB	IBB	HBP	BLK	WP	HR	S	P	ERA	WHIP								
<b>Kevin Appier, R</b> ERA: 3.04 (1, 1)	7.1		28	4	3	3	6	2	0	0	0	0	0	81	121	3.68	0.818								
<b>Bill Sampen, R</b> ERA: 4.73 (8, 1)	0.0	L	2	1	0	0	0	1	0	0	0	0	0	2	6	∞	∞								
<b>Billy Brewer, L</b> ERA: 2.51 (8, 1)	0.2		3	1	1	1	0	0	1	0	0	0	0	7	14	13.50	1.500								



Batter	1	2	3	4	5	6	7	8	9	AB	R	H	RBI	BB	SO	LOB	TOP										
Brian McRae, S (1, 8) OBP: 0.350, SLG: 0.422	1-2 FC5-4 1B		3-2 G4-3 2B		3-2 G6-3		1-2 F7		4-2 FC3-6 BB	4	1	2	0	1	0	0	<b>Kansas City Royals @ Texas Rangers</b> Arlington Stadium, Arlington, TX Wed Jun 30 1993, 8:05 PM EDT Att: 36,901 - Unknown - 93 F  <b>AB 35</b> <b>R 4</b> <b>H 8</b> <b>RBI 4</b> <b>BB 4</b> <b>SO 7</b> <b>LOB 18</b>										
Greg Gagne, R (1, 6) OBP: 0.314, SLG: 0.351	0-1 FC5-4 1B		0-3 K		2-2 1B		3-1 HR		1-3 K	5	1	3	1	0	2	2											
George Brett, L (1, 10) OBP: 0.300, SLG: 0.396	1-0 FC5-4 1-2f		3-2 G4-3		0-0 F8		1-3 K		2-2 FC3-6 1-2f	5	0	0	1	0	1	4											
Mike Macfarlane, R (1, 2) OBP: 0.365, SLG: 0.543	1-1 F9		1-0 G3-1		0-1 F8		1-2 HR			4	1	1	1	0	0	2											
Wally Joyner, L (1, 3) OBP: 0.383, SLG: 0.435	1-1 F7			3-2 WP 1B		4-2 BB		0-3 K		3	0	1	0	1	1	1											
Kevin McReynolds, R (1, 7) OBP: 0.307, SLG: 0.404		2-2 F8		2-3 K		2-0 P2		4-2 BB		3	0	0	0	1	1	2											
Hubie Brooks, R (1, 9) Felix Jose, S (8, PH) OBP: 0.325, SLG: 0.374		4-2 FC6-4 BB		0-2 G1-3		1-2 F7		2-3 K		2	0	0	0	1	0	2											
Phil Hiatt, R (1, 5) OBP: 0.294, SLG: 0.389		1-3 K		2-1 G4-3			0-1 HR		2-2 F8	4	1	1	1	0	1	3											
Jose Lind, R (1, 4) Rico Rossy, R (7, PH) Chris Gwynn, L (8, PH) OBP: 0.282, SLG: 0.310 OBP: 0.345, SLG: 0.481 OBP: 0.347, SLG: 0.410		1-1 FC6-4 1-2f		0-0 G4-3		0-2 G3		1-1 F8		2	0	0	0	0	0	1											
<b>Inning Stats</b>	R: 1 E: 0 K: 0 S: 10	H: 2 LOB: 1 BB: 0 P: 14	R: 0 E: 0 K: 1 S: 16	H: 0 LOB: 1 BB: 1 P: 24	R: 0 E: 0 K: 1 S: 10	H: 1 LOB: 1 BB: 0 P: 17	R: 0 E: 0 K: 1 S: 12	H: 1 LOB: 1 BB: 0 P: 19	R: 0 E: 0 K: 0 S: 9	H: 0 LOB: 1 BB: 1 P: 16	R: 2 E: 0 K: 1 S: 13	H: 2 LOB: 0 BB: 0 P: 18	R: 1 E: 0 K: 2 S: 16	H: 1 LOB: 1 BB: 1 P: 25	R: 0 E: 0 K: 1 S: 12	H: 0 LOB: 1 BB: 1 P: 20		1B: 4 2B: 1 3B: 0 HR: 3	SF: 0 SAC: 0 DP: 0 HBP: 0	WP: 1 PB: 0 SB: 0 CS: 0	PA: 39						
<b>PITCHER</b>	IP	WLS	BF	H	R	ER	SO	BB	IBB	HBP	BLK	WP	HR	S	P	ERA	WHIP										
Brian Bohanon, L (1, 1) ERA: 3.47	5.0	W	21	5	1	1	3	1	0	0	0	1	0	57	88	1.80	1.200										
Todd Burns, R (6, 1) ERA: 5.09	1.2		8	2	2	2	0	1	0	0	0	0	2	19	30	10.80	1.800										
Craig Lefferts, L (7, 1) ERA: 7.47	0.1		1	0	0	0	1	0	0	0	0	0	0	3	4	0.00	0.000										
Matt Whiteside, R (8, 1) ERA: 3.33	1.0	S	4	0	0	0	1	1	0	0	0	0	1	16	25	9.00	2.000										
Tom Henke, R (9, 1) ERA: 2.57	1.0	S	4	0	0	0	1	1	0	0	0	0	0	12	20	0.00	1.000										

Batter	1	2	3	4	5	6	7	8	9	AB	R	H	RBI	BB	SO	LOB	BOTTOM										
David Hulse, L (1, 8) OBP: 0.331, SLG: 0.374	4-1 S 1B BB	1-1 FC6-4 CS 1-2f			1-1 FC5-4 1B		4-1 FC3-2 WP BB			2	1	1	0	2	0	1	<b>Kansas City Royals @ Texas Rangers</b> Arlington Stadium, Arlington, TX Wed Jun 30 1993, 8:05 PM EDT Att: 36,901 - Unknown - 93 F  <b>AB 30</b> <b>R 5</b> <b>H 9</b> <b>RBI 5</b> <b>BB 2</b> <b>SO 2</b> <b>LOB 12</b>										
Julio Franco, R (1, 10) OBP: 0.309, SLG: 0.424	3-2 1H 1B	3-0 CS	2-1 G6-3		1-2 FC5-4 CS 1-2f		2-1 FC3-2 WP		1-3 2H	4	0	1	1	0	0	3											
Rafael Palmeiro, L (1, 3) OBP: 0.329, SLG: 0.480	1-3 K		0-0 FC6-4 1B		0-1 CS		3-2 HR		3-2 P6	4	1	2	1	0	1	3											
Juan Gonzalez, R (1, 7) OBP: 0.389, SLG: 0.646	0-1 F9		1-1 F8		2-2 HR				3-0 F8	4	1	1	1	0	0	2											
Ivan Rodriguez, R (1, 2) OBP: 0.327, SLG: 0.424	3-1 F7		1-2 FC6-4 1-2f		0-0 F8		1-1 G6-3		1-1 G6-3	4	0	0	0	0	0	2											
Dan Peltier, L (1, 9) OBP: 0.458, SLG: 0.512		0-1 2B 1B		2-3 K		0-2 G4-3		3-2 G5-3		3	1	1	0	0	1	0											
Doug Dascenzo, S (8, PH) OBP: 0.214, SLG: 0.282		2-2 1H 1B 2B		2-0 P4		1-2 F7				3	1	1	1	0	0	0											
Dean Palmer, R (1, 5) OBP: 0.321, SLG: 0.512		1-1 P5		2-2 G4-3			1-1 WP FC3-2 SH1-4 1B			3	0	1	0	0	0	1											
Doug Strange, S (1, 4) OBP: 0.324, SLG: 0.395		2-0 FC6-4 1B 2H		0-0 G6-3			0-0 SH1-4			2	0	1	1	0	0	0											
Mario Diaz, R (1, 6) OBP: 0.256, SLG: 0.359																											
<b>Inning Stats</b>	R: 1 E: 0 K: 1 S: 11	H: 1 LOB: 1 BB: 1 P: 22	R: 2 E: 0 K: 0 S: 11	H: 3 LOB: 0 BB: 0 P: 19	R: 0 E: 0 K: 1 S: 9	H: 1 LOB: 1 BB: 0 P: 13	R: 0 E: 0 K: 1 S: 11	H: 0 LOB: 0 BB: 0 P: 17	R: 0 E: 0 K: 0 S: 8	H: 1 LOB: 0 BB: 0 P: 10	R: 2 E: 0 K: 0 S: 13	H: 2 LOB: 0 BB: 0 P: 19	R: 0 E: 0 K: 0 S: 9	H: 1 LOB: 2 BB: 1 P: 19	R: 0 E: 0 K: 0 S: 6	H: 0 LOB: 0 BB: 0 P: 13	1B: 6 2B: 1 3B: 0 HR: 2	SF: 0 SAC: 1 DP: 0 HBP: 0	WP: 2 PB: 0 SB: 1 CS: 2	PA: 35							
<b>PITCHER</b>	IP	WLS	BF	H	R	ER	SO	BB	IBB	HBP	BLK	WP	HR	S	P	ERA	WHIP										
Mark Gardner, R (1, 1) ERA: 5.88	6.0	L	25	8	5	5	2	1	0	0	0	2	0	63	100	7.50	1.500										
Tom Gordon, R (7, 1) ERA: 4.26	2.0		8	1	0	0	0	1	0	0	0	2	0	15	32	0.00	1.000										







Batter	1	2	3	4	5	6	7	8	9	AB	R	H	RBI	BB	SO	LOB	TOP				
<b>Devon White, S</b> (1, 8) OBP: 0.353, SLG: 0.495	P6		HBP				L3			2	0	0	0	1	0	1	<b>Toronto Blue Jays @ Kansas City Royals</b> Kauffman Stadium, Kansas City, MO Sat Jul 03 1993, 7:05 PM CDT Att: 28,060 - Unknown - 88 F  <b>livebaseballscorecards.com</b>				
<b>Roberto Alomar, S</b> (1, 4) OBP: 0.390, SLG: 0.449	F8		BB			PO		F8		2	0	0	0	2	0	0					
<b>Paul Molitor, R</b> (1, 10) OBP: 0.393, SLG: 0.453	G5-3		BB			G1-6-3		F9		3	0	0	0	1	0	1					
<b>Joe Carter, R</b> (1, 9) OBP: 0.323, SLG: 0.553		P6	K			K		L8		4	0	0	0	0	2	3					
<b>John Olerud, L</b> (1, 3) OBP: 0.506, SLG: 0.691		K			G3-1			F9		4	1	2	0	0	1	0					
<b>Tony Fernandez, S</b> (1, 6) OBP: 0.350, SLG: 0.392					P6			F9		3	1	1	0	1	0	1					
<b>Ed Sprague, R</b> (1, 5) OBP: 0.305, SLG: 0.409					F7			G6-3		4	0	0	0	0	2	4					
<b>Pat Borders, R</b> (1, 2) OBP: 0.268, SLG: 0.369					G4-3			G6-3		4	0	1	2	0	0	1					
<b>Turner Ward, S</b> (1, 7) OBP: 0.304, SLG: 0.354					F8			P5		3	0	0	0	0	1	1					
<b>Inning Stats</b>	R: 0 E: 0 K: 0 S: 4	H: 0 LOB: 0 BB: 0 P: 8	R: 0 E: 0 K: 2 S: 14	H: 0 LOB: 1 BB: 2 P: 22	R: 0 E: 0 K: 1 S: 13	H: 0 LOB: 3 BB: 2 P: 26	R: 0 E: 0 K: 0 S: 9	H: 0 LOB: 0 BB: 0 P: 17	R: 0 E: 0 K: 1 S: 6	H: 0 LOB: 0 BB: 1 P: 13	R: 2 E: 0 K: 1 S: 15	H: 3 LOB: 1 BB: 0 P: 21	R: 0 E: 0 K: 0 S: 8	H: 0 LOB: 0 BB: 0 P: 13	R: 0 E: 0 K: 0 S: 11	H: 1 LOB: 1 BB: 0 P: 14	1B: 2 2B: 2 HR: 0	SF: 0 SAC: 0 DP: 1 HBP: 1	WP: 0 PB: 0 SB: 2 CS: 0	PA: 36	
<b>PITCHER</b>	IP	WLS	BF	H	R	ER	SO	BB	IBB	HBP	BLK	WP	HR	S	P	ERA	WHIP				
<b>David Cone, R</b> (1, 1) ERA: 3.37	8.0	W	31	3	2	2	6	5	0	1	0	0	0	78	134	2.25	1.000				
<b>Jeff Montgomery, R</b> (9, 1) ERA: 1.99	1.0	S	4	1	0	0	0	0	0	0	0	0	0	11	14	0.00	1.000				

Batter	1	2	3	4	5	6	7	8	9	AB	R	H	RBI	BB	SO	LOB	BOTTOM				
<b>Felix Jose, S</b> (1, 9) OBP: 0.321, SLG: 0.370	G4-3		G4-3		G4-3		F7			4	0	0	0	0	0	1	<b>Toronto Blue Jays @ Kansas City Royals</b> Kauffman Stadium, Kansas City, MO Sat Jul 03 1993, 7:05 PM CDT Att: 28,060 - Unknown - 88 F  <b>livebaseballscorecards.com</b>				
<b>Brian McRae, S</b> (1, 8) OBP: 0.350, SLG: 0.418	K		CS		G6-3		CS			3	0	1	0	1	1	1					
<b>George Brett, L</b> (1, 10) OBP: 0.304, SLG: 0.393	G4-3		F7		P5		F7			4	0	0	0	0	0	3					
<b>Mike Macfarlane, R</b> (1, 2) OBP: 0.370, SLG: 0.535		K			1B		CS			2	0	0	0	1	2	0					
<b>Chris Gwynn, L</b> (1, 7) OBP: 0.366, SLG: 0.432		E			SF7		F7			4	2	3	0	0	0	0					
<b>Gary Gaetti, R</b> (1, 3) OBP: 0.281, SLG: 0.346	E5		FC5		1B		K			4	1	2	2	0	1	2					
<b>Greg Gagne, R</b> (1, 6) OBP: 0.313, SLG: 0.349		S			SF7		FC5-2			3	0	2	1	0	0	0					
<b>Phil Hiatt, R</b> (1, 5) OBP: 0.288, SLG: 0.380					FC5		FC5-2			3	0	0	0	0	1	6					
<b>Wally Joyner, L</b> (9, 3) OBP: 0.387, SLG: 0.444		K			FC5		FC6-4			0	0	0	0	0	0	0					
<b>Rico Rossy, R</b> (1, 4) OBP: 0.333, SLG: 0.424		K			G6-3		FC6-4			3	0	1	0	0	1	5					
<b>Inning Stats</b>	R: 0 E: 0 K: 1 S: 6	H: 2 LOB: 2 BB: 0 P: 6	R: 1 E: 1 K: 3 S: 18	H: 2 LOB: 2 BB: 0 P: 21	R: 0 E: 0 K: 0 S: 8	H: 1 LOB: 1 BB: 0 P: 11	R: 1 E: 0 K: 0 S: 12	H: 2 LOB: 1 BB: 1 P: 20	R: 0 E: 0 K: 0 S: 7	H: 1 LOB: 1 BB: 0 P: 9	R: 0 E: 0 K: 1 S: 12	H: 2 LOB: 3 BB: 0 P: 18	R: 0 E: 0 K: 0 S: 6	H: 0 LOB: 0 BB: 1 P: 12	R: 1 E: 0 K: 1 S: 13	H: 1 LOB: 0 BB: 0 P: 17	1B: 7 2B: 0 3B: 1 HR: 1	SF: 1 SAC: 0 DP: 0 HBP: 1	WP: 0 PB: 0 SB: 1 CS: 2	PA: 35	
<b>PITCHER</b>	IP	WLS	BF	H	R	ER	SO	BB	IBB	HBP	BLK	WP	HR	S	P	ERA	WHIP				
<b>Jack Morris, R</b> (1, 1) ERA: 7.27	8.0	L	34	9	3	3	6	2	0	1	0	0	1	82	114	3.38	1.375				



Batter	1	2	3	4	5	6	7	8	9	AB	R	H	RBI	BB	SO	LOB	TOP				
Devon White, S (1, 8) OBP: 0.355, SLG: 0.492	4-0 P4 BB		1-3 K		1-0 HBP			2-2 G6-3		2	0	0	0	1	1	0					
Roberto Alomar, S (1, 4) OBP: 0.388, SLG: 0.446	3-3 K		2-3 K		2-1 F8			1-0 1B		4	0	1	0	0	2	3					
Paul Molitor, R (1, 10) OBP: 0.391, SLG: 0.454	2-2 P4		2-1 F8		2-0 F7 G4-3 2B			1-0 F7		4	1	1	0	0	0	2					
Joe Carter, R (1, 9) OBP: 0.322, SLG: 0.549	2-2 G4-3			1-2 G6-4-3 1B				1-2 F7		4	0	1	0	0	0	3					
John Olerud, L (1, 3) OBP: 0.500, SLG: 0.681		1-2 F7		0-0 G6-4-3				1-2 G4-3		4	0	0	1	0	1	1					
Tony Fernandez, S (1, 6) OBP: 0.352, SLG: 0.394		3-1 G1-3 1B		2-2 G3-1				3-H L9		4	0	2	0	0	0	0					
Ed Sprague, R (1, 5) OBP: 0.304, SLG: 0.410		3-2 G1-3			0-0 2B			0-0 L9		4	0	1	0	0	1	2					
Darnell Coles, R (1, 7) Turner Ward, S (7, PR) OBP: 0.301, SLG: 0.351		4-1 BB			0-2 G5-3			3-1 CS 1B		2	0	1	0	1	0	1					
Pat Borders, R (1, 2) OBP: 0.265, SLG: 0.365		2-3 K			0-1 F9			3-2 G5-3		3	0	0	0	0	1	4					
<b>Inning Stats</b>	R: 0 E: 0 K: 1 S: 12	H: 0 LOB: 1 BB: 1 P: 23	R: 0 E: 0 K: 1 S: 14	H: 1 LOB: 2 BB: 1 P: 27	R: 0 E: 0 K: 2 S: 8	H: 0 LOB: 0 BB: 0 P: 13	R: 0 E: 0 K: 0 S: 7	H: 1 LOB: 2 BB: 0 P: 10	R: 0 E: 0 K: 0 S: 9	H: 1 LOB: 0 BB: 0 P: 12	R: 1 E: 0 K: 0 S: 12	H: 1 LOB: 1 BB: 0 P: 17	R: 0 E: 0 K: 0 S: 6	H: 1 LOB: 1 BB: 0 P: 12	R: 0 E: 0 K: 2 S: 8	H: 1 LOB: 1 BB: 0 P: 12	1B: 5 2B: 2 3B: 0 HR: 0	SF: 0 SAC: 0 DP: 1 HBP: 1	WP: 0 PB: 0 SB: 1 CS: 1	PA: 35	
<b>PITCHER</b>	IP WLS BF H R ER SO BB IBB HBP BLK WP HR S P ERA WHIP	IP WLS BF H R ER SO BB IBB HBP BLK WP HR S P ERA WHIP	IP WLS BF H R ER SO BB IBB HBP BLK WP HR S P ERA WHIP	IP WLS BF H R ER SO BB IBB HBP BLK WP HR S P ERA WHIP	IP WLS BF H R ER SO BB IBB HBP BLK WP HR S P ERA WHIP	IP WLS BF H R ER SO BB IBB HBP BLK WP HR S P ERA WHIP	IP WLS BF H R ER SO BB IBB HBP BLK WP HR S P ERA WHIP	IP WLS BF H R ER SO BB IBB HBP BLK WP HR S P ERA WHIP	IP WLS BF H R ER SO BB IBB HBP BLK WP HR S P ERA WHIP	IP WLS BF H R ER SO BB IBB HBP BLK WP HR S P ERA WHIP	IP WLS BF H R ER SO BB IBB HBP BLK WP HR S P ERA WHIP	IP WLS BF H R ER SO BB IBB HBP BLK WP HR S P ERA WHIP	IP WLS BF H R ER SO BB IBB HBP BLK WP HR S P ERA WHIP	IP WLS BF H R ER SO BB IBB HBP BLK WP HR S P ERA WHIP	IP WLS BF H R ER SO BB IBB HBP BLK WP HR S P ERA WHIP	IP WLS BF H R ER SO BB IBB HBP BLK WP HR S P ERA WHIP	IP WLS BF H R ER SO BB IBB HBP BLK WP HR S P ERA WHIP	IP WLS BF H R ER SO BB IBB HBP BLK WP HR S P ERA WHIP	IP WLS BF H R ER SO BB IBB HBP BLK WP HR S P ERA WHIP	IP WLS BF H R ER SO BB IBB HBP BLK WP HR S P ERA WHIP	IP WLS BF H R ER SO BB IBB HBP BLK WP HR S P ERA WHIP

Toronto Blue Jays @ Kansas City Royals  
Kauffman Stadium, Kansas City, MO

AB 32  
R 1  
H 7  
RBI 1  
BB 2  
SO 6  
LOB 17



Sun Jul 04 1993, 7:05 PM CDT  
Att: 40,329 - Unknown - 85 F

Batter	1	2	3	4	5	6	7	8	9	AB	R	H	RBI	BB	SO	LOB	BOTTOM				
Felix Jose, S (1, 9) OBP: 0.317, SLG: 0.364	1-0 G3		2-3 K		0-1 L4			0-0 L9		4	0	0	0	0	1	1					
Brian McRae, S (1, 8) OBP: 0.349, SLG: 0.416	0-0 P4			0-3 K	0-0 F8			2-2 G4-6-3 1B		4	0	1	0	0	1	0					
George Brett, L (1, 10) OBP: 0.303, SLG: 0.394	3-3 K			0-2 2B				1-1 G4-6-3		4	1	1	0	0	1	1					
Chris Gwynn, L (1, 7) OBP: 0.363, SLG: 0.428		0-0 1B		3-3 K				0-1 G5-3		4	0	1	0	0	1	1					
Gary Gaetti, R (1, 3) (8, 5) OBP: 0.283, SLG: 0.357		3-3 K		2-1 1B 2B				3-1 F8		3	1	1	1	0	1	1					
Greg Gagne, R (1, 6) OBP: 0.313, SLG: 0.349		1-2 F9		0-2 1B				0-0 F8		3	0	1	1	0	0	1					
Brent Mayne, L (1, 2) OBP: 0.331, SLG: 0.373		0-1 P5		4-0 IBB				2-1 F7		2	0	0	0	1	0	1					
Phil Hiatt, R (1, 5) Wally Joyner, L (8, 3) OBP: 0.289, SLG: 0.379 OBP: 0.387, SLG: 0.444			1-0 G6-3	3-1 F8				0-1 1B 1B		3	1	1	0	0	0	2					
Rico Rossy, R (1, 4) OBP: 0.333, SLG: 0.417			1-0 G5-3		2-2 F8			3-2 1B		3	0	1	1	0	0	0					
<b>Inning Stats</b>	R: 0 E: 0 K: 1 S: 5	H: 0 LOB: 0 BB: 0 P: 9	R: 0 E: 0 K: 1 S: 13	H: 1 LOB: 1 BB: 0 P: 17	R: 0 E: 0 K: 1 S: 5	H: 0 LOB: 0 BB: 0 P: 9	R: 2 E: 0 K: 2 S: 20	H: 3 LOB: 2 BB: 1 P: 32	R: 0 E: 0 K: 0 S: 6	H: 0 LOB: 0 BB: 0 P: 8	R: 0 E: 0 K: 0 S: 6	H: 0 LOB: 0 BB: 0 P: 10	R: 1 E: 0 K: 0 S: 11	H: 2 LOB: 1 BB: 0 P: 15	R: 0 E: 0 K: 0 S: 8	H: 1 LOB: 0 BB: 0 P: 12	1B: 5 2B: 2 3B: 0 HR: 0	SF: 0 SAC: 0 DP: 1 HBP: 0	WP: 0 PB: 0 SB: 0 CS: 0	PA: 31	
<b>PITCHER</b>	IP WLS BF H R ER SO BB IBB HBP BLK WP HR S P ERA WHIP	IP WLS BF H R ER SO BB IBB HBP BLK WP HR S P ERA WHIP	IP WLS BF H R ER SO BB IBB HBP BLK WP HR S P ERA WHIP	IP WLS BF H R ER SO BB IBB HBP BLK WP HR S P ERA WHIP	IP WLS BF H R ER SO BB IBB HBP BLK WP HR S P ERA WHIP	IP WLS BF H R ER SO BB IBB HBP BLK WP HR S P ERA WHIP	IP WLS BF H R ER SO BB IBB HBP BLK WP HR S P ERA WHIP	IP WLS BF H R ER SO BB IBB HBP BLK WP HR S P ERA WHIP	IP WLS BF H R ER SO BB IBB HBP BLK WP HR S P ERA WHIP	IP WLS BF H R ER SO BB IBB HBP BLK WP HR S P ERA WHIP	IP WLS BF H R ER SO BB IBB HBP BLK WP HR S P ERA WHIP	IP WLS BF H R ER SO BB IBB HBP BLK WP HR S P ERA WHIP	IP WLS BF H R ER SO BB IBB HBP BLK WP HR S P ERA WHIP	IP WLS BF H R ER SO BB IBB HBP BLK WP HR S P ERA WHIP	IP WLS BF H R ER SO BB IBB HBP BLK WP HR S P ERA WHIP	IP WLS BF H R ER SO BB IBB HBP BLK WP HR S P ERA WHIP	IP WLS BF H R ER SO BB IBB HBP BLK WP HR S P ERA WHIP	IP WLS BF H R ER SO BB IBB HBP BLK WP HR S P ERA WHIP	IP WLS BF H R ER SO BB IBB HBP BLK WP HR S P ERA WHIP	IP WLS BF H R ER SO BB IBB HBP BLK WP HR S P ERA WHIP	IP WLS BF H R ER SO BB IBB HBP BLK WP HR S P ERA WHIP

Toronto Blue Jays @ Kansas City Royals  
Kauffman Stadium, Kansas City, MO

AB 30  
R 3  
H 7  
RBI 3  
BB 1  
SO 5  
LOB 8



Sun Jul 04 1993, 7:05 PM CDT  
Att: 40,329 - Unknown - 85 F



Batter	1	2	3	4	5	6	7	8	9	AB	R	H	RBI	BB	SO	LOB	TOP				
<b>Harold Reynolds, S</b> OBP: 0.348, SLG: 0.320	4-1 1-5-3 WP E BB		0-1 1B		1-0 1-2 HBP		1-0 G3-6-3 1B		1-1 G3	3	1	2	0	1	0	1	<b>Baltimore Orioles @ Kansas City Royals</b> Kauffman Stadium, Kansas City, MO Mon Jul 05 1993, 7:05 PM CDT Att: 24,737 - Unknown - 79 F				
<b>Mark McLemore, S</b> OBP: 0.347, SLG: 0.371	2-1 F7		1-0 G6-4-3 1B		2-1 G6-4-3 1B		1-1 G3-6-3 1-2f			4	0	2	0	0	0	2					
<b>Cal Ripken Jr., R</b> OBP: 0.309, SLG: 0.372	1-2 E4 WP L1-5-3		2-1 G6-4-3 1-2f		0-0 G6-4-3 1-2f		1-2 G3-1			4	0	0	0	0	0	6					
<b>Harold Baines, L</b> OBP: 0.386, SLG: 0.436	3-2 L1-5-3 1-2-3			1-2 1B		0-0 2B 1B		1-3 K		4	0	2	0	0	1	2					
<b>Mike Devereaux, R</b> OBP: 0.298, SLG: 0.412	1-2 P4 2-3 3-H			1-0 P4 1B		3-2 SAFE 1-3 2B		2-3 K		4	0	1	0	0	1	2					
<b>Chris Hoiles, R</b> OBP: 0.385, SLG: 0.528		4-2 G6-4-3 BB		3-3 K		2-3 K		2-0 P6		3	0	0	0	1	2	3					
<b>David Segui, S</b> OBP: 0.397, SLG: 0.453		1-2 G6-4-3 1-2f		0-0 P3		2-3 K			2-1 1B	4	0	1	0	0	1	4					
<b>Leo Gomez, R</b> OBP: 0.301, SLG: 0.359		1-2 G5-3			1-2 G5-3		4-2 BB		0-0 L7	3	0	0	0	1	0	1					
<b>Jeffrey Hammonds, R</b> OBP: 0.357, SLG: 0.561			0-0 G5-3		1-1 1B HBP 1B		0-1 F8		2-0 F7	4	0	1	0	0	0	4					
<b>Inning Stats</b>	R: 1 E: 1 K: 0 S: 12	H: 0 LOB: 1 BB: 1 P: 23	R: 0 E: 0 K: 0 S: 12	H: 0 LOB: 0 BB: 1 P: 18	R: 0 E: 0 K: 0 S: 6	H: 2 LOB: 1 BB: 0 P: 9	R: 0 E: 0 K: 1 S: 11	H: 1 LOB: 0 BB: 0 P: 16	R: 0 E: 0 K: 0 S: 9	H: 2 LOB: 2 BB: 0 P: 14	R: 0 E: 0 K: 2 S: 16	H: 1 LOB: 0 BB: 0 P: 9	R: 0 E: 0 K: 2 S: 7	H: 0 LOB: 0 BB: 0 P: 12	R: 0 E: 0 K: 0 S: 6	H: 1 LOB: 1 BB: 0 P: 11	1B: 8 2B: 1 3B: 0 HR: 0	SF: 0 SAC: 0 DP: 4 HBP: 1	WP: 1 PB: 0 SB: 0 CS: 0	PA: 37	
<b>PITCHER</b>	IP WLS BF H R ER SO	IP WLS BF H R ER SO	IP WLS BF H R ER SO	IP WLS BF H R ER SO	IP WLS BF H R ER SO	IP WLS BF H R ER SO	IP WLS BF H R ER SO	IP WLS BF H R ER SO	IP WLS BF H R ER SO	IP WLS BF H R ER SO	IP WLS BF H R ER SO	IP WLS BF H R ER SO	IP WLS BF H R ER SO	IP WLS BF H R ER SO	IP WLS BF H R ER SO	IP WLS BF H R ER SO	ERA WHIP	ERA WHIP			
<b>Kevin Appier, R</b> ERA: 3.02	(1, 1) 0.2																				
<b>Bill Sampen, R</b> ERA: 3.71	(1, 1) 3.2	15	4	0	0	1	1	0	1	0	38	56	0.00	1.364							
<b>Frank DiPino, L</b> ERA: 4.91	(5, 1) 0.0		1	1	0	0	0	0	0	0	2	4	∞	∞							
<b>Mark Gubicza, R</b> ERA: 4.7	(5, 1) 3.2	W	13	3	0	0	4	1	0	0	30	49	0.00	1.091							
<b>Billy Brewer, L</b> ERA: 2.5	(9, 1) 1.0		4	1	0	0	0	0	0	0	6	11	0.00	1.000							

Batter	1	2	3	4	5	6	7	8	9	AB	R	H	RBI	BB	SO	LOB	BOTTOM				
<b>Brian McRae, S</b> OBP: 0.348, SLG: 0.423	2-3 K		3-3 K			3-2 P3		1-0 HR		4	1	1	1	0	2	1	<b>Baltimore Orioles @ Kansas City Royals</b> Kauffman Stadium, Kansas City, MO Mon Jul 05 1993, 7:05 PM CDT Att: 24,737 - Unknown - 79 F				
<b>Greg Gagne, R</b> OBP: 0.315, SLG: 0.355	1-2 G6-3			0-1 F8		1-2 CS 1B		0-0 2B		4	1	2	0	0	0						
<b>Wally Joyner, L</b> OBP: 0.389, SLG: 0.443	3-2 G3			4-2 CS BB		1-2 CS 1-2f	1-0 F7	0-0 E 2B 1B		3	1	1	1	1	0						
<b>Mike Macfarlane, R</b> OBP: 0.363, SLG: 0.523		0-3 K		0-0 F8		1-1 F9		1-1 E7 2B 2B		4	1	0	0	0	1	2					
<b>Gary Gaetti, R</b> OBP: 0.302, SLG: 0.372		4-2 G5-4-3 BB		1-1 CS 1-2f	1-0 P3		4-1 BB BB	2-1 2B 2B		2	1	1	1	2	0	0					
<b>Kevin McReynolds, R</b> OBP: 0.321, SLG: 0.414		2-2 G5-4-3 1-2f			1-0 2B		4-0 BB BB	4-0 2B IBB		2	1	1	0	2	0	1					
<b>Hubie Brooks, R</b> ERA: 3.98			1-2 G6-3		1-2 G5-3		2-3 K	2-0 2B 2B		4	0	1	3	0	1	3					
<b>Felix Jose, S</b> OBP: 0.317, SLG: 0.364								1-H 2-H F8		0	0	0	0	0	0	0					
<b>Phil Hiatt, R</b> OBP: 0.284, SLG: 0.371			2-0 P4		1-0 P3			K		4	0	0	0	0	1	1					
<b>Rico Rossy, R</b> OBP: 0.357, SLG: 0.538			3-2 2B			0-0 G6-3		1-0 HR		3	1	2	1	0	0	0					
<b>Inning Stats</b>	R: 0 E: 0 K: 1 S: 9	H: 0 LOB: 0 BB: 0 P: 15	R: 0 E: 0 K: 1 S: 10	H: 0 LOB: 0 BB: 1 P: 16	R: 0 E: 0 K: 1 S: 13	H: 1 LOB: 0 BB: 0 P: 22	R: 0 E: 0 K: 0 S: 7	H: 0 LOB: 0 BB: 1 P: 12	R: 0 E: 0 K: 0 S: 7	H: 1 LOB: 0 BB: 0 P: 11	R: 0 E: 0 K: 0 S: 10	H: 1 LOB: 0 BB: 0 P: 15	R: 0 E: 0 K: 1 S: 7	H: 0 LOB: 2 BB: 2 P: 19	R: 7 E: 1 K: 1 S: 13	H: 6 LOB: 0 BB: 1 P: 24	1B: 2 2B: 5 3B: 0 HR: 2	SF: 0 SAC: 0 DP: 1 HBP: 0	WP: 0 PB: 0 SB: 0 CS: 2	PA: 37	
<b>PITCHER</b>	IP WLS BF H R ER SO	IP WLS BF H R ER SO	IP WLS BF H R ER SO	IP WLS BF H R ER SO	IP WLS BF H R ER SO	IP WLS BF H R ER SO	IP WLS BF H R ER SO	IP WLS BF H R ER SO	IP WLS BF H R ER SO	IP WLS BF H R ER SO	IP WLS BF H R ER SO	IP WLS BF H R ER SO	IP WLS BF H R ER SO	IP WLS BF H R ER SO	IP WLS BF H R ER SO	IP WLS BF H R ER SO	ERA WHIP	ERA WHIP			
<b>Fernando Valenzuela, L</b> ERA: 3.98	(1, 1) 6.2																				
<b>Brad Pennington, L</b> ERA: 3.52	(7, 1) 0.2	L	4	2	2	2	1	0	0	0	6	10	27.00	3.000							
<b>Mark Williamson, R</b> ERA: 3.96	(8, 1) 0.2		7	4	5	4	1	0	1	0	10	19	54.00	6.000							

AB 33  
R 1  
H 9  
RBI 0  
BB 3  
SO 5  
LOB 25



AB 30  
R 7  
H 9  
RBI 7  
BB 5  
SO 5  
LOB 8





Batter	1	2	3	4	5	6	7	8	9	AB	R	H	RBI	BB	SO	LOB	TOP		
<b>Harold Reynolds, S</b> (1, 4) OBP: 0.352, SLG: 0.326	0-1 SH5-4 1B 2B		4-2 1B 1B BB	2-2 FC4-6 2B		1-1 FC4-6		2-0 FC5-4 1B		4	2	2	0	1	0	3			
<b>Mark McLemore, S</b> (1, 9) OBP: 0.346, SLG: 0.376	2-1 SH5-4		3-2 1B	1-0 1B			0-0 G1-3	1-0 FC5-4		4	0	2	2	0	0	1			
<b>Mike Devereaux, R</b> (1, 8) OBP: 0.300, SLG: 0.412	3-2 G6-3 1B		0-2 1B	1-2 2-3 1B			1-2 F9		1-2 G4-3	5	0	2	2	0	0	1			
<b>Harold Baines, L</b> (1, 10) OBP: 0.379, SLG: 0.427 <b>Jack Voigt, R</b> (9, PH) OBP: 0.346, SLG: 0.311	0-0 G6-3		2-3 K				3-1 G4-3		1-1 G5-3	4	0	0	0	0	1	4			
<b>Cal Ripken Jr., R</b> (1, 6) OBP: 0.305, SLG: 0.367		1-1 G6-3	2-0 F7				2-1 G5-3		0-0 F8	5	0	0	0	0	1	3			
<b>Chris Hoiles, R</b> (1, 2) OBP: 0.386, SLG: 0.532		3-2 F8		2-2 1B SF8 2B			0-1 F9		0-2 1B 2B 1B	4	2	2	0	0	0	0			
<b>David Segui, S</b> (1, 3) OBP: 0.304, SLG: 0.456		2-0 G4-3		0-0 FC4-6 2B 1B			4-2 FC4-6 BB		1-1 2B 1B	3	2	2	0	1	0	0			
<b>Jeffrey Hammonds, R</b> (1, 7) OBP: 0.370, SLG: 0.561			4-1 1B S 1B BB	0-0 SF8			2-3 K		2-2 1B SF9 2B	2	2	1	3	1	1	1			
<b>Leo Gomez, R</b> (1, 5) OBP: 0.298, SLG: 0.356			0-3 K	0-0 CI FC4-6			0-0 L8		0-2 SF9	2	0	0	1	0	1	2			
<b>Inning Stats</b>	R: 1 E: 0 K: 0 S: 8	H: 2 LOB: 0 BB: 0 P: 13	R: 0 E: 0 K: 0 S: 7	H: 0 LOB: 0 BB: 0 P: 13	R: 1 E: 0 K: 2 S: 22	H: 2 LOB: 3 BB: 2 P: 37	R: 3 E: 1 K: 0 S: 13	H: 3 LOB: 1 BB: 0 P: 20	R: 0 E: 0 K: 1 S: 6	H: 0 LOB: 0 BB: 1 P: 15	R: 0 E: 0 K: 0 S: 7	H: 0 LOB: 0 BB: 0 P: 11	R: 0 E: 0 K: 1 S: 19	H: 4 LOB: 1 BB: 0 P: 27	R: 0 E: 0 K: 0 S: 6	H: 0 LOB: 0 BB: 0 P: 8	1B: 7 2B: 4 3B: 0 HR: 0	SF: 2 SAC: 1 DP: 1 HBP: 0	WP: 0 PA: 41 PB: 0 SB: 1 CS: 0
<b>PITCHER</b>	IP	WLS	BF	H	R	ER	SO	BB	IBB	HBP	BLK	WP	HR	S	P	ERA	WHIP		
<b>Mark Gardner, R</b> (1, 1) ERA: 6.02	4.0	L	21	7	5	4	2	2	0	0	0	0	0	50	83	9.00	2.250		
<b>Tom Gordon, R</b> (5, 1) ERA: 3.98	3.0		10	0	0	0	1	1	0	0	0	0	0	21	37	0.00	0.333		
<b>Frank DiPino, L</b> (8, 1) ERA: 6.75	2.0		10	4	3	3	1	0	0	0	0	0	0	25	35	13.50	2.000		

**Baltimore Orioles @ Kansas City Royals**  
Kauffman Stadium, Kansas City, MO  
Tue Jul 06 1993, 7:05 PM CDT  
Att: 17,892 - Unknown - 73 F

livebaseballscorecards.com

AB 34  
R 8  
H 11  
RBI 8  
BB 3  
SO 4  
LOB 15



Batter	1	2	3	4	5	6	7	8	9	AB	R	H	RBI	BB	SO	LOB	BOTTOM		
<b>Brian McRae, S</b> (1, 8) OBP: 0.347, SLG: 0.421	1-0 F7		0-1 G1-3						1-1 G2-3	4	0	1	0	0	0	2			
<b>Greg Gagne, R</b> (1, 6) OBP: 0.311, SLG: 0.350	1-3 K2-3		0-0 F9						0-0 G6-3	4	0	0	0	0	1	3			
<b>George Brett, L</b> (1, 10) OBP: 0.299, SLG: 0.389	3-1 G4-3			1-1 L6					1-2 G4-1	4	0	0	0	0	0	1			
<b>Mike Macfarlane, R</b> (1, 2) OBP: 0.356, SLG: 0.511		1-3 K		0-3 K					1-2 F9	4	0	0	0	0	2	1			
<b>Gary Gaetti, R</b> (1, 5) OBP: 0.293, SLG: 0.360		0-1 G5-3		2-1 G1-3					1-3 K	3	0	0	0	0	1	0			
<b>Wally Joyner, L</b> (1, 3) OBP: 0.385, SLG: 0.438		2-0 G3-1			0-1 G3-1				1-0 P5	3	0	0	0	0	0	0			
<b>Kevin McReynolds, R</b> (1, 7) OBP: 0.321, SLG: 0.412			0-2 G1-3 1B		1-2 P3				2-0 F7	3	0	1	0	0	0	0			
<b>Hubie Brooks, R</b> (1, 9) OBP: 0.323, SLG: 0.330			0-2 G1-3 1B		0-0 F7				2-0 1B	3	0	2	0	0	0	0			
<b>Rico Rossy, R</b> (1, 4) OBP: 0.333, SLG: 0.500			0-1 P2			2-2 G5-3			0-0 F8	3	0	0	0	0	0	3			
<b>Inning Stats</b>	R: 0 E: 0 K: 1 S: 7	H: 0 LOB: 0 BB: 0 P: 12	R: 0 E: 0 K: 1 S: 7	H: 0 LOB: 0 BB: 0 P: 10	R: 0 E: 0 K: 0 S: 11	H: 2 LOB: 2 BB: 0 P: 11	R: 0 E: 0 K: 1 S: 7	H: 0 LOB: 0 BB: 0 P: 10	R: 0 E: 0 K: 0 S: 9	H: 0 LOB: 0 BB: 0 P: 12	R: 0 E: 0 K: 1 S: 9	H: 0 LOB: 0 BB: 0 P: 12	R: 0 E: 0 K: 0 S: 4	H: 1 LOB: 1 BB: 0 P: 9	R: 0 E: 0 K: 0 S: 8	H: 1 LOB: 1 BB: 0 P: 12	1B: 4 2B: 0 3B: 0 HR: 0	SF: 0 SAC: 0 DP: 0 HBP: 0	WP: 0 PA: 31 PB: 0 SB: 0 CS: 0
<b>PITCHER</b>	IP	WLS	BF	H	R	ER	SO	BB	IBB	HBP	BLK	WP	HR	S	P	ERA	WHIP		
<b>Jamie Moyer, L</b> (1, 1) ERA: 3.13	9.0	W	31	4	0	0	4	0	0	0	0	0	0	69	96	0.00	0.444		

**Baltimore Orioles @ Kansas City Royals**  
Kauffman Stadium, Kansas City, MO  
Tue Jul 06 1993, 7:05 PM CDT  
Att: 17,892 - Unknown - 73 F

livebaseballscorecards.com

AB 31  
R 0  
H 4  
RBI 0  
BB 0  
SO 4  
LOB 10






Batter	1	2	3	4	5	6	7	8	9	AB	R	H	RBI	BB	SO	LOB	TOP		
<b>Harold Reynolds, S</b> OBP: 0.353, SLG: 0.325 (1, 4)	F9		FC4-6				G5-3										4 1 1 1 1 0 1		
<b>Mark McLemore, S</b> OBP: 0.353, SLG: 0.384 (1, 9)	F8				G5-3												5 1 3 2 0 0 0		
<b>Mike Devereaux, R</b> OBP: 0.298, SLG: 0.406 (1, 8)	G5-3				G5-3		F8										4 0 0 0 1 1 3		
<b>Harold Baines, L</b> OBP: 0.377, SLG: 0.423 (1, 10)		L7															4 1 1 0 0 0 1		
<b>Cal Ripken Jr., R</b> OBP: 0.304, SLG: 0.368 (1, 6)		L9															4 1 1 0 0 0 0		
<b>Chris Hoiles, R</b> OBP: 0.388, SLG: 0.556 (1, 2)		G5-3															4 2 2 4 0 0 0		
<b>David Segui, S</b> OBP: 0.301, SLG: 0.452 (1, 3)																	4 0 1 0 0 0 0		
<b>Jeffrey Hammonds, R</b> OBP: 0.340, SLG: 0.532 (1, 7)																	4 1 0 0 0 1 1		
<b>Leo Gomez, R</b> OBP: 0.301, SLG: 0.356 (1, 5)																	3 1 1 0 1 0 0		
<b>Inning Stats</b>	R: 0 H: 0 E: 0 K: 0 S: 6	H: 0 LOB: 0 BB: 0 P: 9	R: 0 H: 0 E: 0 K: 0 S: 6	H: 0 LOB: 0 BB: 0 P: 10	R: 0 H: 1 E: 0 K: 1 S: 8	LOB: 1 BB: 0 P: 11	R: 3 H: 3 E: 0 K: 0 S: 14	H: 3 LOB: 0 BB: 0 P: 24	R: 1 H: 1 E: 0 K: 0 S: 14	LOB: 1 BB: 1 P: 23	R: 1 H: 0 E: 0 K: 0 S: 8	H: 0 LOB: 0 BB: 0 P: 12	R: 1 H: 1 E: 0 K: 0 S: 7	LOB: 1 BB: 1 P: 13	R: 2 H: 3 E: 0 K: 1 S: 15	LOB: 2 BB: 1 P: 23	1B: 6 2B: 2 3B: 0 HR: 2	SF: 0 SAC: 0 DP: 1 HBP: 0	WP: 0 PA: 39 PB: 1 SB: 3 CS: 0
<b>PITCHER</b>	IP	WLS	BF	H	R	ER	SO	BB	IBB	HBP	BLK	WP	HR	S	P	ERA	WHIP		
<b>Hipolito Pichardo, R</b> ERA: 4.17 (1, 1)	6.0	L	25	6	5	4	1	1	0	0	0	0	2	56	93	6.00	1.167		
<b>Billy Brewster, L</b> ERA: 2.55 (7, 1)	2.0		7	1	1	1	0	1	0	0	1	0	0	15	25	4.50	1.000		
<b>Bill Sampen, R</b> ERA: 4.5 (9, 1)	1.0		7	3	2	2	1	1	0	0	0	0	0	15	23	18.00	4.000		

Baltimore Orioles @ Kansas City Royals  
Kauffman Stadium, Kansas City, MO  
Wed Jul 07 1993, 7:05 PM CDT  
Att: 20,910 - Unknown - 82 F


AB 36  
R 8  
H 10  
RBI 7  
BB 3  
SO 2  
LOB 6



Batter	1	2	3	4	5	6	7	8	9	AB	R	H	RBI	BB	SO	LOB	BOTTOM				
<b>Felix Jose, S</b> OBP: 0.312, SLG: 0.359 (1, 8)	L6																4 0 0 0 0 1 1				
<b>Kevin McReynolds, R</b> OBP: 0.319, SLG: 0.415 (1, 7)	F9																4 2 1 0 0 0 1				
<b>Wally Joyner, L</b> OBP: 0.387, SLG: 0.450 (1, 3)	F8																4 1 2 2 0 0 1				
<b>Mike Macfarlane, R</b> OBP: 0.358, SLG: 0.519 (1, 2)																	3 0 2 1 0 1 0				
<b>Chris Gwynn, L</b> OBP: 0.355, SLG: 0.418 (1, 9)																	4 0 0 0 0 0 3				
<b>Gary Gaetti, R</b> OBP: 0.291, SLG: 0.348 (1, 5)																	3 0 0 0 1 0 2				
<b>Hubie Brooks, R</b> OBP: 0.310, SLG: 0.316 (1, 10)																	4 0 0 0 0 2 4				
<b>Greg Gagne, R</b> OBP: 0.308, SLG: 0.346 (1, 6)																	3 0 0 0 0 2 2				
<b>Jose Lind, R</b> OBP: 0.282, SLG: 0.310 (1, 4)																	3 0 1 0 0 0 0				
<b>Inning Stats</b>	R: 0 H: 0 E: 0 K: 0 S: 8	H: 1 LOB: 2 BB: 1 P: 20	R: 0 H: 0 E: 0 K: 2 S: 11	H: 1 LOB: 1 BB: 1 P: 20	R: 0 H: 0 E: 0 K: 1 S: 10	LOB: 0 BB: 0 P: 14	R: 0 H: 2 E: 0 K: 1 S: 13	H: 2 LOB: 2 BB: 0 P: 19	R: 0 H: 0 E: 0 K: 1 S: 11	LOB: 0 BB: 0 P: 14	R: 1 H: 1 E: 0 K: 0 S: 15	H: 1 LOB: 0 BB: 0 P: 25	R: 0 H: 0 E: 0 K: 0 S: 11	H: 0 LOB: 0 BB: 0 P: 15	R: 2 H: 2 E: 0 K: 1 S: 15	LOB: 2 BB: 0 P: 17	R: 0 H: 0 E: 0 K: 0 S: 7	H: 0 LOB: 0 BB: 0 P: 10	1B: 3 2B: 2 3B: 0 HR: 1	SF: 1 SAC: 0 DP: 0 HBP: 0	WP: 0 PA: 34 PB: 0 SB: 0 CS: 0
<b>PITCHER</b>	IP	WLS	BF	H	R	ER	SO	BB	IBB	HBP	BLK	WP	HR	S	P	ERA	WHIP				
<b>35 Mike Mussina, R</b> ERA: 4.1 (1, 1)	7.0	W	26	4	1	1	5	1	0	0	0	0	0	79	118	1.29	0.714				
<b>Todd Frohworth, R</b> ERA: 2.89 (8, 1)	1.0		5	2	2	2	1	0	0	0	0	0	1	15	17	18.00	2.000				
<b>Gregg Olson, R</b> ERA: 1.27 (9, 1)	1.0		3	0	0	0	0	0	0	0	0	0	0	7	10	0.00	0.000				

Baltimore Orioles @ Kansas City Royals  
Kauffman Stadium, Kansas City, MO  
Wed Jul 07 1993, 7:05 PM CDT  
Att: 20,910 - Unknown - 82 F

AB 32  
R 3  
H 6  
RBI 3  
BB 1  
SO 6  
LOB 14





Batter	1	2	3	4	5	6	7	8	9	10	11	AB	R	H	RBI	BB	SO	LOB	TOP							
Tony Phillips, S OBP: 0.447, SLG: 0.406 (1, 4)												6	1	2	0	0	0	2								
Scott Livingstone, L OBP: 0.319, SLG: 0.329 (1, 5)												5	0	0	0	0	0	2								
Alan Trammell, R OBP: 0.382, SLG: 0.459 (1, 6)												4	1	3	1	1	0	1								
Cecil Fielder, R OBP: 0.390, SLG: 0.533 (1, 3)												5	1	1	0	0	1	4								
Mickey Tettleton, S OBP: 0.355, SLG: 0.565 (1, 7)												5	1	2	3	0	2	2								
Kirk Gibson, L OBP: 0.337, SLG: 0.424 (1, 10)												4	0	2	0	1	0	1								
Rob Deer, R OBP: 0.309, SLG: 0.407 (1, 9)												5	0	0	0	0	2	4								
Chad Kreuter, S OBP: 0.373, SLG: 0.498 (1, 2)												5	1	1	1	0	3	2								
Milt Cuyler, S OBP: 0.355, SLG: 0.318 (1, 8)												4	0	0	0	1	1	0								
<b>Inning Stats</b>	R: 1 E: 0 K: 1 S: 13	H: 2 LOB: 1 BB: 0 P: 18	R: 0 E: 0 K: 0 S: 5	H: 1 LOB: 0 BB: 0 P: 6	R: 0 E: 0 K: 0 S: 5	H: 0 LOB: 0 BB: 0 P: 9	R: 0 E: 0 K: 2 S: 12	H: 0 LOB: 2 BB: 2 P: 26	R: 1 E: 0 K: 0 S: 11	H: 2 LOB: 1 BB: 0 P: 19	R: 2 E: 0 K: 1 S: 16	H: 3 LOB: 2 BB: 1 P: 27	R: 1 E: 0 K: 1 S: 15	H: 2 LOB: 1 BB: 0 P: 23	R: 0 E: 0 K: 2 S: 10	H: 0 LOB: 0 BB: 0 P: 15	R: 0 E: 0 K: 0 S: 8	H: 1 LOB: 1 BB: 0 P: 14	R: 0 E: 0 K: 1 S: 7	H: 0 LOB: 0 BB: 0 P: 9	R: 0 E: 0 K: 1 S: 6	H: 0 LOB: 0 BB: 0 P: 9	1B: 7 2B: 2 3B: 0 HR: 2	SF: 0 SAC: 0 DP: 1 HBP: 0	WP: 0 PB: 0 SB: 2 CS: 0	PA: 46
<b>PITCHER</b>	IP 7.0	WLS 7	BF 33	H 10	R 5	ER 5	SO 5	BB 3	IBB 0	HBP 0	BLK 0	WP 0	HR 2	S 75	P 128	ERA 0.00	WHIP 0.500									
David Cone, R ERA: 3.53 (8, 1)	2.0	7	1	0	0	2	0	0	0	0	0	0	0	18	29	0.00	0.500									
Mark Gubicza, R ERA: 4.56 (10, 1)	2.0	W	6	0	0	0	2	0	0	0	0	0	0	13	18	0.00	0.000									
Jeff Montgomery, R ERA: 1.94																										

Detroit Tigers @ Kansas City Royals  
Kauffman Stadium, Kansas City, MO  
Thu Jul 08 1993, 7:05 PM CDT  
Att. 29,799 - Unknown - 87 F

AB 43  
R 5  
H 11  
RBI 5  
BB 3  
SO 9  
LOB 18



Batter	1	2	3	4	5	6	7	8	9	10	11	AB	R	H	RBI	BB	SO	LOB	BOTTOM							
Felix Jose, S OBP: 0.316, SLG: 0.360 (1, 9)												5	2	2	0	1	0	2								
Brian McRae, S OBP: 0.349, SLG: 0.422 (1, 8)												6	0	3	1	0	2	4								
Wally Joyner, L OBP: 0.389, SLG: 0.453 (1, 3)												5	2	2	1	1	0	2								
Chris Gwynn, L OBP: 0.346, SLG: 0.406 (1, 10)												5	0	0	0	0	1	4								
Hubie Brooks, R OBP: 0.317, SLG: 0.333 (11, PH)												1	1	1	0	0	0	0								
Kevin McReynolds, R OBP: 0.333, SLG: 0.438 (1, 7)												5	0	3	2	1	0	2								
Brent Mayne, L OBP: 0.323, SLG: 0.364 (7, PH)												3	0	0	0	0	0	3								
Mike MacFarlane, R OBP: 0.363, SLG: 0.527 (8, 2)												3	0	2	1	0	1	1								
Greg Gagne, R OBP: 0.316, SLG: 0.358 (1, 6)												5	1	4	0	0	0	2								
Phil Hiatt, R OBP: 0.284, SLG: 0.376 (7, PH)												3	0	1	0	0	0	2								
George Brett, L OBP: 0.298, SLG: 0.388 (8, 5)												1	0	0	0	0	0	0								
Gary Gaetti, R OBP: 0.291, SLG: 0.348 (8, 1)												0	0	0	0	0	0	0								
Jose Lind, R OBP: 0.276, SLG: 0.303 (1, 4)												5	0	0	0	0	0	4								
<b>Inning Stats</b>	R: 2 E: 1 K: 0 S: 11	H: 3 LOB: 1 BB: 0 P: 22	R: 0 E: 0 K: 0 S: 8	H: 2 LOB: 2 BB: 0 P: 10	R: 0 E: 0 K: 0 S: 7	H: 0 LOB: 1 BB: 1 P: 15	R: 0 E: 0 K: 0 S: 8	H: 1 LOB: 1 BB: 0 P: 15	R: 1 E: 0 K: 1 S: 12	H: 2 LOB: 1 BB: 0 P: 19	R: 2 E: 1 K: 0 S: 11	H: 3 LOB: 3 BB: 0 P: 19	R: 0 E: 0 K: 0 S: 8	H: 2 LOB: 2 BB: 0 P: 14	R: 0 E: 0 K: 0 S: 8	H: 1 LOB: 1 BB: 0 P: 12	R: 0 E: 0 K: 2 S: 15	H: 1 LOB: 1 BB: 0 P: 22	R: 0 E: 0 K: 1 S: 7	H: 1 LOB: 2 BB: 1 P: 12	R: 1 E: 0 K: 0 S: 7	H: 2 LOB: 2 BB: 1 P: 13	1B: 12 2B: 5 3B: 1 HR: 0	SF: 0 SAC: 1 DP: 0 HBP: 0	WP: 0 PB: 0 SB: 0 CS: 0	PA: 51
<b>PITCHER</b>	IP 5.2	WLS 29	BF 11	H 5	R 3	ER 3	SO 0	BB 1	IBB 0	HBP 0	BLK 0	WP 0	HR 0	S 56	P 99	ERA 4.76	WHIP 2.118									
Mike Moore, R ERA: 6.53 (6, 1)	0.2	3	1	0	0	0	0	0	0	0	0	0	0	7	9	0.00	1.500									
Tom Bolton, L ERA: 5.36 (7, 1)	1.0	4	1	0	0	0	0	0	0	0	0	0	0	9	9	0.00	1.000									
Kurt Knudsen, R ERA: 3.98 (8, 1)	1.0	4	2	0	0	1	0	0	0	0	0	0	0	11	19	0.00	2.000									
Bob MacDonald, L ERA: 4.79 (9, 1)	1.2	7	1	0	0	2	0	1	0	0	0	0	0	16	24	0.00	0.600									
Mike Henneman, R ERA: 1.54																										
<b>PITCHER</b>	IP 0.1	WLS L	BF 4	H 2	R 1	ER 1	SO 0	BB 0	IBB 1	HBP 0	BLK 0	WP 0	HR 0	S 7	P 13	ERA 27.00	WHIP 6.000									
Buddy Groom, L ERA: 4.56 (11, 1)	0.1	L	4	2	1	1	0	0	1	0	0	0	0	7	13	27.00	6.000									

Detroit Tigers @ Kansas City Royals  
Kauffman Stadium, Kansas City, MO  
Thu Jul 08 1993, 7:05 PM CDT  
Att. 29,799 - Unknown - 87 F

AB 47  
R 6  
H 18  
RBI 5  
BB 3  
SO 4  
LOB 28





Batter	1	2	3	4	5	6	7	8	9	AB	R	H	RBI	BB	SO	LOB	TOP				
<b>Tony Phillips, S</b> (1, 4) OBP: 0.445, SLG: 0.401										4	1	0	0	2	0	5					
<b>Dan Gladden, R</b> (1, 7) OBP: 0.236, SLG: 0.440										5	2	2	0	0	2	3					
<b>Travis Fryman, R</b> (1, 6) OBP: 0.343, SLG: 0.443										5	2	2	3	0	1	1					
<b>Cecil Fielder, R</b> (1, 3) OBP: 0.390, SLG: 0.532										4	1	1	0	1	1	2					
<b>Alan Trammell, R</b> (1, 10) OBP: 0.393, SLG: 0.463										5	1	2	1	0	1	1					
<b>Mickey Tettleton, S</b> (1, 2) OBP: 0.339, SLG: 0.563										3	1	1	1	2	1	0					
<b>Rob Deer, R</b> (1, 9) OBP: 0.307, SLG: 0.400										4	0	0	0	0	2	6					
<b>Skeeter Barnes, R</b> (1, 5) OBP: 0.289, SLG: 0.338										5	1	1	2	0	2	4					
<b>Gary Thurman, R</b> (1, 8) OBP: 0.339, SLG: 0.286										4	1	2	1	1	0	0					
<b>Inning Stats</b>	R: 3 E: 1 K: 2 S: 31	H: 6 LOB: 2 BB: 3 P: 56	R: 0 E: 0 K: 2 S: 12	H: 1 LOB: 3 BB: 2 P: 26	R: 0 E: 0 K: 3 S: 9	H: 0 LOB: 0 BB: 0 P: 12	R: 0 E: 0 K: 1 S: 10	H: 0 LOB: 3 BB: 0 P: 14	R: 0 E: 0 K: 1 S: 6	H: 0 LOB: 1 BB: 0 P: 10	R: 0 E: 0 K: 1 S: 8	H: 0 LOB: 1 BB: 0 P: 14	R: 2 E: 0 K: 0 S: 10	H: 3 LOB: 1 BB: 0 P: 16	R: 0 E: 0 K: 0 S: 16	H: 1 LOB: 2 BB: 1 P: 23	1B: 7 2B: 3 3B: 0 HR: 1	SF: 0 SAC: 0 DP: 0 HBP: 1	WP: 0 PB: 0 SB: 0 CS: 0	PA: 46	
<b>PITCHER</b>	IP	WLS	BF	H	R	ER	SO	BB	IBB	HBP	BLK	WP	HR	S	P	ERA	WHIP				
<b>Chris Haney, L</b> (1, 1) ERA: 6.08	0.1	L	8	5	7	6	1	2	0	0	0	0	0	21	37	162.00	21.000				
<b>Tom Gordon, R</b> (1, 1) ERA: 3.66	4.2		20	2	1	0	8	3	0	0	0	0	0	47	80	0.00	1.071				
<b>Frank DiPino, L</b> (6, 1) ERA: 6.08	4.0		18	4	2	2	1	1	0	1	0	0	1	40	63	4.50	1.250				

**Detroit Tigers @ Kansas City Royals**  
Kauffman Stadium, Kansas City, MO  
Fri Jul 09 1993, 7:05 PM CDT  
Att: 25,702 - Unknown

AB 39  
R 10  
H 11  
RBI 8  
BB 6  
SO 10  
LOB 22



Batter	1	2	3	4	5	6	7	8	9	AB	R	H	RBI	BB	SO	LOB	BOTTOM				
<b>Felix Jose, S</b> (1, 9) OBP: 0.317, SLG: 0.361										2	0	1	0	0	0	0					
<b>Hubie Brooks, R</b> (4, PH) OBP: 0.317, SLG: 0.327										2	0	0	0	1	0	1					
<b>Brian McRae, S</b> (1, 8) OBP: 0.350, SLG: 0.422										5	2	2	0	0	0	5					
<b>Wally Joyner, L</b> (1, 3) OBP: 0.386, SLG: 0.452										5	0	1	1	0	0	5					
<b>Chris Gwynn, L</b> (1, 10) OBP: 0.347, SLG: 0.407										2	0	1	0	0	0	1					
<b>Gary Gaetti, R</b> (4, PH) OBP: 0.311, SLG: 0.355										1	0	1	1	2	0	0					
<b>Kevin McReynolds, R</b> (1, 7) OBP: 0.322, SLG: 0.421										5	0	0	0	0	1	7					
<b>Brent Mayne, L</b> (1, 2) OBP: 0.311, SLG: 0.349										5	0	0	0	0	0	4					
<b>Greg Gagne, R</b> (1, 6) OBP: 0.322, SLG: 0.367										4	2	3	0	0	0	0					
<b>Phil Hiatt, R</b> (1, 5) OBP: 0.288, SLG: 0.383										4	0	2	1	0	1	1					
<b>Jose Lind, R</b> (1, 4) OBP: 0.284, SLG: 0.311										4	1	3	1	0	1	0					
<b>Inning Stats</b>	R: 1 E: 1 K: 0 S: 10	H: 1 LOB: 1 BB: 0 P: 17	R: 1 E: 0 K: 0 S: 13	H: 4 LOB: 2 BB: 0 P: 20	R: 0 E: 0 K: 0 S: 7	H: 1 LOB: 1 BB: 0 P: 9	R: 2 E: 0 K: 0 S: 17	H: 4 LOB: 3 BB: 1 P: 24	R: 0 E: 0 K: 1 S: 9	H: 1 LOB: 1 BB: 0 P: 13	R: 0 E: 0 K: 1 S: 6	H: 0 LOB: 0 BB: 1 P: 11	R: 0 E: 1 K: 1 S: 11	H: 1 LOB: 1 BB: 0 P: 16	R: 1 E: 1 K: 0 S: 12	H: 1 LOB: 1 BB: 1 P: 19	1B: 11 2B: 3 3B: 0 HR: 0	SF: 0 SAC: 0 DP: 3 HBP: 0	WP: 0 PB: 0 SB: 0 CS: 0	PA: 42	
<b>PITCHER</b>	IP	WLS	BF	H	R	ER	SO	BB	IBB	HBP	BLK	WP	HR	S	P	ERA	WHIP				
<b>Mark Leiter, R</b> (1, 1) ERA: 4.53	3.0		18	9	4	3	0	0	0	0	0	0	0	39	58	9.00	3.000				
<b>Tom Bolton, L</b> (4, 1) ERA: 5.29	0.2		3	0	0	0	0	1	0	0	0	0	0	3	7	0.00	1.500				
<b>Sean Bergman, R</b> (4, 1) ERA: 1.35	4.2	W	20	5	1	0	3	2	0	0	0	0	0	50	77	0.00	1.500				
<b>Mike Henneman, R</b> (9, 1) ERA: 1.51	0.2		1	0	0	0	0	0	0	0	0	0	0	2	3	0.00	0.000				

**Detroit Tigers @ Kansas City Royals**  
Kauffman Stadium, Kansas City, MO  
Fri Jul 09 1993, 7:05 PM CDT  
Att: 25,702 - Unknown

AB 39  
R 5  
H 14  
RBI 4  
BB 3  
SO 3  
LOB 24










Batter	1	2	3	4	5	6	7	8	9	AB	R	H	RBI	BB	SO	LOB	TOP					
<b>Tony Phillips, S</b> OBP: 0.450, SLG: 0.404 (1, 4)	G4-3		BB					1B BB		2	0	1	2	2	0	0						
<b>Dan Gladden, R</b> OBP: 0.298, SLG: 0.451 (1, 7)	G6-3		F9				P3			4	0	0	0	0	1	3						
<b>Travis Fryman, R</b> OBP: 0.343, SLG: 0.441 (1, 6)	K			L6			F8			4	0	1	0	0	1	1						
<b>Mickey Tettleton, S</b> OBP: 0.355, SLG: 0.551 (1, 3)		K					F9			4	0	1	0	0	2	2						
<b>Kirk Gibson, L</b> OBP: 0.335, SLG: 0.417 (1, 10)		P6					F8			4	0	0	0	0	0	3						
<b>Chad Kreuter, S</b> OBP: 0.372, SLG: 0.494 (1, 2)										4	0	1	0	0	3	1						
<b>Rob Deer, R</b> OBP: 0.308, SLG: 0.395 (1, 9)										3	1	0	0	1	2	1						
<b>Scott Livingstone, L</b> OBP: 0.318, SLG: 0.337 (1, 5)										4	1	1	0	0	1	0						
<b>Gary Thurman, R</b> OBP: 0.323, SLG: 0.273 (1, 8)										3	0	0	0	0	3	2						
<b>Inning Stats</b>	R: 0 E: 0 K: 1 S: 12	H: 0 LOB: 0 BB: 0 P: 17	R: 0 E: 0 K: 2 S: 10	H: 1 LOB: 1 BB: 0 P: 13	R: 0 E: 0 K: 2 S: 10	H: 0 LOB: 1 BB: 1 P: 15	R: 0 E: 0 K: 1 S: 11	H: 1 LOB: 1 BB: 0 P: 17	R: 2 E: 0 K: 1 S: 11	H: 2 LOB: 1 BB: 1 P: 18	R: 0 E: 0 K: 1 S: 10	H: 0 LOB: 0 BB: 0 P: 15	R: 0 E: 0 K: 2 S: 9	H: 0 LOB: 0 BB: 0 P: 13	R: 0 E: 0 K: 1 S: 11	H: 1 LOB: 2 BB: 1 P: 22	R: 0 E: 0 K: 1 S: 9	H: 0 LOB: 0 BB: 0 P: 12	1B: 3 2B: 2 3B: 0 HR: 0	SF: 0 SAC: 0 DP: 0 HBP: 0	WP: 0 PB: 0 SB: 0 CS: 0	PA: 35
<b>PITCHER</b>	IP	WLS	BF	H	R	ER	SO	BB	IBB	HBP	BLK	WP	HR	S	P	ERA	WHIP					
<b>Kevin Appier, R</b> ERA: 3.0 (1, 1)	7.0	W	27	4	2	2	10	2	0	0	0	0	0	73	108	2.57	0.857					
<b>Mark Gubicza, R</b> ERA: 4.5 (8, 1)	1.0		5	1	0	0	2	1	0	0	0	0	0	11	22	0.00	2.000					
<b>Jeff Montgomery, R</b> ERA: 1.8 (9, 1)	1.0		3	0	0	0	1	0	0	0	0	0	0	9	12	0.00	0.000					

**Detroit Tigers @ Kansas City Royals**  
Kauffman Stadium, Kansas City, MO  
Sun Jul 11 1993, 3:33 AM CDT  
Att. 29,158 - Cloudy

livebaseballscores.com

AB 32  
R 2  
H 5  
RBI 2  
BB 3  
SO 13  
LOB 13



Batter	1	2	3	4	5	6	7	8	9	AB	R	H	RBI	BB	SO	LOB	BOTTOM					
<b>Felix Jose, S</b> OBP: 0.319, SLG: 0.361 (1, 10)	CS 1B		F7					G3		4	0	1	0	0	1	2						
<b>Brian McRae, S</b> OBP: 0.355, SLG: 0.440 (1, 8)										4	1	4	3	0	0	0						
<b>Wally Joyner, L</b> OBP: 0.384, SLG: 0.462 (1, 3)										4	1	1	0	0	0	2						
<b>Mike Macfarlane, R</b> OBP: 0.363, SLG: 0.518 (1, 2)										4	1	1	0	0	1	1						
<b>Chris Gwynn, L</b> OBP: 0.340, SLG: 0.398 (1, 9)										4	0	0	0	0	1	2						
<b>Gary Gaetti, R</b> OBP: 0.316, SLG: 0.396 (1, 5)										4	1	2	1	0	0	0						
<b>Kevin McReynolds, R</b> OBP: 0.329, SLG: 0.440 (1, 7)										4	0	1	2	0	1	1						
<b>Greg Gagne, R</b> OBP: 0.319, SLG: 0.363 (1, 6)										3	1	0	0	0	1	1						
<b>Jose Lind, R</b> OBP: 0.286, SLG: 0.312 (1, 4)										3	1	1	0	0	0	1						
<b>Inning Stats</b>	R: 0 E: 0 K: 0 S: 15	H: 2 LOB: 1 BB: 0 P: 24	R: 0 E: 0 K: 0 S: 3	H: 0 LOB: 0 BB: 0 P: 4	R: 1 E: 1 K: 0 S: 5	H: 1 LOB: 0 BB: 0 P: 7	R: 0 E: 0 K: 0 S: 5	H: 0 LOB: 0 BB: 0 P: 6	R: 0 E: 0 K: 0 S: 7	H: 0 LOB: 0 BB: 0 P: 10	R: 5 E: 0 K: 2 S: 22	H: 6 LOB: 1 BB: 0 P: 32	R: 0 E: 0 K: 1 S: 9	H: 1 LOB: 1 BB: 0 P: 14	R: 0 E: 0 K: 2 S: 9	H: 1 LOB: 1 BB: 0 P: 15	1B: 8 2B: 2 3B: 0 HR: 1	SF: 0 SAC: 0 DP: 0 HBP: 0	WP: 0 PB: 0 SB: 2 CS: 2	PA: 35		
<b>PITCHER</b>	IP	WLS	BF	H	R	ER	SO	BB	IBB	HBP	BLK	WP	HR	S	P	ERA	WHIP					
<b>John Doherty, R</b> ERA: 3.8 (1, 1)	5.2	L	25	9	6	5	1	0	0	0	0	0	0	54	79	7.94	1.588					
<b>Tom Bolton, L</b> ERA: 5.13 (6, 1)	1.1		5	1	0	0	2	0	0	0	0	0	0	12	18	0.00	0.750					
<b>Bob MacDonald, L</b> ERA: 4.62 (8, 1)	1.0		4	1	0	0	2	0	0	0	0	0	0	9	15	0.00	1.000					

**Detroit Tigers @ Kansas City Royals**  
Kauffman Stadium, Kansas City, MO  
Sun Jul 11 1993, 3:33 AM CDT  
Att. 29,158 - Cloudy

livebaseballscores.com

AB 34  
R 6  
H 11  
RBI 6  
BB 0  
SO 5  
LOB 10





Batter	1	2	3	4	5	6	7	8	9	AB	R	H	RBI	BB	SO	LOB	TOP										
<b>Felix Jose, S</b> OBP: 0.319, SLG: 0.359 <b>Hubie Brooks, R</b> OBP: 0.312, SLG: 0.320	G3		G4-6-3 BB					L8		2	0	0	0	1	1	1	<b>Kansas City Royals @ Toronto Blue Jays</b> SkyDome, Toronto, ON Thu Jul 15 1993, 7:05 PM EDT Att: 50,503 - Dome										
<b>Brian McRae, S</b> OBP: 0.351, SLG: 0.435	F9		G4-6-3					G4-3		4	0	0	0	0	0	3											
<b>Wally Joyner, L</b> OBP: 0.386, SLG: 0.472	G3-1									4	1	2	1	0	0	0											
<b>Mike Macfarlane, R</b> OBP: 0.361, SLG: 0.513										4	0	1	0	0	1	1											
<b>Chris Gwynn, L</b> OBP: 0.340, SLG: 0.393 <b>Phil Hiatt, R</b> OBP: 0.286, SLG: 0.393										2	0	0	0	1	0	0											
<b>Gary Gaetti, R</b> OBP: 0.305, SLG: 0.381										4	0	0	0	0	1	2											
<b>Kevin McReynolds, R</b> OBP: 0.327, SLG: 0.431										3	0	0	0	1	1	2											
<b>Greg Gagne, R</b> OBP: 0.319, SLG: 0.367										3	1	1	0	0	2	1											
<b>Jose Lind, R</b> OBP: 0.291, SLG: 0.317										3	0	2	0	0	1	1											
<b>Inning Stats</b>	R: 0 E: 0 K: 0 S: 8	H: 0 LOB: 0 BB: 0 P: 13	R: 0 E: 0 K: 2 S: 12	H: 1 LOB: 2 BB: 1 P: 22	R: 0 E: 0 K: 1 S: 10	H: 1 LOB: 1 BB: 1 P: 17	R: 1 E: 0 K: 1 S: 9	H: 1 LOB: 0 BB: 0 P: 12	R: 1 E: 1 K: 1 S: 14	H: 2 LOB: 1 BB: 0 P: 21	R: 0 E: 0 K: 0 S: 9	H: 0 LOB: 0 BB: 0 P: 11	R: 0 E: 0 K: 2 S: 16	H: 0 LOB: 1 BB: 1 P: 26	R: 0 E: 0 K: 0 S: 7	H: 1 LOB: 0 BB: 0 P: 16		R: 0 E: 0 K: 0 S: 13	H: 0 LOB: 0 BB: 0 P: 22	1B: 4 2B: 2 3B: 0 HR: 1	SF: 0 SAC: 0 DP: 2 HBP: 0	WP: 1 PB: 0 CS: 1 SB: 1	PA: 34				
<b>PITCHER</b>	IP	WLS	BF	H	R	ER	SO	BB	IBB	HBP	BLK	WP	HR	S	P	ERA	WHIP										
<b>Juan Guzman, R</b> ERA: 4.54 <b>Al Leiter, L</b> ERA: 4.79	(1, 1)	7.0	27	5	2	1	7	3	0	0	0	1	1	78	122	1.29	1.143										
(8, 1)	2.0	W	7	1	0	0	0	0	0	0	0	0	0	20	38	0.00	0.500										

Batter	1	2	3	4	5	6	7	8	9	AB	R	H	RBI	BB	SO	LOB	BOTTOM										
<b>Devon White, S</b> OBP: 0.353, SLG: 0.483	G4-3									4	0	0	0	1	2	4	<b>Kansas City Royals @ Toronto Blue Jays</b> SkyDome, Toronto, ON Thu Jul 15 1993, 7:05 PM EDT Att: 50,503 - Dome										
<b>Roberto Alomar, S</b> OBP: 0.392, SLG: 0.459										4	1	2	0	0	0	2											
<b>Paul Molitor, R</b> OBP: 0.392, SLG: 0.456										3	2	1	1	0	0	1											
<b>Joe Carter, R</b> OBP: 0.316, SLG: 0.517										3	1	0	0	1	1	0											
<b>John Olerud, L</b> OBP: 0.495, SLG: 0.681										3	2	2	2	1	0	0											
<b>Tony Fernandez, S</b> OBP: 0.348, SLG: 0.384										4	1	1	2	0	0	1											
<b>Ed Sprague, R</b> OBP: 0.315, SLG: 0.428										3	0	1	0	1	1	2											
<b>Pat Borders, R</b> OBP: 0.258, SLG: 0.349										4	0	1	1	0	0	2											
<b>Turner Ward, S</b> OBP: 0.297, SLG: 0.355										2	0	0	0	2	0	1											
<b>Inning Stats</b>	R: 0 E: 0 K: 0 S: 9	H: 1 LOB: 0 BB: 0 P: 15	R: 0 E: 0 K: 0 S: 9	H: 1 LOB: 0 BB: 0 P: 16	R: 0 E: 0 K: 0 S: 6	H: 0 LOB: 0 BB: 0 P: 10	R: 0 E: 0 K: 0 S: 5	H: 0 LOB: 0 BB: 0 P: 9	R: 0 E: 0 K: 1 S: 10	H: 0 LOB: 0 BB: 0 P: 12	R: 0 E: 0 K: 0 S: 6	H: 0 LOB: 2 BB: 2 P: 15	R: 2 E: 0 K: 1 S: 17	H: 4 LOB: 3 BB: 1 P: 29	R: 5 E: 0 K: 2 S: 18	H: 2 LOB: 1 BB: 3 P: 41		1B: 5 2B: 1 3B: 0 HR: 2	SF: 0 SAC: 0 DP: 1 HBP: 1	WP: 3 PB: 0 CS: 1	PA: 37						
<b>PITCHER</b>	IP	WLS	BF	H	R	ER	SO	BB	IBB	HBP	BLK	WP	HR	S	P	ERA	WHIP										
<b>David Cone, R</b> ERA: 3.48 <b>Enrique Burgos, L</b> ERA: 4.63 <b>Mark Gubicza, R</b> ERA: 4.63 <b>Billy Brewer, L</b> ERA: 3.32 <b>Tom Gordon, R</b> ERA: 3.75	(1, 1)	7.0	28	6	2	2	2	3	0	0	0	1	2	62	106	2.57	1.286										
(8, 1)	0.0	L	2	1	2	2	0	0	0	1	0	0	0	7	12	∞	∞										
(8, 1)	0.0	1	0	0	0	0	0	1	0	0	0	1	0	2	6	∞	∞										
(8, 1)	0.0	1	0	0	0	0	0	1	0	0	0	0	0	0	4	∞	∞										
(8, 1)	3.32	3	3	3	2	1	0	0	0	0	0	1	0	9	19	27.00	2.000										
(8, 1)	1.0	5	1	3	3	2	1	0	0	0	0	1	0	9	19	27.00	2.000										

AB	31
R	2
H	6
RBI	1
BB	3
SO	7
LOB	11



AB	30
R	7
H	8
RBI	6
BB	6
SO	4
LOB	13





Batter	1	2	3	4	5	6	7	8	9	AB R H RBI BB SO LOB	TOP											
<b>Felix Jose, S</b> OBP: 0.314, SLG: 0.352 (1, 9)	L6	K		FC6		K			G3	5 0 0 0 0 2 2	<b>Kansas City Royals @ Toronto Blue Jays</b> SkyDome, Toronto, ON Fri Jul 16 1993, 7:05 PM EDT Att: 50,531 - Unknown - 73 F											
<b>Brian McRae, S</b> OBP: 0.352, SLG: 0.448 (1, 8)	K		K		1B	K			HR	5 2 2 1 0 3 1												
<b>Wally Joyner, L</b> OBP: 0.392, SLG: 0.484 (1, 3)	HR	BB	1B	BB	1B	HR			F9	3 4 2 2 2 0 0												
<b>Mike Macfarlane, R</b> OBP: 0.362, SLG: 0.525 (1, 2)	HR		K		1B	K			F9	5 1 2 2 0 2 1												
<b>Chris Gwynn, L</b> OBP: 0.343, SLG: 0.396 (1, 10)	1B		1B		E3	L6				4 0 2 1 0 0 1												
<b>Gary Gaetti, R</b> OBP: 0.303, SLG: 0.376 (1, 5)	1B		L7		F8-6-4	K				4 0 1 0 0 1 3												
<b>Kevin McReynolds, R</b> OBP: 0.319, SLG: 0.419 (1, 7)	F9			E6	G6-3	G5-3				4 0 0 0 0 0 3												
<b>Greg Gagne, R</b> OBP: 0.318, SLG: 0.365 (1, 6)		K		FC6-4		P6				4 0 1 0 0 1 1												
<b>Jose Lind, R</b> OBP: 0.291, SLG: 0.317 (1, 4)	F8			FC6		P4				3 0 1 0 0 0 0												
<b>Inning Stats</b>	R: 2 E: 0 K: 1 S: 11	H: 3 LOB: 2 BB: 1 P: 23	R: 0 E: 0 K: 2 S: 11	H: 0 LOB: 0 BB: 0 P: 14	R: 1 E: 0 K: 2 S: 10	H: 1 LOB: 1 BB: 1 P: 18	R: 0 E: 1 K: 0 S: 11	H: 1 LOB: 1 BB: 0 P: 14	R: 2 E: 1 K: 0 S: 12	H: 3 LOB: 1 BB: 0 P: 17	R: 0 E: 0 K: 2 S: 10	H: 1 LOB: 1 BB: 0 P: 12	R: 1 E: 0 K: 2 S: 13	H: 1 LOB: 0 BB: 0 P: 17	R: 0 E: 0 K: 0 S: 5	H: 0 LOB: 0 BB: 0 P: 5	R: 1 E: 0 K: 0 S: 15	H: 1 LOB: 0 BB: 0 P: 24	1B: 7 2B: 1 3B: 1 HR: 3	SF: 0 SAC: 1 DP: 1 HBP: 0	WP: 0 PB: 0 SB: 1 CS: 1	PA: 40
<b>PITCHER</b>	IP WLS BF H R ER SO BB IBB HBP BLK WP HR S P ERA WHIP											<b>PITCHER</b>	IP WLS BF H R ER SO BB IBB HBP BLK WP HR S P ERA WHIP									
<b>Jack Morris, R</b> ERA: 7.34 (1, 1)	7.0 L 33 10 6 5 9 2 0 0 0 0 0 2 78 115 6.43 1.714																					
<b>Mark Eichhorn, R</b> ERA: 2.59 (8, 1)	1.0 3 0 0 0 0 0 0 0 0 0 0 0 5 5 0.00 0.000																					
<b>Tony Castillo, L</b> ERA: 2.45 (9, 1)	1.0 4 1 1 1 0 0 0 0 0 0 0 1 15 24 9.00 1.000																					

Batter	1	2	3	4	5	6	7	8	9	AB R H RBI BB SO LOB	BOTTOM									
<b>Devon White, S</b> OBP: 0.348, SLG: 0.476 (1, 8)	K		K		FC5-4			K	G3-1	5 0 0 1 0 3 2	<b>Kansas City Royals @ Toronto Blue Jays</b> SkyDome, Toronto, ON Fri Jul 16 1993, 7:05 PM EDT Att: 50,531 - Unknown - 73 F									
<b>Roberto Alomar, S</b> OBP: 0.390, SLG: 0.459 (1, 4)	K		F9		B2-3			1B	2B	4 1 1 0 0 1 1										
<b>Paul Moltzer, R</b> OBP: 0.390, SLG: 0.452 (1, 3)	BB	BB		G5-3		K		P3		3 0 0 0 1 1 1										
<b>Joe Carter, R</b> OBP: 0.318, SLG: 0.514 (1, 9)	BB	BB		K		G1-3		1B	BB	2 0 0 0 2 1 0										
<b>John Olerud, L</b> OBP: 0.492, SLG: 0.675 (1, 10)	P5			G4-3		P5		1B		4 0 1 1 0 0 2										
<b>Tony Fernandez, S</b> OBP: 0.345, SLG: 0.378 (1, 6)		P5			G4-3		G4-3	G3		4 0 0 0 0 0 2										
<b>Ed Sprague, R</b> OBP: 0.317, SLG: 0.432 (1, 5)	G1-3			1B	1B			G5-3		4 1 2 0 0 0 0										
<b>Darnell Coles, R</b> OBP: 0.325, SLG: 0.343 (1, 7)	F9			1B	1B		G5-3	K		4 1 1 0 0 1 1										
<b>Pat Borders, R</b> OBP: 0.261, SLG: 0.355 (1, 2)	G6-3			1B	1B		G6-3	2B		4 0 2 1 0 0 1										
<b>Inning Stats</b>	R: 0 E: 0 K: 2 S: 8	H: 0 LOB: 2 BB: 2 P: 19	R: 0 E: 0 K: 0 S: 7	H: 0 LOB: 0 BB: 0 P: 9	R: 0 E: 0 K: 1 S: 9	H: 0 LOB: 0 BB: 0 P: 12	R: 2 E: 0 K: 0 S: 11	H: 3 LOB: 1 BB: 0 P: 16	R: 0 E: 0 K: 1 S: 9	H: 0 LOB: 0 BB: 0 P: 14	R: 0 E: 0 K: 0 S: 11	H: 1 LOB: 1 BB: 0 P: 17	R: 1 E: 0 K: 1 S: 14	H: 2 LOB: 2 BB: 1 P: 28	R: 0 E: 0 K: 1 S: 11	H: 1 LOB: 1 BB: 0 P: 15	1B: 4 2B: 3 3B: 0 HR: 0	SF: 0 SAC: 0 DP: 0 HBP: 0	WP: 0 PB: 0 SB: 1 CS: 0	PA: 37
<b>PITCHER</b>	IP WLS BF H R ER SO BB IBB HBP BLK WP HR S P ERA WHIP											<b>PITCHER</b>	IP WLS BF H R ER SO BB IBB HBP BLK WP HR S P ERA WHIP							
<b>Chris Haney, L</b> ERA: 5.75 (1, 1)	7.2 W 32 6 3 3 6 3 0 0 0 0 0 0 71 119 3.52 1.174																			
<b>Jeff Montgomery, R</b> ERA: 1.75 (8, 1)	1.1 S 5 1 0 0 1 0 0 0 0 0 0 0 14 20 0.00 0.750																			



Batter	1	2	3	4	5	6	7	8	9	AB	R	H	RBI	BB	SO	LOB	TOP										
<b>Felix Jose, S</b> OBP: 0.312, SLG: 0.350 (1, 9)	2-2 S 1B		0-0 L7		0-0 B5		2-2 G3-1		1-2 FC6-4 F8 IHR	5	2	1	0	0	0	2											
<b>Greg Gagne, R</b> OBP: 0.316, SLG: 0.362 (1, 6)	3-2 G5-3		3-1 P5		0-0 F9		0-0 G4-3		3-2 F8	5	0	1	0	0	0	3											
<b>Brian McRae, S</b> OBP: 0.358, SLG: 0.461 (1, 8)	4-2 1B		3-2 2B		4-1 BB		3-2 G4-3		1-0 IHR	3	1	2	2	2	0	1											
<b>Wally Joyner, L</b> OBP: 0.392, SLG: 0.481 (1, 3)	3-2 BB		1-0 F8		3-3 K		4-0 IBB		2-3 K	4	0	1	1	1	2	3											
<b>Chris Gwynn, L</b> OBP: 0.346, SLG: 0.395 (1, 7)	4-1 BB				0-1 L8		0-0 G4-3			3	1	1	0	1	0	2											
<b>Kevin McReynolds, R</b> OBP: 0.312, SLG: 0.408 (1, 10)	0-1 G6-3				2-1 P4		0-0 G5-3			4	0	0	0	0	0	4											
<b>Brent Mayne, L</b> OBP: 0.309, SLG: 0.354 (1, 2)					1-1 G3		0-0 2B			4	0	1	1	0	0	0											
<b>Phil Hiatt, R</b> OBP: 0.286, SLG: 0.388 (1, 5)							1-1 P6			3	1	0	0	0	1	1											
<b>Gary Gaetti, R</b> OBP: 0.303, SLG: 0.376 (9, 5)							2B HBP			0	0	0	0	0	0	0											
<b>Jose Lind, R</b> OBP: 0.295, SLG: 0.325 (1, 4)					3-1 P9		1-1 F9 2B		2-1 FC6-4 1B	4	0	2	1	0	1	1											
<b>Inning Stats</b>	R: 1 E: 0 K: 0 S: 17	H: 2 LOB: 2 BB: 2 P: 33	R: 0 E: 0 K: 0 S: 7	H: 0 LOB: 0 BB: 0 P: 13	R: 0 E: 0 K: 0 S: 10	H: 1 LOB: 1 BB: 0 P: 17	R: 0 E: 0 K: 0 S: 6	H: 0 LOB: 0 BB: 0 P: 9	R: 1 E: 0 K: 1 S: 9	H: 1 LOB: 2 BB: 1 P: 18	R: 0 E: 0 K: 0 S: 11	H: 1 LOB: 1 BB: 1 P: 19	R: 0 E: 0 K: 1 S: 9	H: 0 LOB: 0 BB: 0 P: 15	R: 2 E: 0 K: 1 S: 12	H: 2 LOB: 0 BB: 0 P: 21	1B: 5 2B: 3 3B: 0 HR: 1	SF: 0 SAC: 0 DP: 1 HBP: 1	WP: 0 PB: 0 SB: 4 CS: 0	PA: 40							
<b>PITCHER</b>	IP	WLS	BF	H	R	ER	SO	BB	IBB	HBP	BLK	WP	HR	S	P	ERA	WHIP										
<b>Todd Stottlemyre, R</b> ERA: 4.4 (1, 1)	7.0		32	7	3	3	2	3	1	1	0	0	0	67	117	3.86	1.429										
<b>Danny Cox, R</b> ERA: 2.7 (8, 1)	2.0	L	8	2	2	2	2	0	0	0	0	0	0	21	36	9.00	1.000										

Kansas City Royals @ Toronto Blue Jays  
SkyDome, Toronto, ON  
Sat Jul 17 1993, 3:33 AM EDT  
Att: 50,512 - Sunny - 73 F

AB	35
R	5
H	9
RBI	5
BB	4
SO	4
LOB	17



Batter	1	2	3	4	5	6	7	8	9	AB	R	H	RBI	BB	SO	LOB	BOTTOM										
<b>Devon White, S</b> OBP: 0.349, SLG: 0.476 (1, 8)	K		0-1 L8		3-2 G4-3		1-2 S 2B		4-2 WP 1B BB	4	1	1	1	1	1	0											
<b>Roberto Alomar, S</b> OBP: 0.390, SLG: 0.457 (1, 4)	G6-3		3-2 L9		4-2 G4-3 BB		1-3 K		3-2 S 1B	4	1	1	1	1	1	1											
<b>Paul Moltzer, R</b> OBP: 0.388, SLG: 0.448 (1, 10)	1B 1B		1-1 F7		0-1 G4-3		0-1 G6-3		2-3 K	5	1	1	0	0	1	3											
<b>Joe Carter, R</b> OBP: 0.319, SLG: 0.515 (1, 9)	1B 1B				2-1 F7		1-1 G4-3		1-0 SH5-3 FC5-2 2B	5	0	2	1	0	0	1											
<b>John Olerud, L</b> OBP: 0.495, SLG: 0.674 (1, 3)	1B 1B				1-0 F7		4-0 1B BB		4-1 FC5-2 SH5-3 BB	2	0	1	1	2	0	0											
<b>Tony Fernandez, S</b> OBP: 0.348, SLG: 0.381 (1, 6)	F7				0-0 E S 1B		0-0 1B		0-0 SH5-3	3	0	2	0	0	0	2											
<b>Ed Sprague, R</b> OBP: 0.313, SLG: 0.426 (1, 5)			1-1 F7		1-1 F8		2-3 K		2-2 FC5-2	4	0	0	0	0	1	5											
<b>Turner Ward, S</b> OBP: 0.303, SLG: 0.354 (1, 7)							4-2 G5-4-3 BB		1-2 SH1-4 2B 1B	3	1	1	0	1	0	2											
<b>Pat Borders, R</b> OBP: 0.259, SLG: 0.351 (1, 2)					1-0 G5-4-3		1-2 SH1-4		1-0 G5-3	3	0	0	0	0	1	1											
<b>Inning Stats</b>	R: 1 E: 0 K: 1 S: 23	H: 3 LOB: 2 BB: 0 P: 34	R: 0 E: 0 K: 1 S: 6	H: 0 LOB: 0 BB: 0 P: 8	R: 0 E: 0 K: 0 S: 7	H: 0 LOB: 0 BB: 0 P: 11	R: 0 E: 0 K: 0 S: 6	H: 1 LOB: 1 BB: 0 P: 10	R: 0 E: 0 K: 0 S: 11	H: 0 LOB: 0 BB: 1 P: 19	R: 1 E: 0 K: 1 S: 10	H: 1 LOB: 2 BB: 2 P: 21	R: 1 E: 0 K: 0 S: 12	H: 2 LOB: 1 BB: 0 P: 15	R: 0 E: 0 K: 0 S: 8	H: 1 LOB: 2 BB: 1 P: 17	R: 1 E: 0 K: 1 S: 17	H: 1 LOB: 1 BB: 1 P: 28	1B: 7 2B: 2 3B: 0 HR: 0	SF: 0 SAC: 2 DP: 1 HBP: 0	WP: 1 PB: 0 SB: 4 CS: 0	PA: 40					
<b>PITCHER</b>	IP	WLS	BF	H	R	ER	SO	BB	IBB	HBP	BLK	WP	HR	S	P	ERA	WHIP										
<b>Kevin Appier, R</b> ERA: 3.04 (1, 1)	7.0		30	7	3	3	4	3	0	0	0	0	0	75	118	3.86	1.429										
<b>Mark Gubicza, R</b> ERA: 4.59 (8, 1)	1.0	W	5	1	0	0	0	1	0	0	0	0	0	8	17	0.00	2.000										
<b>Jeff Montgomery, R</b> ERA: 1.89 (9, 1)	1.0	S	5	1	1	1	1	1	0	0	0	1	0	17	28	9.00	2.000										

Kansas City Royals @ Toronto Blue Jays  
SkyDome, Toronto, ON  
Sat Jul 17 1993, 3:33 AM EDT  
Att: 50,512 - Sunny - 73 F

AB	33
R	4
H	9
RBI	4
BB	5
SO	5
LOB	15





Batter	1	2	3	4	5	6	7	8	9	AB	R	H	RBI	BB	SO	LOB	TOP			
<b>Felix Jose, S</b> OBP: 0.308, SLG: 0.345 (1, 9)	G3	G4-3			G4-3			G4-3		4	0	0	0	0	0	1				
<b>Brian McRae, S</b> OBP: 0.356, SLG: 0.459 (1, 8)	G4-3 HR		G3			G4-3			K	4	1	1	0	0	1	0				
<b>Wally Joyner, L</b> OBP: 0.390, SLG: 0.476 (1, 3)	G4-3		K			G4-3			G1-4-3 BB	3	0	0	0	1	1	1				
<b>Mike Macfarlane, R</b> OBP: 0.360, SLG: 0.534 (1, 2)			K			P6			G1-4-3	4	1	1	2	0	1	1				
<b>Chris Gwynn, L</b> OBP: 0.346, SLG: 0.394 (1, 10)	P6				F8				G5-4-3 1B	3	0	1	0	0	0	0				
<b>Gary Gaetti, R</b> OBP: 0.304, SLG: 0.393 (1, 5)					F9				G5-4-3 1-2	3	1	1	0	0	0	1				
<b>Kevin McReynolds, R</b> OBP: 0.309, SLG: 0.403 (1, 7)			SF9		F7				P5	2	0	0	1	0	0	0				
<b>Greg Gagne, R</b> OBP: 0.313, SLG: 0.358 (1, 6)			F8			L8			P4	3	0	0	0	0	0	0				
<b>Jose Lind, R</b> OBP: 0.295, SLG: 0.329 (1, 4)						G6-3			F8	3	0	1	0	0	0	0				
<b>Inning Stats</b>	R: 2 E: 0 K: 0 S: 14	H: 2 LOB: 0 BB: 0 P: 23	R: 1 E: 0 K: 0 S: 9	H: 2 LOB: 1 BB: 0 P: 13	R: 0 E: 0 K: 2 S: 10	H: 0 LOB: 0 BB: 0 P: 16	R: 0 E: 0 K: 0 S: 6	H: 0 LOB: 0 BB: 0 P: 8	R: 0 E: 0 K: 0 S: 8	H: 0 LOB: 0 BB: 0 P: 10	R: 0 E: 0 K: 0 S: 6	H: 1 LOB: 0 BB: 0 P: 8	R: 0 E: 0 K: 0 S: 5	H: 0 LOB: 0 BB: 1 P: 9	R: 0 E: 0 K: 1 S: 6	H: 0 LOB: 0 BB: 1 P: 13	1B: 2 2B: 1 3B: 1 HR: 1	SF: 1 SAC: 0 DP: 2 HBP: 0	WP: 0 PB: 0 SB: 1 CS: 0	PA: 31
<b>PITCHER</b> <b>Pat Hentgen, R</b> ERA: 3.5 (1, 1)	IP: 9.0 WLS: W BF: 31 H: 5 R: 3 ER: 3 SO: 3	BB: 1 IBB: 0 HBP: 0 BLK: 0	WP: 0 HR: 1 S: 69 P: 111	ERA: 3.00 WHIP: 0.667																

**Kansas City Royals @ Toronto Blue Jays**  
SkyDome, Toronto, ON  
Sun Jul 18 1993, 3:33 AM EDT  
Att: 50,524 - Cloudy - 75 F

AB	29
R	3
H	5
RBI	3
BB	1
SO	3
LOB	4



Batter	1	2	3	4	5	6	7	8	9	AB	R	H	RBI	BB	SO	LOB	BOTTOM			
<b>Roberto Alomar, S</b> OBP: 0.391, SLG: 0.457 (1, 4)	CS E		BLK		G1-3			G1-3		4	0	2	0	0	0	0				
<b>Paul Molitor, R</b> OBP: 0.386, SLG: 0.446 (1, 10)	P4		G6-3		F8			G6-3		4	0	1	0	0	0	2				
<b>Joe Carter, R</b> OBP: 0.316, SLG: 0.509 (1, 9)	E6		F8		F8			F8		4	0	0	0	0	0	3				
<b>John Olerud, L</b> OBP: 0.495, SLG: 0.671 (1, 3)	K		G5-3 1B					G4-3		3	1	1	0	1	1	2				
<b>Tony Fernandez, S</b> OBP: 0.350, SLG: 0.381 (1, 6)	CS		G6-4-3 BB		G4-3			P6		3	1	1	0	1	0	2				
<b>Ed Sprague, R</b> OBP: 0.315, SLG: 0.427 (1, 5)	G6-4-3		G5-3		G3-1 BLK			G3-1 1B		4	0	2	0	0	0	3				
<b>Turner Ward, S</b> OBP: 0.294, SLG: 0.345 (1, 7)	G6-3		SF7		P5			G3		3	0	0	1	0	0	2				
<b>Willie Canate, R</b> OBP: 0.250, SLG: 0.318 (1, 8)			1B BLK		G3-1					4	2	3	2	0	0	1				
<b>Randy Knorr, R</b> OBP: 0.157, SLG: 0.213 (1, 2)	L4		L4		P4					3	0	0	0	0	1	3				
<b>Inning Stats</b>	R: 0 E: 1 K: 1 S: 8	H: 1 LOB: 1 BB: 0 P: 14	R: 0 E: 0 K: 0 S: 5	H: 0 LOB: 0 BB: 1 P: 10	R: 1 E: 0 K: 0 S: 9	H: 2 LOB: 1 BB: 0 P: 14	R: 2 E: 0 K: 1 S: 18	H: 3 LOB: 1 BB: 0 P: 24	R: 0 E: 0 K: 0 S: 6	H: 1 LOB: 2 BB: 1 P: 14	R: 0 E: 0 K: 0 S: 9	H: 1 LOB: 0 BB: 0 P: 13	R: 0 E: 0 K: 0 S: 5	H: 1 LOB: 1 BB: 0 P: 5	R: 1 E: 0 K: 0 S: 1	H: 1 LOB: 0 BB: 0 P: 2	1B: 9 2B: 0 3B: 0 HR: 1	SF: 1 SAC: 0 DP: 1 HBP: 0	WP: 0 PB: 0 SB: 0 CS: 1	PA: 36
<b>PITCHER</b> <b>Hipolito Pichardo, R</b> ERA: 4.09 (1, 1)	IP: 8.0 WLS: L BF: 35 H: 10 R: 4 ER: 4 SO: 2	BB: 1 IBB: 1 HBP: 0 BLK: 0	WP: 0 HR: 1 S: 65 P: 103	ERA: 4.50 WHIP: 1.375																

**Kansas City Royals @ Toronto Blue Jays**  
SkyDome, Toronto, ON  
Sun Jul 18 1993, 3:33 AM EDT  
Att: 50,524 - Cloudy - 75 F

AB	32
R	4
H	10
RBI	3
BB	2
SO	2
LOB	18





Batter	1	2	3	4	5	6	7	8	9	AB	R	H	RBI	BB	SO	LOB	TOP		
Brian McRae, S (1, 8) OBP: 0.357, SLG: 0.457	G6-3		F8			L6		FC4-6 BB	1B	4	0	1	1	1	0	0			
Greg Gagne, R (1, 6) OBP: 0.312, SLG: 0.355	G5-3			2B BB		K		FC4-6 FC5-4	1B	3	1	0	0	1	1	2			
Chris Gwynn, L (9, PH) OBP: 0.349, SLG: 0.397								1-2 2-3	1B	1	0	1	1	0	0	0			
Wally Joyner, L (1, 3) OBP: 0.388, SLG: 0.476				F8		G4-3		0-1 2-0	K	4	0	1	1	0	1	3			
Mike Macfarlane, R (1, 2) OBP: 0.354, SLG: 0.524	K							3-H		4	0	0	0	0	2	3			
Gary Gaetti, R (1, 5) OBP: 0.310, SLG: 0.405								1-2	G5-3	4	0	2	1	0	1	0			
Kevin McReynolds, R (1, 7) OBP: 0.365, SLG: 0.495				F8		P4		1-0	G6-3	4	0	1	0	0	0	1			
Hubie Brooks, R (1, 9) OBP: 0.310, SLG: 0.318								1-2	2B	4	1	1	0	0	0	2			
Phil Hiatt, R (1, 10) OBP: 0.285, SLG: 0.385				G6-3		K		0-3	K	4	1	1	0	0	2	2			
Jose Lind, R (1, 4) OBP: 0.296, SLG: 0.329								1-2	G6-3	4	1	1	0	0	0	2			
George Brett, L (9, PH) OBP: 0.300, SLG: 0.392								0-1	G6-3	4	0	1	0	0	0	1			
Rico Rossy, R (9, PR) OBP: 0.313, SLG: 0.467				G4-3		P4		0-1	P4	3	1	1	0	0	0	0			
								FC4-6 BB	1B	1	0	1	1	0	0	0			
								1-3 2-H	1B	0	1	0	0	0	0	0			
<b>Inning Stats</b>	R: 0 E: 0 K: 1 S: 11	H: 1 LOB: 1 BB: 0 P: 15	R: 0 E: 0 K: 1 S: 8	H: 0 LOB: 0 BB: 0 P: 12	R: 0 E: 0 K: 0 S: 5	H: 0 LOB: 0 BB: 0 P: 7	R: 1 E: 0 K: 1 S: 10	H: 1 LOB: 1 BB: 1 P: 16	R: 0 E: 0 K: 1 S: 9	H: 0 LOB: 0 BB: 0 P: 11	R: 0 E: 0 K: 1 S: 11	H: 2 LOB: 2 BB: 0 P: 15	R: 1 E: 0 K: 0 S: 8	H: 1 LOB: 1 BB: 1 P: 15	R: 3 E: 0 K: 1 S: 17	H: 5 LOB: 2 BB: 0 P: 23	1B: 6 2B: 4 3B: 0 HR: 0	SF: 1 SAC: 0 DP: 0 HBP: 0	WP: 0 PA: 39 PB: 0 SB: 0 CS: 0
<b>PITCHER</b>	IP WLS BF H R ER SO BB IBB HBP BLK WP HR S P ERA WHIP																		
Jamie Moyer, L (1, 1) ERA: 3.42	6.0 W 21 2 1 1 5 1 0 0 0 0 0 0 53 73 1.50 0.500																		
Todd Frothingham, R (7, 1) ERA: 3.86	1.1 8 3 1 1 1 1 0 0 0 0 0 0 16 25 6.75 3.000																		
Jim Poole, L (8, 1) ERA: 1.99	0.2 2 0 0 0 0 0 0 0 0 0 0 0 3 5 0.00 0.000																		
Mark Williamson, R (9, 1) ERA: 4.02	0.2 4 2 2 2 0 0 0 0 0 0 0 0 10 13 27.00 3.000																		
Gregg Olson, R (9, 1) ERA: 1.4	0.1 S 4 3 1 1 1 0 0 0 0 0 0 0 7 10 27.00 9.000																		

Kansas City Royals @ Baltimore Orioles  
 Oriole Park at Camden Yards, Baltimore, MD  
 Mon Jul 19 1993, 7:05 PM EDT  
 Att: 46,056 - Unknown - 87 F

AB 36  
 R 5  
 H 10  
 RBI 5  
 BB 2  
 SO 7  
 LOB 13



Batter	1	2	3	4	5	6	7	8	9	AB	R	H	RBI	BB	SO	LOB	BOTTOM		
Brady Anderson, L (1, 7) OBP: 0.337, SLG: 0.401	G6-3	K		F8		2B		BB		4	0	1	1	1	1	1			
Mark McLemore, S (1, 9) OBP: 0.358, SLG: 0.393	1B 3B		L6		P4	G2-3		F9		5	1	1	0	0	0	3			
Mike Devereaux, R (1, 8) OBP: 0.316, SLG: 0.438	1B		HR BB		1B			G6-3		3	1	2	1	1	0	0			
Cal Ripken Jr., R (1, 6) OBP: 0.321, SLG: 0.401	K		HR BB		F8			1B		3	1	1	0	1	1	2			
Chris Hoiles, R (1, 2) OBP: 0.409, SLG: 0.580	1B		HR BB		F9			K		4	1	2	3	0	1	2			
Jeffrey Hammonds, R (1, 10) OBP: 0.293, SLG: 0.479	F9		HR		F9			G5-3		4	1	1	1	0	0	3			
David Segui, S (1, 3) OBP: 0.390, SLG: 0.453		G3	P3		G6-3			G1-3		4	0	0	0	0	0	0			
Tim Lincecum, R (1, 5) OBP: 0.365, SLG: 0.411		2B		G4-3		2B		BB 1B		4	1	3	0	0	0	0			
Harold Reynolds, S (1, 4) OBP: 0.349, SLG: 0.330	F8		G4-3		K			K		4	0	0	0	0	2	3			
<b>Inning Stats</b>	R: 1 E: 0 K: 1 S: 13	H: 3 LOB: 2 BB: 0 P: 23	R: 0 E: 0 K: 1 S: 12	H: 1 LOB: 1 BB: 0 P: 16	R: 3 E: 0 K: 0 S: 10	H: 1 LOB: 0 BB: 2 P: 20	R: 0 E: 0 K: 0 S: 5	H: 0 LOB: 0 BB: 0 P: 6	R: 2 E: 0 K: 1 S: 16	H: 3 LOB: 1 BB: 0 P: 21	R: 0 E: 0 K: 1 S: 9	H: 1 LOB: 1 BB: 0 P: 13	R: 0 E: 0 K: 1 S: 13	H: 1 LOB: 2 BB: 1 P: 24	R: 0 E: 0 K: 1 S: 17	H: 5 LOB: 2 BB: 0 P: 23	1B: 5 2B: 3 3B: 1 HR: 2	SF: 0 SAC: 0 DP: 0 HBP: 0	WP: 0 PA: 38 PB: 0 SB: 0 CS: 0
<b>PITCHER</b>	IP WLS BF H R ER SO BB IBB HBP BLK WP HR S P ERA WHIP																		
Dennis Rasmussen, L (1, 1) ERA: 0.4	5.0 L 23 6 4 4 2 2 0 0 0 0 0 0 1 48 75 7.20 1.600																		
Frank DiPino, L (6, 1) ERA: 7.07	0.2 5 3 2 2 1 0 0 0 0 0 0 1 13 17 27.00 4.500																		
Enrique Burgos, L (6, 1) ERA: 7.71	2.1 10 2 0 0 2 1 0 0 0 0 0 0 25 41 0.00 1.286																		

Kansas City Royals @ Baltimore Orioles  
 Oriole Park at Camden Yards, Baltimore, MD  
 Mon Jul 19 1993, 7:05 PM EDT  
 Att: 46,056 - Unknown - 87 F

AB 35  
 R 6  
 H 11  
 RBI 6  
 BB 3  
 SO 5  
 LOB 14





Batter	1	2	3	4	5	6	7	8	9	AB	R	H	RBI	BB	SO	LOB	TOP					
<b>Felix Jose, S</b> OBP: 0.307, SLG: 0.341 (1, 9)										3	0	0	0	1	3	0	<b>Kansas City Royals @ Baltimore Orioles</b> Oriole Park at Camden Yards, Baltimore, MD Tue Jul 20 1993, 7:05 PM EDT Att: 45,983 - Unknown - 93 F <a href="http://livebaseballscorecards.com">livebaseballscorecards.com</a>					
<b>Brian McRae, S</b> OBP: 0.353, SLG: 0.452 (1, 8)										4	0	0	0	0	3	1						
<b>George Brett, L</b> OBP: 0.296, SLG: 0.386 (1, 10)										4	0	0	0	0	1	1						
<b>Wally Joyner, L</b> OBP: 0.384, SLG: 0.472 (1, 3)										3	0	0	0	0	0	0						
<b>Gary Gaetti, R</b> OBP: 0.311, SLG: 0.403 (1, 5)										3	0	1	0	0	0	0						
<b>Brent Mayne, L</b> OBP: 0.310, SLG: 0.348 (1, 2)										2	0	0	0	1	1	1						
<b>Kevin McReynolds, R</b> OBP: 0.309, SLG: 0.490 (1, 7)										2	0	0	0	1	0	1						
<b>Greg Gagne, R</b> OBP: 0.309, SLG: 0.351 (1, 6)										3	0	0	0	0	1	3						
<b>Jose Lind, R</b> OBP: 0.293, SLG: 0.326 (1, 4)										2	0	0	0	0	0	0						
<b>Mike Macfarlane, R</b> OBP: 0.353, SLG: 0.522 (8, PH)										1	0	0	0	0	0	0						
<b>Rico Rossy, R</b> OBP: 0.313, SLG: 0.467 (8, 4)										0	0	0	0	0	0	0						
<b>Inning Stats</b>	R: 0 E: 0 K: 2 S: 9	H: 0 LOB: 0 BB: 0 P: 14	R: 0 E: 1 K: 0 S: 15	H: 0 LOB: 2 BB: 1 P: 28	R: 0 E: 0 K: 2 S: 8	H: 0 LOB: 0 BB: 0 P: 12	R: 0 E: 0 K: 1 S: 8	H: 1 LOB: 1 BB: 0 P: 12	R: 0 E: 0 K: 0 S: 6	H: 0 LOB: 0 BB: 0 P: 12	R: 0 E: 0 K: 0 S: 7	H: 0 LOB: 0 BB: 0 P: 9	R: 0 E: 0 K: 0 S: 6	H: 0 LOB: 0 BB: 0 P: 9	R: 0 E: 0 K: 1 S: 7	H: 0 LOB: 0 BB: 1 P: 10	R: 0 E: 0 K: 1 S: 10	H: 0 LOB: 0 BB: 1 P: 15	1B: 1 2B: 1 3B: 0 HR: 0	SF: 0 SAC: 0 DP: 2 HBP: 0	WP: 0 PB: 0 SB: 0 CS: 0	PA: 30
<b>PITCHER</b> <b>Ben McDonald, R</b> ERA: 3.24 (1, 1)	IP: 9.0 WLS: W BF: 30 H: 1 R: 0 ER: 0 SO: 9 BB: 3 IBB: 0 HBP: 0 BLK: 0 WP: 0 HR: 0 S: 76 P: 123 ERA: 0.00 WHIP: 0.444															<b>PITCHER</b>						

Batter	1	2	3	4	5	6	7	8	9	AB	R	H	RBI	BB	SO	LOB	BOTTOM			
<b>Brady Anderson, L</b> OBP: 0.336, SLG: 0.399 (1, 7)										4	1	1	0	0	1	1	<b>Kansas City Royals @ Baltimore Orioles</b> Oriole Park at Camden Yards, Baltimore, MD Tue Jul 20 1993, 7:05 PM EDT Att: 45,983 - Unknown - 93 F <a href="http://livebaseballscorecards.com">livebaseballscorecards.com</a>			
<b>Mark McLemore, S</b> OBP: 0.359, SLG: 0.394 (1, 9)									4	1	2	1	0	0	1					
<b>Mike Devereaux, R</b> OBP: 0.319, SLG: 0.435 (1, 8)									2	1	0	0	2	0	2					
<b>Harold Baines, L</b> OBP: 0.387, SLG: 0.461 (8, PR)									4	1	3	3	0	0	0					
<b>Damon Buford, R</b> OBP: 0.333, SLG: 0.383 (8, PR)									0	1	0	0	0	0	0					
<b>Cal Ripken Jr., R</b> OBP: 0.318, SLG: 0.397 (1, 6)									4	0	0	0	0	1	4					
<b>Chris Hoiles, R</b> OBP: 0.416, SLG: 0.583 (1, 2)									2	1	2	1	1	0	0					
<b>David Segui, S</b> OBP: 0.385, SLG: 0.447 (1, 3)									3	0	0	1	0	2	3					
<b>Harold Reynolds, S</b> OBP: 0.348, SLG: 0.329 (1, 4)									4	0	1	0	0	1	2					
<b>Tim Lincecum, R</b> OBP: 0.361, SLG: 0.405 (1, 5)									4	1	1	0	0	1	2					
<b>Inning Stats</b>	R: 0 E: 0 K: 0 S: 6	H: 1 LOB: 0 BB: 0 P: 9	R: 1 E: 0 K: 3 S: 13	H: 1 LOB: 1 BB: 0 P: 22	R: 0 E: 0 K: 1 S: 10	H: 1 LOB: 1 BB: 0 P: 16	R: 0 E: 0 K: 1 S: 10	H: 0 LOB: 1 BB: 1 P: 15	R: 0 E: 0 K: 1 S: 8	H: 0 LOB: 0 BB: 0 P: 12	R: 0 E: 0 K: 0 S: 9	H: 1 LOB: 1 BB: 1 P: 17	R: 0 E: 0 K: 0 S: 4	H: 1 LOB: 0 BB: 0 P: 6	R: 6 E: 2 K: 0 S: 24	H: 5 LOB: 2 BB: 1 P: 42	1B: 9 2B: 1 3B: 0 HR: 1	SF: 1 SAC: 0 DP: 2 HBP: 1	WP: 3 PB: 0 SB: 0 CS: 1	PA: 37
<b>PITCHER</b> <b>David Cone, R</b> ERA: 3.56 (1, 1)	IP: 7.0 WLS: L BF: 31 H: 8 R: 6 ER: 4 SO: 6 BB: 3 IBB: 0 HBP: 1 BLK: 0 WP: 2 HR: 1 S: 70 P: 117 ERA: 5.14 WHIP: 1.571															<b>PITCHER</b>				
<b>Mark Gubicza, R</b> ERA: 4.5 (8, 1)	IP: 1.0 WLS: L BF: 5 H: 2 R: 1 ER: 0 SO: 0 BB: 0 IBB: 0 HBP: 0 BLK: 0 WP: 1 HR: 0 S: 14 P: 22 ERA: 0.00 WHIP: 2.000															<b>PITCHER</b>				



Batter	1	2	3	4	5	6	7	8	9	AB	R	H	RBI	BB	SO	LOB	TOP								
<b>Brian McRae, S</b> OBP: 0.354, SLG: 0.451 (1, 8)	1-2 G1-6-3 1B	1-3 K		0-1 FC6-4 1-2		0-0 G3 1B	0-3 K			5	0	2	0	0	2	5									
<b>Chris Gwynn, L</b> OBP: 0.354, SLG: 0.411 <b>Kevin McReynolds, R</b> OBP: 0.308, SLG: 0.401 (7, 7)	0-3 K		1-0 1B		0-0 SF7 3B	1-2 F9 1B		3-2 G3 1B	3-2 G3 1B	3	1	2	0	0	1	1									
<b>George Brett, L</b> OBP: 0.294, SLG: 0.385 (1, 10)	1 SAFE G1-6-3 1-2		1-3 K		3-2 SF7	1-1 G3		1-2 G3 1B	2-1 G3 1B	4	1	1	1	0	1	4									
<b>Wally Joyner, L</b> OBP: 0.382, SLG: 0.466 (1, 3)		4-2 1B 2B BB	3-1 P6		3-H F9	1-3 K		0-3 K	0-3 K	4	1	0	0	1	2	5									
<b>Mike Macfarlane, R</b> OBP: 0.351, SLG: 0.516 <b>Brent Mayne, L</b> OBP: 0.308, SLG: 0.346 (8, 2)		0-1 F9	3-2 F9		2-3 K		0-1 WP 1B	1-2 G3	1-2 G3 1B	4	0	1	0	0	1	2									
<b>Felix Jose, S</b> OBP: 0.308, SLG: 0.342 (1, 9)		0-0 2B 1B		0-2 G5-3		0-2 G3-1		0-1 F9	1-0 E 1B	5	1	2	2	0	0	1									
<b>Greg Gagne, R</b> OBP: 0.317, SLG: 0.360 (1, 6)		0-0 1B 2B		0-2 1B		1-0 G1-3		1-1 WP 1B	2-H 3-H 4-0 E BB	4	2	3	1	1	0	0									
<b>Phil Hiatt, R</b> OBP: 0.286, SLG: 0.384 <b>Gary Gaetti, R</b> OBP: 0.306, SLG: 0.397 (6, 5)		2-1 PB 1B		2-3 K		3-3 K		0-0 L7	2-2 E6	3	0	1	2	0	2	1									
<b>Jose Lind, R</b> OBP: 0.298, SLG: 0.328 <b>Hubie Brooks, R</b> OBP: 0.316, SLG: 0.324 <b>Rico Rossy, R</b> OBP: 0.306, SLG: 0.457 (8, 4)		2-3 K		0-0 FC6-4 1B		4-2 G3 1B BB		1-2 1-H 2-H 1B	0-1 G5-3	2	0	1	0	1	1	1									
<b>Inning Stats</b>	R: 0 E: 0 K: 1 S: 9	H: 1 LOB: 0 BB: 0 P: 10	R: 3 E: 0 K: 2 S: 16	H: 3 LOB: 1 BB: 1 P: 25	R: 0 E: 0 K: 1 S: 9	H: 1 LOB: 1 BB: 0 P: 17	R: 0 E: 0 K: 1 S: 13	H: 2 LOB: 2 BB: 0 P: 15	R: 1 E: 0 K: 1 S: 10	H: 1 LOB: 0 BB: 0 P: 16	R: 0 E: 0 K: 1 S: 7	H: 0 LOB: 0 BB: 0 P: 11	R: 0 E: 0 K: 1 S: 18	H: 1 LOB: 2 BB: 1 P: 25	R: 2 E: 0 K: 1 S: 14	H: 3 LOB: 3 BB: 1 P: 16	R: 2 E: 1 K: 1 S: 20	H: 3 LOB: 3 BB: 1 P: 33	1B: 13 2B: 1 3B: 1 HR: 0	SF: 1 SAC: 0 DP: 1 HBP: 0	WP: 1 PB: 1 SB: 0 CS: 0	PA: 45			
<b>PITCHER</b>	IP	WLS	BF	H	R	ER	SO	BB	IBB	HBP	BLK	WP	HR	S	P	ERA	WHIP								
<b>35 Mike Mussina, R</b> ERA: 4.45	(1, 1)	5.0	23	8	4	4	6	1	0	0	0	0	0	57	83	7.20	1.800								
<b>Alan Mills, R</b> ERA: 4.25	(6, 1)	1.0	5	1	0	0	1	1	0	0	0	0	0	16	24	0.00	2.000								
<b>Alan Mills, R</b> ERA: 4.25	(7, 1)	1.0	5	1	0	0	1	1	0	0	0	0	0	16	24	0.00	2.000								
<b>Jim Poole, L</b> ERA: 1.93	(7, 1)	1.0	3	0	0	0	1	0	0	0	0	0	0	9	12	0.00	0.000								
<b>Todd Frohwirth, R</b> ERA: 4.14	(8, 1)	0.2	4	2	2	2	0	0	0	0	0	0	0	7	8	27.00	3.000								
<b>PITCHER</b>	IP	WLS	BF	H	R	ER	SO	BB	IBB	HBP	BLK	WP	HR	S	P	ERA	WHIP								
<b>Gregg Olson, R</b> ERA: 1.8	(8, 1)	1.1	L	10	4	2	2	2	1	0	0	0	0	27	41	13.50	3.750								

**Kansas City Royals @ Baltimore Orioles**  
 Oriole Park at Camden Yards, Baltimore, MD  
 Wed Jul 21 1993, 3:33 AM EDT  
 Att: 46,216 - Cloudy - 80 F

AB	41
R	8
H	15
RBI	8
BB	3
SO	10
LOB	31



Batter	1	2	3	4	5	6	7	8	9	AB	R	H	RBI	BB	SO	LOB	BOTTOM								
<b>Harold Reynolds, S</b> OBP: 0.347, SLG: 0.326 <b>Alan Mills, R</b> ERA: 4.25 <b>Jim Poole, L</b> ERA: 1.93 <b>Todd Frohwirth, R</b> ERA: 4.14 <b>Gregg Olson, R</b> ERA: 1.8 (8, 1)	2-2 E5 WP BB SF7		1-1 G4-3	2-2 P6		4-2 1B BB		1-3 K		3	1	0	0	1	0	3									
<b>Mark McLemore, S</b> OBP: 0.380, SLG: 0.392 (7, 4)	4-2 WP BB		2-1 F7		2-0 E5 F9 G4-3	0-2 FC4 1B		3-3 K		4	1	1	2	1	1	0									
<b>Mike Devereaux, R</b> OBP: 0.314, SLG: 0.428 (1, 8)	1-3 K		1-2 G6-3		0-1 F9	1-2 FC4		1-1 G5-3		5	0	0	0	0	1	5									
<b>Cal Ripken Jr., R</b> OBP: 0.317, SLG: 0.403 (1, 6)	1-2 SF7 1-2 2-H			3-1 HR	1-1 G4-3		2-1 G5-3		2-2 L7	4	1	1	3	0	0	0									
<b>Chris Hoiles, R</b> OBP: 0.416, SLG: 0.577 (1, 10)	4-0 1B IBB			4-2 1B 1B BB	3-2 G6-3		3-2 G6-3		1-1 L9	3	0	0	0	2	0	0									
<b>Jeffrey Hammonds, R</b> OBP: 0.304, SLG: 0.493 (7, 9)	2-3 K			0-1 1B		2-1 P3		0-1 2B		4	0	2	0	0	1	2									
<b>Tim Lulett, R</b> OBP: 0.366, SLG: 0.409 (1, 5)		1-3 K		0-1 1B		1-2 2B 1B		1-3 K		4	1	2	0	0	2	1									
<b>David Segui, S</b> OBP: 0.386, SLG: 0.464 (1, 3)		0-0 G5-3		1-3 K		3-2 1B 2B		0-1 HR		4	2	2	1	0	1	3									
<b>Jeff Tackett, R</b> OBP: 0.303, SLG: 0.250 <b>Brady Anderson, L</b> OBP: 0.334, SLG: 0.397 (6, 7)		2-3 K		1-3 K		1-1 L1		1-3 K		2	0	0	0	0	2	3									
<b>Inning Stats</b>	R: 1 E: 1 K: 2 S: 18	H: 0 LOB: 2 BB: 2 P: 32	R: 0 E: 0 K: 2 S: 7	H: 0 LOB: 0 BB: 0 P: 10	R: 0 E: 0 K: 0 S: 7	H: 0 LOB: 0 BB: 0 P: 11	R: 1 E: 0 K: 2 S: 18	H: 3 LOB: 3 BB: 1 P: 29	R: 1 E: 1 K: 0 S: 8	H: 0 LOB: 0 BB: 0 P: 14	R: 2 E: 0 K: 0 S: 20	H: 3 LOB: 2 BB: 1 P: 32	R: 0 E: 0 K: 1 S: 12	H: 1 LOB: 1 BB: 0 P: 18	R: 1 E: 0 K: 3 S: 13	H: 1 LOB: 0 BB: 0 P: 18	R: 0 E: 0 K: 0 S: 8	H: 0 LOB: 0 BB: 0 P: 12	1B: 4 2B: 2 3B: 0 HR: 2	SF: 1 SAC: 0 DP: 0 HBP: 0	WP: 1 PB: 0 SB: 0 CS: 0	PA: 41			
<b>PITCHER</b>	IP	WLS	BF	H	R	ER	SO	BB	IBB	HBP	BLK	WP	HR	S	P	ERA	WHIP								
<b>Chris Haney, L</b> ERA: 5.45	(1, 1)	5.0	23	8	4	4	6	1	0	0	0	0	0	57	83	7.20	1.800								
<b>Tom Gordon, R</b> ERA: 3.92	(6, 1)	2.0	11	4	2	2	1	1	0	0	0	0	0	32	50	9.00	2.500								
<b>Billy Brewer, L</b> ERA: 3.6	(8, 1)	1.0	W	4	1	1	3	0	0	0	0	0	1	13	18	9.00	1.000								
<b>Jeff Montgomery, R</b> ERA: 1.86	(9, 1)	1.0	S	3	0	0	0	0	0	0	0	0	0	8	12	0.00	0.000								

**Kansas City Royals @ Baltimore Orioles**  
 Oriole Park at Camden Yards, Baltimore, MD  
 Wed Jul 21 1993, 3:33 AM EDT  
 Att: 46,216 - Cloudy - 80 F

AB	36
R	6
H	8
RBI	6
BB	4
SO	10
LOB	19






Batter	1	2	3	4	5	6	7	8	9	AB	R	H	RBI	BB	SO	LOB	TOP					
<b>Brian McRae, S</b> OBP: 0.351, SLG: 0.449 (1, 8)	F7		1B	K		L9	G6-3		G4-3	6	1	1	0	0	1	2						
<b>Wally Joyner, L</b> OBP: 0.385, SLG: 0.471 (1, 3)	1B		2B				K			5	3	3	1	0	1	1						
<b>George Brett, L</b> OBP: 0.299, SLG: 0.391 (1, 10)	G3		FC4-6 1-H			1B WP SF9	1B WP		G3	5	2	3	2	0	0	0						
<b>Mike Macfarlane, R</b> OBP: 0.356, SLG: 0.530 (1, 2)			FC4-6 HBP			K	1B WP BB		K	4	1	2	1	0	2	2						
<b>Felix Jose, S</b> OBP: 0.310, SLG: 0.341 (1, 9)			FC4-6			K	K		K	4	1	1	0	1	2	4						
<b>Gary Gaetti, R</b> OBP: 0.305, SLG: 0.392 (1, 5)	G5-4-3		L7			1B WP	1B WP BB		P4	4	1	1	1	1	0	3						
<b>Kevin McReynolds, R</b> OBP: 0.316, SLG: 0.425 (1, 7)	HR					SF9	G3		HR	4	2	3	2	0	0	2						
<b>Greg Gagne, R</b> OBP: 0.318, SLG: 0.370 (1, 6)	K					1B	1B		HR	5	1	2	4	0	2	1						
<b>Jose Lind, R</b> OBP: 0.292, SLG: 0.321 (1, 4)			G6-3			P8	F8		G6-3	5	0	0	0	0	0	3						
<b>Inning Stats</b>	R: 0 E: 0 K: 0 S: 10	H: 1 LOB: 0 BB: 0 P: 14	R: 2 E: 0 K: 1 S: 10	H: 3 LOB: 0 BB: 0 P: 11	R: 2 E: 0 K: 0 S: 11	H: 3 LOB: 2 BB: 0 P: 16	R: 0 E: 0 K: 2 S: 10	H: 1 LOB: 1 BB: 0 P: 13	R: 4 E: 1 K: 1 S: 12	H: 3 LOB: 1 BB: 1 P: 20	R: 2 E: 0 K: 1 S: 17	H: 3 LOB: 2 BB: 1 P: 33	R: 0 E: 1 K: 1 S: 10	H: 0 LOB: 0 BB: 0 P: 15	R: 0 E: 0 K: 2 S: 9	H: 0 LOB: 0 BB: 0 P: 11	R: 2 E: 0 K: 0 S: 8	H: 2 LOB: 0 BB: 0 P: 12	1B: 10 2B: 3 3B: 0 HR: 3	SF: 1 SAC: 0 DP: 1 HBP: 1	WP: 3 PB: 0 SB: 0 CS: 0	PA: 46
<b>PITCHER</b>	IP	WLS	BF	H	R	ER	SO	BB	IBB	HBP	BLK	WP	HR	S	P	ERA	WHIP					
<b>Bill Gullickson, R</b> ERA: 5.49 (1, 1)	4.1	L	24	10	8	4	4	0	1	1	0	1	2	49	68	8.31	2.308					
<b>Tom Bolton, L</b> ERA: 4.59 (5, 1)	1.1		9	4	2	2	1	1	0	0	0	1	0	17	33	13.50	3.750					
<b>Mark Leiter, R</b> ERA: 4.7 (6, 1)	3.1		13	2	2	2	3	0	0	0	0	1	1	31	44	5.40	0.600					

**Kansas City Royals @ Detroit Tigers**  
Tiger Stadium, Detroit, MI  
Thu Jul 22 1993, 7:05 PM EDT  
Att: 25,334 - Unknown - 77 F

livebaseballscorecards.com

AB 42  
R 12  
H 16  
RBI 11  
BB 2  
SO 8  
LOB 18




Batter	1	2	3	4	5	6	7	8	9	AB	R	H	RBI	BB	SO	LOB	BOTTOM					
<b>Tony Phillips, S</b> OBP: 0.445, SLG: 0.403 (1, 7)	HR								F8	3	1	1	1	0	2	2						
<b>Dan Gladden, R</b> (7, PH) OBP: 0.299, SLG: 0.442 (8, 7)										1	0	0	0	1	0	0						
<b>Lou Whitaker, L</b> OBP: 0.420, SLG: 0.498 (1, 4)	K		G6-3						G1-3	2	0	0	0	1	1	0						
<b>Skeeter Barnes, R</b> (7, PH) OBP: 0.315, SLG: 0.370 (8, 4)										2	0	0	0	0	0	1						
<b>Travis Fryman, R</b> OBP: 0.349, SLG: 0.436 (1, 5)	G6-3		G5-3							4	1	3	0	1	0	0						
<b>Cecil Fielder, R</b> OBP: 0.379, SLG: 0.516 (1, 3)	G6-3		K						G4-3	5	0	0	0	0	2	6						
<b>Mickey Tettleton, S</b> OBP: 0.354, SLG: 0.537 (1, 9)	K									3	1	0	0	1	1	1						
<b>Kirk Gibson, L</b> OBP: 0.340, SLG: 0.438 (1, 8)										3	0	0	0	0	0	0						
<b>Mitt Cuyler, S</b> OBP: 0.264, SLG: 0.313 (7, 8)	G4-3									0	1	0	0	1	0	0						
<b>Alan Trammell, R</b> OBP: 0.371, SLG: 0.443 (1, 6)										3	1	1	0	0	0	0						
<b>Chris Gomez, R</b> OBP: 0.200, SLG: 0.600 (7, 6)	1B SF7									1	1	1	2	0	0	0						
<b>Scott Livingstone, L</b> OBP: 0.317, SLG: 0.332 (1, 10)										2	0	1	0	0	0	0						
<b>Rob Deer, R</b> OBP: 0.311, SLG: 0.403 (7, PH)										1	0	0	1	0	0	0						
<b>Chad Kreuter, S</b> OBP: 0.368, SLG: 0.474 (1, 2)	SF7									2	0	0	1	1	1	0						
<b>Inning Stats</b>	R: 1 E: 0 K: 2 S: 16	H: 2 LOB: 1 BB: 0 P: 27	R: 1 E: 0 K: 1 S: 12	H: 2 LOB: 1 BB: 0 P: 19	R: 0 E: 0 K: 1 S: 11	H: 0 LOB: 0 BB: 0 P: 19	R: 0 E: 0 K: 0 S: 5	H: 0 LOB: 0 BB: 0 P: 7	R: 0 E: 0 K: 1 S: 21	H: 1 LOB: 3 BB: 2 P: 37	R: 0 E: 0 K: 0 S: 8	H: 0 LOB: 0 BB: 0 P: 12	R: 0 E: 0 K: 0 S: 6	H: 0 LOB: 1 BB: 1 P: 15	R: 4 E: 0 K: 2 S: 20	H: 1 LOB: 3 BB: 3 P: 41	R: 0 E: 0 K: 0 S: 18	H: 1 LOB: 1 BB: 0 P: 25	1B: 4 2B: 1 3B: 1 HR: 1	SF: 2 SAC: 0 DP: 0 HBP: 0	WP: 3 PB: 0 SB: 0 CS: 0	PA: 40
<b>PITCHER</b>	IP	WLS	BF	H	R	ER	SO	BB	IBB	HBP	BLK	WP	HR	S	P	ERA	WHIP					
<b>Kevin Appier, R</b> ERA: 3.04 (1, 1)	6.0	W	25	5	2	2	5	2	0	0	0	1	0	73	121	3.00	1.167					
<b>Enrique Burgos, L</b> ERA: 12.27 (7, 1)	1.1		8	0	3	3	1	4	0	0	0	1	0	16	38	20.25	3.000					
<b>Frank DiPino, L</b> ERA: 6.89 (8, 1)	1.2		7	2	1	1	1	0	0	0	0	1	0	28	43	5.40	1.200					

**Kansas City Royals @ Detroit Tigers**  
Tiger Stadium, Detroit, MI  
Thu Jul 22 1993, 7:05 PM EDT  
Att: 25,334 - Unknown - 77 F

livebaseballscorecards.com

AB 32  
R 6  
H 7  
RBI 5  
BB 6  
SO 7  
LOB 10






Batter	1	2	3	4	5	6	7	8	9	AB	R	H	RBI	BB	SO	LOB	TOP
<b>Brian McRae, S</b> OBP: 0.352, SLG: 0.448	G2-3		1B				K		F8	5	1	2	0	0	1	0	
<b>Greg Gagne, R</b> OBP: 0.319, SLG: 0.371	E1		1B				E1		G6-3	5	2	2	0	0	0	0	
<b>George Brett, L</b> OBP: 0.301, SLG: 0.392	G3-1		F7				1B		K	5	1	2	0	0	1	2	
<b>Wally Joyner, L</b> OBP: 0.389, SLG: 0.492	L3		CS				1B			4	2	3	6	0	0	1	
<b>Gary Gaetti, R</b> OBP: 0.308, SLG: 0.383		1B					L4		L7	3	1	0	0	0	0	2	
<b>Felix Jose, S</b> OBP: 0.312, SLG: 0.343		HBP					F7		E3	4	0	2	0	0	0	0	
<b>Kevin McReynolds, R</b> OBP: 0.319, SLG: 0.426		1B					1B		L7	3	0	1	0	1	0	1	
<b>Brent Mayne, L</b> OBP: 0.299, SLG: 0.336		BB					G4-3		CS	4	0	0	1	0	0	3	
<b>Jose Lind, R</b> OBP: 0.287, SLG: 0.316		G4-3					P6		F9	4	0	0	0	0	0	1	
<b>John Doherty, R</b> ERA: 3.61	IP: 6.1, WLS: 29, BF: 9, R: 5, ER: 4, SO: 1, BB: 1, IBB: 0, HBP: 1, BLK: 0, WP: 0, HR: 1, S: 67, P: 105, ERA: 5.68, WHIP: 1.579																
<b>Bob MacDonald, L</b> ERA: 5.09	IP: 0.0, WLS: 2, BF: 2, R: 2, ER: 2, SO: 0, BB: 0, IBB: 0, HBP: 0, BLK: 0, WP: 1, HR: 3, S: 7, P: ∞, ERA: ∞, WHIP: ∞																
<b>Kurt Knudsen, R</b> ERA: 4.7	IP: 1.2, WLS: 5, BF: 1, R: 0, ER: 0, SO: 0, BB: 0, IBB: 0, HBP: 0, BLK: 0, WP: 0, HR: 9, S: 14, P: 0.00, ERA: 0.600, WHIP: 0.600																
<b>Mike Henneman, R</b> ERA: 1.74	IP: 1.0, WLS: 3, BF: 0, R: 0, ER: 0, SO: 1, BB: 0, IBB: 0, HBP: 0, BLK: 0, WP: 0, HR: 9, S: 13, P: 0.00, ERA: 0.000, WHIP: 0.000																

**Kansas City Royals @ Detroit Tigers**  
Tiger Stadium, Detroit, MI  
Fri Jul 23, 1993, 7:05 PM EDT  
Att: 34,123 - Unknown - 77 F

livebaseballscorecards.com

AB 37  
R 7  
H 12  
RBI 7  
BB 1  
SO 2  
LOB 10




Batter	1	2	3	4	5	6	7	8	9	AB	R	H	RBI	BB	SO	LOB	BOTTOM
<b>Tony Phillips, S</b> OBP: 0.447, SLG: 0.409	1B		HR				E		K	5	3	3	0	0	1	0	
<b>Lou Whitaker, L</b> OBP: 0.423, SLG: 0.513	1B		1B				2B		K	5	2	3	2	0	0	1	
<b>Gary Thurman, R</b> OBP: 0.304, SLG: 0.262	1B		HR				E		L5-3	0	0	0	0	0	0	0	
<b>Travis Fryman, R</b> OBP: 0.349, SLG: 0.439	K		G4-3				K		L5-3	5	1	2	0	0	2	5	
<b>Cecil Fielder, R</b> OBP: 0.380, SLG: 0.516	G4-6-3		G4-3				E8		G4-6-3	4	0	2	2	0	0	2	
<b>Mickey Tettleton, S</b> OBP: 0.353, SLG: 0.532	G4-6-3		P5				K		L5-3	3	0	0	0	1	1	4	
<b>Kirk Gibson, L</b> OBP: 0.342, SLG: 0.442		1B	2B				F8		FC4-6	4	0	2	1	0	0	1	
<b>Alan Trammell, R</b> OBP: 0.369, SLG: 0.439	FC5-4		1B				G4-3		K	4	0	1	0	0	1	1	
<b>Scott Livingstone, L</b> OBP: 0.311, SLG: 0.325	G4-3		G3				L7		G3-1	4	0	0	0	0	0	3	
<b>Chad Kreuter, S</b> OBP: 0.363, SLG: 0.466	G6-3		G4-3				G4-3		K	4	0	0	0	0	1	1	
<b>John Doherty, R</b> ERA: 3.61	IP: 6.0, WLS: 29, BF: 11, R: 6, ER: 4, SO: 3, BB: 0, IBB: 0, HBP: 0, BLK: 0, WP: 0, HR: 1, S: 61, P: 100, ERA: 6.00, WHIP: 1.833																
<b>Mark Gubicza, R</b> ERA: 4.38	IP: 2.0, WLS: 7, BF: 1, R: 0, ER: 0, SO: 2, BB: 1, IBB: 0, HBP: 0, BLK: 0, WP: 0, HR: 17, S: 31, P: 0.00, ERA: 1.000, WHIP: 1.000																
<b>Jeff Montgomery, R</b> ERA: 1.82	IP: 1.0, WLS: 3, BF: 1, R: 0, ER: 0, SO: 1, BB: 0, IBB: 0, HBP: 0, BLK: 0, WP: 0, HR: 11, S: 16, P: 0.00, ERA: 1.000, WHIP: 1.000																

**Kansas City Royals @ Detroit Tigers**  
Tiger Stadium, Detroit, MI  
Fri Jul 23, 1993, 7:05 PM EDT  
Att: 34,123 - Unknown - 77 F

livebaseballscorecards.com

AB 38  
R 6  
H 13  
RBI 5  
BB 1  
SO 6  
LOB 18






Batter	1	2	3	4	5	6	7	8	9	AB	R	H	RBI	BB	SO	LOB	TOP										
<b>Brian McRae, S</b> (1, 8) OBP: 0.351, SLG: 0.445	1-3 <b>K</b>		1-0 <b>G4-3</b>		2-3 <b>K</b>		0-0 <b>SH5-3</b>	4-0 <b>1B</b> <b>IBB</b>		3	0	0	0	1	2	0											
<b>Chris Cwynn, L</b> (1, 9) OBP: 0.347, SLG: 0.403 <b>Hubie Brooks, R</b> (8, PH) OBP: 0.322, SLG: 0.330 <b>Felix Jose, S</b> (8, 9) OBP: 0.312, SLG: 0.343	0-1 <b>G3-1</b>		1-2 <b>G6-3</b>		1-2 <b>G6-3</b>		1-1 <b>E4</b> <b>HR</b>	0-0 <b>1B</b>		4	1	0	0	0	0	0											
<b>George Brett, L</b> (1, 10) OBP: 0.305, SLG: 0.412	0-0 <b>G1-3</b>			2-0 <b>HR</b>	4-0 <b>WP</b> <b>BB</b>		0-1 <b>HR</b>	2-0 <b>F8</b>		4	2	2	3	1	0	2											
<b>Mike Macfarlane, R</b> (1, 2) OBP: 0.357, SLG: 0.525		1-3 <b>K</b>		1-1 <b>2B</b> <b>1B</b>	1-3 <b>K</b>		0-0 <b>G5-3</b>		4-2 <b>BB</b> <b>BB</b>	4	0	1	0	1	2	1											
<b>Wally Joyner, L</b> (1, 3) OBP: 0.389, SLG: 0.490		4-1 <b>1B</b> <b>FC6-4</b> <b>BB</b>		0-3 <b>K</b>		0-0 <b>F8</b>	0-1 <b>1B</b>		2-2 <b>F7</b>	4	1	1	0	1	1	2											
<b>Gary Gaetti, R</b> (1, 5) OBP: 0.316, SLG: 0.394		1-0 <b>FC6-4</b> <b>1B</b>		0-0 <b>2B</b>		3-3 <b>K</b>	1-3 <b>K</b>		4-1 <b>BB</b>	4	0	2	0	1	2	1											
<b>Kevin McReynolds, R</b> (1, 7) OBP: 0.327, SLG: 0.421		2-1 <b>FC6-4</b> <b>1-2H</b> <b>3-H</b>		4-0 <b>IBB</b>		4-2 <b>BB</b>		4-1 <b>SH1-3</b> <b>1B</b> <b>BB</b>	1-3 <b>K</b>	2	1	0	1	3	1	3											
<b>Jose Lind, R</b> (1, 4) OBP: 0.283, SLG: 0.311		0-1 <b>G1-3</b>		2-3 <b>K</b>		3-2 <b>G4-3</b>		0-0 <b>SH1-3</b>	1-2 <b>P2</b>	4	0	0	0	0	1	7											
<b>Rico Rossy, R</b> (1, 6) OBP: 0.302, SLG: 0.429 <b>Greg Gagne, R</b> (8, 6) OBP: 0.319, SLG: 0.371			1-0 <b>F9</b>	0-0 <b>G4-3</b>			4-2 <b>SH5-3</b> <b>E</b> <b>BB</b>	0-1 <b>P4</b>		3	1	0	0	1	0	4											
<b>Inning Stats</b>	R: 0 E: 0 K: 1 S: 7	H: 0 LOB: 0 BB: 0 P: 8	R: 1 E: 0 K: 1 S: 9	H: 1 LOB: 1 BB: 1 P: 17	R: 0 E: 0 K: 0 S: 5	H: 0 LOB: 0 BB: 0 P: 8	R: 1 E: 0 K: 2 S: 11	H: 3 LOB: 3 BB: 1 P: 20	R: 0 E: 0 K: 1 S: 10	H: 0 LOB: 1 BB: 1 P: 20	R: 3 E: 1 K: 1 S: 13	H: 2 LOB: 1 BB: 1 P: 19	R: 1 E: 0 K: 0 S: 6	H: 1 LOB: 2 BB: 2 P: 16	R: 0 E: 0 K: 1 S: 12	H: 0 LOB: 2 BB: 2 P: 24	1B: 4 2B: 1 3B: 0 HR: 2	SF: 0 SAC: 2 DP: 0 HBP: 0	WP: 1 PB: 0 SB: 0 CS: 0	PA: 44							
<b>PITCHER</b>	IP	WLS	BF	H	R	ER	SO	BB	IBB	HBP	BLK	WP	HR	S	P	ERA	WHIP										
<b>Sean Bergman, R</b> (1, 1) ERA: 3.75	6.1	L	30	5	5	4	7	4	1	0	0	1	2	59	103	5.68	1.421										
<b>Storm Davis, R</b> (7, 1) ERA: 8.11	0.2		3	1	0	0	1	0	0	0	0	0	0	6	7	0.00	1.500										
<b>Bob MacDonald, L</b> (8, 1) ERA: 5.14	1.1		9	1	1	1	0	3	1	0	0	0	0	12	32	6.75	3.000										
<b>Mark Leiter, R</b> (9, 1) ERA: 4.66	0.2		2	0	0	0	1	0	0	0	0	0	0	6	8	0.00	0.000										

**Kansas City Royals @ Detroit Tigers**  
Tiger Stadium, Detroit, MI  
Sat Jul 24 1993, 3:33 AM EDT  
Att: 39,132 - Cloudy - 80 F


AB 33  
R 6  
H 7  
RBI 5  
BB 9  
SO 9  
LOB 20



Batter	1	2	3	4	5	6	7	8	9	AB	R	H	RBI	BB	SO	LOB	BOTTOM										
<b>Tony Phillips, S</b> (1, 7) OBP: 0.449, SLG: 0.413	1-1 <b>G3</b> <b>2B</b>		0-2 <b>BB</b> <b>1B</b>		4-2 <b>2B</b> <b>BB</b>		3-3 <b>K</b>		1-1 <b>G1-3</b>	4	1	2	0	1	1	2											
<b>Lou Whitaker, L</b> (1, 4) OBP: 0.426, SLG: 0.519	2-0 <b>G3</b>		4-1 <b>G6-4-3</b> <b>BB</b>		1-1 <b>1-H</b> <b>2B</b>		0-0 <b>1-2</b> <b>2-H</b> <b>1B</b>			3	0	2	1	1	0	1											
<b>Travis Fryman, R</b> (1, 5) OBP: 0.348, SLG: 0.439	0-1 <b>2B</b>		1-3 <b>K</b>		3-2 <b>G5-3</b>		2-2 <b>F7</b>			4	0	1	1	0	1	5											
<b>Cecil Fielder, R</b> (1, 3) OBP: 0.377, SLG: 0.510	3-2 <b>G6-3</b>		1-0 <b>G6-4-3</b>		3-2 <b>F8</b>		1-1 <b>F7</b>			4	0	0	0	0	0	5											
<b>Mickey Tettleton, S</b> (1, 2) OBP: 0.355, SLG: 0.533	3-3 <b>K</b>		2-1 <b>G3-1</b> <b>SF7</b> <b>2B</b>		3-3 <b>K</b>		4-2 <b>G5-4-3</b> <b>BB</b>			3	1	1	0	1	2	1											
<b>Kirk Gibson, L</b> (1, 10) OBP: 0.341, SLG: 0.439		0-1 <b>F9</b>		0-0 <b>G3-1</b>		2-1 <b>PB</b> <b>S</b> <b>1B</b>		1-3 <b>K</b>		4	0	1	0	0	1	2											
<b>Rob Deer, R</b> (1, 9) OBP: 0.307, SLG: 0.398		2-2 <b>G5-3</b>		0-0 <b>SF7</b>		2-3 <b>K</b>		0-2 <b>G5-4-3</b>		3	0	0	1	0	1	2											
<b>Mitt Cuyler, S</b> (1, 8) OBP: 0.288, SLG: 0.311 <b>Scott Livingstone, L</b> (8, PH) OBP: 0.310, SLG: 0.324		4-1 <b>FC5-4</b> <b>BB</b>		0-0 <b>B3</b>		4-1 <b>BB</b> <b>1B</b> <b>BB</b>		2-2 <b>L5</b>		1	1	0	0	2	0	0											
<b>Chris Gomez, R</b> (1, 6) OBP: 0.250, SLG: 0.429 <b>Alan Trammell, R</b> (8, PH) OBP: 0.367, SLG: 0.438		1-0 <b>FC5-4</b>			3-2 <b>G4-3</b>		4-1 <b>1B</b> <b>BB</b>		2-3 <b>K</b>	2	0	0	0	1	0	1											
<b>Inning Stats</b>	R: 1 E: 0 K: 1 S: 11	H: 2 LOB: 1 BB: 0 P: 20	R: 0 E: 0 K: 0 S: 7	H: 0 LOB: 1 BB: 1 P: 14	R: 0 E: 0 K: 1 S: 8	H: 1 LOB: 1 BB: 1 P: 14	R: 1 E: 0 K: 0 S: 5	H: 1 LOB: 0 BB: 0 P: 7	R: 0 E: 0 K: 2 S: 13	H: 1 LOB: 1 BB: 0 P: 23	R: 1 E: 0 K: 1 S: 12	H: 1 LOB: 2 BB: 2 P: 26	R: 0 E: 0 K: 1 S: 8	H: 0 LOB: 0 BB: 1 P: 13	R: 0 E: 0 K: 1 S: 8	H: 0 LOB: 0 BB: 0 P: 13	1B: 3 2B: 4 3B: 0 HR: 0	SF: 1 SAC: 0 DP: 2 HBP: 0	WP: 0 PB: 1 SB: 1 CS: 0	PA: 37							
<b>PITCHER</b>	IP	WLS	BF	H	R	ER	SO	BB	IBB	HBP	BLK	WP	HR	S	P	ERA	WHIP										
<b>Tom Gordon, R</b> (1, 1) ERA: 3.84	6.0	W	25	6	2	2	4	3	0	0	0	0	0	55	100	3.00	1.500										
<b>Billy Brewer, L</b> (7, 1) ERA: 3.8	1.1		8	1	1	1	2	3	0	0	0	0	0	17	36	6.75	3.000										
<b>Jeff Montgomery, R</b> (8, 1) ERA: 1.77	1.2	S	4	0	0	0	1	0	0	0	0	0	0	11	16	0.00	0.000										

**Kansas City Royals @ Detroit Tigers**  
Tiger Stadium, Detroit, MI  
Sat Jul 24 1993, 3:33 AM EDT  
Att: 39,132 - Cloudy - 80 F

AB 30  
R 3  
H 7  
RBI 3  
BB 6  
SO 7  
LOB 19





Batter	1	2	3	4	5	6	7	8	9	AB	R	H	RBI	BB	SO	LOB	TOP			
Brian McRae, S (1, 8) OBP: 0.350, SLG: 0.442	1-1 B4-3			4-0 BB		1-1 G4-3			3-3 K	3	0	0	0	1	1	1				
Chris Cwynn, L (1, 9) OBP: 0.345, SLG: 0.397	0-2 F9			2-0 F8			0-1 F9		4-1 FC6-4 BB	3	0	0	0	1	0	1				
George Brett, L (1, 10) OBP: 0.301, SLG: 0.407	2-1 F8			0-3 K			1-0 F7		2-2 FC6-4 1-2	4	0	0	0	0	1	3				
Mike Macfarlane, R (1, 2)		2-2 G5-3		0-0 P4			0-2 F8			3	0	0	0	0	0	1				
Wally Joyner, L (1, 3) OBP: 0.388, SLG: 0.488		1-0 FC6-4 1B			0-0 G5-3				2-3 K	3	0	1	0	0	1	0				
Gary Gaetti, R (1, 5) OBP: 0.311, SLG: 0.385		0-0 FC6-4 CS 1-2			0-0 G5-3				2-3 K	3	0	0	0	0	1	1				
Kevin McReynolds, R (1, 7) OBP: 0.322, SLG: 0.414		2-2 CS 1-2		1-3 K			2-2 P3		0-0 G6-3	3	0	0	0	0	1	0				
Greg Gagne, R (1, 6) OBP: 0.317, SLG: 0.367				2-3 K			2-2 G4-3		2-2 F9	3	0	0	0	0	1	0				
Rico Rossy, R (1, 4) OBP: 0.291, SLG: 0.412				1-1 G6-3			1-1 F8		2-1 E8	2	0	0	0	0	0	0				
Felix Jose, S (9, PH) OBP: 0.311, SLG: 0.342										1	0	0	0	0	0	0				
<b>Inning Stats</b>	R: 0 E: 0 K: 0 S: 7	H: 0 LOB: 0 BB: 0 P: 10	R: 0 E: 0 K: 0 S: 7	H: 1 LOB: 0 BB: 0 P: 12	R: 0 E: 0 K: 2 S: 8	H: 0 LOB: 1 BB: 1 P: 12	R: 0 E: 0 K: 1 S: 5	H: 0 LOB: 0 BB: 0 P: 11	R: 0 E: 0 K: 0 S: 5	H: 0 LOB: 0 BB: 0 P: 7	R: 0 E: 0 K: 0 S: 6	H: 0 LOB: 0 BB: 0 P: 7	R: 0 E: 0 K: 2 S: 9	H: 0 LOB: 0 BB: 0 P: 13	R: 0 E: 1 K: 1 S: 15	H: 0 LOB: 2 BB: 1 P: 28	1B: 1 2B: 0 3B: 0 HR: 0	SF: 0 SAC: 0 DP: 0 HBP: 0	WP: 0 PB: 0 SB: 0 CS: 1	PA: 31
<b>PITCHER</b> Mike Moore, R (1, 1) ERA: 6.16	IP: 9.0 WLS: W BF: 30 H: 1 R: 0 ER: 0 SO: 6 BB: 2 IBB: 0 HBP: 0 BLK: 0 WP: 0 HR: 0 S: 69 P: 111 ERA: 0.00 WHIP: 0.333															<b>PITCHER</b>				

Kansas City Royals @ Detroit Tigers  
Tiger Stadium, Detroit, MI  
Sun Jul 25 1993, 3:33 AM EDT  
Att: 32,970 - Overcast - 71 F

AB 28  
R 0  
H 1  
RBI 0  
BB 2  
SO 6  
LOB 7



Batter	1	2	3	4	5	6	7	8	9	AB	R	H	RBI	BB	SO	LOB	BOTTOM			
Tony Phillips, S (1, 7) OBP: 0.447, SLG: 0.409	3-3 K		2-2 P6 1-2		2-2 G6-3			4-2 WP G3 1B BB		3	1	0	0	1	1	1				
Lou Whitaker, L (1, 4) OBP: 0.425, SLG: 0.513	1-0 F9		1-1 G4-3		4-0 FC6-4 BB			2-2 G3 1-2		3	0	0	0	1	0	1				
Travis Fryman, R (1, 10) OBP: 0.348, SLG: 0.437	1-0 F9			2-2 BB FC4-6 1B	1-2 FC6-4 1-2			2-3 K		4	1	1	0	0	1	2				
Cecil Fielder, R (1, 3) OBP: 0.380, SLG: 0.510		4-2 2B 1B BB		4-2 FC4-6 BB 1-2 BB			2-3 K	2-2 K 2H 1B		2	1	1	1	2	1	0				
Mickey Tettleton, S (1, 9) OBP: 0.356, SLG: 0.535		1-0 1B 2B		4-0 FC4-6 BB 1-2 2-3 BB			3-1 G3	1-3 K		3	0	1	0	1	1	1				
Alan Trammell, R (1, 6) OBP: 0.371, SLG: 0.438		2-2 CS 1B		0-3 K			4-2 PO BB			2	0	1	1	1	1	3				
Scott Livingstone, L (1, 5) OBP: 0.306, SLG: 0.319		2-3 3-H L4		2-2 FC4-6 1-2 2-3 3-H 2-1			0-2 PO 1-2	1-1 F9		3	0	0	1	0	0	4				
Chad Kreuter, S (1, 2) OBP: 0.359, SLG: 0.461		0-1 F7		BB P6 SAFE			2-3 K			3	0	0	0	0	1	4				
Mitt Cuyler, S (1, 8) OBP: 0.269, SLG: 0.309		1-0 CS 1-2		1-2 P6 HBP			2-3 K			2	0	0	0	0	1	0				
<b>Inning Stats</b>	R: 0 E: 0 K: 1 S: 6	H: 0 LOB: 0 BB: 0 P: 11	R: 1 E: 0 K: 0 S: 12	H: 2 LOB: 1 BB: 1 P: 19	R: 0 E: 0 K: 0 S: 7	H: 0 LOB: 0 BB: 0 P: 11	R: 1 E: 0 K: 1 S: 14	H: 1 LOB: 2 BB: 2 P: 28	R: 0 E: 0 K: 0 S: 8	H: 0 LOB: 1 BB: 1 P: 16	R: 0 E: 0 K: 1 S: 13	H: 0 LOB: 0 BB: 1 P: 22	R: 0 E: 0 K: 2 S: 8	H: 0 LOB: 0 BB: 0 P: 13	R: 1 E: 0 K: 2 S: 16	H: 1 LOB: 1 BB: 1 P: 27	1B: 3 2B: 1 3B: 0 HR: 0	SF: 0 SAC: 0 DP: 0 HBP: 1	WP: 1 PB: 0 SB: 0 CS: 1	PA: 34
<b>PITCHER</b> David Cone, R (1, 1) ERA: 3.56 Billy Brewer, L (8, 1) ERA: 3.74	IP: 7.2 WLS: L BF: 31 H: 4 R: 3 ER: 3 SO: 6 BB: 6 IBB: 0 HBP: 1 BLK: 0 WP: 1 HR: 0 S: 81 P: 143 ERA: 3.52 WHIP: 1.304															<b>PITCHER</b>				

Kansas City Royals @ Detroit Tigers  
Tiger Stadium, Detroit, MI  
Sun Jul 25 1993, 3:33 AM EDT  
Att: 32,970 - Overcast - 71 F

AB 25  
R 3  
H 4  
RBI 3  
BB 6  
SO 7  
LOB 16






Batter	1	2	3	4	5	6	7	8	9	AB	R	H	RBI	BB	SO	LOB	TOP				
<b>Gary Redus, R</b> OBP: 0.309, SLG: 0.429 (1, 9)	F8		1B		1B		F9			4	1	2	0	0	0	0	<b>Texas Rangers @ Kansas City Royals</b> Kauffman Stadium, Kansas City, MO Mon Jul 26 1993, 7:05 PM CDT Sunny - 82 F				
<b>Julio Franco, R</b> OBP: 0.341, SLG: 0.450 (1, 10)	G5-3		K		1B			G3		4	0	2	1	0	1	2					
<b>Rafael Palmeiro, L</b> OBP: 0.364, SLG: 0.548 <b>Dan Peltier, L</b> OBP: 0.346, SLG: 0.383 (1, 3) (6, 3)	G3-1		1B		1B			G3		3	0	1	1	0	1	1					
<b>Juan Gonzalez, R</b> OBP: 0.390, SLG: 0.653 (1, 7)		G6-3	P3				HR	F9		4	1	1	1	0	0	3					
<b>Dean Palmer, R</b> OBP: 0.330, SLG: 0.524 (1, 5)		K		G1-3			G6-4-3	G5-3		4	0	1	0	0	1	1					
<b>Ivan Rodriguez, R</b> OBP: 0.312, SLG: 0.400 <b>Geno Petralli, L</b> OBP: 0.423, SLG: 0.385 (1, 2) (6, 2)	1B			F8			L9	2B		3	0	1	0	0	0	1					
<b>Doug Strange, S</b> OBP: 0.321, SLG: 0.357 (1, 4)	G5-3			G5-3			G6-4-3			4	0	0	0	0	0	3					
<b>Donald Harris, R</b> (1, 8)			1B		1B		F9	F8		3	1	0	0	1	1	1					
<b>Manuel Lee, S</b> OBP: 0.230, SLG: 0.154 (1, 6)			K		F8		F8			4	0	0	0	0	2	2					
<b>Inning Stats</b>	R: 0 E: 0 K: 0 S: 5	H: 0 LOB: 0 BB: 0 P: 8	R: 0 E: 0 K: 1 S: 8	H: 1 LOB: 1 BB: 0 P: 13	R: 1 E: 0 K: 2 S: 15	H: 2 LOB: 2 BB: 1 P: 23	R: 0 E: 0 K: 0 S: 4	H: 0 LOB: 0 BB: 0 P: 7	R: 1 E: 0 K: 1 S: 16	H: 2 LOB: 1 BB: 0 P: 22	R: 0 E: 0 K: 0 S: 9	H: 0 LOB: 0 BB: 0 P: 12	R: 0 E: 0 K: 0 S: 8	H: 1 LOB: 1 BB: 0 P: 12	R: 0 E: 0 K: 2 S: 10	H: 1 LOB: 1 BB: 0 P: 14		1B: 6 2B: 2 3B: 0 HR: 1	SF: 0 SAC: 0 DP: 1 HBP: 0	WP: 0 PB: 0 SB: 0 CS: 0	PA: 36
<b>PITCHER</b>	IP	WLS	BF	H	R	ER	SO	BB	IBB	HBP	BLK	WP	HR	S	P	ERA	WHIP				
<b>Chris Haney, L</b> ERA: 5.23 (1, 1)	8.0	W	32	8	3	3	4	1	0	0	0	0	1	73	108	3.38	1.125				
<b>Enrique Burgos, L</b> ERA: 9.64 (9, 1)	1.0		4	1	0	0	2	0	0	0	0	0	0	10	14	0.00	1.000				

Batter	1	2	3	4	5	6	7	8	9	AB	R	H	RBI	BB	SO	LOB	BOTTOM				
<b>Felix Jose, S</b> OBP: 0.312, SLG: 0.346 (1, 9)	L1	G4-3		1B	1B	G3		FC4-6		5	2	1	0	1	0	4	<b>Texas Rangers @ Kansas City Royals</b> Kauffman Stadium, Kansas City, MO Mon Jul 26 1993, 7:05 PM CDT Sunny - 82 F				
<b>Brian McRae, S</b> OBP: 0.352, SLG: 0.444 (1, 8)	2B	K		1B	1B		P3	L9		5	1	2	0	1	1	3					
<b>George Brett, L</b> OBP: 0.369, SLG: 0.427 <b>Phil Hiatt, R</b> OBP: 0.285, SLG: 0.382 (1, 10) (7, PH)	HR		3B	1B	1B		L4			4	3	4	3	0	0	0					
<b>Wally Joyner, L</b> OBP: 0.392, SLG: 0.499 <b>Rico Rossy, R</b> OBP: 0.304, SLG: 0.442 (1, 3) (7, PH) (8, 5)	2B		1B	1B	1B		2B			3	3	2	1	1	0	2					
<b>Gary Gaetti, R</b> OBP: 0.321, SLG: 0.388 (1, 5) (8, 3)	HBP		1B	K	K		1B			4	0	2	2	0	2	5					
<b>Brent Mayne, L</b> OBP: 0.305, SLG: 0.345 (1, 2)	1B		1B	1B	1B		F9			5	1	3	3	0	0	3					
<b>Kevin McReynolds, R</b> OBP: 0.324, SLG: 0.419 (1, 7)	K		P3	1B	2B		F9	G4-3		5	1	2	1	0	1	4					
<b>Greg Gagne, R</b> OBP: 0.318, SLG: 0.371 (1, 6)		K	F8	1B	2B		F9	FC4-6		5	0	2	2	0	1	2					
<b>Jose Lind, R</b> OBP: 0.285, SLG: 0.313 (1, 4)	E8	G4-3		G6-3	K		G5-3	FC4-6		5	0	2	0	0	1	2					
<b>Inning Stats</b>	R: 2 E: 0 K: 1 S: 15	H: 4 LOB: 2 BB: 0 P: 27	R: 0 E: 1 K: 2 S: 10	H: 1 LOB: 1 BB: 0 P: 13	R: 2 E: 0 K: 0 S: 17	H: 4 LOB: 1 BB: 0 P: 26	R: 6 E: 0 K: 2 S: 18	H: 5 LOB: 1 BB: 2 P: 39	R: 1 E: 0 K: 1 S: 19	H: 2 LOB: 2 BB: 1 P: 26	R: 0 E: 0 K: 0 S: 11	H: 1 LOB: 1 BB: 0 P: 14	R: 1 E: 0 K: 0 S: 12	H: 2 LOB: 1 BB: 0 P: 19	R: 0 E: 0 K: 0 S: 12	H: 2 LOB: 2 BB: 0 P: 17		1B: 12 2B: 6 3B: 2 HR: 1	SF: 0 SAC: 0 DP: 0 HBP: 1	WP: 0 PB: 1 SB: 0 CS: 2	PA: 47
<b>PITCHER</b>	IP	WLS	BF	H	R	ER	SO	BB	IBB	HBP	BLK	WP	HR	S	P	ERA	WHIP				
<b>Kevin Brown, R</b> ERA: 3.85 (1, 1)	3.1	L	22	11	8	8	3	1	1	1	0	0	0	42	61	10.12	2.625				
<b>Mike Scholer, R</b> ERA: 4.71 (4, 1)	2.2		15	6	3	3	3	1	0	0	0	0	0	24	36	4.50	2.000				
<b>Bob Patterson, L</b> ERA: 4.81 (7, 1)	2.0		10	4	1	1	0	0	0	0	0	0	0	24	36	4.50	2.000				

AB	35
R	3
H	9
RBI	3
BB	1
SO	6
LOB	15



AB	43
R	12
H	21
RBI	12
BB	3
SO	6
LOB	25









Batter	1	2	3	4	5	6	7	8	9	AB	R	H	RBI	BB	SO	LOB	TOP					
<b>Butch Davis, R</b> OBP: 0.266, SLG: 0.408 (1, 8)	G5-3			K			G3		L9	4	0	0	0	0	1	0	<b>Texas Rangers @ Kansas City Royals</b> Kauffman Stadium, Kansas City, MO Tue Jul 27 1993, 7:05 PM CDT Att: 22,415 - Unknown - 88 F  <b>AB 27</b> <b>R 1</b> <b>H 1</b> <b>RBI 1</b> <b>BB 1</b> <b>SO 11</b> <b>LOB 1</b>					
<b>Julio Franco, R</b> OBP: 0.339, SLG: 0.442 (1, 10)	K			G4-3			G6-3			3	0	0	0	0	1	0						
<b>Rafael Palmeiro, L</b> OBP: 0.364, SLG: 0.552 (1, 3)	K			G4-3			HR			3	1	1	1	0	1	0						
<b>Juan Gonzalez, R</b> OBP: 0.392, SLG: 0.662 (1, 7)		K			G5-3					3	0	0	0	0	2	0						
<b>Dean Palmer, R</b> OBP: 0.323, SLG: 0.511 (1, 5)		L5			K				G6-3	3	0	0	0	0	1	0						
<b>Geno Petralli, L</b> OBP: 0.402, SLG: 0.362 (1, 2)		K			F8				F7	3	0	0	0	0	1	0						
<b>Doug Strange, S</b> OBP: 0.317, SLG: 0.351 (1, 4)			K						F9	3	0	0	0	0	2	0						
<b>Dan Peltier, L</b> OBP: 0.349, SLG: 0.379 <b>Donald Harris, R</b> (8, 8)			G6-3				CS		G5-3	1	0	0	0	1	0	0						
<b>Mario Diaz, R</b> OBP: 0.324, SLG: 0.429 <b>Manuel Lee, S</b> OBP: 0.231, SLG: 0.159 (8, 6)			K				F9		K	1	0	0	0	0	1	0						
<b>Inning Stats</b>	R: 0 E: 0 K: 2 S: 11	H: 0 LOB: 0 BB: 0 P: 12	R: 0 E: 0 K: 2 S: 8	H: 0 LOB: 0 BB: 0 P: 14	R: 0 E: 0 K: 2 S: 10	H: 0 LOB: 0 BB: 0 P: 11	R: 0 E: 0 K: 1 S: 6	H: 0 LOB: 0 BB: 0 P: 8	R: 0 E: 0 K: 1 S: 9	H: 0 LOB: 0 BB: 0 P: 12	R: 0 E: 0 K: 1 S: 10	H: 0 LOB: 0 BB: 1 P: 16	R: 1 E: 0 K: 1 S: 11	H: 1 LOB: 0 BB: 0 P: 17	R: 0 E: 0 K: 0 S: 3	H: 0 LOB: 0 BB: 0 P: 4		R: 0 E: 0 K: 1 S: 8	H: 0 LOB: 0 BB: 0 P: 12	1B: 0 2B: 0 3B: 0 HR: 1	SF: 0 SAC: 0 DP: 0 HBP: 0	WP: 0 PB: 0 SB: 0 CS: 1
<b>PITCHER</b> <b>Kevin Appier, R</b> ERA: 2.92 (1, 1)	IP: 9.0 WLS: L BF: 28	H: 1 R: 1 ER: 1 SO: 11	BB: 1 IBB: 0 HBP: 0 BLK: 0	WP: 0 HR: 1 S: 76 P: 106	ERA: 1.00 WHIP: 0.222											ERA: 1.00 WHIP: 0.222						

Batter	1	2	3	4	5	6	7	8	9	AB	R	H	RBI	BB	SO	LOB	BOTTOM					
<b>Brian McRae, S</b> OBP: 0.355, SLG: 0.450 (1, 8)	G6-3		G5-3					F7		4	0	1	0	0	0	0	<b>Texas Rangers @ Kansas City Royals</b> Kauffman Stadium, Kansas City, MO Tue Jul 27 1993, 7:05 PM CDT Att: 22,415 - Unknown - 88 F  <b>AB 33</b> <b>R 0</b> <b>H 9</b> <b>RBI 0</b> <b>BB 0</b> <b>SO 4</b> <b>LOB 12</b>					
<b>Greg Gagne, R</b> OBP: 0.316, SLG: 0.369 (1, 6)	BLK		G5-3		CS		K			4	0	2	0	0	1	0						
<b>George Brett, L</b> OBP: 0.308, SLG: 0.424 (1, 10)	F8		L7				L8		L9	4	0	0	0	0	0	1						
<b>Mike Macfarlane, R</b> OBP: 0.350, SLG: 0.504 (1, 2)	L7			G5-3			F7		K	4	0	0	0	0	1	1						
<b>Gary Gaetti, R</b> OBP: 0.335, SLG: 0.410 (1, 3)		1B		K			L4-3			4	0	3	0	0	1	0						
<b>Hubie Brooks, R</b> OBP: 0.322, SLG: 0.339 <b>Wally Joyner, L</b> OBP: 0.395, SLG: 0.500 (9, FH)		G1-3					L8		G4-3	3	0	1	0	0	0	2						
<b>Kevin McReynolds, R</b> OBP: 0.322, SLG: 0.414 (1, 7)					F7					3	0	2	0	0	0	1						
<b>Phil Hiatt, R</b> OBP: 0.282, SLG: 0.377 (1, 5)			K				L4-3			3	0	0	0	0	1	4						
<b>Jose Lind, R</b> OBP: 0.279, SLG: 0.305 (1, 4)		G6-3							G6-3	3	0	0	0	0	0	2						
<b>Inning Stats</b>	R: 0 E: 0 K: 0 S: 8	H: 1 LOB: 1 BB: 0 P: 13	R: 0 E: 0 K: 1 S: 16	H: 2 LOB: 2 BB: 0 P: 19	R: 0 E: 0 K: 0 S: 5	H: 0 LOB: 0 BB: 0 P: 7	R: 0 E: 0 K: 1 S: 11	H: 1 LOB: 1 BB: 0 P: 16	R: 0 E: 0 K: 0 S: 5	H: 1 LOB: 0 BB: 0 P: 7	R: 0 E: 0 K: 1 S: 8	H: 0 LOB: 0 BB: 0 P: 13	R: 0 E: 0 K: 0 S: 5	H: 2 LOB: 1 BB: 0 P: 7	R: 0 E: 0 K: 0 S: 7	H: 1 LOB: 1 BB: 0 P: 10		R: 0 E: 0 K: 1 S: 10	H: 1 LOB: 1 BB: 0 P: 16	1B: 8 2B: 2 3B: 0 HR: 0	SF: 0 SAC: 0 DP: 1 HBP: 0	WP: 0 PB: 0 SB: 0 CS: 1
<b>PITCHER</b> <b>Kenny Rogers, L</b> ERA: 4.91 <b>Tom Henke, R</b> ERA: 3.27 (9, 1)	IP: 8.2 WLS: W BF: 32	H: 9 R: 0 ER: 0 SO: 4	BB: 0 IBB: 0 HBP: 0 BLK: 0	WP: 0 HR: 0 S: 73 P: 105	ERA: 0.00 WHIP: 1.038											ERA: 0.00 WHIP: 1.038						



Batter	1	2	3	4	5	6	7	8	9	AB	R	H	RBI	BB	SO	LOB	TOP								
<b>Butch Davis, R</b> OBP: 0.278, SLG: 0.413 (1, 8)	G6-3		G4-6-3 1B		E6 1B			G3-1	K	6	1	3	0	0	1	4	<b>Texas Rangers @ Kansas City Royals</b> Kauffman Stadium, Kansas City, MO Wed Jul 28 1993, 7:05 PM CDT Att: 23,503 - Unknown - 84 F <a href="http://livebaseballscorecards.com">livebaseballscorecards.com</a>								
<b>Julio Franco, R</b> OBP: 0.337, SLG: 0.438 (1, 10)	G4-3		G4-6-3 1-2f		HR 1B				K	5	1	1	1	0	2	3									
<b>Rafael Palmeiro, L</b> OBP: 0.369, SLG: 0.570 <b>Mario Diaz, R</b> OBP: 0.324, SLG: 0.429 (9, 3)					HR			G4-3	2B HBP	4	3	3	3	0	0	0									
<b>Juan Gonzalez, R</b> OBP: 0.392, SLG: 0.661 (1, 7)	K				G6-3 HR			F8	2B	5	1	2	0	0	1	1									
<b>Dean Palmer, R</b> OBP: 0.321, SLG: 0.505 (1, 5)					G4-6-3 HBP			G6-3	P4	4	0	0	0	0	0	3									
<b>Doug Strange, S</b> OBP: 0.315, SLG: 0.352 (1, 4)					G4-6-3 1-2f			G6-3	1B 2B	5	1	1	2	0	0	2									
<b>Ivan Rodriguez, R</b> OBP: 0.330, SLG: 0.422 (1, 2)									2B	4	1	4	0	1	0	0									
<b>Dan Peltier, L</b> OBP: 0.358, SLG: 0.375 <b>Donald Harris, R</b> OBP: 0.300, SLG: 0.333 (6, PR) (6, 8)									1B IBB	1	1	0	0	2	0	1									
<b>Manuel Lee, S</b> OBP: 0.219, SLG: 0.149 (1, 6)									1B	2	0	2	2	0	0	0									
<b>Inning Stats</b>	R: 0 E: 0 K: 1 S: 8	H: 1 LOB: 1 BB: 0 P: 11	R: 0 E: 0 K: 0 S: 9	H: 1 LOB: 1 BB: 0 P: 13	R: 0 E: 0 K: 0 S: 8	H: 1 LOB: 0 BB: 0 P: 14	R: 1 E: 0 K: 0 S: 7	H: 1 LOB: 0 BB: 0 P: 10	R: 5 E: 1 K: 0 S: 12	H: 5 LOB: 1 BB: 1 P: 19	R: 0 E: 0 K: 2 S: 10	H: 2 LOB: 2 BB: 1 P: 15	R: 0 E: 0 K: 0 S: 5	H: 0 LOB: 0 BB: 0 P: 7	R: 1 E: 0 K: 0 S: 11	H: 2 LOB: 1 BB: 0 P: 14		R: 3 E: 1 K: 2 S: 15	H: 3 LOB: 3 BB: 1 P: 30	1B: 10 2B: 4 3B: 0 HR: 2	SF: 0 SAC: 0 DP: 2 HBP: 2	WP: 0 PB: 0 SB: 0 CS: 0	PA: 46		
<b>PITCHER</b>	IP	WLS	BF	H	R	ER	SO	BB	IBB	HBP	BLK	WP	HR	S	P	ERA	WHIP								
<b>Hipolito Pichardo, R</b> ERA: 4.45 (1, 1)	5.0	L	24	9	6	6	1	1	0	1	0	0	2	44	67	10.80	2.000								
<b>Rick Reed, R</b> ERA: 9.82 (6, 1)	3.2		18	6	4	4	3	1	0	1	0	0	0	34	50	9.82	1.900								
<b>Enrique Burgos, L</b> ERA: 9.0 (9, 1)	0.1		4	1	0	0	1	0	1	0	0	0	0	7	16	0.00	3.000								

Batter	1	2	3	4	5	6	7	8	9	AB	R	H	RBI	BB	SO	LOB	BOTTOM								
<b>Felix Jose, S</b> OBP: 0.310, SLG: 0.344 (1, 8)	K			L6						4	0	1	1	0	1	1	<b>Texas Rangers @ Kansas City Royals</b> Kauffman Stadium, Kansas City, MO Wed Jul 28 1993, 7:05 PM CDT Att: 23,503 - Unknown - 84 F <a href="http://livebaseballscorecards.com">livebaseballscorecards.com</a>								
<b>Chris Cwynn, L</b> OBP: 0.348, SLG: 0.399 (1, 9)	1B BB				G5-3					4	0	2	0	0	1	1									
<b>George Brett, L</b> OBP: 0.307, SLG: 0.422 (1, 10)	K									4	1	1	0	0	2	2									
<b>Wally Joyner, L</b> OBP: 0.393, SLG: 0.496 (1, 3)	1B BB				G1-3					3	0	0	0	1	1	1									
<b>Gary Gaetti, R</b> OBP: 0.345, SLG: 0.426 (1, 5)	1B									4	0	3	1	0	1	0									
<b>Brent Mayne, L</b> OBP: 0.303, SLG: 0.338 <b>Mike Macfarlane, R</b> OBP: 0.348, SLG: 0.502 (8, PH) (9, 2)	K				F7					3	0	0	0	0	2	3									
<b>Kevin McReynolds, R</b> OBP: 0.321, SLG: 0.416 (1, 7)										4	1	1	0	0	0	0									
<b>Greg Gagne, R</b> OBP: 0.318, SLG: 0.373 (1, 6)										4	1	2	0	0	0	0									
<b>Jose Lind, R</b> OBP: 0.276, SLG: 0.302 (1, 4)										3	0	0	1	0	0	1									
<b>Inning Stats</b>	R: 0 E: 0 K: 3 S: 17	H: 2 LOB: 3 BB: 1 P: 27	R: 1 E: 0 K: 1 S: 13	H: 2 LOB: 1 BB: 0 P: 18	R: 0 E: 0 K: 2 S: 10	H: 0 LOB: 0 BB: 0 P: 15	R: 1 E: 0 K: 0 S: 10	H: 2 LOB: 1 BB: 0 P: 16	R: 1 E: 0 K: 1 S: 7	H: 2 LOB: 1 BB: 0 P: 10	R: 0 E: 0 K: 1 S: 8	H: 0 LOB: 0 BB: 0 P: 10	R: 0 E: 0 K: 1 S: 7	H: 1 LOB: 1 BB: 0 P: 12	R: 0 E: 0 K: 1 S: 12	H: 1 LOB: 0 BB: 0 P: 15		R: 0 E: 0 K: 0 S: 11	H: 0 LOB: 0 BB: 0 P: 20	1B: 7 2B: 3 3B: 0 HR: 0	SF: 0 SAC: 1 DP: 0 HBP: 0	WP: 0 PB: 0 SB: 1 CS: 1	PA: 37		
<b>PITCHER</b>	IP	WLS	BF	H	R	ER	SO	BB	IBB	HBP	BLK	WP	HR	S	P	ERA	WHIP								
<b>Roger Pavlik, R</b> ERA: 4.48 (7, 1)	6.2	W	29	9	3	3	8	1	0	0	0	0	0	9	13	0.00	1.500								
<b>Craig Lefferts, L</b> ERA: 6.01 (8, 1)	0.2		3	1	0	0	0	0	0	0	0	0	0	9	13	0.00	1.500								
<b>Cris Carpenter, R</b> ERA: 2.82 (8, 1)	1.2		4	0	0	0	1	0	0	0	0	0	0	16	25	0.00	0.000								



Batter	1	2	3	4	5	6	7	8	9	AB	R	H	RBI	BB	SO	LOB	TOP										
<b>Butch Davis, R</b> OBP: 0.286, SLG: 0.425 (1, 8)	G6-3		WP 1-3 2-H 2B		SH3-1		K2-3		FC4-6 1B	4	0	2	1	0	1	1	<b>Texas Rangers @ Kansas City Royals</b> Kauffman Stadium, Kansas City, MO Thu Jul 29 1993, 3:33 AM CDT Att: 28,847 - Cloudy - 89 F										
<b>Julio Franco, R</b> OBP: 0.335, SLG: 0.432 (1, 10)	F8		WP BB		K		G4-3		FC4-6 1-2	4	0	0	0	1	1	3											
<b>Rafael Palmeiro, L</b> OBP: 0.370, SLG: 0.573 (1, 3)	K		SF8						HR 2B	2	1	1	1	1	1	0											
<b>Juan Gonzalez, R</b> OBP: 0.391, SLG: 0.665 (1, 7)		K	F7		L8				HR 2H	4	1	1	2	0	1	4											
<b>Dean Palmer, R</b> OBP: 0.320, SLG: 0.504 (1, 5)		K			SH5-3 2B		E5		P3	4	0	1	0	0	1	0											
<b>Doug Strange, S</b> OBP: 0.312, SLG: 0.349 (1, 4)	G3				SH5-3		G3-6-3		K	3	0	0	0	0	1	1											
<b>Ivan Rodriguez, R</b> OBP: 0.330, SLG: 0.422 <b>Geno Petralli, L</b> OBP: 0.395, SLG: 0.347 (2, 2)			FC2-5 1B BB		K		K		K	0	0	0	0	0	0	0											
<b>Dan Peltier, L</b> OBP: 0.354, SLG: 0.370 (1, 9)			FC2-5 2B 1B		G3				F7	4	1	1	0	0	1	1											
<b>Mario Diaz, R</b> OBP: 0.330, SLG: 0.426 (1, 6)			FC2-5 2B SF8				WP 1B		F7	3	1	1	0	1	0	2											
<b>Inning Stats</b>	R: 0 E: 0 K: 1 S: 9	H: 0 LOB: 0 BB: 0 P: 13	R: 0 E: 0 K: 2 S: 8	H: 0 LOB: 0 BB: 0 P: 14	R: 2 E: 0 K: 0 S: 15	H: 2 LOB: 2 BB: 2 P: 28	R: 0 E: 0 K: 1 S: 9	H: 1 LOB: 1 BB: 0 P: 12	R: 0 E: 0 K: 1 S: 9	H: 0 LOB: 0 BB: 2 P: 21	R: 0 E: 1 K: 1 S: 8	H: 0 LOB: 0 BB: 0 P: 13	R: 0 E: 0 K: 2 S: 12	H: 1 LOB: 1 BB: 0 P: 18	R: 2 E: 0 K: 2 S: 13	H: 2 LOB: 0 BB: 0 P: 19		R: 0 E: 0 K: 0 S: 8	H: 1 LOB: 1 BB: 0 P: 10	1B: 3 2B: 3 3B: 0 HR: 1	SF: 1 SAC: 2 DP: 1 HBP: 0	WP: 2 PB: 0 SB: 0 CS: 0	PA: 38				
<b>PITCHER</b>	IP	WLS	BF	H	R	ER	SO	BB	IBB	HBP	BLK	WP	HR	S	P	ERA	WHIP										
<b>Tom Gordon, R</b> ERA: 3.77 <b>Mark Gubicza, R</b> ERA: 4.73	(1, 1)	6.0	W	25	3	2	2	6	3	1	0	0	0	58	101	3.00	1.000										
(7, 1)	3.0	S	13	4	2	2	4	0	0	0	0	1	1	33	47	6.00	1.333										

AB 31  
R 4  
H 7  
RBI 4  
BB 4  
SO 10  
LOB 13

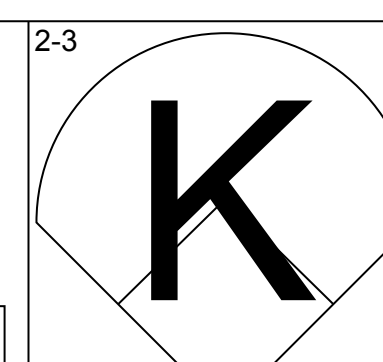
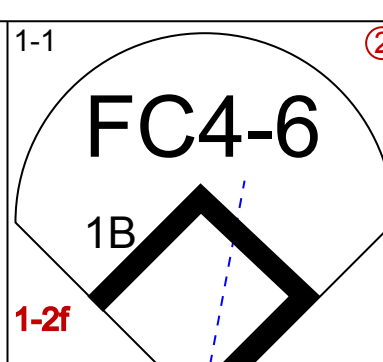
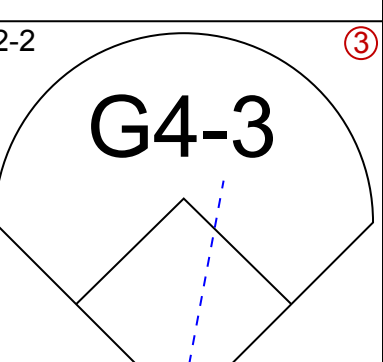
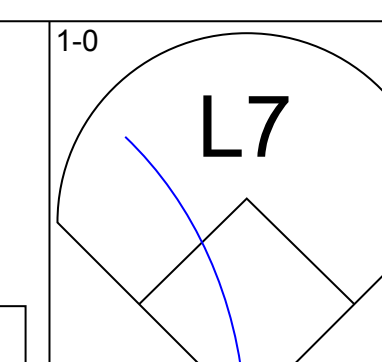
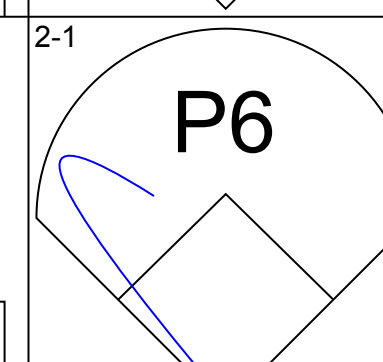
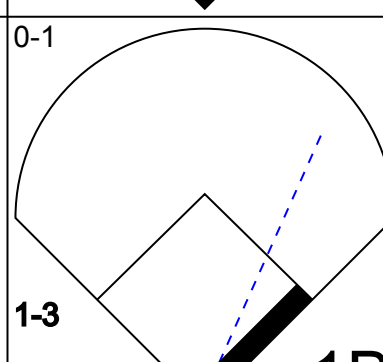
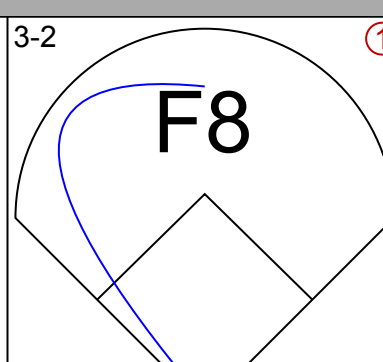
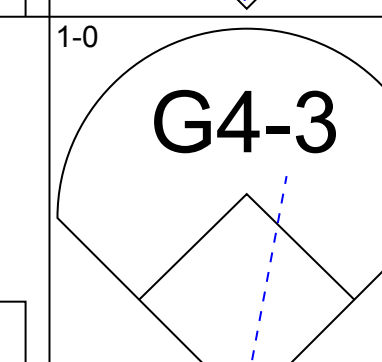
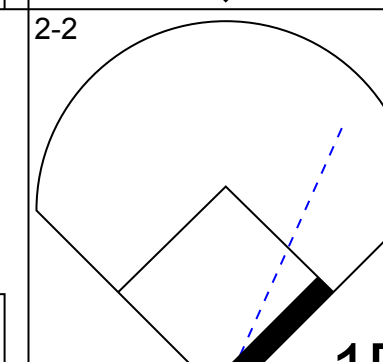
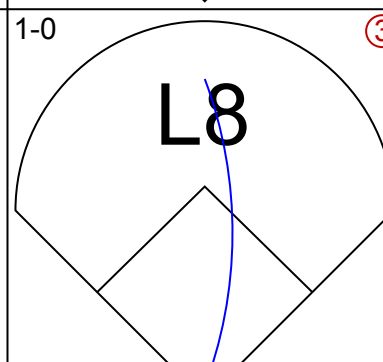
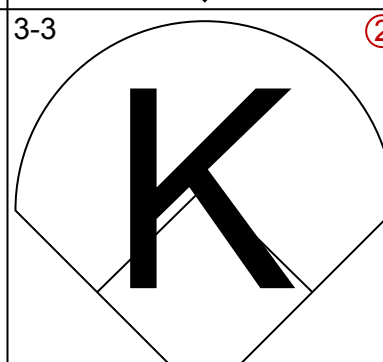
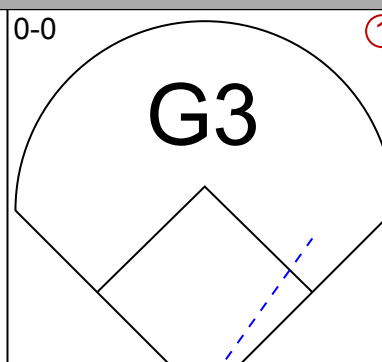
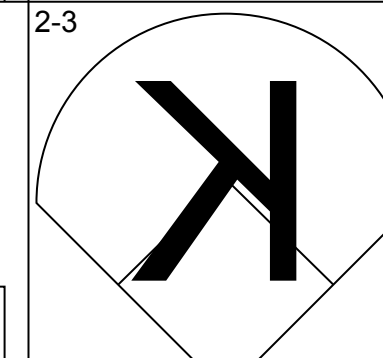
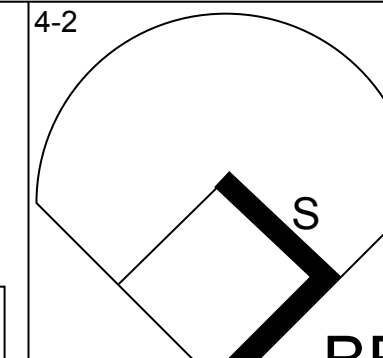
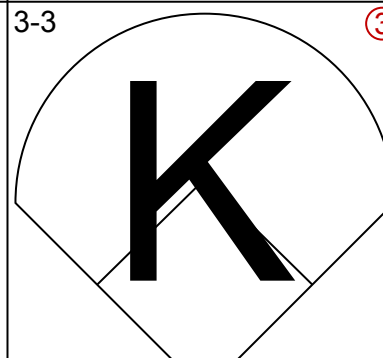
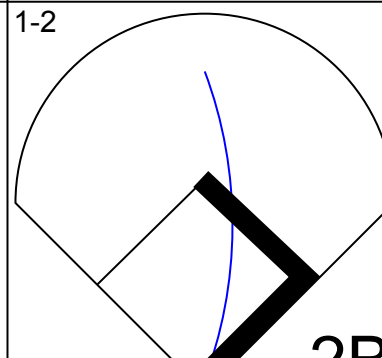
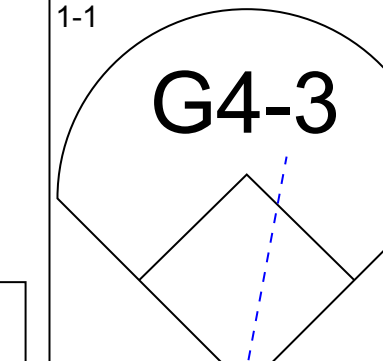
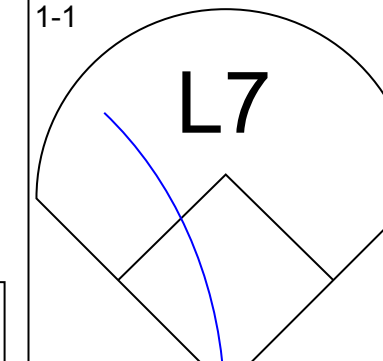
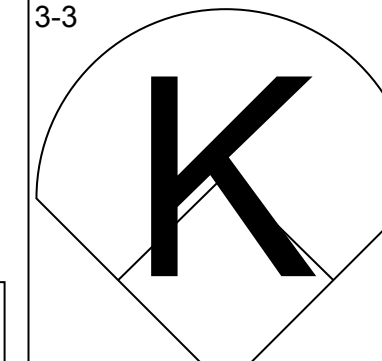
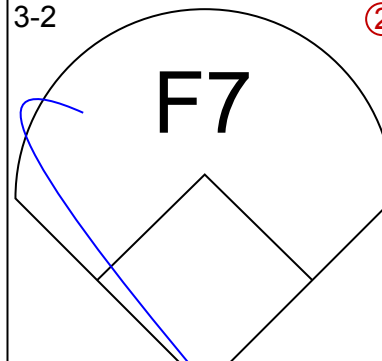
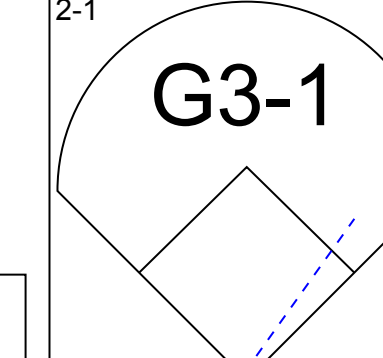
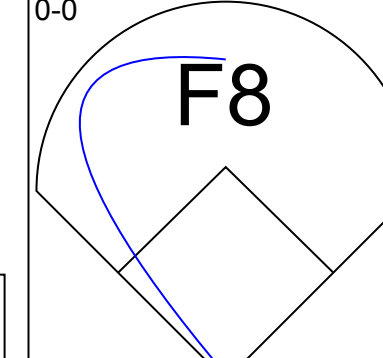
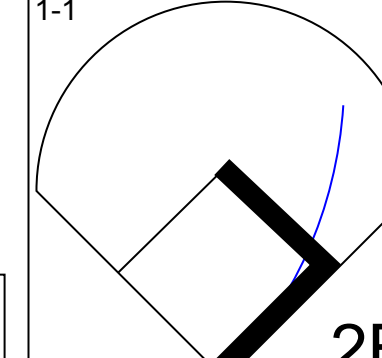
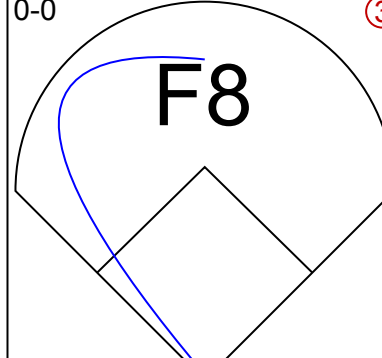
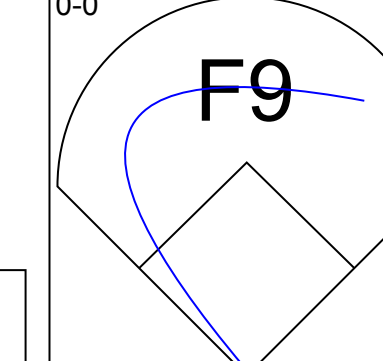
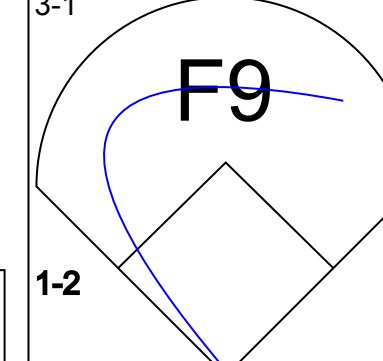
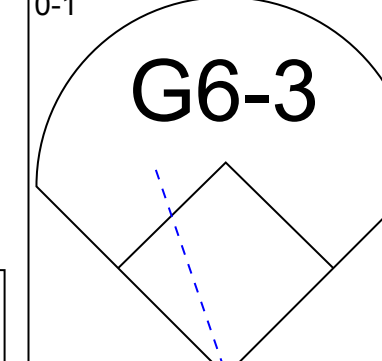
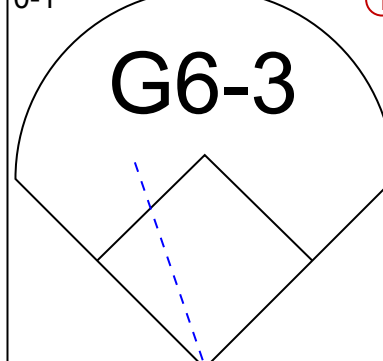
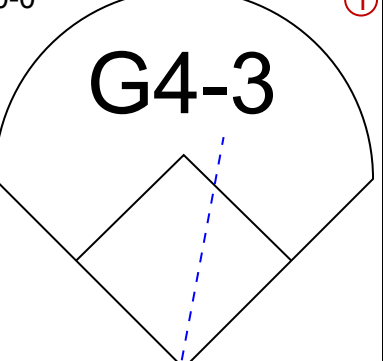
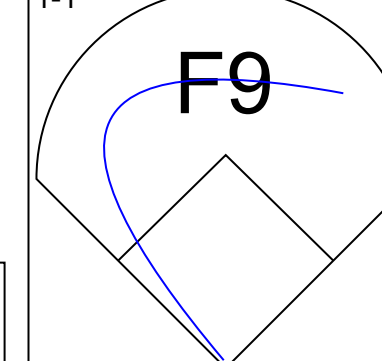
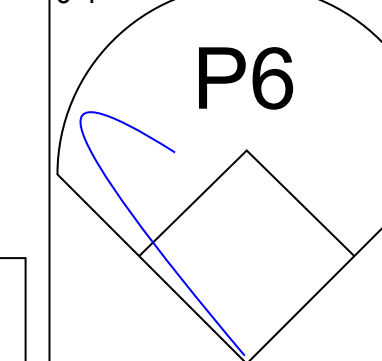
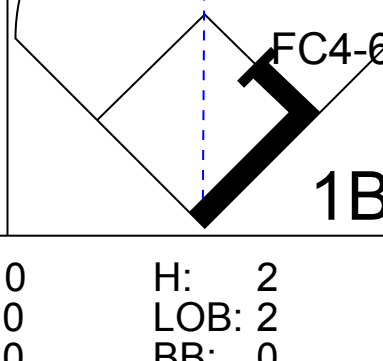


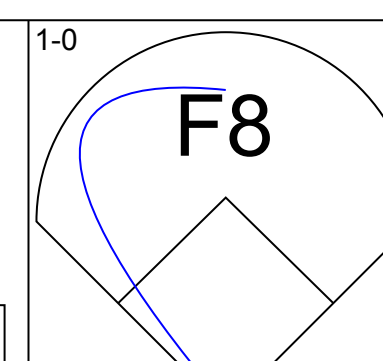
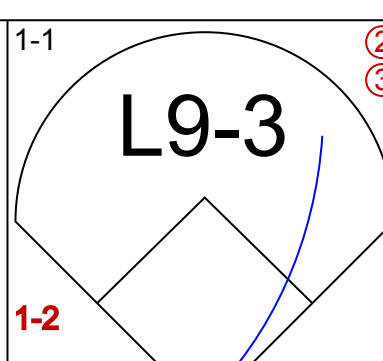
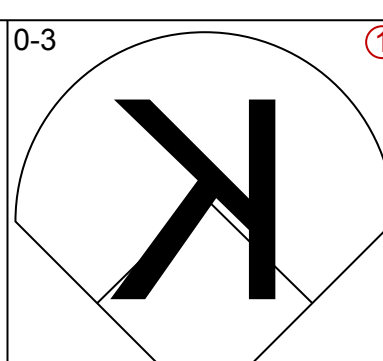
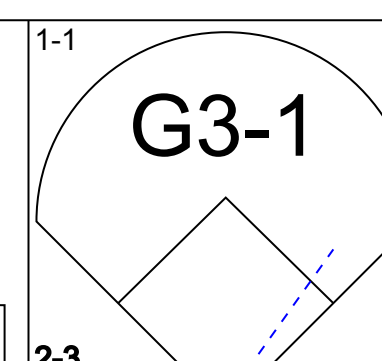
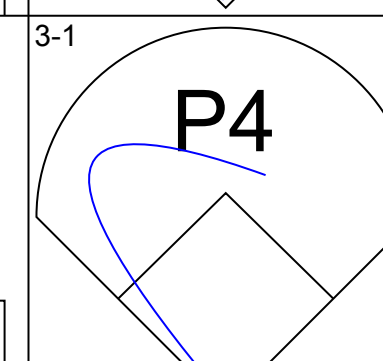
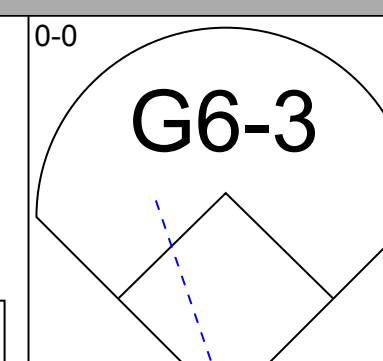
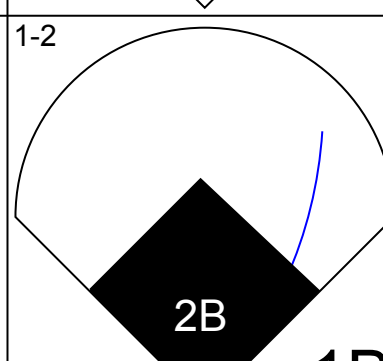

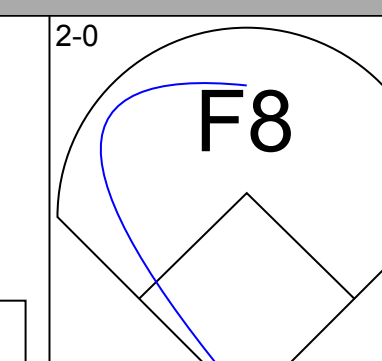
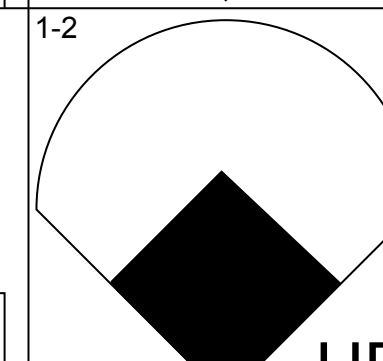
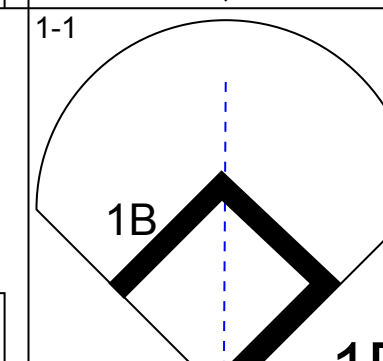

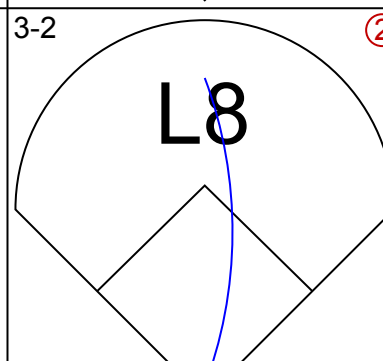
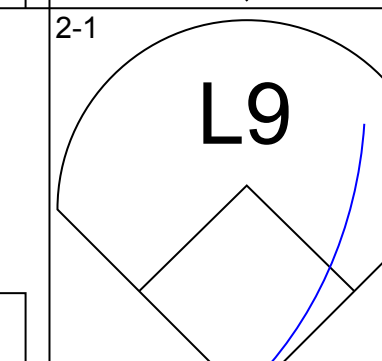
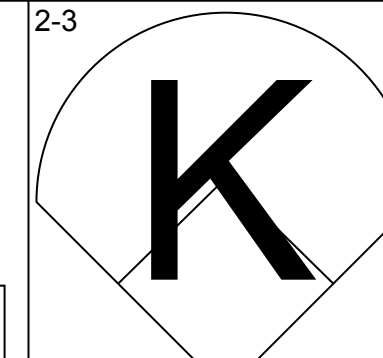
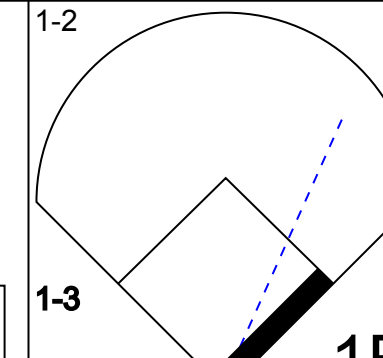

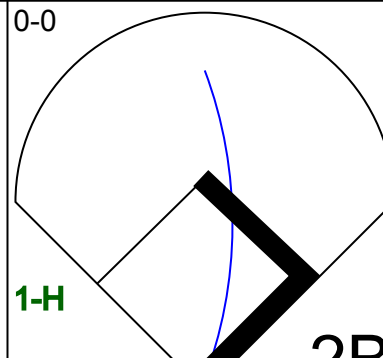

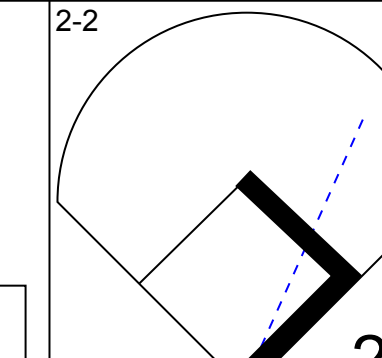
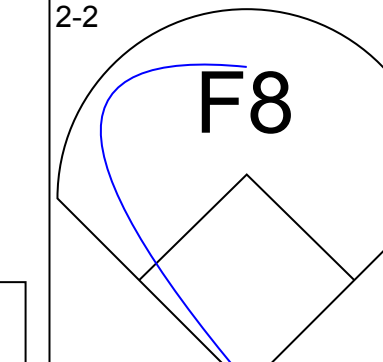
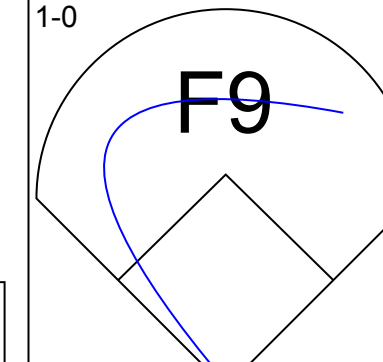
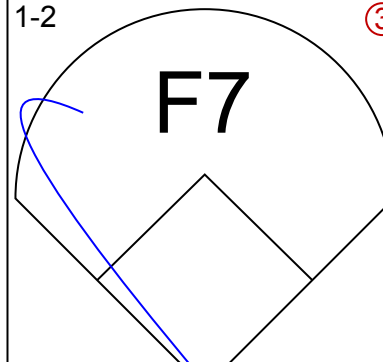
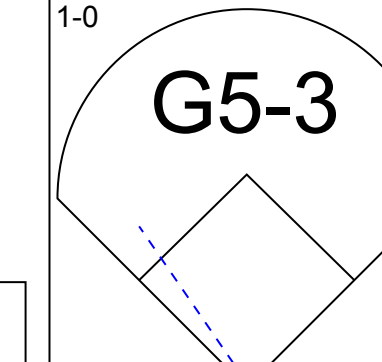
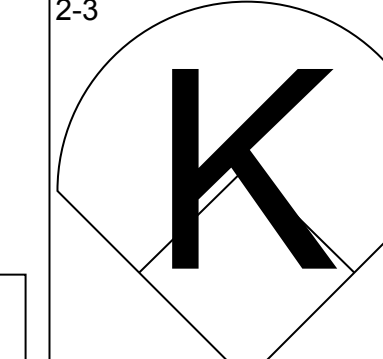
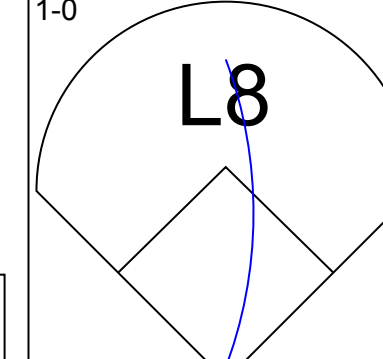
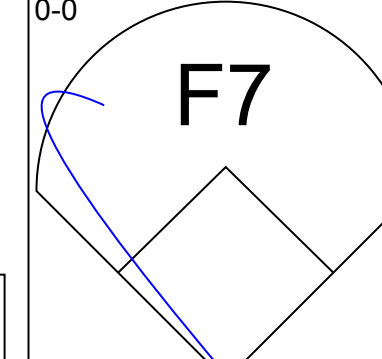
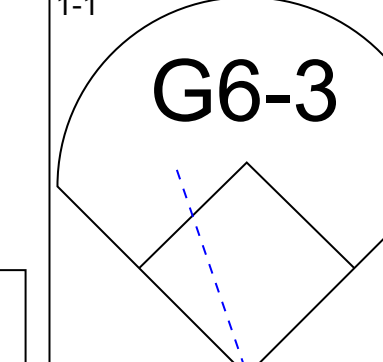
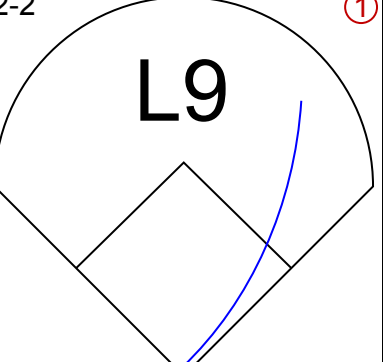
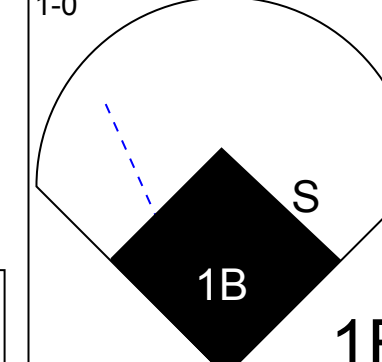
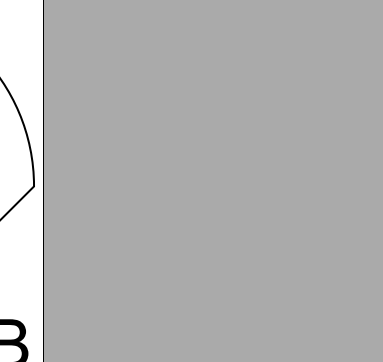
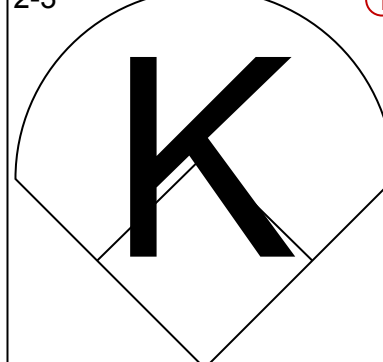
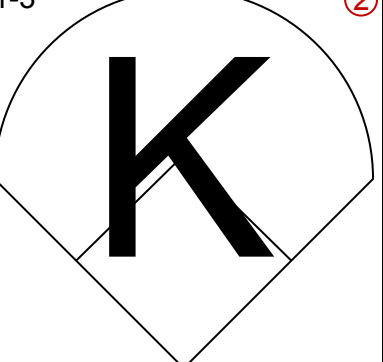
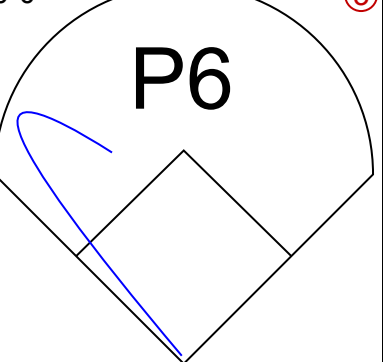
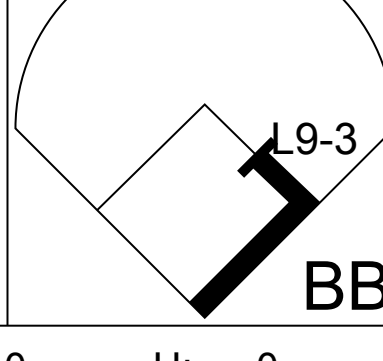
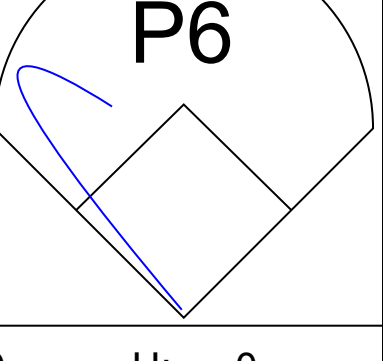
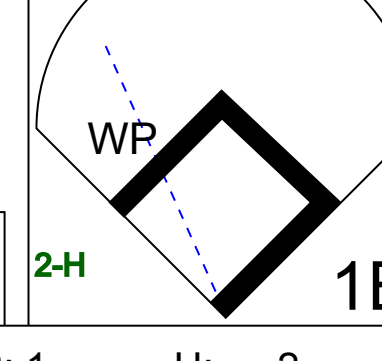
Batter	1	2	3	4	5	6	7	8	9	AB	R	H	RBI	BB	SO	LOB	BOTTOM											
<b>Brian McRae, S</b> OBP: 0.357, SLG: 0.449 <b>Chris Gwynn, L</b> OBP: 0.348, SLG: 0.399 (8, FR)	F7		G6-3				BB 1B HR			3	1	1	0	0	0	1	<b>Texas Rangers @ Kansas City Royals</b> Kauffman Stadium, Kansas City, MO Thu Jul 29 1993, 3:33 AM CDT Att: 28,847 - Cloudy - 89 F											
<b>Kevin McReynolds, R</b> OBP: 0.323, SLG: 0.412 (1, 7)	P3				G1-3		BB HR 1B		G6-3	4	1	1	1	1	0	1												
<b>George Brett, L</b> OBP: 0.307, SLG: 0.426 (1, 10)	G3				G6-3 3B		F7			4	1	1	0	0	0	5												
<b>Mike Macfarlane, R</b> OBP: 0.351, SLG: 0.504 (1, 2)					G6-3		P2			3	1	1	1	0	0	2												
<b>Wally Joyner, L</b> OBP: 0.394, SLG: 0.497 (1, 3)					F7		1B 2B		HR BB	3	2	1	1	1	0	1												
<b>Hubie Brooks, R</b> OBP: 0.323, SLG: 0.347 <b>Greg Gagne, R</b> OBP: 0.320, SLG: 0.384 (7, 6)					F9		G3		HR	3	1	1	0	0	0	2												
<b>Phil Hiatt, R</b> ERA: 4.01 <b>Felix Jose, S</b> OBP: 0.309, SLG: 0.343 (9, 8)					K		G5-3		G5-3	1	0	0	0	0	0	0												
<b>Jose Lind, R</b> OBP: 0.279, SLG: 0.312 (1, 4)					L1-3		BB 3B		F8	4	1	2	2	0	0	0												
<b>Rico Rossy, R</b> OBP: 0.317, SLG: 0.436 (7, 5)					G6-3 1B		BB HBP G1-2-3 BB		K	3	0	1	0	1	1	1												
<b>Inning Stats</b>	R: 0 E: 0 K: 0 S: 7	H: 0 LOB: 0 BB: 0 P: 9	R: 0 E: 0 K: 1 S: 10	H: 0 LOB: 1 BB: 0 P: 17	R: 0 E: 0 K: 0 S: 8	H: 1 LOB: 0 BB: 0 P: 12	R: 1 E: 0 K: 0 S: 4	H: 1 LOB: 0 BB: 0 P: 7	R: 2 E: 0 K: 0 S: 8	H: 3 LOB: 1 BB: 0 P: 16	R: 4 E: 0 K: 0 S: 16	H: 3 LOB: 0 BB: 1 P: 26	R: 0 E: 0 K: 1 S: 11	H: 0 LOB: 1 BB: 0 P: 18	1B: 4 2B: 3 3B: 2 HR: 1	SF: 0 SAC: 0 DP: 1 HBP: 3		WP: 0 PB: 0 SB: 0 CS: 0	PA: 38									
<b>PITCHER</b>	IP	WLS	BF	H	R	ER	SO	BB	IBB	HBP	BLK	WP	HR	S	P	ERA	WHIP											
<b>Charlie Leibrandt, L</b> ERA: 3.64 <b>Matt Whiteside, R</b> ERA: 3.64 <b>Bob Patterson, L</b> ERA: 5.08 <b>Brian Bohannon, L</b> ERA: 4.17	(1, 1)	5.0	L	23	6	5	5	1	2	0	2	0	0	0	14	21	18.00	3.000										
(7, 1)	1.2		8	1	2	2	1	1	0	1	0	0	1	17	29	10.80	1.200											
(8, 1)	0.1		1	0	0	0	0	0	0	0	0	0	0	4	7	0.00	0.000											

AB 32  
R 9  
H 10  
RBI 9  
BB 3  
SO 3  
LOB 16





Batter	1	2	3	4	5	6	7	8	9	AB	R	H	RBI	BB	SO	LOB	TOP					
<b>Kenny Lofton, L</b> OBP: 0.391, SLG: 0.406 (1, 8)										4	0	0	0	0	1	1	<b>Cleveland Indians @ Kansas City Royals</b> Kauffman Stadium, Kansas City, MO Fri Jul 30 1993, 7:05 PM CDT Att: 31,769 - Unknown <a href="http://livebaseballscorecards.com">livebaseballscorecards.com</a>					
<b>Wayne Kirby, L</b> OBP: 0.336, SLG: 0.402 (1, 9)										4	0	1	0	0	0	0						
<b>Carlos Baerga, S</b> OBP: 0.341, SLG: 0.500 (1, 4)										4	0	1	0	0	1	2						
<b>Albert Belle, R</b> OBP: 0.392, SLG: 0.620 (1, 7)										3	0	1	0	1	2	1						
<b>Paul Sorrento, L</b> OBP: 0.315, SLG: 0.431 (1, 3)										4	0	0	0	0	1	2						
<b>Reggie Jefferson, S</b> OBP: 0.290, SLG: 0.362 (1, 10)										4	0	1	0	0	0	2						
<b>Alvaro Espinoza, R</b> OBP: 0.313, SLG: 0.389 (1, 5)										3	0	0	0	0	0	2						
<b>Felix Fermin, R</b> OBP: 0.310, SLG: 0.304 (1, 6)										3	0	0	0	0	0	1						
<b>Junior Ortiz, R</b> OBP: 0.270, SLG: 0.290 (1, 2)										2	0	1	0	0	0	0						
<b>Thomas Howard, S</b> OBP: 0.292, SLG: 0.313 (8, PH)										1	0	0	0	0	0	0						
<b>Jesse Lewis, L</b> OBP: 0.167, SLG: 0.190 (8, 2)										0	0	0	0	0	0	0						
<b>Inning Stats</b>	R: 0 E: 0 K: 2 S: 11	H: 1 LOB: 1 BB: 0 P: 19	R: 0 E: 0 K: 0 S: 5	H: 0 LOB: 0 BB: 0 P: 8	R: 0 E: 0 K: 0 S: 8	H: 2 LOB: 2 BB: 0 P: 10	R: 0 E: 0 K: 0 S: 7	H: 0 LOB: 1 BB: 1 P: 15	R: 0 E: 0 K: 0 S: 8	H: 0 LOB: 0 BB: 0 P: 12	R: 0 E: 0 K: 2 S: 11	H: 0 LOB: 0 BB: 0 P: 20	R: 0 E: 0 K: 1 S: 10	H: 1 LOB: 1 BB: 0 P: 15	R: 0 E: 0 K: 0 S: 4	H: 0 LOB: 0 BB: 0 P: 6	R: 0 E: 0 K: 0 S: 9	H: 1 LOB: 1 BB: 0 P: 13	1B: 3 2B: 2 3B: 0 HR: 0	SF: 0 SAC: 0 DP: 0 HBP: 0	WP: 0 PB: 0 SB: 1 CS: 1	PA: 33
<b>PITCHER</b> <b>David Cone, R</b> ERA: 3.36 (1, 1)	IP: 9.0 WLS: W BF: 33 H: 5 R: 0 ER: 0 SO: 5 BB: 1 IBB: 0 HBP: 0 BLK: 0 WP: 0 HR: 0 S: 73 P: 118 ERA: 0.00 WHIP: 0.667															<b>PITCHER</b>						

Batter	1	2	3	4	5	6	7	8	9	AB	R	H	RBI	BB	SO	LOB	BOTTOM					
<b>Brian McRae, S</b> OBP: 0.354, SLG: 0.444 (1, 8)										4	0	0	0	0	1	2	<b>Cleveland Indians @ Kansas City Royals</b> Kauffman Stadium, Kansas City, MO Fri Jul 30 1993, 7:05 PM CDT Att: 31,769 - Unknown <a href="http://livebaseballscorecards.com">livebaseballscorecards.com</a>					
<b>Greg Gagne, R</b> OBP: 0.319, SLG: 0.383 (1, 6)										4	1	1	0	0	0	0						
<b>George Brett, L</b> OBP: 0.309, SLG: 0.435 (1, 10)										4	1	2	1	0	0	1						
<b>Wally Joyner, L</b> OBP: 0.398, SLG: 0.506 (1, 3)										4	0	3	1	0	1	0						
<b>Mike Macfarlane, R</b> OBP: 0.345, SLG: 0.496 (1, 2)										4	0	0	0	0	0	4						
<b>Felix Jose, S</b> OBP: 0.306, SLG: 0.340 (1, 9)										3	0	0	0	0	1	2						
<b>Kevin McReynolds, R</b> OBP: 0.323, SLG: 0.411 (1, 7)										3	1	1	0	0	0	0						
<b>Phil Hiatt, R</b> OBP: 0.275, SLG: 0.367 (1, 5)										3	0	0	0	0	3	1						
<b>Jose Lind, R</b> OBP: 0.279, SLG: 0.312 (8, 4)										0	0	0	0	0	0	0						
<b>Rico Rossy, R</b> OBP: 0.333, SLG: 0.439 (8, 5)										2	0	1	1	1	0	0						
<b>Inning Stats</b>	R: 1 E: 0 K: 1 S: 10	H: 1 LOB: 0 BB: 0 P: 17	R: 0 E: 0 K: 1 S: 8	H: 0 LOB: 0 BB: 0 P: 13	R: 0 E: 0 K: 1 S: 8	H: 0 LOB: 1 BB: 1 P: 15	R: 0 E: 0 K: 0 S: 9	H: 2 LOB: 2 BB: 0 P: 13	R: 0 E: 0 K: 1 S: 7	H: 0 LOB: 0 BB: 0 P: 10	R: 1 E: 0 K: 1 S: 13	H: 2 LOB: 1 BB: 0 P: 18	R: 1 E: 0 K: 1 S: 8	H: 2 LOB: 1 BB: 0 P: 10	R: 0 E: 0 K: 0 S: 7	H: 1 LOB: 1 BB: 0 P: 14	R: 0 E: 0 K: 0 S: 9	H: 1 LOB: 1 BB: 0 P: 13	1B: 5 2B: 3 3B: 0 HR: 1	SF: 0 SAC: 0 DP: 1 HBP: 0	WP: 1 PB: 0 SB: 1 CS: 0	PA: 32
<b>PITCHER</b> <b>Jose Mesa, R</b> ERA: 4.08 (1, 1)	IP: 8.0 WLS: L BF: 32 H: 8 R: 3 ER: 3 SO: 6 BB: 1 IBB: 0 HBP: 0 BLK: 0 WP: 1 HR: 1 S: 70 P: 110 ERA: 3.38 WHIP: 1.125															<b>PITCHER</b>						







Batter	1	2	3	4	5	6	7	8	9	AB	R	H	RBI	BB	SO	LOB	TOP					
<b>Kenny Lofton, L</b> OBP: 0.391, SLG: 0.406	G6-3	1B		L6-3			K		FC3-5	5	2	2	1	0	1	1	<b>Cleveland Indians @ Kansas City Royals</b> Kauffman Stadium, Kansas City, MO Sun Aug 01 1993, 3:33 AM CDT Att: 22,818 - Sunny - 86 F					
<b>Wayne Kirby, L</b> OBP: 0.337, SLG: 0.402	G6-3	E5		L6-3			S		F3	5	2	2	1	0	0	2						
<b>Carlos Baerga, S</b> OBP: 0.340, SLG: 0.500	F9	SF8			G6-3		1B			3	0	1	2	1	0	0						
<b>Albert Belle, R</b> OBP: 0.387, SLG: 0.609		G4-3			G4-3		BB		G6-3	5	0	1	1	0	0	1						
<b>Paul Sorrento, L</b> OBP: 0.315, SLG: 0.432			F7		F7		K			4	1	1	0	0	1	2						
<b>Jeff Treadway, L</b> OBP: 0.351, SLG: 0.401		2B			F9				F9	4	1	1	1	0	0	0						
<b>Alvaro Espinoza, R</b> OBP: 0.321, SLG: 0.401		2B			G1-6-3		K			3	1	1	0	1	1	0						
<b>Felix Fermin, R</b> OBP: 0.314, SLG: 0.315		1B			F9		G4-3			4	1	1	2	0	0	1						
<b>Junior Ortiz, R</b> OBP: 0.269, SLG: 0.290	1B	1B			P6		G4-3		FC3-5	3	1	1	0	1	0	0						
<b>Inning Stats</b>	R: 0 E: 0 K: 0 S: 7	H: 0 LOB: 0 BB: 0 P: 13	R: 7 E: 1 K: 0 S: 27	H: 6 LOB: 0 BB: 1 P: 41	R: 0 E: 0 K: 0 S: 4	H: 0 LOB: 1 BB: 1 P: 10	R: 0 E: 0 K: 0 S: 3	H: 1 LOB: 0 BB: 0 P: 7	R: 0 E: 0 K: 0 S: 5	H: 0 LOB: 0 BB: 0 P: 9	R: 0 E: 0 K: 0 S: 6	H: 0 LOB: 0 BB: 0 P: 9	R: 1 E: 0 K: 2 S: 16	H: 2 LOB: 2 BB: 1 P: 29	R: 0 E: 0 K: 1 S: 9	H: 0 LOB: 0 BB: 0 P: 11		R: 1 E: 0 K: 0 S: 15	H: 2 LOB: 1 BB: 0 P: 25	1B: 6 2B: 5 3B: 1 HR: 0	SF: 1 SAC: 0 DP: 1 HBP: 0	WP: 0 PB: 0 SB: 2 CS: 0
<b>PITCHER</b>	IP	WLS	BF	H	R	ER	SO	BB	IBB	HBP	BLK	WP	HR	S	P	ERA	WHIP					
<b>Kevin Appier, R</b> ERA: 3.18	2.0	L	13	6	7	5	0	1	0	0	0	0	0	34	54	22.50	3.500					
<b>Greg Cadaret, L</b> ERA: 4.45	3.1		11	1	0	0	0	1	0	0	0	0	0	13	28	0.00	0.600					
<b>Mark Gubicza, R</b> ERA: 4.76	1.1		7	2	1	1	1	1	0	0	0	0	0	17	29	6.75	2.250					
<b>Billy Brewer, L</b> ERA: 3.47	0.1		1	0	0	0	1	0	0	0	0	0	0	4	7	0.00	0.000					
<b>Stan Belinda, R</b> ERA: 3.53	1.0		3	0	0	0	1	0	0	0	0	0	0	9	11	0.00	0.000					
<b>Jeff Montgomery, R</b> ERA: 1.83	1.0		5	2	1	1	0	0	0	0	0	0	0	15	25	9.00	2.000					
Batter	1	2	3	4	5	6	7	8	9	AB	R	H	RBI	BB	SO	LOB	BOTTOM					
<b>Brian McRae, S</b> OBP: 0.352, SLG: 0.440	F9		G6-3		HR		K			5	1	1	0	0	2	2	<b>Cleveland Indians @ Kansas City Royals</b> Kauffman Stadium, Kansas City, MO Sun Aug 01 1993, 3:33 AM CDT Att: 22,818 - Sunny - 86 F					
<b>Kevin McReynolds, R</b> OBP: 0.351, SLG: 0.411	F7		G4-3		HR		F5			4	1	1	0	1	1	2						
<b>George Brett, L</b> OBP: 0.307, SLG: 0.447	G4-3		G4-3		HR		G4-3		F8	5	1	1	3	0	0	2						
<b>Mike MacFarlane, R</b> OBP: 0.352, SLG: 0.506		E6			G3		G5-3			4	2	2	0	0	0	0						
<b>Wally Joyner, L</b> OBP: 0.396, SLG: 0.501		L8			G3		G3		F7	5	0	1	0	0	0	5						
<b>Gary Gaetti, R</b> OBP: 0.339, SLG: 0.427					F9		K		FC5-4	5	0	1	1	0	2	3						
<b>Hubie Brooks, R</b> OBP: 0.318, SLG: 0.350		E5			G4-3		L9			4	0	1	1	0	0	2						
<b>Greg Gagne, R</b> OBP: 0.323, SLG: 0.390		K			G3-1				F3	3	0	0	0	1	1	3						
<b>Jose Lind, R</b> OBP: 0.279, SLG: 0.309		P4			F7		E4			3	0	0	0	1	0	3						
<b>Inning Stats</b>	R: 0 E: 0 K: 0 S: 4	H: 0 LOB: 0 BB: 0 P: 6	R: 1 E: 2 K: 1 S: 10	H: 1 LOB: 2 BB: 0 P: 14	R: 0 E: 0 K: 0 S: 6	H: 1 LOB: 2 BB: 0 P: 10	R: 0 E: 0 K: 0 S: 5	H: 0 LOB: 1 BB: 1 P: 9	R: 4 E: 0 K: 1 S: 19	H: 4 LOB: 1 BB: 1 P: 31	R: 0 E: 1 K: 1 S: 14	H: 0 LOB: 0 BB: 0 P: 21	R: 0 E: 0 K: 0 S: 9	H: 1 LOB: 1 BB: 0 P: 14	R: 0 E: 0 K: 2 S: 9	H: 0 LOB: 1 BB: 1 P: 14		R: 0 E: 0 K: 1 S: 10	H: 1 LOB: 1 BB: 0 P: 17	1B: 2 2B: 5 3B: 0 HR: 1	SF: 0 SAC: 0 DP: 0 HBP: 1	WP: 0 PB: 0 SB: 0 CS: 0
<b>PITCHER</b>	IP	WLS	BF	H	R	ER	SO	BB	IBB	HBP	BLK	WP	HR	S	P	ERA	WHIP					
<b>Jeff Mutis, L</b> ERA: 4.86	4.0		21	4	4	3	1	2	0	0	0	0	0	29	49	6.75	1.500					
<b>Bill Vertz, R</b> ERA: 4.58	2.0	W	9	2	1	1	2	0	0	0	0	0	0	29	42	4.50	1.000					
<b>Jerry Dipoto, R</b> ERA: 4.12	1.1		6	1	0	0	0	1	0	0	0	0	0	12	22	0.00	1.500					
<b>Eric Plunk, R</b> ERA: 2.88	1.2	S	6	1	0	0	3	0	0	0	0	0	0	16	23	0.00	0.600					
<b>PITCHER</b>	IP	WLS	BF	H	R	ER	SO	BB	IBB	HBP	BLK	WP	HR	S	P	ERA	WHIP					
<b>Jeff Mutis, L</b> ERA: 4.86	4.0		21	4	4	3	1	2	0	0	0	0	0	29	49	6.75	1.500					
<b>Bill Vertz, R</b> ERA: 4.58	2.0	W	9	2	1	1	2	0	0	0	0	0	0	29	42	4.50	1.000					
<b>Jerry Dipoto, R</b> ERA: 4.12	1.1		6	1	0	0	0	1	0	0	0	0	0	12	22	0.00	1.500					
<b>Eric Plunk, R</b> ERA: 2.88	1.2	S	6	1	0	0	3	0	0	0	0	0	0	16	23	0.00	0.600					

AB 36  
R 9  
H 11  
RBI 8  
BB 3  
SO 3  
LOB 7



AB 38  
R 5  
H 8  
RBI 5  
BB 3  
SO 6  
LOB 22









Batter	1	2	3	4	5	6	7	8	9	AB	R	H	RBI	BB	SO	LOB	TOP										
Lance Blankenship, R OBP: 0.379, SLG: 0.268 (1, 4)	1-3 K		2-0 B1			1-2 P3	2-2 CS 1B			4	0	1	0	0	1	1											
Mike Bordick, R OBP: 0.340, SLG: 0.326 (1, 6)	0-0 G4-3		3-1 G5-4-3 2-H 1B			3-1 L8	3-3 SAFE SAFE K			4	0	1	1	0	1	1											
Ruben Sierra, S OBP: 0.318, SLG: 0.453 (1, 9)	3-2 G5-3		1-2 G5-4-3 1-2 1B			1-1 BB 3B		2-1 G4-6-3 1B		4	1	2	0	0	0	1											
Terry Steinbach, R OBP: 0.332, SLG: 0.416 (1, 3)		0-0 BLK 1B		0-1 F7		4-1 BB 3B		1-0 G4-6-3 1B		3	2	1	0	1	0	1											
Dave Henderson, R OBP: 0.267, SLG: 0.418 (1, 10)		3-2 1-H 1B		3-1 F9		4-0 BB 3B		0-0 2B		3	1	2	1	1	0	0											
Craig Paquette, R OBP: 0.276, SLG: 0.441 (1, 5)	2-3 K		2-1 F9			0-1 3B		1-3 K		4	0	1	3	0	2	2											
Jerry Browne, S OBP: 0.307, SLG: 0.300 (1, 8)	2-2 F9			1-0 G6-3		4-1 BB		0-1 P5		3	0	0	0	1	0	1	AB 33										
Scott Lydy, R OBP: 0.300, SLG: 0.385 (1, 7)	1-3 K			2-2 G5-3		3-3 K		0-0 G6-3		4	0	0	0	0	2	3	R 5										
Scott Hemond, R OBP: 0.331, SLG: 0.375 (1, 2)			0-0 S 1B		1-2 G6-3		1-0 L7		0-3 K		4	1	1	0	0	1	H 9										
<b>Inning Stats</b>	R: 0 E: 0 K: 1 S: 7	H: 0 LOB: 0 BB: 0 P: 11	R: 1 E: 0 K: 2 S: 21	H: 2 LOB: 1 BB: 0 P: 29	R: 1 E: 0 K: 0 S: 7	H: 2 LOB: 0 BB: 0 P: 13	R: 0 E: 0 K: 0 S: 6	H: 0 LOB: 0 BB: 0 P: 11	R: 0 E: 0 K: 0 S: 9	H: 0 LOB: 0 BB: 0 P: 13	R: 3 E: 0 K: 1 S: 14	H: 2 LOB: 2 BB: 3 P: 34	R: 0 E: 0 K: 1 S: 8	H: 1 LOB: 0 BB: 0 P: 14	R: 0 E: 0 K: 1 S: 7	H: 2 LOB: 1 BB: 0 P: 11	R: 0 E: 0 K: 1 S: 7	H: 0 LOB: 0 BB: 0 P: 7	1B: 6 2B: 2 3B: 1 HR: 0	SF: 0 SAC: 0 DP: 2 HBP: 0	WP: 0 PB: 0 SB: 1 CS: 1	PA: 36					
<b>PITCHER</b>	IP	WLS	BF	H	R	ER	SO	BB	IBB	HBP	BLK	WP	HR	S	P	ERA	WHIP										
Chris Haney, L ERA: 5.65 (1, 1)	5.2	L	25	6	5	5	3	3	0	0	1	0	0	61	105	7.94	1.588										
Mark Gubicza, R ERA: 4.53 (6, 1)	2.1		8	3	0	0	3	0	0	0	0	0	0	18	31	0.00	1.286										
Stan Belinda, R ERA: 3.74 (9, 1)	1.0		3	0	0	0	1	0	0	0	0	0	0	7	7	0.00	0.000										

Oakland Athletics @ Kansas City Royals  
Kauffman Stadium, Kansas City, MO  
Fri Aug 06 1993, 7:05 PM CDT  
Att: 30,326 - Unknown - 74 F

AB 33  
R 5  
H 9  
RBI 5  
BB 3  
SO 7  
LOB 10



Batter	1	2	3	4	5	6	7	8	9	AB	R	H	RBI	BB	SO	LOB	BOTTOM										
Greg Gagne, R OBP: 0.325, SLG: 0.397 (1, 6)	2-3 K		4-2 S BB					0-1 B2-3		3	0	0	0	1	2	1											
Brian McRae, S OBP: 0.351, SLG: 0.444 (1, 8)	1-1 F7		1-2 G4-3 1-2			2-2 G4-3		3-2 G4-3		4	0	0	0	0	0	2											
George Brett, L OBP: 0.306, SLG: 0.444 (1, 10)	1-0 1B			0-1 G4-3 2B		2-1 P3		1-0 G2-3		4	1	2	0	0	0	1											
Wally Joyner, L OBP: 0.395, SLG: 0.492 (1, 3)	3-3 K			0-1 G4-3		3-2 L8		1-0 P4		4	0	0	0	0	1	2											
Mike MacFarlane, R OBP: 0.357, SLG: 0.504 (1, 2)		2-1 F8		1-1 1B 2B			1-1 HBP		0-2 F8	3	1	1	1	0	0	0											
Felix Jose, S OBP: 0.305, SLG: 0.337 (1, 9)		2-1 G6-3		1-1 CS 1B		2-3 K		0-2 1B 2B		4	0	2	1	0	1	1											
Kevin McReynolds, R OBP: 0.317, SLG: 0.392 (1, 7)		0-0 L7		1-1 F8		2-2 F9		0-2 1B		4	0	1	0	0	0	2	AB 33										
Phil Hiatt, R OBP: 0.279, SLG: 0.366 (1, 5)			0-0 F8		3-2 P3-1		0-3 K		0-3 K	3	0	0	0	0	1	1	R 2										
Hubie Brooks, R OBP: 0.312, SLG: 0.336 (9, PH)										1	0	0	0	0	1	2	H 7										
Jose Lind, R OBP: 0.279, SLG: 0.311 (1, 4)			1-3 K		0-0 F9			2-2 2B		2	0	0	0	0	1	0	RBI 2										
Chris Gwynn, L OBP: 0.355, SLG: 0.406 (8, PH)										1	0	1	0	0	0	0	BB 1										
Rico Rossy, R OBP: 0.333, SLG: 0.439 (9, 4)										0	0	0	0	0	0	0	SO 7										
<b>Inning Stats</b>	R: 0 E: 0 K: 2 S: 10	H: 1 LOB: 1 BB: 0 P: 17	R: 0 E: 0 K: 0 S: 5	H: 0 LOB: 0 BB: 0 P: 9	R: 0 E: 0 K: 1 S: 10	H: 0 LOB: 1 BB: 1 P: 16	R: 2 E: 0 K: 0 S: 10	H: 3 LOB: 0 BB: 0 P: 13	R: 0 E: 0 K: 1 S: 8	H: 0 LOB: 0 BB: 0 P: 12	R: 0 E: 0 K: 0 S: 8	H: 0 LOB: 0 BB: 0 P: 15	R: 0 E: 0 K: 2 S: 10	H: 0 LOB: 1 BB: 0 P: 15	R: 0 E: 0 K: 0 S: 9	H: 1 LOB: 1 BB: 0 P: 15	R: 0 E: 0 K: 1 S: 13	H: 2 LOB: 2 BB: 0 P: 14	1B: 3 2B: 4 3B: 0 HR: 0	SF: 0 SAC: 0 DP: 0 HBP: 1	WP: 0 PB: 0 SB: 1 CS: 1	PA: 35					
<b>PITCHER</b>	IP	WLS	BF	H	R	ER	SO	BB	IBB	HBP	BLK	WP	HR	S	P	ERA	WHIP										
Todd Van Poppel, R ERA: 6.08 (1, 1)	6.0	W	22	4	2	2	4	1	0	0	0	0	0	51	82	3.00	0.833										
Ed Nunez, R ERA: 2.91 (7, 1)	1.2		7	1	0	0	2	0	0	1	0	0	0	18	28	0.00	0.600										
Rick Honeycutt, L ERA: 3.16 (8, 1)	0.1		1	0	0	0	0	0	0	0	0	0	0	1	2	0.00	0.000										
Dennis Eckersley, R ERA: 3.8 (9, 1)	1.0	S	5	2	0	0	1	0	0	0	0	0	0	13	14	0.00	2.000										

Oakland Athletics @ Kansas City Royals  
Kauffman Stadium, Kansas City, MO  
Fri Aug 06 1993, 7:05 PM CDT  
Att: 30,326 - Unknown - 74 F

AB 33  
R 2  
H 7  
RBI 2  
BB 1  
SO 7  
LOB 12





Batter	1	2	3	4	5	6	7	8	9	AB	R	H	RBI	BB	SO	LOB	TOP					
Jerry Browne, S OBP: 0.305, SLG: 0.290										3	0	0	0	1	1	1	<p><b>Oakland Athletics @ Kansas City Royals</b> Kauffman Stadium, Kansas City, MO</p> <p>Sat Aug 07 1993, 7:05 PM CDT Att: 33,282 - Unknown - 78 F</p> <p>livebaseballscores.com</p>					
Brent Gates, S OBP: 0.343, SLG: 0.340										4	0	0	0	0	1	3						
Ruben Sierra, S OBP: 0.316, SLG: 0.449										4	0	0	0	0	2	0						
Troy Neel, L OBP: 0.335, SLG: 0.450										4	0	0	0	0	1	1						
Terry Steinbach, R OBP: 0.331, SLG: 0.414										4	1	1	0	0	2	1						
Mike Aldrete, L OBP: 0.354, SLG: 0.445										3	1	2	0	0	0	0						
Craig Paquette, R OBP: 0.274, SLG: 0.435										3	0	0	1	0	0	2						
Scott Lydy, R OBP: 0.273, SLG: 0.345										3	0	0	0	0	2	2						
Mike Bordick, R OBP: 0.343, SLG: 0.327										2	0	1	1	1	0	0						
<b>Inning Stats</b>	R: 0 E: 0 K: 2 S: 10	H: 0 LOB: 0 BB: 0 P: 17	R: 1 E: 0 K: 1 S: 11	H: 2 LOB: 1 BB: 0 P: 15	R: 0 E: 0 K: 0 S: 4	H: 0 LOB: 0 BB: 1 P: 9	R: 0 E: 1 K: 2 S: 9	H: 0 LOB: 0 BB: 0 P: 13	R: 0 E: 0 K: 1 S: 8	H: 0 LOB: 0 BB: 0 P: 12	R: 0 E: 0 K: 0 S: 9	H: 0 LOB: 0 BB: 0 P: 14	R: 0 E: 0 K: 2 S: 8	H: 0 LOB: 0 BB: 0 P: 9	R: 1 E: 0 K: 1 S: 13	H: 2 LOB: 2 BB: 1 P: 22	R: 0 E: 0 K: 0 S: 7	H: 0 LOB: 0 BB: 0 P: 7	1B: 2 2B: 2 HR: 0	SF: 0 SAC: 0 DP: 1 HBP: 0	WP: 0 PB: 0 SB: 0 CS: 1	PA: 32
<b>PITCHER</b>	IP WLS BF H R ER SO BB IBB HBP BLK WP HR S P ERA WHIP																					
Kevin Appier, R ERA: 3.14	(1, 1) 7.2 W 28 4 2 2 8 2 0 0 0 0 0 0 68 106 2.35 0.783																					
Jeff Montgomery, R ERA: 1.75	(8, 1) 1.1 S 4 0 0 0 1 0 0 0 0 0 0 0 11 12 0.00 0.000																					

Batter	1	2	3	4	5	6	7	8	9	AB	R	H	RBI	BB	SO	LOB	BOTTOM			
Felix Jose, S OBP: 0.304, SLG: 0.336										4	1	1	1	0	1	1	<p><b>Oakland Athletics @ Kansas City Royals</b> Kauffman Stadium, Kansas City, MO</p> <p>Sat Aug 07 1993, 7:05 PM CDT Att: 33,282 - Unknown - 78 F</p> <p>livebaseballscores.com</p>			
Brian McRae, S OBP: 0.350, SLG: 0.449										4	1	1	1	0	1	1				
George Brett, L OBP: 0.306, SLG: 0.442										4	0	1	0	0	0	0				
Mike MacFarlane, R OBP: 0.359, SLG: 0.500										2	0	0	0	2	0	1				
Wally Joyner, L OBP: 0.393, SLG: 0.490										4	1	1	0	0	1	3				
Gary Gaetti, R OBP: 0.333, SLG: 0.429										4	1	2	2	0	0	0				
Kevin McReynolds, R OBP: 0.312, SLG: 0.385										4	0	0	0	0	0	1				
Greg Gagne, R OBP: 0.326, SLG: 0.397										3	1	1	0	1	1	1				
Jose Lind, R OBP: 0.279, SLG: 0.311										4	0	1	0	0	0	2				
<b>Inning Stats</b>	R: 1 E: 1 K: 0 S: 12	H: 1 LOB: 1 BB: 1 P: 20	R: 0 E: 0 K: 0 S: 5	H: 0 LOB: 1 BB: 1 P: 13	R: 0 E: 0 K: 1 S: 11	H: 1 LOB: 1 BB: 0 P: 16	R: 3 E: 0 K: 1 S: 14	H: 4 LOB: 1 BB: 0 P: 15	R: 0 E: 0 K: 0 S: 7	H: 0 LOB: 0 BB: 0 P: 12	R: 0 E: 0 K: 0 S: 8	H: 0 LOB: 0 BB: 0 P: 11	R: 1 E: 1 K: 1 S: 11	H: 1 LOB: 2 BB: 1 P: 23	R: 0 E: 0 K: 1 S: 9	H: 1 LOB: 1 BB: 0 P: 12	1B: 6 2B: 0 3B: 0 HR: 2	SF: 0 SAC: 0 DP: 0 HBP: 0	WP: 0 PB: 0 SB: 1 CS: 0	PA: 36
<b>PITCHER</b>	IP WLS BF H R ER SO BB IBB HBP BLK WP HR S P ERA WHIP																			
Bob Welch, R ERA: 4.76	(1, 1) 2.2 L 6 4 3 3 0 0 0 0 0 0 0 1 13 16 40.50 6.000																			
Kelly Downs, R ERA: 6.15	(3, 1) 0.2 L 6 4 3 3 0 0 0 0 0 0 0 1 13 16 40.50 6.000																			
Mike Mohler, L ERA: 4.57	(4, 1) 3.1 12 1 1 1 1 0 0 0 0 0 1 26 39 2.70 0.300																			
Joe Boever, R ERA: 3.72	(7, 1) 1.1 6 1 0 0 2 1 0 0 0 0 0 0 14 24 0.00 1.500																			







Batter	1	2	3	4	5	6	7	8	9	AB	R	H	RBI	BB	SO	LOB	TOP										
Mike Felder, S OBP: 0.273, SLG: 0.280 (1, 8)	P6	G3-1		G4-3			G5-6-3 1B		FC5-4 1-2 2-3	5	0	1	0	0	0	3	<b>Seattle Mariners @ Kansas City Royals</b> Kauffman Stadium, Kansas City, MO Mon Aug 09 1993, 7:05 PM CDT Att: 32,633 - Unknown <a href="http://livebaseballscorecards.com">livebaseballscorecards.com</a>										
Dave Magadan, L OBP: 0.343, SLG: 0.379 (5, 3)	1B		G3		2B		G5-6-3 1-2		K 1-2 2-3	5	1	2	0	0	1	3											
Ken Griffey Jr., L OBP: 0.397, SLG: 0.610 (1, 10)	1B			2B			L3			2	2	1	0	2	0	0											
Tino Martinez, L OBP: 0.343, SLG: 0.456 Mike Blowers, R OBP: 0.397, SLG: 0.477 (5, 5)	P3		P6		2B				CS 1B	3	0	1	1	0	0	2											
Mackey Sasser, L OBP: 0.293, SLG: 0.375 Jay Buhner, R OBP: 0.363, SLG: 0.490 (8, 9)	G4-3			HR			SF8-5 2B		K 1-2	2	1	1	1	0	0	2											
Dann Howitt, L OBP: 0.421, SLG: 0.706 (8, 7)									F7	4	2	2	2	0	1	0											
Bret Boone, R OBP: 0.333, SLG: 0.537 (1, 4)							G5-3		FC6-4 1B	4	0	2	0	0	0	0											
Dave Valle, R OBP: 0.346, SLG: 0.386 Bill Haselman, R OBP: 0.350, SLG: 0.500 (9, PR)							P3		FC6-4 FC5-4 BB 1-2	3	0	0	0	0	0	1											
Omar Vizquel, S OBP: 0.335, SLG: 0.313 Edgar Martinez, R OBP: 0.355, SLG: 0.368 Greg Litton, R OBP: 0.321, SLG: 0.390 (9, PR)							G3-1		FC5-4 BB 1-2	3	0	0	1	0	0	1											
										0	0	0	0	1	0	0											
										0	0	0	0	0	0	0											
<b>Inning Stats</b>	R: 0 E: 0 K: 0 S: 8	H: 2 LOB: 2 BB: 0 P: 12	R: 1 E: 0 K: 0 S: 7	H: 2 LOB: 1 BB: 0 P: 12	R: 3 E: 0 K: 0 S: 12	H: 2 LOB: 0 BB: 1 P: 23	R: 0 E: 0 K: 0 S: 7	H: 0 LOB: 0 BB: 0 P: 9	R: 2 E: 0 K: 1 S: 15	H: 2 LOB: 0 BB: 1 P: 25	R: 0 E: 0 K: 0 S: 9	H: 0 LOB: 0 BB: 0 P: 12	R: 0 E: 0 K: 1 S: 7	H: 1 LOB: 0 BB: 0 P: 8	R: 0 E: 0 K: 1 S: 7	H: 1 LOB: 0 BB: 0 P: 11		R: 0 E: 0 K: 1 S: 11	H: 1 LOB: 2 BB: 1 P: 19	1B: 8 2B: 4 3B: 0 HR: 1	SF: 1 SAC: 1 DP: 3 HBP: 0	WP: 1 PB: 0 SB: 1 CS: 1	PA: 38				
<b>PITCHER</b>	IP	WLS	BF	H	R	ER	SO	BB	IBB	HBP	BLK	WP	HR	S	P	ERA		WHIP									
David Cone, R ERA: 3.53 (1, 1)	5.0		24	8	6	6	1	2	0	0	0	1	1	49	81	10.80	2.000										
John Habyan, R ERA: 4.5 (6, 1)	1.0		3	0	0	0	0	0	0	0	0	0	0	9	12	0.00	0.000										
Billy Brewer, L ERA: 3.16 (7, 1)	1.0		4	2	0	0	0	0	0	0	0	0	0	8	11	0.00	2.000										
Stan Belinda, R ERA: 3.8 (8, 1)	1.0	W	2	0	0	0	1	0	0	0	0	0	0	5	8	0.00	0.000										
Jeff Montgomery, R ERA: 1.69 (9, 1)	1.0	S	5	1	0	0	1	1	0	0	0	0	0	11	19	0.00	2.000										


Batter	1	2	3	4	5	6	7	8	9	AB	R	H	RBI	BB	SO	LOB	BOTTOM										
Felix Jose, S OBP: 0.307, SLG: 0.337 Hubie Brooks, R OBP: 0.309, SLG: 0.333 (8, 9)	P6						L9		K	2	1	1	1	1	0	0	<b>Seattle Mariners @ Kansas City Royals</b> Kauffman Stadium, Kansas City, MO Mon Aug 09 1993, 7:05 PM CDT Att: 32,633 - Unknown <a href="http://livebaseballscorecards.com">livebaseballscorecards.com</a>										
Chris Gwynn, L OBP: 0.356, SLG: 0.405 (9, 9)										1	0	0	0	0	1	2											
Brian McRae, S OBP: 0.349, SLG: 0.447 (1, 8)	L4								G1-3	5	0	2	1	0	0	3											
George Brett, L OBP: 0.307, SLG: 0.443 (1, 10)										4	1	1	0	0	0	3											
Mike Macfarlane, R OBP: 0.368, SLG: 0.518 (1, 2)										3	2	3	2	1	0	0											
Wally Joyner, L OBP: 0.393, SLG: 0.487 (1, 3)										3	1	1	0	1	1	2											
Gary Gaetti, R OBP: 0.325, SLG: 0.420 (1, 5)										4	1	1	1	0	1	2											
Kevin McReynolds, R OBP: 0.307, SLG: 0.376 (1, 7)										4	0	0	0	0	1	2											
Greg Gagne, R OBP: 0.326, SLG: 0.393 (1, 6)										3	0	0	0	1	0	0											
Rico Rossy, R OBP: 0.348, SLG: 0.435 Jose Lind, R OBP: 0.282, SLG: 0.313 (8, 4)										2	1	1	0	1	0	0											
										1	0	1	2	0	0	0											
<b>Inning Stats</b>	R: 2 E: 0 K: 0 S: 11	H: 3 LOB: 1 BB: 0 P: 15	R: 1 E: 0 K: 0 S: 10	H: 2 LOB: 1 BB: 0 P: 13	R: 0 E: 0 K: 2 S: 8	H: 1 LOB: 0 BB: 0 P: 13	R: 0 E: 0 K: 0 S: 4	H: 0 LOB: 0 BB: 0 P: 6	R: 1 E: 0 K: 0 S: 10	H: 1 LOB: 1 BB: 2 P: 23	R: 0 E: 0 K: 0 S: 6	H: 0 LOB: 0 BB: 0 P: 8	R: 0 E: 0 K: 0 S: 14	H: 1 LOB: 1 BB: 1 P: 21	R: 3 E: 0 K: 2 S: 15	H: 3 LOB: 2 BB: 2 P: 28		1B: 7 2B: 4 3B: 0 HR: 1	SF: 0 SAC: 0 DP: 2 HBP: 0	WP: 2 PB: 0 SB: 1 CS: 0	PA: 38						
<b>PITCHER</b>	IP	WLS	BF	H	R	ER	SO	BB	IBB	HBP	BLK	WP	HR	S	P	ERA		WHIP									
Tim Leary, R ERA: 4.61 (1, 1)	6.0		27	7	4	4	2	3	0	0	0	0	0	84	84	6.00	1.667										
Erik Platenberg, L ERA: 12.0 (7, 1)	1.0		5	2	2	2	0	1	0	0	0	0	0	16	24	18.00	3.000										
Ted Power, R ERA: 5.81 (8, 1)	1.0	L	6	2	1	1	2	0	1	0	0	0	0	11	19	9.00	2.000										



Batter	1	2	3	4	5	6	7	8	9	AB	R	H	RBI	BB	SO	LOB	TOP										
Dann Howitt, L OBP: 0.417, SLG: 0.727 (1, 7)										5	0	2	0	0	3	2											
Bret Boone, R OBP: 0.319, SLG: 0.512 (1, 4)										4	0	0	0	0	1	2											
Ken Griffey Jr., L OBP: 0.398, SLG: 0.616 (1, 8)										3	1	1	1	1	0	1											
Jay Buhner, R OBP: 0.384, SLG: 0.488 (1, 9)										3	0	1	0	1	0	1											
Mackey Sasser, L OBP: 0.285, SLG: 0.364 (1, 10)										4	0	0	0	0	2	3											
Edgar Martinez, R OBP: 0.359, SLG: 0.367 (1, 5)										3	0	1	0	1	1	0											
Dave Magadan, L OBP: 0.396, SLG: 0.377 (1, 3)										4	0	1	0	0	1	1											
Bill Haselman, R OBP: 0.347, SLG: 0.491 (1, 2)										4	0	1	0	0	2	3											
Omar Vizquel, S OBP: 0.335, SLG: 0.312 (1, 6)										4	0	1	0	0	1	3											
<b>Inning Stats</b>	R: 1 E: 0 K: 1 S: 7	H: 1 LOB: 0 BB: 0 P: 9	R: 0 E: 0 K: 3 S: 15	H: 1 LOB: 2 BB: 1 P: 26	R: 0 E: 0 K: 0 S: 10	H: 1 LOB: 2 BB: 2 P: 21	R: 0 E: 0 K: 0 S: 8	H: 1 LOB: 1 BB: 0 P: 12	R: 0 E: 0 K: 1 S: 10	H: 0 LOB: 0 BB: 0 P: 18	R: 0 E: 0 K: 2 S: 11	H: 0 LOB: 0 BB: 0 P: 16	R: 0 E: 0 K: 1 S: 13	H: 1 LOB: 1 BB: 0 P: 21	R: 0 E: 0 K: 2 S: 14	H: 2 LOB: 2 BB: 0 P: 22	1B: 6 2B: 0 3B: 1 HR: 1	SF: 0 SAC: 0 DP: 1 HBP: 0	WP: 0 PB: 0 SB: 0 CS: 0	PA: 37							
<b>PITCHER</b>	IP	WLS	BF	H	R	ER	SO	BB	IBB	HBP	BLK	WP	HR	S	P	ERA	WHIP										
Tom Gordon, R ERA: 3.77 (1, 1)	7.0	W	28	5	1	1	8	3	0	0	0	0	1	71	121	1.29	1.143										
Mark Gubicza, R ERA: 4.41 (8, 1)	2.0	S	9	3	0	0	3	0	0	0	0	0	0	27	43	0.00	1.500										

Seattle Mariners @ Kansas City Royals  
Kauffman Stadium, Kansas City, MO  
Tue Aug 10 1993, 7:05 PM CDT  
Att: 22,187 - Unknown - 86 F

AB 34  
R 1  
H 8  
RBI 1  
BB 3  
SO 11  
LOB 16



Batter	1	2	3	4	5	6	7	8	9	AB	R	H	RBI	BB	SO	LOB	BOTTOM										
Greg Gagne, R OBP: 0.329, SLG: 0.400 (1, 6)										4	0	2	0	1	0	0											
Brian McRae, S OBP: 0.352, SLG: 0.447 (1, 8)										4	0	2	1	0	1	2											
George Brett, L OBP: 0.303, SLG: 0.437 (1, 10)										5	0	0	0	0	1	7											
Mike MacFarlane, R OBP: 0.373, SLG: 0.535 (1, 2)										3	2	2	1	1	1	0											
Wally Joyner, L OBP: 0.392, SLG: 0.487 (1, 3)										4	1	1	0	0	1	3											
Hubie Brooks, R OBP: 0.317, SLG: 0.343 Felix Jose, S OBP: 0.306, SLG: 0.336 (1, 9) (7, 9)										2	1	1	1	1	0	0											
Kevin McReynolds, R OBP: 0.310, SLG: 0.377 (1, 7)										3	0	1	1	1	0	2											
Phil Hiatt, R OBP: 0.280, SLG: 0.366 Rico Rossy, R OBP: 0.343, SLG: 0.429 (1, 5) (7, 5)										3	0	1	0	0	1	2											
Jose Lind, R OBP: 0.278, SLG: 0.309 (1, 4)										4	0	0	0	0	2												
<b>Inning Stats</b>	R: 0 E: 0 K: 0 S: 9	H: 1 LOB: 2 BB: 1 P: 16	R: 1 E: 0 K: 0 S: 8	H: 1 LOB: 3 BB: 2 P: 21	R: 1 E: 0 K: 0 S: 11	H: 1 LOB: 1 BB: 1 P: 19	R: 0 E: 0 K: 0 S: 9	H: 1 LOB: 1 BB: 0 P: 16	R: 1 E: 0 K: 2 S: 15	H: 2 LOB: 1 BB: 0 P: 24	R: 0 E: 0 K: 0 S: 7	H: 1 LOB: 1 BB: 0 P: 10	R: 1 E: 0 K: 1 S: 12	H: 2 LOB: 1 BB: 0 P: 21	R: 0 E: 0 K: 2 S: 9	H: 1 LOB: 1 BB: 0 P: 12	1B: 4 2B: 5 3B: 0 HR: 1	SF: 0 SAC: 0 DP: 0 HBP: 1	WP: 0 PB: 0 SB: 0 CS: 0	PA: 39							
<b>PITCHER</b>	IP	WLS	BF	H	R	ER	SO	BB	IBB	HBP	BLK	WP	HR	S	P	ERA	WHIP										
Dave Fleming, L ERA: 4.3 (1, 1)	7.0	L	35	9	4	4	3	4	0	1	0	0	0	71	127	5.14	1.857										
Steve Ontiveros, R ERA: (8, 1)	1.0		4	1	0	0	2	0	0	0	0	0	0	9	12	0.00	1.000										

Seattle Mariners @ Kansas City Royals  
Kauffman Stadium, Kansas City, MO  
Tue Aug 10 1993, 7:05 PM CDT  
Att: 22,187 - Unknown - 86 F

AB 34  
R 4  
H 10  
RBI 4  
BB 4  
SO 5  
LOB 20





Batter	1	2	3	4	5	6	7	8	9	AB	R	H	RBI	BB	SO	LOB	TOP					
Greg Litton, R OBP: 0.319, SLG: 0.385 Omar Vizquel, S OBP: 0.335, SLG: 0.312	L8		F7			G6-3	FC6-4 1B			4	0	1	0	0	0	1						
Bret Boone, R OBP: 0.316, SLG: 0.500	K		FC6-4			1B HR	FC6-4			4	1	1	0	0	1	2						
Ken Griffey Jr., L OBP: 0.402, SLG: 0.621										3	1	3	0	1	0	0						
Jay Buhner, R OBP: 0.382, SLG: 0.485										3	1	0	0	1	2	3						
Edgar Martinez, R OBP: 0.349, SLG: 0.355										4	0	0	0	0	0	5						
Mike Blowers, R OBP: 0.370, SLG: 0.498										4	1	2	4	0	0	1						
Dave Magadan, L OBP: 0.392, SLG: 0.373										4	0	0	0	0	1	1						
Dave Valle, R OBP: 0.343, SLG: 0.380										4	0	0	0	0	0	1						
Mike Felder, S OBP: 0.275, SLG: 0.282 Dann Howitt, L OBP: 0.385, SLG: 0.667										2	0	1	0	0	0	0						
										2	0	0	0	0	2	1						
<b>Inning Stats</b>	R: 0 E: 0 K: 2 S: 14	H: 0 LOB: 1 BB: 1 P: 22	R: 0 E: 0 K: 0 S: 7	H: 0 LOB: 0 BB: 0 P: 12	R: 0 E: 0 K: 0 S: 8	H: 1 LOB: 1 BB: 0 P: 16	R: 0 E: 0 K: 1 S: 11	H: 1 LOB: 0 BB: 0 P: 17	R: 0 E: 0 K: 0 S: 4	H: 0 LOB: 0 BB: 0 P: 6	R: 4 E: 0 K: 0 S: 23	H: 3 LOB: 0 BB: 1 P: 36	R: 0 E: 0 K: 1 S: 11	H: 1 LOB: 1 BB: 0 P: 16	R: 0 E: 0 K: 0 S: 8	H: 1 LOB: 0 BB: 0 P: 11	R: 0 E: 0 K: 2 S: 11	H: 1 LOB: 1 BB: 0 P: 15	1B: 5 2B: 2 3B: 0 HR: 1	SF: 0 SAC: 0 DP: 1 HBP: 0	WP: 0 PB: 0 SB: 0 CS: 0	PA: 36
<b>PITCHER</b>	IP	WLS	BF	H	R	ER	SO	BB	IBB	HBP	BLK	WP	HR	S	P	ERA	WHIP					
Chris Haney, L ERA: 5.67	6.0	L	25	5	4	4	3	2	0	0	0	0	1	67	109	6.00	1.167					
Greg Cadaret, L ERA: 4.23	1.0		5	2	0	0	1	0	0	0	0	0	0	12	19	0.00	2.000					
John Habyan, R ERA: 3.86	1.2		5	1	0	0	1	0	0	0	0	0	0	15	20	0.00	0.600					
Billy Brewer, L ERA: 3.12	0.1		1	0	0	0	1	0	0	0	0	0	0	3	3	0.00	0.000					

Seattle Mariners @ Kansas City Royals  
Kauffman Stadium, Kansas City, MO  
Wed Aug 11 1993, 7:05 PM CDT  
Att: 23,990 - Unknown

AB	34
R	4
H	8
RBI	4
BB	2
SO	6
LOB	15



Batter	1	2	3	4	5	6	7	8	9	AB	R	H	RBI	BB	SO	LOB	BOTTOM					
Felix Jose, S OBP: 0.305, SLG: 0.338	G4-3									4	0	1	0	0	1	2						
Brian McRae, S OBP: 0.353, SLG: 0.448	K									4	0	2	1	0	1	1						
George Brett, L OBP: 0.300, SLG: 0.433	K									4	0	0	0	0	1	4						
Mike MacFarlane, R OBP: 0.368, SLG: 0.527										4	0	0	0	0	2	2						
Wally Joyner, L OBP: 0.388, SLG: 0.483										4	0	0	0	0	1	0						
Gary Gaetti, R OBP: 0.326, SLG: 0.428										4	1	2	0	0	0	0						
Kevin McReynolds, R OBP: 0.313, SLG: 0.397										4	1	2	2	0	0	1						
Greg Gagne, R OBP: 0.328, SLG: 0.398										4	1	1	0	0	0	2						
Jose Lind, R OBP: 0.277, SLG: 0.307 Chris Gwynn, L OBP: 0.356, SLG: 0.405 Phil Hiatt, R OBP: 0.282, SLG: 0.366 Rico Rossy, R OBP: 0.343, SLG: 0.429										2	0	0	0	0	0	0						
										0	0	0	0	0	0	0						
										0	0	0	0	1	0	0						
										0	0	0	0	0	0	0						
<b>Inning Stats</b>	R: 0 E: 0 K: 2 S: 11	H: 0 LOB: 0 BB: 0 P: 15	R: 0 E: 0 K: 2 S: 8	H: 0 LOB: 0 BB: 0 P: 12	R: 0 E: 0 K: 0 S: 6	H: 0 LOB: 0 BB: 0 P: 9	R: 0 E: 0 K: 0 S: 4	H: 1 LOB: 0 BB: 0 P: 6	R: 1 E: 0 K: 1 S: 9	H: 2 LOB: 1 BB: 0 P: 15	R: 0 E: 0 K: 0 S: 10	H: 1 LOB: 1 BB: 0 P: 16	R: 0 E: 0 K: 0 S: 5	H: 0 LOB: 0 BB: 0 P: 8	R: 2 E: 0 K: 1 S: 14	H: 3 LOB: 2 BB: 1 P: 23	R: 0 E: 0 K: 0 S: 10	H: 1 LOB: 1 BB: 0 P: 14	1B: 4 2B: 3 3B: 0 HR: 1	SF: 0 SAC: 0 DP: 0 HBP: 0	WP: 1 PB: 0 SB: 1 CS: 1	PA: 35
<b>PITCHER</b>	IP	WLS	BF	H	R	ER	SO	BB	IBB	HBP	BLK	WP	HR	S	P	ERA	WHIP					
Chris Bosio, R ERA: 4.23	7.0	W	26	6	3	3	5	0	0	0	0	0	1	55	83	3.86	0.857					
Dennis Powell, L ERA: 4.15	0.2		4	1	0	0	1	1	0	0	0	0	0	10	16	0.00	3.000					
Jeff Nelson, R ERA: 3.27	0.1		1	0	0	0	0	0	0	0	0	0	0	2	5	0.00	0.000					
Erik Plantenberg, L ERA: 10.8	0.1		1	0	0	0	0	0	0	0	0	0	0	1	1	0.00	0.000					
Steve Ontiveros, R ERA:	0.0		1	1	0	0	0	0	0	0	0	0	0	5	8	"	"					

Seattle Mariners @ Kansas City Royals  
Kauffman Stadium, Kansas City, MO  
Wed Aug 11 1993, 7:05 PM CDT  
Att: 23,990 - Unknown

AB	34
R	3
H	8
RBI	3
BB	1
SO	6
LOB	12






Batter	1	2	3	4	5	6	7	8	9	AB	R	H	RBI	BB	SO	LOB	TOP										
<b>Felix Jose, S</b> OBP: 0.309, SLG: 0.342 (1, 9)										5	2	3	0	0	1	1											
<b>Brian McRae, S</b> OBP: 0.352, SLG: 0.445 (1, 8)										5	0	1	0	0	2	3											
<b>George Brett, L</b> OBP: 0.302, SLG: 0.433 (1, 10)										2	1	1	1	1	0	1											
<b>Mike Macfarlane, R</b> OBP: 0.363, SLG: 0.519 (1, 2)										4	0	0	0	0	1	4											
<b>Wally Joyner, L</b> OBP: 0.389, SLG: 0.481 (1, 3)										3	1	1	0	1	1	0											
<b>Gary Gaetti, R</b> OBP: 0.327, SLG: 0.424 (1, 5)										4	0	1	0	0	0	2											
<b>Kevin McReynolds, R</b> OBP: 0.316, SLG: 0.396 (1, 7)										4	0	2	1	0	0	1											
<b>Greg Gagne, R</b> OBP: 0.325, SLG: 0.394 (1, 6)										4	0	0	0	0	2	3											
<b>Jose Lind, R</b> OBP: 0.276, SLG: 0.306 (1, 4)										4	0	1	0	0	0	1											
<b>Inning Stats</b>	R: 0 E: 0 K: 0 S: 8	H: 1 LOB: 1 BB: 1 P: 15	R: 1 E: 0 K: 0 S: 10	H: 2 LOB: 0 BB: 0 P: 14	R: 1 E: 0 K: 1 S: 12	H: 2 LOB: 1 BB: 0 P: 18	R: 0 E: 0 K: 0 S: 6	H: 0 LOB: 0 BB: 0 P: 10	R: 1 E: 1 K: 0 S: 13	H: 1 LOB: 1 BB: 0 P: 18	R: 0 E: 0 K: 1 S: 7	H: 0 LOB: 0 BB: 0 P: 8	R: 0 E: 0 K: 2 S: 12	H: 2 LOB: 2 BB: 0 P: 14	R: 1 E: 0 K: 1 S: 16	H: 2 LOB: 2 BB: 1 P: 26	R: 0 E: 0 K: 2 S: 7	H: 0 LOB: 0 BB: 0 P: 9	1B: 10 2B: 0 3B: 0 HR: 0	SF: 1 SAC: 0 DP: 2 HBP: 0	WP: 1 PB: 0 SB: 1 CS: 0	PA: 38					
<b>PITCHER</b>	IP	WLS	BF	H	R	ER	SO	BB	IBB	HBP	BLK	WP	HR	S	P	ERA	WHIP										
<b>Jack McDowell, R</b> ERA: 3.61	(1, 1)	8.0	L	35	10	4	3	5	2	0	0	0	0	84	123	3.38	1.500										
<b>Chuck Cary, L</b> ERA: 9.64	(9, 1)	1.0		3	0	0	0	2	0	0	0	0	0	7	9	0.00	0.000										

**Kansas City Royals @ Chicago White Sox**  
Comiskey Park, Chicago, IL  
Thu Aug 12 1993, 8:05 PM EDT  
Att: 38,954 - Unknown - 74 F


**AB 35**  
**R 4**  
**H 10**  
**RBI 2**  
**BB 2**  
**SO 7**  
**LOB 16**



Batter	1	2	3	4	5	6	7	8	9	AB	R	H	RBI	BB	SO	LOB	BOTTOM										
<b>Tim Raines, S</b> OBP: 0.404, SLG: 0.518 (1, 7)										4	1	2	1	0	0	1											
<b>Joey Cora, S</b> OBP: 0.374, SLG: 0.370 (1, 4)										4	0	2	0	0	0	1											
<b>Frank Thomas, R</b> OBP: 0.432, SLG: 0.598 (1, 3)										4	1	1	0	0	0	2											
<b>Robin Ventura, L</b> OBP: 0.367, SLG: 0.419 (1, 5)										4	0	1	0	0	0	1											
<b>Ellis Burks, R</b> OBP: 0.352, SLG: 0.471 (1, 9)										3	0	1	1	0	1	1											
<b>Matt Merullo, L</b> OBP: 0.050, SLG: 0.050 (1, 10)										4	0	0	0	0	0	2											
<b>Lance Johnson, L</b> OBP: 0.351, SLG: 0.396 (1, 8)										2	0	0	0	1	0	1											
<b>Ron Karkovice, R</b> OBP: 0.292, SLG: 0.445 (1, 2)										2	0	0	0	1	0	1											
<b>Craig Grebeck, R</b> OBP: 0.306, SLG: 0.252 (1, 6)										3	0	0	0	0	0	2											
<b>Inning Stats</b>	R: 1 E: 0 K: 0 S: 11	H: 1 LOB: 0 BB: 0 P: 14	R: 0 E: 0 K: 0 S: 8	H: 1 LOB: 0 BB: 0 P: 10	R: 0 E: 0 K: 0 S: 7	H: 1 LOB: 1 BB: 0 P: 11	R: 0 E: 0 K: 0 S: 7	H: 1 LOB: 0 BB: 0 P: 12	R: 0 E: 0 K: 0 S: 5	H: 0 LOB: 1 BB: 2 P: 15	R: 0 E: 0 K: 0 S: 8	H: 1 LOB: 0 BB: 0 P: 14	R: 0 E: 0 K: 1 S: 8	H: 0 LOB: 0 BB: 0 P: 12	R: 0 E: 0 K: 0 S: 10	H: 1 LOB: 0 BB: 0 P: 13	R: 1 E: 0 K: 0 S: 6	H: 1 LOB: 0 BB: 0 P: 10	1B: 4 2B: 3 3B: 0 HR: 1	SF: 1 SAC: 0 DP: 3 HBP: 0	WP: 1 PB: 0 SB: 0 CS: 0	PA: 33					
<b>PITCHER</b>	IP	WLS	BF	H	R	ER	SO	BB	IBB	HBP	BLK	WP	HR	S	P	ERA	WHIP										
<b>Kevin Appier, R</b> ERA: 3.08	(1, 1)	9.0	W	33	7	2	2	1	2	0	0	0	1	1	70	2.00	1.000										

**Kansas City Royals @ Chicago White Sox**  
Comiskey Park, Chicago, IL  
Thu Aug 12 1993, 8:05 PM EDT  
Att: 38,954 - Unknown - 74 F

**AB 30**  
**R 2**  
**H 7**  
**RBI 2**  
**BB 2**  
**SO 1**  
**LOB 12**





Batter	1	2	3	4	5	6	7	8	9	AB	R	H	RBI	BB	SO	LOB	TOP								
<b>Felix Jose, S</b> OBP: 0.308, SLG: 0.349 (1, 9)										4	1	1	2	0	0	2	<b>Kansas City Royals @ Chicago White Sox</b> Comiskey Park, Chicago, IL Fri Aug 13 1993, 8:05 PM EDT Att: 34,272 - Unknown - 83 F								
<b>Brian McRae, S</b> OBP: 0.351, SLG: 0.443 (1, 8)										4	0	1	0	0	1	0									
<b>George Brett, L</b> OBP: 0.300, SLG: 0.429 (1, 10)										4	0	0	0	0	1	1									
<b>Mike MacFarlane, R</b> OBP: 0.368, SLG: 0.530 (1, 2)										2	1	1	1	2	0	0									
<b>Wally Joyner, L</b> OBP: 0.386, SLG: 0.477 (1, 3)										4	0	0	0	0	0	2									
<b>Gary Gaetti, R</b> OBP: 0.325, SLG: 0.420 (1, 5)										4	1	1	0	0	3	0									
<b>Kevin McReynolds, R</b> OBP: 0.315, SLG: 0.393 (1, 7)										3	0	0	0	1	2	1									
<b>Greg Gagne, R</b> OBP: 0.325, SLG: 0.396 (1, 6)										3	0	1	1	0	1	1									
<b>Chris Gwynn, L</b> OBP: 0.354, SLG: 0.404 (9, PH)										1	0	0	0	0	0	0									
<b>Jose Lind, R</b> OBP: 0.274, SLG: 0.303 (1, 4)										3	1	0	0	0	0	3									
<b>Inning Stats</b>	R: 0 E: 0 K: 2 S: 9	H: 0 LOB: 0 BB: 0 P: 14	R: 0 E: 0 K: 1 S: 7	H: 0 LOB: 0 BB: 0 P: 10	R: 2 E: 1 K: 1 S: 18	H: 2 LOB: 1 BB: 0 P: 27	R: 0 E: 0 K: 1 S: 4	H: 0 LOB: 0 BB: 1 P: 11	R: 0 E: 0 K: 1 S: 7	H: 0 LOB: 1 BB: 1 P: 15	R: 1 E: 0 K: 0 S: 15	H: 1 LOB: 0 BB: 0 P: 22	R: 1 E: 0 K: 0 S: 8	H: 2 LOB: 1 BB: 0 P: 13	R: 0 E: 0 K: 0 S: 5	H: 0 LOB: 1 BB: 1 P: 13	R: 0 E: 0 K: 2 S: 12	H: 0 LOB: 0 BB: 0 P: 15	1B: 2 2B: 1 3B: 0 HR: 2	SF: 0 SAC: 0 DP: 1 HBP: 0	WP: 0 PB: 0 SB: 0 CS: 0	PA: 35			
<b>PITCHER</b>	IP	WLS	BF	H	R	ER	SO	BB	IBB	HBP	BLK	WP	HR	S	P	ERA	WHIP								
<b>Jason Bere, R</b> ERA: 4.6 (1, 1)	6.2		27	5	4	2	6	2	0	0	0	0	2	66	109	2.70	1.050								
<b>Chuck Gary, L</b> ERA: 7.5 (7, 1)	1.1	W	5	0	0	0	0	1	0	0	0	0	0	7	16	0.00	0.750								
<b>Roberto Hernandez, R</b> ERA: 2.21 (9, 1)	1.0	S	3	0	0	0	2	0	0	0	0	0	0	12	15	0.00	0.000								

Batter	1	2	3	4	5	6	7	8	9	AB	R	H	RBI	BB	SO	LOB	BOTTOM								
<b>Tim Raines, S</b> OBP: 0.405, SLG: 0.514 (1, 7)										2	0	0	0	2	0	1	<b>Kansas City Royals @ Chicago White Sox</b> Comiskey Park, Chicago, IL Fri Aug 13 1993, 8:05 PM EDT Att: 34,272 - Unknown - 83 F								
<b>Joey Cora, S</b> OBP: 0.374, SLG: 0.371 (1, 4) (8, 5) (9, 4)										4	0	2	1	0	0	2									
<b>Frank Thomas, R</b> OBP: 0.430, SLG: 0.600 (1, 10) (9, 3)										5	1	1	3	0	3	5									
<b>Robin Ventura, L</b> OBP: 0.370, SLG: 0.421 (1, 5) (8, 3) (9, 5)										5	0	3	0	0	0	1									
<b>Ellis Burks, R</b> OBP: 0.355, SLG: 0.469 (1, 9)										3	0	1	0	1	0	1									
<b>Dan Pasqua, L</b> OBP: 0.309, SLG: 0.296 (1, 3)										3	0	1	0	0	0	4									
<b>Steve Sax, R</b> OBP: 0.312, SLG: 0.345 (7, PH) (8, 4)										2	0	0	0	0	0	3									
<b>Roberto Hernandez, R</b> (9, 1)										0	0	0	0	0	0	0									
<b>Lance Johnson, L</b> OBP: 0.353, SLG: 0.396 (1, 8)										3	1	1	0	1	0	2									
<b>Ron Karkovics, R</b> OBP: 0.292, SLG: 0.446 (1, 2)										4	1	1	0	0	1	4									
<b>Craig Grebeck, R</b> OBP: 0.313, SLG: 0.264 ERA: 4.25 (1, 6)										2	1	1	0	1	1	0									
<b>Warren Newson, L</b> OBP: 1.000, SLG: 1.000 (8, PH)										1	1	1	1	0	0	0									
<b>Ozzie Guillen, L</b> OBP: 0.285, SLG: 0.376 (9, 6)										0	0	0	0	0	0	0									
<b>Inning Stats</b>	R: 0 E: 0 K: 1 S: 11	H: 0 LOB: 1 BB: 1 P: 16	R: 0 E: 0 K: 0 S: 10	H: 1 LOB: 1 BB: 0 P: 16	R: 1 E: 0 K: 0 S: 9	H: 3 LOB: 3 BB: 0 P: 16	R: 1 E: 0 K: 1 S: 13	H: 1 LOB: 2 BB: 2 P: 28	R: 0 E: 0 K: 1 S: 15	H: 1 LOB: 1 BB: 1 P: 24	R: 0 E: 0 K: 2 S: 11	H: 1 LOB: 1 BB: 0 P: 17	R: 0 E: 0 K: 0 S: 9	H: 1 LOB: 1 BB: 0 P: 17	R: 3 E: 0 K: 0 S: 20	H: 4 LOB: 2 BB: 1 P: 33	R: 0 E: 0 K: 0 S: 12	H: 0 LOB: 0 BB: 0 P: 15	1B: 8 2B: 3 3B: 0 HR: 1	SF: 1 SAC: 1 DP: 0 HBP: 1	WP: 0 PB: 1 SB: 3 CS: 0	PA: 42			
<b>PITCHER</b>	IP	WLS	BF	H	R	ER	SO	BB	IBB	HBP	BLK	WP	HR	S	P	ERA	WHIP								
<b>Hipolito Pichardo, R</b> ERA: 4.25 (1, 1)	5.0		26	6	2	2	3	4	0	1	0	0	0	58	100	3.60	2.000								
<b>John Habyan, R</b> ERA: 3.78 (6, 1)	1.0		4	1	0	0	2	0	0	0	0	0	0	11	17	0.00	1.000								
<b>Greg Cadaret, L</b> ERA: 4.19 (7, 1)	0.1		2	1	0	0	0	0	0	0	0	0	0	5	11	0.00	3.000								
<b>Stan Belinda, R</b> ERA: 3.75 (7, 1)	0.2		2	0	0	0	0	0	0	0	0	0	0	4	6	0.00	0.000								
<b>Jeff Montgomery, R</b> ERA: 2.08 (8, 1)	1.0	L	8	4	3	3	0	1	0	0	0	0	1	20	33	27.00	5.000								



Batter	1	2	3	4	5	6	7	8	9	AB	R	H	RBI	BB	SO	LOB	TOP				
<b>Felix Jose, S</b> OBP: 0.305, SLG: 0.345 (1, 9)	F7		F8			K			G6-3	4	0	0	0	0	1	0					
<b>Brian McRae, S</b> OBP: 0.352, SLG: 0.443 (1, 8)	WP G3		G4-3			G4-3			BB	3	0	1	0	1	0	0					
<b>George Brett, L</b> OBP: 0.297, SLG: 0.424 (1, 10)	G3			G4-3			K		K	4	0	0	0	0	2	2					
<b>Wally Joyner, L</b> OBP: 0.383, SLG: 0.473 (1, 3)	F9			P4			G4-3			3	0	0	0	0	0	1					
<b>Gary Gaetti, R</b> OBP: 0.321, SLG: 0.414 (1, 5)		G5-3		G6-3			F9			3	0	0	0	0	0	0					
<b>Brent Mayne, L</b> OBP: 0.304, SLG: 0.346 (1, 2)	HR				F7				K	3	1	1	1	0	1	0					
<b>Kevin McReynolds, R</b> OBP: 0.311, SLG: 0.388 (1, 7)	K				F9				F9	3	0	0	0	0	1	0					
<b>Greg Gagne, R</b> OBP: 0.323, SLG: 0.393 (1, 6)	K				K				F7	3	0	0	0	0	2	0					
<b>Jose Lind, R</b> OBP: 0.271, SLG: 0.300 (1, 4)			F9			G4-3			G6-3	3	0	0	0	0	0	0					
<b>Inning Stats</b>	R: 0 E: 0 K: 0 S: 17	H: 1 LOB: 1 BB: 0 P: 22	R: 1 E: 0 K: 2 S: 14	H: 1 LOB: 0 BB: 0 P: 20	R: 0 E: 0 K: 0 S: 8	H: 0 LOB: 0 BB: 0 P: 11	R: 0 E: 0 K: 0 S: 6	H: 0 LOB: 0 BB: 0 P: 7	R: 0 E: 0 K: 1 S: 9	H: 0 LOB: 0 BB: 0 P: 13	R: 0 E: 0 K: 1 S: 8	H: 0 LOB: 0 BB: 0 P: 11	R: 0 E: 0 K: 1 S: 9	H: 0 LOB: 0 BB: 0 P: 13	R: 0 E: 0 K: 1 S: 12	H: 0 LOB: 1 BB: 1 P: 19	1B: 1 2B: 0 3B: 0 HR: 1	SF: 0 SAC: 0 DP: 0 HBP: 0	WP: 1 PB: 0 SB: 0 CS: 0	PA: 30	
<b>PITCHER</b>	IP	WLS	BF	H	R	ER	SO	BB	IBB	HBP	BLK	WP	HR	S	P	ERA	WHIP				
<b>Alex Fernandez, R</b> ERA: 3.08 (1, 1)	8.2	W	29	2	1	1	6	1	0	0	0	1	1	86	118	1.04	0.346				
<b>Scott Radinsky, L</b> ERA: 3.72 (9, 1)	0.1	S	1	0	0	0	1	0	0	0	0	0	0	3	5	0.00	0.000				

**Kansas City Royals @ Chicago White Sox**  
Comiskey Park, Chicago, IL  
Sat Aug 14 1993, 8:05 PM EDT  
Att: 42,417 - Unknown - 83 F

AB	29
R	1
H	2
RBI	1
BB	1
SO	7
LOB	3



Batter	1	2	3	4	5	6	7	8	9	AB	R	H	RBI	BB	SO	LOB	BOTTOM				
<b>Tim Raines, S</b> OBP: 0.403, SLG: 0.508 (1, 7)	G3	G3-1 BB		P6			K			3	0	0	0	1	1	1					
<b>Joey Coxa, S</b> OBP: 0.371, SLG: 0.368 (1, 4)	F8	G3-1		F7			F7			4	0	0	1	0	0	3					
<b>Frank Thomas, R</b> OBP: 0.430, SLG: 0.599 (1, 3)	S 1B	F8			1B		F8			4	0	2	0	0	0	2					
<b>Robin Ventura, L</b> OBP: 0.371, SLG: 0.428 (1, 5)	P2		HR		P5			FC4-6 1B BB		3	1	1	1	1	0	2					
<b>Ellis Burks, R</b> OBP: 0.354, SLG: 0.470 (1, 9)		E 1B 2B	K		F8			B2		4	1	1	0	0	1	2					
<b>Dan Pasqua, L</b> OBP: 0.308, SLG: 0.294 (1, 10)		E4 1B	K		G3			FC4-6 1B		4	1	1	0	0	1	2					
<b>Steve Sax, R</b> OBP: 0.312, SLG: 0.345 (8, FR)		SH5-4 1B								0	0	0	0	0	0	0					
<b>Lance Johnson, L</b> OBP: 0.352, SLG: 0.394 (1, 8)		1B SH5-4 G3-1 1B	G3-1			G3		FC4-6 1B		4	1	1	1	0	0	2					
<b>Ron Karkovice, R</b> OBP: 0.289, SLG: 0.441 (1, 2)		SH5-4		K		K		K		3	0	0	0	0	3	2					
<b>Ozzie Guillen, L</b> OBP: 0.286, SLG: 0.376 (1, 6)		G3-1 BB 1B		K		G4-3				3	0	1	1	0	1	0					
<b>Inning Stats</b>	R: 0 E: 0 K: 0 S: 11	H: 3 LOB: 2 BB: 1 P: 28	R: 1 E: 0 K: 2 S: 13	H: 1 LOB: 0 BB: 0 P: 18	R: 0 E: 0 K: 2 S: 12	H: 0 LOB: 1 BB: 0 P: 16	R: 0 E: 0 K: 1 S: 9	H: 1 LOB: 1 BB: 0 P: 15	R: 0 E: 0 K: 1 S: 8	H: 0 LOB: 0 BB: 0 P: 10	R: 0 E: 0 K: 1 S: 7	H: 1 LOB: 2 BB: 1 P: 12	1B: 5 2B: 1 3B: 0 HR: 1	SF: 0 SAC: 1 DP: 0 HBP: 0	WP: 1 PB: 0 SB: 1 CS: 0	PA: 35					
<b>PITCHER</b>	IP	WLS	BF	H	R	ER	SO	BB	IBB	HBP	BLK	WP	HR	S	P	ERA	WHIP				
<b>David Cone, R</b> ERA: 3.47 (1, 1)	8.0	L	35	7	4	2	7	2	0	0	0	1	1	85	133	2.25	1.125				

**Kansas City Royals @ Chicago White Sox**  
Comiskey Park, Chicago, IL  
Sat Aug 14 1993, 8:05 PM EDT  
Att: 42,417 - Unknown - 83 F

AB	32
R	4
H	7
RBI	4
BB	2
SO	7
LOB	16






Batter	1	2	3	4	5	6	7	8	9	AB	R	H	RBI	BB	SO	LOB	TOP					
<b>Felix Jose, S</b> OBP: 0.307, SLG: 0.344 (1, 8)	1-1 L7		0-2 CS 1B	0-0 FC5-4		0-0 G5-3		4-0 BB 1B IBB		4	0	1	0	1	0	2						
<b>Greg Gagne, R</b> OBP: 0.324, SLG: 0.401 (1, 6)	1-2 P3		2-2 HR		0-0 P2		0-0 CS 1B	1-1 F7		5	1	2	1	0	0	2						
<b>Wally Joyner, L</b> OBP: 0.386, SLG: 0.476 (1, 3)	2-1 F7		0-1 G1-3		3-0 E 2B		4-2 1-2 BB	1-1 BB 1B		4	1	2	1	1	0	0						
<b>Mike Macfarlane, R</b> OBP: 0.372, SLG: 0.529 (1, 2)		3-3 K	2-0 1B		1-0 E6 1B		2-1 G5-3	4-2 BB 1B		4	1	2	0	1	1	1						
<b>Chris Gwynn, L</b> OBP: 0.355, SLG: 0.401 (1, 9)		4-0 HR BB	2-1 G4-3		1-1 E 1B		1-0 G5-3	0-3 K		4	2	1	1	1	1	4						
<b>Kevin McReynolds, R</b> OBP: 0.317, SLG: 0.402 (1, 7)		0-2 HR		4-2 1B BB	0-2 E9 1B		0-2 L9	0-3 K		4	1	2	3	1	1	0						
<b>Brent Mayne, L</b> OBP: 0.301, SLG: 0.338 (1, 10)		2-2 G4-3		2-2 L8	4-0 G3 IBB		2-3 K2-3	1-0 L6		4	0	0	0	1	1	1						
<b>Jose Lind, R</b> OBP: 0.273, SLG: 0.302 (1, 4)		2-2 1B		3-1 F8	0-0 G3		1-1 SH3-4 1B	0-1 G6-3		5	1	2	0	0	0	3						
<b>Rico Rossy, R</b> OBP: 0.342, SLG: 0.424 (1, 5)	1-1 F9		1-2 FC5-4 1B		0-3 K		0-0 SH3-4			3	0	1	0	0	1	3						
<b>Inning Stats</b>	R: 0 E: 0 K: 0 S: 9	H: 0 LOB: 0 BB: 0 P: 13	R: 2 E: 0 K: 1 S: 18	H: 2 LOB: 1 BB: 1 P: 30	R: 1 E: 0 K: 0 S: 12	H: 3 LOB: 1 BB: 0 P: 17	R: 0 E: 0 K: 0 S: 14	H: 1 LOB: 2 BB: 1 P: 23	R: 3 E: 2 K: 1 S: 12	H: 4 LOB: 2 BB: 1 P: 21	R: 0 E: 0 K: 0 S: 7	H: 1 LOB: 1 BB: 1 P: 13	R: 0 E: 0 K: 1 S: 8	H: 0 LOB: 0 BB: 0 P: 11	R: 1 E: 0 K: 1 S: 13	H: 2 LOB: 3 BB: 2 P: 24	R: 0 E: 0 K: 1 S: 6	H: 0 LOB: 0 BB: 0 P: 7	1B: 10 2B: 1 3B: 0 HR: 2	SF: 0 SAC: 1 DP: 0 HBP: 0	WP: 0 PB: 0 CS: 2	PA: 44
<b>PITCHER</b>	IP	WLS	BF	H	R	ER	SO	BB	IBB	HBP	BLK	WP	HR	S	P	ERA	WHIP					
<b>Tim Belcher, R</b> ERA: 4.4 (1, 1)	4.1	L	23	9	6	5	1	2	0	0	0	0	2	58	93	10.38	2.538					
<b>Kirk McCaskill, R</b> ERA: 6.33 (5, 1)	0.2		4	1	0	0	1	0	1	0	0	0	0	7	11	0.00	1.500					
<b>Chuck Cary, L</b> ERA: 5.63 (6, 1)	2.0		7	1	0	0	1	1	0	0	0	0	0	15	24	0.00	1.000					
<b>Donn Pall, R</b> ERA: 2.86 (8, 1)	0.2		4	1	1	1	0	0	1	0	0	0	0	5	11	13.50	1.500					
<b>Scott Radinsky, L</b> ERA: 3.69 (8, 1)	0.1		3	1	0	0	1	1	0	0	0	0	0	8	13	0.00	6.000					
<b>PITCHER</b>	IP	WLS	BF	H	R	ER	SO	BB	IBB	HBP	BLK	WP	HR	S	P	ERA	WHIP					
<b>Roberto Hernandez, R</b> ERA: 2.17 (9, 1)	1.0		3	0	0	0	1	0	0	0	0	0	0	6	7	0.00	0.000					

**Kansas City Royals @ Chicago White Sox**  
Comiskey Park, Chicago, IL  
Sun Aug 15 1993, 4:33 AM EDT  
Att: 38,395 - Overcast - 73 F

livebaseballscorecards.com

AB 37  
R 7  
H 13  
RBI 6  
BB 6  
SO 5  
LOB 16




Batter	1	2	3	4	5	6	7	8	9	AB	R	H	RBI	BB	SO	LOB	BOTTOM					
<b>Tim Raines, S</b> OBP: 0.406, SLG: 0.508 (1, 7)	3-2 S 1B		2-1 G4-3		3-3 K		3-2 FC6-4 1B		4-1 1-2 BB	4	1	2	1	1	1	0						
<b>Joey Coza, S</b> OBP: 0.371, SLG: 0.368 (1, 4)	2-2 WP 1B		1-2 HR 1B		3-3 K		0-1 P5		0-1 G3-1	5	1	2	1	0	1	4						
<b>Frank Thomas, R</b> OBP: 0.429, SLG: 0.603 (1, 3)	2-0 F9		1-0 HR		0-0 F7		1-2 FC6-4			4	1	1	2	0	0	3						
<b>Robin Ventura, L</b> OBP: 0.372, SLG: 0.425 (1, 5)	4-0 FC6-4 BB		3-0 G3-1		4-2 FC6-4 BB		2-0 F9			2	0	0	0	2	0	0						
<b>Ellis Burks, R</b> OBP: 0.351, SLG: 0.465 (1, 9)	1-0 FC6-4		2-3 K		1-0 FC6-4		1-3 K			4	0	0	0	0	2	2						
<b>Warren Newson, L</b> OBP: 0.400, SLG: 0.400 (1, 10)		3-3 K		3-2 G4-6-3 1B		2-3 K2-3		1-0 G6-3		4	0	1	0	0	2	0						
<b>Lance Johnson, L</b> OBP: 0.353, SLG: 0.394 (1, 8)		1-1 G4-3		0-0 G4-6-3		3-2 1B WP 1B		4-0 BB BB		3	1	1	0	1	0	1						
<b>Michael LaValliere, L</b> OBP: 0.338, SLG: 0.328 (1, 2)		3-2 G3		0-1 G4-3		2-1 1B 1B		1-3 K		3	0	1	0	0	0	0						
<b>Ron Karkovics, R</b> OBP: 0.289, SLG: 0.439 (7, PR) (8, 2)					0-0 G4-3		1-2 1B 1B		1-1 K	1	1	0	0	0	1	1						
<b>Ozzie Guillen, L</b> OBP: 0.285, SLG: 0.374 (1, 6)			0-1 G4-3		0-0 L8		1-2 1B		1-1 L6	4	0	1	1	0	0	1						
<b>Inning Stats</b>	R: 1 E: 0 K: 0 S: 10	H: 2 LOB: 1 BB: 1 P: 22	R: 0 E: 0 K: 1 S: 8	H: 0 LOB: 0 BB: 0 P: 15	R: 2 E: 0 K: 0 S: 9	H: 2 LOB: 0 BB: 0 P: 16	R: 0 E: 0 K: 1 S: 7	H: 1 LOB: 0 BB: 0 P: 12	R: 0 E: 0 K: 1 S: 6	H: 0 LOB: 0 BB: 0 P: 9	R: 0 E: 0 K: 1 S: 8	H: 0 LOB: 1 BB: 1 P: 16	R: 2 E: 0 K: 1 S: 23	H: 4 LOB: 2 BB: 0 P: 35	R: 0 E: 0 K: 1 S: 5	H: 0 LOB: 0 BB: 0 P: 9	R: 0 E: 0 K: 1 S: 8	H: 0 LOB: 2 BB: 2 P: 18	1B: 8 2B: 0 3B: 0 HR: 1	SF: 0 SAC: 0 DP: 1 HBP: 0	WP: 2 PB: 0 CS: 0	PA: 38
<b>PITCHER</b>	IP	WLS	BF	H	R	ER	SO	BB	IBB	HBP	BLK	WP	HR	S	P	ERA	WHIP					
<b>Tom Gordon, R</b> ERA: 4.0 (1, 1)	6.1	W	26	7	0	5	5	2	0	0	0	0	0	9	106	7.11	1.421					
<b>Mark Gubicza, R</b> ERA: 4.41 (7, 1)	0.0		2	2	0	0	0	0	0	0	0	0	0	9	13	∞	∞					
<b>Stan Belinda, R</b> ERA: 3.62 (7, 1)	1.2		5	0	0	0	1	0	0	0	0	0	0	10	15	0.00	0.000					
<b>Jeff Montgomery, R</b> ERA: 2.05 (9, 1)	1.0	S	5	0	0	0	1	2	0	0	0	0	0	8	18	0.00	2.000					

**Kansas City Royals @ Chicago White Sox**  
Comiskey Park, Chicago, IL  
Sun Aug 15 1993, 4:33 AM EDT  
Att: 38,395 - Overcast - 73 F

livebaseballscorecards.com

AB 34  
R 5  
H 9  
RBI 5  
BB 4  
SO 7  
LOB 12





Batter	1	2	3	4	5	6	7	8	9	AB	R	H	RBI	BB	SO	LOB	TOP									
<b>Greg Gagne, R</b> OBP: 0.321, SLG: 0.397 (1, 6)										4	0	0	0	0	1	3	<b>Kansas City Royals @ Minnesota Twins</b> Hubert H. Humphrey Metrodome, Minneapolis, MN Tue Aug 17 1993, 8:05 PM EDT Att: 33,042 - Dome <a href="http://livebaseballscorecards.com">livebaseballscorecards.com</a>									
<b>Brian McRae, S</b> OBP: 0.351, SLG: 0.441 (1, 8)										4	0	1	0	0	0	0										
<b>George Brett, L</b> OBP: 0.296, SLG: 0.423 (1, 10)										4	0	1	0	0	1	1										
<b>Mike Macfarlane, R</b> OBP: 0.367, SLG: 0.522 (1, 2)										4	0	0	0	0	2	1										
<b>Wally Joyner, L</b> OBP: 0.387, SLG: 0.478 (1, 3)										4	1	2	0	0	0	1										
<b>Gary Gaetti, R</b> OBP: 0.319, SLG: 0.426 (1, 5)										4	1	1	2	0	1	1										
<b>Kevin McReynolds, R</b> OBP: 0.316, SLG: 0.396 (1, 7)										3	1	0	0	1	0	1										
<b>Hubie Brooks, R</b> OBP: 0.331, SLG: 0.365 (7, PR)										3	0	3	0	0	0	0										
<b>Felix Jose, S</b> OBP: 0.306, SLG: 0.343 (7, 9)										1	0	0	0	0	0	1										
<b>Jose Lind, R</b> OBP: 0.273, SLG: 0.300 (1, 4)										2	0	0	1	0	0	3										
<b>Inning Stats</b>	R: 0 E: 0 K: 0 S: 7	H: 0 LOB: 0 BB: 0 P: 9	R: 3 E: 0 K: 2 S: 15	H: 3 LOB: 1 BB: 1 P: 24	R: 0 E: 0 K: 0 S: 9	H: 1 LOB: 0 BB: 0 P: 13	R: 0 E: 0 K: 0 S: 5	H: 0 LOB: 0 BB: 0 P: 10	R: 0 E: 0 K: 0 S: 5	H: 1 LOB: 1 BB: 0 P: 11	R: 0 E: 0 K: 0 S: 6	H: 1 LOB: 1 BB: 0 P: 9	R: 0 E: 0 K: 0 S: 7	H: 1 LOB: 2 BB: 0 P: 15	R: 0 E: 0 K: 1 S: 9	H: 0 LOB: 0 BB: 0 P: 10	R: 0 E: 0 K: 1 S: 10	H: 1 LOB: 2 BB: 0 P: 16	1B: 5 2B: 2 HR: 1	SF: 1 SAC: 0 HBP: 1	WP: 0 PB: 0 SB: 0 CS: 0	PA: 36				
<b>PITCHER</b>	IP	WLS	BF	H	R	ER	SO	BB	IBB	HBP	BLK	WP	HR	S	P	ERA	WHIP									
<b>Jim Deshaies, L</b> ERA: 4.38	(1, 1)	7.0	L	28	7	3	3	3	1	0	1	0	0	1	54	18	3.86	1.143								
<b>Carl Willis, R</b> ERA: 4.59	(8, 1)	1.2		6	1	0	0	2	0	0	0	0	0	0	15	18	0.00	0.600								
<b>Larry Casian, L</b> ERA: 0.75	(9, 1)	0.0		1	0	0	0	0	0	0	0	0	0	0	3	6	∞	∞								
<b>Rick Aguilera, R</b> ERA: 2.88	(9, 1)	0.1		1	0	0	0	0	0	0	0	0	0	0	1	2	0.00	0.000								

Batter	1	2	3	4	5	6	7	8	9	AB	R	H	RBI	BB	SO	LOB	BOTTOM								
<b>Chuck Knoblauch, R</b> OBP: 0.369, SLG: 0.368 (1, 4)										5	0	3	0	0	0	3	<b>Kansas City Royals @ Minnesota Twins</b> Hubert H. Humphrey Metrodome, Minneapolis, MN Tue Aug 17 1993, 8:05 PM EDT Att: 33,042 - Dome <a href="http://livebaseballscorecards.com">livebaseballscorecards.com</a>								
<b>Dave McCarty, R</b> OBP: 0.280, SLG: 0.306 (9, 7)										4	0	1	0	1	0	3									
<b>Kirby Puckett, R</b> OBP: 0.354, SLG: 0.478 (1, 9)										4	0	1	1	0	1	3									
<b>Dave Winfield, R</b> OBP: 0.331, SLG: 0.465 (1, 10)										5	0	1	0	0	2	3									
<b>Brian Harper, R</b> OBP: 0.361, SLG: 0.466 (1, 2)										4	1	1	0	0	0	2									
<b>Shane Mack, R</b> OBP: 0.337, SLG: 0.427 (1, 8)										4	0	1	0	0	0	1									
<b>Bernardo Brito, R</b> OBP: 0.250, SLG: 0.594 (6, PH)										3	0	0	0	0	2	1									
<b>Kent Hrbek, L</b> OBP: 0.342, SLG: 0.436 (8, PR)										0	0	0	0	1	0	0									
<b>Jeff Reboulet, R</b> OBP: 0.324, SLG: 0.284 (9, 6)										0	0	0	0	0	0	0									
<b>Terry Jorgensen, R</b> OBP: 0.292, SLG: 0.294 (8, 6)										4	1	4	1	0	0	0									
<b>Pat Meares, R</b> OBP: 0.294, SLG: 0.348 (7, PH)										2	0	0	0	0	0	2									
<b>Chip Hale, L</b> OBP: 0.369, SLG: 0.374 (8, 5)										1	0	0	0	1	0	1									
<b>Inning Stats</b>	R: 0 E: 0 K: 0 S: 15	H: 3 LOB: 2 BB: 0 P: 24	R: 0 E: 0 K: 1 S: 13	H: 1 LOB: 1 BB: 0 P: 17	R: 0 E: 0 K: 0 S: 9	H: 1 LOB: 1 BB: 0 P: 14	R: 0 E: 0 K: 0 S: 12	H: 1 LOB: 0 BB: 0 P: 17	R: 1 E: 0 K: 1 S: 12	H: 2 LOB: 2 BB: 1 P: 22	R: 0 E: 0 K: 1 S: 6	H: 0 LOB: 0 BB: 0 P: 11	R: 0 E: 0 K: 0 S: 11	H: 2 LOB: 2 BB: 0 P: 18	R: 1 E: 0 K: 1 S: 18	H: 2 LOB: 3 BB: 2 P: 33	R: 0 E: 0 K: 1 S: 7	H: 0 LOB: 0 BB: 0 P: 9	1B: 12 2B: 0 HR: 0	SF: 1 SAC: 0 HBP: 0	WP: 1 PB: 0 SB: 0 CS: 1	PA: 41			
<b>PITCHER</b>	IP	WLS	BF	H	R	ER	SO	BB	IBB	HBP	BLK	WP	HR	S	P	ERA	WHIP								
<b>Chris Haney, L</b> ERA: 5.47	(1, 1)	5.0	W	22	8	1	1	2	1	0	0	0	0	61	94	1.80	1.800								
<b>Mark Gubicza, R</b> ERA: 4.33	(6, 1)	1.2		7	2	0	0	1	0	0	0	0	0	16	27	0.00	1.200								
<b>Stan Belinda, R</b> ERA: 3.73	(7, 1)	1.0		6	2	1	1	1	1	0	0	0	0	15	27	9.00	3.000								
<b>Jeff Montgomery, R</b> ERA: 2.0	(8, 1)	1.1	S	5	0	0	0	1	1	0	0	0	0	11	17	0.00	0.750								



Batter	1	2	3	4	5	6	7	8	9	AB R H RBI BB SO LOB	TOP											
<b>Felix Jose, S</b> OBP: 0.307, SLG: 0.345 (1, 9)	F8		1B BB		1 SAFE 1-3 SAFE	K	K		2B	4 0 1 0 1 2 2	<b>Kansas City Royals @ Minnesota Twins</b> Hubert H. Humphrey Metrodome, Minneapolis, MN Wed Aug 18 1993, 8:05 PM EDT Att: 23,500 - Dome											
<b>Brian McRae, S</b> OBP: 0.352, SLG: 0.443 (1, 8)	G4-3		1B			K	2B		K	5 0 2 2 0 2 1												
<b>George Brett, L</b> OBP: 0.296, SLG: 0.419 (1, 10)	G4-3		L4			F8 1B 2B BB	F8			3 1 0 0 1 0 3												
<b>Wally Joyner, L</b> OBP: 0.386, SLG: 0.476 (1, 3)		F7		P6		2B PB 1B		G4-3		4 1 1 0 0 0 0												
<b>Gary Gaetti, R</b> OBP: 0.318, SLG: 0.437 (1, 5)	F8			G5-3		F8		HR		4 1 1 1 0 0 2												
<b>Brent Mayne, L</b> OBP: 0.295, SLG: 0.341 (1, 2)	G6-3			G1-3		2B	K			4 0 1 1 0 1 0												
<b>Kevin McReynolds, R</b> OBP: 0.315, SLG: 0.395 (1, 7)			G1-4-3 1B 1B		F8	G5-3		F8		4 1 1 0 0 0 1												
<b>Greg Gagne, R</b> OBP: 0.322, SLG: 0.398 (1, 6)			G1-4-3 1B		G5-3		SH1 2B 1B	K		4 1 2 0 0 1 0												
<b>Jose Lind, R</b> OBP: 0.273, SLG: 0.300 (1, 4)			G1-4-3 1-2 2-3		1B		SH1	K		3 0 1 0 0 1 2												
<b>Inning Stats</b>	R: 0 E: 0 K: 0 S: 9	H: 0 LOB: 0 BB: 0 P: 13	R: 0 E: 0 K: 0 S: 4	H: 0 LOB: 0 BB: 0 P: 7	R: 1 E: 0 K: 0 S: 13	H: 3 LOB: 2 BB: 1 P: 21	R: 0 E: 0 K: 0 S: 8	H: 0 LOB: 0 BB: 0 P: 9	R: 0 E: 0 K: 1 S: 9	H: 1 LOB: 1 BB: 0 P: 10	R: 2 E: 0 K: 1 S: 10	H: 2 LOB: 1 BB: 0 P: 20	R: 1 E: 0 K: 1 S: 10	H: 2 LOB: 1 BB: 0 P: 13	R: 1 E: 0 K: 1 S: 10	H: 1 LOB: 0 BB: 0 P: 17	R: 0 E: 0 K: 3 S: 12	H: 1 LOB: 1 BB: 0 P: 17	1B: 6 2B: 3 HR: 1	SF: 0 SAC: 1 DP: 1 HBP: 0	WP: 0 PB: 1 SB: 0 CS: 0	PA: 38
<b>PITCHER</b>	IP WLS BF H R ER SO BB IBB HBP BLK WP HR S P ERA WHIP											<b>PITCHER</b>	IP WLS BF H R ER SO BB IBB HBP BLK WP HR S P ERA WHIP									
<b>Kevin Tapani, R</b> ERA: 5.24	(1, 1) 6.2 L 29 8 4 3 3 2 0 0 0 0 0 0 60 88 4.05 1.500																					
<b>Larry Casian, L</b> ERA: 0.74	(7, 1) 0.1 1 0 0 0 0 0 0 0 0 0 0 3 5 0.00 0.000																					
<b>George Tsamis, L</b> ERA: 5.8	(8, 1) 1.0 4 1 1 1 1 0 0 0 0 0 0 1 10 17 9.00 1.000																					
<b>Mike Hartley, R</b> ERA: 4.28	(9, 1) 1.0 4 1 0 0 3 0 0 0 0 0 0 0 12 17 0.00 1.000																					

Batter	1	2	3	4	5	6	7	8	9	AB R H RBI BB SO LOB	BOTTOM											
<b>Shane Mack, R</b> OBP: 0.334, SLG: 0.423 (1, 8)	F7		G5-3			G3-1		K		4 0 0 0 0 1 0	<b>Kansas City Royals @ Minnesota Twins</b> Hubert H. Humphrey Metrodome, Minneapolis, MN Wed Aug 18 1993, 8:05 PM EDT Att: 23,500 - Dome											
<b>Chuck Knoblauch, R</b> OBP: 0.370, SLG: 0.369 (1, 4)	L7		K			G5-4-3 1B		2B 1B		4 1 2 0 0 1 0												
<b>Kirby Puckett, R</b> OBP: 0.353, SLG: 0.479 (1, 9)	G6-3			G4-3		G5-4-3		1B 2B		4 1 1 1 0 0 1												
<b>Kent Hrbek, L</b> OBP: 0.341, SLG: 0.433 (1, 3)		G6-3		F8		P5		1B		4 0 1 1 0 0 0												
<b>Dave Winfield, R</b> OBP: 0.333, SLG: 0.462 (1, 10)		F8 E BB		K		1B BB		G3		2 0 0 0 2 1 1												
<b>Brian Harper, R</b> OBP: 0.360, SLG: 0.464 (1, 2)		E1		K		1B		F8		4 0 1 0 0 1 1												
<b>Dave McCarty, R</b> OBP: 0.275, SLG: 0.300 (1, 7)		F8		K		K		K2-3		4 0 0 0 0 3 4												
<b>Terry Jorgensen, R</b> OBP: 0.289, SLG: 0.282 (1, 5)		P4		BB		G5-3		F9		3 0 0 0 1 0 4												
<b>Pat Meares, R</b> OBP: 0.291, SLG: 0.344 (1, 6)		F9		G4-3		G4-3		P3		3 0 0 0 0 0 1												
<b>Inning Stats</b>	R: 0 E: 0 K: 0 S: 7	H: 0 LOB: 0 BB: 0 P: 9	R: 0 E: 1 K: 0 S: 14	H: 0 LOB: 2 BB: 1 P: 23	R: 0 E: 0 K: 1 S: 6	H: 0 LOB: 0 BB: 0 P: 8	R: 0 E: 0 K: 1 S: 6	H: 0 LOB: 0 BB: 0 P: 9	R: 0 E: 0 K: 2 S: 15	H: 0 LOB: 1 BB: 1 P: 21	R: 0 E: 0 K: 0 S: 8	H: 1 LOB: 0 BB: 0 P: 12	R: 0 E: 0 K: 1 S: 10	H: 1 LOB: 2 BB: 1 P: 18	R: 2 E: 0 K: 1 S: 12	H: 3 LOB: 1 BB: 0 P: 18	R: 0 E: 0 K: 1 S: 8	H: 0 LOB: 0 BB: 0 P: 9	1B: 4 2B: 1 3B: 0 HR: 0	SF: 0 SAC: 0 DP: 1 HBP: 0	WP: 0 PB: 0 SB: 0 CS: 0	PA: 35
<b>PITCHER</b>	IP WLS BF H R ER SO BB IBB HBP BLK WP HR S P ERA WHIP											<b>PITCHER</b>	IP WLS BF H R ER SO BB IBB HBP BLK WP HR S P ERA WHIP									
<b>Kevin Appier, R</b> ERA: 3.04	(1, 1) 8.0 W 32 5 2 2 6 3 0 0 0 0 0 0 78 118 2.25 1.000																					
<b>Jeff Montgomery, R</b> ERA: 1.95	(9, 1) 1.0 S 3 0 0 0 1 0 0 0 0 0 0 0 8 9 0.00 0.000																					





Batter	1	2	3	4	5	6	7	8	9	AB	R	H	RBI	BB	SO	LOB	TOP										
Greg Gagne, R (1, 6) OBP: 0.321, SLG: 0.398	F8		F8				P3		G5-3	5	1	1	0	0	0	0	<b>Kansas City Royals @ Minnesota Twins</b> Hubert H. Humphrey Metrodome, Minneapolis, MN Thu Aug 19 1993, 4:33 AM EDT Att: 21,544 - Dome <a href="http://livebaseballscorecards.com">livebaseballscorecards.com</a>										
Brian McRae, S (1, 8) OBP: 0.354, SLG: 0.451	F7		HR				1B		F8	5	2	3	2	0	0	0											
George Brett, L (1, 10) OBP: 0.298, SLG: 0.428	HR		G3-1				G4-3			4	1	2	1	0	0	0											
Mike Macfarlane, R (1, 2) OBP: 0.369, SLG: 0.525	2B		1B				F7		E5	4	0	2	0	0	0	1											
Wally Joyner, L (1, 3) OBP: 0.387, SLG: 0.475	K		BB				K		K	3	0	1	0	1	2	3											
Gary Gaetti, R (1, 5) OBP: 0.317, SLG: 0.433			P3				K		F7	4	0	1	0	0	1	3											
Hubie Brooks, R (1, 7) Chris Gwynn, L (8, 7) OBP: 0.355, SLG: 0.401	L8		SH2-3				F7		G6-3	4	0	1	0	0	0	2											
Jose Lind, R (1, 4) OBP: 0.271, SLG: 0.298	F7		SH2-3				K		G6-3	3	0	0	0	0	1	2											
Felix Jose, S (1, 9) OBP: 0.304, SLG: 0.341	G4-3		G4-3				F9		F9	4	0	0	0	0	0	2											
<b>Inning Stats</b>	R: 1 E: 0 K: 1 S: 14	H: 2 LOB: 1 BB: 0 P: 18	R: 0 E: 0 K: 0 S: 9	H: 1 LOB: 1 BB: 0 P: 15	R: 1 E: 0 K: 0 S: 13	H: 2 LOB: 0 BB: 0 P: 23	R: 0 E: 0 K: 0 S: 7	H: 1 LOB: 0 BB: 0 P: 13	R: 1 E: 0 K: 2 S: 12	H: 2 LOB: 0 BB: 0 P: 17	R: 1 E: 1 K: 1 S: 14	H: 2 LOB: 2 BB: 0 P: 18	R: 0 E: 0 K: 0 S: 4	H: 0 LOB: 0 BB: 0 P: 4	R: 0 E: 0 K: 0 S: 5	H: 0 LOB: 0 BB: 0 P: 6		1B: 6 2B: 3 3B: 0 HR: 2	SF: 0 SAC: 1 DP: 0 HBP: 0	WP: 0 PB: 0 SB: 0 CS: 1	PA: 38						
<b>PITCHER</b>	IP	WLS	BF	H	R	ER	SO	BB	IBB	HBP	BLK	WP	HR	S	P	ERA	WHIP										
Eddie Guardado, L (1, 1) ERA: 5.48	6.2	L	30	11	4	3	3	1	0	0	0	0	2	68	105	4.05	1.800										
Mike Trombley, R (7, 1) ERA: 4.7	1.1		5	0	0	0	1	0	0	0	0	0	0	9	10	0.00	0.000										
George Tsamis, L (9, 1) ERA: 5.67	1.0		3	0	0	0	0	0	0	0	0	0	0	5	6	0.00	0.000										

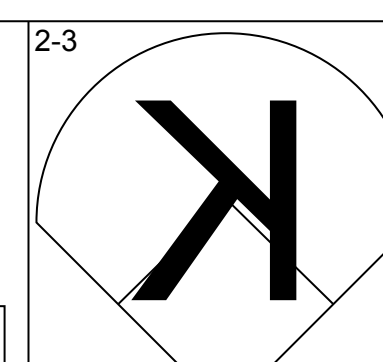
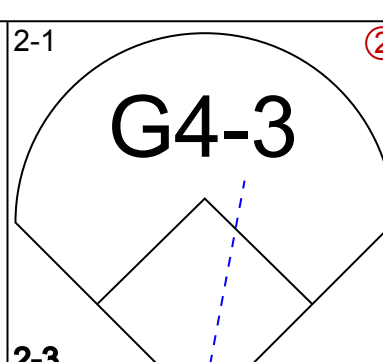
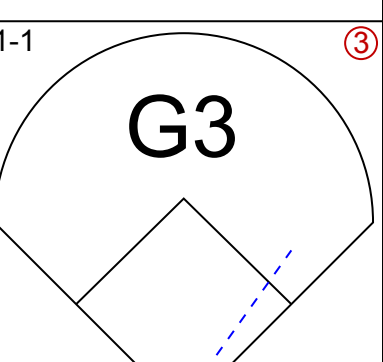
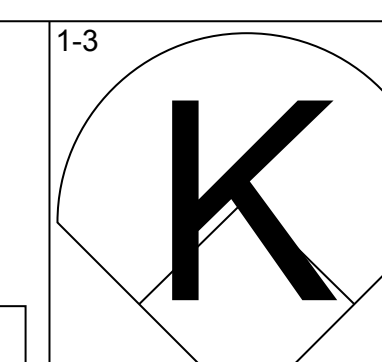
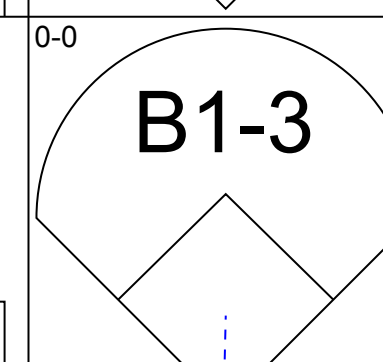
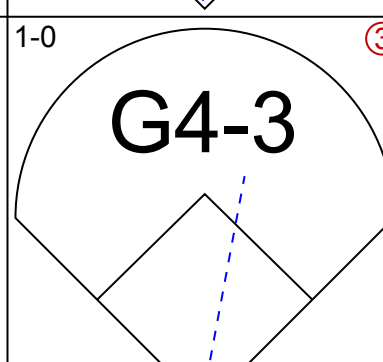
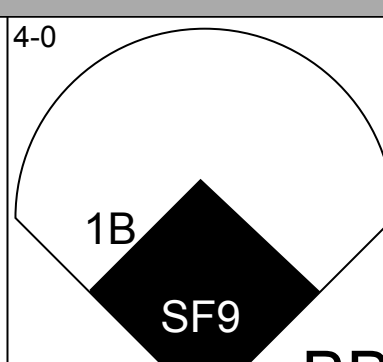
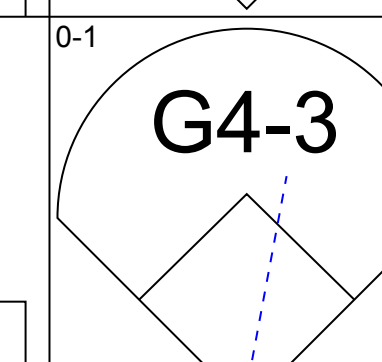
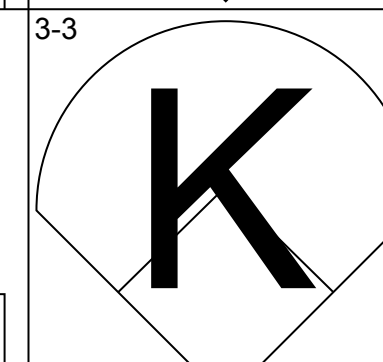
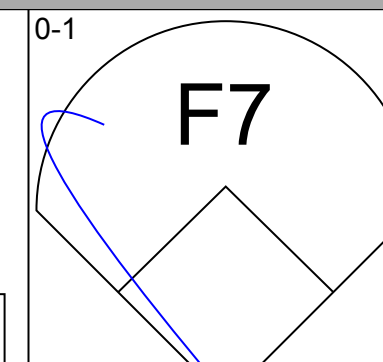
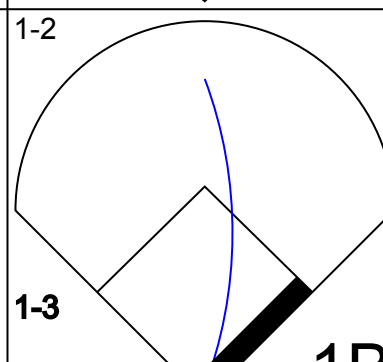
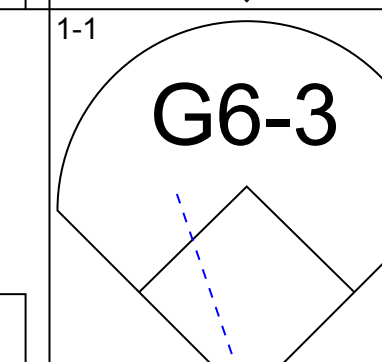
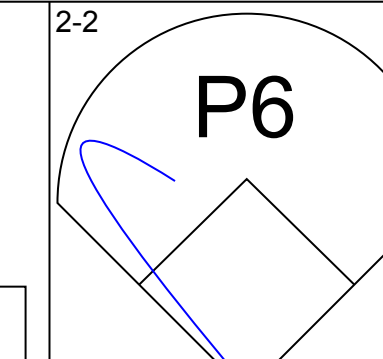
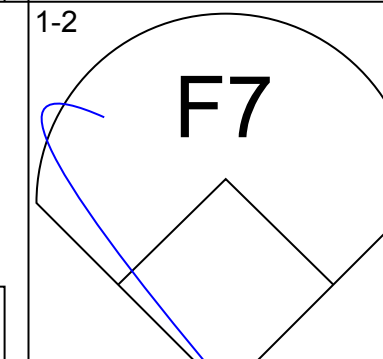
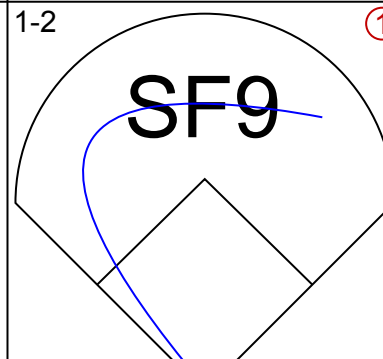
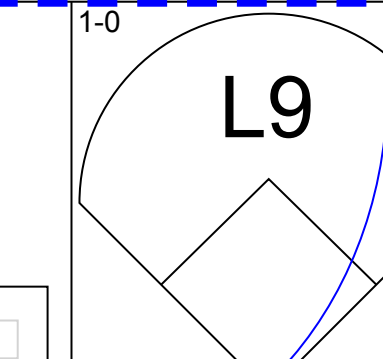
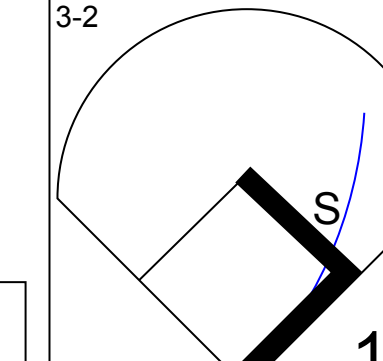
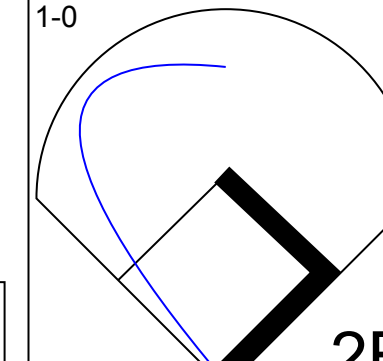
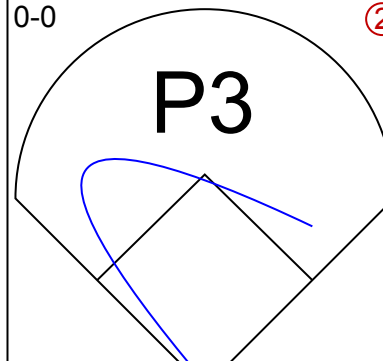
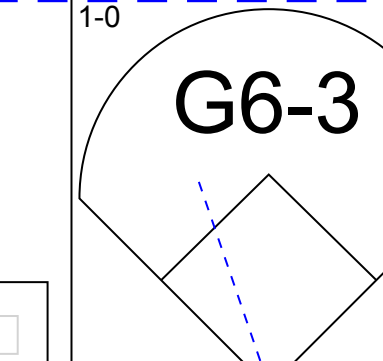
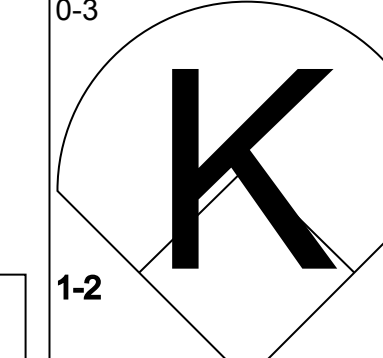
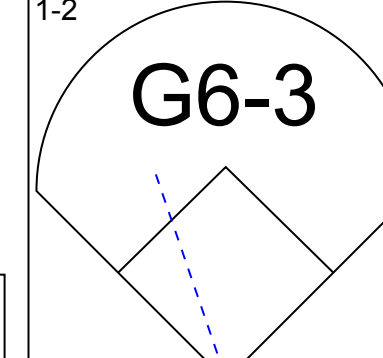
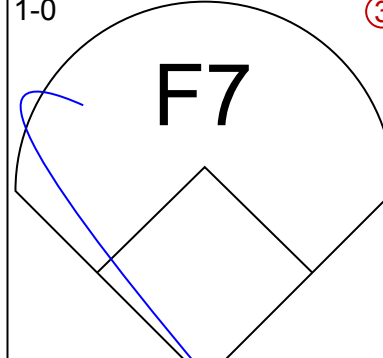
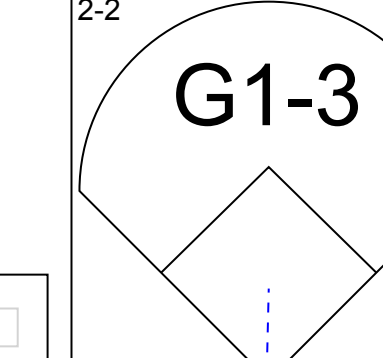
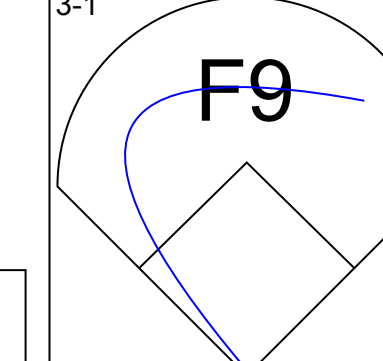
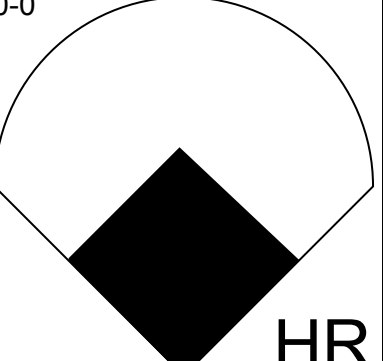
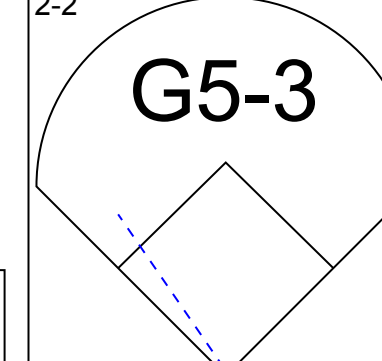
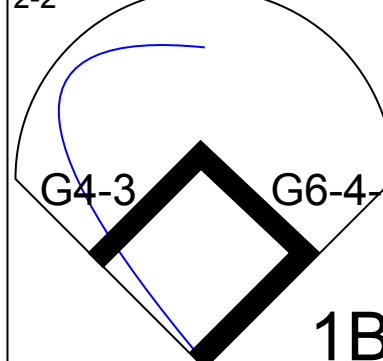
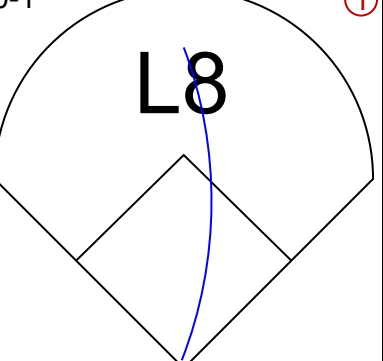
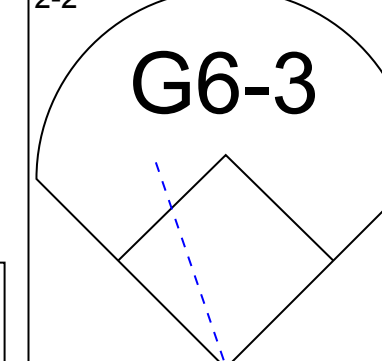
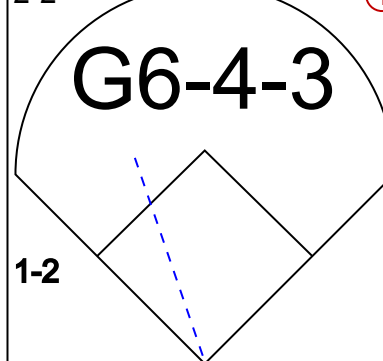
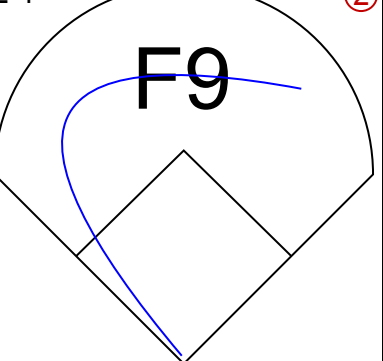
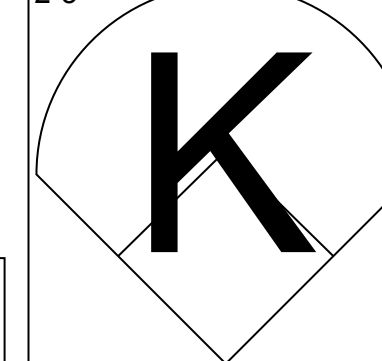
Batter	1	2	3	4	5	6	7	8	9	AB	R	H	RBI	BB	SO	LOB	BOTTOM										
Chuck Knoblauch, R (1, 4) OBP: 0.369, SLG: 0.367	K		BB						F9	3	0	0	0	0	1	3	<b>Kansas City Royals @ Minnesota Twins</b> Hubert H. Humphrey Metrodome, Minneapolis, MN Thu Aug 19 1993, 4:33 AM EDT Att: 21,544 - Dome <a href="http://livebaseballscorecards.com">livebaseballscorecards.com</a>										
Jeff Reboulet, R (1, 6) OBP: 0.323, SLG: 0.279	K		HBP						G4-3	3	0	0	0	1	2	1											
Kirby Puckett, R (1, 9) OBP: 0.350, SLG: 0.474	K		BB						K	4	0	0	0	0	4	3											
Kent Hrbek, L (1, 3) OBP: 0.340, SLG: 0.431	F8		K						G3-1	4	1	1	0	0	1	0											
Brian Harper, R (1, 2) OBP: 0.358, SLG: 0.462	G5-3		P3						P4	4	0	1	0	0	0	1											
Shane Mack, R (1, 8) OBP: 0.333, SLG: 0.421	K		K						FC6-4	4	1	1	0	0	2	1											
Chip Hale, L (1, 10) OBP: 0.373, SLG: 0.378			BB						FC6-4	4	1	1	0	0	2	1											
Dave McCarty, R (1, 7) OBP: 0.276, SLG: 0.297			WP						F9-3	4	0	2	2	0	0	1											
Dave Winfield, R (9, PH) OBP: 0.332, SLG: 0.461			1B						F9-3	2	0	0	0	1	2	1											
Terry Jorgensen, R (1, 5) OBP: 0.304, SLG: 0.297			K						G5-3	1	0	0	0	0	0	1											
<b>Inning Stats</b>	R: 0 E: 0 K: 3 S: 10	H: 0 LOB: 0 BB: 0 P: 15	R: 0 E: 0 K: 1 S: 7	H: 0 LOB: 0 BB: 0 P: 14	R: 0 E: 0 K: 3 S: 16	H: 1 LOB: 3 BB: 1 P: 30	R: 0 E: 0 K: 2 S: 10	H: 0 LOB: 0 BB: 0 P: 15	R: 0 E: 0 K: 0 S: 10	H: 1 LOB: 1 BB: 1 P: 20	R: 0 E: 0 K: 2 S: 8	H: 0 LOB: 0 BB: 0 P: 13	R: 0 E: 0 K: 0 S: 6	H: 1 LOB: 0 BB: 0 P: 8	R: 0 E: 0 K: 1 S: 10	H: 1 LOB: 1 BB: 0 P: 14	R: 2 E: 0 K: 1 S: 14	H: 3 LOB: 1 BB: 0 P: 22	1B: 7 2B: 1 3B: 0 HR: 0	SF: 0 SAC: 0 DP: 2 HBP: 1	WP: 1 PB: 0 SB: 0 CS: 0	PA: 35					
<b>PITCHER</b>	IP	WLS	BF	H	R	ER	SO	BB	IBB	HBP	BLK	WP	HR	S	P	ERA	WHIP										
David Cone, R (1, 1) ERA: 3.35	7.0	W	25	3	0	0	11	2	0	1	0	1	0	67	115	0.00	0.714										
Stan Belinda, R (8, 1) ERA: 3.93	2.0		10	4	2	2	2	0	0	0	0	0	0	24	36	9.00	2.000										



Batter	1	2	3	4	5	6	7	8	9	AB	R	H	RBI	BB	SO	LOB	TOP									
<b>Felix Jose, S</b> OBP: 0.304, SLG: 0.349 <b>Hubie Brooks, R</b> OBP: 0.327, SLG: 0.366 (8, 9)										3	1	1	1	0	1	0	<b>Kansas City Royals @ New York Yankees</b> Yankee Stadium, Bronx, NY Fri Aug 20 1993, 7:05 PM EDT Att: 29,768 - Unknown - 79 F <a href="http://livebaseballscores.com">livebaseballscores.com</a>									
<b>Brian McRae, S</b> OBP: 0.351, SLG: 0.447 (1, 8)										4	0	0	0	0	0	1										
<b>George Brett, L</b> OBP: 0.297, SLG: 0.426 (1, 10)										4	0	1	0	0	2	0										
<b>Mike Macfarlane, R</b> OBP: 0.364, SLG: 0.517 (1, 2)										4	0	0	0	0	2	1										
<b>Wally Joyner, L</b> OBP: 0.383, SLG: 0.471 (1, 3)										4	0	0	0	0	0	0										
<b>Gary Gaetti, R</b> OBP: 0.321, SLG: 0.451 (1, 5)										3	1	2	1	0	0	0										
<b>Chris Gwynn, L</b> OBP: 0.355, SLG: 0.400 (1, 7)										3	0	1	0	0	0	0										
<b>Greg Gagne, R</b> OBP: 0.319, SLG: 0.395 (1, 6)										3	0	0	0	0	0	2										
<b>Jose Lind, R</b> OBP: 0.271, SLG: 0.296 (1, 4)										2	0	0	0	1	0	0										
<b>Inning Stats</b>	R: 0 E: 0 K: 1 S: 9	H: 1 LOB: 1 BB: 0 P: 12	R: 1 E: 0 K: 0 S: 8	H: 1 LOB: 0 BB: 0 P: 8	R: 0 E: 0 K: 0 S: 6	H: 0 LOB: 0 BB: 0 P: 9	R: 0 E: 0 K: 0 S: 7	H: 0 LOB: 0 BB: 0 P: 13	R: 0 E: 0 K: 0 S: 5	H: 0 LOB: 0 BB: 0 P: 6	R: 1 E: 0 K: 1 S: 8	H: 1 LOB: 0 BB: 0 P: 12	R: 0 E: 0 K: 1 S: 12	H: 2 LOB: 0 BB: 0 P: 19	R: 0 E: 0 K: 0 S: 6	H: 0 LOB: 0 BB: 1 P: 10	R: 0 E: 0 K: 2 S: 8	H: 0 LOB: 0 BB: 0 P: 11	1B: 3 2B: 0 3B: 0 HR: 2	SF: 0 SAC: 0 DP: 1 HBP: 0	WP: 0 PB: 0 SB: 0 CS: 0	PA: 32				
<b>PITCHER</b>	IP	WLS	BF	H	R	ER	SO	BB	IBB	HBP	BLK	WP	HR	S	P	ERA	WHIP									
<b>Domingo Jean, R</b> ERA: 3.86 <b>Paul Assenmacher, L</b> ERA: 3.25	(1, 1)	7.0	W	27	5	2	2	3	1	0	0	0	0	2	56	84	2.57	0.857								
<b>PITCHER</b>	IP	WLS	BF	H	R	ER	SO	BB	IBB	HBP	BLK	WP	HR	S	P	ERA	WHIP									
<b>Domingo Jean, R</b> ERA: 3.25 <b>Paul Assenmacher, L</b> ERA: 3.86	(8, 1)	2.0		5	0	0	0	2	0	0	0	0	0	0	13	16	0.00	0.000								

Batter	1	2	3	4	5	6	7	8	9	AB	R	H	RBI	BB	SO	LOB	BOTTOM									
<b>Wade Boggs, L</b> OBP: 0.388, SLG: 0.382 (1, 5)										3	1	2	0	2	0	0	<b>Kansas City Royals @ New York Yankees</b> Yankee Stadium, Bronx, NY Fri Aug 20 1993, 7:05 PM EDT Att: 29,768 - Unknown - 79 F <a href="http://livebaseballscores.com">livebaseballscores.com</a>									
<b>Dion James, L</b> OBP: 0.401, SLG: 0.494 <b>Randy Velarde, R</b> OBP: 0.355, SLG: 0.426 (7, 8)										3	0	0	0	0	0	2										
<b>Don Mattingly, L</b> OBP: 0.361, SLG: 0.494 (1, 3)										4	2	1	2	1	0	3										
<b>Danny Tartabull, R</b> OBP: 0.367, SLG: 0.533 (1, 10)										3	2	2	2	1	1	1										
<b>Paul O'Neill, L</b> OBP: 0.367, SLG: 0.506 (1, 9)										4	1	1	0	0	2	1										
<b>Bernie Williams, S</b> OBP: 0.340, SLG: 0.428 (1, 8)										2	0	1	1	1	1	0										
<b>Matt Nokes, L</b> OBP: 0.274, SLG: 0.418 (1, 2)										4	0	0	0	0	0	5										
<b>Mike Gallego, R</b> OBP: 0.357, SLG: 0.418 (1, 6)										4	0	2	2	0	0	2										
<b>Pat Kelly, R</b> OBP: 0.318, SLG: 0.384 (1, 4)										4	1	1	0	0	1	2										
<b>Inning Stats</b>	R: 0 E: 0 K: 1 S: 11	H: 0 LOB: 1 BB: 1 P: 21	R: 0 E: 0 K: 1 S: 6	H: 0 LOB: 0 BB: 0 P: 9	R: 0 E: 0 K: 0 S: 8	H: 1 LOB: 1 BB: 0 P: 15	R: 3 E: 0 K: 1 S: 18	H: 2 LOB: 2 BB: 2 P: 34	R: 0 E: 0 K: 0 S: 7	H: 0 LOB: 0 BB: 0 P: 11	R: 0 E: 0 K: 1 S: 11	H: 1 LOB: 2 BB: 1 P: 19	R: 4 E: 0 K: 1 S: 13	H: 6 LOB: 1 BB: 0 P: 23	R: 0 E: 0 K: 0 S: 8	H: 1 LOB: 2 BB: 1 P: 15	1B: 7 2B: 3 3B: 0 HR: 1	SF: 1 SAC: 0 DP: 0 HBP: 0	WP: 0 PB: 1 SB: 0 CS: 0	PA: 39						
<b>PITCHER</b>	IP	WLS	BF	H	R	ER	SO	BB	IBB	HBP	BLK	WP	HR	S	P	ERA	WHIP									
<b>Tom Gordon, R</b> ERA: 4.07 <b>Greg Cadaret, L</b> ERA: 4.73 <b>John Habyan, R</b> ERA: 3.97 <b>Billy Brewer, L</b> ERA: 2.93	(1, 1)	5.0	L	22	4	3	3	3	3	0	0	0	0	0	13	25	20.25	3.750								
<b>PITCHER</b>	IP	WLS	BF	H	R	ER	SO	BB	IBB	HBP	BLK	WP	HR	S	P	ERA	WHIP									
<b>Tom Gordon, R</b> ERA: 2.93 <b>Greg Cadaret, L</b> ERA: 4.07 <b>John Habyan, R</b> ERA: 3.97 <b>Billy Brewer, L</b> ERA: 4.73	(7, 1)	1.2		8	2	0	0	1	1	0	0	0	0	0	13	22	0.00	1.800								

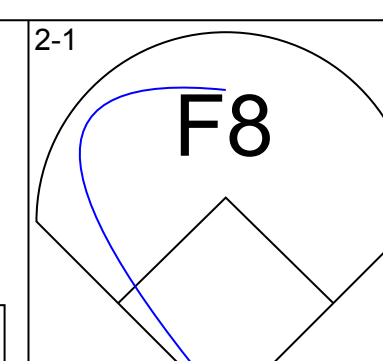
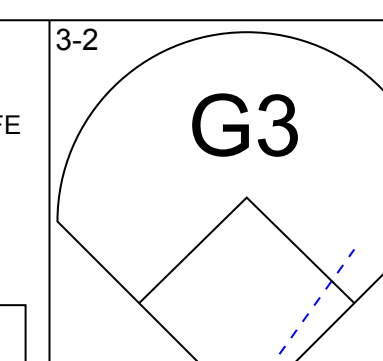
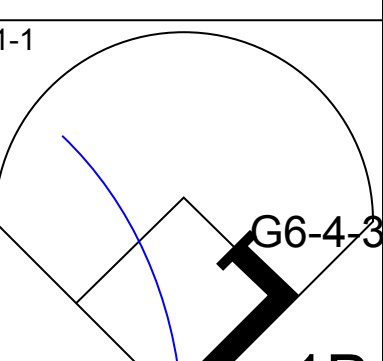
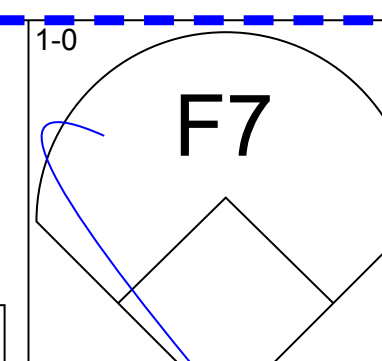
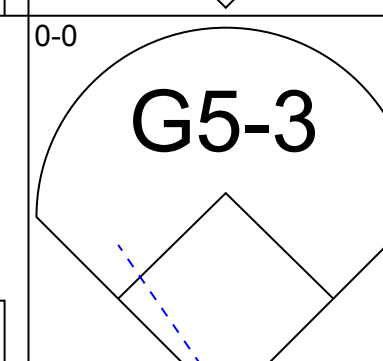
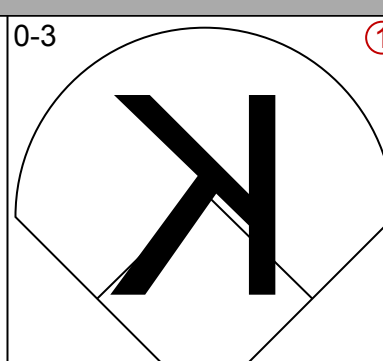
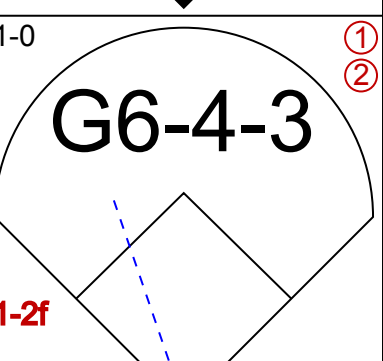
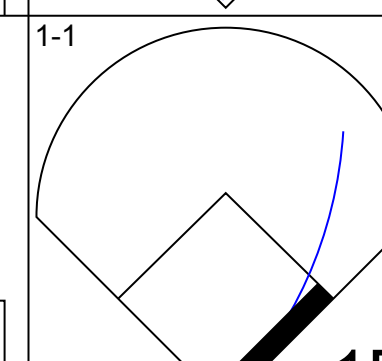
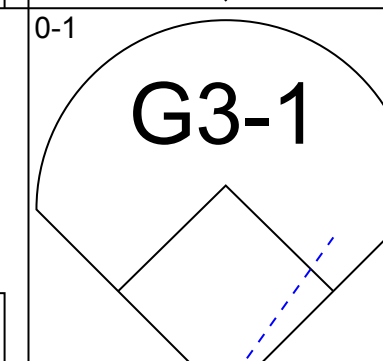
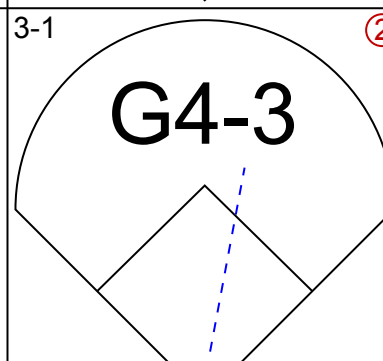
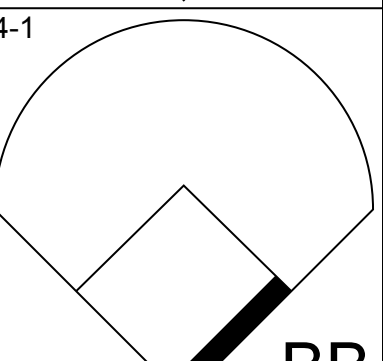
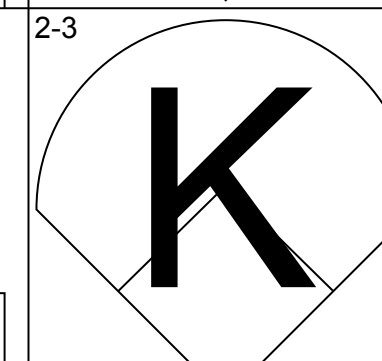
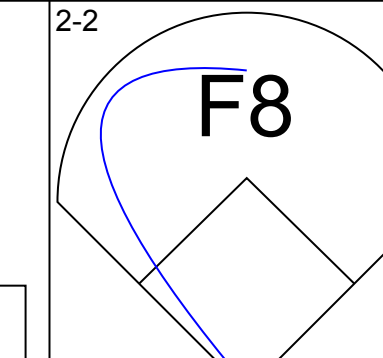
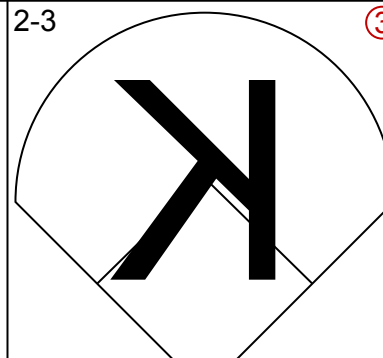
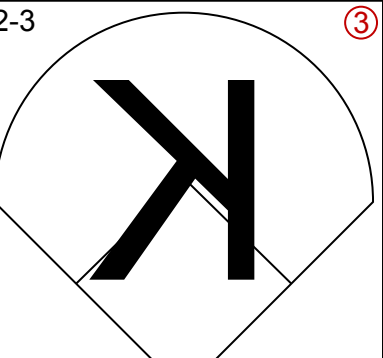
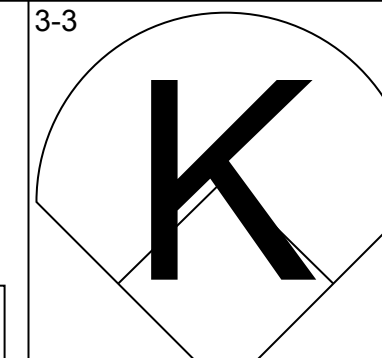
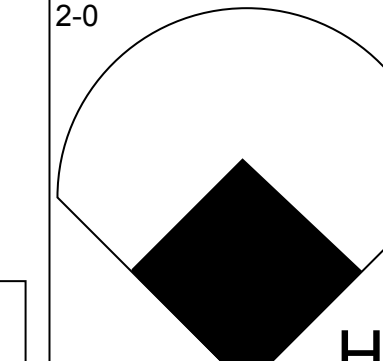
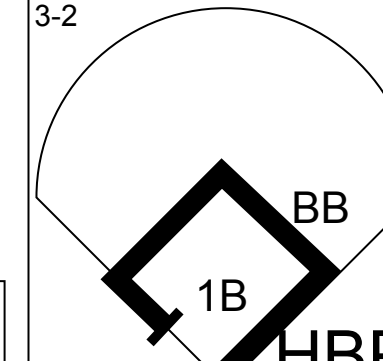
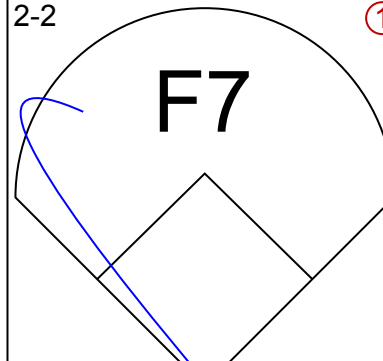
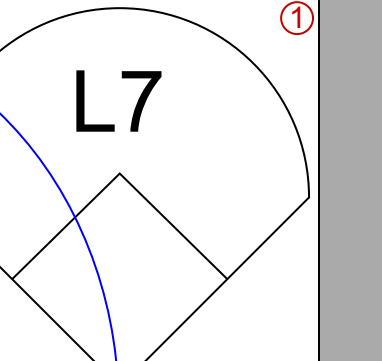
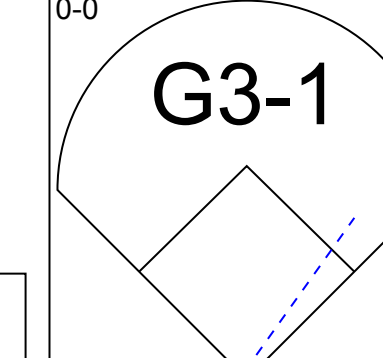
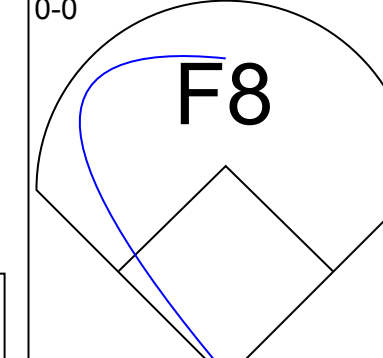
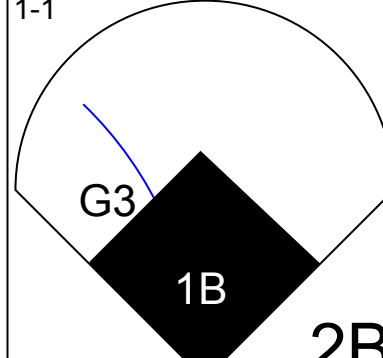
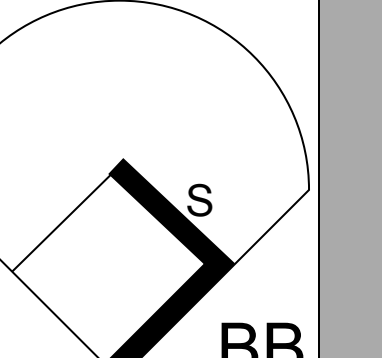
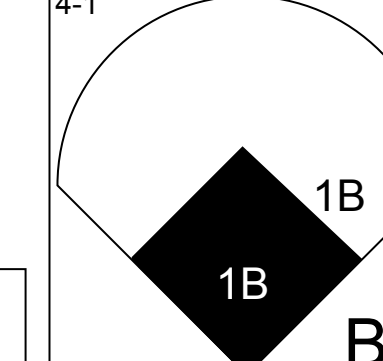
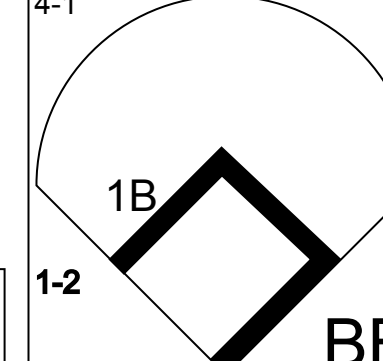
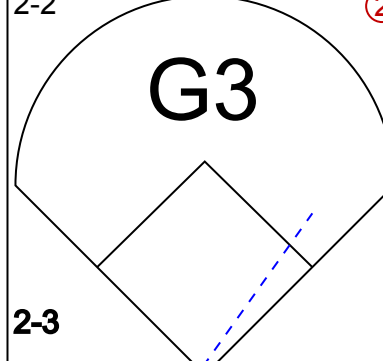

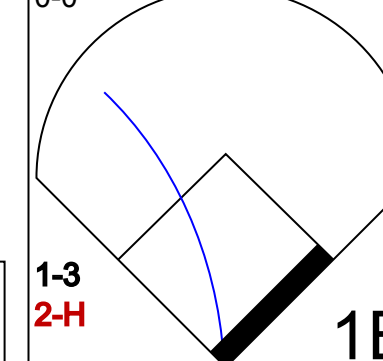

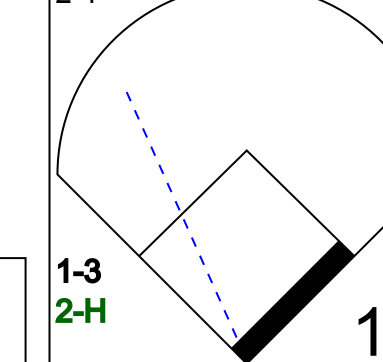
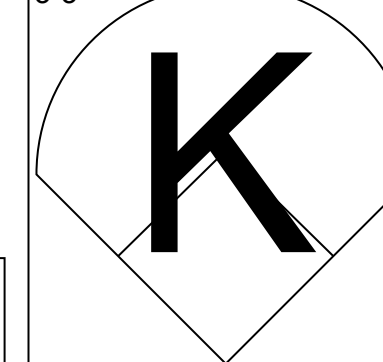
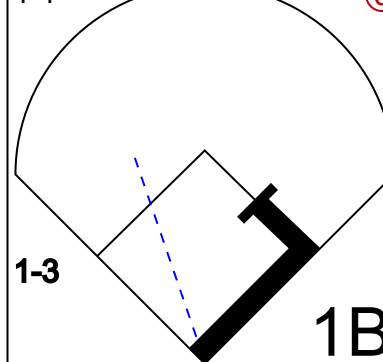

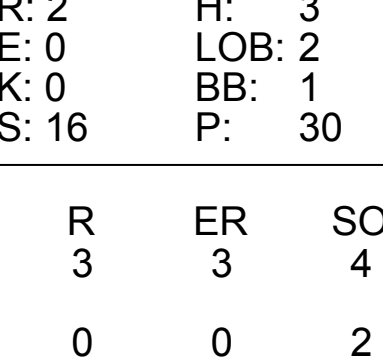
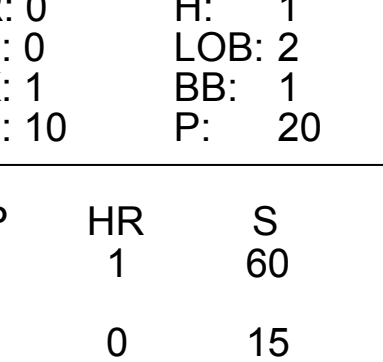
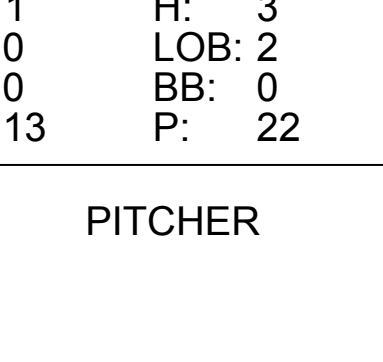


Batter	1	2	3	4	5	6	7	8	9	AB	R	H	RBI	BB	SO	LOB	TOP					
<b>Felix Jose, S</b> OBP: 0.301, SLG: 0.345 (1, 9)										4	0	0	0	0	2	1						
<b>Brian McRae, S</b> OBP: 0.351, SLG: 0.444 (1, 8)										3	1	0	0	1	0	1						
<b>George Brett, L</b> OBP: 0.297, SLG: 0.424 (1, 10)										4	0	1	0	0	1	0						
<b>Wally Joyner, L</b> OBP: 0.380, SLG: 0.468 (1, 3)										3	0	0	1	0	0	0						
<b>Mike Macfarlane, R</b> OBP: 0.366, SLG: 0.521 (1, 2)										4	0	2	0	0	0	1						
<b>Chris Cwynn, L</b> OBP: 0.348, SLG: 0.393 (1, 7)										4	0	0	0	0	1	3						
<b>Greg Gagne, R</b> OBP: 0.319, SLG: 0.402 (1, 6)										3	1	1	1	0	0	1						
<b>Jose Lind, R</b> OBP: 0.272, SLG: 0.296 (1, 4)										3	0	1	0	0	0	0						
<b>Rico Rossy, R</b> OBP: 0.329, SLG: 0.406 (1, 5)										3	0	0	0	0	1	1						
<b>Inning Stats</b>	R: 0 E: 0 K: 2 S: 9	H: 0 LOB: 0 BB: 0 P: 14	R: 0 E: 0 K: 1 S: 13	H: 1 LOB: 1 BB: 0 P: 21	R: 0 E: 0 K: 0 S: 11	H: 1 LOB: 1 BB: 0 P: 18	R: 0 E: 0 K: 0 S: 9	H: 1 LOB: 1 BB: 0 P: 12	R: 1 E: 0 K: 0 S: 7	H: 1 LOB: 0 BB: 0 P: 10	R: 1 E: 0 K: 0 S: 8	H: 1 LOB: 1 BB: 1 P: 15	R: 0 E: 0 K: 1 S: 10	H: 0 LOB: 0 BB: 0 P: 16	R: 0 E: 0 K: 1 S: 8	H: 0 LOB: 0 BB: 0 P: 10	R: 0 E: 0 K: 0 S: 7	H: 0 LOB: 0 BB: 0 P: 11	1B: 3 2B: 1 3B: 0 HR: 1	SF: 1 SAC: 0 DP: 0 HBP: 0	WP: 0 PB: 0 SB: 1 CS: 0	PA: 33
<b>PITCHER</b>	IP	WLS	BF	H	R	ER	SO	BB	IBB	HBP	BLK	WP	HR	S	P	ERA	WHIP					
<b>Scott Kamieniecki, R</b> ERA: 3.75 (1, 1)	8.0	W	30	5	2	2	5	1	0	0	0	0	1	75	116	2.25	0.750					
<b>Paul Assenmacher, L</b> ERA: 3.22 (9, 1)	0.1		1	0	0	0	0	0	0	0	0	0	0	1	2	0.00	0.000					
<b>Steve Farr, R</b> ERA: 3.24 (9, 1)	0.2	S	2	0	0	0	0	0	0	0	0	0	0	6	9	0.00	0.000					

**Kansas City Royals @ New York Yankees**  
Yankee Stadium, Bronx, NY  
Sat Aug 21 1993, 3:33 AM EDT  
Att: 41,543 - Sunny - 79 F

AB 31  
R 2  
H 5  
RBI 2  
BB 1  
SO 5  
LOB 8



Batter	1	2	3	4	5	6	7	8	9	AB	R	H	RBI	BB	SO	LOB	BOTTOM				
<b>Wade Boggs, L</b> OBP: 0.386, SLG: 0.381 (1, 5)										4	0	1	0	0	0	2					
<b>Randy Velarde, R</b> OBP: 0.382, SLG: 0.421 (1, 7)										4	0	1	0	0	1	1					
<b>Don Mattingly, L</b> OBP: 0.380, SLG: 0.490 (1, 3)										3	0	0	0	1	1	1					
<b>Danny Tartabull, R</b> OBP: 0.364, SLG: 0.527 (1, 10)										4	0	0	0	0	3	2					
<b>Mike Stanley, R</b> OBP: 0.394, SLG: 0.547 (1, 2)										3	1	1	1	0	0	0					
<b>Bernie Williams, S</b> OBP: 0.341, SLG: 0.430 (1, 8)										3	1	1	0	1	0	1					
<b>Jim Leyritz, R</b> OBP: 0.426, SLG: 0.508 (1, 9)										1	1	0	0	2	0	1					
<b>Paul O'Neill, L</b> OBP: 0.367, SLG: 0.505 (8, 9)										1	0	0	0	0	1	1					
<b>Mike Gallego, R</b> OBP: 0.362, SLG: 0.422 (1, 6)										4	0	3	1	0	1	1					
<b>Pat Kelly, R</b> OBP: 0.321, SLG: 0.387 (1, 4)										3	0	2	1	0	1	2					
<b>Inning Stats</b>	R: 0 E: 0 K: 0 S: 5	H: 0 LOB: 0 BB: 0 P: 7	R: 2 E: 0 K: 0 S: 16	H: 3 LOB: 2 BB: 1 P: 30	R: 0 E: 0 K: 2 S: 9	H: 0 LOB: 0 BB: 0 P: 14	R: 0 E: 0 K: 1 S: 10	H: 1 LOB: 2 BB: 1 P: 20	R: 0 E: 0 K: 1 S: 7	H: 1 LOB: 1 BB: 1 P: 15	R: 1 E: 0 K: 0 S: 13	H: 3 LOB: 2 BB: 0 P: 22	R: 0 E: 0 K: 2 S: 10	H: 1 LOB: 0 BB: 0 P: 17	R: 0 E: 0 K: 2 S: 11	H: 0 LOB: 1 BB: 1 P: 18	1B: 7 2B: 1 3B: 0 HR: 1	SF: 0 SAC: 0 DP: 1 HBP: 1	WP: 0 PB: 0 SB: 1 CS: 0	PA: 35	
<b>PITCHER</b>	IP	WLS	BF	H	R	ER	SO	BB	IBB	HBP	BLK	WP	HR	S	P	ERA	WHIP				
<b>Mike Magnante, L</b> ERA: 4.5 (1, 1)	6.0	L	27	8	3	3	4	3	0	1	0	0	0	15	26	4.50	1.833				
<b>Mark Gubicza, R</b> ERA: 4.27 (7, 1)	1.1		6	1	0	0	2	1	0	0	0	0	0	3	5	0.00	1.500				
<b>Billy Brewer, L</b> ERA: 2.89 (8, 1)	0.1		1	0	0	0	1	0	0	0	0	0	0	3	4	0.00	0.000				
<b>Stan Belinda, R</b> ERA: 3.91 (8, 1)	0.1		1	0	0	0	1	0	0	0	0	0	0	3	4	0.00	0.000				

**Kansas City Royals @ New York Yankees**  
Yankee Stadium, Bronx, NY  
Sat Aug 21 1993, 3:33 AM EDT  
Att: 41,543 - Sunny - 79 F

AB 30  
R 3  
H 9  
RBI 3  
BB 4  
SO 8  
LOB 12





Batter	1	2	3	4	5	6	7	8	9	AB R H RBI BB SO LOB	TOP									
<b>Felix Jose, S</b> OBP: 0.300, SLG: 0.344 (1, 9)	B1-3		K		SAFE 1 SAFE 1 SAFE 1	2-2 1B 1B	K	G3-1		5 1 1 0 0 2 3	<b>Kansas City Royals @ New York Yankees</b> Yankee Stadium, Bronx, NY Sun Aug 22 1993, 3:33 AM EDT Att: 43,606 - Sunny - 77 F									
<b>Brian McRae, S</b> OBP: 0.349, SLG: 0.442 (1, 8)	L8		G3		1-2 1B	0-0 L9		L8		5 1 1 1 0 0 1										
<b>George Brett, L</b> OBP: 0.300, SLG: 0.426 (1, 10)	G6-3			E4 1B	2-2 E7 1B		G4-3		5 0 3 1 0 0 0											
<b>Mike Macfarlane, R</b> OBP: 0.363, SLG: 0.525 (1, 2)		HR		L6 1B	1-2 P3		K	F8		5 1 1 1 0 1 3										
<b>Wally Joyner, L</b> OBP: 0.378, SLG: 0.465 (1, 3)	L7		K		0-0 BB 1B		K	L7		5 1 1 0 0 2 2										
<b>Gary Gaetti, R</b> OBP: 0.316, SLG: 0.443 (1, 5)	K		K		SAFE 0-3 1B		G5-3		4 0 0 0 0 3 2											
<b>Chris Gwynn, L</b> OBP: 0.352, SLG: 0.390 (1, 7)		BB		G6-3	SAFE 1 SAFE 1	4-2 3B BB		L9		2 1 0 0 2 0 0										
<b>Greg Gagne, R</b> OBP: 0.320, SLG: 0.408 (1, 6)	P4			P6	1-1 1B 3B			1B 1B		4 1 2 2 0 0 1										
<b>Jose Lind, R</b> OBP: 0.277, SLG: 0.301 (1, 4)			G5-3		3-2 1B 1B	0-1 1B		1-2 1B		4 1 3 1 0 0 0										
<b>Inning Stats</b>	R: 0 E: 0 K: 0 S: 6	H: 0 LOB: 0 BB: 0 P: 10	R: 1 E: 0 K: 1 S: 8	H: 1 LOB: 1 BB: 1 P: 16	R: 0 E: 0 K: 1 S: 7	H: 0 LOB: 0 BB: 0 P: 11	R: 0 E: 1 K: 2 S: 9	H: 1 LOB: 1 BB: 0 P: 13	R: 3 E: 1 K: 0 S: 19	H: 4 LOB: 1 BB: 0 P: 31	R: 3 E: 0 K: 2 S: 13	H: 3 LOB: 1 BB: 1 P: 18	R: 0 E: 0 K: 0 S: 7	H: 2 LOB: 2 BB: 0 P: 11	R: 0 E: 0 K: 0 S: 5	H: 1 LOB: 1 BB: 0 P: 9	1B: 10 2B: 0 3B: 1 HR: 1	SF: 0 SAC: 0 DP: 0 HBP: 0	WP: 0 PB: 0 CS: 0	PA: 41
<b>PITCHER</b>	IP WLS BF H R ER SO BB IBB HBP BLK WP HR S P ERA WHIP											<b>PITCHER</b>	IP WLS BF H R ER SO BB IBB HBP BLK WP HR S P ERA WHIP							
<b>Melido Perez, R</b> ERA: 4.95 (1, 1)	5.1 L 27 9 7 6 5 2 0 0 0 0 0 1 58 94 10.12 2.062																			
<b>Paul Gibson, L</b> ERA: 3.49 (6, 1)	1.2 5 0 0 0 3 0 0 0 0 0 0 0 13 19 0.00 0.000																			
<b>Rich Monteleone, R</b> ERA: 4.32 (8, 1)	1.0 5 2 0 0 0 0 0 0 0 0 0 0 7 11 0.00 2.000																			
<b>Steve Howe, L</b> ERA: 5.4 (9, 1)	1.0 4 1 0 0 0 0 0 0 0 0 0 0 5 9 0.00 1.000																			

Batter	1	2	3	4	5	6	7	8	9	AB R H RBI BB SO LOB	BOTTOM											
<b>Wade Boggs, L</b> OBP: 0.389, SLG: 0.383 (1, 5)	G5-4-3 BB		G1-3 1B		2-1 1B			G5-3		3 0 2 0 1 0 0	<b>Kansas City Royals @ New York Yankees</b> Yankee Stadium, Bronx, NY Sun Aug 22 1993, 3:33 AM EDT Att: 43,606 - Sunny - 77 F											
<b>Randy Velarde, R</b> OBP: 0.342, SLG: 0.408 (1, 7)	G5-4-3 1-2		G1-3 1-2		F7		F8		4 0 0 0 0 0 3													
<b>Don Mattingly, L</b> OBP: 0.377, SLG: 0.485 (1, 3)	L8		P6			G3		F9		4 0 0 0 0 0 1												
<b>Danny Tartabull, R</b> OBP: 0.363, SLG: 0.523 (1, 10)		F7		K		G6-4-3 BB		K		3 0 0 0 1 2 0												
<b>Mike Stanley, R</b> OBP: 0.392, SLG: 0.542 (1, 2)		L7				G6-4-3 1-2		F7		3 0 0 0 1 0 1												
<b>Bernie Williams, S</b> OBP: 0.345, SLG: 0.434 (1, 8)		BB BB		F8		WP 2B		1B		3 0 2 0 1 0 1												
<b>Jim Leyritz, R</b> OBP: 0.423, SLG: 0.500 (1, 9)		BB BB		G1-3		P3		G6-3		3 0 0 0 1 0 3												
<b>Mike Gallego, R</b> OBP: 0.359, SLG: 0.418 (1, 6)		L8			K		K		3 0 0 0 0 2 3													
<b>Pat Kelly, R</b> OBP: 0.318, SLG: 0.383 (1, 4)			F8		P3		K		3 0 0 0 0 1 1													
<b>Inning Stats</b>	R: 0 E: 0 K: 0 S: 8	H: 0 LOB: 1 BB: 1 P: 13	R: 0 E: 0 K: 0 S: 6	H: 0 LOB: 2 BB: 2 P: 17	R: 0 E: 0 K: 1 S: 7	H: 1 LOB: 1 BB: 0 P: 13	R: 0 E: 0 K: 1 S: 10	H: 0 LOB: 1 BB: 1 P: 18	R: 0 E: 0 K: 0 S: 13	H: 1 LOB: 1 BB: 0 P: 19	R: 0 E: 0 K: 0 S: 6	H: 0 LOB: 0 BB: 1 P: 10	R: 0 E: 0 K: 2 S: 12	H: 1 LOB: 1 BB: 0 P: 17	R: 0 E: 0 K: 0 S: 5	H: 0 LOB: 0 BB: 0 P: 7	R: 0 E: 0 K: 1 S: 13	H: 1 LOB: 1 BB: 0 P: 21	1B: 3 2B: 1 3B: 0 HR: 0	SF: 0 SAC: 0 DP: 2 HBP: 0	WP: 1 PB: 0 CS: 0	PA: 34
<b>PITCHER</b>	IP WLS BF H R ER SO BB IBB HBP BLK WP HR S P ERA WHIP											<b>PITCHER</b>	IP WLS BF H R ER SO BB IBB HBP BLK WP HR S P ERA WHIP									
<b>Chris Haney, L</b> ERA: 5.01 (1, 1)	9.0 W 34 4 0 0 5 5 0 0 0 0 1 0 80 135 0.00 1.000																					











Batter	1	2	3	4	5	6	7	8	9	AB	R	H	RBI	BB	SO	LOB	TOP										
Shane Mack, R OBP: 0.338, SLG: 0.419 (1, 8)	G4-3	K						G4-3		3	0	0	0	1	1	1	<b>Minnesota Twins @ Kansas City Royals</b> Kauffman Stadium, Kansas City, MO Wed Aug 25 1993, 7:05 PM CDT Att: 17,725 - Unknown - 86 F <a href="http://livebaseballscorecards.com">livebaseballscorecards.com</a>										
Chuck Knoblauch, R OBP: 0.366, SLG: 0.363 (1, 4)	F8		G3-1					WP 1B		4	0	1	0	0	0	2											
Kent Hrbek, L OBP: 0.337, SLG: 0.422 (1, 3)	K		G5-3					BB		3	0	0	0	1	1	1											
Dave Winfield, R OBP: 0.323, SLG: 0.446 Dave McCarty, R OBP: 0.270, SLG: 0.291 (8, 9)		F7	G6-3					P5		4	0	0	0	0	0	2											
Brian Harper, R OBP: 0.356, SLG: 0.454 (1, 2)		1B 1B						P6		3	1	1	0	1	0	2											
Chip Hale, L OBP: 0.379, SLG: 0.403 (1, 10)		1B 1B						P5		4	1	1	0	0	1	1											
Pedro Munoz, R OBP: 0.284, SLG: 0.373 (1, 7)		1B FC4 1B						K		4	1	1	1	0	2	1											
Terry Jorgensen, R OBP: 0.265, SLG: 0.250 (1, 5)		FC4 1B						K		4	0	1	1	0	1	0											
Jeff Reboulet, R OBP: 0.327, SLG: 0.285 (1, 6)		FC4						BB 1B		3	1	1	1	0	0	1											
<b>Inning Stats</b>	R: 0 E: 0 K: 1 S: 12	H: 0 LOB: 0 BB: 0 P: 18	R: 3 E: 1 K: 1 S: 20	H: 4 LOB: 1 BB: 0 P: 30	R: 0 E: 0 K: 0 S: 6	H: 0 LOB: 1 BB: 1 P: 8	R: 0 E: 0 K: 2 S: 8	H: 0 LOB: 1 BB: 1 P: 15	R: 1 E: 0 K: 0 S: 13	H: 1 LOB: 1 BB: 1 P: 21	R: 0 E: 0 K: 0 S: 7	H: 0 LOB: 0 BB: 0 P: 8	R: 0 E: 0 K: 0 S: 10	H: 0 LOB: 0 BB: 0 P: 15	R: 0 E: 0 K: 0 S: 11	H: 1 LOB: 2 BB: 1 P: 21		R: 0 E: 0 K: 2 S: 8	H: 0 LOB: 0 BB: 0 P: 13	1B: 6 2B: 1 3B: 0 HR: 0	SF: 0 SAC: 0 DP: 1 HBP: 0	WP: 1 PB: 1 CS: 0	PA: 35				
<b>PITCHER</b>	IP	WLS	BF	H	R	ER	SO	BB	IBB	HBP	BLK	WP	HR	S	P	ERA	WHIP										
Tom Gordon, R ERA: 4.05 (1, 1)	7.0	L	27	5	4	3	4	2	0	0	0	0	0	76	115	3.86	1.000										
Mark Gubicza, R ERA: 4.22 (8, 1)	1.0		5	1	0	0	0	1	0	0	0	1	0	11	21	0.00	2.000										
Stan Belinda, R ERA: 3.83 (9, 1)	1.0	S	3	0	0	0	2	0	0	0	0	0	0	8	13	0.00	0.000										

Batter	1	2	3	4	5	6	7	8	9	AB	R	H	RBI	BB	SO	LOB	BOTTOM										
Felix Jose, S OBP: 0.308, SLG: 0.353 (1, 9)	E BB		S 1B					P4		3	1	2	0	1	0	0	<b>Minnesota Twins @ Kansas City Royals</b> Kauffman Stadium, Kansas City, MO Wed Aug 25 1993, 7:05 PM CDT Att: 17,725 - Unknown - 86 F <a href="http://livebaseballscorecards.com">livebaseballscorecards.com</a>										
Brian McRae, S OBP: 0.346, SLG: 0.442 (1, 8)	FC1 FC6-4		1B 2B					G6-3		4	1	1	1	0	0	2											
George Brett, L OBP: 0.303, SLG: 0.431 (1, 10)	K		2B F7-2 1B					G1-3		4	0	2	0	0	1	3											
Mike MacFarlane, R OBP: 0.363, SLG: 0.521 (1, 2)	F8		2B					P2		4	0	1	1	0	0	4											
Wally Joyner, L OBP: 0.377, SLG: 0.461 (1, 3)	FC6-4		F7-2					G3-1		3	0	0	0	0	0	4											
Gary Gaetti, R OBP: 0.303, SLG: 0.426 (1, 5)	K		K					K		4	0	0	0	0	3	3											
Chris Gwynn, L OBP: 0.357, SLG: 0.401 (1, 7)								G4-6-3 BB		3	0	3	0	1	0	0											
Greg Gagne, R OBP: 0.325, SLG: 0.417 (1, 6)	F8		G4-6-3					F7		4	0	0	0	0	0	4											
Keith Miller, R OBP: 0.194, SLG: 0.184 (1, 4)	K		G6-3					G6-3		4	0	0	0	0	1	2											
<b>Inning Stats</b>	R: 0 E: 1 K: 1 S: 9	H: 0 LOB: 2 BB: 1 P: 14	R: 0 E: 0 K: 2 S: 11	H: 1 LOB: 1 BB: 0 P: 14	R: 2 E: 0 K: 1 S: 19	H: 4 LOB: 1 BB: 0 P: 27	R: 0 E: 0 K: 0 S: 6	H: 0 LOB: 0 BB: 1 P: 14	R: 0 E: 0 K: 0 S: 5	H: 1 LOB: 1 BB: 0 P: 7	R: 0 E: 0 K: 1 S: 7	H: 1 LOB: 1 BB: 0 P: 9	R: 0 E: 0 K: 0 S: 10	H: 0 LOB: 0 BB: 0 P: 14	R: 0 E: 0 K: 0 S: 6	H: 1 LOB: 1 BB: 0 P: 13		R: 0 E: 0 K: 0 S: 6	H: 1 LOB: 0 BB: 0 P: 10	1B: 5 2B: 5 3B: 1 HR: 0	SF: 0 SAC: 0 DP: 4 HBP: 1	WP: 0 PB: 0 SB: 1 CS: 0	PA: 36				
<b>PITCHER</b>	IP	WLS	BF	H	R	ER	SO	BB	IBB	HBP	BLK	WP	HR	S	P	ERA	WHIP										
Scott Erickson, R ERA: 5.39 (1, 1)	7.1	W	31	8	2	2	5	2	0	0	0	0	0	70	105	2.46	1.364										
Larry Casian, L ERA: 0.69 (8, 1)	0.0		1	0	0	0	0	0	0	1	0	0	0	1	5	∞	∞										
Carl Willis, R ERA: 4.26 (8, 1)	1.2	S	4	1	0	0	0	0	0	0	0	0	0	8	12	0.00	0.600										



Batter	1	2	3	4	5	6	7	8	9	AB	R	H	RBI	BB	SO	LOB	TOP					
Shane Mack, R OBP: 0.335, SLG: 0.415 (1, 8)	G6-3		G5-3		FC6-4			G5-3		4	0	0	0	0	0	1						
Chuck Knoblauch, R OBP: 0.363, SLG: 0.359 (1, 4)	F8		F8				F8	G3		4	0	0	0	0	0	0						
Kirby Puckett, R OBP: 0.347, SLG: 0.471 (1, 9)				L4			G4-3	F8		4	0	1	0	0	0	0						
Dave Winfield, R OBP: 0.323, SLG: 0.444 (1, 10)	G6-3			P4			FC5-4	P6		4	0	1	0	0	0	1						
Brian Harper, R OBP: 0.357, SLG: 0.455 (1, 2)			G5-3		FC5-4					4	0	2	0	0	0	1						
Pedro Munoz, R OBP: 0.284, SLG: 0.370 (1, 7)	F8			F9				F9		4	0	1	0	0	0	2						
Terry Jorgensen, R OBP: 0.265, SLG: 0.250 (1, 5)					P4			F9		4	0	1	0	0	0	2						
Dave McCarty, R OBP: 0.266, SLG: 0.287 (1, 3)			F8		K			F8		3	0	0	0	0	1	2						
Pat Meares, R OBP: 0.287, SLG: 0.341 (1, 6)					F7			K		3	0	1	0	0	1	1						
<b>Inning Stats</b>	R: 0 E: 0 K: 0 S: 8	H: 1 LOB: 1 BB: 0 P: 10	R: 0 E: 0 K: 0 S: 6	H: 1 LOB: 1 BB: 0 P: 7	R: 0 E: 0 K: 0 S: 4	H: 0 LOB: 0 BB: 0 P: 6	R: 0 E: 0 K: 0 S: 9	H: 1 LOB: 1 BB: 0 P: 13	R: 0 E: 0 K: 1 S: 11	H: 1 LOB: 1 BB: 0 P: 14	R: 0 E: 0 K: 0 S: 7	H: 1 LOB: 1 BB: 0 P: 9	R: 0 E: 0 K: 1 S: 7	H: 1 LOB: 1 BB: 0 P: 10	R: 0 E: 0 K: 0 S: 5	H: 0 LOB: 0 BB: 0 P: 7	R: 0 E: 0 K: 0 S: 8	H: 1 LOB: 1 BB: 0 P: 11	1B: 6 2B: 1 3B: 0 HR: 0	SF: 0 SAC: 0 DP: 0 HBP: 0	WP: 0 PB: 0 SB: 0 CS: 0	PA: 34
<b>PITCHER</b>	IP	WLS	BF	H	R	ER	SO	BB	IBB	HBP	BLK	WP	HR	S	P	ERA	WHIP					
Mike Magnante, L ERA: 2.08 (1, 1)	7.0	W	27	6	0	0	2	0	0	0	0	0	0	52	69	0.00	0.857					
Stan Belinda, R ERA: 3.75 (8, 1)	1.0		3	0	0	0	0	0	0	0	0	0	0	5	7	0.00	0.000					
Jeff Montgomery, R ERA: 2.0 (9, 1)	1.0	S	4	1	0	0	0	0	0	0	0	0	0	8	11	0.00	1.000					

Minnesota Twins @ Kansas City Royals  
Kauffman Stadium, Kansas City, MO  
Thu Aug 26 1993, 7:05 PM CDT  
Att: 24,946 - Unknown - 90 F

AB 34  
R 0  
H 7  
RBI 0  
BB 0  
SO 2  
LOB 10



Batter	1	2	3	4	5	6	7	8	9	AB	R	H	RBI	BB	SO	LOB	BOTTOM					
Felix Jose, S OBP: 0.306, SLG: 0.349 (1, 9)	G6-3		K		K		G4-3			4	0	0	0	0	2	1						
Brian McRae, S OBP: 0.344, SLG: 0.439 (1, 8)	K		G4-3		K			G1-3		4	0	0	0	0	2	0						
George Brett, L OBP: 0.300, SLG: 0.427 (1, 10)	K		G4-3		F7			G4-3		4	0	0	0	0	1	0						
Mike MacFarlane, R OBP: 0.359, SLG: 0.515 (1, 2)			F7		K		G5-3	K		4	0	0	0	0	2	0						
Wally Joyner, L OBP: 0.376, SLG: 0.462 (1, 3)			F7		1B	2B	K			3	1	1	0	0	1	0						
Kevin McReynolds, R OBP: 0.318, SLG: 0.410 (1, 7)			HR		2B	SF9	1B	G5-3		3	2	2	2	0	0	0						
Greg Gagne, R OBP: 0.327, SLG: 0.422 (1, 6)			BB	1B	SF9	2B	F9			3	0	2	0	0	0	0						
Jose Lind, R OBP: 0.275, SLG: 0.297 (1, 4)			BB	1B	SF9		F9			1	0	0	1	1	0	0						
Keith Miller, R OBP: 0.198, SLG: 0.180 Rico Rossy, R OBP: 0.329, SLG: 0.406 (8, 5)			K		L4		BB			2	0	0	0	1	1	3						
										0	0	0	0	0	0	0						
<b>Inning Stats</b>	R: 0 E: 0 K: 2 S: 10	H: 0 LOB: 0 BB: 0 P: 16	R: 1 E: 0 K: 1 S: 15	H: 2 LOB: 2 BB: 1 P: 25	R: 0 E: 0 K: 1 S: 7	H: 0 LOB: 0 BB: 0 P: 11	R: 2 E: 0 K: 1 S: 12	H: 3 LOB: 1 BB: 0 P: 20	R: 0 E: 0 K: 2 S: 7	H: 0 LOB: 0 BB: 0 P: 11	R: 0 E: 0 K: 1 S: 6	H: 0 LOB: 0 BB: 0 P: 9	R: 0 E: 0 K: 0 S: 12	H: 0 LOB: 1 BB: 1 P: 18	R: 0 E: 0 K: 1 S: 8	H: 0 LOB: 0 BB: 0 P: 16	1B: 2 2B: 2 3B: 0 HR: 1	SF: 1 SAC: 0 DP: 0 HBP: 0	WP: 0 PB: 0 SB: 0 CS: 0	PA: 31		
<b>PITCHER</b>	IP	WLS	BF	H	R	ER	SO	BB	IBB	HBP	BLK	WP	HR	S	P	ERA	WHIP					
Willie Banks, R ERA: 4.18 George Tsamis, L ERA: 5.44 (8, 1)	7.0	L	28	5	3	3	8	2	0	0	0	0	0	69	110	3.86	1.000					
	1.0		3	0	0	0	1	0	0	0	0	0	0	8	16	0.00	0.000					

Minnesota Twins @ Kansas City Royals  
Kauffman Stadium, Kansas City, MO  
Thu Aug 26 1993, 7:05 PM CDT  
Att: 24,946 - Unknown - 90 F

AB 28  
R 3  
H 5  
RBI 3  
BB 2  
SO 9  
LOB 4





Batter	1	2	3	4	5	6	7	8	9	AB	R	H	RBI	BB	SO	LOB	TOP				
Scott Fletcher, R OBP: 0.349, SLG: 0.420	0-1 G6-3	1-2 2B		1-2 F7			0-2 F9	0-0 2B		5	0	2	3	0	0	0					
Billy Hatcher, R OBP: 0.348, SLG: 0.426	1-1 F7	0-0 F7			1-0 G4-3		0-0 L7	1-0 P6		5	0	0	0	0	0	2					
Andre Dawson, R OBP: 0.316, SLG: 0.427	2-1 BB			2-1 F8			2-2 1B	2-2 E5		5	0	3	0	0	0	1					
Bob Zupcic, R OBP: 0.323, SLG: 0.376										0	0	0	0	0	0	0					
Mo Vaughn, L OBP: 0.400, SLG: 0.526	4-2 BB			1-0 FC5-4			0-0 F8	1-3 K		4	0	1	0	1	1	3					
Rob Deer, R OBP: 0.300, SLG: 0.378	4-0 BB			3-0 P6			0-0 G1-3	1-2 P4	2-3 K	4	0	0	0	1	1	2					
Mike Greenwell, L OBP: 0.359, SLG: 0.443	3-2 G3-1			0-0 F8			2-2 L9	0-0 2B	0-1 F8	5	1	1	0	0	0	5					
Tim Lincecum, R OBP: 0.250, SLG: 0.211		2-2 P5		0-1 FC5-4			4-1 BB	1-2 2B	3-1 G1	2	0	0	0	1	0	2					
Scott Cooper, L OBP: 0.350, SLG: 0.394				1-2 2B			2-0 E5	1-3 2B		2	1	1	0	0	0	0					
Tony Peña, R OBP: 0.243, SLG: 0.234		1-2 1B		0-0 G4-3			1-2 FC6-4	4-0 2B		3	1	1	0	0	0	1					
Ernest Riles, L OBP: 0.310, SLG: 0.405										0	1	0	0	1	0	0					
Bob Melvin, R OBP: 0.246, SLG: 0.277										0	0	0	0	0	0	0					
John Valentin, R OBP: 0.333, SLG: 0.430	1-2 2B			2-2 G1-3			0-1 FC6-4	0-0 2B		4	1	2	2	0	0	2					
<b>Inning Stats</b>	R: 0 E: 0 K: 0 S: 12	H: 1 LOB: 3 BB: 2 P: 26	R: 1 E: 0 K: 0 S: 15	H: 3 LOB: 1 BB: 0 P: 20	R: 0 E: 0 K: 0 S: 7	H: 2 LOB: 2 BB: 0 P: 13	R: 0 E: 0 K: 0 S: 7	H: 0 LOB: 0 BB: 0 P: 10	R: 0 E: 0 K: 0 S: 4	H: 0 LOB: 0 BB: 0 P: 6	R: 0 E: 0 K: 0 S: 9	H: 1 LOB: 1 BB: 0 P: 11	R: 4 E: 1 K: 1 S: 16	H: 4 LOB: 2 BB: 1 P: 26	R: 0 E: 0 K: 1 S: 9	H: 0 LOB: 0 BB: 0 P: 14	1B: 7 2B: 4 3B: 0 HR: 0	SF: 0 SAC: 0 DP: 0 HBP: 0	WP: 0 PB: 0 SB: 0 CS: 0	PA: 43	
<b>PITCHER</b>	IP WLS BF H R ER SO BB IBB HBP BLK WP HR S P ERA WHIP	IP WLS BF H R ER SO BB IBB HBP BLK WP HR S P ERA WHIP	IP WLS BF H R ER SO BB IBB HBP BLK WP HR S P ERA WHIP	IP WLS BF H R ER SO BB IBB HBP BLK WP HR S P ERA WHIP	IP WLS BF H R ER SO BB IBB HBP BLK WP HR S P ERA WHIP	IP WLS BF H R ER SO BB IBB HBP BLK WP HR S P ERA WHIP	IP WLS BF H R ER SO BB IBB HBP BLK WP HR S P ERA WHIP	IP WLS BF H R ER SO BB IBB HBP BLK WP HR S P ERA WHIP	IP WLS BF H R ER SO BB IBB HBP BLK WP HR S P ERA WHIP	IP WLS BF H R ER SO BB IBB HBP BLK WP HR S P ERA WHIP	IP WLS BF H R ER SO BB IBB HBP BLK WP HR S P ERA WHIP	IP WLS BF H R ER SO BB IBB HBP BLK WP HR S P ERA WHIP	IP WLS BF H R ER SO BB IBB HBP BLK WP HR S P ERA WHIP	IP WLS BF H R ER SO BB IBB HBP BLK WP HR S P ERA WHIP	IP WLS BF H R ER SO BB IBB HBP BLK WP HR S P ERA WHIP	IP WLS BF H R ER SO BB IBB HBP BLK WP HR S P ERA WHIP	IP WLS BF H R ER SO BB IBB HBP BLK WP HR S P ERA WHIP	IP WLS BF H R ER SO BB IBB HBP BLK WP HR S P ERA WHIP	IP WLS BF H R ER SO BB IBB HBP BLK WP HR S P ERA WHIP	IP WLS BF H R ER SO BB IBB HBP BLK WP HR S P ERA WHIP	IP WLS BF H R ER SO BB IBB HBP BLK WP HR S P ERA WHIP

Boston Red Sox @ Kansas City Royals  
Kauffman Stadium, Kansas City, MO  
Fri Aug 27 1993, 7:05 PM CDT  
Att: 24,928 - Unknown - 84 F

AB 39  
R 5  
H 11  
RBI 5  
BB 4  
SO 2  
LOB 18



Batter	1	2	3	4	5	6	7	8	9	AB	R	H	RBI	BB	SO	LOB	BOTTOM				
Felix Jose, S OBP: 0.305, SLG: 0.348	0-1 F7		2-0 F7		3-3 K			3-2 WP		4	0	1	0	0	1	2					
Brian McRae, S OBP: 0.343, SLG: 0.437	2-2 G3		2-2 FC4-6			3-2 L5		1-0 F8		4	0	1	0	0	0	1					
George Brett, L OBP: 0.297, SLG: 0.423	2-0 G6-3		0-0 FC4-6			0-0 G4-3		2-3 K		4	0	0	0	0	1	3					
Wally Joyner, L OBP: 0.375, SLG: 0.463		2-1 G3		3-2 G3		3-1 G4-3		0-0 2B		4	0	1	0	0	0	0					
Kevin McReynolds, R OBP: 0.317, SLG: 0.405		3-2 G6-3		0-1 F9			3-2 G5-3	4-1 BB		3	0	0	0	1	0	0					
Brent Mayne, L OBP: 0.304, SLG: 0.337		1-1 HBP		1-0 G3			4-2 FC6-4	0-1 F8		2	0	0	0	1	0	2					
Greg Gagne, R OBP: 0.325, SLG: 0.418		0-0 G1-3			2-1 F7		0-1 FC6-4	1-0 L9		4	0	0	0	0	0	4					
Jose Lind, R OBP: 0.272, SLG: 0.294			0-1 G5-3		0-2 G6-3		0-0 L9	2-1 F9		4	0	0	0	0	0	3					
Keith Miller, R OBP: 0.212, SLG: 0.196			2-1 1B		1-1 1B			2-1 G4-3		3	0	2	0	0	0	0					
<b>Inning Stats</b>	R: 0 E: 0 K: 0 S: 6	H: 0 LOB: 0 BB: 0 P: 10	R: 0 E: 0 K: 0 S: 9	H: 0 LOB: 1 BB: 0 P: 15	R: 0 E: 0 K: 0 S: 6	H: 0 LOB: 0 BB: 0 P: 10	R: 0 E: 0 K: 1 S: 11	H: 1 LOB: 1 BB: 0 P: 16	R: 0 E: 0 K: 0 S: 6	H: 0 LOB: 0 BB: 0 P: 12	R: 0 E: 0 K: 0 S: 11	H: 0 LOB: 1 BB: 1 P: 18	R: 0 E: 0 K: 1 S: 10	H: 1 LOB: 0 BB: 0 P: 18	R: 0 E: 0 K: 0 S: 7	H: 1 LOB: 2 BB: 1 P: 14	1B: 4 2B: 1 3B: 0 HR: 0	SF: 0 SAC: 0 DP: 0 HBP: 1	WP: 1 PB: 0 SB: 0 CS: 0	PA: 35	
<b>PITCHER</b>	IP WLS BF H R ER SO BB IBB HBP BLK WP HR S P ERA WHIP	IP WLS BF H R ER SO BB IBB HBP BLK WP HR S P ERA WHIP	IP WLS BF H R ER SO BB IBB HBP BLK WP HR S P ERA WHIP	IP WLS BF H R ER SO BB IBB HBP BLK WP HR S P ERA WHIP	IP WLS BF H R ER SO BB IBB HBP BLK WP HR S P ERA WHIP	IP WLS BF H R ER SO BB IBB HBP BLK WP HR S P ERA WHIP	IP WLS BF H R ER SO BB IBB HBP BLK WP HR S P ERA WHIP	IP WLS BF H R ER SO BB IBB HBP BLK WP HR S P ERA WHIP	IP WLS BF H R ER SO BB IBB HBP BLK WP HR S P ERA WHIP	IP WLS BF H R ER SO BB IBB HBP BLK WP HR S P ERA WHIP	IP WLS BF H R ER SO BB IBB HBP BLK WP HR S P ERA WHIP	IP WLS BF H R ER SO BB IBB HBP BLK WP HR S P ERA WHIP	IP WLS BF H R ER SO BB IBB HBP BLK WP HR S P ERA WHIP	IP WLS BF H R ER SO BB IBB HBP BLK WP HR S P ERA WHIP	IP WLS BF H R ER SO BB IBB HBP BLK WP HR S P ERA WHIP	IP WLS BF H R ER SO BB IBB HBP BLK WP HR S P ERA WHIP	IP WLS BF H R ER SO BB IBB HBP BLK WP HR S P ERA WHIP	IP WLS BF H R ER SO BB IBB HBP BLK WP HR S P ERA WHIP	IP WLS BF H R ER SO BB IBB HBP BLK WP HR S P ERA WHIP	IP WLS BF H R ER SO BB IBB HBP BLK WP HR S P ERA WHIP	IP WLS BF H R ER SO BB IBB HBP BLK WP HR S P ERA WHIP

Boston Red Sox @ Kansas City Royals  
Kauffman Stadium, Kansas City, MO  
Fri Aug 27 1993, 7:05 PM CDT  
Att: 24,928 - Unknown - 84 F

AB 32  
R 0  
H 5  
RBI 0  
BB 2  
SO 2  
LOB 15





Batter	1	2	3	4	5	6	7	8	9	10	11	AB	R	H	RBI	BB	SO	LOB	TOP	
Scott Fletcher, R OBP: 0.347, SLG: 0.417 (1, 4)	G6-3		F9		G6-3			L9		F9		5	0	1	0	0	0	0		
Mike Greenwell, L OBP: 0.359, SLG: 0.445 (1, 7)	CS 1B		G3-1			G4-3		L9			F9 2B	5	1	2	0	0	0	1		
Andre Dawson, R OBP: 0.317, SLG: 0.425 (1, 10)	S BB					G6-3		F7			F9	4	0	1	0	1	0	2		
Mo Vaughn, L OBP: 0.399, SLG: 0.523 (1, 3)										E4 G4-3		4	0	1	0	0	2	2		
Billy Hatcher, R OBP: 0.349, SLG: 0.426 (9, PR)																				
Carlos Quintana, R OBP: 0.314, SLG: 0.275 (9, 3)	K																			
Rob Deer, R OBP: 0.299, SLG: 0.376 (1, 9)																				
Scott Cooper, L OBP: 0.350, SLG: 0.393 (1, 5)																				
John Valentin, R OBP: 0.328, SLG: 0.424 (1, 6)																				
Bob Melvin, R OBP: 0.255, SLG: 0.293 (1, 2)																				
Ernest Riles, L OBP: 0.308, SLG: 0.402 (10, PH)																				
Tony Peña, R OBP: 0.243, SLG: 0.234 (10, 2)																				
Bob Zupic, R OBP: 0.317, SLG: 0.369 (1, 8)																				
<b>Inning Stats</b>	R: 0 E: 0 K: 1 S: 8	H: 1 LOB: 1 BB: 1 P: 18	R: 1 E: 0 K: 1 S: 12	H: 2 LOB: 1 BB: 0 P: 17	R: 0 E: 0 K: 1 S: 11	H: 1 LOB: 1 BB: 0 P: 18	R: 0 E: 0 K: 0 S: 7	H: 0 LOB: 0 BB: 0 P: 11	R: 0 E: 0 K: 1 S: 10	H: 0 LOB: 0 BB: 0 P: 14	R: 0 E: 0 K: 1 S: 10	H: 1 LOB: 1 BB: 0 P: 12	R: 0 E: 0 K: 1 S: 8	H: 0 LOB: 0 BB: 0 P: 9	R: 0 E: 0 K: 1 S: 11	H: 2 LOB: 2 BB: 1 P: 18	1B: 6 2B: 3 3B: 0 HR: 0	SF: 0 SAC: 0 DP: 0 HBP: 0	WP: 1 PB: 0 SB: 1 CS: 1	PA: 43
<b>PITCHER</b>	IP WLS BF H R ER SO BB IBB HBP BLK WP HR S P ERA WHIP	Kevin Appier, R ERA: 2.91 (1, 1)	Stan Belinda, R ERA: 3.63 (9, 1)	Jeff Montgomery, R ERA: 2.1 (11, 1)																

**Boston Red Sox @ Kansas City Royals**  
Kauffman Stadium, Kansas City, MO

Sat Aug 28 1993, 3:33 AM CDT  
Alt. 25,638 - Overcast - 82 F

AB 41  
R 2  
H 9  
RBI 2  
BB 2  
SO 9  
LOB 16



Batter	1	2	3	4	5	6	7	8	9	10	11	AB	R	H	RBI	BB	SO	LOB	BOTTOM	
Felix Jose, S OBP: 0.304, SLG: 0.346 (1, 9)	K											5	0	1	0	0	2	0		
Brian McRae, S OBP: 0.344, SLG: 0.436 (1, 8)	G4-3											2	0	0	0	2	1	0		
George Brett, L OBP: 0.301, SLG: 0.421 (1, 10)	G6-3											2	1	0	0	3	0	1		
Mike MacFarlane, R OBP: 0.356, SLG: 0.510 (1, 2)												5	0	1	0	0	3	5		
Wally Joyner, L OBP: 0.376, SLG: 0.461 (1, 3)												4	0	1	1	1	1	5		
Gary Gaetti, R OBP: 0.301, SLG: 0.421 (1, 5)												5	0	1	0	0	1	3		
Kevin McReynolds, R OBP: 0.316, SLG: 0.401 (1, 7)												3	0	0	0	0	1	2		
Greg Gagne, R OBP: 0.321, SLG: 0.413 (1, 6)												5	0	0	0	0	5	5		
Jose Lind, R OBP: 0.272, SLG: 0.293 (1, 4)												4	0	1	0	0	1	1		
<b>Inning Stats</b>	R: 0 E: 0 K: 1 S: 8	H: 0 LOB: 0 BB: 0 P: 11	R: 0 E: 0 K: 2 S: 9	H: 0 LOB: 0 BB: 0 P: 13	R: 0 E: 0 K: 2 S: 8	H: 0 LOB: 0 BB: 0 P: 11	R: 0 E: 0 K: 0 S: 7	H: 0 LOB: 0 BB: 1 P: 14	R: 0 E: 0 K: 2 S: 16	H: 2 LOB: 3 BB: 1 P: 24	R: 0 E: 0 K: 1 S: 7	H: 1 LOB: 1 BB: 0 P: 9	R: 0 E: 0 K: 1 S: 11	H: 0 LOB: 2 BB: 2 P: 23	R: 0 E: 0 K: 1 S: 12	H: 0 LOB: 0 BB: 0 P: 15	1B: 5 2B: 0 3B: 0 HR: 0	SF: 0 SAC: 2 DP: 1 HBP: 1	WP: 0 PB: 0 SB: 2 CS: 0	PA: 44
<b>PITCHER</b>	IP WLS BF H R ER SO BB IBB HBP BLK WP HR S P ERA WHIP	Aaron Sele, R ERA: 2.55 (1, 1)	Greg Harris, R ERA: 2.8 (8, 1)	Tony Fossas, L ERA: 4.75 (8, 1)	Ken Ryan, R ERA: 3.2 (9, 1)	Jeff Russell, R ERA: 2.56 (10, 1)														

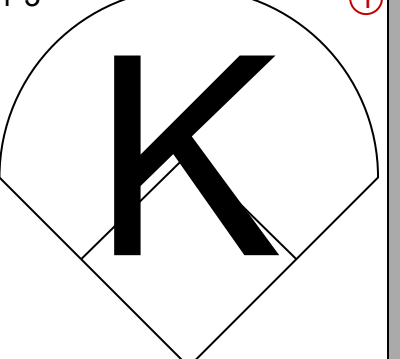
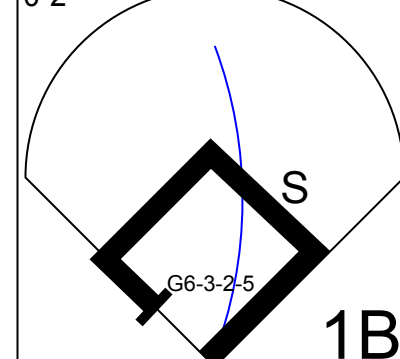
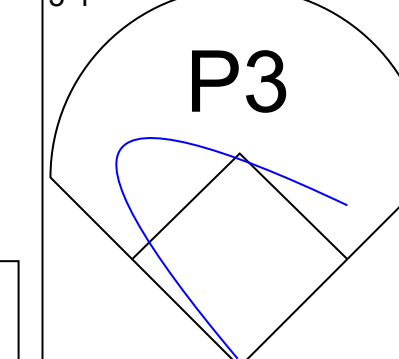
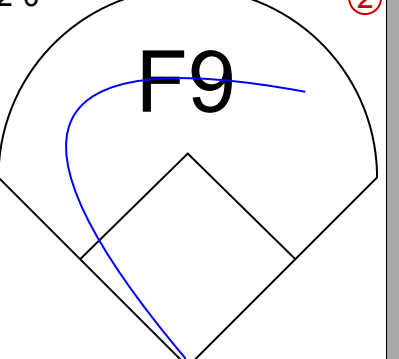
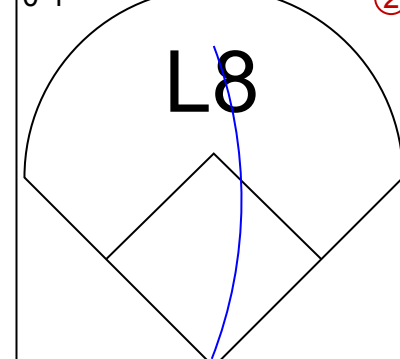
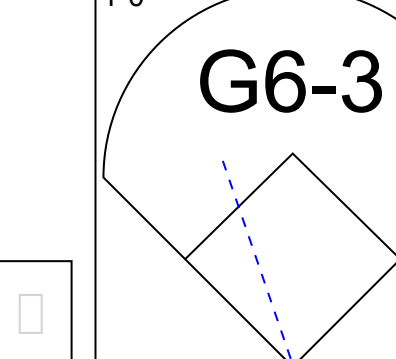
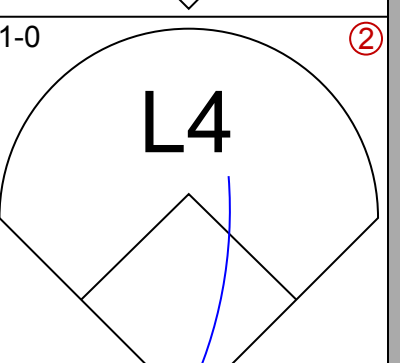
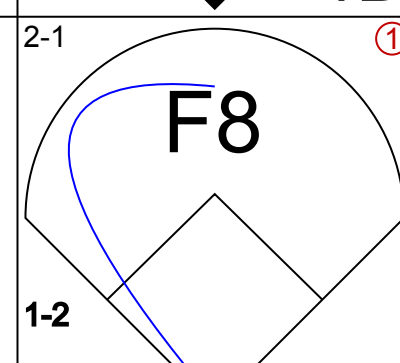
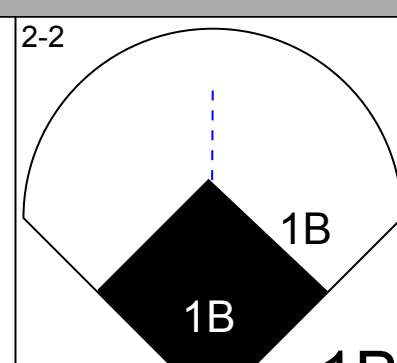
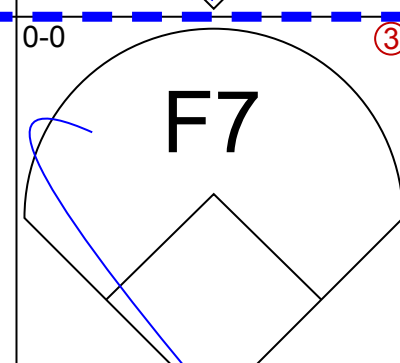
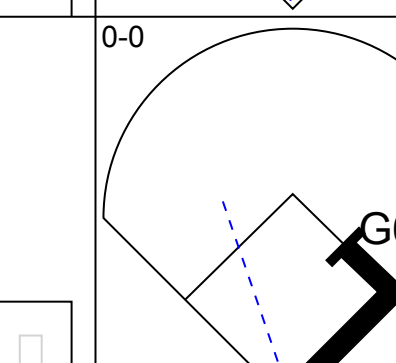
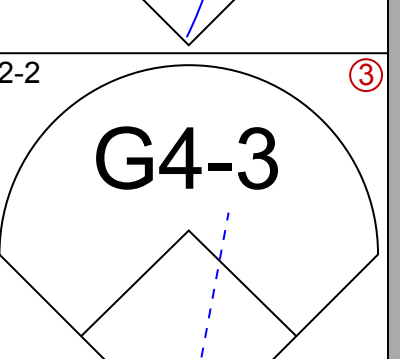
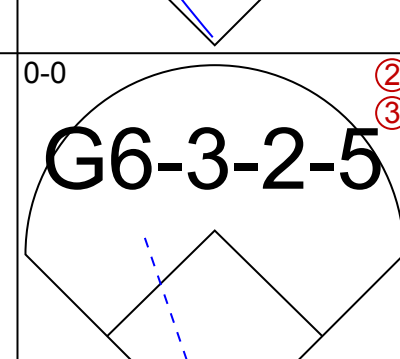
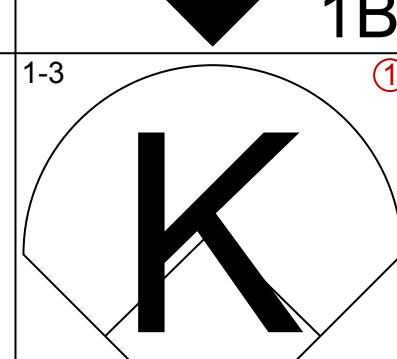
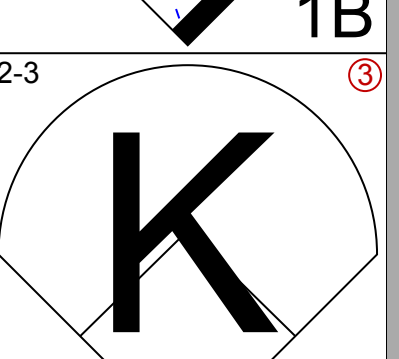
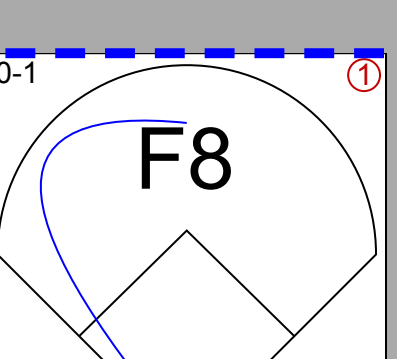
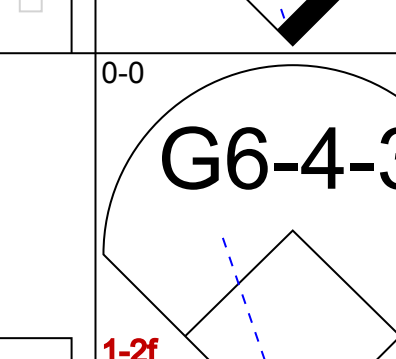
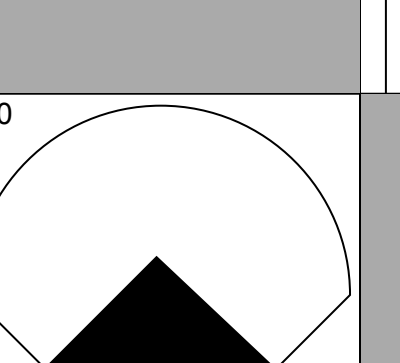
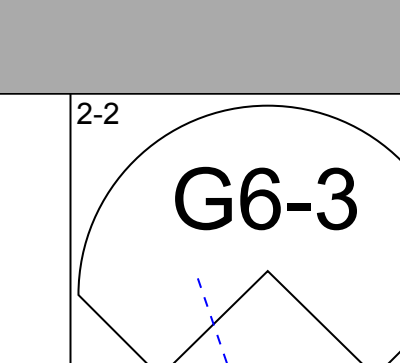
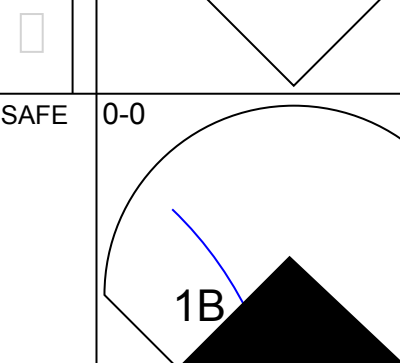
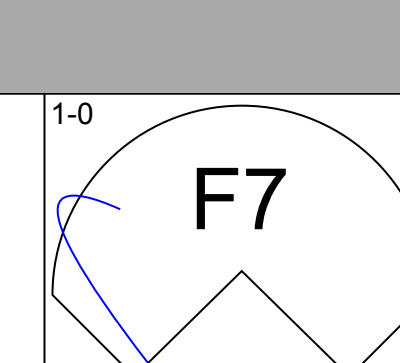
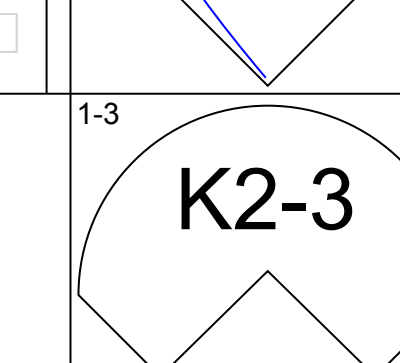
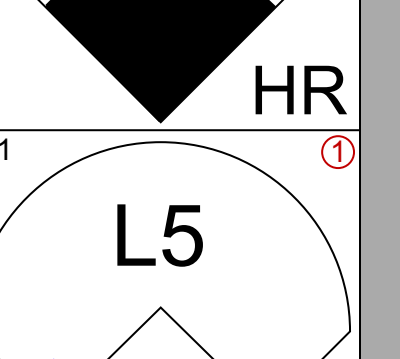
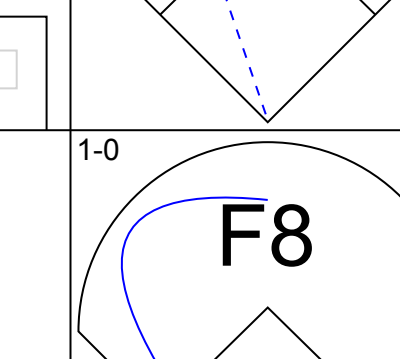
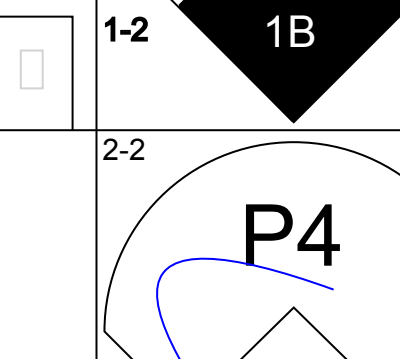
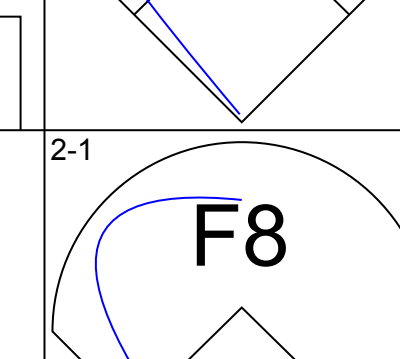
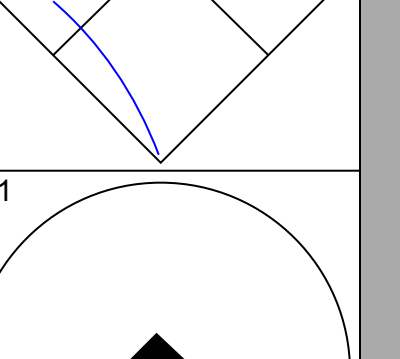
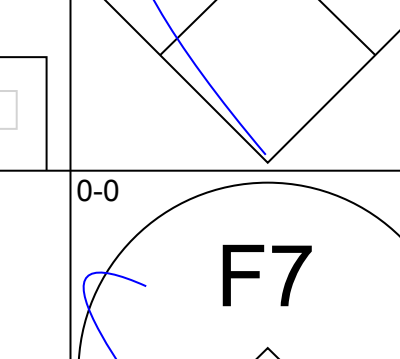
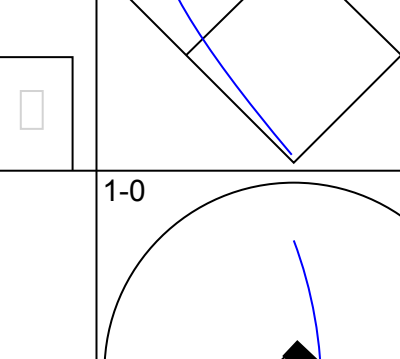
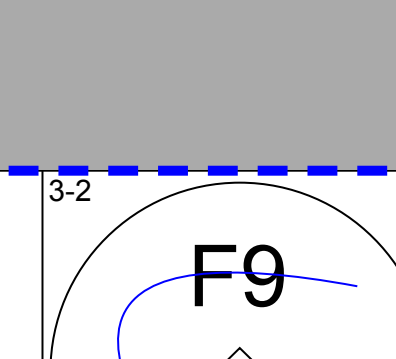
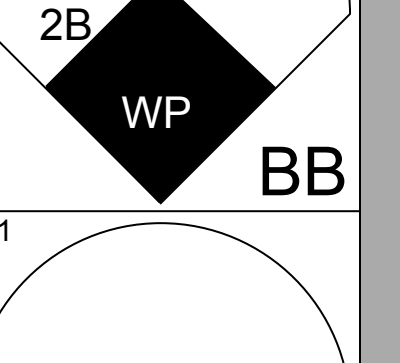
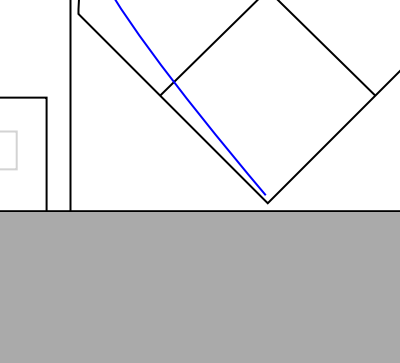
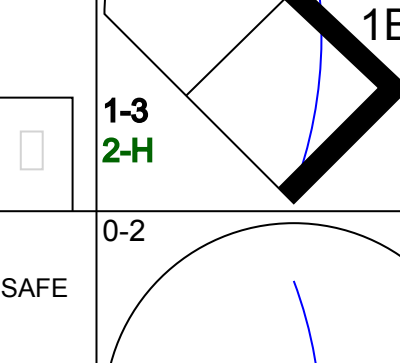
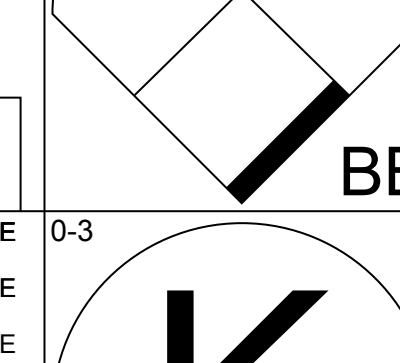
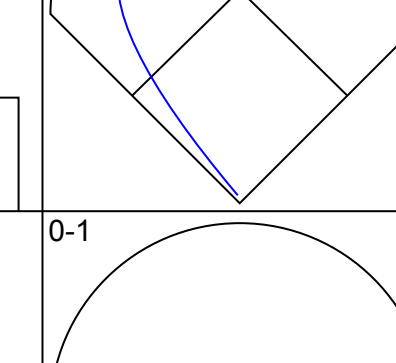


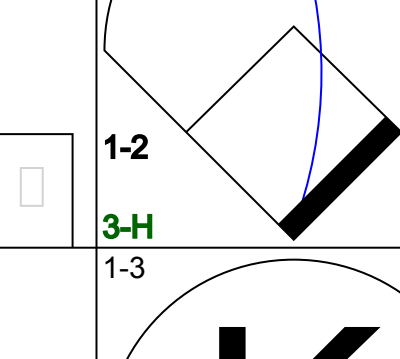
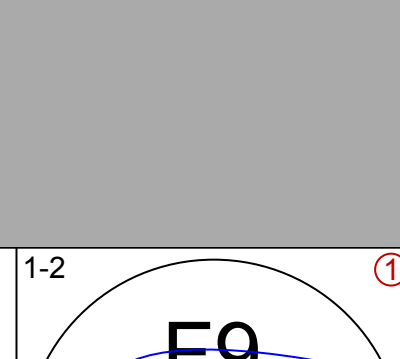
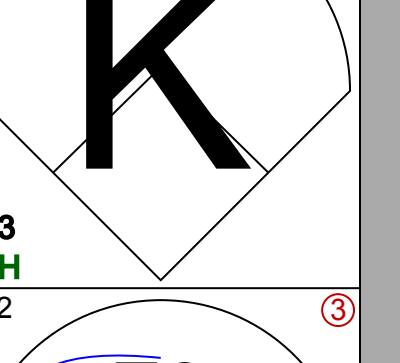

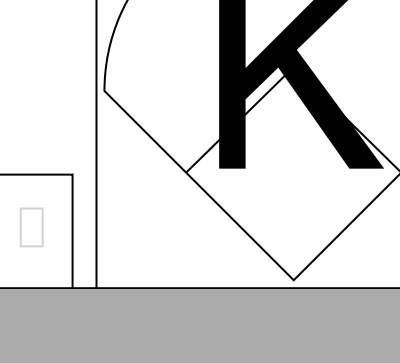
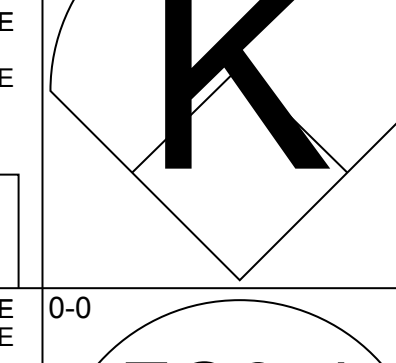
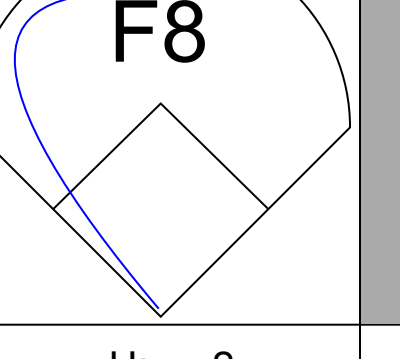

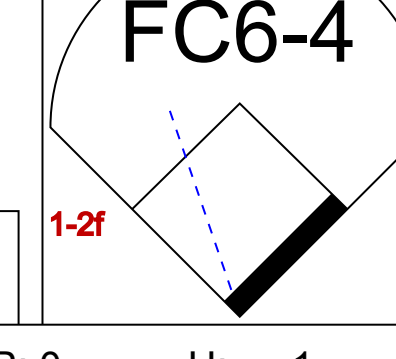
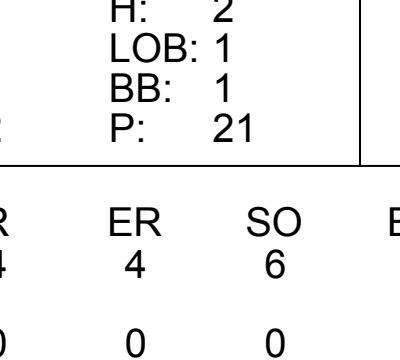
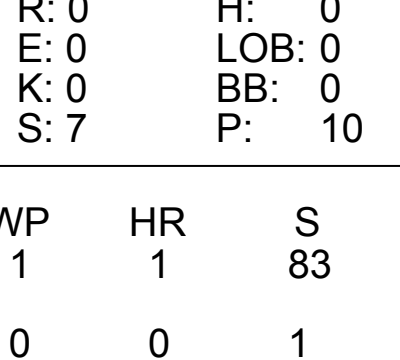
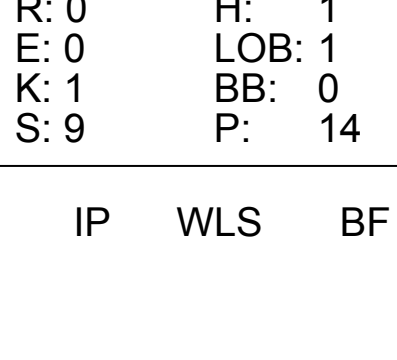
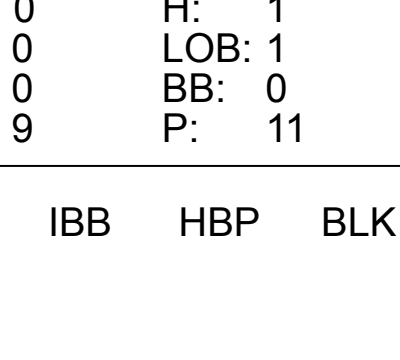
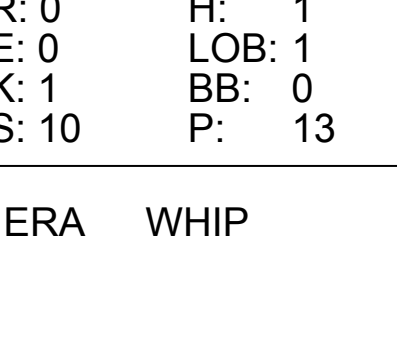
**Boston Red Sox @ Kansas City Royals**  
Kauffman Stadium, Kansas City, MO

Sat Aug 28 1993, 3:33 AM CDT  
Alt. 25,638 - Overcast - 82 F

AB 35  
R 1  
H 5  
RBI 1  
BB 6  
SO 15  
LOB 22





Batter	1	2	3	4	5	6	7	8	9	10	11	12	AB	R	H	RBI	BB	SO	LOB			
Scott Fletcher, R OBP: 0.344, SLG: 0.413 (1.4)			 1B										6	0	1	0	0	1	2			
Mike Greenwell, L OBP: 0.361, SLG: 0.446 (1.7)						 1B						 1B	6	1	3	0	0	0	2			
Andre Dawson, R OBP: 0.313, SLG: 0.419 (1.10)			 2-H									 1-2	6	0	0	0	0	2	4			
Mo Vaughn, L OBP: 0.399, SLG: 0.529 (1.3)						 1B							5	2	2	1	0	1	0			
Rob Deer, R OBP: 0.285, SLG: 0.373 (1.9)													5	0	0	0	0	1	2			
Scott Cooper, L OBP: 0.353, SLG: 0.392 (1.5)	 WP					 1B							3	1	1	1	2	0	0			
Billy Hatcher, R OBP: 0.352, SLG: 0.430 (1.8)	 2B					 1B						 1B	5	0	3	1	0	1	1			
Tony Peña, R OBP: 0.244, SLG: 0.236 (9, PH)													3	0	1	0	0	2	3			
Ernest Riles, L OBP: 0.306, SLG: 0.398 (9, PH)													1	0	0	0	0	0	0			
Bob Melvin, R OBP: 0.254, SLG: 0.291 (9.2)													1	0	0	0	0	1	1			
Tim Lincecum, R OBP: 0.217, SLG: 0.182 (1.6)												 1-2	3	0	0	0	0	0	2			
John Valentin, R OBP: 0.329, SLG: 0.427 (8.0)												 1-2	2	0	1	0	0	0	1			
<b>Inning Stats</b>	R: 0 E: 0 K: 7 S: 7	H: 0 LOB: 0 BB: 11	R: 2 E: 0 K: 12 S: 12	H: 2 LOB: 1 BB: 21	R: 0 E: 0 K: 0 S: 6	H: 1 LOB: 0 BB: 8	R: 0 E: 0 K: 0 S: 7	H: 1 LOB: 1 BB: 14	R: 2 E: 0 K: 2 S: 18	H: 4 LOB: 2 BB: 25	R: 0 E: 0 K: 1 S: 9	H: 1 LOB: 1 BB: 16	R: 0 E: 0 K: 2 S: 8	H: 0 LOB: 0 BB: 9	R: 0 E: 0 K: 1 S: 10	H: 1 LOB: 1 BB: 13	R: 0 E: 0 K: 0 S: 3	H: 1 LOB: 0 BB: 4	1B: 9 2B: 3 3B: 0 HR: 1	SF: 0 SAC: 0 DP: 2 HBP: 0	WP: 1 PB: 0 SB: 1 CS: 0	PA: 48
<b>PITCHER</b>	IP WLS BF H R ER SO BB IBB HBP BLK WP HR S P ERA WHIP	IP WLS BF H R ER SO BB IBB HBP BLK WP HR S P ERA WHIP	IP WLS BF H R ER SO BB IBB HBP BLK WP HR S P ERA WHIP	IP WLS BF H R ER SO BB IBB HBP BLK WP HR S P ERA WHIP	IP WLS BF H R ER SO BB IBB HBP BLK WP HR S P ERA WHIP	IP WLS BF H R ER SO BB IBB HBP BLK WP HR S P ERA WHIP	IP WLS BF H R ER SO BB IBB HBP BLK WP HR S P ERA WHIP	IP WLS BF H R ER SO BB IBB HBP BLK WP HR S P ERA WHIP	IP WLS BF H R ER SO BB IBB HBP BLK WP HR S P ERA WHIP	IP WLS BF H R ER SO BB IBB HBP BLK WP HR S P ERA WHIP	IP WLS BF H R ER SO BB IBB HBP BLK WP HR S P ERA WHIP	IP WLS BF H R ER SO BB IBB HBP BLK WP HR S P ERA WHIP	IP WLS BF H R ER SO BB IBB HBP BLK WP HR S P ERA WHIP	IP WLS BF H R ER SO BB IBB HBP BLK WP HR S P ERA WHIP	IP WLS BF H R ER SO BB IBB HBP BLK WP HR S P ERA WHIP	IP WLS BF H R ER SO BB IBB HBP BLK WP HR S P ERA WHIP	IP WLS BF H R ER SO BB IBB HBP BLK WP HR S P ERA WHIP	IP WLS BF H R ER SO BB IBB HBP BLK WP HR S P ERA WHIP	IP WLS BF H R ER SO BB IBB HBP BLK WP HR S P ERA WHIP			
David Cone, R ERA: 3.39 (1.1)	8.2	37	10	4	4	6	2	0	0	0	0	0	0	0	0	1	1	0.00	0.000			
Billy Brewer, L ERA: 2.83 (9.1)	0.1	1	0	0	0	0	0	0	0	0	0	0	0	0	0	1	1	0.00	0.000			
Stan Belinda, R ERA: 3.57 (10.1)	1.0	3	0	0	0	2	0	0	0	0	0	0	0	0	0	8	9	0.00	0.000			
Mark Gubicza, R ERA: 4.48 (11.1)	2.0	7	2	0	0	1	0	0	0	0	0	0	0	0	0	13	17	0.00	1.000			


**TOP**

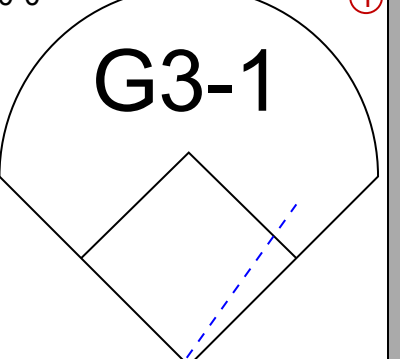
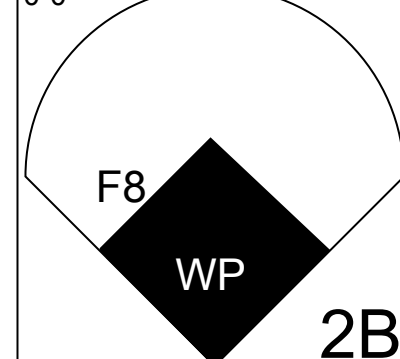
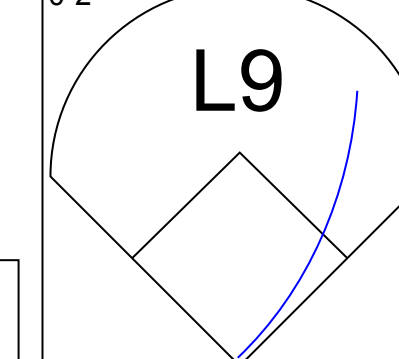
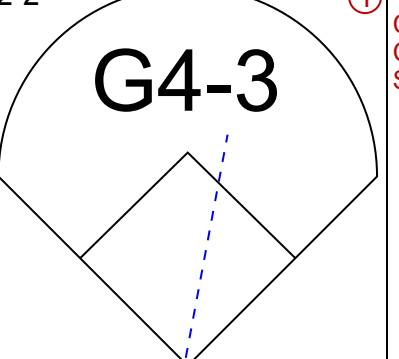

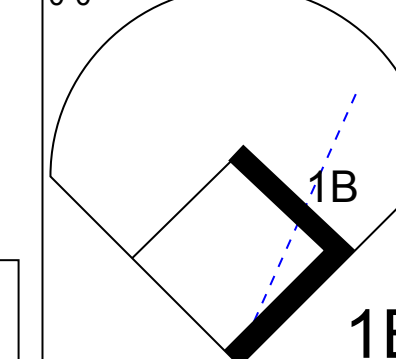
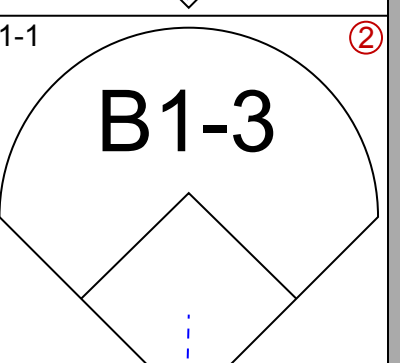
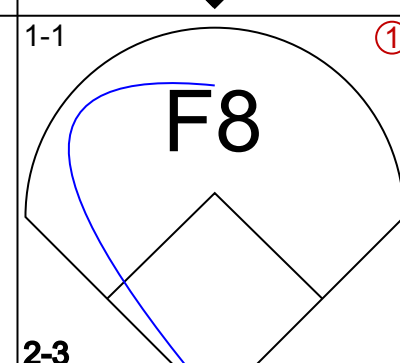
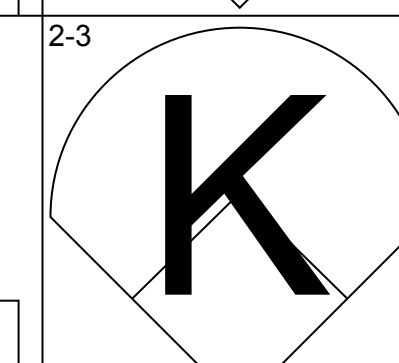
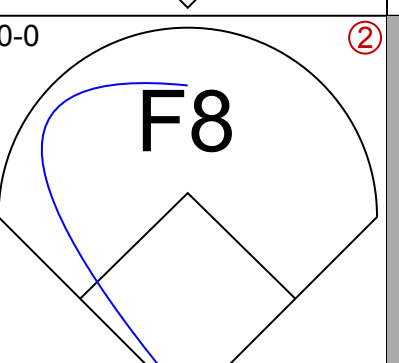
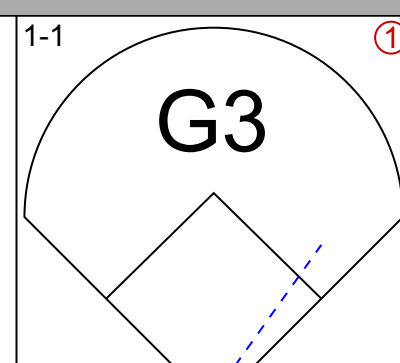
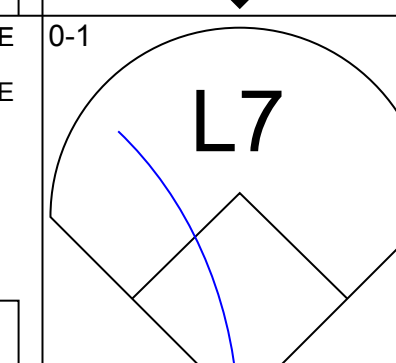



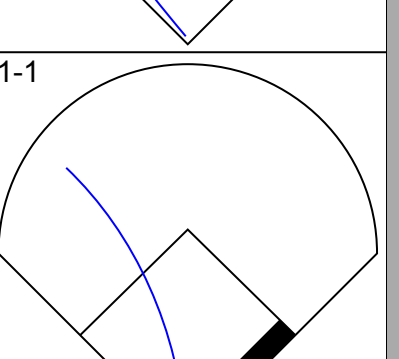
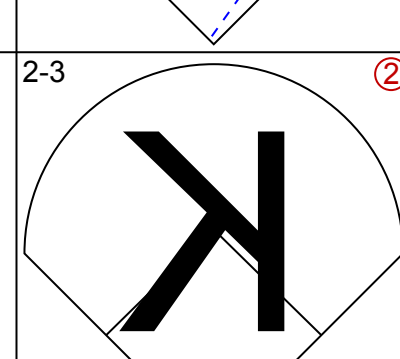
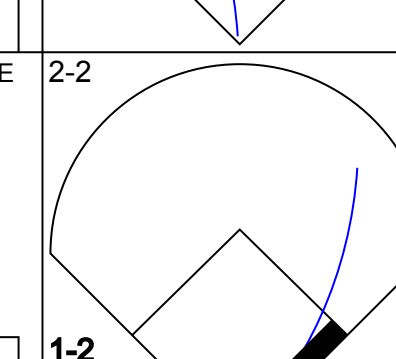
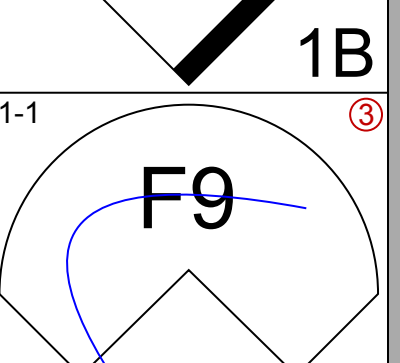
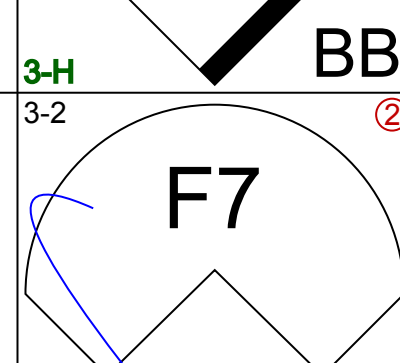
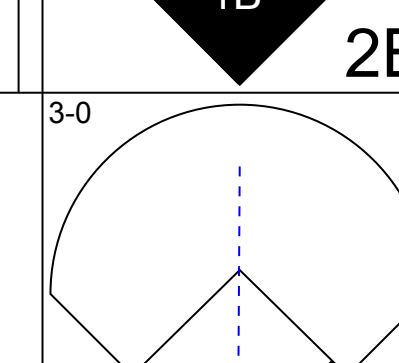
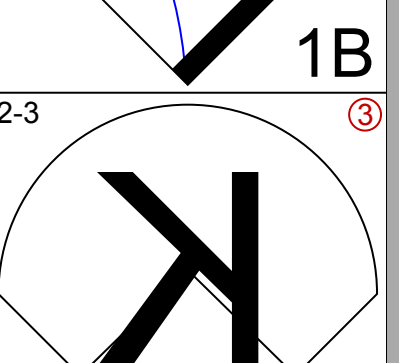
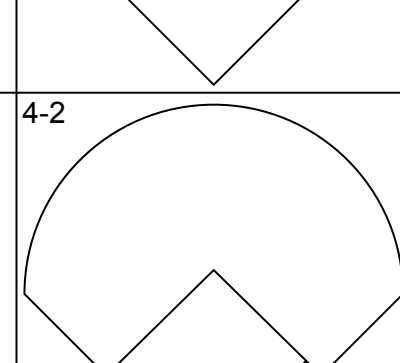
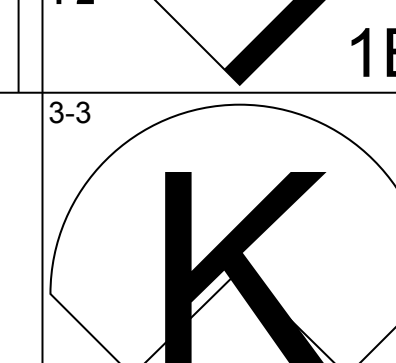
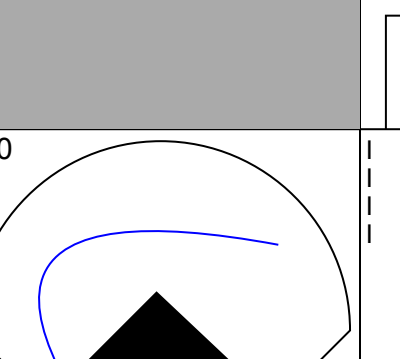

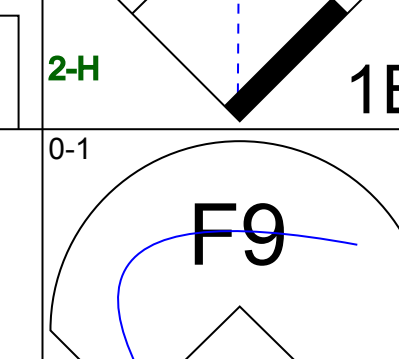
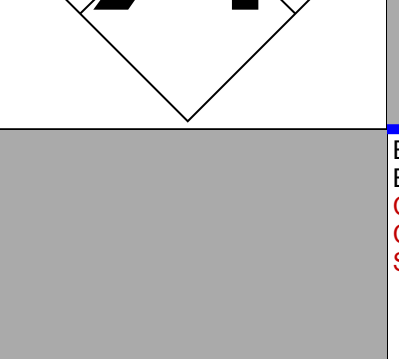
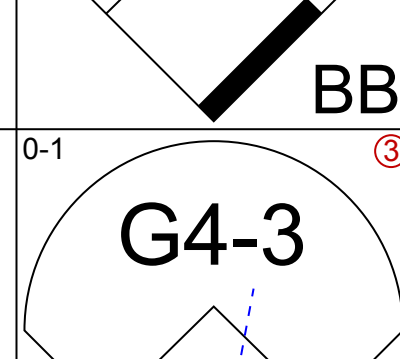
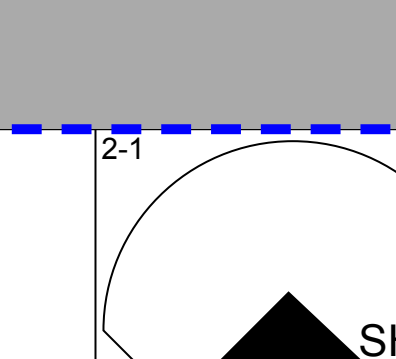
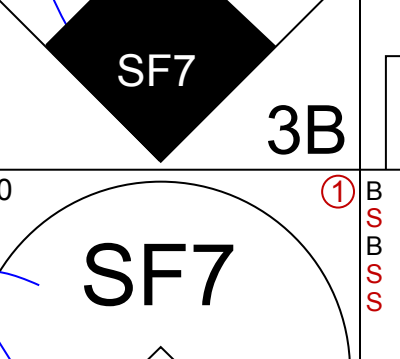
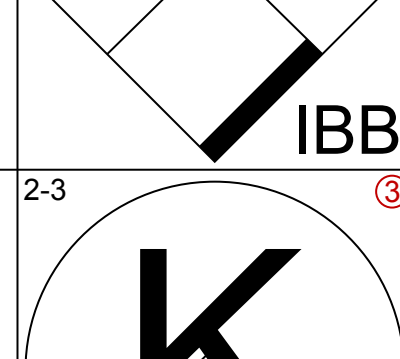
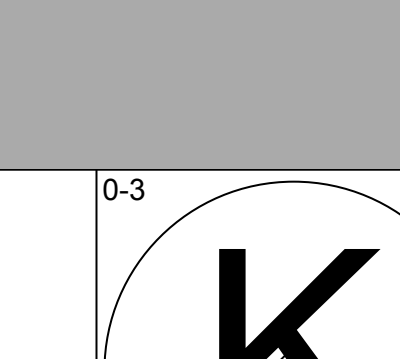
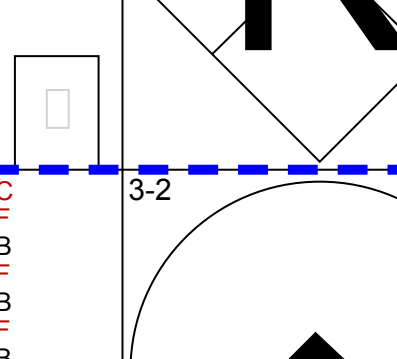
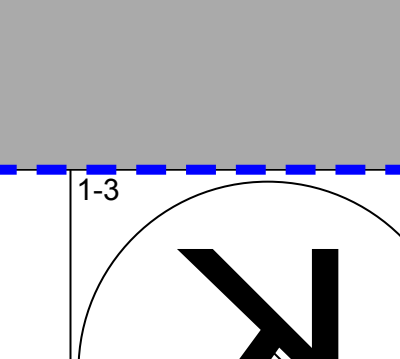
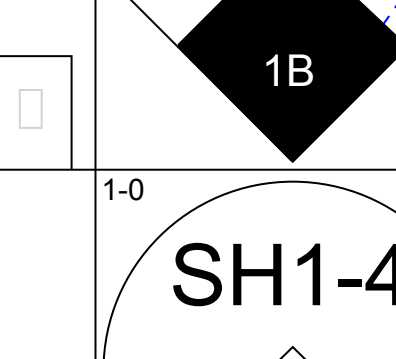
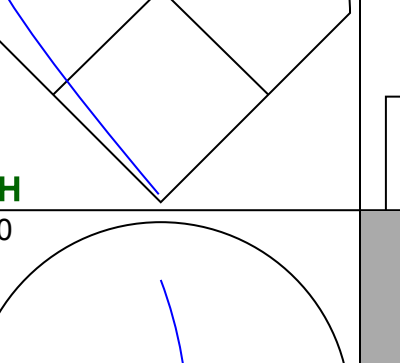
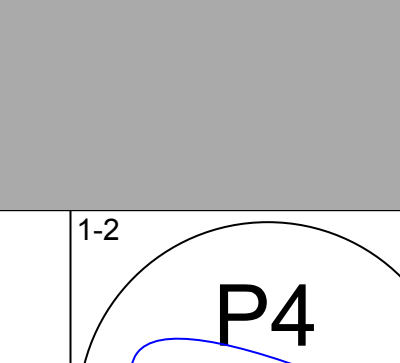
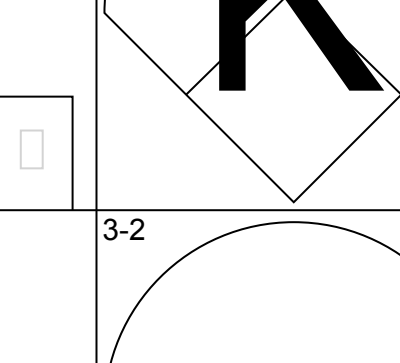


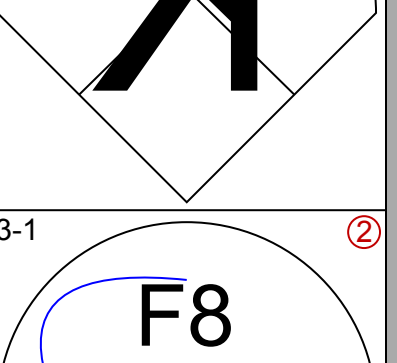
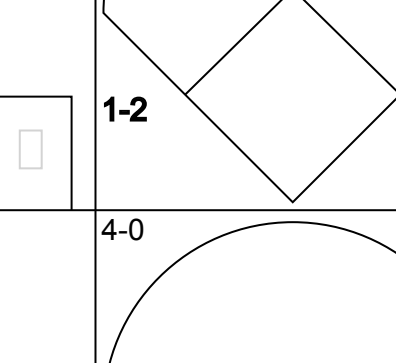
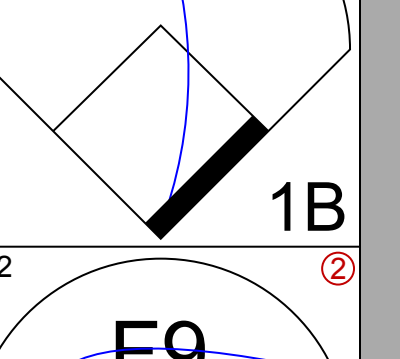
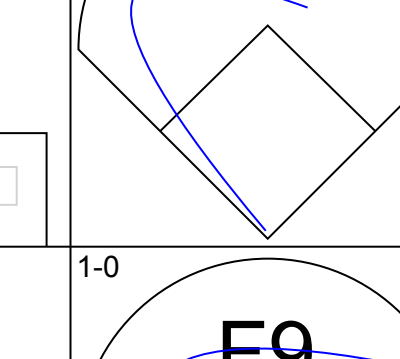
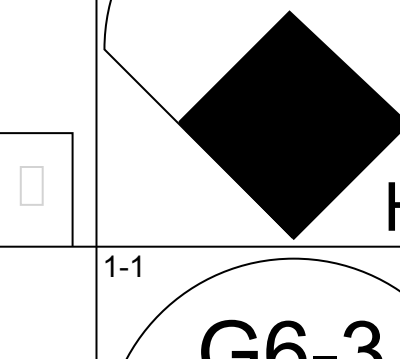
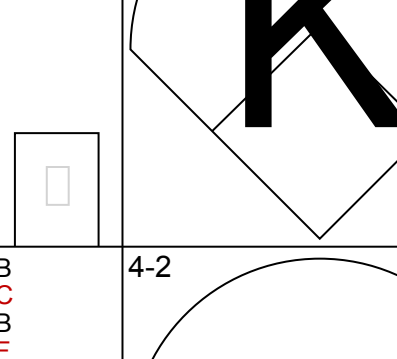
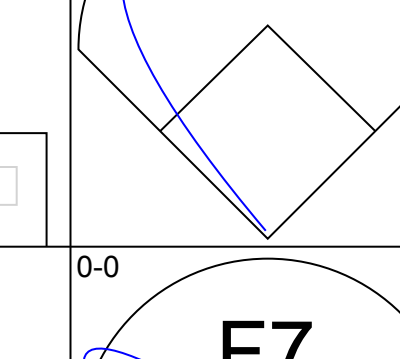

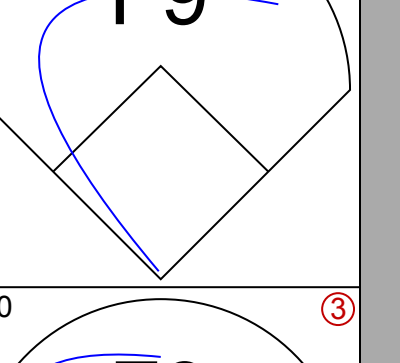
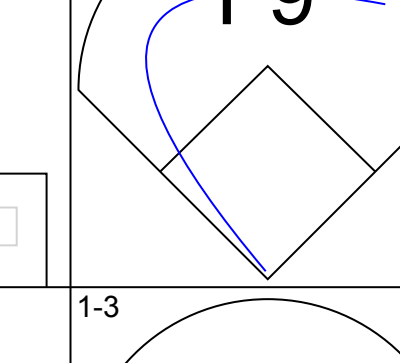
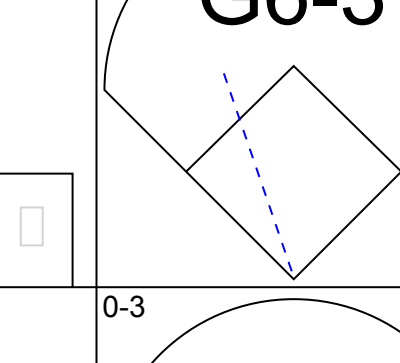
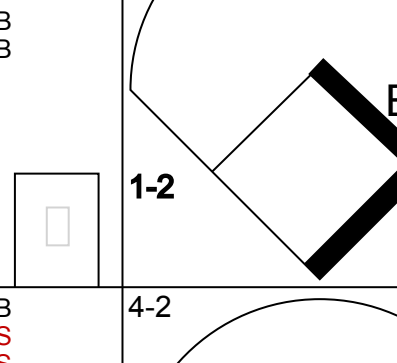
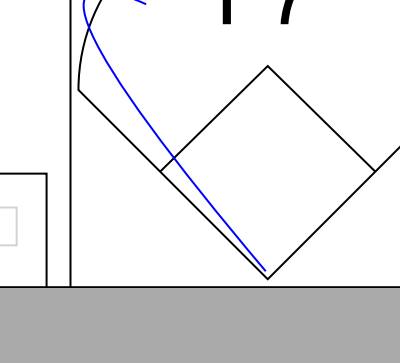
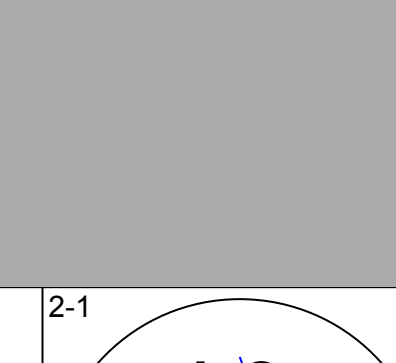
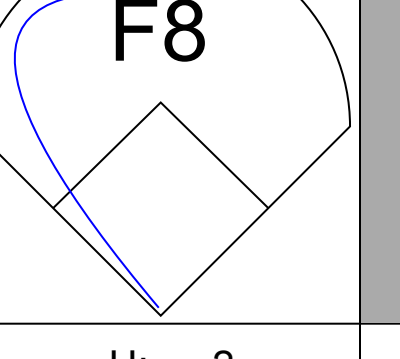
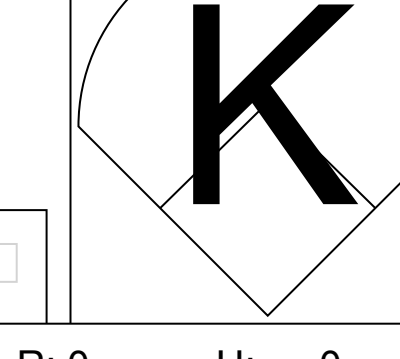
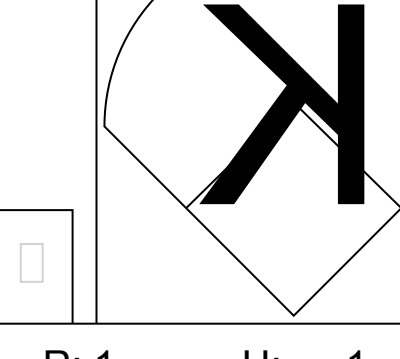
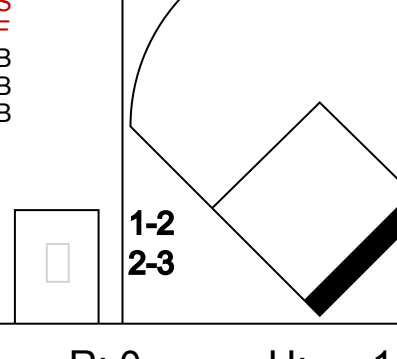
**Boston Red Sox @ Kansas City Royals**  
Kauffman Stadium, Kansas City, MO

Sun Aug 29 1993, 3:33 AM CDT  
Alt. 23,396 - Cloudy - 73 F

livebaseballscorecards.com

AB 46  
R 4  
H 12  
RBI 3  
BB 2  
SO 9  
LOB 18



Batter	1	2	3	4	5	6	7	8	9	10	11	12	AB	R	H	RBI	BB	SO	LOB					
Chris Gwynn, L OBP: 0.597, SLG: 0.403 (1.9)			 WP 2B									 1B	6	1	2	0	0	1	3					
Brian McRae, S OBP: 0.341, SLG: 0.431 (1.8)													6	0	0	0	0	1	2					
George Brett, L OBP: 0.307, SLG: 0.427 (1.10)			 BB		 2B								5	1	4	0	1	1	0					
Mike MacFarlane, R OBP: 0.356, SLG: 0.505 (1.2)					 1B								5	0	1	1	1	2	5					
Wally Joyner, L OBP: 0.377, SLG: 0.465 (1.3)		 3B										 1B	5	2	2	0	1	1	2					
Gary Casiti, R OBP: 0.289, SLG: 0.418 (1.5)								 1B				 1-2	4	0	1	1	0	3	2					
Kevin McReynolds, R OBP: 0.320, SLG: 0.412 (1.7)													 IBB	5	1	2	1	1	1					
Jose Lind, R OBP: 0.270, SLG: 0.291 (1.4)							 BB					 1-2 2-H	3	0	0	0	0	0	1					
Hubie Brooks, R OBP: 0.329, SLG: 0.363 (8, PR)													0	0	0	0	1	0	0					
Greg Gagne, R OBP: 0.322, SLG: 0.413 (9.6)							 BB		 1-2				2	0	1	1	0	0	0					
Rico Rossy, R OBP: 0.321, SLG: 0.384 (9.4)								 1-2 2-3					4	0	0	0	1	2	1					
<b>Inning Stats</b>	R: 0 E: 0 K: 0 S: 7	H: 1 LOB: 1 BB: 11	R: 1 E: 0 K: 10 S: 10	H: 2 LOB: 1 BB: 0	R: 1 E: 0 K: 1 S: 11	H: 1 LOB: 2 BB: 25	R: 0 E: 0 K: 1 S: 10	H: 0 LOB: 0 BB: 13	R: 1 E: 0 K: 2 S: 11	H: 2 LOB: 1 BB: 16	R: 1 E: 0 K: 1 S: 13	H: 1 LOB: 3 BB: 2	R: 0 E: 0 K: 1 S: 19	H: 1 LOB: 1 BB: 16	R: 0 E: 0 K: 1 S: 6	H: 0 LOB: 0 BB: 10	R: 0 E: 0 K: 1 S: 14	H: 2 LOB: 2 BB: 21	R: 1 E: 0 K: 0 S: 6	H: 2 LOB: 1 BB: 15	1B: 9 2B: 2 3B: 1 HR: 1	SF: 1 SAC: 1 DP: 0 HBP: 0	WP: 1 PB: 0 SB: 1 CS: 0	PA: 53
<b>PITCHER</b>	IP WLS BF H R ER SO BB IBB HBP BLK WP HR S P ERA WHIP	IP WLS BF H R ER SO BB IBB HBP BLK WP HR S P ERA WHIP	IP WLS BF H R ER SO BB IBB HBP BLK WP HR S P ERA WHIP	IP WLS BF H R ER SO BB IBB HBP BLK WP HR S P ERA WHIP	IP WLS BF H R ER SO BB IBB HBP BLK WP HR S P ERA WHIP	IP WLS BF H R ER SO BB IBB HBP BLK WP HR S P ERA WHIP	IP WLS BF H R ER SO BB IBB HBP BLK WP HR S P ERA WHIP	IP WLS BF H R ER SO BB IBB HBP BLK WP HR S P ERA WHIP	IP WLS BF H R ER SO BB IBB HBP BLK WP HR S P ERA WHIP	IP WLS BF H R ER SO BB IBB HBP BLK WP HR S P ERA WHIP	IP WLS BF H R ER SO BB IBB HBP BLK WP HR S P ERA WHIP	IP WLS BF H R ER SO BB IBB HBP BLK WP HR S P ERA WHIP	IP WLS BF H R ER SO BB IBB HBP BLK WP HR S P ERA WHIP	IP WLS BF H R ER SO BB IBB HBP BLK WP HR S P ERA WHIP	IP WLS BF H R ER SO BB IBB HBP BLK WP HR S P ERA WHIP	IP WLS BF H R ER SO BB IBB HBP BLK WP HR S P ERA WHIP	IP WLS BF H R ER SO BB IBB HBP BLK WP HR S P ERA WHIP	IP WLS BF H R ER SO BB IBB HBP BLK WP HR S P ERA WHIP	IP WLS BF H R ER SO BB IBB HBP BLK WP HR S P ERA WHIP					
Danny Darwin, R ERA: 3.65 (8.1)	7.0	31	8	4	4	6	1	0	0	0	0	0	0	0	0	3	5	0.00	0.000					
Tony Fossas, L ERA: 4.73 (8.1)	0.1	1	0	0	0	1	0	0	0	0	0	0	0	0	0	3	5	0.00	0.000					
Paul Quantrill, R ERA: 3.65 (8.1)	0.1	4	1	0	0	1	2	0	0	0	0	0	0	0	0	13	26	0.00	9.000					
Greg Harris, R ERA: 2.76 (8.1)	1.1	5	0	0	0	2	1	0	0	0	0	0	0	0	0	12	19	0.00	0.750					
Scott Bankhead, R ERA: 3.23 (10.1)	2.0	8	2	0	0	2	0	0	0	0	0	0	0	0	0	20	31	0.00	1.000					

**BOTTOM**

**Boston Red Sox @ Kansas City Royals**  
Kauffman Stadium, Kansas City, MO

Sun Aug 29 1993, 3:33 AM CDT  
Alt. 23,396 - Cloudy - 73 F

livebaseballscorecards.com

AB 45  
R 5  
H 13  
RBI 4  
BB 6  
SO 12



Batter	1	2	3	4	5	6	7	8	9	AB	R	H	RBI	BB	SO	LOB	TOP			
<b>Felix Jose, S</b> OBP: 0.303, SLG: 0.344 (1, 9)	4-2 	2 SAFE 3-3 			0-1 B1 			3-2 G4-3 		3	0	0	0	1	1	2	<b>Kansas City Royals @ Milwaukee Brewers</b> Milwaukee County Stadium, Milwaukee, WI Mon Aug 30 1993, 8:05 PM EDT Att: 10,981 - Unknown - 71 F <a href="http://livebaseballscorecards.com">livebaseballscorecards.com</a>			
<b>Brian McRae, S</b> OBP: 0.338, SLG: 0.427 (1, 8)	0-3 		0-0 G4-3 		2-2 G1-3 			1-1 G1-3 		4	0	0	0	0	1	1				
<b>George Brett, L</b> OBP: 0.307, SLG: 0.424 (1, 10)	4-2 		3-2 F8 		0-3 			1-2 F8 		3	0	0	0	1	1	0				
<b>Mike Macfarlane, R</b> OBP: 0.352, SLG: 0.498 (1, 2)	2-2 P3 		0-2 G5-3 		0-0 P6 				0-0 P3 	4	0	0	0	0	0	2				
<b>Wally Joyner, L</b> OBP: 0.376, SLG: 0.469 (1, 3)	1-0 F8 			1-3 K 				1-2 P5 	1-1 	4	1	1	1	0	1	2				
<b>Kevin McReynolds, R</b> OBP: 0.319, SLG: 0.413 (1, 7)		3-2 E5 		2-2 F9 				2-3 K 	3-2 	4	0	1	0	0	1	0				
<b>Gary Gaetti, R</b> OBP: 0.298, SLG: 0.415 (1, 5)		1-2 F8 		2-2 1B 				0-2 G6-3 	3-3 K 	4	0	1	0	0	1	2				
<b>Jose Lind, R</b> OBP: 0.270, SLG: 0.291 (9, PH)		1 SAFE 1-3 K 		0-0 				2-1 G4-3 	3-1 F7 	3	0	1	0	0	1	1				
<b>Hubie Brooks, R</b> OBP: 0.327, SLG: 0.361 (9, 6)		1 SAFE 1-3 K 		1-3 1B 						1	0	0	0	0	0	1				
<b>Greg Gagne, R</b> OBP: 0.322, SLG: 0.413 (9, 6)		1 SAFE 1-3 K 		3-1 F9 				1-2 G4-3 		3	0	0	0	0	0	3				
<b>Rico Rossy, R</b> OBP: 0.310, SLG: 0.368 (9, 4)		1 SAFE 2-2 E5 		3-1 F9 																
<b>Inning Stats</b>	R: 0 E: 0 K: 1 S: 13	H: 0 LOB: 2 BB: 2 P: 24	R: 0 E: 2 K: 2 S: 18	H: 0 LOB: 2 BB: 0 P: 28	R: 0 E: 0 K: 0 S: 7	H: 2 LOB: 2 BB: 0 P: 21	R: 0 E: 0 K: 1 S: 13	H: 0 LOB: 0 BB: 0 P: 10	R: 0 E: 0 K: 1 S: 7	H: 0 LOB: 0 BB: 0 P: 10	R: 0 E: 0 K: 0 S: 8	H: 0 LOB: 0 BB: 0 P: 11	R: 0 E: 0 K: 0 S: 9	H: 0 LOB: 0 BB: 0 P: 14	R: 1 E: 0 K: 1 S: 16	H: 2 LOB: 1 BB: 0 P: 26	1B: 2 2B: 1 3B: 0 HR: 1	SF: 0 SAC: 0 DP: 0 HBP: 0	WP: 0 PB: 0 SB: 1 CS: 1	PA: 35
<b>PITCHER</b> 21 Cal Eldred, R ERA: 3.99 (1, 1)	IP: 9.0 WLS: W BF: 35 H: 4 R: 1 ER: 1 SO: 7 BB: 2 IBB: 0 HBP: 0 BLK: 0 WP: 0 HR: 1 S: 99 P: 154 ERA: 1.00 WHIP: 0.667															<b>PITCHER</b>	IP: 9.0 WLS: W BF: 35 H: 4 R: 1 ER: 1 SO: 7 BB: 2 IBB: 0 HBP: 0 BLK: 0 WP: 0 HR: 1 S: 99 P: 154 ERA: 1.00 WHIP: 0.667			

Batter	1	2	3	4	5	6	7	8	9	AB	R	H	RBI	BB	SO	LOB	BOTTOM			
<b>Pat Listach, S</b> OBP: 0.307, SLG: 0.302 (1, 6)	1-1 L4 		2-2 F8 		3-3 K 			0-0 G6-3 		4	0	0	0	0	1	1	<b>Kansas City Royals @ Milwaukee Brewers</b> Milwaukee County Stadium, Milwaukee, WI Mon Aug 30 1993, 8:05 PM EDT Att: 10,981 - Unknown - 71 F <a href="http://livebaseballscorecards.com">livebaseballscorecards.com</a>			
<b>Robin Yount, R</b> OBP: 0.321, SLG: 0.375 (1, 8)	3-3 K 		0-0 G5-3 		1-0 1B SF9 2B 			2-3 K 		4	1	1	0	0	2	0				
<b>Kevin Seitzer, R</b> OBP: 0.341, SLG: 0.393 (1, 5)	3-1 		4-0 		1-0 G4-6-3 1B 			2-1 G4-3 		3	0	2	0	1	0	0				
<b>Greg Vaughn, R</b> OBP: 0.375, SLG: 0.512 (1, 7)	4-2 		3-3 K 		0-2 SF9 				3-3 K 	2	0	0	1	1	2	1				
<b>Kevin Reimer, L</b> OBP: 0.303, SLG: 0.411 (9, PR)	2-1 G3-1 			3-2 F7 				2-1 G4-6-3 	0-0 2B 1B 	4	0	1	0	0	0	3				
<b>Darryl Hamilton, L</b> OBP: 0.371, SLG: 0.416 (9, PR)								1-2 G4-6-3 		0	1	0	0	0	0	0				
<b>John Jaha, R</b> OBP: 0.321, SLG: 0.385 (1, 3)		2-3 K 		1-2 F9 				0-0 G1-3 	0-1 2B 1B 	4	0	1	1	0	1	0				
<b>Dave Nilsson, L</b> OBP: 0.318, SLG: 0.356 (1, 2)		4-1 G6-3 E3 BB 		0-3 K 				1-1 		2	0	1	0	1	1	0				
<b>Alex Diaz, S</b> OBP: 0.118, SLG: 0.176 (1, 9)		1 SAFE 2-1 G6-3 			0-1 F7 			0-3 K 		3	0	0	0	0	1	2				
<b>Bill Spiers, L</b> OBP: 0.308, SLG: 0.321 (1, 4)		0-1 E3 			1-1 			3-2 G4-3 		3	0	1	0	0	0	2				
<b>Inning Stats</b>	R: 0 E: 0 K: 1 S: 11	H: 1 LOB: 2 BB: 1 P: 24	R: 0 E: 1 K: 1 S: 10	H: 0 LOB: 2 BB: 1 P: 18	R: 0 E: 0 K: 1 S: 9	H: 0 LOB: 0 BB: 0 P: 13	R: 0 E: 0 K: 1 S: 7	H: 1 LOB: 0 BB: 0 P: 11	R: 1 E: 0 K: 0 S: 7	H: 2 LOB: 0 BB: 0 P: 11	R: 0 E: 0 K: 1 S: 10	H: 1 LOB: 1 BB: 0 P: 14	R: 0 E: 0 K: 1 S: 6	H: 0 LOB: 2 BB: 0 P: 10	R: 1 E: 0 K: 1 S: 6	H: 2 LOB: 2 BB: 0 P: 9	1B: 4 2B: 3 3B: 0 HR: 0	SF: 1 SAC: 0 DP: 1 HBP: 0	WP: 0 PB: 0 SB: 0 CS: 1	PA: 33
<b>PITCHER</b> Tom Gordon, R ERA: 3.91 (1, 1)	IP: 8.1 WLS: L BF: 33 H: 7 R: 2 ER: 2 SO: 8 BB: 3 IBB: 0 HBP: 0 BLK: 0 WP: 0 HR: 0 S: 75 P: 127 ERA: 2.16 WHIP: 1.200															<b>PITCHER</b>	IP: 8.1 WLS: L BF: 33 H: 7 R: 2 ER: 2 SO: 8 BB: 3 IBB: 0 HBP: 0 BLK: 0 WP: 0 HR: 0 S: 75 P: 127 ERA: 2.16 WHIP: 1.200			



Batter	1	2	3	4	5	6	7	8	9	AB	R	H	RBI	BB	SO	LOB	TOP					
Greg Gagne, R OBP: 0.323, SLG: 0.415 (1, 6)	E4 SF8 2B		L9		L4-3 1B		P4		P9	5	1	2	0	0	0	1	<b>Kansas City Royals @ Milwaukee Brewers</b> Milwaukee County Stadium, Milwaukee, WI Tue Aug 31 1993, 8:05 PM EDT Att: 14,723 - Unknown - 69 F <a href="http://livebaseballscorecards.com">livebaseballscorecards.com</a>					
Brian McRae, S OBP: 0.335, SLG: 0.428 (1, 8)	SF8		WP 1B		L4-3 1-2		1-3 1B		G6-3	4	0	2	1	0	0	1						
George Brett, L OBP: 0.308, SLG: 0.424 (1, 10)	3-H 1B		2-3 1B		L9		1-2 SF7		4-0 BB	3	0	1	1	1	1	1						
Mike MacFarlane, R OBP: 0.353, SLG: 0.495 (1, 2)	2-0 1B		2-0 G5-3		4-1 BB		0-3 K		1-0 F9	4	0	1	0	1	1	3						
Wally Joyner, L OBP: 0.375, SLG: 0.469 (1, 3)	2-2 F7			2-1 G1-3		2-0 G3-6-3		0-0 2B		4	0	1	0	0	0	3						
Kevin McReynolds, R OBP: 0.322, SLG: 0.415 (1, 7)	K			0-0 HR 1B		0-2 HR 1B		0-0 L7		4	2	2	0	0	1	3						
Gary Gaetti, R OBP: 0.297, SLG: 0.425 (1, 5)		1-3 K		1-3 K		0-1 HR		3-3 K		4	1	1	2	0	3	2						
Hubie Brooks, R OBP: 0.331, SLG: 0.380 (8, PR)		0-0 F8		2-2 HR		2-2 P4		4-0 IBB		3	1	1	2	1	0	0						
Felix Jose, S OBP: 0.303, SLG: 0.344 (8, PR)				1-H HR						0	0	0	0	0	0	0						
Jose Lind, R OBP: 0.270, SLG: 0.289 (1, 4)		0-1 G6-3		0-0 G6-3		4-1 BB		1-0 L3		3	1	0	0	1	0	2						
<b>Inning Stats</b>	R: 1 E: 1 K: 1 S: 12	H: 3 LOB: 2 BB: 0 P: 20	R: 0 E: 0 K: 1 S: 6	H: 0 LOB: 0 BB: 0 P: 7	R: 0 E: 0 K: 1 S: 6	H: 1 LOB: 1 BB: 0 P: 12	R: 2 E: 0 K: 1 S: 12	H: 2 LOB: 0 BB: 0 P: 17	R: 0 E: 0 K: 0 S: 6	H: 1 LOB: 0 BB: 1 P: 10	R: 2 E: 0 K: 0 S: 10	H: 2 LOB: 0 BB: 1 P: 18	R: 1 E: 0 K: 1 S: 12	H: 1 LOB: 1 BB: 1 P: 20	R: 0 E: 0 K: 1 S: 6	H: 1 LOB: 2 BB: 1 P: 14	R: 0 E: 0 K: 0 S: 4	H: 0 LOB: 1 BB: 1 P: 10	1B: 7 2B: 3 3B: 0 HR: 2	SF: 2 SAC: 0 DP: 2 HBP: 0	WP: 1 PB: 0 SB: 0 CS: 0	PA: 40
<b>PITCHER</b>	IP WLS BF H R ER SO BB IBB HBP BLK WP HR S P ERA WHIP	IP WLS BF H R ER SO BB IBB HBP BLK WP HR S P ERA WHIP																				
Angel Miranda, L ERA: 3.03 (1, 1)	7.0 L 32 11 6 6 5 2 0 0 0 1 2 65 105 7.71 1.857																					
Mike Fetters, R ERA: 3.95 (8, 1)	2.0 8 0 0 0 1 1 1 0 0 0 0 0 9 23 0.00 0.500																					

Batter	1	2	3	4	5	6	7	8	9	AB	R	H	RBI	BB	SO	LOB	BOTTOM					
Pat Listach, S OBP: 0.310, SLG: 0.301 (1, 6)	F9 G1 1B BB		G6-3		4-1 CS BB			0-1 SH3-4		1	1	0	0	2	0	0	<b>Kansas City Royals @ Milwaukee Brewers</b> Milwaukee County Stadium, Milwaukee, WI Tue Aug 31 1993, 8:05 PM EDT Att: 14,723 - Unknown - 69 F <a href="http://livebaseballscorecards.com">livebaseballscorecards.com</a>					
Robin Yount, R OBP: 0.320, SLG: 0.373 (1, 8)	G1 BB 1B		P4		L6 1-2			1-3 K		4	1	1	0	0	1	2						
Kevin Seitzer, R OBP: 0.338, SLG: 0.388 (1, 5)	F9		F9		G6-3			2-2 G5-3		4	0	0	0	0	0	3						
Greg Vaughn, R OBP: 0.376, SLG: 0.510 (1, 7)	G1 BB			2-2 HR 1B		0-1 F8		2-2 P6		3	2	1	0	1	0	0						
Kevin Reimer, L OBP: 0.300, SLG: 0.407 (1, 10)	G1		G3		G4-3			1-3 K		4	0	0	1	0	1	3						
John Jaha, R OBP: 0.323, SLG: 0.393 (1, 3)	CS 1B			1-2 HR		G5-3		0-2 P3		4	1	2	4	0	0	0						
Dave Nilsson, L OBP: 0.319, SLG: 0.356 (1, 2)	CS		G6-4-3 1B		F7		1-2 L6			3	0	1	0	0	0	0						
Juan Bell, R OBP: 0.334, SLG: 0.365 (1, 4)		G6-4-3		1-2 CS 1B		G6-3				3	0	1	0	0	0	1						
Alex Diaz, S OBP: 0.150, SLG: 0.200 (1, 9)		G1-3		1-1 CS		G4-3		1-0 SH3-4 1B		3	0	1	0	0	0	0						
<b>Inning Stats</b>	R: 3 E: 0 K: 0 S: 12	H: 2 LOB: 0 BB: 2 P: 23	R: 0 E: 0 K: 0 S: 8	H: 1 LOB: 0 BB: 0 P: 14	R: 0 E: 0 K: 0 S: 6	H: 0 LOB: 0 BB: 0 P: 8	R: 2 E: 0 K: 0 S: 19	H: 3 LOB: 0 BB: 0 P: 24	R: 0 E: 0 K: 0 S: 5	H: 0 LOB: 0 BB: 1 P: 12	R: 0 E: 0 K: 0 S: 7	H: 0 LOB: 0 BB: 0 P: 11	R: 0 E: 0 K: 0 S: 5	H: 0 LOB: 0 BB: 0 P: 8	R: 0 E: 0 K: 1 S: 9	H: 1 LOB: 1 BB: 0 P: 13		R: 0 E: 0 K: 1 S: 10	H: 0 LOB: 0 BB: 0 P: 13	1B: 6 2B: 0 3B: 0 HR: 1	SF: 0 SAC: 1 DP: 1 HBP: 0	WP: 0 PB: 0 SB: 0 CS: 3
<b>PITCHER</b>	IP WLS BF H R ER SO BB IBB HBP BLK WP HR S P ERA WHIP	IP WLS BF H R ER SO BB IBB HBP BLK WP HR S P ERA WHIP																				
Mike Magnante, L ERA: 4.24 (1, 1)	4.0 W 9 0 0 0 0 1 0 0 0 0 0 17 31 0.00 0.333																					
Greg Cadaret, L ERA: 4.4 (5, 1)	3.0 W 9 0 0 0 0 1 0 0 0 0 0 9 13 0.00 1.000																					
Stan Belinda, R ERA: 3.51 (8, 1)	1.0 S 3 0 0 0 0 0 0 0 0 0 0 10 13 0.00 0.000																					
Jeff Montgomery, R ERA: 2.07 (9, 1)	1.0 S 3 0 0 0 0 0 0 0 0 0 0 10 13 0.00 0.000																					











Batter	1	2	3	4	5	6	7	8	9	AB	R	H	RBI	BB	SO	LOB	TOP								
Greg Gagne, R OBP: 0.324, SLG: 0.416 (1, 6)										4	1	1	0	0	2	1	<b>Kansas City Royals @ Boston Red Sox</b> Fenway Park, Boston, MA Sat Sep 04 1993, 3:33 AM EDT Att: 31,223 - Overcast - 68 F								
Brian McRae, S OBP: 0.340, SLG: 0.437 (1, 8)										5	1	1	2	0	1	2									
George Brett, L OBP: 0.307, SLG: 0.427 (1, 10)										5	0	2	0	0	0	2									
Mike Macfarlane, R OBP: 0.352, SLG: 0.488 (9, PR)										4	0	0	0	1	2	3									
Felix Jose, S OBP: 0.300, SLG: 0.340 (9, PR)										0	1	0	0	0	0	0									
Brent Mayne, L OBP: 0.303, SLG: 0.335 (9, 2)										0	0	0	0	0	0	0									
Kevin McReynolds, R OBP: 0.319, SLG: 0.416 (1, 7)										5	1	1	1	0	0	0									
Gary Gaetti, R OBP: 0.295, SLG: 0.419 (1, 3)										3	0	1	1	1	0	1									
Hubie Brooks, R OBP: 0.341, SLG: 0.386 (8, PR)										3	0	2	0	1	0	1									
Kevin Kostofski, L (8, 9)										1	0	0	0	0	1	1									
Jose Lind, R OBP: 0.266, SLG: 0.284 (8, PH)										3	0	0	0	0	0	4									
Chris Gwynn, L OBP: 0.360, SLG: 0.406 (8, 4)										0	0	0	0	1	0	0									
Rico Rossy, R OBP: 0.310, SLG: 0.368 (8, 4)										0	0	0	0	0	0	0									
Keith Miller, R OBP: 0.226, SLG: 0.196 (1, 5)										2	0	0	0	2	2	3									
<b>Inning Stats</b>	R: 0 E: 0 K: 2 S: 11	H: 1 LOB: 1 BB: 0 P: 14	R: 0 E: 0 K: 0 S: 6	H: 1 LOB: 1 BB: 0 P: 13	R: 0 E: 0 K: 0 S: 11	H: 0 LOB: 1 BB: 1 P: 16	R: 0 E: 1 K: 1 S: 13	H: 1 LOB: 2 BB: 0 P: 19	R: 0 E: 1 K: 0 S: 12	H: 1 LOB: 2 BB: 1 P: 22	R: 0 E: 0 K: 0 S: 12	H: 1 LOB: 1 BB: 0 P: 21	R: 0 E: 1 K: 2 S: 11	H: 0 LOB: 1 BB: 0 P: 19	R: 0 E: 0 K: 2 S: 14	H: 0 LOB: 3 BB: 3 P: 29		R: 4 E: 0 K: 1 S: 15	H: 3 LOB: 1 BB: 1 P: 25	1B: 4 2B: 2 3B: 1 HR: 1	SF: 1 SAC: 1 DP: 0 HBP: 0	WP: 0 PB: 0 SB: 1 CS: 0	PA: 43		
<b>PITCHER</b>	IP	WLS	BF	H	R	ER	SO	BB	IBB	HBP	BLK	WP	HR	S	P	ERA	WHIP								
Frank Viola, L ERA: 3.15 (1, 1)	6.2		29	5	0	0	5	2	0	0	0	0	0	75	122	0.00	1.050								
Tony Fossas, L ERA: 5.27 (7, 1)	0.1		1	0	0	0	0	0	0	0	0	0	0	1	2	0.00	0.000								
Greg Harris, R ERA: 2.83 (8, 1)	1.0		8	2	2	2	2	3	0	0	0	0	1	19	36	18.00	5.000								
Scott Taylor, L ERA: (9, 1)	0.1		1	0	0	0	0	0	0	0	0	0	0	3	5	0.00	0.000								
Ken Ryan, R ERA: 3.43 (9, 1)	0.2	L	4	1	2	2	1	1	0	0	0	0	0	7	13	27.00	3.000								

Batter	1	2	3	4	5	6	7	8	9	AB	R	H	RBI	BB	SO	LOB	BOTTOM								
Ernest Riles, L OBP: 0.309, SLG: 0.394 (1, 4)										2	1	1	0	0	0	0	<b>Kansas City Royals @ Boston Red Sox</b> Fenway Park, Boston, MA Sat Sep 04 1993, 3:33 AM EDT Att: 31,223 - Overcast - 68 F								
Tim Naehring, R OBP: 0.200, SLG: 0.158 (7, 4)										1	0	1	0	0	0	0									
Billy Hatcher, R OBP: 0.348, SLG: 0.421 (1, 8)										1	0	0	0	0	0	0									
Bob Zupcic, R OBP: 0.315, SLG: 0.365 (8, 8)										1	0	0	0	0	1	1									
Mike Greenwell, L OBP: 0.362, SLG: 0.452 (1, 7)										4	0	0	0	0	2	3									
Andre Dawson, R OBP: 0.318, SLG: 0.431 (1, 10)										4	1	2	2	0	1	1									
Luis Ortiz, R OBP: 0.400, SLG: 0.400 (9, PR)										0	0	0	0	0	0	0									
Mo Vaughn, L OBP: 0.402, SLG: 0.536 (1, 3)										4	0	1	0	0	1	1									
Scott Cooper, L OBP: 0.357, SLG: 0.400 (1, 5)										4	0	0	0	0	0	2									
Rob Deer, R OBP: 0.300, SLG: 0.359 (1, 9)										2	0	0	0	2	1	0									
Tony Peña, R OBP: 0.239, SLG: 0.242 (1, 2)										3	0	0	0	0	1	1									
Carlos Quintana, R OBP: 0.315, SLG: 0.274 (9, PH)										1	0	0	0	0	0	2									
John Valentin, R OBP: 0.324, SLG: 0.416 (1, 6)										3	0	0	0	0	1	0									
<b>Inning Stats</b>	R: 2 E: 0 K: 1 S: 15	H: 3 LOB: 1 BB: 0 P: 23	R: 0 E: 0 K: 2 S: 11	H: 0 LOB: 0 BB: 0 P: 19	R: 0 E: 0 K: 0 S: 9	H: 0 LOB: 0 BB: 0 P: 15	R: 0 E: 0 K: 1 S: 8	H: 0 LOB: 0 BB: 0 P: 12	R: 0 E: 0 K: 0 S: 9	H: 0 LOB: 0 BB: 0 P: 12	R: 0 E: 0 K: 1 S: 9	H: 0 LOB: 1 BB: 0 P: 16	R: 0 E: 0 K: 1 S: 8	H: 0 LOB: 1 BB: 1 P: 14	R: 0 E: 0 K: 2 S: 10	H: 1 LOB: 0 BB: 0 P: 18		R: 0 E: 0 K: 0 S: 11	H: 1 LOB: 2 BB: 1 P: 18	1B: 3 2B: 1 3B: 0 HR: 1	SF: 0 SAC: 2 DP: 0 HBP: 1	WP: 0 PB: 0 SB: 0 CS: 0	PA: 35		
<b>PITCHER</b>	IP	WLS	BF	H	R	ER	SO	BB	IBB	HBP	BLK	WP	HR	S	P	ERA		WHIP							
David Cone, R ERA: 3.35 (1, 1)	8.0		30	4	2	2	8	1	0	0	0	0	0	11	18	0.00	2.000								
Jeff Montgomery, R ERA: 2.0 (9, 1)	1.0	S	5	1	0	0	0	1	0	0	0	0	0	11	18	0.00	2.000								













Batter	1	2	3	4	5	6	7	8	9	AB	R	H	RBI	BB	SO	LOB	TOP										
Darryl Hamilton, L (1, 8) OBP: 0.371, SLG: 0.418	L9		G6-4-3		K		F7			4	0	0	0	0	1	3	<b>Milwaukee Brewers @ Kansas City Royals</b> Kauffman Stadium, Kansas City, MO Wed Sep 08 1993, 7:05 PM CDT Att: 16,735 - Unknown - 74 F <a href="http://livebaseballscorecards.com">livebaseballscorecards.com</a>										
Bill Spiers, L (1, 4) OBP: 0.302, SLG: 0.313	F7		G6-3		F8			P2	4	0	0	0	0	0	1												
B.J. Surhoff, L (1, 5) OBP: 0.312, SLG: 0.364	G1-3			G4-3		CS G4-3 BB		F8	3	0	0	0	1	0	0												
Kevin Reimer, L (1, 10) OBP: 0.296, SLG: 0.398		G6-3		G5-3		G4-3		F8	4	0	0	0	0	0	1												
John Jaha, R (1, 3) OBP: 0.329, SLG: 0.408		G1-3		1-0		HR		F9	4	1	2	1	0	0	0												
Dave Nilsson, L (1, 2) OBP: 0.317, SLG: 0.346		1B		G3-1		K		F8	4	0	1	0	0	1	1												
Troy O'Leary, L (1, 7) OBP: 0.412, SLG: 0.333		1B		G4-3		SH5-3 PB BB		G4-3	3	1	2	0	1	0	0												
Alex Diaz, S (1, 9) OBP: 0.226, SLG: 0.258		G3		G4-3		SH5-3			2	0	0	0	0	0	3												
Jose Valentin, S (1, 6) OBP: 0.333, SLG: 0.500			G6-4-3		G4-3		K		3	0	2	1	0	1	1												
<b>Inning Stats</b>	R: 0 E: 0 K: 0 S: 6	H: 0 LOB: 0 BB: 0 P: 8	R: 0 E: 0 K: 0 S: 9	H: 2 LOB: 2 BB: 0 P: 16	R: 0 E: 0 K: 0 S: 5	H: 1 LOB: 0 BB: 0 P: 9	R: 0 E: 0 K: 0 S: 8	H: 1 LOB: 1 BB: 0 P: 14	R: 1 E: 0 K: 1 S: 16	H: 2 LOB: 1 BB: 0 P: 24	R: 0 E: 0 K: 1 S: 9	H: 0 LOB: 1 BB: 1 P: 16	R: 0 E: 0 K: 0 S: 6	H: 0 LOB: 0 BB: 0 P: 8	R: 0 E: 0 K: 0 S: 5	H: 0 LOB: 0 BB: 0 P: 8		1B: 4 2B: 2 3B: 0 HR: 1	SF: 0 SAC: 1 DP: 1 HBP: 0	WP: 0 PB: 1 CS: 0	PA: 34						
<b>PITCHER</b>	IP	WLS	BF	H	R	ER	SO	BB	IBB	HBP	BLK	WP	HR	S	P	ERA	WHIP										
Hipolito Pichardo, R (1, 1) ERA: 4.15	5.0		20	6	1	1	1	0	0	0	0	0	0	44	71	1.80	1.200										
Billy Brewster, L (6, 1) ERA: 2.88	3.0	L	11	1	1	1	2	2	0	0	0	0	1	22	36	3.00	1.000										
Jeff Montgomery, R (9, 1) ERA: 1.98	1.0		3	0	0	0	0	0	0	0	0	0	0	5	8	0.00	0.000										

Batter	1	2	3	4	5	6	7	8	9	AB	R	H	RBI	BB	SO	LOB	BOTTOM										
Felix Jose, S (1, 9) OBP: 0.300, SLG: 0.339	G3		G4-1		G6-3				K	4	0	0	0	0	1	1	<b>Milwaukee Brewers @ Kansas City Royals</b> Kauffman Stadium, Kansas City, MO Wed Sep 08 1993, 7:05 PM CDT Att: 16,735 - Unknown - 74 F <a href="http://livebaseballscorecards.com">livebaseballscorecards.com</a>										
Brian McRae, S (1, 8) OBP: 0.337, SLG: 0.431	G6-3		G3		G5-3			L8	4	0	0	0	0	0	1												
George Brett, L (1, 10) OBP: 0.308, SLG: 0.426	G6-3			G4-3		P6			3	0	0	0	0	0	0												
Mike Macfarlane, R (1, 2) OBP: 0.349, SLG: 0.485		F9		F7		G6-3			3	0	0	0	0	0	0												
Chris Gwynn, L (1, 3) OBP: 0.356, SLG: 0.402		K		G3-1		G1			3	0	0	0	0	1	0												
Kevin McReynolds, R (1, 7) OBP: 0.314, SLG: 0.421		HR		G3-1		F9			3	1	1	1	0	0	0												
Gary Gaetti, R (1, 5) OBP: 0.287, SLG: 0.416		G6-3		F9		G5-3			3	0	0	0	0	0	0												
Greg Gagne, R (1, 6) OBP: 0.323, SLG: 0.410			G4-1		G6-3		P2		3	0	1	0	0	0	0												
Jose Lind, R (1, 4) OBP: 0.265, SLG: 0.281			SH1						1	0	0	0	0	1	0												
Hubie Brooks, R (9, PH) OBP: 0.339, SLG: 0.383			SH1						1	0	0	0	0	1	0												
<b>Inning Stats</b>	R: 0 E: 0 K: 0 S: 7	H: 0 LOB: 0 BB: 0 P: 10	R: 1 E: 0 K: 1 S: 11	H: 1 LOB: 0 BB: 0 P: 16	R: 0 E: 0 K: 0 S: 6	H: 1 LOB: 1 BB: 0 P: 10	R: 0 E: 0 K: 0 S: 8	H: 0 LOB: 0 BB: 0 P: 13	R: 0 E: 0 K: 0 S: 7	H: 0 LOB: 0 BB: 0 P: 11	R: 0 E: 0 K: 1 S: 7	H: 0 LOB: 0 BB: 0 P: 12	R: 0 E: 0 K: 0 S: 4	H: 0 LOB: 0 BB: 0 P: 5	R: 0 E: 0 K: 0 S: 12	H: 0 LOB: 0 BB: 0 P: 18	R: 0 E: 0 K: 2 S: 7	H: 0 LOB: 0 BB: 0 P: 11	1B: 1 2B: 0 3B: 0 HR: 1	SF: 0 SAC: 1 DP: 0 HBP: 0	WP: 0 PB: 0 CS: 0	PA: 29					
<b>PITCHER</b>	IP	WLS	BF	H	R	ER	SO	BB	IBB	HBP	BLK	WP	HR	S	P	ERA	WHIP										
Ricky Bones, R (1, 1) ERA: 4.39	9.0	W	29	2	1	1	4	0	0	0	0	0	1	69	106	1.00	0.222										



Batter	1	2	3	4	5	6	7	8	9	AB	R	H	RBI	BB	SO	LOB	TOP								
Wade Boggs, L (1,5) OBP: 0.384, SLG: 0.372	F7	FC6-4				1B		1B		5	1	3	1	0	0	3	<b>New York Yankees @ Kansas City Royals</b> Kauffman Stadium, Kansas City, MO Fri Sep 10 1993, 7:05 PM CDT Att: 21,371 - Unknown - 79 F <a href="http://livebaseballscorecards.com">livebaseballscorecards.com</a>								
Dion James, L (1,7) OBP: 0.392, SLG: 0.474 Gerald Williams, R (8,7) OBP: 0.208, SLG: 0.340	G3-6		G4-3		1B		F8	1B		5	1	3	0	0	0	2									
Don Mattingly, L (1,3) OBP: 0.365, SLG: 0.449	G3-6		G4-3		P5		G6-3	1B		5	1	1	1	0	0	3									
Danny Tartabull, R (1,10) OBP: 0.355, SLG: 0.517		L7	G6-3		BB		G4-3	2B		2	0	0	0	3	0	0									
Paul O'Neill, L (1,9) OBP: 0.375, SLG: 0.504		1B			BB		F7			3	1	1	2	2	0	4									
Bernie Williams, S (1,8) OBP: 0.345, SLG: 0.426		BB			BB		F7			4	0	1	0	1	0	6									
Matt Nokes, L (1,2) OBP: 0.294, SLG: 0.438		FC5-2			BB		F7			4	0	0	0	1	1	2									
Mike Gallego, R (1,6) OBP: 0.371, SLG: 0.423		FC5-2			BB		K			4	1	1	1	1	2	2									
Pat Kelly, R (1,4) OBP: 0.317, SLG: 0.386 Spike Owen, S (7,6) OBP: 0.298, SLG: 0.316 Kevin Maas, L (9,PH) OBP: 0.316, SLG: 0.405		FC5-2			BB		K			3	0	1	0	0	1	5									
<b>Inning Stats</b>	R: 0 E: 0 K: 0 S: 8	H: 1 LOB: 0 BB: 0 P: 13	R: 1 E: 0 K: 0 S: 10	H: 1 LOB: 3 BB: 3 P: 25	R: 0 E: 0 K: 0 S: 4	H: 0 LOB: 0 BB: 0 P: 9	R: 0 E: 0 K: 3 S: 11	H: 0 LOB: 2 BB: 2 P: 22	R: 0 E: 0 K: 0 S: 10	H: 2 LOB: 3 BB: 1 P: 20	R: 0 E: 0 K: 1 S: 12	H: 2 LOB: 2 BB: 0 P: 13	R: 0 E: 0 K: 0 S: 10	H: 0 LOB: 1 BB: 1 P: 17	R: 4 E: 0 K: 0 S: 18	H: 5 LOB: 2 BB: 1 P: 36		R: 0 E: 0 K: 0 S: 7	H: 0 LOB: 0 BB: 0 P: 12	1B: 10 2B: 1 3B: 0 HR: 0	SF: 0 SAC: 0 DP: 1 HBP: 0	WP: 0 PB: 0 SB: 0 CS: 0	PA: 45		
<b>PITCHER</b>	IP	WLS	BF	H	R	ER	SO	BB	IBB	HBP	BLK	WP	HR	S	P	ERA	WHIP								
David Cone, R (1,1) ERA: 3.31	7.2		36	7	2	2	4	7	0	0	1	0	0	71	130	2.35	1.826								
Jeff Montgomery, R (8,1) ERA: 2.29	1.1	W	9	4	3	3	0	1	0	0	0	0	0	19	37	20.25	3.750								

Batter	1	2	3	4	5	6	7	8	9	AB	R	H	RBI	BB	SO	LOB	BOTTOM								
Greg Gagne, R (1,6) OBP: 0.325, SLG: 0.414	SH1-4		S	FC1-5	FC5-4		G6-3	K		5	2	3	0	0	1	3	<b>New York Yankees @ Kansas City Royals</b> Kauffman Stadium, Kansas City, MO Fri Sep 10 1993, 7:05 PM CDT Att: 21,371 - Unknown - 79 F <a href="http://livebaseballscorecards.com">livebaseballscorecards.com</a>								
Brian McRae, S (1,8) OBP: 0.336, SLG: 0.429	SH1-4		FC1-5			G3-1	G6-3			3	1	0	0	0	0	3									
George Brett, L (1,10) OBP: 0.309, SLG: 0.426	CS		K			F8				3	0	1	1	1	1	2									
Kevin McReynolds, R (1,7) OBP: 0.313, SLG: 0.419	G4-3					F9	F9			4	0	1	2	0	0	3									
Mike MacFarlane, R (1,2) OBP: 0.348, SLG: 0.491		G5-3	P4			G6-3		HR		4	1	1	1	0	0	1									
Hubie Brooks, R (1,9) OBP: 0.339, SLG: 0.389 Wally Joyner, L (8,3) OBP: 0.373, SLG: 0.466		G6-3				G3		K		3	0	1	0	0	0	0									
Gary Gaetti, R (1,3) OBP: 0.290, SLG: 0.427						F9	F7	2B		3	2	1	1	0	0	1									
Craig Wilson, R (1,5) OBP: 0.370, SLG: 0.320 Kevin Kosiowski, L (8,9) OBP: 0.224, SLG: 0.194 Keith Miller, R (8,PH) OBP: 0.302, SLG: 0.343 Felix Jose, S (9,PH) OBP: 0.302, SLG: 0.343		HR				F9	F8			3	0	1	0	0	0	1									
Jose Lind, R (1,4) OBP: 0.268, SLG: 0.284						G4-3		SF8		3	0	2	1	0	0	0									
<b>Inning Stats</b>	R: 1 E: 0 K: 0 S: 10	H: 2 LOB: 0 BB: 0 P: 18	R: 1 E: 0 K: 0 S: 8	H: 1 LOB: 0 BB: 0 P: 10	R: 2 E: 0 K: 1 S: 14	H: 3 LOB: 1 BB: 0 P: 21	R: 0 E: 0 K: 0 S: 12	H: 2 LOB: 2 BB: 0 P: 15	R: 0 E: 0 K: 0 S: 6	H: 1 LOB: 1 BB: 0 P: 10	R: 0 E: 0 K: 0 S: 8	H: 1 LOB: 2 BB: 1 P: 11	R: 0 E: 0 K: 0 S: 10	H: 1 LOB: 2 BB: 1 P: 16	R: 2 E: 0 K: 2 S: 14	H: 2 LOB: 1 BB: 0 P: 21		1B: 7 2B: 3 3B: 0 HR: 2	SF: 1 SAC: 1 DP: 0 HBP: 1	WP: 0 PB: 0 SB: 0 CS: 1	PA: 37				
<b>PITCHER</b>	IP	WLS	BF	H	R	ER	SO	BB	IBB	HBP	BLK	WP	HR	S	P	ERA	WHIP								
Jim Abbott, L (1,1) ERA: 4.14	7.0		31	10	4	4	1	1	0	0	0	0	0	68	101	5.14	1.571								
Steve Howe, L (8,1) ERA: 5.4	0.1	L	3	1	2	2	1	0	0	1	0	0	0	8	11	54.00	3.000								
Steve Farr, R (8,1) ERA: 3.53	0.2		3	1	0	0	1	0	0	0	0	0	0	6	10	0.00	1.500								



Batter	1	2	3	4	5	6	7	8	9	AB	R	H	RBI	BB	SO	LOB	TOP					
Wade Boggs, L OBP: 0.384, SLG: 0.370 Andy Stankiewicz, R (1, 5)	G6-3	1B		G5-3		BB	G6-4-3		G4-6-3	5	1	1	1	1	0	3	<b>New York Yankees @ Kansas City Royals</b> Kauffman Stadium, Kansas City, MO Sat Sep 11 1993, 7:05 PM CDT Att: 35,191 - Unknown - 83 F <a href="http://livebaseballscorecards.com">livebaseballscorecards.com</a>					
Jim Leyritz, R OBP: 0.416, SLG: 0.505 Dion James, L OBP: 0.393, SLG: 0.474 (6, 7)		K		P4		BB		G6-3	K	3	1	1	1	0	1	3						
Gerald Williams, R OBP: 0.204, SLG: 0.333 (8, 7)	HR					BB				2	1	1	0	0	0	0						
Don Mattingly, L OBP: 0.369, SLG: 0.460 (1, 3)	HR				L6	BB		FC6-4		4	3	3	3	1	0	0						
Danny Tartabull, R OBP: 0.357, SLG: 0.516 (1, 10)	K				L6	BB				3	0	1	2	2	1	0						
Mike Stanley, R OBP: 0.391, SLG: 0.559 (1, 2)					F8	BB		FC6-4		5	1	2	2	0	0	5						
Bernie Williams, S OBP: 0.346, SLG: 0.426 (1, 8)	G6-3									5	0	2	1	0	0	2						
Paul O'Neill, L OBP: 0.373, SLG: 0.500 (1, 9)		G6-3		F8				L7		4	0	0	0	1	0	3						
Mike Gallego, R OBP: 0.374, SLG: 0.430 (9, 6)		BB		P5		BB			G4-6-3	4	3	2	0	1	0	2						
Randy Velarde, R OBP: 0.359, SLG: 0.477 (9, 5)		BB		G6-3		BB			G4-6-3	5	2	4	1	0	0	0						
<b>Inning Stats</b>	R: 3 E: 0 K: 1 S: 14	H: 3 LOB: 0 BB: 0 P: 23	R: 2 E: 0 K: 1 S: 18	H: 2 LOB: 3 BB: 3 P: 36	R: 0 E: 0 K: 0 S: 5	H: 1 LOB: 0 BB: 0 P: 11	R: 0 E: 0 K: 0 S: 7	H: 0 LOB: 0 BB: 0 P: 9	R: 0 E: 0 K: 0 S: 5	H: 0 LOB: 0 BB: 0 P: 9	R: 5 E: 0 K: 0 S: 19	H: 6 LOB: 2 BB: 1 P: 34	R: 0 E: 0 K: 0 S: 7	H: 1 LOB: 1 BB: 1 P: 16	R: 1 E: 0 K: 0 S: 8	H: 2 LOB: 2 BB: 1 P: 16	R: 1 E: 0 K: 1 S: 11	H: 2 LOB: 0 BB: 0 P: 14	1B: 10 2B: 3 3B: 1 HR: 3	SF: 0 SAC: 0 DP: 2 HBP: 0	WP: 0 PB: 0 CS: 1	PA: 47
<b>PITCHER</b>	IP WLS BF H R ER SO BB IBB HBP BLK WP HR S P ERA WHIP	IP WLS BF H R ER SO BB IBB HBP BLK WP HR S P ERA WHIP	IP WLS BF H R ER SO BB IBB HBP BLK WP HR S P ERA WHIP	IP WLS BF H R ER SO BB IBB HBP BLK WP HR S P ERA WHIP	IP WLS BF H R ER SO BB IBB HBP BLK WP HR S P ERA WHIP	IP WLS BF H R ER SO BB IBB HBP BLK WP HR S P ERA WHIP	IP WLS BF H R ER SO BB IBB HBP BLK WP HR S P ERA WHIP	IP WLS BF H R ER SO BB IBB HBP BLK WP HR S P ERA WHIP	IP WLS BF H R ER SO BB IBB HBP BLK WP HR S P ERA WHIP	Chris Haney, L ERA: 5.52	Dennis Rasmussen, L ERA: 6.84	Stan Belinda, R ERA: 3.75	Billy Brewer, L ERA: 2.86	Mark Gubicza, R ERA: 4.44	Greg Cadaret, L ERA: 4.47	John Habyan, R ERA: 3.74						
<b>Batter</b>	<b>1</b>	<b>2</b>	<b>3</b>	<b>4</b>	<b>5</b>	<b>6</b>	<b>7</b>	<b>8</b>	<b>9</b>	<b>AB</b>	<b>R</b>	<b>H</b>	<b>RBI</b>	<b>BB</b>	<b>SO</b>	<b>LOB</b>	<b>BOTTOM</b>					
Greg Gagne, R OBP: 0.326, SLG: 0.420 (1, 6)	F7						L4-3		F8	5	2	2	2	0	0	1	<b>New York Yankees @ Kansas City Royals</b> Kauffman Stadium, Kansas City, MO Sat Sep 11 1993, 7:05 PM CDT Att: 35,191 - Unknown - 83 F <a href="http://livebaseballscorecards.com">livebaseballscorecards.com</a>					
Brian McRae, S OBP: 0.337, SLG: 0.431 (1, 8)	F9			L1						4	0	2	1	0	0	0						
George Brett, L OBP: 0.311, SLG: 0.425 (1, 10)	G6-3						F8			3	0	1	0	1	0	1						
Kevin McReynolds, R OBP: 0.315, SLG: 0.423 (1, 7)		K								4	0	2	0	0	1	2						
Mike MacFarlane, R OBP: 0.347, SLG: 0.491 (1, 2)	F7			G5-4-3				P4		4	1	1	0	0	0	3						
Hubie Brooks, R OBP: 0.335, SLG: 0.384 Felix Jose, S OBP: 0.301, SLG: 0.342 (6, 7)		K								2	0	0	0	0	1	1						
Keith Miller, R OBP: 0.222, SLG: 0.192 Kevin Koslowski, L (8, 9)				G6-3						1	0	0	0	0	0	1						
Gary Gaetti, R OBP: 0.289, SLG: 0.428 (1, 3)										4	1	1	1	0	0	1						
Craig Wilson, R OBP: 0.323, SLG: 0.276 (1, 5)										4	0	0	0	0	0	1						
Jose Lind, R OBP: 0.270, SLG: 0.287 (1, 4)										3	1	2	1	0	0	0						
<b>Inning Stats</b>	R: 0 E: 0 K: 0 S: 8	H: 0 LOB: 0 BB: 0 P: 12	R: 0 E: 0 K: 2 S: 8	H: 0 LOB: 0 BB: 0 P: 11	R: 2 E: 0 K: 0 S: 10	H: 2 LOB: 1 BB: 0 P: 16	R: 0 E: 0 K: 0 S: 8	H: 2 LOB: 1 BB: 0 P: 11	R: 2 E: 0 K: 0 S: 7	H: 3 LOB: 2 BB: 1 P: 13	R: 1 E: 0 K: 0 S: 6	H: 1 LOB: 1 BB: 0 P: 11	R: 0 E: 0 K: 0 S: 11	H: 2 LOB: 1 BB: 0 P: 16	R: 0 E: 0 K: 0 S: 8	H: 1 LOB: 1 BB: 0 P: 11	R: 0 E: 0 K: 0 S: 7	H: 0 LOB: 0 BB: 0 P: 9	1B: 6 2B: 5 3B: 0 HR: 1	SF: 1 SAC: 0 DP: 2 HBP: 0	WP: 0 PB: 0 CS: 0	PA: 37
<b>PITCHER</b>	IP WLS BF H R ER SO BB IBB HBP BLK WP HR S P ERA WHIP	IP WLS BF H R ER SO BB IBB HBP BLK WP HR S P ERA WHIP	IP WLS BF H R ER SO BB IBB HBP BLK WP HR S P ERA WHIP	IP WLS BF H R ER SO BB IBB HBP BLK WP HR S P ERA WHIP	IP WLS BF H R ER SO BB IBB HBP BLK WP HR S P ERA WHIP	IP WLS BF H R ER SO BB IBB HBP BLK WP HR S P ERA WHIP	IP WLS BF H R ER SO BB IBB HBP BLK WP HR S P ERA WHIP	IP WLS BF H R ER SO BB IBB HBP BLK WP HR S P ERA WHIP	IP WLS BF H R ER SO BB IBB HBP BLK WP HR S P ERA WHIP	Sterling Hitchcock, L ERA: 4.3	Bob Wickman, R ERA: 4.26	Paul Assenmacher, L ERA: 3.51										












Batter	1	2	3	4	5	6	7	8	9	AB	R	H	RBI	BB	SO	LOB	TOP										
Tim Raines, S OBP: 0.393, SLG: 0.482 (1, 7)	0-0 SH1-4 1B 2B	2-3 K		4-1 G4-6-3 1-2 BB		1-1 G4-3		2-0 F9		4	1	1	0	1	1	2											
Craig Grebeck, R OBP: 0.322, SLG: 0.292 Joey Cora, S OBP: 0.353, SLG: 0.362 (7, PH) (7, 4)	0-0 SH1-4 2-3	4-2		0-1 G4-6-3 1-2			2-1 G4-3	0-0		1	0	0	0	1	0	2											
Frank Thomas, R OBP: 0.432, SLG: 0.632 (1, 3)	4-0	1-3			0-1 WP 1B		1-0	3-2 FC4-6 1B		4	1	3	1	1	1	2											
Ellis Burks, R OBP: 0.346, SLG: 0.453 (1, 8) (7, 9)	2-1 P3		2-2 F8		2-2 L7		4-1	3-H FC4-6 1-2		4	1	0	0	1	0	4											
Bo Jackson, R OBP: 0.285, SLG: 0.402 Warren Newson, L OBP: 0.394, SLG: 0.370 Lance Johnson, L OBP: 0.356, SLG: 0.400 (7, PH) (7, 8)	2-1		1-3 K		1-1 P4		1-0	0-0 F7		3	0	1	1	0	1	1											
Robin Ventura, L OBP: 0.377, SLG: 0.430 (1, 5)	1-2 G3		2-1		1-3 K		4-2		3-1 G3-1	4	1	1	1	1	1	3											
Ivan Calderon, R OBP: 0.285, SLG: 0.293 (1, 10)		2-2	0-0 F8			2-2 G6		0-0 L6		5	1	2	3	0	0	1											
Ron Karkovics, R OBP: 0.286, SLG: 0.425 (1, 2)		2-3 K		0-0 F8		0-0 G6-3		4-2		4	1	0	0	1	2	2											
Ozzie Guillen, L OBP: 0.293, SLG: 0.383 (1, 6)		0-2		0-2 BB 1B		1-0	2-3 K	1-0		5	0	4	2	0	1	1											
<b>Inning Stats</b>	R: 1 E: 0 K: 0 S: 9	H: 2 LOB: 2 BB: 1 P: 18	R: 1 E: 0 K: 3 S: 19	H: 2 LOB: 2 BB: 1 P: 30	R: 0 E: 0 K: 1 S: 11	H: 1 LOB: 1 BB: 0 P: 16	R: 0 E: 0 K: 0 S: 9	H: 1 LOB: 1 BB: 1 P: 13	R: 0 E: 0 K: 1 S: 11	H: 1 LOB: 1 BB: 0 P: 15	R: 0 E: 0 K: 0 S: 8	H: 1 LOB: 1 BB: 0 P: 12	R: 4 E: 0 K: 2 S: 15	H: 3 LOB: 1 BB: 2 P: 29	R: 1 E: 0 K: 0 S: 13	H: 2 LOB: 1 BB: 0 P: 19	R: 1 E: 0 K: 0 S: 8	H: 1 LOB: 1 BB: 1 P: 16	1B: 7 2B: 5 3B: 2 HR: 0	SF: 0 SAC: 1 DP: 1 HBP: 0	WP: 1 PB: 0 SB: 0 CS: 0	PA: 45					
<b>PITCHER</b>	IP	WLS	BF	H	R	ER	SO	BB	IBB	HBP	BLK	WP	HR	S	P	ERA	WHIP										
Mike Magnante, L ERA: 3.88 Hippolito Pichardo, R ERA: 4.3 Billy Brewer, L ERA: 3.12 Stan Belinda, R ERA: 3.8 Greg Cadaret, L ERA: 4.57	5.0		24	7	2	2	5	2	1	0	0	1	0	59	92	3.60	1.800										
	1.1	L	8	3	3	3	0	1	0	0	0	0	0	13	25	20.25	3.000										
	0.0		1	0	0	0	0	1	0	0	0	0	0	2	6	∞	∞										
	1.2		8	3	2	2	2	0	0	0	0	0	0	21	29	10.80	1.800										
	1.0		4	1	1	1	0	1	0	0	0	0	0	8	16	9.00	2.000										

Chicago White Sox @ Kansas City Royals  
Kauffman Stadium, Kansas City, MO  
Tue Sep 14 1993, 7:05 PM CDT  
Att: 16,990 - Unknown - 54 F

livebaseballscores.com

AB	38
R	8
H	14
RBI	8
BB	6
SO	7
LOB	19




Batter	1	2	3	4	5	6	7	8	9	AB	R	H	RBI	BB	SO	LOB	BOTTOM										
Felix Jose, S OBP: 0.303, SLG: 0.348 (1, 9)	0-1 G4-3		4-2 BB		1-2 G5-3		1-1 F7			3	0	0	0	1	0	1											
Brian McRae, S OBP: 0.333, SLG: 0.430 (1, 8)	3-2 G3		0-0 P6		1-2 L4		1-1 F8			4	0	0	0	0	0	2											
George Brett, L OBP: 0.312, SLG: 0.428 (1, 10)	1-0			1-2 BB 1B	2-1 P6			3-2 FC5-4 1B		4	1	3	0	0	0	0											
Mike Macfarlane, R OBP: 0.350, SLG: 0.499 (1, 2)	0-3 K			4-0 F9 1B 2B		0-0 CS 1B		2-1 P5		3	1	1	0	1	1	2											
Wally Joyner, L OBP: 0.376, SLG: 0.469 (1, 3)		0-0 L7		1-2 BB 1B	4-1	1-2 BB		3-1 F8		3	0	1	1	1	0	1											
Kevin McReynolds, R OBP: 0.316, SLG: 0.436 (1, 7)		3-3 K		0-0 F9		0-0 F8		1-1 FC5-4 1-2		4	0	0	0	0	1	4											
Gary Gaetti, R OBP: 0.291, SLG: 0.429 (1, 5)		1-3 K		2-1 BB 1B 2B		0-0 G5-3			3-2 G4-3	4	1	1	1	0	1	1											
Greg Gagne, R OBP: 0.327, SLG: 0.417 (1, 6)			2-3 K	0-2 BB 1B		4-2		3-2 P4		3	0	1	1	1	1	0											
Jose Lind, R OBP: 0.268, SLG: 0.285 (1, 4)		0-3 K		1-2 G5-3		1-1 P3		1-1 G3-1		4	0	0	0	0	1	2											
<b>Inning Stats</b>	R: 0 E: 0 K: 1 S: 9	H: 1 LOB: 1 BB: 0 P: 13	R: 0 E: 0 K: 2 S: 7	H: 0 LOB: 0 BB: 0 P: 11	R: 0 E: 0 K: 2 S: 11	H: 0 LOB: 1 BB: 1 P: 17	R: 3 E: 0 K: 0 S: 15	H: 4 LOB: 1 BB: 1 P: 24	R: 0 E: 0 K: 0 S: 8	H: 0 LOB: 0 BB: 0 P: 12	R: 0 E: 0 K: 0 S: 4	H: 1 LOB: 1 BB: 1 P: 8	R: 0 E: 0 K: 0 S: 9	H: 0 LOB: 1 BB: 1 P: 16	R: 0 E: 0 K: 0 S: 9	H: 1 LOB: 1 BB: 0 P: 18	R: 0 E: 0 K: 0 S: 8	H: 0 LOB: 0 BB: 0 P: 15	1B: 6 2B: 1 3B: 0 HR: 0	SF: 0 SAC: 0 DP: 0 HBP: 0	WP: 0 PB: 0 SB: 0 CS: 1	PA: 36					
<b>PITCHER</b>	IP	WLS	BF	H	R	ER	SO	BB	IBB	HBP	BLK	WP	HR	S	P	ERA	WHIP										
Jason Bere, R ERA: 3.8 Jose DeLeon, R ERA: 2.95 Scott Radinsky, L ERA: 4.29 Roberto Hernandez, R ERA: 2.38	6.0	W	26	6	3	3	5	4	0	0	0	0	0	6	9	0.00	0.000										
	1.0		3	0	0	0	0	0	0	0	0	0	0	7	15	0.00	1.500										
	0.2		3	1	0	0	0	0	0	0	0	0	0	10	18	0.00	0.000										
	1.1		4	0	0	0	0	0	0	0	0	0	0	10	18	0.00	0.000										

Chicago White Sox @ Kansas City Royals  
Kauffman Stadium, Kansas City, MO  
Tue Sep 14 1993, 7:05 PM CDT  
Att: 16,990 - Unknown - 54 F

livebaseballscores.com

AB	32
R	3
H	7
RBI	3
BB	4
SO	5
LOB	13





Batter	1	2	3	4	5	6	7	8	9	10	11	AB	R	H	RBI	BB	SO	LOB	TOP								
Tim Raines, S OBP: 0.400, SLG: 0.489 (1, 7)	0-2 S 1B		SAFE 4-1 SAFE FC5-4 BB	L3		2-1 FC6 1B		4-1 BB		1-2 1B	3-1 2B	5	1	4	2	2	0	1									
Joey Cora, S OBP: 0.362, SLG: 0.359 (1, 4)	3-1 S BLK 1B		1-2 FC5-4 1B E		4-2 2B BB	SAFE 1-1 SAFE FC6 CS 1B		0-2 G6-3		2-2 G6-3	0-1 G4-3	6	3	1	1	1	0	8									
Frank Thomas, R OBP: 0.431, SLG: 0.631 (1, 3)	3-1 G6-3		2-0 SF8		0-0 E 2B	2-2 CS 1B		0-3 K		1-2 L9	4-2 SH1-4 1B BB	4	1	1	2	1	1	1									
Robin Ventura, L OBP: 0.378, SLG: 0.433 (1, 5)	2-3 K		3-H E 1B		1-3 K		1-1 L8		2-2 G4-3 2B		3-2 SH1-4 1B	6	2	3	0	0	2	2									
George Bell, R OBP: 0.253, SLG: 0.375 Steve Sax, R OBP: 0.299, SLG: 0.321 (7, PR)	0-3 K		0-1 E5		1-3 K		1-0 1B		0-2 G4-3		1-1 SH1-4	4	0	1	0	0	2	2									
Ellis Burks, R OBP: 0.348, SLG: 0.451 (1, 9)		3-1 F7	0-0 F9		4-1 E BB		1-2 F8		0-1 1B		4-0 BB 2B IBB	4	1	1	1	2	0	3									
Lance Johnson, L OBP: 0.356, SLG: 0.398 (1, 8)		1-2 F8		4-2 FC1-6 BB	2-2 E3		1-2 2-3		0-2 G3-1		2-1 2B 1B	5	1	1	2	1	0	3									
Michael LaValliere, L OBP: 0.271, SLG: 0.284 Warren Newson, L OBP: 0.362, SLG: 0.357 Ron Karkovics, R OBP: 0.267, SLG: 0.424 (8, PR)	1-1 G3-1		1-0 FC1-6		2-2 G1-3				1-2 G3		2-1 P5	3	0	0	0	0	0	4									
Ozzie Guillen, L OBP: 0.293, SLG: 0.383 (1, 6)			0-1 FC5-4 BB SF8 1B		1-1 F8		0-1 G4-3		0-1 BB 1B		3-2 L9	6	1	2	0	0	1	4									
<b>Inning Stats</b>	R: 2 E: 0 K: 2 S: 14	H: 2 LOB: 0 BB: 0 P: 22	R: 0 E: 0 K: 0 S: 8	H: 0 LOB: 0 BB: 0 P: 13	R: 2 E: 1 K: 0 S: 13	H: 2 LOB: 2 BB: 1 P: 21	R: 0 E: 0 K: 0 S: 7	H: 0 LOB: 1 BB: 1 P: 16	R: 1 E: 1 K: 2 S: 17	H: 1 LOB: 3 BB: 2 P: 31	R: 0 E: 0 K: 1 S: 9	H: 1 LOB: 1 BB: 0 P: 12	R: 0 E: 0 K: 0 S: 13	H: 1 LOB: 2 BB: 1 P: 18	R: 1 E: 0 K: 0 S: 17	H: 2 LOB: 1 BB: 0 P: 20	R: 0 E: 0 K: 0 S: 13	H: 1 LOB: 1 BB: 3 P: 21	R: 4 E: 0 K: 1 S: 18	H: 3 LOB: 2 BB: 3 P: 40	1B: 11 2B: 3 3B: 0 HR: 0	SF: 1 SAC: 1 DP: 0 HBP: 0	WP: 0 PB: 0 SB: 2 CS: 1	PA: 57			
<b>PITCHER</b>	IP 7.2	WLS 10	BF 37	H 8	R 5	ER 4	SO 5	BB 5	IBB 0	HBP 0	BLK 1	WP 0	HR 0	S 86	P 143	ERA 4.70	WHIP 1.696										
David Cone, R ERA: 3.36 Jeff Montgomery, R ERA: 2.33 Mark Gubicza, R ERA: 4.66	(1, 1) 2.1 1.0	(8, 1) 10 L	(11, 1) 9 9	3 3 3	1 4 4	1 4 4	0 1 1	0 2 2	0 1 0	0 0 0	0 0 0	0 0 0	0 0 0	0 0 18	44 40	3.86 36.00	1.286 5.000										

Chicago White Sox @ Kansas City Royals  
Kauffman Stadium, Kansas City, MO  
Wed Sep 15 1993, 7:05 PM CDT  
Att. 18,168 - Unknown - 62 F

livebaseballscorecards.com

AB 46  
R 10  
H 14  
RBI 8  
BB 8  
SO 6  
LOB 29



Batter	1	2	3	4	5	6	7	8	9	10	11	AB	R	H	RBI	BB	SO	LOB	BOTTOM							
Felix Jose, S OBP: 0.303, SLG: 0.348 (1, 9)	0-1 B1-3		1-3 K		1-0 1B CS 1B			1-0 G6-3			1-2 1B	6	1	2	0	0	1	4								
Brian McRae, S OBP: 0.304, SLG: 0.432 (1, 8)	2-0 2B		1-1 F8 1B		1-1 P5		1-2 CS 1B		0-0 B1-3		2-3 K	6	2	3	1	0	1	4								
George Brett, L OBP: 0.311, SLG: 0.426 Keith Miller, R OBP: 0.220, SLG: 0.190 (9, PR)	2-2 F7		0-0 F8		1-0 G3-1		3-3 K		1-1 2B SF9 1B		0-3 K	5	0	1	0	0	1	6								
Mike MacFarlane, R OBP: 0.353, SLG: 0.506 Phil Hiltz, R OBP: 0.282, SLG: 0.366 Brent Mayne, L OBP: 0.313, SLG: 0.337 (9, PR)	0-1 2B		1-1 1B		1-2 G6-3		0-1 G6-3		1-0 SF9 2B		0-2 1B	5	0	3	2	0	0	0								
Wally Joyner, L OBP: 0.319, SLG: 0.467 Craig Wilson, R OBP: 0.303, SLG: 0.258 Hubie Brooks, R OBP: 0.333, SLG: 0.384 David Howard, S OBP: 0.370, SLG: 0.417 (10, 5)	3-3 K		0-3 K		3-1 P6		1-0 F8		3-2 SF9		1-3 K	2	0	0	0	0	2	2								
Kevin McReynolds, R OBP: 0.317, SLG: 0.438 (1, 7)		2-2 SH1-3 G3 2B		2-3 K		2-3 K		3-2 1B		2-3 SH 1-2 F8		5	1	2	0	0	2	4								
Gary Gaetti, R OBP: 0.293, SLG: 0.427 (5, 3)		4-0 G3 SH1-3 BB		1-2 1B		0-0 P6		1-3 K		2-1 F9		4	0	1	0	1	1	1								
Greg Gagne, R OBP: 0.326, SLG: 0.416 (1, 6)		0-0 SH1-3		1-1 BB		0-0 L9		1-0 F8		0-0 G6-3		4	0	1	0	0	0	0								
Jose Lind, R OBP: 0.269, SLG: 0.284 Rico Rossy, R OBP: 0.307, SLG: 0.363 Chris Gwynn, R OBP: 0.355, SLG: 0.400 Terry Shumpert, R ERA: 2.29 (9, 1)	0-1 G3		4-0 1B		1-2 BB		2-1 1B 1B		0-3 K		1-3 K	1	0	0	1	1	0	1								
<b>Inning Stats</b>	R: 1 E: 0 K: 1 S: 12	H: 2 LOB: 1 BB: 0 P: 19	R: 1 E: 0 K: 0 S: 8	H: 1 LOB: 1 BB: 1 P: 16	R: 1 E: 0 K: 2 S: 11	H: 2 LOB: 3 BB: 1 P: 15	R: 0 E: 0 K: 1 S: 15	H: 2 LOB: 3 BB: 0 P: 24	R: 0 E: 0 K: 1 S: 8	H: 1 LOB: 1 BB: 0 P: 14	R: 0 E: 0 K: 1 S: 7	H: 0 LOB: 0 BB: 0 P: 9	R: 1 E: 0 K: 1 S: 10	H: 2 LOB: 3 BB: 0 P: 16	R: 0 E: 0 K: 1 S: 6	H: 0 LOB: 0 BB: 0 P: 9	R: 0 E: 0 K: 3 S: 21	H: 2 LOB: 2 BB: 0 P: 25	1B: 11 2B: 4 3B: 0 HR: 0	SF: 1 SAC: 1 DP: 0 HBP: 0	WP: 0 PB: 0 SB: 0 CS: 2	PA: 50				
<b>PITCHER</b>	IP 6.0	WLS 8	BF 30	H 10	R 5	ER 4	SO 6	BB 2	IBB 0	HBP 0	BLK 0	WP 0	HR 0	S 68	P 109	ERA 6.00	WHIP 2.000									
Alex Fernandez, R ERA: 3.15 Kirk McCaskill, R ERA: 3.5 Scott Radinsky, L ERA: 4.47 Roberto Hernandez, R ERA: 2.29	(1, 1) 2.1 0.0 2.2	(7, 1) 8 1 11	(9, 1) 9 11	10 1 3	5 0 1	4 0 1	2 0 4	0 0 0	0 0 0	0 0 0	0 0 0	0 0 0	0 0 0	0 0 34	17 3 46	6.00 0.00 3.38	2.000 0.429 1.125									

Chicago White Sox @ Kansas City Royals  
Kauffman Stadium, Kansas City, MO  
Wed Sep 15 1993, 7:05 PM CDT  
Att. 18,168 - Unknown - 62 F

livebaseballscorecards.com

AB 46  
R 6  
H 15  
RBI 5  
BB 2  
SO 12  
LOB 25





Batter	1	2	3	4	5	6	7	8	9	AB	R	H	RBI	BB	SO	LOB	TOP										
Greg Gagne, R OBP: 0.326, SLG: 0.413 Terry Shumpert, R (8, 4)	1-3 K		4-2 BB			2-3 K		0-3 K		3	0	0	0	1	3	1	<b>Kansas City Royals @ Seattle Mariners</b> The Kingdome, Seattle, WA Thu Sep 16 1993, 10:05 PM EDT Att. 14,125 - Dome										
Brian McRae, S OBP: 0.334, SLG: 0.433 David Howard, S OBP: 0.370, SLG: 0.417 (8, PH)	3-2 G5-3		1-3 K			0-3 K		3-2 2B		4	0	1	1	0	2	2											
Kevin McReynolds, R OBP: 0.317, SLG: 0.434 Phil Hiett, R OBP: 0.282, SLG: 0.366 (8, PH)	1-2 K			1-0 L8		2-2 P3		4-0 2B		3	0	0	0	1	1	0											
Mike Macfarlane, R OBP: 0.351, SLG: 0.503 Nelson Santovenia, R (5, 2)		3-3 K		1-1 F7			4-2 BB	1-1 P6		2	0	0	0	0	1	0											
Gary Gaetti, R OBP: 0.290, SLG: 0.422 Bob Hamelin, L (8, 3)		2-3 K		1-3 K			1-3 K		3-2 P5	3	0	0	0	0	3	1											
Hubie Brooks, R OBP: 0.328, SLG: 0.377 Kevin Koslofski, L (9, PH)	1-3 K				1-2 G4-3		0-3 K		2-2 P6	3	0	0	0	0	2	1											
Craig Wilson, R OBP: 0.324, SLG: 0.294 (8, 7)			0-3 K		3-2 G3-1		4-2 BB		3-1 2B	3	0	1	0	1	1	0											
Rico Rossy, R OBP: 0.315, SLG: 0.354 (8, 6)			4-1 BB		1-1 HBP		1-3 K		0-0 F9	2	0	0	0	1	1	3											
Keith Miller, R OBP: 0.223, SLG: 0.186 (1, 10)			1-1 F7		2-3 K			4-2 BB		2	1	0	0	1	1	2											
<b>Inning Stats</b>	R: 0 E: 0 K: 2 S: 11	H: 0 LOB: 0 BB: 0 P: 16	R: 0 E: 0 K: 3 S: 11	H: 0 LOB: 0 BB: 0 P: 17	R: 0 E: 0 K: 2 S: 13	H: 0 LOB: 2 BB: 0 P: 23	R: 0 E: 0 K: 1 S: 6	H: 0 LOB: 0 BB: 0 P: 9	R: 0 E: 0 K: 1 S: 10	H: 0 LOB: 1 BB: 0 P: 17	R: 0 E: 0 K: 2 S: 10	H: 0 LOB: 0 BB: 0 P: 14	R: 0 E: 0 K: 3 S: 15	H: 0 LOB: 2 BB: 2 P: 25	R: 1 E: 0 K: 0 S: 11	H: 1 LOB: 3 BB: 2 P: 23		R: 0 E: 0 K: 0 S: 10	H: 1 LOB: 1 BB: 0 P: 18	1B: 0 2B: 2 3B: 0 HR: 0	SF: 0 SAC: 0 DP: 0 HBP: 1	WP: 0 PB: 0 SB: 0 CS: 1	PA: 35				
<b>PITCHER</b>	IP	WLS	BF	H	R	ER	SO	BB	IBB	HBP	BLK	WP	HR	S	P	ERA	WHIP										
Randy Johnson, L ERA: 3.48 Jeff Nelson, R ERA: 4.33 Steve Ontiveros, R ERA: 1.2	7.1	W	30	1	1	1	15	6	0	1	0	0	0	85	141	1.23	0.955										

Batter	1	2	3	4	5	6	7	8	9	AB	R	H	RBI	BB	SO	LOB	BOTTOM										
Rich Amaral, R OBP: 0.352, SLG: 0.368 (1, 10)	2-1 L4-3		1-0 F9			2-3 K		0-0 G6-3		5	0	2	3	1	1	2	<b>Kansas City Royals @ Seattle Mariners</b> The Kingdome, Seattle, WA Thu Sep 16 1993, 10:05 PM EDT Att. 14,125 - Dome										
Brian Turano, R OBP: 0.372, SLG: 0.400 (9, 8)	2-1 L4-3	4-2 BB		1-3 K	0-1 P3		4-0 BB	4-2 BB		3	1	0	0	3	1	2											
Ken Griffey Jr., L OBP: 0.600, SLG: 0.610 Marc Newfield, R OBP: 0.254, SLG: 0.317 (9, 7)	4-2 BB	4-0 BB		4-0 SF7	1-1 G1-3		2-1 BB	2-2 FC5-4		2	2	1	0	3	0	1											
Jay Buhner, R OBP: 0.383, SLG: 0.481 Dann Howitt, L OBP: 0.254, SLG: 0.357 (9, 9)	1-3 K	0-0 F8		4-1 2B		0-0 G6-3	1-2 BB	0-1 F9		5	2	1	1	1	1	5											
Mike Blowers, R OBP: 0.369, SLG: 0.509 (1, 5)		4-2 BB		4-2 BB		0-1 BB	4-2 BB			2	4	2	0	3	0	0											
Bret Boone, R OBP: 0.325, SLG: 0.495 (1, 4)		3-2 F9		0-1 SF7		1-1 E7	0-2 BB			4	2	3	3	0	0	1											
Greg Litton, R OBP: 0.368, SLG: 0.462 (1, 3)		4-0 BB		0-0 BB		4-0 IBB	3-2 P3			3	2	2	4	2	0	2											
Dave Valle, R OBP: 0.360, SLG: 0.404 Bill Haselman, R OBP: 0.314, SLG: 0.437 (9, 2)		0-1 P3		1-2 BB		1-0 IBB	1-3 K			5	0	2	3	0	1	5											
Omar Vizquel, S OBP: 0.317, SLG: 0.295 (1, 6)		1-0 BB		0-1 G5-4-3		1-0 G4-3	1-1 F7	0-1 G5-3		5	1	1	0	0	0	5											
<b>Inning Stats</b>	R: 0 E: 0 K: 1 S: 9	H: 1 LOB: 1 BB: 1 P: 18	R: 3 E: 0 K: 0 S: 15	H: 2 LOB: 3 BB: 4 P: 37	R: 3 E: 0 K: 0 S: 9	H: 4 LOB: 0 BB: 0 P: 11	R: 3 E: 0 K: 1 S: 12	H: 1 LOB: 3 BB: 3 P: 27	R: 0 E: 0 K: 0 S: 5	H: 0 LOB: 1 BB: 1 P: 11	R: 2 E: 1 K: 1 S: 11	H: 3 LOB: 2 BB: 1 P: 20	R: 3 E: 0 K: 1 S: 20	H: 3 LOB: 2 BB: 2 P: 35	R: 0 E: 0 K: 0 S: 9	H: 0 LOB: 1 BB: 1 P: 15		1B: 10 2B: 4 3B: 1 HR: 0	SF: 1 SAC: 0 DP: 2 HBP: 0	WP: 0 PB: 1 SB: 2 CS: 0	PA: 49						
<b>PITCHER</b>	IP	WLS	BF	H	R	ER	SO	BB	IBB	HBP	BLK	WP	HR	S	P	ERA	WHIP										
Chris Haney, L ERA: 5.88 Mark Gardner, R ERA: 6.19 John Habyan, R ERA: 3.93 Jeff Granger, L ERA: 27.0 Greg Cadaret, L ERA: 4.47	2.0	L	17	7	6	6	1	5	0	0	0	0	0	15	31	13.50	2.000										







Batter	1	2	3	4	5	6	7	8	9	AB	R	H	RBI	BB	SO	LOB	TOP			
<b>Felix Jose, S</b> OBP: 0.305, SLG: 0.356 (1, 9)	G4-3		1-1 HR		1-0 1B		0-0 L4			4	1	2	1	0	0	0	<b>Kansas City Royals @ Seattle Mariners</b> The Kingdome, Seattle, WA Sat Sep 18 1993, 10:05 PM EDT Att: 33,597 - Dome			
<b>Brian McRae, S</b> OBP: 0.331, SLG: 0.427 (1, 8)	FC4-6 BB		1-3		0-0 F7			0-1 G4-3		3	0	0	0	1	1	2				
<b>George Brett, L</b> OBP: 0.314, SLG: 0.427 (1, 10)	FC4-6 1-2		2-3 K2-3		0-1 L8			0-0 G6-4-3 1B		4	0	1	0	0	1	3				
<b>Kevin McReynolds, R</b> OBP: 0.317, SLG: 0.426 (1, 7)	F8					2-3 K		0-0 G6-4-3 1B		4	0	0	0	0	2	2				
<b>Brent Mayne, L</b> OBP: 0.312, SLG: 0.335 (1, 2)		2-1 G6-3		1-1 G1-3		0-2 P2		0-0 1B		4	0	1	0	0	0	0				
<b>Bob Hamelin, L</b> OBP: 0.333, SLG: 0.200 (1, 3)		3-1 F7		0-1 1B		4-2 FC6 BB		3-1 F8		3	0	1	0	1	0	0				
<b>Craig Wilson, R</b> OBP: 0.348, SLG: 0.310 (1, 5)		0-1 1B		1-3 K		0-0 FC6 1-2		2-0 G5-3		4	0	1	0	0	1	2				
<b>Greg Gagne, R</b> OBP: 0.324, SLG: 0.409 (1, 6)		1-2 G3			0-0 G5-3		0-0 L8			3	0	0	0	0	0	1				
<b>Terry Shumpert, R</b> (1, 4)			0-2 G5-3		4-0 1B BB		1-1 L4			2	0	0	0	1	0	0				
<b>Inning Stats</b>	R: 0 E: 0 K: 0 S: 9	H: 0 LOB: 1 BB: 1 P: 21	R: 0 E: 0 K: 0 S: 9	H: 1 LOB: 1 BB: 0 P: 15	R: 1 E: 0 K: 2 S: 11	H: 1 LOB: 0 BB: 0 P: 15	R: 0 E: 0 K: 2 S: 11	H: 1 LOB: 2 BB: 1 P: 16	R: 0 E: 0 K: 1 S: 10	H: 0 LOB: 1 BB: 1 P: 16	R: 0 E: 0 K: 0 S: 4	H: 0 LOB: 0 BB: 0 P: 5	R: 0 E: 0 K: 0 S: 4	H: 1 LOB: 0 BB: 0 P: 4	R: 0 E: 0 K: 0 S: 4	H: 1 LOB: 0 BB: 0 P: 9	1B: 5 2B: 0 3B: 0 HR: 1	SF: 0 SAC: 0 DP: 1 HBP: 0	WP: 0 PB: 0 SB: 0 CS: 0	PA: 34
<b>PITCHER</b> <b>Chris Bosio, R</b> ERA: 3.42 (1, 1)	IP: 9.0 WLS: L BF: 34	H: 6 R: 1 ER: 1 SO: 5	BB: 3 IBB: 0 HBP: 0 BLK: 0	WP: 0 HR: 1 S: 67 P: 111	ERA: 1.00 WHIP: 1.000															

AB 31  
R 1  
H 6  
RBI 1  
BB 3  
SO 5  
LOB 10



Batter	1	2	3	4	5	6	7	8	9	AB	R	H	RBI	BB	SO	LOB	BOTTOM					
<b>Mike Felder, S</b> OBP: 0.268, SLG: 0.281 (1, 7)	F7		3-1 F9			1-2 G6-3			3-2 F9	4	0	0	0	0	0	1	<b>Kansas City Royals @ Seattle Mariners</b> The Kingdome, Seattle, WA Sat Sep 18 1993, 10:05 PM EDT Att: 33,597 - Dome					
<b>Dave Magadan, L</b> OBP: 0.384, SLG: 0.357 (1, 3)	F8			1-2 F8		1-0 G3			1-0 F8	4	0	0	0	0	0	1						
<b>Ken Griffey Jr., L</b> OBP: 0.399, SLG: 0.605 (1, 8)	P5			2-1 G6-4-3 1B			1-2 P5		2-1 F7	4	0	1	0	0	0	0						
<b>Jay Buhner, R</b> OBP: 0.380, SLG: 0.477 (1, 9)		3-2 G6-3		3-1 G6-4-3 1-2			2-3 K			3	0	0	0	0	1	1						
<b>Mackey Sasser, L</b> OBP: 0.275, SLG: 0.326 (1, 10)		1-2 1B			1-0 F9		0-0 G3			3	0	1	0	0	0	0						
<b>Bret Boone, R</b> OBP: 0.322, SLG: 0.484 (1, 4)		1-3 K			1-1 F7			0-0 SH1-4 1B		3	0	1	0	0	1	1						
<b>Mike Blowers, R</b> OBP: 0.362, SLG: 0.498 (1, 5)		2-2 G3			1-1 G5-3			1-2 SH1-4		2	0	0	0	0	0	1						
<b>Bill Haselman, R</b> OBP: 0.317, SLG: 0.433 (8, PH) <b>Larry Sheets, L</b> OBP: 0.143, SLG: 0.077 (9, 2) <b>Chris Howard, R</b> (9, 2)			0-2 P6			4-2 G6-3 SH1-4 BB			1-3 K	1	0	0	0	1	0	0						
<b>Omar Vizquel, S</b> OBP: 0.318, SLG: 0.296 (1, 6)			0-2 P5			0-0 SH1-4			3-1 G6-3	2	0	0	0	0	0	1						
<b>Inning Stats</b>	R: 0 E: 0 K: 0 S: 7	H: 0 LOB: 0 BB: 0 P: 11	R: 0 E: 0 K: 1 S: 12	H: 1 LOB: 0 BB: 0 P: 19	R: 0 E: 0 K: 0 S: 8	H: 0 LOB: 0 BB: 0 P: 11	R: 0 E: 0 K: 0 S: 8	H: 1 LOB: 0 BB: 0 P: 14	R: 0 E: 0 K: 0 S: 5	H: 0 LOB: 0 BB: 0 P: 8	R: 0 E: 0 K: 1 S: 7	H: 0 LOB: 0 BB: 1 P: 13	R: 0 E: 0 K: 1 S: 7	H: 0 LOB: 0 BB: 0 P: 10	R: 0 E: 0 K: 1 S: 9	H: 1 LOB: 1 BB: 0 P: 15	R: 0 E: 0 K: 0 S: 6	H: 0 LOB: 0 BB: 0 P: 12	1B: 3 2B: 0 3B: 0 HR: 0	SF: 0 SAC: 2 DP: 1 HBP: 0	WP: 0 PB: 0 SB: 0 CS: 0	PA: 30
<b>PITCHER</b> <b>Kevin Appier, R</b> ERA: 2.62 (1, 1)	IP: 9.0 WLS: W BF: 30	H: 3 R: 0 ER: 0 SO: 3	BB: 1 IBB: 0 HBP: 0 BLK: 0	WP: 0 HR: 0 S: 69 P: 113	ERA: 0.00 WHIP: 0.444																	

AB 27  
R 0  
H 3  
RBI 0  
BB 1  
SO 3  
LOB 7





Batter	1	2	3	4	5	6	7	8	9	AB	R	H	RBI	BB	SO	LOB	TOP			
<b>Felix Jose, S</b> OBP: 0.302, SLG: 0.353 (1, 8)										4	0	0	0	0	1	1	<b>Kansas City Royals @ Seattle Mariners</b> The Kingdome, Seattle, WA Sun Sep 19, 1993, 6:33 AM EDT Att. 17,686 - Dome			
<b>Greg Gagne, R</b> OBP: 0.326, SLG: 0.410 (1, 6)										4	1	2	0	0	0	0				
<b>George Brett, L</b> OBP: 0.315, SLG: 0.426 (1, 10)										3	0	1	0	1	1	1				
<b>Kevin McReynolds, R</b> OBP: 0.316, SLG: 0.424 (1, 7)										4	0	1	1	0	1	1				
<b>Chris Gwynn, L</b> OBP: 0.353, SLG: 0.398 (1, 9)										4	0	1	0	0	2	2				
<b>Gary Gaetti, R</b> OBP: 0.285, SLG: 0.414 (1, 5)										4	0	0	0	0	2	4				
<b>Bob Hamelin, L</b> OBP: 0.222, SLG: 0.125 (1, 3)										3	0	0	0	0	2	0				
<b>Brent Mayne, L</b> OBP: 0.307, SLG: 0.330 (1, 2)										3	0	0	0	0	1	0				
<b>Terry Shumpert, R</b> OBP: 0.273, SLG: 0.111 (1, 4)										3	0	1	0	0	0	0				
<b>Inning Stats</b>	R: 0 E: 0 K: 2 S: 8	H: 0 LOB: 0 BB: 0 P: 13	R: 0 E: 0 K: 3 S: 10	H: 0 LOB: 0 BB: 0 P: 14	R: 0 E: 0 K: 0 S: 10	H: 1 LOB: 1 BB: 0 P: 15	R: 0 E: 0 K: 1 S: 14	H: 1 LOB: 1 BB: 1 P: 24	R: 0 E: 0 K: 2 S: 7	H: 0 LOB: 0 BB: 0 P: 11	R: 0 E: 0 K: 0 S: 10	H: 0 LOB: 0 BB: 0 P: 15	R: 0 E: 0 K: 1 S: 8	H: 0 LOB: 0 BB: 0 P: 12	R: 1 E: 0 K: 1 S: 15	H: 3 LOB: 2 BB: 0 P: 22	1B: 6 2B: 0 3B: 0 HR: 0	SF: 0 SAC: 0 DP: 1 HBP: 0	WP: 1 PB: 0 SB: 1 CS: 0	PA: 33
<b>PITCHER</b>	IP WLS BF H R ER SO BB IBB HBP BLK WP HR S P ERA WHIP																			
<b>Erik Hanson, R</b> ERA: 3.53 (1, 1)	8.1 W 30 5 1 1 9 1 0 0 0 0 0 0 6 126 1.08 0.720																			
<b>Ted Power, R</b> ERA: 4.82 (9, 1)	0.2 S 3 1 0 0 1 0 0 0 0 0 0 0 6 9 0.00 1.500																			

Batter	1	2	3	4	5	6	7	8	9	AB	R	H	RBI	BB	SO	LOB	BOTTOM			
<b>Rich Amaral, R</b> OBP: 0.349, SLG: 0.363 (1, 6)										4	0	0	0	0	1	0	<b>Kansas City Royals @ Seattle Mariners</b> The Kingdome, Seattle, WA Sun Sep 19, 1993, 6:33 AM EDT Att. 17,686 - Dome			
<b>Brian Turano, R</b> OBP: 0.365, SLG: 0.394 (1, 7)										4	1	1	0	0	0	0				
<b>Ken Griffey Jr., L</b> OBP: 0.398, SLG: 0.604 (1, 8)										4	1	1	1	0	1	0				
<b>Jay Buhner, R</b> OBP: 0.379, SLG: 0.477 (1, 9)										3	0	1	0	0	0	1				
<b>Mike Blowers, R</b> OBP: 0.365, SLG: 0.509 (1, 5)										3	1	2	1	0	1	0				
<b>Bret Boone, R</b> OBP: 0.318, SLG: 0.479 (1, 4)										2	0	0	1	0	0	2				
<b>Greg Litton, R</b> OBP: 0.370, SLG: 0.463 (1, 3)										3	1	1	0	0	1	0				
<b>Marc Newfield, R</b> OBP: 0.257, SLG: 0.318 (1, 10)										3	0	1	0	0	1	0				
<b>Bill Haselman, R</b> OBP: 0.310, SLG: 0.423 (1, 2)										3	0	0	0	0	0	1				
<b>Inning Stats</b>	R: 0 E: 0 K: 1 S: 8	H: 0 LOB: 0 BB: 0 P: 11	R: 0 E: 0 K: 1 S: 6	H: 0 LOB: 0 BB: 0 P: 9	R: 1 E: 0 K: 0 S: 10	H: 2 LOB: 0 BB: 0 P: 14	R: 3 E: 0 K: 0 S: 14	H: 3 LOB: 0 BB: 0 P: 23	R: 0 E: 0 K: 1 S: 7	H: 0 LOB: 0 BB: 0 P: 10	R: 0 E: 0 K: 0 S: 11	H: 2 LOB: 2 BB: 0 P: 15	R: 0 E: 0 K: 1 S: 9	H: 0 LOB: 0 BB: 0 P: 15	R: 0 E: 0 K: 1 S: 7	H: 0 LOB: 0 BB: 0 P: 10	1B: 4 2B: 2 3B: 1 HR: 0	SF: 1 SAC: 0 DP: 1 HBP: 0	WP: 0 PB: 0 SB: 0 CS: 0	PA: 30
<b>PITCHER</b>	IP WLS BF H R ER SO BB IBB HBP BLK WP HR S P ERA WHIP																			
<b>Mike Magnante, L</b> ERA: 4.38 (1, 1)	5.0 L 19 5 4 4 3 0 0 0 0 0 0 0 45 67 7.20 1.000																			
<b>Hipolito Pichardo, R</b> ERA: 4.21 (6, 1)	3.0 11 2 0 0 2 0 0 0 0 0 0 0 27 40 0.00 0.667																			



Batter	1	2	3	4	5	6	7	8	9	AB	R	H	RBI	BB	SO	LOB	TOP			
<b>Felix Jose, S</b> OBP: 0.302, SLG: 0.352 (1, 9)	1-3 K		1-3 K		0-0 F7			1-1 CS 1B		4	0	1	0	0	2	1				
<b>Brian McRae, S</b> OBP: 0.330, SLG: 0.426 (1, 8)	2-2 L3 1B		1-1 G6-3			2-3 K		2-2 P5		4	0	1	0	0	1	1				
<b>George Brett, L</b> OBP: 0.314, SLG: 0.425 (1, 10)	1-0 L3			1-0 L8		0-0 F8			2-2 F8 BB FC6-4 1B	4	1	1	0	0	0	1				
<b>Mike MacFarlane, R</b> OBP: 0.358, SLG: 0.505 (9, PR)		2-1 P6		0-0 CS 1B		2-2 G5-3			4-1 FC6-4 BB	3	0	1	0	1	0	0				
<b>David Howard, S</b> OBP: 0.370, SLG: 0.417 (1, 3)		4-1 1B BB		3-3 K2					1-2 F8	3	0	0	0	1	1	3				
<b>Bob Hamelin, L</b> OBP: 0.231, SLG: 0.091 (1, 7)		1-2 P3		0-0 P5			0-1 P3-1		1-2 F8	4	0	0	1	0	0	3				
<b>Kevin McReynolds, R</b> OBP: 0.313, SLG: 0.419 (1, 5)		0-2 G6-3 1B			0-1 G6-3			0-0 2B	1-1 HBP	3	0	2	0	0	0	0				
<b>Gary Gaetti, R</b> OBP: 0.323, SLG: 0.407 (1, 6)		3-3 K			2-3 K			3-2 F8	1-2 F7	4	0	0	0	0	2	5				
<b>Greg Gagne, R</b> OBP: 0.270, SLG: 0.285 (1, 4)			1-1 F9		1-0 1B			1-1 G5-3		3	0	1	0	0	0	0				
<b>Inning Stats</b>	R: 0 E: 0 K: 1 S: 8	H: 1 LOB: 0 BB: 0 P: 12	R: 0 E: 0 K: 1 S: 14	H: 1 LOB: 2 BB: 1 P: 24	R: 0 E: 0 K: 1 S: 7	H: 0 LOB: 0 BB: 0 P: 10	R: 0 E: 0 K: 1 S: 6	H: 1 LOB: 1 BB: 0 P: 10	R: 0 E: 0 K: 1 S: 7	H: 0 LOB: 0 BB: 0 P: 11	R: 0 E: 0 K: 0 S: 9	H: 1 LOB: 1 BB: 0 P: 14	R: 0 E: 0 K: 0 S: 9	H: 1 LOB: 0 BB: 0 P: 13	R: 1 E: 0 K: 0 S: 18	H: 1 LOB: 2 BB: 1 P: 28	1B: 6 2B: 2 3B: 0 HR: 0	SF: 0 SAC: 0 DP: 1 HBP: 1	WP: 0 PB: 0 SB: 0 CS: 2	PA: 35
<b>PITCHER</b>	IP	WLS	BF	H	R	ER	SO	BB	IBB	HBP	BLK	WP	HR	S	P	ERA	WHIP			
<b>Todd Van Poppel, R</b> ERA: 4.92 (1, 1)	8.0	W	30	7	1	1	6	1	0	0	0	0	0	72	111	1.12	1.000			
<b>Roger Smithberg, R</b> ERA: 1.5 (9, 1)	1.0	S	5	0	0	0	0	1	0	1	0	0	0	13	21	0.00	1.000			

**Kansas City Royals @ Oakland Athletics**  
Oakland-Alameda County Coliseum, Oakland, CA  
Mon Sep 20 1993, 7:05 PM PDT  
Att: 15,039 - Unknown - 66 F

AB	32
R	1
H	7
RBI	1
BB	2
SO	6
LOB	14



Batter	1	2	3	4	5	6	7	8	9	AB	R	H	RBI	BB	SO	LOB	BOTTOM			
<b>Mike Bordick, R</b> OBP: 0.341, SLG: 0.321 (1, 6)	0-0 G3 1B 2B				0-1 F9			0-2 F8		4	1	1	0	0	1	0				
<b>Jerry Browne, S</b> OBP: 0.289, SLG: 0.289 (1, 8)	3-2 G3		0-0 P6		1-2 G1-3			0-0 L7		4	0	0	0	0	0	1				
<b>Ruben Sierra, S</b> OBP: 0.292, SLG: 0.390 (1, 10)	1-1 G1-3		0-1 G6-3		1-3 K			3-3 K		4	0	0	0	0	2	1				
<b>Troy Neel, L</b> OBP: 0.360, SLG: 0.476 (1, 3)	1-2 1B 1B		1-1 HBP			3-2 CS 1B				2	1	2	1	0	0	0				
<b>Brent Gates, S</b> OBP: 0.346, SLG: 0.370 (1, 4)	0-1 1B 1B		1-1 F8			3-3 K		1-2 K		3	0	1	0	0	1	2				
<b>Mike Aldrete, L</b> OBP: 0.394, SLG: 0.470 (1, 7)	0-1 FC6-4 1B			1-2 L9				0-0 L4		3	0	1	1	0	0	0				
<b>Craig Paquette, R</b> OBP: 0.258, SLG: 0.403 (1, 5)	1-2 FC6-4			1-3 K			1-1 F8			3	0	0	0	0	1	2				
<b>Scott Brosius, R</b> OBP: 0.268, SLG: 0.369 (1, 9)		3-3 K		4-1 BB			0-2 G5-3			2	0	0	0	1	1	0				
<b>Henry Mercedes, R</b> OBP: 0.190, SLG: 0.200 (1, 2)		3-2 G5-3		1-3 K			0-3 K			3	0	0	0	0	2	1				
<b>Inning Stats</b>	R: 2 E: 0 K: 0 S: 18	H: 4 LOB: 2 BB: 0 P: 24	R: 0 E: 0 K: 2 S: 11	H: 0 LOB: 0 BB: 0 P: 18	R: 0 E: 0 K: 0 S: 6	H: 0 LOB: 1 BB: 0 P: 8	R: 0 E: 0 K: 2 S: 10	H: 0 LOB: 1 BB: 1 P: 17	R: 0 E: 0 K: 1 S: 8	H: 0 LOB: 0 BB: 0 P: 10	R: 0 E: 0 K: 1 S: 8	H: 1 LOB: 0 BB: 0 P: 14	R: 0 E: 0 K: 1 S: 8	H: 0 LOB: 0 BB: 0 P: 9	R: 0 E: 0 K: 1 S: 7	H: 0 LOB: 0 BB: 0 P: 10	1B: 4 2B: 1 3B: 0 HR: 0	SF: 0 SAC: 0 DP: 0 HBP: 1	WP: 0 PB: 0 SB: 0 CS: 1	PA: 30
<b>PITCHER</b>	IP	WLS	BF	H	R	ER	SO	BB	IBB	HBP	BLK	WP	HR	S	P	ERA	WHIP			
<b>David Cone, R</b> ERA: 3.32 (1, 1)	8.0	L	30	5	2	2	8	1	0	1	0	0	0	76	110	2.25	0.750			

**Kansas City Royals @ Oakland Athletics**  
Oakland-Alameda County Coliseum, Oakland, CA  
Mon Sep 20 1993, 7:05 PM PDT  
Att: 15,039 - Unknown - 66 F

AB	28
R	2
H	5
RBI	2
BB	1
SO	8
LOB	7









Batter	1	2	3	4	5	6	7	8	9	10	AB	R	H	RBI	BB	SO	LOB	TOP	
Chris Gwynn, L OBP: 0.349, SLG: 0.392 Rico Rossy, R OBP: 0.302, SLG: 0.337	L7		K			G1-3			F9	G5-3	4	0	0	0	0	1	1		
Brian McRae, S OBP: 0.334, SLG: 0.426	G6-4-3 BB		K			G3			E		3	1	1	0	1	1	1		
George Brett, L OBP: 0.315, SLG: 0.430 Phil Hiatt, R OBP: 0.282, SLG: 0.366	G6-4-3					G4-3			E9		4	0	2	0	0	0	2		
Mike MacFarlane, R OBP: 0.358, SLG: 0.505			F7					K			4	0	2	1	0	1	1		
Felix Jose, S OBP: 0.301, SLG: 0.350	E3							L5			4	0	0	0	0	1	4		
Gary Gaetti, R OBP: 0.236, SLG: 0.428								G5-3			3	0	1	0	0	1	2		
Bob Hamelin, L OBP: 0.250, SLG: 0.333 Kevin Koslowski, L OBP: 0.250, SLG: 1.000	HBP		K								3	0	0	0	0	3	3		
Greg Gagne, R OBP: 0.321, SLG: 0.404	F7										4	0	0	0	0	0	3		
Jose Lind, R OBP: 0.270, SLG: 0.287			P3								4	0	1	0	0	0	0		
<b>Inning Stats</b>	R: 0 E: 0 K: 0 S: 7	H: 0 LOB: 0 BB: 1 P: 13	R: 0 E: 1 K: 1 S: 14	H: 1 LOB: 2 BB: 0 P: 21	R: 0 E: 0 K: 2 S: 9	H: 0 LOB: 0 BB: 0 P: 13	R: 0 E: 0 K: 1 S: 13	H: 1 LOB: 0 BB: 0 P: 21	R: 0 E: 0 K: 1 S: 7	H: 0 LOB: 0 BB: 0 P: 10	R: 0 E: 0 K: 1 S: 10	H: 0 LOB: 0 BB: 0 P: 16	R: 2 E: 1 K: 1 S: 13	H: 3 LOB: 2 BB: 0 P: 17	R: 1 E: 0 K: 0 S: 9	H: 1 LOB: 0 BB: 0 P: 12	1B: 6 2B: 1 3B: 0 HR: 1	SF: 0 SAC: 0 DP: 2 HBP: 1	WP: 0 PA: 37
<b>PITCHER</b>	IP WLS BF H R ER SO ERA WHIP	IP WLS BF H R ER SO ERA WHIP	IP WLS BF H R ER SO ERA WHIP	IP WLS BF H R ER SO ERA WHIP	IP WLS BF H R ER SO ERA WHIP	IP WLS BF H R ER SO ERA WHIP	IP WLS BF H R ER SO ERA WHIP	IP WLS BF H R ER SO ERA WHIP	IP WLS BF H R ER SO ERA WHIP	IP WLS BF H R ER SO ERA WHIP	IP WLS BF H R ER SO ERA WHIP	IP WLS BF H R ER SO ERA WHIP	IP WLS BF H R ER SO ERA WHIP	IP WLS BF H R ER SO ERA WHIP	IP WLS BF H R ER SO ERA WHIP	IP WLS BF H R ER SO ERA WHIP	IP WLS BF H R ER SO ERA WHIP	IP WLS BF H R ER SO ERA WHIP	
Ron Darling, R ERA: 5.28	8.0	0	27	4	0	0	7	BB: 1 IBB: 0 HBP: 0 BLK: 0	WP: 0 HR: 0 S: 80 P: 119	ERA: 0.00 WHIP: 0.625									
Dennis Eckerstey, R ERA: 4.2	1.0	6	3	2	1	1	0	BB: 0 IBB: 0 HBP: 0 BLK: 0	WP: 0 HR: 0 S: 13 P: 17	ERA: 9.00 WHIP: 3.000									
Roger Smithberg, R ERA: 2.08	1.0	L	4	1	1	1	0	BB: 0 IBB: 0 HBP: 0 BLK: 0	WP: 0 HR: 1 S: 9 P: 12	ERA: 9.00 WHIP: 1.000									

Kansas City Royals @ Oakland Athletics  
Oakland-Alameda County Coliseum, Oakland, CA  
Wed Sep 22 1993, 7:05 PM PDT  
Att: 18,370 - Unknown - 60 F

AB 35  
R 3  
H 8  
RBI 2  
BB 1  
SO 8  
LOB 17



Batter	1	2	3	4	5	6	7	8	9	10	AB	R	H	RBI	BB	SO	LOB	BOTTOM					
Mike Bordick, R OBP: 0.342, SLG: 0.325	G6-3		P4							K	5	0	1	1	0	2	3						
Jerry Browne, S OBP: 0.291, SLG: 0.296	G3										5	0	2	0	0	1	0						
Ruben Sierra, S OBP: 0.294, SLG: 0.394	K										4	0	0	0	1	3	1						
Troy Neel, L OBP: 0.354, SLG: 0.475 Scott Lydy, R OBP: 0.272, SLG: 0.294 Dave Henderson, R OBP: 0.262, SLG: 0.384			G1-3 BB								3	0	1	0	1	2	1						
Brent Gates, S OBP: 0.342, SLG: 0.367											5	0	0	0	0	1	6						
Mike Aldrete, L OBP: 0.359, SLG: 0.462											4	0	0	0	0	1	1						
Craig Paquette, R OBP: 0.257, SLG: 0.407											4	1	1	1	0	2	1						
Scott Brosius, R OBP: 0.267, SLG: 0.369											4	1	2	0	0	1	0						
Scott Hemond, R OBP: 0.350, SLG: 0.412											2	0	1	0	2	0	0						
<b>Inning Stats</b>	R: 0 E: 0 K: 1 S: 9	H: 0 LOB: 0 BB: 0 P: 13	R: 0 E: 0 K: 2 S: 11	H: 0 LOB: 1 BB: 1 P: 20	R: 0 E: 0 K: 0 S: 5	H: 0 LOB: 0 BB: 0 P: 8	R: 0 E: 0 K: 1 S: 8	H: 1 LOB: 1 BB: 0 P: 13	R: 1 E: 0 K: 0 S: 7	H: 2 LOB: 2 BB: 1 P: 15	R: 0 E: 0 K: 2 S: 9	H: 1 LOB: 2 BB: 0 P: 17	R: 0 E: 0 K: 3 S: 14	H: 1 LOB: 2 BB: 1 P: 29	R: 0 E: 0 K: 2 S: 9	H: 0 LOB: 0 BB: 0 P: 14	R: 1 E: 0 K: 1 S: 10	H: 1 LOB: 0 BB: 0 P: 13	R: 0 E: 0 K: 2 S: 12	H: 2 LOB: 3 BB: 1 P: 21	1B: 5 2B: 2 3B: 0 HR: 1	SF: 0 SAC: 0 DP: 0 HBP: 0	WP: 0 PA: 41
<b>PITCHER</b>	IP WLS BF H R ER SO ERA WHIP	IP WLS BF H R ER SO ERA WHIP	IP WLS BF H R ER SO ERA WHIP	IP WLS BF H R ER SO ERA WHIP	IP WLS BF H R ER SO ERA WHIP	IP WLS BF H R ER SO ERA WHIP	IP WLS BF H R ER SO ERA WHIP	IP WLS BF H R ER SO ERA WHIP	IP WLS BF H R ER SO ERA WHIP	IP WLS BF H R ER SO ERA WHIP	IP WLS BF H R ER SO ERA WHIP	IP WLS BF H R ER SO ERA WHIP	IP WLS BF H R ER SO ERA WHIP	IP WLS BF H R ER SO ERA WHIP	IP WLS BF H R ER SO ERA WHIP	IP WLS BF H R ER SO ERA WHIP	IP WLS BF H R ER SO ERA WHIP	IP WLS BF H R ER SO ERA WHIP					
Tom Gordon, R ERA: 3.49	8.0	W	10	3	1	1	3	BB: 3 IBB: 0 HBP: 0 BLK: 0	WP: 0 HR: 0 S: 72 P: 129	ERA: 1.12 WHIP: 1.000													
Jeff Montgomery, R ERA: 2.36	2.0	W	10	3	1	1	3	BB: 1 IBB: 0 HBP: 0 BLK: 0	WP: 0 HR: 1 S: 22 P: 34	ERA: 4.50 WHIP: 2.000													

Kansas City Royals @ Oakland Athletics  
Oakland-Alameda County Coliseum, Oakland, CA  
Wed Sep 22 1993, 7:05 PM PDT  
Att: 18,370 - Unknown - 60 F

AB 37  
R 2  
H 8  
RBI 2  
BB 4  
SO 14  
LOB 16





Batter	1	2	3	4	5	6	7	8	9	AB	R	H	RBI	BB	SO	LOB	TOP										
Greg Gagne, R (1, 6) OBP: 0.319, SLG: 0.400	F9		K			F7		P4		4	0	0	0	0	1	1	<b>Kansas City Royals @ Oakland Athletics</b> Oakland-Alameda County Coliseum, Oakland, CA Thu Sep 23 1993, 3:33 AM PDT Att: 21,360 - Sunny - 65 F <a href="http://livebaseballscorecards.com">livebaseballscorecards.com</a>										
Brian McRae, S (1, 8) OBP: 0.333, SLG: 0.427	K		G3-1			K			2B	4	0	1	0	0	2	1											
George Brett, L (1, 10) OBP: 0.317, SLG: 0.436		1B							F8	4	1	2	1	0	1	1											
Felix Jose, S (1, 9) OBP: 0.299, SLG: 0.348 Mike MacFarlane, R (9, PH) OBP: 0.357, SLG: 0.594	G5-3								K	3	0	0	0	0	2	1											
Gary Gaetti, R (1, 5) OBP: 0.295, SLG: 0.426									F7	4	0	1	0	0	1	1											
Bob Hamelin, L (1, 3) OBP: 0.281, SLG: 0.381										3	0	1	0	0	1	1											
Kevin McReynolds, R (1, 7) OBP: 0.310, SLG: 0.415										3	0	0	0	0	2	1											
Brent Mayne, L (1, 2) OBP: 0.306, SLG: 0.325										2	0	0	0	1	0	1											
Jose Lind, R (1, 4) OBP: 0.271, SLG: 0.286 Chris Gwynn, L (8, PH) OBP: 0.348, SLG: 0.391 Terry Shumpert, R (8, 4) OBP: 0.273, SLG: 0.111										1	0	0	0	1	0	1											
										1	0	0	0	0	1	0											
										0	0	0	0	0	0	0											
<b>Inning Stats</b>	R: 0 E: 0 K: 1 S: 8	H: 1 LOB: 1 BB: 0 P: 9	R: 0 E: 0 K: 1 S: 10	H: 1 LOB: 0 BB: 0 P: 12	R: 0 E: 0 K: 1 S: 10	H: 0 LOB: 1 BB: 2 P: 19	R: 0 E: 0 K: 2 S: 10	H: 0 LOB: 0 BB: 0 P: 15	R: 0 E: 0 K: 1 S: 12	H: 1 LOB: 1 BB: 0 P: 15	R: 1 E: 0 K: 2 S: 12	H: 1 LOB: 0 BB: 0 P: 18	R: 0 E: 0 K: 2 S: 8	H: 0 LOB: 0 BB: 0 P: 13	R: 0 E: 0 K: 1 S: 13	H: 0 LOB: 1 BB: 0 P: 14	R: 0 E: 0 K: 1 S: 10	H: 1 LOB: 1 BB: 0 P: 12	1B: 2 2B: 2 3B: 0 HR: 1	SF: 0 SAC: 0 DP: 1 HBP: 0	WP: 0 PB: 0 SB: 1 CS: 1	PA: 32					
<b>PITCHER</b>	IP	WLS	BF	H	R	ER	SO	BB	IBB	HBP	BLK	WP	HR	S	P	ERA	WHIP										
Bobby Witt, R (1, 1) ERA: 4.07	8.0	W	29	5	1	1	11	2	0	0	0	0	1	85	117	1.12	0.875										
Rick Honeycutt, L (9, 1) ERA: 3.0	0.1		1	0	0	0	0	0	0	0	0	0	0	3	5	0.00	0.000										
Dennis Eckersley, R (9, 1) ERA: 4.15	0.2	S	2	0	0	0	1	0	0	0	0	0	0	5	5	0.00	0.000										

Batter	1	2	3	4	5	6	7	8	9	AB	R	H	RBI	BB	SO	LOB	BOTTOM										
Kurt Abbott, R (1, 7) OBP: 0.349, SLG: 0.550	G6-3		P4			K				4	0	1	0	0	1	1	<b>Kansas City Royals @ Oakland Athletics</b> Oakland-Alameda County Coliseum, Oakland, CA Thu Sep 23 1993, 3:33 AM PDT Att: 21,360 - Sunny - 65 F <a href="http://livebaseballscorecards.com">livebaseballscorecards.com</a>										
Jerry Browne, S (1, 8) OBP: 0.299, SLG: 0.309			G4-3							4	1	3	1	0	0	0											
Ruben Sierra, S (1, 10) OBP: 0.292, SLG: 0.392			G3							4	0	0	0	0	1	4											
Mike Aldrete, L (1, 3) OBP: 0.361, SLG: 0.458										2	0	0	0	2	1	0											
Brent Gates, S (1, 4) OBP: 0.341, SLG: 0.366										4	0	1	1	0	1	2											
Craig Paquette, R (1, 5) OBP: 0.297, SLG: 0.405										4	0	1	0	0	2	2											
Mike Bordick, R (1, 6) OBP: 0.340, SLG: 0.323										3	0	0	0	0	0	3											
Scott Brosius, R (1, 9) OBP: 0.268, SLG: 0.369										3	0	1	0	0	0	0											
Scott Hemond, R (1, 2) OBP: 0.354, SLG: 0.410										1	1	0	0	2	0	1											
										1	0	0	0	2	0	1											
<b>Inning Stats</b>	R: 0 E: 0 K: 1 S: 9	H: 1 LOB: 2 BB: 1 P: 18	R: 0 E: 0 K: 0 S: 10	H: 2 LOB: 1 BB: 0 P: 14	R: 0 E: 0 K: 0 S: 8	H: 0 LOB: 0 BB: 0 P: 9	R: 0 E: 0 K: 2 S: 12	H: 0 LOB: 0 BB: 0 P: 18	R: 0 E: 0 K: 1 S: 10	H: 0 LOB: 1 BB: 1 P: 17	R: 1 E: 0 K: 0 S: 18	H: 2 LOB: 2 BB: 1 P: 29	R: 1 E: 0 K: 0 S: 17	H: 2 LOB: 1 BB: 1 P: 29	R: 0 E: 0 K: 1 S: 5	H: 0 LOB: 0 BB: 0 P: 7	1B: 6 2B: 1 3B: 0 HR: 0	SF: 0 SAC: 0 DP: 2 HBP: 0	WP: 0 PB: 0 SB: 1 CS: 0	PA: 33							
<b>PITCHER</b>	IP	WLS	BF	H	R	ER	SO	BB	IBB	HBP	BLK	WP	HR	S	P	ERA	WHIP										
Kevin Appier, R (1, 1) ERA: 2.62	7.0	L	30	7	2	2	5	4	0	0	0	0	0	84	134	2.57	1.571										
Billy Brewer, L (8, 1) ERA: 3.13	0.2		2	0	0	0	0	0	0	0	0	0	0	2	3	0.00	0.000										
Stan Belinda, R (8, 1) ERA: 3.66	0.1		1	0	0	0	1	0	0	0	0	0	0	3	4	0.00	0.000										



Batter	1	2	3	4	5	6	7	8	9	AB	R	H	RBI	BB	SO	LOB	TOP
Luis Polonia, L (1, 7) OBP: 0.325, SLG: 0.326	4-0 G4-6-3 1B BB		1-1 G6-3		0-1 G6-3					2	1	0	0	1	0	0	<b>California Angels @ Kansas City Royals</b> Kauffman Stadium, Kansas City, MO Fri Sep 24 1993, 7:05 PM CDT Att: 17,336 - Unknown - 62 F <a href="http://livebaseballscorecards.com">livebaseballscorecards.com</a>
Chad Curtis, R (1, 8) OBP: 0.367, SLG: 0.374	0-1 G4-6-3 1B		3-1 F7		0-0 WP 1B 2B					3	1	2	0	0	0		
Jim Edmonds, L (1, 9) OBP: 0.273, SLG: 0.372	0-0 G4-6-3		0-2 1B 2B		2-3 K					3	0	1	0	0	1	3	
Greg Myers, L (1, 10) OBP: 0.302, SLG: 0.374	2-1 1B		2-2 1B		0-0 1B					3	0	3	2	0	0		
Eduardo Perez, R (1, 5) OBP: 0.285, SLG: 0.369	2-2 1B		0-3 K		3-H 1-0 G5-3					3	0	1	0	0	1	3	
J.T. Snow, L (1, 3) OBP: 0.314, SLG: 0.376	1-0 G3-1			1-3 K		0-0 L8				3	0	0	0	0	1	2	
Chris Turner, R (1, 2) OBP: 0.394, SLG: 0.439		2-1 F7		1-0 G3-1 HBP		1-1 2B				2	0	1	0	0	0	0	
Torey Lovullo, S (1, 4) OBP: 0.318, SLG: 0.347		1-1 G6-3		1-1 G3-1						2	0	0	0	0	0	1	
Rod Correia, R (1, 6) OBP: 0.333, SLG: 0.336		0-3 K		2-0 G5-3						2	0	0	0	0	1	1	
<b>Inning Stats</b>	R: 1 E: 0 K: 0 S: 10	H: 3 LOB: 2 BB: 1 P: 19	R: 0 E: 0 K: 1 S: 8	H: 0 LOB: 0 BB: 0 P: 11	R: 0 E: 0 K: 1 S: 15	H: 2 LOB: 2 BB: 0 P: 21	R: 0 E: 0 K: 1 S: 7	H: 0 LOB: 1 BB: 0 P: 12	R: 1 E: 0 K: 1 S: 8	H: 2 LOB: 1 BB: 0 P: 11	R: 0 E: 0 K: 0 S: 3	H: 1 LOB: 1 BB: 0 P: 4					
<b>PITCHER</b> Hipolito Pichardo, R (1, 1) ERA: 4.18	IP: 5.1 WLS: W BF: 25 H: 8 R: 2 ER: 2 SO: 4 BB: 1 IBB: 0 HBP: 1 BLK: 0 WP: 1 HR: 0 S: 51 P: 78 ERA: 3.38 WHIP: 1.688																


Batter	1	2	3	4	5	6	7	8	9	AB	R	H	RBI	BB	SO	LOB	BOTTOM
Greg Gagne, R (1, 6) OBP: 0.321, SLG: 0.404	0-2 FC4-6 1B		3-1 E9 SH1-3 E	0-0 HR 2B						3	2	2	2	0	0	0	<b>California Angels @ Kansas City Royals</b> Kauffman Stadium, Kansas City, MO Fri Sep 24 1993, 7:05 PM CDT Att: 17,336 - Unknown - 62 F <a href="http://livebaseballscorecards.com">livebaseballscorecards.com</a>
Craig Wilson, R (1, 5) OBP: 0.354, SLG: 0.386	2-1 FC4-6 1B		0-0 SH1-3	2-2 HR 2B						2	1	1	2	0	0	1	
Brian McRae, S (1, 8) OBP: 0.332, SLG: 0.425	1-2 F8		1-1 E6 S	3-2 G6-3						3	0	0	1	0	0	1	
Mike Macfarlane, R (1, 2) OBP: 0.355, SLG: 0.500	2-2 P5		2-3 K	0-0 F9						3	0	0	0	0	1	2	
Gary Gaetti, R (1, 3) OBP: 0.299, SLG: 0.430		4-2 BB	1-3 K		2-2 2B					2	0	1	0	1	1	1	
Hubie Brooks, R (1, 9) OBP: 0.333, SLG: 0.377		4-2 WP BB		1-2 E7 1B	1-3 K					1	1	0	0	1	0	0	
Kevin Koslofski, L (5, 9) OBP: 0.200, SLG: 0.800										1	0	0	0	0	1	1	
Kevin McReynolds, R (1, 7) OBP: 0.309, SLG: 0.413		3-2 SF7 1-2 2-H		1-2 P4	1-1 P2					2	0	0	1	0	0	2	
Jose Lind, R (1, 4) OBP: 0.272, SLG: 0.287		0-0 F8		0-1 1B 2B 1B	0-1 G1-4-3					3	1	1	1	0	0	2	
Keith Miller, R (1, 10) OBP: 0.228, SLG: 0.192		3-2 L6		1-2 2B 1B						2	1	1	0	0	0	1	
<b>Inning Stats</b>	R: 0 E: 0 K: 0 S: 11	H: 1 LOB: 1 BB: 0 P: 16	R: 1 E: 0 K: 0 S: 16	H: 0 LOB: 1 BB: 2 P: 30	R: 1 E: 2 K: 2 S: 11	H: 0 LOB: 1 BB: 0 P: 18	R: 5 E: 1 K: 1 S: 20	H: 4 LOB: 0 BB: 0 P: 29	R: 0 E: 0 K: 1 S: 10	H: 1 LOB: 1 BB: 0 P: 14							
<b>PITCHER</b> Joe Magrane, L (1, 1) ERA: 4.79 Paul Swingle, R (4, 1) ERA: 7.0	IP: 3.1 WLS: L BF: 20 H: 5 R: 7 ER: 5 SO: 2 BB: 2 IBB: 0 HBP: 0 BLK: 0 WP: 0 HR: 1 S: 53 P: 85 ERA: 13.50 WHIP: 2.100																




Batter	1	2	3	4	5	6	7	8	9	AB	R	H	RBI	BB	SO	LOB	TOP			
Luis Polonia, L OBP: 0.325, SLG: 0.330 (1, 7)	G6-3		G4-6-3 BB		F7			F9-2 3B	SF7	3	0	1	2	1	0	2	<b>California Angels @ Kansas City Royals</b> Kauffman Stadium, Kansas City, MO Sat Sep 25 1993, 7:05 PM CDT Att: 24,907 - Unknown - 69 F <a href="http://livebaseballscorecards.com">livebaseballscorecards.com</a>			
Stan Javier, S OBP: 0.339, SLG: 0.354 (1, 8) (8, 9)	B2-3		G4-6-3 1-2f		K			F9-2 3B	1B	5	1	1	0	0	1	4				
J.T. Snow, L OBP: 0.277, SLG: 0.379 Jim Walewander, S OBP: 0.571, SLG: 0.333 (1, 3) (8, 6)			G6-3		K			E 2B BB	F9	3	0	1	0	1	1	0				
Chili Davis, S OBP: 0.327, SLG: 0.436 (1, 10)					F7			4-2 B SAFE	1B	2	1	0	0	3	0	0				
Greg Myers, L OBP: 0.304, SLG: 0.372 (1, 2)	G4-3				K			1-3 2B BB	1B	4	1	1	1	0	2	2				
Eduardo Perez, R OBP: 0.288, SLG: 0.372 (1, 5)					G5-3			1-2 2B HBP	K	4	0	1	3	1	1	2				
Jim Edmonds, L OBP: 0.370, SLG: 0.370 Rene Gonzales, R OBP: 0.350, SLG: 0.331 (1, 9) (8, 3)			F9		SH3 1B			4-0 2B HBP		3	0	1	0	0	0	1				
Torey Lovullo, S OBP: 0.316, SLG: 0.344 (1, 4)			K		SH3			3-1 FC5-4 1B		3	0	0	0	0	1	3				
Rod Correia, R OBP: 0.336, SLG: 0.333 Chad Curtis, R OBP: 0.369, SLG: 0.380 (1, 6) (8, 8)			P2		BB			1-1 3B 1B	SF7 3B	1	0	0	0	1	0	1				
<b>Inning Stats</b>	R: 0 E: 0 K: 0 S: 10	H: 1 LOB: 2 BB: 1 P: 18	R: 0 E: 0 K: 1 S: 8	H: 0 LOB: 1 BB: 1 P: 15	R: 0 E: 0 K: 1 S: 10	H: 0 LOB: 0 BB: 0 P: 15	R: 0 E: 0 K: 1 S: 7	H: 1 LOB: 2 BB: 1 P: 13	R: 0 E: 0 K: 2 S: 9	H: 0 LOB: 0 BB: 0 P: 13	R: 0 E: 0 K: 0 S: 6	H: 0 LOB: 0 BB: 0 P: 9	R: 4 E: 0 K: 0 S: 18	H: 3 LOB: 2 BB: 3 P: 41	R: 2 E: 1 K: 1 S: 11	H: 3 LOB: 2 BB: 1 P: 21	1B: 4 2B: 3 3B: 2 HR: 0	SF: 1 SAC: 1 DP: 2 HBP: 1	WP: 0 PB: 0 SB: 2 CS: 0	PA: 42
<b>PITCHER</b>	IP WLS BF H R ER SO BB IBB HBP BLK WP HR S P ERA WHIP	7.2 L 33 5 4 4 5 6 0 1 0 0 0 76 130 4.70 1.435	1.0 8 3 2 2 0 0 2 0 0 0 0 0 10 27 18.00 3.000	0.1 1 0 0 0 1 0 0 0 0 0 0 0 3 3 0.00 0.000	<b>PITCHER</b>															

Batter	1	2	3	4	5	6	7	8	9	AB	R	H	RBI	BB	SO	LOB	BOTTOM					
Chris Gwynn, L OBP: 0.350, SLG: 0.394 Kevin Koslowski, L OBP: 0.167, SLG: 0.667 (1, 9) (8, 9)	G4-3		CS BB		1B 2B		G4-3		F7	3	1	1	0	1	0	0	<b>California Angels @ Kansas City Royals</b> Kauffman Stadium, Kansas City, MO Sat Sep 25 1993, 7:05 PM CDT Att: 24,907 - Unknown - 69 F <a href="http://livebaseballscorecards.com">livebaseballscorecards.com</a>					
Brian McRae, S OBP: 0.332, SLG: 0.424 (1, 8)	F8		BB		1B		F7		K	4	0	1	1	1	1	2						
George Brett, L OBP: 0.316, SLG: 0.434 (1, 10)	G4-3		BB		F7		F9		1B	5	0	1	1	0	0	3						
Mike MacFarlane, R OBP: 0.353, SLG: 0.496 (1, 2)			FC6-4 1B		G5-3		K		K	5	0	1	0	0	2	2						
Bob Hamelin, L OBP: 0.231, SLG: 0.333 Gary Gaetti, R OBP: 0.298, SLG: 0.428 (1, 3) (8, 3)			P5		P6		G4-3		G6-3	3	0	0	0	0	0	1						
Kevin McReynolds, R OBP: 0.313, SLG: 0.420 (1, 7)			F9		1B		BB		FC5-4 1B	4	0	3	0	0	0	1						
Greg Gagne, R OBP: 0.320, SLG: 0.403 (1, 6)			FC6-4		P6		BB		FC5-4	4	0	1	0	0	0	3						
Craig Wilson, R OBP: 0.365, SLG: 0.370 (1, 5)			L8		G4-3		G4-3		BB 1B	2	1	0	0	2	0	0						
Jose Lind, R OBP: 0.272, SLG: 0.290 Felix Jose, S OBP: 0.301, SLG: 0.348 (1, 4) (8, 8)			CS 2B		P3		F9		1B	3	0	1	0	0	0	3						
<b>Inning Stats</b>	R: 0 E: 0 K: 0 S: 8	H: 0 LOB: 0 BB: 0 P: 11	R: 0 E: 0 K: 0 S: 11	H: 1 LOB: 1 BB: 0 P: 14	R: 0 E: 0 K: 0 S: 13	H: 1 LOB: 1 BB: 2 P: 27	R: 0 E: 0 K: 0 S: 6	H: 1 LOB: 0 BB: 0 P: 10	R: 1 E: 0 K: 0 S: 8	H: 2 LOB: 1 BB: 0 P: 13	R: 0 E: 0 K: 1 S: 9	H: 2 LOB: 3 BB: 1 P: 15	R: 0 E: 0 K: 0 S: 3	H: 0 LOB: 0 BB: 0 P: 5	R: 0 E: 0 K: 0 S: 9	H: 1 LOB: 1 BB: 0 P: 16	R: 1 E: 0 K: 2 S: 16	H: 1 LOB: 2 BB: 2 P: 28	1B: 6 2B: 3 3B: 0 HR: 0	SF: 0 SAC: 0 DP: 0 HBP: 0	WP: 0 PB: 0 SB: 0 CS: 2	PA: 40
<b>PITCHER</b>	IP WLS BF H R ER SO BB IBB HBP BLK WP HR S P ERA WHIP	7.0 W 30 7 1 1 2 3 0 0 0 0 0 25 44 4.50 2.000	<b>PITCHER</b>																			



Batter	1	2	3	4	5	6	7	8	9	10	AB	R	H	RBI	BB	SO	LOB	TOP									
Luis Polonia, L OBP: 0.326, SLG: 0.332 (1, 7)	L5		G6-3		FC5-4 1B	1B	FC4-6 2B		G4-3		6	1	2	1	0	0	3	<b>California Angels @ Kansas City Royals</b> Kauffman Stadium, Kansas City, MO Sun Sep 26 1993, 3:33 AM CDT Att: 19,391 - Overcast - 69 F  <b>AB 45</b> <b>R 8</b> <b>H 17</b> <b>RBI 8</b> <b>BB 4</b> <b>SO 6</b> <b>LOB 21</b> 									
Chad Curtis, R OBP: 0.367, SLG: 0.377 (1, 8)	L8		1B		FC5-4 1B	P6			F8		6	1	1	0	0	1	4										
Rene Gonzales, R OBP: 0.351, SLG: 0.330 J.T. Snow, L OBP: 0.315, SLG: 0.378 (10, PH) (10, 3)	G5-3		1B		F8	1B			G5-3		4	1	1	0	1	0	1										
Chili Davis, S OBP: 0.327, SLG: 0.434 (1, 10)			K		G6-4-3 1B	1B			F8		5	1	1	1	1	2	2										
Eduardo Perez, R OBP: 0.296, SLG: 0.379 (1, 5)			G6-3		K	1B					5	0	3	2	0	1	0										
Chris Turner, R OBP: 0.400, SLG: 0.443 Greg Myers, L OBP: 0.306, SLG: 0.375 (1, 2) (6, 2)			2B		F9	1B					4	1	2	1	0	0	2										
Stan Javier, S OBP: 0.344, SLG: 0.379 (1, 9)			1B		K	1B					1	0	1	0	0	0	0										
Torey Lovullo, S OBP: 0.322, SLG: 0.352 (1, 4)			2B		K	HR					5	2	3	2	0	1	4										
Rod Correia, R OBP: 0.331, SLG: 0.322 (1, 6)			1B		F8	1B					4	1	3	1	1	0	0										
Inning Stats	R: 0 E: 0 K: 0 S: 7	H: 0 LOB: 0 BB: 0 P: 13	R: 2 E: 0 K: 1 S: 19	H: 3 LOB: 1 BB: 0 P: 29	R: 0 E: 0 K: 0 S: 7	H: 2 LOB: 1 BB: 0 P: 9	R: 1 E: 0 K: 1 S: 12	H: 2 LOB: 1 BB: 0 P: 22	R: 2 E: 0 K: 1 S: 14	H: 3 LOB: 2 BB: 1 P: 23	R: 3 E: 0 K: 2 S: 15	H: 4 LOB: 2 BB: 1 P: 25	R: 0 E: 0 K: 2 S: 11	H: 1 LOB: 2 BB: 1 P: 18	R: 0 E: 0 K: 0 S: 13	H: 2 LOB: 2 BB: 0 P: 22	R: 0 E: 0 K: 0 S: 7		H: 0 LOB: 0 BB: 0 P: 16	R: 0 E: 0 K: 1 S: 8	H: 0 LOB: 0 BB: 0 P: 10	1B: 13 2B: 3 3B: 0 HR: 1	SF: 0 SAC: 0 DP: 2 HBP: 0	WP: 1 PB: 0 SB: 4 CS: 0	PA: 49		
PITCHER	IP	WLS	BF	H	R	ER	SO	BB	IBB	HBP	BLK	WP	HR	S	P	ERA	WHIP										
Chris Haney, L ERA: 6.02 John Habyan, R ERA: 4.2 Stan Belinda, R ERA: 3.65 Greg Cadaret, L ERA: 4.37 Jeff Montgomery, R ERA: 2.33	4.2	0	24	10	5	5	2	1	0	0	0	0	0	9	14	27.00	3.000										
	0.2	4	2	2	2	1	0	0	0	0	0	0	0	9	14	27.00	3.000										
	2.2	15	5	1	1	2	2	0	0	0	0	0	0	33	56	3.38	2.625										
	1.0	3	0	0	0	0	1	0	0	0	0	0	0	7	16	0.00	1.000										
	1.0	W	3	0	0	0	1	0	0	0	0	0	0	8	10	0.00	0.000										

Batter	1	2	3	4	5	6	7	8	9	10	AB	R	H	RBI	BB	SO	LOB	BOTTOM									
Kevin Koslofski, L OBP: 0.222, SLG: 0.500 Brian McRae, S OBP: 0.331, SLG: 0.422 (6, PH) (7, 8)	F8		L7		HR	BB		FC5		K	2	1	0	0	1	0	0	<b>California Angels @ Kansas City Royals</b> Kauffman Stadium, Kansas City, MO Sun Sep 26 1993, 3:33 AM CDT Att: 19,391 - Overcast - 69 F  <b>AB 37</b> <b>R 8</b> <b>H 10</b> <b>RBI 9</b> <b>BB 9</b> <b>SO 4</b> <b>LOB 20</b> 									
Felix Jose, S OBP: 0.303, SLG: 0.349 Keith Miller, R OBP: 0.222, SLG: 0.187 (1, 9) (6, PH) (7, 7)	2B		1B		SF7		G1-3		K		1	1	1	1	1	0	0										
George Brett, L OBP: 0.319, SLG: 0.449 (1, 10)	2B		F8		HR		G3		BB		5	3	3	5	0	0	1										
Chris Gwynn, L OBP: 0.352, SLG: 0.383 Hubie Brooks, R OBP: 0.331, SLG: 0.375 (1, 7) (7, 9) (9, PH) (10, 9)	2B		F8		G6-3		G4-3		F8		3	0	1	0	1	0	0										
Gary Gaetti, R OBP: 0.299, SLG: 0.424 (1, 5) (10, 3)	K		1B		F8		F8		BB		3	0	0	0	2	1	2										
Bob Hamelin, L OBP: 0.233, SLG: 0.357 Phil Hiatt, R OBP: 0.285, SLG: 0.366 (1, 3) (9, PH) (10, 5)	L7		G3-1		G3				BB		4	0	1	0	0	0	5										
Greg Gagne, R OBP: 0.319, SLG: 0.400 (1, 6)			F9		F8		F9		BB		4	0	0	1	1	0	1										
Brent Mayne, L OBP: 0.313, SLG: 0.332 Mike Macfarlane, R OBP: 0.357, SLG: 0.497 (1, 2) (6, PH) (7, 2)	1B		1B		SF7		FC6-4		BB		2	1	2	0	0	0	0										
Jose Lind, R OBP: 0.273, SLG: 0.290 Craig Wilson, R OBP: 0.358, SLG: 0.362 Terry Shumpert, R OBP: 0.250, SLG: 0.100 (1, 4) (8, PH) (9, 4)	L5-3		L5-3		HR		FC6-4		P3		3	1	1	0	0	0	2										
Inning Stats	R: 1 E: 0 K: 1 S: 19	H: 1 LOB: 2 BB: 2 P: 34	R: 0 E: 0 K: 0 S: 7	H: 1 LOB: 1 BB: 0 P: 12	R: 0 E: 0 K: 0 S: 8	H: 2 LOB: 3 BB: 1 P: 20	R: 4 E: 0 K: 0 S: 10	H: 3 LOB: 0 BB: 1 P: 20	R: 0 E: 0 K: 0 S: 7	H: 0 LOB: 0 BB: 0 P: 11	R: 0 E: 0 K: 0 S: 13	H: 0 LOB: 1 BB: 1 P: 21	R: 0 E: 0 K: 0 S: 5	H: 0 LOB: 0 BB: 0 P: 8	R: 0 E: 0 K: 0 S: 10	H: 1 LOB: 2 BB: 1 P: 17	R: 3 E: 0 K: 1 S: 13		H: 1 LOB: 2 BB: 3 P: 29	R: 1 E: 0 K: 1 S: 7	H: 1 LOB: 0 BB: 0 P: 9	1B: 6 2B: 3 3B: 0 HR: 2	SF: 1 SAC: 0 DP: 1 HBP: 1	WP: 0 PB: 0 SB: 1 CS: 0	PA: 48		
PITCHER	IP	WLS	BF	H	R	ER	SO	BB	IBB	HBP	BLK	WP	HR	S	P	ERA	WHIP										
John Farrell, R ERA: 7.41 Ken Patterson, L ERA: 4.71 Darryl Scott, R ERA: 6.06 Steve Frey, L ERA: 2.98 Joe Grahe, R ERA: 3.94	3.2	8	0	0	0	1	1	4	0	0	0	0	0	22	34	0.00	0.429										
	1.2	7	1	0	0	0	1	0	0	0	0	0	0	12	21	0.00	1.200										
	1.0	5	0	2	2	1	1	0	1	0	0	0	0	11	18	18.00	1.000										
	0.1	4	1	1	1	0	2	0	0	0	0	0	0	5	15	27.00	9.000										
	0.2	L	3	1	1	1	1	0	0	0	0	0	0	42	84	12.27	3.000										
	10.1	0.2	L	3	1	1	1	1	0	0	0	0	0	42	84	12.27	3.000										



Batter	1	2	3	4	5	6	7	8	9	AB	R	H	RBI	BB	SO	LOB	TOP					
<b>Kenny Lofton, L</b> OBP: 0.403, SLG: 0.406 (1, 8)	F8		K			B5-3	L8-3 BB			3	0	0	0	1	1	1	<b>Cleveland Indians @ Kansas City Royals</b> Kauffman Stadium, Kansas City, MO Mon Sep 27 1993, 7:05 PM CDT Att: 18,244 - Unknown - 70 F					
<b>Wayne Kirby, L</b> OBP: 0.322, SLG: 0.370 (1, 9)	G3			G3-1		F HR BB	L8-3			3	1	0	0	1	0	1						
<b>Jim Thome, L</b> OBP: 0.404, SLG: 0.519 <b>Alvaro Espinoza, R</b> OBP: 0.300, SLG: 0.383 (9, 5)	G4-3			K		K		F7		4	0	0	0	0	2	1						
<b>Albert Belle, R</b> OBP: 0.373, SLG: 0.557 (1, 7)		G5-3		G1-3						4	1	2	2	0	0	0						
<b>Paul Sorrento, L</b> OBP: 0.337, SLG: 0.435 (1, 3)		G4-6-3 BB				G4-3 SF9 2B	1B 2B BB	P6		2	2	1	0	2	0	1						
<b>Sam Horn, L</b> OBP: 0.500, SLG: 1.091 <b>Manny Ramirez, R</b> OBP: 0.208, SLG: 0.314 (9, PH)	G4-6-3				G4-3	G4-3	2B	CS	G6-3	3	1	1	0	0	0	2						
<b>Jeff Treadway, L</b> OBP: 0.360, SLG: 0.427 (1, 4)			G6-3 1B		SF9		1B			3	0	3	3	0	0	0						
<b>Mark Lewis, R</b> OBP: 0.237, SLG: 0.368 (1, 6)			F9					G6-4-3 1B		4	0	1	0	0	1	3						
<b>Sandy Alomar Jr., R</b> OBP: 0.318, SLG: 0.395 <b>Junior Ortiz, R</b> OBP: 0.281, SLG: 0.289 (9, 2)	G6-3		G6-3		G1-4-3		G5-3			3	0	0	0	0	0	2						
<b>Inning Stats</b>	R: 0 E: 0 K: 0 S: 12	H: 0 LOB: 0 BB: 0 P: 18	R: 0 E: 0 K: 0 S: 8	H: 0 LOB: 0 BB: 1 P: 14	R: 0 E: 0 K: 1 S: 12	H: 1 LOB: 1 BB: 0 P: 20	R: 0 E: 0 K: 1 S: 6	H: 0 LOB: 0 BB: 0 P: 8	R: 1 E: 0 K: 0 S: 14	H: 2 LOB: 1 BB: 0 P: 22	R: 4 E: 1 K: 2 S: 18	H: 3 LOB: 1 BB: 2 P: 33	R: 0 E: 0 K: 0 S: 6	H: 0 LOB: 0 BB: 1 P: 13	R: 0 E: 0 K: 0 S: 4	H: 1 LOB: 0 BB: 0 P: 7	R: 0 E: 0 K: 0 S: 8	H: 1 LOB: 0 BB: 0 P: 11	1B: 5 2B: 3 3B: 0 HR: 1	SF: 1 SAC: 0 DP: 3 HBP: 0	WP: 0 PB: 0 CS: 1	PA: 36
<b>PITCHER</b>	IP	WLS	BF	H	R	ER	SO	BB	IBB	HBP	BLK	WP	HR	S	P	ERA	WHIP					
<b>Tom Gordon, R</b> ERA: 3.66 (1, 1)	6.0		26	6	5	5	4	3	0	0	0	0	1	70	115	7.50	1.500					
<b>Mike Magnante, L</b> ERA: 4.09 (7, 1)	2.1		8	2	0	0	0	1	0	0	0	0	0	15	26	0.00	1.286					
<b>Mark Gubicza, R</b> ERA: 4.66 (9, 1)	0.2	W	1	0	0	0	0	0	0	0	0	0	0	3	5	0.00	0.000					

Batter	1	2	3	4	5	6	7	8	9	AB	R	H	RBI	BB	SO	LOB	BOTTOM					
<b>Kevin Koslowski, L</b> OBP: 0.286, SLG: 0.364 (1, 8)	G4-3		CS HBP	F7			G4-6-3 BB		F7	3	0	0	0	1	0	3	<b>Cleveland Indians @ Kansas City Royals</b> Kauffman Stadium, Kansas City, MO Mon Sep 27 1993, 7:05 PM CDT Att: 18,244 - Unknown - 70 F					
<b>Felix Jose, S</b> OBP: 0.304, SLG: 0.352 (1, 9)	WP 2B		K		CS G4-3 1B		G4-6-3		E5 1B HBP	5	1	2	0	0	1	3						
<b>George Brett, L</b> OBP: 0.316, SLG: 0.444 (1, 10)	K		G4-3		G4-3		G4-3		F8	5	0	0	0	0	1	4						
<b>Mike Macfarlane, R</b> OBP: 0.360, SLG: 0.497 (1, 2)				1B G4-1 1B	F7			F8	HBP IBB 1B	4	1	2	1	1	0	1						
<b>Chris Gwynn, L</b> OBP: 0.353, SLG: 0.389 (1, 7)	G3			G4-1		F7		FC5 BB	HBP IBB	3	0	0	0	2	0	3						
<b>Gary Gaetti, R</b> OBP: 0.303, SLG: 0.435 (1, 5)		K		FC6-4 1B		HR		L4	HBP	4	2	2	2	0	1	1						
<b>Bob Hamelin, L</b> OBP: 0.294, SLG: 0.484 (1, 3)	F8			FC6-4 1B		HR			HBP	3	1	2	2	1	0	0						
<b>Greg Gagne, R</b> OBP: 0.318, SLG: 0.400 (1, 6)				FC6-4 1B		B1-3		FC5		4	0	1	0	0	0	4						
<b>Jose Lind, R</b> OBP: 0.273, SLG: 0.290 <b>Craig Wilson, R</b> OBP: 0.370, SLG: 0.362 (9, PH)	L9					G5-3			E 1B BB	3	0	1	1	0	0	1						
<b>Inning Stats</b>	R: 0 E: 0 K: 1 S: 10	H: 1 LOB: 2 BB: 1 P: 18	R: 0 E: 0 K: 1 S: 11	H: 1 LOB: 0 BB: 0 P: 17	R: 0 E: 0 K: 1 S: 8	H: 0 LOB: 0 BB: 0 P: 14	R: 2 E: 0 K: 0 S: 15	H: 4 LOB: 2 BB: 0 P: 22	R: 0 E: 0 K: 0 S: 6	H: 1 LOB: 0 BB: 0 P: 8	R: 2 E: 0 K: 0 S: 9	H: 2 LOB: 0 BB: 0 P: 13	R: 0 E: 0 K: 0 S: 6	H: 0 LOB: 0 BB: 1 P: 12	R: 0 E: 0 K: 0 S: 8	H: 0 LOB: 2 BB: 2 P: 20	R: 2 E: 1 K: 0 S: 12	H: 1 LOB: 3 BB: 2 P: 25	1B: 6 2B: 2 3B: 0 HR: 2	SF: 0 SAC: 0 DP: 1 HBP: 2	WP: 1 PB: 0 CS: 2	PA: 42
<b>PITCHER</b>	IP	WLS	BF	H	R	ER	SO	BB	IBB	HBP	BLK	WP	HR	S	P	ERA	WHIP					
<b>Julian Tavarez, R</b> ERA: 9.37 (1, 1)	5.1		24	8	3	3	3	1	0	1	0	0	1	53	83	5.06	1.688					
<b>Jeremy Hernandez, R</b> ERA: 3.58 (6, 1)	0.2		3	1	1	1	0	0	0	0	0	0	1	6	9	13.50	1.500					
<b>Eric Plunk, R</b> ERA: 2.81 (7, 1)	2.0		8	0	0	0	0	3	0	0	0	0	0	14	32	0.00	1.500					
<b>Jerry Dipoto, R</b> ERA: 2.48 (9, 1)	0.2	L	7	1	2	0	0	1	1	1	0	0	0	12	25	0.00	3.000					



Batter	1	2	3	4	5	6	7	8	9	AB	R	H	RBI	BB	SO	LOB	TOP										
<b>Kenny Lofton, L</b> OBP: 0.407, SLG: 0.408 (1, 8)	2-2 E 2B 1B		2-2 L5		4-2 G3 S BB		4-2 1B E BB		0-2 CS S 1B	3	2	2	0	2	0	0											
<b>Wayne Kirby, L</b> OBP: 0.327, SLG: 0.376 (1, 9)	3-2 L5-4 1-H 2B		4-0 1B SF7 BB		1-3 K		0-1 E7 G2-3 1-H 1B		2-2 1B	4	1	3	1	1	1	1											
<b>Jim Thome, L</b> OBP: 0.403, SLG: 0.511 <b>Alvaro Espinoza, R</b> OBP: 0.300, SLG: 0.383 (9, 5)	3-3 K		1-2 1B		4-2 G3 BB		1-2 G2-3		1-2 G6-3	4	0	1	0	1	1	3											
<b>Albert Belle, R</b> OBP: 0.370, SLG: 0.554 (1, 7)	2-1 L5-4 2-3		1-1 SF7		1-1 G3		2-2 F8			3	0	0	1	0	0	4											
<b>Paul Sorrento, L</b> OBP: 0.337, SLG: 0.434 (1, 3)		2-3 K	2-2 P5		2-2 P6			2-2 G6-3 G1-3 1B		4	0	1	0	0	1	3											
<b>Sam Horn, L</b> OBP: 0.482, SLG: 0.962 (1, 10)		0-0 1B 1B		0-0 F8		1-3 K		2-2 G1-3		4	0	1	0	0	1	1											
<b>Jeff Treadway, L</b> OBP: 0.354, SLG: 0.419 (1, 4)		1-2 L6		1-0 F7		1-1 F9		2-1 G6-3		4	0	0	0	0	0	2											
<b>Mark Lewis, R</b> OBP: 0.262, SLG: 0.381 (1, 6)		1-0 1B		2-1 1B		2-0 G5-3		2-1 F8		4	0	2	0	0	0	1											
<b>Junior Ortiz, R</b> OBP: 0.277, SLG: 0.284 (1, 2)		0-2 G3-1		3-3 K			2-2 G1-3		1-2 L8	4	0	0	0	0	1	3											
<b>Inning Stats</b>	R: 1 E: 1 K: 1 S: 13	H: 2 LOB: 0 BB: 0 P: 23	R: 0 E: 0 K: 1 S: 15	H: 2 LOB: 2 BB: 0 P: 19	R: 1 E: 0 K: 0 S: 12	H: 1 LOB: 1 BB: 1 P: 22	R: 0 E: 0 K: 1 S: 7	H: 1 LOB: 1 BB: 0 P: 13	R: 0 E: 0 K: 1 S: 10	H: 0 LOB: 2 BB: 2 P: 20	R: 0 E: 0 K: 1 S: 8	H: 0 LOB: 0 BB: 0 P: 12	R: 1 E: 1 K: 0 S: 15	H: 1 LOB: 1 BB: 1 P: 24	R: 0 E: 0 K: 0 S: 11	H: 1 LOB: 1 BB: 0 P: 19	R: 0 E: 0 K: 0 S: 12	H: 2 LOB: 1 BB: 0 P: 16	1B: 9 2B: 2 3B: 0 HR: 0	SF: 1 SAC: 0 DP: 1 HBP: 0	WP: 0 PB: 0 CS: 1	PA: 39					
<b>PITCHER</b>	IP	WLS	BF	H	R	ER	SO	BB	IBB	HBP	BLK	WP	HR	S	P	ERA	WHIP										
<b>Kevin Appier, R</b> ERA: 2.61 (1, 1)	7.0	L	31	7	3	2	5	4	0	0	0	0	0	80	133	2.57	1.571										
<b>Billy Brewer, L</b> ERA: 3.46 (8, 1)	0.2		3	1	0	0	0	0	0	0	0	0	0	9	15	0.00	1.500										
<b>John Habyan, R</b> ERA: 4.15 (8, 1)	0.2		2	0	0	0	0	0	0	0	0	0	0	5	8	0.00	0.000										
<b>Greg Cadaret, L</b> ERA: 4.31 (9, 1)	0.2		3	2	0	0	0	0	0	0	0	0	0	9	12	0.00	3.000										

Cleveland Indians @ Kansas City Royals  
Kauffman Stadium, Kansas City, MO

AB 34  
R 3  
H 10  
RBI 2  
BB 4  
SO 5  
LOB 18



WP: 0  
PB: 0  
CS: 1  
PA: 39

Cleveland Indians @ Kansas City Royals  
Kauffman Stadium, Kansas City, MO

AB 34  
R 2  
H 9  
RBI 2  
BB 2  
SO 8  
LOB 19



WP: 1  
PB: 0  
CS: 0  
PA: 38

Batter	1	2	3	4	5	6	7	8	9	AB	R	H	RBI	BB	SO	LOB	BOTTOM										
<b>Kevin Koslowski, L</b> OBP: 0.368, SLG: 0.438 (1, 8)	1-2 G4-3		2-2 WP BB 1B		2-1 G4-6-3 1B		1-1 FC6 1-2		2-2 1B	5	0	3	0	0	0	2											
<b>Felix Jose, S</b> OBP: 0.303, SLG: 0.350 (1, 9)	1-1 G4-3		2-3 K		0-0 G4-6-3 1-2			0-0 1B SF9 1B	5	1	1	0	0	2	3												
<b>George Brett, L</b> OBP: 0.316, SLG: 0.443 <b>Phil Hiatt, R</b> OBP: 0.285, SLG: 0.366 (6, PR)	0-3 K		1-0 F8		2-0 G4-3			2-2 BB 1B	4	0	1	0	0	1	1												
<b>Chris Gwynn, L</b> OBP: 0.355, SLG: 0.388 (1, 7)		2-0 FC4-6 HBP 1B 1B	4-2 WP BB		0-3 K2-3			2-3 K	3	1	1	0	1	2	2												
<b>Gary Gaetti, R</b> OBP: 0.303, SLG: 0.432 (1, 5)		1-0 FC4-6 HBP	1-3 K		1-3 K			0-0 SF9	2	0	0	1	0	2	2												
<b>Bob Hamelin, L</b> OBP: 0.316, SLG: 0.471 (1, 3)		0-0 FC4-6 1-2 2-3		2-2 F7			0-1 G5-4-3 1B	4-0 1-2 BB	3	0	1	0	1	0	2												
<b>Greg Gagne, R</b> OBP: 0.316, SLG: 0.397 (1, 6)		0-1 L6		2-1 G5-3			1-1 G5-4-3 1-2	1-3 K	4	0	0	0	0	1	5												
<b>Brent Mayne, L</b> OBP: 0.312, SLG: 0.330 (1, 2)		0-1 FC5-4 1-2 2-2		1-0 F8			2-0 E4 1B	1-2 G4-3	4	0	1	1	0	0	0												
<b>Jose Lind, R</b> OBP: 0.273, SLG: 0.290 <b>Craig Wilson, R</b> OBP: 0.364, SLG: 0.354 (8, PH)		2-2 FC5-4 1-2		2-2 F9			3-1 FC6 1-3	3-2 F8	3	0	1	0	0	0	2												
<b>Inning Stats</b>	R: 0 E: 0 K: 1 S: 8	H: 0 LOB: 0 BB: 0 P: 10	R: 1 E: 0 K: 0 S: 9	H: 2 LOB: 2 BB: 0 P: 14	R: 0 E: 0 K: 2 S: 14	H: 1 LOB: 2 BB: 1 P: 23	R: 0 E: 0 K: 0 S: 6	H: 0 LOB: 0 BB: 0 P: 11	R: 0 E: 0 K: 2 S: 7	H: 0 LOB: 0 BB: 0 P: 10	R: 0 E: 0 K: 2 S: 9	H: 2 LOB: 2 BB: 0 P: 16	R: 1 E: 0 K: 2 S: 11	H: 2 LOB: 2 BB: 1 P: 20	R: 0 E: 0 K: 1 S: 16	H: 1 LOB: 1 BB: 0 P: 23	1B: 9 2B: 0 3B: 0 HR: 0	SF: 1 SAC: 0 DP: 2 HBP: 1	WP: 1 PB: 0 CS: 0	PA: 38							
<b>PITCHER</b>	IP	WLS	BF	H	R	ER	SO	BB	IBB	HBP	BLK	WP	HR	S	P	ERA	WHIP										
<b>Jason Grimsley, R</b> ERA: 5.31 (1, 1)	7.0	W	30	8	2	2	5	1	0	1	0	0	0	7	14	0.00	1.000										
<b>Bill Wertz, R</b> ERA: 3.89 (8, 1)	1.0		4	0	0	0	2	1	0	0	0	0	0	7	14	0.00	1.000										
<b>Eric Plunk, R</b> ERA: 2.83 (9, 1)	1.0	S	4	1	0	0	1	0	0	0	0	0	0	16	23	0.00	1.000										

Cleveland Indians @ Kansas City Royals  
Kauffman Stadium, Kansas City, MO

AB 34  
R 2  
H 9  
RBI 2  
BB 2  
SO 8  
LOB 19



WP: 1  
PB: 0  
CS: 0  
PA: 38

Tue Sep 28 1993, 7:05 PM CDT  
Att: 19,468 - Unknown - 68 F

livebaseballscores.com









Batter	1	2	3	4	5	6	7	8	9	AB	R	H	RBI	BB	SO	LOB	TOP								
Kevin Koslofski, L (1, 7) OBP: 0.385, SLG: 0.409 Chris Gwynn, L (8, FH) OBP: 0.354, SLG: 0.387 (8, 7)	F7			K		SH3-4		F8		2	0	0	0	0	1	0									
Brian McRae, S (1, 8) OBP: 0.328, SLG: 0.418	F5			F9		FC5-2			K	4	0	0	0	0	1	2									
George Brett, L (1, 10) OBP: 0.313, SLG: 0.438	L9			K		F8			G4-3	4	0	0	0	0	1	2									
Bob Hamelin, L (1, 3) OBP: 0.304, SLG: 0.439		F7				F8				4	0	1	0	0	1	0									
Gary Gaetti, R (1, 5) OBP: 0.296, SLG: 0.421		K				K			P4	4	0	0	0	0	3	1									
Felix Jose, S (1, 9) OBP: 0.305, SLG: 0.349			G6-3			E S BB			K	2	0	0	0	1	1	0									
Greg Gagne, R (1, 6) OBP: 0.316, SLG: 0.396				F9		K				3	0	1	0	0	1	1									
Jose Lind, R (1, 4) OBP: 0.273, SLG: 0.289				P4					F7	3	0	1	0	0	0	1									
Nelson Santovenia, R (1, 2) OBP: 0.286, SLG: 0.167				K					K	3	0	1	0	0	2	1									
<b>Inning Stats</b>	R: 0 E: 0 K: 0 S: 3	H: 0 LOB: 0 BB: 0 P: 3	R: 0 E: 0 K: 1 S: 5	H: 0 LOB: 0 BB: 0 P: 5	R: 0 E: 0 K: 1 S: 5	H: 0 LOB: 0 BB: 0 P: 5	R: 0 E: 0 K: 2 S: 7	H: 0 LOB: 0 BB: 0 P: 7	R: 0 E: 0 K: 2 S: 7	H: 0 LOB: 1 BB: 1 P: 11	R: 0 E: 0 K: 2 S: 5	H: 2 LOB: 2 BB: 0 P: 5	R: 0 E: 0 K: 2 S: 7	H: 0 LOB: 0 BB: 0 P: 7	R: 0 E: 0 K: 1 S: 6	H: 1 LOB: 1 BB: 0 P: 6	R: 0 E: 0 K: 2 S: 8	H: 1 LOB: 1 BB: 0 P: 8	1B: 3 2B: 1 3B: 0 HR: 0	SF: 0 SAC: 1 DP: 0 HBP: 0	WP: 0 PB: 0 SB: 1 CS: 0	PA: 32			
<b>PITCHER</b>	IP	WLS	BF	H	R	ER	SO	BB	IBB	HBP	BLK	WP	HR	S	P	ERA	WHIP								
Roger Pavlik, R (1, 1) ERA: 3.41	8.0	W	28	3	0	0	9	1	0	0	0	0	0	45	49	0.00	0.500								
Tom Henke, R (9, 1) ERA: 2.7	1.0	S	4	1	0	0	2	0	0	0	0	0	0	8	8	0.00	1.000								

**Kansas City Royals @ Texas Rangers**  
Arlington Stadium, Arlington, TX  
Fri Oct 01 1993, 8:05 PM EDT  
Att: 40,735 - Unknown - 88 F

**AB 30**  
**R 0**  
**H 4**  
**RBI 0**  
**BB 1**  
**SO 11**  
**LOB 9**



Batter	1	2	3	4	5	6	7	8	9	AB	R	H	RBI	BB	SO	LOB	BOTTOM								
David Hulse, L (1, 8) OBP: 0.333, SLG: 0.369	F7		L5			2B		K		4	1	1	0	0	1	0									
Doug Strange, S (1, 4) OBP: 0.316, SLG: 0.358	G3-1			G3		F7		G3		4	0	0	0	0	0	1									
Rafael Palmeiro, L (1, 3) OBP: 0.376, SLG: 0.562	K			F7		PB				3	0	1	1	0	1	0									
Juan Gonzalez, R (1, 7) OBP: 0.370, SLG: 0.637		G6-3			HR					2	1	1	1	1	0	0									
Julio Franco, R (1, 10) OBP: 0.361, SLG: 0.437				G6-3				K		3	0	1	0	0	1	2									
Ivan Rodriguez, R (1, 2) OBP: 0.317, SLG: 0.415		F3				F5		F7		3	0	0	0	0	0	1									
Dean Palmer, R (1, 5) OBP: 0.323, SLG: 0.506		G6-3				K		K		3	0	0	0	0	2	1									
Rob Ducey, L (1, 9) OBP: 0.356, SLG: 0.481				K		G3		F8		3	0	0	0	0	1	0									
Manuel Lee, S (1, 6) OBP: 0.291, SLG: 0.251				G6-3		G4-3		G3		3	0	0	0	0	0	0									
<b>Inning Stats</b>	R: 0 E: 0 K: 1 S: 5	H: 1 LOB: 1 BB: 0 P: 4	R: 0 E: 0 K: 0 S: 4	H: 0 LOB: 0 BB: 0 P: 4	R: 0 E: 0 K: 1 S: 5	H: 0 LOB: 0 BB: 0 P: 5	R: 1 E: 0 K: 0 S: 4	H: 1 LOB: 0 BB: 0 P: 4	R: 0 E: 0 K: 1 S: 5	H: 0 LOB: 0 BB: 0 P: 5	R: 1 E: 0 K: 1 S: 7	H: 2 LOB: 2 BB: 1 P: 11	R: 0 E: 0 K: 1 S: 5	H: 0 LOB: 0 BB: 0 P: 5	R: 0 E: 0 K: 1 S: 5	H: 0 LOB: 0 BB: 0 P: 5	1B: 1 2B: 2 3B: 0 HR: 1	SF: 0 SAC: 0 DP: 0 HBP: 0	WP: 0 PB: 0 SB: 0 CS: 0	PA: 29					
<b>PITCHER</b>	IP	WLS	BF	H	R	ER	SO	BB	IBB	HBP	BLK	WP	HR	S	P	ERA	WHIP								
David Cone, R (1, 1) ERA: 3.33	8.0	L	29	4	2	2	6	1	0	0	0	0	1	40	44	2.25	0.625								

**Kansas City Royals @ Texas Rangers**  
Arlington Stadium, Arlington, TX  
Fri Oct 01 1993, 8:05 PM EDT  
Att: 40,735 - Unknown - 88 F

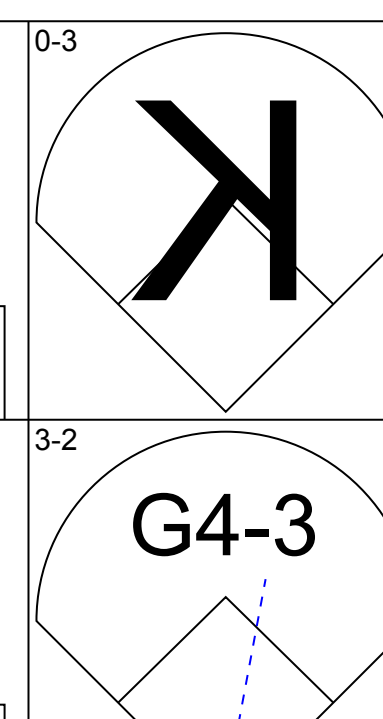
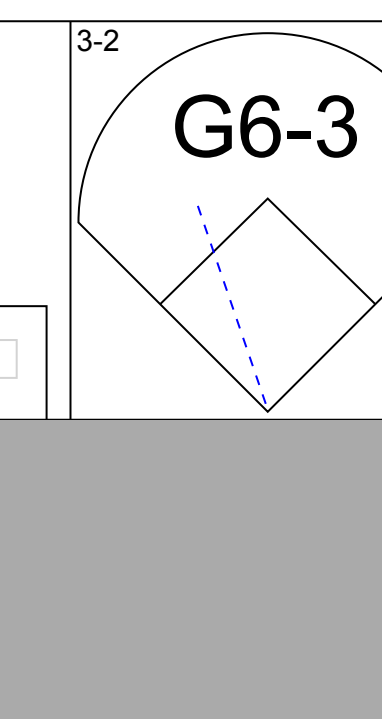
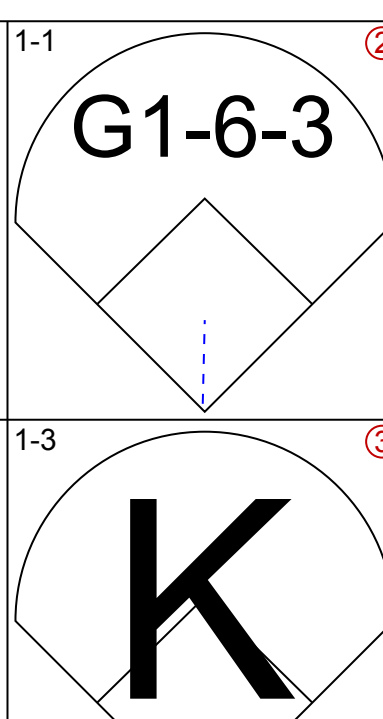
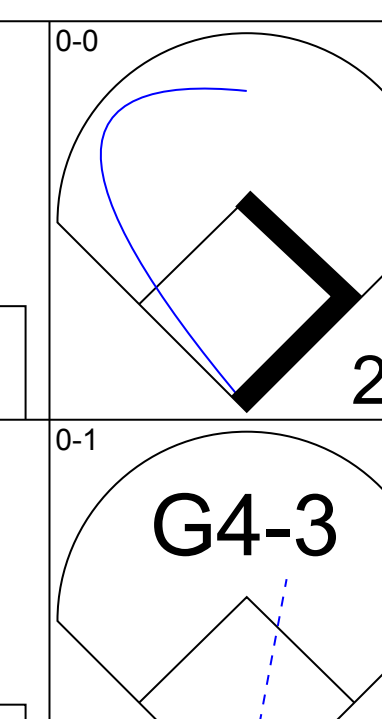
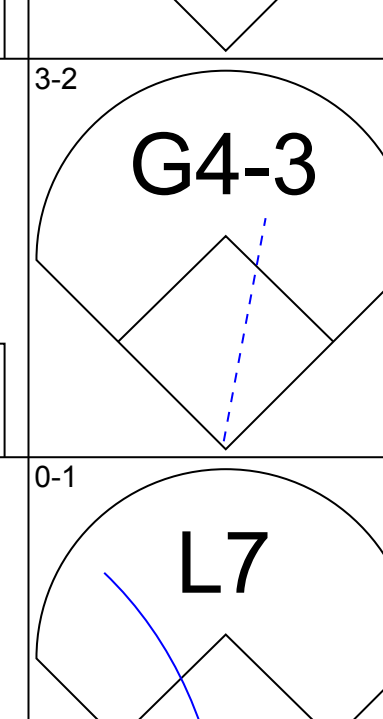
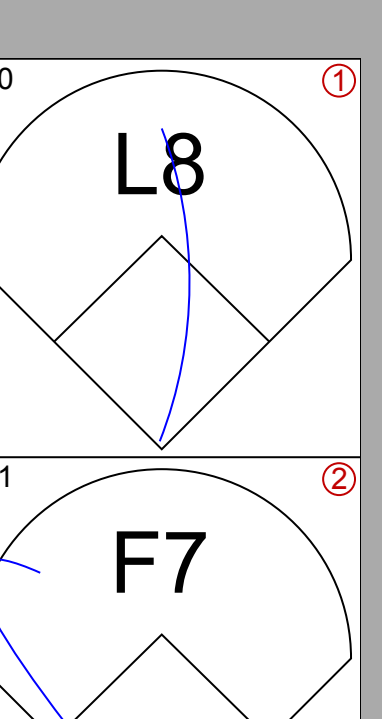

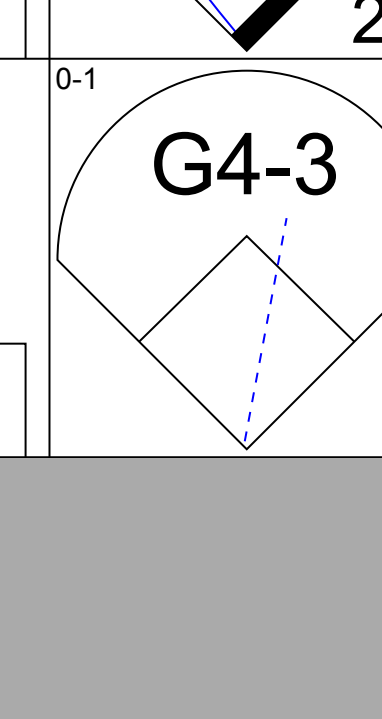
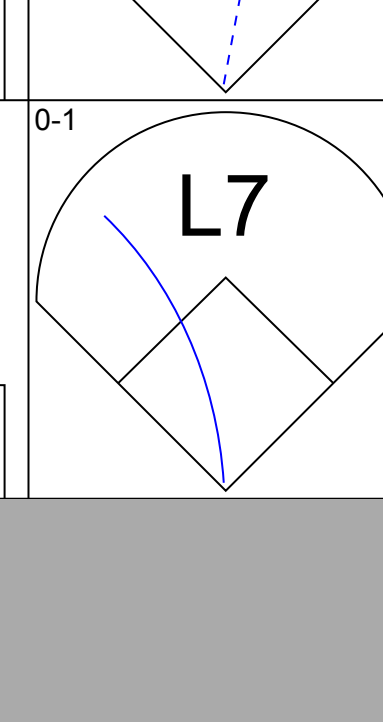
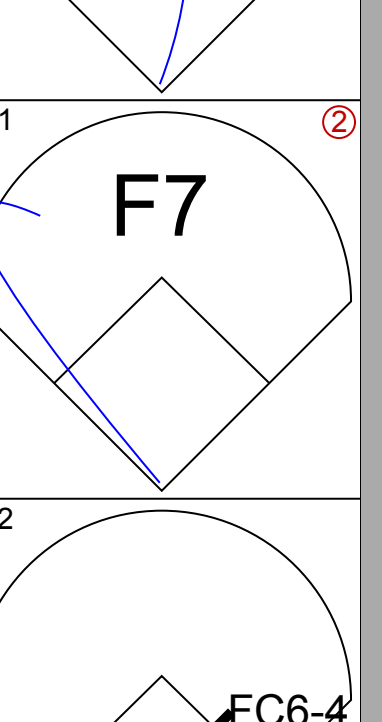
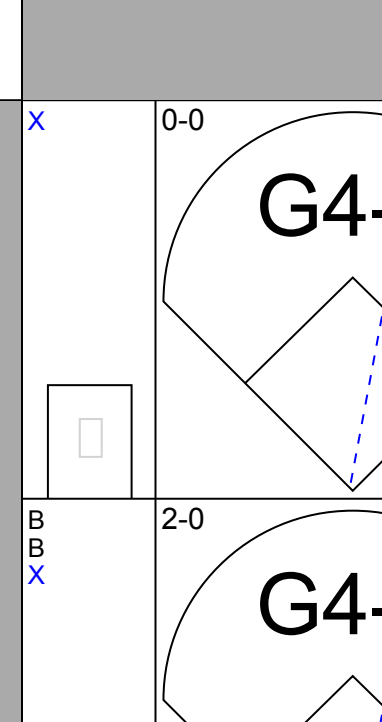
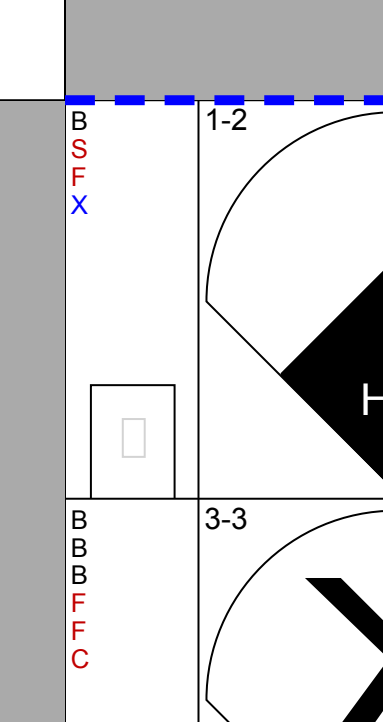
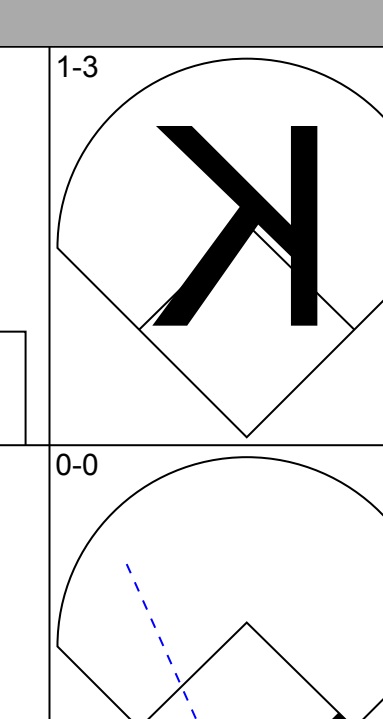
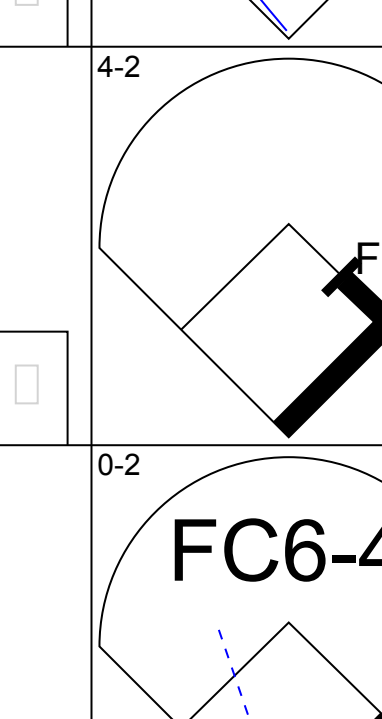
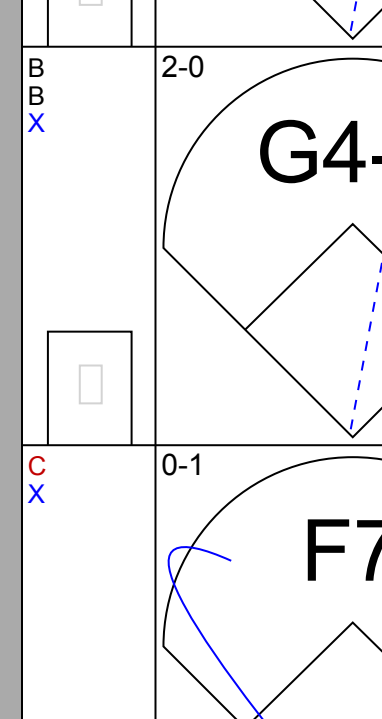
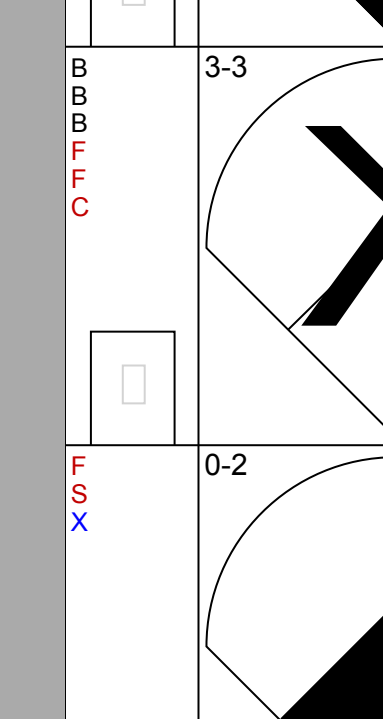
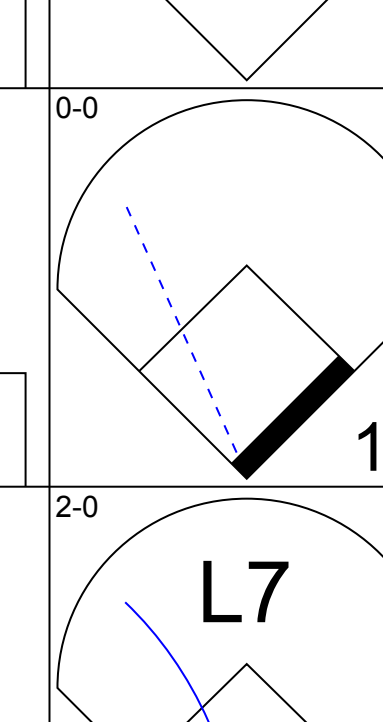
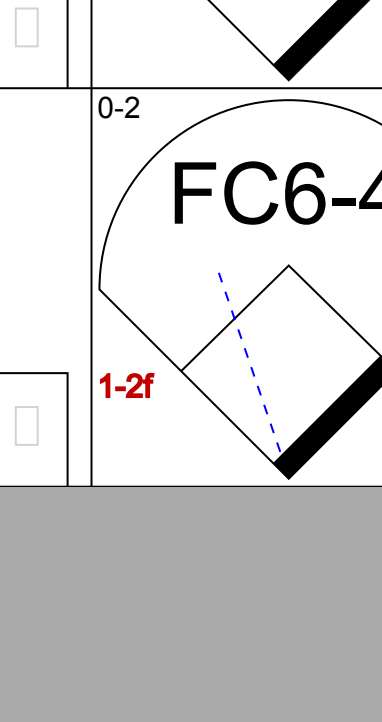
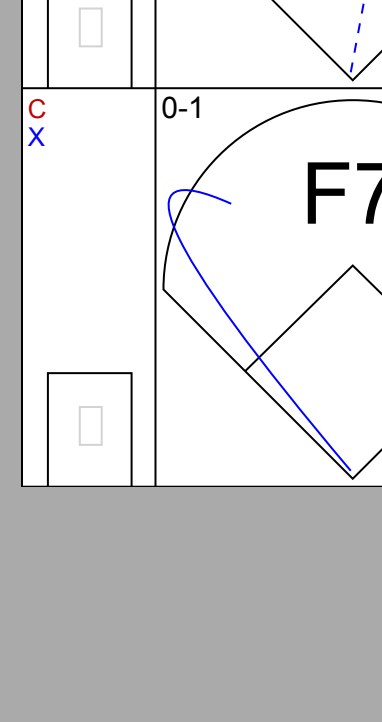
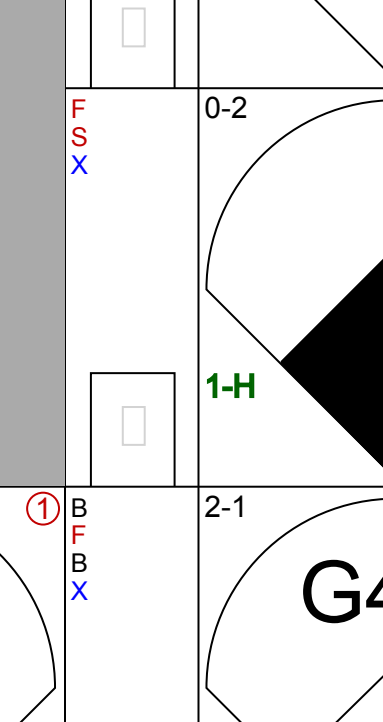
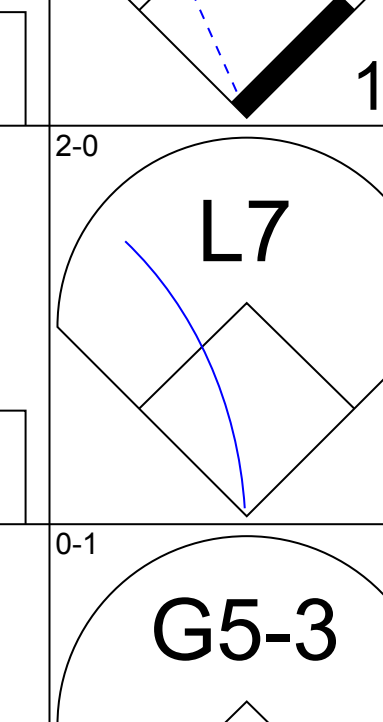
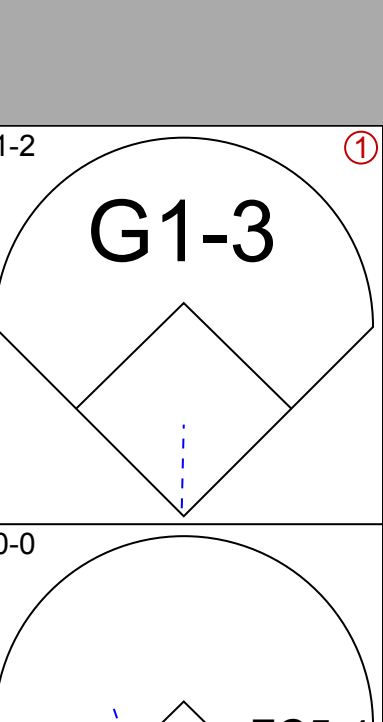
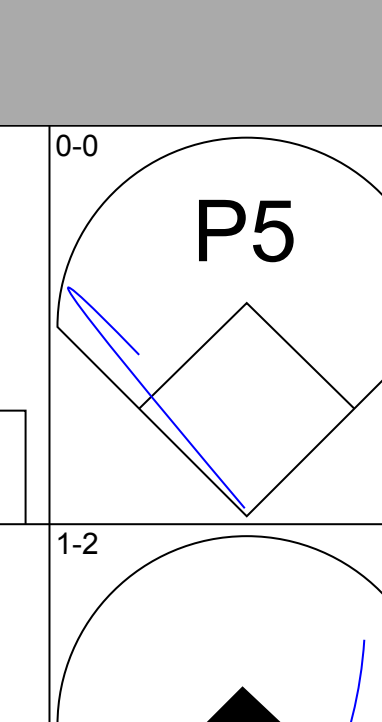
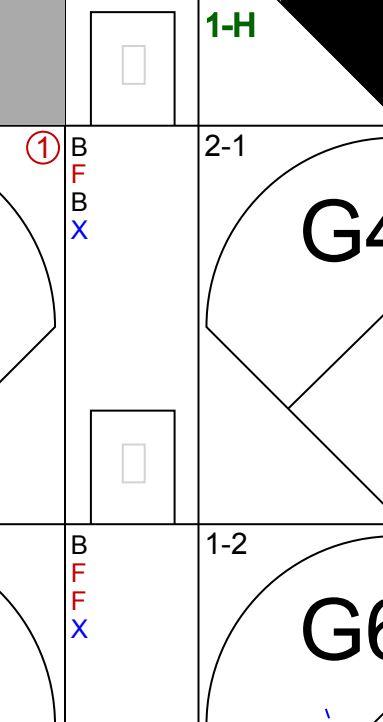
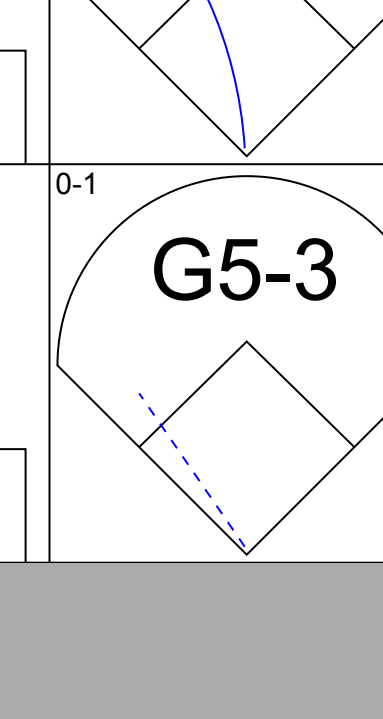
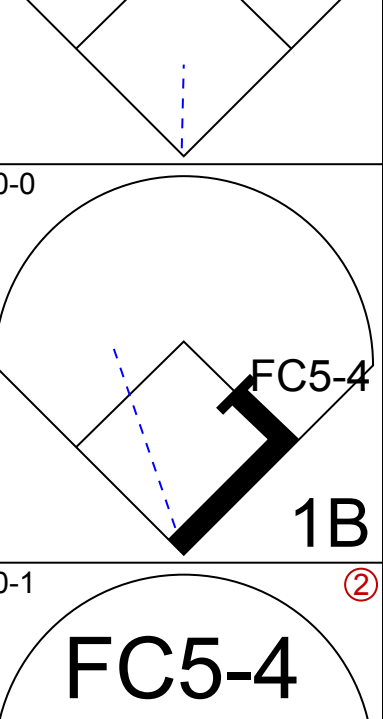
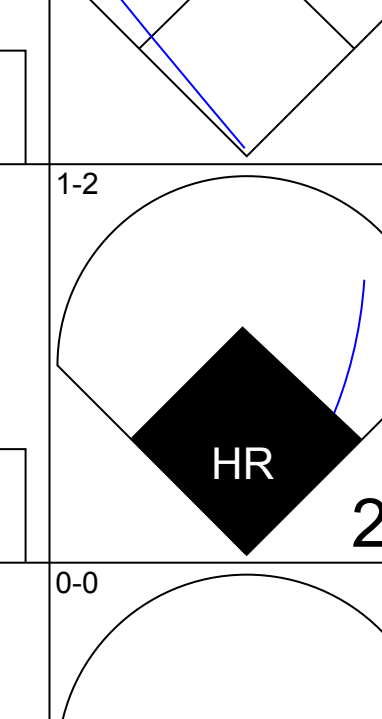
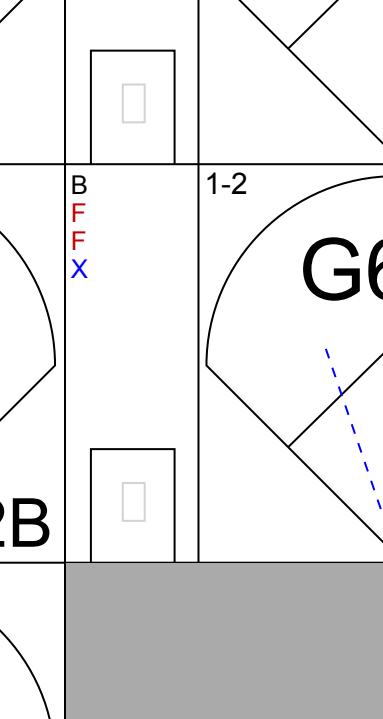
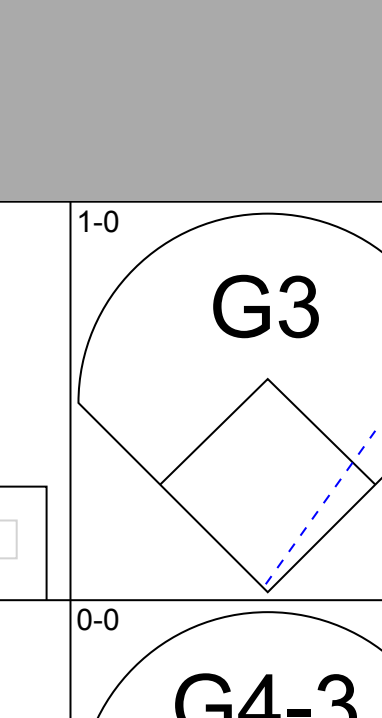
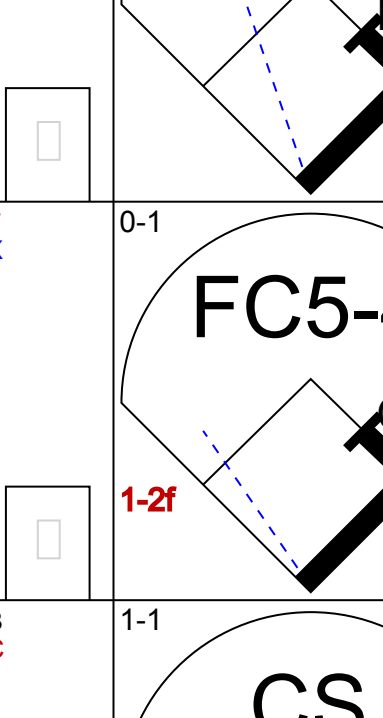
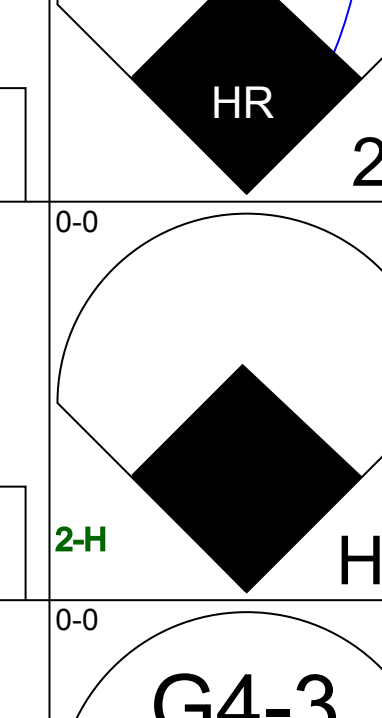
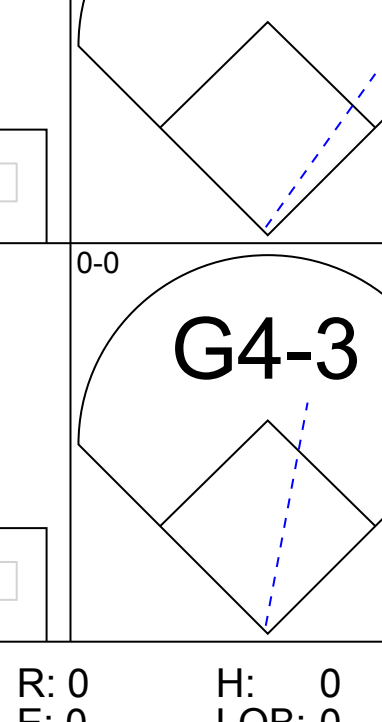
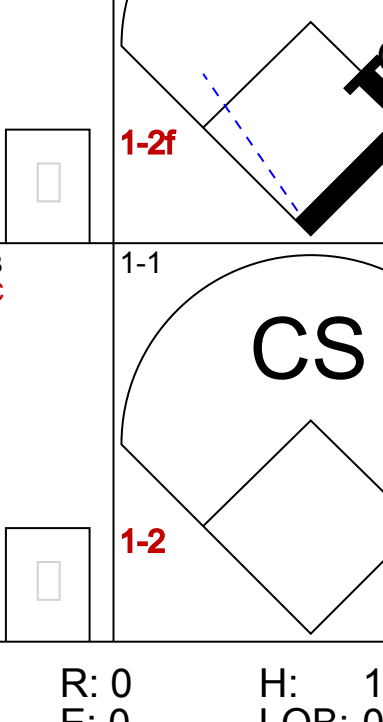
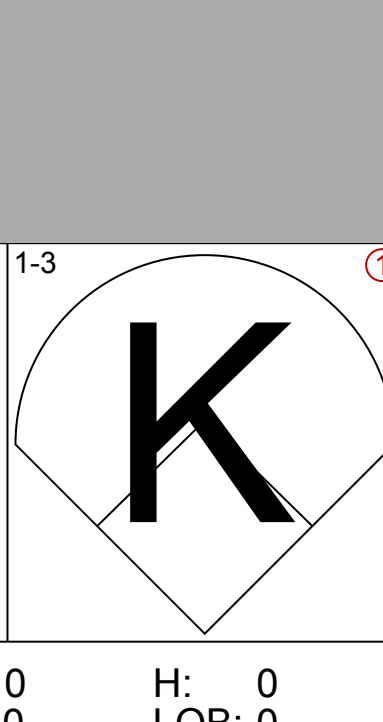
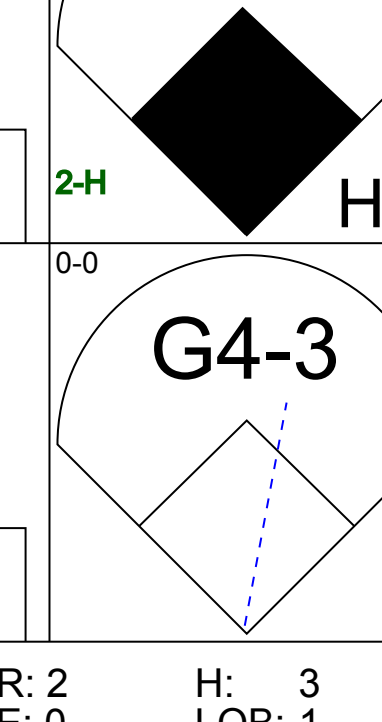
**AB 28**  
**R 2**  
**H 4**  
**RBI 2**  
**BB 1**  
**SO 6**  
**LOB 5**





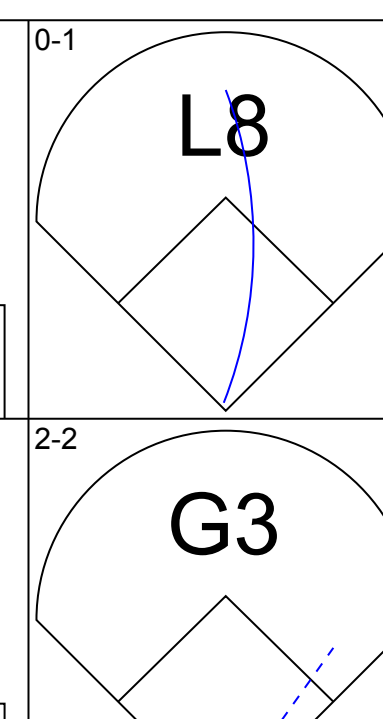

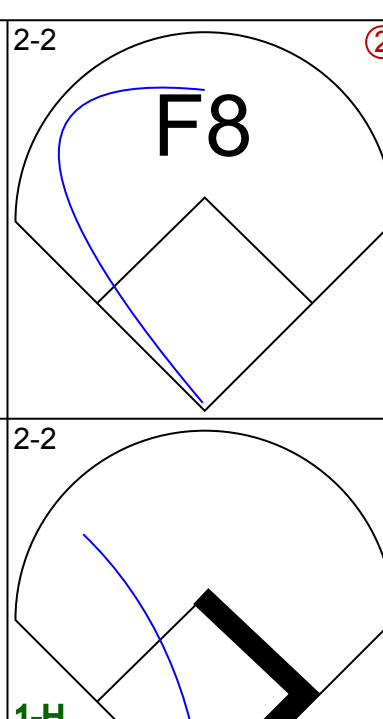
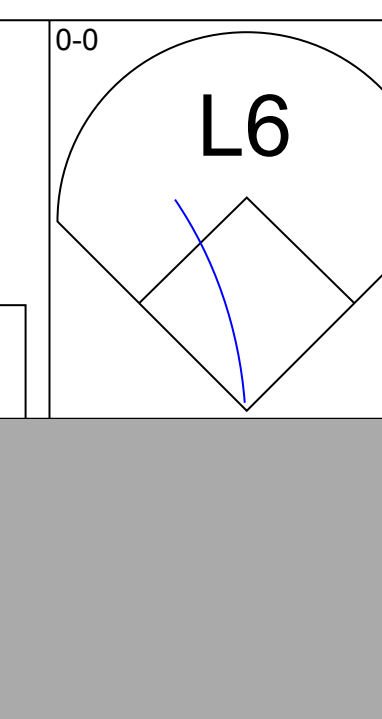
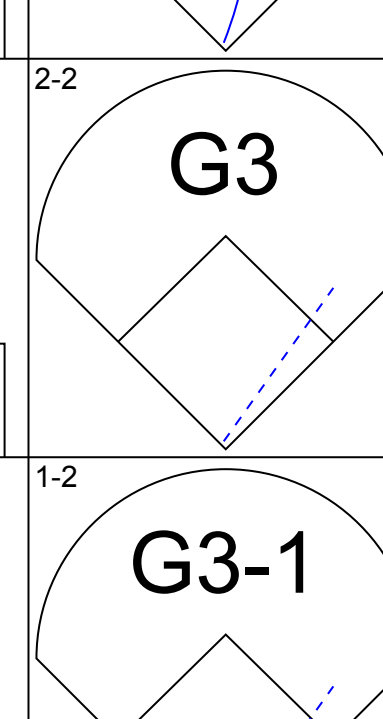
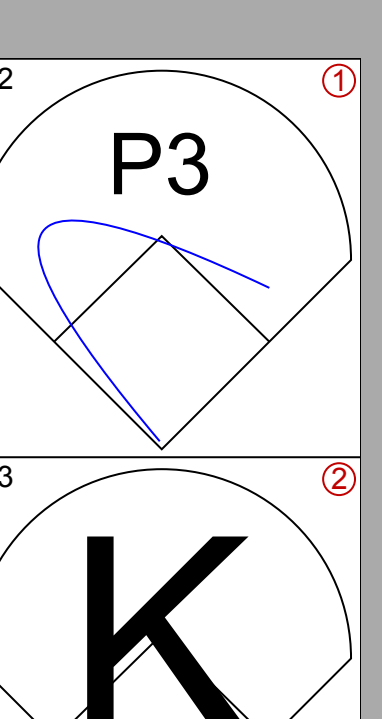
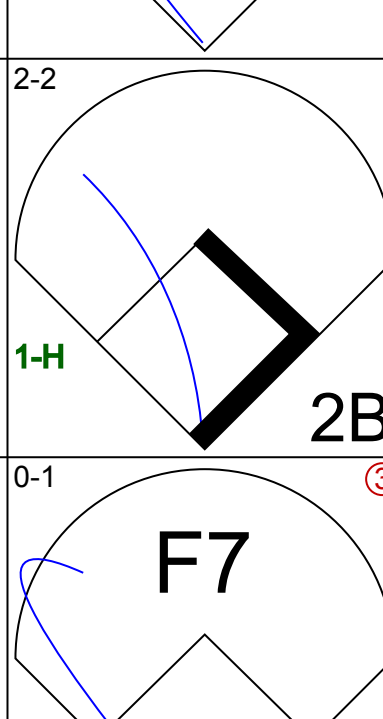

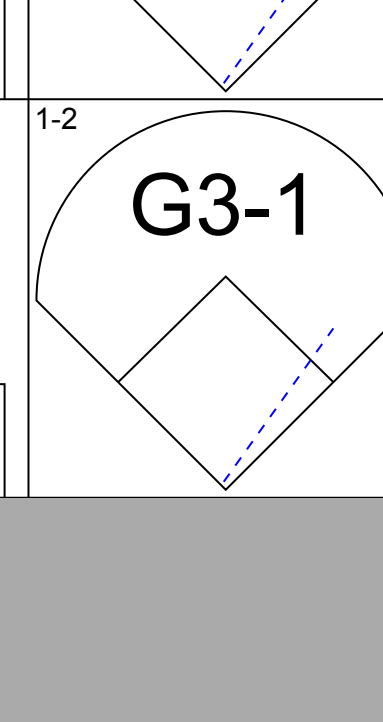
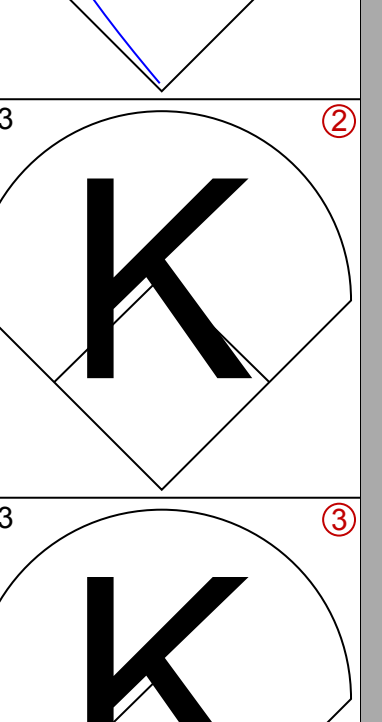
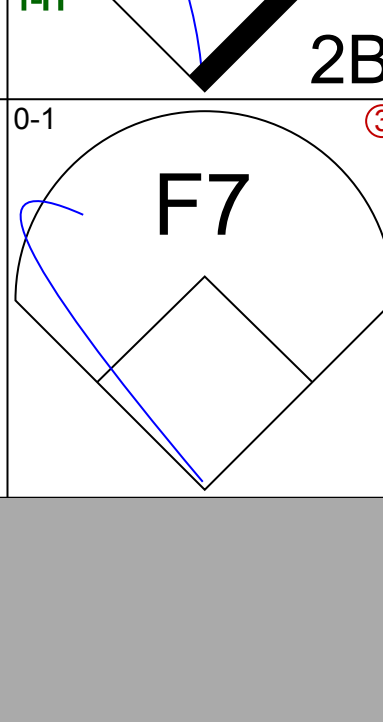
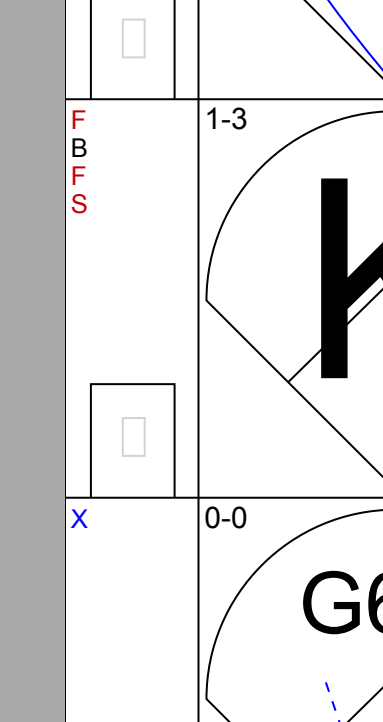
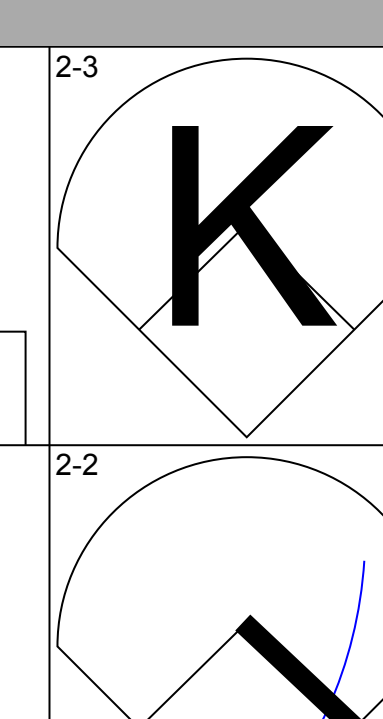
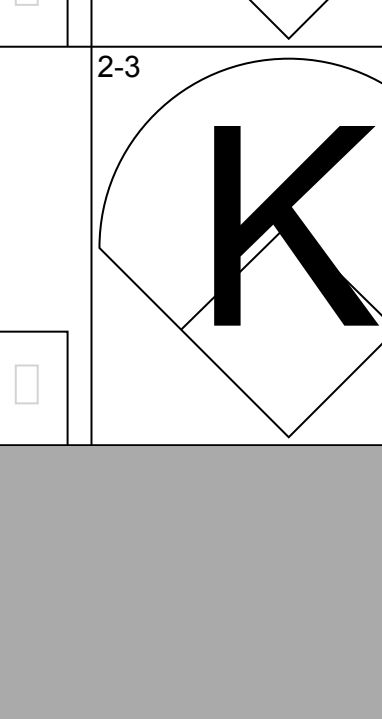
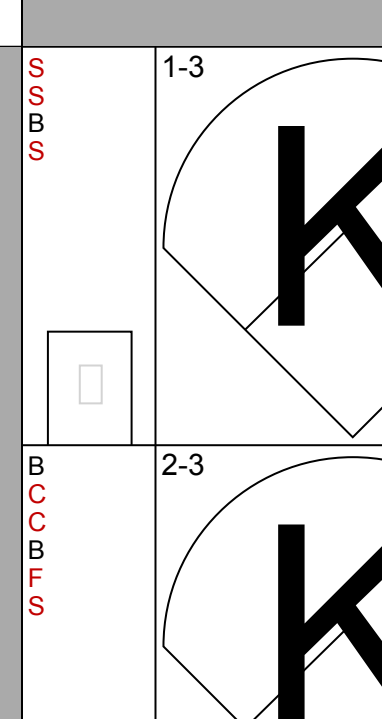
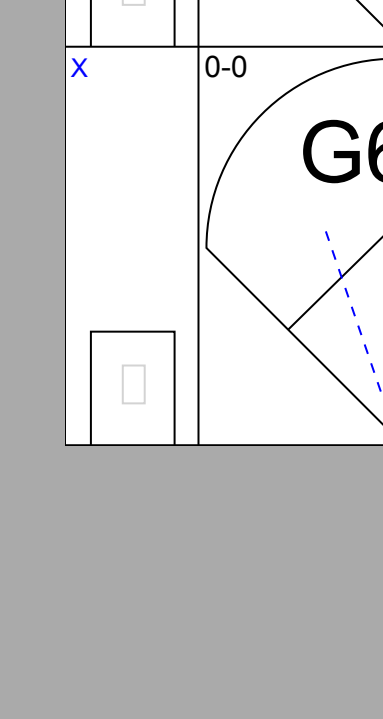
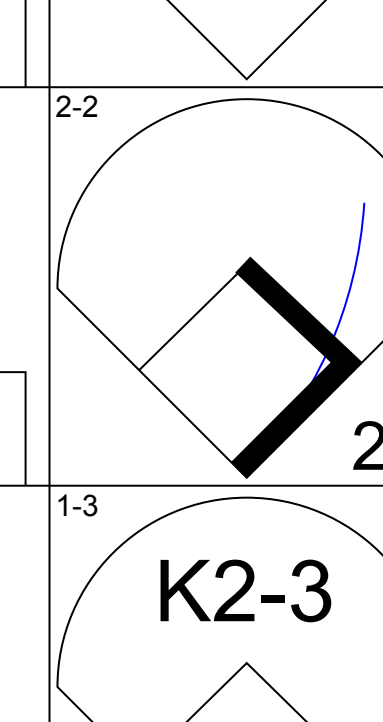
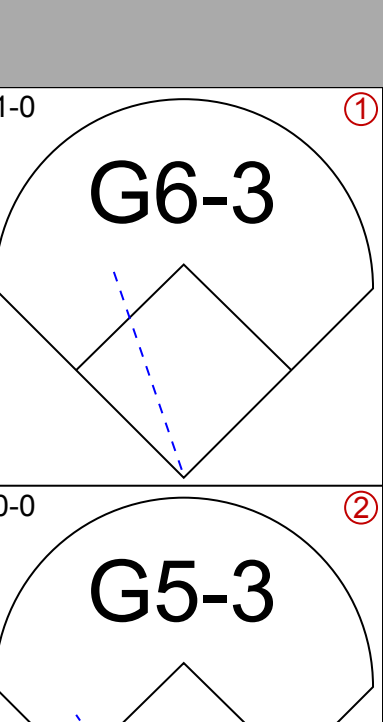
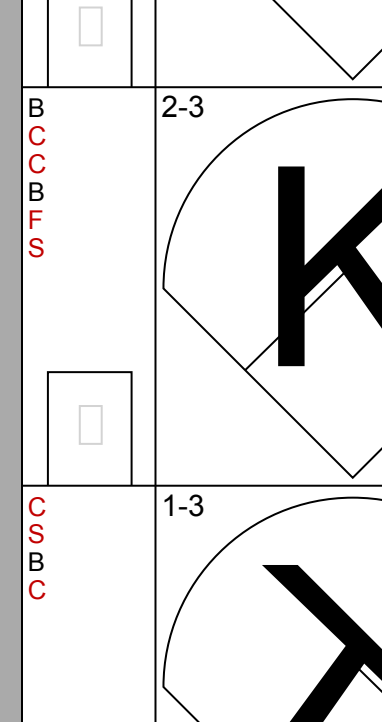
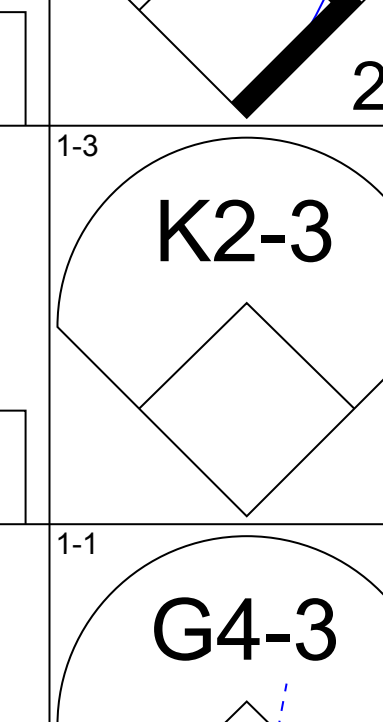
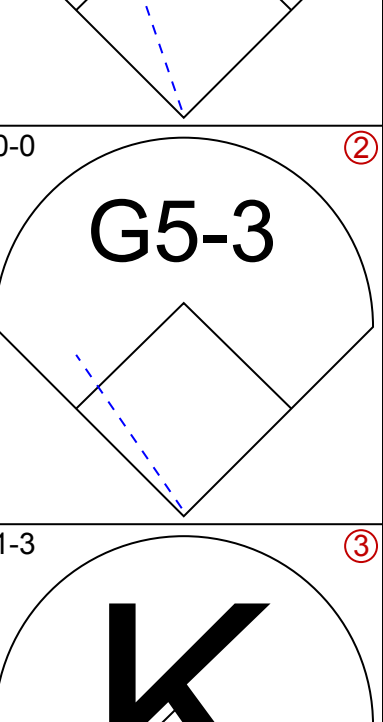
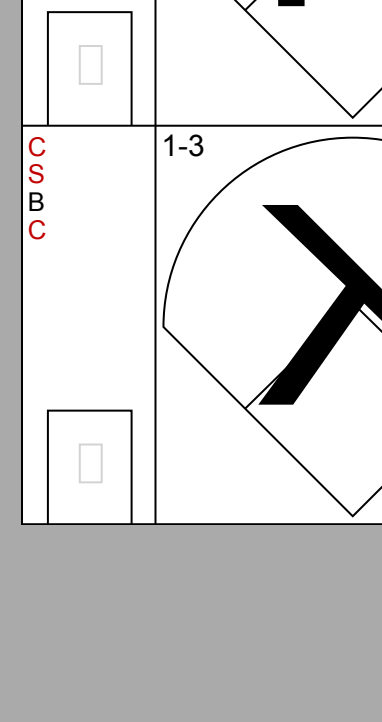
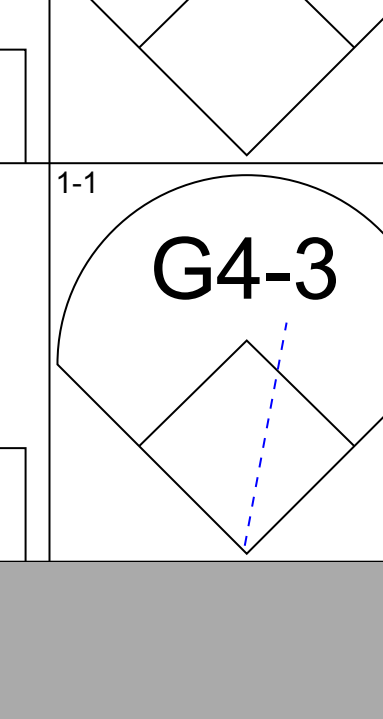
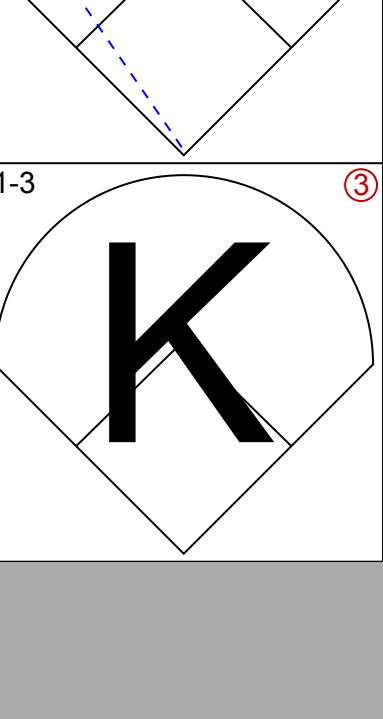
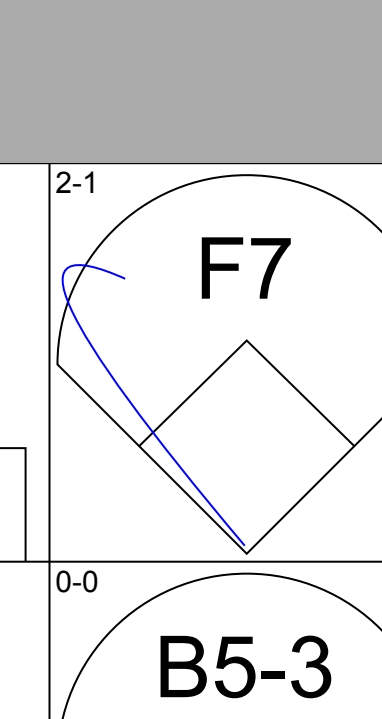
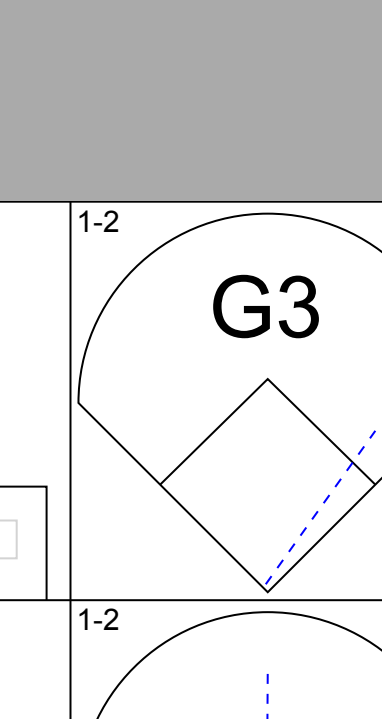
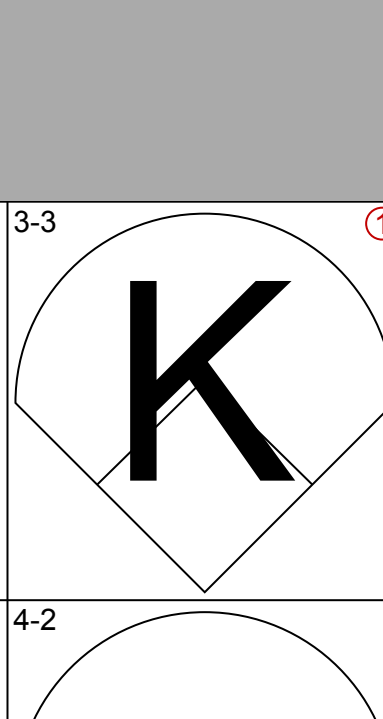
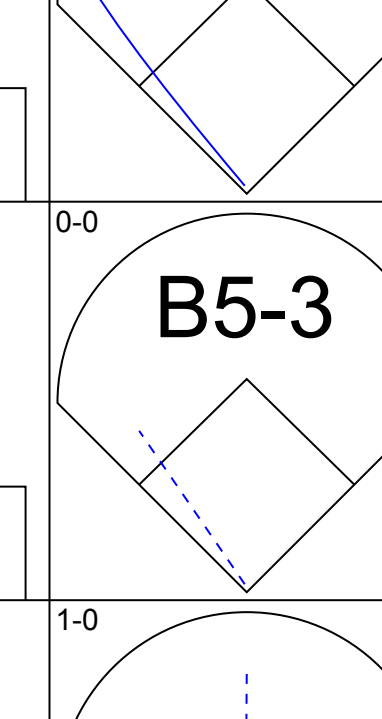
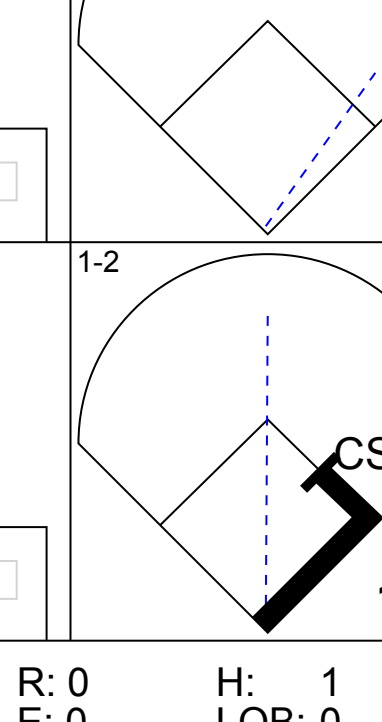
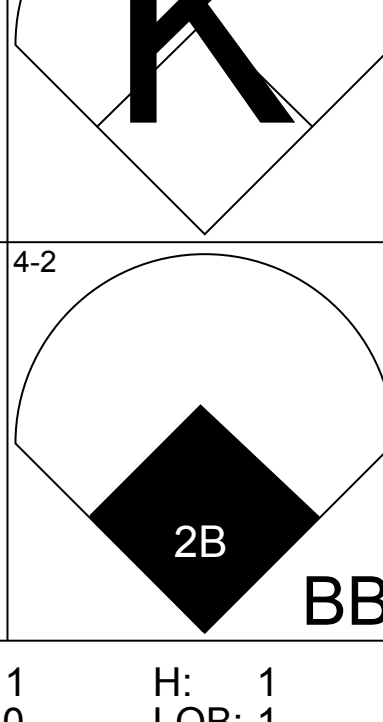
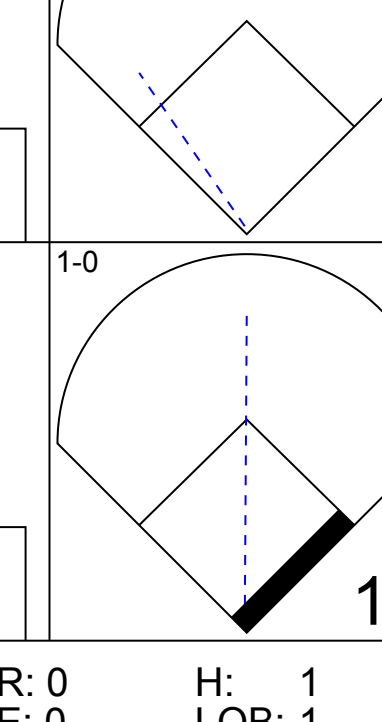




Batter	1	2	3	4	5	6	7	8	9	AB	R	H	RBI	BB	SO	LOB	TOP					
<b>Felix Jose, S</b> OBP: 0.303, SLG: 0.349 (1, 9)										4	0	1	0	0	1	0	<b>Kansas City Royals @ Texas Rangers</b> Arlington Stadium, Arlington, TX Sun Oct 03 1993, 4:33 AM EDT Att: 41,039 - Cloudy - 71 F					
<b>Brian McRae, S</b> OBP: 0.325, SLG: 0.413 (1, 8)										4	0	0	0	0	1	1						
<b>George Brett, L</b> OBP: 0.312, SLG: 0.434 (1, 10)										4	1	1	0	0	0	0						
<b>Bob Hamelin, L</b> OBP: 0.309, SLG: 0.408 (1, 3)										3	0	0	0	1	2	1						
<b>Gary Gaetti, R</b> OBP: 0.300, SLG: 0.438 (1, 5)										4	1	2	2	0	0	1						
<b>Brent Mayne, L</b> OBP: 0.317, SLG: 0.337 (1, 2)										4	0	0	0	0	0	1						
<b>Kevin McReynolds, R</b> OBP: 0.316, SLG: 0.425 (1, 7)										4	1	2	0	0	0	1						
<b>Greg Gagne, R</b> OBP: 0.319, SLG: 0.406 (1, 6)										3	1	1	2	0	0	1						
<b>Jose Lind, R</b> OBP: 0.271, SLG: 0.288 (1, 4)										3	0	0	0	0	1	0						
<b>Inning Stats</b>	R: 0 H: 0 E: 0 K: 1 S: 11	H: 0 LOB: 0 BB: 0 P: 14	R: 0 H: 1 E: 0 K: 1 S: 7	H: 1 LOB: 1 BB: 0 P: 10	R: 0 H: 0 E: 0 K: 0 S: 5	H: 0 LOB: 0 BB: 1 P: 9	R: 0 H: 0 E: 0 K: 0 S: 12	H: 0 LOB: 0 BB: 1 P: 17	R: 0 H: 1 E: 0 K: 0 S: 7	H: 1 LOB: 0 BB: 0 P: 9	R: 0 H: 0 E: 0 K: 2 S: 9	H: 0 LOB: 0 BB: 0 P: 12	R: 0 H: 0 E: 0 K: 0 S: 4	H: 0 LOB: 0 BB: 0 P: 6	R: 2 H: 3 E: 0 K: 0 S: 9	H: 3 LOB: 1 BB: 0 P: 10	R: 2 H: 2 E: 0 K: 1 S: 14	H: 2 LOB: 0 BB: 0 P: 21	1B: 3 2B: 2 3B: 0 HR: 2	SF: 0 SAC: 0 DP: 0 HBP: 0	WP: 0 PB: 0 SB: 0 CS: 1	PA: 35
<b>PITCHER</b>	IP	WLS	BF	H	R	ER	SO	BB	IBB	HBP	BLK	WP	HR	S	P	ERA	WHIP					
<b>Steve Dreyer, R</b> ERA: 5.71 (1, 1)	8.0	L	29	5	2	2	4	1	0	0	0	0	1	64	87	2.25	0.750					
<b>Tom Henke, R</b> ERA: 2.91 (9, 1)	1.0	S	5	2	2	2	1	0	0	0	0	0	1	14	21	18.00	2.000					

AB	33
R	4
H	7
RBI	4
BB	1
SO	5
LOB	6



Batter	1	2	3	4	5	6	7	8	9	AB	R	H	RBI	BB	SO	LOB	BOTTOM				
<b>David Hulse, L</b> OBP: 0.333, SLG: 0.369 (1, 8)										4	0	0	0	0	1	3	<b>Kansas City Royals @ Texas Rangers</b> Arlington Stadium, Arlington, TX Sun Oct 03 1993, 4:33 AM EDT Att: 41,039 - Cloudy - 71 F				
<b>Doug Strange, S</b> OBP: 0.316, SLG: 0.360 (1, 4)										4	0	1	1	0	0	0					
<b>Rafael Palmeiro, L</b> OBP: 0.371, SLG: 0.554 (1, 3)										4	0	0	0	0	2	1					
<b>Juan Gonzalez, R</b> OBP: 0.368, SLG: 0.632 (1, 7)										4	0	0	0	0	3	0					
<b>Julio Franco, R</b> OBP: 0.360, SLG: 0.438 (1, 10)										3	0	1	0	0	1	0					
<b>Ivan Rodriguez, R</b> OBP: 0.315, SLG: 0.412 (1, 2)										3	0	0	0	0	2	1					
<b>Rob Ducey, L</b> OBP: 0.351, SLG: 0.494 (1, 9)										3	0	0	0	0	1	1					
<b>Jeff Huson, L</b> OBP: 0.133, SLG: 0.200 (1, 5)										3	0	0	0	0	1	0					
<b>Manuel Lee, S</b> OBP: 0.300, SLG: 0.259 (1, 6)										2	1	2	0	1	0	0					
<b>Inning Stats</b>	R: 0 H: 0 E: 0 K: 0 S: 9	H: 1 LOB: 1 BB: 0 P: 12	R: 0 H: 1 E: 0 K: 2 S: 12	H: 1 LOB: 0 BB: 0 P: 18	R: 0 H: 1 E: 0 K: 1 S: 10	H: 1 LOB: 0 BB: 0 P: 15	R: 0 H: 0 E: 0 K: 2 S: 9	H: 0 LOB: 0 BB: 0 P: 12	R: 0 H: 1 E: 0 K: 1 S: 15	H: 1 LOB: 1 BB: 1 P: 26	R: 0 H: 0 E: 0 K: 3 S: 10	H: 0 LOB: 0 BB: 0 P: 14	R: 0 H: 1 E: 0 K: 0 S: 5	H: 1 LOB: 1 BB: 0 P: 8	R: 0 H: 0 E: 0 K: 1 S: 6	H: 0 LOB: 0 BB: 0 P: 7	1B: 2 2B: 2 3B: 0 HR: 0	SF: 0 SAC: 0 DP: 0 HBP: 0	WP: 0 PB: 0 SB: 0 CS: 1	PA: 31	
<b>PITCHER</b>	IP	WLS	BF	H	R	ER	SO	BB	IBB	HBP	BLK	WP	HR	S	P	ERA	WHIP				
<b>Kevin Appier, R</b> ERA: 2.56 (1, 1)	8.0	W	28	4	1	1	10	1	0	0	0	0	0	75	112	1.12	0.625				
<b>Jeff Montgomery, R</b> ERA: 2.27 (9, 1)	1.0	S	3	0	0	0	1	0	0	0	0	0	0	6	7	0.00	0.000				

